

Brooklyn Dodgers - 1954

Batter	1	2	3	4	5	6	7	8	9	AB R H RBI BB SO LOB	TOP											
Jim Gilliam, S (1, 4) BB X	2-1 F8 ①		4-0 BB BB		1-1 F9 ②		4-0 BB BB		1-1 F9 ②	3 0 0 0 2 0 0	<p>Brooklyn Dodgers @ New York Giants</p> <p>Polo Grounds, New York, NY</p> <p>Tue Apr 13 1954, 3:33 AM EST</p> <p>Att. 32,397 - Unknown</p>											
Pee Wee Reese, R (1, 6) BB F C C X	3-2 F7 ②		4-1 G5-4-3 BB 1-2		2-3 K ③		4-2 FC5-4 BB 1-2 2-3		4-2 BB	2 0 0 0 3 1 0												
Duke Snider, L (1, 8) OBP: 0.400, SLG: 0.600 B X	1-0 1B		0-1 F6 ①		3-2 1B SF8 2B		1-1 F6 ②		2-3 K ③	5 1 2 0 0 1 6												
Jackie Robinson, R (1, 7) OBP: 0.250, SLG: 0.250 B C F X	1-2 6-3 ③		0-0 G5-4-3 ② ③ 1-2f		1-0 SF8 1B 2-3		0-0 FC5-4 ③ 1-2f			4 0 1 0 0 0 6												
Roy Campanella, R (1, 2) OBP: 0.500, SLG: 2.000 X		0-0 HR		2-2 HR		2-3 K ①		2-1 6-3 ①		4 2 2 2 0 1 2												
Gil Hodges, R (1, 3) OBP: 0.250, SLG: 0.333 B C F X		1-2 5-3 ①		2-3 K ①		1-1 SF8 ② 1-2 3-H		2-1 2-3 1B		3 0 1 1 0 1 0												
Carl Furillo, R (1, 9) L B F X		1-1 5-3 ②		3-2 L9 ②		2-3 K ③		0-0 2-3 ② 1-2		4 0 0 0 0 1 2												
Billy Cox, R (1, 5) OBP: 0.250, SLG: 0.250 B C F X		2-2 1B		0-1 5-3 ③		0-0 1-3 ①		0-0 F8 ③		4 0 1 0 0 0 1												
Carl Erskine, R (1, 1) Sandy Amoros, L (7, PH) OBP: 1.000, SLG: 2.000 Clem Labine, R (7, 1) George Shuba, L (9, PH)		1-1 1-3 ③		0-3 K ①		2-1 BB 2B		0-2 F6 ①		2 0 0 0 0 1 1 1 0 1 0 0 0 0 0 0 0 0 0 0 0 1 0 0 0 0 0 0												
Inning Stats	R: 0 E: 0 K: 0 S: 9	H: 1 LOB: 1 BB: 0 P: 16	R: 1 E: 0 K: 0 S: 11	H: 2 LOB: 1 BB: 0 P: 16	R: 0 E: 0 K: 0 S: 4	H: 0 LOB: 1 BB: 2 P: 12	R: 1 E: 0 K: 1 S: 14	H: 1 LOB: 0 BB: 0 P: 21	R: 0 E: 0 K: 2 S: 8	H: 0 LOB: 0 BB: 0 P: 11		R: 1 E: 0 K: 2 S: 13	H: 2 LOB: 1 BB: 0 P: 22	R: 0 E: 0 K: 0 S: 8	H: 1 LOB: 3 BB: 2 P: 19	R: 0 E: 0 K: 0 S: 6	H: 1 LOB: 1 BB: 0 P: 10	R: 0 E: 0 K: 1 S: 13	H: 0 LOB: 1 BB: 1 P: 20	1B: 4 2B: 2 3B: 0 HR: 2	SF: 1 SAC: 0 DP: 1 HBP: 0	WP: 0 PB: 0 SB: 0 CS: 0
PITCHER	IP WLS BF H R ER SO BB IBB HBP BLK WP HR S P ERA WHIP												PITCHER	IP WLS BF H R ER SO BB IBB HBP BLK WP HR S P ERA WHIP								
Sal Maglie, R (1, 1) ERA: 4.26	6.1 W 29 7 3 3 5 4 0 0 0 0 2 64 113 4.26 1.737																					
Mary Grissom, R (7, 1) ERA:	2.2 S 10 1 0 0 1 1 0 0 0 0 0 22 34 0.00 0.750																					

livebaseballscorecards.com

AB	33
R	3
H	8
RBI	3
BB	5
SO	6
LOB	18



Batter	1	2	3	4	5	6	7	8	9	AB	R	H	RBI	BB	SO	LOB	TOP										
Jim Gilliam, S OBP: 0.400, SLG: 0.625 (1, 4)	0-0 F9	0-1 1B		1-0 HR	2-2 F9		3-2 L3			5	1	2	1	0	0	2											
Pee Wee Reese, R OBP: 0.600, SLG: 0.667 (1, 6)	0-2 BLK	1-1 1B		3-3 K		4-2 SH1-4 1B BB		3-3 K		4	1	2	1	1	2	0											
Duke Snider, L OBP: 0.500, SLG: 0.500 (1, 8)	0-3 K	4-0 1B		0-0 6-3		0-1 F8-5 SH1-4 1B		4-1 BB		3	0	1	0	2	1	0											
Jackie Robinson, R OBP: 0.375, SLG: 0.167 Don Thompson, L (8, 7)	4-2 FC6-4 BB	2-1 F7		4-2 BB		0-0 SH1-4		1-1 L7		2	0	0	0	2	0	4											
Roy Campanella, R OBP: 0.333, SLG: 1.000 (1, 2)	1-0 FC6-4		1-1 F7	2-1 2-3		4-0 IBB		0-1 4-3		4	0	0	0	1	0	3											
Gil Hodges, R OBP: 0.444, SLG: 1.000 (1, 3)		1-0 FC1-4 BB SF8 1B	0-0 HR		0-1 1B FC1-6-4 2B		0-2 F8-5		0-1 5-3		5	3	3	1	0	3											
Carl Furillo, R OBP: 0.444, SLG: 0.375 (1, 9)		4-1 FC1-4 BB	2-2 S 1B		0-0 FC1-6-4 1B		3-2 L8		3-1 1B		4	0	3	0	1	0											
Billy Cox, R OBP: 0.222, SLG: 0.333 (1, 5)		1-2 FC1-4 1B	1-0 F4		0-0 F4		1-0 2B		1-0 F6		5	1	1	0	0	6											
Don Newcombe, L (1, 1)		1-0 SF8	2-3 K		1-0 FC1-6-4		2-2 F7		2-1 4-3		4	0	0	2	0	1											
Inning Stats	R: 1 E: 0 K: 1 S: 10	H: 1 LOB: 1 BB: 1 P: 15	R: 2 E: 0 K: 0 S: 12	H: 3 LOB: 3 BB: 2 P: 26	R: 1 E: 0 K: 1 S: 11	H: 2 LOB: 1 BB: 0 P: 17	R: 1 E: 0 K: 1 S: 10	H: 1 LOB: 1 BB: 1 P: 20	R: 1 E: 0 K: 0 S: 8	H: 2 LOB: 1 BB: 0 P: 11	R: 0 E: 0 K: 0 S: 8	H: 1 LOB: 2 BB: 2 P: 16	R: 0 E: 0 K: 0 S: 12	H: 1 LOB: 1 BB: 0 P: 21	R: 0 E: 0 K: 1 S: 8	H: 0 LOB: 1 BB: 1 P: 16	R: 0 E: 0 K: 0 S: 7	H: 1 LOB: 1 BB: 0 P: 13	1B: 7 2B: 3 3B: 1 HR: 2	SF: 1 SAC: 1 DP: 1 HBP: 0	WP: 0 PB: 0 SB: 1 CS: 0	PA: 45					
PITCHER	IP	WLS	BF	H	R	ER	SO	BB	IBB	HBP	BLK	WP	HR	S	P	ERA	WHIP										
Ruben Gomez, R ERA: 16.2 (1, 1)	1.2	L	11	4	3	3	1	2	0	0	1	0	0	20	33	16.20	3.600										
Al Corwin, R ERA: 6.75 (2, 1)	1.1		7	2	1	1	1	1	0	0	0	0	1	13	25	6.75	2.250										
Larry Jansen, R ERA: 9.0 (4, 1)	2.0		10	3	2	2	1	1	0	0	0	0	1	18	31	9.00	2.000										
Mario Picone, R ERA: (6, 1)	3.0		13	2	0	0	1	2	1	0	0	0	0	28	53	0.00	1.333										
Hoyt Wilhelm, R ERA: (9, 1)	1.0		4	1	0	0	0	0	0	0	0	0	0	7	13	0.00	1.000										

Brooklyn Dodgers @ New York Giants
Polo Grounds, New York, NY
Wed Apr 14 1954, 3:33 AM EST
Att: 32,436 - Unknown

livebaseballscorecards.com

AB	36
R	6
H	12
RBI	5
BB	7
SO	4
LOB	22



Batter	1	2	3	4	5	6	7	8	9	AB	R	H	RBI	BB	SO	LOB
--------	---	---	---	---	---	---	---	---	---	----	---	---	-----	----	----	-----

Davey Williams, R <small>(1, 4)</small> 	0-1 5-3 		0-0 2-3 			2-2 F7 		4-2 1B 	3-2 F9 	4	1	0	0	1	0	1
Alvin Dark, R <small>OBP: 0.375, SLG: 0.750</small> 	2-3 		1-0 6-3 			2-2 FC5-4 1B 		0-0 1B 		4	0	2	0	0	1	1
Hank Thompson, L <small>OBP: 0.625, SLG: 1.000</small> 	4-0 			1-2 F9 		0-3 K 		1-2 		3	0	1	1	1	1	1
Monte Irvin, R <small>(1, 7)</small> 	0-0 F2 			1-0 F8 		0-0 FC5-4 		0-1 F5 		4	0	0	0	0	0	4
Willie Mays, R <small>OBP: 0.250, SLG: 0.875</small> 		1-1 L7 		0-2 6-3 			0-0 FC1-5-2-6 3B 		1-3 K 	4	0	1	0	0	1	2
Whitey Lockman, L <small>(1, 3)</small> 		1-0 3-1 			1-2 4-3 		2-1 FC1-5-2-6 6-3 		0-0 F3 	4	1	0	0	0	0	1
Don Mueller, L <small>OBP: 0.250, SLG: 0.286</small> 		2-1 4-3 			1-1 		1-0 6-3 		1-1 	3	1	1	1	0	0	0
Ebba St. Claire, S <small>OBP: 0.429, SLG: 0.800</small> 			4-2 FC5-4 BB 		0-0 F5 		0-0 F8 		2-1 	3	1	1	2	1	0	1
<small>Ruben Gomez, R Al Corwin, R Dusty Rhodes, L Larry Jansen, R Harvey Gentry, L Mario Picone, R Bill Taylor, L Hoyt Wilhelm, R Bobby Holman, R</small>			3-2 FC5-4 2-3 		3-2 5-3 			2-3 K 	1-2 6-3 	0	0	0	0	0	0	0

Inning Stats	R: 0	H: 0	E: 0	K: 1	S: 6	R: 0	H: 0	E: 0	K: 0	S: 5	R: 0	H: 0	E: 0	K: 0	S: 8	R: 0	H: 0	E: 0	K: 0	S: 7	R: 0	H: 1	E: 0	K: 0	S: 12	R: 0	H: 1	E: 0	K: 1	S: 11	R: 1	H: 1	E: 0	K: 0	S: 5	R: 1	H: 2	E: 0	K: 2	S: 16	R: 2	H: 1	E: 0	K: 0	S: 10	1B: 3	SF: 0	PB: 0	SB: 0	CS: 0
--------------	------	------	------	------	------	------	------	------	------	------	------	------	------	------	------	------	------	------	------	------	------	------	------	------	-------	------	------	------	------	-------	------	------	------	------	------	------	------	------	------	-------	------	------	------	------	-------	-------	-------	-------	-------	-------

PITCHER	IP	WLS	BF	H	R	ER	SO	BB	IBB	HBP	BLK	WP	HR	S	P	ERA	WHIP
Don Newcombe, R <small>ERA: 4.0</small>	(1, 1)	9.0	W	37	6	4	4	4	3	0	1	0	0	80	127	4.00	1.000

BOTTOM

Brooklyn Dodgers @ New York Giants
 Polo Grounds, New York, NY
 Wed Apr 14 1954, 3:33 AM EST
 Att. 32,436 - Unknown

AB	33
R	4
H	6
RBI	4
BB	3
SO	4
LOB	13



Batter	1	2	3	4	5	6	7	8	9	AB R H RBI BB SO LOB	TOP		
Curt Roberts, R (1, 4) OBP: 0.333, SLG: 0.545	1-0 F5		0-2 FC6-4		0-2 F4			0-0 1B 2B	0-3 K	5 1 1 0 0 1 3			
Eddie Pellagrini, R (1, 5) OBP: 0.288, SLG: 0.167	2-2 F6		1-1 6-3			0-1 B2-3		4-0 BB 1B G4-6-3 BB		3 1 0 0 1 0 1			
Jerry Lynch, L (1, 9) OBP: 0.250, SLG: 0.250	0-1 F5			1-1 F4		1-3 K		1-0 G4-6-3 BB 1B		4 0 1 2 0 1 0			
Frank Thomas, R (1, 8) OBP: 0.333, SLG: 0.600		2-2 E5 G3		1-2 HR		0-0 L7		4-1 G4-6-3 BB		3 1 1 1 1 0 0			
Hal Rice, L (1, 7) OBP: 0.200, SLG: 0.222		2-2 G3		2-2 F3			4-2 FC3-6 BB	1-1 G4-6-3		3 0 0 0 1 0 3			
Preston Ward, L (1, 3) OBP: 0.083, SLG: 0.083		0-2 1-3		1-2 F9			3-2 FC3-6	1-2 F9		4 0 0 0 0 0 3			
Gair Allie, R (1, 6) OBP: 0.182, SLG: 0.100		1-1 6-3			0-2 FC4-6 1B		3-3 K		1-3 K	4 0 1 0 0 2 2			
Toby Atwell, L (1, 2) OBP: 0.571, SLG: 0.400			4-1 FC6-4 BB		0-1 F8		0-2 F3		4-2 BB	2 0 0 0 2 0 2			
Max Surkont, R (1, 1) Sam Jethroe, S (5, PH) Cal Hogue, R (5, 1) Bob Skinner, L (8, PH) Nelson King, R (8, 1) Gail Henley, L (9, PH)			3-3 K		0-0 FC4-6			1-2 2B 1B	3-3 K	1 0 0 0 0 0 1 1 1 0 0 0 0 0 0 1 0 0 0 0 0 0 0 0 1 1 1 0 0 0 0 0 0 0 0 0 0 0 0 0 1 0 0 0 0 0 1 1			
Inning Stats	R: 0 H: 0 E: 0 LOB: 0 K: 0 BB: 0 S: 6 P: 9	R: 0 H: 0 E: 1 LOB: 1 K: 0 BB: 0 S: 13 P: 18	R: 0 H: 0 E: 0 LOB: 1 K: 1 BB: 1 S: 9 P: 17	R: 1 H: 1 E: 0 LOB: 0 K: 0 BB: 0 S: 13 P: 18	R: 0 H: 1 E: 0 LOB: 1 K: 0 BB: 0 S: 9 P: 9	R: 0 H: 0 E: 0 LOB: 0 K: 1 BB: 0 S: 7 P: 8	R: 0 H: 0 E: 0 LOB: 1 K: 1 BB: 1 S: 15 P: 25	R: 3 H: 3 E: 0 LOB: 1 K: 0 BB: 2 S: 11 P: 23	R: 0 H: 0 E: 0 LOB: 1 K: 3 BB: 1 S: 13 P: 21	1B: 3 SF: 0 2B: 1 SAC: 0 3B: 0 DP: 1 HR: 1 HBP: 0	WP: 0 PA: 37 PB: 0 SB: 0 CS: 0		
PITCHER	IP WLS BF H R ER SO BB IBB HBP BLK WP HR S P ERA WHIP											PITCHER	IP WLS BF H R ER SO BB IBB HBP BLK WP HR S P ERA WHIP
Russ Meyer, R (1, 1) ERA: 5.14	7.0 W 31 5 4 4 3 4 0 0 0 0 0 1 78 120 5.14 1.286												
Jim Hughes, R (8, 1) ERA:	2.0 S 6 0 0 0 3 1 0 0 0 0 0 0 18 28 0.00 0.500												

Pittsburgh Pirates @ Brooklyn Dodgers
 Ebbets Field, Brooklyn, NY
 Thu Apr 15 1954, 3:33 AM EST
 Att. 13,496 - Unknown

AB	32
R	4
H	5
RBI	3
BB	5
SO	6
LOB	17



Batter	1	2	3	4	5	6	7	8	9
Jim Gilliam, S (1, 4) <small>OBP: 0.357, SLG: 0.750</small>	2-1 HR		2-2 F7	2-1 G3			0-3 K		
Pee Wee Reese, R (1, 6) <small>OBP: 0.571, SLG: 0.600</small>	2-2 HR		3-2 FC4-6	3-3 K			3-2 F5		
Duke Snider, L (1, 8) <small>OBP: 0.429, SLG: 0.417</small>	2-3 K		2-1 FC4-6		1-1 CS		2-3 K		
Jackie Robinson, R (1, 7) <small>OBP: 0.495, SLG: 0.625</small> Don Thompson, L (7, 7)	2-2 HR		4-2 HR		1-2 F8		0-1 4-3		
Roy Campanella, R (1, 2) <small>OBP: 0.385, SLG: 1.083</small>	2-2 5-3		2-0 HR		0-1 F5		1-1 1B		
Gil Hodges, R (1, 3) <small>OBP: 0.308, SLG: 0.667</small>	0-1 L5-3		2-2 6-3		3-2 CS	2-2 5-3	1-2 L7		
Carl Furillo, R (1, 9) <small>OBP: 0.500, SLG: 0.545</small>		0-0 FC6-4		0-0 1B		0-0 F4			
Billy Cox, R (1, 5) <small>OBP: 0.250, SLG: 0.333</small>		0-0 FC6-4		1-1 G3		1-3 K			
Russ Meyer, S (1, 1) Jim Hughes, R (8, 1)		2-1 G3-6-1		1-2 SH1-4		2-1 F7			

Inning Stats	R: 3	H: 3	E: 0	K: 1	S: 17	LOB: 0	BB: 0	P: 27
	R: 0	H: 1	E: 0	K: 0	S: 4	LOB: 0	BB: 0	P: 6
	R: 3	H: 2	E: 0	K: 0	S: 16	LOB: 0	BB: 1	P: 31
	R: 1	H: 2	E: 0	K: 1	S: 11	LOB: 1	BB: 0	P: 18
	R: 0	H: 1	E: 0	K: 0	S: 9	LOB: 0	BB: 0	P: 14
	R: 0	H: 0	E: 0	K: 1	S: 8	LOB: 0	BB: 0	P: 11
	R: 0	H: 0	E: 0	K: 1	S: 10	LOB: 0	BB: 0	P: 15
	R: 0	H: 1	E: 0	K: 1	S: 11	LOB: 1	BB: 0	P: 15

PITCHER	IP	WLS	BF	H	R	ER	SO	BB	IBB	HBP	BLK	WP	HR	S	P	ERA	WHIP
Max Surkont, R (1, 1) <small>ERA: 15.75</small>	4.0	L	20	8	7	7	2	1	0	0	0	0	3	48	82	15.75	2.250
Cal Hogue, R (5, 1) <small>ERA:</small>	3.0		9	1	0	0	2	0	0	0	0	0	0	27	40	0.00	0.333
Nelson King, R (8, 1) <small>ERA:</small>	1.0		4	1	0	0	1	0	0	0	0	0	0	11	15	0.00	1.000

BOTTOM

Pittsburgh Pirates @ Brooklyn Dodgers
 Ebbets Field, Brooklyn, NY

Thu Apr 15 1954, 3:33 AM EST
 Att. 13,496 - Unknown

AB	R	H	RBI	BB	SO	LOB
4	1	1	1	0	1	1
4	1	2	0	0	1	1
4	1	1	0	0	2	2
2	2	1	2	1	0	1
1	0	0	0	0	0	0
4	1	2	3	0	0	1
4	0	0	0	0	0	1
3	1	2	0	0	0	0
3	0	1	1	0	1	1
2	0	0	0	0	0	1
0	0	0	0	0	0	0

AB	31
R	7
H	10
RBI	7
BB	1
SO	5
LOB	9

WP	PA
0	34

1B	SF	WP	PA
6	0	0	34
2B	0	PB	0
3B	0	SB	0
HR	3	CS	1

New York Giants @ Brooklyn Dodgers
 Ebbets Field, Brooklyn, NY

Sun Apr 18 1954, 3:33 AM EST
 Att. 23,757 - Unknown

livebaseballscorecards.com



AB	34
R	6
H	9
RBI	6
BB	4
SO	2
LOB	14

Batter	1	2	3	4	5	6	7	8	9	AB	R	H	RBI	BB	SO	LOB
Davey Williams, R OBP: 0.176, SLG: 0.067 (1, 4)	1-1 6-3	0-0 F4		1-1 6-3		4-1 BB			2-2 F9	4	0	0	0	1	0	3
Alvin Dark, R OBP: 0.313, SLG: 0.500 (1, 6)	0-2 4-3		1-1 HR 1B	2-2 F9		1-1 1-3			2-2 4-3	5	1	1	0	0	0	3
Willie Mays, R OBP: 0.250, SLG: 0.813 (1, 8)	0-0 6-3		3-2 HR 1-H		1-1 F4				3-3 K	5	1	1	2	0	1	0
Hank Thompson, L OBP: 0.533, SLG: 0.818 (1, 5)		4-0 1B 1B BB	1-2 S 1B		1-2 G3				1-1 4-3	3	2	1	0	1	0	0
Don Mueller, L OBP: 0.333, SLG: 0.455 (1, 9)		2-2 1B 1B	1-1 F8		2-2 4-3				0-0 2B	4	1	2	0	0	0	1
Monte Irvin, R OBP: 0.200, SLG: 0.400 (1, 7)		1-1 FC6-4 1B 2-H 3-H	1-0 L5-3 1B 2-H			1-0 HR			2-1 F9	4	1	3	4	0	0	1
Whitey Lockman, L OBP: 0.200, SLG: 0.077 (1, 3)		1-2 FC6-4 FC5-6 1-2f	0-1 L5-3 1-2			0-0 FC1-6 1B			2-1 4-3	4	0	1	0	0	0	2
Ebba St. Claire, S OBP: 0.429, SLG: 0.500 (1, 2)		4-2 FC5-6 BB		4-1 SH1-4 BB		0-0 F5			1-3 K2-3	2	0	0	0	2	1	1
Sal Maglie, R OBP: 0.167, SLG: 0.167 (1, 1)		0-1 FC5-6 1-2f 2-3		2-2 SH1-4 1-2		0-1 FC1-6 BB 1-2f			2-2 4-3	3	0	0	0	0	0	3

Inning Stats	R: 0	H: 0	E: 0	K: 0	S: 6	P: 7	R: 2	H: 2	E: 0	K: 0	S: 15	P: 27	R: 3	H: 4	E: 0	K: 0	S: 13	P: 20	R: 0	H: 0	E: 0	K: 0	S: 9	P: 18	R: 0	H: 0	E: 0	K: 0	S: 10	P: 14	R: 1	H: 2	E: 0	K: 0	S: 8	P: 14	R: 0	H: 1	E: 0	K: 0	S: 6	P: 9	R: 0	H: 0	E: 0	K: 1	S: 8	P: 13	R: 0	H: 0	E: 0	K: 1	S: 9	P: 16	1B: 6	2B: 2	3B: 0	HR: 2	SF: 0	SAC: 1	DP: 1	HBP: 0	WP: 0	PA: 39	PB: 0	SB: 1	CS: 0
--------------	------	------	------	------	------	------	------	------	------	------	-------	-------	------	------	------	------	-------	-------	------	------	------	------	------	-------	------	------	------	------	-------	-------	------	------	------	------	------	-------	------	------	------	------	------	------	------	------	------	------	------	-------	------	------	------	------	------	-------	-------	-------	-------	-------	-------	--------	-------	--------	-------	--------	-------	-------	-------

PITCHER	IP	WLS	BF	H	R	ER	SO	BB	IBB	HBP	BLK	WP	HR	S	P	ERA	WHIP
Carl Erskine, R ERA: 9.72 (1, 1)	2.1	L	15	6	5	5	0	2	0	0	0	0	1	32	52	19.29	3.429
Billy Loes, R ERA: 2.45 (3, 1)	3.2		14	2	1	1	0	2	0	0	0	0	1	29	48	2.46	1.091
Clem Labine, R ERA: (7, 1)	2.0		7	1	0	0	1	0	0	0	0	0	0	14	22	0.00	0.500
Jim Hughes, R ERA: (9, 1)	1.0		3	0	0	0	1	0	0	0	0	0	0	9	16	0.00	0.000

PITCHER	IP	WLS	BF	H	R	ER	SO	BB	IBB	HBP	BLK	WP	HR	S	P	ERA	WHIP
---------	----	-----	----	---	---	----	----	----	-----	-----	-----	----	----	---	---	-----	------

Batter	1	2	3	4	5	6	7	8	9	AB R H RBI BB SO LOB
Jim Gilliam, S OBP: 0.316, SLG: 0.647 (1, 4)	3-1 F7		1-1 1B BB 2B	1-1 F7		1-0 4-3		1-1 4-3		5 1 1 0 0 0 3
Pee Wee Reese, R OBP: 0.474, SLG: 0.467 (1, 6)	0-1 L8		1-1 BB BB 2-3 1B		0-0 F7		1-3 K		2-3 K	5 0 1 0 0 2 0
Duke Snider, L OBP: 0.526, SLG: 0.750 (1, 8)	0-0 HBP 1B 1B		4-2 BB 1-2 BB		1-1 HR		1-0 6-3 2B		2-2 F7	4 1 3 1 1 0 0
Jackie Robinson, R OBP: 0.438, SLG: 0.500 (1, 7)	3-2 HBP 1-2 1B		4-0 BB 1-2 BB 2-3 3-H		0-0 5-3		0-1 6-3		2-1 5-3	4 0 1 1 1 0 1
Roy Campanella, R OBP: 0.353, SLG: 0.867 (1, 2)	1-0 1-2 2-3 HBP		1-2 F6		1-3 K		1-3 K			3 0 0 0 0 2 4
Gil Hodges, R OBP: 0.353, SLG: 0.800 (1, 3)	1-3 K		1-2 F2		0-0 HR		4-1 FC6-4 BB			3 1 1 1 1 1 6
Carl Furillo, R OBP: 0.438, SLG: 0.467 (1, 9)		0-1 G6-4-3 1B	0-3 K		0-0 F8		0-0 FC6-4 BB			4 0 1 0 0 1 4
Billy Cox, R OBP: 0.200, SLG: 0.267 (1, 5) George Shuba, L (8, PH) Jim Hughes, R (9, 1)		1-3 K		0-2 L5		1-1 F3		2-2 F8		3 0 0 0 0 1 1 1 0 0 0 0 0 1 0 0 0 0 0 0 0
Carl Erskine, R (1, 1) Billy Loes, R (3, 1) Sandy Amoros, L OBP: 0.500, SLG: 1.000 (6, PH) Clem Labine, R (7, 1) Wayne Belardi, L (8, PH) Don Hoak, R (8, PR) (9, 5)		0-1 G6-4-3 1-2f		3-2 4-3		2-1 E3		4-2 BB		1 0 0 0 0 0 0 1 1 0 0 0 0 0 0 0 1 0 1 0 0 0 0 0 0 0 0 0 0

Inning Stats	R: 0 H: 2 E: 0 LOB: 3 K: 1 BB: 0 S: 12 P: 20	R: 0 H: 1 E: 0 LOB: 0 K: 1 BB: 0 S: 7 P: 8	R: 1 H: 2 E: 0 LOB: 3 K: 1 BB: 2 S: 15 P: 27	R: 0 H: 0 E: 0 LOB: 0 K: 0 BB: 0 S: 8 P: 12	R: 1 H: 1 E: 0 LOB: 0 K: 1 BB: 0 S: 8 P: 10	R: 1 H: 1 E: 1 LOB: 1 K: 0 BB: 0 S: 7 P: 11	R: 0 H: 1 E: 0 LOB: 1 K: 2 BB: 0 S: 9 P: 12	R: 0 H: 0 E: 0 LOB: 2 K: 0 BB: 2 S: 9 P: 20	R: 0 H: 0 E: 0 LOB: 0 K: 1 BB: 0 S: 8 P: 14	1B: 4 SF: 0 2B: 2 SAC: 0 3B: 0 DP: 1 HR: 2 HBP: 1
PITCHER Sal Maglie, R ERA: 3.52 (1, 1)	IP 9.0 WLS W BF 40 H 8 R 3 ER 3 SO 7 BB 4 IBB 0 HBP 1 BLK 0 WP 0 HR 2 S 83 P 134 ERA 3.00 WHIP 1.333									PITCHER IP WLS BF H R ER SO BB IBB HBP BLK WP HR S P ERA WHIP

BOTTOM

New York Giants @ Brooklyn Dodgers
Ebbets Field, Brooklyn, NY

Sun Apr 18 1954, 3:33 AM EST
Att. 23,757 - Unknown

AB	35
R	3
H	8
RBI	3
BB	4
SO	7
LOB	21

WP: 0 PA: 40
PB: 0
SB: 0
CS: 0

livebaseballscorecards.com

Batter	1	2	3	4	5	6	7	8	9	AB R H RBI BB SO LOB	TOP											
Jim Gilliam, S (1, 4) OBP: 0.240, SLG: 0.478	1-2 3-1		0-0 F2		0-0 F9	0-0 F7	1-2 F8		1-3 K	6 0 0 0 0 1 4												
Pee Wee Reese, R (1, 6) OBP: 0.520, SLG: 0.650	1-2 1B 1B		1-1 6-3		3-2 HR	0-1 FC4-6		1-2 SH2-3 1B	4-0 BB	5 2 3 2 1 0 1												
Duke Snider, L (1, 8) OBP: 0.542, SLG: 0.762	3-1 1B 1-3 1B			1-1 F9 HBP SF7 1B	3-2 S 1B 2B	1-1 F7		0-0 SH2-3 1-2	1-3 K	5 2 3 0 0 1 2												
Jackie Robinson, R (1, 7) OBP: 0.571, SLG: 0.875 Don Thompson, L (8, 7)	0-0 G6-4-3 1-3 3-H 1B			1-1 1B 1-2 HBP	3-2 1B 2-H 1B		1-1 HR	3-2 3B 2B		4 2 4 3 0 0 0 0 0 0 0 0 0 0												
Roy Campanella, R (1, 2) OBP: 0.318, SLG: 0.800	2-0 G6-4-3 1-2f			3-2 F9 2-3	0-0 F5		1-1 F4	0-0 1B 3B		5 1 1 1 0 0 5												
Gil Hodges, R (1, 3) OBP: 0.409, SLG: 0.778		1-2 F8		1-1 SF7	1-2 1B		4-0 S 1B BB	0-2 1B 1B		3 1 2 2 1 0 0												
Carl Furillo, R (1, 9) OBP: 0.476, SLG: 0.474		0-0 L5		2-1 1-2 1B	4-0 IBB		1-3 K	0-1 1B		4 0 2 0 1 1 1												
Billy Cox, R (1, 5) OBP: 0.200, SLG: 0.250		0-0 6-3		0-1 L3	1-0 5-3		1-2 1B 1B	0-0 1-3		5 0 1 0 0 0 7												
Don Newcombe, L (1, 1) Johnny Podres, L (3, 1) OBP: 0.500, SLG: 0.500			0-1 F3		0-1 E6 HR	0-1 FC4-6 1B	2-1 1B 2-H		1-1 F7	1 0 0 0 0 0 0 4 1 2 1 0 0 0												
Inning Stats	R: 1 E: 0 K: 0 S: 10	H: 3 LOB: 1 BB: 0 P: 17	R: 0 E: 0 K: 0 S: 5	H: 0 LOB: 0 BB: 0 P: 6	R: 0 E: 0 K: 0 S: 5	H: 0 LOB: 0 BB: 0 P: 6	R: 1 E: 0 K: 0 S: 13	H: 2 LOB: 2 BB: 0 P: 21	R: 3 E: 1 K: 0 S: 20	H: 4 LOB: 3 BB: 1 P: 35	R: 0 E: 0 K: 0 S: 7	H: 1 LOB: 1 BB: 0 P: 8	R: 2 E: 0 K: 1 S: 18	H: 3 LOB: 2 BB: 1 P: 29	R: 2 E: 0 K: 0 S: 16	H: 5 LOB: 2 BB: 0 P: 20	R: 0 E: 0 K: 2 S: 8	H: 0 LOB: 1 BB: 1 P: 15	1B: 13 2B: 2 3B: 1 HR: 2	SF: 1 SAC: 1 DP: 1 HBP: 1	WP: 0 PA: 48 PB: 0 SB: 3 CS: 1	
PITCHER	IP WLS BF H R ER SO BB IBB HBP BLK WP HR S P ERA WHIP																					
Bob Miller, R (1, 1) ERA: 8.31	4.1		7 5 4 0 0 0 0 0 0 0 0 0 1 43 66 8.31 1.615																			
Jim Konstanty, R (5, 1) ERA: 9.0	3.1	L	20 9 4 4 1 1 1 0 0 0 0 1 45 70 10.80 3.000																			
Karl Drews, R (8, 1) ERA:	0.1		3 2 0 0 0 0 0 0 0 0 0 0 0 6 6 0.00 6.000																			
Steve Ridzik, R (9, 1) ERA:	1.0		4 0 0 0 0 2 1 0 0 0 0 0 0 8 15 0.00 1.000																			

Brooklyn Dodgers @ Philadelphia Phillies
 Connie Mack Stadium, Philadelphia, PA
 Mon Apr 19 1954, 3:33 AM EST
 Att: 31,294 - Unknown

AB	42
R	9
H	18
RBI	9
BB	3
SO	3
LOB	20



Batter	1	2	3	4	5	6	7	8	9	AB R H RBI BB SO LOB	TOP
Jim Gilliam, S (1, 4) <small>OBP: 0.267, SLG: 0.464</small>	1-1 		2-2 		0-1 		1-0 		0-0 	5 0 2 0 0 0 1	Brooklyn Dodgers @ Philadelphia Phillies Connie Mack Stadium, Philadelphia, PA Tue Apr 20 1954, 3:33 AM EST Att. 21,921 - Unknown livebaseballscorecards.com
Pee Wee Reese, R (1, 6) <small>OBP: 0.500, SLG: 0.708</small>	4-0 		1-1 			1-2 	0-0 	0-1 	4 1 1 1 1 0 3		
Duke Snider, L (1, 8) <small>OBP: 0.464, SLG: 0.640</small>	2-1 		3-1 			1-0 	2-0 		4 0 0 0 0 0 3		
Jackie Robinson, R (1, 7) <small>OBP: 0.600, SLG: 0.842</small> (7, 5)	0-2 			0-1 		1-2 		1-1 	3 1 2 0 0 0 0		
Roy Campanella, R (1, 2) <small>OBP: 0.308, SLG: 0.708</small>	1-2 			1-0 		0-1 		3-3 	4 0 1 0 0 1 3		
Gil Hodges, R (1, 3) <small>OBP: 0.385, SLG: 0.857</small>		0-0 		2-1 		1-1 		0-0 	3 1 1 2 0 0 1		
Carl Furillo, R (1, 9) <small>OBP: 0.440, SLG: 0.435</small>		0-1 			0-1 	1-0 		2-2 	4 0 1 0 0 0 2		
Billy Cox, R (1, 5) <small>OBP: 0.182, SLG: 0.227</small> Sandy Amoros, L (7, PH) <small>OBP: 0.333, SLG: 0.667</small> Clem Labine, R (7, 1) Tim Thompson, L (9, PH)		0-1 			0-1 		0-0 		1-2 	2 0 0 0 0 0 1 1 0 0 0 0 0 0 0 0 0 0 0 0 0 1 0 0 0 0 0 0	
Preacher Roe, R (1, 1) Ben Wade, R (5, 1) George Shuba, L (7, PH) (7, 7)		0-0 			4-2 		1-0 		2-2 	1 0 0 0 1 0 0 0 0 0 0 0 0 0 1 0 0 0 0 0 0	
Inning Stats	R: 0 H: 1 E: 0 LOB: 2 K: 0 BB: 1 S: 11 P: 19	R: 1 H: 1 E: 0 LOB: 0 K: 0 BB: 0 S: 6 P: 6	R: 0 H: 0 E: 0 LOB: 0 K: 0 BB: 0 S: 7 P: 13	R: 0 H: 0 E: 0 LOB: 0 K: 0 BB: 0 S: 5 P: 8	R: 0 H: 1 E: 0 LOB: 1 K: 0 BB: 1 S: 8 P: 12	R: 2 H: 2 E: 0 LOB: 1 K: 0 BB: 0 S: 11 P: 16	R: 0 H: 1 E: 0 LOB: 2 K: 0 BB: 0 S: 4 P: 8	R: 0 H: 1 E: 0 LOB: 1 K: 1 BB: 0 S: 9 P: 15	R: 0 H: 1 E: 0 LOB: 1 K: 0 BB: 0 S: 11 P: 14	1B: 6 SF: 1 2B: 0 SAC: 0 3B: 0 DP: 1 HR: 2 HBP: 2	
PITCHER Murry Dickson, R (1, 1) <small>ERA: 1.69</small>	IP WLS BF H R ER SO BB IBB HBP BLK WP HR S P ERA WHIP 9.0 W 38 8 3 3 1 2 0 2 0 0 2 72 111 3.00 1.111										

Brooklyn Dodgers @ Philadelphia Phillies
 Connie Mack Stadium, Philadelphia, PA

Tue Apr 20 1954, 3:33 AM EST
 Att. 21,921 - Unknown

AB 33
R 3
H 8
RBI 3
BB 2
SO 1
LOB 14



Batter	1	2	3	4	5	6	7	8	9
Willie Jones, R OBP: 0.552, SLG: 0.720 (1, 5)	2-1 5-3 FC4-6 1B	3-2 FC4-6 1B		4-0 IBB		2-2 F8		1-1 6-3	
Richie Ashburn, L OBP: 0.222, SLG: 0.208 (1, 8)	2-1 5-3	2-0 FC4-6		3-2 F7		2-2 SF7			
Earl Torgeson, L OBP: 0.310, SLG: 0.462 (1, 3)	3-1 F9		1-1 4-3		1-0 HR 1B	3-2 F6			
Del Ennis, R OBP: 0.414, SLG: 0.741 (1, 7)		3-3 K	0-3 K		2-2 HR		2-3 K		
Granny Hamner, R OBP: 0.500, SLG: 0.417 Mickey Micelotta, R (7, PR) Ted Kazanski, R (8, 6)		3-2 3B 1B	4-2 BB		0-3 K		2-2 E 1B		
Mel Clark, R OBP: 0.125, SLG: 0.250 (1, 9)		2-2 1B 3B	1-3 K		1-3 K		3-2 5-3		
Stan Lopata, R OBP: 0.412, SLG: 0.417 (1, 2)		4-0 1B BB		2-1 5-3	3-3 K		2-2 F9		
Bobby Morgan, R OBP: 0.400, SLG: 0.250 (1, 6) (8, 4)		1-2 1B 1B		2-3 K		4-1 F8 BB SF7 BB		2-1 5-3	
Murry Dickson, R OBP: 0.333, SLG: 0.400 (1, 1)		2-3 K		1-1 2B		4-2 BB		2-2 5-3	

AB	R	H	RBI	BB	SO	LOB
4	0	1	1	1	0	2
3	0	0	1	0	0	4
4	1	1	0	0	0	1
4	1	1	2	0	3	0
3	1	2	0	1	1	0
0	0	0	0	0	0	0
0	0	0	0	0	0	0
4	1	1	1	0	2	2
3	1	0	0	1	1	1
3	1	1	1	1	1	0
3	0	1	0	1	1	2

Brooklyn Dodgers @ Philadelphia Phillies
Connie Mack Stadium, Philadelphia, PA
 Tue Apr 20 1954, 3:33 AM EST
 Att. 21,921 - Unknown

livebaseballscorecards.com

AB	31
R	6
H	8
RBI	6
BB	5
SO	9
LOB	12



Inning Stats	R: 0	H: 0	E: 0	K: 0	S: 6	LOB: 0	BB: 0	P: 13
	R: 3	H: 4	E: 0	K: 2	S: 21	LOB: 2	BB: 1	P: 41
	R: 0	H: 0	E: 0	K: 2	S: 10	LOB: 1	BB: 1	P: 16
	R: 0	H: 1	E: 0	K: 1	S: 10	LOB: 2	BB: 1	P: 22
	R: 2	H: 2	E: 0	K: 3	S: 13	LOB: 0	BB: 0	P: 20
	R: 1	H: 0	E: 0	K: 0	S: 12	LOB: 1	BB: 2	P: 27
	R: 0	H: 1	E: 0	K: 1	S: 13	LOB: 1	BB: 0	P: 22
	R: 0	H: 0	E: 0	K: 0	S: 9	LOB: 0	BB: 0	P: 14

1B:	5	SF:	1	WP:	0	PA:	37
2B:	1	SAC:	0	PB:	0		
3B:	1	DP:	0	SB:	0		
HR:	1	HBP:	0	CS:	0		

PITCHER	IP	WLS	BF	H	R	ER	SO	BB	IBB	HBP	BLK	WP	HR	S	P	ERA	WHIP
Preacher Roe, L ERA: 11.25 (1, 1)	4.0	L	22	7	5	5	5	2	1	0	0	0	1	51	99	11.25	2.250
Ben Wade, R ERA: 4.5 (5, 1)	2.0		8	0	1	1	3	2	0	0	0	0	0	21	40	4.50	1.000
Clem Labine, R ERA: (7, 1)	2.0		7	1	0	0	1	0	0	0	0	0	0	22	36	0.00	0.500

Batter	1	2	3	4	5	6	7	8	9	AB R H RBI BB SO LOB	TOP											
Willie Jones, R OBP: 0.485, SLG: 0.621 (1, 5)	3-2 F9 ①		0-1 L7 ②		2-2 5-3 ③			2-1 F8 ①		4 0 0 0 0 0 2												
Richie Ashburn, L OBP: 0.226, SLG: 0.185 (1, 8)	4-2 G4-6-3 BB		2-2 1-3 ③			1-1 F7 ①		0-0 F7 ②		3 0 0 0 1 0 1												
Earl Torgeson, L OBP: 0.364, SLG: 0.500 (1, 3)	0-0 G4-6-3 1-2f			0-0 G5-4-3 1B		2-1 1B		3-1 1B		4 0 3 1 0 0 1												
Del Ennis, R OBP: 0.364, SLG: 0.645 (1, 7)		3-3 K ①		1-0 G5-4-3 1-2f		2-3 K ②		1-3 K ③		4 0 0 0 0 3 3												
Granny Hamner, R OBP: 0.531, SLG: 0.500 (1, 4)		2-2 WP 1B		1-1 1B		2-3 K ③			1-0 F8 1B 2B	4 2 3 0 0 1 1												
Johnny Wyrostek, L OBP: 0.125, SLG: 0.133 (1, 9)		2-2 F8 ②		1-1 F2 ③		1-0 5-3 ①		0-1 F8 ①		4 0 0 0 0 0 3												
Smoky Burgess, L OBP: 0.462, SLG: 0.692 Mickey Micelotta, R (9, PR)		1-0 1B			2-2 F7 ①		1-1 G4-6-3 1B		2-2 WP 1B	4 0 3 2 0 0 0 0 0 0 0 0 0 0												
Bobby Morgan, R OBP: 0.375, SLG: 0.167 Stan Jok, R (9, PH)		2-1 F4 ③			4-2 BB		1-1 G4-6-3 1-2f		3-H 0-3 K	2 0 0 0 1 0 2 1 0 0 0 0 1 1												
Steve Ridzik, R Thornton Kipper, R Bob Greenwood, R Danny Schell, R Paul Penson, R Johnny Lindell, R			0-3 K ①		2-3 K ②			1-1 1B 2B	2-3 K ③	0 0 0 0 0 0 0 1 0 0 0 0 1 0 1 0 0 0 0 1 1 1 1 1 0 0 0 0 0 0 0 0 0 0 0 1 0 0 0 0 1 1												
Inning Stats	R: 0 E: 0 K: 0 S: 7	H: 0 LOB: 0 BB: 1 P: 14	R: 1 E: 0 K: 1 S: 13	H: 2 LOB: 1 BB: 0 P: 23	R: 0 E: 0 K: 1 S: 8	H: 0 LOB: 0 BB: 0 P: 10	R: 0 E: 0 K: 0 S: 6	H: 2 LOB: 1 BB: 0 P: 9	R: 0 E: 0 K: 1 S: 13	H: 0 LOB: 1 BB: 1 P: 23	R: 0 E: 0 K: 2 S: 10	H: 1 LOB: 1 BB: 0 P: 17	R: 0 E: 0 K: 0 S: 5	H: 1 LOB: 0 BB: 0 P: 8	R: 1 E: 0 K: 1 S: 11	H: 2 LOB: 1 BB: 0 P: 18	R: 1 E: 0 K: 2 S: 12	H: 2 LOB: 2 BB: 0 P: 17	1B: 8 2B: 2 3B: 0 HR: 0	SF: 0 SAC: 0 DP: 3 HBP: 0	WP: 2 PB: 0 SB: 0 CS: 0	PA: 36
PITCHER	IP WLS BF H R ER SO BB IBB HBP BLK WP HR S P ERA WHIP																					
Billy Loes, R ERA: 3.0 Jim Hughes, R ERA:	(1, 1) 8.1 W 34 10 3 3 6 2 0 0 0 1 0 79 131 3.24 1.440																					
	(9, 1) 0.2 S 2 0 0 0 2 0 0 0 0 1 0 6 8 0.00 0.000																					

Philadelphia Phillies @ Brooklyn Dodgers
Ebbets Field, Brooklyn, NY
Wed Apr 21 1954, 3:33 AM EST
Att. 27,724 - Unknown

AB	34
R	3
H	10
RBI	3
BB	2
SO	8
LOB	16



Batter	1	2	3	4	5	6	7	8	9
Jim Gilliam, S (1, 4) <small>OBP: 0.343, SLG: 0.548</small>	4-1 	4-1 	2-1 		1-1 		1-0 		
Pee Wee Reese, R (1, 6) <small>OBP: 0.486, SLG: 0.643</small>	4-1 	2-0 	1-0 		1-1 		3-2 		
Duke Snider, L (1, 8) <small>OBP: 0.455, SLG: 0.586</small>	0-1 	0-0 		4-1 	1-3 		1-0 		
Jackie Robinson, R (1, 5) <small>OBP: 0.552, SLG: 0.727</small> Billy Cox, R (6, PR) <small>OBP: 0.174, SLG: 0.217</small> (7, 5)	2-1 	2-0 		3-2 		4-1 	1-3 		
Gil Hodges, R (1, 3) <small>OBP: 0.467, SLG: 0.870</small>	4-2 		3-2 	1-0 		1-1 	4-1 		
Sandy Amoros, L (1, 7) <small>OBP: 0.375, SLG: 0.429</small>	4-1 		0-0 	2-2 		0-0 	0-1 		
Roy Campanella, R (1, 2) <small>OBP: 0.300, SLG: 0.630</small>	1-1 		3-0 	4-0 		2-0 			
Carl Furillo, R (1, 9) <small>OBP: 0.448, SLG: 0.423</small>	4-0 		1-1 	2-1 		0-0 			
Billy Loes, R (1, 1) <small>OBP: 0.200, SLG: 0.200</small> Jim Hughes, R (9, 1)	3-2 		0-1 		1-0 		3-3 		

Inning Stats	R: 3	H: 1	E: 2	K: 0	S: 16	LOB: 3	BB: 5	P: 42	R: 1	H: 1	E: 0	K: 0	S: 4	LOB: 0	BB: 1	P: 12	R: 2	H: 4	E: 0	K: 0	S: 12	LOB: 2	BB: 0	P: 22	R: 0	H: 1	E: 0	K: 0	S: 10	LOB: 3	BB: 2	P: 26	R: 0	H: 1	E: 1	K: 1	S: 8	LOB: 1	BB: 0	P: 12	R: 0	H: 0	E: 0	K: 0	S: 6	LOB: 2	BB: 1	P: 13	R: 0	H: 1	E: 0	K: 1	S: 7	LOB: 0	BB: 0	P: 14	R: 0	H: 0	E: 0	K: 1	S: 7	LOB: 1	BB: 1	P: 13
--------------	------	------	------	------	-------	--------	-------	-------	------	------	------	------	------	--------	-------	-------	------	------	------	------	-------	--------	-------	-------	------	------	------	------	-------	--------	-------	-------	------	------	------	------	------	--------	-------	-------	------	------	------	------	------	--------	-------	-------	------	------	------	------	------	--------	-------	-------	------	------	------	------	------	--------	-------	-------

PITCHER	IP	WLS	BF	H	R	ER	SO	BB	IBB	HBP	BLK	WP	HR	S	P	ERA	WHIP
Steve Ridzik, R (1, 1) <small>ERA: 9.0</small>	0.0	L	5	1	3	1	0	3	0	0	0	0	0	10	24	∞	∞
Thornton Kipper, R (1, 1) <small>ERA: 11.57</small>	2.1		12	4	3	3	0	3	0	0	0	0	0	17	44	11.57	3.000
Bob Greenwood, R (3, 1) <small>ERA:</small>	4.2		21	4	0	0	2	3	0	0	0	0	0	36	73	0.00	1.500
Paul Penson, R (8, 1) <small>ERA:</small>	1.0		4	0	0	0	1	1	0	0	0	0	0	7	13	0.00	1.000

BOTTOM

Philadelphia Phillies @ Brooklyn Dodgers
 Ebbets Field, Brooklyn, NY
 Wed Apr 21 1954, 3:33 AM EST
 Att. 27,724 - Unknown

AB	R	H	RBI	BB	SO	LOB
3	2	2	0	2	0	2
4	1	1	0	1	0	4
4	1	1	1	1	1	2
3	0	0	0	1	0	1
1	0	0	0	0	1	0
2	1	2	0	2	0	0
4	1	1	0	1	0	5
3	0	0	0	1	0	7
3	0	1	1	1	0	5
4	0	1	1	0	1	3
0	0	0	0	0	0	0

AB	31
R	6
H	9
RBI	3
BB	10
SO	3
LOB	29

WP	0	PA	42
PB	0	SB	0
CS	1		

livebaseballscores.com

Batter	1	2	3	4	5	6	7	8	9	10	11	12	13	AB R H RBI BB SO LOB	TOP															
Jim Gilliam, S (1, 4) OBP: 0.381, SLG: 0.543	3-2 F9 		4-1 G5-4-3 BB 		2-2 SF8 		4-1 4-3 5-3 BB 	2-1 		3-2 6-3 			0-0 	4 1 2 3 2 0 0																
Pee Wee Reese, R (1, 6) OBP: 0.463, SLG: 0.563	4-1 1B BB 		0-1 G5-4-3 		3-H K 		3-2 5-3 	1-3 2-H 3-H 4-0 		2-1 F7 		1-0 SH1-4 	4 0 0 0 2 1 2																	
Duke Snider, L (1, 8) OBP: 0.450, SLG: 0.529	2-2 		1-1 F8 			2-2 4-3 	0-0 4-3 	1-3 			4-1 4-3 SH1-4 BB 		4-0 	5 0 1 0 2 1 4																
Jackie Robinson, R (1, 5) OBP: 0.571, SLG: 0.741	2-1 4-3 			2-2 		4-1 BB BB S BB 	0-0 6-3 		1-1 	1-1 SH1-4 		1-1 	1-1 	5 1 3 1 1 0 2																
Gil Hodges, R (1, 3) OBP: 0.459, SLG: 0.662		2-2 		1-1 		4-2 S BB BB 		2-1 F6 	1-3 		1-1 SH1-4 		2-1 	6 1 2 1 1 1 4																
Sandy Amoros, L (1, 7) OBP: 0.364, SLG: 0.333		2-2 F7 		2-3 K 		4-1 		1-0 FC6-4 E 1B 	4-1 		2-1 4-3 		0-1 F7 	2 0 0 0 1 1 2 3 1 1 0 1 0 3																
Don Thompson, L (7, 7) OBP: 0.400, SLG: 0.250						1-2 S BB 			2-3 				2-1 4-3 																	
Roy Campanella, R (1, 2) OBP: 0.278, SLG: 0.531		4-1 		0-0 G4-6-3 		0-0 F5 		0-0 E6 FC6-4 	2-3 K 			3-2 L8 		5 0 0 0 1 1 8																
Carl Furillo, R (1, 9) OBP: 0.429, SLG: 0.419		2-2 F6 				4-1 		1-0 SH2-4 SF8 2B 	1-2 2-3 3-H 	1-0 FC6-4 BB 1B 		1-0 4-3 		5 2 1 0 1 0 5																
Russ Meyer, S (1, 1) Jim Hughes, R (7, 1) George Shuba, L (8, PH) Clem Labine, R (8, 1) Ben Wade, R (8, 1) Johnny Podres, L (8, 1) Don Hoak, R (10, PH) Bob Milliken, R (10, 1)		2-3 		0-1 SH2-4 		1-2 F6 		4-2 1B 		1-0 5-3 		0-2 1-3 		2 0 0 0 0 0 1 4 0 0 0 0 0 0 0 0 0 0 0 0 0 1 0 1 0 0 0 0 0 0 0 1 0 0 0 0 0 0 0																
Inning Stats	R: 0 E: 0 K: 0 S: 9	H: 1 LOB: 1 BB: 1 P: 20	R: 1 E: 0 K: 1 S: 13	H: 1 LOB: 1 BB: 1 P: 25	R: 0 E: 0 K: 0 S: 5	H: 0 LOB: 0 BB: 1 P: 10	R: 0 E: 0 K: 1 S: 9	H: 2 LOB: 1 BB: 0 P: 14	R: 1 E: 0 K: 1 S: 10	H: 1 LOB: 0 BB: 0 P: 13	R: 1 E: 0 K: 0 S: 16	H: 0 LOB: 3 BB: 4 P: 35	R: 0 E: 0 K: 0 S: 6	H: 0 LOB: 1 BB: 1 P: 13	R: 2 E: 2 K: 1 S: 12	H: 2 LOB: 3 BB: 2 P: 27	R: 0 E: 0 K: 2 S: 10	H: 1 LOB: 2 BB: 1 P: 19	R: 0 E: 0 K: 0 S: 7	H: 0 LOB: 0 BB: 0 P: 13	R: 0 E: 0 K: 0 S: 6	H: 0 LOB: 1 BB: 1 P: 13	R: 0 E: 0 K: 0 S: 10	H: 0 LOB: 0 BB: 0 P: 14	R: 1 E: 0 K: 0 S: 8	H: 2 LOB: 2 BB: 1 P: 16	1B: 7 2B: 2 3B: 0 HR: 1	SF: 1 SAC: 3 DP: 2 HBP: 0	WP: 0 PB: 0 SB: 5 CS: 0	PA: 60
PITCHER	Bob Friend, R (1, 1) ERA: 4.76	Johnny Hetki, R (8, 1) ERA: 1.86	Joe Page, L (8, 1) ERA:	Bob Purkey, R (10, 1) ERA: 2.57	PITCHER																									
	IP 7.0	WLS 31	BF 5	H 3	R 3	ER 3	SO 3	BB 7	IBB 1	HBP 0	BLK 0	WP 0	HR 1	S 68	P 130	ERA 3.86	WHIP 1.714													
	(8, 1)	0.2	7	2	2	0	0	2	0	0	0	0	0	9	23	0.00	6.000													
	(8, 1)	1.1	6	1	0	0	3	1	0	0	0	0	0	13	23	0.00	1.500													
	(10, 1)	4.0	L 16	2	1	1	0	1	1	0	0	0	0	31	56	2.25	0.750													

Brooklyn Dodgers @ Pittsburgh Pirates
 Forbes Field, Pittsburgh, PA
 Fri Apr 23 1954, 3:33 AM EST
 Att. 10,574 - Unknown

livebaseballscorecards.com

AB	43
R	6
H	10
RBI	5
BB	13
SO	6
LOB	34



Batter	1	2	3	4	5	6	7	8	9	10	11	12	13	AB R H RBI BB SO LOB
Dick Smith, R Jerry Lynch, L Johnny Hetki, R Joe Page, L Walker Cooper, R Bob Purkey, R Bill Hall, L	3-2 F9		0-0 4-3		1-3 K		4-0 BB		0-1 6-3		2-3 K		0-2 F8	3 0 0 0 0 1 0 0 0 0 0 0 1 0 0 0 0 0 0 0 0 0 0 0 0 0 0 0 0 0 0 1 0 0 0 0 0 0 0 1 0 0 0 0 0 1 0 1 0 0 0 0 0 0 1
Bob Skinner, L OBP: 0.419, SLG: 0.464	1-0 4-3			0-0 4-3		2-3 K	0-1 6-3		4-2 2B BB		2-2 4-3		1-2 FC6-4	6 1 0 0 1 1 3
Gail Henley, L OBP: 0.385, SLG: 0.409	2-2 F7			4-0 1B BB		1-2 F7		2-2 1B 2B	1-0 F2		2-0 1B			5 2 2 0 1 0 1
Frank Thomas, R OBP: 0.341, SLG: 0.475			0-3 K		0-0 F7			2-1 F4	1-1 2B		2-2 6-3			6 0 2 1 0 1 2
Hal Rice, L OBP: 0.366, SLG: 0.471		1-1 4-3		4-1 1B BB			0-0 1B 2B	0-0 2B	4-0 FC4-6 IBB			0-0 F7		4 1 2 1 2 0 0
Toby Atwell, L OBP: 0.483, SLG: 0.286		4-2 BB		2-2 1B		0-1 L4		4-0 IBB	2-1 FC4-6		1-0 F4			4 0 1 1 2 0 3
Curt Roberts, R OBP: 0.326, SLG: 0.359		0-1 1-3		1-1 F7		1-2 1B SF9		0-2 F8		1-0 6-3		1-0 L9		6 1 1 0 0 0 6
Gair Allie, R Preston Ward, L Dick Cole, R			1-3 K		0-1 6-3		1-0 SF9 1B	1-1 F9		2-1 5-3			2-2 FC6-4 1B	2 0 0 0 0 1 0 1 0 1 1 0 0 0 3 0 1 0 0 0 3
Bob Friend, R Sid Gordon, R Eddie Pellagrini, R		1-0 F9		1-1 6-3		1-1 6-3	1-2 SF9	3-2 F2		3-3 K			1-2 F9	2 0 0 0 0 0 0 0 0 0 1 0 0 0 3 0 0 0 0 1 4

Inning Stats	R: 0	H: 0	E: 0	K: 0	S: 9	LOB: 0	BB: 0	P: 15	R: 0	H: 0	E: 0	K: 1	S: 9	LOB: 1	BB: 1	P: 14	R: 0	H: 0	E: 0	K: 1	S: 5	LOB: 0	BB: 0	P: 7	R: 1	H: 1	E: 0	K: 0	S: 8	LOB: 2	BB: 2	P: 19	R: 0	H: 0	E: 0	K: 1	S: 7	LOB: 0	BB: 0	P: 9	R: 0	H: 0	E: 0	K: 1	S: 8	LOB: 0	BB: 0	P: 13	R: 2	H: 3	E: 0	K: 0	S: 13	LOB: 2	BB: 1	P: 22	R: 1	H: 3	E: 0	K: 0	S: 14	LOB: 3	BB: 1	P: 26	R: 1	H: 1	E: 0	K: 0	S: 10	LOB: 2	BB: 2	P: 22	R: 0	H: 0	E: 0	K: 1	S: 7	LOB: 0	BB: 0	P: 13	R: 0	H: 1	E: 0	K: 0	S: 11	LOB: 1	BB: 0	P: 19	R: 0	H: 0	E: 0	K: 0	S: 3	LOB: 0	BB: 0	P: 5	R: 0	H: 1	E: 0	K: 0	S: 13	LOB: 1	BB: 0	P: 17	1B: 7	SF: 1	2B: 3	3B: 0	HR: 0	SAC: 0	DP: 0	HBP: 0	WP: 0	PA: 56
PITCHER	IP	WLS	BF	H	R	ER	SO	BB	IBB	HBP	BLK	WP	HR	S	P	ERA	WHIP																			IP	WLS	BF	H	R	ER	SO	BB	IBB	HBP	BLK	WP	HR	S	P	ERA	WHIP																																																														
Russ Meyer, R ERA: 4.73	(1, 1)	6.1	26	4	3	3	4	3	0	0	0	0	0	53	86	4.26	1.105																			Bob Milliken, R ERA:	(10, 1)	4.0	W	14	2	0	0	2	0	0	0	0	0	34	54	0.00	0.500																																																													
Jim Hughes, R ERA:	(7, 1)	0.2	3	0	0	0	0	1	0	0	0	0	0	6	13	0.00	1.500																																																																																																	
Clem Labine, R ERA: 1.5	(8, 1)	0.0	4	3	1	1	0	0	1	0	0	0	0	6	14	∞	∞																																																																																																	
Ben Wade, R ERA: 4.91	(8, 1)	1.2	8	1	1	1	0	1	1	0	0	0	0	16	30	5.40	1.200																																																																																																	
Johnny Podres, L ERA: 3.68	(9, 1)	0.1	1	0	0	0	0	0	0	0	0	0	0	2	4	0.00	0.000																																																																																																	

BOTTOM

Brooklyn Dodgers @ Pittsburgh Pirates
Forbes Field, Pittsburgh, PA

Fri Apr 23 1954, 3:33 AM EST
Att: 10,574 - Unknown

livebaseballscorecards.com

AB	48
R	5
H	10
RBI	5
BB	7
SO	6
LOB	23



Batter	1	2	3	4	5	6	7	8	9	AB R H RBI BB SO LOB	TOP
Jim Gilliam, S (1, 4) OBP: 0.404, SLG: 0.575	2-1 	1-0 			3-2 		1-1 		0-0 	5 0 3 0 0 0 0	
Pee Wee Reese, R (1, 6) OBP: 0.500, SLG: 0.571	4-1 	2-1 			4-0 		2-1 	2-0 	3 1 2 0 2 0 2		
Duke Snider, L (1, 8) OBP: 0.467, SLG: 0.500	4-1 			4-1 	4-2 		0-0 	2-2 	2 0 0 0 3 0 2		
Jackie Robinson, R (1, 5) OBP: 0.550, SLG: 0.667	4-2 		1-3 		1-3 			4-1 	3 1 0 0 2 2 6		
Gil Hodges, R (1, 3) OBP: 0.425, SLG: 0.806	2-2 			1-1 	1-0 			0-1 	2 0 0 1 0 0 4		
Sandy Amoros, L (1, 7) Don Thompson, L (8, 7) OBP: 0.333, SLG: 0.308 OBP: 0.400, SLG: 0.250			1-3 	1-1 	0-1 		2-3 	2-2 	4 0 1 1 0 2 0 0 0 0 0 0 0 0		
Roy Campanella, R (1, 2) OBP: 0.275, SLG: 0.528					0-0 		2-1 	0-3 	4 1 1 0 0 1 1		
Carl Furillo, R (1, 9) OBP: 0.410, SLG: 0.382					4-1 		1-0 	1-0 	3 0 0 0 1 1 2		
Carl Erskine, R (1, 1) OBP: 0.143, SLG: 0.143					2-2 		0-0 	0-3 	4 0 1 1 0 1 1		
Inning Stats	R: 1 H: 0 E: 0 LOB: 1 K: 0 BB: 3 S: 12 P: 28	R: 1 H: 3 E: 0 LOB: 2 K: 2 BB: 0 S: 13 P: 23	R: 0 H: 0 E: 0 LOB: 0 K: 1 BB: 1 S: 9 P: 16	R: 0 H: 0 E: 0 LOB: 1 K: 0 BB: 1 S: 8 P: 14	R: 0 H: 1 E: 0 LOB: 2 K: 1 BB: 2 S: 11 P: 24	R: 0 H: 0 E: 0 LOB: 0 K: 1 BB: 0 S: 6 P: 11	R: 0 H: 1 E: 0 LOB: 1 K: 0 BB: 0 S: 6 P: 9	R: 1 H: 1 E: 0 LOB: 1 K: 1 BB: 1 S: 10 P: 17	R: 0 H: 2 E: 1 LOB: 2 K: 1 BB: 0 S: 10 P: 14	1B: 6 SF: 1 2B: 3 SAC: 1 3B: 0 DP: 2 HR: 0 HBP: 0	WP: 0 PA: 41 PB: 0 SB: 0 CS: 1
PITCHER Cal Hogue, R (1, 1) ERA: 4.91 Jake Thies, R (5, 1) ERA: 2.25 Len Yochim, L (9, 1) ERA:	IP WLS BF H R ER SO BB IBB HBP BLK WP HR S P ERA WHIP 4.0 L 21 4 2 2 3 7 0 0 0 0 0 0 47 97 4.50 2.750 4.0 14 2 1 1 3 1 0 0 0 0 0 0 28 45 2.25 0.750 1.0 5 2 0 0 0 1 0 0 0 0 0 0 10 14 0.00 2.000	PITCHER IP WLS BF H R ER SO BB IBB HBP BLK WP HR S P ERA WHIP									

Brooklyn Dodgers @ Pittsburgh Pirates
 Forbes Field, Pittsburgh, PA
 Sat Apr 24 1954, 3:33 AM EST
 Att. 8,671 - Unknown

AB	30
R	3
H	8
RBI	3
BB	8
SO	7
LOB	18



livebaseballscorecards.com

Batter	1	2	3	4	5	6	7	8	9	AB	R	H	RBI	BB	SO	LOB
Curt Roberts, R OBP: 0.340, SLG: 0.372 (1, 4)	0-1 BB 1B		1-0 L7		2-2 1B			0-1 FC1-4 G4-6-3 1-2f		4	0	2	0	0	0	1
Bob Skinner, L OBP: 0.400, SLG: 0.419 (1, 3)	4-2 BB 1-2		0-0 6-3		1-1 4-3			0-1 G4-6-3 1-2f		3	0	0	0	1	0	3
Hal Rice, L OBP: 0.333, SLG: 0.421 (1, 7)	0-3 K			2-3 K		1-0 3-1		2-1 F3		4	0	0	0	0	2	2
Frank Thomas, R OBP: 0.313, SLG: 0.432 (1, 8)	1-3 K			2-2 5-3		2-3 K2-3		0-1 5-3		4	0	0	0	0	2	2
Sid Gordon, R OBP: 0.265, SLG: 0.214 (3, 5) Dick Smith, R OBP: 0.154, SLG: 0.083 (9, PH) Jerry Lynch, L	1-0 F8			4-2 BB		0-3 K		0-3 K		1	0	0	0	0	0	2
Gail Henley, L OBP: 0.345, SLG: 0.360 (1, 9)		3-3 K		0-0 F5		0-0 G3				3	0	0	0	0	1	1
Toby Atwell, L OBP: 0.438, SLG: 0.250 (1, 2)		2-2 4-3		1-1 F9		1-2 1-3				3	0	0	0	0	0	0
Gair Allie, R OBP: 0.243, SLG: 0.265 (1, 6)		1-2 F6		0-3 K		1-1 6-3				3	0	0	0	0	1	0
Cal Hogue, R OBP: 0.167, SLG: 0.167 (8, PH) Jake Thies, R OBP: 0.167, SLG: 0.167 (9, 1) Preston Ward, L Len Yochim, L			0-0 F8		4-1 1B BB		2-2 FC1-4 1B			1	0	0	0	0	0	0


Inning Stats	R: 0	H: 1	E: 0	K: 2	S: 12	LOB: 2	BB: 1	P: 18	R: 0	H: 0	E: 0	K: 1	S: 11	LOB: 0	BB: 0	P: 17	R: 0	H: 0	E: 0	K: 0	S: 3	LOB: 0	BB: 0	P: 4	R: 0	H: 0	E: 0	K: 1	S: 14	LOB: 1	BB: 1	P: 22	R: 0	H: 1	E: 0	K: 1	S: 11	LOB: 2	BB: 1	P: 19	R: 0	H: 0	E: 0	K: 2	S: 10	LOB: 0	BB: 0	P: 13	R: 0	H: 0	E: 0	K: 0	S: 6	LOB: 0	BB: 0	P: 8	R: 0	H: 1	E: 0	K: 0	S: 8	LOB: 0	BB: 0	P: 10	R: 0	H: 0	E: 0	K: 1	S: 7	LOB: 0	BB: 0	P: 9	1B: 3	2B: 0	3B: 0	HR: 0	SF: 0	SAC: 0	DP: 1	HBP: 0	WP: 0	PB: 0	SB: 0	CS: 0	PA: 32
--------------	------	------	------	------	-------	--------	-------	-------	------	------	------	------	-------	--------	-------	-------	------	------	------	------	------	--------	-------	------	------	------	------	------	-------	--------	-------	-------	------	------	------	------	-------	--------	-------	-------	------	------	------	------	-------	--------	-------	-------	------	------	------	------	------	--------	-------	------	------	------	------	------	------	--------	-------	-------	------	------	------	------	------	--------	-------	------	-------	-------	-------	-------	-------	--------	-------	--------	-------	-------	-------	-------	--------

PITCHER	IP	WLS	BF	H	R	ER	SO	BB	IBB	HBP	BLK	WP	HR	S	P	ERA	WHIP
Carl Erskine, R ERA: 4.67 (1, 1)	9.0	W	32	3	0	0	8	3	0	0	0	0	0	82	120	0.00	0.667

BOTTOM

Brooklyn Dodgers @ Pittsburgh Pirates
Forbes Field, Pittsburgh, PA
 Sat Apr 24 1954, 3:33 AM EST
 Att. 8,671 - Unknown

AB	29
R	0
H	3
RBI	0
BB	3
SO	8
LOB	11



livebaseballscores.com

Batter	1	2	3	4	5	6	7	8	9	AB R H RBI BB SO LOB	TOP
Jim Gilliam, S (1, 4) OBP: 0.385, SLG: 0.545	1-1 S 1B	3-2 F8		1-1 F2		0-0 SF8			2-2 4-3	4 0 1 1 0 0 4	<p>Brooklyn Dodgers @ Pittsburgh Pirates</p> <p>Forbes Field, Pittsburgh, PA</p> <p>Sun Apr 25 1954, 3:33 AM EDT</p> <p>Unknown</p>
Pee Wee Reese, R (1, 6) OBP: 0.451, SLG: 0.500	2-2 F5 1-2		0-1 F7		0-0 6-3	0-1 5-3			0-0 F7	5 0 0 0 0 0 2	
Duke Snider, L (1, 8) OBP: 0.440, SLG: 0.463	0-1 F7		2-2 4-3		0-0 F4			0-1 1-3	1-1 1B	5 0 1 0 0 0 1	
Jackie Robinson, R (1, 7) OBP: 0.556, SLG: 0.636	0-1 L9		4-2 BB		3-2 1B			4-1 BB	3-1 L7	3 0 1 0 2 0 2	
Gil Hodges, R (1, 3) OBP: 0.409, SLG: 0.743		1-2 L4-3 1B	1-3 K		0-1 F6			2-1 G6-4-3		4 0 1 0 0 1 3	
Roy Campanella, R (1, 2) OBP: 0.250, SLG: 0.475		0-2 L4-3 1-2		1-0 5-3		0-1 F6		0-1 F2		4 0 0 0 0 0 1	
Carl Furillo, R (1, 9) OBP: 0.419, SLG: 0.395		0-0 1B 1B		0-0 L4		0-0 1B 2B 1B		0-0 F2		4 2 2 0 0 0 0	
Billy Cox, R (1, 5) OBP: 0.296, SLG: 0.308		1-0 1B 1-2 1B		4-1 1B BB		0-0 2B SF8 1B		2-2 1B		3 1 3 0 1 0 0	
Don Newcombe, L (1, 1) Erv Palica, R (1, 1) George Shuba, L (6, PH) Carl Erskine, R (6, PR) Ben Wade, R (6, 1) Clem Labine, R (7, 1) Sandy Amoros, L (8, PH) Joe Black, R (8, 1)		0-0 1B		0-2 1B		1-0 2B		0-3 K		0 0 0 0 0 0 0 2 0 2 1 0 0 0 1 0 1 1 0 1 0 0 0 0 1 1 0 0 0 0 0 0 0	
Inning Stats	R: 0 H: 1 E: 0 LOB: 1 K: 0 BB: 0 S: 9 P: 12	R: 1 H: 4 E: 0 LOB: 2 K: 0 BB: 0 S: 13 P: 18	R: 0 H: 0 E: 0 LOB: 1 K: 1 BB: 1 S: 13 P: 20	R: 0 H: 1 E: 0 LOB: 2 K: 0 BB: 1 S: 9 P: 15	R: 0 H: 1 E: 0 LOB: 1 K: 0 BB: 0 S: 7 P: 10	R: 2 H: 3 E: 0 LOB: 1 K: 0 BB: 0 S: 8 P: 9	R: 0 H: 0 E: 0 LOB: 0 K: 0 BB: 1 S: 5 P: 11	R: 0 H: 1 E: 0 LOB: 1 K: 1 BB: 0 S: 9 P: 11	R: 0 H: 1 E: 0 LOB: 1 K: 0 BB: 0 S: 8 P: 14	1B: 11 SF: 1 2B: 2 SAC: 0 3B: 0 DP: 2 HR: 0 HBP: 0	
PITCHER Vern Law, R (1, 1) ERA: 5.29	IP WLS BF H R ER SO BB IBB HBP BLK WP HR S P ERA WHIP										

livebaseballscorecards.com

AB	36
R	3
H	12
RBI	3
BB	3
SO	2
LOB	14



Batter	1	2	3	4	5	6	7	8	9
Curt Roberts, R OBP: 0.346, SLG: 0.417 (1, 4)	1-0 HR 2B	1-1 5-3		3-2 4-3		0-0 F7 2-3	1-1 WP 2B 1-H 2-H 3-H		
Bob Skinner, L OBP: 0.400, SLG: 0.400 (1, 3)	2-0 F7	4-2 1B BB		2-1 FC5-4 1B		2-0 F4	3-1 4-3 2-3		
Preston Ward, L OBP: 0.182, SLG: 0.143 Dick Smith, R OBP: 0.257, SLG: 0.207 (1, 5) (8, 5)	4-2 HR BB	0-2 F9		1-3 K		0-1 3-1	1-1 F5		
Frank Thomas, R OBP: 0.340, SLG: 0.510 (1, 8)	3-2 HR 1B	0-1 1B		0-0 FC5-4 1-2f		2-2 BB FC3-6 1B	1-3 K2-3		
Hal Rice, L OBP: 0.340, SLG: 0.405 (1, 7)	4-2 1B SH3-4 BB	1-3 K2-3		0-0 G3		2-2 FC3-6 BB 1B	3-2 G3		
Gail Henley, L OBP: 0.375, SLG: 0.429 Jerry Lynch, L OBP: 0.214, SLG: 0.083 (1, 9) (6, 9)	0-0 SH3-4 1B		0-0 2B		0-1 F5	4-2 FC3-6 BB 1-2 2-3			
Toby Atwell, L OBP: 0.400, SLG: 0.222 (1, 2)	2-1 SH3-4 1-2 3-H		2-1 F5		2-0 F6	1-1 FC3-6 BB BB 2B 1-2f 2-3 3-H			
Gair Allie, R OBP: 0.293, SLG: 0.278 (1, 6)	4-1 BB		2-0 F6		0-1 F7 SH3-4 1B	4-0 BB 2B BB 1-2			
Vern Law, R (1, 1)	3-2 L8		0-1 F4		1-0 SH3-4 1-2	4-2 2B BB 1-2 2-3 3-H			

Inning Stats	R: 4	H: 3	E: 0	K: 0	S: 19	L: 2	LOB: 2	BB: 3	P: 42	R: 0	H: 1	E: 0	K: 1	S: 12	R: 0	H: 1	E: 0	K: 0	S: 6	R: 0	H: 1	E: 0	K: 1	S: 10	R: 0	H: 0	E: 0	K: 0	S: 4	R: 0	H: 1	E: 0	K: 0	S: 5	R: 5	H: 3	E: 0	K: 0	S: 20	R: 0	H: 0	E: 0	K: 1	S: 10	R: 0	H: 0	E: 0	K: 1	S: 15
--------------	------	------	------	------	-------	------	--------	-------	-------	------	------	------	------	-------	------	------	------	------	------	------	------	------	------	-------	------	------	------	------	------	------	------	------	------	------	------	------	------	------	-------	------	------	------	------	-------	------	------	------	------	-------

PITCHER	IP	WLS	BF	H	R	ER	SO	BB	IBB	HBP	BLK	WP	HR	S	P	ERA	WHIP
Don Newcombe, R ERA: 8.74 (1, 1)	0.1	L	6	3	4	4	0	2	0	0	0	0	0	13	27	108.00	15.000
Erv Palica, R ERA: (1, 1)	4.2		19	3	0	0	2	2	0	0	0	0	0	38	65	0.00	1.071
Ben Wade, R ERA: 9.0 (6, 1)	1.1		8	3	3	3	0	1	0	0	0	0	0	17	28	20.25	3.000
Clem Labine, R ERA: 4.05 (7, 1)	0.2		5	1	2	2	0	2	0	0	0	1	0	8	21	27.00	4.500
Joe Black, R ERA: (8, 1)	1.0		3	0	0	0	1	0	0	0	0	0	0	10	15	0.00	0.000

BOTTOM

Brooklyn Dodgers @ Pittsburgh Pirates
Forbes Field, Pittsburgh, PA
Sun Apr 25 1954, 3:33 AM EDT
Unknown

AB	R	H	RBI	BB	SO	LOB
5	1	2	3	0	0	1
4	0	1	0	1	0	3
3	1	0	0	1	1	2
1	0	0	0	0	0	0
5	2	3	3	0	1	1
4	2	1	0	1	1	2
3	0	2	0	0	0	0
0	0	0	0	1	0	0
3	1	0	2	0	0	3
2	1	1	0	2	0	1
2	1	0	1	1	0	3

AB	32
R	9
H	10
RBI	9
BB	7
SO	3
LOB	16



PITCHER	IP	WLS	BF	H	R	ER	SO	BB	IBB	HBP	BLK	WP	HR	S	P	ERA	WHIP
Don Newcombe, R ERA: 8.74 (1, 1)	0.1	L	6	3	4	4	0	2	0	0	0	0	0	13	27	108.00	15.000
Erv Palica, R ERA: (1, 1)	4.2		19	3	0	0	2	2	0	0	0	0	0	38	65	0.00	1.071
Ben Wade, R ERA: 9.0 (6, 1)	1.1		8	3	3	3	0	1	0	0	0	0	0	17	28	20.25	3.000
Clem Labine, R ERA: 4.05 (7, 1)	0.2		5	1	2	2	0	2	0	0	0	1	0	8	21	27.00	4.500
Joe Black, R ERA: (8, 1)	1.0		3	0	0	0	1	0	0	0	0	0	0	10	15	0.00	0.000

Batter	1	2	3	4	5	6	7	8	9	AB R H RBI BB SO LOB	TOP	
Jim Gilliam, S (1, 7) OBP: 0.375, SLG: 0.521 (8, 4)	1-2 	0-1 6-3 			1-2 G5-4-3 			0-1 F4 		4 1 1 0 0 0 2	Brooklyn Dodgers @ Pittsburgh Pirates Forbes Field, Pittsburgh, PA Sun Apr 25 1954, 3:38 AM EDT Att. 23,714 - Unknown	
Pee Wee Reese, R (1, 6) OBP: 0.436, SLG: 0.477	2-2 	2-0 6-3 			0-1 L3 			3-2 F3 		4 1 1 0 0 0 1		
Carl Furillo, R (1, 9) OBP: 0.404, SLG: 0.405	0-0 F4 				1-1 6-3 			0-0 FC5 		4 0 1 0 0 0 2		
Gil Hodges, R (1, 3) OBP: 0.438, SLG: 0.763	2-1 				1-0 F9 			4-2 		3 1 2 2 1 0 0		
Roy Campanella, R (1, 2) OBP: 0.250, SLG: 0.442	4-1 				1-1 F7 			0-0 FC6 		3 0 0 0 1 0 3		
Dick Williams, R (1, 8) (8, 7)	0-0 G6-4-3 				2-3 K 			0-1 SF4-2-6 		3 0 0 1 0 1 2		
Billy Cox, R (1, 4) OBP: 0.290, SLG: 0.333 (8, 5)		0-2 5-3 			2-2 F4 			0-1 6-3 		4 0 1 0 0 0 0		
Don Hoak, R (1, 5) OBP: 0.250, SLG: 0.500 Don Thompson, L (8, 8) OBP: 0.333, SLG: 0.200		1-2 			0-2 F8 			0-0 6-3 		3 1 1 0 0 0 0 1 0 0 0 0 0 1		
Johnny Podres, L (1, 1) OBP: 0.500, SLG: 0.750		0-0 			2-0 			1-1 F5 		4 0 2 1 0 0 1		
Inning Stats	R: 2 H: 3 E: 0 LOB: 1 K: 0 BB: 1 S: 11 P: 20	R: 1 H: 2 E: 0 LOB: 1 K: 0 BB: 0 S: 11 P: 14	R: 0 H: 0 E: 0 LOB: 0 K: 0 BB: 0 S: 5 P: 8	R: 0 H: 0 E: 0 LOB: 0 K: 1 BB: 0 S: 10 P: 14	R: 0 H: 1 E: 0 LOB: 0 K: 0 BB: 0 S: 6 P: 9	R: 1 H: 1 E: 0 LOB: 0 K: 0 BB: 0 S: 9 P: 12	R: 0 H: 0 E: 0 LOB: 0 K: 0 BB: 0 S: 5 P: 6	R: 0 H: 1 E: 0 LOB: 2 K: 0 BB: 1 S: 9 P: 16	R: 0 H: 1 E: 0 LOB: 1 K: 0 BB: 0 S: 7 P: 10	1B: 4 SF: 1 2B: 5 SAC: 0 3B: 1 DP: 3 HR: 0 HBP: 0	WP: 0 PA: 36 PB: 0 SB: 0 CS: 0	
PITCHER Paul LaPalme, L (1, 1) ERA: 4.74 Johnny Hetki, R (8, 1) ERA: 1.54	IP WLS BF H R ER SO BB IBB HBP BLK WP HR S P ERA WHIP 7.0 L 27 7 4 4 1 1 0 0 0 0 0 0 57 83 5.14 1.143											PITCHER IP WLS BF H R ER SO BB IBB HBP BLK WP HR S P ERA WHIP

livebaseballscorecards.com

AB	33
R	4
H	9
RBI	4
BB	2
SO	1
LOB	12



Batter	1	2	3	4	5	6	7	8	9	AB	R	H	RBI	BB	SO	LOB
Curt Roberts, R OBP: 0.321, SLG: 0.385 (1, 4) SFBX	1-2 F8		2-2 F7		0-3 K			0-1 5-3		4	0	0	0	0	1	1
Dick Cole, R OBP: 0.200, SLG: 0.111 (1, 5) X	0-0 F4		4-1 3B BB		1-2 F9			0-1 4-3		3	1	0	0	1	0	0
Jerry Lynch, L OBP: 0.222, SLG: 0.250 (1, 9) CX	0-1 F2		0-0 3B 1-H 2-H			2-2 F9		0-1 F8		4	0	1	2	0	0	0
Frank Thomas, R OBP: 0.351, SLG: 0.519 (1, 8) FBXB		2-1 5-3	4-0 FC4-6 BB			0-1 F8			1-1 4-3 2B	3	0	1	0	1	0	0
Bob Skinner, L OBP: 0.386, SLG: 0.368 (1, 3) CCTB		4-2 BB	1-0 FC4-6 1-2f			0-0 4-3			0-1 4-3 2-3	3	0	0	0	1	0	3
Vic Janowicz, R Eddie Pellagrini, R OBP: 0.250, SLG: 0.100 (9, PH) CCTFF		0-3 K		0-3 K					1-1 L4	3	0	0	0	0	3	1
Gair Allie, R Preston Ward, L OBP: 0.273, SLG: 0.256 OBP: 0.174, SLG: 0.136 (9, PH) FBX		1-1 6-3		0-1 5-3					3-3 K	3	0	0	0	0	1	1
Jack Shepard, R OBP: 0.333, SLG: 0.200 (1, 2) BCX			1-1 SH1-3 3B 1B		0-0 1-3			4-2 BB		2	1	1	0	1	0	0
Paul LaPalme, L Walker Cooper, R Johnny Hetki, R OBP: 0.200, SLG: 0.200 OBP: 0.250, SLG: 0.143 (8, 1) X			0-0 SH1-3 1-2			0-0 B3		1-2 F4		1	0	0	0	0	0	0

BOTTOM

Brooklyn Dodgers @ Pittsburgh Pirates
Forbes Field, Pittsburgh, PA
Sun Apr 25 1954, 3:38 AM EDT
Att. 23,714 - Unknown

livebaseballscorecards.com

AB	29
R	2
H	3
RBI	2
BB	4
SO	6
LOB	9



Inning Stats	R: 0	H: 0	E: 0	LOB: 0	K: 0	S: 6	R: 0	H: 0	E: 0	LOB: 1	K: 1	S: 11	R: 2	H: 2	E: 0	LOB: 2	K: 0	S: 9	R: 0	H: 0	E: 0	LOB: 0	K: 1	S: 7	R: 0	H: 0	E: 0	LOB: 0	K: 1	S: 8	R: 0	H: 0	E: 0	LOB: 0	K: 1	S: 9	R: 0	H: 0	E: 0	LOB: 1	K: 2	S: 11	R: 0	H: 0	E: 0	LOB: 0	K: 0	S: 6	R: 0	H: 1	E: 0	LOB: 1	K: 1	S: 9	1B: 1	SF: 0	2B: 1	SAC: 1	3B: 1	DP: 0	HR: 0	HBP: 0	WP: 0	PA: 34
PITCHER Johnny Podres, L ERA: 2.76 (1, 1)	IP	WLS	BF	H	R	ER	SO	BB	IBB	HBP	BLK	WP	HR	S	P	ERA	WHIP																																															

Batter	1	2	3	4	5	6	7	8	9	AB R H RBI BB SO LOB	TOP
Jim Gilliam, S (1, 4) <small>OBP: 0.377, SLG: 0.509</small>	2-2 		3-2 		1-1 	2-1 		3-2 	5 2 2 0 0 0 3		
Pee Wee Reese, R (1, 6) <small>OBP: 0.417, SLG: 0.438</small>	4-0 		3-1 		2-3 		2-3 	2-3 	4 0 0 0 1 3 2		
Duke Snider, L (1, 8) <small>OBP: 0.426, SLG: 0.467</small>	1-1 		2-1 		1-0 		1-2 		4 0 1 1 0 0 2		
Jackie Robinson, R (1, 7) <small>OBP: 0.531, SLG: 0.595</small>	0-0 			1-2 	0-0 		0-0 		4 0 1 1 0 0 1		
Gil Hodges, R (1, 3) <small>OBP: 0.423, SLG: 0.714</small>	2-3 			1-1 		0-0 		0-1 	4 1 1 0 0 1 2		
Roy Campanella, R (1, 2) <small>OBP: 0.269, SLG: 0.468</small>	2-0 			1-0 		0-1 		0-0 	4 0 2 1 0 0 2		
Carl Furillo, R (1, 9) <small>OBP: 0.392, SLG: 0.378</small>		3-3 		4-0 		0-1 		2-3 	3 0 0 0 1 2 1		
Billy Cox, R (1, 5) <small>OBP: 0.286, SLG: 0.324</small>		0-0 		0-1 		1-0 		0-0 	4 0 1 0 0 0 2		
Preacher Roe, R (1, 1) George Shuba, L (6, PH) <small>OBP: 0.429, SLG: 0.400</small> Bob Milliken, R (6, 1) Don Thompson, L (9, PH) <small>OBP: 0.429, SLG: 0.200</small>		1-3 		2-1 	0-0 		4-2 	2 0 0 0 0 1 0 1 0 0 0 0 0 2 0 0 0 0 0 0 0 0 0 0 0 1 0 0			
Inning Stats	R: 1 H: 2 E: 0 LOB: 2 K: 1 BB: 1 S: 10 P: 21	R: 0 H: 0 E: 0 LOB: 0 K: 2 BB: 0 S: 7 P: 11	R: 0 H: 0 E: 0 LOB: 0 K: 0 BB: 0 S: 8 P: 16	R: 0 H: 1 E: 0 LOB: 2 K: 0 BB: 1 S: 8 P: 15	R: 1 H: 2 E: 0 LOB: 1 K: 1 BB: 0 S: 9 P: 15	R: 1 H: 3 E: 1 LOB: 2 K: 0 BB: 0 S: 9 P: 12	R: 0 H: 0 E: 0 LOB: 0 K: 1 BB: 0 S: 7 P: 10	R: 0 H: 0 E: 0 LOB: 0 K: 1 BB: 0 S: 6 P: 8	R: 0 H: 0 E: 0 LOB: 1 K: 1 BB: 1 S: 11 P: 20	1B: 6 SF: 0 2B: 2 SAC: 0 3B: 0 DP: 0 HR: 0 HBP: 0	WP: 0 PA: 38 PB: 0 SB: 0 CS: 0
PITCHER Gerry Staley, R (1, 1) <small>ERA: 5.59</small> Al Brazle, L (6, 1) <small>ERA: 5.73</small> Stu Miller, R (7, 1) <small>ERA: 3.38</small>	IP WLS BF H R ER SO BB IBB HBP BLK WP HR S P ERA WHIP 5.1 W 26 8 3 3 4 1 1 0 0 0 0 48 85 5.06 1.688 0.2 2 0 0 0 0 0 0 0 0 0 0 3 5 0.00 0.000 3.0 S 10 0 0 0 3 1 0 0 0 0 0 0 24 38 0.00 0.333	PITCHER IP WLS BF H R ER SO BB IBB HBP BLK WP HR S P ERA WHIP									

Brooklyn Dodgers @ St. Louis Cardinals
 Sportsman's Park, St. Louis, MO
 Tue Apr 27 1954, 4:33 AM EDT
 Att. 26,662 - Unknown

AB	35
R	3
H	8
RBI	3
BB	3
SO	7
LOB	17



Batter	1	2	3	4	5	6	7	8	9	AB R H RBI BB SO LOB
--------	---	---	---	---	---	---	---	---	---	----------------------

Rip Repulski, R <small>(1, 7)</small> <small>OBP: 0.327, SLG: 0.420</small>										4 1 1 0 0 1 1
Wally Moon, L <small>(1, 8)</small> <small>OBP: 0.528, SLG: 0.732</small>										2 3 1 0 2 0 0
Red Schoendienst, S <small>(1, 4)</small> <small>OBP: 0.220, SLG: 0.234</small>										4 1 2 1 0 0 2
Stan Musial, L <small>(1, 9)</small> <small>OBP: 0.440, SLG: 0.650</small>										2 0 1 1 2 0 1
Ray Jablonski, R <small>(1, 5)</small> <small>OBP: 0.340, SLG: 0.490</small>										4 1 2 3 0 0 1
Tom Alston, L <small>(1, 3)</small> <small>OBP: 0.286, SLG: 0.469</small>										4 0 1 1 0 1 3
Alex Grammas, R <small>(1, 6)</small> <small>OBP: 0.302, SLG: 0.263</small>										4 0 0 0 0 0 1
Del Rice, R <small>(1, 2)</small> <small>OBP: 0.438, SLG: 0.467</small>										4 1 2 0 0 1 0
Gerry Staley, R <small>(1, 1)</small>										1 0 0 0 0 1 0
Al Brazle, L <small>(6, 1)</small>										0 0 0 0 0 0 0
Joe Frazier, L <small>(6, PH)</small>										1 0 0 0 0 1 1
Stu Miller, R <small>(7, 1)</small>										1 0 0 0 0 1 0

Inning Stats	R: 0 E: 0 K: 0 S: 8	H: 1 LOB: 1 BB: 0 P: 13	R: 0 E: 0 K: 0 S: 6	H: 0 LOB: 0 BB: 0 P: 10	R: 0 E: 0 K: 2 S: 10	H: 0 LOB: 0 BB: 0 P: 16	R: 2 E: 0 K: 0 S: 15	H: 2 LOB: 1 BB: 2 P: 26	R: 3 E: 0 K: 1 S: 12	H: 3 LOB: 2 BB: 2 P: 26	R: 0 E: 0 K: 1 S: 14	H: 1 LOB: 0 BB: 0 P: 21	R: 2 E: 1 K: 1 S: 16	H: 3 LOB: 1 BB: 0 P: 23	R: 0 E: 0 K: 1 S: 5	H: 0 LOB: 0 BB: 0 P: 7	1B: 7 2B: 3 3B: 0 HR: 0	SF: 0 SAC: 1 DP: 0 HBP: 0	WP: 1 PB: 0 SB: 1 CS: 0	PA: 36
--------------	------------------------------	----------------------------------	------------------------------	----------------------------------	-------------------------------	----------------------------------	-------------------------------	----------------------------------	-------------------------------	----------------------------------	-------------------------------	----------------------------------	-------------------------------	----------------------------------	------------------------------	---------------------------------	----------------------------------	------------------------------------	----------------------------------	--------

PITCHER	IP	WLS	BF	H	R	ER	SO	BB	IBB	HBP	BLK	WP	HR	S	P	ERA	WHIP
Preacher Roe, L <small>(1, 1)</small> <small>ERA: 10.0</small>	5.0	L	24	6	5	5	3	3	1	0	0	0	0	51	91	9.00	1.800
Bob Milliken, R <small>(6, 1)</small> <small>ERA: 2.57</small>	3.0		12	4	2	2	3	0	0	0	0	1	0	35	51	6.00	1.333

BOTTOM

Brooklyn Dodgers @ St. Louis Cardinals
 Sportsman's Park, St. Louis, MO
 Tue Apr 27 1954, 4:33 AM EDT
 Att. 26,662 - Unknown

AB	31
R	7
H	10
RBI	6
BB	4
SO	6
LOB	10



WP	1	PA	36
PB	0		
SB	1		
CS	0		

TOP

Brooklyn Dodgers @ St. Louis Cardinals

livebaseballscorecards.com

AB	39
R	5
H	8
RBI	4
BB	4
SO	7
LOB	23



WP: 0 PA: 43
PB: 0
SB: 0
CS: 0

Wed Apr 28 1954, 4:33 AM EDT
Att: 9,976 - Unknown

AB R H RBI BB SO LOB

4	2	1	0	1	0	3
5	1	1	0	0	0	2
5	0	3	2	0	1	2
4	1	1	1	1	1	4
5	0	0	1	0	0	3
4	0	1	0	1	1	1
3	0	0	0	0	0	1
1	0	0	0	0	0	1
1	0	0	0	0	1	0
1	0	1	0	0	0	0
0	1	0	0	0	0	0
0	0	0	0	0	0	0

Batter 1 2 3 4 5 6 7 8 9 10

<p>Jim Gilliam, S (1, 4) OBP: 0.379, SLG: 0.491</p>	<p>Pee Wee Reese, R (1, 6) OBP: 0.400, SLG: 0.415</p>	<p>Duke Snider, L (1, 8) OBP: 0.441, SLG: 0.520</p>	<p>Gil Hodges, R (1, 3) OBP: 0.421, SLG: 0.739</p>	<p>Roy Campanella, R (1, 2) OBP: 0.246, SLG: 0.423</p>	<p>Carl Furillo, R (1, 9) OBP: 0.393, SLG: 0.367</p>	<p>Don Thompson, L (1, 7) OBP: 0.300, SLG: 0.125</p> <p>George Shuba, L (8, PH) OBP: 0.375, SLG: 0.333</p> <p>Dick Williams, R (8, 7)</p> <p>Tim Thompson, L (10, 7)</p>	<p>Billy Cox, R (1, 5) OBP: 0.289, SLG: 0.306</p> <p>Jackie Robinson, R (8, PH) OBP: 0.520, SLG: 0.579</p> <p>Don Hoak, R (8, 5) OBP: 0.250, SLG: 0.500</p>	<p>Billy Loes, R (1, 1) OBP: 0.143, SLG: 0.143</p> <p>Erv Palica, R (5, 1) OBP: 0.667, SLG: 0.667</p> <p>Wayne Belardi, L (9, PH) OBP: 1.000, SLG: 1.000</p> <p>Sandy Amoros, L (9, PR) OBP: 0.313, SLG: 0.286</p> <p>Jim Hughes, R (9, 1)</p>	<p>R: 1 H: 1 E: 0 LOB: 1 K: 0 BB: 1 S: 11 P: 19</p>	<p>R: 0 H: 1 E: 1 LOB: 2 K: 1 BB: 0 S: 9 P: 12</p>	<p>R: 0 H: 1 E: 0 LOB: 1 K: 0 BB: 0 S: 7 P: 15</p>	<p>R: 0 H: 0 E: 1 LOB: 1 K: 1 BB: 1 S: 10 P: 15</p>	<p>R: 2 H: 2 E: 1 LOB: 1 K: 1 BB: 1 S: 10 P: 15</p>	<p>R: 0 H: 0 E: 0 LOB: 0 K: 1 BB: 0 S: 6 P: 10</p>	<p>R: 0 H: 0 E: 0 LOB: 0 K: 0 BB: 0 S: 6 P: 9</p>	<p>R: 1 H: 1 E: 0 LOB: 1 K: 1 BB: 1 S: 11 P: 23</p>	<p>R: 1 H: 2 E: 0 LOB: 2 K: 1 BB: 0 S: 14 P: 17</p>	<p>R: 0 H: 0 E: 0 LOB: 0 K: 2 BB: 0 S: 9 P: 13</p>	<p>1B: 5 SF: 0 2B: 2 SAC: 0 3B: 0 DP: 0 HR: 1 HBP: 0</p>
---	---	---	--	--	--	--	---	--	---	--	--	---	---	--	---	---	---	--	--

Inning Stats

PITCHER	IP	WLS	BF	H	R	ER	SO	BB	IBB	HBP	BLK	WP	HR	S	P	ERA	WHIP
Vic Raschi, R (1, 1) ERA: 5.26	9.0		40	8	5	4	5	4	0	0	0	0	1	81	135	4.00	1.333
Joe Presko, R (10, 1) ERA:	1.0	W	3	0	0	0	2	0	0	0	0	0	0	9	13	0.00	0.000

PITCHER	IP	WLS	BF	H	R	ER	SO	BB	IBB	HBP	BLK	WP	HR	S	P	ERA	WHIP
---------	----	-----	----	---	---	----	----	----	-----	-----	-----	----	----	---	---	-----	------

BOTTOM

Brooklyn Dodgers @ St. Louis Cardinals
 Sportsman's Park, St. Louis, MO
 Wed Apr 28 1954, 4:33 AM EDT
 Att. 9,976 - Unknown

livebaseballscorecards.com

AB	45
R	6
H	14
RBI	6
BB	6
SO	5
LOB	34



WP	2	PA	51
PB	0		
SB	1		
CS	0		

Batter	1	2	3	4	5	6	7	8	9	10	AB	R	H	RBI	BB	SO	LOB
Rip Repulski, R (1, 7) OBP: 0.344, SLG: 0.429	F9	F9		1B		FC1-6 1B	F9		FC4-6 1B		6	1	3	0	0	0	2
Wally Moon, L (1, 8) OBP: 0.492, SLG: 0.652	1B 2B BB	4-3		4-3		FC5 FC1-6 1B	K		FC4-6 1-2f		5	1	0	0	1	1	6
Red Schoendienst, S (1, 4) OBP: 0.250, SLG: 0.250	2B 1B		L7		WP E 1B	FC1-6 1B		1B BB		3-1	5	3	2	0	1	0	2
Stan Musial, L (1, 9) OBP: 0.464, SLG: 0.667	1B 2B		1B		WP BB	1B		F2		K	5	0	3	2	1	1	1
Ray Jablonski, R (1, 5) OBP: 0.393, SLG: 0.509	1B		1B		E6 FC6			FC5-2-6 1B		S 1B BB	4	0	3	2	2	0	1
Dick Schofield, S (10, PR) OBP: 0.250, SLG: 0.750	BB		1B		1-2 2-3 3-H	F8		F6		1B	0	1	0	0	0	0	0
Tom Alston, L (1, 3) OBP: 0.282, SLG: 0.444	1B		F7		F8	F6		FC5-2-6 1-2 3-H		1B	4	0	1	1	0	0	5
Peanuts Lowrey, R (8, PH) OBP: 0.600, SLG: 1.250	1B				F8	F6		FC5-2-6 1-2 3-H		1B	1	0	0	0	0	0	2
Steve Bilko, R (9, 3) OBP: 0.294, SLG: 0.143	1B				F8	F6		FC5-2-6 1-2 3-H		1B	1	0	1	1	0	0	0
Alex Grammas, R (1, 6) OBP: 0.292, SLG: 0.256	F3				K	FC6 1-2f		L8			5	0	1	0	0	1	7
Del Rice, R (1, 2) OBP: 0.350, SLG: 0.368	K				F9	F4		FC6 WP		4-3	4	0	0	0	0	1	6
Solly Hemus, L (9, PH) OBP: 0.778, SLG: 0.600	K				F9	F4		FC6 WP		4-3	1	0	0	0	0	0	0
Bill Sarni, R (10, 2)	K				F9	F4		FC6 WP		4-3	0	0	0	0	0	0	0
Vic Raschi, R (1, 1) OBP: 0.182, SLG: 0.100		6-3			1B			F9		K	3	0	0	0	1	0	2
Joe Frazier, L (9, PH) OBP: 0.333, SLG: 0.200					BB			1-2 2-3			1	0	0	0	0	1	0
Joe Presko, R (10, 1)											0	0	0	0	0	0	0

Inning Stats	R: 2	H: 3	E: 0	K: 1	S: 17	H: 3	LOB: 3	BB: 2	P: 36	R: 0	H: 2	E: 0	K: 0	S: 9	H: 2	LOB: 1	BB: 0	P: 10	R: 0	H: 1	E: 0	K: 1	S: 10	H: 1	LOB: 2	BB: 1	P: 20	R: 1	H: 1	E: 1	K: 0	S: 17	H: 3	LOB: 2	BB: 0	P: 21	R: 0	H: 1	E: 1	K: 1	S: 10	H: 1	LOB: 2	BB: 0	P: 19	R: 0	H: 1	E: 0	K: 0	S: 12	H: 1	LOB: 2	BB: 1	P: 21	R: 0	H: 1	E: 0	K: 1	S: 12	H: 1	LOB: 1	BB: 0	P: 19	R: 1	H: 1	E: 0	K: 1	S: 10	H: 1	LOB: 1	BB: 1	P: 19	1B: 13	SF: 0	2B: 1	3B: 0	HR: 0	SAC: 0	DP: 0	HBP: 0	WP: 2	PA: 51
--------------	------	------	------	------	-------	------	--------	-------	-------	------	------	------	------	------	------	--------	-------	-------	------	------	------	------	-------	------	--------	-------	-------	------	------	------	------	-------	------	--------	-------	-------	------	------	------	------	-------	------	--------	-------	-------	------	------	------	------	-------	------	--------	-------	-------	------	------	------	------	-------	------	--------	-------	-------	------	------	------	------	-------	------	--------	-------	-------	--------	-------	-------	-------	-------	--------	-------	--------	-------	--------

PITCHER	IP	WLS	BF	H	R	ER	SO	BB	IBB	HBP	BLK	WP	HR	S	P	ERA	WHIP
Billy Loes, R (1, 1) ERA: 3.94	4.0		21	7	3	3	2	3	0	0	0	0	0	46	85	6.75	2.500
Erv Palica, R (5, 1) ERA: 2.08	4.0		22	5	2	2	1	2	0	0	0	2	0	51	80	4.50	1.750
Jim Hughes, R (9, 1) ERA: 1.5	1.2	L	8	2	1	1	2	1	0	0	0	0	0	22	38	5.40	1.800

Batter	1	2	3	4	5	6	7	8	9	AB R H RBI BB SO LOB	TOP											
Jim Gilliam, S OBP: 0.394, SLG: 0.613 (1, 4)	0-2 F8		1-1 1B G1-6-3 2B		2-1 HR	2-1 HR			0-1 F8	5 3 3 3 0 0 0												
Pee Wee Reese, R OBP: 0.400, SLG: 0.466 (1, 6)	0-1 6-3		0-0 G1-6-3 1B		1-2 L9	2-0 HR			2-0 6-3	5 1 2 1 0 0 0												
Duke Snider, L OBP: 0.438, SLG: 0.564 (1, 8)	1-0 HR		2-1 G1-6-3 1-2f 3-H		2-2 BB 1B	1-3 K			0-0 1-3	5 1 2 1 0 1 1												
Gil Hodges, R OBP: 0.443, SLG: 0.750 (1, 3)	2-1 2B		4-0 BB		4-1 FC4 BB				1-1 6-3	2 0 1 0 2 0 0												
Roy Campanella, R OBP: 0.246, SLG: 0.400 (1, 2)	4-2 BB		0-0 F5		0-0 FC4 1-2f				3-2 6-3	3 0 0 0 1 0 3												
Carl Furillo, R OBP: 0.367, SLG: 0.340 (1, 9)	1-0 F9				0-1 L7				2-1 4-3	4 0 0 0 0 0 2												
Billy Cox, R OBP: 0.262, SLG: 0.275 (1, 5)		0-0 F5			0-0 F6				1-1 F8	4 0 0 0 0 0 0												
Dick Williams, R OBP: 0.111, SLG: 0.500 (1, 7)		1-2 6-3			0-0 L7				0-0 B5	4 1 1 1 0 0 0												
Carl Erskine, R OBP: 0.182, SLG: 0.182 (1, 1)		2-2 5-3			1-3 K				0-1 4-3	4 1 1 0 0 1 0												
Jim Hughes, R (9, 1)						1-2 HR 1B				0 0 0 0 0 0 0												
Inning Stats	R: 1 E: 0 K: 0 S: 13	H: 2 LOB: 2 BB: 1 P: 21	R: 0 E: 0 K: 0 S: 9	H: 0 LOB: 0 BB: 0 P: 12	R: 1 E: 0 K: 0 S: 6	H: 2 LOB: 1 BB: 1 P: 13	R: 0 E: 0 K: 0 S: 4	H: 0 LOB: 0 BB: 0 P: 4	R: 1 E: 0 K: 1 S: 13	H: 2 LOB: 2 BB: 1 P: 23	R: 4 E: 0 K: 1 S: 17	H: 4 LOB: 0 BB: 0 P: 28	R: 0 E: 0 K: 0 S: 7	H: 0 LOB: 0 BB: 0 P: 13	R: 0 E: 0 K: 0 S: 5	H: 0 LOB: 0 BB: 0 P: 6	R: 0 E: 0 K: 0 S: 4	H: 0 LOB: 0 BB: 0 P: 6	1B: 3 2B: 2 3B: 0 HR: 5	SF: 0 SAC: 0 DP: 1 HBP: 0	WP: 0 PB: 0 SB: 0 CS: 0	PA: 39
PITCHER	IP WLS BF H R ER SO BB IBB HBP BLK WP HR S P ERA WHIP																					
Harry Perkowski, L ERA: 9.0 (1, 1)	5.2 L 29 10 7 7 1 3 0 0 0 0 0 5 57 95 11.12 2.294																					
Herm Wehmeier, R ERA: 4.7 (6, 1)	0.1 1 0 0 0 1 0 0 0 0 0 0 5 6 0.00 0.000																					
Howie Judson, R ERA: 1.35 (7, 1)	3.0 9 0 0 0 0 0 0 0 0 0 0 0 16 25 0.00 0.000																					

Brooklyn Dodgers @ Cincinnati Redlegs
 Crosley Field, Cincinnati, OH
 Thu Apr 29 1954, 3:33 AM EDT
 Att. 9,885 - Unknown

AB	36
R	7
H	10
RBI	6
BB	3
SO	2
LOB	6




livebaseballscorecards.com

BOTTOM

Brooklyn Dodgers @ Cincinnati Redlegs
Crosley Field, Cincinnati, OH

livebaseballscorecards.com

AB	32
R	5
H	8
RBI	5
BB	8
SO	3
LOB	16



WP:	1	PA:	41
PB:	0	SB:	0
CS:	0		

Thu Apr 29 1954, 3:33 AM EDT
Att. 9,885 - Unknown

AB R H RBI BB SO LOB

3 2 1 0 2 1 0

4 0 1 0 0 0 3
1 0 1 1 0 0 0

3 1 1 2 1 0 1

4 0 1 1 1 0 2

4 0 0 0 1 0 2

3 0 2 1 1 0 0

4 0 0 0 0 0 5

2 1 0 0 2 0 0

2 0 0 0 0 1 1
0 0 0 0 0 0 0
1 0 0 0 0 1 2
0 0 0 0 0 0 0
1 1 1 0 0 0 0

1B: 4 SF: 1
2B: 5 SAC: 0
3B: 0 DP: 2
HR: 0 HBP: 0

WP: 1 PA: 41
PB: 0 SB: 0
CS: 0

Batter	1	2	3	4	5	6	7	8	9
Bobby Adams, R OBP: 0.407, SLG: 0.277 (1, 5)	1-3 K		4-2 1B 2B BB	0-1 F8			1-2 9-3 1B		4-2 2B SF8 BB
Roy McMillan, R OBP: 0.300, SLG: 0.250 Bob Borkowski, R OBP: 0.250, SLG: 0.500 (1, 6) (9, PH)	3-2 2B		0-1 F8		2-1 F5		3-2 9-3 1-2f		2-2 2B 1-3 2-H
Gus Bell, L OBP: 0.353, SLG: 0.452 (1, 8)	1-2 F7		2-2 2B 1B 1-3 2-H		4-1 G3-6-3 BB		1-1 F2		0-1 SF8 3-H
Ted Kluszewski, L OBP: 0.385, SLG: 0.556 (1, 3)	0-1 F4		2-0 1B 2B 1-3 3-H		0-0 G3-6-3 1-2f			0-1 F3	4-1 2-3 BB
Jim Greengrass, R OBP: 0.391, SLG: 0.632 (1, 7)		1-1 1-3	4-0 1B IBB			1-0 F4		2-1 F3	3-1 F3
Johnny Temple, R OBP: 0.484, SLG: 0.481 (1, 4)		3-2 F9	3-2 FC6-4 1B 1-2 2-3 3-H			0-2 FC5-4 1B		4-2 BB	
Wally Post, R OBP: 0.226, SLG: 0.510 (1, 9)		0-0 F8	0-1 FC6-4 1-2f			2-0 FC5-4 WP 1-2f		2-2 F8	
Ed Bailey, L OBP: 0.375, SLG: 0.389 (1, 2)			4-2 G3 1B BB	0-0 G3		4-2 1-2 BB			0-1 L4
Harry Perkowski, L Herm Wehmeier, R Nino Escalera, L Howie Judson, R Lloyd Merriman, L OBP: 0.333, SLG: 0.364 (1, 1) (6, 1) (6, PH) (7, 1) (9, PH)			1-2 G3 1-2	1-3 K		2-3 K			1-0 2B 2B

Inning Stats	R: 0 H: 1 E: 0 K: 1 S: 11	H: 1 LOB: 1 BB: 0 P: 16	R: 0 H: 0 E: 0 K: 0 S: 6	H: 0 LOB: 0 BB: 0 P: 10	R: 3 H: 3 E: 0 K: 0 S: 18	H: 3 LOB: 3 BB: 3 P: 38	R: 0 H: 0 E: 0 K: 1 S: 6	H: 0 LOB: 0 BB: 0 P: 7	R: 0 H: 0 E: 0 K: 0 S: 4	H: 0 LOB: 0 BB: 1 P: 10	R: 0 H: 1 E: 0 K: 1 S: 10	H: 1 LOB: 2 BB: 1 P: 19	R: 0 H: 1 E: 0 K: 0 S: 9	H: 1 LOB: 0 BB: 0 P: 14	R: 0 H: 0 E: 0 K: 0 S: 9	H: 0 LOB: 1 BB: 1 P: 17	R: 2 H: 2 E: 0 K: 0 S: 13	H: 2 LOB: 2 BB: 2 P: 27	1B: 4 2B: 5 3B: 0 HR: 0	SF: 1 SAC: 0 DP: 2 HBP: 0
--------------	---------------------------	-------------------------	--------------------------	-------------------------	---------------------------	-------------------------	--------------------------	------------------------	--------------------------	-------------------------	---------------------------	-------------------------	--------------------------	-------------------------	--------------------------	-------------------------	---------------------------	-------------------------	-------------------------	---------------------------

PITCHER	IP WLS BF H R ER SO BB IBB HBP BLK WP HR S P ERA WHIP	8.1 W 38 8 5 5 3 6 1 0 0 1 0 81 146 5.40 1.680	0.2 S 3 0 0 0 0 1 0 0 0 0 0 5 12 0.00 1.500
---------	---	--	---

Batter	1	2	3	4	5	6	7	8	9	AB R H RBI BB SO LOB	TOP											
Jim Gilliam, S (1, 4) OBP: 0.408, SLG: 0.642	1-0 G5-4-3 1B	2-0 1-3 3-H 1B		1-1 F2		3-2 HR 3B		3-2 F9		5 1 3 1 0 0 3												
Pee Wee Reese, R (1, 6) OBP: 0.387, SLG: 0.492	1-1 G5-4-3 1-2f	1-0 5-3		3-3 K		0-1 HR		1-0 1-3		5 1 1 2 0 1 4												
Duke Snider, L (1, 8) OBP: 0.449, SLG: 0.617	2-2 FC5-4 1B		2-2 L6-4 BB 1B		2-1 HR	0-1 F8		1-1 4-3		5 1 3 1 0 0 0												
Gil Hodges, R (1, 3) OBP: 0.424, SLG: 0.698	2-0 FC5-4 1-2f		0-3 K		2-1 F8		2-1 F8	3-1 1B		5 0 1 0 0 1 2												
Roy Campanella, R (1, 2) OBP: 0.277, SLG: 0.393		4-2 F9 1B BB	4-2 1-2 BB		4-1 BB	2-0 F6				1 1 0 0 3 0 0												
Carl Furillo, R (1, 9) OBP: 0.359, SLG: 0.333		0-0 1B 1B	0-0 L6-4 2-3		2-1 F7	2-1 4-3				4 1 1 0 0 0 3												
Sandy Amoros, L (1, 7) OBP: 0.250, SLG: 0.222		1-1 F9		2-2 4-3		0-1 F8		2-2 G3		4 0 0 0 0 0 3												
Don Thompson, L (8, 7) OBP: 0.300, SLG: 0.125		2-3								0 0 0 0 0 0 0												
Don Hoak, R (1, 5) OBP: 0.500, SLG: 0.571		1-1 1B 1B	4-1 1B BB		2-3 K			2-1 1B		3 1 2 1 1 1 0												
Don Newcombe, L (1, 1) OBP: 0.200, SLG: 0.222		3-1 1B 1B	0-1 1B		1-2 1-4-3			2-2 F9		4 0 2 1 0 0 1												
Inning Stats	R: 0 E: 0 K: 0 S: 7	H: 2 LOB: 1 BB: 0 P: 13	R: 3 E: 0 K: 0 S: 11	H: 4 LOB: 1 BB: 1 P: 23	R: 0 E: 0 K: 1 S: 10	H: 1 LOB: 1 BB: 1 P: 16	R: 0 E: 0 K: 1 S: 12	H: 1 LOB: 2 BB: 1 P: 22	R: 1 E: 0 K: 0 S: 9	H: 1 LOB: 1 BB: 1 P: 19	R: 2 E: 0 K: 1 S: 17	H: 2 LOB: 0 BB: 0 P: 23	R: 0 E: 0 K: 0 S: 5	H: 0 LOB: 0 BB: 0 P: 11	R: 0 E: 0 K: 0 S: 15	H: 1 LOB: 1 BB: 0 P: 24	R: 0 E: 0 K: 0 S: 5	H: 1 LOB: 1 BB: 0 P: 10	1B: 10 2B: 1 3B: 1 HR: 2	SF: 0 SAC: 0 DP: 2 HBP: 0	WP: 0 PB: 0 SB: 0 CS: 0	PA: 40
PITCHER	IP WLS BF H R ER SO BB IBB HBP BLK WP HR S P ERA WHIP																					
Bud Podbielan, R (1, 1) ERA: 7.32	4.0 L 21 9 4 4 2 3 0 0 0 0 0 1 42 78 9.00 3.000																					
Herm Wehmeier, R (5, 1) ERA: 5.59	2.0 9 2 2 2 1 1 0 0 0 0 0 1 24 38 9.00 1.500																					
Jackie Collum, L (7, 1) ERA:	3.0 10 2 0 0 0 0 0 0 0 0 0 0 25 45 0.00 0.667																					

Brooklyn Dodgers @ Cincinnati Redlegs
 Crosley Field, Cincinnati, OH
 Fri Apr 30 1954, 3:33 AM EDT
 Att. 13,857 - Unknown

AB	36
R	6
H	13
RBI	6
BB	4
SO	3
LOB	16



WP: 0	PA: 40
PB: 0	
SB: 0	
CS: 0	

ERA	WHIP

livebaseballscorecards.com

Batter	1	2	3	4	5	6	7	8	9	AB	R	H	RBI	BB	SO	LOB
Bobby Adams, R OBP: 0.422, SLG: 0.346 (1, 5)	2-2 1B 2B	3-2 1-H 2B			2-1 1B		0-1 1-6-3		0-3 K	5	1	3	0	0	1	0
Roy McMillan, R OBP: 0.297, SLG: 0.250 (1, 6)	3-2 2-H 1B 1B		1-3 K		2-1 F2		0-2 E5 1B			4	1	1	1	0	1	1
Gus Bell, L OBP: 0.347, SLG: 0.439 (1, 8)	0-2 F7		3-1 F7		1-2 1-3		2-0 G4-6-3 2-H 1B			4	0	1	1	0	0	2
Ted Kluszewski, L OBP: 0.377, SLG: 0.534 (1, 3)	1-0 1-2 1B		1-1 F2		1-2 F2		1-1 G4-6-3 1-2f			4	0	1	0	0	0	1
Jim Greengrass, R OBP: 0.397, SLG: 0.639 (1, 7)	3-3 K			1-1 FC3-6 1B		2-1 1B 2B		1-3 K		4	1	2	0	0	2	2
Johnny Temple, R OBP: 0.471, SLG: 0.466 (1, 4)	1-0 L9		0-2 L4		1-0 2-H 1B 1B		2-2 F9			4	0	1	1	0	0	3
Lloyd Merriman, L OBP: 0.250, SLG: 0.267 (1, 9)		2-1 6-3		1-1 FC3-6 1-2f		0-1 F9		1-2 F5		4	0	0	0	0	0	2
Ed Bailey, L OBP: 0.357, SLG: 0.364 (1, 2)		2-3 K		1-3 K		0-0 1-2 1B		1-3 K		4	0	1	0	0	3	1
Bud Podbielan, R OBP: 0.625, SLG: 0.500 (1, 1)		0-0 2B 1B			2-3 K		1-1 F9		1-2 F4	1	0	1	0	0	0	0
Herm Wehmeier, R (5, 1)										1	0	0	0	0	1	0
Nino Escalera, L OBP: 0.364, SLG: 0.333 (6, PH)										1	0	0	0	0	0	2
Jackie Collum, L (7, 1)										0	0	0	0	0	0	0
Chuck Harmon, R OBP: 0.316, SLG: 0.375 (9, PH)										1	0	0	0	0	0	0

Inning Stats	R: 1	H: 3	E: 0	K: 1	S: 16	H: 3	LOB: 2	BB: 0	P: 26	R: 0	H: 2	E: 0	K: 1	S: 10	H: 2	LOB: 2	BB: 0	P: 17	R: 0	H: 0	E: 0	K: 1	S: 7	H: 0	LOB: 0	BB: 0	P: 12	R: 0	H: 1	E: 0	K: 1	S: 10	H: 1	LOB: 1	BB: 0	P: 13	R: 0	H: 1	E: 0	K: 1	S: 10	H: 3	LOB: 2	BB: 0	P: 16	R: 1	H: 1	E: 1	K: 0	S: 8	H: 0	LOB: 0	BB: 0	P: 11	R: 0	H: 0	E: 0	K: 1	S: 10	H: 0	LOB: 0	BB: 0	P: 14	R: 0	H: 0	E: 0	K: 2	S: 9	H: 0	LOB: 0	BB: 0	P: 11	1B: 8	SF: 0	2B: 3	SAC: 0	3B: 0	DP: 1	HR: 0	HBP: 0	WP: 0	PA: 37
--------------	------	------	------	------	-------	------	--------	-------	-------	------	------	------	------	-------	------	--------	-------	-------	------	------	------	------	------	------	--------	-------	-------	------	------	------	------	-------	------	--------	-------	-------	------	------	------	------	-------	------	--------	-------	-------	------	------	------	------	------	------	--------	-------	-------	------	------	------	------	-------	------	--------	-------	-------	------	------	------	------	------	------	--------	-------	-------	-------	-------	-------	--------	-------	-------	-------	--------	-------	--------


PITCHER	IP	WLS	BF	H	R	ER	SO	BB	IBB	HBP	BLK	WP	HR	S	P	ERA	WHIP
Don Newcombe, R ERA: 5.75 (1, 1)	9.0	W	37	11	3	2	8	0	0	0	0	0	0	91	137	2.00	1.222

BOTTOM

Brooklyn Dodgers @ Cincinnati Redlegs
Crosley Field, Cincinnati, OH

Fri Apr 30 1954, 3:33 AM EDT
Att. 13,857 - Unknown

AB	37
R	3
H	11
RBI	3
BB	0
SO	8
LOB	14



Batter	1	2	3	4	5	6	7	8	9	10	11	AB R H RBI BB SO LOB	TOP													
Jim Gilliam, S OBP: 0.415, SLG: 0.625 (1, 4)	2-2 G6-4-3 1B		0-3 K		4-2 FC6-4 BB		1-1 HR 1B		2-2 F8		0-0 4-3	5 1 2 0 1 1 3														
Pee Wee Reese, R OBP: 0.383, SLG: 0.471 (1, 6)	1-1 G6-4-3 1-2f		2-3 K		0-0 FC6-4 1-2f		0-0 HR 1B		4-1 FC3-6 BB		1-2 F8	5 1 1 0 1 1 5														
Duke Snider, L OBP: 0.459, SLG: 0.677 (1, 8)	1-2 1B		1-0 1B 2B		1-2 G3		1-0 HR		1-2 FC3-6 PB			5 2 3 4 0 0 2														
Gil Hodges, R OBP: 0.423, SLG: 0.672 (1, 3)	0-1 L7		1-0 1B				1-1 F8		2-1 6-3			5 0 2 2 0 0 2														
Roy Campanella, R OBP: 0.275, SLG: 0.383 (1, 2)			2-2 F4		3-2 F9		1-1 SH5-3 1B		0-0 1B		2-2 F7	4 0 1 0 0 0 1														
Carl Furillo, R OBP: 0.348, SLG: 0.323 (1, 9)			0-0 G4-6-3 1B		0-0 4-3		3-1 F5		1-1 4-3		1-1 1-3	5 0 1 0 0 0 2														
Sandy Amoros, L OBP: 0.261, SLG: 0.200 Don Thompson, L OBP: 0.250, SLG: 0.100 (1, 7) (6, 7)			1-0 G4-6-3 1-2f		2-1 L7		4-0 IBB		0-0 F7		1-0 F7	2 0 0 0 1 0 1 2 0 0 0 0 0 0														
Don Hoak, R OBP: 0.462, SLG: 0.583 (1, 5)			3-2 1B 2B 1B		0-0 L4		1-0 F2		2-1 F2		1-1 4-3 2B	5 1 2 0 0 0 2														
Johnny Podres, L OBP: 0.500, SLG: 0.700 Rube Walker, L Bob Milliken, R Jim Hughes, R Jackie Robinson, R Ben Wade, R Clem Labine, R (1, 1) (7, PH) (7, 1) (8, 1) (11, PH) (11, 1) (11, 1)			1-0 2B 1B		2-1 L7		2-1 6-3		1-1 6-3		3-1 6-3	2 1 1 0 0 0 0 1 0 0 0 0 0 0 1 0 0 0 0 0 0 0 0 0 0 0 0 0 1 0 0 0 0 0 1 0 0 0 0 0 0 0 0 0 0 0 0 0 0														
Inning Stats	R: 0 E: 0 K: 0 S: 11	H: 2 LOB: 1 BB: 0 P: 15	R: 0 E: 0 K: 0 S: 6	H: 1 LOB: 0 BB: 0 P: 9	R: 3 E: 0 K: 2 S: 15	H: 4 LOB: 1 BB: 0 P: 26	R: 0 E: 0 K: 0 S: 4	H: 0 LOB: 0 BB: 0 P: 6	R: 0 E: 0 K: 0 S: 8	H: 0 LOB: 1 BB: 1 P: 15	R: 0 E: 0 K: 0 S: 6	H: 1 LOB: 2 BB: 1 P: 16	R: 3 E: 0 K: 0 S: 11	H: 4 LOB: 1 BB: 0 P: 17	R: 0 E: 0 K: 0 S: 5	H: 0 LOB: 0 BB: 0 P: 8	R: 0 E: 0 K: 0 S: 11	H: 0 LOB: 1 BB: 1 P: 20	R: 0 E: 0 K: 0 S: 6	H: 0 LOB: 0 BB: 0 P: 10	R: 0 E: 0 K: 0 S: 8	H: 1 LOB: 1 BB: 0 P: 13	1B: 10 2B: 2 3B: 0 HR: 1	SF: 0 SAC: 1 DP: 2 HBP: 0	WP: 0 PB: 1 SB: 0 CS: 0	PA: 47
PITCHER	IP WLS BF H R ER SO BB IBB HBP BLK WP HR S P ERA WHIP																									
Art Fowler, R ERA: 3.52 Corky Valentine, R ERA: 6.26 (1, 1) (9, 1)	8.0 W 11 12 6 6 2 1 1 0 0 0 0 0 25 112 6.75 1.625																									


Brooklyn Dodgers @ Cincinnati Redlegs
Crosley Field, Cincinnati, OH
Sat May 01 1954, 3:33 AM EDT
Att: 5,427 - Unknown

livebaseballscorecards.com

AB 43
R 6
H 13
RBI 6
BB 3
SO 2
LOB 19



Batter	1	2	3	4	5	6	7	8	9	10	11	AB R H RBI BB SO LOB	BOTTOM																		
Bobby Adams, R OBP: 0.429, SLG: 0.368 (1, 5)	6-3	FC6-4										5 0 2 1 1 0 1	Brooklyn Dodgers @ Cincinnati Redlegs Crosley Field, Cincinnati, OH Sat May 01 1954, 3:33 AM EDT Att: 5,427 - Unknown livebaseballscores.com																		
Roy McMillan, R OBP: 0.299, SLG: 0.254 (1, 6)												3 1 1 0 0 2 1																			
Nino Escalera, L OBP: 0.333, SLG: 0.300 (7, PH)												1 0 0 0 0 0 1																			
Rocky Bridges, R (8, 6)												1 1 0 0 1 1 2																			
Gus Bell, L OBP: 0.333, SLG: 0.417 (1, 8)												6 0 1 0 0 0 3																			
Jim Greengrass, R OBP: 0.392, SLG: 0.642 (1, 7)												6 1 2 0 0 2 3																			
Ted Kluszewski, L OBP: 0.387, SLG: 0.565 (1, 3)												4 1 1 2 2 0 1																			
Johnny Temple, R OBP: 0.473, SLG: 0.460 (1, 4)												5 1 2 1 1 2 3																			
Wally Post, R OBP: 0.224, SLG: 0.482 (1, 9)												5 0 1 0 0 1 2																			
Hobie Landrith, L OBP: 0.333, SLG: 0.444 (1, 2)												2 1 1 2 2 0 1																			
Joe Nuxhall, L OBP: 0.571, SLG: 0.400 (8, PR)												0 1 0 0 0 0 0																			
Ed Bailey, L OBP: 0.345, SLG: 0.348 (9, 2)												1 0 0 0 0 0 0																			
Art Fowler, R (1, 1)												3 0 0 0 0 0 1																			
Lloyd Merriman, L OBP: 0.294, SLG: 0.313 (8, PH)												1 0 1 0 0 0 0																			
Corky Valentine, R OBP: 0.125, SLG: 0.125 (9, 1)												1 0 0 0 0 1 0																			
Inning Stats	R: 1 E: 1 K: 0 S: 11	H: 2 LOB: 2 BB: 0 P: 16	R: 0 E: 0 K: 0 S: 7	H: 0 LOB: 1 BB: 1 P: 12	R: 0 E: 0 K: 1 S: 9	H: 0 LOB: 0 BB: 0 P: 15	R: 0 E: 0 K: 1 S: 12	H: 1 LOB: 1 BB: 0 P: 17	R: 0 E: 0 K: 1 S: 12	H: 0 LOB: 1 BB: 1 P: 21	R: 3 E: 0 K: 0 S: 17	H: 3 LOB: 0 BB: 0 P: 25	R: 0 E: 0 K: 0 S: 6	H: 1 LOB: 1 BB: 0 P: 10	R: 2 E: 0 K: 1 S: 14	H: 3 LOB: 2 BB: 2 P: 28	R: 0 E: 0 K: 2 S: 8	H: 0 LOB: 1 BB: 1 P: 16	R: 0 E: 0 K: 2 S: 8	H: 0 LOB: 0 BB: 0 P: 14	R: 1 E: 0 K: 1 S: 11	H: 2 LOB: 3 BB: 2 P: 23	1B: 8 2B: 1 3B: 1 HR: 2	SF: 0 SAC: 0 DP: 0 HBP: 0	WP: 0 PB: 0 SB: 0 CS: 1	PA: 51					
PITCHER	IP WLS BF H R ER SO BB IBB HBP BLK WP HR S P ERA WHIP														PITCHER	IP WLS BF H R ER SO BB IBB HBP BLK WP HR S P ERA WHIP															
Johnny Podres, L ERA: 3.22 (1, 1)	6.0		27	6	4	3	3	2	0	0	0	0	0	1	68	106	4.50	1.333													
Bob Milliken, R ERA: 3.38 (7, 1)	1.0		6	2	2	2	0	1	0	0	0	0	0	1	8	17	18.00	3.000													
Jim Hughes, R ERA: 1.86 (8, 1)	3.0		12	2	0	0	5	1	1	0	0	0	0	0	28	51	0.00	1.000													
Ben Wade, R ERA: 10.13 (11, 1)	0.1	L	3	1	1	1	0	1	0	0	0	0	0	0	6	12	27.00	6.000													
Clem Labine, R ERA: 3.86 (11, 1)	0.1		3	1	0	0	1	0	1	0	0	0	0	5	11	0.00	3.000														



Batter	1	2	3	4	5	6	7	8	9	AB R H RBI BB SO LOB	TOP			
Pee Wee Reese, R OBP: 0.395, SLG: 0.486 (1, 6) C C B B B X	2-2 BB 1B BB 1B	2-2 1B 2B	0-1 G1-6-3 1-2f			4-1 2B 5-3 BB	2-0 5-3			4 3 2 0 1 0 2				
Jim Gilliam, S OBP: 0.425, SLG: 0.618 (1, 4) X	0-0 BB 1B 1-2 1B	4-2 1B 1B BB			2-2 F8	0-0 5-3 1-2	1-2 FC4-6 1B			4 1 2 0 1 0 1				
Duke Snider, L OBP: 0.456, SLG: 0.671 (1, 8) C F B S	1-3 K	3-2 1B BB 1-3 2-H 1B			1-3 K	0-0 1B 2B 2-H	0-0 FC4-6 1-2f			5 2 2 2 0 2 4				
Gil Hodges, R OBP: 0.434, SLG: 0.661 (1, 3) F B B B B	4-2 BB 1-2 2-3 BB	1-0 BB BB 1-3 3-H 1B			0-1 BB 1B	2-2 F5		1-2 F9		4 0 2 1 1 0 1				
Carl Furillo, R OBP: 0.378, SLG: 0.328 (1, 9) B B B B	4-0 1-2 2-3 3-H BB	4-2 BB 1-2 BB			4-1 FC4-6 1-2 BB	1-0 1B 2-H		3-1 F9		2 0 1 2 3 0 0				
Sandy Amoros, L OBP: 0.250, SLG: 0.167 (1, 7) B B B C C C	3-3 K	4-2 1-2 2-3 3-H BB			0-0 FC4-6 1-2f	1-0 4-3		0-1 F6		4 0 0 1 1 1 6				
Don Hoak, R OBP: 0.389, SLG: 0.588 (1, 5) C B B R X	2-1 1-3	0-2 F9			0-0 F7		1-0 1B 3B		1-2 L9	5 1 1 0 0 0 6	AB 36 R 7 H 11 RBI 7 BB 8 SO 5 LOB 20			
Rube Walker, L OBP: 0.167, SLG: 0.167 (1, 2) X		0-0 F7	2-1 F5		1-0 F8		1-0 1B SH1-4 1B 3-H		1-3 K	5 0 1 1 0 1 0				
Russ Meyer, S (1, 1) X C B B F		1-2 L4	4-2 G1-6-3 BB		0-0 L6		0-1 SH1-4 1-2		2-3 K	3 0 0 0 1 1 0				
Inning Stats	R: 1 E: 0 K: 2 S: 14 H: 2 LOB: 3 BB: 2 P: 30	R: 3 E: 0 K: 0 S: 21 H: 3 LOB: 3 BB: 3 P: 40	R: 0 E: 0 K: 0 S: 6 H: 0 LOB: 0 BB: 1 P: 12	R: 0 E: 0 K: 1 S: 10 H: 1 LOB: 2 BB: 1 P: 17	R: 0 E: 0 K: 0 S: 3 H: 0 LOB: 0 BB: 0 P: 4	R: 2 E: 0 K: 0 S: 8 H: 2 LOB: 1 BB: 1 P: 16	R: 1 E: 0 K: 0 S: 9 H: 3 LOB: 2 BB: 0 P: 14	R: 0 E: 0 K: 0 S: 7 H: 0 LOB: 0 BB: 0 P: 11	R: 0 E: 0 K: 2 S: 10 H: 0 LOB: 0 BB: 0 P: 14	1B: 8 2B: 2 3B: 1 HR: 0 SF: 0 SAC: 1 DP: 1 HBP: 0	WP: 0 PB: 0 SB: 0 CS: 0 PA: 45			
PITCHER	IP WLS BF H R ER SO BB IBB HBP BLK WP HR S P ERA WHIP												PITCHER	IP WLS BF H R ER SO BB IBB HBP BLK WP HR S P ERA WHIP
Bob Rush, R ERA: 4.05 (1, 1)	1.2 L 14 5 4 4 2 4 0 0 0 0 0 0 30 61 21.60 5.400													
Jim Willis, R ERA: 3.12 (2, 1)	5.1 25 6 3 3 1 4 0 0 0 0 0 0 41 72 5.06 1.875													
Turk Lown, R ERA: 13.5 (8, 1)	2.0 6 0 0 0 0 2 0 0 0 0 0 0 17 25 0.00 0.000													

Brooklyn Dodgers @ Chicago Cubs
 Wrigley Field, Chicago, IL
 Wed May 05 1954, 3:33 AM CDT
 Att. 3,670 - Unknown

livebaseballscorecards.com

Batter	1	2	3	4	5	6	7	8	9	AB	R	H	RBI	BB	SO	LOB
Bob Talbot, R (1, 8) OBP: 0.319, SLG: 0.424 Luis Marquez, R (3, PR) (4, 8)	1-1 BB 1B		1-2 4-3 1B		1-0 F6			2-2 5-3		2	0	2	0	0	0	0
Dee Fondy, L (1, 3) OBP: 0.304, SLG: 0.400	3-2 F9		0-1 4-3 1-2		0-1 E4 G4-3			2-1 F6		4	0	0	0	0	0	2
Ralph Kiner, R (1, 7) OBP: 0.446, SLG: 0.569	4-1 1-2 BB		4-1 BB		2-1 G4-3 1-2f			0-2 1B		2	0	1	0	2	0	1
Hank Sauer, R (1, 9) OBP: 0.492, SLG: 0.891	1-1 F8		1-2 F6		0-1 G5-4-3 1B			0-0 5-3		4	0	1	0	0	0	5
Randy Jackson, R (1, 5) OBP: 0.435, SLG: 0.690	3-3 K			1-0 L7				3-2 F2		4	0	0	0	0	1	3
14 Ernie Banks, R (1, 6) OBP: 0.328, SLG: 0.400		2-1 F8		1-3 K				1-2 6-3		4	0	0	0	0	1	0
Gene Baker, R (1, 4) OBP: 0.459, SLG: 0.660		0-1 5-3		0-0 E1 1B				1-1 1B		4	0	1	0	0	0	0
El Tappe, R (1, 2) OBP: 0.188, SLG: 0.133 Joe Garagiola, L (7, PH) (8, 2)		2-1 F9		0-0 1-2 1B				1-1 B2-3		2	0	1	0	0	0	0
Bob Rush, R (1, 1) OBP: 0.400, SLG: 0.400 Jim Willis, L (2, 1) Don Robertson, L (7, PH) Turk Lown, R (8, 1)			1-3 K	0-0 1-3						0	0	0	0	0	0	0
										2	0	0	0	0	1	2
										1	0	0	0	0	1	0
										0	0	0	0	0	0	0

Inning Stats	R: 0	H: 1	E: 0	K: 1	S: 12	R: 0	H: 0	E: 0	K: 0	S: 6	R: 0	H: 1	E: 0	K: 1	S: 13	R: 0	H: 1	E: 1	K: 0	S: 5	R: 0	H: 1	E: 0	K: 0	S: 5	R: 0	H: 1	E: 0	K: 2	S: 9	R: 0	H: 1	E: 0	K: 0	S: 11	R: 0	H: 1	E: 0	K: 0	S: 9	R: 0	H: 1	E: 0	K: 0	S: 11				
	LOB: 2	BB: 1	P: 24	LOB: 0	BB: 0	LOB: 2	BB: 1	P: 10	LOB: 0	BB: 0	LOB: 2	BB: 0	P: 9	LOB: 0	BB: 0	LOB: 0	BB: 0	P: 8	LOB: 0	BB: 0	LOB: 0	BB: 0	P: 14	LOB: 1	BB: 0	P: 13	LOB: 1	BB: 0	P: 17	1B: 6	SF: 0	2B: 0	SAC: 0	3B: 0	DP: 2	HR: 0	HBP: 0	WP: 0	PA: 35	ERA: 2.82	WHIP: 0.889	ERA: 0.00	WHIP: 0.889	ERA: 0.00	WHIP: 0.889	ERA: 0.00	WHIP: 0.889	ERA: 0.00	WHIP: 0.889

BOTTOM

Brooklyn Dodgers @ Chicago Cubs
Wrigley Field, Chicago, IL
 Wed May 05 1954, 3:33 AM CDT
 Att. 3,670 - Unknown

livebaseballscorecards.com

AB	33
R	0
H	6
RBI	0
BB	2
SO	5
LOB	14

Batter	1	2	3	4	5	6	7	8	9	10	11	AB R H RBI BB SO LOB	TOP
Pee Wee Reese, R OBP: 0.402, SLG: 0.487 (1, 6)	4-2 BB BB		4-1 BB SF9 BB	2-2 G3 2B		1-1 6-3		0-2 F7		2-1 5-3		4 2 1 2 2 0 0	Brooklyn Dodgers @ Chicago Cubs Wrigley Field, Chicago, IL Thu May 06 1954, 3:33 AM CDT Att: 4,966 - Unknown
Jim Gilliam, S OBP: 0.398, SLG: 0.573 (1, 4)	0-0 F9		1-3 K	2-0 G3		2-2 5-3		2-1 F7		3-2 F8		6 0 0 0 0 1 4	
Duke Snider, L OBP: 0.471, SLG: 0.671 (1, 8)	4-2 FC6-4 BB		4-1 SF9 BB BB	2-2 2B		4-1 HR BB			1-1 G3		3-1 G3	3 1 1 1 3 0 0	
Gil Hodges, R OBP: 0.427, SLG: 0.672 (1, 3)	0-1 L8		4-2 BB	1-2 F8		1-2 HR			2-3 K		0-3 K	5 1 1 3 1 2 3	
Carl Furillo, R OBP: 0.375, SLG: 0.324 (1, 9)	0-0 FC6-4		1-2 SF9 BB		4-1 FC1-5 BB BB	3-1 6-3			2-1 2B 1B		0-0 L6	4 0 1 1 1 0 2	
George Shuba, L OBP: 0.385, SLG: 0.400 (1, 7)		0-0 1-6-3	2-1 F9		4-1 FC1-5 BB		1-0 6-3		1-0 2B			4 0 1 0 1 0 2	
Don Hoak, R OBP: 0.364, SLG: 0.500 Jackie Robinson, R OBP: 0.519, SLG: 0.564 Billy Cox, R OBP: 0.262, SLG: 0.275 (1, 5)		1-1 6-3		2-0 5-3 BB HBP	1-1 FC1-5		0-3 K		4-0 BB			3 1 0 0 0 1 2 0 0 0 0 0 1 0 0 0 0 0 0 0 0 0 0	
Rube Walker, L OBP: 0.182, SLG: 0.100 (1, 2)		1-1 F7		4-2 5-3 2B BB	0-3 K		0-0 F6		3-3 K			4 1 0 0 1 2 5	
Carl Erskine, R OBP: 0.214, SLG: 0.154 Bob Milliken, R (5, 1)			4-2 BB BB	1-1 5-3	0-2 4-3			0-1 L5		2-3 K		2 1 0 0 1 0 4 0 0 0 0 0 0 0 0 1 0 0 0 0 0 0 0 1 0 0 0 0 1 0	
Sandy Amoros, L OBP: 0.241, SLG: 0.160 Clem Labine, R (8, 1)				1-2 2-3									
Inning Stats	R: 0 H: 0 E: 0 K: 0 S: 8 H: 0 LOB: 2 BB: 2 P: 16	R: 0 H: 0 E: 0 K: 0 S: 5 H: 0 LOB: 0 BB: 0 P: 7	R: 2 H: 0 E: 0 K: 1 S: 17 H: 0 LOB: 2 BB: 4 P: 37	R: 3 H: 2 E: 0 K: 0 S: 15 H: 2 LOB: 1 BB: 1 P: 29	R: 0 H: 0 E: 0 K: 1 S: 11 H: 0 LOB: 2 BB: 2 P: 20	R: 2 H: 1 E: 0 K: 1 S: 11 H: 1 LOB: 0 BB: 1 P: 22	R: 0 H: 0 E: 0 K: 1 S: 5 H: 0 LOB: 0 BB: 0 P: 6	R: 0 H: 0 E: 0 K: 0 S: 7 H: 0 LOB: 0 BB: 0 P: 9	R: 0 H: 2 E: 0 K: 2 S: 12 H: 2 LOB: 3 BB: 1 P: 25	R: 0 H: 0 E: 0 K: 1 S: 10 H: 0 LOB: 0 BB: 0 P: 17	R: 0 H: 0 E: 0 K: 1 S: 6 H: 0 LOB: 0 BB: 0 P: 9	1B: 1 SF: 1 2B: 3 SAC: 0 3B: 0 DP: 0 HR: 1 HBP: 1	
PITCHER	IP WLS BF H R ER SO BB IBB HBP BLK WP HR S P ERA WHIP												
Johnny Klippstein, R ERA: 8.66 Hal Jeffcoat, R ERA: 8.4	(1, 1) 3.0 0 4 4 1 7 0 1 0 0 0 0 32 68 12.00 2.333												
	(4, 1) 8.0 W 33 5 3 3 6 4 0 0 0 0 0 1 75 129 3.38 1.125												

livebaseballscorecards.com

AB	37
R	7
H	5
RBI	7
BB	11
SO	7
LOB	22



Batter	1	2	3	4	5	6	7	8	9	10	11	AB R H RBI BB SO LOB	BOTTOM																
Frank Baumholtz, L (1, 8) OBP: 0.273, SLG: 0.545	0-0 1B 1B	1-0 FC4			0-1 1-3 HR 1B	0-1 F7		2-2 1-3		1-2 1-3		6 2 2 0 0 0 2	<p>Brooklyn Dodgers @ Chicago Cubs Wrigley Field, Chicago, IL Thu May 06 1954, 3:33 AM CDT Att: 4,966 - Unknown</p>																
Dee Fondy, L (1, 3) OBP: 0.320, SLG: 0.465	1-2 1-3 1B 1B		0-0 F8		0-2 1-4 3-H HR 1B	1-1 2B		2-3 K2-3		0-2 F8		6 1 3 3 0 1 1																	
Ralph Kiner, R (1, 7) OBP: 0.451, SLG: 0.545	2-0 1-3 3-H WP 1B		0-0 5-3		4-0 FC5-4 BB	0-0 F4		4-1 BB		3-0 4-3		4 0 1 1 2 0 2																	
Hank Sauer, R (1, 9) OBP: 0.479, SLG: 0.883	0-0 F2		0-1 HR		1-0 1-2 FC5-4 HR	4-0 IBB		1-2 5-3			2-2 4-3	5 2 1 1 1 0 4																	
Randy Jackson, R (1, 5) OBP: 0.426, SLG: 0.703	1-3 1-2 K		0-0 F7		0-0 1-4 HR	2-1 F8		1-3 K		1-2 14 2B 14 E 1B		6 2 2 2 0 2 4																	
14 Ernie Banks, R (1, 6) OBP: 0.343, SLG: 0.443	0-1 6-3			0-3 K	1-2 2B		1-1 F4		0-1 1B 1B		1-0 E7 2B	6 0 3 0 0 1 2																	
Gene Baker, R (1, 4) OBP: 0.455, SLG: 0.630		2-2 6-3		2-2 F7	4-0 BB		0-0 5-3		1-0 G4-6-3 1B			4 0 1 0 1 0 0																	
El Tappe, R (1, 2) OBP: 0.250, SLG: 0.211		1-0 FC4 1B		1-0 1-3	2-2 F8		2-2 1B		1-2 G4-6-3			4 0 2 0 0 0 2																	
Joe Garagiola, L (9, PH) OBP: 0.476, SLG: 0.444												1 0 0 0 0 0 2																	
Johnny Klippstein, R (1, 1) OBP: 0.167, SLG: 0.167		0-3 K					0-0 F8			0-0 F8 1-3 1B		1 0 0 0 0 1 1																	
Hal Jeffcoat, R (4, 1) OBP: 0.571, SLG: 1.167												3 1 1 0 1 1 3																	
Inning Stats	R: 1 H: 3 E: 0 K: 1 S: 12	H: 3 LOB: 2 BB: 0 P: 16	R: 0 H: 1 E: 0 K: 1 S: 9	H: 1 LOB: 1 BB: 0 P: 13	R: 1 H: 1 E: 0 K: 0 S: 5	H: 1 LOB: 0 BB: 0 P: 5	R: 0 H: 0 E: 0 K: 1 S: 8	H: 0 LOB: 0 BB: 0 P: 11	R: 5 H: 4 E: 0 K: 1 S: 16	H: 4 LOB: 2 BB: 3 P: 32	R: 0 H: 1 E: 0 K: 0 S: 7	H: 1 LOB: 1 BB: 0 P: 10	R: 0 H: 0 E: 0 K: 1 S: 10	H: 0 LOB: 1 BB: 1 P: 19	R: 0 H: 2 E: 0 K: 1 S: 9	H: 2 LOB: 1 BB: 0 P: 12	R: 0 H: 1 E: 0 K: 0 S: 8	H: 1 LOB: 1 BB: 0 P: 12	R: 1 H: 2 E: 1 K: 0 S: 8	H: 2 LOB: 1 BB: 0 P: 12	1B: 10 SF: 0 2B: 3 SAC: 0 3B: 0 DP: 1 HR: 3 HBP: 0	WP: 1 PA: 51 PB: 0 SB: 0 CS: 0							
PITCHER	IP WLS BF H R ER SO BB IBB HBP BLK WP HR S P ERA WHIP														IP WLS BF H R ER SO BB IBB HBP BLK WP HR S P ERA WHIP														
Carl Erskine, R (1, 1) ERA: 6.07	4.0	21	7	6	6	3	2	0	0	0	1	2	39	58	13.50	2.250													
Bob Milliken, R (5, 1) ERA: 3.27	3.0	15	4	1	1	1	1	1	0	0	0	1	25	43	3.00	1.667													
Clem Labine, R (8, 1) ERA: 2.61	3.1	L 15	5	1	0	2	1	0	0	0	0	0	35	55	0.00	1.800													

AB	46
R	8
H	16
RBI	7
BB	5
SO	6
LOB	23



WP	1	PA	51
PB	0	SB	0
CS	0		

livebaseballscorecards.com

Batter	1	2	3	4	5	6	7	8	9	AB R H RBI BB SO LOB	TOP
Pee Wee Reese, R OBP: 0.396, SLG: 0.468 (1, 6) C C B B B X	2-2 6-3	1-2 F7		4-2 2B 1-2 BB		3-3 K			0-1 SH3 1-2	3 0 0 0 1 1 3	
Jim Gilliam, S OBP: 0.388, SLG: 0.563 (1, 4) B X	1-0 F5	2-0 4-3		0-0 1-3 2-H 2B			1-0 4-3		0-1 5-3	5 0 1 1 0 0 3	
Duke Snider, L OBP: 0.467, SLG: 0.645 (1, 8) B B B C B	4-1 BB		4-1 CS BB	0-1 F4			1-3 K		3-3 K	3 0 0 0 2 2 3	
Jackie Robinson, R OBP: 0.500, SLG: 0.535 (1, 7) Don Thompson, L OBP: 0.250, SLG: 0.100 (9, 7) C B B F F X	2-2 F8		3-3 1-2 K	1-1 F4		1-2 S 1B				4 0 1 0 0 1 2 0 0 0 0 0 0 0	
Gil Hodges, R OBP: 0.430, SLG: 0.657 (1, 3) B C B B B		4-1 BB 1B BB	2-2 1B	1-1 4-3		3-2 F9 1-2				3 1 1 0 1 0 1	
Carl Furillo, R OBP: 0.369, SLG: 0.310 (1, 9) B C B B B B		4-2 1B 1-2 1B BB	0-0 L8	2-0 5-3			0-1 5-3			3 1 0 0 1 0 1	
Billy Cox, R OBP: 0.283, SLG: 0.279 (1, 5) B B B B B X		2-2 SH5-4 1-3 2-H 1B 1B		4-2 FC3-6 BB		1-0 F8		0-0 5-3		3 0 1 1 1 0 0	
Rube Walker, L OBP: 0.200, SLG: 0.143 (1, 2) B X	1-0 SH5-4 1-2 1B		2-3 K	0-1 F9		1-1 F3				4 0 1 1 0 1 1	
Don Newcombe, L OBP: 0.308, SLG: 0.273 (1, 1) X	0-0 SH5-4 1-2 2-3		1-2 FC3-6 BB 2B	4-2 BB			3-2 SH3 1B			2 1 1 0 1 0 1	
Inning Stats	R: 0 E: 0 K: 0 S: 10 H: 0 LOB: 1 BB: 1 P: 19	R: 2 E: 0 K: 0 S: 14 H: 2 LOB: 2 BB: 2 P: 28	R: 0 E: 0 K: 1 S: 9 H: 1 LOB: 1 BB: 1 P: 18	R: 1 E: 0 K: 1 S: 13 H: 1 LOB: 2 BB: 2 P: 24	R: 0 E: 0 K: 0 S: 5 H: 0 LOB: 0 BB: 0 P: 9	R: 0 E: 0 K: 1 S: 12 H: 0 LOB: 1 BB: 1 P: 20	R: 0 E: 0 K: 1 S: 10 H: 1 LOB: 1 BB: 0 P: 16	R: 0 E: 0 K: 0 S: 5 H: 0 LOB: 0 BB: 0 P: 6	R: 0 E: 0 K: 1 S: 10 H: 1 LOB: 1 BB: 0 P: 16	1B: 5 2B: 2 3B: 0 HR: 0 SF: 0 SAC: 2 DP: 1 HBP: 0	WP: 0 PB: 0 SB: 1 CS: 1 PA: 39
PITCHER Curt Simmons, L ERA: 1.4 (1, 1)	IP 9.0 WLS L BF 39 H 6 R 3 ER 3 SO 5 BB 7 IBB 0 HBP 0 BLK 0 WP 0 HR 0 S 88 P 156 ERA 3.00 WHIP 1.444	PITCHER IP WLS BF H R ER SO BB IBB HBP BLK WP HR S P ERA WHIP									

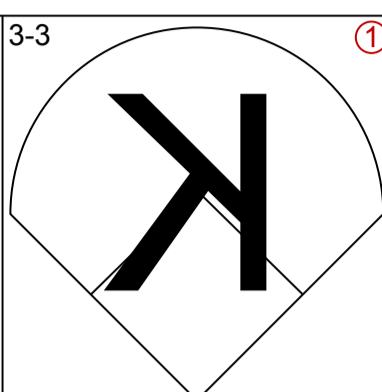
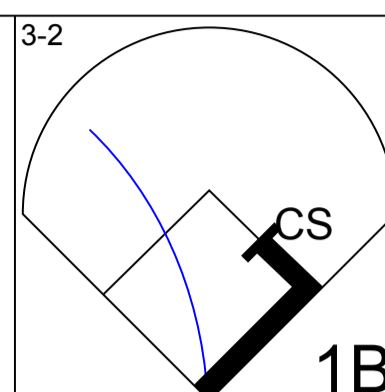
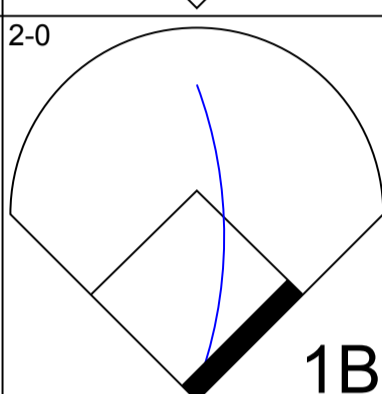
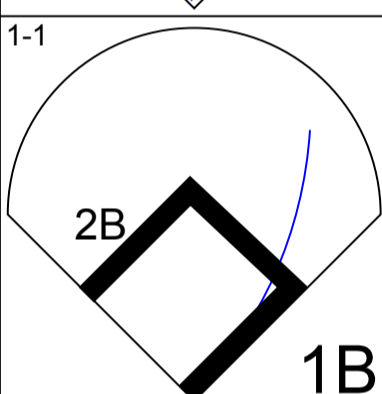
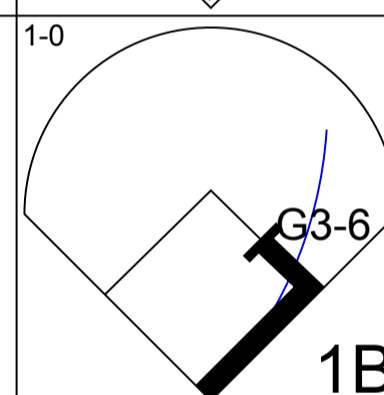
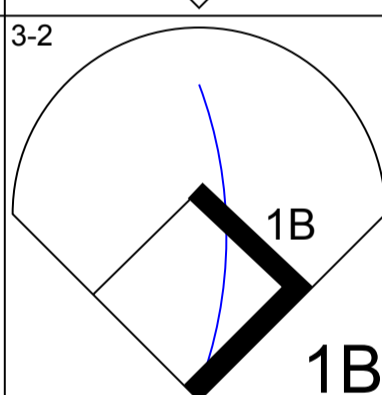
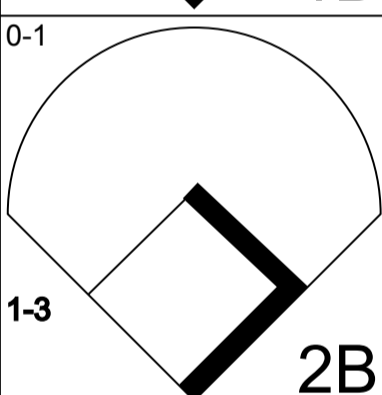
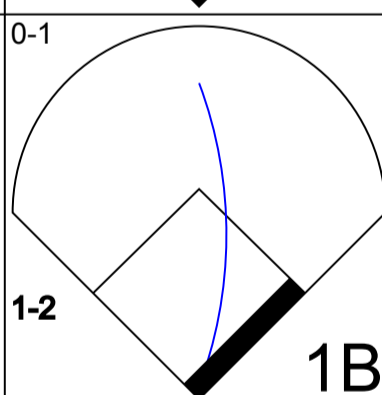
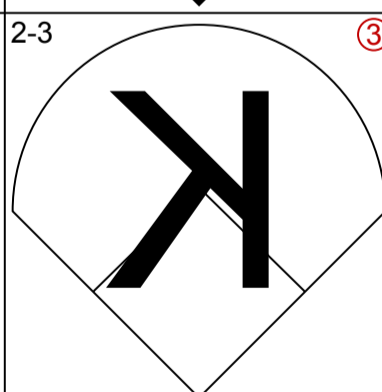
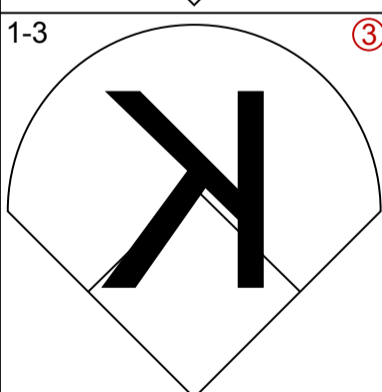
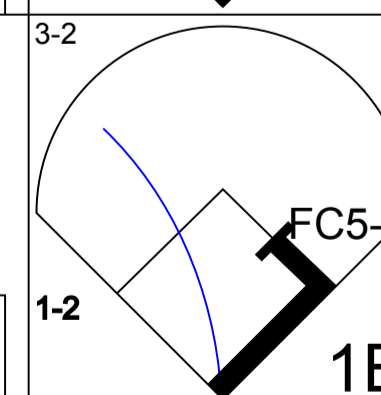
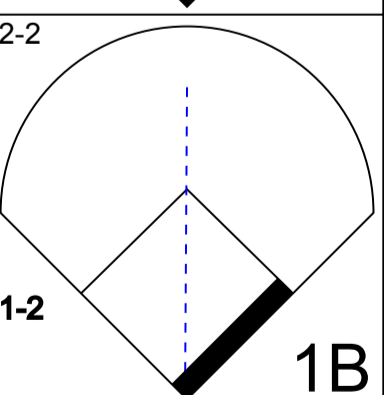
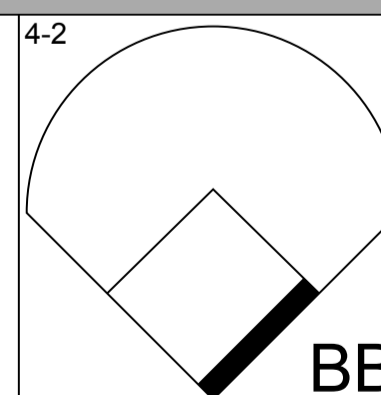
Brooklyn Dodgers @ Philadelphia Phillies
Connie Mack Stadium, Philadelphia, PA

Fri May 07 1954, 3:33 AM EDT
Att: 14,743 - Unknown

AB	30
R	3
H	6
RBI	3
BB	7
SO	5
LOB	15



livebaseballscorecards.com

Batter	1	2	3	4	5	6	7	8	9	AB	R	H	RBI	BB	SO	LOB
Willie Jones, R OBP: 0.378, SLG: 0.377 (1, 5)	3-3 		1-0 FC5-6 4-3 1-2f 2-3		0-0 B5		1-1 F8		3-2 	5	0	1	0	0	1	5
Richie Ashburn, L OBP: 0.329, SLG: 0.222 (1, 8)	1-2 5-3		2-1 4-3 1-2 3-H		2-1 F9 2-3		0-1 F5		3-3 K 1-2	5	0	0	1	0	1	5
Earl Torgeson, L OBP: 0.397, SLG: 0.444 (1, 3)	2-0 		0-0 4-3		1-2 L9		1-1 F7			4	0	1	0	0	0	4
Del Ennis, R OBP: 0.308, SLG: 0.493 (1, 7)	1-2 F4			0-0 FC1-6 1B		1-3 K		1-0 F2		4	0	1	0	0	1	1
Granny Hamner, R OBP: 0.403, SLG: 0.429 (1, 4)		1-1 G3		0-1 FC1-6 4-3 1-2f		1-3 K		1-1 		4	0	1	0	0	1	1
Johnny Wyrostek, L OBP: 0.238, SLG: 0.375 (1, 9)		1-0 		1-1 4-3 1-2		3-2 		0-1 		4	0	3	0	0	0	1
Smoky Burgess, L OBP: 0.378, SLG: 0.471 (1, 2)		0-0 G3-6 1B 1-2f		0-0 4-3		0-1 		1-2 1-3		4	0	1	0	0	0	4
Bobby Morgan, R OBP: 0.522, SLG: 0.333 (1, 6)			4-0 FC5-6 1B 4-3 BB		4-2 F9 1B BB		2-3 		1-3 	1	1	0	0	2	1	2
Johnny Lindell, R OBP: 0.500, SLG: 0.250 (8, PH)										1	0	0	0	0	1	2
Ted Kazanski, R (9, 6)										0	0	0	0	0	0	0
Curt Simmons, L OBP: 0.333, SLG: 0.294 (1, 1)			3-2 		2-2 		4-2 		3-3 K	3	0	2	0	1	1	0

Inning Stats	R: 0	H: 1	E: 0	K: 1	S: 12	R: 0	H: 1	E: 0	K: 0	S: 4	R: 1	H: 1	E: 0	K: 0	S: 7	R: 0	H: 1	E: 0	K: 0	S: 6	R: 0	H: 1	E: 0	K: 0	S: 13	R: 0	H: 2	E: 0	K: 3	S: 14	R: 0	H: 0	E: 0	K: 0	S: 8	R: 0	H: 2	E: 0	K: 1	S: 11	R: 0	H: 1	E: 0	K: 2	S: 12	1B: 9	2B: 2	3B: 0	HR: 0	SF: 0	SAC: 0	DP: 2	HBP: 0	WP: 0	PB: 0	SB: 0	CS: 1	PA: 38
PITCHER Don Newcombe, R ERA: 4.3 (1, 1)	IP	WLS	BF	H	R	ER	SO	BB	IBB	HBP	BLK	WP	HR	S	P	ERA	WHIP																																									
																	PITCHER	IP	WLS	BF	H	R	ER	SO	BB	IBB	HBP	BLK	WP	HR	S	P	ERA	WHIP																								


BOTTOM

Brooklyn Dodgers @ Philadelphia Phillies
Connie Mack Stadium, Philadelphia, PA

Fri May 07 1954, 3:33 AM EDT
 Att. 14,743 - Unknown

livebaseballscorecards.com

AB	35
R	1
H	10
RBI	1
BB	3
SO	7
LOB	25



Batter	1	2	3	4	5	6	7	8	9	AB R H RBI BB SO LOB	TOP	
Pee Wee Reese, R OBP: 0.414, SLG: 0.537 (1, 6) X	0-0 F9 2B		0-1 1-2 1B		0-1 1-H HR					3 1 3 2 0 0 0	Brooklyn Dodgers @ Philadelphia Phillies Connie Mack Stadium, Philadelphia, PA Sat May 08 1954, 3:33 AM EDT Att. 12,364 - Unknown livebaseballscorecards.com	
Jim Gilliam, S OBP: 0.376, SLG: 0.544 (1, 4) B C B X	2-1 F9 2-3		2-1 L8		0-2 4-3					3 0 0 0 0 0 3		
Duke Snider, L OBP: 0.462, SLG: 0.658 (1, 8) B F B S S	2-3 K		3-2 F8		1-0 PB 3B					3 1 1 0 0 1 3		
Gil Hodges, R OBP: 0.416, SLG: 0.630 (1, 3) B C C X	1-2 F6			1-0 1-4-3		1-2 4-3				3 0 0 0 0 0 2		
Carl Furillo, R OBP: 0.368, SLG: 0.301 (1, 9) F B X		1-1 L4		1-1 6-3		4-0 FC1-4 BB				2 0 0 0 1 0 0		
Dick Williams, R OBP: 0.083, SLG: 0.364 (1, 7) F X		0-1 F6		0-1 1-3		0-1 FC1-4 FC5-4				3 0 0 0 0 0 1		
Billy Cox, R OBP: 0.265, SLG: 0.261 (1, 5) F B X		1-1 F9			0-0 6-3	0-0 FC5-4				3 0 0 0 0 0 1		
Rube Walker, L OBP: 0.176, SLG: 0.125 (1, 2) B B X			2-0 F8		2-2 F6					2 0 0 0 0 0 0		
Johnny Podres, L OBP: 0.500, SLG: 0.667 (1, 1) C X			0-1 1B 1B		0-1 E5 HR					2 1 1 0 0 0 0		
Inning Stats	R: 0 H: 1 E: 0 LOB: 1 K: 1 BB: 0 S: 9 P: 14	R: 0 H: 0 E: 0 LOB: 0 K: 0 BB: 0 S: 6 P: 8	R: 0 H: 2 E: 0 LOB: 2 K: 0 BB: 0 S: 10 P: 17	R: 0 H: 0 E: 0 LOB: 0 K: 0 BB: 0 S: 5 P: 7	R: 2 H: 1 E: 1 LOB: 0 K: 0 BB: 0 S: 11 P: 13	R: 1 H: 1 E: 0 LOB: 1 K: 0 BB: 1 S: 7 P: 13				1B: 2 SF: 0 2B: 1 SAC: 0 3B: 1 DP: 0 HR: 1 HBP: 0	WP: 0 PA: 25 PB: 1 SB: 0 CS: 0	
PITCHER Murry Dickson, R ERA: 2.5 (1, 1)	IP WLS BF H R ER SO BB IBB HBP BLK WP HR S P ERA WHIP											PITCHER IP WLS BF H R ER SO BB IBB HBP BLK WP HR S P ERA WHIP

Batter	1	2	3	4	5	6	7	8	9	AB R H RBI BB SO LOB
Willie Jones, R OBP: 0.365, SLG: 0.361 (1, 5) F B X	1-1 F9 ①		0-2 FC5-4 ② 1-2f			0-3 K ①				3 0 0 0 0 1 1
Richie Ashburn, L OBP: 0.329, SLG: 0.215 (1, 8) B F B C B	4-2 G4-6-3 BB		2-3 K ③			3-3 K ②				2 0 0 0 1 2 1
Earl Torgeson, L OBP: 0.395, SLG: 0.440 (1, 3) B X	1-0 G4-6-3 ② ③ 1-2f				3-2 F8 ①	2-2 1B				3 0 1 0 0 0 1
Del Ennis, R OBP: 0.309, SLG: 0.480 (1, 7) B T B B B B B		4-2 BB		1-2 5-3 ②		1-2 F8 ③				2 0 0 0 1 0 1
Granny Hamner, R OBP: 0.392, SLG: 0.417 (1, 4) B X C B		1-1 F5 ①		0-0 L6 ③						2 0 0 0 0 0 1
Mel Clark, R OBP: 0.200, SLG: 0.294 (1, 9) B F X		0-1 F9 ②			1-0 2B					2 0 1 0 0 0 1
Stan Lopata, R OBP: 0.447, SLG: 0.500 (1, 2) Smoky Burgess, L OBP: 0.378, SLG: 0.471 (6, 2) B C C		0-3 K ③			1-1 6-3 ①					2 0 0 0 0 1 2 0 0 0 0 0 0 0
Bobby Morgan, R OBP: 0.500, SLG: 0.314 (1, 6) B B B B B B X			2-2 6-3 ①			1-3 K ②				2 0 0 0 0 1 1
Murry Dickson, R OBP: 0.188, SLG: 0.200 (1, 1) B X			1-0 FC5-4 1B			0-2 F9 ③				2 0 1 0 0 0 1

Inning Stats	R: 0 E: 0 K: 0 S: 5	H: 0 LOB: 0 BB: 1 P: 11	R: 0 E: 0 K: 1 S: 10	H: 0 LOB: 1 BB: 1 P: 15	R: 0 E: 0 K: 1 S: 14	H: 1 LOB: 1 BB: 0 P: 19	R: 0 E: 0 K: 0 S: 7	H: 0 LOB: 0 BB: 0 P: 11	R: 0 E: 0 K: 1 S: 9	H: 1 LOB: 1 BB: 0 P: 12	R: 0 E: 0 K: 2 S: 14	H: 1 LOB: 1 BB: 0 P: 20	1B: 2 2B: 1 3B: 0 HR: 0	SF: 0 SAC: 0 DP: 1 HBP: 0	WP: 0 PB: 0 SB: 0 CS: 0	PA: 22
--------------	------------------------------	----------------------------------	-------------------------------	----------------------------------	-------------------------------	----------------------------------	------------------------------	----------------------------------	------------------------------	----------------------------------	-------------------------------	----------------------------------	----------------------------------	------------------------------------	----------------------------------	--------

PITCHER	IP	WLS	BF	H	R	ER	SO	BB	IBB	HBP	BLK	WP	HR	S	P	ERA	WHIP
Johnny Podres, L ERA: 2.54 (1, 1)	6.0	W	22	3	0	0	5	2	0	0	0	0	0	59	88	0.00	0.833


BOTTOM

Brooklyn Dodgers @ Philadelphia Phillies
Connie Mack Stadium, Philadelphia, PA

Sat May 08 1954, 3:33 AM EDT
 Att. 12,364 - Unknown

livebaseballscorecards.com

AB	20
R	0
H	3
RBI	0
BB	2
SO	5
LOB	10



Batter	1	2	3	4	5	6	7	8	9	AB R H RBI BB SO LOB	TOP									
Don Hoak, R (1, 5) OBP: 0.308, SLG: 0.417	0-0 F5		0-0 F7			3-1 F4		0-1 6-3		4 0 0 0 0 0 1	Brooklyn Dodgers @ Philadelphia Phillies Connie Mack Stadium, Philadelphia, PA Sun May 09 1954, 3:33 AM EDT Att. 13,818 - Unknown livebaseballscorecards.com									
Jim Gilliam, S (1, 4) OBP: 0.362, SLG: 0.521	0-1 F3			1-0 F3		2-1 F5		1-2 F9		4 0 0 0 0 0 1										
Duke Snider, L (1, 8) OBP: 0.464, SLG: 0.663	1-2 F6			2-1 F7			0-0 G4-6-3 2B	1-1 1B		4 1 2 0 0 0 0										
Gil Hodges, R (1, 3) OBP: 0.419, SLG: 0.618		0-1 1B		2-2 F2			4-2 G4-6-3 BB	0-0 F9		3 0 1 0 1 0 1										
Carl Furillo, R (1, 9) OBP: 0.363, SLG: 0.299		0-0 F9			2-0 G4-3 1B		2-2 G4-6-3	3-2 6-3		4 0 1 0 0 0 3										
Sandy Amoros, L (1, 7) OBP: 0.242, SLG: 0.207		0-1 F8			1-0 F5		2-2 1B 2B	1-0 4-3	4 1 1 1 0 0 2	4 1 1 1 0 0 2 0 0 0 0 0 0 0										
Don Thompson, L (9, 7) OBP: 0.250, SLG: 0.100							3-H 2B													
Billy Cox, R (1, 6) OBP: 0.264, SLG: 0.260		0-0 F5			1-0 G4-3		0-0 1B 1B	1-2 6-3	4 0 1 1 0 0 2	4 0 1 1 0 0 2										
Rube Walker, L (1, 2) OBP: 0.250, SLG: 0.263			1-1 3-1			0-0 FC4-5-6 2B	3-1 1-3 1B		3 0 2 0 0 0 0	3 0 2 0 0 0 0										
Carl Erskine, R (1, 1) OBP: 0.176, SLG: 0.125			0-3 K			0-0 FC4-5-6	0-0 F3		3 0 0 0 0 1 3	3 0 0 0 0 1 3										
Jim Hughes, R (8, 1)									0 0 0 0 0 0 0	0 0 0 0 0 0 0										
Inning Stats	R: 0 E: 0 K: 0 S: 6	H: 0 LOB: 0 BB: 0 P: 7	R: 0 E: 0 K: 0 S: 6	H: 1 LOB: 1 BB: 0 P: 6	R: 0 E: 0 K: 1 S: 6	H: 0 LOB: 0 BB: 0 P: 7	R: 0 E: 0 K: 0 S: 7	H: 0 LOB: 0 BB: 0 P: 12	R: 0 E: 0 K: 0 S: 3	H: 1 LOB: 0 BB: 0 P: 7	R: 2 E: 0 K: 0 S: 13	H: 4 LOB: 2 BB: 1 P: 24	R: 0 E: 0 K: 0 S: 9	H: 1 LOB: 1 BB: 0 P: 11	R: 0 E: 0 K: 0 S: 7	H: 0 LOB: 0 BB: 0 P: 12	1B: 5 2B: 3 3B: 0 HR: 0	SF: 0 SAC: 0 DP: 2 HBP: 0	WP: 0 PB: 0 SB: 0 CS: 0	PA: 34
PITCHER Robin Roberts, R (1, 1) ERA: 2.03	IP: 9.0 WLS: L BF: 34 H: 8 R: 2 ER: 2 SO: 1 BB: 1 IBB: 0 HBP: 0 BLK: 0 WP: 0 HR: 0 S: 63 P: 97 ERA: 2.00 WHIP: 1.000											PITCHER	IP: 9.0 WLS: L BF: 34 H: 8 R: 2 ER: 2 SO: 1 BB: 1 IBB: 0 HBP: 0 BLK: 0 WP: 0 HR: 0 S: 63 P: 97 ERA: 2.00 WHIP: 1.000							

AB	33
R	2
H	8
RBI	2
BB	1
SO	1
LOB	13



Batter	1	2	3	4	5	6	7	8	9	AB	R	H	RBI	BB	SO	LOB
--------	---	---	---	---	---	---	---	---	---	----	---	---	-----	----	----	-----

Willie Jones, R <small>OBP: 0.371, SLG: 0.351</small> (1, 5)	4-2 		4-1 		1-3 		0-1 			2	0	0	0	2	1	2	
Richie Ashburn, L <small>OBP: 0.337, SLG: 0.209</small> (1, 8)	4-1 		1-2 		2-3 			4-1 		2	1	0	0	2	1	1	
Earl Torgeson, L <small>OBP: 0.388, SLG: 0.423</small> (1, 3)	1-0 		2-2 			3-2 		4-1 		3	0	0	0	1	0	3	
Del Ennis, R <small>OBP: 0.329, SLG: 0.481</small> (1, 7)	4-1 			1-2 		4-2 		2-2 		2	0	1	0	2	0	2	
Granny Hamner, R <small>OBP: 0.398, SLG: 0.421</small> (1, 4)	0-0 			0-0 		1-3 		0-0 		4	0	2	1	0	1	4	
Johnny Wyrostek, L <small>OBP: 0.217, SLG: 0.341</small> (1, 9)			2-3 		1-2 		2-2 		0-0 		4	0	0	0	0	1	5
Smoky Burgess, L <small>OBP: 0.390, SLG: 0.459</small> (1, 2)			2-1 		4-0 		0-1 		0-1 		3	0	1	0	1	0	0
Bobby Morgan, R <small>OBP: 0.490, SLG: 0.297</small> Mel Clark, R <small>OBP: 0.194, SLG: 0.286</small> (9, PH)			0-1 		2-1 		4-0 		2-3 		2	0	0	0	1	0	3
Robin Roberts, S <small>OBP: 0.150, SLG: 0.059</small> Johnny Lindell, R <small>OBP: 0.429, SLG: 0.200</small> (9, PH)			0-0 		1-3 		2-1 		0-1 		3	0	1	0	0	1	0

Inning Stats	R: 0	H: 0	E: 0	K: 0	S: 6	R: 0	H: 1	E: 0	K: 1	S: 7	R: 0	H: 0	E: 0	K: 0	S: 8	R: 0	H: 2	E: 0	K: 0	S: 9	R: 0	H: 0	E: 0	K: 3	S: 10	R: 0	H: 0	E: 0	K: 1	S: 13	R: 0	H: 1	E: 0	K: 0	S: 6	R: 1	H: 1	E: 0	K: 0	S: 7	R: 0	H: 0	E: 0	K: 1	S: 8	1B: 5	SF: 0	2B: 1	SAC: 0	3B: 0	DP: 5	HR: 0	HBP: 0	WP: 0	PA: 36
--------------	------	------	------	------	------	------	------	------	------	------	------	------	------	------	------	------	------	------	------	------	------	------	------	------	-------	------	------	------	------	-------	------	------	------	------	------	------	------	------	------	------	------	------	------	------	------	-------	-------	-------	--------	-------	-------	-------	--------	-------	--------

PITCHER	IP	WLS	BF	H	R	ER	SO	BB	IBB	HBP	BLK	WP	HR	S	P	ERA	WHIP
Carl Erskine, R <small>ERA: 5.11</small>	(1, 1)	7.1	W	32	5	1	1	5	9	0	0	0	0	65	127	1.23	1.909
Jim Hughes, R <small>ERA: 1.59</small>	(8, 1)	1.2	S	4	0	0	0	1	0	0	0	0	0	9	11	0.00	0.000

BOTTOM

Brooklyn Dodgers @ Philadelphia Phillies
 Connie Mack Stadium, Philadelphia, PA

livebaseballscores.com

AB	27
R	1
H	5
RBI	1
BB	9
SO	6
LOB	20



WP	PA	ERA	WHIP
0	36		

Sun May 09 1954, 3:33 AM EDT
 Att. 13,818 - Unknown

Batter	1	2	3	4	5	6	7	8	9	AB R H RBI BB SO LOB	TOP
Bill Bruton, L (1, 8) OBP: 0.378, SLG: 0.317	1-0 F8		0-0 F5		0-0 F8		0-1 FC3-6 FC4-6		1-3 K	5 0 0 0 0 1 3	
Danny O'Connell, R (1, 4) OBP: 0.340, SLG: 0.367	0-0 1B		0-2 1B		0-1 F5		2-1 FC4-6 2B			4 1 2 0 0 0 2	
Eddie Mathews, L (1, 5) OBP: 0.400, SLG: 0.548	0-1 L9		1-2 F8		1-1 F8		2-2 2B			4 0 1 1 0 0 3	
Andy Pafko, R (1, 9) OBP: 0.348, SLG: 0.426	0-1 6-3		0-0 L8		1-3 K		2-2 F3			4 0 0 0 0 1 4	
Joe Adcock, R (1, 3) OBP: 0.379, SLG: 0.563		2-0 6-3		0-0 6-3		1-1 HR		0-0 5-3		4 1 1 1 0 0 0	
Hank Aaron, R (1, 7) OBP: 0.308, SLG: 0.400		2-2 L7		0-0 F7		4-2 1B BB		1-0 6-3		3 0 0 0 1 0 0	
Johnny Logan, R (1, 6) OBP: 0.348, SLG: 0.438		4-1 BB		2-1 6-3		2-2 1B		0-0 F9		3 0 1 0 1 0 0	
Charlie White, L (1, 2) OBP: 0.333, SLG: 0.438		2-3 K		2-1 SH3-4 1B		3-1 F8		1-1 1-3		4 0 1 0 0 1 3	
Gene Conley, R (1, 1) OBP: 0.200, SLG: 0.200			0-0 F8 1B		0-1 SH3-4		0-0 E5 FC3-6		3-1 6-3	3 0 1 0 0 0 0	
Inning Stats	R: 0 E: 0 K: 0 S: 6 H: 1 LOB: 1 BB: 0 P: 7	R: 0 E: 0 K: 1 S: 10 H: 0 LOB: 1 BB: 1 P: 20	R: 0 E: 0 K: 0 S: 10 H: 2 LOB: 2 BB: 0 P: 11	R: 0 E: 0 K: 0 S: 4 H: 0 LOB: 0 BB: 0 P: 6	R: 0 E: 0 K: 0 S: 7 H: 1 LOB: 1 BB: 0 P: 9	R: 1 E: 0 K: 1 S: 15 H: 2 LOB: 2 BB: 1 P: 27	R: 1 E: 1 K: 0 S: 12 H: 1 LOB: 1 BB: 0 P: 18	R: 0 E: 0 K: 0 S: 3 H: 0 LOB: 0 BB: 0 P: 4	R: 0 E: 0 K: 1 S: 7 H: 0 LOB: 0 BB: 0 P: 12	1B: 5 2B: 1 3B: 0 HR: 1 SF: 0 SAC: 1 DP: 0 HBP: 0	WP: 0 PB: 0 SB: 0 CS: 0 PA: 37
PITCHER	IP WLS BF H R ER SO BB IBB HBP BLK WP HR S P ERA WHIP										
Russ Meyer, R (1, 1) ERA: 2.54	6.0 L 26 6 1 1 2 2 0 0 0 0 0 1 52 80 1.50 1.333										
Clem Labine, R (7, 1) ERA: 2.19	2.0 8 1 1 0 0 0 0 0 0 0 0 0 15 22 0.00 0.500										
Joe Black, R (9, 1) ERA:	1.0 3 0 0 0 0 1 0 0 0 0 0 0 7 12 0.00 0.000										

Milwaukee Braves @ Brooklyn Dodgers
Ebbets Field, Brooklyn, NY
 Tue May 11 1954, 3:33 AM EDT
 Att. 19,172 - Unknown

livebaseballscorecards.com

AB	34
R	2
H	7
RBI	2
BB	2
SO	3
LOB	15



Batter	1	2	3	4	5	6	7	8	9	AB	R	H	RBI	BB	SO	LOB
Pee Wee Reese, R OBP: 0.398, SLG: 0.512 (1, 6)	3-2 L8		0-2 F4			1-2 F6		2-2 F4		4	0	0	0	0	0	1
Jim Gilliam, S OBP: 0.367, SLG: 0.520 (1, 4)	1-2 F6		3-2 6-3			0-1 1B		0-0 1B		4	0	2	0	0	0	1
Duke Snider, L OBP: 0.465, SLG: 0.655 (1, 8)	1-2 L6					0-2 1B		1-3 K		4	0	2	0	0	1	1
Gil Hodges, R OBP: 0.423, SLG: 0.625 (1, 3)		2-2 1B				1-1 G6-4-3		1-3 K		4	0	2	0	0	1	3
Carl Furillo, R OBP: 0.347, SLG: 0.284 (1, 9)		0-3 K				3-1 L8		0-3 K		4	0	0	0	0	2	2
Sandy Amoros, L OBP: 0.243, SLG: 0.212 (1, 7)		2-0 F7				1-2 6-3		0-0 FC6-4 1B		4	0	1	0	0	0	2
Billy Cox, R OBP: 0.255, SLG: 0.250 Jackie Robinson, R OBP: 0.483, SLG: 0.511 (7, PH) (8, 5)		2-3 K				1-3 K		0-1 FC6-4 1B		2	0	0	0	0	2	1
Rube Walker, L OBP: 0.261, SLG: 0.273 (1, 2)						1-3 K		2-0 F6		3	0	1	0	0	1	1
Russ Meyer, S (1, 1)						2-1 SH1-4 1B		0-0 4-3		0	0	0	0	0	0	0
Wayne Belardi, L OBP: 0.667, SLG: 0.500 (6, PH)						1-0 SH1-4				1	0	0	0	0	0	0
Clem Labine, R (7, 1)										0	0	0	0	0	0	0
Don Thompson, L OBP: 0.231, SLG: 0.091 (8, PH)						1-2				1	0	0	0	0	0	0
Joe Black, R (9, 1)										0	0	0	0	0	0	0

Inning Stats	R: 0	H: 0	E: 0	K: 0	S: 9	R: 0	H: 1	E: 0	K: 2	S: 11	R: 0	H: 1	E: 0	K: 0	S: 10	R: 0	H: 1	E: 0	K: 0	S: 8	R: 0	H: 0	E: 0	K: 2	S: 9	R: 0	H: 2	E: 0	K: 1	S: 14	R: 0	H: 1	E: 0	K: 1	S: 7	R: 0	H: 1	E: 0	K: 1	S: 8	R: 0	H: 1	E: 0	K: 0	S: 8	R: 0	H: 1	E: 0	K: 0	S: 10
	0	0	0	0	14	0	1	0	0	17	0	1	0	0	16	0	0	0	0	13	0	0	0	0	0	0	12	0	2	0	0	17	0	1	0	9	0	1	0	11	0	1	0	10	0	1	0	0	0	0
PITCHER Gene Conley, R ERA: 2.12 (1, 1)	IP	WLS	BF	H	R	ER	SO	BB	IBB	HBP	BLK	WP	HR	S	P	ERA	WHIP																																	
	9.0	W	34	8	0	0	7	0	0	0	0	0	0	84	119	0.00	0.889																																	

BOTTOM

Milwaukee Braves @ Brooklyn Dodgers
Ebbets Field, Brooklyn, NY

Tue May 11 1954, 3:33 AM EDT
Att. 19,172 - Unknown

AB	33
R	0
H	8
RBI	0
BB	0
SO	7
LOB	14

livebaseballscores.com

B

WP: 0	PA: 34
PB: 0	SB: 0
CS: 0	

Batter	1	2	3	4	5	6	7	8	9	AB R H RBI BB SO LOB	TOP											
Bill Bruton, L (1, 8) OBP: 0.340, SLG: 0.283	2-3 K		1-3 K		0-2 FC1-6 2B		0-1 F6		0-1 F7	5 1 0 0 0 2 2	Milwaukee Braves @ Brooklyn Dodgers Ebbets Field, Brooklyn, NY Wed May 12 1954, 3:33 AM EDT Att. 6,083 - Unknown											
Danny O'Connell, R (1, 4) OBP: 0.333, SLG: 0.368	1-2 F7		2-3 K2-3		0-1 2B		1-2 F7		1-0 F8	5 0 1 1 0 1 1												
Eddie Mathews, L (1, 5) OBP: 0.426, SLG: 0.618	1-1 HR			2-2 SH1-3 2B	4-0 FC6-4 IBB			0-1 SF9 1B		3 3 3 1 1 0 0												
Andy Pafko, R (1, 9) OBP: 0.333, SLG: 0.406	1-3 K			1-0 SH1-3 2-3	0-0 FC6-4 1-2f			0-1 E3 1-3		3 0 0 0 0 1 3												
Joe Adcock, R (1, 3) OBP: 0.385, SLG: 0.602		1-0 HR		0-0 F6		1-0 G5-4-3 1B		2-2 SF9		3 1 2 2 0 0 1												
Hank Aaron, R (1, 7) OBP: 0.316, SLG: 0.416		0-0 F7		3-2 2B		0-0 G5-4-3 1-2f		1-2 1B		4 0 2 1 0 0 1												
Johnny Logan, R (1, 6) OBP: 0.344, SLG: 0.429		0-3 K		2-1 F8		0-1 1B		1-2 F9		4 0 1 0 0 1 2												
Charlie White, L (1, 2) OBP: 0.364, SLG: 0.500		1-3 K			2-0 FC1-6 1B	0-0 F8			1-0 SH5-4 2B	4 0 2 0 0 1 1												
Lew Burdette, R (1, 1) OBP: 0.364, SLG: 0.500			0-1 6-3		0-0 FC1-6 1-2f		0-1 G3		0-1 SH5-4 2-3	3 0 0 0 0 0 1												
Inning Stats	R: 1 E: 0 K: 2 S: 13	H: 1 LOB: 0 BB: 0 P: 18	R: 1 E: 0 K: 2 S: 9	H: 1 LOB: 0 BB: 0 P: 11	R: 0 E: 0 K: 2 S: 8	H: 0 LOB: 0 BB: 0 P: 11	R: 1 E: 0 K: 0 S: 12	H: 2 LOB: 1 BB: 0 P: 20	R: 1 E: 0 K: 0 S: 8	H: 2 LOB: 2 BB: 1 P: 14	R: 0 E: 0 K: 0 S: 5	H: 2 LOB: 1 BB: 0 P: 6	R: 0 E: 0 K: 0 S: 7	H: 0 LOB: 0 BB: 0 P: 8	R: 1 E: 1 K: 0 S: 13	H: 2 LOB: 1 BB: 0 P: 17	R: 0 E: 0 K: 0 S: 6	H: 1 LOB: 1 BB: 0 P: 8	1B: 5 2B: 4 3B: 0 HR: 2	SF: 1 SAC: 2 DP: 1 HBP: 0	WP: 0 PB: 0 SB: 0 CS: 0	PA: 38
PITCHER	IP WLS BF H R ER SO BB IBB HBP BLK WP HR S P ERA WHIP																					
Don Newcombe, R (1, 1) ERA: 4.58	6.0 L 26 8 4 4 6 0 1 0 0 0 0 2 55 80 6.00 1.333																					
Ben Wade, R (7, 1) ERA: 6.48	3.0 12 3 1 0 0 0 0 0 0 0 0 0 26 33 0.00 1.000																					

AB	34
R	5
H	11
RBI	5
BB	1
SO	6
LOB	12



Batter	1	2	3	4	5	6	7	8	9	AB R H RBI BB SO LOB
Pee Wee Reese, R OBP: 0.383, SLG: 0.489 (1, 6)	0-1 1-3		1-1 L7			0-1 5-3			0-1 6-3	4 0 0 0 0 0 1
Jim Gilliam, S OBP: 0.354, SLG: 0.500 (1, 4)	3-3 K			1-1 6-3		0-1 F8			0-0 F8	4 0 0 0 0 1 0
Duke Snider, L OBP: 0.452, SLG: 0.633 (1, 8)	0-0 F7			0-2 6-3			2-2 4-3			3 0 0 0 0 0 0
Jackie Robinson, R OBP: 0.475, SLG: 0.489 (1, 5)		1-0 F9		3-2 6-3			4-1 G4-3 BB			2 0 0 0 1 0 0
Gil Hodges, R OBP: 0.420, SLG: 0.651 (1, 3)		0-1 5-3			1-1 HR		0-0 G4-3 1-2f			3 1 1 1 0 0 1
Sandy Amoros, L OBP: 0.225, SLG: 0.194 (1, 7)		1-2 4-3			1-1 4-3			1-2 4-3		3 0 0 0 0 0 0
Carl Furillo, R OBP: 0.337, SLG: 0.274 (1, 9)			0-0 F7		2-0 1-3			0-0 F4		3 0 0 0 0 0 0
Rube Walker, L OBP: 0.231, SLG: 0.240 (1, 2)			0-1 4-3		3-2 4-3			0-1 G3		3 0 0 0 0 0 0
Don Newcombe, L OBP: 0.357, SLG: 0.273 (6, PH)			4-2 BB			3-3 K			3-2 1-3	0 0 0 0 1 0 0
Wayne Belardi, L OBP: 0.500, SLG: 0.333 (7, 1)										1 0 0 0 0 1 0
Ben Wade, R (9, PH)										0 0 0 0 0 0 0
Don Thompson, L OBP: 0.214, SLG: 0.083 (9, PH)										1 0 0 0 0 0 0

Inning Stats	R: 0	H: 0	E: 0	LOB: 0	K: 1	BB: 0	S: 6	P: 9	R: 0	H: 0	E: 0	LOB: 0	K: 0	BB: 0	S: 7	P: 9	R: 0	H: 0	E: 0	LOB: 1	K: 0	BB: 1	S: 7	P: 12	R: 0	H: 0	E: 0	LOB: 0	K: 0	BB: 0	S: 8	P: 12	R: 1	H: 1	E: 0	LOB: 0	K: 0	BB: 0	S: 9	P: 16	R: 0	H: 0	E: 0	LOB: 0	K: 1	BB: 0	S: 7	P: 10	R: 0	H: 0	E: 0	LOB: 0	K: 0	BB: 0	S: 6	P: 12	R: 0	H: 0	E: 0	LOB: 0	K: 0	BB: 1	S: 6	P: 7	R: 0	H: 0	E: 0	LOB: 0	K: 0	BB: 0	S: 6	P: 7	R: 0	H: 0	E: 0	LOB: 0	K: 0	BB: 0	S: 6	P: 9	1B: 0	SF: 0	2B: 0	SAC: 0	3B: 0	DP: 1	HR: 1	HBP: 0
PITCHER Lew Burdette, R ERA: 2.01 (1, 1)	IP	WLS	BF	H	R	ER	SO	BB	IBB	HBP	BLK	WP	HR	S	P	ERA	WHIP																																																																							
																		PITCHER	IP	WLS	BF	H	R	ER	SO	BB	IBB	HBP	BLK	WP	HR	S	P	ERA	WHIP																																																					

BOTTOM

Milwaukee Braves @ Brooklyn Dodgers
Ebbets Field, Brooklyn, NY
Wed May 12 1954, 3:33 AM EDT
Att. 6,083 - Unknown

livebaseballscorecards.com

AB	27
R	1
H	1
RBI	1
BB	2
SO	2
LOB	2

B

WP: 0	PA: 29
PB: 0	SB: 0
CS: 0	

Batter	1	2	3	4	5	6	7	8	9	AB R H RBI BB SO LOB	TOP		
Wally Moon, L (1, 8) OBP: 0.464, SLG: 0.563	2-1 G6-4-3 1B		2-2 F6		4-2 BB		2-1 3-1		2-2 G3	4 0 1 0 1 0 2			
Red Schoendienst, S (1, 4) OBP: 0.331, SLG: 0.375	0-1 G6-4-3 1-2f		1-1 FC3 1B		0-0 F2			2-2 4-3	1-1 F4	5 0 1 0 0 0 3			
Stan Musial, L (1, 9) OBP: 0.487, SLG: 0.784	0-3 K		1-2 FC3 G5-4-3		0-2 G3 1B 2B			2-0 3B 1B		4 2 2 0 0 1 2			
Ray Jablonski, R (1, 5) OBP: 0.400, SLG: 0.545		2-2 4-3 WP 1B	1-1 G5-4-3 1-2f		0-1 F9			2-0 F8		4 0 1 0 0 0 5			
Tom Alston, L (1, 3) OBP: 0.402, SLG: 0.553		2-3 K 1-2		3-2 F8		0-2 G3		1-1 1B 3B		4 1 1 1 0 1 2			
Rip Repulski, R (1, 7) OBP: 0.367, SLG: 0.448		3-0 4-3 HBP		1-1 G6-4-3 1B		0-2 3-H 1B		0-1 1B		3 0 3 2 0 0 0			
Alex Grammas, R (1, 6) OBP: 0.293, SLG: 0.265		0-1 4-3		1-1 G6-4-3		1-1 F8		0-2 1-3		2 0 0 0 0 0 3			
Sal Yvars, R (6, PH) OBP: 0.400, SLG: 0.621		1-2 2-3		1-2f						1 0 0 0 0 0 1			
Dick Schofield, S (6, 6) OBP: 0.200, SLG: 0.600		1-3 K								1 0 0 0 0 0 1			
Del Rice, R (1, 2) OBP: 0.339, SLG: 0.412					0-1 5-3		1-2 6-3		3-2 F9	4 0 0 0 0 1 2			
Gerry Staley, R (1, 1) Mel Wright, R (6, 1)					0-0 F8		1-1 F3		2-2 DI G3 1B	1 0 0 0 1 0 0			
Peanuts Lowrey, R (7, PH) OBP: 0.267, SLG: 0.385			4-0 FC3 1B BB							0 0 0 0 0 0 0			
Cot Deal, S (7, 1) OBP: 0.167, SLG: 0.667										1 0 0 0 0 0 0			
Solly Hemus, L (9, PH) OBP: 0.500, SLG: 0.515										0 0 0 0 0 0 0			
Solly Hemus, L (9, PH) OBP: 0.500, SLG: 0.515										1 0 1 0 0 0 0			
Inning Stats	R: 0 H: 1 E: 0 LOB: 0 K: 1 BB: 0 S: 7 P: 9	R: 0 H: 1 E: 0 LOB: 2 K: 2 BB: 0 S: 12 P: 20	R: 0 H: 1 E: 0 LOB: 2 K: 0 BB: 1 S: 10 P: 19	R: 0 H: 1 E: 0 LOB: 0 K: 0 BB: 0 S: 7 P: 12	R: 0 H: 0 E: 0 LOB: 1 K: 0 BB: 1 S: 6 P: 10	R: 1 H: 2 E: 0 LOB: 1 K: 0 BB: 0 S: 14 P: 15	R: 0 H: 0 E: 0 LOB: 0 K: 0 BB: 0 S: 7 P: 11	R: 2 H: 3 E: 0 LOB: 1 K: 0 BB: 0 S: 13 P: 20	R: 0 H: 1 E: 0 LOB: 1 K: 0 BB: 0 S: 17 P: 25	1B: 8 SF: 0 2B: 1 SAC: 0 3B: 1 DP: 3 HR: 0 HBP: 1	WP: 1 PA: 38 PB: 0 SB: 0 CS: 0		
PITCHER Johnny Podres, L (1, 1) ERA: 2.65	IP WLS BF H R ER SO BB IBB HBP BLK WP HR S P ERA WHIP	9.0 W 38 10 3 3 3 2 0 1 0 1 0 93 141 3.00 1.333											

St. Louis Cardinals @ Brooklyn Dodgers
Ebbets Field, Brooklyn, NY
Thu May 13 1954, 3:33 AM EDT
Att. 6,443 - Unknown

livebaseballscorecards.com

AB 35
R 3
H 10
RBI 3
BB 2
SO 3
LOB 21



Batter	1	2	3	4	5	6	7	8	9
Pee Wee Reese, R (1, 6) <small>OBP: 0.378, SLG: 0.473</small> Don Thompson, L (7, 7) <small>OBP: 0.200, SLG: 0.077</small>	2-3 K	3-3 K		0-0 5-3		4-0 1B BB	0-0 G3-1		
Jim Gilliam, S (1, 4) <small>OBP: 0.347, SLG: 0.481</small>	1-3 K		1-0 F8		2-2 L8	4-2 1B 3B BB		2-2 F7	
Duke Snider, L (1, 8) <small>OBP: 0.459, SLG: 0.628</small>	4-0 2B BB		2-1 3-1		1-1 F8	0-2 3B 1B		0-1 2B 1B	
Jackie Robinson, R (1, 7) <small>OBP: 0.482, SLG: 0.569</small> Don Hoak, R (7, 5) <small>OBP: 0.333, SLG: 0.480</small>	1-1 1-H 2B		3-2 1B		0-1 F9	2-2 1B 3B		1-0 1-H SF8 2B	
Gil Hodges, R (1, 3) <small>OBP: 0.400, SLG: 0.621</small>	0-3 K		1-0 F7			1-2 K		0-0 3-H SF8	
Carl Furillo, R (1, 9) <small>OBP: 0.340, SLG: 0.281</small>		3-1 E SF9 1B		0-0 F7		0-0 1B 1B	0-0 G3	0-0 6-3	
Billy Cox, R (1, 5) <small>OBP: 0.305, SLG: 0.278</small> (7, 6)		2-2 SF9 1B		4-1 FC4-6 BB		0-1 1B BB 1B	4-2 2B FC4-2 BB		
Rube Walker, L (1, 2) <small>OBP: 0.300, SLG: 0.321</small>		2-0 G3		4-1 FC4-6 BB		0-1 BB BB 1B	2-2 FC4-2 2B		
Johnny Podres, L (1, 1) <small>OBP: 0.375, SLG: 0.533</small>		0-1 SF9		0-0 FC4-6		0-1 L8	1-1 FC4-2		

Inning Stats	R: 1	H: 1	E: 0	K: 3	S: 11	R: 1	H: 2	E: 1	K: 1	S: 12	R: 0	H: 1	E: 0	K: 0	S: 7	R: 0	H: 0	E: 0	K: 0	S: 5	R: 0	H: 0	E: 0	K: 0	S: 7	R: 6	H: 5	E: 0	K: 1	S: 23	R: 0	H: 1	E: 0	K: 0	S: 11	R: 2	H: 2	E: 0	K: 0	S: 8
	LOB: 1	BB: 1	P: 19	LOB: 1	BB: 0	P: 22	LOB: 2	BB: 2	P: 13	LOB: 1	BB: 2	LOB: 0	BB: 0	P: 10	LOB: 1	BB: 2	LOB: 2	BB: 1	P: 36	LOB: 2	BB: 1	LOB: 0	BB: 0	P: 11	LOB: 0	BB: 0	LOB: 0	BB: 0	P: 18	LOB: 0	SAC: 0	DP: 0	HBP: 0	CS: 0						

PITCHER	IP	WLS	BF	H	R	ER	SO	BB	IBB	HBP	BLK	WP	HR	S	P	ERA	WHIP
Gerry Staley, R (1, 1) <small>ERA: 7.24</small>	5.2	L	30	8	8	8	4	5	0	0	0	0	0	59	104	12.71	2.294
Mel Wright, R (6, 1) <small>ERA: 12.6</small>	0.1		2	1	0	0	1	0	0	0	0	0	0	6	10	0.00	3.000
Cot Deal, R (7, 1) <small>ERA: 6.86</small>	2.0		10	3	2	2	0	1	0	0	0	0	0	19	29	9.00	2.000

BOTTOM

AB	R	H	RBI	BB	SO	LOB
3	1	0	0	1	2	3
1	0	0	0	0	0	2
4	1	0	1	1	1	0
4	3	2	2	1	0	0
4	0	3	3	0	0	0
1	1	1	1	0	0	0
4	0	0	1	0	2	3
5	2	2	0	0	0	0
2	1	2	0	2	0	0
3	1	2	1	1	0	2
3	0	0	1	0	0	6

St. Louis Cardinals @ Brooklyn Dodgers
Ebbets Field, Brooklyn, NY
Thu May 13 1954, 3:33 AM EDT
Att. 6,443 - Unknown

AB	34
R	10
H	12
RBI	10
BB	6
SO	5
LOB	16

B

WP	PA
0	42

livebaseballscorecards.com

Batter	1	2	3	4	5	6	7	8	9	AB R H RBI BB SO LOB	TOP		
Rip Repulski, R OBP: 0.374, SLG: 0.455 (1, 8)	4-2 3B BB	0-1 F8		2-2 E4 WP 1B		0-1 F9		2-2 1B 2B	1-1 4-3	5 2 2 0 1 0 0			
Red Schoendienst, S OBP: 0.339, SLG: 0.393 (1, 4)	3-2 1B 3B	3-2 G3		2-3 K		0-1 BB 1B		1-3 H	4-1 HR BB	5 2 2 1 1 2 2			
Stan Musial, L OBP: 0.504, SLG: 0.810 (1, 7)	1-1 BB BB 1B			2-2 5-3		4-0 FC5-4 BB		4-0 1B HR IBB	1-0 1-H HR	3 3 2 3 3 0 1			
Ray Jablonski, R OBP: 0.413, SLG: 0.565 (1, 5)	1-0 F7			2-1 G3 2B		4-1 2B BB		1-0 HR 1B	0-1 2B	5 1 3 1 1 0 3			
Tom Alston, L OBP: 0.398, SLG: 0.567 (1, 3)	4-1 BB BB			2-2 6-3		2-2 F6		0-0 1-H HR	2-0 L9	5 1 1 3 1 0 4			
Joe Frazier, L OBP: 0.464, SLG: 0.565 (1, 9)	1-3 H			1-2 G3		0-1 2B		4-1 FC5-4 1B BB	2-1 F6	4 0 1 1 1 1 3			
Peanuts Lowrey, R OBP: 0.267, SLG: 0.385 (8, 9)				2-3 3-H		1-3 2B				0 0 0 0 0 0 0			
Del Rice, R OBP: 0.359, SLG: 0.436 (1, 2)	4-2 1-2 2-3 BB			0-0 F8		1-0 F5		1-2 FC5-4 1B 2B	1-2 2B	4 0 2 0 1 0 3			
Alex Grammas, R OBP: 0.288, SLG: 0.260 (1, 6)	0-1 F3			1-0 SH3-4 E 1B		0-1 F9		0-0 FC5-4	1-0 1-3	5 1 1 0 0 0 8			
Vic Raschi, R OBP: 0.174, SLG: 0.095 (1, 1)		3-2 5-3		0-0 SH3-4		1-0 4-3		1-2 4-3	0-0 6-3	4 0 0 0 0 0 2			
Inning Stats	R: 2 H: 2 E: 0 LOB: 3 K: 1 BB: 3 S: 19 P: 37	R: 0 H: 0 E: 0 LOB: 0 K: 0 BB: 0 S: 9 P: 15	R: 1 H: 1 E: 0 LOB: 1 K: 0 BB: 1 S: 10 P: 19	R: 1 H: 2 E: 1 LOB: 1 K: 1 BB: 0 S: 11 P: 18	R: 0 H: 1 E: 0 LOB: 2 K: 0 BB: 1 S: 9 P: 16	R: 0 H: 1 E: 0 LOB: 2 K: 0 BB: 1 S: 7 P: 12	R: 0 H: 1 E: 0 LOB: 2 K: 0 BB: 1 S: 14 P: 22	R: 4 H: 4 E: 0 LOB: 1 K: 1 BB: 1 S: 19 P: 31	R: 2 H: 2 E: 0 LOB: 1 K: 0 BB: 1 S: 8 P: 16	1B: 6 SF: 0 2B: 5 SAC: 1 3B: 1 DP: 0 HR: 2 HBP: 0	WP: 1 PA: 50 PB: 0 SB: 0 CS: 0		
PITCHER	IP WLS BF H R ER SO BB IBB HBP BLK WP HR S P ERA WHIP											PITCHER	IP WLS BF H R ER SO BB IBB HBP BLK WP HR S P ERA WHIP
Billy Loes, R ERA: 4.95 (1, 1)	4.0 L 21 5 4 4 2 4 0 0 0 1 0 49 89 9.00 2.250												
Erv Palica, R ERA: 1.69 (5, 1)	2.0 10 2 0 0 0 2 0 0 0 0 0 16 28 0.00 2.000												
Joe Black, R ERA: 10.8 (7, 1)	3.0 19 7 6 6 1 2 1 0 0 0 2 41 69 18.00 3.000												

St. Louis Cardinals @ Brooklyn Dodgers
Ebbets Field, Brooklyn, NY
Fri May 14 1954, 3:33 AM EDT
Att. 21,706 - Unknown

livebaseballscorecards.com

AB	40
R	10
H	14
RBI	9
BB	9
SO	3
LOB	26



Batter	1	2	3	4	5	6	7	8	9	AB R H RBI BB SO LOB
Don Hoak, R OBP: 0.313, SLG: 0.433 (1, 5)	2-2 F7	3-3 K			0-0 G4-6-3 1B	2-3 K			0-2 G1-4-3	5 0 1 0 0 2 6
Jim Gilliam, S OBP: 0.333, SLG: 0.459 (1, 4)	2-2 F8		0-1 6-3		3-2 G4-6-3 1-2f		0-0 F8		2-1 4-3	5 0 0 0 0 0 1
Duke Snider, L OBP: 0.451, SLG: 0.608 (1, 8)	4-0 2B BB		2-0 G3		1-2 F3		1-1 3-1			3 0 0 0 1 0 0
Jackie Robinson, R OBP: 0.507, SLG: 0.593 (1, 7)	2-1 1-3 2B		2-2 FC5-4 1B		4-2 FC5-4 BB		0-0 6-3			3 0 2 0 1 0 0
Gil Hodges, R OBP: 0.385, SLG: 0.593 (1, 3)	0-0 F9		2-1 FC5-4 1-2f		3-1 FC5-4 BB 1B		0-2 F7			4 1 0 0 0 0 4
Carl Furillo, R OBP: 0.346, SLG: 0.293 (1, 9)		2-1 L9 2B		1-2 6-3		4-2 1B 1-2 BB		0-0 L8		3 0 1 0 1 0 0
Billy Cox, R OBP: 0.317, SLG: 0.293 (1, 6)		0-2 F3		2-1 1B		0-0 F8		0-0 1B		4 0 2 0 0 0 3
Rube Walker, L OBP: 0.324, SLG: 0.323 (1, 2)		4-2 BB		0-2 L9		1-1 BB 1B		0-0 4-3		3 0 1 1 1 0 2
Billy Loes, R OBP: 0.125, SLG: 0.125 (1, 1)		1-2 L9		1-3 K		4-0 BB		2-1 G1-4-3 1B		1 0 0 0 0 0 2
Wayne Belardi, L OBP: 0.409, SLG: 0.250 (4, PH)										1 0 0 0 0 0 1 1
Erv Faltis, R OBP: 0.667, SLG: 0.667 (5, 1)										0 0 0 0 0 0 0 0
George Shuba, L OBP: 0.409, SLG: 0.409 (6, PH)										0 0 0 0 0 1 0 0
Joe Black, R (7, 1)										0 0 0 0 0 0 0 0
Tim Thompson, L OBP: 0.500, SLG: 0.500 (9, PH)										1 0 1 0 0 0 0 0

Inning Stats	R: 0 E: 0 K: 0 S: 9	H: 1 LOB: 2 BB: 1 P: 19	R: 0 E: 0 K: 1 S: 16	H: 1 LOB: 2 BB: 1 P: 26	R: 0 E: 0 K: 0 S: 8	H: 1 LOB: 1 BB: 0 P: 14	R: 0 E: 0 K: 1 S: 11	H: 1 LOB: 1 BB: 0 P: 15	R: 0 E: 0 K: 0 S: 7	H: 1 LOB: 0 BB: 0 P: 11	R: 1 E: 0 K: 1 S: 16	H: 1 LOB: 3 BB: 3 P: 34	R: 0 E: 0 K: 0 S: 4	H: 0 LOB: 0 BB: 0 P: 5	R: 0 E: 0 K: 0 S: 6	H: 1 LOB: 1 BB: 0 P: 6	R: 0 E: 0 K: 0 S: 7	H: 1 LOB: 0 BB: 0 P: 11	1B: 6 2B: 2 3B: 0 HR: 0	SF: 0 SAC: 0 DP: 2 HBP: 0	WP: 0 PB: 0 SB: 0 CS: 0	PA: 38
--------------	------------------------------	----------------------------------	-------------------------------	----------------------------------	------------------------------	----------------------------------	-------------------------------	----------------------------------	------------------------------	----------------------------------	-------------------------------	----------------------------------	------------------------------	---------------------------------	------------------------------	---------------------------------	------------------------------	----------------------------------	----------------------------------	------------------------------------	----------------------------------	--------

PITCHER	IP	WLS	BF	H	R	ER	SO	BB	IBB	HBP	BLK	WP	HR	S	P	ERA	WHIP	IP	WLS	BF	H	R	ER	SO	BB	IBB	HBP	BLK	WP	HR	S	P	ERA	WHIP	
Vic Raschi, R ERA: 4.35 (1, 1)	9.0	W	38	8	1	1	3	5	0	0	0	0	0	84	141	1.00	1.444																		


BOTTOM

St. Louis Cardinals @ Brooklyn Dodgers
Ebbets Field, Brooklyn, NY

Fri May 14 1954, 3:33 AM EDT
Att. 21,706 - Unknown

livebaseballscorecards.com

AB	33
R	1
H	8
RBI	1
BB	5
SO	3
LOB	19



Batter	1	2	3	4	5	6	7	8	9	AB R H RBI BB SO LOB	TOP																													
Rip Repulski, R OBP: 0.361, SLG: 0.438 (1, 8) C X	0-2 1-3 ①		0-1 4-3 ②			1-2 4-3 ②			1-2 4-3 ①	4 0 0 0 0 0 1	St. Louis Cardinals @ Brooklyn Dodgers Ebbets Field, Brooklyn, NY Sat May 15 1954, 3:33 AM EDT Att. 14,530 - Unknown livebaseballscorecards.com																													
Red Schoendienst, S OBP: 0.328, SLG: 0.380 (1, 4) C F S	1-3 K ②		0-1 F2 ③			1-3 K ③			0-2 4-3 ②	4 0 0 0 0 2 1																														
Stan Musial, L OBP: 0.496, SLG: 0.798 (1, 7) C B X	1-1 2B ③			1-1 G3 ①					0-0 F4 ③	4 0 1 0 0 1 0																														
Ray Jablonski, R OBP: 0.403, SLG: 0.551 (1, 5) B X	2-0 F7 ③			3-3 K ②					2-2 F8 ②	3 0 0 0 0 1 1																														
Tom Alston, L OBP: 0.387, SLG: 0.548 (1, 3) C X				2-3 K ③					1-0 F6 ③	3 0 0 0 0 1 0																														
Joe Frazier, L OBP: 0.419, SLG: 0.500 (1, 9) B X					3-1 F9 ①				0-1 F6 ①	3 0 0 0 0 0 0																														
Del Rice, R OBP: 0.348, SLG: 0.421 (1, 2) Wally Moon, L OBP: 0.460, SLG: 0.558 (8, PH) Bill Sarni, R (8, 2) L C F									3-2 4-3 ②	2 0 0 0 0 0 0 1 0 0 0 0 0 0 0 0 0 0 0 0 0																														
Alex Grammas, R OBP: 0.293, SLG: 0.280 (8, PH) Solly Hemus, L OBP: 0.512, SLG: 0.515 (8, 6) B X									4-1 BB ③	2 0 1 0 0 0 0 0 0 0 0 1 0 0																														
Tom Poholsky, R (1, 1) X									0-1 F8 ③	2 0 0 0 0 0 1 1 0 0 0 0 0 1 0 0 0 0 0 0 0																														
Peanuts Lowrey, R OBP: 0.250, SLG: 0.357 (8, PH) Stu Miller, R OBP: 0.286, SLG: 0.286 (8, 1) X									0-0 5-3 ①																															
Inning Stats	R: 0 E: 0 K: 1 S: 9	H: 1 LOB: 1 BB: 0 P: 13	R: 0 E: 0 K: 0 S: 8	H: 0 LOB: 0 BB: 0 P: 9	R: 0 E: 0 K: 0 S: 6	H: 1 LOB: 1 BB: 0 P: 7	R: 0 E: 0 K: 2 S: 8	H: 0 LOB: 0 BB: 0 P: 14	R: 0 E: 0 K: 0 S: 6	H: 0 LOB: 0 BB: 0 P: 11	R: 0 E: 0 K: 1 S: 8	H: 0 LOB: 0 BB: 0 P: 10	R: 0 E: 0 K: 1 S: 8	H: 0 LOB: 0 BB: 0 P: 11	R: 0 E: 0 K: 0 S: 9	H: 0 LOB: 1 BB: 1 P: 16	R: 0 E: 0 K: 0 S: 7	H: 0 LOB: 0 BB: 0 P: 8	1B: 0 2B: 2 3B: 0 HR: 0	SF: 0 SAC: 0 DP: 0 HBP: 0	WP: 0 PB: 0 SB: 0 CS: 0	PA: 30																		
PITCHER Carl Erskine, R ERA: 4.11 (1, 1)	IP 9.0	WLS W	BF 30	H 2	R 0	ER 0	SO 5	BB 1	IBB 0	HBP 0	BLK 0	WP 0	HR 0	S 69	P 99	ERA 0.00	WHIP 0.333						PITCHER	IP	WLS	BF	H	R	ER	SO	BB	IBB	HBP	BLK	WP	HR	S	P	ERA	WHIP




Batter	1	2	3	4	5	6	7	8	9	AB R H RBI BB SO LOB
Pee Wee Reese, R OBP: 0.365, SLG: 0.454 (1, 6)	2-2 5-3		3-3 K			2-3 K		0-0 F9		4 0 0 0 0 2 0
Jim Gilliam, S OBP: 0.325, SLG: 0.447 (1, 4)	2-2 3-1		1-0 G3			0-1 F8				3 0 0 0 0 0 0
Duke Snider, L OBP: 0.448, SLG: 0.610 (1, 8)	0-0 F8			0-1 2B		2-2 L3				3 0 1 0 0 0 0
Jackie Robinson, R OBP: 0.500, SLG: 0.579 (1, 7)		1-1 6-3		1-0 6-3		3-2 SH1-4 1B				3 0 1 0 0 0 1
Gil Hodges, R OBP: 0.378, SLG: 0.581 (1, 3)		2-3 K		0-0 5-3		0-0 SH1-4				2 0 0 0 0 1 1
Carl Furillo, R OBP: 0.336, SLG: 0.284 (1, 9)		1-0 E5 1B		1-0 F7		1-1 5-3				3 1 0 0 0 0 2
Billy Cox, R OBP: 0.318, SLG: 0.295 (1, 5)		1-1 2-H 1B			3-1 6-3		0-0 6-3			3 0 1 1 0 0 1
Rube Walker, L OBP: 0.297, SLG: 0.294 (1, 2)		2-2 G3			3-1 F6		1-2 4-3			3 0 0 0 0 0 1
Carl Erskine, R OBP: 0.150, SLG: 0.105 (1, 1)			2-1 F6		0-1 5-3		0-1 1-3			3 0 0 0 0 0 0

Inning Stats	R: 0 E: 0 K: 0 S: 7	H: 0 LOB: 0 BB: 0 P: 11	R: 1 E: 1 K: 1 S: 11	H: 1 LOB: 1 BB: 0 P: 18	R: 0 E: 0 K: 1 S: 6	H: 0 LOB: 0 BB: 0 P: 12	R: 0 E: 0 K: 0 S: 5	H: 1 LOB: 1 BB: 0 P: 8	R: 0 E: 0 K: 0 S: 6	H: 0 LOB: 0 BB: 0 P: 12	R: 0 E: 0 K: 1 S: 8	H: 0 LOB: 0 BB: 0 P: 12	R: 0 E: 0 K: 0 S: 8	H: 1 LOB: 1 BB: 0 P: 12	R: 0 E: 0 K: 0 S: 6	H: 0 LOB: 0 BB: 0 P: 7	
PITCHER	IP	WLS	BF	H	R	ER	SO	BB	IBB	HBP	BLK	WP	HR	S	P	ERA	WHIP
Tom Poholsky, R ERA: 2.33 (1, 1)	7.0	L	25	3	1	0	3	0	0	0	0	0	0	51	85	0.00	0.429
Stu Miller, R ERA: 5.11 (8, 1)	1.0		3	0	0	0	0	0	0	0	0	0	0	6	7	0.00	0.000

BOTTOM

St. Louis Cardinals @ Brooklyn Dodgers
Ebbets Field, Brooklyn, NY
Sat May 15 1954, 3:33 AM EDT
Att. 14,530 - Unknown

AB	27
R	1
H	3
RBI	1
BB	0
SO	3
LOB	6



1B: 2	SF: 0	WP: 0	PA: 28
2B: 1	SAC: 1	PB: 0	
3B: 0	DP: 0	SB: 0	
HR: 0	HBP: 0	CS: 0	

Batter	1	2	3	4	5	6	7	8	9	AB R H RBI BB SO LOB	TOP											
Bobby Adams, R (1, 5) OBP: 0.392, SLG: 0.412	2-2 F9		2-0 5-3			1-3 K	1-3 K			4 0 0 0 0 2 2	Cincinnati Redlegs @ Brooklyn Dodgers Ebbets Field, Brooklyn, NY Sun May 16 1954, 3:33 AM EDT Unknown											
Roy McMillan, R (1, 6) OBP: 0.287, SLG: 0.248 Nino Escalera, L (8, PH) OBP: 0.320, SLG: 0.200 Rocky Bridges, R (8, 6) OBP: 0.667, SLG: 1.000	0-1 F2			3-2 6-3		0-2 F7		4-2 BB		3 0 0 0 0 0 0 0 0 0 0 1 0 0 0 0 0 0 0 0 0												
Gus Bell, L (1, 8) OBP: 0.338, SLG: 0.467	1-2 F2			0-1 1B		2-3 K		1-2 F7		4 0 1 0 0 1 1												
Ted Kluszewski, L (1, 3) OBP: 0.413, SLG: 0.660		2-2 G1-4-3 1B		0-0 F4		2-2 1B 1B 2B		3-2 F8		4 1 2 0 0 0 2												
Jim Greengrass, R (1, 7) OBP: 0.278, SLG: 0.432		0-0 G1-4-3 1-2f		0-0 FC5-4 1B		0-0 F4		0-0 F7		4 0 1 0 0 0 3												
Johnny Temple, R (1, 4) OBP: 0.405, SLG: 0.375		2-1 1B		0-1 FC5-4 1-2f		0-0 1B 2B 1B		2-3 K		4 1 2 0 0 1 2												
Wally Post, R (1, 9) OBP: 0.260, SLG: 0.435		1-3 K		1-1 5-3		1-0 2B 1B		2-3 K		4 0 1 1 0 2 1												
Andy Seminick, R (1, 2) OBP: 0.413, SLG: 0.314			2-1 6-3		3-2 F3		2-2 F6		2-2 F9			4 0 0 0 0 0 2										
Herm Wehmeier, R (1, 1) Lloyd Merriman, L (7, PH) OBP: 0.267, SLG: 0.321 Frank Smith, R (7, 1)			2-1 F7		0-1 F4		0-0 2B			2 0 0 0 0 0 0 1 0 1 1 0 0 0 0 0 0 0 0 0 0												
Inning Stats	R: 0 E: 0 K: 0 S: 8	H: 0 LOB: 0 BB: 0 P: 11	R: 0 E: 0 K: 1 S: 9	H: 2 LOB: 1 BB: 0 P: 14	R: 0 E: 0 K: 0 S: 5	H: 0 LOB: 0 BB: 0 P: 11	R: 0 E: 0 K: 0 S: 9	H: 2 LOB: 2 BB: 0 P: 12	R: 0 E: 0 K: 0 S: 7	H: 0 LOB: 0 BB: 0 P: 11		R: 0 E: 0 K: 2 S: 10	H: 0 LOB: 0 BB: 0 P: 13	R: 2 E: 0 K: 1 S: 13	H: 4 LOB: 2 BB: 0 P: 19	R: 0 E: 0 K: 0 S: 10	H: 0 LOB: 1 BB: 1 P: 18	R: 0 E: 0 K: 2 S: 11	H: 0 LOB: 0 BB: 0 P: 17	1B: 6 2B: 2 3B: 0 HR: 0	SF: 0 SAC: 0 DP: 1 HBP: 0	WP: 0 PB: 0 SB: 0 CS: 0
PITCHER Preacher Roe, L (1, 1) ERA: 7.04 Jim Hughes, R (7, 1) ERA: 1.29	IP 6.1	WLS W	BF 25	H 7	R 2	ER 2	SO 3	BB 0	IBB 0	HBP 0	BLK 0	WP 0	HR 0	S 54	P 81	ERA 2.84	WHIP 1.105					
PITCHER	IP	WLS	BF	H	R	ER	SO	BB	IBB	HBP	BLK	WP	HR	S	P	ERA	WHIP					

livebaseballscorecards.com

AB	34
R	2
H	8
RBI	2
BB	1
SO	6
LOB	13



Batter	1	2	3	4	5	6	7	8	9
Pee Wee Reese, R OBP: 0.370, SLG: 0.455 (1, 6)	0-1 F5		2-0 G4-6-3 1B			1-2 WP HR 1B	0-2 F7		
Jim Gilliam, S OBP: 0.315, SLG: 0.432 (1, 4)	1-2 L6		2-2 G4-6-3 1-2f			3-2 F4	0-0 L6		
Duke Snider, L OBP: 0.450, SLG: 0.606 (1, 8)	3-2 L7			1-0 F3		0-0 WP HR 1B		1-0 1B	
Jackie Robinson, R OBP: 0.493, SLG: 0.559 Don Thompson, L OBP: 0.188, SLG: 0.071 (1, 7) (7, 7)		0-1 6-3		0-0 F8		4-0 HR IBB		3-3 K	
Gil Hodges, R OBP: 0.374, SLG: 0.598 (1, 3)		3-1 F8		1-1 6-3		0-1 HR		0-2 F5	
Carl Furillo, R OBP: 0.327, SLG: 0.276 (1, 9)		0-2 1-3			0-0 1-3	0-0 1-3			
Billy Cox, R OBP: 0.333, SLG: 0.313 (1, 5)			1-1 F9		0-0 FC6 1B	1-0 FC4-6 1B			
Rube Walker, L OBP: 0.300, SLG: 0.278 (1, 2)			4-0 1B BB		1-0 F7	0-0 FC4-6 1-2f			
Preacher Roe, R OBP: 0.333, SLG: 0.200 Jim Hughes, R (7, 1)			0-2 1B		0-0 FC6 1-2f		1-0 4-3		

AB	R	H	RBI	BB	SO	LOB
4	1	2	0	0	0	0
4	0	0	0	0	0	4
4	1	2	0	0	0	0
2	1	0	0	1	0	0
1	0	0	0	0	1	0
4	1	1	4	0	0	0
3	0	0	0	0	0	0
3	0	2	0	0	0	0
2	0	0	0	1	0	2
2	0	1	0	0	0	1
1	0	0	0	0	0	0

BOTTOM

Cincinnati Redlegs @ Brooklyn Dodgers
Ebbets Field, Brooklyn, NY
Sun May 16 1954, 3:33 AM EDT
Unknown

AB	30
R	4
H	8
RBI	4
BB	2
SO	1
LOB	7



Inning Stats		R	H	E	K	S	R	H	E	K	S	R	H	E	K	S	R	H	E	K	S	R	H	E	K	S	R	H	E	K	S	R	H	E	K	S									
R: 0 H: 0 E: 0 K: 0 S: 8		0	0	0	0	12	R: 0 H: 0 E: 0 K: 0 S: 7	0	0	0	10	R: 0 H: 2 E: 0 K: 0 S: 9	2	2	0	1	18	R: 0 H: 0 E: 0 K: 0 S: 4	0	0	0	6	R: 0 H: 1 E: 0 K: 0 S: 4	1	1	0	0	5	R: 4 H: 4 E: 0 K: 0 S: 12	4	4	1	1	21	R: 0 H: 0 E: 0 K: 0 S: 5	0	0	0	6	R: 0 H: 1 E: 0 K: 1 S: 7	1	1	0	0	11

PITCHER	IP	WLS	BF	H	R	ER	SO	BB	IBB	HBP	BLK	WP	HR	S	P	ERA	WHIP
Herm Wehmeier, R ERA: 4.58 (1, 1)	6.0	L	26	7	4	4	0	0	1	0	0	1	1	44	72	6.00	1.333
Frank Smith, R ERA: 0.68 (7, 1)	2.0		6	1	0	0	1	0	0	0	0	0	0	12	17	0.00	0.500

PITCHER	IP	WLS	BF	H	R	ER	SO	BB	IBB	HBP	BLK	WP	HR	S	P	ERA	WHIP

WP	1	PA	32
PB	0	SB	0
CS	0		

1B	7	SF	0
2B	0	SAC	0
3B	0	DP	1
HR	1	HBP	0

Batter	1	2	3	4	5	6	7	8	9	AB R H RBI BB SO LOB	TOP
Chuck Harmon, R (1, 5) <small>OBP: 0.267, SLG: 0.325</small>	0-0 		1-0 FC6 F8 1B		0-0 F3			0-1 4-3	0-0 6-3	5 1 0 0 0 0 1	
Roy McMillan, R (1, 6) <small>OBP: 0.275, SLG: 0.236</small>	2-3 		0-1 F8		3-2 F5			1-2 L7	2-1 F7	5 0 0 0 0 1 2	
Gus Bell, L (1, 8) <small>OBP: 0.350, SLG: 0.484</small>	1-2 F7		0-0 			2-0 L9-3 1B		3-2 		4 2 3 2 0 0 0	
Ted Kluszewski, L (1, 3) <small>OBP: 0.416, SLG: 0.660</small>		1-1 4-3	0-0 			1-0 L9-3 1-2		4-0 		3 1 1 1 1 0 1	
Jim Greengrass, R (1, 7) <small>OBP: 0.277, SLG: 0.426</small>		0-1 4-3	1-2 1-3			0-0 F6		0-2 		4 1 1 1 0 0 1	
Johnny Temple, R (1, 4) <small>OBP: 0.408, SLG: 0.388</small>		0-0 		2-2 F9			3-2 F9	1-2 		4 1 2 1 0 0 0	
Wally Post, R (1, 9) <small>OBP: 0.260, SLG: 0.427</small>		0-0 6-3		1-1 F9			1-3 	3-2 		4 0 1 2 0 1 1	
Hobie Landrith, L (1, 2) <small>OBP: 0.379, SLG: 0.455</small>			4-2 		1-2 4-3		4-2 	1-0 F9		2 1 0 0 2 0 1	
Bud Podbielan, R (1, 1) <small>OBP: 0.417, SLG: 0.300</small>			0-0 SH1-4		2-3 		1-2 FC6-4		0-1 G3	3 0 0 0 0 1 1	
Inning Stats	R: 0 H: 0 E: 0 LOB: 0 K: 1 BB: 0 S: 8 P: 11	R: 0 H: 1 E: 0 LOB: 1 K: 0 BB: 0 S: 6 P: 7	R: 3 H: 2 E: 1 LOB: 1 K: 0 BB: 1 S: 13 P: 19	R: 0 H: 0 E: 0 LOB: 0 K: 0 BB: 0 S: 13 P: 17	R: 0 H: 0 E: 0 LOB: 0 K: 1 BB: 0 S: 7 P: 12	R: 0 H: 1 E: 0 LOB: 0 K: 0 BB: 0 S: 3 P: 6	R: 0 H: 0 E: 0 LOB: 1 K: 1 BB: 1 S: 11 P: 20	R: 4 H: 4 E: 0 LOB: 1 K: 0 BB: 1 S: 22 P: 35	R: 0 H: 0 E: 0 LOB: 0 K: 0 BB: 0 S: 5 P: 7	1B: 5 SF: 0 2B: 4 SAC: 1 3B: 0 DP: 1 HR: 0 HBP: 0	WP: 0 PA: 38 PB: 0 SB: 1 CS: 0
PITCHER Russ Meyer, R (1, 1) <small>ERA: 2.1</small> Ben Wade, R (7, 1) <small>ERA: 8.71</small> Johnny Podres, L (9, 1) <small>ERA: 2.58</small>	IP WLS BF H R ER SO BB IBB HBP BLK WP HR S P ERA WHIP 6.0 L 23 4 3 0 2 1 0 0 0 0 0 0 50 72 0.00 0.833 2.0 12 4 4 4 1 1 1 0 0 0 0 0 33 55 18.00 2.500 1.0 3 0 0 0 0 0 0 0 0 0 0 0 5 7 0.00 0.000	PITCHER IP WLS BF H R ER SO BB IBB HBP BLK WP HR S P ERA WHIP									

Cincinnati Redlegs @ Brooklyn Dodgers
 Ebbets Field, Brooklyn, NY
 Sun May 16 1954, 3:38 AM EDT
 Att. 32,807 - Unknown

livebaseballscorecards.com

AB 34
R 7
H 8
RBI 7
BB 3
SO 3
LOB 8



Batter	1	2	3	4	5	6	7	8	9	AB	R	H	RBI	BB	SO	LOB
Pee Wee Reese, R (1, 6) OBP: 0.374, SLG: 0.462	0-0 5-3			4-2 BB		0-0 2B		1-3 K		3	0	1	0	1	1	1
Jim Gilliam, S (1, 4) OBP: 0.306, SLG: 0.418	1-0 B1			1-1 G4-6-3 1-2f		0-3 K		0-0 F7		4	0	0	0	0	1	3
Duke Snider, L (1, 8) OBP: 0.444, SLG: 0.593	0-0 F5			2-3 K			0-1 BB 1B		1-0 F7	4	0	1	0	0	1	0
Jackie Robinson, R (1, 7) OBP: 0.494, SLG: 0.548			2-3 K		2-1 5-3		4-1 FC6-4 BB		0-1 1B 1B	3	0	1	0	1	1	0
Erv Palica, R (9, PR) OBP: 0.667, SLG: 0.667										0	1	0	0	0	0	0
Gil Hodges, R (1, 3) OBP: 0.370, SLG: 0.584		0-2 F8			1-0 4-3		0-3 K		0-0 1B 1B	4	1	1	0	0	1	2
Carl Furillo, R (1, 9) OBP: 0.325, SLG: 0.275		0-0 L7			2-1 1B		1-1 F7		1-0 F5	4	0	1	0	0	0	4
Billy Cox, R (1, 5) OBP: 0.329, SLG: 0.309			2-3 K		2-3 K		1-0 FC6-4 1-2f		0-0 2B 1B	4	0	1	1	0	2	3
Tim Thompson, L (1, 2) OBP: 0.333, SLG: 0.500			2-1 1-3			2-2 4-3		1-1 3-1	0-2 2B	4	0	1	1	0	0	0
Russ Meyer, S (1, 1) Wayne Belardi, L (6, PH) Ben Wade, R (7, 1) Don Thompson, L (8, PH) Johnny Podres, L (9, 1) George Shuba, L (9, PH)			0-1 F7			3-3 K		1-1 E6	0-0 G3	1	0	0	0	0	0	0

Inning Stats	R: 0	H: 0	E: 0	K: 0	S: 3	R: 0	H: 0	E: 0	K: 1	S: 8	R: 0	H: 0	E: 0	K: 1	S: 7	R: 0	H: 1	E: 0	K: 1	S: 9	R: 0	H: 1	E: 0	K: 2	S: 11	R: 0	H: 1	E: 0	K: 1	S: 9	R: 0	H: 0	E: 1	K: 1	S: 8	R: 2	H: 4	E: 0	K: 0	S: 10	1B: 5	SF: 0	2B: 2	SAC: 0	3B: 0	DP: 1	HR: 0	HBP: 0	WP: 0	PA: 36
PITCHER Bud Podbielan, R (1, 1) ERA: 5.45	IP	WLS	BF	H	R	ER	SO	BB	IBB	HBP	BLK	WP	HR	S	P	ERA	WHIP																																	
	9.0	W	36	7	2	2	8	2	0	0	0	0	0	75	112	2.00	1.000																																	
													PITCHER	IP	WLS	BF	H	R	ER	SO	BB	IBB	HBP	BLK	WP	HR	S	P	ERA	WHIP																				

BOTTOM

Cincinnati Redlegs @ Brooklyn Dodgers
Ebbets Field, Brooklyn, NY

Sun May 16 1954, 3:38 AM EDT
Att. 32,807 - Unknown

AB	34
R	2
H	7
RBI	2
BB	2
SO	8
LOB	16



1B: 5	SF: 0	WP: 0	PA: 36
2B: 2	SAC: 0	PB: 0	
3B: 0	DP: 1	SB: 0	
HR: 0	HBP: 0	CS: 0	

Batter	1	2	3	4	5	6	7	8	9	AB R H RBI BB SO LOB	TOP											
Frank Baumholtz, L (1, 8) OBP: 0.354, SLG: 0.393 Luis Marquez, R (7, 8)	1-0 1B 1B 1B	2-2 L7		0-0 G4-6-3 1B			2-1 F5		1-0 4-3	4 1 2 0 0 0 0 1 0 0 0 0 0 0												
Dee Fondy, L (1, 3) OBP: 0.308, SLG: 0.405	2-1 1B 1-2 1B 1B	0-1 1B 1B		0-0 G4-6-3 1-2f			0-1 1-3		2-3 K	5 1 2 0 0 1 1												
Gene Baker, R (1, 4) OBP: 0.356, SLG: 0.481	0-1 1B 1-2 2B 1B	1-1 1B 1-3 G6-4-3 1B					3-1 F4	0-0 1B 2B	1-0 5-3	5 2 3 0 0 0 0												
Hank Sauer, R (1, 9) OBP: 0.431, SLG: 0.717	0-2 2B 1-2 2-H 3-H 1B	1-2 G6-4-3					2-2 F9	0-0 SH5-3 14 1B 1B		4 2 2 2 0 0 2												
Randy Jackson, R (1, 5) OBP: 0.347, SLG: 0.522	1-2 F7		3-2 F8			0-0 6-3		1-0 1B 1-2 3-H 1B		4 1 1 1 0 0 2												
Ralph Kiner, R (1, 7) OBP: 0.434, SLG: 0.569	2-1 WP 1-3 2-H 2B		2-0 14 6-3 2B				1-0 F5	1-0 SH5-3		3 0 2 1 0 0 0												
14 Ernie Banks, R (1, 6) OBP: 0.361, SLG: 0.473	1-1 1-3		0-0 6-3				1-1 5-3	0-2 F7 2-H 3-H 1B		4 0 1 2 0 0 3												
Joe Garagiola, L (1, 2) OBP: 0.511, SLG: 0.500	4-0 WP IBB		2-1 F7				2-0 F8	1-1 F7		3 0 0 0 1 0 2												
Warren Hacker, R (1, 1) OBP: 0.333, SLG: 0.250	0-3 K		0-2 1-3				1-1 F9	0-2 4-3		4 0 0 0 0 1 3												
Inning Stats	R: 4 E: 0 K: 1 S: 18	H: 5 LOB: 2 BB: 1 P: 29	R: 0 E: 0 K: 0 S: 10	H: 2 LOB: 1 BB: 0 P: 14	R: 0 E: 0 K: 0 S: 7	H: 1 LOB: 1 BB: 0 P: 14	R: 0 E: 0 K: 0 S: 5	H: 1 LOB: 0 BB: 0 P: 5	R: 0 E: 0 K: 0 S: 6	H: 0 LOB: 0 BB: 0 P: 11	R: 0 E: 0 K: 0 S: 4	H: 0 LOB: 0 BB: 0 P: 8	R: 0 E: 0 K: 0 S: 6	H: 0 LOB: 0 BB: 0 P: 9	R: 3 E: 0 K: 0 S: 13	H: 4 LOB: 1 BB: 0 P: 16	R: 0 E: 0 K: 1 S: 5	H: 0 LOB: 0 BB: 0 P: 9	1B: 10 2B: 3 3B: 0 HR: 0	SF: 0 SAC: 1 DP: 2 HBP: 0	WP: 1 PB: 0 SB: 0 CS: 0	PA: 39
PITCHER	IP WLS BF H R ER SO BB IBB HBP BLK WP HR S P ERA WHIP																					
Billy Loes, R (1, 1) ERA: 5.19	6.0 L 26 9 4 4 1 0 0 0 0 0 1 0 50 81 6.00 1.500																					
Erv Palica, R (7, 1) ERA: 3.75	1.1 8 4 3 3 0 0 0 0 0 0 0 0 14 19 20.25 3.000																					
Clem Labine, R (8, 1) ERA: 2.08	0.2 2 0 0 0 0 0 0 0 0 0 0 0 5 6 0.00 0.000																					
Bob Milliken, R (9, 1) ERA: 3.0	1.0 3 0 0 0 0 1 0 0 0 0 0 0 5 9 0.00 0.000																					

Chicago Cubs @ Brooklyn Dodgers
Ebbets Field, Brooklyn, NY
Tue May 18 1954, 3:33 AM EDT
Att. 11,050 - Unknown

livebaseballscorecards.com

AB	37
R	7
H	13
RBI	6
BB	1
SO	2
LOB	13



Batter	1	2	3	4	5	6	7	8	9	AB	R	H	RBI	BB	SO	LOB						
Pee Wee Reese, R OBP: 0.362, SLG: 0.444 (1, 6) B F X	1-1 F9 ①		X 0-0 L7 ③			C F X 0-2 F8 ②		B X 1-0 F9 ③		4	0	0	0	0	0	1						
Jim Gilliam, S OBP: 0.304, SLG: 0.413 (1, 4) F X	0-1 3-1 ②			C X 0-1 F8 ①		F F B X 1-2 F2 ③		C B F X 1-2 G4-6-3 1B		4	0	1	0	0	0	0						
Duke Snider, L OBP: 0.438, SLG: 0.607 (1, 8) C S X	0-2 E4			F B X 1-1 4-3 ②		B B F X 2-2 HR		B F B X 2-1 F6 ①		4	1	1	1	0	0	1						
Jackie Robinson, R OBP: 0.482, SLG: 0.545 (1, 7) X	0-0 F3 ③			F X 0-1 2B		B B B X 3-3 K		F X 0-1 G4-6-3 ② ③ 1-2		4	0	1	0	0	1	2						
Gil Hodges, R OBP: 0.361, SLG: 0.567 (1, 3)		B X 1-2 F8 ①		X 0-0 F8 ③		C X 0-1 F4 ②				3	0	0	0	0	0	1						
Carl Furillo, R OBP: 0.317, SLG: 0.267 (1, 9)		F X 0-1 5-3 ②			C B S X 1-2 F6 ①		C X 0-1 1-3 ③			3	0	0	0	0	0	0						
Billy Cox, R OBP: 0.329, SLG: 0.310 (1, 5)		X 0-0 F4 ③			F B X 1-1 F8 ②		B C B X 2-1 1B			3	0	1	0	0	0	0						
Rube Walker, L OBP: 0.279, SLG: 0.256 (1, 2)			X 0-0 L3 ①		X 0-0 F7 ③		C X 0-1 F8 ①			3	0	0	0	0	0	1						
Billy Loes, R OBP: 0.111, SLG: 0.111 (1, 1) Don Thompson, L OBP: 0.167, SLG: 0.063 (6, PH) Erv Fallick, R OBP: 0.667, SLG: 0.667 (7, 1) Clem Labine, R (8, 1) George Shuba, L OBP: 0.375, SLG: 0.333 (8, PH) Bob Milliken, R (9, 1)			C C B X 1-2 4-3 ②		S B F C 2-3 K ①		B C F X 1-2 F5 ②			1	0	0	0	0	0	0						
Inning Stats	R: 0 E: 1 K: 0 S: 8	H: 0 LOB: 1 BB: 0 P: 9	R: 0 E: 0 K: 0 S: 7	H: 0 LOB: 0 BB: 0 P: 8	R: 0 E: 0 K: 0 S: 5	H: 0 LOB: 1 BB: 0 P: 6	R: 0 E: 0 K: 0 S: 7	H: 1 LOB: 1 BB: 0 P: 8	R: 0 E: 0 K: 0 S: 6	H: 0 LOB: 0 BB: 0 P: 8	R: 0 E: 0 K: 1 S: 9	H: 0 LOB: 0 BB: 0 P: 12	R: 1 E: 0 K: 1 S: 10	H: 1 LOB: 0 BB: 0 P: 15	R: 0 E: 0 K: 0 S: 8	H: 1 LOB: 1 BB: 0 P: 12	R: 0 E: 0 K: 0 S: 7	H: 1 LOB: 0 BB: 0 P: 10	1B: 2 2B: 1 3B: 0 HR: 1	SF: 0 SAC: 0 DP: 1 HBP: 0	WP: 0 PB: 0 SB: 0 CS: 0	PA: 31
PITCHER Warren Hacker, R ERA: 1.37 (1, 1)	IP 9.0	WLS W	BF 31	H 4	R 1	ER 1	SO 2	BB 0	IBB 0	HBP 0	BLK 0	WP 0	HR 1	S 67	P 88	ERA 1.00	WHIP 0.444					

BOTTOM

Chicago Cubs @ Brooklyn Dodgers
Ebbets Field, Brooklyn, NY
Tue May 18 1954, 3:33 AM EDT
Att. 11,050 - Unknown

livebaseballscorecards.com

AB	31
R	1
H	4
RBI	1
BB	0
SO	2
LOB	7



Batter	1	2	3	4	5	6	7	8	9	AB	R	H	RBI	BB	SO	LOB
Jim Gilliam, S OBP: 0.310, SLG: 0.406 (1, 4) C B B F X	2-2 4-3 ①			4-2 1B 1B BB		2-1 F3 ①		4-2 1B 1-2 BB		2	1	0	0	2	0	0
Pee Wee Reese, R OBP: 0.359, SLG: 0.438 (1, 6) B X	1-0 6-3 ②			1-0 1-3 1B 1B		2-2 6-3 ②		2-1 F9 ① 2-3		4	0	1	0	0	0	2
Duke Snider, L OBP: 0.439, SLG: 0.600 (1, 8) S B X	1-1 4-3 ③			2-2 F5 ①		4-0 FC5 S BB		0-0 G6-4-3 1-3 3-H 1B		3	0	1	1	1	0	2
Jackie Robinson, R OBP: 0.471, SLG: 0.529 (1, 7) Dick Williams, R OBP: 0.083, SLG: 0.364 (9, 7)		1-0 6-3 ①		0-0 1-2 3-H 1B FC6-4		1-0 FC5 ③ 1-3		0-0 G6-4-3 ② ③ 1-2f		4	0	1	1	0	0	3
Gil Hodges, R OBP: 0.365, SLG: 0.557 (1, 3) B B B B		4-0 G6-3 BB		0-1 F6 ②			2-3 K ①		4-0 4-3 BB	2	0	0	0	2	1	2
Carl Furillo, R OBP: 0.306, SLG: 0.257 (1, 9) B B F F X		1-2 G6-3 ② ③ 1-2f		2-2 FC6-4 ③ 1-2f			2-3 K ②		1-0 4-3 ① 1-2	4	0	0	0	0	1	4
Billy Cox, R OBP: 0.325, SLG: 0.347 (1, 5) X			0-0 F4 ①		1-0 L5 ①		1-0 HR		3-2 F8 ②	4	1	1	1	0	0	1
Rube Walker, L OBP: 0.255, SLG: 0.233 (1, 2) S X			0-1 F8 ②		2-1 3-1 ②		1-1 G3 ③		0-0 3-1 ③	4	0	0	0	0	0	1
Carl Erskine, R OBP: 0.136, SLG: 0.095 (1, 1) Jim Hughes, R (8, 1) Don Newcombe, L OBP: 0.357, SLG: 0.273 (8, 1) Tim Thompson, L OBP: 0.429, SLG: 0.500 (8, PH) Russ Meyer, S (9, 1) B S S S			1-3 K ③		1-2 F8 ③			4-2 F9 1B BB BB		2	0	0	0	0	1	0

Inning Stats	R: 0	H: 0	E: 0	LOB: 0	K: 0	BB: 0	S: 6	R: 0	H: 0	E: 0	LOB: 0	K: 1	BB: 0	S: 6	R: 1	H: 2	E: 0	LOB: 2	K: 0	BB: 1	S: 14	R: 0	H: 0	E: 0	LOB: 0	K: 0	BB: 0	S: 6	R: 1	H: 1	E: 0	LOB: 0	K: 2	BB: 0	S: 10	R: 1	H: 1	E: 0	LOB: 1	K: 0	BB: 1	S: 9	R: 0	H: 0	E: 0	LOB: 1	K: 0	BB: 1	S: 7	1B: 3	SF: 0	2B: 0	SAC: 0	3B: 0	DP: 2	HR: 1	HBP: 0	WP: 0	PA: 35
--------------	------	------	------	--------	------	-------	------	------	------	------	--------	------	-------	------	------	------	------	--------	------	-------	-------	------	------	------	--------	------	-------	------	------	------	------	--------	------	-------	-------	------	------	------	--------	------	-------	------	------	------	------	--------	------	-------	------	-------	-------	-------	--------	-------	-------	-------	--------	-------	--------

PITCHER	IP	WLS	BF	H	R	ER	SO	BB	IBB	HBP	BLK	WP	HR	S	P	ERA	WHIP
Bob Rush, R ERA: 4.21 (1, 1)	7.0	W	26	3	2	2	3	3	0	0	0	0	1	52	91	2.57	0.857
Jim Willis, R ERA: 3.93 (8, 1)	0.0		2	0	1	1	0	2	0	0	0	0	0	5	13	∞	∞
Hal Jeffcoat, R ERA: 6.65 (8, 1)	2.0	S	7	1	0	0	0	1	0	0	0	0	0	11	21	0.00	1.000

Chicago Cubs @ Brooklyn Dodgers
Ebbets Field, Brooklyn, NY
 Wed May 19 1954, 3:33 AM EDT
 Att. 4,046 - Unknown

AB	29
R	3
H	4
RBI	3
BB	6
SO	3
LOB	15



WP	HR	S	P	ERA	WHIP
0	0	0	0	0	0
0	0	0	0	0	0
0	0	0	0	0	0
0	1	0	0	0	0
0	0	0	0	0	0

Batter	1	2	3	4	5	6	7	8	9	AB R H RBI BB SO LOB	TOP														
Curt Roberts, R (1, 4) OBP: 0.322, SLG: 0.348	0-1 G5-4-3 1B		2-2 F3			1-0 SH5-4		0-0 FC3-6 FC4-6		3 0 1 0 0 0 1															
Dick Cole, R (1, 5) OBP: 0.361, SLG: 0.356	0-1 G5-4-3 1-2f			0-0 5-3		1-0 SF8		1-0 F7		3 0 0 1 0 0 2															
Bob Skinner, L (1, 3) OBP: 0.341, SLG: 0.424	1-3 K			2-2 F2		0-0 HR		1-0 FC4-6 1-2f		4 1 1 1 0 1 1															
Frank Thomas, R (1, 7) OBP: 0.374, SLG: 0.504		1-3 K		1-0 1B		3-2 5-3			2-1 1-3	4 0 1 0 0 1 0															
Sid Gordon, R (1, 9) OBP: 0.439, SLG: 0.326		2-3 K		1-2 5-3			4-1 SH3-4 BB		4-2 1B BB	2 0 0 0 1 1 1 0 0 0 0 1 0 0															
Cal Abrams, L (7, PR) OBP: 0.308, SLG: 0.214																									
Jack Shepard, R (1, 2) OBP: 0.362, SLG: 0.346		3-2 1B			0-0 5-3		0-0 SH3-4 1-2		1-0 1B	3 0 2 0 0 0 0															
Gair Allie, R (1, 6) OBP: 0.298, SLG: 0.268		2-3 K			2-1 F7		0-0 5-3		0-3 K	3 0 0 0 0 1 3 1 0 0 0 0 1 2															
Preston Ward, L (9, PH) OBP: 0.238, SLG: 0.300																									
Dick Hall, R (1, 8) OBP: 0.333, SLG: 0.340			1-3 K		3-3 K		2-1 F9		0-0 F6	3 0 0 0 0 2 2 1 0 0 0 0 0 2															
Toby Atwell, L (9, PH) OBP: 0.403, SLG: 0.433																									
Vern Law, R (1, 1) OBP: 0.300, SLG: 0.250			1-0 5-3			1-0 SH5-4 SF8 2B		2-2 E6 FC3-6		3 1 1 0 0 0 0															
Inning Stats	R: 0 E: 0 K: 1 S: 7	H: 1 LOB: 0 BB: 0 P: 8	R: 0 E: 0 K: 3 S: 14	H: 1 LOB: 1 BB: 0 P: 22	R: 0 E: 0 K: 1 S: 9	H: 0 LOB: 0 BB: 0 P: 13	R: 0 E: 0 K: 0 S: 9	H: 1 LOB: 1 BB: 0 P: 13	R: 0 E: 0 K: 1 S: 7	H: 0 LOB: 0 BB: 0 P: 12	R: 2 E: 0 K: 0 S: 8	H: 2 LOB: 0 BB: 0 P: 14	R: 0 E: 0 K: 0 S: 5	H: 0 LOB: 2 BB: 1 P: 11	R: 0 E: 1 K: 0 S: 6	H: 0 LOB: 1 BB: 0 P: 10	R: 0 E: 0 K: 1 S: 9	H: 1 LOB: 2 BB: 1 P: 16	1B: 4 2B: 1 3B: 0 HR: 1	SF: 1 SAC: 2 DP: 1 HBP: 0	WP: 0 PB: 0 SB: 0 CS: 0	PA: 35			
PITCHER	IP	WLS	BF	H	R	ER	SO	BB	IBB	HBP	BLK	WP	HR	S	P	ERA	WHIP								
Johnny Podres, L (1, 1) ERA: 2.64	6.0		22	5	2	2	6	0	0	0	0	0	1	54	82	3.00	0.833								
Clem Labine, R (7, 1) ERA: 1.8	2.0	W	8	0	0	0	0	1	0	0	0	0	0	11	21	0.00	0.500								
Jim Hughes, R (9, 1) ERA: 3.0	1.0	S	5	1	0	0	1	1	0	0	0	0	0	9	16	0.00	2.000								

Pittsburgh Pirates @ Brooklyn Dodgers
Ebbets Field, Brooklyn, NY
Fri May 21 1954, 3:33 AM EDT
Att. 7,202 - Unknown

livebaseballscorecards.com

AB	30
R	2
H	6
RBI	2
BB	2
SO	7
LOB	14



Batter	1	2	3	4	5	6	7	8	9
Don Hoak, R (1, 5) <small>OBP: 0.324, SLG: 0.412</small> Jim Hughes, R (9, 1)	1-0 5-3		4-0 BB 1-2 BB		1-3 K		1-1 F9	0-2 1B	
Pee Wee Reese, R (1, 6) <small>OBP: 0.360, SLG: 0.457</small>	3-2 L7		1-1 F3		4-0 E 1B BB		0-0 HR	0-3 K	
Duke Snider, L (1, 8) <small>OBP: 0.431, SLG: 0.580</small>	0-1 3-1		4-0 1-2 2-3 BB		1-2 L8		3-1 E5 2B	0-2 4-3	
Gil Hodges, R (1, 3) <small>OBP: 0.382, SLG: 0.545</small>		1-3 K	2-2 L7		1-1 E8 1-3 1B		1-1 L9		
George Shuba, L (1, 7) <small>OBP: 0.400, SLG: 0.500</small>		0-1 G3		1-2 6-3 2B		0-0 L6	1-0 1-H 2B		
Carl Furillo, R (1, 9) <small>OBP: 0.305, SLG: 0.257</small>		2-1 1B		0-0 6-3 2-3		1-3 K	1-0 1-3		
Billy Cox, R (1, 4) <small>OBP: 0.321, SLG: 0.333</small> (9, 5)		3-2 F4		0-2 F4		0-1 1-3		4-2 SH5-4 1B BB	
Rube Walker, L (1, 2) <small>OBP: 0.280, SLG: 0.227</small>			1-1 F8	4-1 FC6 IBB		4-1 FC6-4 BB		0-1 SH5-4	
Johnny Podres, L (1, 1) <small>OBP: 0.389, SLG: 0.500</small> Jackie Robinson, R (6, PH) <small>OBP: 0.466, SLG: 0.521</small> Clem Labine, R (7, 1) Jim Gilliam, S (8, PH) <small>OBP: 0.315, SLG: 0.411</small> (9, 4)			4-0 BB BB BB	1-1 FC6 1-2f		1-2 FC6-4 1-2f		3-2 1B 2-H 1B	

AB	R	H	RBI	BB	SO	LOB
4	0	1	0	1	1	0
0	0	0	0	0	0	0
4	1	1	1	1	1	4
4	1	0	0	1	0	3
4	0	1	0	0	1	4
4	0	2	1	0	0	2
4	0	1	0	0	1	2
3	1	0	0	1	0	2
1	0	0	0	2	0	0
1	0	0	0	0	0	1
0	0	0	0	0	0	0
1	0	1	1	0	0	0

BOTTOM

Pittsburgh Pirates @ Brooklyn Dodgers
 Ebbets Field, Brooklyn, NY

Fri May 21 1954, 3:33 AM EDT
 Att. 7,202 - Unknown

AB	31
R	3
H	7
RBI	3
BB	7
SO	4
LOB	20



Inning Stats	R: 0	H: 0	LOB: 0	K: 0	S: 6	P: 10	R: 0	H: 1	LOB: 1	K: 1	S: 10	R: 0	H: 0	LOB: 3	K: 0	S: 7	R: 0	H: 1	LOB: 2	K: 0	S: 10	R: 0	H: 1	LOB: 2	K: 1	S: 11	R: 0	H: 0	LOB: 1	K: 1	S: 9	R: 2	H: 2	LOB: 1	K: 0	S: 9	R: 1	H: 2	LOB: 2	K: 1	S: 19
IP	8.0	7	3	2	4	6	1	0	0	0	0	1	1	1	1	1	1	1	1	1	1	1	1	1	1	1	1	1	1	1	1	1	1	1	1	1	1	1	1		
WLS	L																																								
BF	39																																								
H	7																																								
R	3																																								
ER	2																																								
SO	4																																								
BB	0																																								
IBB	0																																								
HBP	0																																								
BLK	0																																								
WP	0																																								
HR	1																																								
S	81																																								
P	140																																								
ERA	2.25																																								
WHIP	1.625																																								

PITCHER	IP	WLS	BF	H	R	ER	SO	BB	IBB	HBP	BLK	WP	HR	S	P	ERA	WHIP
Vern Law, R (1, 1) <small>ERA: 4.28</small>	8.0	L	39	7	3	2	4	6	1	0	0	0	1	81	140	2.25	1.625

WP	PA
0	39
0	
0	
0	

Batter	1	2	3	4	5	6	7	8	9	AB	R	H	RBI	BB	SO	LOB	TOP					
Curt Roberts, R OBP: 0.318, SLG: 0.343 (1, 4)	1-2 5-3	0-0 F4		0-1 1B		1-3 K		2-2 1-3		5	0	1	0	0	1	4						
Dick Cole, R OBP: 0.364, SLG: 0.364 (1, 5) (7, 6)	2-1 2B	2-1 FC5		0-0 F5		4-0 BB		0-2 6-3		4	0	1	0	1	0	5						
Bob Skinner, L OBP: 0.336, SLG: 0.411 (1, 3)	2-0 L8		0-0 4-3		4-2 1B 1B BB		1-0 F7		2-2 F5		4	0	0	0	1	0	3					
Frank Thomas, R OBP: 0.388, SLG: 0.511 (1, 7) (7, 8)	1-3 K		1-1 CS 1B		1-1 FC5 1B 1B		4-1 BB BB		2-1 G3 1B		4	0	3	0	1	1	1					
Sid Gordon, R OBP: 0.435, SLG: 0.319 (1, 9)		1-1 1B 1B SF9 1B	4-2 2B BB		0-1 F9		1-1 F7		0-1 F8		4	1	1	0	1	0	4					
Toby Atwell, L OBP: 0.429, SLG: 0.469 (1, 2)		3-2 SF9 1B	2-1 1-2 1B	2-1 1-3 2B		1-0 1-2 2-3 1B		4-0 1-2 BB		1-2 G3		4	0	3	0	1	0	1				
Gair Allie, R OBP: 0.299, SLG: 0.271 (1, 6)		0-0 FC5 S 1B	1-1 F7		1-3 K		2-3 K		0-3 K		3	0	1	0	0	1	5					
Hal Rice, L OBP: 0.307, SLG: 0.317 (7, PH) (7, 7)		1-2 2-3 1B			1-1 F9		2-0 FC5		2-2 F9		2	0	0	1	0	0	3					
Dick Hall, R OBP: 0.315, SLG: 0.327 (1, 8)		3-1 SF9		1-1 F9		2-0 FC5					1	0	0	0	0	0	2					
Preston Ward, L OBP: 0.233, SLG: 0.293 (7, PH)		2-3 3-H		3-1 1-3							0	0	0	0	0	0	0					
Eddie Pellagrini, R OBP: 0.273, SLG: 0.200 (7, 5)		4-2 1-2 BB		3-1 1-3		2-1 4-3		4-2 1-3 BB		2	0	0	0	1	0	0	0					
Jake Thies, R (1, 1)											0	0	0	0	1	0	0					
Cal Abrams, L OBP: 0.321, SLG: 0.214 (8, PH)											0	0	0	0	1	0	0					
Johnny Hetki, R (8, 1)											0	0	0	0	0	0	0					
Inning Stats	R: 0 E: 0 K: 1 S: 9	H: 1 LOB: 1 BB: 0 P: 15	R: 1 E: 0 K: 0 S: 13	H: 3 LOB: 3 BB: 1 P: 26	R: 0 E: 0 K: 0 S: 9	H: 2 LOB: 2 BB: 1 P: 17	R: 0 E: 0 K: 0 S: 7	H: 1 LOB: 1 BB: 0 P: 11	R: 0 E: 0 K: 1 S: 11	H: 2 LOB: 3 BB: 1 P: 20	R: 0 E: 0 K: 1 S: 6	H: 0 LOB: 1 BB: 1 P: 14	R: 0 E: 0 K: 1 S: 10	H: 0 LOB: 2 BB: 2 P: 23	R: 0 E: 0 K: 0 S: 11	H: 0 LOB: 1 BB: 1 P: 19	R: 0 E: 0 K: 1 S: 11	H: 1 LOB: 1 BB: 0 P: 14	1B: 8 2B: 2 3B: 0 HR: 0	SF: 1 SAC: 0 DP: 0 HBP: 0	WP: 0 PB: 0 SB: 1 CS: 1	PA: 43
PITCHER	IP	WLS	BF	H	R	ER	SO	BB	IBB	HBP	BLK	WP	HR	S	P	ERA	WHIP					
Russ Meyer, R ERA: 2.21 (1, 1)	1.1		9	4	1	1	1	1	0	0	0	0	0	19	36	6.75	3.750					
Erv Palica, R ERA: 2.55 (2, 1)	5.2	W	27	5	0	0	3	6	0	0	0	0	0	48	96	0.00	1.941					
Jim Hughes, R ERA: 2.65 (8, 1)	2.0	S	7	1	0	0	1	0	0	0	0	0	0	20	27	0.00	0.500					

Pittsburgh Pirates @ Brooklyn Dodgers
Ebbets Field, Brooklyn, NY
 Sat May 22 1954, 3:33 AM EDT
 Att. 7,061 - Unknown

AB	35
R	1
H	10
RBI	1
BB	7
SO	5
LOB	31



WP: 0	PA: 43
PB: 0	
SB: 1	
CS: 1	

ERA	WHIP

Batter	1	2	3	4	5	6	7	8	9	AB	R	H	RBI	BB	SO	LOB
--------	---	---	---	---	---	---	---	---	---	----	---	---	-----	----	----	-----

Don Hoak, R <small>OBP: 0.341, SLG: 0.421</small> (1, 5)	0-0 6-3		0-1 HR 1B	0-0 L9			0-2 L6-3 1B			4	1	2	0	0	0	1
Pee Wee Reese, R <small>OBP: 0.364, SLG: 0.454</small> (1, 6)	4-1 BB 1B BB		3-2 HR 1B	2-1 F8			3-1 L6-3 1-2			3	1	1	0	1	0	2
Duke Snider, L <small>OBP: 0.440, SLG: 0.618</small> (1, 8)	1-2 BB 1B		0-0 HR 1-H 3-H		0-0 F8		0-0 2B			4	1	3	3	0	0	0
Gil Hodges, R <small>OBP: 0.351, SLG: 0.526</small> (1, 3)	1-1 F4		2-0 L7		3-1 F9		3-2 F7			4	0	0	0	0	0	3
George Shuba, L <small>OBP: 0.417, SLG: 0.444</small> Don Thompson, L <small>OBP: 0.167, SLG: 0.063</small> (1, 7) (9, 7)	4-1 BB 1-2 BB 2-3		4-2 FC5-4 BB		3-2 P4		0-0 4-3			2	0	0	0	2	0	0
Carl Furillo, R <small>OBP: 0.295, SLG: 0.248</small> (1, 9)	1-0 L9		2-3 K		0-1 5-3		3-2 6-3			4	0	0	0	0	1	4
Billy Cox, R <small>OBP: 0.307, SLG: 0.317</small> (1, 4)		2-1 5-3	1-2 FC5-4 1-2f		1-2 5-3		0-0 4-3			4	0	0	0	0	0	1
Rube Walker, L <small>OBP: 0.283, SLG: 0.255</small> (1, 2)		1-0 4-3		2-1 4-3		2-0 2B				3	0	1	0	0	0	0
Russ Meyer, S (1, 1)		1-2 F5		0-0 E5		2-3 K				0	0	0	0	0	0	0
Erv Palica, R <small>OBP: 0.333, SLG: 0.333</small> Jim Hughes, R (8, 1)										3	0	0	0	0	1	1
										0	0	0	0	0	0	0


Inning Stats	R: 0	H: 1	E: 0	K: 0	S: 9	H: 0	LOB: 3	BB: 2	P: 20	R: 0	H: 0	E: 0	K: 0	S: 6	H: 0	LOB: 0	BB: 0	P: 10	R: 3	H: 3	E: 0	K: 1	S: 16	H: 0	LOB: 1	BB: 1	P: 28	R: 0	H: 0	E: 1	K: 0	S: 6	H: 0	LOB: 0	BB: 0	P: 10	R: 0	H: 1	E: 0	K: 1	S: 9	H: 2	LOB: 1	BB: 0	P: 15	R: 0	H: 0	E: 0	K: 0	S: 6	H: 0	LOB: 0	BB: 0	P: 9
--------------	------	------	------	------	------	------	--------	-------	-------	------	------	------	------	------	------	--------	-------	-------	------	------	------	------	-------	------	--------	-------	-------	------	------	------	------	------	------	--------	-------	-------	------	------	------	------	------	------	--------	-------	-------	------	------	------	------	------	------	--------	-------	------

PITCHER	IP	WLS	BF	H	R	ER	SO	BB	IBB	HBP	BLK	WP	HR	S	P	ERA	WHIP
Jake Thies, R <small>ERA: 2.45</small> (1, 1)	7.0	L	31	7	3	3	2	3	0	0	0	0	1	62	110	3.86	1.429
Johnny Hetki, R <small>ERA: 1.83</small> (8, 1)	1.0		3	0	0	0	0	0	0	0	0	0	0	6	9	0.00	0.000

BOTTOM

Pittsburgh Pirates @ Brooklyn Dodgers
 Ebbets Field, Brooklyn, NY
 Sat May 22 1954, 3:33 AM EDT
 Att. 7,061 - Unknown

AB	31
R	3
H	7
RBI	3
BB	3
SO	2
LOB	12



WP	HR	S	P	ERA	WHIP
0	0	0	0	0	0
0	0	0	0	0	0
0	0	0	0	0	0

livebaseballscorecards.com

Batter	1	2	3	4	5	6	7	8	9	AB R H RBI BB SO LOB	TOP											
Gair Allie, R (1, 6) OBP: 0.287, SLG: 0.258 Preston Ward, L (9, PH) OBP: 0.227, SLG: 0.286	0-1 6-3	3-3 K		0-1 F6		2-3 K			2-3 K	4 0 0 0 0 2 4 1 0 0 0 0 1 0												
Curt Roberts, R (1, 4) OBP: 0.315, SLG: 0.338	1-0 6-3	2-1 1B 1-2 2-H 1B		2-3 K		1-2 F3			1-1 F6	5 0 1 1 0 1 0												
Bob Skinner, L (1, 3) OBP: 0.340, SLG: 0.409	4-2 1B BB	1-0 1B 1-H 2-H		1-2 1-3		1-0 G3			1-0 G3	3 0 1 1 1 0 0												
Frank Thomas, R (1, 7) OBP: 0.385, SLG: 0.504	0-0 1-2 1B		2-2 1-3		1-1 5-3				1-1 G3	4 0 1 0 0 0 0												
Sid Gordon, R (1, 9) OBP: 0.424, SLG: 0.373	2-2 F7		1-3 K		1-1 6-3			0-0 HR		4 1 1 1 0 1 2												
Jack Shepard, R (1, 2) OBP: 0.387, SLG: 0.429		2-2 6-3 3B	0-0 2B		2-2 FC1-5 1B			3-2 6-3		4 1 3 0 0 0 0												
Dick Cole, R (1, 5) OBP: 0.374, SLG: 0.367		2-2 6-3 3-H	4-1 BB		3-2 FC1-5 1B			0-1 CI G4-6-3		2 0 1 1 1 0 0												
Dick Hall, R (1, 8) OBP: 0.310, SLG: 0.321		0-0 1B E 1B	1-1 1-3		0-0 FC1-5 1-2 2-3f			0-2 G4-6-3 1-2f		4 1 1 0 0 0 5												
Bob Friend, R (1, 1) OBP: 0.333, SLG: 0.313 Eddie Pellagrini, R (6, PH) OBP: 0.261, SLG: 0.190 Bob Purkey, R (6, 1) Vic Janowicz, R (9, PH) OBP: 0.143, SLG: 0.143		0-0 SH 1B 1-2 1B		1-0 F7		1-2 F8			1-3 K	1 1 0 0 0 0 0 1 0 0 0 0 0 2 0 0 0 0 0 0 0 1 0 0 0 0 1 0												
Inning Stats	R: 0 E: 0 K: 0 S: 9	H: 1 LOB: 2 BB: 1 P: 16	R: 3 E: 1 K: 1 S: 15	H: 4 LOB: 2 BB: 0 P: 25	R: 0 E: 0 K: 1 S: 10	H: 1 LOB: 2 BB: 1 P: 18	R: 0 E: 0 K: 1 S: 6	H: 0 LOB: 0 BB: 0 P: 9	R: 0 E: 0 K: 0 S: 7	H: 0 LOB: 0 BB: 0 P: 10	R: 0 E: 0 K: 1 S: 17	H: 2 LOB: 2 BB: 0 P: 25	R: 0 E: 0 K: 0 S: 7	H: 0 LOB: 0 BB: 0 P: 10	R: 1 E: 1 K: 0 S: 9	H: 1 LOB: 0 BB: 0 P: 12	R: 0 E: 0 K: 2 S: 9	H: 0 LOB: 0 BB: 0 P: 13	1B: 6 2B: 1 3B: 1 HR: 1	SF: 0 SAC: 1 DP: 1 HBP: 0	WP: 0 PB: 0 SB: 0 CS: 0	PA: 38
PITCHER Preacher Roe, L (1, 1) ERA: 5.18	IP 9.0 WLS W BF 38 H 9 R 4 ER 2 SO 6 BB 2 IBB 0 HBP 0 BLK 0 WP 0 HR 1 S 89 P 138 ERA 2.00 WHIP 1.222											PITCHER	IP WLS BF H R ER SO BB IBB HBP BLK WP HR S P ERA WHIP									

Pittsburgh Pirates @ Brooklyn Dodgers
Ebbets Field, Brooklyn, NY
Sun May 23 1954, 3:33 AM EDT
Unknown

livebaseballscorecards.com

AB 34
R 4
H 9
RBI 4
BB 2
SO 6
LOB 13



Batter	1	2	3	4	5	6	7	8	9
Don Hoak, R OBP: 0.333, SLG: 0.405 (1, 5)	2-1 WP SH 1B	0-2 4-3		0-1 F4		1-2 G1-6-3			
Pee Wee Reese, R OBP: 0.371, SLG: 0.459 (1, 6)	0-0 SH 1B WP SF9		1-1 FC3-6 1B	3-2 1B 1B		2-1 G3			
Duke Snider, L OBP: 0.434, SLG: 0.606 (1, 8)	1-3 K		0-0 FC3-6 HR	0-2 BB 1B		1-3 K			
Gil Hodges, R OBP: 0.382, SLG: 0.556 (1, 3)	2-2 1B		3-2 HR	4-1 BB		1-2 F4			
George Shuba, L OBP: 0.393, SLG: 0.400 (1, 7)	0-0 SF9		4-1 BB BB	1-1 G3		3-3 K			
Don Thompson, L OBP: 0.167, SLG: 0.063 (8, 7)									
Carl Furillo, R OBP: 0.301, SLG: 0.250 (1, 9)	0-0 F2		4-0 BB	1-2 G4-6-3 BB	1-1 5-3			1-2 SH3-6 1B	
Billy Cox, R OBP: 0.297, SLG: 0.306 (1, 4)		0-2 F7	1-2 G4-6-3		0-2 5-3			0-1 SH3-6	
Tim Thompson, L OBP: 0.273, SLG: 0.300 (1, 2)		3-1 6-3		0-0 F5	1-1 F7			1-1 1-3	
Preacher Roe, R OBP: 0.500, SLG: 0.500 (1, 1)		1-0 2B		2-1 1B 1B		4-1 G1-6-3 BB		0-2 6-3	

Inning Stats	R: 2	H: 2	E: 1	K: 1	S: 11	LOB: 1	BB: 0	P: 16
	R: 0	H: 1	E: 0	K: 0	S: 10	LOB: 1	BB: 0	P: 14
	R: 2	H: 2	E: 0	K: 0	S: 10	LOB: 1	BB: 2	P: 23
	R: 1	H: 3	E: 0	K: 0	S: 14	LOB: 3	BB: 1	P: 24
	R: 0	H: 0	E: 0	K: 0	S: 7	LOB: 0	BB: 0	P: 9
	R: 0	H: 0	E: 0	K: 0	S: 8	LOB: 0	BB: 1	P: 15
	R: 0	H: 0	E: 0	K: 2	S: 11	LOB: 0	BB: 0	P: 16
	R: 0	H: 1	E: 0	K: 0	S: 12	LOB: 1	BB: 0	P: 14
	R: 0	H: 0	E: 0	K: 0	S: 11	LOB: 0	BB: 0	P: 16
	R: 0	H: 1	E: 0	K: 0	S: 12	LOB: 1	BB: 0	P: 14

PITCHER	IP	WLS	BF	H	R	ER	SO	BB	IBB	HBP	BLK	WP	HR	S	P	ERA	WHIP
Bob Friend, R ERA: 6.61 (1, 1)	5.0	L	26	8	5	4	1	3	0	0	0	1	1	52	86	7.20	2.200
Bob Purkey, R ERA: 6.29 (6, 1)	3.0		10	1	0	0	2	1	0	0	0	0	0	31	45	0.00	0.667

AB R H RBI BB SO LOB

4	1	1	0	0	0	3
3	1	2	0	0	0	0
4	1	1	1	0	2	3
3	1	2	3	1	0	0
2	0	0	1	1	1	3
0	0	0	0	0	0	0
3	0	1	0	1	0	1
3	0	0	0	0	0	2
4	0	0	0	0	0	1
3	1	2	0	1	0	1

AB	R	H	RBI	BB	SO	LOB
29	5	9	5	4	3	14

WP	PA	ERA	WHIP
1	36		

Pittsburgh Pirates @ Brooklyn Dodgers
Ebbets Field, Brooklyn, NY
 Sun May 23 1954, 3:33 AM EDT
 Unknown

livebaseballscorecards.com



Batter	1	2	3	4	5	6	7	8	9	AB R H RBI BB SO LOB	TOP	
Curt Roberts, R (1, 4) OBP: 0.305, SLG: 0.327	0-1 F8		2-1 F8	2-1 F7			3-2 6-3		1-1 L6	5 0 0 0 0 0 4		
Dick Cole, R (1, 6) OBP: 0.379, SLG: 0.373	0-1 5-3		2-2 1B		1-2 1B			2-3 K		4 0 2 0 0 1 0		
Bob Skinner, L (1, 3) OBP: 0.338, SLG: 0.400	4-2 2B BB		2-2 F5		3-2 F7			3-2 F6		3 1 0 0 1 0 2		
Frank Thomas, R (1, 7) OBP: 0.388, SLG: 0.507	3-2 1-H 2B		1-0 F9		3-3 K			4-2 BB		3 0 1 1 1 1 2		
Sid Gordon, R (1, 9) OBP: 0.429, SLG: 0.426	2-1 F9			3-1 HR		4-2 G4-6-3 BB		2-2 F8		3 1 1 1 1 0 2		
Toby Atwell, L (1, 2) OBP: 0.420, SLG: 0.456		2-2 F8		1-2 L9		2-2 G4-6-3			3-2 FC6-4 1B	4 0 1 0 0 0 1		
Preston Ward, L (1, 5) OBP: 0.271, SLG: 0.348		3-2 2B		1-1 BB 1B		1-0 F9			3-2 FC6-4 1B	4 0 3 0 0 0 0		
Dick Hall, R (1, 8) OBP: 0.290, SLG: 0.298		1-1 1-3		0-0 F3			0-3 K		1-2 FC6-4	4 0 0 0 0 1 4		
George O'Donnell, R (1, 1) OBP: 0.167, SLG: 0.091		1-3 K		4-2 BB			1-1 1-3		3-3 K	1 0 0 0 1 1 1		
Jerry Lynch, L (7, PH) OBP: 0.256, SLG: 0.350									1-2 K	1 0 0 0 0 0 0		
Johnny Hetki, R (7, 1)										0 0 0 0 0 0 0		
Hal Rice, L (9, PH) OBP: 0.303, SLG: 0.313										1 0 0 0 0 1 2		
Inning Stats	R: 1 H: 1 E: 0 LOB: 1 K: 0 BB: 1 S: 12 P: 21	R: 0 H: 1 E: 0 LOB: 1 K: 1 BB: 0 S: 12 P: 19	R: 0 H: 1 E: 0 LOB: 1 K: 0 BB: 0 S: 9 P: 16	R: 1 H: 2 E: 0 LOB: 2 K: 0 BB: 1 S: 12 P: 23	R: 0 H: 1 E: 0 LOB: 1 K: 1 BB: 0 S: 13 P: 20	R: 0 H: 0 E: 0 LOB: 0 K: 0 BB: 1 S: 7 P: 14	R: 0 H: 0 E: 0 LOB: 0 K: 1 BB: 0 S: 10 P: 14	R: 0 H: 0 E: 0 LOB: 1 K: 1 BB: 1 S: 12 P: 23	R: 0 H: 2 E: 0 LOB: 2 K: 1 BB: 0 S: 15 P: 26	1B: 5 SF: 0 2B: 3 SAC: 0 3B: 0 DP: 2 HR: 1 HBP: 0	WP: 0 PA: 37 PB: 0 SB: 1 CS: 1	
PITCHER	IP WLS BF H R ER SO BB IBB HBP BLK WP HR S P ERA WHIP											
Billy Loes, R (1, 1) ERA: 4.78	6.0 W 25 6 2 2 2 3 0 0 0 0 1 65 113 3.00 1.500											
Bob Milliken, R (7, 1) ERA: 2.4	3.0 S 12 2 0 0 3 1 0 0 0 0 0 37 63 0.00 1.000											

Pittsburgh Pirates @ Brooklyn Dodgers
Ebbets Field, Brooklyn, NY
 Sun May 23 1954, 3:38 AM EDT
 Att. 18,409 - Unknown

livebaseballscorecards.com

AB 33
R 2
H 8
RBI 2
BB 4
SO 5
LOB 18



Batter	1	2	3	4	5	6	7	8	9
Jim Gilliam, S (1, 4) <small>OBP: 0.313, SLG: 0.402</small>	2-2 1-3		0-2 1-3		2-1 4-3		4-2 BB		
Pee Wee Reese, R (1, 6) <small>OBP: 0.361, SLG: 0.444</small>	3-2 F3		3-1 F6		0-0 F8		0-0 4-3		
Duke Snider, L (1, 8) <small>OBP: 0.436, SLG: 0.649</small>	3-2 HR		0-0 4-3		2-2 G3			0-1 HR	
Jackie Robinson, R (1, 7) <small>OBP: 0.489, SLG: 0.554</small> Don Thompson, L (8, PR) <small>OBP: 0.167, SLG: 0.063</small> (9, 7)	2-1 1B			1-1 E5 1B E 1B		3-2 SH1-3 SF8 2B		4-1 3B BB	
Gil Hodges, R (1, 3) <small>OBP: 0.369, SLG: 0.575</small>	1-1 L8			0-0 SF8 1B		0-1 SH1-3		2-0 1-H 3B	
George Shuba, L (1, 9) <small>OBP: 0.375, SLG: 0.391</small> Carl Furillo, R (9, 9) <small>OBP: 0.301, SLG: 0.250</small>		2-1 1B		1-0 F2		0-0 SF8		0-3 K	
Don Hoak, R (1, 5) <small>OBP: 0.306, SLG: 0.370</small>		1-3 K		0-0 E6 SF8		0-1 5-3		0-0 6-3	
Rube Walker, L (1, 2) <small>OBP: 0.263, SLG: 0.240</small>		1-0 F7		0-2 SF8		0-1 3-1		0-1 F2	
Billy Loes, R (1, 1) <small>OBP: 0.091, SLG: 0.091</small> Bob Milliken, R (7, 1)		2-2 4-3		1-2 6-3		2-2 5-3			


AB	R	H	RBI	BB	SO	LOB
3	0	0	0	1	0	0
4	0	0	0	0	0	1
4	2	2	2	0	0	0
3	2	3	0	1	0	0
0	1	0	0	0	0	0
3	1	2	1	0	0	1
3	0	1	1	0	1	4
0	0	0	0	0	0	0
4	0	0	1	0	1	4
3	0	0	1	0	0	3
2	0	0	0	0	0	2
1	0	0	0	0	0	0

BOTTOM

Pittsburgh Pirates @ Brooklyn Dodgers
 Ebbets Field, Brooklyn, NY

Sun May 23 1954, 3:38 AM EDT
 Att. 18,409 - Unknown

AB	30
R	6
H	8
RBI	6
BB	2
SO	2
LOB	15



Inning Stats		R	H	E	K	S	R	H	E	K	S	R	H	E	K	S	R	H	E	K	S																								
R: 1 H: 2 E: 0 K: 0 S: 14		1	2	0	0	25	R: 0 H: 1 E: 0 K: 1 S: 9	0	1	0	1	R: 0 H: 0 E: 0 K: 0 S: 6	0	0	0	0	R: 2 H: 2 E: 2 K: 0 S: 12	2	2	0	0	15	R: 0 H: 0 E: 0 K: 0 S: 6	0	0	0	0	R: 1 H: 1 E: 0 K: 0 S: 8	1	1	0	0	11	R: 0 H: 0 E: 0 K: 0 S: 8	0	0	0	0	14	R: 2 H: 2 E: 0 K: 1 S: 10	2	2	0	1	16

PITCHER		IP	WLS	BF	H	R	ER	SO	BB	IBB	HBP	BLK	WP	HR	S	P	ERA	WHIP
George O'Donnell, R (1, 1) <small>ERA: 4.46</small>	(1, 1)	6.0	L	25	6	4	2	1	0	0	0	0	0	1	85	85	3.00	1.000
Johnny Hetki, R (7, 1) <small>ERA: 2.49</small>	(7, 1)	2.0		10	2	2	2	1	2	0	0	0	0	1	30	30	9.00	2.000

WP	HR	S	P	ERA	WHIP
0	0	0	35	0	0

Batter	1	2	3	4	5	6	7	8	9	AB R H RBI BB SO LOB	TOP		
Curt Roberts, R (1, 4) OBP: 0.302, SLG: 0.323	0-0 G3			1-3 K	2-0 F8		1-1 2-H 1B		0-1 FC5-6 BB	5 0 1 1 0 1 3	Pittsburgh Pirates @ Brooklyn Dodgers Ebbets Field, Brooklyn, NY Mon May 24 1954, 3:33 AM EDT Att. 9,386 - Unknown		
Preston Ward, L (1, 5) OBP: 0.283, SLG: 0.347	1-2 G3-6 1B			2-2 1-3		4-2 4-3 BB	0-1 G3	0-0 SF8	3 0 1 1 1 0 1				
Bob Skinner, L (1, 3) OBP: 0.346, SLG: 0.403	0-0 G3-6 1-2f			0-0 HR 1B		0-0 4-3 1-2		2-2 BB 1B	4 1 2 0 1 0 2				
Frank Thomas, R (1, 7)		0-1 G6-4-3 1B		0-1 1-H HR		1-3 K	1-3 K	1-0 L7	5 1 2 2 0 2 4				
Sid Gordon, R (1, 9) OBP: 0.419, SLG: 0.404		2-1 G6-4-3 1-2f		1-1 6-3		4-1 BB		0-3 K	3 0 0 0 1 1 2				
Toby Atwell, L (1, 2) OBP: 0.412, SLG: 0.437		1-1 F8			2-3 K	1-1 G3		4-2 BB	3 0 0 0 1 1 2				
Dick Cole, R (1, 6) OBP: 0.384, SLG: 0.414			1-0 5-3		2-1 HR		1-2 SH2-3 1B	0-0 5-3	4 2 2 1 0 0 2				
Dick Hall, R (1, 8) OBP: 0.288, SLG: 0.295			1-3 K		0-0 6-3		0-1 F3	0-0 FC5-6 1B SF8 1B	4 1 1 0 0 1 1				
Max Surkont, R (1, 1) OBP: 0.176, SLG: 0.125			1-1 L8		0-1 E6		0-0 SH2-3	2-2 FC5-6 1B	3 0 1 0 0 0 0				
Inning Stats	R: 0 E: 0 K: 0 S: 5 H: 1 LOB: 0 BB: 0 P: 6	R: 0 E: 0 K: 0 S: 6 H: 1 LOB: 0 BB: 0 P: 9	R: 0 E: 0 K: 1 S: 8 H: 0 LOB: 0 BB: 0 P: 11	R: 2 E: 0 K: 1 S: 12 H: 2 LOB: 0 BB: 0 P: 16	R: 1 E: 1 K: 1 S: 10 H: 1 LOB: 1 BB: 0 P: 16	R: 0 E: 0 K: 1 S: 10 H: 0 LOB: 2 BB: 2 P: 20	R: 1 E: 0 K: 0 S: 10 H: 2 LOB: 1 BB: 0 P: 12	R: 0 E: 0 K: 2 S: 13 H: 1 LOB: 2 BB: 1 P: 20	R: 1 E: 0 K: 0 S: 10 H: 2 LOB: 2 BB: 1 P: 17	1B: 8 2B: 0 3B: 0 HR: 2 SF: 1 SAC: 1 DP: 2 HBP: 0	WP: 0 PB: 0 SB: 0 CS: 0 PA: 40		
PITCHER	IP WLS BF H R ER SO BB IBB HBP BLK WP HR S P ERA WHIP											PITCHER	IP WLS BF H R ER SO BB IBB HBP BLK WP HR S P ERA WHIP
Carl Erskine, R (1, 1) ERA: 4.2	7.0 L 30 8 4 4 4 2 0 0 0 0 0 2 64 95 5.14 1.429												
Clem Labine, R (8, 1) ERA: 1.69	1.0 4 0 0 0 2 1 0 0 0 0 0 0 10 15 0.00 1.000												
Joe Black, R (9, 1) ERA: 10.5	1.0 6 2 1 1 0 1 0 0 0 0 0 0 10 17 9.00 3.000												

AB	34
R	5
H	10
RBI	5
BB	4
SO	6
LOB	17



Batter	1	2	3	4	5	6	7	8	9	AB R H RBI BB SO LOB
Jim Gilliam, S OBP: 0.305, SLG: 0.390 (1, 4)	1-2 L7		0-1 6-3			1-2 4-3		0-1 4-3		4 0 0 0 0 0 0
Pee Wee Reese, R OBP: 0.351, SLG: 0.431 (1, 6)	1-0 5-3		0-0 6-3			1-0 6-3		1-1 5-3		4 0 0 0 0 0 0
Duke Snider, L OBP: 0.438, SLG: 0.642 (1, 8)	4-1 BB			1-3 K			0-0 6-3 BB G3 1B		0-0 L9	3 1 1 0 1 1 0
Jackie Robinson, R OBP: 0.479, SLG: 0.532 (1, 7)	3-1 F9		0-0 5-3			4-0 6-3 1-2 1B BB BB		0-1 F6		3 1 0 0 1 0 1
Gil Hodges, R OBP: 0.366, SLG: 0.565 (1, 3)		0-0 5-3		1-2 6-3		1-1 6-3 1-2 2-3		2-2 BB 1B		4 0 1 0 0 0 2
George Shuba, L OBP: 0.361, SLG: 0.346 (1, 9)		2-2 4-3			2-2 4-3	1-0 G3		4-2 FC6-4 BB		3 0 0 1 1 0 1
Don Hoak, R OBP: 0.321, SLG: 0.420 (1, 5)		1-2 3B		3-1 6-3		0-0 3-H 1B		1-2 FC6-4		4 0 2 1 0 0 2
Rube Walker, L OBP: 0.250, SLG: 0.226 (1, 2)		1-2 L9		1-0 4-3		0-0 4-3				3 0 0 0 0 0 2
Carl Erskine, R OBP: 0.125, SLG: 0.087 (1, 1)			1-2 F4			0-0 1-3		2-2 6-3		2 0 0 0 0 0 0
Clem Labine, R (8, 1)										0 0 0 0 0 0 0
Tim Thompson, L (8, PH)										1 0 0 0 0 0 0
Joe Black, R (9, 1)										0 0 0 0 0 0 0

Inning Stats	R: 0 H: 0 E: 0 LOB: 1 K: 0 BB: 1 S: 7 P: 16	R: 0 H: 1 E: 0 LOB: 1 K: 0 BB: 0 S: 11 P: 15	R: 0 H: 0 E: 0 LOB: 0 K: 0 BB: 0 S: 7 P: 8	R: 0 H: 0 E: 0 LOB: 0 K: 1 BB: 0 S: 7 P: 9	R: 0 H: 0 E: 0 LOB: 0 K: 0 BB: 0 S: 10 P: 16	R: 0 H: 0 E: 0 LOB: 0 K: 0 BB: 0 S: 5 P: 7	R: 2 H: 2 E: 0 LOB: 1 K: 0 BB: 1 S: 6 P: 12	R: 0 H: 0 E: 0 LOB: 0 K: 0 BB: 0 S: 8 P: 11	R: 0 H: 1 E: 0 LOB: 2 K: 0 BB: 1 S: 12 P: 19	1B: 3 SF: 0 2B: 0 SAC: 0 3B: 1 DP: 0 HR: 0 HBP: 0
PITCHER Max Surkont, R (1, 1) ERA: 4.43	IP 9.0 WLS W BF 34 H 4 R 2 ER 2 SO 1 BB 3 IBB 0 HBP 0 BLK 0 WP 0 HR 0 S 73 P 113 ERA 2.00 WHIP 0.778									
PITCHER	IP WLS BF H R ER SO BB IBB HBP BLK WP HR S P ERA WHIP									

BOTTOM

Pittsburgh Pirates @ Brooklyn Dodgers
Ebbets Field, Brooklyn, NY

Mon May 24 1954, 3:33 AM EDT
Att. 9,386 - Unknown

AB	31
R	2
H	4
RBI	2
BB	3
SO	1
LOB	8



Batter	1	2	3	4	5	6	7	8	9	AB R H RBI BB SO LOB	TOP											
Willie Jones, R (1, 5) OBP: 0.338, SLG: 0.353	1-1 5-3	3-3 K			1-3 K		0-2 FC6-4 2-H 3B		3-2 HR	5 2 2 2 0 2 0												
Richie Ashburn, L (1, 8) OBP: 0.433, SLG: 0.302	3-2 1B HR 1B		0-0 G4-6-3 1B		4-0 1B SF8 BB		4-0 FC6-4 BB		4-1 1B SF9 BB	2 3 2 0 3 0 0												
Earl Torgeson, L (1, 3) OBP: 0.422, SLG: 0.473	2-2 1-2 HR 1B		1-0 G4-6-3 1-2f		3-2 1-3 1B		0-1 F7		3-2 1-3 1B	5 1 3 0 0 0 3												
Del Ennis, R (1, 7) OBP: 0.342, SLG: 0.530	0-1 1-H 2-H HR		4-2 BB		1-2 SF8		2-0 FC6-4 1-2f 3-H 1B		2-0 F6	3 1 1 5 1 0 3												
Granny Hamner, R (1, 4) OBP: 0.412, SLG: 0.448	2-2 4-3 2B		1-2 F4		0-0 F2		2-1 1-2 1B		1-0 SF9	4 0 2 1 0 0 2												
Mel Clark, R (1, 9) OBP: 0.218, SLG: 0.255	0-0 4-3 2-3			0-1 2B		0-1 F3		2-2 L6	1-1 F8	5 0 1 0 0 0 4												
Stan Lopata, R (1, 2) OBP: 0.368, SLG: 0.421	3-2 F8		1-2 F9		4-2 CS BB		1-1 F9			3 0 0 0 1 0 2												
Ted Kazanski, R (1, 6) OBP: 0.152, SLG: 0.136		1-3 K		1-3 K		3-3 K 1-2		0-1 5-3		4 0 0 0 0 3 2												
Robin Roberts, S (1, 1) OBP: 0.188, SLG: 0.172		0-0 B1-3		0-0 F9		2-1 3B 2B		0-0 F8		4 1 1 0 0 0 1												
Inning Stats	R: 3 E: 0 K: 0 S: 21	H: 4 LOB: 1 BB: 0 P: 32	R: 0 E: 0 K: 2 S: 7	H: 0 LOB: 0 BB: 0 P: 11	R: 0 E: 0 K: 0 S: 8	H: 1 LOB: 1 BB: 1 P: 14	R: 0 E: 0 K: 1 S: 9	H: 1 LOB: 1 BB: 0 P: 11	R: 1 E: 0 K: 1 S: 10	H: 1 LOB: 1 BB: 1 P: 19	R: 0 E: 0 K: 1 S: 8	H: 0 LOB: 0 BB: 1 P: 15	R: 2 E: 0 K: 0 S: 13	H: 3 LOB: 2 BB: 1 P: 25	R: 0 E: 0 K: 0 S: 5	H: 0 LOB: 0 BB: 0 P: 6	R: 2 E: 0 K: 0 S: 15	H: 2 LOB: 1 BB: 1 P: 29	1B: 6 2B: 3 3B: 1 HR: 2	SF: 2 SAC: 0 DP: 1 HBP: 0	WP: 0 PB: 0 SB: 1 CS: 1	PA: 42
PITCHER	IP WLS BF H R ER SO BB IBB HBP BLK WP HR S P ERA WHIP																					
Johnny Podres, L (1, 1) ERA: 3.4	6.0 L 29 9 6 6 5 4 0 0 0 0 0 1 68 113 9.00 2.167																					
Bob Milliken, R (7, 1) ERA: 2.25	1.0 4 1 0 0 0 0 0 0 0 0 0 0 8 14 0.00 1.000																					
Joe Black, R (8, 1) ERA: 11.57	1.0 6 2 2 2 0 1 0 0 0 0 0 1 16 27 18.00 3.000																					
Ben Wade, R (9, 1) ERA: 7.94	1.0 3 0 0 0 0 0 0 0 0 0 0 0 4 8 0.00 0.000																					

Philadelphia Phillies @ Brooklyn Dodgers
Ebbets Field, Brooklyn, NY
Wed May 26 1954, 3:33 AM EDT
Att: 17,097 - Unknown

AB	35
R	8
H	12
RBI	8
BB	5
SO	5
LOB	17



WP: 0	PA: 42
-------	--------

ERA	WHIP
-----	------

BOTTOM

Philadelphia Phillies @ Brooklyn Dodgers
Ebbets Field, Brooklyn, NY
Wed May 26 1954, 3:33 AM EDT
Att. 17,097 - Unknown

livebaseballscorecards.com

AB 36
R 6
H 10
RBI 6
BB 1
SO 8
LOB 14



WP: 0 PA: 38
PB: 0
SB: 1
CS: 0

AB R H RBI BB SO LOB

4	1	1	1	0	0	2
5	0	0	0	0	3	3
4	2	3	2	0	0	0
4	0	1	0	0	0	2
4	1	1	2	0	2	1
4	0	0	0	0	1	1
4	1	2	0	0	1	0
3	0	2	1	1	1	1
0	1	0	0	0	0	0
0	0	0	0	0	0	0
0	0	0	0	0	0	0
0	0	0	0	0	0	0
1	0	0	0	0	0	1

Batter	1	2	3	4	5	6	7	8	9	
Jim Gilliam, S OBP: 0.301, SLG: 0.400 (1, 4)	1-2 HR 3B		3-2 F4		0-0 F5		2-0 F2		2-2 SF8	
Pee Wee Reese, R OBP: 0.340, SLG: 0.415 (1, 6)	2-2 F3		2-3 K		1-1 FC5-4			3-3 K	0-3 K	
Duke Snider, L OBP: 0.446, SLG: 0.667 (1, 8)	0-0 HR		2-2 1B			0-0 F9		1-1 HR 1B		
Jackie Robinson, R OBP: 0.470, SLG: 0.519 (1, 7)	0-0 F8		2-1 F4			0-2 1B		2-2 6-3		
Gil Hodges, R OBP: 0.362, SLG: 0.578 (1, 3)	1-3 K			2-2 F9		0-3 K		3-2 HR		
George Shuba, L OBP: 0.325, SLG: 0.300 (1, 9)		2-3 K		0-1 F2		1-1 G1		0-2 F3		
Don Hoak, R OBP: 0.333, SLG: 0.444 (1, 5)		1-3 K		2-2 6-3			0-1 FC5-4 1B		0-0 2B	
Rube Walker, L OBP: 0.281, SLG: 0.268 (1, 2)		4-2 BB		2-2 FC5-6 1B		3-3 K		0-1 SF8 2B		
Tim Thompson, L OBP: 0.250, SLG: 0.273 (9, PR)					0-1 FC5-6 FC5-4		0-1 FC5-4		1-2 F7	
Johnny Podres, L OBP: 0.350, SLG: 0.444 (7, 1)		2-2 4-3							2-3	
Dick Williams, R OBP: 0.077, SLG: 0.333 (7, PH)										
Joe Black, R OBP: 0.299, SLG: 0.248 (8, 1)										
Ben Wade, R OBP: 0.299, SLG: 0.248 (9, 1)										
Carl Furillo, R OBP: 0.299, SLG: 0.248 (9, PH)										
Inning Stats	R: 2 H: 2 E: 0 LOB: 0 K: 1 BB: 0 S: 16 P: 20	R: 0 H: 0 E: 0 LOB: 1 K: 2 BB: 1 S: 14 P: 23	R: 0 H: 1 E: 0 LOB: 1 K: 1 BB: 0 S: 12 P: 21	R: 0 H: 0 E: 0 LOB: 0 K: 0 BB: 0 S: 9 P: 13	R: 0 H: 1 E: 0 LOB: 1 K: 0 BB: 0 S: 8 P: 11	R: 0 H: 1 E: 0 LOB: 1 K: 1 BB: 0 S: 9 P: 10	R: 0 H: 1 E: 0 LOB: 1 K: 1 BB: 0 S: 10 P: 15	R: 2 H: 2 E: 0 LOB: 0 K: 1 BB: 0 S: 18 P: 27	R: 2 H: 2 E: 0 LOB: 1 K: 1 BB: 0 S: 12 P: 15	
PITCHER Robin Roberts, R ERA: 2.63 (1, 1)	IP 9.0 WLS W BF 38 H 10 R 6 ER 6 SO 8 BB 1 IBB 0 HBP 0 BLK 0 WP 0 HR 2 S 108 P 155 ERA 6.00 WHIP 1.222									PITCHER IP WLS BF H R ER SO BB IBB HBP BLK WP HR S P ERA WHIP

Philadelphia Phillies @ Brooklyn Dodgers
 Ebbets Field, Brooklyn, NY
 Thu May 27 1954, 3:33 AM EDT
 Att. 3,183 - Unknown

livebaseballscorecards.com



Batter	1	2	3	4	5	6	7	8	9	AB	R	H	RBI	BB	SO	LOB	TOP
Willie Jones, R (1, 5) OBP: 0.340, SLG: 0.383	2-1 F8		1-3 K	1-2 F8		2-1 HR		1-1 G4-6-3 1B 2B		5	2	2	1	0	1	1	
Richie Ashburn, L (1, 8) OBP: 0.445, SLG: 0.322	0-0 S 1B		1-1 1B 2B 1B	1-0 1B 2-H		3-2 6-3		2-0 G4-6-3 1B		5	1	4	1	0	0	0	
Earl Torgeson, L (1, 3) OBP: 0.428, SLG: 0.496	3-3 K 1-2		1-1 2B 1-3 1B		4-2 2B SF8 BB	3-1 HR		2-1 G4-6-3 1-2f 3-H 1B		4	2	2	1	1	1	2	
Del Ennis, R (1, 7) OBP: 0.338, SLG: 0.525	2-0 F7		2-1 F3		2-1 SF8 1-3 1B 2B	3-3 K		1-1 5-3		5	1	1	0	0	1	3	
Granny Hamner, R (1, 4) OBP: 0.412, SLG: 0.453		4-0 2B BB	0-0 K 1-3 2B		0-1 SF8 2-3 3-H	0-0 F3		0-0 F3		3	1	1	2	1	0	0	
Smoky Burgess, L (1, 2) OBP: 0.432, SLG: 0.471		1-1 4-3 1-H SF7 2B	1-1 K 4-2 BB		4-1 1B BB	0-0 HR 1B		1-0 4-3		3	2	2	1	2	0	0	
Johnny Wyrostek, L (1, 9) OBP: 0.281, SLG: 0.402		0-1 4-3 2-3	1-3 K		0-1 G6-4-3 1-3 3-H 0-0 1B	0-0 HR		2-0 F7		5	1	2	3	0	1	4	
Ted Kazanski, R (1, 6) OBP: 0.140, SLG: 0.128		0-0 SF7 3-H		1-2 5-3		0-0 G6-4-3 1-2f		0-1 F8		3	0	0	1	0	0	2	
Curt Simmons, L (1, 1) OBP: 0.269, SLG: 0.240		0-1 5-3		1-1 E1 1B		1-2 4-3		0-0 F7		2	1	0	0	0	0	0	
Bob Miller, R (5, 1) OBP: 0.286, SLG: 0.538										2	0	0	0	0	0	0	
Inning Stats	R: 0 H: 1 E: 0 LOB: 1 K: 1 BB: 0 S: 7 P: 14	R: 2 H: 1 E: 0 LOB: 0 K: 0 BB: 1 S: 7 P: 12	R: 1 H: 3 E: 0 LOB: 3 K: 2 BB: 1 S: 17 P: 27	R: 1 H: 1 E: 1 LOB: 1 K: 0 BB: 0 S: 9 P: 13	R: 2 H: 2 E: 0 LOB: 1 K: 0 BB: 2 S: 10 P: 20	R: 2 H: 2 E: 0 LOB: 0 K: 1 BB: 0 S: 15 P: 27	R: 2 H: 2 E: 0 LOB: 0 K: 0 BB: 0 S: 6 P: 8	R: 1 H: 2 E: 0 LOB: 0 K: 0 BB: 0 S: 7 P: 13	R: 0 H: 0 E: 0 LOB: 0 K: 0 BB: 0 S: 3 P: 6	1B: 7 SF: 2 2B: 4 SAC: 0 3B: 0 DP: 2 HR: 3 HBP: 0	WP: 0 PA: 43 PB: 0 SB: 1 CS: 0						
PITCHER	IP WLS BF H R ER SO BB IBB HBP BLK WP HR S P ERA WHIP																
Don Newcombe, R (1, 1) ERA: 4.85	2.2 L 14 5 3 3 2 1 3 0 0 0 0 0 24 41 10.12 2.250																
Ben Wade, R (3, 1) ERA: 8.31	1.2 11 3 3 2 1 3 0 0 0 0 0 0 25 44 10.80 3.600																
Erv Palica, R (5, 1) ERA: 3.26	1.2 6 2 2 2 1 0 0 0 0 0 0 2 16 28 10.80 1.200																
Bob Milliken, R (7, 1) ERA: 3.5	2.0 9 4 3 3 0 0 0 0 0 0 1 13 21 13.50 2.000																
Russ Meyer, R (9, 1) ERA: 2.15	1.0 3 0 0 0 0 0 0 0 0 0 0 0 3 6 0.00 0.000																

Batter	1	2	3	4	5	6	7	8	9	AB R H RBI BB SO LOB
Jim Gilliam, S OBP: 0.304, SLG: 0.407 (1, 4)	1-1 1B 1B		2-1 F9		2-3 K	0-0 2B		3-2 F8 1-2		5 1 2 0 0 1 1
Pee Wee Reese, R OBP: 0.348, SLG: 0.413 (1, 6)	0-2 1-3 1B		0-0 4-3		4-0 1B BB	4-2 BB		0-3 K		3 1 1 0 2 1 0
Duke Snider, L OBP: 0.444, SLG: 0.664 (1, 8)	2-0 L5-3 1B 3-H		0-0 E 2B		1-0 F4	2-2 G3		2-1 F3		5 1 2 1 0 0 3
Jackie Robinson, R OBP: 0.462, SLG: 0.506 (1, 7)	2-2 L5-3 1-2		1-1 E3 2-H		0-0 BB 1B 1B		0-0 F4		0-0 6-3	4 1 1 0 0 0 1 1 0 0 0 0 0 0
Dick Williams, R OBP: 0.071, SLG: 0.308 (8, 7)										
Gil Hodges, R OBP: 0.366, SLG: 0.573 (1, 3)		0-0 1B 1B	1-2 F8		4-1 1B 1-2 BB		2-2 5-3			3 0 1 0 1 0 1
Carl Furillo, R OBP: 0.305, SLG: 0.256 (1, 9)		2-1 1-2 1B		1-1 6-3	1-2 1-3 2-H 3-H 1B		2-1 5-3			4 0 2 2 0 0 0
Don Hoak, R OBP: 0.328, SLG: 0.483 (1, 5)		3-2 F3		2-2 HR	0-0 1-3		1-2 E6 WP			4 1 1 1 0 0 4
Rube Walker, L OBP: 0.265, SLG: 0.250 (1, 2)		1-3 K		2-3 K		0-0 3-1		1-1 F4		4 0 0 0 0 2 3
Don Newcombe, L OBP: 0.333, SLG: 0.250 (1, 1)		1-3 K		1-2 F8		2-1 F8		0-0 F8		1 0 0 0 0 0 1 2 1 0 0 0 0 0 0 0 0 0 0 0 0 0 0 0 1 0 0 0 0 0 0 0 0 0 0 0 0 0 0 0 1 0 0 0 0 0 0 1 0 0 0 0 0 0 0 0
Ben Wade, R (3, 1)										
Erv Palica, R OBP: 0.333, SLG: 0.333 (5, 1)										
Wayne Belardi, L OBP: 0.286, SLG: 0.167 (6, PH)										
Bob Milliken, R (7, 1)										
Tim Thompson, L OBP: 0.231, SLG: 0.250 (8, PH)										
Russ Meyer, S (9, 1)										

Inning Stats	R: 1	H: 3	E: 0	K: 0	S: 9	H: 3	LOB: 0	BB: 0	P: 14	R: 0	H: 2	E: 0	K: 2	S: 13	H: 2	LOB: 2	BB: 0	P: 20	R: 1	H: 1	E: 1	K: 0	S: 9	H: 1	LOB: 1	BB: 0	P: 13	R: 1	H: 1	E: 0	K: 1	S: 12	H: 1	LOB: 0	BB: 0	P: 18	R: 2	H: 2	E: 0	K: 1	S: 10	H: 2	LOB: 2	BB: 2	P: 22	R: 0	H: 1	E: 0	K: 0	S: 9	H: 1	LOB: 2	BB: 1	P: 17	R: 0	H: 0	E: 0	K: 0	S: 6	H: 0	LOB: 0	BB: 0	P: 10	R: 0	H: 0	E: 1	K: 0	S: 9	H: 0	LOB: 1	BB: 0	P: 14	R: 0	H: 0	E: 0	K: 1	S: 6	H: 0	LOB: 0	BB: 0	P: 8	R: 0	H: 0	E: 0	K: 1	S: 6	H: 0	LOB: 0	BB: 0	P: 8	1B: 7	SF: 0	2B: 3	SAC: 0	3B: 0	DP: 1	HR: 1	HBP: 0	WP: 1	PA: 40
PITCHER	IP	WLS	BF	H	R	ER	SO	BB	IBB	HBP	BLK	WP	HR	S	P	ERA	WHIP																																																																																			
Curt Simmons, L ERA: 2.27 (1, 1)	4.2		24	9	5	4	4	2	0	0	0	0	1	52	86	7.71	2.357																																																																																			
Bob Miller, R ERA: 4.88 (5, 1)	4.1	W	16	1	0	0	1	1	0	0	0	1	0	31	50	0.00	0.462																																																																																			

BOTTOM

Philadelphia Phillies @ Brooklyn Dodgers
Ebbets Field, Brooklyn, NY

Thu May 27 1954, 3:33 AM EDT
Att. 3,183 - Unknown

AB	37
R	5
H	10
RBI	4
BB	3
SO	5
LOB	16

Batter	1	2	3	4	5	6	7	8	9	AB R H RBI BB SO LOB	TOP
Jim Gilliam, S (1, 4) OBP: 0.301, SLG: 0.396 	2-2 		1-1 		1-2 	4-2 		1-1 		4 0 0 0 1 0 0	Brooklyn Dodgers @ New York Giants Polo Grounds, New York, NY Fri May 28 1954, 3:33 AM EDT Att: 38,758 - Unknown livebaseballscorecards.com AB 29 R 6 H 7 RBI 5 BB 9 SO 2 LOB 11
Pee Wee Reese, R (1, 6) OBP: 0.355, SLG: 0.411 	2-2 		4-2 		1-2 	4-2 		3-2 	3 1 1 0 2 0 0		
Duke Snider, L (1, 8) OBP: 0.443, SLG: 0.655 	1-1 		4-0 		4-1 	3-1 		2-3 	2 0 0 1 2 1 0		
Jackie Robinson, R (1, 7) Dick Williams, R (5, 7) OBP: 0.467, SLG: 0.534 OBP: 0.063, SLG: 0.267 		1-0 	2-2 		1-2 	2-2 		0-1 	3 1 2 1 0 0 2 2 0 0 0 0 0 2		
Gil Hodges, R (1, 3) OBP: 0.369, SLG: 0.586 		1-0 	2-2 			2-2 	4-1 		2 1 1 1 1 0 2		
Carl Furillo, R (1, 9) OBP: 0.310, SLG: 0.258 		4-2 		1-1 		0-1 	1-1 		3 1 1 1 1 0 1		
Don Hoak, R (1, 5) OBP: 0.338, SLG: 0.475 		2-1 		4-0 		2-1 	1-2 		3 0 1 0 1 0 2		
Rube Walker, L (1, 2) OBP: 0.264, SLG: 0.238 		2-1 		2-2 		4-2 		2-2 	3 1 0 0 1 0 2		
Clem Labine, R (1, 1) Russ Meyer, S (4, 1) Bob Milliken, R (4, 1) George Shuba, L (6, PH) Erv Palica, R (6, 1) Tim Thompson, L (8, PH) Ben Wade, R (8, 1) 			2-2 		3-2 	1-0 		1-3 	1 0 0 0 0 0 0 0 0 0 0 0 0 0 1 0 0 0 0 0 0 1 1 1 1 0 0 0 0 0 0 0 0 0 0 1 0 0 0 0 1 0 0 0 0 0 0 0 0		
Inning Stats	R: 0 H: 0 E: 0 LOB: 0 K: 0 BB: 0 S: 8 P: 13	R: 1 H: 2 E: 0 LOB: 1 K: 0 BB: 1 S: 9 P: 19	R: 1 H: 1 E: 0 LOB: 2 K: 0 BB: 2 S: 15 P: 30	R: 0 H: 0 E: 0 LOB: 0 K: 0 BB: 1 S: 5 P: 12	R: 0 H: 1 E: 0 LOB: 2 K: 0 BB: 1 S: 16 P: 26	R: 4 H: 3 E: 0 LOB: 2 K: 0 BB: 3 S: 21 P: 43	R: 0 H: 0 E: 0 LOB: 0 K: 0 BB: 1 S: 6 P: 12	R: 0 H: 0 E: 0 LOB: 0 K: 1 BB: 0 S: 9 P: 13	R: 0 H: 0 E: 0 LOB: 0 K: 1 BB: 0 S: 8 P: 13	1B: 5 SF: 2 2B: 0 SAC: 0 3B: 2 DP: 2 HR: 0 HBP: 0	WP: 0 PA: 40 PB: 0 SB: 1 CS: 0
PITCHER Jim Hearn, R (1, 1) ERA: 7.83 Mary Grissom, R (6, 1) ERA: 1.8	IP WLS BF H R ER SO BB IBB HBP BLK WP HR S P ERA WHIP 5.1 W 27 7 6 6 0 6 0 0 0 0 0 0 65 121 10.12 2.438 3.2 S 13 0 0 0 2 3 0 0 0 1 0 0 32 60 0.00 0.818	PITCHER IP WLS BF H R ER SO BB IBB HBP BLK WP HR S P ERA WHIP									

Batter	1	2	3	4	5	6	7	8	9	AB R H RBI BB SO LOB	TOP
Jim Gilliam, S (1, 4) <small>OBP: 0.310, SLG: 0.403</small>	1-2 4-3 	1-1 		0-0 F5 			1-0 		2-1 	5 1 3 0 0 0 1	
Pee Wee Reese, R (1, 6) <small>OBP: 0.357, SLG: 0.428</small>	3-2 5-3 	4-2 			0-2 L8 		1-2 FC4-6 		1-2 	4 1 1 3 1 0 1	
Duke Snider, L (1, 8) <small>OBP: 0.436, SLG: 0.640</small>	3-1 	0-0 4-3 			1-0 F7 		2-3 K 		0-0 F8 	5 0 1 0 0 1 4	
Jackie Robinson, R (1, 7) <small>OBP: 0.477, SLG: 0.538</small>	1-2 		1-1 		4-1 		2-2 F9 			3 0 2 0 1 0 1	
George Shuba, L (1, 9) Carl Furillo, R (9, 9) <small>OBP: 0.311, SLG: 0.286</small> <small>OBP: 0.310, SLG: 0.258</small>	2-2 F9 		0-1 G1-6-3 		0-3 K 			2-2 4-3 		4 0 0 0 0 1 4	
Gil Hodges, R (1, 3) <small>OBP: 0.373, SLG: 0.603</small>		4-2 	3-2 F7 		2-1 			0-0 5-3 		3 2 1 1 1 0 0	
Don Hoak, R (1, 5) <small>OBP: 0.319, SLG: 0.446</small>		1-3 K 		1-1 4-3 		2-2 F9 		2-2 F7 		4 0 0 0 0 1 1	
Rube Walker, L (1, 2) <small>OBP: 0.250, SLG: 0.224</small>		0-1 L7 		1-0 F9 		1-0 F7 			2-1 L8 	4 0 0 0 0 0 1	
Carl Erskine, R (1, 1) <small>OBP: 0.179, SLG: 0.080</small>		4-0 	4-1 		0-2 5-3 			0-0 B5-3 		2 0 0 0 2 0 0	
Inning Stats	R: 0 H: 2 E: 0 LOB: 2 K: 0 BB: 0 S: 16 P: 26	R: 1 H: 1 E: 0 LOB: 3 K: 1 BB: 3 S: 12 P: 26	R: 0 H: 1 E: 0 LOB: 0 K: 0 BB: 0 S: 7 P: 11	R: 0 H: 0 E: 0 LOB: 1 K: 0 BB: 1 S: 5 P: 11	R: 0 H: 0 E: 0 LOB: 1 K: 1 BB: 1 S: 9 P: 14	R: 1 H: 1 E: 0 LOB: 0 K: 0 BB: 0 S: 9 P: 14	R: 0 H: 1 E: 0 LOB: 1 K: 1 BB: 0 S: 12 P: 18	R: 0 H: 0 E: 0 LOB: 0 K: 0 BB: 0 S: 7 P: 11	R: 2 H: 2 E: 0 LOB: 0 K: 0 BB: 0 S: 9 P: 14	1B: 6 SF: 0 2B: 0 SAC: 0 3B: 0 DP: 1 HR: 2 HBP: 0	WP: 0 PA: 39 PB: 0 SB: 1 CS: 0
PITCHER Sal Maglie, R (1, 1) <small>ERA: 2.99</small>	IP 9.0 WLS L BF 39 H 8 R 4 ER 4 SO 3 BB 5 IBB 0 HBP 0 BLK 0 WP 0 HR 2 S 86 P 145 ERA 4.00 WHIP 1.444					PITCHER					ERA WHIP

Brooklyn Dodgers @ New York Giants
 Polo Grounds, New York, NY
 Sat May 29 1954, 3:33 AM EDT
 Att. 22,264 - Unknown

AB	34
R	4
H	8
RBI	4
BB	5
SO	3
LOB	13



livebaseballscorecards.com

Batter	1	2	3	4	5	6	7	8	9	AB	R	H	RBI	BB	SO	LOB
--------	---	---	---	---	---	---	---	---	---	----	---	---	-----	----	----	-----

BOTTOM

Davey Williams, R <small>(1, 4) OBP: 0.242, SLG: 0.299</small>	4-0 		1-0 6-3			3-2 F2		3-3 K		3	0	0	0	1	1	1
Alvin Dark, R <small>(1, 6) OBP: 0.269, SLG: 0.372</small>	1-3 K			0-1 F5		2-2 HR			3-2 F4	4	1	1	1	0	1	1
Whitey Lockman, L <small>(1, 3) OBP: 0.319, SLG: 0.452</small>	1-1 F7			1-1 1-3		0-0 F8			0-0 1B	4	0	1	0	0	0	1
Monte Irvin, R <small>(1, 7) OBP: 0.338, SLG: 0.496</small>	3-1 FC5-4			2-1 F9			1-0 6-3		1-0 F4	4	0	0	0	0	0	2
Don Mueller, L <small>(1, 9) OBP: 0.387, SLG: 0.483</small>		1-0 6-3			1-1 6-3		1-0 4-3		0-0 1B	4	0	1	0	0	0	0
Willie Mays, R <small>(1, 8) OBP: 0.370, SLG: 0.660</small>		0-0 F2			1-0 HR		3-2 3-1		1-3 K	4	1	1	1	0	1	2
Ray Katt, R <small>(1, 2) OBP: 0.404, SLG: 0.419</small>		2-0 F6			2-3 K			3-2 F8		3	0	0	0	0	1	0
Billy Gardner, R <small>(1, 5) OBP: 0.556, SLG: 0.875</small>			2-2 6-3			3-2 5-3			0-0 2B	3	0	1	0	0	0	0
Sal Maglie, R <small>(1, 1) OBP: 0.083, SLG: 0.043</small>			0-0 F2			1-2 5-3			2-3 K	3	0	0	0	0	1	1

Brooklyn Dodgers @ New York Giants
 Polo Grounds, New York, NY
 Sat May 29 1954, 3:33 AM EDT
 Att. 22,264 - Unknown

AB	32
R	2
H	5
RBI	2
BB	1
SO	5
LOB	8



Inning Stats	R: 0	H: 0	E: 0	K: 1	S: 7	R: 0	H: 0	E: 0	K: 0	S: 3	R: 0	H: 0	E: 0	K: 0	S: 5	R: 1	H: 1	E: 0	K: 1	S: 12	R: 1	H: 1	E: 0	K: 0	S: 14	R: 0	H: 0	E: 0	K: 0	S: 5	R: 0	H: 1	E: 0	K: 2	S: 10	R: 0	H: 2	E: 0	K: 1	S: 10	1B: 2	SF: 0	2B: 1	SAC: 0	3B: 0	DP: 0	HR: 2	HBP: 0	WP: 0	PA: 33
--------------	------	------	------	------	------	------	------	------	------	------	------	------	------	------	------	------	------	------	------	-------	------	------	------	------	-------	------	------	------	------	------	------	------	------	------	-------	------	------	------	------	-------	-------	-------	-------	--------	-------	-------	-------	--------	-------	--------

PITCHER	IP	WLS	BF	H	R	ER	SO	BB	IBB	HBP	BLK	WP	HR	S	P	ERA	WHIP
Carl Erskine, R <small>(1, 1) ERA: 3.91</small>	9.0	W	33	5	2	2	5	1	0	0	0	0	2	72	121	2.00	0.667

Batter	1	2	3	4	5	6	7	8	9	AB R H RBI BB SO LOB	TOP												
Jim Gilliam, S (1, 4) OBP: 0.307, SLG: 0.396	2-1 6-3	2-2 1B			1-2 L7	1-1 3-1			0-0 F7	5 0 1 0 0 0 2													
Pee Wee Reese, R (1, 6) OBP: 0.360, SLG: 0.443	1-0 IHR 3B	3-2 F8			2-1 1B			2-1 F9		4 1 2 0 0 0 2													
Duke Snider, L (1, 8) OBP: 0.438, SLG: 0.636	2-3 IHR			1-0 G1-6-3 1B	0-0 1B			0-0 F7		4 0 2 0 0 1 1													
Jackie Robinson, R (1, 7) OBP: 0.470, SLG: 0.527	4-0 IHR BB			0-1 G1-6-3 1-2f	1-1 SF8			3-2 5-3		2 1 0 1 1 0 1													
Gil Hodges, R (1, 3) OBP: 0.370, SLG: 0.614	3-1 IHR			0-1 5-3	2-2 F9			0-0 F3		4 1 1 3 0 0 2													
Roy Campanella, R (1, 2) OBP: 0.260, SLG: 0.359	2-0 5-3			2-2 6-3		1-0 F9		0-1 1-3		4 0 0 0 0 0 0													
Carl Furillo, R (1, 9) OBP: 0.322, SLG: 0.288				1-0 G6-4-3 1B		2-0 1B 3B		0-0 F7		4 1 3 0 0 0 0													
Don Hoak, R (1, 5) OBP: 0.315, SLG: 0.435				3-2 G6-4-3 1-2f		2-2 SH1-4 1B		0-1 1-3		4 0 1 1 0 0 2													
Johnny Podres, L (1, 1) Jim Hughes, R (9, 1) OBP: 0.391, SLG: 0.476				0-1 1B 1B		1-1 1B SF8 1B		0-0 SH1-4		3 1 2 0 0 0 0 0 0 0 0 0 0 0													
Inning Stats	R: 3 E: 0 K: 1 S: 9	H: 2 LOB: 0 BB: 1 P: 23	R: 0 E: 0 K: 0 S: 14	H: 3 LOB: 2 BB: 0 P: 23	R: 0 E: 0 K: 0 S: 5	H: 1 LOB: 0 BB: 0 P: 6	R: 0 E: 0 K: 0 S: 9	H: 1 LOB: 0 BB: 0 P: 15	R: 1 E: 0 K: 0 S: 13	H: 3 LOB: 2 BB: 0 P: 20	R: 1 E: 0 K: 0 S: 11	H: 2 LOB: 1 BB: 0 P: 17	R: 0 E: 0 K: 0 S: 8	H: 0 LOB: 0 BB: 0 P: 13	R: 0 E: 0 K: 0 S: 4	H: 0 LOB: 0 BB: 0 P: 4	R: 0 E: 0 K: 0 S: 4	H: 0 LOB: 0 BB: 0 P: 5	1B: 9 2B: 0 3B: 2 HR: 1	SF: 1 SAC: 1 DP: 3 HBP: 0	WP: 0 PB: 0 SB: 0 CS: 0	PA: 37	
PITCHER	IP WLS BF H R ER SO BB IBB HBP BLK WP HR S P ERA WHIP																						
Johnny Antonelli, L (1, 1) ERA: 3.0	2.0		11 5 3 3 1 1 0 0 0 0 0 0 23 46 13.50 3.000																				
Larry Jansen, R (3, 1) ERA: 4.91	5.0	L	20 7 2 2 0 0 0 0 0 0 0 0 46 71 3.60 1.400																				
Hoyt Wilhelm, R (8, 1) ERA: 1.99	2.0		6 0 0 0 0 0 0 0 0 0 0 0 8 9 0.00 0.000																				

Brooklyn Dodgers @ New York Giants
 Polo Grounds, New York, NY
 Sun May 30 1954, 3:33 AM EDT
 Att: 47,672 - Unknown

livebaseballscorecards.com

AB	34
R	5
H	12
RBI	5
BB	1
SO	1
LOB	10



Batter	1	2	3	4	5	6	7	8	9	AB R H RBI BB SO LOB
Davey Williams, R OBP: 0.235, SLG: 0.291 (1, 4)	2-3 K		1-0 F9		1-0 F7			1-1 4-3		4 0 0 0 0 1 1
Alvin Dark, R OBP: 0.263, SLG: 0.363 (1, 6)	0-1 6-3		0-1 F4			0-1 F5		1-2 1-3		4 0 0 0 0 0 1
Whitey Lockman, L OBP: 0.323, SLG: 0.450 (1, 3)	0-0 F8		2-2 F8 2-H 1B			3-2 F9		4-2 FC6-4 BB		3 0 1 1 1 0 0
Monte Irvin, R OBP: 0.335, SLG: 0.486 (1, 7)		4-2 FC4-6 BB		2-2 5-3		1-0 F9		0-0 FC6-4 1-2f		3 0 0 0 1 0 1
Don Mueller, L OBP: 0.384, SLG: 0.477 (1, 9)		2-2 FC4-6 1-2f HR		0-0 4-3			2-2 SH5-4 1B	1-1 5-3		4 1 1 0 0 0 1
Willie Mays, R OBP: 0.380, SLG: 0.680 (1, 8)		0-0 1-H HR		4-1 BB			0-0 SH5-4 1B	0-0 6-3		3 1 2 2 1 0 0
Ray Katt, R OBP: 0.389, SLG: 0.400 Dusty Rhodes, L OBP: 0.429, SLG: 0.333 (9, PH)		2-3 K		1-0 F9			0-1 SH5-4	2-3 K		2 0 0 0 0 1 1 1 0 0 0 0 1 0
Billy Gardner, R OBP: 0.476, SLG: 0.737 (1, 5)		1-2 F3			0-1 L8		0-0 F9			3 0 0 0 0 0 2
Johnny Antonelli, L OBP: 0.241, SLG: 0.321 Larry Jansen, R OBP: 0.364, SLG: 0.455 Hoot Evers, R Hoyt Wilhelm, R (8, 1)			0-0 1B 2B		2-3 K		1-3 K			0 0 0 0 0 0 0 2 1 1 0 0 1 0 1 0 0 0 0 1 2 0 0 0 0 0 0 0

Inning Stats	R: 0	H: 0	E: 0	K: 1	S: 7	R: 2	H: 1	E: 0	K: 1	S: 13	R: 1	H: 2	E: 0	K: 0	S: 7	R: 0	H: 0	E: 0	K: 0	S: 6	R: 0	H: 0	E: 0	K: 1	S: 7	R: 0	H: 2	E: 0	K: 1	S: 11	R: 0	H: 0	E: 0	K: 0	S: 11	R: 0	H: 0	E: 0	K: 1	S: 6	R: 0	H: 0	E: 0	K: 1	S: 9	1B: 3	2B: 1	3B: 0	HR: 1	SF: 0	SAC: 1	DP: 0	HBP: 0	WP: 0	PB: 0	SB: 0	CS: 0	PA: 34
--------------	------	------	------	------	------	------	------	------	------	-------	------	------	------	------	------	------	------	------	------	------	------	------	------	------	------	------	------	------	------	-------	------	------	------	------	-------	------	------	------	------	------	------	------	------	------	------	-------	-------	-------	-------	-------	--------	-------	--------	-------	-------	-------	-------	--------

PITCHER	IP	WLS	BF	H	R	ER	SO	BB	IBB	HBP	BLK	WP	HR	S	P	ERA	WHIP
Johnny Podres, L ERA: 3.39 (1, 1)	8.0	W	31	5	3	3	4	3	0	0	0	0	1	69	106	3.38	1.000
Jim Hughes, R ERA: 2.5 (9, 1)	1.0	S	3	0	0	0	1	0	0	0	0	0	0	6	9	0.00	0.000

BOTTOM

Brooklyn Dodgers @ New York Giants
Polo Grounds, New York, NY

Sun May 30 1954, 3:33 AM EDT
Att. 47,672 - Unknown

AB	30
R	3
H	5
RBI	3
BB	3
SO	5
LOB	9

Batter	1	2	3	4	5	6	7	8	9	10	11	12	AB R H RBI BB SO LOB	TOP	
Jim Gilliam, S OBP: 0.296, SLG: 0.384 (1, 4)	F6	L7		F5			4-3		SH		F2		5 0 0 0 0 0 2	Brooklyn Dodgers @ Philadelphia Phillies Connie Mack Stadium, Philadelphia, PA Mon May 31 1954, 3:33 AM EDT Att: 22,386 - Unknown livebaseballscorecards.com	
Pee Wee Reese, R OBP: 0.359, SLG: 0.438 (1, 6)	BB BB		F9		FC6-4		F8		SF9		F2		4 0 1 1 1 0 0		
Duke Snider, L OBP: 0.429, SLG: 0.638 (1, 8)	F9				FC6-4		F8		1-3			G3	6 1 1 1 0 0 4		
Jackie Robinson, R OBP: 0.466, SLG: 0.521 Don Thompson, L OBP: 0.190, SLG: 0.056 (1, 7) (7, 7)	BB		L6		L5		G3					F8	3 0 1 0 0 0 1 2 0 0 0 1 0 0		
Gil Hodges, R OBP: 0.374, SLG: 0.634 (1, 3)	FC5-4		F7		F8				1-3				5 1 2 1 1 0 3		
Roy Campanella, R OBP: 0.266, SLG: 0.400 (1, 2)	FC5-4											HR	6 2 2 1 0 0 4		
Carl Furillo, R OBP: 0.331, SLG: 0.294 (1, 9)									1-3				4 0 2 0 1 0 1		
Don Hoak, R OBP: 0.295, SLG: 0.411 Billy Cox, R OBP: 0.297, SLG: 0.306 (1, 5) (12, 5)	FC4-6												4 0 0 1 0 1 3 0 0 0 0 0 0 0		
Preacher Roe, R OBP: 0.417, SLG: 0.400 Jim Hughes, R (7, 1) George Shuba, L OBP: 0.326, SLG: 0.333 Don Newcombe, L OBP: 0.333, SLG: 0.250 Clem Labine, R (9, 1)	F3												2 0 0 0 0 0 1 0 0 0 0 0 0 0 1 0 1 0 0 0 0 0 1 0 0 0 0 0 1 0 0 0 0 1 0		
Inning Stats	R: 0 H: 1 E: 0 LOB: 3 K: 0 BB: 2 S: 11 P: 24	R: 0 H: 1 E: 0 LOB: 1 K: 0 BB: 0 S: 6 P: 9	R: 1 H: 1 E: 0 LOB: 0 K: 0 BB: 0 S: 5 P: 7	R: 1 H: 2 E: 0 LOB: 1 K: 0 BB: 0 S: 9 P: 12	R: 0 H: 1 E: 1 LOB: 1 K: 0 BB: 0 S: 9 P: 16	R: 1 H: 1 E: 0 LOB: 0 K: 1 BB: 0 S: 9 P: 13	R: 0 H: 0 E: 0 LOB: 0 K: 0 BB: 0 S: 6 P: 8	R: 0 H: 1 E: 0 LOB: 2 K: 0 BB: 1 S: 6 P: 15	R: 1 H: 1 E: 0 LOB: 2 K: 0 BB: 1 S: 11 P: 18	R: 0 H: 0 E: 1 LOB: 0 K: 0 BB: 0 S: 5 P: 11	R: 0 H: 0 E: 0 LOB: 0 K: 1 BB: 0 S: 8 P: 13	R: 1 H: 1 E: 0 LOB: 0 K: 0 BB: 0 S: 9 P: 14	1B: 5 SF: 2 2B: 2 SAC: 2 3B: 0 DP: 1 HR: 3 HBP: 0		WP: 0 PA: 51 PB: 0 SB: 1 CS: 0
PITCHER Bob Miller, R ERA: 4.57 (1, 1)	IP 12.0 WLS L BF 51 H 10 R 5 ER 5 SO 2 BB 3 IBB 1 HBP 0 BLK 0 WP 0 HR 3 S 94 P 160 ERA 3.75 WHIP 1.083														

Batter	1	2	3	4	5	6	7	8	9	10	11	12	AB R H RBI BB SO LOB
Willie Jones, R OBP: 0.342, SLG: 0.390 (1, 5)	F8			5-3		G5-4-3	BB	F8			SH	F8	5 0 0 0 1 0 4
Richie Ashburn, L OBP: 0.463, SLG: 0.362 (1, 8)	G3-6 BB			F6		1B	BB			5-3	SH1-4		2 0 0 0 3 0 0
Earl Torgeson, L OBP: 0.402, SLG: 0.464 (1, 3)	G3-6			E5		BB	F8				FC6-2	IBB	5 0 1 0 1 1 4
Del Ennis, R OBP: 0.344, SLG: 0.516 (1, 7)		L7		FC6-4 BB		FC6-4	F8	F7			FC6-2		4 0 0 0 2 0 3
Granny Hamner, R OBP: 0.409, SLG: 0.463 (1, 4)		B1-3		FC6-4		FC6-4	L9				CS	K	6 0 1 0 0 1 8
Stan Lopata, R OBP: 0.359, SLG: 0.400 (1, 2)		6-3			F4		K	HR		SH5-4		K	5 1 1 0 0 2 0
Mej Clark, R OBP: 0.222, SLG: 0.241 Johnny Wyrostek, L OBP: 0.308, SLG: 0.436 (8, PH) (9, 9)			L7		K		F7	HR				G3	3 0 0 0 0 1 0 1 1 0 0 2 0 0
Bobby Morgan, R OBP: 0.363, SLG: 0.280 Smoky Burgess, L OBP: 0.442, SLG: 0.512 Ted Kazanski, R OBP: 0.121, SLG: 0.111 Danny Schell, R OBP: 0.250, SLG: 0.308 (1, 6) (8, PH) (9, 6) (12, PH)			F9		F5		HR	HR		6-3		BB	3 1 1 1 0 0 0 1 1 1 3 0 0 0 1 0 0 0 0 0 2 0 0 0 0 1 0 0
Bob Miller, R OBP: 0.368, SLG: 0.529 Mickey Micelotta, R (12, PH)			F4			G5-4-3	E4				SH1-4	SH	4 0 2 0 1 0 0 0 0 0 0 1 0 0


Inning Stats	R: 0	H: 0	E: 0	K: 5	LOB: 0	BB: 1	P: 10	R: 0	H: 0	E: 0	K: 5	LOB: 0	BB: 0	P: 9	R: 0	H: 0	E: 0	K: 6	LOB: 0	BB: 0	P: 9	R: 0	H: 0	E: 1	K: 10	LOB: 2	BB: 1	P: 19	R: 0	H: 0	E: 0	K: 11	LOB: 0	BB: 0	P: 15	R: 0	H: 2	E: 0	K: 11	LOB: 3	BB: 2	P: 24	R: 1	H: 1	E: 1	K: 18	LOB: 3	BB: 2	P: 31	R: 3	H: 3	E: 0	K: 17	LOB: 1	BB: 1	P: 32	R: 0	H: 0	E: 0	K: 10	LOB: 0	BB: 0	P: 16	R: 0	H: 1	E: 0	K: 7	LOB: 1	BB: 1	P: 15	R: 0	H: 0	E: 0	K: 8	LOB: 3	BB: 2	P: 19	R: 0	H: 0	E: 0	K: 8	LOB: 2	BB: 2	P: 19	1B: 4	2B: 1	3B: 0	HR: 2	SF: 0	SAC: 3	DP: 2	HBP: 0	WP: 0	PA: 55
--------------	------	------	------	------	--------	-------	-------	------	------	------	------	--------	-------	------	------	------	------	------	--------	-------	------	------	------	------	-------	--------	-------	-------	------	------	------	-------	--------	-------	-------	------	------	------	-------	--------	-------	-------	------	------	------	-------	--------	-------	-------	------	------	------	-------	--------	-------	-------	------	------	------	-------	--------	-------	-------	------	------	------	------	--------	-------	-------	------	------	------	------	--------	-------	-------	------	------	------	------	--------	-------	-------	-------	-------	-------	-------	-------	--------	-------	--------	-------	--------

PITCHER	IP	WLS	BF	H	R	ER	SO	BB	IBB	HBP	BLK	WP	HR	S	P	ERA	WHIP
Preacher Roe, L ERA: 4.35 (1, 1)	6.2		29	3	1	1	2	6	0	0	0	0	1	61	113	1.35	1.350
Jim Hughes, R ERA: 3.72 (7, 1)	1.1		8	3	3	3	0	1	0	0	0	0	1	20	36	20.25	3.000
Clem Labine, R ERA: 3.52 (9, 1)	4.0	W	18	1	0	0	3	3	2	0	0	0	0	33	69	0.00	1.000

Brooklyn Dodgers @ Philadelphia Phillies
Connie Mack Stadium, Philadelphia, PA
 Mon May 31 1954, 3:33 AM EDT
 Att: 22,386 - Unknown

livebaseballscorecards.com

AB	40
R	4
H	7
RBI	4
BB	12
SO	5
LOB	21



Batter	1	2	3	4	5	6	7	8	9	AB R H RBI BB SO LOB	TOP
Jim Gilliam, S (1, 4) OBP: 0.306, SLG: 0.387 	2-2 		3-1 F5 		0-0 		2-3 		4-1 	4 0 2 1 1 1 1	
Pee Wee Reese, R (1, 6) OBP: 0.360, SLG: 0.437 	1-1 G3 		0-1 		0-2 F9 		2-1 		1-3 	5 0 2 1 0 1 4	
Duke Snider, L (1, 8) OBP: 0.428, SLG: 0.628 	1-1 5-3 		3-3 K 			2-2 	1-1 1-3 		4-1 	4 0 1 0 1 1 3	
Jackie Robinson, R (1, 7) OBP: 0.455, SLG: 0.505 Don Thompson, L (8, 7) OBP: 0.182, SLG: 0.053 	0-1 6-3 			3-2 F3 		2-1 SH1 		2-1 F2 	3-3 K 	3 0 0 0 0 0 1 1 0 0 0 0 1 3	
Gil Hodges, R (1, 3) OBP: 0.371, SLG: 0.622 		1-1 1-6-3 		2-3 K 		4-0 		2-2 F9 		3 0 0 0 1 1 0	
Roy Campanella, R (1, 2) OBP: 0.265, SLG: 0.392 		1-3 K 		0-0 L7 		2-2 F8 		0-0 		4 0 1 0 0 1 2	
Carl Furillo, R (1, 9) OBP: 0.329, SLG: 0.288 		0-1 5-3 			3-2 2-3 	4-0 		2-0 FC6-4 		3 0 0 0 1 0 1	
Billy Cox, R (1, 5) OBP: 0.305, SLG: 0.307 			4-2 		0-0 	1-1 F7 		1-1 F8 		3 2 1 0 1 0 3	
Russ Meyer, S (1, 1) OBP: 0.182, SLG: 0.100 			0-0 SH1-4 		0-1 SH1-4 		1-3 K 		3-2 	2 0 1 0 0 1 0	
Inning Stats	R: 0 H: 1 E: 0 LOB: 1 K: 0 BB: 0 S: 9 P: 13	R: 0 H: 0 E: 0 LOB: 0 K: 1 BB: 0 S: 8 P: 10	R: 1 H: 1 E: 0 LOB: 1 K: 1 BB: 1 S: 11 P: 21	R: 0 H: 0 E: 0 LOB: 0 K: 1 BB: 0 S: 7 P: 12	R: 1 H: 2 E: 0 LOB: 1 K: 0 BB: 0 S: 10 P: 13	R: 0 H: 1 E: 0 LOB: 3 K: 0 BB: 2 S: 10 P: 25	R: 0 H: 1 E: 0 LOB: 1 K: 2 BB: 0 S: 10 P: 16	R: 0 H: 1 E: 0 LOB: 1 K: 0 BB: 0 S: 7 P: 13	R: 0 H: 1 E: 0 LOB: 3 K: 2 BB: 2 S: 15 P: 31	1B: 8 SF: 0 2B: 0 SAC: 3 3B: 0 DP: 0 HR: 0 HBP: 0	WP: 0 PA: 40 PB: 0 SB: 0 CS: 0
PITCHER Bob Buhl, R (1, 1) ERA: 5.59 Dave Jolly, R (8, 1) ERA: 0.41	IP WLS BF H R ER SO BB IBB HBP BLK WP HR S P ERA WHIP 7.0 L 30 6 2 2 5 2 1 0 0 0 0 0 65 110 2.57 1.143 2.0 10 2 0 0 2 2 0 0 0 0 0 0 22 44 0.00 2.000	PITCHER IP WLS BF H R ER SO BB IBB HBP BLK WP HR S P ERA WHIP									

Brooklyn Dodgers @ Milwaukee Braves
 Milwaukee County Stadium, Milwaukee, WI

Tue Jun 01 1954, 4:33 AM EDT
 Att: 33,868 - Unknown

AB	32
R	2
H	8
RBI	2
BB	5
SO	7
LOB	18



livebaseballscorecards.com

Batter	1	2	3	4	5	6	7	8	9	AB	R	H	RBI	BB	SO	LOB
Bill Bruton, L OBP: 0.323, SLG: 0.295 (1, 8)	3-2 L7		3-2 4-3		0-0 5-3		2-1 L8		0-0 F7	5	0	0	0	0	0	3
Danny O'Connell, R OBP: 0.301, SLG: 0.311 (1, 4) (7, 6)	0-0 1-3			1-0 6-3		1-2 6-3	0-0 F2			4	0	0	0	0	0	1
Eddie Mathews, L OBP: 0.429, SLG: 0.532 (1, 5)	4-2 PB BB			0-0 G6-3		4-0 BB BB BB		0-2 L7		2	0	0	0	2	0	0
Andy Pafko, R OBP: 0.353, SLG: 0.475 (1, 9)	3-2 F9 1-2			0-0 1B 1B		1-0 F4		0-0 BB 1B		4	0	2	0	0	0	2
Joe Adcock, R OBP: 0.414, SLG: 0.561 (1, 3)		0-2 1-4-3		1-0 1-2 1B		4-1 BB BB		4-2 BB BB		2	0	1	0	2	0	0
Johnny Logan, R OBP: 0.345, SLG: 0.429 (1, 6)		0-3 K		0-1 5-3		4-2 BB		1-2 9-6-3-6		0	0	0	0	0	0	0
Roy Smalley, R OBP: 0.333, SLG: 1.333 (2, PH) (3, 6)										2	0	0	0	0	1	2
Jack Dittmer, L OBP: 0.172, SLG: 0.278 (6, PH) (7, 4)										1	0	0	0	1	0	2
Hank Aaron, R OBP: 0.319, SLG: 0.459 (1, 7)		1-0 F4			2-1 2B		2-1 F4		1-3 K	4	0	1	0	0	1	3
Del Crandall, R OBP: 0.241, SLG: 0.277 (1, 2)			2-1 6-3		3-1 F4		2-2 F9		2-2 1B	2	0	0	0	0	0	1
Charlie White, L OBP: 0.318, SLG: 0.375 (7, PH) (8, 2)										2	0	1	0	0	0	0
Bob Buhl, R (1, 1)		0-0 G3			2-3 K		0-1 1B		0-0 F8	2	0	0	0	0	1	1
George Metkovich, L OBP: 0.350, SLG: 0.353 (7, PH)										1	0	1	0	0	0	0
Dave Jolly, R OBP: 0.250, SLG: 0.500 (8, 1)										0	0	0	0	0	0	0
Jim Pendleton, R OBP: 0.244, SLG: 0.270 (9, PH)										1	0	0	0	0	0	1

Inning Stats	R: 0	H: 0	E: 0	K: 0	S: 12	R: 0	H: 0	E: 0	K: 1	S: 7	R: 0	H: 0	E: 0	K: 0	S: 6	R: 0	H: 2	E: 0	K: 0	S: 6	R: 0	H: 1	E: 0	K: 1	S: 8	R: 0	H: 0	E: 0	K: 0	S: 10	R: 0	H: 1	E: 0	K: 0	S: 9	R: 0	H: 1	E: 0	K: 0	S: 10	R: 0	H: 1	E: 0	K: 1	S: 8	1B: 5	SF: 0	2B: 2	SAC: 0	3B: 0	DP: 1	HR: 0	HBP: 0	WP: 0	PA: 37
--------------	------	------	------	------	-------	------	------	------	------	------	------	------	------	------	------	------	------	------	------	------	------	------	------	------	------	------	------	------	------	-------	------	------	------	------	------	------	------	------	------	-------	------	------	------	------	------	-------	-------	-------	--------	-------	-------	-------	--------	-------	--------


PITCHER	IP	WLS	BF	H	R	ER	SO	BB	IBB	HBP	BLK	WP	HR	S	P	ERA	WHIP
Russ Meyer, R ERA: 2.66 (1, 1)	9.0	W	37	6	0	0	3	5	0	0	0	0	0	76	129	0.00	1.222

BOTTOM

Brooklyn Dodgers @ Milwaukee Braves
Milwaukee County Stadium, Milwaukee, WI

Tue Jun 01 1954, 4:33 AM EDT
Att. 33,868 - Unknown

AB	32
R	0
H	6
RBI	0
BB	5
SO	3
LOB	16



Batter	1	2	3	4	5	6	7	8	9	AB	R	H	RBI	BB	SO	LOB	TOP
Jim Gilliam, S (1, 4) <small>OBP: 0.305, SLG: 0.390</small>										4	2	1	1	0	0	3	Brooklyn Dodgers @ Milwaukee Braves Milwaukee County Stadium, Milwaukee, WI <small>Wed Jun 02 1954, 4:33 AM EDT</small> <small>Att: 37,044 - Unknown</small>
Pee Wee Reese, R (1, 6) <small>OBP: 0.368, SLG: 0.451</small>										4	0	3	3	0	0	0	
Duke Snider, L (1, 8) <small>OBP: 0.435, SLG: 0.629</small>										3	1	2	0	1	0	1	
Jackie Robinson, R (1, 7) <small>OBP: 0.455, SLG: 0.505</small> Dick Williams, R (5, PH) <small>OBP: 0.056, SLG: 0.235</small> (5, 7)										2	0	1	0	0	0	2	
Gil Hodges, R (1, 3) <small>OBP: 0.376, SLG: 0.620</small>										2	1	1	0	1	1	2	
Roy Campanella, R (1, 2) <small>OBP: 0.256, SLG: 0.377</small>										3	0	0	0	0	2	7	
Carl Furillo, R (1, 9) <small>OBP: 0.329, SLG: 0.284</small>										2	1	0	2	1	0	1	
Billy Cox, R (1, 5) <small>OBP: 0.316, SLG: 0.319</small>										3	1	2	0	0	0	3	
Don Newcombe, L (1, 1) <small>OBP: 0.333, SLG: 0.250</small> Bob Milliken, R (2, 1) <small>OBP: 0.375, SLG: 0.167</small> Wayne Belardi, L (5, PH) <small>OBP: 0.391, SLG: 0.476</small> Johnny Podres, L (5, PR) <small>OBP: 0.391, SLG: 0.476</small> Ben Wade, R (5, 1)										0	0	0	0	0	0	0	
Inning Stats	R: 1 H: 3 E: 0 LOB: 2 K: 1 BB: 0 S: 14 P: 19	R: 0 H: 1 E: 0 LOB: 1 K: 0 BB: 0 S: 7 P: 9	R: 1 H: 2 E: 0 LOB: 3 K: 1 BB: 2 S: 12 P: 25	R: 0 H: 1 E: 0 LOB: 1 K: 0 BB: 0 S: 11 P: 20	R: 5 H: 3 E: 2 LOB: 2 K: 1 BB: 2 S: 27 P: 45					1B: 8 SF: 0 2B: 2 SAC: 1 3B: 0 DP: 0 HR: 0 HBP: 0	WP: 0 PA: 31 PB: 0 SB: 0 CS: 0						
PITCHER Lev Burdette, R (1, 1) <small>ERA: 2.37</small> Dave Jolly, R (5, 1) <small>ERA: 0.4</small>	IP WLS BF H R ER SO BB IBB HBP BLK WP HR S P ERA WHIP 4.1 L 27 9 7 2 3 2 1 0 0 0 0 0 62 102 4.15 2.538																

livebaseballscorecards.com

AB 26
R 7
H 10
RBI 7
BB 4
SO 3
LOB 21



Batter	1	2	3	4	5	6	7	8	9	AB	R	H	RBI	BB	SO	LOB
Bill Bruton, L OBP: 0.316, SLG: 0.288 (1, 8) C B S S	1-3 K	2-1 F7		1-3 K						3	0	0	0	0	2	5
Johnny Logan, R OBP: 0.357, SLG: 0.439 (1, 6) B B C X	2-1 4-3 2B	4-1 1-2 2-3 3-H BB		3-2 1-2 2-3 HR BB						1	1	1	1	2	0	0
Eddie Mathews, L OBP: 0.428, SLG: 0.549 (1, 5) B F X	1-1 4-3 2-3	0-0 F4		1-1 1-H 2-H 3-H HR						3	1	1	4	0	0	4
Andy Pafko, R OBP: 0.353, SLG: 0.468 (1, 9) B B B B	4-0 BB		3-1 F9	1-0 F4						2	0	0	0	1	0	0
Joe Adcock, R OBP: 0.407, SLG: 0.550 (1, 3) B B C F S	3-3 K		1-3 K	0-1 F8						3	0	0	0	0	2	2
Jack Dittmer, L OBP: 0.197, SLG: 0.286 (1, 4) B B C B C B		4-2 HBP 1B BB BB	1-2 6-3	1-0 SH1-3 1B						2	1	1	0	1	0	0
Hank Aaron, R OBP: 0.321, SLG: 0.467 (1, 7) C F B B F		1-3 K		0-0 2B 2B	1-2 SH1-3					2	1	1	0	0	1	1
Charlie White, L OBP: 0.340, SLG: 0.419 (1, 2) X		0-0 BB HBP 1B		2-2 BB HR 2B	2-1 F7					3	1	2	1	0	0	1
Lew Burdette, R (1, 1) Dave Jolly, R OBP: 0.250, SLG: 0.500 (5, 1) George Metkovich, L OBP: 0.333, SLG: 0.333 (5, PH)		1-0 BB HBP		1-0 BB HR HBP	1-1 F8					0	1	0	0	0	0	0
		1-2 2-3 HBP								0	0	0	0	0	0	0
										1	0	0	0	0	0	1

Inning Stats	R: 0	H: 1	R: 1	H: 1	R: 0	H: 0	R: 5	H: 3	R: 0	H: 1
	E: 0	LOB: 2	E: 0	LOB: 3	E: 0	LOB: 0	E: 0	LOB: 0	E: 0	LOB: 1
	K: 2	BB: 1	K: 1	BB: 2	K: 1	BB: 0	K: 1	BB: 1	K: 0	BB: 0
	S: 10	P: 21	S: 12	P: 24	S: 8	P: 13	S: 16	P: 25	S: 6	P: 10

PITCHER	IP	WLS	BF	H	R	ER	SO	BB	IBB	HBP	BLK	WP	HR	S	P	ERA	WHIP
Don Newcombe, R ERA: 4.87 (1, 1)	1.2		11	2	1	1	3	3	0	1	0	0	0	21	44	5.40	3.000
Bob Milliken, R ERA: 4.98 (2, 1)	2.1	W	12	3	5	5	2	1	0	1	0	0	1	25	39	19.29	1.714
Ben Wade, R ERA: 10.8 (5, 1)	1.0	S	4	1	0	0	0	0	0	0	0	0	0	6	10	0.00	1.000

BOTTOM

Brooklyn Dodgers @ Milwaukee Braves
Milwaukee County Stadium, Milwaukee, WI

Wed Jun 02 1954, 4:33 AM EDT
Att. 37,044 - Unknown

livebaseballscorecards.com

AB	20
R	6
H	6
RBI	6
BB	4
SO	5
LOB	14



WP: 0	PA: 27
PB: 0	
SB: 0	
CS: 0	

Batter	1	2	3	4	5	6	7	8	9	AB R H RBI BB SO LOB	TOP											
Jim Gilliam, S (1, 4) OBP: 0.297, SLG: 0.379	1-1 6-3		1-2 G4-3-6		2-2 F9		1-0 B1-3		2-2 F7	5 0 0 0 0 0 2												
Pee Wee Reese, R (1, 6) OBP: 0.364, SLG: 0.443	0-3 K		3-3 K		0-1 G4-6-3 1B		2-3 K		0-0 1-3	5 0 1 0 0 3 1												
Duke Snider, L (1, 8) OBP: 0.431, SLG: 0.618	0-1 F8			3-2 4-3	0-0 G4-6-3		4-1 CS BB			3 0 0 0 1 0 1												
Jackie Robinson, R (1, 7) OBP: 0.465, SLG: 0.519 Don Thompson, L (8, 7) OBP: 0.182, SLG: 0.053		4-2 1B BB		1-2 1B 4-3 1B		1-0 4-3 1B 2B	1-1 CS	1-1 F5		3 2 2 0 1 0 0 0 0 0 0 0 0 0												
Gil Hodges, R (1, 3) OBP: 0.379, SLG: 0.617		2-2 L4-3 1-2 1B		0-1 4-3 1-3 1B		2-1 4-3		0-0 5-3		4 0 2 0 0 0 1												
Roy Campanella, R (1, 2) OBP: 0.267, SLG: 0.375		1-2 L4-3 1-2		4-2 4-3 IBB		0-0 4-3 1-3 1B		0-1 E2		3 0 1 1 1 0 2												
Carl Furillo, R (1, 9) OBP: 0.327, SLG: 0.278		4-2 BB		0-0 4-3 1-2 2-3 3-H		0-0 1-3 1-2		2-1 6-3		3 0 0 1 1 0 4												
Billy Cox, R (1, 5) OBP: 0.324, SLG: 0.312		1-2 4-3		4-0 IBB		4-0 IBB			0-0 F7	2 0 0 0 2 0 2												
Carl Erskine, R (1, 1) OBP: 0.219, SLG: 0.107			4-1 G4-3-6 BB		0-3 K		0-0 F9		1-1 1B	3 0 1 0 1 1 5												
Inning Stats	R: 0 E: 0 K: 1 S: 7	H: 0 LOB: 0 BB: 0 P: 8	R: 0 E: 0 K: 0 S: 15	H: 1 LOB: 2 BB: 2 P: 27	R: 0 E: 0 K: 1 S: 9	H: 0 LOB: 0 BB: 1 P: 17	R: 1 E: 0 K: 1 S: 14	H: 2 LOB: 3 BB: 2 P: 26	R: 0 E: 0 K: 0 S: 6	H: 1 LOB: 0 BB: 0 P: 8	R: 1 E: 0 K: 0 S: 6	H: 2 LOB: 2 BB: 1 P: 13	R: 0 E: 0 K: 1 S: 6	H: 0 LOB: 0 BB: 1 P: 14	R: 0 E: 1 K: 0 S: 7	H: 0 LOB: 1 BB: 0 P: 10	R: 0 E: 0 K: 0 S: 7	H: 1 LOB: 1 BB: 0 P: 10	1B: 6 2B: 2 3B: 0 HR: 0	SF: 0 SAC: 0 DP: 3 HBP: 0	WP: 0 PB: 0 SB: 0 CS: 1	PA: 39
PITCHER Bob Rush, R (1, 1) ERA: 4.21	IP: 9.0 WLS: L BF: 38 H: 7 R: 2 ER: 2 SO: 4 BB: 4 IBB: 3 HBP: 0 BLK: 0 WP: 0 HR: 0 S: 77 P: 133 ERA: 2.00 WHIP: 1.222											PITCHER	IP: WLS: BF: H: R: ER: SO: BB: IBB: HBP: BLK: WP: HR: S: P: ERA: WHIP:									

Brooklyn Dodgers @ Chicago Cubs
 Wrigley Field, Chicago, IL
 Fri Jun 04 1954, 3:33 AM CDT
 Att. 5,547 - Unknown

livebaseballscorecards.com

AB 31
R 2
H 7
RBI 2
BB 7
SO 4
LOB 18




Batter	1	2	3	4	5	6	7	8	9	AB R H RBI BB SO LOB
Frank Baumholtz, L OBP: 0.365, SLG: 0.430 (1, 8)	1-0 E4 CS		4-2 FC3-6 BB		0-0 F8		2-2 3-1		1-0 4-3	4 0 0 0 1 0 1
Dee Fondy, L OBP: 0.300, SLG: 0.418 (1, 3)	2-3 K		2-2 FC3-6 G5-4-3		1-0 4-3		0-0 F8			4 0 0 0 0 1 3
Ralph Kiner, R OBP: 0.456, SLG: 0.579 (1, 7)	3-3 K		2-2 G5-4-3		2-2 1B		1-3 K			4 0 1 0 0 2 3
Hank Sauer, R OBP: 0.444, SLG: 0.714 (1, 9)		3-1 F2		4-2 14 1B FC6-4 BB		0-0 1B		0-0 F6		3 1 1 0 1 0 0
Randy Jackson, R OBP: 0.365, SLG: 0.520 (1, 5)		1-2 14 1B 1B		1-1 FC6-4 14 1B 1B		1-3 K		0-3 K		4 0 2 0 0 2 2
14 Ernie Banks, R OBP: 0.333, SLG: 0.437 (1, 6)		3-2 1B		1-0 FC6-4 1B		4-0 SH1-4 BB		0-2 1-6-3		3 0 2 0 1 0 0
Eddie Miksis, R OBP: 0.300, SLG: 0.222 (1, 4)		0-3 K		1-2 F6		0-1 SH1-4		1-0 SH1-4 1B		3 0 1 0 0 1 5
Joe Garagiola, L OBP: 0.443, SLG: 0.429 (1, 2)		1-2 4-3		1-1 FC6-4		1-3 K		0-0 SH1-4		3 0 0 1 0 1 5
Bob Rush, R OBP: 0.360, SLG: 0.400 Steve Bilko, R OBP: 0.308, SLG: 0.273 (9, PH)			0-1 FC3-6 BB 1B		0-0 F9		1-0 F9		2-3 K	3 0 1 0 0 0 3 1 0 0 0 0 1 1

Inning Stats	R: 0	H: 0	E: 1	LOB: 1	K: 2	S: 7	P: 13	R: 0	H: 2	E: 0	LOB: 2	K: 1	S: 15	P: 23	R: 0	H: 1	E: 0	LOB: 1	K: 0	S: 10	P: 18	R: 1	H: 2	E: 0	LOB: 2	K: 0	S: 13	P: 21	R: 0	H: 2	E: 0	LOB: 2	K: 1	S: 10	P: 14	R: 0	H: 0	E: 0	LOB: 1	K: 1	S: 6	P: 12	R: 0	H: 0	E: 0	LOB: 0	K: 1	S: 7	P: 10	R: 0	H: 0	E: 0	LOB: 0	K: 1	S: 7	P: 7	R: 0	H: 1	E: 0	LOB: 1	K: 1	S: 6	P: 10	1B: 8	SF: 0	2B: 1	SAC: 2	3B: 0	DP: 2	HR: 0	HBP: 0	WP: 0	PA: 37
PITCHER Carl Erskine, R ERA: 3.58 (1, 1)	IP	WLS	BF	H	R	ER	SO	BB	IBB	HBP	BLK	WP	HR	S	P	ERA	WHIP																																																								
																		PITCHER	IP	WLS	BF	H	R	ER	SO	BB	IBB	HBP	BLK	WP	HR	S	P	ERA	WHIP																																						

BOTTOM

Brooklyn Dodgers @ Chicago Cubs
Wrigley Field, Chicago, IL
Fri Jun 04 1954, 3:33 AM CDT
Att. 5,547 - Unknown

AB	32
R	1
H	8
RBI	1
BB	3
SO	8
LOB	23



Batter	1	2	3	4	5	6	7	8	9	AB R H RBI BB SO LOB	TOP											
Jim Gilliam, S (1, 4) <small>OBP: 0.294, SLG: 0.368</small>	1-2 4-3		1-0 F8	3-1 FC4 E 1B 1B	2-0 L9		4-0 BB BB HBP BB	1-1 G3		5 2 0 1 1 0 3												
Pee Wee Reese, R (1, 6) <small>OBP: 0.368, SLG: 0.442</small>	2-2 L4		0-0 BB 1B	1-2 E8 1B 1B		0-0 F8	4-2 HBP BB FC2 BB		3-2 E6 G6-3	5 2 2 1 1 0 0												
Duke Snider, L (1, 8) <small>OBP: 0.443, SLG: 0.628</small>	0-0 3B		4-2 1B 1-2 BB	4-0 1B 1B IBB		4-1 FC6-4 HBP BB	4-2 HBP BB		0-0 G6-3 1-2f	2 1 1 1 4 0 1												
Jackie Robinson, R (1, 7) <small>OBP: 0.458, SLG: 0.505</small> Don Thompson, L (6, 7) <small>OBP: 0.208, SLG: 0.050</small>	0-0 F6		1-3 K	1-0 F6		1-2 FC6-4 HBP	1-0 HBP		1-3 K	3 0 0 0 0 1 6 1 0 0 1 0 1 0												
Gil Hodges, R (1, 3) <small>OBP: 0.380, SLG: 0.610</small>		2-1 F9	3-2 FC6-4 1B	1-1 1B 1B		2-2 FC6-4 1-2f 2-3	2-1 FC2			5 0 2 3 0 0 5												
Roy Campanella, R (1, 2) <small>OBP: 0.284, SLG: 0.388</small>		0-2 4-3 1B	2-2 FC6-4 1-2f	1-0 FC6-4 1B		1-0 F7		1-1 2B 1B		5 0 3 1 0 0 4												
Carl Furillo, R (1, 9) <small>OBP: 0.324, SLG: 0.275</small>		3-2 4-3 1-2		2-1 BLK FC4 1B			1-1 5-3	1-1 L7		5 1 1 0 0 0 4												
Billy Cox, R (1, 5) <small>OBP: 0.336, SLG: 0.330</small>		4-0 IBB		1-1 BLK 1B 1B	0-0 L6		2-2 BB SH2-4 BB	1-0 2B		4 2 2 0 1 0 0												
Russ Meyer, S (1, 1) <small>OBP: 0.133, SLG: 0.071</small>		3-3 K		0-3 K	1-3 K		2-2 SH2-4	0-0 5-3		4 0 0 0 0 3 6												
Inning Stats	R: 0 E: 0 K: 0 S: 10	H: 1 LOB: 1 BB: 0 P: 13	R: 0 E: 0 K: 1 S: 14	H: 1 LOB: 2 BB: 1 P: 26	R: 1 E: 0 K: 1 S: 16	H: 2 LOB: 2 BB: 1 P: 27	R: 5 E: 1 K: 1 S: 19	H: 5 LOB: 2 BB: 1 P: 35	R: 0 E: 0 K: 1 S: 5	H: 0 LOB: 0 BB: 0 P: 8	R: 0 E: 0 K: 0 S: 10	H: 0 LOB: 2 BB: 1 P: 18	R: 2 E: 1 K: 0 S: 17	H: 0 LOB: 3 BB: 3 P: 37	R: 0 E: 0 K: 0 S: 8	H: 2 LOB: 2 BB: 0 P: 12	R: 0 E: 1 K: 1 S: 11	H: 0 LOB: 0 BB: 0 P: 15	1B: 9 2B: 1 3B: 1 HR: 0	SF: 0 SAC: 1 DP: 1 HBP: 2	WP: 0 PB: 0 SB: 0 CS: 0	PA: 49
PITCHER	IP WLS BF H R ER SO BB IBB HBP BLK WP HR S P ERA WHIP																					
Johnny Klippstein, R (1, 1) <small>ERA: 6.96</small>	3.1 L 20 7 5 5 3 1 1 0 1 0 0 53 86 13.50 2.400																					
Jim Brosnan, R <small>ERA: 8.62</small>	(4, 1) 2.2 13 2 1 1 1 1 1 1 1 0 0 21 41 3.38 1.125																					
Turk Lown, R <small>ERA: 5.63</small>	(7, 1) 0.2 6 0 2 0 0 3 0 0 0 0 0 15 32 0.00 4.500																					
Jim Willis, R <small>ERA: 3.91</small>	(7, 1) 1.1 7 2 0 0 0 0 0 0 1 0 0 0 10 17 0.00 1.500																					
Jim Davis, L <small>ERA: 4.1</small>	(9, 1) 1.0 3 0 0 0 0 1 0 0 0 0 0 0 11 15 0.00 0.000																					

Brooklyn Dodgers @ Chicago Cubs
 Wrigley Field, Chicago, IL
 Sat Jun 05 1954, 3:33 AM CDT
 Unknown

livebaseballscorecards.com

AB	39
R	8
H	11
RBI	8
BB	7
SO	5
LOB	29



Batter	1	2	3	4	5	6	7	8	9	AB R H RBI BB SO LOB	TOP													
Jim Gilliam, S OBP: 0.301, SLG: 0.385 (1, 4) X	0-0 1B 1B		1-2 CS 1B		1-2 F2		0-0 F4	2-2 1-H 2-H 3B		5 0 3 2 0 0 1														
Pee Wee Reese, R OBP: 0.364, SLG: 0.435 (1, 6) B X	2-0 F9		0-3 1-2 K			1-1 F2	0-1 2-3 3B 1B	2-2 L5		5 1 1 0 0 1 3														
Duke Snider, L OBP: 0.447, SLG: 0.636 (1, 8) B F X	1-1 F8		0-2 2B 1B			1-3 K	0-0 1-H 3-H 1B 3B		4-1 WP BB BB	4 2 2 2 1 1 1														
Jackie Robinson, R OBP: 0.474, SLG: 0.550 Dick Williams, R OBP: 0.053, SLG: 0.222 (7, PR) B X (7, 7)	2-2 1-2 1B		3-2 1-H 2B			1-0 1B 3B	0-0 3-H 1B		2-3 K	4 1 4 2 0 0 0 1 0 0 0 0 1 1														
Gil Hodges, R OBP: 0.380, SLG: 0.601 (1, 3) C B F S X	1-3 K			2-1 F4		0-0 3-H 1B	1-1 6-3		4-0 WP BB	4 0 1 1 1 1 3														
Roy Campanella, R OBP: 0.270, SLG: 0.367 (1, 2) X		0-0 F5		3-2 F5		2-0 F5		1-1 F9	3-2 F4	5 0 0 0 0 0 3														
Carl Furillo, R OBP: 0.331, SLG: 0.305 (1, 9) B C X		2-1 1B		1-0 6-3			0-1 HR	1-0 1-3 3B 1B	3-2 F4	5 2 3 1 0 0 2														
Billy Cox, R OBP: 0.333, SLG: 0.327 (1, 5) X		0-0 F6			2-3 K		0-0 1B SH1-4 3B 1B	2-1 1-3		4 1 1 0 0 1 2														
Johnny Podres, L OBP: 0.385, SLG: 0.435 Jim Hughes, R (8, 1) X		0-0 F8			0-2 F6		0-1 SH1-4	4-2 3B BB		2 1 0 0 1 0 1 0 0 0 0 0 0 0														
Inning Stats	R: 0 E: 0 K: 1 S: 11	H: 2 LOB: 2 BB: 0 P: 17	R: 0 E: 0 K: 0 S: 5	H: 1 LOB: 1 BB: 0 P: 7	R: 1 E: 0 K: 1 S: 13	H: 3 LOB: 1 BB: 0 P: 17	R: 0 E: 0 K: 0 S: 10	H: 0 LOB: 0 BB: 0 P: 16	R: 0 E: 0 K: 1 S: 9	H: 0 LOB: 0 BB: 0 P: 12	R: 1 E: 0 K: 1 S: 8	H: 2 LOB: 1 BB: 0 P: 13	R: 4 E: 0 K: 0 S: 12	H: 5 LOB: 1 BB: 0 P: 13	R: 2 E: 0 K: 0 S: 15	H: 2 LOB: 1 BB: 1 P: 27	R: 0 E: 0 K: 1 S: 15	H: 0 LOB: 2 BB: 2 P: 31	1B: 10 2B: 1 3B: 3 HR: 1	SF: 0 SAC: 1 DP: 0 HBP: 0	WP: 1 PB: 0 SB: 0 CS: 1	PA: 43		
PITCHER Warren Hacker, R ERA: 3.68 Jim Davis, L ERA: 4.88 Turk Lown, R ERA: 5.29	IP WLS BF H R ER SO BB IBB HBP BLK WP HR S P ERA WHIP	6.2 L 29 11 5 5 4 0 0 0 0 0 1 64 90 6.75 1.650	1.1 9 4 3 3 0 1 0 0 0 0 0 0 19 32 20.25 3.750	1.0 5 0 0 0 0 1 2 0 0 0 1 0 15 31 0.00 2.000		PITCHER IP WLS BF H R ER SO BB IBB HBP BLK WP HR S P ERA WHIP																		

Brooklyn Dodgers @ Chicago Cubs
 Wrigley Field, Chicago, IL
 Sat Jun 05 1954, 3:38 AM CDT
 Att. 27,275 - Unknown

livebaseballscorecards.com

AB	39
R	8
H	15
RBI	8
BB	3
SO	5
LOB	17



Batter	1	2	3	4	5	6	7	8	9	AB	R	H	RBI	BB	SO	LOB
Bob Talbot, R OBP: 0.301, SLG: 0.368 (1, 8)	1-1 F4			0-1 B2-3		1-0 2B		4-1 1B BB	2-2 F8	4	1	1	0	1	0	1
Eddie Miksis, R OBP: 0.235, SLG: 0.188 (1, 4)	1-3 K			0-2 5-3		0-0 6-3		1-1 5-3		4	0	0	0	0	1	3
Ralph Kiner, R OBP: 0.448, SLG: 0.569 (1, 7)	1-2 K			1-2 1B			0-0 1B 2B	1-3 K2-3		4	1	2	0	0	1	2
Hank Sauer, R OBP: 0.446, SLG: 0.748 (1, 9)		2-3 K		1-2 F2			1-2 5-3	4-1 1B BB		3	0	0	0	1	1	2
Randy Jackson, R OBP: 0.371, SLG: 0.517 (1, 5)		1-1 4-3			2-0 F8		1-2 BB	1-1 1B		4	0	2	3	0	0	0
14 Ernie Banks, R OBP: 0.325, SLG: 0.429 (1, 6)		0-2 L3			2-2 6-3		0-0 L9	1-2 1B	1-2 2-H 3-H	4	0	0	0	0	1	3
Walker Cooper, R OBP: 0.311, SLG: 0.415 (1, 2)			0-0 5-3		0-0 4-3		4-0 BB		2-1 F7	3	0	0	0	1	0	0
Steve Bilko, R OBP: 0.258, SLG: 0.222 (1, 3)			2-3 K			1-2 F9	0-3 K		0-3 K2-3	4	0	0	0	0	3	2
Warren Hacker, R OBP: 0.214, SLG: 0.154 (1, 1)			0-3 K			0-3 K		4-2 1B BB	4-1 BB	2	0	0	0	0	2	0
Jim Davis, S (7, 1)										0	0	0	0	0	0	0
Bill Serena, R (8, PH)										0	1	0	0	1	0	0
Turk Lown, R (9, 1)										0	0	0	0	0	0	0
Frank Baumholtz, L (9, PH)										0	0	0	0	1	0	0

Inning Stats	R: 0	H: 0	E: 0	K: 1	S: 8	R: 0	H: 0	E: 0	K: 1	S: 8	R: 0	H: 0	E: 0	K: 2	S: 8	R: 0	H: 1	E: 0	K: 0	S: 13	R: 0	H: 0	E: 0	K: 0	S: 6	R: 0	H: 1	E: 0	K: 1	S: 8	R: 1	H: 2	E: 0	K: 1	S: 13	R: 2	H: 1	E: 0	K: 2	S: 16	R: 0	H: 0	E: 0	K: 1	S: 9	1B: 3	SF: 0	2B: 2	SAC: 0	3B: 0	DP: 0	HR: 0	HBP: 0	WP: 0	PA: 37					
	0	0	0	1	8	0	0	0	1	8	0	0	0	2	8	0	1	0	0	13	0	0	0	0	6	0	1	0	0	1	0	2	0	1	13	2	1	0	1	16	0	1	0	2	33	0	0	1	17	3	0	2	0	0	0	0	0	0	0	37

PITCHER	IP	WLS	BF	H	R	ER	SO	BB	IBB	HBP	BLK	WP	HR	S	P	ERA	WHIP
Johnny Podres, L (1, 1) ERA: 3.41	7.2	W	32	5	3	3	7	4	0	0	0	0	0	76	113	3.52	1.174
Jim Hughes, R (8, 1) ERA: 3.48	1.1	S	5	0	0	0	2	1	0	0	0	0	0	13	23	0.00	0.750

BOTTOM

Brooklyn Dodgers @ Chicago Cubs
Wrigley Field, Chicago, IL
Sat Jun 05 1954, 3:38 AM CDT
Att. 27,275 - Unknown

livebaseballscores.com

AB	32
R	3
H	5
RBI	3
BB	5
SO	9
LOB	13



Batter	1	2	3	4	5	6	7	8	9	10	AB R H RBI BB SO LOB	TOP														
Jim Gilliam, S OBP: 0.303, SLG: 0.385 (1, 4)	1-0 L1-3 1B		2-1 6-3			1-0 6-3		2-1 6-3 1B		0-0 F8	5 1 2 0 0 0 0	<p>Brooklyn Dodgers @ Chicago Cubs</p> <p>Wrigley Field, Chicago, IL</p> <p>Sun Jun 06 1954, 3:33 AM CDT</p> <p>Att. 24,421 - Unknown</p>														
Pee Wee Reese, R OBP: 0.360, SLG: 0.429 (1, 6)	2-3			0-0		1-0 F6		2-2 6-3 1-2		2-2 1B 1B	5 1 1 0 0 1 2															
Duke Snider, L OBP: 0.445, SLG: 0.630 (1, 8)	1-2 L1-3 1-2			1-1 3-1			2-3 K	2-1 1B 2-H		1-0 1B 1-3 1B	5 1 2 1 0 1 1															
Jackie Robinson, R OBP: 0.486, SLG: 0.586 Don Thompson, L OBP: 0.208, SLG: 0.050 (10, PR) (10, 7)		0-0 HR		1-0 1B			2-1 F7	2-0 1-2 1B		2-0 1B 1-2 1B	5 1 4 2 0 0 0 0 0 0 0 0 0 0															
Gil Hodges, R OBP: 0.381, SLG: 0.595 (1, 3)		3-2 F9		1-0 F8			1-0 HR 1B	2-3 K		1-2 1B 2-2 1B	5 1 2 1 0 1 3															
Roy Campanella, R OBP: 0.267, SLG: 0.389 (1, 2)		1-1 F8			1-1 4-3		1-0 1-H HR		2-2 6-3	1-0 F3	5 1 1 2 0 0 2															
Carl Furillo, R OBP: 0.330, SLG: 0.304 (1, 9)		3-2 4-3			1-0 F3		0-0 FC5-4 1B		2-1 6-3		4 0 1 0 0 0 0															
Billy Cox, R OBP: 0.322, SLG: 0.314 (1, 5)			2-2 F8		3-2 6-3		0-0 FC5-4 1-2f		2-2 6-3		4 0 0 0 0 0 1															
Don Newcombe, L OBP: 0.313, SLG: 0.231 Clem Labine, R OBP: 0.291, SLG: 0.405 Don Hoak, R OBP: 0.291, SLG: 0.405 Jim Hughes, R OBP: 0.335, SLG: 0.143 Wayne Belardi, L OBP: 0.335, SLG: 0.143 Bob Milliken, R OBP: 0.335, SLG: 0.143 (1, 1) (5, 1) (8, PH) (8, 1) (10, PH) (10, 1)			2-3 K			0-0 F3		3-2 5-3		1-1 L3	1 0 0 0 0 1 0 1 0 0 0 0 0 0 1 0 0 0 0 0 0 0 0 0 0 0 0 0 1 0 0 0 0 0 0 0 0 0 0 0 0 0															
Inning Stats	R: 0 E: 0 K: 1 S: 8	H: 1 LOB: 0 BB: 0 P: 12	R: 1 E: 0 K: 0 S: 9	H: 1 LOB: 0 BB: 0 P: 16	R: 0 E: 0 K: 1 S: 8	H: 0 LOB: 0 BB: 0 P: 14	R: 0 E: 0 K: 0 S: 5	H: 1 LOB: 1 BB: 0 P: 8	R: 0 E: 0 K: 0 S: 7	H: 0 LOB: 0 BB: 0 P: 12	R: 0 E: 0 K: 0 S: 3		H: 0 LOB: 0 BB: 0 P: 5	R: 2 E: 0 K: 1 S: 10	H: 3 LOB: 1 BB: 0 P: 16	R: 1 E: 0 K: 1 S: 20	H: 3 LOB: 2 BB: 0 P: 33	R: 0 E: 0 K: 0 S: 9	H: 0 LOB: 0 BB: 0 P: 15	R: 2 E: 0 K: 0 S: 12	H: 4 LOB: 2 BB: 0 P: 21	1B: 11 2B: 1 3B: 0 HR: 2	SF: 0 SAC: 0 DP: 1 HBP: 0	WP: 0 PB: 0 SB: 0 CS: 0	PA: 42	
PITCHER	IP WLS BF H R ER SO BB IBB HBP BLK WP HR S P ERA WHIP	7.2 L 11 4 2 2 1 0 0 0 0 0 0 0 64 108 4.70 1.174	2.1 L 11 4 2 2 1 0 0 0 0 0 0 0 27 44 7.71 1.714																							

AB	42
R	6
H	13
RBI	6
BB	0
SO	4
LOB	9



livebaseballscores.com

Batter	1	2	3	4	5	6	7	8	9	10	AB	R	H	RBI	BB	SO	LOB	BOTTOM							
Bob Talbot, R OBP: 0.306, SLG: 0.380 (1, 8)	F3 2-1		F3 0-2 1B		2B 0-0			4-3 2-1		F6 2-2	5	1	2	0	0	0	0	Brooklyn Dodgers @ Chicago Cubs Wrigley Field, Chicago, IL Sun Jun 06 1954, 3:33 AM CDT Att: 24,421 - Unknown livebaseballscorecards.com							
Dee Fondy, L OBP: 0.296, SLG: 0.429 (1, 3)	HR 2-1		G3 1-1		2B 0-0 2-H			K 1-3		G3 1-2	5	1	2	2	0	1	1								
Ralph Kiner, R OBP: 0.442, SLG: 0.576 (1, 7)	6-3 1-2			HR 1-1	F2 2-1			F8 0-1		F8 1-2	5	1	1	1	0	0	1								
Hank Sauer, R OBP: 0.442, SLG: 0.733 (1, 9)	F7 3-2			5-3 3-2				F3 2-2		5-3 14B BB 4-1	3	0	0	0	1	0	0								
Randy Jackson, R OBP: 0.368, SLG: 0.527 (1, 5)		F3 1-2		HR 1-2				F9 0-0		K 1-3	4	1	1	1	0	1	1								
14 Ernie Banks, R OBP: 0.328, SLG: 0.430 (1, 6)		F8 3-2		CS 1B 1-2				1-3 2-0		5-3 1B 1-2	4	0	2	0	0	0	0								
Eddie Miksis, R OBP: 0.190, SLG: 0.150 (1, 4)		6-3 0-1		K 1-3				F8 1-2		5-3 1-2 2-3	4	0	0	0	0	1	3								
Joe Garagiola, L OBP: 0.421, SLG: 0.395 (1, 2)			6-3 3-2	CS 1-0 1-2	1-3 3-2			6-3 0-2		6-3 4-2 BB	3	0	0	0	1	0	0								
Paul Minner, L OBP: 0.265, SLG: 0.500 (1, 1)			6-3 2-2		F5 1-1			K 2-3		6-3 1-1	3	0	0	0	0	1	0								
Hal Jeffcoat, R OBP: 0.333, SLG: 0.700 (8, 1)											1	0	0	0	0	0	3								
Inning Stats	R: 1 E: 0 K: 0 S: 10	H: 1 LOB: 0 BB: 0 P: 18	R: 0 E: 0 K: 0 S: 8	H: 0 LOB: 0 BB: 0 P: 12	R: 0 E: 0 K: 0 S: 13	H: 1 LOB: 1 BB: 0 P: 19	R: 2 E: 0 K: 1 S: 17	H: 3 LOB: 0 BB: 0 P: 25	R: 1 E: 0 K: 0 S: 9	H: 2 LOB: 1 BB: 0 P: 15	R: 0 E: 0 K: 0 S: 5	H: 0 LOB: 0 BB: 0 P: 9	R: 0 E: 0 K: 1 S: 12	H: 0 LOB: 0 BB: 0 P: 15	R: 0 E: 0 K: 1 S: 7	H: 0 LOB: 0 BB: 0 P: 10	R: 0 E: 0 K: 1 S: 12	H: 1 LOB: 3 BB: 2 P: 27	R: 0 E: 0 K: 0 S: 11	H: 0 LOB: 0 BB: 0 P: 15	1B: 3 2B: 2 3B: 0 HR: 3	SF: 0 SAC: 0 DP: 0 HBP: 0	WP: 0 PB: 0 SB: 0 CS: 1	PA: 40	
PITCHER	IP	WLS	BF	H	R	ER	SO	BB	IBB	HBP	BLK	WP	HR	S	P	ERA	WHIP								
Don Newcombe, R ERA: 5.16 (1, 1)	4.2		20	7	4	4	1	0	0	0	0	0	3	55	85	7.71	1.500								
Clem Labine, R ERA: 3.2 (5, 1)	2.1		7	0	0	0	1	0	0	0	0	0	0	19	28	0.00	0.000								
Jim Hughes, R ERA: 3.18 (8, 1)	2.0	W	9	1	0	0	2	2	0	0	0	0	0	19	37	0.00	1.500								
Bob Milliken, R ERA: 4.76 (10, 1)	1.0	S	3	0	0	0	0	0	0	0	0	0	0	11	15	0.00	0.000								

Brooklyn Dodgers @ Chicago Cubs
 Wrigley Field, Chicago, IL
 Sun Jun 06 1954, 3:33 AM CDT
 Att: 24,421 - Unknown

livebaseballscorecards.com

AB	37
R	4
H	8
RBI	4
BB	2
SO	4
LOB	9



Batter	1	2	3	4	5	6	7	8	9	10	11	12	AB R H RBI BB SO LOB	TOP									
Jim Gilliam, S OBP: 0.304, SLG: 0.384 (1, 4)	0-0 G4-6-3 1B		0-1 F7		3-2 3-1		0-1 1B 2B 1B		0-1 F2		0-0 F7		6 1 2 0 0 0 0										
Pee Wee Reese, R OBP: 0.364, SLG: 0.433 (1, 6)	0-0 G4-6-3 1-2		0-1 2B		3-1 L7		1-1 2B 1B		4-0 1B BB		2-1 6-3		5 1 2 0 1 0 1										
Duke Snider, L OBP: 0.447, SLG: 0.658 (1, 8)	1-0 3B		1-0 6-3		1-0 HR		1-0 1-H 3-H 2B		1-3 K			0-0 3-1	6 1 3 3 0 1 2										
Jackie Robinson, R OBP: 0.493, SLG: 0.575 Don Thompson, L OBP: 0.200, SLG: 0.048 (9, PR) (9, 7)	4-1 BB		0-1 6-3		0-0 F6		0-0 4-3		1-2 1B			0-1 4-3	4 0 1 0 1 0 2 1 0 0 0 0 0 0										
Gil Hodges, R OBP: 0.379, SLG: 0.584 (1, 3)	3-3 K			0-0 F8 1B		1-1 5-3		0-2 F9		2-0 L4		4-1 BB 1B BB	5 2 1 0 1 1 4										
Roy Campanella, R OBP: 0.270, SLG: 0.410 (1, 2)		1-0 1-3		0-0 F8 1-2		0-1 F9		3-2 HR		2-3 K		4-0 1B S BB	5 2 1 1 1 1 1										
Carl Furillo, R OBP: 0.330, SLG: 0.301 (1, 9)		0-1 6-3		0-0 L1		2-0 1-3		1-0 HBP		0-0 F8		3-2 S BB 1B	5 0 1 1 0 0 1										
Billy Cox, R OBP: 0.331, SLG: 0.318 (1, 5)		1-1 1B		3-1 2-H 1B		2-1 6-3		2-0 F4		2-1 L3		4-0 S BB	5 0 2 1 1 0 1										
Preacher Roe, R OBP: 0.313, SLG: 0.286 Jim Hughes, R (9, 1) Wayne Belardi, L OBP: 0.300, SLG: 0.125 Clem Labine, R (11, 1)		0-3 K		1-3 K		0-3 K		1-3 K			1-2 F9	2-1 1-3	4 0 0 0 0 4 3 0 0 0 0 0 0 0 1 0 0 0 0 0 0 1 0 0 0 0 0 2										
Inning Stats	R: 0 E: 0 K: 1 S: 7	H: 2 LOB: 2 BB: 1 P: 15	R: 0 E: 0 K: 1 S: 8	H: 1 LOB: 1 BB: 0 P: 10	R: 0 E: 0 K: 1 S: 7	H: 1 LOB: 1 BB: 0 P: 8	R: 1 E: 0 K: 1 S: 8	H: 2 LOB: 1 BB: 0 P: 12	R: 1 E: 0 K: 0 S: 5	H: 1 LOB: 0 BB: 0 P: 14	R: 0 E: 0 K: 1 S: 9	H: 1 LOB: 2 BB: 1 P: 17	R: 0 E: 0 K: 1 S: 6	H: 0 LOB: 0 BB: 0 P: 10	R: 0 E: 0 K: 0 S: 6	H: 0 LOB: 0 BB: 0 P: 9	R: 2 E: 0 K: 0 S: 9	H: 1 LOB: 2 BB: 3 P: 26	1B: 8 2B: 2 3B: 1 HR: 2	SF: 0 SAC: 0 DP: 1 HBP: 1	WP: 0 PB: 0 SB: 3 CS: 0	PA: 54	
PITCHER	IP WLS BF H R ER SO BB IBB HBP BLK WP HR S P ERA WHIP																						
Gerry Staley, R ERA: 6.75 Stu Miller, R ERA: 5.31 Joe Presko, R ERA: 6.19 Al Brazle, L ERA: 5.23	(1, 1) (9, 1) (10, 1) (12, 1)	8.0 1.0 2.2 0.1	WLS 5 L 1	BF 36 12 1	H 11 1 0	R 5 2 0	ER 5 2 0	SO 5 1 0	BB 1 0 0 0	IBB 0 0 0 0	HBP 1 0 0 0	BLK 0 0 0 0	WP 0 0 0 0	HR 2 0 0 0	S 63 9 19 2	P 99 17 41 4	ERA 5.62 0.00 6.75 0.00	WHIP 1.500 2.000 1.500 0.000					

Brooklyn Dodgers @ St. Louis Cardinals
 Sportsman's Park, St. Louis, MO
 Mon Jun 07 1954, 4:33 AM EDT
 Att. 18,616 - Unknown

AB	48
R	7
H	13
RBI	6
BB	5
SO	7
LOB	17



BOTTOM

Brooklyn Dodgers @ St. Louis Cardinals
Sportsman's Park, St. Louis, MO
Mon Jun 07 1954, 4:33 AM EDT
Att: 18,616 - Unknown

livebaseballscorecards.com

AB	42
R	5
H	8
RBI	5
BB	4
SO	4
LOB	15



WP:	0	PA:	46
PB:	0	SB:	0
CS:	0		

Batter	1	2	3	4	5	6	7	8	9	10	11	12	AB	R	H	RBI	BB	SO	LOB
Wally Moon, L OBP: 0.412, SLG: 0.492 (1, 8)	BB 4-1		HR 2-1			F8 1-2		G3 2-2	4-3 1-1			4-3 2-1	5	1	1	1	1	0	3
Red Schoendienst, S OBP: 0.359, SLG: 0.472 (1, 4)	F3 2-1		5-3 1-2			F2 0-1			BB 2B 1B 2-1			G4-6-3 1B 1-0	5	1	2	0	0	0	1
Stan Musial, L OBP: 0.487, SLG: 0.785 (1, 9)	F8 0-0			HR 0-0		FC5-4 1B 1-2			2B 3B BB 4-1			G4-6-3 1-2f 2-2	4	2	2	1	1	0	2
Ray Jablonski, R OBP: 0.424, SLG: 0.567 (1, 5)	4-3 0-0			6-3 1-0		FC5-4 1-2f 1-0			3B 2B 1-3 2-H 0-1			F5 0-1	5	1	1	1	0	0	2
Bill Sarni, R OBP: 0.425, SLG: 0.649 Dick Schofield, S OBP: 0.200, SLG: 0.600 Del Rice, R OBP: 0.288, SLG: 0.368 Sal Yvars, R OBP: 0.385, SLG: 0.563 (1, 2)		6-3 2-0				F5 0-1			3B 2-H 3-H 0-0			F8 0-1	4	0	1	2	0	1	0
Rip Repulski, R OBP: 0.313, SLG: 0.400 (1, 7)		5-3 0-1				F8 0-0			IBB IBB 4-0			6-3 3-1	4	0	0	0	1	0	0
Tom Alston, L OBP: 0.342, SLG: 0.407 (1, 3)						F2 1B 2-2			IBB 1-2 4-0			K2-3 1-3	4	0	1	0	1	1	0
Alex Grammas, R OBP: 0.323, SLG: 0.322 Solly Hemus, L OBP: 0.433, SLG: 0.427 (1, 6)						F3 0-0			F7 1-0				3 2	0	0	0	0	0	1
Gerry Staley, R Peanuts Lowrey, R Stu Miller, R Joe Frazier, L Joe Froskic, R Al Brazie, L Tom Burgess, L (1, 1)						F2 1-2			F4 0-0				3 2	0	0	0	0	0	1
						6-3 2-2			F7 0-0			F5 2-2	2 1 1 0 0 0 0 0 0 1	0	0	0	0	0	0

Inning Stats	R: 0	H: 0	E: 0	K: 5	LOB: 1	BB: 1	P: 11	R: 0	H: 0	E: 0	K: 4	LOB: 0	BB: 0	P: 6	R: 1	H: 1	E: 0	K: 1	LOB: 0	BB: 0	P: 12	R: 1	H: 1	E: 0	K: 1	LOB: 0	BB: 0	P: 7	R: 0	H: 1	E: 0	K: 0	LOB: 0	BB: 0	P: 17	R: 0	H: 1	E: 0	K: 0	LOB: 1	BB: 0	P: 12	R: 0	H: 0	E: 0	K: 0	LOB: 0	BB: 0	P: 9	R: 0	H: 0	E: 0	K: 0	LOB: 0	BB: 0	P: 8	R: 3	H: 3	E: 0	K: 0	LOB: 3	BB: 3	P: 31	R: 0	H: 1	E: 0	K: 0	LOB: 0	BB: 0	P: 9	R: 0	H: 0	E: 0	K: 1	LOB: 0	BB: 0	P: 12	R: 0	H: 0	E: 0	K: 1	LOB: 0	BB: 0	P: 10	1B: 4	SF: 0	2B: 1	SAC: 0	3B: 1	DP: 1	HR: 2	HBP: 0	WP: 0	PA: 46
--------------	------	------	------	------	--------	-------	-------	------	------	------	------	--------	-------	------	------	------	------	------	--------	-------	-------	------	------	------	------	--------	-------	------	------	------	------	------	--------	-------	-------	------	------	------	------	--------	-------	-------	------	------	------	------	--------	-------	------	------	------	------	------	--------	-------	------	------	------	------	------	--------	-------	-------	------	------	------	------	--------	-------	------	------	------	------	------	--------	-------	-------	------	------	------	------	--------	-------	-------	-------	-------	-------	--------	-------	-------	-------	--------	-------	--------

PITCHER	IP	WLS	BF	H	R	ER	SO	BB	IBB	HBP	BLK	WP	HR	S	P	ERA	WHIP
Preacher Roe, L ERA: 4.62 (1, 1)	8.0		31	6	5	5	2	2	0	0	0	0	2	61	93	5.62	1.000
Jim Hughes, R ERA: 2.92 (9, 1)	2.0		9	2	0	0	0	0	2	0	0	0	0	14	29	0.00	1.000
Clem Labine, R ERA: 2.96 (11, 1)	2.0	W	6	0	0	0	2	0	0	0	0	0	0	14	22	0.00	0.000

Batter	1	2	3	4	5	6	7	8	9	AB R H RBI BB SO LOB	TOP	
Jim Gilliam, S (1, 4) <small>OBP: 0.306, SLG: 0.384</small>	3-2 		1-1 		1-0 		0-1 		2-2 	5 0 2 0 0 0 2		
Pee Wee Reese, R (1, 6) <small>OBP: 0.357, SLG: 0.424</small>	2-2 		0-0 		3-2 		3-2 			4 0 0 0 0 0 5		
Duke Snider, L (1, 8) <small>OBP: 0.443, SLG: 0.654</small>	0-0 			0-0 		2-1 		2-2 		4 0 1 0 0 0 0		
Jackie Robinson, R (1, 7) Don Thompson, L (8, 7) <small>OBP: 0.477, SLG: 0.565</small> <small>OBP: 0.200, SLG: 0.048</small>	2-2 			0-0 		0-1 		1-0 		4 1 1 0 0 0 1 0 0 0 0 0 0 0		
Gil Hodges, R (1, 3) <small>OBP: 0.386, SLG: 0.608</small>		0-0 		4-2 		1-1 		3-3 		3 2 2 2 1 1 0		
Roy Campanella, R (1, 2) <small>OBP: 0.261, SLG: 0.394</small>		1-2 		1-1 		1-1 		0-1 		4 0 0 0 0 0 2		
Carl Furillo, R (1, 9) <small>OBP: 0.339, SLG: 0.311</small>		1-0 			1-1 		1-0 		0-0 	4 0 3 1 0 0 0		
Billy Cox, R (1, 5) <small>OBP: 0.328, SLG: 0.310</small>		1-1 			1-1 		0-1 		4-1 	3 0 0 0 1 0 2		
Carl Erskine, R (1, 1) <small>OBP: 0.212, SLG: 0.103</small> Wayne Belardi, L (5, PH) <small>OBP: 0.364, SLG: 0.222</small> Ben Wade, R (5, 1) <small>OBP: 0.369, SLG: 0.413</small> Don Hoak, R (7, PH) <small>OBP: 0.333, SLG: 0.333</small> Erv Palica, R (7, 1) <small>OBP: 0.050, SLG: 0.211</small> Dick Williams, R (8, PH)			0-1 		1-0 		1-1 		1-3 	1 0 0 0 0 0 0 1 0 1 0 0 0 0 0 0 0 0 0 0 0 1 0 1 0 0 0 0 0 0 0 0 0 0 0 1 0 0 0 0 1 2		
Inning Stats	R: 0 H: 1 E: 0 LOB: 1 K: 0 BB: 0 S: 10 P: 17	R: 1 H: 2 E: 0 LOB: 0 K: 0 BB: 0 S: 7 P: 10	R: 0 H: 0 E: 0 LOB: 0 K: 0 BB: 0 S: 5 P: 6	R: 0 H: 0 E: 0 LOB: 1 K: 0 BB: 1 S: 7 P: 12	R: 0 H: 3 E: 0 LOB: 2 K: 0 BB: 0 S: 9 P: 16	R: 2 H: 2 E: 0 LOB: 0 K: 0 BB: 0 S: 9 P: 14	R: 0 H: 2 E: 0 LOB: 1 K: 0 BB: 0 S: 9 P: 13	R: 0 H: 0 E: 0 LOB: 0 K: 1 BB: 0 S: 7 P: 13	R: 0 H: 1 E: 0 LOB: 2 K: 1 BB: 1 S: 10 P: 17	1B: 8 SF: 0 2B: 2 SAC: 0 3B: 0 DP: 3 HR: 1 HBP: 0	WP: 0 PA: 37 PB: 0 SB: 0 CS: 0	
PITCHER Tom Poholsky, R (1, 1) <small>ERA: 4.06</small> Stu Miller, R (7, 1) <small>ERA: 4.98</small>	IP WLS BF H R ER SO BB IBB HBP BLK WP HR S P ERA WHIP 6.1 W 28 10 3 3 0 1 0 0 0 0 1 53 82 4.26 1.737											PITCHER IP WLS BF H R ER SO BB IBB HBP BLK WP HR S P ERA WHIP 2.2 S 9 1 0 0 2 1 0 0 0 0 0 20 36 0.00 0.750

Brooklyn Dodgers @ St. Louis Cardinals
 Sportsman's Park, St. Louis, MO
 Tue Jun 08 1954, 4:33 AM EDT
 Att. 22,294 - Unknown

livebaseballscorecards.com

AB	35
R	3
H	11
RBI	3
BB	2
SO	2
LOB	14

Batter	1	2	3	4	5	6	7	8	9	AB	R	H	RBI	BB	SO	LOB
Wally Moon, L OBP: 0.416, SLG: 0.505 (1, 8)	0-0 4-3		1-1 FC1-6 1B	0-0 3B 1B	1-0 3B		3-2 4-3			5	1	3	4	0	0	1
Red Schoendienst, S OBP: 0.351, SLG: 0.461 (1, 4)	2-2 F7		0-3 K	0-2 3B 1B	3-2 L9		0-2 F2			5	1	0	0	0	1	5
Stan Musial, L OBP: 0.485, SLG: 0.801 (1, 9)	1-2 HR		1-2 FC1-6 1B	1-2 3B		0-0 6-3	3-2 F5			5	1	2	4	0	0	2
Ray Jablonski, R OBP: 0.427, SLG: 0.568 (1, 5)	0-0 E6		0-0 1B	0-0 L8		3-1 FC6-4 1B		2-1 WP G3 1B		5	0	3	0	0	0	1
Tom Alston, L OBP: 0.338, SLG: 0.407 (1, 3)	1-3 K		0-0 L9		1-1 1B 2B	1-0 FC6-4		1-1 G3		5	1	1	0	0	1	5
Bill Sarni, R OBP: 0.444, SLG: 0.667 (1, 2)		1-0 4-3 2B		1-0 FC5-4 1B	1-2 3B 1B	0-0 3-1		3-3 K		5	1	3	1	0	1	2
Rip Repulski, R OBP: 0.311, SLG: 0.395 (1, 7)		1-3 K		0-0 FC5-4 1B 1B	0-1 F6		0-2 1B 1B 1B	0-1 1-3		5	2	1	0	0	1	4
Alex Grammas, R OBP: 0.328, SLG: 0.328 (1, 6)		3-1 4-3		0-0 E 3B 1B	2-2 E1 3B		0-0 E 4-3 1B			4	3	2	0	0	0	2
Tom Poholsky, R OBP: 0.250, SLG: 0.273 (1, 1)		0-0 L6		0-0 F3	0-3 K		1-0 E1 4-3 1B			3	0	0	0	0	1	5
Stu Miller, R OBP: 0.385, SLG: 0.333 (7, 1)										1	0	1	0	0	0	0

Inning Stats	R: 1	H: 1	E: 1	K: 1	S: 12	R: 0	H: 1	E: 0	K: 1	S: 7	R: 0	H: 2	E: 0	K: 1	S: 12	R: 4	H: 4	E: 1	K: 0	S: 13	R: 3	H: 3	E: 1	K: 1	S: 19	R: 0	H: 1	E: 0	K: 0	S: 5	R: 2	H: 3	E: 1	K: 0	S: 15	R: 0	H: 1	E: 0	K: 1	S: 9
	LOB: 1	BB: 0				LOB: 1	BB: 0				LOB: 2	BB: 0				LOB: 1	BB: 0				LOB: 1	BB: 0				LOB: 1	BB: 0				LOB: 1	BB: 0				LOB: 1	BB: 0			

PITCHER	IP	WLS	BF	H	R	ER	SO	BB	IBB	HBP	BLK	WP	HR	S	P	ERA	WHIP
Carl Erskine, R ERA: 3.62 (1, 1)	4.0	L	22	8	5	2	3	0	0	0	0	0	1	44	57	4.50	2.000
Ben Wade, R ERA: 10.06 (5, 1)	2.0		11	4	3	1	1	0	0	0	0	0	0	24	36	4.50	2.000
Erv Palica, R ERA: 3.09 (7, 1)	2.0		10	4	2	1	1	0	0	0	0	1	0	24	37	4.50	2.000


BOTTOM

Brooklyn Dodgers @ St. Louis Cardinals
Sportsman's Park, St. Louis, MO

Tue Jun 08 1954, 4:33 AM EDT
Att. 22,294 - Unknown

AB	43
R	10
H	16
RBI	9
BB	0
SO	5
LOB	27

WP: 1 PA: 43
PB: 0
SB: 0
CS: 0



1B	2B	3B	HR	SF	SAC	DP	HBP	WP	HR	S	P	ERA	WHIP
11	2	2	1	0	0	0	0	1	0	1	0	4.50	2.000

Batter	1	2	3	4	5	6	7	8	9	AB R H RBI BB SO LOB	TOP											
Jim Gilliam, S (1, 4) <small>OBP: 0.305, SLG: 0.379</small>	0-1 4-3		1-1 L7			4-1 FC3-6 FC1-5 1-2 BB		3-2 4-3		3 0 0 0 1 0 0												
Pee Wee Reese, R (1, 6) <small>OBP: 0.356, SLG: 0.418</small>	1-0 6-3			4-2 BB		0-0 FC1-5 1-2 2-3f		0-1 F9		3 0 0 0 1 0 2												
Duke Snider, L (1, 8) <small>OBP: 0.440, SLG: 0.644</small>	4-2 BB			3-3 K		0-1 FC3-6 1-2f 2-3			2-3 K	3 0 0 0 1 2 3												
Jackie Robinson, R (1, 7) <small>OBP: 0.464, SLG: 0.547</small>	0-0 F9			2-2 L4		1-1 FC6-4 1-2f			0-0 5-3	4 0 0 0 0 0 4												
Gil Hodges, R (1, 3) <small>OBP: 0.384, SLG: 0.600</small>		2-2 F9		2-2 F9			2-2 FC5-4 1B		0-3 K	4 0 1 0 0 1 1												
Roy Campanella, R (1, 2) <small>OBP: 0.254, SLG: 0.383</small>		1-1 F4			0-1 F5		2-2 FC5-4 1B 1-2f			3 0 0 0 0 0 1												
Carl Furillo, R (1, 9) <small>OBP: 0.339, SLG: 0.312</small>		0-0 F8			0-0 6-3		1-0 G4-6-3 1B 1-2			3 0 1 0 0 0 0												
Billy Cox, R (1, 5) <small>OBP: 0.320, SLG: 0.302</small>			2-1 4-3		2-2 L8		1-0 G4-6-3 1-2f			3 0 0 0 0 0 2												
Johnny Podres, L (1, 1) <small>OBP: 0.393, SLG: 0.440</small> Don Hoak, R (8, PH) <small>OBP: 0.296, SLG: 0.408</small> Clem Labine, R (8, 1)			0-3 K			0-0 FC1-5 BB 1B		2-1 4-3		2 0 1 0 0 1 0 1 0 0 0 0 0 0 0 0 0 0 0 0 0												
Inning Stats	R: 0 E: 0 K: 0 S: 7	H: 0 LOB: 1 BB: 1 P: 12	R: 0 E: 0 K: 0 S: 10	H: 0 LOB: 0 BB: 0 P: 13	R: 0 E: 0 K: 1 S: 7	H: 0 LOB: 0 BB: 0 P: 10	R: 0 E: 0 K: 1 S: 17	H: 0 LOB: 1 BB: 1 P: 28	R: 0 E: 0 K: 0 S: 6	H: 0 LOB: 0 BB: 0 P: 8	R: 0 E: 0 K: 0 S: 7	H: 1 LOB: 2 BB: 1 P: 12	R: 0 E: 0 K: 0 S: 9	H: 2 LOB: 1 BB: 0 P: 15	R: 0 E: 0 K: 0 S: 7	H: 0 LOB: 0 BB: 0 P: 12	R: 0 E: 0 K: 2 S: 7	H: 0 LOB: 0 BB: 0 P: 9	1B: 3 2B: 0 3B: 0 HR: 0	SF: 0 SAC: 0 DP: 1 HBP: 0	WP: 0 PB: 0 SB: 0 CS: 0	PA: 32
PITCHER Harvey Haddix, L (1, 1) <small>ERA: 3.52</small>	IP: 9.0 WLS: W BF: 32 H: 3 R: 0 ER: 0 SO: 4 BB: 3 IBB: 0 HBP: 0 BLK: 0 WP: 0 HR: 0 S: 77 P: 119 ERA: 0.00 WHIP: 0.667																				PITCHER IP: WLS: BF: H: R: ER: SO: BB: IBB: HBP: BLK: WP: HR: S: P: ERA: WHIP	

Brooklyn Dodgers @ St. Louis Cardinals
 Sportsman's Park, St. Louis, MO
 Wed Jun 09 1954, 4:33 AM EDT
 Att: 19,383 - Unknown

livebaseballscorecards.com

AB	29
R	0
H	3
RBI	0
BB	3
SO	4
LOB	13



Batter	1	2	3	4	5	6	7	8	9
Wally Moon, L OBP: 0.417, SLG: 0.510 (1, 8)	2-2 1B 2B		1-1 BB 1B	2-3 K			3-3 K2-6 1-2f		
Red Schoendienst, S OBP: 0.358, SLG: 0.466 (1, 4)	0-1 2B 1B		0-0 BB 1B		1-2 F3			2-2 2B 1B	
Stan Musial, L OBP: 0.481, SLG: 0.790 (1, 9)	3-1 F3		1-2 F4		2-2 G5-4-3 1B			2-0 F5	
Ray Jablonski, R OBP: 0.429, SLG: 0.576 (1, 5)	2-1 1B 2B		1-2 L7		2-2 G5-4-3 1-2f			3-2 F8 1-H 2B	
Bill Sarni, R OBP: 0.449, SLG: 0.644 (1, 2)	0-1 1B		4-1 BB		0-0 5-3			2-2 F8 2-3	
Rip Repulski, R OBP: 0.305, SLG: 0.387 (1, 7)	3-3 K2-4-3-2 3-Hf		1-3 K		0-0 6-3			0-0 5-3	
Tom Alston, L OBP: 0.333, SLG: 0.400 (1, 3)		3-2 F7		2-2 F4		1-3 K			
Alex Grammas, R OBP: 0.343, SLG: 0.339 (1, 6)		0-1 G6-4-3 1B		4-0 WP S BB			0-0 FC3-6 1B		
Harvey Haddix, L OBP: 0.275, SLG: 0.297 (1, 1)		1-2 G6-4-3 1-2f		3-2 F2			0-1 FC3-6 K2-6 1-2f		

AB	R	H	RBI	BB	SO	LOB
4	1	2	0	0	2	2
4	2	3	1	0	0	0
4	0	1	0	0	0	4
4	0	2	1	0	0	3
3	0	1	1	1	0	1
4	0	0	0	0	2	6
3	0	0	0	0	1	0
2	0	2	0	1	0	0
3	0	0	0	0	0	3

BOTTOM

Brooklyn Dodgers @ St. Louis Cardinals
 Sportsman's Park, St. Louis, MO

Wed Jun 09 1954, 4:33 AM EDT
 Att. 19,383 - Unknown

livebaseballscorecards.com

AB	31
R	3
H	11
RBI	3
BB	2
SO	5
LOB	19



Inning Stats	R	H	E	K	S	P	R	H	E	K	S	P	R	H	E	K	S	P	R	H	E	K	S	P	R	H	E	K	S	P	
	2	4	0	1	17	27	0	1	0	9	2	5	0	2	0	14	22	0	2	0	0	0	0	0	0	0	0	0	0	0	0
	0	2	0	0	9	13	0	2	0	2	1	0	0	0	0	12	21	0	0	0	0	0	0	0	0	0	0	0	0	0	0
	0	0	0	0	12	23	0	0	0	0	0	0	0	0	0	0	0	0	0	0	0	0	0	0	0	0	0	0	0	0	0
	0	0	0	0	9	14	0	1	0	0	0	0	0	0	0	0	6	0	0	0	0	0	0	0	0	0	0	0	0	0	0
	0	0	0	0	6	6	0	0	0	0	0	0	0	0	0	0	0	0	0	0	0	0	0	0	0	0	0	0	0	0	0
	0	0	0	0	12	21	0	1	0	0	0	0	0	0	0	0	0	0	0	0	0	0	0	0	0	0	0	0	0	0	0
	0	0	0	0	9	21	0	1	0	0	0	0	0	0	0	0	0	0	0	0	0	0	0	0	0	0	0	0	0	0	0
	0	0	0	0	12	23	0	2	0	0	0	0	0	0	0	0	0	0	0	0	0	0	0	0	0	0	0	0	0	0	0
	0	0	0	0	6	6	0	1	0	0	0	0	0	0	0	0	0	0	0	0	0	0	0	0	0	0	0	0	0	0	0
	0	0	0	0	12	21	0	1	0	0	0	0	0	0	0	0	0	0	0	0	0	0	0	0	0	0	0	0	0	0	0

PITCHER	IP	WLS	BF	H	R	ER	SO	BB	IBB	HBP	BLK	WP	HR	S	P	ERA	WHIP
Johnny Podres, L (1, 1)	7.0	L	28	9	2	2	5	2	0	0	0	1	0	72	114	2.57	1.571
Clem Labine, R (8, 1)	1.0		5	2	1	1	0	0	0	0	0	0	0	12	21	9.00	2.000

WP	PA	ERA	WHIP
1	33		
0			
1			
0			

Brooklyn Dodgers @ St. Louis Cardinals
 Sportsman's Park, St. Louis, MO

Thu Jun 10 1954, 4:33 AM EDT
 Att. 18,617 - Unknown

AB	36
R	7
H	13
RBI	7
BB	6
SO	4
LOB	19



Batter	1	2	3	4	5	6	7	8	9	AB R H RBI BB SO LOB	
Jim Gilliam, S (1, 4) OBP: 0.312, SLG: 0.388	4-0 2B BB	2-0 4-3 3B		1-1 F9		4-1 BB		0-0 F8		3 2 1 1 2 0 3	
Pee Wee Reese, R (1, 6) OBP: 0.357, SLG: 0.419	2-1 2B 1-H	3-2 4-3			3-1 L7	3-2 F4		4-0 1B BB		4 1 1 2 1 0 2	
Duke Snider, L (1, 8) OBP: 0.439, SLG: 0.643	2-3 K	2-3 K			3-2 CS 2B		0-1 F8	2-1 1B		5 0 2 2 0 2 1	
Jackie Robinson, R (1, 7) OBP: 0.465, SLG: 0.550 Don Thompson, L (7, 7) OBP: 0.192, SLG: 0.045	0-1 2B 2-H		2-1 F8		4-1 BB		2-0 F4	1-1 P6		3 0 1 1 1 0 0 1 0 0 0 0 0 2	
Gil Hodges, R (1, 3) OBP: 0.380, SLG: 0.589	0-0 1-3		3-2 1-3		1-1 6-4-3		3-2 1B		2-2 F5	5 0 1 0 0 0 2	
Roy Campanella, R (1, 2) OBP: 0.268, SLG: 0.387	4-1 BB		1-0 CS 1B			0-1 2B 1B	3-3 K		1-2 F8	4 1 2 0 1 1 1	
Carl Furillo, R (1, 9) OBP: 0.345, SLG: 0.316	1-0 F4		0-2 CS	2-1 SH1-4 1B		0-0 F3		4-1 BB 1B BB	1-2 1B	4 1 2 0 1 0 3	
Billy Cox, R (1, 5) OBP: 0.331, SLG: 0.322		1-0 SH1-4 3B 1B		1-0 F8		1-1 2B		2-2 1B BB	0-0 F9	5 2 3 1 0 0 2	
Russ Meyer, S (1, 1) OBP: 0.125, SLG: 0.067 Clem Labine, R (7, 1)		1-1 SH1-4		1-0 SH1-4		0-2 L7		2-3 K		1 0 0 0 0 0 1 1 0 0 0 0 1 2	
Inning Stats	R: 2 H: 2 E: 0 LOB: 2 K: 1 BB: 2 S: 10 P: 23	R: 2 H: 2 E: 0 LOB: 0 K: 1 BB: 0 S: 10 P: 19	R: 0 H: 1 E: 0 LOB: 0 K: 0 BB: 0 S: 8 P: 14	R: 0 H: 1 E: 0 LOB: 1 K: 0 BB: 0 S: 6 P: 11	R: 0 H: 1 E: 0 LOB: 1 K: 0 BB: 1 S: 14 P: 25	R: 1 H: 2 E: 0 LOB: 2 K: 0 BB: 1 S: 14 P: 22	R: 0 H: 1 E: 0 LOB: 1 K: 1 BB: 0 S: 9 P: 17	R: 2 H: 2 E: 0 LOB: 2 K: 1 BB: 2 S: 12 P: 27	R: 0 H: 1 E: 0 LOB: 1 K: 0 BB: 0 S: 13 P: 17	1B: 8 SF: 0 2B: 4 SAC: 2 3B: 1 DP: 0 HR: 0 HBP: 0	WP: 0 PA: 45 PB: 0 SB: 0 CS: 2
PITCHER	IP WLS BF H R ER SO BB IBB HBP BLK WP HR S P ERA WHIP										
Vic Raschi, R (1, 1) ERA: 4.09	7.0 L 33 10 5 5 3 4 0 0 0 0 0 0 71 131 6.43 2.000										
Stu Miller, R (8, 1) ERA: 5.28	1.0 7 2 2 2 1 2 0 0 0 0 0 0 12 27 18.00 4.000										
Cot Deal, R (9, 1) ERA: 8.53	1.0 4 1 0 0 0 0 0 0 0 0 0 0 13 17 0.00 1.000										

livebaseballscorecards.com

Batter	1	2	3	4	5	6	7	8	9	AB	R	H	RBI	BB	SO	LOB						
Wally Moon, L OBP: 0.417, SLG: 0.507 (1, 8) C B X	1-1 6-3 1B	0-2 F8			1-1 G3		0-1 FC3-6 1B		0-0 G3	5	0	2	2	0	0	3						
Red Schoendienst, S OBP: 0.352, SLG: 0.458 (1, 4) B B C X	3-1 6-3 1-2		2-1 F8		2-1 6-3		0-0 FC3-6 5-3 1-2f			4	0	0	0	0	0	3						
Stan Musial, L OBP: 0.477, SLG: 0.778 (1, 9) B B B X	3-0 F4		0-0 F2		4-1 4-3 WP BB		2-2 5-3			3	0	0	0	1	0	2						
Ray Jablonski, R OBP: 0.421, SLG: 0.566 (1, 5) B B X	2-0 5-3		0-1 5-3		3-2 F8		1-2 5-3			4	0	0	0	0	0	3						
Tom Alston, L OBP: 0.332, SLG: 0.397 (1, 3) B B C X		2-1 1B G6-3 1B		3-2 4-3		3-1 4-3		2-3 K		4	1	1	0	0	1	1						
Bill Sarni, R OBP: 0.415, SLG: 0.592 (1, 2) B X		1-0 G6-3		0-1 F2		2-0 L5		2-2 6-3		4	0	0	0	0	0	2						
Alex Grammas, R OBP: 0.348, SLG: 0.344 (1, 6) X		0-0 G5-3 1B		1-1 6-3			1-1 BB 2B 1B		0-1 1-3	4	1	2	0	0	0	0						
Rip Repulski, R OBP: 0.309, SLG: 0.386 (1, 7) B B B C X		2-2 G5-3 1B		0-1 F7		4-0 2B 1B BB		3-3 K		3	1	1	1	1	1	0						
Vic Raschi, R OBP: 0.182, SLG: 0.100 (1, 1) C X		0-1 G5-3		4-1 G3 BB		0-1 1B 2B		0-0 F2		1	0	0	0	1	0	2						
Solly Hemus, L OBP: 0.439, SLG: 0.447 (7, PH) Stu Miller, R OBP: 0.385, SLG: 0.333 (8, 1) Cot Deal, S OBP: 0.125, SLG: 0.500 (9, 1) Joe Frazier, L OBP: 0.362, SLG: 0.385 (9, PH)		1-2 2-3 G5-3								1	1	1	1	0	0	0						
Inning Stats	R: 0 E: 0 K: 0 S: 6	H: 1 LOB: 1 BB: 0 P: 15	R: 1 E: 0 K: 0 S: 12	H: 3 LOB: 2 BB: 0 P: 17	R: 0 E: 0 K: 0 S: 5	H: 0 LOB: 0 BB: 0 P: 7	R: 0 E: 0 K: 0 S: 9	H: 0 LOB: 0 BB: 0 P: 13	R: 0 E: 0 K: 0 S: 7	H: 0 LOB: 1 BB: 1 P: 14	R: 0 E: 0 K: 0 S: 7	H: 0 LOB: 1 BB: 1 P: 19	R: 3 E: 0 K: 0 S: 14	H: 3 LOB: 1 BB: 1 P: 22	R: 0 E: 0 K: 1 S: 8	H: 0 LOB: 0 BB: 0 P: 12	R: 0 E: 0 K: 1 S: 5	H: 0 LOB: 0 BB: 0 P: 8	1B: 6 2B: 1 3B: 0 HR: 0	SF: 0 SAC: 0 DP: 0 HBP: 0	WP: 1 PB: 0 SB: 0 CS: 0	PA: 37

BOTTOM

Brooklyn Dodgers @ St. Louis Cardinals
Sportsman's Park, St. Louis, MO
Thu Jun 10 1954, 4:33 AM EDT
Att. 18,617 - Unknown

AB	34
R	4
H	7
RBI	4
BB	3
SO	2
LOB	16



PITCHER	IP	WLS	BF	H	R	ER	SO	BB	IBB	HBP	BLK	WP	HR	S	P	ERA	WHIP
Russ Meyer, R ERA: 3.03 (1, 1)	6.0	W	27	6	4	4	0	3	0	0	0	1	0	50	94	6.00	1.500
Clem Labine, R ERA: 2.87 (7, 1)	3.0	S	10	1	0	0	2	0	0	0	0	0	0	23	33	0.00	0.333

Batter	1	2	3	4	5	6	7	8	9	AB R H RBI BB SO LOB	TOP		
Jim Gilliam, S (1, 4) OBP: 0.312, SLG: 0.400 	3-2 		2-2 F7 		2-3 K 				0-3 K 	6 1 2 2 0 2 4			
Pee Wee Reese, R (1, 6) OBP: 0.357, SLG: 0.429 	3-2 F8 		0-0 		1-0 		0-0 3-1 	1-3 K 		5 1 2 1 0 1 1			
Duke Snider, L (1, 8) OBP: 0.447, SLG: 0.667 	3-1 		0-1 F8 		1-0 		1-0 	2-2 1B SF8 		5 3 4 2 0 0 1			
Jackie Robinson, R (1, 7) Dick Williams, R (7, 7) OBP: 0.095, SLG: 0.250 	4-2 1B BB 		0-1 F4 		1-1 F8 		1-2 	0-0 SF8 		3 1 1 0 1 0 2 1 0 1 0 0 0 0			
Gil Hodges, R (1, 3) OBP: 0.385, SLG: 0.603 	1-1 			0-0 F8 		1-2 	0-0 	2-2 SF8 		4 1 3 3 0 0 0			
Roy Campanella, R (1, 2) OBP: 0.258, SLG: 0.371 	1-3 K 			2-1 F4 		1-0 F8 	0-0 F6 	0-1 L8 		5 0 0 0 0 1 5			
Carl Furillo, R (1, 9) OBP: 0.342, SLG: 0.309 		1-0 F3 		2-3 K 		1-0 F4 	4-1 		2-2 P1 	4 1 0 0 1 1 1			
Billy Cox, R (1, 5) OBP: 0.333, SLG: 0.328 		1-2 6-3 			1-0 	1-1 F2 	4-0 		3-1 F8 	4 1 1 0 1 0 1			
Billy Loes, R (1, 1) Bob Milliken, R (3, 1) Jim Hughes, R (7, 1) OBP: 0.500, SLG: 0.500 		2-3 K 			0-0 B1-4 				0-2 	1 0 0 0 0 1 0 3 1 2 2 0 0 1 1 0 1 0 0 0 0			
Inning Stats	R: 1 H: 3 E: 0 LOB: 2 K: 1 BB: 1 S: 20 P: 35	R: 0 H: 0 E: 0 LOB: 0 K: 1 BB: 0 S: 9 P: 13	R: 0 H: 1 E: 0 LOB: 1 K: 0 BB: 0 S: 8 P: 10	R: 0 H: 0 E: 0 LOB: 0 K: 1 BB: 0 S: 6 P: 10	R: 2 H: 3 E: 0 LOB: 1 K: 1 BB: 0 S: 9 P: 15	R: 0 H: 1 E: 0 LOB: 1 K: 0 BB: 0 S: 7 P: 11	R: 6 H: 6 E: 0 LOB: 2 K: 0 BB: 2 S: 16 P: 32	R: 1 H: 2 E: 0 LOB: 1 K: 1 BB: 0 S: 15 P: 20	R: 0 H: 1 E: 0 LOB: 1 K: 1 BB: 0 S: 12 P: 17	1B: 10 SF: 1 2B: 4 SAC: 0 3B: 1 DP: 0 HR: 2 HBP: 0	WP: 0 PA: 46 PB: 0 SB: 0 CS: 1		
PITCHER	IP WLS BF H R ER SO BB IBB HBP BLK WP HR S P ERA WHIP											PITCHER	IP WLS BF H R ER SO BB IBB HBP BLK WP HR S P ERA WHIP
Art Fowler, R (1, 1) ERA: 3.45 Herm Wehmeier, R (7, 1) ERA: 6.68 Harry Perkowski, L (7, 1) ERA: 7.26 Frank Smith, R (9, 1) ERA: 1.04	6.0 L 28 10 5 5 4 1 0 0 0 0 0 1 63 101 7.50 1.833												

Brooklyn Dodgers @ Cincinnati Redlegs
 Crosley Field, Cincinnati, OH
 Fri Jun 11 1954, 3:33 AM EDT
 Att. 16,947 - Unknown

AB	42
R	10
H	17
RBI	10
BB	3
SO	6
LOB	16



WP	0
PA	46
PB	0
SB	0
CS	1

1B	10
SF	1
2B	4
SAC	0
3B	1
DP	0
HR	2
HBP	0

WP	0
PA	46
PB	0
SB	0
CS	1

BOTTOM

Brooklyn Dodgers @ Cincinnati Redlegs
Crosley Field, Cincinnati, OH

Fri Jun 11 1954, 3:33 AM EDT
Att. 16,947 - Unknown

livebaseballscorecards.com

AB	39
R	8
H	14
RBI	8
BB	1
SO	3
LOB	15



WP:	0	PA:	41
PB:	0		
SB:	0		
CS:	0		

AB	4	R	1	H	1	RBI	1	BB	0	SO	1	LOB	2
	1	0	0	0	0	0	1	1					
	0	0	0	0	0	0	0	0					

	5	1	3	0	0	0	0	0					
--	---	---	---	---	---	---	---	---	--	--	--	--	--

	5	1	2	1	0	0	2						
--	---	---	---	---	---	---	---	--	--	--	--	--	--

	5	1	1	2	0	0	3						
--	---	---	---	---	---	---	---	--	--	--	--	--	--

	5	1	1	0	0	0	3						
--	---	---	---	---	---	---	---	--	--	--	--	--	--

	4	0	1	0	0	0	1						
--	---	---	---	---	---	---	---	--	--	--	--	--	--

	3	1	1	2	1	0	0						
--	---	---	---	---	---	---	---	--	--	--	--	--	--

	4	1	2	0	0	0	2						
--	---	---	---	---	---	---	---	--	--	--	--	--	--

	1	0	0	0	0	1	1						
	0	0	0	0	0	0	0						
	1	1	1	2	0	0	0						
	1	0	1	0	0	0	0						
	0	0	0	0	0	0	0						

1B:	6	SF:	0
2B:	2	SAC:	1
3B:	1	DP:	1
HR:	5	HBP:	0

Batter	1	2	3	4	5	6	7	8	9
Roy McMillan, R OBP: 0.293, SLG: 0.269 Wally Post, R OBP: 0.265, SLG: 0.444 Rocky Bridges, R OBP: 0.500, SLG: 0.600	3-3 K	0-2 F7			3-2 L7		2-1 HR	1-3 K	
Bobby Adams, R OBP: 0.355, SLG: 0.331	0-0 HR 1B		0-0 1B 1B		2-1 6-3		1-2 4-3	0-1 DI 2B	
Gus Bell, L OBP: 0.376, SLG: 0.541	2-2 F5		1-1 G4-6-3 1B		0-2 4-3		2-2 HR	1-0 F4	
Ted Kluszewski, L OBP: 0.373, SLG: 0.589	2-2 HR		0-1 F5		2-1 F8		1-0 F5	1-0 F5	
Bob Borkowski, R OBP: 0.293, SLG: 0.368	2-1 5-3		1-1 G4-6-3 1-2f		0-0 F4		0-2 HR 2B	2-1 F9	
Johnny Temple, R OBP: 0.377, SLG: 0.357		2-1 SH5-4 BB 1B		0-0 F7		0-0 5-3		1-1 F9	
Jim Greengrass, R OBP: 0.288, SLG: 0.454		4-2 SH5-4 BB		0-1 4-3		2-2 F9		1-0 2-H HR	
Ed Bailey, L OBP: 0.363, SLG: 0.455		2-1 L9		1-2 1B		0-0 HR 3B		2-2 F3	
Art Fowler, R OBP: 0.167, SLG: 0.091 Herm Wehmeier, R OBP: 0.067, SLG: 0.286 Harry Perkowski, L OBP: 0.316, SLG: 0.324 Lloyd Merriman, L OBP: 0.316, SLG: 0.324 Frank Smith, R		0-0 SH5-4		0-3 K		0-1 HR		1-2 1B	

Inning Stats	R: 2	H: 2	E: 0	K: 1	S: 13	H: 2	LOB: 0	BB: 0	P: 22	R: 0	H: 1	E: 0	K: 0	S: 11	R: 0	H: 2	E: 0	K: 0	S: 7	R: 0	H: 1	E: 0	K: 1	S: 9	R: 0	H: 0	E: 0	K: 0	S: 8	R: 0	H: 0	E: 0	K: 0	S: 4	R: 4	H: 4	E: 0	K: 0	S: 18	R: 2	H: 3	E: 0	K: 1	S: 15	R: 0	H: 1	E: 0	K: 0	S: 6	1B: 6	SF: 0	2B: 2	SAC: 1	3B: 1	DP: 1	HR: 5	HBP: 0	WP: 0	PA: 41
--------------	------	------	------	------	-------	------	--------	-------	-------	------	------	------	------	-------	------	------	------	------	------	------	------	------	------	------	------	------	------	------	------	------	------	------	------	------	------	------	------	------	-------	------	------	------	------	-------	------	------	------	------	------	-------	-------	-------	--------	-------	-------	-------	--------	-------	--------

PITCHER	IP	WLS	BF	H	R	ER	SO	BB	IBB	HBP	BLK	WP	HR	S	P	ERA	WHIP
Billy Loes, R ERA: 5.03	(1, 1)	2.0		5	2	2	1	1	0	0	0	0	1	27	45	9.00	3.000
Bob Milliken, R ERA: 5.27	(3, 1)	4.2	W	18	5	4	4	0	0	0	0	0	3	42	58	7.71	1.071
Jim Hughes, R ERA: 3.33	(7, 1)	2.1	S	11	4	2	1	0	0	0	0	0	1	22	33	7.71	1.714

Batter	1	2	3	4	5	6	7	8	9	AB R H RBI BB SO LOB	TOP	
Jim Gilliam, S (1, 4) <small>OBP: 0.307, SLG: 0.393</small>	1-1 6-3		3-1 3-1			1-0 FC3-6 1B		1-1 F3		4 1 0 0 0 0 1		
Pee Wee Reese, R (1, 6) <small>OBP: 0.356, SLG: 0.425</small>	1-1 F6			2-1 F8		1-0 F4		1-1 1B		4 0 1 0 0 0 1		
Duke Snider, L (1, 8) <small>OBP: 0.452, SLG: 0.668</small>	2-2 1B			0-0 1B		1-0 1B		3-2 F2		4 0 3 1 0 0 1		
Jackie Robinson, R (1, 7) <small>OBP: 0.455, SLG: 0.529</small>	2-1 F2			1-1 F6		2-1 F8		1-1 F4		4 0 0 0 0 0 4		
Gil Hodges, R (1, 3) <small>OBP: 0.382, SLG: 0.594</small>		4-2 G6-4-3 BB		1-0 F7			1-2 F8		2-1 F9		3 0 0 0 1 0 2	
Roy Campanella, R (1, 2) <small>OBP: 0.252, SLG: 0.361</small>		1-1 F4			0-1 F7		3-1 6-3				3 0 0 0 0 0 1	
Carl Furillo, R (1, 9) <small>OBP: 0.337, SLG: 0.304</small>		0-0 G6-4-3			0-0 F3		0-0 5-3				3 0 0 0 0 0 1	
Billy Cox, R (1, 5) <small>OBP: 0.326, SLG: 0.320</small>			0-1 1-3		2-1 6-3			0-0 6-3			3 0 0 0 0 0 0	
Carl Erskine, R (1, 1) <small>OBP: 0.229, SLG: 0.129</small> Chuck Kress, L (8, PH) <small>OBP: 0.205, SLG: 0.237</small> Clem Labine, R (8, 1)			0-1 1-3			1-1 FC3-6 1B		0-0 F6			2 0 1 0 0 0 0 1 0 0 0 0 0 0 0 0 0 0 0 0 0	
Inning Stats	R: 0 H: 1 E: 0 LOB: 1 K: 0 BB: 0 S: 9 P: 15	R: 0 H: 0 E: 0 LOB: 0 K: 0 BB: 1 S: 5 P: 10	R: 0 H: 0 E: 0 LOB: 0 K: 0 BB: 0 S: 6 P: 9	R: 0 H: 1 E: 0 LOB: 1 K: 0 BB: 0 S: 6 P: 10	R: 0 H: 0 E: 0 LOB: 0 K: 0 BB: 0 S: 5 P: 7	R: 1 H: 2 E: 1 LOB: 1 K: 0 BB: 0 S: 7 P: 13	R: 0 H: 0 E: 0 LOB: 0 K: 0 BB: 0 S: 6 P: 10	R: 0 H: 0 E: 0 LOB: 0 K: 0 BB: 0 S: 4 P: 5	R: 0 H: 1 E: 0 LOB: 1 K: 0 BB: 0 S: 9 P: 16	1B: 5 SF: 0 2B: 0 SAC: 0 3B: 0 DP: 1 HR: 0 HBP: 0	WP: 0 PA: 32 PB: 0 SB: 0 CS: 0	
PITCHER Bud Podbielan, R (1, 1) <small>ERA: 4.7</small>	IP WLS BF H R ER SO BB IBB HBP BLK WP HR S P ERA WHIP 9.0 W 32 5 1 0 0 1 0 0 0 0 0 0 57 95 0.00 0.667											PITCHER IP WLS BF H R ER SO BB IBB HBP BLK WP HR S P ERA WHIP

Brooklyn Dodgers @ Cincinnati Redlegs
 Crosley Field, Cincinnati, OH
 Sat Jun 12 1954, 3:33 AM EDT
 Att. 6,590 - Unknown

livebaseballscorecards.com

AB	31
R	1
H	5
RBI	1
BB	1
SO	0
LOB	11



BOTTOM

Brooklyn Dodgers @ Cincinnati Redlegs
Crosley Field, Cincinnati, OH

livebaseballscorecards.com

AB	35
R	5
H	13
RBI	5
BB	5
SO	1
LOB	19



WP:	0	PA:	40
PB:	0	SB:	0
CS:	0		

Sat Jun 12 1954, 3:33 AM EDT
Att. 6,590 - Unknown

AB R H RBI BB SO LOB

3	1	2	2	2	1	0
4	0	2	0	1	0	3
5	0	2	2	0	0	2
4	0	1	0	1	0	4
4	0	0	0	0	0	4
4	1	1	0	0	0	2
4	0	2	0	0	0	1
3	2	2	1	1	0	1
4	1	1	0	0	0	2
1B:	8	SF:	0			
2B:	4	SAC:	0			
3B:	0	DP:	0			
HR:	1	HBP:	0			

Batter	1	2	3	4	5	6	7	8	9
Roy McMillan, R OBP: 0.305, SLG: 0.281 (1, 6)	4-2 1B BB		2-1 4-3 2B	4-0 1-2 BB			2-3 K	0-2 1B BB 1B 1-2 2-H 3-H	
Bobby Adams, R OBP: 0.362, SLG: 0.336 (1, 5)	1-0 1B 1-H		2-1 4-3	0-0 1-3			1-0 1B	4-2 1B BB 1-2 2-3	
Gus Bell, L OBP: 0.377, SLG: 0.542 (1, 8)	2-0 G3		1-1 2B 3-H		2-2 4-3		1-2 F5	0-0 1B 1-2 2-3 3-H	
Ted Kluszewski, L OBP: 0.373, SLG: 0.582 (1, 3)	4-0 BB		1-2 1B		0-1 L9		0-0 L6	0-1 G3	
Jim Greengrass, R OBP: 0.282, SLG: 0.444 (1, 7)	2-1 4-3		1-1 F7		0-0 6-3			1-0 L9	
Johnny Temple, R OBP: 0.374, SLG: 0.355 (1, 4)		1-1 F9	1-0 F8		0-2 6-3			0-0 1B 1B 1B	
Bob Borkowski, R OBP: 0.311, SLG: 0.429 (1, 9)		1-1 HR 2B		0-0 1-3		0-0 2B		0-0 F8	
Ed Bailey, L OBP: 0.381, SLG: 0.507 (1, 2)		0-2 SAFE HR		4-0 BB BB		0-1 4-3		3-2 1B 1B 1-2	
Bud Podbielan, R OBP: 0.375, SLG: 0.286 (1, 1)		0-0 F6		0-0 B3		0-0 5-3		0-0 BB 1B 1B 1-2 2-3	

Inning Stats	R: 0 E: 0 K: 0 S: 7	H: 1 LOB: 2 BB: 2 P: 20	R: 1 E: 0 K: 0 S: 8	H: 2 LOB: 0 BB: 0 P: 10	R: 1 E: 0 K: 0 S: 12	H: 3 LOB: 2 BB: 0 P: 20	R: 0 E: 0 K: 0 S: 3	H: 0 LOB: 2 BB: 2 P: 11	R: 0 E: 0 K: 0 S: 6	H: 0 LOB: 0 BB: 0 P: 8	R: 0 E: 0 K: 0 S: 7	H: 1 LOB: 1 BB: 0 P: 7	R: 0 E: 0 K: 1 S: 13	H: 1 LOB: 1 BB: 0 P: 17	R: 3 E: 0 K: 0 S: 16	H: 5 LOB: 3 BB: 1 P: 24
--------------	------------------------------	----------------------------------	------------------------------	----------------------------------	-------------------------------	----------------------------------	------------------------------	----------------------------------	------------------------------	---------------------------------	------------------------------	---------------------------------	-------------------------------	----------------------------------	-------------------------------	----------------------------------

PITCHER	IP	WLS	BF	H	R	ER	SO	BB	IBB	HBP	BLK	WP	HR	S	P	ERA	WHIP
Carl Erskine, R ERA: 3.54 (1, 1)	7.0	L	31	8	2	2	1	4	0	0	0	0	1	56	93	2.57	1.714
Clem Labine, R ERA: 3.62 (8, 1)	1.0		9	5	3	3	0	1	0	0	0	0	0	16	24	27.00	6.000

Batter	1	2	3	4	5	6	7	8	9	AB R H RBI BB SO LOB	TOP																									
Jim Gilliam, S (1, 4) OBP: 0.305, SLG: 0.393	2-1 3-1		0-0 F7			1-2 FC6-4 2B	0-2 6-3		0-0 F7	5 0 1 0 0 0 0																										
Pee Wee Reese, R (1, 6) OBP: 0.365, SLG: 0.429	1-1 FC5-4 HBP			0-1 CS 1B		4-1 FC6-4 BB	2-1 S BB HR 1B		1-1 F8	3 1 2 0 1 0 0																										
Duke Snider, L (1, 8) OBP: 0.451, SLG: 0.660	2-3 K			1-1 CS 1B		1-0 F4	4-2 S HR BB		0-0 4-3	4 1 1 0 0 1 3																										
Gil Hodges, R (1, 3) OBP: 0.380, SLG: 0.602	0-1 FC5-4 1-2f			3-3 K 1-2 2-3		1-2 FC6-4 1-2f 2-3	3-2 S HR			4 1 1 3 0 1 5																										
Roy Campanella, R (1, 2) OBP: 0.244, SLG: 0.350				3-1 6-3		1-2 4-3	2-1 1-3			4 0 0 0 0 0 3																										
Carl Furillo, R (1, 9) OBP: 0.335, SLG: 0.303									0-0 F8	4 0 1 0 0 0 0																										
Billy Cox, R (1, 5) OBP: 0.331, SLG: 0.321									1-0 6-3																											
Dick Williams, R (1, 7) OBP: 0.160, SLG: 0.261									4-2 FC6-4 BB	3 1 1 0 1 0 1																										
Preacher Roe, R (1, 1) OBP: 0.294, SLG: 0.267									1-1 BB HR 1B	3 1 1 0 1 0 1																										
Ben Wade, R (4, 1)									1-2 HR BB	3 1 1 0 1 0 1																										
George Shuba, L (7, PH) OBP: 0.340, SLG: 0.432									0-1 F7																											
Erv Palica, R (7, 1) OBP: 0.333, SLG: 0.333									1-2 F8																											
Jim Hughes, R (7, 1) OBP: 0.333, SLG: 0.333									0-1 FC6-4																											
Inning Stats	R: 0 E: 0 K: 1 S: 8	H: 0 LOB: 1 BB: 0 P: 13	R: 0 E: 0 K: 0 S: 10	H: 0 LOB: 0 BB: 0 P: 16	R: 0 E: 0 K: 1 S: 5	H: 0 LOB: 0 BB: 0 P: 8	R: 0 E: 0 K: 1 S: 9	H: 2 LOB: 1 BB: 0 P: 16	R: 0 E: 0 K: 0 S: 8	H: 2 LOB: 1 BB: 0 P: 10	R: 0 E: 0 K: 0 S: 12	H: 1 LOB: 2 BB: 1 P: 20	R: 6 E: 0 K: 0 S: 18	H: 4 LOB: 0 BB: 2 P: 34	R: 0 E: 0 K: 0 S: 14	H: 0 LOB: 1 BB: 1 P: 20	R: 0 E: 0 K: 0 S: 4	H: 0 LOB: 0 BB: 0 P: 5	1B: 6 2B: 2 3B: 0 HR: 2	SF: 0 SAC: 0 DP: 2 HBP: 1	WP: 0 PB: 0 SB: 2 CS: 2	PA: 39														
PITCHER	IP WLS BF H R ER SO BB IBB HBP BLK WP HR S P ERA WHIP																																			
Corky Valentine, R (1, 1) ERA: 5.43	6.2		29	8	4	4	3	2	0	1	0	0	1	63	101	5.40	1.500																			
Harry Perkowski, L (7, 1) ERA: 7.49	0.0	L	1	0	0	0	0	1	0	0	0	0	0	2	6	∞	∞																			
Frank Smith, R (7, 1) ERA: 1.37	0.1		2	1	2	2	0	0	0	0	0	0	1	5	10	54.00	3.000																			
Howie Judson, R (8, 1) ERA: 3.53	2.0		7	0	0	0	0	1	0	0	0	0	0	18	25	0.00	0.500																			

Brooklyn Dodgers @ Cincinnati Redlegs
 Crosley Field, Cincinnati, OH
 Sun Jun 13 1954, 3:33 AM EDT
 Unknown

AB	34
R	6
H	9
RBI	6
BB	4
SO	3
LOB	15



WP: 0	PA: 39
-------	--------


ERA	WHIP
-----	------

BOTTOM

Brooklyn Dodgers @ Cincinnati Redlegs
Crosley Field, Cincinnati, OH

livebaseballscorecards.com

AB	38
R	5
H	13
RBI	4
BB	0
SO	5
LOB	20



WP:	1	PA:	39
PB:	0	SB:	0
CS:	0		

Sun Jun 13 1954, 3:33 AM EDT
Unknown

AB	4	R	0	H	0	RBI	0	BB	0	SO	1	LOB	2
	1	0	0	0	0	0	0	0	0	0	1		

	3	1	1	1	0	0	0	1					
	1	0	0	0	0	0	1	1					

	5	0	2	0	0	0	0	1					
--	---	---	---	---	---	---	---	---	--	--	--	--	--

	4	1	3	2	0	0	0	2					
--	---	---	---	---	---	---	---	---	--	--	--	--	--

	4	0	1	1	0	0	0	3					
--	---	---	---	---	---	---	---	---	--	--	--	--	--

	4	0	2	0	0	0	0	2					
--	---	---	---	---	---	---	---	---	--	--	--	--	--

	4	0	0	0	0	0	0	5					
--	---	---	---	---	---	---	---	---	--	--	--	--	--

	4	1	1	0	0	0	2	2					
--	---	---	---	---	---	---	---	---	--	--	--	--	--

	2	1	1	0	0	1	0						
	0	0	0	0	0	0	0						
	0	0	0	0	0	0	0						
	1	1	1	0	0	0	0						
	0	0	0	0	0	0	0						
	1	0	1	0	0	0	0						

1B:	8	SF:	1
2B:	4	SAC:	0
3B:	0	DP:	1
HR:	1	HBP:	0

Batter	1	2	3	4	5	6	7	8	9
Roy McMillan, R OBP: 0.300, SLG: 0.275 Ed Bailey, L OBP: 0.376, SLG: 0.500	1-0 F2		1-1 5-3		2-3 K		0-1 L9		1-0 F6
Bobby Adams, R OBP: 0.359, SLG: 0.336 Wally Post, R OBP: 0.263, SLG: 0.441	0-1 L6			1-1 FC3-6 1B 2B 1B	2-0 SF9		0-0 F2		1-3 K
Gus Bell, L OBP: 0.377, SLG: 0.539	1-0 F8			3-2 FC3-6 1B	0-1 4-3		1-0 2B 1B		0-1 L7
Ted Kluszewski, L OBP: 0.380, SLG: 0.606		1-1 HR		0-0 FC3-6 2B		2-2 1B 1B	1-2 2B		
Jim Greengrass, R OBP: 0.282, SLG: 0.445		0-0 F8		0-0 2B		2-1 L8	3-2 L8		
Johnny Temple, R OBP: 0.377, SLG: 0.358		1-1 G6-4-3 1B		1-3 3-H 2B	1-0 F4	1-2 1B		3-2 4-3	
Bob Borkowski, R OBP: 0.286, SLG: 0.391		2-2 G6-4-3 1-2f		2-1 5-3		0-0 F6		2-1 6-3	
Andy Seminick, R OBP: 0.357, SLG: 0.294			1-1 F7		1-1 WP 1B	3-3 K		2-3 K	
Corky Valentine, R OBP: 0.130, SLG: 0.174 Harry Perkowski, L OBP: 0.087, SLG: 0.286 Frank Smith, R OBP: 0.333, SLG: 0.222 Nino Escalera, L OBP: 0.143, SLG: 0.143 Howie Judson, R OBP: 0.333, SLG: 0.371 Lloyd Merriman, L			1-3 K		0-0 WP SF9 2B		0-0 1B 2B 1B		3-2 2B

Inning Stats	R: 0	H: 0	E: 0	K: 0	S: 4	R: 1	H: 2	E: 0	K: 0	S: 8	R: 0	H: 0	E: 0	K: 1	S: 7	R: 1	H: 3	E: 0	K: 0	S: 15	R: 2	H: 2	E: 0	K: 1	S: 9	R: 0	H: 2	E: 0	K: 1	S: 11	R: 1	H: 3	E: 0	K: 0	S: 11	R: 0	H: 0	E: 0	K: 1	S: 8	R: 0	H: 1	E: 0	K: 1	S: 10	1B: 8	SF: 1	2B: 4	SAC: 0	3B: 0	DP: 1	HR: 1	HBP: 0	WP: 1	PA: 39
--------------	------	------	------	------	------	------	------	------	------	------	------	------	------	------	------	------	------	------	------	-------	------	------	------	------	------	------	------	------	------	-------	------	------	------	------	-------	------	------	------	------	------	------	------	------	------	-------	-------	-------	-------	--------	-------	-------	-------	--------	-------	--------

PITCHER	IP	WLS	BF	H	R	ER	SO	BB	IBB	HBP	BLK	WP	HR	S	P	ERA	WHIP
Preacher Roe, L ERA: 4.68	(1, 1)	3.1	14	5	2	2	1	0	0	0	0	0	1	26	39	5.40	1.500
Ben Wade, R ERA: 9.61	(4, 1)	2.2	12	4	2	2	2	0	0	0	0	1	0	28	46	6.75	1.500
Erv Palica, R ERA: 3.38	(7, 1)	0.2	4	2	1	1	0	0	0	0	0	0	0	5	6	13.50	3.000
Jim Hughes, R ERA: 3.07	(7, 1)	2.1	W 9	2	0	0	2	0	0	0	0	0	0	24	40	0.00	0.857

Batter	1	2	3	4	5	6	7	8	9	AB R H RBI BB SO LOB	TOP
Jim Gilliam, S (1, 4) OBP: 0.317, SLG: 0.415 	4-1 		2-2 		1-1 	0-0 		0-0 	2-2 	5 3 4 2 1 0 0	
Pee Wee Reese, R (1, 6) OBP: 0.376, SLG: 0.447 	3-2 		1-3 		1-0 		4-1 	0-0 	0-1 	5 2 4 2 1 1 0	
Duke Snider, L (1, 8) OBP: 0.454, SLG: 0.677 Don Thompson, L (9, PH) OBP: 0.185, SLG: 0.043 	1-2 		0-0 		2-1 		1-2 	3-0 	0-2 	5 2 3 3 0 0 2 1 0 0 0 0 0 2	
Gil Hodges, R (1, 3) OBP: 0.385, SLG: 0.598 Chuck Kress, L (8, 3) OBP: 0.205, SLG: 0.237 	1-1 		2-2 		4-1 		0-1 	4-0 		3 2 1 1 2 0 1 0 0 0 0 0 0 0	
Carl Furillo, R (1, 9) OBP: 0.332, SLG: 0.305 	2-2 		2-2 		2-0 		0-1 	2-0 		5 1 1 2 0 0 5	
Billy Cox, R (1, 5) OBP: 0.327, SLG: 0.316 	0-0 			1-1 		0-0 	0-0 	2-1 		5 1 1 1 0 0 1	
Dick Williams, R (1, 7) OBP: 0.167, SLG: 0.250 		0-0 		1-1 		0-0 	1-3 		2-0 	5 1 1 0 0 1 2	AB 43 R 14 H 17 RBI 14 BB 5 SO 2 LOB 16
Rube Walker, L (1, 2) OBP: 0.272, SLG: 0.282 		1-0 		1-2 		2-1 	0-0 		4-1 	4 2 2 3 1 0 0	
Johnny Podres, L (1, 1) OBP: 0.333, SLG: 0.367 		1-2 			0-2 	0-1 	0-0 		0-0 	5 0 0 0 0 0 3	
Inning Stats	R: 3 H: 2 E: 0 LOB: 0 K: 0 BB: 1 S: 13 P: 24	R: 0 H: 0 E: 0 LOB: 0 K: 0 BB: 0 S: 5 P: 7	R: 1 H: 2 E: 0 LOB: 1 K: 1 BB: 0 S: 13 P: 20	R: 0 H: 0 E: 0 LOB: 0 K: 0 BB: 0 S: 8 P: 11	R: 1 H: 2 E: 0 LOB: 2 K: 0 BB: 1 S: 10 P: 20	R: 1 H: 3 E: 0 LOB: 2 K: 0 BB: 0 S: 7 P: 9	R: 5 H: 4 E: 0 LOB: 0 K: 1 BB: 1 S: 15 P: 21	R: 2 H: 2 E: 0 LOB: 1 K: 0 BB: 1 S: 6 P: 17	R: 1 H: 2 E: 0 LOB: 2 K: 0 BB: 1 S: 11 P: 19	1B: 10 SF: 0 2B: 4 SAC: 0 3B: 0 DP: 0 HR: 3 HBP: 0	WP: 1 PA: 48 PB: 0 SB: 1 CS: 0
PITCHER Mario Picone, R (1, 1) ERA: 6.5 Jackie Collum, L (5, 1) ERA: 3.54 Harry Perkowski, L (8, 1) ERA: 7.78	IP WLS BF H R ER SO BB IBB HBP BLK WP HR S P ERA WHIP 4.1 L 20 6 5 5 1 1 0 0 0 1 2 45 70 10.38 1.615 2.2 16 7 6 6 1 2 0 0 0 0 1 26 42 20.25 3.375 2.0 12 4 3 3 0 2 0 0 0 0 0 0 17 36 13.50 3.000	PITCHER IP WLS BF H R ER SO BB IBB HBP BLK WP HR S P ERA WHIP									

Brooklyn Dodgers @ Cincinnati Redlegs
 Crosley Field, Cincinnati, OH
 Sun Jun 13 1954, 3:38 AM EDT
 Att. 29,764 - Unknown

livebaseballscorecards.com

Batter	1	2	3	4	5	6	7	8	9	AB	R	H	RBI	BB	SO	LOB						
Roy McMillan, R (1, 6) OBP: 0.300, SLG: 0.292 Johnny Temple, R (7, 4) OBP: 0.380, SLG: 0.358	1-3 K		1-0 HR		3-2 G3			4-1 FC4 BB		3	1	1	2	0	1	0						
Chuck Harmon, R (1, 5) OBP: 0.258, SLG: 0.259	1-2 5-3		2-1 4-3			0-1 F3		0-2 FC4 FC4-8 1-2f		4	0	0	0	0	0	1						
Gus Bell, L (1, 8) OBP: 0.381, SLG: 0.550 Nino Escalera, L (8, 8) OBP: 0.324, SLG: 0.214	2-1 3B		1-2 1-3			0-0 FC6-4 1B		0-0 P6		3	0	2	0	0	0	0						
Ted Kluszewski, L (1, 3) OBP: 0.382, SLG: 0.609 Bob Borkowski, R (9, 3) OBP: 0.286, SLG: 0.391	0-1 4-3			0-0 2B		0-0 FC6-4 1B		0-0 FC4-6 1-2f		1	0	0	0	0	0	1						
Jim Greengrass, R (1, 7) OBP: 0.276, SLG: 0.436		1-0 6-3		1-1 5-3		0-0 FC6-4 1-2f 2-3		0-0 E3 G6-4-3		4	0	0	0	0	0	3						
Wally Post, R (1, 9) OBP: 0.257, SLG: 0.430		0-0 6-3		1-3 K		1-1 F5		2-2 G6-4-3 1-2f		4	0	0	0	0	1	4						
Rocky Bridges, R (1, 4) OBP: 0.300, SLG: 0.333		0-1 F8		2-3 K			0-1 F3		0-0 F7	4	0	0	0	0	1	1						
Ed Bailey, L (1, 2) OBP: 0.364, SLG: 0.479			3-2 4-3		3-2 G3		1-2 F3			3	0	0	0	0	0	0						
Mario Picone, R (1, 1) Jackie Collum, L (5, 1) OBP: 0.200, SLG: 0.400 Dick Murphy, L (7, PH) Harry Perkowski, L (8, 1) OBP: 0.067, SLG: 0.286			4-2 HR BB		2-1 F8		1-3 K			0	1	0	0	1	0	0						
Inning Stats	R: 0 E: 0 K: 1 S: 11	H: 1 LOB: 1 BB: 0 P: 15	R: 0 E: 0 K: 0 S: 4	H: 0 LOB: 0 BB: 0 P: 5	R: 2 E: 0 K: 0 S: 12	H: 1 LOB: 0 BB: 1 P: 23	R: 0 E: 0 K: 2 S: 9	H: 1 LOB: 1 BB: 0 P: 13	R: 0 E: 0 K: 0 S: 9	H: 2 LOB: 2 BB: 0 P: 8	R: 0 E: 0 K: 1 S: 9	H: 0 LOB: 0 BB: 0 P: 11	R: 0 E: 0 K: 0 S: 6	H: 0 LOB: 1 BB: 1 P: 10	R: 0 E: 1 K: 0 S: 5	H: 0 LOB: 0 BB: 0 P: 7	1B: 2 2B: 1 3B: 1 HR: 1	SF: 0 SAC: 0 DP: 1 HBP: 0	WP: 0 PB: 0 SB: 0 CS: 0	PA: 34		
PITCHER Johnny Podres, L (1, 1) ERA: 3.18	IP: 9.0 WLS: W BF: 34 H: 5 R: 2 ER: 2 SO: 4	IP: 9.0 WLS: W BF: 34 H: 5 R: 2 ER: 2 SO: 4	IP: 9.0 WLS: W BF: 34 H: 5 R: 2 ER: 2 SO: 4	IP: 9.0 WLS: W BF: 34 H: 5 R: 2 ER: 2 SO: 4	IP: 9.0 WLS: W BF: 34 H: 5 R: 2 ER: 2 SO: 4	IP: 9.0 WLS: W BF: 34 H: 5 R: 2 ER: 2 SO: 4	IP: 9.0 WLS: W BF: 34 H: 5 R: 2 ER: 2 SO: 4	IP: 9.0 WLS: W BF: 34 H: 5 R: 2 ER: 2 SO: 4	IP: 9.0 WLS: W BF: 34 H: 5 R: 2 ER: 2 SO: 4	IP: 9.0 WLS: W BF: 34 H: 5 R: 2 ER: 2 SO: 4	IP: 9.0 WLS: W BF: 34 H: 5 R: 2 ER: 2 SO: 4	IP: 9.0 WLS: W BF: 34 H: 5 R: 2 ER: 2 SO: 4	IP: 9.0 WLS: W BF: 34 H: 5 R: 2 ER: 2 SO: 4	IP: 9.0 WLS: W BF: 34 H: 5 R: 2 ER: 2 SO: 4	IP: 9.0 WLS: W BF: 34 H: 5 R: 2 ER: 2 SO: 4	IP: 9.0 WLS: W BF: 34 H: 5 R: 2 ER: 2 SO: 4	IP: 9.0 WLS: W BF: 34 H: 5 R: 2 ER: 2 SO: 4	ERA: 2.00 WHIP: 0.778	ERA: 2.00 WHIP: 0.778	ERA: 2.00 WHIP: 0.778	ERA: 2.00 WHIP: 0.778	ERA: 2.00 WHIP: 0.778

BOTTOM


Brooklyn Dodgers @ Cincinnati Redlegs
Crosley Field, Cincinnati, OH
Sun Jun 13 1954, 3:38 AM EDT
Att. 29,764 - Unknown

livebaseballscorecards.com

AB	32
R	2
H	5
RBI	2
BB	2
SO	4
LOB	12



Batter	1	2	3	4	5	6	7	8	9	AB R H RBI BB SO LOB
Bill Bruton, L (1, 8) OBP: 0.324, SLG: 0.296	1-1 1-3		2-0 4-3		0-1 4-3	1-2 1B		0-0 1B		5 0 2 0 0 0 0
Johnny Logan, R (1, 6) OBP: 0.350, SLG: 0.441	1-2 HR 1B		2-2 F9		4-2 FC4-6 1B BB	1-0 F7		1-0 1B		4 2 2 1 1 0 2
Hank Aaron, R (1, 7) OBP: 0.344, SLG: 0.486	1-0 HR			1-2 1B	4-1 FC4-6 BB		1-2 1-3	1-0 F2		4 2 2 2 1 0 2
Eddie Mathews, L (1, 5) OBP: 0.389, SLG: 0.492	0-1 F2			3-3 K	0-1 FC4-6 1B		3-2 6-3		1-1 F3	5 0 0 0 0 1 3
Joe Adcock, R (1, 3) OBP: 0.386, SLG: 0.505	1-2 F8			1-3 K	2-1 FC6-4 1B		1-0 6-3		2-1 F7	5 0 1 1 0 1 1
Andy Pafko, R (1, 9) OBP: 0.343, SLG: 0.439		3-1 F8		3-1 1B 2-H	0-0 FC6-4			0-0 SH1-4 1B	1-1 E5	5 2 2 1 0 0 2
Danny O'Connell, R (1, 4) OBP: 0.310, SLG: 0.310		2-0 G5-4-3 1B		3-2 1B		0-0 F8		1-0 SH1-4	1-2 F9	4 0 2 0 0 0 1
Del Crandall, R (1, 2) OBP: 0.268, SLG: 0.325		2-2 G5-4-3		0-0 1B		0-0 1B		1-1 FC3-6 1B		4 0 3 2 0 0 1
Gene Conley, R (1, 1) OBP: 0.172, SLG: 0.207			0-3 K	1-1 F2		1-3 K		0-0 FC3-6 1B		4 1 0 0 0 2 4

TOP	
Milwaukee Braves @ Brooklyn Dodgers Ebbets Field, Brooklyn, NY Tue Jun 15 1954, 3:33 AM EDT Att. 18,318 - Unknown	
AB 40	
R 7	
H 14	
RBI 7	
BB 2	
SO 4	
LOB 16	
	

Inning Stats	R: 2	H: 2	E: 0	K: 0	S: 12	P: 16	R: 0	H: 1	E: 0	K: 0	S: 6	P: 13	R: 0	H: 0	E: 0	K: 1	S: 7	P: 11	R: 2	H: 4	E: 0	K: 2	S: 17	P: 29	R: 1	H: 1	E: 0	K: 0	S: 10	P: 20	R: 0	H: 2	E: 0	K: 1	S: 9	P: 12	R: 0	H: 0	E: 0	K: 0	S: 7	P: 12	R: 2	H: 4	E: 0	K: 0	S: 8	P: 12	R: 0	H: 0	E: 1	K: 0	S: 9	P: 14	1B: 13	2B: 0	3B: 0	HR: 1	SF: 0	SAC: 1	DP: 1	HBP: 0	WP: 0	PB: 0	SB: 1	CS: 0	PA: 43
--------------	------	------	------	------	-------	-------	------	------	------	------	------	-------	------	------	------	------	------	-------	------	------	------	------	-------	-------	------	------	------	------	-------	-------	------	------	------	------	------	-------	------	------	------	------	------	-------	------	------	------	------	------	-------	------	------	------	------	------	-------	--------	-------	-------	-------	-------	--------	-------	--------	-------	-------	-------	-------	--------

PITCHER	IP	WLS	BF	H	R	ER	SO	BB	IBB	HBP	BLK	WP	HR	S	P	ERA	WHIP
Russ Meyer, R (1, 1) ERA: 3.39	4.0		18	7	4	4	3	0	0	0	0	0	1	42	69	9.00	1.750
Clem Labine, R (5, 1) ERA: 4.0	3.2	L	19	6	3	3	1	2	0	0	0	0	0	32	52	7.36	2.182
Jim Hughes, R (8, 1) ERA: 2.93	1.1		6	1	0	0	0	0	0	0	0	0	0	11	18	0.00	0.750

PITCHER	IP	WLS	BF	H	R	ER	SO	BB	IBB	HBP	BLK	WP	HR	S	P	ERA	WHIP
---------	----	-----	----	---	---	----	----	----	-----	-----	-----	----	----	---	---	-----	------

Batter	1	2	3	4	5	6	7	8	9	AB	R	H	RBI	BB	SO	LOB
Jim Gilliam, S OBP: 0.319, SLG: 0.423 (1, 4)	1-0 F7		1-2 SF8 2-H 3-H 3B		1-1 HR 2B 1B		1-0 F7		1-0 F2	5	2	2	2	0	0	0
Pee Wee Reese, R OBP: 0.376, SLG: 0.452 (1, 6)	2-1 F6		2-2 SF8 3-H		1-0 HR 1-3 2B		1-0 FC6-4 1B		2-1 E4 BB	4	1	2	1	0	0	0
Duke Snider, L OBP: 0.457, SLG: 0.688 (1, 8)	0-0 4-3		3-2 1B		2-2 HR 2-H 3-H		1-3 K		4-1 BB 1-2	4	1	2	3	1	1	1
Gil Hodges, R OBP: 0.381, SLG: 0.586 (1, 3)		4-1 G6-3 BB	2-3 K		0-2 6-3		0-0 FC6-4 1-2f		1-0 F8	4	0	0	0	1	1	4
Roy Campanella, R OBP: 0.237, SLG: 0.339 (1, 2)		1-3 K		2-2 6-3		0-0 4-3		1-3 K	4	0	0	0	0	0	2	1
Carl Furillo, R OBP: 0.330, SLG: 0.301 (1, 9)		1-1 G6-3 1-2f		1-0 3-1		1-2 F4		1-1 5-3 HBP	3	0	0	0	0	0	0	1
Billy Cox, R OBP: 0.325, SLG: 0.309 (1, 5)			2-2 E4 SH3-4 3B E	4-2 1B BB		0-0 F8		0-0 5-3	3	1	0	0	1	0	1	
Dick Williams, R OBP: 0.176, SLG: 0.250 (1, 7)			0-2 E1 SH3-4 3B	2-2 1-2 1B		0-1 6-3		1-3 K	4	1	1	0	0	1	2	
Russ Meyer, S OBP: 0.125, SLG: 0.067 (1, 1)			0-1 SH3-4	0-2 3-1		1-0 F6			0	0	0	0	0	0	0	0
George Shuba, L OBP: 0.333, SLG: 0.421 (4, PH)									3-2 F7	1	0	0	0	0	0	2
Clem Labine, R (5, 1)										1	0	0	0	0	0	0
Jim Hughes, R OBP: 0.333, SLG: 0.333 (8, 1)										0	0	0	0	0	0	0
Chuck Kress, L OBP: 0.200, SLG: 0.231 (9, PH)										1	0	0	0	0	0	0

Inning Stats	R: 0	H: 0	E: 0	LOB: 0	K: 0	BB: 0	S: 4	P: 7	R: 0	H: 0	E: 0	LOB: 0	K: 1	BB: 1	S: 6	P: 12	R: 3	H: 2	E: 2	LOB: 1	K: 1	BB: 0	S: 20	P: 30	R: 0	H: 1	E: 0	LOB: 2	K: 0	BB: 1	S: 14	P: 23	R: 3	H: 3	E: 0	LOB: 0	K: 0	BB: 0	S: 13	P: 18	R: 0	H: 0	E: 0	LOB: 0	K: 0	BB: 0	S: 4	P: 5	R: 0	H: 1	E: 0	LOB: 1	K: 1	BB: 0	S: 7	P: 10	R: 0	H: 0	E: 0	LOB: 1	K: 2	BB: 0	S: 11	P: 14	R: 0	H: 0	E: 1	LOB: 2	K: 0	BB: 1	S: 11	P: 22	1B: 4	SF: 1	2B: 1	SAC: 1	3B: 1	DP: 1	HR: 1	HBP: 1
PITCHER Gene Conley, R ERA: 2.5 (1, 1)	IP	WLS	BF	H	R	ER	SO	BB	IBB	HBP	BLK	WP	HR	S	P	ERA	WHIP	IP	WLS	BF	H	R	ER	SO	BB	IBB	HBP	BLK	WP	HR	S	P	ERA	WHIP	IP	WLS	BF	H	R	ER	SO	BB	IBB	HBP	BLK	WP	HR	S	P	ERA	WHIP																													

BOTTOM

Milwaukee Braves @ Brooklyn Dodgers
Ebbets Field, Brooklyn, NY
 Tue Jun 15 1954, 3:33 AM EDT
 Att. 18,318 - Unknown

AB	34
R	6
H	7
RBI	6
BB	3
SO	5
LOB	12



WP: 0 PA: 40
 PB: 0
 SB: 0
 CS: 0

livebaseballscorecards.com

Batter	1	2	3	4	5	6	7	8	9	AB R H RBI BB SO LOB	TOP
Bill Bruton, L (1, 8) OBP: 0.317, SLG: 0.289 CFB S	1-3 K			0-2 F8		1-3 K		2-1 F7		4 0 0 0 0 2 2	
Johnny Logan, R (1, 6) OBP: 0.348, SLG: 0.437 CFB X	1-1 5-3			0-0 L6-3 1B		0-3 K		1-1 F7		4 0 1 0 0 1 2	
Hank Aaron, R (1, 7) OBP: 0.337, SLG: 0.475 BFB X	1-0 6-3			1-2 L6-3 1-2		1-3 K		1-2 F9		4 0 0 0 0 1 1	
Eddie Mathews, L (1, 5) OBP: 0.391, SLG: 0.497 BFB X		3-1 3-1			3-2 4-3		0-2 E9 1B 3B 1B		3-2 HR 2B	4 2 2 0 0 0 0	
Joe Adcock, R (1, 3) OBP: 0.388, SLG: 0.520 BFB X		1-3 K			2-2 F6		1-0 3B 1B		0-0 HR 2-H	4 2 2 2 0 1 0	
Andy Pafko, R (1, 9) OBP: 0.337, SLG: 0.429 BFB X		1-3 K			0-0 L8		1-1 F9		0-0 F8	4 0 0 0 0 1 2	
Danny O'Connell, R (1, 4) OBP: 0.318, SLG: 0.325 BFB X				0-1 G5-4-3 1B		4-2 BB BB		1-1 1-H 3-H 3B		0-0 4-3	3 0 2 2 1 0 0
Del Crandall, R (1, 2) OBP: 0.270, SLG: 0.320 BFB X				1-0 G5-4-3 1-2f		4-0 BB		3-2 6-3			2 0 0 0 1 0 2
Lew Burdette, R (1, 1) Ernie Johnson, R (5, 1) George Metkovich, L (6, PH) Ray Crone, R (6, 1) Jack Dittmer, L (8, PH) Phil Paine, R (8, 1)				0-3 K		2-1 F7		0-1 F4		1 0 0 0 0 1 0 0 0 0 0 0 0 0 1 0 0 0 0 0 2 0 0 0 0 0 0 0 1 0 0 0 0 0 0 0 0 0 0 0 0 0	
Inning Stats	R: 0 H: 0 E: 0 LOB: 0 K: 1 BB: 0 S: 6 P: 9	R: 0 H: 0 E: 0 LOB: 0 K: 2 BB: 0 S: 8 P: 13	R: 0 H: 1 E: 0 LOB: 0 K: 1 BB: 0 S: 6 P: 7	R: 0 H: 1 E: 0 LOB: 0 K: 0 BB: 0 S: 7 P: 8	R: 0 H: 0 E: 0 LOB: 0 K: 0 BB: 0 S: 7 P: 12	R: 0 H: 0 E: 0 LOB: 2 K: 2 BB: 2 S: 11 P: 22	R: 2 H: 3 E: 1 LOB: 1 K: 1 BB: 0 S: 16 P: 23	R: 0 H: 0 E: 0 LOB: 0 K: 0 BB: 0 S: 6 P: 9	R: 2 H: 2 E: 0 LOB: 0 K: 0 BB: 0 S: 12 P: 16	1B: 4 SF: 0 2B: 2 SAC: 0 3B: 1 DP: 2 HR: 1 HBP: 0	WP: 0 PA: 34 PB: 0 SB: 0 CS: 0
PITCHER Carl Erskine, R (1, 1) ERA: 3.58	IP WLS BF H R ER SO BB IBB HBP BLK WP HR S P ERA WHIP 9.0 W 34 7 4 4 7 2 0 0 0 0 1 79 119 4.00 1.000					PITCHER IP WLS BF H R ER SO BB IBB HBP BLK WP HR S P ERA WHIP					

Milwaukee Braves @ Brooklyn Dodgers
 Ebbets Field, Brooklyn, NY
 Wed Jun 16 1954, 3:33 AM EDT
 Att. 14,237 - Unknown

livebaseballscorecards.com

AB	32
R	4
H	7
RBI	4
BB	2
SO	7
LOB	11



Batter	1	2	3	4	5	6	7	8	9
Jim Gilliam, S <small>OBP: 0.322, SLG: 0.424</small> (1, 4)	1-1 		2-3 		0-0 		1-2 		
Pee Wee Reese, R <small>OBP: 0.378, SLG: 0.466</small> (1, 6)	0-2 			2-1 	0-0 		2-2 		
Duke Snider, L <small>OBP: 0.453, SLG: 0.693</small> (1, 8)	0-0 			0-0 	2-2 		3-3 		
Jackie Robinson, R <small>OBP: 0.450, SLG: 0.518</small> (1, 7)	2-1 			4-1 	2-0 		3-2 		
Don Thompson, L <small>OBP: 0.165, SLG: 0.043</small> (8, 7)									
Gil Hodges, R <small>OBP: 0.387, SLG: 0.602</small> (1, 3)		1-0 		0-0 		2-1 		4-0 	
George Shuba, L <small>OBP: 0.333, SLG: 0.415</small> (1, 9)		1-1 		2-2 		3-3 		3-1 	
Carl Furillo, R <small>OBP: 0.333, SLG: 0.304</small> (8, 9)									
Roy Campanella, R <small>OBP: 0.238, SLG: 0.359</small> (1, 2)		1-1 		2-1 		2-2 		3-1 	
Don Hoak, R <small>OBP: 0.294, SLG: 0.438</small> (1, 5)			2-2 		1-0 	0-1 		1-3 	
Carl Erskine, R <small>OBP: 0.205, SLG: 0.114</small> (1, 1)			0-2 		0-3 		1-1 	1-3 	

AB	R	H	RBI	BB	SO	LOB
4	2	2	0	0	1	0
4	1	2	3	0	0	0
4	1	1	1	0	1	1
3	1	0	0	1	0	1
0	0	0	0	0	0	0
3	1	2	2	1	0	0
3	0	1	0	0	1	1
1	0	1	0	0	0	0
4	1	1	1	0	0	3
4	1	1	1	0	1	2
4	0	0	0	0	2	2

BOTTOM

Milwaukee Braves @ Brooklyn Dodgers
 Ebbets Field, Brooklyn, NY

Wed Jun 16 1954, 3:33 AM EDT
 Att. 14,237 - Unknown

livebaseballscorecards.com

AB	34
R	8
H	11
RBI	8
BB	2
SO	6
LOB	10

Inning Stats	R: 1	H: 1	E: 0	K: 0	S: 8	LOB: 0	BB: 0	P: 11	R: 0	H: 0	E: 0	K: 0	S: 5	LOB: 0	BB: 0	P: 8	R: 0	H: 0	E: 0	K: 1	S: 10	LOB: 0	BB: 0	P: 14	R: 2	H: 2	E: 0	K: 0	S: 10	LOB: 1	BB: 1	P: 20	R: 2	H: 3	E: 0	K: 1	S: 10	LOB: 1	BB: 0	P: 15	R: 1	H: 2	E: 0	K: 1	S: 12	LOB: 0	BB: 0	P: 19	R: 2	H: 2	E: 0	K: 1	S: 16	LOB: 0	BB: 0	P: 26	R: 0	H: 1	E: 0	K: 2	S: 11	LOB: 2	BB: 1	P: 23
PITCHER	IP	WLS	BF	H	R	ER	SO	BB	IBB	HBP	BLK	WP	HR	S	P	ERA	WHIP																																															
Lew Burdette, R <small>ERA: 2.64</small>	(1, 1)	4.1	L	20	6	5	5	2	1	0	0	0	0	0	39	60	10.38	1.615																																														
Ernie Johnson, R <small>ERA: 3.08</small>	(5, 1)	0.2		2	0	0	0	0	0	0	0	0	0	4	8	0.00	0.000																																															
Ray Crone, R <small>ERA: 2.38</small>	(6, 1)	2.0		9	4	3	3	2	0	0	0	0	0	2	28	45	13.50	2.000																																														
Phil Paine, R <small>ERA: 6.14</small>	(8, 1)	1.0		5	1	0	0	2	1	0	0	0	0	0	11	23	0.00	2.000																																														

WP	HR	S	P	ERA	WHIP
0	0	0	0	0	0
0	0	0	0	0	0
0	0	0	0	0	0
0	0	0	0	0	0

Batter	1	2	3	4	5	6	7	8	9	AB R H RBI BB SO LOB	TOP
Jim Pendleton, R (1, 8) OBP: 0.243, SLG: 0.300 Bill Bruton, L (8, PH) OBP: 0.316, SLG: 0.287 (8, 8)	1-2 F2		0-1 F8	1-1 1-2 2-H 1B		0-0 F7		0-1 F7		4 0 1 1 0 0 0 1 0 0 0 0 0 1	
Johnny Logan, R (1, 6) OBP: 0.341, SLG: 0.427	3-3 K		2-2 4-3	0-0 F2			2-1 6-3		0-0 L8	5 0 0 0 0 1 2	
Hank Aaron, R (1, 7) OBP: 0.348, SLG: 0.500	1-0 HR		4-1 HR BB		4-2 FC3-6 BB		0-2 2B		1-0 6-3	3 2 2 1 2 0 0	
Eddie Mathews, L (1, 5) OBP: 0.387, SLG: 0.505	2-1 F2		3-1 HR 1-H		0-1 FC3-6 6-3 1B 1-2f		2-3 K		2-3 K	5 2 1 2 0 2 2	
Joe Adcock, R (1, 3) OBP: 0.382, SLG: 0.510		1-1 1-3	1-2 L5		3-1 6-3 1-2		1-1 6-3			4 0 0 0 0 0 2	
Andy Pafko, R (1, 9) OBP: 0.340, SLG: 0.431		1-2 BB 1B		0-0 F4	1-1 1B 2-H			1-0 6-3		4 0 2 1 0 0 0	
Danny O'Connell, R (1, 4) OBP: 0.326, SLG: 0.345		4-1 BB 1-2		1-0 1B 1B	0-1 B1			2-1 HR		3 2 2 1 1 0 1	
Del Crandall, R (1, 2) OBP: 0.269, SLG: 0.318		0-0 F6		2-3 K		1-1 6-3		1-2 FC3-4-6 1B		4 0 1 0 0 1 3	
Jim Wilson, R (1, 1) OBP: 0.300, SLG: 0.400		1-0 4-3		0-0 1B 1-2		2-2 5-3		0-2 FC3-4-6 1-2f		4 0 1 0 0 0 3	
Inning Stats	R: 1 H: 1 E: 0 LOB: 0 K: 1 BB: 0 S: 9 P: 16	R: 0 H: 1 E: 0 LOB: 2 K: 0 BB: 1 S: 9 P: 16	R: 2 H: 1 E: 0 LOB: 0 K: 0 BB: 1 S: 14 P: 24	R: 1 H: 3 E: 0 LOB: 2 K: 1 BB: 0 S: 11 P: 15	R: 1 H: 1 E: 0 LOB: 1 K: 0 BB: 1 S: 10 P: 18	R: 0 H: 0 E: 0 LOB: 0 K: 0 BB: 0 S: 7 P: 10	R: 0 H: 1 E: 0 LOB: 1 K: 1 BB: 0 S: 10 P: 15	R: 1 H: 2 E: 0 LOB: 1 K: 0 BB: 0 S: 11 P: 15	R: 0 H: 0 E: 0 LOB: 0 K: 1 BB: 0 S: 6 P: 9	1B: 6 SF: 0 2B: 1 SAC: 0 3B: 0 DP: 0 HR: 3 HBP: 0	WP: 0 PA: 40 PB: 0 SB: 0 CS: 0
PITCHER Johnny Podres, L (1, 1) ERA: 3.53 Bob Milliken, R (8, 1) ERA: 5.14 Clem Labine, R (9, 1) ERA: 3.89	IP WLS BF H R ER SO BB IBB HBP BLK WP HR S P ERA WHIP 7.1 L 35 10 6 6 3 3 0 0 0 0 0 3 76 124 7.36 1.773 0.2 2 0 0 0 0 0 0 0 0 0 0 0 5 5 0.00 0.000 1.0 3 0 0 0 0 1 0 0 0 0 0 0 6 9 0.00 0.000	PITCHER IP WLS BF H R ER SO BB IBB HBP BLK WP HR S P ERA WHIP									

Milwaukee Braves @ Brooklyn Dodgers
 Ebbets Field, Brooklyn, NY
 Thu Jun 17 1954, 3:33 AM EDT
 Att. 9,304 - Unknown

livebaseballscorecards.com

AB	37
R	6
H	10
RBI	6
BB	3
SO	4
LOB	14



Batter	1	2	3	4	5	6	7	8	9	AB	R	H	RBI	BB	SO	LOB						
Jim Gilliam, S OBP: 0.321, SLG: 0.426 (1, 4)	0-1 F2			0-2 HR 2B	1-1 F8			1-1 F3		4	1	1	0	0	0	1						
Pee Wee Reese, R OBP: 0.373, SLG: 0.458 (1, 6)	1-2 F2			2-0 F3		1-3 K		3-1 L5		4	0	0	0	0	1	1						
Duke Snider, L OBP: 0.450, SLG: 0.699 (1, 8)	2-1 4-3			3-2 2-H HR		0-0 F7			2-1 F3	4	1	1	2	0	0	0						
Jackie Robinson, R OBP: 0.462, SLG: 0.586 (1, 7)			1-2 S CS 2B	0-0 HR		1-1 2B			1-2 HR	4	2	4	2	0	0	0						
Gil Hodges, R OBP: 0.381, SLG: 0.590 (1, 3)			1-2 5-3	2-3 K		0-2 5-3			2-1 5-3	4	0	0	0	0	1	2						
George Shuba, L OBP: 0.309, SLG: 0.378 (1, 9)			0-1 F9	3-2 3-1			2-1 1-3		0-2 L7	4	0	0	0	0	0	1						
Roy Campanella, R OBP: 0.240, SLG: 0.358 (1, 2)			1-1 CS	0-1 F8		2-2 6-3		1-2 G4-6-3 1B		3	0	1	0	0	0	0						
Don Hoak, R OBP: 0.284, SLG: 0.422 (1, 5)			1-2 F4	0-2 F4		0-0 G4-6-3 1-2f				3	0	0	0	0	0	1						
Johnny Podres, L OBP: 0.343, SLG: 0.406 (1, 1)			0-0 4-3					3-2 F8		2	0	1	0	0	0	0						
Bob Milliken, R OBP: 0.250, SLG: 0.250 (8, 1)										0	0	0	0	0	0	0						
Chuck Kress, L OBP: 0.195, SLG: 0.225 (8, PH)										1	0	0	0	0	0	0						
Clem Labine, R (9, 1)										0	0	0	0	0	0	0						
Inning Stats	R: 0 E: 0 K: 0 S: 7	H: 0 LOB: 0 BB: 0 P: 10	R: 0 E: 0 K: 0 S: 9	H: 1 LOB: 0 BB: 0 P: 12	R: 0 E: 0 K: 0 S: 6	H: 0 LOB: 0 BB: 0 P: 7	R: 3 E: 0 K: 1 S: 16	H: 3 LOB: 0 BB: 0 P: 26	R: 0 E: 0 K: 0 S: 11	H: 1 LOB: 1 BB: 0 P: 15	R: 0 E: 0 K: 1 S: 9	H: 1 LOB: 1 BB: 0 P: 11	R: 0 E: 0 K: 0 S: 6	H: 1 LOB: 0 BB: 0 P: 9	R: 0 E: 0 K: 0 S: 10	H: 0 LOB: 0 BB: 0 P: 17	R: 1 E: 0 K: 0 S: 12	H: 1 LOB: 0 BB: 0 P: 17	1B: 1 2B: 4 3B: 0 HR: 3	SF: 0 SAC: 0 DP: 1 HBP: 0	WP: 0 PB: 0 SB: 1 CS: 1	PA: 34
PITCHER Jim Wilson, R ERA: 2.78 (1, 1)	IP 9.0	WLS W	BF 33	H 8	R 4	ER 4	SO 2	BB 0	IBB 0	HBP 0	BLK 0	WP 0	HR 3	S 86	P 124	ERA 4.00	WHIP 0.889					
PITCHER	IP	WLS	BF	H	R	ER	SO	BB	IBB	HBP	BLK	WP	HR	S	P	ERA	WHIP					

BOTTOM

Milwaukee Braves @ Brooklyn Dodgers
Ebbets Field, Brooklyn, NY
 Thu Jun 17 1954, 3:33 AM EDT
 Att. 9,304 - Unknown

livebaseballscorecards.com

AB	33
R	4
H	8
RBI	4
BB	0
SO	2
LOB	6



Batter	1	2	3	4	5	6	7	8	9	AB R H RBI BB SO LOB	TOP											
Frank Baumholtz, L (1, 8) OBP: 0.347, SLG: 0.401	1-1 G3	2-0 FC6-4 1-2f			0-0 4-3		1-0 4-3		1-2 F7	5 0 0 0 0 0 4												
Dee Fondy, L (1, 3) OBP: 0.295, SLG: 0.423	1-1 1B		3-2 L7		0-0 HR			3-3 K		4 1 2 1 0 1 0												
Randy Jackson, R (1, 5) OBP: 0.379, SLG: 0.511	3-2 F5		0-0 F7		4-1 BB			4-2 BB		2 0 0 0 2 0 1												
Ralph Kiner, R (1, 7) OBP: 0.436, SLG: 0.596	0-0 L7		1-0 HR		0-3 K			3-1 F6		4 1 1 1 0 1 3												
Hank Sauer, R (1, 9) OBP: 0.411, SLG: 0.659		2-1 4-3	1-0 F7		1-1 F5			0-3 K		4 0 0 0 0 1 1												
14 Ernie Banks, R (1, 6) OBP: 0.329, SLG: 0.417		1-0 6-3 1B HBP		0-0 5-3		0-0 6-3		1-2 2B		3 1 1 0 0 0 0												
Joe Garagiola, L (1, 2) OBP: 0.405, SLG: 0.393		4-1 1B 6-3 1-2 BB		0-3 K		2-1 F6		2-1 F5		3 0 0 0 1 1 1												
Eddie Miksis, R (1, 4) OBP: 0.234, SLG: 0.262		2-1 6-3		0-3 K		0-2 P4		0-3 K		3 0 0 0 0 1 2												
Bill Serena, R (9, PH) OBP: 0.346, SLG: 0.619		1-2 2-3 3-H								1 0 0 0 0 1 1												
Warren Hacker, R (1, 1) OBP: 0.211, SLG: 0.167		0-2 FC6-4 1B		0-3 K		0-3 K		4-2 BB		3 0 1 1 0 2 0												
Bill Tremel, R (7, 1)										0 0 0 0 0 0 0												
Hal Rice, L (9, PH) OBP: 0.302, SLG: 0.284										0 0 0 0 1 0 0												
Inning Stats	R: 0 E: 0 K: 0 S: 8	H: 1 LOB: 1 BB: 0 P: 13	R: 1 E: 0 K: 0 S: 9	H: 1 LOB: 2 BB: 1 P: 20	R: 1 E: 0 K: 2 S: 6	H: 1 LOB: 0 BB: 0 P: 11	R: 0 E: 0 K: 2 S: 7	H: 0 LOB: 0 BB: 0 P: 7	R: 1 E: 0 K: 2 S: 9	H: 1 LOB: 1 BB: 1 P: 13	R: 0 E: 0 K: 1 S: 5	H: 0 LOB: 0 BB: 0 P: 8	R: 0 E: 0 K: 1 S: 7	H: 0 LOB: 0 BB: 0 P: 8	R: 0 E: 0 K: 2 S: 11	H: 0 LOB: 1 BB: 1 P: 21	R: 0 E: 0 K: 1 S: 13	H: 1 LOB: 2 BB: 1 P: 21	1B: 2 2B: 1 3B: 0 HR: 2	SF: 0 SAC: 0 DP: 0 HBP: 1	WP: 0 PB: 0 SB: 0 CS: 0	PA: 37
PITCHER Don Newcombe, R (1, 1) ERA: 4.8	IP: 9.0 WLS: W BF: 37 H: 5 R: 3 ER: 3 SO: 8 BB: 4 IBB: 0 HBP: 1 BLK: 0 WP: 0 HR: 2 S: 75 P: 122 ERA: 3.00 WHIP: 1.000											PITCHER	IP: 9.0 WLS: W BF: 37 H: 5 R: 3 ER: 3 SO: 8 BB: 4 IBB: 0 HBP: 1 BLK: 0 WP: 0 HR: 2 S: 75 P: 122 ERA: 3.00 WHIP: 1.000									

Chicago Cubs @ Brooklyn Dodgers
 Ebbets Field, Brooklyn, NY
 Fri Jun 18 1954, 3:33 AM EDT
 Att. 14,379 - Unknown

livebaseballscorecards.com

AB	32
R	3
H	5
RBI	3
BB	4
SO	8
LOB	13



Batter	1	2	3	4	5	6	7	8	9
Jim Gilliam, S OBP: 0.322, SLG: 0.429 (1, 4)	1-0 1B 2B	1-0 E4 1-3		0-2 F9		0-0 4-3		1-0 G6-4-3 1-2 1B	
Pee Wee Reese, R OBP: 0.369, SLG: 0.453 (1, 6)	1-1 F8 SF8 2-H 1B	0-0 F6			1-1 F8		1-0 F9	3-1 G6-4-3 1-2f	
Duke Snider, L OBP: 0.447, SLG: 0.695 (1, 8)	1-0 F8 2-3		3-2 3-1		2-1 F8		2-0 F8 HR 2B		
Jackie Robinson, R OBP: 0.463, SLG: 0.588 (1, 7)	4-1 BB		2-2 F6		1-1 2B		1-1 F8 2-3		
Gil Hodges, R OBP: 0.386, SLG: 0.623 (1, 3)	2-0 SF8 3-H		1-1 HR		4-1 FC6-4 BB		0-1 HR		
Roy Campanella, R OBP: 0.247, SLG: 0.370 (1, 2)	3-3 K		2-2 1B		0-0 FC6-4 1-2f		1-1 2B		
Carl Furillo, R OBP: 0.327, SLG: 0.298 (1, 9)		0-1 6-3	0-2 F7		2-2 F8		0-1 6-3		
Don Hoak, R OBP: 0.283, SLG: 0.448 (1, 5)		0-2 F9		2-1 F9		3-2 HR		0-3 K	
Don Newcombe, L OBP: 0.350, SLG: 0.294 (1, 1)		1-1 E 1B		2-3 K		0-3 K		0-0 1B 1B	

AB	R	H	RBI	BB	SO	LOB
5	1	2	0	0	0	1
5	1	1	1	0	0	4
4	1	1	0	0	0	1
3	0	1	0	1	0	1
2	2	2	4	1	0	0
4	0	2	0	0	1	3
4	0	0	0	0	0	2
4	1	1	1	0	1	0
4	0	2	0	0	2	0

BOTTOM	
Chicago Cubs @ Brooklyn Dodgers Ebbets Field, Brooklyn, NY	
AB 35	
R 6	
H 12	
RBI 6	
BB 2	
SO 4	
LOB 12	
	
WP: 0 PA: 38	
PB: 0	
SB: 0	
CS: 0	

Chicago Cubs @ Brooklyn Dodgers
Ebbets Field, Brooklyn, NY
Fri Jun 18 1954, 3:33 AM EDT
Att. 14,379 - Unknown

Inning Stats		R	H	E	K	S	R	H	E	K	S	R	H	E	K	S	R	H	E	K	S	R	H	E	K	S
WARREN HACKER, R (1, 1)		2	2	0	1	21	0	1	1	0	9	0	2	0	0	13	0	3	0	0	0	0	0	0	0	0
BILL TREMEL, R (7, 1)		0	0	0	0	0	0	0	0	0	0	0	0	0	0	0	0	0	0	0	0	0	0	0	0	0

PITCHER		IP	WLS	BF	H	R	ER	SO	BB	IBB	HBP	BLK	WP	HR	S	P	ERA	WHIP
WARREN HACKER, R (1, 1)		6.2	L	33	10	6	6	3	2	0	0	0	0	3	70	114	8.10	1.800
BILL TREMEL, R (7, 1)		1.1		5	2	0	0	1	0	0	0	0	0	9	13	0.00	1.500	

Batter	1	2	3	4	5	6	7	8	9	AB R H RBI BB SO LOB	TOP	
Frank Baumholtz, L (1, 8) OBP: 0.351, SLG: 0.411	0-2 G5-4-3 1B		0-3 K			0-0 L8			3-2 HR 2B	4 1 2 0 0 1 2		
Dee Fondy, L (1, 3) OBP: 0.291, SLG: 0.416	0-1 B5		0-0 FC6			0-1 F2			1-1 F4	4 0 0 0 0 0 4		
Ralph Kiner, R (1, 7) OBP: 0.433, SLG: 0.604	3-1 G5-4-3					1-0 F3			0-0 HR	4 1 1 2 0 1 1		
Hank Sauer, R (1, 9) OBP: 0.404, SLG: 0.646		0-1 F9				1-1 F8			2-3 HR	4 0 0 0 0 1 0		
14 Ernie Banks, R (1, 6) OBP: 0.328, SLG: 0.414		3-2 CS 1B				2-1 F9			2-1 5-3	4 0 1 0 0 0 0		
Gene Baker, R (1, 4) OBP: 0.348, SLG: 0.449		2-1 F4				0-0 F4			2-2 5-3	3 0 0 0 0 0 1		
Bill Serena, R (1, 5) OBP: 0.310, SLG: 0.542			1-1 F6			0-2 5-3			0-1 5-3	3 0 0 0 0 0 0		
Joe Garagiola, L (1, 2) OBP: 0.404, SLG: 0.391			0-1 1B			0-1 E4			1-1 G3	3 0 1 0 0 0 0		
Bob Rush, R (1, 1) OBP: 0.344, SLG: 0.406			2-2 FC6 1B			0-1 1-3			1-2 1-3	2 0 1 0 0 0 1		
Hal Rice, L (8, PH) OBP: 0.299, SLG: 0.280										1 0 0 0 0 0 0		
Bill Tremel, R (8, 1)										0 0 0 0 0 0 0		
Inning Stats	R: 0 H: 1 E: 0 LOB: 0 K: 0 BB: 0 S: 7 P: 10	R: 0 H: 1 E: 0 LOB: 0 K: 0 BB: 0 S: 7 P: 12	R: 0 H: 2 E: 0 LOB: 2 K: 1 BB: 0 S: 11 P: 14	R: 0 H: 0 E: 0 LOB: 0 K: 1 BB: 0 S: 7 P: 10	R: 0 H: 0 E: 1 LOB: 1 K: 0 BB: 0 S: 8 P: 8	R: 0 H: 0 E: 0 LOB: 0 K: 0 BB: 0 S: 4 P: 5	R: 0 H: 0 E: 0 LOB: 0 K: 0 BB: 0 S: 11 P: 14	R: 0 H: 0 E: 0 LOB: 0 K: 0 BB: 0 S: 7 P: 9	R: 2 H: 2 E: 0 LOB: 0 K: 1 BB: 0 S: 11 P: 19	1B: 4 SF: 0 2B: 1 SAC: 0 3B: 0 DP: 1 HR: 1 HBP: 0	WP: 0 PA: 32 PB: 0 SB: 0 CS: 1	
PITCHER	IP WLS BF H R ER SO BB IBB HBP BLK WP HR S P ERA WHIP											
Russ Meyer, R (1, 1) ERA: 3.13	8.1 W 29 5 1 1 2 0 0 0 0 0 0 67 91 1.08 0.600											
Jim Hughes, R (9, 1) ERA: 3.16	0.2 S 3 1 1 1 1 0 0 0 0 0 0 1 6 10 13.50 1.500											

Chicago Cubs @ Brooklyn Dodgers
 Ebbets Field, Brooklyn, NY
 Sat Jun 19 1954, 3:33 AM EDT
 Att: 11,780 - Unknown

livebaseballscorecards.com

AB	32
R	2
H	6
RBI	2
BB	0
SO	3
LOB	9



Batter	1	2	3	4	5	6	7	8	9	AB R H RBI BB SO LOB
Jim Gilliam, S OBP: 0.325, SLG: 0.428 (1, 4)	2-2 F7			4-1 HR BB		1-0 G4-6-3 1B		0-2 FC6-4 HR		3 2 1 0 1 0 1
Pee Wee Reese, R OBP: 0.368, SLG: 0.447 (1, 6)	1-0 6-3			2-1 F7		2-0 G4-6-3 1-2f		4-0 HR BB		3 1 0 0 1 0 2
Duke Snider, L OBP: 0.444, SLG: 0.700 (1, 8)	1-3 K			2-3 K 1-2		3-1 G3		2-1 HR 1-H 2-H		4 1 1 3 0 2 1
Jackie Robinson, R OBP: 0.464, SLG: 0.625 Don Thompson, L OBP: 0.165, SLG: 0.043 (1, 7) (9, 7)		1-3 K		3-0 HR 2-H		1-0 HR		0-1 L9		4 2 2 3 0 1 0 0 0 0 0 0 0 0
Gil Hodges, R OBP: 0.386, SLG: 0.617 (1, 3)		1-1 F3		4-2 BB		2-3 K				2 0 0 0 1 1 0
Roy Campanella, R OBP: 0.242, SLG: 0.362 (1, 2)		2-2 F6		0-1 F4		2-1 5-3				3 0 0 0 0 0 1
Carl Furillo, R OBP: 0.323, SLG: 0.294 (1, 9)			1-1 F4		1-0 6-3		0-0 6-3			3 0 0 0 0 0 0
Don Hoak, R OBP: 0.284, SLG: 0.444 (1, 5)			0-1 F9		0-0 F8		0-0 FC2-6-5-6-3 1B			3 0 1 0 0 0 0
Russ Meyer, S OBP: 0.105, SLG: 0.056 Jim Hughes, R OBP: 0.333, SLG: 0.333 (1, 1) (9, 1)			2-3 K		0-2 1-3		0-2 FC2-6-5-6-2 FC6-4 1-3			3 0 0 0 0 1 1 0 0 0 0 0 0 0

Inning Stats	R: 0 E: 0 K: 1 S: 7	H: 0 LOB: 0 BB: 0 P: 11	R: 0 E: 0 K: 1 S: 8	H: 0 LOB: 0 BB: 0 P: 12	R: 0 E: 0 K: 1 S: 7	H: 0 LOB: 0 BB: 0 P: 10	R: 2 E: 0 K: 1 S: 11	H: 1 LOB: 1 BB: 2 P: 26	R: 0 E: 0 K: 0 S: 5	H: 0 LOB: 0 BB: 0 P: 6	R: 0 E: 0 K: 0 S: 4	H: 1 LOB: 0 BB: 0 P: 10	R: 1 E: 0 K: 1 S: 7	H: 1 LOB: 0 BB: 0 P: 12	R: 3 E: 0 K: 0 S: 11	H: 2 LOB: 0 BB: 1 P: 17
1B: 2 2B: 0 3B: 0 HR: 3	SF: 0 SAC: 0 DP: 1 HBP: 0	WP: 0 PA: 31 ERA: 4.65 WHIP: 0.714	WP: 0 PA: 31 ERA: 27.00 WHIP: 3.000													

BOTTOM

Chicago Cubs @ Brooklyn Dodgers
Ebbets Field, Brooklyn, NY

Sat Jun 19 1954, 3:33 AM EDT
Att. 11,780 - Unknown

livebaseballscorecards.com

AB	28
R	6
H	5
RBI	6
BB	3
SO	5
LOB	6



PITCHER	IP	WLS	BF	H	R	ER	SO	BB	IBB	HBP	BLK	WP	HR	S	P	ERA	WHIP
Bob Rush, R ERA: 4.65 (1, 1)	7.0	L	25	3	3	3	5	2	0	0	0	0	2	49	87	3.86	0.714
Bill Tremel, R ERA: 9.0 (8, 1)	1.0		6	2	3	3	0	1	0	0	0	0	1	11	17	27.00	3.000

Chicago Cubs @ Brooklyn Dodgers
 Ebbets Field, Brooklyn, NY
 Sun Jun 20 1954, 3:33 AM EDT
 Unknown

livebaseballscorecards.com

AB	35
R	4
H	8
RBI	4
BB	5
SO	7
LOB	28



AB	R	H	RBI	BB	SO	LOB
4	0	2	2	1	0	0
5	1	1	0	0	2	5
5	0	1	0	0	1	5
3	0	1	1	1	1	1
5	0	2	0	0	0	4
5	0	0	0	0	0	4
2	1	0	0	2	2	2
0	0	0	0	1	0	0
2	1	0	0	0	0	2
0	0	0	0	0	0	0
1	0	0	0	0	0	0
1	1	1	1	0	0	0
0	0	0	0	0	0	0
1	0	0	0	0	0	1
0	0	0	0	0	0	0

Batter	1	2	3	4	5	6	7	8	9															
Frank Baumholtz, L OBP: 0.359, SLG: 0.434 (1, 8)	1-1 3B		4-2 BB		0-0 F6	0-0 1B 2B		1-0 E1																
Dee Fondy, L OBP: 0.289, SLG: 0.416 (1, 3)	1-3 K		1-3 K		2-2 E SF8	1-2 6-3		0-0 FC3-6																
Ralph Kiner, R OBP: 0.429, SLG: 0.595 (1, 7)	1-2 1-3		2-3 K		0-2 E6	0-1 BB		2-1 G1-4-3																
Hank Sauer, R OBP: 0.403, SLG: 0.641 (1, 9)	2-3 K			1-2 14 1B	1-0 SF8	4-1 14 G4-3		1-1 E5																
14 Ernie Banks, R OBP: 0.329, SLG: 0.418 (1, 6)		1-1 F6		2-2 HBP	2-0 G4-3	0-1 G4-3		2-0 G6-4-3																
Gene Baker, R OBP: 0.339, SLG: 0.436 (1, 4)		2-2 1-3		2-2 F7	1-2 6-3		2-2 F8		2-2 F6															
Bill Serena, R OBP: 0.333, SLG: 0.500 (1, 5)		2-3 K2-3		3-3 K		4-2 E	4-2 G3																	
Joe Garagiola, L OBP: 0.414, SLG: 0.391 (1, 2)			4-2 FC8-6	2-2 HBP		1-1 E1	1-0 G3																	
El Tappe, R OBP: 0.292, SLG: 0.295 (4, 2)			2-1 FC8-6	1-2 HBP		1-2 2B	1-2																	
Johnny Kipstein, R OBP: 0.150, SLG: 0.150 (1, 1)			2-1 FC8-6	3-3 K		2-0 2B	0-0 6-3																	
Hai Rice, L OBP: 0.000, SLG: 0.000 (1, 1)																								
Jim Brosnan, R OBP: 0.000, SLG: 0.000 (1, 1)																								
Randy Jackson, R OBP: 0.000, SLG: 0.000 (1, 1)																								
Jim Davis, S OBP: 0.000, SLG: 0.000 (1, 1)																								
Steve Elliot, R OBP: 0.000, SLG: 0.000 (1, 1)																								
Warren Hacker, R OBP: 0.000, SLG: 0.000 (1, 1)																								
Eddie Miksa, R OBP: 0.000, SLG: 0.000 (1, 1)																								
Bill Tremel, R OBP: 0.000, SLG: 0.000 (1, 1)																								
Inning Stats	R: 0 E: 0 K: 2 S: 11	H: 1 LOB: 1 BB: 0 P: 16	R: 0 E: 0 K: 1 S: 9	H: 0 LOB: 0 BB: 0 P: 14	R: 0 E: 0 K: 2 S: 17	H: 0 LOB: 2 BB: 2 P: 30	R: 0 E: 0 K: 2 S: 19	H: 2 LOB: 3 BB: 0 P: 32	R: 1 E: 1 K: 0 S: 12	H: 2 LOB: 2 BB: 0 P: 18	R: 3 E: 1 K: 0 S: 14	H: 3 LOB: 2 BB: 2 P: 26	R: 0 E: 0 K: 0 S: 7	H: 0 LOB: 1 BB: 1 P: 14	R: 0 E: 1 K: 0 S: 4	H: 0 LOB: 0 BB: 0 P: 7	R: 0 E: 1 K: 0 S: 7	H: 0 LOB: 0 BB: 0 P: 12	R: 0 E: 1 K: 0 S: 7	H: 0 LOB: 0 BB: 0 P: 12	1B: 3 2B: 4 3B: 1 HR: 0	SF: 1 SAC: 0 DP: 3 HBP: 1	WP: 0 PB: 0 SB: 0 CS: 0	PA: 42
PITCHER	IP WLS BF H R ER SO BB IBB HBP BLK WP HR S P ERA WHIP																			IP WLS BF H R ER SO BB IBB HBP BLK WP HR S P ERA WHIP				
Carl Erskine, R ERA: 3.58 (1, 1)	5.0 27 6 4 2 7 3 0 1 0 0 0 0 73 122 3.60 1.800																							
Johnny Podres, L ERA: 3.51 (6, 1)	0.1 2 1 0 0 0 0 0 0 0 0 0 0 4 5 0.00 3.000																							
Clem Labine, R ERA: 3.54 (6, 1)	3.2 13 1 0 0 0 2 0 0 0 0 0 0 23 42 0.00 0.818																							

Batter	1	2	3	4	5	6	7	8	9	AB	R	H	RBI	BB	SO	LOB
Jim Gilliam, S OBP: 0.323, SLG: 0.421 (1, 4)	3-2 F7	0-1 F7			2-0 5-3	0-0 F7		4-0 BB		4	0	0	0	1	0	3
Pee Wee Reese, R OBP: 0.365, SLG: 0.442 (1, 6)	0-3	2-2 1B			0-0 B2-3		2-2 F8	0-0 F9		5	0	1	1	0	1	3
Duke Snider, L OBP: 0.445, SLG: 0.696 (1, 8)	4-1 WP BB	0-0 F9			3-2 1B		2-2 G3			3	0	1	0	1	0	1
Jackie Robinson, R OBP: 0.459, SLG: 0.615 (1, 7)	2-1 F3		1-1 4-3		1-0 5-3		3-1 CS 1B			4	0	1	0	0	0	2
Gil Hodges, R OBP: 0.391, SLG: 0.622 (1, 3)		2-2 2B HR 1B	2-2 5-3		1-1 3B 2B		3-2 CS	4-0 SH5-4 1B BB		3	3	2	0	1	0	0
Roy Campanella, R OBP: 0.256, SLG: 0.396 (1, 2)		3-2 1-3 HR 2B	0-1 CS 1B		0-0 2B 3B		1-1 SH5-4			3	1	3	1	0	0	0
Carl Furillo, R OBP: 0.326, SLG: 0.309 (1, 9)		1-1 2-H 3-H HR	2-2 CS	3-1 F4	0-0 F5		4-0 BB 1B IBB			3	1	1	3	1	0	1
Don Hoak, R OBP: 0.303, SLG: 0.462 (1, 5)		1-0 SH3-4 1B HBP		0-1 5-3	1-2 2B		1-2 BB 1B			3	1	2	1	0	0	0
Carl Erskine, R OBP: 0.200, SLG: 0.111 (1, 1)		0-0 SH3-4		1-0 F8	4-2 BB		2-3 K			1	0	0	0	0	0	0
Johnny Podres, L OBP: 0.343, SLG: 0.406 (6, 1)										0	0	0	0	0	0	0
Clem Labine, R (6, 1)										1	0	0	0	1	1	2

Inning Stats	R	H	E	K	S	H	LOB	BB	IBB	HBP	BLK	WP	HR	S	P	ERA	WHIP
	0	0	0	1	19	4	1	4	0	0	0	0	1	0	12	18.00	2.500
	4	4	0	18	27	4	1	0	0	0	0	0	1	0	10	0.00	1.000
	0	1	0	10	15	0	0	0	0	0	0	0	0	11	21	0.00	0.500
	0	0	0	10	16	0	0	0	0	0	0	0	0	10	16	9.00	4.000
	0	1	0	12	9	1	0	0	0	0	0	0	0	19	45	4.50	2.000
	1	3	0	10	16	3	2	1	1	0	0	0	0	16	20	0.00	1.000
	0	1	0	20	25	1	3	0	0	0	0	0	0	9	25	0.00	0.500

PITCHER	IP	WLS	BF	H	R	ER	SO	BB	IBB	HBP	BLK	WP	HR	S	P	ERA	WHIP
Johnny Klippstein, R ERA: 6.79 (1, 1)	2.0		12	4	4	4	1	1	0	0	0	1	1	28	46	18.00	2.500
Jim Brosnan, R ERA: 8.84 (3, 1)	1.0		3	1	0	0	0	0	0	0	0	0	0	10	15	0.00	1.000
Jim Davis, L ERA: 5.18 (4, 1)	2.0		7	1	0	0	0	0	0	0	0	0	0	11	21	0.00	0.500
Warren Hacker, R ERA: 4.33 (6, 1)	1.0	L	6	3	1	1	0	1	0	0	0	0	0	10	16	9.00	4.000
Bill Tremel, R ERA: 7.71 (7, 1)	2.0		10	2	1	1	1	2	1	0	0	0	0	19	45	4.50	2.000

BOTTOM

Chicago Cubs @ Brooklyn Dodgers
Ebbets Field, Brooklyn, NY

Sun Jun 20 1954, 3:33 AM EDT
Unknown

livebaseballscorecards.com

AB	30
R	6
H	11
RBI	6
BB	5
SO	2
LOB	12

B

1B	6	SF	0	WP	1	PA	40
2B	3	SAC	2	PB	0		
3B	1	DP	0	SB	0		
HR	1	HBP	1	CS	2		

Batter	1	2	3	4	5	6	7	8	9	AB R H RBI BB SO LOB	TOP																									
Frank Baumholtz, L (1, 8) OBP: 0.354, SLG: 0.423	2-3 K	0-0 F8		1-2 L9		0-2 P6			4-2 G5-4-3 BB	4 0 0 0 1 1 4																										
Gene Baker, R (1, 4) OBP: 0.335, SLG: 0.425	0-0 F2		4-1 2B BB	0-1 5-3			0-0 1-3		1-2 G5-4-3 1-2f	4 1 0 0 1 0 1																										
Hal Rice, L (1, 9) OBP: 0.294, SLG: 0.276	2-1 1B		2-3 K		1-1 3-1		1-3 K			4 0 1 0 0 2 1																										
Ralph Kiner, R (1, 7) OBP: 0.430, SLG: 0.611	1-3 K		1-0 1B 1-H 2B		1-0 F3		3-1 HR			4 1 2 2 0 1 1																										
14 Ernie Banks, R (1, 6) OBP: 0.332, SLG: 0.417		0-0 E1 SF7 1B	4-0 FC5 1B BB		2-3 K		0-0 F8			3 1 1 0 1 1 0																										
Steve Bilko, R (1, 3) OBP: 0.333, SLG: 0.333		4-2 BB BB	1-2 1-2 2-3 1B		3-3 K		0-0 6-3			3 0 1 0 1 1 0																										
Bill Serena, R (1, 5) OBP: 0.351, SLG: 0.464		4-2 BB	1-1 F2		4-1 1B BB		2-3 K			2 0 0 0 2 1 3																										
El Tappe, R (1, 2) OBP: 0.290, SLG: 0.292		2-2 F5	1-0 FC5 2-3f		0-0 1-2 1B		2-1 F8			4 0 1 0 0 0 6																										
Hal Jeffcoat, R (1, 1) OBP: 0.375, SLG: 0.769		2-2 SF7		1-3 K		3-3 K		3-3 K		1 0 0 1 0 1 0																										
Hank Sauer, R (6, PH) OBP: 0.402, SLG: 0.637										1 0 0 0 0 1 2																										
Johnny Klippstein, R (6, 1) OBP: 0.136, SLG: 0.143										0 0 0 0 0 0 0																										
Randy Jackson, R (9, PH) OBP: 0.376, SLG: 0.507										1 0 0 0 0 1 0																										
Inning Stats	R: 0 E: 0 K: 2 S: 10	H: 1 LOB: 1 BB: 0 P: 15	R: 1 E: 1 K: 0 S: 12	H: 1 LOB: 2 BB: 2 P: 24	R: 1 E: 0 K: 1 S: 11	H: 2 LOB: 3 BB: 2 P: 25	R: 0 E: 0 K: 1 S: 8	H: 0 LOB: 0 BB: 0 P: 10	R: 0 E: 0 K: 2 S: 13	H: 1 LOB: 2 BB: 1 P: 23	R: 1 E: 0 K: 1 S: 8	H: 1 LOB: 0 BB: 0 P: 12	R: 0 E: 0 K: 1 S: 6	H: 0 LOB: 0 BB: 0 P: 10	R: 0 E: 0 K: 1 S: 9	H: 0 LOB: 0 BB: 1 P: 17	1B: 4 2B: 1 3B: 0 HR: 1	SF: 1 SAC: 0 DP: 1 HBP: 0	WP: 0 PB: 0 SB: 0 CS: 0	PA: 38																
PITCHER	IP WLS BF H R ER SO BB IBB HBP BLK WP HR S P ERA WHIP																																			
Billy Loes, R (1, 1) ERA: 5.2	2.1		13	3	2	2	3	3	0	0	0	0	0	27	51	7.71	2.571																			
Bob Milliken, R (3, 1) ERA: 4.7	2.2	W	10	1	0	0	2	1	0	0	0	0	0	20	33	0.00	0.750																			
Ben Wade, R (6, 1) ERA: 8.37	4.0	S	15	2	1	1	5	2	0	0	0	0	1	36	62	2.25	1.000																			

Chicago Cubs @ Brooklyn Dodgers
Ebbets Field, Brooklyn, NY
Sun Jun 20 1954, 3:38 AM EDT
Att. 24,868 - Unknown

livebaseballscorecards.com

AB	31
R	3
H	6
RBI	3
BB	6
SO	10
LOB	18



Batter	1	2	3	4	5	6	7	8	9
Jim Gilliam, S OBP: 0.324, SLG: 0.421 (1, 4)	0-0 5-3		2-1 4-3		1-0 E9 2B 1B	3-2 SF8 1B		0-1 F8	
Pee Wee Reese, R OBP: 0.359, SLG: 0.436 (1, 6)	1-0 F9		0-0 F9		1-0 5-3	1-1 SF8			
Duke Snider, L OBP: 0.446, SLG: 0.697 (1, 8)	0-1 FC5-4 1B		3-2 3-1		0-0 2B	2-3 K			
Gil Hodges, R OBP: 0.389, SLG: 0.614 (1, 3)	1-0 FC5-4			4-0 BB	0-0 F8		3-1 F6		
George Shuba, L OBP: 0.309, SLG: 0.378 (1, 7)		1-1 E1		0-3 K	4-2 BB		0-0 B1-3		
Don Thompson, L OBP: 0.200, SLG: 0.040 (2, PR) (3, 7)									
Carl Furillo, R OBP: 0.321, SLG: 0.303 (1, 9)		0-0 G6-4-3		0-0 F2	0-1 F6		2-2 L6		
Don Hoak, R OBP: 0.320, SLG: 0.495 (1, 5)		2-1 1B 3B		0-2 F4		1-0 1B 1B		0-0 SH5-4 1B	
Rube Walker, L OBP: 0.294, SLG: 0.311 (1, 2)		4-1 1B IBB			3-0 1B 2B	2-2 1B SF8 1B		1-2 L8	
Billy Loes, R OBP: 0.154, SLG: 0.154 (1, 1)		0-0 1B			0-1 1B E 1B	3-3 K		0-0 SH5-4	
Bob Milliken, R OBP: 0.250, SLG: 0.250 (3, 1)									
Chuck Kress, L OBP: 0.214, SLG: 0.244 (5, PH)									
Ben Wade, R (6, 1)									

AB	R	H	RBI	BB	SO	LOB
5	1	2	1	0	0	1
3	0	0	1	0	0	1
4	0	2	1	0	1	1
3	0	0	0	1	0	2
1	0	0	0	0	0	0
2	0	0	0	1	1	1
4	0	0	0	0	0	4
4	2	3	0	0	0	1
3	2	2	0	1	0	1
1	0	1	1	0	0	0
0	0	0	0	0	0	0
1	1	1	1	0	0	0
1	0	0	0	0	1	2

BOTTOM

Chicago Cubs @ Brooklyn Dodgers
Ebbets Field, Brooklyn, NY
 Sun Jun 20 1954, 3:38 AM EDT
 Att. 24,868 - Unknown

livebaseballscorecards.com

AB	32
R	6
H	11
RBI	5
BB	3
SO	3
LOB	14



Inning	R	H	E	K	S	P	ERA	WHIP
1	0	1	0	0	5	66	7.20	1.800
2	1	2	1	0	7	48	6.00	1.333
3	0	0	0	0	6			
4	0	0	0	1	10			
5	3	4	1	0	11			
6	2	3	0	0	12			
7	0	0	0	0	6			
8	0	1	0	0	7			
9	0	0	0	0	7			

PITCHER	IP	WLS	BF	H	R	ER	SO	BB	IBB	HBP	BLK	WP	HR	S	P	ERA	WHIP
Hal Jeffcoat, R ERA: 6.85 (1, 1)	5.0	L	24	7	4	4	1	2	1	0	0	0	0	39	66	7.20	1.800
Johnny Klippstein, R ERA: 6.75 (6, 1)	3.0		13	4	2	2	2	0	0	0	0	0	0	30	48	6.00	1.333

WP	PA	ERA	WHIP
0	37		
0			
0			

Batter	1	2	3	4	5	6	7	8	9	AB R H RBI BB SO LOB	TOP											
Bobby Adams, R (1, 5) OBP: 0.368, SLG: 0.352	4-2 G4-6-3 1B BB	0-0 FC5-4 1B	0-3 K		2-2 F6		0-1 F9		0-2 F8	5 1 1 0 1 1 2												
Roy McMillan, R (1, 6) OBP: 0.294, SLG: 0.298	1-2 G4-6-3 1B	1-2 FC5-4 1B	1-1 E2 1B		1-0 4-3		1-0 F2		0-0 4-3	6 0 2 0 0 0 3												
Gus Bell, L (1, 8) OBP: 0.375, SLG: 0.531 Chuck Harmon, R (8, 3) OBP: 0.250, SLG: 0.250	0-0 G4-6-3 1-2f 2-3 1B	3-3 K	0-0 3-1		2-2 1B HBP		2-1 1B 2B			4 2 1 0 0 1 5 0 0 0 0 0 0 0												
Ted Kluszewski, L (1, 3) OBP: 0.394, SLG: 0.610 Nino Escalera, L (8, PR) OBP: 0.283, SLG: 0.217	0-1 BB BB 1B 3-H	0-0 4-3		0-1 L9		0-1 1B 1B		0-0 HR 1B 2-H		5 1 3 2 0 0 2 0 1 0 0 0 0 0												
Jim Greengrass, R (1, 7) OBP: 0.298, SLG: 0.491	4-1 BB 1B BB		1-2 1B 2B 1B	1-1 HR		2-3 K		3-0 HR 1B 1-H		4 4 3 3 1 1 2												
Johnny Temple, R (1, 4) OBP: 0.385, SLG: 0.358	4-1 1B 1-2 2-3 BB		1-2 2B 1B 1B	1-0 L7		1-0 G1-4-3 1B 3-H		0-1 6-3		4 1 2 1 1 0 1												
Wally Post, R (1, 9) OBP: 0.294, SLG: 0.476	0-1 1-2 2-H 3-H 1B		1-1 1B 2B	1-0 5-3		1-0 G1-4-3 1-2f		4-2 6-3 BB		4 1 2 3 1 0 2												
Andy Seminick, R (1, 2) OBP: 0.350, SLG: 0.360	1-3 K		3-2 E 5-3 1B 2-H 3-H		3-2 E9		1-0 HR	1-2 6-3 1-2		5 2 2 3 0 1 3												
Bud Podbielan, R (1, 1) OBP: 0.333, SLG: 0.263		0-0 FC5-4 1B 1B	1-2 5-3		2-3 K		1-1 F4		0-3 K	5 0 1 0 0 2 2												
Inning Stats	R: 3 E: 0 K: 1 S: 15	H: 3 LOB: 2 BB: 3 P: 29	R: 0 E: 0 K: 1 S: 10	H: 2 LOB: 2 BB: 0 P: 14	R: 4 E: 1 K: 1 S: 20	H: 5 LOB: 1 BB: 0 P: 28	R: 1 E: 0 K: 0 S: 6	H: 1 LOB: 0 BB: 0 P: 9	R: 0 E: 1 K: 1 S: 10	H: 0 LOB: 1 BB: 0 P: 18	R: 1 E: 0 K: 1 S: 11	H: 2 LOB: 1 BB: 0 P: 17	R: 1 E: 0 K: 0 S: 6	H: 1 LOB: 0 BB: 0 P: 9	R: 3 E: 0 K: 0 S: 12	H: 3 LOB: 1 BB: 1 P: 22	R: 0 E: 0 K: 1 S: 7	H: 0 LOB: 0 BB: 0 P: 7	1B: 12 2B: 2 3B: 0 HR: 3	SF: 0 SAC: 0 DP: 2 HBP: 1	WP: 0 PB: 0 SB: 0 CS: 0	PA: 47
PITCHER	IP WLS BF H R ER SO BB IBB HBP BLK WP HR S P ERA WHIP												PITCHER	IP WLS BF H R ER SO BB IBB HBP BLK WP HR S P ERA WHIP								
Johnny Podres, L (1, 1) ERA: 4.03	2.0 L 16 8 6 6 2 3 0 0 0 0 0 0 33 54 27.00 5.500																					
Bob Milliken, R (3, 1) ERA: 4.67	4.0 18 5 3 2 3 0 0 1 0 0 1 39 61 4.50 1.250																					
Ben Wade, R (7, 1) ERA: 9.12	2.0 10 4 4 4 0 1 0 0 0 0 2 18 31 18.00 2.500																					
Erv Palica, R (9, 1) ERA: 3.24	1.0 3 0 0 0 0 1 0 0 0 0 0 0 7 7 0.00 0.000																					

Cincinnati Redlegs @ Brooklyn Dodgers
 Ebbets Field, Brooklyn, NY
 Tue Jun 22 1954, 3:33 AM EDT
 Att. 5,554 - Unknown

AB	42
R	13
H	17
RBI	12
BB	4
SO	6
LOB	22



WP: 0	PA: 47
PB: 0	
SB: 0	
CS: 0	

1B: 12	SF: 0
2B: 2	SAC: 0
3B: 0	DP: 2
HR: 3	HBP: 1

livebaseballscorecards.com


Batter	1	2	3	4	5	6	7	8	9	AB	R	H	RBI	BB	SO	LOB
Jim Gilliam, S OBP: 0.323, SLG: 0.416 (1, 4)	3-3 F3		0-0 F3			2-3 F3		4-1 BB		3	0	0	0	1	2	0
Pee Wee Reese, R OBP: 0.354, SLG: 0.429 (1, 6)	1-2 F2			1-2 L7		0-0 F7		0-1 G3		4	0	0	0	0	0	2
Duke Snider, L OBP: 0.447, SLG: 0.696 (1, 8)	3-2 2B			4-2 E BB			0-2 G3		2-2 F5	3	0	1	0	1	0	0
Jackie Robinson, R OBP: 0.452, SLG: 0.604 (1, 7)	0-1 5-3			3-2 E5 G6-4-3			1-1 F5		4-1 FC6-4 BB	3	0	0	0	0	0	2
Don Thompson, L OBP: 0.226, SLG: 0.040 (8, 7)				1-2 G6-4-3						0	0	0	0	1	0	0
Gil Hodges, R OBP: 0.383, SLG: 0.603 (1, 3)		3-2 F7		1-0 G6-4-3			2-2 L7		0-2 FC6-4	4	0	0	0	0	0	3
Roy Campanella, R OBP: 0.250, SLG: 0.385 (1, 2)		0-2 5-3			1-1 F5			3-1 F2	0-0 F9	4	0	0	0	0	0	1
Don Hoak, R OBP: 0.311, SLG: 0.480 (1, 5)		0-1 F8			0-2 6-3			1-0 F2		3	0	0	0	0	0	0
Carl Furillo, R OBP: 0.321, SLG: 0.318 (1, 9)			3-2 F9		1-0 F5			0-0 HR		3	1	1	1	0	0	0
Johnny Podres, L OBP: 0.343, SLG: 0.406 (1, 1)			0-3 F3			0-1 L7		4-2 BB BB		0	0	0	0	0	0	0
Bob Milliken, R OBP: 0.222, SLG: 0.222 (3, 1)										1	0	0	0	0	1	0
Chuck Kress, L OBP: 0.209, SLG: 0.238 (6, PH)										1	0	0	0	0	0	0
Ben Wade, R OBP: 0.302, SLG: 0.311 (7, 1)										0	0	0	0	0	0	0
Rube Walker, L OBP: 0.359, SLG: 0.294 (8, PH)										0	0	0	0	1	0	0
Don Newcombe, L OBP: 0.333, SLG: 0.333 (8, PR)										0	0	0	0	0	0	0
Erv Palica, R OBP: 0.333, SLG: 0.333 (9, 1)										0	0	0	0	0	0	0

Inning Stats	R: 0	H: 1	E: 0	LOB: 1	K: 1	S: 12	P: 19	R: 0	H: 0	E: 0	LOB: 0	K: 0	S: 8	P: 11	R: 0	H: 0	E: 0	LOB: 0	K: 1	S: 7	P: 10	R: 0	H: 0	E: 1	LOB: 1	K: 0	S: 11	P: 20	R: 0	H: 0	E: 0	LOB: 0	K: 0	S: 6	P: 8	R: 0	H: 0	E: 0	LOB: 0	K: 1	S: 6	P: 8	R: 0	H: 0	E: 0	LOB: 0	K: 0	S: 9	P: 12	R: 1	H: 1	E: 0	LOB: 2	K: 0	S: 9	P: 21	R: 0	H: 0	E: 0	LOB: 1	K: 0	S: 8	P: 14	1B: 0	SF: 0	2B: 1	SAC: 0	3B: 0	DP: 1	HR: 1	HBP: 0	WP: 0	PA: 33
PITCHER Bud Podbielan, R ERA: 4.09 (1, 1)	IP	WLS	BF	H	R	ER	SO	BB	IBB	HBP	BLK	WP	HR	S	P	ERA	WHIP																																																								
	9.0	W	33	2	1	1	3	4	0	0	0	0	1	76	123	1.00	0.667																																																								
																			PITCHER	IP	WLS	BF	H	R	ER	SO	BB	IBB	HBP	BLK	WP	HR	S	P	ERA	WHIP																																					


BOTTOM

Cincinnati Redlegs @ Brooklyn Dodgers
 Ebbets Field, Brooklyn, NY
 Tue Jun 22 1954, 3:33 AM EDT
 Att. 5,554 - Unknown

AB	29
R	1
H	2
RBI	1
BB	4
SO	3
LOB	8



livebaseballscorecards.com

Batter	1	2	3	4	5	6	7	8	9	AB R H RBI BB SO LOB	TOP	
Bobby Adams, R OBP: 0.370, SLG: 0.358 (1, 5) B C X	2-1 2B 2B		0-1 L7		4-1 FC5-4 HBP			2-2 F8		3 1 1 0 0 0 0		
Roy McMillan, R OBP: 0.293, SLG: 0.301 (1, 6) B X	1-0 1B 2B		2-3 K		0-1 FC5-4			2-1 E6		4 1 1 1 0 1 1		
Gus Bell, L OBP: 0.377, SLG: 0.535 (1, 8) X	0-0 1B 2B			2-1 1B 2B		2-1 F9		1-3 K		4 1 2 1 0 1 1		
Ted Kluszewski, L OBP: 0.392, SLG: 0.604 (1, 3) B C X	1-1 G3-6-3 1-2f			1-0 1B 1B		1-1 F9			3-2 3-1	4 0 1 1 0 0 1		
Jim Greengrass, R OBP: 0.297, SLG: 0.487 (1, 7) B X	1-0 F9			0-1 1B 1B		0-0 6-3			3-3 K	4 0 1 0 0 1 0		
Johnny Temple, R OBP: 0.378, SLG: 0.351 (1, 4) X		0-0 F8		0-2 F9			2-2 5-3		0-1 F7	4 0 0 0 0 0 2		
Wally Post, R OBP: 0.290, SLG: 0.468 (1, 9) B C X		1-1 6-3		2-1 G1-4-3 1-2f			0-0 F3			3 0 0 0 0 0 2		
Andy Seminick, R OBP: 0.340, SLG: 0.348 (1, 2) X		0-0 F5			0-1 B5-3			2-2 5-3		3 0 0 0 0 0 0		
Corky Valentine, R OBP: 0.143, SLG: 0.179 (1, 1) Howie Judson, R OBP: 0.125, SLG: 0.125 (4, 1) Lloyd Merriman, L OBP: 0.341, SLG: 0.361 (8, PH) Mario Picone, R (8, 1)			0-2 F7		2-3 K2-3			0-0 F9		1 0 0 0 0 0 0 1 0 0 0 0 1 0 1 0 0 0 0 0 0 0 0 0 0 0 0 0		
Inning Stats	R: 2 H: 3 E: 0 LOB: 0 K: 0 BB: 0 S: 7 P: 12	R: 0 H: 0 E: 0 LOB: 0 K: 0 BB: 0 S: 4 P: 5	R: 0 H: 0 E: 0 LOB: 0 K: 1 BB: 0 S: 8 P: 10	R: 1 H: 3 E: 0 LOB: 1 K: 0 BB: 0 S: 10 P: 15	R: 0 H: 0 E: 0 LOB: 1 K: 1 BB: 0 S: 8 P: 14	R: 0 H: 0 E: 0 LOB: 0 K: 0 BB: 0 S: 5 P: 8	R: 0 H: 0 E: 0 LOB: 0 K: 0 BB: 0 S: 10 P: 14	R: 0 H: 0 E: 1 LOB: 1 K: 1 BB: 0 S: 9 P: 14	R: 0 H: 0 E: 0 LOB: 0 K: 1 BB: 0 S: 8 P: 14	1B: 3 SF: 0 2B: 3 SAC: 0 3B: 0 DP: 2 HR: 0 HBP: 1	WP: 0 PA: 33 PB: 0 SB: 0 CS: 0	
PITCHER Don Newcombe, R ERA: 4.55 (1, 1)	IP WLS BF H R ER SO BB IBB HBP BLK WP HR S P ERA WHIP	9.0 W 33 6 3 3 4 0 0 1 0 0 0 69 106 3.00 0.667										

Cincinnati Redlegs @ Brooklyn Dodgers
 Ebbets Field, Brooklyn, NY
 Wed Jun 23 1954, 3:33 AM EDT
 Att: 13,776 - Unknown

livebaseballscorecards.com

AB 32
R 3
H 6
RBI 3
BB 0
SO 4
LOB 7

Batter	1	2	3	4	5	6	7	8	9	AB	R	H	RBI	BB	SO	LOB
Jim Gilliam, S (1, 4) OBP: 0.325, SLG: 0.417	0-0 4-3		0-2 F7	0-0 1B 1-2 1B		1-1 1B		1-1 SH1-4		4	1	2	0	0	0	2
Pee Wee Reese, R (1, 6) OBP: 0.359, SLG: 0.430	2-0 BB 1B		4-2 3B 1-2 2-3 BB	2-1 1B 1-3 2-H 1B		0-3 H		1-2 FC1-6-5 BB 2-3		4	1	2	1	1	1	2
Duke Snider, L (1, 8) OBP: 0.453, SLG: 0.704	4-2 L3 1-2 BB		0-1 1B 1-H 2-H 3-H 3B	2-1 FC5-4 1-3 3-H 1B		0-0 F9		4-0 1-2 BB		3	1	2	4	2	0	1
Jackie Robinson, R (1, 7) OBP: 0.440, SLG: 0.585	1-1 L3 1-2		0-0 5-3	1-0 FC5-4 1-2f			2-1 F6	1-0 1-3		5	0	0	0	0	0	7
Gil Hodges, R (1, 3) OBP: 0.389, SLG: 0.604		4-1 G3 BB	3-2 1B 3-H		1-1 6-3		0-0 1B 1B			3	0	2	1	1	0	0
Roy Campanella, R (1, 2) OBP: 0.250, SLG: 0.395		0-2 G3 1-2	0-0 F9		0-0 3B		0-0 F8			4	0	1	0	0	0	3
Don Hoak, R (1, 5) OBP: 0.309, SLG: 0.471		1-0 FC1-5-4-3-4-6 2-3		0-2 1-3	0-0 6-3		0-0 1B			4	0	1	0	0	0	2
Carl Furillo, R (1, 9) OBP: 0.320, SLG: 0.316			0-0 BB 1B 3B 1B	0-0 5-3	1-0 1-4-3		0-0 G3			4	1	1	0	0	0	3
Don Newcombe, L (1, 1) OBP: 0.417, SLG: 0.350			0-1 BB 1B 3B 1B	0-2 1B 1B		0-0 F8		4-2 SH1-4 BB		3	2	2	0	1	0	0

Inning Stats	R: 0	H: 1	E: 0	LOB: 1	K: 0	BB: 1	S: 7	P: 14	R: 0	H: 0	E: 0	LOB: 0	K: 0	BB: 1	S: 6	P: 11	R: 4	H: 4	E: 0	LOB: 1	K: 0	BB: 1	S: 16	P: 23	R: 2	H: 4	E: 0	LOB: 2	K: 0	BB: 0	S: 13	P: 18	R: 0	H: 1	E: 0	LOB: 1	K: 0	BB: 0	S: 5	P: 7	R: 0	H: 1	E: 0	LOB: 1	K: 1	BB: 0	S: 7	P: 8	R: 0	H: 2	E: 0	LOB: 2	K: 0	BB: 0	S: 6	P: 8	R: 0	H: 0	E: 0	LOB: 2	K: 0	BB: 2	S: 9	P: 20
--------------	------	------	------	--------	------	-------	------	-------	------	------	------	--------	------	-------	------	-------	------	------	------	--------	------	-------	-------	-------	------	------	------	--------	------	-------	-------	-------	------	------	------	--------	------	-------	------	------	------	------	------	--------	------	-------	------	------	------	------	------	--------	------	-------	------	------	------	------	------	--------	------	-------	------	-------

PITCHER	IP	WLS	BF	H	R	ER	SO	BB	IBB	HBP	BLK	WP	HR	S	P	ERA	WHIP	WP	HR	S	P	ERA	WHIP
Corky Valentine, R (1, 1) ERA: 5.4	3.2	L	20	8	6	6	0	3	0	0	0	0	0	39	60	14.73	3.000						
Howie Judson, R (4, 1) ERA: 3.2	3.1		15	5	0	0	1	0	0	0	0	0	0	21	29	0.00	1.500						
Mario Picone, R (8, 1) ERA: 5.85	1.0		5	0	0	0	0	2	0	0	0	0	0	9	20	0.00	2.000						

BOTTOM	
Cincinnati Redlegs @ Brooklyn Dodgers	Ebbets Field, Brooklyn, NY
Wed Jun 23 1954, 3:33 AM EDT	Att. 13,776 - Unknown
AB 34	R 6
H 13	RBI 6
BB 5	SO 1
LOB 20	

1B	2B	3B	HR	SF	SAC	DP	HBP	WP	PA
11	2	2	0	0	1	2	0	0	40

Batter 1 2 3 4 5 6 7 8 9 AB R H RBI BB SO LOB TOP

Table with 10 columns (Batter 1-9) and 10 rows (Bobby Adams, Roy McMillan, Gus Bell, Ted Kluszewski, Jim Greengrass, Johnny Temple, Wally Post, Ed Bailey, Karl Drews, Mario Picone, Nino Escalera, Harry Perkowski, Howie Judson, Chuck Harmon). Each cell contains a batter's name, stats, and a baseball diamond diagram with pitch counts and results.

Inning Stats table with columns for R, H, E, K, S and rows for each of the 9 batters.

PITCHER table with columns for IP, WLS, BF, H, R, ER, SO, BB, IBB, HBP, BLK, WP, HR, S, P, ERA, WHIP and rows for Russ Meyer, Erv Palica, and Jim Hughes.

Cincinnati Redlegs @ Brooklyn Dodgers
Ebbets Field, Brooklyn, NY
Thu Jun 24 1954, 3:33 AM EDT
Att. 4,660 - Unknown

Summary statistics table with columns AB, R, H, RBI, BB, SO, LOB and values 35, 6, 8, 6, 2, 2, 7.



Batter	1	2	3	4	5	6	7	8	9
Jim Gilliam, S <small>OBP: 0.325, SLG: 0.428</small> (1, 4)	0-0 HR	0-0 G3			1-1 F9		1-1 SH3-4		
Pee Wee Reese, R <small>OBP: 0.364, SLG: 0.443</small> (1, 6)	0-2 G3 3B		1-2 HR 1B		0-1 F3		1-1 G4-6-3 1B		
Duke Snider, L <small>OBP: 0.450, SLG: 0.709</small> (1, 8)	0-1 G3		0-0 1-H HR		1-0 1-3		2-1 G4-6-3		
Jackie Robinson, R <small>OBP: 0.437, SLG: 0.575</small> (1, 7)	2-0 4-3		1-0 5-3		4-1 HR BB		2-1 F7		
Gil Hodges, R <small>OBP: 0.391, SLG: 0.606</small> (1, 3)	1-1 5-3		2-0 G6-4-3 1B		1-2 F6		0-0 1B 2B		
Roy Campanella, R <small>OBP: 0.256, SLG: 0.417</small> (1, 2)		1-2 L6	0-0 G6-4-3		1-1 1-H HR		0-0 2B G1-2-3 1B		
Don Hoak, R <small>OBP: 0.316, SLG: 0.481</small> (1, 5)		1-1 2B 1B		0-0 B3-1		0-0 F8		3-1 1-3 2B	
Carl Furillo, R <small>OBP: 0.322, SLG: 0.321</small> (1, 9)		1-2 4-3 1-H 2B		2-0 F5		2-1 L7		4-0 IBB	
Russ Meyer, S <small>OBP: 0.105, SLG: 0.056</small> Chuck Kress, L <small>OBP: 0.205, SLG: 0.233</small> (2, PH) Erv Palica, R <small>OBP: 0.375, SLG: 0.286</small> (3, 1) Jim Hughes, R <small>OBP: 0.250, SLG: 0.250</small> (8, 1)		0-1 4-3 2-3		0-0 6-3		4-0 SH3-4 1B BB		0-0 G1-2-3	

AB	R	H	RBI	BB	SO	LOB
3	1	1	1	0	0	1
4	2	3	1	0	0	0
4	1	1	3	0	0	1
3	1	0	0	1	0	0
4	1	2	0	0	0	1
4	1	2	3	0	0	1
4	1	2	0	0	0	0
3	0	1	1	1	0	0
0	0	0	0	0	0	0
1	0	0	0	0	0	1
1	1	0	0	1	0	0
1	0	0	0	0	0	3

BOTTOM

Cincinnati Redlegs @ Brooklyn Dodgers
 Ebbets Field, Brooklyn, NY

Thu Jun 24 1954, 3:33 AM EDT
 Att. 4,660 - Unknown

AB	32
R	9
H	12
RBI	9
BB	3
SO	0
LOB	8



Inning Stats	R	H	E	K	S	R	H	E	K	S	R	H	E	K	S	R	H	E	K	S	R	H	E	K	S	R	H	E	K	S											
	2	2	0	9	12	1	2	0	11	14	0	3	0	7	11	0	1	0	5	3	0	1	1	14	0	1	1	0	17	1	3	2	7	14	0	1	1	16	3	2	7

PITCHER	IP	WLS	BF	H	R	ER	SO	BB	IBB	HBP	BLK	WP	HR	S	P	ERA	WHIP
Karl Drews, R <small>ERA: 8.55</small>	(1, 1)	2.0	L	12	6	5	5	0	0	0	0	0	2	24	31	22.50	3.000
Mario Picone, R <small>ERA: 5.63</small>	(3, 1)	4.0		14	2	2	0	1	0	0	0	0	1	20	35	4.50	0.750
Harry Perkowski, L <small>ERA: 8.12</small>	(7, 1)	1.1		6	2	2	0	1	0	0	0	0	0	9	19	13.50	2.250
Howie Judson, R <small>ERA: 3.15</small>	(8, 1)	0.2		4	2	0	0	0	1	0	0	0	0	4	11	0.00	3.000

WP	HR	S	P	ERA	WHIP
0	0	0	36		

Batter	1	2	3	4	5	6	7	8	9	AB R H RBI BB SO LOB	TOP											
Wally Moon, L (1, 8) OBP: 0.399, SLG: 0.483	0-0 L8		2-3 K			1-0 3-1		2-0 4-3		4 0 0 0 0 1 1												
Red Schoendienst, S (1, 4) OBP: 0.379, SLG: 0.500	0-1 F6			0-1 L4-3 1B			1-2 FC1-6 1B		0-2 L3	4 0 2 0 0 0 0												
Stan Musial, L (1, 9) OBP: 0.444, SLG: 0.695	2-0 HR			1-0 L4-3 1-2			2-1 FC1-6 1B 1-2f		0-2 G4-6-3 1B	4 1 2 1 0 0 2												
Ray Jablonski, R (1, 5) OBP: 0.379, SLG: 0.507	1-3 K			0-3 K			2-3 K		2-2 G4-6-3 1-2f	4 0 0 0 0 3 2												
Rip Repulski, R (1, 7) OBP: 0.344, SLG: 0.492		0-0 F5			1-2 5-3		1-2 1-3 1B			3 0 1 0 0 0 0												
Tom Alston, L (1, 3) OBP: 0.317, SLG: 0.373		1-3 K			1-1 F9		1-1 1-3			3 0 0 0 0 1 2												
Bill Sarni, R (1, 2) OBP: 0.440, SLG: 0.610		3-1 6-3			0-0 F3			3-3 K		3 0 0 0 0 1 0												
Alex Grammas, R (1, 6) OBP: 0.286, SLG: 0.278			0-0 L5			1-0 L8		2-2 5-3		2 0 0 0 0 0 0												
Solly Hemus, L (8, PH) OBP: 0.447, SLG: 0.455										1 0 0 0 0 0 0												
Vic Raschi, R (1, 1) OBP: 0.186, SLG: 0.125						0-1 5-3		2-1 2B		2 0 0 0 0 0 0												
Joe Frazier, L (8, PH) OBP: 0.396, SLG: 0.432										1 0 1 0 0 0 0												
Harvey Haddix, L (8, PR) OBP: 0.288, SLG: 0.347										0 0 0 0 0 0 0												
Joe Presko, R (8, 1)										0 0 0 0 0 0 0												
Inning Stats	R: 1 E: 0 K: 1 S: 7	H: 1 LOB: 0 BB: 0 P: 10	R: 0 E: 0 K: 1 S: 6	H: 0 LOB: 0 BB: 0 P: 10	R: 0 E: 0 K: 1 S: 5	H: 0 LOB: 0 BB: 0 P: 8	R: 0 E: 0 K: 1 S: 7	H: 1 LOB: 0 BB: 0 P: 8	R: 0 E: 0 K: 0 S: 7	H: 0 LOB: 0 BB: 0 P: 9	R: 0 E: 0 K: 0 S: 4	H: 0 LOB: 0 BB: 0 P: 6	R: 0 E: 0 K: 1 S: 13	H: 2 LOB: 2 BB: 0 P: 20	R: 0 E: 0 K: 1 S: 10	H: 1 LOB: 1 BB: 0 P: 19	R: 0 E: 0 K: 0 S: 12	H: 1 LOB: 0 BB: 0 P: 14	1B: 4 2B: 2 3B: 0 HR: 1	SF: 0 SAC: 0 DP: 2 HBP: 0	WP: 0 PB: 0 SB: 0 CS: 0	PA: 31
PITCHER Carl Erskine, R (1, 1) ERA: 3.38	IP: 9.0 WLS: W BF: 31 H: 6 R: 1 ER: 1 SO: 6 BB: 0 IBB: 0 HBP: 0 BLK: 0 WP: 0 HR: 1 S: 71 P: 104 ERA: 1.00 WHIP: 0.667																				PITCHER	IP: WLS: BF: H: R: ER: SO: BB: IBB: HBP: BLK: WP: HR: S: P: ERA: WHIP:

St. Louis Cardinals @ Brooklyn Dodgers
Ebbets Field, Brooklyn, NY
Fri Jun 25 1954, 3:33 AM EDT
Att. 23,107 - Unknown

AB	31
R	1
H	6
RBI	1
BB	0
SO	6
LOB	7



Batter	1	2	3	4	5	6	7	8	9
Jim Gilliam, S <small>(1, 4)</small> <small>OBP: 0.328, SLG: 0.426</small>	4-1 BB	1-0 1B		0-1 FC6			1-1 4-3		
Pee Wee Reese, R <small>(1, 6)</small> <small>OBP: 0.362, SLG: 0.442</small>	1-0 F3	2-0 SF8			1-1 G6-4-3 1B			1-1 4-3	
Duke Snider, L <small>(1, 8)</small> <small>OBP: 0.447, SLG: 0.705</small>	0-2 1B 2B	0-1 G3			1-1 F7			2-2 4-3	
Jackie Robinson, R <small>(1, 7)</small> <small>OBP: 0.443, SLG: 0.582</small>	4-0 1B IBB		0-1 F9 2B		0-0 G6-4-3 1-2f			3-2 FC6-4 1B	
Gil Hodges, R <small>(1, 3)</small> <small>OBP: 0.385, SLG: 0.596</small>	3-3 K		2 SAFE 2-2 F9 2-3			1-3 K		1-1 FC6-4 1-2f	
Roy Campanella, R <small>(1, 2)</small> <small>OBP: 0.257, SLG: 0.415</small>	0-0 FC6-4 1B		0-2 1-3			2-2 6-3			
Don Hoak, R <small>(1, 5)</small> <small>OBP: 0.308, SLG: 0.468</small>	0-0 FC6-4 1-2f			2-2 F6			2-2 4-3		
Carl Furillo, R <small>(1, 9)</small> <small>OBP: 0.327, SLG: 0.326</small>		3-2 1B SF8 1B		1-1 FC6-4 1B			0-0 F9		
Carl Erskine, R <small>(1, 1)</small> <small>OBP: 0.186, SLG: 0.103</small>		2-3 K		1-2 FC6-4 FC6 1-2f			1-1 3-1		

Inning Stats	R: 2	H: 2	E: 0	LOB: 2	K: 1	P: 22	R: 1	H: 2	E: 0	LOB: 1	K: 1	P: 18	R: 0	H: 1	E: 0	LOB: 0	K: 0	P: 11	R: 0	H: 1	E: 0	LOB: 1	K: 0	P: 15	R: 0	H: 1	E: 0	LOB: 0	K: 0	P: 7	R: 0	H: 0	E: 0	LOB: 0	K: 1	P: 15	R: 0	H: 0	E: 0	LOB: 0	K: 0	P: 7	R: 0	H: 1	E: 0	LOB: 1	K: 0	P: 19
	S: 10	BB: 2	S: 10	BB: 2	S: 10	BB: 2	S: 10	BB: 0	S: 9	BB: 0	S: 11	BB: 15	S: 5	BB: 0	S: 5	BB: 0	S: 10	BB: 0	S: 10	BB: 0	S: 5	BB: 0	S: 10	BB: 15	S: 5	BB: 0	S: 5	BB: 0	S: 10	BB: 0	S: 5	BB: 0	S: 10	BB: 15	S: 5	BB: 0	S: 10	BB: 0	S: 5	BB: 0	S: 10	BB: 19	S: 5	BB: 0	S: 10	BB: 19		

PITCHER	IP	WLS	BF	H	R	ER	SO	BB	IBB	HBP	BLK	WP	HR	S	P	ERA	WHIP
Vic Raschi, R <small>ERA: 4.03</small>	(1, 1)	7.0	L	28	7	3	3	3	1	1	0	0	0	60	95	3.86	1.143
Joe Presko, R <small>ERA: 6.18</small>	(8, 1)	1.0		4	1	0	0	0	0	0	0	0	0	12	19	0.00	1.000

BOTTOM

St. Louis Cardinals @ Brooklyn Dodgers
 Ebbets Field, Brooklyn, NY

Fri Jun 25 1954, 3:33 AM EDT
 Att. 23,107 - Unknown

AB	R	H	RBI	BB	SO	LOB
3	1	1	0	1	0	1
3	0	1	1	0	0	1
4	1	1	0	0	0	2
3	0	2	0	1	0	1
4	0	0	0	0	2	5
3	0	1	2	0	0	0
3	0	0	0	0	0	2
3	1	2	0	0	0	0
3	0	0	0	0	1	2

AB	29
R	3
H	8
RBI	3
BB	2
SO	3
LOB	14

WP	PA
0	32
PB	0
SB	0
CS	0

PITCHER	IP	WLS	BF	H	R	ER	SO	BB	IBB	HBP	BLK	WP	HR	S	P	ERA	WHIP
Vic Raschi, R <small>ERA: 4.03</small>	(1, 1)	7.0	L	28	7	3	3	3	1	1	0	0	0	60	95	3.86	1.143
Joe Presko, R <small>ERA: 6.18</small>	(8, 1)	1.0		4	1	0	0	0	0	0	0	0	0	12	19	0.00	1.000

Batter	1	2	3	4	5	6	7	8	9	10	11	AB R H RBI BB SO LOB	TOP																		
Rip Repulski, R (1, 7) OBP: 0.340, SLG: 0.485	3-2 F7		1-1 G3 1B E 1B	0-1 L8		1-3 K			0-0 F6		2-2 FC6-4	6 1 1 0 0 1 1																			
Wally Moon, L (1, 8) OBP: 0.395, SLG: 0.478	3-3 K		2-0 G3 E 1B	0-0 4-3		0-0 1-3			0-1 4-3			5 1 1 0 0 1 0																			
Red Schoendienst, S (1, 4) OBP: 0.376, SLG: 0.498	0-1 F9		0-1 G3		3-1 F2		0-0 4-3 2B		0-1 F6			5 0 1 1 0 0 2																			
Stan Musial, L (1, 9)		0-1 1B SF9 1B	4-0 E 1B IBB		0-1 4-3		3-0 F6		3-2 F9			4 2 1 0 1 0 1																			
Ray Jablonski, R (1, 5) OBP: 0.380, SLG: 0.504		0-0 SF9 G3 1B	0-1 E5 1B		4-0 K 1B BB		2-2 4-3		3-2 L8			4 1 1 1 1 0 2																			
Tom Alston, L (1, 3) OBP: 0.318, SLG: 0.374		0-0 G3	0-1 2-H 3-H 1B		0-1 1-2 K 1B		0-1 4-3		3-1 F5			5 0 2 2 0 0 3																			
Bill Sarni, R (1, 2) OBP: 0.434, SLG: 0.598		3-2 SF9	4-2 1-2 BB		2-3 K		1-1 1-3				0-3 K	2 0 0 1 1 1 2	AB 41																		
Joe Frazier, L (11, PH) OBP: 0.389, SLG: 0.422		2-3 3-H			1-2 2-3							1 0 0 0 0 1 0	R 6																		
Sal Yvars, R (11, 2) OBP: 0.375, SLG: 0.545												0 0 0 0 0 0 0	H 8																		
Alex Grammas, R (1, 6) OBP: 0.280, SLG: 0.272		0-1 L9	1-2 F3		1-0 3-1		1-1 G3				4-1 FC3-6 BB	4 0 0 0 0 0 5	RBI 5																		
Solly Hemus, L (11, PH) OBP: 0.452, SLG: 0.455												0 0 0 0 1 0 0	BB 4																		
Gerry Staley, R (1, 1) OBP: 0.250, SLG: 0.125			0-0 1B 1B G3 1B		0-0 5-3		1-1 F5				0-0 FC3-6 FC6-4	2 1 1 0 0 0 0	SO 4																		
Tom Burgess, L (6, PH) OBP: 0.174, SLG: 0.100												1 0 0 0 0 0 0	LOB 17																		
Joe Presko, R (6, 1)												0 0 0 0 0 0 0																			
Al Brazle, L (6, 1)												1 0 0 0 0 0 0																			
Brooks Lawrence, R (9, 1)												1 0 0 0 0 0 1																			
Inning Stats	R: 0 H: 0 E: 0 K: 1 S: 10	H: 0 LOB: 0 BB: 0 P: 16	R: 1 H: 2 E: 0 K: 0 S: 9	H: 2 LOB: 1 BB: 0 P: 12	R: 5 H: 4 E: 1 K: 0 S: 17	H: 4 LOB: 1 BB: 0 P: 29	R: 0 H: 0 E: 0 K: 0 S: 4	H: 0 LOB: 0 BB: 0 P: 4	R: 0 H: 1 E: 1 K: 1 S: 11	H: 1 LOB: 3 BB: 1 P: 21	R: 0 H: 0 E: 0 K: 1 S: 6	H: 0 LOB: 0 BB: 0 P: 8	R: 0 H: 1 E: 0 K: 0 S: 7	H: 1 LOB: 1 BB: 0 P: 12	R: 0 H: 0 E: 0 K: 0 S: 6	H: 0 LOB: 0 BB: 0 P: 9	R: 0 H: 0 E: 0 K: 0 S: 5	H: 0 LOB: 0 BB: 0 P: 5	R: 0 H: 0 E: 0 K: 0 S: 9	H: 0 LOB: 0 BB: 0 P: 18	R: 0 H: 0 E: 0 K: 1 S: 8	H: 0 LOB: 1 BB: 1 P: 14	1B: 7 SF: 1 2B: 1 SAC: 0 3B: 0 DP: 0 HR: 0 HBP: 0	WP: 0 PA: 46 PB: 0 SB: 0 CS: 1							
PITCHER	IP WLS BF H R ER SO BB IBB HBP BLK WP HR S P ERA WHIP															PITCHER	IP WLS BF H R ER SO BB IBB HBP BLK WP HR S P ERA WHIP														
Billy Loes, R (1, 1) ERA: 5.87	2.0	11	5	4	4	1	0	0	0	0	0	0	0	23	35	18.00	2.500														
Clem Labine, R (3, 1) ERA: 3.3	3.0	15	2	2	0	1	2	1	0	0	0	0	0	28	47	0.00	1.333														
Bob Milliken, R (6, 1) ERA: 4.54	1.0	3	0	0	0	1	0	0	0	0	0	0	0	6	8	0.00	0.000														
Russ Meyer, R (7, 1) ERA: 3.39	3.0	10	1	0	0	0	0	0	0	0	0	0	0	18	26	0.00	0.333														
Jim Hughes, R (10, 1) ERA: 2.8	2.0	W 7	0	0	0	1	1	0	0	0	0	0	0	17	32	0.00	0.500														

St. Louis Cardinals @ Brooklyn Dodgers
Ebbets Field, Brooklyn, NY
Sat Jun 26 1954, 3:33 AM EDT
Att. 14,149 - Unknown

AB	41
R	6
H	8
RBI	5
BB	4
SO	4
LOB	17



Batter	1	2	3	4	5	6	7	8	9	10	11	AB R H RBI BB SO LOB
Jim Gilliam, S OBP: 0.331, SLG: 0.424 (1, 4)	F9		1B				L7		G6-4-3		SH3-4 1B BB	4 1 1 0 2 0 1
Don Hoak, R OBP: 0.311, SLG: 0.461 (1, 5)	B1-3		F7		5-3		BB BB		HR 1B		SH3-4	4 1 1 0 1 0 2
Duke Snider, L OBP: 0.452, SLG: 0.714 (1, 8)	4-3			HR 1B	F5		G6-4-3 BB		HR		1B IBB	4 2 2 2 2 0 1
Jackie Robinson, R OBP: 0.449, SLG: 0.602 (1, 7)		G1-4-3 1B		HR		F9	G6-4-3		1B		1B	6 1 4 3 0 0 2
Gil Hodges, R OBP: 0.389, SLG: 0.596 (1, 3)		F9		F3		1B 1B		FC4-6 1B	1-2 1B			5 1 3 0 0 0 1
Roy Campanella, R OBP: 0.250, SLG: 0.402 (1, 2)		G1-4-3		K		K		FC4-6 FC6-4	3-1			5 0 0 0 0 2 5
Carl Furillo, R OBP: 0.332, SLG: 0.350 (1, 9)			HR	2B		1B		F9		4-3		5 1 3 1 0 0 1
Billy Cox, R OBP: 0.327, SLG: 0.313 (1, 6)			G6-4-3 1B	F3		1-2 1B		FC6-4		F2		5 0 2 1 0 0 2
Billy Loes, R Clem Labine, R Chuck Kress, R Bob Williams, R George Strubbs, L Russ Meyer, S Fee Weig Reese, R Erv Palica, R Jim Hughes, R			G6-4-3		3-1	K			G6-4-3 1B		1-3	0 0 0 0 0 0 0 1 0 1 0 0 0 0 0 0 0 0 0 0 0 0 0 1 0 1 0 0 0 0 0 0 0 0 0 0 0 1 0 0 0 0 0 0


Inning Stats	R: 0	H: 0	E: 0	K: 0	S: 3	P: 5	R: 0	H: 1	E: 0	K: 0	S: 5	P: 11	R: 1	H: 3	E: 0	K: 0	S: 11	R: 2	H: 3	E: 0	K: 1	S: 15	P: 23	R: 0	H: 0	E: 0	K: 0	S: 9	P: 18	R: 1	H: 3	E: 0	K: 2	S: 13	P: 19	R: 0	H: 0	E: 0	K: 0	S: 9	P: 20	R: 0	H: 1	E: 0	K: 0	S: 7	P: 10	R: 2	H: 5	E: 0	K: 0	S: 21	P: 34	R: 0	H: 0	E: 0	K: 0	S: 8	P: 12	R: 1	H: 1	E: 0	K: 0	S: 4	P: 14	1B: 13	SF: 0	2B: 1	SAC: 1	3B: 0	DP: 4	HR: 3	HBP: 0	WP: 0	PA: 49
--------------	------	------	------	------	------	------	------	------	------	------	------	-------	------	------	------	------	-------	------	------	------	------	-------	-------	------	------	------	------	------	-------	------	------	------	------	-------	-------	------	------	------	------	------	-------	------	------	------	------	------	-------	------	------	------	------	-------	-------	------	------	------	------	------	-------	------	------	------	------	------	-------	--------	-------	-------	--------	-------	-------	-------	--------	-------	--------

PITCHER	IP	WLS	BF	H	R	ER	SO	BB	IBB	HBP	BLK	WP	HR	S	P	ERA	WHIP
Gerry Staley, R ERA: 5.9 (1, 1)	5.0		21	7	3	3	1	1	0	0	0	0	2	43	73	5.40	1.600
Joe Presko, R ERA: 6.3 (6, 1)	0.2		5	3	1	1	1	0	0	0	0	0	0	10	14	13.50	4.500
Al Brazle, L ERA: 5.1 (6, 1)	3.0		14	5	2	2	1	2	0	0	0	0	1	35	59	6.00	2.333
Brooks Lawrence, R ERA: 1.69 (9, 1)	1.2	L	9	2	1	1	0	1	1	0	0	0	0	17	36	5.40	1.800

BOTTOM

St. Louis Cardinals @ Brooklyn Dodgers
Ebbets Field, Brooklyn, NY
Sat Jun 26 1954, 3:33 AM EDT
Att. 14,149 - Unknown

AB	43
R	7
H	17
RBI	7
BB	5
SO	3
LOB	18



Batter	1	2	3	4	5	6	7	8	9	AB R H RBI BB SO LOB	TOP											
Rip Repulski, R OBP: 0.345, SLG: 0.494 (1, 7)	0-0 F7	3-2 HR			0-0 F8		4-1 BB		4-1 FC6-4 BB	3 1 1 2 2 0 0												
Wally Moon, L OBP: 0.392, SLG: 0.473 (1, 8)	2-2 1B E 1B	1-0 F5			2-3 K		2-3 K		3-0 FC6-4 DI WP 1-2f	5 1 1 0 0 2 3												
Red Schoendienst, S OBP: 0.376, SLG: 0.500 (1, 4)	0-2 E 1-3 1B				1-1 F8			1-1 HR 2B	1-1 F6	5 1 2 0 0 0 1												
Stan Musial, L OBP: 0.439, SLG: 0.679 (1, 9)	0-0 FC3				2-2 F9		2-3 K	0-1 HR 1B	3-3 K	5 1 1 0 0 2 2												
Ray Jablonski, R OBP: 0.381, SLG: 0.512 (1, 5)	4-1 G5-4-3 BB				1-1 F9		0-0 6-3	1-0 HR 1-H 2-H		3 1 1 3 1 0 0												
Bill Sarni, R OBP: 0.422, SLG: 0.581 (1, 2)	0-1 G5-4-3				2-0 5-3		1-2 F9	4-1 BB		3 0 0 0 0 0 3												
Solly Hemus, L OBP: 0.457, SLG: 0.455 (8, PH) (8, 6)	1-2f									0 0 0 0 1 0 0												
Alex Grammas, R OBP: 0.286, SLG: 0.284 (1, 6)		1-0 F7			0-0 2B		1-1 E3 4-3 1B	0-2 F8		3 0 2 0 0 0 0												
Joe Frazier, L OBP: 0.382, SLG: 0.413 (8, PH)										1 0 0 0 0 0 1												
Sal Yvars, R OBP: 0.375, SLG: 0.545 (8, 2)										0 0 0 0 0 0 0												
Tom Alston, L OBP: 0.313, SLG: 0.368 (1, 3)		0-0 E4 HR			0-2 F8		3-2 F4	0-3 K		4 1 0 0 0 1 3												
Harvey Haddix, L OBP: 0.273, SLG: 0.327 (1, 1)		0-0 F7			1-0 F8		2-0 4-3	0-3 K		3 0 0 0 0 0 3												
Cot Deal, S OBP: 0.125, SLG: 0.500 (7, 1)										0 0 0 0 0 0 0												
Tom Burgess, L OBP: 0.167, SLG: 0.095 (8, PH)										1 0 0 0 0 1 1												
Royce Lint, L (8, 1)										0 0 0 0 0 0 0												
Inning Stats	R: 1 E: 1 K: 0 S: 12	H: 2 LOB: 2 BB: 1 P: 18	R: 2 E: 1 K: 0 S: 7	H: 1 LOB: 0 BB: 0 P: 12	R: 0 E: 0 K: 0 S: 7	H: 0 LOB: 0 BB: 0 P: 10	R: 0 E: 0 K: 0 S: 6	H: 1 LOB: 1 BB: 0 P: 9	R: 0 E: 0 K: 1 S: 6	H: 0 LOB: 0 BB: 0 P: 9	R: 0 E: 0 K: 1 S: 7	H: 0 LOB: 0 BB: 0 P: 10	R: 0 E: 1 K: 1 S: 11	H: 1 LOB: 2 BB: 1 P: 23	R: 3 E: 0 K: 2 S: 15	H: 3 LOB: 1 BB: 1 P: 21	R: 0 E: 0 K: 1 S: 9	H: 0 LOB: 1 BB: 1 P: 20	1B: 4 2B: 2 3B: 0 HR: 2	SF: 0 SAC: 0 DP: 1 HBP: 0	WP: 1 PB: 0 SB: 0 CS: 0	PA: 40
PITCHER Preacher Roe, L ERA: 4.38 Jim Hughes, R ERA: 2.89	IP 7.0 WLS W BF 31 H 7 R 5 ER 2 SO 3 BB 2 IBB 0 HBP 0 BLK 0 WP 0 HR 1 S 60 P 96 ERA 2.57 WHIP 1.286	IP 2.0 WLS S BF 9 H 1 R 1 ER 1 SO 3 BB 2 IBB 0 HBP 0 BLK 0 WP 1 HR 1 S 20 P 36 ERA 4.50 WHIP 1.500											PITCHER IP WLS BF H R ER SO BB IBB HBP BLK WP HR S P ERA WHIP									

St. Louis Cardinals @ Brooklyn Dodgers
Ebbets Field, Brooklyn, NY
Sun Jun 27 1954, 3:33 AM EDT
Att. 21,192 - Unknown

livebaseballscorecards.com

AB	36
R	6
H	8
RBI	5
BB	4
SO	6
LOB	17



Batter	1	2	3	4	5	6	7	8	9
Jim Gilliam, S <small>OBP: 0.332, SLG: 0.434</small> (1, 4)	0-0 5-3	0-1 F3			1-1 F8		2-1 HR	0-2 SH1-4 1B	
Don Hoak, R <small>OBP: 0.325, SLG: 0.466</small> (1, 5)	1-2 FC4 BB HBP		0-1 L6		0-1 HR 1B		3-2 E1 HR 1B	1-0 SH1-4 1-2	
Duke Snider, L <small>OBP: 0.448, SLG: 0.703</small> (1, 8)	4-2 FC4 BB		0-0 F9		1-3 K		2-3 K	1-3 K	
Jackie Robinson, R <small>OBP: 0.453, SLG: 0.617</small> (1, 7)	2-2 FC4 FC5-4		0-1 BB 1B		1-1 HR		4-1 HR BB	1-1 3-1	
Gil Hodges, R <small>OBP: 0.394, SLG: 0.621</small> (1, 3)	0-1 FC5-4		4-1 BB		2-1 HR		1-1 HR		
Roy Campanella, R <small>OBP: 0.250, SLG: 0.417</small> (1, 2)		1-0 HR	1-1 1-3		1-3 K		1-3 K		
Carl Furillo, R <small>OBP: 0.339, SLG: 0.357</small> (1, 9)		1-2 1B		2-2 F7		0-0 G4-6-3 1B	0-2 1B 1B		
Billy Cox, R <small>OBP: 0.325, SLG: 0.311</small> (1, 6)		0-0 F2		0-1 5-3		0-1 G4-6-3 1-2f	0-2 1B 1B		
Preacher Roe, R <small>OBP: 0.238, SLG: 0.211</small> Jim Hughes, R <small>OBP: 0.200, SLG: 0.200</small> (8, 1)		0-1 B2		1-3 K		1-3 K	0-3 K		

AB	R	H	RBI	BB	SO	LOB
5	1	2	1	0	0	1
3	2	2	0	0	0	0
4	0	0	0	1	3	3
4	2	2	2	1	0	3
3	2	2	4	1	0	2
4	1	1	1	0	2	2
4	0	3	0	0	0	0
4	0	1	0	0	0	2
4	0	0	0	0	3	3
0	0	0	0	0	0	0

WP	HR	S	P	ERA	WHIP
0	0	0	40		
0	0	0	0		
0	0	0	0		
0	0	0	0		
0	0	0	0		
0	0	0	0		

Inning Stats	R	H	E	K	S	R	H	E	K	S	R	H	E	K	S	R	H	E	K	S	R	H	E	K	S
	0	0	0	16	23	1	2	0	9	11	0	1	0	8	13	3	3	0	14	20	4	5	0	11	14

PITCHER	IP	WLS	BF	H	R	ER	SO	BB	IBB	HBP	BLK	WP	HR	S	P	ERA	WHIP
Harvey Haddix, L <small>ERA: 3.25</small>	(1, 1)	6.1	32	10	8	8	5	3	0	1	0	0	5	72	108	11.37	2.053
Cot Deal, R <small>ERA: 8.63</small>	(7, 1)	0.2	4	2	0	0	2	0	0	0	0	0	0	12	13	0.00	3.000
Royce Lint, L <small>ERA: 4.98</small>	(8, 1)	1.0	4	1	0	0	1	0	0	0	0	0	0	11	14	0.00	1.000

PITCHER	IP	WLS	BF	H	R	ER	SO	BB	IBB	HBP	BLK	WP	HR	S	P	ERA	WHIP

St. Louis Cardinals @ Brooklyn Dodgers
 Ebbets Field, Brooklyn, NY
 Sun Jun 27 1954, 3:33 AM EDT
 Att. 21,192 - Unknown

livebaseballscorecards.com

AB	35
R	8
H	13
RBI	8
BB	3
SO	8
LOB	16



Batter	1	2	3	4	5	6	7	8	9	10	11	12	13	AB R H RBI BB SO LOB	TOP
Jim Gilliam, S (1, 4) <small>OBP: 0.326, SLG: 0.425</small>	3-2 		0-2 		1-1 			1-0 		2-3 		0-0 		6 0 0 0 0 1 3	
Pee Wee Reese, R (1, 6) <small>OBP: 0.364, SLG: 0.442</small> Billy Cox, R (12, PR) <small>OBP: 0.325, SLG: 0.311</small>	0-1 		2-1 			1-3 		2-2 		1-2 		1-1 		6 0 2 0 0 1 1 0 0 0 0 0 0 0	
Duke Snider, L (1, 8) <small>OBP: 0.450, SLG: 0.707</small> Walt Moryn, L (10, 9) <small>OBP: 1.000, SLG: 1.000</small>	2-1 			1-0 		1-2 			1-0 	2-1 		0-0 	1-3 	4 0 2 0 0 0 0 1 0 1 0 0 0 0	
Jackie Robinson, R (1, 7) <small>OBP: 0.445, SLG: 0.602</small>	1-0 			3-1 		3-3 			1-0 	1-0 		1-1 		6 1 1 0 0 1 7	
Gil Hodges, R (1, 3) <small>OBP: 0.386, SLG: 0.606</small>		0-3 		0-1 			3-1 		2-3 		1-2 		1-0 	6 0 0 0 0 2 2	
Roy Campanella, R (1, 2) <small>OBP: 0.253, SLG: 0.431</small>		3-3 		0-0 			0-3 		1-2 		1-1 		0-0 	6 1 2 2 0 2 1	
Don Hoak, R (1, 5) <small>OBP: 0.326, SLG: 0.484</small>		1-2 			0-1 		0-0 		2-3 		3-3 		1-2 	6 1 2 1 0 2 1	
Carl Furillo, R (1, 9) <small>OBP: 0.342, SLG: 0.357</small>	2-0 			2-1 			0-1 			1-2 		4-0 		5 0 2 0 1 0 1	
Don Newcombe, L (1, 1) <small>OBP: 0.423, SLG: 0.364</small> George Shubert, L (8, PH) <small>OBP: 0.298, SLG: 0.362</small> Clem Labine, R (8, 1) <small>OBP: 0.196, SLG: 0.222</small> Chuck Kress, L (10, PH) <small>OBP: 0.200, SLG: 0.200</small> Jim Hughes, R (10, 1) <small>OBP: 0.289, SLG: 0.307</small> Rube Walker, L (11, PH) <small>OBP: 0.154, SLG: 0.154</small> Billy Loes, R (11, 1)	1-0 		1-0 				0-0 			0-0 		3-3 		2 0 1 0 0 0 0 1 0 0 0 0 0 1 0 0 0 0 0 0 0 1 0 0 0 0 0 1 0 0 0 0 0 0 0 1 0 0 0 0 1 2 0 0 0 0 0 0 0	
Inning Stats	R: 0 H: 1 E: 0 LOB: 1 K: 0 BB: 0 S: 9 P: 15	R: 0 H: 1 E: 0 LOB: 1 K: 2 BB: 0 S: 11 P: 17	R: 0 H: 0 E: 0 LOB: 0 K: 0 BB: 0 S: 6 P: 9	R: 0 H: 1 E: 0 LOB: 1 K: 0 BB: 0 S: 6 P: 10	R: 0 H: 1 E: 0 LOB: 1 K: 0 BB: 0 S: 7 P: 11	R: 0 H: 0 E: 0 LOB: 0 K: 2 BB: 0 S: 9 P: 14	R: 0 H: 0 E: 0 LOB: 0 K: 1 BB: 0 S: 7 P: 10	R: 0 H: 1 E: 0 LOB: 1 K: 0 BB: 0 S: 9 P: 12	R: 2 H: 2 E: 0 LOB: 0 K: 2 BB: 0 S: 11 P: 18	R: 0 H: 2 E: 0 LOB: 3 K: 1 BB: 0 S: 12 P: 19	R: 0 H: 1 E: 1 LOB: 2 K: 2 BB: 1 S: 14 P: 26	R: 0 H: 2 E: 0 LOB: 1 K: 0 BB: 0 S: 6 P: 8	R: 1 H: 1 E: 0 LOB: 0 K: 0 BB: 0 S: 8 P: 12	1B: 10 SF: 0 2B: 0 SAC: 0 3B: 1 DP: 1 HR: 2 HBP: 1	WP: 0 PA: 53 PB: 0 SB: 0 CS: 0
PITCHER Sal Maglie, R (1, 1) <small>ERA: 3.2</small> Marv Grissom, R (10, 1) <small>ERA: 1.53</small>	IP 9.0 WLS 7 BF 34 H 6 R 1 ER 1 SO 3 BB 0 IBB 1 HBP 1 BLK 0 WP 0 HR 1 S 75 P 116 ERA 2.00 WHIP 0.778					PITCHER IP 4.0 WLS 19 BF 6 H 1 R 1 ER 1 SO 3 BB 0 IBB 1 HBP 1 BLK 0 WP 0 HR 1 S 40 P 65 ERA 2.25 WHIP 1.500									

Brooklyn Dodgers @ New York Giants
 Polo Grounds, New York, NY
 Tue Jun 29 1954, 3:33 AM EDT
 Att. 51,464 - Unknown

livebaseballscorecards.com

AB	51
R	3
H	13
RBI	3
BB	1
SO	10
LOB	20



Batter	1	2	3	4	5	6	7	8	9	10	11	12	13	AB R H RBI BB SO LOB
Davey Williams, R OBP: 0.268, SLG: 0.322 (1, 4)	0-1 F6		1-1 HR		0-1 F2			0-1 F9		4-2 BB		2-2 F4		5 1 1 1 1 0 1
Alvin Dark, R OBP: 0.314, SLG: 0.397 (1, 6)	2-1 1B		0-2 6-3			1-0 6-3		1-2 F3		1-0 4-3		1-2 F7		6 0 1 0 0 0 2
Whitey Lockman, L OBP: 0.302, SLG: 0.399 (1, 3)	2-1 F2		1-1 F8			2-1 4-3		0-0 F8			1-0 F9		4-1 FC4-6 BB	5 0 0 0 1 0 2
Hank Thompson, L OBP: 0.412, SLG: 0.508 (1, 5)	0-0 F9			0-1 1B		1-1 1B			2-1 SH3-4 1B		2-1 4-3		1-2 F5	6 0 3 0 0 0 2
Don Mueller, L OBP: 0.375, SLG: 0.439 (1, 9)		2-0 4-3		2-1 4-3		2-0 F7			0-0 SH3-4		1-1 1B		1-2 FC4-6 BB 1B	5 1 1 0 0 0 3
Willie Mays, R OBP: 0.390, SLG: 0.685 (1, 8)		1-0 F7		0-2 6-3			2-3 K		4-0 G6-4-3 IBB		0-0 1B		4-2 BB 1B	4 1 1 0 2 1 1
Monte Irvin, R OBP: 0.353, SLG: 0.430 (1, 7)		1-0 HR		1-0 F4			2-1 6-3		3-2 G6-4-3		4-0 IBB		4-2 1B BB	4 1 1 1 2 0 3
Wes Westrum, R OBP: 0.297, SLG: 0.330 Ruben Gomez, R OBP: 0.229, SLG: 0.229 Ray Katt, R OBP: 0.323, SLG: 0.380 Dusty Rhodes, L OBP: 0.440, SLG: 0.565 (1, 2)		1-2 F4		1-3 K			1-3 K		4-2 CS BB		0-0 4-3		1-2 1B	3 0 0 0 1 2 0 0 0 0 0 0 0 0 1 0 0 0 0 0 3 1 0 1 2 0 0 0
Sal Maglie, R OBP: 0.147, SLG: 0.094 Marv Grissom, R OBP: 0.050, SLG: 0.050 (1, 1) (10, 1)			3-3 K		1-1 6-3			4-2 BB		1-3 K		1-2 5-3		2 0 0 0 1 1 0 2 0 0 0 0 1 1

Inning Stats	R: 0	H: 1	R: 1	H: 1	R: 1	H: 1	R: 0	H: 0	R: 0	H: 1	R: 0	H: 2	R: 0	H: 0	R: 2	H: 1	R: 0	H: 0		
	E: 0	LOB: 1	E: 0	LOB: 0	E: 0	LOB: 0	E: 0	LOB: 0	E: 0	LOB: 1	E: 0	LOB: 3	E: 0	LOB: 0	E: 0	LOB: 2	E: 0	LOB: 0	E: 0	LOB: 2
	K: 0	BB: 0	K: 0	BB: 0	K: 1	BB: 0	K: 0	BB: 0	K: 2	BB: 0	K: 1	BB: 2	K: 0	BB: 1	K: 0	BB: 3	K: 0	BB: 1	K: 0	BB: 3
	S: 7	P: 11	S: 8	P: 13	S: 10	P: 15	S: 7	P: 9	S: 10	P: 12	S: 9	P: 14	S: 8	P: 18	S: 10	P: 14	S: 15	P: 30	S: 15	P: 30


PITCHER	IP	WLS	BF	H	R	ER	SO	BB	IBB	HBP	BLK	WP	HR	S	P	ERA	WHIP
Don Newcombe, R ERA: 4.35 (1, 1)	7.0		26	5	2	2	4	0	0	0	0	0	2	56	86	2.57	0.714
Clem Labine, R ERA: 3.15 (8, 1)	2.0		8	1	0	0	0	1	1	0	0	0	0	15	29	0.00	1.000
Jim Hughes, R ERA: 2.82 (10, 1)	1.0		4	0	0	0	1	2	0	0	0	0	0	8	18	0.00	2.000
Billy Loes, R ERA: 5.93 (11, 1)	2.2	L	15	3	2	2	0	3	1	0	0	0	0	32	59	6.75	2.250

BOTTOM

Brooklyn Dodgers @ New York Giants
Polo Grounds, New York, NY

Tue Jun 29 1954, 3:33 AM EDT
Att: 51,464 - Unknown

AB	R	H	RBI	BB	SO	LOB
44	4	9	4	8	5	18



WP	PA
0	53

Batter	1	2	3	4	5	6	7	8	9	AB R H RBI BB SO LOB	TOP											
Jim Gilliam, S (1, 4) OBP: 0.325, SLG: 0.423	3-2 F9		1-0 F7			2-2 FC4 1B		1-1 E3 1B		4 0 1 0 0 0 0												
Don Hoak, R (1, 5) OBP: 0.331, SLG: 0.480	0-0 E8		4-1 BB			1-0 F8		2-1 G5-4-3 1B		3 0 1 0 1 0 1												
Jackie Robinson, R (1, 7) OBP: 0.441, SLG: 0.595	2-1 1B		2-1 F2			0-0 FC4 2B		2-2 F7		4 1 1 0 0 0 4												
Gil Hodges, R (1, 3) OBP: 0.387, SLG: 0.609	1-1 F4			2-2 G6-4-3 1B		1-0 2B		0-1 G5-4-3		4 0 2 1 0 0 4												
Roy Campanella, R (1, 2) OBP: 0.258, SLG: 0.435	2-2 5-3			0-1 G6-4-3 1-2f		4-1 BB		3-2 1B G3 2B		3 1 1 0 1 0 3												
Carl Furillo, R (1, 9) OBP: 0.337, SLG: 0.351		1-2 6-3		2-1 1-3		0-1 4-3		0-1 F5		4 0 0 0 0 0 3												
Billy Cox, R (1, 6) OBP: 0.323, SLG: 0.309		0-0 5-3			0-0 5-3		0-0 L7	2-1 D G3 1B		4 0 1 0 0 0 0												
Dick Williams, R (1, 8) OBP: 0.189, SLG: 0.235		1-2 F8			4-2 G1-6-3 BB		2-3 K	0-0 G3		2 0 0 0 1 1 0												
Chuck Kress, L (9, PH) OBP: 0.191, SLG: 0.217								1-2 3-H		1 0 0 1 0 0 1												
Carl Erskine, R (1, 1) OBP: 0.178, SLG: 0.098			1-3 K		0-0 G1-6-3		3-0 F9	2-2 3-1		2 0 0 0 0 1 1												
Walt Moryn, L (7, PH) OBP: 0.500, SLG: 0.500										1 0 0 0 0 0 0												
Clem Labine, R (7, 1)										0 0 0 0 0 0 0												
Jim Hughes, R (8, 1) OBP: 0.200, SLG: 0.200										0 0 0 0 0 0 0												
George Shuba, L (9, PH) OBP: 0.293, SLG: 0.354								2-3		1 0 0 0 0 0 1												
Inning Stats	R: 0 E: 1 K: 0 S: 12	H: 1 LOB: 2 BB: 0 P: 20	R: 0 E: 0 K: 0 S: 7	H: 0 LOB: 0 BB: 0 P: 9	R: 0 E: 0 K: 1 S: 7	H: 0 LOB: 1 BB: 1 P: 15	R: 0 E: 0 K: 0 S: 8	H: 1 LOB: 0 BB: 0 P: 12	R: 0 E: 0 K: 0 S: 5	H: 0 LOB: 0 BB: 1 P: 9	R: 1 E: 0 K: 0 S: 9	H: 2 LOB: 2 BB: 1 P: 17	R: 0 E: 0 K: 1 S: 5	H: 0 LOB: 0 BB: 0 P: 10	R: 0 E: 1 K: 0 S: 9	H: 1 LOB: 1 BB: 0 P: 14	R: 1 E: 0 K: 0 S: 14	H: 2 LOB: 1 BB: 0 P: 21	1B: 5 2B: 2 3B: 0 HR: 0	SF: 0 SAC: 0 DP: 3 HBP: 0	WP: 0 PB: 0 SB: 0 CS: 0	PA: 36
PITCHER	IP WLS BF H R ER SO BB IBB HBP BLK WP HR S P ERA WHIP																					
Johnny Antonelli, L (1, 1) ERA: 2.21	7.0 W 29 5 1 1 2 3 0 0 0 0 0 0 57 99 1.29 1.143																					
Hoyt Wilhelm, R (8, 1) ERA: 2.19	2.0 S 7 2 1 1 0 0 0 0 0 0 0 0 19 28 4.50 1.000																					

Brooklyn Dodgers @ New York Giants
Polo Grounds, New York, NY
Wed Jun 30 1954, 3:33 AM EDT
Att: 29,693 - Unknown

livebaseballscorecards.com

AB	33
R	2
H	7
RBI	2
BB	3
SO	2
LOB	18



Batter	1	2	3	4	5	6	7	8	9	AB	R	H	RBI	BB	SO	LOB
--------	---	---	---	---	---	---	---	---	---	----	---	---	-----	----	----	-----

Davey Williams, R OBP: 0.270, SLG: 0.325 (1, 4)	0-2 1B SF7 2B	3-1 F4		1-0 F6		1-0 F6		4-1 1B BB 1B BB		4	2	1	0	1	0	4
Alvin Dark, R OBP: 0.315, SLG: 0.395 (1, 6)	1-1 BB SF7 2-3 1B	1-0 6-3		1-0 F9			1-0 5-3	4-1 1B BB 1-2 2-3 BB		4	0	1	1	1	0	4
Whitey Lockman, L OBP: 0.300, SLG: 0.397 (1, 3)	0-0 SF7 1-2 3-H		3-2 F8		0-1 F7		1-1 5-3	1-0 1B 1-3 2-H 3-H		4	0	1	3	0	0	0
Hank Thompson, L OBP: 0.416, SLG: 0.507 (1, 5)	1-1 BB HBP		1-0 F9		2-2 E 1B WP 1B		0-1 1B	2-1 L4		4	1	2	0	0	0	2
Don Mueller, L OBP: 0.373, SLG: 0.436 (1, 9)	0-0 L7		0-0 6-3		0-0 WP E 1-2 1B		0-0 F8			4	0	1	0	0	0	3
Willie Mays, R OBP: 0.391, SLG: 0.681 (1, 8)	4-1 1-2 2-3 BB			3-2 2B FC3-2 1B		3-2 5-3 1-2 2-3		0-1 F8		3	0	1	0	1	0	2
Monte Irvin, R OBP: 0.355, SLG: 0.433 (1, 7)	3-2 5-3			1-0 FC3-2 1-3 2B		3-2 L8 2-3 3-H		4-2 BB BB BB BB		3	1	1	0	1	0	4
Wes Westrum, R OBP: 0.313, SLG: 0.326 (1, 2)			4-0 SH1-4 BB		4-2 FC3-2 BB		0-0 G3	4-1 BB BB 1-2 1B BB		1	1	0	0	3	0	0
Johnny Antonelli, L OBP: 0.196, SLG: 0.224 Hoyt Wilhelm, R (1, 1) (8, 1)			0-0 SH1-4		1-0 FC3-2		0-3 K2-3	0-3 K		2	0	0	0	0	1	3
										1	0	0	0	0	1	2

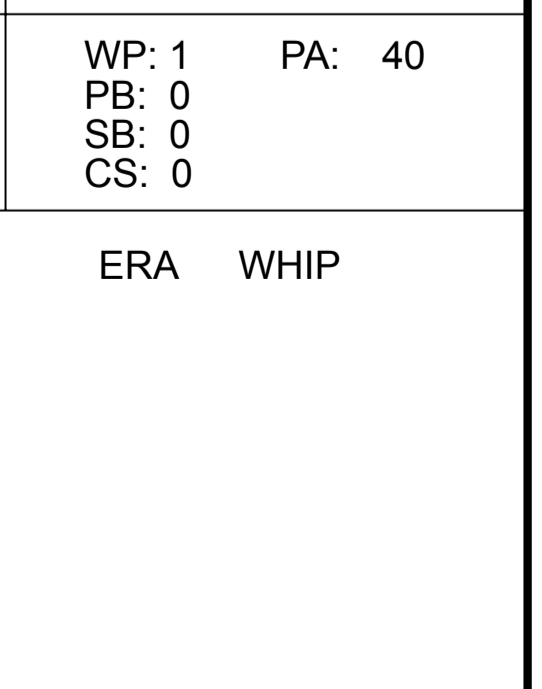
Inning Stats	R: 1	H: 2	E: 0	K: 12	S: 12	R: 0	H: 0	E: 0	K: 4	S: 4	R: 0	H: 0	E: 0	K: 7	S: 7	R: 0	H: 2	E: 1	K: 13	S: 13	R: 0	H: 0	E: 0	K: 5	S: 5	R: 0	H: 1	E: 0	K: 6	S: 6	R: 3	H: 1	E: 0	K: 14	S: 14	R: 1B: 6	R: 2B: 2	R: 3B: 0	R: HR: 0	R: SF: 1	R: SAC: 1	R: DP: 0	R: HBP: 1	R: WP: 1	R: PB: 0	R: SB: 0	R: CS: 0	R: PA: 40
--------------	------	------	------	-------	-------	------	------	------	------	------	------	------	------	------	------	------	------	------	-------	-------	------	------	------	------	------	------	------	------	------	------	------	------	------	-------	-------	----------	----------	----------	----------	----------	-----------	----------	-----------	----------	----------	----------	----------	-----------

PITCHER	IP	WLS	BF	H	R	ER	SO	BB	IBB	HBP	BLK	WP	HR	S	P	ERA	WHIP
Carl Erskine, R ERA: 3.28 (1, 1)	6.0	L	28	6	2	1	1	3	3	0	0	1	0	53	94	1.50	1.500
Clem Labine, R ERA: 3.61 (7, 1)	1.2		9	1	3	3	1	3	0	0	0	0	0	16	30	16.20	2.400
Jim Hughes, R ERA: 2.79 (8, 1)	0.1		3	1	0	0	0	1	0	0	0	0	0	4	11	0.00	6.000

BOTTOM

Brooklyn Dodgers @ New York Giants
Polo Grounds, New York, NY
Wed Jun 30 1954, 3:33 AM EDT
Att: 29,693 - Unknown

AB	30
R	5
H	8
RBI	4
BB	7
SO	2
LOB	24



Batter	1	2	3	4	5	6	7	8	9	AB R H RBI BB SO LOB	TOP
Jim Gilliam, S (1, 4) <small>OBP: 0.321, SLG: 0.417</small>	0-2 		2-2 			0-1 		1-0 		4 0 0 0 0 0 1	
Don Hoak, R (1, 5) <small>OBP: 0.329, SLG: 0.469</small>	1-3 			3-2 		1-0 		4-1 		3 0 0 0 1 1 0	
Walt Moryn, L (1, 9) <small>OBP: 0.167, SLG: 0.167</small>	2-0 			2-2 		0-0 		1-1 	0-1 	4 0 0 0 0 0 0	
Jackie Robinson, R (1, 7) <small>OBP: 0.434, SLG: 0.582</small>		1-2 		0-1 			0-2 		1-0 	4 0 0 0 0 0 0	
Gil Hodges, R (1, 3) <small>OBP: 0.392, SLG: 0.615</small>		0-0 			2-1 		0-3 		2-1 	4 0 3 0 0 1 0	
Roy Campanella, R (1, 2) <small>OBP: 0.263, SLG: 0.450</small>		1-1 			2-3 		0-0 		4-1 	3 1 1 1 1 1 2	
Carl Furillo, R (1, 8) <small>OBP: 0.343, SLG: 0.368</small>			0-0 		2-0 		2-1 		4-0 	3 1 2 1 1 0 1	
Billy Cox, R (1, 6) <small>OBP: 0.322, SLG: 0.303</small>			1-2 		4-1 		1-2 		0-0 	3 0 0 0 1 0 4	
Russ Meyer, S (1, 1) <small>OBP: 0.150, SLG: 0.056</small> George Shuba, L (5, PH) <small>OBP: 0.288, SLG: 0.347</small> Erv Palica, R (5, 1) <small>OBP: 0.333, SLG: 0.250</small>			4-2 		3-3 			0-1 		0 0 0 0 1 0 0	
Inning Stats	R: 0 H: 0 E: 0 LOB: 0 K: 1 BB: 0 S: 8 P: 11	R: 0 H: 1 E: 0 LOB: 0 K: 0 BB: 0 S: 7 P: 9	R: 0 H: 1 E: 0 LOB: 1 K: 0 BB: 1 S: 11 P: 18	R: 0 H: 0 E: 0 LOB: 0 K: 0 BB: 0 S: 8 P: 13	R: 0 H: 1 E: 0 LOB: 2 K: 2 BB: 1 S: 11 P: 24	R: 0 H: 0 E: 0 LOB: 0 K: 0 BB: 0 S: 4 P: 5	R: 2 H: 2 E: 0 LOB: 0 K: 1 BB: 0 S: 14 P: 17	R: 0 H: 0 E: 0 LOB: 0 K: 0 BB: 1 S: 5 P: 11	R: 0 H: 1 E: 0 LOB: 3 K: 0 BB: 2 S: 7 P: 18	1B: 3 SF: 0 2B: 2 SAC: 0 3B: 0 DP: 2 HR: 2 HBP: 0	WP: 0 PA: 36 PB: 0 SB: 0 CS: 1
PITCHER Ruben Gomez, R (1, 1) <small>ERA: 3.18</small> Hoyt Wilhelm, R (9, 1) <small>ERA: 2.17</small> Mary Grissom, R (9, 1) <small>ERA: 1.52</small>	IP WLS BF H R ER SO BB IBB HBP BLK WP HR S P ERA WHIP	IP WLS BF H R ER SO BB IBB HBP BLK WP HR S P ERA WHIP	IP WLS BF H R ER SO BB IBB HBP BLK WP HR S P ERA WHIP	IP WLS BF H R ER SO BB IBB HBP BLK WP HR S P ERA WHIP	IP WLS BF H R ER SO BB IBB HBP BLK WP HR S P ERA WHIP	IP WLS BF H R ER SO BB IBB HBP BLK WP HR S P ERA WHIP	IP WLS BF H R ER SO BB IBB HBP BLK WP HR S P ERA WHIP	IP WLS BF H R ER SO BB IBB HBP BLK WP HR S P ERA WHIP	IP WLS BF H R ER SO BB IBB HBP BLK WP HR S P ERA WHIP	ERA WHIP	ERA WHIP

Brooklyn Dodgers @ New York Giants
 Polo Grounds, New York, NY
 Thu Jul 01 1954, 3:33 AM EDT
 Att: 21,560 - Unknown

AB	30
R	2
H	6
RBI	2
BB	5
SO	4
LOB	10



BOTTOM

Brooklyn Dodgers @ New York Giants
Polo Grounds, New York, NY
Thu Jul 01 1954, 3:33 AM EDT
Att. 21,560 - Unknown

livebaseballscorecards.com

AB 29
R 5
H 7
RBI 5
BB 5
SO 1
LOB 17



WP: 0 PA: 36
PB: 0
SB: 0
CS: 1

AB	R	H	RBI	BB	SO	LOB
4	2	2	1	0	0	0
4	0	2	1	0	0	0
3	0	1	0	1	0	1
3	1	0	0	0	0	3
3	1	1	0	1	0	1
2	1	0	0	2	0	4
2	0	0	0	1	0	2
1	0	1	2	0	0	0
0	0	0	0	0	0	0
3	0	0	1	0	1	3
3	0	0	0	0	0	2
1	0	0	0	0	0	1
0	0	0	0	0	0	0
0	0	0	0	0	0	0

Batter	1	2	3	4	5	6	7	8	9
Davey Williams, R (1, 4) OBP: 0.274, SLG: 0.344	1-0 4-3		0-1 1B 2B		0-1 HR		0-0 F7		
Alvin Dark, R (1, 6) OBP: 0.317, SLG: 0.400	1-1 F8		0-0 BB 1B		2-2 G3 2B		0-1 F3		
Whitey Lockman, L (1, 3) OBP: 0.303, SLG: 0.396	0-0 5-3		4-0 BB		2-0 G3		0-1 SH FC6-2 1B		
Hank Thompson, L (1, 5) OBP: 0.411, SLG: 0.500		0-0 1-3	0-2 F2		1-1 F4		0-0 SH FC6-2 1B		
Don Mueller, L (1, 9) OBP: 0.375, SLG: 0.439		0-0 2B		0-0 F7	0-0 1-3		4-0 FC6-2 1B IBB		
Willie Mays, R (1, 8) OBP: 0.393, SLG: 0.676		2-2 F5		4-2 BB BB		4-2 FC4-6 BB	0-0 FC6-2 SF9		
Monte Irvin, R (1, 7) OBP: 0.355, SLG: 0.429		0-2 1-3		4-1 BB		0-1 FC4-6 CS	0-2 1B		
Dusty Rhodes, L (8, PH) OBP: 0.462, SLG: 0.583				1-2 BB		1-2f	1-3 2-H 3-H		
Hoot Evers, R (9, 7) OBP: 0.067, SLG: 0.267									
Wes Westrum, R (1, 2) OBP: 0.303, SLG: 0.316			3-2 F2	0-0 F3		3-3 K	0-1 SF9		
Ruben Gomez, R (1, 1) OBP: 0.211, SLG: 0.211			3-2 5-3	0-0 6-3			0-2 F9		
Bill Taylor, L (8, PH) OBP: 0.268, SLG: 0.324									
Hoyt Wilhelm, R (9, 1)									
Mary Grissom, R (9, 1) OBP: 0.050, SLG: 0.050									

Inning	R	H	E	K	S	P	BB	IBB	HBP	BLK	WP	HR	S	P	ERA	WHIP
1	0	0	0	0	6											
2	0	1	0	0	8											
3	1	2	0	0	13											
4	0	0	0	0	6											
5	1	2	0	1	9											
6	0	0	0	1	11											
7	0	0	0	0	4											
8	3	2	1	0	12											
9	0	0	0	0												

PITCHER	IP	WLS	BF	H	R	ER	SO	BB	IBB	HBP	BLK	WP	HR	S	P	ERA	WHIP
Russ Meyer, R (1, 1) ERA: 3.33	4.0		18	3	1	1	0	3	0	0	0	0	0	31	53	2.25	1.500
Erv Palica, R (5, 1) ERA: 3.97	4.0	L	18	4	4	4	1	1	1	0	0	0	1	36	52	9.00	1.250

Batter	1	2	3	4	5	6	7	8	9	AB R H RBI BB SO LOB	TOP																	
Jim Gilliam, S (1, 9) OBP: 0.319, SLG: 0.417	0-1 6-3		2-1 F9		2-0 1B 2B		0-1 3-1		1-2 F6	5 1 1 1 0 0 2																		
Don Hoak, R (1, 5) OBP: 0.331, SLG: 0.467	3-2 L7		1-2 FC6-4 1B		3-2 2-H 1B		1-2 6-3		0-3 K	5 0 2 2 0 1 1																		
Jackie Robinson, R (1, 7) OBP: 0.426, SLG: 0.571	0-1 F9		1-2 FC6-4 1-2f		2-1 F9		1-2 5-3			4 0 0 0 0 0 2																		
Gil Hodges, R (1, 3) OBP: 0.387, SLG: 0.605		2-1 F3		0-0 F8		1-3 K		1-0 F8		4 0 0 0 0 1 1																		
Roy Campanella, R (1, 2) OBP: 0.263, SLG: 0.462		0-0 F6		2-1 F9		0-0 HR		3-1 L8		4 1 1 1 0 0 0																		
Carl Furillo, R (1, 8) OBP: 0.342, SLG: 0.366		1-0 4-3		2-1 E6		3-1 SH3-4 1B		1-1 F3		4 0 1 0 0 0 0																		
Billy Cox, R (1, 4) OBP: 0.322, SLG: 0.323			3-1 HR		0-1 F8		0-0 SH3-4		0-1 F8	3 1 1 1 0 0 1																		
Don Zimmer, R (1, 6) OBP: 0.667, SLG: 1.500			3-2 1B 3B		4-1 SH3-4 2B BB		1-3 K		0-1 3B 1B	2 2 1 0 1 1 1 1 1 1 0 0 0 0																		
Walt Moryn, L (9, PH) OBP: 0.286, SLG: 0.286																												
Pete Wojey, R (1, 1)			2-1 6-3		0-1 SH3-4		0-1 F7		2-2 3B	1 0 0 0 0 0 1 1 0 0 0 0 0 1 0 0 0 0 0 0 0 1 0 1 1 0 0 0																		
Clem Labine, R (5, 1)																												
Jim Hughes, R (8, 1) OBP: 0.200, SLG: 0.200																												
Duke Snider, L (9, PH) OBP: 0.452, SLG: 0.716																												
Inning Stats	R: 0 E: 0 K: 0 S: 7	H: 0 LOB: 0 BB: 0 P: 10	R: 0 E: 0 K: 0 S: 4	H: 0 LOB: 0 BB: 0 P: 7	R: 2 E: 0 K: 0 S: 19	H: 3 LOB: 1 BB: 0 P: 31	R: 0 E: 1 K: 0 S: 7	H: 0 LOB: 1 BB: 0 P: 11	R: 2 E: 0 K: 1 S: 15	H: 2 LOB: 1 BB: 1 P: 27	R: 1 E: 0 K: 1 S: 9	H: 2 LOB: 1 BB: 0 P: 13	R: 0 E: 0 K: 0 S: 9	H: 0 LOB: 0 BB: 0 P: 11	R: 0 E: 0 K: 0 S: 5	H: 0 LOB: 0 BB: 0 P: 10	R: 1 E: 0 K: 1 S: 15	H: 2 LOB: 1 BB: 0 P: 18	1B: 4 2B: 1 3B: 2 HR: 2	SF: 0 SAC: 2 DP: 0 HBP: 0	WP: 0 PB: 0 SB: 1 CS: 0	PA: 38						
PITCHER	IP WLS BF H R ER SO BB IBB HBP BLK WP HR S P ERA WHIP																											
Curt Simmons, L (1, 1) ERA: 2.63	4.1		20	5	4	4	0	1	0	0	0	0	0	1	47	78	8.31	1.385										
Murry Dickson, R (5, 1) ERA: 3.16	0.2		2	0	0	0	1	0	0	0	0	0	0	5	8	0.00	0.000											
Steve Ridzik, R (6, 1) ERA: 3.4	3.1	W	13	3	2	2	1	0	0	0	0	0	1	27	38	5.40	0.900											
Robin Roberts, R (9, 1) ERA: 2.33	0.2	S	3	1	0	0	1	0	0	0	0	0	0	11	14	0.00	1.500											

Brooklyn Dodgers @ Philadelphia Phillies
 Connie Mack Stadium, Philadelphia, PA

Fri Jul 02 1954, 3:33 AM EDT
 Att. 21,929 - Unknown

AB	35
R	6
H	9
RBI	6
BB	1
SO	3
LOB	10



WP: 0	PA: 38
PB: 0	
SB: 1	
CS: 0	

ERA	WHIP
-----	------

BOTTOM

Brooklyn Dodgers @ Philadelphia Phillies
Connie Mack Stadium, Philadelphia, PA

Fri Jul 02 1954, 3:33 AM EDT
Att. 21,929 - Unknown

livebaseballscorecards.com

AB	32
R	7
H	9
RBI	7
BB	5
SO	5
LOB	15



WP:	0	PA:	38
PB:	0		
SB:	0		
CS:	1		

AB R H RBI BB SO LOB

4	1	1	1	1	1	3
3	0	0	0	1	0	3
4	0	1	2	0	0	2
4	1	1	0	0	0	3
2	1	0	0	2	1	1
4	2	2	3	0	0	1
4	1	2	0	0	1	0
3	0	0	0	1	1	2
1	0	0	0	0	1	0
0	0	0	0	0	0	0
1	1	1	1	0	0	0
2	0	1	0	0	0	0
0	0	0	0	0	0	0

1B:	7	SF:	0
2B:	1	SAC:	0
3B:	0	DP:	1
HR:	1	HBP:	0

Batter	1	2	3	4	5	6	7	8	9
Willie Jones, R OBP: 0.321, SLG: 0.379 (1, 5)	3-3 K			4-2 E 6-3 BB	0-1 FC4-6 1B		1-0 6-3	2-1 F7	
Richie Ashburn, L OBP: 0.441, SLG: 0.382 (1, 8)	4-1 CS BB			0-2 E3 6-3 1-3	2-1 FC4-6 1B			0-0 5-3	
Smoky Burgess, L OBP: 0.420, SLG: 0.475 (1, 2)	1-1 F4			2-1 6-3 1-2 3-H	2-2 1B			0-1 F8	
Earl Torgeson, L OBP: 0.386, SLG: 0.407 (1, 3)	0-1 CS	3-1 F8		0-0 F5	0-1 4-3			0-2 HR 2B	
Granny Hamner, R OBP: 0.396, SLG: 0.498 (1, 4)				0-3 K		0-1 F7		4-2 HR BB	
Del Ennis, R OBP: 0.309, SLG: 0.438 (1, 9)					2-1 1B 1B	1-1 F8		1-2 HR	
Danny Schell, R OBP: 0.373, SLG: 0.492 (1, 7)			1-3 K		0-1 1B 1B	0-0 6-3		2-0 1B BB 1B	
Bobby Morgan, R OBP: 0.405, SLG: 0.451 (1, 6)			0-3 K		1-0 L5		2-2 F3	4-1 1B BB	
Curt Simmons, L OBP: 0.191, SLG: 0.174 (1, 1)			1-3 K		2-1 FC4-6 1B		2-1 L9	0-0 1B	
Murry Dickson, R OBP: 0.225, SLG: 0.256 (5, 1)					1-2 1B 1B			1-2 1B	
Johnny Wyrostek, L OBP: 0.286, SLG: 0.362 (5, PH)									
Steve Ridzik, R OBP: 0.231, SLG: 0.385 (6, 1)									
Robin Roberts, S OBP: 0.167, SLG: 0.127 (9, 1)									

Inning Stats	R: 0	H: 0	E: 0	K: 1	S: 7	LOB: 0	BB: 1	P: 15
	R: 0	H: 0	E: 0	K: 0	S: 5	LOB: 0	BB: 1	P: 15
	R: 0	H: 0	E: 0	K: 3	S: 10	LOB: 0	BB: 0	P: 12
	R: 1	H: 0	E: 1	K: 1	S: 11	LOB: 1	BB: 1	P: 17
	R: 3	H: 5	E: 0	K: 0	S: 16	LOB: 2	BB: 0	P: 25
	R: 0	H: 0	E: 0	K: 0	S: 5	LOB: 0	BB: 0	P: 6
	R: 0	H: 0	E: 0	K: 0	S: 6	LOB: 0	BB: 0	P: 11
	R: 3	H: 4	E: 0	K: 0	S: 16	LOB: 3	BB: 2	P: 29

PITCHER	IP	WLS	BF	H	R	ER	SO	BB	IBB	HBP	BLK	WP	HR	S	P	ERA	WHIP
Pete Wojey, R ERA: 6.23 (1, 1)	4.1		19	4	4	3	5	3	0	0	0	0	0	42	73	6.23	1.615
Clem Labine, R ERA: 3.91 (5, 1)	3.1	L	17	5	3	3	0	2	0	0	0	0	1	32	53	8.10	2.100
Jim Hughes, R ERA: 2.77 (8, 1)	0.1		1	0	0	0	0	0	0	0	0	0	0	2	4	0.00	0.000

Batter	1	2	3	4	5	6	7	8	9	AB R H RBI BB SO LOB	TOP									
Don Hoak, R (1, 5) OBP: 0.322, SLG: 0.453	1-2 5-3		1-1 F2		0-0 F3			2-0 F7		4 0 0 0 0 0 0	Brooklyn Dodgers @ Philadelphia Phillies Connie Mack Stadium, Philadelphia, PA Sat Jul 03 1954, 3:33 AM EDT Att. 8,980 - Unknown									
Walt Moryn, L (1, 7) OBP: 0.455, SLG: 0.636	1-0 3B		0-1 G3-6-3 1B			0-0 1B SF8 2B		2-1 3-1		4 2 3 0 0 0 0										
Duke Snider, L (1, 8) OBP: 0.453, SLG: 0.720	0-0 SF9 3B		1-0 G3-6-3 1-2f			0-1 L1-3 1B		1-1 F7		4 1 2 1 0 0 1										
Gil Hodges, R (1, 3) OBP: 0.385, SLG: 0.608	1-0 SF9			2-0 2B		1-1 SF8		1-1 F7		2 0 1 2 0 0 0										
Roy Campanella, R (1, 2) OBP: 0.257, SLG: 0.452	1-0 F4			2-0 F3		1-2 L1-3		1-0 F7		4 0 0 0 0 0 2										
Carl Furillo, R (1, 9) OBP: 0.344, SLG: 0.380		0-1 HR		2-1 F7		1-2 F6		2-1 FC6-4 1B		4 1 2 1 0 0 1										
Billy Cox, R (1, 4) OBP: 0.315, SLG: 0.315		0-3 K		1-0 F4		0-1 6-3		0-0 FC6-4		4 0 0 0 0 1 2										
Don Zimmer, R (1, 6) OBP: 0.500, SLG: 0.800		0-0 L5			1-0 F8		1-1 1B			3 0 1 0 0 0 0										
Don Newcombe, L (1, 1) OBP: 0.393, SLG: 0.333		0-0 F9			0-0 F6		1-2 F2			2 0 0 0 0 0 0										
Bob Milliken, R (5, 1) OBP: 0.200, SLG: 0.200										1 0 0 0 0 0 1										
Inning Stats	R: 2 E: 0 K: 0 S: 7	H: 2 LOB: 0 BB: 0 P: 11	R: 1 E: 0 K: 1 S: 7	H: 1 LOB: 0 BB: 0 P: 7	R: 0 E: 0 K: 0 S: 5	H: 1 LOB: 1 BB: 0 P: 12	R: 0 E: 0 K: 0 S: 3	H: 0 LOB: 0 BB: 0 P: 4	R: 1 E: 0 K: 0 S: 8	H: 2 LOB: 0 BB: 0 P: 10	R: 0 E: 0 K: 0 S: 10	H: 1 LOB: 1 BB: 0 P: 13	R: 0 E: 0 K: 0 S: 5	H: 0 LOB: 0 BB: 0 P: 10	R: 0 E: 0 K: 0 S: 6	H: 1 LOB: 1 BB: 0 P: 10	1B: 4 2B: 4 3B: 1 HR: 1	SF: 2 SAC: 0 DP: 2 HBP: 0	WP: 0 PB: 0 SB: 0 CS: 0	PA: 34
PITCHER Bob Miller, R (1, 1) ERA: 4.58	IP: 9.0 WLS: L BF: 34 H: 9 R: 4 ER: 4 SO: 1 BB: 0 IBB: 0 HBP: 0 BLK: 0 WP: 0 HR: 1 S: 56 P: 84 ERA: 4.00 WHIP: 1.000																			

livebaseballscorecards.com

AB	32
R	4
H	9
RBI	4
BB	0
SO	1
LOB	7



Batter	1	2	3	4	5	6	7	8	9	AB	R	H	RBI	BB	SO	LOB
Willie Jones, R OBP: 0.329, SLG: 0.384 (1, 5)	4-2 BB BB		3-2 2B		4-0 E BB		4-0 G3 BB			1	1	1	0	3	0	0
Richie Ashburn, L OBP: 0.438, SLG: 0.384 (1, 8)	2-2 F3		1-1 F2		0-0 E9 SF8 2B		0-2 G3			4	1	1	2	0	0	3
Smoky Burgess, L OBP: 0.418, SLG: 0.465 (1, 2)	2-0 F8		2-0 F8		4-0 BB		2-2 F6			3	0	0	0	1	0	3
Earl Torgeson, L OBP: 0.385, SLG: 0.404 (1, 3)	4-2 FC6-4 BB		1-2 F3		2-0 SF8		1-2 3-1			2	0	0	1	1	0	1
Granny Hamner, R OBP: 0.391, SLG: 0.491 (1, 4)	0-0 FC6-4 1-2f			2-1 L7	3-2 4-3		1-1 F3			4	0	0	0	0	0	3
Del Ennis, R OBP: 0.305, SLG: 0.432 (1, 9)		1-3 K		0-2 6-3		0-0 F6		2-2 F8		4	0	0	0	0	1	0
Danny Schell, R OBP: 0.352, SLG: 0.462 (1, 7)		1-1 4-3		1-3 K		0-1 6-3			1-3 K	4	0	0	0	0	2	0
Bobby Morgan, R OBP: 0.407, SLG: 0.452 (1, 6)		1-0 1B			1-2 FC5-4 1B	2-1 6-3			0-1 6-3	4	0	2	0	0	0	0
Bob Miller, R OBP: 0.294, SLG: 0.355 (1, 1)		0-3 K			1-0 FC5-4 BB E		0-2 F8		0-0 F8	3	1	0	0	0	1	2
Stan Lopata, R OBP: 0.396, SLG: 0.521 (9, PH)										1	0	0	0	0	0	0

Inning Stats	R: 0	H: 0	E: 0	K: 10	S: 10	R: 0	H: 1	E: 0	K: 2	S: 10	R: 0	H: 1	E: 0	K: 0	S: 10	R: 0	H: 0	E: 0	K: 1	S: 8	R: 3	H: 2	E: 1	K: 0	S: 10	R: 0	H: 0	E: 0	K: 0	S: 5	R: 0	H: 0	E: 0	K: 0	S: 9	R: 0	H: 0	E: 0	K: 0	S: 8	R: 0	H: 0	E: 0	K: 1	S: 6	1B: 2	2B: 2	3B: 0	HR: 0	SF: 1	SAC: 0	DP: 0	HBP: 0	WP: 0	PA: 36	
	0	0	0	10	10	0	1	0	2	10	0	0	0	1	8	0	0	0	0	1	8	3	2	1	0	10	0	0	0	0	5	0	0	0	0	8	0	0	0	0	8	0	0	0	0	6	2	2	0	0	0	0	0	0	0	36

PITCHER	IP	WLS	BF	H	R	ER	SO	BB	IBB	HBP	BLK	WP	HR	S	P	ERA	WHIP
Don Newcombe, R ERA: 4.34 (1, 1)	4.1		20	4	3	2	3	3	0	0	0	0	0	44	75	4.15	1.615
Bob Milliken, R ERA: 4.02 (5, 1)	4.2	W	16	0	0	0	1	2	0	0	0	0	0	32	54	0.00	0.429


BOTTOM

Brooklyn Dodgers @ Philadelphia Phillies
Connie Mack Stadium, Philadelphia, PA

Sat Jul 03 1954, 3:33 AM EDT
 Att. 8,980 - Unknown

livebaseballscorecards.com

AB	30
R	3
H	4
RBI	3
BB	5
SO	4
LOB	12



Batter	1	2	3	4	5	6	7	8	9	10	AB R H RBI BB SO LOB	TOP												
Jim Gilliam, S OBP: 0.323, SLG: 0.424 (1, 4)	1-2 FC4-6 1B		4-2 BB		0-0 F2			1-1 6-3		2-1 3B	4 1 2 0 1 0 1													
Walt Moryn, L OBP: 0.438, SLG: 0.688 (1, 7)	0-0 FC4-6 1-2f		2-1 F4		1-2 F4			2-2 BB 1B		1-2 2B 3B	5 1 2 1 0 0 3													
Duke Snider, L OBP: 0.455, SLG: 0.719 (1, 8)	3-2 F7			1-0 5-3 1B 2B		2-1 F5		4-1 FC6-4 BB		4-0 2B IBB	3 2 1 0 2 0 1													
Gil Hodges, R OBP: 0.382, SLG: 0.604 (1, 3)	0-1 4-3			2-3 K		2-1 F9		0-2 L7		0-1 2B 2B	5 1 1 2 0 1 4													
Roy Campanella, R OBP: 0.251, SLG: 0.440 (1, 2)		1-0 F7		2-2 5-3		2-3 K		1-0 FC6-4 1-2f		1-1 L7	5 0 0 0 0 1 4													
Carl Furillo, R OBP: 0.352, SLG: 0.390 (1, 9)		2-0 6-3		0-1 3-H 1B			4-0 FC1-6 BB		0-1 G6-3 1B	3-0 2B	4 0 3 2 1 0 0													
Don Hoak, R OBP: 0.312, SLG: 0.438 (1, 5)		0-1 F3		2-3 K			0-0 FC1-6 FC6-4 1-2f		0-0 G6-3 1-2f	1-0 F5	5 0 0 0 0 1 4													
Don Zimmer, R OBP: 0.300, SLG: 0.444 (1, 6)			0-0 L7		1-1 F6		1-1 FC6-4 1-2f		1-0 F9		4 0 0 0 0 0 1													
Carl Erskine, R OBP: 0.184, SLG: 0.111 (1, 1)			1-0 F8		0-1 1B		2-0 F4		0-2 F9		4 0 1 0 0 0 1													
Inning Stats	R: 0 E: 0 K: 0 S: 9	H: 1 LOB: 1 BB: 0 P: 13	R: 0 E: 0 K: 0 S: 4	H: 0 LOB: 0 BB: 0 P: 7	R: 0 E: 0 K: 0 S: 6	H: 0 LOB: 1 BB: 1 P: 13	R: 1 E: 0 K: 2 S: 14	H: 2 LOB: 1 BB: 0 P: 21	R: 0 E: 0 K: 0 S: 8	H: 1 LOB: 1 BB: 0 P: 10	R: 0 E: 0 K: 1 S: 7	H: 0 LOB: 0 BB: 0 P: 13	R: 0 E: 1 K: 0 S: 4	H: 0 LOB: 1 BB: 1 P: 11	R: 0 E: 0 K: 0 S: 15	H: 1 LOB: 2 BB: 1 P: 23	R: 0 E: 0 K: 0 S: 4	H: 1 LOB: 0 BB: 0 P: 5	R: 4 E: 0 K: 0 S: 14	H: 4 LOB: 1 BB: 1 P: 26	1B: 5 2B: 3 3B: 2 HR: 0	SF: 0 SAC: 0 DP: 1 HBP: 0	WP: 0 PB: 0 SB: 0 CS: 0	PA: 43
PITCHER Robin Roberts, R ERA: 2.46 (1, 1)	IP 10.0	WLS L	BF 43	H 10	R 5	ER 5	SO 3	BB 3	IBB 1	HBP 0	BLK 0	WP 0	HR 0	S 85	P 142	ERA 4.50	WHIP 1.300							

Brooklyn Dodgers @ Philadelphia Phillies
 Connie Mack Stadium, Philadelphia, PA
 Sun Jul 04 1954, 3:33 AM EDT
 Att. 15,420 - Unknown

AB	39
R	5
H	10
RBI	5
BB	4
SO	3
LOB	19



BOTTOM

Brooklyn Dodgers @ Philadelphia Phillies
Connie Mack Stadium, Philadelphia, PA

Sun Jul 04 1954, 3:33 AM EDT
Att: 15,420 - Unknown

livebaseballscorecards.com

AB	36
R	3
H	10
RBI	3
BB	3
SO	3
LOB	19



WP:	0	PA:	41
PB:	0		
SB:	0		
CS:	0		

AB R H RBI BB SO LOB

4	1	3	0	1	0	0
3	0	0	0	0	1	2
5	1	3	2	0	0	2
4	0	1	0	1	0	3
4	1	1	0	1	0	3
4	0	1	1	0	1	5
4	0	1	0	0	0	1
4	0	0	0	0	0	2
4	0	0	0	0	1	1

1B:	6	SF:	0
2B:	3	SAC:	2
3B:	0	DP:	2
HR:	1	HBP:	0

Batter	1	2	3	4	5	6	7	8	9	10
Willie Jones, R OBP: 0.336, SLG: 0.393 (1.5)	1-2 1B 4-3 1B		0-1 6-3			4-1 SH1-4 1B BB		0-1 SH FC5 2B		1-2 HR 1B
Richie Ashburn, L OBP: 0.434, SLG: 0.380 (1.8)	0-1 4-3			2-2 6-3		1-1 SH1-4		0-0 SH BB FC5		1-3 K
Stan Lopata, R OBP: 0.403, SLG: 0.548 (1.2)	2-0 G4-6-3 1B			0-1 F9		0-0 1B		0-0 FC5 BB		2-1 HR
Earl Torgeson, L OBP: 0.385, SLG: 0.402 (1.3)	0-0 G4-6-3 1-2f			1-2 BB 1B		1-1 5-3		4-2 BB		0-0 B4-3
Granny Hamner, R OBP: 0.391, SLG: 0.491 (1.4)		2-2 F4		4-0 BB		3-2 2B		0-0 F3		1-0 5-3
Del Ennis, R OBP: 0.304, SLG: 0.433 (1.9)		1-2 6-3		0-0 F3		2-2 2B		2-3 K		
Danny Schell, R OBP: 0.347, SLG: 0.449 (1.7)		2-0 F7			2-2 G4-6-3 1B		1-2 F7		0-0 6-3	
Bobby Morgan, R OBP: 0.399, SLG: 0.441 (1.6)			1-1 L7		0-0 G4-6-3 1-2f		0-0 F5		0-1 6-3	
Robin Roberts, S OBP: 0.156, SLG: 0.119 (1.1)			0-1 G3		0-0 F7		2-3 K		1-0 F6	

Inning Stats	R: 0	H: 2	E: 0	K: 0	S: 7	R: 0	H: 0	E: 0	K: 0	S: 7	R: 0	H: 0	E: 0	K: 0	S: 6	R: 0	H: 1	E: 0	K: 0	S: 11	R: 0	H: 1	E: 0	K: 0	S: 7	R: 0	H: 1	E: 0	K: 0	S: 6	R: 1	H: 2	E: 0	K: 1	S: 20	R: 0	H: 1	E: 0	K: 1	S: 11	R: 0	H: 0	E: 0	K: 0	S: 4	R: 2	H: 2	E: 0	K: 1	S: 10	1B: 6	SF: 0	2B: 3	SAC: 2	3B: 0	DP: 2	HR: 1	HBP: 0	WP: 0	PA: 41
--------------	------	------	------	------	------	------	------	------	------	------	------	------	------	------	------	------	------	------	------	-------	------	------	------	------	------	------	------	------	------	------	------	------	------	------	-------	------	------	------	------	-------	------	------	------	------	------	------	------	------	------	-------	-------	-------	-------	--------	-------	-------	-------	--------	-------	--------

PITCHER	IP	WLS	BF	H	R	ER	SO	BB	IBB	HBP	BLK	WP	HR	S	P	ERA	WHIP
Carl Erskine, R ERA: 3.23 (1.1)	10.0	W	41	10	3	3	3	3	0	0	0	0	1	89	133	2.70	1.300

Batter	1	2	3	4	5	6	7	8	9	AB R H RBI BB SO LOB	TOP											
Jim Gilliam, S OBP: 0.324, SLG: 0.424 (1, 4)	1-0 SF8 1B	3-2 F7		1-0 F8			0-2 F8		0-0 HR 1B	5 2 2 0 0 0 2												
Walt Moryn, L OBP: 0.524, SLG: 0.857 (1, 7)	3-2 1B 1B		2-2 L7		0-0 G3-6-3 1B		1-0 1B		1-1 HR 1-H	5 2 4 2 0 0 0												
Duke Snider, L OBP: 0.454, SLG: 0.727 (1, 8)	3-2 SF8 3-H		2-2 FC4-6 1B		1-0 G3-6-3 1-2f		1-0 F7		1-0 HR	4 1 2 2 0 0 2												
Gil Hodges, R OBP: 0.382, SLG: 0.599 (1, 3)	0-0 1B 1-2 1B		0-2 FC4-6 FC4 1-2f		1-2 6-3		0-0 F7		4-0 2B BB	4 1 1 0 1 0 2												
Roy Campanella, R OBP: 0.255, SLG: 0.444 (1, 2)	0-0 1-3 2-H 1B		1-2 FC4			0-0 F3		2-0 F8	1-2 1B 1-H 1B	5 1 2 2 0 0 1												
Carl Furillo, R OBP: 0.353, SLG: 0.394 (1, 9)	2-0 L3 1-2			0-1 FC6-4 SF7 2B		2-1 L4		0-0 F9	1-2 1B 2-3 1B	5 1 2 0 0 0 2												
Don Hoak, R OBP: 0.327, SLG: 0.446 (1, 5)		3-1 L6		4-2 FC6-4 BB		1-1 FC5 S 1B		2-2 1B	0-0 1-2 3-H 1B	4 0 3 1 1 0 0												
Don Zimmer, R OBP: 0.333, SLG: 0.385 (1, 6)		2-0 S 1B		0-0 FC6-4 S 1-2f 2-3		2-2 1-2 HBP		0-0 F9	0-0 G5-4-3 1-2f	4 0 1 0 0 0 5												
Russ Meyer, S OBP: 0.143, SLG: 0.053 (1, 1)		2-3 K		0-0 SF7		0-1 FC5			1-1 F2	1 0 0 0 0 1 1												
Ben Wade, R (3, 1)										2 0 0 1 0 0 2												
Jim Hughes, R OBP: 0.200, SLG: 0.200 (9, 1)										0 0 0 0 0 0 0												
Inning Stats	R: 2 E: 0 K: 0 S: 10	H: 4 LOB: 1 BB: 0 P: 19	R: 0 E: 0 K: 1 S: 9	H: 1 LOB: 1 BB: 0 P: 19	R: 0 E: 0 K: 0 S: 12	H: 1 LOB: 1 BB: 1 P: 17	R: 1 E: 0 K: 0 S: 7	H: 1 LOB: 1 BB: 1 P: 12	R: 0 E: 0 K: 0 S: 5	H: 1 LOB: 0 BB: 0 P: 7	R: 0 E: 0 K: 0 S: 9	H: 1 LOB: 2 BB: 0 P: 14	R: 0 E: 0 K: 0 S: 6	H: 1 LOB: 1 BB: 0 P: 8	R: 0 E: 0 K: 0 S: 7	H: 1 LOB: 1 BB: 0 P: 11	R: 5 E: 0 K: 0 S: 14	H: 6 LOB: 1 BB: 1 P: 23	1B: 13 2B: 3 3B: 0 HR: 2	SF: 2 SAC: 0 DP: 3 HBP: 1	WP: 0 PB: 0 SB: 3 CS: 0	PA: 44
PITCHER	IP WLS BF H R ER SO BB IBB HBP BLK WP HR S P ERA WHIP																				PITCHER	IP WLS BF H R ER SO BB IBB HBP BLK WP HR S P ERA WHIP
Vern Law, R ERA: 4.64 (1, 1)	0.1 L 5 4 2 2 0 0 0 0 0 0 0 9 16 54.00 12.000																					
Bob Purkey, R ERA: 5.24 (1, 1)	5.2 22 5 1 1 1 1 1 0 1 0 0 0 43 72 1.59 1.059																					
George O'Donnell, R ERA: 4.82 (7, 1)	2.0 8 2 0 0 0 0 0 0 0 0 0 0 13 19 0.00 1.000																					
Johnny Hetki, R ERA: 5.91 (9, 1)	1.0 9 6 5 5 0 1 0 0 0 0 0 2 14 23 45.00 7.000																					

Brooklyn Dodgers @ Pittsburgh Pirates
 Forbes Field, Pittsburgh, PA
 Mon Jul 05 1954, 3:33 AM EDT
 Unknown

livebaseballscorecards.com

AB 39
R 8
H 17
RBI 8
BB 2
SO 1
LOB 17



BOTTOM

Brooklyn Dodgers @ Pittsburgh Pirates
Forbes Field, Pittsburgh, PA
Mon Jul 05 1954, 3:33 AM EDT
Unknown

livebaseballscorecards.com

AB	40
R	6
H	16
RBI	6
BB	2
SO	3
LOB	24



WP:	0	PA:	44
PB:	0	SB:	0
CS:	0		

AB R H RBI BB SO LOB

5	1	2	0	0	0	0
5	1	3	0	0	0	0
4	2	2	0	1	0	1
5	1	2	2	0	1	3
4	1	2	0	1	0	2
4	0	3	2	0	0	3
1	0	1	0	0	0	0
4	0	1	1	0	0	6
4	0	0	1	0	0	6
0	0	0	0	0	0	0
2	0	0	0	0	1	1
1	0	0	0	0	1	1
0	0	0	0	0	0	0
1	0	0	0	0	0	1
0	0	0	0	0	0	0

1B:	14	SF:	2
2B:	2	SAC:	0
3B:	0	DP:	0
HR:	0	HBP:	0

WP:	0	PA:	44
PB:	0	SB:	0
CS:	0		

Batter	1	2	3	4	5	6	7	8	9
Gair Allie, R OBP: 0.307, SLG: 0.302 (1, 6)	2-1 6-3 1B	1-1 2B		2-1 F7			1-2 F3		1-1 BB 1B 2B 1B
Jerry Lynch, L OBP: 0.263, SLG: 0.326 (1, 7)	1-0 FC6-4 1B		0-0 F2	0-0 F5			0-1 4-3 1B		3-2 BB 1B 2B 1B
Preston Ward, L OBP: 0.343, SLG: 0.374 (1, 3)	1-1 FC6-4 1B		0-1 1B 1B 1B			2-1 F4	1-1 4-3		4-2 2B SF7 BB
Frank Thomas, R OBP: 0.368, SLG: 0.477 (1, 8)	0-1 FC6-4 BB		1-2 1B 1B			2-3 K	2-2 1-3		2-1 DI 1B 2B
Toby Atwell, L OBP: 0.413, SLG: 0.417 (1, 2)	4-1 1B BB		1-0 1B	1-2 2-3 1B		1-1 L4		1-1 1B SF8 1B	3-2 F7
Dick Cole, R OBP: 0.349, SLG: 0.372 (1, 5)	2-0 F7		0-1 1B	1-2 2-3 3-H 1B		2-1 FC6-4 1B		0-0 1B	2-2 SF7
Curt Roberts, R OBP: 0.280, SLG: 0.285 Eddie Pellagrini, R OBP: 0.293, SLG: 0.264 (1, 4) (3, 4)		0-1 2B 1B	1-0 F9			0-1 F7		1-0 B1	3-2 3-H 2-H 1B
Dick Hall, R OBP: 0.328, SLG: 0.331 (1, 9)		2-0 F8	3-2 F2			0-0 FC6-4		0-1 SF8	3-2 L8
Vern Law, R OBP: 0.200, SLG: 0.407 Bob Purkey, R OBP: 0.250, SLG: 0.222 Bob Skinner, L OBP: 0.329, SLG: 0.370 George O'Donnelli, R OBP: 0.095, SLG: 0.050 Sid Gordon, R OBP: 0.404, SLG: 0.363 Johnny Hetki, R OBP: 0.333, SLG: 0.333 (1, 1) (1, 1) (6, PH) (7, 1) (8, PH) (9, 1)		0-2 F7		1-3 K		0-3 K		2-1 L4	

Inning Stats	R: 0	H: 2	E: 0	LOB: 3	K: 0	P: 19	R: 0	H: 2	E: 0	LOB: 2	K: 0	P: 13	R: 1	H: 4	E: 0	LOB: 3	K: 0	P: 20	R: 0	H: 0	E: 0	LOB: 0	K: 1	P: 9	R: 0	H: 0	E: 0	LOB: 0	K: 1	P: 12	R: 0	H: 1	E: 0	LOB: 1	K: 1	P: 10	R: 0	H: 1	E: 0	LOB: 1	K: 0	P: 16	R: 1	H: 2	E: 0	LOB: 1	K: 0	P: 12	R: 4	H: 4	E: 0	LOB: 1	K: 0	P: 46
--------------	------	------	------	--------	------	-------	------	------	------	--------	------	-------	------	------	------	--------	------	-------	------	------	------	--------	------	------	------	------	------	--------	------	-------	------	------	------	--------	------	-------	------	------	------	--------	------	-------	------	------	------	--------	------	-------	------	------	------	--------	------	-------

PITCHER	IP	WLS	BF	H	R	ER	SO	BB	IBB	HBP	BLK	WP	HR	S	P	ERA	WHIP
Russ Meyer, R ERA: 3.35 (1, 1)	2.1		15	8	1	1	0	1	0	0	0	0	0	28	43	3.86	3.857
Ben Wade, R ERA: 8.62 (3, 1)	5.2	W	24	6	4	4	3	1	0	0	0	0	0	56	86	6.35	1.235
Jim Hughes, R ERA: 2.93 (9, 1)	1.0	S	5	2	1	1	0	0	0	0	0	0	0	15	28	9.00	2.000

Batter	1	2	3	4	5	6	7	8	9	AB R H RBI BB SO LOB	TOP
Jim Gilliam, S (1, 4) OBP: 0.328, SLG: 0.435 C B B C S	2-3 		0-1 		0-1 			4-0 	1-0 	4 1 2 1 1 1 0	
Walt Moryn, L (1, 7) OBP: 0.480, SLG: 0.760 B S F S	1-3 		0-0 		1-2 			0-0 	2-0 	4 0 1 0 0 1 0	
Duke Snider, L (1, 8) OBP: 0.456, SLG: 0.730 B C C F X	1-2 			1-0 		1-2 		4-0 	0-0 	3 3 1 0 1 0 2	
Jackie Robinson, R (1, 5) Billy Cox, R (8, 5) OBP: 0.427, SLG: 0.568 OBP: 0.315, SLG: 0.315 B B B B		4-1 		1-2 		0-2 		4-2 		1 1 0 1 2 0 1 0 0 0 0 0 0 0	
Gil Hodges, R (1, 3) OBP: 0.381, SLG: 0.594 B B B B		2-2 		0-0 		0-2 		0-1 		4 2 1 0 0 0 4	
Carl Furillo, R (1, 9) OBP: 0.355, SLG: 0.403 X		0-0 		0-0 		1-3 		0-1 		4 0 2 5 0 1 1	
Rube Walker, L (1, 2) OBP: 0.286, SLG: 0.291 B C C B		1-1 		0-1 			3-2 		1-0 	4 0 0 0 0 0 3	
Don Zimmer, R (1, 6) OBP: 0.263, SLG: 0.294 C X			0-1 	0-1 			3-2 		0-1 	4 0 0 0 0 0 1	
Billy Loes, R (1, 1) OBP: 0.118, SLG: 0.118 L B B F F C			1-3 		0-0 		1-3 		1-2 	4 0 0 0 0 2 0	
Inning Stats	R: 0 H: 0 E: 0 LOB: 0 K: 2 BB: 0 S: 9 P: 13	R: 0 H: 0 E: 0 LOB: 1 K: 0 BB: 1 S: 8 P: 15	R: 1 H: 1 E: 0 LOB: 0 K: 1 BB: 0 S: 9 P: 10	R: 2 H: 2 E: 0 LOB: 1 K: 0 BB: 0 S: 9 P: 11	R: 0 H: 0 E: 0 LOB: 0 K: 0 BB: 0 S: 7 P: 8	R: 1 H: 1 E: 0 LOB: 0 K: 1 BB: 0 S: 12 P: 14	R: 0 H: 0 E: 0 LOB: 0 K: 1 BB: 0 S: 10 P: 17	R: 3 H: 1 E: 0 LOB: 1 K: 0 BB: 3 S: 8 P: 21	R: 0 H: 2 E: 0 LOB: 2 K: 0 BB: 0 S: 8 P: 12	1B: 3 SF: 1 2B: 2 SAC: 1 3B: 1 DP: 0 HR: 1 HBP: 1	WP: 0 PA: 39 PB: 0 SB: 0 CS: 0
PITCHER Jake Thies, R (1, 1) ERA: 4.08 Vern Law, R (8, 1) ERA: 4.82	IP WLS BF H R ER SO BB IBB HBP BLK WP HR S P ERA WHIP 7.0 L 27 4 4 4 5 1 0 1 0 0 1 64 88 5.14 0.714 2.0 12 3 3 3 0 2 1 0 0 0 0 16 33 13.50 2.500	PITCHER IP WLS BF H R ER SO BB IBB HBP BLK WP HR S P ERA WHIP									

Brooklyn Dodgers @ Pittsburgh Pirates
 Forbes Field, Pittsburgh, PA
 Mon Jul 05 1954, 3:38 AM EDT
 Att: 16,905 - Unknown

livebaseballscorecards.com

AB	32
R	7
H	7
RBI	7
BB	4
SO	5
LOB	12



Batter	1	2	3	4	5	6	7	8	9	AB	R	H	RBI	BB	SO	LOB
Gair Allie, R OBP: 0.306, SLG: 0.298 (1, 6)	3-3 K		2-2 F8		4-2 FC6 BB		1-3 K			3	0	0	0	1	2	2
Jerry Lynch, L OBP: 0.262, SLG: 0.323 (1, 7)	0-1 2B 1B		1-1 1-3		2-2 FC6 1-2f			0-3 K		4	1	1	0	0	1	1
Preston Ward, L OBP: 0.352, SLG: 0.390 (1, 3)	1-0 1B 1-3 1B		2-2 1B			1-1 4-3		2-1 1B 1B		4	1	3	0	0	0	0
Frank Thomas, R OBP: 0.367, SLG: 0.474 (1, 8)	0-1 1B		3-3 K			0-3 K		1-2 F7		4	0	1	1	0	2	2
Toby Atwell, L OBP: 0.415, SLG: 0.419 (1, 2)	2-2 1B			0-1 4-3		3-1 G3		0-2 FC6-4 1B		4	0	2	1	0	0	0
Dick Cole, R OBP: 0.344, SLG: 0.365 (1, 4)	2-2 G3			2-2 5-3		1-1 6-3		2-2 FC6-4 1-2f		4	0	0	0	0	0	3
Vic Janowicz, R OBP: 0.154, SLG: 0.083 (1, 5)		3-3 K		3-3 K		2-2 E6 1B		1-2 F5		2	0	0	0	0	2	0
Sid Gordon, R OBP: 0.402, SLG: 0.360 (7, PH)										1	0	0	0	0	0	0
Eddie Pellagrini, R OBP: 0.286, SLG: 0.259 (8, 5)										1	0	0	0	0	0	0
Dick Hall, R OBP: 0.320, SLG: 0.323 (1, 9)		0-0 4-3			2-3 K		0-0 L4		1-3 K	4	0	0	0	0	2	1
Jake Thies, R OBP: 0.332, SLG: 0.373 (7, PH)		1-3 K			0-3 K		1-0 1B		1-1 F2	2	0	0	0	0	2	0
Bob Skinner, L OBP: 0.250, SLG: 0.100 (7, PR)										1	0	1	0	0	0	0
Luis Marquez, R OBP: 0.300, SLG: 0.407 (8, 1)										0	0	0	0	0	0	0
Vern Law, R OBP: 0.345, SLG: 0.343 (9, PH)										1	0	0	0	0	0	0

Inning Stats	R: 2	H: 4	E: 0	LOB: 1	K: 1	S: 15	P: 23	R: 0	H: 0	E: 0	LOB: 0	K: 2	S: 7	R: 0	H: 1	E: 0	LOB: 1	K: 1	S: 11	R: 0	H: 0	E: 0	LOB: 0	K: 1	S: 12	R: 0	H: 0	E: 0	LOB: 1	K: 2	S: 11	R: 0	H: 0	E: 0	LOB: 0	K: 1	S: 7	R: 0	H: 2	E: 0	LOB: 2	K: 1	S: 16	R: 0	H: 0	E: 0	LOB: 0	K: 1	S: 8	1B: 7	2B: 1	3B: 0	HR: 0	SF: 0	SAC: 0	DP: 0	HBP: 0	WP: 0	PB: 0	SB: 0	CS: 0	PA: 36
--------------	------	------	------	--------	------	-------	-------	------	------	------	--------	------	------	------	------	------	--------	------	-------	------	------	------	--------	------	-------	------	------	------	--------	------	-------	------	------	------	--------	------	------	------	------	------	--------	------	-------	------	------	------	--------	------	------	-------	-------	-------	-------	-------	--------	-------	--------	-------	-------	-------	-------	--------

PITCHER	IP	WLS	BF	H	R	ER	SO	BB	IBB	HBP	BLK	WP	HR	S	P	ERA	WHIP
Billy Loes, R ERA: 5.22 (1, 1)	9.0	W	36	8	2	2	11	1	0	0	0	0	0	97	147	2.00	1.000

BOTTOM

Brooklyn Dodgers @ Pittsburgh Pirates
Forbes Field, Pittsburgh, PA
Mon Jul 05 1954, 3:38 AM EDT
Att. 16,905 - Unknown

livebaseballscores.com

AB	35
R	2
H	8
RBI	2
BB	1
SO	11
LOB	9



Batter	1	2	3	4	5	6	7	8	9	AB R H RBI BB SO LOB
Whitey Lockman, L (1, 3) OBP: 0.309, SLG: 0.386	4-2 G1-6-3 BB			0-0 HR 1B	1-1 G4-6-3 1-2f		4-2 BB 2-3			2 1 1 0 2 0 1
Alvin Dark, R (1, 6) OBP: 0.330, SLG: 0.423	0-0 G1-6-3 1-2f			1-0 HR 1-H	0-0 6-3			0-2 G6-3 1B		4 1 2 2 0 0 1
Hank Thompson, L (1, 5) OBP: 0.404, SLG: 0.494	2-1 F2			2-3 K		1-1 4-3		2-1 G6-3 1-2f		4 0 0 0 0 1 1
Willie Mays, R (1, 8) OBP: 0.396, SLG: 0.697		2-1 5-3		0-0 HR		2-1 F8		1-0 F4		4 1 1 1 0 0 0
Don Mueller, L (1, 9) OBP: 0.364, SLG: 0.428		2-3 K		3-2 1B 1B		1-2 G3		1-1 E 2B		4 1 2 0 0 1 0
Monte Irvin, R (1, 7) OBP: 0.355, SLG: 0.434		1-0 L7		2-0 1-2 1B		1-0 HR		1-2 F2		4 1 2 1 0 0 1
Davey Williams, R (1, 4) OBP: 0.295, SLG: 0.360			1-3 K	1-1 F8		3-2 F8		0-0 E8 1B		4 0 1 1 0 1 2
Wes Westrum, R (1, 2) OBP: 0.280, SLG: 0.289			3-2 F6	3-2 5-3		2-2 CS SH3-4 1B		1-0 6-3		4 0 1 0 0 0 3
Sal Maglie, R (1, 1) OBP: 0.158, SLG: 0.086			3-3 K		4-2 G4-6-3 BB		1-0 SH3-4		0-3 K	2 0 0 0 1 2 1 0 0 0 0 0 0 0

New York Giants @ Brooklyn Dodgers
Ebbets Field, Brooklyn, NY
 Tue Jul 06 1954, 3:33 AM EDT
 Att. 33,616 - Unknown

livebaseballscorecards.com

AB	32
R	5
H	10
RBI	5
BB	3
SO	5
LOB	10



Inning Stats	R: 0 E: 0 K: 0 S: 6	H: 0 LOB: 0 BB: 1 P: 12	R: 0 E: 0 K: 1 S: 6	H: 0 LOB: 0 BB: 0 P: 11	R: 0 E: 0 K: 2 S: 11	H: 0 LOB: 0 BB: 0 P: 18	R: 3 E: 0 K: 1 S: 19	H: 5 LOB: 2 BB: 0 P: 31	R: 0 E: 0 K: 0 S: 5	H: 0 LOB: 0 BB: 1 P: 10	R: 0 E: 0 K: 0 S: 7	H: 0 LOB: 0 BB: 0 P: 11	R: 1 E: 0 K: 0 S: 11	H: 2 LOB: 1 BB: 1 P: 22	R: 0 E: 0 K: 0 S: 6	H: 1 LOB: 0 BB: 0 P: 9	R: 1 E: 1 K: 1 S: 10	H: 2 LOB: 1 BB: 0 P: 13	1B: 6 2B: 1 3B: 0 HR: 3	SF: 0 SAC: 1 DP: 3 HBP: 0	WP: 0 PB: 0 SB: 0 CS: 1	PA: 36
--------------	------------------------------	----------------------------------	------------------------------	----------------------------------	-------------------------------	----------------------------------	-------------------------------	----------------------------------	------------------------------	----------------------------------	------------------------------	----------------------------------	-------------------------------	----------------------------------	------------------------------	---------------------------------	-------------------------------	----------------------------------	----------------------------------	------------------------------------	----------------------------------	--------

PITCHER	IP	WLS	BF	H	R	ER	SO	BB	IBB	HBP	BLK	WP	HR	S	P	ERA	WHIP
Preacher Roe, L (1, 1) ERA: 4.61	3.1	L	15	5	3	3	4	1	0	0	0	0	2	37	63	8.10	1.800
Bob Milliken, R (4, 1) ERA: 3.89	3.2		13	2	1	1	0	2	0	0	0	0	1	28	52	2.46	1.091
Erv Palica, R (8, 1) ERA: 4.0	2.0		8	3	1	1	1	0	0	0	0	0	0	16	22	4.50	1.500

PITCHER	IP	WLS	BF	H	R	ER	SO	BB	IBB	HBP	BLK	WP	HR	S	P	ERA	WHIP
---------	----	-----	----	---	---	----	----	----	-----	-----	-----	----	----	---	---	-----	------

Batter	1	2	3	4	5	6	7	8	9	AB R H RBI BB SO LOB
--------	---	---	---	---	---	---	---	---	---	----------------------

<p>Jim Gilliam, S OBP: 0.330, SLG: 0.434 (1, 4)</p>	<p>Walt Moryn, L OBP: 0.483, SLG: 0.704 (1, 7)</p>		<p>0-0 B1-3 (1)</p>		<p>3-2 FC4 (2)</p>			<p>2-1 G3 (1)</p>	<p>0-1 4-3 (3)</p>	5 1 2 0 0 0 4
<p>Duke Snider, L OBP: 0.454, SLG: 0.727 (1, 8)</p>	<p>Jackie Robinson, R OBP: 0.420, SLG: 0.557 (1, 5)</p>		<p>2-3 K (2)</p>		<p>4-0 BB (1-2)</p>			<p>0-1 F9 (1)</p>		2 1 0 0 2 1 1
<p>Gil Hodges, R OBP: 0.379, SLG: 0.589 (1, 3)</p>			<p>3-1 G3 (3)</p>		<p>0-1 4-3 (3)</p>			<p>2-0 G3 (2)</p>		4 0 1 2 0 0 3
<p>Roy Campanella, R OBP: 0.259, SLG: 0.446 (1, 2)</p>			<p>0-0 F3 (1)</p>		<p>3-2 F2 (1)</p>			<p>1-1 6-3 (3)</p>		4 0 0 0 0 0 2
<p>Carl Furillo, R OBP: 0.354, SLG: 0.401 (1, 9)</p>			<p>2-3 K (2)</p>		<p>0-3 K (2)</p>			<p>3-2 1B 1B (1)</p>		4 0 1 0 0 2 1
<p>Don Zimmer, R OBP: 0.273, SLG: 0.300 (1, 6)</p>			<p>2-1 1B (1)</p>		<p>1-0 F6 (3)</p>			<p>1-1 1B 1B (1)</p>		4 0 2 0 0 0 0
<p>Preacher Roe, R OBP: 0.227, SLG: 0.200 (1, 1)</p>			<p>0-0 L8 (3)</p>		<p>2-0 6-3 (1)</p>			<p>1-2 2-3 1B (1)</p>		4 0 1 0 0 0 1
<p>Bob Milliken, R OBP: 0.273, SLG: 0.273 (4, 1)</p>			<p>1-3 K (1)</p>		<p>0-0 F3 (2)</p>			<p>0-0 F9 (1)</p>		3 0 1 0 0 1 0
<p>George Shuba, L OBP: 0.283, SLG: 0.340 (9, PH)</p>			<p>0-2 K (3)</p>		<p>3-2 4-3 (3)</p>			<p>2-3 K (2)</p>		1 0 0 0 0 0 1
<p>George Shuba, L OBP: 0.283, SLG: 0.340 (9, PH)</p>										1 0 0 0 0 0 3

Inning Stats	R: 2 E: 0 K: 0 S: 7	H: 2 LOB: 0 BB: 1 P: 13	R: 0 E: 0 K: 0 S: 8	H: 1 LOB: 1 BB: 0 P: 12	R: 0 E: 0 K: 1 S: 7	H: 0 LOB: 0 BB: 0 P: 12	R: 0 E: 0 K: 1 S: 9	H: 1 LOB: 1 BB: 0 P: 13	R: 0 E: 0 K: 1 S: 15	H: 1 LOB: 2 BB: 1 P: 23	R: 0 E: 0 K: 1 S: 7	H: 0 LOB: 0 BB: 0 P: 11	R: 0 E: 0 K: 0 S: 5	H: 0 LOB: 0 BB: 0 P: 10	R: 0 E: 0 K: 0 S: 7	H: 1 LOB: 1 BB: 0 P: 12	R: 0 E: 0 K: 1 S: 13	H: 3 LOB: 3 BB: 0 P: 20	1B: 8 2B: 2 3B: 0 HR: 0	SF: 0 SAC: 0 DP: 1 HBP: 0
--------------	------------------------------	----------------------------------	------------------------------	----------------------------------	------------------------------	----------------------------------	------------------------------	----------------------------------	-------------------------------	----------------------------------	------------------------------	----------------------------------	------------------------------	----------------------------------	------------------------------	----------------------------------	-------------------------------	----------------------------------	----------------------------------	------------------------------------

PITCHER	IP	WLS	BF	H	R	ER	SO	BB	IBB	HBP	BLK	WP	HR	S	P	ERA	WHIP
Sal Maglie, R ERA: 3.06 (1, 1)	8.0	W	34	9	2	2	4	2	0	0	0	0	0	72	118	2.25	1.375
Marv Grissom, R ERA: 1.97 (9, 1)	1.0	S	3	0	0	0	1	0	0	0	0	0	0	6	8	0.00	0.000

NEW YORK GIANTS @ BROOKLYN DODGERS

Ebbets Field, Brooklyn, NY

Tue Jul 06 1954, 3:33 AM EDT
Att. 33,616 - Unknown

AB	35
R	2
H	9
RBI	2
BB	2
SO	5
LOB	19

WP: 0	PA: 37
PB: 0	
SB: 0	
CS: 0	

livebaseballscorecards.com

Batter	1	2	3	4	5	6	7	8	9	AB R H RBI BB SO LOB	TOP											
Whitey Lockman, L (1, 3) OBP: 0.306, SLG: 0.385	1-1 E7 FC5 2B	2-0 F8		0-0 4-3		0-1 4-3		0-2 F8	1-1 L9	6 1 1 0 0 0 2												
Alvin Dark, R (1, 6) OBP: 0.329, SLG: 0.429	2-2 FC5 1B 2B	0-1 F3		0-1 4-3		0-0 1-3		3-1 HR		5 2 1 2 0 0 2												
Don Mueller, L (1, 9) OBP: 0.365, SLG: 0.428	1-0 2B SF9 1B		0-2 F4		0-1 F7	0-1 1B		1-0 G3		5 1 2 0 0 0 0												
Hank Thompson, L (1, 5) OBP: 0.410, SLG: 0.506	1-1 1B 2B		1-0 2B		4-2 HR BB	2-2 F8		0-1 E 1B 1B		4 2 3 1 1 0 1												
Willie Mays, R (1, 8) OBP: 0.399, SLG: 0.706	0-0 SF9		1-0 6-3		1-0 HR		4-2 E BB	2-1 E7 1B		3 2 2 3 1 0 1												
Monte Irvin, R (1, 7) OBP: 0.359, SLG: 0.447	2-2 E S 1B		0-0 F7		2-1 HR	2-0 6-3	1-2 BB	4-2 BB		4 1 2 2 1 0 2												
Davey Williams, R (1, 4) OBP: 0.293, SLG: 0.354	0-2 F4			4-0 SH3 BB BB	0-0 F4		0-0 E1 2-H	3-2 F8		4 0 0 0 1 0 4												
Wes Westrum, R (1, 2) OBP: 0.284, SLG: 0.312	3-3 K 1-3			4-2 SH3 BB	3-1 HR	1-0 F6			0-0 F8	4 1 1 1 1 1 2												
Jim Hearn, R (1, 1) OBP: 0.185, SLG: 0.280		1-3 K		2-2 SH3 1-2 2-3	1-2 F4	2-0 F7			2-1 F8	4 0 0 0 0 1 1												
Inning Stats	R: 4 E: 1 K: 1 S: 19	H: 4 LOB: 1 BB: 0 P: 29	R: 0 E: 0 K: 1 S: 6	H: 0 LOB: 0 BB: 0 P: 9	R: 0 E: 0 K: 0 S: 6	H: 1 LOB: 1 BB: 0 P: 8	R: 0 E: 0 K: 0 S: 9	H: 0 LOB: 2 BB: 2 P: 19	R: 4 E: 0 K: 0 S: 13	H: 3 LOB: 0 BB: 1 P: 24	R: 0 E: 0 K: 0 S: 8	H: 1 LOB: 1 BB: 0 P: 10	R: 1 E: 1 K: 0 S: 6	H: 0 LOB: 1 BB: 1 P: 15	R: 1 E: 1 K: 0 S: 16	H: 3 LOB: 3 BB: 1 P: 29	R: 0 E: 0 K: 0 S: 5	H: 0 LOB: 0 BB: 0 P: 8	1B: 5 2B: 3 3B: 0 HR: 4	SF: 1 SAC: 1 DP: 0 HBP: 0	WP: 0 PB: 0 SB: 1 CS: 0	PA: 46
PITCHER	IP WLS BF H R ER SO BB IBB HBP BLK WP HR S P ERA WHIP																					
Don Newcombe, R (1, 1) ERA: 4.78	4.1 L 24 7 7 6 2 3 0 0 0 0 0 2 47 79 12.46 2.308																					
Clem Labine, R (5, 1) ERA: 3.88	2.2 12 2 2 1 0 1 0 0 0 0 1 20 35 3.38 1.125																					
Ben Wade, R (8, 1) ERA: 8.37	2.0 10 3 1 1 0 1 0 0 0 0 1 21 37 4.50 2.000																					

New York Giants @ Brooklyn Dodgers
 Ebbets Field, Brooklyn, NY
 Wed Jul 07 1954, 3:33 AM EDT
 Att: 22,712 - Unknown

livebaseballscorecards.com

AB 39
R 10
H 12
RBI 9
BB 5
SO 2
LOB 15



Batter	1	2	3	4	5	6	7	8	9	AB	R	H	RBI	BB	SO	LOB
Jim Gilliam, S OBP: 0.331, SLG: 0.437 (1, 4)	3-3 K		1-0 L8		2-1 2B		3-1 4-3		2-0 FC6 1B	5	0	2	0	0	1	1
Walt Moryn, L OBP: 0.412, SLG: 0.594 (1, 7)	0-1 4-3		3-2 G3		0-1 F8		2-0 F8		0-0 FC6	5	0	0	0	0	0	5
Duke Snider, L OBP: 0.454, SLG: 0.722 (1, 8)	4-2 HR BB		2-1 F2		4-2 FC6-4 BB			1-3 K		2	1	0	0	2	1	1
Gil Hodges, R OBP: 0.381, SLG: 0.597 (1, 3)	1-1 HR			1-1 1B HBP		2-0 FC6-4		3-2 6-3		3	1	1	2	0	0	2
Roy Campanella, R OBP: 0.259, SLG: 0.442 (1, 2)	1-2 6-3			1-2 F8		0-2 FC4-6 1B		3-1 F7		4	0	1	0	0	0	1
Carl Furillo, R OBP: 0.352, SLG: 0.399 (1, 9)		1-3 K		0-0 1B		0-2 F2		1-3 K		4	0	1	0	0	2	1
Don Hoak, R OBP: 0.331, SLG: 0.444 (1, 5)		3-3 K		2-1 FC6-4 1B		1-2 FC4-6		4-1 1B BB		3	0	1	0	1	1	1
Don Zimmer, R OBP: 0.269, SLG: 0.292 (1, 6)		0-0 L5		1-1 FC6-4		0-3 K		0-2 1B 1B		4	0	1	0	0	1	3
Don Newcombe, L OBP: 0.414, SLG: 0.360 (1, 1)			0-0 G3		1-2 F3		2-2 3-1		1-1 F6	1	0	1	0	0	0	0
Clem Labine, R (5, 1)										1	0	0	0	0	0	0
Chuck Kress, L (7, PH)										1	0	0	0	0	0	0
Ben Wade, R (8, 1)										0	0	0	0	0	0	0
George Shuba, L (9, PH)										1	0	0	0	0	0	2

Inning Stats	R: 2	H: 1	E: 0	K: 1	S: 17	LOB: 0	BB: 1	P: 26	R: 0	H: 0	E: 0	K: 2	S: 9	LOB: 0	BB: 0	P: 13	R: 0	H: 1	E: 0	K: 0	S: 8	LOB: 1	BB: 0	P: 14	R: 0	H: 2	E: 0	K: 0	S: 9	LOB: 2	BB: 0	P: 14	R: 0	H: 1	E: 0	K: 0	S: 11	LOB: 2	BB: 1	P: 20	R: 0	H: 1	E: 0	K: 1	S: 12	LOB: 1	BB: 0	P: 13	R: 0	H: 0	E: 0	K: 0	S: 6	LOB: 0	BB: 0	P: 13	R: 0	H: 0	E: 0	K: 1	S: 8	LOB: 0	BB: 0	P: 15	R: 0	H: 2	E: 0	K: 1	S: 11	LOB: 3	BB: 1	P: 19	1B: 6	SF: 0	2B: 1	SAC: 0	3B: 0	DP: 0	HR: 1	HBP: 1	WP: 0	PA: 38
PITCHER	IP	WLS	BF	H	R	ER	SO	BB	IBB	HBP	BLK	WP	HR	S	P	ERA	WHIP																																																																	
Jim Hearn, R (1, 1)	9.0	W	38	8	2	2	6	3	0	1	0	0	1	91	147	2.00	1.222																																																																	
PITCHER	IP	WLS	BF	H	R	ER	SO	BB	IBB	HBP	BLK	WP	HR	S	P	ERA	WHIP																																																																	

NEW YORK GIANTS @ BROOKLYN DODGERS
Ebbets Field, Brooklyn, NY
 Wed Jul 07 1954, 3:33 AM EDT
 Att. 22,712 - Unknown

AB	34
R	2
H	8
RBI	2
BB	3
SO	6
LOB	17

B

Batter	1	2	3	4	5	6	7	8	9	AB R H RBI BB SO LOB	TOP											
Whitey Lockman, L (1, 3) OBP: 0.310, SLG: 0.403	1-1 4-3 1B 2B		0-1 4-3 2B 2B		1-1 HR	1-1 4-3	0-1 F8		0-2 1-3	6 3 3 1 0 0 4												
Alvin Dark, R (1, 6) OBP: 0.329, SLG: 0.429	0-0 4-3 2-3		0-1 4-3 2-3		1-3 K		1-2 1B HR 2B	1-0 G4-6-3 HBP	0-1 L9	5 1 1 0 0 1 4												
Don Mueller, L (1, 9) OBP: 0.372, SLG: 0.437	1-0 HR 1B		1-1 3-H 2B		1-0 1B 1B		0-0 HR 1B	2-0 G4-6-3 1-2f		5 2 4 2 0 0 1												
Hank Thompson, L (1, 5) OBP: 0.410, SLG: 0.502	1-3 K		0-3 K		0-0 BB 1B		1-0 F6	4-2 BB		4 0 1 0 1 2 4												
Willie Mays, R (1, 8) OBP: 0.402, SLG: 0.724	0-0 1-H HR		3-1 F9		4-0 1-2 BB		0-0 HR	1-0 1-3		4 2 2 5 1 0 2												
Monte Irvin, R (1, 7) OBP: 0.363, SLG: 0.457	3-2 F7			2-1 HR	2-0 F4		2-0 1B 1B HBP	4-2 1B BB		3 3 1 1 1 0 3												
Davey Williams, R (1, 4) OBP: 0.295, SLG: 0.355		2-0 F5		1-3 K	1-0 FC6-4		2-1 FC1-5 1B	1-0 SH3-4 1B		5 0 2 0 0 1 3												
Wes Westrum, R (1, 2) OBP: 0.288, SLG: 0.315		1-2 F5		0-1 L9		0-3 K	2-2 FC1-5 1B	2-0 SH3-4 1B		5 0 2 2 0 1 0												
Ruben Gomez, R (1, 1) OBP: 0.190, SLG: 0.190		0-0 F8		0-0 F8		1-3 K2-3	0-0 FC1-5	1-1 SH3-4		4 0 0 0 0 1 2												
Inning Stats	R: 3 E: 0 K: 1 S: 11	H: 3 LOB: 0 BB: 0 P: 17	R: 0 E: 0 K: 0 S: 5	H: 0 LOB: 0 BB: 0 P: 8	R: 1 E: 0 K: 1 S: 11	H: 2 LOB: 1 BB: 0 P: 15	R: 1 E: 0 K: 1 S: 8	H: 1 LOB: 0 BB: 0 P: 11	R: 1 E: 0 K: 1 S: 12	H: 3 LOB: 3 BB: 1 P: 22	R: 0 E: 0 K: 2 S: 9	H: 0 LOB: 0 BB: 0 P: 11	R: 4 E: 0 K: 0 S: 14	H: 5 LOB: 2 BB: 0 P: 22	R: 0 E: 0 K: 0 S: 7	H: 0 LOB: 1 BB: 1 P: 15	R: 1 E: 0 K: 0 S: 13	H: 2 LOB: 2 BB: 1 P: 21	1B: 8 2B: 4 3B: 0 HR: 4	SF: 0 SAC: 1 DP: 1 HBP: 2	WP: 0 PB: 0 SB: 0 CS: 0	PA: 47
PITCHER	IP WLS BF H R ER SO BB IBB HBP BLK WP HR S P ERA WHIP																					
Carl Erskine, R (1, 1) ERA: 3.54	4.1 L 21 8 6 6 4 0 0 0 0 0 0 3 44 63 12.46 1.846																					
Russ Meyer, R (5, 1) ERA: 3.68	2.0 13 5 4 4 2 1 0 1 0 0 0 1 20 35 18.00 3.000																					
Jim Hughes, R (7, 1) ERA: 2.88	0.2 3 1 0 0 0 0 0 0 0 0 0 0 6 8 0.00 1.500																					
Pete Wojey, R (8, 1) ERA: 5.68	2.0 10 2 1 1 0 2 0 1 0 0 0 0 20 36 4.50 2.000																					

New York Giants @ Brooklyn Dodgers
 Ebbets Field, Brooklyn, NY
 Thu Jul 08 1954, 3:33 AM EDT
 Att. 30,256 - Unknown

livebaseballscorecards.com

AB 41
R 11
H 16
RBI 11
BB 3
SO 6
LOB 23



Batter	1	2	3	4	5	6	7	8	9	AB R H RBI BB SO LOB
Jim Gilliam, S OBP: 0.331, SLG: 0.436 (1, 4)	0-0 FC5-4 BB E 1B	0-0 F7		1-2 L8			1-1 1B		1-3 K	5 1 2 0 0 1 2
Pee Wee Reese, R OBP: 0.371, SLG: 0.444 (1, 6)	4-0 FC5-4 BB 1-2	4-1 BB			0-2 F7		3-2 1B		0-2 1B	3 0 2 0 2 0 0
Duke Snider, L OBP: 0.451, SLG: 0.713 (1, 8)	1-0 FC5-4 BB E 1-2f 2-3	0-0 4-3			1-1 1B		0-3 K		0-3 K	5 1 1 0 0 2 8
Gil Hodges, R OBP: 0.378, SLG: 0.589 (1, 3)	4-2 E 1-2 BB		2-3 K		1-0 F8		1-3 K		1-3 K	4 0 0 0 1 3 5
Carl Furillo, R OBP: 0.348, SLG: 0.393 (1, 9)	1-3 K		0-1 6-3		3-2 4-3			1-2 5-3		4 0 0 0 0 1 4
Roy Campanella, R OBP: 0.259, SLG: 0.435 (1, 2)	0-1 E3 1-3 2-H 3-H		4-0 FC6-4 BB		1-3 K		2-1 5-3			3 0 0 0 1 1 1
Jackie Robinson, R OBP: 0.417, SLG: 0.551 (1, 7)	2-2 4-3		0-1 FC6-4 1-2f		1-0 4-3		3-1 1B			4 0 1 0 0 0 3
Don Hoak, R OBP: 0.329, SLG: 0.435 (1, 5)		4-2 SH1-4 BB		2-1 F3		0-0 5-3		0-2 4-3		3 0 0 0 1 0 1
Carl Erskine, R OBP: 0.180, SLG: 0.109 (1, 1)		1-2 SH1-4		0-1 6-3			1-2 4-3		1-1 1B	1 0 0 0 0 0 0
Russ Meyer, S OBP: 0.143, SLG: 0.053 (5, 1)										0 0 0 0 0 0 0
Jim Hughes, R OBP: 0.200, SLG: 0.200 (7, PH)										0 0 0 0 0 0 0
Chuck Kress, L OBP: 0.189, SLG: 0.204 (8, 1)										1 0 0 0 0 0 0
Pete Wojey, R OBP: 0.429, SLG: 0.606 (9, PH)										0 0 0 0 0 0 0
										1 0 1 0 0 0 0

Inning Stats	R: 2	H: 1	E: 1	K: 12	LOB: 2	BB: 2	P: 24	R: 0	H: 0	E: 0	K: 0	S: 8	LOB: 2	BB: 2	P: 17	R: 0	H: 0	E: 0	K: 1	S: 8	LOB: 1	BB: 1	P: 14	R: 0	H: 0	E: 0	K: 0	S: 7	LOB: 0	BB: 0	P: 10	R: 0	H: 1	E: 0	K: 0	S: 9	LOB: 1	BB: 0	P: 14	R: 0	H: 0	E: 0	K: 1	S: 6	LOB: 0	BB: 0	P: 8	R: 0	H: 2	E: 0	K: 2	S: 14	LOB: 2	BB: 0	P: 20	R: 0	H: 1	E: 0	K: 0	S: 10	LOB: 1	BB: 0	P: 16	R: 0	H: 2	E: 0	K: 3	S: 17	LOB: 2	BB: 0	P: 20	1B: 7	2B: 0	3B: 0	HR: 0	SF: 0	SAC: 1	DP: 0	HBP: 0	WP: 0	PB: 0	SB: 0	CS: 0	PA: 40	ERA	WHIP
PITCHER Ruben Gomez, R ERA: 2.95 (1, 1)	IP	WLS	BF	H	R	ER	SO	BB	IBB	HBP	BLK	WP	HR	S	P	ERA	WHIP																																																																					
	9.0	W	40	7	2	0	8	5	0	0	0	0	0	91	143	0.00	1.333																																																																					


BOTTOM

New York Giants @ Brooklyn Dodgers
Ebbets Field, Brooklyn, NY

Thu Jul 08 1954, 3:33 AM EDT
Att. 30,256 - Unknown

livebaseballscorecards.com

AB	34
R	2
H	7
RBI	0
BB	5
SO	8
LOB	24



TOP

Philadelphia Phillies @ Brooklyn Dodgers
Ebbets Field, Brooklyn, NY

Fri Jul 09 1954, 3:33 AM EDT
Att. 13,586 - Unknown

livebaseballscorecards.com

AB	37
R	5
H	8
RBI	5
BB	1
SO	4
LOB	8



WP:	0	PA:	39
PB:	0		
SB:	0		
CS:	0		

AB R H RBI BB SO LOB

5	1	1	0	0	0	2
5	1	1	1	0	0	1
5	1	1	2	0	1	0
4	0	1	1	0	0	0
3	0	0	0	1	0	1
4	1	1	1	0	0	1
4	0	1	0	0	0	0
4	0	2	0	0	2	1
1	0	0	0	0	1	1
1	1	0	0	0	0	1
1	0	0	0	0	0	0
0	0	0	0	0	0	0

Willie Jones, R OBP: 0.329, SLG: 0.385 (1, 5) C X	0-1 L5 ①		1-1 F6 ③			1-2 F6 ②			2-2 2B 1B ①		0-0 F6 ①		
Richie Ashburn, L OBP: 0.438, SLG: 0.380 (1, 8) F X	0-1 F7 ②			0-0 F3 ①		0-2 L8 ③			2-2 2B 2B ①		1-2 F8 ②		
Smoky Burgess, L OBP: 0.429, SLG: 0.484 (1, 2) B X	1-0 L9 ③			2-0 G3 ②				0-3 K ①		0-1 1B 2B ①		1-1 F5 ③	
Danny Schell, R OBP: 0.304, SLG: 0.384 (1, 7)		2-2 F9 ①		2-2 F8 ③				1-1 L8 ②		2-2 2B 1B ①			
Granny Hamner, R OBP: 0.387, SLG: 0.481 (1, 4)		1-2 L4-3 ②				0-0 F9 ①		4-2 BB ①		1-0 F5 ③			
Del Ennis, R OBP: 0.303, SLG: 0.441 (1, 9)		0-0 F4 ③				0-1 F8 ②		1-0 F6 ③			1-0 HR ①		
Earl Torgeson, L OBP: 0.392, SLG: 0.409 (1, 3)			1-1 F5 ①			2-1 F8 ③				2-1 FC4-6 1B ①		3-2 4-3 ①	
Bobby Morgan, R OBP: 0.392, SLG: 0.435 (1, 6)			1-2 2B ②					0-0 SH2-4 1B ①		2-3 K ①		1-3 K ②	
Robin Roberts, S OBP: 0.154, SLG: 0.117 (1, 1)				3-3 K ②				1-0 SH2-4 ①		2-1 FC4-6 1B ②		0-1 F5 ③	
Johnny Wyrostek, L OBP: 0.294, SLG: 0.367 (8, PH)													
Steve Ridzik, R OBP: 0.214, SLG: 0.357 (8, 1)													
Murry Dickson, R OBP: 0.209, SLG: 0.238 (9, 1)													

Inning Stats	R: 0 E: 0 K: 0 S: 5	H: 0 LOB: 0 BB: 0 P: 6	R: 0 E: 0 K: 0 S: 7	H: 0 LOB: 0 BB: 0 P: 10	R: 0 E: 0 K: 1 S: 11	H: 1 LOB: 1 BB: 0 P: 17	R: 0 E: 0 K: 0 S: 5	H: 0 LOB: 0 BB: 0 P: 9	R: 0 E: 0 K: 0 S: 5	H: 0 LOB: 0 BB: 0 P: 7	R: 0 E: 0 K: 0 S: 9	H: 1 LOB: 1 BB: 0 P: 11	R: 0 E: 0 K: 1 S: 9	H: 0 LOB: 1 BB: 1 P: 15	R: 4 E: 0 K: 1 S: 20	H: 5 LOB: 1 BB: 0 P: 33	R: 1 E: 0 K: 1 S: 9	H: 1 LOB: 0 BB: 0 P: 14	R: 0 E: 0 K: 0 S: 6	H: 0 LOB: 0 BB: 0 P: 8	1B: 4 2B: 3 3B: 0 HR: 1	SF: 0 SAC: 1 DP: 0 HBP: 0
--------------	------------------------------	---------------------------------	------------------------------	----------------------------------	-------------------------------	----------------------------------	------------------------------	---------------------------------	------------------------------	---------------------------------	------------------------------	----------------------------------	------------------------------	----------------------------------	-------------------------------	----------------------------------	------------------------------	----------------------------------	------------------------------	---------------------------------	----------------------------------	------------------------------------

PITCHER	IP	WLS	BF	H	R	ER	SO	BB	IBB	HBP	BLK	WP	HR	S	P	ERA	WHIP
Bob Milliken, R ERA: 4.01 (1, 1)	7.2		30	6	4	4	3	1	0	0	0	0	0	67	101	4.70	0.913
Jim Hughes, R ERA: 3.0 (8, 1)	1.1		6	2	1	1	1	0	0	0	0	0	1	13	21	6.75	1.500
Erv Palica, R ERA: 3.89 (10, 1)	1.0	W	3	0	0	0	0	0	0	0	0	0	0	6	8	0.00	0.000

BOTTOM

Philadelphia Phillies @ Brooklyn Dodgers
 Ebbets Field, Brooklyn, NY
 Fri Jul 09 1954, 3:33 AM EDT
 Att: 13,586 - Unknown

livebaseballscorecards.com

AB	36
R	7
H	9
RBI	7
BB	7
SO	6
LOB	17



WP:	0	PA:	44
PB:	0		
SB:	0		
CS:	1		

Batter	1	2	3	4	5	6	7	8	9	10	AB	R	H	RBI	BB	SO	LOB
Jim Gilliam, S OBP: 0.330, SLG: 0.431 (1, 4)	4-3		CS	4-3		L7	F9		2B BB		4	1	0	0	1	0	0
Pee Wee Reese, R OBP: 0.375, SLG: 0.449 (1, 6)	1-6-3			G3 1B		K		BB	2B		4	0	2	3	1	1	0
Duke Snider, L OBP: 0.450, SLG: 0.707 (1, 8)	1-3			G3		HR		F7	IBB		4	1	1	0	1	0	2
Gil Hodges, R OBP: 0.375, SLG: 0.592 (1, 3)			K	K		HR		F5	F9		5	1	1	2	0	2	4
Jackie Robinson, R OBP: 0.413, SLG: 0.542 (1, 7)			F7			L1-4-3		F9		4-3	5	0	1	0	0	0	1
Carl Furillo, R OBP: 0.352, SLG: 0.394 (1, 9)			F7			BB	FC5-4		F4	HR	4	1	2	0	1	0	0
Roy Campanella, R OBP: 0.271, SLG: 0.458 (1, 2)			CS	BB		FC6-4	BB	FC5-4	BB	HR	3	2	2	2	2	0	2
Billy Cox, R OBP: 0.309, SLG: 0.309 (1, 5)			F8			K		4-3	BB		3	0	0	0	0	1	3
Walt Moryn, L OBP: 0.444, SLG: 0.606 (9, PH)											0	1	0	0	1	0	0
Don Hoak, R OBP: 0.329, SLG: 0.435 (10, 5)											0	0	0	0	0	0	0
Bob Milliken, R OBP: 0.214, SLG: 0.214 (1, 1)			K			FC6-4		L4	K		3	0	0	0	0	1	3
Jim Hughes, R OBP: 0.200, SLG: 0.200 (8, 1)											0	0	0	0	0	0	0
George Shuba, L OBP: 0.274, SLG: 0.327 (9, PH)											1	0	0	0	0	1	2
Erv Palica, R OBP: 0.333, SLG: 0.250 (10, 1)											0	0	0	0	0	0	0

1B:	5	SF:	0	WP:	0	PA:	44
2B:	2	SAC:	0	PB:	0		
3B:	0	DP:	0	SB:	0		
HR:	2	HBP:	0	CS:	1		

PITCHER	IP	WLS	BF	H	R	ER	SO	BB	IBB	HBP	BLK	WP	HR	S	P	ERA	WHIP
Robin Roberts, R ERA: 2.46 (1, 1)	7.0		28	6	2	2	5	2	0	0	0	0	1	73	113	2.57	1.143
Steve Ridzik, R ERA: 3.83 (8, 1)	1.2		10	2	3	3	1	3	0	0	0	0	0	23	39	16.20	3.000
Murry Dickson, R ERA: 3.43 (9, 1)	0.2	L	5	1	2	2	0	1	1	0	0	0	1	8	20	27.00	3.000

Inning Stats	R: 0	H: 0	E: 0	K: 0	S: 15	P: 21	R: 0	H: 0	E: 0	K: 1	S: 9	P: 14	R: 0	H: 0	E: 0	K: 1	S: 8	P: 15	R: 0	H: 1	E: 0	K: 1	S: 10	P: 16	R: 0	H: 1	E: 0	K: 1	S: 7	P: 12	R: 2	H: 4	E: 0	K: 1	S: 18	P: 29	R: 0	H: 0	E: 0	K: 0	S: 6	P: 6	R: 0	H: 0	E: 0	K: 0	S: 6	P: 11	R: 3	H: 2	E: 0	K: 1	S: 19	P: 36	R: 2	H: 1	E: 0	K: 0	S: 6	P: 12	1B: 5	SF: 0	WP: 0	PA: 44
--------------	------	------	------	------	-------	-------	------	------	------	------	------	-------	------	------	------	------	------	-------	------	------	------	------	-------	-------	------	------	------	------	------	-------	------	------	------	------	-------	-------	------	------	------	------	------	------	------	------	------	------	------	-------	------	------	------	------	-------	-------	------	------	------	------	------	-------	-------	-------	-------	--------

PITCHER	IP	WLS	BF	H	R	ER	SO	BB	IBB	HBP	BLK	WP	HR	S	P	ERA	WHIP
Robin Roberts, R ERA: 2.46 (1, 1)	7.0		28	6	2	2	5	2	0	0	0	0	1	73	113	2.57	1.143
Steve Ridzik, R ERA: 3.83 (8, 1)	1.2		10	2	3	3	1	3	0	0	0	0	0	23	39	16.20	3.000
Murry Dickson, R ERA: 3.43 (9, 1)	0.2	L	5	1	2	2	0	1	1	0	0	0	1	8	20	27.00	3.000

Batter	1	2	3	4	5	6	7	8	9	AB R H RBI BB SO LOB	TOP																													
Willie Jones, R (1, 5) OBP: 0.329, SLG: 0.384 Jim Command, L (5, PR) (5, 5)	0-1 F4		1-2 3-1		2-2 E6 1B		0-0 F8		3-2 1-3 1-2	3 0 1 0 0 0 0 2 0 0 0 0 0 2																														
Richie Ashburn, L (1, 8) OBP: 0.437, SLG: 0.384	2-2 L7		3-3 K		2-2 2-3 1B		1-2 FC4-6 1-2f BB		0-1 1B SF8 2B 2-H	5 1 2 1 0 1 1																														
Smoky Burgess, L (1, 2) OBP: 0.439, SLG: 0.497	0-0 1B		1-0 2B		0-1 F6		4-2 1-2 BB		1-0 HR 1B 2-3	4 1 3 0 1 0 2																														
Danny Schell, R (1, 7) OBP: 0.299, SLG: 0.389	0-0 L5		1-3 K			1-1 4-3 E 2B		3-2 5-3	0-0 SF8 3-H	4 1 1 1 0 1 4																														
Granny Hamner, R (1, 4) OBP: 0.384, SLG: 0.486		1-1 6-3		0-0 F8		0-0 4-3		0-1 F6	0-0 HR 1-H	5 1 1 2 0 0 1																														
Del Ennis, R (1, 9) OBP: 0.302, SLG: 0.437		1-0 1B 1B		2-3 K		1-1 5-3		1-1 F6	2-2 E6	5 0 1 0 0 1 1																														
Earl Torgeson, L (1, 3) OBP: 0.395, SLG: 0.410		0-0 1B 1-3 1B		3-3 K		2-2 E7 3-H 1B		4-1 BB	3-2 3-1	4 0 2 1 1 1 1																														
Ted Kazanski, R (1, 6) OBP: 0.127, SLG: 0.119		2-3 K		1-2 F3		1-0 6-3		2-2 3-1		4 0 0 0 0 1 4																														
Bob Miller, R (1, 1) OBP: 0.286, SLG: 0.344 Thornton Kipper, R (4, 1) Johnny Wyrostek, L (7, PH) OBP: 0.299, SLG: 0.372 Bob Greenwood, R (7, 1) Mel Clark, R (9, PH) OBP: 0.293, SLG: 0.294		2-3 K		2-3 K			0-1 FC4-6 1B		0-2 1-3 2B 1B	1 0 0 0 0 1 2 1 0 0 0 0 1 0 1 0 1 0 0 0 0 0 0 0 0 0 0 0 1 1 1 0 0 0 0																														
Inning Stats	R: 0 E: 0 K: 0 S: 7	H: 1 LOB: 1 BB: 0 P: 9	R: 0 E: 0 K: 2 S: 11	H: 2 LOB: 2 BB: 0 P: 17	R: 0 E: 0 K: 2 S: 11	H: 1 LOB: 1 BB: 0 P: 17	R: 0 E: 0 K: 2 S: 7	H: 0 LOB: 0 BB: 0 P: 12	R: 0 E: 1 K: 1 S: 16	H: 2 LOB: 2 BB: 0 P: 23	R: 1 E: 1 K: 0 S: 9	H: 2 LOB: 1 BB: 0 P: 14	R: 0 E: 0 K: 0 S: 11	H: 1 LOB: 2 BB: 1 P: 19	R: 0 E: 0 K: 0 S: 8	H: 0 LOB: 1 BB: 1 P: 15	R: 4 E: 1 K: 0 S: 19	H: 4 LOB: 1 BB: 0 P: 28	1B: 9 2B: 3 3B: 0 HR: 1	SF: 1 SAC: 0 DP: 0 HBP: 0	WP: 0 PB: 0 SB: 0 CS: 0	PA: 43																		
PITCHER Billy Loes, R (1, 1) ERA: 5.19	IP 9.0	WLS W	BF 43	H 13	R 5	ER 5	SO 7	BB 2	IBB 0	HBP 0	BLK 0	WP 0	HR 1	S 99	P 154	ERA 5.00	WHIP 1.667						PITCHER	IP 9.0	WLS W	BF 43	H 13	R 5	ER 5	SO 7	BB 2	IBB 0	HBP 0	BLK 0	WP 0	HR 1	S 99	P 154	ERA 5.00	WHIP 1.667

Philadelphia Phillies @ Brooklyn Dodgers
Ebbets Field, Brooklyn, NY
Sat Jul 10 1954, 3:33 AM EDT
Att. 11,047 - Unknown

AB	40
R	5
H	13
RBI	5
BB	2
SO	7
LOB	18



Batter	1	2	3	4	5	6	7	8	9	AB R H RBI BB SO LOB	TOP											
Ted Kazanski, R (1, 6) OBP: 0.132, SLG: 0.172	0-0 5-3		0-0 L9		1-0 5-3			0-1 HR	2-3 K	5 1 1 1 0 1 1												
Richie Ashburn, L (1, 8) OBP: 0.442, SLG: 0.387	0-2 1B		2-2 F8			4-2 FC3-6 BB		4-2 1B BB	1-2 1B	3 1 2 0 2 0 1												
Smoky Burgess, L (1, 2) OBP: 0.438, SLG: 0.494	1-3 K			3-2 1B		1-2 FC3-6 FC6-4 1-2f		0-1 WP 1B HR 1B	1-0 G4-6-3 1-2f	5 1 2 0 0 1 3												
Danny Schell, R (1, 7) OBP: 0.287, SLG: 0.372	3-1 4-3			0-1 F7		1-1 FC6-4 1-2f		0-0 F9		4 0 0 0 0 0 5												
Granny Hamner, R (1, 4) OBP: 0.379, SLG: 0.480		3-2 5-3		2-0 F5		0-0 F5		1-3 K		4 0 0 0 0 1 4												
Del Ennis, R (1, 9) OBP: 0.301, SLG: 0.434		3-2 F6		2-2 F7			0-0 F5	0-1 WP HR 1B		4 1 1 1 0 0 1												
Earl Torgeson, L (1, 3) OBP: 0.396, SLG: 0.420		3-2 5-3			0-1 HR		1-1 F9	4-2 HR BB		3 2 1 1 1 0 0												
Jim Command, L (1, 5) OBP: 0.250, SLG: 0.571			2-3 K		1-2 6-3		4-2 BB	0-0 HR		3 1 1 4 1 1 0												
Murry Dickson, R (1, 1) OBP: 0.222, SLG: 0.250			1-2 1B		2-1 L8		0-1 6-3	0-1 6-3		2 0 1 0 0 0 0												
Jim Konstanty, R (6, 1)										2 0 0 0 0 0 1												
Bob Miller, R (8, 1) OBP: 0.286, SLG: 0.344										0 0 0 0 0 0 0												
Inning Stats	R: 0 E: 0 K: 1 S: 9	H: 1 LOB: 1 BB: 0 P: 13	R: 0 E: 0 K: 0 S: 12	H: 0 LOB: 0 BB: 0 P: 21	R: 0 E: 0 K: 1 S: 10	H: 1 LOB: 1 BB: 0 P: 15	R: 0 E: 0 K: 0 S: 9	H: 1 LOB: 1 BB: 0 P: 16	R: 1 E: 0 K: 0 S: 8	H: 1 LOB: 0 BB: 0 P: 12	R: 0 E: 0 K: 0 S: 8	H: 0 LOB: 1 BB: 1 P: 14	R: 0 E: 0 K: 0 S: 7	H: 0 LOB: 1 BB: 1 P: 12	R: 6 E: 0 K: 1 S: 21	H: 4 LOB: 0 BB: 2 P: 30	R: 0 E: 0 K: 1 S: 7	H: 1 LOB: 0 BB: 0 P: 11	1B: 6 2B: 0 3B: 0 HR: 3	SF: 0 SAC: 0 DP: 1 HBP: 0	WP: 1 PB: 0 SB: 0 CS: 0	PA: 39
PITCHER	IP WLS BF H R ER SO BB IBB HBP BLK WP HR S P ERA WHIP																					
Carl Erskine, R (1, 1) ERA: 3.78	8.0 W 36 8 7 7 3 4 0 0 0 1 3 84 133 7.88 1.500																					
Jim Hughes, R (9, 1) ERA: 2.93	1.0 S 3 1 0 0 1 0 0 0 0 0 0 7 11 0.00 1.000																					

Philadelphia Phillies @ Brooklyn Dodgers
Ebbets Field, Brooklyn, NY
Sun Jul 11 1954, 3:33 AM EDT
Unknown

AB	35
R	7
H	9
RBI	7
BB	4
SO	4
LOB	16



Batter	1	2	3	4	5	6	7	8	9
Jim Gilliam, S <small>OBP: 0.337, SLG: 0.435</small> (1, 4)	3-2 		0-1 	1-2 		0-0 		0-1 	
Pee Wee Reese, R <small>OBP: 0.382, SLG: 0.463</small> (1, 6)	2-1 		0-0 		4-1 	0-1 		2-0 	
Duke Snider, L <small>OBP: 0.448, SLG: 0.700</small> (1, 8)	3-1 		0-0 		0-2 		1-1 	2-1 	
Gil Hodges, R <small>OBP: 0.382, SLG: 0.625</small> (1, 3)	4-2 			3-2 	3-2 		2-0 	3-1 	
Jackie Robinson, R <small>OBP: 0.413, SLG: 0.535</small> (1, 7)	1-3 			1-1 	1-0 		4-1 		
Carl Furillo, R <small>OBP: 0.355, SLG: 0.406</small> (1, 9)		1-1 		4-1 	0-1 		3-2 	1-2 	
Roy Campanella, R <small>OBP: 0.278, SLG: 0.461</small> (1, 2)		0-0 		3-2 	2-0 		1-1 		
Billy Cox, R <small>OBP: 0.312, SLG: 0.329</small> (1, 5)		0-0 		0-0 	0-1 			0-0 	
Carl Erskine, R <small>OBP: 0.189, SLG: 0.143</small> Don Hoak, R <small>OBP: 0.327, SLG: 0.432</small> (8, PH) Jim Hughes, R <small>OBP: 0.200, SLG: 0.200</small> (9, 1)			1-3 	0-0 		1-3 		2-2 	

AB	R	H	RBI	BB	SO	LOB
5	0	3	1	0	0	1
4	1	2	0	1	0	2
5	1	2	1	0	0	2
4	2	2	2	1	0	3
3	0	0	0	1	1	3
3	2	1	2	1	0	1
4	1	2	1	0	0	1
4	1	1	0	0	0	2
3	0	1	1	0	2	0
1	0	0	0	0	0	1
0	0	0	0	0	0	0

WP	PA
0	40

Inning Stats		R: 0	H: 1	E: 0	K: 1	S: 13	R: 0	H: 0	E: 0	K: 0	S: 4	R: 0	H: 1	E: 0	K: 1	S: 7	R: 3	H: 3	E: 0	K: 0	S: 14	R: 3	H: 3	E: 0	K: 0	S: 15	R: 0	H: 1	E: 0	K: 1	S: 6	R: 1	H: 1	E: 0	K: 0	S: 9	R: 1	H: 4	E: 0	K: 0	S: 11
PITCHER Murry Dickson, R <small>ERA: 3.75</small> Jim Konstanty, R <small>ERA: 4.17</small> Bob Miller, R <small>ERA: 4.95</small>		IP	WLS	BF	H	R	ER	SO	BB	IBB	HBP	BLK	WP	HR	S	P	ERA	WHIP																							
		5.0		26	8	6	6	2	3	0	0	0	0	2	53	90	10.80	2.200																							
		2.0	L	9	3	2	1	1	0	0	0	0	1	16	28	9.00	2.000																								
		1.0		5	3	0	0	0	0	0	0	0	0	10	19	0.00	3.000																								

Philadelphia Phillies @ Brooklyn Dodgers
Ebbets Field, Brooklyn, NY
 Sun Jul 11 1954, 3:33 AM EDT
 Unknown

AB	36
R	8
H	14
RBI	8
BB	4
SO	3
LOB	16



WP	PA
0	40

Batter	1	2	3	4	5	6	7	8	9	AB R H RBI BB SO LOB	TOP
Ted Kazanski, R (1, 6) OBP: 0.125, SLG: 0.162	0-1 6-3			0-2 F7		2-2 F5		1-1 FC3-6		4 0 0 0 0 0 1	
Richie Ashburn, L (1, 8) OBP: 0.440, SLG: 0.385	1-2 1-3			2-1 G5-3 1B		0-0 F5		1-1 F7		4 0 1 0 0 0 1	
Stan Lopata, R (1, 2) OBP: 0.399, SLG: 0.538	1-1 F4			2-1 1-2 1B		3-1 F8			1-2 SH3-4 SF9 2B	4 1 2 0 0 0 0	
Danny Schell, R (1, 7) OBP: 0.279, SLG: 0.361		1-0 F3		0-0 G5-3		0-2 6-3			0-0 SH3-4	3 0 0 0 0 0 2	
Granny Hamner, R (1, 4) OBP: 0.378, SLG: 0.481		1-1 F9			0-0 SH1 2B		1-1 6-3		3-2 SF9	3 1 1 1 0 0 0	
Del Ennis, R (1, 9) OBP: 0.301, SLG: 0.444		2-1 F8			0-0 SH1		2-1 HR		1-1 F7	3 1 1 1 0 0 0	
Earl Torgeson, L (1, 3) OBP: 0.393, SLG: 0.415			3-3 K		2-2 F7		1-0 F9			3 0 0 0 0 1 1	
Jim Command, L (1, 5) OBP: 0.273, SLG: 0.600			1-1 4-3		0-0 2B			1-0 F5		3 0 1 1 0 0 0	
Herm Wehmeier, R (1, 1) Robin Roberts, S (8, 1) OBP: 0.154, SLG: 0.117			2-3 K		3-3 K			4-2 FC3-6 BB		2 0 0 0 1 2 1 0 0 0 0 0 0 0	
Inning Stats	R: 0 H: 0 E: 0 LOB: 0 K: 0 BB: 0 S: 7 P: 9	R: 0 H: 0 E: 0 LOB: 0 K: 0 BB: 0 S: 5 P: 9	R: 0 H: 0 E: 0 LOB: 0 K: 2 BB: 0 S: 8 P: 14	R: 0 H: 2 E: 0 LOB: 1 K: 0 BB: 0 S: 8 P: 12	R: 1 H: 2 E: 0 LOB: 1 K: 1 BB: 0 S: 10 P: 15	R: 0 H: 0 E: 0 LOB: 0 K: 0 BB: 0 S: 7 P: 12	R: 1 H: 1 E: 0 LOB: 0 K: 0 BB: 0 S: 8 P: 12	R: 0 H: 0 E: 0 LOB: 1 K: 0 BB: 1 S: 7 P: 14	R: 1 H: 1 E: 0 LOB: 0 K: 0 BB: 0 S: 11 P: 16	1B: 2 SF: 1 2B: 3 SAC: 2 3B: 0 DP: 1 HR: 1 HBP: 0	WP: 0 PA: 33 PB: 0 SB: 0 CS: 0
PITCHER	IP WLS BF H R ER SO BB IBB HBP BLK WP HR S P ERA WHIP										
Don Newcombe, R (1, 1) ERA: 4.6	7.0 L 25 5 2 2 3 0 0 0 0 0 0 1 53 83 2.57 0.714										
Erv Palica, R (8, 1) ERA: 3.92	2.0 8 1 1 1 0 1 0 0 0 0 0 0 18 30 4.50 1.000										

Philadelphia Phillies @ Brooklyn Dodgers
Ebbets Field, Brooklyn, NY
Sun Jul 11 1954, 3:38 AM EDT
Att. 23,973 - Unknown

AB	29
R	3
H	6
RBI	3
BB	1
SO	3
LOB	6



Batter	1	2	3	4	5	6	7	8	9	AB	R	H	RBI	BB	SO	LOB
Jim Gilliam, S OBP: 0.339, SLG: 0.437 (1, 4)	F9		BB 1B		SF8			BB 1B		3	0	2	1	0	0	0
Pee Wee Reese, R OBP: 0.380, SLG: 0.458 (1, 6)	F6		BB 1B		5-3			K		3	0	0	0	1	1	1
Duke Snider, L OBP: 0.449, SLG: 0.700 (1, 8)	4-3		K					BB 1B		3	0	1	0	1	1	3
Gil Hodges, R OBP: 0.380, SLG: 0.618 (1, 3)		F9		K				BB 1B		3	0	0	0	1	2	1
Jackie Robinson, R OBP: 0.411, SLG: 0.529 (1, 7)		F8		FC5-4 1B				F6		4	0	1	0	0	0	4
Carl Furillo, R OBP: 0.351, SLG: 0.400 (1, 9)		F9		FC5-4 1-2f				G6-4-3 1-2f		4	0	0	0	0	0	2
Roy Campanella, R OBP: 0.274, SLG: 0.453 (1, 2)			1-3	F8				F9		4	0	0	0	0	0	1
Billy Cox, R OBP: 0.311, SLG: 0.339 (1, 5)			6-3		SF8 3B			K		4	1	1	0	0	2	0
Don Newcombe, L OBP: 0.419, SLG: 0.346 (1, 1)					L9			1-3		1	0	0	0	1	0	1
George Shuba, L OBP: 0.270, SLG: 0.321 (7, PH)			BB 1B							1	0	0	0	0	0	0
Erv Palica, R OBP: 0.333, SLG: 0.250 (8, 1)										0	0	0	0	0	0	0


Inning Stats	R: 0	H: 0	E: 0	K: 0	S: 7	R: 0	H: 0	E: 0	K: 0	S: 5	R: 0	H: 1	E: 0	K: 1	S: 15	R: 0	H: 1	E: 0	K: 1	S: 10	R: 1	H: 1	E: 0	K: 0	S: 7	R: 0	H: 1	E: 0	K: 1	S: 8	R: 0	H: 0	E: 0	K: 1	S: 5	R: 0	H: 1	E: 0	K: 1	S: 8	R: 0	H: 0	E: 0	K: 1	S: 7	R: 0	H: 0	E: 0	K: 1	S: 9	1B: 3	SF: 1	2B: 1	SAC: 0	3B: 1	DP: 1	HR: 0	HBP: 0	WP: 0	PA: 35
--------------	------	------	------	------	------	------	------	------	------	------	------	------	------	------	-------	------	------	------	------	-------	------	------	------	------	------	------	------	------	------	------	------	------	------	------	------	------	------	------	------	------	------	------	------	------	------	------	------	------	------	------	-------	-------	-------	--------	-------	-------	-------	--------	-------	--------

PITCHER	IP	WLS	BF	H	R	ER	SO	BB	IBB	HBP	BLK	WP	HR	S	P	ERA	WHIP
Herm Wehmeier, R ERA: 5.4 (1, 1)	7.1	W	31	5	1	1	5	4	0	0	0	0	0	64	104	1.23	1.227
Robin Roberts, R ERA: 2.44 (8, 1)	1.2	S	4	0	0	0	1	0	0	0	0	0	0	8	11	0.00	0.000

BOTTOM

Philadelphia Phillies @ Brooklyn Dodgers
Ebbets Field, Brooklyn, NY
 Sun Jul 11 1954, 3:38 AM EDT
 Att. 23,973 - Unknown

AB	30
R	1
H	5
RBI	1
BB	4
SO	6
LOB	13



BOTTOM

Brooklyn Dodgers @ Milwaukee Braves
Milwaukee County Stadium, Milwaukee, WI

Wed Jul 14 1954, 4:33 AM EDT
Att: 35,470 - Unknown

livebaseballscorecards.com

AB	41
R	1
H	8
RBI	1
BB	5
SO	3
LOB	19



WP:	0	PA:	48
PB:	0	SB:	0
CS:	0		

AB R H RBI BB SO LOB

5	1	2	0	1	2	1
4	0	1	0	0	0	2
0	0	0	0	1	0	0
0	0	0	0	0	0	0
4	0	2	1	1	0	2
4	0	0	0	1	0	4
4	0	2	0	1	0	4
5	0	0	0	0	0	5
5	0	0	0	0	0	1
5	0	0	0	0	0	0
4	0	1	0	0	1	0
1	0	0	0	0	0	0

2-2	F3	2
4-2	BB	3
1-0	F8	3
0-1	F9	1
1-2	F7	2
1-2	F3	3
1-2	4-3	1

2-3	K	1
2-2	F6	2
4-0	BB	3
4-1	BB	3
1-1	F9	3
0-1	F9	1
1-2	F7	2
1-2	F3	3

2-3	K	1
2-2	F6	2
4-0	BB	3
4-1	BB	3
1-1	F9	3
0-1	F9	1
1-2	F7	2
1-2	F3	3

4-1	SH1-4	1
0-0	SH1-4	1
1-2	1B	3
0-0	G3	2
1-2	BB	3
2-2	6-3	3
2-2	5-3	1
1-1	5-3	2
2-3	K	3

3-2	2B	3
0-0	F8	3
0-0	1B	1
1B	1B	1
0-0	F2	1
1-2	G3	2
1-3	1B	3
1-2	G6-4-3	2
1-2	G6-4-3	3
0-1	5-3	1
1-0	5-3	2
1-2	6-3	3

2-1	1B	1
3-1	1B	1
1-2	1B	1
1-0	SH5-4	1
0-0	F6	1
2-1	L7	2
1-2	L8	3
0-2	5-3	1
1-2	1-3	2
1-2	6-3	3

1-3	K	1
2-0	FC5-4	2
1-2f	1B	3
0-0	5-3	3
0-0	F6	1
2-1	L7	2
1-2	L8	3
0-2	5-3	1
1-2	1-3	2
1-2	6-3	3

2-1	SH5-4	1B	1
3-1	SH5-4	1B	1
1-2	1B	1	1
1-0	SH5-4	1B	1
0-0	F6	1	1
2-1	L7	2	1
1-2	L8	3	1
0-2	5-3	1	1
1-2	1-3	2	1
1-2	6-3	3	1

2-1	SH5-4	1B	1
3-1	SH5-4	1B	1
1-2	1B	1	1
1-0	SH5-4	1B	1
0-0	F6	1	1
2-1	L7	2	1
1-2	L8	3	1
0-2	5-3	1	1
1-2	1-3	2	1
1-2	6-3	3	1

2-1	SH5-4	1B	1
3-1	SH5-4	1B	1
1-2	1B	1	1
1-0	SH5-4	1B	1
0-0	F6	1	1
2-1	L7	2	1
1-2	L8	3	1
0-2	5-3	1	1
1-2	1-3	2	1
1-2	6-3	3	1

2-1	SH5-4	1B	1
3-1	SH5-4	1B	1
1-2	1B	1	1
1-0	SH5-4	1B	1
0-0	F6	1	1
2-1	L7	2	1
1-2	L8	3	1
0-2	5-3	1	1
1-2	1-3	2	1
1-2	6-3	3	1

2-1	SH5-4	1B	1
3-1	SH5-4	1B	1
1-2	1B	1	1
1-0	SH5-4	1B	1
0-0	F6	1	1
2-1	L7	2	1
1-2	L8	3	1
0-2	5-3	1	1
1-2	1-3	2	1
1-2	6-3	3	1

2-1	SH5-4	1B	1
3-1	SH5-4	1B	1
1-2	1B	1	1
1-0	SH5-4	1B	1
0-0	F6	1	1
2-1	L7	2	1
1-2	L8	3	1
0-2	5-3	1	1
1-2	1-3	2	1
1-2	6-3	3	1

Inning Stats

PITCHER	IP	WLS	BF	H	R	ER	SO	BB	IBB	HBP	BLK	WP	HR	S	P	ERA	WHIP
Russ Meyer, R	(1, 1)	8.0	33	8	1	1	1	2	0	0	0	0	0	57	92	1.12	1.250
Jim Hughes, R	(9, 1)	4.0	15	0	0	0	2	3	0	0	0	0	0	42	70	0.00	0.750

Batter	1	2	3	4	5	6	7	8	9	AB R H RBI BB SO LOB	TOP	
Jim Gilliam, S (1, 4) OBP: 0.343, SLG: 0.434 BB 	4-1 BB 		4-2 S BB 			1-1 F9 		4-0 BB BB 		1 0 0 0 3 0 0	Brooklyn Dodgers @ Milwaukee Braves Milwaukee County Stadium, Milwaukee, WI Thu Jul 15 1954, 4:33 AM EDT Unknown livebaseballscorecards.com	
Pee Wee Reese, R (1, 6) OBP: 0.386, SLG: 0.457 BB 	2-1 6-3 1-2 		3-3 K 1-2 			4-2 1B S BB 		4-2 BB 		2 0 0 0 2 1 2		
Duke Snider, L (1, 8) OBP: 0.437, SLG: 0.682 CF 	1-2 6-3 			2-3 K 		0-0 F8 		2-3 K 		4 0 0 0 0 2 4		
Gil Hodges, R (1, 3) OBP: 0.381, SLG: 0.610 X 	0-0 6-3 			0-0 E5 G5-4-3 		4-2 1B BB 		0-1 F7 		3 0 0 0 1 0 3		
Jackie Robinson, R (1, 5) OBP: 0.408, SLG: 0.518 BB 		4-0 G5-4-3 BB 		1-1 G5-4-3 1-2f 		0-0 1B 		3-1 F5 		3 0 1 0 1 0 3		
Sandy Amoros, L (1, 7) OBP: 0.204, SLG: 0.178 BB 		2-3 K 			3-1 1B 		1-2 F8 		3-2 6-3 			4 0 1 0 0 1 4
Carl Furillo, R (1, 9) OBP: 0.347, SLG: 0.395 X 		0-0 G5-4-3 1-2f 			2-2 4-3 1-2 		0-0 5-3 		0-0 1B 			4 0 1 0 0 0 2
Roy Campanella, R (1, 2) OBP: 0.268, SLG: 0.437 BB 			1-1 5-3 			2-2 6-3 		1-1 6-3 		0-3 K 		4 0 0 0 0 1 2
Bob Milliken, R (1, 1) OBP: 0.176, SLG: 0.176 Erv Palica, R (8, 1) OBP: 0.333, SLG: 0.250 Walt Moryn, L (9, PH) OBP: 0.425, SLG: 0.568 BB 			3-2 4-3 			0-2 4-3 		1-1 6-3 		2-1 G3 		3 0 0 0 0 0 1 0 0 0 0 0 0 0 1 0 0 0 0 0 1
Inning Stats	R: 0 H: 0 E: 0 LOB: 1 K: 0 BB: 1 S: 7 P: 14	R: 0 H: 0 E: 0 LOB: 0 K: 1 BB: 1 S: 4 P: 10	R: 0 H: 0 E: 0 LOB: 1 K: 1 BB: 1 S: 11 P: 22	R: 0 H: 0 E: 1 LOB: 0 K: 1 BB: 0 S: 6 P: 9	R: 0 H: 1 E: 0 LOB: 1 K: 0 BB: 0 S: 12 P: 19	R: 0 H: 1 E: 0 LOB: 3 K: 0 BB: 2 S: 12 P: 22	R: 0 H: 0 E: 0 LOB: 0 K: 0 BB: 0 S: 5 P: 7	R: 0 H: 0 E: 0 LOB: 2 K: 1 BB: 2 S: 14 P: 27	R: 0 H: 1 E: 0 LOB: 1 K: 1 BB: 0 S: 10 P: 15	1B: 3 SF: 0 2B: 0 SAC: 0 3B: 0 DP: 2 HR: 0 HBP: 0	WP: 0 PA: 36 PB: 0 SB: 2 CS: 0	
PITCHER Bob Buhl, R (1, 1) ERA: 4.5	IP WLS BF H R ER SO BB IBB HBP BLK WP HR S P ERA WHIP 9.0 W 36 3 0 0 5 7 0 0 0 0 0 0 81 145 0.00 1.111											

Batter	1	2	3	4	5	6	7	8	9
Bill Bruton, L OBP: 0.333, SLG: 0.319 (1, 8)	1-2 6-3		0-0 4-3	0-0 F7			1-1 HR 1B	2-0 L8	
Danny O'Connell, R OBP: 0.319, SLG: 0.347 (1, 4)	3-2 E7 1B		4-2 BB BB		2-2 SH5-3 1B		2-2 F9		
Eddie Mathews, L OBP: 0.379, SLG: 0.523 (1, 5)	1-1 F6		4-2 FC6-4 BB		0-0 SH5-3		1-1 1-H HR		
Hank Aaron, R OBP: 0.337, SLG: 0.479 (1, 7)	3-3 K		0-0 FC6-4		3-1 L7		2-2 E6 1B		
Joe Adcock, R OBP: 0.380, SLG: 0.525 (1, 3)		1-0 SH1-3 1B		0-0 6-3		0-0 F8	0-1 1-2 1B		
Andy Pafko, R OBP: 0.329, SLG: 0.430 (1, 9)		1-1 SH1-3		0-1 F9		0-0 5-3	2-0 F9		
Johnny Logan, R OBP: 0.326, SLG: 0.383 (1, 6)		0-0 6-3		4-0 BB 1B BB		3-2 5-3		1-1 3B	
Del Crandall, R OBP: 0.303, SLG: 0.416 (1, 2)		1-0 6-3		0-0 BB 1-2 1B		0-1 F8	2-3 K		
Bob Buhl, R (1, 1)			2-2 3-1	4-1 1-2 2-3 BB		0-0 F8	3-3 K		

Inning Stats	R: 0	H: 1	E: 1	LOB: 1	K: 1	S: 15	P: 23	R: 0	H: 1	E: 0	LOB: 1	K: 0	S: 5	P: 8	R: 0	H: 0	E: 0	LOB: 2	K: 0	S: 10	P: 20	R: 0	H: 1	E: 0	LOB: 3	K: 0	S: 6	P: 14	R: 0	H: 0	E: 0	LOB: 0	K: 0	S: 6	P: 9	R: 2	H: 3	E: 1	LOB: 2	K: 0	S: 15	P: 23	R: 0	H: 1	E: 0	LOB: 1	K: 2	S: 10	P: 18
--------------	------	------	------	--------	------	-------	-------	------	------	------	--------	------	------	------	------	------	------	--------	------	-------	-------	------	------	------	--------	------	------	-------	------	------	------	--------	------	------	------	------	------	------	--------	------	-------	-------	------	------	------	--------	------	-------	-------

PITCHER	IP	WLS	BF	H	R	ER	SO	BB	IBB	HBP	BLK	WP	HR	S	P	ERA	WHIP
Bob Milliken, R (1, 1)	7.0	L	34	8	2	2	1	4	0	0	0	0	1	66	112	2.57	1.714
Erv Palica, R (8, 1)	1.0		3	0	0	0	2	0	0	0	0	0	0	8	15	0.00	0.000

BOTTOM

Brooklyn Dodgers @ Milwaukee Braves
Milwaukee County Stadium, Milwaukee, WI

Thu Jul 15 1954, 4:33 AM EDT
 Unknown

AB	R	H	RBI	BB	SO	LOB
5	1	1	0	0	0	4
3	0	2	0	1	0	1
2	1	1	2	1	0	1
4	0	0	0	0	1	4
4	0	2	0	0	0	1
3	0	0	0	0	0	2
3	0	1	0	1	0	1
4	0	1	0	0	1	2
3	0	0	0	1	1	1

AB	31
R	2
H	8
RBI	2
BB	4
SO	3
LOB	17



WP	PA
0	37
PB	0
SB	0
CS	0

1B	SF	WP	PA
6	0	0	37
2B	0	PB	0
3B	1	SB	0
HR	1	CS	0
SAC	2		
DP	0		
HBP	0		

Batter	1	2	3	4	5	6	7	8	9	AB R H RBI BB SO LOB	TOP	
Jim Gilliam, S (1, 4) <small>OBP: 0.346, SLG: 0.435</small>	1-2 	0-1 			0-0 		4-2 		1-1 	4 2 2 0 1 0 0	Brooklyn Dodgers @ Milwaukee Braves Milwaukee County Stadium, Milwaukee, WI Thu Jul 15 1954, 4:38 AM EDT Att: 43,633 - Unknown	
Pee Wee Reese, R (1, 6) <small>OBP: 0.388, SLG: 0.458</small>	1-2 		1-3 		1-2 		0-1 		0-0 	4 2 2 1 0 1 1		
Duke Snider, L (1, 8) <small>OBP: 0.439, SLG: 0.680</small>	0-0 		4-2 		0-0 		1-1 		2-1 	4 1 2 2 1 0 2		
Gil Hodges, R (1, 3) <small>OBP: 0.381, SLG: 0.606</small>	4-2 		0-1 		1-3 		1-0 		0-1 	4 1 1 1 1 1 3		
Walt Moryn, L (1, 9) <small>OBP: 0.419, SLG: 0.550</small> Carl Furillo, R (7, 9) <small>OBP: 0.346, SLG: 0.393</small>	2-2 			0-0 	0-0 			1-0 		3 1 1 1 0 0 1 1 0 0 0 0 0 0		
Sandy Amoros, L (1, 7) <small>OBP: 0.226, SLG: 0.224</small>	0-1 			0-0 	0-0 			1-1 		4 0 2 2 0 0 1		
Don Hoak, R (1, 5) <small>OBP: 0.320, SLG: 0.421</small>	2-3 			0-1 		1-0 		1-3 		4 0 0 0 0 2 2		
Rube Walker, L (1, 2) <small>OBP: 0.281, SLG: 0.277</small>		3-1 			4-2 	3-2 		0-0 		3 0 0 0 1 0 1		
Billy Loes, R (1, 1) <small>OBP: 0.167, SLG: 0.167</small> Jim Hughes, R (8, 1) <small>OBP: 0.143, SLG: 0.143</small> Erv Palica, R (9, 1) <small>OBP: 0.333, SLG: 0.250</small>		2-3 			0-0 	1-1 		0-0 		3 1 0 0 0 1 1 1 0 0 0 0 0 0 0 0 0 0 0 0 0		
Inning Stats	R: 3 H: 3 E: 1 LOB: 1 K: 1 BB: 1 S: 20 P: 30	R: 0 H: 0 E: 0 LOB: 0 K: 1 BB: 0 S: 7 P: 12	R: 0 H: 0 E: 0 LOB: 0 K: 1 BB: 1 S: 7 P: 12	R: 0 H: 0 E: 0 LOB: 0 K: 0 BB: 0 S: 4 P: 4	R: 4 H: 4 E: 1 LOB: 1 K: 0 BB: 1 S: 12 P: 18	R: 0 H: 0 E: 0 LOB: 0 K: 0 BB: 0 S: 6 P: 11	R: 0 H: 0 E: 0 LOB: 1 K: 1 BB: 1 S: 12 P: 20	R: 0 H: 1 E: 0 LOB: 1 K: 1 BB: 0 S: 7 P: 10	R: 1 H: 2 E: 0 LOB: 1 K: 0 BB: 0 S: 8 P: 11	1B: 9 SF: 0 2B: 1 SAC: 1 3B: 0 DP: 1 HR: 0 HBP: 0		WP: 1 PA: 40 PB: 0 SB: 0 CS: 0
PITCHER Jim Wilson, R (1, 1) <small>ERA: 3.19</small> Ernie Johnson, R (5, 1) <small>ERA: 3.64</small> Joey Jay, R (8, 1) <small>ERA: 9.28</small>	IP WLS BF H R ER SO BB IBB HBP BLK WP HR S P ERA WHIP											PITCHER IP WLS BF H R ER SO BB IBB HBP BLK WP HR S P ERA WHIP

livebaseballscorecards.com

AB	35
R	8
H	10
RBI	7
BB	4
SO	5
LOB	12



Batter	1	2	3	4	5	6	7	8	9	AB R H RBI BB SO LOB	TOP													
Jim Gilliam, S (1, 4) <small>OBP: 0.345, SLG: 0.433</small>	0-1 4-3	0-1 CS 1B			1-1 F5			2-2 4-3		4 0 1 0 0 0 1														
Pee Wee Reese, R (1, 6) <small>OBP: 0.389, SLG: 0.458</small>	1-1 1B HBP 1B	2-0 CS 1-2	3-1 6-3		2-1 1-2 1B			1-3 K		4 1 2 0 0 1 0														
Duke Snider, L (1, 8) <small>OBP: 0.437, SLG: 0.675</small>	3-1 HBP BB 1-3 FC1-2 1B		1-2 4-3		1-2 F7			0-3 K		4 0 1 0 0 1 2														
Gil Hodges, R (1, 3) <small>OBP: 0.380, SLG: 0.600</small>	4-1 FC1-2 1-2 HBP BB		2-3 K			1-0 B5-3			3-2 6-3	3 0 0 0 1 1 0														
Jackie Robinson, R (1, 5) <small>OBP: 0.410, SLG: 0.518</small> Billy Cox, R (2, 5) <small>OBP: 0.306, SLG: 0.333</small>	2-2 FC1-2 1-2 2-3 3-H HBP			1-3 K		0-0 F3			1-0 F3	0 0 0 1 0 0 0 3 0 0 0 0 1 0														
Sandy Amoros, L (1, 7) <small>OBP: 0.211, SLG: 0.208</small>	3-2 FC1-2 1-2 2-3 3-H			2-3 K		0-0 1-3			1-0 F6	4 0 0 0 0 1 3														
Carl Furillo, R (1, 9) <small>OBP: 0.343, SLG: 0.389</small>	3-2 5-3			0-2 6-3			0-0 5-3			3 0 0 0 0 0 3														
Roy Campanella, R (1, 2) <small>OBP: 0.269, SLG: 0.436</small>					0-0 1B 1B			0-0 F6		3 0 1 0 0 1 0														
Carl Erskine, R (1, 1) <small>OBP: 0.182, SLG: 0.137</small> Ben Wade, R (5, 1) Don Hoak, R (7, PH) <small>OBP: 0.318, SLG: 0.419</small> Pete Wojey, R (7, 1)					2-3 K			1-3 K		2 0 0 0 0 2 1 0 0 0 0 0 0 0 1 0 0 0 0 1 0 0 0 0 0 0 0 0														
Inning Stats	R: 1 E: 0 K: 0 S: 16	H: 2 LOB: 3 BB: 1 P: 32	R: 0 E: 0 K: 2 S: 8	H: 1 LOB: 0 BB: 0 P: 13	R: 0 E: 0 K: 1 S: 8	H: 0 LOB: 0 BB: 0 P: 14	R: 0 E: 0 K: 2 S: 10	H: 0 LOB: 0 BB: 0 P: 13	R: 0 E: 0 K: 1 S: 11	H: 2 LOB: 2 BB: 0 P: 17	R: 0 E: 0 K: 0 S: 3	H: 0 LOB: 0 BB: 0 P: 4	R: 0 E: 0 K: 1 S: 5	H: 0 LOB: 0 BB: 0 P: 6	R: 0 E: 0 K: 2 S: 9	H: 0 LOB: 0 BB: 0 P: 12	R: 0 E: 0 K: 0 S: 5	H: 0 LOB: 0 BB: 0 P: 10	1B: 5 2B: 0 3B: 0 HR: 0	SF: 0 SAC: 0 DP: 0 HBP: 1	WP: 0 PB: 0 SB: 0 CS: 1	PA: 34		
PITCHER Gene Conley, R (1, 1) <small>ERA: 2.57</small>	IP: 9.0 WLS: W BF: 33 H: 5 R: 1 ER: 1 SO: 9 BB: 1 IBB: 0 HBP: 1 BLK: 0 WP: 0 HR: 0 S: 75 P: 121 ERA: 1.00 WHIP: 0.667																							

Brooklyn Dodgers @ Milwaukee Braves
 Milwaukee County Stadium, Milwaukee, WI

Fri Jul 16 1954, 4:33 AM EDT
 Att: 41,778 - Unknown

livebaseballscorecards.com

AB 31
R 1
H 5
RBI 1
BB 1
SO 9
LOB 10



Batter	1	2	3	4	5	6	7	8	9	10	11	AB R H RBI BB SO LOB	TOP					
Jim Gilliam, S OBP: 0.346, SLG: 0.429 (1, 4)	1-2 4-3		4-1 L3 BB			1-0 L8			0-1 1-3		4-2 FC1-6 BB	3 0 0 0 2 0 0						
Pee Wee Reese, R OBP: 0.389, SLG: 0.455 (1, 6)	4-1 CS BB		2-1 L3			1-0 F3			1-0 FC6-4 BB 1B		1-1 FC1-6 1B	4 1 1 0 1 0 2						
Duke Snider, L OBP: 0.437, SLG: 0.670 (1, 8)	3-3 K		1-2			3-2 F7			4-1 FC6-4 BB 1B		1-2 FC5-4 1B 1B	4 0 1 0 1 1 1						
Gil Hodges, R OBP: 0.380, SLG: 0.596 (1, 3)			3-1 F7			4-2 4-3 BB			2-2 5-3		2-1 FC5-4 1B	4 0 1 1 1 0 2						
Jackie Robinson, R OBP: 0.407, SLG: 0.509 Billy Cox, R OBP: 0.306, SLG: 0.333 (11, PR) (11, 5)			4-0 4-3 1B BB			2-1 4-3 1-2			2-0 6-3		0-1 F8	4 1 0 0 1 0 3 0 0 0 0 0 0 0						
Sandy Amoros, L OBP: 0.194, SLG: 0.190 (1, 7)			3-2 4-3 1-2			1-0 F9			1-2 G3		0-0 L9	5 0 0 0 0 0 4						
Carl Furillo, R OBP: 0.348, SLG: 0.397 (1, 9)			0-0 FC6-4 1B 2-H			1-1 CS 1B			0-1 F4		0-0 2B	4 0 3 1 0 0 0						
Roy Campanella, R OBP: 0.268, SLG: 0.430 (1, 2)			0-0 FC6-4 1-2f			3-3 K 1-2			3-2 F6		4-0 IBB	3 0 0 0 1 1 2						
Don Newcombe, L OBP: 0.382, SLG: 0.310 Walt Moryn, L OBP: 0.409, SLG: 0.537 Jim Hughes, R OBP: 0.143, SLG: 0.143 (10, PH) (10, 1)			1-1 L6			1-1 G3			1-0 3-1		3-3 K	3 0 0 0 0 0 0 1 0 0 0 0 1 2 0 0 0 0 0 0 0						
Inning Stats	R: 0 H: 0 E: 0 LOB: 1 K: 1 BB: 1 S: 7 P: 15	R: 1 H: 1 E: 0 LOB: 1 K: 0 BB: 1 S: 7 P: 17	R: 0 H: 0 E: 0 LOB: 0 K: 0 BB: 1 S: 5 P: 12	R: 0 H: 0 E: 0 LOB: 1 K: 0 BB: 1 S: 7 P: 14	R: 0 H: 1 E: 0 LOB: 0 K: 1 BB: 0 S: 7 P: 12	R: 0 H: 0 E: 0 LOB: 0 K: 0 BB: 0 S: 6 P: 11	R: 0 H: 0 E: 0 LOB: 0 K: 0 BB: 0 S: 8 P: 13	R: 0 H: 0 E: 0 LOB: 0 K: 0 BB: 0 S: 7 P: 11	R: 0 H: 1 E: 0 LOB: 1 K: 0 BB: 1 S: 6 P: 12	R: 0 H: 1 E: 0 LOB: 2 K: 1 BB: 1 S: 8 P: 15	R: 1 H: 2 E: 0 LOB: 2 K: 0 BB: 1 S: 14 P: 24	1B: 5 SF: 0 2B: 4 SAC: 0 3B: 0 DP: 3 HR: 0 HBP: 0	WP: 0 PA: 42 PB: 0 SB: 0 CS: 2					
PITCHER	IP WLS BF H R ER SO BB IBB HBP BLK WP HR S P ERA WHIP																	
Dave Jolly, R ERA: 1.44 (1, 1)	10.0	36	4	1	1	3	5	1	0	0	0	0	0	0	68	132	0.90	0.900
Lew Burdette, R ERA: 2.92 (11, 1)	1.0	L	6	2	1	1	0	1	0	0	0	0	0	0	14	24	9.00	3.000

Brooklyn Dodgers @ Milwaukee Braves
 Milwaukee County Stadium, Milwaukee, WI
 Sat Jul 17 1954, 4:33 AM EDT
 Att. 39,250 - Unknown

AB	35
R	2
H	6
RBI	2
BB	7
SO	3
LOB	16



WP: 0	PA: 42
PB: 0	
SB: 0	
CS: 2	

livebaseballscorecards.com

Batter	1	2	3	4	5	6	7	8	9	10	11	AB R H RBI BB SO LOB	BOTTOM																	
Bill Bruton, L OBP: 0.335, SLG: 0.321 (1, 8)	4-2 1B BB	1-1 F3			1-1 6-3		1-2 SH3-4 1B		2-3 K		0-2 5-3	5 1 1 0 1 1 2	Brooklyn Dodgers @ Milwaukee Braves Milwaukee County Stadium, Milwaukee, WI Sat Jul 17 1954, 4:33 AM EDT Att. 39,250 - Unknown																	
Danny O'Connell, R OBP: 0.315, SLG: 0.350 (1, 4)	1-2 1B 1B	0-0 G3			1-1 E5 FC4-6		1-0 SH3-4		0-0 1B 1B		2-2 F8	5 0 2 0 0 0 2																		
Eddie Mathews, L OBP: 0.389, SLG: 0.530 (1, 5)	1-1 L9				1-2 FC4-6 1B 1-2f		4-0 IBB		1-0 1-3 1B		0-1 1B	5 0 2 0 1 0 3																		
Hank Aaron, R OBP: 0.326, SLG: 0.459 (1, 7)	2-2 F7				0-0 1-3 1B		1-1 F2		0-1 F8		1-0 L8	6 0 1 0 0 0 7																		
Joe Adcock, R OBP: 0.379, SLG: 0.518 (1, 3)	0-2 FC6-4 1B 1-2 2-H				3-2 6-3		0-0 6-3				0-2 5-3	5 0 1 1 0 1 4																		
Andy Pafko, R OBP: 0.327, SLG: 0.427 (1, 9)	0-0 FC6-4 1-2f				0-0 F9		0-1 F8		0-0 F3		1-3 K	5 0 0 0 0 1 2																		
Johnny Logan, R OBP: 0.335, SLG: 0.393 (1, 6)		1-1 1B 1B			3-2 2B		2-2 6-3		1-2 F8		4-2 1B BB	4 0 2 0 1 0 0																		
Del Crandall, R OBP: 0.306, SLG: 0.410 (1, 2)		0-3 K			0-0 5-3		2-2 1B		0-0 6-3		1-1 1-3 DI 1B	5 0 2 0 0 1 2																		
Dave Jolly, R OBP: 0.500, SLG: 0.706 (1, 1)		1-2 1B			2-2 6-3		0-3 K		1-1 F3		0-3 1-2 K	4 0 1 0 0 1 2																		
George Metkovich, L OBP: 0.354, SLG: 0.352 (10, PH)												1 0 0 0 0 1 2																		
Lew Burdette, R OBP: 0.152, SLG: 0.119 (11, 1)												0 0 0 0 0 0 0																		
Inning Stats	R: 1 E: 0 K: 0 S: 17	H: 2 LOB: 2 BB: 1 P: 25	R: 0 E: 0 K: 1 S: 11	H: 2 LOB: 2 BB: 0 P: 14	R: 0 E: 0 K: 1 S: 7	H: 0 LOB: 0 BB: 0 P: 12	R: 0 E: 0 K: 0 S: 8	H: 1 LOB: 1 BB: 0 P: 13	R: 0 E: 1 K: 0 S: 11	H: 1 LOB: 2 BB: 0 P: 17	R: 0 E: 0 K: 1 S: 14	H: 1 LOB: 1 BB: 0 P: 18	R: 0 E: 0 K: 0 S: 7	H: 1 LOB: 2 BB: 1 P: 14	R: 0 E: 0 K: 0 S: 6	H: 0 LOB: 0 BB: 0 P: 7	R: 0 E: 0 K: 1 S: 12	H: 2 LOB: 2 BB: 0 P: 16	R: 0 E: 0 K: 2 S: 15	H: 1 LOB: 2 BB: 1 P: 21	R: 0 E: 0 K: 0 S: 10	H: 1 LOB: 1 BB: 0 P: 13	1B: 11 2B: 1 3B: 0 HR: 0	SF: 0 SAC: 1 DP: 0 HBP: 0	WP: 0 PB: 0 SB: 0 CS: 0	PA: 49				
PITCHER	IP WLS BF H R ER SO BB IBB HBP BLK WP HR S P ERA WHIP																													
Don Newcombe, R ERA: 4.26 (1, 1)	9.0	40	10	1	1	4	1	1	0	0	0	0	0	93	136	1.00	1.222													
Jim Hughes, R ERA: 3.24 (10, 1)	2.0	9	2	0	0	2	1	0	0	0	0	0	0	25	34	0.00	1.500													

livebaseballscores.com

AB	45
R	1
H	12
RBI	1
BB	3
SO	6
LOB	26



Batter	1	2	3	4	5	6	7	8	9	AB R H RBI BB SO LOB	TOP	
Jim Gilliam, S (1, 4) <small>OBP: 0.346, SLG: 0.426</small>	0-1 		0-1 		0-1 	4-3 	4-1 		0-0 	5 2 1 0 1 0 0	Brooklyn Dodgers @ Chicago Cubs Wrigley Field, Chicago, IL Sun Jul 18 1954, 3:33 AM CDT Att. 19,455 - Unknown	
Pee Wee Reese, R (1, 6) <small>OBP: 0.388, SLG: 0.453</small>	2-1 		0-1 		3-2 	0-0 		1-1 	2-1 	6 0 2 0 0 0 2		
Duke Snider, L (1, 8) <small>OBP: 0.439, SLG: 0.677</small>	3-1 		4-2 		3-2 	0-1 		0-0 		4 2 2 1 1 0 2		
Gil Hodges, R (1, 3) <small>OBP: 0.383, SLG: 0.592</small>	2-1 		0-3 		4-1 	4-0 		4-1 		2 2 0 0 3 1 3		
Jackie Robinson, R (1, 5) Billy Cox, R (6, PR) <small>OBP: 0.412, SLG: 0.513</small> <small>OBP: 0.305, SLG: 0.331</small>			1-0 		4-1 	0-1 		0-0 		2 2 1 2 2 0 2 1 0 0 0 0 0 1		
Walt Moryn, L (1, 7) <small>OBP: 0.408, SLG: 0.533</small>		0-3 		1-2 	4-2 	2-2 		1-0 		4 2 1 2 1 1 3		
Carl Furillo, R (1, 9) <small>OBP: 0.349, SLG: 0.407</small>		2-1 		1-3 	3-2 	0-1 		0-1 		5 1 2 4 0 1 3		
Roy Campanella, R (1, 2) <small>OBP: 0.275, SLG: 0.446</small>		0-0 		3-2 	0-2 		1-2 	3-2 		5 1 3 3 0 0 0		
Russ Meyer, S (1, 1) <small>OBP: 0.103, SLG: 0.037</small>		2-3 		2-2 	0-0 		1-3 		0-2 	5 0 0 0 0 2 3		
Inning Stats	R: 0 H: 1 E: 0 LOB: 1 K: 0 BB: 0 S: 8 P: 15	R: 2 H: 1 E: 0 LOB: 0 K: 2 BB: 1 S: 10 P: 18	R: 0 H: 1 E: 0 LOB: 2 K: 1 BB: 1 S: 11 P: 16	R: 0 H: 1 E: 0 LOB: 1 K: 1 BB: 0 S: 13 P: 20	R: 4 H: 3 E: 0 LOB: 2 K: 0 BB: 3 S: 21 P: 42	R: 2 H: 2 E: 1 LOB: 2 K: 0 BB: 2 S: 11 P: 21	R: 0 H: 0 E: 0 LOB: 0 K: 1 BB: 0 S: 8 P: 12	R: 4 H: 3 E: 0 LOB: 0 K: 0 BB: 1 S: 11 P: 20	R: 0 H: 0 E: 0 LOB: 0 K: 0 BB: 0 S: 6 P: 8	1B: 7 SF: 0 2B: 2 SAC: 0 3B: 0 DP: 0 HR: 3 HBP: 0	WP: 1 PA: 47 PB: 0 SB: 0 CS: 0	
PITCHER Dave Cole, R (1, 1) <small>ERA: 9.0</small> Bill Tremel, R (5, 1) <small>ERA: 4.45</small> Jim Brosnan, R (7, 1) <small>ERA: 9.45</small>	IP WLS BF H R ER SO BB IBB HBP BLK WP HR S P ERA WHIP 4.2 L 24 5 6 6 4 5 0 0 0 1 1 56 101 11.57 2.143											PITCHER IP WLS BF H R ER SO BB IBB HBP BLK WP HR S P ERA WHIP

livebaseballscorecards.com

AB	39
R	12
H	12
RBI	12
BB	8
SO	5
LOB	19



Batter	1	2	3	4	5	6	7	8	9	AB R H RBI BB SO LOB
--------	---	---	---	---	---	---	---	---	---	----------------------

Bob Talbot, R (1, 8) <small>OBP: 0.295, SLG: 0.331</small>										4 1 1 0 1 0 2
Gene Baker, R (1, 4) <small>OBP: 0.338, SLG: 0.439</small>										5 0 2 0 0 1 2
Dee Fondy, L (1, 3) <small>OBP: 0.314, SLG: 0.415</small>										5 0 0 0 0 0 3
Randy Jackson, R (1, 5) <small>OBP: 0.368, SLG: 0.523</small>										4 0 0 1 0 1 2
Ralph Kiner, R (1, 7) <small>OBP: 0.407, SLG: 0.534</small>										3 1 2 0 1 0 1
Hank Sauer, R (1, 9) <small>OBP: 0.398, SLG: 0.606</small>										4 1 1 0 0 1 3
14 Ernie Banks, R (1, 6) <small>OBP: 0.341, SLG: 0.422</small>										4 2 2 1 0 0 0
Walker Cooper, R (1, 2) <small>OBP: 0.414, SLG: 0.583</small> El Tappe, R (6, PR) <small>OBP: 0.260, SLG: 0.244</small> (7, 2)										2 1 1 4 0 0 0 1 0 0 0 0 0 0
Dave Cole, R (1, 1) Bill Tremel, R (5, 1) <small>OBP: 0.333, SLG: 0.200</small> Steve Bilko, R (6, PH) <small>OBP: 0.297, SLG: 0.328</small> Jim Brosnan, R (7, 1) <small>OBP: 0.125, SLG: 0.125</small>										2 0 0 0 0 0 0 0 0 0 0 0 0 0 1 0 0 0 0 0 1 1 0 0 0 0 0 0

Inning Stats	R: 1	H: 2	E: 0	K: 0	S: 11	LOB: 2	BB: 1	P: 23	R: 0	H: 0	E: 0	K: 0	S: 8	LOB: 0	BB: 0	P: 11	R: 0	H: 0	E: 0	K: 0	S: 7	LOB: 0	BB: 0	P: 10	R: 4	H: 4	E: 1	K: 0	S: 19	LOB: 1	BB: 1	P: 28	R: 0	H: 1	E: 1	K: 0	S: 12	LOB: 1	BB: 0	P: 17	R: 0	H: 0	E: 0	K: 0	S: 9	LOB: 2	BB: 0	P: 11	R: 0	H: 1	E: 0	K: 1	S: 14	LOB: 1	BB: 0	P: 19	R: 1	H: 1	E: 0	K: 1	S: 10	LOB: 0	BB: 0	P: 15	R: 0	H: 0	E: 0	K: 1	S: 7	LOB: 0	BB: 0	P: 8	1B: 7	SF: 0	2B: 0	SAC: 0	3B: 0	DP: 1	HR: 2	HBP: 1	WP: 0	PA: 39
--------------	------	------	------	------	-------	--------	-------	-------	------	------	------	------	------	--------	-------	-------	------	------	------	------	------	--------	-------	-------	------	------	------	------	-------	--------	-------	-------	------	------	------	------	-------	--------	-------	-------	------	------	------	------	------	--------	-------	-------	------	------	------	------	-------	--------	-------	-------	------	------	------	------	-------	--------	-------	-------	------	------	------	------	------	--------	-------	------	-------	-------	-------	--------	-------	-------	-------	--------	-------	--------

PITCHER	IP	WLS	BF	H	R	ER	SO	BB	IBB	HBP	BLK	WP	HR	S	P	ERA	WHIP
Russ Meyer, R (1, 1) <small>ERA: 3.69</small>	9.0	W	39	9	6	6	3	2	0	1	0	0	2	97	142	6.00	1.222

BOTTOM

Brooklyn Dodgers @ Chicago Cubs
 Wrigley Field, Chicago, IL
 Sun Jul 18 1954, 3:33 AM CDT
 Att. 19,455 - Unknown

AB	36
R	6
H	9
RBI	6
BB	2
SO	3
LOB	14



WP	0	PA	39
PB	0	CS	0

Batter	1	2	3	4	5	6	7	8	9	AB R H RBI BB SO LOB	TOP
Jim Gilliam, S (1, 4) OBP: 0.345, SLG: 0.423 FBBB	4-2 G6-3 BB		2-1 1-3		1-2 F2		0-0 L3 1-2			3 0 0 0 1 0 1	
Pee Wee Reese, R (1, 6) OBP: 0.384, SLG: 0.447 BFCB	3-2 G6-3 1-2f		2-1 F3		0-1 1-3			1-2 F6		4 0 0 0 0 0 1	
Duke Snider, L (1, 8) OBP: 0.439, SLG: 0.686 CB	1-1 HR		0-0 F7		1-2 2B			1-0 F8		4 1 2 1 0 0 0	
Gil Hodges, R (1, 3) OBP: 0.379, SLG: 0.585 B	1-0 F7			1-1 E5 1B SF8	2-2 L7			2-3 K		4 1 0 0 0 1 1	
Walt Moryn, L (1, 7) OBP: 0.415, SLG: 0.531 X		0-0 BB 1B		1-0 HR 1B		2-1 F8		2-3 K		4 1 2 0 0 1 0	
Carl Furillo, R (1, 9) OBP: 0.348, SLG: 0.404 BBBBB		4-0 BB 1-2		2-2 SF8		0-2 F8		0-0 F9		2 0 0 1 1 0 0	
Roy Campanella, R (1, 2) OBP: 0.274, SLG: 0.455 CTTB		2-3 K		1-2 HR 1-H		0-2 F8		0-0 F4		4 1 1 2 0 1 2	
Don Hoak, R (1, 5) OBP: 0.313, SLG: 0.411 XCF		0-2 F4		0-0 F9		1-0 L8				3 0 0 0 0 0 2	
Bob Milliken, R (1, 1) OBP: 0.176, SLG: 0.176 Clem Labine, R (1, 1) Jackie Robinson, R (7, PH) OBP: 0.410, SLG: 0.511 Erv Palica, R (7, PR) OBP: 0.333, SLG: 0.250 Ben Wade, R (7, 1) C		2-3 K		1-0 F7		2-2 E6 L3				0 0 0 0 0 0 0	
Inning Stats	R: 1 H: 1 E: 0 LOB: 0 K: 0 BB: 1 S: 8 P: 17	R: 0 H: 1 E: 0 LOB: 2 K: 2 BB: 1 S: 10 P: 18	R: 0 H: 0 E: 0 LOB: 0 K: 0 BB: 0 S: 5 P: 9	R: 3 H: 2 E: 1 LOB: 0 K: 0 BB: 0 S: 14 P: 20	R: 0 H: 1 E: 0 LOB: 1 K: 0 BB: 0 S: 11 P: 15	R: 0 H: 0 E: 0 LOB: 0 K: 0 BB: 0 S: 8 P: 10	R: 0 H: 0 E: 1 LOB: 1 K: 0 BB: 0 S: 6 P: 9	R: 0 H: 0 E: 0 LOB: 0 K: 1 BB: 0 S: 7 P: 11	R: 0 H: 0 E: 0 LOB: 0 K: 1 BB: 0 S: 5 P: 7	1B: 2 SF: 1 2B: 2 SAC: 0 3B: 0 DP: 2 HR: 2 HBP: 0	WP: 0 PA: 34 PB: 0 SB: 0 CS: 0
PITCHER Warren Hacker, R (1, 1) ERA: 3.7	IP WLS BF H R ER SO BB IBB HBP BLK WP HR S P ERA WHIP 9.0 W 34 5 4 3 4 2 0 0 0 0 2 74 116 3.00 0.778										

Brooklyn Dodgers @ Chicago Cubs
 Wrigley Field, Chicago, IL
 Mon Jul 19 1954, 3:33 AM CDT
 Att. 13,173 - Unknown

livebaseballscorecards.com

AB	31
R	4
H	5
RBI	4
BB	2
SO	4
LOB	9



Batter	1	2	3	4	5	6	7	8	9
Bob Talbot, R OBP: 0.289, SLG: 0.324 (1, 8)	1-0 1-3	2-3 K		0-0 E7		2-2 E1 PB		1-2 F7	
Gene Baker, R OBP: 0.335, SLG: 0.447 (1, 4)	0-0 HR	0-3 K		2-0 6-3 3-H		0-1 SF9		1-3 K	
Dee Fondy, L OBP: 0.316, SLG: 0.411 (1, 3)	4-2 2B S BB	2-1 1-3		4-2 BB		1-2 6-3		1-1 L9	
Randy Jackson, R OBP: 0.366, SLG: 0.518 (1, 5)	4-2 2B 14 E BB			1-0 6-3		1-0 F4		1-0 6-3	
Ralph Kiner, R OBP: 0.405, SLG: 0.533 Frank Baumholtz, L OBP: 0.349, SLG: 0.413 (7, PR) (8, 7)	1-1 14 E FC4-6 2B			0-0 6-3		0-0 5-3		0-0 E4 1B SF9	
Hank Sauer, R OBP: 0.399, SLG: 0.603 (1, 9)	4-1 FC4-6 14 E 1B BB			1-0 F5		0-1 F7		2-1 1B	
14 Ernie Banks, R OBP: 0.340, SLG: 0.419 (1, 6)	2-2 E5 FC4-6			3-3 K		4-0 BB		3-3 K	
El Tappe, R OBP: 0.260, SLG: 0.247 (1, 2)	0-0 FC4-6 1B			3-2 3B 1B		0-0 4-3		3-2 SF9	
Warren Hacker, R OBP: 0.211, SLG: 0.243 (1, 1)	0-2 1B			0-2 E 3B		0-1 E SF9 1B		1-3 K	

Inning Stats	R: 5	H: 3	E: 1	LOB: 2	K: 0	P: 32	R: 0	H: 0	E: 0	LOB: 0	K: 2	P: 8	R: 0	H: 0	E: 0	LOB: 0	K: 0	P: 5	R: 2	H: 2	E: 1	LOB: 2	K: 1	P: 29	R: 0	H: 0	E: 0	LOB: 1	K: 0	P: 8	R: 1	H: 1	E: 1	LOB: 1	K: 0	P: 16	R: 1	H: 1	E: 1	LOB: 1	K: 2	P: 24	R: 0	H: 0	E: 0	LOB: 0	K: 1	P: 11
	S: 16	BB: 3					S: 8	BB: 0					S: 16	BB: 1			S: 4	BB: 1		S: 16	BB: 2				S: 16	BB: 1			S: 4	BB: 1		S: 12	BB: 0			S: 15	BB: 0			S: 8	BB: 0							

PITCHER	IP	WLS	BF	H	R	ER	SO	BB	IBB	HBP	BLK	WP	HR	S	P	ERA	WHIP
Bob Milliken, R ERA: 4.12 (1, 1)	0.1	L	5	2	4	2	0	2	0	0	0	0	1	8	18	54.00	12.000
Clem Labine, R ERA: 3.66 (1, 1)	5.2		26	4	4	1	3	3	0	0	0	0	0	51	84	1.59	1.235
Ben Wade, R ERA: 7.85 (7, 1)	2.0		8	1	1	0	3	0	0	0	0	0	0	23	35	0.00	0.500

AB R H RBI BB SO LOB

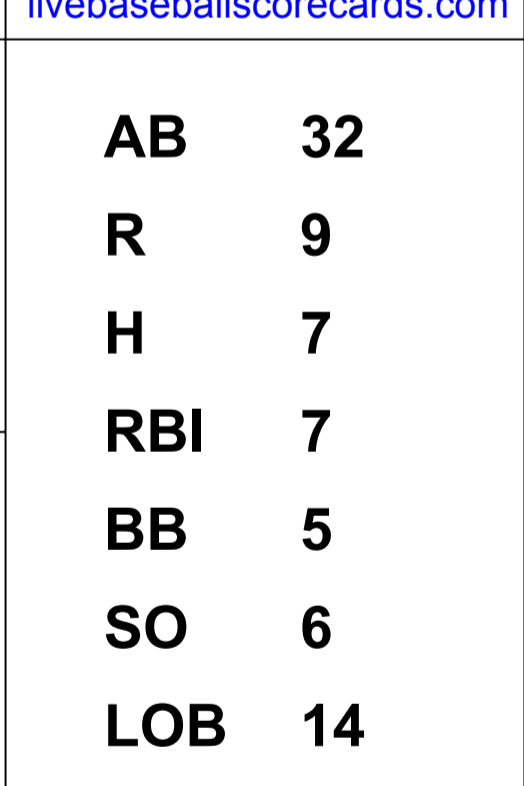
5	0	0	0	0	1	1
4	1	1	2	0	2	1
3	1	0	0	2	0	1
3	1	0	0	1	0	3
4	1	1	1	0	0	0
0	1	0	0	0	0	0
3	1	1	0	1	0	0
3	0	0	0	1	2	4
3	1	1	2	0	0	3
4	2	3	2	0	1	1

1B: 4	SF: 2	WP: 0	PA: 39
2B: 1	SAC: 0	PB: 1	
3B: 1	DP: 0	SB: 1	
HR: 1	HBP: 0	CS: 0	

AB	R	H	RBI	BB	SO	LOB
32	9	7	7	5	6	14

Brooklyn Dodgers @ Chicago Cubs
Wrigley Field, Chicago, IL
Mon Jul 19 1954, 3:33 AM CDT
Att. 13,173 - Unknown

livebaseballscorecards.com



Batter	1	2	3	4	5	6	7	8	9	10	AB R H RBI BB SO LOB	TOP										
Jim Gilliam, S OBP: 0.341, SLG: 0.417 (1, 7) (10, 9)	0-0 5-3	3-1 F3			0-1 4-3		2-2 1-3			0-0 L7	5 0 0 0 0 0 1	<p>Brooklyn Dodgers @ Chicago Cubs Wrigley Field, Chicago, IL Tue Jul 20 1954, 3:33 AM CDT Att: 9,525 - Unknown</p>										
Pee Wee Reese, R OBP: 0.384, SLG: 0.450 (1, 6)	1-1 1B		3-2 6-3		2-2 4-3		2-1 6-3			0-1 2B	5 1 2 0 0 0 0											
Duke Snider, L OBP: 0.439, SLG: 0.681 (1, 8)	2-0 F8		0-0 F9		4-1 FC6-4 BB		1-0 E9 6-3 1B			2-3 K	4 1 1 0 1 1 2											
Gil Hodges, R OBP: 0.379, SLG: 0.582 (1, 3)	1-2 1B		0-1 E 1B		1-2 FC6-4 1-2f		3-1 6-3			1-3 K	5 0 2 1 0 1 2											
Carl Furillo, R OBP: 0.347, SLG: 0.403 (1, 9) (10, 7)	2-2 1-3 3-H 1B		1-2 E5			0-0 F8		3-H 1-0 6-3			4 0 1 1 0 0 1											
Roy Campanella, R OBP: 0.270, SLG: 0.448 (1, 2)	3-3 K		1-2 F4			0-0 F9		1-0 F8			4 0 0 0 0 1 4											
Billy Cox, R OBP: 0.303, SLG: 0.330 (1, 4)		1-2 4-3		1-1 L7		1-2 1B		1-1 F4			4 0 1 0 0 0 0											
Don Hoak, R OBP: 0.311, SLG: 0.407 (1, 5)		3-2 FC1-6 1B		3-2 L6		2-2 5-3		0-0 L8			4 0 1 0 0 0 1											
Erv Palica, R OBP: 0.273, SLG: 0.200 (1, 1)		0-0 FC1-6 1-2f		1-3 K			0-0 5-3		1-3 K		2 0 0 0 0 1 1											
Don Zimmer, R OBP: 0.259, SLG: 0.280 (7, PH)											1 0 0 0 0 0 0											
Pete Wojey, R (7, 1)											1 0 0 0 0 1 0											
Jim Hughes, R OBP: 0.143, SLG: 0.143 (10, 1)											0 0 0 0 0 0 0											
Inning Stats	R: 1 E: 0 K: 1 S: 13	H: 3 LOB: 2 BB: 0 P: 22	R: 0 E: 0 K: 0 S: 9	H: 1 LOB: 1 BB: 0 P: 16	R: 0 E: 1 K: 0 S: 12	H: 1 LOB: 2 BB: 0 P: 17	R: 0 E: 0 K: 1 S: 9	H: 0 LOB: 0 BB: 0 P: 14	R: 0 E: 0 K: 0 S: 10	H: 1 LOB: 1 BB: 0 P: 17	R: 0 E: 0 K: 0 S: 7	H: 0 LOB: 0 BB: 0 P: 11	R: 1 E: 1 K: 0 S: 5	H: 1 LOB: 0 BB: 0 P: 11	R: 0 E: 0 K: 1 S: 7	H: 0 LOB: 0 BB: 0 P: 9	R: 0 E: 0 K: 2 S: 9	H: 1 LOB: 1 BB: 0 P: 12	1B: 7 2B: 1 3B: 0 HR: 0	SF: 0 SAC: 0 DP: 0 HBP: 0	WP: 0 PB: 0 SB: 0 CS: 0	PA: 40
PITCHER Paul Minner, L ERA: 3.35 (1, 1)	IP 10.0	WLS W	BF 40	H 8	R 2	ER 1	SO 5	BB 1	IBB 0	HBP 0	BLK 0	WP 0	HR 0	S 89	P 140	ERA 0.90	WHIP 0.900					

AB	39
R	2
H	8
RBI	2
BB	1
SO	5
LOB	12



livebaseballscorecards.com

Batter	1	2	3	4	5	6	7	8	9	10	AB	R	H	RBI	BB	SO	LOB
Bob Talbot, R OBP: 0.287, SLG: 0.322 (1, 8)	F5		4-3		F9		CS 1B			L8	5	0	1	0	0	0	0
Gene Baker, R OBP: 0.343, SLG: 0.460 (1, 4)	3B 2B		1B S 1B		1B S 1B		CS 1-2	1-1 1-3		E 2B	5	3	4	0	0	0	0
Dee Fondy, L OBP: 0.320, SLG: 0.412 (1, 3)	F7		1B S		F7			FC6-4 1B		E IBB	4	0	2	0	1	0	2
Randy Jackson, R OBP: 0.364, SLG: 0.520 (1, 5)	2-H 3B		1-3 K		F9			FC6-4 1-2f		F8	5	0	1	1	0	1	6
Ralph Kiner, R OBP: 0.400, SLG: 0.525 (1, 7)	F6		1-3 K				F4	F9		E1	5	0	0	0	0	1	4
Hank Sauer, R OBP: 0.398, SLG: 0.602 (1, 9)		0-0 F6		2-1 2B		0-0 F8			2-2 F9		4	0	1	0	0	0	0
14 Ernie Banks, R OBP: 0.336, SLG: 0.414 (1, 6)		1-0 F3		3-2 F9		2-1 F9			0-1 5-3		4	0	0	0	0	0	1
El Tappe, R OBP: 0.269, SLG: 0.250 (1, 2)		0-0 1B		1-3 K			2-2 F7		4-2 BB		3	0	1	0	1	1	1
Paul Minner, L OBP: 0.196, SLG: 0.340 (1, 1)		1-2 4-3		1-2 L7			2-3 K		1-1 6-3		4	0	0	0	0	1	3

Inning Stats	R: 1	H: 2	E: 0	K: 0	S: 9	H: 2	LOB: 1	BB: 0	P: 14	R: 0	H: 1	E: 0	K: 0	S: 7	R: 1	H: 2	E: 0	K: 2	S: 15	R: 0	H: 1	E: 0	K: 1	S: 11	R: 0	H: 1	E: 0	K: 0	S: 8	R: 0	H: 0	E: 0	K: 0	S: 4	R: 0	H: 1	E: 0	K: 1	S: 8	R: 0	H: 1	E: 0	K: 0	S: 15	R: 0	H: 0	E: 0	K: 0	S: 12	R: 1	H: 1	E: 1	K: 0	S: 7	1B: 6	2B: 3	3B: 1	HR: 0	SF: 0	SAC: 0	DP: 0	HBP: 0	WP: 0	PA: 42
--------------	------	------	------	------	------	------	--------	-------	-------	------	------	------	------	------	------	------	------	------	-------	------	------	------	------	-------	------	------	------	------	------	------	------	------	------	------	------	------	------	------	------	------	------	------	------	-------	------	------	------	------	-------	------	------	------	------	------	-------	-------	-------	-------	-------	--------	-------	--------	-------	--------

PITCHER	IP	WLS	BF	H	R	ER	SO	BB	IBB	HBP	BLK	WP	HR	S	P	ERA	WHIP
Erv Palica, R ERA: 4.11 (1, 1)	6.0		25	7	2	2	3	0	0	0	0	0	0	54	85	3.00	1.167
Pete Wojey, R ERA: 3.09 (7, 1)	3.1	L	14	3	1	0	1	1	1	0	0	0	0	37	61	0.00	1.200
Jim Hughes, R ERA: 3.22 (10, 1)	0.1		2	0	0	0	0	0	0	0	0	0	0	5	7	0.00	0.000


PITCHER	IP	WLS	BF	H	R	ER	SO	BB	IBB	HBP	BLK	WP	HR	S	P	ERA	WHIP
---------	----	-----	----	---	---	----	----	----	-----	-----	-----	----	----	---	---	-----	------

BOTTOM

Brooklyn Dodgers @ Chicago Cubs
 Wrigley Field, Chicago, IL
 Tue Jul 20 1954, 3:33 AM CDT
 Att. 9,525 - Unknown

livebaseballscorecards.com

AB	39
R	3
H	10
RBI	1
BB	2
SO	4
LOB	17



Batter	1	2	3	4	5	6	7	8	9	AB R H RBI BB SO LOB	TOP	
Jim Gilliam, S (1, 4) <small>OBP: 0.341, SLG: 0.420</small>	1-1 		0-1 		0-0 		0-0 		1-2 	5 2 2 0 0 0 0	Brooklyn Dodgers @ Cincinnati Redlegs Crosley Field, Cincinnati, OH Wed Jul 21 1954, 3:33 AM EDT Att. 14,831 - Unknown	
Pee Wee Reese, R (1, 6) <small>OBP: 0.387, SLG: 0.453</small>	4-1 		3-2 		0-2 		3-2 	0-1 	4 1 2 0 1 0 1			
Duke Snider, L (1, 8) <small>OBP: 0.441, SLG: 0.682</small>	1-3 		1-0 		4-1 		1-1 	2-0 	4 1 2 2 1 1 3			
Gil Hodges, R (1, 3) <small>OBP: 0.384, SLG: 0.592</small>	2-1 		0-1 		3-1 		0-1 	4-0 	3 1 3 1 1 0 0			
Walt Moryn, L (1, 7) <small>OBP: 0.386, SLG: 0.491</small>	3-3 		3-3 		0-0 		0-1 	2-2 	4 0 0 0 0 2 7			
Carl Furillo, R (1, 9) <small>OBP: 0.356, SLG: 0.415</small>		0-0 		3-2 		2-1 	1-1 	0-0 	5 0 5 2 0 0 0			
Roy Campanella, R (1, 2) <small>OBP: 0.269, SLG: 0.441</small>		0-0 		0-1 		1-0 	1-0 	1-0 	4 0 0 0 0 0 4			
Billy Cox, R (1, 5) <small>OBP: 0.301, SLG: 0.326</small>		1-0 		1-0 		0-0 	1-0 	0-0 	5 0 1 0 0 0 5			
Carl Erskine, R (1, 1) <small>OBP: 0.169, SLG: 0.127</small>		0-2 		0-3 		1-3 	2-3 		4 0 0 0 0 3 4			
Inning Stats	R: 0 H: 1 E: 0 LOB: 2 K: 2 BB: 1 S: 11 P: 22	R: 0 H: 2 E: 0 LOB: 1 K: 0 BB: 0 S: 7 P: 8	R: 1 H: 2 E: 0 LOB: 1 K: 1 BB: 0 S: 12 P: 19	R: 0 H: 1 E: 0 LOB: 1 K: 1 BB: 0 S: 9 P: 13	R: 0 H: 1 E: 0 LOB: 2 K: 0 BB: 1 S: 8 P: 15	R: 0 H: 1 E: 0 LOB: 0 K: 0 BB: 0 S: 4 P: 7	R: 1 H: 2 E: 0 LOB: 1 K: 1 BB: 0 S: 11 P: 16	R: 1 H: 2 E: 1 LOB: 2 K: 1 BB: 0 S: 11 P: 16	R: 2 H: 3 E: 0 LOB: 3 K: 0 BB: 1 S: 11 P: 21	1B: 9 SF: 1 2B: 6 SAC: 1 3B: 0 DP: 2 HR: 0 HBP: 1	WP: 0 PA: 44 PB: 0 SB: 0 CS: 0	
PITCHER Bud Podbielan, R (1, 1) <small>ERA: 4.04</small> Moe Savransky, L (9, 1) <small>ERA: 2.6</small>	IP WLS BF H R ER SO BB IBB HBP BLK WP HR S P ERA WHIP											IP WLS BF H R ER SO BB IBB HBP BLK WP HR S P ERA WHIP
	8.2 L 42 15 5 5 6 2 1 0 0 0 0 0 83 135 5.19 1.962											0.1 2 0 0 0 0 0 0 0 1 0 0 0 1 2 0.00 0.000

livebaseballscorecards.com

AB	38
R	5
H	15
RBI	5
BB	3
SO	6
LOB	24



Batter	1	2	3	4	5	6	7	8	9	AB R H RBI BB SO LOB
Bobby Adams, R OBP: 0.367, SLG: 0.357 (1, 5)	3-2 5-3 ①		1-3 K ②			1-2 F2 ②			1-1 F5 ②	4 0 0 0 0 1 0
Roy McMillan, R OBP: 0.302, SLG: 0.314 (1, 6)	1-1 G3 2B		2-3 K ③			1-3 K ③			1-0 5-3 ③	4 0 1 0 0 2 0
Gus Bell, L OBP: 0.372, SLG: 0.538 (1, 8)	0-0 G3 ②				1-1 4-3 ①					3 0 0 0 0 1 1
Ted Kluszewski, L OBP: 0.393, SLG: 0.596 (1, 3)	0-3 K ③				0-2 F9 ②			1-1 4-3 ②		3 0 0 0 0 1 1
Jim Greengrass, R OBP: 0.315, SLG: 0.480 (1, 7)					1-3 K ③			2-1 1-3 ③		3 0 0 0 0 2 0
Bob Borkowski, R OBP: 0.275, SLG: 0.408 (1, 9)						1-0 F3 ①			3-2 F5 ①	3 1 1 1 0 0 0
Johnny Temple, R OBP: 0.382, SLG: 0.344 (1, 4)						0-1 6-3 ②			1-1 6-3 ②	3 0 0 0 0 0 0
Hobie Landrith, L OBP: 0.356, SLG: 0.522 (1, 2)						1-1 3-1 ③			1-3 K ③	3 0 0 0 0 1 0
Bud Podbielan, R OBP: 0.273, SLG: 0.200 (1, 1)									2-3 K ①	2 0 0 0 0 1 0
Moe Savransky, L OBP: 0.667, SLG: 0.500 (9, 1)										0 0 0 0 0 0 0
Ed Bailey, L OBP: 0.353, SLG: 0.421 (9, PH)										1 0 0 0 0 1 0

Inning Stats	R: 0 E: 0 K: 1 S: 9	H: 1 LOB: 1 BB: 0 P: 13	R: 1 E: 0 K: 1 S: 10	H: 1 LOB: 0 BB: 0 P: 15	R: 0 E: 0 K: 3 S: 12	H: 0 LOB: 0 BB: 0 P: 16	R: 0 E: 0 K: 1 S: 9	H: 0 LOB: 0 BB: 0 P: 11	R: 0 E: 0 K: 0 S: 5	H: 0 LOB: 0 BB: 0 P: 7	R: 0 E: 0 K: 1 S: 8	H: 0 LOB: 0 BB: 0 P: 10	R: 0 E: 0 K: 1 S: 7	H: 0 LOB: 0 BB: 0 P: 10	R: 0 E: 0 K: 1 S: 8	H: 0 LOB: 0 BB: 0 P: 13	R: 0 E: 0 K: 1 S: 6	H: 0 LOB: 0 BB: 0 P: 10	1B: 0 2B: 1 3B: 0 HR: 1	SF: 0 SAC: 0 DP: 0 HBP: 0
--------------	------------------------------	----------------------------------	-------------------------------	----------------------------------	-------------------------------	----------------------------------	------------------------------	----------------------------------	------------------------------	---------------------------------	------------------------------	----------------------------------	------------------------------	----------------------------------	------------------------------	----------------------------------	------------------------------	----------------------------------	----------------------------------	------------------------------------

PITCHER	IP	WLS	BF	H	R	ER	SO	BB	IBB	HBP	BLK	WP	HR	S	P	ERA	WHIP
Carl Erskine, R ERA: 3.8 (1, 1)	9.0	W	29	2	1	1	10	0	0	0	0	0	1	74	105	1.00	0.222

BOTTOM

Brooklyn Dodgers @ Cincinnati Redlegs
Crosley Field, Cincinnati, OH

Wed Jul 21 1954, 3:33 AM EDT
Att. 14,831 - Unknown

AB	29
R	1
H	2
RBI	1
BB	0
SO	10
LOB	2

WP: 0 PA: 29
PB: 0
SB: 0
CS: 0



PITCHER	IP	WLS	BF	H	R	ER	SO	BB	IBB	HBP	BLK	WP	HR	S	P	ERA	WHIP
---------	----	-----	----	---	---	----	----	----	-----	-----	-----	----	----	---	---	-----	------

BOTTOM

Brooklyn Dodgers @ Cincinnati Redlegs
Crosley Field, Cincinnati, OH

Thu Jul 22 1954, 3:33 AM EDT
Att. 5,408 - Unknown

AB	36
R	5
H	8
RBI	5
BB	5
SO	4
LOB	18



AB R H RBI BB SO LOB

5 1 2 0 0 0 1

3 2 1 0 2 0 1

5 1 1 1 0 0 5

4 1 1 2 1 0 0

5 0 1 2 0 2 1

3 0 2 0 1 0 0

3 0 0 0 1 0 6

4 0 0 0 0 1 3

1 0 0 0 0 0 1
1 0 0 0 0 0 0
0 0 0 0 0 0 0
1 0 0 0 0 1 0
0 0 0 0 0 0 0
1 0 0 0 0 0 0
0 0 0 0 0 0 0

1B: 5 SF: 0
2B: 1 SAC: 0
3B: 0 DP: 0
HR: 2 HBP: 0

WP: 0 PA: 41
PB: 0
SB: 1
CS: 0

ERA WHIP

Batter	1	2	3	4	5	6	7	8	9
Bobby Adams, R OBP: 0.368, SLG: 0.358 (1, 5)	3-2 F8 ①		1-0 F7 ③		2-2 BB 1B		2-1 BB E 1B	3-2 F5 ③	
Roy McMillan, R OBP: 0.306, SLG: 0.314 (1, 6)	0-1 1B			4-2 HR BB	4-1 BB		2-2 FC6 BB 1B		3-2 6-3 ①
Gus Bell, L OBP: 0.370, SLG: 0.541 (1, 8)	0-1 F8 ③			1-0 F7 ①	1-2 F7 ③		1-1 F7 ②		1-1 HR
Ted Kluszewski, L OBP: 0.393, SLG: 0.601 (1, 3)		0-1 F9 ①		0-0 HR 1-H		1-1 E5 FC5-4	4-0 BB 1B BB		0-0 F5 ②
Jim Greengrass, R OBP: 0.313, SLG: 0.476 (1, 7)		2-3 K		3-3 K		0-1 FC5-4 FC3-6 1B 1-2f	1-1 BB 1B		0-1 6-3 ③
Bob Borkowski, R OBP: 0.298, SLG: 0.430 (1, 9)		0-0 F2		3-1 E6 2B		2-2 FC3-6 1B	4-0 FC5-4 BB		
Johnny Temple, R OBP: 0.381, SLG: 0.341 (1, 4)			4-2 S BB	0-0 E6 2-H		0-1 FC3-6 1-2f 2-3	0-2 FC5-4 1-2f		
Ed Bailey, L OBP: 0.343, SLG: 0.407 (1, 2)			2-3 K 1-2		0-0 G3	0-2 F6		1-1 F9	
Karl Drews, R OBP: 0.260, SLG: 0.077 (5, PH)			3-2 5-3 ②		1-2 4-3 ②		3-3 K	2-1 F8 ②	
Nino Esalera, L OBP: 0.242, SLG: 0.182 (6, 1)									
Moe Savransky, L OBP: 0.667, SLG: 0.500 (7, PH)									
Chuck Harmon, R OBP: 0.281, SLG: 0.317 (8, 1)									
Howie Judson, R OBP: 0.116, SLG: 0.063 (8, PH)									
Lloyd Merriman, L OBP: 0.316, SLG: 0.317 (9, 1)									
Art Fowler, R OBP: 0.225, SLG: 0.139 (9, 1)									

Inning Stats	R: 0	H: 1	E: 0	LOB: 0	K: 0	BB: 0	S: 7	P: 10
	R: 0	H: 0	E: 0	LOB: 0	K: 1	BB: 0	S: 6	P: 8
	R: 0	H: 0	E: 0	LOB: 1	K: 1	BB: 1	S: 12	P: 22
	R: 2	H: 2	E: 1	LOB: 2	K: 1	BB: 1	S: 12	P: 23
	R: 0	H: 1	E: 0	LOB: 2	K: 0	BB: 1	S: 11	P: 19
	R: 0	H: 1	E: 1	LOB: 2	K: 0	BB: 0	S: 13	P: 16
	R: 2	H: 2	E: 1	LOB: 3	K: 1	BB: 2	S: 15	P: 32
	R: 0	H: 0	E: 0	LOB: 0	K: 0	BB: 0	S: 7	P: 13
	R: 1	H: 1	E: 0	LOB: 0	K: 0	BB: 0	S: 8	P: 12

PITCHER	IP	WLS	BF	H	R	ER	SO	BB	IBB	HBP	BLK	WP	HR	S	P	ERA	WHIP
Don Newcombe, R ERA: 4.16 (1, 1)	6.2	W	32	7	4	2	4	4	4	0	0	0	1	73	123	2.70	1.650
Jim Hughes, R ERA: 3.25 (7, 1)	2.1	S	9	1	1	1	0	1	0	0	0	0	1	18	32	3.86	0.857

Batter	1	2	3	4	5	6	7	8	9	AB R H RBI BB SO LOB	TOP
Jim Gilliam, S (1, 4) OBP: 0.343, SLG: 0.416	4-1 		0-1 4-3 		3-1 F4 		4-2 		2-0 F4 	3 0 0 0 2 0 1	
Pee Wee Reese, R (1, 6) OBP: 0.383, SLG: 0.458	1-2 FC6-4 		2-1 		2-2 6-3 		2-1 F4 			4 1 1 0 0 0 2	
Duke Snider, L (1, 8) OBP: 0.448, SLG: 0.690	4-1 		2-1 		1-2 F8 		1-2 			3 1 2 0 1 0 0	
Gil Hodges, R (1, 3) OBP: 0.383, SLG: 0.592	1-1 		1-3 K 		4-1 		0-0 5-3 			3 1 1 3 1 1 3	
Carl Furillo, R (1, 9) OBP: 0.350, SLG: 0.410	0-0 F9 		0-0 F8 		3-1 G3 		0-1 F9 			4 0 0 0 0 0 4	
Sandy Amoros, L (1, 7) OBP: 0.225, SLG: 0.299	1-0 3-1 			1-0 		1-2 F4 		0-1 6-3 		4 1 1 1 0 0 2	
Roy Campanella, R (1, 2) OBP: 0.275, SLG: 0.441		1-2 G3 		3-3 K 		1-0 3-1 		1-1 		4 0 1 0 0 1 1	
Billy Cox, R (1, 5) OBP: 0.299, SLG: 0.320 Jackie Robinson, R (9, PH) OBP: 0.409, SLG: 0.508		2-0 F8 		1-1 6-3 		4-0 		0-1 L9 		2 0 0 0 1 0 0 1 0 0 0 0 0 1	
Russ Meyer, S (1, 1) OBP: 0.097, SLG: 0.034 Bob Milliken, R (6, 1) OBP: 0.176, SLG: 0.176 Walt Moryn, L (7, PH) OBP: 0.379, SLG: 0.481 Ben Wade, R (7, 1) George Shuba, L (9, PH) OBP: 0.266, SLG: 0.315		0-3 K 		1-3 K 		2-1 G4-6-3 		2-2 4-3 		2 0 0 0 0 2 0 0 0 0 0 0 0 0 1 0 0 0 0 0 1 0 0 0 0 0 0 0 1 0 0 0 0 0 1	
Inning Stats	R: 3 H: 1 E: 0 LOB: 0 K: 0 BB: 2 S: 9 P: 20	R: 0 H: 0 E: 0 LOB: 0 K: 1 BB: 0 S: 7 P: 10	R: 0 H: 2 E: 0 LOB: 2 K: 1 BB: 0 S: 10 P: 15	R: 1 H: 1 E: 0 LOB: 0 K: 2 BB: 0 S: 10 P: 16	R: 0 H: 0 E: 0 LOB: 0 K: 0 BB: 0 S: 8 P: 14	R: 0 H: 0 E: 0 LOB: 1 K: 0 BB: 1 S: 8 P: 17	R: 0 H: 0 E: 0 LOB: 1 K: 0 BB: 2 S: 6 P: 18	R: 0 H: 1 E: 0 LOB: 1 K: 0 BB: 0 S: 8 P: 9	R: 0 H: 1 E: 0 LOB: 1 K: 0 BB: 0 S: 9 P: 14	1B: 3 SF: 0 2B: 1 SAC: 0 3B: 0 DP: 1 HR: 2 HBP: 0	WP: 0 PA: 37 PB: 0 SB: 0 CS: 0
PITCHER Vic Raschi, R (1, 1) ERA: 4.47	IP WLS BF H R ER SO BB IBB HBP BLK WP HR S P ERA WHIP 9.0 W 37 6 4 4 4 5 0 0 0 0 2 75 133 4.00 1.222										

Brooklyn Dodgers @ St. Louis Cardinals
 Sportsman's Park, St. Louis, MO
 Fri Jul 23 1954, 4:33 AM EDT
 Att. 23,535 - Unknown

livebaseballscorecards.com

AB	32
R	4
H	6
RBI	4
BB	5
SO	4
LOB	16



Batter	1	2	3	4	5	6	7	8	9
Rip Repulski, R OBP: 0.328, SLG: 0.473 (1, 7)	2-0 E 1B 2B	0-1 F7			0-0 F8		1-2 BB 4-3 1B		
Wally Moon, L OBP: 0.392, SLG: 0.470 (1, 8)	1-3 K					0-0 1B 1B	0-1 B2		
Red Schoendienst, S OBP: 0.375, SLG: 0.474 (1, 4)	2-2 G3-6-3 2-H 1B					0-0 L9	1-2 4-3		
Stan Musial, L OBP: 0.442, SLG: 0.654 (1, 9)	1-2 G3-6-3 1-2f				3-2 L4	3-2 F4	4-0 BB IBB		
Ray Jablonski, R OBP: 0.369, SLG: 0.480 (1, 5)		0-2 2B			1-2 L7	2-2 HR 1B	4-2 BB		
Harvey Haddix, L OBP: 0.246, SLG: 0.290 (7, PR)									
Solly Hemus, L OBP: 0.458, SLG: 0.479 (8, 5)									
Joe Cunningham, L OBP: 0.396, SLG: 0.584 (1, 3)		3-1 F9 E 2-H 2B			0-0 G3	0-0 HR	2-2 L8		
Bill Sarni, R OBP: 0.351, SLG: 0.471 (1, 2)		2-2 6-3			1-0 F8	0-0 1B 1B			
Alex Grammas, R OBP: 0.285, SLG: 0.278 (1, 6)						1-2 E4 G3-6-4	2-0 1B		
Vic Raschi, R OBP: 0.164, SLG: 0.115 (1, 1)		0-1 E6			0-0 G3-6-4	0-0 5-3	2-3 K		

AB	R	H	RBI	BB	SO	LOB
4	1	2	0	0	0	1
4	1	2	0	0	1	2
4	0	1	1	0	0	3
3	0	0	0	1	0	2
3	2	2	1	1	0	0
0	0	0	0	0	0	0
0	0	0	0	0	0	0
4	2	2	3	0	0	3
4	0	2	0	0	0	1
4	0	1	0	0	0	2
4	0	0	0	0	1	3

AB	R	H	RBI	BB	SO	LOB
34	6	12	5	2	2	17


Inning	1	2	3	4	5	6	7	8	9
R:	1	2	0	0	0	3	0	0	0
E:	1	2	0	0	1	0	0	0	0
K:	1	1	0	0	0	0	1	1	1
S:	10	16	7	5	6	14	16	8	11
H:	2	2	1	0	0	5	1	1	1
LOB:	0	1	0	0	0	2	3	0	0
BB:	0	0	0	0	0	0	2	2	0
P:	16	18	11	7	6	21	28	11	11

PITCHER	IP	WLS	BF	H	R	ER	SO	BB	IBB	HBP	BLK	WP	HR	S	P	ERA	WHIP
Russ Meyer, R ERA: 3.9 (1, 1)	5.2	L	24	8	6	5	1	0	0	0	0	0	1	51	74	7.94	1.412
Bob Milliken, R ERA: 4.1 (6, 1)	0.1		3	2	0	0	0	0	0	0	0	0	3	5	0.00	6.000	
Ben Wade, R ERA: 7.45 (7, 1)	2.0		9	2	0	0	1	1	1	0	0	0	0	24	39	0.00	1.500

Brooklyn Dodgers @ St. Louis Cardinals
 Sportsman's Park, St. Louis, MO
 Fri Jul 23 1954, 4:33 AM EDT
 Att. 23,535 - Unknown

livebaseballscorecards.com

WP: 0 PA: 36
 PB: 0
 SB: 1
 CS: 1



Batter	1	2	3	4	5	6	7	8	9	AB R H RBI BB SO LOB	TOP																										
Jim Gilliam, S (1, 4) OBP: 0.349, SLG: 0.427	1-1 E 1B	4-1 BB			0-1 F7			0-0 HR	2-2 BB 1B	4 2 3 1 1 0 0																											
Pee Wee Reese, R (1, 6) OBP: 0.381, SLG: 0.452	0-0 E5 G5-4-3 1B HR	3-1 F3			2-1 F9			2-2 L8	4-1 BB 1B	4 1 0 0 1 0 2																											
Duke Snider, L (1, 8) OBP: 0.448, SLG: 0.694	3-1 G5-4-3 1B				1-3 K			0-0 HR	1-3 K	5 1 2 2 0 2 3																											
Gil Hodges, R (1, 3) OBP: 0.382, SLG: 0.587	2-2 G5-4-3 1-2f 2-3				4-2 G3-6 BB			2-2 F8		3 0 0 0 1 0 2																											
Sandy Amoros, L (1, 7) OBP: 0.230, SLG: 0.343	1-1 HR				2-1 G3-6			1-2 4-3	0-0 SH1-4 WP 1B	3 1 1 2 0 0 1																											
Billy Cox, R (9, PH) OBP: 0.302, SLG: 0.323					1-2f					1 1 1 0 0 0 0																											
Jackie Robinson, R (1, 5) OBP: 0.413, SLG: 0.508	3-1 1B				4-1 G6-4-3 BB			3-2 F6	1-0 WP SH1-4 FC4-6 HBP	2 1 1 0 1 0 0																											
Carl Furillo, R (1, 9) OBP: 0.350, SLG: 0.409	0-1 F9				0-1 F8			2-1 CS 1B	0-0 SH1-4	3 0 1 0 0 0 2																											
Roy Campanella, R (1, 2) OBP: 0.274, SLG: 0.436					1-1 G6-4-3			0-0 L7	4-0 FC4-6 BB	3 0 0 0 1 1 2																											
Erv Palica, R (1, 1) OBP: 0.214, SLG: 0.154					0-1 L8			3-3 K	1-1 FC4-6 BB 1B	3 0 0 0 0 0 1 1																											
Jim Hughes, R (7, 1) OBP: 0.125, SLG: 0.125								0-1 F8		0 0 0 0 0 0 0 0																											
Johnny Podres, L (7, 1) OBP: 0.193, SLG: 0.406										0 0 0 0 0 0 0 0																											
Billy Loes, R (8, 1) OBP: 0.167, SLG: 0.167										0 0 0 0 0 0 0 0																											
Walt Moryn, L (9, PH) OBP: 0.373, SLG: 0.473										1 0 0 1 0 0 0 1																											
Ben Wade, R (9, 1) OBP: 0.373, SLG: 0.473										0 0 0 0 0 0 0 0																											
Inning Stats	R: 3 E: 1 K: 0 S: 14	H: 4 LOB: 1 BB: 0 P: 24	R: 0 E: 0 K: 1 S: 9	H: 0 LOB: 1 BB: 1 P: 18	R: 0 E: 0 K: 1 S: 7	H: 0 LOB: 0 BB: 1 P: 14	R: 0 E: 0 K: 0 S: 5	H: 0 LOB: 0 BB: 1 P: 10	R: 0 E: 0 K: 0 S: 6	H: 0 LOB: 0 BB: 0 P: 8	R: 1 E: 0 K: 0 S: 8	H: 1 LOB: 0 BB: 0 P: 13	R: 0 E: 0 K: 1 S: 6	H: 1 LOB: 1 BB: 0 P: 11	R: 1 E: 0 K: 0 S: 8	H: 1 LOB: 0 BB: 0 P: 12	R: 2 E: 0 K: 1 S: 13	H: 2 LOB: 3 BB: 2 P: 26	1B: 6 2B: 1 3B: 0 HR: 3	SF: 0 SAC: 1 DP: 4 HBP: 1	WP: 1 PB: 0 SB: 0 CS: 1	PA: 39															
PITCHER	IP WLS BF H R ER SO BB IBB HBP BLK WP HR S P ERA WHIP																																				
Brooks Lawrence, R (1, 1) ERA: 3.18	7.0		27	6	4	2	3	3	0	0	0	0	2	55	98	2.57	1.286																				
Gerry Staley, R (8, 1) ERA: 5.12	1.0		4	1	1	1	0	0	0	0	0	0	1	8	12	9.00	1.000																				
Al Brazle, L (9, 1) ERA: 4.85	0.0	L	2	1	2	2	0	0	0	1	0	0	0	1	2	∞	∞																				
Cot Deal, R (9, 1) ERA: 6.79	0.1		2	0	0	0	0	1	0	0	0	1	0	1	5	0.00	3.000																				
Tom Poholsky, R (9, 1) ERA: 3.09	0.2		4	1	0	0	1	1	0	0	0	0	0	11	19	0.00	3.000																				

Brooklyn Dodgers @ St. Louis Cardinals
Sportsman's Park, St. Louis, MO

AB 32
R 7
H 9
RBI 6
BB 5
SO 4
LOB 14



Sat Jul 24 1954, 4:33 AM EDT
Att: 30,700 - Unknown

livebaseballscorecards.com

BOTTOM

Brooklyn Dodgers @ St. Louis Cardinals
Sportsman's Park, St. Louis, MO
Sat Jul 24 1954, 4:33 AM EDT
Att. 30,700 - Unknown

livebaseballscorecards.com

AB 38
R 6
H 12
RBI 5
BB 3
SO 6
LOB 20



WP: 0 PA: 42
PB: 0
SB: 3
CS: 2

AB R H RBI BB SO LOB

4 1 2 1 0 1 2

5 1 1 4 0 1 4

5 0 1 0 0 0 4

4 0 2 0 1 0 0

5 0 0 0 0 1 6

5 1 1 0 0 1 1

4 0 2 0 0 0 0

2 1 1 0 1 1 2

0 0 0 0 1 0 0

0 1 0 0 0 0 0

2 0 0 0 0 0 1 1

1B

1B

1B

6-3

6-3

1B

1B

1B

1B

1B

1B

1B

HR

HR

2B

2B

HR

CS

CS

HR

HR

HR

HR

HR

FC6-4

F9

FC6-4

BB

F2

F2

F9

FC4-6

FC4-6

FC4-6

FC4-6

FC4-6

HBP

F9

FC6-4

BB

F2

F2

F9

FC4-6

FC4-6

FC4-6

FC4-6

FC4-6

G3-6-3

G3-6-3

4-3

FC4-6

FC4-6

FC5-4

FC5-4

FC5-4

FC5-4

FC5-4

FC5-4

FC5-4

K

F6

F7

F6

F7

FC5-4

FC5-4

FC5-4

FC5-4

FC5-4

FC5-4

FC5-4

E4

F6

F7

F6

F7

FC5-4

FC5-4

FC5-4

FC5-4

FC5-4

FC5-4

FC5-4

HR

F6

F7

F6

F7

FC5-4

FC5-4

FC5-4

FC5-4

FC5-4

FC5-4

FC5-4

HR

F6

F7

F6

F7

FC5-4

FC5-4

FC5-4

FC5-4

FC5-4

FC5-4

FC5-4

HR

F6

F7

F6

F7

FC5-4

FC5-4

FC5-4

FC5-4

FC5-4

FC5-4

FC5-4

HR

F6

F7

F6

F7

FC5-4

FC5-4

FC5-4

FC5-4

FC5-4

FC5-4

FC5-4

HR

F6

F7

F6

F7

FC5-4

FC5-4

FC5-4

FC5-4

FC5-4

FC5-4

FC5-4

HR

F6

F7

F6

F7

FC5-4

FC5-4

FC5-4

FC5-4

FC5-4

FC5-4

FC5-4

HR

F6

F7

F6

F7

FC5-4

FC5-4

FC5-4

FC5-4

FC5-4

FC5-4

FC5-4

HR

F6

F7

F6

F7

FC5-4

FC5-4

FC5-4

FC5-4

FC5-4

FC5-4

FC5-4

HR

F6

F7

F6

F7

FC5-4

FC5-4

FC5-4

FC5-4

FC5-4

FC5-4

FC5-4

HR

F6

F7

F6

F7

FC5-4

FC5-4

FC5-4

FC5-4

FC5-4

FC5-4

FC5-4

HR

F6

F7

F6

F7

FC5-4

FC5-4

FC5-4

FC5-4

FC5-4

FC5-4

FC5-4

HR

F6

F7

F6

F7

FC5-4

FC5-4

FC5-4

FC5-4

FC5-4

FC5-4

FC5-4

HR

F6

F7

F6

F7

FC5-4

FC5-4

FC5-4

FC5-4

FC5-4

FC5-4

FC5-4

HR

F6

F7

F6

F7

FC5-4

FC5-4

FC5-4

FC5-4

FC5-4

FC5-4

FC5-4

HR

F6

F7

F6

F7

FC5-4

FC5-4

FC5-4

FC5-4

FC5-4

FC5-4

FC5-4

HR

F6

F7

F6

F7

FC5-4

FC5-4

FC5-4

FC5-4

FC5-4

FC5-4

FC5-4

HR

F6

F7

F6

F7

FC5-4

FC5-4

FC5-4

FC5-4

FC5-4

FC5-4

FC5-4

HR

F6

F7

F6

F7

FC5-4

FC5-4

FC5-4

FC5-4

FC5-4

FC5-4

FC5-4

HR

F6

F7

F6

F7

FC5-4

FC5-4

FC5-4

FC5-4

FC5-4

FC5-4

FC5-4

Batter	1	2	3	4	5	6	7	8	9	AB R H RBI BB SO LOB	TOP
Don Hoak, R OBP: 0.319, SLG: 0.412 (1, 5)	4-1 1B BB		4-1 1B BB		0-0 F8			0-0 1B SF7 2B	1-3 K	3 2 1 0 2 1 2	
Pee Wee Reese, R OBP: 0.385, SLG: 0.456 (1, 6)	3-2 1-2 1B		0-0 1B 1B		3-2 5-3			1-0 2-3 1B		4 0 3 0 0 0 0	
Duke Snider, L OBP: 0.446, SLG: 0.690 (1, 8)	0-3 K		0-0 1B 1B		3-2 3-1			1-3 K		4 0 1 1 0 2 4	
Gil Hodges, R OBP: 0.378, SLG: 0.582 (1, 3)	0-0 G5-4-3 1-2f		0-3 K					0-1 SF7		3 0 0 1 0 1 4	
Carl Furillo, R OBP: 0.349, SLG: 0.407 (1, 9)			0-0 F9					0-1 5-3		4 0 1 0 0 0 1	
Jackie Robinson, R OBP: 0.415, SLG: 0.508 (1, 7)			1-2 2-3 1B					0-1 4-3		4 0 1 0 0 0 1	
Sandy Amoros, L OBP: 0.230, SLG: 0.343 (9, PR) (9, 7)			1-3 K					0-1 4-3		4 0 2 0 0 1 3 0 0 0 0 0 0 0	
Roy Campanella, R OBP: 0.271, SLG: 0.431 (1, 2)			FC4-6 1-2f 1B		1-2 1-3			0-1 F9		3 0 0 0 0 0 1	
Billy Cox, R OBP: 0.297, SLG: 0.317 (1, 4)			5-3		1-0 5-3			3-1 F6		4 0 0 0 0 0 3	
Clem Labine, R OBP: 0.125, SLG: 0.125 (1, 1) (9, 1)			1-3 K		2-3 K			0-1 F5		4 0 0 0 0 3 2 0 0 0 0 0 0 0	
Inning Stats	R: 0 E: 0 K: 1 S: 8 H: 1 LOB: 1 BB: 1 P: 15	R: 0 E: 0 K: 0 S: 7 H: 1 LOB: 1 BB: 0 P: 10	R: 1 E: 0 K: 3 S: 14 H: 3 LOB: 3 BB: 1 P: 20	R: 0 E: 0 K: 1 S: 9 H: 0 LOB: 0 BB: 0 P: 13	R: 0 E: 0 K: 0 S: 7 H: 0 LOB: 0 BB: 0 P: 13	R: 0 E: 0 K: 0 S: 4 H: 0 LOB: 0 BB: 0 P: 5	R: 0 E: 0 K: 0 S: 6 H: 0 LOB: 0 BB: 0 P: 9	R: 1 E: 0 K: 1 S: 9 H: 2 LOB: 1 BB: 0 P: 11	R: 0 E: 1 K: 2 S: 13 H: 1 LOB: 2 BB: 0 P: 17	1B: 7 2B: 1 3B: 0 HR: 0 SF: 1 SAC: 1 DP: 1 HBP: 0	WP: 0 PB: 0 SB: 0 CS: 0 PA: 37
PITCHER Harvey Haddix, L ERA: 3.1 (1, 1)	IP: 9.0 WLS: L BF: 37 H: 8 R: 2 ER: 2 SO: 8 BB: 2 IBB: 0 HBP: 0 BLK: 0 WP: 0 HR: 0 S: 77 P: 113 ERA: 2.00 WHIP: 1.111										

Brooklyn Dodgers @ St. Louis Cardinals
 Sportsman's Park, St. Louis, MO
 Sun Jul 25 1954, 4:33 AM EDT
 Att: 29,942 - Unknown

AB	33
R	2
H	8
RBI	2
BB	2
SO	8
LOB	20



BOTTOM

Brooklyn Dodgers @ St. Louis Cardinals
Sportsman's Park, St. Louis, MO

livebaseballscorecards.com

AB	30
R	1
H	6
RBI	1
BB	3
SO	3
LOB	9

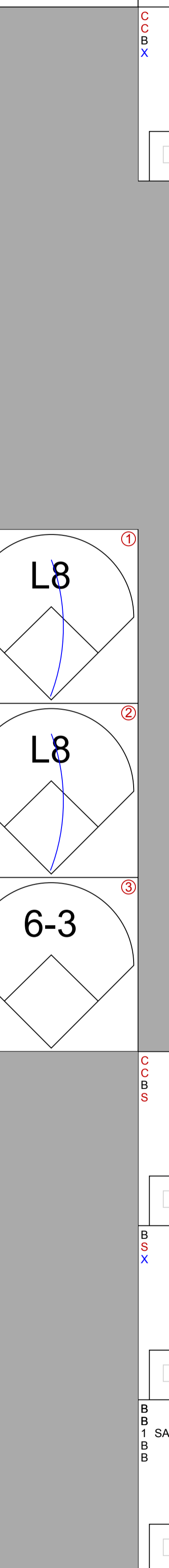
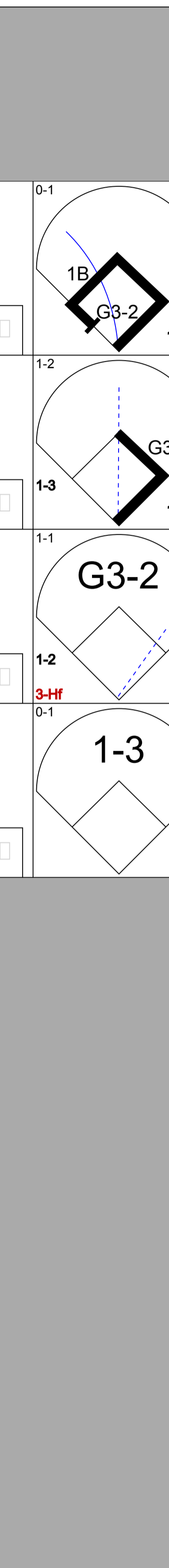

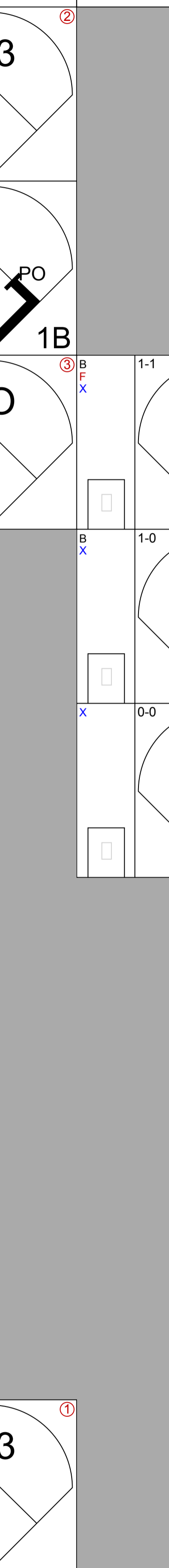
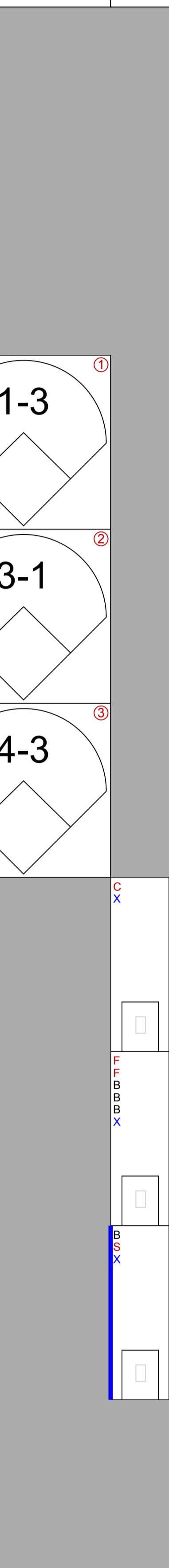

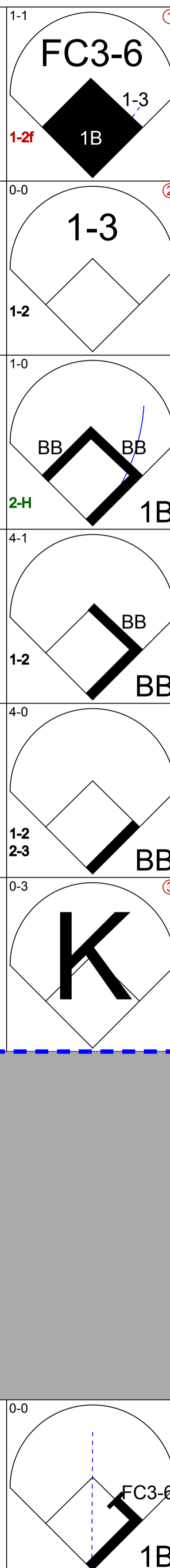


WP:	0	PA:	34
PB:	0		
SB:	0		
CS:	0		

Sun Jul 25 1954, 4:33 AM EDT
Att. 29,942 - Unknown

AB R H RBI BB SO LOB

4	1	0	0	0	0	2
4	0	2	0	0	1	1
4	0	2	1	0	0	0
3	0	0	0	1	0	2
3	0	0	0	1	0	1
4	0	0	0	0	1	3
3	0	0	0	0	1	0
2	0	1	0	0	0	0
1	0	0	0	0	0	0
0	0	0	0	0	0	0
1	0	0	0	1	0	0
1	0	1	0	0	0	0
0	0	0	0	0	0	0



Solly Hemus, L OBP: 0.451, SLG: 0.465 (1, 5)	Wally Moon, L OBP: 0.390, SLG: 0.475 (1, 8)	Red Schoendienst, S OBP: 0.374, SLG: 0.471 (1, 4)	Stan Musial, L OBP: 0.442, SLG: 0.649 (1, 9)	Joe Cunningham, L OBP: 0.373, SLG: 0.536 (1, 3)	Rip Repulski, R OBP: 0.324, SLG: 0.465 (1, 7)	Bill Sarni, R OBP: 0.349, SLG: 0.470 (1, 2)	Alex Grammas, R OBP: 0.291, SLG: 0.282 (1, 6)	Joe Frazier, L OBP: 0.418, SLG: 0.571 (8, PH)	Dick Schofield, S OBP: 0.143, SLG: 0.429 (9, 6)	Harvey Haddix, L OBP: 0.254, SLG: 0.286 (1, 1)	Ray Jablonski, R OBP: 0.372, SLG: 0.483 (9, PH)	Joe Presko, R OBP: 0.083, SLG: 0.083 (9, PR)
---	--	--	---	--	--	--	--	--	--	---	--	---

Inning Stats	R: 0 E: 0 K: 1 S: 6	H: 0 LOB: 0 BB: 0 P: 9	R: 0 E: 0 K: 0 S: 4	H: 0 LOB: 0 BB: 0 P: 7	R: 0 E: 0 K: 1 S: 8	H: 1 LOB: 1 BB: 1 P: 15	R: 0 E: 0 K: 0 S: 9	H: 2 LOB: 1 BB: 0 P: 11	R: 0 E: 0 K: 0 S: 7	H: 0 LOB: 0 BB: 0 P: 9	R: 0 E: 0 K: 0 S: 8	H: 1 LOB: 0 BB: 0 P: 13	R: 0 E: 0 K: 0 S: 4	H: 0 LOB: 0 BB: 0 P: 6	R: 0 E: 0 K: 0 S: 7	H: 0 LOB: 0 BB: 0 P: 11	R: 1 E: 0 K: 1 S: 9	H: 2 LOB: 3 BB: 2 P: 19	1B: 6 2B: 1 3B: 0 HR: 0	SF: 0 SAC: 0 DP: 1 HBP: 0
---------------------	------------------------------	---------------------------------	------------------------------	---------------------------------	------------------------------	----------------------------------	------------------------------	----------------------------------	------------------------------	---------------------------------	------------------------------	----------------------------------	------------------------------	---------------------------------	------------------------------	----------------------------------	------------------------------	----------------------------------	----------------------------------	------------------------------------

PITCHER	IP	WLS	BF	H	R	ER	SO	BB	IBB	HBP	BLK	WP	HR	S	P	ERA	WHIP
Clem Labine, R ERA: 3.33 (1, 1)	8.2	W	32	6	1	1	2	3	0	0	0	0	0	59	97	1.04	1.038
Jim Hughes, R ERA: 3.23 (9, 1)	0.1	S	1	0	0	0	1	0	0	0	0	0	0	3	3	0.00	0.000

PITCHER	IP	WLS	BF	H	R	ER	SO	BB	IBB	HBP	BLK	WP	HR	S	P	ERA	WHIP
Clem Labine, R ERA: 3.33 (1, 1)	8.2	W	32	6	1	1	2	3	0	0	0	0	0	59	97	1.04	1.038
Jim Hughes, R ERA: 3.23 (9, 1)	0.1	S	1	0	0	0	1	0	0	0	0	0	0	3	3	0.00	0.000

BOTTOM

New York Giants @ Brooklyn Dodgers

Ebbets Field, Brooklyn, NY

Mon Jul 26 1954, 3:33 AM EDT

Att. 33,251 - Unknown

livebaseballscorecards.com

AB	37
R	9
H	15
RBI	8
BB	8
SO	3
LOB	23



WP	0	PA	47
PB	1	SB	0
CS	0		

AB	R	H	RBI	BB	SO	LOB
3	0	1	0	1	0	1
2	2	1	0	0	0	2
5	1	3	1	1	1	2
2	2	0	0	3	0	4
3	1	1	3	1	0	0
5	1	2	1	0	1	5
5	0	3	2	0	0	2
0	1	0	0	0	0	0
4	0	2	0	1	0	1
4	0	0	0	1	1	4
4	1	2	1	0	0	2

Batter	1	2	3	4	5	6	7	8	9										
Jim Gilliam, S (1, 4) OBP: 0.350, SLG: 0.426 Billy Cox, R (6, PR) OBP: 0.299, SLG: 0.319 (7, 4)	3-1 F9	0-0 BB 1B		0-1 F8		4-1 1B BB	2-2 PB 1B SF8 1B	1-0 F5											
Pee Wee Reese, R (1, 6) OBP: 0.389, SLG: 0.458	1-2 F2	4-1 BB		1-1 E2 1B		0-0 BB BB BLK 1B	1-0 SF8 PB 1B	2-3 K											
Duke Snider, L (1, 8) OBP: 0.448, SLG: 0.686	4-1 2B BB	0-0 4-3		1-0 G3		4-2 BLK BB 6-3 BB	4-0 SF8 IBB												
Gil Hodges, R (1, 3) OBP: 0.379, SLG: 0.583	1-0 1B 2B		3-2 F8		0-0 F4	4-1 6-3 BLK BB	0-1 SF8												
Sandy Amoros, L (1, 7) OBP: 0.241, SLG: 0.373	0-0 2-H 1B		0-0 F8		0-1 1B 3B	1-3 K	3-2 G2												
Jackie Robinson, R (1, 5) OBP: 0.418, SLG: 0.514 Don Hoak, R (8, PR) OBP: 0.319, SLG: 0.412 (9, 5)	0-0 F7		1-0 2B		3-2 1B 1B	1-2 6-3		1-0 BB 1B SF8 1B											
Carl Furillo, R (1, 9) OBP: 0.352, SLG: 0.408		0-1 5-3	0-0 6-3		0-1 1B	4-1 BB		0-0 BB 1B											
Roy Campanella, R (1, 2) OBP: 0.270, SLG: 0.424		1-0 5-3		0-0 F5	2-2 F2	3-3 K		4-0 BB											
Carl Erskine, R (1, 1) OBP: 0.188, SLG: 0.169		0-1 BB 1B 1B		2-1 E 2B	0-0 F4		1-2 F3	2-0 SF8											
Inning Stats	R: 2 E: 0 K: 0 S: 9	H: 2 LOB: 1 BB: 1 P: 18	R: 0 E: 0 K: 0 S: 8	H: 2 LOB: 3 BB: 1 P: 13	R: 0 E: 0 K: 0 S: 6	H: 1 LOB: 1 BB: 0 P: 10	R: 1 E: 1 K: 0 S: 8	H: 2 LOB: 1 BB: 0 P: 12	R: 1 E: 0 K: 0 S: 13	H: 3 LOB: 2 BB: 0 P: 18	R: 3 E: 0 K: 2 S: 15	H: 1 LOB: 2 BB: 4 P: 36	R: 1 E: 0 K: 0 S: 13	H: 2 LOB: 2 BB: 1 P: 24	R: 1 E: 0 K: 1 S: 7	H: 2 LOB: 2 BB: 1 P: 17	1B: 11 2B: 3 3B: 1 HR: 0	SF: 2 SAC: 0 DP: 0 HBP: 0	WP: 0 PA: 47

PITCHER	IP	WLS	BF	H	R	ER	SO	BB	IBB	HBP	BLK	WP	HR	S	P	ERA	WHIP
Sal Maglie, R (1, 1) ERA: 3.51	5.0	L	29	11	6	6	0	3	0	0	0	0	0	46	77	10.80	2.800
Hoyt Wilhelm, R (6, 1) ERA: 3.21	0.2		5	0	1	1	1	3	0	0	1	0	0	10	24	13.50	4.500
Paul Giel, R (6, 1) ERA: 11.57	1.1		7	2	1	1	1	0	1	0	0	0	0	16	30	6.75	1.500
Al Corwin, R (8, 1) ERA: 4.02	1.0		6	2	1	1	1	1	0	0	0	0	0	7	17	9.00	3.000

Batter	1	2	3	4	5	6	7	8	9	AB R H RBI BB SO LOB	TOP																																	
Frank Baumholtz, L (1, 8) OBP: 0.362, SLG: 0.414 Bob Talbot, R (9, PR) OBP: 0.290, SLG: 0.321	1-2 4-3		4-0 FC6-4 BB		1-1 HR 2B		2-3 K		1-2 FC1-6-4 1-2f	4 1 1 2 1 1 1 0 0 0 0 0 0 0																																		
Gene Baker, R (1, 4) OBP: 0.338, SLG: 0.467	1-3 K		2-2 FC6-4 1-2f		0-1 HR		2-3 K		2-1 F6	5 1 1 2 0 2 2																																		
Dee Fondy, L (1, 3) OBP: 0.323, SLG: 0.404	4-2 FC5-4 BB			0-1 3-1	2-1 1B			1-0 F6		3 0 1 0 1 0 0																																		
Randy Jackson, R (1, 5) OBP: 0.359, SLG: 0.516	1-0 FC5-4 1-2f			2-2 6-3	3-3 K			1-0 2B 1B		4 1 1 0 0 1 2																																		
Ralph Kiner, R (1, 7) OBP: 0.387, SLG: 0.521			3-1 F7	0-1 6-3		0-0 F7		1-0 2B		4 0 1 1 0 0 0																																		
Hank Sauer, R (1, 9) OBP: 0.396, SLG: 0.602			1-3 K		1-3 K HR	3-2 HR		3-2 F5		4 1 1 1 0 2 1																																		
14 Ernie Banks, R (1, 6) OBP: 0.331, SLG: 0.404			0-2 5-3		1-1 F3	1-1 F8		2-2 F6		4 0 0 0 0 0 1																																		
Walker Cooper, R (1, 2) OBP: 0.423, SLG: 0.577 Eddie Miksis, R (9, PR) OBP: 0.227, SLG: 0.254			1-0 F8		4-0 2B 2B BB	1-1 1B			3-2 FC1-6-4 1B	3 1 2 0 1 0 0 0 0 0 0 0 0 0																																		
Warren Hacker, R (1, 1) OBP: 0.214, SLG: 0.244 Johnny Klippstein, R (3, 1) OBP: 0.172, SLG: 0.214 Hal Rice, L (7, PH) OBP: 0.266, SLG: 0.234 Bill Tremel, R (7, 1) OBP: 0.333, SLG: 0.250 Steve Bilko, R (9, PH) OBP: 0.289, SLG: 0.318			0-0 L9		2-2 2B		2-3 K		2-3 K	1 0 0 0 0 0 0 1 1 1 0 0 0 0 1 0 0 0 0 1 0 0 0 0 0 0 0 0 1 0 0 0 0 1 1																																		
Inning Stats	R: 0 E: 0 K: 1 S: 11	H: 0 LOB: 1 BB: 1 P: 18	R: 0 E: 0 K: 1 S: 10	H: 0 LOB: 0 BB: 0 P: 14	R: 0 E: 0 K: 0 S: 5	H: 0 LOB: 1 BB: 1 P: 12	R: 0 E: 0 K: 0 S: 7	H: 0 LOB: 0 BB: 0 P: 9	R: 4 E: 0 K: 2 S: 18	H: 4 LOB: 1 BB: 1 P: 32	R: 1 E: 0 K: 0 S: 8	H: 2 LOB: 1 BB: 0 P: 13	R: 0 E: 0 K: 3 S: 9	H: 0 LOB: 0 BB: 0 P: 15	R: 1 E: 0 K: 0 S: 10	H: 2 LOB: 1 BB: 0 P: 18	R: 0 E: 0 K: 1 S: 11	H: 1 LOB: 1 BB: 0 P: 19	1B: 4 2B: 3 3B: 0 HR: 2	SF: 0 SAC: 0 DP: 0 HBP: 0	WP: 0 PB: 0 SB: 0 CS: 0	PA: 38																						
PITCHER	IP	WLS	BF	H	R	ER	SO	BB	IBB	HBP	BLK	WP	HR	S	P	ERA	WHIP	PITCHER								IP	WLS	BF	H	R	ER	SO	BB	IBB	HBP	BLK	WP	HR	S	P	ERA	WHIP		
Don Newcombe, R (1, 1) ERA: 4.32	4.2		21	4	4	4	3	3	0	0	0	0	1	47	78	7.71	1.500																											
Bob Milliken, R (5, 1) ERA: 4.15	1.1		5	2	1	1	1	0	0	0	0	0	1	12	20	6.75	1.500																											
Billy Loes, R (7, 1) ERA: 4.97	3.0	W	12	3	1	1	4	0	0	0	0	0	0	30	52	3.00	1.000																											

Chicago Cubs @ Brooklyn Dodgers
Ebbets Field, Brooklyn, NY
Tue Jul 27 1954, 3:33 AM EDT
Att. 7,728 - Unknown

livebaseballscorecards.com

AB	35
R	6
H	9
RBI	6
BB	3
SO	8
LOB	8



Batter	1	2	3	4	5	6	7	8	9
Don Hoak, R OBP: 0.317, SLG: 0.408 (1, 5)	0-0 G1		0-1 2B 1B	0-0 4-3		0-0 1-3			
Pee Wee Reese, R OBP: 0.390, SLG: 0.464 (1, 6)	1-1 F8		0-0 F8 1B 2B	2-2 2B			1-1 4-3		
Duke Snider, L OBP: 0.448, SLG: 0.692 (1, 8)	3-1 1B		1-0 F8 2-3	2-1 F9			3-1 HR		
Gil Hodges, R OBP: 0.377, SLG: 0.579 (1, 3)	1-2 F4		0-1 HR 1B	0-1 F8			1-3 K		
Sandy Amoros, L OBP: 0.241, SLG: 0.359 (1, 7) (9, 9)		0-0 3-1	2-1 F8		2-1 3-1		4-2 CS BB		
Jackie Robinson, R OBP: 0.422, SLG: 0.528 (1, 4)		0-2 E7 1B	1-1 HR		2-2 1-3		1-0 CS	4-1 FC1-6 BB	
Carl Furillo, R OBP: 0.353, SLG: 0.408 (1, 9) (9, 7)		0-1 2-H 1B	4-2 2B HBP		0-0 6-3		0-0 FC1-6 G6-4-3		
Roy Campanella, R OBP: 0.270, SLG: 0.425 (1, 2)		2-3 K	1-0 1-H 2B			1-3 K	1-1 G6-4-3		
Don Newcombe, L OBP: 0.385, SLG: 0.324 (1, 1)		0-0 G3	2-2 1-4-3			1-0 F8			
Bob Milliken, R OBP: 0.176, SLG: 0.176 (5, 1)									
George Shuba, L OBP: 0.262, SLG: 0.309 (6, PH)									
Billy Loes, R OBP: 0.167, SLG: 0.167 (7, 1)									

Inning Stats	R: 0	H: 1	E: 0	LOB: 1	K: 0	BB: 0	S: 8	R: 1	H: 2	E: 1	LOB: 1	K: 1	BB: 0	S: 10	R: 5	H: 5	E: 0	LOB: 1	K: 0	BB: 0	S: 16	R: 0	H: 1	E: 0	LOB: 1	K: 0	BB: 0	S: 8	R: 0	H: 0	E: 0	LOB: 0	K: 0	BB: 0	S: 6	R: 0	H: 0	E: 0	LOB: 0	K: 1	BB: 0	S: 6	R: 1	H: 1	E: 0	LOB: 0	K: 1	BB: 1	S: 10	R: 0	H: 0	E: 0	LOB: 0	K: 0	BB: 1	S: 4	R: 0	H: 0	E: 0	LOB: 0	K: 0	BB: 1	S: 9
--------------	------	------	------	--------	------	-------	------	------	------	------	--------	------	-------	-------	------	------	------	--------	------	-------	-------	------	------	------	--------	------	-------	------	------	------	------	--------	------	-------	------	------	------	------	--------	------	-------	------	------	------	------	--------	------	-------	-------	------	------	------	--------	------	-------	------	------	------	------	--------	------	-------	------


PITCHER	IP	WLS	BF	H	R	ER	SO	BB	IBB	HBP	BLK	WP	HR	S	P	ERA	WHIP
Warren Hacker, R ERA: 3.82 (1, 1)	2.2	L	15	7	5	4	1	0	0	0	0	0	1	28	39	13.50	2.625
Johnny Klippstein, R ERA: 6.85 (3, 1)	3.1		13	2	1	1	1	0	0	1	0	0	0	26	43	2.70	0.600
Bill Tremel, R ERA: 4.34 (7, 1)	2.0		7	1	1	1	1	2	0	0	0	0	1	14	29	4.50	1.500

BOTTOM

Chicago Cubs @ Brooklyn Dodgers
Ebbets Field, Brooklyn, NY

Tue Jul 27 1954, 3:33 AM EDT
Att. 7,728 - Unknown

AB	32
R	7
H	10
RBI	7
BB	2
SO	3
LOB	10



WP	HR	S	P	ERA	WHIP
0	0	0	0	0	0
0	0	0	0	0	0
0	0	0	0	0	0
0	0	0	0	0	0

Batter	1	2	3	4	5	6	7	8	9	AB R H RBI BB SO LOB	TOP
Frank Baumholtz, L (1, 8) OBP: 0.355, SLG: 0.405	2-2 F8		1-0 4-3		1-2 4-3			0-0 B2		4 0 0 0 0 0 2	
Gene Baker, R (1, 4) OBP: 0.334, SLG: 0.462	2-2 F8		1-2 L7			1-1 6-3		3-3 K		4 0 0 0 0 1 1	
Dee Fondy, L (1, 3) OBP: 0.323, SLG: 0.405	2-2 F4			0-1 B1		2-1 2B		0-0 F5		4 0 1 0 0 0 0	
Randy Jackson, R (1, 5) OBP: 0.355, SLG: 0.511		1-0 F8		2-3 K		0-0 6-3		0-0 L5		4 0 0 0 0 1 1	
Ralph Kiner, R (1, 7) OBP: 0.391, SLG: 0.538		2-1 2B		1-2 HR		1-2 F3		1-2 1B 2B		4 1 3 1 0 0 1	
Hank Sauer, R (1, 9) OBP: 0.397, SLG: 0.601		1-3 K		1-0 5-3			0-0 1B		0-0 1B	4 0 2 0 0 1 1	
Bob Talbot, R (9, PR) OBP: 0.290, SLG: 0.321								2-3 1B		0 0 0 0 0 0 0	
14 Ernie Banks, R (1, 6) OBP: 0.328, SLG: 0.399		2-3 K			0-2 F9		0-0 P5		1-3 K	4 0 0 0 0 2 4	
Ei Tappe, R (1, 2) OBP: 0.265, SLG: 0.234			4-2 SH3-4 BB		1-2 1B		2-3 K		0-3 K	1 0 1 0 1 0 0	
Hal Rice, L (7, PH) OBP: 0.264, SLG: 0.232										1 0 0 0 0 1 1	
Clyde McCullough, R (7, 2) OBP: 0.325, SLG: 0.500										1 0 0 0 0 1 2	
Dave Cole, R (1, 1)			1-0 SH3-4		0-3 K					1 0 0 0 0 1 1	
Bill Serena, R (7, PH) OBP: 0.341, SLG: 0.412			1-2 SH3-4							1 0 0 0 0 1 1	
Hal Jeffcoat, R (7, 1) OBP: 0.353, SLG: 0.714										0 0 0 0 0 0 0	
Inning Stats	R: 0 H: 0 E: 0 LOB: 0 K: 0 BB: 0 S: 10 P: 16	R: 0 H: 1 E: 0 LOB: 1 K: 2 BB: 0 S: 11 P: 17	R: 0 H: 0 E: 0 LOB: 1 K: 0 BB: 1 S: 9 P: 16	R: 1 H: 1 E: 0 LOB: 0 K: 1 BB: 0 S: 10 P: 14	R: 0 H: 1 E: 0 LOB: 1 K: 1 BB: 0 S: 12 P: 14	R: 0 H: 1 E: 0 LOB: 1 K: 2 BB: 0 S: 8 P: 12	R: 0 H: 1 E: 0 LOB: 1 K: 2 BB: 0 S: 8 P: 11	R: 0 H: 0 E: 0 LOB: 0 K: 1 BB: 0 S: 5 P: 8	R: 0 H: 2 E: 0 LOB: 2 K: 2 BB: 0 S: 14 P: 16	1B: 3 SF: 0 2B: 3 SAC: 1 3B: 0 DP: 0 HR: 1 HBP: 0	WP: 0 PA: 35 PB: 0 SB: 0 CS: 0
PITCHER	IP WLS BF H R ER SO BB IBB HBP BLK WP HR S P ERA WHIP										
Russ Meyer, R (1, 1) ERA: 3.71	8.1 W 33 7 1 1 7 1 0 0 0 0 0 1 80 116 1.08 0.960										
Jim Hughes, R (9, 1) ERA: 3.19	0.2 S 2 0 0 0 2 0 0 0 0 0 0 0 7 8 0.00 0.000										

Chicago Cubs @ Brooklyn Dodgers
Ebbets Field, Brooklyn, NY
Wed Jul 28 1954, 3:33 AM EDT
Att: 11,185 - Unknown

livebaseballscorecards.com

AB	33
R	1
H	7
RBI	1
BB	1
SO	9
LOB	15



BOTTOM

Chicago Cubs @ Brooklyn Dodgers
Ebbets Field, Brooklyn, NY
Wed Jul 28 1954, 3:33 AM EDT
Att. 11,185 - Unknown

livebaseballscorecards.com

AB	26
R	3
H	4
RBI	3
BB	8
SO	3
LOB	20



WP:	1	PA:	35
PB:	0		
SB:	0		
CS:	0		

Batter	1	2	3	4	5	6	7	8	9	AB	R	H	RBI	BB	SO	LOB				
Don Hoak, R OBP: 0.318, SLG: 0.407 (1, 5)	FC4-6 BB BB 1B	K		L3			SH2-4			3	1	1	0	0	1	1				
Pee Wee Reese, R OBP: 0.394, SLG: 0.464 (1, 6)	FC4-6 BB 1-2			3B	1B	4-3 WP FC6-2-6 BB	F6			2	1	1	0	2	0	1				
Duke Snider, L OBP: 0.446, SLG: 0.686 (1, 8)	FC4-6 BB 1-2f 2-3		K			4-3	4-0	IBB		3	0	0	0	1	1	4				
Gil Hodges, R OBP: 0.374, SLG: 0.573 (1, 3)	K		F2		FC6-2-6		L7			4	0	0	0	0	1	6				
Sandy Amoros, L OBP: 0.253, SLG: 0.383 (1, 7)	BB 1-2			1-H	3B	3-H 0-2	F3		4-3	3	0	1	1	1	0	1				
Jackie Robinson, R OBP: 0.420, SLG: 0.522 (1, 4)	1-2 2-3 3-H		5-3			3-2	F5		E1 FC4-6	3	0	0	1	1	0	1				
Carl Furillo, R OBP: 0.352, SLG: 0.404 (1, 9)	F8				6-3		4-2	BB	FC4-6	3	0	0	0	1	0	4				
Roy Campanella, R OBP: 0.270, SLG: 0.434 (1, 2)		5-3					0-1	G6-4-3	F7	4	1	1	1	0	0	2				
Russ Meyer, S OBP: 0.147, SLG: 0.033 (1, 1)			L6				4-2	SH2-4		1	0	0	0	2	0	0				
Jim Hughes, R OBP: 0.125, SLG: 0.125 (9, 1)				1-3	BB					0	0	0	0	0	0	0				
Inning Stats	R: 1 E: 0 K: 1 S: 11	H: 1 LOB: 3 BB: 3 P: 31	R: 0 E: 0 K: 1 S: 7	H: 0 LOB: 0 BB: 0 P: 13	R: 1 E: 0 K: 1 S: 10	H: 2 LOB: 1 BB: 0 P: 14	R: 1 E: 0 K: 0 S: 4	H: 1 LOB: 0 BB: 1 P: 9	R: 0 E: 0 K: 0 S: 10	H: 0 LOB: 1 BB: 1 P: 19	R: 0 E: 0 K: 0 S: 7	H: 0 LOB: 0 BB: 1 P: 14	R: 0 E: 0 K: 0 S: 10	H: 0 LOB: 2 BB: 2 P: 22	R: 0 E: 1 K: 0 S: 8	H: 0 LOB: 1 BB: 0 P: 11	1B: 2 2B: 1 3B: 1 HR: 1	SF: 0 SAC: 1 DP: 2 HBP: 0	WP: 1 PB: 0 SB: 0 CS: 0	PA: 35
PITCHER	IP WLS BF H R ER SO	IP WLS BF H R ER SO	IP WLS BF H R ER SO	IP WLS BF H R ER SO	IP WLS BF H R ER SO	IP WLS BF H R ER SO	IP WLS BF H R ER SO	IP WLS BF H R ER SO	IP WLS BF H R ER SO	IP WLS BF H R ER SO	IP WLS BF H R ER SO	IP WLS BF H R ER SO	IP WLS BF H R ER SO	IP WLS BF H R ER SO	IP WLS BF H R ER SO	IP WLS BF H R ER SO	ERA WHIP	ERA WHIP		
Dave Cole, R ERA: 4.85 (1, 1)	6.0 L	26 4 3	3 3 3	3 3 3	6 4 3	0 3 3	0 3 3	0 3 3	0 3 3	0 3 3	0 3 3	0 3 3	0 3 3	0 3 3	0 3 3	0 3 3	4.85 1.667			
Hal Jeffcoat, R ERA: 5.81 (7, 1)	2.0	9 0 0	0 0 0	0 0 0	1 1 0	0 0 0	0 0 0	0 0 0	0 0 0	0 0 0	0 0 0	0 0 0	0 0 0	0 0 0	0 0 0	0 0 0	5.81 1.667			

Batter	1	2	3	4	5	6	7	8	9	AB R H RBI BB SO LOB	TOP			
Frank Baumholtz, L (1, 8) <small>OBP: 0.357, SLG: 0.418</small> Bob Talbot, R (6, 8) <small>OBP: 0.289, SLG: 0.319</small>	3-2 4-3		0-0 SF8 3B	0-0 FC6-4 1B		1-2 4-3		0-1 FC6-4 1-2f		4 1 2 0 0 0 0 1 0 0 0 0 0 1				
Gene Baker, R (1, 4) <small>OBP: 0.338, SLG: 0.465</small>	0-0 5-3		4-2 E BB	0-1 FC6-4 1-2f		1-0 2B		1-0 WP SH1-4 1B		4 0 2 0 1 0 1				
Dee Fondy, L (1, 3) <small>OBP: 0.319, SLG: 0.402</small>	2-1 4-3		2-2 SF8 1-3 3-H		0-0 F9	0-1 F8		0-0 SH1-4 1-2		3 0 0 1 0 0 1				
Randy Jackson, R (1, 5) <small>OBP: 0.354, SLG: 0.507</small>		0-1 F4	1-2 F7		0-0 14 BB 5-3 1B		1-3 K	1-0 F9		5 0 1 0 0 1 2				
Ralph Kiner, R (1, 7) <small>OBP: 0.391, SLG: 0.533</small>		4-2 HR BB		4-1 14 HR BB BB	1-1 5-3		0-2 F2	1-1 F6 2-3		3 2 0 0 2 0 2				
Hank Sauer, R (1, 9) <small>OBP: 0.401, SLG: 0.610</small>		1-2 HR		4-0 14 HR BB	4-2 14 BB BB		2-3 K			2 2 1 2 2 1 0				
14 Ernie Banks, R (1, 6) <small>OBP: 0.332, SLG: 0.410</small>		0-1 F7		1-2 HR	1-2 BB	4-0 BB		1-2 FC1-6-5-4 SH1-4 1B		3 1 2 3 1 0 0				
El Tappe, R (1, 2) <small>OBP: 0.258, SLG: 0.227</small>		0-0 G3		2-2 4-3	2-2 F2			1-1 SH1-4		3 0 0 0 0 0 3				
Bob Rush, R (1, 1) <small>OBP: 0.340, SLG: 0.385</small> Jim Davis, S (9, 1) <small>OBP: 0.269, SLG: 0.050</small> Bill Tremel, R (9, 1) <small>OBP: 0.333, SLG: 0.250</small> Hal Jeffcoat, R (9, 1) <small>OBP: 0.353, SLG: 0.714</small>			2-3 K	0-1 G3		1-1 6-3		3-2 FC1-6-5-4 FC6-4 2-3		4 0 0 0 0 1 1 0				
Inning Stats	R: 0 E: 0 K: 0 S: 7 H: 0 LOB: 0 BB: 0 P: 12	R: 2 E: 0 K: 0 S: 10 H: 1 LOB: 0 BB: 1 P: 15	R: 1 E: 1 K: 1 S: 13 H: 1 LOB: 1 BB: 1 P: 22	R: 3 E: 0 K: 0 S: 12 H: 2 LOB: 1 BB: 2 P: 23	R: 0 E: 0 K: 0 S: 10 H: 1 LOB: 3 BB: 2 P: 21	R: 0 E: 0 K: 0 S: 8 H: 1 LOB: 1 BB: 0 P: 11	R: 0 E: 0 K: 2 S: 9 H: 0 LOB: 0 BB: 0 P: 12	R: 0 E: 0 K: 0 S: 12 H: 1 LOB: 1 BB: 0 P: 17	R: 0 E: 0 K: 0 S: 5 H: 1 LOB: 1 BB: 0 P: 8	1B: 4 2B: 1 3B: 1 HR: 2 SF: 1 SAC: 2 DP: 0 HBP: 0	WP: 1 PA: 41 PB: 0 SB: 0 CS: 0			
PITCHER	IP WLS BF H R ER SO BB IBB HBP BLK WP HR S P ERA WHIP												PITCHER	IP WLS BF H R ER SO BB IBB HBP BLK WP HR S P ERA WHIP
Erv Palica, R (1, 1) <small>ERA: 4.2</small> Clem Labine, R (4, 1) <small>ERA: 3.41</small> Bob Milliken, R (5, 1) <small>ERA: 4.02</small> Billy Loes, R (7, 1) <small>ERA: 4.83</small> Jim Hughes, R (9, 1) <small>ERA: 3.13</small>	3.0 L 15 2 5 5 1 4 0 0 0 0 1 31 58 15.00 2.000													

Chicago Cubs @ Brooklyn Dodgers
 Ebbets Field, Brooklyn, NY
 Thu Jul 29 1954, 3:33 AM EDT
 Att. 4,986 - Unknown

livebaseballscorecards.com

AB	32
R	6
H	8
RBI	6
BB	6
SO	3
LOB	11



Batter	1	2	3	4	5	6	7	8	9	AB	R	H	RBI	BB	SO	LOB
Don Hoak, R OBP: 0.315, SLG: 0.398 (1, 5)	1-3 K	2-1 4-3		4-2 FC6-4 1-2 2-3 BB		2-2 4-3		2-1 E6		4	0	0	0	1	1	2
Pee Wee Reese, R OBP: 0.389, SLG: 0.458 (1, 6)	2-2 L8		2-2 4-3	0-1 FC6-4 1-2f		3-2 5-3		0-1 F8		5	0	0	0	0	0	5
Duke Snider, L OBP: 0.446, SLG: 0.684 (1, 8)	0-0 E5 2B		0-2 G3		0-1 2B		0-2 4-3		4-2 BB 1B FC4-6 BB	4	3	1	0	1	0	0
Gil Hodges, R OBP: 0.379, SLG: 0.583 (1, 3)	4-2 2B BB		1-2 HR		2-1 F8		2-2 1B		3-2 FC4-6 BB 1-2 1B	4	1	3	1	1	0	1
Sandy Amoros, L OBP: 0.284, SLG: 0.412 (1, 7) Don Zimmer, R OBP: 0.250, SLG: 0.269 (9, PH)	2-2 2B		2-2 F8		0-0 1B 2B		1-1 F5		1-3 K	4	1	2	2	0	0	1
Jackie Robinson, R OBP: 0.416, SLG: 0.514 (1, 4)	2-2 F6			1-0 F9	0-1 5-3		2-2 6-3		4-1 FC4-6 1-2 2-3 BB	4	0	0	0	1	0	4
Carl Furillo, R OBP: 0.355, SLG: 0.407 (1, 9)		0-0 4-3		1-0 BB FC3 1B	0-0 1B			2-2 E 1-3 1B	1-0 FC4-6 BB	5	0	3	2	0	0	2
Roy Campanella, R OBP: 0.269, SLG: 0.428 (1, 2)		1-1 F3		1-1 FC3 BB	3-0 F6			1-2 1-3	4-0 BB	4	0	0	0	1	0	3
Erv Palica, R Walt Morin, L Edo Willems, R Jim Gilliam, S Billy Loew, R Billy Cox, R Jim Hughes, R George Schindler, L		1-1 1B		2-3 K		2-1 F3		2-2 5-3	2-2 F3	1	0	1	0	0	0	0

Inning Stats	R: 1	H: 1	LOB: 2	K: 1	S: 16	R: 0	H: 1	LOB: 1	K: 0	S: 7	R: 1	H: 1	LOB: 0	K: 0	S: 12	R: 2	H: 3	LOB: 1	K: 0	S: 9	R: 0	H: 0	LOB: 0	K: 0	S: 9	R: 0	H: 1	LOB: 1	K: 0	S: 11	R: 0	H: 1	LOB: 2	K: 0	S: 13	R: 1	H: 1	LOB: 3	K: 1	S: 13	1B: 6	2B: 3	3B: 0	HR: 1	SF: 0	SAC: 0	DP: 0	HBP: 0	WP: 0	PA: 45
--------------	------	------	--------	------	-------	------	------	--------	------	------	------	------	--------	------	-------	------	------	--------	------	------	------	------	--------	------	------	------	------	--------	------	-------	------	------	--------	------	-------	------	------	--------	------	-------	-------	-------	-------	-------	-------	--------	-------	--------	-------	--------

PITCHER	IP	WLS	BF	H	R	ER	SO	BB	IBB	HBP	BLK	WP	HR	S	P	ERA	WHIP
Bob Rush, R ERA: 4.24 (1, 1)	8.0		40	10	5	4	2	3	0	0	0	0	0	94	154	4.50	1.625
Jim Davis, L ERA: 3.68 (9, 1)	0.1		1	0	0	0	1	0	0	0	0	0	0	3	4	0.00	0.000
Bill Tremel, R ERA: 4.3 (9, 1)	0.1	S	3	0	0	0	0	2	0	0	0	0	0	2	11	0.00	6.000
Hal Jeffcoat, R ERA: 5.77 (9, 1)	0.1		1	0	0	0	0	0	0	0	0	0	0	3	5	0.00	0.000

BOTTOM

Chicago Cubs @ Brooklyn Dodgers
Ebbets Field, Brooklyn, NY

Thu Jul 29 1954, 3:33 AM EDT
Att. 4,986 - Unknown

AB	40
R	5
H	10
RBI	5
BB	5
SO	3
LOB	26

livebaseballscores.com

B

Batter	1	2	3	4	5	6	7	8	9	AB R H RBI BB SO LOB	TOP											
Bill Bruton, L (1, 8) OBP: 0.342, SLG: 0.338	2-3 K		1-0 F4	0-0 F8		0-0 HR 1B			2-3 K	5 1 1 1 0 2 2												
Danny O'Connell, R (1, 4) OBP: 0.319, SLG: 0.363	2-2 F7		0-2 6-3		3-1 1-3	1-0 HR 1B			3-2 1B 1B	5 1 2 3 0 0 1												
Eddie Mathews, L (1, 5) OBP: 0.402, SLG: 0.544	4-1 PO BB			4-0 HR BB	1-3 K	3-3 K			3-1 F5	3 1 0 0 2 2 1												
Hank Aaron, R (1, 7) OBP: 0.319, SLG: 0.449	1-1 PO 1-2	2-2 E7		1-0 F4	0-1 2B 1B				2-2 1-3 1B	5 1 2 0 0 0 1												
Joe Adcock, R (1, 3) OBP: 0.371, SLG: 0.518			3-2 F6	2-2 HR 1B	2-0 2B			1-2 CS 1B	1-3 K	5 1 3 3 0 1 3												
Andy Pafko, R (1, 9) OBP: 0.338, SLG: 0.433			1-3 K	0-1 E5 3B 1B		0-1 FC4-6 1B			3-3 K	4 1 2 0 0 2 2												
Johnny Logan, R (1, 6) OBP: 0.335, SLG: 0.388			2-3 K	2-1 1B 3B		0-3 K			3-3 K	4 1 1 1 0 3 2												
Del Crandall, R (1, 2) OBP: 0.313, SLG: 0.416				4-0 SH3-4 BB	1-2 SH3-4 1B	2-2 FC4-6 1B			1-0 6-3	3 1 1 1 1 0 1												
Bob Buhl, R (1, 1) OBP: 0.111, SLG: 0.040				0-1 SH3-4	1-0 SH3-4	1-2 1B HR 1B			1-3 K	0 0 0 0 0 0 0												
Ernie Johnson, R (1, 1) OBP: 0.286, SLG: 0.286				1-2 SH3-4	1-2 SH3-4					2 1 1 0 0 1 0												
Inning Stats	R: 0 E: 0 K: 1 S: 9	H: 0 LOB: 0 BB: 1 P: 18	R: 0 E: 1 K: 2 S: 13	H: 0 LOB: 1 BB: 0 P: 21	R: 0 E: 0 K: 0 S: 6	H: 0 LOB: 1 BB: 1 P: 11	R: 4 E: 1 K: 0 S: 18	H: 4 LOB: 1 BB: 1 P: 29	R: 1 E: 0 K: 1 S: 8	H: 2 LOB: 1 BB: 0 P: 14	R: 4 E: 0 K: 2 S: 18	H: 4 LOB: 0 BB: 0 P: 25	R: 0 E: 0 K: 1 S: 9	H: 1 LOB: 1 BB: 0 P: 14	R: 0 E: 0 K: 2 S: 7	H: 0 LOB: 0 BB: 0 P: 12	R: 0 E: 0 K: 2 S: 17	H: 2 LOB: 2 BB: 0 P: 28	1B: 9 2B: 2 3B: 1 HR: 2	SF: 0 SAC: 2 DP: 1 HBP: 0	WP: 0 PB: 0 SB: 0 CS: 1	PA: 42
PITCHER	IP WLS BF H R ER SO BB IBB HBP BLK WP HR S P ERA WHIP																					
Carl Erskine, R (1, 1) ERA: 3.75	5.0 L 23 6 5 5 4 3 0 0 0 0 0 1 54 93 9.00 1.800																					
Ben Wade, R (6, 1) ERA: 7.78	2.0 10 5 4 4 3 0 0 0 0 0 1 27 39 18.00 2.500																					
Pete Wojey, R (8, 1) ERA: 2.63	2.0 8 2 0 0 4 0 0 0 0 0 0 0 24 40 0.00 1.000																					

Milwaukee Braves @ Brooklyn Dodgers
Ebbets Field, Brooklyn, NY
Fri Jul 30 1954, 3:33 AM EDT
Att. 19,617 - Unknown

livebaseballscorecards.com

AB	36
R	9
H	13
RBI	9
BB	3
SO	11
LOB	13



Batter	1	2	3	4	5	6	7	8	9	AB	R	H	RBI	BB	SO	LOB
Jim Gilliam, S OBP: 0.346, SLG: 0.421 (1, 4)	1-1 6-3	2-2 4-3			1-1 B1		0-1 G4-6-3			4	0	0	0	0	0	2
Pee Wee Reese, R OBP: 0.392, SLG: 0.458 (1, 6)	3-2 WP 1B		4-2 BB		4-2 BB			2-1 L7		2	1	1	0	2	0	0
Duke Snider, L OBP: 0.444, SLG: 0.680 (1, 8)	2-2 1B PB		1-1 4-3		2-3 K			0-0 F4		4	1	1	1	0	1	2
Gil Hodges, R OBP: 0.375, SLG: 0.577 (1, 3)	1-3 K		1-1 F2		1-2 F7			1-2 F8		4	0	0	0	0	1	2
Sandy Amoros, L OBP: 0.274, SLG: 0.416 (1, 7)	1-2 PB 3B		1-0 F8		0-0 L6-3 1B			2-1 4-3		4	1	2	0	0	0	1
Jackie Robinson, R OBP: 0.414, SLG: 0.517 (1, 5)	1-2 3B		0-1 F5		1-0 L6-3			3-1 F8		4	0	1	1	0	0	1
Carl Furillo, R OBP: 0.354, SLG: 0.403 (1, 9)	2-0 6-3		0-0 F4		0-1 1B BB			3-2 6-3		3	0	0	0	1	0	1
Roy Campanella, R OBP: 0.266, SLG: 0.423 (1, 2)		3-2 1-3		3-3 K			0-1 F3			3	0	0	0	0	1	1
Carl Erskine, R OBP: 0.185, SLG: 0.167 (1, 1)		0-2 F3			0-1 6-3			0-0 G4-6-3 1B		1	0	0	0	0	0	0
Billy Cox, R OBP: 0.296, SLG: 0.316 (5, PH)										1	0	0	0	0	0	0
Ben Wade, R (6, 1)										0	0	0	0	0	0	0
Walt Moryn, L OBP: 0.377, SLG: 0.474 (7, PH)										1	0	1	0	0	0	0
Pete Wojey, R (8, 1)										0	0	0	0	0	0	0

Inning Stats	R: 3	H: 4	E: 0	K: 1	S: 19	H: 4	LOB: 1	BB: 0	P: 30	R: 0	H: 0	E: 0	K: 0	S: 10	R: 0	H: 0	E: 0	K: 0	S: 7	R: 0	H: 0	E: 0	K: 1	S: 6	R: 0	H: 0	E: 0	K: 1	S: 10	R: 0	H: 1	E: 0	K: 0	S: 5	R: 0	H: 1	E: 0	K: 0	S: 6	R: 0	H: 0	E: 0	K: 0	S: 6	R: 0	H: 0	E: 0	K: 0	S: 9	1B: 5	SF: 0	2B: 1	SAC: 0	3B: 1	DP: 2	HR: 0	HBP: 0	WP: 2	PA: 34
--------------	------	------	------	------	-------	------	--------	-------	-------	------	------	------	------	-------	------	------	------	------	------	------	------	------	------	------	------	------	------	------	-------	------	------	------	------	------	------	------	------	------	------	------	------	------	------	------	------	------	------	------	------	-------	-------	-------	--------	-------	-------	-------	--------	-------	--------

PITCHER	IP	WLS	BF	H	R	ER	SO	BB	IBB	HBP	BLK	WP	HR	S	P	ERA	WHIP
Bob Buhl, R ERA: 4.52 (1, 1)	0.2		6	4	3	3	1	0	0	0	0	1	0	18	27	40.50	6.000
Ernie Johnson, R ERA: 2.88 (1, 1)	8.1	W	28	2	0	0	2	3	0	0	0	0	0	60	101	0.00	0.600

BOTTOM

Milwaukee Braves @ Brooklyn Dodgers
Ebbets Field, Brooklyn, NY
 Fri Jul 30 1954, 3:33 AM EDT
 Att. 19,617 - Unknown

livebaseballscorecards.com

AB	31
R	3
H	6
RBI	2
BB	3
SO	3
LOB	10



Batter	1	2	3	4	5	6	7	8	9	AB R H RBI BB SO LOB	TOP											
Bill Bruton, L (1, 8) OBP: 0.347, SLG: 0.353	0-1 F7	0-0 2-H 2B		2-0 F9		1-1 CS 1B		0-0 SH1-3 2B	2-2 2B	6 0 4 1 0 0 0												
Danny O'Connell, R (1, 4) OBP: 0.315, SLG: 0.358	0-1 F7	2-0 F7		1-2 6-3		1-3 K		1-1 SH1-3 2-3	1-1 F9	5 0 0 0 0 1 3												
Eddie Mathews, L (1, 5) OBP: 0.404, SLG: 0.562	2-1 HR		1-0 HR		4-0 1B HR BB	1-0 F6		3-3 K		4 3 2 2 1 1 2												
Hank Aaron, R (1, 7) OBP: 0.320, SLG: 0.451	2-0 F7		0-0 F9		2-0 HR 1B	1-0 CS	0-0 HR 2B	1-0 5-3		5 2 2 0 0 0 1												
Joe Adcock, R (1, 3) OBP: 0.379, SLG: 0.561		0-0 HR	0-0 1B 2B		0-1 1-H 3-H HR		0-0 HR		1-0 HR	5 5 5 7 0 0 0												
Andy Pafko, R (1, 9) OBP: 0.342, SLG: 0.449		0-0 1B 2B	1-2 2-H 1B		1-1 F3		1-2 HR		3-2 E5 1B G6-4-3	4 2 3 2 0 0 0 1 1 0 0 0 0 0												
Jim Pendleton, R (7, 9) OBP: 0.226, SLG: 0.267																						
Johnny Logan, R (1, 6) OBP: 0.337, SLG: 0.389		3-2 2B 1B	1-2 F4		4-1 BB		2-3 K		3-1 G6-4-3 1B WP 1B	2 1 1 1 1 0 1 2 1 1 0 0 1 0												
Roy Smalley, R (6, 6) OBP: 0.385, SLG: 0.583																						
Del Crandall, R (1, 2) OBP: 0.309, SLG: 0.410	0-1 F7		1-3 K		1-0 F2		2-3 K		1-0 G6-4-3 1B	4 0 0 0 0 2 3 1 0 1 0 0 0 0												
Sam Calderone, R (7, 2) OBP: 0.429, SLG: 0.458																						
Jim Wilson, R (1, 1) OBP: 0.233, SLG: 0.276	3-2 6-3			0-0 F7	2-0 F6		1-2 1-3		1-0 G6-4-3	1 0 0 0 0 0 1 3 0 0 0 0 0 1 0 0 0 0 0 0 0 1 0 0 0 0 0 2												
Lew Burdette, R (2, 1) OBP: 0.145, SLG: 0.118																						
Bob Buhl, R (8, 1) OBP: 0.111, SLG: 0.040																						
Dave Jolly, R (8, 1) OBP: 0.455, SLG: 0.619																						
Inning Stats	R: 1 E: 0 K: 0 S: 7	H: 1 LOB: 0 BB: 0 P: 11	R: 3 E: 0 K: 0 S: 12	H: 4 LOB: 1 BB: 0 P: 20	R: 2 E: 0 K: 1 S: 13	H: 3 LOB: 1 BB: 0 P: 17	R: 0 E: 0 K: 0 S: 5	H: 0 LOB: 0 BB: 0 P: 8	R: 3 E: 0 K: 0 S: 8	H: 2 LOB: 1 BB: 2 P: 22	R: 0 E: 0 K: 1 S: 6	H: 1 LOB: 0 BB: 0 P: 10	R: 3 E: 0 K: 2 S: 14	H: 3 LOB: 0 BB: 0 P: 20	R: 0 E: 0 K: 1 S: 7	H: 1 LOB: 1 BB: 0 P: 12	R: 3 E: 1 K: 0 S: 13	H: 4 LOB: 1 BB: 0 P: 25	1B: 6 2B: 6 3B: 0 HR: 7	SF: 0 SAC: 1 DP: 1 HBP: 0	WP: 1 PB: 0 SB: 0 CS: 1	PA: 48
PITCHER	IP WLS BF H R ER SO BB IBB HBP BLK WP HR S P ERA WHIP																					
Don Newcombe, R (1, 1) ERA: 4.61	1.0 L 7 4 4 4 0 0 0 0 0 0 0 2 12 19 36.00 4.000																					
Clem Labine, R (2, 1) ERA: 3.36	1.0 4 1 0 0 0 0 0 0 0 0 0 7 12 0.00 1.000																					
Erv Palica, R (3, 1) ERA: 4.81	2.1 14 5 5 5 1 2 0 0 0 0 2 24 42 19.29 3.000																					
Pete Wojey, R (5, 1) ERA: 3.86	2.2 11 4 3 3 3 0 0 0 0 0 2 22 35 10.12 1.500																					
Johnny Podres, L (8, 1) ERA: 4.12	2.0 11 5 3 1 1 0 0 0 0 0 1 1 20 37 4.50 2.500																					

Milwaukee Braves @ Brooklyn Dodgers
Ebbets Field, Brooklyn, NY
Sat Jul 31 1954, 3:33 AM EDT
Att. 12,263 - Unknown

AB	44
R	15
H	19
RBI	13
BB	2
SO	5
LOB	14



BOTTOM

Milwaukee Braves @ Brooklyn Dodgers
Ebbets Field, Brooklyn, NY
Sat Jul 31 1954, 3:33 AM EDT
Att. 12,263 - Unknown

livebaseballscorecards.com

AB	39
R	7
H	16
RBI	7
BB	3
SO	4
LOB	26



WP:	0	PA:	45
PB:	0		
SB:	0		
CS:	1		

AB R H RBI BB SO LOB

4 1 4 0 1 0 0
3 0 1 0 0 0 2
1 0 0 0 1 0 2

4 0 1 1 0 1 4
1 0 0 0 0 0 3

5 1 1 1 0 1 6

5 2 3 0 0 0 0

0 0 0 0 1 0 0
2 1 1 2 0 0 1

5 1 2 1 0 1 1

5 1 1 2 0 1 4

0 0 0 0 0 0 0
0 0 0 0 0 0 0
1 0 0 0 0 0 3
0 0 0 0 0 0 0
1 0 0 0 0 0 0
2 0 2 0 0 0 0

1B: 10 SF: 1
2B: 2 SAC: 0
3B: 1 DP: 2
HR: 3 HBP: 1

Batter	1	2	3	4	5	6	7	8	9
Jim Gilliam, S OBP: 0.353, SLG: 0.429 (1, 4)	2-1 1B 2B		4-2 FC5-4 BB		1-0 1B		1-2 1B	3-2 1B	
Pee Wee Reese, R OBP: 0.392, SLG: 0.457 Don Zimmer, R OBP: 0.267, SLG: 0.259 (1, 6) (6, 6)	0-1 G5-4-3 CS 1B		2-2 FC5-4 1-3 1-2f		1-2 F2		1-2 F8	4-2 1B	
Duke Snider, L OBP: 0.442, SLG: 0.675 George Shuba, L OBP: 0.254, SLG: 0.298 (1, 8) (8, 7)	0-0 G5-4-3 1-2 2-H 1B		1-0 1-3		1-0 F8		1-3 K	1-2 F5	
Gil Hodges, R OBP: 0.373, SLG: 0.580 (1, 3)	0-0 G5-4-3 1-2f 2-3		1-2 4-3			0-3 K		HR	6-3
Sandy Amoros, L OBP: 0.290, SLG: 0.457 (1, 7) (8, 8)	1-0 CS 3-H	1-2 1B 2B		1-1 L4		1-0 G3		0-1 1B 1B	1-2 SF8 3B
Jackie Robinson, R OBP: 0.418, SLG: 0.517 Don Hoak, R OBP: 0.315, SLG: 0.415 (1, 5) (6, 5)		1-0 1B HBP		4-2 FC1-4 BB		2-2 HR		3-2 4-3	1-2 SF8
Carl Furillo, R OBP: 0.355, SLG: 0.403 (1, 9)		0-0 G4-6-3 1-2 2-3 1B		2-2 FC1-4 1-2f		3-2 1-3		3-2 HR 1B	1-3 K
Rube Walker, L OBP: 0.277, SLG: 0.307 (1, 2)		2-3 K		0-0 G3			0-0 F8	0-0 HR	3-2 F5
Don Newcombe, L OBP: 0.386, SLG: 0.324 Clem Labine, R OBP: 0.371, SLG: 0.466 Walt Moryn, L OBP: 0.267, SLG: 0.214 Erv Palica, R OBP: 0.257, SLG: 0.214 Pete Wojey, R OBP: 0.378, SLG: 0.441 (1, 1) (2, 1) (2, PH) (3, 1) (5, 1) (7, PH) (8, 1)	2-1 G4-6-3 1-2f				0-1 1-3		1-1 1B	0-1 BB 1B	

Inning Stats	R: 1 E: 0 K: 0 S: 6	H: 3 LOB: 0 BB: 0 P: 9	R: 0 E: 0 K: 1 S: 10	H: 2 LOB: 2 BB: 0 P: 16	R: 0 E: 0 K: 0 S: 10	H: 0 LOB: 1 BB: 1 P: 18	R: 0 E: 0 K: 0 S: 8	H: 0 LOB: 1 BB: 1 P: 15	R: 0 E: 0 K: 1 S: 7	H: 1 LOB: 1 BB: 0 P: 10	R: 1 E: 0 K: 1 S: 11	H: 1 LOB: 0 BB: 0 P: 17	R: 0 E: 0 K: 1 S: 13	H: 2 LOB: 2 BB: 0 P: 17	R: 4 E: 0 K: 0 S: 24	H: 6 LOB: 3 BB: 1 P: 42	R: 1 E: 0 K: 1 S: 14	H: 1 LOB: 0 BB: 0 P: 20	1B: 10 2B: 2 3B: 1 HR: 3	SF: 1 SAC: 0 DP: 2 HBP: 1
--------------	------------------------------	---------------------------------	-------------------------------	----------------------------------	-------------------------------	----------------------------------	------------------------------	----------------------------------	------------------------------	----------------------------------	-------------------------------	----------------------------------	-------------------------------	----------------------------------	-------------------------------	----------------------------------	-------------------------------	----------------------------------	-----------------------------------	------------------------------------

PITCHER	IP	WLS	BF	H	R	ER	SO	BB	IBB	HBP	BLK	WP	HR	S	P	ERA	WHIP
Jim Wilson, R ERA: 3.35 (1, 1)	1.0		7	5	1	1	0	0	0	0	0	0	0	11	16	9.00	5.000
Lew Burdette, R ERA: 3.02 (2, 1)	6.1	W	28	8	5	5	3	2	0	0	0	0	3	64	103	7.11	1.579
Bob Buhl, R ERA: 4.52 (8, 1)	0.0		2	2	0	0	0	0	0	0	0	0	0	5	8	∞	∞
Dave Jolly, R ERA: 1.5 (8, 1)	1.2	S	7	1	1	1	1	1	0	0	0	0	0	23	37	5.40	1.200

Batter	1	2	3	4	5	6	7	8	9	AB R H RBI BB SO LOB	TOP											
Bill Bruton, L (1, 8) OBP: 0.352, SLG: 0.377	0-2 HR	0-0 1B 3B		0-0 1B 3B	4-2 1B HR BB	2-1 F4			3-3 K	5 4 3 1 1 1 0												
Danny O'Connell, R (1, 4) OBP: 0.320, SLG: 0.363	2-0 FC6-4 1B	2-2 3-H 1B		2-1 3-H 2B 1B	2-2 1-3 HR 1B			1-1 1-3	0-0 F8	6 2 4 2 0 0 0												
Eddie Mathews, L (1, 5) OBP: 0.404, SLG: 0.571	1-2 F8	1-0 F8		3-2 1-H 3B 2B	1-0 1-H HR			1-0 3-1		5 2 2 4 0 0 2												
Hank Aaron, R (1, 7) OBP: 0.316, SLG: 0.445	0-1 FC6-4 1-2f	2-2 5-3		1-1 6-3	1-0 F8			3-2 F8		5 0 0 0 0 0 3												
Joe Adcock, R (1, 3) OBP: 0.381, SLG: 0.564	1-0 F8		1-0 1B	1-1 2B	2-1 1B			2-0 G5-4-3 1B		2 1 1 0 0 0 1												
George Metkovich, L (4, PR) OBP: 0.367, SLG: 0.379										2 1 2 0 0 0 0												
Andy Pafko, R (1, 9) OBP: 0.346, SLG: 0.457										5 2 3 2 0 1 2												
Jim Pendleton, R (8, PR) OBP: 0.226, SLG: 0.267										0 0 0 0 0 0 0												
Johnny Logan, R (1, 6) OBP: 0.340, SLG: 0.390										4 1 2 1 1 0 3												
Roy Smalley, R (8, 6) OBP: 0.385, SLG: 0.583										0 0 0 0 0 0 0												
Del Crandall, R (1, 2) OBP: 0.310, SLG: 0.420										5 1 2 4 0 0 3												
Sam Calderone, R (9, 2) OBP: 0.429, SLG: 0.458										0 0 0 0 0 0 0												
Gene Conley, R (1, 1) OBP: 0.186, SLG: 0.203										5 0 0 0 0 0 2												
Inning Stats	R: 1 E: 0 K: 0 S: 10	H: 2 LOB: 1 BB: 0 P: 14	R: 4 E: 0 K: 0 S: 18	H: 5 LOB: 1 BB: 0 P: 26	R: 1 E: 0 K: 1 S: 8	H: 2 LOB: 0 BB: 0 P: 13	R: 5 E: 0 K: 0 S: 18	H: 5 LOB: 2 BB: 1 P: 31	R: 3 E: 0 K: 0 S: 12	H: 3 LOB: 1 BB: 1 P: 23	R: 0 E: 0 K: 0 S: 6	H: 0 LOB: 0 BB: 0 P: 8	R: 0 E: 0 K: 0 S: 6	H: 0 LOB: 0 BB: 0 P: 11	R: 0 E: 0 K: 0 S: 8	H: 2 LOB: 2 BB: 0 P: 15	R: 0 E: 0 K: 1 S: 7	H: 0 LOB: 0 BB: 0 P: 11	1B: 11 2B: 2 3B: 3 HR: 3	SF: 0 SAC: 0 DP: 2 HBP: 1	WP: 0 PB: 0 SB: 0 CS: 0	PA: 47
PITCHER	IP WLS BF H R ER SO BB IBB HBP BLK WP HR S P ERA WHIP																					
Russ Meyer, R (1, 1) ERA: 4.09	2.0 L 14 8 6 6 0 0 0 0 0 0 0 2 29 42 27.00 4.000																					
Ben Wade, R (3, 1) ERA: 8.16	1.1 7 4 3 3 1 0 0 0 0 0 0 0 16 25 20.25 3.000																					
Clem Labine, R (4, 1) ERA: 3.97	0.2 9 4 5 5 0 2 0 1 0 0 1 15 30 67.50 9.000																					
Preacher Roe, L (5, 1) ERA: 4.37	3.0 10 1 0 0 0 0 0 0 0 0 0 0 18 29 0.00 0.333																					
Don Newcombe, R (8, 1) ERA: 4.53	2.0 7 2 0 0 1 0 0 0 0 0 0 0 15 26 0.00 1.000																					

Milwaukee Braves @ Brooklyn Dodgers
Ebbets Field, Brooklyn, NY
 Sun Aug 01 1954, 3:33 AM EDT
 Att: 14,268 - Unknown

AB	44
R	14
H	19
RBI	14
BB	2
SO	2
LOB	16



Batter	1	2	3	4	5	6	7	8	9	AB R H RBI BB SO LOB
Jim Gilliam, S OBP: 0.356, SLG: 0.433 (1, 4)	2-2 G3		2-2 1B		0-0 1B 2B		0-0 HBP 1B		0-0 F3	5 1 3 0 0 0 1
Pee Wee Reese, R OBP: 0.394, SLG: 0.459 Don Zimmer, R OBP: 0.250, SLG: 0.241 (1, 6) (7, 6)	0-0 FC4-6 1B		3-2 F9		3-2 2-H 1B		2-3 K		2-3 K	3 0 2 1 0 0 0 2 0 0 0 0 2 3
Duke Snider, L OBP: 0.442, SLG: 0.679 (1, 8)	1-1 FC4-6 1-2f		2-1 L3		1-1 4-3		1-0 1-2 2-3 HBP		2-1 2-H HR	4 1 1 2 0 0 2
Jackie Robinson, R OBP: 0.417, SLG: 0.527 Don Hoak, R OBP: 0.312, SLG: 0.411 (1, 5) (7, 5)	3-2 4-3			3-1 HR		2-3 K	1-3 K		0-1 F4	3 1 1 1 0 1 1 2 0 0 0 0 1 3
Sandy Amoros, L OBP: 0.298, SLG: 0.448 (1, 7)		4-2 HR BB		2-1 4-3		0-1 G3		4-1 F8 SH1-3 BB		2 1 0 0 2 0 0
Gil Hodges, R OBP: 0.375, SLG: 0.587 (1, 3)		1-0 1-H HR		0-0 L6		4-2 BB		0-0 SH1-3		2 1 1 2 1 0 0
Walt Moryn, L OBP: 0.364, SLG: 0.443 (1, 9)		4-2 L9-3 BB		0-1 F7		1-0 F5		0-0 F8		3 0 0 0 1 0 2
Rube Walker, L OBP: 0.267, SLG: 0.293 (1, 2)		3-2 L9-3 1-2		2-1 4-3		1-0 F7		1-1 4-3		4 0 0 0 0 0 2
Russ Meyer, S OBP: 0.143, SLG: 0.032 Ben Wade, R Clem Labine, R Preacher Roe, R Johnny Podres, L Don Newcombe, L OBP: 0.395, SLG: 0.457 OBP: 0.400, SLG: 0.343 (1, 1) (3, 1) (4, 1) (5, 1) (7, PH) (8, 1)		0-2 G3		1-2 3-1		1-1 HBP 1B 1B		1-1 HR PB 1B		1 0 1 0 0 0 0 0 0 1 0 1 0 0 0 0 1 1 1 0 0 0 0

Inning Stats	R: 0	H: 1	E: 0	LOB: 1	K: 0	BB: 0	S: 12	R: 2	H: 1	E: 0	LOB: 0	K: 0	BB: 2	S: 14	R: 0	H: 1	E: 0	LOB: 0	K: 0	BB: 0	S: 8	R: 1	H: 1	E: 0	LOB: 0	K: 0	BB: 0	S: 7	R: 1	H: 2	E: 0	LOB: 1	K: 0	BB: 0	S: 11	R: 0	H: 0	E: 0	LOB: 1	K: 1	BB: 1	S: 8	R: 0	H: 2	E: 0	LOB: 3	K: 2	BB: 0	S: 12	R: 0	H: 0	E: 0	LOB: 1	K: 0	BB: 1	S: 5	R: 2	H: 2	E: 0	LOB: 0	K: 1	BB: 0	S: 10	1B: 6	SF: 0	2B: 2	SAC: 1	3B: 0	DP: 1	HR: 3	HBP: 1	WP: 0	PA: 40
PITCHER Gene Conley, R ERA: 2.94 (1, 1)	IP	WLS	BF	H	R	ER	SO	BB	IBB	HBP	BLK	WP	HR	S	P	ERA	WHIP																			IP	WLS	BF	H	R	ER	SO	BB	IBB	HBP	BLK	WP	HR	S	P	ERA	WHIP																					

BOTTOM

Milwaukee Braves @ Brooklyn Dodgers
Ebbets Field, Brooklyn, NY

Sun Aug 01 1954, 3:33 AM EDT
Att. 14,268 - Unknown

AB	34
R	6
H	10
RBI	6
BB	4
SO	4
LOB	14



livebaseballscores.com

Batter	1	2	3	4	5	6	7	8	9	10	11	12	13	AB R H RBI BB SO LOB	TOP																
Bill Bruton, L OBP: 0.352, SLG: 0.376 (1, 8)	1-2 L9		2-2 1B			0-0 F7		0-0 1B	0-1 L8			0-2 4-3		6 0 2 0 0 0 3																	
Danny O'Connell, R OBP: 0.316, SLG: 0.357 (1, 4)	0-0 F2		3-1 5-3			1-3 K		0-2 F3		0-0 F6		1-1 3-1		6 0 0 0 0 1 3																	
Eddie Mathews, L OBP: 0.401, SLG: 0.563 (1, 5)	2-3 K		3-3 K			2-3 K		1-0 L9		4-2 BB		2-1 F8		5 0 0 0 1 3 3																	
Hank Aaron, R OBP: 0.314, SLG: 0.446 (1, 7)		2-0 F8		1-2 6-3			0-1 F9		2-2 F8	0-2 F7			3-1 3B	6 0 1 0 0 0 1																	
Joe Adcock, R OBP: 0.381, SLG: 0.562 (1, 3)		2-2 WP 2B		4-2 G6-4-3 BB			2-0 6-3		2-0 F7	3-2 6-3			1-1 5-3	5 0 1 0 1 0 2																	
Andy Patko, R OBP: 0.348, SLG: 0.458 (1, 9)		0-0 1-3		2-1 G6-4-3 1-2f			2-1 1B		2-2 1B 1B		0-1 SH2-4 1B		1-3 K	6 1 3 0 0 1 3																	
Johnny Logan, R OBP: 0.343, SLG: 0.391 (1, 6)		4-1 BB		2-1 F9 6-3 1B		2-1 K		0-3 K	3-2 1B 1B	1-2 1B 1B	0-0 SH2-4		1-2 5-3	4 0 2 0 1 1 2	AB 48 R 1 H 12 RBI 1 BB 3 SO 7 LOB 24																
Del Crandall, R OBP: 0.312, SLG: 0.420 (1, 2)		2-2 5-3		3-2 6-3 1-2			0-1 FC5-6 1B		1-2 1B 1B		1-3 K			5 0 2 1 0 1 4																	
Jim Wilson, R George Metkovich, L Jim Peacock, R Eino Johanson, L Bobby Thomson, R Warren Spafford, L Orel Martinez, R Bob Bell, R Charlie White, L Dave Jolly, R			1-1 L7		2-1 SAFE F9		0-0 FC5-6 1B		3-2 1B 1B		0-1 F6			2 0 0 0 0 0 0 1 1 0 0 0 0 0 0 1 0 0 0 0 0 0 0 0 0 0 0 0 0 0 0 0 1 0 0 1 0 1 0 0 0 0 0 0 0 0 0 0 0 0 0 0 0																	
Inning Stats	R: 0 E: 0 K: 1 S: 8	H: 0 LOB: 0 BB: 0 P: 11	R: 0 E: 0 K: 0 S: 9	H: 1 LOB: 2 BB: 1 P: 19	R: 0 E: 0 K: 1 S: 12	H: 1 LOB: 1 BB: 0 P: 21	R: 0 E: 0 K: 0 S: 8	H: 0 LOB: 0 BB: 1 P: 15	R: 0 E: 0 K: 2 S: 7	H: 1 LOB: 0 BB: 0 P: 14	R: 0 E: 0 K: 2 S: 7	H: 0 LOB: 0 BB: 0 P: 10	R: 0 E: 0 K: 1 S: 9	H: 2 LOB: 2 BB: 0 P: 10	R: 1 E: 0 K: 0 S: 20	H: 4 LOB: 3 BB: 0 P: 33	R: 0 E: 0 K: 0 S: 11	H: 0 LOB: 1 BB: 1 P: 18	R: 0 E: 0 K: 1 S: 10	H: 1 LOB: 1 BB: 0 P: 11	R: 0 E: 0 K: 0 S: 7	H: 0 LOB: 0 BB: 0 P: 10	R: 0 E: 0 K: 1 S: 10	H: 1 LOB: 1 BB: 0 P: 16	1B: 10 2B: 1 3B: 1 HR: 0	SF: 0 SAC: 1 DP: 1 HBP: 0	WP: 1 PB: 0 SB: 1 CS: 0	PA: 52			
PITCHER	IP WLS BF H R ER SO BB IBB HBP BLK WP HR S P ERA WHIP	IP WLS BF H R ER SO BB IBB HBP BLK WP HR S P ERA WHIP																													
Billy Loes, R ERA: 4.43 (1, 1)	8.2	34	8	1	1	5	2	0	0	0	0	0	0	0	79	132	1.04	1.154													
Jim Hughes, R ERA: 2.95 (9, 1)	3.1	14	3	0	0	1	1	0	0	0	0	0	0	0	37	52	0.00	1.200													
Pete Wojey, R ERA: 3.63 (13, 1)	1.0	4	1	0	0	1	0	0	0	0	0	0	0	10	16	0.00	1.000														

Milwaukee Braves @ Brooklyn Dodgers
Ebbets Field, Brooklyn, NY
Mon Aug 02 1954, 3:33 AM EDT
Att: 6,524 - Unknown

livebaseballscorecards.com




Batter	1	2	3	4	5	6	7	8	9	10	11	12	13	AB R H RBI BB SO LOB
Jim Gilliam, S OBP: 0.357, SLG: 0.431 (1, 4)	4-0 BB L4-3		3-2 1B G6-4-3		0-1 F8		3-2 1-3		4-0 IBB G3		1-0 F6	2-2 1-3		5 0 1 0 2 0 3
Pee Wee Reese, R OBP: 0.394, SLG: 0.455 (1, 6)	0-0 L4-3 1-2		2-2 1B G6-4-3			4-1 BB FC2-5		4-2 BB G3	1-1 G3		3-2 1B S		1-2 F7	5 0 1 0 2 0 4
Duke Snider, L OBP: 0.444, SLG: 0.675 (1, 8)	0-0 1B		1-1 F7			0-0 L9		0-2 L9	4-0 IBB		4-2 IBB		0-2 1B SF7	5 1 2 0 2 0 2
Gil Hodges, R OBP: 0.376, SLG: 0.584 (1, 3)	0-0 4-3			2-2 1-3		1-2 1B FC2-5		0-0 1B FC5	1-2 F5		1-3 K		1-0 1B IBB	7 0 3 0 0 1 6
Sandy Amoros, L OBP: 0.306, SLG: 0.441 (1, 7) (9, 9) (10, 7)		2-2 1B 1B		0-0 B1-3		0-2 BB FC2-5		1-0 G3		1-1 4-3		0-1 1B SH3-4	4-0 1B IBB	6 1 2 0 1 0 4
Jackie Robinson, R OBP: 0.425, SLG: 0.534 Billy Cox, R OBP: 0.293, SLG: 0.314 (1, 5) (9, 5)		1-2 1B F8		1-1 2B		4-1 BB FC6-4		4-0 IBB		0-1 F9		0-0 1B SH3-4	2-1 SF7	2 0 2 0 2 0 0 1 0 0 1 0 0 0
Carl Furillo, R OBP: 0.355, SLG: 0.399 (1, 9) (9, 7) (10, 9)		0-0 F5		1-1 L4		2-1 BB FC6-4		0-0 FC5		4-2 BB		4-0 IBB		4 0 0 0 2 0 9
Roy Campanella, R OBP: 0.264, SLG: 0.416 (1, 2)		1-1 F8		1-0 F2		1-1 F8		4-2 BB SH1-4		2-2 F8		1-3 K		5 0 0 0 1 1 5
Billy Loes, R OBP: 0.185, SLG: 0.185 Jim Hughes, R OBP: 0.111, SLG: 0.111 Johnny Podres, L OBP: 0.410, SLG: 0.457 Pete Wojey, R (13, 1)		0-0 1B		1-3 K		1-2 6-3		0-0 SH1-4		1-3 K		4-0 BB		3 0 1 1 0 1 0 1 0 0 0 0 1 0 0 0 0 0 1 0 0 0 0 0 0 0 0 0

Inning Stats	R: 0	E: 0	K: 0	S: 3	H: 1	LOB: 1	BB: 1	P: 7	R: 1	E: 0	K: 0	S: 10	H: 3	LOB: 2	BB: 0	P: 14	R: 0	E: 0	K: 0	S: 8	H: 1	LOB: 0	BB: 0	P: 14	R: 0	E: 0	K: 0	S: 8	H: 1	LOB: 3	BB: 2	P: 22	R: 0	E: 0	K: 0	S: 11	H: 0	LOB: 0	BB: 0	P: 15	R: 0	E: 0	K: 0	S: 9	H: 1	LOB: 3	BB: 2	P: 18	R: 0	E: 0	K: 0	S: 10	H: 0	LOB: 3	BB: 3	P: 24	R: 0	E: 0	K: 0	S: 9	H: 0	LOB: 1	BB: 1	P: 16	R: 0	E: 0	K: 2	S: 12	H: 1	LOB: 2	BB: 1	P: 22	R: 0	E: 0	K: 1	S: 9	H: 1	LOB: 3	BB: 2	P: 20	R: 1	E: 0	K: 0	S: 9	H: 2	LOB: 2	BB: 1	P: 17	1B: 11	SF: 1	2B: 2	3B: 0	HR: 0	WP: 0	PA: 60
--------------	------	------	------	------	------	--------	-------	------	------	------	------	-------	------	--------	-------	-------	------	------	------	------	------	--------	-------	-------	------	------	------	------	------	--------	-------	-------	------	------	------	-------	------	--------	-------	-------	------	------	------	------	------	--------	-------	-------	------	------	------	-------	------	--------	-------	-------	------	------	------	------	------	--------	-------	-------	------	------	------	-------	------	--------	-------	-------	------	------	------	------	------	--------	-------	-------	------	------	------	------	------	--------	-------	-------	--------	-------	-------	-------	-------	-------	--------

PITCHER	IP	WLS	BF	H	R	ER	SO	BB	IBB	HBP	BLK	WP	HR	S	P	ERA	WHIP
Jim Wilson, R ERA: 3.18 (1, 1)	7.0		28	7	1	1	1	3	0	0	0	0	0	56	92	1.29	1.429
Ernie Johnson, R ERA: 2.83 (8, 1)	1.0		6	1	0	0	0	1	1	0	0	0	0	9	18	0.00	2.000
Chet Nichols, L ERA: 3.79 (9, 1)	0.1		3	0	0	0	0	1	1	0	0	0	0	4	12	0.00	3.000
Bob Buhl, R ERA: 4.43 (9, 1)	1.2		7	0	0	0	0	1	1	0	0	0	0	15	28	0.00	0.600
Dave Jolly, R ERA: 1.57 (11, 1)	2.2	L	16	4	1	1	3	1	3	0	0	0	0	30	59	3.38	1.875

Milwaukee Braves @ Brooklyn Dodgers
Ebbets Field, Brooklyn, NY
 Mon Aug 02 1954, 3:33 AM EDT
 Att. 6,524 - Unknown

AB	44
R	2
H	12
RBI	2
BB	13
SO	4
LOB	33



Batter	1	2	3	4	5	6	7	8	9	AB R H RBI BB SO LOB	TOP	
Wally Moon, L OBP: 0.397, SLG: 0.488 (1, 8) BB	4-2 G4-6-3 BB		1-0 1-H 3B			1-2 4-3		3-1 L8		3 0 1 1 1 0 0	St. Louis Cardinals @ Brooklyn Dodgers Ebbets Field, Brooklyn, NY Tue Aug 03 1954, 3:33 AM EDT Att: 12,073 - Unknown livebaseballscorecards.com	
Red Schoendienst, S OBP: 0.374, SLG: 0.458 (1, 4) 1-2f	1-0 G4-6-3		1-1 6-3			1-1 4-3		1-1 1B		4 0 1 0 0 0 2		
Stan Musial, L OBP: 0.441, SLG: 0.639 (1, 9) 4-3	2-0 4-3			3-2 G3		4-2 BB		2-2 F2		3 0 0 0 1 0 1		
Ray Jablonski, R OBP: 0.361, SLG: 0.466 (1, 5) K		1-3 K		0-2 5-3		1-0 F8		2-2 F9		4 0 0 0 0 1 1		
Joe Cunningham, L OBP: 0.354, SLG: 0.484 (1, 3) F9		1-1 F9		1-3 K		1-3 K		2-3 K		4 0 0 0 0 3 0		
Rip Repulski, R OBP: 0.319, SLG: 0.454 (1, 7) K		2-3 K		2-2 F8		1-1 1B		3-2 F2		4 0 1 0 0 1 0		
Bill Sarni, R OBP: 0.347, SLG: 0.458 (1, 2) L7			0-0 L7		1-0 1B		1-3 K			3 0 1 0 0 1 1		
Alex Grammas, R OBP: 0.289, SLG: 0.285 (1, 6) Solly Hemus, L OBP: 0.462, SLG: 0.481 (7, PH) (7, 6) F7		2-0 F7		0-3 K		0-0 F9				2 0 0 0 0 1 1 1 0 0 0 0 0 1		
Vic Raschi, R OBP: 0.180, SLG: 0.138 (1, 1) Joe Frazier, L OBP: 0.408, SLG: 0.550 (8, PH) Tom Poholsky, R OBP: 0.158, SLG: 0.167 (8, 1) 3B 1B		3-2 3B 1B		1-3 K		3-3 K				2 1 1 0 0 1 1 1 0 0 0 0 1 0 0 0 0 0 0 0 0		
Inning Stats	R: 0 H: 0 E: 0 LOB: 0 K: 0 BB: 1 S: 4 P: 11	R: 0 H: 0 E: 0 LOB: 0 K: 2 BB: 0 S: 11 P: 15	R: 1 H: 2 E: 0 LOB: 1 K: 0 BB: 0 S: 10 P: 17	R: 0 H: 0 E: 0 LOB: 0 K: 1 BB: 0 S: 11 P: 15	R: 0 H: 1 E: 0 LOB: 1 K: 2 BB: 0 S: 10 P: 14	R: 0 H: 0 E: 0 LOB: 1 K: 0 BB: 1 S: 8 P: 15	R: 0 H: 1 E: 0 LOB: 1 K: 2 BB: 0 S: 9 P: 12	R: 0 H: 1 E: 0 LOB: 1 K: 1 BB: 0 S: 14 P: 23	R: 0 H: 0 E: 0 LOB: 0 K: 1 BB: 0 S: 9 P: 16	1B: 4 SF: 0 2B: 0 SAC: 0 3B: 1 DP: 1 HR: 0 HBP: 0	WP: 0 PA: 33 PB: 0 SB: 0 CS: 0	
PITCHER Carl Erskine, R ERA: 3.61 (1, 1)	IP WLS BF H R ER SO BB IBB HBP BLK WP HR S P ERA WHIP											PITCHER IP WLS BF H R ER SO BB IBB HBP BLK WP HR S P ERA WHIP
	9.0 W 33 5 1 1 9 2 0 0 0 0 0 0 86 138 1.00 0.778											



Batter	1	2	3	4	5	6	7	8	9
Jim Gilliam, S <small>OBP: 0.358, SLG: 0.430</small> (1, 4)	4-0 		1-1 F6 		1-1 G4-6-3 			1-0 	
Pee Wee Reese, R <small>OBP: 0.391, SLG: 0.450</small> (1, 6)	0-2 G6-4-3 			2-2 6-3 		3-2 5-3 		0-1 B3-4-9-6 	
Duke Snider, L <small>OBP: 0.440, SLG: 0.668</small> (1, 8)	1-1 F6 			3-3 K 		1-3 K 		0-1 F2 	
Gil Hodges, R <small>OBP: 0.374, SLG: 0.580</small> (1, 3)		1-2 6-3 		1-3 K 		2-2 6-3 			
Sandy Amoros, L <small>OBP: 0.307, SLG: 0.433</small> (1, 7)		0-0 6-3 			1-2 G3 		4-2 SH3 		
Jackie Robinson, R <small>OBP: 0.425, SLG: 0.534</small> (1, 5)		1-0 5-3 			3-1 		2-0 SH3 		
Walt Moryn, L <small>OBP: 0.362, SLG: 0.429</small> Carl Furillo, R <small>OBP: 0.355, SLG: 0.399</small> (8, 9)			0-1 3-1 		4-2 		1-1 F8 		
Rube Walker, L <small>OBP: 0.287, SLG: 0.319</small> (1, 2)			1-2 		1-1 		4-0 		
Carl Erskine, R <small>OBP: 0.191, SLG: 0.175</small> (1, 1)			1-1 1-3 		1-0 		0-0 5-3 		

AB	R	H	RBI	BB	SO	LOB
3	0	1	0	1	0	3
4	0	0	0	0	0	2
4	0	0	0	0	2	0
3	0	0	0	0	1	0
2	0	0	0	1	0	0
2	1	1	0	0	0	0
2	1	0	0	1	0	1
0	0	0	0	0	0	0
2	0	2	1	1	0	0
3	0	1	1	0	0	3

BOTTOM

St. Louis Cardinals @ Brooklyn Dodgers
 Ebbets Field, Brooklyn, NY

Tue Aug 03 1954, 3:33 AM EDT
 Att. 12,073 - Unknown

livebaseballscorecards.com

AB	25
R	2
H	5
RBI	2
BB	4
SO	3
LOB	9

Inning Stats	R: 0	H: 0	E: 0	LOB: 0	K: 0	S: 5	P: 10
	0	0	0	0	0	5	10
	0	0	0	0	0	5	7
	0	1	0	1	0	10	13
	0	0	0	0	2	10	16
	2	3	0	1	0	12	23
	0	0	0	0	1	9	15
	0	0	0	2	2	6	17
	0	1	0	0	0	5	6

1B:	2B:	3B:	HR:	SF:	SAC:	DP:	HBP:
4	2	0	0	0	1	3	0

WP:	PA:
0	30

PITCHER	IP	WLS	BF	H	R	ER	SO	BB	IBB	HBP	BLK	WP	HR	S	P	ERA	WHIP
Vic Raschi, R <small>ERA: 4.12</small>	(1, 1)	7.0	L	27	4	2	2	3	3	1	0	0	0	57	101	2.57	1.000
Tom Poholsky, R <small>ERA: 3.15</small>	(8, 1)	1.0		3	1	0	0	0	0	0	0	0	0	5	6	0.00	1.000

Batter	1	2	3	4	5	6	7	8	9	AB R H RBI BB SO LOB	TOP																
Rip Repulski, R OBP: 0.317, SLG: 0.451 (1, 7)	3-2 FC1 1B	2-0 5-3		0-0 B1		0-2 6-3		2-0 F5		5 1 1 0 0 0 3																	
Wally Moon, L OBP: 0.395, SLG: 0.484 (1, 8)	1-0 FC1 1B		1-2 F8	4-2 3B BB		0-1 2-3		1-1 G3		4 1 0 0 1 0 2																	
Stan Musial, L OBP: 0.445, SLG: 0.646 (1, 9)	1-2 FC5 1B		0-2 FC5-4 1B	2-2 3B		2-0 4-3			0-1 2B 2B 1B	5 1 4 3 0 0 0																	
Ray Jablonski, R OBP: 0.362, SLG: 0.467 (1, 5)	0-2 FC5 BB		1-0 FC5-4 1B	1-2 1-3			1-2 FC6-4 1B		0-2 2B SF9 2B	5 2 2 0 0 0 3																	
Red Schoendienst, S OBP: 0.376, SLG: 0.460 (1, 4)	4-0 1B BB		1-0 1B		0-1 4-3		0-1 FC6-4		2-1 SF9 1B 2B	4 1 2 1 1 0 1																	
Bill Sarni, R OBP: 0.344, SLG: 0.455 (1, 2)	0-3 K		1-1 1B		3-3 K		2-2 L9		2-0 SF9	4 0 1 2 0 2 3																	
Joe Cunningham, L OBP: 0.362, SLG: 0.485 (1, 3)			2-2 F7		0-1 BB 1B		2-2 1-3		2-2 CS 1B	4 0 2 1 1 0 3																	
Alex Grammas, R OBP: 0.293, SLG: 0.284 (1, 6)					4-1 BB 3B BB		4-2 BB		3-2 4-3	1 1 0 0 2 0 1																	
Solly Hemus, L OBP: 0.457, SLG: 0.474 (8, PH)							1-2 BB		2-2 F8	2 0 0 0 0 0 1																	
Harvey Haddix, L OBP: 0.267, SLG: 0.338 (1, 1)										3 0 1 0 0 0 3																	
Joe Frazier, L OBP: 0.417, SLG: 0.550 (8, PH)										0 0 0 0 1 0 0																	
Dick Schofield, S OBP: 0.143, SLG: 0.429 (8, PR)										0 0 0 0 0 0 0																	
Tom Poholsky, R OBP: 0.158, SLG: 0.167 (8, 1)										0 0 0 0 0 0 0																	
Inning Stats	R: 1 E: 0 K: 1 S: 14	H: 2 LOB: 2 BB: 1 P: 23	R: 0 E: 0 K: 0 S: 8	H: 1 LOB: 1 BB: 1 P: 18	R: 1 E: 0 K: 0 S: 14	H: 3 LOB: 2 BB: 0 P: 20	R: 2 E: 0 K: 0 S: 12	H: 1 LOB: 1 BB: 2 P: 24	R: 0 E: 0 K: 1 S: 12	H: 1 LOB: 2 BB: 1 P: 21	R: 0 E: 0 K: 0 S: 6	H: 0 LOB: 0 BB: 0 P: 8	R: 0 E: 0 K: 0 S: 11	H: 1 LOB: 1 BB: 0 P: 16	R: 0 E: 0 K: 0 S: 10	H: 0 LOB: 1 BB: 1 P: 20	R: 3 E: 0 K: 0 S: 14	H: 4 LOB: 0 BB: 0 P: 22	1B: 10 2B: 3 3B: 1 HR: 0	SF: 1 SAC: 0 DP: 1 HBP: 0	WP: 0 PB: 0 SB: 0 CS: 1	PA: 44					
PITCHER	IP WLS BF H R ER SO BB IBB HBP BLK WP HR S P ERA WHIP																										
Johnny Podres, L ERA: 4.33 (1, 1)	3.2		21	7	4	4	1	4	0	0	0	0	0	45	81	9.82	3.000										
Clem Labine, R ERA: 3.98 (4, 1)	4.1		19	4	2	2	1	2	0	0	0	0	0	47	74	4.15	1.385										
Jim Hughes, R ERA: 3.05 (9, 1)	1.0	W	4	2	1	1	0	0	0	0	0	0	0	9	17	9.00	2.000										

St. Louis Cardinals @ Brooklyn Dodgers
Ebbets Field, Brooklyn, NY
Wed Aug 04 1954, 3:33 AM EDT
Att: 16,857 - Unknown

AB	37
R	7
H	13
RBI	7
BB	6
SO	2
LOB	20



Batter	1	2	3	4	5	6	7	8	9	AB R H RBI BB SO LOB
Jim Gilliam, S <small>OBP: 0.359, SLG: 0.428</small> (1, 9) <small>BB</small> <small>FS</small> <small>X</small>	2-2 FC4-6 1B	2-0 FC5-4 1-2f		2-3 K		1-1 6-3 1-2			4-1 HR BB	4 1 1 0 1 1 4
Pee Wee Reese, R <small>OBP: 0.391, SLG: 0.449</small> (1, 6) <small>CB</small> <small>BC</small> <small>CC</small> <small>FC</small> <small>X</small>	2-2 FC4-6 WP 1-2f		1-2 F9	2-2 1B 2-3 3-H			1-1 PB SH1-4 1B 1B	1-2 F6	5-1 1B	5 1 2 1 0 0 2
Jackie Robinson, R <small>OBP: 0.426, SLG: 0.544</small> (1, 7) <small>F</small> <small>BB</small> <small>FC</small> <small>X</small>	1-2 F2 1-2		0-0 HR 1B	0-3 K			0-0 SH1-4 1-2	0-1 HR 1-H		4 2 2 2 0 1 3
Gil Hodges, R <small>OBP: 0.370, SLG: 0.574</small> (1, 3) <small>BB</small> <small>BS</small> <small>FC</small> <small>X</small>	3-2 F8		3-3 K 1-1		2-1 F9		0-2 F7			4 0 0 0 0 1 3
Carl Furillo, R <small>OBP: 0.359, SLG: 0.411</small> (1, 8) <small>X</small>		0-0 BB 1B G5-4-3 1B	0-1 HR 1-H		0-2 5-3		2-2 FC4-6 1B 2-H			4 2 3 3 0 0 0
Don Hoak, R <small>OBP: 0.311, SLG: 0.407</small> (1, 5) <small>F</small> <small>X</small>		0-1 BB G5-4-3 1B	2-1 6-3		1-0 F4		0-0 FC4-6 1-2f			4 1 1 0 0 0 1
Billy Cox, R <small>OBP: 0.294, SLG: 0.311</small> (1, 4) Duke Snider, L <small>OBP: 0.439, SLG: 0.667</small> (8, PH) (9, 8)		4-2 G5-4-3 BB 1-2 2-3		1-0 E6 2B 1B		1-2 F3		1-0 3-1		2 1 0 0 1 0 0 1 0 0 0 0 0 0
Roy Campanella, R <small>OBP: 0.264, SLG: 0.417</small> (1, 2)		0-1 G5-4-3 1-2f 2-H 3-H	1-2 1B 1-3 2B		0-1 5-3		0-0 6-3			4 0 1 0 0 0 1
Johnny Podres, L <small>OBP: 0.400, SLG: 0.444</small> (1, 1) Clem Labine, R <small>OBP: 0.095, SLG: 0.050</small> (4, 1) Jim Hughes, R <small>OBP: 0.111, SLG: 0.111</small> (9, 1)		1-3 K FC5-4		2-2 F3		0-0 WP 1B		2-3 K		1 0 0 0 0 1 0 3 0 1 0 0 1 2 0 0 0 0 0 0 0

Inning Stats	R: 0	H: 1	E: 0	LOB: 1	K: 0	P: 23	R: 2	H: 2	E: 1	LOB: 1	K: 1	P: 18	R: 2	H: 2	E: 1	LOB: 0	K: 1	P: 17	R: 1	H: 2	E: 1	LOB: 2	K: 2	P: 24	R: 0	H: 0	E: 0	LOB: 0	K: 0	P: 9	R: 0	H: 1	E: 0	LOB: 1	K: 0	P: 10	R: 1	H: 2	E: 0	LOB: 1	K: 0	P: 14	R: 0	H: 0	E: 0	LOB: 0	K: 1	P: 8	R: 2	H: 1	E: 0	LOB: 0	K: 0	P: 12	1B: 8	SF: 0	2B: 1	SAC: 1	3B: 0	DP: 1	HR: 2	HBP: 0	WP: 2	PA: 39
--------------	------	------	------	--------	------	-------	------	------	------	--------	------	-------	------	------	------	--------	------	-------	------	------	------	--------	------	-------	------	------	------	--------	------	------	------	------	------	--------	------	-------	------	------	------	--------	------	-------	------	------	------	--------	------	------	------	------	------	--------	------	-------	-------	-------	-------	--------	-------	-------	-------	--------	-------	--------

PITCHER	IP	WLS	BF	H	R	ER	SO	BB	IBB	HBP	BLK	WP	HR	S	P	ERA	WHIP
Harvey Haddix, L <small>ERA: 3.15</small> (1, 1)	7.0		33	10	6	3	4	1	0	0	0	2	1	78	115	3.86	1.571
Tom Poholsky, R <small>ERA: 3.36</small> (8, 1)	1.1	L	6	1	2	2	1	1	0	0	0	0	1	12	20	13.50	1.500

BOTTOM

St. Louis Cardinals @ Brooklyn Dodgers
 Ebbets Field, Brooklyn, NY

Wed Aug 04 1954, 3:33 AM EDT
 Att. 16,857 - Unknown

AB	36
R	8
H	11
RBI	6
BB	2
SO	5
LOB	16

PITCHER	IP	WLS	BF	H	R	ER	SO	BB	IBB	HBP	BLK	WP	HR	S	P	ERA	WHIP
---------	----	-----	----	---	---	----	----	----	-----	-----	-----	----	----	---	---	-----	------

Batter	1	2	3	4	5	6	7	8	9	AB R H RBI BB SO LOB	TOP		
Rip Repulski, R (1, 7) OBP: 0.322, SLG: 0.454	2-2 G4-6-3 1B		2-1 1B HR 2-H 1B	0-2 1-2 HR 1B		0-0 F8	0-0 L7		0-1 G4-6-3 1-2 1B	6 2 4 1 0 0 2			
Wally Moon, L (1, 8) OBP: 0.394, SLG: 0.484	2-0 G4-6-3 1-2f		1-1 HR 1B	0-0 F9		1-0 SF7 1-H 2B		1-2 4-3	1-0 L7	6 2 2 1 0 0 5			
Stan Musial, L (1, 9) OBP: 0.446, SLG: 0.660	2-2 6-3		0-1 HR 1B 1-H 2-H 3-H	2-1 HR 1B 1-H 2-H		0-0 SF7		4-0 FC6-4 2B BB	1-1 G4-6-3 1-2f	4 3 2 7 1 0 2			
Ray Jablonski, R (1, 5) Harvey Haddix, L (8, PR) Solly Hemus, L (8, 5) OBP: 0.364, SLG: 0.471 OBP: 0.267, SLG: 0.338 OBP: 0.457, SLG: 0.474		1-1 1B	0-1 4-3	0-1 F3		0-2 1B		1-0 FC6-4 1-3 1B 2B		5 0 3 0 0 0 0 0 1 0 0 0 0 0 0 0 0 0 0 0 0			
Red Schoendienst, S (1, 4) OBP: 0.378, SLG: 0.463		0-1 F9	2-2 1B 2B		1-0 1B	2-0 F7		4-0 FC6-4 IBB		4 1 2 0 1 0 2			
Bill Sarni, R (1, 2) OBP: 0.349, SLG: 0.470		0-0 F8	1-0 1B 2-H		2-1 1B G6-4-3		2-0 HR	0-0 FC6-4 1-2f 2-3 3-H 1B		5 1 3 3 0 0 3			
Joe Cunningham, L (1, 3) OBP: 0.357, SLG: 0.474	2-2 F5		0-2 F7		2-3 K		0-0 G3	1-2 FC5-4 1-2 3-H 1B		5 0 1 1 0 1 4			
Alex Grammas, R (1, 6) OBP: 0.292, SLG: 0.283			3-1 SH5-4 1B 1B		0-1 L4	0-0 G6-4-3 1-2f		3-1 6-3	0-0 FC5-4 1-2f	5 1 1 0 0 0 4			
Brooks Lawrence, R (1, 1) OBP: 0.321, SLG: 0.240			0-0 SH5-4 1-2	1-2 HR 1B 1B		4-2 2B BB	2-2 1B		0-1 1B	3 2 3 0 1 0 0			
Inning Stats	R: 0 H: 1 E: 0 LOB: 0 K: 0 BB: 0 S: 10 P: 16	R: 0 H: 1 E: 0 LOB: 1 K: 0 BB: 0 S: 8 P: 11	R: 5 H: 6 E: 0 LOB: 1 K: 0 BB: 0 S: 18 P: 27	R: 3 H: 3 E: 0 LOB: 0 K: 0 BB: 0 S: 14 P: 17	R: 0 H: 2 E: 0 LOB: 1 K: 1 BB: 0 S: 7 P: 12	R: 2 H: 2 E: 0 LOB: 1 K: 0 BB: 1 S: 9 P: 16	R: 1 H: 2 E: 0 LOB: 1 K: 0 BB: 0 S: 8 P: 15	R: 2 H: 2 E: 0 LOB: 2 K: 0 BB: 2 S: 9 P: 20	R: 0 H: 2 E: 0 LOB: 1 K: 0 BB: 0 S: 7 P: 9	1B: 15 SF: 1 2B: 3 SAC: 1 3B: 0 DP: 3 HR: 3 HBP: 0	WP: 0 PA: 48 PB: 0 SB: 0 CS: 0		
PITCHER	IP WLS BF H R ER SO BB IBB HBP BLK WP HR S P ERA WHIP											PITCHER	IP WLS BF H R ER SO BB IBB HBP BLK WP HR S P ERA WHIP
Preacher Roe, L (1, 1) ERA: 4.81	2.1 L 12 6 4 4 0 0 0 0 0 0 0 1 27 42 15.43 2.571												
Erv Palica, R (3, 1) ERA: 5.28	1.2 10 5 4 4 0 0 0 0 0 0 0 1 23 29 21.60 3.000												
Tommy Lasorda, L (5, 1) ERA: 9.0	3.0 15 6 3 3 1 1 0 0 0 0 0 1 24 43 9.00 2.333												
Ben Wade, R (8, 1) ERA: 8.2	0.0 0 0 0 0 0 0 0 0 0 0 0 0 0 0 8.00 2.000												

St. Louis Cardinals @ Brooklyn Dodgers
 Ebbets Field, Brooklyn, NY
 Thu Aug 05 1954, 3:33 AM EDT
 Att: 10,026 - Unknown

AB	43
R	13
H	21
RBI	13
BB	3
SO	1
LOB	22



livebaseballscorecards.com

Batter	1	2	3	4	5	6	7	8	9	AB	R	H	RBI	BB	SO	LOB
Jim Gilliam, S OBP: 0.358, SLG: 0.427 (1, 4)	3-2 4-3		0-0 L5		0-0 4-3		0-2 1B			4	0	1	0	0	0	1
Pee Wee Reese, R OBP: 0.390, SLG: 0.446 (1, 6)	4-2 HR BB		2-2 1-3			1-2 F3	0-2 F3			3	1	0	0	1	0	2
Duke Snider, L OBP: 0.439, SLG: 0.672 (1, 8)	2-0 1-H HR		0-0 4-3			0-0 BB 2B 1B		0-0 4-3		4	2	2	2	0	0	1
Gil Hodges, R OBP: 0.369, SLG: 0.570 (1, 3)	2-3 K			1-1 F2		4-2 2B SF8 BB		1-1 5-3		3	1	0	0	1	1	0
Sandy Amoros, L OBP: 0.314, SLG: 0.454 (1, 7)	0-0 F3			0-1 1-3		0-0 SF8 2B		0-1 2B		4	0	2	1	0	0	0
Jackie Robinson, R OBP: 0.424, SLG: 0.540 (1, 5)		1-3 K		4-1 BB		3-1 SF8		0-0 F7		2	0	0	1	1	1	1
Carl Furillo, R OBP: 0.357, SLG: 0.408 (1, 9)		4-1 G4-6-3 BB		2-3 K		0-0 1-3			2-1 F6	3	0	0	0	1	1	2
Rube Walker, L OBP: 0.277, SLG: 0.306 (1, 2)		0-0 G4-6-3 1-2f		2-3 K		1-1 F8		1-0 3-1		4	0	0	0	0	1	1
Preacher Roe, R OBP: 0.217, SLG: 0.190 (1, 1)			0-1 2B		0-0 F8		1-3 K		0-0 F8	0	0	0	0	0	0	0
Erv Palica, R OBP: 0.313, SLG: 0.333 (3, 1)										1	0	1	0	0	0	0
Tommy Lasorda, L OBP: 0.300, SLG: 0.432 (5, 1)										1	0	0	0	0	0	0
Johnny Podres, L OBP: 0.300, SLG: 0.432 (7, PH)										1	0	0	0	0	1	0
Ben Wade, R OBP: 0.290, SLG: 0.293 (8, 1)										0	0	0	0	0	0	0
George Shuba, L OBP: 0.290, SLG: 0.293 (9, PH)										1	0	0	0	0	0	0


Inning Stats	R: 2	H: 1	E: 0	K: 1	S: 10	LOB: 0	BB: 1	P: 21	R: 0	H: 0	E: 0	K: 1	S: 5	LOB: 0	BB: 1	P: 10	R: 0	H: 1	E: 0	K: 0	S: 7	LOB: 1	BB: 0	P: 9	R: 0	H: 0	E: 0	K: 1	S: 8	LOB: 0	BB: 0	P: 7	R: 2	H: 2	E: 0	K: 0	S: 10	LOB: 1	BB: 1	P: 18	R: 0	H: 1	E: 0	K: 1	S: 11	LOB: 1	BB: 0	P: 13	R: 0	H: 1	E: 0	K: 0	S: 6	LOB: 1	BB: 0	P: 7	R: 0	H: 0	E: 0	K: 0	S: 4	LOB: 0	BB: 0	P: 7	1B: 2	2B: 3	3B: 0	HR: 1	SF: 1	SAC: 0	DP: 1	HBP: 0	WP: 0	PB: 0	SB: 0	CS: 0	PA: 36
PITCHER Brooks Lawrence, R ERA: 3.17 (1, 1)	IP	WLS	BF	H	R	ER	SO	BB	IBB	HBP	BLK	WP	HR	S	P	ERA	WHIP	IP	WLS	BF	H	R	ER	SO	BB	IBB	HBP	BLK	WP	HR	S	P	ERA	WHIP	IP	WLS	BF	H	R	ER	SO	BB	IBB	HBP	BLK	WP	HR	S	P	ERA	WHIP																										

BOTTOM

St. Louis Cardinals @ Brooklyn Dodgers
Ebbets Field, Brooklyn, NY
 Thu Aug 05 1954, 3:33 AM EDT
 Att. 10,026 - Unknown

livebaseballscorecards.com

AB	31
R	4
H	6
RBI	4
BB	4
SO	5
LOB	8



Batter	1	2	3	4	5	6	7	8	9	AB R H RBI BB SO LOB	TOP											
Johnny Temple, R (1, 4) OBP: 0.376, SLG: 0.345 Bob Borkowski, R (8, PH) OBP: 0.325, SLG: 0.429 Rocky Bridges, R (8, 4) OBP: 0.354, SLG: 0.302	3-2 4-3		2-1 F7			1-1 F4		1-1 F7		3 0 0 0 0 0 0	Cincinnati Redlegs @ Brooklyn Dodgers Ebbets Field, Brooklyn, NY Fri Aug 06 1954, 3:33 AM EDT Att: 10,774 - Unknown livebaseballscorecards.com											
Chuck Harmon, R (1, 5) OBP: 0.277, SLG: 0.303	2-1 6-3			0-1 F9		0-1 4-3		1-2 FC6		4 0 0 0 0 0 2												
Gus Bell, L (1, 8) OBP: 0.358, SLG: 0.508	1-1 F8			0-1 G3		1-0 F8			1-1 L4	4 0 0 0 0 0 0												
Ted Kluszewski, L (1, 3) OBP: 0.391, SLG: 0.591		1-1 6-3 2B		1-1 F5			1-1 3-1		0-0 F2	4 0 1 0 0 0 0												
Jim Greengrass, R (1, 7) OBP: 0.308, SLG: 0.459		0-1 6-3 2-3			1-1 1-3		2-1 F8		2-3 K	4 0 0 0 0 1 1												
Wally Post, R (1, 9) OBP: 0.277, SLG: 0.402		0-1 F9			0-0 1B 2B		1-1 5-3			3 1 1 0 0 0 1												
Ed Bailey, L (1, 2) OBP: 0.347, SLG: 0.418		3-2 3-1			2-0 F7			4-0 FC6-4 BB		2 0 0 0 1 0 2												
Roy McMillan, R (1, 6) OBP: 0.299, SLG: 0.316			0-0 6-3		1-1 K 1B			1-1 FC6-4 BB		3 0 1 1 0 0 1												
Art Fowler, R (1, 1) OBP: 0.229, SLG: 0.119 Lloyd Merriman, L (8, PH) OBP: 0.317, SLG: 0.299 Karl Drews, R (8, 1) OBP: 0.250, SLG: 0.077			1-1 6-3		2-3 K			4-2 FC6 BB		2 0 0 0 0 1 1 0 0 0 0 1 0 0 0 0 0 0 0 0 0												
Inning Stats	R: 0 E: 0 K: 0 S: 7	H: 0 LOB: 0 BB: 0 P: 13	R: 0 E: 0 K: 0 S: 9	H: 1 LOB: 1 BB: 0 P: 13	R: 0 E: 0 K: 0 S: 5	H: 0 LOB: 0 BB: 0 P: 8	R: 0 E: 0 K: 0 S: 6	H: 0 LOB: 0 BB: 0 P: 7	R: 1 E: 0 K: 1 S: 9	H: 2 LOB: 1 BB: 0 P: 15	R: 0 E: 0 K: 0 S: 5	H: 0 LOB: 0 BB: 0 P: 7	R: 0 E: 0 K: 0 S: 6	H: 0 LOB: 0 BB: 0 P: 10	R: 0 E: 0 K: 0 S: 9	H: 0 LOB: 2 BB: 2 P: 20	R: 0 E: 0 K: 1 S: 6	H: 0 LOB: 0 BB: 0 P: 9	1B: 1 2B: 2 3B: 0 HR: 0	SF: 0 SAC: 0 DP: 0 HBP: 0	WP: 0 PB: 0 SB: 0 CS: 0	PA: 32
PITCHER Russ Meyer, R (1, 1) ERA: 3.88	IP: 9.0 WLS: W BF: 32 H: 3 R: 1 ER: 1 SO: 2 BB: 2 IBB: 0 HBP: 0 BLK: 0 WP: 0 HR: 0 S: 62 P: 102 ERA: 1.00 WHIP: 0.556											PITCHER IP: WLS: BF: H: R: ER: SO: BB: IBB: HBP: BLK: WP: HR: S: P: ERA: WHIP										



Batter	1	2	3	4	5	6	7	8	9
Jim Gilliam, S OBP: 0.355, SLG: 0.423 (1, 4)	2-2 L9		0-1 E4		3-1 G3		1-0 F8		
Pee Wee Reese, R OBP: 0.391, SLG: 0.450 (1, 6)	1-2 F8		3-1 F8		3-2 SF7 3B		4-1 1B HR BB		
Duke Snider, L OBP: 0.438, SLG: 0.670 (1, 8)	3-1 F7		1-0 F6		3-1 SF7		0-0 HR 1B		
Jackie Robinson, R OBP: 0.428, SLG: 0.558 (1, 5)		0-0 1B 1B 1B		1-1 1B 2B		3-2 F8	1-0 HR		
Sandy Amoros, L OBP: 0.303, SLG: 0.438 (1, 7)		1-1 F6		0-0 1-3		1-3 K	0-0 3-1		
Gil Hodges, R OBP: 0.373, SLG: 0.570 (1, 3)		3-1 1B 1-3 1B		4-0 1B 4-3 BB		0-0 6-3	2-2 G4-6-3 1B		
Carl Furillo, R OBP: 0.359, SLG: 0.408 (1, 9)		1-0 G6-3 1-3 1B		1-1 4-3 1-3 2-H 1B		3-2 4-3	1-3 K		
Rube Walker, L OBP: 0.267, SLG: 0.294 (1, 2)		1-1 G6-3 1-2f		3-2 4-3 1-2 3-H		0-0 4-3	1-0 G4-6-3 1-2f		
Russ Meyer, S OBP: 0.158, SLG: 0.030 (1, 1)			0-2 6-3		1-3 K		4-2 1B BB BB		

AB	R	H	RBI	BB	SO	LOB
4	0	0	0	0	0	1
3	2	1	0	1	0	1
3	1	1	2	0	0	1
4	3	3	3	0	0	0
4	0	0	0	0	1	2
3	1	2	0	1	0	0
4	0	2	2	0	1	1
4	0	0	1	0	0	4
2	1	0	0	1	1	1

BOTTOM

Cincinnati Redlegs @ Brooklyn Dodgers
Ebbets Field, Brooklyn, NY

Fri Aug 06 1954, 3:33 AM EDT
Att. 10,774 - Unknown

AB	31
R	8
H	9
RBI	8
BB	3
SO	3
LOB	11

livebaseballscorecards.com

WP: 0 PA: 35
PB: 0 SB: 0 CS: 0



Inning Stats	R: 0	H: 0	E: 0	K: 0	S: 8	P: 14	R: 1	H: 3	E: 0	K: 0	S: 8	R: 0	H: 0	E: 1	K: 0	S: 8	R: 2	H: 2	E: 0	K: 1	S: 11	R: 1	H: 1	E: 0	K: 0	S: 10	R: 0	H: 0	E: 0	K: 1	S: 7	R: 4	H: 2	E: 0	K: 0	S: 9	R: 0	H: 1	E: 0	K: 1	S: 7
Art Fowler, R ERA: 3.4 (1, 1)	IP	WLS	BF	H	R	ER	SO	BB	IBB	HBP	BLK	WP	HR	S	P	ERA	WHIP																								
Karl Drews, R ERA: 6.44 (8, 1)	1.0	3	1	0	0	1	0	0	0	0	0	0	0	7	11	0.00	1.000																								

WP	HR	S	P	ERA	WHIP
0	0	0	0	0	0

Batter	1	2	3	4	5	6	7	8	9	AB	R	H	RBI	BB	SO	LOB	TOP								
Bobby Adams, R (1, 4) OBP: 0.362, SLG: 0.352 Rocky Bridges, R (8, 4) OBP: 0.354, SLG: 0.302	2-2 F2		2-1 L5		2-2 1-2 1B		3-2 L5	1-3 K		5	0	1	0	0	1	1									
Nino Escalera, L (1, 8) OBP: 0.217, SLG: 0.161	1-1 F9		1-2 F5		0-2 3-1		1-1 E3 G3 1B		2-0 B3	5	1	0	0	0	0	2									
Lloyd Merriman, L (1, 7) OBP: 0.345, SLG: 0.304	4-2 2B BB		0-1 G3			4-1 FC1-4 1B BB	4-1 G3 1B BB		2-2 FC3-6 1B	2	3	1	0	3	0	0									
Ted Kluszewski, L (1, 3) OBP: 0.389, SLG: 0.589	2-1 1-H 2B			0-0 F2		1-2 F4	1-0 G3		0-1 FC3-6	5	0	1	1	0	0	4									
Wally Post, R (1, 9) OBP: 0.279, SLG: 0.402	3-2 F9			0-0 F2		1-2 FC1-4 1B	1-2 1B 2-H 2-3		0-1 F2	5	0	2	2	0	0	2									
Chuck Harmon, R (1, 5)		2-3 K		2-3 K		1-1 FC1-4 1B	0-0 1B			4	1	1	0	0	2	2									
Roy McMillan, R (1, 6) OBP: 0.303, SLG: 0.319		4-2 BB			2-2 F7	3-2 1B 1B		0-2 CS 1B		3	0	2	1	1	0	0									
Hobie Landrith, L (1, 2) OBP: 0.366, SLG: 0.482		0-0 F8			4-1 1B BB	2-1 1B		2-0 F9		3	0	1	1	1	0	2									
Bud Podbielan, R (1, 1) OBP: 0.257, SLG: 0.188 Joe Nuxhall, L (2, 1) OBP: 0.290, SLG: 0.296		0-0 6-3			3-3 K	3-2 F4		0-0 E4		1	0	0	0	0	0	1									
										3	0	0	0	0	1	3									
Inning Stats	R: 1 E: 0 K: 0 S: 13	H: 1 LOB: 1 BB: 1 P: 25	R: 0 E: 0 K: 1 S: 9	H: 0 LOB: 1 BB: 1 P: 15	R: 0 E: 0 K: 0 S: 8	H: 0 LOB: 0 BB: 0 P: 11	R: 0 E: 0 K: 1 S: 5	H: 0 LOB: 0 BB: 0 P: 7	R: 0 E: 0 K: 1 S: 14	H: 1 LOB: 2 BB: 1 P: 25	R: 2 E: 0 K: 0 S: 18	H: 3 LOB: 2 BB: 1 P: 32	R: 2 E: 1 K: 0 S: 11	H: 2 LOB: 2 BB: 1 P: 21	R: 0 E: 1 K: 1 S: 8	H: 1 LOB: 1 BB: 0 P: 11	R: 0 E: 0 K: 0 S: 9	H: 1 LOB: 1 BB: 0 P: 13	1B: 8 2B: 1 3B: 0 HR: 0	SF: 0 SAC: 0 DP: 0 HBP: 0	WP: 0 PB: 0 SB: 0 CS: 1	PA: 41			
PITCHER	IP	WLS	BF	H	R	ER	SO	BB	IBB	HBP	BLK	WP	HR	S	P	ERA	WHIP								
Billy Loes, R (1, 1) ERA: 4.45	5.2		26	5	3	3	3	4	0	0	0	0	0	61	106	4.76	1.588								
Jim Hughes, R (6, 1) ERA: 2.93	2.1	L	11	3	2	0	1	1	0	0	0	0	0	25	41	0.00	1.714								
Clem Labine, R (9, 1) ERA: 3.93	1.0		4	1	0	0	0	0	0	0	0	0	0	9	13	0.00	1.000								

Cincinnati Redlegs @ Brooklyn Dodgers
Ebbets Field, Brooklyn, NY
Sat Aug 07 1954, 3:33 AM EDT
Att. 9,853 - Unknown

livebaseballscorecards.com

AB 36
R 5
H 9
RBI 5
BB 5
SO 4
LOB 17




Batter	1	2	3	4	5	6	7	8	9	AB	R	H	RBI	BB	SO	LOB	BOTTOM					
Jim Gilliam, S (1, 4) <small>OBP: 0.353, SLG: 0.419</small>	0-0 F7 	4-1 BB 		1-3 K 			2-1 F4 		0-0 F3 	4	0	0	0	1	1	1						
Pee Wee Reese, R (1, 6) <small>OBP: 0.393, SLG: 0.449</small>	1-2 F4 	4-1 BB 			3-3 K 		4-1 FC9-6 BB 		1-1 1B 1B 	3	0	1	0	2	1	0						
Duke Snider, L (1, 8) <small>OBP: 0.438, SLG: 0.667</small>	0-1 HR 1B 	2-3 K 			3-1 1B 		0-0 FC9-6 1-2f 		2-3 K 	5	1	2	0	0	2	5						
Jackie Robinson, R (1, 5) <small>OBP: 0.424, SLG: 0.551</small>	3-2 E5 HR 		1-2 4-3 		1-0 L7 		3-2 L8 		2-1 1B 	5	1	1	0	0	0	3						
Sandy Amoros, L (1, 7) <small>OBP: 0.315, SLG: 0.474</small>	1-1 HR 		1-1 CS HBP 		1-1 G3 			0-0 1B 5-3 2B 	0-0 L6 	4	2	2	3	0	0	3						
Gil Hodges, R (1, 3) <small>OBP: 0.374, SLG: 0.570</small>	0-1 F7 		3-1 F8 			1-2 FC5-4 1B 		3-2 5-3 1B 		4	0	2	0	0	0	1						
Carl Furillo, R (1, 9) <small>OBP: 0.358, SLG: 0.405</small>		4-2 G1-6-3 BB 	2-1 CS 	1-0 E3 SH2-3 		2-1 F5 		1-2 5-3 		3	0	0	1	1	0	2						
Rube Walker, L (1, 2) <small>OBP: 0.269, SLG: 0.288</small> Don Hoak, R (8, PH) <small>OBP: 0.309, SLG: 0.405</small> Clem Labine, R (9, 1) <small>OBP: 0.095, SLG: 0.050</small>		4-0 G1-6-3 BB 		0-0 F9 		2-2 F8 		2-2 F9 		2	0	0	0	1	0	2						
Billy Loes, R (1, 1) <small>OBP: 0.179, SLG: 0.179</small> Jim Hughes, R (6, 1) <small>OBP: 0.100, SLG: 0.100</small> Roy Campanella, R (8, PH) <small>OBP: 0.263, SLG: 0.416</small>		1-2 G1-6-3 		2-1 SH2-3 		0-1 FC5-4 1-2f 		3-3 K 		1	0	0	0	0	0	2						
Inning Stats	R: 3 E: 1 K: 0 S: 14	H: 2 LOB: 0 BB: 0 P: 19	R: 0 E: 0 K: 1 S: 12	H: 0 LOB: 3 BB: 4 P: 31	R: 0 E: 0 K: 0 S: 7	H: 0 LOB: 0 BB: 0 P: 14	R: 0 E: 1 K: 1 S: 7	H: 0 LOB: 1 BB: 0 P: 11	R: 0 E: 0 K: 1 S: 8	H: 1 LOB: 1 BB: 0 P: 16	R: 0 E: 0 K: 0 S: 10	H: 1 LOB: 1 BB: 0 P: 15	R: 0 E: 0 K: 0 S: 7	H: 0 LOB: 1 BB: 1 P: 16	R: 1 E: 0 K: 1 S: 15	H: 2 LOB: 1 BB: 0 P: 24	R: 0 E: 0 K: 1 S: 10	H: 2 LOB: 2 BB: 0 P: 15	1B: 6 2B: 1 3B: 0 HR: 1	SF: 0 SAC: 1 DP: 1 HBP: 1	WP: 0 PB: 0 SB: 0 CS: 1	PA: 42
PITCHER Bud Podbielan, R (1, 1) <small>ERA: 4.13</small> Joe Nuxhall, L (2, 1) <small>ERA: 4.01</small>	IP 1.2 7.1	WLS BF W 30	H R ER SO	BB IBB HBP BLK	WP HR S P	ERA WHIP	IP 7.1	WLS BF W 30	H R ER SO	BB IBB HBP BLK	WP HR S P	ERA WHIP										

Cincinnati Redlegs @ Brooklyn Dodgers
 Ebbets Field, Brooklyn, NY
 Sat Aug 07 1954, 3:33 AM EDT
 Att. 9,853 - Unknown

AB	34
R	4
H	8
RBI	4
BB	5
SO	5
LOB	22



livebaseballscorecards.com

Batter	1	2	3	4	5	6	7	8	9	AB R H RBI BB SO LOB	TOP		
Bobby Adams, R (1, 4) OBP: 0.360, SLG: 0.350	1-2 1B 1B		2-2 6-3	1-2 F7			0-0 SF7		1-0 6-3	4 1 1 1 0 0 0			
Nino Escalera, L (1, 8) OBP: 0.243, SLG: 0.212 (7, 7)	1-3 K		0-1 1B 3B			0-3 K	4-0 3-H BB		0-0 1B 1B	4 2 2 0 1 2 1			
Lloyd Merriman, L (1, 7) OBP: 0.344, SLG: 0.306 Gus Bell, L (7, PH) OBP: 0.358, SLG: 0.508 (7, 8)	2-1 FC6-5 1B 1-2 1B		3-3 K			0-1 3-1	0-2 F2		1-0 1B 1-2 SF7 1B	3 0 1 0 0 1 1 2 1 1 0 0 0 1			
Ted Kluszewski, L (1, 3) OBP: 0.393, SLG: 0.593	1-2 FC6-5 1-2 2-H 1B		4-0 BB 1B BB			0-2 4-3		0-1 1B SF9 2B	2-0 1-3 2-H FC1-4-6 1B	4 2 3 2 1 0 0			
Wally Post, R (1, 9) OBP: 0.284, SLG: 0.405	1-0 FC6-5 1-2 2-3f		4-2 1B 1-2 BB			0-0 G4-6-3 1B		1-2 BB E 1B 2-3	2-2 SF7	3 0 2 1 1 0 2			
Chuck Harmon, R (1, 5) OBP: 0.275, SLG: 0.301	1-0 F3		0-0 1-3 2-H 3-H 1B			0-3 K		0-0 SF9	0-1 FC1-4-6 1-2f	4 0 1 3 0 1 4			
Roy McMillan, R (1, 6) OBP: 0.301, SLG: 0.316 Bob Borkowski, R (8, PH) OBP: 0.322, SLG: 0.425 Rocky Bridges, R (8, 6) OBP: 0.354, SLG: 0.302		0-0 G3	3-2 F7			0-0 G4-6-3 1-2f		1-0 E8 BB 1-2		3 0 0 0 0 0 3 1 0 0 0 0 0 1 0 0 0 0 0 0 0	AB 35 R 7 H 12 RBI 7 BB 4 SO 5 LOB 17		
Hobie Landrith, L (1, 2) OBP: 0.373, SLG: 0.475		1-1 G3		0-0 F9			0-1 G3 SF7 1B	4-1 G6-4-3 1-2 2-3 BB		3 1 1 0 1 0 0			
Fred Baczewski, L (1, 1) Karl Drews, R (1, 1) Ed Bailey, L (1, 1) Harry Parkowski, L (1, 1) Jim Greenburg, R (1, 1) Howie Judson, R (1, 1) Jackie Collins, L (1, 1) Frank Smith, R (1, 1) Art Fowler, R (1, 1)		0-2 1-3		0-3 K			3-2 G3 1-3	1-1 G6-4-3 1-2f		2 0 0 0 0 0 1 0 0 0 0 0 0 0 0 0 0 1 1 0			
Inning Stats	R: 1 H: 3 E: 0 LOB: 2 K: 1 BB: 0 S: 15 P: 22	R: 0 H: 0 E: 0 LOB: 0 K: 0 BB: 0 S: 6 P: 7	R: 2 H: 2 E: 0 LOB: 2 K: 1 BB: 2 S: 24 P: 40	R: 0 H: 0 E: 0 LOB: 0 K: 1 BB: 0 S: 8 P: 9	R: 0 H: 0 E: 0 LOB: 0 K: 1 BB: 0 S: 8 P: 8	R: 0 H: 1 E: 0 LOB: 0 K: 1 BB: 0 S: 5 P: 5	R: 1 H: 1 E: 0 LOB: 1 K: 0 BB: 1 S: 9 P: 16	R: 1 H: 2 E: 1 LOB: 2 K: 0 BB: 1 S: 10 P: 17	R: 2 H: 3 E: 0 LOB: 1 K: 0 BB: 0 S: 9 P: 15	1B: 10 SF: 3 2B: 1 SAC: 0 3B: 1 DP: 2 HR: 0 HBP: 0	WP: 1 PA: 42 PB: 0 SB: 0 CS: 0		
PITCHER Carl Erskine, R (1, 1) ERA: 3.71 Clem Labine, R (8, 1) ERA: 4.07	IP WLS BF H R ER SO BB IBB HBP BLK WP HR S P ERA WHIP	7.1 W 35 9 5 5 5 4 0 0 0 1 0 83 121 6.14 1.773	1.2 S 7 3 2 2 0 0 0 0 0 0 0 0 11 18 10.80 1.800	PITCHER IP WLS BF H R ER SO BB IBB HBP BLK WP HR S P ERA WHIP									

Cincinnati Redlegs @ Brooklyn Dodgers
Ebbets Field, Brooklyn, NY
Sun Aug 08 1954, 3:33 AM EDT
Att: 10,884 - Unknown

livebaseballscorecards.com

Batter	1	2	3	4	5	6	7	8	9
Don Hoak, R OBP: 0.319, SLG: 0.423 (1, 5)	4-1 2B BB		3-2 F9		0-0 F8	1-1 CS 1B		4-1 BB HR	
Pee Wee Reese, R OBP: 0.394, SLG: 0.451 (1, 6)	1-1 G5-3 2B		2-2 FC6-4 1B		1-3 K	1-0 CS 1-2	2-1 L8	E5 BB BB	
Duke Snider, L OBP: 0.438, SLG: 0.663 (1, 8)	4-0 G5-3 BB		2-3 K		3-2 F6		0-1 L4	BB BB BB	
Jackie Robinson, R OBP: 0.424, SLG: 0.547 Sandy Amoros, L OBP: 0.320, SLG: 0.474 (1, 7) (8, PR) (9, 7)	0-0 G5-3 1-2 2-3f		2-2 FC6-4 1-2f			4-0 1B BB	1-1 F2	SF9 BB BB BB	
Gil Hodges, R OBP: 0.377, SLG: 0.578 (1, 3)	1-1 6-3			0-0 1B G4-6-3 1B		0-0 1B HR 1B		SF9 BB BB BB	
Carl Furillo, R OBP: 0.361, SLG: 0.409 (1, 9)		2-1 F4		2-1 G4-6-3 1B		1-2 HR 1B		SF9 BB BB BB	
Jim Gilliam, S OBP: 0.354, SLG: 0.424 (1, 4)		0-0 5-3		0-1 G4-6-3 1-2f 3-H		3-2 HR		4-3 BB BB BB	
Roy Campanella, R OBP: 0.271, SLG: 0.428 (1, 2)		4-1 BB		1-1 HR		1-1 5-3		BB BB BB BB	
Carl Erskine, R OBP: 0.183, SLG: 0.167 Clem Labine, R OBP: 0.174, SLG: 0.050 (1, 1) (8, 1)		0-1 F8		1-1 F9		0-3 K		BB BB BB BB	

Inning Stats	R: 1 E: 0 K: 0 S: 6	H: 1 LOB: 1 BB: 2 P: 16	R: 0 E: 0 K: 0 S: 6	H: 0 LOB: 1 BB: 1 P: 12	R: 0 E: 0 K: 1 S: 15	H: 1 LOB: 1 BB: 0 P: 24	R: 2 E: 0 K: 0 S: 9	H: 3 LOB: 0 BB: 0 P: 13	R: 0 E: 0 K: 1 S: 7	H: 0 LOB: 0 BB: 0 P: 11	R: 4 E: 0 K: 1 S: 15	H: 4 LOB: 0 BB: 1 P: 26	R: 0 E: 0 K: 0 S: 6	H: 0 LOB: 0 BB: 0 P: 9	R: 13 E: 1 K: 0 S: 27	H: 7 LOB: 3 BB: 7 P: 69
--------------	------------------------------	----------------------------------	------------------------------	----------------------------------	-------------------------------	----------------------------------	------------------------------	----------------------------------	------------------------------	----------------------------------	-------------------------------	----------------------------------	------------------------------	---------------------------------	--------------------------------	----------------------------------

PITCHER	IP	WLS	BF	H	R	ER	SO	BB	IBB	HBP	BLK	WP	HR	S	P	ERA	WHIP
Fred Baczewski, L ERA: 4.65 (1, 1)	4.0		18	5	3	3	1	3	0	0	0	0	1	36	65	6.75	2.000
Karl Drews, R ERA: 6.88 (5, 1)	2.0	L	10	4	4	4	2	1	0	0	0	0	1	22	37	18.00	2.500
Harry Perkowski, L ERA: 6.18 (7, 1)	1.0		3	0	0	0	0	0	0	0	0	0	0	6	9	0.00	0.000
Howie Judson, R ERA: 3.23 (8, 1)	0.2		7	1	5	1	0	2	1	0	0	0	0	10	27	13.50	4.500
Jackie Collum, L ERA: 3.78 (8, 1)	0.0		7	4	4	0	0	2	0	1	0	0	0	9	22	∞	∞

AB	R	H	RBI	BB	SO	LOB
4	3	2	4	2	0	0
5	1	2	1	1	1	1
4	1	1	0	2	1	1
4	1	1	3	1	0	3
0	1	0	0	1	0	0
6	4	4	0	0	0	4
4	2	3	4	0	0	0
4	2	1	3	0	0	1
3	3	2	2	2	0	0
3	0	0	0	0	1	1
0	2	0	0	2	0	0

WP	HR	S	P	ERA	WHIP
0	1	7	18	∞	∞
0	0	1	2	0.00	0.000

Cincinnati Redlegs @ Brooklyn Dodgers
Ebbets Field, Brooklyn, NY
Sun Aug 08 1954, 3:33 AM EDT
Att. 10,884 - Unknown

livebaseballscorecards.com

AB	37
R	20
H	16
RBI	17
BB	11
SO	3
LOB	11



Batter	1	2	3	4	5	6	7	8	9	AB R H RBI BB SO LOB	TOP											
Don Hoak, R (1, 5) OBP: 0.321, SLG: 0.416	3-2 6-3	4-1 BB		1-0 F8		4-1 1B BB		2-3 K		3 1 0 0 2 1 1												
Pee Wee Reese, R (1, 6) OBP: 0.394, SLG: 0.451	3-2 BB 1B	1-3 K		2-2 L8		0-0 1B		0-0 F9		5 0 2 0 0 1 3												
Jackie Robinson, R (1, 7) OBP: 0.429, SLG: 0.559	4-1 BB 1-2 BB		4-0 F9 1B BB		1-1 FC1-4 1B		1-2 HR		0-0 F8	3 1 2 1 2 0 0												
Gil Hodges, R (1, 3) OBP: 0.378, SLG: 0.576	1-2 F8		3-2 BB 1B		0-1 FC1-4 1B		1-0 5-3		0-1 1B	5 1 2 0 0 0 3												
Carl Furillo, R (1, 8) OBP: 0.359, SLG: 0.406	2-2 L9		0-0 F9		1-0 1B		1-2 F7		1-3 K	5 0 1 1 0 1 5												
Jim Gilliam, S (1, 9) OBP: 0.351, SLG: 0.420		1-1 F8	1-2 F3		3-2 F8		1-0 5-3			4 0 0 0 0 0 3												
Billy Cox, R (1, 4) OBP: 0.302, SLG: 0.310		4-1 2B BB	4-1 1-2 BB		0-1 F9			4-1 BB		1 0 0 0 3 0 1												
Roy Campanella, R (1, 2) OBP: 0.271, SLG: 0.429		3-1 2B	1-3 K		3-2 F9			1-3 K		4 0 1 0 0 2 4												
Johnny Podres, L (1, 1) OBP: 0.381, SLG: 0.421		1-3 K		2-2 4-3		1-1 6-3		2-0 F4		1 0 0 0 0 1 2												
Bob Darnell, R (2, 1)										2 0 0 0 0 0 0												
Sandy Amoros, L (8, PH) OBP: 0.318, SLG: 0.470										1 0 0 0 0 0 1												
Russ Meyer, S (8, 1) OBP: 0.158, SLG: 0.030										0 0 0 0 0 0 0												
Inning Stats	R: 0 E: 0 K: 0 S: 15	H: 1 LOB: 2 BB: 1 P: 28	R: 0 E: 0 K: 2 S: 12	H: 1 LOB: 3 BB: 2 P: 26	R: 0 E: 0 K: 1 S: 14	H: 1 LOB: 3 BB: 2 P: 27	R: 0 E: 0 K: 0 S: 7	H: 0 LOB: 0 BB: 0 P: 12	R: 1 E: 1 K: 0 S: 12	H: 2 LOB: 1 BB: 0 P: 17	R: 1 E: 0 K: 0 S: 8	H: 1 LOB: 1 BB: 1 P: 16	R: 1 E: 0 K: 0 S: 8	H: 1 LOB: 0 BB: 0 P: 12	R: 0 E: 0 K: 2 S: 8	H: 0 LOB: 1 BB: 1 P: 17	R: 0 E: 0 K: 1 S: 9	H: 1 LOB: 1 BB: 0 P: 10	1B: 6 2B: 1 3B: 0 HR: 1	SF: 0 SAC: 0 DP: 0 HBP: 0	WP: 0 PB: 0 SB: 0 CS: 0	PA: 41
PITCHER	IP WLS BF H R ER SO BB IBB HBP BLK WP HR S P ERA WHIP																					
Curt Simmons, L (1, 1) ERA: 2.63	7.0 W 34 7 3 2 3 7 0 0 0 0 0 1 77 143 2.57 2.000																					
Robin Roberts, R (8, 1) ERA: 2.59	2.0 S 7 1 0 0 3 0 0 0 0 0 0 0 16 22 0.00 0.500																					


Brooklyn Dodgers @ Philadelphia Phillies
 Connie Mack Stadium, Philadelphia, PA
 Tue Aug 10 1954, 3:33 AM EDT
 Att: 31,421 - Unknown


livebaseballscorecards.com

AB	34
R	3
H	8
RBI	2
BB	7
SO	6
LOB	23



Batter	1	2	3	4	5	6	7	8	9	AB	R	H	RBI	BB	SO	LOB
Richie Ashburn, L OBP: 0.439, SLG: 0.383 (1, 8) B F B B X	4-1 1B HR BB	0-0 1B 1-2 3-H 1B		3-1 L7			0-1 SH1-4 1B			3	1	2	1	1	0	0
Bobby Morgan, R OBP: 0.379, SLG: 0.466 (1, 6) S X	0-1 1-3 HR 1B	1-0 B2		0-1 5-3			0-1 SH1-4 1-2			3	1	1	0	0	0	2
Stan Lopata, R OBP: 0.391, SLG: 0.536 (1, 2) B X	1-0 1-H 3-H HR	1-2 1-3 2-H 1B			1-3 K		4-0 G6-4-3 IBB			3	1	2	4	1	1	0
Granny Hamner, R OBP: 0.378, SLG: 0.505 (1, 4) B C B X	2-1 5-3	1-2 G6-4-3 1-2f			1-0 4-3		1-2 G6-4-3 1-2f			4	0	0	0	0	0	4
Del Ennis, R OBP: 0.309, SLG: 0.442 (1, 9) C S S B F F X	1-2 6-3		4-2 FC5-4 BB		1-2 6-3		2-2 F7			3	0	0	0	1	0	0
Danny Schell, R OBP: 0.333, SLG: 0.478 (1, 7) B C X	1-1 F7		0-0 F3			4-0 BB		1-0 1B		3	0	1	0	1	0	1
Earl Torgeson, L OBP: 0.380, SLG: 0.385 (1, 3)		1-0 2B 2B	2-3 K			1-0 F7		1-0 L8		4	1	1	0	0	1	3
Willie Jones, R OBP: 0.325, SLG: 0.392 (1, 5) B S B X		2-1 SH 1B 2B	0-0 FC5-4 1-2f			2-1 F9		2-3 K		4	1	1	1	0	1	3
Curt Simmons, L OBP: 0.208, SLG: 0.174 Robin Roberts, S OBP: 0.154, SLG: 0.153 (1, 1) (8, 1) F X		0-1 SH 1B 1B		0-0 1-3		0-2 F9				2	1	0	0	0	0	1
Inning Stats	R: 3 E: 0 K: 0 S: 13	H: 2 LOB: 0 BB: 1 P: 22	R: 3 E: 1 K: 0 S: 15	H: 4 LOB: 1 BB: 0 P: 21	R: 0 E: 0 K: 1 S: 7	H: 0 LOB: 1 BB: 1 P: 13	R: 0 E: 0 K: 0 S: 5	H: 0 LOB: 0 BB: 0 P: 8	R: 0 E: 0 K: 1 S: 7	H: 0 LOB: 0 BB: 0 P: 10	R: 0 E: 0 K: 0 S: 6	H: 0 LOB: 1 BB: 1 P: 13	R: 0 E: 0 K: 0 S: 7	H: 1 LOB: 1 BB: 1 P: 12	R: 0 E: 0 K: 1 S: 8	H: 1 LOB: 1 BB: 0 P: 14

BOTTOM																																																																																																																																																																																	
Brooklyn Dodgers @ Philadelphia Phillies Connie Mack Stadium, Philadelphia, PA Tue Aug 10 1954, 3:33 AM EDT Att. 31,421 - Unknown																																																																																																																																																																																	
livebaseballscorecards.com											AB 29 R 6 H 8 RBI 6 BB 4 SO 3 LOB 14																																																																																																																																																																						
											WP: 0 PA: 35 PB: 0 SB: 0 CS: 0																																																																																																																																																																						
<table border="0"> <thead> <tr> <th colspan="11">PITCHER</th> <th colspan="11">PITCHER</th> </tr> <tr> <th>IP</th><th>WLS</th><th>BF</th><th>H</th><th>R</th><th>ER</th><th>SO</th><th>BB</th><th>IBB</th><th>HBP</th><th>BLK</th><th>WP</th><th>HR</th><th>S</th><th>P</th><th>ERA</th><th>WHIP</th> <th>IP</th><th>WLS</th><th>BF</th><th>H</th><th>R</th><th>ER</th><th>SO</th><th>BB</th><th>IBB</th><th>HBP</th><th>BLK</th><th>WP</th><th>HR</th><th>S</th><th>P</th><th>ERA</th><th>WHIP</th> </tr> </thead> <tbody> <tr> <td>1.0</td><td>L</td><td>10</td><td>5</td><td>6</td><td>5</td><td>0</td><td>1</td><td>0</td><td>0</td><td>0</td><td>0</td><td>1</td><td>19</td><td>31</td><td>45.00</td><td>6.000</td> <td></td><td></td><td></td><td></td><td></td><td></td><td></td><td></td><td></td><td></td><td></td><td></td><td></td><td></td><td></td><td></td><td></td><td></td> </tr> <tr> <td>6.0</td><td></td><td>21</td><td>2</td><td>0</td><td>0</td><td>2</td><td>2</td><td>1</td><td>0</td><td>0</td><td>0</td><td>0</td><td>41</td><td>68</td><td>0.00</td><td>0.667</td> <td></td><td></td><td></td><td></td><td></td><td></td><td></td><td></td><td></td><td></td><td></td><td></td><td></td><td></td><td></td><td></td><td></td><td></td> </tr> <tr> <td>1.0</td><td></td><td>4</td><td>1</td><td>0</td><td>0</td><td>1</td><td>0</td><td>0</td><td>0</td><td>0</td><td>0</td><td>0</td><td>8</td><td>14</td><td>0.00</td><td>1.000</td> <td></td><td></td><td></td><td></td><td></td><td></td><td></td><td></td><td></td><td></td><td></td><td></td><td></td><td></td><td></td><td></td><td></td><td></td> </tr> </tbody> </table>																	PITCHER											PITCHER											IP	WLS	BF	H	R	ER	SO	BB	IBB	HBP	BLK	WP	HR	S	P	ERA	WHIP	IP	WLS	BF	H	R	ER	SO	BB	IBB	HBP	BLK	WP	HR	S	P	ERA	WHIP	1.0	L	10	5	6	5	0	1	0	0	0	0	1	19	31	45.00	6.000																			6.0		21	2	0	0	2	2	1	0	0	0	0	41	68	0.00	0.667																			1.0		4	1	0	0	1	0	0	0	0	0	0	8	14	0.00	1.000																		
PITCHER											PITCHER																																																																																																																																																																						
IP	WLS	BF	H	R	ER	SO	BB	IBB	HBP	BLK	WP	HR	S	P	ERA	WHIP	IP	WLS	BF	H	R	ER	SO	BB	IBB	HBP	BLK	WP	HR	S	P	ERA	WHIP																																																																																																																																																
1.0	L	10	5	6	5	0	1	0	0	0	0	1	19	31	45.00	6.000																																																																																																																																																																	
6.0		21	2	0	0	2	2	1	0	0	0	0	41	68	0.00	0.667																																																																																																																																																																	
1.0		4	1	0	0	1	0	0	0	0	0	0	8	14	0.00	1.000																																																																																																																																																																	

Batter	1	2	3	4	5	6	7	8	9	AB R H RBI BB SO LOB	TOP
Don Hoak, R (1, 5) OBP: 0.320, SLG: 0.413	0-2 6-3		3-2 1B		0-1 4-3			0-1 5-3		4 0 1 0 0 0 1	
Pee Wee Reese, R (1, 6) OBP: 0.397, SLG: 0.461	0-1 1B 2B		0-3 K			0-0 2B		2-1 2B		4 1 3 0 0 1 1	
Duke Snider, L (1, 8) OBP: 0.441, SLG: 0.672	2-0 F6			0-0 HR		1-1 1B 2B		4-0 G6-4-3 IBB		3 2 2 2 1 0 1	
Jackie Robinson, R (1, 4) OBP: 0.427, SLG: 0.554	2-1 2-H 1B			2-2 L7		0-0 B3		0-0 G6-4-3 1-2f		4 0 1 0 0 0 3	
Sandy Amoros, L (1, 7) OBP: 0.316, SLG: 0.458		2-1 1-3		4-2 G4-6-3 BB		1-3 K			0-0 3-1	3 0 0 0 1 1 1	
Gil Hodges, R (1, 3) OBP: 0.377, SLG: 0.573		3-1 L7		1-1 G4-6-3 1-2f		0-0 CS 1B			1-1 1-6-3	4 0 1 1 0 0 1	
Carl Furillo, R (1, 9) OBP: 0.358, SLG: 0.407		0-1 F4			0-0 6-3	2-1 CS	0-1 F5		0-0 2B	4 0 1 0 0 0 0	AB 32 R 3 H 9 RBI 3 BB 4 SO 3 LOB 11
Rube Walker, L (1, 2) OBP: 0.276, SLG: 0.283			0-1 F5		4-1 FC1-6 BB		1-1 F4		4-0 FC3-6 IBB	2 0 0 0 2 0 0	
Billy Loes, R (1, 1) OBP: 0.156, SLG: 0.156			2-3 K		1-0 FC1-6 1-2f		0-0 1-3		0-1 FC3-6 1-2f	4 0 0 0 0 1 3	
Inning Stats	R: 0 E: 0 K: 0 S: 8 H: 2 LOB: 2 BB: 0 P: 12	R: 0 E: 0 K: 0 S: 6 H: 0 LOB: 0 BB: 0 P: 11	R: 0 E: 0 K: 2 S: 13 H: 1 LOB: 1 BB: 0 P: 18	R: 1 E: 0 K: 0 S: 10 H: 1 LOB: 0 BB: 1 P: 17	R: 0 E: 0 K: 0 S: 5 H: 0 LOB: 1 BB: 1 P: 10	R: 2 E: 0 K: 1 S: 9 H: 3 LOB: 0 BB: 0 P: 13	R: 0 E: 0 K: 0 S: 5 H: 0 LOB: 0 BB: 0 P: 6	R: 0 E: 0 K: 0 S: 5 H: 1 LOB: 1 BB: 1 P: 11	R: 0 E: 0 K: 0 S: 6 H: 1 LOB: 2 BB: 1 P: 11	1B: 3 2B: 5 3B: 0 HR: 1 SF: 0 SAC: 0 DP: 2 HBP: 0	WP: 0 PB: 0 SB: 0 CS: 1 PA: 37
PITCHER Murry Dickson, R (1, 1) ERA: 3.72	IP 9.0 WLS L BF 36 H 9 R 3 ER 3 SO 3 BB 2 IBB 2 HBP 0 BLK 0 WP 0 HR 1 S 67 P 109 ERA 3.00 WHIP 1.222	PITCHER IP WLS BF H R ER SO BB IBB HBP BLK WP HR S P ERA WHIP									

Brooklyn Dodgers @ Philadelphia Phillies
 Connie Mack Stadium, Philadelphia, PA

Wed Aug 11 1954, 3:33 AM EDT
 Att: 24,536 - Unknown

livebaseballscorecards.com

Batter	1	2	3	4	5	6	7	8	9	AB R H RBI BB SO LOB
Richie Ashburn, L OBP: 0.439, SLG: 0.381 (1, 8)	4-1 1B 2B BB	4-2 BB		0-1 L3			0-0 F7			2 1 0 0 2 0 0
Earl Torgeson, L OBP: 0.377, SLG: 0.381 (1, 3)	1-1 F5	2-3 K			0-1 4-3		1-1 4-3			4 0 0 0 0 1 4
Smoky Burgess, L OBP: 0.435, SLG: 0.526 (1, 2)	1-2 2B SF8 1B	2-0 F7			2-3 K			2-0 L3 1B		4 1 2 0 0 1 3
Granny Hamner, R OBP: 0.377, SLG: 0.505 (1, 4)	0-2 2B		2-1 6-3		0-0 F9			2-2 L3		4 0 1 1 0 0 1
Del Ennis, R OBP: 0.308, SLG: 0.441 (1, 9)	1-0 SF8		1-1 WP 1B		2-2 F9			0-0 F8		3 0 1 1 0 0 0
Danny Schell, R OBP: 0.327, SLG: 0.469 (1, 7)	0-3 K		2-3 K		0-0 F9				3-2 F9	4 0 0 0 0 2 2
Bobby Morgan, R OBP: 0.383, SLG: 0.468 (1, 6)		4-2 SH5-4 1B BB	3-3 K		1-1 1B				0-0 1B	3 0 2 0 1 1 1
Willie Jones, R OBP: 0.325, SLG: 0.390 (1, 5)		0-1 SH5-4 1B		0-1 5-3		0-0 F3			3-2 F6	4 0 1 0 0 0 2
Murry Dickson, R OBP: 0.196, SLG: 0.218 Johnny Wyrostek, L (9, PH) OBP: 0.293, SLG: 0.350		0-1 SH5-4		0-2 6-3			0-0 F8		1-0 4-3	2 0 0 0 0 0 0 1 0 0 0 0 0 1

Inning Stats	R: 2	H: 2	E: 0	K: 1	S: 13	LOB: 1	BB: 1	P: 20	R: 0	H: 1	E: 0	K: 1	S: 12	LOB: 3	BB: 2	P: 24	R: 0	H: 1	E: 0	K: 2	S: 12	LOB: 0	BB: 0	P: 20	R: 0	H: 0	E: 0	K: 0	S: 7	LOB: 0	BB: 0	P: 7	R: 0	H: 0	E: 0	K: 1	S: 6	LOB: 0	BB: 0	P: 8	R: 0	H: 1	E: 0	K: 0	S: 7	LOB: 1	BB: 0	P: 10	R: 0	H: 0	E: 0	K: 0	S: 4	LOB: 0	BB: 0	P: 5	R: 0	H: 1	E: 0	K: 0	S: 5	LOB: 0	BB: 0	P: 9	R: 0	H: 1	E: 0	K: 0	S: 9	LOB: 1	BB: 0	P: 16	1B: 6	SF: 1	2B: 2	SAC: 1	3B: 0	DP: 1	HR: 0	HBP: 0	WP: 1	PA: 36	ERA: 4.22	WHIP: 1.111	ERA	WHIP
Billy Loes, R ERA: 4.22 (1, 1)	IP	WLS	BF	H	R	ER	SO	BB	IBB	HBP	BLK	WP	HR	S	P	ERA	WHIP	IP	WLS	BF	H	R	ER	SO	BB	IBB	HBP	BLK	WP	HR	S	P	ERA	WHIP																																																				

BOTTOM

Brooklyn Dodgers @ Philadelphia Phillies
Connie Mack Stadium, Philadelphia, PA
 Wed Aug 11 1954, 3:33 AM EDT
 Att. 24,536 - Unknown

AB	31
R	2
H	7
RBI	2
BB	3
SO	5
LOB	14

livebaseballscorecards.com

Batter	1	2	3	4	5	6	7	8	9	AB R H RBI BB SO LOB	TOP									
Whitey Lockman, L (1, 3) OBP: 0.326, SLG: 0.396	1-0 4-3		1-1 4-3			3-3 K		1-1 F8		4 0 0 0 0 1 0										
Alvin Dark, R (1, 6) OBP: 0.323, SLG: 0.451	2-2 F8 2B			4-1 BB		0-1 5-3		1-3 K		3 0 1 0 1 1 0										
Don Mueller, L (1, 9) OBP: 0.354, SLG: 0.427	1-0 F8 2-3		1-1 F8			0-0 WP 1B 2B		2-0 1B 1B		4 1 2 0 0 0 2										
Hank Thompson, L (1, 5) OBP: 0.377, SLG: 0.465	3-3 K2-3		2-3 K			3-3 K 2-3		0-0 1-3 1B		4 0 1 0 0 3 3										
Willie Mays, R (1, 8) OBP: 0.393, SLG: 0.663		1-0 1-3		3-2 5-3		0-1 2B 1B		3-3 K		4 1 1 1 0 1 3										
Monte Irvin, R (1, 7) OBP: 0.375, SLG: 0.458		1-3 K			0-1 6-3		2-2 2B 1-H		1-0 5-3	4 0 1 1 0 1 0										
Davey Williams, R (1, 4) OBP: 0.290, SLG: 0.331		0-3 K			0-0 4-3		0-0 F2		2-1 F7	4 0 0 0 0 1 1										
Wes Westrum, R (1, 2) OBP: 0.321, SLG: 0.338 Bill Taylor, L (9, PH) OBP: 0.263, SLG: 0.333			0-1 5-3		2-2 F9		4-2 BB		1-3 K	2 0 0 0 1 0 0 1 0 0 0 0 1 0										
Sal Maglie, R (1, 1) OBP: 0.167, SLG: 0.118 Dusty Rhodes, L (7, PH) OBP: 0.429, SLG: 0.795 Mary Grissom, R (7, 1) OBP: 0.160, SLG: 0.125			1-1 L8			2-2 6-3		0-0 G3		2 0 0 0 0 0 0 1 0 0 0 0 0 2 0 0 0 0 0 0 0										
Inning Stats	R: 0 E: 0 K: 1 S: 11	H: 1 LOB: 1 BB: 0 P: 18	R: 0 E: 0 K: 2 S: 7	H: 0 LOB: 0 BB: 0 P: 9	R: 0 E: 0 K: 0 S: 6	H: 0 LOB: 0 BB: 0 P: 8	R: 0 E: 0 K: 1 S: 11	H: 0 LOB: 1 BB: 1 P: 21	R: 0 E: 0 K: 0 S: 6	H: 0 LOB: 0 BB: 0 P: 8	R: 2 E: 0 K: 1 S: 15	H: 3 LOB: 2 BB: 1 P: 24	R: 0 E: 0 K: 2 S: 11	H: 2 LOB: 2 BB: 0 P: 18	R: 0 E: 0 K: 1 S: 6	H: 0 LOB: 0 BB: 0 P: 10	1B: 3 2B: 3 3B: 0 HR: 0	SF: 0 SAC: 0 DP: 0 HBP: 0	WP: 1 PB: 0 SB: 0 CS: 0	PA: 35
PITCHER Carl Erskine, R (1, 1) ERA: 3.63	IP: 9.0 WLS: W BF: 35 H: 6 R: 2 ER: 2 SO: 9 BB: 2 IBB: 0 HBP: 0 BLK: 0 WP: 1 HR: 0 S: 82 P: 130 ERA: 2.00 WHIP: 0.889																			PITCHER IP: WLS: BF: H: R: ER: SO: BB: IBB: HBP: BLK: WP: HR: S: P: ERA: WHIP

New York Giants @ Brooklyn Dodgers
Ebbets Field, Brooklyn, NY
 Fri Aug 13 1954, 3:33 AM EDT
 Att: 33,467 - Unknown

livebaseballscorecards.com

AB	33
R	2
H	6
RBI	2
BB	2
SO	9
LOB	11



New York Giants @ Brooklyn Dodgers
 Ebbets Field, Brooklyn, NY
 Sat Aug 14 1954, 3:33 AM EDT
 Att: 28,956 - Unknown

livebaseballscorecards.com

AB	36
R	5
H	10
RBI	5
BB	1
SO	3
LOB	12



WP:	1	PA:	38
PB:	0		
SB:	0		
CS:	0		

Batter	1	2	3	4	5	6	7	8	9	AB	R	H	RBI	BB	SO	LOB
Whitey Lockman, L (1, 3) OBP: 0.323, SLG: 0.392	0-1 F7	2-1 4-3			0-0 L6	1-0 F7			1-2 F9	5	0	0	0	0	0	1
Alvin Dark, R (1, 6) OBP: 0.328, SLG: 0.458	2-0 2B 1B		1-0 4-3 WP 1B 1B		0-0 2B 1B			0-1 3B	3-2 F3	5	3	4	0	0	0	0
Don Mueller, L (1, 9) OBP: 0.353, SLG: 0.428	2-0 1B 2B		1-0 4-3		2-0 F9			0-1 F3		4	1	1	1	0	0	3
Monte Irvin, R (1, 7) OBP: 0.376, SLG: 0.457	1-2 1B 1B		3-2 4-3		4-2 2B BB			1-2 6-3		3	1	1	1	1	0	2
Willie Mays, R (1, 8) OBP: 0.394, SLG: 0.663	3-2 5-4-3 1B		1-1 1B		1-2 2B			3-1 F9		4	0	2	2	0	0	2
Hank Thompson, L (1, 5) OBP: 0.376, SLG: 0.463	0-0 FC6-4 1B		2-2 F9		1-0 F7			0-0 F6		4	0	1	1	0	0	3
Davey Williams, R (1, 4) OBP: 0.288, SLG: 0.327	1-0 FC6-4		2-2 1-3		1-0 F7			0-0 L7		4	0	0	0	0	0	1
Wes Westrum, R (1, 2) OBP: 0.321, SLG: 0.338		1-2 F4		2-3 K		1-2 SH5-4 1B		1-1 F8		3	0	1	0	0	1	0
Bill Taylor, L (8, PH) OBP: 0.259, SLG: 0.327										1	0	0	0	0	0	0
Ray Katt, R (8, 2) OBP: 0.320, SLG: 0.432										0	0	0	0	0	0	0
Ruben Gomez, R (1, 1) OBP: 0.193, SLG: 0.232		0-0 4-3		1-3 K		0-0 SH5-4			3-3 K	2	0	0	0	0	1	0
Don Liddle, L (6, 1) OBP: 0.296, SLG: 0.174										0	0	0	0	0	0	0
Windy McCall, L (6, 1)										0	0	0	0	0	0	0
Hoyt Wilhelm, R (7, 1)										0	0	0	0	0	0	0
Dusty Rhodes, L (9, PH) OBP: 0.424, SLG: 0.786										1	0	0	0	0	1	0

Inning	R	H	E	K	S
1	3	4	0	0	12
2	0	0	0	0	6
3	1	2	0	0	11
4	0	0	0	2	9
5	1	2	0	0	9
6	0	1	0	0	6
7	0	1	0	0	9
8	0	0	0	0	4
9	0	0	0	1	10

PITCHER	IP	WLS	BF	H	R	ER	SO	BB	IBB	HBP	BLK	WP	HR	S	P	ERA	WHIP
Russ Meyer, R (1, 1) ERA: 4.03	0.2		6	4	3	3	0	0	0	0	0	0	0	11	19	40.50	6.000
Clem Labine, R (1, 1) ERA: 4.08	4.1		18	4	2	2	2	1	0	0	0	1	0	36	61	4.15	1.154
Don Newcombe, R (6, 1) ERA: 4.49	1.0		4	1	0	0	0	0	0	0	0	0	0	6	9	0.00	1.000
Jim Hughes, R (7, 1) ERA: 2.8	3.0	W	10	1	0	0	1	0	0	0	0	0	0	23	35	0.00	0.333

PITCHER	IP	WLS	BF	H	R	ER	SO	BB	IBB	HBP	BLK	WP	HR	S	P	ERA	WHIP

1B:	7	SF:	0
2B:	2	SAC:	1
3B:	1	DP:	0
HR:	0	HBP:	0

BOTTOM

New York Giants @ Brooklyn Dodgers
Ebbets Field, Brooklyn, NY

Sat Aug 14 1954, 3:33 AM EDT
Att. 28,956 - Unknown

livebaseballscorecards.com

AB	31
R	6
H	6
RBI	6
BB	8
SO	6
LOB	18



WP:	0	PA:	40
PB:	1	SB:	0
CS:	0		

AB	R	H	RBI	BB	SO	LOB
4	0	1	0	1	0	0
3	0	0	0	2	1	3
4	0	0	0	1	2	4
4	2	2	0	1	1	1
2	2	0	0	1	0	2
4	1	0	0	0	0	4
4	1	1	4	0	0	2
3	0	2	2	1	1	0
0	0	0	0	0	0	0
0	0	0	0	1	0	0
1	0	0	0	0	1	0
0	0	0	0	0	0	0
1	0	0	0	0	0	1
1	0	0	0	0	0	1

1B:	5	SF:	0
2B:	0	SAC:	1
3B:	0	DP:	0
HR:	1	HBP:	0

WP	HR	S	P	ERA	WHIP
0	0	0	0	0.00	1.688
0	0	0	0	0.00	6.000
0	0	0	0	0.00	3.000
0	0	0	0	0.00	1.000

Batter	1	2	3	4	5	6	7	8	9
Jim Gilliam, S OBP: 0.353, SLG: 0.419 (1, 4)	3-2 4-3 BB	4-0 1-2 2-3 BB			0-2 1-3 BB	1-0 1-2 BB 1B		3-2 G3	
Pee Wee Reese, R OBP: 0.394, SLG: 0.454 (1, 6)	4-2 1B BB	2-1 FC5 2-3f			0-1 5-3 BB	4-1 1-2 2-3 BB		1-3 K	
Duke Snider, L OBP: 0.437, SLG: 0.662 (1, 8)	0-0 F7		1-0 6-3			K		4-1 PB BB	
Gil Hodges, R OBP: 0.379, SLG: 0.571 (1, 3)	1-2 1-2 1B		3-2 5-3			4-1 E BB HR BB	2-2 SH 1B 1B	1-3 K	
Sandy Amoros, L OBP: 0.309, SLG: 0.440 (1, 7)	0-1 3-1		1-1 F8			4-0 1-2 HR BB	0-0 SH 1B		
Jackie Robinson, R OBP: 0.421, SLG: 0.542 (1, 5)		3-2 5-3		1-2 F6		0-0 1-2 2-3 HR	1-0 F3		
Carl Furillo, R OBP: 0.357, SLG: 0.420 (1, 9)		2-2 1-3		0-1 L5		0-0 1-4 2-H 3-H HR	1-0 5-3		
Roy Campanella, R OBP: 0.274, SLG: 0.427 (1, 2)		4-2 BB BB BB		1-3 K		1-2 BB 1B 1B	1-1 FC6-4 1B		
Russ Meyer, S OBP: 0.082, SLG: 0.030 (1, 1)		4-2 FC5 BB			0-3 K	3-2 F3	0-1 FC6-4		
Clem Labine, R OBP: 0.208, SLG: 0.050 (5, PH)									
Don Newcombe, L OBP: 0.390, SLG: 0.333 (6, 1)									
Walt Morin, L OBP: 0.082, SLG: 0.429 (6, PH)									
Don Hoak, R OBP: 0.318, SLG: 0.411 (6, PH)									
Jim Hughes, R OBP: 0.091, SLG: 0.091 (7, 1)									

Inning	R	H	E	K	S	H	LOB	BB	P
1	0	1	0	12	20	0	2	3	11
2	0	0	0	12	31	0	3	0	10
3	0	0	0	8	8	0	0	0	8
4	0	0	0	20	38	0	0	0	19
5	2	2	1	14	19	0	1	0	19
6	0	0	0	10	19	0	0	0	19
7	0	0	0	10	19	0	0	0	19
8	0	0	0	10	19	0	0	0	19
9	0	0	0	10	19	0	0	0	19

PITCHER	IP	WLS	BF	H	R	ER	SO	BB	IBB	HBP	BLK	WP	HR	S	P	ERA	WHIP
Ruben Gomez, R ERA: 3.21 (1, 1)	5.1		26	3	4	3	3	6	0	0	0	0	1	56	99	5.06	1.688
Don Liddle, L ERA: 2.87 (6, 1)	0.1		3	1	0	0	0	1	0	0	0	0	0	6	14	0.00	6.000
Windy McCall, L ERA: 2.95 (6, 1)	0.1	L	3	1	2	0	1	0	0	0	0	0	0	12	15	0.00	3.000
Hoyt Wilhelm, R ERA: 3.09 (7, 1)	2.0		8	1	0	0	2	1	0	0	0	0	0	16	28	0.00	1.000

Batter	1	2	3	4	5	6	7	8	9	AB R H RBI BB SO LOB	TOP																				
Whitey Lockman, L (1, 3) OBP: 0.319, SLG: 0.387	0-0 F2		0-1 4-3		2-1 F9		2-2 1-3		0-1 G3	5 0 0 0 0 0 0																					
Alvin Dark, R (1, 6) OBP: 0.333, SLG: 0.468	2-1 G1-6-3 1B		0-1 BB 1B		2-1 IHR		4-2 4-3 BB			3 1 3 1 1 0 0																					
Hank Thompson, L (1, 5) OBP: 0.377, SLG: 0.470	1-1 G1-6-3 1-2f		4-1 BB		1-0 HR		0-2 G3		1-2 G3	3 1 1 1 1 0 2																					
Monte Irvin, R (1, 7) OBP: 0.375, SLG: 0.454		4-1 2B BB	2-2 F9		1-3 K		2-2 4-3		2-3 4-3	3 0 0 0 1 1 3																					
Don Mueller, L (1, 9) OBP: 0.352, SLG: 0.428		1-1 1-3 2B	0-0 3-1		0-0 F4		1-0 3-1			4 0 1 0 0 0 3																					
Willie Mays, R (1, 8) OBP: 0.395, SLG: 0.668		4-1 BB		2-2 6-3		0-0 5-3			0-0 HR	3 1 1 1 1 0 0																					
Davey Williams, R (1, 4) OBP: 0.285, SLG: 0.324		2-3 K		0-0 F8		2-3 K			1-0 F3	4 0 0 0 0 2 3																					
Wes Westrum, R (1, 2) OBP: 0.319, SLG: 0.335		3-3 K		1-2 5-3			0-0 F8		0-1 HR	2 0 0 0 0 1 3																					
Bobby Hofman, R (7, PH) OBP: 0.265, SLG: 0.397										1 0 0 0 0 0 0																					
Ray Katt, R (7, 2) OBP: 0.326, SLG: 0.464										1 1 1 1 0 0 0																					
Jim Hearn, R (1, 1) OBP: 0.199, SLG: 0.195			1-3 K		0-3 K		1-3 K		1-0 F9	1 0 0 0 0 1 3																					
Al Corwin, R (2, 1) OBP: 0.190, SLG: 0.125										1 0 0 0 0 1 0																					
Marv Grissom, R (5, 1) OBP: 0.254, SLG: 0.321										0 0 0 0 0 0 0																					
Bill Taylor, L (7, PH) OBP: 0.254, SLG: 0.321										1 0 0 0 0 1 0																					
Paul Giel, R (7, 1) OBP: 0.254, SLG: 0.321										0 0 0 0 0 0 0																					
Al Worthington, R (7, 1) OBP: 0.254, SLG: 0.321										0 0 0 0 0 0 0																					
Dusty Rhodes, L (9, PH) OBP: 0.419, SLG: 0.776										1 0 0 0 0 0 0																					
Inning Stats	R: 0 E: 0 K: 0 S: 5	H: 1 LOB: 0 BB: 0 P: 8	R: 0 E: 0 K: 3 S: 13	H: 1 LOB: 3 BB: 2 P: 28	R: 0 E: 0 K: 0 S: 9	H: 0 LOB: 0 BB: 1 P: 15	R: 0 E: 0 K: 0 S: 8	H: 0 LOB: 0 BB: 0 P: 11	R: 2 E: 0 K: 2 S: 11	H: 2 LOB: 0 BB: 0 P: 17	R: 0 E: 0 K: 1 S: 5	H: 0 LOB: 0 BB: 0 P: 7	R: 0 E: 0 K: 1 S: 7	H: 0 LOB: 0 BB: 0 P: 10	R: 0 E: 0 K: 0 S: 11	H: 0 LOB: 1 BB: 1 P: 18	R: 2 E: 0 K: 0 S: 7	H: 2 LOB: 0 BB: 0 P: 9	1B: 2 2B: 1 3B: 0 HR: 4	SF: 0 SAC: 0 DP: 1 HBP: 0	WP: 0 PB: 0 SB: 0 CS: 0	PA: 37									
PITCHER Billy Loes, R (1, 1) ERA: 4.2	IP 9.0	WLS W	BF 37	H 7	R 4	ER 4	SO 7	BB 4	IBB 0	HBP 0	BLK 0	WP 0	HR 3	S 76	P 123	ERA 4.00	WHIP 1.222														
											PITCHER	IP	WLS	BF	H	R	ER	SO	BB	IBB	HBP	BLK	WP	HR	S	P	ERA	WHIP			

New York Giants @ Brooklyn Dodgers
 Ebbets Field, Brooklyn, NY
 Sun Aug 15 1954, 3:33 AM EDT
 Att: 29,271 - Unknown

livebaseballscorecards.com

AB	33
R	4
H	7
RBI	4
BB	4
SO	7
LOB	17



Batter	1	2	3	4	5	6	7	8	9	AB	R	H	RBI	BB	SO	LOB
Jim Gilliam, S OBP: 0.355, SLG: 0.421 (1, 4)	2-1 F9	2-1 1B			1-2 HR	1-1 6-3		0-0 CS		5	1	3	2	0	0	0
Pee Wee Reese, R OBP: 0.392, SLG: 0.450 (1, 6)	2-2 L8	1-0 5-3			2-3 K	2-1 1-6-3		4-2 BB		4	0	0	0	1	1	3
Duke Snider, L OBP: 0.437, SLG: 0.665 (1, 8)	3-1 1-3				0-1 HR		2-1 F8	1-1 4-3		4	2	1	2	1	0	1
Gil Hodges, R OBP: 0.381, SLG: 0.577 (1, 3)					0-1 HR		1-0 BB	1-2 5-3		4	2	2	1	1	0	2
Sandy Amoros, L OBP: 0.315, SLG: 0.433 (1, 7)					1-1 F9		4-1 BB			2	1	0	0	2	0	1
Jackie Robinson, R OBP: 0.424, SLG: 0.551 (1, 5)					1-0 1B		1-0 BB			2	2	2	2	1	0	0
Carl Furillo, R OBP: 0.356, SLG: 0.418 (1, 9)					2-2 1B		3-3 K			4	0	1	1	0	1	4
Roy Campanella, R OBP: 0.277, SLG: 0.424 (1, 2)					3-2 F6		4-0 IBB			2	1	0	0	2	0	1
Billy Loes, R OBP: 0.167, SLG: 0.143 (1, 1)					1-3 K		0-0 6-3			3	0	0	1	1	2	3

Inning Stats	R: 0	H: 0	E: 0	K: 0	S: 7	LOB: 0	BB: 0	P: 14	R: 3	H: 1	E: 1	K: 0	S: 11	LOB: 2	BB: 4	P: 31	R: 1	H: 0	E: 0	K: 0	S: 7	LOB: 0	BB: 2	P: 19	R: 0	H: 0	E: 0	K: 1	S: 6	LOB: 0	BB: 0	P: 9	R: 4	H: 5	E: 0	K: 1	S: 19	LOB: 1	BB: 0	P: 29	R: 0	H: 0	E: 0	K: 0	S: 5	LOB: 0	BB: 0	P: 8	R: 1	H: 2	E: 0	K: 2	S: 11	LOB: 3	BB: 2	P: 27	R: 0	H: 1	E: 0	K: 0	S: 8	LOB: 1	BB: 1	P: 14
--------------	------	------	------	------	------	--------	-------	-------	------	------	------	------	-------	--------	-------	-------	------	------	------	------	------	--------	-------	-------	------	------	------	------	------	--------	-------	------	------	------	------	------	-------	--------	-------	-------	------	------	------	------	------	--------	-------	------	------	------	------	------	-------	--------	-------	-------	------	------	------	------	------	--------	-------	-------

PITCHER	IP	WLS	BF	H	R	ER	SO	BB	IBB	HBP	BLK	WP	HR	S	P	ERA	WHIP
Jim Hearn, R ERA: 4.17 (1, 1)	1.2	L	10	1	3	3	0	4	0	0	0	0	0	17	43	16.20	3.000
Al Corwin, R ERA: 4.7 (2, 1)	2.2		12	3	4	4	2	2	0	0	0	0	2	24	43	13.50	1.875
Mary Grissom, R ERA: 2.5 (5, 1)	1.2		7	2	1	1	0	0	0	0	0	0	0	14	24	5.40	1.200
Paul Giel, R ERA: 8.31 (7, 1)	0.1		4	2	1	1	0	1	0	0	0	0	0	5	13	27.00	9.000
Al Worthington, R ERA: 2.25 (7, 1)	1.2		7	1	0	0	2	1	1	0	0	0	0	14	28	0.00	1.200

BOTTOM

New York Giants @ Brooklyn Dodgers
Ebbets Field, Brooklyn, NY
 Sun Aug 15 1954, 3:33 AM EDT
 Att. 29,271 - Unknown

AB	30
R	9
H	9
RBI	9
BB	9
SO	4
LOB	15



WP	HR	S	P	ERA	WHIP
0	0	0	0	0	0

livebaseballscorecards.com

Batter	1	2	3	4	5	6	7	8	9	AB R H RBI BB SO LOB	TOP																
Richie Ashburn, L OBP: 0.442, SLG: 0.383 (1, 8)	1-3 	4-2 	3-2 		4-1 		2-2 			3 1 0 0 2 1 3																	
Earl Torgeson, L OBP: 0.379, SLG: 0.378 (1, 3)	4-0 	1-1 		2-2 	3-2 		1-0 			3 1 0 1 1 0 1																	
Smoky Burgess, L OBP: 0.442, SLG: 0.536 (1, 2)	1-0 		3-2 	2-0 	0-0 		1-1 			5 2 4 1 0 0 0																	
Granny Hamner, R OBP: 0.371, SLG: 0.501 (1, 4)	1-3 		1-1 	2-0 	3-2 		0-2 			5 1 2 1 0 1 3																	
Del Ennis, R OBP: 0.313, SLG: 0.444 (1, 9)	0-0 		1-0 		1-2 		2-3 			5 0 1 1 0 2 4																	
Danny Schell, R OBP: 0.333, SLG: 0.457 (1, 7)	4-2 		3-3 		2-0 	2-2 		1-1 		4 1 2 0 1 1 3																	
Bobby Morgan, R OBP: 0.375, SLG: 0.451 (1, 6)	1-0 		0-1 		1-0 	2-2 		0-1 		5 1 3 2 0 0 1																	
Willie Jones, R OBP: 0.327, SLG: 0.391 (1, 5)	1-2 		2-2 		3-2 	0-1 		3-1 		5 1 1 2 0 0 5																	
Robin Roberts, S OBP: 0.165, SLG: 0.156 (1, 1)		0-0 	4-2 		0-0 		0-0 		1-2 	4 1 1 0 1 0 0																	
Inning Stats	R: 2 E: 1 K: 2 S: 14	H: 2 LOB: 3 BB: 2 P: 27	R: 0 E: 0 K: 0 S: 6	H: 0 LOB: 0 BB: 1 P: 11	R: 2 E: 0 K: 1 S: 29	H: 4 LOB: 3 BB: 1 P: 46	R: 0 E: 0 K: 0 S: 5	H: 0 LOB: 0 BB: 0 P: 11	R: 5 E: 1 K: 1 S: 21	H: 6 LOB: 2 BB: 1 P: 40	R: 0 E: 0 K: 0 S: 9	H: 1 LOB: 0 BB: 0 P: 13	R: 0 E: 0 K: 0 S: 5	H: 0 LOB: 0 BB: 0 P: 8	R: 0 E: 0 K: 1 S: 10	H: 1 LOB: 1 BB: 0 P: 14	R: 0 E: 0 K: 0 S: 8	H: 0 LOB: 0 BB: 0 P: 12	1B: 11 2B: 4 3B: 0 HR: 0	SF: 1 SAC: 0 DP: 1 HBP: 0	WP: 0 PB: 0 SB: 0 CS: 1	PA: 45					
PITCHER	IP WLS BF H R ER SO BB IBB HBP BLK WP HR S P ERA WHIP																										
Bob Darnell, R ERA: 2.25 (1, 1)	2.0		14	5	4	2	2	3	0	0	0	0	0	26	49	9.00	4.000										
Clem Labine, R ERA: 4.39 (3, 1)	2.1	L	13	5	4	4	1	1	0	0	0	0	0	37	62	15.43	2.571										
Preacher Roe, L ERA: 4.75 (5, 1)	2.2		11	3	1	1	1	1	0	0	0	0	0	26	45	3.38	1.500										
Don Newcombe, R ERA: 4.41 (8, 1)	2.0		7	1	0	0	1	0	0	0	0	0	0	18	26	0.00	0.500										

Philadelphia Phillies @ Brooklyn Dodgers
Ebbets Field, Brooklyn, NY
Mon Aug 16 1954, 3:33 AM EDT
Att: 15,814 - Unknown

AB	39
R	9
H	14
RBI	8
BB	5
SO	5
LOB	20



BOTTOM

Philadelphia Phillies @ Brooklyn Dodgers
Ebbets Field, Brooklyn, NY
Mon Aug 16 1954, 3:33 AM EDT
Att. 15,814 - Unknown

livebaseballscorecards.com

AB	30
R	6
H	8
RBI	6
BB	6
SO	2
LOB	15



WP:	1	PA:	39
PB:	0		
SB:	0		
CS:	0		

AB R H RBI BB SO LOB

3 2 0 0 2 0 2

3 2 2 2 1 0 1

4 0 2 2 1 0 1

4 1 1 1 0 1 5

3 0 2 1 0 0 0

3 0 0 0 1 0 1

4 0 0 0 0 0 4

3 1 0 0 1 1 1

0	0	0	0	0	0	0	0
1	0	0	0	0	0	0	0
0	0	0	0	0	0	0	0
1	0	0	0	0	0	0	0
0	0	0	0	0	0	0	0
1	0	1	0	0	0	0	0
0	0	0	0	0	0	0	0

1B:	4	SF:	1
2B:	2	SAC:	2
3B:	0	DP:	1
HR:	2	HBP:	0

Batter	1	2	3	4	5	6	7	8	9
Jim Gilliam, S OBP: 0.355, SLG: 0.419 (1, 4)	4-1 BB BB SF7 BB	2-2 L9		0-1 3-1			4-1 SH5-3 1B BB		3-2 F3
Pee Wee Reese, R OBP: 0.395, SLG: 0.461 (1, 6)	4-2 SF7 BB 1-2 BB	1-0 HR			1-1 1B 2B		0-1 SH5-3 1-2		0-1 L9
Duke Snider, L OBP: 0.438, SLG: 0.664 (1, 8)	4-2 E BB 1-2 2-3	3-1 F5			2-2 G4-3 1B 2-H		1-2 1B 2-H		0-0 G3
Gil Hodges, R OBP: 0.380, SLG: 0.581 (1, 3)	1-3 K		0-1 HR		0-2 G4-3 1-2f		0-0 L5		
Walt Moryn, L OBP: 0.370, SLG: 0.439 (1, 7)	0-2 SF7 1-2 2-3 3-H		0-0 1B		0-0 F6			1-1 WP 5-3 1B	
Jackie Robinson, R OBP: 0.422, SLG: 0.546 (1, 5)	4-0 BB		1-1 F7		1-0 5-3			2-1 F7	
Carl Furillo, R OBP: 0.353, SLG: 0.414 (1, 9)	3-1 F3		3-1 F8		0-1 5-3			0-0 5-3 1-2	
Roy Campanella, R OBP: 0.277, SLG: 0.420 (1, 2)		4-2 SH5-4 HR BB		3-2 F6		0-3 K		1-0 6-3 2-3	
Bob Damell, R Clem Labine, R Preacher Roe, R Johnny Podres, L Don Newcombe Sandy Amoros, L Don Zimmer, R (1, 1) (3, 1) (5, 1) (7, PH) (8, 1) (9, PH) (9, PR)		0-0 SH5-4 1-2		0-0 F8			0-1 F9		1-1 2B

Inning Stats	R: 1 H: 0 E: 1 K: 1 S: 14	H: 0 LOB: 3 BB: 4 P: 34	R: 2 H: 1 E: 0 K: 0 S: 10	H: 1 LOB: 0 BB: 1 P: 20	R: 1 H: 2 E: 0 K: 0 S: 7	H: 2 LOB: 0 BB: 0 P: 11	R: 0 H: 0 E: 0 K: 0 S: 6	H: 0 LOB: 0 BB: 0 P: 9	R: 1 H: 2 E: 0 K: 0 S: 9	H: 2 LOB: 0 BB: 0 P: 12	R: 0 H: 0 E: 0 K: 1 S: 6	H: 0 LOB: 0 BB: 0 P: 7	R: 1 H: 1 E: 0 K: 0 S: 9	H: 1 LOB: 1 BB: 1 P: 14	R: 0 H: 1 E: 0 K: 0 S: 6	H: 1 LOB: 1 BB: 0 P: 10	R: 0 H: 1 E: 0 K: 0 S: 8	H: 1 LOB: 1 BB: 0 P: 12	1B: 4 2B: 2 3B: 0 HR: 2	SF: 1 SAC: 2 DP: 1 HBP: 0	WP: 1 PB: 0 SB: 0 CS: 0	PA: 39
--------------	---------------------------	-------------------------	---------------------------	-------------------------	--------------------------	-------------------------	--------------------------	------------------------	--------------------------	-------------------------	--------------------------	------------------------	--------------------------	-------------------------	--------------------------	-------------------------	--------------------------	-------------------------	-------------------------	---------------------------	-------------------------	--------

PITCHER	Robinson, R ERA: 2.94 (1, 1)	IP: 9.0 WLS: W BF: 39 H: 8 R: 6 ER: 6 SO: 2 BB: 6 IBB: 0 HBP: 0 BLK: 0 WP: 1 HR: 2 S: 75 P: 129 ERA: 6.00 WHIP: 1.556
PITCHER		IP: WLS: BF: H: R: ER: SO: BB: IBB: HBP: BLK: WP: HR: S: P: ERA: WHIP:

Batter	1	2	3	4	5	6	7	8	9	AB R H RBI BB SO LOB	TOP
Jim Gilliam, S (1, 4) OBP: 0.360, SLG: 0.419	4-0 	4-0 		4-1 		0-0 		2-2 	2 1 1 0 3 0 0		
Pee Wee Reese, R (1, 6) OBP: 0.395, SLG: 0.459	1-1 	2-2 		4-1 		0-0 		2-2 	4 0 1 0 1 0 4		
Duke Snider, L (1, 8) OBP: 0.435, SLG: 0.658	2-1 		2-3 	3-3 			0-0 		4 1 0 1 0 2 4		
Gil Hodges, R (1, 3) OBP: 0.377, SLG: 0.576	1-2 		2-2 		2-2 		0-1 		4 0 0 0 0 0 1		
Walt Moryn, L (1, 7) OBP: 0.364, SLG: 0.443	3-1 		2-0 		0-1 		2-0 		4 0 1 1 0 0 0		
Jackie Robinson, R (1, 5) OBP: 0.423, SLG: 0.544	0-0 		2-1 		4-1 		1-1 		3 0 1 0 1 0 2		
Carl Furillo, R (1, 9) OBP: 0.352, SLG: 0.411			0-3 		4-2 	1-0 		2-0 	3 0 0 0 1 1 2		
Roy Campanella, R (1, 2) OBP: 0.276, SLG: 0.418		1-2 		0-2 		0-0 		0-1 	4 0 1 0 0 0 1		
Johnny Podres, L (1, 1) OBP: 0.386, SLG: 0.410 Russ Meyer, S (3, 1) OBP: 0.158, SLG: 0.030 Sandy Amoros, L (9, PH) OBP: 0.317, SLG: 0.442		4-0 		0-1 		0-0 		1-1 	0 0 0 0 1 0 0 0 0 0 0 0 0 0 1 0 0 0 0 0 0		
Inning Stats	R: 2 H: 2 E: 0 LOB: 1 K: 0 BB: 1 S: 10 P: 21	R: 0 H: 0 E: 0 LOB: 2 K: 1 BB: 2 S: 14 P: 25	R: 0 H: 0 E: 1 LOB: 1 K: 1 BB: 0 S: 9 P: 17	R: 0 H: 0 E: 0 LOB: 3 K: 1 BB: 3 S: 15 P: 30	R: 0 H: 0 E: 0 LOB: 1 K: 0 BB: 1 S: 7 P: 14	R: 0 H: 2 E: 0 LOB: 1 K: 0 BB: 0 S: 4 P: 4	R: 0 H: 0 E: 0 LOB: 0 K: 0 BB: 0 S: 4 P: 6	R: 0 H: 1 E: 0 LOB: 0 K: 0 BB: 0 S: 5 P: 8	R: 0 H: 0 E: 0 LOB: 0 K: 0 BB: 0 S: 9 P: 14	1B: 4 SF: 0 2B: 1 SAC: 2 3B: 0 DP: 2 HR: 0 HBP: 0	WP: 0 PA: 38 PB: 0 SB: 0 CS: 0
PITCHER Max Surkont, R (1, 1) ERA: 4.53	IP WLS BF H R ER SO BB IBB HBP BLK WP HR S P ERA WHIP 9.0 W 38 5 2 2 3 7 0 0 0 0 0 0 77 139 2.00 1.333										

Brooklyn Dodgers @ Pittsburgh Pirates
 Forbes Field, Pittsburgh, PA
 Tue Aug 17 1954, 3:33 AM EDT
 Att: 20,102 - Unknown

AB	29
R	2
H	5
RBI	2
BB	7
SO	3
LOB	14



Batter	1	2	3	4	5	6	7	8	9
Gair Allie, R OBP: 0.310, SLG: 0.292 (1, 6)	2-2 SH1-4 BB 6-3 1B	1-3 K		2-2 6-3		3-1 E6		1-0 SF7	
Curt Roberts, R OBP: 0.302, SLG: 0.306 (1, 4)	4-2 SH1-4 1-2 BB		2-2 2B 1B	0-1 S 1B		0-0 F6		1-0 3-H F7	
Bob Skinner, L OBP: 0.333, SLG: 0.401 (1, 3)	2-1 SH1-4 1-2 2-3		2-2 1B 2B	4-1 1-2 BB			2-1 F3		
Frank Thomas, R OBP: 0.378, SLG: 0.523 (1, 8)	0-1 6-3		2-1 FC2-5 1B	2-2 F2			1-0 FC6-4 1B		
Sid Gordon, R OBP: 0.388, SLG: 0.385 (1, 9)	3-H 4-2 BB		2-H 3-H 4-2 FC6-4 FC2-5 BB		1-0 F5		0-1 FC6-4 1B 1-2f		
Jack Shepard, R OBP: 0.357, SLG: 0.355 (1, 2)	3-2 F8		2-1 FC2-5 FC6-4 1-2 2-3f	3-2 L8-3 1B		1-0 FC6-4 1B 1-2			
Dick Cole, R OBP: 0.327, SLG: 0.345 (1, 5)			1-2 FC6-4 1-2f 2-3	1-2 L8-3		0-0 FC6-4			
Dick Hall, R OBP: 0.337, SLG: 0.360 (1, 7)		1-2 FC3-6 1B	1-3 K			1-0 4-3		0-0 SH1-3 SF7 2B	
Max Surkont, R OBP: 0.250, SLG: 0.196 (1, 1)		0-0 FC3-6 1-2f		1-1 6-3		0-0 1-3		1-0 SH1-3	

Inning Stats	R: 1	H: 1	E: 0	LOB: 2	K: 0	S: 14	R: 0	H: 1	E: 0	LOB: 1	K: 1	S: 11	R: 2	H: 3	E: 0	LOB: 2	K: 1	S: 22	R: 0	H: 1	E: 0	LOB: 2	K: 0	S: 11	R: 0	H: 1	E: 0	LOB: 0	K: 0	S: 8	R: 0	H: 2	E: 0	LOB: 2	K: 0	S: 7	R: 1	H: 1	E: 0	LOB: 0	K: 0	S: 4
	1	1	0	2	0	14	0	1	0	1	1	11	2	3	0	2	0	22	0	1	0	0	0	11	0	0	0	1	0	0	8	0	2	0	7	1	1	0	0	4		

PITCHER		IP	WLS	BF	H	R	ER	SO	BB	IBB	HBP	BLK	WP	HR	S	P	ERA	WHIP
Johnny Podres, L ERA: 4.92 (1, 1)		2.0	L	13	5	3	3	1	2	0	0	0	0	0	34	59	13.50	3.500
Russ Meyer, R ERA: 3.92 (3, 1)		6.0		25	5	1	1	1	2	0	0	0	0	48	81	1.50	1.167	

BOTTOM


Brooklyn Dodgers @ Pittsburgh Pirates
Forbes Field, Pittsburgh, PA
Tue Aug 17 1954, 3:33 AM EDT
Att. 20,102 - Unknown

AB	R	H	RBI	BB	SO	LOB
4	1	1	1	0	1	1
4	1	2	0	1	0	1
2	1	1	0	1	0	0
4	0	2	3	0	0	3
2	0	0	0	2	0	1
4	0	2	0	0	0	4
4	0	0	0	0	0	5
4	1	2	0	0	1	2
3	0	0	0	0	0	1

AB	31
R	4
H	10
RBI	4
BB	4
SO	2
LOB	18

livebaseballscorecards.com

WP	0	PA	38
PB	0		
SB	1		
CS	0		



Batter	1	2	3	4	5	6	7	8	9	AB R H RBI BB SO LOB	TOP														
Jim Gilliam, S OBP: 0.358, SLG: 0.415 (1, 4)	2-1 F9		4-2 BB BB		2-2 F7		1-2 3-1		1-0 F6	4 0 0 0 1 0 1															
Pee Wee Reese, R OBP: 0.395, SLG: 0.457 (1, 6)	3-2 E9 2B 1B		4-2 SAFE 1B BB		1-2 L7		2-2 F5		1-3 K	4 2 1 0 1 1 1															
Duke Snider, L OBP: 0.436, SLG: 0.657 (1, 8)	3-2 F6		2-0 1B 1B		0-0 3-1		0-1 S 1B		2-1 FC6-4 1B	5 0 3 0 0 0 1															
Gil Hodges, R OBP: 0.377, SLG: 0.575 (1, 3)	1-2 2-H 2B		1-1 F2		3-2 E5 3-1 1B		4-1 1-2 BB		0-1 FC6-4 1-2f	4 1 1 1 1 0 4															
Sandy Amoros, L OBP: 0.315, SLG: 0.436 (1, 7)	2-2 F4		2-2 1-3 2-H 1B		0-0 3-1 1-2		2-1 4-3			4 0 1 1 0 0 4															
Jackie Robinson, R OBP: 0.424, SLG: 0.543 (1, 5)		0-0 6-3	2-2 F4		0-1 FC5 2-H 1B		2-1 G6-4-3 1B			4 0 2 1 0 0 2															
Carl Furillo, R OBP: 0.353, SLG: 0.411 (1, 9)		1-0 1B		3-1 F7		1-1 HBP		2-2 G6-4-3 1-2f		3 0 1 0 0 0 1															
Roy Campanella, R OBP: 0.273, SLG: 0.413 (1, 2)		1-1 F9		0-0 B5-3		0-0 F8		1-2 6-3		4 0 0 0 0 0 3															
Carl Erskine, R OBP: 0.192, SLG: 0.178 (1, 1)		1-3 K		0-1 1-3		0-1 FC5 2-3f			0-1 1B	4 0 1 0 0 1 3 0 0 0 0 0 0 0															
Jim Hughes, R OBP: 0.091, SLG: 0.091 (9, 1)																									
Inning Stats	R: 1 E: 1 K: 0 S: 14	H: 2 LOB: 1 BB: 0 P: 25	R: 0 E: 0 K: 1 S: 7	H: 1 LOB: 1 BB: 0 P: 10	R: 1 E: 0 K: 0 S: 15	H: 2 LOB: 2 BB: 2 P: 30	R: 0 E: 0 K: 0 S: 5	H: 0 LOB: 0 BB: 0 P: 8	R: 0 E: 0 K: 0 S: 7	H: 0 LOB: 0 BB: 0 P: 10	R: 1 E: 1 K: 0 S: 12	H: 1 LOB: 2 BB: 0 P: 16	R: 0 E: 0 K: 0 S: 13	H: 1 LOB: 2 BB: 1 P: 22	R: 0 E: 0 K: 0 S: 9	H: 1 LOB: 0 BB: 0 P: 14	R: 0 E: 0 K: 1 S: 11	H: 2 LOB: 2 BB: 0 P: 15	1B: 9 2B: 1 3B: 0 HR: 0	SF: 0 SAC: 0 DP: 1 HBP: 1	WP: 0 PB: 0 SB: 1 CS: 0	PA: 40			
PITCHER	IP	WLS	BF	H	R	ER	SO	BB	IBB	HBP	BLK	WP	HR	S	P	ERA	WHIP								
Jake Thies, R ERA: 2.95 (1, 1)	8.0	L	35	8	3	1	1	3	0	1	0	0	0	82	135	1.12	1.375								
Johnny Hetki, R ERA: 5.66 (9, 1)	1.0		5	2	0	0	1	0	0	0	0	0	0	11	15	0.00	2.000								

Brooklyn Dodgers @ Pittsburgh Pirates
 Forbes Field, Pittsburgh, PA
 Wed Aug 18 1954, 3:33 AM EDT
 Att: 18,797 - Unknown

livebaseballscorecards.com

AB	36
R	3
H	10
RBI	3
BB	3
SO	2
LOB	20



Batter	1	2	3	4	5	6	7	8	9	AB R H RBI BB SO LOB	TOP									
Jim Gilliam, S (1, 4) <small>OBP: 0.357, SLG: 0.413</small>	0-1 F8	3-1 4-1	2-1 FC6-4 1B		1-1 L8			2-2 F8		5 0 1 1 0 0 4										
Pee Wee Reese, R (1, 6) <small>OBP: 0.395, SLG: 0.456</small>	1-1 CS 1B		2B 1B FC6-4			2-1 B1-3		0-1 F9		5 1 2 0 0 0 3										
Duke Snider, L (1, 8) <small>OBP: 0.434, SLG: 0.654</small>	3-3 K 1-2		1-1 3B 2B	1-1 F2		1-3 K			1-0 F3	5 1 1 0 0 2 1										
Gil Hodges, R (1, 3) <small>OBP: 0.381, SLG: 0.581</small>		2-1 HR	4-2 3B BB	4-2 FC6-4 BB		2-1 F9			4-1 G4-6-3 BB	2 2 1 1 3 0 0										
Walt Moryn, L (1, 7) <small>OBP: 0.354, SLG: 0.453</small>		0-0 F4	1-0 1B 3B	1-1 F5			0-0 4-3		1-1 G4-6-3 1-2f	5 1 1 3 0 0 2										
Jackie Robinson, R (1, 5) Don Hoak, R (4, 5) <small>OBP: 0.317, SLG: 0.409</small>		0-1 BB 1B	2-1 4-3	0-0 FC6-4 1-2f			2-1 6-3			3 1 1 0 0 0 2 1 0 0 0 0 0 0										
Carl Furillo, R (1, 9) <small>OBP: 0.356, SLG: 0.411</small>		4-2 4-3 1B 1-2 BB	1-0 1B 1B 3-H		1-0 6-3		4-1 CS BB			2 1 1 1 2 0 0										
Roy Campanella, R (1, 2) <small>OBP: 0.279, SLG: 0.415</small>		0-0 4-3 1B 1-2 2-H	0-3 K BB 1B		3-2 SH1-4 1B		3-0 CS 1-2	4-1 F8 SH3 BB		3 0 2 1 1 1 1										
Don Newcombe, L (1, 1) Preacher Roe, R (7, 1) Jim Hughes, R (8, 1) <small>OBP: 0.091, SLG: 0.091</small>		1-2 4-3	1-0 1B 1B		0-2 SH1-4		0-0 SH3			2 0 1 0 0 0 2 0 0 0 0 0 0 0 0 0 0 0 0 0 0										
Inning Stats	R: 0 E: 0 K: 1 S: 7	H: 1 LOB: 1 BB: 0 P: 11	R: 2 E: 0 K: 0 S: 15	H: 3 LOB: 2 BB: 1 P: 25	R: 5 E: 0 K: 1 S: 19	H: 6 LOB: 2 BB: 1 P: 31	R: 0 E: 0 K: 0 S: 7	H: 0 LOB: 1 BB: 1 P: 13	R: 0 E: 0 K: 1 S: 8	H: 0 LOB: 0 BB: 0 P: 13	R: 0 E: 0 K: 0 S: 4	H: 0 LOB: 0 BB: 1 P: 13	R: 0 E: 0 K: 0 S: 7	H: 0 LOB: 1 BB: 1 P: 13	R: 0 E: 0 K: 0 S: 4	H: 0 LOB: 0 BB: 1 P: 10	1B: 8 2B: 2 3B: 1 HR: 1	SF: 0 SAC: 2 DP: 2 HBP: 0	WP: 0 PB: 0 SB: 0 CS: 2	PA: 42
PITCHER	IP WLS BF H R ER SO BB IBB HBP BLK WP HR S P ERA WHIP																			
Vern Law, R (1, 1) <small>ERA: 5.64</small>	2.0 L 14 7 6 6 1 2 0 0 0 0 0 1 29 49 27.00 4.500																			
Bob Purkey, R (3, 1) <small>ERA: 5.04</small>	2.0 10 3 1 1 1 1 0 0 0 0 0 0 19 31 4.50 2.000																			
Laurin Pepper, R (5, 1) <small>ERA: 5.46</small>	3.0 10 1 0 0 1 1 0 0 0 0 0 0 22 41 0.00 0.667																			
Johnny Hetki, R (8, 1) <small>ERA: 5.48</small>	2.0 7 0 0 0 0 2 0 0 0 0 0 0 11 23 0.00 1.000																			

Brooklyn Dodgers @ Pittsburgh Pirates
 Forbes Field, Pittsburgh, PA
 Thu Aug 19 1954, 3:33 AM EDT
 Att. 9,299 - Unknown

livebaseballscorecards.com

AB	33
R	7
H	11
RBI	7
BB	6
SO	3
LOB	15



Batter	1	2	3	4	5	6	7	8	9	AB	R	H	RBI	BB	SO	LOB
Gair Allie, R OBP: 0.308, SLG: 0.288 Dick Cole, R OBP: 0.328, SLG: 0.347 (1, 6) (4, PH) (5, 6)	2-2 5-3 1B	1-1 F5 1B		1-1 FC6-4 1-2f 2-3		2-1 4-3 1B		4-2 1B BB FC1-2-5	1-2 1-H 2B	2	0	0	0	0	0	1
Bob Skinner, L OBP: 0.327, SLG: 0.395 (1, 3)	1-0 BB 2B		0-1 F7 1B	1-2 6-3		0-0 G3		1-2 P6 1B	2-1 F3	6	0	1	0	0	0	5
Preston Ward, L OBP: 0.351, SLG: 0.423 Dick Hall, R OBP: 0.339, SLG: 0.362 (1, 9) (8, PH) (9, 9)	2-0 F7 1B		0-1 1B 1B		1-1 2B		3-2 HR	0-1 BB FC1-2-5 1B		4	1	3	1	0	0	1
Frank Thomas, R OBP: 0.379, SLG: 0.527 (1, 8)	4-0 BB BB		3-2 L8 1B		0-2 F7 1B		0-2 HR	2-2 FC1-2-5 BB 1-2 3-H		4	1	1	1	1	0	4
Sid Gordon, R OBP: 0.392, SLG: 0.389 (1, 5)	4-2 1-2 2-3 BB		0-1 1B		1-2 F8 1B		1-2 1B 2B	4-1 FC4-8 BB 1-2 2-3		3	1	2	0	2	0	1
Toby Atwell, L OBP: 0.388, SLG: 0.378 (1, 2)	1-3 K		1-0 4-3		3-1 F5		1-0 F7	0-0 FC4-6 1-2f		5	0	0	0	0	1	10
Jerry Lynch, L OBP: 0.302, SLG: 0.420 (1, 7)		1-1 4-3 1B		4-0 FC6-4 BB BB		1-1 HR	0-1 5-3	4-2 G5-4-3 BB		3	1	2	1	2	0	1
Curt Roberts, R OBP: 0.302, SLG: 0.305 (1, 4)		1-0 F3		4-1 FC6-4 1-2 BB		1-1 6-3	2-0 2-H 1B	1-0 G5-4-3 1-2f		4	0	1	1	1	0	2
Vern Law, R OBP: 0.341, SLG: 0.450 Bob Purkey, R OBP: 0.217, SLG: 0.150 Eddie Pellegrini, R OBP: 0.296, SLG: 0.282 Laurin Pepper, R OBP: 0.213, SLG: 0.300 Jack Shepard, R OBP: 0.289, SLG: 0.356 Johnny Hetki, R OBP: 0.230, SLG: 0.200 Vic Janowicz, R OBP: 0.241, SLG: 0.197 (1, 1) (3, 1) (4, PH) (5, 1) (7, PH) (8, 1) (9, PH)		3-2 4-3		0-1 F7		1-2 2B	1-3 K	0-0 2B 1B		1	0	0	0	0	0	1

Inning Stats	R: 0	H: 1	E: 0	LOB: 3	K: 1	BB: 2	S: 11	R: 0	H: 1	E: 0	LOB: 1	K: 0	BB: 0	S: 10	R: 0	H: 2	E: 0	LOB: 2	K: 0	BB: 0	S: 10	R: 0	H: 0	E: 0	LOB: 2	K: 0	BB: 2	S: 8	R: 0	H: 1	E: 0	LOB: 1	K: 0	BB: 0	S: 10	R: 1	H: 2	E: 0	LOB: 1	K: 0	BB: 0	S: 10	R: 3	H: 4	E: 0	LOB: 1	K: 1	BB: 0	S: 16	R: 0	H: 1	E: 0	LOB: 3	K: 0	BB: 2	S: 12	R: 1	H: 2	E: 0	LOB: 1	K: 0	BB: 1	S: 9	1B: 6	SF: 0	2B: 5	SAC: 0	3B: 0	DP: 1	HR: 3	HBP: 0	WP: 0	PA: 47
--------------	------	------	------	--------	------	-------	-------	------	------	------	--------	------	-------	-------	------	------	------	--------	------	-------	-------	------	------	------	--------	------	-------	------	------	------	------	--------	------	-------	-------	------	------	------	--------	------	-------	-------	------	------	------	--------	------	-------	-------	------	------	------	--------	------	-------	-------	------	------	------	--------	------	-------	------	-------	-------	-------	--------	-------	-------	-------	--------	-------	--------

PITCHER	IP	WLS	BF	H	R	ER	SO	BB	IBB	HBP	BLK	WP	HR	S	P	ERA	WHIP
Don Newcombe, R ERA: 4.49 (1, 1)	6.0	W	32	10	4	4	1	4	0	0	0	0	3	68	116	6.00	2.333
Preacher Roe, L ERA: 4.65 (7, 1)	1.1		7	2	0	0	1	1	0	0	0	0	0	14	23	0.00	2.250
Jim Hughes, R ERA: 2.82 (8, 1)	1.2	S	8	2	1	1	0	2	0	0	0	0	0	14	28	5.40	2.400

BOTTOM

Brooklyn Dodgers @ Pittsburgh Pirates
 Forbes Field, Pittsburgh, PA
 Thu Aug 19 1954, 3:33 AM EDT
 Att. 9,299 - Unknown

AB	40
R	5
H	14
RBI	5
BB	7
SO	2
LOB	32



PITCHER	IP	WLS	BF	H	R	ER	SO	BB	IBB	HBP	BLK	WP	HR	S	P	ERA	WHIP
Don Newcombe, R ERA: 4.49 (1, 1)	6.0	W	32	10	4	4	1	4	0	0	0	0	3	68	116	6.00	2.333
Preacher Roe, L ERA: 4.65 (7, 1)	1.1		7	2	0	0	1	1	0	0	0	0	0	14	23	0.00	2.250
Jim Hughes, R ERA: 2.82 (8, 1)	1.2	S	8	2	1	1	0	2	0	0	0	0	0	14	28	5.40	2.400

Batter	1	2	3	4	5	6	7	8	9	AB R H RBI BB SO LOB	TOP
Richie Ashburn, L OBP: 0.439, SLG: 0.383 (1, 8) <small>B M X</small>	1-1 L5		2-0 1B		0-0 6-3		2-2 6-3		2-2 F7	5 0 1 0 0 0 2	
Earl Torgeson, L OBP: 0.372, SLG: 0.373 (1, 3) <small>X</small>	0-0 F5		0-1 G1			3-3 K	1-0 F6		0-0 1B	5 0 1 0 0 1 2	
Smoky Burgess, L OBP: 0.439, SLG: 0.533 Stan Lopata, R OBP: 0.377, SLG: 0.515 (7, PH) (7, 2) <small>C X</small>	0-1 G3			0-0 1B SF8 1B		2-1 F9	1-2 L7		1-0 L8	3 1 1 0 0 0 0 2 0 0 0 0 0 3	
Granny Hamner, R OBP: 0.368, SLG: 0.496 (1, 4) <small>B B X</small>		2-0 F9		0-0 F9		4-2 1B E BB		1-1 F9 2B	1-0 F9	4 1 1 0 1 0 3	
Johnny Wyrostek, L OBP: 0.298, SLG: 0.353 Danny Schell, R OBP: 0.317, SLG: 0.433 (8, PH) (8, 7) <small>C B B B X</small>		2-2 4-3		0-0 FC6-4 1B		1-1 E 1B		0-1 F9		3 0 2 0 0 0 0 1 0 0 0 0 0 1	
Del Ennis, R OBP: 0.313, SLG: 0.448 (1, 7) (8, 9) <small>X</small>		0-0 F4		1-1 SF8		0-2 E6		1-1 6-3		3 0 0 1 0 0 2	
Bobby Morgan, R OBP: 0.375, SLG: 0.463 (1, 6) <small>B B C B X</small>			3-1 5-3	2-1 FC6-4		2-3 K		4-2 BB		3 0 0 0 1 1 3	
Willie Jones, R OBP: 0.331, SLG: 0.409 (1, 5) <small>B C B B X</small>			1-2 HR		0-0 5-3		0-1 3B 2B	0-0 F3		4 2 2 1 0 0 2	
Robin Roberts, S OBP: 0.170, SLG: 0.183 Floyd Baker, L OBP: 0.242, SLG: 0.258 (9, PH) (1, 1) <small>B C F C X</small>			1-2 6-3		1-1 4-3		1-0 3B		4-2 1B BB	3 0 1 1 0 0 0 0 0 0 0 1 0 0	
Inning Stats	R: 0 H: 0 E: 0 LOB: 0 K: 0 BB: 0 S: 5 P: 6	R: 0 H: 0 E: 0 LOB: 0 K: 0 BB: 0 S: 5 P: 9	R: 1 H: 2 E: 0 LOB: 1 K: 0 BB: 0 S: 11 P: 18	R: 1 H: 2 E: 0 LOB: 1 K: 0 BB: 0 S: 7 P: 10	R: 0 H: 0 E: 0 LOB: 0 K: 0 BB: 0 S: 4 P: 5	R: 1 H: 1 E: 1 LOB: 2 K: 2 BB: 1 S: 17 P: 29	R: 1 H: 2 E: 0 LOB: 1 K: 0 BB: 0 S: 10 P: 15	R: 0 H: 1 E: 0 LOB: 2 K: 0 BB: 1 S: 9 P: 15	R: 0 H: 1 E: 0 LOB: 2 K: 0 BB: 1 S: 9 P: 17	1B: 5 SF: 1 2B: 2 SAC: 0 3B: 1 DP: 0 HR: 1 HBP: 0	WP: 0 PA: 40 PB: 0 SB: 0 CS: 0
PITCHER Billy Loes, R ERA: 4.22 Johnny Podres, L ERA: 4.85 Clem Labine, R ERA: 4.31	IP WLS BF H R ER SO BB IBB HBP BLK WP HR S P ERA WHIP	6.0 W 27 7 4 3 2 1 0 0 0 0 1 52 81 4.50 1.333	1.1 5 1 0 0 0 0 0 0 0 0 0 0 11 16 0.00 0.750	1.2 S 8 1 0 0 0 2 0 0 0 0 0 0 14 27 0.00 1.800		PITCHER IP WLS BF H R ER SO BB IBB HBP BLK WP HR S P ERA WHIP					

Philadelphia Phillies @ Brooklyn Dodgers
Ebbets Field, Brooklyn, NY
Fri Aug 20 1954, 3:33 AM EDT
Att. 15,057 - Unknown

AB	36
R	4
H	9
RBI	3
BB	3
SO	2
LOB	18



Batter	1	2	3	4	5	6	7	8	9
Jim Gilliam, S OBP: 0.357, SLG: 0.415 (1, 4)	1-1 HR 2B	3-2 G3			2-1 1B		0-0 F4	1-2 6-3	
Pee Wee Reese, R OBP: 0.394, SLG: 0.455 (1, 6)	2-2 L3		2-2 F9		2-2 1B 1B		2-0 L7		
Duke Snider, L OBP: 0.436, SLG: 0.661 (1, 8)	0-0 HR 2-H		0-1 G3		0-1 1B 1-3		4-0 BB		
Gil Hodges, R OBP: 0.380, SLG: 0.578 (1, 3)	1-3 K		4-0 BB		2-3 K		0-2 F2		
Sandy Amoros, L OBP: 0.320, SLG: 0.460 (1, 7)	2-2 F7		0-3 K			0-0 HR		0-1 FC1-5 1B 1B	
Jackie Robinson, R OBP: 0.427, SLG: 0.542 (1, 5)		2-1 HR 1B		1-2 5-3		4-1 BB G6-4-3		1-2 1B FC1-5 1B	
Carl Furillo, R OBP: 0.355, SLG: 0.417 (1, 9)		2-2 HR 1-H		1-1 L8		2-0 G6-4-3 1-2f		0-0 FC1-5 1B 1-2 2-3f	
Roy Campanella, R OBP: 0.281, SLG: 0.419 (1, 2)		1-2 4-3		0-1 4-3		3-1 2B		0-0 1B 1-2 2-H	
Billy Loes, R OBP: 0.154, SLG: 0.132 (1, 1)		1-3 K			2-3 K		0-3 K	3-3 K	
Johnny Podres, L OBP: 0.386, SLG: 0.410 (7, 1)									
Clem Labine, R OBP: 0.192, SLG: 0.045 (8, 1)									

Inning Stats	R: 2 E: 0 K: 1 S: 14	H: 2 LOB: 0 BB: 0 P: 20	R: 2 E: 0 K: 1 S: 15	H: 2 LOB: 0 BB: 0 P: 24	R: 0 E: 0 K: 1 S: 8	H: 0 LOB: 1 BB: 1 P: 14	R: 0 E: 0 K: 0 S: 7	H: 0 LOB: 0 BB: 0 P: 9	R: 0 E: 0 K: 2 S: 15	H: 3 LOB: 2 BB: 0 P: 23	R: 1 E: 0 K: 1 S: 9	H: 2 LOB: 1 BB: 1 P: 18	R: 0 E: 0 K: 0 S: 5	H: 0 LOB: 1 BB: 1 P: 11	R: 1 E: 0 K: 1 S: 13	H: 3 LOB: 2 BB: 0 P: 18	1B: 7 2B: 2 3B: 0 HR: 3	SF: 0 SAC: 0 DP: 1 HBP: 0	
PITCHER Robin Roberts, R ERA: 3.05 (1, 1)	IP 8.0	WLS L	BF 37	H 12	R 6	ER 6	SO 7	BB 3	IBB 0	HBP 0	BLK 0	WP 0	HR 3	S 86	P 137	ERA 6.75	WHIP 1.875	WP: 0 PB: 0 SB: 0 CS: 0	PA: 37 ERA WHIP

BOTTOM

Philadelphia Phillies @ Brooklyn Dodgers
Ebbets Field, Brooklyn, NY

Fri Aug 20 1954, 3:33 AM EDT
Att. 15,057 - Unknown

AB	34
R	6
H	12
RBI	6
BB	3
SO	7
LOB	13

Batter	1	2	3	4	5	6	7	8	9	AB R H RBI BB SO LOB	TOP																
Richie Ashburn, L OBP: 0.441, SLG: 0.384 (1, 8) ^B X	1-0 6-3		1-2 PO 2-H 1B		2-2 F6			0-2 SH5-3 1B	4-0 IBB	4 0 2 1 1 0 0																	
Earl Torgeson, L OBP: 0.371, SLG: 0.371 (1, 3) ^C X	0-1 F5		1-1 PO 1-2	0-1 B4-3	2-0 1B			0-0 SH5-3 1-2	3-2 F3	4 0 1 0 0 0 3																	
Smoky Burgess, L OBP: 0.439, SLG: 0.532 (1, 2) ^B X	1-1 F7			1-0 1B HR 2B	1-2 1-3			4-2 BB	0-0 L8	4 1 1 0 1 0 3																	
Granny Hamner, R OBP: 0.367, SLG: 0.493 (1, 4)		3-2 6-3		2-1 HR 1B		0-0 F7		1-0 F3		4 1 1 0 0 0 2																	
Johnny Wyrostek, L OBP: 0.292, SLG: 0.345 (1, 9)		1-3 K		1-2 F2		1-0 F2		3-1 F7		4 0 0 0 0 1 4																	
Mel Clark, R OBP: 0.291, SLG: 0.313 (9, 9)										0 0 0 0 0 0 0																	
Del Ennis, R OBP: 0.315, SLG: 0.458 (1, 7)		0-0 L7		1-0 HR		2-1 F7			2-2 1B 1B 2B	4 2 2 3 0 0 0																	
Bobby Morgan, R OBP: 0.379, SLG: 0.467 (1, 6)			4-1 SH1-4 1B BB	1-2 1B 2B		2-3 K			1-2 1B 1B	3 2 2 0 1 1 0																	
Willie Jones, R OBP: 0.333, SLG: 0.410 (1, 5)			0-3 K	2-1 2-H 1B		1-3 K			2-1 1-3 1B	4 0 2 2 0 2 1																	
Herm Wehmeier, R OBP: 0.050, SLG: 0.077 (1, 1)			0-1 SH1-4	2-1 F6		0-2 4-3			0-0 1-3	3 0 0 0 0 0 3																	
Inning Stats	R: 0 E: 0 K: 0 S: 5	H: 0 LOB: 0 BB: 0 P: 7	R: 0 E: 0 K: 1 S: 7	H: 0 LOB: 0 BB: 0 P: 11	R: 1 E: 0 K: 1 S: 11	H: 1 LOB: 0 BB: 1 P: 17	R: 4 E: 0 K: 0 S: 16	H: 5 LOB: 1 BB: 0 P: 26	R: 0 E: 0 K: 0 S: 7	H: 1 LOB: 0 BB: 0 P: 12	R: 0 E: 0 K: 2 S: 9	H: 0 LOB: 0 BB: 0 P: 12	R: 0 E: 0 K: 0 S: 9	H: 1 LOB: 2 BB: 1 P: 17	R: 1 E: 0 K: 0 S: 16	H: 3 LOB: 3 BB: 1 P: 28	1B: 7 2B: 3 3B: 0 HR: 1	SF: 0 SAC: 2 DP: 0 HBP: 0	WP: 0 PB: 0 SB: 0 CS: 0	PA: 40							
PITCHER	IP	WLS	BF	H	R	ER	SO	BB	IBB	HBP	BLK	WP	HR	S	P	ERA	WHIP										
Carl Erskine, R ERA: 3.67 (1, 1)	7.0	L	27	7	5	5	4	1	0	0	0	0	1	59	92	6.43	1.143										
Erv Palica, R ERA: 5.31 (8, 1)	1.1		10	4	1	1	0	1	1	0	0	0	0	18	35	6.75	3.750										
Preacher Roe, L ERA: 4.6 (9, 1)	0.2		2	0	0	0	0	0	0	0	0	0	0	7	10	0.00	0.000										

Philadelphia Phillies @ Brooklyn Dodgers
Ebbets Field, Brooklyn, NY
Sun Aug 22 1954, 3:33 AM EDT
Unknown

AB	34
R	6
H	11
RBI	6
BB	3
SO	4
LOB	16



WP: 0	PA: 40
PB: 0	
SB: 0	
CS: 0	

Batter	1	2	3	4	5	6	7	8	9	AB R H RBI BB SO LOB	TOP	
Richie Ashburn, L (1, 8) OBP: 0.438, SLG: 0.380	1-2 6-3			1-1 F5	4-1 2B BB		0-1 1-3		1-2 4-3	4 1 0 0 1 0 3		
Earl Torgeson, L (1, 3) OBP: 0.373, SLG: 0.374	4-2 G3-6-3 BB			0-0 F4	3-1 2B			2-2 F7		3 0 1 2 1 0 0		
Smoky Burgess, L (1, 2) OBP: 0.433, SLG: 0.524	0-1 G3-6-3 1-2f			1-0 F8	0-0 G3			0-0 F5		4 0 0 0 0 0 2		
Granny Hamner, R (1, 4) OBP: 0.366, SLG: 0.491			1-0 F8		1-2 1B HR		3-2 F6	1-0 F8		4 1 1 0 0 0 0		
Johnny Wyrostek, L (1, 9) Mel Clark, R (7, 9) OBP: 0.292, SLG: 0.345 OBP: 0.295, SLG: 0.326			1-1 F9		0-0 1B HR		0-3 K2-3		1-1 1B 2B	3 1 1 0 0 1 0 1 1 1 0 0 0 0		
Del Ennis, R (1, 7) OBP: 0.317, SLG: 0.465			1-3 K		0-1 HR		1-1 F9		0-0 BB 1B	4 1 2 4 0 1 0		
Bobby Morgan, R (1, 6) OBP: 0.380, SLG: 0.466			0-2 CS 1B		4-0 2B BB		0-3 K		0-1 B1	3 1 1 0 1 1 1		
Willie Jones, R (1, 5) OBP: 0.336, SLG: 0.412			4-0 G4-6-3 BB		2-0 F7		1-2 2B		4-2 BB	2 0 1 0 2 0 1		
Murry Dickson, R (1, 1) OBP: 0.185, SLG: 0.203			0-0 G4-6-3		0-2 L7		2-1 5-3		0-0 F4	4 0 0 0 0 0 5		
Inning Stats	R: 0 E: 0 K: 0 S: 7 H: 0 LOB: 0 BB: 1 P: 12	R: 0 E: 0 K: 1 S: 6 H: 0 LOB: 0 BB: 0 P: 9	R: 0 E: 0 K: 0 S: 4 H: 1 LOB: 0 BB: 1 P: 8	R: 0 E: 0 K: 0 S: 4 H: 0 LOB: 0 BB: 0 P: 6	R: 5 E: 0 K: 0 S: 16 H: 4 LOB: 1 BB: 2 P: 30	R: 0 E: 0 K: 1 S: 8 H: 0 LOB: 0 BB: 0 P: 12	R: 0 E: 0 K: 1 S: 11 H: 1 LOB: 1 BB: 0 P: 14	R: 0 E: 0 K: 0 S: 5 H: 0 LOB: 0 BB: 0 P: 8	R: 1 E: 0 K: 0 S: 12 H: 2 LOB: 2 BB: 1 P: 18	1B: 4 2B: 3 3B: 0 HR: 1 SF: 0 SAC: 0 DP: 2 HBP: 0	WP: 0 PB: 0 SB: 0 CS: 1 PA: 37	
PITCHER	IP WLS BF H R ER SO BB IBB HBP BLK WP HR S P ERA WHIP											
Russ Meyer, R (1, 1) ERA: 4.11	4.2 L 20 5 5 5 1 4 0 0 0 0 1 36 64 9.64 1.929											
Johnny Podres, L (5, 1) ERA: 4.74	4.1 17 3 1 1 2 1 0 0 0 0 0 37 53 2.08 0.923											

Philadelphia Phillies @ Brooklyn Dodgers
Ebbets Field, Brooklyn, NY
Sun Aug 22 1954, 3:38 AM EDT
Att. 26,349 - Unknown

AB	32
R	6
H	8
RBI	6
BB	5
SO	3
LOB	12



Batter	1	2	3	4	5	6	7	8	9
Jim Gilliam, S <small>OBP: 0.355, SLG: 0.411</small> (1, 4) 	3-1 		2-0 G3 			1-0 F9 		2-2 	
Pee Wee Reese, R <small>OBP: 0.395, SLG: 0.453</small> (1, 6) 	0-0 F4 		2-0 			4-2 		1-2 F4 	
Duke Snider, L <small>OBP: 0.434, SLG: 0.653</small> (1, 8) 	0-1 		3-3 K 			1-1 FC3-6 		3-2 4-3 	
Gil Hodges, R <small>OBP: 0.380, SLG: 0.574</small> (1, 3) 	3-3 K 			0-2 L6 		3-2 L7 			1-1 F9
Sandy Amoros, L <small>OBP: 0.311, SLG: 0.448</small> (1, 7) 		3-3 K 		1-1 1-3 			0-0 F9 		1-1 F9
Jackie Robinson, R <small>OBP: 0.426, SLG: 0.537</small> (1, 5) 		4-1 		3-1 5-3 			1-0 4-3 		1-2
Carl Furillo, R <small>OBP: 0.354, SLG: 0.412</small> (1, 9) 		1-1 FC4-6 			4-1 		3-2 F8 		0-0 FC4
Roy Campanella, R <small>OBP: 0.281, SLG: 0.415</small> (1, 2) 		0-1 L7 			0-0 F8 			1-2 1-3 	
Russ Meyer, S <small>OBP: 0.154, SLG: 0.029</small> Johnny Podres, L <small>OBP: 0.404, SLG: 0.452</small> (5, 1) 			1-1 5-3 		3-2 G4-6-3 			1-2 	

AB	R	H	RBI	BB	SO	LOB
4	0	2	0	0	0	0
3	0	1	0	1	0	3
4	0	1	0	0	1	4
4	0	0	0	0	1	3
4	0	0	0	0	1	0
3	0	1	0	1	0	0
3	0	0	0	1	0	2
3	0	0	0	0	0	2
1	0	0	0	0	0	0
2	0	1	0	0	0	1

BOTTOM

Philadelphia Phillies @ Brooklyn Dodgers
Ebbets Field, Brooklyn, NY
 Sun Aug 22 1954, 3:38 AM EDT
 Att. 26,349 - Unknown

livebaseballscorecards.com

AB	31
R	0
H	6
RBI	0
BB	3
SO	3
LOB	15



Inning Stats	R: 0	H: 2	E: 0	LOB: 1	K: 1	BB: 0	S: 8	P: 14									
Inning Stats	R: 0	H: 2	E: 0	LOB: 1	K: 1	BB: 0	S: 8	P: 14									
	R: 0	H: 0	E: 0	LOB: 1	K: 1	BB: 1	S: 8	P: 16									
	R: 0	H: 1	E: 0	LOB: 1	K: 1	BB: 0	S: 7	P: 15									
	R: 0	H: 0	E: 0	LOB: 0	K: 0	BB: 0	S: 7	P: 11									
	R: 0	H: 0	E: 0	LOB: 0	K: 0	BB: 1	S: 5	P: 12									
	R: 0	H: 0	E: 0	LOB: 1	K: 0	BB: 1	S: 8	P: 17									
	R: 0	H: 0	E: 0	LOB: 0	K: 0	BB: 0	S: 5	P: 9									
	R: 0	H: 2	E: 0	LOB: 2	K: 0	BB: 0	S: 17	P: 25									
	R: 0	H: 1	E: 0	LOB: 1	K: 0	BB: 0	S: 8	P: 11									
	1B: 4	SF: 0	2B: 2	SAC: 0	3B: 0	DP: 1	HR: 0	HBP: 0									
	WP: 0	PA: 34	PB: 0	SB: 0	CS: 2												
PITCHER	IP	WLS	BF	H	R	ER	SO	BB	IBB	HBP	BLK	WP	HR	S	P	ERA	WHIP
Murry Dickson, R <small>ERA: 3.71</small>	(1, 1)	9.0	34	6	0	0	3	3	0	0	0	0	0	73	130	0.00	1.000
PITCHER	IP	WLS	BF	H	R	ER	SO	BB	IBB	HBP	BLK	WP	HR	S	P	ERA	WHIP

Batter	1	2	3	4	5	6	7	8	9	AB R H RBI BB SO LOB	TOP	
Jim Gilliam, S (1, 4) <small>OBP: 0.355, SLG: 0.413</small>										5 2 2 1 0 1 0		
Pee Wee Reese, R (1, 6) <small>OBP: 0.393, SLG: 0.452</small>										5 0 1 1 0 1 1		
Duke Snider, L (1, 8) <small>OBP: 0.435, SLG: 0.658</small>										4 1 2 1 1 0 1		
Gil Hodges, R (1, 3) <small>OBP: 0.380, SLG: 0.572</small>										5 2 2 1 0 0 2		
Sandy Amoros, L (1, 7) <small>OBP: 0.319, SLG: 0.493</small>										5 3 3 3 0 0 2		
Jackie Robinson, R (1, 5) Don Hoak, R (2, 5) <small>OBP: 0.427, SLG: 0.538</small> <small>OBP: 0.320, SLG: 0.420</small>										1 1 1 0 0 0 0 4 1 2 2 0 1 1		
Carl Furillo, R (1, 9) <small>OBP: 0.354, SLG: 0.419</small>										5 1 2 2 0 1 2		
Roy Campanella, R (1, 2) <small>OBP: 0.280, SLG: 0.410</small>										4 0 0 0 1 0 2		
Don Newcombe, L (1, 1) Clem Labine, R (3, 1) <small>OBP: 0.409, SLG: 0.385</small> <small>OBP: 0.167, SLG: 0.038</small>										1 1 1 1 0 0 0 4 0 0 0 0 2 2		
Inning Stats	R: 1 H: 2 E: 1 LOB: 1 K: 1 BB: 0 S: 10 P: 14	R: 3 H: 4 E: 0 LOB: 1 K: 1 BB: 0 S: 19 P: 32	R: 1 H: 2 E: 0 LOB: 1 K: 1 BB: 0 S: 11 P: 19	R: 0 H: 0 E: 0 LOB: 0 K: 1 BB: 0 S: 11 P: 16	R: 0 H: 0 E: 0 LOB: 1 K: 0 BB: 1 S: 7 P: 16	R: 0 H: 0 E: 0 LOB: 0 K: 1 BB: 0 S: 7 P: 12	R: 5 H: 5 E: 0 LOB: 0 K: 0 BB: 0 S: 15 P: 23	R: 0 H: 0 E: 0 LOB: 0 K: 1 BB: 0 S: 7 P: 12	R: 2 H: 3 E: 0 LOB: 2 K: 0 BB: 1 S: 11 P: 24	1B: 8 SF: 0 2B: 3 SAC: 0 3B: 1 DP: 0 HR: 4 HBP: 0	WP: 0 PA: 45 PB: 0 SB: 1 CS: 0	
PITCHER Karl Drews, R (1, 1) <small>ERA: 6.29</small> Art Fowler, R (2, 1) <small>ERA: 3.71</small>	IP WLS BF H R ER SO BB IBB HBP BLK WP HR S P ERA WHIP 1.2 L 10 5 4 4 2 0 0 0 0 0 0 26 39 21.60 3.000	IP WLS BF H R ER SO BB IBB HBP BLK WP HR S P ERA WHIP 7.1 35 11 8 8 4 1 1 0 0 0 4 72 129 9.82 1.636										

Brooklyn Dodgers @ Cincinnati Redlegs
 Crosley Field, Cincinnati, OH
 Tue Aug 24 1954, 3:33 AM EDT
 Att: 14,493 - Unknown

AB	43
R	12
H	16
RBI	12
BB	2
SO	6
LOB	13



Batter	1	2	3	4	5	6	7	8	9	AB	R	H	RBI	BB	SO	LOB
Bobby Adams, R OBP: 0.364, SLG: 0.380 (1, 5)	3-2 1B G4-6-3 1B		1-2 1B 2B	2-0 L7			0-0 F8		3-2 L9	5	2	2	0	0	0	2
Roy McMillan, R OBP: 0.304, SLG: 0.318 (1, 6)	2-2 1B G4-6-3 1-3 1B		4-1 1B BB			0-2 HR 1B	2-3 K2-3		1-0 BB	4	1	2	0	1	1	1
Gus Bell, L OBP: 0.350, SLG: 0.485 (1, 8)	0-0 G4-6-3 1-2f 3-H		0-2 F8			0-3 K	0-0 4-3			4	0	0	0	0	1	4
Ted Kluszewski, L OBP: 0.397, SLG: 0.620 (1, 3)	0-2 4-3		0-2 1B 1-3 2-H 1B			0-0 F2		0-1 4-3		4	0	1	1	0	0	1
Jim Greengrass, R OBP: 0.321, SLG: 0.494 (1, 7)		0-0 6-3	0-0 1B 1-2			1-1 HR 1-H		4-1 FC4-6 BB		3	1	2	2	1	0	0
Johnny Temple, R OBP: 0.383, SLG: 0.363 (1, 4)		1-1 F3	2-3 K			2-1 4-3		1-2 FC4-6 1-2f		4	0	0	0	0	1	3
Wally Post, R OBP: 0.284, SLG: 0.412 (1, 9)		0-0 1B 1B				1-3 K		0-0 F5		4	0	1	0	0	1	1
Ed Bailey, L OBP: 0.340, SLG: 0.400 (1, 2)		3-0 1B 1-3 1B				4-0 SH3-4 BB		0-0 F5	2-1 L8	3	0	1	0	1	0	0
Karl Drews, R OBP: 0.211, SLG: 0.067 (1, 1)		0-2 F9				0-1 SH3-4		2-2 L9	4-1 BB	0	0	0	0	0	0	0
Art Fowler, R OBP: 0.203, SLG: 0.096 (2, 1)						1-2 SH3-4				2	0	0	0	0	0	2
Lloyd Merriman, L OBP: 0.359, SLG: 0.306 (9, PH)										0	0	0	0	1	0	0

Inning Stats	R: 1	H: 2	E: 0	K: 0	S: 11	LOB: 0	BB: 0	P: 16	R: 0	H: 2	E: 0	K: 0	S: 9	LOB: 2	BB: 0	P: 13	R: 1	H: 3	E: 0	K: 1	S: 16	LOB: 2	BB: 1	P: 23	R: 0	H: 0	E: 0	K: 1	S: 7	LOB: 1	BB: 1	P: 14	R: 2	H: 2	E: 0	K: 1	S: 12	LOB: 0	BB: 0	P: 15	R: 0	H: 0	E: 0	K: 0	S: 5	LOB: 0	BB: 0	P: 7	R: 0	H: 0	E: 0	K: 1	S: 5	LOB: 0	BB: 0	P: 7	R: 0	H: 0	E: 0	K: 0	S: 8	LOB: 1	BB: 1	P: 13	R: 0	H: 0	E: 0	K: 0	S: 7	LOB: 1	BB: 1	P: 17	1B: 7	SF: 0	2B: 1	SAC: 1	3B: 0	DP: 1	HR: 1	HBP: 0	WP: 0	PA: 38
PITCHER	IP	WLS	BF	H	R	ER	SO	BB	IBB	HBP	BLK	WP	HR	S	P	ERA	WHIP																																																																	
Don Newcombe, R ERA: 4.54 (1, 1)	2.2		14	7	2	2	0	1	0	0	0	0	0	33	47	6.75	3.000																																																																	
Clem Labine, R ERA: 4.21 (3, 1)	6.1	W	24	2	2	2	4	3	0	0	0	0	1	47	78	2.84	0.789																																																																	

BOTTOM

Brooklyn Dodgers @ Cincinnati Redlegs
Crosley Field, Cincinnati, OH
Tue Aug 24 1954, 3:33 AM EDT
Att. 14,493 - Unknown

livebaseballscorecards.com

AB	33
R	4
H	9
RBI	3
BB	4
SO	4
LOB	14



Batter	1	2	3	4	5	6	7	8	9	AB R H RBI BB SO LOB	TOP
Jim Gilliam, S (1, 4) <small>OBP: 0.353, SLG: 0.412</small>	1-2 4-3 HR 2B	1-1 6-3		1-2 L5	0-0 F4		1-0 F6		0-1 1-3	6 1 1 0 0 0 2	
Pee Wee Reese, R (1, 6) <small>OBP: 0.397, SLG: 0.452</small> Don Zimmer, R (9, PH) <small>OBP: 0.242, SLG: 0.233</small>	2-1 4-3		4-1 FC4-6 BB	4-2 BB	3-2 HBP		0-0 1B		2-3 K	2 0 1 0 2 0 1 1 0 0 0 0 1 0	
Duke Snider, L (1, 8) <small>OBP: 0.430, SLG: 0.650</small>	1-3 K2-3		2-1 FC4-6 2B 1-2f 2B	2-1 L9	3-3 K		3-3 K		3-0 F5	6 1 0 0 0 3 5	
Gil Hodges, R (1, 3) <small>OBP: 0.384, SLG: 0.589</small>	0-0 HR		2-1 2B 2B		1-1 HR	4-1 1B WP BB		0-0 F9		4 4 3 3 1 0 1	
Sandy Amoros, L (1, 7) <small>OBP: 0.333, SLG: 0.500</small>	2-1 4-3		4-1 2B BB		1-0 HR 1B	2-0 WP 1B		1-1 5-3 HR 1B		4 3 3 0 1 0 0	
Carl Furillo, R (1, 9) <small>OBP: 0.355, SLG: 0.428</small>		0-0 5-3	3-2 2B 1-H 2-H 3-H		0-0 HR	1-1 F8		1-0 F6		5 1 2 5 0 0 2	
Don Hoak, R (1, 5) <small>OBP: 0.322, SLG: 0.414</small>		4-2 BB BB	1-1 5-3		1-1 HR HBP	1-3 K		2-1 5-3		3 1 0 0 1 1 3	
Rube Walker, L (1, 2) <small>OBP: 0.289, SLG: 0.345</small>		3-1 F2	3-1 F8		2-1 HR	4-1 BB		3-2 HR		4 2 2 4 1 0 2	
Billy Loes, R (1, 1) <small>OBP: 0.163, SLG: 0.122</small> George Shuba, L (8, PH) <small>OBP: 0.246, SLG: 0.288</small> Jim Hughes, R (8, 1) <small>OBP: 0.091, SLG: 0.091</small>		4-1 BB		0-2 1-3	0-0 B1-3	0-0 F9		1-3 K		3 0 0 0 1 0 2 1 0 0 0 0 1 0 0 0 0 0 0 0 0	
Inning Stats	R: 2 H: 2 E: 0 LOB: 0 K: 1 BB: 0 S: 11 P: 17	R: 0 H: 0 E: 0 LOB: 2 K: 0 BB: 2 S: 10 P: 22	R: 3 H: 2 E: 0 LOB: 1 K: 0 BB: 2 S: 17 P: 36	R: 0 H: 0 E: 0 LOB: 1 K: 0 BB: 1 S: 10 P: 17	R: 5 H: 4 E: 0 LOB: 1 K: 1 BB: 0 S: 14 P: 25	R: 1 H: 1 E: 0 LOB: 2 K: 1 BB: 2 S: 11 P: 23	R: 0 H: 1 E: 0 LOB: 1 K: 1 BB: 0 S: 6 P: 10	R: 2 H: 2 E: 0 LOB: 0 K: 1 BB: 0 S: 11 P: 19	R: 0 H: 0 E: 0 LOB: 0 K: 1 BB: 0 S: 6 P: 11	1B: 4 SF: 0 2B: 3 SAC: 0 3B: 0 DP: 0 HR: 5 HBP: 2	WP: 1 PA: 48 PB: 0 SB: 0 CS: 0
PITCHER Bud Pobjelan, R (1, 1) <small>ERA: 4.76</small> Fred Baczewski, L (3, 1) <small>ERA: 4.9</small> Jackie Collum, L (5, 1) <small>ERA: 4.17</small> Harry Perkowski, L (6, 1) <small>ERA: 6.22</small> Frank Smith, R (8, 1) <small>ERA: 2.63</small>	IP WLS BF H R ER SO BB IBB HBP BLK WP HR S P ERA WHIP 2.1 L 15 4 5 5 1 4 0 0 0 0 1 34 67 19.29 3.429 1.2 11 4 5 5 0 1 0 1 0 0 0 3 21 37 27.00 3.000 1.0 4 0 0 0 1 0 0 0 1 0 0 0 7 13 0.00 0.000 2.0 10 2 1 1 2 2 0 0 0 1 0 17 33 4.50 2.000 2.0 8 2 2 2 2 0 0 0 0 0 0 17 30 9.00 1.000	PITCHER IP WLS BF H R ER SO BB IBB HBP BLK WP HR S P ERA WHIP 1.2 11 4 5 5 0 1 0 1 0 0 0 3 21 37 27.00 3.000 1.0 4 0 0 0 1 0 0 0 1 0 0 0 7 13 0.00 0.000 2.0 10 2 1 1 2 2 0 0 0 1 0 17 33 4.50 2.000 2.0 8 2 2 2 2 0 0 0 0 0 0 17 30 9.00 1.000									

Brooklyn Dodgers @ Cincinnati Redlegs
 Crosley Field, Cincinnati, OH
 Wed Aug 25 1954, 3:33 AM EDT
 Att: 10,908 - Unknown

AB	39
R	13
H	12
RBI	12
BB	7
SO	6
LOB	18



WP: 1 PA: 48
 PB: 0
 SB: 0
 CS: 0

BOTTOM

Brooklyn Dodgers @ Cincinnati Redlegs
Crosley Field, Cincinnati, OH
Wed Aug 25 1954, 3:33 AM EDT
Att. 10,908 - Unknown

livebaseballscorecards.com

AB 29
R 2
H 3
RBI 2
BB 5
SO 6
LOB 13



WP: 0 PA: 34
PB: 0
SB: 0
CS: 0

AB R H RBI BB SO LOB

3 0 1 0 1 0 2
2 1 0 0 1 0 2
1 0 0 0 0 0 0

4 0 0 0 0 3 2

4 0 1 1 0 0 1

3 1 1 1 1 0 0

3 0 0 0 1 1 2

3 0 0 0 1 1 0

3 0 0 0 0 0 2

0 0 0 0 0 0 0
1 0 0 0 0 0 1
0 0 0 0 0 0 0
1 0 0 0 0 0 0
0 0 0 0 0 0 0
1 0 0 0 0 0 2
0 0 0 0 0 0 0

1B: 0 SF: 0
2B: 2 SAC: 0
3B: 0 DP: 1
HR: 1 HBP: 0

Batter	1	2	3	4	5	6	7	8	9
Bobby Adams, R OBP: 0.365, SLG: 0.382 (1, 5)	4-2 BB G4-6-3			2-0 F6		0-1 2B	0-0 B2		
Roy McMillan, R OBP: 0.304, SLG: 0.317 Rocky Bridges, R OBP: 0.353, SLG: 0.289 (1, 6) (7, 6)	1-1 G4-6-3 1-2f			4-2 3-1 2B BB		0-0 F9		0-0 L9	
Gus Bell, L OBP: 0.348, SLG: 0.481 (1, 8)	2-3 K			0-2 3-1 1-2		2-3 K		2-3 K	
Ted Kluszewski, L OBP: 0.395, SLG: 0.619 (1, 3)			1-0 L9	2-1 2B 2-H		3-2 F2		0-0 F2	
Jim Greengrass, R OBP: 0.322, SLG: 0.499 (1, 7)			0-2 L6	4-1 BB			0-2 HR		1-2 F8
Johnny Temple, R OBP: 0.381, SLG: 0.360 (1, 4)			3-2 F9	2-3 K			4-0 F9 BB BB		0-0 5-3
Wally Post, R OBP: 0.283, SLG: 0.408 (1, 9)			2-3 K		0-0 L5		4-2 1-2 BB BB		0-0 6-3
Hobie Landrith, L OBP: 0.360, SLG: 0.435 (1, 2)			2-2 L8		1-0 F8		2-2 F9		
Bud Podbielan, R OBP: 0.231, SLG: 0.167 Fred Baczewski, L OBP: 0.098, SLG: 0.075 Jackie Collum, L OBP: 0.143, SLG: 0.286 Nino Escalera, L OBP: 0.237, SLG: 0.206 Harry Perkowski, L OBP: 0.194, SLG: 0.320 Ed Bailey, L OBP: 0.338, SLG: 0.398 Frank Smith, R (1, 1) (3, 1) (5, 1) (5, PH) (6, 1) (7, PH) (8, 1)			1-3 K		2-1 6-3		0-0 F6		

Inning Stats	R: 0	H: 0	E: 0	K: 1	S: 7	R: 0	H: 0	E: 0	K: 0	S: 7	R: 0	H: 0	E: 0	K: 2	S: 11	R: 1	H: 1	E: 0	K: 1	S: 13	R: 0	H: 0	E: 0	K: 0	S: 4	R: 0	H: 1	E: 0	K: 1	S: 9	R: 1	H: 1	E: 0	K: 0	S: 10	R: 0	H: 0	E: 0	K: 1	S: 7	R: 0	H: 0	E: 0	K: 0	S: 5	1B: 0	SF: 0	2B: 2	SAC: 0	3B: 0	DP: 1	HR: 1	HBP: 0	WP: 0	PA: 34
--------------	------	------	------	------	------	------	------	------	------	------	------	------	------	------	-------	------	------	------	------	-------	------	------	------	------	------	------	------	------	------	------	------	------	------	------	-------	------	------	------	------	------	------	------	------	------	------	-------	-------	-------	--------	-------	-------	-------	--------	-------	--------

PITCHER	IP	WLS	BF	H	R	ER	SO	BB	IBB	HBP	BLK	WP	HR	S	P	ERA	WHIP
Billy Loes, R ERA: 4.12 (1, 1)	7.0	W	28	3	2	2	5	5	0	0	0	0	1	61	109	2.57	1.143
Jim Hughes, R ERA: 2.74 (8, 1)	2.0	S	6	0	0	0	1	0	0	0	0	0	0	12	15	0.00	0.000

Batter	1	2	3	4	5	6	7	8	9	10	AB R H RBI BB SO LOB	TOP
Jim Gilliam, S OBP: 0.352, SLG: 0.412 (1, 4)	3-3 K			2-0 F7	0-0 FC4-6 BB		1-1 F8			0-0 6-3 1B 2B	5 1 1 0 0 1 2	<p>Brooklyn Dodgers @ St. Louis Cardinals</p> <p>Sportsman's Park, St. Louis, MO</p> <p>Fri Aug 27 1954, 4:33 AM EDT</p> <p>Att. 24,956 - Unknown</p>
Pee Wee Reese, R OBP: 0.397, SLG: 0.449 (1, 6)	1-2 F2			4-2 2B BB	4-2 BB			3-2 F8		3-2 6-3	3 1 0 0 2 0 1	
Duke Snider, L OBP: 0.430, SLG: 0.648 (1, 8)	0-1 5-3			2-0 1-H 2B	2-1 F9			2-1 4-3		4-0 1B E IBB	4 1 1 1 1 0 2	
Gil Hodges, R OBP: 0.384, SLG: 0.587 (1, 3)				2-0 FC5 BB 1B			1-3 K			0-0 E SF7 1B	5 1 2 1 0 2 0	
Sandy Amoros, L OBP: 0.335, SLG: 0.494 (1, 7)				4-0 1-2 BB			1-2 L9		1-1 HR 1B	1-0 E3 1B	4 2 1 0 1 0 1	
Jackie Robinson, R OBP: 0.425, SLG: 0.535 (1, 5)				2-1 FC5			2-0 F3		0-0 HR	2-2 SF7	2 0 0 0 0 0 2	
Don Hoak, R OBP: 0.321, SLG: 0.412 (4, 5)				1-0 F3							1 0 0 0 0 0 0	
Walt Moryn, L OBP: 0.357, SLG: 0.494 (9, PH)				2-3f					1-H	3-H	1 1 1 2 0 0 0	
Billy Cox, R OBP: 0.300, SLG: 0.310 (9, 5)											0 0 0 1 0 0 0	
Carl Furillo, R OBP: 0.355, SLG: 0.430 (1, 9)				1-0 F7			1-1 1B 2B		3-3 K	2-2 BB 1B	5 1 2 1 0 2 0	
Rube Walker, L OBP: 0.293, SLG: 0.342 (1, 2)				1-1 4-3			0-0 FC4-6 1B		2-1 F6	4-0 1-2 BB	4 0 1 1 1 0 0	
Carl Erskine, R OBP: 0.188, SLG: 0.173 (5, PH)				0-2 L3			2-2 F8		1-0 F2	1-3 K	1 0 0 0 0 0 0	
George Shuba, L OBP: 0.243, SLG: 0.283 (5, 1)											1 0 0 0 0 0 1	
Pete Wojey, R (5, 1)											0 0 0 0 0 0 0	
Johnny Podres, L OBP: 0.217, SLG: 0.465 (7, PH)											1 0 1 0 0 0 0	
Clem Labine, R OBP: 0.161, SLG: 0.037 (7, 1)											1 0 0 0 0 0 0	
Jim Hughes, R OBP: 0.083, SLG: 0.083 (9, 1)											1 0 0 0 0 1 2	

AB	39
R	8
H	10
RBI	7
BB	5
SO	6
LOB	11



Inning Stats	R: 0	H: 0	R: 0	H: 0	R: 0	H: 0	R: 1	H: 2	R: 0	H: 0	R: 0	H: 1	R: 0	H: 0	R: 2	H: 2	R: 4	H: 3	1B: 6	SF: 1	WP: 0	PA: 45
E: 0	LOB: 0	E: 0	LOB: 0	E: 0	LOB: 0	E: 0	LOB: 2	E: 0	LOB: 2	E: 0	LOB: 0	E: 0	LOB: 1	E: 0	LOB: 0	E: 1	LOB: 2	2B: 3	SAC: 0	PB: 0		
K: 1	BB: 0	K: 0	BB: 0	K: 0	BB: 0	K: 0	BB: 2	K: 0	BB: 1	K: 1	BB: 0	K: 1	BB: 0	K: 1	BB: 0	K: 1	BB: 2	3B: 0	DP: 0	SB: 0		
S: 8	P: 12	S: 6	P: 12	S: 8	P: 10	S: 6	P: 21	S: 12	P: 21	S: 9	P: 13	S: 10	P: 17	S: 8	P: 14	S: 9	P: 13	HR: 1	HBP: 0	CS: 0		
PITCHER	IP	WLS	BF	H	R	ER	SO	BB	IBB	HBP	BLK	WP	HR	S	P	ERA	WHIP					
Brooks Lawrence, R ERA: 3.72 (1, 1)	9.0		36	7	4	4	5	3	0	0	0	0	1	76	133	4.00	1.111					
Gerry Staley, R ERA: 5.57 (10, 1)	0.1	L	4	2	3	1	0	0	1	0	0	0	0	8	15	27.00	6.000					
Al Brazie, L ERA: 4.24 (10, 1)	0.0		1	0	0	0	0	0	0	0	0	0	0	1	2	∞	∞					
Ben Wade, R ERA: 8.77 (10, 1)	0.0		0	0	0	0	0	0	0	0	0	0	0	0	0	∞	∞					

BOTTOM

Brooklyn Dodgers @ St. Louis Cardinals
Sportsman's Park, St. Louis, MO

Fri Aug 27 1954, 4:33 AM EDT
Att: 24,956 - Unknown

livebaseballscorecards.com

AB	36
R	4
H	9
RBI	4
BB	3
SO	3
LOB	17



WP	0	PA	40
PB	0		
SB	0		
CS	0		

AB R H RBI BB SO LOB

4	0	0	0	1	0	3
5	0	2	0	0	0	0
5	0	0	0	0	0	3
4	1	1	0	0	0	0
1	0	0	0	0	0	0
4	1	3	0	0	0	0
4	0	0	0	0	0	4
2	2	1	3	2	0	1
0	0	0	0	0	0	0
0	0	0	0	0	0	0
3	0	2	1	0	0	2
3	0	0	0	0	3	2
1	0	0	0	0	0	2
0	0	0	0	0	0	0
0	0	0	0	0	0	0
0	0	0	0	0	0	0
0	0	0	0	0	0	0

1B:	7	SF:	0
2B:	1	SAC:	1
3B:	0	DP:	2
HR:	1	HBP:	0

Batter	1	2	3	4	5	6	7	8	9	10
Wally Moon, L OBP: 0.388, SLG: 0.460 (1, 8)	1-0 F5	0-0 L7			2-2 F7		4-1 1B BB		0-0 F7	
Red Schoendienst, S OBP: 0.371, SLG: 0.435 (1, 4)	1-1 G4-6-3 1B		1-1 F4		2-2 3-1		1-0 G6-3 1B		1-1 6-3	
Stan Musial, L OBP: 0.439, SLG: 0.631 (1, 9)	1-1 G4-6-3 1-2f		3-2 F8		3-2 4-3		1-2 G6-3 1-2f		2-2 L8	
Ray Jablonski, R OBP: 0.361, SLG: 0.451 Solly Hemus, L OBP: 0.467, SLG: 0.457 (1, 5) (9, 5)		0-0 1B HR 1B	0-0 F5		2-1 F7		2-2 F8		2-2 F9	
Joe Cunningham, L OBP: 0.361, SLG: 0.488 (1, 3)		2-0 1B HR 1B		2-1 FC5-4 1B		3-2 BB 1B		0-0 1-3		
Rip Repulski, R OBP: 0.321, SLG: 0.449 (1, 7)		0-1 L5		2-0 F7		2-2 F4		0-0 6-3		
Bill Sarni, R OBP: 0.353, SLG: 0.474 Dick Schofield, S OBP: 0.143, SLG: 0.429 Del Rice, R OBP: 0.271, SLG: 0.339 (1, 2) (9, PR) (10, 2)		1-0 1-H 2-H HR		3-1 FC5-4 1-2f 2B		4-1 FC6-4 BB		4-2 SH3-4 BB		
Alex Grammas, R OBP: 0.294, SLG: 0.289 (1, 6)		0-0 1B		2-0 1-H 2B		2-1 FC6-4 1-2f		0-0 SH3-4 1-2		
Brooks Lawrence, R OBP: 0.275, SLG: 0.216 Joe Frazier, L OBP: 0.414, SLG: 0.573 Gerry Staley, R OBP: 0.243, SLG: 0.182 Al Brazle, L Ben Wade, R (1, 1) (9, PH) (10, 1) (10, 1) (10, 1)		1-3 K		2-3 K		1-3 K		2-0 F2		

Inning Stats	R: 0	H: 1	E: 0	LOB: 0	K: 0	S: 5	P: 8	R: 3	H: 4	E: 0	LOB: 1	K: 1	S: 10	P: 14	R: 0	H: 0	E: 0	LOB: 0	K: 0	S: 6	P: 10	R: 1	H: 2	E: 0	LOB: 1	K: 1	S: 9	P: 20	R: 0	H: 0	E: 0	LOB: 0	K: 0	S: 11	P: 18	R: 0	H: 1	E: 0	LOB: 2	K: 0	S: 12	P: 25	R: 0	H: 1	E: 0	LOB: 1	K: 1	S: 8	P: 15	R: 0	H: 0	E: 0	LOB: 0	K: 0	S: 5	P: 7	R: 0	H: 0	E: 0	LOB: 2	K: 0	S: 5	P: 11	R: 0	H: 0	E: 0	LOB: 0	K: 0	S: 8	P: 13
--------------	------	------	------	--------	------	------	------	------	------	------	--------	------	-------	-------	------	------	------	--------	------	------	-------	------	------	------	--------	------	------	-------	------	------	------	--------	------	-------	-------	------	------	------	--------	------	-------	-------	------	------	------	--------	------	------	-------	------	------	------	--------	------	------	------	------	------	------	--------	------	------	-------	------	------	------	--------	------	------	-------

PITCHER	IP	WLS	BF	H	R	ER	SO	BB	IBB	HBP	BLK	WP	HR	S	P	ERA	WHIP
Carl Erskine, R ERA: 3.77 (1, 1)	4.0		18	7	4	4	2	0	0	0	0	0	1	30	52	9.00	1.750
Pete Wojey, R ERA: 3.26 (5, 1)	2.0		8	1	0	0	0	1	0	0	0	0	0	23	43	0.00	1.000
Clem Labine, R ERA: 4.1 (7, 1)	2.1		9	1	0	0	1	2	0	0	0	0	0	16	29	0.00	1.286
Jim Hughes, R ERA: 2.67 (9, 1)	1.2	W	5	0	0	0	0	0	0	0	0	0	0	10	17	0.00	0.000

PITCHER	IP	WLS	BF	H	R	ER	SO	BB	IBB	HBP	BLK	WP	HR	S	P	ERA	WHIP
Carl Erskine, R ERA: 3.77 (1, 1)	4.0		18	7	4	4	2	0	0	0	0	0	1	30	52	9.00	1.750
Pete Wojey, R ERA: 3.26 (5, 1)	2.0		8	1	0	0	0	1	0	0	0	0	0	23	43	0.00	1.000
Clem Labine, R ERA: 4.1 (7, 1)	2.1		9	1	0	0	1	2	0	0	0	0	0	16	29	0.00	1.286
Jim Hughes, R ERA: 2.67 (9, 1)	1.2	W	5	0	0	0	0	0	0	0	0	0	0	10	17	0.00	0.000

Batter	1	2	3	4	5	6	7	8	9	AB R H RBI BB SO LOB	TOP
Jim Gilliam, S (1, 4) OBP: 0.352, SLG: 0.411 	4-2 		1-1 		2-1 		1-1 		1-2 	4 2 1 0 1 0 0	
Pee Wee Reese, R (1, 6) OBP: 0.397, SLG: 0.450 	0-2 		4-2 			2-2 		1-2 	0-0 	4 0 1 1 1 0 1	
Duke Snider, L (1, 8) OBP: 0.432, SLG: 0.651 	1-2 		1-0 			4-0 		1-1 	4-2 	3 2 1 0 2 0 3	
Gil Hodges, R (1, 3) OBP: 0.386, SLG: 0.587 	2-2 			0-2 		0-0 		4-1 	0-1 	3 1 2 2 1 0 0	
Sandy Amoros, L (1, 7) OBP: 0.331, SLG: 0.481 	0-1 			0-0 		4-0 		1-0 	4-3 	4 0 0 0 1 0 5	
Carl Furillo, R (1, 9) OBP: 0.358, SLG: 0.439 		0-1 		2-2 		0-0 		0-0 		4 1 3 3 0 0 0	
Billy Cox, R (1, 5) OBP: 0.295, SLG: 0.304 			0-0 		0-1 		0-0 		2-0 	4 0 0 0 0 0 4	
Rube Walker, L (1, 2) OBP: 0.285, SLG: 0.331 		1-1 			0-0 		1-3 		3-2 	4 0 0 0 0 1 0	
Johnny Podres, L (1, 1) OBP: 0.392, SLG: 0.435 Jim Hughes, R (8, 1) OBP: 0.154, SLG: 0.154 			0-0 		2-1 		0-0 		0-0 	3 0 0 0 0 0 0 1 1 1 0 0 0 0	
Inning Stats	R: 1 H: 1 E: 1 LOB: 1 K: 0 BB: 1 S: 13 P: 20	R: 0 H: 0 E: 0 LOB: 0 K: 0 BB: 0 S: 5 P: 6	R: 0 H: 0 E: 0 LOB: 1 K: 0 BB: 1 S: 6 P: 12	R: 1 H: 1 E: 0 LOB: 0 K: 0 BB: 0 S: 9 P: 11	R: 0 H: 0 E: 0 LOB: 0 K: 0 BB: 0 S: 5 P: 9	R: 2 H: 2 E: 1 LOB: 1 K: 0 BB: 2 S: 7 P: 17	R: 0 H: 0 E: 0 LOB: 0 K: 1 BB: 0 S: 6 P: 8	R: 1 H: 2 E: 0 LOB: 2 K: 0 BB: 1 S: 9 P: 18	R: 2 H: 3 E: 0 LOB: 2 K: 0 BB: 1 S: 16 P: 27	1B: 6 SF: 1 2B: 2 SAC: 0 3B: 1 DP: 2 HR: 1 HBP: 0	WP: 1 PA: 41 PB: 0 SB: 0 CS: 0
PITCHER	Vic Raschi, R (1, 1) ERA: 4.55 Royce Lint, L (7, 1) ERA: 4.98 Al Brazle, L (9, 1) ERA: 4.42	IP WLS BF H R ER SO BB IBB HBP BLK WP HR S P ERA WHIP 6.0 L 25 4 4 4 0 3 1 0 0 1 1 45 75 6.00 1.167 2.0 9 2 1 1 1 1 0 0 0 0 0 15 26 4.50 1.500 1.0 7 3 2 2 0 1 0 0 0 0 0 16 27 18.00 4.000	PITCHER	IP WLS BF H R ER SO BB IBB HBP BLK WP HR S P ERA WHIP							

Brooklyn Dodgers @ St. Louis Cardinals
 Sportsman's Park, St. Louis, MO
 Sat Aug 28 1954, 4:33 AM EDT
 Att: 23,868 - Unknown

AB	34
R	7
H	9
RBI	6
BB	6
SO	1
LOB	13



Batter	1	2	3	4	5	6	7	8	9	AB	R	H	RBI	BB	SO	LOB
Wally Moon, L OBP: 0.387, SLG: 0.457 (1, 8)	1-1 F3		3-1 3-6		1-1 1-3			4-1 BB		3	0	0	1	1	0	1
Red Schoendienst, S OBP: 0.368, SLG: 0.432 (1, 4)	1-2 F3		1-0 F5			0-1 F4		0-1 F9		4	0	0	0	0	0	2
Stan Musial, L OBP: 0.441, SLG: 0.634 (1, 9)	0-0 2B			4-2 SF8 BB		1-1 G6-4-3 1B		1-0 3-1		3	1	2	0	1	0	2
Ray Jablonski, R OBP: 0.358, SLG: 0.448 (1, 5)	1-2 F7			1-1 6-3		1-0 G6-4-3			0-0 F7	4	0	0	0	0	0	3
Rip Repulski, R OBP: 0.324, SLG: 0.456 (1, 7)		4-1 G4-6-3 BB		1-0 E6 SF8 1B			0-1 F6		2-1 HR	3	1	2	1	1	0	0
Bill Sarni, R OBP: 0.348, SLG: 0.469 (1, 2)		1-0 G4-6-3		1-0 SF8			3-2 F4		1-3 K	3	0	0	1	0	1	1
Joe Cunningham, L OBP: 0.374, SLG: 0.479 (1, 3)		1-1 F8		2-3 3-H 2-2 4-3			1-3 K		1-2 1-3	4	0	0	0	0	1	1
Alex Grammas, R OBP: 0.294, SLG: 0.290 (1, 6)			1-0 WP 3-6 1B		0-1 6-3			0-1 L5		3	1	1	0	0	0	0
Vic Raschi, R OBP: 0.188, SLG: 0.148 (1, 1)			0-0 3-6 WP 1B		1-3 K			4-2 BB BB		2	0	1	0	0	1	0
Royce Lint, L OBP: 0.438, SLG: 0.200 (7, 1)										0	0	0	0	0	0	0
Peanuts Lowrey, R OBP: 0.258, SLG: 0.231 (8, PH)										0	0	0	0	1	0	0
Al Brazle, L (9, 1)										0	0	0	0	0	0	0

Inning Stats	R: 0	H: 1	E: 0	LOB: 1	K: 0	S: 10	P: 13	R: 0	H: 0	E: 0	LOB: 0	K: 0	S: 4	P: 10	R: 1	H: 2	E: 0	LOB: 0	K: 0	S: 5	P: 10	R: 1	H: 1	E: 1	LOB: 1	K: 0	S: 9	P: 18	R: 0	H: 0	E: 0	LOB: 0	K: 1	S: 7	P: 9	R: 0	H: 1	E: 0	LOB: 0	K: 0	S: 5	P: 7	R: 0	H: 0	E: 0	LOB: 0	K: 1	S: 8	P: 12	R: 0	H: 0	E: 0	LOB: 2	K: 0	S: 10	P: 19	R: 1	H: 1	E: 0	LOB: 0	K: 1	S: 9	P: 13	1B: 4	SF: 1	2B: 2	SAC: 0	3B: 0	DP: 3	HR: 1	HBP: 0	WP: 1	PA: 34
--------------	------	------	------	--------	------	-------	-------	------	------	------	--------	------	------	-------	------	------	------	--------	------	------	-------	------	------	------	--------	------	------	-------	------	------	------	--------	------	------	------	------	------	------	--------	------	------	------	------	------	------	--------	------	------	-------	------	------	------	--------	------	-------	-------	------	------	------	--------	------	------	-------	-------	-------	-------	--------	-------	-------	-------	--------	-------	--------

PITCHER	IP	WLS	BF	H	R	ER	SO	BB	IBB	HBP	BLK	WP	HR	S	P	ERA	WHIP
Johnny Podres, L ERA: 4.5 (1, 1)	7.2	W	29	5	2	1	2	4	0	0	0	1	0	57	96	1.17	1.174
Jim Hughes, R ERA: 2.75 (8, 1)	1.1	S	5	1	1	1	1	0	0	0	0	0	1	10	15	6.75	0.750


BOTTOM

Brooklyn Dodgers @ St. Louis Cardinals
Sportsman's Park, St. Louis, MO

Sat Aug 28 1954, 4:33 AM EDT
Att. 23,868 - Unknown

livebaseballscorecards.com

AB	29
R	3
H	6
RBI	3
BB	4
SO	3
LOB	10



Batter	1	2	3	4	5	6	7	8	9	10	11	AB R H RBI BB SO LOB	TOP												
Jim Gilliam, S OBP: 0.356, SLG: 0.413 (1, 4)	0-3 K		0-0 F8			0-1 SH3 1B	1-2 E 1B		4-1 BB		0-1 BB 1B	5 2 3 2 1 1 0	Brooklyn Dodgers @ Milwaukee Braves Milwaukee County Stadium, Milwaukee, WI Sun Aug 29 1954, 4:33 AM EDT Unknown												
Pee Wee Reese, R OBP: 0.395, SLG: 0.446 (1, 6)	0-0 4-3		2-1 F8			0-1 SH3 1B	3-2 E1 FC6-4		3-2 4-3		4-2 BB 1B	4 1 0 0 1 0 2													
Duke Snider, L OBP: 0.434, SLG: 0.656 (1, 8)	4-2 WP 1B BB					4-0 1B IBB	1-3 K				1-2 BB 1B	4 2 2 3 2 1 2													
Gil Hodges, R OBP: 0.386, SLG: 0.584 (1, 3)	2-2 1-H 1B					1-1 F6 1B	0-1 FC6-4				1-3 BB 1B	6 1 2 1 0 1 4													
Sandy Amoros, L OBP: 0.337, SLG: 0.491 (1, 7)						2-2 L7 1B					1-2 BB 1B	5 1 2 1 1 1 0													
Jackie Robinson, R OBP: 0.421, SLG: 0.529 Billy Cox, R OBP: 0.301, SLG: 0.319 (1, 5) (8, 5)						3-1 FC6-4 1B					4-2 BB 1B	4 0 0 0 0 1 3 2 1 2 2 0 0 0													
Carl Furillo, R OBP: 0.358, SLG: 0.437 (1, 9)						2-0 F3 1B					1-3 BB 1B	5 2 1 1 1 0 2													
Rube Walker, L OBP: 0.284, SLG: 0.322 Don Hoak, R OBP: 0.321, SLG: 0.412 Roy Campanella, R OBP: 0.279, SLG: 0.408 (1, 2) (9, PR) (9, 2)						1-1 L9 1B					4-0 BB 1B	3 0 0 0 1 1 2 0 0 0 0 0 0 0 2 0 0 0 0 1 3													
Russ Meyer, S OBP: 0.167, SLG: 0.054 Jim Hughes, R OBP: 0.143, SLG: 0.143 Clem Labine, R OBP: 0.161, SLG: 0.037 Walt Moryn, L OBP: 0.365, SLG: 0.494 Pete Wojey, R (11, 1) (11, 1)						1-1 1-3					4-0 BB 1B IBB	3 1 1 1 0 1 0 1 0 0 0 0 0 1 0 0 0 0 0 0 0 0 1 0 0 1 0 0 0 0 0 0 0 0 0													
Inning Stats	R: 0 E: 0 K: 1 S: 10	H: 1 LOB: 2 BB: 1 P: 16	R: 0 E: 0 K: 1 S: 9	H: 1 LOB: 1 BB: 0 P: 15	R: 0 E: 0 K: 1 S: 6	H: 0 LOB: 0 BB: 0 P: 10	R: 1 E: 0 K: 0 S: 12	H: 1 LOB: 0 BB: 0 P: 21	R: 0 E: 0 K: 0 S: 5	H: 0 LOB: 0 BB: 0 P: 9	R: 1 E: 0 K: 1 S: 9	H: 2 LOB: 2 BB: 1 P: 16		R: 2 E: 2 K: 1 S: 17	H: 3 LOB: 2 BB: 0 P: 25	R: 0 E: 0 K: 1 S: 6	H: 0 LOB: 0 BB: 0 P: 8	R: 0 E: 0 K: 2 S: 7	H: 0 LOB: 0 BB: 0 P: 8	R: 8 E: 0 K: 1 S: 27	H: 5 LOB: 1 BB: 4 P: 51	1B: 10 2B: 0 3B: 2 HR: 1	SF: 0 SAC: 1 DP: 1 HBP: 0	WP: 1 PB: 0 SB: 0 CS: 0	PA: 53
PITCHER	IP WLS BF H R ER SO BB IBB HBP BLK WP HR S P ERA WHIP	IP WLS BF H R ER SO BB IBB HBP BLK WP HR S P ERA WHIP	IP WLS BF H R ER SO BB IBB HBP BLK WP HR S P ERA WHIP	IP WLS BF H R ER SO BB IBB HBP BLK WP HR S P ERA WHIP	IP WLS BF H R ER SO BB IBB HBP BLK WP HR S P ERA WHIP	IP WLS BF H R ER SO BB IBB HBP BLK WP HR S P ERA WHIP	IP WLS BF H R ER SO BB IBB HBP BLK WP HR S P ERA WHIP	IP WLS BF H R ER SO BB IBB HBP BLK WP HR S P ERA WHIP	IP WLS BF H R ER SO BB IBB HBP BLK WP HR S P ERA WHIP	IP WLS BF H R ER SO BB IBB HBP BLK WP HR S P ERA WHIP	IP WLS BF H R ER SO BB IBB HBP BLK WP HR S P ERA WHIP	IP WLS BF H R ER SO BB IBB HBP BLK WP HR S P ERA WHIP		IP WLS BF H R ER SO BB IBB HBP BLK WP HR S P ERA WHIP	IP WLS BF H R ER SO BB IBB HBP BLK WP HR S P ERA WHIP	IP WLS BF H R ER SO BB IBB HBP BLK WP HR S P ERA WHIP	IP WLS BF H R ER SO BB IBB HBP BLK WP HR S P ERA WHIP	IP WLS BF H R ER SO BB IBB HBP BLK WP HR S P ERA WHIP	IP WLS BF H R ER SO BB IBB HBP BLK WP HR S P ERA WHIP	IP WLS BF H R ER SO BB IBB HBP BLK WP HR S P ERA WHIP	IP WLS BF H R ER SO BB IBB HBP BLK WP HR S P ERA WHIP	IP WLS BF H R ER SO BB IBB HBP BLK WP HR S P ERA WHIP	IP WLS BF H R ER SO BB IBB HBP BLK WP HR S P ERA WHIP	IP WLS BF H R ER SO BB IBB HBP BLK WP HR S P ERA WHIP	IP WLS BF H R ER SO BB IBB HBP BLK WP HR S P ERA WHIP

livebaseballscorecards.com

AB	44
R	12
H	13
RBI	11
BB	8
SO	8
LOB	19



Batter	1	2	3	4	5	6	7	8	9	10	11	AB R H RBI BB SO LOB	BOTTOM				
Bill Bruton, L OBP: 0.347, SLG: 0.371 (1, 8)	0-1 F7	0-0 F5			3-2 FC6-5 SH1-4 1B		1-1 2B 1B		3-2 1B 1B	1-3 K		6 2 3 0 0 1 3	<p>Brooklyn Dodgers @ Milwaukee Braves</p> <p>Milwaukee County Stadium, Milwaukee, WI</p> <p>Sun Aug 29 1954, 4:33 AM EDT</p> <p>Unknown</p>				
Danny O'Connell, R OBP: 0.326, SLG: 0.357 (1, 5)	3-2 1B 1B		2-1 F9		1-1 SH1-4		1-1 1B 2B		1-3 K		0-1 DI 6-3 1B	5 1 3 0 0 1 1					
Bobby Thomson, R OBP: 0.474, SLG: 0.611 (1, 7)	0-2 F9		0-0 1B		3-1 FC6-5		3-2 2-H 3-H 1B		2-0 1B 1B		0-1 6-3	6 1 3 2 0 0 3					
Joe Adcock, R OBP: 0.365, SLG: 0.526 (1, 3)	3-1 FC4-6 1B		0-3 K		2-2 1-3		3-2 6-3		0-0 1B 1B		4-2 G4-6-3 BB	5 0 2 1 1 1 3					
Andy Paiko, R OBP: 0.333, SLG: 0.440 (1, 9)	1-0 FC4-6		0-0 F4			0-2 F7		0-0 G5-4-3 1B		0-0 1B 1B	0-1 G4-6-3	6 0 2 1 0 0 5					
Del Crandall, R OBP: 0.313, SLG: 0.415 Charlie White, L OBP: 0.315, SLG: 0.333 (1, 2) (11, 2)		3-1 1B 2B		0-2 5-3		0-1 F7		0-1 G5-4-3		1-1 F8		5 0 1 0 0 0 3 0 0 0 0 0 0 0					
Johnny Logan, R OBP: 0.342, SLG: 0.378 (1, 6)		3-1 2-3 1B		0-0 6-3		1-3 K		0-0 1B		1-0 SH2-4 1B		5 0 3 0 0 1 0					
Jack Dittmer, L OBP: 0.225, SLG: 0.242 Eddie Mathews, L OBP: 0.408, SLG: 0.566 Roy Smalley, R OBP: 0.296, SLG: 0.348 (1, 4) (8, PH) (9, 4)		0-3 K		0-0 1B			2-1 G3		2-3 K		0-3 K	3 0 1 0 0 1 2 1 0 0 0 0 1 1 1 0 0 0 0 1 1					
Lew Burdette, R OBP: 0.147, SLG: 0.127 Dave Koslo, L (7, PH) Hank Aaron, R OBP: 0.316, SLG: 0.436 Ernie Johnson, R OBP: 0.286, SLG: 0.286 George Mekovich, L OBP: 0.362, SLG: 0.342 Dave Jolly, R OBP: 0.560, SLG: 0.542 Chet Nichols, S OBP: 0.097, SLG: 0.097 Joey Jay, S (1, 1) (7, 1) (8, 1) (9, PH) (10, 1) (11, 1) (11, 1)		1-3 K		2-1 F6			2-3 K		3-2 G3		0-1 SH2-4	2 0 0 0 0 1 3 0 0 0 0 0 0 0 1 0 0 0 0 1 0 0 0 0 0 0 0 0 1 0					
Inning Stats	R: 0 H: 2 E: 0 LOB: 2 K: 0 BB: 0 S: 13 P: 20	R: 0 H: 2 E: 0 LOB: 2 K: 2 BB: 0 S: 12 P: 19	R: 0 H: 1 E: 0 LOB: 1 K: 1 BB: 0 S: 7 P: 9	R: 0 H: 1 E: 0 LOB: 1 K: 0 BB: 0 S: 7 P: 9	R: 0 H: 1 E: 0 LOB: 1 K: 0 BB: 0 S: 10 P: 19	R: 0 H: 0 E: 0 LOB: 0 K: 1 BB: 0 S: 8 P: 9	R: 2 H: 3 E: 0 LOB: 1 K: 1 BB: 0 S: 16 P: 28	R: 0 H: 2 E: 0 LOB: 1 K: 1 BB: 0 S: 7 P: 9	R: 2 H: 4 E: 0 LOB: 2 K: 1 BB: 0 S: 14 P: 24	R: 0 H: 1 E: 0 LOB: 1 K: 2 BB: 0 S: 9 P: 11	R: 0 H: 1 E: 0 LOB: 1 K: 0 BB: 1 S: 8 P: 12	1B: 16 SF: 0 2B: 2 SAC: 2 3B: 0 DP: 2 HR: 0 HBP: 0		WP: 0 PA: 50 PB: 0 SB: 0 CS: 0			
PITCHER	IP WLS BF H R ER SO BB IBB HBP BLK WP HR S P ERA WHIP																
Russ Meyer, R ERA: 4.05 (1, 1)	6.2		10	2	2	5	0	0	0	0	0	0	0	69	106	2.70	1.500
Jim Hughes, R ERA: 2.92 (7, 1)	2.0	11	6	2	2	2	0	0	0	0	0	0	0	23	37	9.00	3.000
Clem Labine, R ERA: 4.05 (9, 1)	1.1	W 5	1	0	0	2	0	0	0	0	0	0	0	11	14	0.00	0.750
Pete Wojey, R ERA: 3.1 (11, 1)	1.0	S 4	1	0	0	0	1	0	0	0	0	0	0	8	12	0.00	2.000

livebaseballscores.com



Batter	1	2	3	4	5	6	7	8	9	AB R H RBI BB SO LOB	TOP											
Jim Gilliam, S OBP: 0.354, SLG: 0.412 (1, 4)	2-2 F4	0-2 8-6-3		1-0 6-3		2-1 HR 2B		2-1 F3	0-0 F5	6 1 1 0 0 0 4	<p>Brooklyn Dodgers @ Milwaukee Braves</p> <p>Milwaukee County Stadium, Milwaukee, WI</p> <p>Sun Aug 29 1954, 4:38 AM EDT Att: 45,922 - Unknown</p>											
Pee Wee Reese, R OBP: 0.398, SLG: 0.450 (1, 6)	4-1 E S BB		1-0 HR 1B	0-1 4-3		1-2 F5		1-1 1B 2B	0-0 1B	5 2 3 0 1 0 2												
Duke Snider, L OBP: 0.437, SLG: 0.660 (1, 8)	2-3 K		1-2 HR 1B		4-1 1-3 2B BB	4-0 HR IBB		1-1 4-3 1B BB	3-2 L9	4 4 2 3 2 1 2												
Gil Hodges, R OBP: 0.386, SLG: 0.588 (1, 3)	2-0 F6 1-3		3-1 4-3		0-0 1-3 1-2	1-1 1B HR		4-1 4-3 1B BB		4 2 1 3 1 0 2												
Sandy Amoros, L OBP: 0.339, SLG: 0.494 (1, 7)		0-1 FC5-4 1B	3-1 F6		1-0 6-3 2B	1-2 F7		0-0 4-3 1-2 2-3		5 0 2 1 0 0 2												
Carl Furillo, R OBP: 0.360, SLG: 0.440 (1, 9)		1-2 FC5-4 2B	2-2 1B		0-0 6-3 2-3		2-2 4-3 2B	4-0 1B IBB		4 1 2 0 1 0 2												
Billy Cox, R OBP: 0.304, SLG: 0.327 Don Hoak, R OBP: 0.319, SLG: 0.409 (1, 5) (2, PR) (2, 5)		1-0 1B 2B	0-3 K		2-3 K		1-0 4-3	1-1 1B		1 0 1 1 0 0 0 4 0 1 2 0 2 3												
Rube Walker, L OBP: 0.295, SLG: 0.360 (1, 2)		4-0 1B IBB		3-2 SH1-4 2B		0-0 HR	3-3 K	1-1 4-3		4 1 2 1 1 1 3												
Billy Loes, R OBP: 0.170, SLG: 0.133 (1, 1)		0-2 8-6-3 1B		0-0 SH1-4 2-3		2-3 K	1-3 K		1-3 K	4 0 1 0 0 3 1												
Inning Stats	R: 0 E: 0 K: 1 S: 9	H: 0 LOB: 1 BB: 1 P: 19	R: 1 E: 1 K: 0 S: 17	H: 3 LOB: 2 BB: 1 P: 23	R: 2 E: 0 K: 1 S: 14	H: 3 LOB: 1 BB: 0 P: 24	R: 0 E: 1 K: 0 S: 7	H: 1 LOB: 1 BB: 0 P: 11	R: 1 E: 0 K: 1 S: 7	H: 1 LOB: 1 BB: 1 P: 14		R: 4 E: 0 K: 1 S: 14	H: 3 LOB: 0 BB: 1 P: 25	R: 0 E: 0 K: 2 S: 10	H: 1 LOB: 1 BB: 0 P: 17	R: 3 E: 0 K: 0 S: 12	H: 3 LOB: 2 BB: 2 P: 26	R: 0 E: 0 K: 1 S: 8	H: 1 LOB: 1 BB: 0 P: 12	1B: 7 2B: 7 3B: 0 HR: 3	SF: 0 SAC: 1 DP: 1 HBP: 0	WP: 0 PB: 0 SB: 1 CS: 0
PITCHER	IP WLS BF H R ER SO BB IBB HBP BLK WP HR S P ERA WHIP																					
Bob Buhl, R ERA: 4.32 (1, 1)	4.0		7 3 3 2 1 1 0 0 0 0 0 1 47 77 6.75 2.000																			
Chet Nichols, L ERA: 4.09 (5, 1)	0.1	L	3 1 1 1 0 1 0 0 0 0 0 0 3 8 27.00 6.000																			
Ernie Johnson, R ERA: 3.06 (5, 1)	1.2		9 3 4 4 2 0 1 0 0 0 0 2 18 31 21.60 1.800																			
Dave Koslo, L ERA: 3.54 (7, 1)	2.0		12 4 3 3 2 1 1 0 0 0 0 0 22 43 13.50 2.500																			
Joey Jay, R ERA: 6.46 (9, 1)	1.0		4 1 0 0 1 0 0 0 0 0 0 0 8 12 0.00 1.000																			

AB	41
R	11
H	16
RBI	11
BB	6
SO	7
LOB	21



Batter	1	2	3	4	5	6	7	8	9	AB	R	H	RBI	BB	SO	LOB
Bill Bruton, L OBP: 0.344, SLG: 0.367 (1, 8)	F7		K	G3			K		4-3	5	0	0	0	0	2	3
Danny O'Connell, R OBP: 0.327, SLG: 0.361 (1, 5)	4-3		1B			2B	4-3			4	0	2	0	0	0	0
Bobby Thomson, R OBP: 0.429, SLG: 0.550 Joey Jay, S (9, 1)	L7		F9			K	L6			4	0	0	0	0	1	2
Joe Adcock, R OBP: 0.364, SLG: 0.526 (1, 3)		2B	F8			6-3		L9		4	1	1	0	0	0	2
Andy Pafko, R OBP: 0.333, SLG: 0.440 (1, 9)		1B		5-3		1-3		5-3		4	1	1	1	0	0	1
Del Crandall, R OBP: 0.313, SLG: 0.415 Dave Koslo, L (7, 1) Hank Aaron, R OBP: 0.316, SLG: 0.435 (8, PH) (9, 7)		2B	F6			5-3		F7		3	0	1	1	0	0	0
Johnny Logan, R OBP: 0.342, SLG: 0.377 (1, 6)		F9	HBP	1B		L5			F6	4	1	1	0	0	0	1
Jack Dittmer, L OBP: 0.245, SLG: 0.287 (1, 4)		F8	1B	HBP		HR			DJ	3	1	2	1	0	0	1
Bob Buhl, R OBP: 0.183, SLG: 0.037 George Metkovich, L OBP: 0.360, SLG: 0.351 Chet Nichols, S OBP: 0.097, SLG: 0.097 Ernie Johnson, R OBP: 0.296, SLG: 0.286 Charlie White, L OBP: 0.309, SLG: 0.326 (7, 2)		K	1B	1B		K		5-3		1	0	0	0	0	1	1

Inning Stats	R: 0	H: 0	E: 0	K: 0	S: 9	P: 11	R: 2	H: 3	E: 0	K: 1	S: 9	P: 11	R: 0	H: 1	E: 0	K: 1	S: 10	R: 1	H: 2	E: 0	K: 0	S: 9	P: 15	R: 0	H: 1	E: 0	K: 1	S: 8	R: 1	H: 1	E: 0	K: 1	S: 12	R: 0	H: 0	E: 0	K: 1	S: 9	R: 0	H: 0	E: 0	K: 0	S: 7	R: 0	H: 1	E: 0	K: 0	S: 5	R: 0	H: 1	E: 0	K: 0	S: 5	1B: 5	SF: 0	2B: 3	SAC: 0	3B: 0	DP: 0	HR: 1	HBP: 1	WP: 0	PA: 37
--------------	------	------	------	------	------	-------	------	------	------	------	------	-------	------	------	------	------	-------	------	------	------	------	------	-------	------	------	------	------	------	------	------	------	------	-------	------	------	------	------	------	------	------	------	------	------	------	------	------	------	------	------	------	------	------	------	-------	-------	-------	--------	-------	-------	-------	--------	-------	--------


PITCHER	IP	WLS	BF	H	R	ER	SO	BB	IBB	HBP	BLK	WP	HR	S	P	ERA	WHIP
Billy Loes, R ERA: 4.11 (1, 1)	9.0	W	37	9	4	4	5	0	0	1	0	0	1	78	114	4.00	1.000

BOTTOM

Brooklyn Dodgers @ Milwaukee Braves
Milwaukee County Stadium, Milwaukee, WI

Sun Aug 29 1954, 4:38 AM EDT
Att. 45,922 - Unknown

AB	36
R	4
H	9
RBI	4
BB	0
SO	5
LOB	12



Batter	1	2	3	4	5	6	7	8	9	AB	R	H	RBI	BB	SO	LOB	TOP										
Jim Gilliam, S OBP: 0.354, SLG: 0.412 (1, 4)	3-1 F5 		1-2 6-3 	1-1 E9 FC5 1-3 3-H 1B 		3-2 4-3 		1-0 1B 		5	0	2	1	0	0	0	Brooklyn Dodgers @ Milwaukee Braves Milwaukee County Stadium, Milwaukee, WI Mon Aug 30 1954, 4:33 AM EDT Att: 40,326 - Unknown										
Pee Wee Reese, R OBP: 0.398, SLG: 0.450 (1, 6)	3-2 F8 		4-2 1B 1B BB 	0-0 F5 			2-2 L8 E 2B 	2-2 F8 	4	2	1	0	1	0	4												
Duke Snider, L OBP: 0.438, SLG: 0.665 (1, 8)	2-2 HR 		2-0 3-1 1B 1-3 1B 	4-0 1B IBB 			0-0 L8 2-3 	2-2 F8 	4	1	2	1	1	0	3												
Gil Hodges, R OBP: 0.384, SLG: 0.584 (1, 3)	2-0 5-3 		0-2 3-1 1B 1-2 3-H 1B 	1-2 FC5 2-3f 			0-0 6-3 		5	0	1	1	0	1	4												
Sandy Amoros, L OBP: 0.337, SLG: 0.486 Jackie Robinson, R OBP: 0.422, SLG: 0.533 (9, PH)		1-2 3-1 	1-0 3-1 		0-1 F8 		4-1 E E BB 		3	1	0	0	1	0	2												
Carl Furillo, R OBP: 0.361, SLG: 0.439 (1, 9)		0-0 BB 1B 	1-0 L8 		2-2 1-3 		1-2 E6 1-H 3-H 1B 		5	0	2	1	0	0	3												
Don Hoak, R OBP: 0.325, SLG: 0.408 (1, 5)		4-2 BB 1-2 BB 		4-0 1B 1B BB 	0-0 CS 1B 		3-1 F2 		3	1	1	0	2	1	2												
Rube Walker, L OBP: 0.300, SLG: 0.364 Don Zimmer, R OBP: 0.242, SLG: 0.233 Roy Campanella, R OBP: 0.279, SLG: 0.408 (8, 2)		2-1 F5 		2-1 E 1B 1-3 1B 	1-0 CS 	1-0 G3 		1-2 FC4-6 1B 	4	0	2	0	0	0	2												
Carl Erskine, R OBP: 0.181, SLG: 0.167 Walt Moryn, L OBP: 0.360, SLG: 0.487 Clem Labine, R OBP: 0.161, SLG: 0.037 (8, 1)		1-3 K 		1-3 K 		1-1 6-3 		0-2 FC4-6 1B 1-2f 	3	0	0	0	0	2	4												
Inning Stats	R: 1 E: 0 K: 0 S: 9 H: 1 LOB: 0 BB: 0 P: 19	R: 0 E: 0 K: 1 S: 11 H: 1 LOB: 2 BB: 1 P: 19	R: 1 E: 0 K: 0 S: 11 H: 2 LOB: 2 BB: 1 P: 20	R: 1 E: 1 K: 1 S: 11 H: 2 LOB: 3 BB: 2 P: 24	R: 0 E: 0 K: 0 S: 6 H: 1 LOB: 0 BB: 0 P: 9	R: 0 E: 0 K: 0 S: 7 H: 0 LOB: 0 BB: 0 P: 12	R: 2 E: 1 K: 0 S: 11 H: 2 LOB: 1 BB: 1 P: 21	R: 0 E: 0 K: 0 S: 16 H: 2 LOB: 2 BB: 0 P: 22	R: 0 E: 0 K: 2 S: 12 H: 1 LOB: 1 BB: 0 P: 15	1B: 9 2B: 2 3B: 0 HR: 1 SF: 0 SAC: 0 DP: 0 HBP: 0	WP: 0 PB: 0 SB: 0 CS: 1 PA: 44																
PITCHER	IP	WLS	BF	H	R	ER	SO	BB	IBB	HBP	BLK	WP	HR	S	P	ERA	WHIP										
Jim Wilson, R ERA: 3.2 (1, 1)	3.0		17	5	3	3	1	3	0	0	0	0	1	33	66	9.00	2.667										
Ernie Johnson, R ERA: 3.01 (4, 1)	4.0	W	17	4	2	1	1	1	1	0	0	0	0	33	58	2.25	1.250										
Dave Jolly, R ERA: 2.47 (8, 1)	0.1		3	2	0	0	0	0	0	0	0	0	0	10	12	0.00	6.000										
Warren Spahn, L ERA: 2.94 (8, 1)	1.2	S	6	1	0	0	2	0	0	0	0	0	0	18	25	0.00	0.600										

livebaseballscorecards.com

AB	38
R	5
H	12
RBI	4
BB	5
SO	4
LOB	25



Batter	1	2	3	4	5	6	7	8	9	AB	R	H	RBI	BB	SO	LOB
Bill Bruton, L OBP: 0.342, SLG: 0.365 (1, 8)	0-2 F5		0-0 4-3		2-3 K		0-1 SH5-3 HR 1B	1-1 L7		5	1	1	0	0	1	2
Danny O'Connell, R OBP: 0.325, SLG: 0.358 (1, 5)	2-2 F7		1-2 F9		0-1 F5		0-1 SH5-3			3	0	0	0	0	0	0
Joe Adcock, R OBP: 0.365, SLG: 0.525 (1, 3)	0-1 F5		2-1 F8		2-2 BB 1B		4-0 HR BB			3	1	1	0	1	0	0
Bobby Thomson, R OBP: 0.457, SLG: 0.619 (1, 7)		4-2 FC3-6 BB 1B BB		2-0 L5	4-2 BB 1B		1-0 HR			2	2	1	3	2	0	0
Andy Pafko, R OBP: 0.334, SLG: 0.440 (1, 9)		4-2 FC3-6 BB		0-0 E8 1B HR 1B	0-1 F7		1-3 K			3	1	1	0	1	1	2
Del Crandall, R OBP: 0.315, SLG: 0.416 (1, 2)		0-3 K		0-1 HR 1B		0-0 F7		0-0 F8 SH2-4 1B		4	1	2	0	0	1	2
Johnny Logan, R OBP: 0.340, SLG: 0.375 (1, 6)		0-0 FC3-6 1B 1-2F 2-3		2-2 F8	1-1 F7		0-0 SH2-4			3	0	0	0	0	0	4
Jack Dittmer, L OBP: 0.264, SLG: 0.330 (1, 4)		2-2 1B		2-2 HR	2-1 F9		4-0 IBB			3	1	2	4	1	0	0
Jim Wilson, R OBP: 0.214, SLG: 0.250 (1, 1)		0-3 K		1-0 F6		2-3 K		2-0 F8		1	0	0	0	0	1	2
Ernie Johnson, R OBP: 0.250, SLG: 0.250 (4, 1)										1	0	0	0	0	0	0
Hank Aaron, R OBP: 0.315, SLG: 0.434 (7, PH)										1	0	0	0	0	1	0
Dave Jolly, R OBP: 0.400, SLG: 0.542 (8, 1)										0	0	0	0	0	0	0
Warren Spahn, L OBP: 0.292, SLG: 0.313 (8, 1)										1	0	0	0	0	0	2

Inning Stats	R: 0	H: 0	E: 0	K: 0	S: 10	R: 1	H: 1	E: 0	K: 2	S: 15	R: 0	H: 0	E: 0	K: 0	S: 6	R: 3	H: 3	E: 1	K: 0	S: 12	R: 0	H: 1	E: 0	K: 1	S: 13	R: 0	H: 0	E: 0	K: 0	S: 5	R: 3	H: 2	E: 0	K: 2	S: 12	R: 0	H: 1	E: 0	K: 0	S: 5
	LOB: 0	BB: 0	LOB: 2	BB: 2		LOB: 0	BB: 2	LOB: 0	BB: 0		LOB: 0	BB: 0	LOB: 0	BB: 0		LOB: 2	BB: 1	LOB: 0	BB: 0		LOB: 0	BB: 0	LOB: 0	BB: 0		LOB: 0	BB: 0	LOB: 0	BB: 0		LOB: 0	BB: 1	LOB: 0	BB: 1	LOB: 2	BB: 1	LOB: 2	BB: 1	LOB: 2	

PITCHER	IP	WLS	BF	H	R	ER	SO	BB	IBB	HBP	BLK	WP	HR	S	P	ERA	WHIP
Carl Erskine, R ERA: 3.94 (1, 1)	7.0	L	32	7	7	7	5	4	0	0	0	0	2	73	114	9.00	1.571
Clem Labine, R ERA: 4.0 (8, 1)	1.0		5	1	0	0	0	0	1	0	0	0	0	5	12	0.00	1.000

BOTTOM

Brooklyn Dodgers @ Milwaukee Braves
Milwaukee County Stadium, Milwaukee, WI

Mon Aug 30 1954, 4:33 AM EDT
 Att. 40,326 - Unknown

AB	30
R	7
H	8
RBI	7
BB	5
SO	5
LOB	14



WP	PA	ERA	WHIP
0	37		

Batter	1	2	3	4	5	6	7	8	9	AB R H RBI BB SO LOB	TOP
Jim Gilliam, S (1, 4) <small>OBP: 0.353, SLG: 0.412</small>	3-2 		3-2 			0-2 			1-1 	4 0 1 0 0 0 1	
Pee Wee Reese, R (1, 6) <small>OBP: 0.395, SLG: 0.446</small>	1-0 			2-2 		2-1 			0-2 	4 0 0 0 0 0 1	
Duke Snider, L (1, 8) <small>OBP: 0.435, SLG: 0.660</small>	0-1 			0-3 			1-3 		1-3 	4 0 0 0 0 3 1	
Gil Hodges, R (1, 3) <small>OBP: 0.383, SLG: 0.581</small>		1-0 		1-2 			0-0 		0-0 	4 0 1 0 0 0 1	
Sandy Amoros, L (1, 7) <small>OBP: 0.332, SLG: 0.478</small>		2-3 		0-2 			1-0 			3 0 0 0 0 1 1	
Carl Furillo, R (1, 9) <small>OBP: 0.359, SLG: 0.436</small>		0-1 			0-2 			0-0 		3 0 0 0 0 0 0	
Jackie Robinson, R (1, 5) <small>OBP: 0.419, SLG: 0.528</small>			0-2 		2-2 			0-0 		3 0 0 0 0 0 0	
Rube Walker, L (1, 2) <small>OBP: 0.301, SLG: 0.359</small> Don Zimmer, R (8, PR) <small>OBP: 0.242, SLG: 0.233</small> Roy Campanella, R (8, 2) <small>OBP: 0.279, SLG: 0.408</small>			0-3 		0-2 			2-0 		2 0 0 0 0 1 0 0 0 0 0 0 0 0 0 0 0 0 0 0 0	
Don Newcombe, L (1, 1) <small>OBP: 0.413, SLG: 0.390</small> Walt Moryn, L (8, PH) <small>OBP: 0.356, SLG: 0.481</small> Pete Wojey, R (8, 1)			1-1 		0-1 			1-3 		2 0 1 0 0 0 0 1 0 0 0 0 1 1 0 0 0 0 0 0 0	
Inning Stats	R: 0 H: 0 E: 0 LOB: 0 K: 0 BB: 0 S: 6 P: 10	R: 0 H: 0 E: 0 LOB: 0 K: 1 BB: 0 S: 7 P: 10	R: 0 H: 1 E: 0 LOB: 1 K: 1 BB: 0 S: 12 P: 16	R: 0 H: 1 E: 0 LOB: 1 K: 1 BB: 0 S: 13 P: 16	R: 0 H: 0 E: 0 LOB: 0 K: 0 BB: 0 S: 13 P: 15	R: 0 H: 0 E: 0 LOB: 0 K: 0 BB: 0 S: 8 P: 10	R: 0 H: 0 E: 0 LOB: 0 K: 1 BB: 0 S: 5 P: 7	R: 0 H: 0 E: 0 LOB: 1 K: 1 BB: 0 S: 5 P: 8	R: 0 H: 1 E: 0 LOB: 1 K: 1 BB: 0 S: 9 P: 11	1B: 2 SF: 0 2B: 1 SAC: 0 3B: 0 DP: 0 HR: 0 HBP: 1	WP: 0 PA: 31 PB: 0 SB: 0 CS: 0
PITCHER Gene Conley, R (1, 1) <small>ERA: 2.83</small>	IP WLS BF H R ER SO BB IBB HBP BLK 9.0 W 31 3 0 0 6 0 0 1 0									ERA WHIP 0.00 0.333	

Brooklyn Dodgers @ Milwaukee Braves
 Milwaukee County Stadium, Milwaukee, WI

Tue Aug 31 1954, 4:33 AM EDT
 Att: 35,398 - Unknown

AB	30
R	0
H	3
RBI	0
BB	0
SO	6
LOB	6



Batter	1	2	3	4	5	6	7	8	9
Bill Bruton, L <small>OBP: 0.341, SLG: 0.363</small> <small>(1, 8)</small>	4-2 1B BB		2-3 K		2-3 K			3-3 K2-3	
Danny O'Connell, R <small>OBP: 0.325, SLG: 0.356</small> <small>(1, 5)</small>	1-3 K		0-2 5-3		0-3 K2-3			4-1 BB	
Joe Adcock, R <small>OBP: 0.364, SLG: 0.522</small> <small>(1, 3)</small>	0-0 F9		1-1 1B		0-0 F6			0-3 K	
Bobby Thomson, R <small>OBP: 0.480, SLG: 0.622</small> <small>(1, 7)</small>	0-1 1B		0-0 1B		0-3 K			4-2 FC3-6 BB	
Andy Pafko, R <small>OBP: 0.333, SLG: 0.438</small> <small>(1, 9)</small>	0-0 F9		1-3 K		0-0 1B			0-1 FC3-6	
Del Crandall, R <small>OBP: 0.315, SLG: 0.423</small> <small>(1, 2)</small>		1-1 HR		2-2 L8		2-3 K			
Johnny Logan, R <small>OBP: 0.338, SLG: 0.373</small> <small>(1, 6)</small>		3-1 F6		0-0 F7			2-2 F3		
Jack Dittmer, L <small>OBP: 0.257, SLG: 0.320</small> <small>(1, 4)</small>		2-2 F8		1-0 4-3			2-2 L9		
Gene Conley, R <small>OBP: 0.162, SLG: 0.176</small> <small>(1, 1)</small>		2-3 K			0-0 5-3			0-1 F9	

Inning Stats	R: 1	H: 1	E: 0	LOB: 1	K: 1	S: 11	R: 1	H: 1	E: 0	LOB: 0	K: 1	S: 13	R: 0	H: 2	E: 0	LOB: 2	K: 2	S: 13	R: 0	H: 0	E: 0	LOB: 0	K: 0	S: 5	R: 0	H: 0	E: 0	LOB: 0	K: 2	S: 7	R: 0	H: 1	E: 0	LOB: 1	K: 2	S: 8	R: 0	H: 0	E: 0	LOB: 0	K: 0	S: 9	R: 0	H: 0	E: 0	LOB: 2	K: 2	S: 11			

PITCHER	IP	WLS	BF	H	R	ER	SO	BB	IBB	HBP	BLK	WP	HR	S	P	ERA	WHIP
Don Newcombe, R <small>ERA: 4.43</small> <small>(1, 1)</small>	7.0	L	27	5	2	2	8	1	0	0	0	0	1	66	94	2.57	0.857
Pete Wojey, R <small>ERA: 2.95</small> <small>(8, 1)</small>	1.0		5	0	0	0	2	2	0	0	0	0	0	11	22	0.00	2.000

BOTTOM

Brooklyn Dodgers @ Milwaukee Braves
 Milwaukee County Stadium, Milwaukee, WI
 Tue Aug 31 1954, 4:33 AM EDT
 Att. 35,398 - Unknown

AB	29
R	2
H	5
RBI	2
BB	3
SO	10
LOB	9

1B: 4	SF: 0	WP: 0	PA: 32
2B: 0	SAC: 0	PB: 0	
3B: 0	DP: 0	SB: 2	
HR: 1	HBP: 0	CS: 0	

Batter	1	2	3	4	5	6	7	8	9	AB R H RBI BB SO LOB	TOP															
Jim Gilliam, S (1, 4) OBP: 0.352, SLG: 0.410	0-1 4-3		0-0 F9	2-2 F7			2-1 4-3		2-1 F9	5 0 1 0 0 0 1																
Pee Wee Reese, R (1, 6) OBP: 0.397, SLG: 0.451	1-2 BB HBP		0-2 2B SF7		0-0 SF8		2-3 K		1-0 F9	4 2 2 1 0 1 1																
Duke Snider, L (1, 8) OBP: 0.435, SLG: 0.660	4-0 1-2 BB		1-2 2B	1-3 2B	0-1 G3			1-0 6-3		3 1 1 0 1 0 1																
Gil Hodges, R (1, 3) OBP: 0.382, SLG: 0.580	0-0 F7		2-2 SF7		0-0 SF8			2-2 1B 1B		2 0 1 2 0 0 2																
Sandy Amoros, L (1, 7) OBP: 0.330, SLG: 0.478	1-0 G3		2-1 1B 2B		1-2 L3			1-3 K		4 1 1 1 0 1 3																
Carl Furillo, R (1, 9) OBP: 0.360, SLG: 0.437		0-0 1-3	2-2 FC6-4 1B		3-1 4-3			0-0 FC4 1B		4 0 2 1 0 0 0																
Jackie Robinson, R (1, 5) OBP: 0.415, SLG: 0.522		0-0 F4	1-1 FC6-4		2-0 4-3			0-0 FC4		4 0 0 0 0 0 3																
Rube Walker, L (1, 2) OBP: 0.293, SLG: 0.348		1-0 4-3		0-1 6-3		0-1 F9		1-1 G3		4 0 0 0 0 0 0																
Johnny Podres, L (1, 1) OBP: 0.396, SLG: 0.458			1-1 F9 1B		0-0 3-1		2-2 G3		2-2 F8	2 1 1 0 0 0 0																
Clem Labine, R (6, 1) OBP: 0.161, SLG: 0.037										0 0 0 0 0 0 0																
Don Hoak, R (7, PH) OBP: 0.324, SLG: 0.406										1 0 0 0 0 0 0																
Bob Darnell, R (7, 1)										0 0 0 0 0 0 0																
Walt Moryn, L (9, PH) OBP: 0.352, SLG: 0.475										1 0 0 0 0 0 0																
Inning Stats	R: 0 E: 0 K: 0 S: 6	H: 0 LOB: 2 BB: 1 P: 12	R: 0 E: 0 K: 0 S: 3	H: 0 LOB: 0 BB: 0 P: 4	R: 4 E: 0 K: 0 S: 19	H: 5 LOB: 1 BB: 0 P: 28	R: 0 E: 0 K: 0 S: 6	H: 0 LOB: 0 BB: 0 P: 8	R: 1 E: 0 K: 0 S: 8	H: 1 LOB: 0 BB: 0 P: 9	R: 0 E: 0 K: 1 S: 5	H: 0 LOB: 0 BB: 0 P: 10	R: 0 E: 0 K: 1 S: 8	H: 0 LOB: 0 BB: 0 P: 14	R: 0 E: 0 K: 1 S: 12	H: 2 LOB: 2 BB: 0 P: 16	R: 0 E: 0 K: 0 S: 8	H: 1 LOB: 1 BB: 0 P: 14	1B: 5 2B: 3 3B: 1 HR: 0	SF: 2 SAC: 0 DP: 0 HBP: 1	WP: 0 PB: 0 SB: 0 CS: 0	PA: 38				
PITCHER	IP WLS BF H R ER SO BB IBB HBP BLK WP HR S P ERA WHIP																									
Warren Hacker, R (1, 1) ERA: 4.5	2.2	14	4	4	4	0	1	0	1	0	0	0	23	36	13.50	1.875										
Hal Jeffcoat, R (3, 1) ERA: 5.28	6.1	24	5	1	1	2	0	0	0	0	0	0	52	79	1.42	0.789										

Brooklyn Dodgers @ Chicago Cubs
 Wrigley Field, Chicago, IL
 Wed Sep 01 1954, 3:33 AM CDT
 Att: 14,786 - Unknown

livebaseballscorecards.com

AB	34
R	5
H	9
RBI	5
BB	1
SO	2
LOB	11



Batter	1	2	3	4	5	6	7	8	9	AB	R	H	RBI	BB	SO	LOB
Bob Talbot, R OBP: 0.293, SLG: 0.334 (1, 8)	2-2 5-3	0-0 3B			0-1 FC1-6 1B	1-1 E9 1B				4	1	3	3	0	0	0
Gene Baker, R OBP: 0.329, SLG: 0.436 (1, 4)	2-0 L8	3-2 4-3			1-0 FC1-6 1B SF8	2-2 3-1				4	1	0	0	0	0	2
Randy Jackson, R OBP: 0.348, SLG: 0.485 (1, 5)	3-2 F5				0-0 E 1B	3-1 3-1				4	0	1	0	0	0	0
Hank Sauer, R OBP: 0.382, SLG: 0.571 (1, 9)		3-2 2B 1B			0-1 SF8					3	1	1	1	0	0	0
14 Ernie Banks, R OBP: 0.342, SLG: 0.456 (1, 6)		1-0 L7			1-2 3-H F9					4	0	0	0	0	0	2
Ralph Kiner, R OBP: 0.383, SLG: 0.503 (1, 7)		2-1 1B 2B			3-2 FC6-4 1B	1-1 2B 1B				4	2	3	1	0	0	0
Steve Bilko, R OBP: 0.276, SLG: 0.315 (1, 3)		2-2 5-3			1-3 K	2-2 F6				2	0	0	0	0	1	2
Dee Fondy, L OBP: 0.326, SLG: 0.401 (6, PH) (7, 3)										2	0	1	0	0	0	1
Walker Cooper, R OBP: 0.392, SLG: 0.518 (1, 2)		4-0 1B 3B IBB			0-1 F3	0-2 E 2B				3	2	1	1	1	0	2
Warren Hacker, R OBP: 0.250, SLG: 0.275 (1, 1)		0-0 3B 1B			2-0 FC6-4	1-2 E6 E				1	1	1	1	0	0	0
Hal Jeffcoat, R OBP: 0.300, SLG: 0.556 (3, 1)					1-3 2-H 3B 1B	2-3 E				3	1	0	0	0	0	3

Inning Stats	R: 0	H: 0	E: 0	K: 0	S: 12	H: 0	LOB: 0	BB: 0	P: 19	R: 4	H: 4	E: 0	K: 0	S: 17	R: 0	H: 0	E: 0	K: 0	S: 8	R: 0	H: 1	E: 0	K: 1	S: 9	R: 1	H: 2	E: 1	K: 0	S: 7	R: 4	H: 3	E: 2	K: 0	S: 19	R: 0	H: 0	E: 0	K: 0	S: 6	R: 0	H: 1	E: 0	K: 0	S: 7	R: 0	H: 0	E: 0	K: 0	S: 12	1B: 7	2B: 3	3B: 1	HR: 0	SF: 1	SAC: 0	DP: 0	HBP: 0	WP: 0	PB: 0	SB: 0	CS: 1	PA: 36
--------------	------	------	------	------	-------	------	--------	-------	-------	------	------	------	------	-------	------	------	------	------	------	------	------	------	------	------	------	------	------	------	------	------	------	------	------	-------	------	------	------	------	------	------	------	------	------	------	------	------	------	------	-------	-------	-------	-------	-------	-------	--------	-------	--------	-------	-------	-------	-------	--------

PITCHER	IP	WLS	BF	H	R	ER	SO	BB	IBB	HBP	BLK	WP	HR	S	P	ERA	WHIP
Johnny Podres, L ERA: 4.69 (1, 1)	5.0		23	7	5	5	1	0	0	0	0	0	0	53	84	9.00	1.400
Clem Labine, R ERA: 4.15 (6, 1)	1.0	L	7	3	4	2	0	0	0	0	0	0	0	19	29	18.00	3.000
Bob Darnell, R ERA: 1.8 (7, 1)	2.0		6	1	0	0	0	0	0	0	0	0	0	13	20	0.00	0.500

BOTTOM

Brooklyn Dodgers @ Chicago Cubs
Wrigley Field, Chicago, IL
Wed Sep 01 1954, 3:33 AM CDT
Att. 14,786 - Unknown

livebaseballscorecards.com

AB	34
R	9
H	11
RBI	7
BB	1
SO	1
LOB	12



Batter	1	2	3	4	5	6	7	8	9	AB R H RBI BB SO LOB	TOP		
Jim Gilliam, S (1, 4) <small>OBP: 0.354, SLG: 0.415</small>	0-2 		2-1 	4-2 	3-1 4-3			1-1 		4 2 2 0 1 0 1			
Pee Wee Reese, R (1, 6) <small>OBP: 0.399, SLG: 0.459</small> Don Zimmer, R (9, 6) <small>OBP: 0.242, SLG: 0.233</small>	2-2 		2-3 	2-0 		2-3 		1-1 		5 1 3 3 0 2 1 0 0 0 0 0 0 0			
Duke Snider, L (1, 8) <small>OBP: 0.437, SLG: 0.662</small>	0-0 		2-1 	0-0 		4-1 		0-1 		3 1 2 1 1 0 1			
Gil Hodges, R (1, 3) <small>OBP: 0.384, SLG: 0.585</small>	4-0 		2-2 	2-2 		2-1 		2-1 		3 1 1 2 2 0 2			
Sandy Amoros, L (1, 7) <small>OBP: 0.327, SLG: 0.471</small>	3-2 		0-0 	0-0 			1-2 		1-2 	5 1 1 0 0 0 3			
Carl Furillo, R (1, 9) <small>OBP: 0.362, SLG: 0.437</small>		2-0 	0-1 	4-1 		3-1 		0-0 		4 2 2 0 1 0 0			
Jackie Robinson, R (1, 5) <small>OBP: 0.417, SLG: 0.520</small>		0-1 	4-1 	3-1 		4-1 		1-0 		3 1 1 0 2 0 1			
Rube Walker, L (1, 2) <small>OBP: 0.290, SLG: 0.345</small>		2-2 	0-0 	3-1 		2-0 		0-0 		4 0 1 2 0 0 3			
Russ Meyer, S (1, 1) <small>OBP: 0.152, SLG: 0.049</small>			1-1 	1-2 	1-3 		1-3 			4 1 0 1 0 2 2			
Inning Stats	R: 1 H: 2 E: 0 LOB: 1 K: 0 BB: 1 S: 11 P: 20	R: 0 H: 0 E: 0 LOB: 0 K: 0 BB: 0 S: 6 P: 10	R: 0 H: 1 E: 0 LOB: 0 K: 1 BB: 0 S: 7 P: 12	R: 7 H: 5 E: 0 LOB: 2 K: 0 BB: 3 S: 23 P: 46	R: 1 H: 1 E: 0 LOB: 1 K: 1 BB: 1 S: 10 P: 24	R: 0 H: 0 E: 0 LOB: 0 K: 1 BB: 1 S: 6 P: 14	R: 0 H: 0 E: 0 LOB: 1 K: 0 BB: 1 S: 7 P: 17	R: 1 H: 2 E: 0 LOB: 1 K: 1 BB: 0 S: 11 P: 16	R: 0 H: 2 E: 0 LOB: 1 K: 0 BB: 0 S: 6 P: 8	1B: 8 SF: 2 2B: 2 SAC: 0 3B: 2 DP: 3 HR: 1 HBP: 0	WP: 0 PA: 44 PB: 1 SB: 0 CS: 1		
PITCHER	IP WLS BF H R ER SO BB IBB HBP BLK WP HR S P ERA WHIP											PITCHER	IP WLS BF H R ER SO BB IBB HBP BLK WP HR S P ERA WHIP
Dave Cole, R (1, 1) <small>ERA: 5.25</small>	3.0 L 14 6 4 4 1 1 0 0 0 0 0 1 31 56 12.00 2.333												
Johnny Klippstein, R (4, 1) <small>ERA: 5.48</small>	0.2 8 2 4 4 0 3 0 0 0 0 0 0 13 28 54.00 7.500												
Bob Zick, R (4, 1) <small>ERA: 5.4</small>	1.1 6 1 1 1 1 1 0 0 0 0 0 0 13 28 6.75 1.500												
Bill Tremel, R (6, 1) <small>ERA: 4.34</small>	2.0 7 0 0 0 1 2 0 0 0 0 0 0 13 31 0.00 1.000												
Warren Hacker, R (8, 1) <small>ERA: 4.44</small>	2.0 9 4 1 0 1 0 0 0 0 0 0 0 17 24 0.00 2.000												

Brooklyn Dodgers @ Chicago Cubs
 Wrigley Field, Chicago, IL
 Thu Sep 02 1954, 3:33 AM CDT
 Att: 12,367 - Unknown

AB	35
R	10
H	13
RBI	9
BB	7
SO	4
LOB	14



BOTTOM

Brooklyn Dodgers @ Chicago Cubs
Wrigley Field, Chicago, IL
Thu Sep 02 1954, 3:33 AM CDT
Att. 12,367 - Unknown

livebaseballscorecards.com

AB 35
R 2
H 11
RBI 2
BB 2
SO 8
LOB 19



WP: 0 PA: 38
PB: 0
SB: 0
CS: 0

AB R H RBI BB SO LOB

4	0	0	0	0	1	3
5	0	2	0	0	0	3
4	0	1	0	0	3	4
3	0	1	0	1	1	0
4	0	1	0	0	1	3
4	0	1	0	0	0	2
4	1	1	0	0	1	2
4	1	3	2	0	0	0
0	0	0	0	1	0	0
0	0	0	0	0	0	0
0	0	0	0	0	0	0
1	0	1	0	0	0	0
0	0	0	0	0	0	0
1	0	0	0	1	1	1
0	0	0	0	0	0	0
1	0	0	0	0	0	1

1B: 10 SF: 0
2B: 1 SAC: 1
3B: 0 DP: 1
HR: 1 HBP: 0

Batter	1	2	3	4	5	6	7	8	9
Bob Talbot, R OBP: 0.289, SLG: 0.330 (1, 8) C X	0-1 F9 1B		1-3 K 1B		0-0 SH5-3 1-2 1B		2-1 F8 1B		0-0 F3 1B
Gene Baker, R OBP: 0.329, SLG: 0.435 (1, 4) X	0-0 E1 1B		1-1 F9 1B		0-0 6-3 2-3 1B		0-0 1-2 1B		1-1 1-3 1-2 1B
Randy Jackson, R OBP: 0.347, SLG: 0.483 (1, 5) B S F B S	3-3 K 1B		2-2 1-3 1B		2-3 K 1B		1-3 K 1B		
Hank Sauer, R OBP: 0.383, SLG: 0.570 (1, 9) B B B	4-0 14 FC6-4 BB			2-3 K 1B		0-0 1B		0-0 F9 1B	
14 Ernie Banks, R OBP: 0.341, SLG: 0.454 (1, 6) X	0-0 FC6-4 1-2f 1B			0-0 L5-3 1B		3-3 K 1B		0-0 F5 1B	
Ralph Kiner, R OBP: 0.382, SLG: 0.501 (1, 7) B X		1-0 6-3 1B		2-2 L5-3 1-2 1B		1-2 F8 1B		3-2 1B	
Dee Fondy, L OBP: 0.325, SLG: 0.400 (1, 3) B F B X		2-2 F8 1B			0-0 HR 1B	0-0 4-3 1B		1-3 K 1B	
Joe Garagiola, L OBP: 0.384, SLG: 0.397 (1, 2) B B B B X		3-1 G3 1B			2-1 HR 1B		0-0 1B 1B		3-2 DI 1B
Dave Cole, R OBP: 0.281, SLG: 0.199 (1, 1)			4-2 1B BB		1-0 6-3 SH5-3 1B		0-3 K 1B		3-2 F8 1B
Johnny Klippstein, R OBP: 0.128, SLG: 0.158 (4, 1)									
Bob Zick, L OBP: 0.233, SLG: 0.250 (6, 1)									
Vern Morgan, L OBP: 0.300, SLG: 0.306 (5, PH)									
Bill Tremel, R OBP: 0.250, SLG: 0.250 (6, 1)									
Hal Rice, L OBP: 0.280, SLG: 0.235 (7, PH)									
Warren Hacker, R OBP: 0.250, SLG: 0.275 (8, 1)									
Frank Baumholtz, L OBP: 0.348, SLG: 0.429 (9, PH)									

Inning Stats	R: 0	H: 1	E: 1	K: 1	S: 7	LOB: 2	BB: 1	P: 14
	R: 0	H: 0	E: 0	K: 0	S: 6	LOB: 0	BB: 0	P: 12
	R: 0	H: 1	E: 0	K: 1	S: 10	LOB: 2	BB: 1	P: 18
	R: 0	H: 1	E: 0	K: 1	S: 10	LOB: 0	BB: 0	P: 14
	R: 2	H: 3	E: 0	K: 1	S: 9	LOB: 1	BB: 0	P: 14
	R: 0	H: 1	E: 0	K: 1	S: 8	LOB: 1	BB: 0	P: 12
	R: 0	H: 2	E: 0	K: 2	S: 11	LOB: 2	BB: 0	P: 14
	R: 0	H: 1	E: 0	K: 1	S: 8	LOB: 1	BB: 0	P: 12
	R: 0	H: 1	E: 0	K: 0	S: 9	LOB: 1	BB: 0	P: 16

PITCHER	IP	WLS	BF	H	R	ER	SO	BB	IBB	HBP	BLK	WP	HR	S	P	ERA	WHIP
Russ Meyer, R ERA: 3.93 (1, 1)	9.0	W	38	11	2	2	8	2	0	0	0	0	1	78	126	2.00	1.444

Batter	1	2	3	4	5	6	7	8	9	AB R H RBI BB SO LOB	TOP		
Jim Gilliam, S (1, 4) <small>OBP: 0.355, SLG: 0.417</small>	4-2 	0-0 			1-2 		0-1 		1-1 	4 2 1 0 1 0 0			
Pee Wee Reese, R (1, 6) <small>OBP: 0.399, SLG: 0.458</small>	0-0 	3-2 			2-2 		2-1 		2-1 	5 0 2 1 0 0 1			
Duke Snider, L (1, 8) <small>OBP: 0.435, SLG: 0.657</small>	1-0 	2-3 			3-3 		2-3 		3-2 	5 1 1 1 0 3 2			
Gil Hodges, R (1, 3) <small>OBP: 0.383, SLG: 0.587</small>	0-0 		0-1 		0-2 			2-3 	3-3 	5 1 1 1 0 2 2			
Sandy Amoros, L (1, 7) <small>OBP: 0.330, SLG: 0.468</small>	4-1 		2-0 		2-2 			2-3 		3 0 1 0 1 1 0			
Carl Furillo, R (1, 9) <small>OBP: 0.363, SLG: 0.437</small>	1-1 		2-1 		1-0 			4-2 		3 0 1 1 1 0 1			
Jackie Robinson, R (1, 5) <small>OBP: 0.415, SLG: 0.516</small>	2-1 			2-2 		1-2 		4-1 		3 0 0 0 1 0 3			
Rube Walker, L (1, 2) <small>OBP: 0.295, SLG: 0.340</small>		2-0 		0-0 		4-0 		4-0 		2 0 0 0 2 0 0			
Billy Loes, R (1, 1) <small>OBP: 0.160, SLG: 0.125</small>			1-2 		2-1 		3-3 		0-1 	3 0 0 0 0 1 2			
Jim Hughes, R (6, 1) <small>OBP: 0.143, SLG: 0.143</small>										0 0 0 0 0 0 0			
Walt Moryn, L (8, PH) <small>OBP: 0.348, SLG: 0.469</small>										1 0 0 0 0 0 3			
Clem Labine, R (8, 1) <small>OBP: 0.161, SLG: 0.037</small>										0 0 0 0 0 0 0			
Inning Stats	R: 2 H: 2 E: 0 LOB: 2 K: 0 BB: 2 S: 10 P: 22	R: 1 H: 2 E: 0 LOB: 1 K: 1 BB: 0 S: 14 P: 22	R: 0 H: 0 E: 0 LOB: 0 K: 0 BB: 0 S: 5 P: 9	R: 0 H: 0 E: 0 LOB: 0 K: 0 BB: 0 S: 7 P: 11	R: 0 H: 0 E: 0 LOB: 0 K: 1 BB: 0 S: 11 P: 17	R: 1 H: 2 E: 0 LOB: 2 K: 1 BB: 1 S: 16 P: 27	R: 0 H: 0 E: 0 LOB: 0 K: 1 BB: 0 S: 7 P: 11	R: 0 H: 0 E: 0 LOB: 3 K: 2 BB: 3 S: 13 P: 29	R: 0 H: 1 E: 0 LOB: 1 K: 1 BB: 0 S: 10 P: 19	1B: 5 SF: 0 2B: 0 SAC: 0 3B: 1 DP: 0 HR: 1 HBP: 0	WP: 1 PA: 40 PB: 0 SB: 0 CS: 0		
PITCHER Sal Maglie, R (1, 1) <small>ERA: 3.39</small> Hoyt Wilhelm, R (7, 1) <small>ERA: 2.47</small>	IP WLS BF H R ER SO BB IBB HBP BLK WP HR S P ERA WHIP	6.0 0 27 6 4 4 3 2 1 0 0 1 1 63 108 6.00 1.333	3.0 1 13 1 0 0 4 3 0 0 0 0 0 30 59 0.00 1.333									IP WLS BF H R ER SO BB IBB HBP BLK WP HR S P ERA WHIP	

Brooklyn Dodgers @ New York Giants
 Polo Grounds, New York, NY
 Fri Sep 03 1954, 3:33 AM EDT
 Att: 46,611 - Unknown

livebaseballscorecards.com

AB	34
R	4
H	7
RBI	4
BB	6
SO	7
LOB	14



BOTTOM

Brooklyn Dodgers @ New York Giants
Polo Grounds, New York, NY

AB 37
R 7
H 15
RBI 7
BB 6
SO 3
LOB 25



WP: 0 PA: 45
PB: 0
SB: 0
CS: 0

ERA WHIP

AB R H RBI BB SO LOB

5 1 2 1 0 0 3

3 1 2 1 1 0 0

4 0 1 0 1 0 3

4 1 2 1 0 0 3

3 1 1 0 2 0 1

4 1 1 1 1 0 5

4 1 1 1 1 0 5

5 1 3 1 0 0 3

2 0 1 0 0 1 0
1 0 0 0 0 0 1
1 0 0 0 1 1 2

1B: 13 SF: 2
2B: 1 SAC: 0
3B: 0 DP: 0
HR: 1 HBP: 0

livebaseballscorecards.com

Fri Sep 03 1954, 3:33 AM EDT
Att. 46,611 - Unknown

Batter	1	2	3	4	5	6	7	8	9
Whitey Lockman, L OBP: 0.322, SLG: 0.391 (1, 3)	1-0 HR	0-1 L9		0-0 4-3		0-0 BB 1B	1-0 F8		
Alvin Dark, R OBP: 0.329, SLG: 0.453 (1, 6)	4-2 1B SF9 BB	1-1 1B			0-0 4-3 2B	0-0 SF8		0-1 6-3	
Hank Thompson, L OBP: 0.388, SLG: 0.473 (1, 5)	1-1 FC6-4 SF9 1B	1-0 L9			3-2 4-3 2B	4-0 3-H BB		0-1 4-3	
Willie Mays, R OBP: 0.404, SLG: 0.686 (1, 8)	0-0 SF9 1-2 3-H		3-1 FC3-6 1B		0-2 F3	0-0 F3		0-0 1B 1B	
Dusty Rhodes, L OBP: 0.460, SLG: 0.861 (1, 7)	4-1 FC6-4 BB		1-1 F8		4-2 FC6-4 BB		0-0 3-1	2-0 1B 1B	
Don Mueller, L OBP: 0.354, SLG: 0.435 (1, 9)	1-0 FC6-4 1-2f 2-3		1-1 FC3-6		1-0 FC6-4 1-2f		4-1 1B BB	0-1 1B 1B	
Davey Williams, R OBP: 0.289, SLG: 0.328 (1, 4)	1-2 F8		0-0 F8			1-0 F8 1B	0-0 1B 1B	1-1 1B 1B	
Ray Katt, R OBP: 0.316, SLG: 0.435 (1, 2)		0-1 FC3-6 1B		1-3 K		2-2 F8 1-2	2-3 K	4-0 IBB	
Bobby Hofman, R OBP: 0.305, SLG: 0.467 (6, PH)									
Wes Westrum, R OBP: 0.322, SLG: 0.320 (7, 2)									
Sal Maglie, R OBP: 0.188, SLG: 0.119 (1, 1)		0-0 FC3-6 1B		1-1 6-3		1-2 1B SF8 1B	0-1 1B 1B	1-3 K	
Monte Irvin, R OBP: 0.370, SLG: 0.437 (6, PH)									
Hoyt Wilhelm, R OBP: 0.056, SLG: 0.056 (7, 1)									

Inning Stats	R: 2	H: 2	E: 0	K: 0	S: 12	LOB: 2	BB: 2	P: 24
	R: 0	H: 2	E: 0	K: 0	S: 8	LOB: 2	BB: 0	P: 10
	R: 0	H: 1	E: 0	K: 0	S: 7	LOB: 1	BB: 0	P: 12
	R: 0	H: 0	E: 0	K: 1	S: 6	LOB: 0	BB: 0	P: 8
	R: 0	H: 1	E: 0	K: 0	S: 10	LOB: 2	BB: 1	P: 18
	R: 2	H: 3	E: 0	K: 0	S: 10	LOB: 2	BB: 1	P: 18
	R: 1	H: 2	E: 0	K: 1	S: 9	LOB: 2	BB: 1	P: 16
	R: 2	H: 4	E: 0	K: 1	S: 13	LOB: 3	BB: 1	P: 21

PITCHER	IP	WLS	BF	H	R	ER	SO	BB	IBB	HBP	BLK	WP	HR	S	P	ERA	WHIP
Billy Loes, R ERA: 4.22 (1, 1)	5.1		28	9	4	4	1	3	0	0	0	0	1	51	84	6.75	2.250
Jim Hughes, R ERA: 2.97 (6, 1)	1.2	L	9	2	1	1	1	2	0	0	0	0	0	11	22	5.40	2.400
Clem Labine, R ERA: 4.29 (8, 1)	1.0		8	4	2	2	1	0	1	0	0	0	0	13	21	18.00	4.000

Batter	1	2	3	4	5	6	7	8	9	AB R H RBI BB SO LOB	TOP											
Jim Gilliam, S (1, 4) OBP: 0.353, SLG: 0.421	2-3 K		1-1 F5		0-1 L9		3-1 HR		1-0 F8	5 1 1 2 0 1 1												
Pee Wee Reese, R (1, 6) OBP: 0.399, SLG: 0.457	0-1 4-3		4-1 BB			3-2 1B	0-2 F9		1-0 L1	4 1 1 0 1 0 1												
Duke Snider, L (1, 8) OBP: 0.435, SLG: 0.656	1-1 BB 1B		1-1 4-3			0-0 G4-6-3 1B		1-3 K2-3		4 0 2 0 0 1 1												
Gil Hodges, R (1, 3) OBP: 0.383, SLG: 0.586	4-2 BB			1-1 6-3		2-1 G4-6-3 1B		0-3 K		3 0 1 1 1 1 0												
Sandy Amoros, L (1, 7) OBP: 0.329, SLG: 0.464	1-2 4-3			0-3 K		0-2 G4-6-3 1-2f 2-3		2-2 BB 1B		4 0 1 0 0 1 4												
Carl Furillo, R (1, 9) OBP: 0.362, SLG: 0.434		0-0 F4		1-3 K		0-0 6-3		4-2 BB		3 0 0 0 1 1 1												
Don Hoak, R (1, 5) OBP: 0.327, SLG: 0.408		1-2 L3-6 S 1B			1-0 4-3 1B		2-3 K	1-1 F8		4 0 2 0 0 1 2												
Rube Walker, L (1, 2) OBP: 0.296, SLG: 0.336		2-2 L3-6			1-0 4-3		4-0 HR BB		1-0 F7	2 0 0 0 1 0 2												
Don Zimmer, R (7, PR) OBP: 0.242, SLG: 0.233					1-2 1-3					0 1 0 0 0 0 0												
Roy Campanella, R (7, 2) OBP: 0.278, SLG: 0.406										1 0 0 0 0 0 0												
Carl Erskine, R (1, 1) OBP: 0.176, SLG: 0.163			1-3 K		1-0 6-3		2-2 4-3		1-2 HR	2 0 0 0 0 1 1												
Walt Moryn, L (7, PH) OBP: 0.344, SLG: 0.463										1 0 0 0 0 0 1												
Jim Hughes, R (7, 1) OBP: 0.153, SLG: 0.143										0 0 0 0 0 0 0												
Preacher Roe, R (7, 1) OBP: 0.217, SLG: 0.190										0 0 0 0 0 0 0												
Pete Wojey, R (7, 1) OBP: 0.217, SLG: 0.190										0 0 0 0 0 0 0												
George Shuba, L (9, PH) OBP: 0.254, SLG: 0.344										1 1 1 1 0 0 0												
Inning Stats	R: 0 E: 0 K: 1 S: 12	H: 1 LOB: 2 BB: 1 P: 20	R: 0 E: 0 K: 0 S: 7	H: 1 LOB: 0 BB: 0 P: 10	R: 0 E: 0 K: 1 S: 8	H: 0 LOB: 1 BB: 1 P: 15	R: 0 E: 0 K: 2 S: 8	H: 0 LOB: 0 BB: 0 P: 10	R: 0 E: 0 K: 0 S: 5	H: 1 LOB: 1 BB: 0 P: 8	R: 1 E: 0 K: 0 S: 10	H: 3 LOB: 1 BB: 0 P: 15	R: 2 E: 0 K: 1 S: 13	H: 1 LOB: 1 BB: 1 P: 24	R: 0 E: 0 K: 2 S: 13	H: 1 LOB: 2 BB: 1 P: 21	R: 1 E: 0 K: 0 S: 6	H: 1 LOB: 0 BB: 0 P: 10	1B: 7 2B: 1 3B: 0 HR: 2	SF: 0 SAC: 0 DP: 2 HBP: 0	WP: 0 PB: 0 SB: 1 CS: 0	PA: 38
PITCHER	IP WLS BF H R ER SO BB IBB HBP BLK WP HR S P ERA WHIP																					
Ruben Gomez, R (1, 1) ERA: 3.07	6.2 W 28 7 3 3 5 3 0 0 0 0 1 59 98 4.05 1.500																					
Mary Grissom, R (7, 1) ERA: 2.66	2.1 S 10 2 1 1 2 1 0 0 0 0 0 1 23 35 3.86 1.286																					

Brooklyn Dodgers @ New York Giants
Polo Grounds, New York, NY
Sat Sep 04 1954, 3:33 AM EDT
Att: 35,342 - Unknown

livebaseballscorecards.com

AB	34
R	4
H	9
RBI	4
BB	4
SO	7
LOB	14



BOTTOM

Brooklyn Dodgers @ New York Giants
Polo Grounds, New York, NY

livebaseballscorecards.com

AB	34
R	13
H	13
RBI	13
BB	5
SO	4
LOB	14



WP:	0	PA:	42
PB:	0		
SB:	1		
CS:	0		

Sat Sep 04 1954, 3:33 AM EDT
Att. 35,342 - Unknown

AB R H RBI BB SO LOB

4	2	2	0	1	1	1
5	2	2	0	0	0	3
3	2	2	4	1	0	0
4	1	1	2	1	0	4
4	1	2	2	0	0	2
4	2	1	1	1	1	1
3	0	0	0	0	0	1
4	2	3	4	0	0	0
2	0	0	0	0	1	2
1	1	0	0	1	1	0
1B:	11	SF:	0			
2B:	0	SAC:	2			
3B:	0	DP:	1			
HR:	2	HBP:	1			

Batter 1 2 3 4 5 6 7 8 9

Whitey Lockman, L OBP: 0.325, SLG: 0.392 (1, 3)	3-3 K 1B	3-2 F7 1-2			1-0 HBP 1B 1B		0-0 HR 1B 1B	4-0 FC4-6 BB	
Alvin Dark, R OBP: 0.329, SLG: 0.453 (1, 6)	3-2 1B 1B		0-0 F7		1-0 F7		0-2 HR 1B 1B	1-2 FC4-6 BB 1B	
Hank Thompson, L OBP: 0.392, SLG: 0.482 (1, 5)	2-2 G6-4-3 1B 1B		1-1 G3		2-0 1B HBP		2-2 HR 1B	4-1 5-3 BB 1B	
Willie Mays, R OBP: 0.404, SLG: 0.682 (1, 8)	0-0 G6-4-3 1-2f		2-2 F9		1-2 1B 1B		4-0 SH2-3 BB 1B	0-0 5-3 1-2 2-3	
Dusty Rhodes, L OBP: 0.462, SLG: 0.849 (1, 7)		1-1 SH3-4 BB 1B 1B		0-1 4-3 L8			1-0 SH2-3 1-2	2-2 FC6-4 1B 1B	
Don Mueller, L OBP: 0.355, SLG: 0.434 (1, 9)		4-0 SH3-4 1B BB		3-3 K		3-2 F6	0-1 HR 1B	0-1 FC6-4 1-2f	
Davey Williams, R OBP: 0.287, SLG: 0.325 (1, 4)		0-0 SH3-4 1-2 2-3		0-1 F2		2-2 5-3	1-0 F8		
Ray Katt, R OBP: 0.326, SLG: 0.462 (1, 2)		2-0 S 1B		3-2 HBP 1B 1B		1-0 6-3	2-1 1B HR		
Ruben Gomez, R OBP: 0.203, SLG: 0.250 Mary Grissom, R OBP: 0.179, SLG: 0.115 (7, 1)		1-3 K		0-1 F6			1B HR BB K		

Inning Stats	R: 0 E: 0 K: 10 S: 10	H: 2 LOB: 1 BB: 0 P: 18	R: 2 E: 0 K: 10 S: 10	H: 2 LOB: 1 BB: 1 P: 21	R: 0 E: 0 K: 0 S: 6	H: 0 LOB: 0 BB: 0 P: 9	R: 0 E: 0 K: 1 S: 8	H: 0 LOB: 0 BB: 0 P: 11	R: 2 E: 0 K: 0 S: 15	H: 3 LOB: 2 BB: 0 P: 24	R: 0 E: 0 K: 0 S: 9	H: 0 LOB: 0 BB: 0 P: 15	R: 7 E: 0 K: 1 S: 20	H: 5 LOB: 0 BB: 2 P: 35	R: 2 E: 0 K: 0 S: 11	H: 1 LOB: 1 BB: 2 P: 22
---------------------	--------------------------------	----------------------------------	--------------------------------	----------------------------------	------------------------------	---------------------------------	------------------------------	----------------------------------	-------------------------------	----------------------------------	------------------------------	----------------------------------	-------------------------------	----------------------------------	-------------------------------	----------------------------------

PITCHER	IP	WLS	BF	H	R	ER	SO	BB	IBB	HBP	BLK	WP	HR	S	P	ERA	WHIP
Carl Erskine, R ERA: 3.99 (1, 1)	6.0	L	26	7	4	4	3	1	0	1	0	0	0	58	98	6.00	1.333
Jim Hughes, R ERA: 3.33 (7, 1)	0.0		3	2	3	3	0	1	0	0	0	0	0	8	12	∞	∞
Preacher Roe, L ERA: 5.0 (7, 1)	0.1		4	2	2	2	0	1	0	0	0	0	1	6	13	54.00	9.000
Pete Wojey, R ERA: 3.91 (7, 1)	1.2		9	2	4	4	1	2	0	0	0	0	1	17	32	21.60	2.400

Batter	1	2	3	4	5	6	7	8	9	AB R H RBI BB SO LOB	TOP											
Jim Gilliam, S OBP: 0.355, SLG: 0.427 (1, 4)	4-2 CS BB		1-2 L7		0-0 HR		2-0 1B 1B		3-2 1-3 2-H 1B 1B	4 2 2 2 1 0 1												
Pee Wee Reese, R OBP: 0.401, SLG: 0.456 (1, 6)	3-2 L8			1-0 1B SF7	4-1 BB		2-1 1B 1B		4-2 G3-6-3 BB	3 1 1 1 2 0 1												
Duke Snider, L OBP: 0.435, SLG: 0.654 (1, 8)	3-3 1-2 K			2-0 1-3 1B	0-3 K		0-0 1-3 2-H 1B		0-0 G3-6-3 1-2f	5 0 2 1 0 2 3												
Gil Hodges, R OBP: 0.381, SLG: 0.582 (1, 3)		3-3 K		2-1 3-H SF7		2-2 5-3	2-2 F4			3 0 0 1 0 1 2												
Carl Furillo, R OBP: 0.360, SLG: 0.430 (1, 9)		1-1 F3		0-0 F7		1-0 6-3	0-0 1-3			4 0 0 0 0 0 3												
Jackie Robinson, R OBP: 0.414, SLG: 0.511 (1, 7)		3-1 F7		1-0 L7		0-0 F2		4-2 WP 1B BB		3 1 0 0 1 0 1												
Don Hoak, R OBP: 0.325, SLG: 0.414 (1, 5)			0-3 K		0-0 SF9 3B		0-1 E6 1B SH1-3	2-3 K		4 2 1 0 0 2 1												
Roy Campanella, R OBP: 0.281, SLG: 0.409 (1, 2)			0-0 K		1-2 5-3		0-0 SH1-3	1-2 G4-6-3 1B		3 0 2 1 0 0 1												
Johnny Podres, L OBP: 0.386, SLG: 0.440 (1, 1)			2-3 K		1-1 SF9		4-0 1B 1B BB	1-0 G4-6-3 1-2f		2 1 0 1 1 1 2												
Carl Erskine, R OBP: 0.176, SLG: 0.163 (8, 1)										0 0 0 0 0 0 0												
Inning Stats	R: 0 E: 0 K: 1 S: 9	H: 0 LOB: 1 BB: 1 P: 19	R: 0 E: 0 K: 1 S: 7	H: 0 LOB: 0 BB: 0 P: 14	R: 0 E: 0 K: 2 S: 10	H: 1 LOB: 1 BB: 0 P: 13	R: 1 E: 1 K: 0 S: 6	H: 1 LOB: 1 BB: 0 P: 12	R: 2 E: 0 K: 1 S: 11	H: 2 LOB: 1 BB: 1 P: 17	R: 0 E: 0 K: 0 S: 5	H: 0 LOB: 0 BB: 0 P: 8	R: 3 E: 1 K: 0 S: 11	H: 3 LOB: 2 BB: 1 P: 21	R: 1 E: 0 K: 1 S: 9	H: 1 LOB: 0 BB: 1 P: 17	R: 0 E: 0 K: 0 S: 6	H: 0 LOB: 0 BB: 1 P: 13	1B: 6 2B: 1 3B: 1 HR: 1	SF: 2 SAC: 1 DP: 3 HBP: 0	WP: 2 PB: 0 SB: 0 CS: 1	PA: 39
PITCHER	IP WLS BF H R ER SO BB IBB HBP BLK WP HR S P ERA WHIP																					
Johnny Antonelli, L ERA: 2.32 (1, 1)	5.0 L 21 4 3 2 5 2 0 0 0 0 0 1 43 75 3.60 1.200																					
Jim Hearn, R ERA: 4.34 (6, 1)	1.1 7 1 3 2 0 1 0 0 0 0 0 0 9 18 13.50 1.500																					
Hoyt Wilhelm, R ERA: 2.53 (7, 1)	1.2 8 3 1 1 1 1 0 0 0 1 0 16 28 5.40 2.400																					
Al Corwin, R ERA: 4.71 (9, 1)	1.0 3 0 0 0 0 1 0 0 0 0 0 6 13 0.00 1.000																					

Brooklyn Dodgers @ New York Giants
Polo Grounds, New York, NY
Sun Sep 05 1954, 3:33 AM EDT
Att: 39,784 - Unknown

AB	31
R	7
H	8
RBI	7
BB	5
SO	6
LOB	15



livebaseballscorecards.com

BOTTOM

Brooklyn Dodgers @ New York Giants
Polo Grounds, New York, NY
Sun Sep 05 1954, 3:33 AM EDT
Att. 39,784 - Unknown

livebaseballscorecards.com

AB 33
R 4
H 7
RBI 4
BB 4
SO 1
LOB 14



WP: 0 PA: 37
PB: 0
SB: 0
CS: 1

AB R H RBI BB SO LOB

4 0 0 0 1 0 1

4 1 2 0 0 0 1

4 2 2 2 0 0 2

4 1 1 1 0 0 2

3 0 0 0 0 1 0
0 0 0 0 1 0 0

4 0 1 1 0 0 1

4 0 1 0 0 0 3

2 0 0 0 2 0 1

1B: 3 SF: 0
2B: 3 SAC: 0
3B: 0 DP: 1
HR: 1 HBP: 0

Batter	1	2	3	4	5	6	7	8	9
Whitey Lockman, L (1, 3) OBP: 0.324, SLG: 0.388	0-0 4-3		4-1 FC3-8 BB		3-2 F7 1-2			1-1 3-1	1-1 F7
Alvin Dark, R (1, 6) OBP: 0.331, SLG: 0.453	0-0 F9		0-0 F9			0-1 G4-6-3 1B		1-0 2B 1B	
Hank Thompson, L (1, 5) OBP: 0.393, SLG: 0.493	1-2 HR		2-2 FC3-6 FC6-4 1-2f			1-0 F4		2-2 2B 2B 1-H	
Willie Mays, R (1, 8) OBP: 0.403, SLG: 0.681	0-0 F9		1-1 FC6-4 1-2f			0-0 G4-6-3 1-2f		1-2 1B 2B 2-H	
Dusty Rhodes, L (1, 7) OBP: 0.452, SLG: 0.829		1-3 K		0-0 F9			0-1 E1 6-3 4-3	4-0 1B BB	
Monte Irvin, R (8, PH) (9, 7) OBP: 0.371, SLG: 0.437									
Don Mueller, L (1, 9) OBP: 0.354, SLG: 0.432		2-0 F9		0-1 G3			2-1 4-3 1-2	2-2 1B 1-2 2-H	
Davey Williams, R (1, 4) OBP: 0.287, SLG: 0.327		2-1 2B		1-2 F7			0-0 6-3 2-3	0-0 F8	
Ray Katt, R (1, 2) OBP: 0.330, SLG: 0.456		4-0 IBB			4-2 CS BB		1-2 F2	2-2 F4	
Johnny Antonelli, L (1, 1) OBP: 0.187, SLG: 0.207									
Bobby Hoffman, R (5, PH) OBP: 0.302, SLG: 0.462									
Jim Hegan, R (6, 1) OBP: 0.159, SLG: 0.195									
Hoyt Wilhelm, R (7, 1) OBP: 0.056, SLG: 0.056									
Foster Castleman, R (8, PH) OBP: 0.050, SLG: 0.300									
Al Corwin, R (9, 1) OBP: 0.050, SLG: 0.300									
Bill Taylor, L (9, PH) OBP: 0.246, SLG: 0.305									
Johnny Podres, L (1, 1) ERA: 4.69	IP 7.2 WLS W BF 31 H 6 R 4 ER 4 SO 1 BB 2 IBB 1 HBP 0 BLK 0 WP 0 HR 1 S 58 P 93 ERA 4.70 WHIP 1.043	IP 1.1 WLS S BF 6 H 1 R 0 ER 0 SO 0 BB 1 IBB 0 HBP 0 BLK 0 WP 0 HR 0 S 11 P 20 ERA 0.00 WHIP 1.500							

Inning Stats

PITCHER

ERA WHIP

Batter	1	2	3	4	5	6	7	8	9	10	11	12	AB R H RBI BB SO LOB	TOP														
Curt Roberts, R OBP: 0.302, SLG: 0.307 (1, 4)	1-3 K		3-3 K		0-0 HR 1B		0-0 F7		3-2 FC5 1B		0-0 F7	1-1 SH1-4	6 1 1 1 0 2 1															
Bob Skinner, L OBP: 0.318, SLG: 0.370 (1, 3)	0-0 G3			1-2 F7	0-2 HR		1-3 K2-3		0-0 1B		1-3 K	1-0 6-3	7 1 2 4 0 2 2															
Preston Ward, L OBP: 0.340, SLG: 0.396 (1, 9)	0-1 1B			4-2 BB G5-4-3	0-0 F5			2-2 1-3	0-3 K		1-1 4-3		5 0 1 0 0 1 1 3															
Frank Thomas, R OBP: 0.364, SLG: 0.503 (1, 8)	1-3 K			3-2 BB G5-4-3	1-1 6-3			0-0 FC3-6 1B	0-1 F5			0-0 SH5-4 BB 1B	6 1 2 0 0 1 5															
Sid Gordon, R OBP: 0.412, SLG: 0.440 (1, 5)		2-1 F8			0-2 1B 1B	4-2 1B BB		0-2 FC3-6 1B		1-0 F2		0-1 SH5-4	4 1 2 0 1 0 0															
Toby Atwell, L OBP: 0.389, SLG: 0.377 (1, 2)		2-3 K			0-0 1B 2B	1-1 F7		2-2 FC3-6 FC4-6		2-3 K		4-0 BB BB IBB	5 2 1 0 1 2 3															
Jerry Lynch, L OBP: 0.307, SLG: 0.407 Dick Hall, R OBP: 0.320, SLG: 0.331 (1, 7) (3, 7)		1-1 CS 1B			1-0 1B HR 1B	1-0 G5-4-3 1B		0-0 FC4-6		0-0 BB 1B		0-0 E5 BB BB SH1-4	1 0 1 0 0 0 0 5 2 3 2 0 0 4	AB 48 R 9 H 14 RBI 9 BB 6 SO 9 LOB 25														
Dick Cole, R OBP: 0.328, SLG: 0.347 Gair Allie, R OBP: 0.302, SLG: 0.271 (1, 6) (9, PR) (9, 6)		2-0 CS	2-2 F8		0-0 F9	2-2 G5-4-3			1-0 1B E 1B		4-0 BB BB	4-2 SH1-4 BB BB	4 0 1 0 0 0 3 0 0 0 1 2 0 0															
Max Surkont, R OBP: 0.233, SLG: 0.185 Bob Purkey, R OBP: 0.172, SLG: 0.115 Jack Shepard, R OBP: 0.356, SLG: 0.393 Vern Law, R OBP: 0.327, SLG: 0.409 (1, 1) (2, 1) (10, PH) (10, 1)			1-0 F8		0-2 FC1 HR 1B		1-1 F8		2-3 K	0-0 1-3		4-2 SH1-4 BB	0 0 0 0 0 0 0 4 1 0 0 0 1 2 1 0 0 0 0 0 2 0 0 0 1 1 0 0															
Inning Stats	R: 0 E: 0 K: 2 S: 10	H: 1 LOB: 1 BB: 0 P: 12	R: 0 E: 0 K: 1 S: 7	H: 1 LOB: 0 BB: 0 P: 14	R: 0 E: 0 K: 1 S: 7	H: 0 LOB: 0 BB: 1 P: 13	R: 0 E: 0 K: 0 S: 10	H: 0 LOB: 0 BB: 1 P: 18	R: 6 E: 1 K: 0 S: 17	H: 5 LOB: 0 BB: 0 P: 19	R: 0 E: 0 K: 0 S: 8	H: 1 LOB: 1 BB: 1 P: 16	R: 0 E: 0 K: 1 S: 6	H: 0 LOB: 0 BB: 0 P: 8	R: 0 E: 0 K: 0 S: 11	H: 2 LOB: 2 BB: 0 P: 15	R: 0 E: 1 K: 2 S: 15	H: 2 LOB: 3 BB: 0 P: 21	R: 0 E: 0 K: 1 S: 6	H: 1 LOB: 2 BB: 1 P: 13	R: 0 E: 0 K: 1 S: 6	H: 0 LOB: 0 BB: 0 P: 8	R: 3 E: 1 K: 0 S: 16	H: 1 LOB: 2 BB: 3 P: 30	1B: 12 2B: 1 3B: 0 HR: 1	SF: 0 SAC: 2 DP: 2 HBP: 0	WP: 0 PB: 0 SB: 0 CS: 1	PA: 57
PITCHER	IP	WLS	BF	H	R	E	SO	BB	IBB	HBP	BLK	WP	HR	S	P	ERA	WHIP											
Russ Meyer, R ERA: 4.1 (1, 1)	4.1		20	7	6	0	5	4	1	0	0	0	0	48	72	10.38	1.846											
Clem Labine, R ERA: 4.22 (5, 1)	1.2		6	1	0	0	0	1	0	0	0	0	0	11	20	0.00	1.200											
Bob Darnell, R ERA: 1.5 (7, 1)	2.0		8	2	0	0	1	0	0	0	0	0	0	17	23	0.00	1.000											
Jim Hughes, R ERA: 3.24 (9, 1)	2.0		11	3	0	0	3	1	0	0	0	0	0	21	34	0.00	2.000											
Billy Loes, R ERA: 4.24 (11, 1)	1.1	L	9	1	3	1	1	2	1	0	0	0	0	19	33	6.75	2.250											
PITCHER	IP	WLS	BF	H	R	E	SO	BB	IBB	HBP	BLK	WP	HR	S	P	ERA	WHIP											
Pete Wojey, R ERA: 3.6 (12, 1)	0.2		2	0	0	0	0	0	0	0	0	0	0	0	0	0.00	0.000											

Pittsburgh Pirates @ Brooklyn Dodgers
Ebbets Field, Brooklyn, NY
Mon Sep 06 1954, 3:33 AM EDT
Unknown

livebaseballscorecards.com



Batter	1	2	3	4	5	6	7	8	9	AB R H RBI BB SO LOB	TOP											
Curt Roberts, R OBP: 0.305, SLG: 0.308 (1, 4)										3 2 1 0 2 0 1												
Bob Skinner, L OBP: 0.319, SLG: 0.369 (1, 3)										4 2 1 0 1 0 4												
Preston Ward, L OBP: 0.342, SLG: 0.398 (1, 9)										4 1 1 2 1 0 0												
Frank Thomas, R OBP: 0.364, SLG: 0.507 (1, 8)										4 2 1 2 1 1 1												
Sid Gordon, R OBP: 0.412, SLG: 0.437 (1, 5)										4 1 1 0 1 1 1												
Toby Atwell, L OBP: 0.389, SLG: 0.375 (1, 2)										4 1 1 1 1 1 1												
Dick Hall, R OBP: 0.319, SLG: 0.330 (1, 7)										4 0 1 1 0 1 1												
Gair Allie, R OBP: 0.304, SLG: 0.273 (1, 6)										4 0 2 1 0 0 1												
Jake Thies, R OBP: 0.176, SLG: 0.034 (1, 1)										3 0 0 0 0 1 1												
Bob Friend, R OBP: 0.319, SLG: 0.310 (8, 1)										0 0 0 0 0 0 0												
Inning Stats	R: 5 E: 1 K: 0 S: 26	H: 5 LOB: 3 BB: 3 P: 46	R: 0 E: 0 K: 1 S: 8	H: 0 LOB: 0 BB: 0 P: 10	R: 0 E: 0 K: 0 S: 3	H: 0 LOB: 0 BB: 1 P: 8	R: 2 E: 0 K: 1 S: 11	H: 2 LOB: 1 BB: 1 P: 16	R: 0 E: 0 K: 0 S: 6	H: 0 LOB: 0 BB: 0 P: 10	R: 0 E: 0 K: 1 S: 6	H: 0 LOB: 0 BB: 0 P: 9	R: 2 E: 0 K: 2 S: 12	H: 1 LOB: 0 BB: 1 P: 19	R: 0 E: 0 K: 0 S: 7	H: 1 LOB: 1 BB: 0 P: 12	R: 0 E: 0 K: 0 S: 8	H: 0 LOB: 1 BB: 1 P: 13	1B: 7 2B: 1 3B: 0 HR: 1	SF: 0 SAC: 2 DP: 1 HBP: 0	WP: 0 PB: 0 SB: 0 CS: 0	PA: 42
PITCHER	IP WLS BF H R ER SO BB IBB HBP BLK WP HR S P ERA WHIP																					
Don Newcombe, R ERA: 4.77 (1, 1)	0.1 L 6 3 5 5 0 2 0 0 0 0 0 0 15 26 135.00 15.000																					
Erv Palica, R ERA: 5.21 (1, 1)	4.2 20 4 2 2 2 3 0 0 0 0 0 0 39 64 3.86 1.500																					
Tommy Lasorda, L ERA: 9.0 (6, 1)	2.0 8 1 2 2 3 1 0 0 0 0 0 1 18 28 9.00 1.000																					
Bob Damell, R ERA: 1.38 (8, 1)	1.0 4 1 0 0 0 0 0 0 0 0 0 0 7 12 0.00 1.000																					
Jim Hughes, R ERA: 3.2 (9, 1)	1.0 4 0 0 0 0 1 0 0 0 0 0 0 8 13 0.00 1.000																					

Pittsburgh Pirates @ Brooklyn Dodgers
Ebbets Field, Brooklyn, NY
 Mon Sep 06 1954, 3:38 AM EDT
 Att: 21,561 - Unknown

AB	34
R	9
H	9
RBI	7
BB	7
SO	5
LOB	11



BOTTOM

Pittsburgh Pirates @ Brooklyn Dodgers
Ebbets Field, Brooklyn, NY

AB	37
R	7
H	11
RBI	7
BB	2
SO	6
LOB	14



WP:	0	PA:	40
PB:	0	SB:	1
CS:	0		

ERA	9.00	WHIP	1.429
ERA	0.00	WHIP	1.500

Mon Sep 06 1954, 3:38 AM EDT
Att. 21,561 - Unknown

livebaseballscorecards.com

AB R H RBI BB SO LOB

3	0	1	1	1	0	0
4	0	0	0	1	0	2
5	1	2	0	0	0	2
5	1	1	0	0	2	3
4	1	2	2	0	0	0
4	0	0	0	0	2	2
4	2	3	2	0	0	0
4	2	2	2	0	2	2
0	0	0	0	0	0	0
1	0	0	0	0	0	0
1	0	0	0	0	0	0
0	0	0	0	0	0	0
1	0	0	0	0	0	1
0	0	0	0	0	0	0
1	0	0	0	0	0	2
0	0	0	0	0	0	2

1B: 6 SF: 1
2B: 2 SAC: 0
3B: 0 DP: 0
HR: 3 HBP: 0

IP	WLS	BF	H	R	ER	SO	BB	IBB	HBP	BLK	WP	HR	S	P	ERA	WHIP
7.0	W	31	9	7	7	3	1	0	0	0	0	3	69	106	9.00	1.429
2.0	S	9	2	0	0	3	1	0	0	0	0	0	23	35	0.00	1.500

Batter	1	2	3	4	5	6	7	8	9
Jim Gilliam, S OBP: 0.356, SLG: 0.427 (1, 4)	2-1 F8 ①		2-1 4-3 ①		3-2 1B ①		3-2 SF8 ②		4-2 FC4-6 BB
Pee Wee Reese, R OBP: 0.400, SLG: 0.456 (1, 6)	4-2 FC3-6 BB		2-2 F7 ②		1-1 5-3 ③		2-1 6-3 ③		2-2 FC4-6 FC4-6 1-2f
Duke Snider, L OBP: 0.435, SLG: 0.655 (1, 8)	0-0 FC3-6 1-2f		0-1 1B ②			1-0 F7 ①		1-0 1B 2B	0-0 FC4-6 1-2f
Gil Hodges, R OBP: 0.379, SLG: 0.575 (1, 3)	2-1 5-3 ③		1-3 K ③			0-0 F4 ②		1-1 1B 1B	1-3 K ③
Sandy Amoros, L OBP: 0.333, SLG: 0.480 (1, 7)		0-0 F8 ①		0-1 F8 ①		0-1 HR ②		0-1 1B 1B	
Carl Furillo, R OBP: 0.357, SLG: 0.424 (1, 9)		0-1 F9 ②		1-3 K ②		2-1 6-3 ③		2-3 K ①	
Jackie Robinson, R OBP: 0.416, SLG: 0.521 (1, 5)		3-2 HR ②		1-1 5-3 ③			1-2 E1 2B 1B	0-0 S 1B	
Roy Campanella, R OBP: 0.283, SLG: 0.421 (1, 2)		0-0 HR ②			3-3 K ①		0-0 SF8 2B	2-3 K ②	
Don Newcombe, L OBP: 0.413, SLG: 0.390 (1, 1)		0-0 F5 ③			1-2 G3 ②		0-2 G3 ①	1-2 F8 ③	
Erv Palica, R OBP: 0.294, SLG: 0.313 (5, PH)									
Johnny Podres, L OBP: 0.373, SLG: 0.423 (6, 1)									
Tommy Lasorda, L (6, 1)									
Walt Moryn, L OBP: 0.337, SLG: 0.452 (7, PH)									
Bob Darnell, R (8, 1)									
George Shuba, L OBP: 0.247, SLG: 0.333 (8, PH)									
Jim Hughes, R OBP: 0.143, SLG: 0.143 (9, 1)									

Inning Stats

PITCHER	IP	WLS	BF	H	R	ER	SO	BB	IBB	HBP	BLK	WP	HR	S	P	ERA	WHIP
Jake Thies, R ERA: 3.87 (1, 1)	7.0	W	31	9	7	7	3	1	0	0	0	0	3	69	106	9.00	1.429
Bob Friend, R ERA: 5.29 (8, 1)	2.0	S	9	2	0	0	3	1	0	0	0	0	0	23	35	0.00	1.500

Batter	1	2	3	4	5	6	7	8	9	AB R H RBI BB SO LOB	TOP																		
Wally Moon, L (1, 8) OBP: 0.378, SLG: 0.444	0-2 4-3		0-0 6-3 2B 1B	0-0 F7		2-3 K		2-3 K		5 1 1 0 0 2 3																			
Solly Hemus, L (1, 4) OBP: 0.446, SLG: 0.436	4-2 4-3 BB		2-2 F9		1-1 1B 1B		1-2 F8		4-2 FC4-6 BB	3 1 1 0 2 0 1																			
Stan Musial, L (1, 9) OBP: 0.432, SLG: 0.622	0-0 4-3		1-0 E 1-3 2B		3-2 F9		2-1 3-1		1-2 FC4-6 2B 1-2f	5 1 1 0 0 0 3																			
Ray Jablonski, R (1, 5) Dick Schofield, S (9, PR) OBP: 0.143, SLG: 0.429 (9, 6)	1-3 K		1-0 6-3		2-1 L7		0-1 1B		3-1 2B 1-3 2B	5 0 2 1 0 1 3 0 1 0 0 0 0 0																			
Joe Cunningham, L (1, 3) OBP: 0.391, SLG: 0.468		0-0 G3	1-1 E4		1-0 1B 1B		1-1 1-3		0-0 2B 1B 2B	5 2 2 2 0 0 2																			
Rip Repulski, R (1, 7) OBP: 0.327, SLG: 0.449		0-1 CS 1B	1-0 F7		1-2 2B 1B			0-0 6-3	0-0 BB 1B	5 0 3 2 0 0 2																			
Del Rice, R (1, 2) Red Schoendienst, S (9, PH) Bill Sarni, R (9, 2) OBP: 0.305, SLG: 0.367 OBP: 0.366, SLG: 0.431 OBP: 0.339, SLG: 0.456		4-1 BB BB		2-2 F7		0-0 2B		3-3 K	2-2 F5	3 0 1 1 1 1 0 1 0 0 0 0 0 2 0 0 0 0 0 0 0																			
Alex Grammas, R (1, 6) OBP: 0.319, SLG: 0.322 (9, 5)		4-2 1-2 BB		2-0 SH3-4 1B		0-0 6-3		1-0 BB 1B	4-2 BB BB	3 0 2 0 2 0 0																			
Gordon Jones, R (1, 1) Joe Frazier, L (9, PH) Gerry Staley, R (9, 1) Harvey Haddix, L (9, 1) OBP: 0.211, SLG: 0.222 OBP: 0.402, SLG: 0.530 OBP: 0.231, SLG: 0.171 OBP: 0.227, SLG: 0.289		1-3 K		0-0 SH3-4		1-1 1-3		4-2 BB	3-3 K	2 0 0 0 1 1 2 1 0 0 0 0 1 2 0 0 0 0 0 0 0 0 0 0 0 0 0 0																			
Inning Stats	R: 0 E: 0 K: 1 S: 11	H: 0 LOB: 1 BB: 1 P: 16	R: 0 E: 0 K: 1 S: 10	H: 1 LOB: 2 BB: 2 P: 19	R: 1 E: 1 K: 0 S: 10	H: 2 LOB: 2 BB: 0 P: 16	R: 0 E: 0 K: 0 S: 9	H: 1 LOB: 1 BB: 0 P: 13	R: 2 E: 0 K: 0 S: 13	H: 4 LOB: 2 BB: 0 P: 21	R: 0 E: 0 K: 1 S: 7	H: 0 LOB: 0 BB: 0 P: 10	R: 0 E: 0 K: 0 S: 9	H: 1 LOB: 1 BB: 0 P: 13	R: 0 E: 0 K: 2 S: 12	H: 1 LOB: 2 BB: 1 P: 22	R: 3 E: 0 K: 1 S: 18	H: 3 LOB: 2 BB: 2 P: 35	1B: 9 2B: 4 3B: 0 HR: 0	SF: 0 SAC: 1 DP: 0 HBP: 0	WP: 0 PB: 0 SB: 0 CS: 1	PA: 45							
PITCHER	IP WLS BF H R ER SO BB IBB HBP BLK WP HR S P ERA WHIP												PITCHER	IP WLS BF H R ER SO BB IBB HBP BLK WP HR S P ERA WHIP															
Carl Erskine, R (1, 1) ERA: 4.02	8.1		40	11	5	5	5	5	0	0	0	0	0	0	88	145	5.40	1.920											
Jim Hughes, R (9, 1) ERA: 3.29	0.2	L	5	2	1	1	1	1	0	0	0	0	0	0	11	20	13.50	4.500											

St. Louis Cardinals @ Brooklyn Dodgers
Ebbets Field, Brooklyn, NY
Wed Sep 08 1954, 3:33 AM EDT
Att. 9,933 - Unknown

livebaseballscorecards.com

AB	38
R	6
H	13
RBI	6
BB	6
SO	6
LOB	20



Batter	1	2	3	4	5	6	7	8	9	AB	R	H	RBI	BB	SO	LOB
Jim Gilliam, S OBP: 0.354, SLG: 0.423 (1, 4)	F2		L7		F3		G3		FC1-5	5	0	0	0	0	0	4
Pee Wee Reese, R OBP: 0.400, SLG: 0.457 (1, 6)	K			HR		2B		K	G1-4-3	5	1	2	0	0	2	2
Duke Snider, L OBP: 0.436, SLG: 0.665 (1, 8)	3-1			HR		F4		HR		4	2	2	3	0	0	1
Gil Hodges, R OBP: 0.376, SLG: 0.570 (1, 3)		L7		K		F2		K		4	0	0	0	0	2	1
Sandy Amoros, L OBP: 0.332, SLG: 0.473 (1, 7)		L9		F6		1-3		BB		3	1	0	0	1	0	1
Jackie Robinson, R OBP: 0.417, SLG: 0.522 (1, 9)										3	0	1	1	1	1	0
Carl Furillo, R OBP: 0.357, SLG: 0.424 (9, 9)				FC6-4				2B		0	0	0	0	0	0	0
Billy Cox, R OBP: 0.299, SLG: 0.321 (1, 5)			L5	FC6-4			G3	F7		4	0	0	0	0	0	2
Roy Campanella, R OBP: 0.285, SLG: 0.431 (1, 2)			F7		F9		HR		FC1-5	4	1	2	1	0	0	0
Carl Erskine, R OBP: 0.193, SLG: 0.181 (1, 1)										3	0	2	0	0	0	0
Jim Hughes, R OBP: 0.143, SLG: 0.143 (9, 1)										0	0	0	0	0	0	0
Walt Moryn, L OBP: 0.337, SLG: 0.452 (9, PH)										0	0	0	0	0	0	0
Don Hoak, R OBP: 0.328, SLG: 0.416 (9, PH)										1	0	1	0	0	0	0
Don Zimmer, R OBP: 0.242, SLG: 0.233 (9, PR)										0	0	0	0	0	0	0

Inning Stats	R: 0	H: 0	E: 0	K: 1	S: 11	R: 0	H: 0	E: 0	K: 1	S: 6	R: 0	H: 1	E: 0	K: 0	S: 8	R: 2	H: 2	E: 0	K: 1	S: 14	R: 0	H: 0	E: 0	K: 0	S: 5	R: 0	H: 1	E: 0	K: 0	S: 8	R: 1	H: 2	E: 0	K: 0	S: 9	R: 2	H: 2	E: 0	K: 2	S: 12	R: 0	H: 2	E: 0	K: 0	S: 10	1B: 5	SF: 0	2B: 2	SAC: 0	3B: 0	DP: 1	HR: 3	HBP: 0
	0	0	0	1	11	0	0	0	1	9	0	1	0	0	11	0	2	2	0	1	26	0	0	0	0	7	0	1	0	0	16	1	2	0	0	14	2	2	0	1	25	0	2	0	2	13	5	0	2	0	0	3	0

PITCHER	IP	WLS	BF	H	R	ER	SO	BB	IBB	HBP	BLK	WP	HR	S	P	ERA	WHIP
Gordon Jones, R ERA: 2.17 (1, 1)	8.0	W	34	8	5	5	5	2	0	0	0	0	3	73	127	5.62	1.250
Gerry Staley, R ERA: 5.41 (9, 1)	0.0		1	1	0	0	0	0	0	0	0	0	0	3	3	∞	∞
Harvey Haddix, L ERA: 3.57 (9, 1)	1.0	S	3	1	0	0	0	0	0	0	0	0	0	7	10	0.00	1.000

BOTTOM

St. Louis Cardinals @ Brooklyn Dodgers
Ebbets Field, Brooklyn, NY
Wed Sep 08 1954, 3:33 AM EDT
Att. 9,933 - Unknown

AB	36
R	5
H	10
RBI	5
BB	2
SO	5
LOB	11



WP: 0	PA: 38
PB: 0	
SB: 0	
CS: 0	

Batter	1	2	3	4	5	6	7	8	9	AB R H RBI BB SO LOB	TOP											
Wally Moon, L (1, 8) OBP: 0.378, SLG: 0.444	1-2 F8		3-2 3-1			2-2 3-1		0-0 2B		4 0 1 1 0 0 0	St. Louis Cardinals @ Brooklyn Dodgers Ebbets Field, Brooklyn, NY Thu Sep 09 1954, 3:33 AM EDT Att. 5,301 - Unknown livebaseballscorecards.com											
Solly Hemus, L (1, 4) OBP: 0.439, SLG: 0.427	2-1 G3			2-1 G3		3-3 K		2-3 K2-3		4 0 0 0 0 2 1												
Stan Musial, L (1, 9) OBP: 0.431, SLG: 0.618	3-2 6-3			1-0 F8			3-1 3-1		4-1 FC5-4 BB	3 0 0 0 1 0 0												
Ray Jablonski, R (1, 5) OBP: 0.354, SLG: 0.439		1-1 4-3		0-0 F9			1-1 5-3		1-0 F9	4 0 0 0 0 0 1												
Rip Repulski, R (1, 7) OBP: 0.328, SLG: 0.450		1-1 4-3			0-0 FC3-6 1B		1-2 PB 1B		2-1 FC5-4 1B 1-2f	4 0 2 0 0 0 1												
Del Rice, R (1, 2) OBP: 0.308, SLG: 0.369		1-1			0-1 FC3-6		1-2 L7		1-2 1B	2 0 1 0 0 0 1												
Sal Yvars, R (5, 2) OBP: 0.339, SLG: 0.436					1-2f					2 0 1 0 0 0 1												
Harvey Haddix, L (9, PR) OBP: 0.227, SLG: 0.289										0 0 0 0 0 0 0												
Joe Cunningham, L (1, 3) OBP: 0.386, SLG: 0.461		1-3 K			3-2 F9			1-2 4-3	0-0 4-3	4 0 0 0 0 1 4												
Alex Grammas, R (1, 6) OBP: 0.319, SLG: 0.325					1-0 L7			1-0 2B 2B		3 1 1 0 0 0 1												
Vic Raschi, R (1, 1) OBP: 0.188, SLG: 0.148										0 0 0 0 0 0 0												
Ben Wade, R (2, 1) OBP: 0.230, SLG: 0.211										0 0 0 0 0 0 0												
Peanuts Lowrey, R (6, PH) OBP: 0.250, SLG: 0.250										1 0 0 0 0 0 0												
Joe Presko, R (6, 1) OBP: 0.111, SLG: 0.059										0 0 0 0 0 0 0												
Ralph Beard, R (6, 1) OBP: 0.398, SLG: 0.524										0 0 0 0 0 0 0												
Joe Frazier, L (8, PH) OBP: 0.398, SLG: 0.524										1 0 0 0 0 1 1												
Cot Deal, S (8, 1) OBP: 0.182, SLG: 0.300										0 0 0 0 0 0 0												
Inning Stats	R: 0 E: 0 K: 0 S: 9	H: 0 LOB: 0 BB: 0 P: 15	R: 0 E: 0 K: 1 S: 9	H: 1 LOB: 1 BB: 0 P: 13	R: 0 E: 0 K: 1 S: 8	H: 0 LOB: 0 BB: 0 P: 14	R: 0 E: 0 K: 0 S: 4	H: 0 LOB: 0 BB: 0 P: 7	R: 0 E: 0 K: 0 S: 7	H: 1 LOB: 1 BB: 0 P: 10	R: 0 E: 0 K: 1 S: 11	H: 0 LOB: 0 BB: 0 P: 17	R: 0 E: 0 K: 0 S: 12	H: 1 LOB: 1 BB: 0 P: 18	R: 1 E: 0 K: 2 S: 11	H: 2 LOB: 1 BB: 0 P: 17	R: 0 E: 0 K: 0 S: 8	H: 1 LOB: 2 BB: 1 P: 16	1B: 4 2B: 2 3B: 0 HR: 0	SF: 0 SAC: 0 DP: 0 HBP: 0	WP: 0 PB: 1 SB: 0 CS: 0	PA: 34
PITCHER Johnny Podres, L (1, 1) ERA: 4.44	IP: 9.0 WLS: W BF: 34 H: 6 R: 1 ER: 1 SO: 5 BB: 1 IBB: 0 HBP: 0 BLK: 0 WP: 0 HR: 0 S: 79 P: 127 ERA: 1.00 WHIP: 0.778											PITCHER	IP: WLS: BF: H: R: ER: SO: BB: IBB: HBP: BLK: WP: HR: S: P: ERA: WHIP:									



Batter	1	2	3	4	5	6	7	8	9	AB R H RBI BB SO LOB
Jim Gilliam, S OBP: 0.354, SLG: 0.421 (1, 4)	F9	BB		4-3	K		2B			3 1 0 0 2 1 3
Pee Wee Reese, R OBP: 0.403, SLG: 0.460 (1, 6)	1-3	PO		1B S	HR	2B	1B	1-H 2-H	2B	3 2 2 2 2 0 0
Duke Snider, L OBP: 0.435, SLG: 0.667 (1, 8)	FC5-4			F8	HR	F6	4-3			4 1 1 3 1 0 3
Gil Hodges, R OBP: 0.375, SLG: 0.569 (1, 3)	FC5-4			K	F7	1B		F3		5 1 1 1 0 1 2
Sandy Amoros, L OBP: 0.346, SLG: 0.481 (1, 7)		HR		BB		SH5-4	1B	G6-4-3		3 2 3 1 2 0 0
Carl Furillo, R OBP: 0.359, SLG: 0.431 (1, 9)		HR		1B		SH5-4	1B	G6-4-3		4 1 2 2 1 0 2
Jackie Robinson, R OBP: 0.418, SLG: 0.522 (1, 5)		CS		F4		SH5-4		6-3		0 0 0 0 1 0 0
Don Hoak, R OBP: 0.326, SLG: 0.413 (3, 5)		BB				1-2 2-3				2 0 0 0 0 0 3
Roy Campanella, R OBP: 0.290, SLG: 0.429 (1, 2)		PO		HR		FC5	BB	2B		1 2 0 0 3 0 1
Johnny Podres, L OBP: 0.349, SLG: 0.393 (1, 1)		B3		F4		F6		F6		4 0 0 0 0 0 5

Inning Stats	R: 0	H: 0	E: 0	K: 10	S: 10	L: 1	LOB: 1	BB: 1	P: 16	R: 2	H: 1	E: 0	K: 0	S: 11	L: 1	LOB: 1	BB: 4	P: 29	R: 0	H: 1	E: 0	K: 1	S: 9	R: 3	H: 1	E: 0	K: 0	S: 8	L: 1	LOB: 0	BB: 2	P: 23	R: 1	H: 2	E: 1	K: 1	S: 12	L: 2	LOB: 2	BB: 0	P: 19	R: 2	H: 3	E: 0	K: 0	S: 8	L: 3	LOB: 0	BB: 0	P: 14	R: 2	H: 1	E: 0	K: 0	S: 11	L: 1	LOB: 1	BB: 2	P: 25	R: 0	H: 0	E: 0	K: 0	S: 3	L: 0	LOB: 0	BB: 1	P: 10
1B: 5	SF: 0	2B: 2	SAC: 1	3B: 0	DP: 2	HR: 2	HBP: 0	WP: 0	PA: 43	PB: 0	SB: 1	CS: 1																																																								

PITCHER	IP	WLS	BF	H	R	ER	SO	BB	IBB	HBP	BLK	WP	HR	S	P	ERA	WHIP
Vic Raschi, R ERA: 4.76 (1, 1)	1.2	L	10	1	2	2	0	5	0	0	0	0	1	19	43	10.80	3.600
Ben Wade, R ERA: 7.63 (2, 1)	3.1		18	4	4	3	2	4	0	0	0	0	1	31	62	8.10	2.400
Joe Presko, R ERA: 6.75 (6, 1)	0.1		4	3	2	2	0	0	0	0	0	0	0	7	12	54.00	9.000
Ralph Beard, R ERA: 3.72 (6, 1)	1.2		7	1	2	2	0	2	0	0	0	0	0	12	27	10.80	1.800
Cot Deal, R ERA: 6.28 (8, 1)	1.0		3	0	0	0	0	1	0	0	0	0	0	3	10	0.00	1.000

BOTTOM

St. Louis Cardinals @ Brooklyn Dodgers
Ebbets Field, Brooklyn, NY
Thu Sep 09 1954, 3:33 AM EDT
Att. 5,301 - Unknown

livebaseballscorecards.com

AB	29
R	10
H	9
RBI	9
BB	12
SO	2
LOB	19



Batter	1	2	3	4	5	6	7	8	9	AB R H RBI BB SO LOB	TOP			
Bill Bruton, L (1, 8) OBP: 0.344, SLG: 0.371	1-2 F5		1-1 4-3							2 0 0 0 0 0 0	Milwaukee Braves @ Brooklyn Dodgers Ebbets Field, Brooklyn, NY Fri Sep 10 1954, 3:33 AM EDT Att. 13,906 - Unknown			
Eddie Mathews, L (1, 5) OBP: 0.418, SLG: 0.596	2-2 L9			1-3 K						2 0 0 0 0 1 0				
Joe Adcock, R (1, 3) OBP: 0.364, SLG: 0.520	1-1 HR			2-0 6-3						2 1 1 1 0 0 0				
Bobby Thomson, R (1, 7) OBP: 0.375, SLG: 0.446	2-3 K			2-3 K						2 0 0 0 0 2 0				
Andy Pafko, R (1, 9) OBP: 0.329, SLG: 0.427		1-0 F9			1-2 L7					2 0 0 0 0 0 0				
Del Crandall, R (1, 2) OBP: 0.312, SLG: 0.448		2-2 5-3			1-3 K					2 0 0 0 0 1 0				
Johnny Logan, R (1, 6) OBP: 0.337, SLG: 0.366		2-3 K			2-2 1-3					2 0 0 0 0 1 0				
Jack Dittmer, L (1, 4) OBP: 0.320, SLG: 0.431			0-1 F9							1 0 0 0 0 0 0				
Lew Burdette, R (1, 1) OBP: 0.133, SLG: 0.114			0-3 K							0 0 0 0 0 0 0				
Bob Buhl, R (1, 1) OBP: 0.100, SLG: 0.036										1 0 0 0 0 1 0				
Inning Stats	R: 1 E: 0 K: 1 S: 12	H: 1 LOB: 0 BB: 0 P: 18	R: 0 E: 0 K: 1 S: 11	H: 0 LOB: 0 BB: 0 P: 16	R: 0 E: 0 K: 1 S: 7	H: 0 LOB: 0 BB: 0 P: 8	R: 0 E: 0 K: 2 S: 8	H: 0 LOB: 0 BB: 0 P: 13	R: 0 E: 0 K: 1 S: 11	H: 0 LOB: 0 BB: 0 P: 15	1B: 0 2B: 0 3B: 0 HR: 1	SF: 0 SAC: 0 DP: 0 HBP: 0	WP: 0 PB: 0 SB: 0 CS: 0	PA: 16
PITCHER Billy Loes, R (1, 1) ERA: 4.15	IP: 5.0 WLS: W BF: 16 H: 1 R: 1 ER: 1 SO: 6 BB: 0 IBB: 0 HBP: 0 BLK: 0 WP: 0 HR: 1 S: 49 P: 70 ERA: 1.80 WHIP: 0.200													

livebaseballscorecards.com

AB	16
R	1
H	1
RBI	1
BB	0
SO	6
LOB	0



Batter	1	2	3	4	5	6	7	8	9	AB R H RBI BB SO LOB	TOP											
Bill Bruton, L (1, 8) OBP: 0.343, SLG: 0.368	1-1 3-1		1-0 F3		1-0 F4			4-0 1B 1B BB	0-1 G3	4 1 0 0 1 0 2												
Jim Pendleton, R (1, 7) OBP: 0.232, SLG: 0.275	2-0 F7		2-2 5-3		1-3 K			1-1 F3		4 0 0 0 0 1 2												
Joe Adcock, R (1, 3) George Metkovich, L (1, PR) OBP: 0.365, SLG: 0.520 OBP: 0.330, SLG: 0.317	1-0 FC4-6 HBP			0-0 3-1		2-1 F5		0-0 F8		0 0 0 0 0 0 0 3 0 0 0 0 0 1												
Eddie Mathews, L (1, 5) OBP: 0.417, SLG: 0.593	1-2 FC4-6 1-2f			0-0 F9		1-1 4-3		0-0 FC6-5 1B 1-3		4 0 1 0 0 0 1												
Andy Pafko, R (1, 9) OBP: 0.330, SLG: 0.426			1-2 F7		4-0 BB		0-0 6-3	1-2 1B 3-H		3 0 1 1 1 0 0												
Del Crandall, R (1, 2) OBP: 0.309, SLG: 0.443			2-3 K		2-2 1-3		1-0 F6	2-1 FC6-5 2-3f		4 0 0 0 0 1 3												
Johnny Logan, R (1, 6) OBP: 0.340, SLG: 0.375			2-2 HR			3-2 1B 2B		4-1 FC1-6 BB	2-1 6-3	3 2 2 1 1 0 0												
Jack Dittmer, L (1, 4) OBP: 0.318, SLG: 0.425			2-2 F7		0-0 3-1 2-H 1B		0-2 FC1-6 1-2f FC6-4		0-0 4-3	4 0 1 1 0 0 1												
Gene Conley, R (1, 1) Ernie Johnson, R (1, 1) Jim Wilson, R (3, 1) Charlie White, L (5, PH) Dave Jolly, R (5, 1) Bobby Thomson, R (7, PH) Dave Kosile, L (7, 1) Danny O'Connell, R (9, PH) OBP: 0.162, SLG: 0.176 OBP: 0.273, SLG: 0.273 OBP: 0.239, SLG: 0.244 OBP: 0.357, SLG: 0.481 OBP: 0.370, SLG: 0.439 OBP: 0.326, SLG: 0.360			0-0 G1		1-0 3-1 2-3		0-0 FC6-4 1-2f		1-1 1B	0 0 0 0 0 0 0 1 0 0 0 0 0 0 0 0 0 0 0 0 0 1 0 0 0 0 0 1 0 0 0 0 0 0 0 1 0 0 0 0 0 1 0 0 0 0 0 0 0 1 0 1 0 0 0 0												
Inning Stats	R: 0 E: 0 K: 0 S: 6	H: 0 LOB: 1 BB: 0 P: 11	R: 1 E: 0 K: 1 S: 14	H: 1 LOB: 0 BB: 0 P: 21	R: 0 E: 0 K: 0 S: 5	H: 0 LOB: 0 BB: 0 P: 8	R: 0 E: 0 K: 0 S: 6	H: 0 LOB: 1 BB: 1 P: 12	R: 1 E: 0 K: 1 S: 10	H: 2 LOB: 1 BB: 0 P: 16	R: 0 E: 0 K: 0 S: 5	H: 0 LOB: 0 BB: 0 P: 8	R: 0 E: 0 K: 0 S: 6	H: 0 LOB: 1 BB: 1 P: 11	R: 1 E: 0 K: 0 S: 9	H: 2 LOB: 2 BB: 1 P: 17	R: 0 E: 0 K: 0 S: 7	H: 1 LOB: 1 BB: 0 P: 10	1B: 4 2B: 1 3B: 0 HR: 1	SF: 0 SAC: 0 DP: 0 HBP: 1	WP: 0 PB: 0 SB: 0 CS: 0	PA: 37
PITCHER Don Newcombe, R (1, 1) ERA: 4.65	IP: 9.0 WLS: W BF: 37 H: 6 R: 3 ER: 3 SO: 2 BB: 3 IBB: 0 HBP: 1 BLK: 0 WP: 0 HR: 1 S: 68 P: 114 ERA: 3.00 WHIP: 1.000											PITCHER	IP: 9.0 WLS: W BF: 37 H: 6 R: 3 ER: 3 SO: 2 BB: 3 IBB: 0 HBP: 1 BLK: 0 WP: 0 HR: 1 S: 68 P: 114 ERA: 3.00 WHIP: 1.000									

Milwaukee Braves @ Brooklyn Dodgers
Ebbets Field, Brooklyn, NY
Sat Sep 11 1954, 3:33 AM EDT
Att. 7,748 - Unknown

livebaseballscorecards.com

AB	33
R	3
H	6
RBI	3
BB	3
SO	2
LOB	12



Batter	1	2	3	4	5	6	7	8	9	AB R H RBI BB SO LOB
Jim Gilliam, S OBP: 0.355, SLG: 0.419 (1, 4)	4-0 BB HR BB	1-1 4-3		2-2 6-3		0-1 1-2 1B				3 1 1 0 1 0 0
Pee Wee Reese, R OBP: 0.407, SLG: 0.463 (1, 6)	4-1 1-2 HR BB	2-3 K		4-1 BB		3-0 2 SAFE PO 2-3	0-0 F9			2 1 0 0 2 1 0
Duke Snider, L OBP: 0.432, SLG: 0.666 (1, 8)	2-1 1-H 2-H HR		2-3 K	3-1 G3			1-0 4-3			4 1 1 3 0 1 1
Gil Hodges, R OBP: 0.374, SLG: 0.574 (1, 3)	1-1 F7		1-2 HR		0-1 2-3		1-0 5-3			4 1 1 1 0 0 0
Sandy Amoros, L OBP: 0.361, SLG: 0.502 (1, 7)	3-1 HR		0-1 E WP 1B		3-2 F6		4-0 G6-4-3 BB			3 1 2 1 1 0 0
Carl Furillo, R OBP: 0.360, SLG: 0.432 (1, 9)	2-0 1B		0-0 E7 WP 1B		0-0 L7		1-2 G6-4-3 1-2f			4 0 2 0 0 0 1
Don Hoak, R OBP: 0.325, SLG: 0.408 (1, 5)	2-3 K		4-2 1-3 3-H BB		1-0 F9		1-3 K			3 0 0 0 1 2 1
Roy Campanella, R OBP: 0.291, SLG: 0.426 (1, 2)	0-0 F2		0-0 5-3		4-0 PO 1B BB		2-2 F6			2 0 0 0 1 0 3
Don Newcombe, L OBP: 0.388, SLG: 0.364 (1, 1)		2-0 1-3		0-1 1-3						3 0 0 0 0 0 1

Inning Stats	R: 4 E: 0 K: 1 S: 12	H: 3 LOB: 1 BB: 2 P: 30	R: 0 E: 0 K: 1 S: 6	H: 0 LOB: 0 BB: 0 P: 11	R: 1 E: 1 K: 1 S: 13	H: 3 LOB: 2 BB: 1 P: 20	R: 0 E: 0 K: 0 S: 8	H: 0 LOB: 1 BB: 1 P: 17	R: 0 E: 0 K: 0 S: 6	H: 0 LOB: 0 BB: 0 P: 9	R: 0 E: 0 K: 0 S: 6	H: 1 LOB: 1 BB: 1 P: 16	R: 0 E: 0 K: 0 S: 3	H: 0 LOB: 0 BB: 0 P: 5	R: 0 E: 0 K: 1 S: 7	H: 0 LOB: 0 BB: 1 P: 13
--------------	-------------------------------	----------------------------------	------------------------------	----------------------------------	-------------------------------	----------------------------------	------------------------------	----------------------------------	------------------------------	---------------------------------	------------------------------	----------------------------------	------------------------------	---------------------------------	------------------------------	----------------------------------

PITCHER	IP	WLS	BF	H	R	ER	SO	BB	IBB	HBP	BLK	WP	HR	S	P	ERA	WHIP
Gene Conley, R ERA: 2.98 (1, 1)	0.0	L	3	1	3	3	0	2	0	0	0	0	1	3	13	∞	∞
Ernie Johnson, R ERA: 3.01 (1, 1)	2.1		12	5	2	2	3	0	0	0	0	0	2	25	41	7.71	2.143
Jim Wilson, R ERA: 3.4 (3, 1)	1.2		6	0	0	0	0	2	0	0	0	1	0	11	24	0.00	1.200
Dave Jolly, R ERA: 2.48 (5, 1)	2.0		7	1	0	0	0	1	0	0	0	0	0	12	25	0.00	1.000
Dave Koslo, L ERA: 2.57 (7, 1)	2.0		6	0	0	0	1	1	0	0	0	0	0	10	18	0.00	0.500

BOTTOM

Milwaukee Braves @ Brooklyn Dodgers
Ebbets Field, Brooklyn, NY

Sat Sep 11 1954, 3:33 AM EDT
Att. 7,748 - Unknown

AB 28
R 5
H 7
RBI 5
BB 6
SO 4
LOB 7



WP: 1 PA: 35
PB: 0
SB: 0
CS: 0

1B: 4 SF: 0
2B: 0 SAC: 0
3B: 0 DP: 1
HR: 3 HBP: 0

PITCHER	IP	WLS	BF	H	R	ER	SO	BB	IBB	HBP	BLK	WP	HR	S	P	ERA	WHIP
---------	----	-----	----	---	---	----	----	----	-----	-----	-----	----	----	---	---	-----	------

Batter	1	2	3	4	5	6	7	8	9	AB R H RBI BB SO LOB	TOP											
Bob Talbot, R (1, 8) <small>OBP: 0.287, SLG: 0.321</small> Hal Rice, L (9, PH) <small>OBP: 0.269, SLG: 0.224</small>	1-2 3-1		1-1 F7		0-1 B4-3			3-2 F2	1-3 K	4 0 0 0 0 0 2 1 0 0 0 0 1 0												
Gene Baker, R (1, 4) <small>OBP: 0.327, SLG: 0.423</small>	1-0 HBP		1-2 FC5 1B 1-2 2-3f		2-2 F4			1-1 1B 1B		3 1 1 0 0 0 2												
Dee Fondy, L (1, 3) <small>OBP: 0.330, SLG: 0.406</small>	1-3 K		2-1 1B 1-3 2-H		1-3 K			1-0 14 FC5-4 1B 1-2 1B		4 0 2 1 0 2 1												
Hank Sauer, R (1, 9) <small>OBP: 0.379, SLG: 0.564</small>	2-3 K		2-2 1-3		2-2 F6			1-1 14 FC5-4 1B 1-2 2-H		4 0 1 1 0 1 3												
14 Ernie Banks, R (1, 6) <small>OBP: 0.327, SLG: 0.433</small>		0-0 F8		2-0 F6		1-0 F9		1-1 FC5-4 BB 1-2f 2-3		4 0 0 0 0 0 2												
Ralph Kiner, R (1, 7) <small>OBP: 0.375, SLG: 0.491</small>		2-2 F8		1-1 5-3		0-0 F6		4-1 1-2 BB		3 0 0 0 1 0 0												
Vern Morgan, L (1, 5) <small>OBP: 0.281, SLG: 0.309</small>		1-0 5-3		0-0 2B			0-3 K2-3	0-2 G3		4 0 1 0 0 1 3												
Clyde McCullough, R (1, 2) <small>OBP: 0.302, SLG: 0.457</small>			2-2 E5 FC5 E		4-1 BB		1-2 6-3		0-1 6-3	3 0 0 0 1 0 0												
Hal Jeffcoat, R (1, 1) <small>OBP: 0.273, SLG: 0.500</small> Frank Baumholtz, L (9, PH) <small>OBP: 0.341, SLG: 0.419</small>			0-1 E3 1B FC5		0-1 1-3		3-2 F7		1-2 4-3	3 1 0 0 0 0 3 1 0 0 0 0 0 0												
Inning Stats	R: 0 E: 0 K: 2 S: 9	H: 0 LOB: 1 BB: 0 P: 14	R: 0 E: 0 K: 0 S: 5	H: 0 LOB: 0 BB: 0 P: 8	R: 1 E: 2 K: 0 S: 17	H: 1 LOB: 2 BB: 0 P: 25	R: 0 E: 0 K: 0 S: 7	H: 1 LOB: 2 BB: 1 P: 14	R: 0 E: 0 K: 1 S: 8	H: 0 LOB: 0 BB: 0 P: 11	R: 0 E: 0 K: 1 S: 5	H: 0 LOB: 0 BB: 0 P: 8	R: 0 E: 0 K: 1 S: 11	H: 0 LOB: 0 BB: 0 P: 15	R: 1 E: 0 K: 0 S: 14	H: 3 LOB: 3 BB: 1 P: 25	R: 0 E: 0 K: 1 S: 8	H: 0 LOB: 0 BB: 0 P: 10	1B: 4 2B: 1 3B: 0 HR: 0	SF: 0 SAC: 0 DP: 0 HBP: 1	WP: 0 PB: 0 SB: 0 CS: 0	PA: 37
PITCHER Carl Erskine, R (1, 1) <small>ERA: 3.91</small>	IP: 9.0 WLS: W BF: 37 H: 5 R: 2 ER: 1 SO: 5 BB: 2 IBB: 0 HBP: 1 BLK: 0 WP: 0 HR: 0 S: 84 P: 130 ERA: 1.00 WHIP: 0.778											PITCHER IP: WLS: BF: H: R: ER: SO: BB: IBB: HBP: BLK: WP: HR: S: P: ERA: WHIP:										

Chicago Cubs @ Brooklyn Dodgers
 Ebbets Field, Brooklyn, NY
 Sun Sep 12 1954, 3:33 AM EDT
 Unknown

livebaseballscorecards.com

AB	34
R	2
H	5
RBI	2
BB	2
SO	5
LOB	16



Batter	1	2	3	4	5	6	7	8	9	AB R H RBI BB SO LOB
Jim Gilliam, S OBP: 0.354, SLG: 0.418 (1, 4)	1-1 G6-4-3 1B		1-0 G3		2-2 L9		0-0 L4-6			4 0 1 0 0 0 3
Pee Wee Reese, R OBP: 0.406, SLG: 0.460 (1, 6)	1-1 G6-4-3 1-2f		2-1 6-3			4-1 2B BB		1-0 L7		3 1 0 0 1 0 2
Duke Snider, L OBP: 0.429, SLG: 0.661 (1, 8)	3-2 G3			0-1 F7		0-0 4-3		2-1 3-1		4 0 0 0 0 0 1
Gil Hodges, R OBP: 0.373, SLG: 0.578 (1, 3)		1-1 F8		1-3 K		0-0 F6		1-1 HR		4 1 1 1 0 1 1
Sandy Amoros, L OBP: 0.363, SLG: 0.505 (1, 7)		2-0 2B		0-1 4-3		4-0 2B IBB		0-0 4-3		3 1 1 0 1 0 0
Carl Furillo, R OBP: 0.360, SLG: 0.433 (1, 9)		1-0 L9			0-0 4-3	2-2 2B				3 0 1 2 0 0 1
Don Hoak, R OBP: 0.325, SLG: 0.419 (1, 5)		1-0 4-3			2-1 HR	3-1 F7				3 1 1 1 0 0 2
Roy Campanella, R OBP: 0.294, SLG: 0.428 (1, 2)			2-1 G3 SH1-4 1B		1-0 F8		1-0 L4-6 SH1-4 1B			3 0 2 0 0 0 0
Carl Erskine, R OBP: 0.202, SLG: 0.190 (1, 1)			0-0 SH1-4		0-2 1B		0-0 SH1-4			1 0 1 0 0 0 0

Inning Stats	R: 0 E: 0 K: 0 S: 7	H: 1 LOB: 0 BB: 0 P: 12	R: 0 E: 0 K: 0 S: 5	H: 1 LOB: 1 BB: 0 P: 10	R: 0 E: 0 K: 0 S: 6	H: 1 LOB: 1 BB: 0 P: 11	R: 0 E: 0 K: 1 S: 7	H: 0 LOB: 0 BB: 0 P: 8	R: 1 E: 0 K: 0 S: 11	H: 2 LOB: 1 BB: 0 P: 16	R: 2 E: 0 K: 0 S: 8	H: 1 LOB: 1 BB: 2 P: 21	R: 0 E: 0 K: 0 S: 3	H: 1 LOB: 0 BB: 0 P: 4	R: 1 E: 0 K: 0 S: 6	H: 1 LOB: 0 BB: 0 P: 10	1B: 4 2B: 3 3B: 0 HR: 2	SF: 0 SAC: 2 DP: 2 HBP: 0	WP: 0 PB: 0 SB: 0 CS: 0	PA: 32
--------------	------------------------------	----------------------------------	------------------------------	----------------------------------	------------------------------	----------------------------------	------------------------------	---------------------------------	-------------------------------	----------------------------------	------------------------------	----------------------------------	------------------------------	---------------------------------	------------------------------	----------------------------------	----------------------------------	------------------------------------	----------------------------------	--------

PITCHER	IP	WLS	BF	H	R	ER	SO	BB	IBB	HBP	BLK	WP	HR	S	P	ERA	WHIP	PITCHER	IP	WLS	BF	H	R	ER	SO	BB	IBB	HBP	BLK	WP	HR	S	P	ERA	WHIP		
Hal Jeffcoat, R ERA: 5.02 (1, 1)	8.0	L	32	8	4	4	1	1	1	0	0	0	2	53	92	4.50	1.125																				

BOTTOM

Chicago Cubs @ Brooklyn Dodgers
Ebbets Field, Brooklyn, NY
 Sun Sep 12 1954, 3:33 AM EDT
 Unknown

livebaseballscorecards.com


AB	28
R	4
H	8
RBI	4
BB	2
SO	1
LOB	10



Batter	1	2	3	4	5	6	7	8	9	10	11	12	13	14	AB R H RBI BB SO LOB	TOP																
Bob Talbot, R OBP: 0.283, SLG: 0.316 (1, 8)	3-2 6-3		0-1 F9		0-2 1-3		1-0 F7		1-1 4-3			0-1 6-3			6 0 0 0 0 0 4	Chicago Cubs @ Brooklyn Dodgers Ebbets Field, Brooklyn, NY Sun Sep 12 1954, 3:38 AM EDT Att. 17,497 - Unknown																
Gene Baker, R OBP: 0.330, SLG: 0.424 (1, 4)	4-2 G3 WP BB			3-2 G4-6-3 1B		1-1 BB 14 2B 1B	3-3 K		0-0 5-3			2-2 1B			5 1 3 0 1 1 0																	
Dee Fondy, L OBP: 0.328, SLG: 0.404 (1, 3)	3-2 G3			0-0 G4-6-3 1-2f		0-0 BB 14 2B 1B	1-3 K		2-2 1-3			1-3 K			6 1 1 0 0 2 3																	
Hank Sauer, R OBP: 0.378, SLG: 0.560 (1, 9)	2-2 1-3			1-2 F9		4-1 14 2B 1-2 2-3 G4-6-3 BB		0-0 F4		3-2 1B			1-3 K		5 1 1 0 1 1 1																	
14 Ernie Banks, R OBP: 0.327, SLG: 0.435 (1, 6)		1-1 1-3			0-0 1B	0-0 G4-6-3 1-3 2-H 2-3 3-H 2B		0-0 6-3		2-0 5-3			1-1 F2		6 0 2 2 0 0 1																	
Ralph Kiner, R OBP: 0.375, SLG: 0.488 (1, 7)		3-2 F5			1-1 1B	4-0 G4-6-3 1B IBB		0-3 K					2-3 K		5 0 1 0 1 3 0																	
Vern Morgan, L OBP: 0.254, SLG: 0.279 (1, 5)		1-3 K			2-2 F3	1-1 G4-6-3 1-2f 2-3 3-H 1B		0-0 6-3					0-1 G3		6 0 0 0 0 2 4																	
Jim Fanning, R OBP: 0.222, SLG: 0.125 (1, 2)			2-3 K		0-0 1B	4-1 BB		0-0 F8					2-1 F4		5 0 1 0 1 1 0																	
Johnny Klippstein, R OBP: 0.156, SLG: 0.163 Warren Hacker, R OBP: 0.250, SLG: 0.273 (6, 1)			2-2 5-3		2-3 K	0-0 4-3		2-1 1B				0-1 4-3			3 0 0 0 0 1 5 3 0 1 0 0 0 0																	
Inning Stats	R: 0 E: 0 K: 0 S: 14	H: 0 LOB: 1 BB: 1 P: 26	R: 0 E: 0 K: 1 S: 8	H: 0 LOB: 0 BB: 0 P: 13	R: 0 E: 0 K: 1 S: 12	H: 0 LOB: 0 BB: 0 P: 16	R: 0 E: 0 K: 0 S: 7	H: 1 LOB: 0 BB: 0 P: 11	R: 0 E: 0 K: 1 S: 13	H: 3 LOB: 3 BB: 0 P: 18	R: 3 E: 0 K: 0 S: 9	H: 3 LOB: 2 BB: 3 P: 23	R: 0 E: 0 K: 2 S: 8	H: 0 LOB: 0 BB: 0 P: 13	R: 0 E: 0 K: 1 S: 5	H: 0 LOB: 0 BB: 0 P: 5	R: 0 E: 0 K: 0 S: 6	H: 1 LOB: 1 BB: 0 P: 9	R: 0 E: 0 K: 0 S: 8	H: 1 LOB: 1 BB: 0 P: 15	R: 0 E: 0 K: 1 S: 8	H: 0 LOB: 0 BB: 0 P: 12	R: 0 E: 0 K: 2 S: 10	H: 1 LOB: 1 BB: 0 P: 13	R: 0 E: 0 K: 2 S: 8	H: 0 LOB: 0 BB: 0 P: 12	R: 0 E: 0 K: 1 S: 6	H: 0 LOB: 0 BB: 0 P: 9	1B: 8 2B: 2 3B: 0 HR: 0	SF: 0 SAC: 0 DP: 2 HBP: 0	WP: 1 PB: 0 SB: 0 CS: 0	PA: 54
PITCHER	IP WLS BF H R ER SO BB IBB HBP BLK WP HR S P ERA WHIP																															
Russ Meyer, R ERA: 4.14 (1, 1)	5.0	23	7	3	3	3	2	0	0	0	1	0	0	59	94	5.40	1.800															
Jim Hughes, R ERA: 3.25 (6, 1)	1.0	4	0	0	0	0	1	1	0	0	0	0	0	4	13	0.00	1.000															
Billy Loes, R ERA: 3.93 (7, 1)	8.0	27	3	0	0	8	0	0	0	0	0	0	0	59	88	0.00	0.375															

livebaseballscorecards.com

AB	50
R	3
H	10
RBI	2
BB	4
SO	11
LOB	18




Batter	1	2	3	4	5	6	7	8	9	10	11	12	13	14	AB	R	H	RBI	BB	SO	LOB	
Jim Gilliam, S (1, 4) OBP: 0.358, SLG: 0.420	1-3 K		4-2 G1-6-3 BB		1-2 1B E	2-2 G4-6-3 1B		4-0 IBB			0-0 F6			1-1 F9 SH3 1B	5	2	3	1	2	1	0	
Pee Wee Reese, R (1, 6) OBP: 0.405, SLG: 0.458	2-3 K		2-2 G1-6-3 1-2f		0-0 1B E	0-0 G4-6-3 1-2f		0-0 F2			0-0 1B			0-0 SH3	6	1	2	0	0	1	5	
Duke Snider, L (1, 8) OBP: 0.428, SLG: 0.656	2-3 K		0-1 4-3		2-3 K			0-0 FC2-6 1B			0-1 F3			0-0 G3	4-0 1B IBB IBB	6	0	1	0	1	2	3
Gil Hodges, R (1, 3) OBP: 0.370, SLG: 0.574		0-1 E 2B		0-0 5-3	1-2 E6 E			0-1 FC2-6 1B 1-2f			0-0 F4		2-2 F8	0-0 F9	7	0	1	0	0	0	4	
Sandy Amoros, L (1, 7) OBP: 0.365, SLG: 0.498		1-2 F7		3-2 4-3	1-1 E4 3-H			1-0 G4-6-3 1B			4-2 CS BB		1-1 G3	4-0 1B IBB	5	0	1	0	2	0	2	
Carl Furillo, R (1, 9) OBP: 0.359, SLG: 0.433		0-1 E6 BB 2-3		1-1 2B	0-1 F6			0-2 G4-6-3 1-2f			2-0 CS 1-2		0-2 4-3	1-2 1B	7	0	2	1	0	0	5	
Don Hoak, R (1, 5) OBP: 0.325, SLG: 0.412		4-0 1B BB 1-2		4-0 2B BB				0-0 F7			0-3 K			0-2 F9	4	0	0	0	2	1	0	
Roy Campanella, R (1, 2) OBP: 0.295, SLG: 0.426		1-3 K		0-2 F7				2-2 SH3-4 1B			1-2 F2			1-3 K	6	1	2	0	0	2	5	
Russ Meyer, S (1, 1) OBP: 0.143, SLG: 0.045		2-3 K			1-1 4-3			0-0 SH3-4 1B					2-2 L4		2	0	0	0	0	1	3	
Jim Hughes, R (6, 1) OBP: 0.143, SLG: 0.143															0	0	0	0	0	0	0	
Walt Moryn, L (6, PH) OBP: 0.344, SLG: 0.459															1	0	1	0	0	0	0	
Don Zimmer, R (6, PR) OBP: 0.242, SLG: 0.233															0	0	0	0	0	0	0	
Billy Loes, R (7, 1) OBP: 0.151, SLG: 0.118															2	0	0	0	0	0	0	

Inning Stats	R: 0	H: 0	E: 0	K: 3	S: 10	H: 0	LOB: 0	BB: 0	P: 15	R: 0	H: 1	E: 1	K: 2	S: 14	H: 1	LOB: 3	BB: 1	P: 22	R: 0	H: 0	E: 0	K: 0	S: 7	H: 0	LOB: 0	BB: 1	P: 13	R: 0	H: 1	E: 0	K: 0	S: 12	H: 1	LOB: 2	BB: 1	P: 20	R: 2	H: 2	E: 2	K: 1	S: 18	H: 2	LOB: 2	BB: 0	P: 24	R: 1	H: 3	E: 0	K: 0	S: 10	H: 3	LOB: 2	BB: 0	P: 16	R: 0	H: 2	E: 0	K: 0	S: 7	H: 2	LOB: 1	BB: 1	P: 8	R: 0	H: 1	E: 0	K: 0	S: 7	H: 1	LOB: 2	BB: 1	P: 13	R: 0	H: 0	E: 0	K: 0	S: 5	H: 0	LOB: 0	BB: 1	P: 11	R: 0	H: 0	E: 0	K: 1	S: 8	H: 0	LOB: 0	BB: 0	P: 9	R: 0	H: 1	E: 0	K: 0	S: 11	H: 1	LOB: 1	BB: 0	P: 13	R: 0	H: 0	E: 0	K: 0	S: 11	H: 0	LOB: 0	BB: 0	P: 14	R: 0	H: 0	E: 0	K: 1	S: 9	H: 0	LOB: 0	BB: 0	P: 11	R: 1	H: 2	E: 0	K: 0	S: 7	H: 2	LOB: 3	BB: 2	P: 17	1B: 11	SF: 0	2B: 2	SAC: 2	3B: 0	DP: 3	HR: 0	HBP: 0	WP: 0	PA: 61
PITCHER	IP	WLS	BF	H	R	ER	SO	BB	IBB	HBP	BLK	WP	HR	S	P	ERA	WHIP	PITCHER										IP	WLS	BF	H	R	ER	SO	BB	IBB	HBP	BLK	WP	HR	S	P	ERA	WHIP																																																																																												
Johnny Klippstein, R (1, 1) ERA: 5.4	5.1		28	7	3	1	6	3	0	0	0	0	0	70	109	1.69	1.875																																																																																																																							
Warren Hacker, R (6, 1) ERA: 4.22	8.1	L	32	6	1	0	2	1	3	0	0	0	0	66	97	0.00	0.840																																																																																																																							

Chicago Cubs @ Brooklyn Dodgers
Ebbets Field, Brooklyn, NY
 Sun Sep 12 1954, 3:38 AM EDT
 Att. 17,497 - Unknown

AB	51
R	4
H	13
RBI	2
BB	7
SO	8
LOB	27



Batter	1	2	3	4	5	6	7	8	9	AB R H RBI BB SO LOB	TOP
Bobby Adams, R OBP: 0.361, SLG: 0.375 (1, 5) S F B F B X	3-2 F9 ①		2-2 FC5-4 ③ 1-2f			0-1 F8 ②			2-2 6-3 ①	4 0 0 0 0 0 1	
Roy McMillan, R OBP: 0.303, SLG: 0.314 (1, 6) B B C C F X	3-2 L5 ②			3-1 4-3 2B		1-0 F4 ③			0-1 F9 ②	4 0 1 0 0 0 0	
Gus Bell, L OBP: 0.344, SLG: 0.463 (1, 8) B B X	2-0 F8 ③			0-0 F3 ①			2-2 2-3 ①		1-0 3-1 ③	4 0 0 0 0 0 1	
Ted Kluszewski, L OBP: 0.405, SLG: 0.659 (1, 3) S C X		0-2 L9 ①		1-1 4-3 ②			1-2 L8 ②			3 0 0 0 0 0 1	
Jim Greengrass, R OBP: 0.328, SLG: 0.494 (1, 7) B B T B X		2-1 5-3 ②		2-1 F4 ③			2-2 F9 ③			3 0 0 0 0 0 1	
Wally Post, R OBP: 0.286, SLG: 0.416 (1, 9) S T B F X		1-2 5-3 ③			2-2 G4-6-3 1B			0-1 5-3 1B		3 0 2 0 0 0 0	
Johnny Temple, R OBP: 0.384, SLG: 0.365 (1, 4) B C C X			1-2 F6 ①		1-1 G4-6-3 ② 1-2f			1-1 F9 ①		3 0 0 0 0 0 2	
Andy Seminick, R OBP: 0.376, SLG: 0.424 (1, 2) B B C C B			4-2 FC5-4 BB		3-2 6-3 ③			0-1 5-3 ② 1-2		2 0 0 0 1 0 1	
Art Fowler, R OBP: 0.212, SLG: 0.088 (1, 1) Chuck Harmon, R OBP: 0.276, SLG: 0.306 (6, PH) Jim Pearce, R (6, 1) Bob Borkowski, R OBP: 0.320, SLG: 0.411 (8, PH) Karl Drews, R OBP: 0.286, SLG: 0.188 (8, 1) L L L			0-3 K ②			1-3 K ①		0-2 5-3 ③		1 0 0 0 0 1 1 1 0 0 0 0 1 0 0 0 0 0 0 0 0 1 0 0 0 0 0 1 0 0 0 0 0 0 0	
Inning Stats	R: 0 E: 0 K: 0 S: 8 H: 0 LOB: 0 BB: 0 P: 16	R: 0 E: 0 K: 0 S: 10 H: 0 LOB: 0 BB: 0 P: 13	R: 0 E: 0 K: 1 S: 12 H: 0 LOB: 1 BB: 1 P: 19	R: 0 E: 0 K: 0 S: 7 H: 1 LOB: 1 BB: 0 P: 13	R: 0 E: 0 K: 0 S: 11 H: 1 LOB: 0 BB: 0 P: 17	R: 0 E: 0 K: 1 S: 6 H: 0 LOB: 0 BB: 0 P: 8	R: 0 E: 0 K: 0 S: 10 H: 0 LOB: 0 BB: 0 P: 15	R: 0 E: 0 K: 0 S: 9 H: 1 LOB: 1 BB: 0 P: 10	R: 0 E: 0 K: 0 S: 6 H: 0 LOB: 0 BB: 0 P: 9	1B: 2 2B: 1 3B: 0 HR: 0 SF: 0 SAC: 0 DP: 1 HBP: 0	WP: 0 PB: 0 SB: 0 CS: 0 PA: 30
PITCHER Johnny Podres, L ERA: 4.17 (1, 1)	IP 9.0 WLS W BF 30 H 3 R 0 ER 0 SO 2 BB 1 IBB 0 HBP 0 BLK 0 WP 0 HR 0 S 79 P 120 ERA 0.00 WHIP 0.444	PITCHER IP WLS BF H R ER SO BB IBB HBP BLK WP HR S P ERA WHIP									

Cincinnati Redlegs @ Brooklyn Dodgers
Ebbets Field, Brooklyn, NY
Tue Sep 14 1954, 3:33 AM EDT
Att. 9,877 - Unknown

livebaseballscorecards.com

AB 29
R 0
H 3
RBI 0
BB 1
SO 2
LOB 9

Batter	1	2	3	4	5	6	7	8	9	AB R H RBI BB SO LOB
Jim Gilliam, S OBP: 0.357, SLG: 0.418 (1, 4)	2-1 2B 1B		2-2 F2	1-0 F8			2-2 F9			4 1 1 0 0 0 1
Pee Wee Reese, R OBP: 0.407, SLG: 0.463 (1, 6)	1-0 L8 SF8 2B		2-2 1B			1-3 K	0-1 E 1B			4 1 3 1 0 1 0
Duke Snider, L OBP: 0.427, SLG: 0.653 (1, 8)	1-0 L8		1-1 F4			2-2 L7	2-1 E9 1B			4 0 1 0 0 0 2
Gil Hodges, R OBP: 0.370, SLG: 0.572 (1, 3)	2-3 SF8		2-2 6-3			1-2 L6	4-1 BB			2 0 0 1 1 0 1
Sandy Amoros, L OBP: 0.367, SLG: 0.498 (1, 7)	3-2 F6			1-0 HR 1B		0-0 FC6-4 1B	2-1 3-1			4 1 2 0 0 0 3
Carl Furillo, R OBP: 0.359, SLG: 0.438 (1, 9)			1-1 F9	1-2 HR		0-1 FC6-4 HBP 1-2f	2-2 F2			4 1 1 2 0 0 1
Jackie Robinson, R OBP: 0.419, SLG: 0.518 (1, 5)			1-1 4-3	4-2 1B BB		1-2 G5-4-3 HBP	0-1 G3			2 0 0 0 1 0 0
Roy Campanella, R OBP: 0.297, SLG: 0.425 (1, 2)			4-2 BB	1-0 SH5-4 1B		2-1 G5-4-3 1-2f	3-3 K			3 0 1 0 1 1 2
Johnny Podres, L OBP: 0.338, SLG: 0.379 (1, 1)			1-0 F9	0-1 SH5-4		1-1 6-3				2 0 0 0 0 0 1

Inning Stats	R: 2 E: 0 K: 0 S: 11	H: 2 LOB: 0 BB: 0 P: 21	R: 0 E: 0 K: 0 S: 10	H: 0 LOB: 1 BB: 1 P: 17	R: 0 E: 0 K: 0 S: 13	H: 1 LOB: 1 BB: 0 P: 20	R: 0 E: 0 K: 0 S: 10	H: 3 LOB: 1 BB: 1 P: 18	R: 0 E: 0 K: 1 S: 9	H: 0 LOB: 0 BB: 0 P: 13	R: 0 E: 0 K: 0 S: 7	H: 1 LOB: 1 BB: 0 P: 10	R: 0 E: 1 K: 0 S: 12	H: 2 LOB: 3 BB: 1 P: 23	R: 0 E: 0 K: 1 S: 8	H: 0 LOB: 0 BB: 0 P: 13
1B: 7 2B: 1 3B: 0 HR: 1	SF: 1 SAC: 1 DP: 1 HBP: 1	WP: 0 PA: 35 PB: 0 SB: 0 CS: 0														

PITCHER	IP	WLS	BF	H	R	ER	SO	BB	IBB	HBP	BLK	WP	HR	S	P	ERA	WHIP
Art Fowler, R ERA: 3.74 (1, 1)	5.0	L	22	6	4	4	1	2	0	0	0	0	1	53	89	7.20	1.600
Jim Pearce, R ERA: (6, 1)	2.0		10	3	0	0	0	1	0	1	0	0	0	19	33	0.00	2.000
Karl Drews, R ERA: 5.91 (8, 1)	1.0		3	0	0	0	1	0	0	0	0	0	0	8	13	0.00	0.000


BOTTOM

Cincinnati Redlegs @ Brooklyn Dodgers
Ebbets Field, Brooklyn, NY
Tue Sep 14 1954, 3:33 AM EDT
Att. 9,877 - Unknown

livebaseballscorecards.com

AB	29
R	4
H	9
RBI	4
BB	3
SO	2
LOB	11



Batter	1	2	3	4	5	6	7	8	9	AB R H RBI BB SO LOB	TOP		
Bobby Adams, R (1, 5) OBP: 0.367, SLG: 0.388	0-1 6-3		1-1 G3 2B	0-1 1-H 2-H 2B			1-1 2B	4-0 1B BB		4 0 3 2 1 0 0			
Roy McMillan, R (1, 6) OBP: 0.304, SLG: 0.314	4-0 2B BB		0-0 E6 FC5 G3	0-0 F7			0-2 F9	1-2 1B		4 0 1 1 1 0 3			
Gus Bell, L (1, 8) OBP: 0.343, SLG: 0.462	2-2 1-3 2B		3-2 G3				3-1 L8	2-2 5-3		5 0 1 0 0 0 6			
Ted Kluszewski, L (1, 3) OBP: 0.406, SLG: 0.657	4-1 G5-4-3 IBB		4-0 IBB				0-1 G3		1-2 1B 1B	3 0 1 0 2 0 1			
Bob Borkowski, R (1, 7) OBP: 0.316, SLG: 0.404	0-2 G5-4-3 1-2f		1-0 FC5 2-3f				2-0 5-3	2-2 SH1-3 1B 4-3 1B	2-2 F3	5 1 1 0 0 0 7			
Lloyd Merriman, L (1, 9) OBP: 0.400, SLG: 0.340		0-1 G1		3-3 K			0-0 F5	0-1 4-3 SH1-3 1B 1B	3-2 F7	5 1 1 0 0 1 1			
Johnny Temple, R (1, 4) OBP: 0.385, SLG: 0.367		1-1 6-3		1-2 E 2B 1B			1-2 F7	0-1 SH1-3	0-0 1B	4 1 2 0 0 0 0			
Ed Bailey, L (1, 2) OBP: 0.330, SLG: 0.392		1-1 3-1		1-0 4-3 1-2 1B			3-2 1B	0-2 4-3	1-1 L4	5 0 1 1 0 0 4			
Bud Podbielan, R (1, 1) OBP: 0.222, SLG: 0.146 Howie Judson, R (6, 1) OBP: 0.120, SLG: 0.083 Jerry Lane, R (6, 1) Hobie Landrith, L (8, PH) OBP: 0.343, SLG: 0.388 Fred Baczewski, L (8, 1) OBP: 0.093, SLG: 0.071 Cliff Ross, L (8, 1)			1-2 5-3	3-2 FC5 2B			0-3 K	4-1 1B BB BB		3 1 0 0 0 0 1 2 0 1 0 0 0 0 0 0 0 0 0 0 0 0 0 0 0 0 0 0			
Inning Stats	R: 0 E: 0 K: 0 S: 9 H: 1 LOB: 2 BB: 2 P: 19	R: 0 E: 0 K: 0 S: 6 H: 0 LOB: 0 BB: 0 P: 8	R: 0 E: 1 K: 0 S: 12 H: 1 LOB: 3 BB: 1 P: 22	R: 2 E: 1 K: 1 S: 15 H: 2 LOB: 1 BB: 0 P: 23	R: 0 E: 0 K: 0 S: 4 H: 0 LOB: 0 BB: 0 P: 7	R: 0 E: 0 K: 1 S: 10 H: 1 LOB: 1 BB: 0 P: 14	R: 0 E: 0 K: 0 S: 9 H: 1 LOB: 1 BB: 0 P: 13	R: 2 E: 0 K: 0 S: 18 H: 3 LOB: 3 BB: 2 P: 31	R: 0 E: 0 K: 0 S: 15 H: 2 LOB: 2 BB: 0 P: 22	1B: 7 2B: 4 3B: 0 HR: 0 SF: 0 SAC: 1 DP: 1 HBP: 0	WP: 0 PB: 0 SB: 0 CS: 0 PA: 44		
PITCHER Don Newcombe, R (1, 1) ERA: 4.55 Jim Hughes, R (8, 1) ERA: 3.17	IP WLS BF H R ER SO BB IBB HBP BLK WP HR S P ERA WHIP	7.0 W 33 8 4 2 2 1 2 0 0 0 0 0 71 114 2.57 1.286	2.0 S 11 3 0 0 0 0 2 0 0 0 0 0 27 45 0.00 2.500									PITCHER IP WLS BF H R ER SO BB IBB HBP BLK WP HR S P ERA WHIP	

Cincinnati Redlegs @ Brooklyn Dodgers
Ebbets Field, Brooklyn, NY
Wed Sep 15 1954, 3:33 AM EDT
Att. 1,169 - Unknown

livebaseballscorecards.com

AB 38
R 4
H 11
RBI 4
BB 5
SO 2
LOB 24

Batter	1	2	3	4	5	6	7	8	9
Jim Gilliam, S OBP: 0.360, SLG: 0.420 (1, 4)	2-1 4-3		3-2 E 2B		4-2 BB	4-0 E BB		0-0 SH1	
Pee Wee Reese, R OBP: 0.409, SLG: 0.465 (1, 6)	3-3 K		0-2 E2 1B		1-1 F9	0-0 E6 2B		4-0 1B 1B	
Duke Snider, L OBP: 0.427, SLG: 0.650 (1, 8)	3-2 3-1		1-3 K		1-0 4-1	1-0 1B		0-0 FC4-6 1B	
Gil Hodges, R OBP: 0.373, SLG: 0.581 (1, 3)		1-0 2B		1-2 SH1-3 2B 1B		0-0 HR		2-1 FC4-6 1B	
Sandy Amoros, L OBP: 0.365, SLG: 0.493 (1, 7)		0-3 K2-3		0-0 SH1-3		1-0 SH2-3 1B	0-0 L4	2-1 FC4-6	
Carl Furillo, R OBP: 0.358, SLG: 0.438 (1, 9)		1-0 5-3		1-0 2B		0-1 SH2-3	2-3 K	3-2 5-3	
Jackie Robinson, R OBP: 0.420, SLG: 0.518 (1, 5)		0-0 F7		0-1 F9		1-0 BB E 1B	2-2 FC6-4 1B		
Roy Campanella, R OBP: 0.296, SLG: 0.424 (1, 2)			0-2 6-3	0-0 F7		1-1 BB E 1B	0-0 FC6-4		
Don Newcombe, L OBP: 0.365, SLG: 0.340 (1, 1)			2-2 4-3		0-0 G3	1-0 F5		2-1 SH1 1B	
Jim Hughes, R OBP: 0.200, SLG: 0.200 (8, 1)									

Inning Stats	R: 0 E: 0 K: 1 S: 8	H: 0 LOB: 0 BB: 0 P: 16	R: 0 E: 0 K: 1 S: 6	H: 1 LOB: 1 BB: 0 P: 8	R: 1 E: 1 K: 1 S: 17	H: 2 LOB: 1 BB: 0 P: 23	R: 1 E: 0 K: 0 S: 8	H: 2 LOB: 1 BB: 0 P: 10	R: 0 E: 0 K: 0 S: 6	H: 0 LOB: 1 BB: 1 P: 12	R: 6 E: 1 K: 0 S: 15	H: 6 LOB: 1 BB: 1 P: 27	R: 0 E: 0 K: 1 S: 12	H: 1 LOB: 1 BB: 0 P: 16	R: 2 E: 0 K: 0 S: 14	H: 3 LOB: 2 BB: 1 P: 27
--------------	------------------------------	----------------------------------	------------------------------	---------------------------------	-------------------------------	----------------------------------	------------------------------	----------------------------------	------------------------------	----------------------------------	-------------------------------	----------------------------------	-------------------------------	----------------------------------	-------------------------------	----------------------------------

PITCHER	IP	WLS	BF	H	R	ER	SO	BB	IBB	HBP	BLK	WP	HR	S	P	ERA	WHIP
Bud Podbielan, R ERA: 5.23 (1, 1)	5.1	L	25	8	5	5	3	1	0	0	0	0	1	53	82	8.44	1.688
Howie Judson, R ERA: 4.01 (6, 1)	0.1		4	2	3	3	0	1	0	0	0	0	0	4	10	81.00	9.000
Jerry Lane, R ERA: 1.69 (6, 1)	1.1		6	2	0	0	1	0	0	0	0	0	0	15	20	0.00	1.500
Fred Baczewski, L ERA: 5.34 (8, 1)	0.1		5	3	2	2	0	0	1	0	0	0	0	6	14	54.00	9.000
Cliff Ross, L ERA: (8, 1)	0.2		2	0	0	0	0	0	0	0	0	0	0	8	13	0.00	0.000

BOTTOM

Cincinnati Redlegs @ Brooklyn Dodgers
Ebbets Field, Brooklyn, NY

Wed Sep 15 1954, 3:33 AM EDT
Att. 1,169 - Unknown

AB	R	H	RBI	BB	SO	LOB
2	2	1	0	2	0	0
4	2	2	4	1	1	1
5	0	2	1	0	1	2
5	2	4	2	0	0	1
4	1	1	0	0	1	3
4	0	1	1	0	1	3
4	1	2	1	0	0	2
4	1	1	0	0	0	2
3	0	0	0	0	0	2
1	1	1	0	0	0	0

AB	36
R	10
H	15
RBI	9
BB	3
SO	4
LOB	16

WP: 0 PA: 42
PB: 0
SB: 0
CS: 0



PITCHER	IP	WLS	BF	H	R	ER	SO	BB	IBB	HBP	BLK	WP	HR	S	P	ERA	WHIP
---------	----	-----	----	---	---	----	----	----	-----	-----	-----	----	----	---	---	-----	------

TOP

Cincinnati Redlegs @ Brooklyn Dodgers
Ebbets Field, Brooklyn, NY
Thu Sep 16 1954, 3:33 AM EDT
Att: 522 - Unknown

livebaseballscorecards.com

AB	39
R	9
H	13
RBI	9
BB	5
SO	2
LOB	19



WP:	0	PA:	45
PB:	0		
SB:	1		
CS:	1		

AB R H RBI BB SO LOB

5	1	1	2	0	0	2
5	1	1	0	0	0	0
4	2	1	0	1	0	0
5	1	2	2	0	0	2
5	2	3	1	0	0	1
5	1	3	4	0	0	3
2	0	1	0	3	0	2
5	0	1	0	0	1	6
3	1	0	0	1	1	3

1B:	8	SF:	0
2B:	2	SAC:	0
3B:	0	DP:	2
HR:	3	HBP:	0

Batter	1	2	3	4	5	6	7	8	9
Bobby Adams, R (1, 5) OBP: 0.365, SLG: 0.393	1-2 F8	0-0 F8			2-2 4-3	2-1 HR		2-2 1-3	
Roy McMillan, R (1, 6) OBP: 0.303, SLG: 0.313	0-1 F9		1-1 F7		1-2 BB 1B	2-2 5-3		1-2 6-3	
Gus Bell, L (1, 8) OBP: 0.343, SLG: 0.461	3-1 F5		1-1 2B 1B		4-1 1B E	0-0 1-3		2-1 E3	
Ted Kluszewski, L (1, 3) OBP: 0.406, SLG: 0.661		0-1 F2	0-1 F8		0-1 E 1B		0-0 HR	3-2 2-3	
Lloyd Merriman, L (1, 7) OBP: 0.408, SLG: 0.374		0-1 HR 1B	0-0 1B 2B		0-0 E4 FC4		0-1 1-3	1-2 F9 2B	
Wally Post, R (1, 9) OBP: 0.289, SLG: 0.426		3-2 HR 1B	3-2 CS 1B		0-0 F9		0-0 FC8-5 BB 1B	0-0 F9 2-3	
Johnny Temple, R (1, 4) OBP: 0.389, SLG: 0.367		0-1 S 1B	1-0 CS 1-2	4-2 G5-4-3 BB	0-0 FC4 1-2f		4-0 FC8-5 BB	4-0 G6-4-3 BB	
Andy Seminick, R (1, 2) OBP: 0.373, SLG: 0.419		1-3 K		2-0 G5-4-3 1-2f		3-1 FC4-6 1B	1-2 FC8-5 1-2f	2-0 G6-4-3 1-2f	
Joe Nuxhall, L (1, 1) OBP: 0.286, SLG: 0.370		4-1 BB		2-3 K		2-2 FC4-6 1-2f	0-1 F3		

Inning Stats	R: 0	H: 0	E: 0	K: 0	S: 8	P: 12	R: 2	H: 3	E: 0	K: 1	S: 15	P: 23	R: 2	H: 3	E: 0	K: 0	S: 10	P: 16	R: 0	H: 0	E: 0	K: 1	S: 7	P: 15	R: 2	H: 2	E: 1	K: 0	S: 12	P: 19	R: 2	H: 2	E: 0	K: 0	S: 12	P: 21	R: 1	H: 2	E: 0	K: 0	S: 10	P: 15	R: 0	H: 0	E: 1	K: 0	S: 13	P: 21	R: 0	H: 1	E: 0	K: 0	S: 5	P: 12	1B: 8	2B: 2	3B: 0	HR: 3	SF: 0	SAC: 0	DP: 2	HBP: 0	WP: 0	PA: 45
--------------	------	------	------	------	------	-------	------	------	------	------	-------	-------	------	------	------	------	-------	-------	------	------	------	------	------	-------	------	------	------	------	-------	-------	------	------	------	------	-------	-------	------	------	------	------	-------	-------	------	------	------	------	-------	-------	------	------	------	------	------	-------	-------	-------	-------	-------	-------	--------	-------	--------	-------	--------

PITCHER	IP	WLS	BF	H	R	ER	SO	BB	IBB	HBP	BLK	WP	HR	S	P	ERA	WHIP
Carl Erskine, R (1, 1) ERA: 4.01	2.2	L	15	6	4	4	1	1	0	0	0	0	1	33	50	13.50	2.625
Clem Labine, R (3, 1) ERA: 4.3	2.1		10	2	2	2	1	2	0	0	0	0	0	19	35	7.71	1.714
Bob Damell, R (6, 1) ERA: 3.14	1.1		9	4	3	3	0	1	0	0	0	0	2	16	29	20.25	3.750
Russ Meyer, R (7, 1) ERA: 4.13	0.2		2	0	0	0	0	0	0	0	0	0	0	6	7	0.00	0.000
Tommy Lasorda, L (8, 1) ERA: 6.43	2.0		8	1	0	0	0	1	0	0	0	0	0	18	33	0.00	1.000

PITCHER	IP	WLS	BF	H	R	ER	SO	BB	IBB	HBP	BLK	WP	HR	S	P	ERA	WHIP
---------	----	-----	----	---	---	----	----	----	-----	-----	-----	----	----	---	---	-----	------

Batter	1	2	3	4	5	6	7	8	9	AB	R	H	RBI	BB	SO	LOB
Jim Gilliam, S OBP: 0.362, SLG: 0.420 (1, 4)	2-1 2B 1B		4-0 G6-4-3 BB		4-0 1B BB		0-2 G1-6-3 1-2f		1-1 F2	3	1	1	0	2	0	3
Pee Wee Reese, R OBP: 0.408, SLG: 0.466 (1, 6)	2-1 E6 1-H 2B		3-2 G6-4-3 1-2f		1-1 SF7 3-H		2-3 K			3	0	1	2	0	1	1
Duke Snider, L OBP: 0.427, SLG: 0.649 (1, 8)	0-0 E5 1B			0-0 F8		0-0 FC5-4 1B		1-1 G3		4	0	2	1	0	0	0
Gil Hodges, R OBP: 0.372, SLG: 0.579 (1, 3)	0-1 6-3			3-1 S 1B		0-0 FC5-4 1-2f		1-1 5-3		4	0	1	0	0	0	3
Carl Furillo, R OBP: 0.357, SLG: 0.437 (1, 9)	2-1 L9			3-3 K 1-2		0-0 G3-6-3 1B		1-0 6-3		4	0	1	0	0	1	2
Sandy Amoros, L OBP: 0.364, SLG: 0.489 (1, 7)		0-1 4-1		2-1 F4		0-1 G3-6-3 1-2f		3-2 BB 1B		4	0	1	0	0	0	2
Jackie Robinson, R OBP: 0.421, SLG: 0.518 (1, 5)		1-0 6-3			0-2 BB SF7 1B		3-2 FC5-4 1B		0-3 K	4	1	2	0	0	1	1
Roy Campanella, R OBP: 0.296, SLG: 0.422 (1, 2)		3-1 F7			0-0 BB 1B		1-0 FC5-4 1-2f		0-0 F4	4	1	1	0	0	0	2
Carl Erskine, R OBP: 0.202, SLG: 0.190 (1, 1) Clem Labadie, R OBP: 0.156, SLG: 0.036 (3, 1) Billy Cox, R OBP: 0.298, SLG: 0.320 (5, PH) Bob Damell, R (6, 1) Russ Meyer, S OBP: 0.043, SLG: 0.045 (7, 1) Don Hoak, R OBP: 0.327, SLG: 0.412 (7, PH) Tommy Lasorda, L (8, 1) Don Zimmer, R OBP: 0.265, SLG: 0.233 (9, PH)			2-3 K		2-2 F9		4-2 G1-6-3 BB		4-2 BB	0	0	0	0	0	0	0


Inning Stats	R: 1	H: 3	E: 2	K: 0	S: 9	LOB: 1	BB: 0	P: 15	R: 0	H: 0	E: 0	K: 0	S: 5	LOB: 0	BB: 0	P: 9	R: 0	H: 0	E: 0	K: 1	S: 9	LOB: 0	BB: 1	P: 18	R: 0	H: 1	E: 0	K: 1	S: 9	LOB: 1	BB: 0	P: 17	R: 2	H: 3	E: 0	K: 0	S: 11	LOB: 2	BB: 1	P: 18	R: 0	H: 2	E: 0	K: 0	S: 7	LOB: 1	BB: 0	P: 11	R: 0	H: 0	E: 0	K: 1	S: 9	LOB: 0	BB: 1	P: 15	R: 0	H: 0	E: 0	K: 0	S: 5	LOB: 0	BB: 0	P: 8	R: 0	H: 1	E: 0	K: 1	S: 12	LOB: 2	BB: 1	P: 20	1B: 9	SF: 1	2B: 1	3B: 0	HR: 0	SAC: 0	DP: 3	HBP: 0	WP: 0	PA: 37
PITCHER Joe Nuxhall, L ERA: 3.99 (1, 1)	IP	WLS	BF	H	R	ER	SO	BB	IBB	HBP	BLK	WP	HR	S	P	ERA	WHIP																			PITCHER	IP	WLS	BF	H	R	ER	SO	BB	IBB	HBP	BLK	WP	HR	S	P	ERA	WHIP																													
																		9.0	W	37	10	3	3	4	4	0	0	0	0	0	76	131	3.00	1.556																			9.0	W	37	10	3	3	4	4	0	0	0	0	0	0	0	76	131	3.00	1.556											

BOTTOM

Cincinnati Redlegs @ Brooklyn Dodgers
Ebbets Field, Brooklyn, NY

Thu Sep 16 1954, 3:33 AM EDT
Att. 522 - Unknown

AB	32
R	3
H	10
RBI	3
BB	4
SO	4
LOB	16



livebaseballscores.com

Brooklyn Dodgers @ Pittsburgh Pirates
 Forbes Field, Pittsburgh, PA

Fri Sep 17 1954, 3:33 AM EDT
 Att. 6,198 - Unknown

AB	33
R	9
H	9
RBI	8
BB	8
SO	6
LOB	16



WP:	0	PA:	43
PB:	0	SB:	0
CS:	0		

AB R H RBI BB SO LOB

3 2 0 0 2 0 2

4 0 2 2 1 1 1

5 1 2 2 0 1 3

3 1 0 0 1 0 3

2 1 1 1 2 0 0

4 1 0 0 1 1 4

5 1 1 2 0 2 1

4 1 2 1 0 0 1

3 1 1 0 1 1 1

1B:	9	SF:	0
2B:	0	SAC:	1
3B:	0	DP:	0
HR:	0	HBP:	1

Batter	1	2	3	4	5	6	7	8	9
Curt Roberts, R OBP: 0.307, SLG: 0.304 (1, 4)	0-1 3-1	0-1 FC5 E	3-2 F4		4-2 BB		4-2 BB 1B		
Bob Skinner, L OBP: 0.320, SLG: 0.367 (1, 3)	2-3 K	0-1 E3 1B	1-1 1B		2-0 F8		4-2 1B BB		
Preston Ward, L OBP: 0.339, SLG: 0.389 (1, 9)	3-2 BB 1B	3-3 K	3-1 4-3			0-1 4-3	2-2 1B		
Frank Thomas, R OBP: 0.369, SLG: 0.510 (1, 8)	4-2 BB 1B	2-2 F3		H 1-0 G3 SH5-3 HBP		0-1 6-3	1-2 F5		
Sid Gordon, R OBP: 0.413, SLG: 0.436 (1, 5)	0-0 BB 1B	4-0 BB		X 0-0 SH5-3		4-2 BB	1-1 F5		
Toby Atwell, L OBP: 0.377, SLG: 0.367 (1, 2)	4-1 E 1B BB	1-1 F7		X 2-1 G3		1-3 K	0-0 6-3		
Jerry Lynch, L OBP: 0.301, SLG: 0.390 (1, 7)	0-1 E9 1B 1B		0-2 E6 E	S 0-3 K		2-3 K	0-1 4-3		
Dick Cole, R OBP: 0.327, SLG: 0.346 (1, 6)	1-2 1B		0-0 2-3		1-2 6-3		1-2 BB 1B		
Max Surkont, R OBP: 0.242, SLG: 0.186 (1, 1)		4-2 E FC5 BB	1-2 E8 1B		0-2 6-3		0-3 K		

Inning Stats	R	H	E	K	S	L	LOB	BB	P	R	H	E	K	S	L	LOB	BB	P
1	4	4	1	1	18		2	2	32	2	1	2	1	15		2	2	29
2	2	2	2	1	15		2	2	29	0	0	0	0	6		1	0	23
3	1	2	2	0	15		2	0	23	0	0	0	0	6		0	0	9
4	0	0	0	1	6		0	0	9	0	0	0	0	6		0	0	9
5	0	0	0	1	13		0	1	20	0	0	0	0	13		0	1	20
6	0	0	0	1	9		0	1	14	0	0	0	0	9		0	1	14
7	2	2	2	2	23		2	2	37	0	0	0	0	23		2	2	37
8	0	0	0	0	6		0	0	6	0	0	0	0	6		0	0	6
9	0	0	0	0	6		0	0	6	0	0	0	0	6		0	0	6

PITCHER	IP	WLS	BF	H	R	ER	SO	BB	IBB	HBP	BLK	WP	HR	S	P	ERA	WHIP
Billy Loes, R ERA: 4.14 (1, 1)	1.0	L	11	5	6	4	1	3	0	0	0	0	0	24	42	36.00	8.000
Pete Wojey, R ERA: 3.38 (2, 1)	3.0		14	2	1	0	2	1	0	1	0	0	0	30	51	0.00	1.000
Tommy Lasorda, L ERA: 5.0 (5, 1)	2.0		8	0	0	0	1	2	0	0	0	0	0	22	34	0.00	1.000
Erv Palica, R ERA: 5.32 (7, 1)	2.0		10	2	2	2	2	2	0	0	0	0	0	28	43	9.00	2.000

Batter	1	2	3	4	5	6	7	8	9	AB R H RBI BB SO LOB	TOP	
Jim Gilliam, S (1, 4) OBP: 0.359, SLG: 0.416	3-3 		0-1 			0-1 G3		0-0 F2		4 0 1 0 0 1 0	Brooklyn Dodgers @ Pittsburgh Pirates Forbes Field, Pittsburgh, PA Sun Sep 19 1954, 3:33 AM EDT Att: 21,308 - Unknown livebaseballscorecards.com	
Pee Wee Reese, R (1, 6) OBP: 0.404, SLG: 0.461	0-1 4-3		3-1 F8			1-3 K		1-0 6-3		4 0 0 0 0 1 1		
Duke Snider, L (1, 8) OBP: 0.425, SLG: 0.646	0-0 					1-2 L9			1-0 F8	4 0 1 0 0 0 0		
Gil Hodges, R (1, 3) OBP: 0.369, SLG: 0.571	1-0 CS	2-2 6-3				1-2 F6			0-1 F2	4 0 0 0 0 0 0		
Sandy Amoros, L (1, 7) OBP: 0.364, SLG: 0.500						2-2 			0-0 F8	4 0 1 0 0 0 0		
Carl Furillo, R (1, 9) OBP: 0.358, SLG: 0.440						0-1 F8				3 0 2 0 0 0 1		
Jackie Robinson, R (1, 5) OBP: 0.419, SLG: 0.513										3 0 1 0 0 0 1		
Roy Campanella, R (1, 2) OBP: 0.296, SLG: 0.416						0-1 F9				3 0 0 0 0 0 2		
Russ Meyer, S (1, 1) OBP: 0.137, SLG: 0.043 Walt Moryn, L (8, PH) OBP: 0.337, SLG: 0.448 Jim Hughes, R (8, 1) OBP: 0.200, SLG: 0.200						0-0 G3		3-3 		2 0 0 0 0 0 0 1 0 0 0 0 1 0 0 0 0 0 0 0 0		
Inning Stats	R: 0 H: 1 E: 0 LOB: 0 K: 1 BB: 0 S: 10 P: 14	R: 0 H: 1 E: 0 LOB: 1 K: 0 BB: 0 S: 10 P: 14	R: 0 H: 1 E: 0 LOB: 1 K: 0 BB: 0 S: 10 P: 16	R: 0 H: 1 E: 0 LOB: 1 K: 0 BB: 0 S: 9 P: 12	R: 0 H: 0 E: 0 LOB: 0 K: 0 BB: 0 S: 4 P: 5	R: 0 H: 0 E: 0 LOB: 0 K: 1 BB: 0 S: 8 P: 10	R: 0 H: 2 E: 0 LOB: 2 K: 0 BB: 0 S: 8 P: 13	R: 0 H: 0 E: 0 LOB: 0 K: 1 BB: 0 S: 5 P: 9	R: 0 H: 0 E: 0 LOB: 0 K: 0 BB: 0 S: 4 P: 5	1B: 3 SF: 0 2B: 2 SAC: 0 3B: 1 DP: 0 HR: 0 HBP: 0	WP: 0 PA: 33 PB: 0 SB: 0 CS: 1	
PITCHER Bob Friend, R (1, 1) ERA: 4.73	IP 9.0 WLS W BF 32 H 6 R 0 ER 0 SO 3 BB 0 IBB 0 HBP 0 BLK 0 WP 0 HR 0 S 68 P 98 ERA 0.00 WHIP 0.667											PITCHER IP WLS BF H R ER SO BB IBB HBP BLK WP HR S P ERA WHIP

AB	32
R	0
H	6
RBI	0
BB	0
SO	3
LOB	5



New York Giants @ Brooklyn Dodgers
 Ebbets Field, Brooklyn, NY

Mon Sep 20 1954, 3:33 AM EDT
 Att: 26,982 - Unknown

AB	34
R	7
H	14
RBI	7
BB	1
SO	6
LOB	14



WP:	0	PA:	40
PB:	0		
SB:	0		
CS:	1		

AB R H RBI BB SO LOB

4	1	2	1	1	1	1
4	1	1	0	0	0	1
4	1	1	0	0	0	2
5	1	3	1	0	2	2
4	2	3	2	0	1	1
4	0	2	2	0	0	2
4	0	1	0	0	0	3
3	1	1	1	0	0	1
2	0	0	0	0	2	1

Batter	1	2	3	4	5	6	7	8	9
Whitey Lockman, L (1, 3) OBP: 0.318, SLG: 0.384	4-0 SH3-4 1B 1B BB		1-3 K		0-0 6-3		1-2 2B		1-2 6-3 SH1-4 1B
Alvin Dark, R (1, 6) OBP: 0.329, SLG: 0.454	1-2 1B SH3-4 1B 1B		0-0 6-3			1-0 F8	0-1 F8		0-0 SH1-4
Don Mueller, L (1, 9) OBP: 0.359, SLG: 0.439	1-1 SH3-4		0-1 F4			1-1 2B 1B	0-0 L8		0-0 6-3
Willie Mays, R (1, 8) OBP: 0.411, SLG: 0.673	2-1 1B 1B			1-0 CS 1B		2-3 K		0-0 1B 2B	3-3 K
Hank Thompson, L (1, 5) OBP: 0.391, SLG: 0.491	0-0 G6-4-3 1B			2-3 K 1-2		0-0 2B 2B		0-1 2B SF9 1B	
Monte Irvin, R (1, 7) OBP: 0.373, SLG: 0.457	1-0 G6-4-3			2-1 F2		2-2 2B		2-0 SF9 2B	
Davey Williams, R (1, 4) OBP: 0.286, SLG: 0.323					0-2 SH3-4 1B		1-1 F6		3-2 6-3
Wes Westrum, R (1, 2) OBP: 0.313, SLG: 0.304									1-2 SF9
Sal Maglie, R (1, 1) OBP: 0.191, SLG: 0.127									1-3 K

Inning Stats	1	2	3	4	5	6	7	8	9
R: 2 H: 3 E: 0 LOB: 1 K: 0 BB: 1 S: 10 P: 19	R: 0 H: 0 E: 0 LOB: 0 K: 1 BB: 0 S: 9 P: 12	R: 0 H: 0 E: 0 LOB: 0 K: 1 BB: 0 S: 6 P: 7	R: 0 H: 1 E: 0 LOB: 0 K: 1 BB: 0 S: 6 P: 11	R: 0 H: 1 E: 0 LOB: 1 K: 0 BB: 0 S: 8 P: 8	R: 2 H: 3 E: 0 LOB: 1 K: 1 BB: 0 S: 14 P: 21	R: 1 H: 2 E: 0 LOB: 1 K: 0 BB: 0 S: 8 P: 9	R: 2 H: 3 E: 0 LOB: 1 K: 1 BB: 0 S: 13 P: 20	R: 0 H: 1 E: 0 LOB: 1 K: 1 BB: 0 S: 8 P: 12	

PITCHER	IP	WLS	BF	H	R	ER	SO	BB	IBB	HBP	BLK	WP	HR	S	P	ERA	WHIP
Carl Erskine, R (1, 1) ERA: 4.08	7.0	L	30	10	5	5	4	1	0	0	0	0	0	61	87	6.43	1.571
Jim Hughes, R (8, 1) ERA: 3.31	1.0		6	3	2	2	1	0	0	0	0	0	0	13	20	18.00	3.000
Pete Wojey, R (9, 1) ERA: 3.25	1.0		4	1	0	0	1	0	0	0	0	0	0	8	12	0.00	1.000

Batter	1	2	3	4	5	6	7	8	9	AB	R	H	RBI	BB	SO	LOB
--------	---	---	---	---	---	---	---	---	---	----	---	---	-----	----	----	-----

Jim Gilliam, S <small>OBP: 0.360, SLG: 0.417</small> (1, 4) 										3	0	1	0	1	0	0
Pee Wee Reese, R <small>OBP: 0.405, SLG: 0.459</small> (1, 6) 										2	1	0	0	2	0	1
Duke Snider, L <small>OBP: 0.424, SLG: 0.642</small> (1, 8) 										3	0	0	0	1	1	3
Gil Hodges, R <small>OBP: 0.370, SLG: 0.571</small> (1, 3) 										4	0	2	1	0	1	1
Sandy Amoros, L <small>OBP: 0.359, SLG: 0.492</small> (1, 7) 										4	0	0	0	0	0	3
Carl Furillo, R <small>OBP: 0.357, SLG: 0.439</small> (1, 9) 										4	0	1	0	0	0	1
Jackie Robinson, R <small>OBP: 0.419, SLG: 0.515</small> (1, 5) 										3	0	1	0	1	0	2
Roy Campanella, R <small>OBP: 0.293, SLG: 0.412</small> (1, 2) 										4	0	0	0	0	1	2
Carl Erskine, R <small>OBP: 0.198, SLG: 0.186</small> (1, 1) George Shuba, L <small>OBP: 0.240, SLG: 0.323</small> (7, PH) Jim Hughes, R <small>OBP: 0.200, SLG: 0.200</small> (8, 1) Pete Wojey, R (9, 1)										2	0	0	0	0	1	0


Inning Stats	R: 0 E: 0 K: 1 S: 5	H: 0 LOB: 1 BB: 2 P: 15	R: 0 E: 0 K: 1 S: 9	H: 1 LOB: 1 BB: 0 P: 14	R: 1 E: 0 K: 0 S: 8	H: 1 LOB: 2 BB: 2 P: 19	R: 0 E: 0 K: 0 S: 8	H: 1 LOB: 0 BB: 0 P: 12	R: 0 E: 0 K: 1 S: 8	H: 1 LOB: 1 BB: 0 P: 9	R: 0 E: 0 K: 0 S: 7	H: 1 LOB: 1 BB: 0 P: 9	R: 0 E: 0 K: 1 S: 9	H: 0 LOB: 0 BB: 0 P: 14	R: 0 E: 0 K: 0 S: 8	H: 0 LOB: 0 BB: 0 P: 12	R: 0 E: 0 K: 0 S: 9	H: 0 LOB: 1 BB: 1 P: 16	1B: 3 2B: 2 3B: 0 HR: 0	SF: 0 SAC: 0 DP: 1 HBP: 0	WP: 0 PB: 0 SB: 0 CS: 1	PA: 35
---------------------	------------------------------	----------------------------------	------------------------------	----------------------------------	------------------------------	----------------------------------	------------------------------	----------------------------------	------------------------------	---------------------------------	------------------------------	---------------------------------	------------------------------	----------------------------------	------------------------------	----------------------------------	------------------------------	----------------------------------	----------------------------------	------------------------------------	----------------------------------	--------

PITCHER Sal Maglie, R <small>ERA: 3.24</small> (1, 1)	IP 9.0	WLS W	BF 35	H 5	R 1	ER 1	SO 5	BB 5	IBB 0	HBP 0	BLK 0	WP 0	HR 0	S 71	P 120	ERA 1.00	WHIP 1.111	PITCHER	IP 9.0	WLS W	BF 35	H 5	R 1	ER 1	SO 5	BB 5	IBB 0	HBP 0	BLK 0	WP 0	HR 0	S 71	P 120	ERA 1.00	WHIP 1.111
--	-----------	----------	----------	--------	--------	---------	---------	---------	----------	----------	----------	---------	---------	---------	----------	-------------	---------------	----------------	-----------	----------	----------	--------	--------	---------	---------	---------	----------	----------	----------	---------	---------	---------	----------	-------------	---------------


BOTTOM

New York Giants @ Brooklyn Dodgers
Ebbets Field, Brooklyn, NY
 Mon Sep 20 1954, 3:33 AM EDT
 Att. 26,982 - Unknown

AB	30
R	1
H	5
RBI	1
BB	5
SO	5
LOB	13



WP: 0	PA: 35
PB: 0	
SB: 0	
CS: 1	

Batter	1	2	3	4	5	6	7	8	9	AB R H RBI BB SO LOB	TOP	
Whitey Lockman, L (1, 3) OBP: 0.317, SLG: 0.381	0-0 F9	4-2 BB			2-2 4-3		0-0 F8		1-1 F9	4 0 0 0 1 0 2		
Alvin Dark, R (1, 6) OBP: 0.327, SLG: 0.451	0-3 K	0-1 L9			1-2 F9		0-0 F9			4 0 0 0 0 1 2		
Don Mueller, L (1, 9) OBP: 0.360, SLG: 0.440 Dusty Rhodes, L (6, 9) OBP: 0.423, SLG: 0.724	0-1 BB 1B HR 1B			0-1 F4	0-1 1B		3-2 4-3			3 1 2 0 0 0 0 1 0 0 0 0 0 1		
Willie Mays, R (1, 8) OBP: 0.412, SLG: 0.673 Eric Rodin, R (6, 8)	3-2 1-2 BB HR 1B			1-1 F3	2-2 1-3 1B		3-2 F2			3 1 2 0 0 0 0 1 0 0 0 0 0 0		
Monte Irvin, R (1, 7) OBP: 0.372, SLG: 0.453	4-1 1-2 2-3 HR BB			0-0 L8	0-0 1-3		2-2 6-3			3 1 0 0 1 0 2		
Bobby Hofman, R (1, 5) OBP: 0.326, SLG: 0.487	3-2 1-H 2-H 3-H HR			2-1 5-3		2-1 4-3		0-3 K		4 1 1 4 0 1 0		
Davey Williams, R (1, 4) OBP: 0.285, SLG: 0.322 Billy Gardner, R (5, 4) OBP: 0.274, SLG: 0.303	0-0 F9			1-2 F6		0-0 F8		4-1 WP BB		2 0 0 0 0 0 0 1 0 0 0 1 0 0	AB 34 R 5 H 7 RBI 5 BB 3 SO 4 LOB 9	
Ray Katt, R (1, 2) OBP: 0.319, SLG: 0.430		2-3 K		0-0 F2		1-1 F7		0-1 F7		4 0 0 0 0 1 1		
Ruben Gomez, R (1, 1) OBP: 0.183, SLG: 0.259 Jim Hearn, R (6, 1) OBP: 0.170, SLG: 0.205		0-1 5-3			2-2 HR		0-0 1B		2-3 K	2 1 1 1 0 0 0 2 0 1 0 0 1 1		
Inning Stats	R: 4 E: 0 K: 1 S: 16 H: 3 LOB: 0 BB: 1 P: 26	R: 0 E: 0 K: 1 S: 10 H: 0 LOB: 1 BB: 1 P: 16	R: 0 E: 0 K: 0 S: 5 H: 0 LOB: 0 BB: 0 P: 6	R: 0 E: 0 K: 0 S: 6 H: 0 LOB: 0 BB: 0 P: 9	R: 1 E: 0 K: 0 S: 17 H: 3 LOB: 2 BB: 0 P: 24	R: 0 E: 0 K: 0 S: 5 H: 0 LOB: 0 BB: 0 P: 8	R: 0 E: 0 K: 0 S: 7 H: 1 LOB: 1 BB: 0 P: 10	R: 0 E: 0 K: 1 S: 12 H: 0 LOB: 0 BB: 0 P: 17	R: 0 E: 0 K: 1 S: 8 H: 0 LOB: 1 BB: 1 P: 15	1B: 5 2B: 0 3B: 0 HR: 2 SF: 0 SAC: 0 DP: 0 HBP: 0	WP: 1 PB: 0 SB: 0 CS: 0 PA: 37	
PITCHER Johnny Podres, L (1, 1) ERA: 4.27 Clem Labine, R (8, 1) ERA: 4.21	IP 7.0 WLS L BF 30 H 7 R 5 ER 5 SO 2 BB 2 IBB 0 HBP 0 BLK 0 WP 0 HR 2 S 66 P 99 ERA 6.43 WHIP 1.286	IP 2.0 WLS BF 7 H 0 R 0 ER 0 SO 2 BB 1 IBB 0 HBP 0 BLK 0 WP 1 HR 0 S 20 P 32 ERA 0.00 WHIP 0.500	PITCHER IP WLS BF H R ER SO BB IBB HBP BLK WP HR S P ERA WHIP									

New York Giants @ Brooklyn Dodgers
Ebbets Field, Brooklyn, NY
Tue Sep 21 1954, 3:33 AM EDT
Att. 4,467 - Unknown

livebaseballscorecards.com

Batter	1	2	3	4	5	6	7	8	9	AB	R	H	RBI	BB	SO	LOB
Jim Gilliam, S OBP: 0.359, SLG: 0.418 (1, 4)	1-0 E 2B	0-0 F3			2-1 4-3		0-0 F8			4	1	1	0	0	0	0
Pee Wee Reese, R OBP: 0.406, SLG: 0.458 (1, 6)	0-1 1-3		4-2 1B 1B BB		0-0 1-4-3			1-2 G1-6-3 1B		3	1	1	0	1	0	1
Duke Snider, L OBP: 0.423, SLG: 0.639 (1, 8)	0-3 H		0-0 1B 1-2 1B		0-1 F7			2-1 G1-6-3 1-2f		4	0	1	0	0	1	2
Gil Hodges, R OBP: 0.371, SLG: 0.570 (1, 3)	0-1 E5 2-H		1-1 G6-4-3 1-2 2-H 1B		4-1 G1-6-3 1B BB			3-2 F4		3	0	1	1	1	0	0
Sandy Amoros, L OBP: 0.357, SLG: 0.488 (1, 7)	0-0 E3 FC5 HBP 2-3		1-2 F8		0-1 G1-6-3 1B			2-2 L9		4	0	1	0	0	0	3
Carl Furillo, R OBP: 0.356, SLG: 0.437 (1, 9)	3-0 1-2 HBP		0-0 G6-4-3 1-2f		0-0 G1-6-3 1-2f 2-3			1-2 6-3		3	0	0	0	0	0	4
Jackie Robinson, R OBP: 0.416, SLG: 0.509 (1, 5)	0-0 FC5 2-3f			0-0 F6		3-1 6-3		3-2 E6		4	0	0	0	0	0	4
Roy Campanella, R OBP: 0.290, SLG: 0.408 (1, 2)		0-1 F9		1-2 6-3			1-2 L4		1-1 F2		4	0	0	0	0	1
Johnny Podres, L OBP: 0.328, SLG: 0.367 (1, 1)		0-2 4-3		1-0 F9			0-2 F4			2	0	0	0	0	0	0
Walt Moryn, L OBP: 0.333, SLG: 0.443 (7, PH)										1	0	0	0	0	0	0
Clem Labine, R OBP: 0.156, SLG: 0.036 (8, 1)										0	0	0	0	0	0	0

Inning Stats	R: 1	H: 1	E: 2	K: 1	S: 10	LOB: 3	BB: 0	P: 14	R: 0	H: 0	E: 0	K: 0	S: 6	LOB: 0	BB: 0	P: 6	R: 1	H: 2	E: 0	K: 0	S: 10	LOB: 1	BB: 1	P: 16	R: 0	H: 0	E: 0	K: 0	S: 5	LOB: 0	BB: 0	P: 7	R: 0	H: 1	E: 0	K: 0	S: 6	LOB: 1	BB: 1	P: 13	R: 0	H: 0	E: 0	K: 0	S: 7	LOB: 0	BB: 0	P: 8	R: 0	H: 1	E: 0	K: 0	S: 8	LOB: 0	BB: 0	P: 14	R: 0	H: 0	E: 1	K: 0	S: 12	LOB: 1	BB: 0	P: 19	1B: 4	SF: 0	2B: 1	SAC: 0	3B: 0	DP: 3	HR: 0	HBP: 1	WP: 0	PA: 35
PITCHER	IP	WLS	BF	H	R	ER	SO	BB	IBB	HBP	BLK	WP	HR	S	P	ERA	WHIP																																																									
Ruben Gomez, R ERA: 2.92 (1, 1)	5.0	W	21	3	2	1	1	1	0	1	0	0	0	36	50	1.80	0.800																																																									
Jim Hearn, R ERA: 4.21 (6, 1)	4.0	S	14	2	0	0	0	1	0	0	0	0	0	33	54	0.00	0.750																																																									


BOTTOM

New York Giants @ Brooklyn Dodgers
Ebbets Field, Brooklyn, NY

Tue Sep 21 1954, 3:33 AM EDT
Att. 4,467 - Unknown

livebaseballscorecards.com

AB	32
R	2
H	5
RBI	1
BB	2
SO	1
LOB	15



Batter	1	2	3	4	5	6	7	8	9	AB R H RBI BB SO LOB	TOP											
Curt Roberts, R (1, 4) OBP: 0.308, SLG: 0.303	2-2 L8			3-3 K		2-2 F4		1-1 BB 1B		4 0 1 0 0 1 0	Pittsburgh Pirates @ Brooklyn Dodgers Ebbets Field, Brooklyn, NY Fri Sep 24 1954, 3:33 AM EDT Att: 751 - Unknown											
Bob Skinner, L (1, 3) OBP: 0.314, SLG: 0.364	0-0 4-3			0-0 5-3			1-1 HR	2-3 K		4 1 1 1 0 1 1												
Preston Ward, L (1, 9) OBP: 0.336, SLG: 0.382	1-2 4-3			1-3 K			1-1 G3	4-0 BB G1-4-3		3 0 0 0 1 1 0												
Frank Thomas, R (1, 8) OBP: 0.363, SLG: 0.504		1-0 F4			1-2 5-3		4-0 1B 2B BB	2-1 G1-4-3		3 1 0 0 1 0 2												
Sid Gordon, R (1, 5) OBP: 0.405, SLG: 0.436		0-1 F7			1-0 HR		3-3 K		2-1 F8	4 1 1 1 0 1 1												
Toby Atwell, L (1, 2) OBP: 0.383, SLG: 0.371		1-2 4-3			1-0 3-1		3-2 2B 1B		0-0 FC6-4 1B	4 1 2 0 0 0 0 0 0 0 0 0 0 0												
Gair Allie, R (9, PR) OBP: 0.297, SLG: 0.271							1-3 2B 1B															
Jerry Lynch, L (1, 7) OBP: 0.290, SLG: 0.377			0-2 L9		1-3 K		1-1 1B 2B		1-1 FC6-4	4 1 1 2 0 1 1												
Dick Cole, R (1, 6) OBP: 0.324, SLG: 0.343			3-1 5-3		0-1 5-3		0-0 2B 1B		1-1 2-3	4 0 1 1 0 0 1												
Max Surkont, R (1, 1) OBP: 0.239, SLG: 0.183			0-2 G3		0-0 F7		0-1 F7			1 0 0 0 0 0 0 1 0 0 0 0 0 0 0 0 0 0 0 0 0 1 0 0 0 0 0 1 0 0 0 0 0 0 0												
Eddie Pellagrini, R (6, PH) OBP: 0.288, SLG: 0.264																						
Bob Purkey, R (6, 1) OBP: 0.172, SLG: 0.115																						
Dick Hall, R (7, PH) OBP: 0.301, SLG: 0.308																						
Jake Thies, R (7, 1) OBP: 0.171, SLG: 0.033																						
Inning Stats	R: 0 E: 0 K: 0 S: 9	H: 0 LOB: 0 BB: 0 P: 12	R: 0 E: 0 K: 0 S: 6	H: 0 LOB: 0 BB: 0 P: 8	R: 0 E: 0 K: 0 S: 8	H: 0 LOB: 0 BB: 0 P: 11	R: 0 E: 0 K: 2 S: 7	H: 0 LOB: 0 BB: 0 P: 11	R: 1 E: 0 K: 1 S: 9	H: 1 LOB: 0 BB: 0 P: 13	R: 0 E: 0 K: 0 S: 6	H: 0 LOB: 0 BB: 0 P: 8	R: 4 E: 0 K: 1 S: 18	H: 4 LOB: 1 BB: 1 P: 31	R: 0 E: 0 K: 1 S: 8	H: 1 LOB: 1 BB: 1 P: 17	R: 0 E: 0 K: 0 S: 7	H: 1 LOB: 1 BB: 0 P: 11	1B: 4 2B: 1 3B: 0 HR: 2	SF: 0 SAC: 0 DP: 1 HBP: 0	WP: 0 PB: 0 SB: 0 CS: 0	PA: 35
PITCHER	IP WLS BF H R ER SO BB IBB HBP BLK WP HR S P ERA WHIP																					
Carl Erskine, R (1, 1) ERA: 4.15	6.2 W 26 5 5 5 4 1 0 0 0 0 2 61 92 6.75 0.900																					
Jim Hughes, R (7, 1) ERA: 3.22	2.1 S 9 2 0 0 1 1 0 0 0 0 0 0 17 30 0.00 1.286																					

AB	33
R	5
H	7
RBI	5
BB	2
SO	5
LOB	7



Batter	1	2	3	4	5	6	7	8	9	AB	R	H	RBI	BB	SO	LOB
Jim Gilliam, S OBP: 0.361, SLG: 0.420 (1, 4) C B B L X	2-2 F7 ①		4-2 1B 1B BB		4-1 FC6-4 BB		1-1 BB 2B			2	1	1	0	2	0	0
Pee Wee Reese, R OBP: 0.405, SLG: 0.457 (1, 6) B B C C X	2-2 6-3 ②		0-1 1B 1-2 HR 1B		1-2 FC6-4 HR 1-2f		0-1 6-3 ②			4	2	1	0	0	0	2
Duke Snider, L OBP: 0.425, SLG: 0.645 (1, 8) F B B X	3-1 1-3 ③		1-0 1-3 2-H HR 1B		1-2 1-H HR		4-0 BB IBB			3	2	2	3	1	0	0
Gil Hodges, R OBP: 0.372, SLG: 0.575 (1, 3) C B B X		1-1 F5 ①	2-1 1-H 3-H HR		2-1 1B		4-1 1-2 2-3 BB			3	1	2	3	1	0	0
Sandy Amoros, L OBP: 0.351, SLG: 0.477 (1, 7) S B B X		3-1 F7 ②	1-2 F8 ③		1-1 F8 ③		0-1 G3 ③			4	0	0	0	0	0	4
Carl Furillo, R OBP: 0.353, SLG: 0.431 (1, 9) X		0-0 E5		1-2 5-3 ①		1-1 6-3 ①		0-1 F6 ①		4	0	0	0	0	0	0
Don Hoak, R OBP: 0.324, SLG: 0.403 (1, 5) C B B X		3-1 F7 ③		3-2 4-3 ②		2-3 K		3-1 6-3 ②		4	0	0	0	0	1	1
Rube Walker, L OBP: 0.291, SLG: 0.322 (1, 2) X			0-0 F8 ①	1-1 F8 ③		2-1 F6 ③		0-1 L9 ③		4	0	0	0	0	0	0
Carl Erskine, R OBP: 0.194, SLG: 0.182 (1, 1) Jim Hughes, R OBP: 0.188, SLG: 0.188 (7, 1) B C X			1-1 1-3 ②		0-1 B5-3 ①		1-3 K			2	0	0	0	0	0	0
										1	0	0	0	0	1	0

Inning Stats	R: 0	H: 0	E: 0	K: 0	S: 8	R: 0	H: 0	E: 1	K: 0	S: 7	R: 4	H: 3	E: 0	K: 0	S: 14	R: 0	H: 0	E: 0	K: 0	S: 8	R: 2	H: 2	E: 0	K: 1	S: 13	R: 0	H: 0	E: 0	K: 1	S: 7	R: 0	H: 1	E: 0	K: 1	S: 12	R: 0	H: 0	E: 0	K: 0	S: 6
	LOB: 0	BB: 0	BB: 15	LOB: 1	BB: 0	LOB: 0	BB: 0	LOB: 1	BB: 0	LOB: 0	LOB: 0	BB: 1	LOB: 0	BB: 0	LOB: 1	LOB: 0	BB: 0	LOB: 0	BB: 0	LOB: 1	LOB: 3	BB: 2	LOB: 0	BB: 0	LOB: 0	BB: 0	LOB: 0	BB: 0	LOB: 0	BB: 0	LOB: 0	BB: 0	LOB: 0	BB: 9	LOB: 0	BB: 0	LOB: 0	BB: 0	LOB: 0	

PITCHER	IP	WLS	BF	H	R	ER	SO	BB	IBB	HBP	BLK	WP	HR	S	P	ERA	WHIP
Max Surkont, R ERA: 4.41 (1, 1)	5.0	L	23	5	6	6	0	2	0	0	0	0	2	50	87	10.80	1.400
Bob Purkey, R ERA: 5.07 (6, 1)	1.0		3	0	0	0	1	0	0	0	0	0	0	7	12	0.00	0.000
Jake Thies, R ERA: 4.04 (7, 1)	2.0		9	1	0	0	1	1	1	0	0	0	0	18	31	0.00	1.000

BOTTOM

Pittsburgh Pirates @ Brooklyn Dodgers
Ebbets Field, Brooklyn, NY

livebaseballscorecards.com

AB	31
R	6
H	6
RBI	6
BB	4
SO	2
LOB	7

WP: 0 PA: 35
PB: 0
SB: 0
CS: 0



Batter	1	2	3	4	5	6	7	8	9	AB R H RBI BB SO LOB	TOP												
Curt Roberts, R OBP: 0.307, SLG: 0.304 (1, 4)	3-2 1B 2B		0-1 F7		1-1 5-3		1-3 K		2-3 K	5 1 1 0 0 2 0													
Bob Skinner, L OBP: 0.317, SLG: 0.371 (1, 3)	0-0 FC5 1B		2-2 F4		0-0 L3 1B		1-2 1B 3B		1-2 E6 1B DI	5 1 3 1 0 0 0													
Preston Ward, L OBP: 0.339, SLG: 0.383 (1, 9)	4-2 E SF9 BB		0-1 1B		2-2 L3 1-2		2-3 K		2-2 G6-4-3 1B	4 1 2 0 1 1 2													
Frank Thomas, R OBP: 0.361, SLG: 0.501 (1, 8)	0-0 FC5 SF9 1-3 2-3f		0-0 F9		1-3 K		2-2 1B		1-2 G6-4-3 1B	5 0 1 1 0 1 5													
Sid Gordon, R OBP: 0.407, SLG: 0.442 (1, 5)	0-1 SF9			0-1 G3 1B 1B		0-1 1B 2B		1-1 1-3		2 0 2 1 0 0 0													
Gair Allie, R OBP: 0.297, SLG: 0.271 (6, PR) (6, 5)	2-3 3-H			1-1 G3 1B		2-1 BB 1B				1 1 0 0 0 0 1													
Toby Atwell, L OBP: 0.384, SLG: 0.376 (1, 2)	1-0 L6			1-1 G3 1-2		2-1 BB 1B		0-0 2B		4 0 2 1 0 0 2													
Jerry Lynch, L OBP: 0.290, SLG: 0.373 (1, 7)				0-0 F8		4-1 BB 1-2		1-1 3-1		3 0 0 0 1 0 2													
Dick Cole, R OBP: 0.323, SLG: 0.342 (1, 6)				0-1 F7 2-H 1B		1-0 F7		1-0 F2		4 0 1 0 0 0 3													
Bob Friend, R OBP: 0.339, SLG: 0.392 (1, 1)				0-1 1B		1-2 HR		1-0 F9		2 1 1 1 0 0 0													
Vern Law, R OBP: 0.310, SLG: 0.385 (5, 1)										2 0 0 0 0 1 3													
Inning Stats	R: 2 E: 1 K: 0 S: 12	H: 2 LOB: 1 BB: 1 P: 20	R: 0 E: 0 K: 0 S: 5	H: 0 LOB: 0 BB: 0 P: 6	R: 0 E: 0 K: 0 S: 8	H: 1 LOB: 1 BB: 0 P: 10	R: 0 E: 0 K: 0 S: 7	H: 2 LOB: 2 BB: 0 P: 8	R: 1 E: 0 K: 2 S: 10	H: 2 LOB: 0 BB: 0 P: 14	R: 1 E: 0 K: 2 S: 12	H: 2 LOB: 2 BB: 1 P: 21	R: 1 E: 0 K: 2 S: 16	H: 2 LOB: 1 BB: 0 P: 23	R: 0 E: 0 K: 0 S: 5	H: 1 LOB: 1 BB: 0 P: 8	R: 0 E: 1 K: 1 S: 13	H: 1 LOB: 1 BB: 0 P: 19	1B: 8 2B: 4 3B: 1 HR: 1	SF: 1 SAC: 0 DP: 2 HBP: 0	WP: 0 PB: 0 SB: 0 CS: 0	PA: 40	
PITCHER Russ Meyer, R ERA: 3.99 Clem Labine, R ERA: 4.15	(1, 1) (6, 1)	IP: 5.1 WLS: W BF: 25 H: 9 R: 4 ER: 3 SO: 1 BB: 2 IBB: 0 HBP: 0 BLK: 0 WP: 0 HR: 1 S: 50 P: 73 ERA: 5.06 WHIP: 2.062	IP: 3.2 WLS: S BF: 15 H: 4 R: 1 ER: 1 SO: 4 BB: 0 IBB: 0 HBP: 0 BLK: 0 WP: 0 HR: 0 S: 38 P: 56 ERA: 2.46 WHIP: 1.091																				

Pittsburgh Pirates @ Brooklyn Dodgers
Ebbets Field, Brooklyn, NY
Sat Sep 25 1954, 3:33 AM EDT
Att. 4,597 - Unknown

livebaseballscorecards.com

AB	37
R	5
H	13
RBI	5
BB	2
SO	5
LOB	18



Batter	1	2	3	4	5	6	7	8	9
Jim Gilliam, S OBP: 0.362, SLG: 0.420 (1, 4)	0-1 F9 S 4-3 1B	0-1 L9		1-2 F8		2-2 F8		1-1 S 1B	
Pee Wee Reese, R OBP: 0.404, SLG: 0.455 (1, 6)	2-1 F9 1-3		1-2 2B SF7 1B		2-0 F8	1-0 6-3		3-2 F9 1-2	
Duke Snider, L OBP: 0.425, SLG: 0.651 (1, 8)	0-0 4-3		1-1 G3-1 2B		0-0 HR		1-1 F7		
Gil Hodges, R OBP: 0.372, SLG: 0.574 (1, 3)	0-1 F2		0-2 SF7		1-1 HR 1B		3-1 6-3		
Sandy Amoros, L OBP: 0.356, SLG: 0.496 (1, 7)		0-1 HR 1B	3-1 G3-1		0-0 HR		0-2 1B 2B		
Carl Furillo, R OBP: 0.356, SLG: 0.444 (1, 9)		0-0 HR	2-2 F5		2-1 HR		0-1 2B 1B		
Don Hoak, R OBP: 0.323, SLG: 0.405 (1, 5)		1-0 S SF7 2B		1-1 F8	1-1 F9		0-0 1-3		
Roy Campanella, R OBP: 0.285, SLG: 0.401 (1, 2)		3-2 SF7		1-2 E4 SH5-4	1-0 F8		1-1 F4		
Russ Meyer, S OBP: 0.135, SLG: 0.043 Clem Labine, R OBP: 0.147, SLG: 0.033 (6, 1)		3-2 G3		0-0 SH5-4		2-3 K	3-3 K		

Inning Stats	R: 1	H: 1	E: 0	K: 0	S: 7	LOB: 0	BB: 0	P: 9	R: 3	H: 3	E: 0	K: 0	S: 14	LOB: 0	BB: 0	P: 21	R: 2	H: 2	E: 0	K: 0	S: 15	LOB: 0	BB: 0	P: 22	R: 0	H: 0	E: 1	K: 0	S: 9	LOB: 1	BB: 0	P: 12	R: 4	H: 4	E: 0	K: 0	S: 10	LOB: 0	BB: 0	P: 17	R: 0	H: 0	E: 0	K: 1	S: 11	LOB: 0	BB: 0	P: 16	R: 0	H: 2	E: 0	K: 0	S: 10	LOB: 2	BB: 0	P: 14	R: 0	H: 1	E: 0	K: 1	S: 10	LOB: 1	BB: 0	P: 18
1B: 6	SF: 2	2B: 3	SAC: 1	3B: 0	DP: 0	HR: 4	HBP: 0	WP: 0	PA: 38																																																							

PITCHER	IP	WLS	BF	H	R	ER	SO	BB	IBB	HBP	BLK	WP	HR	S	P	ERA	WHIP
Bob Friend, R ERA: 5.08 (1, 1)	4.1	L	23	9	9	9	0	0	0	0	0	0	3	50	72	18.69	2.077
Vern Law, R ERA: 5.57 (6, 1)	3.2		15	4	1	1	2	0	0	0	0	0	1	36	57	2.46	1.091

BOTTOM

Pittsburgh Pirates @ Brooklyn Dodgers
Ebbets Field, Brooklyn, NY
Sat Sep 25 1954, 3:33 AM EDT
Att. 4,597 - Unknown

livebaseballscorecards.com

AB	35
R	10
H	13
RBI	10
BB	0
SO	2
LOB	5



Batter	1	2	3	4	5	6	7	8	9	AB R H RBI BB SO LOB	TOP																													
Curt Roberts, R OBP: 0.308, SLG: 0.302 (1, 4) FC BB BB BB X	3-2 E5		4-2 BB		F B 1-2	4-2 E BB		1-3 K		2 0 0 0 2 1 0	Pittsburgh Pirates @ Brooklyn Dodgers Ebbets Field, Brooklyn, NY Sun Sep 26 1954, 3:33 AM EST Att. 9,344 - Unknown																													
Gair Allie, R OBP: 0.294, SLG: 0.268 (1, 5) B B S S	2-3 K		2-3 K			0-0 FC5 FC5-4		0-2 F7		4 0 0 0 0 2 3																														
Bob Skinner, L OBP: 0.316, SLG: 0.370 (1, 3) X	0-0 F7				C B X	1-3 K		1-1 1B		4 0 1 0 0 1 3																														
Frank Thomas, R OBP: 0.359, SLG: 0.497 (1, 8) C S S	0-3 K				X	1-1 F4		1-1 L7		4 0 0 0 0 1 4																														
Sid Gordon, R OBP: 0.405, SLG: 0.438 (1, 9) B C X		1-1 F8			B B B B	4-0 BB		1-1 FC5-4 1-2f		3 0 0 0 1 0 2																														
Dick Cole, R OBP: 0.323, SLG: 0.342 (1, 6) X		0-0 F8			F F F F	0-3 K		3-2 F9		4 0 1 0 0 1 1																														
Dick Hall, R OBP: 0.303, SLG: 0.311 (1, 7) C X		0-1 F3			X	0-0 CS 1B		1-2 1B		4 0 2 0 0 1 1																														
Nick Koback, R (1, 2)			0-3 K		B B C B C B C B B	2-3 K		0-3 K		3 0 0 0 0 3 2																														
Jake Thies, R OBP: 0.158, SLG: 0.030 (1, 1) C T C			0-3 K		B X	1-0 B1		3-3 K		3 0 0 0 0 2 2																														
Inning Stats	R: 0 E: 1 K: 2 S: 11	H: 0 LOB: 1 BB: 0 P: 16	R: 0 E: 0 K: 0 S: 5	H: 0 LOB: 0 BB: 0 P: 6	R: 0 E: 0 K: 3 S: 12	H: 0 LOB: 1 BB: 1 P: 18	R: 0 E: 0 K: 1 S: 7	H: 0 LOB: 1 BB: 1 P: 12	R: 0 E: 0 K: 1 S: 6	H: 1 LOB: 0 BB: 0 P: 10		R: 0 E: 1 K: 1 S: 11	H: 0 LOB: 2 BB: 1 P: 18	R: 0 E: 0 K: 2 S: 12	H: 1 LOB: 1 BB: 0 P: 19	R: 0 E: 0 K: 1 S: 10	H: 1 LOB: 1 BB: 0 P: 13	R: 0 E: 0 K: 1 S: 9	H: 1 LOB: 1 BB: 0 P: 15	R: 0 E: 0 K: 1 S: 9	H: 1 LOB: 1 BB: 0 P: 15	1B: 4 2B: 1 3B: 0 HR: 0	SF: 0 SAC: 0 DP: 1 HBP: 0	WP: 0 PB: 0 SB: 0 CS: 2	PA: 35															
PITCHER Karl Spooner, L ERA: (1, 1)	IP 9.0	WLS W	BF 34	H 4	R 0	ER 0	SO 12	BB 3	IBB 0	HBP 0	BLK 0	WP 0	HR 0	S 83	P 127	ERA 0.00	WHIP 0.778						PITCHER	IP 9.0	WLS W	BF 34	H 4	R 0	ER 0	SO 12	BB 3	IBB 0	HBP 0	BLK 0	WP 0	HR 0	S 83	P 127	ERA 0.00	WHIP 0.778

livebaseballscorecards.com

AB	31
R	0
H	4
RBI	0
BB	3
SO	12
LOB	18



Batter	1	2	3	4	5	6	7	8	9
Jim Gilliam, S OBP: 0.361, SLG: 0.418 (1, 4) B X	1-0 F8 5-3 1B		2-1 F9			0-0 G3		2-2 F6	
Don Hoak, R OBP: 0.318, SLG: 0.398 (1, 5) X	0-0 5-3 1-2		1-2 F6			3-2 F6		0-0 B	
Duke Snider, L OBP: 0.423, SLG: 0.647 (1, 8) B X	1-0 F8 2-3				0-0 F7		0-3 K		
Gil Hodges, R OBP: 0.373, SLG: 0.579 (1, 3) B B B C B	4-1 BB				3-2 6-3		0-2 HR		
Sandy Amoros, L OBP: 0.353, SLG: 0.490 (1, 7) X	0-0 F8				1-2 F9		2-3 K		
Walt Moryn, L OBP: 0.330, SLG: 0.429 (1, 9) B B C X		1-2 1-3			2-2 F8		1-1 F7		
Don Zimmer, R OBP: 0.270, SLG: 0.242 (1, 6) S S B F		1-3 K			1-0 1-3		0-0 1B 1B		
Rube Walker, L OBP: 0.291, SLG: 0.323 (1, 2) X		0-0 F9			0-1 F2		1-1 1-3 1B		
Karl Spooner, R OBP: 0.286, SLG: 0.333 (1, 1) X			0-0 F5			2-3 K		1-3 K	

Inning Stats	R: 0 H: 1 E: 0 K: 0 S: 5	H: 1 LOB: 2 BB: 1 P: 11	R: 0 H: 0 E: 0 K: 1 S: 8	H: 0 LOB: 0 BB: 0 P: 10	R: 0 H: 0 E: 0 K: 0 S: 6	H: 0 LOB: 0 BB: 0 P: 9	R: 0 H: 0 E: 0 K: 0 S: 7	H: 0 LOB: 0 BB: 0 P: 11	R: 0 H: 0 E: 0 K: 0 S: 7	H: 0 LOB: 0 BB: 0 P: 10	R: 0 H: 0 E: 0 K: 1 S: 10	H: 0 LOB: 0 BB: 0 P: 15	R: 1 H: 1 E: 0 K: 2 S: 11	H: 1 LOB: 0 BB: 0 P: 14	R: 0 H: 2 E: 0 K: 1 S: 11	H: 2 LOB: 2 BB: 0 P: 15
---------------------	--------------------------	-------------------------	--------------------------	-------------------------	--------------------------	------------------------	--------------------------	-------------------------	--------------------------	-------------------------	---------------------------	-------------------------	---------------------------	-------------------------	---------------------------	-------------------------

PITCHER Jake Thies, R ERA: 3.86 (1, 1)	IP: 8.0 WLS: L BF: 29 H: 4 R: 1 ER: 1 SO: 5 BB: 1 IBB: 0 HBP: 0 BLK: 0 WP: 0 HR: 1 S: 65 P: 95 ERA: 1.12 WHIP: 0.625	PITCHER	IP: WLS: BF: H: R: ER: SO: BB: IBB: HBP: BLK: WP: HR: S: P: ERA: WHIP:
--	--	----------------	--

BOTTOM

AB	R	H	RBI	BB	SO	LOB
4	0	1	0	0	0	2
4	0	0	0	0	0	3
3	0	0	0	0	1	1
2	1	1	1	1	0	0
3	0	0	0	0	1	2
3	0	0	0	0	0	0
3	0	1	0	0	1	0
3	0	1	0	0	0	0
3	0	0	0	0	2	2

AB 28
R 1
H 4
RBI 1
BB 1
SO 5
LOB 10



WP: 0 PA: 29
PB: 0 SB: 0 CS: 0

Pittsburgh Pirates @ Brooklyn Dodgers
Ebbets Field, Brooklyn, NY
Sun Sep 26 1954, 3:33 AM EST
Att. 9,344 - Unknown