

Brooklyn Dodgers - 1955

Batter	1	2	3	4	5	6	7	8	9	AB R H RBI BB SO LOB	TOP											
Tom Saffell, L (1, 8) B F X	1-1 B1-3		2-3 K			0-0 F3		3-3 K		4 0 0 0 0 2 2	Pittsburgh Pirates @ Brooklyn Dodgers Ebbets Field, Brooklyn, NY Wed Apr 13 1955, 3:33 AM EST Att. 6,999 - Unknown											
Curt Roberts, R (1, 4) OBP: 0.250, SLG: 0.500 X	0-0 F3			3-2 F6		0-1 F3 2B		1-1 F7		4 0 1 0 0 0 1												
Roman Mejias, R (1, 9) OBP: 0.500, SLG: 0.333 B F X	1-1 2-3			2-0 CS 1B		0-0 4-3		4-2 1-2 BB		3 0 1 0 1 0 1												
Frank Thomas, R (1, 7)		4-2 BB G5-4-3		2-3 K			4-2 G4-6-3 1B BB	1-1 G4-3		2 1 0 0 2 1 3												
Sid Gordon, R (1, 5) OBP: 0.500, SLG: 0.500 B L C T X		1-2 G5-4-3 1-2f		2-1 CS 1-2	1-1 BB 1B		0-2 G4-6-3 1-2 1B		1-2 5-3	4 0 2 0 0 0 1												
Preston Ward, L (1, 3)		3-3 K			4-1 BB 1B		1-1 G4-6-3 1-2f 2-3 1B		0-1 B1-3	3 0 0 0 1 1 2												
Toby Atwell, L (1, 2) OBP: 0.500, SLG: 0.333 B F X			2-1 F2		1-0 F9		0-1 FC4-6 1B		4-0 FC5-4 BB	3 0 1 1 1 0 2												
Dick Groat, R (1, 6) OBP: 0.250, SLG: 0.250 B F B C B X			3-2 SH1-4 1B		2-2 G6-4-3 1-2f		0-0 FC4-6 1-2f		1-2 FC5-4 1-2f	4 0 1 0 0 0 4												
Max Surkont, R (1, 1) Gene Freese, R (8, PH) OBP: 1.000, SLG: 1.000 Ron Kline, R (8, 1) M B X			1-1 SH1-4			0-0 L4		1-1 BB 1B		1 0 0 0 0 0 0 1 0 1 0 0 0 0 0 0 0 0 0 0 0												
Inning Stats	R: 0 E: 0 K: 0 S: 5	H: 0 LOB: 0 BB: 0 P: 7	R: 0 E: 0 K: 1 S: 9	H: 0 LOB: 0 BB: 1 P: 17	R: 0 E: 0 K: 1 S: 11	H: 1 LOB: 1 BB: 0 P: 19	R: 0 E: 0 K: 1 S: 9	H: 1 LOB: 0 BB: 0 P: 17	R: 0 E: 0 K: 0 S: 8	H: 1 LOB: 1 BB: 1 P: 16	R: 0 E: 0 K: 0 S: 5	H: 1 LOB: 1 BB: 0 P: 5	R: 1 E: 0 K: 0 S: 11	H: 2 LOB: 1 BB: 1 P: 16	R: 0 E: 0 K: 1 S: 13	H: 1 LOB: 2 BB: 1 P: 23	R: 0 E: 0 K: 0 S: 9	H: 0 LOB: 1 BB: 1 P: 15	1B: 6 2B: 1 3B: 0 HR: 0	SF: 0 SAC: 1 DP: 3 HBP: 0	WP: 0 PB: 0 SB: 0 CS: 1	PA: 36
PITCHER Carl Erskine, R (1, 1) ERA: 1.0	IP: 9.0 WLS: W BF: 35 H: 7 R: 1 ER: 1 SO: 4 BB: 5 IBB: 0 HBP: 0 BLK: 0 WP: 0 HR: 0 S: 80 P: 135 ERA: 1.00 WHIP: 1.333											PITCHER	IP: 9.0 WLS: W BF: 35 H: 7 R: 1 ER: 1 SO: 4 BB: 5 IBB: 0 HBP: 0 BLK: 0 WP: 0 HR: 0 S: 80 P: 135 ERA: 1.00 WHIP: 1.333									

AB	29
R	1
H	7
RBI	1
BB	5
SO	4
LOB	16



Batter	1	2	3	4	5	6	7	8	9
Jim Gilliam, S OBP: 0.200, SLG: 0.800 (1, 4)	1-0 3-1		2-2 3-1		3-3 K		3-2 HR	3-2 F8	
Pee Wee Reese, R OBP: 0.200, SLG: 0.400 (1, 6)	2-2 F7		1-1 6-3		2-2 6-3		3-2 F8 1B 2B	3-3 K	
Duke Snider, L OBP: 1.000, SLG: 1.333 (1, 8)	1-0 BB 1B		0-0 S 1B			1-2 1B 2B	4-0 1B HR BB		
Gil Hodges, R OBP: 0.750, SLG: 0.500 (1, 3)	4-2 1-2 BB		4-2 1-2 BB			0-0 2B 1B 2-H	0-3 K		
Sandy Amoros, L (1, 7)	1-3 K		0-0 F2			1-0 B2	1-1 F8 2-3		
Jackie Robinson, R (1, 5)		1-0 5-3		2-2 5-3		2-2 1B 2B 1-3	0-0 HR 1B 3-H		
Carl Furillo, R (1, 9)		0-0 1B		2-2 F6 1B		4-0 1B IBB	1-1 HR 1-H 2-H		
Roy Campanella, R (1, 2)		3-2 F3		2-2 4-3		0-0 1B 1-2 2-3	2-1 F8		
Carl Erskine, R (1, 1)		2-3 K			0-3 K	0-0 5-3		0-0 6-3	

Inning Stats		R: 0	H: 1	R: 0	H: 1	R: 0	H: 1	R: 0	H: 0	R: 1	H: 4	R: 5	H: 4	R: 0	H: 0
E: 0		E: 0	LOB: 2	E: 0	LOB: 1	E: 0	LOB: 0	E: 0	LOB: 0	E: 0	LOB: 3	E: 0	LOB: 0	E: 0	LOB: 0
K: 1		K: 1	BB: 1	K: 1	BB: 0	K: 0	BB: 0	K: 2	BB: 0	K: 0	BB: 1	K: 1	BB: 1	K: 1	BB: 0
S: 12		S: 13	P: 21	S: 13	P: 19	S: 11	P: 17	S: 10	P: 15	S: 11	P: 19	S: 17	P: 31	S: 12	P: 18

PITCHER		IP	WLS	BF	H	R	ER	SO	BB	IBB	HBP	BLK	WP	HR	S	P	ERA	WHIP
Max Surkont, R (1, 1)	ERA: 7.71	7.0	L	35	11	6	6	5	3	1	0	0	0	2	86	141	7.71	2.000
Ron Kline, R (8, 1)	ERA:	1.0		3	0	0	0	1	0	0	0	0	0	0	12	18	0.00	0.000

PITCHER		IP	WLS	BF	H	R	ER	SO	BB	IBB	HBP	BLK	WP	HR	S	P	ERA	WHIP

BOTTOM

Pittsburgh Pirates @ Brooklyn Dodgers
Ebbets Field, Brooklyn, NY
 Wed Apr 13 1955, 3:33 AM EST
 Att. 6,999 - Unknown

AB	R	H	RBI	BB	SO	LOB
5	1	1	1	0	1	0
5	1	1	0	0	1	0
3	2	3	0	1	0	0
2	0	1	1	2	1	2
4	0	0	0	0	1	7
4	1	2	1	0	0	0
3	1	2	3	1	0	0
4	0	1	0	0	0	1
4	0	0	0	0	2	4

AB	34
R	6
H	11
RBI	6
BB	4
SO	6
LOB	14

WP: 0 PA: 38
 PB: 0
 SB: 1
 CS: 0

livebaseballscorecards.com

Batter	1	2	3	4	5	6	7	8	9	AB R H RBI BB SO LOB	TOP											
Jim Gilliam, S (1, 4) OBP: 0.200, SLG: 0.500	0-1 G3 1B		2-2 G3	2-1 E6		2-3 K	1-1 G3			5 0 1 0 0 1 0												
Pee Wee Reese, R (1, 6) OBP: 0.100, SLG: 0.200	1-3 K		1-1 6-3	2-3 K		0-2 F4	0-0 F8			5 0 0 0 0 2 2												
Duke Snider, L (1, 8) OBP: 0.667, SLG: 0.667	1-0 G3 1-2		1-0 F7		4-0 1B BB	4-0 CS BB		0-1 F8		3 1 0 0 2 0 1												
Gil Hodges, R (1, 3) OBP: 0.556, SLG: 0.333	4-0 BB			2-1 F5	2-1 F8	3-1 CS	1-1 BB HR 1B	2-3 K		4 1 1 0 1 1 1												
Sandy Amoros, L (1, 7) OBP: 0.111, SLG: 0.111	1-3 K			2-0 L6	3-1 BB BB 1B		2-1 L3	1-0 3-1		5 0 1 0 0 1 3												
Jackie Robinson, R (1, 5) OBP: 0.667, SLG: 0.714			3-2 FC6 1B	1-2 E6 HR	4-0 BB BB	4-0 HR BB		0-0 FC6-4 1B		3 2 2 0 2 0 0												
Carl Furillo, R (1, 9) OBP: 0.556, SLG: 1.286			2-0 F4	4-0 HR BB	1-0 F4	2-1 HR		2-1 FC6-4 FC4-6		4 2 1 3 1 0 5												
Roy Campanella, R (1, 2) OBP: 0.444, SLG: 0.750			1-2 FC6 1-2f	1-2 HR	4-0 BB	2-2 HR 1B		1-0 F7		4 2 2 4 1 0 2												
Don Newcombe, L (1, 1) OBP: 0.500, SLG: 2.000			0-1 4-3	2-1 HR	2-1 4-3	0-1 HR		0-0 FC4-6		4 2 2 3 0 0 4												
Jim Hughes, R (8, 1)										1 0 0 0 0 0 1												
Inning Stats	R: 0 E: 0 K: 2 S: 9	H: 1 LOB: 2 BB: 1 P: 16	R: 0 E: 0 K: 0 S: 9	H: 1 LOB: 1 BB: 0 P: 15	R: 0 E: 0 K: 0 S: 6	H: 0 LOB: 0 BB: 0 P: 10	R: 4 E: 2 K: 1 S: 18	H: 2 LOB: 1 BB: 1 P: 34	R: 1 E: 0 K: 0 S: 7	H: 1 LOB: 3 BB: 3 P: 27	R: 0 E: 0 K: 1 S: 9	H: 0 LOB: 0 BB: 1 P: 18	R: 5 E: 0 K: 0 S: 14	H: 4 LOB: 0 BB: 1 P: 26	R: 0 E: 0 K: 1 S: 7	H: 0 LOB: 0 BB: 0 P: 10	R: 0 E: 0 K: 0 S: 5	H: 1 LOB: 1 BB: 0 P: 8	1B: 6 2B: 0 3B: 0 HR: 4	SF: 0 SAC: 0 DP: 0 HBP: 0	WP: 0 PB: 0 SB: 0 CS: 1	PA: 46
PITCHER	IP WLS BF H R ER SO BB IBB HBP BLK WP HR S P ERA WHIP																					
Sal Maglie, R (1, 1) ERA: 0.00	4.0 L 20 4 4 0 3 2 0 0 0 0 0 2 42 75 0.00 1.500																					
Al Corwin, R (5, 1) ERA: 27.00	0.1 3 1 1 1 0 1 0 0 0 0 0 0 4 13 27.00 6.000																					
Hoyt Wilhelm, R (5, 1) ERA: 12.27	3.2 18 4 5 5 2 4 0 0 0 0 0 2 33 68 12.27 2.182																					
Marv Grissom, R (9, 1) ERA: 4.5	1.0 4 1 0 0 0 0 0 0 0 0 0 0 5 8 0.00 1.000																					

Brooklyn Dodgers @ New York Giants
Polo Grounds, New York, NY
Thu Apr 14 1955, 3:33 AM EST
Att: 29,124 - Unknown

livebaseballscorecards.com

AB 38
R 10
H 10
RBI 10
BB 7
SO 5
LOB 19



Batter	1	2	3	4	5	6	7	8	9	AB	R	H	RBI	BB	SO	LOB
Whitey Lockman, L (1, 3) BB CX	2-1 3-1		1-2 3-1		1-2 4-3		0-1 5-3	0-0 F2		5	0	0	0	0	0	0
Alvin Dark, R (1, 6) OBP: 0.444, SLG: 0.375 BC CX	1-1 F6		4-2 BB		0-1 F9		0-1 HR 1B	2-2 WP 1B		4	1	2	0	1	0	0
Willie Mays, R (1, 8) OBP: 0.333, SLG: 0.143 BB BC CX	4-2 BB		1-3 K		3-2 1B 1B		2-2 FC6 HR	1-2 F2		4	2	1	0	1	1	3
Monte Irvin, R (1, 7) OBP: 0.222, SLG: 0.333 CX	0-0 F7		0-0 F7		3-1 1B 1B		1-2 F7		1-1 F8	5	0	1	0	0	0	4
Hank Thompson, L (1, 5) OBP: 0.556, SLG: 1.000 CX		0-1 1B 2B		1-2 F4		0-0 FC4-6 1B	1-0 HR		4-1 BB	4	2	3	4	1	0	0
Don Mueller, L (1, 9) OBP: 0.222, SLG: 0.333 CX		2-2 1B		1-1 1B 2B		0-1 FC4-6	0-0 F9		0-1 F5	5	1	2	1	0	0	3
Davey Williams, R (1, 4) OBP: 0.286, SLG: 0.286 Foster Castleman, R (9, PH) BB CX		2-0 F8		2-0 1B			1-0 5-3		0-2 HR 1B	4	1	2	1	0	0	0
Wes Westrum, R (1, 2) OBP: 0.333, SLG: 0.200 Dusty Rhodes, L (8, PH) Ray Katt, R (9, 2) BB CX		1-2 1B		3-3 K			0-0 5-3		0-1 F9	3	0	1	0	0	1	1
Sal Maglie, R (1, 1) Bill Taylor, L (4, PH) Al Corwin, R (5, 1) Hoyt Wilhelm, R (5, 1) Bobby Hofman, R (8, PH) Marv Grissom, R (9, 1) CX		0-3 K		0-1 F7			1-1 5-3		0-0 HR	1	0	0	0	0	1	1

Inning Stats	R: 0	H: 0	E: 0	K: 0	S: 7	R: 1	H: 3	E: 0	K: 1	S: 14	R: 0	H: 0	E: 0	K: 1	S: 13	R: 1	H: 2	E: 0	K: 1	S: 11	R: 1	H: 3	E: 0	K: 0	S: 13	R: 0	H: 0	E: 0	K: 0	S: 4	R: 3	H: 2	E: 1	K: 0	S: 12	R: 2	H: 3	E: 0	K: 0	S: 15	R: 0	H: 0	E: 0	K: 0	S: 6	1B: 9	2B: 2	3B: 0	HR: 2	SF: 0	SAC: 0	DP: 0	HBP: 0	WP: 1	PA: 43
--------------	------	------	------	------	------	------	------	------	------	-------	------	------	------	------	-------	------	------	------	------	-------	------	------	------	------	-------	------	------	------	------	------	------	------	------	------	-------	------	------	------	------	-------	------	------	------	------	------	-------	-------	-------	-------	-------	--------	-------	--------	-------	--------

PITCHER	IP	WLS	BF	H	R	ER	SO	BB	IBB	HBP	BLK	WP	HR	S	P	ERA	WHIP
Don Newcombe, R (1, 1) ERA: 6.14	7.1	W	36	12	8	5	3	2	0	0	0	0	2	81	119	6.14	1.909
Jim Hughes, R (8, 1) ERA:	1.2	S	7	1	0	0	0	1	0	0	0	1	0	14	23	0.00	1.200

BOTTOM

Brooklyn Dodgers @ New York Giants
Polo Grounds, New York, NY

Thu Apr 14 1955, 3:33 AM EST
Att. 29,124 - Unknown

livebaseballscores.com

AB	40
R	8
H	13
RBI	8
BB	3
SO	3
LOB	15



Batter	1	2	3	4	5	6	7	8	9	AB R H RBI BB SO LOB	TOP
Jim Gilliam, S (1, 4) <small>OBP: 0.333, SLG: 0.462</small>	1-1 		1-2 		2-0 	1-0 		4-1 		3 1 1 0 1 0 1	
Pee Wee Reese, R (1, 6) <small>OBP: 0.200, SLG: 0.214</small>	1-0 		2-1 		0-0 	3-3 		4-1 		4 2 1 0 1 1 4	
Duke Snider, L (1, 8) <small>OBP: 0.571, SLG: 0.818</small>	1-0 		2-0 		2-1 		1-0 	2-3 		5 1 2 3 0 1 3	
Gil Hodges, R (1, 3) <small>OBP: 0.571, SLG: 0.375</small>	2-2 		2-3 		3-1 		4-0 	4-2 		2 0 1 1 2 1 1	
Sandy Amoros, L (1, 7) <small>OBP: 0.231, SLG: 0.231</small>	1-1 			1-1 	1-1 		0-0 	1-1 		4 0 2 0 0 0 2	
Jackie Robinson, R (1, 5) <small>OBP: 0.429, SLG: 0.417</small>		3-2 		3-2 	2-1 		0-0 	2-3 		5 0 0 0 0 1 5	
Carl Furillo, R (1, 9) <small>OBP: 0.500, SLG: 1.417</small>		1-1 		0-0 		0-0 		3-2 	1-1 	5 2 2 2 0 0 2	
Roy Campanella, R (1, 2) <small>OBP: 0.385, SLG: 0.583</small>		3-1 		2-0 		1-1 		0-0 		4 0 1 0 0 0 1	
Billy Loes, R (1, 1) <small>OBP: 0.250, SLG: 0.250</small>		0-1 			1-1 	1-3 		3-2 		4 0 1 0 0 1 1	
Inning Stats	R: 1 H: 2 E: 0 LOB: 1 K: 0 BB: 0 S: 9 P: 15	R: 0 H: 1 E: 0 LOB: 1 K: 0 BB: 0 S: 9 P: 16	R: 0 H: 1 E: 0 LOB: 1 K: 1 BB: 0 S: 12 P: 19	R: 0 H: 1 E: 0 LOB: 1 K: 0 BB: 0 S: 8 P: 14	R: 3 H: 4 E: 1 LOB: 1 K: 0 BB: 0 S: 12 P: 23	R: 1 H: 1 E: 0 LOB: 1 K: 2 BB: 0 S: 9 P: 15	R: 0 H: 0 E: 0 LOB: 1 K: 0 BB: 1 S: 3 P: 8	R: 1 H: 1 E: 0 LOB: 2 K: 1 BB: 2 S: 12 P: 28	R: 0 H: 0 E: 0 LOB: 1 K: 1 BB: 1 S: 10 P: 18	1B: 8 SF: 1 2B: 0 SAC: 1 3B: 0 DP: 1 HR: 3 HBP: 1	WP: 0 PA: 43 PB: 0 SB: 1 CS: 0
PITCHER Ruben Gomez, R (1, 1) <small>ERA: 6.0</small> George Spencer, R (7, 1) <small>ERA: 5.4</small> Windy McCall, L (8, 1) <small>ERA:</small> Paul Giel, R (9, 1) <small>ERA:</small>	IP WLS BF H R ER SO BB IBB HBP BLK WP HR S P ERA WHIP 6.0 L 29 10 5 4 3 0 0 0 1 0 0 2 59 102 6.00 1.667 1.2 9 1 1 1 0 3 0 0 0 0 0 1 12 31 5.40 2.400 0.1 1 0 0 0 1 0 0 0 0 0 0 0 3 5 0.00 0.000 1.0 4 0 0 0 1 1 0 0 0 0 0 0 10 18 0.00 1.000	PITCHER IP WLS BF H R ER SO BB IBB HBP BLK WP HR S P ERA WHIP									

Brooklyn Dodgers @ New York Giants
 Polo Grounds, New York, NY
 Fri Apr 15 1955, 3:33 AM EST
 Att. 17,894 - Unknown

livebaseballscorecards.com

AB	36
R	6
H	11
RBI	6
BB	4
SO	5
LOB	20



Batter	1	2	3	4	5	6	7	8	9	AB R H RBI BB SO LOB
Whitey Lockman, L (1, 3) C B X	1-1 4-3 ①			1-1 G3 ①		3-2 F3 ②		1-0 F9 ③		4 0 0 0 0 0 0
Alvin Dark, R (1, 6) OBP: 0.385, SLG: 0.273 B X	1-0 F6 ②			4-1 1B FC4-6 BB		0-1 F7 ③		0-2 4-3 ①		3 1 0 0 1 0 0
Willie Mays, R (1, 8) OBP: 0.385, SLG: 0.364 B S F B X	3-2 F3 ③			0-0 FC4-6 BB 1-3 PO 1B		0-1 5-3 ①		1-1 1B 2B		4 1 2 0 0 0 0
Monte Irvin, R (1, 7) OBP: 0.231, SLG: 0.250 C B X			1-1 F9 ①	4-2 FC4-6 1-2 BB		1-3 K ②		3-2 6-3 ②		3 0 0 0 1 1 1
Hank Thompson, L (1, 5) OBP: 0.615, SLG: 0.900 Joey Amalfitano, R (9, PR) C B B B B B X			3-2 G6-4-3 1B	1-0 FC4-6 1-2f 2-3 3-H		4-1 1B BB		4-0 1B BB		2 0 1 1 2 0 2 0 1 0 0 0 0 0
Don Mueller, L (1, 9) OBP: 0.308, SLG: 0.385 B C X			1-1 G6-4-3 1-2f	0-0 PO 3-H	2-2 1-3 ①	1-1 1-2 1B		1-1 1B 1B		4 0 2 1 0 0 1
Davey Williams, R (1, 4) OBP: 0.222, SLG: 0.222 Dusty Rhodes, L (7, PH) Foster Castleman, R (8, 4) OBP: 0.500, SLG: 0.500 B C X			1-1 F9 ①		0-0 F3 ②	0-1 5-3 ③		3-2 FC5-4 1B		2 0 0 0 0 0 0 1 0 0 0 0 0 2 1 0 1 1 0 0 0
Wes Westrum, R (1, 2) OBP: 0.250, SLG: 0.143 Bill Taylor, L (8, PH) Mickey Grasso, R (9, 2) Ray Katt, R (9, PH) B B C X			2-1 5-3 ②		0-0 F9 ③		2-3 K ①	0-1 FC5-4 ③		2 0 0 0 0 0 0 1 0 0 0 0 1 0 0 0 0 0 0 0 0 1 0 0 0 0 0 2
Ruben Gomez, R (1, 1) Billy Gardner, R (6, PH) George Spencer, R (7, 1) Windy McCall, L (8, 1) Bobby Hofman, R (8, PH) Paul Giel, R (9, 1) B B F B S C X			1-2 4-3 ③		1-2 F2 ①		2-0 5-3 ②			1 0 0 0 0 0 0 1 0 1 0 0 0 0 0 0 0 0 0 0 0 0 0

Inning Stats	R: 0	H: 0	R: 0	H: 1	R: 0	H: 0	R: 1	H: 1	R: 0	H: 0	R: 0	H: 1	R: 0	H: 0	R: 0	H: 0	R: 2	H: 3	1B: 5	SF: 0
	E: 0	LOB: 0	E: 0	LOB: 0	E: 0	LOB: 0	E: 0	LOB: 1	E: 0	LOB: 0	E: 0	LOB: 2	E: 0	LOB: 0	E: 0	LOB: 0	E: 0	LOB: 2	2B: 1	SAC: 0
	K: 0	BB: 0	K: 0	BB: 0	K: 0	BB: 0	K: 0	BB: 2	K: 0	BB: 0	K: 1	BB: 1	K: 1	BB: 0	K: 0	BB: 1	K: 0	BB: 1	3B: 0	DP: 1
	S: 6	P: 11	S: 7	P: 12	S: 9	P: 13	S: 7	P: 17	S: 5	P: 7	S: 10	P: 14	S: 10	P: 16	S: 5	P: 10	S: 15	P: 27	HR: 0	HBP: 0

PITCHER	IP	WLS	BF	H	R	ER	SO	BB	IBB	HBP	BLK	WP	HR	S	P	ERA	WHIP
Billy Loes, R (1, 1) ERA: 3.0	9.0	W	35	6	3	3	2	4	0	0	0	0	0	74	127	3.00	1.111

PITCHER	IP	WLS	BF	H	R	ER	SO	BB	IBB	HBP	BLK	WP	HR	S	P	ERA	WHIP

BOTTOM

Brooklyn Dodgers @ New York Giants
Polo Grounds, New York, NY
Fri Apr 15 1955, 3:33 AM EST
Att. 17,894 - Unknown

livebaseballscorecards.com

AB	31
R	3
H	6
RBI	3
BB	4
SO	2
LOB	8



Batter	1	2	3	4	5	6	7	8	9	AB R H RBI BB SO LOB	TOP											
Jim Gilliam, S (1, 4) OBP: 0.368, SLG: 0.471	0-0 F7			3-2 1-3			1-2 SH1-4 1B	0-0 B1-4		4 1 2 2 0 0 0												
Pee Wee Reese, R (1, 6) OBP: 0.167, SLG: 0.176	1-3 K			0-2 5-3			0-0 SH1-4	0-1 B1-4		3 0 0 0 0 1 1												
Duke Snider, L (1, 8) OBP: 0.500, SLG: 0.667	3-3 K			2-2 F7			1-1 G6-4-3 1B	2-0 G3		4 0 1 1 0 1 0												
Gil Hodges, R (1, 3) OBP: 0.444, SLG: 0.250			3-2 F4		1-1 5-3		0-1 G6-4-3		1-1 F5	4 0 0 0 0 0 1												
Sandy Amoros, L (1, 7) OBP: 0.294, SLG: 0.250			2-0 G3		2-2 4-3			1-1 1B	4-1 5-3 BB	3 1 1 0 1 0 0												
Jackie Robinson, R (1, 5) OBP: 0.389, SLG: 0.375			2-1 4-3		0-0 4-3			1-0 1B	0-0 5-3	4 1 1 0 0 0 1												
Carl Furillo, R (1, 9) OBP: 0.444, SLG: 1.125			0-1 F3		0-0 5-3			0-0 2B	2-1 5-3	4 1 1 1 0 0 1												
Roy Campanella, R (1, 2) OBP: 0.375, SLG: 0.500			2-1 1-3		1-1 5-3			4-0 2B		2 1 0 0 1 0 0												
Russ Meyer, S (1, 1) OBP: 0.333, SLG: 0.667			3-3 K		0-0 6-3			0-0 1B		3 1 1 2 0 1 0												
Inning Stats	R: 0 E: 0 K: 2 S: 7	H: 0 LOB: 0 BB: 0 P: 11	R: 0 E: 0 K: 0 S: 8	H: 0 LOB: 0 BB: 0 P: 15	R: 0 E: 0 K: 1 S: 7	H: 0 LOB: 0 BB: 0 P: 12	R: 0 E: 0 K: 0 S: 9	H: 0 LOB: 0 BB: 0 P: 14	R: 0 E: 0 K: 0 S: 6	H: 0 LOB: 0 BB: 0 P: 9	R: 0 E: 0 K: 0 S: 4	H: 0 LOB: 0 BB: 0 P: 5	R: 1 E: 0 K: 0 S: 8	H: 2 LOB: 0 BB: 0 P: 10	R: 5 E: 0 K: 0 S: 9	H: 5 LOB: 0 BB: 1 P: 17	R: 0 E: 0 K: 0 S: 6	H: 0 LOB: 1 BB: 1 P: 13	1B: 6 2B: 2 3B: 0 HR: 0	SF: 0 SAC: 1 DP: 2 HBP: 0	WP: 0 PB: 0 SB: 0 CS: 0	PA: 34
PITCHER	IP WLS BF H R ER SO BB IBB HBP BLK WP HR S P ERA WHIP																					
Bob Purkey, R (1, 1) ERA: 7.71	7.0 L 27 6 6 6 3 0 1 0 0 0 0 0 54 87 7.71 0.857																					
Roy Face, R (8, 1) ERA:	1.0 3 1 0 0 0 0 0 0 0 0 0 0 4 6 0.00 1.000																					
Bill Bell, R (9, 1) ERA:	1.0 4 0 0 0 0 0 1 0 0 0 0 0 6 13 0.00 1.000																					

Brooklyn Dodgers @ Pittsburgh Pirates
 Forbes Field, Pittsburgh, PA
 Sat Apr 16 1955, 3:33 AM EST
 Att. 5,533 - Unknown

AB	31
R	6
H	7
RBI	6
BB	2
SO	3
LOB	4



1B: 6	SF: 0	WP: 0	PA: 34
2B: 2	SAC: 1	PB: 0	
3B: 0	DP: 2	SB: 0	
HR: 0	HBP: 0	CS: 0	

Batter	1	2	3	4	5	6	7	8	9	AB R H RBI BB SO LOB
Earl Smith, R (1, 8) Felipe Montemayor, L (8, PH) (9, 8)	1-0 5-3		4-0 BB			0-1 B2		1-2 L8		2 0 0 0 1 0 0 1 0 0 0 0 0 2
Curt Roberts, R (1, 4) OBP: 0.333, SLG: 0.300	1-2 6-3		1-1 1-3			2-2 F8			1-2 6-3	4 0 0 0 0 0 2
Roman Mejias, R (1, 9) OBP: 0.250, SLG: 0.455	2-1 1-3				0-0 6-3		0-0 F3		0-3 K	4 0 0 0 0 1 0
Frank Thomas, R (1, 7) OBP: 0.250, SLG: 0.100		0-3 K			2-3 K		0-2 5-3		0-1 1-3	4 0 0 0 0 2 0
Sid Gordon, R (1, 5) OBP: 0.273, SLG: 0.273		2-2 F7			0-1 6-3		1-1 F7			3 0 0 0 0 0 0
Preston Ward, L (1, 3) OBP: 0.182, SLG: 0.400		0-0 F6			0-0 F7			0-1 F8		3 0 0 0 0 0 0
Jack Shepard, R (1, 2) OBP: 0.250, SLG: 0.250			0-0 6-3		0-2 1-3			1-2 BB 1B		3 0 1 0 0 0 0
Dick Groat, R (1, 6) OBP: 0.222, SLG: 0.222 Toby Atwell, L (8, PH) OBP: 0.333, SLG: 0.143 Dick Cole, R (9, 6)			3-2 SH1-4 1B		1-2 6-3			4-2 BB		2 0 1 0 0 0 0 0 0 0 0 1 0 0 0 0 0 0 0 0 0
Bob Purkey, R (1, 1) Roy Face, R (8, 1) Dale Long, L (8, PH) Bill Bell, R (9, 1)			0-1 SH1-4		0-1 1-3			2-2 F8		1 0 0 0 0 0 0 0 0 0 0 0 0 0 1 0 0 0 0 0 2 0 0 0 0 0 0 0


Inning Stats	R: 0 E: 0 K: 0 S: 6	H: 0 LOB: 0 BB: 0 P: 10	R: 0 E: 0 K: 1 S: 7	H: 0 LOB: 0 BB: 0 P: 9	R: 0 E: 0 K: 0 S: 8	H: 1 LOB: 2 BB: 1 P: 16	R: 0 E: 0 K: 1 S: 6	H: 0 LOB: 0 BB: 0 P: 8	R: 0 E: 0 K: 0 S: 7	H: 0 LOB: 0 BB: 0 P: 8	R: 0 E: 0 K: 0 S: 7	H: 0 LOB: 0 BB: 0 P: 9	R: 0 E: 0 K: 0 S: 7	H: 0 LOB: 0 BB: 0 P: 8	R: 0 E: 0 K: 0 S: 16	H: 1 LOB: 2 BB: 1 P: 24	R: 0 E: 0 K: 1 S: 8	H: 0 LOB: 0 BB: 0 P: 9	1B: 2 2B: 0 3B: 0 HR: 0	SF: 0 SAC: 1 DP: 0 HBP: 0	WP: 0 PB: 0 SB: 0 CS: 0	PA: 31
PITCHER Russ Meyer, R (1, 1) ERA:	IP 9.0 WLS W BF 31 H 2 R 0 ER 0 SO 3 BB 2 IBB 0 HBP 0 BLK 0 WP 0 HR 0 S 72 P 101 ERA 0.00 WHIP 0.444																					

BOTTOM

Brooklyn Dodgers @ Pittsburgh Pirates
 Forbes Field, Pittsburgh, PA
 Sat Apr 16 1955, 3:33 AM EST
 Att. 5,533 - Unknown

livebaseballscorecards.com

AB	28
R	0
H	2
RBI	0
BB	2
SO	3
LOB	6



Batter	1	2	3	4	5	6	7	8	9	AB R H RBI BB SO LOB	TOP		
Jim Gilliam, S (1, 4) OBP: 0.348, SLG: 0.400	3-2 		4-2 	0-0 		0-0 	1-0 			3 1 0 0 1 0 2			
Pee Wee Reese, R (1, 6) OBP: 0.217, SLG: 0.318	2-1 		0-0 	3-1 		2-0 		1-1 		5 1 2 0 0 0 1			
Duke Snider, L (1, 8) OBP: 0.522, SLG: 0.789	2-1 		4-0 	1-0 		2-2 		0-0 		4 1 2 2 1 0 1			
Gil Hodges, R (1, 3) OBP: 0.435, SLG: 0.375		1-0 	0-0 	2-2 			1-0 	3-1 		4 1 2 1 0 0 1			
Sandy Amoros, L (1, 7) OBP: 0.318, SLG: 0.250		0-0 	1-2 		3-2 		0-1 	1-2 		4 1 1 0 0 0 2			
Jackie Robinson, R (1, 5) OBP: 0.391, SLG: 0.400		2-1 	1-0 		0-0 		0-0 	2-1 		4 1 2 1 0 0 3			
Carl Furillo, R (1, 9) OBP: 0.435, SLG: 1.000		0-0 		4-0 	1-0 		0-2 	1-0 		4 0 1 0 1 0 4			
Roy Campanella, R (1, 2) OBP: 0.429, SLG: 0.789		1-0 		2-0 	1-2 		1-0 	0-0 		5 3 3 3 0 0 2			
Johnny Podres, L (1, 1) OBP: 0.400, SLG: 0.600			2-1 	1-0 		1-2 	0-0 	1-1 		5 1 2 1 0 0 0			
Inning Stats	R: 0 H: 0 E: 0 LOB: 0 K: 0 BB: 0 S: 9 P: 16	R: 1 H: 2 E: 0 LOB: 1 K: 0 BB: 0 S: 6 P: 10	R: 1 H: 1 E: 0 LOB: 3 K: 0 BB: 2 S: 9 P: 21	R: 4 H: 3 E: 1 LOB: 0 K: 0 BB: 1 S: 11 P: 24	R: 0 H: 1 E: 0 LOB: 1 K: 0 BB: 0 S: 9 P: 14	R: 0 H: 1 E: 0 LOB: 1 K: 0 BB: 0 S: 9 P: 14	R: 3 H: 5 E: 0 LOB: 1 K: 0 BB: 0 S: 10 P: 13	R: 0 H: 1 E: 0 LOB: 1 K: 0 BB: 0 S: 8 P: 13	R: 1 H: 1 E: 0 LOB: 0 K: 0 BB: 0 S: 6 P: 10	1B: 6 SF: 2 2B: 7 SAC: 1 3B: 0 DP: 1 HR: 2 HBP: 1	WP: 0 PA: 45 PB: 1 SB: 0 CS: 1		
PITCHER	IP WLS BF H R ER SO BB IBB HBP BLK WP HR S P ERA WHIP											PITCHER	IP WLS BF H R ER SO BB IBB HBP BLK WP HR S P ERA WHIP
Jake Thies, R (1, 1) ERA: 4.91	3.2 L 20 5 5 2 0 2 1 1 0 0 0 29 62 4.91 1.909												
Nelson King, R (4, 1) ERA:	1.1 6 2 1 0 0 0 0 0 0 0 0 1 15 23 0.00 1.500												
Roger Bowman, L (6, 1) ERA:	1.0 4 1 0 0 0 0 0 0 0 0 0 0 9 14 0.00 1.000												
Vern Law, R (7, 1) ERA: 12.0	3.0 15 7 4 4 0 0 0 0 0 0 0 1 24 36 12.00 2.333												

Brooklyn Dodgers @ Pittsburgh Pirates
 Forbes Field, Pittsburgh, PA
 Sun Apr 17 1955, 3:33 AM EST
 Unknown

livebaseballscorecards.com

AB 38
 R 10
 H 15
 RBI 8
 BB 3
 SO 0
 LOB 16




Batter	1	2	3	4	5	6	7	8	9	AB	R	H	RBI	BB	SO	LOB
Earl Smith, R (1, 8)	0-0 F9	3-3 K			1-1 F9		3-2 5-3		2-1 HBP	4	0	0	0	0	1	2
Gene Freese, R (1, 4) Curt Roberts, R (7, 4) OBP: 0.400, SLG: 0.600 OBP: 0.286, SLG: 0.250	2-1 L8		1-1 5-3		0-1 FC5-4		1-3 K2-3		0-1 L5	3	0	0	0	0	0	1
Roberto Clemente, R (1, 9) OBP: 0.250, SLG: 0.250	1-0 3B		1-0 4-3		2-2 4-3		3-1 4-3			4	1	1	0	0	0	1
Frank Thomas, R (1, 7) OBP: 0.250, SLG: 0.286	1-0 1B		1-2 4-3			1-2 E7		3-2 L9		4	1	1	1	0	0	0
Sid Gordon, R (1, 5) OBP: 0.200, SLG: 0.200	2-2 E6			0-1 F9		0-1 G5-4-3		1-1 5-3		4	0	0	0	0	0	1
Preston Ward, L (1, 3) OBP: 0.200, SLG: 0.429	0-0 G3			0-1 F9		1-1 1B		0-3 K		4	1	1	0	0	1	1
Jack Shepard, R (1, 2) OBP: 0.500, SLG: 0.429		1-1 6-3		4-0 BB		0-2 1B			0-1 S	3	0	2	1	1	0	0
Dick Groat, R (1, 6) OBP: 0.231, SLG: 0.231		3-1 F8		1-1 F6		0-1 1B		1-1 5-3		4	0	1	0	0	0	2
Jake Thies, R (1, 1) Nelson King, R (4, 1) Dick Smith, R (5, PH) Roger Bowman, R (6, 1) George Freese, R (6, PH) Vern Law, R (7, 1) Dick Cole, R (9, PH)		4-2 BB			4-2 FC5-4		0-1 F8		0-2 6-3	0	0	0	0	0	1	0

Inning Stats	R: 2	H: 2	E: 1	K: 0	S: 11	LOB: 1	BB: 0	P: 17	R: 0	H: 0	E: 0	K: 1	S: 10	LOB: 1	BB: 1	P: 21	R: 0	H: 0	E: 0	K: 0	S: 6	LOB: 0	BB: 0	P: 9	R: 0	H: 0	E: 0	K: 0	S: 6	LOB: 1	BB: 1	P: 11	R: 0	H: 0	E: 0	K: 0	S: 10	LOB: 1	BB: 1	P: 17	R: 1	H: 3	E: 1	K: 0	S: 15	LOB: 2	BB: 0	P: 17	R: 0	H: 0	E: 0	K: 1	S: 8	LOB: 0	BB: 0	P: 15	R: 0	H: 0	E: 0	K: 1	S: 9	LOB: 0	BB: 0	P: 13	R: 0	H: 1	E: 0	K: 0	S: 10	LOB: 2	BB: 0	P: 13	1B: 4	SF: 0	2B: 1	SAC: 0	3B: 1	DP: 1	HR: 0	HBP: 1	WP: 0	PA: 38
PITCHER Johnny Podres, L (1, 1) ERA: 2.0	IP	WLS	BF	H	R	ER	SO	BB	IBB	HBP	BLK	WP	HR	S	P	ERA	WHIP	IP	WLS	BF	H	R	ER	SO	BB	IBB	HBP	BLK	WP	HR	S	P	ERA	WHIP																																																

BOTTOM

Brooklyn Dodgers @ Pittsburgh Pirates
 Forbes Field, Pittsburgh, PA
 Sun Apr 17 1955, 3:33 AM EST
 Unknown

AB	34
R	3
H	6
RBI	2
BB	3
SO	3
LOB	13



livebaseballscores.com

Batter	1	2	3	4	5	6	7	8	9	AB R H RBI BB SO LOB	TOP		
Jim Gilliam, S (1, 4) OBP: 0.429, SLG: 0.500	1-1 G4-6-3 1B		4-1 G3 S BB		2-1 E9 2B		1-2 L8		0-1 CS 1B	4 1 3 0 1 0 0	<p>Brooklyn Dodgers @ Pittsburgh Pirates</p> <p>Forbes Field, Pittsburgh, PA</p> <p>Sun Apr 17 1955, 3:38 AM EST</p> <p>Att. 20,499 - Unknown</p>		
Pee Wee Reese, R (1, 6) OBP: 0.192, SLG: 0.280 Don Zimmer, R (6, 6)	2-1 G4-6-3 1-2f		3-3 1-2		0-0 6-3		0-0 F4		2-2 CS 1-2	3 0 0 0 0 1 2 1 0 0 0 0 0 0			
Duke Snider, L (1, 8) OBP: 0.481, SLG: 0.783	3-2 F7		0-1 G3 2-3		0-0 L7		0-0 3B			4 0 1 0 0 0 1			
Gil Hodges, R (1, 3) OBP: 0.370, SLG: 0.300			2-2 F6		1-1 F5		0-0 6-3			4 0 0 0 0 1 2			
Sandy Amoros, L (1, 7) OBP: 0.346, SLG: 0.304		1-1 1B BLK 2B		4-2 6-3 BB		0-0 L3-1		2-2 F7		3 1 1 0 1 0 0			
Jackie Robinson, R (1, 5) OBP: 0.370, SLG: 0.375		1-0 BLK 1B 2-3		1-1 F7		1-1 6-3		2-1 5-3		4 1 1 0 0 0 1			
Carl Furillo, R (1, 9) OBP: 0.444, SLG: 0.917		1-1 2-H 3-H 1B		2-1 6-3 1-2		0-0 1B 1B		1-1 6-3		4 0 2 1 0 0 1			
Roy Campanella, R (1, 2) OBP: 0.440, SLG: 0.727		0-0 L7		4-0 IBB		1-1 1B 1-2 1B		2-1 F4		3 0 1 0 1 0 1			
Clem Labine, R (1, 1) Jim Hughes, R (9, 1)		1-3 K		2-3 K		2-3 K		3-3 K		4 0 0 0 0 4 5 0 0 0 0 0 0 0			
Inning Stats	R: 0 H: 1 E: 0 LOB: 0 K: 0 BB: 0 S: 8 P: 14	R: 2 H: 3 E: 0 LOB: 1 K: 2 BB: 0 S: 12 P: 16	R: 0 H: 0 E: 0 LOB: 1 K: 1 BB: 1 S: 11 P: 18	R: 0 H: 0 E: 0 LOB: 2 K: 1 BB: 2 S: 10 P: 23	R: 1 H: 1 E: 1 LOB: 0 K: 0 BB: 0 S: 6 P: 9	R: 0 H: 2 E: 0 LOB: 2 K: 1 BB: 0 S: 9 P: 13	R: 0 H: 1 E: 0 LOB: 1 K: 0 BB: 0 S: 7 P: 8	R: 0 H: 0 E: 0 LOB: 0 K: 0 BB: 0 S: 8 P: 13	R: 0 H: 1 E: 0 LOB: 0 K: 1 BB: 0 S: 9 P: 16	1B: 6 SF: 0 2B: 2 SAC: 0 3B: 1 DP: 1 HR: 0 HBP: 0	WP: 0 PA: 38 PB: 0 SB: 1 CS: 1		
PITCHER	IP WLS BF H R ER SO BB IBB HBP BLK WP HR S P ERA WHIP											PITCHER	IP WLS BF H R ER SO BB IBB HBP BLK WP HR S P ERA WHIP
Ron Kline, R (1, 1) ERA: 2.57	6.0 L 27 7 3 2 5 2 1 0 1 0 0 56 93 3.00 1.500												
Bob Friend, R (7, 1) ERA: 2.25	2.0 7 1 0 0 0 0 0 0 0 0 0 15 21 0.00 0.500												
Ben Wade, R (9, 1) ERA:	1.0 3 1 0 0 1 0 0 0 0 0 0 9 16 0.00 1.000												

livebaseballscorecards.com

AB	34
R	3
H	9
RBI	1
BB	3
SO	6
LOB	13



BOTTOM

Brooklyn Dodgers @ Pittsburgh Pirates

Forbes Field, Pittsburgh, PA

Sun Apr 17 1955, 3:38 AM EST

Att. 20,499 - Unknown

livebaseballscorecards.com

AB	32
R	2
H	6
RBI	1
BB	4
SO	3
LOB	14



WP:	0	PA:	36
PB:	0		
SB:	0		
CS:	0		

AB R H RBI BB SO LOB

4	1	2	0	0	0	0
4	0	2	1	0	0	1
4	0	0	0	0	0	3
3	0	0	0	1	0	1
4	0	1	0	0	0	1
3	0	0	0	1	1	2
3	0	0	0	1	0	3
2	0	0	0	0	0	1
1	0	0	0	0	1	0
0	0	0	0	0	0	0
0	0	0	0	0	0	0
0	0	0	0	1	0	0
0	1	0	0	0	0	0
1	0	0	0	0	0	2

Batter	1	2	3	4	5	6	7	8	9
Roberto Clemente, R (1, 8) OBP: 0.375, SLG: 0.500	1-2 5-3		2-0 4-3			0-1 2B		1-1 E6 1B	
Dick Cole, R (1, 6) OBP: 0.400, SLG: 0.400	0-0 G3-6 1B			1-1 L7		0-0 6-3		0-0 1B	
Felipe Montemayor, L (1, 9)	0-0 G3-6 1-2f			3-2 4-3		1-1 4-3		1-2 F8	
Frank Thomas, R (1, 7) OBP: 0.250, SLG: 0.235		0-0 6-3		0-0 F8			4-1 FC6-4 BB	1-1 F5	
George Freese, R (1, 5) OBP: 0.200, SLG: 0.200		0-1 5-3			0-0 5-3		3-2 FC6-4 FC3-6 1-2f	0-1 FC3-6 1B	
Dale Long, L (1, 3)		4-1 BB			2-3 K		0-0 FC3-6 1-2f	1-0 FC3-6 FC5-6 1-2f	
Toby Atwell, L (1, 2) OBP: 0.308, SLG: 0.100		0-0 F8			4-2 BB		0-0 4-3	0-0 FC5-6 1B 1-2f	
Curt Roberts, R (1, 4) OBP: 0.250, SLG: 0.214			0-0 L4		2-1 1-3			0-1 K	
Sid Gordon, R (8, PH) OBP: 0.188, SLG: 0.188								1-3 1B	
Ben Wade, R (9, 1)									
Jack Shepard, R (9, PH) OBP: 0.556, SLG: 0.500									
Ron Kline, R (1, 1) OBP: 0.251, SLG: 0.417			0-3 K			2-2 6-3		4-2 1B BB	
Roman Mejias, R (6, PH) OBP: 0.251, SLG: 0.417									
Bob Friend, R (7, 1)									
Preston Ward, L (8, PH) OBP: 0.250, SLG: 0.429									
Dick Smith, R (8, PR)									
Dick Smith, R (9, 8)									
Gene Freese, R (9, PH) OBP: 0.333, SLG: 0.500									

Inning Stats	R: 0	H: 1	R: 0	H: 0	R: 0	H: 0	R: 0	H: 0	R: 0	H: 1	R: 0	H: 0	R: 2	H: 2	R: 0	H: 2
	E: 0	LOB: 0	E: 0	LOB: 1	E: 0	LOB: 0	E: 0	LOB: 1	E: 0	LOB: 1	E: 0	LOB: 1	E: 1	LOB: 1	E: 0	LOB: 2
	K: 0	BB: 0	K: 0	BB: 1	K: 0	BB: 0	K: 1	BB: 1	K: 0	BB: 0	K: 0	BB: 1	K: 1	BB: 1	K: 0	BB: 0
	S: 5	P: 6	S: 5	P: 9	S: 5	P: 7	S: 8	P: 12	S: 8	P: 16	S: 8	P: 11	S: 6	P: 13	S: 7	P: 8

PITCHER	IP	WLS	BF	H	R	ER	SO	BB	IBB	HBP	BLK	WP	HR	S	P	ERA	WHIP
Clem Labine, R (1, 1) ERA: 1.13	8.0	W	32	5	2	1	3	4	0	0	0	0	0	66	105	1.12	1.125
Jim Hughes, R (9, 1) ERA:	1.0	S	4	1	0	0	0	0	0	0	0	0	0	5	6	0.00	1.000

Batter	1	2	3	4	5	6	7	8	9	AB R H RBI BB SO LOB	TOP
Jim Gilliam, S (1, 4) OBP: 0.424, SLG: 0.536	2-1 		2-0 							4 1 1 0 1 0 2	
Jackie Robinson, R (1, 5) OBP: 0.406, SLG: 0.370	2-2 		2-3 							3 1 1 0 2 1 0	
Duke Snider, L (1, 8) OBP: 0.469, SLG: 0.821	1-2 			1-0 						5 1 2 3 0 0 3	
Gil Hodges, R (1, 3) OBP: 0.355, SLG: 0.292	3-2 			1-1 						4 1 1 0 0 0 2	
Sandy Amoros, L (1, 7) OBP: 0.367, SLG: 0.280										2 1 0 0 1 0 0	
Carl Furillo, R (1, 9) OBP: 0.387, SLG: 0.786										4 0 0 0 0 1 3	
Roy Campanella, R (1, 2) OBP: 0.414, SLG: 0.692										4 0 1 0 0 0 2	
Don Zimmer, R (1, 6) 										3 0 0 0 1 1 1	
Carl Erskine, R (1, 1) OBP: 0.143, SLG: 0.143 Ed Roebuck, R (6, 1)										3 0 1 2 0 0 0 1 0 0 0 0 0 0	
Inning Stats	R: 0 H: 1 E: 0 LOB: 1 K: 0 BB: 0 S: 11 P: 19	R: 0 H: 1 E: 0 LOB: 1 K: 0 BB: 0 S: 8 P: 15	R: 0 H: 0 E: 0 LOB: 0 K: 1 BB: 0 S: 6 P: 10	R: 0 H: 0 E: 0 LOB: 1 K: 1 BB: 0 S: 8 P: 12	R: 0 H: 0 E: 0 LOB: 0 K: 1 BB: 0 S: 6 P: 11	R: 5 H: 4 E: 0 LOB: 2 K: 0 BB: 3 S: 15 P: 32	R: 0 H: 1 E: 0 LOB: 0 K: 0 BB: 0 S: 5 P: 10	R: 0 H: 0 E: 0 LOB: 0 K: 0 BB: 0 S: 8 P: 13	R: 0 H: 0 E: 0 LOB: 2 K: 0 BB: 2 S: 9 P: 21	1B: 4 SF: 0 2B: 1 SAC: 0 3B: 1 DP: 0 HR: 1 HBP: 1	WP: 0 PA: 39 PB: 0 SB: 0 CS: 1
PITCHER Herm Wehmeier, R (1, 1) ERA: 4.91 Lynn Lovenguth, R (6, 1) ERA: Thornton Kipper, R (7, 1) ERA:	IP WLS BF H R ER SO BB IBB HBP BLK WP HR S P ERA WHIP 5.2 L 27 6 5 5 3 3 0 1 0 0 0 1 51 94 7.94 1.588 0.1 1 0 0 0 0 0 0 0 0 0 0 0 3 5 0.00 0.000 3.0 11 1 0 0 0 2 0 0 0 0 0 0 22 44 0.00 1.000	PITCHER IP WLS BF H R ER SO BB IBB HBP BLK WP HR S P ERA WHIP									

Brooklyn Dodgers @ Philadelphia Phillies
 Connie Mack Stadium, Philadelphia, PA

AB	33
R	5
H	7
RBI	5
BB	5
SO	3
LOB	13



Mon Apr 18 1955, 3:33 AM EST
 Att: 30,896 - Unknown

livebaseballscorecards.com

Batter	1	2	3	4	5	6	7	8	9	AB	R	H	RBI	BB	SO	LOB
Peanuts Lowrey, R OBP: 0.292, SLG: 0.273 (1, 8) X	0-0 5-3 ①		2-3 K ①		4-2 BB BB ②		0-1 1-3 ①		1-2 1-3 ③	4	0	0	0	1	1	0
Bobby Morgan, R OBP: 0.308, SLG: 0.360 (1, 4) X	0-0 1B ②		2-2 1-3 ②		1-1 SF7 ②		2-2 L6 ②			3	0	1	1	0	0	0
Granny Hamner, R OBP: 0.370, SLG: 0.417 (1, 6) C X	0-2 L4 ②		0-1 F7 ③		4-1 BB BB BB ③		0-0 B1-3 ③			3	0	0	0	1	0	1
Del Ennis, R OBP: 0.143, SLG: 0.143 (1, 7) B C X	1-1 5-3 ③			1-0 F9 ①	1-2 F3 ③			3-2 E5 FC5-4 ①		4	0	0	0	0	0	4
Stan Lopata, R OBP: 0.381, SLG: 0.444 (1, 2) C B B B B X		3-2 E6 G3-1 1B ①		2-2 G4-6-3 1B ②		1-2 F8 ①		0-2 FC5-4 1-2f ①		4	1	2	0	0	0	1
Earl Torgeson, L OBP: 0.435, SLG: 0.389 (1, 3) F X		0-1 G3-1 ①		2-1 G4-6-3 1-2f ② ③		4-2 BB BB ②		1-0 F7 ②		3	0	0	1	1	0	2
Willie Jones, R OBP: 0.458, SLG: 0.412 (1, 5) X		0-0 F5 ②			4-2 SH1-4 BB SF7 BB ②		4-2 BB BB ②		1-2 6-3 ③	2	1	0	0	2	0	1
Stan Palys, R OBP: 0.400, SLG: 0.333 (1, 9) X		0-0 2B ②			4-1 BB SH1-4 BB ②		3-2 F9 ②		4-1 G4-6-3 BB ②	2	0	1	0	2	0	2
Herm Wehmeier, R (1, 1)		0-2 1-3 ③			0-0 SH1-4 ③		3-2 1-3 ③		2-2 G4-6-3 ② ③	1	0	0	0	0	0	1
Lynn Lovenguth, L (6, 1)										0	0	0	0	0	0	0
Mary Blaylock, L OBP: 0.500, SLG: 0.500 (6, PH)										1	0	0	0	0	0	2
Thornton Kipper, R (7, 1)										0	0	0	0	0	0	0
Floyd Baker, L (9, PH)									1-2 2-3	1	0	0	0	0	0	1

Inning Stats	R: 0	H: 1	E: 0	LOB: 1	K: 0	BB: 0	S: 7	R: 1	H: 2	E: 1	LOB: 1	K: 0	BB: 0	S: 10	R: 0	H: 0	E: 0	LOB: 0	K: 1	BB: 0	S: 8	R: 0	H: 1	E: 0	LOB: 0	K: 0	BB: 0	S: 6	R: 1	H: 0	E: 0	LOB: 3	K: 0	BB: 4	S: 13	R: 0	H: 0	E: 0	LOB: 2	K: 0	BB: 2	S: 18	R: 0	H: 0	E: 2	LOB: 1	K: 0	BB: 0	S: 12	R: 0	H: 0	E: 0	LOB: 0	K: 0	BB: 1	S: 7	R: 0	H: 0	E: 0	LOB: 0	K: 0	BB: 1	S: 14	1B: 3	SF: 1	2B: 1	SAC: 1	3B: 0	DP: 2	HR: 0	HBP: 0	WP: 0	PA: 37
--------------	------	------	------	--------	------	-------	------	------	------	------	--------	------	-------	-------	------	------	------	--------	------	-------	------	------	------	------	--------	------	-------	------	------	------	------	--------	------	-------	-------	------	------	------	--------	------	-------	-------	------	------	------	--------	------	-------	-------	------	------	------	--------	------	-------	------	------	------	------	--------	------	-------	-------	-------	-------	-------	--------	-------	-------	-------	--------	-------	--------

PITCHER	IP	WLS	BF	H	R	ER	SO	BB	IBB	HBP	BLK	WP	HR	S	P	ERA	WHIP
Carl Erskine, R ERA: 1.88 (1, 1)	5.1	W	25	4	2	2	1	6	0	0	0	0	0	52	91	3.38	1.875
Ed Roebuck, R ERA: (6, 1)	3.2	S	12	0	0	0	0	1	0	0	0	0	0	37	57	0.00	0.273

BOTTOM

Brooklyn Dodgers @ Philadelphia Phillies
Connie Mack Stadium, Philadelphia, PA

livebaseballscores.com

AB	28
R	2
H	4
RBI	2
BB	7
SO	1
LOB	15



Mon Apr 18 1955, 3:33 AM EST
 Att. 30,896 - Unknown

Batter	1	2	3	4	5	6	7	8	9	AB R H RBI BB SO LOB	TOP
Jim Gilliam, S (1, 4) OBP: 0.432, SLG: 0.516	1-1 1B		2-3 1B		1-0 1B	1-2 1B		2-0 1B		3 0 1 0 0 1 0	
Jackie Robinson, R (1, 5) OBP: 0.351, SLG: 0.313	1-2 1B		0-0 1B		1-1 1B	1-1 1B		1-2 1B		5 0 0 0 0 0 4	
Duke Snider, L (1, 8) OBP: 0.486, SLG: 0.774	4-0 1B		0-0 1B		1-3 1B		1-1 1B		4-1 1B	3 1 1 0 2 1 0	
Gil Hodges, R (1, 3) OBP: 0.361, SLG: 0.321	4-1 1B		2-0 1B		3-2 1B		1-3 1B		2-3 1B	4 0 1 0 1 2 1	
Sandy Amoros, L (1, 7) OBP: 0.400, SLG: 0.310	3-1 1B		2-1 1B		4-0 1B		0-0 1B		2-0 1B	4 1 2 1 1 0 1	
Carl Furillo, R (1, 9) OBP: 0.400, SLG: 0.839	0-0 1B		1-2 1B		1-1 1B		4-1 1B		4-1 1B	3 2 1 2 1 0 3	
Roy Campanella, R (1, 2) OBP: 0.394, SLG: 0.733		0-1 1B		0-0 1B		1-0 1B		1-0 1B		4 1 1 1 0 0 2	
Don Zimmer, R (1, 6) OBP: 0.222, SLG: 0.500		3-1 1B		2-2 1B		1-3 1B		0-1 1B		4 1 1 2 0 1 1	
Don Newcombe, L (1, 1) OBP: 0.571, SLG: 1.571 Jim Hughes, R (7, 1) Ed Roebuck, R (8, 1)		0-3 1B		0-2 2B		2-2 1B		0-3 1B		3 1 2 0 0 1 0 1 0 0 0 0 1 0 0 0 0 0 0 0 0	
Inning Stats	R: 1 H: 2 E: 0 LOB: 2 K: 0 BB: 2 S: 10 P: 23	R: 0 H: 0 E: 0 LOB: 0 K: 1 BB: 0 S: 7 P: 10	R: 0 H: 2 E: 0 LOB: 2 K: 1 BB: 0 S: 6 P: 10	R: 0 H: 1 E: 0 LOB: 1 K: 0 BB: 0 S: 11 P: 16	R: 1 H: 1 E: 0 LOB: 0 K: 1 BB: 0 S: 10 P: 13	R: 3 H: 3 E: 0 LOB: 2 K: 1 BB: 1 S: 16 P: 30	R: 0 H: 0 E: 0 LOB: 0 K: 1 BB: 0 S: 7 P: 9	R: 2 H: 1 E: 0 LOB: 0 K: 1 BB: 1 S: 8 P: 15	R: 0 H: 0 E: 0 LOB: 1 K: 1 BB: 1 S: 8 P: 17	1B: 5 SF: 0 2B: 2 SAC: 1 3B: 0 DP: 1 HR: 3 HBP: 1	WP: 0 PA: 41 PB: 0 SB: 0 CS: 2
PITCHER Jim Owens, R (1, 1) ERA: 8.44 Lynn Lovenguth, R (6, 1) ERA: Curt Simmons, L (8, 1) ERA: 18.0 Bob Miller, R (9, 1) ERA:	IP WLS BF H R ER SO BB IBB HBP BLK WP HR S P ERA WHIP 5.1 L 25 8 5 5 3 3 0 0 0 0 0 2 50 87 8.44 2.062 1.2 7 1 0 0 2 0 0 1 0 0 0 0 17 24 0.00 0.600 1.0 5 1 2 2 1 1 0 0 0 0 0 1 8 15 18.00 2.000 1.0 4 0 0 0 0 1 1 0 0 0 0 0 8 17 0.00 1.000	PITCHER IP WLS BF H R ER SO BB IBB HBP BLK WP HR S P ERA WHIP									

Brooklyn Dodgers @ Philadelphia Phillies
 Connie Mack Stadium, Philadelphia, PA
 Tue Apr 19 1955, 3:33 AM EST
 Att: 19,930 - Unknown

AB	34
R	7
H	10
RBI	6
BB	5
SO	7
LOB	12



Batter	1	2	3	4	5	6	7	8	9	AB	R	H	RBI	BB	SO	LOB
Peanuts Lowrey, R OBP: 0.241, SLG: 0.222 (1, 8)	0-1 5-3		2-0 F8		0-0 5-3		0-1 F3	1-1 E1 G6-4-3		5	0	0	0	0	0	4
Bobby Morgan, R OBP: 0.355, SLG: 0.500 (1, 4)	2-2 G4-6-3 1B			0-1 1B		1-3 K	1-1 HR	2-2 G6-4-3		5	1	3	2	0	1	2
Granny Hamner, R OBP: 0.406, SLG: 0.429 (1, 6)	0-1 G4-6-3 1-2f			0-0 L9		1-2 FC6-4 1B	4-2 1B BB		2-0 E7 1B	4	0	2	0	1	0	2
Del Ennis, R OBP: 0.158, SLG: 0.158 (1, 7)		1-0 5-3		2-3 K		0-0 FC6-4 1-2f	1-1 1B		0-1 L8	5	0	1	0	0	1	3
Stan Lopata, R OBP: 0.308, SLG: 0.348 (1, 2)		2-1 6-3		1-3 K		1-2 F6	0-0 F8		1-3 K	5	0	0	0	0	2	5
Earl Torgeson, L OBP: 0.464, SLG: 0.409 (1, 3)		1-1 1B			0-0 SH3-4 1B		1-0 4-3	4-2 HR BB	0-0 G3	4	1	2	0	1	0	1
Willie Jones, R OBP: 0.464, SLG: 0.550 (1, 5)		3-3 K			0-1 F9		4-1 2B BB	1-1 HR		3	2	1	2	1	1	2
Stan Palys, R OBP: 0.414, SLG: 0.400 (1, 9)			1-3 K2-3		0-0 SH3-4 1B		0-1 2B 2B	2-3 K		4	1	2	1	0	2	0
Jim Owens, R (1, 1) Lynn Lovenguth, L (6, 1) Marv Blaylock, L OBP: 0.667, SLG: 1.000 (7, PH) Curt Simmons, L (8, 1) Smoky Burgess, L OBP: 0.450, SLG: 0.250 (8, PH) Herm Wehmeier, R (8, PR) Bob Miller, R (9, 1)			0-3 K		0-2 SH3-4		1-2 HR 2B	4-1 E BB		1	0	0	0	0	1	0

Inning Stats	R: 0	H: 1	E: 0	LOB: 0	K: 0	S: 7	R: 0	H: 1	E: 0	LOB: 1	K: 1	S: 9	R: 0	H: 0	E: 0	LOB: 0	K: 2	S: 9	R: 0	H: 1	E: 0	LOB: 1	K: 2	S: 10	R: 0	H: 2	E: 0	LOB: 2	K: 0	S: 8	R: 0	H: 1	E: 0	LOB: 1	K: 1	S: 11	R: 4	H: 4	E: 0	LOB: 2	K: 0	S: 16	R: 2	H: 1	E: 1	LOB: 2	K: 1	S: 14	R: 0	H: 1	E: 1	LOB: 1	K: 1	S: 7	R: 0	H: 1	E: 1	LOB: 1	K: 1	S: 10	1B: 8	SF: 0	2B: 2	SAC: 1	3B: 0	DP: 2	HR: 2	HBP: 0	WP: 0	PA: 42
	0	1	0	0	0	7	0	1	0	1	1	9	0	0	0	0	2	10	0	1	0	1	1	10	0	0	2	0	2	0	8	0	1	0	1	11	4	4	0	2	0	16	2	1	1	2	1	14	2	1	1	2	10	0	1	0	1	1	7	8	0	1	0	2	0	0	42			

PITCHER	IP	WLS	BF	H	R	ER	SO	BB	IBB	HBP	BLK	WP	HR	S	P	ERA	WHIP
Don Newcombe, R ERA: 5.79 (1, 1)	6.2	W	29	9	4	4	6	1	0	0	0	0	1	65	90	5.40	1.500
Jim Hughes, R ERA: 5.4 (7, 1)	0.2		7	2	2	2	1	3	0	0	0	0	1	14	30	27.00	7.500
Ed Roebuck, R ERA: (8, 1)	1.2	S	6	1	0	0	1	0	0	0	0	0	0	12	18	0.00	0.600


BOTTOM

Brooklyn Dodgers @ Philadelphia Phillies
Connie Mack Stadium, Philadelphia, PA

Tue Apr 19 1955, 3:33 AM EST
Att. 19,930 - Unknown

livebaseballscorecards.com

AB	37
R	6
H	12
RBI	6
BB	4
SO	8
LOB	19



Batter	1	2	3	4	5	6	7	8	9	AB R H RBI BB SO LOB	TOP											
Bobby Morgan, R (1, 4) OBP: 0.343, SLG: 0.455	3-2 5-3		0-3 K		1-3 K			4-0 FC4-8 BB		3 0 0 0 1 2 0	Philadelphia Phillies @ Brooklyn Dodgers Ebbets Field, Brooklyn, NY Wed Apr 20 1955, 3:33 AM EST Att. 9,942 - Unknown											
Peanuts Lowrey, R (1, 8) OBP: 0.212, SLG: 0.194	1-0 F8		1-1 F8		0-0 F8			2-1 F4		4 0 0 0 0 0 1												
Granny Hamner, R (1, 6) OBP: 0.417, SLG: 0.438	0-0 1B			2-2 2B 1B 1B		0-0 F4		1-2 FC4-6 1-2f		4 1 2 0 0 0 1												
Smoky Burgess, L (1, 2) OBP: 0.444, SLG: 0.875	0-1 1-3			0-0 1-3 1B 2B		1-0 HR		1-0 F8		4 1 2 1 0 0 1												
Del Ennis, R (1, 7) OBP: 0.130, SLG: 0.130		0-1 6-3		0-1 F2		2-0 F3		0-0 4-3		4 0 0 0 0 0 2												
Earl Torgeson, L (1, 3) OBP: 0.438, SLG: 0.385		3-2 F5		3-2 FC5-4 1B 2-H 3-H		3-2 F4		1-2 L6		4 0 1 1 0 0 0												
Willie Jones, R (1, 5) OBP: 0.452, SLG: 0.522		2-2 1B		2-1 FC5-4 1-2f		1-2 F9				3 0 1 0 0 0 1												
Stan Palys, R (1, 9) OBP: 0.375, SLG: 0.357		0-0 1-3		1-3 K		2-1 4-3				3 0 0 0 0 1 1												
Steve Ridzik, R (1, 1)			0-1 1-3		3-3 K			0-1 6-3		2 0 0 0 0 1 0												
Lynn Lovenguth, L (7, 1)										0 0 0 0 0 0 0												
Floyd Baker, L (8, PH)										1 0 0 0 0 0 0												
Thornton Kipper, R (8, 1)										0 0 0 0 0 0 0												
Inning Stats	R: 0 E: 0 K: 0 S: 7	H: 1 LOB: 1 BB: 0 P: 11	R: 0 E: 0 K: 0 S: 10	H: 1 LOB: 1 BB: 0 P: 15	R: 0 E: 0 K: 1 S: 7	H: 0 LOB: 0 BB: 0 P: 8	R: 1 E: 0 K: 0 S: 11	H: 3 LOB: 1 BB: 0 P: 18	R: 0 E: 0 K: 3 S: 11	H: 0 LOB: 0 BB: 0 P: 16	R: 1 E: 0 K: 0 S: 4	H: 1 LOB: 0 BB: 0 P: 7	R: 0 E: 0 K: 0 S: 10	H: 0 LOB: 0 BB: 0 P: 16	R: 0 E: 0 K: 0 S: 10	H: 0 LOB: 1 BB: 1 P: 17	R: 0 E: 0 K: 0 S: 5	H: 0 LOB: 0 BB: 0 P: 7	1B: 4 2B: 1 3B: 0 HR: 1	SF: 0 SAC: 0 DP: 0 HBP: 0	WP: 0 PB: 0 SB: 0 CS: 0	PA: 33
PITCHER	IP WLS BF H R ER SO BB IBB HBP BLK WP HR S P ERA WHIP																					
Billy Loes, R (1, 1) ERA: 2.81	7.0 W 26 6 2 2 4 0 0 0 0 0 0 1 60 91 2.57 0.857																					
Clem Labine, R (8, 1) ERA: 0.9	2.0 S 7 0 0 0 0 1 0 0 0 0 0 0 15 24 0.00 0.500																					

livebaseballscorecards.com

AB	32
R	2
H	6
RBI	2
BB	1
SO	4
LOB	7



Batter	1	2	3	4	5	6	7	8	9	AB	R	H	RBI	BB	SO	LOB
Jim Gilliam, S OBP: 0.381, SLG: 0.444 (1, 4)	0-0 F4		1-2 G3		0-0 3-1		3-2 FC3-6 BB HBP 1B	3-1 4-3		5	1	0	0	0	0	4
Jackie Robinson, R OBP: 0.366, SLG: 0.294 (1, 5)	4-0 WP BB		0-0 6-3		0-0 F9		1-1 BB 1B HBP			2	1	0	0	1	0	0
Duke Snider, L OBP: 0.512, SLG: 0.750 (1, 8)	2-3 K		4-0 BB			4-1 G5-4-3 BB	4-2 1B BB			1	0	0	1	3	1	1
Gil Hodges, R OBP: 0.350, SLG: 0.313 (1, 3)	0-2 4-3		2-2 6-3			3-1 G5-4-3	2-2 BB 1B			4	0	1	2	0	0	3
Sandy Amoros, L OBP: 0.385, SLG: 0.333 (1, 7)		0-1 F9		1-1 F5		1-1 BB 2B	1-2 4-3			4	0	1	0	0	0	2
Carl Furillo, R OBP: 0.410, SLG: 0.824 (1, 9)		1-0 BB HBP		1-3 K		1-0 6-3		2-1 BB 2B		3	0	1	0	0	1	1
Roy Campanella, R OBP: 0.432, SLG: 0.710 (1, 2)		4-0 1-3 BB		4-1 FC6-4 HBP			4-2 FC3-6 BB BB	3-2 F3		1	1	0	0	2	0	1
Don Zimmer, R OBP: 0.231, SLG: 0.364 (1, 6)		0-0 1-3		2-0 FC6-4			0-1 F8	4-2 BB		3	0	0	0	1	0	4
Billy Loes, R OBP: 0.167, SLG: 0.167 (1, 1) George Shuba, L (7, PH) Don Hoak, R (7, PR) Clem Labine, R (8, 1)		2-3 K		0-1 F9			4-0 FC3-6 BB	0-3 K		2	0	0	0	0	1	2

Inning Stats	R: 0	H: 0	E: 0	K: 1	S: 7	R: 0	H: 0	E: 0	K: 1	S: 6	R: 0	H: 0	E: 0	K: 0	S: 7	R: 0	H: 0	E: 0	K: 1	S: 7	R: 0	H: 0	E: 0	K: 0	S: 4	R: 3	H: 1	E: 0	K: 0	S: 20	R: 0	H: 1	E: 0	K: 1	S: 15		
	LOB: 1	BB: 1				LOB: 2	BB: 1		LOB: 1	BB: 1	LOB: 1	BB: 0		LOB: 1	BB: 1	LOB: 2	BB: 3		LOB: 2	BB: 1		LOB: 2	BB: 1		LOB: 2	BB: 2	SF: 0	SAC: 0	DP: 1	HBP: 3							

PITCHER	IP	WLS	BF	H	R	ER	SO	BB	IBB	HBP	BLK	WP	HR	S	P	ERA	WHIP
Steve Ridzik, R ERA: 3.0 (1, 1)	6.2	L	30	1	3	3	3	7	0	3	0	1	0	50	103	4.05	1.200
Lynn Lovenguth, R ERA: (7, 1)	0.1		2	1	0	0	0	0	0	0	0	0	0	7	10	0.00	3.000
Thornton Kipper, R ERA: (8, 1)	1.0		5	1	0	0	1	1	0	0	0	0	0	15	27	0.00	2.000

BOTTOM

Philadelphia Phillies @ Brooklyn Dodgers
Ebbets Field, Brooklyn, NY
 Wed Apr 20 1955, 3:33 AM EST
 Att. 9,942 - Unknown

AB	26
R	3
H	3
RBI	3
BB	8
SO	4
LOB	20



WP	HR	S	P	ERA	WHIP
1	0	0	37		

Batter	1	2	3	4	5	6	7	8	9	AB R H RBI BB SO LOB	TOP																								
Bobby Morgan, R (1, 4) OBP: 0.359, SLG: 0.568	0-1 HR		0-1 WP 1-3 2B		2-2 F7		0-0 4-3			4 1 2 1 0 0 0																									
Earl Torgeson, L (1, 3) OBP: 0.444, SLG: 0.379	0-1 G3		4-0 G5-3 WP BB		1-2 1B		0-1 G3			3 0 1 0 1 0 0																									
Del Ennis, R (1, 7) OBP: 0.148, SLG: 0.120	0-0 F8		0-0 SF8		0-3 K			4-1 G4-6-3 BB		2 0 0 1 1 1 1																									
Smoky Burgess, L (1, 2) OBP: 0.462, SLG: 0.818	0-0 G3		3-H 4-0 1-2 2-3 IBB		2-1 1B BLK 2B			2-2 G4-6-3 1-2f		3 1 1 0 1 0 1																									
Granny Hamner, R (1, 6) OBP: 0.425, SLG: 0.472		0-0 3-1 2B	3-2 G5-3 2-3f		2-2 BLK 1B 1B			1-3 K		4 1 2 0 0 1 3																									
Willie Jones, R (1, 5) OBP: 0.429, SLG: 0.481		1-1 3-1 2-3		3-2 G5-4-3 1B		1-3 K 1-2 3-H		1-1 F5		4 0 1 0 0 1 2																									
Stan Palys, R (1, 9) OBP: 0.361, SLG: 0.344		0-2 1-3		2-3 K		1-2 G6-4-3 1B		0-0 6-3		4 0 1 1 0 1 2																									
Peanuts Lowrey, R (1, 8) OBP: 0.189, SLG: 0.171		1-2 6-3		0-2 G5-4-3 1-2f		2-1 G6-4-3		1-2 4-3		4 0 0 0 0 0 3																									
Robin Roberts, S (1, 1) OBP: 0.375, SLG: 0.167			0-0 2B SF8 1B		1-2 F7		1-3 K2-3			1 1 1 0 0 0 0																									
Bob Greenwood, R (4, 1)										1 0 0 0 0 0 0																									
Danny Schell, R (7, PH)										1 0 0 0 0 1 0																									
Ron Mrozinski, R (7, 1)										0 0 0 0 0 0 0																									
Inning Stats	R: 1 E: 0 K: 0 S: 6	H: 1 LOB: 0 BB: 0 P: 6	R: 0 E: 0 K: 0 S: 9	H: 1 LOB: 1 BB: 0 P: 11	R: 1 E: 0 K: 0 S: 7	H: 2 LOB: 2 BB: 2 P: 18	R: 0 E: 0 K: 1 S: 9	H: 1 LOB: 0 BB: 0 P: 14	R: 0 E: 0 K: 1 S: 12	H: 1 LOB: 1 BB: 0 P: 16	R: 2 E: 0 K: 1 S: 16	H: 3 LOB: 0 BB: 0 P: 24	R: 0 E: 0 K: 1 S: 6	H: 0 LOB: 0 BB: 0 P: 7	R: 0 E: 0 K: 1 S: 7	H: 0 LOB: 0 BB: 1 P: 14	R: 0 E: 0 K: 0 S: 6	H: 0 LOB: 0 BB: 0 P: 8	1B: 5 2B: 3 3B: 0 HR: 1	SF: 1 SAC: 0 DP: 4 HBP: 0	WP: 1 PB: 0 SB: 0 CS: 0	PA: 35													
PITCHER	IP WLS BF H R ER SO BB IBB HBP BLK WP HR S P ERA WHIP																																		
Russ Meyer, R (1, 1) ERA: 1.59	2.1	13	4	2	2	0	1	1	0	0	1	1	19	29	7.71	2.143																			
Joe Black, R (3, 1) ERA: 2.7	6.2	22	5	2	2	5	1	0	0	1	0	0	59	89	2.70	0.900																			

Philadelphia Phillies @ Brooklyn Dodgers
 Ebbets Field, Brooklyn, NY
 Thu Apr 21 1955, 3:33 AM EST
 Att. 3,874 - Unknown

AB	31
R	4
H	9
RBI	3
BB	3
SO	5
LOB	12



Batter	1	2	3	4	5	6	7	8	9	AB	R	H	RBI	BB	SO	LOB
Jim Gilliam, S OBP: 0.340, SLG: 0.390 (1, 4)	1-3 K	1-2 6-3		2-1 E3 1B HR	3-1 G3	2-2 FC6 1-2f				5	1	0	0	0	1	5
Jackie Robinson, R OBP: 0.378, SLG: 0.395 Don Hoak, R (7, 5)	0-0 F4		1-2 HR	1-1 HR 1B	1-0 F3		0-0 F9			4	2	2	2	0	0	0
Duke Snider, L OBP: 0.500, SLG: 0.778 (1, 8)	2-2 F2		0-1 6-3	2-0 HR 1-H 3-H		3-2 4-3	4-0 G1-4-3 BB			4	1	1	3	1	0	0
Gil Hodges, R OBP: 0.378, SLG: 0.405 (1, 3)		1-1 E 1B 1B	3-1 F6	1-2 HR 2B		1-0 1B 2B	1-1 G1-4-3 1-2f			5	3	3	0	0	0	1
Sandy Amoros, L OBP: 0.364, SLG: 0.395 (1, 7)		1-0 E1 1B SF7	1-2 L9	1-0 HR		2-1 F6		1-3 K		5	2	1	2	0	1	2
Carl Furillo, R OBP: 0.455, SLG: 0.821 (1, 9)		3-2 1B 1B		2B 1B		0-0 1B 2B 1B		0-0 6-3		5	2	4	2	0	0	0
Roy Campanella, R OBP: 0.405, SLG: 0.657 (1, 2)		0-1 SF7		L8 FC6-4		0-0 2B 1B 1B		3-3 K		4	1	1	1	0	1	2
Don Zimmer, R OBP: 0.412, SLG: 0.867 (1, 6)		0-1 1B		0-0 E 1B 2B	2-2 HR	1-0 1B 2B				4	2	4	3	0	0	0
Russ Meyer, S OBP: 0.250, SLG: 0.500 Joe Black, R OBP: 0.333, SLG: 0.333 (3, 1)		0-3 K		1-3 K	0-1 5-3	0-0 FC6 1B				1	0	0	0	0	1	2
										3	0	1	1	0	1	1

Inning Stats	R: 0	H: 0	E: 0	K: 1	S: 7	LOB: 0	BB: 0	P: 10	R: 2	H: 3	E: 1	K: 1	S: 16	LOB: 2	BB: 0	P: 22	R: 1	H: 1	E: 0	K: 0	S: 12	LOB: 0	BB: 0	P: 17	R: 7	H: 7	E: 1	K: 1	S: 22	LOB: 1	BB: 0	P: 32	R: 1	H: 1	E: 0	K: 0	S: 10	LOB: 0	BB: 0	P: 16	R: 3	H: 5	E: 0	K: 0	S: 13	LOB: 2	BB: 0	P: 22	R: 0	H: 0	E: 0	K: 0	S: 3	LOB: 0	BB: 1	P: 8	R: 0	H: 0	E: 0	K: 2	S: 7	LOB: 0	BB: 0	P: 11
1B: 9	SF: 1	2B: 4	SAC: 0	3B: 0	DP: 1	HR: 4	HBP: 0	WP: 0	PA: 43	PB: 0	SB: 0	CS: 0																																																				


PITCHER	IP	WLS	BF	H	R	ER	SO	BB	IBB	HBP	BLK	WP	HR	S	P	ERA	WHIP
Robin Roberts, R ERA: 1.9 (1, 1)	3.2	L	23	10	10	3	3	0	0	0	0	0	0	54	77	7.36	2.727
Bob Greenwood, R ERA: 15.43 (4, 1)	2.1		14	7	4	4	0	0	0	0	0	0	1	26	42	15.43	3.000
Ron Mrozinski, L ERA: (7, 1)	2.0		6	0	0	0	2	1	0	0	0	0	0	10	19	0.00	0.500

BOTTOM

Philadelphia Phillies @ Brooklyn Dodgers
Ebbets Field, Brooklyn, NY

Thu Apr 21 1955, 3:33 AM EST
Att. 3,874 - Unknown

AB	41
R	14
H	17
RBI	14
BB	1
SO	5
LOB	13



WP	PA	ERA	WHIP
0	43		

BOTTOM

New York Giants @ Brooklyn Dodgers
Ebbets Field, Brooklyn, NY
Fri Apr 22 1955, 3:33 AM EST
Att. 27,297 - Unknown

livebaseballscores.com

AB 35
R 4
H 10
RBI 4
BB 4
SO 4
LOB 25



WP: 0 PA: 42
PB: 0
SB: 0
CS: 0

AB R H RBI BB SO LOB

5 1 1 1 0 0 5

3 0 1 0 1 0 2

4 0 0 0 1 0 5

5 0 1 1 0 2 2

5 1 4 0 0 0 0

5 0 0 0 0 0 5

2 2 2 2 2 0 0

3 0 1 0 0 2 2

3 0 0 0 0 0 4

0 0 0 0 0 0 0

0 0 0 0 0 0 0

0 0 0 0 0 0 0

1B: 7 SF: 0
2B: 2 SAC: 2
3B: 0 DP: 1
HR: 1 HBP: 1

Batter	1	2	3	4	5	6	7	8	9
Jim Gilliam, S OBP: 0.327, SLG: 0.370 (1, 4)	3-2 4-3		1-2 F6	2-1 F7			1-1 SH1-4 1B	3-2 FC4-6 FC3-2	
Jackie Robinson, R OBP: 0.388, SLG: 0.390 (1, 5)	0-1 6-3		2-2 1-3 1B		4-0 G1-6-3 BB		0-0 SH1-4	0-0 FC3-2	
Duke Snider, L OBP: 0.471, SLG: 0.700 (1, 8)	4-1 BB		2-2 1-3		2-1 G1-6-3		3-2 F9	0-0 4-3	
Gil Hodges, R OBP: 0.360, SLG: 0.381 (1, 3)	2-3 K		1-1 F9		0-3 K		1-1 1B		0-0 6-3
Sandy Amoros, L OBP: 0.408, SLG: 0.488 (1, 7)		0-0 HR 1B		2-2 1B 2B		0-0 5-3 2B	1-1 1-3 1B		1-0 4-3
Carl Furillo, R OBP: 0.408, SLG: 0.727 (1, 9)		2-1 F3		0-0 5-3		0-0 5-3	0-0 F7		0-0 F8
Roy Campanella, R OBP: 0.457, SLG: 0.757 (1, 2)		1-1 HR		4-0 E 1B BB		4-1 IBB		3-1 SH FC4-6 HBP 1B	
Don Zimmer, R OBP: 0.429, SLG: 0.778 (1, 6)		0-3 K		2-2 E 1B		0-3 K		2-2 FC4-6 SH FC3-2 HBP	
Johnny Podres, L OBP: 0.250, SLG: 0.375 (1, 1)		0-0 6-3		1-1 E5		1-1 L8		0-1 SH FC4-6	
Jim Hughes, R (8, 1)				1-2 2-H				1-2 2-3	
Don Hoak, R (8, PH)									
Ed Roebuck, R (9, 1)									

Inning Stats	R: 0	H: 0	E: 0	K: 1	S: 9	H: 0	LOB: 1	BB: 1	P: 18	R: 2	H: 2	E: 0	K: 1	S: 10	R: 0	H: 1	E: 0	K: 0	S: 11	R: 0	H: 2	E: 1	K: 0	S: 11	R: 0	H: 0	E: 0	K: 1	S: 5	R: 0	H: 1	E: 0	K: 1	S: 9	R: 1	H: 3	E: 0	K: 0	S: 12	R: 1	H: 1	E: 1	K: 0	S: 11	R: 0	H: 0	E: 0	K: 0	S: 3
--------------	------	------	------	------	------	------	--------	-------	-------	------	------	------	------	-------	------	------	------	------	-------	------	------	------	------	-------	------	------	------	------	------	------	------	------	------	------	------	------	------	------	-------	------	------	------	------	-------	------	------	------	------	------

PITCHER	IP	WLS	BF	H	R	ER	SO	BB	IBB	HBP	BLK	WP	HR	S	P	ERA	WHIP
Jim Hearn, R (1, 1) ERA: 3.0	6.0		27	6	2	2	4	3	1	0	0	0	1	55	94	3.00	1.500
Hoyt Wilhelm, R (7, 1) ERA: 12.46	0.2		5	3	1	1	0	0	0	0	0	0	0	11	17	13.50	4.500
Mary Grissom, R (7, 1) ERA: 2.79	2.1	W	10	1	1	1	0	0	0	1	0	0	0	15	24	3.86	0.429

PITCHER	IP	WLS	BF	H	R	ER	SO	BB	IBB	HBP	BLK	WP	HR	S	P	ERA	WHIP
---------	----	-----	----	---	---	----	----	----	-----	-----	-----	----	----	---	---	-----	------

Batter	1	2	3	4	5	6	7	8	9	AB R H RBI BB SO LOB	TOP	
Whitey Lockman, L (1, 3) OBP: 0.270, SLG: 0.541	1-1 4-3 2B		1-1 F9		2-1 F2			2-1 4-3		4 0 1 0 0 0 0		
Alvin Dark, R (1, 6) OBP: 0.375, SLG: 0.343	1-2 4-3		4-0 1B BB		1-0 E5 2B			1-1 1B		3 0 2 0 1 0 1		
Willie Mays, R (1, 8) OBP: 0.425, SLG: 0.471	0-0 F3		0-0 FC5-4 1B		2-2 F7			0-0 F8		4 0 1 0 0 0 3		
Hank Thompson, L (1, 5) OBP: 0.425, SLG: 0.533	1-3 K		1-3 K		0-0 1-3			0-3 K		4 0 0 0 0 3 4		
Monte Irvin, R (1, 7) OBP: 0.237, SLG: 0.219		4-2 BB E BB	0-0 FC5-4		0-0 G3-6 1B			0-0 F2		3 1 1 0 1 0 2		
Don Mueller, L (1, 9) OBP: 0.361, SLG: 0.500		4-2 E 7-2 BB		0-0 F8		0-1 G3-6		0-0 FC4-6 1B		3 0 1 0 1 0 1		
Davey Williams, R (1, 4) OBP: 0.343, SLG: 0.484		1-0 E1		0-2 F6			0-0 F7		1-1 FC4-6 FC6-4	3 0 0 0 0 0 1 1 0 0 0 0 0 1	AB 32 R 1 H 6 RBI 0 BB 3 SO 5 LOB 18	
Dusty Rhodes, L (9, PH)		1-3 2-H		1-3 F8			1-0 6-3		1-1 FC6-4	3 0 0 0 0 0 2 1 0 0 0 0 0 1		
Ray Katt, R (1, 2) Bobby Hofman, R (9, PH) OBP: 0.429, SLG: 1.266		2-2 F4		0-0 F8			1-3 K					
Sal Maglie, R (1, 1)		3-2 7-2		0-3 K						3 0 0 0 0 2 2		
Inning Stats	R: 0 H: 1 E: 0 LOB: 1 K: 1 BB: 0 S: 9 P: 12	R: 1 H: 0 E: 1 LOB: 1 K: 0 BB: 2 S: 14 P: 28	R: 0 H: 1 E: 0 LOB: 2 K: 1 BB: 1 S: 8 P: 14	R: 0 H: 0 E: 0 LOB: 0 K: 0 BB: 0 S: 5 P: 5	R: 0 H: 1 E: 1 LOB: 1 K: 1 BB: 0 S: 9 P: 14	R: 0 H: 1 E: 0 LOB: 0 K: 0 BB: 0 S: 4 P: 4	R: 0 H: 0 E: 0 LOB: 0 K: 1 BB: 0 S: 5 P: 7	R: 0 H: 1 E: 0 LOB: 1 K: 0 BB: 0 S: 6 P: 8	R: 0 H: 1 E: 0 LOB: 1 K: 0 BB: 0 S: 6 P: 8	1B: 4 SF: 0 2B: 3 SAC: 0 3B: 0 DP: 2 HR: 0 HBP: 0	WP: 0 PA: 35 PB: 0 SB: 0 CS: 0	
PITCHER Carl Erskine, R (1, 1) ERA: 1.16	IP WLS BF H R ER SO BB IBB HBP BLK WP HR S P ERA WHIP	9.0 W 35 6 1 0 5 3 0 0 0 0 0 0 68 103 0.00 1.000										

New York Giants @ Brooklyn Dodgers
 Ebbets Field, Brooklyn, NY
 Sat Apr 23 1955, 3:33 AM EST
 Att. 28,574 - Unknown

livebaseballscorecards.com



Batter	1	2	3	4	5	6	7	8	9
Jim Gilliam, S <small>OBP: 0.357, SLG: 0.362</small> (1, 4) 	4-2 		4-2 		4-2 		1-0 		
Pee Wee Reese, R <small>OBP: 0.167, SLG: 0.241</small> (1, 6) 	2-1 		1-2 		3-3 		1-1 		
Duke Snider, L <small>OBP: 0.455, SLG: 0.682</small> (1, 8) 	3-2 		1-0 			1-2 		3-2 	
Gil Hodges, R <small>OBP: 0.370, SLG: 0.400</small> (1, 3) 	3-3 		4-1 			2-3 		1-0 	
Sandy Amoros, L <small>OBP: 0.434, SLG: 0.543</small> (1, 7) 		1-0 	1-0 			2-0 		0-0 	
Roy Campanella, R <small>OBP: 0.460, SLG: 0.732</small> (1, 2) 		1-1 		2-3 		0-0 		1-2 	
Jackie Robinson, R <small>OBP: 0.396, SLG: 0.372</small> (1, 5) 		1-3 		1-0 		4-1 		4-2 	
Carl Furillo, R <small>OBP: 0.396, SLG: 0.688</small> (1, 9) 		1-1 		1-2 		1-2 		0-0 	
Carl Erskine, R <small>OBP: 0.091, SLG: 0.091</small> (1, 1) 		0-0 			0-3 		1-2 	1-2 	

AB	R	H	RBI	BB	SO	LOB
1	1	0	0	3	0	0
4	0	0	0	0	1	3
4	0	1	1	0	0	1
3	1	1	0	1	2	1
3	1	2	1	0	0	2
4	0	2	0	0	1	1
2	0	0	0	2	1	2
4	0	1	1	0	0	5
4	0	0	0	0	1	4

BOTTOM

New York Giants @ Brooklyn Dodgers
 Ebbets Field, Brooklyn, NY
 Sat Apr 23 1955, 3:33 AM EST
 Att. 28,574 - Unknown

livebaseballscorecards.com

AB	29
R	3
H	7
RBI	3
BB	6
SO	6
LOB	19



Inning Stats	R	H	E	K	S	H	LOB	BB	P	R	H	E	K	S	R	H	E	K	S	R	H	E	K	S	R	H	E	K	S
	0	0	0	1	11	0	1	0	23	0	0	0	1	11	0	0	0	0	8	0	0	0	0	8	0	0	0	0	19
	0	0	0	1	8	0	2	0	12	0	1	0	2	19	0	0	0	0	12	0	0	0	0	6	0	0	0	0	12
	0	0	0	0	8	0	0	0	11	0	0	0	0	11	0	0	0	0	11	0	0	0	0	9	0	0	0	0	11
	0	0	0	0	9	0	0	0	16	0	2	0	3	22	0	0	0	0	16	0	0	0	0	12	0	0	0	0	16
	0	0	0	0	8	0	0	0	11	0	0	0	0	11	0	0	0	0	11	0	0	0	0	8	0	0	0	0	11
	2	0	0	0	15	2	3	0	25	0	3	0	2	25	0	0	0	0	25	0	0	0	0	15	0	0	0	0	25

PITCHER	IP	WLS	BF	H	R	ER	SO	BB	IBB	HBP	BLK	WP	HR	S	P	ERA	WHIP
Sal Maglie, R <small>ERA: 2.93</small>	(1, 1)	8.0	L	36	7	3	3	6	0	1	0	0	0	79	139	3.38	1.625

WP	PA	ERA	WHIP
0	36		

Batter	1	2	3	4	5	6	7	8	9	10	AB R H RBI BB SO LOB	TOP					
Whitey Lockman, L (1, 3) OBP: 0.302, SLG: 0.558	2-1 4-3		0-1 E1 1-3 1B		0-2 1-3 1-2		0-2 1-2 2-3 1B		1-2 E1 HR	2-1 1B 1-3 2B	6 2 3 0 0 0 1						
Alvin Dark, R (1, 6) OBP: 0.370, SLG: 0.415	1-1 L6		2-3 K		0-1 1-3 2-3		1-0 F7		1-1 HR	1-2 1B SF9-6 1B	6 2 2 3 0 1 6						
Don Mueller, L (1, 9) OBP: 0.357, SLG: 0.475	0-0 6-3			0-1 HR 1B	1-0 4-3		0-0 F7		0-1 F7	0-2 SF9-6 1B 1-3 3-H	6 1 2 1 0 0 4						
Hank Thompson, L (1, 5) OBP: 0.370, SLG: 0.457		0-1 4-3		0-0 F9		3-2 1-3	2-3 K		1-2 4-3	0-0 SF9-6 1-2 3-H	5 0 0 1 0 1 4						
Willie Mays, R (1, 8) OBP: 0.444, SLG: 0.641		0-0 L9		0-0 HR		0-0 HR		3-3 K		3-2 SH1-4 HR 1B	5 3 3 3 0 1 0						
Monte Irvin, R (1, 7) OBP: 0.256, SLG: 0.243		0-1 F7		1-1 L7		0-0 5-3		1-1 5-3 1B		1-1 SH1-4 HR 1B	5 1 2 0 0 0 0						
Billy Gardner, R (1, 4) OBP: 0.200, SLG: 0.200			0-0 6-3	1-0 1B		3-2 1-3		1-2 5-3		1-0 SH1-4	4 0 1 0 0 0 1						
Wes Westrum, R (1, 2) Bobby Hofman, R (7, PH) Joey Amalfitano, R (7, PR) Mickey Grasso, R (7, 2) Foster Castleman, R (8, PH) Ray Katt, R (8, 2)			1-2 6-3	0-1 F6			2-1 1B BB 1B	2-1 F6		3-1 HR 2-H 3-H	2 0 0 0 0 0 0 1 1 0 1 0 1 0 0 0 0 0 0 1 1 1 1 3 0 0 0 0						
Don Liddle, L Hoyt Wilhelm, R Bill Taylor, L Al Cowan, R Dusty Rhodes, L Mary Grason, R Davey Williams, R Jim Hearn, R Johnny Antonelli, L Ruben Gomez, R			3-2 E 1B		1-1 1-3 1-3 1B		4-0 1B BB		2-2 F7	2-2 2B 1B	1 0 0 1 0 0 0 0 0 0 0 0 0 0 0 0 1 0 0 1 0 1 0 0 0 0 0 0 0 1 1 1 1 0						
Inning Stats	R: 0 H: 0 E: 0 LOB: 0 K: 0 BB: 0 S: 5 P: 8	R: 0 H: 0 E: 0 LOB: 0 K: 0 BB: 0 S: 5 P: 5	R: 0 H: 2 E: 1 LOB: 2 K: 1 BB: 0 S: 13 P: 19	R: 2 H: 3 E: 0 LOB: 1 K: 0 BB: 0 S: 9 P: 11	R: 0 H: 1 E: 0 LOB: 1 K: 0 BB: 0 S: 8 P: 10	R: 1 H: 1 E: 0 LOB: 0 K: 0 BB: 0 S: 9 P: 15	R: 0 H: 2 E: 0 LOB: 3 K: 1 BB: 1 S: 11 P: 20	R: 0 H: 1 E: 0 LOB: 1 K: 1 BB: 0 S: 15 P: 22	R: 2 H: 1 E: 1 LOB: 0 K: 0 BB: 0 S: 14 P: 19	R: 6 H: 7 E: 0 LOB: 0 K: 0 BB: 0 S: 24 P: 37	1B: 13 SF: 1 2B: 2 SAC: 1 3B: 0 DP: 1 HR: 4 HBP: 0	WP: 0 PA: 49 PB: 0 SB: 0 CS: 0					
PITCHER	IP WLS BF H R ER SO BB IBB HBP BLK WP HR S P ERA WHIP																
Don Newcombe, R (1, 1) ERA: 5.5	4.0																
Clem Labine, R (5, 1) ERA: 1.5	2.0	L	11	4	1	1	0	1	0	0	0	0	1	22	36	4.50	2.500
Billy Loes, R (7, 1) ERA: 5.12	3.1		18	7	7	6	2	0	0	0	0	0	2	52	79	16.20	2.100
Ed Roebuck, R (10, 1) ERA: 1.29	0.2		3	2	1	1	0	0	0	0	0	0	0	7	8	13.50	3.000

New York Giants @ Brooklyn Dodgers
Ebbets Field, Brooklyn, NY
Sun Apr 24 1955, 3:33 AM EDT
Att. 21,615 - Unknown

livebaseballscorecards.com

AB 46
R 11
H 18
RBI 11
BB 1
SO 3
LOB 18



BOTTOM

New York Giants @ Brooklyn Dodgers
Ebbets Field, Brooklyn, NY
Sun Apr 24 1955, 3:33 AM EDT
Att: 21,615 - Unknown

livebaseballscorecards.com

AB 39
R 10
H 12
RBI 10
BB 12
SO 8
LOB 29



WP: 1 PA: 52
PB: 1
SB: 0
CS: 0

AB R H RBI BB SO LOB

5	2	2	1	1	1	1
5	2	2	1	1	0	4
2	2	1	3	4	0	1
4	0	0	0	2	3	6
5	0	1	2	1	1	5
6	0	2	2	0	0	4
0	0	0	0	0	0	0
5	2	2	1	1	0	3
4	1	2	0	1	0	1
1	0	0	0	0	1	1
0	1	0	0	1	0	0
0	0	0	0	0	0	0
1	0	0	0	0	1	1
0	0	0	0	0	0	0
1	0	0	0	0	1	2

Batter	1	2	3	4	5	6	7	8	9	10										
Jim Gilliam, S OBP: 0.371, SLG: 0.385 (1, 4)	6-3		K	1B 2B		G1-6-3 BB		8-2		BB 1B										
Pee Wee Reese, R OBP: 0.222, SLG: 0.353 (1, 6)	6-3		HR	F5		G1-6-3			BB 1B	BB 1B										
Duke Snider, L OBP: 0.492, SLG: 0.674 (1, 8)	BB BB		WP BB	2-H 3-H 1B			PB BB 1B		B5	BB 1B										
Gil Hodges, R OBP: 0.367, SLG: 0.367 (1, 3)	BB		FC4 BB	K			F3		K	K										
Sandy Amoros, L OBP: 0.424, SLG: 0.510 (1, 7)	F8		K			F7	F7		BB	BB 1B										
Roy Campanella, R OBP: 0.446, SLG: 0.681 (1, 2)		6-3	FC4			F6			F7	F7										
Bert Hamric, L (10, PR)																				
Carl Furillo, R OBP: 0.407, SLG: 0.717 (1, 9)				HR		L3				BB 1B										
Don Hoak, R OBP: 0.500, SLG: 0.800 (1, 5)				6-3						BB 1B										
Don Newcombe, L OBP: 0.900, SLG: 1.375 (4, PH)																				
Frank Kellert, R (5, 1)																				
Clem Labine, R (7, 1)																				
Billy Loes, R OBP: 0.143, SLG: 0.143 (10, 1)				2B 1B																
Ed Roebuck, R (10, PH)																				
George Shuba, L (10, PH)																				
Inning Stats	R: 0 H: 0 E: 0 K: 0 S: 11	H: 0 LOB: 1 BB: 1 P: 27	R: 0 H: 0 E: 0 K: 1 S: 9	H: 0 LOB: 1 BB: 1 P: 20	R: 1 H: 1 E: 0 K: 2 S: 15	H: 1 LOB: 2 BB: 2 P: 29	R: 3 H: 3 E: 0 K: 1 S: 14	H: 3 LOB: 1 BB: 1 P: 26	R: 0 H: 0 E: 0 K: 0 S: 6	H: 0 LOB: 0 BB: 0 P: 10	R: 0 H: 1 E: 0 K: 1 S: 8	H: 1 LOB: 0 BB: 0 P: 12	R: 0 H: 1 E: 0 K: 1 S: 8	H: 1 LOB: 0 BB: 0 P: 12	R: 0 H: 1 E: 0 K: 1 S: 8	H: 1 LOB: 2 BB: 1 P: 15	R: 5 H: 5 E: 0 K: 2 S: 25	H: 5 LOB: 2 BB: 2 P: 47	1B: 8 2B: 2 3B: 1 HR: 2	SF: 0 SAC: 1 DP: 2 HBP: 0
PITCHER	IP WLS BF H R ER SO BB IBB HBP BLK WP HR S P ERA WHIP																			
Don Liddle, L ERA: 5.56 (1, 1)	3.1	19	3	4	4	3	6	0	0	0	1	2	41	88	10.80	2.700				
Hoyt Wilhelm, R ERA: 10.8 (4, 1)	0.2	3	1	0	0	1	0	0	0	0	0	0	8	14	0.00	1.500				
Al Corwin, R ERA: 1.5 (5, 1)	2.0	7	0	0	0	0	2	0	0	0	0	0	10	22	0.00	1.000				
Mary Grissom, R ERA: 2.31 (7, 1)	2.0	8	2	1	0	1	1	0	0	0	0	0	20	36	0.00	1.500				
Jim Hearn, R ERA: 4.96 (9, 1)	1.1	W 10	4	4	4	2	2	0	0	0	0	0	23	41	27.00	4.500				
PITCHER	IP WLS BF H R ER SO BB IBB HBP BLK WP HR S P ERA WHIP																			
Johnny Antonelli, L ERA: 3.38 (10, 1)	0.1	4	2	1	1	1	1	0	0	0	0	0	7	15	27.00	9.000				
Ruben Gomez, R ERA: 5.68 (10, 1)	0.1	S 1	0	0	0	0	0	0	0	0	0	0	3	6	0.00	0.000				

WP: 1	PA: 52
PB: 1	
SB: 0	
CS: 0	

Batter	1	2	3	4	5	6	7	8	9	AB R H RBI BB SO LOB	TOP											
Glen Gorbous, L (1, 7) OBP: 0.429, SLG: 0.500	1-1 F9	4-2 BB			1-0 F8		3-2 F9		1-2 F7	4 0 0 1 1 0 1												
Ray Jablonski, R (1, 5) OBP: 0.239, SLG: 0.326	1-0 F8	1-2 L6			1-0 1-3		1-1 6-3		0-1 F6	5 0 0 0 0 0 4												
Ted Kluszewski, L (1, 3) OBP: 0.316, SLG: 0.560	4-1 BB				2-2 G3		0-2 F3		2-2 4-3	3 0 0 0 1 0 0												
Wally Post, R (1, 9) OBP: 0.333, SLG: 0.471	0-1 F9				1-0 F4		3-1 E6 FC4-6		4-2 BB	3 0 0 0 1 0 1												
Gus Bell, L (1, 8) OBP: 0.351, SLG: 0.500					1-2 F4		0-0 FC4-6 1B		0-0 E3 FC6-4	4 1 0 0 0 0 2												
Ed Bailey, L (1, 2) OBP: 0.324, SLG: 0.387					2-3 K		2-2 BB 1B		2-3 K	3 1 1 1 0 2 2												
Johnny Temple, R (1, 4) OBP: 0.281, SLG: 0.152					0-0 F8		4-0 BB		1-1 FC6-4	2 0 0 0 2 0 2												
Roy McMillan, R (1, 6) OBP: 0.302, SLG: 0.237					0-1 4-3		2-2 F6			1 0 0 0 1 0 0												
Bob Thurman, L (6, PH) OBP: 0.286, SLG: 0.667										1 0 0 0 0 0 2												
Rocky Bridges, R (6, 6)										0 0 0 0 0 0 0												
Jim Greengrass, R (9, PH) OBP: 0.250, SLG: 0.152										1 0 0 0 0 1 0												
Corky Valentine, R (1, 1)										1 0 0 0 0 0 1 3												
Bud Podbielan, R (4, 1)										0 0 0 0 0 0 0 0												
Hobie Landrith, L (5, PH) OBP: 0.250, SLG: 0.500										1 0 0 0 0 0 0 0												
Johnny Klippstein, R (5, 1)										0 0 0 0 0 0 0 0												
Bob Borkowski, R (7, PH)										1 0 0 0 0 1 0 0												
Bob Hooper, R (7, 1)										0 0 0 0 0 0 0 0												
Rudy Minarcin, R (8, 1)										0 0 0 0 0 0 0 0												
Chuck Harmon, R (9, PH) OBP: 0.250, SLG: 0.500										1 0 1 0 0 0 0 0												
Inning Stats	R: 0 E: 0 K: 0 S: 6	H: 0 LOB: 1 BB: 1 P: 12	R: 1 E: 0 K: 1 S: 13	H: 0 LOB: 3 BB: 3 P: 32	R: 0 E: 0 K: 0 S: 7	H: 0 LOB: 0 BB: 0 P: 11	R: 0 E: 0 K: 1 S: 6	H: 0 LOB: 0 BB: 0 P: 8	R: 0 E: 0 K: 0 S: 4	H: 0 LOB: 0 BB: 0 P: 8	R: 1 E: 1 K: 0 S: 12	H: 1 LOB: 2 BB: 1 P: 23	R: 0 E: 0 K: 1 S: 9	H: 0 LOB: 0 BB: 0 P: 14	R: 0 E: 1 K: 1 S: 11	H: 0 LOB: 2 BB: 1 P: 20	R: 0 E: 0 K: 1 S: 13	H: 1 LOB: 1 BB: 0 P: 17	1B: 2 2B: 0 3B: 0 HR: 0	SF: 0 SAC: 0 DP: 0 HBP: 1	WP: 0 PB: 0 SB: 0 CS: 0	PA: 38
PITCHER	IP WLS BF H R ER SO BB IBB HBP BLK WP HR S P ERA WHIP																					
Billy Loes, R (1, 1) ERA: 4.1	7.0 W 29 1 2 1 3 5 0 1 0 0 0 0 57 108 1.29 0.857																					
Ed Roebuck, R (8, 1) ERA: 1.0	2.0 S 9 1 0 0 2 1 0 0 0 0 0 0 24 37 0.00 1.000																					

Cincinnati Redlegs @ Brooklyn Dodgers
 Ebbets Field, Brooklyn, NY
 Wed Apr 27 1955, 3:33 AM EDT
 Att. 6,032 - Unknown

AB	31
R	2
H	2
RBI	2
BB	6
SO	5
LOB	17



Batter	1	2	3	4	5	6	7	8	9	AB	R	H	RBI	BB	SO	LOB
Jim Gilliam, S OBP: 0.373, SLG: 0.364 (1, 4)	4-0 1B BB	4-1 G6-4-3 BB		F5	F6		L3			3	1	0	0	2	0	5
Pee Wee Reese, R OBP: 0.268, SLG: 0.395 (1, 6)	3-2 1B 1-3	1-2 G6-4-3 1-2f		1B 2B		1-3		WP BB BB		4	2	2	1	1	0	2
Duke Snider, L OBP: 0.500, SLG: 0.653 (1, 8)	3-2 G3 1-3 3-H			BB 1B IBB		4-2 BB		K		3	0	1	1	2	2	1
Roy Campanella, R OBP: 0.443, SLG: 0.647 (1, 2)	0-0 F7		1-0 4-3	BB 1B		1-3 K		BB WP E BB		4	1	1	2	1	1	3
Sandy Amoros, L OBP: 0.422, SLG: 0.481 (1, 7)	3-2 G3 1-2		0-1 E7	BB 1B BB		0-0 F7		E BB FC1-2 IBB		3	0	0	0	2	0	3
Gil Hodges, R OBP: 0.385, SLG: 0.353 (1, 3)	4-1 BB		1-2 L7	K		4-0 1B BB		E E BB		2	1	0	1	3	1	4
Jackie Robinson, R OBP: 0.397, SLG: 0.362 (1, 5)	3-1 F8		4-0 FC1-5 BB	FC1-5 1B BB		0-0 F5		E4		4	0	1	1	1	0	5
Carl Furillo, R OBP: 0.422, SLG: 0.702 (1, 9)		4-0 4-3 BB		1-1 FC1-5 2B 1B		0-1 SH1-4 1B		F7 FC1-2		4	1	2	0	1	0	4
Billy Loes, R OBP: 0.111, SLG: 0.111 (1, 1)		1-1 4-3		0-0 FC1-5 2B 1B		2-0 SH1-4		1-3 K		2	1	0	0	0	0	3
George Shuba, L (7, PH)		4-3		1-2 2B 1B		1-2 SH1-4		1-3 K		1	0	0	0	0	1	2
Ed Roebuck, R (8, 1)		4-3		1-2 2B 1B		1-2 SH1-4		1-3 K		1	0	0	0	0	0	2

Inning Stats	R	H	E	K	S	R	H	E	K	S	R	H	E	K	S	R	H	E	K	S	R	H	E	K	S	R	H	E	K	S	R	H	E	K	S															
	1	2	0	13		0	0	0	6		0	0	0	9		3	3	0	15		0	1	0	0	5		0	0	0	8		3	0	0	10		0	1	0	0	8		3	2	10		0	0	0	29

PITCHER	IP	WLS	BF	H	R	ER	SO	BB	IBB	HBP	BLK	WP	HR	S	P	ERA	WHIP
Corky Valentine, R ERA: 5.74 (1, 1)	3.2	L	22	5	4	4	1	5	1	0	0	0	0	40	83	9.82	2.727
Bud Podbielan, R ERA: (4, 1)	0.1		2	0	0	0	1	1	0	0	0	0	0	3	8	0.00	3.000
Johnny Klippstein, R ERA: 5.79 (5, 1)	2.0		8	1	0	0	1	1	0	0	0	0	0	12	21	0.00	1.000
Bob Hooper, R ERA: 3.38 (7, 1)	1.0		5	1	0	0	1	1	0	0	0	0	0	8	17	0.00	2.000
Rudy Minarcin, R ERA: 4.97 (8, 1)	1.0		8	0	3	2	1	3	1	0	0	1	0	10	29	18.00	3.000

BOTTOM

Cincinnati Redlegs @ Brooklyn Dodgers
Ebbets Field, Brooklyn, NY

Wed Apr 27 1955, 3:33 AM EDT
Att. 6,032 - Unknown

AB	31
R	7
H	7
RBI	6
BB	13
SO	5
LOB	34



1B	6	SF	0	WP	1	PA	45
2B	1	SAC	1	PB	0		
3B	0	DP	1	SB	0		
HR	0	HBP	0	CS	0		

Batter	1	2	3	4	5	6	7	8	9	AB R H RBI BB SO LOB	TOP	
Lloyd Merriman, L (1, 8) OBP: 0.282, SLG: 0.389	1-3 		1-3 					1-2 		3 0 0 0 1 2 1		
Gene Baker, R (1, 4) OBP: 0.371, SLG: 0.353	4-1 			2-2 	3-2 			2-2 		3 0 1 0 1 0 1		
Frank Baumholtz, L (1, 9) OBP: 0.322, SLG: 0.397	0-1 			1-3 				2-2 		4 0 0 0 0 1 3		
Hank Sauer, R (1, 7) Al Lary, R (9, PR)		1-2 		0-0 				0-3 		4 0 1 0 0 1 1 0 0 0 0 0 0 0		
14 Ernie Banks, R (1, 6) OBP: 0.279, SLG: 0.431		2-2 		0-0 				1-0 		4 0 0 0 0 0 2		
Dee Fondy, L (1, 3) OBP: 0.345, SLG: 0.593		1-0 						2-1 		4 0 0 0 0 0 1		
Eddie Miksis, R (1, 5) OBP: 0.333, SLG: 0.440			1-2 		4-1 			1-2 		2 1 1 0 1 0 0		
Harry Chiti, R (1, 2) OBP: 0.319, SLG: 0.463			3-1 		0-0 			4-2 		2 0 0 0 1 0 2		
Bob Rush, R (1, 1) OBP: 0.182, SLG: 0.455			0-1 		0-0 			1-3 		3 1 1 2 0 1 2		
Inning Stats	R: 0 H: 0 E: 0 LOB: 0 K: 1 BB: 1 S: 6 P: 11	R: 0 H: 0 E: 0 LOB: 0 K: 0 BB: 0 S: 7 P: 11	R: 0 H: 1 E: 0 LOB: 1 K: 1 BB: 0 S: 10 P: 15	R: 0 H: 1 E: 0 LOB: 1 K: 1 BB: 0 S: 9 P: 12	R: 2 H: 1 E: 1 LOB: 1 K: 0 BB: 2 S: 8 P: 20	R: 0 H: 0 E: 0 LOB: 0 K: 1 BB: 0 S: 6 P: 7	R: 0 H: 0 E: 0 LOB: 1 K: 1 BB: 1 S: 9 P: 16	R: 0 H: 0 E: 1 LOB: 0 K: 0 BB: 0 S: 4 P: 6	R: 0 H: 1 E: 0 LOB: 1 K: 0 BB: 0 S: 4 P: 6	1B: 2 SF: 0 2B: 1 SAC: 0 3B: 0 DP: 3 HR: 1 HBP: 0	WP: 0 PA: 33 PB: 0 SB: 0 CS: 1	
PITCHER Carl Erskine, R (1, 1) ERA: 1.53 Clem Labine, R (7, 1) ERA: 1.2	IP WLS BF H R ER SO BB IBB HBP BLK WP HR S P ERA WHIP											PITCHER IP WLS BF H R ER SO BB IBB HBP BLK WP HR S P ERA WHIP
	6.0 23 3 2 2 4 3 0 0 0 0 1 46 76 3.00 1.000											

Chicago Cubs @ Brooklyn Dodgers
 Ebbets Field, Brooklyn, NY
 Thu Apr 28 1955, 3:33 AM EDT
 Att. 2,371 - Unknown

AB	29
R	2
H	4
RBI	2
BB	4
SO	5
LOB	13



livebaseballscorecards.com

Batter	1	2	3	4	5	6	7	8	9	AB	R	H	RBI	BB	SO	LOB
Jim Gilliam, S OBP: 0.352, SLG: 0.339 (1, 4)	0-1 F7		1-2 F6			2-3 K		2-0 4-3		4	0	0	0	0	1	1
Pee Wee Reese, R OBP: 0.244, SLG: 0.357 (1, 6)	1-0 6-3			1-2 F9		2-2 F8		1-1 3-1		4	0	0	0	0	0	0
Duke Snider, L OBP: 0.500, SLG: 0.679 (1, 8)	1-1 F8			2-2 F7			0-0 F9 6-3 2B	2-0 PB 2B		4	1	2	0	0	0	0
Roy Campanella, R OBP: 0.415, SLG: 0.600 (1, 2)			1-2 5-3		1-3 K		1-0 F9	2-1 F7		4	0	0	0	0	1	2
Sandy Amoros, L OBP: 0.418, SLG: 0.474 (1, 7)			1-2 4-3		3-2 L5-3 1B		0-0 6-3			3	0	1	1	0	0	0
Gil Hodges, R OBP: 0.382, SLG: 0.352 (1, 3)			2-0 L9		0-0 L5-3		3-H 3-2 1B HR 1B			3	1	1	0	0	0	1
Jackie Robinson, R OBP: 0.426, SLG: 0.375 (1, 5)			4-1 6-3 BB		4-1 S BB		0-1 1B HR 1B			1	1	1	0	2	0	0
Carl Furillo, R OBP: 0.418, SLG: 0.733 (1, 9)			3-2 6-3		1-1 4-3		0-0 1B HR			3	1	1	3	0	0	2
Carl Erskine, R OBP: 0.083, SLG: 0.083 (1, 1) Bert Hamric, L (6, PH) Clem Labine, R (7, 1)			0-0 6-3		1-3 K		0-3 K			1	0	0	0	0	0	1
										1	0	0	0	0	1	0
										1	0	0	0	0	1	0

Inning Stats	R: 0	H: 0	E: 0	LOB: 0	K: 0	BB: 0	S: 5	P: 7	R: 0	H: 0	E: 0	LOB: 0	K: 0	BB: 0	S: 7	P: 11	R: 0	H: 0	E: 0	LOB: 1	K: 0	BB: 1	S: 8	P: 16	R: 0	H: 1	E: 0	LOB: 1	K: 0	BB: 1	S: 9	P: 17	R: 0	H: 0	E: 0	LOB: 0	K: 2	BB: 0	S: 10	P: 15	R: 4	H: 4	E: 0	LOB: 0	K: 1	BB: 0	S: 15	P: 19	R: 0	H: 1	E: 0	LOB: 1	K: 0	BB: 0	S: 6	P: 13
	1B: 3	SF: 0	2B: 3	SAC: 0	3B: 0	DP: 1	HR: 1	HBP: 0	WP: 0	PA: 31	SB: 1	CS: 0																																												


PITCHER	IP	WLS	BF	H	R	ER	SO	BB	IBB	HBP	BLK	WP	HR	S	P	ERA	WHIP	PITCHER	IP	WLS	BF	H	R	ER	SO	BB	IBB	HBP	BLK	WP	HR	S	P	ERA	WHIP																			
Bob Rush, R ERA: 3.67 (1, 1)	8.0	L	31	6	4	4	4	2	0	0	0	0	1	74	116	4.50	1.000																																					

BOTTOM

Chicago Cubs @ Brooklyn Dodgers
Ebbets Field, Brooklyn, NY

Thu Apr 28 1955, 3:33 AM EDT
Att. 2,371 - Unknown

AB	29
R	4
H	6
RBI	4
BB	2
SO	4
LOB	7



livebaseballscorecards.com

Batter	1	2	3	4	5	6	7	8	9	AB R H RBI BB SO LOB	TOP	
Lloyd Merriman, L (1, 8) OBP: 0.256, SLG: 0.350	2-2 4-3		1-2 1-3		1-0 F8			1-1 4-3		4 0 0 0 0 0 0		
Gene Baker, R (1, 4) OBP: 0.379, SLG: 0.340	4-1 1B BB		4-2 BB			1-1 5-3		0-2 F2		2 0 0 0 2 0 0		
Frank Baumholtz, L (1, 9) OBP: 0.317, SLG: 0.387	0-0 F6		1-1 1-3			3-1 HR 1B		0-1 F6		4 1 1 0 0 0 2		
Hank Sauer, R (1, 7) OBP: 0.328, SLG: 0.328	0-1 1-2 1B			4-1 BB		1-0 F9		1-1 F7		3 0 1 0 1 0 1		
Randy Jackson, R (1, 5) OBP: 0.500, SLG: 1.130	2-0 L8			0-3 K		1-0 HR		4-2 14 2B 4-3 BB		3 2 1 2 1 1 3		
14 Ernie Banks, R (1, 6) OBP: 0.277, SLG: 0.435		3-2 6-3		1-1 F8		1-0 F7		0-2 2B 2B		4 1 1 0 0 0 1		
Dee Fondy, L (1, 3) OBP: 0.323, SLG: 0.552		2-2 F9		1-3 K			0-0 G3		0-0 4-3	4 0 0 1 0 1 2		
Jim Fanning, R (1, 2) Jim King, L (7, PH) Clyde McCullough, R (7, 2) Bob Speake, L (9, PH) OBP: 0.571, SLG: 0.714		1-1 5-3			0-0 5-3		1-2 4-3	1-0 S E 2B		2 0 0 0 0 0 0 1 0 0 0 0 0 0 0 0 0 0 0 0 0 1 1 1 1 0 0 0		
Sam Jones, R (1, 1) Vicente Amor, R (5, 1) Ted Tappe, L (7, PH) Dave Hillman, R (7, 1) Vern Morgan, L (9, PH) OBP: 0.444, SLG: 0.167			1-1 2-3		0-1 F8		2-1 4-3	1-3 K		2 0 0 0 0 0 0 0 0 0 0 0 0 0 1 0 0 0 0 0 0 1 0 0 0 0 1 0		
Inning Stats	R: 0 H: 1 E: 0 LOB: 2 K: 0 BB: 1 S: 8 P: 16	R: 0 H: 0 E: 0 LOB: 0 K: 0 BB: 0 S: 8 P: 14	R: 0 H: 0 E: 0 LOB: 1 K: 0 BB: 1 S: 9 P: 16	R: 0 H: 0 E: 0 LOB: 1 K: 2 BB: 1 S: 9 P: 15	R: 0 H: 0 E: 0 LOB: 0 K: 0 BB: 0 S: 4 P: 5	R: 2 H: 2 E: 0 LOB: 0 K: 0 BB: 0 S: 7 P: 14	R: 0 H: 0 E: 0 LOB: 0 K: 0 BB: 0 S: 6 P: 9	R: 0 H: 0 E: 0 LOB: 0 K: 0 BB: 0 S: 8 P: 9	R: 3 H: 2 E: 0 LOB: 0 K: 1 BB: 1 S: 12 P: 19	1B: 2 SF: 0 2B: 2 SAC: 0 3B: 0 DP: 0 HR: 1 HBP: 0	WP: 0 PA: 36 PB: 0 SB: 1 CS: 0	
PITCHER Russ Meyer, R (1, 1) ERA: 2.66	IP WLS BF H R ER SO BB IBB HBP BLK WP HR S P ERA WHIP	9.0 W 36 5 5 4 3 4 0 0 0 0 0 1 71 117 4.00 1.000										

Chicago Cubs @ Brooklyn Dodgers
 Ebbets Field, Brooklyn, NY
 Sat Apr 30 1955, 3:33 AM EDT
 Att: 10,011 - Unknown

livebaseballscorecards.com

AB	32
R	5
H	5
RBI	4
BB	4
SO	3
LOB	9



Batter	1	2	3	4	5	6	7	8	9
Jim Gilliam, S <small>OBP: 0.342, SLG: 0.317</small> (1, 4)	2-2 6-3 	3-1 F7 		1-0 F5 		4-2 CS BB 		3-1 1-3 	
Pee Wee Reese, R <small>OBP: 0.220, SLG: 0.319</small> (1, 6)	3-2 F3 		0-0 F6 		0-1 F7 	2-2 F3 		1-1 2-3 	
Duke Snider, L <small>OBP: 0.514, SLG: 0.727</small> (1, 8)	4-2 BB BB 		4-1 2B BB 		1-0 HR 	0-0 4-3 			
Roy Campanella, R <small>OBP: 0.449, SLG: 0.632</small> (1, 2)	4-2 1-2 BB 		3-2 1-H 2B 		4-1 WP HBP BLK BB 		2-1 SH5-3 HR 1B 		
Sandy Amoros, L <small>OBP: 0.414, SLG: 0.458</small> (1, 7)	0-3 K 		1-2 F3 		3-1 BLK WP 1B HBP 		0-1 SH5-3 	1-2 	
Gil Hodges, R <small>OBP: 0.389, SLG: 0.404</small> (1, 3)		1-1 HR 	4-0 BB 		2-2 F2 		3-3 K 		
Jackie Robinson, R <small>OBP: 0.431, SLG: 0.442</small> (1, 5)		2-3 K 	2-2 F9 		0-0 1B 		1-1 2-H 3-H 1B 	2-1 HR 	
Carl Furillo, R <small>OBP: 0.423, SLG: 0.714</small> (1, 9)		1-1 HBP 		2-0 F5 	1-1 1-3 S 1B 		0-0 1-3 		
Russ Meyer, S <small>OBP: 0.125, SLG: 0.250</small> (1, 1)		0-0 B2 		3-2 L8 	3-3 K 			1-2 4-3 	

Inning Stats	R: 0	H: 0	E: 0	K: 1	S: 14	R: 1	H: 1	E: 0	K: 1	S: 9	R: 1	H: 1	E: 0	K: 0	S: 11	R: 0	H: 0	E: 0	K: 0	S: 6	R: 3	H: 3	E: 0	K: 1	S: 14	R: 0	H: 0	E: 0	K: 0	S: 8	R: 2	H: 2	E: 0	K: 1	S: 10	R: 0	H: 0	E: 0	K: 0	S: 8
	0	0	0	1	14	1	1	0	0	9	1	1	0	0	11	0	0	0	0	6	3	3	0	1	14	0	0	0	0	8	2	2	0	1	10	0	0	0	0	8

PITCHER	IP	WLS	BF	H	R	ER	SO	BB	IBB	HBP	BLK	WP	HR	S	P	ERA	WHIP
Sam Jones, R <small>ERA: 6.31</small>	4.1	L	23	3	5	5	2	5	0	2	0	0	2	45	93	10.38	1.846
Vicente Amor, R <small>ERA: 4.5</small>	1.2		7	2	0	0	1	1	0	0	1	1	0	17	28	0.00	1.800
Dave Hillman, R <small>ERA: 9.0</small>	2.0		8	2	2	2	1	0	0	0	0	0	1	18	29	9.00	1.000

BOTTOM

Chicago Cubs @ Brooklyn Dodgers
 Ebbets Field, Brooklyn, NY

Sat Apr 30 1955, 3:33 AM EDT
 Att. 10,011 - Unknown

AB	R	H	RBI	BB	SO	LOB
4	0	0	0	1	0	1
5	0	0	0	0	0	1
2	2	1	1	2	0	0
2	2	2	1	2	0	0
2	1	0	0	0	1	3
3	1	1	1	1	1	3
4	1	2	3	0	1	2
3	0	1	0	0	0	0
4	0	0	0	0	1	3

AB	29
R	7
H	7
RBI	6
BB	6
SO	4
LOB	13

livebaseballscorecards.com

1B	2B	3B	SF	SAC	DP	HBP	WP	PA
3	1	0	0	1	0	2	1	38

Batter	1	2	3	4	5	6	7	8	9	AB R H RBI BB SO LOB	TOP																	
Bill Bruton, L (1, 8) OBP: 0.333, SLG: 0.457	0-0 F6		0-0 5-3		0-3 K			1-1 2B 2B		4 1 1 0 0 1 0																		
Hank Aaron, R (1, 9) OBP: 0.315, SLG: 0.569	2-2 F9		2-0 HR 1B		1-0 5-3			0-1 2-H 1B 2B		4 2 2 1 0 0 0																		
Eddie Mathews, L (1, 5) OBP: 0.432, SLG: 0.333	4-2 BB BB		1-0 1-H HR		0-0 4-3			2-2 F8		3 1 1 2 1 0 1																		
Bobby Thomson, R (1, 7) OBP: 0.338, SLG: 0.492	4-1 1-2 BB		2-2 5-3		1-1 6-3			3-2 2-H FC5-4 1B		3 0 1 1 1 0 0																		
Joe Adcock, R (1, 3) OBP: 0.309, SLG: 0.322	3-2 F7		2-3 K		1-1 F8			0-0 F8		4 0 0 0 0 1 3																		
Johnny Logan, R (1, 6) OBP: 0.406, SLG: 0.576		0-0 K 1B		1-3 K		3-3 K		0-0 FC5-4 1-2f		4 0 1 0 0 2 1																		
Danny O'Connell, R (1, 4) OBP: 0.314, SLG: 0.404		0-3 K		3-2 6-3		0-1 K 1B		0-1 F2		4 0 1 0 0 1 1																		
Del Crandall, R (1, 2) OBP: 0.230, SLG: 0.291		1-3 K		0-3 K		0-0 F7		3-3 K		3 0 0 0 0 2 2																		
Charlie White, L (9, PH)										1 0 0 0 0 1 0																		
Bob Buhl, R (1, 1)		1-3 K		2-1 1-3		1-2 4-3		2-3 K		2 0 0 0 0 1 1																		
Chuck Tanner, L (7, PH) OBP: 0.500, SLG: 1.000										1 0 0 0 0 0 1																		
Ernie Johnson, R (7, 1)										0 0 0 0 0 0 0																		
Lew Burdette, R (8, 1) OBP: 0.231, SLG: 0.182										0 0 0 0 0 0 0																		
George Crowe, L (9, PH)										1 0 0 0 0 1 0																		
Inning Stats	R: 0 E: 0 K: 0 S: 10	H: 0 LOB: 2 BB: 2 P: 23	R: 0 E: 0 K: 3 S: 10	H: 1 LOB: 1 BB: 0 P: 12	R: 2 E: 0 K: 1 S: 10	H: 2 LOB: 0 BB: 0 P: 17	R: 0 E: 0 K: 2 S: 10	H: 0 LOB: 0 BB: 0 P: 14	R: 0 E: 0 K: 1 S: 6	H: 0 LOB: 0 BB: 0 P: 9	R: 0 E: 0 K: 1 S: 9	H: 1 LOB: 1 BB: 0 P: 13	R: 2 E: 0 K: 0 S: 12	H: 3 LOB: 1 BB: 0 P: 18	R: 0 E: 0 K: 2 S: 10	H: 0 LOB: 0 BB: 0 P: 15	1B: 4 2B: 2 3B: 0 HR: 1	SF: 0 SAC: 0 DP: 0 HBP: 0	WP: 0 PB: 0 SB: 0 CS: 0	PA: 36								
PITCHER	IP WLS BF H R ER SO BB IBB HBP BLK WP HR S P ERA WHIP																											
Billy Loes, R (1, 1) ERA: 4.32	7.0		29	6	4	4	8	2	0	0	0	0	0	1	64	100	5.14	1.143										
Ed Roebuck, R (8, 1) ERA: 0.9	1.0	W	4	1	0	0	0	0	0	0	0	0	0	8	13	0.00	1.000											
Jim Hughes, R (9, 1) ERA: 3.6	1.0	S	3	0	0	0	2	0	0	0	0	0	0	10	15	0.00	0.000											

Milwaukee Braves @ Brooklyn Dodgers
 Ebbets Field, Brooklyn, NY
 Sun May 01 1955, 3:33 AM EDT
 Att. 23,968 - Unknown

livebaseballscorecards.com

AB	34
R	4
H	7
RBI	4
BB	2
SO	10
LOB	10



Batter	1	2	3	4	5	6	7	8	9
Jim Gilliam, S OBP: 0.346, SLG: 0.313 (1, 4)	0-1 3-1	1-2 F7			4-1 G6-3 BB		2-2 E BB 1-3 1B	2-3 K	
Pee Wee Reese, R OBP: 0.259, SLG: 0.347 (1, 6)	1-2 HR 2B		4-1 1B BB		2-1 G6-3 1-2f		4-2 E BB 1-2 BB		
Duke Snider, L OBP: 0.513, SLG: 0.759 (1, 8)	2-0 HR		0-2 F9		2-1 4-3		4-0 SAFE 1-2 2-3 3-H IBB		
Roy Campanella, R OBP: 0.438, SLG: 0.607 (1, 2)	3-2 F5		1-2 G4-6-3 1B		3-2 F3		2-1 F9		
Sandy Amoros, L OBP: 0.392, SLG: 0.429 (1, 7)	2-3 K		1-1 G4-6-3 1-2f		1-1 4-3		2-2 4-3		
Gil Hodges, R OBP: 0.408, SLG: 0.492 (1, 3)		1-1 HR		3-2 3-1 2B		3-2 6-3	0-0 1B 1B		
Jackie Robinson, R OBP: 0.435, SLG: 0.426 (1, 5)		4-0 2-3 BB		0-1 3-1		4-2 G6-4-3 BB	2-3 K		
Carl Furillo, R OBP: 0.413, SLG: 0.687 (1, 9)		0-0 2-3		1-3 K		0-0 G6-4-3 1-2f	1-1 1B 1B		
Billy Loes, R OBP: 0.167, SLG: 0.167 (1, 1)		1-3 K		1-3 K		0-0 1B E 1B	1-2 1B		
Ed Roebuck, R (8, 1)									
George Shuba, L (8, PH)									
Jim Hughes, R (9, 1)									

AB	R	H	RBI	BB	SO	LOB
4	0	1	0	1	1	3
2	1	1	0	2	0	1
3	1	1	2	1	0	1
4	0	1	0	0	0	3
4	0	0	0	0	1	2
4	2	3	1	0	0	0
2	0	0	0	2	1	2
4	0	1	0	0	1	3
3	1	1	0	0	2	2
0	0	0	0	0	0	0
1	0	1	1	0	0	0
0	0	0	0	0	0	0

BOTTOM

Milwaukee Braves @ Brooklyn Dodgers
Ebbets Field, Brooklyn, NY
 Sun May 01 1955, 3:33 AM EDT
 Att. 23,968 - Unknown

AB	31
R	5
H	10
RBI	4
BB	6
SO	6
LOB	17



1B:	6	SF:	0
2B:	2	SAC:	0
3B:	0	DP:	3
HR:	2	HBP:	0

WP:	0	PA:	37
PB:	0		
SB:	0		
CS:	0		

Inning	1	2	3	4	5	6	7	8	9
R:	2	1	0	0	0	0	1	1	
E:	0	0	0	0	0	0	1	0	
K:	1	0	0	0	0	0	0	0	
S:	12	9	10	11	5	10	12	15	
H:	2	1	1	1	0	0	2	3	
LOB:	0	1	1	1	0	0	3	2	
BB:	0	1	1	0	1	0	3	0	
P:	20	16	16	13	13	17	28	23	

PITCHER	IP	WLS	BF	H	R	ER	SO	BB	IBB	HBP	BLK	WP	HR	S	P	ERA	WHIP
Bob Buhl, R ERA: 3.5 (1, 1)	6.0		24	5	3	3	4	3	0	0	0	0	2	57	98	4.50	1.333
Ernie Johnson, R ERA: (7, 1)	1.0		7	2	1	0	0	2	1	0	0	0	0	12	28	0.00	4.000
Lew Burdette, R ERA: 4.44 (8, 1)	1.0	L	6	3	1	1	2	0	0	0	0	0	0	15	23	9.00	3.000

Batter	1	2	3	4	5	6	7	8	9	10	11	12	AB R H RBI BB SO LOB	TOP						
Bill Bruton, L OBP: 0.333, SLG: 0.447 (1, 8)	0-2 4-3		1-2 FC3-6			0-0 G4-6-3 1B			1-2 SH1-4 1B		0-1 G3	0-0 F7	6 0 2 0 0 0 3							
Hank Aaron, R OBP: 0.325, SLG: 0.579 (1, 9)	1-1 1B		1-3 K			0-0 G4-6-3 1-2f			0-0 SH1-4 1-2		1-0 BB 2B		4 0 2 0 0 1 2							
Eddie Mathews, L OBP: 0.443, SLG: 0.368 (1, 5)	0-3 K								4-0 G6-4-3 IBB		4-0 BB IBB		3 0 1 0 2 1 1							
Bobby Thomson, R OBP: 0.329, SLG: 0.463 (1, 7)	2-1 F2								0-0 G6-4-3 1-2f		4-0 1-2 2-3 BB		4 0 0 0 1 1 4							
Joe Adcock, R OBP: 0.288, SLG: 0.297 (1, 3)			3-3 K			1-1 6-3			1-1 F7		2-2 6-3	1-0 F9	5 0 0 0 0 1 4							
Johnny Logan, R OBP: 0.406, SLG: 0.556 (1, 6)			3-2 6-3			1-2 F7			2-0 5-3		2-1 FC6-4 1B	4-2 SH5-4 BB BB	4 0 1 0 1 0 1							
Danny O'Connell, R OBP: 0.304, SLG: 0.373 (1, 4)			0-0 F8			3-2 L9			1-1 F8		1-1 FC6-4 1-2f	4-1 SH5-4 BB	4 0 0 0 1 0 1							
Del Crandall, R OBP: 0.215, SLG: 0.271 (1, 2)			2-1 E5 FC3-6			1-1 6-3			0-0 F7		0-0 F7	0-0 SH5-4	4 0 0 0 0 0 1							
Gene Conley, R OBP: 0.133, SLG: 0.133 (1, 1)			0-3 K			0-2 6-3			0-3 K		0-0 6-3	1-1 6-3	5 0 0 0 0 2 3							
Inning Stats	R: 0 E: 0 K: 1 S: 10	H: 1 LOB: 1 BB: 0 P: 13	R: 0 E: 0 K: 1 S: 7	H: 0 LOB: 0 BB: 0 P: 13	R: 0 E: 0 K: 1 S: 6	H: 0 LOB: 0 BB: 0 P: 11	R: 0 E: 0 K: 0 S: 6	H: 1 LOB: 0 BB: 0 P: 6	R: 0 E: 0 K: 1 S: 6	H: 1 LOB: 1 BB: 0 P: 11	R: 0 E: 0 K: 1 S: 5	H: 1 LOB: 1 BB: 1 P: 10	R: 0 E: 0 K: 0 S: 8	H: 1 LOB: 3 BB: 2 P: 15	R: 0 E: 0 K: 0 S: 8	H: 0 LOB: 2 BB: 2 P: 16	1B: 4 2B: 1 3B: 1 HR: 0	SF: 0 SAC: 2 DP: 2 HBP: 0	WP: 0 PB: 0 SB: 0 CS: 0	PA: 46
PITCHER Carl Erskine, R ERA: 1.09 (1, 1)	IP: 12.0 WLS: W BF: 46 H: 6 R: 0 ER: 0 SO: 6 BB: 3 IBB: 2 HBP: 0 BLK: 0 WP: 0 HR: 0 S: 90 P: 146 ERA: 0.00 WHIP: 0.750																			

Milwaukee Braves @ Brooklyn Dodgers
Ebbets Field, Brooklyn, NY
Mon May 02 1955, 3:33 AM EDT
Att. 19,976 - Unknown

AB	39
R	0
H	6
RBI	0
BB	5
SO	6
LOB	20



Batter	1	2	3	4	5	6	7	8	9	10	11	12	AB R H RBI BB SO LOB
Jim Gilliam, S OBP: 0.329, SLG: 0.296 (1, 4)	2-1 4-3		1-0 F7			1-1 SH1-4		0-0 E3		2-0 F5			4 0 0 0 0 0 3
Pee Wee Reese, R OBP: 0.237, SLG: 0.315 (1, 6)	1-3 K		0-0 5-3			0-2 4-3		2-1 6-3		1-1 CS	1-2 F6		5 0 0 0 0 1 4
Duke Snider, L OBP: 0.506, SLG: 0.721 (1, 8)	0-3 K			1-0 F8		4-0 IBB			4-2 SH2-4 BB		0-3 K		3 0 0 0 2 2 0
Roy Campanella, R OBP: 0.429, SLG: 0.585 (1, 2)		1-3 K		0-0 F3		1-0 5-3			0-0 SH2-4		1-0 1B		4 0 1 0 0 1 2
Sandy Amoros, L OBP: 0.380, SLG: 0.403 (1, 7) (11, 9) (12, 7)		1-0 5-3		0-1 F7			0-0 F3		4-0 IBB		2-1 F2		4 0 0 0 1 0 1
Gil Hodges, R OBP: 0.383, SLG: 0.455 (1, 3)			0-1 F8		1-1 F7		2-2 5-3		1-3 K			2-3 K	5 0 0 0 0 2 2
Jackie Robinson, R OBP: 0.432, SLG: 0.404 (1, 5)				4-2 1B BB		2-0 F9		1-0 5-3	2-2 F8			4-2 HR BB	3 1 0 0 2 0 2
Carl Furillo, R OBP: 0.413, SLG: 0.704 (1, 9) (11, 7) (12, 9)			1-2 F8		0-3 K			1-2 4-3		4-1 CS BB		1-0 HR	4 1 1 2 1 1 1
Carl Erskine, R OBP: 0.188, SLG: 0.188 (1, 1)			2-0 1B			1-0 SH1-4 1B		0-3 K		1-1 F4			4 0 2 0 0 1 1

Inning Stats	R: 0	H: 0	E: 0	K: 2	S: 8	LOB: 0	BB: 0	P: 11
	R: 0	H: 0	E: 0	K: 1	S: 6 <td>LOB: 0</td> <td>BB: 0</td> <td>P: 8 </td>	LOB: 0	BB: 0	P: 8
	R: 0	H: 1	E: 0	K: 0	S: 10 <td>LOB: 2</td> <td>BB: 1</td> <td>P: 18 </td>	LOB: 2	BB: 1	P: 18
	R: 0	H: 0	E: 0	K: 0	S: 4 <td>LOB: 0</td> <td>BB: 0</td> <td>P: 5 </td>	LOB: 0	BB: 0	P: 5
	R: 0	H: 0	E: 0	K: 1	S: 6 <td>LOB: 0</td> <td>BB: 0</td> <td>P: 9 </td>	LOB: 0	BB: 0	P: 9
	R: 0	H: 1	E: 0	K: 0	S: 7 <td>LOB: 2</td> <td>BB: 1</td> <td>P: 14 </td>	LOB: 2	BB: 1	P: 14
	R: 0	H: 0	E: 0	K: 0	S: 5 <td>LOB: 0</td> <td>BB: 0</td> <td>P: 8 </td>	LOB: 0	BB: 0	P: 8
	R: 0	H: 0	E: 1	K: 1	S: 9 <td>LOB: 1</td> <td>BB: 0</td> <td>P: 12 </td>	LOB: 1	BB: 0	P: 12
	R: 0	H: 0	E: 0	K: 1	S: 10 <td>LOB: 2</td> <td>BB: 2</td> <td>P: 21 </td>	LOB: 2	BB: 2	P: 21
	R: 0	H: 0	E: 0	K: 0	S: 5 <td>LOB: 0</td> <td>BB: 1</td> <td>P: 13 </td>	LOB: 0	BB: 1	P: 13
	R: 2	H: 1	E: 0	K: 1	S: 6 <td>LOB: 0</td> <td>BB: 1</td> <td>P: 13 </td>	LOB: 0	BB: 1	P: 13
	1B: 3	2B: 0	3B: 0	HR: 1	SF: 0	SAC: 2	DP: 0	HBP: 0

PITCHER	IP	WLS	BF	H	R	ER	SO	BB	IBB	HBP	BLK	WP	HR	S	P	ERA	WHIP
Gene Conley, R ERA: 3.47 (1, 1)	11.1	L	44	4	2	2	8	4	2	0	0	0	1	85	145	1.59	0.706

Milwaukee Braves @ Brooklyn Dodgers
Ebbets Field, Brooklyn, NY
 Mon May 02 1955, 3:33 AM EDT
 Att: 19,976 - Unknown

AB	36
R	2
H	4
RBI	2
BB	6
SO	8
LOB	16

B

WP: 0	PA: 45
PB: 0	
SB: 0	
CS: 1	

Batter	1	2	3	4	5	6	7	8	9	AB	R	H	RBI	BB	SO	LOB						
Ken Boyer, R (1, 5) OBP: 0.301, SLG: 0.439	0-3 K		0-1 F5			0-1 HR		0-0 6-3	2-1 F6	5	1	1	1	0	1	1						
Bill Virdon, L (1, 8) OBP: 0.413, SLG: 0.535	0-3 K			1-1 HR 2B		2-2 G3		0-0 F9 1B 2B		4	2	2	0	0	1	0						
Stan Musial, L (1, 3) OBP: 0.408, SLG: 0.524	0-1 2B			0-0 F8		3-2 L9		2-1 F9		4	0	1	0	0	0	2						
Rip Repulski, R (1, 9) OBP: 0.378, SLG: 0.616	0-3 K			1-0 2-H HR		1-2 2B		4-2 1B BB		3	1	2	2	1	1	1						
Red Schoendienst, S (1, 4) OBP: 0.442, SLG: 0.403		2-0 F7		4-1 4-3 BB		0-1 F3		0-0 1-2 1B		3	0	1	1	1	0	1						
Wally Moon, L (1, 7) OBP: 0.395, SLG: 0.500		0-0 F6		1-2 4-3 1-2			1-0 F9	0-0 4-3		4	0	0	0	0	0	3						
Del Rice, R (1, 2) OBP: 0.321, SLG: 0.367 Dick Schofield, S (7, PR) Paul LaPalme, L (7, 1) Solly Hemus, L (9, PH)		1-3 K			1-1 G3		0-1 1B		1-1 F9	3	0	1	0	0	1	0						
Alex Grammas, R (1, 6) OBP: 0.306, SLG: 0.279 Harry Elliott, R (9, PH) OBP: 0.387, SLG: 0.333			1-0 F7		0-1 L9		0-1 F5		0-1 F7	3	0	0	0	0	0	1						
Brooks Lawrence, R (1, 1) OBP: 0.125, SLG: 0.125 Herb Moford, R (3, 1) Bill Sarni, R (7, PH) (7, 2) OBP: 0.353, SLG: 0.400			1-2 L8		0-0 F9		3-2 L7		3-2 2B	1	0	0	0	0	0	0						
Inning Stats	R: 0 E: 0 K: 3 S: 11	H: 1 LOB: 1 BB: 0 P: 11	R: 0 E: 0 K: 1 S: 5	H: 0 LOB: 0 BB: 0 P: 8	R: 0 E: 0 K: 0 S: 6	H: 0 LOB: 0 BB: 0 P: 8	R: 2 E: 0 K: 0 S: 8	H: 2 LOB: 0 BB: 1 P: 15	R: 0 E: 0 K: 0 S: 5	H: 0 LOB: 0 BB: 0 P: 6	R: 1 E: 0 K: 0 S: 16	H: 2 LOB: 1 BB: 0 P: 22	R: 0 E: 0 K: 0 S: 8	H: 1 LOB: 1 BB: 0 P: 12	R: 1 E: 0 K: 0 S: 10	H: 2 LOB: 2 BB: 1 P: 16	R: 0 E: 0 K: 0 S: 9	H: 1 LOB: 1 BB: 0 P: 15	1B: 2 2B: 5 3B: 0 HR: 2	SF: 0 SAC: 0 DP: 0 HBP: 0	WP: 0 PB: 0 SB: 0 CS: 0	PA: 37
PITCHER Johnny Podres, L (1, 1) ERA: 3.55	IP: 9.0 WLS: W BF: 37 H: 9 R: 4 ER: 4 SO: 4 BB: 2 IBB: 0 HBP: 0 BLK: 0 WP: 0 HR: 2 S: 78 P: 113 ERA: 4.00 WHIP: 1.222															PITCHER IP: WLS: BF: H: R: ER: SO: BB: IBB: HBP: BLK: WP: HR: S: P: ERA: WHIP:						

St. Louis Cardinals @ Brooklyn Dodgers
Ebbets Field, Brooklyn, NY
Wed May 04 1955, 3:33 AM EDT
Att. 19,388 - Unknown

livebaseballscorecards.com

AB	35
R	4
H	9
RBI	4
BB	2
SO	4
LOB	10



Batter	1	2	3	4	5	6	7	8	9	AB	R	H	RBI	BB	SO	LOB
Jim Gilliam, S OBP: 0.337, SLG: 0.297 (1, 4)	2-1 E S 4-3 1B		4-0 1B HR BB	0-1 1-3		2-0 F5		1-0 SH3-4		3	2	1	0	1	0	2
Pee Wee Reese, R OBP: 0.266, SLG: 0.339 (1, 6)	2-2 4-3 1-H		2-2 1-2 HR 1B	1-2 1-3		2-2 SF7 1-2 3-H 1B		3-2 E HR 1B		5	2	3	3	0	0	0
Duke Snider, L OBP: 0.500, SLG: 0.738 (1, 8)	1-1 3-1		1-1 1-H 2-H HR	2-3 K		4-0 SF7 1-2 2-3 BB		1-0 E3 1-2 HR		4	2	1	3	1	1	1
Roy Campanella, R OBP: 0.415, SLG: 0.609 (1, 2)	1-1 6-3		3-1 F5		3-1 F8	1-0 SF7		2-0 HR		4	1	1	4	0	0	0
Sandy Amoros, L OBP: 0.357, SLG: 0.375 (1, 7)		0-0 1-3	0-0 4-3		1-2 6-3	2-2 F6		2-0 F2		5	0	0	0	0	0	2
Gil Hodges, R OBP: 0.384, SLG: 0.486 (1, 3)		3-1 HR	2-2 WP BB HBP		2-1 1-3		2-2 6-3	1-3 K		4	1	1	1	0	1	0
Jackie Robinson, R OBP: 0.436, SLG: 0.400 (1, 5)		2-2 F5	4-1 WP BB			1-0 WP BB E 1B	1-0 F8			3	1	1	0	1	0	0
Carl Furillo, R OBP: 0.429, SLG: 0.694 (1, 9)		4-2 BB	4-2 1-2 2-3 BB			4-1 E WP 1B BB	0-1 1-3			1	1	0	0	3	0	0
Johnny Podres, L OBP: 0.250, SLG: 0.333 (1, 1)		0-1 L4	2-3 K			1-2 E3 BB 1B SF7		2-2 SH3-4 1B		4	2	1	1	0	1	5


Inning Stats	R: 1	H: 1	E: 0	LOB: 0	K: 0	S: 9	P: 15	R: 1	H: 1	E: 0	LOB: 1	K: 0	S: 10	P: 19	R: 3	H: 2	E: 0	LOB: 3	K: 1	S: 16	R: 0	H: 0	E: 0	LOB: 0	K: 1	S: 8	R: 0	H: 0	E: 0	LOB: 0	K: 0	S: 7	R: 3	H: 2	E: 1	LOB: 2	K: 0	S: 14	R: 0	H: 0	E: 0	LOB: 0	K: 0	S: 6	R: 4	H: 3	E: 1	LOB: 0	K: 1	S: 13	1B: 6	SF: 1	2B: 0	SAC: 1	3B: 0	DP: 0	HR: 3	HBP: 1
--------------	------	------	------	--------	------	------	-------	------	------	------	--------	------	-------	-------	------	------	------	--------	------	-------	------	------	------	--------	------	------	------	------	------	--------	------	------	------	------	------	--------	------	-------	------	------	------	--------	------	------	------	------	------	--------	------	-------	-------	-------	-------	--------	-------	-------	-------	--------

PITCHER	IP	WLS	BF	H	R	ER	SO	BB	IBB	HBP	BLK	WP	HR	S	P	ERA	WHIP
Brooks Lawrence, R ERA: 8.15 (1, 1)	2.2	L	17	4	5	5	0	4	0	1	0	1	2	32	67	16.88	3.000
Herb Moford, R ERA: 5.73 (3, 1)	3.1		15	2	3	2	2	2	0	0	0	1	0	32	60	5.40	1.200
Paul LaPalme, L ERA: 2.81 (7, 1)	2.0		10	3	4	3	1	0	0	0	0	0	1	19	34	13.50	1.500

BOTTOM

St. Louis Cardinals @ Brooklyn Dodgers
 Ebbets Field, Brooklyn, NY
 Wed May 04 1955, 3:33 AM EDT
 Att. 19,388 - Unknown

AB	33
R	12
H	9
RBI	12
BB	6
SO	3
LOB	10



WP: 2	PA: 42
PB: 0	
SB: 1	
CS: 0	

PITCHER	IP	WLS	BF	H	R	ER	SO	BB	IBB	HBP	BLK	WP	HR	S	P	ERA	WHIP
---------	----	-----	----	---	---	----	----	----	-----	-----	-----	----	----	---	---	-----	------

Batter	1	2	3	4	5	6	7	8	9	AB R H RBI BB SO LOB	TOP					
Wally Moon, L (1, 7) OBP: 0.400, SLG: 0.487	4-2 WP WP WP BB		0-3 K		0-0 4-3		4-1 1B BB			2 1 0 0 2 1 0	St. Louis Cardinals @ Brooklyn Dodgers Ebbets Field, Brooklyn, NY Thu May 05 1955, 3:33 AM EDT Att. 7,056 - Unknown					
Bill Virdon, L (1, 8) OBP: 0.460, SLG: 0.622	4-2 WP WP 1-2 BB		4-2 1B BB		3-1 HR		3-2 1-3 1B			2 2 2 1 2 0 0						
Stan Musial, L (1, 3) OBP: 0.400, SLG: 0.507	2-3 K 1-2 2-3		0-0 1B 1B 1-2 1B		1-1 4-3		0-1 F4			4 0 1 0 0 1 4						
Rip Repulski, R (1, 9) OBP: 0.385, SLG: 0.605	3-3 K2-3		1-0 1B 1B 1-2 2-H		4-2 CS BB		2-3 K			3 0 1 1 1 2 1						
Red Schoendienst, S (1, 4) OBP: 0.432, SLG: 0.394	1-1 F3		2-2 1B 1-2 2-3		2-2 CS 1-2	1-0 F9	0-0 4-3			4 0 1 0 0 0 1						
Bill Sarni, R (1, 2) OBP: 0.286, SLG: 0.316		2-0 6-3	0-0 FC6-2-5 2-3 3-H		2-2 5-3	2-0 5-3	0-2 6-3			4 0 0 0 0 0 3						
Ken Boyer, R (1, 5) OBP: 0.299, SLG: 0.420		0-0 5-3		0-3 K	4-1 PO BB	4-1 PO BB	1-3 K			3 0 0 0 1 2 0						
Alex Grammas, R (1, 6) OBP: 0.314, SLG: 0.273		4-2		2-1 6-3	1-2 PO 1-2	1-1 G3	0-0 3-1			1 0 0 0 1 0 0						
Solly Hemus, L (6, PH)										1 0 0 0 0 0 0						
Bob Stephenson, R (7, 6) OBP: 0.167, SLG: 0.167										0 0 0 0 0 0 0						
Joe Frazier, L (9, PH) OBP: 0.235, SLG: 0.333										1 0 0 0 0 0 0						
Larry Jackson, R (1, 1) OBP: 0.222, SLG: 0.125		1-1 5-3		1-2 4-3		1-1 6-3	0-1 F6			3 0 0 0 0 0 1						
Harvey Haddix, L (7, 1) OBP: 0.300, SLG: 0.333										0 0 0 0 0 0 0						
Frank Smith, R (8, 1)										0 0 0 0 0 0 0						
Tom Alston, L (9, PH) OBP: 0.167, SLG: 0.167										1 0 0 0 0 0 0						
Inning Stats	R: 1 H: 0 E: 0 LOB: 1 K: 2 BB: 2 S: 13 P: 27	R: 0 H: 0 E: 0 LOB: 1 K: 0 BB: 1 S: 6 P: 13	R: 1 H: 3 E: 0 LOB: 1 K: 1 BB: 1 S: 11 P: 18	R: 0 H: 0 E: 0 LOB: 0 K: 1 BB: 0 S: 9 P: 12	R: 1 H: 1 E: 0 LOB: 0 K: 0 BB: 1 S: 13 P: 23	R: 0 H: 0 E: 0 LOB: 0 K: 0 BB: 1 S: 5 P: 13	R: 0 H: 1 E: 0 LOB: 2 K: 0 BB: 1 S: 13 P: 22	R: 0 H: 0 E: 0 LOB: 0 K: 1 BB: 0 S: 6 P: 7	1B: 4 SF: 0 2B: 0 SAC: 0 3B: 0 DP: 1 HR: 1 HBP: 0	WP: 3 PA: 38 PB: 0 SB: 0 CS: 1						
PITCHER	IP WLS BF H R ER SO BB IBB HBP BLK WP HR S P ERA WHIP															
Tommy Lasorda, L (1, 1) ERA: 9.0	1.0	5	0	1	1	2	2	0	0	0	3	0	13	27	9.00	2.000
Clem Labine, R (2, 1) ERA: 1.71	6.0	25	5	2	2	2	5	0	0	0	0	1	57	101	3.00	1.667
Ed Roebuck, R (8, 1) ERA: 0.75	2.0	W 6	0	0	0	2	0	0	0	0	0	0	14	17	0.00	0.000

livebaseballscorecards.com

AB	29
R	3
H	5
RBI	2
BB	7
SO	6
LOB	10



Batter	1	2	3	4	5	6	7	8	9
Jim Gilliam, S (1, 4) <small>OBP: 0.344, SLG: 0.312</small>	2-2 1-3		4-1 1B BB		0-0 4-3 FC4-2 2B		0-1 F9		
Pee Wee Reese, R (1, 6) <small>OBP: 0.265, SLG: 0.333</small>	1-1 F8		1-0 1B 1B		0-0 4-3		2-1 FC5		
Duke Snider, L (1, 8) <small>OBP: 0.489, SLG: 0.706</small>	1-3 K		2-1 F5		0-0 FC4-2 1B		4-0 SH1-4 SF8 BB		
Roy Campanella, R (1, 2) <small>OBP: 0.424, SLG: 0.611</small>		2-3 K	2-1 1B 1B		2-2 E5 1B		0-0 SH1-4		
Sandy Amoros, L (1, 7) <small>OBP: 0.356, SLG: 0.373</small> Frank Kellert, R (8, PH) Rube Walker, L (8, PH) Don Zimmer, R (9, 5) <small>OBP: 0.429, SLG: 0.778</small>		1-1 F7	1-2 1B		3-1 1-3		0-0 SF8		
Gil Hodges, R (1, 3) <small>OBP: 0.389, SLG: 0.486</small>		1-2 1B	1-1 F6		0-1 G6-3 1B		0-0 5-3		
Jackie Robinson, R (1, 5) <small>OBP: 0.420, SLG: 0.381</small>		1-0 1-3		0-0 6-3		0-1 G6-3			
Carl Furillo, R (1, 9) <small>OBP: 0.414, SLG: 0.667</small>			0-0 G3		1-3 K		0-0 5-3		
Tommy Lasorda, L (1, 1) Clem Labine, R (2, 1) <small>OBP: 0.125, SLG: 0.500</small> George Shuba, L (7, PH) <small>OBP: 0.600, SLG: 0.333</small> Don Hoak, R (7, PR) <small>OBP: 0.500, SLG: 0.800</small> Ed Roebuck, R (8, 1)			2-2 HR		2-2 F3		4-0 FC5 BB		

Inning Stats	R: 0	H: 0	E: 0	K: 1	S: 8	R: 0	H: 1	E: 0	K: 1	S: 9	R: 3	H: 4	E: 0	K: 0	S: 17	R: 0	H: 0	E: 0	K: 1	S: 7	R: 0	H: 2	E: 1	K: 0	S: 6	R: 0	H: 1	E: 0	K: 0	S: 6	R: 0	H: 0	E: 0	K: 0	S: 5	R: 1	H: 0	E: 0	K: 0	S: 3
	LOB: 0	BB: 0	P: 12	LOB: 1	BB: 0	P: 14	LOB: 2	BB: 1	P: 30	LOB: 0	BB: 0	P: 10	LOB: 1	BB: 0	P: 8	LOB: 2	BB: 1	P: 11	LOB: 0	BB: 1	P: 7	LOB: 0	BB: 1	P: 7	LOB: 0	BB: 1	P: 7	LOB: 0	BB: 1	P: 7	LOB: 0	BB: 1	P: 7	LOB: 0	BB: 1	P: 7	LOB: 0	BB: 1	P: 7	

PITCHER	IP	WLS	BF	H	R	ER	SO	BB	IBB	HBP	BLK	WP	HR	S	P	ERA	WHIP
Larry Jackson, R (1, 1) <small>ERA: 3.78</small>	6.1		27	8	3	3	3	2	0	0	0	0	1	54	88	4.26	1.579
Harvey Haddix, L (7, 1) <small>ERA: 5.52</small>	1.0	L	4	0	1	1	0	1	0	0	0	0	0	5	11	9.00	1.000
Frank Smith, R (8, 1) <small>ERA: 3.52</small>	0.2		2	0	0	0	0	0	0	0	0	0	0	2	2	0.00	0.000

AB	R	H	RBI	BB	SO	LOB
3	1	1	0	1	0	1
4	1	1	0	0	0	2
3	1	0	0	1	1	3
3	0	2	1	0	1	0
3	0	1	1	0	0	0
0	0	0	0	0	0	0
0	0	0	1	0	0	0
0	0	0	0	0	0	0
4	0	2	0	0	0	2
3	0	0	0	0	0	2
3	0	0	0	0	1	0
0	0	0	0	0	0	0
2	1	1	1	0	0	0
0	0	0	0	1	0	0
0	0	0	0	0	0	0
0	0	0	0	0	0	0

WP	PA
0	33

St. Louis Cardinals @ Brooklyn Dodgers
 Ebbets Field, Brooklyn, NY
 Thu May 05 1955, 3:33 AM EDT
 Att. 7,056 - Unknown

AB	28
R	4
H	8
RBI	4
BB	3
SO	3
LOB	10



Batter	1	2	3	4	5	6	7	8	9	10	11	12	AB R H RBI BB SO LOB	TOP
Jim Gilliam, S <small>OBP: 0.343, SLG: 0.305</small> (1, 4)	 1-0		 2-3		 3-3		 0-0		 2-2			 4-1	5 2 1 0 1 2 3	
Pee Wee Reese, R <small>OBP: 0.288, SLG: 0.333</small> (1, 6)	 4-2		 2-2		 4-2		 0-0		 1-2			 0-1	3 0 1 0 2 0 1	
Duke Snider, L <small>OBP: 0.469, SLG: 0.658</small> (1, 8)	 0-1		 0-0		 2-1		 1-3		 2-3			 4-0	5 1 0 0 1 2 4	
Roy Campanella, R <small>OBP: 0.429, SLG: 0.618</small> (1, 2)	 0-0			 2-1		 3-2		 4-1		 0-2		 3-2	4 1 2 3 1 0 0	
Sandy Amoros, L <small>OBP: 0.366, SLG: 0.420</small> (1, 7) (9, 9) (10, 7)		 3-2		 1-2		 0-0		 0-0		 3-2		 0-0	6 2 3 1 0 0 2	
Gil Hodges, R <small>OBP: 0.385, SLG: 0.462</small> (1, 3)		 1-3		 4-2		 4-2		 1-2	 3-3		 3-2	 0-1	4 0 0 0 2 2 2	
Jackie Robinson, R <small>OBP: 0.407, SLG: 0.373</small> (1, 5)		 3-2		 1-1		 1-2		 2-2		 1-1			4 0 1 1 0 0 2	
Carl Furillo, R <small>OBP: 0.424, SLG: 0.667</small> (1, 9) (9, 7) (10, 9)		 0-1		 3-1		 3-2		 4-0		 4-0			3 0 1 1 2 0 1	
Billy Loos, R <small>OBP: 0.100, SLG: 0.100</small> (1, 1) George Shubert, L <small>OBP: 0.100, SLG: 0.100</small> (1, 1) Joe Black, R <small>OBP: 0.100, SLG: 0.100</small> (1, 1) Frank Kottel, R <small>OBP: 0.100, SLG: 0.100</small> (1, 1) Jim Hughes, R <small>OBP: 0.100, SLG: 0.100</small> (1, 1) Rube Walker, L <small>OBP: 0.100, SLG: 0.100</small> (1, 1) Carl Erskine, R <small>OBP: 0.100, SLG: 0.100</small> (1, 1) Ed Roebuck, R <small>OBP: 0.100, SLG: 0.100</small> (1, 1) Don Hogue, R <small>OBP: 0.100, SLG: 0.100</small> (1, 1) Don Newcombe, L <small>OBP: 0.100, SLG: 0.100</small> (1, 1)		 0-0		 3-2		 1-2		 4-2		 2-2			1 0 0 0 0 0 0 1 0 0 0 0 0 0 0 0 1 0 0 1 0 1 0 0 0 0 0 0 2 0 0 0 0 0 0 0 0	
Inning Stats	R: 1 H: 1 E: 0 LOB: 0 K: 0 BB: 1 S: 6 P: 11	R: 1 H: 2 E: 0 LOB: 1 K: 1 BB: 0 S: 13 P: 20	R: 0 H: 1 E: 0 LOB: 0 K: 1 BB: 0 S: 7 P: 11	R: 2 H: 3 E: 0 LOB: 1 K: 0 BB: 1 S: 15 P: 29	R: 0 H: 0 E: 0 LOB: 0 K: 1 BB: 1 S: 8 P: 17	R: 0 H: 0 E: 0 LOB: 1 K: 0 BB: 1 S: 10 P: 18	R: 0 H: 1 E: 0 LOB: 1 K: 0 BB: 0 S: 8 P: 12	R: 0 H: 0 E: 0 LOB: 0 K: 1 BB: 1 S: 7 P: 13	R: 0 H: 0 E: 0 LOB: 2 K: 1 BB: 2 S: 11 P: 26	R: 0 H: 0 E: 0 LOB: 0 K: 1 BB: 0 S: 10 P: 13	R: 0 H: 1 E: 0 LOB: 2 K: 0 BB: 1 S: 12 P: 25	R: 2 H: 1 E: 0 LOB: 1 K: 0 BB: 2 S: 9 P: 20	1B: 7 SF: 2 2B: 4 SAC: 1 3B: 0 DP: 4 HR: 1 HBP: 0	WP: 0 PA: 52 PB: 1 SB: 1 CS: 1
PITCHER Murry Dickson, R <small>ERA: 2.25</small> (1, 1)	IP: 5.0 WLS: 21 BF: 21 H: 7 R: 4 ER: 4 SO: 3 BB: 3 IBB: 0 HBP: 0 BLK: 0 WP: 0 HR: 1 S: 49 P: 88 ERA: 7.20 WHIP: 2.000													
Jack Meyer, R <small>ERA: 2.33</small> (6, 1)	6.1 L 28 3 2 2 3 5 2 0 0 0 0 64 124 2.84 1.263													
Ron Mrozinski, L <small>ERA: 7.36</small> (12, 1)	0.2 2 0 0 0 0 0 0 0 0 0 0 3 3 0.00 0.000													

Brooklyn Dodgers @ Philadelphia Phillies
 Connie Mack Stadium, Philadelphia, PA

Fri May 06 1955, 3:33 AM EDT
 Att: 22,420 - Unknown

AB	38
R	6
H	10
RBI	6
BB	10
SO	6
LOB	20



Batter	1	2	3	4	5	6	7	8	9	10	11	12	AB	R	H	RBI	BB	SO	LOB
Richie Ashburn, L OBP: 0.447, SLG: 0.500 (1, 8)	0-1 L7	0-1 2B		1-0 F6		2-2 F9		0-0 1-3		2-1 3-1			6	0	1	1	0	0	2
Earl Torgeson, L OBP: 0.402, SLG: 0.351 (1, 3)	2-3 K	1-1 1-3		4-2 FC4-6 BB		0-0 L9		0-1 1B			2-1 G3		5	0	1	0	1	1	1
Granny Hamner, R OBP: 0.354, SLG: 0.453 (1, 6)	0-0 F3		0-0 L7	0-1 FC4-6		2-1 2B		1-2 G3			0-2 F3		6	0	1	0	0	0	4
Jim Greengrass, R OBP: 0.338, SLG: 0.375 Peanuts Lowrey, R OBP: 0.171, SLG: 0.154 (9, PR) (10, 9)		0-0 HR		0-1 F9		0-1 2B 1B		0-0 F8		1-0 SH1-4 1B			5	1	3	1	0	0	1
Marv Blaylock, L OBP: 0.467, SLG: 0.923 (1, 7)		4-0 1B BB		4-2 S BB		3-2 2B		1-1 E4 B1-6-3		0-0 SH1-4		2-3 K	3	1	1	0	2	1	0
Stan Lopata, R OBP: 0.379, SLG: 0.442 (1, 2)		0-2 FC5 BB 1B		4-2 BB		1-3 K		0-0 B1-6-3		4-0 G4-6-3 IBB		2-2 5-3	4	1	0	0	2	1	4
Willie Jones, R OBP: 0.365, SLG: 0.412 (1, 5)		0-2 G1-6-4-3 BB 2B 1B		1-2 6-3		4-0 IBB		3-3 K		0-1 G4-6-3		2-1 F6	5	1	1	1	1	1	4
Bobby Morgan, R OBP: 0.309, SLG: 0.381 (1, 4)		4-2 SH1-6-4-3 BB		4-1 SH3-4 BB		1-2 F2		0-1 F7		2-1 5-3			3	0	0	0	2	0	3
Murry Dickson, R OBP: 0.200, SLG: 0.200 Glen Gorbous, L OBP: 0.400, SLG: 0.455 Jack Meyer, R OBP: 0.429, SLG: 0.600 Ron Mrozinski, R (12, 1)		2-1 G1-6-4-3		1-0 SH3-4		2-3 K		4-2 1B 1-3 BB		0-0 4-3			1	0	0	0	0	0	2

Inning Stats	R: 0	H: 0	E: 0	K: 1	S: 7	R: 4	H: 3	E: 1	K: 0	S: 16	R: 0	H: 0	E: 0	K: 0	S: 10	R: 0	H: 0	E: 0	K: 0	S: 8	R: 0	H: 2	E: 0	K: 2	S: 15	R: 0	H: 1	E: 0	K: 0	S: 8	R: 0	H: 0	E: 1	K: 1	S: 6	R: 0	H: 1	E: 0	K: 0	S: 11	R: 0	H: 1	E: 0	K: 0	S: 4	R: 0	H: 0	E: 0	K: 0	S: 5	R: 0	H: 0	E: 0	K: 1	S: 9	R: 0	H: 0	E: 0	K: 1	S: 10	1B: 4	2B: 3	3B: 0	HR: 1	SF: 0	SAC: 2	DP: 3	HBP: 0	WP: 0	PA: 52
--------------	------	------	------	------	------	------	------	------	------	-------	------	------	------	------	-------	------	------	------	------	------	------	------	------	------	-------	------	------	------	------	------	------	------	------	------	------	------	------	------	------	-------	------	------	------	------	------	------	------	------	------	------	------	------	------	------	------	------	------	------	------	-------	-------	-------	-------	-------	-------	--------	-------	--------	-------	--------

PITCHER	IP	WLS	BF	H	R	ER	SO	BB	IBB	HBP	BLK	WP	HR	S	P	ERA	WHIP
Billy Loes, R ERA: 4.21 (1, 1)	3.0		16	3	4	1	1	4	0	0	0	0	1	33	55	3.00	2.333
Joe Black, R ERA: 1.86 (4, 1)	3.0		15	3	0	0	2	2	1	0	0	0	0	31	56	0.00	1.667
Jim Hughes, R ERA: 2.57 (7, 1)	2.0		8	1	0	0	1	1	0	0	0	0	0	17	26	0.00	1.000
Ed Roebuck, R ERA: 0.64 (9, 1)	2.0		7	1	0	0	0	0	1	0	0	0	0	9	18	0.00	0.500
Don Newcombe, R ERA: 4.95 (11, 1)	2.0	W	6	0	0	0	2	0	0	0	0	0	0	19	27	0.00	0.000


BOTTOM

Brooklyn Dodgers @ Philadelphia Phillies
Connie Mack Stadium, Philadelphia, PA

Fri May 06 1955, 3:33 AM EDT
 Att: 22,420 - Unknown

livebaseballscorecards.com

AB	41
R	4
H	8
RBI	3
BB	9
SO	6
LOB	24



Batter	1	2	3	4	5	6	7	8	9	AB R H RBI BB SO LOB	TOP
Jim Gilliam, S (1, 4) <small>OBP: 0.356, SLG: 0.314</small>	1-2 		0-1 	0-0 		4-2 		3-2 		4 0 2 0 1 0 1	Brooklyn Dodgers @ Philadelphia Phillies Connie Mack Stadium, Philadelphia, PA Sat May 07 1955, 3:33 AM EDT Att: 27,922 - Unknown livebaseballscorecards.com
Pee Wee Reese, R (1, 6) <small>OBP: 0.295, SLG: 0.343</small>	1-1 		1-2 		1-1 	0-0 		1-1 		4 1 2 1 0 0 1	
Duke Snider, L (1, 8) <small>OBP: 0.466, SLG: 0.641</small>	3-3 		1-0 		2-2 	2-0 		1-0 		5 2 2 1 0 1 3	
Roy Campanella, R (1, 2) <small>OBP: 0.438, SLG: 0.654</small>		2-2 	1-0 		3-2 		2-1 		2-0 	5 0 3 1 0 0 2	
Sandy Amoros, L (1, 7) <small>OBP: 0.367, SLG: 0.442</small>		2-0 	2-2 		2-1 		1-1 		2-2 	5 0 2 1 0 0 3	
Gil Hodges, R (1, 3) <small>OBP: 0.386, SLG: 0.444</small>		3-2 		1-1 	0-1 		4-2 		4-2 	3 0 0 1 2 0 2	
Jackie Robinson, R (1, 5) <small>OBP: 0.396, SLG: 0.361</small> Don Hoak, R (9, 5) <small>OBP: 0.429, SLG: 0.667</small>	2-2 			1-1 	3-0 		0-0 		0-0 	5 1 1 0 0 0 6 0 0 0 0 0 0 0	
Carl Furillo, R (1, 9) <small>OBP: 0.412, SLG: 0.651</small>			1-1 	3-2 		1-0 		0-0 		5 1 1 1 0 0 4	
Carl Erskine, R (1, 1) <small>OBP: 0.150, SLG: 0.150</small>			1-2 	0-3 		2-1 		0-0 		4 1 0 0 0 1 2	
Inning Stats	R: 0 H: 0 E: 0 LOB: 0 K: 1 BB: 0 S: 10 P: 15	R: 0 H: 1 E: 0 LOB: 1 K: 0 BB: 0 S: 10 P: 19	R: 3 H: 3 E: 2 LOB: 1 K: 0 BB: 0 S: 16 P: 23	R: 1 H: 2 E: 0 LOB: 1 K: 1 BB: 0 S: 11 P: 16	R: 2 H: 3 E: 0 LOB: 1 K: 0 BB: 0 S: 14 P: 25	R: 0 H: 1 E: 0 LOB: 2 K: 0 BB: 1 S: 7 P: 16	R: 0 H: 1 E: 0 LOB: 2 K: 0 BB: 1 S: 8 P: 15	R: 0 H: 1 E: 0 LOB: 1 K: 0 BB: 0 S: 7 P: 12	R: 0 H: 1 E: 0 LOB: 2 K: 0 BB: 1 S: 8 P: 16	1B: 8 SF: 1 2B: 4 SAC: 0 3B: 1 DP: 0 HR: 0 HBP: 0	WP: 0 PA: 44 PB: 0 SB: 0 CS: 0
PITCHER Robin Roberts, R (1, 1) <small>ERA: 2.31</small> Bob Miller, R (5, 1) <small>ERA:</small> Thornton Kipper, R (7, 1) <small>ERA: 1.13</small>	IP WLS BF H R ER SO BB IBB HBP BLK WP HR S P ERA WHIP 4.0 L 21 8 6 3 2 0 0 0 0 0 0 0 53 82 6.75 2.000 2.0 9 2 0 0 0 1 0 0 0 0 0 0 15 32 0.00 1.500 3.0 14 3 0 0 0 2 0 0 0 0 0 0 23 43 0.00 1.667	PITCHER IP WLS BF H R ER SO BB IBB HBP BLK WP HR S P ERA WHIP									

Brooklyn Dodgers @ Philadelphia Phillies
 Connie Mack Stadium, Philadelphia, PA
 Sat May 07 1955, 3:33 AM EDT
 Att: 27,922 - Unknown

AB	40
R	6
H	13
RBI	6
BB	3
SO	2
LOB	24



Batter	1	2	3	4	5	6	7	8	9	AB	R	H	RBI	BB	SO	LOB
Bobby Morgan, R OBP: 0.313, SLG: 0.382 (1, 4)	1-2 F9		1-0 BB 1B	1-1 F8			2-2 1B		3-2 6-3	5	0	2	0	0	0	1
Richie Ashburn, L OBP: 0.412, SLG: 0.455 (1, 8)	0-0 4-3		2-0 F4	1-1 L9			1-2 F3			4	0	0	0	0	0	3
Mary Blaylock, L OBP: 0.421, SLG: 0.882 (1, 3)	3-2 3B		1-3 K		0-1 4-3		1-3 K			4	0	1	0	0	2	2
Jim Greengrass, R OBP: 0.333, SLG: 0.358 (1, 9)	0-0 6-3		4-1 BB	1-2 BB	1-3 K		1-1 F8			3	0	0	0	1	1	2
Granny Hamner, R OBP: 0.337, SLG: 0.430 (1, 6)		2-1 6-3	1-0 F7		1-2 6-3			0-0 F2		4	0	0	0	0	0	2
Del Ennis, R OBP: 0.263, SLG: 0.449 (1, 7)		2-2 BB 1B		2-2 HR		1-1 5-3		0-0 6-3		4	1	2	1	0	0	0
Willie Jones, R OBP: 0.382, SLG: 0.507 (1, 5)		4-1 BB	1-2 BB		0-0 HR		1-0 HR		3-2 F3	3	2	2	2	1	0	0
Andy Seminick, R OBP: 0.136, SLG: 0.273 (1, 2)		1-0 F9	0-1 5-3		0-1 5-3		2-1 F8		0-1 F2	4	0	0	0	0	0	2
Robin Roberts, S OBP: 0.313, SLG: 0.083 (5, 1)		1-0 F6	0-1 E6		1-3 K				2-1 F7	2	0	0	0	0	0	2
Bob Miller, R (5, 1)										0	0	0	0	0	0	0
Glen Gorbous, L OBP: 0.385, SLG: 0.435 (6, PH)										1	0	0	0	0	1	0
Thornton Kipper, R OBP: 1.000, SLG: 1.000 (7, 1)										0	0	0	0	0	0	0
Stan Lopata, R OBP: 0.373, SLG: 0.434 (9, PH)										1	0	0	0	0	0	0

Inning Stats	R: 0	H: 1	E: 0	LOB: 1	K: 0	BB: 0	S: 9	P: 13	R: 0	H: 1	E: 0	LOB: 2	K: 0	BB: 1	S: 8	P: 18	R: 0	H: 1	E: 0	LOB: 2	K: 1	BB: 1	S: 7	P: 16	R: 2	H: 2	E: 1	LOB: 1	K: 0	BB: 0	S: 13	P: 17	R: 0	H: 0	E: 0	LOB: 0	K: 1	BB: 0	S: 8	P: 10	R: 1	H: 1	E: 0	LOB: 0	K: 1	BB: 0	S: 8	P: 13	R: 0	H: 1	E: 0	LOB: 1	K: 1	BB: 0	S: 12	P: 17	R: 0	H: 0	E: 0	LOB: 0	K: 0	BB: 0	S: 6	P: 9	R: 0	H: 0	E: 0	LOB: 0	K: 0	BB: 0	S: 7	P: 12	R: 0	H: 0	E: 0	LOB: 0	K: 0	BB: 0	S: 7	P: 12	1B: 3	SF: 0	2B: 0	SAC: 0	3B: 1	DP: 0	HR: 3	HBP: 0	WP: 0	PA: 37	PB: 0	SB: 0	CS: 0
--------------	------	------	------	--------	------	-------	------	-------	------	------	------	--------	------	-------	------	-------	------	------	------	--------	------	-------	------	-------	------	------	------	--------	------	-------	-------	-------	------	------	------	--------	------	-------	------	-------	------	------	------	--------	------	-------	------	-------	------	------	------	--------	------	-------	-------	-------	------	------	------	--------	------	-------	------	------	------	------	------	--------	------	-------	------	-------	------	------	------	--------	------	-------	------	-------	-------	-------	-------	--------	-------	-------	-------	--------	-------	--------	-------	-------	-------


PITCHER	IP	WLS	BF	H	R	ER	SO	BB	IBB	HBP	BLK	WP	HR	S	P	ERA	WHIP
Carl Erskine, R ERA: 1.43 (1, 1)	9.0	W	37	7	3	3	4	2	0	0	0	0	3	78	125	3.00	1.000

BOTTOM

Brooklyn Dodgers @ Philadelphia Phillies
Connie Mack Stadium, Philadelphia, PA

Sat May 07 1955, 3:33 AM EDT
 Att. 27,922 - Unknown

AB	35
R	3
H	7
RBI	3
BB	2
SO	4
LOB	14



Batter	1	2	3	4	5	6	7	8	9	AB R H RBI BB SO LOB	TOP
Jim Gilliam, S (1, 4) <small>OBP: 0.358, SLG: 0.311</small>	0-1 	1-0 G3			1-0 B5-3		4-0 HR IBB		2-1 F7	4 2 1 0 1 0 0	
Pee Wee Reese, R (1, 6) <small>OBP: 0.277, SLG: 0.320</small>	3-2 F8		2-2 5-3		2-2 F9		0-0 F5		1-1 F8	5 0 0 0 0 0 4	
Duke Snider, L (1, 8) <small>OBP: 0.463, SLG: 0.663</small>	0-0 		2-2 F7		0-0 F5		2-2 		2-3 	5 2 2 4 0 1 0	
Roy Campanella, R (1, 2) <small>OBP: 0.420, SLG: 0.624</small>	2-1 4-3		1-1 F5			2-1 F7	2-0 F7			4 0 0 1 0 0 1	
Sandy Amoros, L (1, 7) <small>OBP: 0.363, SLG: 0.433</small>	1-2 			2-1 L8		1-2 L7		0-3 K		4 1 1 1 0 1 0	
Gil Hodges, R (1, 3) <small>OBP: 0.390, SLG: 0.494</small>	3-2 		3-1 			0-0 F7		1-3 		4 2 2 2 0 1 0	
Carl Furillo, R (1, 9) <small>OBP: 0.406, SLG: 0.632</small>	1-0 F3		0-1 4-3				1-2 	1-0 E6		4 1 1 0 0 0 1	
Don Hoak, R (1, 5) <small>OBP: 0.545, SLG: 0.667</small>		1-1 F6		1-1 			4-2 	3-2 		3 1 2 1 1 0 0	
Johnny Podres, L (1, 1) <small>OBP: 0.214, SLG: 0.286</small> Ed Roebuck, R (7, 1) Jim Hughes, R (8, 1)		3-2 4-3		0-3 K			2-0 SH2-4	1-3 K		2 0 0 0 0 1 1 1 0 0 0 0 1 2 0 0 0 0 0 0 0	
Inning Stats	R: 4 H: 4 E: 0 LOB: 0 K: 0 BB: 0 S: 16 P: 26	R: 0 H: 0 E: 0 LOB: 0 K: 0 BB: 0 S: 9 P: 14	R: 0 H: 0 E: 0 LOB: 0 K: 0 BB: 0 S: 8 P: 13	R: 1 H: 2 E: 0 LOB: 1 K: 1 BB: 0 S: 12 P: 18	R: 0 H: 0 E: 0 LOB: 0 K: 0 BB: 0 S: 7 P: 10	R: 0 H: 0 E: 0 LOB: 0 K: 0 BB: 0 S: 6 P: 9	R: 4 H: 2 E: 0 LOB: 0 K: 0 BB: 2 S: 14 P: 29	R: 0 H: 1 E: 1 LOB: 2 K: 3 BB: 0 S: 13 P: 19	R: 0 H: 0 E: 0 LOB: 0 K: 1 BB: 0 S: 7 P: 12	1B: 6 SF: 0 2B: 1 SAC: 1 3B: 0 DP: 0 HR: 2 HBP: 0	WP: 0 PA: 39 PB: 0 SB: 1 CS: 0
PITCHER Herm Wehmeier, R (1, 1) <small>ERA: 5.55</small> Lynn Lovenguth, R (1, 1) <small>ERA: 4.35</small> Thornton Kipper, R (3, 1) <small>ERA: 1.5</small> Bob Miller, R (5, 1) <small>ERA: 4.7</small> Ron Mrozinski, L (8, 1) <small>ERA: 6.48</small>	IP WLS BF H R ER SO BB IBB HBP BLK WP HR S P ERA WHIP 0.2 L 6 4 4 4 0 0 0 0 0 0 0 1 15 24 54.00 6.000 1.1 4 0 0 0 0 0 0 0 0 0 0 0 10 16 0.00 0.000 2.0 8 2 1 1 1 0 0 0 0 0 0 0 20 31 4.50 1.000 3.0 13 2 4 4 0 1 1 0 0 0 1 27 48 12.00 1.000 1.0 5 1 0 0 0 3 0 0 0 0 0 0 13 19 0.00 1.000	PITCHER Murry Dickson, R (9, 1) <small>ERA: 2.17</small>	IP WLS BF H R ER SO BB IBB HBP BLK WP HR S P ERA WHIP 1.0 3 0 0 0 0 1 0 0 0 0 0 0 7 12 0.00 0.000								

Brooklyn Dodgers @ Philadelphia Phillies
Connie Mack Stadium, Philadelphia, PA
 Sun May 08 1955, 3:33 AM EDT
 Att. 13,738 - Unknown

livebaseballscorecards.com

AB	36
R	9
H	9
RBI	9
BB	2
SO	5
LOB	9



BOTTOM

Brooklyn Dodgers @ Philadelphia Phillies
Connie Mack Stadium, Philadelphia, PA
Sun May 08 1955, 3:33 AM EDT
Att. 13,738 - Unknown

livebaseballscorecards.com

AB	41
R	8
H	14
RBI	8
BB	5
SO	8
LOB	25



WP	0	PA	46
PB	0		
SB	0		
CS	0		

AB R H RBI BB SO LOB

5 2 3 1 1 2 1

5 1 1 0 0 0 5

5 1 1 0 0 0 3

4 1 2 1 1 0 1

5 1 3 3 0 1 2

5 2 1 0 0 1 5

4 0 2 2 1 1 2

4 0 1 1 1 1 2

0 0 0 0 0 0 0

1B: 9 SF: 0

2B: 4 SAC: 0

3B: 1 DP: 1

HR: 0 HBP: 0

Batter	1	2	3	4	5	6	7	8	9
Bobby Morgan, R (1, 4) OBP: 0.333, SLG: 0.394	4-0 FC3-6 BB		2-3 K	0-1 FC6-4 1B			1-1 2B 4-3 1B	1-2 BB 1B	1-3 K
Richie Ashburn, L (1, 8) OBP: 0.393, SLG: 0.449	1-1 FC3-6 G5-4-3 1-2f		3-2 5-3	0-0 FC6-4 1-2f			0-1 4-3 1B 2B	0-1 F9	
Granny Hamner, R (1, 6) OBP: 0.330, SLG: 0.417	0-2 G5-4-3 1-2f		1-2 5-3		1-2 F7		0-0 6-3	1-2 BB 1B	
Jim Greengrass, R (1, 9) OBP: 0.349, SLG: 0.394		2-2 BB 2B		3-2 1B 2B	3-1 5-3		2-2 4-3	4-2 1B BB	
Del Ennis, R (1, 7) OBP: 0.284, SLG: 0.473		0-3 K		0-0 6-3	1-0 2B		0-1 1B 3B 1B	2-1 1B	
Willie Jones, R (1, 5) OBP: 0.372, SLG: 0.487		2-3 K		2-1 E5 BB 1B	1-2 F8		0-0 1B 3B 1B	2-1 F8	
Mary Blaylock, L (1, 3) OBP: 0.458, SLG: 0.905		4-2 BB BB		3-3 K		0-1 3-1	0-0 1H 2H 3B	1-0 FC1-6 1B	
Andy Seminick, R (1, 2) OBP: 0.185, SLG: 0.269		4-1 BB		3-2 1B BB 1B		1-3 K	1-1 5-3	0-1 FC1-6	
Peanuts Lowrey, R (9, PR) OBP: 0.171, SLG: 0.154		1-2 2-3 BB		1-2 2-H 1B				1-2f	
Herm Wehmeier, R Mel Clark, R Lynn Lovenguth, L Thornton Kipper, R Stan Loggans, R Bob Miller, R Ron Mrozinski, R Glen Gorbous, L Murry Torrey, L Earl Thompson, L		2-3 K		4-2 1B BB		0-3 K		0-0 F7	0-1 L7

Inning Stats	R: 0 E: 0 K: 5 S: 5	H: 0 LOB: 0 BB: 1 P: 10	R: 0 E: 0 K: 3 S: 16	H: 1 LOB: 3 BB: 2 P: 30	R: 0 E: 0 K: 1 S: 9	H: 0 LOB: 0 BB: 0 P: 15	R: 2 E: 1 K: 1 S: 20	H: 3 LOB: 3 BB: 1 P: 35	R: 0 E: 0 K: 0 S: 9	H: 1 LOB: 1 BB: 0 P: 15	R: 0 E: 0 K: 2 S: 9	H: 0 LOB: 0 BB: 0 P: 10	R: 4 E: 0 K: 0 S: 15	H: 5 LOB: 1 BB: 0 P: 19	R: 2 E: 0 K: 0 S: 17	H: 3 LOB: 2 BB: 1 P: 27	R: 0 E: 0 K: 1 S: 8	H: 1 LOB: 1 BB: 0 P: 10	1B: 9 2B: 4 3B: 1 HR: 0	SF: 0 SAC: 0 DP: 1 HBP: 0
--------------	------------------------------	----------------------------------	-------------------------------	----------------------------------	------------------------------	----------------------------------	-------------------------------	----------------------------------	------------------------------	----------------------------------	------------------------------	----------------------------------	-------------------------------	----------------------------------	-------------------------------	----------------------------------	------------------------------	----------------------------------	----------------------------------	------------------------------------

PITCHER	IP	WLS	BF	H	R	ER	SO	BB	IBB	HBP	BLK	WP	HR	S	P	ERA	WHIP
Johnny Podres, L (1, 1) ERA: 3.66	6.2	W	32	8	5	3	7	4	0	0	0	0	0	79	129	4.05	1.800
Ed Roebuck, R (7, 1) ERA: 2.4	1.0		8	4	3	3	0	1	0	0	0	0	0	17	24	27.00	5.000
Jim Hughes, R (8, 1) ERA: 2.16	1.1	S	6	2	0	0	1	0	0	0	0	0	0	12	18	0.00	1.500

Batter	1	2	3	4	5	6	7	8	9	AB R H RBI BB SO LOB	TOP											
Jim Gilliam, S (1, 4) OBP: 0.351, SLG: 0.309	0-1 4-3		0-0 F3		0-0 F4		0-0 SF9		0-2 2B	4 1 1 1 0 0 1												
Pee Wee Reese, R (1, 6) OBP: 0.284, SLG: 0.338	2-1 1B		1-1 F4		0-0 6-3		1-3 K		0-0 2B	5 0 2 1 0 1 1												
Duke Snider, L (1, 8) OBP: 0.455, SLG: 0.678	1-0 F8			2-2 4-3		1-0 HR		0-0 F7		4 1 1 1 0 0 1												
Roy Campanella, R (1, 2) OBP: 0.413, SLG: 0.607	1-1 F2			2-0 6-3		1-2 F7		1-1 1B		4 0 1 0 0 0 1												
Sandy Amoros, L (1, 9) OBP: 0.368, SLG: 0.447		0-1 F4		0-0 2B		0-0 E3		0-0 1B		4 0 2 0 0 0 0												
Gil Hodges, R (1, 3) OBP: 0.376, SLG: 0.472		0-1 F4		1-1 4-3		0-1 F9		0-1 F9		4 0 0 0 0 0 4												
Jackie Robinson, R (1, 7) OBP: 0.389, SLG: 0.347		4-1 WP			2-1 F7		2-2 F6		1-1 F6	3 0 0 0 1 0 2												
Carl Furillo, R (8, 9) OBP: 0.406, SLG: 0.632										0 0 0 0 0 0 0	AB 35											
Don Hoak, R (1, 5) OBP: 0.467, SLG: 0.500		3-3 K			0-2 F7		4-2 1B		1-0 F7	3 1 0 0 1 1 1	R 3											
Don Newcombe, L (1, 1) OBP: 0.500, SLG: 1.083			0-2 5-3		1-2 1B		0-2 1B		0-0 B1-3	4 0 2 0 0 0 0	H 9											
											RBI 3											
											BB 2											
											SO 2											
											LOB 11											
Inning Stats	R: 0 E: 0 K: 0 S: 7	H: 1 LOB: 1 BB: 0 P: 11	R: 0 E: 0 K: 1 S: 10	H: 0 LOB: 1 BB: 1 P: 17	R: 0 E: 0 K: 0 S: 6	H: 0 LOB: 0 BB: 0 P: 7	R: 0 E: 0 K: 0 S: 8	H: 1 LOB: 1 BB: 0 P: 13	R: 0 E: 0 K: 0 S: 10	H: 1 LOB: 1 BB: 0 P: 13	R: 1 E: 1 K: 0 S: 8	H: 1 LOB: 1 BB: 0 P: 10	R: 1 E: 0 K: 1 S: 12	H: 1 LOB: 1 BB: 1 P: 19	R: 0 E: 0 K: 0 S: 8	H: 2 LOB: 2 BB: 0 P: 10	R: 1 E: 0 K: 0 S: 7	H: 2 LOB: 1 BB: 0 P: 8	1B: 6 2B: 2 3B: 0 HR: 1	SF: 1 SAC: 0 DP: 0 HBP: 0	WP: 1 PB: 0 SB: 0 CS: 0	PA: 38
PITCHER Warren Hacker, R (1, 1) ERA: 1.67	IP 9.0 WLS L BF 38 H 9 R 3 ER 3 SO 2 BB 2 IBB 0 HBP 0 BLK 0 WP 1 HR 1 S 76 P 108 ERA 3.00 WHIP 1.222											PITCHER	IP WLS BF H R ER SO BB IBB HBP BLK WP HR S P ERA WHIP									

Brooklyn Dodgers @ Chicago Cubs
Wrigley Field, Chicago, IL
Tue May 10 1955, 3:33 AM CDT
Att. 6,686 - Unknown

livebaseballscorecards.com



Batter	1	2	3	4	5	6	7	8	9	AB	R	H	RBI	BB	SO	LOB
Jim Bolger, R (1, 8) <small>OBP: 0.190, SLG: 0.200</small> Lloyd Merriman, L (7, PH) <small>OBP: 0.250, SLG: 0.341</small> (8, 8)	1-0 G3			0-3 K			0-0 F7			2	0	0	0	0	1	0
Gene Baker, R (1, 4) <small>OBP: 0.364, SLG: 0.419</small>	0-0 F3			1-2 CS 1B			1-0 G3			3	0	1	0	0	0	0
Eddie Miksis, R (1, 9) <small>OBP: 0.319, SLG: 0.333</small>	0-3 K			1-3 K			0-1 G3			3	0	0	0	0	2	1
Randy Jackson, R (1, 5) <small>OBP: 0.380, SLG: 0.639</small>			3-3 K	1-1 CS 1-2	0-0 6-3			1-2 6-3		3	0	0	0	0	1	0
Bob Speake, L (1, 7) <small>OBP: 0.350, SLG: 0.622</small> (3, 3)			1-2 4-3		3-3 K			2-1 3-1		3	0	0	0	0	1	0
14 Ernie Banks, R (1, 6) <small>OBP: 0.239, SLG: 0.390</small>			1-2 F7		0-1 F9			2-3 K		3	0	0	0	0	1	0
Dee Fondy, L (1, 3) <small>OBP: 0.267, SLG: 0.485</small> Jim King, L (3, 7)			1-1 1-3		0-1 4-3				1-1 4-3	0	0	0	0	0	0	0
Harry Chiti, R (1, 2) <small>OBP: 0.299, SLG: 0.507</small>			2-2 F9		0-0 B5			1-0 6-3		3	0	0	0	0	0	0
Warren Hacker, R (1, 1) Frank Baumholtz, L (9, PH) <small>OBP: 0.303, SLG: 0.369</small>			1-2 5-3		0-1 6-3			1-2 F7		2	0	0	0	0	0	0

Inning Stats	R: 0	H: 0	E: 0	LOB: 0	K: 1	BB: 0	S: 6	P: 7	R: 0	H: 0	E: 0	LOB: 0	K: 1	BB: 0	S: 11	P: 16	R: 0	H: 1	E: 0	LOB: 0	K: 2	BB: 0	S: 13	P: 15	R: 0	H: 0	E: 0	LOB: 0	K: 1	BB: 0	S: 6	P: 9	R: 0	H: 0	E: 0	LOB: 0	K: 0	BB: 0	S: 5	P: 5	R: 0	H: 0	E: 0	LOB: 0	K: 0	BB: 0	S: 4	P: 5	R: 0	H: 0	E: 0	LOB: 0	K: 1	BB: 0	S: 8	P: 13	R: 0	H: 0	E: 0	LOB: 0	K: 0	BB: 0	S: 8	P: 11	1B: 1	SF: 0	2B: 0	SAC: 0	3B: 0	DP: 0	HR: 0	HBP: 0	WP: 0	PA: 28
PITCHER Don Newcombe, R (1, 1) <small>ERA: 3.41</small>	IP	WLS	BF	H	R	ER	SO	BB	IBB	HBP	BLK	WP	HR	S	P	ERA	WHIP																																																									
PITCHER	IP	WLS	BF	H	R	ER	SO	BB	IBB	HBP	BLK	WP	HR	S	P	ERA	WHIP																																																									

BOTTOM

Brooklyn Dodgers @ Chicago Cubs
 Wrigley Field, Chicago, IL
 Tue May 10 1955, 3:33 AM CDT
 Att. 6,686 - Unknown

AB	27
R	0
H	1
RBI	0
BB	0
SO	6
LOB	1

WP	PA
0	28

Batter	1	2	3	4	5	6	7	8	9
Eddie Miksis, R OBP: 0.351, SLG: 0.386 (1, 8) (8, 9)	0-0 2B BB 1B	1-0 F7		1-0 1B			4-0 SH2 1B BB	2-1 3B	
Gene Baker, R OBP: 0.360, SLG: 0.423 (1, 4)	2-2 BB 14 HR 2B	1-1 F8		1-2 F7			0-0 SH2	0-0 6-3	
Bob Speake, L OBP: 0.326, SLG: 0.575 Hank Sauer, R OBP: 0.308, SLG: 0.343 Jim King, L (8, 7)	0-0 G3		3-2 4-3	2-2 G3			2-3 K		
Randy Jackson, R OBP: 0.387, SLG: 0.619 (1, 5)	4-0 BB 14 HR BB		1-0 F8		0-0 L7		4-0 1B 14 E IBB		
Ted Tappe, L OBP: 0.384, SLG: 0.556 Walker Cooper, R OBP: 0.625, SLG: 1.000 Jim Bolger, R OBP: 0.190, SLG: 0.200 (8, 8)	4-0 14 HR BB		0-0 14 BB HR 1B		1-3 K		3-1 14 E 1B		
14 Ernie Banks, R OBP: 0.248, SLG: 0.417 (1, 6)	0-1 HR		4-1 1-2 HR BB		1-1 6-3		3-2 E6		
Dee Fondy, L OBP: 0.275, SLG: 0.515 (1, 3)	2-3 K		0-0 1-H 2-H HR		1-1 G6-4-3 1B		2-3 K		
Harry Chiti, R OBP: 0.284, SLG: 0.480 (1, 2)	1-1 F8		1-3 K		0-0 B5		1-1 5-3		
John Andre, L OBP: 0.250, SLG: 0.250 Hal Jeffcoat, R OBP: 0.200, SLG: 0.800 Jim Davis, S (7, 1)		2-3 K		0-0 L7		2-2 G6-4-3		1-3 K	

Inning Stats	R: 5	H: 3	E: 0	K: 12	S: 25	R: 0	H: 0	E: 0	K: 8	S: 12	R: 3	H: 2	E: 0	K: 10	S: 19	R: 0	H: 0	E: 0	K: 6	S: 8	R: 0	H: 1	E: 0	K: 7	S: 10	R: 2	H: 1	E: 1	K: 13	S: 31	R: 0	H: 1	E: 0	K: 8	S: 12	R: 0	H: 1	E: 0	K: 12	S: 10
	L: 8	LOB: 0	BB: 2	P: 25		L: 0	LOB: 0	BB: 0	P: 12		L: 0	LOB: 0	BB: 0	P: 19		L: 0	LOB: 0	BB: 0	P: 8		L: 0	LOB: 0	BB: 0	P: 10		L: 0	LOB: 2	BB: 2	P: 31		L: 0	LOB: 1	BB: 0	P: 12		L: 0	LOB: 0	BB: 0	P: 10	

PITCHER	IP	WLS	BF	H	R	ER	SO	BB	IBB	HBP	BLK	WP	HR	S	P	ERA	WHIP
Russ Meyer, R ERA: 4.64 (1, 1)	1.0	L	8	3	5	5	1	2	0	0	0	0	1	12	25	45.00	5.000
Clem Labine, R ERA: 2.74 (2, 1)	2.0		9	2	3	3	2	1	0	0	0	0	1	18	31	13.50	1.500
Joe Black, R ERA: 1.54 (4, 1)	2.0		7	1	0	0	1	0	0	0	0	0	0	16	21	0.00	0.500
Johnny Podres, L ERA: 3.74 (6, 1)	1.2		7	1	2	1	1	1	1	0	0	0	0	12	25	5.40	1.200
Billy Loes, R ERA: 4.17 (7, 1)	0.1		3	1	0	0	1	0	0	0	0	0	0	8	16	0.00	3.000


BOTTOM

Brooklyn Dodgers @ Chicago Cubs
Wrigley Field, Chicago, IL
 Wed May 11 1955, 3:33 AM CDT
 Att. 10,637 - Unknown

AB	R	H	RBI	BB	SO	LOB
4	2	3	0	1	0	0
4	1	1	0	0	0	2
3	0	0	0	0	0	3
1	0	0	0	0	1	1
0	0	0	0	0	0	0
2	2	0	0	2	0	0
2	2	1	1	1	1	0
1	0	1	1	0	0	0
0	0	0	0	0	0	0
3	2	1	4	1	0	1
4	1	2	3	0	2	2
4	0	0	0	0	1	1
1	0	0	0	0	1	0
2	0	0	0	0	0	1
1	0	0	0	0	1	0

AB	32
R	10
H	9
RBI	9
BB	5
SO	7
LOB	11

livebaseballscorecards.com



WP	PA
0	38

Batter	1	2	3	4	5	6	7	8	9	10	11	12	AB R H RBI BB SO LOB	TOP									
Jim Gilliam, S OBP: 0.336, SLG: 0.288 (1, 4)	1-2 G6-3 1B		2-1 4-3		2-3 K			0-1 F5		1-2 F7		0-0 4-3	6 0 1 0 0 1 0	Brooklyn Dodgers @ Milwaukee Braves Milwaukee County Stadium, Milwaukee, WI Thu May 12 1955, 4:33 AM EDT Att. 39,155 - Unknown									
Pee Wee Reese, R OBP: 0.306, SLG: 0.360 (1, 6)	0-0 G6-3 1-2f		0-3 K			2-0 1B 1B		4-1 FC3-6 BB		1-0 L8			4 0 1 0 1 1 1										
Duke Snider, L OBP: 0.459, SLG: 0.674 (1, 8)	1-0 1B		0-0 F8			3-2 F3		0-1 FC3-6 1-2f		1-1 4-3			5 0 1 0 0 0 2										
Roy Campanella, R OBP: 0.412, SLG: 0.602 (1, 2)	3-3 K			3-2 F2		0-0 1-2 1B		2-2 6-3		4-0 E BB BB			4 0 1 0 1 1 2										
Sandy Amoros, L OBP: 0.365, SLG: 0.461 (1, 7)		3-2 FC1-5 FC5 1B		3-2 HR		1-1 L3		0-2 4-3		4-1 E BB			4 1 2 1 1 0 2										
Gil Hodges, R OBP: 0.378, SLG: 0.459 (1, 3)		0-1 FC5 3-1 FC1-5 1-2		2-2 6-3		3-1 F9		3-3 K		1-2 E5 1-2 2-3			5 0 0 0 0 1 3										
Jackie Robinson, R OBP: 0.390, SLG: 0.329 (1, 5)		0-1 FC1-5 3-1 1-2 2-3f		0-0 6-3		4-1 1-3 BB		0-2 6-3		1-1 F4			4 0 0 0 1 0 5										
Carl Furillo, R OBP: 0.382, SLG: 0.583 (1, 9)		0-0 3-1 1-2 2-3		0-2 F3		2-1 1-3		0-2 F4		1-3 K			5 0 0 0 0 1 3										
Carl Erskine, R OBP: 0.125, SLG: 0.125 Rube Walker, L (12, PH) Ed Roebuck, R (12, 1)		0-3 K		1-3 K		0-2 4-3		0-1 5-3		0-3 K2-3			4 0 0 0 0 2 3 1 0 0 0 0 1 0 0 0 0 0 0 0 0										
Inning Stats	R: 0 E: 0 K: 1 S: 8	H: 2 LOB: 1 BB: 0 P: 13	R: 0 E: 0 K: 1 S: 12	H: 1 LOB: 2 BB: 0 P: 15	R: 0 E: 0 K: 1 S: 6	H: 0 LOB: 0 BB: 0 P: 8	R: 1 E: 0 K: 0 S: 13	H: 1 LOB: 0 BB: 0 P: 21	R: 0 E: 0 K: 2 S: 9	H: 0 LOB: 0 BB: 0 P: 12	R: 0 E: 0 K: 0 S: 8	H: 0 LOB: 1 BB: 1 P: 14	R: 0 E: 0 K: 0 S: 8		H: 0 LOB: 0 BB: 1 P: 13	R: 0 E: 1 K: 0 S: 10	H: 0 LOB: 3 BB: 2 P: 22	R: 0 E: 0 K: 2 S: 7	H: 0 LOB: 0 BB: 0 P: 8	1B: 5 2B: 1 3B: 0 HR: 1	SF: 0 SAC: 0 DP: 2 HBP: 0	WP: 0 PB: 0 SB: 1 CS: 0	PA: 46
PITCHER Gene Conley, R (1, 1) ERA: 3.11	IP: 12.0 WLS: W BF: 46 H: 6 R: 1 ER: 1 SO: 8 BB: 4 IBB: 0 HBP: 0 BLK: 0 WP: 0 HR: 1 S: 108 P: 167 ERA: 0.75 WHIP: 0.833																						

AB	42
R	1
H	6
RBI	1
BB	4
SO	8
LOB	21



livebaseballscorecards.com

Batter	1	2	3	4	5	6	7	8	9	10	11	12	AB	R	H	RBI	BB	SO	LOB
Bill Bruton, L OBP: 0.281, SLG: 0.414 (1, 8)	0-1 F7		1-0 SH1-4 1B		0-0 4-3		0-0 F9			0-2 F8			5	0	1	0	0	0	1
Johnny Logan, R OBP: 0.423, SLG: 0.525 (1, 6)	1-1 F7		0-0 SH1-4		0-1 B2-3			1-1 F9		1-1 1B			4	0	1	0	0	0	0
Eddie Mathews, L OBP: 0.434, SLG: 0.422 (1, 5)	1-2 F9		4-0 IBB			2-0 1B		2-3 K		2-2 F8			4	0	1	0	1	1	1
Hank Aaron, R OBP: 0.333, SLG: 0.611 (1, 7)		1-1 HR	3-2 F5		0-0 F4		1-1 F9			0-1 6-3			5	1	1	1	0	0	4
Andy Pafko, R OBP: 0.375, SLG: 0.467 (1, 9)		1-0 WP BB FC4-2 1B	0-0 F7		0-2 F7				0-1 F8		0-0 FC5-4 1B		5	0	2	0	0	0	4
Joe Adcock, R OBP: 0.350, SLG: 0.419 (1, 3)		4-2 FC4-2 WP BB	0-1 F8		3-3 K				0-0 F4		2-2 FC5-4 FC6-4		4	0	0	0	1	1	2
Danny O'Connell, R OBP: 0.344, SLG: 0.366 (1, 4)		2-2 6-3	0-0 6-3		0-1 4-3		0-1 4-3		2-2 1B		2-1 FC6-4		5	0	1	0	0	0	3
Del Crandall, R OBP: 0.205, SLG: 0.267 (1, 2)		0-0 FC4-2	0-0 F8		2-2 F8		2-2 F8		0-0 F4		1-0 HR		5	1	1	1	0	0	3
Gene Conley, R OBP: 0.190, SLG: 0.190 (1, 1)			1-1 SH1-4 1B		0-2 F4		0-1 1B			0-3 K			4	0	2	0	0	1	0

Inning Stats	R: 0	H: 0	E: 0	K: 0	S: 8	R: 1	H: 2	E: 0	K: 0	S: 9	R: 0	H: 2	E: 0	K: 0	S: 8	R: 0	H: 0	E: 0	K: 0	S: 4	R: 0	H: 0	E: 0	K: 0	S: 6	R: 0	H: 1	E: 0	K: 1	S: 8	R: 0	H: 0	E: 0	K: 1	S: 8	R: 0	H: 1	E: 0	K: 0	S: 7	R: 0	H: 1	E: 0	K: 1	S: 12	R: 0	H: 1	E: 0	K: 0	S: 8	R: 1	H: 1	E: 0	K: 0	S: 1	R: 1	H: 1	E: 0	K: 0	S: 1	1B: 8	2B: 1	3B: 0	HR: 2	SF: 0	SAC: 1	DP: 1	HBP: 0	WP: 1	PA: 44
	0	0	0	0	10	1	2	0	0	9	0	2	0	0	8	0	0	0	0	4	0	0	0	0	6	0	1	0	0	13	0	0	0	12	0	0	9	0	1	12	0	1	15	0	1	12	0	1	2	8	1	0	0	1	0	44														

PITCHER	IP	WLS	BF	H	R	ER	SO	BB	IBB	HBP	BLK	WP	HR	S	P	ERA	WHIP
Carl Erskine, R ERA: 1.32 (1, 1)	11.0		43	9	1	1	3	1	1	0	0	1	1	86	125	0.82	0.909
Ed Roebuck, R ERA: 2.81 (12, 1)	0.0	L	1	1	1	1	0	0	0	0	0	0	1	1	2	∞	∞

Brooklyn Dodgers @ Milwaukee Braves
Milwaukee County Stadium, Milwaukee, WI

Thu May 12 1955, 4:33 AM EDT
 Att: 39,155 - Unknown

livebaseballscorecards.com

AB	41
R	2
H	10
RBI	2
BB	2
SO	3
LOB	18



Batter	1	2	3	4	5	6	7	8	9	AB R H RBI BB SO LOB	TOP											
Jim Gilliam, S (1, 4) OBP: 0.344, SLG: 0.315	1-2 F8		4-1 BB		2-2 HR	4-0 BB		2-0 5-3	1-1 FC6-4	4 1 1 1 2 0 3												
Pee Wee Reese, R (1, 6) OBP: 0.311, SLG: 0.383	2-1 CS 1B		1-1 L8		1-0 F7	3-2 F2		2-1 3B		5 0 2 0 0 0 3												
Duke Snider, L (1, 8) OBP: 0.465, SLG: 0.660	3-3 K			4-0 1B BB	4-1 HR BB	4-1 IBB		0-0 6-3		2 2 0 0 3 1 2												
Roy Campanella, R (1, 2)		0-3 K		3-2 1B 1B	0-0 HR	0-0 F8			4-2 PB 1B SF9 BB	4 3 2 2 1 1 2												
Sandy Amoros, L (1, 7)		1-0 4-3		0-1 1B	2-1 2B		4-0 FC5-4 BB		2-0 1B PB 1B	4 0 3 1 1 0 0												
Gil Hodges, R (1, 3)		1-1 1B		0-1 1B	2-3 K		1-2 FC5-4 BB		4-1 1B IBB	4 0 2 1 1 1 2												
Carl Furillo, R (1, 9)			0-0 F2	1-3 K	4-1 BB		0-3 K		2-2 SF9	3 0 0 1 1 2 3												
Don Hoak, R (1, 5)			3-2 4-3	0-0 F3	0-3 K		0-0 F4		3-H 0-0 F9	5 0 0 0 0 1 7												
Billy Loes, R (1, 1)			4-2 BB BB	1-3 K		3-2 G3		1-1 G3	1-1 FC6-4 1B	4 0 1 0 1 1 2												
Inning Stats	R: 0 E: 0 K: 1 S: 8	H: 1 LOB: 1 BB: 0 P: 14	R: 0 E: 0 K: 1 S: 6	H: 1 LOB: 1 BB: 0 P: 8	R: 0 E: 0 K: 0 S: 9	H: 0 LOB: 2 BB: 2 P: 21	R: 2 E: 0 K: 2 S: 15	H: 3 LOB: 2 BB: 1 P: 24	R: 3 E: 0 K: 2 S: 15	H: 3 LOB: 2 BB: 2 P: 30	R: 0 E: 0 K: 0 S: 8	H: 0 LOB: 2 BB: 2 P: 22	R: 0 E: 0 K: 1 S: 7	H: 0 LOB: 1 BB: 1 P: 12	R: 0 E: 0 K: 0 S: 6	H: 1 LOB: 1 BB: 0 P: 11	R: 1 E: 0 K: 0 S: 12	H: 2 LOB: 3 BB: 2 P: 26	1B: 7 2B: 2 3B: 1 HR: 2	SF: 1 SAC: 0 DP: 1 HBP: 0	WP: 0 PB: 1 SB: 1 CS: 1	PA: 46
PITCHER	IP WLS BF H R ER SO BB IBB HBP BLK WP HR S P ERA WHIP																					
Bob Buhl, R (1, 1) ERA: 4.39	4.0 L 19 6 3 3 4 3 0 0 0 0 1 41 72 6.75 2.250																					
Humberto Robinson, R (5, 1) ERA: 4.32	0.1 4 2 2 2 0 1 0 0 0 0 1 5 12 54.00 9.000																					
Dave Jolly, R (5, 1) ERA: 7.07	2.2 12 0 0 0 3 3 1 0 0 0 0 22 47 0.00 1.125																					
Roberto Vargas, L (8, 1) ERA: 6.14	2.0 11 3 1 1 0 1 1 0 0 0 0 18 37 4.50 2.000																					

Brooklyn Dodgers @ Milwaukee Braves
 Milwaukee County Stadium, Milwaukee, WI

AB	35
R	6
H	11
RBI	6
BB	10
SO	7
LOB	24



Fri May 13 1955, 4:33 AM EDT
 Att: 21,966 - Unknown

livebaseballscorecards.com

Batter	1	2	3	4	5	6	7	8	9	AB	R	H	RBI	BB	SO	LOB
--------	---	---	---	---	---	---	---	---	---	----	---	---	-----	----	----	-----

Bill Bruton, L <small>OBP: 0.280, SLG: 0.408</small> (1, 8) 	2-0 G3 		0-0 		2-0 4-3 		1-1 4-3 			4	0	1	0	0	0	2
Johnny Logan, R <small>OBP: 0.435, SLG: 0.529</small> (1, 6) 	2-1 1B 		3-2 1B 		2-2 F9 			4-2 G6-4-3 BB 		3	1	2	0	1	0	1
Eddie Mathews, L <small>OBP: 0.429, SLG: 0.415</small> (1, 5) 	1-2 F3 		1-1 L8 		1-1 F2 			2-2 	1-3 1B 	4	0	1	0	0	0	3
Hank Aaron, R <small>OBP: 0.331, SLG: 0.607</small> (1, 7) 	1-3 K 			0-0 2B 		1-2 F3 		0-1 G6-4-3 	1-2f 	4	0	1	0	0	1	2
Andy Pafko, R <small>OBP: 0.333, SLG: 0.412</small> (1, 9) 		2-2 5-3 		0-1 B1-3 		1-1 F2 		3-2 5-3 		4	0	0	0	0	0	1
Joe Adcock, R <small>OBP: 0.337, SLG: 0.400</small> (1, 3) 		3-2 F7 		0-0 F9 		1-1 6-3 			0-1 6-3 	4	0	0	0	0	0	1
Danny O'Connell, R <small>OBP: 0.330, SLG: 0.349</small> (1, 4) 		2-2 6-3 		3-2 E4 FC6-4 			1-2 6-3 		0-1 4-3 	4	0	0	0	0	0	1
Del Crandall, R <small>OBP: 0.207, SLG: 0.304</small> (1, 2) 			2-0 HR 	2-0 FC6-4 			2-1 F8 		3-2 6-3 	4	1	1	1	0	0	2
Bob Buhl, R (1, 1) Humberto Robinson, R (5, 1) Dave Jolly, R <small>OBP: 0.500, SLG: 1.000</small> (5, 1) Chuck Tanner, L <small>OBP: 0.417, SLG: 0.600</small> (7, PH) Roberto Vargas, L (8, 1)			1-3 K 		0-0 2B 		4-2 			1	0	0	0	0	1	0

Inning Stats	R: 0	H: 1	E: 0	K: 1	S: 10	R: 0	H: 0	E: 0	K: 0	S: 11	R: 1	H: 3	E: 0	K: 1	S: 11	R: 0	H: 1	E: 1	K: 0	S: 8	R: 0	H: 1	E: 0	K: 0	S: 7	R: 0	H: 0	E: 0	K: 0	S: 7	R: 0	H: 0	E: 0	K: 0	S: 9	R: 1	H: 1	E: 0	K: 0	S: 11	R: 0	H: 0	E: 0	K: 0	S: 7	R: 0	H: 0	E: 0	K: 0	S: 7	1B: 4	2B: 2	3B: 0	HR: 1	SF: 0	SAC: 0	DP: 1	HBP: 0	WP: 0	PB: 0	SB: 0	CS: 1	PA: 35
--------------	------	------	------	------	-------	------	------	------	------	-------	------	------	------	------	-------	------	------	------	------	------	------	------	------	------	------	------	------	------	------	------	------	------	------	------	------	------	------	------	------	-------	------	------	------	------	------	------	------	------	------	------	-------	-------	-------	-------	-------	--------	-------	--------	-------	-------	-------	-------	--------

PITCHER	IP	WLS	BF	H	R	ER	SO	BB	IBB	HBP	BLK	WP	HR	S	P	ERA	WHIP
Billy Loes, R <small>ERA: 3.74</small>	(1, 1)	9.0	W	35	7	2	2	2	2	0	0	0	0	81	134	2.00	1.000

BOTTOM

Brooklyn Dodgers @ Milwaukee Braves
 Milwaukee County Stadium, Milwaukee, WI

livebaseballscorecards.com

AB	33
R	2
H	7
RBI	1
BB	2
SO	2
LOB	13



WP	HR	S	P	ERA	WHIP
0	1	81	134	2.00	1.000

Fri May 13 1955, 4:33 AM EDT
 Att. 21,966 - Unknown

Batter	1	2	3	4	5	6	7	8	9	AB R H RBI BB SO LOB	TOP		
Jim Gilliam, S (1, 4) OBP: 0.343, SLG: 0.310	3-2 		0-0 		2-1 	4-2 	0-1 	1-2 		5 1 1 1 1 0 1			
Pee Wee Reese, R (1, 6) Don Zimmer, R (7, 6) OBP: 0.409, SLG: 0.737	3-1 			1-1 	1-2 	4-2 	1-3 		1-3 	4 2 3 1 1 1 1 1 0 0 0 0 1 0			
Duke Snider, L (1, 8) OBP: 0.474, SLG: 0.699	2-1 			0-0 	0-0 	2-3 	0-1 		1-1 	6 3 4 3 0 1 4			
Roy Campanella, R (1, 2) OBP: 0.432, SLG: 0.625		4-2 		4-1 	3-0 		1-1 		0-0 	2 1 1 1 3 0 1			
Sandy Amoros, L (1, 7) OBP: 0.397, SLG: 0.482		3-2 		2-1 	0-1 		0-0 		4-2 	4 1 2 2 2 0 2			
Gil Hodges, R (1, 3) Frank Kellert, R (8, 3) OBP: 1.000, SLG: 1.000		1-1 		2-1 		0-0 	1-1 		0-0 	3 1 1 0 1 0 2 1 0 1 1 0 0 0			
Carl Furillo, R (1, 9) OBP: 0.372, SLG: 0.577		1-1 		2-2 		2-0 	0-0 	0-1 	3-0 	5 1 1 4 0 0 6			
Don Hoak, R (1, 5) OBP: 0.370, SLG: 0.348			1-2 	2-1 		1-1 	4-2 	2-0 	0-0 	5 2 1 0 1 0 5			
Johnny Podres, L (1, 1) OBP: 0.278, SLG: 0.294			2-1 		4-1 	0-1 	0-0 	0-1 		3 1 1 0 1 0 0			
Inning Stats	R: 0 H: 1 E: 0 LOB: 0 K: 0 BB: 0 S: 7 P: 15	R: 0 H: 0 E: 0 LOB: 1 K: 0 BB: 1 S: 8 P: 17	R: 0 H: 0 E: 1 LOB: 1 K: 0 BB: 0 S: 6 P: 9	R: 2 H: 3 E: 0 LOB: 2 K: 0 BB: 1 S: 13 P: 26	R: 2 H: 2 E: 0 LOB: 1 K: 0 BB: 1 S: 11 P: 21	R: 1 H: 2 E: 0 LOB: 3 K: 1 BB: 2 S: 14 P: 27	R: 7 H: 6 E: 0 LOB: 3 K: 1 BB: 4 S: 22 P: 42	R: 0 H: 0 E: 0 LOB: 0 K: 0 BB: 0 S: 6 P: 9	R: 1 H: 2 E: 0 LOB: 3 K: 1 BB: 1 S: 11 P: 20	1B: 13 SF: 1 2B: 1 SAC: 1 3B: 0 DP: 2 HR: 2 HBP: 2	WP: 0 PA: 53 PB: 0 SB: 0 CS: 0		
PITCHER	IP WLS BF H R ER SO BB IBB HBP BLK WP HR S P ERA WHIP											PITCHER	IP WLS BF H R ER SO BB IBB HBP BLK WP HR S P ERA WHIP
Steve Ridzik, R (1, 1) ERA: 3.63	4.1 L 21 6 4 4 0 3 0 0 0 0 0 0 42 82 8.31 2.077												
Bud Podbielan, R (5, 1) ERA: 0.73	1.2 9 2 1 1 1 2 0 0 0 0 0 0 17 33 5.40 2.400												
Bob Hooper, R (7, 1) ERA: 7.62	0.2 11 6 7 7 1 3 0 0 0 0 0 2 18 32 94.50 13.500												
Art Fowler, R (7, 1) ERA: 4.63	1.1 5 0 0 0 0 1 0 0 0 0 0 0 10 19 0.00 0.750												
Rudy Minarcin, R (9, 1) ERA: 4.12	1.0 7 2 1 1 1 1 0 1 0 0 0 0 11 20 9.00 3.000												


Brooklyn Dodgers @ Cincinnati Redlegs
 Crosley Field, Cincinnati, OH
 Sat May 14 1955, 3:33 AM EDT
 Att. 4,613 - Unknown

AB	39
R	13
H	16
RBI	13
BB	10
SO	3
LOB	22



livebaseballscorecards.com

Batter	1	2	3	4	5	6	7	8	9	AB	R	H	RBI	BB	SO	LOB
Johnny Temple, R OBP: 0.379, SLG: 0.284 (1, 4) C F X	0-2 L8 ①			0-1 F7 ①		1-1 1B 1B		1-1 2B		4	0	2	0	0	0	0
Ray Jablonski, R OBP: 0.280, SLG: 0.356 (1, 7) C B X	1-1 6-3 ②			0-0 F8 ②		0-1 1B		1-0 F8 ③		4	0	1	0	0	0	2
Ted Kluszewski, L OBP: 0.315, SLG: 0.490 (1, 3) B B X	2-0 F9 ③			2-2 1B		1-2 F5 ③				3	1	1	0	1	0	2
Wally Post, R OBP: 0.315, SLG: 0.569 (1, 9)			2-3 K ①	2-3 K ③			3-3 K ①		4-2 HR BB	4	1	1	2	0	3	1
Gus Bell, L OBP: 0.296, SLG: 0.377 (1, 8) X			0-0 F7 ②		0-0 1B 1B		3-2 G3 ②		1-2 4-3 ①	4	0	1	0	0	0	0
Chuck Harmon, R OBP: 0.294, SLG: 0.563 (1, 5) X			0-0 F3 ③		1-2 G4-6-3 1B 1-3		1-0 5-3 ③		1-1 F3 ②	4	0	1	0	0	0	0
Smoky Burgess, L OBP: 0.333, SLG: 0.475 (1, 2) X			0-0 4-3 ①		3-1 G4-6-3 ② ③ 1-2f			0-0 G3 ①	1-1 L3 ③	4	0	0	0	0	0	1
Roy McMillan, R OBP: 0.301, SLG: 0.213 Rocky Bridges, R (9, 6) C B S S			1-3 K ②			0-2 4-3 ①		4-0 2B BB		2	0	0	0	1	1	0
Steve Ridzik, R OBP: 0.143, SLG: 0.143 Bud Podbielan, R (5, 1) Bobby Adams, R OBP: 0.222, SLG: 0.250 Bob Hooper, R (7, 1) Art Fowler, R (7, 1) Hersh Freeman, R (8, PH) Rudy Minarcin, R (9, 1) B B C C C C S			2-3 K ③			1-2 F6 ②		1-3 K ②		1	0	0	0	0	0	1

BOTTOM	
AB	32
R	2
H	7
RBI	2
BB	2
SO	6
LOB	7
	

Brooklyn Dodgers @ Cincinnati Redlegs
Crosley Field, Cincinnati, OH
 Sat May 14 1955, 3:33 AM EDT
 Att. 4,613 - Unknown

Inning Stats		R	H	E	K	S	R	H	E	K	S	R	H	E	K	S	R	H	E	K	S	R	H	E	K	S	R	H	E	K	S	R	H	E	K	S						
		0	0	0	0	6	0	0	0	0	9	0	0	0	0	6	0	0	0	0	0	7	0	0	0	0	2	0	0	0	0	10	0	0	0	0	7	0	0	0	0	10
		0	0	0	0	6	0	0	0	6	7	0	0	0	0	10	0	0	0	0	0	7	0	0	0	0	2	0	0	0	0	10	0	0	0	0	7	0	0	0	10	
		0	0	0	0	6	0	0	0	6	7	0	0	0	0	10	0	0	0	0	0	7	0	0	0	0	2	0	0	0	0	10	0	0	0	0	7	0	0	0	10	
		0	0	0	0	6	0	0	0	6	7	0	0	0	0	10	0	0	0	0	0	7	0	0	0	0	2	0	0	0	0	10	0	0	0	0	7	0	0	0	10	

PITCHER																	IP	WLS	BF	H	R	ER	SO	BB	IBB	HBP	BLK	WP	HR	S	P	ERA	WHIP
Johnny Podres, L ERA: 3.38 (1, 1)																	9.0	W	34	7	2	2	6	2	0	0	0	0	0	73	115	2.00	1.000

WP	PA	ERA	WHIP
0	34		

Batter	1	2	3	4	5	6	7	8	9	AB R H RBI BB SO LOB	TOP											
Jim Gilliam, S (1, 4) OBP: 0.338, SLG: 0.299	0-1 6-3		1-0 6-3		0-1 F6			4-1 SH 2B BB	0-0 F5	4 1 0 0 1 0 1												
Pee Wee Reese, R (1, 6) OBP: 0.330, SLG: 0.392	2-1 HR 1B		1-1 F9			0-0 F7		0-0 SH 2B	3-2 L8	4 2 1 0 0 0 0												
Duke Snider, L (1, 8) OBP: 0.471, SLG: 0.710	1-0 HR		0-1 5-3			2-0 4-3		4-0 2B IBB	3-1 4-3	4 2 1 2 1 0 0												
Roy Campanella, R (1, 2) OBP: 0.426, SLG: 0.620	3-1 F9			0-0 F8		3-2 2B		0-1 F8		4 0 1 0 0 0 3												
Sandy Amoros, L (1, 7) OBP: 0.392, SLG: 0.482	3-2 F7			1-3 K		2-0 G3		0-1 HR 2B		4 1 1 3 0 1 1												
Gil Hodges, R (1, 3) OBP: 0.391, SLG: 0.477		0-0 6-3		2-0 6-3			1-1 G3	0-0 HR		4 1 1 2 0 0 0												
Carl Furillo, R (1, 9) OBP: 0.392, SLG: 0.598					1-1 1B		1-0 SH1-4 HBP	0-0 1B		3 0 3 0 0 0 0												
Don Hoak, R (1, 5) OBP: 0.333, SLG: 0.308		0-0 6-3			0-1 B4		0-1 SH1-4	2-3 K		3 0 0 0 0 1 3												
Don Newcombe, L (1, 1) OBP: 0.353, SLG: 0.765		0-1 4-3			0-0 F8		0-1 F7	0-1 4-3		4 0 0 0 0 0 4												
Inning Stats	R: 2 E: 0 K: 0 S: 11	H: 2 LOB: 0 BB: 0 P: 20	R: 0 E: 0 K: 0 S: 5	H: 1 LOB: 1 BB: 0 P: 7	R: 0 E: 0 K: 1 S: 5	H: 0 LOB: 0 BB: 0 P: 7	R: 0 E: 0 K: 1 S: 5	H: 0 LOB: 0 BB: 0 P: 8	R: 0 E: 0 K: 0 S: 7	H: 1 LOB: 1 BB: 0 P: 8	R: 0 E: 0 K: 0 S: 7	H: 1 LOB: 1 BB: 0 P: 14	R: 0 E: 0 K: 0 S: 6	H: 0 LOB: 1 BB: 0 P: 8	R: 5 E: 1 K: 1 S: 13	H: 3 LOB: 1 BB: 2 P: 23	R: 0 E: 0 K: 0 S: 7	H: 0 LOB: 0 BB: 0 P: 13	1B: 3 2B: 3 3B: 0 HR: 2	SF: 0 SAC: 2 DP: 0 HBP: 1	WP: 0 PB: 0 SB: 0 CS: 0	PA: 39
PITCHER	IP WLS BF H R ER SO BB IBB HBP BLK WP HR S P ERA WHIP																					
Gerry Staley, R (1, 1) ERA: 4.23	7.1 L 34 8 7 6 1 1 1 1 0 0 2 54 88 7.36 1.227																					
Jackie Collum, L (8, 1) ERA:	0.2 2 0 0 0 1 0 0 0 0 0 0 5 7 0.00 0.000																					
Bud Podbielan, R (9, 1) ERA: 0.68	1.0 3 0 0 0 0 0 0 0 0 0 0 7 13 0.00 0.000																					

Brooklyn Dodgers @ Cincinnati Redlegs
Crosley Field, Cincinnati, OH
Sun May 15 1955, 3:33 AM EDT
Unknown

AB	34
R	7
H	8
RBI	7
BB	2
SO	2
LOB	12



WP: 0	PA: 39
PB: 0	
SB: 0	
CS: 0	

1B: 3	SF: 0
2B: 3	SAC: 2
3B: 0	DP: 0
HR: 2	HBP: 1

livebaseballscorecards.com

Batter	1	2	3	4	5	6	7	8	9	AB R H RBI BB SO LOB	TOP	
Jim Gilliam, S (1, 4) <small>OBP: 0.340, SLG: 0.311</small>	1-0 1B		1-1 L8		1-1 3-1		1-2 F6		0-0 2B	5 0 2 0 0 0 3		
Pee Wee Reese, R (1, 6) <small>OBP: 0.325, SLG: 0.383</small>	2-1 F3			1-1 4-3 1B		0-0 F8	1-0 G5-3		3-2 F7	5 1 1 0 0 0 7		
Duke Snider, L (1, 8) <small>OBP: 0.476, SLG: 0.712</small>	3-3 K			0-0 4-3		2-1 HR		1-0 F9 1B	4-1 G6-4-3 BB	4 2 2 0 1 1 2		
Roy Campanella, R (1, 2) <small>OBP: 0.425, SLG: 0.637</small>		1-0 4-3		2-1 F2		3-2 HR		2-1 E 1B	0-2 G6-4-3	5 1 2 2 0 0 4		
Sandy Amoros, L (1, 7) <small>OBP: 0.396, SLG: 0.483</small>		3-2 1B		2-0 1B		0-1 5-3		2-1 F7		4 0 2 1 0 0 2		
Gil Hodges, R (1, 3) <small>OBP: 0.387, SLG: 0.469</small>			1-1 F7		1-1 FC6-4 1B		2-2 F8		0-0 F9		4 0 1 0 0 0 3	
Carl Furillo, R (1, 9) <small>OBP: 0.388, SLG: 0.595</small>			3-3 K		2-0 FC6-4		3-2 1B 2B		0-0 E5		4 0 1 0 0 1 4	
Jackie Robinson, R (1, 5) <small>OBP: 0.387, SLG: 0.325</small> Don Hoak, R (3, 5) <small>OBP: 0.344, SLG: 0.321</small> Frank Kellert, R (8, PH) <small>OBP: 0.800, SLG: 0.667</small> Don Zimmer, R (8, 5) <small>OBP: 0.409, SLG: 0.737</small>			0-0 4-3		2-1 1-3		0-1 G5-3 BB 1B		0-2 4-3		1 0 0 0 0 0 0 2 0 1 0 0 0 0 1 0 0 0 0 0 2 0 0 0 0 0 0 0	
Karl Spooner, R (1, 1) Joe Black, R (3, 1) Ed Roebuck, R (4, 1) George Shuba, L (7, PH) Clem Labine, R (7, 1) Rube Walker, L (8, PH) Carl Erskine, R (9, PR) <small>OBP: 0.125, SLG: 0.125</small>			3-3 K		0-1 F7		4-0 1B BB		4-1 2B BB		1 0 0 0 0 0 1 0 0 0 0 0 0 0 0 0 1 0 0 0 0 0 0 0 0 0 0 0 0 1 0 0 0 0 0 0 0 0 0 0 0 0 0 0 0 1 0 0 0 0 0 0 0 0 0 0	
Inning Stats	R: 0 H: 1 E: 0 LOB: 1 K: 1 BB: 0 S: 6 P: 12	R: 0 H: 1 E: 0 LOB: 1 K: 1 BB: 0 S: 9 P: 17	R: 0 H: 0 E: 0 LOB: 0 K: 1 BB: 0 S: 6 P: 10	R: 1 H: 3 E: 0 LOB: 2 K: 0 BB: 0 S: 9 P: 17	R: 0 H: 0 E: 0 LOB: 0 K: 0 BB: 0 S: 6 P: 9	R: 2 H: 2 E: 0 LOB: 0 K: 0 BB: 0 S: 11 P: 18	R: 0 H: 2 E: 0 LOB: 2 K: 0 BB: 1 S: 9 P: 18	R: 1 H: 2 E: 1 LOB: 2 K: 0 BB: 0 S: 11 P: 16	R: 0 H: 1 E: 0 LOB: 3 K: 0 BB: 2 S: 9 P: 20	1B: 8 SF: 0 2B: 4 SAC: 0 3B: 0 DP: 3 HR: 1 HBP: 0	WP: 0 PA: 40 PB: 0 SB: 1 CS: 1	
PITCHER Johnny Klippstein, R (1, 1) <small>ERA: 4.7</small> Hersh Freeman, R (7, 1) <small>ERA:</small>	IP WLS BF H R ER SO BB IBB HBP BLK WP HR S P ERA WHIP 6.0 W 27 9 3 3 3 1 0 0 0 0 1 52 95 4.50 1.667 3.0 S 13 3 1 0 0 2 0 0 0 0 0 0 24 42 0.00 1.667											

Brooklyn Dodgers @ Cincinnati Redlegs
 Crosley Field, Cincinnati, OH
 Sun May 15 1955, 3:38 AM EDT
 Att. 28,718 - Unknown

AB	37
R	4
H	12
RBI	3
BB	3
SO	3
LOB	27



Batter	1	2	3	4	5	6	7	8	9	AB	R	H	RBI	BB	SO	LOB
Johnny Temple, R OBP: 0.384, SLG: 0.291 (1, 4)	1-1 6-3		2-2 1B	4-1 BB		1-2 F8		1-2 SH2-3 1B		4	2	2	0	1	0	0
Bobby Adams, R OBP: 0.308, SLG: 0.200 Bob Borkowski, R OBP: 0.167, SLG: 0.182 (1, 5) (7, 7)	4-1 1B BB		4-2 1B BB	0-0 G5-3		1-3 K		1-0 SH2-3		2	2	0	0	2	1	2
Gus Bell, L OBP: 0.298, SLG: 0.383 (1, 8)	1-2 1B 1-3 1B		0-2 1B SF8 1B			1-2 F9		1-0 4-3		5	2	2	1	0	0	1
Ted Kluszewski, L OBP: 0.342, SLG: 0.528 (1, 3)	0-0 1B		0-0 1B			4-2 E 1B FC4 HBP		0-1 BB 1B		4	2	4	5	0	0	0
Wally Post, R OBP: 0.333, SLG: 0.573 (1, 9)	1-3 2-3 K		1-3 2-2 SF8			1-2 FC4 E 1B		2-0 BB 1B		4	1	3	1	0	1	1
Ray Jablonski, R OBP: 0.269, SLG: 0.340 Rocky Bridges, R (1, 7) (7, 5)			0-1 F5			0-2 E5 FC4		4-1 1-2 2-3 BB		4	0	0	0	0	1	4
Roy McMillan, R OBP: 0.297, SLG: 0.227 (1, 6)			2-1 F3			0-1 FC4 E 1B		2-2 F8		5	2	1	1	0	0	5
Hobie Landrith, L OBP: 0.348, SLG: 0.636 (1, 2)			0-2 4-3			3-2 F7		1-1 G4-6-3 1B		4	0	2	1	0	0	1
Johnny Klippstein, R OBP: 0.429, SLG: 0.200 Hersh Freeman, R (1, 1) (7, 1)			2-2 1-3			0-0 G5-3 BB 1B		2-2 G4-6-3		3	0	1	1	0	0	1

Inning Stats	R: 1	H: 2	E: 0	K: 1	S: 11	LOB: 1	BB: 1	P: 19	R: 0	H: 0	E: 0	K: 0	S: 7	LOB: 0	BB: 0	P: 9	R: 3	H: 3	E: 0	K: 0	S: 18	LOB: 1	BB: 1	P: 29	R: 1	H: 2	E: 0	K: 0	S: 10	LOB: 1	BB: 1	P: 17	R: 3	H: 2	E: 2	K: 0	S: 21	LOB: 1	BB: 0	P: 30	R: 2	H: 2	E: 1	K: 2	S: 15	LOB: 1	BB: 0	P: 22	R: 0	H: 1	E: 0	K: 0	S: 7	LOB: 0	BB: 0	P: 10	R: 1	H: 3	E: 0	K: 0	S: 12	LOB: 3	BB: 1	P: 23
--------------	------	------	------	------	-------	--------	-------	-------	------	------	------	------	------	--------	-------	------	------	------	------	------	-------	--------	-------	-------	------	------	------	------	-------	--------	-------	-------	------	------	------	------	-------	--------	-------	-------	------	------	------	------	-------	--------	-------	-------	------	------	------	------	------	--------	-------	-------	------	------	------	------	-------	--------	-------	-------


PITCHER	IP	WLS	BF	H	R	ER	SO	BB	IBB	HBP	BLK	WP	HR	S	P	ERA	WHIP
Karl Spooner, L ERA: 15.43 (1, 1)	2.1	L	13	5	4	4	1	2	0	0	0	0	0	31	49	15.43	3.000
Joe Black, R ERA: 2.13 (3, 1)	1.0		6	2	1	1	0	1	0	0	0	0	0	14	24	9.00	3.000
Ed Roebuck, R ERA: 2.41 (4, 1)	2.2		14	4	5	0	2	0	0	1	0	0	1	37	53	0.00	1.500
Clem Labine, R ERA: 2.88 (7, 1)	2.0		10	4	1	1	0	1	0	0	0	0	0	19	33	4.50	2.500

BOTTOM

Brooklyn Dodgers @ Cincinnati Redlegs
Crosley Field, Cincinnati, OH

Sun May 15 1955, 3:38 AM EDT
Att. 28,718 - Unknown

AB	36
R	11
H	15
RBI	10
BB	4
SO	3
LOB	16



1B: 13	SF: 1	WP: 0	PA: 43
2B: 1	SAC: 1	PB: 0	
3B: 0	DP: 2	SB: 1	
HR: 1	HBP: 1	CS: 0	

PITCHER	IP	WLS	BF	H	R	ER	SO	BB	IBB	HBP	BLK	WP	HR	S	P	ERA	WHIP
---------	----	-----	----	---	---	----	----	----	-----	-----	-----	----	----	---	---	-----	------

Batter	1	2	3	4	5	6	7	8	9	AB R H RBI BB SO LOB	TOP											
Jim Gilliam, S (1, 4) OBP: 0.336, SLG: 0.307	1-2 4-3		0-1 1-3		3-2 G6-3		1-1 1B		1-3 K	5 0 1 0 0 1 2												
Pee Wee Reese, R (1, 6) OBP: 0.339, SLG: 0.396	0-0 1B		0-0 1B		2-2 1B		3-1 6-3			4 0 3 0 0 0 1												
Duke Snider, L (1, 8) OBP: 0.469, SLG: 0.704	2-3 K		2-3 K		1-2 4-3			1-1 2B		4 0 1 0 0 2 3												
Roy Campanella, R (1, 2) OBP: 0.428, SLG: 0.632	0-1 1B		0-2 F8			1-1 1B		0-0 F6		4 0 2 0 0 0 2												
Sandy Amoros, L (1, 7) OBP: 0.399, SLG: 0.479	4-2 1B			2-1 1B		0-1 FC4-6		1-1 4-3		3 0 1 0 1 0 2												
Gil Hodges, R (1, 3) OBP: 0.376, SLG: 0.453	2-3 K			0-0 FC1-4		2-2 F7		0-1 F7		4 0 0 0 0 1 6												
Carl Furillo, R (1, 9) OBP: 0.376, SLG: 0.574				0-0 F2		0-0 F8			1-3 K	4 0 0 0 0 1 2												
Jackie Robinson, R (1, 5) OBP: 0.373, SLG: 0.310				1-2 F3			1-2 5-3		3-2 6-3	4 0 0 0 0 0 1												
Carl Erskine, R (1, 1) OBP: 0.154, SLG: 0.154					0-0 1B		2-2 F7		2-2 1B	2 0 1 0 0 0 0												
George Shuba, L (7, PH) OBP: 0.444, SLG: 0.167										1 0 0 0 0 0 0												
Jim Hughes, R (7, 1)										0 0 0 0 0 0 0												
Rube Walker, L (9, PH) OBP: 0.600, SLG: 0.500										1 0 1 0 0 0 0												
Don Hoak, R (9, PR) OBP: 0.344, SLG: 0.321										0 0 0 0 0 0 0												
Inning Stats	R: 0 E: 0 K: 2 S: 15	H: 2 LOB: 3 BB: 1 P: 24	R: 0 E: 0 K: 0 S: 4	H: 0 LOB: 0 BB: 0 P: 5	R: 0 E: 0 K: 1 S: 9	H: 1 LOB: 1 BB: 0 P: 11	R: 0 E: 0 K: 0 S: 7	H: 1 LOB: 1 BB: 0 P: 10	R: 0 E: 0 K: 0 S: 11	H: 2 LOB: 1 BB: 0 P: 17	R: 0 E: 0 K: 0 S: 9	H: 1 LOB: 1 BB: 0 P: 12	R: 0 E: 0 K: 0 S: 11	H: 1 LOB: 1 BB: 0 P: 18	R: 0 E: 0 K: 0 S: 7	H: 1 LOB: 1 BB: 0 P: 9	R: 0 E: 0 K: 2 S: 14	H: 1 LOB: 1 BB: 0 P: 21	1B: 9 2B: 1 3B: 0 HR: 0	SF: 0 SAC: 0 DP: 1 HBP: 0	WP: 0 PB: 0 SB: 1 CS: 0	PA: 37
PITCHER Larry Jackson, R (1, 1) ERA: 3.31	IP: 9.0 WLS: W BF: 37 H: 10 R: 0 ER: 0 SO: 5 BB: 1 IBB: 0 HBP: 0 BLK: 0 WP: 0 HR: 0 S: 87 P: 127 ERA: 0.00 WHIP: 1.222											PITCHER	IP: 9.0 WLS: W BF: 37 H: 10 R: 0 ER: 0 SO: 5 BB: 1 IBB: 0 HBP: 0 BLK: 0 WP: 0 HR: 0 S: 87 P: 127 ERA: 0.00 WHIP: 1.222									

Brooklyn Dodgers @ St. Louis Cardinals
Sportsman's Park, St. Louis, MO
Tue May 17 1955, 4:33 AM EDT
Att. 23,067 - Unknown

AB	36
R	0
H	10
RBI	0
BB	1
SO	5
LOB	19



livebaseballscorecards.com

Batter	1	2	3	4	5	6	7	8	9	AB R H RBI BB SO LOB	TOP	
Jim Gilliam, S (1, 4) <small>OBP: 0.327, SLG: 0.298</small>	1-0 		0-0 		0-0 		2-1 			4 0 0 0 0 0 1	Brooklyn Dodgers @ St. Louis Cardinals Sportsman's Park, St. Louis, MO Wed May 18 1955, 4:33 AM EDT Att: 21,507 - Unknown	
Pee Wee Reese, R (1, 6) <small>OBP: 0.344, SLG: 0.400</small>	2-1 		2-1 		3-2 			1-1 		4 0 2 0 0 0 0		
Duke Snider, L (1, 8) <small>OBP: 0.464, SLG: 0.686</small>	4-2 		3-3 		1-2 			1-3 		3 0 0 0 1 2 2		
Roy Campanella, R (1, 2) <small>OBP: 0.415, SLG: 0.612</small>	1-0 			0-0 		1-1 		1-1 		4 0 0 0 0 0 1		
Carl Furillo, R (1, 9) <small>OBP: 0.380, SLG: 0.568</small>		2-2 		4-2 		0-0 		0-0 		3 1 1 0 1 0 0		
Gil Hodges, R (1, 7) <small>OBP: 0.379, SLG: 0.463</small>		1-0 		1-1 		3-3 		0-1 		4 1 2 1 0 1 1		
Frank Kellert, R (1, 3) <small>OBP: 0.667, SLG: 0.857</small> Don Hoak, R (9, PR) <small>OBP: 0.344, SLG: 0.321</small>		2-1 		1-0 		1-2 		3-2 		4 0 2 1 0 0 2 0 0 0 0 0 0 0		
Don Zimmer, R (1, 5) <small>OBP: 0.360, SLG: 0.636</small> Sandy Amoros, L (9, PH) <small>OBP: 0.396, SLG: 0.475</small>		1-1 		0-3 		2-1 		1-3 		3 0 0 0 0 1 3 1 0 0 0 0 1 1		
Johnny Podres, L (1, 1) <small>OBP: 0.250, SLG: 0.263</small> Dixie Howell, R (7, PH) <small>OBP: 0.500, SLG: 1.000</small> Clem Labine, R (7, 1) <small>OBP: 0.125, SLG: 0.500</small> Rube Walker, L (9, PH) <small>OBP: 0.500, SLG: 0.333</small>			1-1 		1-0 		1-3 		1-1 			2 0 0 0 0 0 0 1 0 0 0 0 1 1 0 0 0 0 0 0 0 1 0 0 0 0 0 1
Inning Stats	R: 0 H: 0 E: 0 LOB: 1 K: 0 BB: 1 S: 6 P: 14	R: 0 H: 1 E: 0 LOB: 1 K: 0 BB: 0 S: 9 P: 15	R: 0 H: 1 E: 0 LOB: 1 K: 1 BB: 0 S: 9 P: 15	R: 1 H: 1 E: 0 LOB: 1 K: 1 BB: 1 S: 10 P: 16	R: 0 H: 1 E: 0 LOB: 1 K: 0 BB: 0 S: 10 P: 15	R: 0 H: 0 E: 0 LOB: 0 K: 1 BB: 0 S: 6 P: 10	R: 0 H: 1 E: 0 LOB: 1 K: 1 BB: 0 S: 10 P: 16	R: 0 H: 0 E: 0 LOB: 0 K: 1 BB: 0 S: 7 P: 10	R: 1 H: 2 E: 0 LOB: 1 K: 1 BB: 0 S: 12 P: 17	1B: 4 SF: 0 2B: 3 SAC: 0 3B: 0 DP: 0 HR: 0 HBP: 0		WP: 0 PA: 36 PB: 0 SB: 0 CS: 0
PITCHER Harvey Haddix, L (1, 1) <small>ERA: 4.89</small> Barney Schultz, R (9, 1) <small>ERA: 5.85</small>	IP WLS BF H R ER SO BB IBB HBP BLK WP HR S P ERA WHIP 8.1 W 34 7 2 2 5 2 0 0 0 0 0 0 73 120 2.16 1.080											PITCHER IP WLS BF H R ER SO BB IBB HBP BLK WP HR S P ERA WHIP 0.2 S 2 0 0 0 1 0 0 0 0 0 0 0 6 8 0.00 0.000

AB	34
R	2
H	7
RBI	2
BB	2
SO	6
LOB	13



Batter	1	2	3	4	5	6	7	8	9	AB	R	H	RBI	BB	SO	LOB
Bill Virdon, L OBP: 0.406, SLG: 0.549 (1, 8)	0-1 E1 BB 1B 1B	2-2 3-1			1-0 4-3			1-2 G3		4	1	0	0	0	0	1
Wally Moon, L OBP: 0.393, SLG: 0.500 (1, 9)	1-1 1B BB 1-2 SF7 1B	0-1 3-1			3-1 F5			2-1 G1		4	1	1	0	0	0	1
Stan Musial, L OBP: 0.408, SLG: 0.541 (1, 3)	4-0 SF7 1B 1-2 BB 2-3		1-1 F6			1-1 F6		2-2 4-3		3	0	0	0	1	0	0
Bill Sarni, R OBP: 0.415, SLG: 0.483 (1, 2)	1-0 SF7 1B 1-2 BB 2-3 3-H		2-2 5-3			2-2 5-3 1B				3	0	2	1	0	0	0
Red Schoendienst, S OBP: 0.433, SLG: 0.449 (1, 4)	1-1 SF7 1-2 BB 2-3 3-H		1-2 1-3			3-2 5-3		1-2		2	0	0	1	0	0	1
Rip Repulski, R OBP: 0.323, SLG: 0.487 (1, 7)	1-3 K			1-3 K		1-0 L4				3	0	0	0	0	2	2
Ken Boyer, R OBP: 0.325, SLG: 0.433 (1, 5)		1-3 K2-3		0-1 4-3			1-2 4-3			3	0	0	0	0	1	0
Alex Grammas, R OBP: 0.325, SLG: 0.286 (1, 6)		0-0 E 2B		1-0 1-3			1-1 6-3			3	1	1	0	0	0	0
Harvey Haddix, L OBP: 0.222, SLG: 0.235 (1, 1)		1-2 E6 3-1			3-3 K		1-2 4-3			3	0	0	0	0	1	0
Barney Schultz, R (9, 1)										0	0	0	0	0	0	0

Inning Stats	R: 2	H: 2	E: 1	LOB: 1	K: 1	S: 10	P: 18	R: 1	H: 1	E: 1	LOB: 1	K: 1	S: 14	P: 18	R: 0	H: 0	E: 0	LOB: 0	K: 0	S: 8	P: 12	R: 0	H: 0	E: 0	LOB: 0	K: 1	S: 7	P: 9	R: 0	H: 0	E: 0	LOB: 0	K: 1	S: 6	P: 13	R: 0	H: 1	E: 0	LOB: 1	K: 0	S: 12	P: 19	R: 0	H: 0	E: 0	LOB: 0	K: 0	S: 8	P: 11	R: 0	H: 0	E: 0	LOB: 0	K: 0	S: 9	P: 14
--------------	------	------	------	--------	------	-------	-------	------	------	------	--------	------	-------	-------	------	------	------	--------	------	------	-------	------	------	------	--------	------	------	------	------	------	------	--------	------	------	-------	------	------	------	--------	------	-------	-------	------	------	------	--------	------	------	-------	------	------	------	--------	------	------	-------

PITCHER	IP	WLS	BF	H	R	ER	SO	BB	IBB	HBP	BLK	WP	HR	S	P	ERA	WHIP
Johnny Podres, L ERA: 3.14 (1, 1)	6.0	L	24	4	3	1	4	1	0	0	0	0	0	57	89	1.50	0.833
Clem Labine, R ERA: 2.67 (7, 1)	2.0		6	0	0	0	0	0	0	0	0	0	0	17	25	0.00	0.000

BOTTOM

Brooklyn Dodgers @ St. Louis Cardinals
 Sportsman's Park, St. Louis, MO
 Wed May 18 1955, 4:33 AM EDT
 Att. 21,507 - Unknown

AB	28
R	3
H	4
RBI	2
BB	1
SO	4
LOB	5



WP	PA	3B	HR	S	P	ERA	WHIP
0	30	0	0	0	0	0	0

Batter	1	2	3	4	5	6	7	8	9	AB R H RBI BB SO LOB	TOP		
Richie Ashburn, L (1, 8) OBP: 0.458, SLG: 0.506 	3-3 		4-2 		0-0 		3-2 		0-0 	4 1 1 0 1 1 1			
Peanuts Lowrey, R (1, 9) OBP: 0.286, SLG: 0.277 	1-0 		2-2 		2-2 		0-0 		1-0 	5 1 1 0 0 0 3			
Granny Hamner, R (1, 6) OBP: 0.305, SLG: 0.387 	3-2 		1-2 		4-2 			0-3 		3 0 0 1 1 1 1			
Del Ennis, R (1, 7) OBP: 0.298, SLG: 0.441 		1-1 	0-2 		1-1 			4-1 		3 0 1 1 1 0 1			
Earl Torgeson, L (1, 3) OBP: 0.431, SLG: 0.333 		4-1 	2-2 		3-1 			4-2 		2 1 0 0 2 0 1			
Willie Jones, R (1, 5) OBP: 0.382, SLG: 0.472 		3-2 	2-3 		1-1 			2-1 		4 1 1 0 0 1 2			
Andy Seminick, R (1, 2) OBP: 0.300, SLG: 0.444 		0-0 		1-1 		0-0 			1-0 	4 1 2 3 0 0 0			
Bobby Morgan, R (1, 4) OBP: 0.308, SLG: 0.355 		2-3 		0-0 		3-2 		4-2 		3 0 0 0 1 1 1			
Robin Roberts, S (1, 1) OBP: 0.308, SLG: 0.318 		3-2 		1-1 		0-0 		0-1 		3 0 0 0 0 0 2			
Inning Stats	R: 0 H: 0 E: 0 LOB: 0 K: 1 BB: 0 S: 11 P: 18	R: 2 H: 2 E: 0 LOB: 1 K: 1 BB: 1 S: 16 P: 29	R: 2 H: 2 E: 0 LOB: 1 K: 1 BB: 1 S: 20 P: 31	R: 0 H: 0 E: 0 LOB: 0 K: 0 BB: 0 S: 5 P: 7	R: 0 H: 0 E: 0 LOB: 1 K: 0 BB: 1 S: 8 P: 15	R: 0 H: 0 E: 0 LOB: 0 K: 0 BB: 0 S: 5 P: 9	R: 0 H: 0 E: 1 LOB: 1 K: 0 BB: 0 S: 9 P: 15	R: 0 H: 0 E: 0 LOB: 1 K: 1 BB: 2 S: 8 P: 18	R: 1 H: 2 E: 0 LOB: 1 K: 0 BB: 1 S: 7 P: 13	1B: 2 SF: 0 2B: 3 SAC: 1 3B: 0 DP: 1 HR: 1 HBP: 0	WP: 1 PA: 38 PB: 0 SB: 0 CS: 0		
PITCHER	IP WLS BF H R ER SO BB IBB HBP BLK WP HR S P ERA WHIP											PITCHER	IP WLS BF H R ER SO BB IBB HBP BLK WP HR S P ERA WHIP
Billy Loes, R (1, 1) ERA: 4.09	5.0 L 22 4 4 4 3 3 0 0 0 0 0 0 60 100 7.20 1.400												
Ed Roebuck, R (6, 1) ERA: 2.18	2.0 7 0 0 0 0 0 0 0 0 0 0 0 14 24 0.00 0.000												
Jim Hughes, R (8, 1) ERA: 3.86	1.1 8 2 1 1 1 3 0 0 0 1 1 14 29 6.75 3.750												
Clem Labine, R (9, 1) ERA: 2.6	0.2 1 0 0 0 0 0 0 0 0 0 0 0 1 2 0.00 0.000												

Philadelphia Phillies @ Brooklyn Dodgers
 Ebbets Field, Brooklyn, NY
 Fri May 20 1955, 3:33 AM EDT
 Att. 21,355 - Unknown

AB	31
R	5
H	6
RBI	5
BB	6
SO	4
LOB	12



Batter	1	2	3	4	5	6	7	8	9	AB R H RBI BB SO LOB
Jim Gilliam, S OBP: 0.331, SLG: 0.326 (1, 4)	2-2 4-3 ①		1-0 3B ②		0-1 F4 ③		1-0 2B ④			4 0 2 1 0 0 1
Pee Wee Reese, R OBP: 0.333, SLG: 0.387 (1, 6)	3-2 F4 ②		2-2 F4 ③			0-0 F7 ①	2-1 F8 ③			4 0 0 0 0 0 2
Duke Snider, L OBP: 0.458, SLG: 0.672 (1, 8)	2-2 1-3 ③			0-0 4-3 ①		1-1 1B ②		0-0 F8 ①		4 0 1 0 0 0 0
Roy Campanella, R OBP: 0.411, SLG: 0.624 (1, 2)		0-0 HR ①		2-3 K ②		0-3 K ②		1-1 F9 ②		4 1 1 1 0 2 1
Sandy Amoros, L OBP: 0.392, SLG: 0.464 (1, 7)		1-1 1-3 ①		0-0 5-3 ③		4-0 BB ①		0-1 F7 ③		3 0 0 0 1 0 0
Gil Hodges, R OBP: 0.383, SLG: 0.472 (1, 3)		1-0 G6-4-3 1B ①			2-2 4-3 1B 2B ②	2-2 F8 ③		1-1 F7 ①		4 1 2 0 0 0 2
Carl Furillo, R OBP: 0.369, SLG: 0.549 (1, 9)		0-1 G6-4-3 1-2f ② ③			2-1 4-3 ①		0-0 E6 FC6-4 ①		1-2 6-3 ②	4 0 0 0 0 0 2
Jackie Robinson, R OBP: 0.377, SLG: 0.319 (1, 5)			0-0 5-3 ①		0-0 1B ②		0-0 FC6-4 S 2B ①		0-0 1B ①	4 1 2 1 0 0 1
Billy Loes, R OBP: 0.125, SLG: 0.167 (5, PH)			0-1 4-3 ②		1-2 F2 ②		1-0 4-3 ②		1-1 1-3 ③	1 0 0 0 0 0 0 1 0 0 0 0 0 1 0 0 0 0 0 0 0 1 0 0 0 0 0 1 0 0 0 0 0 0 0 0 0 0 0 0 0 0 1 0 0 0 0 0 1

Inning Stats	R: 0 E: 0 K: 0 S: 9	H: 0 LOB: 0 BB: 0 P: 16	R: 1 E: 0 K: 0 S: 6	H: 2 LOB: 0 BB: 0 P: 8	R: 0 E: 0 K: 0 S: 7	H: 1 LOB: 1 BB: 0 P: 10	R: 0 E: 0 K: 1 S: 5	H: 0 LOB: 0 BB: 0 P: 7	R: 1 E: 0 K: 0 S: 11	H: 2 LOB: 1 BB: 0 P: 16	R: 0 E: 0 K: 1 S: 9	H: 1 LOB: 2 BB: 1 P: 16	R: 1 E: 1 K: 0 S: 6	H: 1 LOB: 1 BB: 0 P: 10	R: 0 E: 0 K: 0 S: 5	H: 0 LOB: 0 BB: 0 P: 6	R: 0 E: 0 K: 0 S: 8	H: 1 LOB: 1 BB: 0 P: 11	1B: 4 2B: 2 3B: 1 HR: 1	SF: 0 SAC: 0 DP: 1 HBP: 0	WP: 0 PB: 0 SB: 1 CS: 0	PA: 36
--------------	------------------------------	----------------------------------	------------------------------	---------------------------------	------------------------------	----------------------------------	------------------------------	---------------------------------	-------------------------------	----------------------------------	------------------------------	----------------------------------	------------------------------	----------------------------------	------------------------------	---------------------------------	------------------------------	----------------------------------	----------------------------------	------------------------------------	----------------------------------	--------

PITCHER	IP	WLS	BF	H	R	ER	SO	BB	IBB	HBP	BLK	WP	HR	S	P	ERA	WHIP	PITCHER	IP	WLS	BF	H	R	ER	SO	BB	IBB	HBP	BLK	WP	HR	S	P	ERA	WHIP	
Robin Roberts, R ERA: 2.26 (1, 1)	9.0	W	36	8	3	2	2	1	0	0	0	0	1	66	100	2.00	1.000																			

BOTTOM

Philadelphia Phillies @ Brooklyn Dodgers
Ebbets Field, Brooklyn, NY
Fri May 20 1955, 3:33 AM EDT
Att. 21,355 - Unknown

livebaseballscorecards.com

AB	35
R	3
H	8
RBI	3
BB	1
SO	2
LOB	12



Batter	1	2	3	4	5	6	7	8	9	AB R H RBI BB SO LOB	TOP																					
Richie Ashburn, L OBP: 0.485, SLG: 0.530 (1, 8) BB BB	4-0 5-3 2B BB		1-0 FC1-5 1-2 1B		0-2 G6-4-3 1-2 1B		0-0 2-3 1B		0-2 1B	4 1 4 0 1 0 0																						
Peanuts Lowrey, R OBP: 0.267, SLG: 0.257 (1, 9) C B B X	2-1 5-3 1-2		2-1 FC1-5 1-2 2-3f		2-2 G6-4-3 1-2f		0-2 F4		1-3	5 0 0 0 0 1 8																						
Granny Hamner, R OBP: 0.303, SLG: 0.382 (1, 6) S S C	0-3 K		2-3 K			1-1 F9		1-0 HR 1B		4 1 1 0 0 2 3																						
Del Ennis, R OBP: 0.305, SLG: 0.481 (1, 7) F F B X	1-2 2-H 2B		1-1 F9			2-1 6-3		1-0 1-H HR		4 1 2 3 0 0 2																						
Earl Torgeson, L OBP: 0.417, SLG: 0.320 (1, 3) B X	1-0 F7			2-0 3-1		1-3 K		0-0 F4		4 0 0 0 0 1 1																						
Willie Jones, R OBP: 0.385, SLG: 0.468 (1, 5) C B B X		0-2 F5		1-1 5-3			1-1 2B 1B	4-1 G6-4-3 BB		3 1 1 0 1 0 0																						
Stan Lopata, R OBP: 0.351, SLG: 0.416 (1, 2) C B B X		1-2 G6-4-3 1B		1-1 6-3			1-1 1B 1-H 2B	0-0 G6-4-3 1-2f		4 0 2 1 0 0 1																						
Bobby Morgan, R OBP: 0.308, SLG: 0.352 (1, 4) C B B X		1-2 G6-4-3 1-2f			1-2 1B 1B		1-3 K		0-3	4 0 1 0 0 2 2																						
Dave Cole, R OBP: 0.500, SLG: 0.500 (1, 1) Bob Miller, R (5, 1) Thornton Kipper, R OBP: 1.000, SLG: 1.000 (5, 1) Marv Blaylock, L OBP: 0.400, SLG: 0.556 (7, PH) Lynn Lovenguth, L (7, 1) Glen Gorbous, L OBP: 0.394, SLG: 0.414 (9, PH)			0-2 FC1-5 1B 1B		0-3 K		3-3 K		1-0 1-3	2 0 1 0 0 1 1 0 0 0 0 0 0 0 0 0 0 0 0 0 0 1 0 0 0 0 0 1 1 0 0 0 0 0 0 0 0 1 0 0 0 0 0 0 0																						
Inning Stats	R: 1 E: 0 K: 1 S: 9	H: 1 LOB: 1 BB: 1 P: 17	R: 0 E: 0 K: 0 S: 11	H: 1 LOB: 0 BB: 0 P: 13	R: 0 E: 0 K: 1 S: 12	H: 2 LOB: 2 BB: 0 P: 18	R: 0 E: 0 K: 0 S: 5	H: 0 LOB: 0 BB: 0 P: 9	R: 0 E: 0 K: 1 S: 12	H: 2 LOB: 1 BB: 0 P: 15	R: 0 E: 0 K: 1 S: 7	H: 0 LOB: 0 BB: 0 P: 11	R: 1 E: 0 K: 2 S: 15	H: 3 LOB: 2 BB: 0 P: 21	R: 2 E: 0 K: 0 S: 5	H: 2 LOB: 0 BB: 1 P: 11	R: 0 E: 0 K: 2 S: 10	H: 1 LOB: 1 BB: 0 P: 12	1B: 9 2B: 2 3B: 0 HR: 1	SF: 0 SAC: 0 DP: 3 HBP: 0	WP: 0 PB: 0 SB: 0 CS: 0	PA: 38										
PITCHER Don Newcombe, R ERA: 3.2 (1, 1) Ed Roebuck, R ERA: 1.99 (8, 1)	IP 7.0	WLS W	BF 31	H 11	R 4	ER 4	SO 6	BB 1	IBB 0	HBP 0	BLK 0	WP 0	HR 1	S 73	P 108	ERA 5.14	WHIP 1.714															
										PITCHER	IP	WLS	BF	H	R	ER	SO	BB	IBB	HBP	BLK	WP	HR	S	P	ERA	WHIP					

Philadelphia Phillies @ Brooklyn Dodgers
Ebbets Field, Brooklyn, NY
Sat May 21 1955, 3:33 AM EDT
Att. 13,401 - Unknown

AB	36
R	4
H	12
RBI	4
BB	2
SO	8
LOB	19



BOTTOM

Philadelphia Phillies @ Brooklyn Dodgers
Ebbets Field, Brooklyn, NY

livebaseballscorecards.com

AB	25
R	6
H	4
RBI	6
BB	10
SO	5
LOB	10




WP	1	PA	38
PB	0		
SB	0		
CS	2		

Sat May 21 1955, 3:33 AM EDT
Att. 13,401 - Unknown

AB	R	H	RBI	BB	SO	LOB
2	1	1	0	2	0	0
2	2	0	0	2	0	0
3	0	0	1	1	2	1
1	1	1	3	2	0	0
3	1	2	1	1	0	1
3	0	0	1	1	1	3
4	0	0	0	0	0	4
3	1	0	0	1	0	0
3	0	0	0	0	1	1
1	0	0	0	0	1	0
1B: 2	SF: 1	WP: 1	PA: 38			
2B: 0	SAC: 0	PB: 0				
3B: 0	DP: 0	SB: 0				
HR: 2	HBP: 0	CS: 2				

Batter	1	2	3	4	5	6	7	8	9							
Jim Gilliam, S OBP: 0.341, SLG: 0.328 (1, 4)	F7		CS BB		BB SF9 BB	CS 1B										
Pee Wee Reese, R OBP: 0.338, SLG: 0.380 (1, 6)	F8		CS	HR BB	SF9 BB BB	CS	F2									
Duke Snider, L OBP: 0.453, SLG: 0.656 (1, 8)	G3			K	BB SF9 BB		K									
Roy Campanella, R OBP: 0.420, SLG: 0.651 (1, 2)		WP BB		HR	SF9	1B BB										
Sandy Amoros, L OBP: 0.401, SLG: 0.492 (1, 7)		6-3		HR	BB IBB	1B										
Gil Hodges, R OBP: 0.379, SLG: 0.461 (1, 3)		F8		6-3	FC6-4 BB	K										
Carl Furillo, R OBP: 0.359, SLG: 0.532 (1, 9)		F4		L6	FC6-4		4-3									
Jackie Robinson, R OBP: 0.373, SLG: 0.309 (1, 5)		6-3			BB 1-3 BB	6-3	5-3									
Don Newcombe, L OBP: 0.300, SLG: 0.650 Ed Roebuck, R (8, 1)		F5		1-3	K		K									
Inning Stats	R: 0 E: 0 K: 0 S: 6	H: 0 LOB: 0 BB: 0 P: 8	R: 0 E: 0 K: 0 S: 7	H: 0 LOB: 1 BB: 1 P: 16	R: 0 E: 0 K: 0 S: 7	H: 0 LOB: 0 BB: 1 P: 14	R: 3 E: 0 K: 1 S: 12	H: 2 LOB: 0 BB: 1 P: 24	R: 3 E: 0 K: 0 S: 13	H: 0 LOB: 3 BB: 6 P: 40	R: 0 E: 0 K: 1 S: 6	H: 1 LOB: 0 BB: 0 P: 11	R: 0 E: 0 K: 2 S: 8	H: 1 LOB: 2 BB: 1 P: 16	R: 0 E: 0 K: 1 S: 6	H: 0 LOB: 0 BB: 0 P: 9
PITCHER	IP WLS BF H R ER SO	IP WLS BF H R ER SO	IP WLS BF H R ER SO	IP WLS BF H R ER SO	IP WLS BF H R ER SO	IP WLS BF H R ER SO	IP WLS BF H R ER SO	IP WLS BF H R ER SO	IP WLS BF H R ER SO	IP WLS BF H R ER SO	IP WLS BF H R ER SO	IP WLS BF H R ER SO	IP WLS BF H R ER SO	IP WLS BF H R ER SO	IP WLS BF H R ER SO	IP WLS BF H R ER SO
Dave Cole, R ERA: 6.1 Bob Miller, R ERA: 3.38 Thornton Kipper, R ERA: 1.82 Lynn Lovenguth, R ERA: 3.38	4.1 L 19 2 5 5 1	0.1 5 0 1 1 0 0	1.1 4 1 0 0 1 0	2.0 8 1 0 0 3 1	4.1 L 19 2 5 5 1	0.1 5 0 1 1 0 0	1.1 4 1 0 0 1 0	2.0 8 1 0 0 3 1	4.1 L 19 2 5 5 1	0.1 5 0 1 1 0 0	1.1 4 1 0 0 1 0	2.0 8 1 0 0 3 1	4.1 L 19 2 5 5 1	0.1 5 0 1 1 0 0	1.1 4 1 0 0 1 0	2.0 8 1 0 0 3 1

Batter	1	2	3	4	5	6	7	8	9	AB R H RBI BB SO LOB	TOP									
Richie Ashburn, L (1, 8) OBP: 0.486, SLG: 0.523	0-1 4-3		1-3 K			0-0 1B		4-2 BB		3 0 1 0 1 1 0										
Glen Gorbous, L (1, 9) OBP: 0.378, SLG: 0.485	2-0 HR		0-0 F5			0-1 F7		0-0 F4		4 1 1 1 0 0 2										
Mary Blaylock, L (1, 3) OBP: 0.388, SLG: 0.525	3-1 F8		3-2 6-3			3-2 L9-3 1B		2-2 4-3		4 0 1 0 0 0 1										
Del Ennis, R (1, 7) OBP: 0.303, SLG: 0.500	3-2 F8			2-1 F7		1-1 L9-3 1-2			1-0 HR	4 1 1 1 0 0 2										
Willie Jones, R (1, 5) OBP: 0.381, SLG: 0.455		4-2 BB B1-2-3 BB		0-0 F8			3-2 5-3		0-0 F5	3 0 0 0 1 0 0										
Granny Hamner, R (1, 6) Roy Smalley, R (7, 6) OBP: 0.311, SLG: 0.384 OBP: 0.333, SLG: 0.615		4-2 BB 1-2 BB		2-2 F9			2-2 1B		2-2 HR	2 0 1 0 1 0 0 1 1 1 1 0 0 0										
Stan Lopata, R (1, 2) OBP: 0.357, SLG: 0.405		4-0 1-2 2-3 BB		1-0 5-3			1-2 F6		4-2 1B BB	2 0 0 0 2 0 1	AB 31 R 3 H 8 RBI 3 BB 5 SO 1 LOB 16									
Bobby Morgan, R (1, 4) OBP: 0.313, SLG: 0.356		2-1 F9		1-1 G3-6-3 1B			1-1 F3		2-2 1-2 1B	4 0 2 0 0 0 4										
Jack Meyer, R (1, 1) OBP: 0.333, SLG: 0.400 Thornton Kipper, R (6, 1) OBP: 1.000, SLG: 1.000 Bob Miller, R (6, 1) Earl Torgeson, L (8, PH) OBP: 0.414, SLG: 0.317 Lynn Lovenguth, L (8, 1) Peanuts Lowrey, R (9, PH) OBP: 0.263, SLG: 0.254		0-2 B1-2-3 3-Hr		2-2 G3-6-3 1-2f			2-2 F9		1-0 G6-4-3 1-2f	2 0 0 0 0 0 4 0 0 0 0 0 0 0 0 0 0 0 0 0 0 1 0 0 0 0 0 0 0 0 0 0 0 0 0 1 0 0 0 0 0 2										
Inning Stats	R: 1 E: 0 K: 0 S: 8	H: 1 LOB: 0 BB: 0 P: 16	R: 0 E: 0 K: 0 S: 10	H: 0 LOB: 2 BB: 3 P: 24	R: 0 E: 0 K: 1 S: 8	H: 0 LOB: 0 BB: 0 P: 12	R: 0 E: 0 K: 0 S: 6	H: 1 LOB: 0 BB: 0 P: 10	R: 0 E: 0 K: 0 S: 8	H: 2 LOB: 1 BB: 0 P: 12	R: 0 E: 0 K: 0 S: 11	H: 1 LOB: 1 BB: 0 P: 18	R: 0 E: 0 K: 0 S: 9	H: 0 LOB: 1 BB: 1 P: 17	R: 2 E: 0 K: 0 S: 11	H: 3 LOB: 1 BB: 1 P: 21	1B: 5 2B: 1 3B: 0 HR: 3	SF: 0 SAC: 0 DP: 4 HBP: 0	WP: 0 PB: 0 SB: 0 CS: 0	PA: 36
PITCHER	IP WLS BF H R ER SO BB IBB HBP BLK WP HR S P ERA WHIP																			
Carl Erskine, R (1, 1) ERA: 1.55	8.1 W 35 8 3 3 1 5 0 0 0 0 3 76 138 3.24 1.560																			
Ed Roebuck, R (9, 1) ERA: 1.93	0.2 S 1 0 0 0 0 0 0 0 0 0 0 0 1 2 0.00 0.000																			

Philadelphia Phillies @ Brooklyn Dodgers
Ebbets Field, Brooklyn, NY
Sun May 22 1955, 3:33 AM EDT
Att. 15,459 - Unknown

livebaseballscorecards.com

BOTTOM

Philadelphia Phillies @ Brooklyn Dodgers
Ebbets Field, Brooklyn, NY
Sun May 22 1955, 3:33 AM EDT
Att. 15,459 - Unknown

livebaseballscorecards.com

AB 31
R 8
H 7
RBI 7
BB 4
SO 5
LOB 14



WP: 0 PA: 37
PB: 0
SB: 1
CS: 0

AB R H RBI BB SO LOB

4 0 0 0 0 0 2

3 1 1 0 1 1 1

4 0 0 0 0 2 3

3 2 1 2 1 0 2

2 2 0 0 1 1 1

4 2 3 2 0 0 0

4 0 0 0 0 1 4

3 1 0 0 1 0 1

4 0 2 3 0 0 0
0 0 0 0 0 0 0

1B: 3 SF: 0
2B: 3 SAC: 0
3B: 0 DP: 0
HR: 1 HBP: 2

Batter	1	2	3	4	5	6	7	8	9
Jim Gilliam, S OBP: 0.337, SLG: 0.319 (1, 4)	1-2 HBP S		1-1 4-3		3-2 G3	0-0 F7		0-1 F8	
Pee Wee Reese, R OBP: 0.343, SLG: 0.379 (1, 6)	0-3 K			2-2 5-3		3-2 E8 G3 HR 1B	4-2 G3 BB		
Duke Snider, L OBP: 0.442, SLG: 0.636 (1, 8)	3-3 K			0-0 F7		1-2 G3	2-3 K		
Roy Campanella, R OBP: 0.422, SLG: 0.667 (1, 2)	0-0 F4			4-2 BB 2B BB		1-1 HR	3-2 G3		
Sandy Amoros, L OBP: 0.404, SLG: 0.485 (1, 7)		3-3 K		4-1 2B BB		3-H 1-2 2B HBP 2B	2-2 4-3		
Gil Hodges, R OBP: 0.389, SLG: 0.485 (1, 3)		0-0 F8		1-2 1-H 2-H 2B		1-0 2B 2B	0-1 5-3 1B 1B		
Carl Furillo, R OBP: 0.349, SLG: 0.515 (1, 9)		1-0 F2		0-0 F5		1-3 K	0-0 5-3		
Jackie Robinson, R OBP: 0.369, SLG: 0.299 (1, 5)			2-1 F5		1-2 4-3	4-0 2B E IBB	0-0 F5		
Carl Erskine, R OBP: 0.200, SLG: 0.233 Ed Roebuck, R (9, 1)			0-0 5-3		2-2 6-3	0-1 E4 1-H 2-H 3-H 2B	0-1 1B		

Inning Stats	R: 0	H: 0	E: 0	K: 2	S: 9	LOB: 1	BB: 0	P: 13	R: 0	H: 0	E: 0	K: 1	S: 5	LOB: 0	BB: 0	P: 9	R: 2	H: 1	E: 0	K: 0	S: 13	LOB: 1	BB: 2	P: 24	R: 0	H: 0	E: 0	K: 0	S: 11	LOB: 0	BB: 0	P: 17	R: 5	H: 4	E: 2	K: 1	S: 19	LOB: 1	BB: 1	P: 31	R: 0	H: 0	E: 0	K: 1	S: 12	LOB: 1	BB: 1	P: 23	R: 1	H: 2	E: 0	K: 0	S: 8	LOB: 1	BB: 0	P: 8
--------------	------	------	------	------	------	--------	-------	-------	------	------	------	------	------	--------	-------	------	------	------	------	------	-------	--------	-------	-------	------	------	------	------	-------	--------	-------	-------	------	------	------	------	-------	--------	-------	-------	------	------	------	------	-------	--------	-------	-------	------	------	------	------	------	--------	-------	------

PITCHER	IP	WLS	BF	H	R	ER	SO	BB	IBB	HBP	BLK	WP	HR	S	P	ERA	WHIP
Jack Meyer, R ERA: 4.02 (1, 1)	5.1	L	22	3	4	4	3	2	0	1	0	0	1	53	86	6.75	0.938
Thornton Kipper, R ERA: 2.52 (6, 1)	0.1		5	2	3	2	1	0	1	1	0	0	0	8	15	54.00	6.000
Bob Miller, R ERA: 3.0 (6, 1)	1.1		5	0	0	0	1	1	0	0	0	0	0	13	24	0.00	0.750
Lynn Lovenguth, R ERA: 3.71 (8, 1)	1.0		5	2	1	1	0	0	0	0	0	0	0	8	8	9.00	2.000

PITCHER	IP	WLS	BF	H	R	ER	SO	BB	IBB	HBP	BLK	WP	HR	S	P	ERA	WHIP
---------	----	-----	----	---	---	----	----	----	-----	-----	-----	----	----	---	---	-----	------

Batter	1	2	3	4	5	6	7	8	9	AB R H RBI BB SO LOB	TOP																	
Jim Gilliam, S (1, 4) OBP: 0.333, SLG: 0.310	3-2 F8	4-2 FC4-6 BB		2-0 G4-6-3 1-2f		2-2 F7			2-0 F5	4 0 0 0 1 0 3																		
Pee Wee Reese, R (1, 6) OBP: 0.340, SLG: 0.370	4-2 BB	0-1 FC4-6 1-2f			2-2 F9			1-0 L9		3 0 0 0 1 0 3																		
Duke Snider, L (1, 8) OBP: 0.443, SLG: 0.626	2-0 F5		4-2 G6-4-3 BB		4-1 BB 1B BB			1-1 F8		2 0 0 0 2 0 1																		
Roy Campanella, R (1, 2) OBP: 0.411, SLG: 0.647	3-1 F5		0-2 G6-4-3 1-2f		1-0 F8			3-2 1-3		4 0 0 0 0 0 3																		
Sandy Amoros, L (1, 7) OBP: 0.406, SLG: 0.493		1-1 F8 FC4 2B	3-1 G1		0-1 BB 1B			2-3 K		4 1 2 0 0 1 0																		
Gil Hodges, R (1, 3) OBP: 0.391, SLG: 0.478		2-2 F8		4-1 1B 1B BB		4-2 BB 1B BB		1-0 F9		2 0 0 0 2 0 1																		
Carl Furillo, R (1, 9) OBP: 0.346, SLG: 0.507		1-2 FC4 FC1-6 1B		0-0 1B 1B		1-2 5-3		0-2 1-3		4 0 1 1 0 0 3																		
Jackie Robinson, R (1, 5) OBP: 0.373, SLG: 0.307		1-2 FC1-6 1B		2-2 G4-6-3 1B		0-1 4-3		0-0 F8		4 0 2 0 0 0 0																		
Johnny Podres, L (1, 5) Clem Labine, R George Shubert, L Russ Meyer, S Joe Black, R Don Higgin, R Tommy Lasorda, L Jim Hughes, R Don Zimmer, R		0-2 FC1-6 BB		1-3 K		0-3 K		0-0 F6		1 0 0 0 0 0 0 2 0 1 0 0 0 0 0 0 1 1 0 0 0 0 0 0 0																		
Inning Stats	R: 0 E: 0 K: 0 S: 10	H: 0 LOB: 1 BB: 1 P: 22	R: 1 E: 0 K: 0 S: 19	H: 2 LOB: 3 BB: 1 P: 28	R: 0 E: 0 K: 0 S: 7	H: 0 LOB: 0 BB: 1 P: 14	R: 0 E: 0 K: 1 S: 10	H: 2 LOB: 2 BB: 1 P: 19	R: 0 E: 0 K: 0 S: 13	H: 1 LOB: 3 BB: 2 P: 25	R: 0 E: 0 K: 1 S: 8	H: 0 LOB: 0 BB: 0 P: 10	R: 0 E: 0 K: 0 S: 6	H: 0 LOB: 0 BB: 0 P: 11	R: 0 E: 0 K: 1 S: 7	H: 0 LOB: 0 BB: 0 P: 10	R: 0 E: 0 K: 0 S: 3	H: 0 LOB: 0 BB: 0 P: 5	1B: 4 2B: 1 3B: 0 HR: 0	SF: 0 SAC: 0 DP: 2 HBP: 0	WP: 0 PB: 0 SB: 0 CS: 0	PA: 37						
PITCHER	IP WLS BF H R ER SO BB IBB HBP BLK WP HR S P ERA WHIP												PITCHER	IP WLS BF H R ER SO BB IBB HBP BLK WP HR S P ERA WHIP														
Vern Law, R (1, 1) ERA: 4.4	4.2		5	1	1	1	6	0	0	0	0	0	0	56	104	1.93	2.357											
Bob Friend, R (5, 1) ERA: 1.01	4.1	W	13	0	0	0	2	0	0	0	0	0	0	27	40	0.00	0.000											

Brooklyn Dodgers @ Pittsburgh Pirates
 Forbes Field, Pittsburgh, PA
 Tue May 24 1955, 3:33 AM EDT
 Att. 9,251 - Unknown

livebaseballscorecards.com

AB	31
R	1
H	5
RBI	1
BB	6
SO	3
LOB	19



Batter	1	2	3	4	5	6	7	8	9
Gene Freese, R OBP: 0.348, SLG: 0.451 (1, 4)	1-2 SH5-3 1B		0-1 SH2-3 2B 1B	3-3 K	2-1 1B 1B	1-1 SF7	1-1 HBP		
Dick Groat, R OBP: 0.308, SLG: 0.305 (1, 6)	0-0 SH5-3 1-2		2-0 SH2-3 1-2	0-0 F2 1B	0-0 1B 1B	1-1 F3	0-0 F9		
Roberto Clemente, R OBP: 0.308, SLG: 0.455 (1, 9)	1-0 5-3		1-2 E 1B 2B	1-2 F2 1-2	0-0 1B 1B		0-0 F3	0-1 1-3	
George Freese, R OBP: 0.364, SLG: 0.423 (1, 5)	4-0 BB		2-1 E4 1B 2B	1-3 K	1-2 F3		3-2 F8	0-0 4-3	
Frank Thomas, R OBP: 0.234, SLG: 0.214 (1, 8) (6, 7)	0-3 K		1-3 K				4-1 1B BB	3-2 5-3	
Jack Shepard, R OBP: 0.347, SLG: 0.314 (1, 2)		1-3 K	2-2 2B 1B				1-0 1B HR	1-2 1B	
Roman Mejias, R OBP: 0.154, SLG: 0.216 (1, 7)		0-0 F2	2-0 1B				1-0 1B		
Tom Saffell, L OBP: 0.182, SLG: 0.129 (5, PH) (6, 8)			1-3 2B				1-2 HR 1B		
Preston Ward, L OBP: 0.300, SLG: 0.423 (1, 3)		1-2 1B	4-2 FC6-4 BB			4-0 1B IBB	0-1 SF7 3B	1-0 HR	
Vern Law, R OBP: 0.333, SLG: 0.200 (1, 1)		3-3 K	0-0 FC6-4			0-0 1B 1B	3-3 K	4-2 HBP	
Bob Friend, R OBP: 0.429, SLG: 0.333 (5, 1)			1-2 1B			1-2 2-3 3-H 1B		BB	

AB	R	H	RBI	BB	SO	LOB
4	2	3	3	0	1	0
4	1	2	0	0	0	2
6	2	2	3	0	0	2
5	1	0	0	1	1	4
5	2	2	1	1	2	4
5	2	4	2	0	1	0
2	0	1	1	0	0	0
3	1	1	1	0	0	4
3	3	3	3	2	0	0
2	0	0	0	0	1	4
2	1	1	1	1	1	1

BOTTOM

Brooklyn Dodgers @ Pittsburgh Pirates
 Forbes Field, Pittsburgh, PA
 Tue May 24 1955, 3:33 AM EDT
 Att. 9,251 - Unknown

livebaseballscorecards.com

AB	41
R	15
H	19
RBI	15
BB	5
SO	7
LOB	21



1B: 15	SF: 1	WP: 1	PA: 50
2B: 2	SAC: 2	PB: 0	
3B: 1	DP: 0	SB: 0	
HR: 1	HBP: 1	CS: 0	

Inning	R	H	E	K	S	P	IP	WLS	BF	H	R	ER	SO	BB	IBB	HBP	BLK	WP	HR	S	P	ERA	WHIP
1	0	1	0	8	21	66	2.2	2	17	6	3	1	4	2	0	0	0	0	0	41	66	3.38	3.000
2	0	1	0	13	21	38	0.1	1	0	0	0	0	0	0	0	0	0	0	1	1	0	0.00	0.000
3	0	1	0	13	21	22	1.1	6	6	6	2	0	0	0	1	0	0	1	0	22	38	40.50	4.500
4	0	1	0	13	21	20	0.2	5	3	1	1	0	0	0	0	0	0	0	0	12	20	13.50	4.500
5	0	0	0	13	21	42	2.0	13	4	5	5	1	1	2	0	1	0	0	1	22	42	22.50	3.000

PITCHER	IP	WLS	BF	H	R	ER	SO	BB	IBB	HBP	BLK	WP	HR	S	P	ERA	WHIP
Johnny Podres, L ERA: 3.16 (1, 1)	2.2		17	6	3	1	4	2	0	0	0	0	0	41	66	3.38	3.000
Clem Labine, R ERA: 2.57 (3, 1)	0.1		1	0	0	0	0	0	0	0	0	0	0	1	1	0.00	0.000
Russ Meyer, R ERA: 6.75 (4, 1)	1.1		11	6	6	6	2	0	1	0	0	1	0	22	38	40.50	4.500
Joe Black, R ERA: 2.7 (5, 1)	0.2		5	3	1	1	0	0	0	0	0	0	0	12	20	13.50	4.500
Tommy Lasorda, L ERA: 18.0 (6, 1)	2.0		13	4	5	5	1	2	0	1	0	0	1	22	42	22.50	3.000

PITCHER	IP	WLS	BF	H	R	ER	SO	BB	IBB	HBP	BLK	WP	HR	S	P	ERA	WHIP
Jim Hughes, R ERA: 3.55 (8, 1)	1.0		3	0	0	0	0	0	0	0	0	0	0	6	9	0.00	0.000

Batter	1	2	3	4	5	6	7	8	9	AB R H RBI BB SO LOB	TOP									
Jim Gilliam, S (1, 4) OBP: 0.335, SLG: 0.309 										4 1 1 0 1 1 0										
Pee Wee Reese, R (1, 6) OBP: 0.329, SLG: 0.356 										5 0 0 0 0 0 2										
Duke Snider, L (1, 8) OBP: 0.450, SLG: 0.627 										3 1 2 0 1 0 0										
Roy Campanella, R (1, 2) OBP: 0.407, SLG: 0.635 										4 0 1 1 0 0 2										
Sandy Amoros, L (1, 7) OBP: 0.403, SLG: 0.493 										4 1 1 0 0 0 0										
Gil Hodges, R (1, 3) OBP: 0.396, SLG: 0.482 										3 0 2 0 0 0 0										
Carl Furillo, R (1, 9) OBP: 0.357, SLG: 0.514 										4 1 3 1 0 0 1										
Jackie Robinson, R (1, 5) OBP: 0.377, SLG: 0.314 										4 1 2 0 0 0 3										
Don Newcombe, L (1, 1) OBP: 0.292, SLG: 0.667 										4 1 1 2 0 0 1										
Inning Stats	R: 0 E: 0 K: 0 S: 8	H: 2 LOB: 0 BB: 0 P: 17	R: 0 E: 0 K: 0 S: 8	H: 2 LOB: 2 BB: 0 P: 13	R: 2 E: 1 K: 0 S: 12	H: 1 LOB: 0 BB: 1 P: 23	R: 0 E: 0 K: 0 S: 7	H: 1 LOB: 1 BB: 0 P: 9	R: 0 E: 0 K: 1 S: 6	H: 0 LOB: 0 BB: 0 P: 11	R: 0 E: 0 K: 0 S: 7	H: 2 LOB: 1 BB: 0 P: 14	R: 0 E: 0 K: 0 S: 6	H: 1 LOB: 1 BB: 0 P: 8	R: 4 E: 0 K: 0 S: 15	H: 4 LOB: 0 BB: 0 P: 24	1B: 11 2B: 1 3B: 1 HR: 0	SF: 0 SAC: 1 DP: 2 HBP: 0	WP: 0 PB: 0 SB: 2 CS: 2	PA: 40
PITCHER	IP WLS BF H R ER SO BB IBB HBP BLK WP HR S P ERA WHIP																			
Ron Kline, R (1, 1) ERA: 3.49 Roy Face, R (9, 1) ERA: 3.18	8.1 L 35 12 5 3 1 2 0 0 0 0 0 0 63 113 3.24 1.680																			

Brooklyn Dodgers @ Pittsburgh Pirates
 Forbes Field, Pittsburgh, PA
 Thu May 26 1955, 3:33 AM EDT
 Att. 2,680 - Unknown

AB	35
R	6
H	13
RBI	4
BB	2
SO	1
LOB	9



WP: 0	PA: 40
-------	--------

Batter	1	2	3	4	5	6	7	8	9	AB R H RBI BB SO LOB
Tom Saffell, L (1, 8) OBP: 0.189, SLG: 0.118	4-1 BB BB		1-2 FC1-6 FC1-4 1-2f		0-0 E4 6-3 PB 2-3			0-0 F5		3 0 0 0 1 0 2
Dick Groat, R (1, 6) OBP: 0.299, SLG: 0.295	0-0 F7		0-0 FC1-4 1-2f		2-2 6-3 1-3 3-H 2-3			1-2 1-6-3		4 0 0 1 0 0 3
Felipe Montemayor, L (1, 9) OBP: 0.349, SLG: 0.356	4-2 G6-4-3 1-2 BB		0-1 4-3					0-2 F9		3 0 0 0 1 1 2
Preston Ward, L (1, 3) Roman Mejias, R (9, PR) OBP: 0.297, SLG: 0.411 OBP: 0.154, SLG: 0.216	0-0 G6-4-3 1-2f			1-0 L9			0-0 G3	0-1 1B 1B		4 0 1 0 0 0 2 0 0 0 0 0 0 0
Frank Thomas, R (1, 7) OBP: 0.235, SLG: 0.215		1-3 K		1-1 1B			0-1 5-3	2-1 F7		4 0 1 0 0 1 1
Jack Shepard, R (1, 2) OBP: 0.336, SLG: 0.303		0-3 K		0-3 K			1-0 5-3	0-0 F9		4 0 0 0 0 2 2
George Freese, R (1, 5) OBP: 0.369, SLG: 0.454		2-0 HR		1-1 5-3			1-2 F5	0-1 FC6-4 1B		4 1 2 1 0 0 1
Gene Freese, R (1, 4) OBP: 0.345, SLG: 0.453		1-0 6-3			2-0 E 6-3 2B		0-1 B2	1-1 FC6-4 1-2f		4 1 1 0 0 0 2
Ron Kline, R (1, 1) Roy Face, R (9, 1) OBP: 0.125, SLG: 0.125			1-2 FC1-6 1B		0-3 K		0-0 L3			3 0 1 0 0 1 1 0 0 0 0 0 0 0

Inning Stats	R: 0	H: 0	E: 0	K: 0	S: 7	R: 1	H: 1	E: 0	K: 2	S: 8	R: 0	H: 1	E: 0	K: 1	S: 9	R: 1	H: 1	E: 1	K: 2	S: 12	R: 0	H: 0	E: 0	K: 0	S: 4	R: 0	H: 0	E: 0	K: 0	S: 6	R: 0	H: 0	E: 0	K: 0	S: 8	R: 0	H: 2	E: 0	K: 0	S: 9	1B: 4	SF: 0	2B: 1	SAC: 0	3B: 0	DP: 1	HR: 1	HBP: 0	WP: 0	PA: 35
	0	0	0	0	7	1	1	0	2	8	0	1	0	1	9	1	1	1	2	12	0	0	0	0	4	0	0	0	0	6	0	0	0	8	0	2	0	9	4	0	1	0	0	0	1	0	35			


PITCHER	IP	WLS	BF	H	R	ER	SO	BB	IBB	HBP	BLK	WP	HR	S	P	ERA	WHIP
Don Newcombe, R (1, 1) ERA: 2.83	9.0	W	35	6	2	1	5	2	0	0	0	0	1	72	101	1.00	0.889

BOTTOM

Brooklyn Dodgers @ Pittsburgh Pirates
 Forbes Field, Pittsburgh, PA
 Thu May 26 1955, 3:33 AM EDT
 Att. 2,680 - Unknown

livebaseballscorecards.com

AB	33
R	2
H	6
RBI	2
BB	2
SO	5
LOB	16



Batter	1	2	3	4	5	6	7	8	9	AB R H RBI BB SO LOB	TOP
Jim Gilliam, S (1, 4) OBP: 0.333, SLG: 0.303	4-0 BB	1-2 4-3			0-1 6-3		3-2 F9			3 1 0 0 1 0 2	
Pee Wee Reese, R (1, 6) OBP: 0.327, SLG: 0.353	1-1 1B		3-2 L9		2-3 K		0-0 F5			4 0 1 0 0 1 0	
Duke Snider, L (1, 8) OBP: 0.451, SLG: 0.622	1-1 SF8		4-0 BB		0-0 F9		4-2 BB			1 0 0 1 2 0 0	
Roy Campanella, R (1, 2) OBP: 0.404, SLG: 0.624	0-2 FC6-4 1B		2-2 4-3		1-1 1B		0-0 F8			4 0 1 0 0 0 3	
Sandy Amoros, L (1, 7) OBP: 0.399, SLG: 0.486	2-2 FC6-4 1B		1-1 F8		0-0 G1-6-3 1-2f		0-1 F9			4 0 1 0 0 0 3	
Gil Hodges, R (1, 3) OBP: 0.387, SLG: 0.468	1-1 FC6-4 1-2f			2-3 K		2-2 F7		0-3 K		4 0 0 0 0 2 2	
Carl Furillo, R (1, 9) OBP: 0.366, SLG: 0.521		0-0 1B		1-0 1B			2-2 SH5-3 1B			4 0 3 0 0 0 0	
Jackie Robinson, R (1, 5) OBP: 0.376, SLG: 0.315		1-1 L6		2-1 F6			0-0 SH5-3 SH5-3 1B			3 0 1 0 0 0 2	
Carl Erskine, R (1, 1) OBP: 0.182, SLG: 0.212 Ed Roebuck, R (8, 1) Frank Kellert, R (9, PH) OBP: 0.600, SLG: 0.750		0-2 P4		0-0 G3			0-1 6-3		1-1 F5	3 0 0 0 0 0 3 0 0 0 0 0 0 0 1 0 0 0 0 0 1	
Inning Stats	R: 1 H: 2 E: 0 LOB: 2 K: 0 BB: 1 S: 12 P: 21	R: 0 H: 1 E: 0 LOB: 1 K: 0 BB: 0 S: 9 P: 11	R: 0 H: 0 E: 0 LOB: 1 K: 0 BB: 1 S: 10 P: 20	R: 0 H: 1 E: 0 LOB: 1 K: 1 BB: 0 S: 8 P: 13	R: 0 H: 0 E: 0 LOB: 0 K: 1 BB: 0 S: 6 P: 8	R: 0 H: 1 E: 0 LOB: 0 K: 0 BB: 0 S: 6 P: 9	R: 0 H: 1 E: 0 LOB: 1 K: 0 BB: 0 S: 10 P: 15	R: 0 H: 0 E: 0 LOB: 1 K: 0 BB: 1 S: 6 P: 10	R: 0 H: 1 E: 0 LOB: 1 K: 1 BB: 0 S: 9 P: 13	1B: 7 SF: 1 2B: 0 SAC: 1 3B: 0 DP: 1 HR: 0 HBP: 0	WP: 0 PA: 36 PB: 0 SB: 0 CS: 0
PITCHER Sal Maglie, R (1, 1) ERA: 2.19	IP WLS BF H R ER SO BB IBB HBP BLK WP HR S P ERA WHIP 9.0 W 36 7 1 1 3 3 0 0 0 0 0 0 76 120 1.00 1.111										

Brooklyn Dodgers @ New York Giants
 Polo Grounds, New York, NY
 Fri May 27 1955, 3:33 AM EDT
 Att: 37,911 - Unknown

livebaseballscorecards.com

AB	31
R	1
H	7
RBI	1
BB	3
SO	3
LOB	16



Batter	1	2	3	4	5	6	7	8	9	AB R H RBI BB SO LOB	TOP
Jim Gilliam, S (1, 4) <small>OBP: 0.332, SLG: 0.301</small>	1-2 	2-0 			1-1 			1-1 		4 0 1 0 0 0 0	Brooklyn Dodgers @ New York Giants Polo Grounds, New York, NY Sat May 28 1955, 3:33 AM EDT Att: 34,711 - Unknown
Pee Wee Reese, R (1, 6) <small>OBP: 0.327, SLG: 0.353</small>	0-0 		2-2 		1-1 			0-0 		3 1 1 0 0 0 0	
Duke Snider, L (1, 8) <small>OBP: 0.447, SLG: 0.619</small>	1-0 		2-2 		2-1 			2-1 		4 0 1 0 0 0 2	
Roy Campanella, R (1, 2) <small>OBP: 0.406, SLG: 0.621</small>	2-1 		2-2 		0-0 			1-1 		4 1 2 0 0 0 2	
Sandy Amoros, L (1, 7) <small>OBP: 0.401, SLG: 0.507</small>	0-0 		1-0 		0-2 			3-2 		4 2 2 2 0 0 2	
Gil Hodges, R (1, 3) <small>OBP: 0.395, SLG: 0.493</small>	2-2 		2-0 		4-1 			0-1 		3 1 2 3 1 0 0	
Carl Furillo, R (1, 9) <small>OBP: 0.364, SLG: 0.510</small>	1-0 		4-2 		3-1 			1-2 		3 0 0 0 1 0 1	
Jackie Robinson, R (1, 5) <small>OBP: 0.380, SLG: 0.315</small>		1-1 		1-2 		4-1 		3-2 		3 0 1 0 1 0 2	
Billy Loes, R (1, 1) Ed Roebuck, R (6, 1)		1-1 		0-0 		0-0 		0-0 		2 0 0 0 0 0 0 2 0 0 0 0 0 2	
Inning Stats	R: 4 H: 4 E: 0 LOB: 0 K: 0 BB: 0 S: 12 P: 19	R: 0 H: 0 E: 0 LOB: 0 K: 0 BB: 0 S: 5 P: 9	R: 0 H: 1 E: 0 LOB: 1 K: 0 BB: 0 S: 10 P: 17	R: 0 H: 1 E: 0 LOB: 0 K: 0 BB: 1 S: 6 P: 13	R: 0 H: 0 E: 0 LOB: 0 K: 0 BB: 0 S: 5 P: 7	R: 0 H: 1 E: 0 LOB: 0 K: 0 BB: 0 S: 6 P: 8	R: 0 H: 0 E: 0 LOB: 1 K: 0 BB: 2 S: 5 P: 16	R: 0 H: 1 E: 0 LOB: 1 K: 0 BB: 0 S: 7 P: 11	R: 1 H: 2 E: 0 LOB: 1 K: 0 BB: 0 S: 13 P: 20	1B: 7 SF: 0 2B: 1 SAC: 1 3B: 1 DP: 2 HR: 2 HBP: 0	WP: 0 PA: 36 PB: 0 SB: 0 CS: 0
PITCHER Jim Hearn, R (1, 1) <small>ERA: 3.55</small> Mary Grissom, R (7, 1) <small>ERA: 2.97</small> Hoyt Wilhelm, R (9, 1) <small>ERA: 4.4</small>	IP WLS BF H R ER SO BB IBB HBP BLK WP HR S P ERA WHIP 6.0 L 23 7 4 4 0 1 0 0 0 0 1 44 73 6.00 1.333 2.0 8 1 0 0 0 2 0 0 0 0 0 0 12 27 0.00 1.500 1.0 5 2 1 1 0 0 0 0 0 0 0 1 13 20 9.00 2.000	PITCHER IP WLS BF H R ER SO BB IBB HBP BLK WP HR S P ERA WHIP 0.0 0 0 0 0 0 0 0 0 0 0 0 0 0 0.00 0.000									

livebaseballscorecards.com

AB	32
R	5
H	10
RBI	5
BB	3
SO	0
LOB	11



BOTTOM

Brooklyn Dodgers @ New York Giants
Polo Grounds, New York, NY
Sat May 28 1955, 3:33 AM EDT
Att. 34,711 - Unknown

livebaseballscorecards.com

AB	35
R	3
H	9
RBI	3
BB	4
SO	3
LOB	21



WP:	0	PA:	39
PB:	0		
SB:	0		
CS:	0		

AB R H RBI BB SO LOB

5	2	3	1	0	0	2
5	0	1	0	0	0	1
5	0	1	1	0	0	2
4	0	1	0	0	2	3
2	0	0	0	2	1	3
2	0	0	0	0	0	1
1	0	0	0	1	0	0
3	0	0	0	1	0	3
3	1	1	1	0	0	3
1	0	1	0	0	0	0
0	0	0	0	0	0	0
0	0	0	0	0	0	0
2	0	1	0	0	0	0
1	0	0	0	0	0	2
0	0	0	0	0	0	0
1	0	0	0	0	0	1
0	0	0	0	0	0	0

Batter	1	2	3	4	5	6	7	8	9
Whitey Lockman, L OBP: 0.282, SLG: 0.375 (1, 3)	0-0 HR	2-0 4-3			0-1 3B 1B		1-1 1B 1B		0-1 F7
Alvin Dark, R OBP: 0.326, SLG: 0.352 (1, 6)	1-0 F7		2-2 4-3		3-2 5-3 1-2		2-2 FC5-4 1B 1-2		0-0 F7
Don Mueller, L OBP: 0.364, SLG: 0.444 (1, 9)	1-1 4-3		1-1 5-3		1-0 3B 2-H		0-1 F5		0-0 G3
Hank Thompson, L OBP: 0.373, SLG: 0.406 (1, 5)	3-1 1B		2-3 K		0-0 L3		2-3 K		
Willie Mays, R OBP: 0.374, SLG: 0.574 (1, 8)	3-3 K			4-0 BB G6-4-3		4-2 BB BB F9	3-0 FC5-4 1-2f		
Monte Irvin, R OBP: 0.343, SLG: 0.347 Dusty Rhodes, L OBP: 0.250, SLG: 0.261 (6, PH) (7, 7)		1-0 F8		0-1 L9		4-0 BB 1-2		3-2 3-1	
Davey Williams, R OBP: 0.316, SLG: 0.302 (1, 4)		4-1 BB 1B		0-0 G6-4-3 1-2f		2-2 F9 2-3		1-0 5-3	
Wes Westrum, R OBP: 0.323, SLG: 0.245 Bill Taylor, L OBP: 0.278, SLG: 0.500 Joey Amalfitano, R OBP: 0.250, SLG: 0.250 Ray Katt, R OBP: 0.292, SLG: 0.281 (8, PH) (8, PR) (9, 2)		1-1 F3			0-0 HR		1-1 F7		1-0 1B
Jim Hearn, R OBP: 0.167, SLG: 0.367 Sid Gordon, R OBP: 0.196, SLG: 0.185 Marv Grissom, R OBP: 0.250, SLG: 0.250 Bobby Hofman, R OBP: 0.474, SLG: 0.800 Hoyt Wilhelm, R OBP: 0.333, SLG: 0.333 (1, 1) (6, PH) (7, 1) (8, PH) (9, 1)		2-2 1B			0-0 F8		0-0 5-3		0-0 F8

Inning Stats	R: 1 E: 0 K: 1 S: 10	H: 2 LOB: 1 BB: 0 P: 18	R: 0 E: 0 K: 0 S: 8	H: 1 LOB: 2 BB: 1 P: 18	R: 0 E: 0 K: 1 S: 10	H: 0 LOB: 0 BB: 0 P: 15	R: 0 E: 0 K: 0 S: 3	H: 0 LOB: 0 BB: 1 P: 7	R: 2 E: 0 K: 0 S: 10	H: 3 LOB: 1 BB: 0 P: 14	R: 0 E: 0 K: 0 S: 9	H: 0 LOB: 2 BB: 2 P: 20	R: 0 E: 0 K: 1 S: 12	H: 2 LOB: 2 BB: 0 P: 20	R: 0 E: 0 K: 0 S: 6	H: 1 LOB: 1 BB: 0 P: 11	R: 0 E: 0 K: 0 S: 4	H: 0 LOB: 0 BB: 0 P: 4	1B: 6 2B: 0 3B: 1 HR: 2	SF: 0 SAC: 0 DP: 1 HBP: 0
--------------	-------------------------------	----------------------------------	------------------------------	----------------------------------	-------------------------------	----------------------------------	------------------------------	---------------------------------	-------------------------------	----------------------------------	------------------------------	----------------------------------	-------------------------------	----------------------------------	------------------------------	----------------------------------	------------------------------	---------------------------------	----------------------------------	------------------------------------

PITCHER	IP	WLS	BF	H	R	ER	SO	BB	IBB	HBP	BLK	WP	HR	S	P	ERA	WHIP
Billy Loes, R ERA: 4.2 (1, 1)	5.0	W	24	6	3	3	2	4	0	0	0	0	2	44	83	5.40	2.000
Ed Roebuck, R ERA: 1.61 (6, 1)	4.0	S	15	3	0	0	1	0	0	0	0	0	0	28	44	0.00	0.750

Batter	1	2	3	4	5	6	7	8	9	AB R H RBI BB SO LOB	TOP											
Jim Gilliam, S (1, 4) OBP: 0.349, SLG: 0.342	1-0 HR	4-2 2B 1B BB	4-1 FC6-4 BB		0-0 3B			4-2 2B PB BB		2 3 2 3 3 0 0												
Pee Wee Reese, R (1, 6) OBP: 0.323, SLG: 0.354	2-2 6-3	2-1 1B 2B	1-1 FC6-4		0-1 F9			1-0 B1		5 1 1 0 0 0 5												
Duke Snider, L (1, 8) OBP: 0.451, SLG: 0.639	1-0 BB 1B	1-0 1B		2-2 F5				2-3 K		5 1 3 3 0 1 1												
Roy Campanella, R (1, 2) OBP: 0.406, SLG: 0.627	2-3 K	0-0 F8		1-0 G1 2B				1-1 PB 2B		5 0 2 0 0 2 2												
Gil Hodges, R (1, 3) OBP: 0.395, SLG: 0.483	4-1 BB		2-3 K	1-0 G1				3-3 K		3 0 0 0 2 2 2												
Carl Furillo, R (1, 9) OBP: 0.359, SLG: 0.500	2-2 F7		1-0 BB BB 1B	2-2 F4				3-3 K		5 1 1 0 0 1 4												
Jackie Robinson, R (1, 5) OBP: 0.380, SLG: 0.345		1-1 HR	1-0 F8		1-2 F3			2-3 K		5 1 2 1 0 1 1												
Sandy Amoros, L (1, 7) OBP: 0.401, SLG: 0.500		3-2 F5	4-0 BB BB BB	1-3 K 3B				1-0 CS 1B		4 1 1 0 1 1 1												
Johnny Podres, L (1, 1) OBP: 0.240, SLG: 0.217		1-0 F3	4-1 BB BB	1-0 4-3				2-3 K		3 0 0 0 1 1 2												
Jim Hughes, R (8, 1)									0-0 1-3	1 0 0 0 0 0 1												
Inning Stats	R: 1 E: 0 K: 1 S: 13	H: 2 LOB: 2 BB: 1 P: 25	R: 3 E: 0 K: 0 S: 14	H: 3 LOB: 1 BB: 1 P: 26	R: 1 E: 0 K: 1 S: 9	H: 1 LOB: 3 BB: 3 P: 26	R: 0 E: 0 K: 0 S: 9	H: 1 LOB: 1 BB: 0 P: 15	R: 1 E: 0 K: 1 S: 10	H: 1 LOB: 1 BB: 0 P: 13	R: 1 E: 0 K: 2 S: 11	H: 1 LOB: 1 BB: 1 P: 24	R: 0 E: 0 K: 2 S: 8	H: 1 LOB: 0 BB: 0 P: 13	R: 1 E: 0 K: 2 S: 13	H: 1 LOB: 1 BB: 1 P: 24	R: 0 E: 0 K: 0 S: 5	H: 1 LOB: 1 BB: 0 P: 9	1B: 5 2B: 4 3B: 1 HR: 3	SF: 0 SAC: 0 DP: 1 HBP: 0	WP: 0 PB: 1 SB: 0 CS: 2	PA: 45
PITCHER	IP WLS BF H R ER SO BB IBB HBP BLK WP HR S P ERA WHIP																					
Johnny Antonelli, L (1, 1) ERA: 3.38	1.2 L 12 5 4 4 1 2 0 0 0 0 2 26 50 21.60 4.200																					
Al Corwin, R (2, 1) ERA: 4.01	1.0 7 1 1 1 1 3 0 0 0 0 0 8 24 9.00 4.000																					
Hoyt Wilhelm, R (3, 1) ERA: 4.06	2.1 10 2 1 0 1 0 0 0 0 0 0 21 31 0.00 0.857																					
Mary Grissom, R (6, 1) ERA: 2.97	3.0 12 3 2 1 6 2 0 0 0 0 1 32 61 3.00 1.667																					
Paul Giel, R (9, 1) ERA:	1.0 4 1 0 0 0 0 0 0 0 0 0 5 9 0.00 1.000																					

Brooklyn Dodgers @ New York Giants
Polo Grounds, New York, NY
Sun May 29 1955, 3:33 AM EDT
Att. 42,630 - Unknown

livebaseballscorecards.com

AB 38
R 8
H 12
RBI 7
BB 7
SO 9
LOB 19



BOTTOM

Brooklyn Dodgers @ New York Giants
Polo Grounds, New York, NY
Sun May 29 1955, 3:33 AM EDT
Att. 42,630 - Unknown

livebaseballscorecards.com

AB 34
R 5
H 8
RBI 5
BB 5
SO 5
LOB 17



WP: 2 PA: 39
PB: 0
SB: 0
CS: 0

AB	R	H	RBI	BB	SO	LOB
5	1	1	0	0	0	1
5	2	2	2	0	0	1
4	2	2	2	1	2	1
4	0	1	0	0	0	2
2	0	0	0	2	0	2
3	0	2	1	1	0	2
3	0	0	0	0	0	3
1	0	0	0	0	0	1
2	0	0	0	0	0	2
1	0	0	0	0	0	0
0	0	0	0	1	0	0
1	0	0	0	0	1	0
1	0	0	0	0	0	1
0	0	0	0	0	0	0
0	0	0	0	0	0	0
1B: 6	SF: 0					
2B: 0	SAC: 0					
3B: 0	DP: 1					
HR: 2	HBP: 0					

Batter	1	2	3	4	5	6	7	8	9
Whitey Lockman, L (1, 3) OBP: 0.279, SLG: 0.370	0-0 1B 1B		0-0 F7		1-1 FC4-6 HR		2-1 4-3		1-2 1-3
Alvin Dark, R (1, 6) OBP: 0.328, SLG: 0.370	1-1 F9		3-2 L7		3-2 HR		2-2 IHR 1B		0-0 6-3
Willie Mays, R (1, 8) OBP: 0.380, SLG: 0.591	3-3 K			4-2 WP 1B BB	1-1 WP 1-3 1B		0-0 IHR		3-3 K
Sid Gordon, R (1, 5) OBP: 0.200, SLG: 0.190	1-0 FC5-4 1B			0-0 F3	1-1 1-3		1-1 F4		
Monte Irvin, R (1, 7) OBP: 0.347, SLG: 0.341	0-0 FC5-4 1-2f			4-1 1B BB	4-1 BB		2-1 5-3		
Don Mueller, L (1, 9) OBP: 0.373, SLG: 0.448		1-2 G5-4-3 1B		0-2 1-2 2-H 1B	0-0 F4		4-1 BB		
Davey Williams, R (1, 4) OBP: 0.310, SLG: 0.296		0-2 G5-4-3		0-0 L7		1-1 4-3		1-2 F8	
Hank Thompson, L (8, PH) OBP: 0.370, SLG: 0.403		1-2f							
Wes Westrum, R (1, 2) OBP: 0.313, SLG: 0.236		2-3 K		2-3 K		0-1 4-3		1-1 F5	
Ray Katt, R (5, 2) OBP: 0.288, SLG: 0.276									
Dusty Rhodes, L (8, PH) OBP: 0.246, SLG: 0.255									
Bobby Hofman, R (9, 2) OBP: 0.474, SLG: 0.800									
Johnny Antonelli, L (1, 1) OBP: 0.192, SLG: 0.160			3-2 G3		4-2 FC4-6 BB		0-3 K2-3		0-1 F8
Al Corwin, R (2, 1)									
Hoyt Wilhelm, R (3, 1) OBP: 0.250, SLG: 0.250									
Billy Gardner, R (5, PH) OBP: 0.288, SLG: 0.304									
Marv Grissom, R (6, 1) OBP: 0.290, SLG: 0.200									
Bill Taylor, L (8, PH) OBP: 0.253, SLG: 0.474									
Paul Giel, R (9, 1)									

Inning	R	H	E	K	S	R	H	E	K	S	R	H	E	K	S	R	H	E	K	S
1	0	2	0	1	13	0	1	0	0	14	0	0	0	0	0	0	0	0	0	0
2	0	1	0	1	14	0	0	0	0	14	0	0	0	0	0	0	0	0	0	0
3	0	0	0	0	13	0	0	0	0	13	0	0	0	0	0	0	0	0	0	0
4	1	1	0	1	22	0	1	0	1	22	0	0	0	0	0	0	0	0	0	0
5	2	2	0	2	29	0	2	0	2	29	0	0	0	0	0	0	0	0	0	0
6	0	0	0	0	8	0	0	0	0	8	0	0	0	0	0	0	0	0	0	0
7	2	2	0	2	18	0	2	0	2	18	0	0	0	0	0	0	0	0	0	0
8	0	0	0	0	14	0	0	1	0	14	0	0	0	0	0	0	0	0	0	0
9	0	0	0	0	11	0	0	0	0	11	0	0	0	0	0	0	0	0	0	0

PITCHER	IP	WLS	BF	H	R	ER	SO	BB	IBB	HBP	BLK	WP	HR	S	P	ERA	WHIP
Johnny Podres, L (1, 1) ERA: 3.55	7.0	W	33	8	5	5	4	5	0	0	0	2	1	72	122	6.43	1.857
Jim Hughes, R (8, 1) ERA: 3.07	2.0	S	6	0	0	0	1	0	0	0	0	0	0	14	20	0.00	0.000

Batter	1	2	3	4	5	6	7	8	9	AB R H RBI BB SO LOB	TOP
Roberto Clemente, R OBP: 0.327, SLG: 0.486 (1, 9)	3-1 1B 1B		0-1 G1-6-3 1-2f		3-2 FC1-6 FC5-4 1-2f		0-0 1-4-3		0-0 2-3	5 0 1 0 0 0 2	
Gene Freese, R OBP: 0.340, SLG: 0.427 (1, 4)	2-3 K		1-0 L5		1-1 FC5-4 1-2f			4-1 FC1-6 BB		3 0 0 0 1 1 2	
Jerry Lynch, L OBP: 0.350, SLG: 0.405 (1, 7)	0-2 1B 1-2			0-2 1B 2B		1-2 F6		0-2 FC1-6 WP 1B 1-2f		4 1 2 0 0 0 1	
Frank Thomas, R OBP: 0.261, SLG: 0.291 (1, 8)	1-0 F2			0-1 1B 2-3		2-1 6-3		0-0 1B E FC5-4 1B 1-2		4 1 2 0 0 0 2	
Preston Ward, L OBP: 0.294, SLG: 0.368 (1, 3)	0-0 F7			0-0 F3		1-3 K		2-2 FC5-4 1B 1-3 2-H		4 0 1 1 0 1 4	
George Freese, R OBP: 0.347, SLG: 0.431 (1, 5)		0-0 6-3		1-2 F3			3-2 5-3	0-0 FC5-4 1-2f		4 0 0 1 0 0 3	
Jack Shepard, R OBP: 0.345, SLG: 0.312 Hardy Peterson, R (1, 2) (4, 2)		1-1 5-3		1-0 F4			2-2 1-3	3-2 G3		2 0 0 0 0 0 2 2 0 0 0 0 0 1	
Dick Groat, R OBP: 0.302, SLG: 0.308 (1, 6)		1-2 F4			4-2 FC1-6 BB		1-1 HR 2B		2-1 F7	3 1 1 0 1 0 0	
Bob Purkey, R OBP: 0.357, SLG: 0.357 Tom Saffell, L OBP: 0.241, SLG: 0.184 Laurin Pepper, R OBP: 0.241, SLG: 0.184 Ben Wade, R OBP: 0.347, SLG: 0.471 Dale Long, L OBP: 0.347, SLG: 0.471 Verti Law, R OBP: 0.333, SLG: 0.200 Felipe Montemayor, L OBP: 0.342, SLG: 0.348 (1, 1) (3, PH) (3, 1) (3, 1) (7, PH) (7, 1) (9, PH)			1-1 G1-6-3 1B		2-3 K		2-2 HR		1-3 K	0 0 0 0 0 0 0 1 0 1 0 0 0 0 0 0 0 0 0 0 0 1 0 0 0 0 1 1 1 1 1 2 0 0 0 0 0 0 0 0 0 0 1 0 0 0 0 1 0	
Inning Stats	R: 0 H: 2 E: 0 LOB: 2 K: 1 BB: 0 S: 10 P: 16	R: 0 H: 0 E: 0 LOB: 0 K: 0 BB: 0 S: 6 P: 8	R: 0 H: 1 E: 0 LOB: 0 K: 0 BB: 0 S: 5 P: 7	R: 0 H: 2 E: 0 LOB: 2 K: 0 BB: 0 S: 10 P: 12	R: 0 H: 0 E: 0 LOB: 1 K: 1 BB: 1 S: 10 P: 20	R: 0 H: 0 E: 0 LOB: 0 K: 1 BB: 0 S: 9 P: 13	R: 2 H: 2 E: 0 LOB: 0 K: 0 BB: 0 S: 13 P: 21	R: 2 H: 2 E: 0 LOB: 1 K: 0 BB: 1 S: 16 P: 25	R: 0 H: 0 E: 0 LOB: 0 K: 1 BB: 0 S: 6 P: 9	1B: 6 SF: 0 2B: 2 SAC: 0 3B: 0 DP: 1 HR: 1 HBP: 0	WP: 1 PA: 37 PB: 0 SB: 0 CS: 0
PITCHER Russ Meyer, R ERA: 6.3 Ed Roebuck, R ERA: 1.52 (1, 1) (8, 1)	IP WLS BF H R ER SO BB IBB HBP BLK WP HR S P ERA WHIP	7.1 W 32 9 4 4 3 2 0 0 0 1 1 72 112 4.91 1.500	1.2 S 5 0 0 0 1 0 0 0 0 0 0 0 13 19 0.00 0.000		PITCHER IP WLS BF H R ER SO BB IBB HBP BLK WP HR S P ERA WHIP						

Pittsburgh Pirates @ Brooklyn Dodgers
Ebbets Field, Brooklyn, NY
Mon May 30 1955, 3:33 AM EDT
Unknown

livebaseballscorecards.com

AB	35
R	4
H	9
RBI	4
BB	2
SO	4
LOB	18

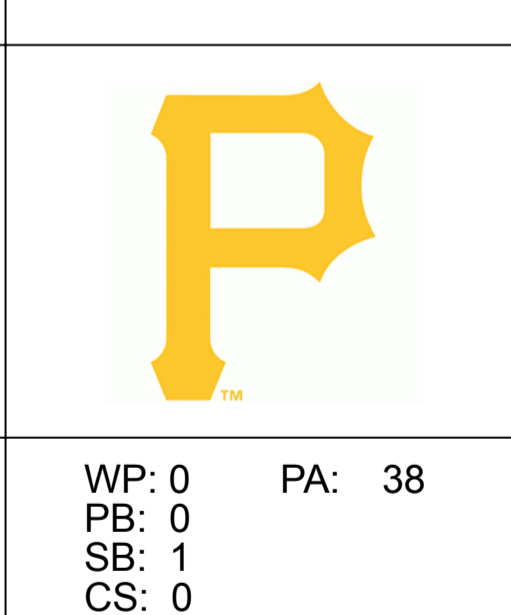


Batter	1	2	3	4	5	6	7	8	9	AB R H RBI BB SO LOB	TOP
--------	---	---	---	---	---	---	---	---	---	----------------------	-----

Roberto Clemente, R OBP: 0.329, SLG: 0.483 (1, 9)	1-3 1B	0-1 1B			0-3 1B		0-1 1B		0-1 1B	5 0 2 0 0 2 2	
Gene Freese, R OBP: 0.336, SLG: 0.419 (1, 4)	0-3 1B	2-3 1B			1-3 1B			2-1 1B	1-3 1B	5 1 1 0 0 4 4	
Jerry Lynch, L OBP: 0.364, SLG: 0.415 (1, 7)	1-0 1B		1-0 1B			0-0 1B		1-2 1B		4 1 2 0 0 0 1	
Frank Thomas, R OBP: 0.268, SLG: 0.321 (1, 8)	1-2 HR		0-0 1B			0-2 1B		3-3 1B		4 1 2 2 0 1 2	
Dale Long, L OBP: 0.352, SLG: 0.484 (1, 3)	2-0 1B		3-2 1B			0-1 1B		1-1 2B		4 0 2 1 0 0 2	
George Freese, R OBP: 0.345, SLG: 0.425 (1, 5)	0-2 1B				1-2 1B			1-1 1B	0-2 1B	4 0 1 0 0 0 2	
Jack Shepard, R OBP: 0.349, SLG: 0.318 (1, 2)		0-3 1B			0-1 1B			2-2 1B	1-1 1B	4 0 2 0 0 1 0	
Dick Groat, R OBP: 0.296, SLG: 0.301 (1, 6)		2-2 1B			0-2 1B			1-0 1B	1-0 1B	3 0 0 0 0 0 1	
Ron Kline, R OBP: 0.167, SLG: 0.118 Preston Ward, L (7, PH) OBP: 0.291, SLG: 0.364 Roy Face, R (7, 1) Roman Mejias, R (9, PH) OBP: 0.250, SLG: 0.289		4-1 BB			0-3 1B			1-1 1B	4-1 BB	1 0 0 0 1 1 0 1 0 0 0 0 0 2 0 0 0 0 0 0 0 0 0 0 0 1 0 0	

AB	R	H	RBI	BB	SO	LOB
35	3	12	3	2	9	16

WP: 0	PA: 38
PB: 0	
SB: 1	
CS: 0	



Pittsburgh Pirates @ Brooklyn Dodgers
Ebbets Field, Brooklyn, NY
Mon May 30 1955, 3:38 AM EDT
Att: 26,711 - Unknown

Inning Stats	R	H	E	K	S	IP	WLS	BF	H	R	ER	SO	BB	IBB	HBP	BLK	WP	HR	S	P	ERA	WHIP
	2	3	0	2	16	9.0	W	38	12	3	3	9	2	0	0	0	0	1	99	137	3.00	1.556

Inning Stats	R	H	E	K	S	IP	WLS	BF	H	R	ER	SO	BB	IBB	HBP	BLK	WP	HR	S	P	ERA	WHIP	
	0	0	0	0	0	0.0																	

BOTTOM

Pittsburgh Pirates @ Brooklyn Dodgers
Ebbets Field, Brooklyn, NY
Mon May 30 1955, 3:38 AM EDT
Att. 26,711 - Unknown

livebaseballscorecards.com

AB	35
R	8
H	12
RBI	7
BB	2
SO	3
LOB	16



WP:	0	PA:	39
PB:	0	SB:	2
CS:	0		

AB	R	H	RBI	BB	SO	LOB
4	1	2	0	0	0	1
5	0	2	1	0	0	2
3	0	1	1	1	0	1
4	1	1	1	0	1	3
3	1	1	0	1	1	2
4	1	1	0	0	0	1
4	1	1	1	0	1	4
4	0	0	0	0	0	2
4	3	3	3	0	0	0

R	H	ER	SO	BB	IBB	HBP	BLK	WP	HR	S	P	ERA	WHIP
1	2	0	1	0	0	0	0	0	0	68	113	6.00	1.667
1	2	0	0	0	0	0	0	0	2	20	34	13.50	2.000

R	H	ER	SO	BB	IBB	HBP	BLK	WP	HR	S	P	ERA	WHIP
2	2	0	0	0	0	0	0	0	0	11	13	6.00	1.667
2	2	0	0	0	0	0	0	0	0	20	34	13.50	2.000

R	H	ER	SO	BB	IBB	HBP	BLK	WP	HR	S	P	ERA	WHIP
1	2	0	0	0	0	0	0	0	0	11	13	6.00	1.667
1	2	0	0	0	0	0	0	0	0	20	34	13.50	2.000

R	H	ER	SO	BB	IBB	HBP	BLK	WP	HR	S	P	ERA	WHIP
1	2	0	0	0	0	0	0	0	0	11	13	6.00	1.667
1	2	0	0	0	0	0	0	0	0	20	34	13.50	2.000

R	H	ER	SO	BB	IBB	HBP	BLK	WP	HR	S	P	ERA	WHIP
1	2	0	0	0	0	0	0	0	0	11	13	6.00	1.667
1	2	0	0	0	0	0	0	0	0	20	34	13.50	2.000

R	H	ER	SO	BB	IBB	HBP	BLK	WP	HR	S	P	ERA	WHIP
1	2	0	0	0	0	0	0	0	0	11	13	6.00	1.667
1	2	0	0	0	0	0	0	0	0	20	34	13.50	2.000

R	H	ER	SO	BB	IBB	HBP	BLK	WP	HR	S	P	ERA	WHIP
1	2	0	0	0	0	0	0	0	0	11	13	6.00	1.667
1	2	0	0	0	0	0	0	0	0	20	34	13.50	2.000

R	H	ER	SO	BB	IBB	HBP	BLK	WP	HR	S	P	ERA	WHIP
1	2	0	0	0	0	0	0	0	0	11	13	6.00	1.667
1	2	0	0	0	0	0	0	0	0	20	34	13.50	2.000

R	H	ER	SO	BB	IBB	HBP	BLK	WP	HR	S	P	ERA	WHIP
1	2	0	0	0	0	0	0	0	0	11	13	6.00	1.667
1	2	0	0	0	0	0	0	0	0	20	34	13.50	2.000

R	H	ER	SO	BB	IBB	HBP	BLK	WP	HR	S	P	ERA	WHIP
0	1	0	0	0	0	0	0	0	0	11	13	6.00	1.667
0	1	0	0	0	0	0	0	0	0	20	34	13.50	2.000

R	H	ER	SO	BB	IBB	HBP	BLK	WP	HR	S	P	ERA	WHIP
0	1	0	0	0	0	0	0	0	0	11	13	6.00	1.667
0	1	0	0	0	0	0	0	0	0	20	34	13.50	2.000

Batter	1	2	3	4	5	6	7	8	9	AB	R	H	RBI	BB	SO	LOB
Jim Gilliam, S	B5-3		G3	HBP		G3		1B		4	1	2	0	0	0	1
Pee Wee Reese, R	F4		2B	F4		G3		1B		5	0	2	1	0	0	2
Duke Snider, L	1B		BB			F6		SF7-3-4		3	0	1	1	1	0	1
Roy Campanella, R	L1-6-3		K			L3-1		HR		4	1	1	1	0	1	3
Sandy Amoros, L		G6-4-3	F7			S		K		3	1	1	0	1	1	2
Gil Hodges, R		E5		L1-3		E6		F8		4	1	1	0	0	0	1
Carl Furillo, R		G6-4-3		K		L1-3		HR		4	1	1	1	0	1	4
Jackie Robinson, R		6-3		L1-3		F9		F8		4	0	0	0	0	0	2
Don Newcombe, L			G3	HR		HR		6-3		4	3	3	3	0	0	0

Batter	1	2	3	4	5	6	7	8	9	AB R H RBI BB SO LOB	TOP					
Roberto Clemente, R OBP: 0.325, SLG: 0.474 (1, 9)	0-3 K		3-1 1-3		1-2 1B		0-2 1-3	1-0 4-3		5 0 1 0 0 1 1						
Dick Cole, R OBP: 0.366, SLG: 0.410 (1, 4)	0-0 6-3		3-2 1B		0-3 K		1-0 F8		2-3 K	5 0 1 1 0 2 1						
Jerry Lynch, L OBP: 0.408, SLG: 0.533 (1, 7)	1-2 2B		0-0 4-3			1-0 1B FC5-2 1B	4-0 1B BB		0-2 HR	4 2 3 1 1 0 1						
Tom Saffell, L OBP: 0.241, SLG: 0.184 (9, 8)										0 0 0 0 0 0 0						
Frank Thomas, R OBP: 0.265, SLG: 0.316 (1, 8)	3-2 5-3				2-3 K		0-3 K	1-1 1B	0-0 F8	5 1 1 0 0 2 2						
(9, 7)																
Dale Long, L OBP: 0.364, SLG: 0.484 (1, 3)		0-0 G6-4-3 1B		2-1 4-3		1-1 FC5-2 1B	4-0 E 1B BB		3-1 1-3	4 1 2 0 1 0 0						
George Freese, R OBP: 0.355, SLG: 0.435 (1, 5)		2-2 G6-4-3		2-1 FC5-4 1B		0-0 FC5-2 1B	0-0 E7			4 1 3 2 0 0 1						
Jack Shepard, R OBP: 0.340, SLG: 0.308 (1, 2)		0-0 F8		1-0 FC5-4		0-0 FC5-2 2B	1-3 2-H 3-H 1B			4 0 0 0 0 0 6						
Dick Groat, R OBP: 0.301, SLG: 0.313 (1, 6)			1-2 1B SH5-4 1B		0-0 F6	2-2 K 2B		2-2 F4		4 1 2 2 0 0 0						
Bob Friend, R OBP: 0.308, SLG: 0.250 (1, 1)			0-0 SH5-4		1-1 5-3	2-3 K		1-2 F9		3 0 0 0 0 1 2						
Inning Stats	R: 0 H: 1 E: 0 LOB: 1 K: 1 BB: 0 S: 12 P: 16	R: 0 H: 1 E: 0 LOB: 0 K: 0 BB: 0 S: 8 P: 10	R: 1 H: 2 E: 0 LOB: 1 K: 0 BB: 0 S: 10 P: 17	R: 0 H: 1 E: 0 LOB: 1 K: 1 BB: 0 S: 8 P: 15	R: 0 H: 1 E: 0 LOB: 1 K: 1 BB: 0 S: 9 P: 11	R: 2 H: 4 E: 0 LOB: 2 K: 2 BB: 0 S: 14 P: 20	R: 2 H: 2 E: 1 LOB: 2 K: 0 BB: 2 S: 10 P: 22	R: 0 H: 0 E: 0 LOB: 0 K: 0 BB: 0 S: 8 P: 12	R: 1 H: 1 E: 0 LOB: 0 K: 1 BB: 0 S: 9 P: 14	1B: 10 SF: 0 2B: 2 SAC: 1 3B: 0 DP: 1 HR: 1 HBP: 0	WP: 0 PA: 41 PB: 0 SB: 0 CS: 0					
PITCHER	IP WLS BF H R ER SO BB IBB HBP BLK WP HR S P ERA WHIP															
Clem Labine, R ERA: 2.97 (1, 1)	5.1	24	9	3	3	4	0	0	0	0	0	0	54	78	5.06	1.688
Ed Roebuck, R ERA: 2.01 (6, 1)	1.2	L	10	3	2	2	1	2	0	0	0	0	17	33	10.80	3.000
Joe Black, R ERA: 2.93 (8, 1)	2.0		7	1	1	1	1	0	0	0	0	0	17	26	4.50	0.500

Pittsburgh Pirates @ Brooklyn Dodgers
Ebbets Field, Brooklyn, NY
Tue May 31 1955, 3:33 AM EDT
Att. 6,008 - Unknown

livebaseballscorecards.com

AB	38
R	6
H	13
RBI	6
BB	2
SO	6
LOB	14



Batter	1	2	3	4	5	6	7	8	9	AB R H RBI BB SO LOB
Jim Gilliam, S (1, 4) OBP: 0.357, SLG: 0.363	0-1 FC4-6 1B		2-0 L7		1-1 F7		0-1 E1 G3 BB		4-0 BB	4 0 1 0 1 0 0
Pee Wee Reese, R (1, 6) OBP: 0.324, SLG: 0.363	0-1 F3			0-0 F7	1-1 6-3		4-1 G3 1-2 BB		1-3 BB	4 0 0 0 1 1 2
Duke Snider, L (1, 8) OBP: 0.447, SLG: 0.619	2-1 FC4-6 1-2f			3-1 HR 1B	1-2 2B		0-1 G3 1-2 2-3		0-0 4-3	5 1 2 0 0 0 4
Roy Campanella, R (1, 2) OBP: 0.394, SLG: 0.650	0-1 1-3			1-0 HR 1-H	1-3 K		0-3 K			4 1 1 2 0 2 4
Sandy Amoros, L (1, 7) OBP: 0.408, SLG: 0.525		2-2 4-3		1-2 HR		1-3 K		2-2 3-1		4 1 1 1 0 1 0
Gil Hodges, R (1, 3) OBP: 0.407, SLG: 0.484		3-2 G1-6-3 1B		1-2 1B		4-0 BB		1-1 1B		3 0 3 0 1 0 0
Carl Furillo, R (1, 9) OBP: 0.352, SLG: 0.503		0-1 G1-6-3 1-2f		1-3 K		0-3 K		1-3 K		4 0 0 0 0 3 4
Don Hoak, R (1, 5) OBP: 0.324, SLG: 0.303			0-1 G3	2-1 1-3 1B		1-2 F8		1-3 K		3 0 1 0 0 0 1
Rube Walker, L (8, PH) OBP: 0.375, SLG: 0.200										1 0 0 0 0 1 1
Don Zimmer, R (9, 5) OBP: 0.346, SLG: 0.609										0 0 0 0 0 0 0
Clem Labine, R (1, 1) OBP: 0.100, SLG: 0.400			0-0 F8	1-3 K			0-2 5-3		2-2 L6	2 0 0 0 0 1 2
Ed Roebuck, R (6, 1)										0 0 0 0 0 0 0
Jackie Robinson, R (7, PH) OBP: 0.373, SLG: 0.333										1 0 0 0 0 0 0
Joe Black, R (8, 1) OBP: 0.333, SLG: 0.333										0 0 0 0 0 0 0
Frank Kellert, R (9, PH) OBP: 0.545, SLG: 0.667										1 0 0 0 0 0 0


Inning Stats	R: 0 E: 0 K: 0 S: 8	H: 1 LOB: 1 BB: 0 P: 10	R: 0 E: 0 K: 0 S: 8	H: 1 LOB: 0 BB: 0 P: 13	R: 0 E: 0 K: 0 S: 4	H: 0 LOB: 0 BB: 0 P: 6	R: 3 E: 0 K: 2 S: 20	H: 5 LOB: 2 BB: 0 P: 30	R: 0 E: 0 K: 1 S: 10	H: 1 LOB: 1 BB: 0 P: 14	R: 0 E: 0 K: 2 S: 11	H: 0 LOB: 1 BB: 1 P: 17	R: 0 E: 1 K: 1 S: 11	H: 0 LOB: 2 BB: 1 P: 15	R: 0 E: 0 K: 2 S: 11	H: 1 LOB: 1 BB: 0 P: 16	R: 0 E: 0 K: 1 S: 7	H: 0 LOB: 1 BB: 1 P: 14	1B: 6 2B: 1 3B: 0 HR: 2	SF: 0 SAC: 0 DP: 1 HBP: 0
--------------	------------------------------	----------------------------------	------------------------------	----------------------------------	------------------------------	---------------------------------	-------------------------------	----------------------------------	-------------------------------	----------------------------------	-------------------------------	----------------------------------	-------------------------------	----------------------------------	-------------------------------	----------------------------------	------------------------------	----------------------------------	----------------------------------	------------------------------------

BOTTOM

Pittsburgh Pirates @ Brooklyn Dodgers
Ebbets Field, Brooklyn, NY
 Tue May 31 1955, 3:33 AM EDT
 Att. 6,008 - Unknown

livebaseballscorecards.com

AB	36
R	3
H	9
RBI	3
BB	3
SO	9
LOB	18



PITCHER	IP	WLS	BF	H	R	ER	SO	BB	IBB	HBP	BLK	WP	HR	S	P	ERA	WHIP	WP: 0	PA: 39
Bob Friend, R (1, 1) ERA: 2.28	9.0	W	39	9	3	3	9	3	0	0	0	0	2	90	135	3.00	1.333	0	0

Batter	1	2	3	4	5	6	7	8	9	AB R H RBI BB SO LOB	TOP		
Bill Bruton, L (1, 8) OBP: 0.330, SLG: 0.431	1-2 F6	1-1 1B			2-2 2B		1-1 E BB 3B 1B	2-1 1B		5 1 4 1 0 0 0	Milwaukee Braves @ Brooklyn Dodgers Ebbets Field, Brooklyn, NY Wed Jun 01 1955, 3:33 AM EDT Att: 18,380 - Unknown		
Chuck Tanner, L (1, 9) OBP: 0.382, SLG: 0.500	4-1 1B BB	1-3 K			2-2 1-3		4-1 E 3B BB	2-2 6-3		3 2 0 0 2 1 3			
Hank Aaron, R (1, 4) OBP: 0.344, SLG: 0.562	0-2 1B 1B				1-2 F8		0-1 E6 3B		2-2 F2	5 1 1 1 0 1 3			
George Crowe, L (1, 3) OBP: 0.490, SLG: 0.714	1-2 1B				1-0 3-1		0-2 F8		0-3 K	5 0 1 1 0 1 3			
Johnny Logan, R (1, 6) OBP: 0.397, SLG: 0.488	1-2 F7				0-0 6-3		0-3 K		0-0 SF8 3B	5 1 2 3 0 1 1			
Bobby Thomson, R (1, 7) OBP: 0.277, SLG: 0.398					1-1 F9		0-0 1B		1-2 SF8 3B	4 1 2 1 0 0 1			
Danny O'Connell, R (1, 5) OBP: 0.335, SLG: 0.365					3-3 K		0-1 FC5-4 1B		1-0 F4	4 0 1 1 0 1 0			
Del Crandall, R (1, 2) OBP: 0.231, SLG: 0.308					1-1 5-3		1-1 FC5-4		2-1 3-1	4 1 1 0 0 0 2			
Gene Conley, R (1, 1) OBP: 0.194, SLG: 0.194 Roberto Vargas, L (4, 1) OBP: 0.192, SLG: 0.100 Ernie Johnson, R (4, 1) OBP: 0.331, SLG: 0.414 Joe Adcock, R (7, PH) OBP: 0.286, SLG: 0.263 Lew Burdette, R (7, 1) OBP: 0.421, SLG: 0.491 Eddie Matthews, L (8, PH) OBP: 0.095, SLG: 0.143 Chet Nichols, S (8, 1)					1-3 K		4-2 BB 1B E BB		2-1 4-3	1 0 0 0 0 1 1 0 0 0 0 0 0 0 1 0 0 0 0 1 0 0 1 0 0 1 0 0 0 0 0 0 0 0 0 1 0 0 0 0 0 0 0 0 0 0 0 0 0			
Inning Stats	R: 1 H: 2 E: 0 LOB: 1 K: 0 BB: 1 S: 13 P: 20	R: 2 H: 3 E: 0 LOB: 1 K: 2 BB: 0 S: 14 P: 18	R: 0 H: 0 E: 0 LOB: 0 K: 1 BB: 0 S: 5 P: 8	R: 0 H: 0 E: 0 LOB: 0 K: 1 BB: 0 S: 7 P: 12	R: 0 H: 1 E: 0 LOB: 1 K: 1 BB: 0 S: 13 P: 19	R: 0 H: 2 E: 0 LOB: 2 K: 1 BB: 0 S: 12 P: 13	R: 5 H: 2 E: 1 LOB: 0 K: 1 BB: 2 S: 15 P: 26	R: 0 H: 1 E: 0 LOB: 1 K: 0 BB: 0 S: 9 P: 17	R: 0 H: 1 E: 0 LOB: 1 K: 0 BB: 0 S: 9 P: 14	1B: 7 SF: 1 2B: 3 SAC: 0 3B: 2 DP: 0 HR: 0 HBP: 0	WP: 0 PA: 42 PB: 0 SB: 0 CS: 0		
PITCHER	IP WLS BF H R ER SO BB IBB HBP BLK WP HR S P ERA WHIP											PITCHER	IP WLS BF H R ER SO BB IBB HBP BLK WP HR S P ERA WHIP
Carl Erskine, R (1, 1) ERA: 2.22	6.1 W 32 10 8 6 7 3 0 0 0 0 0 0 75 110 8.53 2.053												
Jim Hughes, R (7, 1) ERA: 2.6	2.2 S 10 2 0 0 0 0 0 0 0 0 0 0 22 37 0.00 0.750												

livebaseballscorecards.com

AB 38
R 8
H 12
RBI 8
BB 3
SO 7
LOB 14



BOTTOM

Milwaukee Braves @ Brooklyn Dodgers
Ebbets Field, Brooklyn, NY
Wed Jun 01 1955, 3:33 AM EDT
Att. 18,380 - Unknown

livebaseballscorecards.com

AB 33
R 11
H 13
RBI 11
BB 8
SO 4
LOB 15



WP: 0 PA: 42
PB: 0
SB: 0
CS: 1

AB	R	H	RBI	BB	SO	LOB
4	1	0	0	1	0	3
4	3	2	2	1	1	0
5	3	4	6	0	0	0
4	1	2	1	1	0	0
3	0	1	0	2	0	1
3	0	0	0	2	0	2
2	1	0	0	1	0	6
3	1	2	2	0	1	0
1	0	0	0	0	1	1
3	1	2	0	0	1	1
1	0	0	0	0	0	1
1B: 5	SF: 0					
2B: 3	SAC: 0					
3B: 0	DP: 4					
HR: 6	HBP: 1					

Batter	1	2	3	4	5	6	7	8	9
Jim Gilliam, S OBP: 0.354, SLG: 0.354 (1, 4)	2-1 L9	0-0 4-2		4-2 1B HR	1-2 G3-6-3		0-0 F9		
Pee Wee Reese, R OBP: 0.331, SLG: 0.385 (1, 6)	0-2 HR		1-3	0-1 1B HR		4-0 HR BB		1-2 F7	
Duke Snider, L OBP: 0.456, SLG: 0.688 (1, 8)	3-1 HR		1-0 4-3	1-0 HR		1-1 HR		1-1 CS 2B	
Roy Campanella, R OBP: 0.399, SLG: 0.665 (1, 2)	0-0 BB E 1B		2-0 F9	4-0 BB 1B BB		1-2 6-3		3-2 HR	
Sandy Amoros, L OBP: 0.413, SLG: 0.521 (1, 7)	0-1 E4 BB			3-1		4-0 G5-4-3 BB		4-1 BB	
Gil Hodges, R OBP: 0.407, SLG: 0.475 (1, 3)	4-2 G6-3 BB			F8		1-0 G5-4-3		0-0 L8	
Carl Furillo, R OBP: 0.355, SLG: 0.497 (1, 9)	1-0 G6-3			HR BB			1-1 FC1-6 HBP		
Jackie Robinson, R OBP: 0.379, SLG: 0.373 Don Hoak, R OBP: 0.316, SLG: 0.294 (1, 5) (7, 5)		3-2 E4 2B		3-2 HR	0-3 K		2-3 K		
Carl Erskine, R OBP: 0.222, SLG: 0.250 Jim Hughes, R (7, 1)		0-3		1-1 BB 1B	0-2 G3-6-3 1B		0-1 FC1-6		

Inning	R	H	E	K	S	R	H	E	K	S	R	H	E	K	S	R	H	E	K	S	R	H	E	K	S
1	2	3	1	13	23	0	1	1	7	10	0	0	0	5	9	0	1	0	9	10	0	2	1	0	10
2	0	1	1	7	10	1	0	0	1	10	0	0	0	0	9	0	0	0	7	10	0	0	0	0	10
3	0	0	0	5	9	0	0	0	0	9	0	0	0	0	9	0	0	0	0	9	0	0	0	0	9
4	6	5	0	22	45	0	3	4	22	45	0	3	4	22	45	0	3	4	22	45	0	3	4	22	45
5	0	1	0	9	10	0	1	0	9	10	0	1	0	9	10	0	1	0	9	10	0	1	0	9	10
6	2	1	0	6	17	0	1	2	6	17	0	1	2	6	17	0	1	2	6	17	0	1	2	6	17
7	0	0	0	7	10	0	0	0	7	10	0	0	0	7	10	0	0	0	7	10	0	0	0	7	10
8	1	2	0	11	19	1	0	1	11	19	1	0	1	11	19	1	0	1	11	19	1	0	1	11	19
9	0	0	0	0	0	0	0	0	0	0	0	0	0	0	0	0	0	0	0	0	0	0	0	0	0

PITCHER	IP	WLS	BF	H	R	ER	SO	BB	IBB	HBP	BLK	WP	HR	S	P	ERA	WHIP
Gene Conley, R ERA: 3.66 (1, 1)	3.2	L	20	7	7	7	2	3	0	0	0	0	3	41	71	17.18	2.727
Roberto Vargas, L ERA: 8.71 (4, 1)	0.0		4	2	1	1	0	2	0	0	0	0	1	4	13	∞	∞
Ernie Johnson, R ERA: 3.18 (4, 1)	2.1		9	2	2	2	1	2	0	0	0	0	1	17	30	7.71	1.714
Lew Burdette, R ERA: 6.51 (7, 1)	1.0		4	0	0	0	1	0	0	1	0	0	0	7	10	0.00	0.000
Chet Nichols, L ERA: 3.05 (8, 1)	1.0		5	2	1	1	0	1	0	0	0	0	1	11	19	9.00	3.000

Batter	1	2	3	4	5	6	7	8	9	AB R H RBI BB SO LOB	TOP
Bill Bruton, L (1, 8) OBP: 0.333, SLG: 0.435 BB FC3-6 BB	4-2 FC3-6 BB		0-0 6-3 2B		3-2 4-3			2-3 K		3 0 1 0 1 1 0	
Chuck Tanner, L (1, 9) OBP: 0.361, SLG: 0.469 FC3-6 FC6-4 1-2f	1-2 FC3-6 FC6-4 1-2f		2-3 K		0-0 F6			2-2 F8		4 0 0 0 0 1 2	
Hank Aaron, R (1, 4) OBP: 0.337, SLG: 0.550 FC6-4 1B 1-2f	2-2 FC6-4 1B 1-2f		0-0 6-3		1-1 F8			0-1 F3		4 0 0 0 0 0 2	
George Crowe, L (1, 3) OBP: 0.473, SLG: 0.674 FC4 1B 1-3	3-2 FC4 1B 1-3		3-2 F6		3-3 K			1-1 4-3		4 0 1 0 0 1 1	
Johnny Logan, R (1, 6) OBP: 0.394, SLG: 0.500 FC4 1-2f	2-2 FC4 1-2f			1-1 G3		2-2 F4		0-0 HR		4 1 1 1 0 0 2	
Bobby Thomson, R (1, 7) OBP: 0.285, SLG: 0.402 K		0-3 K		1-0 FC3-6 1B		0-0 F8		1-1 G6-4-3 1B		4 0 2 0 0 1 0	
Danny O'Connell, R (1, 5) OBP: 0.328, SLG: 0.356 F8		2-2 F8		0-1 FC3-6 1-2f		0-0 F9		0-1 G6-4-3 1-2f		4 0 0 0 0 0 2	
Del Crandall, R (1, 2) OBP: 0.233, SLG: 0.303 BB		4-2 BB		2-3 K		2-2 5-3				2 0 0 0 1 1 1	
Bob Buhl, R (1, 1) Eddie Mathews, L (8, PH) Dave Jolly, R (8, 1) Roberto Vargas, L (8, 1) John Edelman, R (8, 1)	1-2 1-3			1-3 K		0-0 HR				2 0 0 0 0 1 1	
Inning Stats	R: 0 H: 1 E: 0 LOB: 2 K: 0 BB: 1 S: 16 P: 28	R: 0 H: 0 E: 0 LOB: 1 K: 1 BB: 1 S: 14 P: 21	R: 0 H: 1 E: 0 LOB: 1 K: 1 BB: 0 S: 8 P: 13	R: 0 H: 1 E: 0 LOB: 1 K: 1 BB: 0 S: 8 P: 12	R: 0 H: 0 E: 0 LOB: 0 K: 1 BB: 0 S: 8 P: 12	R: 0 H: 0 E: 0 LOB: 0 K: 1 BB: 0 S: 9 P: 15	R: 0 H: 0 E: 0 LOB: 0 K: 0 BB: 0 S: 5 P: 7	R: 1 H: 1 E: 0 LOB: 0 K: 1 BB: 0 S: 9 P: 13	R: 1 H: 2 E: 0 LOB: 0 K: 0 BB: 0 S: 7 P: 9	1B: 3 SF: 0 2B: 1 SAC: 0 3B: 0 DP: 1 HR: 2 HBP: 0	WP: 0 PA: 34 PB: 0 SB: 0 CS: 0
PITCHER Billy Loes, R (1, 1) ERA: 3.9	IP WLS BF H R ER SO BB IBB HBP BLK WP HR S P ERA WHIP 9.0 W 34 6 2 2 6 2 0 0 0 0 0 2 84 130 2.00 0.889										

Milwaukee Braves @ Brooklyn Dodgers
 Ebbets Field, Brooklyn, NY
 Thu Jun 02 1955, 3:33 AM EDT
 Att. 5,301 - Unknown

livebaseballscorecards.com

AB	32
R	2
H	6
RBI	2
BB	2
SO	6
LOB	11



Batter	1	2	3	4	5	6	7	8	9
Jim Gilliam, S OBP: 0.350, SLG: 0.361 (1, 4)	0-0 F2		3-3 K		0-0 F4		2-3 K	1-0 1B 3B	
Pee Wee Reese, R OBP: 0.339, SLG: 0.388 (1, 6)	1-2 4-3		0-0 HR 1B		2-0 6-3			1B BB 1B	
Duke Snider, L OBP: 0.464, SLG: 0.707 (1, 8)	0-3 K		0-0 1-H HR		4-2 SH2-4 BB		1B 1B 1B	1B 1B	
Roy Campanella, R OBP: 0.401, SLG: 0.661 (1, 2)		0-0 6-3	1-0 F5		1-0 SH2-4		1B 1B 1B	1B 1B	
Sandy Amoros, L OBP: 0.423, SLG: 0.548 (1, 7)		2-1 WP 3B	0-0 CS 1B		0-3 K		1B 2B 1B	1B	
Gil Hodges, R OBP: 0.407, SLG: 0.466 (1, 3)		4-0 WP BB	1-0 CS	0-0 6-3		2-3 K	1B BB 1B	K	
Jackie Robinson, R OBP: 0.373, SLG: 0.362 (1, 5)		1-2 F4		3-3 K		3-1 6-3	1B 3B BB	F2	
Carl Furillo, R OBP: 0.363, SLG: 0.500 (1, 9)		4-0 IBB		2-3 K		0-1 SH1-4 1B	1B 1B 1B	1B	
Billy Loes, R OBP: 0.174, SLG: 0.136 (1, 1)		1-3 K		3-3 K		0-0 SH1-4	1B 1B	1B	

Inning Stats	R: 0	H: 0	E: 0	K: 1	S: 7	LOB: 0	BB: 0	P: 8
	R: 1	H: 1	E: 0	K: 1	S: 9	LOB: 2	BB: 2	P: 21
	R: 2	H: 3	E: 0	K: 1	S: 7	LOB: 0	BB: 0	P: 12
	R: 0	H: 0	E: 0	K: 2	S: 7	LOB: 0	BB: 0	P: 12
	R: 0	H: 0	E: 0	K: 1	S: 5	LOB: 0	BB: 0	P: 10
	R: 0	H: 0	E: 0	K: 2	S: 9	LOB: 1	BB: 1	P: 16
	R: 0	H: 1	E: 0	K: 1	S: 8	LOB: 1	BB: 0	P: 13
	R: 10	H: 9	E: 0	K: 1	S: 30	LOB: 2	BB: 3	P: 62

PITCHER	IP	WLS	BF	H	R	ER	SO	BB	IBB	HBP	BLK	WP	HR	S	P	ERA	WHIP
Bob Buhl, R ERA: 3.77 (1, 1)	7.0	L	28	5	3	3	9	2	1	0	0	1	1	52	92	3.86	1.000
Dave Jolly, R ERA: 7.23 (8, 1)	0.0		6	3	6	6	0	3	0	0	0	0	0	11	31	∞	∞
Roberto Vargas, L ERA: 11.81 (8, 1)	0.1		5	4	2	2	0	0	0	0	0	0	0	9	16	54.00	12.000
John Edelman, R ERA: (8, 1)	0.2		4	2	2	2	1	0	0	0	0	0	0	10	15	27.00	3.000

BOTTOM

Milwaukee Braves @ Brooklyn Dodgers
Ebbets Field, Brooklyn, NY
 Thu Jun 02 1955, 3:33 AM EDT
 Att. 5,301 - Unknown

AB	R	H	RBI	BB	SO	LOB
5	1	1	2	0	2	1
4	3	2	1	1	0	0
4	3	3	2	1	1	0
4	1	2	2	0	0	0
5	2	4	2	0	1	1
3	1	0	0	2	2	3
4	1	0	1	1	1	3
3	1	2	2	1	1	0
2	0	0	0	0	2	2

AB	34
R	13
H	14
RBI	12
BB	6
SO	10
LOB	10

livebaseballscorecards.com

WP	PA
1	44



Batter	1	2	3	4	5	6	7	8	9	AB R H RBI BB SO LOB	TOP																
Ken Boyer, R (1, 5) OBP: 0.320, SLG: 0.439	4-2 2B BB		0-0 6-3		0-0 FC5 1B HR		0-1 F7		2-1 6-3	4 2 0 0 1 0 2																	
Red Schoendienst, S (1, 4) OBP: 0.398, SLG: 0.408	0-0 F8		1-3 K		0-2 HR 1B		2-2 F9		1-0 F5	5 1 1 1 0 1 1																	
Stan Musial, L (1, 3) OBP: 0.409, SLG: 0.506	1-2 F8		0-1 6-3		1-1 HR		0-0 FC5-4 1B		0-1 F8	5 1 2 3 0 0 1																	
Rip Repulski, R (1, 7) OBP: 0.332, SLG: 0.497	2-2 WP 1-H 2B			2-2 6-3	0-1 1B 1B		1-0 FC5-4 1-2f			4 0 2 1 0 0 1																	
Harry Elliott, R (1, 9) OBP: 0.400, SLG: 0.426	2-2 G3 2-3			3-3 K	0-0 1B			2-2 6-3		4 0 1 0 0 1 1																	
Bill Virdon, L (1, 8) OBP: 0.403, SLG: 0.507		2-3 K		1-3 K	0-0 3-1			0-0 2B		4 0 1 0 0 2 2																	
Bill Sarni, R (1, 2) OBP: 0.374, SLG: 0.404		0-1 1-3			1-0 FC6-4 1B	1-1 E5 FC5-4		1-0 F4		4 0 1 0 0 0 1																	
Alex Grammas, R (1, 6) OBP: 0.285, SLG: 0.280		0-0 2B			1-2 FC6-4 FC5 BB 1-2f	1-1 FC5-4 G4-6-3		2-1 E6 FC6-4		4 0 1 0 0 0 3																	
Tom Poholsky, R Brooks Lawrence, R Bob Stephenson, R Herb Motford, R Solly Hemus, L Sobby Tiefenauer, R Wally Moon, L Barney Schultz, R Paul LaPalme, L Frank Smith, R Joe Frazier, L Harvey Haddix, L		2-3 K			4-0 FC5 1B BB 1-2	0-0 G4-6-3		0-0 FC6-4 1-2f		0 0 0 0 0 0 0 0 0 0 0 0 0 0 0 0 1 0 0 0 0 0 0 1 1 0 0 0 0 0 0 0 0 0 1 0 0 0 1 0 0 0 0 0 0 0 0 0 0 1 0 0 0 0 0 0 1 0 0 0 0 0 0 0 0 0 0 0 0 0 0 0 0 1 0 0 0 0 0 0 2 0 0 0 0 0 0 0 0																	
Inning Stats	R: 1 E: 0 K: 0 S: 17	H: 1 LOB: 1 BB: 1 P: 26	R: 0 E: 0 K: 2 S: 10	H: 1 LOB: 1 BB: 0 P: 14	R: 0 E: 0 K: 1 S: 6	H: 0 LOB: 0 BB: 0 P: 7	R: 0 E: 0 K: 2 S: 13	H: 0 LOB: 0 BB: 0 P: 19	R: 4 E: 0 K: 0 S: 15	H: 5 LOB: 2 BB: 1 P: 22	R: 0 E: 1 K: 0 S: 5	H: 0 LOB: 0 BB: 0 P: 7	R: 0 E: 0 K: 0 S: 7	H: 1 LOB: 1 BB: 0 P: 10	R: 0 E: 1 K: 0 S: 10	H: 1 LOB: 2 BB: 0 P: 15	R: 0 E: 0 K: 0 S: 5	H: 0 LOB: 0 BB: 0 P: 8	1B: 5 2B: 3 3B: 0 HR: 1	SF: 0 SAC: 0 DP: 1 HBP: 0	WP: 1 PB: 0 SB: 0 CS: 0	PA: 39					
PITCHER	IP WLS BF H R ER SO BB IBB HBP BLK WP HR S P ERA WHIP												PITCHER	IP WLS BF H R ER SO BB IBB HBP BLK WP HR S P ERA WHIP													
Johnny Podres, L (1, 1) ERA: 4.0	4.2	23	7	5	5	5	2	0	0	0	1	1	60	87	9.64	1.929											
Clem Labine, R (5, 1) ERA: 2.63	4.1	16	2	0	0	0	0	0	0	0	0	0	28	41	0.00	0.462											

St. Louis Cardinals @ Brooklyn Dodgers
 Ebbets Field, Brooklyn, NY
 Fri Jun 03 1955, 3:33 AM EDT
 Att. 19,291 - Unknown

livebaseballscorecards.com

AB	37
R	5
H	9
RBI	5
BB	2
SO	5
LOB	16



Batter	1	2	3	4	5	6	7	8	9	AB R H RBI BB SO LOB
Jim Gilliam, S OBP: 0.353, SLG: 0.361 (1, 4)	4-2 1B S HR BB	1-0 4-3		0-2 F3		1-1 SH1-4	1-1 2-H 1B			3 1 1 1 1 0 1
Pee Wee Reese, R OBP: 0.346, SLG: 0.396 (1, 6)	1-1 1-3 HR 1B	0-0 6-3		2-1 1-H 1B 2B		4-2 2B BB	0-0 F6			4 2 2 1 1 0 1
Duke Snider, L OBP: 0.472, SLG: 0.734 (1, 8)	0-0 1-H 3-H HR	2-3 K		0-0 3-H 1B		1-0 1-3 2-H 2B	2-0 G3 1B			5 2 4 5 0 1 0
Roy Campanella, R OBP: 0.401, SLG: 0.669 (1, 2)	1-0 HR		1-1 F8	3-2 6-3		4-1 BB	1-2 G3			4 1 1 1 1 0 2
Sandy Amoros, L OBP: 0.427, SLG: 0.549 (1, 7)	0-1 G3 1B		1-1 F8		1-1 CS 1B	1-1 F2	2-2 2-H HR 1B			5 1 3 1 0 0 3
Gil Hodges, R OBP: 0.402, SLG: 0.476 (1, 3) (8, 9)	0-3 K		2-2 1-3		3-3 1-2 K	2-3 K	2-0 1-H HR			5 1 1 2 0 3 5
Jackie Robinson, R OBP: 0.373, SLG: 0.356 Don Hoak, R OBP: 0.350, SLG: 0.294 (1, 5) (7, 5)	0-0 G3 1-2			4-0 S WP 1B BB	1-1 E4		1-0 CS HBP HBP	4-1 G4-6-3 BB		2 1 0 0 1 0 1 0 0 0 0 1 0 0
Carl Furillo, R OBP: 0.366, SLG: 0.494 Frank Kellert, R OBP: 0.500, SLG: 0.600 (1, 9) (7, PR) (8, 3)	4-0 BB			3-2 1-3	3-2 1-3		1-0 1-2 CS 1B HBP	1-1 G4-6-3		2 0 0 0 1 0 2 1 1 0 0 0 0 1
Johnny Podres, L OBP: 0.259, SLG: 0.240 Clem Labine, R OBP: 0.167, SLG: 0.364 (1, 1) (5, 1)	2-1 1-3			0-1 3-H 2B 1B		4-2 SH1-4 2B BB	2-3 1-2 2-3 K			2 1 1 1 0 0 2 1 1 0 0 1 1 2

Inning Stats	R: 4 E: 0 K: 1 S: 14	H: 4 LOB: 2 BB: 2 P: 26	R: 0 E: 0 K: 1 S: 6	H: 0 LOB: 0 BB: 0 P: 9	R: 0 E: 0 K: 0 S: 8	H: 0 LOB: 0 BB: 0 P: 12	R: 3 E: 0 K: 0 S: 15	H: 3 LOB: 1 BB: 1 P: 27	R: 0 E: 1 K: 1 S: 10	H: 1 LOB: 1 BB: 0 P: 18	R: 1 E: 0 K: 1 S: 13	H: 1 LOB: 3 BB: 3 P: 30	R: 1 E: 0 K: 1 S: 7	H: 1 LOB: 1 BB: 0 P: 11	R: 3 E: 0 K: 0 S: 12	H: 3 LOB: 0 BB: 1 P: 24	1B: 8 2B: 3 3B: 0 HR: 3	SF: 0 SAC: 1 DP: 2 HBP: 2	WP: 1 PB: 0 SB: 2 CS: 3	PA: 44
--------------	-------------------------------	----------------------------------	------------------------------	---------------------------------	------------------------------	----------------------------------	-------------------------------	----------------------------------	-------------------------------	----------------------------------	-------------------------------	----------------------------------	------------------------------	----------------------------------	-------------------------------	----------------------------------	----------------------------------	------------------------------------	----------------------------------	--------

PITCHER	IP	WLS	BF	H	R	ER	SO	BB	IBB	HBP	BLK	WP	HR	S	P	ERA	WHIP	
Tom Poholsky, R ERA: 7.2	(1, 1)	0.0	L	5	4	4	0	1	0	0	0	0	0	2	8	14	∞	∞
Brooks Lawrence, R ERA: 5.79	(1, 1)	1.0		4	0	0	1	1	0	0	0	0	0	6	12	0.00	1.000	
Herb Moford, R ERA: 6.62	(2, 1)	3.0		13	3	3	1	1	0	0	0	1	0	29	48	9.00	1.333	
Bobby Tiefenauer, R ERA: 3.81	(5, 1)	1.0		4	1	0	1	0	0	0	0	0	0	10	18	0.00	1.000	
Barney Schultz, R ERA: 7.43	(6, 1)	0.1		5	1	1	0	3	0	0	0	0	0	8	22	27.00	12.000	

St. Louis Cardinals @ Brooklyn Dodgers
Ebbets Field, Brooklyn, NY

Fri Jun 03 1955, 3:33 AM EDT
Att. 19,291 - Unknown

AB	34
R	12
H	13
RBI	12
BB	7
SO	5
LOB	20

Batter	1	2	3	4	5	6	7	8	9	AB R H RBI BB SO LOB	TOP
Wally Moon, L (1, 9) OBP: 0.343, SLG: 0.423	3-2 4-3 CS 2B		2-1 6-3		0-1 4-3			0-1 B3		4 0 1 0 0 0 2	
Red Schoendienst, S (1, 4) OBP: 0.390, SLG: 0.399	0-1 1-3			1-0 L9		1-3 K		0-0 G3		4 0 0 0 0 1 1	
Stan Musial, L (1, 3) OBP: 0.411, SLG: 0.506	1-0 4-3 2-3			2-2 FC5-4 1B		1-0 FC3-6 1B		0-0 F9		4 0 2 0 0 0 1	
Bill Virdon, L (1, 8) OBP: 0.392, SLG: 0.493	2-2 CS 3-H	0-1 F5		2-2 F8		0-0 FC3-6 1-2f		0-3 K		4 0 0 0 0 1 2	
Rip Repulski, R (1, 7) OBP: 0.330, SLG: 0.508			1-2 F5	1-2 FC5-4 1-2f		3-3 K		0-0 HR		4 1 1 1 0 1 2	
Bill Sarni, R (1, 2) OBP: 0.370, SLG: 0.393			4-2 BB		1-0 E6 FC1-5-2		1-3 K2-3		0-3 K	3 0 0 0 1 2 0	
Ken Boyer, R (1, 5) OBP: 0.313, SLG: 0.428			0-0 F8		0-3 K		1-1 F8		0-1 6-3	4 0 0 0 0 1 2	
Alex Grammas, R (1, 6) OBP: 0.304, SLG: 0.289			0-0 F2		0-1 E9 FC1-5-2 1B		1-2 FC5-4 1B			3 0 2 0 0 0 0	
Larry Jackson, R (1, 1) OBP: 0.200, SLG: 0.111 Bobby Tiefenauer, R (4, 1) Solly Hemus, L (5, PH) Tom Poholsky, R (5, 1) Harry Elliott, R (7, PH) Paul LaPalme, L (7, 1)			2-3 K		2-2 FC1-5-2 2-3 3-H		0-1 FC5-4			1 0 0 0 0 0 1 0 0 0 0 0 0 0 0 0 1 0 0 0 0 0 0 2 0 0 0 0 0 0 0 0 1 0 0 0 0 0 0 1 0 0 0 0 0 0 0 0	
Inning Stats	R: 0 H: 1 E: 0 LOB: 0 K: 0 BB: 0 S: 8 P: 14	R: 0 H: 0 E: 0 LOB: 1 K: 0 BB: 1 S: 8 P: 13	R: 0 H: 0 E: 0 LOB: 0 K: 1 BB: 0 S: 6 P: 10	R: 0 H: 1 E: 0 LOB: 1 K: 0 BB: 0 S: 12 P: 18	R: 0 H: 1 E: 2 LOB: 2 K: 1 BB: 0 S: 13 P: 16	R: 0 H: 1 E: 0 LOB: 1 K: 2 BB: 0 S: 9 P: 14	R: 0 H: 1 E: 0 LOB: 1 K: 1 BB: 0 S: 10 P: 13	R: 0 H: 0 E: 0 LOB: 0 K: 0 BB: 0 S: 4 P: 4	R: 1 H: 1 E: 0 LOB: 0 K: 2 BB: 0 S: 9 P: 9	1B: 4 SF: 0 2B: 1 SAC: 0 3B: 0 DP: 0 HR: 1 HBP: 0	WP: 0 PA: 35 PB: 0 SB: 0 CS: 1
PITCHER Don Newcombe, R (1, 1) ERA: 2.63	IP WLS BF H R ER SO BB IBB HBP BLK WP HR S P ERA WHIP	9.0 W 34 6 1 1 7 1 0 0 0 0 0 1 79 111 1.00 0.778									
	PITCHER	IP WLS BF H R ER SO BB IBB HBP BLK WP HR S P ERA WHIP									

St. Louis Cardinals @ Brooklyn Dodgers
 Ebbets Field, Brooklyn, NY
 Sat Jun 04 1955, 3:33 AM EDT
 Att. 13,040 - Unknown

livebaseballscorecards.com

AB 33
 R 1
 H 6
 RBI 1
 BB 1
 SO 7
 LOB 13



Batter	1	2	3	4	5	6	7	8	9	AB R H RBI BB SO LOB
Jim Gilliam, S OBP: 0.347, SLG: 0.353 (1, 4)	1-1 6-3		0-1 4-3		2-0 F6		1-2 F8			4 0 0 0 0 0 1
Pee Wee Reese, R OBP: 0.344, SLG: 0.405 (1, 6)	1-3 K		1-1 3B		1-1 F3		2-2 6-3			4 0 1 1 0 1 0
Duke Snider, L OBP: 0.463, SLG: 0.717 (1, 8)	0-2 F2		0-0 L4		1-1 3-1		2-1 1-3			4 0 0 0 0 0 1
Roy Campanella, R OBP: 0.403, SLG: 0.680 (1, 2)		2-1 HR		4-2 CS BB		1-2 F8		2-0 L7		3 1 1 1 1 0 0
Sandy Amoros, L OBP: 0.429, SLG: 0.543 (1, 7)		2-3 K2-3		4-0 CS		1-2 1B		0-0 F7		2 2 0 0 1 1 0
Gil Hodges, R OBP: 0.404, SLG: 0.494 (1, 9)		1-3 K		3-3 K		0-0 1B		1-1 HR		4 1 2 1 0 2 2
Frank Kellert, R OBP: 0.500, SLG: 0.786 (1, 3)		1-3 K		0-1 HR		0-2 1B		1-1 F4		4 1 2 3 0 1 0
Don Hoak, R OBP: 0.349, SLG: 0.324 (1, 5)			0-1 6-3		3-2 2B		1-3 K			3 0 1 0 0 1 2
Don Newcombe, L OBP: 0.355, SLG: 0.871 (1, 1)			0-1 4-3		1-3 K		0-1 4-3			3 1 1 0 0 1 3

Inning Stats	R: 0	H: 0	E: 0	K: 1	S: 8	LOB: 0	BB: 0	P: 10	R: 1	H: 1	E: 0	K: 3	S: 12	LOB: 0	BB: 0	P: 18	R: 1	H: 2	E: 0	K: 0	S: 9	LOB: 1	BB: 0	P: 10	R: 2	H: 2	E: 0	K: 2	S: 14	LOB: 1	BB: 2	P: 29	R: 0	H: 0	E: 0	K: 0	S: 5	LOB: 0	BB: 0	P: 9	R: 1	H: 2	E: 0	K: 1	S: 16	LOB: 2	BB: 0	P: 19	R: 0	H: 0	E: 0	K: 0	S: 9	LOB: 0	BB: 0	P: 14	R: 1	H: 1	E: 0	K: 0	S: 6	LOB: 0	BB: 0	P: 10	1B: 2	SF: 0	2B: 3	SAC: 0	3B: 1	DP: 1	HR: 3	HBP: 1	WP: 0	PA: 34
--------------	------	------	------	------	------	--------	-------	-------	------	------	------	------	-------	--------	-------	-------	------	------	------	------	------	--------	-------	-------	------	------	------	------	-------	--------	-------	-------	------	------	------	------	------	--------	-------	------	------	------	------	------	-------	--------	-------	-------	------	------	------	------	------	--------	-------	-------	------	------	------	------	------	--------	-------	-------	-------	-------	-------	--------	-------	-------	-------	--------	-------	--------


PITCHER	IP	WLS	BF	H	R	ER	SO	BB	IBB	HBP	BLK	WP	HR	S	P	ERA	WHIP
Larry Jackson, R ERA: 3.58 (1, 1)	3.2	L	17	5	4	4	5	2	0	0	0	0	2	40	63	9.82	1.909
Bobby Tiefenauer, R ERA: 3.76 (4, 1)	0.1		1	0	0	0	1	0	0	0	0	0	0	3	4	0.00	0.000
Tom Poholsky, R ERA: 6.88 (5, 1)	2.0		9	2	1	1	1	0	0	1	0	0	0	21	28	4.50	1.000
Paul LaPalme, L ERA: 3.16 (7, 1)	2.0		7	1	1	1	0	0	0	0	0	0	1	15	24	4.50	0.500

BOTTOM

St. Louis Cardinals @ Brooklyn Dodgers
 Ebbets Field, Brooklyn, NY

Sat Jun 04 1955, 3:33 AM EDT
 Att. 13,040 - Unknown

AB 31
 R 6
 H 8
 RBI 6
 BB 2
 SO 7
 LOB 9



PITCHER	IP	WLS	BF	H	R	ER	SO	BB	IBB	HBP	BLK	WP	HR	S	P	ERA	WHIP
---------	----	-----	----	---	---	----	----	----	-----	-----	-----	----	----	---	---	-----	------

Batter	1	2	3	4	5	6	7	8	9	10	AB R H RBI BB SO LOB	TOP												
Wally Moon, L (1, 9) OBP: 0.345, SLG: 0.439	0-0 L8		2-1 L8			2-0 HR	2-2 1-2 3-H 1B		1-2 1-3		5 1 2 2 0 0 0	St. Louis Cardinals @ Brooklyn Dodgers Ebbets Field, Brooklyn, NY Sun Jun 05 1955, 3:33 AM EDT Unknown												
Red Schoendienst, S (1, 4) OBP: 0.391, SLG: 0.406 Solly Hemus, L (4, 4) OBP: 0.279, SLG: 0.088	0-0 F5		1-2 F8 2B			1-1 G4-6-3 1B	1-0 F6		1-0 3-1	2 0 1 0 0 0 0 3 0 1 0 0 0 2														
Stan Musial, L (1, 3) OBP: 0.406, SLG: 0.503	3-2 3-1		0-0 F8 2-3			2-1 G4-6-3 1-2f	2-2 L8		1-0 1B 2B	5 1 1 0 0 0 2														
Bill Virdon, L (1, 8) OBP: 0.393, SLG: 0.493		2-2 F6	3-1 F8			2-2 F4	1-1 2B		4-0 1B E IBB	4 1 1 0 1 0 1														
Rip Repulski, R (1, 7) OBP: 0.332, SLG: 0.503		2-2 FC6-4 1B	4-0 BB			2-0 F6	1-2 F4		0-1 E6 E	4 1 1 0 1 0 3														
Bill Sarni, R (1, 2) OBP: 0.371, SLG: 0.393		0-0 F7	0-0 F9			0-1 BB 1B	0-2 1-3		0-0 E2 HR 1B	5 2 2 1 0 0 4														
Ken Boyer, R (1, 5) OBP: 0.315, SLG: 0.463		1-0 FC6-4 1-2f	0-0 F6			2-2 F4			1-0 HR	5 2 2 3 0 0 2														
Alex Grammas, R (1, 6) OBP: 0.300, SLG: 0.280		2-0 F8	0-1 5-3			4-2 1B 1B BB	1-2 F4		2-0 6-3	4 1 0 0 1 0 0														
Gordon Jones, R Harry Elliott, R Herb Minton, R Joe Frasier, L Bob Stephenson, R Stanley Schulz, R Paul LaPalme, L Pete Whisenant, R Frank Smith, R		0-1 6-3	2-3 K			0-0 1B 1B	0-3 K		0-3 K	1 0 0 0 0 0 0 1 0 0 0 0 0 0 0 0 0 0 0 0 0 1 0 0 1 1 0 0 0 0 0 0 0 0 0 0 0 0 0 0 0 0 1 0 0 0 0 0 1 1 0 0 0 0 0 1 1 0 0 0 0 0 1														
Inning Stats	R: 0 E: 0 K: 0 S: 6	H: 0 LOB: 0 BB: 0 P: 9	R: 0 E: 0 K: 0 S: 8	H: 1 LOB: 1 BB: 0 P: 13	R: 0 E: 0 K: 0 S: 5	H: 0 LOB: 0 BB: 0 P: 9	R: 0 E: 0 K: 0 S: 7	H: 1 LOB: 2 BB: 1 P: 15	R: 0 E: 0 K: 1 S: 6	H: 0 LOB: 0 BB: 0 P: 8	R: 1 E: 0 K: 0 S: 8		H: 2 LOB: 0 BB: 0 P: 15	R: 2 E: 0 K: 0 S: 14	H: 3 LOB: 2 BB: 1 P: 25	R: 0 E: 0 K: 0 S: 12	H: 1 LOB: 1 BB: 0 P: 16	R: 1 E: 0 K: 1 S: 12	H: 1 LOB: 0 BB: 0 P: 15	R: 5 E: 2 K: 1 S: 10	H: 3 LOB: 0 BB: 1 P: 18	1B: 6 2B: 3 3B: 0 HR: 3	SF: 0 SAC: 0 DP: 1 HBP: 0	WP: 0 PB: 0 SB: 0 CS: 0
PITCHER	IP WLS BF H R ER SO BB IBB HBP BLK WP HR S P ERA WHIP																							
Carl Erskine, R (1, 1) ERA: 2.34	6.2		7	3	3	1	2	0	0	0	0	0	1	53	92	4.05	1.350							
Jim Hughes, R ERA: 4.5	(7, 1)	2.2	L	15	5	6	5	1	0	1	0	0	0	2	31	45	16.88	1.875						
Tommy Lasorda, L ERA: 14.73	(10, 1)	0.2		2	0	0	0	1	0	0	0	0	0	4	6	0.00	0.000							

livebaseballscorecards.com

AB	42
R	9
H	12
RBI	7
BB	3
SO	3
LOB	14



Batter	1	2	3	4	5	6	7	8	9	10	AB R H RBI BB SO LOB
Jim Gilliam, S OBP: 0.348, SLG: 0.351 (1, 4)	0-2 1B 5-3 1B	4-2 BB		X 0-0 1-2 2-3			0-2 3-1		1-1 F7		4 1 1 0 1 0 2
Pee Wee Reese, R OBP: 0.345, SLG: 0.401 (1, 6)	1-1 1B 5-3 1B	0-1 F3		3-2 F6			4-2 2B BB		2-3 K		4 2 1 0 1 1 4
Duke Snider, L OBP: 0.462, SLG: 0.712 (1, 8)	1-3 K		3-3 K		3-2 1-3		2-0 1B 2B 1-H		4-0 BB		4 0 1 1 1 2 2
Roy Campanella, R OBP: 0.403, SLG: 0.689 (1, 2)	0-2 5-3		0-2 HR		3-3 K		2-1 2B 1B		2-3 K		5 1 2 2 0 2 2
Sandy Amoros, L OBP: 0.428, SLG: 0.536 (1, 7)	2-2 2-H 1B		2-0 L7		0-0 F7		0-1 4-3			4-1 BB	4 0 1 1 1 0 2
Gil Hodges, R OBP: 0.394, SLG: 0.480 (1, 9)	3-1 F2		2-2 F9			0-1 F9		0-1 F4		1-3 K	5 0 0 0 0 1 2
Frank Kellert, R OBP: 0.429, SLG: 0.632 (1, 3)		1-2 F8		X 0-0 F9		3-1 F4		1-2 1B		1-2 F5	5 0 1 0 0 0 1
Don Hoak, R OBP: 0.354, SLG: 0.341 (1, 5)		1-0 2B		BBB 4-0 1-3 FC3 BB		3-2 5-3		0-0 F8		0-3 K	4 0 1 0 1 1 2
Carl Erskine, R OBP: 0.211, SLG: 0.237 (1, 1)		0-0 6-3		X 0-0 FC3			1-2 6-3		0-3 K2-3		2 0 0 0 0 0 2
Jim Hughes, R (7, 1)											2 0 0 0 0 1 1
Tommy Lasorda, L (10, 1)											0 0 0 0 0 0 0

Inning Stats	R: 2	H: 3	E: 0	K: 1	S: 20	WLS	BF	H	R	ER	SO	BB	IBB	HBP	BLK	WP	HR	S	P	ERA	WHIP
	2	3	0	1	27		20	5	3	3	2	2	0	0	0	0	1	49	76	6.75	1.750
	0	1	0	0				0	0	0	1	0	0	0	0	0	0	14	26	0.00	0.000
	1	2	0	0				1	1	1	0	1	0	0	0	0	0	11	20	13.50	4.500
	0	0	0	0				0	0	0	1	0	0	0	0	0	0	11	12	0.00	0.750
	2	0	0	0				0	0	0	4	2	0	0	0	0	0	22	37	0.00	1.000

PITCHER	IP	WLS	BF	H	R	ER	SO	BB	IBB	HBP	BLK	WP	HR	S	P	ERA	WHIP
Gordon Jones, R ERA: 5.01 (1, 1)	4.0		20	5	3	3	2	2	0	0	0	0	1	49	76	6.75	1.750
Herb Moford, R ERA: 5.95 (5, 1)	2.0		6	0	0	0	1	0	0	0	0	0	0	14	26	0.00	0.000
Barney Schultz, R ERA: 7.57 (7, 1)	0.2		5	2	1	1	0	1	0	0	0	0	0	11	20	13.50	4.500
Paul LaPalme, L ERA: 3.03 (7, 1)	1.1		5	1	0	0	1	0	0	0	0	0	0	11	12	0.00	0.750
Frank Smith, R ERA: 2.6 (9, 1)	2.0	W	8	0	0	0	4	2	0	0	0	0	0	22	37	0.00	1.000

BOTTOM

St. Louis Cardinals @ Brooklyn Dodgers
Ebbets Field, Brooklyn, NY

Sun Jun 05 1955, 3:33 AM EDT
Unknown

livebaseballscorecards.com

AB	39
R	4
H	8
RBI	4
BB	5
SO	8
LOB	20

B

WP: 0	PA: 44
PB: 0	
SB: 0	
CS: 0	

Batter	1	2	3	4	5	6	7	8	9	AB R H RBI BB SO LOB	TOP																												
Solly Hemus, L (1, 4) OBP: 0.292, SLG: 0.154	1-3 K		0-0 F6	0-0 E3		1-1 2B		1-1 1B		5 0 2 1 0 1 1																													
Pete Whisenant, R (1, 8) (5, 9) Paul LaPalme, L (6, 1) Joe Frazier, L (8, PH) Barney Schultz, R (8, 1)	4-2 WP BB		3-3 K	0-1 L8		1-2 F7		0-1 F8		3 0 0 0 1 1 3 0 0 0 0 0 0 0 1 0 0 0 0 0 2 0 0 0 0 0 0 0																													
Stan Musial, L (1, 3) OBP: 0.401, SLG: 0.511	1-1 F6		1-3 K		1-0 F7		0-0 4-3		2-1 HR	5 1 1 1 0 1 1																													
Rip Repulski, R (1, 7) OBP: 0.328, SLG: 0.500	1-3 K			1-0 F6	3-2 2B		1-1 5-3		0-3 K	5 0 1 0 0 2 1																													
Harry Elliott, R (1, 9) Bill Virdon, L (5, PH) (5, 8) OBP: 0.375, SLG: 0.397 OBP: 0.392, SLG: 0.497				2-2 F5	1-2 5-3		1-0 WP 2B		1-0 F8	2 0 0 0 0 1 0 3 0 1 0 0 0 1																													
Ken Boyer, R (1, 5) OBP: 0.312, SLG: 0.456				0-1 1B	0-1 6-3		2-3 K		2-2 6-3	5 2 1 0 0 1 2																													
Nelson Burbrink, R (1, 2) OBP: 0.250, SLG: 0.250				1-2 BB 1B E 1B			1-2 6-3		0-1 1-3	4 1 1 1 0 1 1																													
Alex Grammas, R (1, 6) OBP: 0.319, SLG: 0.310				0-0 BB E 1B			1-1 4-3 2B 2B		0-0 1B 1B	4 2 4 1 0 0 0																													
Brooks Lawrence, R (1, 1) Herb Moford, R (4, 1) Bobby Tiefenauer, R (5, 1) Wally Moon, L (6, PH) (6, 9) OBP: 0.143, SLG: 0.077 OBP: 0.341, SLG: 0.434				4-2 E BB			0-2 4-3		1-2 F7	1 0 0 0 1 0 1 0 0 0 0 0 0 0 0 0 0 0 0 0 0 2 0 0 0 0 0 2																													
Inning Stats	R: 0 E: 0 K: 2 S: 10	H: 0 LOB: 1 BB: 1 P: 17	R: 1 E: 1 K: 2 S: 20	H: 1 LOB: 1 BB: 0 P: 29	R: 0 E: 0 K: 2 S: 8	H: 0 LOB: 0 BB: 0 P: 12	R: 3 E: 1 K: 0 S: 17	H: 3 LOB: 2 BB: 1 P: 25	R: 0 E: 0 K: 0 S: 10	H: 1 LOB: 1 BB: 0 P: 15	R: 1 E: 0 K: 0 S: 13	H: 2 LOB: 1 BB: 0 P: 17	R: 0 E: 0 K: 1 S: 7	H: 1 LOB: 1 BB: 0 P: 11	R: 0 E: 0 K: 0 S: 11	H: 2 LOB: 2 BB: 0 P: 13	R: 1 E: 0 K: 1 S: 9	H: 1 LOB: 0 BB: 0 P: 14	1B: 6 2B: 4 3B: 0 HR: 1	SF: 0 SAC: 0 DP: 0 HBP: 0	WP: 2 PB: 0 SB: 2 CS: 0	PA: 42																	
PITCHER Karl Spooner, L (1, 1) Ed Roebuck, R (5, 1) ERA: 7.11 ERA: 2.23	IP 4.0	WLS W	BF 20	H 4	R 4	ER 1	SO 6	BB 2	IBB 0	HBP 0	BLK 0	WP 1	HR 0	S 55	P 83	ERA 2.25	WHIP 1.500						PITCHER IP 5.0	WLS W	BF 22	H 7	R 2	ER 2	SO 2	BB 0	IBB 0	HBP 0	BLK 0	WP 1	HR 1	S 50	P 70	ERA 3.60	WHIP 1.400

St. Louis Cardinals @ Brooklyn Dodgers
Ebbets Field, Brooklyn, NY
Sun Jun 05 1955, 3:38 AM EDT
Att. 29,442 - Unknown

AB	40
R	6
H	11
RBI	4
BB	2
SO	8
LOB	15




Batter	1	2	3	4	5	6	7	8	9
Jim Gilliam, S (1, 4) <small>OBP: 0.349, SLG: 0.349</small>	1-0 1B		0-1 FC6	4-2 BB	0-0 4-3			1-1 6-3	
Pee Wee Reese, R (1, 6) <small>OBP: 0.337, SLG: 0.390</small>	1-0 F8		3-0 CS	1-3 F6		0-0 F8		1-3 K	
Duke Snider, L (1, 8) <small>OBP: 0.456, SLG: 0.698</small>	1-1 F5			0-0 1B		1-3 K		0-1 4-3	
Frank Keller, R (1, 3) <small>OBP: 0.440, SLG: 0.591</small>	0-0 L1			1-2 1B	4-2 HR	2-0 L7			
Sandy Amoros, L (1, 7) <small>OBP: 0.425, SLG: 0.527</small>		1-1 1-3		4-2 1B	0-0 F7		2-1 F8		
Gil Hodges, R (1, 9) <small>OBP: 0.401, SLG: 0.500</small>		3-3 K		4-1 2B	3-1 HR	0-0 1B			
Don Hoak, R (1, 5) Roy Campanella, R (4, PH) <small>OBP: 0.411, SLG: 0.692</small>		2-3 K		2-2 2B	4-2 HR	2-1 1B			
Rube Walker, L (1, 2) Don Zimmer, R (4, PR) <small>OBP: 0.357, SLG: 0.720</small>			0-0 1-3	2-1 1B	3-1 HR	1-3 K			
Karl Spooner, R (1, 1) Don Newcombe, L (4, PH) Ed Roebuck, R (5, 1)			0-0 FC6	0-1 1B	1-3 K	0-1 F4			

AB	R	H	RBI	BB	SO	LOB
4	0	1	0	1	0	1
5	0	0	0	0	1	3
5	1	1	0	0	1	3
3	2	1	0	1	0	1
3	1	0	0	1	0	1
3	2	2	3	1	1	0
1	0	0	0	0	1	0
2	2	2	2	1	0	0
2	0	1	2	0	0	0
2	2	1	2	0	1	2
1	0	1	0	0	0	0
1	0	1	1	0	0	0
2	0	0	0	0	1	2

BOTTOM

St. Louis Cardinals @ Brooklyn Dodgers
Ebbets Field, Brooklyn, NY
Sun Jun 05 1955, 3:38 AM EDT
Att. 29,442 - Unknown

AB	34
R	10
H	11
RBI	10
BB	5
SO	6
LOB	13



Inning Stats		R: 0	H: 1	R: 0	H: 0	R: 0	H: 1	R: 6	H: 5	R: 4	H: 2	R: 0	H: 0	R: 0	H: 2	R: 0	H: 0	R: 0	H: 0	R: 0	H: 0
		E: 0	LOB: 1	E: 0	LOB: 0	E: 0	LOB: 0	E: 0	LOB: 2	E: 0	LOB: 0	E: 0	LOB: 0	E: 0	LOB: 2	E: 0	LOB: 0	E: 0	LOB: 0	E: 0	LOB: 0
		K: 0	BB: 0	K: 2	BB: 0	K: 0	BB: 0	K: 0	BB: 3	K: 1	BB: 2	K: 1	BB: 0	K: 1	BB: 0	K: 1	BB: 0	K: 1	BB: 0	K: 1	BB: 0
		S: 5	P: 8	S: 8	P: 14	S: 4	P: 7	S: 24	P: 45	S: 13	P: 28	S: 5	P: 8	S: 10	P: 15	S: 7	P: 9	S: 7	P: 9	S: 7	P: 9

PITCHER		IP	WLS	BF	H	R	ER	SO	BB	IBB	HBP	BLK	WP	HR	S	P	ERA	WHIP
Brooks Lawrence, R (1, 1)	ERA: 6.35	3.1	L	16	5	5	5	2	2	0	0	0	0	0	30	53	13.50	2.100
Herb Moford, R (4, 1)	ERA: 7.4	1.0		8	3	3	3	0	2	0	0	0	0	1	16	33	27.00	5.000
Bobby Tiefenauer, R (5, 1)	ERA: 4.0	0.2		4	1	2	2	1	1	0	0	0	0	1	8	16	27.00	3.000
Paul LaPalme, L (6, 1)	ERA: 2.86	2.0		8	2	0	0	2	0	0	0	0	0	0	15	23	0.00	1.000
Barney Schultz, R (8, 1)	ERA: 7.31	1.0		3	0	0	0	1	0	0	0	0	0	0	7	9	0.00	0.000

WP	PA	ERA	WHIP
0	40		
0			
0			
1			

Batter	1	2	3	4	5	6	7	8	9	AB R H RBI BB SO LOB	TOP																
Solly Hemus, L (1, 4) OBP: 0.321, SLG: 0.205	1-3 K		0-0 2B SF7 1B		1-0 4-3 1B 1B	1-0 2-3 1B			3-2 F6	5 2 3 0 0 1 0																	
Wally Moon, L (1, 9) OBP: 0.338, SLG: 0.433	2-1 F8		0-0 SF7 2B		3-2 4-3 1B	2-2 CS 1B			0-0 5-3	5 0 1 1 0 0 1																	
Stan Musial, L (1, 3) OBP: 0.412, SLG: 0.514	2-2 S 1B		4-0 IBB		4-1 BB 1B BB				4-1 FC1-6 BB	1 0 1 0 3 0 0																	
Bill Virdon, L (1, 8) OBP: 0.388, SLG: 0.494	2-2 F2		1-0 SF7		0-1 BB 1B				0-0 FC1-6 FC1-6	3 0 1 2 0 0 2																	
Rip Repulski, R (1, 7) Pete Whisenant, R (8, 7)			2-3 K		4-0 BB BB				0-0 FC1-6	3 1 1 0 0 1 1 3 0 0 0 0 0 0 0 0																	
Bill Sarni, R (1, 2) OBP: 0.359, SLG: 0.379			0-3 K		3-2 F4				0-3 K	4 0 0 0 0 2 4																	
Ken Boyer, R (1, 5) OBP: 0.316, SLG: 0.462			0-0 CS 2B		1-2 2-3				1-3 K	4 0 2 1 0 1 0																	
Alex Grammas, R (1, 6) OBP: 0.311, SLG: 0.301			2-2 F2		2-1 F7				1-1 5-3	4 0 0 0 0 1 2																	
Luis Arroyo, L (1, 1) OBP: 0.217, SLG: 0.217			0-3 K2-3		0-1 1B 4-3 1B				1-2 3-1	4 1 1 0 0 1 1																	
Inning Stats	R: 0 E: 0 K: 1 S: 12	H: 1 LOB: 1 BB: 0 P: 19	R: 1 E: 0 K: 1 S: 8	H: 2 LOB: 0 BB: 1 P: 10	R: 1 E: 0 K: 2 S: 9	H: 2 LOB: 2 BB: 1 P: 16	R: 0 E: 0 K: 0 S: 10	H: 0 LOB: 0 BB: 0 P: 16	R: 2 E: 0 K: 0 S: 11	H: 3 LOB: 2 BB: 2 P: 25	R: 0 E: 0 K: 1 S: 9	H: 2 LOB: 1 BB: 0 P: 14	R: 0 E: 0 K: 0 S: 6	H: 0 LOB: 1 BB: 1 P: 12	R: 0 E: 0 K: 2 S: 8	H: 0 LOB: 0 BB: 0 P: 10	R: 0 E: 0 K: 0 S: 7	H: 0 LOB: 0 BB: 0 P: 11	1B: 7 2B: 3 3B: 0 HR: 0	SF: 1 SAC: 0 DP: 1 HBP: 0	WP: 1 PB: 0 SB: 1 CS: 2	PA: 39					
PITCHER	IP WLS BF H R ER SO BB IBB HBP BLK WP HR S P ERA WHIP																										
Billy Loes, R (1, 1) ERA: 4.19	4.0		19	7	4	4	4	0	1	0	0	0	0	42	65	9.00	1.750										
Tommy Lasorda, L (5, 1) ERA: 13.5	0.1		4	1	0	0	0	2	0	0	0	1	0	6	17	0.00	9.000										
Russ Meyer, R (5, 1) ERA: 5.79	2.2		9	2	0	0	1	1	0	0	0	0	0	17	30	0.00	1.125										
Clem Labine, R (8, 1) ERA: 2.5	2.0	W	6	0	0	0	2	0	0	0	0	0	0	15	21	0.00	0.000										

St. Louis Cardinals @ Brooklyn Dodgers
Ebbets Field, Brooklyn, NY
Mon Jun 06 1955, 3:33 AM EDT
Att. 15,976 - Unknown

livebaseballscorecards.com

AB 33
R 4
H 10
RBI 4
BB 4
SO 7
LOB 13



Batter	1	2	3	4	5	6	7	8	9	AB	R	H	RBI	BB	SO	LOB
Jim Gilliam, S OBP: 0.347, SLG: 0.343 (1, 4)	0-0 F8		4-2 BB		2-2 F9		2-0 F3			3	0	0	0	1	0	0
Pee Wee Reese, R OBP: 0.340, SLG: 0.409 (1, 6)	2-1 1B		0-0 G4-6-3			0-0 HR		1-1 F8		4	1	2	1	0	0	2
Duke Snider, L OBP: 0.453, SLG: 0.694 (1, 8)	1-3 K		1-3 K			1-1 2B		0-3 K		4	1	1	0	0	3	2
Roy Campanella, R OBP: 0.413, SLG: 0.684 (1, 2)	1-0 F4			4-1 BB		1-0 F8		4-2 BB		2	0	0	0	2	0	2
Frank Kellert, R OBP: 0.379, SLG: 0.500 (1, 3)		0-1 5-3		0-2 F4		0-2 4-3		1-1 F8		4	0	0	1	0	0	2
Gil Hodges, R OBP: 0.407, SLG: 0.500 (1, 9)		0-1 1B		0-0 F7		4-1 BB		4-1 HR		2	1	1	0	2	0	1
Jackie Robinson, R OBP: 0.370, SLG: 0.375 (1, 5)		1-0 G5-4-3		2-2 F6		0-0 F9		1-2 HR		4	1	1	2	0	0	3
Sandy Amoros, L OBP: 0.423, SLG: 0.522 (1, 7)			4-1 BB		0-0 F5		0-0 1-3			2	1	0	0	1	0	0
Billy Loes, R OBP: 0.167, SLG: 0.130 (1, 1)			1-1 E1		3-2 6-3		1-3 K			1	0	0	0	0	0	1
Tommy Lasorda, L (5, 1)			G4-6-3 BB							0	0	0	0	0	0	0
Russ Meyer, S (5, 1)										1	0	0	0	0	0	0
Don Zimmer, R (7, PH)										1	0	0	0	0	1	0
Clem Labine, R (8, 1)										0	0	0	0	0	0	0

Inning Stats	R: 0	H: 1	E: 0	LOB: 1	K: 1	S: 7	P: 11	R: 0	H: 1	E: 0	LOB: 0	K: 0	S: 5	R: 1	H: 0	E: 1	LOB: 1	K: 1	S: 9	R: 0	H: 0	E: 0	LOB: 1	K: 0	S: 8	R: 0	H: 0	E: 0	LOB: 0	K: 0	S: 10	R: 2	H: 2	E: 0	LOB: 1	K: 0	S: 9	R: 0	H: 0	E: 0	LOB: 0	K: 1	S: 5	R: 0	H: 0	E: 0	LOB: 1	K: 1	S: 9	R: 2	H: 1	E: 0	LOB: 0	K: 0	S: 4	1B: 2	SF: 0	2B: 1	SAC: 0	3B: 0	DP: 2	HR: 2	HBP: 0	WP: 0	PA: 34
PITCHER Luis Arroyo, L (1, 1) ERA: 1.95	IP	WLS	BF	H	R	ER	SO	BB	IBB	HBP	BLK	WP	HR	S	P	ERA	WHIP	IP	WLS	BF	H	R	ER	SO	BB	IBB	HBP	BLK	WP	HR	S	P	ERA	WHIP	IP	WLS	BF	H	R	ER	SO	BB	IBB	HBP	BLK	WP	HR	S	P	ERA	WHIP														

BOTTOM

St. Louis Cardinals @ Brooklyn Dodgers
Ebbets Field, Brooklyn, NY
Mon Jun 06 1955, 3:33 AM EDT
Att. 15,976 - Unknown

livebaseballscorecards.com

AB	28
R	5
H	5
RBI	4
BB	6
SO	4
LOB	13



Batter	1	2	3	4	5	6	7	8	9	AB R H RBI BB SO LOB	TOP
Bobby Adams, R (1, 5) <small>OBP: 0.261, SLG: 0.231</small> Bob Borkowski, R (8, PH) <small>OBP: 0.278, SLG: 0.250</small> Rocky Bridges, R (8, 5) <small>OBP: 0.500, SLG: 0.364</small>	1-1 4-3		0-3 K			1-3 K		1-1 1B		3 0 0 0 0 2 1 1 0 1 0 0 0 0 0 0 0 0 0 0 0	Cincinnati Redlegs @ Brooklyn Dodgers Ebbets Field, Brooklyn, NY Tue Jun 07 1955, 3:33 AM EDT Att. 4,481 - Unknown
Smoky Burgess, L (1, 2) <small>OBP: 0.362, SLG: 0.520</small>	1-3 K		1-1 G1-6-3			1-1 4-3 2B		0-0 1-3		4 0 1 0 0 1 2	
Ray Jablonski, R (1, 7) <small>OBP: 0.273, SLG: 0.362</small>	0-1 2-3				2-3 K	2-1 4-3		0-0 F5		4 0 0 0 0 1 1	
Ted Kluszewski, L (1, 3) <small>OBP: 0.395, SLG: 0.628</small>		4-2 1B BB			0-0 G3	0-1 1-3		3-2 2B		3 0 1 0 1 0 1	
Wally Post, R (1, 9) <small>OBP: 0.333, SLG: 0.552</small>		0-3 K			3-3 K			1-2 F3		4 0 0 0 0 3 2	
Gus Bell, L (1, 8) <small>OBP: 0.300, SLG: 0.371</small>		2-1 1B			0-0 4-3			0-1 4-3		4 0 1 0 0 0 1	
Johnny Temple, R (1, 4) <small>OBP: 0.389, SLG: 0.324</small>		0-2 F9			4-2 FC6-4 BB			0-1 F8		2 0 0 0 1 0 2	
Roy McMillan, R (1, 6) <small>OBP: 0.324, SLG: 0.323</small>		1-3 K			2-2 L7			2-1 F5		3 0 0 0 0 1 3	
Bud Podbielan, R (1, 1) <small>OBP: 0.500, SLG: 0.400</small> Joe Nuxhall, L (7, 1) <small>OBP: 0.200, SLG: 0.345</small> Rudy Minarcin, R (7, 1) <small>OBP: 0.417, SLG: 0.333</small> Stan Palys, R (8, PH) <small>OBP: 0.337, SLG: 0.442</small> Hersh Freeman, R (8, 1)		2-1 G1-6-3 1B			0-0 FC6-4			0-0 F3		2 0 1 0 0 0 1 0 0 0 0 0 0 0 0 0 0 0 0 0 0 1 0 0 0 0 0 0 0 0 0 0 0 0 0	
Inning Stats	R: 0 H: 0 E: 0 LOB: 0 K: 1 BB: 0 S: 8 P: 10	R: 0 H: 1 E: 0 LOB: 2 K: 2 BB: 1 S: 14 P: 21	R: 0 H: 1 E: 0 LOB: 0 K: 1 BB: 0 S: 7 P: 10	R: 0 H: 0 E: 0 LOB: 0 K: 2 BB: 0 S: 9 P: 14	R: 0 H: 0 E: 0 LOB: 1 K: 0 BB: 1 S: 9 P: 15	R: 0 H: 1 E: 0 LOB: 1 K: 1 BB: 0 S: 9 P: 13	R: 0 H: 0 E: 0 LOB: 0 K: 1 BB: 0 S: 10 P: 12	R: 0 H: 1 E: 0 LOB: 1 K: 0 BB: 0 S: 6 P: 9	R: 0 H: 1 E: 0 LOB: 1 K: 0 BB: 0 S: 10 P: 14	1B: 3 SF: 0 2B: 2 SAC: 0 3B: 0 DP: 1 HR: 0 HBP: 0	
PITCHER Johnny Podres, L (1, 1) <small>ERA: 3.5</small>	IP WLS BF H R ER SO BB IBB HBP BLK WP HR S P ERA WHIP 9.0 W 33 5 0 0 8 2 0 0 0 0 0 0 82 118 0.00 0.778										

AB	31
R	0
H	5
RBI	0
BB	2
SO	8
LOB	14



WP: 0	PA: 33
PB: 0	
SB: 0	
CS: 0	

PITCHER	IP	WLS	BF	H	R	ER	SO	BB	IBB	HBP	BLK	WP	HR	S	P	ERA	WHIP
---------	----	-----	----	---	---	----	----	----	-----	-----	-----	----	----	---	---	-----	------

Batter	1	2	3	4	5	6	7	8	9	AB R H RBI BB SO LOB
Jim Gilliam, S OBP: 0.347, SLG: 0.340 (1, 4)	E4 G5-4-3	L8			SH1-4		1B SF7 BB			2 1 0 0 1 0 2
Pee Wee Reese, R OBP: 0.343, SLG: 0.416 (1, 6)	G5-4-3 1-2f			G3 2B	F8		1B 1-3 2-H			4 0 2 1 0 0 2
Duke Snider, L OBP: 0.445, SLG: 0.683 (1, 8)	F7			5-3	1-3		SF7 3-H 3-2			3 0 0 1 0 0 2
Roy Campanella, R OBP: 0.405, SLG: 0.670 (1, 2)		F9		G3 2-3	F8		F6			4 0 0 0 0 0 2
Sandy Amoros, L OBP: 0.420, SLG: 0.516 (1, 7)		1B 1B		1-3	6-3		3-1			4 1 1 0 0 0 1
Gil Hodges, R OBP: 0.409, SLG: 0.511 (1, 9)		1B 2B 1B		6-3	3B		F8			4 1 2 0 0 0 0
Jackie Robinson, R OBP: 0.367, SLG: 0.367 (1, 5)		F7		4-3	B1-3		1B HBP			3 0 0 0 0 0 3
Frank Kellert, R OBP: 0.424, SLG: 0.533 (1, 3)		2B 1B		F6	F6		SH1-3 1B			4 1 3 1 0 0 0
Johnny Podres, L OBP: 0.300, SLG: 0.321 (1, 1)		2B		SH1-4 1B			SH1-3 1B			3 0 2 1 0 0 2


Inning Stats	R: 0 E: 1 K: 0 S: 9	H: 0 LOB: 0 BB: 0 P: 14	R: 2 E: 0 K: 0 S: 19	H: 4 LOB: 2 BB: 0 P: 30	R: 0 E: 0 K: 0 S: 5	H: 1 LOB: 1 BB: 0 P: 6	R: 0 E: 0 K: 0 S: 5	H: 0 LOB: 0 BB: 0 P: 7	R: 0 E: 0 K: 0 S: 6	H: 1 LOB: 1 BB: 0 P: 9	R: 0 E: 0 K: 0 S: 4	H: 1 LOB: 1 BB: 0 P: 8	R: 2 E: 0 K: 0 S: 12	H: 2 LOB: 1 BB: 1 P: 28	R: 0 E: 0 K: 0 S: 9	H: 1 LOB: 2 BB: 0 P: 16	1B: 7 2B: 2 3B: 1 HR: 0	SF: 1 SAC: 2 DP: 1 HBP: 1	WP: 0 PB: 0 SB: 0 CS: 0	PA: 36
--------------	------------------------------	----------------------------------	-------------------------------	----------------------------------	------------------------------	---------------------------------	------------------------------	---------------------------------	------------------------------	---------------------------------	------------------------------	---------------------------------	-------------------------------	----------------------------------	------------------------------	----------------------------------	----------------------------------	------------------------------------	----------------------------------	--------

PITCHER	IP	WLS	BF	H	R	ER	SO	BB	IBB	HBP	BLK	WP	HR	S	P	ERA	WHIP
Bud Podbielan, R ERA: 3.09 (1, 1)	6.1	L	29	9	4	4	0	1	0	0	0	0	0	54	90	5.68	1.579
Joe Nuxhall, L ERA: 3.54 (7, 1)	0.1		1	0	0	0	0	0	0	0	0	0	0	3	6	0.00	0.000
Rudy Minarcin, R ERA: 3.43 (7, 1)	0.1		1	0	0	0	0	0	0	0	0	0	0	3	6	0.00	0.000
Hersh Freeman, R ERA: 3.12 (8, 1)	1.0		5	1	0	0	0	0	0	1	0	0	0	9	16	0.00	1.000

BOTTOM

Cincinnati Redlegs @ Brooklyn Dodgers
Ebbets Field, Brooklyn, NY
Tue Jun 07 1955, 3:33 AM EDT
Att. 4,481 - Unknown

AB	31
R	4
H	10
RBI	4
BB	1
SO	0
LOB	14



PITCHER	IP	WLS	BF	H	R	ER	SO	BB	IBB	HBP	BLK	WP	HR	S	P	ERA	WHIP
---------	----	-----	----	---	---	----	----	----	-----	-----	-----	----	----	---	---	-----	------

Batter	1	2	3	4	5	6	7	8	9	AB R H RBI BB SO LOB	TOP
Bobby Adams, R (1, 5) OBP: 0.245, SLG: 0.214 Ray Jablonski, R (8, PH) OBP: 0.272, SLG: 0.360 Rocky Bridges, R (8, 5) OBP: 0.500, SLG: 0.364	1-2 1-3		0-1 F3		1-3 K			1-3 K		3 0 0 0 0 1 0 1 0 0 0 0 1 0 0 0 0 0 0 0 0	Cincinnati Redlegs @ Brooklyn Dodgers Ebbets Field, Brooklyn, NY Wed Jun 08 1955, 3:33 AM EDT Att. 7,724 - Unknown
Smoky Burgess, L (1, 2) OBP: 0.352, SLG: 0.504	1-0 L8		0-2 4-3			2-1 3-1			0-0 F7	4 0 0 0 0 0 0	
Bob Thurman, L (1, 7) OBP: 0.302, SLG: 0.531	2-0 1B			2-2 4-3		1-3 K			1-1 F7	4 0 1 0 0 1 0	
Ted Kluszewski, L (1, 3) OBP: 0.393, SLG: 0.635	0-1 F7			0-0 HR		2-3 K			2-2 F2	4 1 1 1 0 1 1	
Wally Post, R (1, 9) OBP: 0.329, SLG: 0.544			1-3 K		0-2 L7			0-0 F6		3 0 0 0 0 1 0	
Gus Bell, L (1, 8) OBP: 0.301, SLG: 0.370			2-1 F7		0-0 FC6-4 1B			0-0 4-3		3 0 1 0 0 0 0	
Johnny Temple, R (1, 4) OBP: 0.388, SLG: 0.330			0-0 2B		1-0 FC6-4 1-2f			1-3 K		3 0 1 0 0 1 1	
Roy McMillan, R (1, 6) OBP: 0.318, SLG: 0.317			1-3 K			1-1 F7			1-1 F2	3 0 0 0 0 1 1	
Gerry Staley, R (1, 1) Stan Palys, R (8, PH) OBP: 0.333, SLG: 0.437 Art Fowler, R (8, 1) OBP: 0.188, SLG: 0.077			0-2 6-3		0-1 F7			0-0 6-3		2 0 0 0 0 0 0 1 0 0 0 0 0 0 0 0 0 0 0 0 0	
Inning Stats	R: 0 H: 1 E: 0 LOB: 1 K: 0 BB: 0 S: 7 P: 11	R: 0 H: 1 E: 0 LOB: 1 K: 2 BB: 0 S: 9 P: 13	R: 0 H: 0 E: 0 LOB: 0 K: 0 BB: 0 S: 8 P: 8	R: 1 H: 2 E: 0 LOB: 1 K: 0 BB: 0 S: 9 P: 12	R: 0 H: 0 E: 0 LOB: 0 K: 1 BB: 0 S: 7 P: 9	R: 0 H: 0 E: 0 LOB: 0 K: 2 BB: 0 S: 8 P: 13	R: 0 H: 0 E: 0 LOB: 0 K: 1 BB: 0 S: 6 P: 7	R: 0 H: 0 E: 0 LOB: 0 K: 1 BB: 0 S: 6 P: 8	R: 0 H: 0 E: 0 LOB: 0 K: 0 BB: 0 S: 7 P: 10	1B: 2 SF: 0 2B: 1 SAC: 0 3B: 0 DP: 0 HR: 1 HBP: 0	
PITCHER Don Newcombe, R (1, 1) ERA: 2.44	IP WLS BF H R ER SO BB IBB HBP BLK WP HR S P ERA WHIP 9.0 W 31 4 1 1 7 0 0 0 0 0 1 67 91 1.00 0.444										

livebaseballscorecards.com

AB	31
R	1
H	4
RBI	1
BB	0
SO	7
LOB	3



Batter	1	2	3	4	5	6	7	8	9	AB R H RBI BB SO LOB	TOP	
Eddie Miksis, R (1, 8) OBP: 0.298, SLG: 0.355 Jim Bolger, R (8, 8) OBP: 0.194, SLG: 0.203	1-0 F3		1-1 6-3			1-0 4-3		1-3 K		4 0 0 0 0 1 1 0 0 0 0 0 0 0		
Gene Baker, R (1, 4) OBP: 0.355, SLG: 0.419	1-0 1B			1-1 2B		0-0 5-3		2-1 6-3		4 0 2 0 0 0 1		
Bob Speake, L (1, 7) OBP: 0.360, SLG: 0.615	2-3 K			0-3 K		0-1 F4		0-3 K		4 0 0 0 0 3 3		
Randy Jackson, R (1, 5) OBP: 0.314, SLG: 0.425	1-1 1-3			1-0 F8		4-2 14 1B 3-1 BB		0-2 F8		3 0 0 0 1 0 2		
Jim King, L (1, 9) OBP: 0.310, SLG: 0.358		1-1 4-3		3-3 K		2-2 3-1		1-2		3 0 0 0 0 1 2		
14 Ernie Banks, R (1, 6) OBP: 0.318, SLG: 0.524		1-3 K			0-1 F2	1-1 G4-6-3 1B				3 0 1 0 0 1 0		
Dee Fondy, L (1, 3) OBP: 0.282, SLG: 0.412		1-3 K			0-3 K	1-1 G4-6-3 1-2f				3 0 0 0 0 2 2		
Clyde McCullough, R (1, 2) OBP: 0.276, SLG: 0.167			1-1 5-3		3-2 G3		3-2 F7			3 0 0 0 0 0 0		
Sam Jones, R (1, 1) OBP: 0.161, SLG: 0.161 Lloyd Merriman, L (6, PH) OBP: 0.288, SLG: 0.354 Dave Hillman, R (6, 1) Frank Baumholtz, L (8, PH) OBP: 0.333, SLG: 0.440 John Andre, L (8, 1) OBP: 0.143, SLG: 0.143		0-0 F8			0-0 5-3 4-3 1B		0-1 G3			1 0 0 0 0 0 0 1 0 1 0 0 0 0 0 0 0 0 0 0 0 1 0 0 0 0 0 0 0 0 0 0 0 0 0		
Inning Stats	R: 0 H: 1 E: 0 LOB: 1 K: 1 BB: 0 S: 8 P: 13	R: 0 H: 0 E: 0 LOB: 0 K: 2 BB: 0 S: 10 P: 13	R: 0 H: 0 E: 0 LOB: 0 K: 0 BB: 0 S: 5 P: 7	R: 0 H: 1 E: 0 LOB: 1 K: 2 BB: 0 S: 10 P: 15	R: 0 H: 0 E: 0 LOB: 0 K: 1 BB: 0 S: 9 P: 12	R: 0 H: 1 E: 0 LOB: 1 K: 0 BB: 0 S: 5 P: 6	R: 0 H: 1 E: 0 LOB: 1 K: 0 BB: 1 S: 10 P: 18	R: 0 H: 0 E: 0 LOB: 0 K: 1 BB: 0 S: 8 P: 12	R: 0 H: 0 E: 0 LOB: 0 K: 1 BB: 0 S: 8 P: 10	1B: 3 SF: 0 2B: 1 SAC: 0 3B: 0 DP: 1 HR: 0 HBP: 0	WP: 0 PA: 31 PB: 0 SB: 0 CS: 0	
PITCHER Carl Erskine, R (1, 1) ERA: 2.14	IP WLS BF H R ER SO BB IBB HBP BLK WP HR S P ERA WHIP	9.0 W 31 4 0 0 8 1 0 0 0 0 0 0 73 106 0.00 0.556										

Chicago Cubs @ Brooklyn Dodgers
Ebbets Field, Brooklyn, NY
Fri Jun 10 1955, 3:33 AM EDT
Att. 21,277 - Unknown

livebaseballscorecards.com

AB	30
R	0
H	4
RBI	0
BB	1
SO	8
LOB	11



Batter	1	2	3	4	5	6	7	8	9
Jim Gilliam, S OBP: 0.351, SLG: 0.338 (1, 4)	F9		E3 FC6-4		HR BB	L7		HBP G6-4-3	
Pee Wee Reese, R OBP: 0.349, SLG: 0.426 (1, 6)	F9		FC6-4 S		HR		HR BB	G6-4-3	
Duke Snider, L OBP: 0.439, SLG: 0.667 (1, 8)	4-3		BB		B1		4-3		
Roy Campanella, R OBP: 0.400, SLG: 0.668 (1, 2)		F8	F5		K		HR		
Sandy Amoros, L OBP: 0.410, SLG: 0.497 (1, 7)		K		6-3		E3 BB SH1-3 SF9	BB		
Gil Hodges, R OBP: 0.401, SLG: 0.497 (1, 3)		1B		5-3		SH1-3	F2		
Jackie Robinson, R OBP: 0.373, SLG: 0.370 (1, 5)		5-3		K		BB BB	F9		
Carl Furillo, R OBP: 0.369, SLG: 0.488 (1, 9)			E FC6-4 BB		5-3	BB BB	BB	K	
Carl Erskine, R OBP: 0.238, SLG: 0.341 (1, 1)			1-3		HR	SF9	HBP 1B		

Inning Stats	R: 0	H: 0	E: 0	K: 0	S: 7	R: 0	H: 1	E: 0	K: 1	S: 7	R: 1	H: 0	E: 1	K: 0	S: 14	R: 0	H: 0	E: 0	K: 1	S: 8	R: 3	H: 2	E: 0	K: 1	S: 13	R: 1	H: 0	E: 1	K: 0	S: 11	R: 2	H: 1	E: 0	K: 0	S: 9	R: 0	H: 1	E: 0	K: 1	S: 7
	LOB: 0	BB: 0	BB: 0	BB: 0	BB: 11	LOB: 1	BB: 0	LOB: 1	BB: 0	BB: 11	LOB: 2	BB: 2	LOB: 0	BB: 0	BB: 28	LOB: 0	BB: 0	LOB: 0	BB: 0	BB: 11	LOB: 2	BB: 0	LOB: 0	BB: 1	LOB: 2	BB: 2	LOB: 2	BB: 2	LOB: 2	BB: 2	LOB: 1	BB: 2	LOB: 1	BB: 0	LOB: 1	BB: 0	LOB: 1	BB: 0	LOB: 1	

PITCHER															PITCHER																										
IP	WLS	BF	H	R	ER	SO	BB	IBB	HBP	BLK	WP	HR	S	P	ERA	WHIP	IP	WLS	BF	H	R	ER	SO	BB	IBB	HBP	BLK	WP	HR	S	P	ERA	WHIP								
Sam Jones, R (1, 1)	5.0	L	22	3	4	3	3	3	0	0	0	2	49	84	5.40	1.200																									
Dave Hillman, R (6, 1)	2.0		12	1	3	2	0	4	0	0	0	1	20	40	9.00	2.500																									
John Andre, R (8, 1)	1.0		4	1	0	0	1	0	0	1	0	0	7	10	0.00	1.000																									

BOTTOM

Chicago Cubs @ Brooklyn Dodgers
Ebbets Field, Brooklyn, NY

Fri Jun 10 1955, 3:33 AM EDT
Att. 21,277 - Unknown

AB	R	H	RBI	BB	SO	LOB
3	1	0	0	1	0	3
4	2	1	3	1	0	3
3	0	0	0	1	0	1
4	1	1	2	0	1	2
3	1	0	0	1	1	0
3	0	1	0	0	0	1
3	0	0	0	1	1	2
2	1	0	0	2	1	0
3	1	2	2	0	0	1

AB	28
R	7
H	5
RBI	7
BB	7
SO	4
LOB	13



WP	0	PA	38
PB	0	SB	1
CS	0		

livebaseballscorecards.com

Batter	1	2	3	4	5	6	7	8	9	AB R H RBI BB SO LOB	TOP											
Eddie Miksis, R (1, 8) OBP: 0.291, SLG: 0.346	2-3 K		0-2 4-3		2-2 5-3		2-2 F9		1-3 K	5 0 0 0 0 2 2												
Gene Baker, R (1, 4) OBP: 0.366, SLG: 0.429	4-1 G3 BB			4-2 1B HR BB		3-2 BB 1B		1-0 2B		2 1 2 0 2 0 0												
Bob Speake, L (1, 7) OBP: 0.351, SLG: 0.597	2-2 G3 1-2		2-3 K		0-0 B3		2-3 K			4 0 0 0 0 2 4												
Randy Jackson, R (1, 5) OBP: 0.323, SLG: 0.426	0-0 F9		2-2 1-2 HR 1B		4-1 1-2 BB		4-2 14 FC5-4 BB			2 1 1 0 2 0 1												
Jim King, L (1, 9) OBP: 0.306, SLG: 0.404		1-1 3-1		0-1 1-H 2-H HR		0-2 F8		3-3 K		4 1 1 3 0 1 4												
14 Ernie Banks, R (1, 6) OBP: 0.313, SLG: 0.514		0-2 6-3		3-2 F8		3-3 K		1-2 FC5-4 1-2f		4 0 0 0 0 1 4												
Dee Fondy, L (1, 3) OBP: 0.281, SLG: 0.406		2-3 K		1-0 F7		4-2 BB		1-3 K		3 0 0 0 1 2 0												
Walker Cooper, R (1, 2) OBP: 0.458, SLG: 0.762			3-3 K		3-2 F6		2-3 K		1-1 1-3	4 0 0 0 0 2 1												
Warren Hacker, R (1, 1) OBP: 0.087, SLG: 0.087			2-3 K		0-0 4-3		0-0 B1		1-1 2B	3 0 0 0 0 1 1												
Hal Jeffcoat, R (7, 1) OBP: 0.308, SLG: 0.500										0 0 0 0 0 0 0												
Frank Baumholtz, L (9, PH) OBP: 0.342, SLG: 0.461										1 0 1 0 0 0 0												
Jim Bolger, R (9, PR) OBP: 0.194, SLG: 0.203										0 0 0 0 0 0 0												
Inning Stats	R: 0 E: 0 K: 1 S: 8	H: 0 LOB: 1 BB: 1 P: 16	R: 0 E: 0 K: 1 S: 8	H: 0 LOB: 0 BB: 0 P: 11	R: 0 E: 2 K: 2 S: 10	H: 0 LOB: 0 BB: 0 P: 15	R: 3 E: 0 K: 1 S: 15	H: 2 LOB: 0 BB: 1 P: 27	R: 0 E: 0 K: 1 S: 7	H: 0 LOB: 0 BB: 0 P: 12	R: 0 E: 0 K: 1 S: 13	H: 1 LOB: 2 BB: 1 P: 23	R: 0 E: 0 K: 1 S: 9	H: 0 LOB: 1 BB: 1 P: 17	R: 0 E: 0 K: 2 S: 13	H: 1 LOB: 2 BB: 1 P: 24	R: 0 E: 0 K: 2 S: 10	H: 1 LOB: 1 BB: 0 P: 14	1B: 2 2B: 2 3B: 0 HR: 1	SF: 0 SAC: 0 DP: 0 HBP: 0	WP: 0 PB: 0 SB: 0 CS: 0	PA: 37
PITCHER Billy Loes, R (1, 1) ERA: 4.06	IP: 9.0 WLS: W BF: 37 H: 5 R: 3 ER: 3 SO: 11 BB: 5 IBB: 0 HBP: 0 BLK: 0 WP: 0 HR: 1 S: 93 P: 159 ERA: 3.00 WHIP: 1.111											PITCHER	IP: 9.0 WLS: W BF: 37 H: 5 R: 3 ER: 3 SO: 11 BB: 5 IBB: 0 HBP: 0 BLK: 0 WP: 0 HR: 1 S: 93 P: 159 ERA: 3.00 WHIP: 1.111									

Chicago Cubs @ Brooklyn Dodgers
 Ebbets Field, Brooklyn, NY
 Sat Jun 11 1955, 3:33 AM EDT
 Att. 5,077 - Unknown

livebaseballscorecards.com

AB	32
R	3
H	5
RBI	3
BB	5
SO	11
LOB	17



Batter	1	2	3	4	5	6	7	8	9	AB	R	H	RBI	BB	SO	LOB
Jim Gilliam, S OBP: 0.349, SLG: 0.351 (1, 4) C X	0-1 G3 ①		1-1 HR		0-0 F8 ①		2-1 L9 ①			4	1	1	1	0	0	0
Pee Wee Reese, R OBP: 0.347, SLG: 0.427 (1, 6) C F B B F B X	3-2 F5 ②		1-2 G3 2B		0-1 F9 ②		1-2 L8 ②			4	0	1	0	0	0	0
Duke Snider, L OBP: 0.440, SLG: 0.677 (1, 8) B B B C B	4-1 BB		0-0 G3 2-3		3-2 6-3 ③		3-1 HR			3	1	1	1	1	0	1
Roy Campanella, R OBP: 0.402, SLG: 0.678 (1, 2) C C F B S	2-3 K ③		0-0 6-3 ②		2-2 HR		4-0 BB			3	1	1	1	1	1	2
Sandy Amoros, L OBP: 0.407, SLG: 0.490 (1, 7) C F B B X		2-2 F5 ①	4-2 BB		3-1 F9 ①		0-0 1-3 ③			3	0	0	0	1	0	1
Gil Hodges, R OBP: 0.403, SLG: 0.513 (1, 3) B F B X		2-1 E 1B 1B	2-2 1-3 ③		2-1 HR		3-2 F8 ①			4	1	2	1	0	0	2
Jackie Robinson, R OBP: 0.370, SLG: 0.362 (1, 5) B C B S C B B		1-3 K ②		4-2 G4-6-3 BB		1-1 5-3 ②		2-2 1-3 ②		3	0	0	0	1	1	1
Carl Furillo, R OBP: 0.371, SLG: 0.486 (1, 9) X		0-0 E9 1-3 1B		2-2 G4-6-3 1-2f		1-2 E5		4-2 BB		3	0	1	0	1	0	1
Billy Loes, R OBP: 0.143, SLG: 0.111 (1, 1) X		0-0 4-3 ③		2-2 2-3 ③		1-1 F9 ③		1-2 G3 ③		4	0	0	0	0	0	4

Inning Stats		R: 0	H: 0	E: 0	K: 1	S: 12	R: 0	H: 2	E: 1	K: 1	S: 10	R: 1	H: 2	E: 0	K: 0	S: 12	R: 0	H: 0	E: 0	K: 0	S: 8	R: 0	H: 0	E: 0	K: 0	S: 6	R: 2	H: 2	E: 1	K: 0	S: 15	R: 1	H: 1	E: 0	K: 0	S: 8	R: 0	H: 0	E: 0	K: 0	S: 12
WARREN HACKER (1, 1)		6.2	WLS: L	BF: 30	H: 7	R: 4	ER: 4	SO: 2	BB: 3	IBB: 0	HBP: 0	BLK: 0	WP: 0	HR: 4	S: 70	P: 119	ERA: 5.40	WHIP: 1.500																							
HAL JEFFCOAT (7, 1)		1.1	WLS: L	BF: 6	H: 0	R: 0	ER: 0	SO: 0	BB: 2	IBB: 0	HBP: 0	BLK: 0	WP: 0	HR: 0	S: 13	P: 27	ERA: 0.00	WHIP: 1.500																							

Chicago Cubs @ Brooklyn Dodgers
Ebbets Field, Brooklyn, NY
Sat Jun 11 1955, 3:33 AM EDT
Att. 5,077 - Unknown

AB	31
R	4
H	7
RBI	4
BB	5
SO	2
LOB	12

B

WP	HR	S	P	ERA	WHIP
0	0	0	0	0	0

Batter	1	2	3	4	5	6	7	8	9	AB R H RBI BB SO LOB	TOP																			
Eddie Miksis, R OBP: 0.288, SLG: 0.338 (1, 8)	4-2 CS BB			1-0 F8	0-1 6-3		1-1 F4		0-0 6-3	4 0 0 0 1 0 0																				
Gene Baker, R OBP: 0.363, SLG: 0.424 (1, 4)	3-3 1-2			2-1 E3 2B 1B	0-1 5-3		0-0 1B		0-1 5-3	5 1 1 0 0 1 1																				
Frank Baumholtz, L OBP: 0.349, SLG: 0.475 (1, 7)	0-1 4-3			0-0 1B 2B	3-2 F2		0-1 1B		FC6-4 1B	4 1 2 0 0 0 0																				
Randy Jackson, R OBP: 0.327, SLG: 0.444 (1, 5)		2-3 K		0-0 1B 14 SF8 1B		0-1 HR		0-0 FC6-4		4 2 2 3 0 1 1																				
Jim King, L OBP: 0.303, SLG: 0.393 (1, 9)		2-2 F9		0-0 1B 1B HR		0-0 G3		0-1 F7		4 1 1 0 0 0 0																				
14 Ernie Banks, R OBP: 0.316, SLG: 0.516 (1, 6)		0-1 6-3		0-1 SF8		0-2 E6 HR 1B		0-1 1B		3 1 2 1 0 0 0																				
Dee Fondy, L OBP: 0.285, SLG: 0.422 (1, 3)			2-2 4-3	3-2 HR 1B		1-0 HR		0-0 F9		4 2 2 2 0 0 1																				
Harry Chiti, R OBP: 0.279, SLG: 0.396 (1, 2)			3-1 F8	0-0 HR		0-1 F1		0-0 F4		4 1 1 3 0 0 1																				
Jim Davis, S Hal Jeffcoat, R OBP: 0.308, SLG: 0.500 (1, 1) (9, 1)			1-2 3-1	1-3 K		1-3 K			3-3 K	4 0 0 0 0 3 0 0 0 0 0 0 0 0																				
Inning Stats	R: 0 E: 0 K: 1 S: 9	H: 0 LOB: 0 BB: 1 P: 16	R: 0 E: 0 K: 1 S: 9	H: 0 LOB: 0 BB: 0 P: 13	R: 0 E: 0 K: 0 S: 9	H: 0 LOB: 0 BB: 0 P: 15	R: 6 E: 1 K: 1 S: 15	H: 5 LOB: 0 BB: 0 P: 22	R: 0 E: 0 K: 0 S: 7	H: 0 LOB: 0 BB: 0 P: 10	R: 3 E: 1 K: 1 S: 15	H: 3 LOB: 0 BB: 0 P: 17	R: 0 E: 0 K: 0 S: 6	H: 2 LOB: 1 BB: 0 P: 7	R: 0 E: 0 K: 0 S: 6	H: 1 LOB: 1 BB: 0 P: 6	R: 0 E: 0 K: 1 S: 6	H: 0 LOB: 0 BB: 0 P: 9	1B: 7 2B: 2 3B: 0 HR: 3	SF: 1 SAC: 0 DP: 1 HBP: 0	WP: 0 PB: 0 SB: 0 CS: 1	PA: 38								
PITCHER Don Newcombe, R ERA: 2.71 Karl Spooner, L ERA: 6.43 Ed Roebuck, R ERA: 2.11 Jim Hughes, R ERA: 4.29	IP 5.1 0.2 2.0 1.0	WLS L	BF 25 2 8 3	H 8 0 3 0	R 9 0 0 0	ER 4 0 0 0	SO 3 1 0 1	BB 1 0 0 0	IBB 0 0 0 0	HBP 0 0 0 0	BLK 0 0 0 0	WP 0 0 0 0	HR 3 0 0 0	S 58 6 12 6	P 86 7 13 9	ERA 6.75 0.00 0.00 0.00	WHIP 1.688 0.000 1.500 0.000	PITCHER IP WLS BF H R ER SO BB IBB HBP BLK WP HR S P ERA WHIP												

Chicago Cubs @ Brooklyn Dodgers
Ebbets Field, Brooklyn, NY
Sun Jun 12 1955, 3:33 AM EDT
Unknown

livebaseballscorecards.com

AB	36
R	9
H	11
RBI	9
BB	1
SO	5
LOB	4



Batter	1	2	3	4	5	6	7	8	9	AB R H RBI BB SO LOB
Jim Gilliam, S (1, 4) OBP: 0.347, SLG: 0.346	0-0 F2		1-3 K			0-0 F7		4-2 HR BB		3 1 0 0 1 1 0
Pee Wee Reese, R (1, 6) OBP: 0.350, SLG: 0.443	1-0 F8		1-0 9-3			3-2 1B		2-1 HR 1-H 2-H		4 1 2 3 0 0 1
Duke Snider, L (1, 8) OBP: 0.437, SLG: 0.683	2-2 HR				0-2 1-3	2-2 F7		0-3 K		4 1 1 1 0 1 1
Roy Campanella, R (1, 2) OBP: 0.395, SLG: 0.665	3-3 K				2-0 F9		1-2 5-3	3-1 1-3		4 0 0 0 0 1 0
Gil Hodges, R (1, 7) OBP: 0.404, SLG: 0.527		1-1 6-3		1-2 6-3			3-2 HR		1-1 G6-4-3 1B	4 1 2 1 0 0 0
Frank Kellert, R (1, 3) OBP: 0.390, SLG: 0.500		0-0 CS 1B			3-2 F9		2-2 6-3	0-2 F9		4 0 1 0 0 0 1
Jackie Robinson, R (1, 5) OBP: 0.368, SLG: 0.359		2-1 1B			1-0 B1-3		0-0 L9	1-0 G6-4-3		4 0 1 0 0 0 1
Carl Furillo, R (1, 9) OBP: 0.371, SLG: 0.483		3-3 K			1-2 L8			1-2 HR BB 1B		3 1 1 0 0 1 2
Don Newcombe, L (1, 1) OBP: 0.389, SLG: 0.861			0-3 K			0-0 F9		1-3 K		1 0 0 0 0 1 0
Karl Spooner, R (6, 1) OBP: 0.500, SLG: 0.500										0 0 0 0 0 0 0
Don Hoak, R (6, PH) OBP: 0.340, SLG: 0.326										0 0 0 0 0 0 0
Ed Roebuck, R (7, 1) OBP: 0.340, SLG: 0.326										0 0 0 0 0 0 0
Don Zimmer, R (8, PH) OBP: 0.233, SLG: 0.667										1 0 0 0 0 1 1
Jim Hughes, R (9, 1)										0 0 0 0 0 0 0

Inning Stats	R: 1	H: 1	E: 0	K: 1	S: 10	LOB: 0	BB: 0	P: 16	R: 0	H: 2	E: 0	K: 1	S: 8	LOB: 2	BB: 0	P: 14	R: 0	H: 0	E: 1	K: 2	S: 8	LOB: 0	BB: 0	P: 10	R: 0	H: 0	E: 0	K: 0	S: 7	LOB: 0	BB: 0	P: 10	R: 0	H: 1	E: 0	K: 0	S: 8	LOB: 1	BB: 0	P: 13	R: 1	H: 1	E: 0	K: 0	S: 10	LOB: 0	BB: 0	P: 16	R: 3	H: 2	E: 0	K: 2	S: 16	LOB: 0	BB: 1	P: 27	R: 0	H: 1	E: 0	K: 0	S: 6	LOB: 0	BB: 0	P: 8	1B: 5	2B: 2	3B: 0	HR: 3	SF: 0	SAC: 0	DP: 3	HBP: 0	WP: 0	PB: 0	SB: 0	CS: 1	PA: 34
--------------	------	------	------	------	-------	--------	-------	-------	------	------	------	------	------	--------	-------	-------	------	------	------	------	------	--------	-------	-------	------	------	------	------	------	--------	-------	-------	------	------	------	------	------	--------	-------	-------	------	------	------	------	-------	--------	-------	-------	------	------	------	------	-------	--------	-------	-------	------	------	------	------	------	--------	-------	------	-------	-------	-------	-------	-------	--------	-------	--------	-------	-------	-------	-------	--------

PITCHER	IP	WLS	BF	H	R	ER	SO	BB	IBB	HBP	BLK	WP	HR	S	P	ERA	WHIP
Jim Davis, L (1, 1) ERA: 3.79	8.0	W	32	8	5	5	6	1	0	0	0	0	3	77	122	5.62	1.125
Hal Jeffcoat, R (9, 1) ERA: 1.76	1.0	S	2	0	0	0	0	0	0	0	0	0	0	4	5	0.00	0.000

BOTTOM

Chicago Cubs @ Brooklyn Dodgers
Ebbets Field, Brooklyn, NY
 Sun Jun 12 1955, 3:33 AM EDT
 Unknown

AB	33
R	5
H	8
RBI	5
BB	1
SO	6
LOB	7

livebaseballscorecards.com

B

Batter	1	2	3	4	5	6	7	8	9	AB R H RBI BB SO LOB	TOP																									
Eddie Miksis, R (1, 8) OBP: 0.288, SLG: 0.337	1-0 F9		0-0 5-3		0-0 CS 1B		1-2 F8			4 0 1 0 0 0 1																										
Gene Baker, R (1, 4) OBP: 0.361, SLG: 0.421	0-1 6-3		1-0 6-3		3-2 F9 1-2			1-0 4-3 1B		4 0 1 0 0 0 1																										
Frank Baumholtz, L (1, 7) OBP: 0.345, SLG: 0.458	1-1 6-3		0-1 F8		4-2 G5-4-3 BB			1-0 4-3 1-2		3 0 0 0 1 0 1																										
Randy Jackson, R (1, 5) OBP: 0.325, SLG: 0.437		4-1 2B BB		2-2 5-3		1-0 G5-4-3 1-2f		1-2 F9		3 0 0 0 1 0 2																										
Jim King, L (1, 9) OBP: 0.300, SLG: 0.375		1-1 F8		4-0 14 2B SF8 BB		0-0 3-1		0-1 F3		3 1 0 0 1 0 2																										
14 Ernie Banks, R (1, 6) OBP: 0.319, SLG: 0.534		1-1 F7		2-0 SF8 1-3 2B		0-0 HR		0-0 F3		4 1 2 1 0 0 1																										
Dee Fondy, L (1, 3) OBP: 0.284, SLG: 0.426		2-0 2B		0-0 SF8 2-3 3-H		1-0 3-1		1-2 G3		3 0 1 1 0 0 0																										
Harry Chiti, R (1, 2) OBP: 0.285, SLG: 0.394		4-0 IBB		3-3 K		3-2 1-3		3-2 1B		3 0 1 0 1 1 1																										
Bob Rush, R (1, 1) OBP: 0.083, SLG: 0.167		1-2 L6		2-3 K		4-0 BB		0-0 F8		2 0 0 0 0 0 1 3																										
Bob Speake, L (7, PH) OBP: 0.355, SLG: 0.597										0 0 0 0 0 1 0 0																										
Howie Pollet, L (7, 1) OBP: 0.444, SLG: 0.667										0 0 0 0 0 0 0 0																										
Hal Jeffcoat, R (7, 1) OBP: 0.306, SLG: 0.500										0 0 0 0 0 0 0 0																										
John Andre, L (7, 1) OBP: 0.143, SLG: 0.143										0 0 0 0 0 0 0 0																										
Lloyd Merriman, L (9, PH) OBP: 0.283, SLG: 0.347										1 0 0 0 0 0 0 1																										
Inning Stats	R: 0 E: 0 K: 0 S: 5	H: 0 LOB: 0 BB: 0 P: 7	R: 0 E: 0 K: 0 S: 9	H: 1 LOB: 3 BB: 2 P: 22	R: 0 E: 0 K: 0 S: 4	H: 0 LOB: 0 BB: 0 P: 5	R: 1 E: 0 K: 1 S: 8	H: 1 LOB: 1 BB: 1 P: 19	R: 0 E: 0 K: 1 S: 9	H: 1 LOB: 0 BB: 0 P: 13	R: 0 E: 0 K: 0 S: 4	H: 0 LOB: 0 BB: 1 P: 9	R: 1 E: 0 K: 0 S: 8	H: 1 LOB: 1 BB: 1 P: 17	R: 0 E: 0 K: 0 S: 7	H: 1 LOB: 1 BB: 0 P: 10	R: 0 E: 0 K: 0 S: 8	H: 1 LOB: 1 BB: 0 P: 12	1B: 3 2B: 2 3B: 0 HR: 1	SF: 1 SAC: 0 DP: 1 HBP: 0	WP: 0 PB: 0 SB: 0 CS: 1	PA: 36														
PITCHER	IP WLS BF H R ER SO BB IBB HBP BLK WP HR S P ERA WHIP																																			
Russ Meyer, R (1, 1) ERA: 5.4	4.0	17	2	1	1	1	2	1	0	0	0	0	0	26	53	2.25	1.000																			
Clem Labine, R (5, 1) ERA: 2.42	5.0	19	4	1	1	1	2	0	0	0	0	0	1	36	61	1.80	1.200																			

Chicago Cubs @ Brooklyn Dodgers
Ebbets Field, Brooklyn, NY
Sun Jun 12 1955, 3:38 AM EDT
Att. 28,503 - Unknown

livebaseballscorecards.com

AB	30
R	2
H	6
RBI	2
BB	5
SO	2
LOB	13



Batter	1	2	3	4	5	6	7	8	9	AB	R	H	RBI	BB	SO	LOB	TOP								
Jim Gilliam, S (1, 4) <small>OBP: 0.342, SLG: 0.339</small>	0-0 3-1	3-2 1B HR 1B	2-2 F4		3-2 CS	0-0 E S BLK 1B		0-0 F6		5	2	2	1	0	0	1									
Pee Wee Reese, R (1, 6) <small>OBP: 0.352, SLG: 0.439</small>	2-2 G3 PB WP 1B	1-2 3-H HR 1B		3-2 1B HBP		0-2 L9		2-2 F6		4	2	2	1	0	0	1									
Duke Snider, L (1, 8) <small>OBP: 0.437, SLG: 0.692</small>	3-2 G3 1-3	0-0 1-H 2-H HR		1-1 F7		0-1 G3		1-3 K		5	1	1	3	0	1	3									
Roy Campanella, R (1, 2) <small>OBP: 0.396, SLG: 0.654</small>	3-1 G3 3-H	4-0 BB BB		2-2 1-3 1B		3-2 F7 3-H			0-1 6-3	4	0	1	0	1	0	0									
Sandy Amoros, L (1, 7) <small>OBP: 0.404, SLG: 0.478</small>		G3 BB		1-3 K		1-0 FC6-4 1B			0-2 F6	4	0	1	0	1	1	2									
Gil Hodges, R (1, 3) <small>OBP: 0.402, SLG: 0.524</small>		1-3 F6		1-2 F9		0-0 FC6-4 6-3 1-2f 1B			1-2 1B 1B	5	1	1	0	0	0	5									
Jackie Robinson, R (1, 5) <small>OBP: 0.381, SLG: 0.404</small>		1-1 1B 2B		1-0 F7		2-3 K			1-2 1B	5	1	2	0	0	1	1									
Carl Furillo, R (1, 9) <small>OBP: 0.383, SLG: 0.486</small>		4-1 1B 1B BB		0-1 1B		1-3 K			0-3 K	4	1	2	1	1	2	2									
Johnny Podres, L (1, 1) <small>OBP: 0.324, SLG: 0.344</small>		1-0 1B 1B		0-0 L8		1-2 CS 1B			1-1 4-3	4	1	2	1	0	0	2									
Inning Stats	R: 1 E: 0 K: 0 S: 11	H: 1 LOB: 0 BB: 0 P: 19	R: 6 E: 0 K: 0 S: 19	H: 5 LOB: 2 BB: 3 P: 42	R: 0 E: 0 K: 0 S: 7	H: 1 LOB: 1 BB: 0 P: 10	R: 0 E: 0 K: 1 S: 14	H: 1 LOB: 2 BB: 0 P: 22	R: 0 E: 0 K: 2 S: 12	H: 1 LOB: 0 BB: 0 P: 19	R: 1 E: 0 K: 0 S: 9	H: 1 LOB: 0 BB: 0 P: 12	R: 1 E: 0 K: 0 S: 8	H: 2 LOB: 1 BB: 0 P: 11	R: 0 E: 0 K: 1 S: 7	H: 0 LOB: 0 BB: 0 P: 10	R: 0 E: 0 K: 1 S: 14	H: 2 LOB: 2 BB: 0 P: 16	1B: 12 2B: 1 3B: 0 HR: 1	SF: 0 SAC: 0 DP: 0 HBP: 1	WP: 1 PB: 1 SB: 1 CS: 1	PA: 45			
PITCHER	IP	WLS	BF	H	R	ER	SO	BB	IBB	HBP	BLK	WP	HR	S	P	ERA	WHIP								
Johnny Kippstein, R (1, 1) <small>ERA: 4.86</small>	1.2	L	10	4	5	4	0	1	0	0	0	1	0	22	41	21.60	3.000								
Steve Ridzik, R (2, 1) <small>ERA: 4.18</small>	0.0		4	2	2	2	0	2	0	0	0	0	1	5	14	∞	∞								
Hersh Freeman, R (2, 1) <small>ERA: 3.18</small>	5.1		22	6	2	2	3	0	0	1	1	0	0	53	80	3.38	1.125								
Joe Black, R (8, 1) <small>ERA: 2.55</small>	0.0		0	0	0	0	0	0	0	0	0	0	0	0	0	∞	∞								

Brooklyn Dodgers @ Cincinnati Redlegs
 Crosley Field, Cincinnati, OH
 Tue Jun 14 1955, 3:33 AM EDT
 Att. 10,418 - Unknown

AB	40
R	9
H	14
RBI	7
BB	3
SO	5
LOB	17



livebaseballscorecards.com


Batter	1	2	3	4	5	6	7	8	9	AB	R	H	RBI	BB	SO	LOB
Johnny Temple, R OBP: 0.380, SLG: 0.318 (1, 4)	4-2 BB 2B	2-1 F9			1-1 F9		3-2 F8			3	0	0	0	1	0	3
Ray Jablonski, R OBP: 0.268, SLG: 0.371 (1, 7)	0-1 F3		3-3 K		2-3 K			1-2 5-3		4	0	0	0	0	2	1
Ted Kluszewski, L OBP: 0.392, SLG: 0.662 (1, 3)	1-1 2B		1-1 F2			0-1 3-1		3-2 2B		4	0	2	0	0	0	0
Wally Post, R OBP: 0.336, SLG: 0.544 (1, 9)	0-3 K		0-1 FC4-6 1B			1-0 F8		2-0 F6		4	0	1	0	0	1	3
Gus Bell, L OBP: 0.301, SLG: 0.373 (1, 8)	2-3 K		2-2 FC4-6 1-2f			0-0 1B		2-0 3-1		4	0	1	0	0	1	4
Smoky Burgess, L OBP: 0.348, SLG: 0.528 Al Silvera, R (9, PR)		0-0 G3		2-3 K		1-0 F4		0-0 FC4-6 1B		4	0	1	0	0	1	1
Bobby Adams, R OBP: 0.228, SLG: 0.260 (1, 5)		1-1 E4 1B		1-2 F9		0-1 F8		1-3 K		4	0	0	0	0	1	1
Roy McMillan, R OBP: 0.328, SLG: 0.320 (1, 6)		1-0 1B		1-0 F8		1-1 FC5-4 1B		0-2 FC4-6 1-2f		4	0	2	0	0	0	1
Johnny Klippstein, R OBP: 0.375, SLG: 0.167 Steve Riczik, R OBP: 0.111, SLG: 0.111 Hersh Freeman, R Stan Palys, R OBP: 0.327, SLG: 0.427 Joe Black, R OBP: 0.333, SLG: 0.333 Chuck Harmon, R OBP: 0.286, SLG: 0.393 (1, 1) (2, 1) (2, 1) (7, PH) (8, 1) (9, PH)		0-0 L9		0-3 K		2-2 FC5-4 1-2f		3-2 F3		0	0	0	0	0	0	0

Inning Stats	R: 0	H: 1	E: 0	LOB: 2	K: 2	S: 13	P: 20	R: 0	H: 1	E: 1	LOB: 2	K: 0	S: 7	P: 11	R: 0	H: 1	E: 0	LOB: 1	K: 1	S: 12	P: 18	R: 0	H: 0	E: 0	LOB: 0	K: 1	S: 7	P: 11	R: 0	H: 1	E: 0	LOB: 1	K: 0	S: 5	P: 7	R: 0	H: 1	E: 0	LOB: 1	K: 0	S: 12	P: 18	R: 0	H: 1	E: 0	LOB: 1	K: 1	S: 10	P: 14	1B: 5	SF: 0	2B: 2	SAC: 0	3B: 0	DP: 0	HR: 0	HBP: 0	WP: 0	PA: 36
PITCHER Johnny Podres, L ERA: 3.11 (1, 1)	IP	WLS	BF	H	R	ER	SO	BB	IBB	HBP	BLK	WP	HR	S	P	ERA	WHIP																																										
																		PITCHER	IP	WLS	BF	H	R	ER	SO	BB	IBB	HBP	BLK	WP	HR	S	P	ERA	WHIP																								

BOTTOM

Brooklyn Dodgers @ Cincinnati Redlegs
Crosley Field, Cincinnati, OH
Tue Jun 14 1955, 3:33 AM EDT
Att. 10,418 - Unknown

AB	35
R	0
H	7
RBI	0
BB	1
SO	7
LOB	18



Batter	1	2	3	4	5	6	7	8	9	AB R H RBI BB SO LOB	TOP
Jim Gilliam, S (1, 4) OBP: 0.341, SLG: 0.351 B C X	1-1 F5 			0-0 G3 		0-0 F5 			3-2 HR 	4 1 1 2 0 0 1	Brooklyn Dodgers @ Cincinnati Redlegs Crosley Field, Cincinnati, OH Wed Jun 15 1955, 3:33 AM EDT Att. 10,987 - Unknown livebaseballscorecards.com AB 30 R 2 H 4 RBI 2 BB 2 SO 4 LOB 8
Pee Wee Reese, R (1, 6) OBP: 0.346, SLG: 0.431 B F X	2-1 5-3 		3-2 F8 		2-1 F5 			0-0 1-3 	4 0 0 0 0 0 1		
Duke Snider, L (1, 8) OBP: 0.434, SLG: 0.684 B X	1-0 F7 		2-3 K 		1-1 4-3 			1-2 1B 	4 0 1 0 0 1 0		
Roy Campanella, R (1, 2) OBP: 0.390, SLG: 0.642 C B X		1-3 K 		0-0 F8 		2-0 F4 		2-3 K 	4 0 0 0 0 2 1		
Sandy Amoros, L (1, 7) OBP: 0.402, SLG: 0.474 B X		1-0 F4 		2-2 G6-4-3 1B 			2-2 1-3 	2-2 6-3 	4 0 1 0 0 0 1		
Gil Hodges, R (1, 3) OBP: 0.401, SLG: 0.519 C B X		2-3 K 		1-0 G6-4-3 			4-1 BB 		2 0 0 0 1 1 1		
Jackie Robinson, R (1, 5) OBP: 0.376, SLG: 0.396 B B X		2-1 F3 		0-0 6-3 		2-1 L6 			3 0 0 0 0 0 1		
Carl Furillo, R (1, 9) OBP: 0.382, SLG: 0.489 X		0-0 4-3 		3-2 WP 2B 		1-2 F9 			3 0 1 0 0 0 1		
Carl Erskine, R (1, 1) OBP: 0.227, SLG: 0.326 Karl Spooner, R (6, 1) OBP: 0.500, SLG: 0.500 Don Newcombe, L (9, PH) OBP: 0.395, SLG: 0.838 Don Hoak, R (9, PR) OBP: 0.340, SLG: 0.326 B X		1-0 5-3 		2-2 1-3 		4-2 HR BB 		2 0 0 0 0 0 1 0 0 0 0 0 0 0 0 0 0 0 1 0 0 0 1 0 0 0 0 0			
Inning Stats	R: 0 H: 0 E: 0 LOB: 0 K: 0 BB: 0 S: 5 P: 9	R: 0 H: 0 E: 0 LOB: 0 K: 2 BB: 0 S: 7 P: 11	R: 0 H: 0 E: 0 LOB: 0 K: 0 BB: 0 S: 4 P: 7	R: 0 H: 0 E: 0 LOB: 0 K: 1 BB: 0 S: 8 P: 13	R: 0 H: 1 E: 0 LOB: 0 K: 0 BB: 0 S: 5 P: 8	R: 0 H: 1 E: 0 LOB: 1 K: 0 BB: 0 S: 8 P: 13	R: 0 H: 0 E: 0 LOB: 0 K: 0 BB: 0 S: 5 P: 10	R: 0 H: 0 E: 0 LOB: 1 K: 0 BB: 1 S: 9 P: 18	R: 2 H: 2 E: 0 LOB: 1 K: 1 BB: 1 S: 20 P: 32	1B: 2 SF: 0 2B: 1 SAC: 0 3B: 0 DP: 1 HR: 1 HBP: 0	
PITCHER Rudy Minarcin, R (1, 1) ERA: 3.19	IP WLS BF H R ER SO BB IBB HBP BLK WP HR S P ERA WHIP 9.0 W 32 4 2 2 4 2 0 0 0 1 1 71 121 2.00 0.667										

Batter	1	2	3	4	5	6	7	8	9	AB	R	H	RBI	BB	SO	LOB
Johnny Temple, R (1, 4) OBP: 0.374, SLG: 0.312	0-0 F8		2-1 6-3		1-1 5-3		1-3 K			4	0	0	0	0	1	0
Ray Jablonski, R (1, 7) OBP: 0.262, SLG: 0.361	0-1 F6		2-3 K		1-2 F3		1-2 P3			4	0	0	0	0	1	0
Ted Kluszewski, L (1, 3) OBP: 0.390, SLG: 0.654	2-1 1B 2B 1B		1-0 4-3		0-1 F9		0-3 K			4	1	1	0	0	1	0
Wally Post, R (1, 9) OBP: 0.339, SLG: 0.543	0-0 2B 1B			3-1 F8		2-2 HR 1B		2-3 K		4	1	2	0	0	1	0
Gus Bell, L (1, 8) OBP: 0.309, SLG: 0.398	0-0 1-3 2B			0-0 E 2B S 1B		0-1 1-H HR		1-1 4-3		4	2	3	3	0	0	0
Smoky Burgess, L (1, 2) OBP: 0.346, SLG: 0.517	0-0 4-3			4-2 E 1 2B BB		1-2 L9		0-1 L9		3	1	0	0	1	0	2
Bobby Adams, R (1, 5) OBP: 0.233, SLG: 0.263		0-0 L5		0-1 1-H 3-H 2B		1-1 E4				3	0	1	2	0	0	0
Roy McMillan, R (1, 6) OBP: 0.323, SLG: 0.314		0-2 F8		0-0 F9		3-2 F9				3	0	0	0	0	0	2
Rudy Minarcin, R (1, 1) OBP: 0.333, SLG: 0.250		0-0 4-3		1-0 L9		1-2 4-3				3	0	0	0	0	0	2

Inning Stats	R: 1	H: 3	E: 0	K: 0	S: 8	LOB: 2	BB: 0	P: 10	R: 0	H: 0	E: 0	K: 0	S: 5	LOB: 0	BB: 0	P: 5	R: 0	H: 0	E: 0	K: 1	S: 6	LOB: 0	BB: 0	P: 11	R: 2	H: 2	E: 1	K: 0	S: 9	LOB: 1	BB: 1	P: 17	R: 0	H: 0	E: 0	K: 0	S: 7	LOB: 0	BB: 0	P: 9	R: 2	H: 2	E: 1	K: 0	S: 19	LOB: 1	BB: 0	P: 27	R: 0	H: 0	E: 0	K: 2	S: 10	LOB: 0	BB: 0	P: 12	R: 0	H: 0	E: 0	K: 1	S: 7	LOB: 0	BB: 0	P: 10
--------------	------	------	------	------	------	--------	-------	-------	------	------	------	------	------	--------	-------	------	------	------	------	------	------	--------	-------	-------	------	------	------	------	------	--------	-------	-------	------	------	------	------	------	--------	-------	------	------	------	------	------	-------	--------	-------	-------	------	------	------	------	-------	--------	-------	-------	------	------	------	------	------	--------	-------	-------

PITCHER	IP	WLS	BF	H	R	ER	SO	BB	IBB	HBP	BLK	WP	HR	S	P	ERA	WHIP
Carl Erskine, R (1, 1) ERA: 2.45	5.0	L	23	7	5	5	1	1	0	0	0	0	1	40	59	9.00	1.600
Karl Spooner, L (6, 1) ERA: 4.5	3.0		10	0	0	0	3	0	0	0	0	0	0	31	42	0.00	0.000

BOTTOM

Brooklyn Dodgers @ Cincinnati Redlegs
Crosley Field, Cincinnati, OH

Wed Jun 15 1955, 3:33 AM EDT
Att. 10,987 - Unknown

AB	32
R	5
H	7
RBI	5
BB	1
SO	4
LOB	6

livebaseballscorecards.com



1B: 4	SF: 0	WP: 0	PA: 33
2B: 2	SAC: 0	PB: 0	
3B: 0	DP: 0	SB: 1	
HR: 1	HBP: 0	CS: 0	

BOTTOM

Brooklyn Dodgers @ Cincinnati Redlegs
Crosley Field, Cincinnati, OH
Thu Jun 16 1955, 3:33 AM EDT
Att: 12,716 - Unknown

livebaseballscorecards.com

AB 36
R 6
H 8
RBI 6
BB 3
SO 5
LOB 9



WP: 0 PA: 39
PB: 0
SB: 0
CS: 0

AB R H RBI BB SO LOB

5	0	0	0	0	0	2
5	1	1	0	0	1	0
4	3	3	2	1	0	0
4	1	1	1	0	2	2
4	0	1	1	0	1	1
3	1	0	0	1	0	1
4	0	2	1	0	0	0
3	0	0	0	1	0	1
1	0	0	0	0	0	0
1	0	0	1	0	0	2
1	0	0	0	0	0	0
1	0	0	0	0	1	0

1B: 4 SF: 0
2B: 2 SAC: 0
3B: 0 DP: 1
HR: 2 HBP: 0

IP	WLS	BF	H	R	ER	SO	BB	IBB	HBP	BLK	WP	HR	S	P	ERA	WHIP
3.1		16	5	4	4	2	1	0	0	0	0	1	35	56	10.80	1.800
1.2		8	2	1	1	0	2	0	0	0	0	0	13	28	5.40	2.400
4.2	L	15	1	1	1	3	0	0	0	0	0	1	35	56	1.93	0.214

Batter	1	2	3	4	5	6	7	8	9	10
Johnny Temple, R OBP: 0.366, SLG: 0.304 (1, 4)	5-3		L8	1-3			L9			6-3
Ray Jablonski, R OBP: 0.260, SLG: 0.363 (1, 7)	F9		F8		G5-4-3 1B 2B		F8			K
Ted Kluszewski, L OBP: 0.398, SLG: 0.684 (1, 3)	HR			2B 1B	G5-4-3 BB		F3			HR
Wally Post, R OBP: 0.338, SLG: 0.542 (1, 9)	K			1B 2B	G5-4-3 1-2f 2-3					K
Gus Bell, L OBP: 0.308, SLG: 0.395 (1, 8)		F6		K					L8	
Smoky Burgess, L OBP: 0.343, SLG: 0.507 (1, 2)		F8		BB 1B FC3-6 BB		G3			4-3	
Bobby Adams, R OBP: 0.250, SLG: 0.298 (1, 5)		1B		FC3-6 BB 1-2 2-H 1B		6-3			6-3	
Roy McMillan, R OBP: 0.322, SLG: 0.309 (1, 6)		1-3		FC3-6 BB 1-2 2-3 BB		6-3			F7	
Joe Nuxhall, L OBP: 0.235, SLG: 0.438 (1, 1)			4-3			4-3				K
Bob Thurman, L OBP: 0.296, SLG: 0.520 (4, PH)				FC3-6						
Art Fowler, R OBP: 0.176, SLG: 0.071 (5, 1)										
Hersh Freeman, R OBP: 0.176, SLG: 0.071 (7, 1)										

Inning Stats R: 1 H: 1 E: 0 K: 1 S: 10 H: 1 LOB: 0 BB: 0 P: 15 R: 0 H: 1 E: 0 K: 0 S: 8 H: 1 LOB: 1 BB: 0 P: 11 R: 0 H: 0 E: 0 K: 0 S: 5 R: 3 H: 3 E: 0 K: 1 S: 16 H: 3 LOB: 2 BB: 2 P: 31 R: 1 H: 2 E: 0 K: 0 S: 9 H: 0 LOB: 1 BB: 1 P: 18 R: 0 H: 0 E: 0 K: 0 S: 6 R: 0 H: 0 E: 0 K: 0 S: 6 R: 0 H: 0 E: 0 K: 1 S: 8 R: 0 H: 0 E: 0 K: 1 S: 9 R: 0 H: 0 E: 0 K: 1 S: 9 R: 1 H: 1 E: 0 K: 1 S: 6

PITCHER	IP	WLS	BF	H	R	ER	SO	BB	IBB	HBP	BLK	WP	HR	S	P	ERA	WHIP
Clem Labine, R ERA: 3.0 (1, 1)	3.1		16	5	4	4	2	1	0	0	0	0	1	35	56	10.80	1.800
Ed Roebuck, R ERA: 2.25 (4, 1)	1.2		8	2	1	1	0	2	0	0	0	0	0	13	28	5.40	2.400
Jim Hughes, R ERA: 3.86 (6, 1)	4.2	L	15	1	1	1	3	0	0	0	0	0	1	35	56	1.93	0.214

Batter	1	2	3	4	5	6	7	8	9	AB R H RBI BB SO LOB	TOP		
Jim Gilliam, S (1, 4) <small>OBP: 0.335, SLG: 0.340</small>	2-1 		1-2 	4-0 	0-1 		1-0 		0-3 	5 2 1 0 1 1 3			
Pee Wee Reese, R (1, 6) <small>OBP: 0.357, SLG: 0.460</small> Don Zimmer, R (6, 6) <small>OBP: 0.313, SLG: 0.621</small>	1-3 		1-1 	0-0 		2-1 	2-2 		1-1 	4 2 2 2 0 1 1 2 0 0 0 0 0 1			
Duke Snider, L (1, 8) <small>OBP: 0.436, SLG: 0.698</small>	1-3 		0-1 	3-3 		4-2 		1-0 		4 3 2 3 1 2 1			
Roy Campanella, R (1, 2) <small>OBP: 0.402, SLG: 0.649</small>		1-1 	1-0 	0-1 		0-3 		0-0 		5 0 4 1 0 1 2			
Sandy Amoros, L (1, 7) <small>OBP: 0.396, SLG: 0.470</small>		1-2 	0-0 	1-0 		1-1 		3-2 		5 1 1 1 0 0 4			
Gil Hodges, R (1, 3) <small>OBP: 0.401, SLG: 0.516</small>		2-3 	2-3 		2-2 	0-1 		3-1 		5 0 1 2 0 2 3			
Carl Furillo, R (1, 9) <small>OBP: 0.370, SLG: 0.469</small>		0-0 		1-0 	1-1 	3-2 		0-1 		5 1 1 0 0 0 3			
Don Hoak, R (1, 5) <small>OBP: 0.364, SLG: 0.348</small>			4-1 	1-0 	4-2 	0-2 		0-3 		3 2 1 0 2 1 1			
Don Newcombe, L (1, 1) <small>OBP: 0.419, SLG: 0.905</small>			2-2 	3-3 	0-0 		2-0 	2-2 		5 1 3 2 0 1 2			
Inning Stats	R: 0 H: 0 E: 0 LOB: 0 K: 2 BB: 0 S: 8 P: 12	R: 0 H: 1 E: 0 LOB: 1 K: 1 BB: 0 S: 9 P: 13	R: 4 H: 4 E: 0 LOB: 1 K: 1 BB: 1 S: 17 P: 28	R: 4 H: 4 E: 1 LOB: 1 K: 2 BB: 1 S: 14 P: 27	R: 0 H: 1 E: 0 LOB: 2 K: 0 BB: 1 S: 10 P: 17	R: 3 H: 3 E: 0 LOB: 1 K: 1 BB: 1 S: 20 P: 30	R: 0 H: 0 E: 0 LOB: 0 K: 0 BB: 0 S: 5 P: 10	R: 1 H: 2 E: 0 LOB: 1 K: 0 BB: 0 S: 9 P: 16	R: 0 H: 1 E: 0 LOB: 1 K: 2 BB: 0 S: 11 P: 14	1B: 9 SF: 0 2B: 3 SAC: 0 3B: 1 DP: 0 HR: 3 HBP: 0	WP: 0 PA: 47 PB: 0 SB: 2 CS: 0		
PITCHER	IP WLS BF H R ER SO BB IBB HBP BLK WP HR S P ERA WHIP											PITCHER	IP WLS BF H R ER SO BB IBB HBP BLK WP HR S P ERA WHIP
Gordon Jones, R (1, 1) <small>ERA: 5.21</small>	2.1 L 12 4 4 4 3 1 0 0 0 0 0 2 29 45 15.43 2.143												
Brooks Lawrence, R (3, 1) <small>ERA: 6.22</small>	2.2 16 6 4 4 3 1 1 0 0 0 0 0 29 52 13.50 2.625												
Mel Wright, R (6, 1) <small>ERA: 12.0</small>	3.0 15 5 4 4 1 1 0 0 0 0 0 1 34 56 12.00 2.000												
Bobby Tiefenauer, R (9, 1) <small>ERA: 3.86</small>	1.0 4 1 0 0 2 0 0 0 0 0 0 0 11 14 0.00 1.000												

Brooklyn Dodgers @ St. Louis Cardinals
 Sportsman's Park, St. Louis, MO
 Fri Jun 17 1955, 4:33 AM EDT
 Att: 25,661 - Unknown

AB	43
R	12
H	16
RBI	11
BB	4
SO	9
LOB	21



WP: 0 PA: 47
 PB: 0
 SB: 2
 CS: 0

PITCHER	IP WLS BF H R ER SO BB IBB HBP BLK WP HR S P ERA WHIP
----------------	---

Batter	1	2	3	4	5	6	7	8	9	AB	R	H	RBI	BB	SO	LOB
Solly Hemus, L OBP: 0.354, SLG: 0.304 (1, 5)	1-2 BB 1B	1-1 F8			1-0 L9			1-1 G3-6-1		4	0	1	0	0	0	2
Wally Moon, L OBP: 0.340, SLG: 0.439 (1, 8)	2-0 BB 1B		3-1 G6-3		0-1 1B			2-2 F8		4	0	3	0	0	0	0
Stan Musial, L OBP: 0.397, SLG: 0.507 (1, 3)	2-0 F5		0-0 F2			2-2 6-3			0-1 G3	4	0	0	0	0	0	3
Bill Virdon, L OBP: 0.386, SLG: 0.457 (1, 9)	0-2 F8		0-0 G6-3			2-0 4-3			0-1 3-1	4	0	0	0	0	0	3
Red Schoendienst, S OBP: 0.384, SLG: 0.415 (1, 4)	4-2 BB			0-1 F7		0-1 4-3			0-1 HBP 1B	3	0	1	0	1	0	0
Rip Repulski, R OBP: 0.326, SLG: 0.466 (1, 7)	1-0 F5		3-2 F4				0-0 F7		1-1 HBP	3	0	0	0	0	0	3
Bill Sarni, R OBP: 0.315, SLG: 0.362 (1, 2)		2-3 K		0-1 F7			2-2 5-3		0-2 F6	4	0	0	0	0	1	2
Ken Boyer, R OBP: 0.306, SLG: 0.435 (1, 6)		1-1 HR		0-3 K			0-0 F8			3	1	1	1	0	1	0
Gordon Jones, R OBP: 0.133, SLG: 0.077 (1, 1)		3-2 1-3			1-0 1B			4-0 G3-6-1 BB		1	0	0	0	0	0	0
Brooks Lawrence, R OBP: 0.133, SLG: 0.071 (3, 1)										0	0	0	0	0	0	0
Harry Elliott, R OBP: 0.386, SLG: 0.375 (5, PH)										1	0	1	0	0	0	0
Mel Wright, R OBP: 0.386, SLG: 0.375 (6, 1)										0	0	0	0	0	0	0
Joe Frazier, L OBP: 0.231, SLG: 0.228 (8, PH)										0	0	0	0	0	1	0
Bobby Tiefenauer, R OBP: 0.231, SLG: 0.228 (9, 1)										0	0	0	0	0	0	0

Inning Stats	R: 0	H: 2	E: 0	K: 0	S: 11	H: 1	LOB: 3	BB: 1	P: 21	R: 1	H: 1	E: 0	K: 1	S: 10	H: 1	LOB: 0	BB: 0	P: 17	R: 0	H: 0	E: 0	K: 0	S: 4	H: 0	LOB: 0	BB: 0	P: 7	R: 0	H: 0	E: 0	K: 0	S: 10	H: 2	LOB: 1	BB: 0	P: 10	R: 0	H: 0	E: 0	K: 0	S: 6	H: 0	LOB: 0	BB: 0	P: 10	R: 0	H: 0	E: 0	K: 0	S: 6	H: 0	LOB: 0	BB: 0	P: 8	R: 0	H: 0	E: 0	K: 0	S: 5	H: 0	LOB: 0	BB: 1	P: 12	R: 0	H: 1	E: 0	K: 0	S: 10	H: 1	LOB: 2	BB: 0	P: 11	1B: 6	2B: 0	3B: 0	HR: 1	SF: 0	SAC: 0	DP: 2	HBP: 1	WP: 0	PB: 0	SB: 0	CS: 0
--------------	------	------	------	------	-------	------	--------	-------	-------	------	------	------	------	-------	------	--------	-------	-------	------	------	------	------	------	------	--------	-------	------	------	------	------	------	-------	------	--------	-------	-------	------	------	------	------	------	------	--------	-------	-------	------	------	------	------	------	------	--------	-------	------	------	------	------	------	------	------	--------	-------	-------	------	------	------	------	-------	------	--------	-------	-------	-------	-------	-------	-------	-------	--------	-------	--------	-------	-------	-------	-------

PITCHER	IP	WLS	BF	H	R	ER	SO	BB	IBB	HBP	BLK	WP	HR	S	P	ERA	WHIP
Don Newcombe, R ERA: 2.55 (1, 1)	9.0	W	34	7	1	1	2	2	0	1	0	0	1	70	109	1.00	1.000

BOTTOM

Brooklyn Dodgers @ St. Louis Cardinals
 Sportsman's Park, St. Louis, MO
 Fri Jun 17 1955, 4:33 AM EDT
 Att. 25,661 - Unknown

AB	31
R	1
H	7
RBI	1
BB	2
SO	2
LOB	13



PITCHER	IP	WLS	BF	H	R	ER	SO	BB	IBB	HBP	BLK	WP	HR	S	P	ERA	WHIP
---------	----	-----	----	---	---	----	----	----	-----	-----	-----	----	----	---	---	-----	------

Batter	1	2	3	4	5	6	7	8	9	10	AB R H RBI BB SO LOB
Jim Gilliam, S OBP: 0.339, SLG: 0.350 (1, 4)	3-2 FC4-6 1B		0-3 K			1-3 K		1-0 G4-3 1B		0-0 BB 2B	5 0 3 2 0 2 1
Pee Wee Reese, R OBP: 0.354, SLG: 0.452 (1, 6)	1-2 FC4-6 2B		2-2 F8			3-3 K		0-1 G4-3		1-3 2-H 3-H 4-0 BB IBB	4 0 0 0 1 1 3
Duke Snider, L OBP: 0.432, SLG: 0.700 (1, 8)	0-1 F5		3-2 G3			1-2 HR			2-3 K	0-3 K	5 1 1 1 0 2 5
Roy Campanella, R OBP: 0.402, SLG: 0.646 (1, 2)	1-0 2B			1-0 4-3		2-1 1-3			1-0 6-3	4-0 BB	4 0 1 1 1 0 0
Sandy Amoros, L OBP: 0.388, SLG: 0.459 (1, 7)	1-1 3-1			0-0 4-3			1-3 K		3-2 F9	2-3 K	5 0 0 0 0 2 5
Gil Hodges, R OBP: 0.402, SLG: 0.516 (1, 3)		0-0 5-3		1-1 F4			1-1 FC6-4 1B			1-1 FC3-6 1B	4 0 2 0 0 0 0
Carl Furillo, R OBP: 0.364, SLG: 0.460 (1, 9)		1-2 F6			1-1 6-3		0-0 FC6-4		0-0 FC3-6	1B	4 1 0 0 0 0 2
Don Hoak, R OBP: 0.345, SLG: 0.327 Don Newcombe, L OBP: 0.432, SLG: 0.907 Don Zimmer, R OBP: 0.313, SLG: 0.621 (10, PR) (10, 5)		2-3 K			0-0 B3		1-3 K			1-1 BB 2B 1B	3 0 0 0 0 2 1 1 0 1 0 0 0 0 0 1 0 0 0 0 0
Johnny Podres, L OBP: 0.316, SLG: 0.314 Clem Labine, R OBP: 0.188, SLG: 0.286 (10, 1)			1-2 E1		0-1 L6			1-0 3-1		4-0 BB 2B BB	3 1 0 0 1 0 0 0 0 0 0 0 0 0

Inning Stats	R: 0	H: 2	R: 0	H: 0	R: 0	H: 0	R: 0	H: 0	R: 1	H: 1	R: 0	H: 1	R: 0	H: 1	R: 0	H: 0	R: 3	H: 3	1B: 5	SF: 0
	E: 0	LOB: 2	E: 0	LOB: 0	E: 1	LOB: 1	E: 0	LOB: 0	E: 0	LOB: 0	E: 0	LOB: 1	E: 0	LOB: 0	E: 0	LOB: 0	E: 0	LOB: 3	2B: 2	SAC: 0
	K: 0	BB: 0	K: 1	BB: 0	K: 1	BB: 0	K: 0	BB: 0	K: 2	BB: 0	K: 2	BB: 0	K: 0	BB: 0	K: 1	BB: 0	K: 2	BB: 3	3B: 0	DP: 1
	S: 11	P: 17	S: 8	P: 11	S: 12	P: 18	S: 4	P: 6	S: 12	P: 19	S: 9	P: 12	S: 4	P: 6	S: 10	P: 16	S: 12	P: 28	HR: 1	HBP: 0

PITCHER	IP	WLS	BF	H	R	ER	SO	BB	IBB	HBP	BLK	WP	HR	S	P	ERA	WHIP
Larry Jackson, R ERA: 4.2 (1, 1)	9.1		37	8	4	4	7	1	0	0	0	0	1	81	123	3.86	0.964
Paul LaPalme, L ERA: 2.23 (10, 1)	0.2	W	4	0	0	0	2	1	1	0	0	0	0	6	16	0.00	1.500

TOP

Brooklyn Dodgers @ St. Louis Cardinals
Sportsman's Park, St. Louis, MO

Sat Jun 18 1955, 4:33 AM EDT
Att. 27,569 - Unknown

AB	38
R	4
H	8
RBI	4
BB	3
SO	9
LOB	17

B

BOTTOM

Brooklyn Dodgers @ St. Louis Cardinals
Sportsman's Park, St. Louis, MO

Sat Jun 18 1955, 4:33 AM EDT
Att: 27,569 - Unknown

livebaseballscorecards.com

AB	36
R	5
H	8
RBI	5
BB	2
SO	6
LOB	7



WP:	0	PA:	38
PB:	0		
SB:	0		
CS:	0		

AB R H RBI BB SO LOB

5	1	2	1	0	0	1
5	0	2	2	0	0	0
3	0	1	0	1	0	1
4	0	0	0	0	0	2
4	1	1	0	0	1	0
4	0	0	0	0	1	1
3	1	0	0	1	1	0
4	1	1	1	0	1	1
3	0	0	0	0	2	1
0	0	0	0	0	0	0
1	0	1	1	0	0	0
0	1	0	0	0	0	0

1B: 5 SF: 0
2B: 2 2B: 2 SAC: 0
3B: 1 3B: 1 DP: 1
HR: 0 HBP: 0

Batter	1	2	3	4	5	6	7	8	9	10
Solly Hemus, L OBP: 0.356, SLG: 0.324 (1, 5)	F2			F9		1B 2B		F4		1-1 1B 1B
Red Schoendienst, S OBP: 0.385, SLG: 0.415 (1, 4)	6-3			5-3		2-H 1B		6-3		1-0 1B
Stan Musial, L OBP: 0.398, SLG: 0.504 (1, 3)	4-3			0-2 1B		L8		4-2 G5-4-3 BB		
Rip Repulski, R OBP: 0.321, SLG: 0.458 (1, 7)		4-3		F9			F7		G5-4-3	
Pete Whisenant, R OBP: 0.375, SLG: 0.571 (1, 9)		K		6-3			F7			0-0 E 2B
Bill Sarni, R OBP: 0.307, SLG: 0.353 (1, 2)		K		F7			F4			1-0 L7
Ken Boyer, R OBP: 0.305, SLG: 0.429 (1, 6)			F7		K			F8		4-0 E 1B BB
Wally Moon, L OBP: 0.339, SLG: 0.444 (1, 8)			K			F7		3-2 3B		2-0 E4 1B 1B
Larry Jackson, R OBP: 0.154, SLG: 0.083 (1, 1)			6-3				1-3 K			0-0 1B 1B
Paul LaPalme, L OBP: 0.273, SLG: 0.300 (10, 1)										1-2 2-H
Harry Elliott, R OBP: 0.375, SLG: 0.385 (10, PH)										
Bob Stephenson, R OBP: 0.100, SLG: 0.100 (10, PR)										

Inning Stats	R: 0 E: 0 K: 0 S: 4	H: 0 LOB: 0 BB: 0 P: 5	R: 0 E: 0 K: 2 S: 9	H: 0 LOB: 0 BB: 0 P: 14	R: 0 E: 0 K: 1 S: 9	H: 0 LOB: 0 BB: 0 P: 13	R: 0 E: 0 K: 0 S: 11	H: 1 LOB: 1 BB: 0 P: 16	R: 0 E: 0 K: 1 S: 10	H: 0 LOB: 0 BB: 0 P: 15	R: 1 E: 0 K: 1 S: 14	H: 2 LOB: 1 BB: 0 P: 19	R: 0 E: 0 K: 0 S: 5	H: 0 LOB: 0 BB: 0 P: 6	R: 0 E: 0 K: 1 S: 15	H: 1 LOB: 1 BB: 0 P: 22	R: 0 E: 0 K: 0 S: 6	H: 0 LOB: 0 BB: 1 P: 13	R: 4 E: 1 K: 0 S: 7	H: 4 LOB: 2 BB: 1 P: 16	1B: 5 2B: 2 3B: 1 HR: 0	SF: 0 SAC: 0 DP: 1 HBP: 0
--------------	------------------------------	---------------------------------	------------------------------	----------------------------------	------------------------------	----------------------------------	-------------------------------	----------------------------------	-------------------------------	----------------------------------	-------------------------------	----------------------------------	------------------------------	---------------------------------	-------------------------------	----------------------------------	------------------------------	----------------------------------	------------------------------	----------------------------------	----------------------------------	------------------------------------

PITCHER	IP	WLS	BF	H	R	ER	SO	BB	IBB	HBP	BLK	WP	HR	S	P	ERA	WHIP
Johnny Podres, L ERA: 3.19 (1, 1)	9.1	L	36	6	5	4	6	2	0	0	0	0	0	87	134	3.86	0.857
Clem Labine, R ERA: 3.0 (10, 1)	0.0		2	2	0	0	0	0	0	0	0	0	0	3	5	∞	∞

PITCHER	IP	WLS	BF	H	R	ER	SO	BB	IBB	HBP	BLK	WP	HR	S	P	ERA	WHIP
Johnny Podres, L ERA: 3.19 (1, 1)	9.1	L	36	6	5	4	6	2	0	0	0	0	0	87	134	3.86	0.857
Clem Labine, R ERA: 3.0 (10, 1)	0.0		2	2	0	0	0	0	0	0	0	0	0	3	5	∞	∞

Batter	1	2	3	4	5	6	7	8	9	AB R H RBI BB SO LOB	TOP																				
Jim Gilliam, S (1, 4) <small>OBP: 0.344, SLG: 0.355</small>										5 1 3 0 0 0 5																					
Pee Wee Reese, R (1, 6) <small>OBP: 0.359, SLG: 0.455</small>										5 1 3 2 0 0 2																					
Duke Snider, L (1, 8) <small>OBP: 0.432, SLG: 0.698</small>										5 1 2 1 0 1 3																					
Roy Campanella, R (1, 2) <small>OBP: 0.398, SLG: 0.637</small>										5 1 1 1 0 1 2																					
Sandy Amoros, L (1, 7) <small>OBP: 0.385, SLG: 0.467</small>										5 1 1 1 0 0 0																					
Gil Hodges, R (1, 3) <small>OBP: 0.402, SLG: 0.517</small>										5 0 2 0 0 2 0																					
Jackie Robinson, R (1, 5) <small>OBP: 0.383, SLG: 0.405</small>										4 1 3 0 0 0 0																					
Carl Furillo, R (1, 9) <small>OBP: 0.362, SLG: 0.453</small>										3 1 0 0 1 0 3																					
Carl Erskine, R (1, 1) <small>OBP: 0.217, SLG: 0.311</small> Karl Spooner, R (5, 1) <small>OBP: 0.250, SLG: 0.250</small>										2 0 0 0 0 0 2 2 0 0 0 0 1 3																					
Inning Stats	R: 0 E: 0 K: 1 S: 10	H: 2 LOB: 1 BB: 0 P: 15	R: 0 E: 0 K: 0 S: 7	H: 1 LOB: 1 BB: 0 P: 12	R: 1 E: 0 K: 0 S: 10	H: 2 LOB: 1 BB: 0 P: 15	R: 1 E: 0 K: 0 S: 9	H: 3 LOB: 2 BB: 0 P: 13	R: 3 E: 1 K: 1 S: 9	H: 3 LOB: 0 BB: 0 P: 13	R: 0 E: 0 K: 0 S: 7	H: 1 LOB: 1 BB: 0 P: 11	R: 0 E: 0 K: 1 S: 8	H: 0 LOB: 0 BB: 0 P: 11	R: 2 E: 0 K: 1 S: 13	H: 3 LOB: 2 BB: 1 P: 22	R: 0 E: 0 K: 1 S: 8	H: 0 LOB: 0 BB: 0 P: 15	1B: 12 2B: 2 3B: 0 HR: 1	SF: 0 SAC: 0 DP: 0 HBP: 0	WP: 0 PB: 0 SB: 1 CS: 1	PA: 42									
PITCHER	IP WLS BF H R ER SO BB IBB HBP BLK WP HR S P ERA WHIP																														
Floyd Woolfidge, R (1, 1) <small>ERA: 5.59</small> Brooks Lawrence, R (5, 1) <small>ERA: 6.11</small> Tom Poholsky, R (6, 1) <small>ERA: 6.65</small> Paul LaPalme, L (8, 1) <small>ERA: 2.22</small> Frank Smith, R (9, 1) <small>ERA: 2.49</small>	4.0 L	21	10	4	3	1	0	0	0	0	0	1	38	57	6.75	2.500															

Brooklyn Dodgers @ St. Louis Cardinals
 Sportsman's Park, St. Louis, MO
 Sun Jun 19 1955, 4:33 AM EDT
 Att. 27,911 - Unknown

AB	41
R	7
H	15
RBI	5
BB	1
SO	5
LOB	20



livebaseballscorecards.com

Batter	1	2	3	4	5	6	7	8	9	AB R H RBI BB SO LOB
Solly Hemus, L OBP: 0.359, SLG: 0.342 (1, 5)	0-0 4-3		0-0 2B		1-2 SF7 1B		0-1 4-3		1-3 K	5 1 2 2 0 1 3
Wally Moon, L OBP: 0.337, SLG: 0.445 (1, 8)	3-1 F9		2-2 4-3		3-1 2B		0-0 6-3			4 0 1 0 0 0 2
Stan Musial, L OBP: 0.392, SLG: 0.498 (1, 3)	1-0 G3			1-0 F9	1-2 SF7			0-0 G3		3 0 0 1 0 0 0
Bill Virdon, L OBP: 0.365, SLG: 0.455 (1, 9)		3-2 F5		2-2 1B	1-2 F4			2-1 F2		3 0 1 0 0 0 1
Tom Poholsky, R (6, 1)										0 0 0 0 0 0 0
Paul LaPalme, L (8, 1)										0 0 0 0 0 0 0
Harry Elliott, R (8, PH)										1 0 0 0 0 0 0
Frank Smith, R (9, 1)										0 0 0 0 0 0 0
Red Schoendienst, S (1, 4)		2-2 F4		2-2 1B		3-2 F9		0-0 F9		4 0 1 0 0 0 0
Pete Whisenant, R (1, 7)		1-2 F7		3-3 K2-4-5		3-1 F7			1-1 F7	4 0 0 0 0 1 2
Bill Sarni, R (1, 2)			0-0 5-3		4-2 2B SF7 BB		0-2 F3		0-1 6-3	3 1 0 0 1 0 0
Ken Boyer, R (1, 6)			0-1 5-3		0-0 SF7 1B 2B		1-2 2B		0-0 1B 1B	4 1 3 0 0 0 0
Floyd Wooldridge, R (1, 1)			1-1 E4 2B 1B		3-2 SF7		0-0 F3		1-0 1B	1 1 1 0 0 0 0
Brooks Lawrence, R (5, 1)					2-3 3-H				1-2 1B	0 0 0 0 0 0 0
Rip Repulski, R (5, PH)										2 0 1 1 0 0 1

Inning Stats	R: 0	H: 0	E: 0	LOB: 0	K: 0	P: 8	R: 0	H: 0	E: 0	LOB: 0	K: 0	P: 10	R: 1	H: 2	E: 1	LOB: 1	K: 0	P: 15	R: 0	H: 2	E: 0	LOB: 2	K: 1	P: 19	R: 3	H: 3	E: 0	LOB: 1	K: 0	P: 31	R: 0	H: 0	E: 0	LOB: 0	K: 0	P: 15	R: 0	H: 1	E: 0	LOB: 1	K: 0	P: 9	R: 0	H: 0	E: 0	LOB: 0	K: 0	P: 6	R: 0	H: 2	E: 0	LOB: 2	K: 1	P: 12	1B: 6	SF: 2	2B: 5	SAC: 0	3B: 0	DP: 1	HR: 0	HBP: 0
--------------	------	------	------	--------	------	------	------	------	------	--------	------	-------	------	------	------	--------	------	-------	------	------	------	--------	------	-------	------	------	------	--------	------	-------	------	------	------	--------	------	-------	------	------	------	--------	------	------	------	------	------	--------	------	------	------	------	------	--------	------	-------	-------	-------	-------	--------	-------	-------	-------	--------

PITCHER	IP	WLS	BF	H	R	ER	SO	BB	IBB	HBP	BLK	WP	HR	S	P	ERA	WHIP
Carl Erskine, R (1, 1)	4.1		19	6	4	3	1	1	0	0	0	0	0	47	76	6.23	1.615
Karl Spooner, L (5, 1)	4.2	W	18	4	0	0	1	0	0	0	0	0	0	38	55	0.00	0.857

BOTTOM

Brooklyn Dodgers @ St. Louis Cardinals
 Sportsman's Park, St. Louis, MO
 Sun Jun 19 1955, 4:33 AM EDT
 Att. 27,911 - Unknown

livebaseballscorecards.com

AB	34
R	4
H	10
RBI	4
BB	1
SO	2
LOB	9



WP: 0	PA: 37
PB: 0	
SB: 0	
CS: 0	

Batter	1	2	3	4	5	6	7	8	9	10	11	AB R H RBI BB SO LOB	TOP								
Jim Gilliam, S OBP: 0.338, SLG: 0.348 (1, 4) C X	0-1 6-3		1-1 SH1-3		2-2 E6		0-1 F7			2-1 3-1	2-0 E6 WP 1B	5 1 0 0 0 0 3									
Pee Wee Reese, R OBP: 0.355, SLG: 0.445 (1, 6) C X	0-1 F8		0-1 F4		1-1 F7		2-0 FC6-4			0-0 F8	4-2 1B BB	5 0 0 0 1 0 4									
Duke Snider, L OBP: 0.426, SLG: 0.685 (1, 8) X	0-0 4-3		3-1 F9							0-0 4-3	2-1 1B	6 0 1 1 0 0 1									
Roy Campanella, R OBP: 0.405, SLG: 0.649 Don Hoak, R OBP: 0.345, SLG: 0.327 (11, PR) Frank Kellert, R OBP: 0.381, SLG: 0.487 (11, PH) Rube Walker, L OBP: 0.500, SLG: 0.429 (11, 2)		0-1 3B 2B		0-0 FC6-4 1B		0-2 4-3 1B		1-2 6-3			1B 2B F8	5 1 4 0 0 0 0 0 1 0 0 0 0 0 1 0 0 0 0 0 3 0 0 0 0 0 0 0									
Sandy Amoros, L OBP: 0.385, SLG: 0.474 (1, 7)		1-2 SF9 3B		2-1 FC6-4 5-3 1-2f		1-2 4-3		2-1 F8			0-0 FC5-6 1B	5 1 2 2 0 0 2									
Gil Hodges, R OBP: 0.395, SLG: 0.509 (1, 3)		0-0 SF9		0-1 5-3 1-2		1-0 4-3				1-0 F5	0-0 FC5-6 1B 2B	4 1 0 1 0 0 4									
Jackie Robinson, R OBP: 0.379, SLG: 0.399 (1, 5)		3-2 F6		2-1 F9			1-0 BB 1B			1-1 F4	1-0 F6	5 0 1 0 0 0 3									
Carl Furillo, R OBP: 0.363, SLG: 0.452 (1, 9)		0-0 F9			2-2 F9		2-2 F9			0-0 1B	1-0 2B 1B	5 1 2 0 0 0 1									
Don Newcombe, L OBP: 0.449, SLG: 0.915 (1, 1)			0-0 SH1-3 2B		1-0 4-3		4-2 FC6-4 BB			0-1 G3	2-2 E WP 2B	4 1 2 2 1 0 1									
Inning Stats	R: 0 E: 0 K: 0 S: 5	H: 0 LOB: 0 BB: 0 P: 5	R: 2 E: 0 K: 0 S: 10	H: 2 LOB: 0 BB: 0 P: 14	R: 0 E: 0 K: 0 S: 7	H: 1 LOB: 1 BB: 0 P: 11	R: 0 E: 0 K: 0 S: 7	H: 1 LOB: 1 BB: 0 P: 11	R: 0 E: 1 K: 0 S: 9	H: 0 LOB: 1 BB: 0 P: 11	R: 0 E: 0 K: 0 S: 6	H: 0 LOB: 0 BB: 0 P: 11	R: 0 E: 0 K: 0 S: 6	H: 1 LOB: 1 BB: 0 P: 8	R: 0 E: 0 K: 0 S: 4	H: 0 LOB: 0 BB: 0 P: 6	R: 5 E: 1 K: 0 S: 16	H: 5 LOB: 3 BB: 1 P: 31	1B: 7 2B: 4 3B: 1 HR: 0	SF: 1 SAC: 1 DP: 0 HBP: 0	WP: 1 PA: 49
PITCHER	IP WLS BF H R ER SO BB IBB HBP BLK WP HR S P ERA WHIP																				
Warren Hacker, R ERA: 2.86 (1, 1)	10.2 L 44 10 5 5 0 1 0 0 0 0 0 83 125 4.22 1.031																				
Hal Jeffcoat, R ERA: 1.93 (11, 1)	0.0 3 1 1 0 0 0 1 0 0 0 1 0 7 15 ∞ ∞																				
Jim Davis, L ERA: 3.3 (11, 1)	0.1 2 1 1 0 0 0 0 0 0 0 0 0 3 6 0.00 3.000																				

Brooklyn Dodgers @ Chicago Cubs
Wrigley Field, Chicago, IL
Tue Jun 21 1955, 3:33 AM CDT
Att. 22,886 - Unknown

AB	45
R	7
H	12
RBI	6
BB	2
SO	0
LOB	22



WP: 1	PA: 49
PB: 0	
SB: 0	
CS: 0	

Batter	1	2	3	4	5	6	7	8	9	10	11	AB R H RBI BB SO LOB	BOTTOM
Lloyd Merriman, L (1, 8) OBP: 0.284, SLG: 0.348	1-1 1-6-3		X 0-0 4-3			F 0-2 5-3		B 2-0 F9		F 0-3 K	5 0 0 0 0 1 2		<p>Brooklyn Dodgers @ Chicago Cubs Wrigley Field, Chicago, IL Tue Jun 21 1955, 3:33 AM CDT Att. 22,886 - Unknown</p>
Gene Baker, R (1, 4) OBP: 0.356, SLG: 0.419	0-3 K			F 1-1 1B		X 0-0 L9		X 0-0 F8		F 0-3 K	5 0 1 1 0 0 2 1		
Frank Baumholtz, L (1, 7) OBP: 0.333, SLG: 0.436	1-1 6-3			X 0-0 F3		X 0-0 FC5-4 1B		F 0-1 4-3		B 2-2 F5	5 0 1 1 0 0 0 2		
Randy Jackson, R (1, 5) OBP: 0.333, SLG: 0.437		B 1-3 K		F 0-2 F4		C 1-2 FC5-4 1-2f		C 2-3 K			4 0 0 0 0 0 2 2		
Jim King, L (1, 9) OBP: 0.299, SLG: 0.360		B 1-3 K		C 0-2 G3			X 0-0 F6		X 0-0 3-1		4 0 0 0 0 1 1		
14 Ernie Banks, R (1, 6) OBP: 0.328, SLG: 0.544		B 2-0 L7			1-2 1B 3B		1-2 HR				4 2 2 1 0 0 0 0		
Dee Fondy, L (1, 3) OBP: 0.281, SLG: 0.414			S 2-3 K		0-2 G6-3 1B		1-1 4-3				4 0 1 1 0 1 0		
Harry Chiti, R (1, 2) OBP: 0.279, SLG: 0.378			C 2-3 K		0-1 G6-3 1-2f		1-3 K				4 0 0 0 0 0 2 1		
Warren Hacker, R (1, 1) OBP: 0.103, SLG: 0.103			S 0-1 1B		1-2 1-3		0-1 6-3				3 0 1 0 0 0 0 0		
Hal Jeffcoat, R (11, 1) OBP: 0.267, SLG: 0.429											0 0 0 0 0 0 0 0		
Jim Davis, S (11, 1)											0 0 0 0 0 0 0 0		
Bob Speake, L (11, PH) OBP: 0.358, SLG: 0.588											0 0 0 0 1 0 0 0		
Inning Stats	R: 0 H: 0 E: 0 LOB: 0 K: 1 BB: 0 S: 7 P: 9	R: 0 H: 0 E: 0 LOB: 0 K: 2 BB: 0 S: 8 P: 12	R: 0 H: 1 E: 0 LOB: 1 K: 2 BB: 0 S: 9 P: 13	R: 0 H: 1 E: 0 LOB: 1 K: 0 BB: 0 S: 9 P: 10	R: 1 H: 2 E: 0 LOB: 0 K: 0 BB: 0 S: 13 P: 15	R: 0 H: 1 E: 0 LOB: 1 K: 0 BB: 0 S: 10 P: 11	R: 1 H: 1 E: 0 LOB: 0 K: 1 BB: 0 S: 11 P: 14	R: 0 H: 0 E: 0 LOB: 0 K: 0 BB: 0 S: 4 P: 6	R: 0 H: 0 E: 0 LOB: 0 K: 1 BB: 0 S: 6 P: 8	R: 0 H: 0 E: 0 LOB: 0 K: 0 BB: 0 S: 11 P: 15	R: 0 H: 0 E: 0 LOB: 1 K: 2 BB: 1 S: 12 P: 18	1B: 4 SF: 0 2B: 0 SAC: 0 3B: 1 DP: 1 HR: 1 HBP: 0	WP: 0 PA: 39 PB: 0 SB: 0 CS: 0
PITCHER Don Newcombe, R (1, 1) ERA: 2.45	IP WLS BF H R ER SO BB IBB HBP BLK WP HR S P ERA WHIP												
	11.0 W 39 6 2 2 9 1 0 0 0 0 0 1 100 131 1.64 0.636												

livebaseballscores.com

AB	38
R	2
H	6
RBI	2
BB	1
SO	9
LOB	9



Batter	1	2	3	4	5	6	7	8	9	AB R H RBI BB SO LOB	TOP
Jim Gilliam, S (1, 4) <small>OBP: 0.336, SLG: 0.345</small>	2-1 		1-1 		2-1 		2-3 		0-0 	5 0 1 0 0 1 0	
Pee Wee Reese, R (1, 6) <small>OBP: 0.361, SLG: 0.452</small>	0-0 		0-0 		4-1 			0-0 		3 2 2 0 1 0 0	
Duke Snider, L (1, 8) <small>OBP: 0.425, SLG: 0.680</small>	3-2 			3-2 	2-1 			0-0 		3 0 1 1 0 0 2	
Gil Hodges, R (1, 3) <small>OBP: 0.389, SLG: 0.500</small>	1-3 			1-1 		0-0 		0-0 		4 0 0 1 0 1 2	
Sandy Amoros, L (1, 7) <small>OBP: 0.383, SLG: 0.470</small>	1-0 			1-1 		0-0 		1-0 		4 0 1 0 0 0 2	
Jackie Robinson, R (1, 5) <small>OBP: 0.381, SLG: 0.403</small>		1-1 		1-0 		1-0 		4-1 		3 0 1 0 1 0 1	
Carl Furillo, R (1, 9) <small>OBP: 0.357, SLG: 0.443</small>		2-1 			0-0 	2-0 		0-0 		4 0 0 0 0 0 3	
Rube Walker, L (1, 2) <small>OBP: 0.438, SLG: 0.636</small>		1-0 			1-2 		0-0 		0-0 	4 1 1 1 0 0 0	
Russ Meyer, S (1, 1) <small>OBP: 0.063, SLG: 0.125</small> Jim Hughes, R (6, 1) Ed Roebuck, R (8, 1)			0-3 		0-0 		1-1 		1-2 	2 0 0 0 0 1 0 1 0 0 0 0 0 0 1 0 0 0 0 0 0	
Inning Stats	R: 1 H: 2 E: 0 LOB: 1 K: 1 BB: 0 S: 11 P: 18	R: 0 H: 0 E: 0 LOB: 0 K: 0 BB: 0 S: 5 P: 9	R: 0 H: 0 E: 0 LOB: 0 K: 1 BB: 0 S: 6 P: 7	R: 0 H: 1 E: 0 LOB: 1 K: 0 BB: 0 S: 9 P: 15	R: 1 H: 2 E: 0 LOB: 2 K: 0 BB: 1 S: 10 P: 19	R: 0 H: 1 E: 0 LOB: 1 K: 0 BB: 0 S: 4 P: 7	R: 0 H: 0 E: 0 LOB: 0 K: 1 BB: 0 S: 7 P: 10	R: 1 H: 1 E: 1 LOB: 2 K: 0 BB: 1 S: 6 P: 11	R: 0 H: 0 E: 0 LOB: 0 K: 0 BB: 0 S: 5 P: 6	1B: 4 SF: 0 2B: 2 SAC: 1 3B: 0 DP: 0 HR: 1 HBP: 0	WP: 0 PA: 37 PB: 0 SB: 1 CS: 0
PITCHER Bob Rush, R (1, 1) <small>ERA: 2.56</small> Hal Jeffcoat, R (8, 1) <small>ERA: 1.85</small>	IP WLS BF H R ER SO BB IBB HBP BLK WP HR S P ERA WHIP 7.0 28 6 2 2 3 1 0 0 0 0 1 52 85 2.57 1.000 2.0 L 9 1 1 0 0 1 0 0 0 0 0 0 11 17 0.00 1.000	PITCHER IP WLS BF H R ER SO BB IBB HBP BLK WP HR S P ERA WHIP									

Brooklyn Dodgers @ Chicago Cubs
 Wrigley Field, Chicago, IL
 Wed Jun 22 1955, 3:33 AM CDT
 Att: 17,908 - Unknown

livebaseballscorecards.com

AB	34
R	3
H	7
RBI	3
BB	2
SO	3
LOB	10

BOTTOM

Brooklyn Dodgers @ Chicago Cubs
Wrigley Field, Chicago, IL
Wed Jun 22 1955, 3:33 AM CDT
Att. 17,908 - Unknown

livebaseballscorecards.com

AB	33
R	2
H	8
RBI	2
BB	2
SO	5
LOB	14



WP:	0	PA:	36
PB:	0		
SB:	0		
CS:	0		

AB R H RBI BB SO LOB

2 1 1 0 2 0 0

3 0 1 0 0 0 3

4 0 0 0 0 1 2

4 0 3 1 0 0 0

4 0 0 0 0 0 4

4 0 1 0 0 0 1

4 1 1 0 0 1 1

2 0 0 0 0 0 1

1 0 0 0 0 1 1

1 0 1 1 0 0 0

0 0 0 0 0 0 0

1 0 0 0 0 1 0

1B: 6 SF: 0

2B: 2 SAC: 1

3B: 0 DP: 1

HR: 0 HBP: 0

Batter	1	2	3	4	5	6	7	8	9
Lloyd Merriman, L (1, 8) OBP: 0.308, SLG: 0.352	4-2 BB G5-4-3 BB			4-2 SH2-3 14 1B BB		2-1 G3 BB X	1-1 1-2 1B		
Gene Baker, R (1, 4) OBP: 0.356, SLG: 0.418	0-0 G5-4-3 1-2f			0-0 SH2-3 1-2		1-1 14 1B X	0-0 F7 X		
Frank Baumholtz, L (1, 9) OBP: 0.322, SLG: 0.421	2-2 4-3 X			1-0 F3 X		0-3 X	2-1 F9 X		
14 Ernie Banks, R (1, 6) OBP: 0.335, SLG: 0.547		1-1 F5 X		2-2 1B 2-H		1-0 1-2 1B X	3-2 FC6 1B X		
Hank Sauer, R (1, 7) OBP: 0.288, SLG: 0.283		0-1 5-3 X		1-2 F9 X		3-2 F6 X	1-2 F4 X		
Randy Jackson, R (1, 5) OBP: 0.332, SLG: 0.438		0-0 F4 X			2-0 2B X		1-0 F8 X	0-2 FC6 1-2f X	
Dee Fondy, L (1, 3) OBP: 0.281, SLG: 0.415			0-3 K X		0-0 L3 X		2-1 1B 2B X	3-2 3-1 X	
Clyde McCullough, R (1, 2) OBP: 0.244, SLG: 0.147			0-0 F8 X		3-1 F5 X		2-3 K X	1-2 F7 X	
Bob Speake, L (7, PH) OBP: 0.356, SLG: 0.584									
Harry Chiti, R (8, 2) OBP: 0.279, SLG: 0.378									
Walker Cooper, R (9, PH) OBP: 0.314, SLG: 0.500									
Bob Rush, R (1, 1) OBP: 0.073, SLG: 0.146			2-2 5-3 X		1-3 K X		2-0 1B 2-H 1B X	3-3 K X	
Jim King, L (7, PH) OBP: 0.306, SLG: 0.367									
Hal Jeffcoat, R (8, 1) OBP: 0.267, SLG: 0.429									
Harry Perkowski, L (9, PH) OBP: 0.200, SLG: 0.200									

Inning Stats	R: 0	H: 0	E: 0	LOB: 0	K: 0	BB: 1	S: 6	R: 0	H: 0	E: 0	LOB: 0	K: 0	BB: 0	S: 5	R: 0	H: 0	E: 0	LOB: 0	K: 1	BB: 0	S: 7	R: 1	H: 1	E: 0	LOB: 1	K: 0	BB: 1	S: 10	R: 0	H: 1	E: 0	LOB: 1	K: 1	BB: 0	S: 7	R: 0	H: 2	E: 0	LOB: 2	K: 1	BB: 0	S: 12	R: 1	H: 3	E: 0	LOB: 2	K: 1	BB: 0	S: 10	R: 0	H: 1	E: 0	LOB: 1	K: 0	BB: 0	S: 11	R: 0	H: 0	E: 0	LOB: 0	K: 1	BB: 0	S: 11	R: 0	H: 0	E: 0	LOB: 0	K: 1	BB: 0	S: 11	R: 0	H: 0	E: 0	LOB: 0	K: 1	BB: 0	S: 11
--------------	------	------	------	--------	------	-------	------	------	------	------	--------	------	-------	------	------	------	------	--------	------	-------	------	------	------	------	--------	------	-------	-------	------	------	------	--------	------	-------	------	------	------	------	--------	------	-------	-------	------	------	------	--------	------	-------	-------	------	------	------	--------	------	-------	-------	------	------	------	--------	------	-------	-------	------	------	------	--------	------	-------	-------	------	------	------	--------	------	-------	-------

PITCHER	IP	WLS	BF	H	R	ER	SO	BB	IBB	HBP	BLK	WP	HR	S	P	ERA	WHIP
Russ Meyer, R (1, 1) ERA: 4.89	5.2		22	4	1	1	3	2	0	0	0	0	0	43	70	1.59	1.059
Jim Hughes, R (6, 1) ERA: 3.95	1.2		9	4	1	1	1	0	0	0	0	0	0	19	35	5.40	2.400
Ed Roebuck, R (8, 1) ERA: 2.16	1.2	W	5	0	0	0	1	0	0	0	0	0	0	17	25	0.00	0.000

PITCHER	IP	WLS	BF	H	R	ER	SO	BB	IBB	HBP	BLK	WP	HR	S	P	ERA	WHIP
---------	----	-----	----	---	---	----	----	----	-----	-----	-----	----	----	---	---	-----	------

Batter	1	2	3	4	5	6	7	8	9	AB R H RBI BB SO LOB	TOP	
Jim Gilliam, S (1, 4) OBP: 0.330, SLG: 0.338	1-2 		2-0 		0-0 		1-0 	1-0 		5 1 0 0 0 0 4	Brooklyn Dodgers @ Chicago Cubs Wrigley Field, Chicago, IL Thu Jun 23 1955, 3:33 AM CDT Att: 21,098 - Unknown	
Pee Wee Reese, R (1, 6) OBP: 0.361, SLG: 0.451	0-1 		2-3 		2-3 		3-2 		0-0 	5 2 2 2 0 2 1		
Sandy Amoros, L (1, 7) OBP: 0.383, SLG: 0.464	2-2 			0-0 		4-0 	4-0 		2-1 	3 0 0 0 2 0 1		
Gil Hodges, R (1, 3) OBP: 0.389, SLG: 0.496		0-0 		4-0 		1-0 	2-0 		2-2 	4 0 1 2 1 0 2		
Jackie Robinson, R (1, 5) OBP: 0.391, SLG: 0.404		3-2 		0-1 		4-0 	4-1 		4-0 	2 2 1 0 3 0 1		
Carl Furillo, R (1, 9) OBP: 0.357, SLG: 0.454		1-0 		2-1 		0-3 	3-2 		1-2 	4 0 2 3 0 1 4		
Bob Borkowski, R (1, 8) OBP: 0.233, SLG: 0.214		1-3 		0-3 		1-2 	1-2 		0-0 	5 1 1 0 0 3 7		
Rube Walker, L (1, 2) OBP: 0.400, SLG: 0.600	0-0 				0-0 		0-0 	0-0 		4 0 1 0 0 0 2		
Clem Labine, R (1, 1) OBP: 0.176, SLG: 0.267 Don Newcombe, L (7, PH) OBP: 0.460, SLG: 0.915 Carl Erskine, R (7, PR) OBP: 0.217, SLG: 0.311 Karl Spooner, R (7, 1) OBP: 0.200, SLG: 0.200			2-3 		0-0 		1-0 	1-2 		1 0 0 0 0 1 0 0 0 0 0 0 0 0 0 1 0 0 0 0 0 1 0 0 0 0 0 0		
Inning Stats	R: 0 H: 0 E: 0 LOB: 0 K: 0 BB: 0 S: 8 P: 11	R: 1 H: 2 E: 0 LOB: 1 K: 1 BB: 0 S: 9 P: 14	R: 0 H: 0 E: 0 LOB: 0 K: 2 BB: 0 S: 7 P: 13	R: 1 H: 1 E: 1 LOB: 1 K: 1 BB: 1 S: 8 P: 14	R: 0 H: 1 E: 0 LOB: 1 K: 1 BB: 0 S: 6 P: 8	R: 0 H: 0 E: 0 LOB: 1 K: 1 BB: 2 S: 4 P: 13	R: 4 H: 3 E: 1 LOB: 3 K: 1 BB: 2 S: 16 P: 36	R: 0 H: 0 E: 1 LOB: 0 K: 0 BB: 0 S: 5 P: 7	R: 1 H: 1 E: 1 LOB: 2 K: 0 BB: 1 S: 10 P: 19	1B: 6 SF: 1 2B: 2 SAC: 1 3B: 1 DP: 2 HR: 0 HBP: 1		WP: 0 PA: 43 PB: 0 SB: 0 CS: 0
PITCHER	IP WLS BF H R ER SO BB IBB HBP BLK WP HR S P ERA WHIP											IP WLS BF H R ER SO BB IBB HBP BLK WP HR S P ERA WHIP
Sam Jones, R (1, 1) ERA: 3.89	6.1 L 31 7 6 4 6 3 1 1 0 0 0 0 50 93 5.68 1.579											
Jim Davis, L (7, 1) ERA: 3.26	0.2 3 0 0 0 1 1 0 0 0 0 0 0 8 16 0.00 1.500											
John Andre, R (8, 1) ERA: 5.2	2.0 9 1 1 0 0 0 1 0 0 0 0 0 15 26 0.00 0.500											

livebaseballscorecards.com

AB	34
R	7
H	8
RBI	7
BB	6
SO	7
LOB	22



Batter	1	2	3	4	5	6	7	8	9	AB	R	H	RBI	BB	SO	LOB
Lloyd Merriman, L (1, 8) OBP: 0.305, SLG: 0.360	3-3 K		1-2 4-3		2-2 1B 2B		2-2 1-3			4	1	1	1	0	1	0
Gene Baker, R (1, 4) OBP: 0.355, SLG: 0.415	3-2 5-3		0-0 F5		1-0 2-H 1B			0-3 K		4	0	1	1	0	1	0
Frank Baumholtz, L (1, 9) OBP: 0.312, SLG: 0.407	0-0 G3		1-1 1-3		0-0 5-3			2-2 F4		4	0	0	0	0	0	1
14 Ernie Banks, R (1, 6) OBP: 0.330, SLG: 0.539		0-0 F7		2-2 5-3		0-1 F8		1-3 K		4	0	0	0	0	1	0
Hank Sauer, R (1, 7) OBP: 0.296, SLG: 0.284		2-1 FC3-6 1B 1B		4-2 G6-3 BB		3-3 K		3-3 K		3	1	1	0	1	2	0
Randy Jackson, R (1, 5) OBP: 0.339, SLG: 0.455		0-1 FC3-6 1B		0-0 G6-3 1-2f		3-1 HR		4-2 BB		3	1	2	1	1	0	1
Dee Fondy, L (1, 3) OBP: 0.278, SLG: 0.410		1-0 FC3-6 1B		1-1 G3		1-2 4-3		0-3 K		3	0	0	0	0	0	2
Eddie Miksis, R (9, PH) OBP: 0.272, SLG: 0.313		1-2f 2-3		1-1 G3		1-2 4-3		0-3 K		1	0	0	0	0	1	1
Clyde McCullough, R (1, 2) OBP: 0.244, SLG: 0.158		1-2 FC6-4 1B		1-1 5-3		3-3 K		2-3 K		4	0	1	1	0	2	1
Sam Jones, R (1, 1) OBP: 0.167, SLG: 0.167		0-0 FC6-4		0-0 2B 1B						2	1	1	0	0	0	2
Jim Davis, S (7, 1)										0	0	0	0	0	0	0
Owen Friend, R (7, PH) OBP: 0.319, SLG: 0.326										1	0	0	0	0	1	0
John Andre, L (8, 1) OBP: 0.143, SLG: 0.143										0	0	0	0	0	0	0

Inning Stats	R: 0	H: 0	E: 0	K: 1	S: 7	LOB: 0	BB: 0	P: 13	R: 1	H: 3	E: 0	K: 0	S: 10	LOB: 2	BB: 0	P: 14	R: 0	H: 0	E: 0	K: 0	S: 6	LOB: 0	BB: 1	P: 8	R: 0	H: 0	E: 0	K: 0	S: 6	LOB: 0	BB: 1	P: 12	R: 2	H: 3	E: 0	K: 0	S: 10	LOB: 1	BB: 0	P: 15	R: 1	H: 1	E: 0	K: 1	S: 12	LOB: 0	BB: 0	P: 19	R: 0	H: 0	E: 0	K: 2	S: 10	LOB: 0	BB: 0	P: 17	R: 0	H: 0	E: 0	K: 3	S: 14	LOB: 1	BB: 1	P: 23	R: 0	H: 0	E: 0	K: 3	S: 14	LOB: 1	BB: 1	P: 23	1B: 5	SF: 0	2B: 1	SAC: 0	3B: 0	DP: 1	HR: 1	HBP: 0	WP: 1	PA: 35
--------------	------	------	------	------	------	--------	-------	-------	------	------	------	------	-------	--------	-------	-------	------	------	------	------	------	--------	-------	------	------	------	------	------	------	--------	-------	-------	------	------	------	------	-------	--------	-------	-------	------	------	------	------	-------	--------	-------	-------	------	------	------	------	-------	--------	-------	-------	------	------	------	------	-------	--------	-------	-------	------	------	------	------	-------	--------	-------	-------	-------	-------	-------	--------	-------	-------	-------	--------	-------	--------

PITCHER	IP	WLS	BF	H	R	ER	SO	BB	IBB	HBP	BLK	WP	HR	S	P	ERA	WHIP
Clem Labine, R (1, 1) ERA: 3.33	6.0	W	25	7	4	4	2	1	0	0	0	1	1	51	81	6.00	1.333
Karl Spooner, L (7, 1) ERA: 2.55	3.0	S	10	0	0	0	7	1	0	0	0	0	0	34	53	0.00	0.333

BOTTOM

Brooklyn Dodgers @ Chicago Cubs
Wrigley Field, Chicago, IL
Thu Jun 23 1955, 3:33 AM CDT
Att. 21,098 - Unknown

AB	33
R	4
H	7
RBI	4
BB	2
SO	9
LOB	8



Batter	1	2	3	4	5	6	7	8	9	AB R H RBI BB SO LOB	TOP
Jim Gilliam, S (1, 4) <small>OBP: 0.331, SLG: 0.340</small>	0-1 5-3		1-2 FC4-6 1B SF9 1B		1-2 1B		1-1 FC4-6 1B 1-2f 1B	1-0 F9		5 2 2 0 0 0 3	
Pee Wee Reese, R (1, 6) <small>OBP: 0.362, SLG: 0.450</small>	2-2 L8		2-1 FC4-6 1B		2-2 F8		1-0 FC5 1B 1-2 1B		0-0 F9	5 0 2 0 0 0 1	
Sandy Amoros, L (1, 7) <small>OBP: 0.380, SLG: 0.456</small> (7, 8)	4-1 FC6-4 BB		1-0 FC4-6 1-2f 2-3		2-2 6-3		2-3 K		2-2 F7	4 0 0 0 1 1 5	
Roy Campanella, R (1, 2) <small>OBP: 0.402, SLG: 0.646</small> Rube Walker, L (4, 2) <small>OBP: 0.435, SLG: 0.611</small>	1-1 FC6-4 1-2f		3-1 SF9 3-H			0-2 FC6-4 1B	0-0 1-2 2-H 1B		1-3 K	1 0 0 1 0 0 1 3 0 2 1 0 1 0	
Gil Hodges, R (1, 3) <small>OBP: 0.384, SLG: 0.488</small>		1-1 6-3	1-1 F7			3-2 FC6-4 1B 1-2f	0-0 FC5 2-3f			4 0 0 0 0 0 4	
Jackie Robinson, R (1, 5) <small>OBP: 0.393, SLG: 0.403</small>		4-2 1-3 BB BB		1-0 F7		0-0 FC6-4 1B 1-2		0-0 5-3		3 0 1 0 1 0 0	
Carl Furillo, R (1, 9) <small>OBP: 0.360, SLG: 0.452</small>		4-2 1-2 BB		0-0 F9		1-2 FC6-4 1-2f 2-3		0-1 BB 1B		3 0 1 0 1 0 2	
Bob Borkowski, R (1, 8) <small>OBP: 0.212, SLG: 0.194</small> Clem Labine, R (7, 1) <small>OBP: 0.176, SLG: 0.267</small> Duke Snider, L (8, PH) <small>OBP: 0.424, SLG: 0.678</small> Ed Roebuck, R (8, 1)		3-2 1-3		0-1 1-3		1-0 6-3		1-2 F8		3 0 0 0 0 0 4 0 0 0 0 0 0 0 1 0 0 0 0 0 1 0 0 0 0 0 0 0	
Carl Erskine, R (1, 1) <small>OBP: 0.213, SLG: 0.304</small> Jim Hughes, R (3, 1) Johnny Podres, L (5, PH) <small>OBP: 0.359, SLG: 0.306</small> Sandy Koufax, R (5, 1) George Shuba, L (7, PH) <small>OBP: 0.462, SLG: 0.222</small> (7, 7)		0-1 F9			1-2 3-1		0-1 FC4-6 1B	4-1 1-2 BB		1 0 0 0 0 0 2 0 0 0 0 0 0 0 1 0 0 0 0 0 0 0 0 0 0 0 0 0 1 0 1 0 1 0 0	
Inning Stats	R: 0 H: 0 E: 0 LOB: 1 K: 0 BB: 1 S: 8 P: 15	R: 0 H: 0 E: 0 LOB: 2 K: 0 BB: 2 S: 11 P: 23	R: 1 H: 2 E: 0 LOB: 1 K: 0 BB: 0 S: 11 P: 19	R: 0 H: 0 E: 0 LOB: 0 K: 0 BB: 0 S: 4 P: 5	R: 0 H: 1 E: 0 LOB: 1 K: 0 BB: 0 S: 16 P: 22	R: 0 H: 2 E: 0 LOB: 2 K: 0 BB: 0 S: 14 P: 19	R: 1 H: 3 E: 0 LOB: 2 K: 1 BB: 0 S: 10 P: 14	R: 0 H: 1 E: 0 LOB: 2 K: 0 BB: 1 S: 8 P: 14	R: 0 H: 0 E: 0 LOB: 0 K: 1 BB: 0 S: 7 P: 10	1B: 9 SF: 1 2B: 0 SAC: 0 3B: 0 DP: 0 HR: 0 HBP: 0	WP: 0 PA: 40 PB: 0 SB: 0 CS: 0
PITCHER Lew Burdette, R (1, 1) <small>ERA: 5.11</small>	IP WLS BF H R ER SO BB IBB HBP BLK WP HR S P ERA WHIP	9.0 W 40 9 2 2 2 4 0 0 0 0 0 0 89 141 2.00 1.444									

Brooklyn Dodgers @ Milwaukee Braves
 Milwaukee County Stadium, Milwaukee, WI

AB	35
R	2
H	9
RBI	2
BB	4
SO	2
LOB	23



Fri Jun 24 1955, 4:33 AM EDT
 Att: 43,068 - Unknown

livebaseballscorecards.com

Batter	1	2	3	4	5	6	7	8	9	AB R H RBI BB SO LOB
Bill Bruton, L OBP: 0.344, SLG: 0.468 (1, 8)	1-0 F7	2-2 F8		0-0 G3			4-1 S 5-3 E BB			3 1 0 0 1 0 0
Johnny Logan, R OBP: 0.377, SLG: 0.481 (1, 6)	3-1 F8		0-0 BB HR 1B		2-1 E 1B		1-2 5-3			4 1 2 0 0 0 1
Eddie Mathews, L OBP: 0.442, SLG: 0.633 (1, 5)	1-1 HR		4-1 HR BB		0-1 E1 BB		4-0 E IBB			2 2 1 1 2 0 1
Hank Aaron, R OBP: 0.360, SLG: 0.537 (1, 9)	1-3 K		3-2 HR	1-H 2-H		4-0 G6-4-3 BB	3-0 1-3			3 1 1 3 1 1 1
Bobby Thomson, R OBP: 0.293, SLG: 0.399 (1, 7)		0-0 2B 1B	1-1 L6-3 1B		3-3 K		0-0 6-3			4 1 2 0 0 1 4
Joe Adcock, R OBP: 0.347, SLG: 0.455 (1, 3)		0-1 HR 2B	3-2 L6-3		2-1 G6-4-3			0-0 1-3		4 1 1 1 0 0 4
Danny O'Connell, R OBP: 0.289, SLG: 0.330 (1, 4)		2-2 F5	3-2 1-6-3			2-1 6-3		4-2 CS BB		3 0 0 0 1 0 1
Del Crandall, R OBP: 0.272, SLG: 0.392 (1, 2)		0-0 HR		2-2 F5		1-1 F8		1-3 K		4 1 1 2 0 1 1
Lew Burdette, R OBP: 0.286, SLG: 0.303 (1, 1)		1-3 K		2-3 K		3-3 K		0-2 CS		3 0 0 0 0 3 0

Inning Stats	R: 1	H: 1	E: 0	K: 1	S: 10	LOB: 0	BB: 0	P: 16	R: 3	H: 3	E: 0	K: 1	S: 14	LOB: 0	BB: 0	P: 19	R: 3	H: 3	E: 0	K: 1	S: 7	LOB: 0	BB: 1	P: 27	R: 0	H: 0	E: 0	K: 1	S: 7	LOB: 0	BB: 0	P: 11	R: 0	H: 1	E: 1	K: 1	S: 9	LOB: 2	BB: 1	P: 20	R: 0	H: 0	E: 0	K: 1	S: 7	LOB: 0	BB: 0	P: 13	R: 1	H: 0	E: 0	K: 0	S: 7	LOB: 1	BB: 2	P: 19	R: 0	H: 0	E: 0	K: 1	S: 12	LOB: 0	BB: 1	P: 17
1B: 4	2B: 2	3B: 0	HR: 3	SF: 0	SAC: 0	DP: 2	HBP: 0	WP: 0	PA: 36																																																							

BOTTOM

Brooklyn Dodgers @ Milwaukee Braves
Milwaukee County Stadium, Milwaukee, WI

Fri Jun 24 1955, 4:33 AM EDT
Att. 43,068 - Unknown

livebaseballscorecards.com

AB	30
R	8
H	8
RBI	7
BB	5
SO	6
LOB	13



PITCHER	IP	WLS	BF	H	R	ER	SO	BB	IBB	HBP	BLK	WP	HR	S	P	ERA	WHIP
Carl Erskine, R ERA: 3.09 (1, 1)	2.0	L	13	6	7	7	2	1	0	0	0	0	3	29	47	31.50	3.500
Jim Hughes, R ERA: 3.68 (3, 1)	2.0		6	1	0	0	1	0	0	0	0	0	0	15	26	0.00	0.500
Sandy Koufax, L ERA: (5, 1)	2.0		8	1	0	0	2	1	0	0	0	0	0	16	33	0.00	1.000
Clem Labine, R ERA: 3.27 (7, 1)	1.0		5	0	1	0	0	1	1	0	0	0	0	7	19	0.00	1.000
Ed Roebuck, R ERA: 2.11 (8, 1)	1.0		3	0	0	0	1	1	0	0	0	0	0	12	17	0.00	1.000

Batter	1	2	3	4	5	6	7	8	9	AB R H RBI BB SO LOB	TOP	
Jim Gilliam, S (1, 4) OBP: 0.328, SLG: 0.333 C X	0-1 1-3 		0-1 4-3 			0-1 4-3 		2-1 F7 		4 0 0 0 0 0 0	Brooklyn Dodgers @ Milwaukee Braves Milwaukee County Stadium, Milwaukee, WI Sun Jun 26 1955, 4:33 AM EDT Att. 42,056 - Unknown livebaseballscorecards.com	
Pee Wee Reese, R (1, 6) OBP: 0.354, SLG: 0.440 B C F X	1-3 		2-2 F8 			3-2 FC6-4 1B 		0-1 F9 		4 0 1 0 0 1 0		
Duke Snider, L (1, 8) OBP: 0.416, SLG: 0.660 B C F X	3-2 L4 			1-3 K 		0-3 K 		1-1 L6 		4 0 0 0 0 2 1		
Jackie Robinson, R (1, 5) OBP: 0.391, SLG: 0.394 X		0-0 5-3 		1-2 F5 		0-0 FC6-4 1-2f 		4-1 		3 0 0 0 1 0 1		
Sandy Amoros, L (1, 7) OBP: 0.375, SLG: 0.446 B C F X		3-2 		1-1 4-3 			0-1 4-3 		0-1 4-3 			4 0 1 0 0 0 1
Gil Hodges, R (1, 3) OBP: 0.387, SLG: 0.494 C B B B X		3-1 F8 			0-0 		0-1 					3 0 2 0 0 0 1
Carl Furillo, R (1, 9) OBP: 0.354, SLG: 0.442 X		0-0 		0-2 6-3 		0-0 G6-4-3 1-2f 						3 0 1 0 0 0 2
Rube Walker, L (1, 2) OBP: 0.433, SLG: 0.560 X		0-0 3-1 		0-0 4-3 			0-0 F7 					3 0 0 0 0 0 3
Russ Meyer, S (1, 1) OBP: 0.056, SLG: 0.111 Ed Roebuck, R (5, 1) Don Newcombe, L (8, PH) OBP: 0.473, SLG: 0.885 Jim Hughes, R (8, 1)			0-3 K 		0-2 F4 			1-3 K 				2 0 0 0 0 1 1
Inning Stats	R: 0 H: 0 E: 0 LOB: 0 K: 1 BB: 0 S: 8 P: 12	R: 0 H: 2 E: 0 LOB: 2 K: 0 BB: 0 S: 8 P: 14	R: 0 H: 0 E: 0 LOB: 0 K: 1 BB: 0 S: 8 P: 10	R: 0 H: 0 E: 0 LOB: 0 K: 1 BB: 0 S: 8 P: 11	R: 0 H: 1 E: 0 LOB: 1 K: 0 BB: 0 S: 8 P: 8	R: 0 H: 1 E: 0 LOB: 1 K: 1 BB: 0 S: 9 P: 12	R: 0 H: 1 E: 0 LOB: 0 K: 0 BB: 0 S: 5 P: 5	R: 0 H: 0 E: 0 LOB: 0 K: 1 BB: 0 S: 6 P: 9	R: 0 H: 0 E: 0 LOB: 1 K: 0 BB: 1 S: 7 P: 12	1B: 4 SF: 0 2B: 0 SAC: 0 3B: 1 DP: 1 HR: 0 HBP: 0		WP: 0 PA: 32 PB: 0 SB: 0 CS: 0
PITCHER Bob Buhl, R (1, 1) ERA: 2.92	IP WLS BF H R ER SO BB IBB HBP BLK WP HR S P ERA WHIP 9.0 W 32 5 0 0 5 1 0 0 0 0 0 0 67 93 0.00 0.667	PITCHER IP WLS BF H R ER SO BB IBB HBP BLK WP HR S P ERA WHIP										

Batter	1	2	3	4	5	6	7	8	9
Bill Bruton, L OBP: 0.343, SLG: 0.466 (1, 8) FC1-4 2B	2-2 FC1-4 2B	1-3 K			2-1 F9	1-0 4-3		1-3 K	
Johnny Logan, R OBP: 0.386, SLG: 0.498 (1, 6) 1-3	1-2 1-3		1-1 5-3		0-0 2B		1-0 SH1-4 2B	1-1 HR 1B	
Eddie Mathews, L OBP: 0.454, SLG: 0.653 (1, 5) FC1-4 BB	4-2 FC1-4 BB		2-2 G3		4-0 FC5-4 IBB		4-0 SH1-4 IBB	2-1 HR	
Hank Aaron, R OBP: 0.354, SLG: 0.529 (1, 9) FC1-4	0-2 FC1-4		3-1 F9		0-0 FC5-4		1-0 SH1-4	2-2 2B	
Bobby Thomson, R OBP: 0.302, SLG: 0.396 (1, 7) F8	0-1 F8			0-1 L5-4 1B		0-0 F3			
Joe Adcock, R OBP: 0.342, SLG: 0.441 (1, 3) K		1-3 K		0-0 L7		4-2 E 1B BB		3-3 K	
Danny O'Connell, R OBP: 0.287, SLG: 0.328 (1, 4) SH3-4 1B		1-2 SH3-4 1B		1-0 1B		3-1 E6 1B		1-1 1-3	
Del Crandall, R OBP: 0.276, SLG: 0.391 (1, 2) SH3-4 1B		1-1 SH3-4 1B		0-0 L5-4		2-1 1B		3-2 F8	
Bob Buhl, R OBP: 0.083, SLG: 0.043 (1, 1) SH3-4		0-0 SH3-4			0-0 F9		0-3 K	0-1 HR 1B	

Inning Stats	R: 0 E: 0 K: 0 S: 15	H: 1 LOB: 2 BB: 1 P: 22	R: 0 E: 0 K: 2 S: 14	H: 2 LOB: 2 BB: 0 P: 18	R: 0 E: 0 K: 0 S: 8	H: 0 LOB: 0 BB: 0 P: 14	R: 0 E: 0 K: 0 S: 5	H: 2 LOB: 1 BB: 0 P: 6	R: 0 E: 0 K: 0 S: 5	H: 1 LOB: 2 BB: 1 P: 11	R: 1 E: 1 K: 1 S: 11	H: 1 LOB: 2 BB: 1 P: 21	R: 0 E: 0 K: 1 S: 7	H: 1 LOB: 3 BB: 2 P: 21	R: 3 E: 0 K: 1 S: 16	H: 4 LOB: 1 BB: 0 P: 25
--------------	-------------------------------	----------------------------------	-------------------------------	----------------------------------	------------------------------	----------------------------------	------------------------------	---------------------------------	------------------------------	----------------------------------	-------------------------------	----------------------------------	------------------------------	----------------------------------	-------------------------------	----------------------------------

PITCHER	IP	WLS	BF	H	R	ER	SO	BB	IBB	HBP	BLK	WP	HR	S	P	ERA	WHIP
Russ Meyer, R ERA: 4.4 (1, 1)	4.2		21	6	0	0	2	1	1	0	0	0	0	46	70	0.00	1.500
Ed Roebuck, R ERA: 2.0 (5, 1)	2.1	L	13	2	1	0	2	1	2	0	0	0	0	19	43	0.00	1.286
Jim Hughes, R ERA: 4.45 (8, 1)	1.0		6	4	3	3	1	0	0	0	0	0	1	16	25	27.00	4.000

BOTTOM

AB R H RBI BB SO LOB

5 0 1 0 0 2 5

5 1 3 0 0 0 1

2 1 1 3 3 0 0

4 0 1 0 0 0 4

3 0 1 0 1 0 2

3 1 0 0 1 2 4

4 0 2 0 0 0 4

4 0 2 1 0 0 2

3 1 1 0 0 1 2

AB 33
R 4
H 12
RBI 4
BB 5
SO 5
LOB 24



WP: 0 PA: 40
PB: 0
SB: 0
CS: 0

1B: 7 SF: 0
2B: 5 SAC: 2
3B: 0 DP: 1
HR: 1 HBP: 0

Brooklyn Dodgers @ Milwaukee Braves
Milwaukee County Stadium, Milwaukee, WI

Sun Jun 26 1955, 4:33 AM EDT
Att. 42,056 - Unknown

livebaseballscorecards.com

Batter	1	2	3	4	5	6	7	8	9
Jim Gilliam, S (1, 4) OBP: 0.327, SLG: 0.332 			E3 (1) 1B 		4-3 (1) 		FC5-6-4 (2) FC6 		
Pee Wee Reese, R (1, 6) OBP: 0.349, SLG: 0.433 	6-3 (2) 		K (1) 		6-3 (2) 		FC6 (3) FC6 		
Duke Snider, L (1, 8) OBP: 0.420, SLG: 0.672 	BB 		G1-4-3 (2) 1B 		4-3 (3) 			HR 	
Roy Campanella, R (1, 2) OBP: 0.399, SLG: 0.640 Rube Walker, L (5, 2) OBP: 0.406, SLG: 0.519 	K (3) 		G1-4-3 (3) 			5-3 (1) 		4-3 (1) 	
Sandy Amoros, L (1, 7) OBP: 0.373, SLG: 0.440 		K (1) 		1-3 (1) 		E BB 		4-3 (2) 	
Gil Hodges, R (1, 3) OBP: 0.382, SLG: 0.486 	6-3 (2) 		F8 (2) 		F6 (2) 		F6 (2) 	K (3) 	
Jackie Robinson, R (1, 5) OBP: 0.394, SLG: 0.413 	HR 		BB 2B 1B 		F5 (3) 		F5 (3) 		
Carl Furillo, R (1, 9) OBP: 0.357, SLG: 0.456 	HR 		2B BB 		2B BB 		5-3 (1) 		
Karl Spooner, R (1, 1) OBP: 0.286, SLG: 0.429 Ed Roebuck, R (7, 1) OBP: 0.091, SLG: 0.091 	K (3) 		2B 		2B 		FC5-6-4 1B 		

AB	R	H	RBI	BB	SO	LOB
4	1	1	0	0	0	1
4	0	0	0	0	1	2
3	1	2	2	1	0	0
2	0	0	0	0	1	2
2	0	0	0	0	0	0
3	0	0	0	1	1	0
4	0	0	0	0	1	1
3	2	2	1	0	0	1
2	2	1	1	1	0	0
2	0	1	2	0	1	0
1	0	1	0	0	0	0

BOTTOM

New York Giants @ Brooklyn Dodgers
 Ebbets Field, Brooklyn, NY
 Tue Jun 28 1955, 3:33 AM EDT
 Att. 30,482 - Unknown

livebaseballscorecards.com

AB	30
R	6
H	8
RBI	6
BB	3
SO	5
LOB	7



1B: 4	SF: 0	WP: 0	PA: 33
2B: 1	SAC: 0	PB: 0	
3B: 0	DP: 1	SB: 0	
HR: 3	HBP: 0	CS: 0	

Inning Stats		R: 0	H: 0	E: 0	K: 1	S: 10	R: 2	H: 2	E: 0	K: 2	S: 11	R: 1	H: 2	E: 1	K: 1	S: 8	R: 2	H: 2	E: 0	K: 0	S: 8	R: 0	H: 0	E: 0	K: 0	S: 6	R: 0	H: 0	E: 0	K: 0	S: 8	R: 0	H: 0	E: 0	K: 0	S: 6	R: 1	H: 1	E: 0	K: 1	S: 8	R: 0	H: 1	E: 0	K: 0	S: 6	R: 1	H: 1	E: 0	K: 1	S: 12
PITCHER	IP	WLS	BF	H	R	ER	SO	BB	IBB	HBP	BLK	WP	HR	S	P	ERA	WHIP																																		
Sal Maglie, R (1, 1)	6.0	L	25	6	5	4	4	3	0	0	0	0	0	51	89	6.00	1.500																																		
Mary Grissom, R (7, 1)	1.0		4	1	0	0	0	0	0	0	0	0	0	6	9	0.00	1.000																																		
Hoyt Wilhelm, R (8, 1)	1.0		4	1	1	1	1	0	0	0	0	0	1	8	12	9.00	1.000																																		

Batter	1	2	3	4	5	6	7	8	9	AB R H RBI BB SO LOB	TOP	
Alvin Dark, R (1, 6) OBP: 0.317, SLG: 0.347	1-1 F8		0-1 HR 1B		0-0 6-3		0-1 SH3-4		2-2 BB 1B	4 1 2 0 0 0 0		
Whitey Lockman, L (1, 7) OBP: 0.321, SLG: 0.442	1-1 G3		0-2 HR 1B		2-2 4-3		0-0 1B		0-0 BB 1B	5 1 2 0 0 0 2		
Willie Mays, R (1, 8) OBP: 0.386, SLG: 0.581	2-2 F8		0-0 HR 1-H 2-H 3-H		3-0 HR		1-0 FC4-6 1B		4-1 FC6-4 BB	4 2 3 6 1 0 0		
Don Mueller, L (1, 9) OBP: 0.348, SLG: 0.426		0-2 1-3	0-0 4-3		0-1 4-3		0-0 F8		0-0 F7	5 0 0 0 0 0 5		
Hank Thompson, L (1, 5) OBP: 0.369, SLG: 0.373		2-2 F9	0-3 K			1-0 3-1		0-2 FC4-6	1-0 F5	5 0 0 0 0 1 5		
Gail Harris, L (1, 3) OBP: 0.250, SLG: 0.395		0-0 2B		2-3 K		2-2 G3		0-1 3-1	0-1 FC6-4	5 0 1 0 0 1 3		
Wayne Terwilliger, R (1, 4) OBP: 0.318, SLG: 0.211		2-3 K		4-2 4-1 BB		0-0 1B		4-1 5-3 BB		2 0 1 0 2 1 1		
Ray Katt, R (1, 2) OBP: 0.291, SLG: 0.272			0-0 6-3		1-0 4-1		2-3 K		0-2 5-3	4 0 0 0 0 1 3		
Ruben Gomez, R (1, 1) OBP: 0.310, SLG: 0.310			0-0 HR 1B		1-0 6-3		2-1 1B SH3-4 1B		0-1 F3	4 2 2 0 0 0 2		
Inning Stats	R: 0 E: 0 K: 0 S: 7 H: 0 LOB: 0 BB: 0 P: 11	R: 0 E: 0 K: 1 S: 11 H: 1 LOB: 1 BB: 0 P: 15	R: 4 E: 1 K: 1 S: 12 H: 3 LOB: 0 BB: 0 P: 12	R: 0 E: 0 K: 1 S: 11 H: 0 LOB: 1 BB: 1 P: 19	R: 1 E: 0 K: 0 S: 7 H: 1 LOB: 0 BB: 0 P: 12	R: 0 E: 0 K: 1 S: 9 H: 1 LOB: 1 BB: 0 P: 14	R: 1 E: 0 K: 0 S: 11 H: 3 LOB: 2 BB: 0 P: 14	R: 0 E: 0 K: 0 S: 8 H: 0 LOB: 1 BB: 1 P: 12	R: 0 E: 0 K: 0 S: 10 H: 2 LOB: 3 BB: 1 P: 17	1B: 8 2B: 1 3B: 0 HR: 2 SF: 0 SAC: 1 DP: 0 HBP: 0	WP: 0 PB: 0 SB: 0 CS: 0 PA: 42	
PITCHER	IP WLS BF H R ER SO BB IBB HBP BLK WP HR S P ERA WHIP											
Clem Labine, R (1, 1) ERA: 3.57	8.0 L 36 9 6 5 4 2 0 0 0 0 0 2 76 109 5.62 1.375											
Sandy Koufax, L (9, 1) ERA:	1.0 6 2 0 0 0 0 1 0 0 0 0 0 10 17 0.00 3.000											

New York Giants @ Brooklyn Dodgers
 Ebbets Field, Brooklyn, NY
 Wed Jun 29 1955, 3:33 AM EDT
 Att. 24,678 - Unknown

AB	38
R	6
H	11
RBI	6
BB	3
SO	4
LOB	21



BOTTOM

New York Giants @ Brooklyn Dodgers
Ebbets Field, Brooklyn, NY
Wed Jun 29 1955, 3:33 AM EDT
Att. 24,678 - Unknown

livebaseballscorecards.com

AB 28
R 1
H 3
RBI 1
BB 5
SO 2
LOB 13



WP: 0 PA: 35
PB: 0
SB: 0
CS: 0

AB	R	H	RBI	BB	SO	LOB
3	0	0	0	1	0	0
3	0	0	0	0	0	1
4	0	1	0	0	0	0
3	1	1	0	1	1	3
3	0	1	0	1	0	3
3	0	0	0	1	0	1
3	0	0	0	0	0	1
0	0	0	0	1	0	0
3	0	0	0	1	0	2
2	0	0	0	0	1	2
1	0	0	0	0	0	0
0	0	0	0	0	0	0

Batter	1	2	3	4	5	6	7	8	9
Jim Gilliam, S <small>(1, 4) OBP: 0.326, SLG: 0.329</small>	4-2 		1-2 3-1 			0-0 6-3 		2-0 F6 	
Pee Wee Reese, R <small>(1, 6) OBP: 0.348, SLG: 0.429</small>	3-2 L7-3 		3-2 5-3 			1-2 1B 		2-1 F9 	
Duke Snider, L <small>(1, 8) OBP: 0.418, SLG: 0.665</small>	3-2 E4 		1-0 4-3 			1-1 		0-0 F7 	
Jackie Robinson, R <small>(1, 5) OBP: 0.396, SLG: 0.412</small>	0-1 5-3 			1-2 		1-3 K 		4-2 	
Gil Hodges, R <small>(1, 3) OBP: 0.384, SLG: 0.488</small>		1-0 		1-2 		0-0 L6 		4-1 	
Carl Furillo, R <small>(1, 9) OBP: 0.356, SLG: 0.450</small>		1-1 6-3 		1-2 4-3 			0-1 4-3 	4-1 	
Bob Borkowski, R <small>(1, 7) OBP: 0.194, SLG: 0.176</small> Frank Kellert, R <small>(9, PH) OBP: 0.372, SLG: 0.487</small>		0-1 F6 			2-1 5-3 		0-1 F3 	1-1 SF9 	
Rube Walker, L <small>(1, 2) OBP: 0.389, SLG: 0.467</small>		4-2 			0-0 G1 		1-1 F8 	3-H 2-1 4-3 	
Clem Labine, R <small>(1, 1) OBP: 0.158, SLG: 0.235</small> Don Newcombe, L <small>(8, PH) OBP: 0.464, SLG: 0.868</small> Sandy Koufax, R <small>(9, 1)</small>		1-0 4-3 			2-3 K 		2-1 4-3 		

Inning	R	H	E	K	S	H	LOB	BB	IBB	HBP	BLK	WP	HR	S	P	ERA	WHIP
1	0	0	1	0	10	1	2	1	0	0	0	0	0	72	126	1.00	0.889
2	0	0	0	0	11	1	18	0	0	0	0	0	0	12			
3	0	0	0	0	7	0	0	0	0	0	0	0	0	10			
4	0	1	0	0	9	1	0	0	0	0	0	0	0	10			
5	0	0	0	1	6	0	0	0	0	0	0	0	0	10			
6	0	1	0	0	9	1	2	0	0	0	0	0	0	12			
7	0	0	0	0	6	0	0	0	0	0	0	0	0	7			
8	0	0	0	0	5	0	0	0	0	0	0	0	0	11			
9	1	0	0	0	9	0	2	3	0	0	0	0	0	24			

PITCHER	IP	WLS	BF	H	R	ER	SO	BB	IBB	HBP	BLK	WP	HR	S	P	ERA	WHIP
Ruben Gomez, R <small>(1, 1) ERA: 4.0</small>	9.0	W	35	3	1	1	2	5	0	1	0	0	0	72	126	1.00	0.889

Batter	1	2	3	4	5	6	7	8	9	10	11	AB R H RBI BB SO LOB	TOP															
Alvin Dark, R OBP: 0.322, SLG: 0.349 (1, 6)	2-2 4-3 2B 1B		0-3 K		0-0 1-3		4-2 1-2 3-H BB			1-0 FC6-4 1B		4 1 2 0 1 1 0	<p>New York Giants @ Brooklyn Dodgers Ebbets Field, Brooklyn, NY</p> <p>Thu Jun 30 1955, 3:33 AM EDT Att. 22,434 - Unknown</p>															
Whitey Lockman, L OBP: 0.319, SLG: 0.441 (1, 7)	1-1 4-3 2B 2B		2-2 6-3		0-0 F8		1-2 L6			0-2 FC6-4 1-2f HR		5 2 1 0 0 0 3																
Willie Mays, R OBP: 0.386, SLG: 0.589 (1, 8)	0-2 5-3		0-1 6-3			2-2 6-3				1-1 SH5-4 4-3-2 1B 1-H HR		5 1 2 2 0 0 2																
Don Mueller, L OBP: 0.343, SLG: 0.420 (1, 9)	2-2 4-3			0-1 F3		1-0 G3				0-1 SH5-4 1-2		4 0 0 1 0 0 1																
Hank Thompson, L OBP: 0.373, SLG: 0.377 (1, 5)	3-2 2B			4-0 E BB		1-1 F8				4-2 4-3-2 BB		3 0 1 1 2 0 0																
Gail Harris, L OBP: 0.236, SLG: 0.370 (1, 3)	1-3 K			0-2 E3 1-2			1-2 6-3			0-0 4-3-2 1-2 2-Hf		5 0 0 0 0 1 4																
Wayne Terwilliger, R OBP: 0.296, SLG: 0.208 (1, 4)			1-3 K		0-2 F6		3-2 E S 1B			2-2 6-3		5 1 1 0 0 2 2																
Ray Katt, R OBP: 0.286, SLG: 0.267 (1, 2)			1-3 K		1-2 F8		1-2 E S			0-0 B1-3		2 0 0 0 0 1 2																
Dusty Rhodes, L OBP: 0.275, SLG: 0.329 (7, PH)							1-3 K					1 0 0 0 0 0 1																
Wes Westrum, R OBP: 0.317, SLG: 0.216 (7, 2)												1 0 0 0 1 0 0																
Jim Hearn, R OBP: 0.200, SLG: 0.288 (7, PH)			0-3 K				0-0 5-3					2 0 0 0 0 1 0																
Bill Taylor, L OBP: 0.200, SLG: 0.613 (7, 1)												1 0 0 0 0 1 2																
Mary Grissom, R OBP: 0.200, SLG: 0.250 (10, 1)												1 0 0 0 0 0 0																
Hoyt Wilhelm, R OBP: 0.200, SLG: 0.200 (10, 1)												0 0 0 0 0 0 0																
Windy McCall, L OBP: 0.125, SLG: 0.250 (11, PH)												0 0 0 0 0 0 0																
Paul Giel, R OBP: 0.370, SLG: 0.350 (11, PH)												1 0 0 0 0 1 1																
Ramon Monzant, R OBP: 0.370, SLG: 0.350 (11, 1)												0 0 0 0 0 0 0																
Inning Stats	R: 2 E: 0 K: 1 S: 18	H: 3 LOB: 1 BB: 0 P: 27	R: 0 E: 0 K: 3 S: 10	H: 0 LOB: 0 BB: 0 P: 12	R: 0 E: 0 K: 1 S: 8	H: 0 LOB: 0 BB: 0 P: 10	R: 0 E: 1 K: 0 S: 14	H: 0 LOB: 2 BB: 1 P: 19	R: 0 E: 0 K: 0 S: 3	H: 0 LOB: 0 BB: 0 P: 3	R: 0 E: 0 K: 0 S: 6	H: 0 LOB: 0 BB: 0 P: 10	R: 1 E: 1 K: 1 S: 21	H: 1 LOB: 2 BB: 1 P: 32	R: 0 E: 0 K: 0 S: 8	H: 1 LOB: 1 BB: 1 P: 14	R: 0 E: 0 K: 1 S: 7	H: 0 LOB: 0 BB: 0 P: 9	R: 2 E: 0 K: 0 S: 9	H: 2 LOB: 0 BB: 0 P: 11	R: 0 E: 0 K: 2 S: 7	H: 0 LOB: 1 BB: 1 P: 14	1B: 4 2B: 3 3B: 0 HR: 1	SF: 0 SAC: 1 DP: 1 HBP: 0	WP: 0 PB: 0 SB: 2 CS: 0	PA: 45		
PITCHER	IP WLS BF H R ER SO BB IBB HBP BLK WP HR S P ERA WHIP												PITCHER	IP WLS BF H R ER SO BB IBB HBP BLK WP HR S P ERA WHIP														
Don Newcombe, R ERA: 2.51 (1, 1)	7.0	30	5	3	2	6	2	0	0	0	0	0	0	82	117	2.57	1.000											
Karl Spooner, L ERA: 3.08 (8, 1)	2.0	6	0	0	0	1	1	0	0	0	0	0	0	13	19	0.00	0.500											
Ed Roebuck, R ERA: 2.17 (10, 1)	2.0	9	2	2	2	2	1	0	0	0	0	0	1	16	25	9.00	1.500											

livebaseballscorecards.com

AB	40
R	5
H	7
RBI	4
BB	4
SO	9
LOB	18



Batter	1	2	3	4	5	6	7	8	9	10	11	AB R H RBI BB SO LOB	BOTTOM														
Jim Gilliam, S OBP: 0.324, SLG: 0.326 (1, 4)	1-2 F7		0-0 G4-3		2-0 G3		1-0 F4			0-0 3B 1B		5 1 1 0 0 0 1	New York Giants @ Brooklyn Dodgers Ebbets Field, Brooklyn, NY Thu Jun 30 1955, 3:33 AM EDT Att. 22,434 - Unknown														
Pee Wee Reese, R OBP: 0.353, SLG: 0.431 Don Zimmer, R OBP: 0.303, SLG: 0.600 (1, 6) (9, 6)	0-1 FC4-6 1B			4-0 1B 1B BB		1-0 FC4-6 1B		1-3 K		1-3 K		3 1 2 0 1 1 0 1 0 0 0 0 1 1															
Duke Snider, L OBP: 0.418, SLG: 0.668 (1, 8)	1-2 FC4-6			0-0 FC4-6 1B 1-2 SF8 1B		1-1 FC4-6 1B		1-1 2-3		2-2 SH 3B		5 2 2 1 0 0 2															
Jackie Robinson, R OBP: 0.398, SLG: 0.414 (1, 5)	0-0 F7			0-1 FC4-6 1B 1-2 2H		0-0 1-3 1B		2-2 F1		0-0 SH		4 0 2 2 0 0 1															
Sandy Amoros, L OBP: 0.374, SLG: 0.438 (1, 7)		2-1 F8		0-1 FC4-6 FC4-6 1-2 2-3		4-0 IBB		1-0 SH5-4 1B 1B		3-3 K		4 1 1 0 1 1 3															
Gil Hodges, R OBP: 0.381, SLG: 0.485 (1, 3)		1-1 F3		0-0 SF8		3-3 K		2-2 SH5-4 1B		2-1 4-3		4 0 1 1 0 1 4															
Carl Furillo, R OBP: 0.354, SLG: 0.444 (1, 9)		0-1 1-3		0-0 FC4-6		0-0 F9		0-0 SH5-4			4-0 SH3-4 1B BB	3 1 0 0 1 0 4															
Rube Walker, L OBP: 0.359, SLG: 0.424 Dixie Howell, R OBP: 0.250, SLG: 0.667 (1, 2) (9, 2)			2-0 4-3		2-2 F7		1-3 K		0-0 SF8		0-0 SH3-4	3 0 0 0 0 1 0 0 0 0 1 0 0 0															
Don Newcombe, L OBP: 0.458, SLG: 0.836 Karl Spooner, R OBP: 0.286, SLG: 0.429 Frank Kellert, R OBP: 0.364, SLG: 0.475 Ed Roebuck, R OBP: 0.091, SLG: 0.091 George Shuba, L OBP: 0.500, SLG: 0.300 (1, 1) (8, 1) (9, PH) (10, 1) (11, PH)			4-2 G4-3 BB		0-1 4-3		1-2 6-3		1-2 6-3		3-1 1-2 1B	2 0 0 0 1 0 0 0 0 0 0 0 0 0 1 0 0 0 0 0 1 0 0 0 0 0 0 0 1 0 1 1 0 0 0															
Inning Stats	R: 0 E: 0 K: 0 S: 9	H: 1 LOB: 1 BB: 0 P: 11	R: 0 E: 0 K: 0 S: 6	H: 0 LOB: 0 BB: 1 P: 9	R: 0 E: 0 K: 0 S: 4	H: 0 LOB: 0 BB: 1 P: 10	R: 2 E: 0 K: 0 S: 7	H: 2 LOB: 1 BB: 1 P: 11	R: 0 E: 0 K: 1 S: 8	H: 0 LOB: 0 BB: 0 P: 17	R: 0 E: 0 K: 1 S: 7	H: 0 LOB: 0 BB: 0 P: 10		R: 0 E: 0 K: 1 S: 8	H: 0 LOB: 0 BB: 0 P: 12	R: 1 E: 0 K: 0 S: 10	H: 2 LOB: 1 BB: 0 P: 14	R: 2 E: 1 K: 2 S: 14	H: 2 LOB: 1 BB: 0 P: 22	R: 1 E: 0 K: 0 S: 3	H: 1 LOB: 1 BB: 1 P: 10	1B: 9 2B: 0 3B: 1 HR: 0	SF: 2 SAC: 3 DP: 1 HBP: 0	WP: 0 PB: 0 SB: 0 CS: 0	PA: 45		
PITCHER	IP	WLS	BF	H	R	ER	SO	BB	IBB	HBP	BLK	WP		HR	S	P	ERA	WHIP									
Jim Hearn, R ERA: 3.32 (1, 1)	6.0		25	5	2	2	1	2	1	0	0	0	0	41	69	3.00	1.167										
Marv Grissom, R ERA: 3.08 (7, 1)	3.1		14	4	3	3	3	0	0	0	0	0	0	33	47	8.10	1.200										
Hoyt Wilhelm, R ERA: 3.86 (10, 1)	0.0		1	0	0	0	0	0	0	0	0	0	0	1	1	∞	∞										
Windy McCall, L ERA: 4.38 (10, 1)	0.1		1	0	0	0	1	0	0	0	0	0	0	3	6	0.00	0.000										
Paul Giel, R ERA: 2.48 (10, 1)	0.1		1	0	0	0	0	0	0	0	0	0	0	2	4	0.00	0.000										
PITCHER	IP	WLS	BF	H	R	ER	SO	BB	IBB	HBP	BLK	WP	HR	S	P	ERA	WHIP										
Ramon Monzant, R ERA: 8.56 (11, 1)	0.1		3	1	1	1	0	1	0	0	0	0	0	3	10	27.00	6.000										

livebaseballscores.com

AB	36
R	6
H	10
RBI	6
BB	4
SO	5
LOB	17



Batter	1	2	3	4	5	6	7	8	9	AB R H RBI BB SO LOB	TOP											
Roberto Clemente, R (1, 9) OBP: 0.287, SLG: 0.373	3-3 K	0-0 F9			2-1 G3		0-1 G3			4 0 0 0 0 1 2												
Dick Cole, R (1, 5) OBP: 0.329, SLG: 0.379	4-2 BB		3-2 4-3		0-0 F9			1-1 F6		3 0 0 0 1 0 0												
Roman Mejias, R (1, 7) OBP: 0.257, SLG: 0.346 Jerry Lynch, L (8, PH) OBP: 0.333, SLG: 0.490 Tom Saffell, L (8, PR) OBP: 0.268, SLG: 0.262	1-3 K		1-3 K		2-1 6-3			4-2 BB		3 0 0 0 0 2 1 0 0 0 0 1 0 0 0 0 0 0 0 0 0												
Frank Thomas, R (1, 8) OBP: 0.276, SLG: 0.375	1-2 F3		3-3 K		0-1 2B 1B			0-3 K		4 1 1 0 0 2 2												
Dale Long, L (1, 3) OBP: 0.377, SLG: 0.553		0-0 4-3		2-3 K2-3		1-1 1B 2B		0-1 F4		4 1 1 0 0 1 1												
Dick Groat, R (1, 6) OBP: 0.312, SLG: 0.332		1-1 2B 1B		0-0 B1-3		1-0 1B		0-1 F8		4 1 2 2 0 0 0												
Johnny O'Brien, R (1, 4) OBP: 0.357, SLG: 0.370		0-0 1B 2B		2-2 1B		1-0 1-3		2-1 F6		4 0 2 0 0 0 0												
Hardy Peterson, R (1, 2) OBP: 0.261, SLG: 0.250		2-2 5-3		2-3 K			1-1 5-3		2-1 F7	4 0 0 0 0 1 3												
Vern Law, R (1, 1) OBP: 0.318, SLG: 0.429		1-0 2B 1B		1-3 K			1-1 1-3			3 0 1 1 0 1 0												
Inning Stats	R: 0 E: 0 K: 2 S: 19	H: 0 LOB: 1 BB: 1 P: 28	R: 1 E: 0 K: 0 S: 10	H: 3 LOB: 2 BB: 0 P: 14	R: 0 E: 0 K: 2 S: 9	H: 0 LOB: 0 BB: 0 P: 16	R: 0 E: 0 K: 2 S: 12	H: 1 LOB: 1 BB: 0 P: 18	R: 0 E: 0 K: 1 S: 6	H: 0 LOB: 0 BB: 0 P: 9	R: 2 E: 0 K: 0 S: 8	H: 3 LOB: 0 BB: 0 P: 13	R: 0 E: 0 K: 0 S: 6	H: 0 LOB: 0 BB: 0 P: 8	R: 0 E: 0 K: 1 S: 9	H: 0 LOB: 1 BB: 1 P: 14	R: 0 E: 0 K: 0 S: 6	H: 0 LOB: 0 BB: 0 P: 10	1B: 5 2B: 2 3B: 0 HR: 0	SF: 0 SAC: 0 DP: 0 HBP: 0	WP: 0 PB: 0 SB: 0 CS: 0	PA: 35
PITCHER	IP WLS BF H R ER SO BB IBB HBP BLK WP HR S P ERA WHIP																					
Johnny Podres, L (1, 1) ERA: 3.27	6.0 L 25 7 3 3 7 1 0 0 0 0 0 64 98 4.50 1.333																					
Ed Roebuck, R (7, 1) ERA: 2.13	1.0 3 0 0 0 0 0 0 0 0 0 0 6 8 0.00 0.000																					
Jim Hughes, R (8, 1) ERA: 4.18	2.0 7 0 0 0 1 1 0 0 0 0 0 15 24 0.00 0.500																					

Pittsburgh Pirates @ Brooklyn Dodgers
Ebbets Field, Brooklyn, NY
Fri Jul 01 1955, 3:33 AM EDT
Att. 10,325 - Unknown

AB	33
R	3
H	7
RBI	3
BB	2
SO	8
LOB	9



Batter	1	2	3	4	5	6	7	8	9	AB	R	H	RBI	BB	SO	LOB
Jim Gilliam, S OBP: 0.324, SLG: 0.323 (1, 4)	2-1 3-1		4-1 3B BB		2-2 F7		0-0 3-1			3	1	0	0	1	0	2
Sandy Amoros, L OBP: 0.372, SLG: 0.442 (1, 7)	3-2 4-3		1-0 3B		0-2 3-1		1-3 K			4	0	1	2	0	1	2
Duke Snider, L OBP: 0.413, SLG: 0.658 (1, 8)	1-3 K		0-3 K			2-1 L3		0-0 F5		4	0	0	0	0	2	1
Jackie Robinson, R OBP: 0.391, SLG: 0.406 (1, 5)		0-1 6-3	2-0 F7		2-2 5-3		1-2 F5			4	0	0	0	0	0	1
Gil Hodges, R OBP: 0.379, SLG: 0.481 (1, 3)		3-1 F8		2-2 F8		0-0 1B		0-3 K		4	0	1	0	0	1	0
Carl Furillo, R OBP: 0.364, SLG: 0.451 (1, 9)		3-2 FC4-6		4-1 CS		2-2 1B		0-2 FC5-4		3	0	3	0	1	0	0
Don Hoak, R OBP: 0.345, SLG: 0.327 (9, PR)		1-0 1B		1-2 BB		1-2 1B				0	0	0	0	0	0	0
Dixie Howell, R OBP: 0.125, SLG: 0.286 (1, 2)		1-0 FC4-6		0-0 L8		1-0 L8		0-2 FC5-4		4	0	0	0	0	0	5
Don Zimmer, R OBP: 0.324, SLG: 0.588 (1, 6)			0-2 FC4-6		1-1 CS		0-0 E6		0-3 K	4	0	2	0	0	1	2
Johnny Podres, L OBP: 0.300, SLG: 0.297 (1, 1)			1-2 FC4-6		0-0 SH3-4		2-2 6-3		0-0 F6	1	1	0	0	0	0	1
Ed Roebuck, R OBP: 0.091, SLG: 0.091 (7, 1)			1-2 3B		1-2 SH3-4					0	0	0	0	0	0	0
Pee Wee Reese, R OBP: 0.352, SLG: 0.430 (7, PH)										1	0	0	0	0	0	1
Jim Hughes, R (8, 1)										0	0	0	0	0	0	0
Don Newcombe, L OBP: 0.450, SLG: 0.821 (9, PH)										1	0	0	0	0	0	2

Inning Stats	R: 0	H: 0	R: 0	H: 1	R: 2	H: 2	R: 0	H: 0	R: 0	H: 1	R: 0	H: 2	R: 0	H: 0	R: 0	H: 0	R: 0	H: 1	R: 0	H: 1	1B: 6	SF: 0	WP: 0	PA: 37	
E: 0	LOB: 0	E: 0	LOB: 1	E: 0	LOB: 1	E: 0	LOB: 0	E: 0	LOB: 1	E: 1	LOB: 1	E: 0	LOB: 2	E: 0	LOB: 0	E: 1	LOB: 2	E: 1	LOB: 2	E: 1	LOB: 2	2B: 0	SAC: 1	PB: 0	
K: 1	BB: 0	K: 0	BB: 0	K: 1	BB: 1	K: 0	BB: 1	K: 0	BB: 0	K: 1	BB: 0	K: 1	BB: 0	K: 1	BB: 0	K: 1	BB: 0	K: 1	BB: 0	K: 1	BB: 0	3B: 1	DP: 0	SB: 0	
S: 8	P: 14	S: 8	P: 15	S: 13	P: 21	S: 7	P: 13	S: 9	P: 11	S: 10	P: 17	S: 11	P: 12	S: 7	P: 8	S: 10	P: 10	S: 10	P: 10	S: 10	P: 10	HR: 0	HBP: 0	CS: 1	

PITCHER	IP	WLS	BF	H	R	ER	SO	BB	IBB	HBP	BLK	WP	HR	S	P	ERA	WHIP	PITCHER	IP	WLS	BF	H	R	ER	SO	BB	IBB	HBP	BLK	WP	HR	S	P	ERA	WHIP	
Vern Law, R ERA: 3.77 (1, 1)	9.0	W	36	7	2	2	5	2	0	0	0	0	0	83	121	2.00	1.000																			

BOTTOM

Pittsburgh Pirates @ Brooklyn Dodgers
Ebbets Field, Brooklyn, NY
Fri Jul 01 1955, 3:33 AM EDT
Att. 10,325 - Unknown

AB	33
R	2
H	7
RBI	2
BB	2
SO	5
LOB	17



WP: 0	PA: 37
PB: 0	
SB: 0	
CS: 1	

Batter	1	2	3	4	5	6	7	8	9	10	AB R H RBI BB SO LOB	TOP						
Tom Saffell, L (1, 7) OBP: 0.289, SLG: 0.254	4-2 G6-4-3 BB		4-1 1B BB		1-3 K		2-3 K		4-2 1B SF7 BB		2 2 0 0 3 2 1	Pittsburgh Pirates @ Brooklyn Dodgers Ebbets Field, Brooklyn, NY Sat Jul 02 1955, 3:33 AM EDT Att: 6,158 - Unknown						
Dick Cole, R (1, 5) OBP: 0.324, SLG: 0.372	0-0 G6-4-3 1-2f		2-2 F7		1-0 F5		2-2 6-3		1-1 1-3 2-H 1B		5 0 1 1 0 0 4							
Jerry Lynch, L (1, 9) OBP: 0.353, SLG: 0.510	4-0 FC5-4 BB		4-0 1B BB		0-1 FC5-4 1B		3-2 HR 2B		0-0 SF7		2 1 2 1 2 0 0							
Frank Thomas, R (1, 8) OBP: 0.278, SLG: 0.388	2-1 FC5-4 1-2f		2-2 1B		0-1 FC5-4 1-2f		1-1 2-H HR		2-0 3-H F7		5 1 2 4 0 0 3							
Dale Long, L (1, 3) OBP: 0.368, SLG: 0.539		1-0 F2	0-0 F9		0-0 F5		0-2 F6		0-3 K		5 0 0 0 0 1 2							
Toby Atwell, L (1, 2) OBP: 0.303, SLG: 0.205		1-0 G3		1-2 1B		0-1 3-1		1-3 K		2-2 1-3	4 0 1 0 0 1 0							
Hardy Peterson, R (8, 2) OBP: 0.255, SLG: 0.244											1 0 0 0 0 0 0							
Dick Groat, R (1, 6) OBP: 0.306, SLG: 0.325		1-0 6-3		1-2 F8		1-0 5-3		0-1 F3		0-0 E9 1B	5 1 0 0 0 0 1							
Johnny O'Brien, R (1, 4) OBP: 0.333, SLG: 0.344			2-3 K	1-3 K		2-3 K		1-1 5-3	0-0 2-H 1B		5 0 1 1 0 3 1							
Bob Friend, R (1, 1) OBP: 0.231, SLG: 0.200			4-2 BB BB 1B BB	0-0 4-3		1-1 2B		0-2 1B BB			0 0 0 0 0 0 0							
Dick Littlefield, L (1, 1) OBP: 0.260, SLG: 0.429											0 1 0 0 1 0 0							
Preston Ward, L (4, PH) OBP: 0.289, SLG: 0.322											1 0 0 0 0 0 1							
Roy Face, R (4, 1)											0 0 0 0 0 0 0							
Gene Fresse, R (7, PH) OBP: 0.302, SLG: 0.376											1 0 1 0 0 0 0							
Paul Martin, R (7, 1)											0 0 0 0 0 0 0							
Roberto Clemente, R (9, PH) OBP: 0.289, SLG: 0.375											1 1 1 0 0 0 0							
Ron Kline, R (9, 1) OBP: 0.138, SLG: 0.103											0 0 0 0 0 0 0							
Inning Stats	R: 0 H: 0 E: 0 LOB: 1 K: 0 BB: 2 S: 5 P: 15	R: 0 H: 0 E: 0 LOB: 0 K: 0 BB: 0 S: 3 P: 6	R: 2 H: 1 E: 0 LOB: 2 K: 1 BB: 3 S: 14 P: 32	R: 0 H: 1 E: 0 LOB: 1 K: 1 BB: 0 S: 10 P: 13	R: 0 H: 1 E: 0 LOB: 1 K: 1 BB: 0 S: 8 P: 10	R: 0 H: 0 E: 0 LOB: 0 K: 0 BB: 0 S: 4 P: 5	R: 0 H: 1 E: 0 LOB: 1 K: 2 BB: 0 S: 11 P: 18	R: 2 H: 2 E: 0 LOB: 0 K: 1 BB: 0 S: 13 P: 18	R: 2 H: 2 E: 0 LOB: 1 K: 0 BB: 1 S: 11 P: 19	R: 1 H: 1 E: 1 LOB: 1 K: 1 BB: 0 S: 8 P: 10	1B: 6 SF: 1 2B: 2 SAC: 0 3B: 0 DP: 1 HR: 1 HBP: 0	WP: 0 PA: 44 PB: 0 SB: 0 CS: 0						
PITCHER	IP WLS BF H R ER SO BB IBB HBP BLK WP HR S P ERA WHIP																	
Carl Erskine, R (1, 1) ERA: 3.14	7.0																	
Don Newcombe, R (8, 1) ERA: 2.69	1.2																	
Clem Labine, R (9, 1) ERA: 3.5	1.1	L	5	1	1	0	1	0	0	0	0	0	0	0	9	13	0.00	0.750

livebaseballscores.com

AB	37
R	7
H	9
RBI	7
BB	6
SO	7
LOB	13



BOTTOM

Pittsburgh Pirates @ Brooklyn Dodgers
Ebbets Field, Brooklyn, NY

Sat Jul 02 1955, 3:33 AM EDT
Att. 6,158 - Unknown

livebaseballscorecards.com

AB	38
R	6
H	11
RBI	6
BB	7
SO	7
LOB	17



WP	1	PA	46
PB	0		
SB	2		
CS	1		

AB	4	2	2	1	1	1	1
R	1	0	0	0	0	0	0
H	1	0	0	0	0	0	0
RBI	0	0	0	0	0	0	0
BB	0	0	0	0	0	0	0
SO	0	0	0	0	0	0	0
LOB	0	0	0	0	0	0	0

4	1	1	0	1	0	2
---	---	---	---	---	---	---

4	1	2	3	1	0	1
---	---	---	---	---	---	---

4	1	0	0	1	2	3
---	---	---	---	---	---	---

2	0	0	1	2	1	1
---	---	---	---	---	---	---

5	1	1	0	0	0	2
---	---	---	---	---	---	---

5	0	2	0	0	0	0
---	---	---	---	---	---	---

4	0	2	1	1	1	2
---	---	---	---	---	---	---

3	0	0	0	0	2	4
---	---	---	---	---	---	---

1	0	1	0	0	0	0
---	---	---	---	---	---	---

0	0	0	0	0	0	0
---	---	---	---	---	---	---

1	0	0	0	0	0	1
---	---	---	---	---	---	---

1B	7	SF	1
2B	3	SAC	0
3B	0	DP	2
HR	2	HBP	0

Batter	1	2	3	4	5	6	7	8	9	10
Don Hoak, R (1, 5) OBP: 0.365, SLG: 0.415 George Shuba, L (10, PH) OBP: 0.467, SLG: 0.273	4-2 HR BB	1-0 HR		3-3 K		3-2 2B		0-1 FC1-6 CS		1-1 G3
Sandy Amoros, L (1, 7) OBP: 0.373, SLG: 0.439	0-2 F7	3-2 F8		2-1 2B 1B		0-0 F7		4-0 BB BB		
Duke Snider, L (1, 8) OBP: 0.415, SLG: 0.670	0-1 1-H HR	3-1 L4		0-2 1-H 2B		1-1 3-1		4-2 1-2 BB		
Jackie Robinson, R (1, 4) OBP: 0.387, SLG: 0.398	4-2 S SF9 BB	2-1 F2		1-2 L8			3-3 K	1-3 K		
Gil Hodges, R (1, 3) OBP: 0.379, SLG: 0.478	2-1 SF9 1-H			1-3 K			4-1 WP 1B BB		4-1 G4-6-3 BB	
Carl Furillo, R (1, 9) OBP: 0.361, SLG: 0.446	0-0 1B 1B				0-0 6-3		1-1 F9		2-1 G4-6-3 1-2	
Dixie Howell, R (1, 2) OBP: 0.231, SLG: 0.333	1-1 1B 1-2 1B			1-0 E7		1-2 F7		1-1 1-2 WP 1B		1-0 5-3
Don Zimmer, R (1, 6) OBP: 0.357, SLG: 0.579	1-1 1-2 2-H 1B			4-2 BB		0-0 5-3		2-3 1-2 2-3 K		0-0 B3-4 1B
Carl Erskine, R (1, 1) OBP: 0.200, SLG: 0.286 Don Newcombe, L (8, 1) OBP: 0.459, SLG: 0.825 Clem Labine, R (9, 1) OBP: 0.158, SLG: 0.235 Pee Wee Reese, R (10, PH) OBP: 0.351, SLG: 0.428	0-3 K			0-3 K			1-2 L7		1-0 FC1-6 1B	0-0 B3-4 1-2

Inning Stats	R: 4	H: 4	E: 0	K: 1	S: 24	R: 1	H: 1	E: 0	K: 0	S: 8	R: 0	H: 0	E: 1	K: 1	S: 8	R: 1	H: 2	E: 0	K: 2	S: 15	R: 0	H: 0	E: 0	K: 0	S: 6	R: 0	H: 1	E: 0	K: 0	S: 10	R: 0	H: 1	E: 0	K: 2	S: 11	R: 0	H: 1	E: 0	K: 1	S: 11	R: 0	H: 1	E: 0	K: 0	S: 4	R: 0	H: 0	E: 0	K: 0	S: 4	R: 0	H: 1	E: 0	K: 0	S: 4	1B: 7	2B: 3	3B: 0	HR: 2	SF: 1	SAC: 0	DP: 2	HBP: 0	WP: 1	PB: 0	SB: 2	CS: 1
--------------	------	------	------	------	-------	------	------	------	------	------	------	------	------	------	------	------	------	------	------	-------	------	------	------	------	------	------	------	------	------	-------	------	------	------	------	-------	------	------	------	------	-------	------	------	------	------	------	------	------	------	------	------	------	------	------	------	------	-------	-------	-------	-------	-------	--------	-------	--------	-------	-------	-------	-------

PITCHER	IP	WLS	BF	H	R	ER	SO	BB	IBB	HBP	BLK	WP	HR	S	P	ERA	WHIP
Bob Friend, R (1, 1) ERA: 3.83	0.2		7	3	4	4	0	2	0	0	0	0	1	19	30	54.00	7.500
Dick Littlefield, L (1, 1) ERA: 5.11	2.1		11	2	1	1	2	1	0	0	0	0	1	21	36	3.86	1.286
Roy Face, R (4, 1) ERA: 4.99	3.0		12	3	1	1	2	0	0	0	0	0	0	31	44	3.00	1.000
Paul Martin, R (7, 1) ERA:	2.0		10	2	0	0	3	3	0	0	0	1	0	22	43	0.00	2.500
Ron Kline, R (9, 1) ERA: 3.5	2.0	W	6	1	0	0	0	1	0	0	0	0	0	8	16	0.00	1.000

Batter	1	2	3	4	5	6	7	8	9	AB R H RBI BB SO LOB	TOP																
Roberto Clemente, R OBP: 0.291, SLG: 0.390 (1, 9) C C B S	1-3 K	2-1 6-3		1-0 G6-4-3 3B	3-1 1-H 3B			0-0 5-3		5 1 2 1 0 1 0																	
Gene Freese, R OBP: 0.309, SLG: 0.390 (1, 5) X	0-0 HR		4-0 BB E BB	1-0 G6-4-3 HBP	0-1 3-1			3-2 F3		3 2 1 1 1 0 1																	
Roman Mejias, R OBP: 0.254, SLG: 0.333 (1, 7) B B C B B	4-1 BB 1B BB		0-1 F9	0-0 G6-4-3 1-2f 3-H				1-3 K		4 1 0 0 1 1 2																	
Frank Thomas, R OBP: 0.288, SLG: 0.403 (1, 8) B B C F B B	4-2 1B 1-2 BB		4-2 E BB BB	0-2 1B				1-2 1-3		3 2 2 1 2 0 0																	
Dale Long, L OBP: 0.369, SLG: 0.534 (1, 3) B C B C S	2-3 K		4-2 BB E BB	2-2 1B				0-1 F8		4 0 1 0 1 1 2																	
Dick Groat, R OBP: 0.307, SLG: 0.327 (1, 6) F X	0-1 1-2 2-H 1B		1-1 E6 BB	0-1 3-1				0-1 5-3		5 0 2 2 0 0 4																	
Johnny O'Brien, R OBP: 0.289, SLG: 0.297 (1, 4) B C C B X	2-2 L4		0-3 K					3-2 E5		5 0 0 0 0 1 6																	
Hardy Peterson, R OBP: 0.269, SLG: 0.245 (1, 2) C C C X		0-2 6-3	4-2 1-2 2-3 3-H BB					1-0 1-3		4 1 1 1 1 0 2																	
Lino Donoso, L OBP: 0.333, SLG: 0.333 (1, 1) Dick Cole, R OBP: 0.324, SLG: 0.372 (3, PH) Jerry Lynch, L OBP: 0.350, SLG: 0.505 (3, PH) Ron Kline, R OBP: 0.125, SLG: 0.097 (3, 1) S X		0-1 F5	2-2 4-3					0-0 L6		1 0 0 0 0 0 0 0 0 0 0 0 0 0 1 0 0 0 0 0 3 2 0 0 0 0 1 2																	
Inning Stats	R: 2 E: 0 K: 2 S: 16	H: 2 LOB: 2 BB: 2 P: 29	R: 0 E: 0 K: 0 S: 7	H: 0 LOB: 0 BB: 0 P: 9	R: 2 E: 1 K: 1 S: 19	H: 0 LOB: 3 BB: 4 P: 38	R: 1 E: 0 K: 0 S: 11	H: 3 LOB: 2 BB: 0 P: 15	R: 1 E: 0 K: 1 S: 10	H: 2 LOB: 1 BB: 0 P: 14	R: 0 E: 0 K: 0 S: 6	H: 0 LOB: 0 BB: 0 P: 8	R: 0 E: 1 K: 0 S: 7	H: 0 LOB: 1 BB: 0 P: 11	R: 0 E: 0 K: 1 S: 7	H: 0 LOB: 0 BB: 0 P: 11	R: 1 E: 0 K: 0 S: 9	H: 2 LOB: 1 BB: 0 P: 17	1B: 5 2B: 0 3B: 2 HR: 2	SF: 0 SAC: 0 DP: 1 HBP: 1	WP: 0 PB: 0 SB: 0 CS: 0	PA: 44					
PITCHER	IP	WLS	BF	H	R	ER	SO	BB	IBB	HBP	BLK	WP	HR	S	P	ERA	WHIP										
Karl Spooner, L ERA: 3.72 (1, 1)	2.2		17	2	4	3	3	6	0	0	0	0	1	37	69	10.12	3.000										
Ed Roebuck, R ERA: 2.29 (3, 1)	4.1	L	19	5	2	2	1	0	0	1	0	0	0	39	55	4.15	1.154										
Jim Hughes, R ERA: 4.19 (8, 1)	2.0		8	2	1	1	1	0	0	0	0	0	1	16	28	4.50	1.000										

Pittsburgh Pirates @ Brooklyn Dodgers
Ebbets Field, Brooklyn, NY
Sun Jul 03 1955, 3:33 AM EDT
Unknown

livebaseballscorecards.com

AB	37
R	7
H	9
RBI	6
BB	6
SO	5
LOB	22



Batter	1	2	3	4	5	6	7	8	9	AB R H RBI BB SO LOB
Don Hoak, R OBP: 0.373, SLG: 0.456 (1, 5)	2-1 F7 1B 2B	2-0 1B 2B		3-2 2B			0-1 B1-3			4 1 2 0 0 0 0
Pee Wee Reese, R OBP: 0.350, SLG: 0.423 (1, 6)	4-2 2B BB	1-2 F9		1-2 F7			0-3 K			3 1 0 0 1 1 2
Duke Snider, L OBP: 0.416, SLG: 0.672 (1, 8)	3-2 2B 2B	2-1 2B 1B			2-2 F9			2-1 F7		4 1 2 1 0 0 0
Gil Hodges, R OBP: 0.378, SLG: 0.478 (1, 3)	2-2 HR 2B	0-0 6-3			2-2 4-3			0-2 F7		4 1 1 2 0 0 1
Carl Furillo, R OBP: 0.363, SLG: 0.459 (1, 9)	1-1 HR		0-0 L5-3 1B		0-1 4-3			3-2 6-3		4 1 2 2 0 0 0
Dixie Howell, R OBP: 0.176, SLG: 0.250 (1, 2)	2-1 F9		2-0 F8			1-2 6-3			2-2 6-3	4 0 0 0 0 0 1
Don Zimmer, R OBP: 0.348, SLG: 0.548 (1, 4)	1-0 1B		0-0 L5-3			0-0 5-3			0-0 F9	4 0 1 0 0 0 1
Bob Borkowski, R OBP: 0.184, SLG: 0.167 Sandy Amoros, L OBP: 0.370, SLG: 0.436 (1, 7) (6, PH) (7, 7)	1-1 F8		1-3 K			3-2 F5			1-2 6-3	2 0 0 0 0 1 1 2 0 0 0 0 0 0
Karl Spooner, R OBP: 0.250, SLG: 0.375 Ed Roebuck, R OBP: 0.083, SLG: 0.083 Jackie Robinson, R OBP: 0.386, SLG: 0.396 Jim Hughes, R (8, 1)		1-3 K		3-3 K			1-2 L3-1			1 0 0 0 0 1 0 1 0 0 0 0 1 0 1 0 0 0 0 0 0 0 0 0 0 0 0 0

Inning Stats	R: 4 E: 0 K: 0 S: 20	H: 4 LOB: 1 BB: 1 P: 35	R: 1 E: 0 K: 1 S: 10	H: 2 LOB: 1 BB: 0 P: 16	R: 0 E: 0 K: 0 S: 4	H: 1 LOB: 0 BB: 0 P: 5	R: 0 E: 0 K: 2 S: 14	H: 1 LOB: 1 BB: 0 P: 22	R: 0 E: 0 K: 0 S: 8	H: 0 LOB: 0 BB: 0 P: 12	R: 0 E: 0 K: 0 S: 8	H: 0 LOB: 0 BB: 0 P: 12	R: 0 E: 0 K: 1 S: 8	H: 0 LOB: 0 BB: 0 P: 9	R: 0 E: 0 K: 0 S: 10	H: 0 LOB: 0 BB: 0 P: 15	R: 0 E: 0 K: 0 S: 9	H: 0 LOB: 0 BB: 0 P: 12	1B: 3 2B: 5 3B: 0 HR: 1	SF: 0 SAC: 0 DP: 1 HBP: 0	WP: 0 PB: 0 SB: 0 CS: 0	PA: 35
--------------	-------------------------------	----------------------------------	-------------------------------	----------------------------------	------------------------------	---------------------------------	-------------------------------	----------------------------------	------------------------------	----------------------------------	------------------------------	----------------------------------	------------------------------	---------------------------------	-------------------------------	----------------------------------	------------------------------	----------------------------------	----------------------------------	------------------------------------	----------------------------------	--------

PITCHER	IP	WLS	BF	H	R	ER	SO	BB	IBB	HBP	BLK	WP	HR	S	P	ERA	WHIP
Lino Donoso, L ERA: 5.4 (1, 1)	2.0		13	6	5	5	1	1	0	0	0	0	1	30	51	22.50	3.500
Ron Kline, R ERA: 3.25 (3, 1)	7.0	W	22	2	0	0	3	0	0	0	0	0	0	61	87	0.00	0.286

BOTTOM

Pittsburgh Pirates @ Brooklyn Dodgers
Ebbets Field, Brooklyn, NY
 Sun Jul 03 1955, 3:33 AM EDT
 Unknown

livebaseballscorecards.com

AB	34
R	5
H	8
RBI	5
BB	1
SO	4
LOB	6



Batter	1	2	3	4	5	6	7	8	9	AB R H RBI BB SO LOB	TOP											
Tom Saffell, L (1, 7) OBP: 0.272, SLG: 0.236	1-1 F8		1-2 4-3		0-0 G3		2-2 FC3-6		2-1 1-3	5 0 0 0 0 0 3	Pittsburgh Pirates @ Brooklyn Dodgers Ebbets Field, Brooklyn, NY Sun Jul 03 1955, 3:38 AM EDT Att. 15,000 - Unknown											
Dick Cole, R (1, 4) OBP: 0.320, SLG: 0.366	1-0 5-3		3-1 F8		1-0 F8		1-3 K		0-1 1B	5 0 1 0 0 1 2												
Jerry Lynch, L (1, 9) OBP: 0.361, SLG: 0.514	1-2 1B			3-1 G3 2B		4-2 SH5-4 1B BB		0-2 G3		4 1 2 0 1 0 3												
Frank Thomas, R (1, 8) OBP: 0.285, SLG: 0.398	3-2 F5			2-2 F9		0-0 SH5-4		1-3 K		3 0 0 0 0 1 2												
Dale Long, L (1, 3) OBP: 0.371, SLG: 0.529		3-3 K		2-2 G3		4-2 1B BB		4-2 WP BB		2 0 0 0 2 1 1												
Toby Atwell, L (1, 2) OBP: 0.320, SLG: 0.202		2-0 HBP		4-2 FC5-4 BB		3-3 K		4-2 G4-6-3 BB		1 0 0 0 2 1 2												
Eddie O'Brien, R (8, PR) OBP: 0.385, SLG: 0.583										0 0 0 0 0 0 0												
Hardy Peterson, R (8, 2) OBP: 0.269, SLG: 0.245										0 0 0 0 0 0 0												
Dick Groat, R (1, 6) OBP: 0.308, SLG: 0.327		0-1 SH1-3		0-0 FC5-4		0-1 1B		1-0 G4-6-3		3 0 1 1 0 0 4												
Gene Freese, R (1, 5) OBP: 0.308, SLG: 0.387		2-3 K			0-0 G3 1B		1-3 K		1-1 1-3	4 0 1 0 0 2 3												
Max Surkont, R (1, 1) OBP: 0.205, SLG: 0.167			3-3 K		0-0 B3		4-2 FC3-6 BB		0-1 1B 2B	2 0 0 0 0 1 1												
Roberto Clemente, R (7, PH) OBP: 0.294, SLG: 0.390										0 0 0 0 1 0 0												
Roy Face, R (7, 1) OBP: 0.268, SLG: 0.341										0 0 0 0 0 0 0												
Preston Ward, L (9, PH) OBP: 0.268, SLG: 0.341										1 0 1 0 0 0 0												
Inning Stats	R: 0 E: 0 K: 0 S: 10	H: 1 LOB: 1 BB: 0 P: 16	R: 0 E: 0 K: 2 S: 8	H: 0 LOB: 1 BB: 0 P: 15	R: 0 E: 0 K: 1 S: 9	H: 0 LOB: 0 BB: 0 P: 16	R: 0 E: 0 K: 0 S: 11	H: 1 LOB: 2 BB: 1 P: 22	R: 0 E: 0 K: 0 S: 4	H: 1 LOB: 1 BB: 0 P: 5	R: 1 E: 0 K: 2 S: 16	H: 1 LOB: 2 BB: 2 P: 28	R: 0 E: 0 K: 1 S: 12	H: 0 LOB: 1 BB: 1 P: 19	R: 0 E: 0 K: 1 S: 8	H: 0 LOB: 2 BB: 2 P: 18	R: 0 E: 0 K: 0 S: 12	H: 2 LOB: 2 BB: 0 P: 15	1B: 4 2B: 2 3B: 0 HR: 0	SF: 0 SAC: 2 DP: 1 HBP: 1	WP: 1 PB: 0 SB: 0 CS: 0	PA: 39
PITCHER	IP WLS BF H R ER SO BB IBB HBP BLK WP HR S P ERA WHIP																					
Billy Loes, R (1, 1) ERA: 3.83	7.0 W 30 4 1 1 6 4 0 1 0 0 0 70 121 1.29 1.143																					
Clem Labine, R (8, 1) ERA: 3.39	2.0 S 9 2 0 0 1 2 0 0 0 1 0 20 33 0.00 2.000																					

livebaseballscorecards.com

AB	30
R	1
H	6
RBI	1
BB	6
SO	7
LOB	21



Batter	1	2	3	4	5	6	7	8	9
Sandy Amoros, L (1, 7) OBP: 0.369, SLG: 0.433	1-0 3-1		0-0 F8			0-2 FC5-4 SH3-4 HR 1B	0-2 G3		
Pee Wee Reese, R (1, 6) OBP: 0.350, SLG: 0.422 Jim Gilliam, S (9, 4) OBP: 0.324, SLG: 0.323	0-1 5-3		0-2 1-3 1B			0-0 SH3-4 1-2		3-3 K	
Duke Snider, L (1, 8) OBP: 0.414, SLG: 0.664	3-2 F3		0-1 4-3			4-2 FC5-4 BB		1-3 K	
Jackie Robinson, R (1, 5) OBP: 0.388, SLG: 0.399 Don Hoak, R (3, 5) OBP: 0.371, SLG: 0.450		1-2 FC6-4 1B		1-0 6-3		2-2 FC5-4 HR 1-2f 2-3		0-0 S 1B	
Gil Hodges, R (1, 3) OBP: 0.376, SLG: 0.486		0-0 F9		1-3 K		2-1 1-H 3-H HR		2-3 K	
Carl Furillo, R (1, 9) OBP: 0.362, SLG: 0.458		2-0 FC6-4 1-2f		1-0 5-3		0-0 WP 1B			
Don Zimmer, R (1, 4) OBP: 0.347, SLG: 0.533 (9, 6)		0-1 F5			2-2 G4-6-3 1B	1-3 K 1-2			
Rube Walker, L (1, 2) OBP: 0.357, SLG: 0.417			1-0 FC4-6 1B		0-1 G4-6-3 1-2f		0-0 G3		
Billy Loes, R (1, 1) OBP: 0.133, SLG: 0.103 Don Newcombe, L (7, PH) OBP: 0.452, SLG: 0.810 Clem Labine, R (8, 1) OBP: 0.158, SLG: 0.235			1-2 FC4-6 1B S 1-2f		0-0 F9		1-2 G3		

AB	R	H	RBI	BB	SO	LOB
4	1	1	0	0	0	1
3	0	1	0	0	1	0
0	0	0	0	0	0	0
3	0	0	0	1	1	2
1	0	1	0	0	0	0
3	1	1	0	0	0	2
4	1	1	3	0	2	2
3	0	1	0	0	0	1
3	0	1	0	0	1	2
3	0	1	0	0	0	1
2	0	0	0	0	0	1
1	0	0	0	0	0	0
0	0	0	0	0	0	0

Pittsburgh Pirates @ Brooklyn Dodgers
Ebbets Field, Brooklyn, NY
 Sun Jul 03 1955, 3:38 AM EDT
 Att. 15,000 - Unknown

AB	30
R	3
H	8
RBI	3
BB	1
SO	5
LOB	12



Inning Stats		R: 0	H: 0	R: 0	H: 1	R: 0	H: 2	R: 0	H: 0	R: 0	H: 1	R: 3	H: 3	R: 0	H: 0	R: 0	H: 1
		E: 0	LOB: 0	E: 0	LOB: 1	E: 0	LOB: 2	E: 0	LOB: 0	E: 0	LOB: 0	E: 0	LOB: 1	E: 0	LOB: 0	E: 0	LOB: 1
		K: 0	BB: 0	K: 0	BB: 0	K: 0	BB: 0	K: 1	BB: 0	K: 0	BB: 0	K: 1	BB: 1	K: 0	BB: 0	K: 3	BB: 0
		S: 6	P: 10	S: 8	P: 11	S: 10	P: 12	S: 5	P: 8	S: 6	P: 8	S: 16	P: 25	S: 7	P: 8	S: 11	P: 16

PITCHER		IP	WLS	BF	H	R	ER	SO	BB	IBB	HBP	BLK	WP	HR	S	P	ERA	WHIP
Max Surkont, R (1, 1) ERA: 4.77	(1, 1)	6.0	L	25	7	3	3	2	1	0	0	0	1	1	51	74	4.50	1.333
Roy Face, R (7, 1) ERA: 4.68	(7, 1)	2.0		7	1	0	0	3	0	0	0	0	0	0	18	24	0.00	0.500

WP	PA	32
WP: 1	PA: 32	
PB: 0	SB: 2	
CS: 0		

Batter	1	2	3	4	5	6	7	8	9	AB R H RBI BB SO LOB	TOP		
Don Hoak, R OBP: 0.373, SLG: 0.446 (1, 5)	3-2 F8	3-2 1-3		0-0 F9		1-0 HR 1B	0-0 1B			5 1 2 1 0 0 1			
Pee Wee Reese, R OBP: 0.355, SLG: 0.425 Jim Gilliam, S OBP: 0.323, SLG: 0.322 (1, 6) (6, 4)	2-1 HR 1B		1-0 F3		3-2 HR 1B	4-2 HR BB	0-1 4-3			3 3 2 0 1 0 0 1 0 0 0 0 0 2			
Duke Snider, L OBP: 0.420, SLG: 0.687 (1, 8)	1-0 HR 1-H		4-1 1B SF7 BB		1-1 HR 1B	1-1 HR 1-H 2-H		3-1 F3		4 4 3 5 1 0 0			
Gil Hodges, R OBP: 0.377, SLG: 0.495 (1, 3)	3-3 K		0-0 1B 1B		3-2 HR 1-H 2-H	1-1 F3		2-2 F9		5 1 2 3 0 1 0			
Sandy Amoros, L OBP: 0.366, SLG: 0.429 (1, 7)	4-1 BB		1-0 SF7		2-3 K	3-0 F5		2-2 G3		3 0 0 1 1 1 0			
Carl Furillo, R OBP: 0.366, SLG: 0.472 (1, 9)	2-2 F9		0-0 1B		0-1 HR		0-0 FC4-6 1B		1-0 L7	5 1 3 1 0 0 1			
Don Zimmer, R OBP: 0.333, SLG: 0.500 (1, 4) (6, 6)		1-1 6-3	2-0 F8		1-0 5-3		0-0 FC4-6 BB 1B		1-1 E7 1B	5 1 1 0 0 0 3	AB 40 R 11 H 14 RBI 11 BB 4 SO 4 LOB 11		
Dixie Howell, R OBP: 0.182, SLG: 0.286 (1, 2)		3-1 WP 2B		3-1 6-3		2-3 K	0-1 F8		0-0 F9	5 0 1 0 0 1 2			
Don Newcombe, L OBP: 0.433, SLG: 0.758 (1, 1)		1-1 G3		1-1 4-3		1-2 F8	4-2 1B BB		0-3 K	4 0 0 0 1 1 2			
Inning Stats	R: 2 E: 0 K: 1 S: 18 H: 2 LOB: 1 BB: 1 P: 33	R: 0 E: 0 K: 0 S: 9 H: 1 LOB: 1 BB: 0 P: 17	R: 1 E: 0 K: 0 S: 6 H: 2 LOB: 2 BB: 1 P: 14	R: 0 E: 0 K: 0 S: 5 H: 0 LOB: 0 BB: 0 P: 9	R: 4 E: 0 K: 2 S: 17 H: 4 LOB: 0 BB: 0 P: 29	R: 3 E: 0 K: 0 S: 14 H: 2 LOB: 0 BB: 1 P: 25	R: 1 E: 0 K: 0 S: 10 H: 2 LOB: 2 BB: 1 P: 14	R: 0 E: 0 K: 0 S: 14 H: 0 LOB: 0 BB: 0 P: 21	R: 0 E: 1 K: 1 S: 7 H: 1 LOB: 1 BB: 0 P: 9	1B: 9 2B: 1 3B: 0 HR: 4 SF: 1 SAC: 0 DP: 0 HBP: 0	WP: 1 PB: 0 SB: 1 CS: 0 PA: 45		
PITCHER	IP WLS BF H R ER SO BB IBB HBP BLK WP HR S P ERA WHIP											PITCHER	IP WLS BF H R ER SO BB IBB HBP BLK WP HR S P ERA WHIP
Ron Negray, R ERA: 3.67 (1, 1)	4.0 L 20 6 4 4 1 2 0 0 0 0 1 1 41 79 9.00 2.000												
Murry Dickson, R ERA: 4.11 (5, 1)	0.1 4 3 3 3 1 0 0 0 0 0 2 10 16 81.00 9.000												
Thornton Kipper, R ERA: 5.03 (5, 1)	3.2 17 4 4 4 1 2 0 0 0 0 1 42 67 9.82 1.636												
Ron Mrozinski, L ERA: 8.02 (9, 1)	1.0 4 1 0 0 0 1 0 0 0 0 0 0 7 9 0.00 1.000												

Brooklyn Dodgers @ Philadelphia Phillies
 Connie Mack Stadium, Philadelphia, PA
 Mon Jul 04 1955, 3:33 AM EDT
 Unknown

livebaseballscorecards.com



Batter	1	2	3	4	5	6	7	8	9	AB R H RBI BB SO LOB	TOP													
Don Hoak, R (1, 5) OBP: 0.363, SLG: 0.429	1-0 F8	2-2 1B		1-3 K			1-1 L9		2-1 6-3	5 0 1 0 0 1 0														
Pee Wee Reese, R (1, 6) OBP: 0.356, SLG: 0.433 Jim Gilliam, S (9, 4) OBP: 0.323, SLG: 0.322	3-1 1B	0-0 6-3			0-3 K			0-0 WP 3B		4 2 2 0 0 1 2 0 0 0 0 0 0 0														
Duke Snider, L (1, 8) OBP: 0.424, SLG: 0.687	2-2 BB 1B			2-2 G4-6-3 1B		0-0 F8		4-1 2-3 3B		3 1 2 1 1 0 0														
Gil Hodges, R (1, 3) OBP: 0.375, SLG: 0.498	2-0 F9			0-2 F8		2-0 F9		0-0 1-H 3-H SF9		4 1 1 2 0 0 2														
Sandy Amoros, L (1, 7) OBP: 0.364, SLG: 0.425	4-0 FC6-4 1-2 BB			0-0 G4-6-3 1-2f		3-2 F8		1-0 SF9		2 0 0 1 1 0 1														
Carl Furillo, R (1, 9) OBP: 0.365, SLG: 0.481	0-0 FC6-4 1-2f			0-0 HR		2-0 L8		1-2 F9		4 1 1 1 0 0 2														
Don Zimmer, R (1, 4) OBP: 0.310, SLG: 0.463 (9, 6)		2-2 6-3		0-2 5-3		1-3 K		2-2 5-3		4 0 0 0 0 1 0														
Rube Walker, L (1, 2) OBP: 0.326, SLG: 0.375		2-1 G3		1-0 4-3			0-0 F5		1-0 F4	4 0 0 0 0 0 0														
Clem Labine, R (1, 1) OBP: 0.217, SLG: 0.400		4-2 1B BB		1-2 HR			0-0 5-3		1-2 6-3	3 1 1 1 1 0 0														
Inning Stats	R: 1 E: 0 K: 0 S: 8	H: 2 LOB: 2 BB: 1 P: 20	R: 0 E: 0 K: 0 S: 13	H: 1 LOB: 2 BB: 1 P: 23	R: 0 E: 0 K: 0 S: 7	H: 1 LOB: 0 BB: 0 P: 9	R: 2 E: 0 K: 1 S: 12	H: 2 LOB: 0 BB: 0 P: 15	R: 0 E: 0 K: 1 S: 5	H: 0 LOB: 0 BB: 0 P: 7	R: 0 E: 0 K: 1 S: 7	H: 0 LOB: 0 BB: 0 P: 13	R: 0 E: 0 K: 0 S: 4	H: 0 LOB: 0 BB: 0 P: 5	R: 3 E: 0 K: 0 S: 10	H: 2 LOB: 0 BB: 1 P: 18	R: 0 E: 0 K: 0 S: 6	H: 0 LOB: 0 BB: 0 P: 10	1B: 3 2B: 2 3B: 1 HR: 2	SF: 1 SAC: 0 DP: 1 HBP: 0	WP: 1 PB: 0 SB: 0 CS: 0	PA: 37		
PITCHER Herm Wehmeier, R (1, 1) ERA: 4.45 Jack Meyer, R (8, 1) ERA: 3.42	IP	WLS	BF	H	R	ER	SO	BB	IBB	HBP	BLK	WP	HR	S	P	ERA	WHIP						ERA	WHIP
	7.0	L	31	8	6	6	3	2	1	0	0	1	2	59	99	7.71	1.429							

Brooklyn Dodgers @ Philadelphia Phillies
Connie Mack Stadium, Philadelphia, PA

Mon Jul 04 1955, 3:38 AM EDT
 Att: 33,707 - Unknown

AB	33
R	6
H	8
RBI	6
BB	3
SO	3
LOB	7



WP: 1	PA: 37
PB: 0	
SB: 0	
CS: 0	

ERA	WHIP

1B: 3	SF: 1
2B: 2	SAC: 0
3B: 1	DP: 1
HR: 2	HBP: 0

Batter	1	2	3	4	5	6	7	8	9	AB	R	H	RBI	BB	SO	LOB
Richie Ashburn, L OBP: 0.453, SLG: 0.479 (1, 8)	2-2 1B 2B	1-1 F3			1-2 F7		2-2 F3			4	1	1	0	0	0	1
Glen Gorbous, L OBP: 0.379, SLG: 0.398 (1, 9)	0-0 FC1-6 1B 2-H		1-0 CS 1B		1-2 L1			4-1 L1-3 BB		3	0	2	1	1	0	0
Mary Blaylock, L OBP: 0.304, SLG: 0.327 (1, 3)	2-1 FC1-6 HR 1-2f		1-3 K 1-2		2-3 K			0-2 L1-3 1-2		4	1	0	0	0	2	3
Del Ennis, R OBP: 0.299, SLG: 0.468 (1, 7)	2-2 F3		1-0 1B		3-2 5-3			1-1 F4		4	0	1	0	0	0	1
Willie Jones, R OBP: 0.355, SLG: 0.419 (1, 5)	1-0 HR 1-H		3-3 K		0-0 2B			2-2 5-3		4	1	2	2	0	1	1
Granny Hamner, R OBP: 0.313, SLG: 0.365 (1, 4)	0-0 1-3			0-0 4-3		2-1 6-3		0-1 6-3		4	0	0	0	0	0	1
Andy Seminick, R OBP: 0.333, SLG: 0.434 (1, 2)			1-0 5-3		0-2 F7		2-0 5-3		1-2 5-3		4	0	0	0	0	1
Roy Smalley, R OBP: 0.306, SLG: 0.331 (1, 6)			1-2 L9		4-2 FC6-4 BB		0-0 F3			2	0	0	0	1	0	0
Herm Wehmeier, R OBP: 0.237, SLG: 0.222 (1, 1)		4-1 BB		0-0 FC6-4 1-2f			1-2 F5			2	0	0	0	1	0	1
Jack Meyer, R OBP: 0.235, SLG: 0.267 (8, 1)										0	0	0	0	0	0	0

Inning Stats	R: 3	H: 3	E: 0	K: 0	S: 12	LOB: 0	BB: 0	P: 19	R: 0	H: 0	E: 0	K: 0	S: 7	LOB: 1	BB: 1	P: 14	R: 0	H: 2	E: 0	K: 2	S: 8	LOB: 1	BB: 0	P: 14	R: 0	H: 0	E: 0	K: 1	S: 10	LOB: 0	BB: 0	P: 14	R: 0	H: 1	E: 0	K: 0	S: 7	LOB: 1	BB: 0	P: 14	R: 0	H: 0	E: 0	K: 0	S: 7	LOB: 0	BB: 0	P: 10	R: 0	H: 0	E: 0	K: 0	S: 6	LOB: 0	BB: 1	P: 11	R: 0	H: 0	E: 0	K: 0	S: 8	LOB: 0	BB: 0	P: 11	1B: 3	SF: 0	2B: 3	SAC: 0	3B: 0	DP: 1	HR: 1	HBP: 0	WP: 0	PA: 34
--------------	------	------	------	------	-------	--------	-------	-------	------	------	------	------	------	--------	-------	-------	------	------	------	------	------	--------	-------	-------	------	------	------	------	-------	--------	-------	-------	------	------	------	------	------	--------	-------	-------	------	------	------	------	------	--------	-------	-------	------	------	------	------	------	--------	-------	-------	------	------	------	------	------	--------	-------	-------	-------	-------	-------	--------	-------	-------	-------	--------	-------	--------

PITCHER	IP	WLS	BF	H	R	ER	SO	BB	IBB	HBP	BLK	WP	HR	S	P	ERA	WHIP
Clem Labine, R ERA: 3.35 (1, 1)	9.0	W	34	6	3	3	3	3	0	0	0	0	1	72	118	3.00	1.000


BOTTOM

Brooklyn Dodgers @ Philadelphia Phillies
Connie Mack Stadium, Philadelphia, PA

Mon Jul 04 1955, 3:38 AM EDT
Att. 33,707 - Unknown

AB	31
R	3
H	6
RBI	3
BB	3
SO	3
LOB	9



Batter	1	2	3	4	5	6	7	8	9	AB R H RBI BB SO LOB	TOP		
Don Hoak, R (1, 5) OBP: 0.365, SLG: 0.432	1-2 F4		0-0 F8		4-2 BB		1-3 K		3-2 1B 1-H 1B 2B	4 1 1 1 1 1 0			
Pee Wee Reese, R (1, 6) OBP: 0.357, SLG: 0.433	2-1 F8		0-3 K		2-2 4-3			2-2 E 1B 1B	1-1 1B 2-3 1B	5 0 2 0 0 1 2			
Duke Snider, L (1, 8) OBP: 0.429, SLG: 0.702	1-2 2B		1-1 F2			0-0 HR		2-1 E 1B 1-2 1B	0-0 1B 1-3 1B	5 1 4 2 0 0 0			
Gil Hodges, R (1, 3) OBP: 0.372, SLG: 0.491	1-1 F8			3-2 F7	4-2 4-3 BB			1-0 B2	3-2 6-3	4 0 0 0 1 0 5			
Sandy Amoros, L (1, 7) OBP: 0.360, SLG: 0.419		0-0 G3		1-0 F5	2-2 4-3	2-2 4-3		0-1 E4 1-2 G5-4-3 2-3		4 0 0 0 0 0 3			
Carl Furillo, R (1, 9) OBP: 0.363, SLG: 0.477		2-0 2B 1B		3-2 5-3		0-0 F7		2-1 G5-4-3 1-2		4 1 1 0 0 0 4			
Don Zimmer, R (1, 4) OBP: 0.290, SLG: 0.431		1-2 F3			0-3 K	1-1 G3			0-0 F7	4 0 0 0 0 1 2	AB 38 R 4 H 11 RBI 4 BB 2 SO 6 LOB 17		
Dixie Howell, R (1, 2) OBP: 0.192, SLG: 0.320		1-2 2B 1-H			0-3 K		1-1 F9		0-0 L7	4 0 1 1 0 1 0			
Karl Spooner, R (1, 1) OBP: 0.300, SLG: 0.500		1-3 K			0-2 2B		2-3 K		2-1 2B 1B	2 0 1 0 0 1 1			
Ed Roebuck, R (6, 1) OBP: 0.083, SLG: 0.083										0 0 0 0 0 0 0			
Jackie Robinson, R (7, PH) OBP: 0.387, SLG: 0.397										1 0 0 0 0 1 0			
Jim Hughes, R (7, 1)										0 0 0 0 0 0 0			
Jim Gilliam, S (9, PH) OBP: 0.325, SLG: 0.324										1 1 1 0 0 0 0			
Inning Stats	R: 0 H: 1 E: 0 LOB: 1 K: 0 BB: 0 S: 10 P: 15	R: 1 H: 2 E: 0 LOB: 1 K: 1 BB: 0 S: 15 P: 20	R: 0 H: 0 E: 0 LOB: 0 K: 1 BB: 0 S: 6 P: 7	R: 0 H: 0 E: 0 LOB: 0 K: 0 BB: 0 S: 7 P: 14	R: 0 H: 1 E: 0 LOB: 2 K: 2 BB: 1 S: 15 P: 21	R: 1 H: 1 E: 0 LOB: 1 K: 0 BB: 1 S: 10 P: 17	R: 0 H: 0 E: 0 LOB: 0 K: 2 BB: 0 S: 8 P: 12	R: 0 H: 2 E: 1 LOB: 2 K: 0 BB: 0 S: 11 P: 18	R: 2 H: 4 E: 0 LOB: 2 K: 0 BB: 0 S: 18 P: 27	1B: 6 SF: 0 2B: 4 SAC: 0 3B: 0 DP: 1 HR: 1 HBP: 0	WP: 0 PA: 40 PB: 0 SB: 0 CS: 0		
PITCHER	IP WLS BF H R ER SO BB IBB HBP BLK WP HR S P ERA WHIP											PITCHER	IP WLS BF H R ER SO BB IBB HBP BLK WP HR S P ERA WHIP
Robin Roberts, R (1, 1) ERA: 2.93	8.2 W 39 11 4 4 6 2 0 0 0 0 0 1 94 142 4.15 1.500												
Jack Meyer, R (9, 1) ERA: 3.41	0.1 S 1 0 0 0 0 0 0 0 0 0 0 0 6 9 0.00 0.000												

Brooklyn Dodgers @ Philadelphia Phillies
 Connie Mack Stadium, Philadelphia, PA

Tue Jul 05 1955, 3:33 AM EDT
 Att. 21,041 - Unknown

AB	38
R	4
H	11
RBI	4
BB	2
SO	6
LOB	17



Batter	1	2	3	4	5	6	7	8	9
Richie Ashburn, L OBP: 0.446, SLG: 0.469 (1, 8)	2-1 6-3	1-1 F6			1-0 F2	2-0 F9		0-0 L9	
Bobby Morgan, R OBP: 0.322, SLG: 0.351 (1, 4) (7, 6)	2-2 5-3				4-2 BB BB		0-0 FC2-5 S 1B	3-3 K	
Stan Lopata, R OBP: 0.350, SLG: 0.452 Mary Blaylock, L OBP: 0.302, SLG: 0.325 (1, 3) (7, PH) (8, 3)	1-3 K				4-1 BB		2-1 FC2-5 WP 1-3		
Del Ennis, R OBP: 0.301, SLG: 0.466 (1, 7)		0-0 BB 1B BB 1B			0-0 F5		4-1 G6-4-3 BB 1-3		
Willie Jones, R OBP: 0.351, SLG: 0.412 (1, 5)		2-3 K			3-2 F5		1-1 G6-4-3 1-2f		
Jim Greengrass, R OBP: 0.306, SLG: 0.336 (1, 9)		2-0 BB BB 1-2 1B			1-3 K		2-2 4-3 BB 2B 1B	0-0 HR 1B	
Andy Seminick, R OBP: 0.345, SLG: 0.458 (1, 2)		4-2 BB 1-2 2-3 BB			1-1 F3		4-0 1-2 2B BB 4-3	3-2 1-H HR	
Roy Smalley, R OBP: 0.306, SLG: 0.327 Glen Gorbous, L OBP: 0.376, SLG: 0.395 Granny Hamner, R OBP: 0.311, SLG: 0.363 (1, 6) (6, PH) (7, 4)		1-1 F3			2-2 3-1		0-0 4-3 1-2 2-3	3-1 F5	
Robin Roberts, S OBP: 0.400, SLG: 0.417 Jack Meyer, R OBP: 0.235, SLG: 0.267 (1, 1) (9, 1)		4-0 1-2 2-3 3-H BB			2-1 F7		1-1 2-H 3-H 2B	4-1 BB	

AB	R	H	RBI	BB	SO	LOB
5	0	0	0	0	0	5
4	0	2	0	1	1	1
2	0	0	0	1	2	1
1	0	0	0	0	0	1
3	1	1	0	1	0	3
4	0	0	0	0	2	4
4	2	3	0	0	1	0
2	2	1	2	2	0	0
2	0	0	0	0	0	3
1	0	0	0	0	0	2
1	0	0	0	0	0	0
2	0	1	3	2	0	0
0	0	0	0	0	0	0

BOTTOM	
AB	31
R	5
H	8
RBI	5
BB	7
SO	6
LOB	20
WP	2
PA	38

Brooklyn Dodgers @ Philadelphia Phillies
 Connie Mack Stadium, Philadelphia, PA
 Tue Jul 05 1955, 3:33 AM EDT
 Att. 21,041 - Unknown

Inning Stats		R	H	E	K	S	P	1B	2B	3B	HR	SF	SAC	DP	HBP
R: 0	H: 0	E: 0	K: 1	S: 8											
R: 1	H: 2	E: 0	K: 1	S: 14											
R: 0	H: 1	E: 0	K: 2	S: 11											
R: 0	H: 0	E: 0	K: 1	S: 9											
R: 0	H: 0	E: 0	K: 0	S: 7											
R: 2	H: 2	E: 0	K: 0	S: 14											
R: 0	H: 1	E: 0	K: 0	S: 6											
R: 2	H: 2	E: 0	K: 1	S: 14											

PITCHER		IP	WLS	BF	H	R	ER	SO	BB	IBB	HBP	BLK	WP	HR	S	P	ERA	WHIP
Karl Spooner, L ERA: 3.93 (1, 1)	5.1	L	25	4	3	3	3	5	5	0	0	0	0	0	59	108	5.06	1.688
Ed Roebuck, R ERA: 2.26 (6, 1)	0.2		3	1	0	0	0	0	0	0	0	0	0	4	7	0.00	1.500	
Jim Hughes, R ERA: 4.46 (7, 1)	2.0		10	3	2	2	1	2	0	0	0	0	1	1	20	40	9.00	2.500



Batter 1 2 3 4 5 6 7 8 9 AB R H RBI BB SO LOB TOP

Main table containing batter statistics, pitch counts, and play diagrams for each batter across 9 innings.

Inning Stats table with columns for R, H, E, K, S, P, BB, IBB, HBP, BLK, WP, HR, S, P, ERA, WHIP, 1B, 2B, 3B, HR, HBP, WP, HR, S, P, ERA, WHIP.

PITCHER table with columns for IP, WLS, BF, H, R, ER, SO, BB, IBB, HBP, BLK, WP, HR, S, P, ERA, WHIP.

Brooklyn Dodgers @ Pittsburgh Pirates
Forbes Field, Pittsburgh, PA
Wed Jul 06 1955, 3:33 AM EDT
Unknown

Summary statistics table: AB 34, R 10, H 12, RBI 10, BB 10, SO 5, LOB 18.



BOTTOM

Brooklyn Dodgers @ Pittsburgh Pirates
Forbes Field, Pittsburgh, PA
Wed Jul 06 1955, 3:33 AM EDT
Unknown

livebaseballscorecards.com

AB 36
R 5
H 10
RBI 5
BB 1
SO 2
LOB 12



WP: 1 PA: 37
PB: 0
SB: 0
CS: 0

AB R H RBI BB SO LOB

5 1 1 0 0 1 2

4 1 1 0 0 0 1

4 1 3 2 0 0 0

4 1 1 1 0 0 3

4 1 2 2 0 0 2

4 0 0 0 0 1 2

4 0 1 0 0 0 0

4 0 1 0 0 0 1

2 0 0 0 0 0 0
0 0 0 0 1 0 0
0 0 0 0 0 0 0
0 0 0 0 0 0 0
0 0 0 0 0 0 0
1 0 0 0 0 0 1

1B: 5 SF: 0
2B: 2 SAC: 0
3B: 0 DP: 1
HR: 3 HBP: 0

Batter	1	2	3	4	5	6	7	8	9
Roberto Clemente, R (1, 9) OBP: 0.295, SLG: 0.381	2-2 2B 1B		1-2 F7			1-3 K	1-1 F3		1-1 FC6-4 1-2f
Dick Cole, R (1, 4) OBP: 0.310, SLG: 0.348	1-0 F2		0-0 1-3			1-1 5-3		0-1 1B FC3-6 2B	
Jerry Lynch, L (1, 7) OBP: 0.363, SLG: 0.554	0-0 1-H 2B			2-2 F4		0-0 HR		2-1 FC3-6 1B	
Frank Thomas, R (1, 8) OBP: 0.295, SLG: 0.403	0-0 5-3			1-0 F5		0-2 HR		0-1 L6	
Dale Long, L (1, 3) OBP: 0.373, SLG: 0.533	1-2 G3			0-2 1B		0-1 HR		1-0 FC3-6 WP 1-2f 3-H	
Toby Atwell, L (1, 2) OBP: 0.322, SLG: 0.202		3-2 4-3		2-1 4-3		1-1 5-3		1-3 K	
Gene Freese, R (1, 5) OBP: 0.304, SLG: 0.374		1-2 G4-3 1B			0-2 F8		0-2 6-3	1-2 5-3	
Dick Groat, R (1, 6) OBP: 0.317, SLG: 0.343		2-2 G4-3 1-2f			2-2 6-3		0-0 F5	0-1 FC6-4 1B	
Roy Face, R (1, 1) Preston Ward, L (7, PH) Tom Saffell, L (7, PR) Max Surkont, R (8, 1) Lino Donoso, L (8, 1) Jack Shepard, R (9, PH)			0-0 F9		1-0 F7		4-1 BB	1-2 F7	

Inning Stats	R: 1	H: 2	E: 0	K: 0	S: 11	LOB: 1	BB: 0	P: 15
	R: 0	H: 1	E: 0	K: 0	S: 12	LOB: 0	BB: 0	P: 18
	R: 0	H: 0	E: 0	K: 0	S: 5	LOB: 0	BB: 0	P: 6
	R: 0	H: 1	E: 0	K: 0	S: 9	LOB: 1	BB: 0	P: 14
	R: 0	H: 0	E: 0	K: 0	S: 7	LOB: 0	BB: 0	P: 10
	R: 3	H: 3	E: 0	K: 1	S: 13	LOB: 0	BB: 0	P: 16
	R: 0	H: 0	E: 0	K: 0	S: 7	LOB: 1	BB: 1	P: 12
	R: 1	H: 2	E: 0	K: 1	S: 10	LOB: 1	BB: 0	P: 14
	R: 0	H: 1	E: 0	K: 0	S: 11	LOB: 1	BB: 0	P: 14

PITCHER	IP	WLS	BF	H	R	ER	SO	BB	IBB	HBP	BLK	WP	HR	S	P	ERA	WHIP
Carl Erskine, R (1, 1) ERA: 3.31	7.0	W	30	9	5	5	1	1	0	0	0	0	3	68	97	6.43	1.429
Ed Roebuck, R (8, 1) ERA: 2.18	2.0	S	7	1	0	0	1	0	0	0	0	1	0	17	22	0.00	0.500

Batter	1	2	3	4	5	6	7	8	9	AB R H RBI BB SO LOB	TOP											
Don Hoak, R (1, 5) OBP: 0.368, SLG: 0.415	2-2 F9	0-0 FC6-4			3-2 F6			2-3 K		4 0 0 0 0 1 1	<p>Brooklyn Dodgers @ Pittsburgh Pirates</p> <p>Forbes Field, Pittsburgh, PA</p> <p>Wed Jul 06 1955, 3:38 AM EDT</p> <p>Att. 20,674 - Unknown</p>											
Pee Wee Reese, R (1, 6) OBP: 0.363, SLG: 0.436	0-0 1B		0-0 6-3		2-3 K			1-1 6-3		4 0 1 0 0 1 0												
Duke Snider, L (1, 8) OBP: 0.423, SLG: 0.687	2-3 K		1-3 K		2-0 L9			0-0 1B		4 0 1 0 0 2 1												
Gil Hodges, R (1, 3) OBP: 0.369, SLG: 0.482	3-2 1B		2-1 5-3		0-0 6-3			2-2 6-3		4 0 1 0 0 0 1												
Sandy Amoros, L (1, 7) OBP: 0.365, SLG: 0.437	1-3 K			2-1 3B	4-0 CS			1-2 F9		3 0 1 0 1 1 2												
Don Zimmer, R (1, 4) OBP: 0.329, SLG: 0.500		0-1 1B		1-0 5-3	1-3 K			0-0 1B		4 1 2 0 0 1 2												
Jim Gilliam, S (1, 9) OBP: 0.327, SLG: 0.327		1-2 1B		1-3 K		1-1 L8		0-0 1B		4 0 2 1 0 1 1												
Rube Walker, L (1, 2) OBP: 0.340, SLG: 0.372		0-0 1B		4-0 IBB		3-2 F5		2-2 G4-6-3		3 0 1 0 1 0 2												
Sandy Koufax, R (1, 1) Ed Roebuck, R (5, 1) OBP: 0.071, SLG: 0.071		0-3 K		1-3 K		1-3 K				2 0 0 0 0 2 3 1 0 0 0 0 1 0												
Inning Stats	R: 0 E: 0 K: 2 S: 17	H: 2 LOB: 2 BB: 0 P: 25	R: 1 E: 0 K: 1 S: 10	H: 3 LOB: 1 BB: 0 P: 11	R: 0 E: 0 K: 1 S: 6	H: 0 LOB: 0 BB: 0 P: 9	R: 0 E: 0 K: 2 S: 10	H: 1 LOB: 2 BB: 1 P: 19	R: 0 E: 0 K: 1 S: 8	H: 0 LOB: 0 BB: 0 P: 15	R: 0 E: 0 K: 1 S: 4	H: 0 LOB: 0 BB: 1 P: 9	R: 0 E: 0 K: 1 S: 13	H: 0 LOB: 0 BB: 0 P: 18	R: 0 E: 0 K: 1 S: 9	H: 1 LOB: 1 BB: 0 P: 14	R: 0 E: 0 K: 0 S: 9	H: 2 LOB: 1 BB: 0 P: 12	1B: 7 2B: 1 3B: 1 HR: 0	SF: 0 SAC: 0 DP: 1 HBP: 0	WP: 0 PB: 0 SB: 0 CS: 1	PA: 35
PITCHER Vern Law, R (1, 1) ERA: 3.44	IP: 9.0 WLS: W BF: 35 H: 9 R: 1 ER: 1 SO: 10 BB: 1 IBB: 1 HBP: 0 BLK: 0 WP: 0 HR: 0 S: 86 P: 132 ERA: 1.00 WHIP: 1.111											PITCHER IP: WLS: BF: H: R: ER: SO: BB: IBB: HBP: BLK: WP: HR: S: P: ERA: WHIP										

AB	33
R	1
H	9
RBI	1
BB	2
SO	10
LOB	13



Batter	1	2	3	4	5	6	7	8	9
Roberto Clemente, R (1, 9) OBP: 0.297, SLG: 0.379	4-2 BB	1-3 K			1-0 FC4-6 BB 1B		1-3 K	1-1 F7	
Dick Cole, R (1, 4) OBP: 0.309, SLG: 0.346	3-3 K2-4-3-2 1-1		0-2 L7		3-2 FC4-6 1B		2-1 5-3		
Roman Mejias, R (1, 7) OBP: 0.260, SLG: 0.328 Jerry Lynch, L (7, PH) OBP: 0.360, SLG: 0.549 (8, 7)	4-2 BB BB		3-2 G4-3 1B		1-0 FC4-6 BB BB 1-2f 2-3		0-1 G3		
Frank Thomas, R (1, 8) OBP: 0.297, SLG: 0.400	4-1 1-2 BB		0-0 G4-3 1-2f		4-2 BB 1-2 BB		1-2 F3		
Dale Long, L (1, 3) OBP: 0.375, SLG: 0.531 Tom Saffell, L (8, PR) OBP: 0.272, SLG: 0.236 Preston Ward, L (9, 3) OBP: 0.283, SLG: 0.371	0-1 L9			2-1 5-3	4-1 BB 1-2 2-3 3-H BB		1-0 3B 1B		
Gene Freese, R (1, 5) OBP: 0.307, SLG: 0.383		0-1 F5		4-2 1-3 BB	1-3 K		0-0 1-H 1B 3B		
Dick Groat, R (1, 6) OBP: 0.320, SLG: 0.343		4-2 BB BB		3-2 1-3		2-2 5-3	0-0 3-H 2B 1B		
Hardy Peterson, R (1, 2) OBP: 0.246, SLG: 0.211		1-3 K		1-2 L8		1-1 5-3	1-0 B2		
Vern Law, R (1, 1) OBP: 0.346, SLG: 0.458		4-0 BB			0-3 K	1-2 F7	0-0 1-H 2B		

Inning Stats	R: 0 E: 0 K: 12 S: 12	H: 0 LOB: 2 BB: 3 P: 27	R: 0 E: 0 K: 2 S: 10	H: 0 LOB: 2 BB: 2 P: 20	R: 0 E: 0 K: 0 S: 8	H: 1 LOB: 0 BB: 0 P: 11	R: 0 E: 0 K: 0 S: 12	H: 0 LOB: 1 BB: 1 P: 22	R: 1 E: 0 K: 2 S: 14	H: 2 LOB: 3 BB: 2 P: 28	R: 0 E: 0 K: 1 S: 9	H: 0 LOB: 0 BB: 0 P: 13	R: 0 E: 0 K: 1 S: 7	H: 0 LOB: 0 BB: 0 P: 10	R: 3 E: 0 K: 10 S: 10	H: 4 LOB: 2 BB: 0 P: 14
--------------	--------------------------------	----------------------------------	-------------------------------	----------------------------------	------------------------------	----------------------------------	-------------------------------	----------------------------------	-------------------------------	----------------------------------	------------------------------	----------------------------------	------------------------------	----------------------------------	--------------------------------	----------------------------------

PITCHER	IP	WLS	BF	H	R	ER	SO	BB	IBB	HBP	BLK	WP	HR	S	P	ERA	WHIP
Sandy Koufax, L (1, 1) ERA: 1.17	4.2		23	3	1	1	4	8	0	0	0	0	0	53	104	1.93	2.357
Ed Roebuck, R (5, 1) ERA: 2.51	3.1	L	14	4	3	3	2	0	0	0	0	0	0	29	41	8.10	1.200

BOTTOM

AB	R	H	RBI	BB	SO	LOB
4	1	1	0	1	2	4
4	0	1	0	0	1	1
2	0	1	0	1	0	2
1	0	0	0	0	0	0
2	0	0	0	2	0	1
3	0	1	1	1	0	2
0	1	0	0	0	0	0
0	0	0	0	0	0	0
3	1	1	1	1	1	3
3	1	1	1	1	0	1
4	0	0	0	0	1	3
3	0	1	1	1	1	0

AB 29
R 4
H 7
RBI 4
BB 8
SO 6
LOB 17



WP	PA	1B	SF	PB	SAC	3B	DP	HR	HBP	CS
0	37	5	0	0	0	1	2	0	0	0

Brooklyn Dodgers @ Pittsburgh Pirates
Forbes Field, Pittsburgh, PA
 Wed Jul 06 1955, 3:38 AM EDT
 Att. 20,674 - Unknown

livebaseballscores.com

Batter	1	2	3	4	5	6	7	8	9	AB R H RBI BB SO LOB	TOP
Don Hoak, R (1, 5) OBP: 0.354, SLG: 0.395	2-3 K	0-1 L1-3		1-2 G5-3			1-2 F9			4 0 0 0 0 1 2	
Pee Wee Reese, R (1, 6) OBP: 0.361, SLG: 0.433	1-0 B1-3		3-3 K		2-0 6-3		0-1 1B			4 0 1 0 0 1 0	
Duke Snider, L (1, 8) OBP: 0.424, SLG: 0.688	1-0 1B 2B		2-1 CS 1B		1-0 F8		2-0 L3			4 1 2 0 0 0 1	
Gil Hodges, R (1, 3) OBP: 0.367, SLG: 0.479	1-2 2-H 1B		0-0 F9		1-1 5-3		2-2 F8			4 0 1 1 0 0 1	
Sandy Amoros, L (1, 7) OBP: 0.367, SLG: 0.434	4-0 1-2 BB		1-0 CS	4-1 S 3B BB		0-0 F8	1-0 E4 G6-4-3			2 1 0 0 2 0 0	
Don Zimmer, R (1, 4) OBP: 0.311, SLG: 0.471	1-0 F9			0-2 6-3		2-2 F7	0-0 G6-4-3			4 0 0 0 0 0 4	
Jim Gilliam, S (1, 9) OBP: 0.331, SLG: 0.347		2-1 HR		1-1 2-H 1B 3B		4-1 BB		1-2 F9		3 2 2 2 1 0 0	AB 33
Bob Borkowski, R (9, 9) OBP: 0.200, SLG: 0.162										0 0 0 0 0 0 0	R 4
Dixie Howell, R (1, 2) OBP: 0.314, SLG: 0.424		0-1 G3-6 1B		3-2 G5-3 1B		2-0 5-3		1-3 K		4 0 2 1 0 1 1	H 9
Billy Loes, R (1, 1) OBP: 0.147, SLG: 0.121		2-2 G3-6		0-0 1-2 1B			1-3 K		0-1 4-3	4 0 1 0 0 1 1	RBI 4
Inning Stats	R: 1 H: 2 E: 0 LOB: 2 K: 1 BB: 1 S: 9 P: 19	R: 1 H: 2 E: 0 LOB: 0 K: 0 BB: 0 S: 9 P: 13	R: 0 H: 1 E: 0 LOB: 0 K: 1 BB: 0 S: 6 P: 12	R: 2 H: 3 E: 0 LOB: 1 K: 0 BB: 1 S: 15 P: 24	R: 0 H: 0 E: 0 LOB: 0 K: 0 BB: 0 S: 4 P: 8	R: 0 H: 0 E: 0 LOB: 1 K: 0 BB: 1 S: 6 P: 14	R: 0 H: 1 E: 0 LOB: 1 K: 1 BB: 0 S: 9 P: 13	R: 0 H: 0 E: 1 LOB: 0 K: 0 BB: 0 S: 5 P: 8	R: 0 H: 0 E: 0 LOB: 0 K: 1 BB: 0 S: 8 P: 10	1B: 6 SF: 0 2B: 1 SAC: 0 3B: 1 DP: 3 HR: 1 HBP: 0	WP: 0 PA: 37 PB: 0 SB: 1 CS: 1
PITCHER	IP WLS BF H R ER SO BB IBB HBP BLK WP HR S P ERA WHIP										
Ron Kline, R (1, 1) ERA: 3.38	7.0 L 30 9 4 4 3 3 0 0 0 0 0 1 58 103 5.14 1.714										
Bob Friend, R (8, 1) ERA: 3.57	2.0 6 0 0 0 1 0 0 0 0 0 0 0 13 18 0.00 0.000										

Brooklyn Dodgers @ Pittsburgh Pirates
 Forbes Field, Pittsburgh, PA
 Thu Jul 07 1955, 3:33 AM EDT
 Att. 4,533 - Unknown

AB	33
R	4
H	9
RBI	4
BB	3
SO	4
LOB	10



livebaseballscorecards.com

Batter	1	2	3	4	5	6	7	8	9	AB R H RBI BB SO LOB
--------	---	---	---	---	---	---	---	---	---	----------------------

Roberto Clemente, R <small>(1, 9) OBP: 0.295, SLG: 0.374</small>	4-0 		0-1 		0-1 			1-1 	2-3 	4 0 0 0 1 1 3
Dick Cole, R <small>(1, 5) OBP: 0.307, SLG: 0.343</small>	1-1 		0-0 		0-1 			2-1 		4 0 1 0 0 0 2
Jerry Lynch, L <small>(1, 7) OBP: 0.350, SLG: 0.532</small>	1-3 		1-1 			1-1 		0-0 		4 0 0 0 0 1 3
Frank Thomas, R <small>(1, 8) OBP: 0.293, SLG: 0.394</small>	0-1 			0-3 		3-3 			1-3 	4 1 0 0 0 3 1
Preston Ward, L <small>(1, 3) OBP: 0.284, SLG: 0.402</small>		1-1 		1-3 		0-1 			0-1 	3 1 1 1 0 1 0
Toby Atwell, L <small>(1, 2) OBP: 0.328, SLG: 0.214</small>		1-2 		2-2 			3-2 		3-2 	4 1 2 1 0 0 0
Johnny O'Brien, R <small>(1, 4) OBP: 0.357, SLG: 0.390</small>		0-0 		0-0 			2-2 		1-0 	4 0 4 0 0 0 0
Tom Saffell, L <small>(9, PR) OBP: 0.272, SLG: 0.236</small>				1-2 					1-2 	0 0 0 0 0 0 0
Dick Groat, R <small>(1, 6) OBP: 0.315, SLG: 0.338</small>		0-0 		3-2 			0-0 		0-1 	4 0 0 0 0 0 6
Ron Kline, R <small>(1, 1) OBP: 0.147, SLG: 0.121</small>			1-1 		2-3 		2-2 		3-2 	2 0 1 0 0 1 0
Dale Long, L <small>(7, PH) OBP: 0.373, SLG: 0.528</small>										1 0 0 0 0 0 1
Bob Friend, R <small>(8, 1) OBP: 0.233, SLG: 0.207</small>										0 0 0 0 0 0 0
Jack Shepard, R <small>(9, PH) OBP: 0.352, SLG: 0.319</small>										1 0 1 1 0 0 0
Roman Mejias, R <small>(9, PR) OBP: 0.260, SLG: 0.328</small>										0 0 0 0 0 0 0

Inning Stats	R: 0	H: 0	E: 0	K: 1	S: 7	R: 1	H: 2	E: 0	K: 0	S: 7	R: 0	H: 1	E: 0	K: 0	S: 7	R: 0	H: 2	E: 0	K: 2	S: 13	R: 0	H: 0	E: 0	K: 1	S: 7	R: 0	H: 0	E: 0	K: 0	S: 7	R: 0	H: 1	E: 0	K: 0	S: 12	R: 0	H: 1	E: 0	K: 0	S: 5	R: 2	H: 3	E: 1	K: 2	S: 17	1B: 8	SF: 0	2B: 1	SAC: 1	3B: 0	DP: 2	HR: 1	HBP: 0	WP: 0	PA: 37
--------------	------	------	------	------	------	------	------	------	------	------	------	------	------	------	------	------	------	------	------	-------	------	------	------	------	------	------	------	------	------	------	------	------	------	------	-------	------	------	------	------	------	------	------	------	------	-------	-------	-------	-------	--------	-------	-------	-------	--------	-------	--------

PITCHER	IP	WLS	BF	H	R	ER	SO	BB	IBB	HBP	BLK	WP	HR	S	P	ERA	WHIP
Billy Loes, R <small>(1, 1) ERA: 3.56</small>	9.0	W	37	10	3	1	7	1	0	0	0	0	1	82	124	1.00	1.222

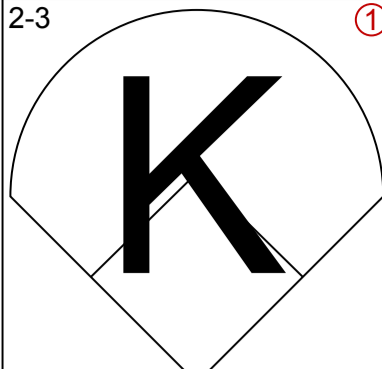
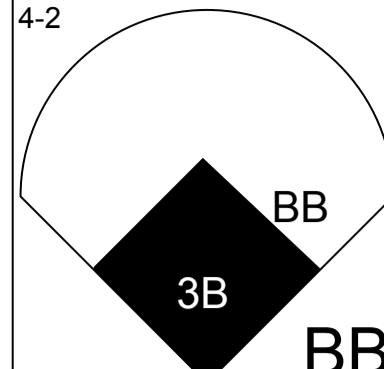
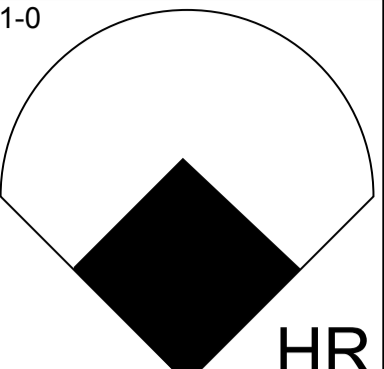
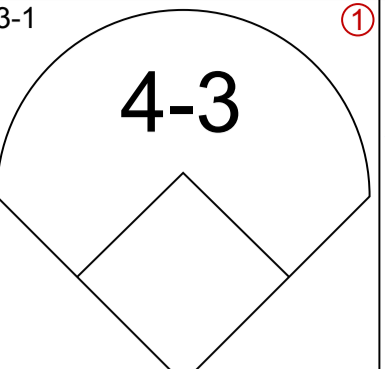
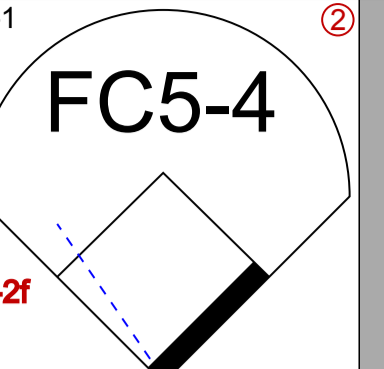
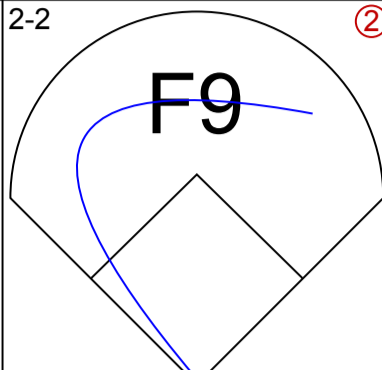
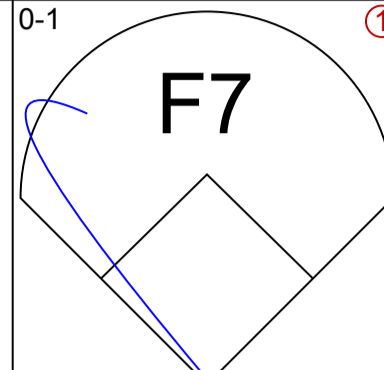
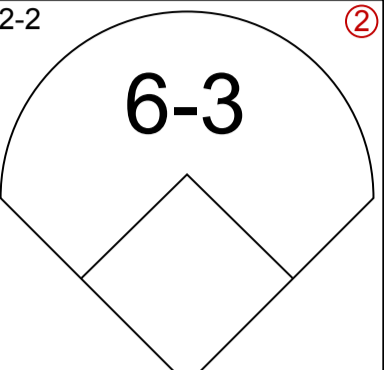
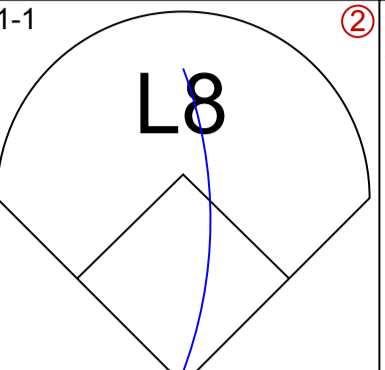
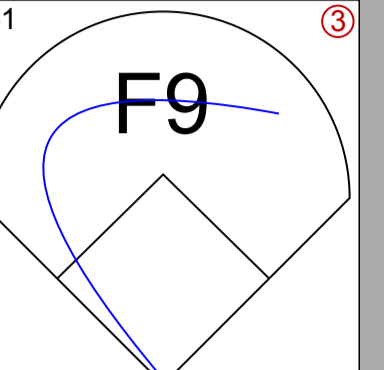
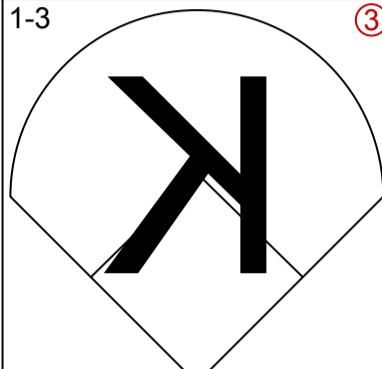
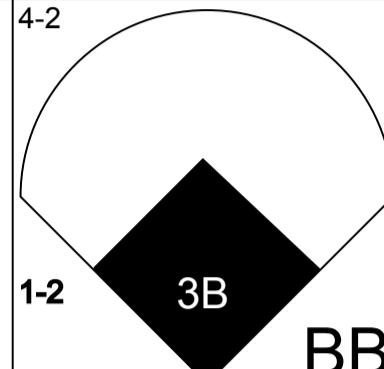
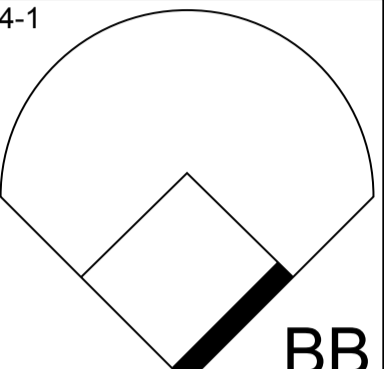
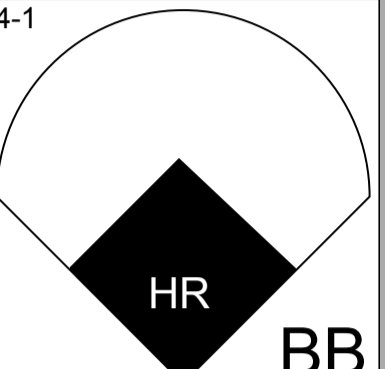
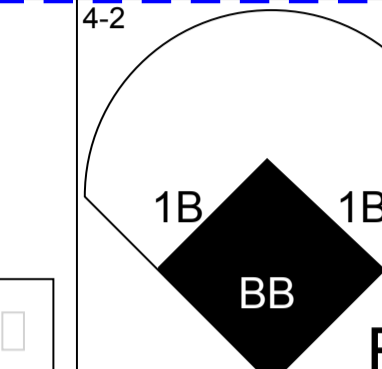
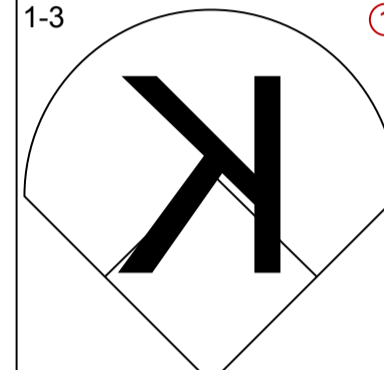
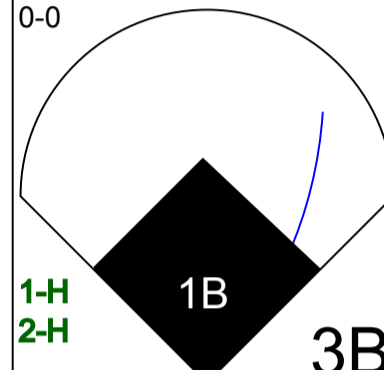
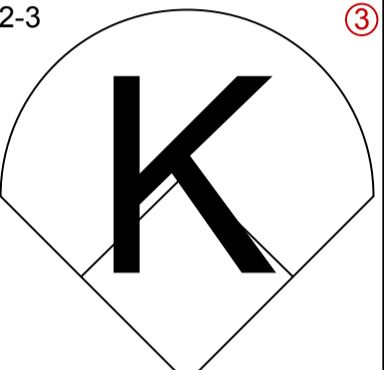
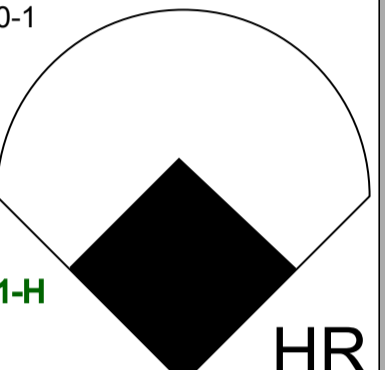
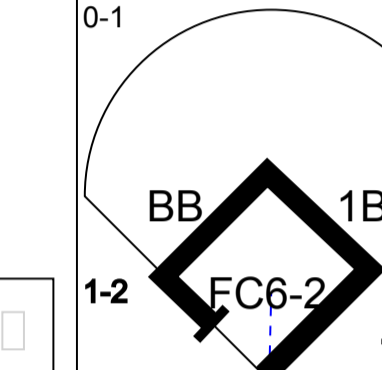
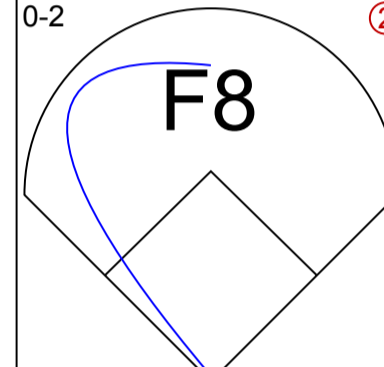
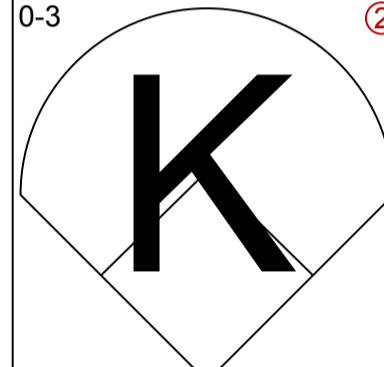
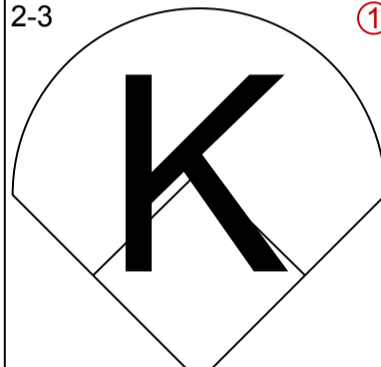
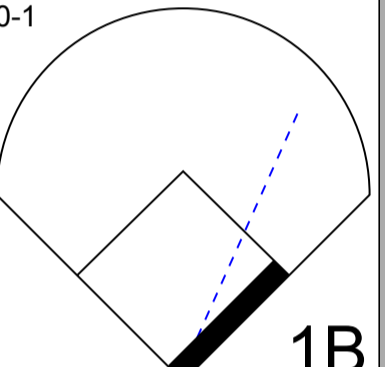
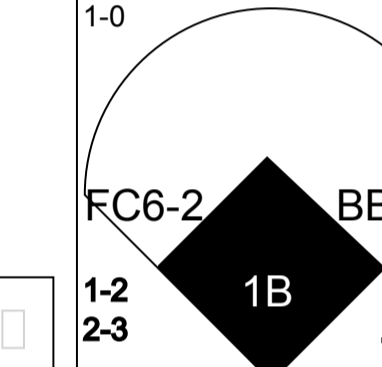
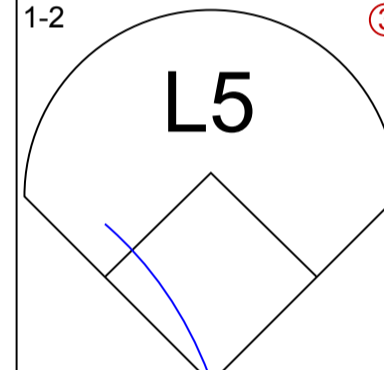
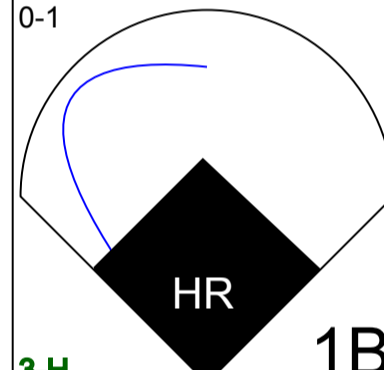
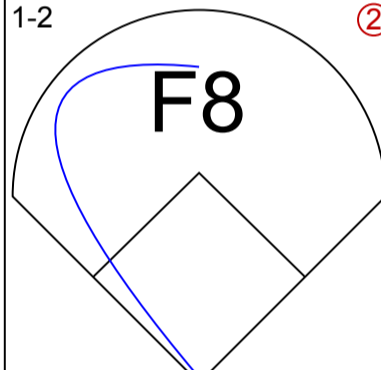
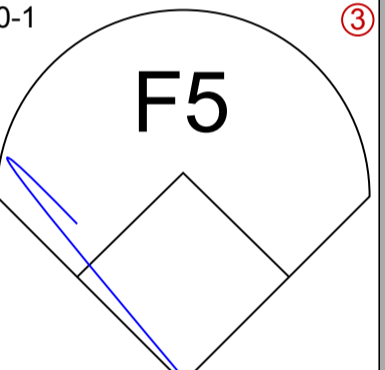
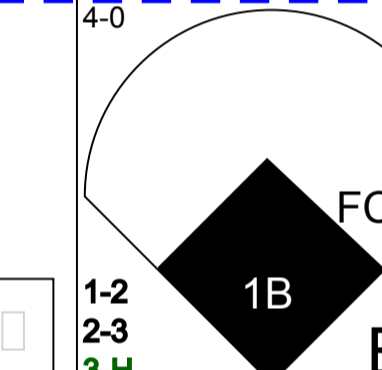
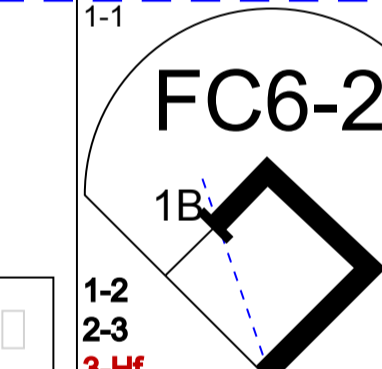
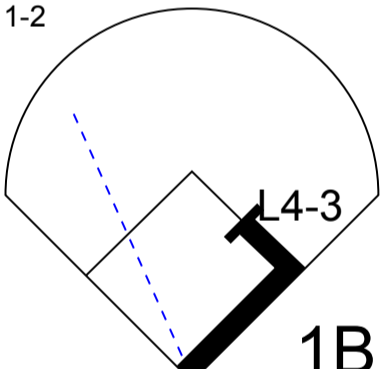
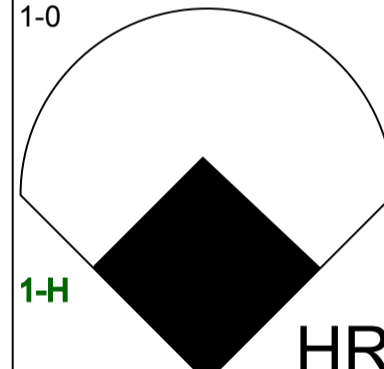
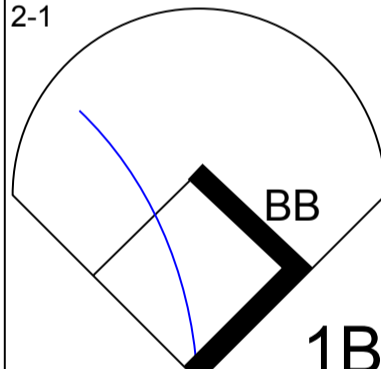
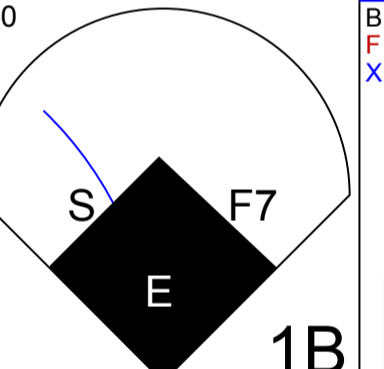
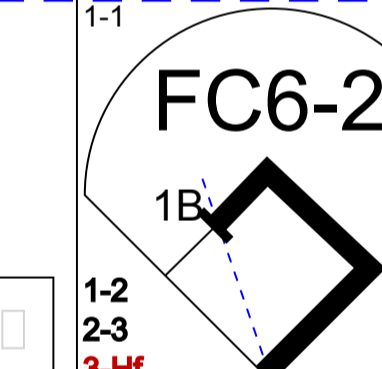
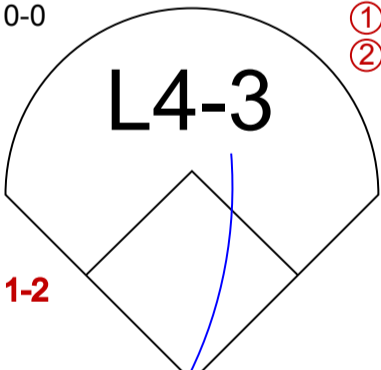
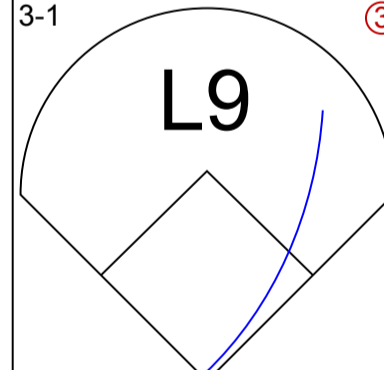
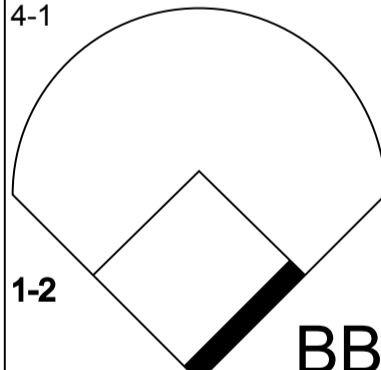
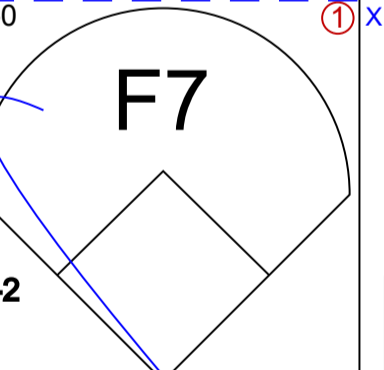
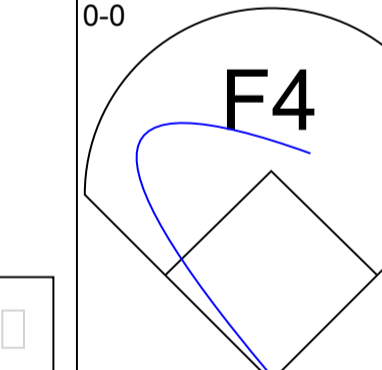
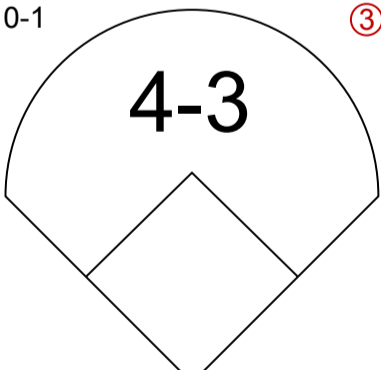
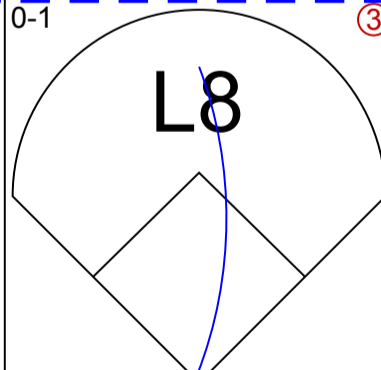
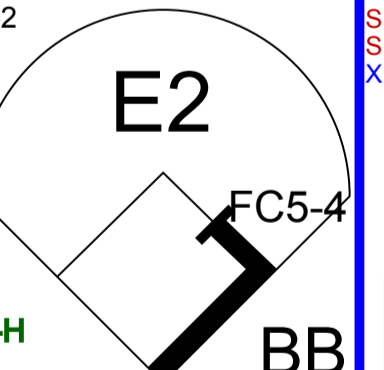
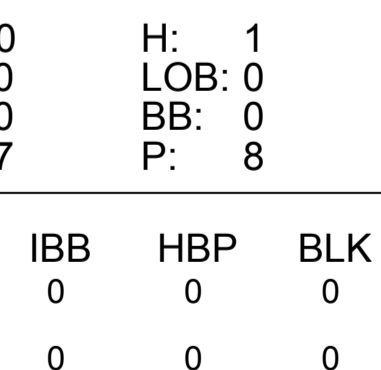
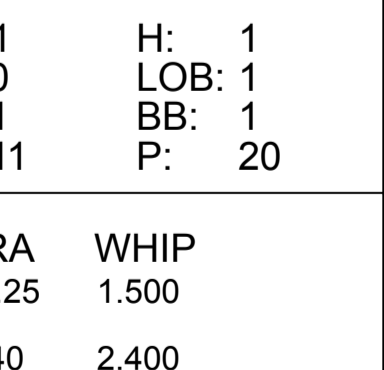
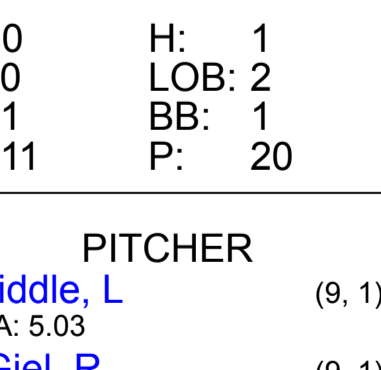
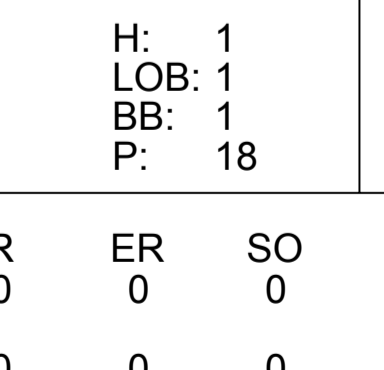
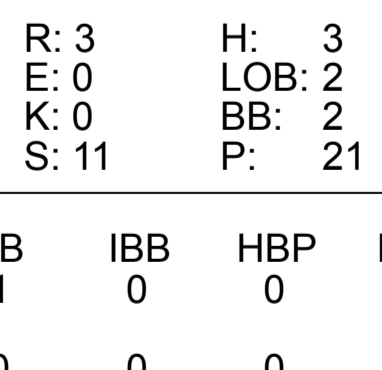


BOTTOM

Brooklyn Dodgers @ Pittsburgh Pirates
 Forbes Field, Pittsburgh, PA
 Thu Jul 07 1955, 3:33 AM EDT
 Att. 4,533 - Unknown

livebaseballscorecards.com

AB	35
R	3
H	10
RBI	3
BB	1
SO	7
LOB	16



Batter	1	2	3	4	5	6	7	8	9	AB	R	H	RBI	BB	SO	LOB	TOP					
Don Hoak, R (1, 5) OBP: 0.356, SLG: 0.422	2-3 			4-2 	1-0 		3-1 	3-1 		4	2	1	1	1	1	1						
Pee Wee Reese, R (1, 6) OBP: 0.356, SLG: 0.426	2-2 			0-1 	2-2 		1-1 	0-1 		5	0	0	0	0	0	2						
Duke Snider, L (1, 8) OBP: 0.429, SLG: 0.685	1-3 			4-2 	4-1 		4-1 		4-2 	1	3	0	0	4	1	0						
Gil Hodges, R (1, 3) OBP: 0.370, SLG: 0.497			1-3 	0-0 	2-3 		0-1 		0-1 	5	2	3	4	0	2	1						
Sandy Amoros, L (1, 7) OBP: 0.367, SLG: 0.433			0-2 	0-3 		2-3 	0-1 		1-0 	5	1	2	0	0	2	1						
Jim Gilliam, S (1, 9) OBP: 0.332, SLG: 0.345			1-2 	0-1 		1-2 	0-1 		4-0 	4	2	1	2	1	0	1						
Bob Borkowski, R (9, 9) OBP: 0.200, SLG: 0.162									1-2 2-3 3-H 	0	0	0	0	0	0	0						
Don Zimmer, R (1, 4) OBP: 0.342, SLG: 0.533			1-2 	1-0 		2-1 		1-0 	1-1 	5	2	4	2	0	0	3						
Rube Walker, L (1, 2) OBP: 0.340, SLG: 0.356			0-0 	3-1 		4-1 		2-0 	0-0 	2	0	0	0	1	0	1						
Dixie Howell, R (8, PH) OBP: 0.297, SLG: 0.400			1-2 			1-2 		1-2 		2	0	0	0	0	0	4						
Don Newcombe, L (1, 1) OBP: 0.426, SLG: 0.746			0-1 			0-1 		0-1 		1	0	0	0	0	0	0						
Jim Hughes, R (3, 1) OBP: 0.385, SLG: 0.395								4-2 	0-2 	1	0	0	0	0	0	0						
Jackie Robinson, R (6, PH) OBP: 0.217, SLG: 0.400								2-H 	1-3 2-H 3-H 	1	0	0	0	0	0	0						
Clem Labine, R (6, 1) OBP: 0.378, SLG: 0.475										1	0	0	0	0	0	0						
Frank Kellert, R (8, PH) OBP: 0.378, SLG: 0.475										1	0	0	0	0	0	0						
Ed Roebuck, R (8, 1) OBP: 0.133, SLG: 0.133										1	0	1	2	0	0	0						
Inning Stats	R: 0 E: 0 K: 2 S: 9	H: 0 LOB: 0 BB: 0 P: 14	R: 0 E: 0 K: 1 S: 9	H: 0 LOB: 0 BB: 0 P: 11	R: 0 E: 0 K: 0 S: 7	H: 1 LOB: 0 BB: 0 P: 8	R: 5 E: 0 K: 1 S: 18	H: 3 LOB: 0 BB: 2 P: 30	R: 1 E: 0 K: 1 S: 11	H: 1 LOB: 1 BB: 1 P: 20	R: 0 E: 0 K: 1 S: 11	H: 1 LOB: 2 BB: 1 P: 20	R: 2 E: 0 K: 0 S: 11	H: 2 LOB: 1 BB: 1 P: 19	R: 1 E: 1 K: 0 S: 8	H: 1 LOB: 1 BB: 1 P: 18	R: 3 E: 0 K: 0 S: 11	H: 3 LOB: 2 BB: 2 P: 21	1B: 8 2B: 1 3B: 1 HR: 3	SF: 0 SAC: 0 DP: 1 HBP: 0	WP: 0 PB: 0 SB: 1 CS: 0	PA: 45
PITCHER	IP	WLS	BF	H	R	ER	SO	BB	IBB	HBP	BLK	WP	HR	S	P	ERA	WHIP					
Sal Maglie, R (1, 1) ERA: 3.02	4.0		17	4	5	5	4	2	0	0	0	0	1	43	63	11.25	1.500					
Ramon Monzant, R (5, 1) ERA: 6.56	1.2		9	2	1	1	2	2	0	0	0	0	1	20	38	5.40	2.400					
Ruben Gomez, R (6, 1) ERA: 4.05	1.1	L	8	3	3	2	0	1	0	0	0	0	1	14	23	13.50	3.000					
Johnny Antonelli, L (8, 1) ERA: 3.71	1.0		4	0	0	0	0	1	0	0	0	0	0	7	16	0.00	1.000					
Windy McCall, L (9, 1) ERA: 5.05	0.0		3	2	3	3	0	1	0	0	0	0	0	5	10	∞	∞					
PITCHER	IP	WLS	BF	H	R	ER	SO	BB	IBB	HBP	BLK	WP	HR	S	P	ERA	WHIP					
Don Liddle, L (9, 1) ERA: 5.03	0.0		1	0	0	0	0	1	0	0	0	0	0	0	4	∞	∞					
Paul Giel, R (9, 1) ERA: 3.21	1.0		3	1	0	0	0	0	0	0	0	0	0	6	7	0.00	1.000					

Brooklyn Dodgers @ New York Giants
Polo Grounds, New York, NY
Fri Jul 08 1955, 3:33 AM EDT
Att: 43,578 - Unknown

AB	37
R	12
H	12
RBI	11
BB	8
SO	6
LOB	16



WP: 0	PA: 45
-------	--------

ERA	∞
WHIP	∞

BOTTOM

Brooklyn Dodgers @ New York Giants
Polo Grounds, New York, NY
Fri Jul 08 1955, 3:33 AM EDT
Att. 43,578 - Unknown

livebaseballscorecards.com

AB 37
R 8
H 10
RBI 8
BB 3
SO 2
LOB 14



WP: 0 PA: 41
PB: 0
SB: 1
CS: 0

AB R H RBI BB SO LOB

5 1 2 3 0 0 0

5 0 0 0 0 0 1

5 2 2 0 0 0 1

5 0 0 0 0 0 3

4 3 1 2 1 0 1

3 1 3 1 1 0 0

2 1 1 1 1 0 1

1 0 1 1 0 0 0

0 0 0 0 0 0 0

1B: 6 SF: 0
2B: 2 SAC: 1
3B: 0 DP: 1
HR: 2 HBP: 0

Batter	1	2	3	4	5	6	7	8	9
Alvin Dark, R OBP: 0.319, SLG: 0.363 (1, 6)	0-2 1-3	0-1 HR		0-2 2B		1-0 6-3		0-1 1-3	
Whitey Lockman, L OBP: 0.316, SLG: 0.435 (1, 7)	1-0 F8	0-0 3-1		2-1 F4		0-1 G3		2-2 4-3	
Willie Mays, R OBP: 0.391, SLG: 0.637 (1, 8)	1-1 1B		0-0 E5 1-3 HR	1-0 F5			2-2 1B 2B	1-1 5-3	
Don Mueller, L OBP: 0.330, SLG: 0.413 (1, 9)	1-0 5-3		0-0 1-3		2-0 6-3		1-0 F4	0-1 3-1	
Hank Thompson, L OBP: 0.379, SLG: 0.409 (1, 5)		4-1 1B BB	1-0 HR		2-1 F5		0-0 E3 1B	1-1 G3	
Gail Harris, L OBP: 0.292, SLG: 0.431 (1, 3)		0-1 SH1-4 1B HR	1-0 1B		4-0 BB BB		0-0 1B		
Wes Westrum, R OBP: 0.318, SLG: 0.219 (1, 2)		1-1 SH1-4 1B HR	1-0 F7		4-1 BB		2-2 G4-6-3 1B		
Dusty Rhodes, L OBP: 0.327, SLG: 0.359 (7, PH)		1-2 2-H HR	3-2 F9		1-0 F7		0-0 G4-6-3		
Davey Williams, R OBP: 0.294, SLG: 0.317 (8, 4)									
Wayne Terwilliger, R OBP: 0.286, SLG: 0.279 (1, 4)		0-0 SH1-4		2-1 G3		0-2 5-3		0-3 K	
Bill Taylor, L OBP: 0.278, SLG: 0.583 (7, PH)									
Ray Katt, R OBP: 0.275, SLG: 0.282 (8, 2)									
Sal Maglie, R Sid Gordon, R Ramon Montañi, R Ruben Gomez, R Johnny Antonelli, L Bobby Hofman, L Windy McCall, L Don Liddle, L Paul Galt, R									

Inning Stats	R: 0	H: 1	E: 0	K: 0	S: 8	LOB: 1	BB: 0	P: 11
	R: 4	H: 3	E: 0	K: 1	S: 12	LOB: 0	BB: 1	P: 17
	R: 2	H: 2	E: 1	K: 0	S: 8	LOB: 1	BB: 0	P: 14
	R: 0	H: 1	E: 0	K: 0	S: 8	LOB: 1	BB: 0	P: 13
	R: 0	H: 0	E: 0	K: 0	S: 5	LOB: 2	BB: 2	P: 18
	R: 0	H: 0	E: 0	K: 0	S: 7	LOB: 0	BB: 0	P: 8
	R: 2	H: 3	E: 1	K: 0	S: 10	LOB: 1	BB: 0	P: 15
	R: 0	H: 0	E: 0	K: 1	S: 8	LOB: 0	BB: 0	P: 10
	R: 0	H: 0	E: 0	K: 0	S: 6	LOB: 0	BB: 0	P: 8

PITCHER	IP	WLS	BF	H	R	ER	SO	BB	IBB	HBP	BLK	WP	HR	S	P	ERA	WHIP
Don Newcombe, R ERA: 2.93 (1, 1)	2.1		15	6	6	5	1	1	0	0	0	0	2	24	34	19.29	3.000
Jim Hughes, R ERA: 4.15 (3, 1)	2.2		11	1	0	0	0	2	0	0	0	0	0	17	39	0.00	1.125
Clem Labine, R ERA: 3.38 (6, 1)	2.0	W	9	3	2	1	0	0	0	0	0	0	0	17	23	4.50	1.500
Ed Roebuck, R ERA: 2.43 (8, 1)	2.0	S	6	0	0	0	1	0	0	0	0	0	0	14	18	0.00	0.000

Batter	1	2	3	4	5	6	7	8	9	AB R H RBI BB SO LOB	TOP											
Don Hoak, R (1, 5) OBP: 0.361, SLG: 0.426	1-1 1-3		0-3 K			2-2 E7 1B 4-3 1B		0-1 1B		4 1 2 0 0 1 2	<p>Brooklyn Dodgers @ New York Giants</p> <p>Polo Grounds, New York, NY</p> <p>Sat Jul 09 1955, 3:33 AM EDT</p> <p>Att. 24,891 - Unknown</p>											
Pee Wee Reese, R (1, 6) OBP: 0.355, SLG: 0.424	3-2 6-3		0-0 FC5-4 1-2f 2-3			3-2 4-3 SF7 1B		1-3 K		4 1 1 0 0 1 3												
Duke Snider, L (1, 8) OBP: 0.424, SLG: 0.676	2-2 F8		1-3 K			3-1 4-3 1-3 3-H		0-0 F2		4 0 0 1 0 1 4												
Gil Hodges, R (1, 3) OBP: 0.372, SLG: 0.497		2-2 F7		4-2 G4-6-3 BB		2-1 SF7 3-H		2-2 1-2 1B		2 0 1 1 1 0 0												
George Shuba, L (1, 7) OBP: 0.455, SLG: 0.250		0-1 5-3 1B		0-0 G4-6-3 1-2f		4-0 BB		1-3 K		3 0 1 0 1 1 3												
Jim Gilliam, S (1, 9) OBP: 0.329, SLG: 0.341		0-0 5-3 1-2		1-0 4-3		1-2 4-3		2-2 F7		4 0 0 0 0 0 2												
Don Zimmer, R (1, 4) OBP: 0.337, SLG: 0.519		2-2 F7			1-2 5-3		0-0 G4-6-3 1B		1-1 F7	4 0 1 0 0 0 1												
Rube Walker, L (1, 2) OBP: 0.333, SLG: 0.347			0-0 FC5-4 1B		1-2 1-3		0-0 G4-6-3 1B		1-1 F4	4 0 1 0 0 0 1												
Karl Spooner, R (1, 1) OBP: 0.300, SLG: 0.500			3-2 FC5-4 1B		2-2 L6		0-1 5-3			0 0 0 0 0 0 0												
Sandy Amoros, L (3, PH) OBP: 0.369, SLG: 0.435										1 0 1 0 0 0 0												
Carl Erskine, R (3, PR) OBP: 0.185, SLG: 0.269										0 0 0 0 0 0 0												
Clem Labine, R (3, 1) OBP: 0.208, SLG: 0.381										1 0 0 0 0 0 0												
Jim Hughes, R (6, 1)										1 0 0 0 0 0 0												
Inning Stats	R: 0 E: 0 K: 0 S: 8	H: 0 LOB: 0 BB: 0 P: 14	R: 0 E: 0 K: 0 S: 10	H: 1 LOB: 1 BB: 0 P: 14	R: 0 E: 0 K: 2 S: 12	H: 2 LOB: 2 BB: 0 P: 16	R: 0 E: 0 K: 0 S: 5	H: 0 LOB: 0 BB: 1 P: 10	R: 0 E: 0 K: 0 S: 9	H: 0 LOB: 0 BB: 0 P: 13	R: 2 E: 1 K: 0 S: 16	H: 2 LOB: 1 BB: 1 P: 31	R: 0 E: 0 K: 0 S: 4	H: 1 LOB: 0 BB: 0 P: 4	R: 0 E: 0 K: 2 S: 12	H: 2 LOB: 2 BB: 0 P: 16	R: 0 E: 0 K: 0 S: 7	H: 0 LOB: 0 BB: 0 P: 11	1B: 8 2B: 0 3B: 0 HR: 0	SF: 1 SAC: 0 DP: 2 HBP: 0	WP: 0 PB: 0 SB: 1 CS: 0	PA: 35
PITCHER Jim Hearn, R (1, 1) ERA: 3.24	IP: 9.0 WLS: W BF: 35 H: 8 R: 2 ER: 1 SO: 4 BB: 2 IBB: 0 HBP: 0 BLK: 0 WP: 0 HR: 0 S: 83 P: 129 ERA: 1.00 WHIP: 1.111											PITCHER	IP: WLS: BF: H: R: ER: SO: BB: IBB: HBP: BLK: WP: HR: S: P: ERA: WHIP:									

livebaseballscorecards.com

AB	32
R	2
H	8
RBI	2
BB	2
SO	4
LOB	16



Batter	1	2	3	4	5	6	7	8	9
Davey Williams, R OBP: 0.292, SLG: 0.314 (1, 4)	1-2 BB 3B 1B	2-1 L8		0-1 FC6-4 1-2f	3-2 F8		1-1 F4		
Whitey Lockman, L OBP: 0.318, SLG: 0.432 (1, 7)	4-0 3B BB		3-3 K		0-0 F3	1-2 E1 1B F9		0-1 G6-4-3 1B	
Willie Mays, R OBP: 0.369, SLG: 0.633 (1, 8)	0-0 F7		2-0 2B		3-3 K	2-1 F9		1-1 G6-4-3 1-2f	
Bobby Hofman, R OBP: 0.371, SLG: 0.520 Gail Harris, L OBP: 0.295, SLG: 0.427 (1, 3) (6, PH) (7, 3)	2-2 F2		2-2 L8		4-1 2B 1B BB	4-2 1B BB		1-1 F4	
Alvin Dark, R OBP: 0.323, SLG: 0.376 (1, 6)	0-1 1-H 2-H 3B		1-2 F8		0-1 1B 2B	1-1 G4-6-3 1B			
Don Mueller, L OBP: 0.332, SLG: 0.414 (1, 9)	1-2 F6			0-1 4-3 1B 1B	1-0 E 2-H 3-H 1B 1B	0-0 G4-6-3 1-2f			
Sid Gordon, R OBP: 0.266, SLG: 0.277 (1, 5)		4-1 G6-4-3 BB		0-0 4-3 1B 1B	1-1 E7 1B 1B		3-3 K		
Wes Westrum, R OBP: 0.323, SLG: 0.222 (1, 2)		3-2 G6-4-3 1-2f		0-1 F4	3-0 IHR 2-H 3-H 1B		4-1 BB		
Jim Hearn, R OBP: 0.235, SLG: 0.426 (1, 1)		1-2 HR		0-0 FC6-4 2-H 1B	3-1 IHR 1-H		0-1 B3		

Inning Stats	R: 2	H: 2	E: 0	K: 0	S: 12	LOB: 1	BB: 1	P: 20	R: 1	H: 1	E: 0	K: 0	S: 10	LOB: 0	BB: 1	P: 20	R: 0	H: 1	E: 0	K: 1	S: 10	LOB: 1	BB: 0	P: 18	R: 1	H: 2	E: 0	K: 0	S: 8	LOB: 1	BB: 0	P: 8	R: 6	H: 5	E: 1	K: 1	S: 16	LOB: 0	BB: 1	P: 34	R: 0	H: 1	E: 1	K: 0	S: 11	LOB: 2	BB: 1	P: 19	R: 0	H: 0	E: 0	K: 1	S: 8	LOB: 1	BB: 1	P: 16	R: 0	H: 1	E: 0	K: 0	S: 6	LOB: 0	BB: 0	P: 8
1B: 8	SF: 0	2B: 2	SAC: 0	3B: 1	DP: 3	HR: 2	HBP: 0	WP: 0	PA: 40																																																							

PITCHER	IP	WLS	BF	H	R	ER	SO	BB	IBB	HBP	BLK	WP	HR	S	P	ERA	WHIP
Karl Spooner, L ERA: 4.46 (1, 1)	2.0	L	10	3	3	3	0	2	0	0	0	0	1	22	40	13.50	2.500
Clem Labine, R ERA: 4.03 (3, 1)	3.0		18	8	7	7	2	1	0	0	0	0	0	34	60	21.00	3.000
Jim Hughes, R ERA: 3.86 (6, 1)	3.0		12	2	0	0	1	2	0	0	0	0	0	25	43	0.00	1.333

BOTTOM

Brooklyn Dodgers @ New York Giants
Polo Grounds, New York, NY

Sat Jul 09 1955, 3:33 AM EDT
Att. 24,891 - Unknown

AB	35
R	10
H	13
RBI	10
BB	5
SO	3
LOB	18



WP	HR	S	P	ERA	WHIP
0	0	0	0	0.00	1.333

Batter	1	2	3	4	5	6	7	8	9	AB R H RBI BB SO LOB	TOP																
Don Hoak, R (1, 5) OBP: 0.372, SLG: 0.439	4-2 1B 2B BB		0-0 F8 BLK 2B		0-1 F9		0-1 BB 1B		0-0 L7	4 2 2 0 1 0 0																	
Pee Wee Reese, R (1, 6) OBP: 0.356, SLG: 0.423	1-0 2B 1-3 1B		2-2 F8		3-1 5-3		4-2 1-2 BB			3 0 1 0 1 0 1																	
Duke Snider, L (1, 8) OBP: 0.422, SLG: 0.674	1-0 1-3 2B		1-1 F8		0-0 F8		0-1 4-3			4 0 1 1 0 0 4																	
Gil Hodges, R (1, 3) OBP: 0.371, SLG: 0.492	2-1 F3		4-0 BB		1-1 F8		2-3 K			3 0 0 0 1 1 2																	
Jackie Robinson, R (1, 7) OBP: 0.387, SLG: 0.394	0-0 F1		0-1 4-3		3-2 HBP		3-0 1B			3 0 1 0 0 0 3																	
Bob Borkowski, R (8, 7) OBP: 0.200, SLG: 0.162										0 0 0 0 0 0 0																	
Jim Gilliam, S (1, 9) OBP: 0.328, SLG: 0.340	1-1 L9				0-1 G4-6-3 1B		1-1 F8		2-1 F9	4 0 1 0 0 0 4																	
Carl Furillo, R (8, 9) OBP: 0.363, SLG: 0.477										0 0 0 0 0 0 0																	
Don Zimmer, R (1, 4) OBP: 0.322, SLG: 0.494		1-0 F8		0-1 F9		0-2 F9		1-3 K		4 0 0 0 0 1 2																	
Rube Walker, L (1, 2) OBP: 0.328, SLG: 0.340		1-0 F3		1-2 G4-6-3		1-0 1B 1B		2-0 L9		4 0 1 0 0 0 1																	
Carl Erskine, R (1, 1) OBP: 0.179, SLG: 0.259		0-0 5-3				0-0 1-3		3-3 K		2 0 0 0 0 0 0																	
Johnny Podres, L (6, 1) OBP: 0.293, SLG: 0.289										1 0 0 0 0 0 1																	
Billy Loes, R (8, 1) OBP: 0.143, SLG: 0.118										1 0 0 0 0 1 0																	
Ed Roebuck, R (9, 1) OBP: 0.133, SLG: 0.133										0 0 0 0 0 0 0																	
Inning Stats	R: 1 E: 0 K: 0 S: 9	H: 2 LOB: 2 BB: 1 P: 18	R: 0 E: 0 K: 0 S: 3	H: 0 LOB: 0 BB: 0 P: 5	R: 1 E: 0 K: 0 S: 11	H: 1 LOB: 1 BB: 1 P: 18	R: 0 E: 0 K: 0 S: 9	H: 1 LOB: 0 BB: 0 P: 10	R: 0 E: 0 K: 0 S: 5	H: 0 LOB: 0 BB: 0 P: 8	R: 0 E: 0 K: 0 S: 7	H: 0 LOB: 1 BB: 0 P: 12	R: 0 E: 0 K: 0 S: 13	H: 2 LOB: 3 BB: 1 P: 18	R: 0 E: 0 K: 2 S: 9	H: 1 LOB: 1 BB: 0 P: 17	R: 0 E: 0 K: 1 S: 5	H: 0 LOB: 0 BB: 0 P: 10	1B: 5 2B: 2 3B: 0 HR: 0	SF: 0 SAC: 0 DP: 1 HBP: 1	WP: 0 PB: 0 SB: 0 CS: 0	PA: 37					
PITCHER	IP WLS BF H R ER SO BB IBB HBP BLK WP HR S P ERA WHIP																										
Sal Maglie, R (1, 1) ERA: 3.04	5.0		20	4	2	2	0	2	0	0	1	0	0	37	59	3.60	1.200										
Mary Grissom, R (6, 1) ERA: 2.6	2.0		10	2	0	0	0	1	0	1	0	0	0	20	30	0.00	1.500										
Paul Giel, R (8, 1) ERA: 3.03	2.0	W	7	1	0	0	3	0	0	0	0	0	0	14	27	0.00	0.500										

Brooklyn Dodgers @ New York Giants
Polo Grounds, New York, NY
Sun Jul 10 1955, 3:33 AM EDT
Att. 34,790 - Unknown

livebaseballscorecards.com

AB	33
R	2
H	7
RBI	1
BB	3
SO	3
LOB	18



BOTTOM

Brooklyn Dodgers @ New York Giants
Polo Grounds, New York, NY
Sun Jul 10 1955, 3:33 AM EDT
Att. 34,790 - Unknown

livebaseballscorecards.com

AB 33
R 3
H 13
RBI 2
BB 5
SO 3
LOB 18



WP: 0 PA: 39
PB: 0
SB: 1
CS: 1

AB R H RBI BB SO LOB

5 0 4 0 0 0 1

4 0 1 0 1 0 5

4 0 1 1 1 1 2

1 1 0 0 2 0 0

4 0 1 0 0 0 3

4 0 2 1 0 0 3

4 0 0 0 0 2 2

2 0 1 0 1 0 0

0 0 0 0 0 0 0

1 1 1 0 0 0 0

1 0 1 0 0 0 0

1 0 0 0 0 0 1

0 0 0 0 0 0 0

1 0 0 0 0 0 1

0 0 0 0 0 0 0

0 0 0 0 0 0 0

1 0 1 0 0 0 0

0 1 0 0 0 0 0

1B: 12 SF: 0
2B: 3 SAC: 1
3B: 0 DP: 3
HR: 0 HBP: 0

Batter	1	2	3	4	5	6	7	8	9
Davey Williams, R (1, 4) OBP: 0.302, SLG: 0.325	1-2 FC4-6 1B		2-2 G6-4-3 1-2f		1-0 1-2 1B		1-0 1-2 1B		0-0 E8 1B
Whitey Lockman, L (1, 7) OBP: 0.319, SLG: 0.430	1-1 FC4-6 CS 1-2f			0-0 E BB 1B	0-0 4-3		2-0 L3 1-2		4-0 1B IBB
Willie Mays, R (1, 8) OBP: 0.389, SLG: 0.628	3-3 1-2			0-0 L6		0-0 F3		4-1 S SH3-4 BB	0-0 1-2 2-3 3-H 1B
Hank Thompson, L (1, 5) OBP: 0.382, SLG: 0.407		1-1 F3		4-1 1-2 BB		4-1 1B BB		1-0 SH3-4 1-2	
Don Mueller, L (1, 9) OBP: 0.331, SLG: 0.412		3-1 L9		1-2 F4		0-0 1B 1B		0-0 F9	
Alvin Dark, R (1, 6) OBP: 0.325, SLG: 0.380		0-1 2B		1-1 4-3 2-3		0-0 1-3 3-H 1B		2-2 L9 2-3	
Gail Harris, L (1, 3) OBP: 0.286, SLG: 0.412		1-0 1-3		3-1 G3		2-3 K		1-3 K	
Wes Westrum, R (1, 2) OBP: 0.331, SLG: 0.227			2-2 F8		4-2 FC6-4 BB		2-2 FC5-3 1B		1-2 1B E 1B
Ruben Gomez, R (7, PR) OBP: 0.324, SLG: 0.353					0-1 FC6-4 1B		0-1 FC5-3 1B		0-2 E 1B
Ray Katt, R (8, 2) OBP: 0.280, SLG: 0.288					1-2f				1-2 1B 1B
Sal Maglie, R (1, 1) OBP: 0.206, SLG: 0.139									
Dusty Rhodes, L (5, PH) OBP: 0.324, SLG: 0.355									
Mary Grissom, R (6, 1) OBP: 0.200, SLG: 0.200									
Bobby Hofman, R (7, PR) OBP: 0.368, SLG: 0.515									
Wayne Terwilliger, R (7, PR) OBP: 0.128, SLG: 0.279									
Paul Giel, R (8, 1) OBP: 0.125, SLG: 0.250									
Bill Taylor, L (9, PH) OBP: 0.287, SLG: 0.595									
Jim Hegan, R (9, PR) OBP: 0.235, SLG: 0.426									

Inning Stats	R: 0	H: 1	E: 0	LOB: 1	K: 1	BB: 0	S: 9	R: 0	H: 1	E: 0	LOB: 1	K: 0	BB: 0	S: 7	R: 0	H: 1	E: 0	LOB: 0	K: 0	BB: 0	S: 7	R: 0	H: 1	E: 0	LOB: 2	K: 0	BB: 1	S: 8	R: 0	H: 1	E: 0	LOB: 2	K: 0	BB: 1	S: 9	R: 1	H: 2	E: 0	LOB: 1	K: 1	BB: 1	S: 8	R: 0	H: 2	E: 0	LOB: 2	K: 0	BB: 0	S: 7	R: 0	H: 0	E: 0	LOB: 1	K: 0	BB: 1	S: 8	R: 2	H: 4	E: 1	LOB: 3	K: 1	BB: 1	S: 11	R: 0	H: 0	E: 0	LOB: 1	K: 0	BB: 1	S: 8	R: 0	H: 0	E: 0	LOB: 1	K: 0	BB: 1	S: 15	R: 0	H: 0	E: 0	LOB: 1	K: 0	BB: 1	S: 11	R: 0	H: 0	E: 0	LOB: 1	K: 0	BB: 1	S: 15	1B: 12	SF: 0	2B: 3	SAC: 1	3B: 0	DP: 3	HR: 0	HBP: 0	WP: 0	PA: 39
--------------	------	------	------	--------	------	-------	------	------	------	------	--------	------	-------	------	------	------	------	--------	------	-------	------	------	------	------	--------	------	-------	------	------	------	------	--------	------	-------	------	------	------	------	--------	------	-------	------	------	------	------	--------	------	-------	------	------	------	------	--------	------	-------	------	------	------	------	--------	------	-------	-------	------	------	------	--------	------	-------	------	------	------	------	--------	------	-------	-------	------	------	------	--------	------	-------	-------	------	------	------	--------	------	-------	-------	--------	-------	-------	--------	-------	-------	-------	--------	-------	--------

PITCHER	IP	WLS	BF	H	R	ER	SO	BB	IBB	HBP	BLK	WP	HR	S	P	ERA	WHIP
Carl Erskine, R (1, 1) ERA: 3.24	5.2		24	7	1	1	1	3	0	0	0	0	0	44	76	1.59	1.765
Johnny Podres, L (6, 1) ERA: 3.2	2.0		8	2	0	0	1	1	0	0	0	0	0	14	26	0.00	1.500
Billy Loes, R (8, 1) ERA: 3.72	0.2	L	5	3	2	2	1	0	0	0	0	0	0	15	19	27.00	4.500
Ed Roebuck, R (9, 1) ERA: 2.43	0.0		2	1	0	0	0	0	1	0	0	0	0	1	5	∞	∞

Batter	1	2	3	4	5	6	7	8	9	AB R H RBI BB SO LOB	TOP											
Ken Boyer, R OBP: 0.307, SLG: 0.435 (1, 5) C X	0-1 5-3 ①		0-1 G4-6-3 1B ②		2-2 L6 ②		2-1 HR 1B ②	0-1 F8 ③		5 1 2 0 0 0 3												
Wally Moon, L OBP: 0.366, SLG: 0.497 (1, 8) B C X	1-1 BB 1B		2-2 G4-6-3 1-2f ②		0-1 F5 ③		0-0 HR 1H ①		4-0 SH5-4 FC4-2 HBP BB	4 1 2 2 1 0 3												
Stan Musial, L OBP: 0.390, SLG: 0.552 (1, 3) F B X	1-2 F7 ②			2-1 HR		1-1 F6 ①	4-2 BB BB		1-0 FC4-2 SH5-4 HBP 1-2	3 1 1 1 1 0 1												
Rip Repulski, R OBP: 0.378, SLG: 0.530 (1, 7) B F B S B	4-2 BB 1-2			2-1 F2 ①		4-1 1B 2B BB	4-1 BB 1-2		0-1 SH5-4 ①	1 1 0 0 3 0 0												
Red Schoendienst, S OBP: 0.365, SLG: 0.436 (1, 4) X	0-0 F3 ③			1-2 1-3 ②		0-0 F8 ②	2-2 4-3 ③		1-2 FC4-2 ②	5 0 0 0 0 0 7												
Bill Virdon, L OBP: 0.360, SLG: 0.487 (1, 9) F S T C X		0-3 K ①		3-1 L4 ③		0-0 2B 1B 1-2		0-1 1B 3B	0-1 5-3 ③	5 2 2 0 0 1 2												
Alex Grammas, R OBP: 0.309, SLG: 0.302 (1, 6) F X		0-1 1-3 ②			1-2 1B S HBP	0-0 2B 1H 2-H		1-3 K ①		3 0 1 2 0 1 1												
Nelson Burbrink, R OBP: 0.375, SLG: 0.419 (1, 2) B S T C X		1-3 K ③			0-1 1B 1-3		1-0 SH5-4 1B 2B	2-1 1B		4 0 3 1 0 1 0												
Larry Jackson, R OBP: 0.128, SLG: 0.081 (1, 1) F X			0-1 F8 ①		2-2 P3 ①		2-0 SH5-4 ①	0-0 B2 ②		3 0 0 0 0 0 3												
Inning Stats	R: 0 E: 0 K: 0 S: 10	H: 1 LOB: 2 BB: 1 P: 16	R: 0 E: 0 K: 2 S: 10	H: 0 LOB: 0 BB: 0 P: 11	R: 0 E: 0 K: 0 S: 7	H: 1 LOB: 0 BB: 0 P: 9	R: 1 E: 0 K: 0 S: 9	H: 1 LOB: 0 BB: 0 P: 17	R: 0 E: 0 K: 0 S: 12	H: 1 LOB: 2 BB: 0 P: 17	R: 2 E: 0 K: 0 S: 6	H: 2 LOB: 1 BB: 1 P: 11	R: 2 E: 0 K: 0 S: 12	H: 3 LOB: 2 BB: 2 P: 27	R: 1 E: 0 K: 1 S: 11	H: 2 LOB: 1 BB: 0 P: 13	R: 0 E: 0 K: 0 S: 8	H: 0 LOB: 2 BB: 1 P: 14	1B: 6 2B: 2 3B: 1 HR: 2	SF: 0 SAC: 2 DP: 1 HBP: 2	WP: 0 PB: 0 SB: 1 CS: 0	PA: 42
PITCHER	IP WLS BF H R ER SO BB IBB HBP BLK WP HR S P ERA WHIP																					
Johnny Podres, L ERA: 3.28 (1, 1)	6.0 L 26 7 4 4 2 2 0 1 0 0 0 1 55 83 6.00 1.500																					
Jim Hughes, R ERA: 4.22 (7, 1)	0.2 5 2 1 1 0 2 0 0 0 0 0 1 7 19 13.50 6.000																					
Clem Labine, R ERA: 4.02 (7, 1)	0.1 1 0 0 0 0 0 0 0 0 0 0 0 4 6 0.00 0.000																					
Karl Spooner, L ERA: 4.46 (8, 1)	2.0 10 2 1 1 1 1 0 1 0 0 0 0 19 27 4.50 1.500																					

St. Louis Cardinals @ Brooklyn Dodgers
Ebbets Field, Brooklyn, NY
Thu Jul 14 1955, 3:33 AM EDT
Att. 17,579 - Unknown

AB	33
R	6
H	11
RBI	6
BB	5
SO	3
LOB	20



Batter	1	2	3	4	5	6	7	8	9	AB	R	H	RBI	BB	SO	LOB
Don Hoak, R OBP: 0.366, SLG: 0.421 (1, 5)	0-1 6-3 1B	0-0 2B 1B 3-H		4-2 BB		3-2 L9		SH1-4 1B F8		5	1	2	1	1	0	3
Pee Wee Reese, R OBP: 0.357, SLG: 0.416 (1, 6)	2-2 F5	3-2 F9		0-1 L4-6 2-3		4-2 BB		1-0 SH1-4 1-2		3	0	0	0	1	0	4
Duke Snider, L OBP: 0.425, SLG: 0.675 Jim Gilliam, S OBP: 0.327, SLG: 0.339 (1, 8) (9, 7)	1-0 1B 1B	1-0 2B 1-H 2-H				0-0 B5		4-0 1B 1B IBB		4	1	2	1	1	1	2
Roy Campanella, R OBP: 0.411, SLG: 0.655 (1, 2)	0-0 1-3 1B			1-1 HR		4-1 1B HBP		1-0 1B 1B 1B		4	3	3	2	0	1	0
Gil Hodges, R OBP: 0.367, SLG: 0.488 (1, 3)	0-0 F7			3-3 K		1-2 1B		3-2 F7		5	1	2	0	0	1	4
Sandy Amoros, L OBP: 0.368, SLG: 0.430 (1, 7) (9, 8)		0-0 E9 1B 5-3		1-3 K		1-2 F2		1-0 1B 1B		4	2	1	2	0	1	2
Carl Furillo, R OBP: 0.359, SLG: 0.469 (1, 9)		1-1 5-3		1-0 L9		3-2 6-3		3-2 5-3		5	1	1	0	0	0	3
Don Zimmer, R OBP: 0.313, SLG: 0.462 (1, 4)		4-2 1B 1B BB		2-2 5-3		0-0 F6		1-1 1B 1B		4	1	1	2	1	1	0
Don Newcombe, L OBP: 0.446, SLG: 0.797 (1, 1)		0-1 1B 2B 1B 1-3 2-H		1-0 L4-6 2B		2-1 E6 BB		1-2 2-H 3-H HR		5	2	4	3	0	0	0

Inning Stats	R: 0	H: 2	E: 0	K: 0	S: 8	R: 3	H: 3	E: 1	K: 0	S: 13	R: 1	H: 1	E: 0	K: 2	S: 9	R: 0	H: 1	E: 0	K: 1	S: 13	R: 0	H: 0	E: 1	K: 0	S: 10	R: 2	H: 1	E: 2	K: 2	S: 15	R: 6	H: 7	E: 0	K: 0	S: 19
	LOB: 2	BB: 0	LOB: 2	BB: 1	P: 22	LOB: 0	BB: 0	LOB: 1	BB: 1	P: 15	LOB: 2	BB: 0	LOB: 2	BB: 0	P: 23	LOB: 0	BB: 0	LOB: 0	BB: 0	P: 23	LOB: 2	BB: 1	LOB: 2	BB: 1	P: 19	LOB: 0	BB: 0	LOB: 0	BB: 0	P: 23	LOB: 2	BB: 1	LOB: 2	BB: 1	P: 35

PITCHER	IP	WLS	BF	H	R	ER	SO	BB	IBB	HBP	BLK	WP	HR	S	P	ERA	WHIP
Tom Poholsky, R ERA: 4.5 (1, 1)	2.0	L	13	6	4	2	0	1	0	0	0	0	1	23	36	9.00	3.500
Willard Schmidt, R ERA: (3, 1)	3.0		12	2	0	0	3	1	0	1	0	0	0	28	50	0.00	1.000
Brooks Lawrence, R ERA: 6.01 (6, 1)	0.2		4	0	0	0	0	1	0	0	0	0	0	9	18	0.00	1.500
Paul LaPalme, L ERA: 2.61 (6, 1)	1.1		6	1	2	0	2	0	0	0	0	0	0	16	24	0.00	0.750
Mel Wright, R ERA: 8.22 (8, 1)	1.0		11	7	6	6	0	0	1	0	0	0	1	19	35	54.00	7.000

BOTTOM

St. Louis Cardinals @ Brooklyn Dodgers
Ebbets Field, Brooklyn, NY

Fri Jul 15 1955, 3:33 AM EDT
Att. 7,929 - Unknown

AB	39
R	12
H	16
RBI	11
BB	4
SO	5
LOB	18

livebaseballscorecards.com

B

1B: 11	SF: 1	WP: 0	PA: 46
2B: 4	SAC: 1	PB: 0	
3B: 0	DP: 1	SB: 0	
HR: 2	HBP: 1	CS: 0	

Batter	1	2	3	4	5	6	7	8	9	AB R H RBI BB SO LOB	TOP						
Johnny Temple, R (1, 4) OBP: 0.372, SLG: 0.332	1-1 5-3		3-2 F7	3-2 F7			0-1 F7			4 0 0 0 0 0 0							
Sam Mele, R (1, 7) OBP: 0.146, SLG: 0.255 Chuck Harmon, R (8, PR) OBP: 0.300, SLG: 0.382 (8, 7)	0-1 F5		2-1 HR 1B			3-2 L7		1-1 G4-6-3 1B		4 1 2 0 0 0 0 0 0 0 0 0 0 0							
Ted Kluszewski, L (1, 3) OBP: 0.395, SLG: 0.638	0-1 2B		0-1 HR 1B			2-1 F9		2-1 G4-6-3 1-2f		4 1 2 0 0 0 1							
Wally Post, R (1, 9) OBP: 0.355, SLG: 0.578	4-2 BB		3-2 HR 1-H 2-H			1-2 L8		3-1 F7		3 1 1 3 1 0 1							
Gus Bell, L (1, 8) OBP: 0.328, SLG: 0.460	2-1 F7		0-0 1B			1-1 F6		1-1 3-1		4 0 1 0 0 0 2							
Smoky Burgess, L (1, 2) OBP: 0.392, SLG: 0.543 Rocky Bridges, R (9, PR) OBP: 0.500, SLG: 0.421 (9, 5)		4-0 SH1-3 BB	0-0 F8			0-0 4-3		0-0 WP SF7 2B		3 0 1 0 1 0 1 0 1 0 0 0 0 0							
Bobby Adams, R (1, 5) OBP: 0.377, SLG: 0.453 Joe Brovia, L (9, PH) OBP: 0.125, SLG: 0.143 Matt Batts, R (9, 2) OBP: 0.250, SLG: 0.333		0-0 SH1-3	0-2 1B			0-0 5-3		1-2 SF7 2-H		2 0 1 0 0 0 0 0 0 0 1 0 0 0 0 0 0 0 0 0 0							
Roy McMillan, R (1, 6) OBP: 0.341, SLG: 0.315		1-1 F6		1-1 F6			1-3 K		0-1 5-3	4 0 0 0 0 1 2							
Art Fowler, R (1, 1) OBP: 0.233, SLG: 0.185 Hersh Freeman, R (7, 1)		0-1 4-3		2-3 K			2-3 K			3 0 0 0 0 2 1 0 0 0 0 0 0 0							
Inning Stats	R: 0 H: 1 E: 0 LOB: 2 K: 0 BB: 1 S: 11 P: 18	R: 0 H: 0 E: 0 LOB: 1 K: 0 BB: 1 S: 5 P: 10	R: 3 H: 5 E: 0 LOB: 2 K: 0 BB: 0 S: 18 P: 26	R: 0 H: 0 E: 0 LOB: 0 K: 1 BB: 0 S: 8 P: 14	R: 0 H: 0 E: 0 LOB: 0 K: 0 BB: 0 S: 9 P: 15	R: 0 H: 0 E: 0 LOB: 0 K: 0 BB: 0 S: 4 P: 5	R: 0 H: 0 E: 0 LOB: 0 K: 2 BB: 0 S: 8 P: 11	R: 0 H: 1 E: 0 LOB: 1 K: 0 BB: 0 S: 6 P: 12	R: 1 H: 1 E: 0 LOB: 1 K: 0 BB: 0 S: 8 P: 10	1B: 5 SF: 1 2B: 2 SAC: 1 3B: 0 DP: 1 HR: 1 HBP: 0	WP: 1 PA: 35 PB: 0 SB: 0 CS: 0						
PITCHER	IP WLS BF H R ER SO BB IBB HBP BLK WP HR S P ERA WHIP																
Billy Loes, R (1, 1) ERA: 3.77	6.0	25	6	3	3	1	2	0	0	0	0	0	1	55	88	4.50	1.333
Clem Labine, R (7, 1) ERA: 3.98	3.0	W	10	2	1	1	2	0	0	0	0	1	0	22	33	3.00	0.667

Cincinnati Redlegs @ Brooklyn Dodgers
 Ebbets Field, Brooklyn, NY
 Sat Jul 16 1955, 3:33 AM EDT
 Att. 6,655 - Unknown

livebaseballscorecards.com

AB 31
R 4
H 8
RBI 4
BB 2
SO 3
LOB 8



Batter	1	2	3	4	5	6	7	8	9
Don Hoak, R OBP: 0.367, SLG: 0.420 (1, 5)	2-1 F9		1-0 G4-6-3		3-3 K		2-1 SH5-4 1B	2-0 G1-6-3 1B	
Pee Wee Reese, R OBP: 0.356, SLG: 0.414 (1, 6)	3-2 S 4-3 1B		2-2 F6			1-2 F1	0-0 SH 1B SH5-4	0-1 G1-6-3 1B	
Duke Snider, L OBP: 0.428, SLG: 0.694 (1, 8)	3-2 4-3 1-2			4-0 FC6-4 BB		0-1 HR	0-0 SH5-4 1-2 2-3		1-2 HR
Gil Hodges, R OBP: 0.386, SLG: 0.483 (1, 3)	3-2 F9 2-3			0-1 L6		2-1 6-3	4-0 1B IBB		
Carl Furillo, R OBP: 0.361, SLG: 0.469 (1, 9)		0-1 5-3		2-0 FC6-4 3B		0-0 1B 1B	2-2 FC6-4 1B		
Jim Gilliam, S OBP: 0.326, SLG: 0.344 (1, 7)		3-1 F8		0-2 1-H 3B		3-2 E3 1B	0-0 F7		
Don Zimmer, R OBP: 0.310, SLG: 0.453 (1, 4)		3-2 F7		3-3 K		3-2 1B	0-2 FC6-4		
Rube Walker, L OBP: 0.354, SLG: 0.345 (1, 2)			4-1 G4-6-3 BB BB		1-3 K	4-0 FC6 IBB	1-2 FC1-6 1B		
Billy Loes, R OBP: 0.162, SLG: 0.114 (1, 1)			4-1 G4-6-3 BB		0-3 K	0-1 FC6	0-0 FC1-6 1B		
Don Newcombe, L OBP: 0.440, SLG: 0.786 (6, PH)									
Clem Labine, R OBP: 0.200, SLG: 0.364 (7, 1)									

AB	R	H	RBI	BB	SO	LOB
5	1	2	0	0	1	2
4	0	1	0	0	0	3
3	2	2	2	1	0	1
3	0	0	0	1	0	2
4	2	2	1	0	0	1
4	0	1	1	0	0	4
4	0	1	1	0	1	4
2	0	1	0	2	1	0
1	0	0	0	1	1	0
1	0	0	0	0	0	3
1	0	0	0	0	0	1

BOTTOM

Cincinnati Redlegs @ Brooklyn Dodgers
Ebbets Field, Brooklyn, NY
 Sat Jul 16 1955, 3:33 AM EDT
 Att. 6,655 - Unknown

livebaseballscorecards.com

AB	32
R	5
H	10
RBI	5
BB	5
SO	4
LOB	21




Inning Stats	R: 0	H: 1	E: 0	K: 0	S: 13	LOB: 1	BB: 0	P: 24	R: 0	H: 0	E: 0	K: 0	S: 7	LOB: 0	BB: 0	P: 13	R: 0	H: 0	E: 0	K: 0	S: 6	LOB: 1	BB: 2	P: 17	R: 1	H: 1	E: 0	K: 1	S: 9	LOB: 1	BB: 1	P: 18	R: 0	H: 0	E: 0	K: 3	S: 9	LOB: 0	BB: 0	P: 13	R: 2	H: 3	E: 1	K: 0	S: 17	LOB: 3	BB: 1	P: 30	R: 1	H: 2	E: 0	K: 0	S: 11	LOB: 3	BB: 1	P: 19	R: 0	H: 2	E: 0	K: 0	S: 7	LOB: 1	BB: 0	P: 10	R: 1	H: 1	E: 0	K: 0	S: 3	LOB: 0	BB: 0	P: 4
1B: 7	SF: 0	2B: 0	SAC: 2	3B: 1	DP: 2	HR: 2	HBP: 0	WP: 0	PA: 39																																																															

PITCHER	IP	WLS	BF	H	R	ER	SO	BB	IBB	HBP	BLK	WP	HR	S	P	ERA	WHIP
Art Fowler, R ERA: 3.83 (1, 1)	6.1		32	7	4	3	4	3	2	0	0	0	1	68	130	4.26	1.579
Hersh Freeman, R ERA: 2.66 (7, 1)	1.2	L	7	3	1	1	0	0	0	0	0	0	1	14	18	5.40	1.800

Batter	1	2	3	4	5	6	7	8	9	AB R H RBI BB SO LOB	TOP
Johnny Temple, R (1, 4) OBP: 0.370, SLG: 0.329	0-1 	1-2 			4-2 		2-1 			3 0 0 0 1 0 1	Cincinnati Redlegs @ Brooklyn Dodgers Ebbets Field, Brooklyn, NY Sun Jul 17 1955, 3:33 AM EDT Unknown
Bob Thurman, L (1, 7) OBP: 0.322, SLG: 0.500	1-2 		0-2 		0-0 	0-1 			4 1 1 0 0 0 1		
Ted Kluszewski, L (1, 3) OBP: 0.394, SLG: 0.633	1-2 		2-2 		0-0 	0-0 			4 0 1 1 0 0 1		
Wally Post, R (1, 9) OBP: 0.354, SLG: 0.572	2-0 		1-3 		4-0 		2-2 		3 0 0 0 1 1 1		
Gus Bell, L (1, 8) OBP: 0.324, SLG: 0.455	3-3 			2-3 	2-2 		0-0 	0-0 	4 0 0 0 0 2 3		
Smoky Burgess, L (1, 2) OBP: 0.390, SLG: 0.536		2-0 		1-2 		4-1 			3 0 0 0 1 0 0		
Bobby Adams, R (1, 5) OBP: 0.380, SLG: 0.450		2-2 		4-1 		2-3 		1-1 	3 1 1 0 1 1 1		
Roy McMillan, R (1, 6) Matt Batts, R (9, PH) OBP: 0.235, SLG: 0.313		2-2 		4-2 		2-2 		0-0 	2 0 0 0 1 0 2 1 0 0 0 0 0 0		
Gerry Staley, R (1, 1) Ray Jablonski, R (6, PH) Johnny Klippstein, R (6, 1) Joe Brovia, L (9, PH) OBP: 0.111, SLG: 0.125		0-0 		1-3 		2-3 		1-1 	2 0 0 1 0 1 3 1 0 0 0 0 1 1 0 0 0 0 0 0 0 1 0 0 0 0 0 0		
Inning Stats	R: 1 H: 2 E: 0 LOB: 1 K: 1 BB: 0 S: 12 P: 19	R: 1 H: 1 E: 1 LOB: 1 K: 0 BB: 0 S: 12 P: 19	R: 0 H: 0 E: 0 LOB: 0 K: 1 BB: 0 S: 9 P: 12	R: 0 H: 0 E: 0 LOB: 2 K: 2 BB: 2 S: 12 P: 24	R: 0 H: 0 E: 1 LOB: 2 K: 0 BB: 2 S: 9 P: 19	R: 0 H: 0 E: 0 LOB: 1 K: 2 BB: 1 S: 10 P: 20	R: 0 H: 0 E: 0 LOB: 0 K: 0 BB: 0 S: 5 P: 7	R: 0 H: 0 E: 0 LOB: 0 K: 0 BB: 0 S: 5 P: 7	R: 0 H: 0 E: 0 LOB: 0 K: 0 BB: 0 S: 5 P: 7	1B: 2 SF: 0 2B: 0 SAC: 0 3B: 1 DP: 0 HR: 0 HBP: 0	
PITCHER Roger Craig, R (1, 1) ERA: 1.0	IP WLS BF H R ER SO BB IBB HBP BLK WP HR S P ERA WHIP 9.0 W 36 3 2 1 6 5 0 0 0 1 0 79 134 1.00 0.889										

livebaseballscorecards.com

AB	31
R	2
H	3
RBI	2
BB	5
SO	6
LOB	14



Batter	1	2	3	4	5	6	7	8	9	AB	R	H	RBI	BB	SO	LOB
Don Hoak, R OBP: 0.371, SLG: 0.417 (1, 5)	4-2 BB G4-6-3		1-1 F3		1-1 5-3		0-0 1B			3	0	1	0	1	0	0
Pee Wee Reese, R OBP: 0.354, SLG: 0.422 (1, 6)	1-0 G4-6-3 1-2f		1-1 6-3		1-1 HR		3-2 F9			4	1	1	1	0	0	1
Duke Snider, L OBP: 0.427, SLG: 0.700 George Shuba, L OBP: 0.435, SLG: 0.235 (1, 8) (6, 7)	2-0 HR		1-2 F8		1-3 K		1-0 F8			3	1	1	1	0	1	0
Gil Hodges, R OBP: 0.385, SLG: 0.489 (1, 3)	1-1 HR			2-2 6-3	2-0 6-3		0-2 F3			4	1	1	1	0	0	0
Carl Furillo, R OBP: 0.363, SLG: 0.478 (1, 9)	1-1 F5			0-0 HR		4-2 SH1-4 1B BB		1-1 F2		3	2	1	1	1	0	0
Jim Gilliam, S OBP: 0.326, SLG: 0.347 (1, 7) (6, 8)		2-0 4-3 2B		0-0 F6		0-0 SH1-4		1-1 F9		3	0	1	0	0	0	0
Don Zimmer, R OBP: 0.320, SLG: 0.454 (1, 4)		0-1 F9		1-2 S 2B HBP		1-2 2-H 1B				2	1	1	1	0	0	1
Rube Walker, L OBP: 0.353, SLG: 0.362 (1, 2)		0-2 4-3 2-3		1-0 1-H 2B		0-0 F7				3	0	1	1	0	0	2
Roger Craig, R (1, 1)		1-3 K		0-1 F6		0-2 1-3				3	0	0	0	0	1	3
Inning Stats	R: 2 E: 0 K: 0 S: 8	H: 2 LOB: 0 BB: 1 P: 17	R: 0 E: 0 K: 1 S: 10	H: 1 LOB: 1 BB: 0 P: 13	R: 0 E: 0 K: 0 S: 7	H: 0 LOB: 0 BB: 0 P: 10	R: 2 E: 0 K: 0 S: 12	H: 2 LOB: 1 BB: 0 P: 16	R: 1 E: 0 K: 1 S: 8	H: 1 LOB: 0 BB: 0 P: 13	R: 1 E: 0 K: 0 S: 10	H: 1 LOB: 1 BB: 1 P: 15	R: 0 E: 0 K: 0 S: 5	H: 1 LOB: 0 BB: 0 P: 9	R: 0 E: 0 K: 0 S: 7	H: 0 LOB: 0 BB: 0 P: 9

BOTTOM

Cincinnati Redlegs @ Brooklyn Dodgers
Ebbets Field, Brooklyn, NY
 Sun Jul 17 1955, 3:33 AM EDT
 Unknown

livebaseballscorecards.com

AB	29
R	6
H	8
RBI	6
BB	2
SO	2
LOB	7



PITCHER															IP	WLS	BF	H	R	ER	SO	BB	IBB	HBP	BLK	WP	HR	S	P	ERA	WHIP	
Gerry Staley, R ERA: 4.53 (1, 1)															5.0	L	22	6	5	5	2	1	0	1	0	0	0	4	45	69	9.00	1.400
Johnny Klippstein, R ERA: 4.8 (6, 1)															3.0		11	2	1	1	0	1	0	0	0	0	0	22	33	3.00	1.000	

WP: 0	PA: 33
PB: 0	SB: 1
CS: 0	

Batter	1	2	3	4	5	6	7	8	9	AB R H RBI BB SO LOB	TOP	
Johnny Temple, R (1, 4) <small>OBP: 0.367, SLG: 0.326</small> Joe Brovia, L (8, PH) <small>OBP: 0.200, SLG: 0.222</small> Al Silvera, R (8, PR) <small>OBP: 0.333, SLG: 0.333</small> Johnny Klippstein, R (8, 1) <small>OBP: 0.375, SLG: 0.167</small>	1-2 4-3		1-1 L8			1-1 5-3		0-0 G4-6-3 1B		3 0 0 0 0 0 0		
Bob Thurman, L (1, 7) <small>OBP: 0.319, SLG: 0.500</small>	1-1 G3		2-2 4-3			1-0 1B 2B		0-1 G4-6-3 1-2f		4 1 1 0 0 0 1		
Ted Kluszewski, L (1, 3) <small>OBP: 0.397, SLG: 0.633</small>	1-3 K					1-0 G5-4-3 BB 1B		1-0 HR 1B		3 1 2 1 1 1 0		
Wally Post, R (1, 9) <small>OBP: 0.355, SLG: 0.580</small>		1-1 3B 1B				2-1 G5-4-3 1-2f 1B		0-2 F5 HR		4 2 2 2 0 0 2		
Gus Bell, L (1, 8) <small>OBP: 0.329, SLG: 0.467</small>		0-1 1-H FC4-2 3B				0-0 1B		0-0 F8 6-3 2B		4 1 3 1 0 0 1		
Matt Batts, R (1, 2) <small>OBP: 0.190, SLG: 0.250</small>		0-0 F4				0-0 L8		2-2 F8 2-3		4 0 0 0 0 0 3		
Ray Jablonski, R (1, 5) <small>OBP: 0.279, SLG: 0.390</small>		2-2 FC4-2 3-H				0-0 5-3		4-0 G5-4-3 BB		3 0 0 1 1 0 1		
Roy McMillan, R (1, 6) <small>OBP: 0.340, SLG: 0.309</small>		1-2 F3				2-2 F8		1-1 G5-4-3 1-2f		3 0 0 0 1 0 2		
Rudy Minarcin, R (1, 1) <small>OBP: 0.259, SLG: 0.208</small> Steve Ridzik, R (4, 1) <small>OBP: 0.100, SLG: 0.100</small> Jackie Collum, L (7, 1) <small>OBP: 0.417, SLG: 0.367</small> Bobby Adams, R (8, PH) <small>OBP: 0.375, SLG: 0.444</small> (8, 4)		2-2 1-3				3-3 K		1-2 5-3		2-1 F4	1 0 0 0 0 0 0	
Inning Stats	R: 0 H: 0 E: 0 LOB: 0 K: 1 BB: 0 S: 8 P: 11	R: 1 H: 2 E: 0 LOB: 1 K: 0 BB: 0 S: 11 P: 15	R: 0 H: 0 E: 0 LOB: 0 K: 0 BB: 0 S: 9 P: 14	R: 0 H: 1 E: 0 LOB: 1 K: 0 BB: 1 S: 4 P: 10	R: 0 H: 0 E: 0 LOB: 0 K: 1 BB: 0 S: 13 P: 18	R: 1 H: 2 E: 0 LOB: 1 K: 0 BB: 0 S: 10 P: 14	R: 0 H: 0 E: 0 LOB: 0 K: 0 BB: 1 S: 4 P: 9	R: 0 H: 1 E: 0 LOB: 1 K: 0 BB: 0 S: 6 P: 7	R: 3 H: 3 E: 0 LOB: 1 K: 0 BB: 1 S: 16 P: 29	1B: 5 SF: 0 2B: 2 SAC: 0 3B: 1 DP: 3 HR: 1 HBP: 0	WP: 0 PA: 36 PB: 0 SB: 0 CS: 0	
PITCHER Don Bessent, R (1, 1) <small>ERA: 5.63</small> Ed Roebuck, R (9, 1) <small>ERA: 2.39</small>	IP WLS BF H R ER SO BB IBB HBP BLK WP HR S P ERA WHIP 8.0 W 32 9 5 5 2 2 0 0 0 0 0 1 70 106 5.62 1.375 1.0 S 4 0 0 0 0 1 0 0 0 0 0 0 11 21 0.00 1.000	PITCHER IP WLS BF H R ER SO BB IBB HBP BLK WP HR S P ERA WHIP										

Cincinnati Redlegs @ Brooklyn Dodgers
Ebbets Field, Brooklyn, NY
 Sun Jul 17 1955, 3:38 AM EDT
 Att. 14,680 - Unknown

livebaseballscorecards.com

AB 33
R 5
H 9
RBI 5
BB 3
SO 2
LOB 11



Batter	1	2	3	4	5	6	7	8	9	AB	R	H	RBI	BB	SO	LOB
Don Hoak, R OBP: 0.364, SLG: 0.415 Frank Kellert, R OBP: 0.391, SLG: 0.537	2-2 F7			1-1 F9		1-3 K	2-0 3B			3	0	0	0	0	1	0
Pee Wee Reese, R OBP: 0.357, SLG: 0.422	1-0 6-3			0-0 1B 2B		1-1 6-3	1-3 K			4	1	1	0	0	1	2
Jim Gilliam, S OBP: 0.329, SLG: 0.348	4-0 CS BB			0-0 2-H 1B		2-1 G3		1-3 K		3	0	1	1	1	1	0
Gil Hodges, R OBP: 0.382, SLG: 0.482	1-1 CS	0-1 F3		3-2 6-3		1-1 F8	3-1 F6			4	0	0	0	0	0	1
Carl Furillo, R OBP: 0.363, SLG: 0.483			0-0 5-3	3-0 4-3		1-0 1B FC5-2 2B	2-2 F4			4	0	1	0	0	0	1
George Shuba, L OBP: 0.387, SLG: 0.208		1-2 F4			2-2 F4	1-2 FC5-2 1B 1B	2-2 F8			4	1	1	0	0	0	0
Don Zimmer, R OBP: 0.315, SLG: 0.438			1-2 6-3		0-1 B3	0-2 FC5-2 1B 1B	1-2 1B 1B			4	1	1	0	0	0	2
Rube Walker, L OBP: 0.366, SLG: 0.377 Carl Erskine, R OBP: 0.179, SLG: 0.259 Dixie Howell, R OBP: 0.293, SLG: 0.385 Roy Campanella, R OBP: 0.413, SLG: 0.655			1-3 K		1-0 FC6-4 1B	0-0 E9 3B 1B	4-2 BB			3	0	2	1	0	1	0
Karl Spooner, R OBP: 0.273, SLG: 0.455 Clem Labine, R OBP: 0.192, SLG: 0.348 Don Newcombe, L OBP: 0.447, SLG: 0.789 Ed Roebuck, R OBP: 0.133, SLG: 0.133 Sandy Amoros, L OBP: 0.367, SLG: 0.429			2-3 K		1-2 FC6-4	1-0 3B 1B	2-1 F5			1	0	0	0	0	1	0

Inning Stats	R: 0	H: 0	E: 0	K: 0	S: 6	R: 0	H: 0	E: 0	K: 0	S: 7	R: 0	H: 0	E: 0	K: 2	S: 9	R: 1	H: 2	E: 0	K: 0	S: 8	R: 0	H: 1	E: 0	K: 0	S: 9	R: 0	H: 0	E: 0	K: 1	S: 9	R: 4	H: 5	E: 1	K: 1	S: 18	R: 0	H: 0	E: 0	K: 1	S: 10	R: 0	H: 1	E: 0	K: 0	S: 11	1B: 6	SF: 0	2B: 2	SAC: 0	3B: 1	DP: 0	HR: 0	HBP: 0	WP: 0	PA: 37
--------------	------	------	------	------	------	------	------	------	------	------	------	------	------	------	------	------	------	------	------	------	------	------	------	------	------	------	------	------	------	------	------	------	------	------	-------	------	------	------	------	-------	------	------	------	------	-------	-------	-------	-------	--------	-------	-------	-------	--------	-------	--------

PITCHER	IP	WLS	BF	H	R	ER	SO	BB	IBB	HBP	BLK	WP	HR	S	P	ERA	WHIP
Joe Black, R ERA: 3.67	(1, 1)	6.2	W	27	7	5	5	3	1	0	0	0	0	61	92	6.75	1.200
Art Fowler, R ERA: 3.74	(7, 1)	2.1	S	9	2	0	2	1	0	0	0	0	0	26	44	0.00	1.286

BOTTOM

Cincinnati Redlegs @ Brooklyn Dodgers
Ebbets Field, Brooklyn, NY
Mon Jul 18 1955, 3:33 AM EDT
Att. 17,942 - Unknown

livebaseballscorecards.com

AB	34
R	5
H	9
RBI	5
BB	2
SO	5
LOB	8



Batter	1	2	3	4	5	6	7	8	9	AB R H RBI BB SO LOB	TOP	
Lloyd Merriman, L (1, 8) OBP: 0.324, SLG: 0.331	4-2 G4-6-3 BB BB		1-1 F2			2-3 K			0-1 F9	3 0 0 0 1 1 0		
Gene Baker, R (1, 4) OBP: 0.348, SLG: 0.406	4-2 G4-6-3 BB BB		1-0 6-3			3-2 6-3			1-3 K	3 0 0 0 1 1 0		
Jim King, L (1, 9) OBP: 0.315, SLG: 0.459	1-1 G4-6-3 1-2f 2-3		1-1 F9			3-2 4-3			0-0 F8	4 0 0 0 0 0 2		
14 Ernie Banks, R (1, 6) OBP: 0.345, SLG: 0.587	1-2 L7				0-3 K			2-2 5-3		3 0 0 0 0 1 1		
Randy Jackson, R (1, 5) OBP: 0.338, SLG: 0.447					1-3 K			0-3 K		3 0 0 0 0 3 0		
Hank Sauer, R (1, 7) OBP: 0.287, SLG: 0.386					0-0 5-3			1-3 K		3 1 0 0 0 1 0		
Dee Fondy, L (1, 3) OBP: 0.276, SLG: 0.390					0-0 4-3			1-2 G6-4-3 1B		3 0 1 0 0 0 1		
Clyde McCullough, R (1, 2) OBP: 0.280, SLG: 0.208					0-1 6-3			1-1 G6-4-3 1-2f		3 0 1 1 0 0 1		
Sam Jones, R (1, 1) OBP: 0.184, SLG: 0.167					1-0 L9			1-1 L3		1 0 0 0 0 1 1		
Dave Hillman, R (4, 1) OBP: 0.250, SLG: 0.100										1 0 0 0 0 0 0		
Frank Baumholtz, L (8, PH) OBP: 0.309, SLG: 0.399										1 0 0 0 0 0 0		
Don Kaiser, R (8, 1)										0 0 0 0 0 0 0		
Inning Stats	R: 0 H: 0 E: 0 LOB: 1 K: 0 BB: 2 S: 13 P: 22	R: 1 H: 1 E: 1 LOB: 1 K: 2 BB: 0 S: 14 P: 24	R: 0 H: 0 E: 0 LOB: 0 K: 0 BB: 0 S: 5 P: 8	R: 0 H: 0 E: 0 LOB: 0 K: 2 BB: 0 S: 7 P: 8	R: 0 H: 0 E: 0 LOB: 0 K: 0 BB: 0 S: 4 P: 5	R: 0 H: 0 E: 0 LOB: 0 K: 1 BB: 0 S: 9 P: 17	R: 0 H: 0 E: 0 LOB: 0 K: 2 BB: 0 S: 13 P: 16	R: 0 H: 1 E: 0 LOB: 0 K: 0 BB: 0 S: 7 P: 10	R: 0 H: 0 E: 0 LOB: 0 K: 1 BB: 0 S: 6 P: 7	1B: 2 SF: 0 2B: 0 SAC: 0 3B: 0 DP: 2 HR: 0 HBP: 0	WP: 0 PA: 30 PB: 0 SB: 0 CS: 0	
PITCHER Don Newcombe, R (1, 1) ERA: 2.76	IP WLS BF H R ER SO BB IBB HBP BLK WP HR S P ERA WHIP	9.0 W 30 2 1 0 8 2 0 0 0 0 0 0 78 117 0.00 0.444										

Chicago Cubs @ Brooklyn Dodgers
 Ebbets Field, Brooklyn, NY
 Wed Jul 20 1955, 3:33 AM EDT
 Unknown

livebaseballscorecards.com

AB 28
 R 1
 H 2
 RBI 1
 BB 2
 SO 8
 LOB 6



Batter	1	2	3	4	5	6	7	8	9
Don Hoak, R OBP: 0.386, SLG: 0.419 (1, 5)	4-2 HR BB	4-2 2B BB		4-1 BB HBP BB		4-0 BB G6-4-3 BB	1-0 1B		
Pee Wee Reese, R OBP: 0.357, SLG: 0.423 (1, 6)	1-1 F9	0-0 1-H 2B		4-2 HBP BB 1-2 BB		0-1 G6-4-3 1-2f	1-2 F8		
Duke Snider, L OBP: 0.431, SLG: 0.718 Sandy Amoros, L OBP: 0.366, SLG: 0.427 (1, 8) (7, 8)	2-0 1-H HR	3-3 K		4-0 HBP BB 1-2 2-3		3-2 HR	1-0 4-3		
Roy Campanella, R OBP: 0.413, SLG: 0.647 (1, 2)	1-3 K		2-3 K	1-2 HBP		4-0 HR BB	0-1 F8		
Gil Hodges, R OBP: 0.363, SLG: 0.488 (1, 3)	1-2 6-3		2-1 L9	1-3 K		2-0 1-H HR	4-2 BB		
Jim Gilliam, S OBP: 0.332, SLG: 0.357 (1, 7)		1-2 HR 1B	0-1 2B		1-1 2B	1-2 P3	2-1 G3		
Carl Furillo, R OBP: 0.359, SLG: 0.476 (1, 9)		0-3 K	2-3 K		1-1 L8		1-0 F9		
Don Zimmer, R OBP: 0.322, SLG: 0.495 (1, 4)		1-0 1-H HR		0-0 F6	1-3 K		0-0 HR		
Don Newcombe, L OBP: 0.425, SLG: 0.747 (1, 1)		2-2 F5		0-0 6-3	1-2 F5		3-3 K		

Inning Stats	R: 2	H: 1	E: 0	K: 1	S: 12	LOB: 0	BB: 1	P: 21
	R: 3	H: 3	E: 0	K: 2	S: 19	LOB: 1	BB: 1	P: 30
	R: 0	H: 1	E: 0	K: 2	S: 10	LOB: 1	BB: 0	P: 16
	R: 1	H: 0	E: 0	K: 1	S: 10	LOB: 3	BB: 3	P: 24
	R: 0	H: 1	E: 0	K: 1	S: 11	LOB: 1	BB: 0	P: 15
	R: 3	H: 2	E: 0	K: 0	S: 9	LOB: 0	BB: 2	P: 23
	R: 1	H: 2	E: 0	K: 1	S: 9	LOB: 1	BB: 0	P: 15
	R: 0	H: 0	E: 0	K: 0	S: 7	LOB: 1	BB: 1	P: 14

PITCHER	IP	WLS	BF	H	R	ER	SO	BB	IBB	HBP	BLK	WP	HR	S	P	ERA	WHIP
Sam Jones, R ERA: 4.23 (1, 1)	3.2	L	22	5	6	6	5	5	0	1	0	0	2	48	87	14.73	2.727
Dave Hillman, R ERA: 5.13 (4, 1)	3.1		16	5	4	4	3	2	0	0	0	0	3	32	57	10.80	2.100
Don Kaiser, R ERA: (8, 1)	1.0		4	0	0	0	0	1	0	0	0	0	0	7	14	0.00	1.000

AB R H RBI BB SO LOB

BOTTOM

1	3	1	0	4	0	0
4	0	1	1	1	0	3
3	2	2	3	1	1	1
1	0	0	0	0	0	0
3	1	0	1	1	2	0
4	1	1	2	1	1	3
5	1	3	0	0	0	1
4	0	0	0	0	2	3
4	2	2	3	0	1	1
4	0	0	0	0	1	1

AB	33
R	10
H	10
RBI	10
BB	8
SO	8
LOB	13



WP	HR	S	P	ERA	WHIP
0	0	0	0	0	0

Chicago Cubs @ Brooklyn Dodgers
Ebbets Field, Brooklyn, NY
Wed Jul 20 1955, 3:33 AM EDT
Unknown

livebaseballscorecards.com

Batter	1	2	3	4	5	6	7	8	9	AB R H RBI BB SO LOB	TOP											
Lloyd Merriman, L (1, 8) OBP: 0.321, SLG: 0.325	3-3 K		4-1 E SH5-4 1-2 BB		3-3 K		2-1 SF8			2 0 0 1 1 2 0												
Gene Baker, R (1, 4) OBP: 0.345, SLG: 0.402	0-0 F8		1-0 SH5-4		1-0 F9		2-1 L7			3 0 0 0 0 0 0												
Jim King, L (1, 9) OBP: 0.309, SLG: 0.449	1-0 3-1		1-0 G3		1-1 3-1		1-1 F2			4 0 0 0 0 0 1												
14 Ernie Banks, R (1, 6) OBP: 0.341, SLG: 0.580		1-2 1-3	2-2 5-3		1-0 5-3		2-1 6-3			4 0 0 0 0 0 1												
Randy Jackson, R (1, 5) OBP: 0.334, SLG: 0.441		0-0 6-3		1-0 6-3		3-2 F8		1-0 6-3		4 0 0 0 0 0 0												
Hank Sauer, R (1, 7) OBP: 0.296, SLG: 0.388		4-1 BB		2-1 FC6-4 1B		1-3 K		4-1 1B BB		2 0 1 0 2 1 0												
Dee Fondy, L (1, 3) OBP: 0.276, SLG: 0.387		1-3 K		0-0 F8		4-1 1B 3B BB		0-1 B2		3 1 0 0 1 1 3												
Harry Chiti, R (1, 2) OBP: 0.289, SLG: 0.426			1-1 HR	1-1 FC6-4 1-2f		2-2 3B 1B		1-2 G4-6-3 1B		4 2 3 1 0 0 1												
Bob Rush, R (1, 1) OBP: 0.100, SLG: 0.143			3-2 SH5-4 E 1B		1-0 L1		1-2 SF8 3B		0-0 G4-6-3	2 1 1 0 0 0 0												
Frank Baumholtz, L (7, PH) OBP: 0.314, SLG: 0.417									1-2f	1 1 1 2 0 0 0												
Hal Jeffcoat, R (7, 1) OBP: 0.250, SLG: 0.400										1 0 0 0 0 0 2												
Inning Stats	R: 0 E: 0 K: 1 S: 5	H: 0 LOB: 0 BB: 0 P: 9	R: 0 E: 0 K: 1 S: 8	H: 0 LOB: 1 BB: 1 P: 14	R: 2 E: 1 K: 0 S: 12	H: 2 LOB: 1 BB: 1 P: 24	R: 0 E: 0 K: 0 S: 6	H: 1 LOB: 1 BB: 0 P: 10	R: 0 E: 0 K: 1 S: 5	H: 0 LOB: 0 BB: 0 P: 10	R: 0 E: 0 K: 0 S: 6	H: 0 LOB: 0 BB: 0 P: 11	R: 3 E: 0 K: 1 S: 14	H: 2 LOB: 0 BB: 1 P: 26	R: 0 E: 0 K: 0 S: 5	H: 0 LOB: 0 BB: 0 P: 9	R: 0 E: 0 K: 0 S: 7	H: 1 LOB: 1 BB: 1 P: 12	1B: 4 2B: 0 3B: 1 HR: 1	SF: 1 SAC: 1 DP: 1 HBP: 0	WP: 0 PB: 0 SB: 0 CS: 0	PA: 36
PITCHER	IP WLS BF H R ER SO BB IBB HBP BLK WP HR S P ERA WHIP																					
Clem Labine, R (1, 1) ERA: 4.05	7.0 L 29 5 5 4 4 3 0 0 0 0 0 1 56 104 5.14 1.143																					
Ed Roebuck, R (8, 1) ERA: 2.65	2.0 7 1 0 0 0 1 0 0 0 0 0 0 12 21 0.00 1.000																					

Chicago Cubs @ Brooklyn Dodgers
 Ebbets Field, Brooklyn, NY
 Wed Jul 20 1955, 3:38 AM EDT
 Att. 20,819 - Unknown

livebaseballscorecards.com

AB 30
 R 5
 H 6
 RBI 4
 BB 4
 SO 4
 LOB 8



Batter	1	2	3	4	5	6	7	8	9	AB R H RBI BB SO LOB	TOP
Lloyd Merriman, L (1, 8) OBP: 0.319, SLG: 0.317	3-3 K		1-0 3-1			4-1 1B BB		2-2 F7		3 0 0 0 1 1 2	
Gene Baker, R (1, 4) OBP: 0.342, SLG: 0.398	2-1 P3			0-0 F9		1-2 F8		1-2 F8		4 0 0 0 0 0 2	
Jim King, L (1, 9) OBP: 0.308, SLG: 0.445	1-0 F3			3-1 F8		0-2 14 G6-4-3 1B		1-2 G3		4 0 1 0 0 0 1	
14 Ernie Banks, R (1, 6) OBP: 0.340, SLG: 0.585		3-3 K		1-0 F4		2-2 G6-4-3 1-2f			1-1 HR	4 1 1 1 0 1 2	
Randy Jackson, R (1, 5) OBP: 0.336, SLG: 0.443		2-1 F9			0-0 2B		4-2 G5-4-3 BB		1-2 G3	3 0 1 0 1 0 0	
Hank Sauer, R (1, 7) OBP: 0.291, SLG: 0.379		1-0 F8			3-2 F8		0-0 G5-4-3 1-2f		1-3 K	4 0 0 0 0 1 2	
Dee Fondy, L (1, 3) OBP: 0.278, SLG: 0.391			2-2 F7		0-0 6-3		0-1 FC6-4 1B		2-1 2B	4 0 2 0 0 0 1	
Harry Chiti, R (1, 2) OBP: 0.283, SLG: 0.421			4-2 BB		4-0 IBB		2-2 FC6-4 1-2f		1-1 6-3	2 0 0 0 2 0 2	
Jim Davis, S (1, 1) Frank Baumholtz, L (8, PH) OBP: 0.318, SLG: 0.417 Jim Bolger, R (8, PR) OBP: 0.213, SLG: 0.250 Hal Jeffcoat, R (8, 1) OBP: 0.250, SLG: 0.400			1-3 K		0-0 1-3			4-2 BB		2 0 0 0 0 1 3 0 0 0 0 1 0 0 0 0 0 0 0 0 0 0 0 0 0 0 0 0	
Inning Stats	R: 0 E: 0 K: 1 S: 7 H: 0 LOB: 0 BB: 0 P: 13	R: 0 E: 0 K: 1 S: 6 H: 0 LOB: 0 BB: 0 P: 12	R: 0 E: 0 K: 1 S: 9 H: 0 LOB: 1 BB: 1 P: 17	R: 0 E: 0 K: 0 S: 4 H: 0 LOB: 0 BB: 0 P: 8	R: 0 E: 0 K: 0 S: 6 H: 1 LOB: 2 BB: 1 P: 13	R: 0 E: 0 K: 0 S: 10 H: 1 LOB: 1 BB: 1 P: 17	R: 0 E: 0 K: 0 S: 8 H: 1 LOB: 1 BB: 1 P: 14	R: 0 E: 0 K: 0 S: 12 H: 0 LOB: 1 BB: 1 P: 20	R: 1 E: 0 K: 1 S: 12 H: 2 LOB: 1 BB: 0 P: 18	1B: 2 2B: 2 3B: 0 HR: 1 SF: 0 SAC: 0 DP: 2 HBP: 0	WP: 0 PB: 0 SB: 0 CS: 0 PA: 35
PITCHER Don Bessent, R (1, 1) ERA: 3.18	IP: 9.0 WLS: W BF: 35 H: 5 R: 1 ER: 1 SO: 4 BB: 4 IBB: 1 HBP: 0 BLK: 0 WP: 0 HR: 1 S: 74 P: 132 ERA: 1.00 WHIP: 1.000										

Chicago Cubs @ Brooklyn Dodgers
Ebbets Field, Brooklyn, NY
Thu Jul 21 1955, 3:33 AM EDT
Att. 6,516 - Unknown

livebaseballscorecards.com

AB	30
R	1
H	5
RBI	1
BB	5
SO	4
LOB	15



Batter	1	2	3	4	5	6	7	8	9	AB	R	H	RBI	BB	SO	LOB
Don Hoak, R OBP: 0.373, SLG: 0.397 (1, 5)	2-2 F7		3-2 L7		0-1 B1-3		1-3 K			4	0	0	0	0	1	1
Pee Wee Reese, R OBP: 0.358, SLG: 0.418 (1, 6)	2-1 F2		2-1 F4		3-3 K			4-2 SH 1B BB		3	1	0	0	1	1	0
Jim Gilliam, S OBP: 0.329, SLG: 0.353 (1, 8) (7, 7)	0-0 5-3			0-0 BB BB 1B	1-2 6-3			0-0 SH 1B E		3	2	1	0	0	0	0
Roy Campanella, R OBP: 0.414, SLG: 0.643 (1, 2)		4-2 1B BB		2-3 K		2-1 F4		2-2 E 2B 1B		3	1	1	1	1	1	1
Gil Hodges, R OBP: 0.363, SLG: 0.484 (1, 7) (7, 3)		2-2 L9		4-0 BB BB BB	1-2 BB BB	0-0 F7 1B		1-1 E6 FC4-8		3	0	1	0	1	0	2
Carl Furillo, R OBP: 0.353, SLG: 0.470 (1, 9)		2-1 L8		0-0 F9		2-2 F7		0-2 FC4-6 2B G4-2-3		4	0	0	0	0	0	6
Frank Kellert, R OBP: 0.417, SLG: 0.548 Duke Snider, L OBP: 0.430, SLG: 0.716 (1, 3) (7, 8)		0-0 1-2 1B		4-1 BB BB	1-2 2-3 BB BB		4-3	0-0 1-3 3-H 2B		1	0	1	0	1	0	0
Don Zimmer, R OBP: 0.341, SLG: 0.500 (1, 4)		2-1 P3		4-1 BB BB	1-2 2-3 3-H BB		4-0 S BB	4-0 IBB		1	0	0	1	3	0	2
Don Bessent, R OBP: 0.125, SLG: 0.125 (1, 1)			3-3 K	3-2 F4			0-3 K	1-2 G4-2-3		4	0	0	0	0	2	7

Inning Stats	R: 0	H: 0	E: 0	K: 0	S: 6	R: 0	H: 1	E: 0	K: 0	S: 10	R: 0	H: 0	E: 0	K: 1	S: 9	R: 1	H: 1	E: 0	K: 1	S: 11	R: 0	H: 0	E: 0	K: 1	S: 8	R: 0	H: 1	E: 0	K: 0	S: 6	R: 0	H: 0	E: 0	K: 2	S: 9	R: 3	H: 2	E: 1	K: 0	S: 16	
	LOB: 0	BB: 0	P: 10			LOB: 2	BB: 1	P: 20			LOB: 3	BB: 3	P: 28			LOB: 0	BB: 0	P: 12			LOB: 1	BB: 1	P: 17			LOB: 0	BB: 0	P: 10			LOB: 1	BB: 1	P: 17			LOB: 2	BB: 2	P: 28			
PITCHER	IP	WLS	BF	H	R	ER	SO	BB	IBB	HBP	BLK	WP	HR	S	P	ERA	WHIP																								
Jim Davis, L ERA: 3.65 Hal Jeffcoat, R ERA: 2.85	(1, 1) (8, 1)	7.0 1.0	L 8	3 2	1 3	1 2	5 0	5 1	0 1	0 0	0 0	0 0	0 0	59 16	114 28	1.29 18.00	1.143 3.000																								

BOTTOM

Chicago Cubs @ Brooklyn Dodgers
Ebbets Field, Brooklyn, NY

Thu Jul 21 1955, 3:33 AM EDT
Att. 6,516 - Unknown

AB	28
R	4
H	5
RBI	3
BB	7
SO	5
LOB	19

livebaseballscores.com

B

1B: 4	SF: 0	WP: 0	PA: 36
2B: 1	SAC: 1	PB: 0	
3B: 0	DP: 1	SB: 1	
HR: 0	HBP: 0	CS: 0	

Batter	1	2	3	4	5	6	7	8	9	AB R H RBI BB SO LOB	TOP											
Bill Bruton, L (1, 8) OBP: 0.323, SLG: 0.418	0-1 1-3		4-2 5-3 BB		2-0 1-2 1B		1-0 FC6-4 1B		1-0 F8	4 0 2 0 1 0 0												
Johnny Logan, R (1, 6) OBP: 0.387, SLG: 0.464	1-0 5-3		2-1 5-3		1-0 F9		1-1 FC6-4			4 0 0 0 0 0 4												
Eddie Mathews, L (1, 5) OBP: 0.431, SLG: 0.621	2-0 F7		3-3 K			2-0 4-3		2-1 4-3		4 0 0 0 0 1 1												
Hank Aaron, R (1, 4) OBP: 0.356, SLG: 0.553		1-3 K		0-0 L8		1-0 HR		4-2 1B BB		3 1 1 1 1 1 0												
Joe Adcock, R (1, 3) OBP: 0.336, SLG: 0.480		0-0 HR		2-2 F4		1-2 F8		2-2 1B		4 1 2 1 0 0 0												
Andy Pafko, R (1, 9) OBP: 0.293, SLG: 0.319		0-0 1-3		0-0 5-3		1-2 L7		0-0 F8		4 0 0 0 0 0 2												
Chuck Tanner, L (1, 7) OBP: 0.331, SLG: 0.393		1-2 F7			4-1 1B BB		0-0 F9	3-1 6-3		3 0 0 0 1 0 2												
Del Crandall, R (1, 2) OBP: 0.318, SLG: 0.487			2-1 HR		3-3 K		1-2 HR		2-2 F8	4 2 2 2 0 1 1												
Gene Conley, R (1, 1) OBP: 0.189, SLG: 0.208 Dave Jolly, R (8, 1) OBP: 0.200, SLG: 0.400 George Crowe, L (9, PH) OBP: 0.382, SLG: 0.491			0-3 K		0-1 B3		0-0 6-3		2-1 G3	3 0 0 0 0 1 1 0 0 0 0 0 0 0 1 0 0 0 0 0 0												
Inning Stats	R: 0 E: 0 K: 0 S: 4	H: 0 LOB: 0 BB: 0 P: 7	R: 1 E: 0 K: 1 S: 8	H: 1 LOB: 0 BB: 0 P: 10	R: 1 E: 0 K: 2 S: 14	H: 1 LOB: 1 BB: 1 P: 25	R: 0 E: 0 K: 0 S: 5	H: 0 LOB: 0 BB: 0 P: 7	R: 0 E: 0 K: 1 S: 10	H: 1 LOB: 2 BB: 1 P: 20	R: 1 E: 0 K: 0 S: 9	H: 1 LOB: 0 BB: 0 P: 14	R: 1 E: 0 K: 0 S: 8	H: 2 LOB: 1 BB: 0 P: 11	R: 0 E: 0 K: 0 S: 10	H: 1 LOB: 2 BB: 1 P: 21	R: 0 E: 0 K: 0 S: 6	H: 0 LOB: 0 BB: 0 P: 11	1B: 3 2B: 0 3B: 0 HR: 4	SF: 0 SAC: 0 DP: 0 HBP: 0	WP: 0 PB: 0 SB: 0 CS: 0	PA: 37
PITCHER	IP WLS BF H R ER SO BB IBB HBP BLK WP HR S P ERA WHIP																					
Roger Craig, R (1, 1) ERA: 2.81 Ed Roebuck, R (8, 1) ERA: 2.57	7.0 W 29 6 4 4 4 2 0 0 0 0 4 58 94 5.14 1.143																					
	2.0 S 8 1 0 0 0 1 0 0 0 0 0 0 16 32 0.00 1.000																					

Milwaukee Braves @ Brooklyn Dodgers
 Ebbets Field, Brooklyn, NY
 Fri Jul 22 1955, 3:33 AM EDT
 Att: 33,003 - Unknown

AB	34
R	4
H	7
RBI	4
BB	3
SO	4
LOB	11



WP: 0	PA: 37
PB: 0	
SB: 0	
CS: 0	

ERA	WHIP

livebaseballscorecards.com

Batter	1	2	3	4	5	6	7	8	9
Don Hoak, R OBP: 0.373, SLG: 0.397 (1, 5)	0-0 2B 1B		1-1 G4-6-3 1B		1-0 F3		2-3 K	3-2 4-3 1-2	
Pee Wee Reese, R OBP: 0.359, SLG: 0.425 (1, 6)	2-1 L4-6 1-H 2B		1-1 G4-6-3 1-2f			1-1 1B SF8 2B	0-0 E3 2-3 3-H		
Duke Snider, L OBP: 0.429, SLG: 0.710 (1, 8)	0-0 L4-6 2-3		0-1 G3			0-1 2-3 1B	0-2 F8		
Roy Campanella, R OBP: 0.412, SLG: 0.637 (1, 2)	0-1 F2			2-0 F8		0-3 K		2-0 SH3-4 HR 1B	
Gil Hodges, R OBP: 0.363, SLG: 0.493 (1, 3)		0-1 F8		1-2 HR		1-2 SF8		1-1 SH3-4	
Jim Gilliam, S OBP: 0.331, SLG: 0.353 (1, 7)		1-0 WP 1B 1B		0-3 K		3-H 1-1 F6		4-0 HR IBB	
Carl Furillo, R OBP: 0.358, SLG: 0.483 (1, 9)		3-1 1-H 1B		2-1 F6			0-0 SH5-4 SH E 1B	1-2 1-H 2-H HR	
Don Zimmer, R OBP: 0.341, SLG: 0.496 (1, 4)		2-3 K			0-3 K		0-0 SH E SH5-4	0-0 WP 1B	
Roger Craig, R Jackie Robinson, R (7, PH) Ed Roebuck, R (8, 1)		1-3 K			0-2 4-3		0-0 SH5-4	1-1 F9	

AB	R	H	RBI	BB	SO	LOB
5	1	2	0	0	1	3
4	1	2	1	0	0	2
4	0	1	0	0	0	3
4	1	1	0	0	1	2
2	1	1	2	0	0	0
3	2	1	0	1	1	1
4	2	3	4	0	0	0
3	0	1	0	0	2	1
2	0	0	0	0	1	1
0	0	0	0	0	0	0
1	0	0	0	0	0	1

AB	R	H	RBI	BB	SO	LOB
32	8	12	7	1	6	14

Inning Stats	R	H	E	K	S	R	H	E	K	S	R	H	E	K	S	R	H	E	K	S	R	H	E	K	S
	1	2	0	0	8	1	2	0	2	19	0	1	0	0	8	0	0	0	0	0	0	0	0	0	0
	0	0	0	0	6	0	0	0	0	0	0	0	0	0	0	0	0	0	0	0	0	0	0	0	0
	0	0	0	0	10	0	0	0	0	10	0	0	0	0	10	0	0	0	0	0	0	0	0	0	0
	1	2	0	1	15	1	2	0	1	12	1	1	0	1	12	3	3	0	1	25	3	3	1	1	25

WP	HR	S	P	ERA	WHIP
2	0	37	0	0	0

BOTTOM

Milwaukee Braves @ Brooklyn Dodgers
Ebbets Field, Brooklyn, NY
Fri Jul 22 1955, 3:33 AM EDT
Att. 33,003 - Unknown

livebaseballscorecards.com



PITCHER	IP	WLS	BF	H	R	ER	SO	BB	IBB	HBP	BLK	WP	HR	S	P	ERA	WHIP
Gene Conley, R (1, 1) ERA: 4.08	7.1	L	35	12	8	7	6	0	1	0	0	1	2	71	101	8.59	1.636
Dave Jolly, R (8, 1) ERA: 7.16	0.2		2	0	0	0	0	0	0	0	0	1	0	6	10	0.00	0.000

Batter	1	2	3	4	5	6	7	8	9	AB R H RBI BB SO LOB	TOP																
Bill Bruton, L (1, 8) OBP: 0.325, SLG: 0.417	1-1 2B 1B	0-2 F7		1-3 K			2B 1B 4-3		4-1 1-2 3-H BB	5 2 2 0 1 1 2																	
Johnny Logan, R (1, 6) OBP: 0.389, SLG: 0.470	1-1 1-H 1B 2B		0-0 FC4 1B		1-0 F8		1-2 1-H 2B FC6-5-4-5-4	1-2 6-3	2-1 F6	6 1 3 2 0 0 2																	
Eddie Mathews, L (1, 5) OBP: 0.428, SLG: 0.613	1-1 1B 1B 1B 2-H		2-0 F9		1-3 K		0-1 FC6-5-6-5-6 HR 2-3	2-2 F8		5 1 1 1 0 1 2																	
Hank Aaron, R (1, 7) OBP: 0.352, SLG: 0.545	1-1 F4		1-0 FC4 1-2f		0-1 F8		0-2 F4	2-2 F7		5 0 0 0 0 0 3																	
Joe Adcock, R (1, 3) OBP: 0.344, SLG: 0.498	0-0 1B 1-2 1B		2-0 F8			0-2 E 1B	0-0 1-H HR		1-0 SH5-4 1B 1B	5 2 4 2 0 0 1																	
Andy Pafko, R (1, 9) OBP: 0.299, SLG: 0.345	1-1 1-2 2-3 1B G6-4-3			1-0 F9		0-1 FC1 1-2 E	1-1 HR		0-0 SH5-4	4 1 2 1 0 0 1																	
Del Crandall, R (1, 2) OBP: 0.322, SLG: 0.498	0-1 G6-4-3 1-2f			0-0 HR		0-1 F8	2-1 1B 3B 1B		4-0 1B WP IBB	4 3 2 1 1 0 5																	
Danny O'Connell, R (1, 4) OBP: 0.282, SLG: 0.316				1-1 SH1-4 HBP		0-2 E1 G6-4-3 1-2 2-3	0-0 3B 1B		0-2 F8	4 1 1 0 0 0 4																	
Bob Buhl, R (1, 1) OBP: 0.118, SLG: 0.063				0-0 SH1-4		1-1 G6-4-3	2-2 3B		1-2 WP 1B	2 0 0 0 0 1 3																	
Phil Paine, R (6, 1)										0 0 0 0 0 0 0																	
George Crowe, L (7, PH) OBP: 0.386, SLG: 0.514										1 0 1 2 0 0 0																	
Ernie Johnson, R (7, 1) OBP: 0.222, SLG: 0.125										1 0 1 1 0 0 0																	
Inning Stats	R: 2 E: 0 K: 0 S: 13	H: 5 LOB: 2 BB: 0 P: 18	R: 0 E: 0 K: 1 S: 8	H: 0 LOB: 0 BB: 0 P: 12	R: 0 E: 0 K: 0 S: 4	H: 1 LOB: 1 BB: 0 P: 9	R: 1 E: 0 K: 1 S: 8	H: 1 LOB: 1 BB: 0 P: 11	R: 0 E: 0 K: 1 S: 6	H: 0 LOB: 0 BB: 0 P: 8	R: 0 E: 2 K: 0 S: 12	H: 1 LOB: 2 BB: 0 P: 13	R: 6 E: 0 K: 0 S: 23	H: 7 LOB: 1 BB: 0 P: 29	R: 0 E: 0 K: 0 S: 11	H: 0 LOB: 0 BB: 0 P: 16	R: 2 E: 0 K: 0 S: 12	H: 2 LOB: 2 BB: 2 P: 24	1B: 11 2B: 2 3B: 1 HR: 3	SF: 0 SAC: 2 DP: 2 HBP: 1	WP: 1 PB: 0 SB: 0 CS: 0	PA: 47					
PITCHER	IP WLS BF H R ER SO BB IBB HBP BLK WP HR S P ERA WHIP																										
Karl Spooner, L (1, 1) ERA: 4.88	5.1		25	8	3	3	3	0	0	1	0	0	1	46	65	5.06	1.500										
Ed Roebuck, R (6, 1) ERA: 3.28	1.1	L	11	7	6	6	0	0	0	0	0	2	26	33	40.50	5.250											
Clem Labine, R (7, 1) ERA: 4.04	0.1		1	0	0	0	0	0	0	0	0	0	2	2	0.00	0.000											
Sandy Koufax, L (8, 1) ERA: 2.79	2.0		10	2	2	2	0	1	1	0	0	1	0	23	40	9.00	1.500										

Milwaukee Braves @ Brooklyn Dodgers
 Ebbets Field, Brooklyn, NY
 Sat Jul 23 1955, 3:33 AM EDT
 Att: 10,019 - Unknown

AB	42
R	11
H	17
RBI	10
BB	2
SO	3
LOB	23



BOTTOM

Milwaukee Braves @ Brooklyn Dodgers
Ebbets Field, Brooklyn, NY
Sat Jul 23 1955, 3:33 AM EDT
Att. 10,019 - Unknown

livebaseballscorecards.com

AB	31
R	6
H	9
RBI	6
BB	6
SO	5
LOB	18



WP:	0	PA:	39
PB:	0		
SB:	0		
CS:	0		

AB R H RBI BB SO LOB

3 0 1 0 2 1 3

3 0 0 1 1 0 5

5 0 2 2 0 1 3

3 1 0 0 1 0 3

4 1 1 1 0 1 1

4 0 0 0 0 0 2

2 2 1 2 2 0 0

4 1 1 0 0 2 1

1B:	6	SF:	1
2B:	3	SAC:	1
3B:	1	DP:	3
HR:	1	HBP:	0

1B:	6	SF:	1
2B:	3	SAC:	1
3B:	1	DP:	3
HR:	1	HBP:	0

Batter	1	2	3	4	5	6	7	8	9
Don Hoak, R OBP: 0.380, SLG: 0.403 (1, 5)	4-1 BB 8-3		3-3 BB K		0-0 1-3 2B		0-0 1-2f G6-3		4-2 1-2 2-3 BB
Pee Wee Reese, R OBP: 0.357, SLG: 0.421 (1, 6)	1-1 1-2f 8-3		4-2 BB 1B BB		3-2 2-3 3-H SF8-3-5-4-1		2-1 6-3		2-2 F7
Duke Snider, L OBP: 0.428, SLG: 0.705 (1, 8)	2-2 F2		0-0 1-2 2-H 3-H 1B FC4			3-3 K		0-1 5-3 1B	0-0 F7
Roy Campanella, R OBP: 0.410, SLG: 0.630 (1, 2)		2-0 F8	2-2 1-2f FC4			4-1 3B BB		0-0 5-3	
Gil Hodges, R OBP: 0.362, SLG: 0.496 (1, 3)		2-0 L1		1-3 K		0-1 1-H HR 3B		2-1 F4	
Jim Gilliam, S OBP: 0.328, SLG: 0.349 (1, 7)		0-0 4-3		1-1 F8		1-1 B2		1-2 4-3	
Carl Furillo, R OBP: 0.362, SLG: 0.493 (1, 9)			4-2 SH1-4 1B BB	3-1 4-3		3-1 3-H HR			4-2 BB 1B BB
Don Zimmer, R OBP: 0.338, SLG: 0.488 (1, 4)			1-2 SH1-4 1B 1B		2-0 6-3	2-3 K			1-3 K
Karl Spooner, R OBP: 0.333, SLG: 0.500 (6, 1) Ed Roebuck, R OBP: 0.125, SLG: 0.125 (7, 1) Clem Labine, R OBP: 0.179, SLG: 0.320 (7, PH) Don Newcombe, L OBP: 0.452, SLG: 0.750 (7, PR) Johnny Podres, R OBP: 0.279, SLG: 1.275 (8, 1) Sandy Koufax, R OBP: 0.367, SLG: 0.428 (9, PH)			0-1 SH1-4		0-1 2B SF8-3-5-4-1 1B		1-1 G6-3 1B		0-0 1-2 1B BB

Inning Stats	R: 0 E: 0 K: 0 S: 6	H: 0 LOB: 0 BB: 1 P: 13	R: 0 E: 0 K: 0 S: 3	H: 0 LOB: 0 BB: 0 P: 7	R: 0 E: 0 K: 1 S: 20	H: 0 LOB: 2 BB: 2 P: 34	R: 0 E: 0 K: 1 S: 7	H: 0 LOB: 0 BB: 0 P: 12	R: 1 E: 0 K: 0 S: 7	H: 2 LOB: 0 BB: 0 P: 12	R: 3 E: 0 K: 2 S: 14	H: 2 LOB: 0 BB: 1 P: 27	R: 0 E: 0 K: 0 S: 5	H: 1 LOB: 1 BB: 0 P: 8	R: 0 E: 0 K: 0 S: 10	H: 1 LOB: 1 BB: 0 P: 13	R: 0 E: 0 K: 1 S: 14	H: 1 LOB: 3 BB: 2 P: 25	1B: 6 2B: 3 3B: 1 HR: 1	SF: 1 SAC: 1 DP: 3 HBP: 0
---------------------	------------------------------	----------------------------------	------------------------------	---------------------------------	-------------------------------	----------------------------------	------------------------------	----------------------------------	------------------------------	----------------------------------	-------------------------------	----------------------------------	------------------------------	---------------------------------	-------------------------------	----------------------------------	-------------------------------	----------------------------------	----------------------------------	------------------------------------

PITCHER	IP	WLS	BF	H	R	ER	SO	BB	IBB	HBP	BLK	WP	HR	S	P	ERA	WHIP
Bob Buhl, R ERA: 3.41 (1, 1)	5.1		23	5	5	5	3	4	0	0	0	0	0	50	92	8.44	1.688
Phil Paine, R ERA: 2.7 (6, 1)	0.2		3	1	1	1	1	0	0	0	0	0	1	7	13	13.50	1.500
Ernie Johnson, R ERA: 2.47 (7, 1)	3.0	W	13	3	0	0	1	2	0	0	0	0	0	29	46	0.00	1.667

Batter	1	2	3	4	5	6	7	8	9	AB R H RBI BB SO LOB	TOP																									
Bill Bruton, L OBP: 0.326, SLG: 0.424 (1, 8) B X	1-0 FC6-4 1B 1B	0-0 F6	0-2 1-H HR		2-0 F8			0-0 F8		5 2 2 2 0 0 2																										
Johnny Logan, R OBP: 0.372, SLG: 0.472 (1, 6) F X	0-2 FC6-4 1B 1B	0-0 6-3	1-2 1B 1B			1-2 F9		3-2 FC6-4 1B 2-H		5 0 3 1 0 0 1																										
Eddie Mathews, L OBP: 0.427, SLG: 0.613 (1, 5) C B X	1-1 FC6-4 1B 1-2f 2-3	1-1 1B 2B	1-2 FC5-4 1B			1-2 4-3		1-3 K		5 1 2 1 0 1 3																										
Hank Aaron, R OBP: 0.352, SLG: 0.544 (1, 7) C X	0-1 BB 1B 1-3 3-H	1-0 FC5-4 1B 2-H	2-2 FC5-4			1-0 L8		2-1 FC6-4 1-2f		5 0 2 2 0 0 3																										
Joe Adcock, R OBP: 0.345, SLG: 0.494 (1, 3) B F B	4-1 BB 1-2	1-2 1B		0-0 F4			1-2 F8		0-0 F2	4 0 1 0 1 0 0																										
Andy Pafko, R OBP: 0.297, SLG: 0.342 (1, 9) B S B C S	2-3 K	0-1 FC5 2-3f		0-1 L9			2-1 5-3 1B		2-2 2B	4 0 1 0 0 1 5 1 0 1 0 0 0 0																										
Del Crandall, R OBP: 0.317, SLG: 0.489 (1, 2) C B X	1-2 F2		2-3 K	2-0 5-3			2-2 5-3 1-2		2-2 5-3	5 0 0 0 0 1 5																										
Danny O'Connell, R OBP: 0.280, SLG: 0.325 (1, 4) X		0-0 HR	1-2 4-3		0-2 4-3		1-1 6-3		0-1 F7	5 1 1 1 0 0 2																										
Lew Burdette, R OBP: 0.222, SLG: 0.250 (1, 1) Dave Jolly, R OBP: 0.200, SLG: 0.400 (6, 1) George Crowe, L OBP: 0.391, SLG: 0.527 (8, PH) Bob Buhl, R OBP: 0.118, SLG: 0.063 (8, 1)		0-0 2B 2B	1-0 HR 1B		1-1 5-3			0-0 1B 2B		3 2 2 0 0 0 0 0 0 0 0 0 0 0 1 1 1 0 0 0 0 0 0 0 0 0 0 0																										
Inning Stats	R: 1 E: 0 K: 1 S: 15	H: 3 LOB: 3 BB: 1 P: 24	R: 3 E: 0 K: 0 S: 12	H: 5 LOB: 2 BB: 0 P: 15	R: 2 E: 0 K: 1 S: 22	H: 4 LOB: 2 BB: 0 P: 30	R: 0 E: 0 K: 0 S: 4	H: 0 LOB: 0 BB: 0 P: 6	R: 0 E: 0 K: 0 S: 7	H: 0 LOB: 0 BB: 0 P: 10	R: 0 E: 0 K: 0 S: 8	H: 0 LOB: 0 BB: 0 P: 11	R: 0 E: 0 K: 0 S: 10	H: 1 LOB: 1 BB: 0 P: 16	R: 1 E: 0 K: 1 S: 11	H: 2 LOB: 1 BB: 0 P: 17	R: 0 E: 0 K: 0 S: 9	H: 1 LOB: 1 BB: 0 P: 13	1B: 10 2B: 4 3B: 0 HR: 2	SF: 0 SAC: 0 DP: 0 HBP: 0	WP: 0 PB: 0 SB: 0 CS: 0	PA: 44														
PITCHER	IP WLS BF H R ER SO BB IBB HBP BLK WP HR S P ERA WHIP																																			
Don Newcombe, R ERA: 3.06 (1, 1)	2.2		20	11	6	6	2	1	0	0	0	0	2	42	59	20.25	4.500																			
Don Bessent, R ERA: 2.91 (3, 1)	4.2	W	18	4	1	1	0	0	0	0	0	0	0	41	61	1.93	0.857																			
Carl Erskine, R ERA: 3.2 (8, 1)	1.2	S	6	1	0	0	1	0	0	0	0	0	0	15	22	0.00	0.600																			

Milwaukee Braves @ Brooklyn Dodgers
Ebbets Field, Brooklyn, NY
Sun Jul 24 1955, 3:33 AM EDT
Unknown

AB	43
R	7
H	16
RBI	7
BB	1
SO	3
LOB	21



Batter	1	2	3	4	5	6	7	8	9
Don Hoak, R OBP: 0.381, SLG: 0.394 (1, 5) X	0-0 4-3		4-0 1B BB		2-1 G6-4-3 1-2f	4-2 1B E BB		1-2 G3	
Pee Wee Reese, R OBP: 0.358, SLG: 0.420 (1, 6) B X	1-0 5-3		2-1 F7			4-2 BB BB HR BB			
Duke Snider, L OBP: 0.434, SLG: 0.716 (1, 8) S C X	0-2 HR		0-0 FC4 1B			1-1 HR BB			
Roy Campanella, R OBP: 0.405, SLG: 0.620 (1, 2) X	0-0 F2		1-2 FC4			1-1 F9			
Gil Hodges, R OBP: 0.363, SLG: 0.503 (1, 3)		4-1 G4-3 BB		1-1 5-3		0-0 HR	1-0 5-3		
Jim Gilliam, S OBP: 0.327, SLG: 0.348 (1, 7)		2-1 G4-3 1-2f		1-0 L5		1-0 BB 1B	0-1 F6		
Carl Furillo, R OBP: 0.364, SLG: 0.490 (1, 9)		4-2 2B BB		0-0 4-3		4-2 BB 1B BB	2-1 5-3		
Don Zimmer, R OBP: 0.343, SLG: 0.496 (1, 4) X		0-0 1-H 2B			0-1 5-3	1-1 BB 1B	1-0 5-3		
Don Newcombe, L OBP: 0.432, SLG: 0.750 (1, 1)			0-2 1-3			1-1 G6-4-3 1B		0-0 L6	
Don Bessent, R OBP: 0.182, SLG: 0.182 (3, 1)									
Carl Erskine, R OBP: 0.175, SLG: 0.255 (8, 1)									

Inning Stats	R: 1 E: 0 K: 0 S: 6	H: 1 LOB: 0 BB: 0 P: 7	R: 1 E: 0 K: 0 S: 6	H: 1 LOB: 1 BB: 2 P: 16	R: 0 E: 0 K: 0 S: 9	H: 1 LOB: 2 BB: 1 P: 16	R: 0 E: 0 K: 0 S: 4	H: 0 LOB: 0 BB: 0 P: 6	R: 0 E: 0 K: 0 S: 6	H: 1 LOB: 0 BB: 0 P: 9	R: 7 E: 1 K: 0 S: 21	H: 4 LOB: 2 BB: 5 P: 45	R: 0 E: 0 K: 0 S: 5	H: 0 LOB: 0 BB: 0 P: 8	R: 0 E: 0 K: 0 S: 5	H: 0 LOB: 0 BB: 0 P: 7
1B: 5 2B: 1 3B: 0 HR: 2	SF: 0 SAC: 0 DP: 2 HBP: 0	WP: 0 PA: 37	ERA WHIP	ERA WHIP	ERA WHIP	ERA WHIP	ERA WHIP	ERA WHIP	ERA WHIP	ERA WHIP	ERA WHIP	ERA WHIP	ERA WHIP	ERA WHIP	ERA WHIP	

PITCHER	IP	WLS	BF	H	R	ER	SO	BB	IBB	HBP	BLK	WP	HR	S	P	ERA	WHIP
Lew Burdette, R ERA: 4.49 (1, 1)	5.1		24	6	6	6	0	5	0	0	0	0	2	38	71	10.12	2.062
Dave Jolly, R ERA: 7.34 (6, 1)	1.2	L	10	2	3	2	0	2	1	0	0	0	0	19	36	10.80	2.400
Bob Buhl, R ERA: 3.38 (8, 1)	1.0		3	0	0	0	0	0	0	0	0	0	0	5	7	0.00	0.000

BOTTOM

Milwaukee Braves @ Brooklyn Dodgers
Ebbets Field, Brooklyn, NY
Sun Jul 24 1955, 3:33 AM EDT
Unknown

livebaseballscorecards.com

AB	29
R	9
H	8
RBI	8
BB	8
SO	0
LOB	11



Batter	1	2	3	4	5	6	7	8	9	AB R H RBI BB SO LOB	TOP		
Bill Bruton, L (1, 8) OBP: 0.326, SLG: 0.423	1-0 FC4-6 1B	2-0 4-3			1-0 S 1B	0-1 F9		1-0 4-3	0-0 6-3	6 1 2 0 0 0 3	Milwaukee Braves @ Brooklyn Dodgers Ebbets Field, Brooklyn, NY Sun Jul 24 1955, 3:38 AM EDT Att: 27,918 - Unknown livebaseballscorecards.com		
Johnny Logan, R (1, 6) OBP: 0.374, SLG: 0.474	1-3 K		0-0 F8 4-3 2B		2-1 1-H 3B 1B	0-0 F7		1-0 HR HBP	0-2 F8	5 3 2 1 0 1 2			
Eddie Mathews, L (1, 5) OBP: 0.424, SLG: 0.606	0-0 FC4-6 BB 1-2f		0-0 F8 2-3		0-3 K	0-1 FC6-4 1B		1-2 F7		5 0 1 0 0 1 4			
Hank Aaron, R (1, 7) OBP: 0.355, SLG: 0.556	4-1 FC6-4 BB 1-2		1-0 4-3 3-H		2-1 1-H E 3B	0-0 FC6-4 1-2f		1-0 HR 1-H		4 2 2 4 1 0 1			
Joe Adcock, R (1, 3) OBP: 0.346, SLG: 0.493	2-1 FC6-4 1-2f		1-2 1B		0-1 E7 1B		1-0 E1 1-3	0-0 F9		5 1 2 1 0 0 2			
Chuck Tanner, L (1, 9) OBP: 0.338, SLG: 0.397		0-0 6-3	1-1 5-3		4-0 1B BB		0-0 1-3	4-0 1B 3B BB		3 1 0 0 2 0 2			
Danny O'Connell, R (1, 4) OBP: 0.282, SLG: 0.326		1-0 6-3		0-1 6-3	0-0 1-3 2-H 1B		0-0 F7	0-0 1-2 3B 1B		5 1 2 1 0 0 1			
Del Rice, R (1, 2) OBP: 0.298, SLG: 0.330		1-0 BB 1B		2-1 F7	4-0 G6-4-3 IBB		4-0 FC4 IBB	1-2 1-H 2-H 3B		3 0 2 2 2 0 0			
Ray Crone, R (1, 1) OBP: 0.174, SLG: 0.136		4-2 BB		1-0 6-3	0-1 G6-4-3 1-2f		1-0 FC4 1-2f	1-0 F9		4 0 0 0 1 0 6			
Inning Stats	R: 0 E: 0 K: 1 S: 10 H: 1 LOB: 2 BB: 1 P: 18	R: 0 E: 0 K: 0 S: 8 H: 1 LOB: 2 BB: 1 P: 16	R: 1 E: 0 K: 0 S: 8 H: 2 LOB: 1 BB: 0 P: 11	R: 0 E: 0 K: 0 S: 5 H: 0 LOB: 0 BB: 0 P: 8	R: 4 E: 1 K: 1 S: 13 H: 5 LOB: 2 BB: 2 P: 26	R: 0 E: 0 K: 0 S: 6 H: 1 LOB: 1 BB: 0 P: 6	R: 0 E: 1 K: 0 S: 4 H: 0 LOB: 2 BB: 1 P: 10	R: 2 E: 0 K: 0 S: 6 H: 1 LOB: 0 BB: 0 P: 10	R: 2 E: 0 K: 0 S: 10 H: 2 LOB: 1 BB: 1 P: 16	1B: 9 2B: 1 3B: 2 HR: 1 SF: 0 SAC: 0 DP: 1 HBP: 1	WP: 0 PB: 0 SB: 1 CS: 0 PA: 47		
PITCHER	IP WLS BF H R ER SO BB IBB HBP BLK WP HR S P ERA WHIP											PITCHER	IP WLS BF H R ER SO BB IBB HBP BLK WP HR S P ERA WHIP
Clem Labine, R (1, 1) ERA: 4.22	4.1 L 22 7 4 4 2 2 0 0 0 0 0 0 39 66 8.31 2.077												
Roger Craig, R (5, 1) ERA: 2.89	2.2 14 3 1 1 0 1 2 0 0 0 0 0 15 29 3.38 1.500												
Ed Roebuck, R (8, 1) ERA: 3.73	1.0 8 3 4 4 0 1 0 1 0 0 0 1 11 20 36.00 4.000												
Sandy Koufax, L (9, 1) ERA: 2.53	1.0 3 0 0 0 0 0 0 0 0 0 0 0 5 6 0.00 0.000												



Batter	1	2	3	4	5	6	7	8	9	AB R H RBI BB SO LOB	TOP											
Don Hoak, R OBP: 0.390, SLG: 0.388 (1, 5) X	0-0 1B SF7 1B		2-0 6-3	4-2 BB			2-3 K		1-3 K	4 1 1 0 1 2 1												
Pee Wee Reese, R OBP: 0.360, SLG: 0.419 (1, 6) X	0-0 1-3 CS 1B		2-3 K	1-1 6-3			3-2 F6			4 0 1 0 0 1 1												
Duke Snider, L OBP: 0.433, SLG: 0.711 (1, 8) B B B X	3-2 SF7		4-0 1B BB			0-2 4-3			2-0 1-3	2 1 0 1 1 0 0												
Roy Campanella, R OBP: 0.403, SLG: 0.615 (1, 2) B B X	2-0 F6		0-0 1B 1B			0-0 F4			2-2 F5	4 1 1 0 0 0 1												
Gil Hodges, R OBP: 0.363, SLG: 0.501 (1, 3) C F B B	2-2 CS	1-3 K	1-1 1B 1B			4-0 BB			0-1 F7	3 0 1 1 1 1 0												
Jim Gilliam, S OBP: 0.325, SLG: 0.345 (1, 7)		3-2 G3	2-2 1B			1-2 6-3			1-0 F3	4 0 1 1 0 0 1												
Carl Furillo, R OBP: 0.359, SLG: 0.481 (1, 9) B X		1-0 E1 2B	0-3 K			1-2 G5-4-3 1B			1-0 F5	4 1 1 0 0 1 2												
Don Zimmer, R OBP: 0.338, SLG: 0.485 (1, 4) B X		1-0 1-H 2B		4-1 CS S BB		1-2 G5-4-3			0-0 5-3	3 0 1 1 1 0 1												
Don Newcombe, L OBP: 0.424, SLG: 0.725 (1, 1) B F B B X		3-1 4-3		3-3 K		1-0 F8			3-2 1B	4 0 1 0 0 1 2												
Inning Stats	R: 1 E: 0 K: 0 S: 8	H: 2 LOB: 0 BB: 0 P: 15	R: 1 E: 1 K: 1 S: 11	H: 1 LOB: 1 BB: 0 P: 20	R: 2 E: 0 K: 2 S: 13	H: 3 LOB: 2 BB: 1 P: 24	R: 0 E: 0 K: 1 S: 10	H: 0 LOB: 1 BB: 2 P: 22	R: 0 E: 0 K: 0 S: 7	H: 0 LOB: 1 BB: 1 P: 12	R: 0 E: 0 K: 0 S: 7	H: 1 LOB: 0 BB: 0 P: 10	R: 0 E: 0 K: 1 S: 8	H: 0 LOB: 0 BB: 0 P: 15	R: 0 E: 0 K: 0 S: 7	H: 0 LOB: 0 BB: 0 P: 10	R: 0 E: 0 K: 1 S: 8	H: 1 LOB: 1 BB: 0 P: 13	1B: 7 2B: 1 3B: 0 HR: 0	SF: 1 SAC: 0 DP: 1 HBP: 0	WP: 0 PB: 0 SB: 1 CS: 2	PA: 38
PITCHER	IP WLS BF H R ER SO BB IBB HBP BLK WP HR S P ERA WHIP																					
Rudy Minarcin, R ERA: 4.98 (1, 1)	2.2 L 15 6 4 3 2 1 0 0 0 0 0 0 29 56 10.12 2.625																					
Johnny Klippstein, R ERA: 4.66 (3, 1)	2.1 9 0 0 0 2 3 0 0 0 0 0 0 20 37 0.00 1.286																					
Hersh Freeman, R ERA: 2.81 (6, 1)	3.0 9 1 0 0 1 0 0 0 0 0 0 0 22 35 0.00 0.333																					
Joe Nuxhall, L ERA: 3.62 (9, 1)	1.0 4 1 0 0 1 0 0 0 0 0 0 0 8 13 0.00 1.000																					

Brooklyn Dodgers @ Cincinnati Redlegs
Crosley Field, Cincinnati, OH
Tue Jul 26 1955, 3:33 AM EDT
Att. 18,295 - Unknown

livebaseballscorecards.com

AB 32
R 4
H 8
RBI 4
BB 4
SO 6
LOB 9



Batter	1	2	3	4	5	6	7	8	9	AB	R	H	RBI	BB	SO	LOB
Johnny Temple, R (1, 4) OBP: 0.361, SLG: 0.314	1-2 4-3		0-1 F9		0-0 SF7			2-2 5-3		3	0	0	1	0	0	0
Smoky Burgess, L (1, 2) OBP: 0.372, SLG: 0.500	3-2 G3			0-3 K	2-2 F7			1-1 F8		4	0	0	0	0	1	0
Ted Kluszewski, L (1, 3) OBP: 0.366, SLG: 0.619	1-1 FC6-4 1B			0-2 2B 1B		0-0 F2		2-2 E 1B		4	1	3	0	0	0	0
Wally Post, R (1, 9) OBP: 0.356, SLG: 0.571	0-0 FC6-4 1-2f			1-1 2B 1-H		0-0 6-3		0-3 K		4	0	1	1	0	1	2
Gus Bell, L (1, 8) OBP: 0.330, SLG: 0.477		0-1 FC4-6 1B		1-2 F8		1-2 G3		1-3 K		4	0	1	0	0	1	2
Stan Palys, R (1, 7) OBP: 0.285, SLG: 0.411		0-0 FC4-6 1-2f		4-2 FC5-4 BB		2-2 F2		2-2 E9 1-3		3	0	0	0	1	0	2
Chuck Harmon, R (9, PR) OBP: 0.302, SLG: 0.372										0	0	0	0	0	0	0
Milt Smith, R (1, 5) OBP: 0.120, SLG: 0.240		0-0 G4-6-3 1-2f		1-2 FC5-4 1-2f		1-0 L9		0-0 F8		4	0	0	0	0	0	5
Roy McMillan, R (1, 6) OBP: 0.343, SLG: 0.316			0-0 G4-6-3 1B		1-1 F9 SF7 2B		1-1 1-3			3	1	2	0	0	0	0
Rudy Minarcin, R (1, 1) OBP: 0.298, SLG: 0.298			0-1 G4-6-3 1-2f		3-2 F9		1-2 F7			0	0	0	0	0	0	0
Johnny Klippstein, R (3, 1) OBP: 0.333, SLG: 0.143										1	0	0	0	0	0	1
Bob Thurman, L (5, PH) OBP: 0.295, SLG: 0.447										1	0	0	0	0	0	1
Hersh Freeman, R (6, 1) OBP: 0.295, SLG: 0.447										0	0	0	0	0	0	0
Joe Brovia, L (8, PH) OBP: 0.119, SLG: 0.125										1	0	0	0	0	0	0
Joe Nuxhall, L (9, 1) OBP: 0.296, SLG: 0.438										0	0	0	0	0	0	0

Inning Stats	R: 0	H: 1	E: 0	LOB: 1	K: 0	BB: 0	S: 9	P: 14	R: 0	H: 1	E: 0	LOB: 0	K: 0	BB: 0	S: 4	P: 4	R: 0	H: 1	E: 0	LOB: 0	K: 0	BB: 0	S: 5	P: 5	R: 1	H: 2	E: 0	LOB: 2	K: 1	BB: 1	S: 17	P: 24	R: 1	H: 1	E: 0	LOB: 0	K: 0	BB: 0	S: 9	P: 15	R: 0	H: 0	E: 0	LOB: 0	K: 0	BB: 0	S: 5	P: 6	R: 0	H: 0	E: 0	LOB: 0	K: 0	BB: 0	S: 6	P: 10	R: 0	H: 0	E: 1	LOB: 2	K: 2	BB: 0	S: 13	P: 18	1B: 5	SF: 1	2B: 2	SAC: 0	3B: 0	DP: 2	HR: 0	HBP: 0	WP: 0	PA: 34
PITCHER Don Newcombe, R (1, 1) ERA: 3.01	IP	WLS	BF	H	R	ER	SO	BB	IBB	HBP	BLK	WP	HR	S	P	ERA	WHIP	IP	WLS	BF	H	R	ER	SO	BB	IBB	HBP	BLK	WP	HR	S	P	ERA	WHIP	IP	WLS	BF	H	R	ER	SO	BB	IBB	HBP	BLK	WP	HR	S	P	ERA	WHIP																							


BOTTOM

Brooklyn Dodgers @ Cincinnati Redlegs
Crosley Field, Cincinnati, OH

Tue Jul 26 1955, 3:33 AM EDT
Att. 18,295 - Unknown

livebaseballscorecards.com

AB 32
R 2
H 7
RBI 2
BB 1
SO 3
LOB 13




Batter	1	2	3	4	5	6	7	8	9	10	AB	R	H	RBI	BB	SO	LOB
Johnny Temple, R OBP: 0.364, SLG: 0.314 (1, 4)			4-0 WP HR BB		1-1 CS	3-2 F9		1-1 HBP 1B	4-1 1-2 BB		3	1	1	0	2	1	0
Smoky Burgess, L OBP: 0.373, SLG: 0.510 (1, 2)	1-0 F3		3-2 1-H HR			2-1 F2		1-0 HBP 1B	1-1 F6		5	1	2	2	0	0	3
Ted Kluszewski, L OBP: 0.386, SLG: 0.615 (1, 3)	2-1 1B		1-1 F5			0-1 F8		3-2 1-2 2-3 HBP		2-1 G3	4	0	1	0	0	0	0
Wally Post, R OBP: 0.354, SLG: 0.566 (1, 9)	3-1 F7			0-0 F7			0-3 K	3-1 F9		3-2 E 1B	5	1	1	0	0	1	4
Gus Bell, L OBP: 0.333, SLG: 0.479 (1, 8)		2-1 3-1		2-2 F5			0-1 1B		2-2 BB FC6-4 1B	2-2 E9 1B	5	1	3	0	0	0	0
Stan Palys, R OBP: 0.283, SLG: 0.407 (1, 7)		1-3 K		1-1 F4			3-3 K		4-1 FC6-4 BB 1-2 BB	4-0 1B	2	0	0	0	0	1	0
Bob Thurman, L OBP: 0.306, SLG: 0.442 (7, PH) (8, 7)							1-2 K		1-2 BB 1B	1-3 IBB	1	0	0	0	2	1	1
Milt Smith, R OBP: 0.167, SLG: 0.241 (1, 5)		3-3 K			4-1 6-3 WP CS BB		0-0 4-3		1-3 K	3-1 1-2 2-3 3-H 1B	4	0	1	1	1	2	3
Roy McMillan, R OBP: 0.342, SLG: 0.313 (1, 6)			0-1 5-3		2-2 6-3			0-2 1-3	4-2 1-2 2-3 BB FC6-4		3	0	0	0	1	0	1
Joe Black, R OBP: 0.188, SLG: 0.133 (1, 1)			0-0 5-3		1-2 5-3			3-1 F7	0-1 FC6-4 BB		2	0	0	0	0	0	1
Sam Mele, R OBP: 0.181, SLG: 0.241 (8, PH)											1	0	0	0	0	0	0
Hersh Freeman, R (9, 1)											0	0	0	0	0	0	0
Matt Batts, R OBP: 0.265, SLG: 0.313 (9, PH)											1	0	0	1	0	0	2
Johnny Klippstein, R OBP: 0.333, SLG: 0.143 (10, 1)											0	0	0	0	0	0	0

BOTTOM	
AB	36
R	4
H	9
RBI	4
BB	6
SO	6
LOB	15
WP	2
PA	44

Brooklyn Dodgers @ Cincinnati Redlegs
 Crosley Field, Cincinnati, OH
 Wed Jul 27 1955, 3:33 AM EDT
 Att: 12,486 - Unknown

Inning Stats	
R: 0	H: 1
E: 0	LOB: 1
K: 1	BB: 0
S: 8	P: 16

PITCHER																
IP	WLS	BF	H	R	ER	SO	BB	IBB	HBP	BLK	WP	HR	S	P	ERA	WHIP
Carl Erskine, R (1, 1)	4.0	15	2	2	2	3	1	0	0	0	1	1	31	56	4.50	0.750
Don Bessent, R (5, 1)	3.2	14	3	0	0	2	1	0	0	0	1	0	33	54	0.00	1.091
Johnny Podres, L (8, 1)	0.2	6	1	1	1	1	2	0	1	0	0	0	14	31	13.50	4.500
Clem Labine, R (9, 1)	1.0	L	8	3	1	1	0	1	0	0	0	0	16	35	9.00	4.000



Brooklyn Dodgers @ Cincinnati Redlegs
 Crosley Field, Cincinnati, OH

Thu Jul 28 1955, 3:33 AM EDT
 Att: 10,422 - Unknown

AB	38
R	10
H	11
RBI	7
BB	2
SO	7
LOB	12



WP	1	PA	42
PB	1		
SB	0		
CS	0		

1B	7	SF	1
2B	0	SAC	1
3B	0	DP	0
HR	4	HBP	0

Batter	1	2	3	4	5	6	7	8	9	AB	R	H	RBI	BB	SO	LOB	TOP										
Don Hoak, R OBP: 0.376, SLG: 0.391 (1, 5)	1-3 K	0-0 SH3	3-2 6-3			2-3 K		1-0 F4		4	0	0	0	0	2	0											
Pee Wee Reese, R OBP: 0.358, SLG: 0.422 (1, 6)	0-1 HR	1-1 F5			0-0 6-3	2-1 L8		1-1 L4		5	1	1	1	0	0	1											
Duke Snider, L OBP: 0.431, SLG: 0.709 (1, 8)	1-1 BB 1B PB 1B	4-0 1B E IBB			2-0 F8	0-1 F8			0-3 K	4	2	1	0	1	1	0											
Roy Campanella, R OBP: 0.402, SLG: 0.629 (1, 2)	0-0 F3	1-0 E 1B			0-0 1-3		1-2 HR		0-1 HR	5	2	3	3	0	0	1											
Gil Hodges, R OBP: 0.366, SLG: 0.501 (1, 3)	1-1 PB 1B BB 1B	3-2 E5			1-0 FC6-4 1B	2-1 FC4-6 1B		2-3 K		5	1	3	0	0	1	1											
Jim Gilliam, S OBP: 0.321, SLG: 0.338 (1, 7)	4-2 PB E BB	2-1 4-3			2-2 FC6-4 WP E SF8	0-0 FC4-6		0-0 F7		4	2	0	0	1	0	4											
Carl Furillo, R OBP: 0.362, SLG: 0.481 (1, 9)	1-0 E3 1B		1-1 5-3		0-1 E9 WP	0-1 F7				4	0	1	1	0	0	2											
Don Zimmer, R OBP: 0.336, SLG: 0.500 (1, 4)	0-3 K		1-1 HR		1-2 SF8	3-3 K				3	1	1	2	0	2	2											
Roger Craig, R OBP: 0.100, SLG: 0.100 (1, 1)		0-0 SH3 1B	1-0 1-3		1-3 K			1-0 1-3		4	1	1	0	0	1	1											
Inning Stats	R: 4 E: 1 K: 2 S: 16	H: 4 LOB: 1 BB: 1 P: 24	R: 2 E: 1 K: 0 S: 11	H: 2 LOB: 2 BB: 1 P: 22	R: 1 E: 0 K: 0 S: 8	H: 1 LOB: 0 BB: 0 P: 14	R: 0 E: 0 K: 0 S: 3	H: 0 LOB: 0 BB: 0 P: 5	R: 1 E: 1 K: 1 S: 13	H: 1 LOB: 1 BB: 0 P: 18	R: 0 E: 0 K: 1 S: 7	H: 0 LOB: 0 BB: 0 P: 11	R: 1 E: 0 K: 1 S: 11	H: 2 LOB: 1 BB: 0 P: 17	R: 0 E: 0 K: 0 S: 4	H: 0 LOB: 0 BB: 0 P: 7	R: 1 E: 0 K: 2 S: 10	H: 1 LOB: 0 BB: 0 P: 12	1B: 7 2B: 0 3B: 0 HR: 4	SF: 1 SAC: 1 DP: 0 HBP: 0	WP: 1 PB: 1 SB: 0 CS: 0	PA: 42					
PITCHER	IP	WLS	BF	H	R	ER	SO	BB	IBB	HBP	BLK	WP	HR	S	P	ERA	WHIP										
Art Fowler, R ERA: 4.27 (1, 1)	1.0	L	9	5	5	4	2	1	0	0	0	0	1	17	25	36.00	6.000										
Gerry Staley, R ERA: 4.7 (2, 1)	2.0		10	2	2	1	0	0	1	0	0	0	1	18	35	4.50	1.000										
Rudy Minarcin, R ERA: 4.88 (4, 1)	2.0		8	1	1	0	1	0	0	0	0	1	0	16	23	0.00	0.500										
Johnny Klippstein, R ERA: 4.5 (6, 1)	3.0		11	2	1	1	2	0	0	0	0	0	1	22	35	3.00	0.667										
Don Gross, L ERA: 4.5 (9, 1)	1.0		4	1	1	1	2	0	0	0	0	0	1	10	12	9.00	1.000										

livebaseballscorecards.com

Batter	1	2	3	4	5	6	7	8	9	AB	R	H	RBI	BB	SO	LOB									
Johnny Temple, R OBP: 0.365, SLG: 0.316 (1, 4)	3-2 FC3-6 1B		3-2 L8		0-0 5-3			2-1 FC3-5 1B		4	0	2	0	0	0	2									
Smoky Burgess, L OBP: 0.375, SLG: 0.508 (1, 2)	1-3			2-3 K		0-0 G5-4-3 1B		4-2 FC3-5 1B		3	0	1	0	1	2	1									
Ted Kluszewski, L OBP: 0.367, SLG: 0.620 (1, 3)	1-2 FC3-6 FC6-4 1-2f			2-1 HR		4-0 G5-4-3 1B		3-1 FC3-5 1-2f 2-3 3-H		3	1	1	2	1	0	3									
Wally Post, R OBP: 0.351, SLG: 0.560 (1, 9)	0-0 FC6-4 1-2f			1-0 5-3		1-2 G5-4-3 1-2f 2-3		3-3 K		4	0	0	0	0	1	5									
Gus Bell, L OBP: 0.330, SLG: 0.474 (1, 8)		0-3 K		1-0 F5		1-3 K		3-2 4-3		4	0	0	0	0	2	3									
Stan Palys, R OBP: 0.282, SLG: 0.402 (1, 7)		0-0 5-3		4-2 BB BB		1-3 K		1-3 K		3	0	0	0	1	2	0									
Milt Smith, R OBP: 0.206, SLG: 0.226 (1, 5)		1-2 F4		4-1 BB 1-2		4-2 G5-4-3 BB		1-3 K		2	0	0	0	2	1	0									
Roy McMillan, R OBP: 0.341, SLG: 0.315 (1, 6)			2-3 K		0-3 K		1-2 G5-4-3 1-2f		1-0 K 2B	4	0	1	0	0	2	3									
Art Fowler, R Gerry Staley, R Joe Nuxhall, L Rudy March, R Bob Thurman, L Johnny Klippstein, R Joe Brown, L Al Silvera, R Dan Gribble, L Chuck Harmon, R			1-1 3-1		0-3 K		4-2 FC3-5 1B BB		0-0 F3	0	0	0	0	0	0	0									
Inning Stats	R: 0 E: 0 K: 1 S: 10	H: 1 LOB: 1 BB: 0 P: 15	R: 0 E: 0 K: 1 S: 9	H: 0 LOB: 0 BB: 0 P: 10	R: 0 E: 0 K: 1 S: 8	H: 0 LOB: 0 BB: 0 P: 14	R: 1 E: 0 K: 1 S: 7	H: 1 LOB: 0 BB: 0 P: 13	R: 0 E: 0 K: 2 S: 11	H: 0 LOB: 2 BB: 2 P: 19	R: 0 E: 0 K: 1 S: 8	H: 1 LOB: 1 BB: 1 P: 14	R: 0 E: 0 K: 1 S: 8	H: 0 LOB: 0 BB: 1 P: 14	R: 1 E: 0 K: 1 S: 17	H: 1 LOB: 2 BB: 2 P: 36	R: 0 E: 0 K: 2 S: 9	H: 1 LOB: 1 BB: 0 P: 12	1B: 3 2B: 1 3B: 0 HR: 1	SF: 0 SAC: 0 DP: 2 HBP: 0	WP: 0 PB: 0 SB: 0 CS: 0	PA: 36			
PITCHER Roger Craig, R ERA: 2.28 (1, 1)	IP 9.0	WLS W	BF 36	H 5	R 2	ER 1	SO 11	BB 6	IBB 0	HBP 0	BLK 0	WP 0	HR 1	S 87	P 147	ERA 1.00	WHIP 1.222								

BOTTOM

Brooklyn Dodgers @ Cincinnati Redlegs
Crosley Field, Cincinnati, OH
Thu Jul 28 1955, 3:33 AM EDT
Att. 10,422 - Unknown

livebaseballscorecards.com

AB	30
R	2
H	5
RBI	2
BB	6
SO	11
LOB	20



Batter	1	2	3	4	5	6	7	8	9	AB R H RBI BB SO LOB	TOP																
Don Hoak, R OBP: 0.377, SLG: 0.410 (1, 5)	F3		G6-4-3 1B			L7	HR		F4	5 1 2 3 0 0 0																	
Pee Wee Reese, R OBP: 0.363, SLG: 0.424 (1, 6)	1B		G6-4-3 1-2f			S BB 1B	BB		BB BB BB	3 0 2 0 2 0 2																	
Duke Snider, L OBP: 0.435, SLG: 0.708 (1, 8)	G4-6-3 1B			G6-3 BB		S BB	F8		BB BB	2 0 1 0 3 0 2																	
Roy Campanella, R OBP: 0.399, SLG: 0.620 (1, 2)	G4-6-3 1-2f			G6-3 1-2f		6-3		F4	BB BB	4 0 0 0 1 0 5																	
Gil Hodges, R OBP: 0.364, SLG: 0.497 (1, 3)		F8		6-3			1B 2B 1B	F9	1-3	5 1 1 0 0 0 3																	
Jim Gilliam, S OBP: 0.320, SLG: 0.335 (1, 7) (7, 9) (8, 7)		G3			5-3		F6	2B BB		3 1 0 0 1 0 1																	
Carl Furillo, R OBP: 0.363, SLG: 0.485 (1, 9) (7, 7) (8, 9)		1-3 K			1-0 L3 1B		F8	1-H 2B		4 0 2 1 0 1 1																	
Don Zimmer, R OBP: 0.340, SLG: 0.496 (1, 4)			2-3 K		0-0 L3 1-2		2B HR 1B	CS IBB		3 1 1 0 1 1 1																	
Karl Spooner, R OBP: 0.357, SLG: 0.500 (7, PH) Don Newcombe, L OBP: 0.430, SLG: 0.741 (7, PR) Carl Erskine, R OBP: 0.172, SLG: 0.250 (7, 1) Russ Meyer, S OBP: 0.096, SLG: 0.111 (8, PH) Jackie Robinson, R OBP: 0.385, SLG: 0.396 (8, 1) Clem Labine, R OBP: 0.167, SLG: 0.296 (8, 1)			1-0 1B		3-2 6-3		2-0 HR 2B	2-1 CS	0-3 K	2 0 1 0 0 0 0 1 0 1 1 0 0 0 0 1 0 0 0 0 0 0 0 0 0 0 0 0 0 0 0 0 0 0 0 1 0 0 0 0 1 0																	
Inning Stats	R: 0 E: 0 K: 0 S: 8	H: 2 LOB: 1 BB: 0 P: 12	R: 0 E: 0 K: 1 S: 7	H: 0 LOB: 0 BB: 0 P: 11	R: 0 E: 0 K: 1 S: 7	H: 2 LOB: 1 BB: 0 P: 12	R: 0 E: 0 K: 0 S: 7	H: 0 LOB: 0 BB: 1 P: 12	R: 0 E: 0 K: 0 S: 5	H: 1 LOB: 0 BB: 0 P: 6	R: 0 E: 0 K: 0 S: 11	H: 1 LOB: 2 BB: 1 P: 23	R: 4 E: 0 K: 0 S: 17	H: 4 LOB: 2 BB: 1 P: 29	R: 1 E: 0 K: 0 S: 7	H: 1 LOB: 1 BB: 2 P: 20	R: 0 E: 0 K: 1 S: 10	H: 0 LOB: 3 BB: 3 P: 23	1B: 8 2B: 3 3B: 0 HR: 1	SF: 0 SAC: 0 DP: 4 HBP: 0	WP: 0 PB: 0 SB: 2 CS: 1	PA: 42					
PITCHER	IP WLS BF H R ER SO BB IBB HBP BLK WP HR S P ERA WHIP																										
Larry Jackson, R ERA: 4.48 (1, 1)	6.2		29	10	4	4	2	3	0	0	0	0	1	59	100	5.40	1.950										
Paul LaPalme, L ERA: 2.51 (7, 1)	0.1		1	0	0	0	0	0	0	0	0	0	0	3	5	0.00	0.000										
Floyd Wooldridge, R ERA: 4.71 (8, 1)	1.2	L	10	1	1	1	1	4	1	0	0	0	0	15	41	5.40	3.000										
Mel Wright, R ERA: 7.71 (9, 1)	0.1		1	0	0	0	0	0	0	0	0	0	0	2	2	0.00	0.000										

Brooklyn Dodgers @ St. Louis Cardinals
 Sportsman's Park, St. Louis, MO
 Fri Jul 29 1955, 4:33 AM EDT
 Att: 22,827 - Unknown

AB	33
R	5
H	11
RBI	5
BB	8
SO	3
LOB	15



Batter	1	2	3	4	5	6	7	8	9	AB R H RBI BB SO LOB	TOP											
Don Hoak, R OBP: 0.372, SLG: 0.404 (1, 5) B C X	2-1 6-3 1B			1-0 F7		0-0 BB 1B	2-1 F7		1-3 K	5 1 1 0 0 1 2												
Pee Wee Reese, R OBP: 0.369, SLG: 0.429 (1, 6) B C X	1-1 L3 1B			4-1 FC6-4 BB		4-2 1B BB		3-1 L9	2-1 2B	3 1 2 1 2 0 0												
Duke Snider, L OBP: 0.430, SLG: 0.698 (1, 8) B B X	2-0 L3 1-2			2-2 F5		1-3 K		2-3 K	1-1 F8	5 0 0 0 0 2 6												
Roy Campanella, R OBP: 0.404, SLG: 0.620 (1, 2) X		0-0 L6-3 1B		0-0 FC6-4 1-2f		2-1 E 1B		4-1 BB		3 1 2 1 1 0 1												
Gil Hodges, R OBP: 0.363, SLG: 0.495 (1, 3) B C X		1-2 L6-3 1-2		1-1 L8		1-1 E 1B		3-1 F3		4 0 1 1 0 0 2												
Jim Gilliam, S OBP: 0.319, SLG: 0.334 (1, 7) X		0-0 4-3		0-0 4-3		0-0 E6 1-3 2-H			1-1 SH 1B	4 1 1 0 0 0 1												
Carl Furillo, R OBP: 0.362, SLG: 0.482 (1, 9) C X				0-1 F7		0-3 K			3-2 SH 2B 1B	4 1 1 0 0 1 2												
Don Zimmer, R OBP: 0.338, SLG: 0.510 (1, 4) F B X				1-1 6-3		0-0 HR		2-1 B3	3-3 K	4 1 1 1 0 1 2												
Johnny Podres, L OBP: 0.255, SLG: 0.250 Don Bessent, R OBP: 0.167, SLG: 0.167 (1, 1) (7, 1) X				0-0 4-3		1-1 3-1		0-1 L7	1-2 SH 2B	3 0 0 0 0 0 0 0 0 0 1 0 0 0												
Inning Stats	R: 0 E: 0 K: 0 S: 5	H: 1 LOB: 0 BB: 0 P: 10	R: 0 E: 0 K: 0 S: 6	H: 1 LOB: 0 BB: 0 P: 7	R: 0 E: 0 K: 0 S: 5	H: 0 LOB: 0 BB: 0 P: 6	R: 0 E: 0 K: 0 S: 6	H: 0 LOB: 1 BB: 1 P: 13	R: 0 E: 0 K: 1 S: 5	H: 0 LOB: 0 BB: 0 P: 7	R: 4 E: 1 K: 1 S: 17	H: 4 LOB: 2 BB: 1 P: 26	R: 0 E: 0 K: 0 S: 6	H: 0 LOB: 0 BB: 0 P: 10	R: 0 E: 0 K: 1 S: 8	H: 0 LOB: 1 BB: 1 P: 20	R: 2 E: 0 K: 2 S: 18	H: 3 LOB: 2 BB: 0 P: 30	1B: 7 2B: 3 3B: 0 HR: 1	SF: 0 SAC: 1 DP: 2 HBP: 0	WP: 0 PB: 0 SB: 0 CS: 0	PA: 39
PITCHER	IP WLS BF H R ER SO BB IBB HBP BLK WP HR S P ERA WHIP																					
Tom Poholsky, R ERA: 4.28 (1, 1)	5.1 L 20 4 3 3 1 2 0 0 0 0 0 1 34 54 5.06 1.125																					
Paul LaPalme, L ERA: 2.5 (6, 1)	0.1 2 1 0 0 1 0 0 0 0 0 0 0 5 8 0.00 3.000																					
Mel Wright, R ERA: 7.56 (6, 1)	0.1 3 1 1 0 0 0 0 0 0 0 0 0 5 7 0.00 3.000																					
Frank Smith, R ERA: 3.22 (7, 1)	1.0 3 0 0 0 0 0 0 0 0 0 0 0 6 10 0.00 0.000																					
Brooks Lawrence, R ERA: 6.0 (8, 1)	2.0 11 3 2 2 3 1 0 0 0 0 0 0 26 50 9.00 2.000																					

Brooklyn Dodgers @ St. Louis Cardinals
Sportsman's Park, St. Louis, MO

AB	35
R	6
H	9
RBI	5
BB	3
SO	5
LOB	16



Sat Jul 30 1955, 4:33 AM EDT
Att. 30,638 - Unknown

livebaseballscorecards.com

Batter	1	2	3	4	5	6	7	8	9	AB	R	H	RBI	BB	SO	LOB
Ken Boyer, R OBP: 0.310, SLG: 0.438 (1, 5)	0-1 L8			0-1 F2		1-1 BB 1B		1-2 E6		4	0	1	0	0	0	0
Red Schoendienst, S OBP: 0.357, SLG: 0.412 (1, 4)	1-1 F4			0-2 L9		1-0 BB 1B		1-2 F8		4	0	1	0	0	0	1
Stan Musial, L OBP: 0.398, SLG: 0.543 (1, 3)	1-1 F8			2-2 1B		4-2 BB		1-0 F9		3	0	1	0	1	0	1
Rip Repulski, R OBP: 0.348, SLG: 0.510 (1, 9)		1-0 F3			0-0 1B	0-0 F8		3-3 K		4	0	1	0	0	1	4
Bill Virdon, L OBP: 0.345, SLG: 0.461 (1, 8)		2-0 F4			3-3 K		0-0 G3		0-0 5-3	4	0	0	0	0	1	1
Pete Whisenant, R OBP: 0.260, SLG: 0.391 (1, 7)		0-1 6-3			2-3 K		0-0 F2		2-2 1B	3	0	0	0	0	1	1
Brooks Lawrence, R OBP: 0.100, SLG: 0.053 (8, 1)					1-2 K					0	0	0	0	0	0	0
Harry Walker, L OBP: 0.714, SLG: 0.833 (9, PH)										1	0	1	0	0	0	0
Nelson Burbrink, R OBP: 0.364, SLG: 0.394 (1, 2)			2-2 5-3		1-3 K		0-1 2B		1-0 L9	3	0	1	0	0	1	1
Solly Hemus, L OBP: 0.318, SLG: 0.281 (9, PH)										1	0	0	0	0	0	1
Alex Grammas, R OBP: 0.302, SLG: 0.293 (1, 6)			1-0 F8				1-2 G5-4-3 1B		0-1 F5	2	0	1	0	1	0	0
Joe Frazier, L OBP: 0.192, SLG: 0.292 (9, PH)										1	0	0	0	0	0	1
Tom Poholsky, R OBP: 0.290, SLG: 0.300 (1, 1)			1-3 K				1-2 G5-4-3			1	0	0	0	0	1	0
Paul LaPalme, L OBP: 0.294, SLG: 0.313 (6, 1)										0	0	0	0	0	0	0
Mel Wright, R OBP: 0.341, SLG: 0.342 (6, PH)										0	0	0	0	0	0	0
Bob Stephenson, R OBP: 0.341, SLG: 0.342 (7, 1)										1	0	0	0	0	0	1
Frank Smith, R OBP: 0.349, SLG: 0.342 (7, PH)										0	0	0	0	0	0	0
Harry Elliott, R OBP: 0.359, SLG: 0.478 (7, PH)										0	0	0	0	0	0	0
Wally Moon, L OBP: 0.359, SLG: 0.478 (8, 7)										1	0	0	0	0	1	2

Inning Stats	R: 0	H: 0	E: 0	K: 0	S: 6	P: 8	R: 0	H: 0	E: 0	K: 0	S: 4	P: 7	R: 0	H: 0	E: 0	K: 1	S: 10	P: 14	R: 0	H: 1	E: 0	K: 0	S: 9	P: 11	R: 0	H: 1	E: 0	K: 3	S: 10	P: 16	R: 0	H: 3	E: 0	K: 0	S: 13	P: 21	R: 0	H: 1	E: 0	K: 1	S: 10	P: 15	R: 0	H: 0	E: 1	K: 1	S: 12	P: 18	R: 0	H: 1	E: 0	K: 0	S: 7	P: 10	1B: 6	2B: 1	3B: 0	HR: 0	SF: 0	SAC: 0	DP: 1	HBP: 0	WP: 0	PB: 0	SB: 1	CS: 0	PA: 35
PITCHER	IP	WLS	BF	H	R	ER	SO	BB	IBB	HBP	BLK	WP	HR	S	P	ERA	WHIP																																																		
Johnny Podres, L ERA: 3.14 (1, 1)	6.2	W	26	6	0	0	4	2	0	0	0	0	0	59	88	0.00	1.200																																																		
Don Bessent, R ERA: 2.28 (7, 1)	2.1	S	9	1	0	0	2	0	0	0	0	0	0	22	32	0.00	0.429																																																		

BOTTOM

Brooklyn Dodgers @ St. Louis Cardinals
Sportsman's Park, St. Louis, MO
Sat Jul 30 1955, 4:33 AM EDT
Att. 30,638 - Unknown

AB	33
R	0
H	7
RBI	0
BB	2
SO	6
LOB	14



WP: 0	PA: 35
PB: 0	
SB: 1	
CS: 0	

ERA	WHIP
0.00	1.200
0.00	0.429

Batter	1	2	3	4	5	6	7	8	9	AB R H RBI BB SO LOB	TOP									
Don Hoak, R (1, 5) OBP: 0.371, SLG: 0.404	4-1 BB	1-3 K		0-0 F8		3-1 F8		1-1 1B 2B	1-0 F3	5 0 1 0 1 1 3										
Pee Wee Reese, R (1, 6) OBP: 0.371, SLG: 0.430	1-1 L9	2-2 F4			0-0 FC4-6 1B	4-0 BB 1B BB		2-2 E8 1B 1B		4 2 2 0 1 0 3										
Duke Snider, L (1, 8) OBP: 0.430, SLG: 0.693	2-3 K		1-0 F4		0-0 FC4-6 1B 1-2f	4-0 1B BB		4-2 1B BB		3 2 0 0 2 1 2										
Roy Campanella, R (1, 2) OBP: 0.409, SLG: 0.634	1-3 K		1-1 HR		1-1 1B 1-2 2B 1B	1-2 FC4-6 1B		0-1 2B 1-2 2-H 1B		5 3 4 3 0 1 1										
Gil Hodges, R (1, 3) OBP: 0.366, SLG: 0.501		1-1 1B 2B 2B	1-1 6-3		0-0 1-2 2-H 2B 1B	2-1 FC4-6 1-2f		0-0 1-3 2-H 1B 2B		5 3 3 2 0 0 2										
Jackie Robinson, R (1, 7) OBP: 0.387, SLG: 0.403		1-1 2B SF8 1B	2-2 F8		0-0 1-H 2-H 2B		1-1 6-3	0-0 FC6-4 1B		4 1 2 2 0 0 0										
Jim Gilliam, S (7, 7) OBP: 0.321, SLG: 0.336										1 0 1 2 0 0 0										
Carl Furillo, R (1, 9) OBP: 0.362, SLG: 0.482		2-1 SF8 1-3 3-H 2B		4-1 G4-6-3 E BB	3-3 K		1-0 5-3	1-1 FC6-4 1-2f		4 0 1 1 1 1 2										
Don Zimmer, R (1, 4) OBP: 0.327, SLG: 0.497		1-1 SF8	1-1 E6 G4-6-3		1-1 5-3		1-2 F7		1-0 F9	4 0 0 1 0 0 2										
Don Newcombe, L (1, 1) OBP: 0.418, SLG: 0.706		4-0 BB	1-1 G4-6-3 1-2f 2-3			0-0 4-3		1-0 4-3	0-3 K	4 0 0 0 1 1 2										
Inning Stats	R: 0 H: 0 E: 0 K: 2 S: 10	H: 0 LOB: 1 BB: 1 P: 18	R: 2 H: 3 E: 0 K: 1 S: 14	H: 3 LOB: 2 BB: 1 P: 26	R: 1 H: 1 E: 0 K: 0 S: 9	H: 1 LOB: 0 BB: 0 P: 14	R: 0 H: 0 E: 1 K: 0 S: 7	H: 0 LOB: 1 BB: 1 P: 12	R: 3 H: 4 E: 0 K: 1 S: 10	H: 4 LOB: 1 BB: 0 P: 16	R: 1 H: 1 E: 0 K: 0 S: 9	H: 1 LOB: 2 BB: 2 P: 23	R: 0 H: 0 E: 0 K: 0 S: 6	H: 0 LOB: 0 BB: 0 P: 9	R: 4 H: 5 E: 1 K: 0 S: 15	H: 5 LOB: 1 BB: 1 P: 24	R: 0 H: 0 E: 0 K: 1 S: 5	H: 0 LOB: 0 BB: 0 P: 7	1B: 8 SF: 1 2B: 5 SAC: 0 3B: 0 DP: 1 HR: 1 HBP: 0	WP: 0 PA: 46 PB: 0 SB: 0 CS: 0
PITCHER	IP WLS BF H R ER SO BB IBB HBP BLK WP HR S P ERA WHIP																			
Luis Arroyo, L (1, 1) ERA: 3.15	1.0 L 7 3 2 2 2 1 0 0 0 0 0 0 16 28 18.00 4.000																			
Floyd Wooldridge, R (2, 1) ERA: 5.09	3.1 16 4 4 4 1 2 0 0 0 0 0 1 29 48 10.80 1.800																			
Brooks Lawrence, R (5, 1) ERA: 5.95	0.2 3 1 0 0 1 0 0 0 0 0 0 0 5 10 0.00 1.500																			
Frank Smith, R (6, 1) ERA: 3.41	0.2 4 0 1 1 0 2 0 0 0 0 0 0 3 14 13.50 3.000																			
Mel Wright, R (6, 1) ERA: 8.53	2.1 13 6 4 4 0 1 0 0 0 0 0 0 27 42 15.43 3.000																			
PITCHER	IP WLS BF H R ER SO BB IBB HBP BLK WP HR S P ERA WHIP																			
Paul LaPalme, L (9, 1) ERA: 2.47	1.0 3 0 0 0 1 0 0 0 0 0 0 0 5 7 0.00 0.000																			

Brooklyn Dodgers @ St. Louis Cardinals
Sportsman's Park, St. Louis, MO
Sun Jul 31 1955, 4:33 AM EDT
Att: 27,220 - Unknown

AB	39
R	11
H	14
RBI	11
BB	6
SO	5
LOB	17



Batter	1	2	3	4	5	6	7	8	9	10	AB	R	H	RBI	BB	SO	LOB
Bill Bruton, L (1, 8) OBP: 0.331, SLG: 0.421	K			SH1-3 1B BB	F5			K		L6	4	1	0	0	1	2	1
Johnny Logan, R (1, 6) OBP: 0.369, SLG: 0.469	K			SH1-3				F7			3	0	0	0	0	2	0
Eddie Mathews, L (1, 5) OBP: 0.422, SLG: 0.619	L7			1B 2-H 1B				F9			4	2	2	2	0	0	0
Hank Aaron, R (1, 7) OBP: 0.351, SLG: 0.540		1-3		1B 1-2 1B				F7		4-3	4	0	1	0	0	0	0
George Crowe, L (1, 3) OBP: 0.390, SLG: 0.542		F5		1-2 1-3 2-H 1B				K		F7	4	0	1	1	0	1	0
Andy Pafko, R (1, 9) OBP: 0.299, SLG: 0.335		K		1-0 F9				SH1-4 BB		4-3	3	0	0	0	1	1	2
Del Crandall, R (1, 2) OBP: 0.311, SLG: 0.475			F7	0-0 5-3				SH1-4		K	3	0	0	0	0	1	2
Danny O'Connell, R (1, 4) OBP: 0.292, SLG: 0.332			K	0-3 F9				F7		BB	3	0	0	0	1	1	1
Lew Burdette, R (1, 1) OBP: 0.241, SLG: 0.255 Chet Nichols, S (7, 1) OBP: 0.154, SLG: 0.179 Ernie Johnson, R (7, 1) OBP: 0.211, SLG: 0.118 Chuck Tanner, L (10, PH) OBP: 0.329, SLG: 0.379			K	1-3 6-3				K		K	2	0	0	0	0	1	0
											0	0	0	0	0	0	0
											1	0	0	0	0	1	1
											1	0	0	0	0	1	1

Inning Stats	R: 0	H: 0	E: 0	K: 2	S: 8	R: 0	H: 0	E: 0	K: 1	S: 10	R: 0	H: 0	E: 0	K: 2	S: 8	R: 2	H: 3	E: 0	K: 0	S: 19	R: 0	H: 0	E: 0	K: 0	S: 5	R: 1	H: 1	E: 0	K: 2	S: 14	R: 0	H: 0	E: 0	K: 1	S: 8	R: 0	H: 0	E: 0	K: 1	S: 6	R: 0	H: 0	E: 0	K: 0	S: 9	R: 0	H: 0	E: 0	K: 2	S: 12	R: 0	H: 0	E: 0	K: 1	S: 19	1B: 3	SF: 0	2B: 0	SAC: 2	3B: 0	DP: 0	HR: 1	HBP: 0	WP: 0	PA: 37
--------------	------	------	------	------	------	------	------	------	------	-------	------	------	------	------	------	------	------	------	------	-------	------	------	------	------	------	------	------	------	------	-------	------	------	------	------	------	------	------	------	------	------	------	------	------	------	------	------	------	------	------	-------	------	------	------	------	-------	-------	-------	-------	--------	-------	-------	-------	--------	-------	--------

PITCHER	IP	WLS	BF	H	R	ER	SO	BB	IBB	HBP	BLK	WP	HR	S	P	ERA	WHIP
Billy Loes, R (1, 1) ERA: 3.81	6.0		23	4	3	3	7	1	0	0	0	0	1	64	89	4.50	0.833
Clem Labine, R (7, 1) ERA: 4.15	1.0		4	0	0	1	1	0	0	0	0	0	0	8	14	0.00	1.000
Karl Spooner, L (8, 1) ERA: 4.66	2.0	W	6	0	0	1	0	0	0	0	0	0	0	15	25	0.00	0.000
Don Bessent, R (10, 1) ERA: 2.2	1.0	S	4	0	0	2	1	0	0	0	0	0	0	12	19	0.00	1.000

BOTTOM

Brooklyn Dodgers @ Milwaukee Braves
 Milwaukee County Stadium, Milwaukee, WI

Mon Aug 01 1955, 4:33 AM EDT
 Att. 3,774 - Unknown

livebaseballscorecards.com

AB	32
R	3
H	4
RBI	3
BB	3
SO	11
LOB	8



Batter	1	2	3	4	5	6	7	8	9	AB R H RBI BB SO LOB	TOP											
Don Hoak, R OBP: 0.377, SLG: 0.399 (1, 5)	4-1 FC6-4 BB	0-0 F8		0-2 1-3		4-2 CS BB			4-0 BB	2 0 0 0 3 0 5												
Pee Wee Reese, R OBP: 0.371, SLG: 0.426 (1, 6)	3-1 FC6-4 1-2f		2-1 5-3		0-1 HR 1B	0-2 CS 1-2	2-3 K		2-3 K	5 1 1 0 0 2 2												
Duke Snider, L OBP: 0.422, SLG: 0.685 (1, 8)	2-3 K		1-1 F5		3-1 HR 1-H		1-3 K		2-0 F9	5 1 1 2 0 2 2												
Roy Campanella, R OBP: 0.406, SLG: 0.621 (1, 2)	1-1 F2		0-0 F5		0-1 FC5-4 1B		0-1 3-1		2-3 K	5 0 1 0 0 1 2												
Gil Hodges, R OBP: 0.365, SLG: 0.496 (1, 3)																						
Jim Gilliam, S OBP: 0.324, SLG: 0.340 (1, 7) (8, 9) (8, 7)																						
Carl Furillo, R OBP: 0.362, SLG: 0.477 (1, 9) (8, 7) (8, 9)																						
Don Zimmer, R OBP: 0.341, SLG: 0.494 (1, 4)																						
Roger Craig, R OBP: 0.143, SLG: 0.077 Clem Labine, R OBP: 0.167, SLG: 0.296 (1, 1) (8, 1)																						
Inning Stats	R: 0 E: 0 K: 1 S: 8	H: 0 LOB: 1 BB: 1 P: 18	R: 1 E: 1 K: 0 S: 9	H: 1 LOB: 2 BB: 2 P: 19	R: 0 E: 0 K: 0 S: 5	H: 0 LOB: 0 BB: 0 P: 8	R: 0 E: 0 K: 1 S: 13	H: 2 LOB: 3 BB: 1 P: 20	R: 2 E: 0 K: 0 S: 9	H: 3 LOB: 1 BB: 0 P: 13	R: 0 E: 0 K: 1 S: 8	H: 0 LOB: 0 BB: 1 P: 12	R: 0 E: 0 K: 2 S: 8	H: 0 LOB: 0 BB: 0 P: 11	R: 0 E: 0 K: 1 S: 8	H: 1 LOB: 2 BB: 1 P: 13	R: 0 E: 0 K: 2 S: 11	H: 0 LOB: 1 BB: 1 P: 21	1B: 6 2B: 0 3B: 0 HR: 1	SF: 0 SAC: 1 DP: 0 HBP: 0	WP: 0 PB: 1 SB: 0 CS: 1	PA: 41
PITCHER	IP WLS BF H R ER SO BB IBB HBP BLK WP HR S P ERA WHIP																					
Bob Buhl, R ERA: 3.19 Dave Jolly, R ERA: 7.13 Phil Paine, R ERA: 0.96	(1, 1) (5, 1) (6, 1)	4.0 1.0 4.0	WLS 3 W	22 3 15	H 0 1	R 0 0	ER 0 0	SO 0 6	BB 0 2	IBB 0 1	HBP 0 0	BLK 0 0	WP 0 0	HR 1 0	S 41 3 35	P 74 4 57	ERA 4.50 0.00 0.00	WHIP 2.500 0.000 0.750				

Brooklyn Dodgers @ Milwaukee Braves
Milwaukee County Stadium, Milwaukee, WI

Tue Aug 02 1955, 4:33 AM EDT
Att: 38,441 - Unknown

livebaseballscorecards.com

AB	32
R	3
H	7
RBI	3
BB	7
SO	8
LOB	24



Brooklyn Dodgers @ Milwaukee Braves
 Milwaukee County Stadium, Milwaukee, WI

Wed Aug 03 1955, 4:33 AM EDT
 Att: 42,747 - Unknown

AB	37
R	9
H	9
RBI	8
BB	5
SO	4
LOB	11



Batter	1	2	3	4	5	6	7	8	9	AB	R	H	RBI	BB	SO	LOB
Don Hoak, R (1, 5) OBP: 0.378, SLG: 0.396	FC5-4 BB	E5		G3		E BB 1-3 1B		1-3		4	0	1	0	1	0	1
Pee Wee Reese, R (1, 6) OBP: 0.371, SLG: 0.425	FC5-4 WP 1B 1-2f HR	L8			1-1 HR 1B	E BB 1-2		F2		4	2	1	0	1	0	2
Duke Snider, L (1, 8) OBP: 0.422, SLG: 0.680	1-0 WP HR 1B 1-2		1-3 K		3-1 F8	2 SAFE 4-0		F2		4	1	1	0	1	1	1
Roy Campanella, R (1, 2) OBP: 0.403, SLG: 0.613	4-0 HR 1B 1-2 2-3 IBB		0-0 4-3		1-0 F8	3-2 6-3		F7		4	1	0	0	1	0	4
Gil Hodges, R (1, 3) OBP: 0.368, SLG: 0.513	2-1 HR 1-1 1-H 2-H 3-H		1-1 F8		3-2 HR 1-H		0-3 K		F2	5	2	3	6	0	1	0
Jim Gilliam, S (1, 7) OBP: 0.320, SLG: 0.336	1-1 F8		1-2 L5		2-0 F8		0-2 5-3		F7	5	0	0	0	0	0	1
Carl Furillo, R (1, 9) OBP: 0.361, SLG: 0.474	0-0 F9		0-0 F7		1-1 1B E 1B		1-1 F8		4-3	4	1	1	0	0	0	0
Don Zimmer, R (1, 4) OBP: 0.345, SLG: 0.532		0-0 6-3		1-2 HR		0-0 F9		HR		4	2	2	2	0	0	1
Russ Meyer, S (1, 1) OBP: 0.100, SLG: 0.105		3-3 K		4-2 BB		0-2 F2		K		1	0	0	0	1	1	0
Don Bessent, R (4, 1) OBP: 0.143, SLG: 0.143										2	0	0	0	0	1	1
Clem Labine, R (9, 1) OBP: 0.167, SLG: 0.296										0	0	0	0	0	0	0

livebaseballscorecards.com

Inning	1	2	3	4	5	6	7	8	9	1B	SF	2B	SAC	3B	DP	HR	HBP	WP	PA			
1	R: 4 E: 0 K: 0 S: 14	H: 2 LOB: 0 BB: 2 P: 26	R: 0 E: 1 K: 1 S: 12	H: 0 LOB: 1 BB: 0 P: 19	R: 0 E: 0 K: 1 S: 6	H: 0 LOB: 0 BB: 0 P: 8	R: 1 E: 0 K: 0 S: 10	H: 1 LOB: 1 BB: 1 P: 17	R: 2 E: 0 K: 0 S: 9	H: 2 LOB: 0 BB: 0 P: 19	R: 1 E: 1 K: 0 S: 14	H: 2 LOB: 3 BB: 2 P: 28	R: 0 E: 0 K: 1 S: 8	H: 0 LOB: 0 BB: 0 P: 9	R: 1 E: 0 K: 1 S: 7	H: 1 LOB: 0 BB: 0 P: 10	R: 0 E: 0 K: 0 S: 7	H: 1 LOB: 1 BB: 0 P: 11	1B: 5 2B: 0 3B: 0 HR: 4	SF: 0 SAC: 0 DP: 0 HBP: 0	WP: 1 PB: 0 SB: 0 CS: 0	PA: 42

PITCHER	IP	WLS	BF	H	R	ER	SO	BB	IBB	HBP	BLK	WP	HR	S	P	ERA	WHIP
Ray Crone, R (1, 1) ERA: 3.46	4.0	L	19	3	5	5	2	2	1	0	0	1	2	42	70	11.25	1.250
Dave Jolly, R (5, 1) ERA: 7.23	2.0		12	4	3	2	0	1	1	0	0	0	1	23	47	9.00	2.500
Bob Buhl, R (7, 1) ERA: 3.19	3.0		11	2	1	1	2	0	0	0	0	0	1	22	30	3.00	0.667

Batter	1	2	3	4	5	6	7	8	9	AB R H RBI BB SO LOB	TOP																										
Don Hoak, R (1, 5) <small>OBP: 0.376, SLG: 0.389</small> Frank Kellert, R (9, PH) <small>OBP: 0.429, SLG: 0.558</small> Johnny Podres, L (9, PR) <small>OBP: 0.255, SLG: 0.250</small> Clem Labine, R (9, 1) <small>OBP: 0.167, SLG: 0.296</small>	1-1 F9		0-0 5-3		2-0 6-3		4-2 BB		1-1 1B 1-2 HR	3 0 0 0 1 0 1 1 0 1 0 0 0 0 0 1 0 0 0 0 0 0 0 0 0 0 0 0	Brooklyn Dodgers @ Milwaukee Braves Milwaukee County Stadium, Milwaukee, WI Thu Aug 04 1955, 4:33 AM EDT Att: 32,907 - Unknown																										
Pee Wee Reese, R (1, 6) <small>OBP: 0.372, SLG: 0.424</small>	0-1 F7		1-1 6-3			3-2 1B 1B	0-0 F7		2-2 1B 1-2 2-H HR	5 2 2 1 0 0 1																											
Duke Snider, L (1, 8) <small>OBP: 0.420, SLG: 0.674</small>	2-3 K		1-0 F7			3-2 1B 1-3 G6-4-3 1B	1-2 1-3		2-1 F8	5 1 1 0 0 1 3																											
Roy Campanella, R (1, 2) <small>OBP: 0.406, SLG: 0.626</small>		0-1 F8 E 2B		1-0 F7		1-0 1-3 3-H G6-4-3 1B		0-0 F7	2-2 HR 1-H 2-H	5 2 3 4 0 0 0																											
Gil Hodges, R (1, 3) <small>OBP: 0.366, SLG: 0.509</small>		2-1 F8 2-3		0-2 F7		1-0 G6-4-3 1-2f 3-H		0-2 6-3	1-0 1B	5 0 1 0 0 0 2																											
Jim Gilliam, S (1, 7) <small>OBP: 0.319, SLG: 0.332</small>		4-0 E BB		3-3 K		1-0 F7		0-0 L3	0-0 6-3	4 1 0 0 1 1 1																											
Carl Furillo, R (1, 9) <small>OBP: 0.365, SLG: 0.489</small>		1-1 E5 1-H 3-H 2B		1-2 5-3			1-2 HR 1B		3-2 HR	4 2 3 3 0 0 0																											
Don Zimmer, R (1, 4) <small>OBP: 0.348, SLG: 0.549</small>		0-3 K		1-1 1B			1-0 HR 1-H		1-3 K	4 1 2 2 0 2 1																											
Don Newcombe, L (1, 1) <small>OBP: 0.415, SLG: 0.693</small> Karl Spooner, R (5, 1) <small>OBP: 0.333, SLG: 0.467</small> Carl Erskine, R (7, 1) <small>OBP: 0.172, SLG: 0.250</small> Jackie Robinson, R (9, PH) <small>OBP: 0.388, SLG: 0.404</small> (9, 5)		0-2 F7		0-0 L8			0-3 K		0-0 1B 1B	2 0 0 0 0 0 2 1 0 0 0 0 1 0 0 0 0 0 0 0 0 1 1 1 0 0 0 0																											
Inning Stats	R: 0 E: 0 K: 1 S: 7	H: 0 LOB: 0 BB: 0 P: 10	R: 2 E: 1 K: 1 S: 12	H: 2 LOB: 1 BB: 1 P: 19	R: 0 E: 0 K: 0 S: 4	H: 0 LOB: 0 BB: 0 P: 6	R: 0 E: 0 K: 1 S: 8	H: 0 LOB: 0 BB: 0 P: 12	R: 0 E: 0 K: 0 S: 7	H: 1 LOB: 1 BB: 0 P: 11	R: 2 E: 0 K: 0 S: 10	H: 3 LOB: 0 BB: 0 P: 19	R: 2 E: 0 K: 1 S: 13	H: 2 LOB: 1 BB: 1 P: 20	R: 0 E: 0 K: 0 S: 5	H: 0 LOB: 0 BB: 0 P: 5	R: 5 E: 0 K: 1 S: 22	H: 6 LOB: 1 BB: 0 P: 34	1B: 9 2B: 2 3B: 0 HR: 3	SF: 0 SAC: 0 DP: 1 HBP: 0	WP: 0 PB: 0 SB: 0 CS: 0	PA: 42															
PITCHER	IP WLS BF H R ER SO BB IBB HBP BLK WP HR S P ERA WHIP																																				
Low Burdette, R (1, 1) <small>ERA: 4.43</small> Phil Paine, R (6, 1) <small>ERA: 2.38</small> Ernie Johnson, R (8, 1) <small>ERA: 2.85</small> Chet Nichols, L (9, 1) <small>ERA: 3.95</small>	5.0		22	6	4	4	3	1	0	0	0	0	0	46	73	7.20	1.400																				
	2.0		8	2	2	2	1	1	0	0	0	0	1	15	24	9.00	1.500																				
	1.1	L	8	4	4	4	1	0	0	0	0	0	1	20	27	27.00	3.000																				
	0.2		4	2	1	1	0	0	0	0	0	0	1	7	12	13.50	3.000																				

AB	40
R	11
H	14
RBI	10
BB	2
SO	5
LOB	11



BOTTOM

Brooklyn Dodgers @ Milwaukee Braves
 Milwaukee County Stadium, Milwaukee, WI

Thu Aug 04 1955, 4:33 AM EDT
 Att. 32,907 - Unknown

livebaseballscorecards.com

AB	38
R	10
H	11
RBI	9
BB	3
SO	3
LOB	10



WP: 0	PA: 41
PB: 0	
SB: 0	
CS: 0	

AB	R	H	RBI	BB	SO	LOB
4	1	2	1	1	0	0
4	3	2	1	1	0	2
4	1	1	1	1	0	1
5	0	1	1	0	0	3
5	2	3	3	0	0	2
4	1	1	2	0	1	1
4	1	0	0	0	0	0
4	1	1	0	0	1	0
2	0	0	0	0	1	1
0	0	0	0	0	0	0
1	0	0	0	0	0	0
1	0	0	0	0	0	0
0	0	0	0	0	0	0

R	H	1B	2B	3B	SF	HR	BB	SAC	DP	HBP
1	1	6	2	0	0	3	1	0	1	0
0	0	0	0	0	0	0	0	0	0	0
0	0	0	0	0	0	0	0	0	0	0
0	0	0	0	0	0	0	0	0	0	0
0	0	0	0	0	0	0	0	0	0	0

IP	WLS	BF	H	R	ER	SO	BB	IBB	HBP	BLK	WP	HR	S	P	ERA	WHIP
4.2		22	7	5	3	3	1	0	0	0	0	2	44	59	5.79	1.714
1.2		6	1	1	1	0	0	0	0	0	0	0	10	16	5.40	0.600
1.2	W	8	2	3	3	0	1	0	0	0	0	1	8	15	16.20	1.800
1.0	S	5	1	1	1	0	1	0	0	0	0	0	15	26	9.00	2.000

IP	WLS	BF	H	R	ER	SO	BB	IBB	HBP	BLK	WP	HR	S	P	ERA	WHIP
4.2		22	7	5	3	3	1	0	0	0	0	2	44	59	5.79	1.714
1.2		6	1	1	1	0	0	0	0	0	0	0	10	16	5.40	0.600
1.2	W	8	2	3	3	0	1	0	0	0	0	1	8	15	16.20	1.800
1.0	S	5	1	1	1	0	1	0	0	0	0	0	15	26	9.00	2.000

IP	WLS	BF	H	R	ER	SO	BB	IBB	HBP	BLK	WP	HR	S	P	ERA	WHIP
4.2		22	7	5	3	3	1	0	0	0	0	2	44	59	5.79	1.714
1.2		6	1	1	1	0	0	0	0	0	0	0	10	16	5.40	0.600
1.2	W	8	2	3	3	0	1	0	0	0	0	1	8	15	16.20	1.800
1.0	S	5	1	1	1	0	1	0	0	0	0	0	15	26	9.00	2.000

IP	WLS	BF	H	R	ER	SO	BB	IBB	HBP	BLK	WP	HR	S	P	ERA	WHIP
4.2		22	7	5	3	3	1	0	0	0	0	2	44	59	5.79	1.714
1.2		6	1	1	1	0	0	0	0	0	0	0	10	16	5.40	0.600
1.2	W	8	2	3	3	0	1	0	0	0	0	1	8	15	16.20	1.800
1.0	S	5	1	1	1	0	1	0	0	0	0	0	15	26	9.00	2.000

IP	WLS	BF	H	R	ER	SO	BB	IBB	HBP	BLK	WP	HR	S	P	ERA	WHIP
4.2		22	7	5	3	3	1	0	0	0	0	2	44	59	5.79	1.714
1.2		6	1	1	1	0	0	0	0	0	0	0	10	16	5.40	0.600
1.2	W	8	2	3	3	0	1	0	0	0	0	1	8	15	16.20	1.800
1.0	S	5	1	1	1	0	1	0	0	0	0	0	15	26	9.00	2.000

IP	WLS	BF	H	R	ER	SO	BB	IBB	HBP	BLK	WP	HR	S	P	ERA	WHIP
4.2		22	7	5	3	3	1	0	0	0	0	2	44	59	5.79	1.714
1.2		6	1	1	1	0	0	0	0	0	0	0	10	16	5.40	0.600
1.2	W	8	2	3	3	0	1	0	0	0	0	1	8	15	16.20	1.800
1.0	S	5	1	1	1	0	1	0	0	0	0	0	15	26	9.00	2.000

IP	WLS	BF	H	R	ER	SO	BB	IBB	HBP	BLK	WP	HR	S	P	ERA	WHIP
4.2		22	7	5	3	3	1	0	0	0	0	2	44	59	5.79	1.714
1.2		6	1	1	1	0	0	0	0	0	0	0	10	16	5.40	0.600
1.2	W	8	2	3	3	0	1	0	0	0	0	1	8	15	16.20	1.800
1.0	S	5	1	1	1	0	1	0	0	0	0	0	15	26	9.00	2.000

IP	WLS	BF	H	R	ER	SO	BB	IBB	HBP	BLK	WP	HR	S	P	ERA	WHIP
4.2		22	7	5	3	3	1	0	0	0	0	2	44	59	5.79	1.714
1.2		6	1	1	1	0	0	0	0	0	0	0	10	16	5.40	0.600
1.2	W	8	2	3	3	0	1	0	0	0	0	1	8	15	16.20	1.800
1.0	S	5	1	1	1	0	1	0	0	0	0	0	15	26	9.00	2.000

IP	WLS	BF	H	R	ER	SO	BB	IBB	HBP	BLK	WP	HR	S	P	ERA	WHIP
4.2		22	7	5	3	3	1	0	0	0	0	2	44	59	5.79	1.714
1.2		6	1	1	1	0	0	0	0	0	0	0	10	16	5.40	0.600
1.2	W	8	2	3	3	0	1	0	0	0	0	1	8	15	16.20	1.800
1.0	S	5	1	1	1	0	1	0	0	0	0	0	15	26	9.00	2.000

IP	WLS	BF	H	R	ER	SO	BB	IBB	HBP	BLK	WP	HR	S	P	ERA	WHIP
4.2		22	7	5	3	3	1	0	0	0	0	2	44	59	5.79	1.714
1.2		6	1	1	1	0	0	0	0	0	0	0	10	16	5.40	0.600
1.2	W	8	2	3	3	0	1	0	0	0	0	1	8	15	16.20	1.800
1.0	S	5	1	1	1	0	1	0	0	0	0	0	15	26	9.00	2.000

Batter	1	2	3	4	5	6	7	8	9
Bill Bruton, L OBP: 0.339, SLG: 0.431 (1, 8)	4-2 B BB	2-0 1B			2-0 G3		1-0 1B 4-3		3-2 F7
Johnny Logan, R OBP: 0.367, SLG: 0.470 (1, 6)	0-1 L9	0-1 4-3			0-0 HR		0-0 1B 4-3 BB		4-2 2B BB
Hank Aaron, R OBP: 0.349, SLG: 0.535 (1, 9)	0-0 G6-3				1-2 6-3		4-0 1B 4-3 HR BB		3-2 2B 4-3 1-H
George Crowe, L OBP: 0.394, SLG: 0.527 (1, 3)					0-1 2B		0-0 4-3		0-0 4-3
Andy Pafko, R OBP: 0.309, SLG: 0.360 (1, 5)					3-2 F9		0-0 HR		1-2 4-3
Bobby Thomson, R OBP: 0.328, SLG: 0.422 (1, 7)							0-0 F8		0-0 F9
Del Crandall, R OBP: 0.311, SLG: 0.475 (1, 2)					1-1 F8		0-1 F8		0-0 5-3
Jack Dittmer, L OBP: 0.190, SLG: 0.268 (1, 4)					0-3 K		0-0 F7		3-1 G3
Lew Burdette, R OBP: 0.233, SLG: 0.246 (6, 1)					0-0 6-3				2-1 F7
Phil Paine, R Danny O'Connell, R OBP: 0.287, SLG: 0.325 (7, PH)									0-0 F2
Ernie Johnson, R OBP: 0.200, SLG: 0.111 (8, 1)									
Chet Nichols, S OBP: 0.154, SLG: 0.179 (9, 1)									

Inning Stats	R	H	E	K	S	H	LOB	BB	P
	0	0	0	0	9	4	4	2	13
	4	4	2	1	14	4	1	0	18
	0	1	0	0	7	0	1	0	10
	0	0	0	1	7	0	0	0	8
	1	2	0	0	10	0	1	0	16
	0	0	0	0	4	0	0	0	4
	4	3	0	0	7	3	1	0	14
	0	0	0	0	4	0	0	0	7
	0	0	0	0	15	0	1	0	26

PITCHER	IP	WLS	BF	H	R	ER	SO	BB	IBB	HBP	BLK	WP	HR	S	P	ERA	WHIP
Don Newcombe, R ERA: 3.03 (1, 1)	4.2		22	7	5	3	3	1	0	0	0	0	2	44	59	5.79	1.714
Karl Spooner, L ERA: 4.68 (5, 1)	1.2		6	1	1	1	0	0	0	0	0	0	0	10	16	5.40	0.600
Carl Erskine, R ERA: 3.39 (7, 1)	1.2	W	8	2	3	3	0	1	0	0	0	0	1	8	15	16.20	1.800
Clem Labine, R ERA: 4.15 (9, 1)	1.0	S	5	1	1	1	0	1	0	0	0	0	0	15	26	9.00	2.000

Batter	1	2	3	4	5	6	7	8	9	AB R H RBI BB SO LOB	TOP																								
Don Hoak, R (1, 5) OBP: 0.381, SLG: 0.395	2-2 F9		1-2 E8 2B 1B		0-1 F3	1-1 1B		2-1 S 1B		5 1 3 0 0 0 0																									
Pee Wee Reese, R (1, 6) OBP: 0.374, SLG: 0.436	2-2 HR		0-1 1B G6-4-3 2B		4-1 HR BB	1-0 SF9		2-1 F8		3 3 2 3 1 0 1																									
Duke Snider, L (1, 8) OBP: 0.422, SLG: 0.688	0-0 HR		4-0 G6-4-3 1B BB		0-0 HR	3-2 F6			0-0 L8	4 2 2 3 1 0 1																									
Roy Campanella, R (1, 2) OBP: 0.403, SLG: 0.619	1-2 6-3		0-0 G6-4-3 1B		0-0 F8		1-1 6-3		0-1 F5	5 0 1 0 0 0 0																									
Gil Hodges, R (1, 3) OBP: 0.367, SLG: 0.515	0-3 K		1-1 G6-4-3		0-1 HR		1-1 4-3		1-2 1B 1B	5 1 2 1 0 1 2																									
Jim Gilliam, S (1, 7) OBP: 0.322, SLG: 0.336		0-0 3-1	3-2 4-3		2-1 FC6-4 1B		2-1 E1 1B		0-1 1B	5 0 3 0 0 0 1																									
Carl Furillo, R (1, 9) OBP: 0.363, SLG: 0.485		0-2 F8		3-2 G4-6-3 1B		2-0 FC6-4		0-0 6-3	0-0 F8	5 0 1 0 0 0 4																									
Don Zimmer, R (1, 4) OBP: 0.346, SLG: 0.542		1-1 1B		1-3 K		1-2 L7		2-1 6-3		4 0 1 0 0 1 1																									
Johnny Podres, L (1, 1) OBP: 0.245, SLG: 0.239		1-1 F7		1-1 G4-6-3		2-1 1B SF9 1B		0-1 4-3		2 0 0 0 0 0 0 2 0 0 0 0 0 0 0 0 1 1 1 0 0 0 0 0 0 0 0 0 0 0 0 0 1 0 0 0 0 0 0 0 0 0 0 0 0 0 0 0																									
Ed Roebuck, R (4, 1) OBP: 0.125, SLG: 0.125																																			
George Shuba, L (6, PH) OBP: 0.17, SLG: 0.250																																			
Roger Craig, R (6, 1) OBP: 0.143, SLG: 0.077																																			
Don Newcombe, L (8, PH) OBP: 0.41, SLG: 0.685																																			
Russ Meyer, S (8, 1) OBP: 0.100, SLG: 0.105																																			
Inning Stats	R: 2 E: 0 K: 1 S: 13	H: 2 LOB: 0 BB: 0 P: 18	R: 0 E: 0 K: 0 S: 8	H: 1 LOB: 1 BB: 0 P: 10	R: 2 E: 1 K: 0 S: 12	H: 3 LOB: 1 BB: 1 P: 21	R: 0 E: 0 K: 1 S: 9	H: 1 LOB: 0 BB: 0 P: 14	R: 3 E: 0 K: 0 S: 10	H: 3 LOB: 1 BB: 1 P: 18	R: 1 E: 0 K: 0 S: 11	H: 2 LOB: 1 BB: 0 P: 19	R: 0 E: 1 K: 0 S: 7	H: 1 LOB: 1 BB: 0 P: 11	R: 0 E: 0 K: 0 S: 8	H: 1 LOB: 1 BB: 0 P: 14	R: 0 E: 0 K: 0 S: 9	H: 2 LOB: 2 BB: 0 P: 10	1B: 11 2B: 1 3B: 0 HR: 4	SF: 1 SAC: 0 DP: 2 HBP: 0	WP: 0 PB: 0 SB: 1 CS: 0	PA: 43													
PITCHER	IP WLS BF H R ER SO BB IBB HBP BLK WP HR S P ERA WHIP																																		
Warren Hacker, R (1, 1) ERA: 3.53	4.2	23	9	7	7	2	2	0	0	0	0	4	49	74	13.50	2.357																			
Hal Jeffcoat, R (5, 1) ERA: 2.49	4.1	20	7	1	1	0	0	0	0	0	0	0	38	61	2.08	1.615																			

Brooklyn Dodgers @ Chicago Cubs
 Wrigley Field, Chicago, IL
 Fri Aug 05 1955, 3:33 AM CDT
 Att: 11,868 - Unknown

livebaseballscorecards.com

AB	40
R	8
H	16
RBI	7
BB	2
SO	2
LOB	12



Batter	1	2	3	4	5	6	7	8	9	AB R H RBI BB SO LOB	TOP									
Don Hoak, R (1, 5) OBP: 0.378, SLG: 0.392	1-3 K			3-2 S 1B		2-2 5-3		2-2 G6-4-3 1-2f		4 0 1 0 0 1 1										
Pee Wee Reese, R (1, 6) OBP: 0.373, SLG: 0.434	3-2 L8			2-3 K			0-1 1B 2B 1B	2-3 K		4 1 1 0 0 2 2										
Duke Snider, L (1, 8) OBP: 0.420, SLG: 0.683	0-3 K			2-2 L8			0-1 2B 1B		1-0 F5	4 1 1 0 0 1 1										
Roy Campanella, R (1, 2) OBP: 0.404, SLG: 0.615			2-1 F9	1-1 5-3 1-2			4-2 2B 1-2 SF8 BB		4-2 2B BB	2 1 0 0 2 0 1										
Gil Hodges, R (1, 3) OBP: 0.366, SLG: 0.515			1-2 5-3		2-2 5-3		1-0 2B		1-0 L6	4 0 1 2 0 0 1										
Carl Furillo, R (1, 9) OBP: 0.361, SLG: 0.486			1-2 F6		1-2 F4		0-2 SF8		0-2 2B	3 0 1 1 0 0 0										
Jim Gilliam, S (1, 7) OBP: 0.323, SLG: 0.335			4-2 CS BB		0-0 F8		1-0 F7		4-0 IBB	1 0 0 0 1 0 0 1 0 0 0 1 0 1										
Jackie Robinson, R (7, PH) OBP: 0.389, SLG: 0.403																				
Don Zimmer, R (1, 4) OBP: 0.339, SLG: 0.529			2-2 F7 1-2		2-1 5-3		1-3 K		2-3 K	4 0 0 0 0 2 5										
Billy Loes, R (1, 1) OBP: 0.190, SLG: 0.105			1-3 K			3-3 K		0-0 G6-4-3 1B		1 0 0 0 0 1 0 0 0 0 0 0 0 0 1 0 0 0 0 1 0 0 0 0 0 0 0 0 1 0 1 0 0 0 0 0 0 0 0 0 0 0 0 0 0 0 0 0 0										
Don Bessent, R (4, 1) OBP: 0.143, SLG: 0.143																				
George Shuba, L (6, PH) OBP: 0.460, SLG: 0.241																				
Roger Craig, R (6, 1) OBP: 0.143, SLG: 0.077																				
Don Newcombe, L (8, PH) OBP: 0.417, SLG: 0.689																				
Carl Erskine, R (8, PR) OBP: 0.172, SLG: 0.250																				
Clem Labine, R (8, 1) OBP: 0.167, SLG: 0.296																				
Inning Stats	R: 0 E: 0 K: 2 S: 9	H: 0 LOB: 0 BB: 0 P: 13	R: 0 E: 0 K: 0 S: 8	H: 0 LOB: 0 BB: 0 P: 12	R: 0 E: 0 K: 1 S: 11	H: 0 LOB: 0 BB: 1 P: 18	R: 0 E: 0 K: 1 S: 12	H: 1 LOB: 1 BB: 0 P: 20	R: 0 E: 0 K: 0 S: 7	H: 0 LOB: 0 BB: 0 P: 10	R: 3 E: 0 K: 1 S: 15	H: 3 LOB: 1 BB: 1 P: 22	R: 0 E: 0 K: 1 S: 8	H: 1 LOB: 1 BB: 0 P: 12	R: 0 E: 0 K: 1 S: 10	H: 1 LOB: 3 BB: 2 P: 22	1B: 4 2B: 2 3B: 0 HR: 0	SF: 1 SAC: 0 DP: 1 HBP: 0	WP: 0 PB: 0 SB: 2 CS: 1	PA: 35
PITCHER	IP WLS BF H R ER SO BB IBB HBP BLK WP HR S P ERA WHIP																			
Bob Rush, R (1, 1) ERA: 3.54	7.0 W 27 5 3 3 6 2 0 0 0 0 0 0 71 111 3.86 1.000																			
Bill Tremel, R (8, 1) ERA: 3.72	1.2 6 1 0 0 1 1 0 0 0 0 0 0 14 24 0.00 1.200																			
Hal Jeffcoat, R (9, 1) ERA: 2.49	0.0 1 0 0 0 0 0 0 1 0 0 0 0 4 ∞ ∞																			
Warren Hacker, R (9, 1) ERA: 3.52	0.1 S 1 0 0 0 1 0 0 0 0 0 0 0 3 5 0.00 0.000																			

Brooklyn Dodgers @ Chicago Cubs
Wrigley Field, Chicago, IL
Sun Aug 07 1955, 3:33 AM CDT
Att: 39,119 - Unknown

AB	30
R	3
H	6
RBI	3
BB	4
SO	8
LOB	12



Batter	1	2	3	4	5	6	7	8	9
Dee Fondy, L OBP: 0.302, SLG: 0.425 (1, 3)	1-2 L4-6 1B		2-3 K	2-0 1B		1-1 1B 2B		2-3 K	
Gene Baker, R OBP: 0.348, SLG: 0.414 (1, 4)	0-0 1B		0-0 F7	0-0 1B		0-2 1B			
Jim King, L OBP: 0.309, SLG: 0.451 (1, 9)	1-0 L4-6		4-2 14 E BB	0-0 4-3		0-1 F3			
14 Ernie Banks, R OBP: 0.345, SLG: 0.610 (1, 6)	1-2 5-3		1-2 E3 1B 2B		1-0 F7		1-1 1-3		
Randy Jackson, R OBP: 0.356, SLG: 0.461 (1, 5)		0-1 FC4-2 3B	0-0 CS 1B		0-0 2B		0-1 6-3		
Bob Speake, L OBP: 0.319, SLG: 0.478 (1, 7)		1-2 FC4-2 1B	3-2 CS	1-3 K	0-1 F3		2-2 3B		
Eddie Miksis, R OBP: 0.281, SLG: 0.329 (1, 8)		0-0 F7		0-1 1B 1B	3-2 4-3		1-1 F5		
Harry Chiti, R OBP: 0.297, SLG: 0.388 (1, 2)		0-1 1B		1-3 K		0-0 B1-3		0-3 K	
Bob Rush, R OBP: 0.164, SLG: 0.172 (1, 1)		1-1 1-3		2-1 1B 1B		0-2 G3		3-3 K	
Bill Tremel, R OBP: 0.333, SLG: 0.333 (8, 1)									
Hal Jeffcoat, R OBP: 0.211, SLG: 0.333 (9, 1)									
Warren Hacker, R OBP: 0.241, SLG: 0.315 (9, 1)									

Inning Stats	R: 0	H: 2	E: 0	LOB: 1	K: 0	BB: 0	S: 11	R: 0	H: 2	E: 0	LOB: 2	K: 0	BB: 0	S: 11	R: 2	H: 2	E: 1	LOB: 0	K: 1	BB: 1	S: 13	R: 1	H: 4	E: 0	LOB: 3	K: 2	BB: 0	S: 14	R: 0	H: 1	E: 0	LOB: 1	K: 0	BB: 0	S: 7	R: 1	H: 2	E: 0	LOB: 1	K: 0	BB: 0	S: 11	R: 0	H: 1	E: 0	LOB: 1	K: 0	BB: 0	S: 12	R: 0	H: 0	E: 0	LOB: 0	K: 3	BB: 0	S: 9	R: 0	H: 0	E: 0	LOB: 0	K: 3	BB: 0	S: 14	R: 0	H: 0	E: 0	LOB: 0	K: 3	BB: 0	S: 14
--------------	------	------	------	--------	------	-------	-------	------	------	------	--------	------	-------	-------	------	------	------	--------	------	-------	-------	------	------	------	--------	------	-------	-------	------	------	------	--------	------	-------	------	------	------	------	--------	------	-------	-------	------	------	------	--------	------	-------	-------	------	------	------	--------	------	-------	------	------	------	------	--------	------	-------	-------	------	------	------	--------	------	-------	-------

PITCHER	IP	WLS	BF	H	R	ER	SO	BB	IBB	HBP	BLK	WP	HR	S	P	ERA	WHIP
Billy Loes, R ERA: 3.93 (1, 1)	3.2	L	20	10	3	3	3	1	0	0	0	0	0	48	68	7.36	3.000
Don Bessent, R ERA: 2.86 (4, 1)	1.1		5	1	0	0	0	0	0	0	0	0	0	8	12	0.00	0.750
Roger Craig, R ERA: 2.52 (6, 1)	2.0		9	3	1	1	0	0	0	0	0	0	0	23	28	4.50	1.500
Clem Labine, R ERA: 4.11 (8, 1)	1.0		3	0	0	0	3	0	0	0	0	0	0	9	14	0.00	0.000

BOTTOM

Brooklyn Dodgers @ Chicago Cubs
Wrigley Field, Chicago, IL
Sun Aug 07 1955, 3:33 AM CDT
Att. 39,119 - Unknown

AB	R	H	RBI	BB	SO	LOB
5	1	3	0	0	2	0
4	0	3	2	0	0	0
3	1	0	0	1	0	6
4	1	1	1	0	0	1
4	0	3	1	0	0	0
4	0	1	0	0	1	2
4	1	1	0	0	0	3
4	0	1	0	0	2	1
3	0	1	0	0	0	2
1	0	0	0	0	1	0
0	0	0	0	0	0	0
0	0	0	0	0	0	0

AB	36
R	4
H	14
RBI	4
BB	1
SO	6
LOB	15



WP: 0	PA: 38
PB: 0	
SB: 0	
CS: 1	

livebaseballscorecards.com

Batter	1	2	3	4	5	6	7	8	9	AB R H RBI BB SO LOB	TOP											
Don Hoak, R (1, 5) OBP: 0.376, SLG: 0.386	1-1 F9		2-3 K		4-0 BB BB		2-3 K			3 0 0 0 1 2 0	Brooklyn Dodgers @ Chicago Cubs Wrigley Field, Chicago, IL Mon Aug 08 1955, 3:33 AM CDT Att: 18,110 - Unknown livebaseballscorecards.com											
Pee Wee Reese, R (1, 6) OBP: 0.372, SLG: 0.431	0-0 F9		4-2 CS BB		2-3 K			1-2 3-1	3 0 0 0 1 1 2													
Duke Snider, L (1, 8) OBP: 0.421, SLG: 0.680	1-0 G3		3-1 L7		4-2 FC6-4 BB			1-0 BB 1B	3 0 1 0 1 0 1													
Roy Campanella, R (1, 2) OBP: 0.408, SLG: 0.616		2-2 CS 1B		2-1 FC5-4 1B		1-0 FC6-4		4-2 FC6-4 BB	3 0 2 0 1 0 3													
Gil Hodges, R (1, 3) OBP: 0.363, SLG: 0.510		3-3 K		0-0 F8		1-0 5-3		0-0 F9	4 0 0 0 0 1 4													
Jackie Robinson, R (1, 7) OBP: 0.387, SLG: 0.397		4-2 BB HBP BB		2-2 FC5-4		0-0 1-3		2-1 FC6-4	3 0 0 0 1 0 3													
Carl Furillo, R (1, 9) OBP: 0.360, SLG: 0.482		2-2 BB HBP		0-2 F8		0-1 F9		1-1 5-3	3 0 0 0 0 0 1													
Don Zimmer, R (1, 4) OBP: 0.337, SLG: 0.520		4-2 BB		1-3 K		1-1 B3		3-3 K	3 0 0 0 1 2 0													
Don Newcombe, L (1, 1) OBP: 0.410, SLG: 0.670		0-0 3-1		1-0 BB WP 1B		1-1 6-3		1-3 K	4 0 1 0 0 1 3													
Inning Stats	R: 0 E: 0 K: 0 S: 4	H: 0 LOB: 0 BB: 0 P: 6	R: 0 E: 0 K: 1 S: 15	H: 1 LOB: 3 BB: 2 P: 30	R: 0 E: 0 K: 1 S: 7	H: 0 LOB: 0 BB: 1 P: 16	R: 0 E: 0 K: 0 S: 9	H: 1 LOB: 1 BB: 0 P: 13	R: 0 E: 0 K: 2 S: 10	H: 1 LOB: 3 BB: 2 P: 23	R: 0 E: 0 K: 1 S: 4	H: 0 LOB: 0 BB: 0 P: 5	R: 0 E: 0 K: 1 S: 7	H: 0 LOB: 0 BB: 0 P: 11	R: 0 E: 0 K: 0 S: 10	H: 1 LOB: 2 BB: 1 P: 18	R: 0 E: 0 K: 2 S: 8	H: 0 LOB: 0 BB: 0 P: 13	1B: 4 2B: 1 3B: 0 HR: 0	SF: 0 SAC: 0 DP: 1 HBP: 1	WP: 1 PB: 0 SB: 0 CS: 2	PA: 36
PITCHER Sam Jones, R (1, 1) ERA: 4.06	IP: 9.0 WLS: W BF: 36 H: 4 R: 0 ER: 0 SO: 7 BB: 6 IBB: 0 HBP: 1 BLK: 0 WP: 1 HR: 0 S: 74 P: 135 ERA: 0.00 WHIP: 1.111											PITCHER	IP: WLS: BF: H: R: ER: SO: BB: IBB: HBP: BLK: WP: HR: S: P: ERA: WHIP:									

Batter	1	2	3	4	5	6	7	8	9	10	AB R H RBI BB SO LOB	TOP												
Wayne Terwilliger, R OBP: 0.314, SLG: 0.258 (1.4)	1-3 K		4-2 BB		1-0 F3			2-1 1B			3 0 1 0 1 1 1	New York Giants @ Brooklyn Dodgers Ebbets Field, Brooklyn, NY Tue Aug 09 1955, 3:33 AM EDT Att. 28,360 - Unknown												
Whitey Lockman, L OBP: 0.325, SLG: 0.400 (1.7)	0-0 HR		0-0 F7			2-1 6-3		0-0 1B			4 1 2 0 0 0 1													
Willie Mays, R OBP: 0.391, SLG: 0.619 (1.8)	2-1 HR		2-2 F8			4-2 CS		0-0 F6			3 1 1 2 1 0 3													
Sid Gordon, R OBP: 0.311, SLG: 0.335 (1.5)	1-3 K			1-1 F6		0-0 F4			1-1 6-3		4 0 0 0 0 1 1													
Don Mueller, L OBP: 0.306, SLG: 0.385 (1.9)	0-0 L6			1-2 3-1		1-0 CS	0-0 5-3		2-2 G3		4 0 0 0 0 0 0													
Gail Harris, L OBP: 0.306, SLG: 0.451 (1.3)		1-2 F8		3-3 K			3-3 K		2-2 F9		4 0 0 0 0 2 0													
Joey Amalfitano, R OBP: 0.364, SLG: 0.333 (1.6)		4-0 BB			1-3 K		0-0 F9		0-1 5-3		3 0 0 0 1 1 0													
Ray Katt, R OBP: 0.259, SLG: 0.294 (1.2)		2-2 G6-4-3			2-3 K			1-3 K		0-0 6-3	4 0 0 0 0 2 1													
Ruben Gomez, R OBP: 0.357, SLG: 0.390 (1.1)			0-0 F7		0-2 1B			1-0 1-3		3-3 K	3 0 1 0 0 0 0													
Bill Taylor, L OBP: 0.288, SLG: 0.588 (10, PH)											1 0 0 0 0 1 0													
Paul Giel, R OBP: 0.071, SLG: 0.143 (10.1)											0 0 0 0 0 0 0													
Mary Grissom, R OBP: 0.154, SLG: 0.154 (10.1)											0 0 0 0 0 0 0													
Inning Stats	R: 2 E: 0 K: 2 S: 11	H: 2 LOB: 0 BB: 0 P: 15	R: 0 E: 0 K: 0 S: 7	H: 0 LOB: 0 BB: 1 P: 14	R: 0 E: 0 K: 0 S: 7	H: 0 LOB: 1 BB: 1 P: 13	R: 0 E: 0 K: 1 S: 12	H: 0 LOB: 0 BB: 0 P: 17	R: 0 E: 0 K: 2 S: 11	H: 1 LOB: 1 BB: 0 P: 15	R: 0 E: 0 K: 0 S: 6	H: 0 LOB: 0 BB: 1 P: 13	R: 0 E: 0 K: 1 S: 6	H: 0 LOB: 0 BB: 0 P: 9	R: 0 E: 0 K: 1 S: 8	H: 2 LOB: 2 BB: 0 P: 12	R: 0 E: 0 K: 0 S: 9	H: 0 LOB: 0 BB: 0 P: 14	R: 0 E: 0 K: 1 S: 6	H: 0 LOB: 0 BB: 0 P: 9	1B: 4 2B: 0 3B: 0 HR: 1	SF: 0 SAC: 0 DP: 1 HBP: 0	WP: 0 PB: 0 SB: 0 CS: 1	PA: 37
PITCHER	IP WLS BF H R ER SO BB IBB HBP BLK WP HR S P ERA WHIP																							
Johnny Podres, L ERA: 3.45 (1.1)	7.2	29	5	2	2	7	3	0	0	0	0	0	0	0	67	107	2.35	1.043						
Clem Labine, R ERA: 4.02 (8.1)	2.1	7	0	0	0	1	0	0	0	0	0	0	0	16	24	0.00	0.000							

livebaseballscorecards.com

AB	33
R	2
H	5
RBI	2
BB	3
SO	8
LOB	7



Batter	1	2	3	4	5	6	7	8	9	10	AB	R	H	RBI	BB	SO	LOB
Don Hoak, R OBP: 0.383, SLG: 0.385 (1, 5)	1-2 5-3		2-3 K		4-2 1B BB	1-1 1-2 3-H 1B		4-2 CS BB		4-0 1-2 2-3 3-H BB	3	0	1	2	3	1	1
Pee Wee Reese, R OBP: 0.372, SLG: 0.429 (1, 6)	2-3 K		4-1 1-2 BB		2-1 1-3 1B BB	2-1 F8		0-1 CS 1-2	0-2 F8		4	0	1	0	1	1	2
Duke Snider, L OBP: 0.421, SLG: 0.675 (1, 8)	3-2 3-1		0-1 G3		4-1 1-2 BB		4-2 6-3 1B BB		0-0 E3 G6-4-3		3	1	0	0	2	0	2
Roy Campanella, R OBP: 0.403, SLG: 0.606 (1, 2)		1-2 4-3		0-0 3-1	1-1 F4		0-2 F8		1-0 G6-4-3		5	0	0	0	0	0	5
Gil Hodges, R OBP: 0.361, SLG: 0.506 (1, 3)		1-2 FC4-6 1B		0-1 F7	3-3 K		2-2 6-3		1-2 F6		5	0	1	0	0	1	4
Jackie Robinson, R OBP: 0.387, SLG: 0.397 (1, 7)		1-0 FC4-6 1-2f		0-0 2B 1B		0-0 1-3	3-2 1B		1-0 5-3		5	0	2	1	0	0	1
Carl Furillo, R OBP: 0.363, SLG: 0.486 (1, 9)		0-0 FC4-6 1-2f		0-0 1-3 2B		0-1 1B 1B	1-0 1-3		0-1 1B 1B 1B		5	2	3	0	0	0	2
Don Zimmer, R OBP: 0.333, SLG: 0.511 (1, 4)			0-3 K	1-2 F2		1-1 F9		0-2 6-3		0-1 BB 1B 1B	5	0	1	0	0	1	3
Johnny Podres, L OBP: 0.250, SLG: 0.245 (1, 1)			1-2 E3		0-1 3-1	1-1 1B 1B		2-1 F2		0-1 1-2 2-3 1B	3	0	1	0	0	0	0
Clem Labine, R OBP: 0.161, SLG: 0.286 (8, 1)											1	0	0	0	0	0	0
Don Newcombe, L OBP: 0.416, SLG: 0.674 (10, PH)											1	0	1	0	0	0	0

Inning Stats	R: 0	H: 0	E: 0	K: 1	S: 11	R: 0	H: 1	E: 0	K: 0	S: 8	R: 0	H: 1	E: 1	K: 2	S: 12	R: 0	H: 2	E: 0	K: 0	S: 8	R: 0	H: 1	E: 0	K: 1	S: 12	R: 1	H: 3	E: 0	K: 0	S: 11	R: 0	H: 1	E: 0	K: 0	S: 15	R: 0	H: 0	E: 0	K: 0	S: 8	R: 0	H: 0	E: 1	K: 0	S: 5	R: 1	H: 3	E: 0	K: 0	S: 10
	0	0	0	1	17	0	1	0	0	11	0	2	1	0	19	0	2	0	0	9	0	3	0	2	26	0	3	0	0	16	0	1	0	25	0	0	14	0	0	6	0	0	6	0	0	0	0	16		

PITCHER	IP	WLS	BF	H	R	ER	SO	BB	IBB	HBP	BLK	WP	HR	S	P	ERA	WHIP
Ruben Gomez, R ERA: 4.36 (1, 1)	9.0		40	8	2	2	4	5	0	0	0	0	0	90	143	2.00	1.444
Paul Giel, R ERA: 2.93 (10, 1)	0.2	L	4	2	1	1	0	0	0	0	0	0	0	8	10	13.50	3.000
Mary Grissom, R ERA: 2.66 (10, 1)	0.0		2	1	0	0	0	1	0	0	0	0	0	2	6	∞	∞

BOTTOM

New York Giants @ Brooklyn Dodgers
Ebbets Field, Brooklyn, NY

Tue Aug 09 1955, 3:33 AM EDT
Att: 28,360 - Unknown

AB	40
R	3
H	11
RBI	3
BB	6
SO	4
LOB	20

B

WP	0	PA	47
PB	1		
SB	0		
CS	1		

1B	2B	3B	HR	SF	SAC	DP	HBP
10	1	0	0	0	0	1	0

Batter	1	2	3	4	5	6	7	8	9	AB R H RBI BB SO LOB	TOP
Wayne Terwilliger, R OBP: 0.319, SLG: 0.260 (1, 4)	4-2 BB HBP E BB	0-3 K			1-1 BB 2B BB 1B	0-0 1-3				3 2 1 0 1 1 2	
Whitey Lockman, L OBP: 0.326, SLG: 0.398 (1, 7)	2-1 BB E HBP	0-2 F5			4-1 BB 2B BB		0-2 4-3			2 2 0 0 1 0 1	
Willie Mays, R OBP: 0.392, SLG: 0.616 (1, 8)	4-2 E 2-3 2-3 BB				4-1 2B BB		1-1 F3			2 0 0 0 2 0 0	
Hank Thompson, L OBP: 0.376, SLG: 0.410 (1, 5)	2-2 F8				1-1 2B					3 0 1 2 0 0 3	
Don Mueller, L OBP: 0.307, SLG: 0.385 (1, 9)	2-2 E3 FC6-4 1-3 2-H 3-H				0-1 1B					3 0 1 1 0 0 2	
Gail Harris, L OBP: 0.303, SLG: 0.446 (1, 3)	3-0 F8				1-3 K					2 0 0 0 0 0 3	
Bobby Hofman, R OBP: 0.341, SLG: 0.470 (5, PH)										1 0 0 0 0 1 1	
Joey Amalfitano, R OBP: 0.286, SLG: 0.250 (1, 6)	1-1 FC6-4 1-2f				0-1 5-3					3 0 0 0 0 0 2	
Ray Katt, R OBP: 0.260, SLG: 0.295 (1, 2)		0-0 F7			2-1 5-3					3 0 1 0 0 0 0	
Ramon Monzant, R OBP: 0.214, SLG: 0.083 (1, 1)		4-0 BB			0-0 5-3					0 0 0 0 1 0 0	
Paul Giel, R OBP: 0.063, SLG: 0.125 (2, 1)										2 0 0 0 0 1 1	
Inning Stats	R: 2 H: 0 E: 1 LOB: 2 K: 0 BB: 2 S: 16 P: 34	R: 0 H: 0 E: 0 LOB: 1 K: 1 BB: 1 S: 8 P: 12	R: 0 H: 1 E: 0 LOB: 1 K: 0 BB: 0 S: 9 P: 12	R: 0 H: 0 E: 0 LOB: 0 K: 0 BB: 0 S: 5 P: 7	R: 2 H: 2 E: 0 LOB: 1 K: 1 BB: 2 S: 12 P: 24	R: 0 H: 1 E: 0 LOB: 1 K: 1 BB: 0 S: 10 P: 16	R: 0 H: 0 E: 0 LOB: 0 K: 0 BB: 0 S: 5 P: 6	1B: 3 SF: 0 2B: 1 SAC: 0 3B: 0 DP: 0 HR: 0 HBP: 1	WP: 0 PA: 30 PB: 0 SB: 0 CS: 0		
PITCHER Roger Craig, R ERA: 2.91 (1, 1)	IP WLS BF H R ER SO BB IBB HBP BLK WP HR S P ERA WHIP										
Karl Spooner, L ERA: 4.48 (5, 1)	2.2 W 9 2 0 0 2 0 0 0 0 0 0 0 23 33 0.00 0.750										

New York Giants @ Brooklyn Dodgers
Ebbets Field, Brooklyn, NY
 Wed Aug 10 1955, 3:33 AM EDT
 Att. 19,459 - Unknown

livebaseballscorecards.com

AB 24
R 4
H 4
RBI 3
BB 5
SO 3
LOB 15



Batter	1	2	3	4	5	6	7	8	9	AB R H RBI BB SO LOB
--------	---	---	---	---	---	---	---	---	---	----------------------

Don Hoak, R <small>OBP: 0.385, SLG: 0.384</small> (1, 5)	0-0 	4-2 	2-1 			0-0 				3 1 1 0 1 0 1
Pee Wee Reese, R <small>OBP: 0.376, SLG: 0.430</small> (1, 6)	4-1 	0-0 		4-0 		2-2 				2 1 1 0 2 0 1
Duke Snider, L <small>OBP: 0.423, SLG: 0.677</small> (1, 8)	1-1 	4-2 		4-2 		2-2 				2 2 1 0 2 0 2
Roy Campanella, R <small>OBP: 0.404, SLG: 0.604</small> (1, 2)	4-0 	1-0 		1-1 		1-1 				3 1 1 1 1 0 4
Gil Hodges, R <small>OBP: 0.364, SLG: 0.509</small> (1, 3)	1-0 	3-1 		0-0 		4-2 				3 0 2 3 1 0 1
Carl Furillo, R <small>OBP: 0.360, SLG: 0.481</small> (1, 9)	0-0 	3-2 			2-0 	1-2 				4 0 0 0 0 0 7
Jim Gilliam, S <small>OBP: 0.327, SLG: 0.338</small> (1, 7)	1-0 		4-1 		0-0 					2 0 2 1 1 0 0
Don Zimmer, R <small>OBP: 0.328, SLG: 0.503</small> (1, 4)	2-0 		0-1 		1-3 					3 0 0 0 0 1 4
Roger Craig, R <small>OBP: 0.133, SLG: 0.071</small> Karl Spooner, R <small>OBP: 0.313, SLG: 0.438</small> (5, 1)		2-3 	0-0 		2-3 					1 0 0 0 0 1 0 1 0 0 0 0 1 1

Inning Stats	R: 3	H: 3	E: 0	LOB: 2	K: 0	S: 8	P: 21	R: 2	H: 2	E: 0	LOB: 2	K: 1	S: 19	R: 0	H: 0	E: 0	LOB: 1	K: 0	S: 6	R: 0	H: 0	E: 0	LOB: 1	K: 0	S: 5	R: 0	H: 1	E: 0	LOB: 1	K: 2	S: 10	R: 0	H: 2	E: 0	LOB: 3	K: 0	S: 14
--------------	------	------	------	--------	------	------	-------	------	------	------	--------	------	-------	------	------	------	--------	------	------	------	------	------	--------	------	------	------	------	------	--------	------	-------	------	------	------	--------	------	-------

PITCHER	IP	WLS	BF	H	R	ER	SO	BB	IBB	HBP	BLK	WP	HR	S	P	ERA	WHIP
Ramon Monzant, R <small>ERA: 5.54</small>	(1, 1)	1.2	L	14	5	5	1	3	1	0	0	0	0	23	50	27.00	4.800
Paul Giel, R <small>ERA: 2.73</small>	(2, 1)	4.1		19	3	0	2	4	0	0	0	0	0	39	72	0.00	1.615

BOTTOM

New York Giants @ Brooklyn Dodgers
Ebbets Field, Brooklyn, NY
 Wed Aug 10 1955, 3:33 AM EDT
 Att. 19,459 - Unknown

AB	24
R	5
H	8
RBI	5
BB	8
SO	3
LOB	21



WP	PA	33
WP: 0	PA: 33	
PB: 0	CS: 0	
SB: 0		
CS: 0		

Batter	1	2	3	4	5	6	7	8	9	10	AB R H RBI BB SO LOB	TOP												
Richie Ashburn, L OBP: 0.439, SLG: 0.450 (1, 8)	1-2 F9	1-1 F4			0-1 6-3 1B		4-2 BB			1-2 SH3-4 1B	4 1 2 0 1 0 2	Philadelphia Phillies @ Brooklyn Dodgers Ebbets Field, Brooklyn, NY Sun Aug 14 1955, 3:33 AM EDT Unknown												
Bobby Morgan, R OBP: 0.331, SLG: 0.362 (1, 6)	1-3 K		X	0-0 FC5-4 1B	1-1 6-3		2-0 L5			0-1 SH3-4	4 0 1 0 0 1 2													
Glen Gorbous, L OBP: 0.319, SLG: 0.346 (1, 9)	2-0 4-3		X	0-1 F5	2-0 F8			1-0 F4		0-0 F7	5 0 0 0 0 0 3													
Willie Jones, R OBP: 0.349, SLG: 0.400 (1, 5)		0-2 BB 1B 2B 1B	F	0-2 FC5-4		3-1 L5		2-2 5-3		2-2 1B	5 1 2 1 0 0 1													
Granny Hamner, R OBP: 0.311, SLG: 0.349 (1, 4)		1-1 BB 2B 1B	B	2-0 F3		1-3 K		3-2 F8		0-0 F2	5 1 1 0 0 1 2													
Eddie Waitkus, L OBP: 0.387, SLG: 0.352 (1, 3)		4-1 2B BB	B	1-2 5-3		4-1 BB		1-1 G3			2 0 0 0 2 0 0													
Jim Greengrass, R OBP: 0.311, SLG: 0.364 (1, 7)		1-0 2B	B	1-0 6-3		0-1 F8		2-3 K			4 0 1 2 0 1 1													
Andy Seminick, R OBP: 0.337, SLG: 0.435 (1, 2)		2-3 K	C	2-2 F8		1-1 5-3		2-1 1B			4 0 1 0 0 1 2													
Robin Roberts, S OBP: 0.361, SLG: 0.415 (1, 1)		2-1 4-3	B		2-3 K		0-2 4-3		2-2 F7		4 0 0 0 0 1 3													
Inning Stats	R: 0 E: 0 K: 1 S: 10	H: 0 LOB: 0 BB: 0 P: 14	R: 2 E: 0 K: 1 S: 15	H: 3 LOB: 2 BB: 1 P: 26	R: 0 E: 0 K: 0 S: 7	H: 1 LOB: 1 BB: 0 P: 9	R: 0 E: 0 K: 0 S: 7	H: 0 LOB: 0 BB: 0 P: 11	R: 0 E: 0 K: 1 S: 8	H: 1 LOB: 1 BB: 0 P: 13	R: 0 E: 0 K: 1 S: 8		H: 0 LOB: 1 BB: 1 P: 16	R: 0 E: 0 K: 0 S: 11	H: 0 LOB: 1 BB: 1 P: 18	R: 0 E: 0 K: 0 S: 8	H: 0 LOB: 0 BB: 0 P: 14	R: 0 E: 0 K: 1 S: 13	H: 1 LOB: 1 BB: 0 P: 20	R: 1 E: 0 K: 0 S: 12	H: 2 LOB: 1 BB: 0 P: 15	1B: 7 2B: 1 3B: 0 HR: 0	SF: 0 SAC: 1 DP: 0 HBP: 0	WP: 0 PB: 0 SB: 0 CS: 0
PITCHER Don Newcombe, R ERA: 2.93 (1, 1)	IP 10.0	WLS L	BF 41	H 8	R 3	ER 3	SO 5	BB 3	IBB 0	HBP 0	BLK 0	WP 0	HR 0	S 99	P 156	ERA 2.70	WHIP 1.100							

livebaseballscorecards.com

AB	37
R	3
H	8
RBI	3
BB	3
SO	5
LOB	16



Batter	1	2	3	4	5	6	7	8	9	10	AB R H RBI BB SO LOB
Don Hoak, R OBP: 0.382, SLG: 0.380 (1, 5)	1-2 F6	0-0 1B		2-2 F4			0-0 6-3			0-0 FC2-6 1B	5 0 1 0 0 0 3
Pee Wee Reese, R OBP: 0.378, SLG: 0.434 (1, 6)	1-2 WP 1B	2-2 6-3			1-2 2B		1-2 6-3			2-0 G4-6-3 1B	5 0 3 0 0 0 2
Duke Snider, L OBP: 0.421, SLG: 0.671 (1, 8)	1-1 1B		0-0 L9		3-2 1-3			0-0 4-3		1-1 G4-6-3	5 0 1 0 0 0 3
Roy Campanella, R OBP: 0.399, SLG: 0.596 (1, 2)	2-2 L8		1-3 K		0-0 5-3			2-3 K			4 0 0 0 0 2 2
Gil Hodges, R OBP: 0.361, SLG: 0.505 (1, 3)		2-0 F8	2-0 F4		0-3 K			2-1 F7			4 0 0 0 0 1 1
Carl Furillo, R OBP: 0.363, SLG: 0.484 (1, 9)		3-2 HR 1B		0-1 1B		0-0 F7			2-1 G4-6-3 1B		4 1 3 0 0 0 0
Jim Gilliam, S OBP: 0.327, SLG: 0.338 (1, 7)		0-0 L9		0-0 1B		1-0 L3			1-2 G4-6-3		4 0 1 0 0 0 2
Don Zimmer, R OBP: 0.327, SLG: 0.514 (1, 4)		2-1 HR		1-3 K		2-2 1-3			0-0 L6		4 1 1 2 0 1 2
Don Newcombe, L OBP: 0.410, SLG: 0.657 (1, 1)		1-0 1B		0-1 F4			1-2 F5			0-2 E6 FC2-6	4 0 1 0 0 0 2 0 0 0 0 0 0 0
Sandy Amoros, L OBP: 0.367, SLG: 0.428 (10, PR)											

Inning Stats	R: 0	H: 2	E: 0	K: 0	S: 11	P: 16	R: 2	H: 4	E: 0	K: 0	S: 13	P: 23	R: 0	H: 0	E: 0	K: 1	S: 5	R: 0	H: 2	E: 0	K: 1	S: 11	P: 14	R: 0	H: 1	E: 0	K: 1	S: 12	P: 16	R: 0	H: 0	E: 0	K: 0	S: 5	R: 0	H: 0	E: 0	K: 0	S: 7	P: 8	R: 0	H: 0	E: 0	K: 1	S: 6	P: 10	R: 0	H: 1	E: 0	K: 0	S: 6	P: 9	R: 0	H: 1	E: 1	K: 0	S: 7	P: 10	1B: 9	SF: 0	2B: 1	SAC: 0	3B: 0	DP: 2	HR: 1	HBP: 0	WP: 1	PA: 39
--------------	------	------	------	------	-------	-------	------	------	------	------	-------	-------	------	------	------	------	------	------	------	------	------	-------	-------	------	------	------	------	-------	-------	------	------	------	------	------	------	------	------	------	------	------	------	------	------	------	------	-------	------	------	------	------	------	------	------	------	------	------	------	-------	-------	-------	-------	--------	-------	-------	-------	--------	-------	--------

PITCHER	IP	WLS	BF	H	R	ER	SO	BB	IBB	HBP	BLK	WP	HR	S	P	ERA	WHIP
Robin Roberts, R ERA: 2.87 (1, 1)	10.0	W	39	11	2	2	4	0	0	0	0	1	1	83	123	1.80	1.100


BOTTOM

Philadelphia Phillies @ Brooklyn Dodgers
Ebbets Field, Brooklyn, NY

Sun Aug 14 1955, 3:33 AM EDT
Unknown

livebaseballscorecards.com

AB	39
R	2
H	11
RBI	2
BB	0
SO	4
LOB	17



Batter	1	2	3	4	5	6	7	8	9	10	11	12	13	AB R H RBI BB SO LOB	TOP														
Richie Ashburn, L OBP: 0.440, SLG: 0.451 (1, 8)	1-3 K	0-2 G3			3-2 CS 1B		2-2 1B		0-0 L4			1-1 L9-3 1B		6 0 3 0 0 1 2	Philadelphia Phillies @ Brooklyn Dodgers Ebbets Field, Brooklyn, NY Sun Aug 14 1955, 3:38 AM EDT Att. 21,344 - Unknown livebaseballscorecards.com														
Bobby Morgan, R OBP: 0.326, SLG: 0.356 (1, 6)	2-2 F7		0-0 F7		2-1 G3		3-2 F5		1-1 F8			1-2 L9-3		6 0 0 0 0 0 3															
Granny Hamner, R OBP: 0.311, SLG: 0.349 (1, 4)	3-1 1B		1-2 4-3		0-0 F6			0-0 SH3-4 1B		2-1 5-3		2-0 F7		6 0 2 0 0 0 0															
Willie Jones, R OBP: 0.345, SLG: 0.396 (1, 5)	1-2 F4		0-3 K					0-0 F8		0-0 SH3-4		0-0 L7		5 0 0 0 0 2 1															
Jim Greengrass, R OBP: 0.311, SLG: 0.373 (1, 9)		2-2 1-3		1-2 HR		3-2 4-3		4-0 BB			1-2 F9		3-2 L9	5 1 1 1 1 0 0															
Del Ennis, R OBP: 0.329, SLG: 0.511 (1, 7)		1-0 S 1B		1-1 L8		0-1 HR		1-2 F5			2-1 2B		0-1 F3	6 2 3 1 0 0 2															
Marv Blaylock, L OBP: 0.297, SLG: 0.318 (1, 3)		2-2 BB 1B		1-0 F9		1-0 F8		1-0 4-3			2-3 K			5 0 1 1 0 1 3															
Stan Lopata, R OBP: 0.375, SLG: 0.465 (1, 2)		4-2 BB 1B		1-2 HR			1-0 F3		0-3 K		4-0 IBB			3 1 1 1 2 1 0															
Murry Dickson, R OBP: 0.197, SLG: 0.262 (1, 1)		1-3 K		0-0 F8			1-1 F8			1-3 K		0-1 F7		3 0 0 0 0 1 2															
Jack Meyer, R OBP: 0.261, SLG: 0.211 (7, 1)														1 0 0 0 0 1 0															
Eddie Waitkus, L OBP: 0.384, SLG: 0.349 (11, PH)														1 0 0 0 0 0 2															
Bob Miller, R OBP: 0.357, SLG: 0.429 (11, 1)														0 0 0 0 0 0 0															
Inning Stats	R: 0 E: 0 K: 1 S: 14	H: 1 LOB: 1 BB: 0 P: 21	R: 1 E: 0 K: 1 S: 16	H: 2 LOB: 2 BB: 1 P: 26	R: 0 E: 0 K: 1 S: 7	H: 0 LOB: 0 BB: 0 P: 8	R: 2 E: 0 K: 0 S: 11	H: 2 LOB: 0 BB: 0 P: 15	R: 0 E: 0 K: 0 S: 7	H: 1 LOB: 0 BB: 0 P: 11	R: 1 E: 0 K: 0 S: 9	H: 1 LOB: 0 BB: 0 P: 13	R: 0 E: 0 K: 0 S: 11	H: 1 LOB: 1 BB: 0 P: 18		R: 0 E: 0 K: 2 S: 7	H: 0 LOB: 0 BB: 0 P: 8	R: 0 E: 0 K: 0 S: 5	H: 0 LOB: 0 BB: 0 P: 8	R: 0 E: 0 K: 1 S: 10	H: 1 LOB: 2 BB: 1 P: 19	R: 0 E: 0 K: 0 S: 6	H: 1 LOB: 0 BB: 0 P: 10	R: 0 E: 0 K: 1 S: 10	H: 0 LOB: 0 BB: 0 P: 16	1B: 7 2B: 2 3B: 0 HR: 3	SF: 0 SAC: 1 DP: 1 HBP: 0	WP: 0 PA: 51 PB: 0 SB: 1 CS: 1	
PITCHER	IP WLS BF H R ER SO BB IBB HBP BLK WP HR S P ERA WHIP	IP WLS BF H R ER SO BB IBB HBP BLK WP HR S P ERA WHIP																											
Carl Erskine, R ERA: 3.5 (1, 1)	6.0		25	7	4	4	3	1	0	0	0	0	0	0	6.00	1.333													
Don Bessent, R ERA: 2.78 (7, 1)	1.0		4	1	0	0	0	0	0	0	0	0	0	0.00	1.000														
Clem Labine, R ERA: 3.95 (8, 1)	2.0		8	1	0	0	2	1	0	0	0	0	0	0.00	1.000														
Roger Craig, R ERA: 2.72 (10, 1)	3.0		11	2	0	0	1	0	1	0	0	0	0	0.00	0.667														
Karl Spooner, L ERA: 4.4 (13, 1)	1.0	W	3	0	0	0	1	0	0	0	0	0	0	0.00	0.000														

AB	47
R	4
H	11
RBI	4
BB	3
SO	7
LOB	15



Batter	1	2	3	4	5	6	7	8	9	10	11	12	13	AB R H RBI BB SO LOB
Don Hoak, R OBP: 0.378, SLG: 0.373 (1, 5)	1-1 6-3	2-2 F9			4-2 BB BB		0-1 SH1-4		0-2 1-3			0-0 G4-6-3		4 0 0 0 1 0 2
Pee Wee Reese, R OBP: 0.379, SLG: 0.432 (1, 6)	1-1 F2		2-1 L7		4-2 BB		4-1 BB			1-3 K			1-1 FC5-6 1B	4 0 1 0 2 1 0
Duke Snider, L OBP: 0.418, SLG: 0.663 (1, 8)	4-0 HR BB		0-1 4-3		1-0 F8		2-1 F6			0-0 6-3			0-0 FC5-6 1B	5 2 0 0 1 0 5
Roy Campanella, R OBP: 0.396, SLG: 0.598 (1, 2)	2-0 HR		0-0 F8		0-0 F6		2-1 F5			1-3 K			1-2 F9	6 1 1 2 0 1 5
Gil Hodges, R OBP: 0.359, SLG: 0.502 (1, 3)	0-1 4-3			2-2 F2		1-1 F6		3-3 K			2-1 F9		1-1 1B 2B	6 0 1 0 0 1 0
Carl Furillo, R OBP: 0.365, SLG: 0.500 (1, 9)		0-1 HR		1-1 F8		1-1 HR		3-3 K			1-2 6-3		1-0 1B	6 2 3 3 0 1 0
Sandy Amoros, L OBP: 0.365, SLG: 0.424 (1, 7)		3-2 4-3		0-0 1B		1-0 1-3		0-3 K			1-0 F8			5 0 1 0 0 1 0
Don Zimmer, R OBP: 0.319, SLG: 0.500 (1, 4)		1-0 6-3		0-0 F9		1-2 4-3			0-3 K			2-2 6-3		5 0 0 0 0 1 1
Carl Erskine, R OBP: 0.183, SLG: 0.259 (1, 1)		0-0 1B			0-0 6-3		4-1 SH1-4 BB		1-2 5-3			1-0 G4-6-3 1B		2 0 1 0 0 0 0 0
Don Bessent, R OBP: 0.143, SLG: 0.143 (7, 1)														0 0 0 0 0 0 0 0
Jackie Robinson, R OBP: 0.289, SLG: 0.397 (7, PH)														0 0 0 0 0 1 0 0 0
Clem Labine, R OBP: 0.191, SLG: 0.286 (8, 1)														0 0 0 0 0 0 0 0 0
Frank Keller, R OBP: 0.403, SLG: 0.545 (8, PH)														1 0 0 0 0 0 0 0 0
Roger Craig, R OBP: 0.193, SLG: 0.071 (10, 1)														0 0 0 0 0 0 0 0 0
George Shuba, L OBP: 0.421, SLG: 0.267 (12, PH)														1 0 0 1 0 0 0 0 0
Karl Spooner, R OBP: 0.313, SLG: 0.438 (13, 1)														0 0 0 0 0 0 0 0 0

Inning Stats	R: 2	H: 1	E: 0	LOB: 0	K: 0	S: 7	P: 15	R: 1	H: 2	E: 0	LOB: 1	K: 0	S: 10	P: 16	R: 0	H: 0	E: 0	LOB: 0	K: 0	S: 5	P: 7	R: 0	H: 1	E: 0	LOB: 1	K: 0	S: 7	P: 10	R: 0	H: 0	E: 0	LOB: 2	K: 0	S: 8	P: 17	R: 1	H: 1	E: 0	LOB: 0	K: 0	S: 8	P: 12	R: 0	H: 0	E: 0	LOB: 0	K: 3	S: 13	P: 19	R: 0	H: 0	E: 0	LOB: 0	K: 1	S: 10	P: 11	R: 0	H: 0	E: 0	LOB: 0	K: 2	S: 7	P: 9	R: 0	H: 0	E: 0	LOB: 0	K: 0	S: 6	P: 10	R: 0	H: 1	E: 0	LOB: 0	K: 0	S: 5	P: 8	R: 1	H: 3	E: 0	LOB: 2	K: 0	S: 9	P: 13	1B: 5	SF: 0	2B: 1	SAC: 1	3B: 0	DP: 1	HR: 3	HBP: 0	WP: 0	PA: 51
PITCHER	IP	WLS	BF	H	R	ER	SO	BB	IBB	HBP	BLK	WP	HR	S	P	ERA	WHIP																																																																													
Murry Dickson, R ERA: 3.75 (1, 1)	6.1		29	5	4	4	0	5	0	0	0	0	3	49	89	5.68	1.579																																																																													
Jack Meyer, R ERA: 3.1 (7, 1)	3.2		11	0	0	0	6	0	0	0	0	0	0	34	47	0.00	0.000																																																																													
Bob Miller, R ERA: 2.82 (11, 1)	2.2	L	11	4	1	1	0	0	0	0	0	0	0	20	31	3.38	1.500																																																																													

Philadelphia Phillies @ Brooklyn Dodgers
Ebbets Field, Brooklyn, NY
Sun Aug 14 1955, 3:38 AM EDT
Att: 21,344 - Unknown

livebaseballscorecards.com

AB 45
R 5
H 9
RBI 5
BB 5
SO 6
LOB 13



Batter	1	2	3	4	5	6	7	8	9	AB	R	H	RBI	BB	SO	LOB
Billy Gardner, R OBP: 0.333, SLG: 0.357 (1, 6)	1-2 L6 ①		0-0 1B 2B		0-1 HR 1B		4-2 G5-4-3 HBP			3	2	2	0	0	0	0
Whitey Lockman, L OBP: 0.329, SLG: 0.396 (1, 3) (9, 7)	0-2 1-3 ②		0-0 1B 2-H 3-H		0-0 L9		0-0 F7 ①			4	0	1	2	0	0	2
Willie Mays, R OBP: 0.368, SLG: 0.614 (1, 8)	2-3 K ③		2-0 L5 ③		2-1 HR 1-H		1-1 G5-4-3 ② ③ 1-2f			4	1	1	2	0	1	2
Sid Gordon, R OBP: 0.313, SLG: 0.367 (1, 7) (9, 5)		1-2 F8 ①		4-2 1B BB		1-2 F8 ②		2-2 6-3 ①		3	1	0	0	1	0	0
Hank Thompson, L OBP: 0.372, SLG: 0.405 (1, 5) Gail Harris, L OBP: 0.297, SLG: 0.434 (8, PR) (9, 3)		2-2 F4 ②		1-0 F3 ①		1-0 F2 ③		4-2 1B HBP		3	0	0	0	0	0	1
Don Mueller, L OBP: 0.303, SLG: 0.377 (1, 9)		1-1 F4 ③		0-1 F9 ②		1-0 L7 ①		0-2 F9 ②		4	0	0	0	0	0	2
Wayne Terwilliger, R OBP: 0.342, SLG: 0.316 (1, 4)			0-3 K ①	1-2 1B 1B		1-1 2B ①		0-1 1B ③		4	0	3	0	0	1	0
Ray Katt, R OBP: 0.262, SLG: 0.301 (1, 2)			1-1 5-3 ②	1-2 1B 1-2 2-H		1-1 F6 ②				3	0	1	1	0	0	1
Ruben Gomez, R OBP: 0.356, SLG: 0.386 (1, 1)			0-0 2B 1B 1B	1-2 F3 ③		0-1 1-6-3 ③				3	1	1	0	0	0	3

Inning Stats	R: 0	H: 0	E: 0	K: 1	S: 10	LOB: 0	BB: 0	P: 13	R: 0	H: 0	E: 0	K: 0	S: 8	LOB: 0	BB: 0	P: 12	R: 2	H: 3	E: 0	K: 1	S: 9	LOB: 1	BB: 0	P: 12	R: 1	H: 2	E: 0	K: 0	S: 15	LOB: 2	BB: 1	P: 23	R: 2	H: 2	E: 0	K: 0	S: 9	LOB: 0	BB: 0	P: 13	R: 0	H: 1	E: 0	K: 0	S: 7	LOB: 1	BB: 0	P: 10	R: 0	H: 0	E: 0	K: 0	S: 7	LOB: 0	BB: 0	P: 12	R: 0	H: 1	E: 0	K: 0	S: 10	LOB: 2	BB: 0	P: 16
1B: 6	SF: 0	2B: 2	SAC: 0	3B: 0	DP: 1	HR: 1	HBP: 2	WP: 0	PA: 34	1B: 6	SF: 0	2B: 2	SAC: 0	3B: 0	DP: 1	HR: 1	HBP: 2	WP: 0	PA: 34	1B: 6	SF: 0	2B: 2	SAC: 0	3B: 0	DP: 1	HR: 1	HBP: 2	WP: 0	PA: 34	1B: 6	SF: 0	2B: 2	SAC: 0	3B: 0	DP: 1	HR: 1	HBP: 2	WP: 0	PA: 34	1B: 6	SF: 0	2B: 2	SAC: 0	3B: 0	DP: 1	HR: 1	HBP: 2	WP: 0	PA: 34															

PITCHER	IP	WLS	BF	H	R	ER	SO	BB	IBB	HBP	BLK	WP	HR	S	P	ERA	WHIP
Johnny Podres, L ERA: 3.67 (1, 1)	5.0	L	23	7	5	5	2	1	0	0	0	0	1	51	73	9.00	1.600
Don Bessent, R ERA: 2.7 (6, 1)	1.0		4	1	0	0	0	0	0	0	0	0	0	7	10	0.00	1.000
Karl Spooner, L ERA: 4.26 (7, 1)	2.0		7	1	0	0	0	0	0	2	0	0	0	17	28	0.00	0.500

BOTTOM

Brooklyn Dodgers @ New York Giants
Polo Grounds, New York, NY
Tue Aug 16 1955, 3:33 AM EDT
Att. 32,429 - Unknown

livebaseballscorecards.com

AB	31
R	5
H	9
RBI	5
BB	1
SO	2
LOB	11



Batter	1	2	3	4	5	6	7	8	9	AB R H RBI BB SO LOB	TOP																					
Don Hoak, R (1, 5) OBP: 0.373, SLG: 0.371	1-0 L5		0-1 F7		3-3 K		0-0 1B 2B		1-2 G4-6-3 1B	5 1 2 0 0 1 0																						
Pee Wee Reese, R (1, 6) OBP: 0.379, SLG: 0.428	4-0 BB 4-3 BB		3-2 F4		1-0 1B		1-1 6-3		0-1 G4-6-3 1-2f	4 0 1 0 1 0 3																						
Duke Snider, L (1, 8) OBP: 0.419, SLG: 0.662	1-2 4-3 1-2		3-2 2B		1-3 K		0-1 2-H 1B			4 0 2 1 0 1 2																						
Roy Campanella, R (1, 2) OBP: 0.398, SLG: 0.603	4-2 BB BB		1-1 F8		1-0 1B 1B		0-0 L5			3 0 1 0 1 0 2																						
Gil Hodges, R (1, 3) OBP: 0.363, SLG: 0.500	4-1 1-2 2-3 BB		4-2 G3 3-1 BB		1-3 K		1-1 6-3			2 0 0 0 2 1 1																						
Carl Furillo, R (1, 9) OBP: 0.363, SLG: 0.497	0-0 L7		1-2 3-1 1-2		1-0 F6		0-0 F8			4 0 0 0 0 0 5																						
Sandy Amoros, L (1, 7) OBP: 0.359, SLG: 0.416		2-3 K	2-1 G3		1-0 FC6-4 1B		1-3 K			4 0 1 0 0 2 1																						
Don Zimmer, R (1, 4) OBP: 0.308, SLG: 0.482		3-3 K	1-1 F7		1-1 FC6-4				1-2 1B 1B	3 0 0 0 0 1 3																						
Jim Gilliam, S (9, PH) OBP: 0.328, SLG: 0.338										1 0 1 0 0 0 0																						
Roger Craig, R (1, 1) OBP: 0.118, SLG: 0.063		0-3 K			2-2 F9		3-2 5-3		2-3 K	2 0 0 0 0 1 0																						
Jackie Robinson, R (7, PH) OBP: 0.387, SLG: 0.394										1 0 0 0 0 0 0																						
Clem Labine, R (7, 1) OBP: 0.161, SLG: 0.286										0 0 0 0 0 0 0																						
Don Newcombe, L (9, PH) OBP: 0.406, SLG: 0.650										1 0 0 0 0 1 1																						
Inning Stats	R: 0 E: 0 K: 0 S: 8	H: 0 LOB: 3 BB: 3 P: 22	R: 0 E: 0 K: 3 S: 9	H: 0 LOB: 0 BB: 0 P: 14	R: 0 E: 0 K: 0 S: 11	H: 1 LOB: 1 BB: 1 P: 18	R: 0 E: 0 K: 0 S: 10	H: 0 LOB: 1 BB: 1 P: 18	R: 0 E: 0 K: 1 S: 8	H: 2 LOB: 2 BB: 0 P: 13	R: 1 E: 0 K: 0 S: 12	H: 2 LOB: 1 BB: 0 P: 16	R: 0 E: 0 K: 1 S: 6	H: 0 LOB: 0 BB: 0 P: 8	R: 0 E: 0 K: 1 S: 11	H: 2 LOB: 1 BB: 0 P: 15	1B: 6 2B: 2 3B: 0 HR: 0	SF: 0 SAC: 0 DP: 1 HBP: 0	WP: 0 PB: 0 SB: 0 CS: 0	PA: 38												
PITCHER Ramon Monzant, R (1, 1) ERA: 4.85	IP 9.0	WLS W	BF 38	H 8	R 1	ER 1	SO 8	BB 4	IBB 0	HBP 0	BLK 0	WP 0	HR 0	S 86	P 142	ERA 1.00	WHIP 1.333															
											PITCHER	IP	WLS	BF	H	R	ER	SO	BB	IBB	HBP	BLK	WP	HR	S	P	ERA	WHIP				

Brooklyn Dodgers @ New York Giants
 Polo Grounds, New York, NY
 Wed Aug 17 1955, 3:33 AM EDT
 Att: 27,709 - Unknown

livebaseballscorecards.com

AB	34
R	1
H	8
RBI	1
BB	4
SO	8
LOB	18



Batter	1	2	3	4	5	6	7	8	9
Billy Gardner, R OBP: 0.324, SLG: 0.344 (1, 6)	3-2 5-3 1B		0-2 1B		3-2 L8		1-2 F3		
Whitey Lockman, L OBP: 0.330, SLG: 0.396 (1, 3) (8, 7)	1-0 3B 1B		1-1 4-3			1-2 3-1		0-0 F6	
Willie Mays, R OBP: 0.393, SLG: 0.621 (1, 8)	1-2 1-H 3B			4-2 1B BB		0-1 E SF7 1B		0-1 1B E	
Dusty Rhodes, L OBP: 0.391, SLG: 0.420 (1, 7) Gail Harris, L OBP: 0.301, SLG: 0.437 (8, 3)	0-1 4-3			1-0 4-3 1-2		1-0 E4 WP 1-3		2-1 E8 1B	
Don Mueller, L OBP: 0.303, SLG: 0.377 (1, 9)		0-0 G3		0-1 1B 2-H 1B		0-0 SF7		3-2 G4-6-3 1B	
Sid Gordon, R OBP: 0.313, SLG: 0.367 (1, 5)		1-2 2-3		1-1 G1-6-3 1-3 1B		3-2 WP 1-3		0-0 G4-6-3 1-2f	
Wayne Terwilliger, R OBP: 0.335, SLG: 0.309 (1, 4)		1-1 F9		0-1 G1-6-3 1-2f			0-2 E6 5-3		
Ray Katt, R OBP: 0.259, SLG: 0.297 (1, 2)			2-2 F7		2-3 K		1-1 F7		
Ramon Monzant, R OBP: 0.176, SLG: 0.067 (1, 1)			0-0 F7		1-1 L6		0-0 5-3		

Inning Stats	R: 1	H: 2	E: 0	K: 0	S: 12	LOB: 0	BB: 0	P: 17
	R: 0	H: 0	E: 0	K: 0	S: 7 <td>LOB: 0</td> <td>BB: 0</td> <td>P: 9 </td>	LOB: 0	BB: 0	P: 9
	R: 0	H: 1	E: 0	K: 0	S: 10 <td>LOB: 1</td> <td>BB: 0</td> <td>P: 13 </td>	LOB: 1	BB: 0	P: 13
	R: 1	H: 2	E: 0	K: 0	S: 9 <td>LOB: 1</td> <td>BB: 1</td> <td>P: 15 </td>	LOB: 1	BB: 1	P: 15
	R: 0	H: 0	E: 0	K: 1	S: 8 <td>LOB: 0</td> <td>BB: 0</td> <td>P: 14 </td>	LOB: 0	BB: 0	P: 14
	R: 1	H: 1	E: 1	K: 0	S: 9 <td>LOB: 0</td> <td>BB: 0</td> <td>P: 14 </td>	LOB: 0	BB: 0	P: 14
	R: 0	H: 0	E: 1	K: 0	S: 9 <td>LOB: 1</td> <td>BB: 0</td> <td>P: 11 </td>	LOB: 1	BB: 0	P: 11
	R: 2	H: 3	E: 1	K: 0	S: 9 <td>LOB: 0</td> <td>BB: 0</td> <td>P: 14 </td>	LOB: 0	BB: 0	P: 14

PITCHER	IP	WLS	BF	H	R	ER	SO	BB	IBB	HBP	BLK	WP	HR	S	P	ERA	WHIP
Roger Craig, R ERA: 2.75 (1, 1)	6.0	L	24	6	3	2	1	1	0	0	0	1	0	55	82	3.00	1.167
Clem Labine, R ERA: 3.96 (7, 1)	2.0		9	3	2	1	0	0	0	0	0	0	0	18	25	4.50	1.500

AB R H RBI BB SO LOB

4	0	1	0	0	0	0
4	2	2	0	0	0	1
3	3	3	1	1	0	0
3	0	0	0	0	0	2
1	0	1	1	0	0	0
3	0	1	2	0	0	1
4	0	1	0	0	0	1
3	0	0	0	0	0	3
3	0	0	0	0	1	1
3	0	0	0	0	0	1

AB	31
R	5
H	9
RBI	4
BB	1
SO	1
LOB	10



WP	HR	S	P	ERA	WHIP
1	0	0	0	0	0

Brooklyn Dodgers @ New York Giants
 Polo Grounds, New York, NY
 Wed Aug 17 1955, 3:33 AM EDT
 Att. 27,709 - Unknown

livebaseballscorecards.com

Batter	1	2	3	4	5	6	7	8	9	AB R H RBI BB SO LOB	TOP											
Don Hoak, R OBP: 0.373, SLG: 0.385 (1, 5) X	0-0 1B 1B	1-2 HR		3-2 FC5-4 E 1-2f	1-3 K		0-3 K			5 3 2 2 0 2 2												
Pee Wee Reese, R OBP: 0.375, SLG: 0.423 (1, 6) X	0-0 F8	2-2 F5		3-2 6-3		1-0 F9		2-1 F9		5 0 0 0 0 0 2												
Duke Snider, L OBP: 0.419, SLG: 0.658 (1, 8) B B B B X	3-1 F7	3-2 L8		2-2 E8 1B 2-H		4-1 S BB		0-0 G3		4 1 1 1 1 0 1												
Roy Campanella, R OBP: 0.398, SLG: 0.600 (1, 2) B B B X	3-1 1B 1B	3-1 F7		0-0 1B 1B		0-1 F4		1-1 1-4-3		5 2 2 0 0 0 1												
Gil Hodges, R OBP: 0.365, SLG: 0.500 (1, 3) B X	1-0 1B 1B 3-H			0-0 1B 1B		3-1 HBP		1-1 F8		4 1 2 1 0 0 0												
Carl Furillo, R OBP: 0.366, SLG: 0.499 (1, 9) B B F X	2-1 1B 1B 1-3 2-H			0-1 S 1B 1-3 2-H		0-0 F9		1-0 L8		5 0 3 2 0 0 2												
Jim Gilliam, S OBP: 0.328, SLG: 0.339 (1, 4) B X	1-0 1-2 3-H 1B			1-2 F7 1-2		2-0 4-3		0-0 SH5-4 1B		5 0 2 1 0 1 3												
Sandy Amoros, L OBP: 0.356, SLG: 0.411 (1, 7) B C B X	2-1 4-3			1-2 F9		2-1 4-3		0-3 K		4 0 0 0 0 1 4												
Karl Spooner, R OBP: 0.389, SLG: 0.588 (1, 1)		1-1 HR 3B		4-1 FC5-4 BB		1-3 K		0-0 SH5-4		1 1 1 0 1 0 0												
Don Bessent, R OBP: 0.133, SLG: 0.133 (4, 1)										1 0 0 0 0 1 0												
Inning Stats	R: 3 E: 0 K: 0 S: 12	H: 5 LOB: 2 BB: 0 P: 24	R: 2 E: 0 K: 0 S: 16	H: 2 LOB: 0 BB: 0 P: 26	R: 0 E: 0 K: 0 S: 9	H: 1 LOB: 1 BB: 0 P: 11	R: 3 E: 1 K: 0 S: 16	H: 4 LOB: 2 BB: 1 P: 30	R: 0 E: 0 K: 2 S: 8	H: 0 LOB: 0 BB: 0 P: 12	R: 0 E: 0 K: 0 S: 6	H: 0 LOB: 2 BB: 1 P: 14	R: 0 E: 0 K: 2 S: 8	H: 1 LOB: 1 BB: 0 P: 8	R: 0 E: 0 K: 0 S: 5	H: 0 LOB: 0 BB: 0 P: 8	R: 0 E: 0 K: 1 S: 7	H: 0 LOB: 0 BB: 0 P: 10	1B: 11 2B: 0 3B: 1 HR: 1	SF: 0 SAC: 1 DP: 0 HBP: 1	WP: 0 PB: 1 SB: 2 CS: 0	PA: 43
PITCHER Jim Hearn, R ERA: 3.27 (1, 1)	IP: 0.2 WLS: L BF: 7 H: 5 R: 3 ER: 3 SO: 0 BB: 0 IBB: 0 HBP: 0 BLK: 0 WP: 0 HR: 0 S: 10 P: 20 ERA: 40.50 WHIP: 7.500					PITCHER Don Liddle, L ERA: 4.34 (9, 1)	IP: 1.0 WLS: 3 BF: 3 H: 0 R: 0 ER: 0 SO: 1 BB: 0 IBB: 0 HBP: 0 BLK: 0 WP: 0 HR: 0 S: 7 P: 10 ERA: 0.00 WHIP: 0.000															
Paul Giel, R ERA: 3.15 (1, 1)	IP: 3.0 WLS: 14 BF: 4 H: 4 R: 4 ER: 4 SO: 0 BB: 1 IBB: 0 HBP: 0 BLK: 0 WP: 0 HR: 1 S: 38 P: 64 ERA: 12.00 WHIP: 1.667																					
Hoyt Wilhelm, R ERA: 4.77 (4, 1)	IP: 0.1 WLS: 4 BF: 3 H: 1 R: 1 ER: 1 SO: 0 BB: 0 IBB: 0 HBP: 0 BLK: 0 WP: 0 HR: 0 S: 5 P: 7 ERA: 27.00 WHIP: 9.000																					
Marv Grissom, R ERA: 2.59 (5, 1)	IP: 2.0 WLS: 8 BF: 0 H: 0 R: 0 ER: 0 SO: 2 BB: 1 IBB: 0 HBP: 1 BLK: 0 WP: 0 HR: 0 S: 14 P: 26 ERA: 0.00 WHIP: 0.500																					
Windy McCall, L ERA: 3.5 (7, 1)	IP: 2.0 WLS: 7 BF: 1 H: 0 R: 0 ER: 0 SO: 2 BB: 0 IBB: 0 HBP: 0 BLK: 0 WP: 0 HR: 0 S: 13 P: 16 ERA: 0.00 WHIP: 0.500																					

Brooklyn Dodgers @ New York Giants
Polo Grounds, New York, NY
Thu Aug 18 1955, 3:33 AM EDT
Att: 12,007 - Unknown

livebaseballscorecards.com

AB	39
R	8
H	13
RBI	7
BB	2
SO	5
LOB	15



BOTTOM

Brooklyn Dodgers @ New York Giants
Polo Grounds, New York, NY
Thu Aug 18 1955, 3:33 AM EDT
Att. 12,007 - Unknown

livebaseballscores.com

AB	34
R	5
H	6
RBI	5
BB	6
SO	4
LOB	18



WP:	0	PA:	40
PB:	0		
SB:	0		
CS:	0		

AB R H RBI BB SO LOB

4 0 0 1 1 0 3

4 1 1 2 1 0 3

5 0 0 0 0 1 1

4 2 1 1 1 0 1

4 1 2 0 0 0 1

4 0 0 0 0 1 4

4 0 1 1 0 2 0

2 0 1 0 2 0 2

1B:	4	SF:	0
2B:	0	SAC:	0
3B:	0	DP:	0
HR:	2	HBP:	0

Batter	1	2	3	4	5	6	7	8	9
Billy Gardner, R OBP: 0.310, SLG: 0.306 (1, 6)	0-1 F9 ①		2-1 F2 ②	4-2 BB 1-2 2-3 3-H		0-0 FC5-4 ③ 1-2f		1-0 FC5-4 ③ 1-2f	
Whitey Lockman, L OBP: 0.331, SLG: 0.402 (1, 7)	4-2 BB		0-0 HR 1-H	1-0 L6 ③			0-1 5-3 ①	0-1 L9 ①	
Willie Mays, R OBP: 0.389, SLG: 0.614 (1, 8)	2-2 F8 ②		2-3 K ③		1-1 F3 ①		2-2 F6 ②	1-1 6-3 ②	
Sid Gordon, R OBP: 0.315, SLG: 0.382 (1, 5)	2-1 L7 ③			4-0 BB F9 E E	1-2 F8 ②		0-0 HR	1-2 F4 ③	
Don Mueller, L OBP: 0.304, SLG: 0.378 (1, 9)		1-1 3-1 ①		0-1 BB E3 E	2-0 1B		0-0 1B		
Gail Harris, L OBP: 0.294, SLG: 0.427 (1, 3)		1-3 K ②		0-1 F9 ①	0-0 G3 ③		0-0 F6 ③		
Wayne Terwilliger, R OBP: 0.333, SLG: 0.307 (1, 4)		2-3 K ③		2-2 BB E5 1-3		1-3 K ①		0-0 5-3 ①	
Ray Katt, R OBP: 0.267, SLG: 0.299 (1, 2)			4-2 FC5-4 BB	0-0 G3 ②		0-1 FC5-4 1B		4-1 FC5-4 BB	
Jim Hearn, R Paul Giel, R Hoyt Wilhelm, R Dusty Rhodes, L Marty Schreiber, R Hank Thompson, L Windy McCall, L Bill Taylor, L Don Lodiger, L			1-1 FC5-4 ① 1-2f HR	4-2 BB ②		0-1 F5 ②		0-0 F6 ②	

Inning Stats	R: 0	H: 0	E: 0	K: 0	S: 9	LOB: 1	BB: 1	P: 17	R: 0	H: 0	E: 0	K: 2	S: 8	LOB: 0	BB: 0	P: 12	R: 2	H: 1	E: 0	K: 1	S: 10	LOB: 3	BB: 3	P: 32	R: 0	H: 1	E: 0	K: 0	S: 8	LOB: 1	BB: 0	P: 12	R: 1	H: 2	E: 0	K: 0	S: 8	LOB: 1	BB: 0	P: 10	R: 0	H: 0	E: 0	K: 0	S: 4	LOB: 1	BB: 1	P: 9	R: 0	H: 0	E: 0	K: 0	S: 8	LOB: 0	BB: 0	P: 10
--------------	------	------	------	------	------	--------	-------	-------	------	------	------	------	------	--------	-------	-------	------	------	------	------	-------	--------	-------	-------	------	------	------	------	------	--------	-------	-------	------	------	------	------	------	--------	-------	-------	------	------	------	------	------	--------	-------	------	------	------	------	------	------	--------	-------	-------

PITCHER	IP	WLS	BF	H	R	ER	SO	BB	IBB	HBP	BLK	WP	HR	S	P	ERA	WHIP
Karl Spooner, L ERA: 4.32 (1, 1)	3.1		16	2	4	2	3	3	0	0	0	0	1	35	62	5.40	1.500
Don Bessent, R ERA: 2.55 (4, 1)	5.2	W	24	4	1	1	1	3	0	0	0	0	1	45	68	1.59	1.235

Batter	1	2	3	4	5	6	7	8	9	AB R H RBI BB SO LOB	TOP																													
Don Hoak, R (1, 5) OBP: 0.371, SLG: 0.383	1-0 G4-6-3 1B		2-0 1-3 1-2			0-1 6-3		2-1 G3 2-3		4 0 1 0 0 0 2	Brooklyn Dodgers @ Philadelphia Phillies Connie Mack Stadium, Philadelphia, PA Fri Aug 19 1955, 3:33 AM EDT Att: 35,444 - Unknown livebaseballscorecards.com																													
Pee Wee Reese, R (1, 6) OBP: 0.374, SLG: 0.421	0-0 G4-6-3 1-2f		1-2 G4-6-3 1B			1-1 4-3		3-0 5-3		4 0 1 0 0 0 2																														
Duke Snider, L (1, 8) OBP: 0.416, SLG: 0.652	2-0 F5		1-0 G4-6-3 1-2f			0-0 F8		1-0 F6		4 0 0 0 0 0 1																														
Roy Campanella, R (1, 2) OBP: 0.397, SLG: 0.605		1-1 F8		2-0 F6		1-0 HR		0-0 F3		4 1 1 1 0 0 0																														
Gil Hodges, R (1, 3) OBP: 0.366, SLG: 0.500		2-2 G5-4-3 1B		0-0 5-3 2B 1B		1-1 F5		1-1 F5		4 1 2 0 0 0 0																														
Carl Furillo, R (1, 9) OBP: 0.363, SLG: 0.495		2-2 G5-4-3 1-2f		2-2 5-3 1-2		0-0 F9				3 0 0 0 0 0 2																														
Jim Gilliam, S (1, 4) OBP: 0.328, SLG: 0.339			3-1 S 1B		0-0 F7		1-3 K			3 0 1 0 0 1 1																														
Sandy Amoros, L (1, 7) OBP: 0.358, SLG: 0.415		0-0 F5		0-0 2-H 2B				4-0 G3 SH3 BB		2 0 1 1 1 0 1																														
Don Newcombe, L (1, 1) OBP: 0.398, SLG: 0.637			0-3 K		0-3 K			0-0 SH3 1-2		2 0 0 0 0 2 2																														
Inning Stats	R: 0 E: 0 K: 0 S: 3	H: 1 LOB: 0 BB: 0 P: 6	R: 0 E: 0 K: 0 S: 8	H: 1 LOB: 0 BB: 0 P: 13	R: 0 E: 0 K: 1 S: 7	H: 1 LOB: 1 BB: 0 P: 12	R: 0 E: 0 K: 0 S: 5	H: 1 LOB: 0 BB: 0 P: 9	R: 1 E: 0 K: 1 S: 13	H: 2 LOB: 1 BB: 0 P: 15	R: 0 E: 0 K: 0 S: 5	H: 0 LOB: 0 BB: 0 P: 6	R: 1 E: 0 K: 1 S: 7	H: 1 LOB: 0 BB: 0 P: 10	R: 0 E: 0 K: 0 S: 4	H: 0 LOB: 1 BB: 1 P: 13	R: 0 E: 0 K: 0 S: 4	H: 0 LOB: 0 BB: 0 P: 6	1B: 5 2B: 1 3B: 0 HR: 1	SF: 0 SAC: 1 DP: 3 HBP: 0	WP: 0 PB: 0 SB: 1 CS: 0	PA: 32																		
PITCHER Robin Roberts, R (1, 1) ERA: 2.83	IP 9.0	WLS W	BF 32	H 7	R 2	ER 2	SO 3	BB 1	IBB 0	HBP 0	BLK 0	WP 0	HR 1	S 56	P 90	ERA 2.00	WHIP 0.889						PITCHER	IP	WLS	BF	H	R	ER	SO	BB	IBB	HBP	BLK	WP	HR	S	P	ERA	WHIP

AB	30
R	2
H	7
RBI	2
BB	1
SO	3
LOB	11



Batter	1	2	3	4	5	6	7	8	9	AB R H RBI BB SO LOB	TOP											
Don Hoak, R (1, 5) OBP: 0.366, SLG: 0.376	3-2 F6		0-0 4-3			1-0 FC1-6 3-4-1 E 1-2f E	0-1 1-3			4 1 0 0 0 0 4												
Pee Wee Reese, R (1, 6) OBP: 0.373, SLG: 0.418	3-2 F7			1-0 6-3		4-2 3-4-1 1-2 E BB		1-2 L6		3 1 0 0 1 0 0												
Duke Snider, L (1, 8) OBP: 0.412, SLG: 0.646	3-2 F2			3-3 K		0-2 3-4-1 1-2 2-3		3-2 F3		4 0 0 0 0 1 2												
Roy Campanella, R (1, 2) OBP: 0.395, SLG: 0.601		0-0 1-3		3-3 K		0-0 E7 2-H 1B 3-H		1-1 6-3		4 0 1 2 0 1 0												
Gil Hodges, R (1, 3) OBP: 0.363, SLG: 0.496		2-2 6-3			3-2 6-3	3-2 F8		1-0 6-3		4 0 0 0 0 0 1												
Carl Furillo, R (1, 9) OBP: 0.365, SLG: 0.498		3-2 L8			2-1 L7		1-1 1B 2B	3-2 BB 1B		4 0 2 0 0 0 0												
Jim Gilliam, S (1, 4) OBP: 0.330, SLG: 0.341			2-1 FC4-6 1B		1-1 E4		1-1 2-3 1B	2-1 L7		4 0 2 0 0 0 1												
Sandy Amoros, L (1, 7) OBP: 0.357, SLG: 0.411			3-1 F9		2-2 G3		2-2 F2	4-0 BB		3 0 0 0 1 0 4												
Johnny Podres, L (1, 1) OBP: 0.250, SLG: 0.245			0-0 FC4-6 1-2f			0-1 FC1-6 1B		0-2 G1		3 0 1 0 0 1 3												
Clem Labine, R (8, 1) OBP: 0.161, SLG: 0.286										0 0 0 0 0 0 0												
Don Newcombe, L (9, PH) OBP: 0.394, SLG: 0.631										1 0 0 0 0 0 2												
Inning Stats	R: 0 E: 0 K: 0 S: 9	H: 0 LOB: 0 BB: 0 P: 18	R: 0 E: 0 K: 0 S: 7	H: 0 LOB: 0 BB: 0 P: 12	R: 0 E: 0 K: 0 S: 6	H: 1 LOB: 1 BB: 0 P: 11	R: 0 E: 0 K: 2 S: 8	H: 0 LOB: 0 BB: 0 P: 15	R: 0 E: 1 K: 0 S: 11	H: 0 LOB: 1 BB: 0 P: 19	R: 2 E: 1 K: 0 S: 17	H: 2 LOB: 1 BB: 1 P: 25	R: 0 E: 0 K: 1 S: 12	H: 2 LOB: 2 BB: 0 P: 17	R: 0 E: 0 K: 0 S: 9	H: 0 LOB: 0 BB: 0 P: 14	R: 0 E: 0 K: 0 S: 9	H: 1 LOB: 2 BB: 1 P: 19	1B: 5 2B: 1 3B: 0 HR: 0	SF: 0 SAC: 0 DP: 0 HBP: 0	WP: 0 PB: 0 SB: 0 CS: 0	PA: 36
PITCHER	IP WLS BF H R ER SO BB IBB HBP BLK WP HR S P ERA WHIP																					
Murry Dickson, R (1, 1) ERA: 3.61	6.0		25	5	2	0	2	1	0	0	0	0	0	62	106	0.00	1.000					
Jack Meyer, R (7, 1) ERA: 3.06	1.0		3	0	0	0	1	0	0	0	0	0	0	8	11	0.00	0.000					
Bob Miller, R (8, 1) ERA: 2.8	1.2	W	7	1	0	0	0	1	0	0	0	0	0	15	30	0.00	1.200					
Robin Roberts, R (9, 1) ERA: 2.83	0.1	S	1	0	0	0	0	0	0	0	0	0	0	3	3	0.00	0.000					

Brooklyn Dodgers @ Philadelphia Phillies
 Connie Mack Stadium, Philadelphia, PA
 Sat Aug 20 1955, 3:33 AM EDT
 Att: 25,390 - Unknown

AB	34
R	2
H	6
RBI	2
BB	2
SO	3
LOB	17



Batter	1	2	3	4	5	6	7	8	9	AB	R	H	RBI	BB	SO	LOB
Bobby Morgan, R OBP: 0.328, SLG: 0.355 (1, 6)	0-1 1-3		1-0 4-3 1B		4-1 1-2 BB BB		0-0 F6			3	0	1	0	1	0	1
Granny Hamner, R OBP: 0.319, SLG: 0.350 (1, 4)	2-0 F9		1-0 4-3		4-1 1-2 BB BB		2-3 K			3	0	0	0	1	1	2
Jim Greengrass, R OBP: 0.315, SLG: 0.381 (1, 9)	0-1 4-3		2-2 1-3		1-1 F3			0-0 F8		4	0	0	0	0	0	4
Del Ennis, R OBP: 0.328, SLG: 0.508 (1, 7)		0-1 5-3		2-0 1-5-3		2-2 F9		1-0 HR 1B		4	1	1	0	0	0	0
Willie Jones, R OBP: 0.344, SLG: 0.394 (1, 5)		2-2 4-3		0-0 F7		4-2 1B BB		2-2 F8		3	0	0	0	1	0	1
Stan Lopata, R OBP: 0.379, SLG: 0.485 Mary Blaylock, L OBP: 0.296, SLG: 0.317 (1, 3) (9, 3)		1-1 2B		0-3 K		0-0 1-2 G6-4-3 1B		2-2 1-H HR		4	1	3	2	0	1	0
Andy Seminick, R OBP: 0.344, SLG: 0.443 (1, 2)		4-0 BB				0-0 F9 G6-4-3		0-2 1B 2B		3	1	1	0	1	0	2
Glen Gorbous, L OBP: 0.310, SLG: 0.335 (1, 8)		2-2 L9				1-0 G3		2-2 K CS 1B		4	0	1	1	0	1	2
Murry Dickson, R OBP: 0.206, SLG: 0.270 Jack Meyer, R OBP: 0.261, SLG: 0.211 Peanuts Lowrey, R OBP: 0.237, SLG: 0.226 Bob Miller, R OBP: 0.357, SLG: 0.429 Robin Roberts, S OBP: 0.347, SLG: 0.395 (1, 1) (7, 1) (7, PH) (8, 1) (9, 1)			0-1 F6		3-2 BB BB 1B		2-1 1B	0-1 CS		2	0	1	0	0	0	0

Inning Stats	R: 0	H: 0	E: 0	K: 0	S: 5	R: 0	H: 1	E: 0	K: 0	S: 10	R: 0	H: 1	E: 0	K: 0	S: 7	R: 0	H: 0	E: 0	K: 1	S: 5	R: 0	H: 1	E: 0	K: 0	S: 14	R: 0	H: 1	E: 0	K: 0	S: 7	R: 0	H: 1	E: 0	K: 2	S: 10	R: 3	H: 4	E: 0	K: 0	S: 15	R: 0	H: 0	E: 0	K: 0	S: 0
	LOB: 0	BB: 0	P: 7	LOB: 2	BB: 1	P: 19	LOB: 1	BB: 0	P: 11	LOB: 0	BB: 0	P: 7	LOB: 3	BB: 2	P: 27	LOB: 1	BB: 1	P: 13	LOB: 1	BB: 1	P: 15	LOB: 0	BB: 0	P: 22	LOB: 0	BB: 0	P: 22	LOB: 0	BB: 0	P: 22	SF: 0	SAC: 0	DP: 1	HBP: 0	1B: 6	2B: 2	3B: 0	HR: 1	WP: 0	PB: 0	SB: 0	CS: 1			


PITCHER	IP	WLS	BF	H	R	ER	SO	BB	IBB	HBP	BLK	WP	HR	S	P	ERA	WHIP
Johnny Podres, L ERA: 3.66 (1, 1)	7.2	L	35	9	3	3	3	4	0	0	0	0	1	72	120	3.52	1.696
Clem Labine, R ERA: 3.95 (8, 1)	0.1		0	0	0	0	0	0	0	0	0	0	0	1	1	0.00	0.000

BOTTOM

Brooklyn Dodgers @ Philadelphia Phillies
Connie Mack Stadium, Philadelphia, PA

Sat Aug 20 1955, 3:33 AM EDT
 Att. 25,390 - Unknown

AB	31
R	3
H	9
RBI	3
BB	4
SO	3
LOB	12



WP: 0	PA: 36
PB: 0	
SB: 0	
CS: 1	

livebaseballscorecards.com

Batter	1	2	3	4	5	6	7	8	9
Glen Gorbous, L OBP: 0.311, SLG: 0.350 (1, 8) C B X	1-1 G3 ①		2-1 1-3 ① B C X	1-0 HR		1-1 G4-3 1B ① B C X		1-0 4-3 ③ B X	
Bobby Morgan, R OBP: 0.330, SLG: 0.355 (1, 6) B B C F B	4-2 CS BB		0-1 1B HR 1B C X	2-0 6-3 ② B B X		2-0 G4-3 1-2f ① ② B B X			
Granny Hamner, R OBP: 0.318, SLG: 0.349 (1, 4) F B B F F B	3-3 K ② ③ 1-2		0-0 BB HR 1B F X	0-1 5-3 ③ F X		1-3 K ③ B C C C X			
Del Ennis, R OBP: 0.329, SLG: 0.513 (1, 7) B B F X		2-1 F3 ① B B C B	4-1 HR BB 1-2		1-2 HR		2-0 6-3 ① B B X		
Willie Jones, R OBP: 0.345, SLG: 0.401 (1, 5) F B B X		2-1 F8 ② F C B X	2-2 HR 1-H 2-H 3-H		2-2 1B 1B		3-2 G3 ② C B B F B X		
Eddie Waitkus, L OBP: 0.383, SLG: 0.355 (1, 3) X		0-0 BB BB 1B	3-2 F9 ② B B S B X		1-2 F5 ① B C C C X		0-1 1B		
Jim Greengrass, R OBP: 0.317, SLG: 0.381 (1, 9) B B C B B		4-1 BB BB 1-2	2-1 1B C B X		3-1 F8 ② B B B X		1-1 F8 ③ C B X		
Stan Lopata, R OBP: 0.380, SLG: 0.483 (1, 2) C B B B B		4-2 BB 1-2 2-3	0-0 F9 ③ X		0-0 1B 1-2		0-0 F8 ① X		
Herm Wehmeier, R OBP: 0.284, SLG: 0.266 (1, 1) Jack Meyer, R OBP: 0.250, SLG: 0.200 (8, 1) B B L X		2-2 5-3 ③		0-0 6-3 ① B C C X		1-2 F7 ③ B C C X		2-3 K ② B S B S B	

Inning Stats	R: 0	H: 0	E: 0	K: 1	S: 9	L: 0	LOB: 1	BB: 1	P: 17	R: 0	H: 1	E: 0	K: 0	S: 11	R: 4	H: 4	E: 0	K: 0	S: 15	R: 1	H: 1	E: 0	K: 0	S: 5	R: 1	H: 3	E: 0	K: 0	S: 17	R: 0	H: 1	E: 0	K: 1	S: 6	R: 0	H: 1	E: 0	K: 0	S: 8	R: 0	H: 0	E: 0	K: 1	S: 5	R: 0	H: 0	E: 0	K: 1	S: 5		
	0	0	0	1	9	0	1	1	17	0	1	0	0	11	4	4	0	0	15	1	1	0	0	5	1	3	0	0	17	0	1	0	1	6	0	1	0	8	0	0	0	5	0	0	0	5	0	0	0	1	0


PITCHER	IP	WLS	BF	H	R	ER	SO	BB	IBB	HBP	BLK	WP	HR	S	P	ERA	WHIP
Carl Erskine, R ERA: 3.62 (1, 1)	2.1	L	12	3	2	2	1	3	0	0	0	0	0	25	49	7.71	2.571
Ed Roebuck, R ERA: 4.16 (3, 1)	1.2		11	5	4	4	0	1	0	0	0	0	3	22	39	21.60	3.600
Roger Craig, R ERA: 2.7 (5, 1)	1.0		4	1	0	0	0	0	0	0	0	0	0	10	15	0.00	1.000
Clem Labine, R ERA: 3.88 (6, 1)	2.0		7	2	0	0	1	0	0	0	0	0	0	14	24	0.00	1.000
Don Bessent, R ERA: 2.49 (8, 1)	1.0		3	0	0	0	1	0	0	0	0	0	0	5	8	0.00	0.000

BOTTOM

Brooklyn Dodgers @ Philadelphia Phillies
Connie Mack Stadium, Philadelphia, PA

Sun Aug 21 1955, 3:33 AM EDT
Att. 17,492 - Unknown

AB	33
R	6
H	11
RBI	6
BB	4
SO	3
LOB	11



1B	2B	3B	HR	SF	SAC	DP	HBP	WP	PA
8	1	0	3	0	0	2	0	0	37

WP	HR	S	P	ERA	WHIP
0	0	0	0	0.00	1.000

Batter	1	2	3	4	5	6	7	8	9	AB R H RBI BB SO LOB	TOP		
Dee Fondy, L OBP: 0.305, SLG: 0.414 (1, 3) 	1-0 F6 		4-1 6-3 14 E 1B BB 		2-3 K 		0-1 G3 1-2 		2-1 	4 1 1 0 1 1 1			
Gene Baker, R OBP: 0.340, SLG: 0.409 (1, 4) 	1-2 F7 		2-2 6-3 14 E 1B 		0-1 6-3 		2-3 K 		1-3 K 	5 1 1 0 0 2 2			
Frank Baumholtz, L OBP: 0.323, SLG: 0.402 (1, 9) 	1-2 		0-0 6-3 1-2 2-3 1B 		0-1 14 2B 2B 1B 		1-1 BB 14 E 1B 		0-0 5-3 	5 1 3 0 0 0 3			
14 Ernie Banks, R OBP: 0.341, SLG: 0.594 (1, 6) 	2-3 K 		1-1 E4 2-H 3-H 3B 		0-0 2B 1-3 2B 2B 		1-1 E6 BB 1-2 			4 2 2 2 0 1 2			
Bob Speake, L OBP: 0.307, SLG: 0.445 (1, 7) 		4-1 BB 	2-2 G3 		2-1 G3 		1-3 K 		1-3 K 	3 0 0 0 1 1 4			
Eddie Miksis, R OBP: 0.280, SLG: 0.320 (1, 5) 		0-1 L8 		4-2 G6-4-3 BB 		1-0 L6-4 2-H 3-H 2B 		4-0 FC6-4 BB 1-2 2-3 BB 		2 0 1 2 2 0 1			
Jim Bolger, R OBP: 0.204, SLG: 0.225 (1, 8) 		1-2 F4 		2-1 G6-4-3 1-2f 		1-0 L6-4 2-3 		0-3 K 		4 0 0 0 0 1 6			
Harry Chiti, R OBP: 0.281, SLG: 0.350 (1, 2) Lloyd Merriman, L OBP: 0.311, SLG: 0.294 (7, PH) Clyde McCullough, R OBP: 0.278, SLG: 0.203 (7, 2) Walker Cooper, R OBP: 0.299, SLG: 0.506 (8, PH) (8, 2) 		0-2 F7 		1-2 F4 		1-1 4-3 		0-1 FC6-4 1-2f 		2 0 0 0 0 0 1 1 0 0 0 0 0 0 0 0 0 0 0 0 0 1 0 0 0 0 0 3			
Warren Hacker, R OBP: 0.226, SLG: 0.306 (1, 1) Dave Hillman, R OBP: 0.308, SLG: 0.100 (5, 1) Jim King, L OBP: 0.309, SLG: 0.430 (7, PH) Bill Tremel, R OBP: 0.375, SLG: 0.286 (7, 1) Randy Jackson, R OBP: 0.344, SLG: 0.440 (9, PH) 		1-3 K 		0-0 F9 		0-1 G3 1B 		3-2 F2 		2 0 0 0 0 1 0 0 0 0 0 0 0 0 1 0 1 0 0 0 0 0 0 0 0 0 0 0 1 0 0 0 0 0 0			
Inning Stats	R: 0 H: 1 E: 0 LOB: 1 K: 1 BB: 0 S: 12 P: 17	R: 0 H: 0 E: 0 LOB: 1 K: 0 BB: 1 S: 9 P: 14	R: 3 H: 2 E: 1 LOB: 0 K: 1 BB: 1 S: 15 P: 25	R: 0 H: 0 E: 0 LOB: 0 K: 0 BB: 1 S: 7 P: 14	R: 0 H: 0 E: 0 LOB: 0 K: 1 BB: 0 S: 6 P: 8	R: 2 H: 3 E: 0 LOB: 0 K: 0 BB: 0 S: 7 P: 11	R: 0 H: 1 E: 0 LOB: 1 K: 1 BB: 0 S: 9 P: 12	R: 0 H: 1 E: 1 LOB: 3 K: 2 BB: 1 S: 12 P: 19	R: 0 H: 1 E: 0 LOB: 1 K: 1 BB: 0 S: 14 P: 20	1B: 6 SF: 0 2B: 3 SAC: 0 3B: 1 DP: 2 HR: 0 HBP: 0	WP: 0 PA: 39 PB: 0 SB: 0 CS: 0		
PITCHER	IP WLS BF H R ER SO BB IBB HBP BLK WP HR S P ERA WHIP											PITCHER	IP WLS BF H R ER SO BB IBB HBP BLK WP HR S P ERA WHIP
Russ Meyer, R ERA: 4.65 (1, 1)	7.1 W 33 8 5 4 5 4 0 0 0 0 0 0 72 115 4.91 1.636												
Clem Labine, R ERA: 3.82 (8, 1)	1.2 S 6 1 0 0 2 0 0 0 0 0 0 0 19 25 0.00 0.600												

Chicago Cubs @ Brooklyn Dodgers
Ebbets Field, Brooklyn, NY
Wed Aug 24 1955, 3:33 AM EDT
Att. 7,845 - Unknown

livebaseballscorecards.com

AB	35
R	5
H	9
RBI	4
BB	4
SO	7
LOB	23



Batter	1	2	3	4	5	6	7	8	9	AB R H RBI BB SO LOB
Jackie Robinson, R OBP: 0.380, SLG: 0.378 (1, 5)	3-2 E5 BB 2B	4-0 IBB		1-1 5-3		2-2 F2 BB	4-0 BB			3 1 0 0 2 0 0
Pee Wee Reese, R OBP: 0.373, SLG: 0.421 (1, 6)	4-2 2B SF7 BB	1-3 K		1-0 CS 1B		1-1 BB E HBP	3-2 6-3			3 2 1 0 1 1 5
Duke Snider, L OBP: 0.409, SLG: 0.640 (1, 8)	0-0 5-3 1-3 2-H 2B	0-1 F9		1-1 F4		4-1 FC5-4 BB		0-3 K		4 0 1 1 1 1 4
Roy Campanella, R OBP: 0.392, SLG: 0.596 (1, 2)	0-0 SF7		1-1 F3	1-1 CS	2-2 HR	2-1 FC5-4 1B		0-0 F8		4 1 1 2 0 0 1
Carl Furillo, R OBP: 0.371, SLG: 0.517 (1, 9)	2-0 5-3		0-1 HR 2B		0-1 HR 1B	1-1 1B		1-2 E1 1B		5 2 4 0 0 0 1
Frank Kellert, R OBP: 0.441, SLG: 0.698 Sandy Amoros, L OBP: 0.355, SLG: 0.409 (1, 3) (7, 7)	0-1 F8		0-0 HR		2-0 HR	2-2 L4		2-3 K		4 2 2 4 0 0 3 1 0 0 0 0 1 1
Gil Hodges, R OBP: 0.368, SLG: 0.501 (1, 7) (7, 3)		0-1 E3 SH2-4 BB	1-0 HR		1-1 5-3		1-2 SH2-4 1B			4 1 2 1 0 0 0
Don Zimmer, R OBP: 0.307, SLG: 0.475 (1, 4)		4-2 SH2-4 BB	2-3 K		3-3 K		0-1 L9			3 0 0 0 1 2 1
Russ Meyer, S OBP: 0.091, SLG: 0.095 Clem Labine, R OBP: 0.161, SLG: 0.286 (1, 1) (8, 1)		0-0 SH2-4	0-0 F9		1-3 K		0-1 SH2-4			2 0 0 0 0 1 0 0 0 0 0 0 0 0

Inning Stats	R: 2 E: 1 K: 0 S: 14	H: 1 LOB: 1 BB: 1 P: 23	R: 0 E: 1 K: 1 S: 12	H: 0 LOB: 3 BB: 2 P: 21	R: 3 E: 0 K: 1 S: 10	H: 3 LOB: 0 BB: 0 P: 14	R: 0 E: 0 K: 0 S: 6	H: 1 LOB: 0 BB: 0 P: 10	R: 3 E: 0 K: 2 S: 18	H: 3 LOB: 0 BB: 0 P: 27	R: 1 E: 1 K: 0 S: 12	H: 1 LOB: 2 BB: 1 P: 24	R: 0 E: 0 K: 0 S: 12	H: 1 LOB: 2 BB: 1 P: 20	R: 0 E: 1 K: 2 S: 10	H: 1 LOB: 1 BB: 0 P: 13
1B: 5 2B: 2 3B: 0 HR: 4	SF: 1 SAC: 2 DP: 0 HBP: 1	WP: 0 PB: 0 SB: 0 CS: 1	1B: 5 2B: 2 3B: 0 HR: 4	SF: 1 SAC: 2 DP: 0 HBP: 1	WP: 0 PB: 0 SB: 0 CS: 1	1B: 5 2B: 2 3B: 0 HR: 4	SF: 1 SAC: 2 DP: 0 HBP: 1	WP: 0 PB: 0 SB: 0 CS: 1	1B: 5 2B: 2 3B: 0 HR: 4	SF: 1 SAC: 2 DP: 0 HBP: 1	WP: 0 PB: 0 SB: 0 CS: 1	1B: 5 2B: 2 3B: 0 HR: 4	SF: 1 SAC: 2 DP: 0 HBP: 1	WP: 0 PB: 0 SB: 0 CS: 1	1B: 5 2B: 2 3B: 0 HR: 4	SF: 1 SAC: 2 DP: 0 HBP: 1

PITCHER	IP	WLS	BF	H	R	ER	SO	BB	IBB	HBP	BLK	WP	HR	S	P	ERA	WHIP
Warren Hacker, R ERA: 4.03 (1, 1)	4.0	L	24	8	8	7	2	2	2	0	0	0	4	48	78	15.75	2.500
Dave Hillman, R ERA: 5.04 (5, 1)	2.0		9	1	1	1	2	1	0	1	0	0	0	24	41	4.50	1.000
Bill Tremel, R ERA: 2.43 (7, 1)	2.0		9	2	0	0	2	1	0	0	0	0	0	22	33	0.00	1.500

Chicago Cubs @ Brooklyn Dodgers
Ebbets Field, Brooklyn, NY
Wed Aug 24 1955, 3:33 AM EDT
Att. 7,845 - Unknown

AB	33
R	9
H	11
RBI	8
BB	5
SO	6
LOB	16

B

PITCHER	IP	WLS	BF	H	R	ER	SO	BB	IBB	HBP	BLK	WP	HR	S	P	ERA	WHIP
Warren Hacker, R ERA: 4.03 (1, 1)	4.0	L	24	8	8	7	2	2	2	0	0	0	4	48	78	15.75	2.500
Dave Hillman, R ERA: 5.04 (5, 1)	2.0		9	1	1	1	2	1	0	1	0	0	0	24	41	4.50	1.000
Bill Tremel, R ERA: 2.43 (7, 1)	2.0		9	2	0	0	2	1	0	0	0	0	0	22	33	0.00	1.500

Batter	1	2	3	4	5	6	7	8	9	AB R H RBI BB SO LOB	TOP											
Johnny Temple, R (1, 4) <small>OBP: 0.375, SLG: 0.339</small>	0-1 4-3		1-0 F8		2-1 1-3		0-0 F8		2-2 1B	5 1 1 0 0 0 2												
Sam Mele, R (1, 7) Chuck Harmon, R (7, PR) <small>OBP: 0.197, SLG: 0.227</small> <small>OBP: 0.344, SLG: 0.375</small>	0-1 5-3		3-2 1B		1-0 5-3		2-2 E6		1-2 1B	4 0 1 1 0 0 0 1 1 1 1 0 0 0												
Ted Kluszewski, L (1, 3) <small>OBP: 0.383, SLG: 0.602</small>	1-3 K		1-2 F2		0-0 L8		1-2 F8		0-1 1B	5 0 1 0 0 1 2												
Wally Post, R (1, 9) <small>OBP: 0.368, SLG: 0.575</small>		0-0 HR		2-3 K		0-0 F4		4-2 2B	1-1 1B	4 2 2 2 1 1 0												
Gus Bell, L (1, 8) <small>OBP: 0.350, SLG: 0.507</small>		0-2 G3		1-2 5-3		0-0 2B		2-3 K	0-3 K	5 0 1 0 0 2 3												
Matt Batts, R (1, 2) <small>OBP: 0.297, SLG: 0.333</small>		1-3 K		0-1 1B		1-3 K		0-3 K	0-3 K	5 1 1 0 0 4 4												
Rocky Bridges, R (1, 5) <small>OBP: 0.389, SLG: 0.351</small>		1-2 6-3		2-1 1B		0-1 F8		1-2 2B	2-2 F3	5 1 2 2 0 0 3												
Roy McMillan, R (1, 6) <small>OBP: 0.347, SLG: 0.325</small>			1-0 6-3		2-1 1B		0-1 F8	4-1 2B		3 1 2 1 1 0 0												
Johnny Klippstein, R (1, 1) Hersh Freeman, R (9, 1) <small>OBP: 0.190, SLG: 0.158</small> <small>OBP: 0.154, SLG: 0.462</small>			1-1 1B		0-2 5-3		2-1 B3-4	0-3 K		4 1 1 0 0 1 4 0 0 0 0 0 0 0												
Inning Stats	R: 0 E: 0 K: 1 S: 7	H: 0 LOB: 0 BB: 0 P: 8	R: 1 E: 0 K: 1 S: 11	H: 1 LOB: 0 BB: 0 P: 13	R: 1 E: 0 K: 0 S: 10	H: 2 LOB: 1 BB: 0 P: 17	R: 2 E: 0 K: 1 S: 15	H: 3 LOB: 1 BB: 0 P: 22	R: 0 E: 0 K: 0 S: 4	H: 0 LOB: 0 BB: 0 P: 7	R: 0 E: 0 K: 1 S: 7	H: 1 LOB: 1 BB: 0 P: 8	R: 1 E: 1 K: 0 S: 12	H: 1 LOB: 1 BB: 0 P: 17	R: 1 E: 0 K: 3 S: 17	H: 1 LOB: 2 BB: 2 P: 27	R: 2 E: 0 K: 2 S: 22	H: 4 LOB: 2 BB: 0 P: 28	1B: 8 2B: 4 3B: 0 HR: 1	SF: 0 SAC: 0 DP: 0 HBP: 0	WP: 2 PB: 0 SB: 2 CS: 0	PA: 43
PITCHER	IP WLS BF H R ER SO BB IBB HBP BLK WP HR S P ERA WHIP																				PITCHER	IP WLS BF H R ER SO BB IBB HBP BLK WP HR S P ERA WHIP
Johnny Podres, L (1, 1) <small>ERA: 3.76</small>	6.0 L 25 7 4 4 4 0 0 0 0 1 1 54 75 6.00 1.167																					
Clem Labine, R (7, 1) <small>ERA: 3.84</small>	2.0 11 2 2 1 3 2 0 0 0 1 0 29 44 4.50 2.000																					
Ed Roebuck, R (9, 1) <small>ERA: 4.4</small>	0.0 4 4 2 2 0 0 0 0 0 0 0 0 13 17 ∞ ∞																					
Sandy Koufax, L (9, 1) <small>ERA: 2.31</small>	1.0 3 0 0 0 0 2 0 0 0 0 0 0 9 11 0.00 0.000																					

Cincinnati Redlegs @ Brooklyn Dodgers
 Ebbets Field, Brooklyn, NY
 Thu Aug 25 1955, 3:33 AM EDT
 Unknown

livebaseballscorecards.com

AB	41
R	8
H	13
RBI	7
BB	2
SO	9
LOB	18



Batter	1	2	3	4	5	6	7	8	9	AB	R	H	RBI	BB	SO	LOB
Jim Gilliam, S OBP: 0.335, SLG: 0.344 (1, 4)	L4		FC6 1B		1B BB			2B		3	2	2	1	1	0	0
Pee Wee Reese, R OBP: 0.373, SLG: 0.420 (1, 6)	F7		FC6 BB		1B 1B			5-3		4	0	1	0	1	0	4
Duke Snider, L OBP: 0.407, SLG: 0.634 (1, 8)	4-1 BB		FC6 1B		F8			3-1		4	0	0	0	1	0	8
Roy Campanella, R OBP: 0.392, SLG: 0.592 (1, 2)	1-3		FC4-6 1B		F2					4	1	1	1	1	0	3
Carl Furillo, R OBP: 0.371, SLG: 0.518 (1, 9)			FC4-6 2B		1B			F8		5	0	2	1	0	0	3
Frank Kellert, R OBP: 0.422, SLG: 0.649 (1, 3)	L9				F8			6-3		4	0	0	0	1	0	4
Jackie Robinson, R OBP: 0.377, SLG: 0.373 (1, 5)	F7				F7			F7		4	1	0	0	1	0	2
Gil Hodges, R OBP: 0.371, SLG: 0.502 (1, 7)	F2				1B			F2		5	0	3	2	0	0	1
Johnny Podres, L OBP: 0.241, SLG: 0.236 (6, PH)					6-3					2	0	0	0	0	1	1
Don Hoak, R OBP: 0.369, SLG: 0.377 (7, 1)					6-3					0	0	0	0	0	0	0
Clem Labine, R OBP: 0.181, SLG: 0.286 (8, PH)										0	0	0	0	0	0	0
Sandy Amoros, L OBP: 0.125, SLG: 0.409 (9, 1)										0	1	0	0	1	0	0
Ed Roebuck, R OBP: 0.125, SLG: 0.125 (9, 1)										0	0	0	0	0	0	0
Sandy Koufax, R OBP: 0.415, SLG: 0.250 (9, PH)										0	0	0	0	0	0	0
George Shuba, L										1	0	0	0	0	0	1

Inning Stats	R: 0	H: 0	E: 0	K: 0	S: 10	R: 0	H: 1	E: 0	K: 0	S: 8	R: 1	H: 2	E: 0	K: 1	S: 12	R: 0	H: 1	E: 0	K: 0	S: 10	R: 1	H: 2	E: 0	K: 0	S: 11	R: 0	H: 0	E: 0	K: 0	S: 7	R: 1	H: 1	E: 0	K: 0	S: 9	R: 2	H: 1	E: 0	K: 0	S: 13	1B: 7	2B: 2	3B: 0	SF: 0	SAC: 1	DP: 0	HBP: 1	WP: 0	PA: 45
PITCHER	IP	WLS	BF	H	R	ER	SO	BB	IBB	HBP	BLK	WP	HR	S	P	ERA	WHIP																																
Johnny Klippstein, R ERA: 3.78 (1, 1)	8.2	W	44	9	5	5	1	7	0	1	0	0	0	89	149	5.19	1.846																																
Hersh Freeman, R ERA: 2.36 (9, 1)	0.1	S	1	0	0	0	0	0	0	0	0	0	0	4	5	0.00	0.000																																

BOTTOM

Cincinnati Redlegs @ Brooklyn Dodgers
 Ebbets Field, Brooklyn, NY
 Thu Aug 25 1955, 3:33 AM EDT
 Unknown

AB	36
R	5
H	9
RBI	5
BB	7
SO	1
LOB	27



livebaseballscorecards.com

Batter	1	2	3	4	5	6	7	8	9	AB R H RBI BB SO LOB
Jim Gilliam, S OBP: 0.335, SLG: 0.344 (1, 4)	0-1 FC3-6 1B	2-2 F8			0-2 L8		0-0 1-3		2-1 E9 FC5-4 1B	5 0 2 0 0 0 2
Pee Wee Reese, R OBP: 0.374, SLG: 0.420 (1, 6)	1-0 F7		0-0 2B		1-1 6-3		4-1 1B BB		1-0 FC5-4 FC4-6 1-2f	4 0 1 0 1 0 3
Duke Snider, L OBP: 0.405, SLG: 0.629 (1, 8)	2-1 FC3-6 BB 1B 1-2f		1-1 G3			1-1 F6	1-0 1-3 3-H 1B		0-1 FC4-6 1-2f 3-H	5 0 1 2 0 0 3
Carl Furillo, R OBP: 0.369, SLG: 0.514 (1, 9)	1-1 BB 1-2 1B		0-0 F8		0-1 6-3	0-1 6-3	0-1 4-3		0-0 1-3	5 0 1 0 0 0 5
Frank Kellert, R OBP: 0.412, SLG: 0.617 (1, 3)	4-0 1-2 2-3 BB		1-1 L8		1-1 6-3		0-1 F7			3 0 0 0 1 0 1
Gil Hodges, R OBP: 0.370, SLG: 0.499 (1, 7)	1-3 K			0-1 5-3		4-1 1B 2B BB	1-3 K			3 1 0 0 1 2 3
Don Hoak, R OBP: 0.367, SLG: 0.374 Roy Campanella, R OBP: 0.394, SLG: 0.595 (7, PH) (8, 2)		1-3 K		1-0 6-3		2-2 2B 1B	2-1 1B			2 0 0 0 0 1 0 2 1 2 0 0 0 0
Rube Walker, L OBP: 0.375, SLG: 0.426 Carl Erskine, R OBP: 0.180, SLG: 0.254 Karl Spooner, R OBP: 0.368, SLG: 0.556 Don Bessent, R OBP: 0.118, SLG: 0.118 (1, 2) (7, PR) (8, 1) (9, 1)		1-2 HR		3-2 4-3		0-0 4-3 1B 2B 1-H 2-H	1-1 F6			3 1 2 3 0 0 0 0 1 0 0 0 0 0 1 0 0 0 0 0 1 0 0 0 0 0 0 0
Roger Craig, R OBP: 0.105, SLG: 0.056 Jackie Robinson, R OBP: 0.378, SLG: 0.371 (7, PH) (8, 5)		0-0 F6			2-3 K		3-1 4-3		4-1 E 1B FC4-6 BB	2 0 0 0 0 1 0 1 1 0 0 1 0 1

Inning Stats	R: 0	H: 2	E: 0	K: 1	S: 12	LOB: 3	BB: 1	P: 21	R: 1	H: 1	E: 0	K: 1	S: 12	LOB: 0	BB: 0	P: 16	R: 0	H: 1	E: 0	K: 0	S: 6	LOB: 1	BB: 0	P: 8	R: 0	H: 0	E: 0	K: 0	S: 6	LOB: 0	BB: 0	P: 10	R: 0	H: 0	E: 0	K: 1	S: 9	LOB: 0	BB: 0	P: 12	R: 3	H: 3	E: 0	K: 0	S: 12	LOB: 3	BB: 2	P: 26	R: 0	H: 1	E: 0	K: 1	S: 9	LOB: 1	BB: 0	P: 13	R: 1	H: 1	E: 1	K: 0	S: 7	LOB: 1	BB: 1	P: 14	1B: 6	2B: 2	3B: 0	HR: 1	SF: 0	SAC: 0	DP: 0	HBP: 0	WP: 0	PB: 0	SB: 0	CS: 0	PA: 40
PITCHER	IP	WLS	BF	H	R	ER	SO	BB	IBB	HBP	BLK	WP	HR	S	P	ERA	WHIP																																																												
Joe Black, R ERA: 4.01 (1, 1)	6.0		26	6	4	4	3	2	0	0	0	0	0	56	86	6.00	1.333																																																												
Hersh Freeman, R ERA: 2.29 (7, 1)	2.0	W	9	2	0	0	1	1	0	0	0	0	0	16	28	0.00	1.500																																																												
Art Fowler, R ERA: 3.83 (9, 1)	0.0		2	1	1	1	0	1	0	0	0	0	0	3	9	∞	∞																																																												
Joe Nuxhall, L ERA: 3.44 (9, 1)	1.0	S	3	0	0	0	0	0	0	0	0	0	0	4	5	0.00	0.000																																																												

BOTTOM

Cincinnati Redlegs @ Brooklyn Dodgers
Ebbets Field, Brooklyn, NY
Thu Aug 25 1955, 3:38 AM EDT
Att. 12,508 - Unknown

livebaseballscorecards.com

AB	36
R	5
H	9
RBI	5
BB	4
SO	4
LOB	19



Batter	1	2	3	4	5	6	7	8	9	AB R H RBI BB SO LOB
Jim Gilliam, S OBP: 0.332, SLG: 0.340 (1, 4)	0-3 K	0-0 F7		0-0 FC6-5		0-0 F8			0-0 L4-3	5 0 0 0 0 1 4
Pee Wee Reese, R OBP: 0.372, SLG: 0.417 (1, 6)	4-1 1B BB		0-1 6-3	1-0 F7		0-1 1-3			2-3 K	4 0 0 0 1 1 2
Duke Snider, L OBP: 0.408, SLG: 0.631 (1, 8)	3-3 K		2-2 E 1B 1B		0-0 1B		3-2 G1-4-3 1B			4 0 3 0 0 1 1
Roy Campanella, R OBP: 0.393, SLG: 0.591 (1, 2)	0-0 1-3 1B		2-2 F9		0-0 L7		3-1 G1-4-3 1-2f			4 0 1 0 0 0 3
Carl Furillo, R OBP: 0.371, SLG: 0.514 (1, 9)	0-1 4-3		0-0 E1 1-3 1B		3-1 1-2 1B		0-0 1-3			4 0 2 0 0 0 2
Frank Kellert, R OBP: 0.403, SLG: 0.587 (1, 3)		4-2 1B BB		2-0 F7		1-1 L7		0-0 6-3		3 0 0 0 1 0 4
Jackie Robinson, R OBP: 0.379, SLG: 0.371 (1, 5)		2-2 1-2 1B		4-1 S 2B BB		1-1 L8		2-2 F6		3 1 1 0 1 0 2
Gil Hodges, R OBP: 0.369, SLG: 0.503 (1, 7)		2-1 L8		2-1 F6		0-0 HR		1-2 F9		4 1 1 1 0 0 3
Carl Erskine, R OBP: 0.188, SLG: 0.274 (1, 1)		0-0 F8		1-2 FC6-5 1-H 2B		3-2 L4		3-2 L4-3 1B		3 0 1 1 0 0 2
Clem Labine, R OBP: 0.161, SLG: 0.286 (7, 1)										0 0 0 0 0 0 0
Rube Walker, L OBP: 0.383, SLG: 0.435 (9, PH)										1 0 1 0 0 0 0
Don Hoak, R OBP: 0.367, SLG: 0.374 (9, PR)										0 0 0 0 0 0 0

Inning Stats	R: 0	H: 1	E: 0	K: 2	S: 10	LOB: 2	BB: 1	P: 17	R: 0	H: 1	E: 0	K: 0	S: 9	LOB: 2	BB: 1	P: 17	R: 0	H: 2	E: 1	K: 0	S: 10	LOB: 2	BB: 0	P: 16	R: 1	H: 1	E: 0	K: 0	S: 8	LOB: 1	BB: 1	P: 16	R: 0	H: 2	E: 0	K: 0	S: 8	LOB: 2	BB: 0	P: 13	R: 1	H: 1	E: 0	K: 0	S: 7	LOB: 0	BB: 0	P: 10	R: 0	H: 1	E: 0	K: 0	S: 6	LOB: 0	BB: 0	P: 12	R: 0	H: 0	E: 0	K: 0	S: 7	LOB: 0	BB: 0	P: 10	R: 0	H: 1	E: 0	K: 1	S: 8	LOB: 1	BB: 0	P: 13	1B: 8	SF: 0	2B: 2	SAC: 0	3B: 0	DP: 2	HR: 1	HBP: 0	WP: 0	PA: 38
--------------	------	------	------	------	-------	--------	-------	-------	------	------	------	------	------	--------	-------	-------	------	------	------	------	-------	--------	-------	-------	------	------	------	------	------	--------	-------	-------	------	------	------	------	------	--------	-------	-------	------	------	------	------	------	--------	-------	-------	------	------	------	------	------	--------	-------	-------	------	------	------	------	------	--------	-------	-------	------	------	------	------	------	--------	-------	-------	-------	-------	-------	--------	-------	-------	-------	--------	-------	--------

PITCHER	IP	WLS	BF	H	R	ER	SO	BB	IBB	HBP	BLK	WP	HR	S	P	ERA	WHIP
Don Gross, L ERA: 3.23 (1, 1)	6.0	W	30	9	2	2	2	3	0	0	0	0	1	55	95	3.00	2.000
Hersh Freeman, R ERA: 2.2 (7, 1)	3.0	S	8	1	0	0	1	0	0	0	0	0	0	18	29	0.00	0.333

BOTTOM

Cincinnati Redlegs @ Brooklyn Dodgers
Ebbets Field, Brooklyn, NY

Fri Aug 26 1955, 3:33 AM EDT
Att. 12,840 - Unknown

AB	35
R	2
H	10
RBI	2
BB	3
SO	3
LOB	23

livebaseballscorecards.com

Cincinnati Redlegs @ Brooklyn Dodgers
Ebbets Field, Brooklyn, NY
 Sat Aug 27 1955, 3:33 AM EDT
 Att. 7,204 - Unknown

livebaseballscorecards.com

AB	29
R	0
H	2
RBI	0
BB	5
SO	14
LOB	10



AB	R	H	RBI	BB	SO	LOB
3	0	0	0	1	0	0
3	0	0	0	1	2	0
3	0	1	0	1	1	2
4	0	0	0	0	0	4
4	0	0	0	0	4	1
4	0	1	0	0	1	0
3	0	0	0	1	1	1
2	0	0	0	1	2	0
1	0	0	0	0	1	0
0	0	0	0	0	0	0
1	0	0	0	0	1	0
0	0	0	0	0	0	0
1	0	0	0	0	1	2
0	0	0	0	0	0	0

Batter	1	2	3	4	5	6	7	8	9
Johnny Temple, R (1, 4) OBP: 0.375, SLG: 0.339	1-1 F8		2-1 F7			4-0 BLK BB		0-0 F9	
Smoky Burgess, L (1, 2) OBP: 0.374, SLG: 0.508	2-3 K			1-1 G3		4-2 BLK BB		2-3 K	
Ted Kluszewski, L (1, 3) OBP: 0.381, SLG: 0.595	0-0 1B			4-2 BB		1-2 F9		1-3 K	
Wally Post, R (1, 9) OBP: 0.367, SLG: 0.566	0-1 F9			3-2 F7		0-0 F9			1-1 5-3
Gus Bell, L (1, 8) OBP: 0.351, SLG: 0.509		2-3 K		1-3 K2-3			0-3 K		2-3 K
Sam Mele, R (1, 7) OBP: 0.198, SLG: 0.237		2-1 F9			1-3 K		0-0 F3		1-1 2B
Rocky Bridges, R (1, 5) OBP: 0.361, SLG: 0.317		3-3 K			0-2 F8		4-2 BB BB		0-0 F6
Roy McMillan, R (1, 6) OBP: 0.349, SLG: 0.323			2-3 K			1-3 K		4-0 BB	
Art Fowler, R (1, 1) OBP: 0.259, SLG: 0.188			1-3 K			1-3 K		2-3 K	
Gerry Staley, R (5, 1) OBP: 0.117, SLG: 0.059									
Milt Smith, R (6, PH) OBP: 0.254, SLG: 0.333									
Bud Podbielan, R (6, 1) OBP: 0.550, SLG: 0.400									
Chuck Harmon, R (7, PH) OBP: 0.344, SLG: 0.370									
Rudy Minarcin, R (7, 1) OBP: 0.250, SLG: 0.200									

Inning Stats	R: 0	H: 1	R: 0	H: 0	R: 0	H: 0	R: 0	H: 0	R: 0	H: 0	R: 0	H: 0	R: 0	H: 0	R: 0	H: 1	R: 0	H: 1	1B: 1	SF: 0	WP: 0	PA: 34
E: 0	LOB: 1	E: 0	LOB: 0	E: 0	LOB: 0	E: 0	LOB: 0	E: 0	LOB: 2	E: 0	LOB: 2	E: 0	LOB: 0	E: 0	LOB: 0	E: 0	LOB: 1	2B: 1	SAC: 0	PB: 0		
K: 1	BB: 0	K: 2	BB: 0	K: 2	BB: 0	K: 2	BB: 0	K: 2	BB: 2	K: 2	BB: 2	K: 2	BB: 0	K: 1	BB: 0	K: 1	BB: 0	3B: 0	DP: 0	SB: 0		
S: 8	P: 11	S: 10	P: 17	S: 8	P: 13	S: 10	P: 19	S: 10	P: 12	S: 10	P: 20	S: 9	P: 19	S: 9	P: 12	S: 8	P: 12	HR: 0	HBP: 0	CS: 0		

PITCHER	IP	WLS	BF	H	R	ER	SO	BB	IBB	HBP	BLK	WP	HR	S	P	ERA	WHIP
Sandy Koufax, L (1, 1) ERA: 1.31	9.0	W	34	2	0	0	14	5	0	0	1	0	0	82	135	0.00	0.778

Batter	1	2	3	4	5	6	7	8	9	AB R H RBI BB SO LOB	TOP	
Alex Grammas, R (1, 6) OBP: 0.315, SLG: 0.316	1-0 5-3		2-3 K			1-2 G5-4-3 1B		0-3 K		4 0 1 0 0 2 0	St. Louis Cardinals @ Brooklyn Dodgers Ebbets Field, Brooklyn, NY Sun Aug 28 1955, 3:33 AM EDT Att: 17,758 - Unknown	
Red Schoendienst, S (1, 4) OBP: 0.346, SLG: 0.397	1-2 G3 2B		0-1 F9			1-0 G5-4-3 1-2f		0-1 F3	4 0 1 0 0 0 1			
Stan Musial, L (1, 9) OBP: 0.399, SLG: 0.532	0-1 G3			3-2 F9		0-1 F8		1-1 G3	4 0 0 0 0 0 1			
Rip Repulski, R (1, 7) OBP: 0.327, SLG: 0.470	1-3 K			1-0 4-3		0-0 HR		2-1 BB 1B HBP	3 1 1 1 0 1 1			
Bill Virdon, L (1, 8) OBP: 0.340, SLG: 0.465		2-3 K		1-3 K		2-1 F7		2-1 BB 1B	4 0 1 0 0 2 0			
Ken Boyer, R (1, 5) OBP: 0.301, SLG: 0.408		1-0 4-3 1B		1-1 F8		3-2 L7		4-0 BB	3 0 1 0 1 0 0			
Wally Moon, L (1, 3) OBP: 0.349, SLG: 0.462		0-1 4-3		1-1 2B		2-2 4-3		0-2 F5	4 0 1 0 0 0 4			
Nelson Burbrink, R (1, 2) OBP: 0.343, SLG: 0.359 Bill Sarni, R (8, PH) OBP: 0.327, SLG: 0.356 (8, 2)		3-3 K		0-0 F6		1-2 F8			2 0 0 0 0 1 2 1 0 0 0 0 0 0			
Larry Jackson, R (1, 1) OBP: 0.111, SLG: 0.059 Pete Whisenant, R (8, PH) OBP: 0.244, SLG: 0.329 Al Gettel, R (8, 1) OBP: 0.333, SLG: 0.333		0-3 K		2-3 K		3-3 K			2 0 0 0 0 2 1 1 0 0 0 0 1 0 0 0 0 0 0 0 0			
Inning Stats	R: 0 H: 1 E: 0 LOB: 1 K: 1 BB: 0 S: 9 P: 12	R: 0 H: 1 E: 0 LOB: 1 K: 2 BB: 0 S: 10 P: 16	R: 0 H: 0 E: 0 LOB: 0 K: 2 BB: 0 S: 8 P: 10	R: 0 H: 0 E: 0 LOB: 0 K: 1 BB: 0 S: 8 P: 13	R: 0 H: 1 E: 0 LOB: 1 K: 1 BB: 0 S: 12 P: 16	R: 0 H: 1 E: 0 LOB: 0 K: 0 BB: 0 S: 7 P: 9	R: 1 H: 1 E: 0 LOB: 0 K: 0 BB: 0 S: 10 P: 17	R: 0 H: 0 E: 0 LOB: 0 K: 2 BB: 0 S: 10 P: 14	R: 0 H: 1 E: 0 LOB: 3 K: 0 BB: 1 S: 10 P: 19	1B: 3 SF: 0 2B: 2 SAC: 0 3B: 0 DP: 1 HR: 1 HBP: 1		WP: 0 PA: 34 PB: 0 SB: 0 CS: 0
PITCHER Karl Spooner, L (1, 1) ERA: 4.09	IP WLS BF H R ER SO BB IBB HBP BLK WP HR S P ERA WHIP	9.0 W 34 6 1 1 9 1 0 1 0 0 1 84 126 1.00 0.778										

livebaseballscorecards.com

AB	32
R	1
H	6
RBI	1
BB	1
SO	9
LOB	10



Batter	1	2	3	4	5	6	7	8	9	AB R H RBI BB SO LOB	TOP											
Alex Grammas, R (1, 6) OBP: 0.315, SLG: 0.315	2-2 6-3		2-2 F9		0-0 FC5-4		1-0 4-3-5 1B			4 0 1 0 0 0 2												
Red Schoendienst, S (1, 4) OBP: 0.345, SLG: 0.398	1-1 PB SF9 2B		0-1 4-3			0-0 F8	1-0 4-3-5 1-3f			4 1 1 0 0 0 2												
Stan Musial, L (1, 9) OBP: 0.398, SLG: 0.531	2-2 SF9			1-0 FC4-6 HBP		2-2 6-3		0-0 3-1		1 0 0 1 0 0 0												
Al Gettel, R (7, 1) OBP: 0.333, SLG: 0.333										0 0 0 0 0 0 0												
John Mackinson, R (7, 1)										0 0 0 0 0 0 0												
Solly Hemus, L (8, PH) OBP: 0.320, SLG: 0.337	2-H									1 0 0 0 0 0 0												
Mel Wright, R (8, 1)										0 0 0 0 0 0 0												
Rip Repulski, R (1, 7) OBP: 0.329, SLG: 0.468	0-1 5-3			0-2 F8		4-1 BB		4-1 4-3 BB		2 0 0 0 2 0 1												
Bill Virdon, L (1, 8) OBP: 0.337, SLG: 0.461		3-2 F2		3-1 FC4-6 1-2f		1-2 F7		2-2 4-3		4 0 0 0 0 0 3												
Bill Sarni, R (1, 2) OBP: 0.326, SLG: 0.355		1-2 6-3		3-3 K			1-1 1B HR 1B	0-3 K		4 1 1 0 0 2 2												
Wally Moon, L (1, 3) OBP: 0.348, SLG: 0.461		0-1 F2			3-2 L4		0-1 1B HR 1B		2-1 3-1	4 1 1 0 0 0 0												
Ken Boyer, R (1, 5) OBP: 0.305, SLG: 0.418			3-2 FC1-6 1B		1-2 FC5-4 1B		0-1 1B HR		0-1 6-3	4 1 3 3 0 0 0												
Tom Poholsky, R (1, 1) OBP: 0.257, SLG: 0.324			0-0 FC1-6		2-3 K		1-3 K		0-2 F7	2 0 0 0 0 1 2												
Paul LaPalme, L (6, 1) OBP: 0.250, SLG: 0.263										0 0 0 0 0 0 0												
Pete Whisenant, R (7, PH) OBP: 0.238, SLG: 0.321										2 0 0 0 0 1 0												
Inning Stats	R: 1 E: 0 K: 0 S: 11	H: 1 LOB: 0 BB: 0 P: 16	R: 0 E: 0 K: 0 S: 8	H: 0 LOB: 0 BB: 0 P: 12	R: 0 E: 0 K: 0 S: 10	H: 1 LOB: 1 BB: 0 P: 15	R: 0 E: 0 K: 1 S: 9	H: 0 LOB: 1 BB: 0 P: 16	R: 0 E: 0 K: 1 S: 16	H: 1 LOB: 1 BB: 0 P: 22	R: 0 E: 0 K: 0 S: 8	H: 0 LOB: 1 BB: 1 P: 15	R: 3 E: 0 K: 1 S: 11	H: 4 LOB: 0 BB: 0 P: 15	R: 0 E: 0 K: 1 S: 9	H: 0 LOB: 1 BB: 1 P: 15	R: 0 E: 0 K: 0 S: 7	H: 0 LOB: 0 BB: 0 P: 9	1B: 5 2B: 2 3B: 0 HR: 1	SF: 1 SAC: 0 DP: 1 HBP: 1	WP: 0 PB: 1 SB: 0 CS: 0	PA: 36
PITCHER	IP WLS BF H R ER SO BB IBB HBP BLK WP HR S P ERA WHIP																					
Johnny Podres, L (1, 1) ERA: 3.79	6.0 W 26 6 4 3 2 1 0 1 0 0 0 1 68 103 4.50 1.167																					
Clem Labine, R (7, 1) ERA: 3.67	3.0 S 10 1 0 0 2 1 0 0 0 0 0 0 21 32 0.00 0.667																					

St. Louis Cardinals @ Brooklyn Dodgers
Ebbets Field, Brooklyn, NY
Mon Aug 29 1955, 3:33 AM EDT
Att. 7,249 - Unknown

livebaseballscorecards.com

AB 32
R 4
H 7
RBI 4
BB 2
SO 4
LOB 12



Batter	1	2	3	4	5	6	7	8	9	AB	R	H	RBI	BB	SO	LOB
Jim Gilliam, S OBP: 0.333, SLG: 0.340 (1, 4)	0-0 F2		1-3 K		0-0 4-3		1-3 K	2-0 SH3-4		4	1	0	0	1	1	1
Pee Wee Reese, R OBP: 0.369, SLG: 0.411 (1, 6)	0-1 F8		1-1 5-3			0-0 F8	4-2 BB HR BB	1-0 F4		4	1	0	0	1	0	1
Duke Snider, L OBP: 0.413, SLG: 0.637 (1, 8)	4-1 HR BB		1-1 1B			0-0 1B 3B	4-0 1-2 HR BB	3-2 6-3		3	3	3	3	1	0	0
Roy Campanella, R OBP: 0.395, SLG: 0.604 (1, 2)	1-1 HR		3-1 5-3			4-0 1B FC3-2 IBB	3-2 1-H 2-H HR			3	2	2	2	1	0	1
Carl Furillo, R OBP: 0.372, SLG: 0.524 (1, 9)	1-1 L8			0-0 5-3		3-2 E FC3-2 BB 1B	0-0 HR 1B			4	2	2	3	0	0	0
Jackie Robinson, R OBP: 0.384, SLG: 0.385 (1, 5)		1-2 4-3 5-3 1B		1-2 F7		1-1 FC3-2 BB E S	1-0 1-H HR			4	1	1	0	0	0	2
Gil Hodges, R OBP: 0.370, SLG: 0.506 (1, 3)		0-0 5-3		2-1 F6		4-1 S BB S BB	2-1 L9			3	0	0	0	1	1	1
Sandy Amoros, L OBP: 0.359, SLG: 0.408 (1, 7)		0-0 4-3			0-1 4-3	4-0 S BB	3-3 K			3	0	1	1	1	0	1
Johnny Podres, L OBP: 0.233, SLG: 0.228 (1, 1)		0-0 G3			0-1 G1	3-2 S		2-2 SH3-4 1B		3	0	0	0	0	0	3
Clem Labine, R OBP: 0.156, SLG: 0.276 (7, 1)						1-2 2-H 3-H				1	0	0	0	0	1	0


Inning Stats	R: 2	H: 1	E: 0	K: 0	S: 8	H: 1	LOB: 0	BB: 1	P: 14	R: 0	H: 1	E: 0	K: 0	S: 6	H: 1	LOB: 1	BB: 0	P: 7	R: 0	H: 1	E: 0	K: 1	S: 9	H: 0	LOB: 0	BB: 0	P: 15	R: 0	H: 0	E: 0	K: 0	S: 6	R: 0	H: 0	E: 0	K: 0	S: 5	R: 3	H: 2	E: 1	K: 0	S: 11	H: 2	LOB: 2	BB: 3	P: 30	R: 5	H: 3	E: 0	K: 2	S: 16	H: 3	LOB: 0	BB: 2	P: 34	R: 0	H: 1	E: 0	K: 0	S: 8	H: 1	LOB: 1	BB: 0	P: 16
--------------	------	------	------	------	------	------	--------	-------	-------	------	------	------	------	------	------	--------	-------	------	------	------	------	------	------	------	--------	-------	-------	------	------	------	------	------	------	------	------	------	------	------	------	------	------	-------	------	--------	-------	-------	------	------	------	------	-------	------	--------	-------	-------	------	------	------	------	------	------	--------	-------	-------

PITCHER	IP	WLS	BF	H	R	ER	SO	BB	IBB	HBP	BLK	WP	HR	S	P	ERA	WHIP
Tom Poholsky, R ERA: 3.99 (1, 1)	5.2	L	26	5	5	5	1	3	1	0	0	0	1	43	75	7.94	1.412
Paul LaPalme, L ERA: 2.56 (6, 1)	0.1		1	0	0	0	0	0	0	0	0	0	2	5	0.00	0.000	
Al Gettel, R ERA: 12.38 (7, 1)	0.1		6	3	5	5	1	2	0	0	0	0	2	11	24	135.00	15.000
John Mackinson, R ERA: 8.1 (7, 1)	0.2		2	0	0	0	1	0	0	0	0	0	0	5	10	0.00	0.000
Mel Wright, R ERA: 7.53 (8, 1)	1.0		4	1	0	0	0	0	0	0	0	0	0	8	16	0.00	1.000

BOTTOM

St. Louis Cardinals @ Brooklyn Dodgers
 Ebbets Field, Brooklyn, NY
 Mon Aug 29 1955, 3:33 AM EDT
 Att. 7,249 - Unknown

AB	32
R	10
H	9
RBI	9
BB	6
SO	3
LOB	10



1B: 5	SF: 0	WP: 0	PA: 39
2B: 0	SAC: 1	PB: 0	
3B: 1	DP: 0	SB: 3	
HR: 3	HBP: 0	CS: 0	

Batter	1	2	3	4	5	6	7	8	9	AB R H RBI BB SO LOB	TOP											
Bill Bruton, L (1, 8) OBP: 0.317, SLG: 0.391	1-1 G3		3-2 F8		2-1 F7			2-3 K		4 0 0 0 0 1 1												
Danny O'Connell, R (1, 4) OBP: 0.282, SLG: 0.323	1-3 K		0-3 K			0-1 F8		0-0 4-3		4 0 0 0 0 2 1												
Eddie Mathews, L (1, 5) OBP: 0.415, SLG: 0.606	3-2 F4		4-2 FC6-4 BB			1-0 HR 2B		0-0 F5		3 1 1 0 1 0 0												
Hank Aaron, R (1, 9) OBP: 0.362, SLG: 0.541		1-1 F8	0-0 FC6-4			0-2 6-3			1-2 5-3	4 0 0 0 0 0 3												
Johnny Logan, R (1, 6) OBP: 0.370, SLG: 0.449		1-2 F3		0-2 6-3		1-0 HR 2-H			2-1 HR 1B	4 2 2 2 0 0 0												
George Crowe, L (1, 3) OBP: 0.370, SLG: 0.480		2-1 HR 1B		0-2 G3		0-2 4-3			2-1 HR 1-H	4 2 2 2 0 0 0												
Bobby Thomson, R (1, 7) OBP: 0.323, SLG: 0.424		2-1 HR		0-0 6-3			1-2 6-3		2-2 5-3	4 1 1 2 0 0 0												
Del Crandall, R (1, 2) OBP: 0.303, SLG: 0.463		3-2 F8			1-2 5-3		1-0 F6		3-2 1B	2 0 0 0 0 0 0												
Del Rice, R (5, 2) OBP: 0.276, SLG: 0.300										2 0 1 0 0 0 0												
Warren Spahn, L (9, PR) OBP: 0.188, SLG: 0.333										0 0 0 0 0 0 0												
Lew Burdette, R (1, 1) OBP: 0.233, SLG: 0.257				1-0 2B		1-0 3-1		2-2 4-3		1 0 1 0 0 0 0												
Ernie Johnson, R (3, 1) OBP: 0.182, SLG: 0.100										0 0 0 0 0 0 0												
Ben Taylor, L (5, PH)										1 0 0 0 0 0 0												
Dave Jolly, R (5, 1) OBP: 0.167, SLG: 0.333										0 0 0 0 0 0 0												
Chuck Tanner, L (7, PH) OBP: 0.343, SLG: 0.411										1 0 0 0 0 0 0												
Phil Paine, R (7, 1)										0 0 0 0 0 0 0												
Andy Pafko, R (9, PH) OBP: 0.306, SLG: 0.385										1 0 0 0 0 1 1												
Inning Stats	R: 0 E: 0 K: 1 S: 9	H: 0 LOB: 0 BB: 0 P: 14	R: 2 E: 0 K: 0 S: 13	H: 2 LOB: 0 BB: 0 P: 22	R: 0 E: 0 K: 1 S: 11	H: 1 LOB: 2 BB: 1 P: 19	R: 0 E: 0 K: 0 S: 7	H: 0 LOB: 0 BB: 0 P: 7	R: 0 E: 0 K: 0 S: 7	H: 0 LOB: 0 BB: 0 P: 11	R: 2 E: 0 K: 0 S: 10	H: 2 LOB: 0 BB: 0 P: 12	R: 0 E: 0 K: 0 S: 7	H: 0 LOB: 0 BB: 0 P: 11	R: 0 E: 0 K: 1 S: 6	H: 0 LOB: 0 BB: 0 P: 8	R: 2 E: 0 K: 1 S: 17	H: 3 LOB: 1 BB: 0 P: 28	1B: 3 2B: 2 3B: 0 HR: 3	SF: 0 SAC: 0 DP: 0 HBP: 0	WP: 0 PB: 0 SB: 0 CS: 0	PA: 36
PITCHER	IP WLS BF H R ER SO BB IBB HBP BLK WP HR S P ERA WHIP																					
Don Newcombe, R (1, 1) ERA: 3.0	6.0 W 24 5 4 4 2 1 0 0 0 0 0 2 57 85 6.00 1.000																					
Don Bessent, R (7, 1) ERA: 2.38	2.2 11 3 2 2 1 0 0 0 0 0 1 27 43 6.75 1.125																					
Clem Labine, R (9, 1) ERA: 3.66	0.1 S 1 0 0 0 1 0 0 0 0 0 0 0 3 4 0.00 0.000																					

Milwaukee Braves @ Brooklyn Dodgers
Ebbets Field, Brooklyn, NY
Tue Aug 30 1955, 3:33 AM EDT
Att: 21,995 - Unknown

livebaseballscorecards.com

AB	35
R	6
H	8
RBI	6
BB	1
SO	4
LOB	6



Batter	1	2	3	4	5	6	7	8	9	AB R H RBI BB SO LOB
Jim Gilliam, S OBP: 0.333, SLG: 0.338 (1, 4)	4-2 CS BB	0-1 F7		4-0 BB BB 1B BB	3-3 K		2-2 G3			3 1 0 0 2 1 2
Pee Wee Reese, R OBP: 0.371, SLG: 0.410 (1, 6)	4-2 1B BB		3-2 F7	4-1 E 1B BB		1-1 HR 1B	1-1 F7			3 2 1 0 2 0 0
Duke Snider, L OBP: 0.416, SLG: 0.645 (1, 8)	1-0 FC4 1B		2-2 HR	0-2 E 1B		1-0 F7		2-2 1B 1B		5 2 4 3 0 0 1
Roy Campanella, R OBP: 0.400, SLG: 0.621 (1, 2)	1-2 F6		1-2 HR	4-0 E FC5-2 IBB		0-2 HR		1-0 1B		4 2 3 3 1 0 2
Carl Furillo, R OBP: 0.372, SLG: 0.523 (1, 9)	0-0 FC4		0-0 1B	0-0 E 1B		1-2 6-3		2-3 K		5 0 2 2 0 1 4
Jackie Robinson, R OBP: 0.381, SLG: 0.380 (1, 5)		0-0 F8	1-1 F8	1-1 FC5-2		4-1 1B BB		3-3 K		4 0 0 0 1 1 5
Gil Hodges, R OBP: 0.369, SLG: 0.504 (1, 3)		1-0 F6	3-3 K	0-3 K		1-1 1B		1-2 1B		4 0 1 0 0 2 3
Sandy Amoros, L OBP: 0.358, SLG: 0.405 (1, 7)		4-2 1B BB		0-0 3-1		1-1 F8		1-0 F7		3 0 0 0 1 0 2
Don Newcombe, L OBP: 0.395, SLG: 0.617 (1, 1)		1-0 1B		4-2 BB BB 1B BB		1-2 F7				2 1 1 0 1 0 0
Don Bessent, R OBP: 0.111, SLG: 0.111 (7, 1)		1-2 1B								1 0 0 0 0 1 0
Clem Labine, R OBP: 0.156, SLG: 0.276 (9, 1)										0 0 0 0 0 0 0

Inning Stats	R: 0	H: 1	E: 0	K: 0	S: 9	R: 0	H: 1	E: 0	K: 0	S: 7	R: 2	H: 3	E: 0	K: 1	S: 16	R: 4	H: 2	E: 2	K: 1	S: 13	R: 0	H: 0	E: 0	K: 1	S: 8	R: 2	H: 3	E: 0	K: 0	S: 13	R: 0	H: 0	E: 0	K: 1	S: 9	R: 0	H: 2	E: 0	K: 2	S: 10	
	0	1	0	0	9	0	1	0	0	7	2	3	0	1	16	4	2	2	1	1	13	0	0	0	1	8	2	3	0	0	13	0	0	0	1	9	0	2	0	2	10

PITCHER	IP	WLS	BF	H	R	ER	SO	BB	IBB	HBP	BLK	WP	HR	S	P	ERA	WHIP
Lew Burdette, R ERA: 4.09 (1, 1)	2.1		13	4	2	2	0	3	0	0	0	0	2	26	48	7.71	3.000
Ernie Johnson, R ERA: 3.13 (3, 1)	1.2	L	12	3	4	4	2	3	1	0	0	0	0	19	40	21.60	3.600
Dave Jolly, R ERA: 6.44 (5, 1)	2.0		10	3	2	2	1	1	0	0	0	0	1	21	35	9.00	2.000
Phil Paine, R ERA: 2.87 (7, 1)	2.0		7	2	0	0	3	0	0	0	0	0	0	19	32	0.00	1.000

BOTTOM

Milwaukee Braves @ Brooklyn Dodgers
Ebbets Field, Brooklyn, NY

Tue Aug 30 1955, 3:33 AM EDT
Att. 21,995 - Unknown

AB	34
R	8
H	12
RBI	8
BB	8
SO	6
LOB	19

livebaseballscorecards.com

B

1B:	9	SF:	0	WP:	0	PA:	42
2B:	0	SAC:	0	PB:	0		
3B:	0	DP:	0	SB:	0		
HR:	3	HBP:	0	CS:	1		

Batter	1	2	3	4	5	6	7	8	9	AB	R	H	RBI	BB	SO	LOB
Jim Gilliam, S OBP: 0.332, SLG: 0.336 (1, 4)	L7		G4-6-3 1B	G3		F3		4-3		5	1	1	0	0	0	2
Pee Wee Reese, R OBP: 0.375, SLG: 0.413 (1, 6)	6-3		G4-6-3 1B			2B		DI 1B		4	2	3	0	1	0	0
Duke Snider, L OBP: 0.418, SLG: 0.647 (1, 8)	FC6-4 1B		G4-6-3 1-2f 3-H			SF8 2B		FC5-4 1B		5	1	3	2	0	0	2
Roy Campanella, R OBP: 0.400, SLG: 0.617 (1, 2)	FC6-4 1-2f		1B			2B BB		FC5-4 1B 1-2f		4	1	1	0	1	0	3
Carl Furillo, R OBP: 0.372, SLG: 0.523 (1, 9)		4-3 2B	L1			L8		6-3 1B		5	0	2	0	0	0	3
Gil Hodges, R OBP: 0.373, SLG: 0.504 (1, 3)		4-3 BB		FC4-6 1B		2B BB		HR BB		2	2	1	0	3	0	2
Sandy Amoros, L OBP: 0.356, SLG: 0.412 (1, 7)		4-3 1-2 2-3		FC4-6 BB 1-2f		SF8 3-H		HR		4	1	1	3	0	0	3
Don Hoak, R OBP: 0.364, SLG: 0.374 (1, 5)		1-3 K		2-3 K		3-1 2B		6-3		5	0	1	2	0	2	3
Carl Erskine, R George Shuba, L Russ Meyer, S Don Newcombe, L Rube Walker, L Sandy Kousser, R Ed Roebuck, R Don Newcombe, L Clem Labine, R Frank Kellerer, R		0-3 K		4-1 BB		1-0 F5		2-3 K		1	0	0	0	0	0	1

Inning Stats	R: 0	H: 1	E: 0	LOB: 1	K: 0	BB: 0	S: 8	R: 0	H: 1	E: 0	LOB: 2	K: 2	BB: 1	S: 13	R: 1	H: 3	E: 0	LOB: 1	K: 0	BB: 0	S: 6	R: 0	H: 1	E: 0	LOB: 2	K: 1	BB: 1	S: 10	R: 4	H: 3	E: 0	LOB: 1	K: 0	BB: 2	S: 15	R: 0	H: 0	E: 0	LOB: 1	K: 0	BB: 1	S: 7	R: 2	H: 1	E: 0	LOB: 0	K: 1	BB: 1	S: 13	R: 1	H: 3	E: 0	LOB: 2	K: 0	BB: 0	S: 14	R: 0	H: 0	E: 0	LOB: 0	K: 0	BB: 0	S: 6	R: 0	H: 0	E: 0	LOB: 0	K: 0	BB: 0	S: 9	1B: 9	SF: 1	2B: 3	SAC: 0	3B: 0	DP: 1	HR: 1	HBP: 0	WP: 0	PA: 45
--------------	------	------	------	--------	------	-------	------	------	------	------	--------	------	-------	-------	------	------	------	--------	------	-------	------	------	------	------	--------	------	-------	-------	------	------	------	--------	------	-------	-------	------	------	------	--------	------	-------	------	------	------	------	--------	------	-------	-------	------	------	------	--------	------	-------	-------	------	------	------	--------	------	-------	------	------	------	------	--------	------	-------	------	-------	-------	-------	--------	-------	-------	-------	--------	-------	--------

PITCHER	IP	WLS	BF	H	R	ER	SO	BB	IBB	HBP	BLK	WP	HR	S	P	ERA	WHIP
Bob Buhl, R ERA: 2.93 (1, 1)	4.2		26	9	5	5	3	4	0	0	0	0	0	51	85	9.64	2.786
Lew Burdette, R ERA: 4.14 (5, 1)	4.1	W	19	4	3	3	1	2	0	0	0	0	1	41	63	6.23	1.385

BOTTOM

Milwaukee Braves @ Brooklyn Dodgers
Ebbets Field, Brooklyn, NY
Wed Aug 31 1955, 3:33 AM EDT
Att. 17,604 - Unknown

livebaseballscores.com

AB	38
R	8
H	13
RBI	7
BB	6
SO	4
LOB	21



1	0	0	0	0	0	1	2
0	0	0	0	1	0	0	0
0	0	0	0	0	0	0	0
0	0	0	0	0	0	0	0
1	0	0	0	0	0	0	1
0	0	0	0	0	0	0	0
0	0	0	0	0	0	0	0
1	0	0	0	0	0	1	0
1	0	0	0	0	0	0	0

Batter	1	2	3	4	5	6	7	8	9	AB R H RBI BB SO LOB	TOP									
Bill Bruton, L (1, 8) OBP: 0.318, SLG: 0.393	2-3 K		0-1 S 1B 1B		1-2 F4		2-1 B1-3		0-3 K	5 0 1 0 0 2 0	Milwaukee Braves @ Brooklyn Dodgers Ebbets Field, Brooklyn, NY Thu Sep 01 1955, 3:33 AM EDT Att: 13,540 - Unknown									
Danny O'Connell, R (1, 4) OBP: 0.287, SLG: 0.336	0-0 SF9 3B		3-1 5-6-3		0-2 E7 1B 1B		2-2 2B 4-3 1B		2-2 1-3	5 2 3 0 0 0 1										
Eddie Mathews, L (1, 5) OBP: 0.420, SLG: 0.617	3-2 SF9 3-H		1-0 1B 2-H		0-0 E 1B 2-H		1-0 4-3 1-3 2B		4-1 FC5-4 BB	3 0 3 1 1 0 0										
Hank Aaron, R (1, 9) OBP: 0.361, SLG: 0.537	2-1 F9		2-0 1B 2B		2-0 E5 1-2 1B		2-1 4-3 2-3 3-H 2B		0-1 FC5-4 1-2f	5 1 1 1 0 0 3										
Johnny Logan, R (1, 6) OBP: 0.366, SLG: 0.442		1-1 F8		4-1 1B BB		1-3 K		2-1 K		3 0 0 0 1 2 3										
George Crowe, L (1, 3) OBP: 0.372, SLG: 0.504		1-2 F9		2-2 FC6-4 1-2 2-H 1B		2-1 F2		0-0 3-1		4 0 1 1 0 0 0										
Bobby Thomson, R (1, 7) OBP: 0.329, SLG: 0.429		1-0 2B		1-3 K		4-2 BB		0-1 1-3 1B		3 0 2 0 1 1 2										
Del Rice, R (1, 2) OBP: 0.273, SLG: 0.319		3-2 F7		3-1 F6		2-2 F3		0-2 1-3 1-2		4 0 0 0 0 0 5										
Ray Crone, R (1, 1) OBP: 0.194, SLG: 0.171			1-0 4-3		0-0 FC6-4 1-2f		0-3 K		1-3 K	2 0 0 0 0 0 2										
Ernie Johnson, R (5, 1) OBP: 0.182, SLG: 0.100										0 0 0 0 0 0 0										
Chuck Tanner, L (6, PH) OBP: 0.341, SLG: 0.409										1 0 0 0 0 0 1										
Dave Jolly, R (6, 1) OBP: 0.167, SLG: 0.333										0 0 0 0 0 0 0										
Andy Panko, R (8, PH) OBP: 0.305, SLG: 0.383										1 0 0 0 0 0 1										
Phil Paine, R (8, 1)										0 0 0 0 0 0 0										
Inning Stats	R: 1 E: 0 K: 1 S: 12	H: 1 LOB: 0 BB: 0 P: 19	R: 0 E: 0 K: 0 S: 10	H: 1 LOB: 1 BB: 0 P: 16	R: 0 E: 0 K: 0 S: 7	H: 2 LOB: 2 BB: 0 P: 11	R: 1 E: 0 K: 1 S: 12	H: 2 LOB: 2 BB: 1 P: 24	R: 0 E: 2 K: 1 S: 11	H: 0 LOB: 1 BB: 1 P: 20	R: 1 E: 0 K: 1 S: 13	H: 2 LOB: 1 BB: 0 P: 22	R: 0 E: 0 K: 1 S: 9	H: 1 LOB: 1 BB: 0 P: 10	R: 0 E: 0 K: 1 S: 9	H: 0 LOB: 1 BB: 1 P: 15	1B: 7 2B: 3 3B: 1 HR: 0	SF: 1 SAC: 0 DP: 0 HBP: 0	WP: 0 PB: 0 SB: 1 CS: 0	PA: 40
PITCHER	IP WLS BF H R ER SO BB IBB HBP BLK WP HR S P ERA WHIP																			
Roger Craig, R (1, 1) ERA: 3.11	6.1 W 30 10 3 3 4 2 0 0 0 0 0 0 70 116 4.26 1.895																			
Clem Labine, R (7, 1) ERA: 3.52	2.2 S 10 1 0 0 3 1 0 0 0 0 0 0 25 36 0.00 0.750																			

livebaseballscorecards.com

AB	36
R	3
H	11
RBI	3
BB	3
SO	7
LOB	18



Batter	1	2	3	4	5	6	7	8	9
Jim Gilliam, S <small>OBP: 0.333, SLG: 0.337</small> (1, 4)	1-1 		2-2 		0-0 	0-0 		0-1 	
Pee Wee Reese, R <small>OBP: 0.373, SLG: 0.410</small> (1, 6)	3-3 		2-1 		0-0 	3-1 			
Duke Snider, L <small>OBP: 0.420, SLG: 0.648</small> (1, 8)	2-1 		1-2 		4-0 	4-1 			
Roy Campanella, R <small>OBP: 0.403, SLG: 0.618</small> (1, 2)		4-1 	1-0 		0-0 	1-0 	0-0 		
Carl Furillo, R <small>OBP: 0.375, SLG: 0.524</small> (1, 9)		4-0 	2-2 		2-2 		0-1 		
Gil Hodges, R <small>OBP: 0.370, SLG: 0.500</small> (1, 3)		0-3 	3-3 		2-0 		3-3 		
Sandy Amoros, L <small>OBP: 0.355, SLG: 0.408</small> (1, 7)		1-2 		0-2 	4-1 		2-1 		
Don Hoak, R <small>OBP: 0.362, SLG: 0.370</small> (1, 5)		3-1 		2-3 	4-0 		0-0 		
Roger Craig, R <small>OBP: 0.091, SLG: 0.048</small> (1, 1)			2-1 	2-3 	0-1 		0-3 		
Clem Labine, R <small>OBP: 0.152, SLG: 0.267</small> (7, 1)									

AB	R	H	RBI	BB	SO	LOB
5	2	2	0	0	0	1
3	0	0	0	0	1	1
2	2	1	1	2	0	0
3	2	2	2	1	0	0
3	0	2	1	1	0	0
4	0	0	0	0	3	5
3	0	0	0	1	0	2
3	0	0	1	1	1	2
3	0	0	0	0	1	3
1	0	0	0	0	1	1

BOTTOM

Milwaukee Braves @ Brooklyn Dodgers
 Ebbets Field, Brooklyn, NY
 Thu Sep 01 1955, 3:33 AM EDT
 Att. 13,540 - Unknown

livebaseballscorecards.com

AB	30
R	6
H	7
RBI	5
BB	6
SO	7
LOB	15



Inning Stats	R: 0	H: 0	E: 0	K: 1	S: 8	LOB: 0	BB: 0	P: 14
	R: 0	H: 0	E: 0	K: 1	S: 9	LOB: 2	BB: 2	P: 21
	R: 3	H: 4	E: 2	K: 1	S: 21	LOB: 1	BB: 0	P: 34
	R: 0	H: 0	E: 0	K: 2	S: 9	LOB: 0	BB: 0	P: 13
	R: 3	H: 3	E: 0	K: 0	S: 10	LOB: 3	BB: 3	P: 26
	R: 0	H: 0	E: 0	K: 0	S: 4	LOB: 0	BB: 1	P: 12
	R: 0	H: 0	E: 0	K: 1	S: 6	LOB: 0	BB: 0	P: 9
	R: 0	H: 0	E: 1	K: 1	S: 9	LOB: 1	BB: 0	P: 11

PITCHER	IP	WLS	BF	H	R	ER	SO	BB	IBB	HBP	BLK	WP	HR	S	P	ERA	WHIP
Ray Crone, R <small>ERA: 3.66</small>	(1, 1)	4.1	23	7	6	5	5	2	1	0	0	0	0	53	94	10.38	2.077
Ernie Johnson, R <small>ERA: 3.11</small>	(5, 1)	0.2	4	0	0	0	0	2	0	0	0	0	0	4	14	0.00	3.000
Dave Jolly, R <small>ERA: 6.19</small>	(6, 1)	2.0	6	0	0	0	1	1	0	0	0	0	0	10	21	0.00	0.500
Phil Paine, R <small>ERA: 2.7</small>	(8, 1)	1.0	4	0	0	0	1	0	0	0	0	0	0	9	11	0.00	0.000

WP: 0	PA: 38
PB: 0	CS: 1
SB: 1	
CS: 1	
1B: 6	SF: 0
2B: 1	SAC: 1
3B: 0	DP: 0
HR: 0	HBP: 0

Batter	1	2	3	4	5	6	7	8	9	AB R H RBI BB SO LOB	TOP
Eddie O'Brien, R OBP: 0.303, SLG: 0.282 (1, 8)	0-0 4-3		1-2 F9		0-0 F8			0-2 F6		4 0 0 0 0 0 4	
Gene Freese, R OBP: 0.307, SLG: 0.404 (1, 5)	2-2 FC5 1-3 1B			1-3 K		0-0 F7		0-2 6-3		4 0 1 0 0 1 1	
Roman Mejias, R OBP: 0.253, SLG: 0.331 (1, 9)	1-1 1-3			0-1 1-3		3-3 K		0-1 F8		4 0 0 0 0 1 2	
Frank Thomas, R OBP: 0.310, SLG: 0.398 (1, 7)	2-2 FC5 2-3			0-1 5-3		2-0 F2			4-1 G6-4-3 BB	3 0 0 0 1 0 1	
Jack Shepard, R OBP: 0.317, SLG: 0.279 (1, 2)		3-1 F2			2-2 BB BB 1B		4-2 7-4 1B BB		2-2 G6-4-3 1-2f	3 0 1 0 1 0 1	
Preston Ward, L OBP: 0.303, SLG: 0.392 (1, 3)		0-0 3-1			1-0 F8		3-2 F8		0-3 K	3 0 0 0 0 0 2 1 0 0 0 0 1 0	
Dick Cole, R OBP: 0.281, SLG: 0.287 (9, PH)											
Johnny O'Brien, R OBP: 0.342, SLG: 0.381 (1, 4)		1-0 F4			4-1 BB 1-2 BB		1-1 1-2 1B			2 0 1 0 1 0 0	
Dick Groat, R OBP: 0.327, SLG: 0.357 (1, 6)			0-0 F7		4-2 1-2 2-3 BB		0-0 7-4 2-3f			2 0 0 0 1 0 2	
Dick Hall, R OBP: 0.306, SLG: 0.323 (1, 1)			2-2 5-3		2-2 F3			1-1 2B		2 0 0 0 0 0 3 1 0 1 0 0 0 0 0 0 0 0 0 0 0 0 0 0 0 0 0 0	
Roberto Clemente, R OBP: 0.294, SLG: 0.389 (8, PH)											
Tom Saffell, L OBP: 0.268, SLG: 0.205 (8, PR)											
Max Surkont, R OBP: 0.200, SLG: 0.152 (8, 1)											
Inning Stats	R: 0 H: 1 E: 0 LOB: 1 K: 0 BB: 0 S: 10 P: 15	R: 0 H: 0 E: 0 LOB: 0 K: 0 BB: 0 S: 4 P: 8	R: 0 H: 0 E: 0 LOB: 0 K: 0 BB: 0 S: 9 P: 12	R: 0 H: 0 E: 0 LOB: 0 K: 1 BB: 0 S: 7 P: 8	R: 0 H: 1 E: 0 LOB: 3 K: 0 BB: 2 S: 14 P: 27	R: 0 H: 0 E: 0 LOB: 0 K: 1 BB: 0 S: 5 P: 10	R: 0 H: 1 E: 0 LOB: 1 K: 0 BB: 1 S: 9 P: 17	R: 0 H: 1 E: 0 LOB: 1 K: 0 BB: 0 S: 10 P: 11	R: 0 H: 0 E: 0 LOB: 0 K: 1 BB: 1 S: 9 P: 15	1B: 3 SF: 0 2B: 2 SAC: 0 3B: 0 DP: 2 HR: 0 HBP: 0	WP: 0 PA: 33 PB: 0 SB: 0 CS: 0
PITCHER Karl Spooner, L ERA: 3.66 (1, 1)	IP WLS BF H R ER SO BB IBB HBP BLK WP HR S P ERA WHIP										
	9.0 W 33 4 0 0 3 4 0 0 0 0 0 0 77 123 0.00 0.889										

Pittsburgh Pirates @ Brooklyn Dodgers
Ebbets Field, Brooklyn, NY
Fri Sep 02 1955, 3:33 AM EDT
Att. 10,827 - Unknown

AB	29
R	0
H	4
RBI	0
BB	4
SO	3
LOB	16



Batter	1	2	3	4	5	6	7	8	9
Jim Gilliam, S (1, 7) <small>OBP: 0.332, SLG: 0.335</small> 									
Pee Wee Reese, R (1, 6) <small>OBP: 0.372, SLG: 0.409</small> 									
Duke Snider, L (1, 8) <small>OBP: 0.421, SLG: 0.655</small> 									
Roy Campanella, R (1, 2) <small>OBP: 0.402, SLG: 0.615</small> 									
Carl Furillo, R (1, 9) <small>OBP: 0.373, SLG: 0.521</small> 									
Jackie Robinson, R (1, 5) <small>OBP: 0.378, SLG: 0.375</small> 									
Gil Hodges, R (1, 3) <small>OBP: 0.370, SLG: 0.498</small> 									
Don Zimmer, R (1, 4) <small>OBP: 0.303, SLG: 0.468</small> 									
Karl Spooner, R (1, 1) <small>OBP: 0.385, SLG: 0.542</small> 									

Inning Stats	R: 0	H: 1	E: 0	LOB: 2	K: 0	S: 9	P: 19	R: 0	H: 0	E: 0	LOB: 0	K: 1	S: 6	P: 11	R: 0	H: 1	E: 0	LOB: 0	K: 0	S: 10	P: 18	R: 0	H: 0	E: 0	LOB: 0	K: 0	S: 8	P: 12	R: 0	H: 0	E: 0	LOB: 0	K: 0	S: 4	P: 9	R: 2	H: 2	E: 0	LOB: 0	K: 1	S: 9	P: 11	R: 0	H: 0	E: 0	LOB: 0	K: 0	S: 10	P: 15	R: 0	H: 1	E: 0	LOB: 1	K: 1	S: 8	P: 10
--------------	------	------	------	--------	------	------	-------	------	------	------	--------	------	------	-------	------	------	------	--------	------	-------	-------	------	------	------	--------	------	------	-------	------	------	------	--------	------	------	------	------	------	------	--------	------	------	-------	------	------	------	--------	------	-------	-------	------	------	------	--------	------	------	-------

PITCHER	IP	WLS	BF	H	R	ER	SO	BB	IBB	HBP	BLK	WP	HR	S	P	ERA	WHIP
Dick Hall, R (1, 1) <small>ERA: 4.26</small>	7.0	L	25	4	2	2	2	3	0	0	0	0	1	56	95	2.57	1.000
Max Surkont, R (8, 1) <small>ERA: 5.39</small>	1.0		4	1	0	0	1	0	0	0	0	0	0	8	10	0.00	1.000

BOTTOM

Pittsburgh Pirates @ Brooklyn Dodgers
Ebbets Field, Brooklyn, NY
 Fri Sep 02 1955, 3:33 AM EDT
 Att. 10,827 - Unknown

AB	R	H	RBI	BB	SO	LOB
3	0	0	0	1	0	2
4	1	1	0	0	0	2
3	1	2	2	0	0	1
3	0	1	0	0	0	1
3	0	0	0	0	0	2
3	0	0	0	0	1	0
2	0	0	0	1	0	0
3	0	0	0	0	1	1
2	0	1	0	1	1	0

AB	26
R	2
H	5
RBI	2
BB	3
SO	3
LOB	9

WP	PA
0	29

WP	PA	ERA	WHIP
0	29		

Batter	1	2	3	4	5	6	7	8	9	AB R H RBI BB SO LOB	TOP											
Eddie O'Brien, R (1, 8) OBP: 0.307, SLG: 0.283	0-1 6-3		1-1 HBP		1-0 5-3			0-2 1B		3 0 1 0 0 0 1												
Gene Freese, R (1, 5) OBP: 0.304, SLG: 0.400	0-3 K		0-3 K			0-0 B1		1-0 L5		4 0 0 0 0 2 3												
Roman Mejias, R (1, 9) OBP: 0.247, SLG: 0.323	2-3 K		1-2 F3			2-2 F3		0-0 6-3		4 0 0 0 0 1 3												
Frank Thomas, R (1, 7) OBP: 0.310, SLG: 0.395		4-2 G5-4-3 BB		1-2 6-3		3-2 F7			1-2 G4-3	3 0 0 0 1 0 0												
Jack Shepard, R (1, 2) OBP: 0.320, SLG: 0.280		2-2 G5-4-3 1-2f		0-1 1-3			0-1 1B		4-1 BB	3 0 1 0 1 0 1												
Preston Ward, L (1, 3) OBP: 0.302, SLG: 0.389		1-1 FC5-4 1B		1-0 4-3			1-3 K		0-3 K	4 0 1 0 0 2 2												
Johnny O'Brien, R (1, 4) OBP: 0.340, SLG: 0.379		0-0 FC5-4 1-2f			0-0 FC4-6 1B		0-3 K		0-2 F4	4 0 1 0 0 1 3												
Dick Groat, R (1, 6) OBP: 0.325, SLG: 0.355			0-0 5-3		0-2 FC4-6 FC1-6 1-2f		0-2 6-3			3 0 0 0 0 0 2												
Bob Friend, R (1, 1) OBP: 0.204, SLG: 0.152			2-1 HBP 1B		0-0 FC1-6 1-2f			2-2 F3		2 0 1 0 0 0 1												
Roberto Clemente, R (8, PH) OBP: 0.293, SLG: 0.388										1 0 0 0 0 0 0												
Roy Face, R (8, 1) OBP: 0.154, SLG: 0.160										0 0 0 0 0 0 0												
Inning Stats	R: 0 E: 0 K: 2 S: 9	H: 0 LOB: 0 BB: 0 P: 11	R: 0 E: 0 K: 0 S: 9	H: 1 LOB: 1 BB: 1 P: 16	R: 0 E: 0 K: 1 S: 11	H: 1 LOB: 2 BB: 0 P: 15	R: 0 E: 0 K: 0 S: 6	H: 0 LOB: 0 BB: 0 P: 8	R: 0 E: 0 K: 0 S: 6	H: 1 LOB: 1 BB: 0 P: 7	R: 0 E: 0 K: 0 S: 7	H: 0 LOB: 0 BB: 0 P: 12	R: 0 E: 0 K: 2 S: 13	H: 1 LOB: 1 BB: 0 P: 14	R: 0 E: 0 K: 0 S: 8	H: 1 LOB: 1 BB: 0 P: 11	R: 0 E: 0 K: 1 S: 10	H: 0 LOB: 1 BB: 1 P: 15	1B: 5 2B: 0 3B: 0 HR: 0	SF: 0 SAC: 0 DP: 1 HBP: 1	WP: 0 PB: 0 SB: 0 CS: 0	PA: 34
PITCHER Sandy Koufax, L (1, 1) ERA: 2.05	IP: 9.0 WLS: W BF: 34 H: 5 R: 0 ER: 0 SO: 6 BB: 2 IBB: 0 HBP: 1 BLK: 0 WP: 0 HR: 0 S: 79 P: 109 ERA: 0.00 WHIP: 0.778																					

Pittsburgh Pirates @ Brooklyn Dodgers
Ebbets Field, Brooklyn, NY
Sat Sep 03 1955, 3:33 AM EDT
Att. 7,767 - Unknown

livebaseballscorecards.com

AB	31
R	0
H	5
RBI	0
BB	2
SO	6
LOB	16



Batter	1	2	3	4	5	6	7	8	9
Jim Gilliam, S OBP: 0.333, SLG: 0.336 (1, 7)	0-1 S 1B		0-1 S F6			1-0 B F9		0-0 X CS 1B	
Pee Wee Reese, R OBP: 0.371, SLG: 0.408 (1, 6)	3-3 F K			2-2 B 6-3 PB 1B		0-0 X 6-3		3-2 F F7	
Duke Snider, L OBP: 0.423, SLG: 0.655 (1, 8)	0-0 X G6-4-3 2-H 1B			3-2 C 6-3			2-2 B SH1-4 1B		
Roy Campanella, R OBP: 0.400, SLG: 0.612 (1, 2)	0-0 X G6-4-3 1-2f			1-0 B F9			0-0 X SH1-4		
Carl Furillo, R OBP: 0.373, SLG: 0.520 (1, 9)		2-1 C 5-3		0-0 X 6-3			0-1 C G6-4-3 2-H 1B		
Jackie Robinson, R OBP: 0.374, SLG: 0.371 (1, 5)		0-0 X F4			1-0 B 6-3		1-0 B G6-4-3 1-2f		
Gil Hodges, R OBP: 0.370, SLG: 0.497 (1, 3)		2-1 C L7			1-2 F 5-3			1-0 B 1B PB 1B	
Don Zimmer, R OBP: 0.304, SLG: 0.466 (1, 4)			0-0 X 5-3		1-3 S K			0-0 X PB 1B 1B	
Sandy Koufax, R (1, 1)			2-3 C K			0-3 F K		1-3 C K	

Inning Stats	R: 1	H: 2	E: 0	K: 1	S: 7	LOB: 0	BB: 0	P: 10	R: 0	H: 0	E: 0	K: 0	S: 5	LOB: 0	BB: 0	P: 9	R: 0	H: 0	E: 0	K: 1	S: 6	LOB: 0	BB: 0	P: 8	R: 0	H: 1	E: 0	K: 0	S: 11	LOB: 1	BB: 0	P: 17	R: 0	H: 0	E: 0	K: 1	S: 8	LOB: 0	BB: 0	P: 11	R: 0	H: 0	E: 0	K: 1	S: 5	LOB: 0	BB: 0	P: 6	R: 1	H: 2	E: 0	K: 0	S: 7	LOB: 0	BB: 0	P: 10	R: 2	H: 3	E: 0	K: 1	S: 9	LOB: 0	BB: 0	P: 14
--------------	------	------	------	------	------	--------	-------	-------	------	------	------	------	------	--------	-------	------	------	------	------	------	------	--------	-------	------	------	------	------	------	-------	--------	-------	-------	------	------	------	------	------	--------	-------	-------	------	------	------	------	------	--------	-------	------	------	------	------	------	------	--------	-------	-------	------	------	------	------	------	--------	-------	-------

PITCHER	IP	WLS	BF	H	R	ER	SO	BB	IBB	HBP	BLK	WP	HR	S	P	ERA	WHIP
Bob Friend, R ERA: 3.23 (1, 1)	7.0	L	24	5	2	2	4	0	0	0	0	0	0	49	71	2.57	0.714
Roy Face, R ERA: 3.32 (8, 1)	1.0		5	3	2	1	1	0	0	0	0	0	0	9	14	9.00	3.000

BOTTOM

Pittsburgh Pirates @ Brooklyn Dodgers
Ebbets Field, Brooklyn, NY

Sat Sep 03 1955, 3:33 AM EDT
Att. 7,767 - Unknown

AB	R	H	RBI	BB	SO	LOB
4	1	2	1	0	0	0
4	0	1	0	0	1	2
3	1	2	1	0	0	1
2	0	0	0	0	0	2
3	0	1	1	0	0	1
3	0	0	0	0	0	1
3	1	1	0	0	0	0
3	1	1	0	0	1	0
3	0	0	0	0	3	1

AB	28
R	4
H	8
RBI	3
BB	0
SO	5
LOB	8




WP	PA
0	29

1B	2B	3B	HR	SF	SAC	DP	HBP	WP	HR	S	P	ERA	WHIP
8	0	0	0	0	1	2	0	0	0	0	0	0	0

Batter	1	2	3	4	5	6	7	8	9	AB R H RBI BB SO LOB	TOP																				
Richie Ashburn, L (1, 8) OBP: 0.450, SLG: 0.444	0-1 4-3		0-0 2-H 2B			1-1 4-3		0-2 L4		4 0 1 1 0 0 1	Philadelphia Phillies @ Brooklyn Dodgers Ebbets Field, Brooklyn, NY Mon Sep 05 1955, 3:33 AM EDT Unknown livebaseballscorecards.com																				
Bobby Morgan, R (1, 6) OBP: 0.332, SLG: 0.351	0-0 F9		0-1 F6			0-0 F7			1-2 BB HR 1B	4 1 1 0 0 0 2																					
Granny Hamner, R (1, 4) OBP: 0.330, SLG: 0.362	3-2 F3					0-0 F7			4-2 HR BB 1-2	3 1 0 0 1 0 1																					
Del Ennis, R (1, 7) OBP: 0.349, SLG: 0.529		0-3 K				0-0 F9			0-0 HR 1-H 2-H	4 1 2 3 0 1 0																					
Jim Greengrass, R (1, 9) OBP: 0.336, SLG: 0.452		1-0 1B				2-3 K			0-0 FC6-4 1B	4 0 2 0 0 2 1																					
Eddie Waitkus, L (1, 3) OBP: 0.356, SLG: 0.320		1-0 G3				0-0 F9			2-3 K	4 0 0 0 0 1 2																					
Willie Jones, R (1, 5) OBP: 0.349, SLG: 0.395			3-2 PB 2B 1B			0-1 F4			2-0 F8	4 1 1 0 0 0 2																					
Andy Seminick, R (1, 2) OBP: 0.330, SLG: 0.406			1-3 K			2-3 K			0-1 FC6-4 1-2f	2 0 0 0 0 2 1 1 0 0 0 0 0 0 1 0 0 0 0 0 1																					
Mary Blaylock, L (8, PH) OBP: 0.291, SLG: 0.308																															
Gus Niarhos, R (8, 2) OBP: 0.111, SLG: 0.111																															
Murry Dickson, R (8, PH) OBP: 0.203, SLG: 0.257			3-1 6-3																												
Glen Gorbous, L (8, PH) OBP: 0.308, SLG: 0.350																															
Saul Rogovin, R (8, PH) OBP: 0.205, SLG: 0.302																															
Robin Roberts, S (8, PH) OBP: 0.346, SLG: 0.400																															
Bob Kuzava, S (8, 1) OBP: 0.125, SLG: 0.125																															
Ron Mrozinski, R (8, 1)																															
Inning Stats	R: 0 E: 0 K: 0 S: 7	H: 0 LOB: 0 BB: 0 P: 10	R: 0 E: 0 K: 1 S: 5	H: 1 LOB: 0 BB: 0 P: 7	R: 1 E: 0 K: 1 S: 12	H: 2 LOB: 1 BB: 0 P: 19	R: 0 E: 0 K: 1 S: 6	H: 0 LOB: 0 BB: 0 P: 8	R: 0 E: 0 K: 1 S: 6	H: 0 LOB: 0 BB: 0 P: 8	R: 0 E: 0 K: 0 S: 8	H: 1 LOB: 1 BB: 0 P: 12	R: 0 E: 0 K: 1 S: 8	H: 1 LOB: 1 BB: 0 P: 9	R: 0 E: 0 K: 1 S: 8	H: 0 LOB: 0 BB: 0 P: 9	R: 3 E: 0 K: 1 S: 13	H: 3 LOB: 1 BB: 1 P: 22	1B: 5 2B: 2 3B: 0 HR: 1	SF: 0 SAC: 0 DP: 0 HBP: 0	WP: 0 PB: 1 SB: 0 CS: 0	PA: 35									
PITCHER Don Newcombe, R (1, 1) ERA: 3.0	IP 9.0	WLS W	BF 35	H 8	R 4	ER 3	SO 7	BB 1	IBB 0	HBP 0	BLK 0	WP 0	HR 1	S 73	P 104	ERA 3.00	WHIP 1.000														
											PITCHER	IP	WLS	BF	H	R	ER	SO	BB	IBB	HBP	BLK	WP	HR	S	P	ERA	WHIP			



Batter	1	2	3	4	5	6	7	8	9	AB R H RBI BB SO LOB	TOP																								
Richie Ashburn, L OBP: 0.447, SLG: 0.440 (1, 8) B C B B C X	3-2 F3 ①		0-2 4-3 ③		0-0 L3 ③			2-0 F9 ②		4 0 0 0 0 0 2																									
Bobby Morgan, R OBP: 0.329, SLG: 0.348 (1, 6) (5, 5) B C B X	2-2 F8 ②			0-1 6-3 ①		0-1 6-3 ①		0-0 F4 ③		4 0 0 0 0 0 0																									
Granny Hamner, R OBP: 0.329, SLG: 0.361 (1, 4) B C X	1-1 F8 ③			1-1 1-3 ②		0-1 G5-4-3 1B			0-0 B3 ①	4 0 1 0 0 0 0																									
Del Ennis, R OBP: 0.348, SLG: 0.533 (1, 7) X		0-0 6-3 ①		1-2 HR		2-2 G5-4-3 1-2f			0-0 F8 ②	4 1 1 1 0 0 1																									
Jim Greengrass, R OBP: 0.332, SLG: 0.446 (1, 9) B X		1-0 F5 ②		2-1 4-3 ③			0-0 F8 ①		0-1 5-3 ③	4 0 0 0 0 0 0																									
Eddie Waitkus, L OBP: 0.356, SLG: 0.327 (1, 3) B C X		1-1 6-3 ③			0-2 F7 ①		2-1 2B			3 0 1 0 0 0 0																									
Willie Jones, R OBP: 0.350, SLG: 0.395 Roy Smalley, R OBP: 0.307, SLG: 0.332 (1, 5) (5, 6) F B X			1-1 4-3 ①		4-2 3B BB		2-1 4-3 ②			1 1 0 0 1 0 0 1 0 0 0 0 0 1	AB 31 R 2 H 5 RBI 2 BB 1 SO 1 LOB 7																								
Andy Seminick, R OBP: 0.331, SLG: 0.410 Mary Blaylock, L OBP: 0.290, SLG: 0.307 Gus Niarhos, R OBP: 0.111, SLG: 0.111 (1, 2) (7, PH) (7, 2)			0-2 4-3 2B		0-1 F8 ②		0-3 K			2 0 1 0 0 0 1 1 0 0 0 0 1 1 0 0 0 0 0 0 0																									
Robin Roberts, S OBP: 0.351, SLG: 0.423 Herm Wehmeier, R OBP: 0.292, SLG: 0.284 Glen Gorbous, L OBP: 0.307, SLG: 0.348 Bob Miller, R OBP: 0.333, SLG: 0.400 (1, 1) (5, 1) (8, PH) (8, 1)			0-0 4-3 ②		3-2 1-H 3B			0-1 F8 ①		2 0 1 1 0 0 1 0 0 0 0 0 0 0 1 0 0 0 0 0 0 0 0 0 0 0 0 0																									
Inning Stats	R: 0 E: 0 K: 0 S: 8	H: 0 LOB: 0 BB: 0 P: 14	R: 0 E: 0 K: 0 S: 4	H: 0 LOB: 0 BB: 0 P: 6	R: 0 E: 0 K: 0 S: 9	H: 1 LOB: 1 BB: 0 P: 10	R: 1 E: 0 K: 0 S: 9	H: 1 LOB: 0 BB: 0 P: 13	R: 1 E: 0 K: 0 S: 14	H: 1 LOB: 1 BB: 1 P: 21	R: 0 E: 0 K: 0 S: 7	H: 1 LOB: 0 BB: 0 P: 9	R: 0 E: 0 K: 1 S: 8	H: 1 LOB: 1 BB: 0 P: 12	R: 0 E: 0 K: 0 S: 4	H: 0 LOB: 0 BB: 0 P: 6	R: 0 E: 0 K: 0 S: 4	H: 0 LOB: 0 BB: 0 P: 4	1B: 1 2B: 2 3B: 1 HR: 1	SF: 0 SAC: 0 DP: 1 HBP: 0	WP: 0 PB: 0 SB: 0 CS: 0	PA: 32													
PITCHER Carl Erskine, R ERA: 3.68 (1, 1)	IP 9.0	WLS W	BF 32	H 5	R 2	ER 2	SO 1	BB 1	IBB 0	HBP 0	BLK 0	WP 0	HR 1	S 67	P 95	ERA 2.00	WHIP 0.667	PITCHER	IP 9.0	WLS W	BF 32	H 5	R 2	ER 2	SO 1	BB 1	IBB 0	HBP 0	BLK 0	WP 0	HR 1	S 67	P 95	ERA 2.00	WHIP 0.667

Philadelphia Phillies @ Brooklyn Dodgers
Ebbets Field, Brooklyn, NY
 Mon Sep 05 1955, 3:38 AM EDT
 Att: 33,451 - Unknown

livebaseballscorecards.com

Batter	1	2	3	4	5	6	7	8	9	AB R H RBI BB SO LOB	TOP	
Jim Gilliam, S (1, 7) <small>OBP: 0.338, SLG: 0.348</small>	0-1 		1-1 		1-0 		4-1 		1-3 	4 0 0 0 1 1 1		
Pee Wee Reese, R (1, 6) <small>OBP: 0.374, SLG: 0.416</small>	1-3 		0-0 		1-1 		2-0 			4 1 1 0 0 1 1		
Duke Snider, L (1, 8) <small>OBP: 0.420, SLG: 0.648</small>	4-2 		4-1 		1-1 			2-1 		1 1 0 0 2 0 0		
Roy Campanella, R (1, 2) <small>OBP: 0.407, SLG: 0.613</small>	3-2 		0-0 			0-1 		0-0 		3 1 1 1 0 0 1		
Carl Furillo, R (1, 9) <small>OBP: 0.372, SLG: 0.517</small>		0-0 	2-1 			2-0 		1-2 		4 0 2 1 0 0 0		
Gil Hodges, R (1, 3) <small>OBP: 0.373, SLG: 0.492</small>		0-2 	3-3 			4-2 		1-1 		3 0 0 0 1 1 3		
Don Hoak, R (1, 5) <small>OBP: 0.366, SLG: 0.379</small>		4-2 		3-1 		2-1 		0-1 		3 0 1 0 1 0 1	AB 29 R 3 H 5 RBI 2 BB 6 SO 3 LOB 9	
Don Zimmer, R (1, 4) <small>OBP: 0.292, SLG: 0.457</small>		0-1 		0-0 		0-0 		0-0 		4 0 0 0 0 0 2		
Billy Loes, R (1, 1) <small>OBP: 0.159, SLG: 0.098</small>			0-0 	1-2 		1-1 		4-2 		3 0 0 0 1 0 0		
Inning Stats	R: 0 H: 0 E: 0 LOB: 1 K: 1 BB: 1 S: 10 P: 18	R: 0 H: 0 E: 0 LOB: 1 K: 0 BB: 1 S: 10 P: 14	R: 3 H: 3 E: 1 LOB: 1 K: 1 BB: 1 S: 11 P: 21	R: 0 H: 0 E: 0 LOB: 0 K: 0 BB: 0 S: 6 P: 10	R: 0 H: 0 E: 0 LOB: 0 K: 0 BB: 0 S: 5 P: 8	R: 0 H: 0 E: 0 LOB: 1 K: 0 BB: 1 S: 7 P: 15	R: 0 H: 0 E: 0 LOB: 1 K: 0 BB: 1 S: 5 P: 12	R: 0 H: 1 E: 0 LOB: 1 K: 0 BB: 0 S: 7 P: 11	R: 0 H: 1 E: 0 LOB: 1 K: 1 BB: 1 S: 8 P: 13	1B: 4 SF: 0 2B: 2 SAC: 1 3B: 0 DP: 2 HR: 0 HBP: 1	WP: 0 PA: 37 PB: 0 SB: 0 CS: 0	
PITCHER Lew Burdette, R (1, 1) <small>ERA: 4.22</small> Humberto Robinson, R (4, 1) <small>ERA: 3.21</small>	IP WLS BF H R ER SO BB IBB HBP BLK WP HR S P ERA WHIP											PITCHER IP WLS BF H R ER SO BB IBB HBP BLK WP HR S P ERA WHIP

Brooklyn Dodgers @ Milwaukee Braves
Milwaukee County Stadium, Milwaukee, WI
 Wed Sep 07 1955, 4:33 AM EDT
 Att: 34,919 - Unknown

livebaseballscorecards.com

Batter	1	2	3	4	5	6	7	8	9	AB	R	H	RBI	BB	SO	LOB
Bill Bruton, L OBP: 0.318, SLG: 0.394 (1, 8)	0-0 F7		2-2 FC4-6 BB 1B		1-1 1B			1-1 F7		4	0	1	0	0	0	2
Danny O'Connell, R OBP: 0.285, SLG: 0.332 (1, 4)	0-1 F7		1-1 FC5 BB 1B		2-2 G4-6-3 1B			0-1 6-3		4	0	2	1	0	0	0
Eddie Mathews, L OBP: 0.418, SLG: 0.606 (1, 5)	2-1 F2		4-2 1B		3-2 G4-6-3 1B			0-0 1B		3	0	1	0	1	0	2
Hank Aaron, R OBP: 0.360, SLG: 0.541 (1, 9)		0-0 F4	3-1 FC5		2-3 K			0-0 F8		4	0	0	0	0	1	4
Johnny Logan, R OBP: 0.358, SLG: 0.429 (1, 6)		3-2 F5		0-3 K		2-0 F3		3-2 1-3		4	0	0	0	0	1	0
George Crowe, L OBP: 0.368, SLG: 0.480 (1, 3)		0-1 3-1		4-1 1B BB		1-1 L8		1-1 F7		3	0	0	0	1	0	0
Chuck Tanner, L OBP: 0.335, SLG: 0.400 (1, 7)			0-0 F7	0-2 G6-4-3 1B			0-0 F6	2-2 L8		4	0	1	0	0	0	0
Del Crandall, R OBP: 0.302, SLG: 0.460 (1, 2)			1-2 FC4-6 BB 1B	0-0 G6-4-3		1-0 L7				3	1	1	0	0	0	2
Lew Burdette, R OBP: 0.266, SLG: 0.303 (1, 1)			4-0 FC4-6 BB		1-3 K		1-3 K			0	0	0	0	0	0	0
Ben Taylor, L (3, PH)										0	0	0	0	1	0	0
Humberto Robinson, R OBP: 0.125, SLG: 0.125 (4, 1)										2	0	0	0	0	2	0

Inning Stats	R: 0	H: 0	E: 0	K: 0	S: 5	R: 0	H: 0	E: 0	K: 0	S: 8	R: 1	H: 2	E: 0	K: 0	S: 15	R: 0	H: 1	E: 0	K: 1	S: 9	R: 0	H: 2	E: 0	K: 1	S: 13	R: 0	H: 0	E: 0	K: 1	S: 6	R: 0	H: 0	E: 0	K: 1	S: 5	R: 0	H: 1	E: 0	K: 0	S: 6	R: 0	H: 0	E: 0	K: 0	S: 11	R: 0	H: 0	E: 0	K: 0	S: 11	1B: 6	SF: 0	2B: 0	SAC: 0	3B: 0	DP: 2	HR: 0	HBP: 0	WP: 0	PA: 34
PITCHER Billy Loes, R ERA: 3.71 (1, 1)	IP	WLS	BF	H	R	ER	SO	BB	IBB	HBP	BLK	WP	HR	S	P	ERA	WHIP	IP	WLS	BF	H	R	ER	SO	BB	IBB	HBP	BLK	WP	HR	S	P	ERA	WHIP	IP	WLS	BF	H	R	ER	SO	BB	IBB	HBP	BLK	WP	HR	S	P	ERA	WHIP									


BOTTOM

Brooklyn Dodgers @ Milwaukee Braves
Milwaukee County Stadium, Milwaukee, WI

Wed Sep 07 1955, 4:33 AM EDT
Att. 34,919 - Unknown

livebaseballscorecards.com

AB	31
R	1
H	6
RBI	1
BB	3
SO	4
LOB	10



Batter	1	2	3	4	5	6	7	8	9
Bill Bruton, L (1, 8) <small>OBP: 0.319, SLG: 0.393</small> Bob Roselli, R (4, PH) Ernie Johnson, R (5, 1) <small>OBP: 0.182, SLG: 0.100</small> Lew Burdette, R (6, 1) <small>OBP: 0.263, SLG: 0.299</small> Del Rice, R (9, PH) <small>OBP: 0.265, SLG: 0.309</small>	0-3 K		4-2 1B 5-3 3B BB	2-3 K			0-3 K		1-3 K
Danny O'Connell, R (1, 4) <small>OBP: 0.282, SLG: 0.328</small>	0-0 G3		0-1 5-3	0-3 K			3-3 K		
Eddie Mathews, L (1, 5) <small>OBP: 0.417, SLG: 0.603</small>	0-0 FC6-4 1B		0-0 1-3		0-3 K			2-3 K	
Hank Aaron, R (1, 9) <small>OBP: 0.359, SLG: 0.539</small>	1-0 FC6-4 1-2f		0-0 3B 1B		1-3 K			0-0 F9	
Johnny Logan, R (1, 6) <small>OBP: 0.359, SLG: 0.432</small>		1-3 K	0-0 1-H 3-H 3B		0-2 F7			4-2 BB BB	
George Crowe, L (1, 3) <small>OBP: 0.370, SLG: 0.478</small>		0-0 BB 1B	3-2 L9		2-1 F2			4-2 1-2 BB	
Chuck Tanner, L (1, 7) <small>OBP: 0.339, SLG: 0.401</small> Andy Pafko, R (8, PH) <small>OBP: 0.301, SLG: 0.384</small>		4-2 1-2 BB		0-0 1B WP 1B		1-3 K		2-1 F8	
Del Crandall, R (1, 2) <small>OBP: 0.299, SLG: 0.455</small>		1-2 L7		1-2 F7		0-2 F8			0-1 F6
Bob Buhl, R (1, 1) <small>OBP: 0.153, SLG: 0.107</small> Phil Paine, R (1, 1) Ben Taylor, L (2, PH) Dave Jolly, R (3, 1) <small>OBP: 0.167, SLG: 0.333</small> Bobby Thomson, R (4, PH) <small>OBP: 0.322, SLG: 0.415</small>		2-3 K		2-2 1-3 1B			1-0 F8		3-2 5-3

Inning Stats	R: 0	H: 1	E: 0	LOB: 1	K: 1	BB: 0	S: 6	P: 7	R: 0	H: 1	E: 0	LOB: 2	K: 2	BB: 1	S: 13	R: 2	H: 2	E: 0	LOB: 1	K: 0	BB: 1	S: 10	R: 0	H: 2	E: 0	LOB: 2	K: 2	BB: 0	S: 16	R: 0	H: 0	E: 0	LOB: 0	K: 2	BB: 0	S: 9	R: 0	H: 0	E: 0	LOB: 0	K: 1	BB: 0	S: 8	R: 0	H: 0	E: 0	LOB: 0	K: 2	BB: 0	S: 7	R: 0	H: 0	E: 0	LOB: 2	K: 1	BB: 2	S: 12	R: 0	H: 0	E: 0	LOB: 0	K: 1	BB: 0	S: 10	1B: 5	SF: 0	2B: 0	SAC: 0	3B: 1	DP: 0	HR: 0	HBP: 0
--------------	------	------	------	--------	------	-------	------	------	------	------	------	--------	------	-------	-------	------	------	------	--------	------	-------	-------	------	------	------	--------	------	-------	-------	------	------	------	--------	------	-------	------	------	------	------	--------	------	-------	------	------	------	------	--------	------	-------	------	------	------	------	--------	------	-------	-------	------	------	------	--------	------	-------	-------	-------	-------	-------	--------	-------	-------	-------	--------

PITCHER	IP	WLS	BF	H	R	ER	SO	BB	IBB	HBP	BLK	WP	HR	S	P	ERA	WHIP
Roger Craig, R (1, 1) <small>ERA: 3.17</small>	3.1		18	6	2	2	3	2	0	0	0	1	0	38	57	5.40	2.400
Karl Spooner, L (4, 1) <small>ERA: 3.44</small>	5.2	W	19	0	0	0	9	2	0	0	0	0	0	53	79	0.00	0.353

BOTTOM

Brooklyn Dodgers @ Milwaukee Braves
Milwaukee County Stadium, Milwaukee, WI

Thu Sep 08 1955, 4:33 AM EDT
 Att. 18,335 - Unknown

AB	33
R	2
H	6
RBI	2
BB	4
SO	12
LOB	15



WP	PA	ERA	WHIP
1	37		
0			
0			
0			
1			
0			
0			
3			

Batter	1	2	3	4	5	6	7	8	9	AB R H RBI BB SO LOB	TOP									
Sandy Amoros, L (1, 7) OBP: 0.353, SLG: 0.413	3-1 E1 BB S SF7	0-0 F6			1-0 F8		0-0 L4-6			4 1 0 0 0 0 2	Brooklyn Dodgers @ Chicago Cubs Wrigley Field, Chicago, IL Fri Sep 09 1955, 3:33 AM CDT Unknown									
Pee Wee Reese, R (1, 6) OBP: 0.372, SLG: 0.411	4-2 BB 1-2 BB		3-1 F8		2-2 6-3		1-0 6-3			3 0 0 0 1 0 0										
Duke Snider, L (1, 8) OBP: 0.420, SLG: 0.643	0-0 L7		0-0 F9		4-0 1B BB		0-0 HR 1B			3 2 1 0 1 0 2										
Gil Hodges, R (1, 3) OBP: 0.378, SLG: 0.499	4-0 1-2 2-3 BB		4-2 FC6-4 BB		1-0 L9 1-2		1-1 1-H HR			2 1 1 2 2 0 1										
Rube Walker, L (1, 2) OBP: 0.340, SLG: 0.375	1-0 SF7		1-2 FC6-4 1-2f		1-0 F7		0-3 K			3 0 0 1 0 1 2										
Jackie Robinson, R (1, 5) OBP: 0.378, SLG: 0.377	0-0 F5		0-0 1-3		0-1 S 1B		2-2 5-3			4 0 1 1 0 0 2										
Walt Moryn, L (1, 9) OBP: 0.750, SLG: 0.500		4-2 BB	1-0 G4-3 1B		1-1 F8 1-2		4-2 G6-4-3 BB			2 0 1 0 2 0 1										
Don Zimmer, R (1, 4) OBP: 0.293, SLG: 0.450		0-1 F5	3-1 G4-3 1-2f		0-0 L9		0-0 G6-4-3			4 0 0 0 0 0 3										
Don Newcombe, L (1, 1) OBP: 0.392, SLG: 0.628		0-3 K	1-3 K		1-1 L4-6 2B		1-2 3-1			1 0 0 0 0 1 1										
Ed Roebuck, R (3, 1) OBP: 0.118, SLG: 0.118										1 0 0 0 0 1 0										
Jim Gilliam, S (7, PH) OBP: 0.339, SLG: 0.350										1 0 1 0 0 0 0										
Chuck Templeton, R (7, 1)										0 0 0 0 0 0 0										
George Shuba, L (9, PH) OBP: 0.432, SLG: 0.265										1 0 0 0 0 0 0										
Inning Stats	R: 1 E: 1 K: 0 S: 7	H: 0 LOB: 2 BB: 2 P: 19	R: 0 E: 0 K: 1 S: 13	H: 0 LOB: 1 BB: 1 P: 17	R: 0 E: 0 K: 0 S: 11	H: 1 LOB: 0 BB: 0 P: 10	R: 0 E: 0 K: 1 S: 7	H: 0 LOB: 0 BB: 0 P: 11	R: 1 E: 0 K: 0 S: 6	H: 1 LOB: 1 BB: 1 P: 13	R: 0 E: 0 K: 0 S: 4	H: 1 LOB: 0 BB: 0 P: 5	R: 2 E: 0 K: 1 S: 12	H: 2 LOB: 0 BB: 0 P: 16	R: 0 E: 0 K: 0 S: 6	H: 0 LOB: 0 BB: 1 P: 11	1B: 3 2B: 2 3B: 0 HR: 1	SF: 1 SAC: 0 DP: 3 HBP: 0	WP: 0 PB: 0 SB: 3 CS: 0	PA: 36
PITCHER Bob Rush, R (1, 1) ERA: 3.42	IP: 9.0 WLS: W BF: 36 H: 5 R: 4 ER: 3 SO: 3 BB: 6 IBB: 0 HBP: 0 BLK: 0 WP: 0 HR: 1 S: 71 P: 121 ERA: 3.00 WHIP: 1.222											PITCHER	IP: WLS: BF: H: R: ER: SO: BB: IBB: HBP: BLK: WP: HR: S: P: ERA: WHIP:							

AB	29
R	4
H	5
RBI	4
BB	6
SO	3
LOB	14



Batter	1	2	3	4	5	6	7	8	9	AB	R	H	RBI	BB	SO	LOB
Dee Fondy, L OBP: 0.309, SLG: 0.425 (1, 3)	0-0 HR	0-0 F5	3-2 1-3		0-0 1B 2B			1-0 F7		5	2	2	2	0	0	1
Gene Baker, R OBP: 0.325, SLG: 0.394 (1, 4)	0-1 F8	0-0 F7		2-1 G1 S 2B	1-0 2B 1B			1-1 F8		5	2	2	0	0	0	0
Frank Baumholtz, L OBP: 0.328, SLG: 0.403 (1, 7) Lloyd Merriman, L OBP: 0.310, SLG: 0.288 (7, 7)	0-0 14 HR 1B	0-0 1B		0-0 G1 2-3	0-0 1-H 3-H 2B			0-1 4-3		4	1	3	2	0	0	1
14 Ernie Banks, R OBP: 0.340, SLG: 0.594 (1, 6)	1-0 1-H HR	1-2 F7		2-1 S 1B		0-0 F4				4	1	2	2	0	0	1
Randy Jackson, R OBP: 0.331, SLG: 0.430 (1, 5)	0-1 HR 1B		0-0 HR	2-3 K 1-2 3-H		1-0 6-3				4	2	2	1	0	1	1
Eddie Miksis, R OBP: 0.276, SLG: 0.319 (1, 9)	0-2 1-H HR		1-1 E6 1B	0-0 5-3		0-3 K				4	2	1	2	0	1	1
Jim Bolger, R OBP: 0.224, SLG: 0.257 (1, 8)	1-1 6-3		0-1 G6-4-3 2-H 1B		1-2 F5		0-2 F8			4	0	1	1	0	0	0
Harry Chiti, R OBP: 0.295, SLG: 0.372 (1, 2)	1-0 FC5 2B		3-2 G6-4-3 1-2f 1B		1-1 F3		0-2 5-3			4	0	1	0	0	0	1
Bob Rush, R OBP: 0.165, SLG: 0.162 (1, 1)	2-2 FC5 2-3		4-2 BB		0-0 2B 2B		0-3 K			3	1	1	0	1	1	1

Inning Stats	R: 5	H: 6	E: 0	LOB: 1	K: 0	BB: 0	S: 16	P: 21	R: 0	H: 1	E: 0	LOB: 1	K: 0	BB: 0	S: 6	P: 7	R: 2	H: 2	E: 1	LOB: 1	K: 0	BB: 1	S: 14	P: 25	R: 1	H: 2	E: 0	LOB: 1	K: 1	BB: 0	S: 9	P: 15	R: 3	H: 4	E: 0	LOB: 1	K: 0	BB: 0	S: 9	P: 12	R: 0	H: 0	E: 0	LOB: 0	K: 1	BB: 0	S: 5	P: 6	R: 0	H: 0	E: 0	LOB: 0	K: 1	BB: 0	S: 10	P: 10	R: 0	H: 0	E: 0	LOB: 0	K: 0	BB: 0	S: 5	P: 7
--------------	------	------	------	--------	------	-------	-------	-------	------	------	------	--------	------	-------	------	------	------	------	------	--------	------	-------	-------	-------	------	------	------	--------	------	-------	------	-------	------	------	------	--------	------	-------	------	-------	------	------	------	--------	------	-------	------	------	------	------	------	--------	------	-------	-------	-------	------	------	------	--------	------	-------	------	------

PITCHER	IP	WLS	BF	H	R	ER	SO	BB	IBB	HBP	BLK	WP	HR	S	P	ERA	WHIP
Don Newcombe, R ERA: 3.21 (1, 1)	2.0	L	16	9	7	6	0	0	0	0	0	0	0	27	34	27.00	4.500
Ed Roebuck, R ERA: 4.69 (3, 1)	4.0		17	6	4	4	2	1	0	0	0	0	0	32	52	9.00	1.750
Chuck Templeton, L ERA: (7, 1)	2.0		6	0	0	0	1	0	0	0	0	0	0	15	17	0.00	0.000

BOTTOM

Brooklyn Dodgers @ Chicago Cubs
 Wrigley Field, Chicago, IL
 Fri Sep 09 1955, 3:33 AM CDT
 Unknown

AB	38
R	11
H	15
RBI	10
BB	1
SO	3
LOB	7



WP	PA	3B	SF	SAC	DP	HBP	CS
0	39	0	0	0	1	0	0

Batter	1	2	3	4	5	6	7	8	9	AB	R	H	RBI	BB	SO	LOB	TOP	
Jim Gilliam, S (1, 4) OBP: 0.339, SLG: 0.347 FC3-6 BB	4-2 FC3-6 BB		1-0 F8			2-1 F9	4-0 1B FC6 BB	0-0 F8	0-0 F7	4	1	0	0	2	0	0		
Sandy Amoros, L (1, 8) OBP: 0.355, SLG: 0.412 FC3-6 G4-6-3 1-2f	3-1 FC3-6 G4-6-3 1-2f			3-3 K		4-2 BB E BB	1-2 BB FC6 SF8 1B	4-2 5-3 BB		3	2	1	0	2	1	1		
George Shuba, L (1, 7) OBP: 0.426, SLG: 0.250 Carl Furillo, R (7, PH) OBP: 0.373, SLG: 0.515 G4-6-3 1-2f	0-0 G4-6-3 1-2f			1-3 K		4-2 BB E BB	1-1 FC6 SF8 BB WP	1-2 5-3		2	1	0	0	1	1	1		
Walt Moryn, L (1, 9) OBP: 0.667, SLG: 1.167 HR		2-0 HR		3-2 F8		0-0 E2 HR 1-H 2-H 2B	4-1 WP 1B BB	3-3 K		4	3	2	3	1	1	1		
Frank Kellert, R (1, 3) OBP: 0.397, SLG: 0.567 F8		1-2 F8				4-2 BB BB	1-3 K	2-1 SF8	2-2 1B	3	0	1	1	1	1	1		
Dixie Howell, R (1, 2) OBP: 0.273, SLG: 0.357 Duke Snider, L (6, PH) OBP: 0.421, SLG: 0.643 Rube Walker, L (6, 2) OBP: 0.354, SLG: 0.383 K		0-3 K				2-3 K	4-1 BB HR BB	3-1 HR PB 1B	4-2 4-3 HR BB	2	0	0	0	0	2	1		
Don Hoak, R (1, 5) OBP: 0.366, SLG: 0.375 F9		3-1 F9				4-2 BB BB	4-1 HR BB	3-2 F8	1-0 4-3	3	1	0	0	2	0	2		
Don Zimmer, R (1, 6) OBP: 0.299, SLG: 0.476 K			2-3 K			1-1 F8	3-1 HR 1-H 2-H 3-H HR	1-1 HR	4-0 HR IBB	4	3	2	6	1	1	2		
Russ Meyer, S (1, 1) OBP: 0.077, SLG: 0.080 Clem Labine, R (8, 1) OBP: 0.176, SLG: 0.387 6-3			0-1 6-3			1-2 F7	0-0 4-3	3-3 K	3-2 HR	4	0	0	0	0	1	2		
Inning Stats R: 0 H: 0 E: 0 K: 0 S: 5 H: 0 LOB: 0 BB: 1 P: 12 R: 1 H: 1 E: 0 K: 1 S: 9 H: 1 LOB: 0 BB: 0 P: 15 R: 0 H: 0 E: 0 K: 1 S: 6 H: 0 LOB: 0 BB: 0 P: 9 R: 0 H: 0 E: 0 K: 2 S: 9 H: 0 LOB: 0 BB: 0 P: 16 R: 0 H: 0 E: 0 K: 1 S: 13 H: 0 LOB: 2 BB: 2 P: 25 R: 6 H: 2 E: 0 K: 1 S: 15 H: 2 LOB: 0 BB: 4 P: 37 R: 6 H: 3 E: 0 K: 1 S: 19 H: 3 LOB: 0 BB: 2 P: 41 R: 0 H: 0 E: 0 K: 1 S: 10 H: 0 LOB: 1 BB: 1 P: 18 R: 3 H: 2 E: 0 K: 0 S: 11 H: 2 LOB: 0 BB: 2 P: 25 R: 3 H: 2 E: 0 K: 1 S: 11 H: 2 LOB: 0 BB: 2 P: 25										1B: 3 SF: 1 2B: 1 SAC: 0 3B: 0 DP: 1 HR: 4 HBP: 0	WP: 1 PA: 46 PB: 1 SB: 0 CS: 0							
PITCHER Sam Jones, R (1, 1) ERA: 4.13 Bill Tremel, R (6, 1) ERA: 2.57 Jim Davis, L (7, 1) ERA: 4.61 Don Kaiser, R (7, 1) ERA: 5.93 Harry Perkowski, L (8, 1) ERA: 5.36	IP: 5.2 WLS: L BF: 25 H: 2 R: 6 ER: 6 SO: 6 BB: 7 IBB: 0 HBP: 0 BLK: 0 WP: 0 HR: 1 S: 54 P: 108 ERA: 9.53 WHIP: 1.588						PITCHER IP: 0.1 WLS: L BF: 2 H: 1 R: 1 ER: 1 SO: 0 BB: 0 IBB: 0 HBP: 0 BLK: 0 WP: 0 HR: 3 S: 6 P: 27.00 WHIP: 3.000											

Brooklyn Dodgers @ Chicago Cubs
 Wrigley Field, Chicago, IL
 Fri Sep 09 1955, 3:38 AM CDT
 Att. 9,847 - Unknown

livebaseballscorecards.com

AB	33
R	16
H	8
RBI	14
BB	12
SO	8
LOB	13



Batter	1	2	3	4	5	6	7	8	9	AB	R	H	RBI	BB	SO	LOB
Dee Fondy, L (1, 3) OBP: 0.311, SLG: 0.432	1-1 FC5-6 1B	0-2 G3		1-2 4-3		1-1 E4 1B		0-1 HR		5	1	3	1	0	0	3
Gene Baker, R (1, 4) OBP: 0.325, SLG: 0.400	2-2 FC5-6 G4-3 1-2f		3-2 5-3		0-1 SH2-3 14 3B 1B	0-0 F9		2-1 HR		5	2	2	1	0	0	2
Frank Baumholtz, L (1, 7) OBP: 0.327, SLG: 0.401	1-0 G4-3 1-2f		1-0 1B 1B		0-0 SH2-3 1-2		0-0 B3	1-1 4-3		4	0	1	0	0	0	1
14 Ernie Banks, R (1, 6) OBP: 0.342, SLG: 0.603		3-2 5-3	1-2 F9		2-1 SF9 3B		0-1 HR 1B	2-0 HR		5	3	3	2	0	0	1
Randy Jackson, R (1, 5) OBP: 0.334, SLG: 0.438		4-2 1B 1B BB	1-0 1B 1B		2-2 SF9 3-H		0-0 HR 1-H	2-0 F8		3	2	2	3	1	0	0
Eddie Miksis, R (1, 9) OBP: 0.278, SLG: 0.320		2-0 1B 1B	0-0 4-3		1-0 FC5-4 1B		0-0 5-3	0-0 F5		5	1	2	0	0	0	2
Jim Bolger, R (1, 8) OBP: 0.230, SLG: 0.262		1-0 1B 1-2 3-H 1B		0-0 6-3	0-0 FC5-4 1-2f		2-1 BB 1B		1-0 F3	5	0	2	1	0	0	1
Harry Chiti, R (1, 2) OBP: 0.292, SLG: 0.369		0-1 F3		1-1 F4		0-1 F8	4-2 BB	1-1 F7		3	0	0	0	0	0	2
Bob Speake, L (7, PH) OBP: 0.307, SLG: 0.440										0	0	0	0	1	0	0
Clyde McCullough, R (8, 2) OBP: 0.275, SLG: 0.200										1	0	0	0	0	0	0
Sam Jones, R (1, 1) OBP: 0.216, SLG: 0.183		2-2		1-1		1-2 F9		0-0 F5		2	0	2	1	0	0	0
Bill Tremel, R (6, 1) OBP: 0.375, SLG: 0.286										0	0	0	0	0	0	0
Jim King, L (6, PH) OBP: 0.311, SLG: 0.428										0	0	0	0	0	0	0
Jim Davis, S (7, 1) OBP: 0.079, SLG: 0.028										0	0	0	0	0	0	0
Don Kaiser, R (7, 1) OBP: 0.293, SLG: 0.386										0	0	0	0	0	0	0
Hank Sauer, R (7, PH) OBP: 0.154, SLG: 0.154		1-3 2-H 1B								1	0	0	0	0	0	2
Harry Perkowski, L (8, 1) OBP: 0.154, SLG: 0.154										0	0	0	0	0	0	0
Walker Gooder, R (9, PH) OBP: 0.317, SLG: 0.567										1	0	0	0	0	0	0

Inning Stats	R: 0	H: 1	E: 0	LOB: 0	K: 0	P: 13	R: 2	H: 3	E: 0	LOB: 2	K: 0	P: 15	R: 0	H: 2	E: 0	LOB: 2	K: 0	P: 15	R: 0	H: 1	E: 0	LOB: 1	K: 0	P: 11	R: 2	H: 3	E: 0	LOB: 1	K: 0	P: 16	R: 0	H: 1	E: 1	LOB: 1	K: 0	P: 12	R: 2	H: 3	E: 0	LOB: 2	K: 0	P: 17	R: 3	H: 3	E: 0	LOB: 0	K: 0	P: 16	R: 0	H: 0	E: 0	LOB: 0	K: 0	P: 7	R: 0	H: 0	E: 0	LOB: 0	K: 0	P: 7	1B: 12	SF: 1	2B: 0	SAC: 1	3B: 1	DP: 1	HR: 4	HBP: 0	WP: 0	PA: 45
--------------	------	------	------	--------	------	-------	------	------	------	--------	------	-------	------	------	------	--------	------	-------	------	------	------	--------	------	-------	------	------	------	--------	------	-------	------	------	------	--------	------	-------	------	------	------	--------	------	-------	------	------	------	--------	------	-------	------	------	------	--------	------	------	------	------	------	--------	------	------	--------	-------	-------	--------	-------	-------	-------	--------	-------	--------

PITCHER	IP	WLS	BF	H	R	ER	SO	BB	IBB	HBP	BLK	WP	HR	S	P	ERA	WHIP
Russ Meyer, R (1, 1) ERA: 5.61	7.0	W	38	16	8	8	0	2	0	0	0	0	3	77	117	10.29	2.571
Clem Labine, R (8, 1) ERA: 3.47	2.0	S	7	1	1	1	0	0	0	0	0	0	1	9	17	4.50	0.500

BOTTOM

Brooklyn Dodgers @ Chicago Cubs
Wrigley Field, Chicago, IL
Fri Sep 09 1955, 3:38 AM CDT
Att. 9,847 - Unknown

livebaseballscores.com

AB	41
R	9
H	17
RBI	9
BB	2
SO	0
LOB	14



Batter	1	2	3	4	5	6	7	8	9	AB R H RBI BB SO LOB	TOP
Jim Gilliam, S (1, 4) <small>OBP: 0.337, SLG: 0.345</small>	0-0 F5		2-0 F6		2-3 K					3 0 0 0 0 1 1	
Sandy Amoros, L (1, 7) <small>OBP: 0.355, SLG: 0.412</small>	1-0 1-3		2-2 1B		1-1 4-3					3 0 1 1 0 0 0	
Duke Snider, L (1, 8) <small>OBP: 0.421, SLG: 0.640</small>	4-2 CS BB		1-0 F6		0-0 4-3					2 0 0 0 1 0 1	
Walt Moryn, L (1, 9) <small>OBP: 0.583, SLG: 0.889</small>	3-2 CS 1-2	0-0 F9	1-1 F4		1-0 1B					3 0 1 0 0 0 1	
Frank Kellert, R (1, 3) <small>OBP: 0.407, SLG: 0.571</small>		1-1 1B		3-2 2B 1B	2-3 K					3 1 2 0 0 1 1	
Jackie Robinson, R (1, 5) <small>OBP: 0.375, SLG: 0.373</small>		0-0 F8		0-0 L4	1-0 1-3					3 0 0 0 0 0 3	
Rube Walker, L (1, 2) <small>OBP: 0.364, SLG: 0.398</small>		0-0 F8		1-2 2B	4-2 BB					2 0 1 1 1 0 1	
Don Zimmer, R (1, 6) <small>OBP: 0.300, SLG: 0.475</small>			0-0 2B 1B	2-3 K	1-0 F7					3 1 1 0 0 1 3	
Carl Erskine, R (1, 1) <small>OBP: 0.211, SLG: 0.304</small>			1-0 1B 2B	2-1 G3						2 1 1 1 0 0 1	
Inning Stats	R: 0 H: 0 E: 0 LOB: 0 K: 0 BB: 1 S: 6 P: 14	R: 0 H: 1 E: 0 LOB: 1 K: 0 BB: 0 S: 5 P: 6	R: 2 H: 3 E: 0 LOB: 1 K: 0 BB: 0 S: 9 P: 16	R: 1 H: 2 E: 0 LOB: 1 K: 1 BB: 0 S: 15 P: 23	R: 0 H: 0 E: 0 LOB: 0 K: 1 BB: 0 S: 6 P: 9	R: 0 H: 1 E: 0 LOB: 2 K: 1 BB: 1 S: 9 P: 18				1B: 5 SF: 0 2B: 2 SAC: 0 3B: 0 DP: 0 HR: 0 HBP: 0	WP: 0 PA: 27 PB: 0 SB: 0 CS: 1
PITCHER Hal Jeffcoat, R (1, 1) <small>ERA: 2.81</small> Dave Hillman, R (5, 1) <small>ERA: 5.31</small>	IP WLS BF H R ER SO BB IBB HBP BLK WP HR S P ERA WHIP 4.0 0 18 6 3 3 1 1 0 0 0 0 0 35 59 6.75 1.750 2.0 0 8 1 0 0 2 1 0 0 0 0 0 15 27 0.00 1.000	PITCHER IP WLS BF H R ER SO BB IBB HBP BLK WP HR S P ERA WHIP									

Brooklyn Dodgers @ Chicago Cubs
 Wrigley Field, Chicago, IL
 Sat Sep 10 1955, 3:33 AM CDT
 Att: 11,796 - Unknown

AB	24
R	3
H	7
RBI	3
BB	2
SO	3
LOB	12



Batter	1	2	3	4	5	6	7	8	9	AB R H RBI BB SO LOB
--------	---	---	---	---	---	---	---	---	---	----------------------

Dee Fondy, L <small>OBP: 0.309, SLG: 0.430</small> <small>(1, 3)</small>	3-2 4-3 <small>①</small>	1-2 G3 <small>③</small>			1-2 F7 <small>①</small>					3 0 0 0 0 0 2
Gene Baker, R <small>OBP: 0.327, SLG: 0.401</small> <small>(1, 4)</small>	3-1 L5 <small>②</small>		0-0 FC4-6 1B		0-0 14 2B 1B					3 1 2 0 0 0 0
Frank Baumholtz, L <small>OBP: 0.324, SLG: 0.396</small> <small>(1, 7)</small>	2-2 6-3 <small>③</small>		0-0 FC4-6 14 5-3 1-2f		1-3 K <small>②</small>					3 0 0 0 0 1 2
14 Ernie Banks, R <small>OBP: 0.344, SLG: 0.605</small> <small>(1, 6)</small>		0-0 3B 1B	0-1 5-3 <small>②</small>	1-2 2B	0-0 1-H 2B					3 1 2 1 0 0 1
Randy Jackson, R <small>OBP: 0.334, SLG: 0.441</small> <small>(1, 5)</small>		0-0 1B 3B	3-1 F8 <small>③</small>		2-2 F9 <small>③</small>					3 1 1 1 0 0 2
Eddie Miksis, R <small>OBP: 0.278, SLG: 0.320</small> <small>(1, 9)</small>		2-2 G3 SH1-4 1B 3-H		0-0 E5 K 1B		1-0 L5 <small>①</small>				3 0 1 1 0 0 0
Jim Bolger, R <small>OBP: 0.227, SLG: 0.259</small> <small>(1, 8)</small>		0-0 SH1-4 <small>①</small>		0-0 F8 <small>①</small>		1-0 F6 <small>②</small>				2 0 0 0 0 0 1
Harry Chiti, R <small>OBP: 0.293, SLG: 0.368</small> <small>(1, 2)</small>		2-0 G3 <small>②</small>		1-2 1B		3-2 5-3 <small>③</small>				3 0 1 0 0 0 1
Hal Jeffcoat, R <small>OBP: 0.261, SLG: 0.333</small> <small>(1, 1)</small>		4-0 BB		0-3 K <small>③</small> <small>②</small> <small>SAFE</small>						0 0 0 0 1 0 0
Jim King, L <small>OBP: 0.310, SLG: 0.426</small> <small>(4, PH)</small>										1 0 0 0 0 1 2
Dave Hillman, R <small>OBP: 0.308, SLG: 0.100</small> <small>(5, 1)</small>										0 0 0 0 0 0 0

Inning Stats	R: 0	H: 0	E: 0	K: 0	S: 9	R: 2	H: 3	E: 0	K: 0	S: 11	R: 0	H: 1	E: 0	K: 0	S: 6	R: 0	H: 1	E: 1	K: 1	S: 9	R: 1	H: 2	E: 0	K: 1	S: 13	R: 0	H: 0	E: 0	K: 0	S: 5	
	0	0	0	0	9	2	3	0	0	11	0	1	0	0	6	0	1	1	0	1	9	1	2	0	1	13	0	0	0	0	5

PITCHER	IP	WLS	BF	H	R	ER	SO	BB	IBB	HBP	BLK	WP	HR	S	P	ERA	WHIP
Carl Erskine, R <small>ERA: 3.7</small> <small>(1, 1)</small>	6.0		26	7	3	3	2	1	0	0	0	0	0	53	84	4.50	1.333

BOTTOM

Brooklyn Dodgers @ Chicago Cubs
 Wrigley Field, Chicago, IL
 Sat Sep 10 1955, 3:33 AM CDT
 Att. 11,796 - Unknown

AB	24
R	3
H	7
RBI	3
BB	1
SO	2
LOB	11



WP	HR	S	P	ERA	WHIP
0	0	0	0	0	0

Batter	1	2	3	4	5	6	7	8	9	AB R H RBI BB SO LOB	TOP	
Jim Gilliam, S (1, 7) <small>OBP: 0.335, SLG: 0.342</small>	2-2 		0-0 			0-1 			0-1 	4 0 0 0 0 0 1	Brooklyn Dodgers @ Cincinnati Redlegs Crosley Field, Cincinnati, OH Sun Sep 11 1955, 3:33 AM EDT Unknown livebaseballscorecards.com AB 27 R 0 H 1 RBI 0 BB 4 SO 3 LOB 10 	
Pee Wee Reese, R (1, 6) <small>OBP: 0.371, SLG: 0.410</small>	3-3 		3-2 			0-3 		0-0 	4 0 1 0 0 2 1			
Duke Snider, L (1, 8) <small>OBP: 0.420, SLG: 0.636</small>	4-2 			1-0 		1-0 		1-2 	3 0 0 0 1 0 2			
Roy Campanella, R (1, 2) <small>OBP: 0.405, SLG: 0.607</small>	3-1 			0-0 			1-1 	1-0 	4 0 0 0 0 0 2			
Carl Furillo, R (1, 9) <small>OBP: 0.373, SLG: 0.512</small>		4-1 		0-2 			1-2 		2 0 0 0 1 0 0			
Jackie Robinson, R (1, 5) <small>OBP: 0.372, SLG: 0.369</small>		1-2 			0-1 		0-0 		3 0 0 0 0 0 1			
Gil Hodges, R (1, 3) <small>OBP: 0.377, SLG: 0.497</small>		2-2 			4-1 			1-1 	2 0 0 0 1 0 1			
Don Zimmer, R (1, 4) <small>OBP: 0.296, SLG: 0.469</small>		0-0 			1-1 			1-0 	3 0 0 0 0 0 2			
Johnny Podres, L (1, 1) <small>OBP: 0.238, SLG: 0.220</small> Don Bessent, R (7, 1) <small>OBP: 0.100, SLG: 0.100</small> Walt Moryn, L (8, PH) <small>OBP: 0.538, SLG: 0.800</small> Chuck Templeton, R (8, 1)			1-1 			4-1 		2-3 	1 0 0 0 1 0 0 0 0 0 0 0 0 0 1 0 0 0 0 1 0 0 0 0 0 0 0 0			
Inning Stats	R: 0 H: 0 E: 0 LOB: 1 K: 1 BB: 1 S: 14 P: 26	R: 0 H: 0 E: 0 LOB: 1 K: 0 BB: 1 S: 8 P: 15	R: 0 H: 0 E: 0 LOB: 0 K: 0 BB: 0 S: 7 P: 11	R: 0 H: 0 E: 0 LOB: 0 K: 0 BB: 0 S: 5 P: 6	R: 0 H: 0 E: 0 LOB: 0 K: 0 BB: 1 S: 5 P: 10	R: 0 H: 0 E: 0 LOB: 1 K: 1 BB: 1 S: 7 P: 12	R: 0 H: 0 E: 0 LOB: 0 K: 0 BB: 0 S: 7 P: 9	R: 0 H: 0 E: 0 LOB: 0 K: 1 BB: 0 S: 6 P: 10	R: 0 H: 1 E: 0 LOB: 1 K: 0 BB: 0 S: 7 P: 9	1B: 1 SF: 0 2B: 0 SAC: 0 3B: 0 DP: 1 HR: 0 HBP: 0	WP: 1 PA: 31 PB: 0 SB: 0 CS: 0	
PITCHER Johnny Klippstein, R (1, 1) <small>ERA: 3.34</small>	IP WLS BF H R ER SO BB IBB HBP BLK WP HR S P ERA WHIP 9.0 W 31 1 0 0 3 4 0 0 0 1 0 66 108 0.00 0.556											PITCHER IP WLS BF H R ER SO BB IBB HBP BLK WP HR S P ERA WHIP

Batter	1	2	3	4	5	6	7	8	9	AB R H RBI BB SO LOB	TOP											
Jim Gilliam, S (1, 7) <small>OBP: 0.333, SLG: 0.339</small> (8, 4)	1-0 6-3		0-0 F3			0-0 4-3		0-1 F7		4 0 0 0 0 0 1												
Pee Wee Reese, R (1, 6) <small>OBP: 0.371, SLG: 0.410</small> George Shuba, L (8, PH) <small>OBP: 0.438, SLG: 0.250</small> Roger Craig, R (8, 1) <small>OBP: 0.083, SLG: 0.043</small> Karl Spooner, R (8, 1) <small>OBP: 0.357, SLG: 0.500</small>	3-2 G3-6-3 1B		2-1 F9			1-3 K		4-0 1-2 BB		3 0 1 0 0 1 0 0 0 0 0 1 0 0 0 0 0 0 0 0 0 0 0 0 0 0 0 0												
Duke Snider, L (1, 8) <small>OBP: 0.420, SLG: 0.636</small>	0-0 G3-6-3 1-2f		0-0 HR 2B			4-1 2-6 BB		0-0 3-1		3 1 1 0 1 0 3												
Roy Campanella, R (1, 2) <small>OBP: 0.404, SLG: 0.604</small>		0-0 L6		1-2 L8		0-1 2-6 1-2	1-1 F5		0-2 1B SF8 1B	4 1 1 0 0 0 1												
Carl Furillo, R (1, 9) <small>OBP: 0.374, SLG: 0.519</small>		2-1 6-3		1-1 HR 2-H			1-2 1-3		0-0 1B 1-3 1B	4 1 2 2 0 0 0												
Gil Hodges, R (1, 3) <small>OBP: 0.378, SLG: 0.498</small>		3-1 1B		0-1 5-3			2-0 1B		1-1 SF8 3-H	3 0 2 1 0 0 0												
Don Hoak, R (1, 5) <small>OBP: 0.366, SLG: 0.375</small> Rube Walker, L (9, PH) <small>OBP: 0.360, SLG: 0.393</small>		0-0 F8			2-1 7-4 1B		0-3 K		2-3 K 2-3	3 0 1 0 0 1 2 1 0 0 0 0 1 1												
Don Zimmer, R (1, 4) <small>OBP: 0.295, SLG: 0.465</small> (8, 6)			2-2 F8		0-0 7-4 1-2f			2-2 1-3	1-2 1B 1-2	4 0 1 0 0 0 1												
Sandy Koufax, R (1, 1) Clem Labine, R (7, 1) <small>OBP: 0.176, SLG: 0.387</small> Sandy Amoros, L (8, PH) <small>OBP: 0.356, SLG: 0.412</small> (8, 7)			1-3 K		0-3 K			2-1 BB 1B	0-1 G3	2 0 0 0 0 2 0 0 0 0 0 0 0 0 2 0 1 0 0 0 2												
Inning Stats	R: 0 E: 0 K: 0 S: 5	H: 1 LOB: 0 BB: 0 P: 9	R: 0 E: 0 K: 0 S: 6	H: 1 LOB: 1 BB: 0 P: 11	R: 0 E: 0 K: 1 S: 7	H: 0 LOB: 0 BB: 0 P: 10	R: 2 E: 0 K: 0 S: 11	H: 2 LOB: 0 BB: 0 P: 15	R: 0 E: 0 K: 1 S: 6	H: 1 LOB: 0 BB: 0 P: 8	R: 0 E: 0 K: 1 S: 6	H: 0 LOB: 1 BB: 1 P: 11	R: 0 E: 0 K: 1 S: 10	H: 1 LOB: 1 BB: 0 P: 14	R: 0 E: 0 K: 0 S: 8	H: 1 LOB: 2 BB: 1 P: 16	R: 1 E: 0 K: 1 S: 16	H: 3 LOB: 2 BB: 0 P: 20	1B: 8 2B: 2 3B: 0 HR: 1	SF: 1 SAC: 0 DP: 2 HBP: 0	WP: 0 PB: 0 SB: 0 CS: 0	PA: 36
PITCHER	IP WLS BF H R ER SO BB IBB HBP BLK WP HR S P ERA WHIP																					
Don Gross, L (1, 1) <small>ERA: 4.07</small> Hersh Freeman, R (6, 1) <small>ERA: 2.19</small>	5.0 W 18 5 2 2 2 0 0 0 0 0 1 35 53 3.60 1.000																					
	4.0 S 19 5 1 1 3 2 0 0 0 0 0 40 61 2.25 1.750																					

Brooklyn Dodgers @ Cincinnati Redlegs
 Crosley Field, Cincinnati, OH
 Sun Sep 11 1955, 3:38 AM EDT
 Att: 27,425 - Unknown

AB	33
R	3
H	10
RBI	3
BB	2
SO	5
LOB	11



WP: 0	PA: 36
PB: 0	
SB: 0	
CS: 0	

BOTTOM

Brooklyn Dodgers @ Cincinnati Redlegs
Crosley Field, Cincinnati, OH
Sun Sep 11 1955, 3:38 AM EDT
Att. 27,425 - Unknown

livebaseballscorecards.com

AB 32
R 5
H 9
RBI 4
BB 7
SO 2
LOB 17



WP: 0 PA: 39
PB: 0
SB: 0
CS: 0

AB R H RBI BB SO LOB

5 1 2 1 0 0 1

5 0 2 2 0 0 1

5 1 2 0 0 1 3

3 0 0 0 1 0 3

2 0 0 0 2 0 0

3 0 0 1 1 1 1

4 0 1 0 0 0 4

2 1 1 0 2 0 0

1 0 0 0 0 0 2
0 0 0 0 1 0 0
0 1 0 0 0 0 0
2 1 1 0 0 0 2

1B: 7 SF: 0
2B: 2 SAC: 0
3B: 0 DP: 1
HR: 0 HBP: 0

WP: 0 PA: 39
PB: 0
SB: 0
CS: 0

ERA WHIP

9

5 1 2 1 0 0 1

5 0 2 2 0 0 1

5 1 2 0 0 1 3

3 0 0 0 1 0 3

2 0 0 0 2 0 0

3 0 0 1 1 1 1

4 0 1 0 0 0 4

2 1 1 0 2 0 0

1 0 0 0 0 0 2

0 0 0 0 1 0 0

0 1 0 0 0 0 0

2 1 1 0 0 0 2

8

5-3

5-3

1-3

BB BB

BB BB

BB BB

5-3

F9

5-3

1B

1B

1B

7

F8

F7

1-0

4-1

BB BB

4-2

5-3

0-1

F9

5-3

1B

1B

6

4-3

F6

0-0

0-0

4-3

0-2

F6

0-0

4-3

4-3

4-3

4-3

5

0-1

1-0

0-0

0-0

0-0

0-2

0-0

0-1

4-0

4-0

4-3

4-3

4

4-3

E2

4-3

F9

F8

1-1

F7

1-2

4-3

4-3

4-3

4-3

3

2-1

1-0

0-2

0-0

0-0

1-2

5-3

0-1

E

E2

E2

E2

2

2-2

1-0

0-2

0-0

0-0

1-2

2-2

4-1

0-2

FC6-4

FC6-4

FC6-4

1

0-1

2-2

1-1

1-0

4-2

1-3

2-2

4-1

0-2

FC6-4

FC6-4

FC6-4

Batter

Johnny Temple, R (1, 4)
OBP: 0.364, SLG: 0.325

Smoky Burgess, L (1, 2)
OBP: 0.370, SLG: 0.490

Ted Kluszewski, L (1, 3)
OBP: 0.363, SLG: 0.590

Wally Post, R (1, 9)
OBP: 0.373, SLG: 0.575

Gus Bell, L (1, 8)
OBP: 0.358, SLG: 0.504

Chuck Harmon, R (1, 7)
OBP: 0.348, SLG: 0.385

Rocky Bridges, R (1, 5)
OBP: 0.345, SLG: 0.327

Roy McMillan, R (1, 6)
OBP: 0.363, SLG: 0.331

Don Gross, L (1, 1)
OBP: 0.200, SLG: 0.158

Sam Mele, R (5, PH)
OBP: 0.230, SLG: 0.280

Al Silvera, R (5, PR)
OBP: 0.167, SLG: 0.167

Hersh Freeman, R (6, 1)
OBP: 0.211, SLG: 0.389

Inning Stats






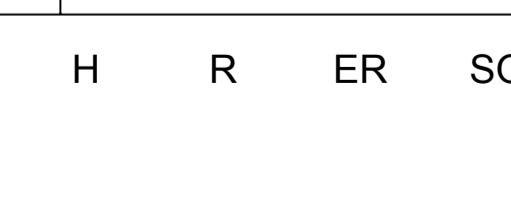
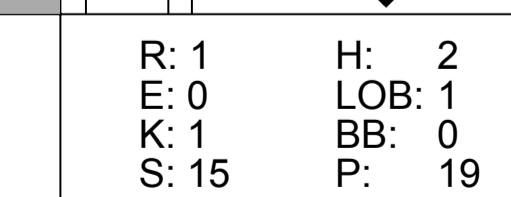
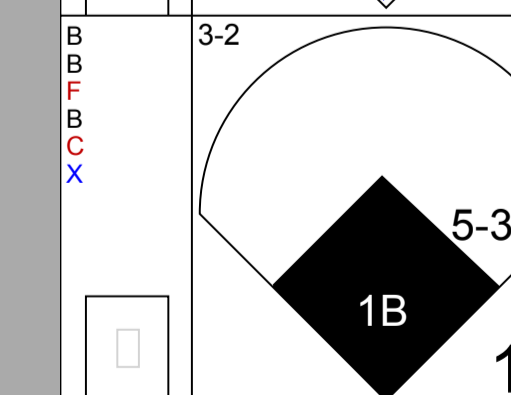
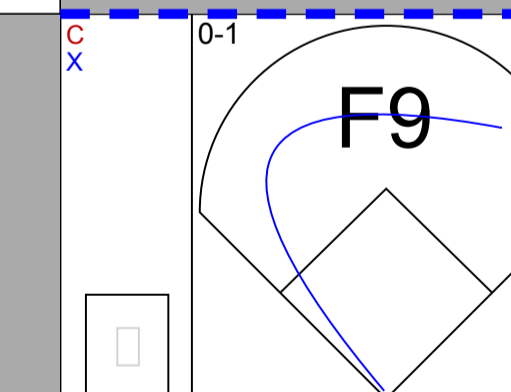



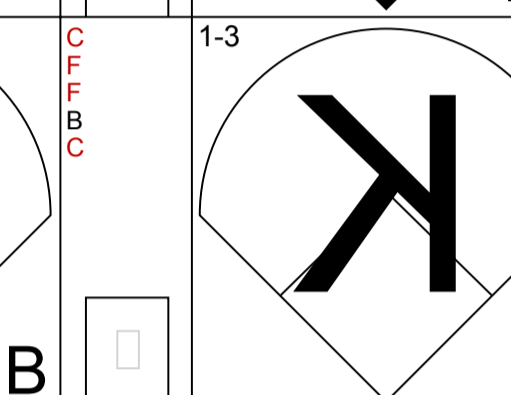
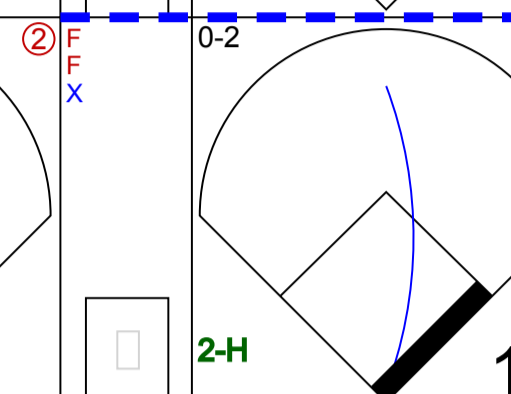
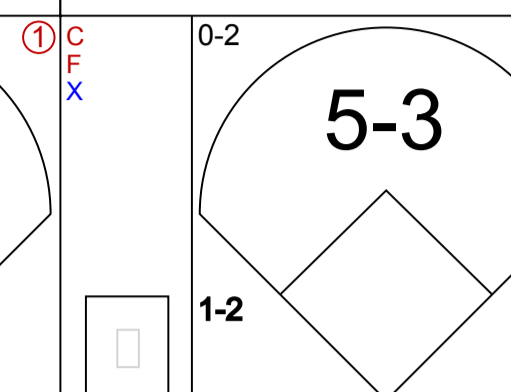
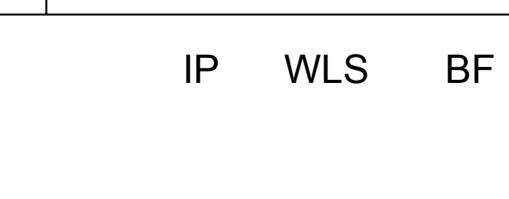
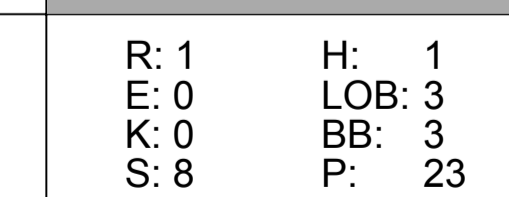

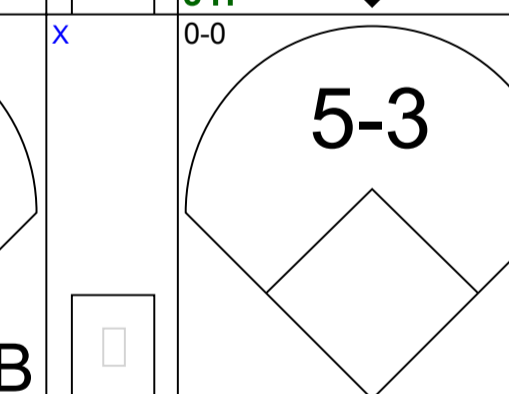
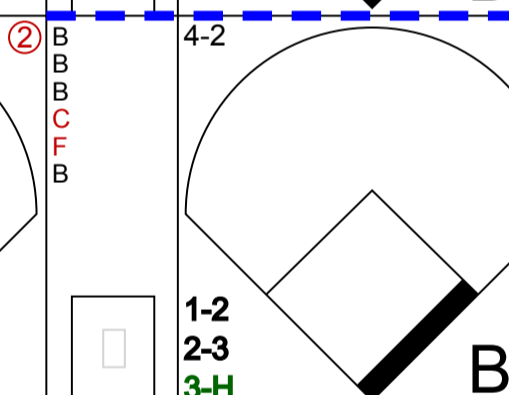
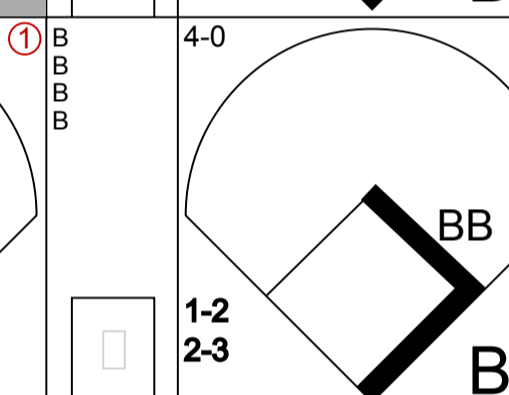
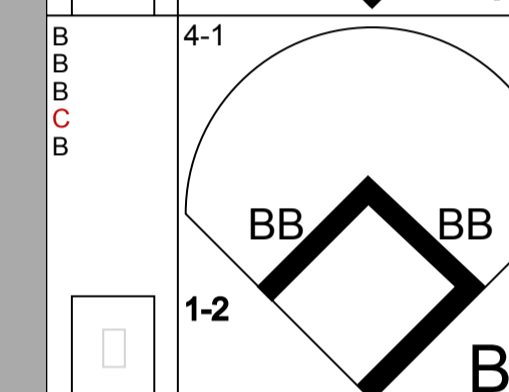
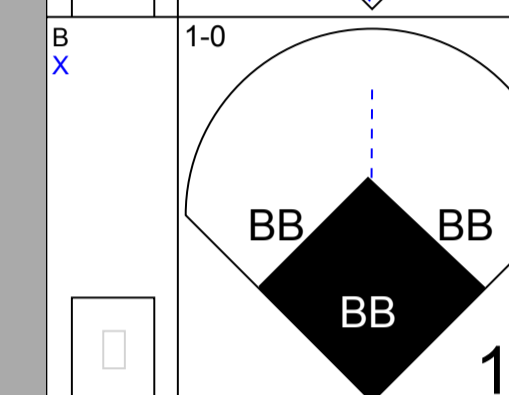
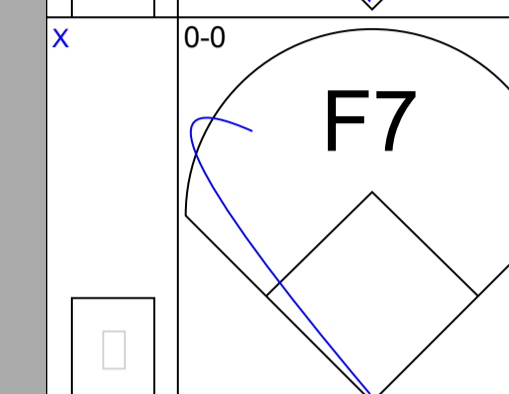
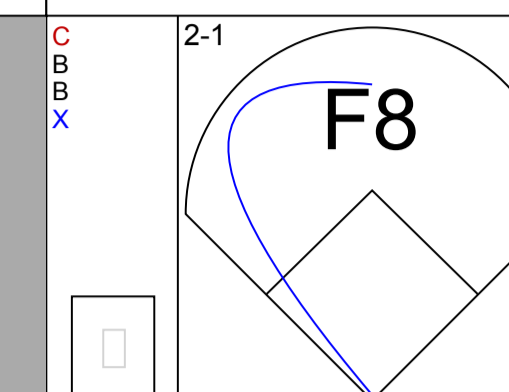
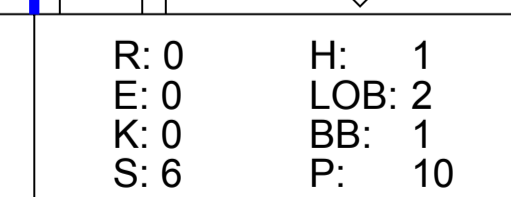
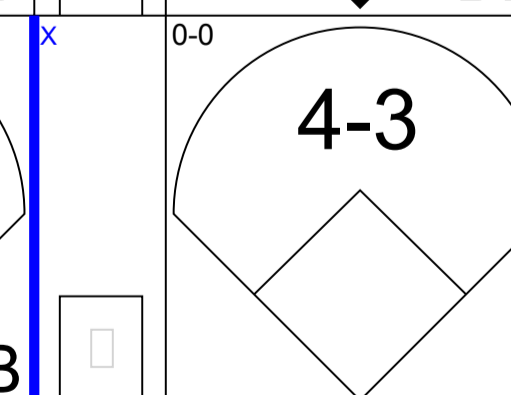
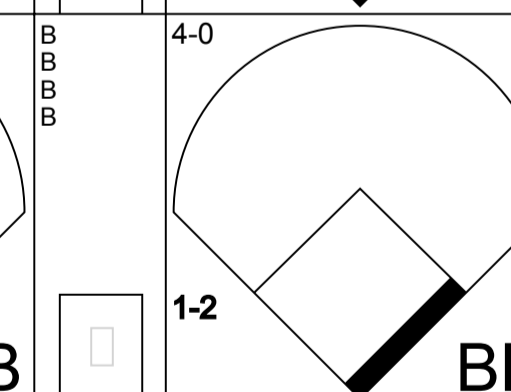
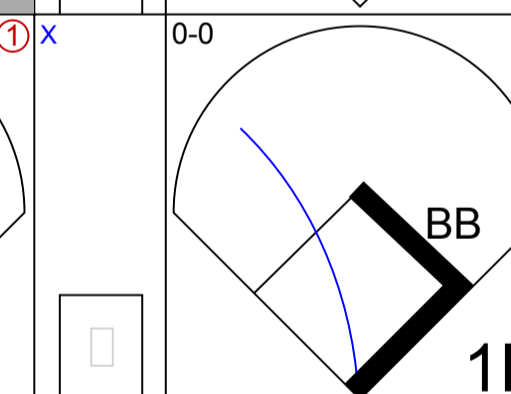
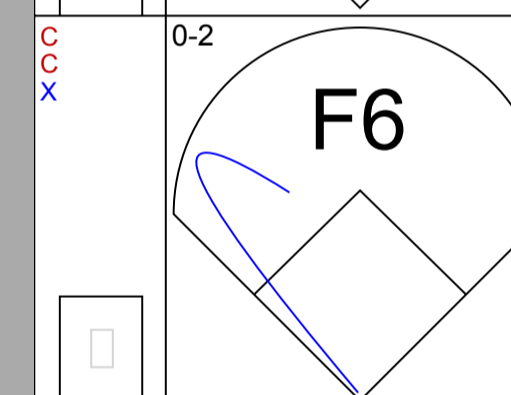
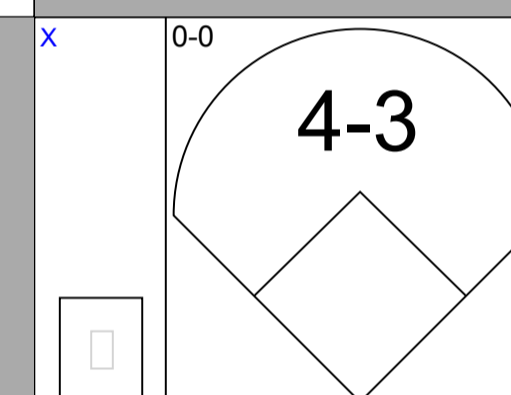

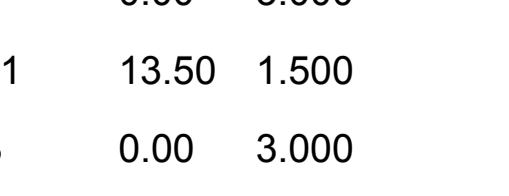
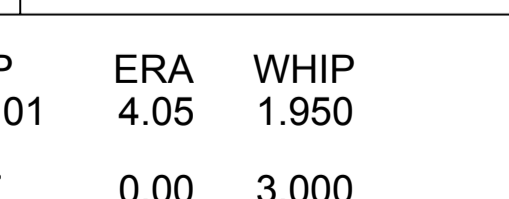
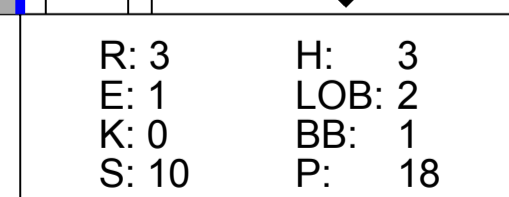
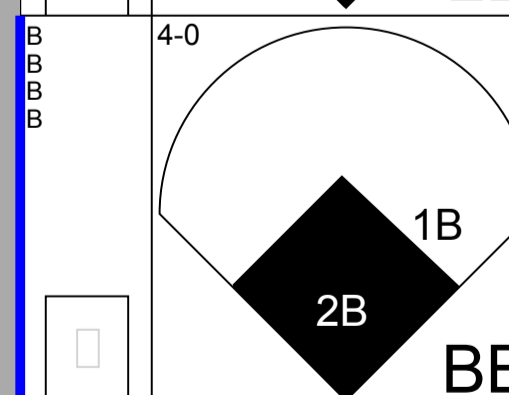
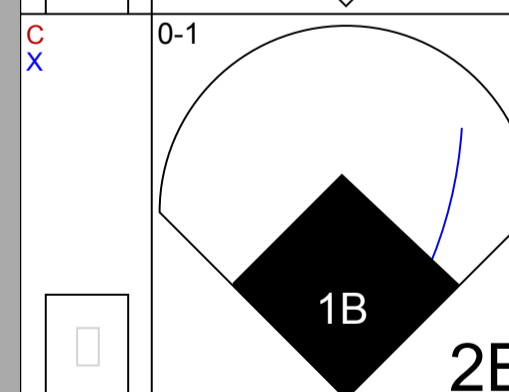
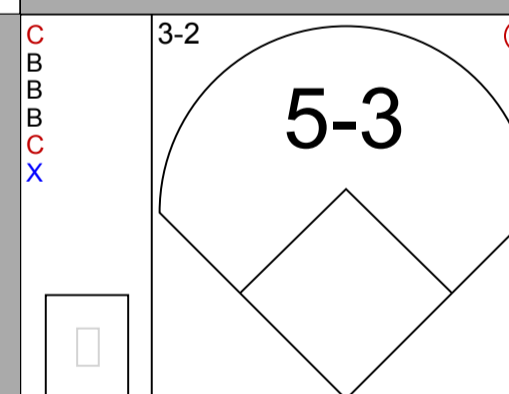

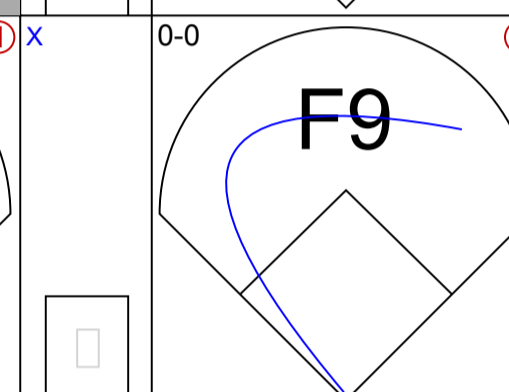
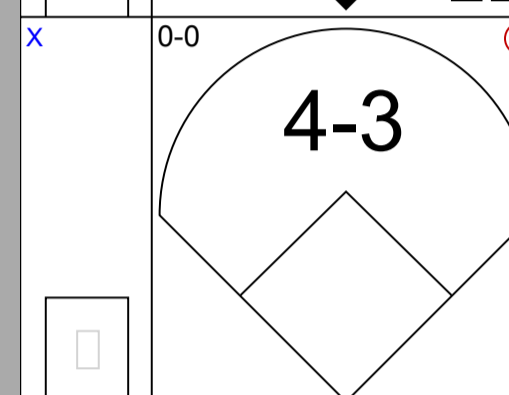
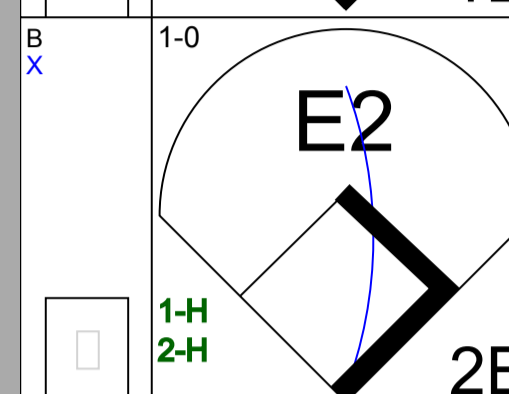
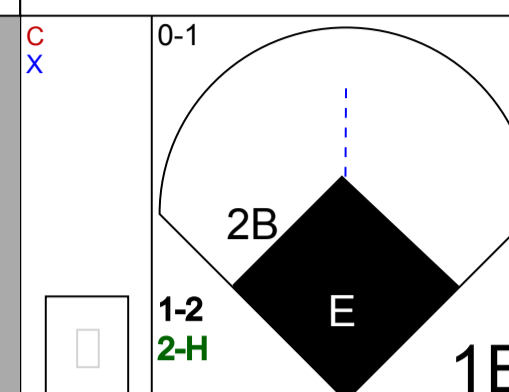

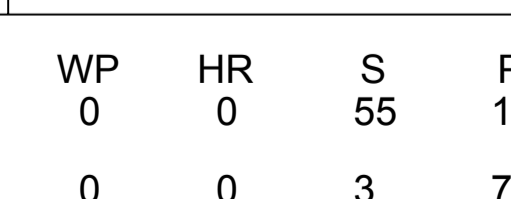
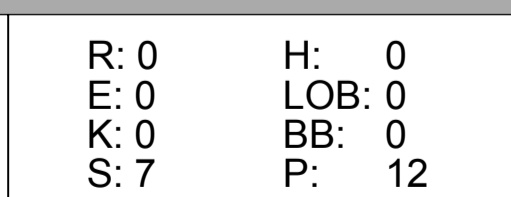

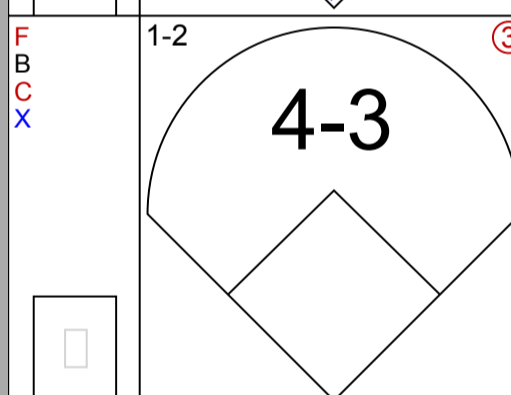
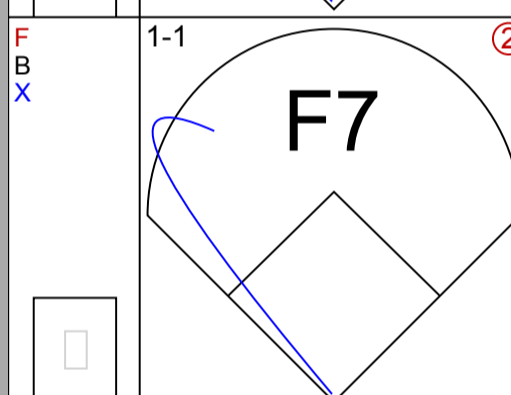
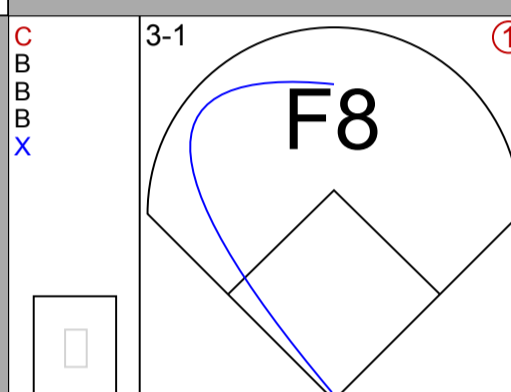



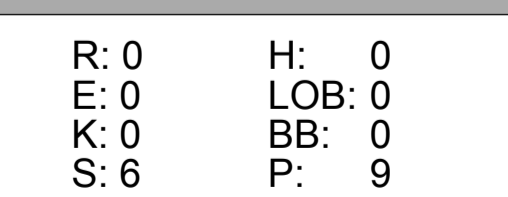


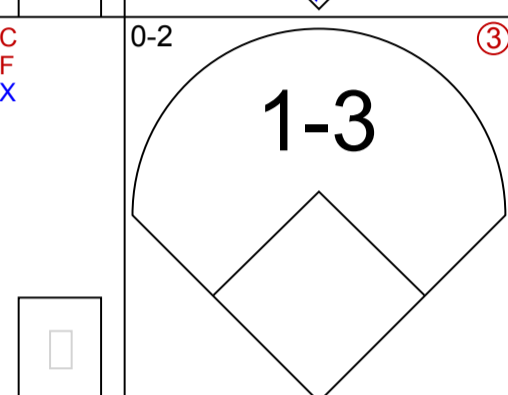
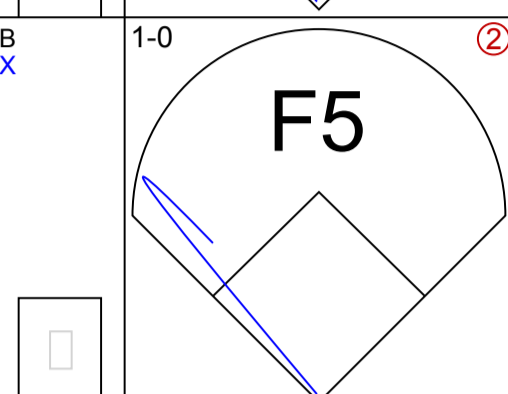
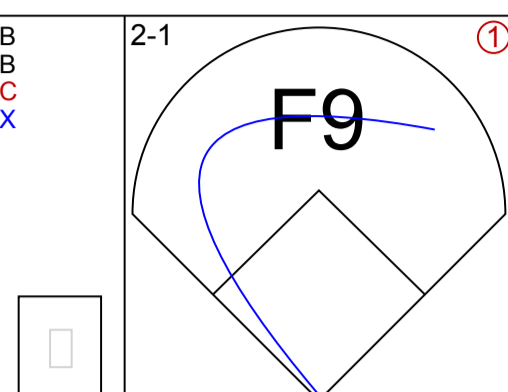

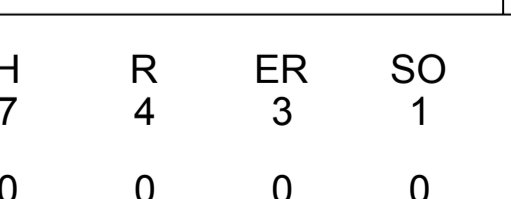
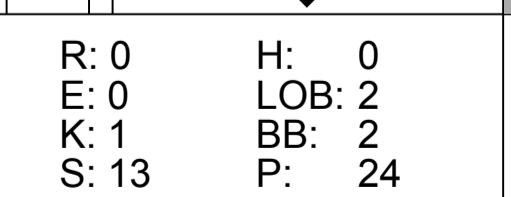
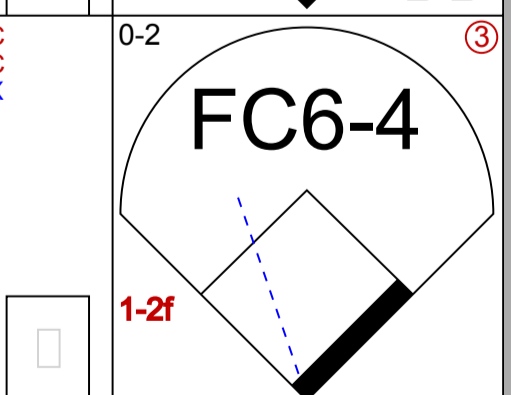
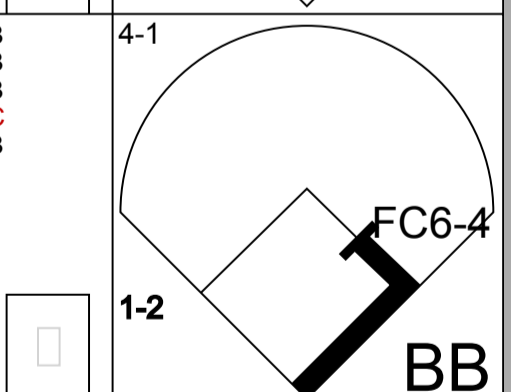
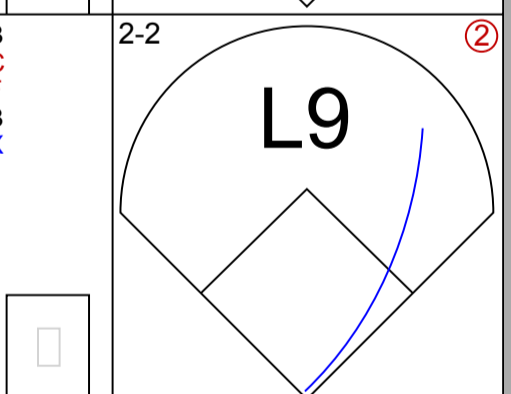
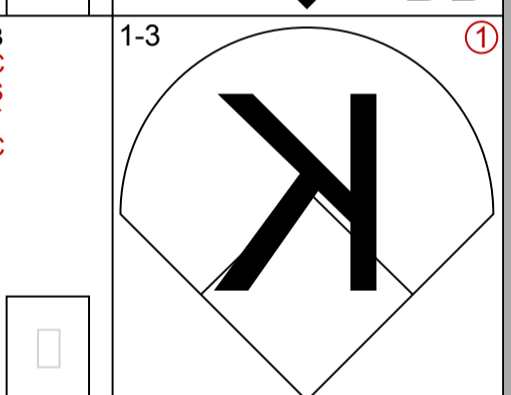
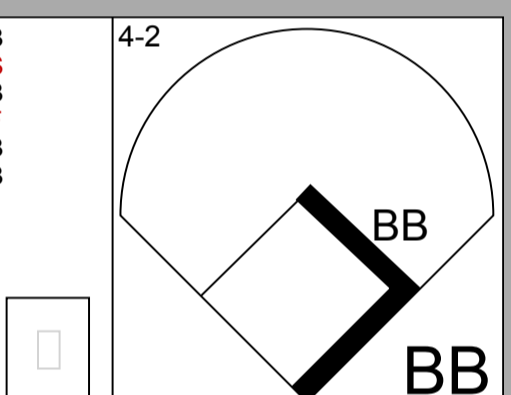


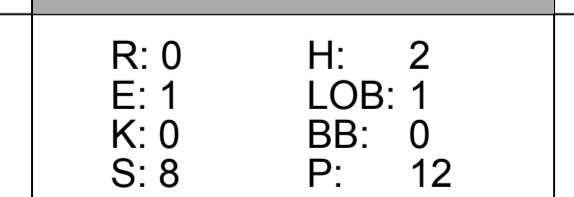

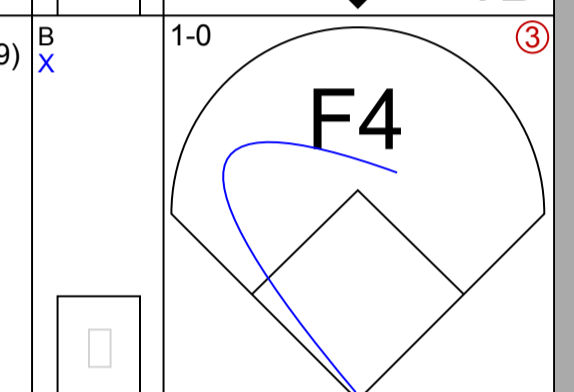
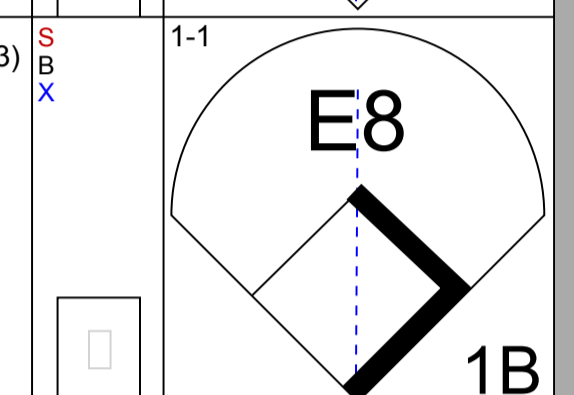
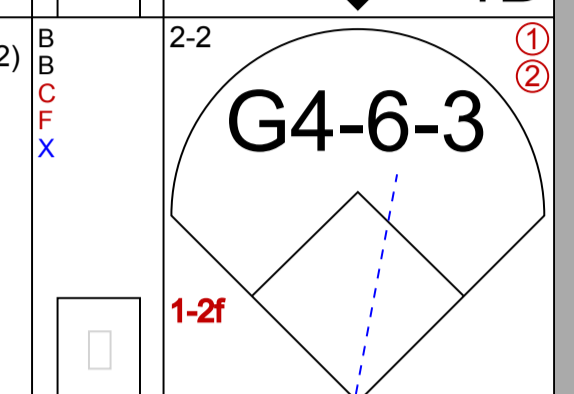
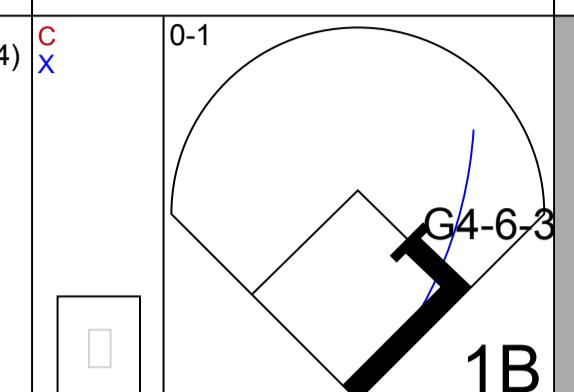
PITCHER

Sandy Koufax, L (1, 1)
ERA: 2.41

Clem Labine, R (7, 1)
ERA: 3.46

Roger Craig, R (8, 1)
ERA: 3.27

Karl Spooner, L (8, 1)
ERA: 3.42



5 1 2 1 0 0 1

5 0 2 2 0 0 1

5 1 2 0 0 1 3

3 0 0 0 1 0 3

2 0 0 0 2 0 0

3 0 0 1 1 1 1

4 0 1 0 0 0 4

2 1 1 0 2 0 0

1 0 0 0 0 0 2

0 0 0 0 1 0 0

0 1 0 0 0 0 0

2 1 1 0 0 0 2

1B: 7 SF: 0
2B: 2 SAC: 0
3B: 0 DP: 1
HR: 0 HBP: 0

WP: 0 PA: 39
PB: 0
SB: 0
CS: 0

ERA WHIP

Batter	1	2	3	4	5	6	7	8	9	AB	R	H	RBI	BB	SO	LOB
Ken Boyer, R OBP: 0.319, SLG: 0.437 (1, 5)	4-2 1B S 1B BB		0-0 L9-5 2B		4-0 F9 BB	4-0 1B 1B BB	1-0 5-3			2	2	1	0	3	0	1
Red Schoendienst, S OBP: 0.340, SLG: 0.390 (1, 4)	1-0 1B SF8 1B		1-1 L9-5 2-3		0-0 F9 1-2	0-1 E 1B 1B		0-2 G3		5	1	2	0	0	0	2
Stan Musial, L OBP: 0.404, SLG: 0.556 (1, 9) Pete Whisenant, R OBP: 0.218, SLG: 0.288 (9, 9)	1-0 1-3 3-H 1B		1-0 6-3		3-2 1B HBP	0-0 E4 1B		1-2 4-3		4	0	2	2	0	0	0
Rip Repulski, R OBP: 0.335, SLG: 0.469 (1, 7)	1-0 SF8 3-H			3-2 E4 1B 1B	0-1 1-2 1B	4-1 1-2 BB		4-2 BB		2	1	2	1	2	0	0
Bill Virdon, L OBP: 0.326, SLG: 0.442 (1, 8)	0-0 1-3 1-2			0-0 L9 SH1-4 1B	2-3 K	1-0 4-3		0-3 K		5	1	1	0	0	2	7
Nelson Burbrink, R OBP: 0.350, SLG: 0.349 (1, 2)	1-1 4-3			3-2 SH1-4 1-2 3-H 1B		4-1 HR BB	3-2 F2		3	1	1	1	1	0	1	
Wally Moon, L OBP: 0.354, SLG: 0.467 (1, 3)		3-3 K		0-0 L9 2-3		0-0 HR 1B BB	4-0 PB 1B BB		3	2	1	2	1	1	2	
Alex Grammas, R OBP: 0.316, SLG: 0.341 (1, 6)		2-3 K		2-1 SH1-4 1-2 3-H		3-3 K	1-2 F7 1-3		3	0	0	1	0	2	1	
Willard Schmidt, R OBP: 0.118, SLG: 0.147 (1, 1)		0-3 K		1-3 K		2-0 5-3	0-0 3-H 1B		4	0	1	1	0	2	1	

Inning Stats	R: 2	H: 2	E: 0	K: 0	S: 9	H: 2	LOB: 1	BB: 1	P: 17	R: 0	H: 0	E: 0	K: 3	S: 12	H: 0	LOB: 0	BB: 0	P: 17	R: 0	H: 1	E: 0	K: 0	S: 4	H: 1	LOB: 0	BB: 0	P: 6	R: 2	H: 3	E: 1	K: 1	S: 15	R: 0	H: 1	E: 0	K: 1	S: 9	R: 3	H: 3	E: 1	K: 1	S: 12	R: 1	H: 1	E: 0	K: 0	S: 9	R: 0	H: 0	E: 0	K: 1	S: 11	H: 0	LOB: 1	BB: 1	P: 16
--------------	------	------	------	------	------	------	--------	-------	-------	------	------	------	------	-------	------	--------	-------	-------	------	------	------	------	------	------	--------	-------	------	------	------	------	------	-------	------	------	------	------	------	------	------	------	------	-------	------	------	------	------	------	------	------	------	------	-------	------	--------	-------	-------

PITCHER	IP	WLS	BF	H	R	ER	SO	BB	IBB	HBP	BLK	WP	HR	S	P	ERA	WHIP
Karl Spooner, L ERA: 3.68 (1, 1)	3.1	L	16	6	4	4	3	1	0	0	0	0	0	35	56	10.80	2.100
Don Bessent, R ERA: 2.86 (4, 1)	0.2		2	0	0	0	1	0	0	0	0	0	0	5	8	0.00	0.000
Chuck Templeton, L ERA: 9.64 (5, 1)	1.2		11	3	3	2	2	3	0	1	0	0	1	18	40	10.80	3.600
Clem Labine, R ERA: 3.45 (6, 1)	0.1		3	1	0	0	0	1	0	0	0	0	0	3	8	0.00	6.000
Roger Craig, R ERA: 3.18 (7, 1)	2.0		9	1	1	0	1	2	0	0	0	0	0	20	34	0.00	1.500

BOTTOM

Brooklyn Dodgers @ St. Louis Cardinals
Sportsman's Park, St. Louis, MO

Tue Sep 13 1955, 4:33 AM EDT
Att. 10,697 - Unknown

AB	31
R	8
H	11
RBI	8
BB	7
SO	7
LOB	15



WP	PA	ERA	WHIP
0	41		

Batter	1	2	3	4	5	6	7	8	9	AB R H RBI BB SO LOB	TOP														
Jim Gilliam, S (1, 7) OBP: 0.330, SLG: 0.336 	1-1 4-3 		1-0 1B 			0-0 B1-3 		3-2 4-3 		4 0 1 0 0 0 0	Brooklyn Dodgers @ St. Louis Cardinals Sportsman's Park, St. Louis, MO Wed Sep 14 1955, 4:33 AM EDT Att. 12,411 - Unknown livebaseballscorecards.com <table border="1"> <tr><td>AB</td><td>31</td></tr> <tr><td>R</td><td>0</td></tr> <tr><td>H</td><td>3</td></tr> <tr><td>RBI</td><td>0</td></tr> <tr><td>BB</td><td>0</td></tr> <tr><td>SO</td><td>2</td></tr> <tr><td>LOB</td><td>10</td></tr> </table> 	AB	31	R	0	H	3	RBI	0	BB	0	SO	2	LOB	10
AB	31																								
R	0																								
H	3																								
RBI	0																								
BB	0																								
SO	2																								
LOB	10																								
Pee Wee Reese, R (1, 6) OBP: 0.371, SLG: 0.411 	2-3 		0-0 F8 			2-2 FC4-6 1B 		1-1 F8 	4 0 1 0 0 1 1																
Sandy Amoros, L (1, 8) OBP: 0.349, SLG: 0.403 	1-0 4-3 		1-1 F7 			1-1 FC4-6 1-2f 		1-1 F7 	4 0 0 0 0 0 2																
Roy Campanella, R (1, 2) OBP: 0.399, SLG: 0.594 		1-1 F8 		2-2 6-3 		0-0 6-3 		1-2 F6 	4 0 0 0 0 0 1																
Carl Furillo, R (1, 9) OBP: 0.374, SLG: 0.521 		0-0 E 6-3 1B 		2-1 4-3 		0-1 F7 			3 0 1 0 0 0 0																
Gil Hodges, R (1, 3) OBP: 0.377, SLG: 0.494 		3-2 6-3 1-2 		2-2 F3 		3-3 K 			3 0 0 0 0 1 1																
Don Hoak, R (1, 5) OBP: 0.362, SLG: 0.370 		2-2 E6 2-3 		1-1 E5 FC4-6 		1-1 4-3 			3 0 0 0 0 0 1																
Don Zimmer, R (1, 4) OBP: 0.292, SLG: 0.456 		0-0 1-3 		0-0 FC4-6 G6-3 1-2f 		0-1 B3 			3 0 0 0 0 0 3																
Carl Erskine, R (1, 1) OBP: 0.205, SLG: 0.296 Walt Moryn, L (8, PH) OBP: 0.533, SLG: 0.727 Clem Labine, R (8, 1) OBP: 0.176, SLG: 0.387 			0-1 F8 		1-0 G6-3 1-2f 		2-2 L7 		2 0 0 0 0 0 1 1 0 0 0 0 0 0 0 0 0 0 0 0 0																
Inning Stats	R: 0 H: 0 E: 0 LOB: 0 K: 1 BB: 0 S: 7 P: 11	R: 0 H: 1 E: 1 LOB: 2 K: 0 BB: 0 S: 11 P: 17	R: 0 H: 1 E: 0 LOB: 1 K: 0 BB: 0 S: 6 P: 8	R: 0 H: 0 E: 0 LOB: 0 K: 0 BB: 0 S: 9 P: 15	R: 0 H: 0 E: 1 LOB: 0 K: 0 BB: 0 S: 4 P: 6	R: 0 H: 1 E: 0 LOB: 1 K: 0 BB: 0 S: 7 P: 10	R: 0 H: 0 E: 0 LOB: 0 K: 1 BB: 0 S: 7 P: 11	R: 0 H: 0 E: 0 LOB: 0 K: 0 BB: 0 S: 8 P: 13	R: 0 H: 0 E: 0 LOB: 0 K: 0 BB: 0 S: 8 P: 11	1B: 3 SF: 0 2B: 0 SAC: 0 3B: 0 DP: 1 HR: 0 HBP: 0	WP: 0 PA: 31 PB: 0 SB: 0 CS: 0														
PITCHER Tom Poholsky, R (1, 1) ERA: 3.88	IP WLS BF H R ER SO BB IBB HBP BLK WP HR S P ERA WHIP 9.0 W 31 3 0 0 2 0 0 0 0 0 0 0 67 102 0.00 0.333											PITCHER IP WLS BF H R ER SO BB IBB HBP BLK WP HR S P ERA WHIP													

Batter	1	2	3	4	5	6	7	8	9	10	11	12	AB R H RBI BB SO LOB	TOP
Don Hoak, R (1, 5) OBP: 0.360, SLG: 0.375 Frank Kellert, R (12, PH) OBP: 0.402, SLG: 0.563 Chuck Templeton, R (12, 1) Ed Roebuck, R (12, 1) OBP: 0.118, SLG: 0.118	0-0 5-3		1-0 1B 3B		1-3 K		0-3 K		3-3 K 1-2			1-3 K	5 1 1 0 0 3 2 1 0 0 0 0 1 1 0 0 0 0 0 0 0 0 0 0 0 0 0 0	
Pee Wee Reese, R (1, 6) OBP: 0.370, SLG: 0.409	3-1 F8		1-0 PB 1B		0-3 K			4-2 1B 1B BB		1-0 F9		3-2 E5 IBB	5 1 1 1 1 1 1	
Duke Snider, L (1, 8) OBP: 0.421, SLG: 0.633	4-1 BB		1-3 K		1-2 F3		2-2 6-3 1B 1B		3-2 G1		3-2 G1	4-0 1B IBB	4 0 1 0 2 1 1	
Carl Furillo, R (1, 9) OBP: 0.372, SLG: 0.517	1-1 5-3		1-3 K		0-0 6-3		0-0 6-3 1B 1B		1-3 K		1-3 K	0-0 L5	6 0 1 1 0 2 5	
Gil Hodges, R (1, 3) OBP: 0.377, SLG: 0.494		4-2 1B BB	0-0 F5		1-0 E7 2B		1-1 6-3		1-1 6-3		1-3 K		4 0 1 0 1 1 3	
Walt Moryn, L (1, 7) OBP: 0.500, SLG: 0.600	1-1 1-2 1B		1-1 F8		1-1 F5		4-0 G4-6-3 IBB		0-0 F6		0-0 F6		4 0 1 0 1 0 1	
Rube Walker, L (1, 2) OBP: 0.340, SLG: 0.367	0-0 F7		2-3 K		2-3 K		0-1 4-3		0-0 G4-6-3		2-2 F7		5 0 0 0 0 1 5	
Don Zimmer, R (1, 4) OBP: 0.290, SLG: 0.455	1-3 K		0-0 6-3		0-0 6-3		1-2 6-3		0-0 5-3			2-0 E 2B	5 0 1 0 0 1 2	
Sandy Koufax, R Sandy Amoros, L Don Bessert, R George Shuba, L Clayton Kershaw, R Jackie Robinson, R Roger Craig, R Jim Gilliam, S	2-3 K		0-3 K		0-1 1B		4-2 BB BB		4-2 CS BB		2-2 F8		1 0 0 0 0 0 1 2 1 0 0 0 0 0 0 0 1 0 0 1 0 0 0 0 1 0 0 0 0 0 0 0 0 0 0 0 0 1 0 0 0 0 0 0 0 0 0 0 0 0 0 0 0 0 0 0 1 0 0 0 0 0 0 1	
Inning Stats	R: 0 H: 0 E: 0 LOB: 1 K: 0 BB: 1 S: 6 P: 14	R: 0 H: 1 E: 0 LOB: 2 K: 2 BB: 1 S: 12 P: 20	R: 1 H: 2 E: 0 LOB: 1 K: 2 BB: 0 S: 9 P: 13	R: 0 H: 0 E: 0 LOB: 0 K: 1 BB: 0 S: 6 P: 9	R: 0 H: 0 E: 0 LOB: 0 K: 3 BB: 0 S: 9 P: 10	R: 0 H: 1 E: 1 LOB: 1 K: 0 BB: 0 S: 7 P: 10	R: 0 H: 1 E: 0 LOB: 1 K: 1 BB: 0 S: 10 P: 11	R: 1 H: 2 E: 0 LOB: 2 K: 0 BB: 2 S: 12 P: 22	R: 0 H: 0 E: 0 LOB: 1 K: 1 BB: 1 S: 6 P: 13	R: 0 H: 0 E: 0 LOB: 0 K: 1 BB: 0 S: 7 P: 12	R: 0 H: 0 E: 0 LOB: 0 K: 1 BB: 0 S: 7 P: 10	R: 0 H: 1 E: 1 LOB: 3 K: 1 BB: 1 S: 12 P: 23	1B: 5 SF: 0 2B: 3 SAC: 0 3B: 1 DP: 2 HR: 0 HBP: 0	WP: 0 PA: 49 PB: 1 SB: 0 CS: 1
PITCHER	IP WLS BF H R ER SO BB IBB HBP BLK WP HR S P ERA WHIP													
Ben Flowers, R (1, 1) ERA: 4.5	7.0 WLS 31 H 7 R 2 ER 2 SO 9 BB 3 IBB 0 HBP 0 BLK 0 WP 0 HR 0 S 67 P 101 ERA 2.57 WHIP 1.429													
Larry Jackson, R (8, 1) ERA: 4.54	5.0 W 18 1 0 0 4 1 2 0 0 0 0 0 36 66 0.00 0.400													

Brooklyn Dodgers @ St. Louis Cardinals
 Sportsman's Park, St. Louis, MO
 Thu Sep 15 1955, 4:33 AM EDT
 Att: 5,684 - Unknown

AB	43
R	2
H	8
RBI	2
BB	6
SO	13
LOB	24



Batter	1	2	3	4	5	6	7	8	9	10	11	12	AB R H RBI BB SO LOB
Ken Boyer, R OBP: 0.317, SLG: 0.436	1-1 F9		3-2 6-3		2-3 K		1-1 6-3		0-0 FC5-2 3B		0-1 1-3		6 0 1 0 0 1 1
Red Schoendienst, S OBP: 0.338, SLG: 0.385	1-0 F5		0-0 5-3		0-1 FC4-6 FC5-4 BB 1-2f		1-2 FC6-4 1B		4-0 FC5-2 IBB		0-1 5-3		5 0 1 0 1 0 1
Stan Musial, L OBP: 0.410, SLG: 0.565	0-0 2B		1-1 HR		4-1 1-2 BB		0-1 FC6-4 1-2f BB		4-0 FC5-2 IBB			4-0 SH2-4 1B FC5-2-5 BB	3 1 2 1 3 0 1
Rip Repulski, R OBP: 0.336, SLG: 0.473	3-2 5-3		1-1 HR		1-2 FC5 2-3f		4-2 1-2 BB		0-1 FC5-2			1-0 FC5-2-5 SH2-4 1B 1B	5 2 2 1 1 0 6
Bill Virdon, L OBP: 0.326, SLG: 0.439 Harry Elliott, R OBP: 0.294, SLG: 0.271 Solly Hemus, L OBP: 0.338, SLG: 0.378 Pete Whisenant, R OBP: 0.218, SLG: 0.288 Joe Frazier, L OBP: 0.175, SLG: 0.241		2-2 6-3	0-0 1B 2-6		1-1 6-3		2-1 3-1		0-0 6-3			1-0 SH2-4	2 0 1 0 0 0 0 1 0 0 0 0 0 0 1 0 0 0 0 0 2 0 0 0 0 0 0 0 1 0 0 0 0 0 3
Nelson Burbink, R OBP: 0.349, SLG: 0.351		1-0 1B 1B	1-0 2-6 1-2	1-0 4-3		4-2 2B BB		1-1 F8		0-1 1-3		2-1 FC5-2-5 1B IBB 2-3 3-H	5 0 1 0 1 0 2
Wally Moon, L OBP: 0.353, SLG: 0.464		1-2 F4		2-1 1-3		1-0 1-3 2B		0-2 6-3		3-2 G5-4-3 1B		4-0 1B IBB	5 0 2 0 1 0 1
Alex Grammas, R OBP: 0.322, SLG: 0.345		2-1 1-3 1B		0-0 F4		4-0 G6-3 IBB		0-1 L3		1-2 G5-4-3 1-2f		1-0 1-2 2-3 3-H 1B	5 0 2 1 1 0 1
Ben Flowers, R OBP: 0.167, SLG: 0.167 Larry Jackson, R OBP: 0.102, SLG: 0.054		1-3 K			0-0 FC4-6 1B 1-2f		1-0 G6-3		1-1 4-3		1-2 5-3		3 0 1 0 0 1 5 2 0 0 0 0 0 0

Inning Stats	R: 0	H: 1	E: 0	LOB: 1	K: 0	P: 12	R: 0	H: 2	E: 0	LOB: 2	K: 1	P: 13	R: 2	H: 3	E: 0	LOB: 1	K: 0	P: 16	R: 0	H: 0	E: 0	LOB: 0	K: 0	P: 7	R: 0	H: 1	E: 0	LOB: 2	K: 0	P: 17	R: 0	H: 1	E: 0	LOB: 0	K: 0	P: 8	R: 0	H: 1	E: 0	LOB: 3	K: 0	P: 15	R: 0	H: 1	E: 0	LOB: 0	K: 0	P: 12	R: 0	H: 0	E: 0	LOB: 0	K: 0	P: 8	R: 1	H: 2	E: 0	LOB: 3	K: 0	P: 18	1B: 8	SF: 0	2B: 2	SAC: 1	3B: 1	DP: 2	HR: 2	HBP: 0
	S: 7	BB: 0	S: 13	BB: 0	S: 10	BB: 0	S: 4	BB: 0	S: 6	BB: 2	S: 11	BB: 2	S: 8	BB: 0	S: 7	BB: 0	S: 8	BB: 2	S: 5	BB: 0	S: 14	BB: 0	S: 7	BB: 0	S: 5	BB: 0	S: 14	BB: 0	S: 11	BB: 1	S: 6	BB: 2	S: 15	BB: 0	S: 8	BB: 0	S: 12	BB: 0	S: 7	BB: 0	S: 18	BB: 0	S: 12	BB: 0	S: 8	BB: 0	S: 18	1B: 8 <td>SF: 0</td> <td>2B: 2</td> <td>SAC: 1</td> <td>3B: 1</td> <td>DP: 2</td> <td>HR: 2</td> <td>HBP: 0</td>	SF: 0	2B: 2	SAC: 1	3B: 1	DP: 2	HR: 2	HBP: 0													

PITCHER	IP	WLS	BF	H	R	ER	SO	BB	IBB	HBP	BLK	WP	HR	S	P	ERA	WHIP
Sandy Koufax, L ERA: 2.61	(1, 1)	4.0	18	6	2	2	1	0	0	0	0	0	2	34	55	4.50	1.500
Don Bessent, R ERA: 2.76	(5, 1)	2.0	10	2	0	0	1	2	1	0	0	0	0	18	36	0.00	2.000
Clem Labine, R ERA: 3.38	(7, 1)	2.0	8	1	0	0	0	1	0	0	0	0	0	18	27	0.00	1.000
Roger Craig, R ERA: 3.05	(9, 1)	3.0	12	2	0	0	0	0	2	0	0	0	0	21	35	0.00	0.667
Chuck Templeton, L ERA: 11.57	(12, 1)	0.0	L 1	0	1	1	0	1	0	0	0	0	0	4	4	∞	∞

BOTTOM

Brooklyn Dodgers @ St. Louis Cardinals
Sportsman's Park, St. Louis, MO

Thu Sep 15 1955, 4:33 AM EDT
Att. 5,684 - Unknown

AB	R	H	RBI	BB	SO	LOB
44	3	13	3	8	2	23

WP: 0 PA: 53
PB: 0
SB: 0
CS: 0



PITCHER	IP	WLS	BF	H	R	ER	SO	BB	IBB	HBP	BLK	WP	HR	S	P	ERA	WHIP
Ed Roebuck, R ERA: 4.65	(12, 1)	0.2	5	2	0	0	0	0	1	0	0	0	0	5	14	0.00	3.000

Batter	1	2	3	4	5	6	7	8	9	AB R H RBI BB SO LOB	TOP																
Billy Gardner, R (1, 6) OBP: 0.265, SLG: 0.322	1-0 F8		3-2 1-3		0-0 F9		4-2 1B BB		1-1 5-3	4 0 0 0 1 0 0																	
Don Mueller, L (1, 9) OBP: 0.321, SLG: 0.381	0-0 WP 2B		1-1 FC5-4 1B		1-2 F4		0-0 F7		1-0 5-3	5 0 2 0 0 0 2																	
Willie Mays, R (1, 8) OBP: 0.397, SLG: 0.637	1-3 K		3-1 FC5-4 1-2f		2-0 HR		0-2 1-2 2-H 1B			4 1 2 2 0 1 2																	
Dusty Rhodes, L (1, 7) OBP: 0.396, SLG: 0.444	3-3 K 2-3			0-0 F8		0-0 1B 1B		0-0 F5		4 0 1 0 0 1 3																	
Hank Thompson, L (1, 5) OBP: 0.366, SLG: 0.383		2-2 3-1		4-2 FC3-6 BB		0-0 F3		1-0 F5		3 0 0 0 1 0 3																	
Whitey Lockman, L (1, 3) OBP: 0.318, SLG: 0.381		0-0 HR		0-0 FC3-6 1B 1-2f		2-2 FC4-6 1B		0-0 4-3		4 1 2 1 0 0 1																	
Wayne Terwilliger, R (1, 4) OBP: 0.353, SLG: 0.333		3-3 K		2-1 1-2 1B		0-3 K		1-2 1-3		4 0 1 0 0 2 2																	
Ray Katt, R (1, 2) OBP: 0.250, SLG: 0.289		0-2 F8		1-0 F8		0-0 FC4-6 1-2f		2-0 F8		4 0 0 0 0 0 4																	
Ramon Monzant, R (1, 1) OBP: 0.167, SLG: 0.091			0-0 F7		2-3 K		0-1 E5 BB 1B		3-2 6-3	3 1 0 0 0 1 0																	
Bobby Hofman, R (9, PH) OBP: 0.339, SLG: 0.454										1 0 0 0 0 0 0																	
Inning Stats	R: 0 E: 0 K: 2 S: 10	H: 1 LOB: 1 BB: 0 P: 15	R: 1 E: 0 K: 1 S: 10	H: 1 LOB: 0 BB: 0 P: 15	R: 0 E: 0 K: 0 S: 9	H: 1 LOB: 1 BB: 0 P: 16	R: 0 E: 0 K: 0 S: 7	H: 1 LOB: 2 BB: 1 P: 14	R: 0 E: 0 K: 1 S: 7	H: 0 LOB: 0 BB: 0 P: 10	R: 1 E: 0 K: 1 S: 11	H: 3 LOB: 2 BB: 0 P: 15	R: 1 E: 1 K: 0 S: 11	H: 1 LOB: 2 BB: 1 P: 16	R: 0 E: 0 K: 0 S: 5	H: 0 LOB: 0 BB: 0 P: 8	R: 0 E: 0 K: 0 S: 6	H: 0 LOB: 0 BB: 0 P: 11	1B: 5 2B: 1 3B: 0 HR: 2	SF: 0 SAC: 0 DP: 0 HBP: 0	WP: 1 PB: 0 SB: 0 CS: 0	PA: 38					
PITCHER	IP	WLS	BF	H	R	ER	SO	BB	IBB	HBP	BLK	WP	HR	S	P	ERA	WHIP										
Billy Loes, R (1, 1) ERA: 3.67	6.0		28	7	3	2	5	2	0	0	0	1	2	59	94	3.00	1.500										
Don Bessent, R (7, 1) ERA: 2.72	1.0	W	4	1	0	0	0	0	0	0	0	0	0	6	7	0.00	1.000										
Clem Labine, R (8, 1) ERA: 3.33	2.0	S	6	0	0	0	0	0	0	0	0	0	0	11	19	0.00	0.000										

New York Giants @ Brooklyn Dodgers
Ebbets Field, Brooklyn, NY
 Fri Sep 16 1955, 3:33 AM EDT
 Att. 16,951 - Unknown

livebaseballscorecards.com

AB	36
R	3
H	8
RBI	3
BB	2
SO	5
LOB	17



Batter	1	2	3	4	5	6	7	8	9
Jim Gilliam, S <small>OBP: 0.331, SLG: 0.338</small> (1, 7)	1-0 1B		3-2 L8		1-1 2B		1-0 4-3		
Pee Wee Reese, R <small>OBP: 0.368, SLG: 0.406</small> (1, 6)	1-0 F7		2-2 1-6-3		2-2 F8			1-0 6-3	
Duke Snider, L <small>OBP: 0.421, SLG: 0.634</small> (1, 8)	3-2 1B		0-0 F8		2-2 E1			3-2 F9	
Roy Campanella, R <small>OBP: 0.396, SLG: 0.588</small> (1, 2)	2-0 F4			0-0 F9		0-0 F8		0-0 F9	
Carl Furillo, R <small>OBP: 0.371, SLG: 0.514</small> (1, 9)	0-0 5-3			4-0 CS		1-1 G5-4-3		0-0 F7	
Gil Hodges, R <small>OBP: 0.380, SLG: 0.508</small> (1, 3)		0-0 HR		2-2 HR			0-0 SH1-4		
Jackie Robinson, R <small>OBP: 0.370, SLG: 0.363</small> (1, 5)		1-1 F8		1-1 F6			0-0 SH1-4		
Don Zimmer, R <small>OBP: 0.287, SLG: 0.450</small> (1, 4)		1-3 K			0-0 4-3		0-0 F8		
Billy Loes, R <small>OBP: 0.152, SLG: 0.093</small> (1, 1)		1-2 G3			2-3 K		3-0 1B		

Inning Stats	R: 1	H: 2	E: 1	K: 0	S: 8	LOB: 1	BB: 0	P: 15
	R: 1	H: 1	E: 0	K: 1	S: 10	LOB: 0	BB: 0	P: 13
	R: 0	H: 0	E: 0	K: 0	S: 8	LOB: 0	BB: 0	P: 13
	R: 1	H: 1	E: 0	K: 0	S: 6	LOB: 0	BB: 1	P: 13
	R: 0	H: 1	E: 0	K: 1	S: 9	LOB: 1	BB: 0	P: 14
	R: 0	H: 0	E: 1	K: 0	S: 6	LOB: 0	BB: 0	P: 9
	R: 1	H: 2	E: 0	K: 0	S: 5	LOB: 1	BB: 0	P: 9
	R: 0	H: 1	E: 0	K: 0	S: 6	LOB: 1	BB: 0	P: 10

PITCHER	IP	WLS	BF	H	R	ER	SO	BB	IBB	HBP	BLK	WP	HR	S	P	ERA	WHIP
Ramon Monzant, R <small>ERA: 4.27</small>	(1, 1)	8.0	L	32	8	4	3	2	1	0	0	0	2	58	96	3.38	1.125

PITCHER	IP	WLS	BF	H	R	ER	SO	BB	IBB	HBP	BLK	WP	HR	S	P	ERA	WHIP

BOTTOM

New York Giants @ Brooklyn Dodgers
 Ebbets Field, Brooklyn, NY

Fri Sep 16 1955, 3:33 AM EDT
 Att. 16,951 - Unknown

AB	30
R	4
H	8
RBI	4
BB	1
SO	2
LOB	10

1B:	4	SF:	0	WP:	0	PA:	32
2B:	2	SAC:	1	PB:	0		
3B:	0	DP:	1	SB:	0		
HR:	2	HBP:	0	CS:	1		

New York Giants @ Brooklyn Dodgers
 Ebbets Field, Brooklyn, NY
 Sat Sep 17 1955, 3:33 AM EDT
 Att. 9,742 - Unknown

livebaseballscorecards.com

AB	37
R	8
H	11
RBI	8
BB	1
SO	4
LOB	7



AB	R	H	RBI	BB	SO	LOB
5	2	2	0	0	0	0
5	1	1	0	0	0	1
5	2	2	3	0	1	2
4	2	2	2	0	1	2
4	1	2	2	0	0	0
4	0	1	0	0	0	2
4	0	1	1	0	0	0
3	0	0	0	1	1	0
1	0	0	0	0	1	0
2	0	0	0	0	0	0

Batter	1	2	3	4	5	6	7	8	9
Billy Gardner, R OBP: 0.269, SLG: 0.331 (1, 6)	1-1 6-3		1-1 FC5-4 1B 2B	2-1 PO	0-0 1-3		0-2 1B E 1B		0-0 F9
Don Mueller, L OBP: 0.320, SLG: 0.380 (1, 9)	2-2 E4 HR		1-0 FC5-4 1B		3-2 6-3		0-0 E3 1B		0-1 F8
Willie Mays, R OBP: 0.397, SLG: 0.640 (1, 8)	0-0 F8		0-0 FC5-4 1-2f 3-H		3-1 HR		3-2 1B 1-3 2-H 1B		2-3 K
Bobby Hofman, R OBP: 0.342, SLG: 0.475 (1, 3)	1-1 1-H HR		1-2 5-3		2-2 1B 2B		1-3 K		
Hank Thompson, L OBP: 0.367, SLG: 0.384 (1, 5)	0-1 3-1			0-1 E4 2B	0-0 1B 2-H		0-0 2B 2-H 1B		
Whitey Lockman, L OBP: 0.318, SLG: 0.382 (1, 7)		0-0 4-3		1-0 F8	1-0 F7		1-1 2B 1-H		
Wayne Terwilliger, R OBP: 0.352, SLG: 0.336 (1, 4)		0-1 F9		1-1 SH5-4 1-H 2B		1-0 F6		1-0 F9	
Ray Katt, R OBP: 0.250, SLG: 0.286 (1, 2)		1-2 3-1		4-0 PO SH5-4 BB		1-0 4-3		2-3 K	
Jim Hearn, R OBP: 0.203, SLG: 0.311 (1, 1)			2-3 K	0-1 SH5-4		0-1 L4		0-0 5-3	
Paul Giel, R OBP: 0.053, SLG: 0.105 (3, 1)				1-2 2-3					

Inning Stats	R: 2	H: 1	E: 1	K: 0	S: 10	LOB: 0	BB: 0	P: 14	R: 0	H: 0	E: 0	K: 0	S: 6	LOB: 0	BB: 0	P: 7	R: 1	H: 2	E: 1	K: 1	S: 10	LOB: 1	BB: 0	P: 15	R: 1	H: 1	E: 1	K: 0	S: 8	LOB: 1	BB: 1	P: 16	R: 2	H: 3	E: 0	K: 0	S: 11	LOB: 1	BB: 0	P: 20	R: 0	H: 0	E: 0	K: 0	S: 4	LOB: 0	BB: 0	P: 6	R: 2	H: 4	E: 1	K: 1	S: 15	LOB: 2	BB: 0	P: 20	R: 0	H: 0	E: 0	K: 1	S: 5	LOB: 0	BB: 0	P: 8	R: 0	H: 0	E: 0	K: 1	S: 7	LOB: 0	BB: 0	P: 9	1B: 5	SF: 0	2B: 4	SAC: 1	3B: 0	DP: 0	HR: 2	HBP: 0	WP: 0	PA: 40
--------------	------	------	------	------	-------	--------	-------	-------	------	------	------	------	------	--------	-------	------	------	------	------	------	-------	--------	-------	-------	------	------	------	------	------	--------	-------	-------	------	------	------	------	-------	--------	-------	-------	------	------	------	------	------	--------	-------	------	------	------	------	------	-------	--------	-------	-------	------	------	------	------	------	--------	-------	------	------	------	------	------	------	--------	-------	------	-------	-------	-------	--------	-------	-------	-------	--------	-------	--------

PITCHER	IP	WLS	BF	H	R	ER	SO	BB	IBB	HBP	BLK	WP	HR	S	P	ERA	WHIP
Karl Spooner, L ERA: 3.65 (1, 1)	3.1		17	4	4	1	1	1	0	0	0	0	1	31	47	2.70	1.500
Russ Meyer, R ERA: 5.66 (4, 1)	2.2	L	10	3	2	2	0	0	0	0	0	0	1	18	31	6.75	1.125
Roger Craig, R ERA: 3.05 (7, 1)	3.0		12	4	2	1	3	0	0	0	0	0	0	27	37	3.00	1.333

Batter	1	2	3	4	5	6	7	8	9	AB R H RBI BB SO LOB	TOP																
Billy Gardner, R (1, 6) OBP: 0.263, SLG: 0.323 Dusty Rhodes, L (9, PH) OBP: 0.394, SLG: 0.441	1-2 L3	0-2 F8			1-1 F3		0-0 6-3		0-3 K	4 0 0 0 0 0 0 1 0 0 0 0 1 2																	
Don Mueller, L (1, 9) OBP: 0.321, SLG: 0.383	1-2 E9 2B		2-0 2B		1-2 4-3		0-0 2B		1-3 K	5 1 2 0 0 1 2																	
Willie Mays, R (1, 8) OBP: 0.396, SLG: 0.641	0-0 F7		2-2 F8		0-0 HR		0-0 6-3		2-2 F4	5 1 1 1 0 0 5																	
Hank Thompson, L (1, 5) OBP: 0.368, SLG: 0.390	2-1 E 2B		2-0 F4		1-0 1B 2B		0-0 F7			4 2 2 1 0 0 2																	
Whitey Lockman, L (1, 7) OBP: 0.316, SLG: 0.379	0-0 E3 1B 2-H		2-0 F6		0-0 F3		0-0 6-3			4 0 0 0 0 0 2																	
Gail Harris, L (1, 3) OBP: 0.279, SLG: 0.402	0-0 1B		0-0 F2		1-3 K		0-2 4-3			4 0 1 0 0 1 1																	
Wayne Terwilliger, R (1, 4) OBP: 0.350, SLG: 0.335	3-2 F2		1-0 F6		1-1 1B 1B		0-0 6-3			4 1 1 1 0 0 2																	
Ray Katt, R (1, 2) OBP: 0.251, SLG: 0.287 Gil Coan, L (9, PH) OBP: 0.296, SLG: 0.310		2-1 F6		1-0 F5		0-0 WP 1B		0-0 2B 1B		3 0 1 1 0 0 0 1 0 1 0 0 0 0																	
Ruben Gomez, R (1, 1) OBP: 0.317, SLG: 0.373 Windy McCall, L (7, 1) OBP: 0.211, SLG: 0.118 Ramon Monzant, R (7, 1) OBP: 0.167, SLG: 0.091 Bill Taylor, L (9, PH) OBP: 0.281, SLG: 0.532 Joey Amalfitano, R (9, PR) OBP: 0.211, SLG: 0.176		1-2 1-6-3		0-0 F5		3-2 G3		2-1 2B		3 0 0 0 0 0 1 0 0 0 0 0 0 0 0 0 0 0 0 0 0 1 0 1 0 0 0 0 0 0 0 0 0 0 0																	
Inning Stats	R: 2 E: 2 K: 0 S: 20	H: 2 LOB: 2 BB: 0 P: 27	R: 0 E: 0 K: 0 S: 8	H: 0 LOB: 0 BB: 0 P: 11	R: 0 E: 0 K: 0 S: 9	H: 1 LOB: 1 BB: 0 P: 17	R: 0 E: 0 K: 0 S: 3	H: 0 LOB: 0 BB: 0 P: 5	R: 0 E: 0 K: 0 S: 7	H: 0 LOB: 0 BB: 0 P: 9	R: 3 E: 0 K: 1 S: 12	H: 4 LOB: 1 BB: 0 P: 18	R: 0 E: 0 K: 0 S: 4	H: 1 LOB: 1 BB: 0 P: 4	R: 0 E: 0 K: 0 S: 5	H: 0 LOB: 0 BB: 0 P: 5	R: 0 E: 0 K: 2 S: 12	H: 2 LOB: 2 BB: 0 P: 17	1B: 4 2B: 5 3B: 0 HR: 1	SF: 0 SAC: 0 DP: 0 HBP: 0	WP: 1 PB: 0 SB: 0 CS: 0	PA: 39					
PITCHER	IP WLS BF H R ER SO BB IBB HBP BLK WP HR S P ERA WHIP																										
Carl Erskine, R (1, 1) ERA: 3.73	6.1		29	8	5	3	1	0	0	0	0	1	1	61	89	4.26	1.263										
Don Bessent, R (7, 1) ERA: 2.69	0.2	W	2	0	0	0	0	0	0	0	0	0	0	2	2	0.00	0.000										
Clem Labine, R (8, 1) ERA: 3.28	2.0	S	8	2	0	0	2	0	0	0	0	0	0	17	22	0.00	1.000										

New York Giants @ Brooklyn Dodgers
Ebbets Field, Brooklyn, NY
 Sun Sep 18 1955, 3:33 AM EDT
 Att: 13,491 - Unknown

livebaseballscorecards.com

AB	39
R	5
H	10
RBI	4
BB	0
SO	3
LOB	17



Batter	1	2	3	4	5	6	7	8	9
Jim Gilliam, S OBP: 0.339, SLG: 0.350 (1, 7)	2-2 6-3 3B 1B		0-0 E3 4-3 1B		4-1 G5-4-3 BB		0-2 1B		
Pee Wee Reese, R OBP: 0.365, SLG: 0.403 (1, 6)	2-0 6-3 1-2		1-0 4-3 2-3		0-0 G5-4-3 1-2f		0-0 2B 1B		
Duke Snider, L OBP: 0.421, SLG: 0.634 (1, 8)	2-0 HR 3B		2-2 1B 1B		0-1 4-3		1-3 K 1-2		
Roy Campanella, R OBP: 0.399, SLG: 0.592 (1, 2)	1-1 F4		0-0 1B		1-2 1B		0-1 2B		
Rube Walker, L OBP: 0.327, SLG: 0.351 (8, 2)			1-3 1B				2-H 2B		
Carl Furillo, R OBP: 0.371, SLG: 0.524 (1, 9)	3-2 HR		1-1 1-3		1-1 5-3 1-2		2-1 F8		
Jackie Robinson, R OBP: 0.375, SLG: 0.362 (1, 3)	0-1 F6			2-0 FC5-4 1B		4-2 BB		2-1 L7	
Don Hoak, R OBP: 0.355, SLG: 0.369 (1, 5)		2-1 6-3		1-2 FC5-4 CS 1-2f		1-3 K		0-0 L9	
Don Zimmer, R OBP: 0.286, SLG: 0.445 (1, 4)		0-2 6-3		1-2 F8 1-2			1-1 5-3	1-3 K	
Carl Erskine, R OBP: 0.200, SLG: 0.288 (1, 1)		0-1 F7			0-1 F6		1-0 1B 2B		

Inning Stats	R: 3	H: 3	E: 0	LOB: 0	K: 0	S: 12	P: 22	R: 0	H: 0	E: 0	LOB: 0	K: 0	S: 7	P: 9	R: 1	H: 3	E: 1	LOB: 1	K: 0	S: 8	P: 12	R: 0	H: 1	E: 0	LOB: 0	K: 0	S: 7	P: 11	R: 0	H: 0	E: 0	LOB: 0	K: 0	S: 4	P: 8	R: 0	H: 1	E: 0	LOB: 2	K: 1	S: 15	P: 22	R: 3	H: 4	E: 0	LOB: 1	K: 1	S: 14	P: 19	R: 0	H: 0	E: 0	LOB: 0	K: 1	S: 6	P: 9
--------------	------	------	------	--------	------	-------	-------	------	------	------	--------	------	------	------	------	------	------	--------	------	------	-------	------	------	------	--------	------	------	-------	------	------	------	--------	------	------	------	------	------	------	--------	------	-------	-------	------	------	------	--------	------	-------	-------	------	------	------	--------	------	------	------

PITCHER	IP	WLS	BF	H	R	ER	SO	BB	IBB	HBP	BLK	WP	HR	S	P	ERA	WHIP
Ruben Gomez, R ERA: 4.52 (1, 1)	6.1	L	29	11	7	7	1	2	0	0	0	0	1	60	93	9.95	2.053
Windy McCall, L ERA: 3.6 (7, 1)	0.1		1	0	0	0	1	0	0	0	0	1	0	3	4	0.00	0.000
Ramon Monzant, R ERA: 4.2 (7, 1)	1.1		5	1	0	0	1	0	0	0	0	0	0	10	15	0.00	0.750

AB	R	H	RBI	BB	SO	LOB
3	3	3	1	1	0	0
4	1	1	1	0	0	3
4	1	2	2	0	1	2
4	0	3	1	0	0	1
0	0	0	0	0	0	0
4	1	1	2	0	0	3
3	0	1	0	1	0	0
4	0	0	0	0	1	3
4	0	0	0	0	1	1
2	0	0	0	0	0	0
0	0	0	0	0	0	0
1	0	1	0	0	0	0
0	1	0	0	0	0	0
0	0	0	0	0	0	0

WP	PA	3B	SF	SAC	DP	HBP
1	35	1	0	0	1	0

New York Giants @ Brooklyn Dodgers
Ebbets Field, Brooklyn, NY
 Sun Sep 18 1955, 3:33 AM EDT
 Att. 13,491 - Unknown

AB	33
R	7
H	12
RBI	7
BB	2
SO	3
LOB	13



Batter	1	2	3	4	5	6	7	8	9
Sandy Amoros, L (1, 7) OBP: 0.345, SLG: 0.405	1-1 F4		1-2 4-3		2-0 E4 BB		1-0 HR	1-3 K	
Pee Wee Reese, R (1, 6) OBP: 0.369, SLG: 0.405	4-1 4-3 PB PB BB		4-0 G4-6-3 BB		4-1 FC6-4 BB		1-1 FC6-4	1-1 2B	
Duke Snider, L (1, 8) OBP: 0.419, SLG: 0.629	1-2 4-3		2-0 G4-6-3 1-2f		2-3 K		3-2 F5	4-0 IBB	
Roy Campanella, R (1, 2) OBP: 0.397, SLG: 0.587	4-2 3-H BB			0-0 F9	0-1 FC6-4 1-2f		1-1 F2	1-1 5-3	
Carl Furillo, R (1, 9) OBP: 0.370, SLG: 0.520	1-3 K2-3			4-2 FC5-4 BB		0-0 1-3	1-2 FC6-4 1-2f		
Gil Hodges, R (1, 3) OBP: 0.381, SLG: 0.507		3-3 K		2-3 K		4-1 1-4-3 BB		0-0 SH1-4 2B 1B	
Jackie Robinson, R (1, 5) OBP: 0.375, SLG: 0.359		4-2 BB		1-2 FC5-4 1-2f		3-1 1-4-3		0-0 SH1-4	
Don Zimmer, R (1, 4) OBP: 0.283, SLG: 0.440		2-3 K			1-0 F8	2-2 F3		4-0 2B IBB	
Jim Gilliam, S (8, PH) OBP: 0.340, SLG: 0.350 (9, 4)		1-2 3-1			0-0 E 1B		1-2 HR 2B	0-0 1-H 2-H 2B 2B	

Inning Stats	R: 1	H: 0	E: 0	K: 1	S: 11	LOB: 1	BB: 2	P: 22
	R: 0	H: 0	E: 0	K: 2	S: 11	LOB: 1	BB: 1	P: 21
	R: 0	H: 0	E: 0	K: 0	S: 5	LOB: 0	BB: 1	P: 12
	R: 0	H: 0	E: 0	K: 1	S: 9	LOB: 1	BB: 1	P: 16
	R: 0	H: 1	E: 1	K: 1	S: 10	LOB: 3	BB: 1	P: 19
	R: 0	H: 0	E: 0	K: 0	S: 7	LOB: 1	BB: 1	P: 16
	R: 2	H: 2	E: 1	K: 0	S: 16	LOB: 1	BB: 0	P: 24
	R: 3	H: 3	E: 0	K: 1	S: 10	LOB: 2	BB: 2	P: 21

PITCHER	IP	WLS	BF	H	R	ER	SO	BB	IBB	HBP	BLK	WP	HR	S	P	ERA	WHIP
Murry Dickson, R (1, 1) ERA: 3.58	7.1	L	36	5	6	5	5	7	1	0	0	0	1	72	137	6.14	1.636
Jack Meyer, R (8, 1) ERA: 3.38	0.2		4	1	0	0	1	0	1	0	0	0	0	7	14	0.00	1.500

BOTTOM


Philadelphia Phillies @ Brooklyn Dodgers
Ebbets Field, Brooklyn, NY
Tue Sep 20 1955, 3:33 AM EDT
Unknown

AB	R	H	RBI	BB	SO	LOB
5	1	1	2	0	1	2
2	1	1	1	3	0	0
4	0	0	0	1	1	6
4	0	0	0	1	0	6
3	0	0	0	1	1	2
3	1	1	0	1	2	1
2	0	0	0	1	0	2
3	0	0	0	0	1	2
0	1	0	0	1	0	0
3	1	2	0	0	0	1
0	0	0	0	0	0	0
1	1	1	2	0	0	0
0	0	0	0	0	0	0

AB	30
R	6
H	6
RBI	5
BB	9
SO	6
LOB	22

livebaseballscorecards.com

WP: 0	PA: 40
PB: 2	
SB: 0	
CS: 0	



Batter	1	2	3	4	5	6	7	8	9	AB R H RBI BB SO LOB	TOP										
Richie Ashburn, L OBP: 0.455, SLG: 0.458 (1, 8) X	0-0 F3		0-1 1B		1-0 FC5-4 1B		0-2 1B		2-2 L5	5 0 3 0 0 0 1											
Eddie Waitkus, L OBP: 0.367, SLG: 0.344 (1, 3) BBB	4-0 FC5-4 BB		1-2 1B		0-3 K		1-0 F8		4-2 1B BB	3 0 1 0 2 1 4											
Granny Hamner, R OBP: 0.321, SLG: 0.345 (1, 4) BBBBFX	2-2 FC5-4 1-2f		3-1 F6		0-1 FC5-4 1-2f		2-2 G3		0-0 1B 1-2 2-H	5 0 1 1 0 0 7											
Del Ennis, R OBP: 0.348, SLG: 0.520 (1, 7) FFFFX	0-2 F8			0-0 B2		3-1 F6		3-2 FC5-4 1B	1-0 4-3	5 0 1 0 0 0 3											
Willie Jones, R OBP: 0.355, SLG: 0.404 (1, 5) CBBBTT		4-2 G5-4-3 BB		1-2 1B		1-0 F4		2-2 F3		3 0 1 0 1 0 1											
Jim Greengrass, R OBP: 0.333, SLG: 0.431 (1, 9) X		0-0 G5-4-3 1-2f		1-0 F9		4-1 BB		0-0 FC5-4 1-2f		3 0 0 0 1 0 3											
Bobby Morgan, R OBP: 0.330, SLG: 0.344 (1, 6) CBBCC		3-3 K		1-0 F5		0-0 F7		2-2 F5		4 0 0 0 0 1 3											
Andy Seminick, R OBP: 0.326, SLG: 0.401 (1, 2) XTC			0-2 F9		0-3 K		1-1 5-3		0-0 4-3	3 0 0 0 0 1 0 1 0 0 0 0 0 0											
Robin Roberts, S OBP: 0.358, SLG: 0.467 (1, 1) SX			0-1 4-3		4-1 1B BB		0-0 F8 1B 1B		1-0 1B 2B	2 0 1 0 1 0 0 1 1 1 0 0 0 0											
Mary Blaylock, L OBP: 0.290, SLG: 0.310 (9, PH) B																					
Inning Stats	R: 0 E: 0 K: 0 S: 10 H: 0 LOB: 1 BB: 1 P: 16	R: 0 E: 0 K: 1 S: 6 H: 0 LOB: 0 BB: 1 P: 13	R: 0 E: 0 K: 0 S: 13 H: 2 LOB: 2 BB: 0 P: 17	R: 0 E: 0 K: 0 S: 6 H: 1 LOB: 1 BB: 0 P: 9	R: 0 E: 0 K: 2 S: 10 H: 1 LOB: 2 BB: 1 P: 15	R: 0 E: 0 K: 0 S: 5 H: 0 LOB: 1 BB: 1 P: 13	R: 0 E: 0 K: 0 S: 10 H: 2 LOB: 2 BB: 0 P: 14	R: 0 E: 0 K: 0 S: 13 H: 1 LOB: 1 BB: 0 P: 20	R: 1 E: 0 K: 0 S: 9 H: 2 LOB: 2 BB: 1 P: 17	1B: 8 2B: 1 3B: 0 HR: 0 SF: 0 SAC: 0 DP: 1 HBP: 0	WP: 0 PB: 0 SB: 0 CS: 0 PA: 40										
PITCHER Roger Craig, R ERA: 2.84 (1, 1)	IP: 9.0 WLS: W BF: 40 H: 9 R: 1 ER: 1 SO: 3 BB: 5 IBB: 0 HBP: 0 BLK: 0 WP: 0 HR: 0 S: 82 P: 134 ERA: 1.00 WHIP: 1.556																				
PITCHER	IP	WLS	BF	H	R	ER	SO	BB	IBB	HBP	BLK	WP	HR	S	P	ERA	WHIP				

Philadelphia Phillies @ Brooklyn Dodgers
Ebbets Field, Brooklyn, NY
Tue Sep 20 1955, 3:38 AM EDT
Att. 8,763 - Unknown

livebaseballscorecards.com

AB	35
R	1
H	9
RBI	1
BB	5
SO	3
LOB	22



Batter	1	2	3	4	5	6	7	8	9
Jim Gilliam, S <small>OBP: 0.342, SLG: 0.356</small> (1, 4)	1-0 1B	4-0 BB		2-1 SF7			0-1 SH5-4		
Sandy Amoros, L <small>OBP: 0.345, SLG: 0.404</small> (1, 8)	2-1 2B	3-2 F3		2-1 G3			2-2 1-3		
George Shuba, L <small>OBP: 0.466, SLG: 0.422</small> (1, 7)	1-1 2B	0-0 F4			1-1 F8		1-2 HR		
Carl Furillo, R <small>OBP: 0.370, SLG: 0.521</small> Walt Moryn, L <small>OBP: 0.455, SLG: 0.529</small> (7, 9)	0-0 2B		2-2 3-1		0-1 4-3		0-0 6-3		
Frank Kellert, R <small>OBP: 0.382, SLG: 0.564</small> (1, 3)	0-3 K		3-2 HR		0-3 K		1-2 2-3		
Rube Walker, L <small>OBP: 0.333, SLG: 0.351</small> (1, 2)	4-0 IBB		0-0 3-1		0-3 K		0-1 1B		
Don Hoak, R <small>OBP: 0.351, SLG: 0.364</small> (1, 5)	1-0 F5		1-2 F3		1-1 L7		0-0 G4-6-3		
Don Zimmer, R <small>OBP: 0.283, SLG: 0.439</small> (1, 6)	0-3 K			2-2 WP SF7 1B		2-3 K			
Roger Craig, R <small>OBP: 0.111, SLG: 0.077</small> (1, 1)		0-0 F9		1-3 K			0-0 SH5-4 HR 1B		

AB	R	H	RBI	BB	SO	LOB
1	1	1	1	1	0	0
4	1	1	1	0	0	2
3	1	1	2	0	0	1
3	0	1	1	0	0	0
1	0	0	0	0	0	0
4	1	1	1	0	2	2
3	0	1	0	1	1	0
4	0	0	0	0	0	4
3	1	1	0	0	2	3
3	1	1	0	0	1	1

Philadelphia Phillies @ Brooklyn Dodgers
 Ebbets Field, Brooklyn, NY
 Tue Sep 20 1955, 3:38 AM EDT
 Att. 8,763 - Unknown

AB	29
R	6
H	8
RBI	6
BB	2
SO	6
LOB	13



Inning Stats	R	H	E	K	S	R	H	E	K	S	R	H	E	K	S	R	H	E	K	S	R	H	E	K	S
	2	3	0	2	17	0	0	0	0	5	1	1	0	0	12	0	0	0	0	10	0	0	0	0	8
	0	3	0	1	26	0	1	0	0	12	0	0	0	0	18	0	0	0	0	10	0	0	0	0	8
	0	0	0	0	10	0	0	0	0	17	0	0	0	0	8	0	0	0	0	11	0	0	0	0	8
	2	2	0	0	10	0	0	0	0	13	0	1	0	0	7	0	0	0	0	7	0	0	0	0	7
	0	1	0	0	7	0	1	0	0	11	0	1	0	0	7	0	0	0	0	7	0	0	0	0	7

PITCHER	IP	WLS	BF	H	R	ER	SO	BB	IBB	HBP	BLK	WP	HR	S	P	ERA	WHIP	
Robin Roberts, R <small>ERA: 3.29</small>	(1, 1)	8.0	L	34	8	6	6	6	1	1	1	0	1	2	75	112	6.75	1.125

WP	HR	S	P	ERA	WHIP
1	2	75	112	6.75	1.125

Batter	1	2	3	4	5	6	7	8	9	AB R H RBI BB SO LOB	TOP
Jim Gilliam, S (1, 7) OBP: 0.341, SLG: 0.353 Sandy Amoros, L (7, 7) OBP: 0.345, SLG: 0.404	1-2 		1-0 		4-2 		1-1 			3 0 0 0 1 0 0	Brooklyn Dodgers @ Pittsburgh Pirates Forbes Field, Pittsburgh, PA Sat Sep 24 1955, 3:33 AM EDT Unknown
Pee Wee Reese, R (1, 6) OBP: 0.370, SLG: 0.403	4-1 		4-1 		2-2 		3-2 			2 1 0 0 2 0 2	
Duke Snider, L (1, 8) OBP: 0.420, SLG: 0.630	1-0 		1-0 		2-2 		3-3 			4 0 2 2 0 1 1	
Roy Campanella, R (1, 2) OBP: 0.394, SLG: 0.581	1-2 		0-2 		1-0 			0-1 		4 0 0 0 0 0 4	
Carl Furillo, R (1, 9) OBP: 0.371, SLG: 0.521		1-2 		2-1 	1-0 	3-2 		1-1 		4 1 2 0 0 0 0	
Gil Hodges, R (1, 3) OBP: 0.380, SLG: 0.505		0-1 		1-0 		2-2 		3-2 		4 0 1 0 0 0 1	
Jackie Robinson, R (1, 5) OBP: 0.374, SLG: 0.358		1-0 		1-0 		0-1 			2-2 	4 0 1 0 0 0 2	
Don Zimmer, R (1, 4) OBP: 0.283, SLG: 0.438		1-0 			0-1 	3-2 			0-1 	3 0 1 1 0 0 1	
Carl Erskine, R (1, 1) OBP: 0.197, SLG: 0.284 George Shuba, L (5, PH) OBP: 0.458, SLG: 0.413 Don Newcombe, L (5, 1) OBP: 0.395, SLG: 0.632 Don Bessent, R (7, 1) OBP: 0.100, SLG: 0.100 Walt Moryn, L (9, PH) OBP: 0.435, SLG: 0.500			0-1 		0-1 	0-0 			2-3 	1 0 0 0 0 0 0 1 1 0 0 0 0 1 1 0 0 0 0 0 1 0 0 0 0 0 0 0 1 0 0 0 0 1 0	
Inning Stats	R: 0 H: 0 E: 0 LOB: 1 K: 0 BB: 1 S: 8 P: 15	R: 0 H: 2 E: 0 LOB: 1 K: 0 BB: 0 S: 8 P: 11	R: 0 H: 1 E: 0 LOB: 2 K: 0 BB: 1 S: 8 P: 14	R: 0 H: 0 E: 0 LOB: 0 K: 0 BB: 0 S: 4 P: 8	R: 2 H: 2 E: 1 LOB: 2 K: 0 BB: 1 S: 18 P: 28	R: 1 H: 2 E: 1 LOB: 1 K: 0 BB: 0 S: 14 P: 22	R: 0 H: 0 E: 0 LOB: 0 K: 1 BB: 0 S: 10 P: 17	R: 0 H: 0 E: 0 LOB: 0 K: 0 BB: 0 S: 7 P: 11	R: 0 H: 0 E: 0 LOB: 0 K: 1 BB: 0 S: 9 P: 13	1B: 6 SF: 1 2B: 1 SAC: 0 3B: 0 DP: 1 HR: 0 HBP: 0	WP: 0 PA: 36 PB: 0 SB: 0 CS: 0
PITCHER Dick Hall, R (1, 1) ERA: 3.91	IP WLS BF H R ER SO BB IBB HBP BLK WP HR S P ERA WHIP 9.0 W 37 7 3 3 2 3 0 0 0 0 0 0 86 139 3.00 1.111										

livebaseballscorecards.com

AB	32
R	3
H	7
RBI	3
BB	3
SO	2
LOB	13

Batter	1	2	3	4	5	6	7	8	9	AB R H RBI BB SO LOB
Eddie O'Brien, R OBP: 0.288, SLG: 0.254 (1, 8)	0-1 F6	1-0 F6			1-2 F8			2-2 1-3		4 0 0 0 0 0 0
Gene Freese, R OBP: 0.305, SLG: 0.424 (1, 5)	4-2 1B HR BB	2-3 K			2-1 F4			1-0 HR		3 2 1 1 1 1 0
Jerry Lynch, L OBP: 0.336, SLG: 0.453 (1, 2)	2-2 1-3 HR 1B		0-0 G3			1-3 K		1-2 F7		4 1 1 0 0 1 0
Dale Long, L OBP: 0.363, SLG: 0.512 (1, 3)	0-2 1-H 3-H HR		2-2 F8			2-2 F8				3 1 1 3 0 0 0
John Powers, L (1, 9)	0-1 G3		3-2 0-1 1-3			2-1 F4				3 0 0 0 0 0 0
Frank Thomas, R OBP: 0.323, SLG: 0.435 (1, 7)	3-1 1B 1B			0-0 1-3			3-3 K			3 0 1 0 0 1 0
Johnny O'Brien, R OBP: 0.347, SLG: 0.373 (1, 4)	2-2 1-3 1B		0-1 4-3			0-1 6-3				3 0 1 0 0 0 0
Dick Groat, R OBP: 0.318, SLG: 0.350 (1, 6)	2-1 6-3		0-1 F7			0-3 K				3 0 0 0 0 1 2
Dick Hall, R OBP: 0.283, SLG: 0.275 (1, 1)		0-1 5-3			1-2 F9			0-3 K		3 0 0 0 0 1 0

Inning Stats	R: 3	H: 4	E: 0	K: 0	S: 19	LOB: 2	BB: 1	P: 32	R: 0	H: 0	E: 0	K: 1	S: 6	LOB: 0	BB: 0	P: 9	R: 0	H: 0	E: 0	K: 0	S: 14	LOB: 0	BB: 0	P: 19	R: 0	H: 0	E: 0	K: 0	S: 5	LOB: 0	BB: 0	P: 5	R: 0	H: 0	E: 0	K: 1	S: 8	LOB: 0	BB: 0	P: 12	R: 0	H: 0	E: 0	K: 1	S: 10	LOB: 0	BB: 0	P: 15	R: 0	H: 0	E: 0	K: 2	S: 9	LOB: 0	BB: 0	P: 12	R: 1	H: 1	E: 0	K: 1	S: 10	LOB: 0	BB: 0	P: 14	1B: 3	2B: 0	3B: 0	HR: 2	SF: 0	SAC: 0	DP: 0	HBP: 0
--------------	------	------	------	------	-------	--------	-------	-------	------	------	------	------	------	--------	-------	------	------	------	------	------	-------	--------	-------	-------	------	------	------	------	------	--------	-------	------	------	------	------	------	------	--------	-------	-------	------	------	------	------	-------	--------	-------	-------	------	------	------	------	------	--------	-------	-------	------	------	------	------	-------	--------	-------	-------	-------	-------	-------	-------	-------	--------	-------	--------

PITCHER	IP	WLS	BF	H	R	ER	SO	BB	IBB	HBP	BLK	WP	HR	S	P	ERA	WHIP
Carl Erskine, R ERA: 3.79 (1, 1)	4.0		17	4	3	3	1	1	0	0	0	0	1	44	65	6.75	1.250
Don Newcombe, R ERA: 3.2 (5, 1)	2.0		6	0	0	0	1	0	0	0	0	0	0	18	27	0.00	0.000
Don Bessent, R ERA: 2.7 (7, 1)	2.0	L	7	1	1	1	3	0	0	0	0	0	1	19	26	4.50	0.500

BOTTOM

Brooklyn Dodgers @ Pittsburgh Pirates
 Forbes Field, Pittsburgh, PA
 Sat Sep 24 1955, 3:33 AM EDT
 Unknown

livebaseballscorecards.com

AB	29
R	4
H	5
RBI	4
BB	1
SO	5
LOB	2



WP: 0 PA: 30
 PB: 0
 SB: 0
 CS: 0

Batter	1	2	3	4	5	6	7	8	9	AB R H RBI BB SO LOB	TOP
Jim Gilliam, S (1, 4) <small>OBP: 0.340, SLG: 0.355</small>	0-0 		1-2 		2-1 		1-1 		4 0 1 0 0 0 0		
Sandy Amoros, L (1, 7) <small>OBP: 0.348, SLG: 0.404</small>	2-2 		4-2 		4-1 		0-1 		2 1 1 0 2 0 0		
Duke Snider, L (1, 8) <small>OBP: 0.419, SLG: 0.629</small>	1-2 		2-2 		1-1 			1-3 	3 0 1 0 0 0 3 1 0 0 0 0 1 0		
Walt Moryn, L (5, 9) <small>OBP: 0.417, SLG: 0.474</small>	1-3 		1-2 		1-2f 			1-0 	4 0 0 1 0 0 2		
George Shuba, L (1, 9) <small>OBP: 0.429, SLG: 0.380</small>	1-0 		1-2 		1-1 			1-0 	4 0 0 1 0 0 2		
Gil Hodges, R (1, 3) <small>OBP: 0.380, SLG: 0.504</small>	0-0 			0-0 		1-1 		1-3 	3 0 1 0 0 0 1 1 0 0 0 0 1 0		
Frank Kellert, R (6, 3) <small>OBP: 0.378, SLG: 0.557</small>				1-1 		2-1 		1-3 	4 0 2 0 0 0 1 0 0 0 0 0 0 0		
Rube Walker, L (1, 2) <small>OBP: 0.339, SLG: 0.356</small>		2-2 		1-1 		2-1 		2-1 	4 0 2 0 0 0 1 0 0 0 0 0 0 0		
Johnny Podres, L (9, PR) <small>OBP: 0.238, SLG: 0.220</small>				3-3 		2-0 		0-0 	4 0 1 0 0 1 2		
Don Hoak, R (1, 5) <small>OBP: 0.350, SLG: 0.362</small>				1-2f 		1-2 		1-1 	3 0 1 0 1 0 3		
Don Zimmer, R (1, 6) <small>OBP: 0.286, SLG: 0.437</small>		0-2 		4-1 		1-1 		0-1 	3 0 1 0 1 0 3		
Billy Loes, R (1, 1) <small>OBP: 0.149, SLG: 0.091</small>		1-3 		1-2 		0-0 		1-3 	1 0 0 0 0 1 1 0 0 0 0 0 0 0 1 0 0 0 0 0 1 1 0 0 0 0 0 0 0 0 0 0 0 0 0 1 0 0 0 0 1 1		
Sandy Koufax, R (4, 1) <small>OBP: 0.111, SLG: 0.111</small>											
Ed Roebuck, R (4, 1) <small>OBP: 0.389, SLG: 0.493</small>											
Pee Wee Reese, R (7, PH) <small>OBP: 0.176, SLG: 0.387</small>											
Clem Labine, R (7, 1) <small>OBP: 0.176, SLG: 0.387</small>											
Roy Campanella, R (9, PH) <small>OBP: 0.393, SLG: 0.580</small>											
Inning Stats	R: 1 H: 2 E: 0 LOB: 1 K: 0 BB: 0 S: 9 P: 13	R: 0 H: 2 E: 0 LOB: 1 K: 1 BB: 0 S: 10 P: 14	R: 0 H: 0 E: 0 LOB: 1 K: 0 BB: 1 S: 12 P: 20	R: 0 H: 1 E: 0 LOB: 0 K: 1 BB: 0 S: 6 P: 10	R: 0 H: 1 E: 0 LOB: 2 K: 0 BB: 2 S: 9 P: 21	R: 0 H: 2 E: 0 LOB: 2 K: 0 BB: 0 S: 9 P: 16	R: 0 H: 0 E: 0 LOB: 0 K: 2 BB: 0 S: 5 P: 6	R: 0 H: 0 E: 0 LOB: 0 K: 2 BB: 0 S: 7 P: 10	R: 0 H: 0 E: 1 LOB: 1 K: 1 BB: 0 S: 8 P: 11	1B: 7 SF: 0 2B: 1 SAC: 0 3B: 0 DP: 2 HR: 0 HBP: 0	WP: 0 PA: 36 PB: 0 SB: 0 CS: 1
PITCHER Bob Friend, R (1, 1) <small>ERA: 2.83</small>	IP 9.0 WLS W BF 36 H 8 R 1 ER 1 SO 5 BB 3 IBB 0 HBP 0 BLK 0 WP 0 HR 0 S 75 P 121 ERA 1.00 WHIP 1.222										

Brooklyn Dodgers @ Pittsburgh Pirates
 Forbes Field, Pittsburgh, PA
 Sat Sep 24 1955, 3:38 AM EDT
 Att. 4,531 - Unknown

AB	33
R	1
H	8
RBI	1
BB	3
SO	5
LOB	15



WP: 0	PA: 36
PB: 0	
SB: 0	
CS: 1	

PITCHER	IP	WLS	BF	H	R	ER	SO	BB	IBB	HBP	BLK	WP	HR	S	P	ERA	WHIP
---------	----	-----	----	---	---	----	----	----	-----	-----	-----	----	----	---	---	-----	------

Batter	1	2	3	4	5	6	7	8	9	AB R H RBI BB SO LOB	TOP		
Jim Gilliam, S (1, 7) <small>OBP: 0.341, SLG: 0.355</small>	1-2 		3-2 	2-2 		0-0 		2-1 		5 1 2 0 0 0 1			
Pee Wee Reese, R (1, 6) <small>OBP: 0.371, SLG: 0.403</small>	0-0 		4-1 		2-2 	1-0 			1-0 	4 1 2 0 1 0 2			
Duke Snider, L (1, 8) <small>OBP: 0.418, SLG: 0.628</small>	3-3 		3-1 		3-3 		0-0 		0-0 	5 0 1 0 0 2 4			
Roy Campanella, R (1, 2) Rube Walker, L (6, 2) <small>OBP: 0.395, SLG: 0.583</small> <small>OBP: 0.342, SLG: 0.359</small>		1-1 	3-1 		1-0 	1-2 		0-0 	0-0 	3 0 2 1 0 0 0			
Carl Furillo, R (1, 9) Sandy Amoros, L (5, 9) <small>OBP: 0.371, SLG: 0.520</small> <small>OBP: 0.347, SLG: 0.402</small>		3-1 	1-0 		1-0 	0-0 		0-0 	2-3 	2 0 1 0 0 0 1			
Gil Hodges, R (1, 3) <small>OBP: 0.377, SLG: 0.500</small>		1-3 	0-0 		2-0 		0-1 		0-1 	3 0 1 1 0 0 3			
Jackie Robinson, R (1, 5) <small>OBP: 0.378, SLG: 0.363</small>		1-1 		0-1 		3-2 		3-1 		2 0 0 0 0 1 1			
Don Zimmer, R (1, 4) <small>OBP: 0.289, SLG: 0.443</small>		4-0 		2-3 		1-2 		0-1 		4 0 0 0 0 1 4			
Johnny Podres, L (1, 1) <small>OBP: 0.234, SLG: 0.217</small> Russ Meyer, S (3, 1) <small>OBP: 0.071, SLG: 0.074</small> Frank Keller, R (6, PH) <small>OBP: 0.356, SLG: 0.575</small> Clem Labine, R (6, 1) <small>OBP: 0.176, SLG: 0.387</small> George Shuba, L (8, PH) <small>OBP: 0.422, SLG: 0.373</small> Roger Craig, R (8, 1) <small>OBP: 0.111, SLG: 0.077</small>		1-2 		0-1 		6-3 		3-1 		4 1 3 0 0 0 0			
Inning Stats	R: 0 H: 1 E: 0 LOB: 1 K: 1 BB: 0 S: 7 P: 11	R: 0 H: 2 E: 0 LOB: 3 K: 1 BB: 1 S: 13 P: 24	R: 2 H: 2 E: 0 LOB: 1 K: 0 BB: 1 S: 12 P: 25	R: 0 H: 1 E: 0 LOB: 1 K: 1 BB: 0 S: 12 P: 16	R: 0 H: 2 E: 0 LOB: 2 K: 1 BB: 0 S: 10 P: 19	R: 0 H: 2 E: 0 LOB: 2 K: 0 BB: 0 S: 10 P: 16	R: 0 H: 1 E: 0 LOB: 0 K: 0 BB: 0 S: 6 P: 7	R: 2 H: 2 E: 0 LOB: 0 K: 0 BB: 0 S: 9 P: 14	R: 0 H: 1 E: 0 LOB: 1 K: 1 BB: 0 S: 6 P: 9	1B: 10 SF: 0 2B: 4 SAC: 0 3B: 2 DP: 2 HR: 0 HBP: 0	WP: 0 PA: 41 PB: 1 SB: 1 CS: 1		
PITCHER	IP WLS BF H R ER SO BB IBB HBP BLK WP HR S P ERA WHIP											PITCHER	IP WLS BF H R ER SO BB IBB HBP BLK WP HR S P ERA WHIP
Ron Kline, R (1, 1) <small>ERA: 4.15</small>	3.0 L 15 5 2 2 2 2 2 0 0 0 0 0 0 32 60 6.00 2.333												
Dick Littlefield, L (4, 1) <small>ERA: 5.12</small>	3.0 14 5 0 0 2 0 0 0 0 0 0 0 0 32 51 0.00 1.667												
Vern Law, R (7, 1) <small>ERA: 3.81</small>	2.0 8 3 2 1 0 0 0 0 0 0 0 0 0 15 21 4.50 1.500												
Roy Face, R (9, 1) <small>ERA: 3.58</small>	1.0 4 1 0 0 1 0 0 0 0 0 0 0 0 6 9 0.00 1.000												

Brooklyn Dodgers @ Pittsburgh Pirates
 Forbes Field, Pittsburgh, PA
 Sun Sep 25 1955, 3:33 AM EDT
 Att: 25,185 - Unknown

AB	39
R	4
H	14
RBI	3
BB	2
SO	5
LOB	22



1	0	0	0	0	0	0	3
1	0	0	0	0	0	0	1
1	0	1	0	0	0	0	0
0	0	0	0	0	0	0	0
1	0	0	0	0	0	0	1
0	0	0	0	0	0	0	0

WP: 0	PA: 41
PB: 1	
SB: 1	
CS: 1	

BOTTOM

Brooklyn Dodgers @ Pittsburgh Pirates
 Forbes Field, Pittsburgh, PA
 Sun Sep 25 1955, 3:33 AM EDT
 Att. 25,185 - Unknown

livebaseballscorecards.com

AB	33
R	0
H	8
RBI	0
BB	0
SO	7
LOB	15



WP:	0	PA:	33
PB:	0		
SB:	0		
CS:	0		

AB R H RBI BB SO LOB

1	0	0	0	0	1	0
3	0	0	0	0	1	2

4	0	2	0	0	2	1
---	---	---	---	---	---	---

4	0	2	0	0	0	1
---	---	---	---	---	---	---

4	0	0	0	0	1	3
---	---	---	---	---	---	---

4	0	0	0	0	0	2
---	---	---	---	---	---	---

4	0	1	0	0	0	2
---	---	---	---	---	---	---

3	0	1	0	0	0	1
---	---	---	---	---	---	---

3	0	2	0	0	1	0
---	---	---	---	---	---	---

0	0	0	0	0	0	0
1	0	0	0	0	0	1
0	0	0	0	0	0	0
1	0	0	0	0	1	0
0	0	0	0	0	0	0
1	0	0	0	0	0	2
0	0	0	0	0	0	0

1B:	5	SF:	0
2B:	2	SAC:	0
3B:	1	DP:	2
HR:	0	HBP:	0

Batter	1	2	3	4	5	6	7	8	9
Eddie O'Brien, R (1, 8) OBP: 0.290, SLG: 0.254 Jerry Lynch, L (3, PH) OBP: 0.331, SLG: 0.443 (4, 9)	0-3 K		2-2 G3			1-0 4-3		1-3 K	
Gene Freese, R (1, 5) OBP: 0.308, SLG: 0.426	1-3 K		1-3 K			0-1 2B		0-0 1B 1B	
Roberto Clemente, R (1, 9) OBP: 0.284, SLG: 0.382 (4, 8)	0-0 3B				1-1 1-3	1-0 6-3		0-0 1B	
Frank Thomas, R (1, 7) OBP: 0.322, SLG: 0.431	0-2 F3				1-1 F3	2-0 F2		1-3 K	
Jack Shepard, R (1, 2) OBP: 0.321, SLG: 0.314		2-2 F9			1-2 5-3	0-1 5-3		1-2 F7	
Dale Long, L (1, 3) OBP: 0.364, SLG: 0.513		3-2 G6-4-3 1B			1-1 4-3	1-1 3-1		0-0 G3	
Johnny O'Brien, R (1, 4) OBP: 0.346, SLG: 0.378		1-0 G6-4-3 1-2f			0-0 F8		0-1 G4-6-3 1B 1B		
Dick Groat, R (1, 6) OBP: 0.317, SLG: 0.351			1-0 2B		3-3 K		1-2 G4-6-3 1B		
Ron Kline, R (1, 1) OBP: 0.154, SLG: 0.132 Preston Ward, L (3, PH) OBP: 0.286, SLG: 0.380 Dick Littlefield, L (4, 1) OBP: 0.263, SLG: 0.206 Toby Atwell, L (6, PH) OBP: 0.337, SLG: 0.266 Vern Law, R (7, 1) OBP: 0.256, SLG: 0.349 Roman Mejias, R (8, PH) OBP: 0.256, SLG: 0.329 Roy Face, R (9, 1) OBP: 0.148, SLG: 0.154			0-2 F7			2-3 K		1-2 G4-6-3 1-2f 2-3	

Inning Stats	R: 0	H: 1	E: 0	LOB: 1	K: 2	BB: 0	S: 10	P: 11
	R: 0	H: 1	E: 0	LOB: 0	K: 0	BB: 0	S: 8	P: 14
	R: 0	H: 1	E: 0	LOB: 1	K: 1	BB: 0	S: 12	P: 16
	R: 0	H: 0	E: 0	LOB: 0	K: 0	BB: 0	S: 7	P: 10
	R: 0	H: 0	E: 0	LOB: 0	K: 1	BB: 0	S: 6	P: 10
	R: 0	H: 1	E: 0	LOB: 1	K: 1	BB: 0	S: 7	P: 11
	R: 0	H: 0	E: 0	LOB: 0	K: 0	BB: 0	S: 5	P: 8
	R: 0	H: 2	E: 0	LOB: 1	K: 1	BB: 0	S: 11	P: 14
	R: 0	H: 2	E: 0	LOB: 2	K: 1	BB: 0	S: 9	P: 11

PITCHER	IP	WLS	BF	H	R	ER	SO	BB	IBB	HBP	BLK	WP	HR	S	P	ERA	WHIP
Johnny Podres, L (1, 1) ERA: 3.95	2.0		7	2	0	0	2	0	0	0	0	0	0	18	25	0.00	1.000
Russ Meyer, R (3, 1) ERA: 5.42	3.0	W	10	1	0	0	2	0	0	0	0	0	0	25	36	0.00	0.333
Clem Labine, R (6, 1) ERA: 3.24	2.0		7	1	0	0	1	0	0	0	0	0	0	12	19	0.00	0.500
Roger Craig, R (8, 1) ERA: 2.78	2.0	S	9	4	0	0	2	0	0	0	0	0	0	20	25	0.00	2.000

PITCHER	IP	WLS	BF	H	R	ER	SO	BB	IBB	HBP	BLK	WP	HR	S	P	ERA	WHIP
Johnny Podres, L (1, 1) ERA: 3.95	2.0		7	2	0	0	2	0	0	0	0	0	0	18	25	0.00	1.000
Russ Meyer, R (3, 1) ERA: 5.42	3.0	W	10	1	0	0	2	0	0	0	0	0	0	25	36	0.00	0.333
Clem Labine, R (6, 1) ERA: 3.24	2.0		7	1	0	0	1	0	0	0	0	0	0	12	19	0.00	0.500
Roger Craig, R (8, 1) ERA: 2.78	2.0	S	9	4	0	0	2	0	0	0	0	0	0	20	25	0.00	2.000

Batter	1	2	3	4	5	6	7	8	9	AB R H RBI BB SO LOB	TOP		
Jim Gilliam, S (1, 7) X	0-0 G1-3	4-0 FC5-4 BB		4-0 G4-6-3 BB		0-0 F2		0-0 P5		3 0 0 0 2 0 1			
Pee Wee Reese, R (1, 6) X OBP: 0.200, SLG: 0.200	0-0 1B	0-0 FC5-4		0-0 G4-6-3		0-0 F9		0-3 K		5 0 1 0 0 1 4			
Duke Snider, L (1, 8) S S S	0-3 K		0-0 HR		0-0 P6		0-0 3-1	0-0 1B		5 1 2 1 0 1 1			
Roy Campanella, R (1, 2) X	0-0 P4		0-0 P5		0-0 6-3		0-0 F9	0-0 L9		5 0 0 0 0 0 2			
Carl Furillo, R (1, 9) X OBP: 0.800, SLG: 1.500		0-0 HR	4-0 BB		0-0 1B		0-0 SF8 1B	0-3 K		4 2 3 1 1 1 1			
Gil Hodges, R (1, 3) X OBP: 0.250, SLG: 0.250		0-0 4-3	0-0 F8		0-0 1B		0-0 F7			4 0 1 0 0 0 2			
Jackie Robinson, R (1, 5) X OBP: 0.250, SLG: 0.750		0-0 1B 3B	0-3 K		0-0 F8		0-0 E5 SF8 S			4 2 1 0 0 1 4			
Don Zimmer, R (1, 4) X OBP: 0.500, SLG: 0.500		0-0 G1-3 1B		4-0 FC1-6 BB		0-0 F8		0-0 SF8		2 0 1 2 1 0 0			
Don Newcombe, L (1, 1) X	0-0 G1-3		0-0 FC1-6 BB		0-0 4-3		0-0 4-3	0-0 1B		3 0 0 0 0 0 2			
Don Bessent, R (6, 1)										0 0 0 0 0 0 0			
Frank Kellert, R (8, PH) OBP: 1.000, SLG: 1.000										1 0 1 0 0 0 0			
Don Hoak, R (8, PR)										0 0 0 0 0 0 0			
Clem Labine, R (8, 1)										0 0 0 0 0 0 0			
Inning Stats	R: 0 H: 1 E: 0 LOB: 1 K: 1 BB: 0 S: 6 P: 6	R: 2 H: 3 E: 0 LOB: 2 K: 0 BB: 1 S: 6 P: 10	R: 1 H: 1 E: 0 LOB: 1 K: 1 BB: 1 S: 6 P: 10	R: 0 H: 0 E: 0 LOB: 1 K: 0 BB: 2 S: 2 P: 10	R: 0 H: 2 E: 0 LOB: 2 K: 0 BB: 0 S: 5 P: 5	R: 0 H: 0 E: 0 LOB: 0 K: 0 BB: 0 S: 3 P: 3	R: 0 H: 0 E: 0 LOB: 0 K: 0 BB: 0 S: 3 P: 3	R: 2 H: 2 E: 1 LOB: 1 K: 0 BB: 0 S: 6 P: 6	R: 0 H: 1 E: 0 LOB: 1 K: 2 BB: 0 S: 8 P: 8	1B: 7 SF: 1 2B: 0 SAC: 0 3B: 1 DP: 1 HR: 2 HBP: 0	WP: 0 PA: 41 PB: 0 SB: 1 CS: 0		
PITCHER	IP WLS BF H R ER SO BB IBB HBP BLK WP HR S P ERA WHIP											PITCHER	IP WLS BF H R ER SO BB IBB HBP BLK WP HR S P ERA WHIP
Whitey Ford, L (1, 1) ERA: 3.38	8.0 W 37 9 5 3 2 4 0 0 0 0 0 2 37 53 3.38 1.625												
Bob Grim, R (9, 1) ERA:	1.0 S 4 1 0 0 2 0 0 0 0 0 0 0 8 8 0.00 1.000												

Brooklyn Dodgers @ New York Yankees
 Yankee Stadium, Bronx, NY
 Wed Sep 28 1955, 3:33 AM EDT
 Att: 63,869 - Unknown

livebaseballscorecards.com

AB	36
R	5
H	10
RBI	4
BB	4
SO	4
LOB	17



Batter	1	2	3	4	5	6	7	8	9	AB	R	H	RBI	BB	SO	LOB
Hank Bauer, R OBP: 0.500, SLG: 0.500 (1, 9)	0-0 G4-3 1B		0-0 4-3 6-3 1-2 1B		0-0 F7		0-0 6-3			4	0	2	0	0	0	0
Gil McDougald, R OBP: 0.250, SLG: 0.250 (1, 5)	0-3 K		0-0 6-3		0-0 6-3			0-0 G3-6-3 1B		4	0	1	0	0	1	3
Irv Noren, L (1, 8)	0-0 G4-3 1-2f		0-0 4-3			0-0 G3		0-0 G3-6-3		4	0	0	1	0	0	3
Yogi Berra, L (1, 2)		0-0 4-3	0-0 G1-3			0-0 HR 1B		4-0 BB		3	1	1	0	1	0	1
Joe Collins, L (1, 3)		4-0 HR BB		0-0 HR		0-0 HR 1-H		0-0 F7		3	3	2	3	1	0	1
Elston Howard, R (1, 7)		0-0 HR		0-3 K		0-0 6-3				3	1	1	2	0	1	0
Billy Martin, R (1, 4)		0-0 F9		0-0 CS 1B		0-0 CS 3B				3	0	2	0	0	0	0
Phil Rizzuto, R (1, 6)		0-0 5-3		0-3 K		0-0 CS		0-0 5-3		2	0	0	0	0	1	1
Eddie Robinson, L (6, PH)										0	0	0	0	0	0	0
Jerry Coleman, R (7, 6)										1	0	0	0	0	0	0
Whitey Ford, L (1, 1)			4-0 6-3 1B 4-3 BB		0-3 K					2	1	0	0	1	1	0
Bob Grim, R (9, 1)								0-0 F8		0	0	0	0	0	0	0

Inning Stats		R: 0	H: 1	R: 2	H: 1	R: 1	H: 1	R: 1	H: 2	R: 0	H: 0	R: 2	H: 3	R: 0	H: 0	R: 0	H: 1
		E: 0	LOB: 0	E: 0	LOB: 0	E: 0	LOB: 1	E: 0	LOB: 0	E: 0	LOB: 0	E: 0	LOB: 0	E: 0	LOB: 0	E: 0	LOB: 1
		K: 1	BB: 0	K: 0	BB: 1	K: 0	BB: 1	K: 2	BB: 0	K: 1	BB: 0	K: 0	BB: 0	K: 0	BB: 0	K: 0	BB: 1
		S: 5	P: 5	S: 4	P: 8	S: 4	P: 8	S: 8	P: 8	S: 5	P: 5	S: 5	P: 5	S: 3	P: 3	S: 3	P: 7


BOTTOM

Brooklyn Dodgers @ New York Yankees
 Yankee Stadium, Bronx, NY

Wed Sep 28 1955, 3:33 AM EDT
 Att. 63,869 - Unknown


livebaseballscorecards.com

AB	29
R	6
H	9
RBI	6
BB	3
SO	4
LOB	9



WP: 0	PA: 33
PB: 0	
SB: 0	
CS: 2	

PITCHER	IP	WLS	BF	H	R	ER	SO	BB	IBB	HBP	BLK	WP	HR	S	P	ERA	WHIP
Don Newcombe, R (1, 1) ERA: 9.53	5.2	L	25	8	6	6	4	2	0	0	0	0	3	31	39	9.53	1.765
Don Bessent, R (6, 1) ERA:	1.1		3	0	0	0	0	0	0	0	0	0	0	3	3	0.00	0.000
Clem Labine, R (8, 1) ERA:	1.0		4	1	0	0	0	1	0	0	0	0	0	3	7	0.00	2.000

Batter	1	2	3	4	5	6	7	8	9	AB R H RBI BB SO LOB	TOP														
Jim Gilliam, S (1, 7) OBP: 0.333, SLG: 0.143	0-3 K		0-0 F7		0-0 1B			0-0 G4-6-3		4 0 1 1 0 1 1	<p>Brooklyn Dodgers @ New York Yankees Yankee Stadium, Bronx, NY</p> <p>Thu Sep 29 1955, 3:33 AM EDT Att: 64,707 - Unknown</p> <p>livebaseballscorecards.com</p> <table border="1"> <tr><td>AB</td><td>28</td></tr> <tr><td>R</td><td>2</td></tr> <tr><td>H</td><td>5</td></tr> <tr><td>RBI</td><td>2</td></tr> <tr><td>BB</td><td>5</td></tr> <tr><td>SO</td><td>6</td></tr> <tr><td>LOB</td><td>11</td></tr> </table> 	AB	28	R	2	H	5	RBI	2	BB	5	SO	6	LOB	11
AB	28																								
R	2																								
H	5																								
RBI	2																								
BB	5																								
SO	6																								
LOB	11																								
Pee Wee Reese, R (1, 6) OBP: 0.333, SLG: 0.444	0-0 F9			0-0 1B	0-3 K			0-0 1B		4 1 2 0 0 1 1															
Duke Snider, L (1, 8) OBP: 0.333, SLG: 0.667	0-0 F9			0-0 1B				0-3 K		4 0 1 1 0 1 1															
Roy Campanella, R (1, 2)		0-0 F5		4-0 BB				0-0 P6		3 0 0 0 1 0 0															
Carl Furillo, R (1, 9) OBP: 0.556, SLG: 0.857		4-0 BB		0-0 F7				0-0 F7		3 0 0 0 1 0 1															
Gil Hodges, R (1, 3) OBP: 0.250, SLG: 0.143		0-0 F9		0-0 F7				0-3 K		3 0 0 0 1 1 2															
Jackie Robinson, R (1, 5) OBP: 0.286, SLG: 0.500		0-0 P6			4-0 1B			0-0 F9		2 1 0 0 1 0 2															
Don Zimmer, R (1, 4) OBP: 0.429, SLG: 0.400			0-3 K		0-0 1B			0-3 K		3 0 1 0 0 2 1															
Billy Loes, R (1, 1) Don Bessent, R (4, 1) Frank Keller, R (5, PH) Karl Spooner, R (5, 1) Don Hoak, R (8, PH) Clem Labine, R (8, 1)			0-0 6-3		0-0 G6-4-3			4-0 BB		1 0 0 0 0 0 0 0 0 0 0 0 0 0 1 0 0 0 0 0 2 0 0 0 0 0 0 0 0 0 0 0 1 0 0 0 0 0 0 0 0 0															
Inning Stats	R: 0 E: 0 K: 1 S: 5	H: 0 LOB: 0 BB: 0 P: 5	R: 0 E: 0 K: 0 S: 3	H: 0 LOB: 1 BB: 1 P: 7	R: 0 E: 0 K: 1 S: 5	H: 0 LOB: 0 BB: 0 P: 5	R: 1 E: 0 K: 0 S: 4	H: 2 LOB: 1 BB: 1 P: 8	R: 1 E: 0 K: 1 S: 6	H: 2 LOB: 1 BB: 1 P: 10	R: 0 E: 0 K: 0 S: 3	H: 0 LOB: 0 BB: 0 P: 3	R: 0 E: 0 K: 1 S: 4	H: 0 LOB: 1 BB: 1 P: 8	R: 0 E: 0 K: 1 S: 5	H: 1 LOB: 1 BB: 1 P: 9	R: 0 E: 0 K: 1 S: 5	H: 0 LOB: 0 BB: 0 P: 5	1B: 4 2B: 2 3B: 0 HR: 0	SF: 0 SAC: 0 DP: 3 HBP: 0	WP: 0 PB: 0 SB: 0 CS: 1	PA: 33			
PITCHER Tommy Byrne, L (1, 1) ERA: 2.0	IP: 9.0 WLS: W BF: 33 H: 5 R: 2 ER: 2 SO: 6 BB: 5 IBB: 0 HBP: 0 BLK: 0 WP: 0 HR: 0 S: 40 P: 60 ERA: 2.00 WHIP: 1.111																								

Batter	1	2	3	4	5	6	7	8	9	AB R H RBI BB SO LOB	TOP																								
Bob Cerv, R (1, 7) (2, 8)	0-0 G1-3		0-3 K		0-3 K		0-3 K			4 0 0 0 0 3 2																									
Gil McDougald, R OBP: 0.250, SLG: 0.250 (1, 5)	0-0 F8		0-0 4-3			0-0 G6-4-3 1B		0-0 5-3		4 0 1 0 0 0 0																									
Yogi Berra, L OBP: 0.500, SLG: 0.400 (1, 2)	0-0 F9		0-0 F3			0-0 G6-4-3 1B		0-0 4-3		4 0 1 0 0 0 0																									
Mickey Mantle, S OBP: 0.250, SLG: 1.000 (1, 8) (2, 9)		0-0 HR		0-0 5-3		0-0 G6-4-3		0-0 5-3		4 1 1 1 0 0 2																									
Bill Skowron, R OBP: 0.500, SLG: 0.750 (1, 3)		0-0 E 2B		0-3 K		0-0 6-3		0-0 1B		4 1 2 0 0 1 1																									
Elston Howard, R OBP: 0.182, SLG: 0.455 (1, 9) (2, 7)		0-0 5-3		0-3 K			0-0 F7		0-0 P4	4 0 0 0 0 1 2																									
Billy Martin, R OBP: 0.300, SLG: 0.500 (1, 4)		0-3 K			0-0 5-3		0-0 5-3		0-0 P6	4 0 0 0 0 1 2																									
Phil Rizzuto, R OBP: 0.571, SLG: 0.400 (1, 6)		0-0 E2 1B			4-0 BB		4-0 3B BB		0-0 P3	2 1 1 0 2 0 1																									
Bob Turley, R Tom Morgan, R Hank Bauer, R Johnny Kucks, R Andy Carey, R Tom Sturdivant, L		0-0 5-3			0-0 F7		0-0 3B			1 0 0 0 0 0 0 1 0 0 0 0 0 0 0 0 1 0 0 0 0 0 0 1 0 0 0 0 0 0 0 0 1 0 1 1 0 0 0 0 0 0 0 0 0 0 0 0																									
Inning Stats	R: 0 E: 0 K: 0 S: 3	H: 0 LOB: 0 BB: 0 P: 3	R: 2 E: 1 K: 1 S: 8	H: 3 LOB: 1 BB: 0 P: 8	R: 0 E: 0 K: 1 S: 5	H: 0 LOB: 0 BB: 0 P: 5	R: 0 E: 0 K: 2 S: 7	H: 0 LOB: 0 BB: 0 P: 7	R: 0 E: 0 K: 1 S: 5	H: 0 LOB: 1 BB: 1 P: 9	R: 0 E: 0 K: 0 S: 4	H: 2 LOB: 1 BB: 0 P: 4	R: 1 E: 0 K: 1 S: 6	H: 1 LOB: 1 BB: 1 P: 10	R: 0 E: 0 K: 0 S: 3	H: 0 LOB: 0 BB: 0 P: 3	R: 0 E: 0 K: 0 S: 4	H: 1 LOB: 1 BB: 0 P: 4	1B: 4 2B: 1 3B: 1 HR: 1	SF: 0 SAC: 0 DP: 1 HBP: 0	WP: 0 PB: 0 SB: 0 CS: 0	PA: 35													
PITCHER Johnny Podres, L ERA: 2.0 (1, 1)	IP 9.0	WLS W	BF 35	H 7	R 3	ER 2	SO 6	BB 2	IBB 0	HBP 0	BLK 0	WP 0	HR 1	S 45	P 53	ERA 2.00	WHIP 1.000	PITCHER	IP 9.0	WLS W	BF 35	H 7	R 3	ER 2	SO 6	BB 2	IBB 0	HBP 0	BLK 0	WP 0	HR 1	S 45	P 53	ERA 2.00	WHIP 1.000

New York Yankees @ Brooklyn Dodgers
 Ebbets Field, Brooklyn, NY
 Fri Sep 30 1955, 3:33 AM EDT
 Att. 34,209 - Unknown

livebaseballscorecards.com

AB	33
R	3
H	7
RBI	2
BB	2
SO	6
LOB	12



BOTTOM

New York Yankees @ Brooklyn Dodgers
Ebbets Field, Brooklyn, NY

AB	34
R	8
H	11
RBI	8
BB	7
SO	2
LOB	23



WP	0	PA	43
PB	0		
SB	0		
CS	0		

ERA	27.00	WHIP	3.750
ERA	6.75		1.875
ERA	0.00		1.000
ERA	9.00		2.500

Fri Sep 30 1955, 3:33 AM EDT
Att. 34,209 - Unknown

livebaseballscorecards.com

AB R H RBI BB SO LOB

3 1 1 1 2 0 1

3 1 1 2 2 0 1

4 1 1 0 1 1 6

5 1 3 3 0 0 4

5 0 1 1 0 0 3

5 0 0 0 0 0 3

5 2 2 0 0 0 2

1 1 1 1 2 0 0

3 1 1 0 0 1 3

1B: 7 SF: 0
2B: 3 SAC: 1
3B: 0 DP: 0
HR: 1 HBP: 1

Batter	1	2	3	4	5	6	7	8	9
Jim Gilliam, S OBP: 0.429, SLG: 0.200 (1, 4)	0-0 F8	4-0 FC3-2 BB		0-0 1B	0-0 F7		4-0 1B BB		
Pee Wee Reese, R OBP: 0.429, SLG: 0.417 (1, 6)	4-0 HR BB	4-0 FC3-2 BB		0-0 F8		0-0 F8	0-0 1B		
Duke Snider, L OBP: 0.357, SLG: 0.538 (1, 8)	0-3 K	0-0 FC3-2		4-0 1B F7 BB		0-0 1B	0-0 L7		
Roy Campanella, R OBP: 0.286, SLG: 0.538 (1, 2)	0-0 HR	0-0 L4		0-0 F7 1B		0-0 F7		0-0 2B	
Carl Furillo, R OBP: 0.429, SLG: 0.667 (1, 9)	0-0 L8		0-0 2B	0-0 F7		0-0 5-3		0-0 F2	
Gil Hodges, R OBP: 0.154, SLG: 0.083 (1, 3)		0-0 F8	0-0 5-3	0-0 6-3			0-0 F7	0-0 F6	
Jackie Robinson, R OBP: 0.333, SLG: 0.545 (1, 5)		0-0 1B HBP BB 1B	0-0 P4		0-0 5-3		0-0 1B 2B	0-0 F3	
Sandy Amoros, L OBP: 1.000, SLG: 1.000 (1, 7)		1-0 BB 1B BB HBP	4-0 IBB		4-0 SH3-4 BB		0-0 FC1-6 1B		
Johnny Podres, L OBP: 0.333, SLG: 0.333 (1, 1)		0-0 BB FC3-2 BB 1B	0-3 K		0-0 SH3-4		0-0 FC1-6 BB 1B		

Inning Stats	R: 2 H: 1 E: 0 K: 1 S: 6	H: 1 LOB: 0 BB: 1 P: 10	R: 2 H: 2 E: 0 K: 0 S: 5	L: 2 LOB: 3 BB: 2 P: 14	R: 0 H: 1 E: 0 K: 1 S: 6	H: 1 LOB: 2 BB: 1 P: 10	R: 2 H: 2 E: 0 K: 0 S: 5	L: 2 LOB: 1 BB: 1 P: 9	R: 0 H: 0 E: 0 K: 0 S: 3	H: 0 LOB: 1 BB: 1 P: 7	R: 0 H: 1 E: 0 K: 0 S: 4	L: 1 LOB: 1 BB: 0 P: 4	R: 2 H: 3 E: 0 K: 0 S: 6	L: 3 LOB: 2 BB: 1 P: 10	R: 0 H: 1 E: 0 K: 0 S: 4	L: 1 LOB: 1 BB: 0 P: 4
---------------------	--------------------------	-------------------------	--------------------------	-------------------------	--------------------------	-------------------------	--------------------------	------------------------	--------------------------	------------------------	--------------------------	------------------------	--------------------------	-------------------------	--------------------------	------------------------

PITCHER	IP	WLS	BF	H	R	ER	SO	BB	IBB	HBP	BLK	WP	HR	S	P	ERA	WHIP
Bob Turley, R ERA: 27.00 (1, 1)	1.1	L	10	3	4	4	1	2	0	0	0	0	1	9	18	27.00	3.750
Tom Morgan, R ERA: 6.75 (2, 1)	2.2		14	3	2	2	1	2	1	0	0	0	0	13	25	6.75	1.875
Johnny Kucks, R ERA: (5, 1)	2.0		8	1	0	0	0	1	0	0	0	0	0	7	11	0.00	1.000
Tom Sturdivant, R ERA: 9.0 (7, 1)	2.0		11	4	2	2	0	1	0	0	0	0	0	10	14	9.00	2.500

TOP

New York Yankees @ Brooklyn Dodgers
Ebbets Field, Brooklyn, NY

AB	34
R	5
H	9
RBI	5
BB	4
SO	4
LOB	14



WP:	0	PA:	39
PB:	0		
SB:	2		
CS:	0		

Sat Oct 01 1955, 3:33 AM EDT
Att. 36,242 - Unknown

livebaseballscorecards.com

AB R H RBI BB SO LOB

5	0	1	0	0	1	1
5	1	1	1	0	1	2
5	0	1	0	0	2	0
3	0	1	0	1	0	0
2	2	0	0	2	0	3
3	1	1	0	0	0	2
4	1	2	2	0	0	1
3	0	1	1	1	0	3
2	0	0	0	0	0	1
0	0	0	0	0	0	0
1	0	1	1	0	0	0
0	0	0	0	0	0	0
0	0	0	0	0	0	0
0	0	0	0	0	0	0
1	0	0	0	0	0	1
0	0	0	0	0	0	0

Batter	1	2	3	4	5	6	7	8	9
Irv Noren, L OBP: 0.154, SLG: 0.083 (1, 8)	0-3 K		0-0 F7		0-0 BB 1B	0-0 F8			0-0 L3
Gil McDougald, R OBP: 0.235, SLG: 0.412 (1, 5)	0-0 HR		0-0 6-3		0-3 K	0-0 L8			0-0 F9
Mickey Mantle, S OBP: 0.222, SLG: 0.556 (1, 9)	0-3 K		0-3 K		0-0 BB 1B				0-0 1-3
Yogi Berra, L OBP: 0.500, SLG: 0.385 (1, 2)	0-0 L8				0-0 FC1-5 BB 1B	4-0 FC4-6 BB			0-0 L7
Joe Collins, L OBP: 0.500, SLG: 1.000 (1, 3)		4-0 SH1-3 BB			4-0 S FC1-5 BB	0-0 FC4-6			0-0 4-3
Elston Howard, R OBP: 0.214, SLG: 0.429 (1, 7)		0-0 SH1-3			0-0 FC1-5 BB				0-0 5-3
Billy Martin, R OBP: 0.357, SLG: 0.571 (1, 4)		0-0 4-3			0-0 G5-4-3 BB 1B	0-0 1B 2B			0-0 F8
Phil Rizzuto, R OBP: 0.545, SLG: 0.375 (1, 6)		0-0 S 1B			0-0 G5-4-3	0-0 F3			4-0 BB
Don Larsen, R Johnny Kucks, R Eddie Robinson, L Tom Carroll, R Rip Coleman, L Tom Morgan, R Bill Skowron, R Tom Sturdivant, L (1, 1) (5, 1) (6, PH) (6, PR) (6, 1) (7, 1) (8, PH) (8, 1)		0-0 F8			0-0 6-3	0-0 1B			0-0 L8

Inning Stats	R: 1	H: 1	E: 0	LOB: 0	K: 2	BB: 0	S: 8	P: 8	R: 1	H: 1	E: 0	LOB: 1	K: 0	BB: 1	S: 4	P: 8	R: 0	H: 0	E: 0	LOB: 0	K: 1	BB: 0	S: 5	P: 5	R: 1	H: 2	E: 0	LOB: 1	K: 0	BB: 1	S: 4	P: 8	R: 0	H: 2	E: 0	LOB: 3	K: 1	BB: 1	S: 7	P: 11	R: 2	H: 3	E: 0	LOB: 1	K: 0	BB: 0	S: 6	P: 6	R: 0	H: 0	E: 0	LOB: 0	K: 0	BB: 0	S: 3	P: 3	R: 0	H: 0	E: 0	LOB: 1	K: 0	BB: 1	S: 3	P: 7	R: 0	H: 0	E: 0	LOB: 0	K: 0	BB: 0	S: 3	P: 3
--------------	------	------	------	--------	------	-------	------	------	------	------	------	--------	------	-------	------	------	------	------	------	--------	------	-------	------	------	------	------	------	--------	------	-------	------	------	------	------	------	--------	------	-------	------	-------	------	------	------	--------	------	-------	------	------	------	------	------	--------	------	-------	------	------	------	------	------	--------	------	-------	------	------	------	------	------	--------	------	-------	------	------

PITCHER	IP	WLS	BF	H	R	ER	SO	BB	IBB	HBP	BLK	WP	HR	S	P	ERA	WHIP
Carl Erskine, R ERA: 9.0 (1, 1)	3.0		14	3	3	3	3	2	0	0	0	0	1	18	26	9.00	1.667
Don Bessent, R ERA: (4, 1)	1.2		8	3	0	0	1	1	0	0	0	0	0	9	13	0.00	2.400
Clem Labine, R ERA: 2.84 (5, 1)	4.1	W	17	3	2	2	0	1	0	0	0	0	0	16	20	4.15	0.923

PITCHER	IP	WLS	BF	H	R	ER	SO	BB	IBB	HBP	BLK	WP	HR	S	P	ERA	WHIP
---------	----	-----	----	---	---	----	----	----	-----	-----	-----	----	----	---	---	-----	------

Batter	1	2	3	4	5	6	7	8	9
Jim Gilliam, S OBP: 0.474, SLG: 0.357 (1, 4)	0-0 6-3		0-0 2B		4-0 1B HR	0-0 4-3		0-0 SH2-3 1B	
Pee Wee Reese, R OBP: 0.444, SLG: 0.438 (1, 6)	0-0 P3		0-0 F9		0-0 1B HR	0-0 FC3-6 1B		0-0 SH2-3 1B	
Duke Snider, L OBP: 0.368, SLG: 0.647 (1, 8)	0-0 G3		0-0 4-3		0-0 1B HR	0-0 FC3-6		4-0 IBB	
Roy Campanella, R OBP: 0.368, SLG: 0.778 (1, 2)		0-0 F8		0-0 HR	0-0 G1-3 2B		0-0 1B 1B	0-0 L8	
Carl Furillo, R OBP: 0.421, SLG: 0.588 (1, 9)		0-3 K		0-0 HR 1B	0-3 K		0-0 4-3 1B 1B	0-0 P4	
Gil Hodges, R OBP: 0.294, SLG: 0.438 (1, 3)		0-0 1B		0-0 HR	0-0 G1-3		0-0 4-3 1B		
Jackie Robinson, R OBP: 0.250, SLG: 0.400 (1, 5)		0-0 F9		0-0 5-3	0-0 L5		0-0 F8		
Sandy Amoros, L OBP: 0.750, SLG: 0.500 (1, 7)			4-0 2B BB	0-0 G1-3		0-0 1B 4-3 1B	0-0 4-3		
Carl Erskine, R (1, 1)			0-0 F6	0-3 K		0-3 K	0-0 6-3		
Don Bessent, R (4, 1)									
Clem Labine, R (5, 1)									

AB	R	H	RBI	BB	SO	LOB
4	1	2	1	1	0	1
4	1	2	0	0	0	1
4	1	1	3	1	0	3
5	2	3	1	0	0	2
5	1	2	0	0	2	3
4	1	3	3	0	0	1
4	0	0	0	0	0	4
3	1	1	0	1	0	2
1	0	0	0	0	0	1
1	0	0	0	0	1	0
2	0	0	0	0	1	3

BOTTOM	
New York Yankees @ Brooklyn Dodgers Ebbets Field, Brooklyn, NY Sat Oct 01 1955, 3:33 AM EDT Att. 36,242 - Unknown	
AB 37 R 8 H 14 RBI 8 BB 3 SO 4 LOB 21	

Inning Stats		R: 0	H: 0	E: 0	K: 0	S: 3	R: 0	H: 1	E: 0	K: 1	S: 6	R: 0	H: 1	E: 0	K: 0	S: 4	R: 1	H: 1	E: 0	K: 0	S: 4	R: 3	H: 3	E: 0	K: 1	S: 8	R: 3	H: 3	E: 0	K: 1	S: 8	R: 0	H: 2	E: 0	K: 1	S: 7	R: 1	H: 3	E: 0	K: 0	S: 6	R: 0	H: 1	E: 0	K: 0	S: 4
PITCHER		IP	WLS	BF	H	R	ER	SO	BB	IBB	HBP	BLK	WP	HR	S	P	ERA	WHIP	PITCHER		IP	WLS	BF	H	R	ER	SO	BB	IBB	HBP	BLK	WP	HR	S	P	ERA	WHIP									
Don Larsen, R (1, 1)	4.0	L	19	5	5	5	2	2	2	0	0	0	0	0	21	29	11.25	1.750	Don Larsen, R (1, 1)		4.0	L	19	5	5	5	2	2	0	0	0	0	0	21	29	11.25	1.750									
Johnny Kucks, R (5, 1)	1.0		6	3	2	2	1	0	0	0	0	0	0	1	8	8	18.00	3.000	Johnny Kucks, R (5, 1)		1.0		6	3	2	2	1	0	0	0	0	1	8	8	18.00	3.000										
Rip Coleman, L (6, 1)	1.0		8	5	1	1	1	0	0	0	0	0	0	0	10	10	9.00	5.000	Rip Coleman, L (6, 1)		1.0		8	5	1	1	1	0	0	0	0	10	10	9.00	5.000											
Tom Morgan, R (7, 1)	1.0		3	0	0	0	0	0	0	0	0	0	0	0	3	3	0.00	0.000	Tom Morgan, R (7, 1)		1.0		3	0	0	0	0	0	0	0	0	3	3	0.00	0.000											
Tom Sturdivant, R (8, 1)	1.0		5	1	0	0	0	0	0	1	0	0	0	0	4	8	0.00	1.000	Tom Sturdivant, R (8, 1)		1.0		5	1	0	0	0	0	1	0	0	4	8	0.00	1.000											

New York Yankees @ Brooklyn Dodgers
 Ebbets Field, Brooklyn, NY
 Sun Oct 02 1955, 3:33 AM EDT
 Att: 36,796 - Unknown

AB	32
R	3
H	6
RBI	3
BB	5
SO	5
LOB	17



AB	R	H	RBI	BB	SO	LOB
4	0	1	0	1	2	0
4	0	0	0	0	0	2
3	0	0	0	1	0	0
4	2	2	1	0	0	2
3	0	0	0	1	2	1
2	0	1	0	2	1	0
0	0	0	0	0	0	0
0	0	0	0	0	0	0
4	0	1	1	0	0	3
1	0	0	0	0	0	2
1	0	0	0	0	0	2
1	0	0	0	0	0	1
1	0	0	0	0	0	0
2	0	0	0	0	0	4
1	1	1	1	0	0	0
0	0	0	0	0	0	0
1	0	0	0	0	0	0

Batter	1	2	3	4	5	6	7	8	9
Elston Howard, R (1, 7) OBP: 0.263, SLG: 0.389	3-3 K		2-3 K		0-0 G4-6-3 1B		4-2 G3-6-3 BB		0-0 4-3
Irv Noren, L (1, 8) OBP: 0.118, SLG: 0.063	1-2 P6		2-1 L7		0-0 G4-6-3 1-2f		2-1 G3-6-3 1-2f		
Gil McDougald, R (1, 5) OBP: 0.238, SLG: 0.350	0-0 E6		1-1 6-3		4-0 BB		1-1 G1-3		
Yogi Berra, L (1, 2) OBP: 0.500, SLG: 0.588	0-2 G3			0-0 BB 1B	0-0 G3		0-0 HR		
Joe Collins, L (1, 9) (8, 3) OBP: 0.438, SLG: 0.727		4-2 G1-3 BB BB		0-3 K		2-2 4-3		0-3 K	
Eddie Robinson, L (1, 3) OBP: 0.833, SLG: 0.667		4-2 G1-3 BB		4-0 1B BB		3-3 K		0-0 G5-4-3 1B	
Tom Carroll, R (8, PR)									
Hank Bauer, R (8, 9) OBP: 0.500, SLG: 0.500									
Billy Martin, R (1, 4) OBP: 0.333, SLG: 0.500		0-1 G1-3		0-0 1-2 2-3 1B		0-0 E5		0-0 G5-4-3	
Phil Rizzuto, R (1, 6) OBP: 0.500, SLG: 0.333		0-0 F3		0-0 F2		0-1 L9		0-0 5-3	
Bill Skowron, R (4, PH) OBP: 0.333, SLG: 0.500									
Jerry Coleman, R (4, 6)									
Andy Carey, R (9, PH) OBP: 0.500, SLG: 1.500									
Bob Grim, R (1, 1)		0-2 5-3		0-0 L6			1-2 HR		0-0 4-3
Bob Cerv, R (7, PH) OBP: 0.125, SLG: 0.500									
Bob Turley, R (7, 1)									
Tommy Byrne, L (9, PH) OBP: 0.250, SLG: 0.250									

Inning Stats	R: 0	H: 0	E: 1	K: 1	S: 10	R: 0	H: 0	E: 0	K: 0	S: 11	R: 0	H: 0	E: 0	K: 1	S: 7	R: 1	H: 2	E: 0	K: 1	S: 7	R: 0	H: 1	E: 0	K: 0	S: 3	R: 0	H: 0	E: 1	K: 1	S: 10	R: 1	H: 1	E: 0	K: 0	S: 9	R: 1	H: 2	E: 0	K: 1	S: 6	R: 0	H: 0	E: 0	K: 0	S: 3	R: 0	H: 0	E: 0	K: 0	S: 3	1B: 4	SF: 0	2B: 0	SAC: 0	3B: 0	DP: 3	HR: 2	HBP: 0	WP: 0	PA: 37
--------------	------	------	------	------	-------	------	------	------	------	-------	------	------	------	------	------	------	------	------	------	------	------	------	------	------	------	------	------	------	------	-------	------	------	------	------	------	------	------	------	------	------	------	------	------	------	------	------	------	------	------	------	-------	-------	-------	--------	-------	-------	-------	--------	-------	--------

PITCHER	IP	WLS	BF	H	R	ER	SO	BB	IBB	HBP	BLK	WP	HR	S	P	ERA	WHIP
Roger Craig, R (1, 1) ERA: 3.0	6.0	W	28	4	2	2	4	5	0	0	0	0	1	53	88	3.00	1.500
Clem Labine, R (7, 1) ERA: 2.89	3.0	S	9	2	1	1	1	0	0	0	0	0	1	13	16	3.00	0.667

Batter	1	2	3	4	5	6	7	8	9
Jim Gilliam, S (1, 4) <small>OBP: 0.478, SLG: 0.353</small>	2-2 G3	0-2 1B		0-0 5-3			4-0 2B BB		
Pee Wee Reese, R (1, 6) <small>OBP: 0.409, SLG: 0.368</small>	4-1 FC4-6 BB	1-1 5-3			0-0 F8		0-3 K		
Duke Snider, L (1, 8) <small>OBP: 0.435, SLG: 1.000</small>	0-2 FC4-6 1-2f		1-2 HR		3-2 HR		0-0 2B		
Roy Campanella, R (1, 2) <small>OBP: 0.348, SLG: 0.667</small>	3-3 K		1-0 L8		4-0 G4-3 BB		0-3 K		
Carl Furillo, R (1, 9) <small>OBP: 0.391, SLG: 0.524</small>		2-2 L5	2-3 K		0-2 G4-3 1-2f		0-0 SH1-4 1B		
Gil Hodges, R (1, 3) <small>OBP: 0.350, SLG: 0.474</small>		1-1 HR 1B	0-3 K			0-0 G6-4-3 1B	0-0 SH1-4		
Jackie Robinson, R (1, 5) <small>OBP: 0.300, SLG: 0.389</small>		2-1 L6		4-0 SH1-4 BB		0-0 G6-4-3 1-2f	0-0 2-H 1B		
Sandy Amoros, L (1, 7) <small>OBP: 0.583, SLG: 0.750</small>		2-1 HR		0-3 K		1-3 K2-3	0-3 K		
Roger Craig, R (1, 1) Clem Labine, R (7, 1)		4-2 1B BB		0-0 SH1-4 1-2			0-3 K	0-3 K	

Inning Stats	R: 0	H: 0	E: 0	K: 1	S: 10	R: 2	H: 3	E: 0	K: 0	S: 16	R: 1	H: 1	E: 0	K: 2	S: 10	R: 0	H: 0	E: 0	K: 1	S: 5	R: 1	H: 1	E: 0	K: 0	S: 7	R: 0	H: 1	E: 0	K: 1	S: 6	R: 0	H: 1	E: 0	K: 3	S: 10	R: 1	H: 2	E: 0	K: 2	S: 9
	0	0	0	1	19	2	3	0	0	16	1	1	0	2	10	0	0	0	1	9	0	1	0	0	7	0	0	0	1	14	0	1	0	10	1	2	0	9		

PITCHER	IP	WLS	BF	H	R	ER	SO	BB	IBB	HBP	BLK	WP	HR	S	P	ERA	WHIP
Bob Grim, R (1, 1) <small>ERA: 5.14</small>	6.0	L	26	6	4	4	5	4	0	0	0	0	3	54	91	6.00	1.667
Bob Turley, R (7, 1) <small>ERA: 13.5</small>	2.0		10	3	1	1	5	1	0	0	0	0	0	19	23	4.50	2.000

AB R H RBI BB SO LOB

3	0	1	0	1	0	1
3	0	0	0	1	1	3
4	2	3	2	0	0	1
3	0	0	0	1	2	3
4	1	1	0	0	1	1
3	1	2	0	0	1	0
3	0	1	1	1	0	2
4	1	1	2	0	3	2
0	0	0	0	1	0	0
2	0	0	0	0	2	1

WP	HR	S	P	ERA	WHIP
0	0	0	36		

New York Yankees @ Brooklyn Dodgers
 Ebbets Field, Brooklyn, NY
 Sun Oct 02 1955, 3:33 AM EDT
 Att. 36,796 - Unknown

AB	29
R	5
H	9
RBI	5
BB	5
SO	10
LOB	14



Batter	1	2	3	4	5	6	7	8	9	AB R H RBI BB SO LOB	TOP	
Jim Gilliam, S (1, 4) <small>OBP: 0.481, SLG: 0.350</small> (4, 7)	0-0 		0-0 		0-0 		4-0 			3 0 1 0 1 0 0	Brooklyn Dodgers @ New York Yankees Yankee Stadium, Bronx, NY Mon Oct 03 1955, 3:33 AM EDT Att: 64,022 - Unknown	
Pee Wee Reese, R (1, 6) <small>OBP: 0.385, SLG: 0.348</small>	0-3 			0-0 	0-0 		0-0 			4 1 1 0 0 1 3		
Duke Snider, L (1, 8) <small>OBP: 0.417, SLG: 0.955</small> Don Zimmer, R (4, PH) <small>OBP: 0.400, SLG: 0.286</small> (4, 4)	0-3 			0-3 		4-0 		0-3 		1 0 0 0 0 1 0 2 0 0 0 1 2 1		
Roy Campanella, R (1, 2) <small>OBP: 0.333, SLG: 0.583</small>		0-0 		4-0 		0-3 		0-0 		3 0 0 0 1 1 1		
Carl Furillo, R (1, 9) <small>OBP: 0.407, SLG: 0.500</small>		1-0 		0-0 		0-0 		0-3 		3 0 1 1 0 1 1		
Gil Hodges, R (1, 3) <small>OBP: 0.333, SLG: 0.409</small>		4-0 		0-0 		0-0 		0-0 		3 0 0 0 1 0 3		
Jackie Robinson, R (1, 5) <small>OBP: 0.250, SLG: 0.318</small>		0-0 		0-0 		0-0 		0-0 		4 0 0 0 0 0 4		
Sandy Amoros, L (1, 7) <small>OBP: 0.500, SLG: 0.583</small> (4, 8)			0-0 		0-0 		0-0 		0-3 			4 0 1 0 0 1 0
Karl Spooner, R (1, 1) Russ Meyer, S (1, 1) Frank Kellert, R (7, PH) <small>OBP: 0.333, SLG: 0.333</small> Ed Roebuck, R (7, 1)			0-3 		0-0 		0-0 			0 0 0 0 0 0 0 2 0 0 0 0 1 0 1 0 0 0 0 0 1 0 0 0 0 0 0 0		
Inning Stats	R: 0 H: 0 E: 0 LOB: 0 K: 2 BB: 0 S: 7 P: 7	R: 0 H: 0 E: 0 LOB: 1 K: 0 BB: 1 S: 2 P: 7	R: 0 H: 0 E: 0 LOB: 0 K: 1 BB: 0 S: 5 P: 5	R: 1 H: 2 E: 0 LOB: 2 K: 1 BB: 1 S: 7 P: 11	R: 0 H: 1 E: 0 LOB: 1 K: 0 BB: 0 S: 4 P: 4	R: 0 H: 0 E: 0 LOB: 1 K: 1 BB: 1 S: 5 P: 9	R: 0 H: 1 E: 0 LOB: 2 K: 0 BB: 1 S: 4 P: 8	R: 0 H: 0 E: 0 LOB: 0 K: 2 BB: 0 S: 7 P: 7	R: 0 H: 0 E: 0 LOB: 0 K: 1 BB: 0 S: 5 P: 5	1B: 4 SF: 0 2B: 0 SAC: 0 3B: 0 DP: 1 HR: 0 HBP: 1		WP: 1 PA: 35 PB: 0 SB: 0 CS: 0
PITCHER Whitey Ford, L (1, 1) <small>ERA: 2.12</small>	IP WLS BF H R ER SO BB IBB HBP BLK WP HR S P ERA WHIP 9.0 W 35 4 1 1 8 4 0 1 0 1 0 46 63 1.00 0.889											

livebaseballscorecards.com

AB	30
R	1
H	4
RBI	1
BB	4
SO	8
LOB	14



Batter	1	2	3	4	5	6	7	8	9	AB	R	H	RBI	BB	SO	LOB
Phil Rizzuto, R OBP: 0.438, SLG: 0.250 (1, 6)	4-0 S 1B BB	0-0 P5		0-0 6-3		0-0 6-3				3	1	0	0	1	0	0
Billy Martin, R OBP: 0.318, SLG: 0.455 (1, 4)	0-3 K 1-2	0-3 K			0-0 FC5-4 1B		0-0 E5 FC3-6			4	0	1	0	0	2	1
Gil McDougald, R OBP: 0.240, SLG: 0.304 (1, 5)	4-0 1B BB	0-0 F6			0-0 F8		0-0 B1			3	1	0	0	1	0	2
Yogi Berra, L OBP: 0.542, SLG: 0.600 (1, 2)	0-0 1B HR 1B		0-0 G5-3 1B BB		0-0 FC5-4 1B		0-0 FC3-6 1B			3	1	2	1	1	0	1
Hank Bauer, R OBP: 0.600, SLG: 0.600 (1, 9)	0-0 HR 1B		0-0 1B		0-0 FC5-4 BB		0-0 1-2f 1B			4	1	3	1	0	0	2
Bill Skowron, R OBP: 0.375, SLG: 0.875 Joe Collins, L OBP: 0.444, SLG: 0.667 (1, 3) (5, PH) (6, 3)	0-0 HR		0-0 F8		0-0 1-2 BB		0-0 4-3			2	1	1	3	0	0	2
Bob Cerv, R OBP: 0.167, SLG: 0.417 (1, 8)	0-0 1B		0-0 G5-3		0-0 P6			0-0 L1		4	0	1	0	0	0	5
Elston Howard, R OBP: 0.217, SLG: 0.318 Irv Noren, L OBP: 0.118, SLG: 0.063 (1, 7) (9, 7)	0-3 K		0-3 K		0-3 K		0-0 F9			4	0	0	0	0	3	1
Whitey Ford, L (1, 1)	0-0 F7		0-0 5-3		0-0 G1-3		0-0 G3			0	0	0	0	0	0	0

Inning Stats	R: 5	H: 4	E: 0	LOB: 1	K: 2	P: 19	R: 0	H: 0	E: 0	LOB: 0	K: 1	P: 5	R: 0	H: 1	E: 0	LOB: 1	K: 0	P: 7	R: 0	H: 0	E: 0	LOB: 0	K: 1	P: 5	R: 0	H: 2	E: 0	LOB: 3	K: 0	P: 9	R: 0	H: 0	E: 0	LOB: 0	K: 1	P: 5	R: 0	H: 1	E: 1	LOB: 2	K: 0	P: 5	R: 0	H: 0	E: 0	LOB: 0	K: 0	P: 3
--------------	------	------	------	--------	------	-------	------	------	------	--------	------	------	------	------	------	--------	------	------	------	------	------	--------	------	------	------	------	------	--------	------	------	------	------	------	--------	------	------	------	------	------	--------	------	------	------	------	------	--------	------	------

PITCHER	IP	WLS	BF	H	R	ER	SO	BB	IBB	HBP	BLK	WP	HR	S	P	ERA	WHIP
Karl Spooner, L ERA: 13.5 (1, 1)	0.1	L	6	3	5	5	1	2	0	0	0	0	1	6	14	135.00	15.000
Russ Meyer, R ERA: (1, 1)	5.2		22	4	0	0	4	2	0	0	0	0	0	28	36	0.00	1.059
Ed Roebuck, R ERA: (7, 1)	2.0		8	1	0	0	0	0	0	0	0	0	0	8	8	0.00	0.500

BOTTOM

3	1	0	0	1	0	0
4	0	1	0	0	2	1
3	1	0	0	1	0	2
3	1	2	1	1	0	1
4	1	3	1	0	0	2
2	1	1	3	0	0	2
1	0	0	0	1	0	2
4	0	1	0	0	0	5
4	0	0	0	0	3	1
0	0	0	0	0	0	0
4	0	0	0	0	0	1

AB	32
R	5
H	8
RBI	5
BB	4
SO	5
LOB	17



WP	PA	ERA	WHIP
0	36		

Brooklyn Dodgers @ New York Yankees
Yankee Stadium, Bronx, NY
 Mon Oct 03 1955, 3:33 AM EDT
 Att. 64,022 - Unknown

livebaseballscores.com

Batter	1	2	3	4	5	6	7	8	9	AB R H RBI BB SO LOB	TOP											
Jim Gilliam, S (1, 7) <small>OBP: 0.469, SLG: 0.333</small> (6, 4)	0-0 6-3		4-0 BB		0-0 4-3		0-0 CS 1B		0-0 F9	4 0 1 0 1 0 2												
Pee Wee Reese, R (1, 6) <small>OBP: 0.367, SLG: 0.333</small>	0-0 F8		0-0 L8			0-0 SH1-4 SF8 1B	0-3 K			4 1 1 0 0 1 2												
Duke Snider, L (1, 8) <small>OBP: 0.370, SLG: 0.840</small>	0-0 4-3			0-3 K		0-0 SH SF8 SH1-4 1-2		0-3 K		3 0 0 0 0 2 0												
Roy Campanella, R (1, 2) <small>OBP: 0.333, SLG: 0.593</small>		0-0 4-3		0-0 6-3 1B 2B		0-0 SH1-4		0-0 F7		3 1 1 0 0 0 0												
Carl Furillo, R (1, 9) <small>OBP: 0.387, SLG: 0.444</small>		0-0 F7		0-0 6-3		4-0 WP IBB		0-0 F8		3 0 0 0 1 0 1												
Gil Hodges, R (1, 3) <small>OBP: 0.357, SLG: 0.417</small>		4-0 BB		0-0 3-H 1B		0-0 SF8		0-0 F3		2 0 1 2 1 0 0												
Don Hoak, R (1, 5) <small>OBP: 0.600, SLG: 0.333</small>		0-0 4-3		0-0 5-3		4-0 1-2 BB		0-0 BB 1B		3 0 1 0 1 0 2												
Don Zimmer, R (1, 4) <small>OBP: 0.333, SLG: 0.222</small> George Shuba, L (6, PH) Sandy Amoros, L (6, 7) <small>OBP: 0.529, SLG: 0.583</small>			0-0 6-3		0-3 K	0-0 3-1		4-0 BB 1B		2 0 0 0 0 1 0 1 0 0 0 0 0 3 0 0 0 0 1 0 0												
Johnny Podres, L (1, 1) <small>OBP: 0.143, SLG: 0.143</small>			0-0 4-3		0-0 F5		0-0 4-3		0-0 F8	4 0 0 0 0 0 2												
Inning Stats	R: 0 E: 0 K: 0 S: 3	H: 0 LOB: 0 BB: 0 P: 3	R: 0 E: 0 K: 0 S: 3	H: 0 LOB: 1 BB: 1 P: 7	R: 0 E: 0 K: 0 S: 3	H: 0 LOB: 1 BB: 1 P: 7	R: 1 E: 0 K: 1 S: 7	H: 2 LOB: 1 BB: 0 P: 7	R: 0 E: 0 K: 1 S: 5	H: 0 LOB: 0 BB: 0 P: 5	R: 1 E: 1 K: 0 S: 5	H: 1 LOB: 3 BB: 2 P: 13	R: 0 E: 0 K: 1 S: 5	H: 1 LOB: 0 BB: 0 P: 5	R: 0 E: 0 K: 1 S: 5	H: 0 LOB: 0 BB: 0 P: 5	R: 0 E: 0 K: 0 S: 4	H: 1 LOB: 2 BB: 1 P: 8	1B: 4 2B: 1 3B: 0 HR: 0	SF: 1 SAC: 2 DP: 0 HBP: 0	WP: 1 PB: 0 SB: 0 CS: 1	PA: 37
PITCHER	IP WLS BF H R ER SO BB IBB HBP BLK WP HR S P ERA WHIP																					
Tommy Byrne, L (1, 1) <small>ERA: 1.88</small> Bob Grim, R (6, 1) <small>ERA: 4.15</small> Bob Turley, R (8, 1) <small>ERA: 8.44</small>	5.1 L 23 3 2 1 2 2 1 0 0 0 0 0 24 36 1.69 0.938																					

Brooklyn Dodgers @ New York Yankees
 Yankee Stadium, Bronx, NY
 Tue Oct 04 1955, 3:33 AM EDT
 Att: 62,465 - Unknown

AB	29
R	2
H	5
RBI	2
BB	5
SO	4
LOB	12



livebaseballscorecards.com

Batter	1	2	3	4	5	6	7	8	9	AB	R	H	RBI	BB	SO	LOB
Phil Rizzuto, R (1, 6) OBP: 0.450, SLG: 0.267	0-0 F2		4-0 1B BB		0-0 5-3			0-0 1B 1B		3	0	1	0	1	0	0
Billy Martin, R (1, 4) OBP: 0.346, SLG: 0.440	0-0 F7		0-0 1B 1B			4-0 1B BB		0-0 F9		3	0	1	0	1	0	1
Gil McDougald, R (1, 5) OBP: 0.310, SLG: 0.370	0-3 K		0-0 1B			0-0 1B		0-0 1B		4	0	3	0	0	1	0
Yogi Berra, L (1, 2) OBP: 0.500, SLG: 0.583		0-0 L8		0-0 4-3 2B		0-0 7-6-3 1B		0-0 F9		4	0	1	0	0	0	4
Hank Bauer, R (1, 9) OBP: 0.429, SLG: 0.429		0-0 4-3		0-0 F9		0-0 6-3		0-3 K		4	0	0	0	0	1	4
Bill Skowron, R (1, 3) OBP: 0.333, SLG: 0.750		0-0 2B		0-0 4-3			0-0 6-3		0-0 G1-3	4	0	1	0	0	0	1
Bob Cerv, R (1, 8) OBP: 0.125, SLG: 0.313		0-0 6-3		0-0 P6			0-0 6-3		0-0 F7	4	0	0	0	0	0	2
Elston Howard, R (1, 7) OBP: 0.222, SLG: 0.308			0-0 F8		0-0 F7		0-0 1B		0-0 6-3	4	0	1	0	0	0	0
Tommy Byrne, L (1, 1) OBP: 0.167, SLG: 0.167			0-3 K		0-3 K					2	0	0	0	0	2	0
Bob Grim, R (6, 1)										0	0	0	0	0	0	0
Mickey Mantle, S (7, PH) OBP: 0.200, SLG: 0.500										1	0	0	0	0	0	1
Bob Turley, R (8, 1)										0	0	0	0	0	0	0

Inning Stats	R: 0	H: 0	E: 0	K: 1	S: 5	R: 0	H: 1	E: 0	K: 0	S: 4	R: 0	H: 2	E: 0	K: 1	S: 6	R: 0	H: 1	E: 0	K: 0	S: 4	R: 0	H: 0	E: 0	K: 1	S: 5	R: 0	H: 1	E: 0	K: 0	S: 3	R: 0	H: 1	E: 0	K: 0	S: 4	R: 0	H: 2	E: 0	K: 1	S: 7	R: 0	H: 0	E: 0	K: 0	S: 3								
	LOB: 0	BB: 0	P: 5	LOB: 1	BB: 0	P: 4	LOB: 2	BB: 1	P: 10	LOB: 1	BB: 0	P: 4	LOB: 0	BB: 0	P: 5	LOB: 1	BB: 1	P: 7	LOB: 1	BB: 0	P: 4	LOB: 2	BB: 0	P: 7	LOB: 0	BB: 0	P: 3	LOB: 0	BB: 0	P: 7	LOB: 0	BB: 0	P: 7	LOB: 0	BB: 0	P: 7	LOB: 0	BB: 0	P: 3	LOB: 0	BB: 0	P: 3											
	1B: 6	2B: 3	3B: 0	HR: 0	SF: 0	SAC: 0	DP: 1	HBP: 0	WP: 0	PA: 35	1B: 6	2B: 3	3B: 0	HR: 0	SF: 0	SAC: 0	DP: 1	HBP: 0	WP: 0	PA: 35	1B: 6	2B: 3	3B: 0	HR: 0	SF: 0	SAC: 0	DP: 1	HBP: 0	WP: 0	PA: 35	1B: 6	2B: 3	3B: 0	HR: 0	SF: 0	SAC: 0	DP: 1	HBP: 0	WP: 0	PA: 35													
PITCHER Johnny Podres, L (1, 1) ERA: 1.0	IP: 9.0	WLS: W	BF: 35	H: 8	R: 0	ER: 0	SO: 4	BB: 2	IBB: 0	HBP: 0	BLK: 0	WP: 0	HR: 0	S: 41	P: 49	ERA: 0.00	WHIP: 1.111																																				
	PITCHER																		IP: 9.0	WLS: W	BF: 35	H: 8	R: 0	ER: 0	SO: 4	BB: 2	IBB: 0	HBP: 0	BLK: 0	WP: 0	HR: 0	S: 41	P: 49	ERA: 0.00	WHIP: 1.111																		

BOTTOM

Brooklyn Dodgers @ New York Yankees
Yankee Stadium, Bronx, NY

Tue Oct 04 1955, 3:33 AM EDT
Att. 62,465 - Unknown

livebaseballscorecards.com

AB	33
R	0
H	8
RBI	0
BB	2
SO	4
LOB	13

