

**Boston Braves - 1950**

Batter	1	2	3	4	5	6	7	8	9	AB R H RBI BB SO LOB	TOP											
<b>Connie Ryan, R</b> (1, 4) <small>OBP: 0.333, SLG: 0.800</small>	0-0 2-3		0-3 K		4-0 1B F8 BB	0-0 1-H HR		0-0 F8	0-0 G6-3	5 2 1 2 1 1 0												
<b>Sam Jethroe, S</b> (1, 8) <small>OBP: 0.600, SLG: 1.250</small>	0-3 K		4-0 BB		0-0 1-3 2-H HR 1B	0-3 K		0-0 HR		4 2 2 2 1 2 0												
<b>Willard Marshall, L</b> (1, 9) <small>OBP: 0.200, SLG: 0.200</small>	0-0 1-3		0-0 G3		0-0 1-2 3-H F8	0-0 1-6-3		0-0 BLK BB 1B		5 1 1 1 0 0 2												
<b>Bob Elliott, R</b> (1, 5) <small>OBP: 0.600, SLG: 1.333</small>		0-3 K		0-0 1-3	0-0 2-H HR	4-0 BB		4-0 BB BLK BB		3 1 1 2 2 1 0												
<b>Sid Gordon, R</b> (1, 7) 		0-0 L7		4-0 1B BB	4-0 1B BB	0-3 K		4-0 1-2 2-3 BB		2 1 0 0 3 1 1												
<b>Earl Torgeson, L</b> (1, 3) <small>OBP: 0.400, SLG: 0.250</small>		0-3 K		0-0 P4	0-0 1-2 1B		0-0 F9	4-0 1-2 2-3 3-H BB		4 0 1 1 1 1 1												
<b>Del Crandall, R</b> (1, 2) <small>OBP: 0.600, SLG: 0.600</small>			0-0 3B 1B	0-0 1-2 1B	0-0 1-2 2-H G5-4-3 1B		0-0 F7	0-0 P5		5 1 3 1 0 0 3												
<b>Buddy Kerr, R</b> (1, 6) <small>OBP: 0.200, SLG: 0.600</small>			0-0 1-H G3-4 3B	0-0 F8	0-0 1-2f G5-4-3		0-0 P5		0-0 1-3	5 1 1 1 0 0 4												
<b>Warren Spahn, L</b> (1, 1) <small>OBP: 0.400, SLG: 0.400</small>			0-0 3-H G3-4		0-0 1B BB 1B	0-0 HR 1B		0-3 K2-3	0-0 P3	5 2 2 1 0 1 0												
<b>Inning Stats</b>	R: 0 E: 0 K: 1 S: 5	H: 0 LOB: 0 BB: 0 P: 5	R: 0 E: 0 K: 2 S: 7	H: 0 LOB: 0 BB: 0 P: 7	R: 2 E: 0 K: 1 S: 7	H: 2 LOB: 1 BB: 1 P: 11	R: 0 E: 0 K: 0 S: 4	H: 1 LOB: 2 BB: 1 P: 8	R: 5 E: 0 K: 0 S: 7	H: 5 LOB: 1 BB: 2 P: 15	R: 2 E: 0 K: 2 S: 9	H: 2 LOB: 1 BB: 1 P: 13	R: 0 E: 0 K: 0 S: 3	H: 0 LOB: 0 BB: 0 P: 3	R: 2 E: 0 K: 1 S: 7	H: 2 LOB: 3 BB: 3 P: 19	R: 0 E: 0 K: 0 S: 3	H: 0 LOB: 0 BB: 0 P: 3	1B: 8 2B: 0 3B: 1 HR: 3	SF: 0 SAC: 0 DP: 1 HBP: 0	WP: 0 PB: 0 SB: 0 CS: 0	PA: 46
<b>PITCHER</b>	IP WLS BF H R ER SO BB IBB HBP BLK WP HR S P ERA WHIP																					
<b>Larry Jansen, R</b> (1, 1) <small>ERA: 12.46</small>	4.1 L 22 6 6 6 4 3 0 0 0 0 1 27 39 12.46 2.077																					
<b>Sal Maglie, R</b> (5, 1) <small>ERA: 16.2</small>	1.2 10 4 3 3 2 2 0 0 0 0 1 12 20 16.20 3.600																					
<b>Kirby Higbe, R</b> (7, 1) <small>ERA: 10.8</small>	1.2 10 2 2 2 1 3 0 0 1 0 1 9 21 10.80 3.000																					
<b>Clint Hartung, R</b> (8, 1) <small>ERA:</small>	1.1 4 0 0 0 0 0 0 0 0 0 0 4 4 0.00 0.000																					

**Boston Braves @ New York Giants**  
 Polo Grounds, New York, NY  
 Tue Apr 18 1950, 3:33 AM EST  
 Att. 32,441 - Unknown

[livebaseballscorecards.com](http://livebaseballscorecards.com)

<b>AB</b>	38
<b>R</b>	11
<b>H</b>	12
<b>RBI</b>	11
<b>BB</b>	8
<b>SO</b>	7
<b>LOB</b>	11



BOTTOM

Boston Braves @ New York Giants  
Polo Grounds, New York, NY  
Tue Apr 18 1950, 3:33 AM EST  
Att. 32,441 - Unknown

livebaseballscorecards.com

AB	34
R	4
H	8
RBI	4
BB	6
SO	6
LOB	16



WP:	1	PA:	40
PB:	0		
SB:	0		
CS:	0		

AB R H RBI BB SO LOB

3	2	0	0	2	1	0
5	1	2	2	0	0	1
5	0	2	0	0	0	1
5	0	1	1	0	0	2
4	1	1	1	0	2	2
4	0	2	0	0	1	2
1	0	0	0	3	1	0
3	0	0	0	1	0	3
2	0	0	0	0	0	1
0	0	0	0	0	0	0
1	0	0	0	0	0	1
0	0	0	0	0	0	0
1	0	0	0	0	1	3

Batter	1	2	3	4	5	6	7	8	9
Eddie Stanky, R (1, 4) BBB	4-0 1B 1B BB		0-3 K		4-0 HR BB		0-0 4-3		0-0 5-3
Whitey Lockman, L (1, 7) OBP: 0.400, SLG: 1.000	0-0 F8		0-0 P4		0-0 HR		0-0 1-3		0-0 FC6-4 1B
Bobby Thomson, R (1, 8) OBP: 0.400, SLG: 0.400	0-0 1B 1-2 1B		0-0 1B		0-0 P2		0-0 F8		0-0 L7
Don Mueller, L (1, 9) OBP: 0.200, SLG: 0.200	0-0 1B 1-3 2-H		0-0 L6		0-0 F8		0-0 3-1		0-0 FC6-4 1-2f
Hank Thompson, L (1, 5) OBP: 0.250, SLG: 1.000	0-0 F2			0-0 HR	0-3 K			0-3 K	
Alvin Dark, R (1, 6) OBP: 0.500, SLG: 0.500	0-3 K			0-0 5-3		0-0 BB 1B		0-0 BB WP 1B	
Wes Westrum, R (1, 2)		0-3 K		4-0 BB		4-0 G3 1-2 BB		4-0 BB BB	
Jack Harshman, L (1, 3)			0-0 5-3		0-0 P6		0-0 G3 1-2f		4-0 1-2 2-3 BB
Larry Jansen, R (1, 1)			0-0 L3		0-0 4-3		0-0 F8		0-3 K
Sal Maglie, R (5, 1)									
Jack Maguire, R (6, PH)									
Kirby Higbe, R (7, 1)									
Clint Hartung, R (8, 1)									

Inning Stats	R: 1 E: 0 K: 1 S: 7	H: 2 LOB: 2 BB: 1 P: 11	R: 0 E: 0 K: 1 S: 5	H: 0 LOB: 0 BB: 0 P: 5	R: 0 E: 0 K: 1 S: 6	H: 1 LOB: 1 BB: 0 P: 6	R: 1 E: 0 K: 0 S: 4	H: 1 LOB: 1 BB: 1 P: 8	R: 2 E: 0 K: 1 S: 6	H: 1 LOB: 0 BB: 1 P: 10	R: 0 E: 0 K: 0 S: 3	H: 1 LOB: 1 BB: 1 P: 7	R: 0 E: 0 K: 0 S: 3	H: 0 LOB: 0 BB: 0 P: 3	R: 0 E: 0 K: 2 S: 8	H: 1 LOB: 3 BB: 2 P: 16	R: 0 E: 0 K: 0 S: 4	H: 1 LOB: 1 BB: 0 P: 4	1B: 6 2B: 0 3B: 0 HR: 2	SF: 0 SAC: 0 DP: 1 HBP: 0
--------------	------------------------------	----------------------------------	------------------------------	---------------------------------	------------------------------	---------------------------------	------------------------------	---------------------------------	------------------------------	----------------------------------	------------------------------	---------------------------------	------------------------------	---------------------------------	------------------------------	----------------------------------	------------------------------	---------------------------------	----------------------------------	------------------------------------

PITCHER	IP	WLS	BF	H	R	ER	SO	BB	IBB	HBP	BLK	WP	HR	S	P	ERA	WHIP
Warren Spahn, L (1, 1) ERA: 4.0	9.0	W	40	8	4	4	6	6	0	0	0	1	2	46	70	4.00	1.556

PITCHER	IP	WLS	BF	H	R	ER	SO	BB	IBB	HBP	BLK	WP	HR	S	P	ERA	WHIP
---------	----	-----	----	---	---	----	----	----	-----	-----	-----	----	----	---	---	-----	------

Batter	1	2	3	4	5	6	7	8	9	AB R H RBI BB SO LOB	TOP
<b>Connie Ryan, R</b> (1, 4) <small>OBP: 0.364, SLG: 0.700</small>	0-3 		0-0 					0-0 		5 1 2 1 0 1 0	
<b>Sam Jethroe, S</b> (1, 8) <small>OBP: 0.300, SLG: 0.556</small>	0-0 			0-0 					0-0 	5 1 0 0 0 0 3	
<b>Willard Marshall, L</b> (1, 9) <small>OBP: 0.200, SLG: 0.200</small>	0-0 			0-0 					0-0 	5 1 1 2 0 0 1	
<b>Bob Elliott, R</b> (1, 5) <small>OBP: 0.500, SLG: 0.714</small>		0-0 		0-0 					0-0 	4 1 1 0 1 0 1	
<b>Sid Gordon, R</b> (1, 7) <small>OBP: 0.667, SLG: 1.600</small>		0-0 			0-0 					3 2 2 5 1 0 1	
<b>Earl Torgeson, L</b> (1, 3) <small>OBP: 0.444, SLG: 0.167</small>		0-0 			4-0 					2 1 0 0 2 0 2	
<b>Del Crandall, R</b> (1, 2) <small>OBP: 0.444, SLG: 0.556</small>		0-0 			0-0 					4 1 1 1 0 1 2	
<b>Buddy Kerr, R</b> (1, 6) <small>OBP: 0.333, SLG: 0.778</small>			0-0 		0-0 			0-0 		4 1 2 1 0 0 0	
<b>Johnny Sain, R</b> (1, 1)			0-0 		0-0 			0-0 		3 1 0 0 0 0 1	
<b>Inning Stats</b>	R: 0 H: 0 E: 0 LOB: 0 K: 1 BB: 0 S: 5 P: 5	R: 0 H: 1 E: 0 LOB: 1 K: 0 BB: 0 S: 4 P: 4	R: 0 H: 0 E: 0 LOB: 0 K: 0 BB: 0 S: 3 P: 3	R: 0 H: 0 E: 0 LOB: 0 K: 0 BB: 0 S: 3 P: 3	R: 1 H: 2 E: 0 LOB: 1 K: 0 BB: 1 S: 4 P: 8	R: 9 H: 6 E: 0 LOB: 1 K: 0 BB: 2 S: 11 P: 19	R: 0 H: 0 E: 0 LOB: 0 K: 1 BB: 1 S: 4 P: 8	R: 0 H: 0 E: 1 LOB: 1 K: 0 BB: 0 S: 3 P: 3	R: 0 H: 0 E: 0 LOB: 0 K: 0 BB: 0 S: 3 P: 3	1B: 4 SF: 0 2B: 2 SAC: 1 3B: 1 DP: 1 HR: 2 HBP: 0	WP: 0 PA: 40 PB: 0 SB: 0 CS: 1
<b>PITCHER</b> <b>Sheldon Jones, R</b> (1, 1) <small>ERA: 10.13</small> <b>Clint Hartung, R</b> (6, 1) <small>ERA: 7.2</small>	IP WLS BF H R ER SO BB IBB HBP BLK WP HR S P ERA WHIP 5.1 L 24 5 6 6 1 3 0 0 0 0 2 23 35 10.12 1.500 3.2 16 4 4 4 1 1 0 0 0 0 0 17 21 9.82 1.364	<b>PITCHER</b> IP WLS BF H R ER SO BB IBB HBP BLK WP HR S P ERA WHIP									

**Boston Braves @ New York Giants**  
 Polo Grounds, New York, NY  
 Wed Apr 19 1950, 3:33 AM EST  
 Att. 9,425 - Unknown

[livebaseballscorecards.com](http://livebaseballscorecards.com)

<b>AB</b>	35
<b>R</b>	10
<b>H</b>	9
<b>RBI</b>	10
<b>BB</b>	4
<b>SO</b>	2
<b>LOB</b>	11



BOTTOM

Boston Braves @ New York Giants  
Polo Grounds, New York, NY  
Wed Apr 19 1950, 3:33 AM EST  
Att. 9,425 - Unknown

livebaseballscorecards.com

AB	38
R	6
H	12
RBI	6
BB	4
SO	3
LOB	14



AB R H RBI BB SO LOB

5	0	2	0	0	0	0
5	1	3	0	0	0	1
5	0	0	0	0	0	5
5	1	3	1	0	0	0
2	2	1	1	3	0	2
5	1	1	3	0	1	3
4	0	1	0	0	0	1
1	0	0	0	1	0	0
2	0	0	0	0	0	1
2	0	0	0	0	1	1
2	1	1	1	0	1	0

Batter	1	2	3	4	5	6	7	8	9
Eddie Stanky, R (1, 4) OBP: 0.400, SLG: 0.250	0-0 1-3 ①		0-0 1B		0-0 1B BLK 1B		0-0 P3 ①		0-0 1-3 ①
Whitey Lockman, L (1, 7) OBP: 0.500, SLG: 0.800	0-0 E 1B 1B		0-0 F7 ②		0-0 1-3 1B		0-0 L7 ②		0-0 2B 1B
Bobby Thomson, R (1, 8) OBP: 0.200, SLG: 0.200	0-0 F7 ②		0-0 F7 ③		0-0 F7 ③		0-0 L5 ③		0-0 F7 ②
Don Mueller, L (1, 9) OBP: 0.400, SLG: 0.500	0-0 E7 1-3 1B			0-0 F9 ①		0-0 1-3 ①		0-0 HR BB 1B	0-0 1-H 2B
Hank Thompson, L (1, 5) OBP: 0.556, SLG: 1.333	0-0 F8 ③			4-0 S BB		0-0 HR		4-0 HR BB 1-2	4-0 BB
Jack Harshman, L (1, 3)		0-0 F9 ①		0-0 P6 ②		0-0 G3 ②		0-0 1-H 2-H HR	0-3 K ③
Alvin Dark, R (1, 6) OBP: 0.375, SLG: 0.375		0-0 1-3 ②		0-0 F7 ③		0-0 1B		0-0 2-3 ①	
Wes Westrum, R (1, 2) Sam Calderone, R (6, 2)		0-0 F2 ③			4-0 CS BB	0-0 6-3 ③		0-0 F7 ②	
Sheldon Jones, R (1, 1) Clint Hartung, R (6, 1) OBP: 0.333, SLG: 1.333			0-0 6-3 ①		0-3 K ① ②		0-0 HR	0-3 K ③	

Inning Stats	R: 0 H: 2 E: 1 K: 0 S: 5	R: 0 H: 0 E: 0 K: 0 S: 3	R: 0 H: 1 E: 0 K: 0 S: 4	R: 0 H: 0 E: 0 K: 0 S: 3	R: 0 H: 2 E: 0 K: 1 S: 6	R: 1 H: 2 E: 0 K: 0 S: 5	R: 1 H: 1 E: 0 K: 0 S: 4	R: 3 H: 2 E: 0 K: 1 S: 7	R: 1 H: 2 E: 0 K: 1 S: 7
--------------	--------------------------	--------------------------	--------------------------	--------------------------	--------------------------	--------------------------	--------------------------	--------------------------	--------------------------

PITCHER	IP: 9.0 WLS: W BF: 42 H: 12 R: 6 ER: 6 SO: 3 BB: 4 IBB: 0 HBP: 0 BLK: 1 WP: 0 HR: 3 S: 44 P: 60 ERA: 6.00 WHIP: 1.778
---------	---

PITCHER	IP: WLS: BF: H: R: ER: SO: BB: IBB: HBP: BLK: WP: HR: S: P: ERA: WHIP:
---------	--



Batter	1	2	3	4	5	6	7	8	9	AB	R	H	RBI	BB	SO	LOB
<b>Connie Ryan, R</b> (1, 4) <small>OBP: 0.357, SLG: 0.583</small>	0-0 <b>6-3</b>		0-0 <b>G5-4-3</b>		4-0 <b>BB</b>					2	0	0	0	1	0	1
<b>Sam Jethroe, S</b> (1, 8) <small>OBP: 0.308, SLG: 0.500</small>	0-0 <b>F2</b>		0-0 <b>1B</b>		0-0 <b>L9</b>					3	0	1	0	0	0	2
<b>Willard Marshall, L</b> (1, 9) <small>OBP: 0.154, SLG: 0.154</small>	0-0 <b>F5</b>			0-0 <b>6-3</b>		0-0 <b>4-3</b>				3	0	0	0	0	0	0
<b>Bob Elliott, R</b> (1, 5) <small>OBP: 0.385, SLG: 0.500</small>		0-0 <b>4-3</b>		0-0 <b>6-3</b>		0-0 <b>4-3</b>				3	0	0	0	0	0	0
<b>Sid Gordon, R</b> (1, 7) <small>OBP: 0.583, SLG: 1.143</small>		4-0 <b>BLK</b> <b>1B</b> <b>BB</b>		0-3 <b>K</b>		0-0 <b>F9</b>				2	1	0	0	1	1	0
<b>Earl Torgeson, L</b> (1, 3) <small>OBP: 0.333, SLG: 0.111</small>		0-3 <b>K</b>			0-0 <b>G2</b>		0-0 <b>E4</b> <b>SH3</b>			3	0	0	0	0	1	1
<b>Del Crandall, R</b> (1, 2) <small>OBP: 0.545, SLG: 0.636</small>		0-0 <b>1-H</b> <b>1B</b>			0-0 <b>E</b> <b>1B</b>		0-0 <b>SH3</b>			2	1	2	1	0	0	0
<b>Buddy Kerr, R</b> (1, 6) <small>OBP: 0.333, SLG: 0.750</small>		0-0 <b>F9</b>			0-0 <b>E6</b> <b>1-H</b> <b>2B</b>		0-0 <b>5-3</b>			3	0	1	1	0	0	2
<b>Vern Bickford, R</b> (1, 1) <small>OBP: 0.333, SLG: 0.333</small>			0-0 <b>G5-4-3</b> <b>1B</b>		0-0 <b>F6</b>		0-0 <b>F4</b>			3	0	1	0	0	0	2

Inning Stats	R: 0	H: 0	E: 0	K: 0	S: 3	R: 1	H: 1	E: 0	K: 1	S: 6	R: 0	H: 2	E: 0	K: 0	S: 3	R: 0	H: 0	E: 0	K: 1	S: 5	R: 1	H: 2	E: 1	K: 0	S: 5	R: 0	H: 0	E: 0	K: 0	S: 3	R: 0	H: 0	E: 1	K: 0	S: 4	
	0	0	0	0	3	1	1	0	1	6	0	2	0	0	3	0	0	0	0	5	1	2	1	2	0	0	0	0	0	0	0	0	0	0	0	0


PITCHER	IP	WLS	BF	H	R	ER	SO	BB	IBB	HBP	BLK	WP	HR	S	P	ERA	WHIP	PITCHER	IP	WLS	BF	H	R	ER	SO	BB	IBB	HBP	BLK	WP	HR	S	P	ERA	WHIP	
<b>Ken Heintzelman, L</b> (1, 1) <small>ERA: 2.57</small>	7.0		27	5	2	2	2	2	2	0	1	0	0	29	37	2.57	1.000																			

**BOTTOM**

**Philadelphia Phillies @ Boston Braves**  
 Braves Field, Boston, MA

Fri Apr 21 1950, 3:33 AM EST  
 Att. 7,308 - Unknown

<b>AB</b>	<b>24</b>
<b>R</b>	<b>2</b>
<b>H</b>	<b>5</b>
<b>RBI</b>	<b>2</b>
<b>BB</b>	<b>2</b>
<b>SO</b>	<b>2</b>
<b>LOB</b>	<b>8</b>



1B: 4	SF: 0	WP: 0	PA: 27
2B: 1	SAC: 1	PB: 0	
3B: 0	DP: 1	SB: 0	
HR: 0	HBP: 0	CS: 0	

livebaseballscorecards.com

Batter	1	2	3	4	5	6	7	8	9	AB R H RBI BB SO LOB	TOP											
Richie Ashburn, L (1, 8) OBP: 0.500, SLG: 0.400	0-0 G6-4-3 1B		0-0 4-3			0-0 SH1-4 1B	4-0 1-2 BB		0-0 1-3	4 1 2 0 1 0 3	<b>Philadelphia Phillies @ Boston Braves</b> Braves Field, Boston, MA Sat Apr 22 1950, 3:33 AM EST Att. 7,607 - Unknown <a href="http://livebaseballscorecards.com">livebaseballscorecards.com</a>											
Granny Hamner, R (1, 6) OBP: 0.267, SLG: 0.333	0-0 G6-4-3 1-2f			0-0 F9		0-0 SH1-4 1-2	0-0 F8			3 0 0 0 0 0 3												
Eddie Waitkus, L (1, 3) OBP: 0.375, SLG: 0.438	0-0 F2			0-0 3B 1B		0-0 F4		0-0 F6		4 1 1 0 0 0 1												
Del Ennis, R (1, 9) OBP: 0.438, SLG: 0.813 (8, 7)		0-0 F8		0-0 1-H 3B 1B		0-0 2-H 1B 1B		0-0 1-3		4 0 2 2 0 0 0												
Willie Jones, R (1, 5) OBP: 0.400, SLG: 0.667		0-0 5-3		0-0 F4		0-0 1-2 1B		0-0 F9		4 0 1 0 0 0 1												
Dick Sister, L (1, 7) OBP: 0.308, SLG: 0.250		0-0 F6		0-0 4-3		0-0 G3		0-3 K	3 0 0 0 0 0 3													
Dick Whitman, L (8, 9) OBP: 1.000, SLG: 1.000									0 0 0 0 0 0 0													
Johnny Blatnik, R (9, PH)									1 0 0 0 0 1 0													
Mike Goliat, R (1, 4) OBP: 0.333, SLG: 0.400			0-0 F6		0-0 F7		0-0 G3		0-3 K	4 0 0 0 0 1 0												
Stan Lopata, R (1, 2) OBP: 0.375, SLG: 0.286			0-0 F7		0-0 1-3		4-0 BB FC5-4 BB		0-0 E 1B	3 0 1 0 1 0 0												
Curt Simmons, L (1, 1)			4-0 BB		0-0 4-3		0-0 BB FC5-4 1-2f		0-0 E5	2 0 0 0 1 0 1												
Jim Konstanty, R (8, 1)										0 0 0 0 0 0 0												
Stan Hollmig, R (9, PH)										1 0 0 0 0 0 1												
<b>Inning Stats</b>	R: 0 E: 0 K: 0 S: 3	H: 1 LOB: 0 BB: 0 P: 3	R: 0 E: 0 K: 0 S: 3	H: 0 LOB: 0 BB: 0 P: 3	R: 0 E: 0 K: 0 S: 3	H: 0 LOB: 1 BB: 1 P: 7	R: 1 E: 0 K: 0 S: 5	H: 2 LOB: 1 BB: 0 P: 5	R: 0 E: 0 K: 0 S: 3	H: 0 LOB: 0 BB: 0 P: 3	R: 1 E: 0 K: 0 S: 6	H: 3 LOB: 2 BB: 0 P: 6	R: 0 E: 0 K: 0 S: 3	H: 0 LOB: 2 BB: 2 P: 11	R: 0 E: 0 K: 2 S: 9	H: 0 LOB: 0 BB: 0 P: 3	R: 0 E: 1 K: 2 S: 9	H: 1 LOB: 2 BB: 0 P: 9	1B: 6 2B: 0 3B: 1 HR: 0	SF: 0 SAC: 1 DP: 1 HBP: 0	WP: 0 PB: 0 SB: 0 CS: 0	PA: 37
<b>PITCHER</b> Warren Spahn, L (1, 1) ERA: 3.0	IP: 9.0 WLS: W BF: 37 H: 7 R: 2 ER: 2 SO: 2 BB: 3 IBB: 0 HBP: 0 BLK: 0 WP: 0 HR: 0 S: 38 P: 50 ERA: 2.00 WHIP: 1.111											<b>PITCHER</b>	IP: 9.0 WLS: W BF: 37 H: 7 R: 2 ER: 2 SO: 2 BB: 3 IBB: 0 HBP: 0 BLK: 0 WP: 0 HR: 0 S: 38 P: 50 ERA: 2.00 WHIP: 1.111									





Batter	1	2	3	4	5	6	7	8	9
<b>Connie Ryan, R</b> <small>(1, 4) OBP: 0.278, SLG: 0.438</small>	0-0 <b>5-3</b>		0-0 <b>5-3</b>		0-0 <b>F6</b>		0-0 <b>F3</b>		
<b>Sam Jethroe, S</b> <small>(1, 8) OBP: 0.353, SLG: 0.467</small>	0-3 <b>K</b>			0-0 <b>6-3</b>		0-0 <b>2B</b> 1B		4-0 <b>SH5-3</b> HR BB	
<b>Willard Marshall, L</b> <small>(1, 9) OBP: 0.125, SLG: 0.125</small>	0-0 <b>1-4-3</b>			0-0 <b>F6</b>		0-0 <b>F7</b>		0-0 <b>SH5-3</b> 1-2	
<b>Bob Elliott, R</b> <small>(1, 5) OBP: 0.412, SLG: 0.692</small>		0-0 <b>1-3</b>		4-0 <b>BB</b> BB		0-3 <b>K</b>		0-0 <b>HR</b> 2-H	
<b>Sid Gordon, R</b> <small>(1, 7) OBP: 0.625, SLG: 1.100</small>		0-3 <b>K</b>		4-0 <b>FC6-4</b> BB 1-2		0-0 <b>2B</b> 1-H		0-0 <b>BB</b> 1B	
<b>Earl Torgeson, L</b> <small>(1, 3) OBP: 0.313, SLG: 0.083</small>		0-0 <b>4-3</b>		0-0 <b>FC6-4</b> 1-2f		0-0 <b>3-1</b>		4-0 <b>G4-6-3</b> BB 1-2	
<b>Del Crandall, R</b> <small>(1, 2) OBP: 0.467, SLG: 0.533</small>			0-0 <b>F6</b>		0-0 <b>F3</b>		0-0 <b>SH1-4</b> 1B 1-2f	0-0 <b>G4-6-3</b> 1-2f	
<b>Buddy Kerr, R</b> <small>(1, 6) OBP: 0.429, SLG: 0.857</small>			0-0 <b>2B</b>		0-0 <b>FC1-6</b> 1B		0-0 <b>SH1-4</b> 1-2		
<b>Warren Spahn, L</b> <small>(1, 1) OBP: 0.250, SLG: 0.250</small>			0-3 <b>K</b>		0-0 <b>FC1-6</b> 1-2f		0-3 <b>K</b>		

Inning Stats	R: 0	H: 0	E: 0	K: 1	S: 5	LOB: 0	BB: 0	P: 5
	0	0	0	1	0	0	0	5
	0	0	0	1	0	0	0	5
	0	0	0	1	0	0	0	6
	0	1	0	1	0	1	0	4
	0	0	0	2	2	0	11	
	0	0	0	1	0	1	0	4
	1	2	0	1	0	0	7	
	0	1	0	1	0	1	6	
	0	0	0	0	0	2	12	

AB	R	H	RBI	BB	SO	LOB
4	0	0	0	0	0	3
3	2	1	0	1	1	0
3	0	0	0	0	0	1
3	1	1	2	1	1	1
3	0	2	1	1	1	0
3	0	0	0	1	0	3
4	0	1	0	0	0	2
2	0	2	0	0	0	0
3	0	0	0	0	2	3

PITCHER	IP	WLS	BF	H	R	ER	SO	BB	IBB	HBP	BLK	WP	HR	S	P	ERA	WHIP
<b>Curt Simmons, L</b> <small>(1, 1) ERA: 3.68</small>	7.1	L	33	7	3	3	5	4	0	0	0	0	1	39	55	3.68	1.500
<b>Jim Konstanty, R</b> <small>(8, 1) ERA: 3.38</small>	0.2		1	0	0	0	0	0	0	0	0	0	0	1	1	0.00	0.000

**Philadelphia Phillies @ Boston Braves**  
 Braves Field, Boston, MA  
 Sat Apr 22 1950, 3:33 AM EST  
 Att. 7,607 - Unknown


<b>AB</b>	<b>28</b>
<b>R</b>	<b>3</b>
<b>H</b>	<b>7</b>
<b>RBI</b>	<b>3</b>
<b>BB</b>	<b>4</b>
<b>SO</b>	<b>5</b>
<b>LOB</b>	<b>13</b>

Batter	1	2	3	4	5	6	7	8	9	AB R H RBI BB SO LOB	TOP	
Richie Ashburn, L (1, 8) OBP: 0.455, SLG: 0.368	0-0 6-3 WP WP 1B	0-0 F4			0-0 F7		0-0 6-3			4 1 1 0 0 0 2	<b>Philadelphia Phillies @ Boston Braves</b> Braves Field, Boston, MA Sun Apr 23 1950, 3:33 AM EST Unknown <a href="http://livebaseballscorecards.com">livebaseballscorecards.com</a>	
Granny Hamner, R (1, 6) OBP: 0.263, SLG: 0.278	0-0 6-3	0-0 FC4-6			4-0 BB			0-0 F9		3 0 0 0 1 0 3		
Eddie Waitkus, L (1, 3) OBP: 0.350, SLG: 0.368	4-0 F7 1B BB				0-0 F7			0-0 F9		3 1 0 0 1 0 1		
Del Ennis, R (1, 9) OBP: 0.450, SLG: 0.950	0-0 F7				0-0 F9			0-0 F4		4 1 2 1 0 0 2		
Willie Jones, R (1, 5) OBP: 0.474, SLG: 0.684	0-0 2-H 1B				0-0 E6 G4-6-3			0-0 FC3-6 1B		4 0 3 1 0 0 1		
Dick Sister, L (1, 7) OBP: 0.235, SLG: 0.188	0-0 F4				0-0 G4-6-3			0-0 FC3-6 G6-4-3		4 0 0 0 0 0 5		
Mike Goliat, R (1, 4) OBP: 0.263, SLG: 0.316					0-0 F4			0-0 G6-4-3		4 0 0 0 0 0 1		
Stan Lopata, R (1, 2) OBP: 0.333, SLG: 0.200					0-0 F4			0-0 4-3		3 0 0 0 1 1 0		
Blix Donnelly, R (1, 1) Dick Whitman, L (7, PH) OBP: 0.500, SLG: 0.500 Bob Miller, R (7, 1) Johnny Blatnik, R (9, PH)					0-0 FC BB			0-3 K		2 0 0 0 0 0 1		
					0-0 FC4-6			0-3 K2-3		1 0 0 0 0 1 0		
										0 0 0 0 0 0 0		
										1 0 0 0 0 1 0		
<b>Inning Stats</b>	R: 2 H: 2 E: 0 LOB: 1 K: 0 BB: 1 S: 5 P: 9	R: 0 H: 0 E: 0 LOB: 2 K: 0 BB: 1 S: 4 P: 8	R: 0 H: 1 E: 1 LOB: 1 K: 0 BB: 0 S: 4 P: 4	R: 0 H: 0 E: 0 LOB: 0 K: 0 BB: 0 S: 3 P: 3	R: 0 H: 0 E: 0 LOB: 1 K: 0 BB: 1 S: 3 P: 7	R: 0 H: 1 E: 0 LOB: 0 K: 0 BB: 0 S: 3 P: 3	R: 0 H: 0 E: 0 LOB: 0 K: 1 BB: 0 S: 5 P: 5	R: 1 H: 2 E: 0 LOB: 1 K: 0 BB: 0 S: 5 P: 5	R: 0 H: 0 E: 0 LOB: 0 K: 2 BB: 0 S: 7 P: 7	1B: 4 SF: 0 2B: 1 SAC: 0 3B: 0 DP: 2 HR: 1 HBP: 0	WP: 2 PA: 36 PB: 0 SB: 0 CS: 0	
<b>PITCHER</b> Johnny Sain, R (1, 1) ERA: 4.5	IP WLS BF H R ER SO BB IBB HBP BLK WP HR S P ERA WHIP	9.0 W 36 6 3 3 3 3 3 0 0 0 2 1 39 51 3.00 1.000										



Batter	1	2	3	4	5	6	7	8	9
<b>Connie Ryan, R</b> <small>OBP: 0.227, SLG: 0.350</small> (1, 4)	0-0 <b>5-3</b>		0-0 <b>6-3</b>		0-0 <b>F6</b>	0-0 <b>FC5-4</b>			
<b>Sam Jethroe, S</b> <small>OBP: 0.333, SLG: 0.389</small> (1, 8)	0-3 <b>K</b>		0-0 <b>F5</b>		0-0 <b>F9</b>		4-0 <b>G6-4-3</b> <b>BB</b>		
<b>Willard Marshall, L</b> <small>OBP: 0.200, SLG: 0.200</small> (1, 9)	0-0 <b>F7</b>			0-0 <b>BB</b> <b>1B</b> <b>BB</b> <b>1B</b>	0-0 <b>FC6-4</b> <b>1B</b>		0-0 <b>F4</b>		
<b>Bob Elliott, R</b> <small>OBP: 0.333, SLG: 0.529</small> (1, 5)		0-3 <b>K</b>		0-0 <b>F7</b>	0-0 <b>FC6-4</b>		0-0 <b>G6-4-3</b>		
<b>Sid Gordon, R</b> <small>OBP: 0.550, SLG: 0.857</small> (1, 7)		0-0 <b>1B</b> <b>E</b> <b>1B</b>		0-0 <b>F7</b>		0-0 <b>6-3</b>		0-0 <b>F6</b>	
<b>Earl Torgeson, L</b> <small>OBP: 0.450, SLG: 0.313</small> (1, 3)		0-0 <b>E9</b> <b>6-3</b> <b>1B</b>		0-0 <b>BB</b> <b>BB</b> <b>1-2</b> <b>1B</b>		0-0 <b>1B</b> <b>1B</b>		0-0 <b>BLK</b> <b>1B</b>	
<b>Del Crandall, R</b> <small>OBP: 0.526, SLG: 0.529</small> (1, 2)		0-0 <b>6-3</b>		4-0 <b>BB</b> <b>1-2</b> <b>2-3</b> <b>BB</b>		0-0 <b>1B</b> <b>1B</b>		4-0 <b>G6-4-3</b> <b>BB</b>	
<b>Buddy Kerr, R</b> <small>OBP: 0.444, SLG: 0.765</small> (1, 6)		0-0 <b>1-3</b>		4-0 <b>1-2</b> <b>2-3</b> <b>3-H</b> <b>BB</b>		0-0 <b>FC5-4</b> <b>1B</b>		0-0 <b>G6-4-3</b>	
<b>Johnny Sain, R</b> (1, 1)			0-0 <b>F9</b>	0-0 <b>F8</b>		0-0 <b>F8</b>			

AB	R	H	RBI	BB	SO	LOB
4	0	0	0	0	0	2
3	0	0	0	1	1	0
4	1	2	0	0	0	1
4	0	0	0	0	1	3
4	1	1	0	0	0	1
4	2	4	0	0	0	0
2	0	1	1	2	0	0
3	0	1	2	1	0	2
3	0	0	0	0	0	5

BOTTOM	
<b>Philadelphia Phillies @ Boston Braves</b> <b>Braves Field, Boston, MA</b> Sun Apr 23 1950, 3:33 AM EST Unknown	<b>AB</b> 31 <b>R</b> 4 <b>H</b> 9 <b>RBI</b> 3 <b>BB</b> 4 <b>SO</b> 2 <b>LOB</b> 14
	<b>WP:</b> 0 <b>PA:</b> 35 <b>PB:</b> 0 <b>SF:</b> 0 <b>SB:</b> 0 <b>SAC:</b> 0 <b>CS:</b> 0 <b>DP:</b> 2 <b>HR:</b> 0 <b>HBP:</b> 0

Inning Stats		R	H	E	IP	WLS	BF	H	R	ER	SO	BB	IBB	HBP	BLK	WP	HR	S	P	ERA	WHIP
<b>Blix Donnelly, R</b> <small>ERA: 2.45</small> (1, 1)	R: 0 E: 0 K: 1 S: 5	H: 0 LOB: 0 BB: 0 P: 5	R: 2 E: 1 K: 1 S: 7	H: 2 LOB: 0 BB: 0 P: 7	R: 0 E: 0 K: 0 S: 3	H: 0 LOB: 0 BB: 0 P: 3	R: 1 E: 0 K: 0 S: 5	H: 2 LOB: 3 BB: 2 P: 13	R: 0 E: 0 K: 0 S: 4	H: 1 LOB: 1 BB: 0 P: 4	R: 1 E: 0 K: 0 S: 6	H: 3 LOB: 2 BB: 0 P: 6	R: 0 E: 0 K: 0 S: 2	H: 0 LOB: 0 BB: 1 P: 6	R: 0 E: 0 K: 0 S: 3	H: 1 LOB: 1 BB: 1 P: 7	1B: 9 2B: 0 3B: 0 HR: 0	SF: 0 SAC: 0 DP: 2 HBP: 0	WP: 0 PB: 0 SB: 0 CS: 0	PA: 35	ERA WHIP
<b>Bob Miller, R</b> <small>ERA:</small> (7, 1)	R: 0 E: 0 K: 1 S: 5	H: 0 LOB: 0 BB: 0 P: 5	R: 2 E: 1 K: 1 S: 7	H: 2 LOB: 0 BB: 0 P: 7	R: 0 E: 0 K: 0 S: 3	H: 0 LOB: 0 BB: 0 P: 3	R: 1 E: 0 K: 0 S: 5	H: 2 LOB: 3 BB: 2 P: 13	R: 0 E: 0 K: 0 S: 4	H: 1 LOB: 1 BB: 0 P: 4	R: 1 E: 0 K: 0 S: 6	H: 3 LOB: 2 BB: 0 P: 6	R: 0 E: 0 K: 0 S: 2	H: 0 LOB: 0 BB: 1 P: 6	R: 0 E: 0 K: 0 S: 3	H: 1 LOB: 1 BB: 1 P: 7	1B: 9 2B: 0 3B: 0 HR: 0	SF: 0 SAC: 0 DP: 2 HBP: 0	WP: 0 PB: 0 SB: 0 CS: 0	PA: 35	ERA WHIP

Batter	1	2	3	4	5	6	7	8	9	AB R H RBI BB SO LOB	TOP										
Richie Ashburn, L (1, 8) OBP: 0.407, SLG: 0.333	0-0 1B 1B	0-0 F7		0-0 FC6-4 2B		0-0 F9	0-0 G1-2-3			5 2 1 0 0 0 4											
Granny Hamner, R (1, 6) OBP: 0.333, SLG: 0.391	0-0 1B 1B	0-0 1B		0-0 2B		0-0 F2		0-0 F9		5 1 3 1 0 0 0											
Eddie Waitkus, L (1, 3) OBP: 0.440, SLG: 0.409	0-0 BB 1B 1B	0-3 K			BB BB BB	4-0 BB BB	4-0 FC5-4 BB	0-0 2B 1B		3 2 2 1 2 1 1											
Del Ennis, R (1, 9) OBP: 0.400, SLG: 0.840	0-0 F9		0-0 1-3		0-0 F3	0-0 FC5-4		0-0 2B		5 0 1 1 0 0 4											
Willie Jones, R (1, 5) OBP: 0.500, SLG: 0.696	0-0 BB 1B		0-0 F2		4-0 BB BB		0-0 1B 2B	0-0 F8		4 1 2 1 1 0 1											
Johnny Blatnik, R (1, 7) Dick Whitman, L (5, 7) OBP: 0.250, SLG: 0.250	4-0 FC6-4 BB		4-0 BB		0-3 K		0-0 5-3	0-0 F8		1 0 0 0 2 1 2 2 0 0 0 0 0 2											
Mike Goliat, R (1, 4) OBP: 0.292, SLG: 0.273	0-0 F6		0-0 F7		4-0 BB BB	4-0 BB BB	4-0 BB 1B BB		0-0 G3	3 0 0 0 2 0 4											
Ken Silvestri, S (1, 2) Dick Sisler, L (7, PH) Jim Konstanty, R (7, 1)	0-0 FC6-4			4-0 FC2-6 BB	4-0 BB BB		0-0 BB 1B		0-0 1-3	1 0 0 1 2 0 3 1 0 1 1 0 0 0 1 0 0 0 0 0 0											
Robin Roberts, S (1, 1) Stan Lopata, R (7, PH) (7, 2) OBP: 0.357, SLG: 0.182		0-0 F8		0-0 FC2-6 FC6-4	0-0 5-3		4-0 BB BB		0-0 F4	3 0 0 0 0 0 4 1 0 0 0 1 0 0											
<b>Inning Stats</b>	R: 2 E: 0 K: 0 S: 7	H: 4 LOB: 3 BB: 1 P: 11	R: 0 E: 0 K: 1 S: 6	H: 1 LOB: 1 BB: 0 P: 6	R: 0 E: 0 K: 0 S: 3	H: 0 LOB: 1 BB: 1 P: 7	R: 1 E: 0 K: 0 S: 3	H: 0 LOB: 3 BB: 4 P: 21	R: 0 E: 0 K: 0 S: 3	H: 0 LOB: 1 BB: 1 P: 7	R: 1 E: 0 K: 0 S: 4	H: 2 LOB: 2 BB: 2 P: 12	R: 1 E: 0 K: 0 S: 5	H: 2 LOB: 1 BB: 0 P: 5	R: 0 E: 0 K: 0 S: 3	H: 0 LOB: 0 BB: 0 P: 3	1B: 7 2B: 3 3B: 0 HR: 0	SF: 0 SAC: 0 DP: 1 HBP: 0	WP: 0 PB: 0 SB: 0 CS: 0	PA: 45	
<b>PITCHER</b>	IP WLS BF H R ER SO BB IBB HBP BLK WP HR S P ERA WHIP	IP WLS BF H R ER SO BB IBB HBP BLK WP HR S P ERA WHIP	IP WLS BF H R ER SO BB IBB HBP BLK WP HR S P ERA WHIP	IP WLS BF H R ER SO BB IBB HBP BLK WP HR S P ERA WHIP	IP WLS BF H R ER SO BB IBB HBP BLK WP HR S P ERA WHIP	IP WLS BF H R ER SO BB IBB HBP BLK WP HR S P ERA WHIP	IP WLS BF H R ER SO BB IBB HBP BLK WP HR S P ERA WHIP	IP WLS BF H R ER SO BB IBB HBP BLK WP HR S P ERA WHIP	IP WLS BF H R ER SO BB IBB HBP BLK WP HR S P ERA WHIP	IP WLS BF H R ER SO BB IBB HBP BLK WP HR S P ERA WHIP	IP WLS BF H R ER SO BB IBB HBP BLK WP HR S P ERA WHIP	IP WLS BF H R ER SO BB IBB HBP BLK WP HR S P ERA WHIP	IP WLS BF H R ER SO BB IBB HBP BLK WP HR S P ERA WHIP	IP WLS BF H R ER SO BB IBB HBP BLK WP HR S P ERA WHIP	IP WLS BF H R ER SO BB IBB HBP BLK WP HR S P ERA WHIP	IP WLS BF H R ER SO BB IBB HBP BLK WP HR S P ERA WHIP	IP WLS BF H R ER SO BB IBB HBP BLK WP HR S P ERA WHIP	IP WLS BF H R ER SO BB IBB HBP BLK WP HR S P ERA WHIP	IP WLS BF H R ER SO BB IBB HBP BLK WP HR S P ERA WHIP	IP WLS BF H R ER SO BB IBB HBP BLK WP HR S P ERA WHIP	IP WLS BF H R ER SO BB IBB HBP BLK WP HR S P ERA WHIP

Philadelphia Phillies @ Boston Braves  
 Braves Field, Boston, MA  
 Sun Apr 23 1950, 3:38 AM EST  
 Att: 10,302 - Unknown

livebaseballscorecards.com

AB	35
R	6
H	10
RBI	6
BB	10
SO	2
LOB	25



Batter	1	2	3	4	5	6	7	8	9	AB	R	H	RBI	BB	SO	LOB
Connie Ryan, R (1, 4) OBP: 0.192, SLG: 0.292	0-0 F2		0-0 5-3		0-0 F6		0-3 K			4	0	0	0	0	1	0
Sam Jethroe, S (1, 8) OBP: 0.400, SLG: 0.476	4-0 G3-6-3 BB		0-0 1B 1B		0-0 1B 2B		0-3 K			3	1	2	0	1	1	0
Willard Marshall, L (1, 9) OBP: 0.208, SLG: 0.208	0-0 G3-6-3 1-2f		0-0 1B		0-0 F6		0-0 F2			4	0	1	0	0	0	2
Bob Elliott, R (1, 5) OBP: 0.320, SLG: 0.476		0-0 F8	0-0 F9		0-0 HR 1B			0-0 F5		4	1	1	1	0	0	2
Sid Gordon, R (1, 7) OBP: 0.542, SLG: 0.941		4-0 BB 2B BB	0-0 6-3		0-0 HR			0-0 F7		3	2	1	2	1	0	2
Earl Torgeson, L (1, 3) OBP: 0.417, SLG: 0.263		4-0 1-2 2B BB		0-0 F7	0-0 F5			0-0 6-3		3	1	0	0	1	0	0
Del Crandall, R (1, 2) OBP: 0.478, SLG: 0.524		0-0 1-H 2-H 2B		0-0 F7		0-0 6-3			0-0 F7	4	0	1	2	0	0	0
Buddy Kerr, R (1, 6) OBP: 0.409, SLG: 0.667		0-0 6-3		0-0 1B		0-0 F9			0-0 6-3	4	0	1	0	0	0	1
Johnny Antonelli, L (1, 1)		0-3 K		0-0 G3		0-3 K			0-0 F9	0	0	0	0	0	0	0
Normie Roy, R (1, 1)										3	0	0	0	0	2	2
Bobby Hogue, R (7, 1)										0	0	0	0	0	0	0
Pete Reiser, L (9, PH)										1	0	0	0	0	0	0

BOTTOM

Philadelphia Phillies @ Boston Braves  
 Braves Field, Boston, MA  
 Sun Apr 23 1950, 3:38 AM EST  
 Att. 10,302 - Unknown

livebaseballscorecards.com

AB	33
R	5
H	7
RBI	5
BB	3
SO	4
LOB	9



Inning Stats	R: 0	H: 0	E: 0	K: 0	S: 2	P: 6	R: 2	H: 1	E: 0	K: 1	S: 6	R: 0	H: 2	E: 0	K: 0	S: 5	R: 0	H: 1	E: 0	K: 0	S: 4	R: 3	H: 3	E: 1	K: 0	S: 6	R: 0	H: 0	E: 0	K: 1	S: 5	R: 0	H: 0	E: 0	K: 0	S: 3	R: 0	H: 0	E: 0	K: 0	S: 3	R: 0	H: 0	E: 0	K: 0	S: 3	R: 0	H: 0	E: 0	K: 0	S: 3	1B: 4	SF: 0	2B: 2	SAC: 0	3B: 0	DP: 1	HR: 1	HBP: 0	WP: 0	PA: 36
--------------	------	------	------	------	------	------	------	------	------	------	------	------	------	------	------	------	------	------	------	------	------	------	------	------	------	------	------	------	------	------	------	------	------	------	------	------	------	------	------	------	------	------	------	------	------	------	------	------	------	------	------	-------	-------	-------	--------	-------	-------	-------	--------	-------	--------

PITCHER	IP	WLS	BF	H	R	ER	SO	BB	IBB	HBP	BLK	WP	HR	S	P	ERA	WHIP
Robin Roberts, R (1, 1) ERA: 1.8	6.0		27	7	5	2	2	3	0	0	0	0	1	28	40	3.00	1.667
Jim Konstanty, R (7, 1) ERA: 1.59	3.0	W	9	0	0	0	2	0	0	0	0	0	0	13	13	0.00	0.000

Batter	1	2	3	4	5	6	7	8	9	AB R H RBI BB SO LOB	TOP											
<b>Pee Wee Reese, R</b> (1, 6) OBP: 0.292, SLG: 0.348	0-1 G3-6-3 1B		0-1 F8			1-2 1B		1-1 6-3		5 0 2 0 0 0 1												
<b>George Shuba, L</b> (1, 7) OBP: 0.278, SLG: 0.313	3-1 G3-6-3 1-2f		2-0 G3			1-2 1B		0-1 F7		5 0 1 0 0 0 1												
<b>Duke Snider, L</b> (1, 8) OBP: 0.412, SLG: 0.167	4-0 E S 1B BB		4-1 FC6-4 BB			0-1 F7		4-1 1B S E BB		2 2 0 1 3 0 1												
<b>Jackie Robinson, R</b> (1, 4) OBP: 0.455, SLG: 0.632	4-2 1B 1-3 BB		1-1 FC6-4			2-2 F9		3-2 5-3		4 0 0 0 1 0 3												
<b>Carl Furillo, R</b> (1, 9) OBP: 0.273, SLG: 0.455	1-0 1-3 3-H 1B			1-2 F8		3-2 1-3		1-1 S S 1B		5 1 2 1 0 0 0												
<b>Gil Hodges, R</b> (1, 3) OBP: 0.600, SLG: 1.063	0-3 K			0-1 E6		4-0 HR BB		4-1 BB 1-H 3-H BB		2 1 0 0 2 1 2												
<b>Bobby Morgan, R</b> (1, 5) OBP: 0.476, SLG: 0.421		2-3 K		2-3 K		2-1 F9		4-0 BB		3 0 0 0 1 2 2												
<b>Roy Campanella, R</b> (1, 2) OBP: 0.267, SLG: 0.667		0-0 F6		1-1 F8		2-2 HR		1-0 F8		4 1 1 2 0 0 3												
<b>Don Newcombe, L</b> (1, 1) OBP: 0.500, SLG: 0.333		0-3 K			1-0 1B F7 1B		4-2 FC6-4 BB			3 1 1 0 1 2 0												
<b>Willie Ramsdell, R</b> (9, 1)										0 0 0 0 0 0 0												
<b>Inning Stats</b>	R: 1 E: 0 K: 1 S: 10	H: 2 LOB: 2 BB: 2 P: 22	R: 0 E: 0 K: 2 S: 7	H: 0 LOB: 0 BB: 0 P: 9	R: 0 E: 0 K: 1 S: 6	H: 0 LOB: 1 BB: 1 P: 13	R: 0 E: 1 K: 1 S: 11	H: 0 LOB: 1 BB: 0 P: 15	R: 1 E: 0 K: 0 S: 15	H: 3 LOB: 1 BB: 0 P: 20	R: 2 E: 0 K: 0 S: 11	H: 1 LOB: 1 BB: 2 P: 27	R: 2 E: 0 K: 0 S: 10	H: 1 LOB: 2 BB: 3 P: 27	R: 0 E: 0 K: 1 S: 10	H: 0 LOB: 0 BB: 0 P: 14	R: 0 E: 0 K: 0 S: 6	H: 0 LOB: 0 BB: 0 P: 11	1B: 6 2B: 0 3B: 0 HR: 1	SF: 0 SAC: 0 DP: 1 HBP: 0	WP: 0 PB: 0 SB: 4 CS: 0	PA: 41
<b>PITCHER</b>	IP WLS BF H R ER SO BB IBB HBP BLK WP HR S P ERA WHIP																					
<b>Dick Donovan, R</b> (1, 1) ERA: 6.75	6.2 L 34 7 6 5 4 8 0 0 0 0 0 1 69 131 6.75 2.250																					
<b>Bob Chipman, L</b> (7, 1) ERA:	2.1 7 0 0 0 1 0 0 0 0 0 0 0 17 27 0.00 0.000																					

**Brooklyn Dodgers @ Boston Braves**  
 Braves Field, Boston, MA  
 Mon Apr 24 1950, 3:33 AM EST  
 Att: 18,478 - Unknown

AB	33
R	6
H	7
RBI	4
BB	8
SO	5
LOB	13



[livebaseballscorecards.com](http://livebaseballscorecards.com)

Batter	1	2	3	4	5	6	7	8	9	AB R H RBI BB SO LOB
Connie Ryan, R (1, 4) OBP: 0.194, SLG: 0.276	1-2 1-3		2-3 K	1-2 G3		1-1 1B			2-2 FC5-4 2B	5 0 1 0 0 1 4
Sam Jethroe, S (1, 8) OBP: 0.433, SLG: 0.520	0-0 F6		1-0 2B 1B		4-1 1B F7 BB	0-1 F4			0-0 2B	4 2 2 0 1 0 2
Willard Marshall, L (1, 9) OBP: 0.276, SLG: 0.250	2-0 1B		4-1 2B BB		0-0 1B			0-1 4-3	1-0 F6	4 1 2 0 1 0 2
Bob Elliott, R (1, 5) OBP: 0.300, SLG: 0.462	1-3 K		0-0 2B		2-3 K			1-2 6-3	0-1 5-3	5 0 1 3 0 2 5
Sid Gordon, R (1, 7) OBP: 0.464, SLG: 0.762		1-0 5-3	1-3 K		2-2 F7			1-3 K		4 0 0 1 0 2 2
Earl Torgeson, L (1, 3) OBP: 0.429, SLG: 0.304		2-1 1B		0-1 3-1	1-3 K			0-0 1B		4 0 2 0 0 1 1
Del Crandall, R (1, 2) OBP: 0.444, SLG: 0.480		0-0 G6-4-3 1B		1-0 1B		2-3 K		1-0 F8 1B		4 0 1 0 0 1 2
Buddy Kerr, R (1, 6) OBP: 0.346, SLG: 0.560			1-3 K	0-1 F7		0-0 6-3		0-0 G4-6-3 1B		4 0 0 0 0 1 2
Dick Donovan, L (1, 1) Bob Chipman, L (7, 1) Pete Reiser, L (9, PH)			4-2 2B 1B BB	4-2 1B BB		4-0 1B BB		4-2 FC5-4 BB		0 1 0 0 3 0 0 0 0 0 0 0 0 0 0 0 0 0 1 0 0

Inning Stats	R: 0	H: 1	E: 0	K: 1	S: 8	LOB: 1	BB: 0	P: 12	R: 0	H: 1	E: 0	K: 0	S: 4	LOB: 0	BB: 0	P: 7	R: 3	H: 2	E: 0	K: 3	S: 14	LOB: 1	BB: 2	P: 27	R: 0	H: 1	E: 0	K: 0	S: 10	LOB: 2	BB: 1	P: 16	R: 1	H: 1	E: 0	K: 2	S: 12	LOB: 1	BB: 1	P: 21	R: 0	H: 1	E: 0	K: 1	S: 10	LOB: 2	BB: 1	P: 17	R: 0	H: 0	E: 0	K: 1	S: 8	LOB: 0	BB: 0	P: 10	R: 0	H: 1	E: 0	K: 0	S: 3	LOB: 0	BB: 0	P: 4	R: 0	H: 1	E: 0	K: 0	S: 9	LOB: 2	BB: 1	P: 16	1B: 7	SF: 0	2B: 2	SAC: 0	3B: 0	DP: 2	HR: 0	HBP: 0	WP: 0	PA: 40
--------------	------	------	------	------	------	--------	-------	-------	------	------	------	------	------	--------	-------	------	------	------	------	------	-------	--------	-------	-------	------	------	------	------	-------	--------	-------	-------	------	------	------	------	-------	--------	-------	-------	------	------	------	------	-------	--------	-------	-------	------	------	------	------	------	--------	-------	-------	------	------	------	------	------	--------	-------	------	------	------	------	------	------	--------	-------	-------	-------	-------	-------	--------	-------	-------	-------	--------	-------	--------

PITCHER	IP	WLS	BF	H	R	ER	SO	BB	IBB	HBP	BLK	WP	HR	S	P	ERA	WHIP
Don Newcombe, R (1, 1) ERA: 7.71	8.1	W	38	9	4	4	8	6	0	0	0	0	0	75	126	4.32	1.800
Willie Ramsdell, R (9, 1) ERA:	0.2	S	2	0	0	0	0	0	0	0	0	0	0	3	4	0.00	0.000

**BOTTOM**

**Brooklyn Dodgers @ Boston Braves**  
**Braves Field, Boston, MA**  
 Mon Apr 24 1950, 3:33 AM EST  
 Att. 18,478 - Unknown

livebaseballscorecards.com

AB	34
R	4
H	9
RBI	4
BB	6
SO	8
LOB	20



Batter	1	2	3	4	5	6	7	8	9	AB R H RBI BB SO LOB	TOP
<b>Pee Wee Reese, R</b> OBP: 0.357, SLG: 0.423 (1, 6) X	0-0 		4-0 1B 1-2 2-3 1B BB		0-0 		2-2 1-2 1B			3 1 2 0 1 0 0	<b>Brooklyn Dodgers @ Boston Braves</b> Braves Field, Boston, MA Tue Apr 25 1950, 3:33 AM EST Att. 6,033 - Unknown
<b>George Shuba, L</b> OBP: 0.227, SLG: 0.250 (1, 7) X	0-0 		0-0 F7		0-0 3-1		1-1 G3			4 0 0 1 0 0 5	
<b>Duke Snider, L</b> OBP: 0.381, SLG: 0.188 (1, 8) X	0-0 		3-H 2-0 1B 1-3 2-H 1B			3-1 F8		1-0 3-1		4 0 1 1 0 0 0	
<b>Jackie Robinson, R</b> OBP: 0.538, SLG: 0.727 (1, 4) X		0-0 G5-4-3 1B	0-0 1-3 3-H 1B			4-2 1B BB		2-2 6-3-2 2B		3 0 3 1 1 0 0	
<b>Carl Furillo, R</b> OBP: 0.269, SLG: 0.423 (1, 9) X		0-0 G5-4-3 1-2f		1-3 K		0-0 1-3 G5-4-3 1B		2-0 6-3-2 2-Hf		4 0 1 0 0 1 2	
<b>Gil Hodges, R</b> OBP: 0.500, SLG: 0.850 (1, 3) X		0-0 6-3		1-0 6-3		0-0 G5-4-3 1-2f		2-0 6-3		4 0 0 0 0 0 2	
<b>Bobby Morgan, R</b> OBP: 0.400, SLG: 0.348 (1, 5) X			0-0 5-3		2-2 F7		0-0 L8		1-3 K	4 0 0 0 0 1 0	
<b>Roy Campanella, R</b> OBP: 0.316, SLG: 0.611 (1, 2) X			4-0 BB SH F7 BB			1-1 6-3		0-0 1B 1B		3 1 1 0 1 1 0	
<b>Joe Hatten, R</b> (1, 1) X			0-0 SH 1-2 1B BB			0-1 4-3		0-1 F2		2 1 0 0 0 0 1	
<b>Inning Stats</b>	R: 0 E: 0 K: 0 S: 3 H: 0 LOB: 0 BB: 0 P: 3	R: 0 E: 0 K: 0 S: 3 H: 1 LOB: 0 BB: 0 P: 3	R: 3 E: 0 K: 0 S: 5 H: 2 LOB: 2 BB: 2 P: 15	R: 0 E: 0 K: 1 S: 8 H: 0 LOB: 0 BB: 0 P: 12	R: 0 E: 0 K: 0 S: 6 H: 1 LOB: 1 BB: 0 P: 7	R: 0 E: 0 K: 0 S: 9 H: 1 LOB: 1 BB: 1 P: 16	R: 0 E: 0 K: 0 S: 9 H: 2 LOB: 2 BB: 0 P: 12	R: 0 E: 0 K: 0 S: 5 H: 1 LOB: 0 BB: 0 P: 10	R: 0 E: 0 K: 2 S: 8 H: 0 LOB: 0 BB: 0 P: 14	1B: 6 2B: 3 3B: 0 HR: 0 SF: 0 SAC: 1 DP: 3 HBP: 0	WP: 0 PB: 0 SB: 0 CS: 0 PA: 35
<b>PITCHER</b> <b>Vern Bickford, R</b> ERA: 2.81 (1, 1)	IP 9.0 WLS L BF 35 H 8 R 3 ER 3 SO 3 BB 3 IBB 0 HBP 0 BLK 0 WP 0 HR 0 S 56 P 92 ERA 3.00 WHIP 1.222										

AB	31
R	3
H	8
RBI	3
BB	3
SO	3
LOB	10



[livebaseballscorecards.com](http://livebaseballscorecards.com)



Batter	1	2	3	4	5	6	7	8	9	AB R H RBI BB SO LOB
--------	---	---	---	---	---	---	---	---	---	----------------------

<b>Connie Ryan, R</b> <small>(1, 4)</small> <small>OBP: 0.200, SLG: 0.250</small>	<small>1-2</small> 		<small>0-1</small> 			<small>2-3</small> 			<small>4-2</small> 	3 0 0 0 1 1 0
<b>Sam Jethroe, S</b> <small>(1, 8)</small> <small>OBP: 0.412, SLG: 0.483</small>	<small>3-1</small> 			<small>1-1</small> 			<small>2-2</small> 		<small>1-2</small> 	4 0 1 0 0 0 0
<b>Willard Marshall, L</b> <small>(1, 9)</small> <small>OBP: 0.242, SLG: 0.219</small>	<small>1-0</small> 			<small>2-0</small> 			<small>0-1</small> 		<small>0-0</small> 	4 0 0 0 0 0 2
<b>Bob Elliott, R</b> <small>(1, 5)</small> <small>OBP: 0.303, SLG: 0.448</small>		<small>0-1</small> 		<small>1-3</small> 			<small>0-1</small> 			3 0 1 0 0 1 0
<b>Sid Gordon, R</b> <small>(1, 7)</small> <small>OBP: 0.419, SLG: 0.667</small>		<small>1-0</small> 			<small>0-0</small> 			<small>2-1</small> 		3 0 0 0 0 0 1
<b>Del Crandall, R</b> <small>(1, 2)</small> <small>OBP: 0.400, SLG: 0.429</small>		<small>1-1</small> 			<small>0-0</small> 			<small>1-1</small> 		3 0 0 0 0 0 1
<b>Earl Torgeson, L</b> <small>(1, 3)</small> <small>OBP: 0.387, SLG: 0.269</small>		<small>2-2</small> 			<small>2-2</small> 			<small>3-2</small> 		3 0 0 0 0 0 1
<b>Buddy Kerr, R</b> <small>(1, 6)</small> <small>OBP: 0.310, SLG: 0.500</small>			<small>0-0</small> 			<small>1-0</small> 			<small>0-0</small> 	3 0 0 0 0 0 0
<b>Vern Bickford, R</b> <small>(1, 1)</small> <small>OBP: 0.200, SLG: 0.200</small> <b>Luis Olmo, R</b> <small>(9, PH)</small>			<small>3-2</small> 			<small>0-1</small> 			<small>0-1</small> 	2 0 0 0 0 0 0 1 0 0 0 0 0 0

Inning Stats	R: 0 H: 0 E: 0 LOB: 0 K: 0 BB: 0 S: 6 P: 11	R: 0 H: 1 E: 0 LOB: 1 K: 0 BB: 0 S: 8 P: 12	R: 0 H: 0 E: 0 LOB: 0 K: 0 BB: 0 S: 8 P: 11	R: 0 H: 0 E: 0 LOB: 0 K: 1 BB: 0 S: 6 P: 10	R: 0 H: 0 E: 0 LOB: 0 K: 0 BB: 0 S: 5 P: 7	R: 0 H: 0 E: 0 LOB: 0 K: 1 BB: 0 S: 6 P: 9	R: 0 H: 0 E: 0 LOB: 0 K: 0 BB: 0 S: 7 P: 9	R: 0 H: 0 E: 0 LOB: 0 K: 0 BB: 0 S: 7 P: 13	R: 0 H: 1 E: 0 LOB: 2 K: 0 BB: 1 S: 10 P: 15	1B: 2 SF: 0 2B: 0 SAC: 0 3B: 0 DP: 0 HR: 0 HBP: 0
--------------	--	--	--	--	---	---	---	--	---	--

<b>Joe Hatten, L</b> <small>(1, 1)</small> <small>ERA:</small>	<small>IP</small> 9.0 <small>WLS</small> W <small>BF</small> 30 <small>H</small> 2 <small>R</small> 0 <small>ER</small> 0 <small>SO</small> 2 <small>BB</small> 1 <small>IBB</small> 0 <small>HBP</small> 0 <small>BLK</small> 0 <small>WP</small> 0 <small>HR</small> 0 <small>S</small> 63 <small>P</small> 97 <small>ERA</small> 0.00 <small>WHIP</small> 0.333	<small>IP</small> <small>WLS</small> <small>BF</small> <small>H</small> <small>R</small> <small>ER</small> <small>SO</small> <small>BB</small> <small>IBB</small> <small>HBP</small> <small>BLK</small> <small>WP</small> <small>HR</small> <small>S</small> <small>P</small> <small>ERA</small> <small>WHIP</small>
--	--	--

**BOTTOM**

**Brooklyn Dodgers @ Boston Braves**  
**Braves Field, Boston, MA**  
 Tue Apr 25 1950, 3:33 AM EST  
 Att. 6,033 - Unknown

<b>AB</b>	<b>29</b>
<b>R</b>	<b>0</b>
<b>H</b>	<b>2</b>
<b>RBI</b>	<b>0</b>
<b>BB</b>	<b>1</b>
<b>SO</b>	<b>2</b>
<b>LOB</b>	<b>5</b>



<small>WP: 0</small> <small>PB: 0</small> <small>SB: 0</small> <small>CS: 0</small>	<small>PA: 30</small>
--	-----------------------

Batter	1	2	3	4	5	6	7	8	9	10	AB R H RBI BB SO LOB	TOP								
Eddie Stanky, R (1, 4) OBP: 0.448, SLG: 0.273	0-0 F8		0-0 4-3			0-0 L4-6 SH1-3 1B		0-0 F9			4 0 1 0 0 0 0	<b>New York Giants @ Boston Braves</b> Braves Field, Boston, MA Thu Apr 27 1950, 3:33 AM EST Att: 5,780 - Unknown								
Alvin Dark, R (1, 6) OBP: 0.435, SLG: 0.591	0-0 5-3			0-0 SH5-3 1B		0-0 SH1-3			0-0		3 0 1 0 0 0 0									
Hank Thompson, L (1, 5) OBP: 0.600, SLG: 1.000	0-3 K			0-0 SH5-3 1-2		0-0 L4-6 2-3			4-0 BB		2 0 0 0 1 1 1									
Don Mueller, L (1, 9) OBP: 0.259, SLG: 0.296		0-0 6-3		0-3 K			0-0 1-3		0-0		4 0 0 0 0 1 2									
Bobby Thomson, R (1, 8) OBP: 0.259, SLG: 0.231		0-0 F8		0-0 6-3			0-0 G4-6-3 1B		0-0		4 0 1 0 0 0 2									
Whitey Lockman, L (1, 7) OBP: 0.276, SLG: 0.379		0-0 1B			0-0 1-3		0-0 G4-6-3 1-2f			0-0 F8	4 0 1 0 0 0 1									
Wes Westrum, R (1, 2) OBP: 0.455, SLG: 0.529		0-0 6-3			0-0 1B			0-0 F9 3B		0-3 K	4 1 2 0 0 1 1									
Jack Harshman, L (1, 3) OBP: 0.250, SLG: 0.455 Jack Maguire, R (8, PH) OBP: 0.333, SLG: 0.667 Nap Reyes, R (8, 3)			0-0 F9		0-3 K			0-0 F9 3-H		0-0 F9	2 0 0 0 0 1 1 1 0 0 1 0 0 0 1 0 0 0 0 0 0									
Monty Kennedy, R (1, 1) Dave Koslo, L (8, 1)			0-0 G3		0-0 1-4-3			0-0 F3			3 0 0 0 0 0 1 0 0 0 0 0 0 0									
<b>Inning Stats</b>	R: 0 E: 0 K: 1 S: 5	H: 0 LOB: 0 BB: 0 P: 5	R: 0 E: 0 K: 0 S: 4	H: 1 LOB: 1 BB: 0 P: 4	R: 0 E: 0 K: 0 S: 3	H: 0 LOB: 0 BB: 0 P: 3	R: 0 E: 0 K: 1 S: 6	H: 1 LOB: 1 BB: 0 P: 6	R: 0 E: 0 K: 1 S: 6	H: 1 LOB: 0 BB: 0 P: 3	R: 0 E: 0 K: 0 S: 3		H: 1 LOB: 0 BB: 0 P: 7	R: 0 E: 0 K: 1 S: 5	H: 0 LOB: 1 BB: 1 P: 5	R: 0 E: 0 K: 1 S: 5	H: 0 LOB: 0 BB: 0 P: 5	1B: 5 2B: 1 3B: 1 HR: 0	SF: 0 SAC: 2 DP: 2 HBP: 0	WP: 0 PB: 0 SB: 0 CS: 0
<b>PITCHER</b> Warren Spahn, L (1, 1) ERA: 2.25	IP 10.0 WLS W BF 35 H 6 R 1 ER 1 SO 4 BB 1 IBB 0 HBP 0 BLK 0 WP 0 HR 0 S 42 P 46 ERA 0.90 WHIP 0.700											<b>PITCHER</b> IP WLS BF H R ER SO BB IBB HBP BLK WP HR S P ERA WHIP								

livebaseballscorecards.com

AB	32
R	1
H	6
RBI	1
BB	1
SO	4
LOB	9



BOTTOM

New York Giants @ Boston Braves  
Braves Field, Boston, MA  
Thu Apr 27 1950, 3:33 AM EST  
Att. 5,780 - Unknown

livebaseballscorecards.com

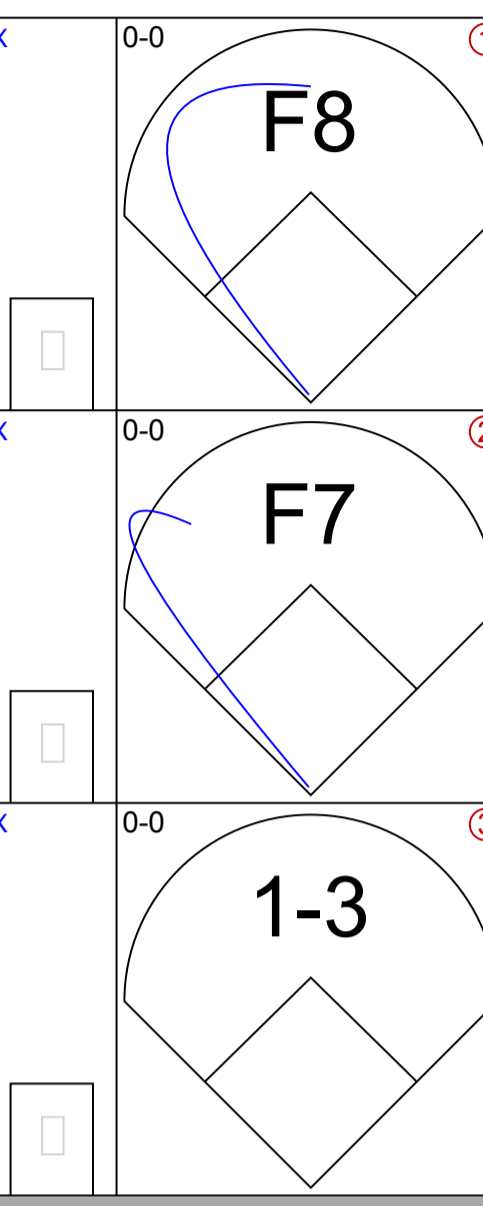
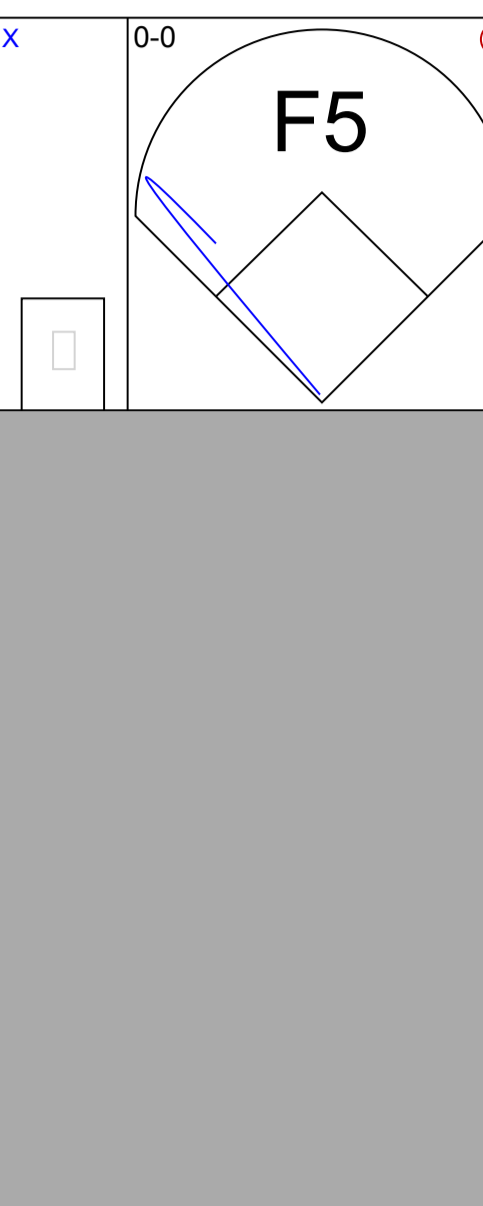
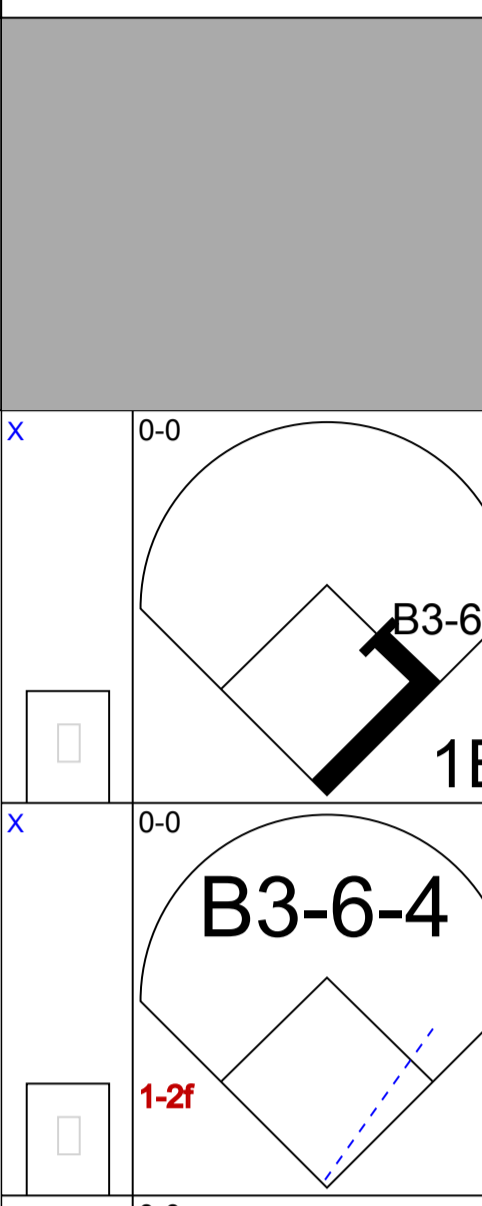
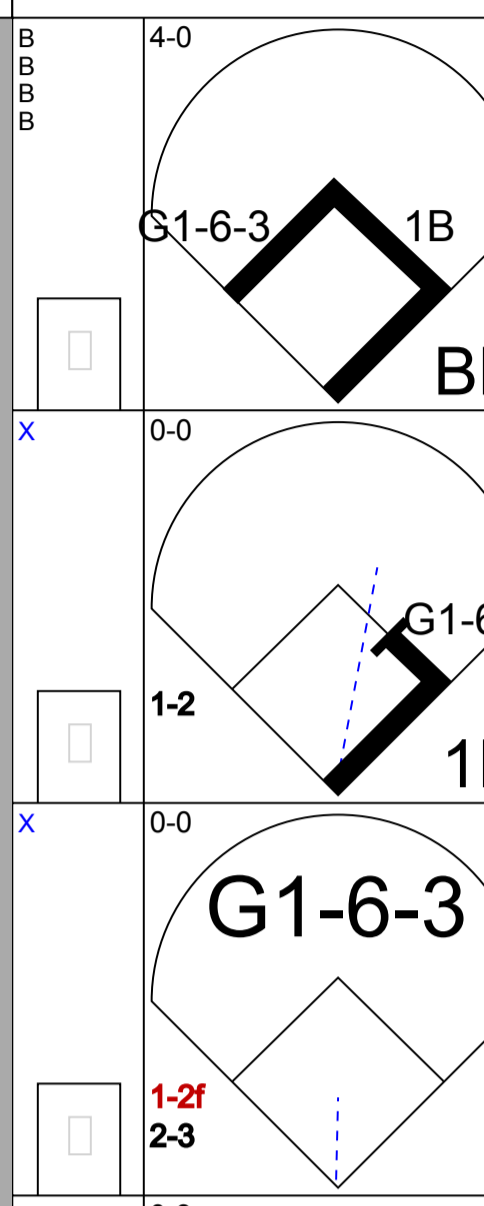

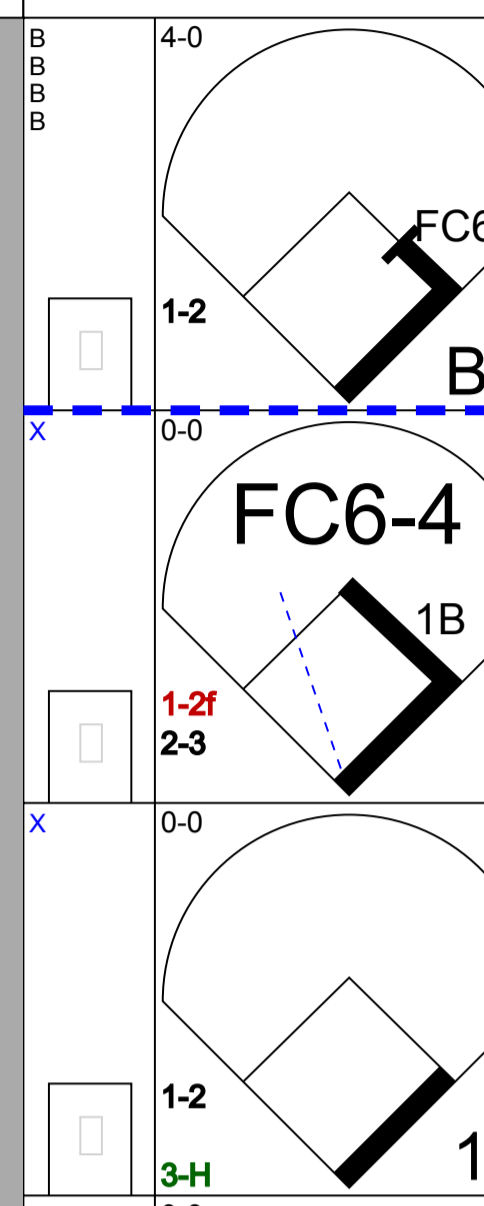

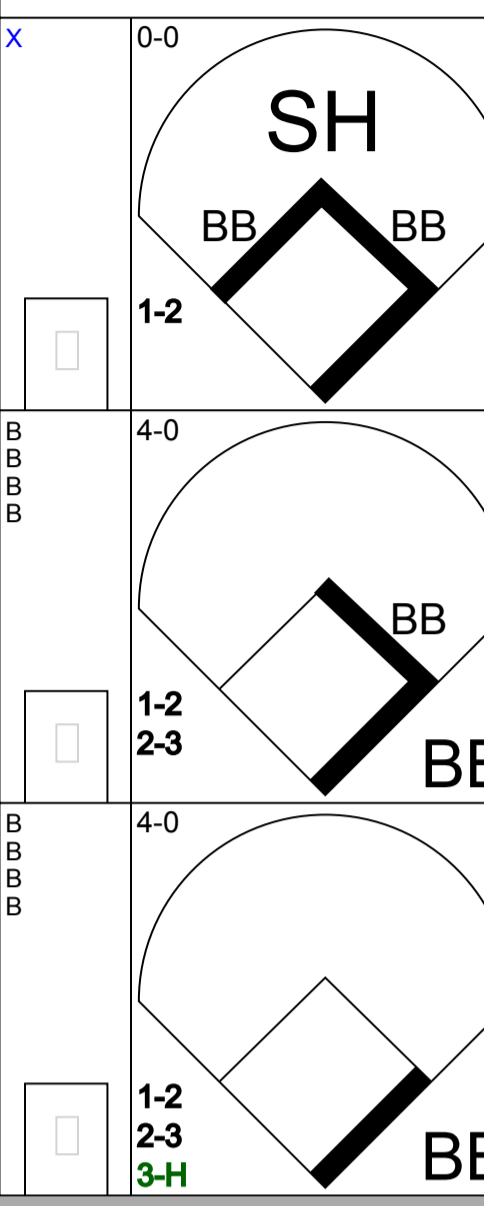
AB 31  
R 2  
H 4  
RBI 2  
BB 6  
SO 3  
LOB 13



WP: 0 PA: 39  
PB: 0  
SB: 0  
CS: 0

AB R H RBI BB SO LOB

2	0	0	0	0	2	0	1
4	0	2	0	1	0	2	
4	0	1	2	1	0	3	
4	0	0	0	0	1	3	
3	0	0	0	1	0	0	
4	0	0	0	0	0	1	
4	0	0	0	0	1	1	
3	0	0	0	1	0	0	
3	2	1	0	0	1	2	
1B: 4	SF: 0	2B: 0	SAC: 1	3B: 0	DP: 2	HR: 0	HBP: 1



Connie Ryan, R (1, 4) OBP: 0.231, SLG: 0.235
Sam Jethroe, S (1, 8) OBP: 0.436, SLG: 0.485
Willard Marshall, L (1, 9) OBP: 0.263, SLG: 0.222
Bob Elliott, R (1, 5) OBP: 0.270, SLG: 0.394
Sid Gordon, R (1, 7) OBP: 0.400, SLG: 0.593
Del Crandall, R (1, 2) OBP: 0.353, SLG: 0.375
Earl Torgeson, L (1, 3) OBP: 0.343, SLG: 0.233
Buddy Kerr, R (1, 6) OBP: 0.303, SLG: 0.452
Warren Spahn, L (1, 1) OBP: 0.333, SLG: 0.273

Inning Stats		R: 0	H: 0	E: 0	K: 0	S: 3	P: 3	R: 0	H: 0	E: 0	K: 0	S: 3	P: 3	R: 0	H: 1	E: 0	K: 0	S: 4	P: 4	R: 0	H: 1	E: 0	K: 0	S: 3	P: 3	R: 0	H: 0	E: 0	K: 1	S: 5	P: 13	R: 0	H: 1	E: 0	K: 1	S: 5	P: 9	R: 0	H: 0	E: 0	K: 1	S: 5	P: 5	R: 1	H: 1	E: 1	K: 0	S: 5	P: 9	R: 0	H: 0	E: 0	K: 0	S: 3	P: 3	R: 1	H: 0	E: 1	K: 0	S: 2	P: 11	1B: 4	SF: 0	2B: 0	SAC: 1	3B: 0	DP: 2	HR: 0	HBP: 1	WP: 0	PA: 39
--------------	--	------	------	------	------	------	------	------	------	------	------	------	------	------	------	------	------	------	------	------	------	------	------	------	------	------	------	------	------	------	-------	------	------	------	------	------	------	------	------	------	------	------	------	------	------	------	------	------	------	------	------	------	------	------	------	------	------	------	------	------	-------	-------	-------	-------	--------	-------	-------	-------	--------	-------	--------

PITCHER																	PITCHER																																			
Monty Kennedy, L (1, 1) ERA: 9.0	IP: 7.1	WLS: 28	BF: 3	H: 1	R: 0	ER: 0	SO: 3	BB: 4	IBB: 0	HBP: 0	BLK: 0	WP: 0	HR: 0	S: 30	P: 46	ERA: 0.00	WHIP: 0.955	Dave Koslo, L (8, 1) ERA: 9.0	IP: 2.0	WLS: 11	BF: 1	H: 1	R: 1	ER: 0	SO: 0	BB: 2	IBB: 0	HBP: 1	BLK: 0	WP: 0	HR: 0	S: 8	P: 17	ERA: 0.00	WHIP: 1.500																	

Batter	1	2	3	4	5	6	7	8	9	AB R H RBI BB SO LOB	TOP	
<b>Connie Ryan, R</b> (1, 4) <small>OBP: 0.233, SLG: 0.237</small>	0-0 			0-0 <b>F3</b>		0-0 <b>F8</b>		0-0 <b>4-3</b>		4 0 1 0 0 0 0	<b>Boston Braves @ Philadelphia Phillies</b> Shibe Park, Philadelphia, PA Fri Apr 28 1950, 3:33 AM EST Att. 22,231 - Unknown  livebaseballscorecards.com	
<b>Sam Jethroe, S</b> (1, 8) <small>OBP: 0.395, SLG: 0.432</small>	0-3 <b>K</b>			0-0 <b>4-3</b>		0-0 <b>E4</b>		0-0 <b>6-3</b>		4 0 0 0 0 1 1		
<b>Willard Marshall, L</b> (1, 9) <small>OBP: 0.262, SLG: 0.225</small>	0-0 <b>L4-3</b>			0-0 <b>P4</b>		0-0 <b>G3</b>		0-0 		4 1 1 0 0 0 2		
<b>Bob Elliott, R</b> (1, 5) <small>OBP: 0.268, SLG: 0.361</small>			0-0 <b>4-3</b>		0-0 <b>6-3</b>		0-0 <b>F4</b>		4-0 			3 0 0 0 1 0 0
<b>Sid Gordon, R</b> (1, 7) <small>OBP: 0.385, SLG: 0.533</small>			4-0 		0-3 <b>K</b>		0-0 <b>F4</b>		0-0 <b>2-3</b>			3 0 0 0 1 1 2
<b>Del Crandall, R</b> (1, 2) <small>OBP: 0.368, SLG: 0.400</small>			0-0 <b>G6-4-3</b>		0-0 		4-0 		0-0 <b>5-3</b>			3 0 1 1 1 0 2
<b>Earl Torgeson, L</b> (1, 3) <small>OBP: 0.359, SLG: 0.219</small>			0-0 <b>4-3</b>		4-0 		4-0 		0-0 <b>4-3</b>			2 0 0 0 2 0 1
<b>Buddy Kerr, R</b> (1, 6) <small>OBP: 0.278, SLG: 0.412</small>			0-0 <b>6-3</b>		0-0 <b>L9</b>		0-0 <b>L9</b>		0-0 			3 0 0 0 0 0 4
<b>Johnny Sain, R</b> (1, 1) <b>Bob Hall, R</b> (5, 1) <b>Roy Hartsfield, R</b> (8, PH) <b>Ernie Johnson, R</b> (8, 1)			0-0 <b>F9</b>		0-3 <b>K</b>		0-3 <b>K</b>					1 0 0 0 0 0 0
<b>Inning Stats</b>	R: 0 H: 1 E: 0 LOB: 0 K: 1 BB: 0 S: 5 P: 5	R: 0 H: 0 E: 0 LOB: 0 K: 0 BB: 1 S: 2 P: 6	R: 0 H: 0 E: 0 LOB: 0 K: 0 BB: 0 S: 3 P: 3	R: 0 H: 0 E: 0 LOB: 0 K: 0 BB: 0 S: 3 P: 3	R: 0 H: 1 E: 0 LOB: 2 K: 1 BB: 1 S: 6 P: 10	R: 0 H: 0 E: 1 LOB: 1 K: 1 BB: 0 S: 6 P: 6	R: 0 H: 0 E: 0 LOB: 2 K: 0 BB: 2 S: 3 P: 11	R: 0 H: 0 E: 0 LOB: 0 K: 1 BB: 0 S: 5 P: 5	R: 1 H: 1 E: 0 LOB: 1 K: 0 BB: 1 S: 4 P: 8	1B: 2 SF: 0 2B: 2 SAC: 0 3B: 0 DP: 2 HR: 0 HBP: 0	WP: 0 PA: 34 PB: 0 SB: 0 CS: 0	
<b>PITCHER</b> <b>Curt Simmons, L</b> (1, 1) <small>ERA: 2.2</small>	IP WLS BF H R ER SO BB IBB HBP BLK WP HR S P ERA WHIP 9.0 W 34 3 1 1 4 5 0 0 0 0 0 0 37 57 1.00 0.889											

Batter	1	2	3	4	5	6	7	8	9
Dick Whitman, L OBP: 0.333, SLG: 0.300 (1, 8)	0-0 G6-4-3 1B	0-0 FC4			0-0 P6	0-0 FC3-6 1B		0-0 1B 1B	
Granny Hamner, R OBP: 0.302, SLG: 0.317 (1, 6)	0-0 G6-4-3 1-2f		0-0 1B FC6-4 1B		4-0 FC 1B BB	0-0 F7		0-0 1-2 1B	
Eddie Waitkus, L OBP: 0.455, SLG: 0.395 (1, 3)	0-0 1B		0-0 FC6-4 1-3 1B		0-0 1-2 FC 1B	0-0 1-2 FC6-4 1B		0-0 F4	
Del Ennis, R OBP: 0.349, SLG: 0.605 (1, 9)	0-0 F6		0-0 FC6-4 FC4-6 1-2f 3-H		0-0 1-2 2-3 FC 1B E	0-0 1-2f FC6-4			
Willie Jones, R OBP: 0.415, SLG: 0.675 (1, 5)		0-0 F2	0-0 F9		0-0 1-2 2-H 3-H E 2B 1B		0-0 F6		
Dick Sisler, L OBP: 0.371, SLG: 0.515 (1, 7)		0-0 1-3 1B 1B	0-0 FC4-6 1-2f		0-0 1-3 2-H 4-3		0-0 F7		
Mike Goliat, R OBP: 0.237, SLG: 0.229 (1, 4)		0-0 1-3 1B		0-0 6-3	0-0 3-H 2B		0-0 L7		
Stan Lopata, R OBP: 0.355, SLG: 0.231 (1, 2)		0-0 1B 2-H 1B		0-3 K	0-0 3-H F9		0-3 K		
Curt Simmons, L OBP: 0.429, SLG: 0.333 (1, 1)		0-0 1-3 FC4 1B		0-0 6-3		0-0 FC3-6 1B		0-0 6-3	


Inning Stats	R: 0	H: 2	E: 0	K: 0	S: 4	LOB: 1	BB: 0	P: 4	R: 1	H: 3	E: 0	K: 0	S: 6	LOB: 2	BB: 0	P: 6	R: 1	H: 2	E: 0	K: 0	S: 5	LOB: 1	BB: 0	P: 5	R: 0	H: 0	E: 0	K: 1	S: 5	LOB: 0	BB: 0	P: 5	R: 4	H: 3	E: 1	K: 0	S: 7	LOB: 1	BB: 1	P: 11	R: 0	H: 2	E: 0	K: 0	S: 5	LOB: 2	BB: 0	P: 5	R: 0	H: 0	E: 0	K: 0	S: 3	LOB: 0	BB: 0	P: 3	R: 0	H: 2	E: 0	K: 1	S: 7	LOB: 2	BB: 0	P: 7	R: 0	H: 2	E: 0	K: 1	S: 7	LOB: 0	BB: 0	P: 7
1B: 13	SF: 0	2B: 1	SAC: 0	3B: 0	DP: 1	HR: 0	HBP: 0	WP: 0	PA: 39																																																															

PITCHER	IP	WLS	BF	H	R	ER	SO	BB	IBB	HBP	BLK	WP	HR	S	P	ERA	WHIP
Johnny Sain, R ERA: 5.96 (1, 1)	4.2	L	25	10	6	6	1	1	0	0	0	0	0	26	30	11.57	2.357
Bob Hall, R ERA: (5, 1)	2.1		9	2	0	0	0	0	0	0	0	0	0	9	9	0.00	0.857
Ernie Johnson, R ERA: (8, 1)	1.0		5	2	0	0	1	0	0	0	0	0	0	7	7	0.00	2.000

**BOTTOM**

**Boston Braves @ Philadelphia Phillies**  
 Shibe Park, Philadelphia, PA  
 Fri Apr 28 1950, 3:33 AM EST  
 Att. 22,231 - Unknown

AB	38
R	6
H	14
RBI	5
BB	1
SO	2
LOB	18



Batter	1	2	3	4	5	6	7	8	9	AB R H RBI BB SO LOB	TOP	
Sam Jethroe, S (1, 8) OBP: 0.417, SLG: 0.463	1-0 5-3 E HBP		0-0 F7		0-0 FC6 1B		0-0 E4 CS		0-0 2B	4 1 2 0 0 0 0		
Buddy Kerr, R (1, 6) OBP: 0.293, SLG: 0.378	0-0 5-3		0-3 K		0-3 K		4-0 BB		4-0 BB	3 0 0 0 2 2 3		
Earl Torgeson, L (1, 3) OBP: 0.364, SLG: 0.222	4-0 S BB		0-0 1B		0-0 FC6 1-2f		0-0 CS 3-H	0-3 K	0-0 L9	4 0 1 0 1 1 5		
Bob Elliott, R (1, 5) OBP: 0.267, SLG: 0.350	0-0 F8 1-2 3-H		0-0 6-3			0-0 6-3 1B		0-0 L7		4 0 1 0 0 0 2		
Sid Gordon, R (1, 7) Pete Reiser, L (8, 7) OBP: 0.372, SLG: 0.500	0-0 6-3			0-0 6-3		0-0 6-3 1-2		0-0 PB 1B		4 0 1 0 0 0 2 0 0 0 0 0 0 0		
Willard Marshall, L (1, 9) OBP: 0.239, SLG: 0.205		0-0 1-3		0-0 F5		0-0 F8		0-0 F8 1-2		4 0 0 0 0 0 2		
Del Crandall, R (1, 2) OBP: 0.333, SLG: 0.359		0-3 K		0-0 F9		0-0 5-3			0-0 1-4-3	4 0 0 0 0 1 1		
Connie Ryan, R (1, 4) OBP: 0.255, SLG: 0.244		0-0 1B			4-0 1B BB		0-0 5-3		0-3 K	3 0 1 0 1 1 0		
Vern Bickford, R (1, 1) Tommy Holmes, L (9, PH) Roy Hartsfield, R (9, PR) OBP: 0.125, SLG: 0.125		0-3 K			0-3 K		0-0 5-3		4-0 2B BB	3 0 0 0 0 2 2 0 0 0 0 1 0 0 0 0 0 0 0 0 0		
<b>Inning Stats</b>	R: 1 E: 0 K: 0 S: 3 H: 0 LOB: 1 BB: 1 P: 8	R: 0 E: 0 K: 2 S: 8 H: 1 LOB: 1 BB: 0 P: 8	R: 0 E: 0 K: 1 S: 6 H: 1 LOB: 1 BB: 0 P: 6	R: 0 E: 0 K: 0 S: 3 H: 0 LOB: 0 BB: 0 P: 3	R: 0 E: 0 K: 0 S: 8 H: 1 LOB: 2 BB: 1 P: 12	R: 0 E: 0 K: 0 S: 4 H: 1 LOB: 1 BB: 0 P: 4	R: 0 E: 1 K: 0 S: 3 H: 0 LOB: 1 BB: 1 P: 7	R: 0 E: 0 K: 1 S: 6 H: 1 LOB: 1 BB: 0 P: 6	R: 0 E: 0 K: 1 S: 6 H: 1 LOB: 3 BB: 2 P: 14	1B: 5 2B: 1 3B: 0 HR: 0 SF: 0 SAC: 0 DP: 0 HBP: 1	WP: 0 PB: 1 SB: 2 CS: 1 PA: 40	
<b>PITCHER</b> Bob Miller, R (1, 1) ERA:	IP: 9.0 WLS: W BF: 39 H: 6 R: 1 ER: 0 SO: 7 BB: 5 IBB: 0 HBP: 1 BLK: 0 WP: 0 HR: 0 S: 47 P: 68 ERA: 0.00 WHIP: 1.222											<b>PITCHER</b> ERA: WHIP

**Boston Braves @ Philadelphia Phillies**  
 Shibe Park, Philadelphia, PA  
 Sat Apr 29 1950, 3:33 AM EST  
 Att. 5,064 - Unknown

livebaseballscorecards.com

AB	33
R	1
H	6
RBI	0
BB	5
SO	7
LOB	17



Batter	1	2	3	4	5	6	7	8	9	AB	R	H	RBI	BB	SO	LOB				
Dick Whitman, L OBP: 0.360, SLG: 0.333 (1, 8)	0-0 G4-6-3 1B		0-0 FC3-6 1B		0-0 G6-4-3 1B		0-0 G3			4	1	2	0	0	0	2				
Granny Hamner, R OBP: 0.298, SLG: 0.311 (1, 6)	0-0 L8		0-0 1B		0-0 G6-4-3 1-2f		0-0 F8			4	1	1	0	0	0	3				
Eddie Waitkus, L OBP: 0.458, SLG: 0.405 (1, 3)	0-0 G4-6-3 1-2f		0-0 1B		0-0 FC6-4 1B		0-0 F7			4	0	2	1	0	0	1				
Del Ennis, R OBP: 0.362, SLG: 0.596 (1, 9)		0-0 1B	0-0 1B		0-0 F4		0-0 F5			4	0	2	1	0	0	1				
Willie Jones, R OBP: 0.400, SLG: 0.659 (1, 5)		0-0 F7	0-0 1-3		0-0 FC6-4 1B		0-0 2B			4	0	1	0	0	0	4				
Dick Sisler, L OBP: 0.410, SLG: 0.528 (1, 7)		0-0 1B		0-0 4-3		0-0 1B		4-0 IBB		3	0	2	0	1	0	0				
Mike Goliat, R OBP: 0.214, SLG: 0.205 (1, 4)		0-0 G1-4-3 1-2f		0-0 F7		0-0 F8		0-0 F4		4	0	0	0	0	0	6				
Stan Lopata, R OBP: 0.353, SLG: 0.241 (1, 2)			0-0 6-3		0-0 F9		0-0 E BLK 1B			3	0	1	0	0	0	0				
Bob Miller, R OBP: 0.333, SLG: 0.333 (1, 1)			0-0 FC3-6 1B		0-3 K		0-0 1-3			3	0	1	0	0	1	1				
<b>Inning Stats</b>	R: 0 E: 0 K: 0 S: 3	H: 1 LOB: 0 BB: 0 P: 3	R: 0 E: 0 K: 0 S: 4	H: 2 LOB: 1 BB: 0 P: 4	R: 2 E: 0 K: 0 S: 7	H: 4 LOB: 2 BB: 0 P: 7	R: 0 E: 0 K: 0 S: 3	H: 0 LOB: 0 BB: 0 P: 3	R: 0 E: 0 K: 1 S: 5	H: 1 LOB: 0 BB: 0 P: 5	R: 0 E: 0 K: 0 S: 5	H: 2 LOB: 2 BB: 0 P: 5	R: 0 E: 1 K: 0 S: 4	H: 1 LOB: 1 BB: 0 P: 4	R: 0 E: 0 K: 0 S: 4	H: 1 LOB: 2 BB: 1 P: 8	1B: 11 2B: 1 3B: 0 HR: 0	SF: 0 SAC: 0 DP: 3 HBP: 0	WP: 0 PB: 0 SB: 0 CS: 0	PA: 34
<b>PITCHER</b> Vern Bickford, R ERA: 2.63 (1, 1)	IP: 8.0 WLS: L BF: 34 H: 12 R: 2 ER: 2 SO: 1 BB: 0 IBB: 1 HBP: 0 BLK: 1 WP: 0 HR: 0 S: 35 P: 39 ERA: 2.25 WHIP: 1.500																			

**BOTTOM**

**Boston Braves @ Philadelphia Phillies**  
 Shibe Park, Philadelphia, PA  
 Sat Apr 29 1950, 3:33 AM EST  
 Att. 5,064 - Unknown

[livebaseballscorecards.com](http://livebaseballscorecards.com)

<b>AB</b>	<b>33</b>
<b>R</b>	<b>2</b>
<b>H</b>	<b>12</b>
<b>RBI</b>	<b>2</b>
<b>BB</b>	<b>1</b>
<b>SO</b>	<b>1</b>
<b>LOB</b>	<b>18</b>



Batter	1	2	3	4	5	6	7	8	9	AB R H RBI BB SO LOB	TOP									
Sam Jethroe, S (1, 8) OBP: 0.453, SLG: 0.600	4-0 BB G5-4-3		0-0 1B 3B		0-0 HR		0-0 F7		0-0 1B	4 2 3 2 1 0 0										
Buddy Kerr, R (1, 6) OBP: 0.261, SLG: 0.333	0-0 G5-4-3 1-2f		0-3 K		0-0 F2			0-3 K	0-0 B2-3	5 0 0 0 0 2 3										
Earl Torgeson, L (1, 3) OBP: 0.396, SLG: 0.275	0-0 6-3		0-0 S 1B		0-0 G5-4-3 1B			0-0 1-3 1B		4 0 3 1 0 0 0										
Bob Elliott, R (1, 5) OBP: 0.245, SLG: 0.318		0-0 F7	0-0 F5		0-0 G5-4-3			0-0 1-3		4 0 0 0 0 0 3										
Pete Reiser, L (1, 7) OBP: 0.500, SLG: 0.250		0-0 S 1B		4-0 BB G4-6-3		0-0 1-3		0-3 K		3 0 1 0 1 1 1										
Willard Marshall, L (1, 9) OBP: 0.260, SLG: 0.213		4-0 1-2 BB		0-0 G4-6-3 1-2f		0-0 F6			0-0 SH2-4 1B	3 1 1 0 1 0 1										
Paul Burris, R (1, 2) OBP: 0.333, SLG: 0.333		0-0 F7		0-0 BLK BB 1B		0-0 F4			0-0 SH2-4	3 0 1 0 0 0 2										
Connie Ryan, R (1, 4) OBP: 0.275, SLG: 0.250		0-0 F2		4-0 BLK BB			0-0 5-3		0-0 SH2-6-4 1B	3 1 1 1 1 0 2										
Normie Roy, R (1, 1)			0-0 4-3		0-0 F3		0-3 K		0-0 SH2-6-4	3 0 0 0 0 1 2										
<b>Inning Stats</b>	R: 0 E: 0 K: 0 S: 2	H: 0 LOB: 0 BB: 1 P: 6	R: 0 E: 0 K: 0 S: 4	H: 1 LOB: 2 BB: 1 P: 8	R: 1 E: 0 K: 1 S: 7	H: 2 LOB: 1 BB: 0 P: 7	R: 0 E: 0 K: 0 S: 3	H: 1 LOB: 2 BB: 2 P: 11	R: 1 E: 0 K: 0 S: 4	H: 2 LOB: 0 BB: 0 P: 4	R: 0 E: 0 K: 1 S: 5	H: 0 LOB: 0 BB: 0 P: 5	R: 0 E: 0 K: 2 S: 8	H: 1 LOB: 1 BB: 0 P: 8	R: 2 E: 0 K: 0 S: 6	H: 3 LOB: 1 BB: 0 P: 6	1B: 8 2B: 0 3B: 1 HR: 1	SF: 0 SAC: 2 DP: 3 HBP: 0	WP: 0 PB: 0 SB: 2 CS: 0	PA: 38
<b>PITCHER</b>	IP WLS BF H R ER SO BB IBB HBP BLK WP HR S P ERA WHIP																			
Russ Meyer, R (1, 1) ERA: 7.3	2.2 L 12 3 1 1 1 1 2 0 0 0 0 0 12 20 3.38 1.875																			
Milo Candini, R (3, 1) ERA: 6.23	2.1 10 3 1 1 0 2 0 0 0 1 0 1 8 16 3.86 2.143																			
Bubba Church, R (6, 1) ERA:	3.0 10 1 0 0 3 0 0 0 0 0 0 0 16 16 0.00 0.333																			
Jim Konstanty, R (9, 1) ERA: 4.05	1.0 6 3 2 2 0 0 0 0 0 0 0 0 6 6 18.00 3.000																			

**Boston Braves @ Philadelphia Phillies**  
 Shibe Park, Philadelphia, PA  
 Sun Apr 30 1950, 3:33 AM EDT  
 Unknown

livebaseballscorecards.com

AB	32
R	4
H	10
RBI	4
BB	4
SO	4
LOB	14





Batter	1	2	3	4	5	6	7	8	9	AB R H RBI BB SO LOB
Dick Whitman, L (1, 8) OBP: 0.345, SLG: 0.296	0-3 K		0-0 G3		0-0 G6-3			4-0 FC1-4 BB		3 0 0 0 1 1 2
Granny Hamner, R (1, 6) OBP: 0.294, SLG: 0.306	0-0 1B		0-0 F9			0-0 F8		0-0 FC1-4		4 0 1 0 0 0 2
Eddie Waitkus, L (1, 3) OBP: 0.423, SLG: 0.370	0-0 F6			0-0 1-3		0-0 F3		0-3 K		4 0 0 0 0 1 3
Del Ennis, R (1, 9) OBP: 0.353, SLG: 0.560	0-0 4-3			4-0 BB		0-0 5-3			0-0 6-3	3 0 0 0 1 0 1
Willie Jones, R (1, 5) OBP: 0.408, SLG: 0.702		4-0 BB		0-3 K		0-0 5-3			0-0 HR	3 1 1 1 1 1 1
Dick Sisler, L (1, 7) OBP: 0.372, SLG: 0.475		0-0 G3-6-3		0-0 F7		0-0 F8			0-0 4-3	4 0 0 0 0 0 2
Mike Goliat, R (1, 4) OBP: 0.261, SLG: 0.238		0-0 1B			0-0 PB 1B		0-3 K		4-0 BB	3 0 2 0 1 1 0
Stan Lopata, R (1, 2) OBP: 0.342, SLG: 0.242		0-3 K			0-0 3-1			0-0 6-3	0-0 1B	4 0 1 0 0 1 2
Russ Meyer, S (1, 1) Milo Candini, R (3, 1) Richie Ashburn, L (5, PH) Bubba Church, R (6, 1) Putsy Caballero, R (8, PH) Jim Konstanty, R (9, 1) Bill Nicholson, L (9, PH)			0-0 F8		4-0 G6-3 BB			4-0 FC1-4 BB	0-0 F7	0 0 0 0 0 0 0 1 0 0 0 0 0 0 0 0 0 0 1 0 0 0 0 0 0 0 0 0 0 0 0 0 1 0 0 0 0 0 0 0 0 0 1 0 0 0 0 0 2


Inning Stats	R: 0 E: 0 K: 1 S: 6	H: 1 LOB: 1 BB: 0 P: 6	R: 0 E: 0 K: 1 S: 5	H: 1 LOB: 1 BB: 1 P: 9	R: 0 E: 0 K: 0 S: 3	H: 0 LOB: 0 BB: 0 P: 3	R: 0 E: 0 K: 1 S: 5	H: 0 LOB: 1 BB: 1 P: 9	R: 0 E: 0 K: 0 S: 3	H: 1 LOB: 1 BB: 1 P: 7	R: 0 E: 0 K: 0 S: 3	H: 0 LOB: 0 BB: 0 P: 3	R: 0 E: 0 K: 1 S: 5	H: 0 LOB: 0 BB: 0 P: 5	R: 0 E: 0 K: 1 S: 5	H: 0 LOB: 2 BB: 2 P: 13	R: 1 E: 0 K: 0 S: 5	H: 2 LOB: 2 BB: 1 P: 9	1B: 4 2B: 0 3B: 0 HR: 1	SF: 0 SAC: 0 DP: 2 HBP: 0	WP: 0 PB: 1 SB: 0 CS: 0	PA: 36	
PITCHER Normie Roy, R (1, 1) ERA: 2.4	IP 9.0 WLS W BF 36 H 5 R 1 ER 1 SO 5 BB 6 IBB 0 HBP 0 BLK 0 WP 0 HR 1 S 40 P 64 ERA 1.00 WHIP 1.222																						

**BOTTOM**

**Boston Braves @ Philadelphia Phillies**  
 Shibe Park, Philadelphia, PA  
 Sun Apr 30 1950, 3:33 AM EDT  
 Unknown

livebaseballscorecards.com

AB	30
R	1
H	5
RBI	1
BB	6
SO	5
LOB	15



Batter	1	2	3	4	5	6	7	8	9	AB R H RBI BB SO LOB	TOP											
Sam Jethroe, S (1, 8) OBP: 0.414, SLG: 0.540	0-3 K		0-0 F5		0-3 K		0-0 F9		0-0 F5	5 0 0 0 0 2 4												
Buddy Kerr, R (1, 6) OBP: 0.255, SLG: 0.319	0-3 K			0-3 K		0-0 F3	0-0 1B		0-0 F7	5 0 1 0 0 2 0												
Earl Torgeson, L (1, 3) OBP: 0.404, SLG: 0.279	0-0			4-0 3B BB		0-0 E5 1B	0-0 F7			3 2 1 0 1 0 3												
Bob Elliott, R (1, 5) OBP: 0.245, SLG: 0.354		0-0 F4		0-0 1-H 3B		0-3 K		0-0 1-6-3		4 0 1 1 0 1 1												
Pete Reiser, L (1, 7) OBP: 0.500, SLG: 0.750	0-3 K		0-3 K		0-0 2-H 1B			0-0 HR		4 1 2 2 0 2 1												
Willard Marshall, L (1, 9) OBP: 0.241, SLG: 0.196	0-0 F2		0-0 1-3		0-0 F3			0-0 4-3		4 0 0 0 0 0 2												
Del Crandall, R (1, 2) OBP: 0.333, SLG: 0.341			0-0 6-3		0-0 6-3		4-0 1B BB BB	0-0		2 0 0 0 1 0 0												
Walt Linden, R (8, PH) OBP: 1.000, SLG: 2.000										1 0 1 0 0 0 0	AB 35 R 3 H 8 RBI 3 BB 3 SO 11 LOB 15											
Connie Ryan, R (1, 4) OBP: 0.291, SLG: 0.255			0-3 K		0-0 1B		4-0 1B BB	0-3 K		3 0 1 0 1 2 1												
Dick Donovan, L (1, 1) OBP: 0.800, SLG: 0.500			0-0		0-3 K		0-0 F5		0-3 K	2 0 1 0 0 1 1												
Bob Hall, R (5, 1)										0 0 0 0 0 0 0												
Bobby Hogue, R (6, 1)										0 0 0 0 0 0 0												
Tommy Holmes, L (7, PH)										1 0 0 0 0 0 2												
Dick Manville, R (7, 1)										0 0 0 0 0 0 0												
Luis Olmo, R (8, PH)										1 0 0 0 0 1 0												
<b>Inning Stats</b>	R: 0 E: 0 K: 2 S: 7	H: 0 LOB: 0 BB: 0 P: 7	R: 0 E: 0 K: 1 S: 5	H: 0 LOB: 0 BB: 0 P: 5	R: 0 E: 0 K: 1 S: 6	H: 1 LOB: 1 BB: 0 P: 6	R: 1 E: 0 K: 2 S: 8	H: 1 LOB: 1 BB: 1 P: 12	R: 0 E: 0 K: 2 S: 8	H: 1 LOB: 1 BB: 0 P: 8	R: 1 E: 1 K: 1 S: 7	H: 2 LOB: 1 BB: 0 P: 7	R: 0 E: 0 K: 0 S: 4	H: 1 LOB: 3 BB: 2 P: 12	R: 1 E: 0 K: 1 S: 7	H: 2 LOB: 1 BB: 0 P: 7	R: 0 E: 0 K: 1 S: 5	H: 0 LOB: 0 BB: 0 P: 5	1B: 5 2B: 1 3B: 1 HR: 1	SF: 0 SAC: 0 DP: 0 HBP: 0	WP: 0 PB: 0 SB: 0 CS: 0	PA: 38
<b>PITCHER</b> Robin Roberts, R (1, 1) ERA: 2.18	IP 9.0 WLS W BF 38 H 8 R 3 ER 3 SO 11 BB 3 IBB 0 HBP 0 BLK 0 WP 0 HR 1 S 57 P 69 ERA 3.00 WHIP 1.222											<b>PITCHER</b>	IP WLS BF H R ER SO BB IBB HBP BLK WP HR S P ERA WHIP									

**Boston Braves @ Philadelphia Phillies**  
 Shibe Park, Philadelphia, PA  
 Sun Apr 30 1950, 3:38 AM EDT  
 Att. 14,201 - Unknown

[livebaseballscorecards.com](http://livebaseballscorecards.com)



Batter	1	2	3	4	5	6	7	8	9	AB	R	H	RBI	BB	SO	LOB
Dick Whitman, L OBP: 0.286, SLG: 0.242 (1, 8)	0-0 L7	0-0 4-3		0-0 FC3-2	0-0 FC6-4	0-0 F7		0-3 K		6	0	0	0	0	1	9
Granny Hamner, R OBP: 0.316, SLG: 0.358 (1, 6)	0-0 HR	1-0 FC3-6		0-0 F9		0-0 6-3	4-0 WP	0-3 K		4	1	1	2	1	1	4
Eddie Waitkus, L OBP: 0.421, SLG: 0.380 (1, 3)	4-0 BB	0-0 FC3-6		0-0 F3		0-0 1B	0-0 F8			4	2	1	0	1	0	4
Del Ennis, R OBP: 0.375, SLG: 0.547 (1, 9)	4-0 BB		0-0 F7		0-0 L7	0-0 1B	4-0 BB			3	1	1	1	2	0	0
Willie Jones, R OBP: 0.389, SLG: 0.654 (1, 5)	0-0 F2		0-0 4-3		0-0 F5	0-0 1B	0-0 F7			5	1	1	0	0	0	4
Dick Sisler, L OBP: 0.396, SLG: 0.452 (1, 7)	4-0 BB		0-0 G3		4-0 HR	4-0 1B	0-0 F7			2	2	0	0	3	0	2
Mike Goliat, R OBP: 0.294, SLG: 0.326 (1, 4)	4-0 BB			0-0 FC3-2	0-0 HR	0-0 F9		0-0 E5		4	1	2	4	1	0	2
Ken Silvestri, S OBP: 0.625, SLG: 0.400 (1, 2)	0-0 L4			0-0 FC3-2	4-0 BB	0-0 1B		0-0 F4		4	1	2	1	1	0	4
Robin Roberts, S OBP: 0.235, SLG: 0.071 (1, 1)		0-0 6-3		4-0 F9	4-0 FC6-4	0-0 1B		4-0 BB		2	0	1	1	3	0	0

Inning Stats	R: 2	H: 1	E: 0	K: 0	S: 4	LOB: 3	BB: 4	P: 20	R: 0	H: 0	E: 0	K: 0	S: 3	LOB: 1	BB: 0	P: 4	R: 0	H: 0	E: 0	K: 0	S: 3	LOB: 0	BB: 0	P: 3	R: 1	H: 2	E: 0	K: 0	S: 5	LOB: 2	BB: 1	P: 9	R: 2	H: 1	E: 0	K: 0	S: 4	LOB: 2	BB: 3	P: 16	R: 4	H: 5	E: 0	K: 0	S: 8	LOB: 2	BB: 1	P: 12	R: 0	H: 0	E: 0	K: 0	S: 3	LOB: 2	BB: 2	P: 11	R: 0	H: 0	E: 1	K: 2	S: 8	LOB: 2	BB: 1	P: 12	1B: 6	SF: 0	2B: 1	SAC: 0	3B: 0	DP: 0	HR: 2	HBP: 1	WP: 2	PA: 47
--------------	------	------	------	------	------	--------	-------	-------	------	------	------	------	------	--------	-------	------	------	------	------	------	------	--------	-------	------	------	------	------	------	------	--------	-------	------	------	------	------	------	------	--------	-------	-------	------	------	------	------	------	--------	-------	-------	------	------	------	------	------	--------	-------	-------	------	------	------	------	------	--------	-------	-------	-------	-------	-------	--------	-------	-------	-------	--------	-------	--------

PITCHER	IP	WLS	BF	H	R	ER	SO	BB	IBB	HBP	BLK	WP	HR	S	P	ERA	WHIP
Dick Donovan, R ERA: 7.94 (1, 1)	4.2	L	27	4	5	5	0	8	0	1	0	0	0	8	12	36.00	6.000
Bob Hall, R ERA: 10.8 (5, 1)	1.0		9	5	4	4	0	1	0	0	0	0	0	8	12	36.00	6.000
Bobby Hogue, R ERA: 3.0 (6, 1)	0.1		1	0	0	0	0	0	0	0	0	0	0	1	1	0.00	0.000
Dick Manville, R ERA: (7, 1)	2.0		10	0	0	0	2	3	0	0	0	1	0	11	23	0.00	1.500

**BOTTOM**

**Boston Braves @ Philadelphia Phillies**  
 Shibe Park, Philadelphia, PA  
 Sun Apr 30 1950, 3:38 AM EDT  
 Att. 14,201 - Unknown

<b>AB</b>	<b>34</b>
<b>R</b>	<b>9</b>
<b>H</b>	<b>9</b>
<b>RBI</b>	<b>9</b>
<b>BB</b>	<b>12</b>
<b>SO</b>	<b>2</b>
<b>LOB</b>	<b>29</b>



PITCHER	IP	WLS	BF	H	R	ER	SO	BB	IBB	HBP	BLK	WP	HR	S	P	ERA	WHIP
Dick Donovan, R ERA: 7.94 (1, 1)	4.2	L	27	4	5	5	0	8	0	1	0	0	0	8	12	36.00	6.000
Bob Hall, R ERA: 10.8 (5, 1)	1.0		9	5	4	4	0	1	0	0	0	0	0	8	12	36.00	6.000
Bobby Hogue, R ERA: 3.0 (6, 1)	0.1		1	0	0	0	0	0	0	0	0	0	0	1	1	0.00	0.000
Dick Manville, R ERA: (7, 1)	2.0		10	0	0	0	2	3	0	0	0	1	0	11	23	0.00	1.500

Batter	1	2	3	4	5	6	7	8	9	AB R H RBI BB SO LOB	TOP
Sam Jethroe, S OBP: 0.403, SLG: 0.519 (1, 8) X	0-0 4-3		0-0 1-3		0-0 F7			0-0 G4-6-3 1B		4 0 1 0 0 0 2	<b>Boston Braves @ Pittsburgh Pirates</b> Forbes Field, Pittsburgh, PA Tue May 02 1950, 3:33 AM EDT Att. 24,115 - Unknown <a href="http://livebaseballscorecards.com">livebaseballscorecards.com</a>
Earl Torgeson, L OBP: 0.411, SLG: 0.283 (1, 3) S S S	0-3 K		4-0 BB		0-0 1-2 2-H 1B		0-0 G4-6-3 1-2f		3 0 1 1 1 1 1		
Pete Reiser, L OBP: 0.429, SLG: 0.583 (1, 7) X	0-0 1B		0-0 4-3		0-0 F7		0-0 F8		4 0 1 0 0 0 3		
Bob Elliott, R OBP: 0.228, SLG: 0.327 (1, 5) X	0-0 2-3			0-0 F8		0-3 K		0-0 F8	4 0 0 0 0 1 1		
Willard Marshall, L OBP: 0.241, SLG: 0.200 (1, 9) X		0-0 BB 1B		0-0 F6		0-0 F8		0-0 6-3	4 0 1 0 0 0 0		
Del Crandall, R OBP: 0.306, SLG: 0.311 (1, 2) X		0-0 F6		0-0 5-3		0-0 F5		0-0 6-3	4 0 0 0 0 0 1		
Connie Ryan, R OBP: 0.293, SLG: 0.245 (1, 4) B B B B		4-0 G4-3 1-2 BB			0-0 E5 1B 1B		0-0 1-3		2 1 0 0 1 0 0		
Buddy Kerr, R OBP: 0.241, SLG: 0.300 (1, 6) X		0-0 G4-3 1-2f			0-0 F9		0-0 1-3		3 0 0 0 0 0 3		
Warren Spahn, L OBP: 0.333, SLG: 0.273 (1, 1)			0-0 4-3		0-0 1B 1B		0-3 K		0 0 0 0 0 0 0		
Bobby Hogue, R (1, 1)									1 0 0 0 0 0 0		
Tommy Holmes, L (5, PH)									1 0 1 0 0 0 0		
Dick Donovan, L (5, 1)									1 0 0 0 0 1 0		
<b>Inning Stats</b>	R: 0 H: 1 E: 0 LOB: 1 K: 1 BB: 0 S: 6 P: 6	R: 0 H: 1 E: 0 LOB: 1 K: 0 BB: 1 S: 3 P: 7	R: 0 H: 0 E: 0 LOB: 1 K: 0 BB: 1 S: 3 P: 7	R: 0 H: 0 E: 0 LOB: 0 K: 0 BB: 0 S: 3 P: 3	R: 1 H: 2 E: 1 LOB: 2 K: 0 BB: 0 S: 6 P: 6	R: 0 H: 0 E: 0 LOB: 0 K: 1 BB: 0 S: 5 P: 5	R: 0 H: 0 E: 0 LOB: 0 K: 1 BB: 0 S: 5 P: 5	R: 0 H: 1 E: 0 LOB: 0 K: 0 BB: 0 S: 3 P: 3	R: 0 H: 0 E: 0 LOB: 0 K: 0 BB: 0 S: 3 P: 3	1B: 5 SF: 0 2B: 0 SAC: 0 3B: 0 DP: 2 HR: 0 HBP: 0	WP: 0 PA: 33 PB: 0 SB: 0 CS: 0
<b>PITCHER</b> Murry Dickson, R (1, 1) ERA: 3.13	IP WLS BF H R ER SO BB IBB HBP BLK WP HR S P ERA WHIP										

Batter	1	2	3	4	5	6	7	8	9
<b>Pete Castiglione, R</b> OBP: 0.300, SLG: 0.222 (1, 6)	4-0 BB 3B BB BB	0-0 4-3		0-0 L8			0-0 BLK SH2-3 L9 1B		
<b>Ted Beard, L</b> OBP: 0.315, SLG: 0.458 (1, 9)	0-3 K	0-0 F5		0-3 K			0-0 SH2-3 1-2		
<b>Ralph Kiner, R</b> OBP: 0.434, SLG: 0.488 (1, 7)	4-0 BB 3B BB 1-2	0-0 F8		0-0 F8			4-0 L9 BLK WP IBB		
<b>Nanny Fernandez, R</b> OBP: 0.292, SLG: 0.400 (1, 5)	4-0 BB 3B BB 1-2 2-3		0-0 SH1-4 1B 1B		0-0 6-3		0-0 L9 1-3 2-H		
<b>Wally Westlake, R</b> OBP: 0.452, SLG: 0.765 (1, 8)	0-0 BB 1B 3B 1-H 2-H 3-H		0-0 G5-3 SH1-4 1B 1-2		4-0 BB		4-0 BB 3-H		
<b>Jack Phillips, R</b> OBP: 0.429, SLG: 0.857 (1, 3)	0-0 1B 1B 3-H		0-0 SH1-4 1-2 2-3		0-0 F9		0-0 1-3		
<b>Danny Murtaugh, R</b> OBP: 0.429, SLG: 0.450 (1, 4)	0-0 FC6-4 1B 1-2		4-0 BB		0-0 F7		0-0 F4		
<b>Clyde McCullough, R</b> OBP: 0.111, SLG: 0.115 (1, 2)	0-0 F7		0-0 G5-3 2-3f		0-0 5-3		0-0 4-3		
<b>Murry Dickson, R</b> OBP: 0.222, SLG: 0.222 (1, 1)	0-0 FC6-4 1-2f		0-0 4-3		0-0 F4		0-3 K		

Inning Stats	R: 4 E: 0 K: 1 S: 8	H: 3 LOB: 2 BB: 3 P: 20	R: 0 E: 0 K: 0 S: 3	H: 0 LOB: 0 BB: 0 P: 3	R: 0 E: 0 K: 0 S: 4	H: 2 LOB: 2 BB: 1 P: 8	R: 0 E: 0 K: 1 S: 5	H: 0 LOB: 0 BB: 0 P: 5	R: 0 E: 0 K: 0 S: 3	H: 0 LOB: 0 BB: 0 P: 3	R: 2 E: 0 K: 0 S: 4	H: 1 LOB: 1 BB: 2 P: 12	R: 0 E: 0 K: 1 S: 5	H: 0 LOB: 0 BB: 0 P: 5
1B: 5 2B: 0 3B: 1 HR: 0	SF: 0 SAC: 2 DP: 1 HBP: 0	WP: 1 PB: 0 SB: 0 CS: 0	PA: 36											


PITCHER	IP	WLS	BF	H	R	ER	SO	BB	IBB	HBP	BLK	WP	HR	S	P	ERA	WHIP
<b>Warren Spahn, L</b> ERA: 3.49 (1, 1)	0.1	L	7	3	4	4	1	3	0	0	0	0	0	6	18	108.00	18.000
<b>Bobby Hogue, R</b> ERA: 1.35 (1, 1)	3.2		13	2	0	0	1	1	0	0	0	0	0	14	18	0.00	0.818
<b>Dick Donovan, R</b> ERA: 7.04 (5, 1)	4.0		16	1	2	2	1	2	1	0	1	1	0	15	27	4.50	0.750

**BOTTOM**

**Boston Braves @ Pittsburgh Pirates**  
Forbes Field, Pittsburgh, PA

Tue May 02 1950, 3:33 AM EDT  
Att. 24,115 - Unknown

AB 27  
R 6  
H 6  
RBI 5  
BB 7  
SO 3  
LOB 11



**Boston Braves @ Pittsburgh Pirates**  
 Forbes Field, Pittsburgh, PA  
 Wed May 03 1950, 3:33 AM EDT  
 Att. 9,389 - Unknown

<b>AB</b>	<b>42</b>
<b>R</b>	<b>15</b>
<b>H</b>	<b>16</b>
<b>RBI</b>	<b>14</b>
<b>BB</b>	<b>8</b>
<b>SO</b>	<b>3</b>
<b>LOB</b>	<b>20</b>



**TOP**

Batter	1	2	3	4	5	6	7	8	9
<b>Sam Jethroe, S</b> (1, 8) OBP: 0.397, SLG: 0.500	0-3 K		0-3 K		0-0 BB CS FC1-5 1-2 1B		0-0 FC5-4 BLK 1-2f		FC6-4 1B
<b>Earl Torgeson, L</b> (1, 3) OBP: 0.387, SLG: 0.255	0-0 1-3		0-0 1-6-3		0-0 FC1-5 BB 1-2 2-3f		0-0 G3 1-2 3-H		FC6-4 HR
<b>Bob Elliott, R</b> (1, 5) OBP: 0.270, SLG: 0.393 <b>Gene Mauch, R</b> (9, 5)	0-0 1B			0-3 K	4-0 BB BB 1-2 2-3 BB		0-0 F7		HR
<b>Sid Gordon, R</b> (1, 7) OBP: 0.354, SLG: 0.462 <b>Pete Reiser, L</b> (9, PR) OBP: 0.467, SLG: 0.583	0-0 6-3			0-0 F7	0-0 F4 3-H			0-0 6-3	2B 1B
<b>Willard Marshall, L</b> (1, 9) OBP: 0.281, SLG: 0.279		0-0 1-3		0-0 1B		0-0 4-3		0-0 2B	1B 2B
<b>Del Crandall, R</b> (1, 2) OBP: 0.291, SLG: 0.294		0-0 6-3		0-0 F8		0-0 F8		0-0 F2	BB HBP 1B F7
<b>Connie Ryan, R</b> (1, 4) OBP: 0.333, SLG: 0.327		0-0 HR			4-0 2B 1B BB	0-0 1-3		0-0 1B	H 1-0 2B HBP
<b>Buddy Kerr, R</b> (1, 6) OBP: 0.271, SLG: 0.321		0-0 5-3			0-0 1B 2B		4-0 1B BLK BLK BB	0-0 F6	4-0 2B E BB 1-2 2-3
<b>Johnny Sain, R</b> (1, 1) OBP: 0.333, SLG: 0.364			0-0 1-3		0-0 FC1-5 1B 2-H 3-H		0-0 FC5-4 1B		FC6-4 1B BB E BB 2B

AB	6	5	4	5	4	6	6	3	4
R	1	2	0	0	1	1	0	1	1
H	2	0	2	0	2	4	1	2	4
RBI	1	0	1	0	1	0	0	1	0
BB	0	0	0	0	0	0	0	0	0
SO	2	1	0	0	0	0	0	0	0
LOB	4	5	1	0	4	0	0	4	0

Inning Stats	R: 0	H: 1	E: 0	K: 1	S: 6	R: 1	H: 1	E: 0	K: 0	S: 4	R: 1	H: 0	E: 0	K: 1	S: 5	R: 0	H: 1	E: 0	K: 1	S: 6	R: 2	H: 3	E: 0	K: 0	S: 5	R: 0	H: 0	E: 0	K: 0	S: 3	R: 1	H: 1	E: 0	K: 0	S: 4	R: 0	H: 2	E: 0	K: 0	S: 5	R: 11	H: 7	E: 1	K: 0	S: 10	1B: 10	SF: 0	2B: 4	SAC: 0	3B: 0	DP: 0	HR: 2	HBP: 1	WP: 0	PA: 51	PB: 0	SB: 0	CS: 1
--------------	------	------	------	------	------	------	------	------	------	------	------	------	------	------	------	------	------	------	------	------	------	------	------	------	------	------	------	------	------	------	------	------	------	------	------	------	------	------	------	------	-------	------	------	------	-------	--------	-------	-------	--------	-------	-------	-------	--------	-------	--------	-------	-------	-------

PITCHER	IP	WLS	BF	H	R	ER	SO	BB	IBB	HBP	BLK	WP	HR	S	P	ERA	WHIP
<b>Bill Werle, L</b> (1, 1) ERA: 5.4	4.0		19	6	3	3	3	1	0	0	0	0	1	24	28	6.75	1.750
<b>Vic Lombardi, L</b> (5, 1) ERA: 5.23	4.1	L	22	7	7	7	0	3	0	0	2	0	1	19	31	14.54	2.308
<b>Hal Gregg, R</b> (9, 1) ERA: 19.29	0.0		4	2	1	1	0	1	0	1	0	0	0	2	7	∞	∞
<b>Woody Main, R</b> (9, 1) ERA: 3.38	0.2		6	1	4	3	0	3	0	0	0	0	0	3	15	40.50	6.000

PITCHER	IP	WLS	BF	H	R	ER	SO	BB	IBB	HBP	BLK	WP	HR	S	P	ERA	WHIP
---------	----	-----	----	---	---	----	----	----	-----	-----	-----	----	----	---	---	-----	------

Batter	1	2	3	4	5	6	7	8	9	AB	R	H	RBI	BB	SO	LOB
--------	---	---	---	---	---	---	---	---	---	----	---	---	-----	----	----	-----

<b>Pete Castiglione, R</b> <small>(1, 6) OBP: 0.286, SLG: 0.231</small>	0-0 <b>5-3</b> 	0-0  1-2 2-H <b>1B</b>			0-0 <b>F9</b> 		0-3 <b>K</b> 			4	0	1	1	0	1	2
<b>Ted Beard, L</b> <small>(1, 9) OBP: 0.328, SLG: 0.440</small>	4-0  <b>G3</b> <b>HR</b> <b>BB</b>	4-0  <b>G4-6-3</b> <b>BB</b>			0-0 <b>F4</b> 		0-0 <b>1-3</b> 			2	1	0	0	2	0	2
<b>Johnny Hopp, L</b> <small>(1, 3) OBP: 0.370, SLG: 0.381</small>	0-0 <b>G3</b>  <b>G3</b> 1-2	0-0 <b>G4-6-3</b>  <b>G4-6-3</b> 1-2f			0-0 <b>4-3</b> 		0-0 <b>G3</b>  <b>G3</b> 1-2			4	0	0	0	0	0	4
<b>Ralph Kiner, R</b> <small>(1, 7) OBP: 0.421, SLG: 0.455</small>	4-0  <b>HR</b> <b>BB</b>		0-0 <b>F8</b> 		0-3 <b>K</b> 		0-0 <b>F8</b> 			3	1	0	0	1	1	0
<b>Nanny Fernandez, R</b> <small>(1, 5) OBP: 0.288, SLG: 0.449</small>	0-0  <b>HR</b>		0-0 <b>5-3</b> 		0-0 <b>6-3</b> 		0-3 <b>K</b> 			4	1	1	3	0	1	0
<b>Wally Westlake, R</b> <small>(1, 8) OBP: 0.413, SLG: 0.684</small>	0-0 <b>6-3</b> 		0-0 <b>4-3</b> 		0-0 <b>F4</b> 		0-0 <b>5-3</b> 			4	0	0	0	0	0	0
<b>Danny Murtaugh, R</b> <small>(1, 4) OBP: 0.434, SLG: 0.455</small>		0-0  <b>SH1-5-3</b> <b>1B</b> <b>1B</b>		0-0 <b>6-3</b> 		0-0  <b>FC5</b> <b>SH</b> <b>1B</b>		0-0 <b>F7</b> 		4	1	2	0	0	0	0
<b>Clyde McCullough, R</b> <small>(1, 2) OBP: 0.107, SLG: 0.111</small> <b>Tom Saffell, L</b> <small>(9, PH)</small>		0-0 <b>SH1-5-3</b>  <b>SH1-5-3</b> 1-2		0-0 <b>F5</b> 		0-0 <b>SH</b>  <b>SH</b> <b>FC5</b>		0-0 <b>3-1</b> 		1	0	0	0	0	0	0
<b>Bill Werts, L</b> <small>(1, 1) OBP: 0.500, SLG: 0.429</small> <b>Vic Lombardi, L</b> <small>(5, 1) OBP: 0.500, SLG: 0.500</small> <b>Hal Gregg, R</b> <small>(9, 1)</small> <b>Woody Main, R</b> <small>(9, 1)</small>		4-0  <b>BB</b> <b>1B</b> <b>BB</b>		0-0 <b>F3</b> 		0-0 <b>FC5</b>  <b>FC5</b> 1-2 2-3				1	0	0	0	1	0	0

Inning Stats	R: 3	H: 1	E: 0	K: 0	S: 4	LOB: 0	BB: 2	P: 12	R: 1	H: 2	E: 0	K: 0	S: 4	LOB: 2	BB: 2	P: 12	R: 0	H: 0	E: 0	K: 0	S: 3	LOB: 0	BB: 0	P: 3	R: 0	H: 0	E: 0	K: 1	S: 5	LOB: 0	BB: 0	P: 5	R: 0	H: 1	E: 0	K: 1	S: 7	LOB: 2	BB: 0	P: 7	R: 0	H: 0	E: 0	K: 1	S: 5	LOB: 0	BB: 0	P: 5	R: 0	H: 0	E: 0	K: 0	S: 3	LOB: 0	BB: 0	P: 3	1B: 3	2B: 0	3B: 0	HR: 1	SF: 0	SAC: 2	DP: 1	HBP: 0	WP: 0	PB: 0	SB: 0	CS: 0	PA: 35
--------------	------	------	------	------	------	--------	-------	-------	------	------	------	------	------	--------	-------	-------	------	------	------	------	------	--------	-------	------	------	------	------	------	------	--------	-------	------	------	------	------	------	------	--------	-------	------	------	------	------	------	------	--------	-------	------	------	------	------	------	------	--------	-------	------	-------	-------	-------	-------	-------	--------	-------	--------	-------	-------	-------	-------	--------

PITCHER	IP	WLS	BF	H	R	ER	SO	BB	IBB	HBP	BLK	WP	HR	S	P	ERA	WHIP
<b>Johnny Sain, R</b> <small>(1, 1) ERA: 5.4</small>	9.0	W	35	4	4	4	3	4	0	0	0	0	1	37	53	4.00	0.889

**BOTTOM**

**Boston Braves @ Pittsburgh Pirates**  
**Forbes Field, Pittsburgh, PA**  
 Wed May 03 1950, 3:33 AM EDT  
 Att. 9,389 - Unknown

AB	29
R	4
H	4
RBI	4
BB	4
SO	3
LOB	10



PITCHER	IP	WLS	BF	H	R	ER	SO	BB	IBB	HBP	BLK	WP	HR	S	P	ERA	WHIP
---------	----	-----	----	---	---	----	----	----	-----	-----	-----	----	----	---	---	-----	------

Batter	1	2	3	4	5	6	7	8	9	AB R H RBI BB SO LOB	TOP		
Sam Jethroe, S OBP: 0.384, SLG: 0.523 (1, 8) X	0-0 6-3		0-0 E4 HR		0-0 F7		0-0 HR		0-0 F9	5 2 1 2 0 0 0			
Earl Torgeson, L OBP: 0.403, SLG: 0.315 (1, 3) B B B	4-0 1B BB		0-0 1-H HR		0-0 F8		0-0 6-3		4-0 2B E BB	3 2 1 2 2 0 0			
Bob Elliott, R OBP: 0.294, SLG: 0.417 (1, 5) X	0-0 F9		0-0 E 1B		0-0 F8			4-0 SH HR BB	0-0 E 2B	4 2 2 0 1 0 1			
Sid Gordon, R OBP: 0.353, SLG: 0.452 Luis Olmo, R (8, 7)	0-0 1-2 1B		0-0 L7		0-0 F7			0-0 1-2 SH HR	4-0 E F8 IBB	3 1 1 0 0 0 1 0 1 0 0 1 0 0			
Willard Marshall, L OBP: 0.304, SLG: 0.338 (1, 9) X	0-0 G3		4-0 1-2 IBB		0-0 L7			0-0 1-H 2-H HR	0-0 1-3 2-H 3-H E E 1B	4 2 2 5 1 0 2			
Del Crandall, R OBP: 0.267, SLG: 0.268 (1, 2)		0-0 F3	0-0 F4		0-0 F7			0-0 F7	0-0 F8	5 0 0 1 0 0 2			
Connie Ryan, R OBP: 0.324, SLG: 0.368 (1, 4)		0-0 F2		0-0 6-3			0-0 5-3	0-0 HR	0-0 F7	5 1 1 1 0 0 1			
Buddy Kerr, R OBP: 0.270, SLG: 0.333 (1, 6)		0-3 K		0-3 K			0-0 HR 2B	0-0 F3		4 1 1 0 0 2 0			
Vern Bickford, R OBP: 0.100, SLG: 0.100 Pete Reiser, L OBP: 0.438, SLG: 0.538 (7, PH) Bob Chipman, L (7, 1)			0-0 F2	0-0 6-3			0-0 F2	0-3 K		2 0 0 0 0 0 0 1 0 0 0 0 0 1 1 0 0 0 0 1 0			
<b>Inning Stats</b>	R: 0 E: 0 K: 0 S: 4 H: 1 LOB: 2 BB: 1 P: 8	R: 0 E: 0 K: 1 S: 5 H: 0 LOB: 0 BB: 0 P: 5	R: 2 E: 2 K: 0 S: 6 H: 2 LOB: 2 BB: 1 P: 10	R: 0 E: 0 K: 1 S: 5 H: 0 LOB: 0 BB: 0 P: 5	R: 0 E: 0 K: 0 S: 3 H: 0 LOB: 0 BB: 0 P: 3	R: 0 E: 0 K: 0 S: 3 H: 0 LOB: 0 BB: 0 P: 3	R: 2 E: 0 K: 0 S: 5 H: 2 LOB: 0 BB: 0 P: 5	R: 4 E: 1 K: 1 S: 8 H: 2 LOB: 0 BB: 1 P: 12	R: 4 E: 2 K: 0 S: 5 H: 2 LOB: 1 BB: 2 P: 13	1B: 3 2B: 2 3B: 0 HR: 4 SF: 0 SAC: 1 DP: 0 HBP: 0	WP: 0 PB: 0 SB: 1 CS: 0 PA: 43		
<b>PITCHER</b> Herm Wehmeier, R ERA: 5.06 Eddie Erault, R ERA: 6.57 Kent Peterson, L ERA: 12.86 Frank Smith, R ERA: 3.68	IP WLS BF H R ER SO BB IBB HBP BLK WP HR S P ERA WHIP												<b>PITCHER</b> IP WLS BF H R ER SO BB IBB HBP BLK WP HR S P ERA WHIP
	7.0 L 32 6 7 5 2 2 1 0 0 0 0 3 33 45 6.43 1.143												
	(8, 1) 1.0 4 1 1 1 1 0 0 0 0 0 1 6 6 9.00 1.000												
	(9, 1) 0.1 5 2 4 3 0 1 1 0 0 0 0 3 11 81.00 9.000												
	(9, 1) 0.2 2 0 0 0 0 0 0 0 0 0 0 2 2 0.00 0.000												

**Boston Braves @ Cincinnati Reds**  
Crosley Field, Cincinnati, OH  
Thu May 04 1950, 3:33 AM EDT  
Att. 2,617 - Unknown - 92 F

livebaseballscorecards.com

AB	37
R	12
H	9
RBI	11
BB	5
SO	3
LOB	8





Batter	1	2	3	4	5	6	7	8	9	AB	R	H	RBI	BB	SO	LOB
<b>Bobby Adams, R</b> OBP: 0.400, SLG: 0.400 (1, 4)	0-0 L5	0-0 FC5			0-3 K		0-0 5-3	0-0 6-3		5	0	0	0	0	1	6
<b>Lloyd Merriman, L</b> OBP: 0.421, SLG: 0.412 (1, 8)	0-0 F8		0-0 4-3		0-0 1B		0-0 F9		0-0 G3	5	0	2	1	0	0	0
<b>Johnny Wyrostek, L</b> OBP: 0.346, SLG: 0.391 (1, 7)	4-0 BB		0-0 4-3		0-0 1B		0-0 F7		0-0 G3	4	0	1	1	1	0	1
<b>Ted Kluszewski, L</b> OBP: 0.313, SLG: 0.367 (1, 3)	0-0 4-3		0-0 F6		0-0 4-3				0-0 F7	5	1	1	0	0	0	3
<b>Ron Northey, L</b> OBP: 0.368, SLG: 0.722 (1, 9)		0-3 K		0-0 4-3		0-0 F8		0-0 1B	0-0 4-1	5	1	1	0	0	1	1
<b>Grady Hatton, L</b> OBP: 0.341, SLG: 0.439 (1, 5)		0-0 HR		0-0 1B		0-0 1B		0-0 1B		4	2	4	3	0	0	0
<b>Virgil Stallcup, R</b> OBP: 0.295, SLG: 0.341 (1, 6)		0-0 1B		0-0 G6-4-3		0-0 5-3		0-0 F9		4	0	1	0	0	0	3
<b>Dixie Howell, R</b> OBP: 0.200, SLG: 0.111 (1, 2)		0-3 K		4-0 1B		0-0 1B		0-0 F7		2	1	1	1	1	1	1
<b>Walker Cooper, R</b> OBP: 0.176, SLG: 0.206 (8, PH)		0-0 K		0-0 BB		2-H 1B		0-0 F7		1	0	0	0	0	0	1
<b>Herm Wehmeier, R</b> OBP: 0.444, SLG: 0.375 (8, 1)		0-0 1B		0-0 BB		0-3 K		0-0 1B		3	1	2	0	0	1	1
<b>Eddie Erault, R</b> OBP: 0.296, SLG: 0.320 (8, PH)		0-0 1B		0-0 1B		0-0 K		0-0 1B		0	0	0	0	0	0	0
<b>Danny Litwhiler, R</b> OBP: 1.000, SLG: 1.000 (8, PH)		0-0 1B		0-0 1B		0-0 K		0-0 1B		1	0	1	0	0	0	0
<b>Mary Rackley, L</b> OBP: 1.000, SLG: 1.000 (8, PH)		0-0 1B		0-0 1B		0-0 K		0-0 1B		0	0	0	0	0	0	0
<b>Kent Peterson, R</b> OBP: 0.500, SLG: 0.500 (9, 1)		0-0 1B		0-0 1B		0-0 K		0-0 1B		0	0	0	0	0	0	0
<b>Frank Smith, R</b> OBP: 0.333, SLG: 0.333 (9, 1)		0-0 1B		0-0 1B		0-0 K		0-0 1B		0	0	0	0	0	0	0

Inning Stats	R: 0	H: 0	E: 0	K: 0	S: 3	R: 1	H: 3	E: 0	K: 2	S: 10	R: 0	H: 0	E: 0	K: 0	S: 3	R: 0	H: 1	E: 0	K: 0	S: 3	R: 2	H: 3	E: 0	K: 1	S: 7	R: 1	H: 2	E: 0	K: 1	S: 7	R: 0	H: 0	E: 0	K: 0	S: 3	R: 2	H: 4	E: 0	K: 0	S: 7	R: 0	H: 1	E: 0	K: 0	S: 4	1B: 11	SF: 0	2B: 2	SAC: 0	3B: 0	DP: 1	HR: 1	HBP: 0	WP: 0	PA: 41
<b>PITCHER</b>	IP	WLS	BF	H	R	ER	SO	BB	IBB	HBP	BLK	WP	HR	S	P	ERA	WHIP																																						
<b>Vern Bickford, R</b> ERA: 3.3 (1, 1)	6.0		27	9	4	4	4	2	0	0	0	0	1	33	41	6.00	1.833																																						
<b>Bob Chipman, L</b> ERA: 3.38 (7, 1)	3.0	W	14	5	2	2	0	0	0	0	0	0	0	14	14	6.00	1.667																																						


**BOTTOM**

**Boston Braves @ Cincinnati Reds**  
Crosley Field, Cincinnati, OH

Thu May 04 1950, 3:33 AM EDT  
Att. 2,617 - Unknown - 92 F

livebaseballscorecards.com

<b>AB</b>	<b>39</b>
<b>R</b>	<b>6</b>
<b>H</b>	<b>14</b>
<b>RBI</b>	<b>6</b>
<b>BB</b>	<b>2</b>
<b>SO</b>	<b>4</b>
<b>LOB</b>	<b>17</b>



Batter	1	2	3	4	5	6	7	8	9	AB R H RBI BB SO LOB	TOP												
Sam Jethroe, S OBP: 0.392, SLG: 0.592 (1, 8)										6 3 3 1 0 1 2													
Earl Torgeson, L OBP: 0.417, SLG: 0.368 (1, 3)										3 1 1 2 2 0 1													
Bob Elliott, R OBP: 0.315, SLG: 0.477 Gene Mauch, R (8, PR) (8, 5)										5 2 3 1 0 0 1 0 0 0 0 0 0 0													
Sid Gordon, R OBP: 0.364, SLG: 0.511 Pete Reiser, L OBP: 0.412, SLG: 0.500 (8, PH) (8, 7)										3 2 1 1 1 0 2 1 0 0 0 0 0 1													
Willard Marshall, L OBP: 0.311, SLG: 0.333 Tommy Holmes, L OBP: 0.667, SLG: 0.500 (1, 9) (9, 9)										4 1 1 1 1 0 1 0 0 0 0 0 0 0													
Del Crandall, R OBP: 0.281, SLG: 0.271 Paul Burris, R OBP: 0.250, SLG: 0.250 (1, 2) (9, PH) (9, 2)										3 1 1 2 1 0 0 1 0 0 0 0 0 0													
Connie Ryan, R OBP: 0.329, SLG: 0.377 (1, 4)										4 2 1 0 1 1 3													
Buddy Kerr, R OBP: 0.265, SLG: 0.355 Sibby Sisti, R (1, 6) (9, 6)										5 1 1 1 0 1 3 0 0 0 0 0 0 0													
Warren Spahn, L OBP: 0.353, SLG: 0.313 (1, 1)										5 0 2 3 0 1 0													
<b>Inning Stats</b>	R: 6 E: 1 K: 1 S: 10	H: 4 LOB: 1 BB: 2 P: 18	R: 0 E: 0 K: 0 S: 3	H: 1 LOB: 1 BB: 1 P: 7	R: 0 E: 0 K: 1 S: 4	H: 0 LOB: 0 BB: 1 P: 8	R: 3 E: 0 K: 1 S: 9	H: 4 LOB: 2 BB: 1 P: 13	R: 0 E: 0 K: 0 S: 3	H: 0 LOB: 0 BB: 0 P: 3	R: 1 E: 0 K: 0 S: 4	H: 1 LOB: 0 BB: 0 P: 4	R: 0 E: 0 K: 0 S: 3	H: 0 LOB: 0 BB: 0 P: 3	R: 1 E: 0 K: 1 S: 6	H: 1 LOB: 1 BB: 1 P: 10	R: 2 E: 0 K: 0 S: 6	H: 3 LOB: 1 BB: 0 P: 6	1B: 7 2B: 2 3B: 2 HR: 4	SF: 0 SAC: 0 DP: 1 HBP: 0	WP: 0 PB: 0 SB: 0 CS: 1	PA: 46	
<b>PITCHER</b>	IP WLS BF H R ER SO BB IBB HBP BLK WP HR S P ERA WHIP	IP WLS BF H R ER SO BB IBB HBP BLK WP HR S P ERA WHIP																					
Howie Fox, R ERA: 6.55 (1, 1)	0.2 L 9 4 6 6 0 2 0 0 0 0 0 7 15 81.00 9.000	Frank Smith, R ERA: 4.58 (1, 1)	3.0 14 5 3 3 2 2 2 0 0 0 0 2 16 24 9.00 2.333	Johnny Hetki, R ERA: 9.0 (4, 1)	5.1 23 5 4 4 2 2 0 0 0 0 2 25 33 6.75 1.312																		

**Boston Braves @ Cincinnati Reds**  
Crosley Field, Cincinnati, OH  
Fri May 05 1950, 3:33 AM EDT  
Att: 12,260 - Unknown

livebaseballscorecards.com

AB	40
R	13
H	14
RBI	12
BB	6
SO	4
LOB	14





Batter	1	2	3	4	5	6	7	8	9	AB R H RBI BB SO LOB	TOP		
Sam Jethroe, S OBP: 0.424, SLG: 0.632 (1, 8) <small>BBB</small>	4-0 S 1B BB	0-0 HR 3B		0-3 K 1B	0-0 E 1B		0-0 FC5 BB 1B		0-0 E 1B	5 3 4 1 1 1 0			
Earl Torgeson, L OBP: 0.423, SLG: 0.429 (1, 3) <small>X</small>	0-0 F8 1-2	0-0 HR 3B		0-0 HR 1B	0-0 E6 1-3 3-H 1B		0-3 K 2		0-0 G4-6-3 1B	6 2 3 4 0 1 4			
Bob Elliott, R OBP: 0.329, SLG: 0.514 (1, 5) <small>X</small>	0-0 HR 1B	0-0 5-3		0-0 HR 1B	0-0 1-3		4-0 BB		0-0 G4-6-3 1-2f	5 2 2 3 1 0 2			
Sid Gordon, R OBP: 0.379, SLG: 0.574 Pete Reiser, L OBP: 0.389, SLG: 0.467 (5, PH) (5, 7) Luis Olmo, R OBP: 0.400, SLG: 1.000 (6, 7)	0-0 HR 1B	0-0 6-3		4-0 HR BB	0-3 K 3		0-0 FC5 2-3f		0-0 HR	2 2 1 2 1 0 0 1 0 0 0 0 1 1 2 1 1 1 0 0 3			
Willard Marshall, L OBP: 0.325, SLG: 0.378 (1, 9) <small>X</small>	0-0 4-3		0-0 5-3 1B 1B	0-0 HR 1B		0-0 5-3		0-0 4-3	1-0 BLK HBP	5 2 2 2 0 0 0			
Connie Ryan, R OBP: 0.354, SLG: 0.385 (1, 4) <small>X</small>	0-0 E 1B		0-0 5-3 1B 1B	0-0 5-3		0-0 6-3		4-0 WP BB	1-0 HBP	4 1 2 0 1 0 0			
Paul Burris, R OBP: 0.125, SLG: 0.125 Del Crandall, R OBP: 0.273, SLG: 0.262 (1, 2) (6, 2) <small>X</small>	0-0 E6 1-2		0-0 5-3 1-2 2-3	0-0 5-3		0-0 F9		0-0 F6 1-2	0-3 K 3	4 0 0 0 0 0 3 2 0 0 0 0 1 3			
Buddy Kerr, R OBP: 0.288, SLG: 0.379 (1, 6) <small>X</small>	0-0 F9		0-0 G1-6-3 2-H 3-H 1B		0-0 1B 1B 2B		0-0 F7		4-0 IBB	4 1 2 2 1 0 2			
Normie Roy, R OBP: 0.111, SLG: 0.111 Johnny Antonelli, L OBP: 0.500, SLG: 0.500 Roy Hartsfield, R OBP: 0.500, SLG: 0.500 Bob Chipman, L (7, 1) (7, 1)		0-0 4-3	0-0 G1-6-3 1-2f		0-0 1B E 1B		0-0 BB 1B 1B		0-0 F8	3 1 1 0 0 0 1 0 0 0 0 0 0 0 1 0 1 0 0 0 0 1 0 0 0 0 0 2			
Inning Stats	R: 3 H: 3 E: 1 LOB: 2 K: 0 BB: 1 S: 7 P: 11	R: 2 H: 2 E: 0 LOB: 0 K: 0 BB: 0 S: 5 P: 5	R: 2 H: 3 E: 0 LOB: 0 K: 0 BB: 0 S: 5 P: 5	R: 4 H: 3 E: 0 LOB: 0 K: 1 BB: 1 S: 8 P: 12	R: 2 H: 3 E: 1 LOB: 1 K: 1 BB: 0 S: 8 P: 8	R: 0 H: 0 E: 0 LOB: 0 K: 0 BB: 0 S: 3 P: 3	R: 0 H: 2 E: 0 LOB: 3 K: 1 BB: 1 S: 7 P: 11	R: 0 H: 0 E: 0 LOB: 2 K: 0 BB: 2 S: 3 P: 11	R: 2 H: 3 E: 1 LOB: 2 K: 1 BB: 0 S: 7 P: 9	1B: 12 SF: 0 2B: 1 SAC: 0 3B: 1 DP: 2 HR: 5 HBP: 2	WP: 1 PA: 52 PB: 0 SB: 1 CS: 0		
PITCHER	IP WLS BF H R ER SO BB IBB HBP BLK WP HR S P ERA WHIP											PITCHER	IP WLS BF H R ER SO BB IBB HBP BLK WP HR S P ERA WHIP
Ken Raffensberger, L ERA: 6.1 (1, 1)	2.0 L 15 7 7 7 0 1 0 0 0 0 0 2 14 18 31.50 4.000												
Harry Perkowski, L ERA: 13.5 (3, 1)	1.1 8 4 4 4 1 1 0 0 0 0 0 2 9 13 27.00 3.750												
Jay Avrea, R ERA: 3.38 (4, 1)	2.2 11 3 2 2 1 0 0 0 0 0 0 0 13 13 6.75 1.125												
Kent Peterson, L ERA: 10.0 (7, 1)	2.0 11 2 0 0 1 2 1 0 0 1 0 0 10 22 0.00 2.000												
Eddie Erault, R ERA: 7.43 (9, 1)	1.0 7 3 2 2 1 0 0 2 1 0 1 1 7 9 18.00 3.000												

**Boston Braves @ Cincinnati Reds**  
Crosley Field, Cincinnati, OH  
Sat May 06 1950, 3:33 AM EDT  
Att. 3,328 - Unknown

[livebaseballscorecards.com](http://livebaseballscorecards.com)

AB	45
R	15
H	19
RBI	15
BB	5
SO	4
LOB	21



BOTTOM

Boston Braves @ Cincinnati Reds  
Crosley Field, Cincinnati, OH

livebaseballscorecards.com

AB 42  
R 11  
H 15  
RBI 10  
BB 0  
SO 2  
LOB 13



WP: 0 PA: 43  
PB: 0  
SB: 0  
CS: 0

Sat May 06 1950, 3:33 AM EDT  
Att. 3,328 - Unknown

AB R H RBI BB SO LOB

5	2	2	1	0	0	1
4	1	1	0	0	0	2
5	2	3	4	0	0	1
5	1	1	1	0	0	3
5	1	3	1	0	0	1
5	0	1	1	0	0	2
2	0	0	0	0	0	1
3	0	0	0	0	1	1
4	2	1	0	0	0	1
0	0	0	0	0	0	0
1	0	1	0	0	0	0
1	0	0	0	0	1	0
1	1	1	0	0	0	0
0	0	0	0	0	0	0
0	0	0	0	0	0	0
1	1	1	2	0	0	0
0	0	0	0	0	0	0

Batter	1	2	3	4	5	6	7	8	9
Bobby Adams, R (1, 4) OBP: 0.388, SLG: 0.432	0-0 F8		0-0 FC5-4		0-0 HR	0-0 F9		0-0 4-3	
Lloyd Merriman, L (1, 8) OBP: 0.417, SLG: 0.429	0-0 BLK 1B		0-0 G4-6-3		0-0 L3	1-0 F9		0-0 F7	
Grady Hatton, L (1, 5) OBP: 0.358, SLG: 0.490	0-0 FC6-4			0-0 2B	0-0 HR	0-0 F9		0-0 3-1	
Ron Northey, L (1, 9) OBP: 0.357, SLG: 0.808	0-0 FC6-4			0-0 F7	0-0 HR	0-0 F9		0-0 F8	
Johnny Wyrostek, L (1, 7) OBP: 0.368, SLG: 0.451	0-0 F8			0-0 2B	0-0 2B		0-0 L4	0-0 1B	
Ted Kluszewski, L (1, 3)		0-0 4-3		0-0 2B	0-0 1-3		0-0 F2	0-0 F7	
Virgil Stallcup, R (1, 6) Sammy Meeks, R (6, 6)		0-0 F8		0-0 F2		0-0 G3	0-0 1-3	0-3 K	
Dixie Howell, R (1, 2) OBP: 0.214, SLG: 0.231		0-0 F9		0-0 F9		0-0 E		0-0 E6	
Ken Raffensberger, R (1, 1) Harry Perkowski, L (3, 1) Jay Avregh, R (4, 1) Walker Cooper, R (6, PH) Kent Peterson, R (7, 1) Bob Usher, R (8, PH) Eddie Erault, R (9, 1)			0-0 FC5-4		0-3 K	0-0 E9		0-0 HR	

Inning Stats	R: 1 H: 2 E: 0 K: 5	R: 0 H: 0 E: 0 K: 3	R: 0 H: 1 E: 0 K: 3	R: 2 H: 3 E: 0 K: 6	R: 3 H: 4 E: 0 K: 9	R: 3 H: 3 E: 2 K: 6	R: 0 H: 0 E: 0 K: 3	R: 2 H: 1 E: 1 K: 5	R: 0 H: 1 E: 0 K: 6
--------------	---------------------	---------------------	---------------------	---------------------	---------------------	---------------------	---------------------	---------------------	---------------------

PITCHER	IP	WLS	BF	H	R	ER	SO	BB	IBB	HBP	BLK	WP	HR	S	P	ERA	WHIP
Normie Roy, R (1, 1) ERA: 4.5	5.0	W	24	10	6	6	1	0	0	0	1	0	2	26	26	10.80	2.000
Johnny Antonelli, L (6, 1) ERA: 33.75	1.0		7	3	3	3	0	0	0	1	0	0	0	6	7	27.00	3.000
Bob Chipman, L (7, 1) ERA: 3.24	3.0	S	12	2	2	1	1	0	0	0	0	0	1	14	14	3.00	0.667

Batter	1	2	3	4	5	6	7	8	9	AB	R	H	RBI	BB	SO	LOB	TOP																					
Sam Jethroe, S OBP: 0.424, SLG: 0.632 (1, 8)											0	0	0	0	0	0	0	0	<b>Boston Braves @ St. Louis Cardinals</b> Sportsman's Park, St. Louis, MO Sun May 07 1950, 4:33 AM EDT Att. 22,676 - Unknown  <a href="http://livebaseballscorecards.com">livebaseballscorecards.com</a>																			
Earl Torgeson, L OBP: 0.423, SLG: 0.429 (1, 3)											0	0	0	0	0	0	0	0		0																		
Bob Elliott, R OBP: 0.329, SLG: 0.514 (1, 5)											0	0	0	0	0	0	0	0		0																		
Sid Gordon, R OBP: 0.379, SLG: 0.574 (1, 7)											0	0	0	0	0	0	0	0		0																		
Willard Marshall, L OBP: 0.323, SLG: 0.378 (1, 9)											0	0	0	0	0	0	0	0		0																		
Connie Ryan, R OBP: 0.354, SLG: 0.385 (1, 4)											0	0	0	0	0	0	0	0		0																		
Del Crandall, R OBP: 0.273, SLG: 0.262 (1, 2)											0	0	0	0	0	0	0	0		0																		
Buddy Kerr, R OBP: 0.288, SLG: 0.379 (1, 6)											0	0	0	0	0	0	0	0		0																		
Johnny Sain, R OBP: 0.333, SLG: 0.364 (1, 1)	0	0	0	0	0	0	0	0	0	<b>AB</b> 0 <b>R</b> 0 <b>H</b> 0 <b>RBI</b> 0 <b>BB</b> 0 <b>SO</b> 0 <b>LOB</b> 0																												
<b>Inning Stats</b>											1B: 0	SF: 0	WP: 0	PA: 0																								
											2B: 0	SAC: 0	PB: 0																									
											3B: 0	DP: 0	SB: 0																									
											HR: 0	HBP: 0	CS: 0																									
PITCHER Howie Pollet, L ERA: 3.26 (1, 1)	IP	WLS	BF	H	R	ER	SO	BB	IBB	HBP	BLK	WP	HR	S	P	ERA	WHIP	PITCHER	IP	WLS	BF	H	R	ER	SO	BB	IBB	HBP	BLK	WP	HR	S	P	ERA	WHIP			
	0.0	W	0	0	0	0	0	0	0	0	0	0	0	0	0	∞	∞																					





Batter	1	2	3	4	5	6	7	8	9	AB R H RBI BB SO LOB	TOP											
Sam Jethroe, S (1, 8) OBP: 0.419, SLG: 0.614	0-0 4-3		0-0 FC3-6			0-0 G5-4-3		0-3 K		4 1 1 1 0 1 1												
Earl Torgeson, L (1, 3) OBP: 0.419, SLG: 0.437	0-0 G6-4-3 1B			0-0 1-3		0-0 G5-4-3 1B			0-0 1B 2B	4 1 3 0 0 0 0												
Bob Elliott, R (1, 5) OBP: 0.310, SLG: 0.474	0-0 G6-4-3			0-0 F7		0-0 G5-4-3			0-0 FC5-4 1B	4 0 1 1 0 0 2												
Sid Gordon, R (1, 7) OBP: 0.369, SLG: 0.556		0-0 L7		0-0 2B		0-0 5-3			0-0 FC5-4 1B	4 0 1 0 0 0 1												
Willard Marshall, L (1, 9) OBP: 0.318, SLG: 0.358		0-0 F9		0-0 F8			4-0 G4-6-3 BB		0-0 5-3 1B	3 0 1 0 1 0 1												
Connie Ryan, R (1, 4) OBP: 0.326, SLG: 0.347		0-0 5-3			0-0 F7		0-0 G4-6-3		0-0 5-3	4 0 0 0 0 0 3												
Walt Linden, R (1, 2) OBP: 0.500, SLG: 0.600			0-0 FC1-6 1B		0-0 6-3		0-0 G3		4-0 BB	3 0 1 0 1 0 0												
Roy Hartsfield, R (9, PR) OBP: 0.667, SLG: 0.667									BB BB BB	0 0 0 0 0 0 0												
Buddy Kerr, R (1, 6) OBP: 0.266, SLG: 0.347			0-0 FC1-6 FC5-4		0-0 6-3			0-0 6-3	0-0 F9	4 0 0 0 0 0 4												
Vern Bickford, R (1, 1) OBP: 0.091, SLG: 0.091			0-0 FC5-4 FC3-6			0-0 E6 2B		0-3 K		1 0 0 0 0 0 1												
Tommy Holmes, L (6, PH) OBP: 0.500, SLG: 0.333										1 1 0 0 0 0 0												
Bob Chipman, L (6, 1)										0 0 0 0 0 0 0												
Pete Reiser, L (8, PH) OBP: 0.366, SLG: 0.438										1 0 0 0 0 1 0												
Bob Hall, R (8, 1)										0 0 0 0 0 0 0												
<b>Inning Stats</b>	R: 0 E: 0 K: 0 S: 3	H: 1 LOB: 0 BB: 0 P: 3	R: 0 E: 0 K: 0 S: 3	H: 0 LOB: 0 BB: 0 P: 3	R: 0 E: 0 K: 0 S: 4	H: 1 LOB: 1 BB: 0 P: 4	R: 0 E: 0 K: 0 S: 4	H: 1 LOB: 1 BB: 0 P: 4	R: 0 E: 0 K: 0 S: 3	H: 0 LOB: 0 BB: 0 P: 3	R: 2 E: 1 K: 0 S: 5	H: 2 LOB: 0 BB: 0 P: 5	R: 0 E: 0 K: 0 S: 2	H: 0 LOB: 0 BB: 1 P: 6	R: 0 E: 0 K: 2 S: 7	H: 0 LOB: 0 BB: 0 P: 7	R: 1 E: 0 K: 0 S: 6	H: 3 LOB: 3 BB: 1 P: 10	1B: 5 2B: 3 3B: 0 HR: 0	SF: 0 SAC: 0 DP: 3 HBP: 0	WP: 0 PB: 0 SB: 0 CS: 0	PA: 35
<b>PITCHER</b> Gerry Staley, R (1, 1) ERA: 5.18	IP: 9.0 WLS: W BF: 35 H: 8 R: 3 ER: 1 SO: 2 BB: 2 IBB: 0 HBP: 0 BLK: 0 WP: 0 HR: 0 S: 37 P: 45 ERA: 1.00 WHIP: 1.111																					
<b>PITCHER</b>	IP	WLS	BF	H	R	ER	SO	BB	IBB	HBP	BLK	WP	HR	S	P	ERA	WHIP					

**Boston Braves @ St. Louis Cardinals**  
**Sportsman's Park, St. Louis, MO**  
 Mon May 08 1950, 4:33 AM EDT  
 Att. 8,809 - Unknown

[livebaseballscorecards.com](http://livebaseballscorecards.com)

<b>AB</b>	<b>33</b>
<b>R</b>	<b>3</b>
<b>H</b>	<b>8</b>
<b>RBI</b>	<b>2</b>
<b>BB</b>	<b>2</b>
<b>SO</b>	<b>2</b>
<b>LOB</b>	<b>13</b>





BOTTOM

**Boston Braves @ St. Louis Cardinals**  
 Sportsman's Park, St. Louis, MO  
 Mon May 08 1950, 4:33 AM EDT  
 Att. 8,809 - Unknown

livebaseballscorecards.com

**AB 34**  
**R 10**  
**H 11**  
**RBI 8**  
**BB 6**  
**SO 3**  
**LOB 24**



WP: 0 PA: 41  
 PB: 0  
 SB: 0  
 CS: 0

AB R H RBI BB SO LOB

4	3	4	5	1	0	0						
3	0	0	0	0	0	2						
2	0	1	0	0	0	2						
3	1	1	0	2	0	2						
4	1	1	3	1	0	3						
4	0	0	0	0	1	3						
1	1	0	0	2	0	2						
1	0	0	0	0	0	0						
4	1	2	0	0	0	3						
4	1	0	0	0	1	4						
4	2	2	0	0	1	3						
1B: 9	SF: 0	WP: 0	PA: 41	2B: 1	SAC: 1	PB: 0	3B: 0	DP: 0	SB: 0	HR: 1	HBP: 0	CS: 0

Batter	1	2	3	4	5	6	7	8	9
Tommy Glaviano, R (1, 5) OBP: 0.507, SLG: 0.509	0-0 E1 G3 1B	0-0 HR		0-0 1-H 2-H 2B		0-0 BB 1B		4-0 1B BB	
Harry Walker, L (1, 8) OBP: 0.220, SLG: 0.158 Chuck Diering, R (6, PH) OBP: 0.383, SLG: 0.439	0-0 F9	0-0 6-3		0-0 4-3		0-0 F9		0-0 FC4 1B	
Stan Musial, L (1, 3) OBP: 0.516, SLG: 0.714	4-0 G3 BB		0-0 G3		0-0 SH5-4 BB 1B	4-0 1B E BB		0-0 FC4 1-2f	
Enos Slaughter, L (1, 9) OBP: 0.358, SLG: 0.324	0-0 G3 1-2 3-H		0-0 F7		4-0 SH5-4 BB	0-0 E8 1B		0-0 F7	
Red Schoendienst, S (1, 4) OBP: 0.272, SLG: 0.351	0-0 4-3		0-0 F3		0-0 SH5-4	0-0 F5		0-3 K	
Marty Marion, R (1, 6) OBP: 0.444, SLG: 0.500 Eddie Miller, R (7, 6) OBP: 0.351, SLG: 0.353		4-0 FC4 BB		4-0 1B 2B BB		0-0 F9		0-0 6-3	
Bill Howerton, L (1, 7) OBP: 0.500, SLG: 0.565		0-0 FC4 FC3-6 1-2f		0-0 2B 1B		0-0 L8		0-0 FC5-4 1B	
Joe Garagiola, L (1, 2) OBP: 0.413, SLG: 0.415		0-0 FC3-6 1B HR 1-2f		0-0 F9		0-0 G3		0-3 K	
Gerry Staley, R (1, 1) OBP: 0.364, SLG: 0.300		0-0 HR 1B 1-2		0-3 K		0-0 BB 1B 1B		0-0 FC5-4 1-2f	

Inning Stats	R: 1	H: 1	E: 1	K: 0	S: 4	R: 3	H: 2	E: 0	K: 0	S: 5	R: 0	H: 0	E: 0	K: 0	S: 3	R: 2	H: 2	E: 0	K: 1	S: 7	R: 0	H: 1	E: 0	K: 0	S: 4	R: 4	H: 3	E: 1	K: 0	S: 6	R: 0	H: 1	E: 0	K: 1	S: 6	R: 0	H: 1	E: 0	K: 1	S: 6
	LOB: 1	BB: 1	P: 8	LOB: 0	BB: 1	P: 9	LOB: 0	BB: 0	P: 3	LOB: 1	BB: 1	P: 11	LOB: 2	BB: 1	P: 8	LOB: 0	BB: 1	P: 10	LOB: 1	BB: 0	P: 6	LOB: 2	BB: 1	P: 10	LOB: 1	BB: 0	P: 6	LOB: 2	BB: 1	P: 10										

PITCHER	IP	WLS	BF	H	R	ER	SO	BB	IBB	HBP	BLK	WP	HR	S	P	ERA	WHIP
Vern Bickford, R (1, 1) ERA: 4.11	5.0	L	25	6	6	5	1	4	0	0	0	0	1	23	39	9.00	2.000
Bob Chipman, L (6, 1) ERA: 4.35	2.0		11	4	4	2	1	1	0	0	0	0	0	12	16	9.00	2.500
Bob Hall, R (8, 1) ERA: 8.31	1.0		5	1	0	0	1	1	0	0	0	0	0	6	10	0.00	2.000

Batter	1	2	3	4	5	6	7	8	9	AB R H RBI BB SO LOB	TOP		
Sam Jethroe, S (1, 8) OBP: 0.412, SLG: 0.598	0-0 4-3		0-3 K			0-0 1B BB 1B		0-0 P2		4 0 1 0 0 1 0	<b>Boston Braves @ Chicago Cubs</b> Wrigley Field, Chicago, IL Wed May 10 1950, 3:33 AM CDT Att. 8,203 - Unknown		
Earl Torgeson, L (1, 3) OBP: 0.422, SLG: 0.432	0-0 2B 1B		0-0 4-3			4-0 1B 1-2 BB		0-3 K		3 1 1 0 1 1 0			
Bob Elliott, R (1, 5) OBP: 0.319, SLG: 0.488	0-0 1-3 2B		0-0 F7			0-0 1-H 2-3 HR 1B		0-0 F9		4 1 2 1 0 0 0			
Sid Gordon, R (1, 7) OBP: 0.362, SLG: 0.586	0-0 1-3			0-0 P4		0-0 1-H HR		0-0 5-3		4 1 1 2 0 0 2			
Willard Marshall, L (1, 9) OBP: 0.326, SLG: 0.357	4-0 IBB			0-0 P4		0-0 F8		0-0 BB 1B		3 0 1 0 1 0 0			
Del Crandall, R (1, 2) OBP: 0.264, SLG: 0.254	0-3 K			0-0 F8		0-0 P6		0-0 F7		4 0 0 0 0 1 4			
Sibby Sisti, R (1, 4)		0-0 F7			0-0 F8		0-0 4-3		4-0 1-2 BB	3 0 0 0 1 0 0			
Buddy Kerr, R (1, 6) OBP: 0.253, SLG: 0.329		0-0 P4			0-0 F9		0-0 6-3		0-0 L8	4 0 0 0 0 0 2			
Warren Spahn, L (1, 1) OBP: 0.300, SLG: 0.263		0-0 L4			0-3 K		0-3 K			3 0 0 0 0 2 0			
<b>Inning Stats</b>	R: 0 E: 0 K: 1 S: 7 H: 2 LOB: 3 BB: 1 P: 11	R: 0 E: 0 K: 0 S: 3 H: 0 LOB: 0 BB: 0 P: 3	R: 0 E: 0 K: 1 S: 5 H: 0 LOB: 0 BB: 0 P: 5	R: 0 E: 0 K: 0 S: 3 H: 0 LOB: 0 BB: 0 P: 3	R: 0 E: 0 K: 1 S: 5 H: 0 LOB: 0 BB: 0 P: 5	R: 3 E: 0 K: 0 S: 5 H: 3 LOB: 0 BB: 1 P: 9	R: 0 E: 0 K: 1 S: 5 H: 0 LOB: 0 BB: 0 P: 5	R: 0 E: 0 K: 1 S: 5 H: 0 LOB: 0 BB: 0 P: 5	R: 0 E: 0 K: 0 S: 4 H: 1 LOB: 2 BB: 1 P: 8	1B: 4 2B: 1 3B: 0 HR: 1 SF: 0 SAC: 0 DP: 0 HBP: 0	WP: 0 PB: 0 SB: 0 CS: 0 PA: 35		
<b>PITCHER</b>	IP WLS BF H R ER SO BB IBB HBP BLK WP HR S P ERA WHIP											<b>PITCHER</b>	IP WLS BF H R ER SO BB IBB HBP BLK WP HR S P ERA WHIP
Doyle Lade, R (1, 1) ERA: 4.61	5.1 W 22 5 3 3 3 1 1 0 0 0 1 26 34 5.06 1.125												
Paul Minner, L (6, 1) ERA: 3.44	3.2 S 13 1 0 0 2 1 0 0 0 0 0 16 20 0.00 0.545												

AB	32
R	3
H	6
RBI	3
BB	3
SO	5
LOB	8



livebaseballscorecards.com

Batter	1	2	3	4	5	6	7	8	9
Wayne Terwilliger, R OBP: 0.369, SLG: 0.456 (1, 4)	0-3 K ①		0-0 1B	0-0 F3 ②			0-0 SH1-4 E 1B		
Hal Jeffcoat, R OBP: 0.178, SLG: 0.311 (1, 9)	0-0 P1		0-0 P4 ②	0-0 FC6-4 1-2f			0-0 SH1-4 1-2 ①		
Preston Ward, L OBP: 0.371, SLG: 0.500 (1, 3)	0-0 F2 ③		0-0 P5 ③		0-0 1B		0-0 E4 E WP 2-3		
Hank Sauer, R OBP: 0.442, SLG: 0.488 (1, 7)		0-0 1B 2B		0-0 E 1B 1B	0-0 P4 ①		0-0 P3 1-3		
Andy Pafko, R OBP: 0.554, SLG: 0.711 (1, 8)		0-0 B2-3 F9 2-H 1B		0-0 E 1B 1B	0-0 F8 ②		0-0 F2 3-H ③		
Roy Smalley, R OBP: 0.328, SLG: 0.481 (1, 6)		0-0 B2-3 2-3 ①		0-0 E1 E 1B 1-2 2-3	0-0 F9 ③		0-0 F2 ①		
Bill Serena, R OBP: 0.300, SLG: 0.444 (1, 5)		0-0 F9 3-H ②		0-3 K 1-3 2-H 3-H		4-0 CS BB	0-3 K ②		
Mickey Owen, R OBP: 0.273, SLG: 0.207 (1, 2)		0-0 5-3 ③		4-0 1B BB		0-0 F2 ①	0-0 2B		
Doyle Lade, R OBP: 0.500, SLG: 0.500 Paul Minner, L (6, 1)			0-3 K ①	0-0 FC6-4 1-2 1B 3-H		0-3 K 1-2 ② ③	0-0 G3 ③		

Inning Stats	R: 0	H: 0	E: 0	K: 1	S: 5	LOB: 0	BB: 0	P: 5	R: 2	H: 2	E: 0	K: 0	S: 5	LOB: 0	BB: 0	P: 5	R: 0	H: 1	E: 0	K: 1	S: 6	LOB: 1	BB: 0	P: 6	R: 3	H: 3	E: 2	K: 1	S: 9	LOB: 2	BB: 1	P: 13	R: 0	H: 1	E: 0	K: 0	S: 4	LOB: 1	BB: 0	P: 4	R: 0	H: 0	E: 0	K: 1	S: 4	LOB: 0	BB: 1	P: 8	R: 1	H: 1	E: 2	K: 0	S: 5	LOB: 1	BB: 0	P: 5	R: 0	H: 1	E: 0	K: 1	S: 6	LOB: 1	BB: 0	P: 6
--------------	------	------	------	------	------	--------	-------	------	------	------	------	------	------	--------	-------	------	------	------	------	------	------	--------	-------	------	------	------	------	------	------	--------	-------	-------	------	------	------	------	------	--------	-------	------	------	------	------	------	------	--------	-------	------	------	------	------	------	------	--------	-------	------	------	------	------	------	------	--------	-------	------

AB	R	H	RBI	BB	SO	LOB
4	1	2	0	0	1	2
3	0	0	0	0	0	3
4	0	1	0	0	0	2
4	2	2	0	0	0	2
4	2	2	1	0	0	2
4	1	0	0	0	0	4
3	0	0	1	1	2	1
3	0	1	0	1	0	1
2	0	1	1	0	1	0
2	0	0	0	0	1	2


PITCHER	IP	WLS	BF	H	R	ER	SO	BB	IBB	HBP	BLK	WP	HR	S	P	ERA	WHIP
Warren Spahn, L ERA: 3.18 (1, 1)	8.0	L	36	9	6	4	5	2	0	0	0	1	0	44	52	4.50	1.375

**BOTTOM**

**Boston Braves @ Chicago Cubs**  
Wrigley Field, Chicago, IL  
Wed May 10 1950, 3:33 AM CDT  
Att. 8,203 - Unknown

livebaseballscorecards.com

AB	33
R	6
H	9
RBI	3
BB	2
SO	5
LOB	19



WP: 1	PA: 36
PB: 0	
SB: 0	
CS: 1	

Batter	1	2	3	4	5	6	7	8	9	AB R H RBI BB SO LOB	TOP
Sam Jethroe, S OBP: 0.416, SLG: 0.593 (1, 8) X	0-0 4-3		0-0 F8		0-0 E4 WP S 1B		0-0 CS 1B			4 1 2 0 0 0 0	<b>Boston Braves @ Chicago Cubs</b> Wrigley Field, Chicago, IL Thu May 11 1950, 3:33 AM CDT Att. 6,381 - Unknown
Earl Torgeson, L OBP: 0.426, SLG: 0.421 (1, 3) X	0-0 F5		4-0 FC3-6 BB		4-0 S CS BB		0-0 CS 1-2	0-0 F3		2 0 0 0 2 0 0	
Pete Reiser, L OBP: 0.304, SLG: 0.350 (1, 7) X	0-0 F6		0-0 FC3-6 1-2f		0-0 4-3 1-3			0-0 F8		4 0 0 0 0 0 2	
Sid Gordon, R OBP: 0.384, SLG: 0.639 (1, 5)		0-0 2B 1B		0-0 F8		0-0 HR		4-0 FC4-6 BB		3 1 2 1 1 0 0	
Willard Marshall, L OBP: 0.323, SLG: 0.364 (1, 9)		0-0 1-3 2B		0-0 3-1		0-0 4-3		0-0 FC4-6 1-2f		4 0 1 0 0 0 1	
Del Crandall, R OBP: 0.250, SLG: 0.239 (1, 2)		0-3 K		0-0 F2		0-0 F4		0-0 F8		4 0 0 0 0 1 2	
Sibby Sisti, R (1, 4)		4-0 G6-4-3 BB			0-0 6-3	0-0 5-3		0-0 F7		3 0 0 0 1 0 0	
Buddy Kerr, R OBP: 0.241, SLG: 0.313 (1, 6)		0-0 G6-4-3 1-2f			0-0 F8		0-0 F2		0-0 F4	4 0 0 0 0 0 3	
Johnny Sain, R OBP: 0.294, SLG: 0.313 (1, 1)			0-0 F8		0-0 E WP 1B 1B		0-0 5-3			3 1 1 0 0 0 0	
<b>Inning Stats</b>	R: 0 H: 0 E: 0 LOB: 0 K: 0 BB: 0 S: 3 P: 3	R: 0 H: 2 E: 0 LOB: 2 K: 1 BB: 1 S: 6 P: 10	R: 0 H: 0 E: 0 LOB: 1 K: 0 BB: 1 S: 3 P: 7	R: 0 H: 0 E: 0 LOB: 0 K: 0 BB: 0 S: 3 P: 3	R: 2 H: 2 E: 1 LOB: 1 K: 0 BB: 1 S: 5 P: 9	R: 1 H: 1 E: 0 LOB: 0 K: 0 BB: 0 S: 4 P: 4	R: 0 H: 1 E: 0 LOB: 0 K: 0 BB: 0 S: 3 P: 3	R: 0 H: 0 E: 0 LOB: 1 K: 0 BB: 1 S: 3 P: 7	R: 0 H: 0 E: 0 LOB: 0 K: 0 BB: 0 S: 3 P: 3	1B: 4 SF: 0 2B: 1 SAC: 0 3B: 0 DP: 1 HR: 1 HBP: 0	WP: 1 PA: 36 PB: 0 SB: 2 CS: 2
<b>PITCHER</b> Bill Voiselle, R ERA: 2.57 (1, 1)	IP WLS BF H R ER SO BB IBB HBP BLK WP HR S P ERA WHIP										
Monk Dubiel, R ERA: 3.18 (9, 1)	1.0 3 0 0 0 0 0 0 0 0 0 0 0 0 3 3 0.00 0.000										

livebaseballscorecards.com

<b>AB</b>	31
<b>R</b>	3
<b>H</b>	6
<b>RBI</b>	1
<b>BB</b>	4
<b>SO</b>	1
<b>LOB</b>	8



Batter	1	2	3	4	5	6	7	8	9	AB	R	H	RBI	BB	SO	LOB
Wayne Terwilliger, R (1, 4) OBP: 0.362, SLG: 0.443	0-3 K		0-0 BB 1-2 1B			0-0 F9		0-0 F7		4	0	1	0	0	1	0
Hank Edwards, L (1, 9) OBP: 0.524, SLG: 0.824 Bob Ramazzotti, R (9, PR) OBP: 0.250, SLG: 0.250	0-0 4-3		4-0 BB 1-2 2-3 BB			0-0 F3			0-0 SH4-3 1B	3	0	1	0	1	0	0
Preston Ward, L (1, 3) OBP: 0.369, SLG: 0.491	0-0 F2		0-0 G1-2-3			0-0 1B			0-0 SH4-3	3	0	1	0	0	0	3
Hank Sauer, R (1, 7) OBP: 0.429, SLG: 0.457		4-0 BB		0-3 K		0-0 F2			0-0 F6	3	0	0	0	1	1	3
Andy Pafko, R (1, 8) OBP: 0.517, SLG: 0.653		0-0 F7		0-0 6-3			0-0 5-3		0-0 F4	4	0	0	0	0	0	3
Roy Smalley, R (1, 6) OBP: 0.311, SLG: 0.456		0-0 F7		0-0 6-3			0-3 K			3	0	0	0	0	1	1
Bill Serena, R (1, 5) OBP: 0.279, SLG: 0.410		0-3 K			0-0 F7		0-3 K			3	0	0	0	0	2	1
Rube Walker, L (1, 2) OBP: 0.111, SLG: 0.111			0-0 F8		0-0 F8			0-0 F8		3	0	0	0	0	0	0
Bill Voiselle, R (1, 1) OBP: 0.500, SLG: 0.500 Phil Cavarretta, L (8, PH) OBP: 0.429, SLG: 0.333 Monk Dubiel, R (9, 1)			0-0 BB 1B G1-2-3 1B		0-0 5-3			0-0 F7		2	0	1	0	0	0	0


<b>Inning Stats</b>	R: 0 E: 0 K: 1 S: 5	H: 0 LOB: 0 BB: 0 P: 5	R: 0 E: 0 K: 1 S: 5	H: 0 LOB: 1 BB: 1 P: 9	R: 0 E: 0 K: 0 S: 4	H: 2 LOB: 2 BB: 1 P: 8	R: 0 E: 0 K: 1 S: 5	H: 0 LOB: 0 BB: 0 P: 5	R: 0 E: 0 K: 0 S: 3	H: 0 LOB: 0 BB: 0 P: 3	R: 0 E: 0 K: 0 S: 4	H: 1 LOB: 1 BB: 0 P: 4	R: 0 E: 0 K: 2 S: 7	H: 0 LOB: 0 BB: 0 P: 7	R: 0 E: 0 K: 0 S: 3	H: 0 LOB: 0 BB: 0 P: 3	R: 0 E: 0 K: 0 S: 4	H: 1 LOB: 2 BB: 0 P: 4	1B: 4 2B: 0 3B: 0 HR: 0	SF: 0 SAC: 1 DP: 1 HBP: 0	WP: 0 PB: 0 SB: 0 CS: 0	PA: 32												
<b>PITCHER</b> Johnny Sain, R (1, 1) ERA: 4.76	IP 9.0	WLS W	BF 32	H 4	R 0	ER 0	SO 5	BB 2	IBB 0	HBP 0	BLK 0	WP 0	HR 0	S 40	P 48	ERA 0.00	WHIP 0.667																	
																	<b>PITCHER</b>	IP	WLS	BF	H	R	ER	SO	BB	IBB	HBP	BLK	WP	HR	S	P	ERA	WHIP

**BOTTOM**

**Boston Braves @ Chicago Cubs**  
Wrigley Field, Chicago, IL  
Thu May 11 1950, 3:33 AM CDT  
Att. 6,381 - Unknown

livebaseballscorecards.com

<b>AB</b>	<b>29</b>
<b>R</b>	<b>0</b>
<b>H</b>	<b>4</b>
<b>RBI</b>	<b>0</b>
<b>BB</b>	<b>2</b>
<b>SO</b>	<b>5</b>
<b>LOB</b>	<b>11</b>



Batter	1	2	3	4	5	6	7	8	9	AB R H RBI BB SO LOB	TOP											
Sam Jethroe, S OBP: 0.402, SLG: 0.598 (1, 8)	1-0 5-3		1-0 F8		1-0 HR	0-0 F7		1-2 F2	0-3 K	6 1 1 1 0 1 2												
Earl Torgeson, L OBP: 0.424, SLG: 0.413 (1, 3)	2-0 4-3		1-0 HR G3 1B		4-1 1B 3B BB	2-3 K		0-0 4-3		4 2 1 0 1 1 1												
Bob Elliott, R OBP: 0.323, SLG: 0.483 (1, 5)	1-2 BB 1B		1-0 G3		0-0 3B 1B		2-3 K	1-0 5-3		5 2 2 0 0 1 1												
Sid Gordon, R OBP: 0.410, SLG: 0.683 (1, 7)	4-0 1B BB		0-0 HR 2-H		0-3 K		4-0 2B BB	4-1 1B HR BB		2 3 1 2 3 1 2												
Willard Marshall, L OBP: 0.337, SLG: 0.398 (1, 9)	0-1 FC6-4 1B		1-1 G1		3-1 L8 3B		0-0 F9	0-1 HR 1B		5 2 3 3 0 0 1												
Walker Cooper, R OBP: 0.212, SLG: 0.346 (1, 2)	1-0 FC6-4			0-1 L8	0-0 L8		3-1 1B 2B	0-1 HR		5 2 2 5 0 0 2												
Sibby Sisti, R (1, 4)		2-3 K		0-0 F9	1-1 F4		4-1 1B BB	0-3 K		4 0 0 0 1 2 0												
Buddy Kerr, R OBP: 0.261, SLG: 0.329 (1, 6)		2-2 F8		0-0 1B		1-1 B5-3	1-1 1B	2-1 SH1-4 1B		5 0 3 1 0 0 0												
Vern Bickford, R OBP: 0.133, SLG: 0.071 (1, 1)		0-3 K		0-0 5-3		4-0 BB	2-3 K	0-1 SH1-4		3 0 0 0 1 2 3												
<b>Inning Stats</b>	R: 1 E: 0 K: 0 S: 8	H: 2 LOB: 2 BB: 1 P: 17	R: 0 E: 0 K: 2 S: 9	H: 0 LOB: 0 BB: 0 P: 13	R: 2 E: 0 K: 0 S: 6	H: 2 LOB: 0 BB: 0 P: 10	R: 0 E: 0 K: 0 S: 5	H: 1 LOB: 1 BB: 0 P: 5	R: 4 E: 0 K: 1 S: 13	H: 3 LOB: 0 BB: 1 P: 22	R: 0 E: 0 K: 1 S: 6	H: 0 LOB: 1 BB: 1 P: 13	R: 2 E: 0 K: 2 S: 12	H: 2 LOB: 2 BB: 2 P: 28	R: 0 E: 0 K: 0 S: 5	H: 0 LOB: 0 BB: 0 P: 7	R: 3 E: 0 K: 2 S: 15	H: 3 LOB: 1 BB: 1 P: 21	1B: 8 2B: 1 3B: 1 HR: 3	SF: 0 SAC: 1 DP: 0 HBP: 0	WP: 0 PB: 0 SB: 0 CS: 0	PA: 46
<b>PITCHER</b>	IP WLS BF H R ER SO BB IBB HBP BLK WP HR S P ERA WHIP																					
Joe Hatten, L ERA: 4.33 (1, 1)	4.0 L 21 7 6 6 2 2 0 0 0 0 0 2 31 53 13.50 2.250																					
Dan Bankhead, R ERA: 4.58 (5, 1)	3.0 15 3 3 3 4 3 0 0 0 0 0 0 28 55 9.00 2.000																					
Don Newcombe, R ERA: 8.78 (8, 1)	2.0 10 3 3 3 2 1 0 0 0 0 0 1 20 28 13.50 2.000																					

**Boston Braves @ Brooklyn Dodgers**  
**Ebbets Field, Brooklyn, NY**  
 Sat May 13 1950, 3:33 AM EDT  
 Att: 19,488 - Unknown

AB	39
R	12
H	13
RBI	12
BB	6
SO	8
LOB	12



**BOTTOM**

**Boston Braves @ Brooklyn Dodgers**  
 Ebbets Field, Brooklyn, NY  
 Sat May 13 1950, 3:33 AM EDT  
 Att. 19,488 - Unknown

<b>AB</b>	<b>30</b>
<b>R</b>	<b>2</b>
<b>H</b>	<b>3</b>
<b>RBI</b>	<b>1</b>
<b>BB</b>	<b>6</b>
<b>SO</b>	<b>2</b>
<b>LOB</b>	<b>15</b>



WP: 0	PA: 37
PB: 0	
SB: 0	
CS: 0	

AB	R	H	RBI	BB	SO	LOB
2	0	0	0	0	0	0
1	0	0	0	0	0	0
1	0	0	1	1	0	1
2	0	0	0	1	0	2
3	0	0	0	1	0	4
3	0	0	0	1	0	1
4	0	0	0	0	1	3
4	0	1	0	0	0	3
4	1	1	0	0	1	1
3	1	0	0	1	0	0
1	0	0	0	0	0	0
1	0	0	0	0	0	0
0	0	0	0	1	0	0
0	0	0	0	0	0	0
1	0	1	0	0	0	0

Batter	1	2	3	4	5	6	7	8	9
<b>Pee Wee Reese, R</b> (1, 6) OBP: 0.362, SLG: 0.375 <b>Eddie Miksis, R</b> (5, PH) OBP: 0.333, SLG: 0.333 <b>Spider Jorgensen, L</b> (7, PH) (8, 5)	0-1 <b>6-3</b>		1-1 <b>F7</b>		0-1 <b>F7</b>		4-2 <b>E</b> <b>BB</b>		0-0 <b>G3</b>
<b>George Shuba, L</b> (1, 7) OBP: 0.322, SLG: 0.392	4-1 <b>BB</b> <b>BB</b> <b>BB</b>		0-0 <b>4-3</b>			1-0 <b>FC4-6</b> <b>HBP</b>	0-0 <b>E4</b>		
<b>Duke Snider, L</b> (1, 8) OBP: 0.400, SLG: 0.451	4-0 <b>BB</b> <b>1-2</b> <b>BB</b>		1-1 <b>F7</b>			0-2 <b>FC4-6</b> <b>G6-3</b> <b>1-2f</b>	1-0 <b>L9</b>		
<b>Jackie Robinson, R</b> (1, 4) OBP: 0.432, SLG: 0.589	4-1 <b>1-2</b> <b>2-3</b> <b>BB</b>			3-2 <b>4-3</b>		2-1 <b>G6-3</b> <b>1-2f</b>		1-0 <b>6-3</b>	
<b>Carl Furillo, R</b> (1, 9) OBP: 0.303, SLG: 0.333	1-3 <b>K</b>			0-0 <b>F9</b>			0-0 <b>F5</b>	0-0 <b>F2</b>	
<b>Gil Hodges, R</b> (1, 3) OBP: 0.395, SLG: 0.533	1-0 <b>4-3</b>			2-2 <b>1B</b>			1-1 <b>F6</b>	1-2 <b>F4</b>	
<b>Billy Cox, R</b> (1, 5) OBP: 0.222, SLG: 0.125 (6, 6)		2-3 <b>K</b>		2-2 <b>4-3</b>			3-2 <b>BB</b> <b>BB</b> <b>BB</b> <b>1B</b>		0-1 <b>6-3</b>
<b>Bruce Edwards, R</b> (1, 2) OBP: 0.200, SLG: 0.333		2-2 <b>F9</b>			0-1 <b>L5</b>		4-2 <b>BB</b> <b>BB</b> <b>E</b> <b>BB</b>	3-2 <b>6-3</b>	
<b>Joe Hatten, R</b> (1, 1) OBP: 0.125, SLG: 0.125 <b>Dan Bankhead, R</b> (5, 1) OBP: 0.125, SLG: 0.250 <b>Gene Hermanski, L</b> (7, PH) OBP: 0.600, SLG: 1.000 <b>Don Newcombe, L</b> (8, 1) OBP: 0.400, SLG: 0.250 <b>Jim Russell, S</b> (9, PH) OBP: 0.341, SLG: 0.629		1-2 <b>F4</b>			0-0 <b>F2</b>		4-2 <b>E</b> <b>BB</b> <b>1-2</b> <b>2-3</b> <b>BB</b>	2-1 <b>1B</b>	

Inning Stats	R: 0	H: 0	E: 0	K: 1	S: 8	R: 0	H: 0	E: 0	K: 1	S: 10	R: 0	H: 0	E: 0	K: 0	S: 5	R: 0	H: 1	E: 0	K: 0	S: 11	R: 0	H: 0	E: 0	K: 0	S: 5	R: 0	H: 0	E: 0	K: 0	S: 5	R: 2	H: 1	E: 1	K: 0	S: 15	R: 0	H: 0	E: 0	K: 0	S: 6	R: 0	H: 0	E: 0	K: 0	S: 6	R: 0	H: 1	E: 0	K: 0	S: 9	R: 0	H: 1	E: 0	K: 0	S: 9	1B: 3	2B: 0	3B: 0	HR: 0	SF: 0	SAC: 0	DP: 1	HBP: 1	WP: 0	PA: 37
--------------	------	------	------	------	------	------	------	------	------	-------	------	------	------	------	------	------	------	------	------	-------	------	------	------	------	------	------	------	------	------	------	------	------	------	------	-------	------	------	------	------	------	------	------	------	------	------	------	------	------	------	------	------	------	------	------	------	-------	-------	-------	-------	-------	--------	-------	--------	-------	--------

PITCHER	IP	WLS	BF	H	R	ER	SO	BB	IBB	HBP	BLK	WP	HR	S	P	ERA	WHIP
<b>Vern Bickford, R</b> (1, 1) ERA: 3.48	9.0	W	37	3	2	1	2	6	0	1	0	0	0	74	129	1.00	1.000

livebaseballscorecards.com

Batter	1	2	3	4	5	6	7	8	9	AB R H RBI BB SO LOB	TOP											
Sam Jethroe, S (1, 8) OBP: 0.402, SLG: 0.598	0-0 6-3		0-1 6-3			1-2 FC5-4 1B	0-1 BB 2B		3-2 G3	5 0 2 1 0 0 0	<p><b>Boston Braves @ Brooklyn Dodgers</b> Ebbets Field, Brooklyn, NY</p> <p>Sun May 14 1950, 3:33 AM EDT Att. 24,611 - Unknown</p>											
Earl Torgeson, L (1, 3) OBP: 0.413, SLG: 0.393	1-2 F7		0-1 4-3			0-3 K	4-2 BB BB		3-2 F8	4 0 0 0 1 1 1												
Bob Elliott, R (1, 5) OBP: 0.327, SLG: 0.473	4-0 BB BB				2-3 K	1-1 F7	0-3 K		1-0 1B	4 0 1 0 1 2 3												
Sid Gordon, R (1, 7) OBP: 0.410, SLG: 0.652	4-1 1-2 BB				2-0 F5	1-2 FC5-4 1-2f	4-1 1-2 2-3 BB		0-1 F7	3 0 0 0 2 0 2												
Willard Marshall, L (1, 9) OBP: 0.324, SLG: 0.381	2-0 G3				1-1 5-3		4-3 F8			4 0 0 0 0 0 5												
Walker Cooper, R (1, 2) OBP: 0.250, SLG: 0.429		1-2 G1-6-3 1B			1-1 G3 1B		0-1 HR	1-1 5-3		4 1 3 1 0 0 0												
Sibby Sisti, R (1, 4) OBP: 0.294, SLG: 0.077		0-0 G1-6-3 1-2f			3-2 G3	1-2 1B	0-0 WP 1B 1B	4-1 BB		3 1 1 0 1 0 2												
Buddy Kerr, R (1, 6) OBP: 0.260, SLG: 0.326		0-0 5-3			1-0 6-3		1-0 WP 1B 1B	1-3 K		4 1 1 0 0 1 2												
Warren Spahn, L (1, 1) OBP: 0.286, SLG: 0.250 Tommy Holmes, L (5, PH) OBP: 0.400, SLG: 0.250 Bobby Hogue, R (5, 1) Pete Reiser, L (7, PH) OBP: 0.333, SLG: 0.381 Bob Chipman, L (7, 1) Luis Olmo, R (8, PH) OBP: 0.286, SLG: 0.667 Ernie Johnson, R (8, 1)			1-1 F8		1-0 F8		3-2 1-H 2-H 2B 1B	1-3 K		1 0 0 0 0 0 0 1 0 0 0 0 0 1 0 0 0 0 0 0 0 1 1 1 2 0 0 0 0 0 0 0 0 0 0 1 0 0 0 0 1 1 0 0 0 0 0 0 0												
<b>Inning Stats</b>	R: 0 E: 0 K: 0 S: 7	H: 0 LOB: 2 BB: 2 P: 18	R: 0 E: 0 K: 0 S: 5	H: 1 LOB: 0 BB: 0 P: 6	R: 0 E: 0 K: 0 S: 6	H: 0 LOB: 0 BB: 0 P: 7	R: 0 E: 0 K: 1 S: 7	H: 0 LOB: 0 BB: 0 P: 12	R: 0 E: 0 K: 1 S: 7	H: 1 LOB: 1 BB: 0 P: 13	R: 0 E: 0 K: 1 S: 11	H: 1 LOB: 1 BB: 0 P: 14	R: 4 E: 0 K: 1 S: 19	H: 5 LOB: 3 BB: 2 P: 31	R: 0 E: 0 K: 2 S: 9	H: 0 LOB: 1 BB: 1 P: 16	R: 0 E: 0 K: 0 S: 9	H: 1 LOB: 1 BB: 0 P: 16	1B: 7 2B: 1 3B: 0 HR: 1	SF: 0 SAC: 0 DP: 1 HBP: 0	WP: 1 PB: 0 SB: 0 CS: 0	PA: 40
<b>PITCHER</b>	IP WLS BF H R ER SO BB IBB HBP BLK WP HR S P ERA WHIP																					
Bud Podbielan, R (1, 1) ERA: 5.2	6.1 W 28 8 4 4 2 2 2 0 0 0 1 1 53 84 5.68 1.579																					
Jack Banta, R (7, 1) ERA: 0.66	2.2 S 12 1 0 0 3 3 0 0 0 0 0 0 27 49 0.00 1.500																					

livebaseballscorecards.com

AB	35
R	4
H	9
RBI	4
BB	5
SO	5
LOB	17





Batter	1	2	3	4	5	6	7	8	9
<b>Pee Wee Reese, R</b> OBP: 0.357, SLG: 0.361 (1, 6)	4-1 2B E BB	0-1 F9		1-2 L7		3-3 K			
<b>Billy Cox, R</b> OBP: 0.308, SLG: 0.333 (1, 5)	0-0 1-3 E 2B		2-3 K	2-1 E9 1B			0-1 6-3		
<b>Jim Russell, S</b> OBP: 0.356, SLG: 0.684 (1, 7)	0-0 E1 WP 1B		0-0 F6		0-0 HR		4-0 BB BB		
<b>Jackie Robinson, R</b> OBP: 0.446, SLG: 0.592 (1, 4)	2-0 1-H E 1B		1-1 1B 1B		2-0 L8		4-1 1-2 G4-6-3 BB		
<b>Carl Furillo, R</b> OBP: 0.301, SLG: 0.330 (1, 9)	0-0 F9		0-1 1-3 S 1B		1-0 5-3		2-2 G4-6-3 1-2f		
<b>Gil Hodges, R</b> OBP: 0.389, SLG: 0.519 (1, 3)	2-2 1-2 E5 G1-6-3		3-3 1-2 K		1-0 1B		3-2 F7		
<b>Duke Snider, L</b> OBP: 0.404, SLG: 0.467 (1, 8)	1-0 G1-6-3 1-2f			0-0 6-3 2B 2B		0-0 4-3	1-2 E8 1B 1B		
<b>Bruce Edwards, R</b> OBP: 0.205, SLG: 0.324 (1, 2)			3-3 K	0-2 6-3		1-0 6-3	0-0 G6-4-3 1B		
<b>Bud Podbielan, R</b> OBP: 0.250, SLG: 0.267 <b>Jack Banta, L</b> (7, 1)			1-2 F4	1-1 1B 2B		1-1 G3	0-1 G6-4-3 1-2f		

AB	R	H	RBI	BB	SO	LOB
3	1	0	0	1	1	1
4	1	2	1	0	1	0
3	2	1	2	1	0	0
3	0	2	1	1	0	0
4	0	1	0	0	0	3
4	0	1	0	0	1	3
4	1	2	0	0	0	3
4	0	1	0	0	1	1
3	1	1	1	0	0	0
1	0	0	0	0	0	2

AB	R	H	RBI	BB	SO	LOB
33	6	11	5	3	4	13

Inning Stats		R	H	E	K	S	LOB		BB		P		ERA		WHIP	
1	2	3	2	2	0	11	1	1	2	0	9	9.00	2.000			
2		0	0	0	1	11	0	0	0	0	15	0.00	2.000			
3		0	2	0	2	14	0	2	0	20	0.00	2.000				
4		2	3	1	0	12	1	1	0	16	4.50	1.000				
5		1	2	0	0	5	0	0	0	9	0.00	2.000				
6		0	0	0	1	7	0	0	0	12	0.00	2.000				
7		0	0	0	0	7	0	0	0	17	0.00	2.000				
8		0	2	1	0	11	0	1	0	15	0.00	2.000				

**Boston Braves @ Brooklyn Dodgers**  
**Ebbets Field, Brooklyn, NY**  
 Sun May 14 1950, 3:33 AM EDT  
 Att. 24,611 - Unknown

livebaseballscorecards.com

WP: 2 PA: 36  
 PB: 0  
 SB: 1  
 CS: 0

Batter	1	2	3	4	5	6	7	8	9	AB R H RBI BB SO LOB	TOP
Pete Castiglione, R (1, 6) OBP: 0.229, SLG: 0.188	0-0 F8		0-0 F8			0-0 SH1-4		0-0 1B		3 0 1 0 0 0 2	<b>Pittsburgh Pirates @ Boston Braves</b> Braves Field, Boston, MA Tue May 16 1950, 3:33 AM EDT Att: 10,273 - Unknown
Tom Saffell, L (1, 8) OBP: 0.283, SLG: 0.154	0-0 6-3		0-0 6-3			0-0 F5		0-0 F4		4 0 0 0 0 0 4	
Johnny Hopp, L (1, 3) OBP: 0.453, SLG: 0.585 Dale Coogan, L (4, PR) OBP: 0.211, SLG: 0.176	0-0 F8				0-0 8-5 CS 1B	0-0 2-3			0-0 6-3	2 0 1 0 0 0 0 2 0 0 0 0 0 1	
Ralph Kiner, R (1, 7) OBP: 0.409, SLG: 0.482		0-0 F7		0-0 F5		0-3 K			0-0 F5	4 0 0 0 0 1 1	
Nanny Fernandez, R (1, 5) OBP: 0.314, SLG: 0.418		0-0 5-3		0-0 8-5		0-0 F8			0-0 5-3	4 0 0 0 0 0 2	
Wally Westlake, R (1, 9) OBP: 0.378, SLG: 0.474		0-0 F4			0-0 F9		0-0 1B			3 0 1 0 0 0 0	
Danny Murtaugh, R (1, 4) OBP: 0.392, SLG: 0.422			0-0 4-3		0-0 6-3		0-3 K			3 0 0 0 0 1 1	
Clyde McCullough, R (1, 2) OBP: 0.277, SLG: 0.371			0-0 1B		0-0 6-3			0-0 5-3		3 0 1 0 0 0 0	
Murry Dickson, R (1, 1) OBP: 0.294, SLG: 0.250			0-0 1B			0-0 SH1-4 1B		0-0 F8		3 0 2 0 0 0 0	
<b>Inning Stats</b>	R: 0 H: 0 E: 0 LOB: 0 K: 0 BB: 0 S: 3 P: 3	R: 0 H: 0 E: 0 LOB: 0 K: 0 BB: 0 S: 3 P: 3	R: 0 H: 2 E: 0 LOB: 2 K: 0 BB: 0 S: 5 P: 5	R: 0 H: 1 E: 0 LOB: 1 K: 0 BB: 0 S: 3 P: 3	R: 0 H: 0 E: 0 LOB: 0 K: 0 BB: 0 S: 3 P: 3	R: 0 H: 1 E: 0 LOB: 1 K: 0 BB: 0 S: 4 P: 4	R: 0 H: 1 E: 0 LOB: 1 K: 2 BB: 0 S: 8 P: 8	R: 0 H: 1 E: 0 LOB: 1 K: 0 BB: 0 S: 4 P: 4	R: 0 H: 0 E: 0 LOB: 0 K: 0 BB: 0 S: 3 P: 3	1B: 6 SF: 0 2B: 1 SAC: 1 3B: 0 DP: 1 HR: 0 HBP: 0	WP: 0 PA: 32 PB: 0 SB: 0 CS: 1
<b>PITCHER</b> Johnny Sain, R (1, 1) ERA: 3.98	IP WLS BF H R ER SO BB IBB HBP BLK WP HR S P ERA WHIP										

livebaseballscorecards.com

<b>AB</b>	31
<b>R</b>	0
<b>H</b>	6
<b>RBI</b>	0
<b>BB</b>	0
<b>SO</b>	2
<b>LOB</b>	11



Batter	1	2	3	4	5	6	7	8	9
Sam Jethroe, S OBP: 0.388, SLG: 0.575 (1, 8) x	0-0 1-4-3 ①		0-0 F7 ③		0-0 F7 ③			0-0 F4 ①	
Earl Torgeson, L OBP: 0.417, SLG: 0.384 (1, 3) x	0-0 F7 ②			4-0 1B BB ①		0-0 E6 FC4-6		4-0 HR BB	
Bob Elliott, R OBP: 0.324, SLG: 0.495 (1, 5) x	0-0 6-3 ③			0-3 K ①		0-0 FC4-6 WP 1-2f		0-0 HR 1-H	
Sid Gordon, R OBP: 0.391, SLG: 0.614 (1, 7) x		0-3 K ①		0-0 F7 ②		0-0 F7 1-2 ②		0-0 F7 ②	
Willard Marshall, L OBP: 0.321, SLG: 0.376 (1, 9) x		0-0 F2 ②		0-0 1B 1-2 1B		0-0 F4 ③		0-0 F2 ③	
Walker Cooper, R OBP: 0.254, SLG: 0.424 (1, 2) x		0-0 F9 ③		0-0 1B 1-2 2-H 1B			0-0 F6 ①		
Sibby Sisti, R OBP: 0.300, SLG: 0.125 (1, 4) x			0-0 FC2-6 1B		0-0 F4 ③		0-0 F8 ②		
Buddy Kerr, R OBP: 0.263, SLG: 0.326 (1, 6) x			0-0 F8 ①		0-0 6-3 ①		0-0 1B		
Johnny Sain, R OBP: 0.250, SLG: 0.263 (1, 1) x			0-0 FC2-6 1-2f		0-0 6-3 ②		0-0 F8 ③		

AB	R	H	RBI	BB	SO	LOB
4	0	0	0	0	0	1
2	2	0	0	2	0	0
4	1	1	2	0	1	2
4	0	0	0	0	1	2
4	0	1	0	0	0	1
3	0	1	1	0	0	0
3	0	1	0	0	0	2
3	0	1	0	0	0	1
3	0	0	0	0	0	2

**BOTTOM**

**Pittsburgh Pirates @ Boston Braves**  
 Braves Field, Boston, MA  
 Tue May 16 1950, 3:33 AM EDT  
 Att. 10,273 - Unknown

[livebaseballscorecards.com](http://livebaseballscorecards.com)

<b>AB</b>	<b>30</b>
<b>R</b>	<b>3</b>
<b>H</b>	<b>5</b>
<b>RBI</b>	<b>3</b>
<b>BB</b>	<b>2</b>
<b>SO</b>	<b>2</b>
<b>LOB</b>	<b>11</b>



Inning Stats	R: 0	H: 0	E: 0	LOB: 0	K: 0	BB: 0	S: 3	P: 3
	R: 0	H: 0	E: 0	LOB: 0	K: 1	BB: 0	S: 5	P: 5
	R: 0	H: 1	E: 0	LOB: 1	K: 0	BB: 0	S: 4	P: 4
	R: 1	H: 2	E: 0	LOB: 2	K: 1	BB: 1	S: 7	P: 11
	R: 0	H: 0	E: 0	LOB: 0	K: 0	BB: 0	S: 3	P: 3
	R: 0	H: 0	E: 1	LOB: 1	K: 0	BB: 0	S: 4	P: 4
	R: 0	H: 1	E: 0	LOB: 1	K: 0	BB: 0	S: 4	P: 4
	R: 2	H: 1	E: 0	LOB: 0	K: 0	BB: 1	S: 4	P: 8

PITCHER	IP	WLS	BF	H	R	ER	SO	BB	IBB	HBP	BLK	WP	HR	S	P	ERA	WHIP
Murry Dickson, R ERA: 3.19 (1, 1)	8.0	L	32	5	3	3	2	2	0	0	0	1	1	34	42	3.38	0.875

WP	PA	ERA	WHIP
1	32		
0			
0			
0			

Batter	1	2	3	4	5	6	7	8	9	AB R H RBI BB SO LOB	TOP											
Pete Castiglione, R (1, 6) OBP: 0.250, SLG: 0.297	0-0 HR		0-0 L7		0-3 K	0-0 F7			0-0 1-2 1B	5 1 2 1 0 1 2	<b>Pittsburgh Pirates @ Boston Braves</b> Braves Field, Boston, MA Wed May 17 1950, 3:33 AM EDT Att. 13,384 - Unknown											
Tom Saffell, L (1, 8) OBP: 0.294, SLG: 0.205	0-0 FC6-4 1B		0-0 2B		0-0 1-3		0-0 L8	0-3 K	5 0 2 0 0 1 2													
Ralph Kiner, R (1, 7) OBP: 0.417, SLG: 0.477	0-0 FC6-4 1-2f		4-0 BB		4-0 BB	4-0 CS BB	0-0 G6-4-3 1B	0-0 1-3	3 0 1 0 2 0 3													
Nanny Fernandez, R (1, 5) OBP: 0.312, SLG: 0.406	0-0 F8		0-0 5-3		4-0 2B 1-2	4-0 2B BB	0-0 G6-4-3 1-2f		3 1 0 0 1 0 4													
Wally Westlake, R (1, 9) OBP: 0.372, SLG: 0.476	0-0 1-3		0-0 F4		0-0 2B	0-0 2B	0-3 K		4 1 1 0 0 1 1													
Dale Coogan, L (1, 3) OBP: 0.217, SLG: 0.238		0-0 4-3	0-0 G3		0-0 1B	0-0 2B	0-0 F7		4 1 1 2 0 0 0													
Danny Murtaugh, R (1, 4) OBP: 0.386, SLG: 0.414		0-0 6-3	0-0 1B		0-0 4-3		0-0 1-3		4 0 1 0 0 0 1													
Clyde McCullough, R (1, 2) OBP: 0.290, SLG: 0.379		0-3 K	0-0 F9		0-0 1B	0-0 1B		0-0 FC6-4 1B	4 0 2 1 0 1 1													
Cliff Chambers, L (1, 1) OBP: 0.318, SLG: 0.250			0-0 F8		0-3 K	0-0 1B		0-0 FC6-4 1B	4 0 1 0 0 1 1													
<b>Inning Stats</b>	R: 1 E: 0 K: 0 S: 5	H: 2 LOB: 1 BB: 0 P: 5	R: 0 E: 0 K: 1 S: 5	H: 0 LOB: 0 BB: 0 P: 5	R: 0 E: 0 K: 0 S: 4	H: 1 LOB: 2 BB: 1 P: 8	R: 0 E: 0 K: 0 S: 4	H: 1 LOB: 1 BB: 0 P: 4	R: 0 E: 0 K: 2 S: 7	H: 0 LOB: 0 BB: 0 P: 7	R: 3 E: 0 K: 0 S: 6	H: 4 LOB: 2 BB: 2 P: 14	R: 0 E: 0 K: 0 S: 3	H: 1 LOB: 0 BB: 0 P: 3	R: 0 E: 0 K: 1 S: 5	H: 0 LOB: 0 BB: 0 P: 5	R: 0 E: 0 K: 1 S: 7	H: 2 LOB: 2 BB: 0 P: 7	1B: 7 2B: 3 3B: 0 HR: 1	SF: 0 SAC: 0 DP: 1 HBP: 0	WP: 0 PB: 0 SB: 0 CS: 1	PA: 39
<b>PITCHER</b>	IP WLS BF H R ER SO BB IBB HBP BLK WP HR S P ERA WHIP																					
Vern Bickford, R (1, 1) ERA: 3.81	5.2 L 27 8 4 4 3 3 0 0 0 0 0 1 30 42 6.35 1.941																					
Bob Hall, R (6, 1) ERA: 6.35	1.1 4 1 0 0 0 0 0 0 0 0 0 0 4 4 0.00 0.750																					
Ernie Johnson, R (8, 1) ERA: 9.0	2.0 8 2 0 0 2 0 0 0 0 0 0 0 12 12 0.00 1.000																					

livebaseballscorecards.com

<b>AB</b>	36
<b>R</b>	4
<b>H</b>	11
<b>RBI</b>	4
<b>BB</b>	3
<b>SO</b>	5
<b>LOB</b>	15



Batter	1	2	3	4	5	6	7	8	9	AB	R	H	RBI	BB	SO	LOB
Sam Jethroe, S OBP: 0.380, SLG: 0.568 (1, 8)	0-0 4-3		0-0 F9		0-0 F9		0-0 F8		0-0 1-3 2B	5	0	1	0	0	0	2
Earl Torgeson, L OBP: 0.416, SLG: 0.396 (1, 3)	0-0 G3		0-0 E 1B 1-2 1B		0-0 2B		0-0 F6		0-0 G3	5	0	2	0	0	0	3
Bob Elliott, R OBP: 0.330, SLG: 0.490 (1, 5)	0-0 6-3		0-0 E9 1-3 2-H 1B		4-0 IBB		0-0 6-3			3	0	1	1	1	0	1
Sid Gordon, R OBP: 0.398, SLG: 0.614 (1, 7)		1-0 HBP	4-0 IBB		0-0 F8		0-0 F8			0	0	0	0	0	0	0
Luis Olmo, R OBP: 0.300, SLG: 0.500 (2, PR) (3, 7)										2	0	0	0	1	0	2
Willard Marshall, L OBP: 0.310, SLG: 0.362 (1, 9)		0-3 K	0-0 L4		0-0 L4		0-0 4-3			4	0	0	0	0	1	4
Del Crandall, R OBP: 0.250, SLG: 0.240 (1, 2)		0-0 F5		0-0 4-3		0-0 FC6-4 1B		0-3 K		4	0	1	0	0	1	1
Sibby Sisti, R OBP: 0.250, SLG: 0.100 (1, 4)		0-0 F4		0-0 F3		0-0 FC6-4 1-2f		0-0 F8		4	0	0	0	0	0	2
Buddy Kerr, R OBP: 0.252, SLG: 0.313 (1, 6)			0-0 F9	0-0 6-3		0-0 L9		0-0 1-3		4	0	0	0	0	0	1
Vern Bickford, R OBP: 0.176, SLG: 0.125 (1, 1)			0-0 1B		0-0 1-3		4-0 BB		0-0 2B 1B	2	1	1	0	0	0	0
Bob Hall, R (6, 1)										0	0	0	0	0	0	0
Roy Hartsfield, R OBP: 0.750, SLG: 0.667 (7, PH)										0	0	0	0	1	0	0
Ernie Johnson, R (8, 1)										0	0	0	0	0	0	0
Walker Cooper, R OBP: 0.267, SLG: 0.433 (9, PH)										1	0	1	0	0	0	0

Inning Stats	R: 0	H: 0	R: 0	H: 0	R: 1	H: 3	R: 0	H: 0	R: 0	H: 1	R: 0	H: 0	R: 0	H: 0	R: 0	H: 2	R: 0	H: 2	1B: 5	SF: 0	WP: 0	PA: 38
	E: 0	LOB: 0	E: 0	LOB: 1	E: 1	LOB: 3	E: 0	LOB: 0	E: 0	LOB: 2	E: 0	LOB: 1	E: 0	LOB: 1	E: 0	LOB: 0	E: 0	LOB: 2	2B: 2	SAC: 0	PB: 0	
	K: 0	BB: 0	K: 1	BB: 0	K: 0	BB: 1	K: 0	BB: 0	K: 0	BB: 1	K: 0	BB: 0	K: 1	BB: 0	K: 1	BB: 0	K: 0	BB: 0	3B: 0	DP: 0	SB: 0	
	S: 3	P: 3	S: 5	P: 6	S: 6	P: 10	S: 3	P: 3	S: 4	P: 8	S: 3	P: 7	S: 5	P: 5	S: 5	P: 5	S: 5	P: 5	HR: 0	HBP: 1	CS: 0	

PITCHER	IP	WLS	BF	H	R	ER	SO	BB	IBB	HBP	BLK	WP	HR	S	P	ERA	WHIP	PITCHER	IP	WLS	BF	H	R	ER	SO	BB	IBB	HBP	BLK	WP	HR	S	P	ERA	WHIP	
Cliff Chambers, L ERA: 2.51 (1, 1)	9.0	W	38	7	1	1	2	1	2	1	0	0	0	38	51	1.00	0.889																			

**BOTTOM**

**Pittsburgh Pirates @ Boston Braves**  
 Braves Field, Boston, MA

Wed May 17 1950, 3:33 AM EDT  
 Att. 13,384 - Unknown

[livebaseballscorecards.com](http://livebaseballscorecards.com)

<b>AB</b>	<b>34</b>
<b>R</b>	<b>1</b>
<b>H</b>	<b>7</b>
<b>RBI</b>	<b>1</b>
<b>BB</b>	<b>3</b>
<b>SO</b>	<b>2</b>
<b>LOB</b>	<b>16</b>



Batter	1	2	3	4	5	6	7	8	9	AB R H RBI BB SO LOB	TOP									
Tommy Glaviano, R (1, 5) OBP: 0.444, SLG: 0.455	0-0 E3		0-0 F9		0-0 6-3		0-0 6-3	0-0 E5 1B BB 2-H		5 0 0 0 0 0 3										
Chuck Diering, R (1, 8) OBP: 0.324, SLG: 0.365	0-0 F3 1-2		0-3 K		0-0 F4			1-3 1B BB		4 0 0 0 1 1 2										
Stan Musial, L (1, 3) OBP: 0.529, SLG: 0.744	0-0 F6		0-0 1-H 3B		0-0 F3			1B BB 1B		5 1 3 1 0 0 1										
Johnny Lindell, R (1, 7) OBP: 0.308, SLG: 0.273	0-3 K		0-0 5-3		0-0 F2			1B BB 5-3		5 1 1 0 0 1 5										
Enos Slaughter, L (1, 9) OBP: 0.402, SLG: 0.361		0-0 1B 9-2 1B		0-0 4-3 1B		0-0 F9		0-0 1-H 3-H 2B 2B	0-0 2B	5 1 4 2 0 0 0										
Marty Marion, R (1, 6) OBP: 0.404, SLG: 0.364		0-0 1-3 1B		0-0 F5			0-0 SH5-4 1B 1B	0-0 FC1-6 2B 2B	0-0 1-3	5 0 3 1 0 0 2										
Red Schoendienst, S (1, 4) OBP: 0.276, SLG: 0.315		0-0 9-2 3-H		0-0 4-3 1-2			0-0 SH5-4 1B 1B	0-0 FC1-6 BB 2B 2-3	0-0 F7	5 1 1 0 0 0 5										
Del Rice, R (1, 2) OBP: 0.224, SLG: 0.298		0-3 K		0-0 F8			0-0 SH5-4 1-2 2-3 1B BB	4-0 2B BB	0-0 F6	3 1 0 0 1 1 3										
Harry Brecheen, L (1, 1) OBP: 0.194, SLG: 0.083 Eddie Kozak, R (7, PH) OBP: 0.333, SLG: 0.300 Fred Martin, R (7, 1) OBP: 0.600, SLG: 1.000 Eddie Miller, R (8, PH) OBP: 0.356, SLG: 0.377 Harry Walker, L (8, PR) OBP: 0.288, SLG: 0.184 Cloyd Boyer, R (8, 1)			0-0 3B 1B		0-0 F7		0-0 F3	0-0 1-H 2-H E 2B		2 1 1 0 0 0 0 1 0 0 0 0 0 2 0 0 0 0 0 0 0 1 0 1 2 0 0 0 0 1 0 0 0 0 0 0 0 0 0 0 0 0										
<b>Inning Stats</b>	R: 0 E: 1 K: 1 S: 6	H: 0 LOB: 1 BB: 0 P: 6	R: 0 E: 0 K: 1 S: 6	H: 2 LOB: 1 BB: 0 P: 6	R: 1 E: 0 K: 1 S: 7	H: 2 LOB: 1 BB: 0 P: 7	R: 0 E: 0 K: 0 S: 4	H: 1 LOB: 1 BB: 0 P: 4	R: 0 E: 0 K: 0 S: 3	H: 0 LOB: 0 BB: 0 P: 3	R: 0 E: 0 K: 0 S: 5	H: 2 LOB: 2 BB: 0 P: 5	R: 6 E: 2 K: 0 S: 10	H: 6 LOB: 3 BB: 2 P: 18	R: 0 E: 0 K: 0 S: 4	H: 1 LOB: 1 BB: 0 P: 4	1B: 9 2B: 5 3B: 1 HR: 0	SF: 0 SAC: 1 DP: 1 HBP: 0	WP: 0 PB: 0 SB: 1 CS: 0	PA: 44
<b>PITCHER</b>	IP WLS BF H R ER SO BB IBB HBP BLK WP HR S P ERA WHIP																			
Warren Spahn, L (1, 1) ERA: 3.97	7.1 L 33 11 5 5 3 0 0 0 0 0 0 0 39 39 6.14 1.500																			
Bob Chipman, L (8, 1) ERA: 4.5	0.2 7 2 2 1 0 2 0 0 0 0 0 0 5 13 13.50 6.000																			
Bobby Hogue, R (9, 1) ERA: 1.86	1.0 4 1 0 0 0 0 0 0 0 0 0 0 4 4 0.00 1.000																			

St. Louis Cardinals @ Boston Braves  
 Braves Field, Boston, MA  
 Sat May 20 1950, 3:33 AM EDT  
 Att. 9,576 - Unknown

livebaseballscorecards.com

AB 41  
 R 7  
 H 14  
 RBI 6  
 BB 2  
 SO 3  
 LOB 23



BOTTOM

St. Louis Cardinals @ Boston Braves  
Braves Field, Boston, MA  
Sat May 20 1950, 3:33 AM EDT  
Att. 9,576 - Unknown

livebaseballscorecards.com

AB 37  
R 4  
H 10  
RBI 4  
BB 5  
SO 3  
LOB 25



WP: 0 PA: 42  
PB: 0  
SB: 0  
CS: 0

AB R H RBI BB SO LOB

4 0 0 0 1 0 4

5 0 0 0 0 0 6

5 1 1 0 0 1 0

4 2 1 0 1 1 2

4 1 3 1 1 0 1  
0 0 0 0 0 0 0

4 0 0 1 0 0 7

3 0 1 1 1 1 0

3 0 2 1 0 0 3  
0 0 0 0 0 0 0  
1 0 0 0 0 0 0  
0 0 0 0 0 0 0

1B: 9 SF: 0  
2B: 1 SAC: 0  
3B: 0 DP: 2  
HR: 0 HBP: 0

Batter	1	2	3	4	5	6	7	8	9
Sam Jethroe, S OBP: 0.373, SLG: 0.548 (1, 8)	0-0 6-3 1		0-0 5-3 1	0-0 F5 2		4-0 BB 1-2 BB		0-0 F9 2	
Earl Torgeson, L OBP: 0.398, SLG: 0.375 (1, 3)	0-0 F2 2		0-0 F8 2	0-0 4-3 3		0-0 F4 3		0-0 F7 3	
Luis Olmo, R OBP: 0.267, SLG: 0.385 (1, 7)	0-0 F8 3		0-0 4-3 3		0-0 FC4-6 1B		0-0 E5 2B	0-3 K 1	
Bob Elliott, R OBP: 0.333, SLG: 0.480 (1, 5)		0-0 1B F9 1B 1B		4-0 1B BB BB	0-0 FC4-6 1-2f		0-0 F3 1	0-3 K 2	
Walker Cooper, R OBP: 0.308, SLG: 0.469 Roy Hartsfield, R OBP: 0.750, SLG: 0.667 (9, PR)		0-0 1B 1B 1B		0-0 BB 1B 1B	0-0 F2 2		0-0 1-H 2B	4-0 BB	
Willard Marshall, L OBP: 0.322, SLG: 0.367 (1, 9)		0-0 1B 1B		0-0 1B BB 1B	0-0 F8 3		4-0 G6-4-3 BB	0-0 F8 3	
Sibby Sisti, R OBP: 0.214, SLG: 0.083 (1, 4)		0-0 F9 1		0-0 F7 1		0-0 F5 1	0-0 G6-4-3 1-2f	0-0 G6-4-3 2 3	
Buddy Kerr, R OBP: 0.262, SLG: 0.313 (1, 6)		0-0 G4-6-3 1B		4-0 1B BB	0-0 6-3 2		0-3 K 1		
Warren Spahn, L OBP: 0.333, SLG: 0.304 Bob Chipman, L (8, 1) Pete Reiser, L OBP: 0.320, SLG: 0.364 Bobby Hogue, R (9, 1)		0-0 G4-6-3 1B		0-0 1B	0-0 BB 1B		0-0 E1		

Inning Stats	R: 0	H: 0	E: 0	K: 0	S: 3	H: 0	LOB: 0	BB: 0	P: 3	R: 1	H: 4	E: 0	K: 0	S: 6	H: 0	LOB: 0	BB: 0	P: 6	R: 0	H: 0	E: 0	K: 0	S: 3	R: 2	H: 3	E: 0	K: 0	S: 6	H: 1	LOB: 1	BB: 0	P: 4	R: 0	H: 1	E: 0	K: 0	S: 4	H: 1	LOB: 2	BB: 1	P: 8	R: 1	H: 1	E: 1	K: 0	S: 4	H: 0	LOB: 1	BB: 0	P: 6	R: 0	H: 0	E: 0	K: 1	S: 6	H: 0	LOB: 1	BB: 0	P: 6	R: 0	H: 0	E: 0	K: 2	S: 7	H: 0	LOB: 1	BB: 1	P: 11	1B: 9	SF: 0	2B: 1	SAC: 0	3B: 0	DP: 2	HR: 0	HBP: 0	WP: 0	PA: 42
--------------	------	------	------	------	------	------	--------	-------	------	------	------	------	------	------	------	--------	-------	------	------	------	------	------	------	------	------	------	------	------	------	--------	-------	------	------	------	------	------	------	------	--------	-------	------	------	------	------	------	------	------	--------	-------	------	------	------	------	------	------	------	--------	-------	------	------	------	------	------	------	------	--------	-------	-------	-------	-------	-------	--------	-------	-------	-------	--------	-------	--------

PITCHER	IP	WLS	BF	H	R	ER	SO	BB	IBB	HBP	BLK	WP	HR	S	P	ERA	WHIP
Harry Brecheen, L ERA: 2.25 (1, 1)	6.0		29	9	3	3	0	3	0	0	0	0	0	26	38	4.50	2.000
Fred Martin, R ERA: 4.22 (7, 1)	1.0	W	5	1	1	0	0	1	0	0	0	0	0	4	8	0.00	2.000
Cloyd Boyer, R ERA: 1.93 (8, 1)	2.0	S	8	0	0	0	3	1	0	0	0	0	0	13	17	0.00	0.500

Batter	1	2	3	4	5	6	7	8	9	AB R H RBI BB SO LOB	TOP
Wayne Terwilliger, R OBP: 0.378, SLG: 0.500 (1, 4)	0-0 F5		0-0 F9		0-3 K2-3		0-0 F9		0-0 F7	5 0 0 0 0 1 5	
Preston Ward, L OBP: 0.347, SLG: 0.483 (1, 3) Phil Cavarretta, L OBP: 0.450, SLG: 0.667 (1, PR) (1, 3)	0-0 1B			0-0 1B		0-0 F8		0-0 HR	0-0 1-3	1 0 1 0 0 0 0 4 1 2 1 0 0 1	
Hank Edwards, L OBP: 0.500, SLG: 0.719 (1, 9)	0-0 F5 1-2			0-0 F4		0-0 1-3		0-0 F9		4 0 0 0 0 0 2	
Hank Sauer, R OBP: 0.415, SLG: 0.456 (1, 7)	0-3 K			0-0 F6		0-0 5-3		4-0 FC4-6 BB BB		3 0 0 0 1 1 2	
Andy Pafko, R OBP: 0.469, SLG: 0.630 (1, 8)		0-0 F7		0-0 F7			0-0 1B 1B 1B	4-0 FC4-6 BB 1-2		3 1 1 0 1 0 1	
Rube Walker, L OBP: 0.212, SLG: 0.281 (1, 2)		0-0 4-3			0-0 FC1-5 1B 1B		0-0 1B 1B 1-2	0-0 FC4-6 1-2 2-3		4 0 2 0 0 0 2	
Roy Smalley, R OBP: 0.288, SLG: 0.356 (1, 6)		0-0 5-3			0-0 FC1-5 1B 1-2		0-0 L8	0-0 L8		4 0 1 0 0 0 4	
Randy Jackson, R OBP: 0.250, SLG: 0.400 (1, 5)			0-0 F7		0-0 FC1-5 1-2 2-3f		0-0 F8		0-0 F4	4 0 0 0 0 0 4	
Paul Minner, L OBP: 0.200, SLG: 0.111 (1, 1) Frank Hiller, R (8, 1) Bill Serena, R OBP: 0.309, SLG: 0.361 (9, PH) Bob Ramazzotti, R OBP: 0.250, SLG: 0.250 (9, PR)			0-0 6-3		0-0 F3		0-0 1B 1-3 2-H		0-0 1B	3 0 1 1 0 0 2 0 0 0 0 0 0 0 1 0 1 0 0 0 0 0 0 0 0 0 0 0	
<b>Inning Stats</b>	R: 0 E: 0 K: 1 S: 6 H: 1 LOB: 1 BB: 0 P: 6	R: 0 E: 0 K: 0 S: 3 H: 0 LOB: 0 BB: 0 P: 3	R: 0 E: 0 K: 0 S: 3 H: 0 LOB: 0 BB: 0 P: 3	R: 0 E: 0 K: 0 S: 4 H: 1 LOB: 1 BB: 0 P: 4	R: 0 E: 0 K: 1 S: 7 H: 2 LOB: 2 BB: 0 P: 7	R: 0 E: 0 K: 0 S: 3 H: 0 LOB: 0 BB: 0 P: 3	R: 1 E: 0 K: 0 S: 6 H: 3 LOB: 2 BB: 0 P: 6	R: 1 E: 0 K: 0 S: 4 H: 1 LOB: 2 BB: 2 P: 12	R: 0 E: 0 K: 0 S: 4 H: 1 LOB: 1 BB: 0 P: 4	1B: 8 2B: 0 3B: 0 HR: 1 SF: 0 SAC: 0 DP: 0 HBP: 0	WP: 0 PB: 0 SB: 1 CS: 0 PA: 38
<b>PITCHER</b> Johnny Sain, R ERA: 3.69 (1, 1)	IP 9.0 WLS W BF 38 H 9 R 2 ER 2 SO 2 BB 2 IBB 0 HBP 0 BLK 0 WP 0 HR 1 S 40 P 48 ERA 2.00 WHIP 1.222	<b>PITCHER</b> IP WLS BF H R ER SO BB IBB HBP BLK WP HR S P ERA WHIP									

**Chicago Cubs @ Boston Braves**  
 Braves Field, Boston, MA  
 Sun May 21 1950, 3:33 AM EDT  
 Unknown

[livebaseballscorecards.com](http://livebaseballscorecards.com)

<b>AB</b>	<b>36</b>
<b>R</b>	<b>2</b>
<b>H</b>	<b>9</b>
<b>RBI</b>	<b>2</b>
<b>BB</b>	<b>2</b>
<b>SO</b>	<b>2</b>
<b>LOB</b>	<b>23</b>







Batter	1	2	3	4	5	6	7	8	9	AB R H RBI BB SO LOB	TOP
Wayne Terwilliger, R (1, 4) OBP: 0.386, SLG: 0.500 Emil Verban, R (5, 4)	4-0 1B S 1B BB		0-0 S 1B		0-0 F8		0-0 4-3			2 1 1 0 1 0 0 1 0 0 0 0 0 0	
Phil Cavarretta, L (1, 3) OBP: 0.458, SLG: 0.682	0-0 1B 1-3 F7 1B		0-0 F9			0-0 E4 2B		0-0 2B		4 2 2 0 0 0 1	
Hank Edwards, L (1, 9) OBP: 0.500, SLG: 0.722	0-0 FC1-4 1-3 3-H 1B		0-0 4-3			0-0 2B 1-H		0-0 F7		4 0 2 2 0 0 2	
Hank Sauer, R (1, 7) OBP: 0.398, SLG: 0.434	0-0 FC1-4 1-2f		0-0 F4			0-0 F7		0-0 6-3		4 0 0 0 0 0 5	
Andy Pafko, R (1, 8) OBP: 0.451, SLG: 0.600	0-0 F7 3-H			0-0 F4		0-0 5-3		0-0 F4		4 0 0 1 0 0 3	
Roy Smalley, R (1, 6) OBP: 0.267, SLG: 0.344	0-3 K			0-0 F9		4-0 FC6-4 BB			0-0 F4	3 0 0 0 1 1 1	
Randy Jackson, R (1, 5) OBP: 0.250, SLG: 0.364		0-0 F8		0-0 5-3		0-0 FC6-4 1-2f			4-0 FC4-6 BB	3 0 0 0 1 0 2	
Mickey Owen, R (1, 2) OBP: 0.250, SLG: 0.271 Rube Walker, L (9, PH) OBP: 0.206, SLG: 0.273 Bob Ramazzotti, R (9, PR) OBP: 0.250, SLG: 0.250		0-0 F7			0-0 6-3		0-0 F5		0-0 FC4-6 1-2f	3 0 0 0 0 0 0 1 0 0 0 0 0 1 0 0 0 0 0 0 0	
Johnny Vander Meer, S (1, 1) Monk Dubiel, R (6, 1) Frank Hiller, R (7, 1) Bob Scheffing, R (9, PH) OBP: 0.125, SLG: 0.250		0-0 F5			0-3 K		0-3 K		0-0 F3	2 0 0 0 0 1 0 1 0 0 0 0 1 0 0 0 0 0 0 0 0 1 0 0 0 0 0 1	
<b>Inning Stats</b>	R: 2 H: 2 E: 0 LOB: 1 K: 1 BB: 1 S: 7 P: 11	R: 0 H: 0 E: 0 LOB: 0 K: 0 BB: 0 S: 3 P: 3	R: 0 H: 1 E: 0 LOB: 1 K: 0 BB: 0 S: 4 P: 4	R: 0 H: 0 E: 0 LOB: 0 K: 0 BB: 0 S: 3 P: 3	R: 0 H: 0 E: 0 LOB: 0 K: 1 BB: 0 S: 5 P: 5	R: 1 H: 1 E: 1 LOB: 2 K: 0 BB: 1 S: 5 P: 9	R: 0 H: 0 E: 0 LOB: 0 K: 1 BB: 0 S: 5 P: 5	R: 0 H: 1 E: 0 LOB: 1 K: 0 BB: 0 S: 4 P: 4	R: 0 H: 0 E: 0 LOB: 1 K: 0 BB: 1 S: 3 P: 7	1B: 3 SF: 0 2B: 2 SAC: 0 3B: 0 DP: 0 HR: 0 HBP: 0	WP: 0 PA: 36 PB: 0 SB: 2 CS: 0
<b>PITCHER</b> Vern Bickford, R (1, 1) ERA: 3.53	IP WLS BF H R ER SO BB IBB HBP BLK WP HR S P ERA WHIP										
	9.0 W 36 5 3 2 3 3 0 0 0 0 0 0 39 51 2.00 0.889										

Chicago Cubs @ Boston Braves  
 Braves Field, Boston, MA  
 Sun May 21 1950, 3:38 AM EDT  
 Att. 18,048 - Unknown

livebaseballscorecards.com

AB	33
R	3
H	5
RBI	3
BB	3
SO	3
LOB	16



Batter	1	2	3	4	5	6	7	8	9
Sam Jethroe, S OBP: 0.373, SLG: 0.545 (1, 8) X	0-0 1B		0-3 K		0-3 K		0-0 1B 2B		
Earl Torgeson, L OBP: 0.397, SLG: 0.369 (1, 3) X	0-0 F7		0-3 K			4-0 1B BB	0-0 1-2 2B 1B		
Luis Olmo, R OBP: 0.348, SLG: 0.421 (1, 7) X	0-0 F7			4-0 1B BB G3-6-3		4-0 BB 1B BB	0-0 1-H 2-H 2B		
Bob Elliott, R OBP: 0.344, SLG: 0.472 (1, 5) X	0-0 5-3			0-0 1-3 1B G3-6-3		0-0 1-2 2-H 1B BB	0-3 K		
Walker Cooper, R OBP: 0.288, SLG: 0.472 (1, 2) X		0-0 F9		0-0 G3-6-3		0-0 F8	0-0 F8		
Willard Marshall, L OBP: 0.302, SLG: 0.342 (1, 9) X		0-0 E3		0-0 F3		0-0 F8		0-0 6-3	
Sibby Sisti, R OBP: 0.242, SLG: 0.143 (1, 4) X		0-0 F8			0-0 4-3 CS 2B	4-0 1-2 2-3 BB		0-0 G5-4-3 1B	
Pete Reiser, L OBP: 0.346, SLG: 0.364 (6, PH)									
Gene Mauch, R OBP: 0.500, SLG: 0.500 (7, 4) X									
Buddy Kerr, R OBP: 0.254, SLG: 0.302 (1, 6) X		0-0 F3			0-0 4-3	0-0 F5		0-0 G5-4-3	
Vern Bickford, R OBP: 0.200, SLG: 0.111 (1, 1) X			0-0 F7		4-0 BB		0-0 6-3		

Inning Stats	R: 0 E: 0 K: 0 S: 4	H: 1 LOB: 1 BB: 0 P: 4	R: 0 E: 1 K: 0 S: 4	H: 0 LOB: 1 BB: 0 P: 4	R: 0 E: 0 K: 2 S: 7	H: 0 LOB: 0 BB: 0 P: 7	R: 1 E: 0 K: 0 S: 3	H: 1 LOB: 0 BB: 1 P: 7	R: 0 E: 0 K: 1 S: 5	H: 1 LOB: 1 BB: 1 P: 9	R: 1 E: 0 K: 0 S: 4	H: 1 LOB: 3 BB: 3 P: 16	R: 2 E: 0 K: 1 S: 8	H: 3 LOB: 1 BB: 0 P: 8	R: 0 E: 0 K: 0 S: 3	H: 1 LOB: 0 BB: 0 P: 3
1B: 6 2B: 2 3B: 0 HR: 0	SF: 0 SAC: 0 DP: 2 HBP: 0	WP: 0 PB: 0 SB: 0 CS: 1	PA: 35													

PITCHER	IP	WLS	BF	H	R	ER	SO	BB	IBB	HBP	BLK	WP	HR	S	P	ERA	WHIP
Johnny Vander Meer, L ERA: 4.32 (1, 1)	5.0		22	4	2	2	3	4	0	0	0	0	0	24	40	3.60	1.600
Monk Dubiel, R ERA: 4.86 (6, 1)	1.1	L	8	3	2	2	0	1	0	0	0	0	0	7	11	13.50	3.000
Frank Hiller, R ERA: 1.04 (7, 1)	1.2		5	1	0	0	1	0	0	0	0	0	0	7	7	0.00	0.600

BOTTOM

Chicago Cubs @ Boston Braves  
Braves Field, Boston, MA  
Sun May 21 1950, 3:38 AM EDT  
Att. 18,048 - Unknown

livebaseballscorecards.com

AB	30
R	4
H	8
RBI	3
BB	5
SO	4
LOB	18



Batter	1	2	3	4	5	6	7	8	9	AB R H RBI BB SO LOB	TOP		
Lloyd Merriman, L (1, 8) OBP: 0.417, SLG: 0.415	0-0 F7		0-0 F7	0-0 4-3		0-3 K		0-0 CS 1B		5 0 1 0 0 1 5	<b>Cincinnati Reds @ Boston Braves</b> Braves Field, Boston, MA Tue May 23 1950, 3:33 AM EDT Att: 10,199 - Unknown		
Peanuts Lowrey, R (1, 7) OBP: 0.366, SLG: 0.328	0-0 5-3		0-0 6-3		0-0 5-3		0-0 E G3 2B	0-0 F2		5 1 1 0 0 0 1			
Johnny Wyrostek, L (1, 3) OBP: 0.402, SLG: 0.484 (7, 9)	0-0 F9		4-0 1B BB		4-0 BB G3-6-3		4-0 G3 E 3B BB		0-0 SH2-3 1B	2 1 1 0 3 0 0			
Ron Northey, L (1, 9) OBP: 0.382, SLG: 0.627 Joe Adcock, R (7, 3) OBP: 0.186, SLG: 0.190		0-0 HR	0-0 1B		0-0 G3-6-3		0-0 E4 G3 3B		0-0 SH2-3 1B	4 2 2 1 0 0 3 0 0 0 0 0 0 0			
Grady Hatton, L (1, 5) OBP: 0.351, SLG: 0.439		0-0 4-3 2B 1B	0-0 F9		0-0 4-3		0-0 G3		4-0 SH2-3 BB	4 1 1 1 1 0 4			
Johnny Pramesa, R (1, 2) OBP: 0.375, SLG: 0.571		0-0 4-3 1-2		0-0 1B 1B		4-0 E 1B BB		0-0 1B 3B	0-0 G5-4-3 BB	4 1 2 2 1 0 3			
Virgil Stallcup, R (1, 6) OBP: 0.282, SLG: 0.400		0-0 F5		0-0 F8		0-0 E 1B		0-0 G1-4-3 1B		4 0 2 1 0 0 2			
Bobby Adams, R (1, 4) OBP: 0.316, SLG: 0.341		0-0 2B		0-0 1B		0-3 K		0-0 G1-4-3		4 0 2 1 0 1 3			
Willie Ramsdell, R (1, 1)		0-0 F9		0-0 F6		0-0 E5		0-0 4-3		4 0 0 0 0 0 5			
<b>Inning Stats</b>	R: 0 H: 0 E: 0 LOB: 0 K: 0 BB: 0 S: 3 P: 3	R: 2 H: 3 E: 0 LOB: 1 K: 0 BB: 0 S: 6 P: 6	R: 0 H: 1 E: 0 LOB: 2 K: 0 BB: 1 S: 4 P: 8	R: 0 H: 2 E: 0 LOB: 2 K: 0 BB: 0 S: 5 P: 5	R: 0 H: 0 E: 0 LOB: 0 K: 0 BB: 1 S: 2 P: 6	R: 0 H: 1 E: 1 LOB: 3 K: 2 BB: 1 S: 9 P: 13	R: 4 H: 3 E: 1 LOB: 0 K: 0 BB: 1 S: 6 P: 10	R: 0 H: 1 E: 0 LOB: 0 K: 0 BB: 0 S: 3 P: 3	R: 0 H: 1 E: 0 LOB: 1 K: 0 BB: 1 S: 3 P: 7	1B: 8 SF: 0 2B: 2 SAC: 1 3B: 1 DP: 3 HR: 1 HBP: 0	WP: 0 PA: 42 PB: 0 SB: 0 CS: 1		
<b>PITCHER</b>	IP WLS BF H R ER SO BB IBB HBP BLK WP HR S P ERA WHIP											<b>PITCHER</b>	IP WLS BF H R ER SO BB IBB HBP BLK WP HR S P ERA WHIP
Normie Roy, R (1, 1) ERA: 5.13	6.1 L 33 9 6 5 2 4 0 0 0 0 0 1 33 49 7.11 2.053												
Bobby Hogue, R (7, 1) ERA: 1.74	0.2 2 1 0 0 0 0 0 0 0 0 0 0 2 2 0.00 1.500												
Bob Chipman, L (8, 1) ERA: 3.86	2.0 7 2 0 0 0 0 1 0 0 0 0 0 6 10 0.00 1.500												

livebaseballscorecards.com

AB	36
R	6
H	12
RBI	6
BB	5
SO	2
LOB	26



Batter	1	2	3	4	5	6	7	8	9	AB R H RBI BB SO LOB
Sam Jethroe, S OBP: 0.367, SLG: 0.531 (1, 8)	0-3 K		0-3 K		0-0 G5-4-3-6		0-0 F3		0-0 E 1B 1B	5 0 1 0 0 2 2
Earl Torgeson, L OBP: 0.412, SLG: 0.387 (1, 3)	4-0 1B 1B BB		0-0 PB F8 2B		0-0 F3		4-0 1-2 BB		0-0 1-2 E 1B	3 2 2 0 2 0 0
Pete Reiser, L OBP: 0.355, SLG: 0.370 (1, 7)	0-0 1B 1-2 1B		0-0 F8 2-H			0-0 1B 1B	0-0 3-1		0-3 1-2 2-3 K	5 0 2 1 0 1 4
Bob Elliott, R OBP: 0.331, SLG: 0.451 (1, 5)	0-3 K		0-0 F2			0-3 K		0-0 6-3	0-0 3-1	5 0 0 0 0 2 6
Walker Cooper, R OBP: 0.299, SLG: 0.474 (1, 2)	0-0 1-3 2-H 1B			0-3 K		0-0 1-2 1B		0-0 6-3		4 0 2 1 0 1 0
Willard Marshall, L OBP: 0.308, SLG: 0.347 (1, 9)	0-0 F3			0-0 1B		0-3 K		0-0 1B		4 0 2 0 0 1 4
Gene Mauch, R OBP: 0.167, SLG: 0.167 (1, 4)		0-0 1-3		0-0 F2		0-0 F7		0-0 F6		4 0 0 0 0 0 4
Buddy Kerr, R OBP: 0.246, SLG: 0.291 (1, 6)		0-3 K		0-0 F7			0-0 F4		0-0 F9	4 0 0 0 0 1 1
Normie Roy, R OBP: 0.182, SLG: 0.182 Bobby Hogue, R (7, 1)		0-0 F8			0-0 3-4-3-6 1B		4-0 BB BB		0-0 F6	2 0 1 0 0 0 0 0 0 0 0 0 0 0 0 0 0 0 1 0 0 0 0 0 0 0 0 0 1 0 0 0 0 0 0


<b>Inning Stats</b>	R: 1 E: 0 K: 2 S: 9	H: 2 LOB: 2 BB: 1 P: 13	R: 0 E: 0 K: 1 S: 5	H: 0 LOB: 0 BB: 0 P: 5	R: 1 E: 0 K: 1 S: 6	H: 1 LOB: 0 BB: 0 P: 6	R: 0 E: 0 K: 1 S: 6	H: 1 LOB: 1 BB: 0 P: 6	R: 0 E: 0 K: 0 S: 3	H: 1 LOB: 0 BB: 0 P: 3	R: 0 E: 0 K: 2 S: 9	H: 2 LOB: 2 BB: 0 P: 9	R: 0 E: 0 K: 0 S: 3	H: 0 LOB: 2 BB: 2 P: 11	R: 0 E: 0 K: 0 S: 4	H: 1 LOB: 1 BB: 0 P: 4	R: 0 E: 1 K: 1 S: 8	H: 2 LOB: 3 BB: 0 P: 8	1B: 9 2B: 1 3B: 0 HR: 0	SF: 0 SAC: 0 DP: 1 HBP: 0	WP: 0 PB: 1 SB: 0 CS: 0	PA: 40											
<b>PITCHER</b> Willie Ramsdell, R ERA: 2.04 (1, 1)	IP 9.0	WLS W	BF 40	H 10	R 2	ER 1	SO 8	BB 3	IBB 0	HBP 0	BLK 0	WP 0	HR 0	S 53	P 65	ERA 1.00	WHIP 1.444																
											<b>PITCHER</b>	IP 9.0	WLS W	BF 40	H 10	R 2	ER 1	SO 8	BB 3	IBB 0	HBP 0	BLK 0	WP 0	HR 0	S 53	P 65	ERA 1.00	WHIP 1.444					

**BOTTOM**


**Cincinnati Reds @ Boston Braves**  
Braves Field, Boston, MA

Tue May 23 1950, 3:33 AM EDT  
Att. 10,199 - Unknown

<b>AB</b>	<b>37</b>
<b>R</b>	<b>2</b>
<b>H</b>	<b>10</b>
<b>RBI</b>	<b>2</b>
<b>BB</b>	<b>3</b>
<b>SO</b>	<b>8</b>
<b>LOB</b>	<b>21</b>



livebaseballscorecards.com

Batter	1	2	3	4	5	6	7	8	9	AB R H RBI BB SO LOB	TOP	
<b>Peanuts Lowrey, R</b> (1, 7) OBP: 0.360, SLG: 0.323	0-0 F6			0-0 1B		0-0 F8		0-0 F4		4 0 1 0 0 0 2	<b>Cincinnati Reds @ Boston Braves</b> Braves Field, Boston, MA Wed May 24 1950, 3:33 AM EDT Att. 6,167 - Unknown  <a href="http://livebaseballscorecards.com">livebaseballscorecards.com</a>  <b>AB 28</b> <b>R 1</b> <b>H 3</b> <b>RBI 1</b> <b>BB 3</b> <b>SO 6</b> <b>LOB 8</b>  	
<b>Johnny Wyrostek, L</b> (1, 3) OBP: 0.387, SLG: 0.463	0-3 K			0-0 F6		0-0 4-3		0-0 5-3	4 0 0 0 0 1 1			
<b>Bob Usher, R</b> (1, 8) OBP: 0.298, SLG: 0.509	0-3 K			0-3 K		0-0 6-3		0-0 G4-6-3 1B	4 0 1 0 0 2 1			
<b>Ron Northey, L</b> (1, 9) OBP: 0.361, SLG: 0.587		0-0 E4 G6-4-3		0-3 K		0-0 3-1		0-0 G4-6-3 1-2f	4 0 0 0 0 1 2			
<b>Johnny Pramesa, R</b> (1, 2) OBP: 0.333, SLG: 0.500		0-0 G6-4-3 1-2f			0-0 F8		0-0 F8		3 0 0 0 0 0 1			
<b>Grady Hatton, L</b> (1, 5) OBP: 0.342, SLG: 0.426		0-3 K			0-0 4-3		0-0 F9		3 0 0 0 0 1 0			
<b>Virgil Stallcup, R</b> (1, 6) OBP: 0.283, SLG: 0.427			0-0 F7		0-0 HR		0-0 F8		3 1 1 1 0 0 0			
<b>Bobby Adams, R</b> (1, 4) OBP: 0.327, SLG: 0.337			4-0 BB G6-4-3		0-0 1-3		4-0 BB BB		1 0 0 0 2 0 0			
<b>Ewell Blackwell, R</b> (1, 1) OBP: 0.200, SLG: 0.077			0-0 G6-4-3 1-2f			0-3 K		4-0 BB 1-2	2 0 0 0 0 1 1			
<b>Danny Litwhiler, R</b> (8, PH) OBP: 0.342, SLG: 0.406									0 0 0 0 1 0 0			
<b>Frank Smith, R</b> (8, 1) OBP: 0.250, SLG: 0.250									0 0 0 0 0 0 0			
<b>Inning Stats</b>	R: 0 E: 0 K: 2 S: 7 H: 0 LOB: 0 BB: 0 P: 7	R: 0 E: 1 K: 1 S: 5 H: 0 LOB: 0 BB: 0 P: 5	R: 0 E: 0 K: 0 S: 2 H: 0 LOB: 0 BB: 1 P: 6	R: 0 E: 0 K: 2 S: 8 H: 1 LOB: 1 BB: 0 P: 8	R: 1 E: 0 K: 0 S: 4 H: 1 LOB: 0 BB: 0 P: 4	R: 0 E: 0 K: 1 S: 5 H: 0 LOB: 0 BB: 0 P: 5	R: 0 E: 0 K: 0 S: 3 H: 0 LOB: 0 BB: 0 P: 3	R: 0 E: 0 K: 0 S: 3 H: 0 LOB: 2 BB: 2 P: 11	R: 0 E: 0 K: 0 S: 3 H: 1 LOB: 0 BB: 0 P: 3	1B: 2 2B: 0 3B: 0 HR: 1 SF: 0 SAC: 0 DP: 3 HBP: 0	WP: 0 PB: 0 SB: 0 CS: 0 PA: 31	
<b>PITCHER</b> <b>Warren Spahn, L</b> (1, 1) ERA: 3.56	IP: 9.0 WLS: W BF: 31 H: 3 R: 1 ER: 1 SO: 6 BB: 3 IBB: 0 HBP: 0 BLK: 0 WP: 0 HR: 1 S: 40 P: 52 ERA: 1.00 WHIP: 0.667											<b>PITCHER</b> IP: WLS: BF: H: R: ER: SO: BB: IBB: HBP: BLK: WP: HR: S: P: ERA: WHIP:

Batter	1	2	3	4	5	6	7	8	9
<b>Sam Jethroe, S</b> OBP: 0.357, SLG: 0.515 (1, 8) X	0-0 F5		0-0 F7		0-0 L8		0-0 F7		
<b>Earl Torgeson, L</b> OBP: 0.415, SLG: 0.380 (1, 3) BBB	4-0 S BB			0-0 F5	0-0 4-3		4-0 2B BB		
<b>Pete Reiser, L</b> OBP: 0.371, SLG: 0.419 (1, 7) SSS	0-3 K			0-0 FC5-4 1B		0-3 K	0-0 1-H 2-H 2B		
<b>Bob Elliott, R</b> OBP: 0.321, SLG: 0.436 (1, 5) X	0-0 F8			0-0 FC5-4 1-2f		0-3 K	0-0 F9		
<b>Walker Cooper, R</b> OBP: 0.296, SLG: 0.463 (1, 2) SSS		0-3 K		0-3 K		0-0 BB 1B		0-3 K	
<b>Willard Marshall, L</b> OBP: 0.313, SLG: 0.341 (1, 9) BBB		4-0 P3 BB			0-0 F9	4-0 1-2 BB		0-0 F7	
<b>Gene Mauch, R</b> OBP: 0.200, SLG: 0.111 (1, 4) X		0-0 P3 1-2f			1-0 2B HBP	0-0 6-3		0-3 K	
<b>Buddy Kerr, R</b> OBP: 0.256, SLG: 0.310 (1, 6) X			0-0 1-3		0-0 WP L8 2B		0-0 SH2-4 2B 1B		
<b>Warren Spahn, L</b> OBP: 0.346, SLG: 0.320 (1, 1) X			0-0 1-3		0-0 2-3 1B		0-0 SH2-4 1-2		

<b>Inning Stats</b>	R: 0 E: 0 K: 1 S: 5	H: 0 LOB: 1 BB: 1 P: 9	R: 0 E: 0 K: 1 S: 4	H: 0 LOB: 0 BB: 1 P: 8	R: 0 E: 0 K: 0 S: 3	H: 0 LOB: 0 BB: 0 P: 3	R: 0 E: 0 K: 1 S: 6	H: 1 LOB: 1 BB: 0 P: 6	R: 2 E: 0 K: 0 S: 5	H: 2 LOB: 1 BB: 0 P: 6	R: 0 E: 0 K: 2 S: 8	H: 1 LOB: 2 BB: 1 P: 12	R: 2 E: 0 K: 0 S: 5	H: 2 LOB: 1 BB: 1 P: 9	R: 0 E: 0 K: 2 S: 7	H: 0 LOB: 0 BB: 0 P: 7	1B: 4 2B: 3 3B: 0 HR: 0	SF: 0 SAC: 1 DP: 1 HBP: 1	
<b>PITCHER</b> Ewell Blackwell, R (1, 1) ERA: 2.37 Frank Smith, R (8, 1) ERA: 3.92	IP 7.0 1.0	WLS L 3	BF 31 3	H 6 0	R 4 0	ER 4 0	SO 5 2	BB 4 0	IBB 0 0	HBP 1 0	BLK 0 0	WP 1 0	HR 0 0	S 36 7	P 53 7	ERA 5.14 0.00	WHIP 1.429 0.000	WP: 1 PB: 0 SB: 1 CS: 0	PA: 34


**BOTTOM**

**Cincinnati Reds @ Boston Braves**  
Braves Field, Boston, MA

Wed May 24 1950, 3:33 AM EDT  
Att. 6,167 - Unknown

AB	R	H	RBI	BB	SO	LOB
4	0	0	1	0	0	2
2	1	0	0	2	0	1
4	0	2	2	0	2	1
4	0	0	0	0	1	3
4	0	1	0	0	3	1
2	0	0	0	2	0	0
3	1	0	0	0	1	3
3	2	2	1	0	0	0
2	0	1	0	0	0	0

<b>AB</b>	<b>28</b>
<b>R</b>	<b>4</b>
<b>H</b>	<b>6</b>
<b>RBI</b>	<b>4</b>
<b>BB</b>	<b>4</b>
<b>SO</b>	<b>7</b>
<b>LOB</b>	<b>11</b>



livebaseballscorecards.com

Batter	1	2	3	4	5	6	7	8	9	AB R H RBI BB SO LOB	TOP																											
<b>Billy Cox, R</b> (1, 5) OBP: 0.305, SLG: 0.340 C X	0-1 6-3 1		2-0 F6 2		1-1 2-3 2		0-0 F7 1 X	0-0 F4 3		5 0 0 0 0 0 3																												
<b>George Shuba, L</b> (1, 7) OBP: 0.345, SLG: 0.480 B F B F F X	3-2 F4 2		1-1 3-1 3		1-2 F8 3		2-2 F4 2		1-2 F4 1	5 0 0 0 0 0 1																												
<b>Duke Snider, L</b> (1, 8) OBP: 0.413, SLG: 0.467 X	0-0 1B 1B			0-0 1B E 1B		2-2 E SH5-3 1B 1B		0-1 F7 3	0-0 4-3 2	5 3 3 0 0 0 0																												
<b>Jackie Robinson, R</b> (1, 4) OBP: 0.468, SLG: 0.578 C B X	1-1 1B 1-H			2-1 FC5-4 1B 1-3		0-1 SH5-3 1-2		1-0 E 2B	0-0 1B	4 1 4 1 0 0 0																												
<b>Carl Furillo, R</b> (1, 9) OBP: 0.303, SLG: 0.341 B X	1-0 F7 3			2-2 FC5-4 FC6-4 1-2f 3-H		2-2 E4 SH1-3 1B 2-3		0-0 E8 1B 1B 2-H	0-1 F9 3	5 1 1 1 0 0 4																												
<b>Gil Hodges, R</b> (1, 3) OBP: 0.400, SLG: 0.500 F X		0-1 1-3 1		1-2 F7 2		0-0 SH1-3 1B 1-2 3-H		0-0 FC4-6 SH5-3 1B 2-H		4 0 2 2 0 0 1																												
<b>Eddie Miksis, R</b> (1, 6) OBP: 0.120, SLG: 0.120 C B T F X		2-2 F3 2		0-0 FC6-4 1-2f		0-1 SH1-3 1-2 2-3		0-0 SH5-3 1-2		2 0 0 0 0 0 1																												
<b>Roy Campanella, R</b> (1, 2) OBP: 0.371, SLG: 0.577 S X		0-1 6-3 3			0-2 3B	4-0 IBB		4-0 FC4-6 IBB		2 0 1 0 2 0 0																												
<b>Jack Banta, L</b> (1, 1) C C C C C X			3-2 F7 1		0-0 4-3 1	0-3 K 3		3-2 FC4-6 1-2f 2-3		4 0 0 0 0 1 6																												
<b>Inning Stats</b>	R: 1 E: 0 K: 0 S: 10	H: 2 LOB: 1 BB: 0 P: 15	R: 0 E: 0 K: 0 S: 8	H: 0 LOB: 0 BB: 0 P: 10	R: 0 E: 0 K: 0 S: 7	H: 0 LOB: 0 BB: 0 P: 13	R: 1 E: 1 K: 0 S: 11	H: 2 LOB: 1 BB: 0 P: 16	R: 0 E: 0 K: 0 S: 10	H: 1 LOB: 1 BB: 0 P: 12	R: 1 E: 1 K: 1 S: 14	H: 2 LOB: 3 BB: 1 P: 22	R: 0 E: 0 K: 0 S: 6	H: 0 LOB: 0 BB: 0 P: 8	R: 2 E: 1 K: 0 S: 8	H: 3 LOB: 2 BB: 1 P: 16	R: 0 E: 0 K: 0 S: 7	H: 1 LOB: 1 BB: 0 P: 8	1B: 9 2B: 1 3B: 1 HR: 0	SF: 0 SAC: 3 DP: 0 HBP: 0	WP: 0 PB: 0 SB: 1 CS: 0	PA: 41																
<b>PITCHER</b> <b>Johnny Sain, R</b> (1, 1) ERA: 3.97 <b>Bobby Hogue, R</b> (8, 1) ERA: 1.46	IP 7.0	WLS L	BF 33	H 10	R 5	ER 5	SO 1	BB 0	IBB 1	HBP 0	BLK 0	WP 0	HR 0	S 69	P 100	ERA 6.43	WHIP 1.429																					
										<b>PITCHER</b>					IP 2.0	WLS L	BF 8	H 1	R 0	ER 0	SO 0	BB 0	IBB 1	HBP 0	BLK 0	WP 0	HR 0	S 12	P 20	ERA 0.00	WHIP 0.500							

Brooklyn Dodgers @ Boston Braves  
 Braves Field, Boston, MA  
 Fri May 26 1950, 3:33 AM EDT  
 Att: 29,795 - Unknown

livebaseballscorecards.com

AB	36
R	5
H	11
RBI	4
BB	2
SO	1
LOB	16





**BOTTOM**

**Brooklyn Dodgers @ Boston Braves**  
Braves Field, Boston, MA  
Fri May 26 1950, 3:33 AM EDT  
Att. 29,795 - Unknown

[livebaseballscorecards.com](http://livebaseballscorecards.com)

<b>AB</b>	<b>30</b>
<b>R</b>	<b>1</b>
<b>H</b>	<b>5</b>
<b>RBI</b>	<b>1</b>
<b>BB</b>	<b>4</b>
<b>SO</b>	<b>2</b>
<b>LOB</b>	<b>11</b>



WP: 0	PA: 34
PB: 0	
SB: 0	
CS: 0	

Batter	1	2	3	4	5	6	7	8	9	AB	R	H	RBI	BB	SO	LOB				
Sam Jethroe, S OBP: 0.354, SLG: 0.507 (1, 8)	1-0 5-3 ①		1-1 F8 ②		1-1 1-2 1B			1-2 F2 ①		4	0	1	0	0	0	0				
Earl Torgeson, L OBP: 0.410, SLG: 0.375 (1, 3)	1-0 BB 1B		3-1 F4 ③		2-3 K ③			0-0 B1-3 ②		4	0	1	0	0	1	2				
Pete Reiser, L OBP: 0.410, SLG: 0.424 (1, 7)	4-2 G5-4-3 1-2 BB			2-2 G6-4-3 1B			1-0 F2 ①	4-2 BB		2	0	1	0	2	0	0				
Bob Elliott, R OBP: 0.311, SLG: 0.421 (1, 5)	0-2 G5-4-3 1-2f			1-0 G6-4-3 1-2f			0-1 F8 ②	3-2 F5 ③		4	0	0	0	0	0	4				
Walker Cooper, R OBP: 0.294, SLG: 0.446 (1, 2)		0-1 5-3 ①		1-3 K ③			4-1 BB		2-1 6-3 ①	3	0	0	0	1	1	0				
Willard Marshall, L OBP: 0.304, SLG: 0.331 (1, 9)		1-2 F2 ②			0-0 F6 ①	0-0 F6 ③			1-0 F3 ②	4	0	0	0	0	0	1				
Gene Mauch, R OBP: 0.286, SLG: 0.250 (1, 4)		4-2 BB			1-1 1B 2B			2-2 E5 G1-6-3	3-2 5-3 ③	3	1	1	0	1	0	0				
Buddy Kerr, R OBP: 0.250, SLG: 0.302 (1, 6)		1-0 F7 ③			3-2 F6 ②			2-2 F9 ①		3	0	0	0	0	0	3				
Johnny Sain, R OBP: 0.269, SLG: 0.280 Bobby Hogue, R (8, 1)			3-2 F9 ①		2-1 1B 1B 2-H			0-0 G1-6-3 1-2f		3	0	1	1	0	0	1				
										0	0	0	0	0	0	0				
<b>Inning Stats</b>	R: 0 E: 0 K: 0 S: 7	H: 1 LOB: 1 BB: 1 P: 13	R: 0 E: 0 K: 0 S: 9	H: 0 LOB: 1 BB: 1 P: 15	R: 0 E: 0 K: 0 S: 8	H: 1 LOB: 0 BB: 0 P: 12	R: 1 E: 0 K: 1 S: 15	H: 3 LOB: 2 BB: 0 P: 24	R: 0 E: 0 K: 0 S: 5	H: 0 LOB: 1 BB: 1 P: 10	R: 0 E: 1 K: 0 S: 7	H: 0 LOB: 0 BB: 0 P: 11	R: 0 E: 0 K: 0 S: 12	H: 0 LOB: 1 BB: 1 P: 20	R: 0 E: 0 K: 0 S: 7	H: 0 LOB: 0 BB: 0 P: 13	1B: 4 2B: 1 3B: 0 HR: 0	SF: 0 SAC: 0 DP: 3 HBP: 0	WP: 0 PB: 0 SB: 0 CS: 0	PA: 34
<b>PITCHER</b> Jack Banta, R ERA: 1.5 (1, 1)	IP: 9.0 WLS: W BF: 34 H: 5 R: 1 ER: 1 SO: 2	BB: 4 IBB: 0 HBP: 0 BLK: 0	WP: 0 HR: 0 S: 78 P: 133	ERA: 1.00 WHIP: 1.000		<b>PITCHER</b>	IP: 9.0 WLS: W BF: 34 H: 5 R: 1 ER: 1 SO: 2	BB: 4 IBB: 0 HBP: 0 BLK: 0	WP: 0 HR: 0 S: 78 P: 133	ERA: 1.00 WHIP: 1.000										

Batter	1	2	3	4	5	6	7	8	9	AB R H RBI BB SO LOB	TOP
<b>Billy Cox, R</b> OBP: 0.297, SLG: 0.328 (1, 5)	1-2 F5	2-0 1B		2-2 1-3			0-0 F7		1-0 5-3	5 0 1 0 0 0 2	
<b>George Shuba, L</b> OBP: 0.326, SLG: 0.450 (1, 7)	2-2 4-3	1-0 1-3			0-0 F3		0-2 L9		0-1 F4	5 0 0 0 0 0 2	
<b>Duke Snider, L</b> OBP: 0.415, SLG: 0.468 (1, 8)	2-0 1B E 1B		1-3 K		2-2 6-3		0-1 BB 1B			4 1 2 0 0 1 0	
<b>Jackie Robinson, R</b> OBP: 0.469, SLG: 0.571 (1, 4)	0-1 1-3 1B E		2-0 6-3		1-0 5-3		4-1 FC5-4 BB			3 0 1 0 1 0 0	
<b>Carl Furillo, R</b> OBP: 0.295, SLG: 0.331 (1, 9)	3-2 E5 FC6-4		2-1 F9		0-0 6-3		0-0 FC5-4			4 0 0 0 0 0 3	
<b>Gil Hodges, R</b> OBP: 0.396, SLG: 0.488 (1, 3)	0-0 FC6-4		4-1 WP 1B BB		1-0 F8		0-0 F7			3 0 0 0 1 0 2	
<b>Eddie Miksis, R</b> OBP: 0.172, SLG: 0.143 (1, 6)		0-0 L7	3-2 WP 1B		4-1 1B BB		2-2 5-3			3 0 1 0 1 0 0	
<b>Roy Campanella, R</b> OBP: 0.370, SLG: 0.568 <b>Bruce Edwards, R</b> OBP: 0.234, SLG: 0.386 (1, 2) (7, 2)		3-1 F9	3-3 K		0-0 1-3 1B		3-2 5-3			3 0 1 0 0 1 2 1 0 0 0 0 0 0	
<b>Don Newcombe, L</b> OBP: 0.500, SLG: 0.400 <b>Bud Podbielniak, R</b> OBP: 0.250, SLG: 0.267 <b>Joe Hatten, R</b> OBP: 0.100, SLG: 0.100 <b>Gene Hermanski, L</b> OBP: 0.500, SLG: 0.533 <b>Erv Palica, R</b> <b>Wayne Belardi, L</b>		0-1 1B 1B	0-3 K		2-2 4-3		0-1 F4			1 0 1 0 0 0 0 0 0 0 0 0 0 0 1 0 0 0 0 1 2 1 0 0 0 0 0 2 0 0 0 0 0 0 0 1 0 0 0 0 0 0	
<b>Inning Stats</b>	R: 1 H: 2 E: 1 LOB: 2 K: 0 BB: 0 S: 14 P: 22	R: 0 H: 2 E: 0 LOB: 2 K: 0 BB: 0 S: 7 P: 13	R: 0 H: 0 E: 0 LOB: 0 K: 1 BB: 0 S: 6 P: 11	R: 0 H: 1 E: 0 LOB: 2 K: 2 BB: 1 S: 13 P: 25	R: 0 H: 0 E: 0 LOB: 0 K: 0 BB: 0 S: 5 P: 8	R: 0 H: 1 E: 0 LOB: 2 K: 0 BB: 1 S: 9 P: 16	R: 0 H: 1 E: 0 LOB: 2 K: 0 BB: 1 S: 8 P: 12	R: 0 H: 0 E: 0 LOB: 0 K: 0 BB: 0 S: 9 P: 14	R: 0 H: 0 E: 0 LOB: 0 K: 0 BB: 0 S: 5 P: 6	1B: 7 SF: 0 2B: 0 SAC: 0 3B: 0 DP: 0 HR: 0 HBP: 0	WP: 1 PA: 38 PB: 0 SB: 0 CS: 0
<b>PITCHER</b> <b>Vern Bickford, R</b> ERA: 3.06 (1, 1)	IP WLS BF H R ER SO BB IBB HBP BLK WP HR S P ERA WHIP	9.0 W 38 7 1 0 3 3 0 0 0 1 0 76 127 0.00 1.111									

**Brooklyn Dodgers @ Boston Braves**  
**Braves Field, Boston, MA**  
 Sat May 27 1950, 3:33 AM EDT  
 Att. 24,903 - Unknown

[livebaseballscorecards.com](http://livebaseballscorecards.com)

AB	35
R	1
H	7
RBI	0
BB	3
SO	3
LOB	15



Batter	1	2	3	4	5	6	7	8	9
Sam Jethroe, S OBP: 0.355, SLG: 0.504 (1, 8)	2-1 G3	1-0 1B 3-H		3-2 F9		0-0 6-3		2-2 1B S 1B	
Earl Torgeson, L OBP: 0.424, SLG: 0.383 (1, 3)	4-0 4-3 BB	1-1 HBP 1B 1-3 2-H		4-1 CS BB		1-0 6-3		2-0 S 1B 1-3	
Pete Reiser, L OBP: 0.386, SLG: 0.378 (1, 7)	3-2 4-3 1-2	3-0 G5-4-3 HBP 1B		3-2 CS 1-2	1-1 4-3		2-3 K	1-0 F9	
Bob Elliott, R OBP: 0.321, SLG: 0.419 (1, 5)	1-2 6-3	0-1 G5-4-3 1-2f			2-0 1B 1B		4-0 BB E BB	4-1 FC6-4 BB 1-2 3-H	
Walker Cooper, R OBP: 0.300, SLG: 0.437 (1, 2)		1-1 4-3 1B 1B	0-2 4-3		2-3 K		4-2 E BB 1-2	0-0 FC6-4 1-2f	
Willard Marshall, L OBP: 0.303, SLG: 0.328 (1, 9)		0-1 4-3 1-2	1-2 L9		0-0 1B 1-2 1B		1-1 F5		
Gene Mauch, R OBP: 0.389, SLG: 0.333 (1, 4)		4-1 1B 1B BB	2-2 1B		0-1 FC6-4 1B 1-2 2-H		0-1 E6	1-3 2-H	
Buddy Kerr, R OBP: 0.250, SLG: 0.300 (1, 6)		0-0 1B 1B 1-3 2-H	1-0 6-3		0-0 FC6-4 1-2f		0-2 F8		
Vern Bickford, R OBP: 0.208, SLG: 0.136 (1, 1)		0-0 1B 1B 1-3 3-H		1-2 4-3		1-3 K		2-1 F9	

Inning Stats	R: 0	H: 0	E: 0	K: 0	S: 9	R: 4	H: 0	E: 0	K: 0	S: 10	R: 1	H: 3	E: 0	K: 1	S: 11	R: 0	H: 0	E: 0	K: 1	S: 5	R: 1	H: 0	E: 1	K: 1	S: 15	R: 1	H: 2	E: 0	K: 0	S: 10
	0	0	0	0	9	4	0	0	0	10	0	3	0	1	11	0	0	0	1	5	0	0	1	1	15	1	2	0	0	10
	0	0	0	0	9	4	0	0	0	10	0	3	0	1	11	0	0	0	1	5	0	0	1	1	15	1	2	0	0	10

PITCHER	IP	WLS	BF	H	R	ER	SO	BB	IBB	HBP	BLK	WP	HR	S	P	ERA	WHIP
Don Newcombe, R ERA: 5.23 (1, 1)	1.1	L	9	3	4	4	0	2	0	0	0	0	0	16	31	27.00	3.750
Bud Podbielan, R ERA: 5.2 (2, 1)	0.0		3	2	0	0	0	0	0	1	0	0	0	3	8	∞	∞
Joe Hatten, L ERA: 4.37 (2, 1)	3.2		14	4	1	1	1	1	0	0	0	0	0	35	55	2.46	1.364
Erv Palica, R ERA: 4.5 (6, 1)	3.0		15	2	2	1	2	3	0	0	0	0	0	30	54	3.00	1.667

AB R H RBI BB SO LOB

5	1	2	1	0	0	0
3	0	2	1	2	0	0
4	0	0	0	0	1	3
3	2	1	0	2	0	4
4	1	1	0	1	1	3
4	0	1	0	0	0	3
3	1	2	1	1	0	1
4	1	1	1	0	0	5
4	1	1	1	0	1	0

1B: 11	SF: 0	WP: 0	PA: 42
2B: 0	SAC: 0	PB: 0	
3B: 0	DP: 1	SB: 2	
HR: 0	HBP: 1	CS: 1	

Brooklyn Dodgers @ Boston Braves  
Braves Field, Boston, MA  
Sat May 27 1950, 3:33 AM EDT  
Att. 24,903 - Unknown

AB	34
R	7
H	11
RBI	5
BB	6
SO	3
LOB	19



PITCHER	IP	WLS	BF	H	R	ER	SO	BB	IBB	HBP	BLK	WP	HR	S	P	ERA	WHIP
---------	----	-----	----	---	---	----	----	----	-----	-----	-----	----	----	---	---	-----	------

Batter	1	2	3	4	5	6	7	8	9	AB R H RBI BB SO LOB	TOP											
<b>Billy Cox, R</b> OBP: 0.279, SLG: 0.306 (1, 5) X	0-0 F2		2-1 F3		0-0 F8			1-0 L8		4 0 0 0 0 0 1												
<b>Eddie Miksis, R</b> OBP: 0.182, SLG: 0.188 (1, 6) B X	1-0 S 2B			0-0 F4		3-2 F8		0-1 F7		4 0 1 0 0 0 0												
<b>Jim Russell, S</b> OBP: 0.338, SLG: 0.589 (1, 7) B S X	1-1 F4			0-1 6-3		1-3 K		0-1 F5		4 0 0 0 0 1 1												
<b>Jackie Robinson, R</b> OBP: 0.476, SLG: 0.574 (1, 4) B C X	1-1 L9 2-3			3-1 2B 1B		4-0 BB		0-0 FC5 1B 1B		3 1 2 0 1 0 1												
<b>Carl Furillo, R</b> OBP: 0.293, SLG: 0.336 (1, 9) X		0-1 F8		2-2 1-H 2B		0-0 F5		1-0 L6		4 0 1 1 0 0 2												
<b>Gil Hodges, R</b> OBP: 0.385, SLG: 0.472 (1, 3) X		1-2 L7		2-2 4-3			0-0 5-3		0-1 L7	4 0 0 0 0 0 2												
<b>Duke Snider, L</b> OBP: 0.411, SLG: 0.461 (1, 8) C B C F		2-3 K			0-0 4-3		1-0 F9		0-1 1-2 1B	4 0 1 0 0 1 0												
<b>Roy Campanella, R</b> OBP: 0.365, SLG: 0.548 (1, 2) X			0-0 4-3		0-0 F2		4-2 FC6-4 BB		1-1 FC5 2-3f	3 0 0 0 1 0 2												
<b>Dan Bankhead, R</b> OBP: 0.118, SLG: 0.125 <b>Rex Barney, R</b> (7, 1) B C B F			2-3 K		4-2 BB		1-1 FC6-4 1-2f			2 0 0 0 1 1 1 0 0 0 0 0 0 0												
<b>Inning Stats</b>	R: 0 E: 0 K: 0 S: 6	H: 1 LOB: 1 BB: 0 P: 9	R: 0 E: 0 K: 1 S: 8	H: 0 LOB: 0 BB: 0 P: 11	R: 0 E: 0 K: 1 S: 7	H: 0 LOB: 0 BB: 0 P: 11	R: 1 E: 0 K: 0 S: 14	H: 2 LOB: 1 BB: 0 P: 21	R: 0 E: 0 K: 0 S: 5	H: 0 LOB: 1 BB: 1 P: 9	R: 0 E: 0 K: 1 S: 7	H: 0 LOB: 1 BB: 1 P: 15	R: 0 E: 0 K: 0 S: 6	H: 0 LOB: 1 BB: 1 P: 12	R: 0 E: 0 K: 0 S: 5	H: 0 LOB: 0 BB: 0 P: 6	R: 0 E: 0 K: 0 S: 8	H: 2 LOB: 2 BB: 0 P: 10	1B: 3 2B: 2 3B: 0 HR: 0	SF: 0 SAC: 0 DP: 0 HBP: 0	WP: 0 PB: 0 SB: 1 CS: 0	PA: 35
<b>PITCHER</b> <b>Warren Spahn, L</b> ERA: 3.25 (1, 1)	IP: 9.0 WLS: W BF: 35 H: 5 R: 1 ER: 1 SO: 3 BB: 3 IBB: 0 HBP: 0 BLK: 0 WP: 0 HR: 0 S: 66 P: 104 ERA: 1.00 WHIP: 0.889																				<b>PITCHER</b> IP: WLS: BF: H: R: ER: SO: BB: IBB: HBP: BLK: WP: HR: S: P: ERA: WHIP:	

**Brooklyn Dodgers @ Boston Braves**  
**Braves Field, Boston, MA**  
 Sun May 28 1950, 3:33 AM EDT  
 Att. 18,919 - Unknown

[livebaseballscorecards.com](http://livebaseballscorecards.com)

AB	32
R	1
H	5
RBI	1
BB	3
SO	3
LOB	10



Batter	1	2	3	4	5	6	7	8	9
Sam Jethroe, S OBP: 0.357, SLG: 0.500 (1, 8)	1-2 E5 BB 1B	0-0 4-3		2-0 F9		1-0 L9		0-1 1B	
Earl Torgeson, L OBP: 0.416, SLG: 0.370 (1, 3)	4-2 BB 1B BB	3-1 F8			3-2 F8		0-0 F9	1-0 G3	
Pete Reiser, L OBP: 0.417, SLG: 0.368 (1, 7)	4-0 SH1-3 1-2 2-3 1B BB		2-2 F5		4-2 1B BB		4-1 HR BB		
Bob Elliott, R OBP: 0.333, SLG: 0.453 (1, 5)	2-1 SH1-3 1-2 2-H 3-H 1B		0-3 K		2-2 1-2 1B		2-1 1-H HR		
Walker Cooper, R OBP: 0.312, SLG: 0.456 (1, 2)	0-0 SH1-3 1-2 2-3		1-0 1B		1-2 F8		1-1 2B		
Willard Marshall, L OBP: 0.301, SLG: 0.321 (1, 9)	4-0 IBB		1-0 G3		2-1 F4		1-0 F8		
Gene Mauch, R OBP: 0.364, SLG: 0.316 (1, 4)	3-3 K			2-1 F5		1-1 1B	0-0 F4		
Buddy Kerr, R OBP: 0.250, SLG: 0.298 (1, 6)	1-0 F2			1-0 1B		1-1 F6		3-1 6-3	
Warren Spahn, L OBP: 0.300, SLG: 0.276 (1, 1)		2-1 F8		0-1 F8		0-3 K		2-3 K	

Inning Stats	R: 2	H: 2	E: 1	K: 1	S: 14	LOB: 3	BB: 3	P: 33
	R: 0	H: 0	E: 0	K: 0	S: 5	LOB: 0	BB: 0	P: 10
	R: 0	H: 1	E: 0	K: 1	S: 8	LOB: 1	BB: 0	P: 12
	R: 0	H: 1	E: 0	K: 0	S: 6	LOB: 1	BB: 0	P: 11
	R: 0	H: 1	E: 0	K: 0	S: 14	LOB: 2	BB: 1	P: 26
	R: 0	H: 1	E: 0	K: 1	S: 8	LOB: 1	BB: 0	P: 11
	R: 2	H: 2	E: 0	K: 0	S: 8	LOB: 1	BB: 1	P: 16
	R: 0	H: 1	E: 0	K: 1	S: 9	LOB: 1	BB: 0	P: 15

PITCHER	IP	WLS	BF	H	R	ER	SO	BB	IBB	HBP	BLK	WP	HR	S	P	ERA	WHIP
Dan Bankhead, R ERA: 3.48 (1, 1)	6.1	L	32	8	4	4	3	4	1	0	0	0	1	61	116	5.68	1.895
Rex Barney, R ERA: 1.33 (7, 1)	1.2		6	1	0	0	1	0	0	0	0	0	0	11	18	0.00	0.600

AB R H RBI BB SO LOB

5	1	2	0	0	0	2
4	1	0	0	1	0	1
1	1	0	0	3	0	0
4	1	3	4	0	1	0
3	0	2	0	0	0	2
3	0	0	0	1	0	4
4	0	1	0	0	1	4
4	0	1	0	0	0	4
4	0	0	0	0	2	2

AB	32
R	4
H	9
RBI	4
BB	5
SO	4
LOB	19



WP	HR	S	P	ERA	WHIP
0	0	0	0	0.00	0.600

Brooklyn Dodgers @ Boston Braves  
Braves Field, Boston, MA  
Sun May 28 1950, 3:33 AM EDT  
Att. 18,919 - Unknown

livebaseballscorecards.com

Batter	1	2	3	4	5	6	7	8	9	AB R H RBI BB SO LOB	TOP
Eddie Stanky, R (1, 4) OBP: 0.451, SLG: 0.414	0-0 F7		4-0 BB 1B BB		0-0 F5			0-0 F7		3 0 0 0 1 0 0	<b>New York Giants @ Boston Braves</b> Braves Field, Boston, MA Tue May 30 1950, 3:33 AM EDT Unknown
Whitey Lockman, L (1, 7) OBP: 0.338, SLG: 0.366	4-0 HR BB		0-0 BB 1B		0-0 4-3			0-0 4-3		3 1 1 0 1 0 0	
Don Mueller, L (1, 9) OBP: 0.318, SLG: 0.409	0-0 1-H HR		0-0 F2		0-0 F8			0-0 1B		4 1 2 2 0 0 2	
Hank Thompson, L (1, 5) OBP: 0.416, SLG: 0.456	0-3 K		4-0 1-2 2-3 BB		0-0 F8			0-0 F6		3 0 0 0 1 1 1	
Bobby Thomson, R (1, 8) OBP: 0.343, SLG: 0.424	0-0 1B		0-3 K		0-0 6-3			0-3 K		4 0 1 0 0 2 3	
Tookie Gilbert, L (1, 3) OBP: 0.292, SLG: 0.337	0-0 F4		0-0 F6		0-0 F2			0-0 F8		4 0 0 0 0 0 4	
Wes Westrum, R (1, 2) OBP: 0.400, SLG: 0.375		0-0 5-3		0-0 F7			0-0 F5		0-0 1B	4 0 1 0 0 0 0	
Alvin Dark, R (1, 6) OBP: 0.290, SLG: 0.341		0-0 F8		0-3 K			0-0 F6		0-0 F4	4 0 0 0 0 1 1	
Monty Kennedy, R (1, 1) OBP: 0.067, SLG: 0.067 Sal Maglie, R (1, 1) Spider Jorgensen, L (7, PH) Jack Kramer, R (7, 1) OBP: 0.900, SLG: 2.000		0-3 K		0-0 F4			0-0 F6			0 0 0 0 0 0 0 2 0 0 0 0 1 0 1 0 0 0 0 0 0 0 0 0 0 0 0 0	
<b>Inning Stats</b>	R: 2 H: 2 E: 0 LOB: 1 K: 1 BB: 1 S: 7 P: 11	R: 0 H: 0 E: 0 LOB: 0 K: 1 BB: 0 S: 5 P: 5	R: 0 H: 1 E: 0 LOB: 3 K: 1 BB: 2 S: 6 P: 14	R: 0 H: 0 E: 0 LOB: 0 K: 1 BB: 0 S: 5 P: 5	R: 0 H: 0 E: 0 LOB: 0 K: 0 BB: 0 S: 3 P: 3	R: 0 H: 0 E: 0 LOB: 0 K: 0 BB: 0 S: 3 P: 3	R: 0 H: 0 E: 0 LOB: 0 K: 0 BB: 0 S: 3 P: 3	R: 0 H: 1 E: 0 LOB: 1 K: 0 BB: 0 S: 4 P: 4	R: 0 H: 1 E: 0 LOB: 1 K: 1 BB: 0 S: 6 P: 6	1B: 4 SF: 0 2B: 0 SAC: 0 3B: 0 DP: 0 HR: 1 HBP: 0	WP: 0 PA: 35 PB: 0 SB: 0 CS: 0
<b>PITCHER</b> Johnny Sain, R (1, 1) ERA: 3.74	IP WLS BF H R ER SO BB IBB HBP BLK WP HR S P ERA WHIP										
	9.0 W 35 5 2 2 5 3 0 0 0 0 0 1 42 54 2.00 0.889										

<b>AB</b>	32
<b>R</b>	2
<b>H</b>	5
<b>RBI</b>	2
<b>BB</b>	3
<b>SO</b>	5
<b>LOB</b>	11



Batter	1	2	3	4	5	6	7	8	9
Sam Jethroe, S OBP: 0.370, SLG: 0.514 (1, 8)	4-0 BB 2B BB	0-0 FC1-4-6 3B		4-0 SH1-3 BB		0-0 FC4-6 1B 1B		1-0 HBP	
Earl Torgeson, L OBP: 0.418, SLG: 0.369 (1, 3)	4-0 2B BB	0-0 F8		0-0 SH1-3 BB		0-0 1B S 1B		0-0 6-3	
Luis Olmo, R OBP: 0.393, SLG: 0.478 (1, 9)	0-0 1-3 1B 2B	4-0 FC1-4-6 BB		0-0 F2		0-0 1-3 2-H E6 1B			
Bob Elliott, R OBP: 0.324, SLG: 0.439 (1, 5)	0-0 1-3 2-3	0-0 FC1-4-6 CS		0-3 K		0-0 E6			
Walker Cooper, R OBP: 0.299, SLG: 0.436 (1, 2)	0-0 F8	0-0 CS	0-0 F7		0-0 1-3		0-0 4-3		
Sid Gordon, R OBP: 0.402, SLG: 0.597 (1, 7)	1-0 1B HBP		4-0 1B BB		0-0 F8		0-0 F6		
Gene Mauch, R OBP: 0.346, SLG: 0.304 (1, 4)	0-0 1B 1B		0-0 F3		0-0 4-3		0-0 F8		
Buddy Kerr, R OBP: 0.257, SLG: 0.305 (1, 6)	0-0 1-2 3-H 1B		0-0 1-2 1B		0-3 K		0-0 F3		
Johnny Sain, R OBP: 0.267, SLG: 0.276 (1, 1)	0-0 4-3		0-0 F8		0-0 FC4-6 1B		0-0 5-3		

Inning Stats	R: 4 E: 0 K: 0 S: 6	H: 3 LOB: 2 BB: 2 P: 15	R: 1 E: 0 K: 0 S: 3	H: 1 LOB: 0 BB: 1 P: 7	R: 0 E: 0 K: 0 S: 4	H: 1 LOB: 2 BB: 1 P: 8	R: 0 E: 0 K: 1 S: 5	H: 0 LOB: 1 BB: 1 P: 9	R: 0 E: 0 K: 0 S: 3	H: 0 LOB: 0 BB: 0 P: 3	R: 2 E: 1 K: 1 S: 8	H: 3 LOB: 2 BB: 0 P: 8	R: 0 E: 0 K: 0 S: 3	H: 0 LOB: 0 BB: 0 P: 3	R: 0 E: 0 K: 0 S: 3	H: 0 LOB: 1 BB: 0 P: 4
1B: 6 2B: 1 3B: 1 HR: 0	SF: 0 SAC: 1 DP: 0 HBP: 2	WP: 0 PB: 0 SB: 2 CS: 1	1B: 6 2B: 1 3B: 1 HR: 0	SF: 0 SAC: 1 DP: 0 HBP: 2	WP: 0 PB: 0 SB: 2 CS: 1	1B: 6 2B: 1 3B: 1 HR: 0	SF: 0 SAC: 1 DP: 0 HBP: 2	WP: 0 PB: 0 SB: 2 CS: 1	1B: 6 2B: 1 3B: 1 HR: 0	SF: 0 SAC: 1 DP: 0 HBP: 2	WP: 0 PB: 0 SB: 2 CS: 1	1B: 6 2B: 1 3B: 1 HR: 0	SF: 0 SAC: 1 DP: 0 HBP: 2	WP: 0 PB: 0 SB: 2 CS: 1	1B: 6 2B: 1 3B: 1 HR: 0	

PITCHER	IP	WLS	BF	H	R	ER	SO	BB	IBB	HBP	BLK	WP	HR	S	P	ERA	WHIP
Monty Kennedy, L ERA: 3.48 (1, 1)	0.2	L	7	2	4	4	0	2	0	1	0	0	0	4	13	54.00	6.000
Sal Maglie, R ERA: 5.21 (1, 1)	5.1		24	6	3	3	2	3	0	0	0	0	0	25	37	5.06	1.688
Jack Kramer, R ERA: 3.2 (7, 1)	2.0		7	0	0	0	0	0	0	1	0	0	0	6	7	0.00	0.000

**BOTTOM**

**New York Giants @ Boston Braves**  
 Braves Field, Boston, MA  
 Tue May 30 1950, 3:33 AM EDT  
 Unknown

AB	30
R	7
H	8
RBI	6
BB	5
SO	2
LOB	14



WP	HR	S	P	ERA	WHIP
0	0	0	0	0.00	0.000

Batter	1	2	3	4	5	6	7	8	9	AB R H RBI BB SO LOB	TOP											
<b>Eddie Stanky, R</b> (1, 4) OBP: 0.467, SLG: 0.416	4-0 BB G4-6-3	1-0 HBP		0-0 F2		4-0 BB		0-0 E 1B	4-0 BB 1-2 2-3 3-H	2 1 1 2 3 0 0												
<b>Whitey Lockman, L</b> (1, 8) OBP: 0.331, SLG: 0.365	0-0 G4-6-3 1-2f	0-0 F7		0-0 F5		0-0 F3		0-0 E5 1-H	0-0 F4	6 0 1 1 0 0 6												
<b>Don Mueller, L</b> (1, 9) OBP: 0.333, SLG: 0.407	0-0 3B 1B		4-0 1B 4-3 BB		0-3 K		1-0 SH2-3 HBP	0-0 F4		3 2 1 0 1 1 1												
<b>Roy Weatherly, L</b> (1, 7) OBP: 0.667, SLG: 0.818	0-0 1B 3B		0-0 1B 4-3 FC5-2 1B		4-0 HR BB		0-0 SH2-3		4-0 BB BB BB	2 3 2 1 2 0 0												
<b>Hank Thompson, L</b> (1, 5) OBP: 0.425, SLG: 0.494	0-0 1B		0-0 4-3		0-0 HR		0-3 K		4-0 BB BB BB	4 2 2 4 1 1 2												
<b>Wes Westrum, R</b> (1, 2) OBP: 0.390, SLG: 0.365	0-3 K		0-0 FC5-2 1B		0-0 F2		0-3 K		0-0 F8	5 0 1 0 0 2 4												
<b>Tookie Gilbert, L</b> (1, 3) OBP: 0.307, SLG: 0.337		4-0 2B 8-5 BB	0-0 FC5-2		0-0 4-3			0-0 FC3-6 1B	4-0 BB BB BB	3 1 1 0 2 0 2												
<b>Alvin Dark, R</b> (1, 6) <b>Rudy Rufer, R</b> (9, 6)		0-0 8-5 2B	0-0 F9		0-3 K			0-0 FC3-6 SH1-4 1B	0-3 K	5 1 1 0 0 2 6 0 0 0 0 0 0 0												
<b>Larry Jansen, R</b> (1, 1) OBP: 0.143, SLG: 0.150		0-0 8-5		0-3 K		0-0 F9		0-0 SH1-4	4-0 BB BB	3 0 0 2 1 1 1												
<b>Inning Stats</b>	R: 2 E: 0 K: 1 S: 7	H: 3 LOB: 1 BB: 1 P: 11	R: 1 E: 0 K: 0 S: 3	H: 1 LOB: 1 BB: 1 P: 8	R: 1 E: 0 K: 0 S: 5	H: 2 LOB: 2 BB: 1 P: 9	R: 0 E: 0 K: 1 S: 5	H: 0 LOB: 0 BB: 0 P: 5	R: 2 E: 0 K: 1 S: 6	H: 1 LOB: 0 BB: 1 P: 10	R: 0 E: 0 K: 1 S: 5	H: 0 LOB: 1 BB: 1 P: 9	R: 0 E: 0 K: 2 S: 7	H: 0 LOB: 1 BB: 0 P: 8	R: 2 E: 1 K: 0 S: 6	H: 3 LOB: 1 BB: 0 P: 6	R: 2 E: 0 K: 1 S: 5	H: 0 LOB: 3 BB: 5 P: 25	1B: 6 2B: 3 3B: 1 HR: 1	SF: 0 SAC: 2 DP: 2 HBP: 2	WP: 0 PB: 0 SB: 0 CS: 0	PA: 47
<b>PITCHER</b>	IP WLS BF H R ER SO BB IBB HBP BLK WP HR S P ERA WHIP																				<b>PITCHER</b>	IP WLS BF H R ER SO BB IBB HBP BLK WP HR S P ERA WHIP
<b>Normie Roy, R</b> (1, 1) ERA: 5.72	2.0 L 11 4 3 3 1 2 0 1 0 0 0 0 10 19 13.50 3.000																					
<b>Bob Chipman, L</b> (3, 1) ERA: 4.76	3.0 14 3 3 3 2 2 0 0 0 0 0 1 16 24 9.00 1.667																					
<b>Johnny Antonelli, L</b> (6, 1) ERA: 14.29	3.0 14 3 2 2 3 1 0 1 0 0 0 0 18 23 6.00 1.333																					
<b>Bob Hall, R</b> (9, 1) ERA: 8.53	0.2 7 0 2 2 1 5 0 0 0 0 0 0 4 24 27.00 7.500																					
<b>Ernie Johnson, R</b> (9, 1) ERA: 8.44	0.1 1 0 0 0 0 0 0 0 0 0 0 0 0 1 0.00 0.000																					


**New York Giants @ Boston Braves**  
 Braves Field, Boston, MA  
 Tue May 30 1950, 3:38 AM EDT  
 Att. 16,112 - Unknown

AB	33
R	10
H	10
RBI	10
BB	10
SO	7
LOB	22







Batter	1	2	3	4	5	6	7	8	9	AB R H RBI BB SO LOB	TOP		
Sam Jethroe, S (1, 8) OBP: 0.365, SLG: 0.494 Luis Olmo, R (6, 8) OBP: 0.367, SLG: 0.440	0-0 F9	0-0 F7	4-0 BB 1B BB	4-0 1-2 2-3 BB		0-0 F9			0-0 F7	3 0 0 0 2 0 1 1 0 0 0 0 0 0			
Earl Torgeson, L (1, 3) OBP: 0.429, SLG: 0.386	0-0 BB 1B HR 1B	0-0 3-1	0-0 BB 1B	0-0 3-1		0-0 1-3			0-0 2B 1B	6 1 3 2 0 0 4			
Tommy Holmes, L (1, 9) OBP: 0.615, SLG: 0.800	0-0 BB 1B HR 1B		0-0 HR 2B		0-0 1B 2B		0-0 G3		0-0 BB 1B WP 2B	5 4 4 0 1 0 0			
Bob Elliott, R (1, 5) OBP: 0.323, SLG: 0.472	0-0 F7		0-0 HR		0-0 1B WP 1B		0-0 6-3		0-0 FC5-2-5 WP	6 2 2 3 0 1 7			
Walker Cooper, R (1, 2) OBP: 0.318, SLG: 0.431	4-0 1-2 2-3 HR BB		0-0 1B BLK 1B	0-0 F8 E 1B	0-0 WP 5-3 1B		0-0 1-3		4-0 1-2 2-H BB	4 4 3 0 2 0 0			
Sid Gordon, R (1, 7) OBP: 0.406, SLG: 0.617	0-0 1-H 2-H 3-H HR		0-0 SH3 BLK 1B	0-0 F8	0-3 K				0-0 G4-6-3 1B	6 2 3 4 0 1 4			
Gene Mauch, R (1, 4) OBP: 0.324, SLG: 0.267	0-0 F7		4-0 1-2 3-H 1B SH3 BB	0-0 E6 BB 1B	0-0 5-3				0-0 G4-6-3 1-2f	4 1 0 1 1 0 1	AB 44 R 14 H 18 RBI 10 BB 6 SO 3 LOB 22		
Buddy Kerr, R (1, 6) OBP: 0.259, SLG: 0.311		0-0 2B	0-0 SH3	0-0 F4	0-0 5-3				0-0 1B	4 0 2 0 0 0 1			
Vern Bickford, R (1, 1) OBP: 0.207, SLG: 0.148		0-0 5-3	0-0 6-3	0-0 BB 1B		0-3 K			0-0 F6	5 0 1 0 0 1 4			
Inning Stats	R: 4 H: 3 E: 0 LOB: 0 K: 0 BB: 1 S: 6 P: 10	R: 0 H: 1 E: 0 LOB: 1 K: 0 BB: 0 P: 4	R: 5 H: 5 E: 0 LOB: 3 K: 1 BB: 3 S: 10 P: 22	R: 1 H: 2 E: 1 LOB: 3 K: 0 BB: 1 P: 10	R: 3 H: 3 E: 0 LOB: 0 K: 1 BB: 0 S: 8 P: 8	R: 0 H: 0 E: 0 LOB: 0 K: 1 BB: 0 S: 5 P: 5	R: 0 H: 0 E: 0 LOB: 0 K: 0 BB: 0 S: 3 P: 3	R: 0 H: 2 E: 0 LOB: 1 K: 0 BB: 0 P: 4	R: 1 H: 2 E: 0 LOB: 2 K: 0 BB: 1 S: 5 P: 9	1B: 12 SF: 0 2B: 4 SAC: 1 3B: 0 DP: 1 HR: 2 HBP: 0	WP: 2 PA: 51 PB: 0 SB: 0 CS: 0		
PITCHER	IP WLS BF H R ER SO BB IBB HBP BLK WP HR S P ERA WHIP											PITCHER	IP WLS BF H R ER SO BB IBB HBP BLK WP HR S P ERA WHIP
Mel Queen, R (1, 1) ERA: 6.49	2.0 L 13 6 6 6 0 1 0 0 0 0 2 12 16 27.00 3.500												
Bob Cheshnes, R (3, 1) ERA: 4.97	0.0 2 2 0 0 0 0 0 0 0 0 0 2 2 ∞ ∞												
Junior Walsh, R (3, 1) ERA: 4.0	2.0 14 3 4 3 1 4 0 0 1 0 0 12 28 13.50 3.500												
Jack Phillips, R (5, 1) ERA: 7.2	5.0 22 7 4 4 2 1 0 0 0 2 0 25 29 7.20 1.600												

Boston Braves @ Pittsburgh Pirates  
 Forbes Field, Pittsburgh, PA  
 Thu Jun 01 1950, 3:33 AM EDT  
 Att. 5,468 - Unknown

livebaseballscorecards.com

Batter	1	2	3	4	5	6	7	8	9	AB R H RBI BB SO LOB
Pete Castiglione, R (1, 6) George Strickland, R (5, 6) OBP: 0.269, SLG: 0.302 OBP: 0.231, SLG: 0.091	0-0 G3		0-0 FC3-6 1B	0-3 K		0-3 K			0-3 K	3 0 1 0 0 1 1 2 0 0 0 0 2 1
Dale Coogan, L (1, 3) OBP: 0.338, SLG: 0.303	0-0 4-3		0-0 F7		0-0 4-3	0-0 4-3			0-0 1B	5 0 1 0 0 0 2
Gus Bell, L (1, 9) OBP: 0.438, SLG: 0.400	0-0 BB 1B		0-0 FC3-6 1-2f BB		0-0 BB 1B			0-0 F8	0-0 1B	5 1 2 0 0 0 2
Ralph Kiner, R (1, 7) OBP: 0.444, SLG: 0.533	4-0 1-2 BB		4-0 1-2 BB		0-0 F6	4-0 G3-6 BB		4-0 G3-6 BB		1 0 0 0 3 0 1
Johnny Hopp, L (1, 8) OBP: 0.463, SLG: 0.566	0-0 F9		0-0 F3		4-0 1B 1-2 BB	0-0 G3-6 1-2f		0-0 G3-6		3 0 0 0 1 0 5
Nanny Fernandez, R (1, 5) OBP: 0.311, SLG: 0.388		0-0 6-3		4-0 F8 1B BB	0-0 1-3 2-H 1B			0-0 F7		3 1 1 1 1 0 0
Danny Murtaugh, R (1, 4) Hank Schenz, R (4, 4) OBP: 0.418, SLG: 0.444 OBP: 0.292, SLG: 0.458		0-0 4-3		0-0 1-2 1B	0-0 5-3			0-0 1-3		1 0 0 0 0 0 0 3 0 1 0 0 0 2
Clyde McCullough, R (1, 2) Earl Turner, R (4, 2) OBP: 0.284, SLG: 0.342 OBP: 0.276, SLG: 0.222		0-0 1B		0-0 F8 2-3		4-0 BB		0-0 F8		1 0 1 0 0 0 0 2 0 0 0 1 0 2
Mel Queen, R (1, 1) Bob Chesnes, S (3, 1) Junior Walsh, R (3, 1) Jack Phillips, R (4, PH) OBP: 0.214, SLG: 0.154 OBP: 0.800, SLG: 1.000 OBP: 0.364, SLG: 0.476		0-3 K		0-0 F8 3-H		0-0 F8		0-0 F8		1 0 0 0 0 1 1 0 0 0 0 0 0 0 0 0 0 0 0 0 0 3 0 0 1 0 0 2


<b>Inning Stats</b>	R: 0 E: 0 K: 0 S: 4	H: 1 LOB: 2 BB: 1 P: 8	R: 0 E: 0 K: 1 S: 6	H: 1 LOB: 1 BB: 0 P: 6	R: 0 E: 0 K: 0 S: 4	H: 1 LOB: 2 BB: 1 P: 8	R: 1 E: 0 K: 1 S: 6	H: 1 LOB: 1 BB: 1 P: 10	R: 1 E: 0 K: 0 S: 5	H: 2 LOB: 2 BB: 1 P: 9	R: 0 E: 0 K: 1 S: 5	H: 0 LOB: 1 BB: 1 P: 9	R: 0 E: 0 K: 0 S: 2	H: 0 LOB: 0 BB: 1 P: 6	R: 0 E: 0 K: 0 S: 3	H: 0 LOB: 0 BB: 0 P: 3	R: 0 E: 0 K: 1 S: 6	H: 1 LOB: 1 BB: 0 P: 6	1B: 7 2B: 0 3B: 0 HR: 0	SF: 0 SAC: 0 DP: 1 HBP: 0	WP: 0 PB: 0 SB: 0 CS: 0	PA: 39
<b>PITCHER</b> Vern Bickford, R (1, 1) ERA: 2.93	IP: 9.0 WLS: W BF: 39 H: 7 R: 2 ER: 2 SO: 4 BB: 6 IBB: 0 HBP: 0 BLK: 0 WP: 0 HR: 0 S: 41 P: 65 ERA: 2.00 WHIP: 1.444																					


**BOTTOM**

**Boston Braves @ Pittsburgh Pirates**  
**Forbes Field, Pittsburgh, PA**  
 Thu Jun 01 1950, 3:33 AM EDT  
 Att. 5,468 - Unknown

livebaseballscorecards.com

<b>AB</b>	<b>33</b>
<b>R</b>	<b>2</b>
<b>H</b>	<b>7</b>
<b>RBI</b>	<b>2</b>
<b>BB</b>	<b>6</b>
<b>SO</b>	<b>4</b>
<b>LOB</b>	<b>19</b>



Batter	1	2	3	4	5	6	7	8	9	AB	R	H	RBI	BB	SO	LOB	TOP															
Sam Jethroe, S (1, 8) OBP: 0.365, SLG: 0.494																	0	0	0	0	0	0	0	0	0	0	0	0	<b>Boston Braves @ Pittsburgh Pirates</b> Forbes Field, Pittsburgh, PA Fri Jun 02 1950, 3:33 AM EDT Att. 23,549 - Unknown  <a href="http://livebaseballscorecards.com">livebaseballscorecards.com</a>			
Earl Torgeson, L (1, 3) OBP: 0.429, SLG: 0.386																	0	0	0	0	0	0	0	0	0	0	0	0		0	0	0
Tommy Holmes, L (1, 9) OBP: 0.615, SLG: 0.800																	0	0	0	0	0	0	0	0	0	0	0	0		0	0	0
Bob Elliott, R (1, 5) OBP: 0.323, SLG: 0.472																	0	0	0	0	0	0	0	0	0	0	0	0		0	0	0
Walker Cooper, R (1, 2) OBP: 0.318, SLG: 0.431																	0	0	0	0	0	0	0	0	0	0	0	0		0	0	0
Sid Gordon, R (1, 7) OBP: 0.406, SLG: 0.617																	0	0	0	0	0	0	0	0	0	0	0	0		0	0	0
Gene Mauch, R (1, 4) OBP: 0.324, SLG: 0.267																	0	0	0	0	0	0	0	0	0	0	0	0		0	0	0
Buddy Kerr, R (1, 6) OBP: 0.259, SLG: 0.311																	0	0	0	0	0	0	0	0	0	0	0	0		0	0	0
Warren Spahn, L (1, 1) OBP: 0.300, SLG: 0.276	0	0	0	0	0	0	0	0	0	0	0	0	0	0	0																	
<b>Inning Stats</b>																	1B: 0    SF: 0 2B: 0    SAC: 0 3B: 0    DP: 0 HR: 0    HBP: 0	WP: 0    PA: 0 PB: 0 SB: 0 CS: 0														
<b>PITCHER</b> Bill MacDonald, R (1, 1) ERA: 3.09	IP	WLS	BF	H	R	ER	SO	BB	IBB	HBP	BLK	WP	HR	S	P	ERA	WHIP	<b>PITCHER</b> IP    WLS    BF    H    R    ER    SO    BB    IBB    HBP    BLK    WP    HR    S    P    ERA    WHIP														
	0.0	W	0	0	0	0	0	0	0	0	0	0	0	0	0	∞	∞															

Batter	1	2	3	4	5	6	7	8	9	AB R H RBI BB SO LOB	BOTTOM
--------	---	---	---	---	---	---	---	---	---	----------------------	--------

Hank Schenz, R (1, 6) OBP: 0.292, SLG: 0.458										0 0 0 0 0 0 0	<p><b>Boston Braves @ Pittsburgh Pirates</b>  <b>Forbes Field, Pittsburgh, PA</b>            Fri Jun 02 1950, 3:33 AM EDT            Att. 23,549 - Unknown</p> <p><a href="http://livebaseballscorecards.com">livebaseballscorecards.com</a></p>
Gus Bell, L (1, 9) OBP: 0.438, SLG: 0.400										0 0 0 0 0 0 0	
Ralph Kiner, R (1, 7) OBP: 0.444, SLG: 0.533										0 0 0 0 0 0 0	
Nanny Fernandez, R (1, 5) OBP: 0.311, SLG: 0.388										0 0 0 0 0 0 0	
Wally Westlake, R (1, 8) OBP: 0.333, SLG: 0.455										0 0 0 0 0 0 0	
Jack Phillips, R (1, 3) OBP: 0.364, SLG: 0.476										0 0 0 0 0 0 0	
Danny Murtaugh, R (1, 4) OBP: 0.418, SLG: 0.444										0 0 0 0 0 0 0	
Ray Mueller, R (1, 2) OBP: 0.222, SLG: 0.444										0 0 0 0 0 0 0	
Bill MacDonald, R (1, 1) OBP: 0.200, SLG: 0.200										0 0 0 0 0 0 0	<p><b>AB 0</b>  <b>R 0</b>  <b>H 0</b>  <b>RBI 0</b>  <b>BB 0</b>  <b>SO 0</b>  <b>LOB 0</b></p> 

<b>Inning Stats</b>	1B: 0	SF: 0	WP: 0	PA: 0
	2B: 0	SAC: 0	PB: 0	
	3B: 0	DP: 0	SB: 0	
	HR: 0	HBP: 0	CS: 0	

<b>PITCHER</b> Warren Spahn, L (1, 1) ERA: 3.25	<b>IP</b> 0.0 <b>WLS</b> L <b>BF</b> 0 <b>H</b> 0 <b>R</b> 0 <b>ER</b> 0 <b>SO</b> 0 <b>BB</b> 0 <b>IBB</b> 0 <b>HBP</b> 0 <b>BLK</b> 0 <b>WP</b> 0 <b>HR</b> 0 <b>S</b> 0 <b>P</b> 0 <b>ERA</b> ∞ <b>WHIP</b> ∞	<b>PITCHER</b> <b>IP</b> <b>WLS</b> <b>BF</b> <b>H</b> <b>R</b> <b>ER</b> <b>SO</b> <b>BB</b> <b>IBB</b> <b>HBP</b> <b>BLK</b> <b>WP</b> <b>HR</b> <b>S</b> <b>P</b> <b>ERA</b> <b>WHIP</b>
---	--	--

Batter	1	2	3	4	5	6	7	8	9	AB R H RBI BB SO LOB	TOP															
Sam Jethroe, S OBP: 0.367, SLG: 0.506 (1, 8) X	0-0 HR	4-0 WP HR BLK BB	0-0 F2		0-0 L5		0-0 L8		0-0	5 2 1 1 1 0 3																
Earl Torgeson, L OBP: 0.419, SLG: 0.376 (1, 3) X	0-0 1B 1B	0-0 F4	0-0 F8		0-0 L9			0-0		5 1 1 0 0 0 2																
Tommy Holmes, L OBP: 0.524, SLG: 0.588 Willard Marshall, L OBP: 0.291, SLG: 0.309 (1, 9) X (8, 9)	0-0 F8 1B 1B 1-2 E	0-0 F4		0-0 1B F9 1B		0-0 G1		0-0		5 2 2 0 0 0 1 0 0 0 0 0 0 0																
Bob Elliott, R OBP: 0.329, SLG: 0.459 (1, 5) X	0-0 E BB 1B 1-2 2-H	4-0 WP HR IBB		0-0 F8		4-0 BB		0-0		3 1 1 1 2 0 1																
Walker Cooper, R OBP: 0.328, SLG: 0.427 (1, 2) X	0-0 F3	4-0 1-2 2-3 HR BB		0-0 1B 1B		0-0 F8		0-0	0-0 HR 1B	4 2 2 0 1 0 3																
Sid Gordon, R OBP: 0.409, SLG: 0.663 (1, 7) X	0-0 F8	0-0 1-H 2-H 3-H HR		0-0 F9		0-0 F5		0-0	0-0 1-H HR	5 2 2 7 0 0 4																
Gene Mauch, R OBP: 0.357, SLG: 0.378 (1, 4) X	4-0 1-2 E BB	0-0 4-3		0-0 1-2 1B		0-0 FC5-4 1B		0-0	0-0	4 0 2 0 1 0 0																
Buddy Kerr, R OBP: 0.258, SLG: 0.303 (1, 6) X	0-0 E5 1-2 2-3 3-H FC4-6		0-0 FC2-4 1B		0-0 5-3		0-0 F8		4-0 SH BB	4 0 1 0 1 0 5																
Johnny Sain, R OBP: 0.242, SLG: 0.250 Bobby Hogue, R (6, 1)	0-0 FC4-6 1-2f		0-0 FC2-4 1-2f		0-0 5-3		0-0 FC5-4 1-2f		0-0 SH	3 0 0 0 0 0 4 1 0 0 0 0 0 1																
<b>Inning Stats</b>	R: 3 E: 1 K: 0 S: 8	H: 4 LOB: 3 BB: 1 P: 12	R: 4 E: 0 K: 0 S: 4	H: 1 LOB: 0 BB: 3 P: 16	R: 0 E: 0 K: 0 S: 4	H: 1 LOB: 1 BB: 0 P: 4	R: 1 E: 0 K: 0 S: 6	H: 3 LOB: 2 BB: 0 P: 6	R: 0 E: 0 K: 0 S: 3	H: 0 LOB: 0 BB: 0 P: 3	R: 0 E: 0 K: 0 S: 3	H: 0 LOB: 1 BB: 1 P: 7	R: 0 E: 0 K: 0 S: 4	H: 1 LOB: 1 BB: 0 P: 4	R: 0 E: 0 K: 0 S: 3	H: 0 LOB: 0 BB: 0 P: 3	R: 2 E: 0 K: 0 S: 5	H: 2 LOB: 1 BB: 1 P: 9	1B: 9 2B: 0 3B: 0 HR: 3	SF: 0 SAC: 1 DP: 0 HBP: 0	WP: 1 PB: 0 SB: 0 CS: 0	PA: 46				
<b>PITCHER</b>	IP WLS BF H R ER SO BB IBB HBP BLK WP HR S P ERA WHIP																									
Murry Dickson, R ERA: 4.16 (1, 1)	0.0		4	4	3	2	0	0	0	0	0	1	4	4	∞	∞										
Vic Lombardi, L ERA: 8.86 (1, 1)	1.2	L	10	0	3	3	0	3	1	0	1	0	6	22	16.20	1.800										
Bill Werle, L ERA: 4.47 (2, 1)	6.1		26	6	2	2	0	1	0	0	0	1	25	29	2.84	1.105										
Mel Queen, R ERA: 6.81 (9, 1)	1.0		6	2	2	2	0	1	0	0	0	1	5	9	18.00	3.000										

**Boston Braves @ Pittsburgh Pirates**  
**Forbes Field, Pittsburgh, PA**  
 Sat Jun 03 1950, 3:33 AM EDT  
 Att. 5,737 - Unknown

[livebaseballscorecards.com](http://livebaseballscorecards.com)

<b>AB</b>	39
<b>R</b>	10
<b>H</b>	12
<b>RBI</b>	9
<b>BB</b>	6
<b>SO</b>	0
<b>LOB</b>	24



Batter	1	2	3	4	5	6	7	8	9	AB	R	H	RBI	BB	SO	LOB
--------	---	---	---	---	---	---	---	---	---	----	---	---	-----	----	----	-----

<b>Hank Schenz, R</b> <small>OBP: 0.303, SLG: 0.515</small> (1, 6) X	0-0  HR	0-0  L8			0-0  F7	0-0  G1-6-3 1B		0-0  HR		5	1	2	1	0	0	3
<b>Dale Coogan, L</b> <small>OBP: 0.329, SLG: 0.296</small> (1, 3) X	0-0  4-3	0-0  4-3 1-2 2-3			0-0  BLK 1B WP 1B	0-0  G1-6-3 1-2f			0-0  HR	5	1	1	0	0	0	4
<b>Gus Bell, L</b> <small>OBP: 0.440, SLG: 0.455</small> (1, 9) X	0-0  HR 3B		0-0  F4		0-0  WP 1B BLK HR 1B 1-2		H 1-0  FC6-4 HBP	B B B B B B 4-0  BB		3	2	2	0	1	0	0
<b>Ralph Kiner, R</b> <small>OBP: 0.439, SLG: 0.538</small> (1, 7) X	0-0  F2		0-3  K		0-0  F5 1-2 2-3		X 0-0  HR	X 0-0  FC6-4	X 0-0  BB	5	0	0	0	0	1	5
<b>Wally Westlake, R</b> <small>OBP: 0.333, SLG: 0.486</small> (1, 8) X	0-0  HR 3-H		0-3  K		0-0  HR 2-H 3-H		X 0-0  FC6-4 1-2f	X 0-0  HR	X 0-0  HR	5	2	2	4	0	1	2
<b>Nanny Fernandez, R</b> <small>OBP: 0.320, SLG: 0.419</small> (1, 5) X	0-0  6-3			X 0-0  F7	X 0-0  1B		X 0-0  HR	X 0-0  HR	X 0-0  HR	4	0	1	0	0	0	1
<b>Danny Murtaugh, R</b> <small>OBP: 0.412, SLG: 0.437</small> (1, 4) X		X 0-0  F9		S 0-3  K	X 0-0  F3			X 0-0  1B		4	0	1	0	0	1	1
<b>Clyde McCullough, R</b> <small>OBP: 0.310, SLG: 0.380</small> (1, 2)		X 0-0  WP 1B		X 0-0  2B		X 0-0  FC1-6 1B		X 0-0  F		3	0	3	0	0	0	0
<b>Johnny Hopp, L</b> <small>OBP: 0.460, SLG: 0.561</small> (8, PH)									X 0-0  F	1	0	0	0	0	0	1
<b>Ray Mueller, R</b> <small>OBP: 0.256, SLG: 0.462</small> (9, 2)									X 0-0  F	0	0	0	0	0	0	0
<b>Murry Dickson, R</b> <small>OBP: 0.250, SLG: 0.217</small> (1, 1)		X 0-0  WP 1B		X 0-3  K		X 0-0  FC1-6 1B 1-2f		X 0-0  F		0	0	0	0	0	0	0
<b>Vic Lombardi, L</b> <small>OBP: 0.600, SLG: 0.600</small> (1, 1)									X 0-0  F	0	0	0	0	0	0	0
<b>Bill Werle, L</b> <small>OBP: 0.400, SLG: 0.250</small> (2, 1)		X 0-0  WP 1B								3	0	1	0	0	1	2
<b>Earl Turner, R</b> <small>OBP: 0.267, SLG: 0.214</small> (8, PH)										1	0	0	0	0	0	1
<b>Mel Queen, R</b> <small>OBP: 0.267, SLG: 0.214</small> (9, 1)		X 1-2  1B								0	0	0	0	0	0	0

Inning Stats	R: 3	H: 3	E: 0	K: 0	S: 6	LOB: 3	BB: 0	P: 6	R: 0	H: 2	E: 0	K: 0	S: 5	LOB: 2	BB: 0	P: 5	R: 0	H: 0	E: 0	K: 2	S: 7	LOB: 0	BB: 0	P: 7	R: 0	H: 1	E: 0	K: 2	S: 8	LOB: 1	BB: 0	P: 8	R: 3	H: 4	E: 0	K: 0	S: 7	LOB: 1	BB: 0	P: 7	R: 0	H: 2	E: 0	K: 0	S: 4	LOB: 1	BB: 0	P: 4	R: 0	H: 0	E: 0	K: 0	S: 3	LOB: 1	BB: 0	P: 4	R: 0	H: 1	E: 0	K: 0	S: 4	LOB: 1	BB: 0	P: 4	R: 0	H: 0	E: 0	K: 0	S: 3	LOB: 1	BB: 1	P: 7	1B: 8	2B: 1	3B: 1	HR: 3	SF: 0	SAC: 0	DP: 1	HBP: 1	WP: 2	PB: 0	SB: 0	CS: 0	PA: 41
--------------	------	------	------	------	------	--------	-------	------	------	------	------	------	------	--------	-------	------	------	------	------	------	------	--------	-------	------	------	------	------	------	------	--------	-------	------	------	------	------	------	------	--------	-------	------	------	------	------	------	------	--------	-------	------	------	------	------	------	------	--------	-------	------	------	------	------	------	------	--------	-------	------	------	------	------	------	------	--------	-------	------	-------	-------	-------	-------	-------	--------	-------	--------	-------	-------	-------	-------	--------

**BOTTOM**

**Boston Braves @ Pittsburgh Pirates**  
Forbes Field, Pittsburgh, PA  
Sat Jun 03 1950, 3:33 AM EDT  
Att. 5,737 - Unknown

<b>AB</b>	39
<b>R</b>	6
<b>H</b>	13
<b>RBI</b>	5
<b>BB</b>	1
<b>SO</b>	4
<b>LOB</b>	20



PITCHER	IP	WLS	BF	H	R	ER	SO	BB	IBB	HBP	BLK	WP	HR	S	P	ERA	WHIP
<b>Johnny Sain, R</b> <small>ERA: 4.15</small> (1, 1)	5.1	W	28	12	6	6	4	0	0	0	1	2	3	36	36	10.12	2.250
<b>Bobby Hogue, R</b> <small>ERA: 1.13</small> (6, 1)	3.2	S	13	1	0	0	0	1	0	1	0	0	0	11	16	0.00	0.545

Batter	1	2	3	4	5	6	7	8	9	AB R H RBI BB SO LOB	TOP
Sam Jethroe, S (1, 8) x OBP: 0.364, SLG: 0.497	0-0 1-3 ①		4-0 FC6-4 BB		0-3 K ②			0-0 F7 ②		3 0 0 0 1 1 1	
Earl Torgeson, L (1, 3) x OBP: 0.415, SLG: 0.372	0-0 F3 ②		0-0 F3 ②		0-0 4-1 ③			0-0 1B		4 0 1 0 0 0 2	
Luis Olmo, R (1, 9) x OBP: 0.314, SLG: 0.367	0-0 F4 ③		0-0 FC6-4 ③		0-0 F7 ①			0-0 F8 ③		4 0 0 0 0 0 2	
Bob Elliott, R (1, 5) OBP: 0.327, SLG: 0.461		0-0 1-3 FC1-2-5-2 2B		0-0 F4 ①		0-0 F7 ②			0-0 6-3 ①	4 0 1 0 0 0 0	
Walker Cooper, R (1, 2) OBP: 0.317, SLG: 0.412		0-0 1-3 ①		0-0 F6 ②		0-0 F7 ③			0-0 4-3 ②	4 0 0 0 0 0 1	
Sid Gordon, R (1, 7) OBP: 0.404, SLG: 0.645		0-0 FC1-2-5-2 1B		0-0 E9			0-0 6-3 ①		0-0 6-3 ③	4 0 1 0 0 0 0	
Gene Mauch, R (1, 4) OBP: 0.333, SLG: 0.350		0-0 FC1-2-5-2 FC6-4 1-2 3-H		0-0 F7 ③			0-0 F7 ②			3 0 0 0 0 0 3	
Buddy Kerr, R (1, 6) OBP: 0.260, SLG: 0.303		0-0 FC6-4 1-2f			0-0 1B		0-0 6-3 ③			3 0 1 0 0 0 2	
Johnny Antonelli, L (1, 1) Dick Donovan, L (4, 1) Roy Hartsfield, R (8, PH) Ernie Johnson, R (8, 1)			0-0 G3 ①		0-3 K ①			0-0 F4 ①		1 0 0 0 0 0 0 1 0 0 0 0 1 1 1 0 0 0 0 0 0 0 0 0 0 0 0 0	
<b>Inning Stats</b>	R: 0 H: 0 E: 0 LOB: 0 K: 0 BB: 0 S: 3 P: 3	R: 0 H: 2 E: 0 LOB: 2 K: 0 BB: 0 S: 5 P: 5	R: 0 H: 0 E: 0 LOB: 1 K: 0 BB: 1 S: 3 P: 7	R: 0 H: 0 E: 1 LOB: 1 K: 0 BB: 0 S: 4 P: 4	R: 0 H: 1 E: 0 LOB: 1 K: 2 BB: 0 S: 8 P: 8	R: 0 H: 0 E: 0 LOB: 0 K: 0 BB: 0 S: 3 P: 3	R: 0 H: 0 E: 0 LOB: 0 K: 0 BB: 0 S: 3 P: 3	R: 0 H: 1 E: 0 LOB: 1 K: 0 BB: 0 S: 4 P: 4	R: 0 H: 0 E: 0 LOB: 0 K: 0 BB: 0 S: 3 P: 3	1B: 3 SF: 0 2B: 1 SAC: 0 3B: 0 DP: 0 HR: 0 HBP: 0	WP: 0 PA: 33 PB: 0 SB: 0 CS: 0
<b>PITCHER</b> Ken Raffensberger, L (1, 1) ERA: 3.33	IP WLS BF H R ER SO BB IBB HBP BLK WP HR S P ERA WHIP										
											<b>PITCHER</b> IP WLS BF H R ER SO BB IBB HBP BLK WP HR S P ERA WHIP

**Boston Braves @ Cincinnati Reds**  
Crosley Field, Cincinnati, OH  
Sun Jun 04 1950, 3:33 AM EDT  
Unknown

livebaseballscorecards.com

**AB 32**  
**R 0**  
**H 4**  
**RBI 0**  
**BB 1**  
**SO 2**  
**LOB 12**





Batter	1	2	3	4	5	6	7	8	9	AB	R	H	RBI	BB	SO	LOB
<b>Bobby Adams, R</b> OBP: 0.344, SLG: 0.337 (1, 4)	0-0 F3	4-0 FC6-4 BB		0-0 1-2 2-H BB 1B		0-0 4-3				3	0	1	1	1	0	1
<b>Peanuts Lowrey, R</b> OBP: 0.375, SLG: 0.316 (1, 7)	0-0 1B	0-0 FC6-4 1-2f		4-0 1-2 2-3 BB		0-0 F8				3	0	1	0	1	0	3
<b>Bob Usher, R</b> OBP: 0.303, SLG: 0.451 (1, 8)	0-0 1-2 G6-4-3 1B		0-0 1B	0-3 K		4-0 G4-3 BB				3	0	2	0	1	1	3
<b>Ted Kluszewski, L</b> OBP: 0.310, SLG: 0.467 (1, 3)	0-0 G6-4-3 1-2f		0-0 F7	0-0 F7		0-0 G4-3 1-2f				4	0	0	0	0	0	7
<b>Johnny Wyrostek, L</b> OBP: 0.393, SLG: 0.451 (1, 9)		0-0 F7	0-3 K		0-0 4-3		0-0 F2			4	0	0	0	0	1	1
<b>Virgil Stallcup, R</b> OBP: 0.291, SLG: 0.408 (1, 6)		0-0 1B	0-0 F7		0-0 G1-6-3 1B		0-0 F8			4	0	2	0	0	0	1
<b>Grady Hatton, L</b> OBP: 0.322, SLG: 0.373 (1, 5)		0-0 1B 1-3 2B 1B		0-0 4-3	0-0 G1-6-3		0-0 F8			4	1	1	0	0	0	1
<b>Dixie Howell, R</b> OBP: 0.397, SLG: 0.315 (1, 2)		0-0 2B 2-3 1B		0-0 BB 1B 1B		0-0 6-3		0-0 1B		4	2	3	0	0	0	0
<b>Ken Raffensberger, R</b> OBP: 0.292, SLG: 0.318 (1, 1)		0-0 1-H 3-H 2B		4-0 BB 1B BB		0-0 2B		0-0 F9		3	0	2	2	1	0	1

Inning Stats	R: 0	H: 2	E: 0	LOB: 1	K: 0	BB: 0	S: 4	R: 2	H: 4	E: 0	LOB: 2	K: 0	BB: 1	S: 6	R: 0	H: 1	E: 0	LOB: 1	K: 1	BB: 0	S: 6	R: 1	H: 2	E: 0	LOB: 3	K: 1	BB: 2	S: 7	R: 0	H: 1	E: 0	LOB: 0	K: 0	BB: 0	S: 3	R: 0	H: 1	E: 0	LOB: 1	K: 0	BB: 0	S: 4	R: 0	H: 0	E: 0	LOB: 0	K: 0	BB: 1	S: 2	R: 0	H: 1	E: 0	LOB: 1	K: 0	BB: 0	S: 4	R: 0	H: 1	E: 0	LOB: 1	K: 0	BB: 0	S: 4
--------------	------	------	------	--------	------	-------	------	------	------	------	--------	------	-------	------	------	------	------	--------	------	-------	------	------	------	------	--------	------	-------	------	------	------	------	--------	------	-------	------	------	------	------	--------	------	-------	------	------	------	------	--------	------	-------	------	------	------	------	--------	------	-------	------	------	------	------	--------	------	-------	------

PITCHER	IP	WLS	BF	H	R	ER	SO	BB	IBB	HBP	BLK	WP	HR	S	P	ERA	WHIP
<b>Johnny Antonelli, L</b> ERA: 12.0 (1, 1)	3.1	L	19	9	3	3	1	2	0	0	0	0	0	19	27	8.10	3.300
<b>Dick Donovan, R</b> ERA: 5.85 (4, 1)	3.2		13	2	0	0	1	2	0	0	0	0	0	13	21	0.00	1.091
<b>Ernie Johnson, R</b> ERA: 7.11 (8, 1)	1.0		4	1	0	0	0	0	0	0	0	0	0	4	4	0.00	1.000


**BOTTOM**

**Boston Braves @ Cincinnati Reds**  
Crosley Field, Cincinnati, OH

Sun Jun 04 1950, 3:33 AM EDT  
Unknown

livebaseballscorecards.com

<b>AB</b>	<b>32</b>
<b>R</b>	<b>3</b>
<b>H</b>	<b>12</b>
<b>RBI</b>	<b>3</b>
<b>BB</b>	<b>4</b>
<b>SO</b>	<b>2</b>
<b>LOB</b>	<b>18</b>



WP	PA	ERA	WHIP
0	36		

Batter	1	2	3	4	5	6	7	8	9	AB R H RBI BB SO LOB	TOP																
Sam Jethroe, S OBP: 0.360, SLG: 0.488 (1, 8)	0-0 2-3 1B		0-0 F8	0-0 4-3			0-0 G1	0-0 F9		5 1 1 0 0 0 2																	
Earl Torgeson, L OBP: 0.414, SLG: 0.369 (1, 3)	0-0 F8		0-0 2B 1B			0-0 F7	0-0 F8	4-0 HBP BB		4 1 1 0 1 0 1																	
Tommy Holmes, L OBP: 0.538, SLG: 0.619 (1, 9)	0-0 2-3		0-0 2B 2B			0-0 E4 1B	0-0 BB BB 1B	1-0 HBP		4 2 2 2 0 0 1																	
Bob Elliott, R OBP: 0.341, SLG: 0.474 (1, 5)	0-0 2-H 1B		0-0 WP 1B 2B			0-0 1-2 1B	4-0 BB BB BB	0-0 4-3		4 1 3 2 1 0 3																	
Sid Gordon, R OBP: 0.415, SLG: 0.638 Sibby Sisti, R OBP: 0.235, SLG: 0.138 (1, 7) (7, 4)		4-0 BB BB BB	4-0 G1-6-3 BB 1B IBB			0-0 F9	4-0 BB BB		0-0 F6	1 1 0 0 3 0 2 1 0 0 0 0 0 0																	
Del Crandall, R OBP: 0.259, SLG: 0.241 (1, 2)		0-0 P3	0-0 1-H 2-H 1B			0-0 F8	4-0 BB BB		0-0 F6	4 0 1 3 1 0 3																	
Gene Mauch, R OBP: 0.313, SLG: 0.326 Pete Reiser, L OBP: 0.404, SLG: 0.341 (1, 4) (7, PH) (7, 7)		0-0 G1-6-3	0-0 F2			0-0 6-3	0-0 F4		4-0 FC6-4 BB	3 0 0 0 0 0 2 1 0 0 0 1 0 3	AB 35 R 7 H 9 RBI 7 BB 8 SO 1 LOB 18																
Buddy Kerr, R OBP: 0.252, SLG: 0.293 (1, 6)			0-0 F9	0-0 5-3		0-0 5-3		0-0 F9	0-0 FC6-4	5 0 0 0 0 0 1																	
Bob Chipman, L OBP: 0.333, SLG: 0.200 Bobby Hogue, R (8, 1)			0-0 1B 2B 1B	0-0 1-3		0-3 K		4-0 HBP BLK BB		3 1 1 0 1 1 0 0 0 0 0 0 0 0																	
Inning Stats	R: 1 E: 0 K: 0 S: 4	H: 2 LOB: 1 BB: 0 P: 4	R: 0 E: 0 K: 0 S: 2	H: 0 LOB: 0 BB: 1 P: 6	R: 5 E: 0 K: 0 S: 8	H: 5 LOB: 1 BB: 1 P: 12	R: 0 E: 0 K: 0 S: 3	H: 0 LOB: 0 BB: 0 P: 3	R: 0 E: 1 K: 0 S: 5	H: 1 LOB: 2 BB: 0 P: 5	R: 0 E: 0 K: 1 S: 5	H: 0 LOB: 0 BB: 0 P: 5	R: 1 E: 0 K: 0 S: 4	H: 1 LOB: 3 BB: 3 P: 16	R: 0 E: 0 K: 0 S: 3	H: 0 LOB: 3 BB: 2 P: 12	R: 0 E: 0 K: 0 S: 3	H: 0 LOB: 1 BB: 1 P: 7	1B: 7 2B: 2 3B: 0 HR: 0	SF: 0 SAC: 0 DP: 1 HBP: 1	WP: 1 PB: 0 SB: 0 CS: 0	PA: 44					
PITCHER	IP	WLS	BF	H	R	ER	SO	BB	IBB	HBP	BLK	WP	HR	S	P	ERA	WHIP										
Herm Wehmeier, R ERA: 7.25 (1, 1)	2.2	L	15	7	6	6	0	1	1	0	0	1	0	13	21	20.25	3.000										
Howie Fox, R ERA: 5.73 (3, 1)	4.0		18	2	1	1	1	3	0	0	0	0	0	17	29	2.25	1.250										
Johnny Hetki, R ERA: 5.94 (7, 1)	1.0		6	0	0	0	0	2	0	1	1	0	0	3	12	0.00	2.000										
Frank Smith, R ERA: 3.86 (8, 1)	0.1		1	0	0	0	0	0	0	0	0	0	0	1	1	0.00	0.000										
Harry Perkowski, L ERA: 4.15 (9, 1)	1.0		4	0	0	0	0	1	0	0	0	0	0	3	7	0.00	1.000										

**Boston Braves @ Cincinnati Reds**  
Crosley Field, Cincinnati, OH  
Sun Jun 04 1950, 3:38 AM EDT  
Att: 11,043 - Unknown

livebaseballscorecards.com





Batter	1	2	3	4	5	6	7	8	9	AB R H RBI BB SO LOB	TOP	
Sam Jethroe, S OBP: 0.356, SLG: 0.486 (1, 8) X	0-0 G3 S 2B		0-0 F8		0-0 6-3		0-0 F7		0-0 E4 3B 1-2 2-3 3-H	5 2 1 0 0 0 3		
Earl Torgeson, L OBP: 0.414, SLG: 0.383 (1, 3) S S S	0-3 K		0-3 K			0-0 F9		0-0 SH1-4 1B	0-0 F7 3B 1-H 2-H 3-H	5 1 2 3 0 2 1		
Tommy Holmes, L OBP: 0.500, SLG: 0.560 (1, 9) X	0-0 G3 2-3			0-0 E 5-3 1B		0-0 F2		0-0 SH1-4 1-2	0-0 F7 3-H	4 0 1 1 0 0 1		
Bob Elliott, R OBP: 0.337, SLG: 0.463 (1, 5) B B B B	4-0 WP BB 3-H			0-0 5-3 1-2		0-0 5-3		0-0 F8	0-0 6-3	4 0 0 0 1 0 2		
Sid Gordon, R OBP: 0.413, SLG: 0.639 (1, 7) X Pete Reiser, L OBP: 0.396, SLG: 0.333 (7, PR) (7, 7)	0-0 6-3 1-3			0-0 F8			0-0 HR 2B	0-0 4-3		3 0 1 0 0 0 2 1 1 0 0 0 0 1		
Walker Cooper, R OBP: 0.323, SLG: 0.436 (1, 2) X		0-0 6-3		0-0 E5 FC5-4 2-3			0-0 HR 2-H		4-0 BB E BB	3 2 1 2 1 0 1		
Gene Mauch, R OBP: 0.308, SLG: 0.319 (1, 4) S S S S		0-3 K		0-0 FC5-4 1-2f			0-0 5-3		0-0 E BB 1-2 3B 1B	4 1 1 0 0 1 3		
Buddy Kerr, R OBP: 0.252, SLG: 0.292 (1, 6) X		0-0 6-3			0-3 K		0-0 SH2-4 1B		0-3 K	4 0 1 0 0 2 2		
Vern Bickford, R OBP: 0.219, SLG: 0.138 (1, 1) X			0-0 F2		0-3 K		0-0 SH2-4 1-2		4-0 E 1-2 2-3 3B BB	2 1 0 0 1 1 0		
<b>Inning Stats</b>	R: 1 E: 0 K: 1 S: 6 H: 1 LOB: 1 BB: 1 P: 10	R: 0 E: 0 K: 1 S: 5 H: 0 LOB: 0 BB: 0 P: 5	R: 0 E: 0 K: 1 S: 5 H: 0 LOB: 0 BB: 0 P: 5	R: 0 E: 1 K: 0 S: 5 H: 1 LOB: 2 BB: 0 P: 5	R: 0 E: 0 K: 2 S: 7 H: 0 LOB: 0 BB: 0 P: 7	R: 0 E: 0 K: 0 S: 3 H: 0 LOB: 0 BB: 0 P: 3	R: 2 E: 0 K: 0 S: 6 H: 3 LOB: 1 BB: 0 P: 6	R: 0 E: 0 K: 0 S: 4 H: 1 LOB: 1 BB: 0 P: 4	R: 5 E: 1 K: 1 S: 8 H: 2 LOB: 0 BB: 2 P: 16	1B: 4 2B: 2 3B: 1 HR: 1 SF: 0 SAC: 2 DP: 0 HBP: 0	WP: 2 PB: 0 SB: 1 CS: 0 PA: 40	
<b>PITCHER</b> Ewell Blackwell, R ERA: 3.36 (1, 1) Harry Perkowski, L ERA: 3.95 (9, 1)	IP 8.1 WLS L BF 37 H 7 R 7 ER 6 SO 6 BB 3 IBB 0 HBP 0 BLK 0 WP 1 HR 1 S 46 P 58 ERA 6.48 WHIP 1.200	IP 0.2 WLS L BF 3 H 1 R 1 ER 0 SO 0 BB 0 IBB 0 HBP 0 BLK 0 WP 0 HR 0 S 3 P 3 ERA 0.00 WHIP 1.500	<b>PITCHER</b> IP WLS BF H R ER SO BB IBB HBP BLK WP HR S P ERA WHIP									

**Boston Braves @ Cincinnati Reds**  
Crosley Field, Cincinnati, OH  
Tue Jun 06 1950, 3:33 AM EDT  
Att. 2,152 - Unknown

livebaseballscorecards.com

AB	35
R	8
H	8
RBI	6
BB	3
SO	6
LOB	16





Batter	1	2	3	4	5	6	7	8	9	AB R H RBI BB SO LOB	TOP											
Sam Jethroe, S (1, 8) OBP: 0.355, SLG: 0.481	0-0 F8		0-0 1B	0-0 F7	0-0 F7		0-0 1B		0-0 F7	6 0 2 2 0 0 6												
Earl Torgeson, L (1, 3) OBP: 0.411, SLG: 0.384	0-0 4-3		0-0 G3	0-0 P1	0-0 2B		0-0 F4		4-0 BB	5 0 1 1 1 0 4												
Tommy Holmes, L (1, 9) OBP: 0.444, SLG: 0.484	0-3 K2-3			0-0 1B	6-3 1-3		0-0 F8		0-0 4-3	6 1 1 0 0 1 6												
Bob Elliott, R (1, 5) OBP: 0.339, SLG: 0.457		0-0 F7		0-0 1B	4-0 2B	0-0 1-6-3		0-0 1-3		4 2 1 0 1 0 0												
Sid Gordon, R (1, 7) OBP: 0.429, SLG: 0.683		0-0 HR		4-0 1B	0-0 2B	0-0 1B		0-0 6-3		4 2 3 1 1 0 0												
Walker Cooper, R (1, 2) OBP: 0.333, SLG: 0.438		0-0 1B		0-0 1B	4-0 1B	0-0 F8		0-0 F8		4 2 2 2 1 0 1												
Gene Mauch, R (1, 4) OBP: 0.333, SLG: 0.353		0-0 4-3		0-0 FC5-2	0-0 1B	0-0 1B			4-0 BB	4 2 2 2 1 0 3												
Buddy Kerr, R (1, 6) OBP: 0.256, SLG: 0.291			0-0 L8	0-0 F7	4-0 2B	0-0 F8		0-0 F8		4 1 1 0 1 0 3												
Warren Spahn, L (1, 1) OBP: 0.316, SLG: 0.297			0-0 1-3	0-0 1B	0-0 1B		0-3 K		0-0 BB	5 0 3 2 0 1 0												
<b>Inning Stats</b>	R: 0 E: 0 K: 1 S: 5	H: 0 LOB: 0 BB: 0 P: 5	R: 1 E: 0 K: 0 S: 4	H: 2 LOB: 0 BB: 0 P: 4	R: 0 E: 0 K: 0 S: 4	H: 1 LOB: 1 BB: 0 P: 4	R: 4 E: 0 K: 0 S: 8	H: 5 LOB: 2 BB: 1 P: 12	R: 5 E: 0 K: 0 S: 7	H: 4 LOB: 2 BB: 3 P: 19	R: 0 E: 0 K: 0 S: 5	H: 2 LOB: 2 BB: 0 P: 5	R: 0 E: 0 K: 1 S: 6	H: 1 LOB: 1 BB: 0 P: 6	R: 0 E: 0 K: 0 S: 3	H: 0 LOB: 0 BB: 0 P: 3	R: 0 E: 0 K: 0 S: 4	H: 1 LOB: 3 BB: 2 P: 12	1B: 12 2B: 3 3B: 0 HR: 1	SF: 0 SAC: 0 DP: 0 HBP: 0	WP: 0 PB: 0 SB: 1 CS: 1	PA: 48
<b>PITCHER</b>	IP WLS BF H R ER SO BB IBB HBP BLK WP HR S P ERA WHIP																					
Gerry Staley, R (1, 1) ERA: 6.2	3.1 L 18 8 5 5 1 1 0 0 0 0 0 1 19 23 13.50 2.700																					
Al Brazle, L (4, 1) ERA: 5.12	1.0 9 3 5 5 0 1 2 0 0 0 0 0 6 18 45.00 4.000																					
Cloyd Boyer, R (5, 1) ERA: 3.75	2.2 12 4 0 0 1 0 0 0 0 0 0 0 14 14 0.00 1.500																					
Jim Hearn, R (8, 1) ERA: 3.0	2.0 9 1 0 0 0 2 0 0 0 0 0 0 7 15 0.00 1.500																					

**Boston Braves @ St. Louis Cardinals**  
**Sportsman's Park, St. Louis, MO**  
 Wed Jun 07 1950, 4:33 AM EDT  
 Att: 13,413 - Unknown

livebaseballscorecards.com

**AB 42**  
**R 10**  
**H 16**  
**RBI 10**  
**BB 6**  
**SO 2**  
**LOB 23**



Batter	1	2	3	4	5	6	7	8	9	AB R H RBI BB SO LOB
Harry Walker, L OBP: 0.278, SLG: 0.220 (1, 8) (5, 3)	0-0 6-3		0-0 E 1-2 1B		0-0 FC5-4 1B			0-0 1B 1B	0-0 6-3	5 1 3 0 0 0 1
Red Schoendienst, S OBP: 0.321, SLG: 0.358 (1, 4)	0-0 4-3		0-0 F7 1-2 2-3		0-0 FC5-4 1-2			0-0 1B 1-3 1B		4 0 1 0 0 0 3
Stan Musial, L OBP: 0.466, SLG: 0.647 Erv Dusak, R (1, 3) (5, 8)	0-0 F4		0-3 K			0-3 K		0-0 F9		2 0 0 0 0 1 2 2 0 0 0 0 1 2
Eddie Kazak, R OBP: 0.410, SLG: 0.528 (1, 5)		0-0 2B 1B	0-3 K			0-0 F4		0-0 1-2 3-H 1B		4 1 2 1 0 1 2
Enos Slaughter, L OBP: 0.414, SLG: 0.473 (1, 9)		0-0 1-H 2B		0-3 K		0-3 K		0-0 F9		4 0 1 1 0 2 2
Johnny Lindell, R OBP: 0.271, SLG: 0.333 (1, 7)		0-3 K		0-0 5-3			0-0 F9	0-0 F9		4 0 0 0 0 1 3
Marty Marion, R OBP: 0.359, SLG: 0.451 (1, 6)		0-3 K		0-0 F9			0-0 2-3		4-0 BB	3 0 0 0 1 1 1
Del Rice, R OBP: 0.231, SLG: 0.247 (1, 2)		0-3 K			0-0 F5		0-0 1B		0-3 K	4 0 1 0 0 2 2
Gerry Staley, R OBP: 0.353, SLG: 0.267 Al Brazile, L OBP: 0.200, SLG: 0.200 Cloyd Boyer, R Eddie Miller, R OBP: 0.341, SLG: 0.329 Jim Hearn, R Johnny Bucha, R OBP: 0.200, SLG: 0.111 (1, 1) (4, 1) (5, 1) (7, PH) (8, 1) (9, PH)			4-0 E 1B BB		0-3 K		0-0 F8		0-0 F6	0 0 0 0 0 1 0 0 0 0 0 0 0 0 0 0 1 0 0 0 0 0 1 0 1 0 0 0 0 0 0 1 0 0 0 0 0 0 0 0 1 0 0 0 0 0 0 1

**BOTTOM**

**Boston Braves @ St. Louis Cardinals**  
Sportsman's Park, St. Louis, MO  
Wed Jun 07 1950, 4:33 AM EDT  
Att. 13,413 - Unknown

[livebaseballscorecards.com](http://livebaseballscorecards.com)

<b>AB</b>	<b>35</b>
<b>R</b>	<b>2</b>
<b>H</b>	<b>8</b>
<b>RBI</b>	<b>2</b>
<b>BB</b>	<b>2</b>
<b>SO</b>	<b>10</b>
<b>LOB</b>	<b>20</b>



Inning Stats	R: 0 H: 0 E: 0 K: 3 S: 3	R: 1 H: 2 E: 0 K: 3 S: 11	R: 0 H: 1 E: 1 K: 2 S: 8	R: 0 H: 0 E: 0 K: 1 S: 5	R: 0 H: 1 E: 0 K: 1 S: 6	R: 0 H: 0 E: 0 K: 2 S: 7	R: 0 H: 1 E: 0 K: 0 S: 4	R: 1 H: 3 E: 0 K: 0 S: 6	R: 0 H: 0 E: 0 K: 1 S: 5	1B: 7 2B: 1 3B: 0 HR: 0 SF: 0 SAC: 0 DP: 0 HBP: 0	WP: 0 PA: 37 PB: 0 SB: 0 CS: 0
--------------	--------------------------	---------------------------	--------------------------	--------------------------	--------------------------	--------------------------	--------------------------	--------------------------	--------------------------	---	--------------------------------

PITCHER	Warren Spahn, L ERA: 3.34 (1, 1)	IP: 9.0 WLS: W BF: 37 H: 8 R: 2 ER: 2 SO: 10 BB: 2 IBB: 0 HBP: 0 BLK: 0 WP: 0 HR: 0 S: 55 P: 63 ERA: 2.00 WHIP: 1.111	PITCHER		IP: WLS: BF: H: R: ER: SO: BB: IBB: HBP: BLK: WP: HR: S: P: ERA: WHIP
---------	--	---	---------	--	---

Batter	1	2	3	4	5	6	7	8	9	AB R H RBI BB SO LOB	TOP														
Sam Jethroe, S OBP: 0.356, SLG: 0.484 (1, 8) X	0-0 1B 2B	0-0 F3		X 0-0 F6		X 0-0 F8		X 0-0 1B 1B		5 1 2 0 0 0 1															
Earl Torgeson, L OBP: 0.416, SLG: 0.390 (1, 3) X	0-0 G3 S E 1B 2-H	0-0 F8		X 0-0 3-1		X 0-0 2B 1-2 1B		X 0-0 1-3 1B		5 1 3 1 0 0 0															
Tommy Holmes, L OBP: 0.439, SLG: 0.528 (1, 9) X	0-0 G3 1-3	0-0 F6		X 0-0 3-1 1B 2B		X 0-0 1-3 2-H 2B		X 0-0 4-3		5 1 2 1 0 0 3															
Bob Elliott, R OBP: 0.337, SLG: 0.455 (1, 5) X Luis Olmo, R OBP: 0.306, SLG: 0.355 (1, 7) X Johnny Antonelli, L OBP: 0.259, SLG: 0.307 (4, 1) X Willard Marshall, L OBP: 0.259, SLG: 0.307 (6, PH) X Dick Donovan, L OBP: 0.571, SLG: 0.250 (6, 1) X Roy Hartsfield, R OBP: 0.571, SLG: 0.500 (9, PH) X	0-0 E5 1B 1B 3-H		X 0-0 5-3		X 0-0 3-1 2-3	X 0-0 F4		X 0-0 1B 1B 1B		1 0 0 1 0 0 0 1 1 0 0 0 0 0 1 0 0 0 0 0 1 1 0 0 0 0 0 2 0 0 0 0 0 0 0 1 0 1 0 0 0 0															
Sid Gordon, R OBP: 0.435, SLG: 0.679 (1, 7) X (1, 5) X (8, 7) X	0-0 1B 1-3 1B 1B		X 0-0 1B 1B		X 0-0 F7		X 0-0 5-3	X 0-0 1-2 1B 1B		5 1 3 0 0 0 1															
Walker Cooper, R OBP: 0.348, SLG: 0.452 (1, 2) X Del Crandall, R OBP: 0.259, SLG: 0.241 (5, 2) X Paul Burris, R OBP: 0.200, SLG: 0.200 (6, 2) X	0-0 1B 1-3 1B 3-H		X 0-0 FC6-4 1B		X 0-0 3-H 1B		X 0-0 F4	X 0-0 1-2 2-3 1B		3 0 3 2 0 0 0 0 0 0 0 0 0 0 2 0 1 0 0 0 0															
Gene Mauch, R OBP: 0.306, SLG: 0.321 (1, 4) X	0-0 F2		X 0-0 F3		X 0-0 F8		X 0-0 6-3	X 0-0 F2		5 0 0 0 0 0 8															
Buddy Kerr, R OBP: 0.260, SLG: 0.290 (1, 6) X	0-0 1-2 3-H 1B		X 0-0 FC6-4 1-2f		X 0-0 F4		B B B B 4-0	X 0-0 G4-6-3 BB		4 0 1 1 1 0 5															
Johnny Sain, R OBP: 0.235, SLG: 0.242 (1, 1) X Ernie Johnson, R (1, 1) X Pete Reiser, L OBP: 0.393, SLG: 0.333 (4, PH) X (4, 7) X Sibby Sisti, R OBP: 0.229, SLG: 0.133 (8, 5) X	0-0 6-3		0-0 K2-3		X 0-0 1B 2B 1B		X 0-0 G4-6-3 1-2f	X 0-0 F9		1 0 0 0 0 0 2 0 0 0 0 0 0 0 3 1 1 0 0 1 1 1 0 0 0 0 0 3															
<b>Inning Stats</b>	R: 4 E: 1 K: 0 S: 9	H: 5 LOB: 2 BB: 0 P: 9	R: 0 E: 0 K: 0 S: 3	H: 0 LOB: 0 BB: 0 P: 3	R: 0 E: 0 K: 0 S: 5	H: 2 LOB: 2 BB: 0 P: 5	R: 0 E: 0 K: 1 S: 5	H: 0 LOB: 0 BB: 0 P: 5	R: 1 E: 0 K: 0 S: 5	H: 2 LOB: 1 BB: 0 P: 5	R: 1 E: 0 K: 0 S: 6	H: 3 LOB: 2 BB: 0 P: 6	R: 0 E: 0 K: 0 S: 3	H: 0 LOB: 0 BB: 0 P: 3	R: 0 E: 0 K: 0 S: 4	H: 2 LOB: 2 BB: 1 P: 8	R: 0 E: 0 K: 0 S: 6	H: 3 LOB: 3 BB: 0 P: 6	1B: 14 2B: 3 3B: 0 HR: 0	SF: 0 SAC: 0 DP: 1 HBP: 0	WP: 0 PB: 0 SB: 1 CS: 0	PA: 45			
<b>PITCHER</b>	IP WLS BF H R ER SO BB IBB HBP BLK WP HR S P ERA WHIP	IP WLS BF H R ER SO BB IBB HBP BLK WP HR S P ERA WHIP																							
Harry Brecheen, L ERA: 2.62 (1, 1)	0.1	W	6	4	4	2	0	0	0	0	0	0	0	6	6	54.00	12.000								
Fred Martin, R ERA: 4.22 (1, 1)	8.2	W	39	13	2	2	1	1	0	0	0	0	0	40	44	2.08	1.615								

**Boston Braves @ St. Louis Cardinals**  
**Sportsman's Park, St. Louis, MO**  
 Thu Jun 08 1950, 4:33 AM EDT  
 Att: 11,417 - Unknown

livebaseballscorecards.com

<b>AB</b>	44
<b>R</b>	6
<b>H</b>	17
<b>RBI</b>	6
<b>BB</b>	1
<b>SO</b>	1
<b>LOB</b>	27





Batter	1	2	3	4	5	6	7	8	9	AB	R	H	RBI	BB	SO	LOB
Harry Walker, L OBP: 0.292, SLG: 0.233 (1, 8) (6, 3)	K		3B BB	K			1-3			4	2	1	2	2	2	0
Red Schoendienst, S OBP: 0.327, SLG: 0.385 (1, 4)	3-1		E 3B	1B 2B	1-3		F5			6	2	3	2	0	0	2
Stan Musial, L OBP: 0.461, SLG: 0.634 Johnny Lindell, R OBP: 0.276, SLG: 0.329 (1, 3) (6, 8)	1B BB		F3	E6 1B		1B BB	K			3	2	0	0	1	1	3
Enos Slaughter, L OBP: 0.421, SLG: 0.477 (1, 9)	1B 1B BB 1B	SH5-3 BB 1B	E3 WP 1B	1B E 1B		1B BB		4-3		5	4	3	1	1	0	0
Eddie Kazak, R OBP: 0.467, SLG: 0.550 (1, 5)	BB 1B 1B	SH5-3 BB	1B WP BB	E7 1B		2B 1B		5-3		4	2	3	3	2	0	0
Bill Howerton, L OBP: 0.446, SLG: 0.484 (1, 7)	1B BB 1B	SH5-3	1-3 2-H 1B	K		1B 2B		K		5	2	3	3	0	2	1
Marty Marion, R OBP: 0.361, SLG: 0.442 (1, 6)	1B 1B BB	5-3	K			F7		G4-6-3 1B		4	1	1	2	1	1	4
Del Rice, R OBP: 0.253, SLG: 0.273 (1, 2)	1B 2B 1B		5-3					K		4	1	2	1	1	1	3
Harry Brecheen, L OBP: 0.211, SLG: 0.167 Fred Martin, R OBP: 0.250, SLG: 0.375 (1, 1) (1, 1)	2B 1B	K		5-3		6-3		G4-6-3		0	0	0	0	0	0	0
										5	1	1	2	0	1	5

Inning Stats	R: 8	H: 7	E: 0	LOB: 1	K: 2	P: 14	R: 0	H: 1	E: 0	LOB: 3	K: 1	P: 6	R: 3	H: 2	E: 1	LOB: 2	K: 1	P: 8	R: 3	H: 3	E: 2	LOB: 1	K: 2	P: 11	R: 0	H: 1	E: 0	LOB: 2	K: 0	P: 8	R: 4	H: 3	E: 0	LOB: 0	K: 1	P: 7	R: 0	H: 0	E: 0	LOB: 0	K: 1	P: 5	R: 0	H: 0	E: 0	LOB: 0	K: 1	P: 5
PITCHER	IP	WLS	BF	H	R	ER	SO	BB	IBB	HBP	BLK	WP	HR	S	P	ERA	WHIP																															
Johnny Sain, R ERA: 4.85	(1, 1)	0.2	L	9	5	7	1	2	0	0	0	0	0	9	17	94.50	10.500																															
Ernie Johnson, R ERA: 8.31	(1, 1)	2.1		17	5	4	3	4	0	0	0	1	0	19	35	11.57	3.857																															
Johnny Antonelli, L ERA: 9.82	(4, 1)	2.0		12	4	3	0	1	0	0	0	0	0	15	19	0.00	2.500																															
Dick Donovan, R ERA: 6.65	(6, 1)	3.0		13	3	4	3	2	0	0	0	0	0	17	25	12.00	1.667																															

BOTTOM

Boston Braves @ St. Louis Cardinals  
Sportsman's Park, St. Louis, MO  
Thu Jun 08 1950, 4:33 AM EDT  
Att. 11,417 - Unknown

livebaseballscores.com

AB	41
R	18
H	17
RBI	16
BB	9
SO	9
LOB	18



WP: 1	PA: 51
PB: 0	
SB: 0	
CS: 0	

Batter	1	2	3	4	5	6	7	8	9	AB R H RBI BB SO LOB	TOP											
Sam Jethroe, S (1, 8) OBP: 0.352, SLG: 0.492	0-0 F2		0-3 K		0-3 K		0-0 HR		0-0 F8	5 1 1 1 0 2 2												
Earl Torgeson, L (1, 3) OBP: 0.413, SLG: 0.405	0-0 F9		0-0 6-3			0-0 HR	0-0 F6			4 1 1 1 0 0 0												
Tommy Holmes, L (1, 9) OBP: 0.422, SLG: 0.500	0-0 F5			0-0 G6-4-3 1B		0-0 6-3	0-0 F9			4 0 1 0 0 0 0												
Sid Gordon, R (1, 5) OBP: 0.430, SLG: 0.661		4-0 1B F8 BB		0-0 G6-4-3 1-2f		0-0 F2		0-0 6-3		3 1 0 0 1 0 1												
Walker Cooper, R (1, 2) OBP: 0.360, SLG: 0.508		0-0 1-3 1B		0-0 F8		0-0 HR		0-0 HR		4 2 3 2 0 0 0												
Luis Olmo, R (1, 7) OBP: 0.300, SLG: 0.343		0-0 F8 3-H			0-0 E6 1B	0-0 1B		0-0 1-3		4 0 1 1 0 0 1												
Gene Mauch, R (1, 4) OBP: 0.303, SLG: 0.317		0-0 F9			0-0 F7	0-0 FC5-4 1B		0-0 6-3		4 0 1 0 0 0 2												
Buddy Kerr, R (1, 6) OBP: 0.260, SLG: 0.289		0-0 5-3			0-0 1-3 1B	0-0 FC5-4 1-2f			0-0 4-3	4 0 1 0 0 0 3												
Bob Hall, R (1, 1)			0-0 F4		0-3 K		0-0 4-3		0-0 F8	1 0 0 0 0 0 0												
Normie Roy, R (4, 1) OBP: 0.167, SLG: 0.167										1 0 0 0 0 1 2												
Roy Hartsfield, R (7, PH) OBP: 0.500, SLG: 0.429										1 0 0 0 0 0 0												
Bob Chipman, L (7, 1) OBP: 0.333, SLG: 0.200										0 0 0 0 0 0 0												
Willard Marshall, L (9, PH) OBP: 0.288, SLG: 0.305										1 0 0 0 0 0 0												
<b>Inning Stats</b>	R: 0 E: 0 K: 0 S: 3	H: 0 LOB: 0 BB: 0 P: 3	R: 1 E: 0 K: 0 S: 4	H: 1 LOB: 1 BB: 1 P: 8	R: 0 E: 0 K: 1 S: 5	H: 0 LOB: 0 BB: 0 P: 5	R: 0 E: 0 K: 0 S: 3	H: 1 LOB: 0 BB: 0 P: 3	R: 0 E: 1 K: 2 S: 9	H: 1 LOB: 2 BB: 0 P: 9	R: 2 E: 0 K: 0 S: 7	H: 4 LOB: 2 BB: 0 P: 7	R: 1 E: 0 K: 0 S: 4	H: 1 LOB: 0 BB: 0 P: 4	R: 1 E: 0 K: 0 S: 4	H: 1 LOB: 0 BB: 0 P: 4	R: 0 E: 0 K: 0 S: 3	H: 0 LOB: 0 BB: 0 P: 3	1B: 5 2B: 0 3B: 0 HR: 4	SF: 0 SAC: 0 DP: 1 HBP: 0	WP: 0 PB: 0 SB: 0 CS: 0	PA: 37
<b>PITCHER</b>	IP WLS BF H R ER SO BB IBB HBP BLK WP HR S P ERA WHIP																					
Max Lanier, L (1, 1) ERA: 2.98	7.1 W 32 9 5 5 3 1 0 0 0 0 0 4 37 41 6.14 1.364																					
Gerry Staley, R (8, 1) ERA: 6.02	1.2 S 5 0 0 0 0 0 0 0 0 0 0 0 5 5 0.00 0.000																					

**Boston Braves @ St. Louis Cardinals**  
 Sportsman's Park, St. Louis, MO  
 Fri Jun 09 1950, 4:33 AM EDT  
 Att. 11,582 - Unknown

livebaseballscorecards.com

<b>AB</b>	36
<b>R</b>	5
<b>H</b>	9
<b>RBI</b>	5
<b>BB</b>	1
<b>SO</b>	3
<b>LOB</b>	11



Batter	1	2	3	4	5	6	7	8	9
Harry Walker, L (1, 8) OBP: 0.297, SLG: 0.242	0-3 K	0-0 F6		0-0 F8 E 1B		0-0 1B 3B 1B		0-0 5-3	
Red Schoendienst, S (1, 4) OBP: 0.330, SLG: 0.387	0-0 BB 1B		0-0 F9	0-0 F8		0-0 3B 1B			
Stan Musial, L (1, 3) OBP: 0.473, SLG: 0.667	4-0 1B 1-2 BLK BB		0-0 HR 2B	0-0 2B		0-0 3B			
Enos Slaughter, L (1, 9) OBP: 0.423, SLG: 0.494	0-0 BLK 1-3 2-H 1B		0-0 HR	0-0 F7		0-0 6-3			
Eddie Kazak, R (1, 5) OBP: 0.469, SLG: 0.524	4-0 1-2 3-H BB		1-0 BLK HBP		0-0 F4		0-0 6-3		
Bill Howerton, L (1, 7) OBP: 0.423, SLG: 0.455	0-3 K		0-0 F3	0-0 K		0-0 F3			
Marty Marion, R (1, 6) OBP: 0.348, SLG: 0.424	0-3 K		0-0 F9	0-0 F7		0-0 F4			
Del Rice, R (1, 2) OBP: 0.253, SLG: 0.272		0-3 K		0-0 F9		0-0 G6-4-3 1B		0-0 6-3	
Max Lanier, R (1, 1) OBP: 0.348, SLG: 0.400		0-0 4-3		0-0 1B BLK F8 1B		0-0 G6-4-3 1-2f		0-0 F6	
Gerry Staley, R (8, 1) OBP: 0.333, SLG: 0.250									

AB	R	H	RBI	BB	SO	LOB
5	2	2	0	0	1	0
4	2	2	1	0	0	1
3	2	3	2	1	0	0
4	1	2	3	0	0	2
2	0	0	0	1	0	0
4	0	0	0	0	2	3
4	0	0	0	0	1	3
4	0	1	0	0	1	0
3	1	1	0	0	0	1
1	0	0	0	0	0	0

AB	34
R	8
H	11
RBI	6
BB	2
SO	5
LOB	10

Inning Stats	R: 2	H: 2	E: 0	K: 3	S: 11	LOB: 2	BB: 2	P: 19
	R: 0	H: 0	E: 0	K: 1	S: 5 <td>LOB: 0</td> <td>BB: 0</td> <td>P: 5</td>	LOB: 0	BB: 0	P: 5
	R: 2	H: 2	E: 0	K: 0	S: 5 <td>LOB: 1</td> <td>BB: 0</td> <td>P: 6</td>	LOB: 1	BB: 0	P: 6
	R: 2	H: 3	E: 1	K: 0	S: 6 <td>LOB: 1</td> <td>BB: 0</td> <td>P: 6</td>	LOB: 1	BB: 0	P: 6
	R: 0	H: 0	E: 0	K: 1	S: 5 <td>LOB: 0</td> <td>BB: 0</td> <td>P: 5</td>	LOB: 0	BB: 0	P: 5
	R: 2	H: 4	E: 0	K: 0	S: 6 <td>LOB: 1</td> <td>BB: 0</td> <td>P: 6</td>	LOB: 1	BB: 0	P: 6
	R: 0	H: 0	E: 0	K: 0	S: 3 <td>LOB: 0</td> <td>BB: 0</td> <td>P: 3</td>	LOB: 0	BB: 0	P: 3
	R: 0	H: 0	E: 0	K: 0	S: 3 <td>LOB: 0</td> <td>BB: 0</td> <td>P: 3</td>	LOB: 0	BB: 0	P: 3

PITCHER	IP	WLS	BF	H	R	ER	SO	BB	IBB	HBP	BLK	WP	HR	S	P	ERA	WHIP
Bob Hall, R (1, 1) ERA: 10.8	3.2	L	21	7	6	6	4	2	0	0	3	0	1	26	35	14.73	2.455
Normie Roy, R (4, 1) ERA: 5.87	2.1		10	4	2	2	1	0	0	0	0	0	0	12	12	7.71	1.714
Bob Chipman, L (7, 1) ERA: 5.13	2.0		6	0	0	0	0	0	0	0	0	0	0	6	6	0.00	0.000

PITCHER	IP	WLS	BF	H	R	ER	SO	BB	IBB	HBP	BLK	WP	HR	S	P	ERA	WHIP

**Boston Braves @ St. Louis Cardinals**  
 Sportsman's Park, St. Louis, MO  
 Fri Jun 09 1950, 4:33 AM EDT  
 Att. 11,582 - Unknown

livebaseballscorecards.com



Batter	1	2	3	4	5	6	7	8	9	AB R H RBI BB SO LOB	TOP
--------	---	---	---	---	---	---	---	---	---	----------------------	-----

Sam Jethroe, S OBP: 0.347, SLG: 0.487 (1, 8)	0-3 K		0-0 HR 2B		0-0 F8		0-0 4-3		0-0 F2	6 1 1 0 0 2 5	
--	----------	--	-----------------	--	-----------	--	------------	--	-----------	---------------	--

Earl Torgeson, L OBP: 0.406, SLG: 0.414 (1, 3)	0-0 F9		0-0 HR	0-0 1-3		0-0 F9		0-0 G3	0-3 K	6 1 1 2 0 1 1	
--	-----------	--	-----------	------------	--	-----------	--	-----------	----------	---------------	--

Tommy Holmes, L OBP: 0.471, SLG: 0.600 (1, 9) (3, 7)	0-0 FC6-4 1B		0-0 WP 1B 1B	0-0 HR		4-0 BB		0-0 F9	0-0 1B	5 2 4 2 1 0 0	
---	--------------------	--	-----------------------	-----------	--	-----------	--	-----------	-----------	---------------	--

Sid Gordon, R OBP: 0.426, SLG: 0.652 (1, 5)	0-0 FC6-4 1-2f		0-0 WP 1B 1B	0-0 6-3		0-0 F9		0-0 2B	0-0 4-3	6 1 2 0 0 0 3	
---	----------------------	--	-----------------------	------------	--	-----------	--	-----------	------------	---------------	--

Walker Cooper, R OBP: 0.362, SLG: 0.500 (1, 2)		0-0 6-3	0-0 F7 1-2 2-3	0-0 1B		0-3 K		4-0 BB		4 0 1 0 1 1 3	
--	--	------------	-------------------------	-----------	--	----------	--	-----------	--	---------------	--

Luis Olmo, R OBP: 0.310, SLG: 0.333 (1, 7)		0-0 F8	4-0 BB 1B BB	0-3 K		4-0 FC6 BB		0-0 P6		1 1 0 0 1 0 0	
Sibby Sisti, R OBP: 0.243, SLG: 0.129 (3, 4)										1 0 0 0 1 1 1	
Bob Elliott, R OBP: 0.335, SLG: 0.452 (8, PH)										1 0 0 0 0 0 2	
Roy Hartsfield, R OBP: 0.500, SLG: 0.429 (8, 4)										0 0 0 0 0 0 0	

Gene Mauch, R OBP: 0.313, SLG: 0.317 (1, 4)		4-0 1B BB	0-0 G3 BB 1B		0-0 1-3		0-0 FC6 2B		0-0 BB 2B 1B	0 0 0 0 1 0 0	
Willard Marshall, L OBP: 0.293, SLG: 0.310 (3, PH) (3, 9)										4 2 2 2 0 0 1	

Buddy Kerr, R OBP: 0.269, SLG: 0.290 (1, 6)		0-0 1-3 1B	4-0 G3 BB		0-3 K		0-0 P6		4-0 2B BB	3 1 1 0 2 1 1	
---	--	------------------	-----------------	--	----------	--	-----------	--	-----------------	---------------	--

Vern Bickford, R OBP: 0.206, SLG: 0.129 (1, 1)		0-3 K	0-0 G3		4-0 BB		0-0 1-H 2B		0-0 1-H 2-H 1B 2B	2 0 0 1 0 1 4	
Dick Donovan, L OBP: 0.625, SLG: 0.250 (3, 1)										0 0 0 0 1 0 0	
Bobby Hoque, R OBP: 0.653, SLG: 0.667 (5, 1)										1 0 1 1 0 0 0	
Bob Chipman, L OBP: 0.333, SLG: 0.200 (8, 1)										0 0 0 0 0 0 0	
Ernie Johnson, R (8, 1)										0 0 0 0 0 0 0	
Paul Burris, R OBP: 0.273, SLG: 0.364 (9, PH)										1 1 1 2 0 0 0	

Inning Stats	R: 0 E: 0 K: 1 S: 6	H: 1 LOB: 1 BB: 0 P: 6	R: 0 E: 0 K: 1 S: 6	H: 1 LOB: 2 BB: 1 P: 10	R: 5 E: 0 K: 1 S: 10	H: 5 LOB: 2 BB: 2 P: 18	R: 1 E: 0 K: 1 S: 7	H: 2 LOB: 1 BB: 0 P: 7	R: 0 E: 0 K: 1 S: 5	H: 0 LOB: 1 BB: 1 P: 9	R: 0 E: 0 K: 1 S: 5	H: 0 LOB: 1 BB: 1 P: 9	R: 1 E: 0 K: 0 S: 4	H: 1 LOB: 1 BB: 1 P: 8	R: 0 E: 0 K: 0 S: 4	H: 1 LOB: 2 BB: 1 P: 8	R: 3 E: 0 K: 1 S: 8	H: 3 LOB: 1 BB: 1 P: 12	1B: 8 2B: 4 3B: 0 HR: 2	SF: 0 SAC: 0 DP: 0 HBP: 0	WP: 1 PB: 0 SB: 0 CS: 0	PA: 49
--------------	------------------------------	---------------------------------	------------------------------	----------------------------------	-------------------------------	----------------------------------	------------------------------	---------------------------------	------------------------------	---------------------------------	------------------------------	---------------------------------	------------------------------	---------------------------------	------------------------------	---------------------------------	------------------------------	----------------------------------	----------------------------------	------------------------------------	----------------------------------	--------

PITCHER	IP	WLS	BF	H	R	ER	SO	BB	IBB	HBP	BLK	WP	HR	S	P	ERA	WHIP
Paul Minner, L ERA: 4.95 (1, 1)	2.0		13	6	4	4	2	1	0	0	0	0	1	16	20	18.00	3.500
Johnny Klippstein, R ERA: 6.0 (3, 1)	0.1		4	1	0	0	0	2	0	0	0	1	0	2	10	0.00	9.000
Doyle Lade, R ERA: 5.17 (3, 1)	4.2	W	20	3	3	3	4	3	0	0	0	0	1	25	37	5.79	1.286
Monk Dubiel, R ERA: 4.66 (8, 1)	1.0		8	3	3	3	0	2	0	0	0	0	0	6	14	27.00	5.000
Dutch Leonard, R ERA: 5.49 (9, 1)	1.0	S	4	1	0	0	1	0	0	0	0	0	0	6	6	0.00	1.000

**Boston Braves @ Chicago Cubs**  
 Wrigley Field, Chicago, IL  
 Sat Jun 10 1950, 3:33 AM CDT  
 Att: 17,771 - Unknown

livebaseballscorecards.com

AB	41
R	10
H	14
RBI	10
BB	8
SO	7
LOB	21



BOTTOM

Boston Braves @ Chicago Cubs  
Wrigley Field, Chicago, IL  
Sat Jun 10 1950, 3:33 AM CDT  
Att. 17,771 - Unknown

livebaseballscores.com

AB 37  
R 13  
H 15  
RBI 13  
BB 7  
SO 6  
LOB 25



WP: 0 PA: 45  
PB: 0  
SB: 0  
CS: 1

Batter	1	2	3	4	5	6	7	8	9	AB	R	H	RBI	BB	SO	LOB
Bob Ramazzotti, R OBP: 0.241, SLG: 0.250	K	FC6-4		P5	F7		F9			5	0	0	1	0	1	4
Rube Walker, L OBP: 0.260, SLG: 0.284	F2		1B 2B	G4-6-3 1B		F8	CS	F7 2B		5	1	3	0	0	0	0
Emil Verban, R OBP: 0.167, SLG: 0.091			1B	1B			1-2	2B 1B		0	1	0	0	0	0	0
Phil Cavarretta, L OBP: 0.427, SLG: 0.517	BB BB		1-2 2B 1B	G4-6-3		L4		2B BB		3	2	1	0	2	0	1
Hank Sauer, R OBP: 0.432, SLG: 0.588	1-2 BB		2B 1B	1-2f		5-3		F7		3	1	0	0	2	1	4
Andy Pafko, R OBP: 0.447, SLG: 0.577	5-3		F9							4	3	2	1	1	0	4
Mickey Owen, R OBP: 0.224, SLG: 0.225								1B 1B 2B		0	0	0	0	0	0	0
Hank Edwards, L OBP: 0.412, SLG: 0.564			1B 1B	1-H 2-H				1B BB		2	1	2	2	0	0	0
Ron Northey, L OBP: 0.396, SLG: 0.575			2B 2B			1-H 2-H		2B		2	2	2	5	1	0	0
Bill Serena, R OBP: 0.364, SLG: 0.448			1B FC6-4 1B			L4		K		4	1	1	0	1	2	4
Roy Smalley, R OBP: 0.314, SLG: 0.418			P3					K		5	1	3	2	0	1	4
Paul Minner, L OBP: 0.294, SLG: 0.298			K					1B F9 1B		1	0	0	0	0	1	2
Johnny Klippstein, R OBP: 0.250, SLG: 0.250										0	0	0	0	0	0	0
Doyle Lade, R OBP: 0.406, SLG: 0.400										2	0	0	0	0	0	2
Bob Borkowski, R OBP: 0.460, SLG: 0.500										1	0	1	2	0	0	0
Monk Dubiel, R OBP: 0.290, SLG: 0.250										0	0	0	0	0	0	0
Dutch Leonard, R OBP: 0.290, SLG: 0.250										0	0	0	0	0	0	0

Inning	R	H	E	K	S	WLS	BF	H	R	ER	SO	BB	IBB	HBP	BLK	WP	HR	S	P	ERA	WHIP
1	0	0	0	5	3		17	6	4	4	3	3	0	0	0	0	0	20	32	13.50	3.375
2	0	2	0	1	7		17	4	3	4	3	2	0	0	0	0	1	5	13	20.25	3.000
3	4	4	0	1	9		17	4	4	1	3	0	0	0	0	0	0	14	18	9.00	1.667
4	0	1	0	3	3		13	3	0	0	3	0	0	0	0	0	0	4	8	81.00	12.000
5	3	2	0	0	3		13	4	1	0	13	0	0	0	0	0	0	6	6	0.00	0.000
6	0	0	0	3	3		13	0	0	0	3	0	0	0	0	0	0	11			
7	0	0	0	7	11		13	3	3	0	11	0	0	0	0	0	0				
8	3	3	0	2	14		14	3	3	2	14	0	0	0	0	0	0				
9	0	0	0	10	14		14	0	0	0	14	0	0	0	0	0	0				

PITCHER	IP	WLS	BF	H	R	ER	SO	BB	IBB	HBP	BLK	WP	HR	S	P	ERA	WHIP
Vern Bickford, R ERA: 3.16	2.2		17	6	4	4	3	3	0	0	0	0	0	20	32	13.50	3.375
Dick Donovan, R ERA: 7.4	1.1		7	2	3	3	0	2	0	0	0	0	1	5	13	20.25	3.000
Bobby Hogue, R ERA: 2.18	3.0	L	13	4	3	3	1	1	0	0	0	0	0	14	18	9.00	1.667
Bob Chipman, L ERA: 6.08	0.1		5	3	3	3	0	1	0	0	0	0	0	4	8	81.00	12.000
Ernie Johnson, R ERA: 7.71	0.2		2	0	0	2	0	0	0	0	0	0	0	6	6	0.00	0.000

Batter	1	2	3	4	5	6	7	8	9	10	AB R H RBI BB SO LOB	TOP										
Sam Jethroe, S OBP: 0.348, SLG: 0.485 (1, 8) X	0-0 BB 1B FC6-4 1B	0-0 2-H 4-3 1B		0-3 K		0-3 K		0-0 F3			5 1 2 1 0 2 0	<b>Boston Braves @ Chicago Cubs</b> Wrigley Field, Chicago, IL Sun Jun 11 1950, 3:33 AM CDT Unknown										
Earl Torgeson, L OBP: 0.406, SLG: 0.407 (1, 3) X	0-0 F9	0-0 4-3 1-2		4-0 1B BB		4-0 BB		0-0 F8			3 0 0 0 2 0 2											
Tommy Holmes, L OBP: 0.482, SLG: 0.592 Willard Marshall, L OBP: 0.293, SLG: 0.310 (1, 9) X (9, 9)	0-0 FC6-4 1-2 BB 1B	4-0 BB		0-0 9-3 1-3 1B		0-3 K		0-0 F6			4 0 2 0 1 1 1 0 0 0 0 0 0 0											
Sid Gordon, R OBP: 0.425, SLG: 0.636 (1, 5) B B B B	4-0 1-2 2-3 FC6-4 BB	0-3 K		0-0 9-3 1-2f				0-0 1-3			3 1 0 0 2 1 4											
Walker Cooper, R OBP: 0.370, SLG: 0.540 (1, 2) X	0-0 FC6-4 1-2f 2-3 3-H BB		0-0 HR		0-0 F8 2B		0-0 1-3 2B		0-0 4-3		5 1 3 2 0 0 2											
Luis Olmo, R OBP: 0.298, SLG: 0.300 (1, 7) B B B B	4-0 1-2 BB		0-3 K		0-0 F8 2-3		0-0 F2		0-0 F6		4 0 0 0 1 1 3											
Gene Mauch, R OBP: 0.319, SLG: 0.302 (1, 4) X	0-0 F9		0-0 F8		4-0 G6-4-3 BB		0-0 F8		4-0 FC1-6 BB		3 0 0 1 2 0 4											
Buddy Kerr, R OBP: 0.273, SLG: 0.285 (1, 6)		4-0 SH2-4 1B BB	4-0 BB		0-0 G6-4-3 1-2f		0-0 F9		0-0 FC1-6 1-2f		3 1 0 0 2 0 4											
Vern Bickford, R OBP: 0.184, SLG: 0.114 (1, 1) X		0-0 SH2-4 1-2	0-3 K			0-0 1-3		0-0 6-3		0-3 K	4 0 0 0 0 2 2											
<b>Inning Stats</b>	R: 1 E: 0 K: 0 S: 5	H: 2 LOB: 3 BB: 2 P: 13	R: 1 E: 0 K: 1 S: 6	H: 1 LOB: 2 BB: 2 P: 14	R: 1 E: 0 K: 2 S: 8	H: 1 LOB: 1 BB: 1 P: 12	R: 0 E: 0 K: 1 S: 5	H: 1 LOB: 1 BB: 1 P: 9	R: 0 E: 0 K: 2 S: 7	H: 0 LOB: 1 BB: 1 P: 11	R: 1 E: 0 K: 0 S: 4		H: 1 LOB: 1 BB: 1 P: 8	R: 0 E: 0 K: 0 S: 3	H: 0 LOB: 0 BB: 0 P: 3	R: 0 E: 0 K: 0 S: 3	H: 0 LOB: 0 BB: 0 P: 3	R: 0 E: 1 K: 1 S: 5	H: 0 LOB: 1 BB: 1 P: 9	1B: 4 2B: 3 3B: 0 HR: 1	SF: 0 SAC: 1 DP: 2 HBP: 0	WP: 0 PB: 0 SB: 0 CS: 0
<b>PITCHER</b>	IP WLS BF H R ER SO BB IBB HBP BLK WP HR S P ERA WHIP																					
Johnny Vander Meer, L ERA: 4.32 (1, 1)	7.0	35	7	4	4	6	9	0	0	0	0	0	0	0	1	38	74	5.14	2.286			
Johnny Schmitz, L ERA: 3.42 (8, 1)	3.0	10	0	0	0	1	1	0	0	0	0	0	0	0	11	15	0.00	0.333				

AB	34
R	4
H	7
RBI	4
BB	10
SO	7
LOB	22



livebaseballscorecards.com


Batter	1	2	3	4	5	6	7	8	9	10	AB R H RBI BB SO LOB
<b>Bob Ramazzotti, R</b> (1, 4) OBP: 0.286, SLG: 0.273	0-0 6-3		0-0 BB 1B 2B 1B	0-0 F8		0-0 1B 1B		0-3 K		4-0 2B F8 BB	5 2 2 0 1 1 0
<b>Rube Walker, L</b> (1, 2) OBP: 0.289, SLG: 0.363	0-0 F4		0-0 1-2 2B 1B	0-0 HR		0-0 1-3 FC6-4 1B		0-0 4-3		0-0 1-3 2B	6 2 4 1 0 0 0
<b>Phil Cavarretta, L</b> (1, 3) OBP: 0.431, SLG: 0.505	0-0 F9		4-0 1-2 2-3 2B BB	0-0 1B		0-0 F3		0-0 4-3		4-0 BB	4 1 1 0 2 0 2
<b>Hank Sauer, R</b> (1, 7) OBP: 0.429, SLG: 0.582		4-0 1B BB	0-0 BB 2B	0-0 F9		0-0 FC6-4			0-0 F4	0-0 F8	5 0 1 4 1 0 5
<b>Andy Pafko, R</b> (1, 8) OBP: 0.448, SLG: 0.576		0-0 FC4-6 1B	0-0 F8		0-3 K		0-0 SH5-4 1B		0-0 E6 BB 1B		2 0 1 0 0 0 1 3 0 2 0 0 1 0
<b>Bob Borkowski, R</b> (5, PH) OBP: 0.417, SLG: 0.512											
<b>Ron Northey, L</b> (1, 9) OBP: 0.400, SLG: 0.561		0-0 F5	4-0 BB BB	0-0 F9		0-0 SH5-4		0-0 1-2 SH5-4		4-0 BB BB	2 0 0 0 2 0 2
<b>Bill Serena, R</b> (1, 5) OBP: 0.365, SLG: 0.440		0-0 F9	4-0 1-2 2-3 BB	0-0 1B		0-0 F4		0-0 F9		0-0 F9	4 0 1 0 1 0 5
<b>Roy Smalley, R</b> (1, 6) OBP: 0.317, SLG: 0.410		0-0 FC4-6	0-0 F8		0-0 5-3		4-0 BB		4-0 1-2 2-3 BB		3 0 0 0 2 0 6
<b>Johnny Vander Meer, S</b> (1, 1) OBP: 0.182, SLG: 0.188			0-3 K	0-0 6-3		0-3 K		0-3 K		0-0 F6	3 0 0 0 0 2 0 1 0 0 0 0 1 2 1 0 0 0 0 0 3

**BOTTOM**

**Boston Braves @ Chicago Cubs**  
Wrigley Field, Chicago, IL  
Sun Jun 11 1950, 3:33 AM CDT  
Unknown

[livebaseballscorecards.com](http://livebaseballscorecards.com)

<b>AB</b>	39
<b>R</b>	5
<b>H</b>	12
<b>RBI</b>	5
<b>BB</b>	9
<b>SO</b>	5
<b>LOB</b>	26



Inning Stats	R: 0	H: 0	E: 0	K: 0	S: 3	P: 3	R: 0	H: 1	E: 0	K: 0	S: 4	P: 8	R: 3	H: 3	E: 0	K: 1	S: 8	R: 1	H: 2	E: 0	K: 0	S: 5	P: 5	R: 0	H: 1	E: 0	K: 1	S: 6	P: 6	R: 0	H: 2	E: 0	K: 1	S: 7	P: 7	R: 0	H: 1	E: 0	K: 1	S: 6	P: 10	R: 0	H: 0	E: 0	K: 1	S: 5	P: 5	R: 0	H: 1	E: 1	K: 0	S: 4	P: 12	R: 1	H: 1	E: 0	K: 0	S: 2	P: 10	1B: 9	2B: 2	3B: 0	HR: 1	SF: 0	SAC: 1	DP: 0	HBP: 0	WP: 0	PA: 49
<b>PITCHER</b> <b>Vern Bickford, R</b> (1, 1) ERA: 3.32	IP	WLS	BF	H	R	ER	SO	BB	IBB	HBP	BLK	WP	HR	S	P	ERA	WHIP																																																				

Batter	1	2	3	4	5	6	7	8	9	AB R H RBI BB SO LOB	TOP									
Sam Jethroe, S OBP: 0.347, SLG: 0.485 (1, 8) X	0-0 2B 2B	0-0 F8			0-0 FC6 1-2f		0-0 4-3 1-2			4 1 1 0 0 0 4	<b>Boston Braves @ Chicago Cubs</b> Wrigley Field, Chicago, IL Sun Jun 11 1950, 3:38 AM CDT Att: 36,835 - Unknown <a href="http://livebaseballscorecards.com">livebaseballscorecards.com</a>									
Earl Torgeson, L OBP: 0.403, SLG: 0.403 (1, 3) X	0-0 1-3		0-0 F9		0-0 F7 1-2		0-0 FC3-6 1B			4 0 1 0 0 0 2										
Tommy Holmes, L OBP: 0.467, SLG: 0.585 (1, 9) X	0-0 1B 2-H 2B		0-0 P3		0-0 F9		0-0 F8			4 0 1 1 0 0 2										
Sid Gordon, R OBP: 0.420, SLG: 0.623 (1, 5) X	0-0 G4-6-3 2-3 1B		0-0 6-3		0-0 F8		0-0 FC3-6 1-2f			4 0 1 0 0 0 1										
Willard Marshall, L OBP: 0.286, SLG: 0.302 (1, 7) X	0-0 G4-6-3 1-2f		0-0 G3		0-0 F8		0-0 4-3			4 0 0 0 0 0 3										
Roy Hartsfield, R OBP: 0.500, SLG: 0.545 (1, 4) X		0-0 SH1-3 1B		0-0 2B	0-0 F4		0-0 F7			4 0 2 0 0 0 0										
Paul Burris, R OBP: 0.267, SLG: 0.286 (1, 2) X		BB BB BB 4-0 SH1-3 1-2 BB		0-0 6-3	0-3 K		0-0 F8			3 0 0 0 1 1 1										
Buddy Kerr, R OBP: 0.270, SLG: 0.282 (1, 6) X		0-0 SH1-3 1-2 2-3		0-0 1-3	0-3 K		0-3 K			2 0 0 0 0 1 1 1 0 0 0 0 1 0										
Walker Cooper, R OBP: 0.367, SLG: 0.536 (9, PH) X																				
Warren Spahn, L OBP: 0.341, SLG: 0.325 (1, 1) X		0-0 G3			0-0 FC6 1B		0-0 1B			3 0 2 0 0 0 2										
<b>Inning Stats</b>	R: 1 E: 0 K: 0 S: 5	H: 3 LOB: 1 BB: 0 P: 5	R: 0 E: 0 K: 0 S: 4	H: 1 LOB: 2 BB: 1 P: 8	R: 0 E: 0 K: 0 S: 3	H: 0 LOB: 0 BB: 0 P: 3	R: 0 E: 0 K: 0 S: 4	H: 1 LOB: 1 BB: 0 P: 4	R: 0 E: 0 K: 0 S: 3	H: 0 LOB: 0 BB: 0 P: 3	R: 0 E: 0 K: 2 S: 8	H: 1 LOB: 1 BB: 0 P: 8	R: 0 E: 0 K: 0 S: 4	H: 1 LOB: 1 BB: 0 P: 4	R: 0 E: 0 K: 1 S: 5	H: 0 LOB: 0 BB: 0 P: 5	1B: 5 2B: 3 3B: 0 HR: 0	SF: 0 SAC: 1 DP: 1 HBP: 0	WP: 0 PB: 0 SB: 3 CS: 0	PA: 35
<b>PITCHER</b> Bob Rush, R ERA: 3.3 (1, 1)	IP: 9.0 WLS: W BF: 35 H: 8 R: 1 ER: 1 SO: 3 BB: 1 IBB: 0 HBP: 0 BLK: 0 WP: 0 HR: 0 S: 40 P: 44 ERA: 1.00 WHIP: 1.000																			



Batter	1	2	3	4	5	6	7	8	9
Bob Ramazzotti, R OBP: 0.308, SLG: 0.297 (1, 4)	0-0 1B		0-0 FC6-4 2B		0-0 1B			0-3 K	
Mickey Owen, R OBP: 0.225, SLG: 0.238 (1, 2)	0-0 F9 1-2		0-0 2B		0-3 K			0-0 4-3	
Phil Cavarretta, L OBP: 0.425, SLG: 0.490 (1, 3)	0-3 K		0-0 P4		4-0 BB			0-0 F8	
Hank Sauer, R OBP: 0.422, SLG: 0.571 (1, 7)	0-0 F8			0-0 F4		0-0 G6-4-3		0-0 G6-4-3	
Bob Borkowski, R OBP: 0.392, SLG: 0.478 (1, 8)		0-3 K		0-0 5-3		0-0 5-3			
Ron Northey, L OBP: 0.398, SLG: 0.588 (1, 9)		0-0 F8		0-0 HR			0-3 K		
Bill Serena, R OBP: 0.357, SLG: 0.429 (1, 5)		0-0 F9		0-0 6-3			0-0 5-3		
Roy Smalley, R OBP: 0.311, SLG: 0.402 (1, 6)			0-0 P2		0-3 K		0-0 P3		
Bob Rush, R OBP: 0.290, SLG: 0.267 (1, 1)			0-0 FC6-4 1B		0-3 K			0-0 1B	

Inning Stats	R: 0	H: 1	E: 0	K: 1	S: 6	LOB: 1	BB: 0	P: 6
	R: 0	H: 0	E: 0	K: 1	S: 5 <td>LOB: 0</td> <td>BB: 0</td> <td>P: 5 </td>	LOB: 0	BB: 0	P: 5
	R: 1	H: 2	E: 0	K: 0	S: 5 <td>LOB: 1</td> <td>BB: 0</td> <td>P: 5 </td>	LOB: 1	BB: 0	P: 5
	R: 1	H: 1	E: 0	K: 0	S: 4 <td>LOB: 0</td> <td>BB: 0</td> <td>P: 4 </td>	LOB: 0	BB: 0	P: 4
	R: 0	H: 1	E: 0	K: 3	S: 10 <td>LOB: 1</td> <td>BB: 0</td> <td>P: 10 </td>	LOB: 1	BB: 0	P: 10
	R: 0	H: 0	E: 0	K: 0	S: 2 <td>LOB: 0</td> <td>BB: 1</td> <td>P: 6 </td>	LOB: 0	BB: 1	P: 6
	R: 0	H: 0	E: 0	K: 1	S: 5 <td>LOB: 0</td> <td>BB: 0</td> <td>P: 5 </td>	LOB: 0	BB: 0	P: 5
	R: 0	H: 1	E: 0	K: 1	S: 6 <td>LOB: 1</td> <td>BB: 0</td> <td>P: 6 </td>	LOB: 1	BB: 0	P: 6

PITCHER	IP	WLS	BF	H	R	ER	SO	BB	IBB	HBP	BLK	WP	HR	S	P	ERA	WHIP
Warren Spahn, L ERA: 3.25 (1, 1)	8.0	L	30	6	2	2	7	1	0	0	0	0	1	43	47	2.25	0.875

**BOTTOM**

AB	R	H	RBI	BB	SO	LOB
4	1	2	0	0	1	2
4	0	1	1	0	1	3
3	0	0	0	1	1	3
3	0	0	0	0	0	2
3	0	0	0	0	1	0
3	1	1	1	0	1	0
3	0	0	0	0	0	0
3	0	0	0	0	1	0
3	0	2	0	0	1	0

<b>AB</b>	<b>29</b>
<b>R</b>	<b>2</b>
<b>H</b>	<b>6</b>
<b>RBI</b>	<b>2</b>
<b>BB</b>	<b>1</b>
<b>SO</b>	<b>7</b>
<b>LOB</b>	<b>10</b>



WP	PA	ERA	WHIP
0	30		

**Boston Braves @ Chicago Cubs**  
**Wrigley Field, Chicago, IL**  
 Sun Jun 11 1950, 3:38 AM CDT  
 Att. 36,835 - Unknown

livebaseballscorecards.com

Batter	1	2	3	4	5	6	7	8	9	AB R H RBI BB SO LOB	TOP	
<b>Peanuts Lowrey, R</b> OBP: 0.360, SLG: 0.327 (1, 7) X	0-0 4-3 1B	0-0 1B		X 0-0 F8			X 0-0 SH5-3 1-2		X 0-0 F5	4 0 1 0 0 0 1	<b>Cincinnati Reds @ Boston Braves</b> Braves Field, Boston, MA Tue Jun 13 1950, 3:33 AM EDT Att. 9,446 - Unknown  <a href="http://livebaseballscorecards.com">livebaseballscorecards.com</a>	
<b>Bob Usher, R</b> OBP: 0.352, SLG: 0.448 (1, 8) X	0-0 1B 2B	0-0 F9			X 0-0 5-3		X 0-0 4-3 2-3		X 0-0 F8	5 1 1 0 0 0 3		
<b>Johnny Wyrostek, L</b> OBP: 0.411, SLG: 0.460 (1, 9) B B B B	4-0 BB 1B 1B BB	0-0 F9			B B B B 4-0 BB		X 0-0 F2			2 1 0 0 2 0 2		
<b>Ted Kluszewski, L</b> OBP: 0.340, SLG: 0.511 (1, 3) X	0-0 1B BB 1-2 FC4-6 2-H 1B	0-0 F7			X 0-0 F4			X 0-0 4-3 2B		4 1 2 1 0 0 2		
<b>Grady Hatton, L</b> OBP: 0.326, SLG: 0.424 (1, 5) B B B B	4-0 FC4-6 1B 1-2 BB 2-3		X 0-0 F9		X 0-0 F4			X 0-0 4-3		3 0 0 0 1 0 2		
<b>Connie Ryan, R</b> OBP: 0.357, SLG: 0.381 (1, 4) X	0-0 FC4-6 1-2 1B 2-3 3-H		X 0-0 F7			X 0-0 F8		X 0-0 4-3		4 0 1 1 0 0 1		
<b>Johnny Pramesa, R</b> OBP: 0.281, SLG: 0.358 (1, 2) X	0-0 FC4-6 BB 1-2 BB 2-3 3-H		X 0-0 F6			X 0-0 5-3		X 0-0 F2		4 0 0 1 0 0 3		
<b>Virgil Stallcup, R</b> OBP: 0.280, SLG: 0.374 (1, 6) B B B B <b>Bobby Adams, R</b> OBP: 0.326, SLG: 0.320 (9, PH)	4-0 1-2 BB			X 0-0 F2		X 0-0 6-3			X 0-0 1B	2 0 0 0 1 0 0 1 0 1 0 0 0 0		
<b>Willie Ramsdell, R</b> OBP: 0.211, SLG: 0.211 (1, 1) S S S S <b>Howie Fox, R</b> OBP: 0.267, SLG: 0.333 (7, 1) <b>Bob Scheffing, R</b> OBP: 0.240, SLG: 0.250 (9, PH)	0-3 K			X 0-0 F8			X 0-0 E4 4-3 SH5-3		X 0-0 F8	3 0 0 0 0 1 3 0 0 0 0 0 0 0 1 0 0 0 0 0 1		
<b>Inning Stats</b>	R: 3 H: 3 E: 0 LOB: 3 K: 1 BB: 3 S: 8 P: 20	R: 0 H: 1 E: 0 LOB: 1 K: 0 BB: 0 S: 4 P: 4	R: 0 H: 0 E: 0 LOB: 0 K: 0 BB: 0 S: 3 P: 3	R: 0 H: 0 E: 0 LOB: 0 K: 0 BB: 0 S: 3 P: 3	R: 0 H: 0 E: 0 LOB: 1 K: 0 BB: 1 S: 3 P: 7	R: 0 H: 0 E: 0 LOB: 0 K: 0 BB: 0 S: 3 P: 3	R: 0 H: 0 E: 1 LOB: 1 K: 0 BB: 0 S: 4 P: 4	R: 0 H: 1 E: 0 LOB: 1 K: 0 BB: 0 S: 4 P: 4	R: 0 H: 1 E: 0 LOB: 1 K: 0 BB: 0 S: 4 P: 4	1B: 4 SF: 0 2B: 2 SAC: 1 3B: 0 DP: 0 HR: 0 HBP: 0		WP: 0 PA: 38 PB: 0 SB: 0 CS: 0
<b>PITCHER</b> <b>Bobby Hogue, R</b> ERA: 3.38 (1, 1) <b>Bob Chipman, L</b> ERA: 4.63 (1, 1)	IP WLS BF H R ER SO BB IBB HBP BLK WP HR S P ERA WHIP											<b>PITCHER</b> IP WLS BF H R ER SO BB IBB HBP BLK WP HR S P ERA WHIP

Batter	1	2	3	4	5	6	7	8	9	AB	R	H	RBI	BB	SO	LOB
--------	---	---	---	---	---	---	---	---	---	----	---	---	-----	----	----	-----

<b>Roy Hartsfield, R</b> <small>OBP: 0.438, SLG: 0.467</small> (1, 4) X	0-0 <b>4-3</b> 		0-0 <b>F7</b> 			0-0 	0-0 <b>FC4-6</b> 			4	1	1	0	0	0	1
<b>Sam Jethroe, S</b> <small>OBP: 0.349, SLG: 0.486</small> (1, 8) X	0-0 		0-0 <b>F8</b> 			0-0 	0-0 <b>FC6-4</b> 			4	1	2	0	0	0	1
<b>Earl Torgeson, L</b> <small>OBP: 0.409, SLG: 0.429</small> (1, 3) B B B	4-0 			0-0 <b>F9</b> 		0-0 		0-0 		3	2	2	3	1	0	0
<b>Walker Cooper, R</b> <small>OBP: 0.358, SLG: 0.521</small> (1, 2) X	0-0 <b>F5</b> 			0-0 <b>F4</b> 		0-0 <b>F5</b> 		0-0 <b>F3</b> 		4	0	0	0	0	0	3
<b>Sid Gordon, R</b> <small>OBP: 0.429, SLG: 0.635</small> (1, 5) X	0-0 <b>F9</b> 				0-0 	0-0 		0-0 		4	0	3	1	0	0	2
<b>Tommy Holmes, L</b> <small>OBP: 0.438, SLG: 0.544</small> (1, 9) X		0-0 <b>1-3</b> 		0-0 <b>4-3</b> 		0-0 <b>G4-6-3</b> 		0-0 <b>G3</b> 		4	0	0	0	0	0	3
<b>Willard Marshall, L</b> <small>OBP: 0.297, SLG: 0.329</small> (1, 7) X		0-0 			0-0 <b>4-3</b> 		0-0 	4-0 		3	1	2	1	1	0	0
<b>Buddy Kerr, R</b> <small>OBP: 0.264, SLG: 0.275</small> (1, 6) X		0-0 <b>G6-4-3</b> 			0-0 <b>F8</b> 		0-3 <b>K</b> 	0-0 <b>5-3</b> 		4	0	0	0	0	1	3
<b>Bobby Hogue, R</b> <small>OBP: 0.333, SLG: 0.667</small> (1, 1) X			0-0 <b>F7</b> 				4-0 			0	0	0	0	0	0	0
<b>Bob Chipman, L</b> <small>OBP: 0.333, SLG: 0.143</small> (1, 1) X					0-0 <b>L8</b> 					2	0	0	0	1	0	0

Inning Stats	R: 0 H: 1 E: 0 K: 0 S: 4	R: 0 H: 1 E: 0 K: 0 S: 3	R: 0 H: 0 E: 0 K: 0 S: 3	R: 0 H: 1 E: 0 K: 0 S: 4	R: 0 H: 0 E: 0 K: 0 S: 3	R: 3 H: 4 E: 0 K: 0 S: 6	R: 1 H: 1 E: 0 K: 1 S: 6	R: 1 H: 2 E: 0 K: 0 S: 5	1B: 6 SF: 0 2B: 2 SAC: 0 3B: 0 DP: 2 HR: 2 HBP: 0
--------------	--------------------------	--------------------------	--------------------------	--------------------------	--------------------------	--------------------------	--------------------------	--------------------------	--

PITCHER	IP	WLS	BF	H	R	ER	SO	BB	IBB	HBP	BLK	WP	HR	S	P	ERA	WHIP
<b>Willie Ramsdell, R</b> <small>ERA: 4.28</small> (1, 1)	6.0	L	25	8	4	4	0	1	0	0	0	0	1	24	28	6.00	1.500
<b>Howie Fox, R</b> <small>ERA: 5.67</small> (7, 1)	2.0		10	2	1	1	1	1	1	0	0	1	1	10	18	4.50	1.500

**BOTTOM**

**Cincinnati Reds @ Boston Braves**  
 Braves Field, Boston, MA  
 Tue Jun 13 1950, 3:33 AM EDT  
 Att. 9,446 - Unknown

AB	32
R	5
H	10
RBI	5
BB	3
SO	1
LOB	13



WP: 1	PA: 35
PB: 1	
SB: 2	
CS: 0	

livebaseballscores.com

Batter	1	2	3	4	5	6	7	8	9	AB R H RBI BB SO LOB	TOP													
<b>Peanuts Lowrey, R</b> (1, 7) OBP: 0.372, SLG: 0.342	0-0 G3 1B		0-0 L6			0-0 1B 2B	0-0 FC5-4 1B			4 2 3 0 0 0 0	<b>Cincinnati Reds @ Boston Braves</b> Braves Field, Boston, MA Thu Jun 15 1950, 3:33 AM EDT Unknown <a href="http://livebaseballscorecards.com">livebaseballscorecards.com</a>													
<b>Bob Usher, R</b> (1, 8) OBP: 0.339, SLG: 0.430	0-0 G3 1-2		0-0 F8			0-0 F7	0-0 FC5-4 1-2f			4 0 0 0 0 0 3														
<b>Johnny Wyrostek, L</b> (1, 9) OBP: 0.407, SLG: 0.455	0-0 1-3			0-3 K		0-0 2B 1B		0-0 F8		4 1 1 0 0 1 1														
<b>Bob Scheffing, R</b> (1, 2) OBP: 0.276, SLG: 0.259	0-0 FC4-6 2-H 1B			0-0 F8		4-0 2B IBB		0-0 F9		3 0 1 1 1 0 0														
<b>Ted Kluszewski, L</b> (1, 3) OBP: 0.338, SLG: 0.500	0-0 FC4-6 1-2f			0-0 G3		0-3 K		4-0 BB		3 0 0 0 1 1 4														
<b>Connie Ryan, R</b> (1, 4) OBP: 0.354, SLG: 0.385		0-3 K		0-0 F2		0-0 2B		0-0 F9		4 0 1 2 0 1 1														
<b>Grady Hatton, L</b> (1, 5) OBP: 0.326, SLG: 0.419		0-3 K		4-0 BB		0-3 K		0-0 4-3		2 0 0 0 1 2 2														
<b>Bobby Adams, R</b> (9, PH) OBP: 0.324, SLG: 0.317		0-3 K								1 0 0 0 0 0 0														
<b>Virgil Stallcup, R</b> (1, 6) OBP: 0.273, SLG: 0.365		0-3 K		0-0 F6			0-0 1-3		0-0 5-3	4 0 0 0 0 1 1														
<b>Ken Raffensberger, R</b> (1, 1) OBP: 0.265, SLG: 0.258			0-0 F8		0-3 K		0-0 F7		0-0 F9	3 0 0 0 0 1 1														
<b>Joe Adcock, R</b> (9, PH) OBP: 0.200, SLG: 0.186										1 0 0 0 0 0 0														
<b>Inning Stats</b>	R: 1 E: 0 K: 0 S: 5	H: 2 LOB: 1 BB: 0 P: 5	R: 0 E: 0 K: 3 S: 9	H: 0 LOB: 0 BB: 0 P: 9	R: 0 E: 0 K: 0 S: 3	H: 0 LOB: 0 BB: 0 P: 3	R: 0 E: 0 K: 1 S: 5	H: 0 LOB: 0 BB: 0 P: 5	R: 0 E: 0 K: 1 S: 5	H: 0 LOB: 1 BB: 1 P: 9	R: 2 E: 0 K: 2 S: 10	H: 3 LOB: 2 BB: 1 P: 14	R: 0 E: 0 K: 0 S: 4	H: 1 LOB: 1 BB: 0 P: 4	R: 0 E: 0 K: 0 S: 3	H: 0 LOB: 1 BB: 1 P: 7	R: 0 E: 0 K: 0 S: 3	H: 0 LOB: 0 BB: 0 P: 3	1B: 5 2B: 1 3B: 0 HR: 0	SF: 0 SAC: 0 DP: 0 HBP: 0	WP: 0 PB: 0 SB: 0 CS: 0	PA: 36		
<b>PITCHER</b> <b>Warren Spahn, L</b> (1, 1) ERA: 3.23	IP 9.0	WLS W	BF 36	H 6	R 3	ER 3	SO 7	BB 2	IBB 1	HBP 0	BLK 0	WP 0	HR 0	S 47	P 59	ERA 3.00	WHIP 0.889							



Batter	1	2	3	4	5	6	7	8	9
Roy Hartsfield, R (1, 4) OBP: 0.381, SLG: 0.368	1-0 HBP		0-0 6-3		0-0 1-3		0-0 F6	0-0 F3	
Sam Jethroe, S (1, 8) OBP: 0.352, SLG: 0.486	0-0 F6		0-0 1B		0-0 F7		0-0 1B		
Earl Torgeson, L (1, 3) OBP: 0.411, SLG: 0.431	0-0 F5		0-0 1B		0-0 F8		0-0 1B		
Walker Cooper, R (1, 2) OBP: 0.355, SLG: 0.514	0-0 F4		0-0 G6-4-3		0-0 F7		0-0 1B		
Sid Gordon, R (1, 5) OBP: 0.443, SLG: 0.677		0-0 2B		0-0 HR		0-0 1B			
Tommy Holmes, L (1, 9) OBP: 0.426, SLG: 0.525		0-0 G3		0-0 F7		0-0 1B		0-0 F8	
Willard Marshall, L (1, 7) OBP: 0.293, SLG: 0.325		0-0 F2		0-0 F6		0-0 F2		0-3 K	
Luis Olmo, R (6, PH) OBP: 0.286, SLG: 0.286									
Buddy Kerr, R (1, 6) OBP: 0.269, SLG: 0.286		0-0 2B		0-0 1B		0-0 L5		0-0 F4	
Warren Spahn, L (1, 1) OBP: 0.333, SLG: 0.318		0-0 F8		0-0 F8			0-0 F5		

AB	R	H	RBI	BB	SO	LOB
4	0	0	0	0	0	1
4	1	2	0	0	0	1
4	1	2	1	0	0	1
4	0	1	0	0	0	3
4	3	4	2	0	0	0
4	0	1	1	0	0	3
2	0	0	0	0	0	1
2	0	0	0	0	1	1
4	0	2	1	0	0	1
4	0	1	0	0	0	2

BOTTOM

Cincinnati Reds @ Boston Braves  
 Braves Field, Boston, MA  
 Thu Jun 15 1950, 3:33 AM EDT  
 Unknown

AB	36
R	5
H	13
RBI	5
BB	0
SO	1
LOB	14



1B: 10	SF: 0
2B: 2	SAC: 0
3B: 0	DP: 1
HR: 1	HBP: 1

WP: 0	PA: 37
PB: 0	
SB: 1	
CS: 0	

Inning Stats		R	H	E	K	S	R	H	E	K	S	R	H	E	K	S	R	H	E	K	S	R	H	E	K	S	R	H	E	K	S	R	H	E	K	S					
R: 0 H: 0 E: 0 K: 0 S: 3		0	0	0	0	3	R: 1 H: 2 E: 0 K: 0 S: 5	1	2	0	0	R: 0 H: 2 E: 0 K: 0 S: 4	0	2	0	0	R: 1 H: 2 E: 0 K: 0 S: 5	1	2	0	0	R: 0 H: 0 E: 0 K: 0 S: 3	0	0	0	0	R: 1 H: 2 E: 0 K: 0 S: 5	1	2	0	0	R: 2 H: 4 E: 0 K: 0 S: 7	2	4	0	0	R: 0 H: 1 E: 0 K: 1 S: 6	0	1	0	0

PITCHER		IP	WLS	BF	H	R	ER	SO	BB	IBB	HBP	BLK	WP	HR	S	P	ERA	WHIP
Ken Raffensberger, L (1, 1) ERA: 3.65		8.0	L	37	13	5	5	1	0	0	1	0	0	1	38	39	5.62	1.625

WP	HR	S	P	ERA	WHIP
0	1	38	39	5.62	1.625

livebaseballscorecards.com

Batter	1	2	3	4	5	6	7	8	9	10	AB R H RBI BB SO LOB	TOP												
<b>Peanuts Lowrey, R</b> (1, 7) OBP: 0.366, SLG: 0.330	0-0 6-3		0-0 5-3		0-0 F6		4-0 1B 1-2 BB		0-0 F7		4 0 0 0 1 0 0	<b>Cincinnati Reds @ Boston Braves</b> Braves Field, Boston, MA Thu Jun 15 1950, 3:38 AM EDT Att: 6,932 - Unknown												
<b>Bob Usher, R</b> (1, 8) OBP: 0.333, SLG: 0.413	4-0 1B BB		0-0 6-3		0-0 6-3		0-0 F7		0-0 4-3		4 1 0 0 1 0 2													
<b>Johnny Wyrostek, L</b> (1, 9) OBP: 0.412, SLG: 0.462	4-0 1B 1-2 BB		0-0 2B		0-0 F9		0-0 1-2 2-H 1B		0-0 4-3		4 1 2 1 1 0 0													
<b>Ted Kluszewski, L</b> (1, 3) OBP: 0.346, SLG: 0.531	0-0 1-2 2-H 1B		0-0 1B 2B		0-0 HR		0-0 4-3		0-0 F9		5 2 3 3 0 0 2													
<b>Grady Hatton, L</b> (1, 5) OBP: 0.328, SLG: 0.415	0-0 F7		0-0 2-H 1B		0-0 4-3		4-0 2B G1-2-3 BB		0-0 F5		4 0 1 1 1 0 2													
<b>Connie Ryan, R</b> (1, 4) OBP: 0.356, SLG: 0.389	0-3 K		0-0 F6		0-0 F9		0-0 1-3 2B		4-0 CS BB		4 0 1 0 1 1 3													
<b>Virgil Stallcup, R</b> (1, 6) OBP: 0.266, SLG: 0.356		0-0 F2		0-0 5-3		0-0 6-3		0-0 1-3		0-0 CS	4 0 0 0 0 0 2													
<b>Dixie Howell, R</b> (1, 2) OBP: 0.346, SLG: 0.268		0-0 F4		0-0 F5		0-0 FC3-6 1B		4-0 BB			3 0 1 0 0 0 0													
<b>Lloyd Merriman, L</b> (7, PR) OBP: 0.388, SLG: 0.424											0 0 0 0 0 0 0													
<b>Bob Scheffing, R</b> (7, 2) OBP: 0.300, SLG: 0.259											0 0 0 0 1 0 0													
<b>Herm Wehmeier, R</b> (1, 1) OBP: 0.258, SLG: 0.300		0-0 4-3		0-3 K		0-0 FC3-6 1B		0-0 G1-2-3			0 0 0 0 0 0 0													
<b>Frank Smith, R</b> (1, 1) OBP: 0.111, SLG: 0.111											4 1 0 0 0 1 4													
<b>Inning Stats</b>	R: 1 E: 0 K: 1 S: 6	H: 1 LOB: 2 BB: 2 P: 14	R: 0 E: 0 K: 0 S: 3	H: 0 LOB: 0 BB: 0 P: 3	R: 2 E: 0 K: 0 S: 6	H: 3 LOB: 1 BB: 0 P: 6	R: 0 E: 0 K: 1 S: 5	H: 0 LOB: 0 BB: 0 P: 5	R: 0 E: 0 K: 0 S: 3	H: 1 LOB: 0 BB: 0 P: 4	R: 1 E: 0 K: 0 S: 5	H: 2 LOB: 2 BB: 1 P: 9	R: 0 E: 0 K: 0 S: 3	H: 1 LOB: 2 BB: 2 P: 11	R: 0 E: 0 K: 0 S: 3	H: 0 LOB: 0 BB: 0 P: 3	R: 0 E: 0 K: 0 S: 2	H: 0 LOB: 0 BB: 1 P: 6	1B: 4 2B: 3 3B: 0 HR: 1	SF: 0 SAC: 0 DP: 1 HBP: 0	WP: 0 PB: 0 SB: 0 CS: 1	PA: 43		
<b>PITCHER</b>	IP WLS BF H R ER SO BB IBB HBP BLK WP HR S P ERA WHIP	IP WLS BF H R ER SO BB IBB HBP BLK WP HR S P ERA WHIP											IP WLS BF H R ER SO BB IBB HBP BLK WP HR S P ERA WHIP											
<b>Vern Bickford, R</b> (1, 1) ERA: 3.53	7.0																							
<b>Bobby Hogue, R</b> (8, 1) ERA: 2.96	3.0	W	10	1	0	0	0	2	0	0	0	0	0	0	0	0	0	0	0	0	0	0	0	0

livebaseballscorecards.com

AB 36  
R 5  
H 8  
RBI 5  
BB 6  
SO 2  
LOB 15




Batter	1	2	3	4	5	6	7	8	9	10	AB	R	H	RBI	BB	SO	LOB	BOTTOM
Roy Hartsfeld, R (1, 4) OBP: 0.346, SLG: 0.333	0-0 F4	0-0 HBP 1B		0-3 K			0-0 F3		0-0 F5		5	0	1	0	0	1	0	<p>Cincinnati Reds @ Boston Braves</p> <p>Braves Field, Boston, MA</p> <p>Thu Jun 15 1950, 3:38 AM EDT</p> <p>Att. 6,932 - Unknown</p>
Sam Jethroe, S (1, 8) OBP: 0.353, SLG: 0.482	1-0 BB 1B HBP	0-0 F8		0-0 F5			0-0 S 1B		0-0 F3		4	1	1	0	0	0	1	
Earl Torgeson, L (1, 3) OBP: 0.415, SLG: 0.429	4-0 1B 1-2 BLK BB	0-0 F8			0-0 BLK 1B		0-0 F8 1-2			4-0 FC3-6 BB	3	1	1	0	2	0	2	
Walker Cooper, R (1, 2) OBP: 0.350, SLG: 0.500	0-0 F8	1-0 FC6-3 HBP		0-3 K 1-2			0-0 F6			0-0 FC3-6 BB 1-2f 1B	4	1	0	0	0	1	5	
Sid Gordon, R (1, 5) OBP: 0.438, SLG: 0.664	0-0 BB BLK 1B 1-3 2-H	0-0 FC6-3		0-0 F7			0-0 E6 SH3-4			4-0 1B BB 1-2	4	1	1	1	0	0	3	
Sibby Sisti, R (8, PR) OBP: 0.263, SLG: 0.129										0 0 0 0 1 0 0	0	0	0	0	1	0	0	
Tommy Holmes, L (1, 9) OBP: 0.431, SLG: 0.516	4-0 BB 1B 1-2 3-H			0-0 F9			0-0 F8		0-0 SH3-4	0-0 1B 1-2 2-H	3	1	1	1	1	0	1	
Willard Marshall, L (1, 7) OBP: 0.304, SLG: 0.323	4-0 1B 1-2 2-3 BLK BB			4-0 G6-4-3 BB			0-0 F4		4-0 G6-4-3 BB		1	1	0	0	3	0	0	
Buddy Kerr, R (1, 6) OBP: 0.269, SLG: 0.285	0-0 BLK 1B 1-3 2-H 3-H			0-0 G6-4-3 1-2f			0-3 K		0-0 G6-4-3 1-2f		4	0	1	2	0	1	3	
Vern Bickford, R (1, 1) OBP: 0.171, SLG: 0.105	0-0 F7			0-0 F2			0-0 6-3		0-0 6-3		3	0	0	0	0	0	1	
Bobby Hogue, R (8, 1) OBP: 0.250, SLG: 0.500	1-2 3-H									1 0 0 0 0 0 0	1	0	0	0	0	0	0	

<b>Inning Stats</b>	R: 5 E: 0 K: 0 S: 5	H: 2 LOB: 1 BB: 3 P: 18	R: 0 E: 0 K: 0 S: 4	H: 1 LOB: 2 BB: 0 P: 5	R: 0 E: 0 K: 0 S: 2	H: 0 LOB: 0 BB: 1 P: 6	R: 0 E: 0 K: 1 S: 5	H: 0 LOB: 0 BB: 0 P: 5	R: 0 E: 0 K: 1 S: 6	H: 1 LOB: 1 BB: 0 P: 6	R: 0 E: 0 K: 1 S: 5	H: 0 LOB: 0 BB: 0 P: 5	R: 0 E: 0 K: 0 S: 4	H: 1 LOB: 1 BB: 0 P: 4	R: 0 E: 1 K: 0 S: 3	H: 0 LOB: 2 BB: 1 P: 7	R: 0 E: 0 K: 0 S: 3	H: 0 LOB: 0 BB: 0 P: 3	R: 1 E: 0 K: 0 S: 2	H: 1 LOB: 2 BB: 2 P: 10	1B: 6 2B: 0 3B: 0 HR: 0	SF: 0 SAC: 1 DP: 2 HBP: 2	WP: 0 PB: 0 SB: 1 CS: 0	PA: 42
---------------------	------------------------------	----------------------------------	------------------------------	---------------------------------	------------------------------	---------------------------------	------------------------------	---------------------------------	------------------------------	---------------------------------	------------------------------	---------------------------------	------------------------------	---------------------------------	------------------------------	---------------------------------	------------------------------	---------------------------------	------------------------------	----------------------------------	----------------------------------	------------------------------------	----------------------------------	--------

PITCHER	IP	WLS	BF	H	R	ER	SO	BB	IBB	HBP	BLK	WP	HR	S	P	ERA	WHIP
Herm Wehmeier, R (1, 1) ERA: 7.27	0.2		8	2	5	5	0	3	0	1	1	0	0	4	17	67.50	7.500
Frank Smith, R (1, 1) ERA: 2.9	8.2	L	34	4	1	1	3	4	0	1	2	0	0	35	52	1.04	0.923

<b>AB</b>	32
<b>R</b>	6
<b>H</b>	6
<b>RBI</b>	4
<b>BB</b>	7
<b>SO</b>	3
<b>LOB</b>	16



Batter	1	2	3	4	5	6	7	8	9	AB R H RBI BB SO LOB	TOP	
Pete Castiglione, R OBP: 0.294, SLG: 0.358 (1, 5) (8, 6)	0-0 E5 G4-6-3		0-0 F5		0-0 F7		0-0 6-3 1-H 2B	0-0 1B 1-2 2-H 3-H		5 0 2 2 0 0 0		
Hank Schenz, R OBP: 0.298, SLG: 0.407 (1, 4) (8, 5)	0-0 G4-6-3 1-2f		0-0 F7		0-0 5-3		0-0 6-3 2-3		0-0 6-3	5 0 0 0 0 0 2		
Gus Bell, L OBP: 0.371, SLG: 0.500 (1, 9)	0-0 BB 1B		0-0 F8		0-0 1B		0-0 F8		0-0 F8	5 0 2 0 0 0 1		
Ralph Kiner, R OBP: 0.422, SLG: 0.563 (1, 7) B B B	4-0 FC6-4 1-2 BB			0-3 K	0-0 F7			0-0 P2	0-0 HR	4 1 1 1 1 1 1		
Wally Westlake, R OBP: 0.355, SLG: 0.552 (1, 8)	0-0 FC6-4 1-2f			0-0 HR		0-0 F4		H 1-0 BB 1B HBP	0-0 F8	4 2 1 1 0 0 2		
Dale Coogan, L OBP: 0.319, SLG: 0.298 (1, 3)		0-3 K		0-0 FC1-6 1B		0-0 F3		X 0-0 F9		4 0 1 0 0 1 1		
Stan Rojek, R OBP: 0.242, SLG: 0.264 Danny Murtaugh, R OBP: 0.408, SLG: 0.417 (8, PH) (8, 4)		0-0 2B		0-0 FC1-6 1B 1-2f		0-0 6-3		B B B 4-0 1B 1-2 1B BB		3 0 1 0 0 0 1 0 1 0 0 1 0 0	AB 37 R 5 H 11 RBI 5 BB 3 SO 3 LOB 13	
Clyde McCullough, R OBP: 0.339, SLG: 0.410 (1, 2)		0-0 4-3		0-0 FC6-4 1B			B B B 4-0 2B BB	X 0-0 1B 1-2 2-H 1B 1B		3 1 2 1 1 0 1		
Vern Law, R Johnny Hopp, L OBP: 0.406, SLG: 0.479 Bill Werts, L OBP: 0.364, SLG: 0.222 Nanny Fernandez, R OBP: 0.315, SLG: 0.400 Mel Queen, R (8, 1)		0-3 K		0-0 FC6-4 1-2f		0-0 F9	X 0-0 F9	X 0-0 1B 1-2 2-3 1B		2 0 0 0 0 1 3 1 0 0 0 0 0 1 0 0 0 0 0 0 0 1 0 1 0 0 0 0 0 0 0 0 0 0 0		
<b>Inning Stats</b>	R: 0 H: 1 E: 1 LOB: 2 K: 0 BB: 1 S: 4 P: 8	R: 0 H: 1 E: 0 LOB: 1 K: 2 BB: 0 S: 8 P: 8	R: 0 H: 0 E: 0 LOB: 0 K: 0 BB: 0 S: 3 P: 3	R: 1 H: 3 E: 0 LOB: 2 K: 1 BB: 0 S: 8 P: 8	R: 0 H: 1 E: 0 LOB: 1 K: 0 BB: 0 S: 4 P: 4	R: 0 H: 0 E: 0 LOB: 0 K: 0 BB: 0 S: 3 P: 3	R: 1 H: 1 E: 0 LOB: 1 K: 0 BB: 1 S: 4 P: 8	R: 2 H: 3 E: 0 LOB: 2 K: 0 BB: 1 S: 5 P: 10	R: 1 H: 1 E: 0 LOB: 0 K: 0 BB: 0 S: 4 P: 4	1B: 7 SF: 0 2B: 2 SAC: 0 3B: 0 DP: 1 HR: 2 HBP: 1	WP: 0 PA: 41 PB: 0 SB: 0 CS: 0	
<b>PITCHER</b> Johnny Sain, R ERA: 4.87 (1, 1)	IP WLS BF H R ER SO BB IBB HBP BLK WP HR S P ERA WHIP	9.0 W 41 11 5 5 3 3 0 1 0 0 2 43 56 5.00 1.556										

Pittsburgh Pirates @ Boston Braves  
 Braves Field, Boston, MA  
 Fri Jun 16 1950, 3:33 AM EDT  
 Att. 15,866 - Unknown

livebaseballscores.com



Batter	1	2	3	4	5	6	7	8	9	AB	R	H	RBI	BB	SO	LOB
Roy Hartsfield, R OBP: 0.355, SLG: 0.296 (1, 4)	4-0 F9 S F8 BB		4-0 G4-6-3 BB		0-3 K		0-0 P6		0-0 F7	3	1	0	0	2	1	3
Sam Jethroe, S OBP: 0.350, SLG: 0.475 (1, 8)	0-0 F9 1-3		0-0 G4-6-3 1-2f		0-0 4-3		0-0 FC6-4 1-2f		0-0 1B	5	0	1	1	0	0	3
Earl Torgeson, L OBP: 0.416, SLG: 0.446 (1, 3)	0-0 F8 3-H		0-0 F9			0-0 HR 1B		0-0 HR		4	2	2	2	0	0	0
Walker Cooper, R OBP: 0.348, SLG: 0.513 (1, 2)	0-0 F8			0-0 6-3		0-0 HR 1B		0-3 K		4	1	1	2	0	1	0
Tommy Holmes, L OBP: 0.421, SLG: 0.500 (1, 9)		0-0 F8		0-0 G3		0-0 L4-3 1B		0-0 F8		4	0	1	0	0	0	0
Willard Marshall, L OBP: 0.309, SLG: 0.323 (1, 7)		0-0 E3 3B 1B		4-0 BB BB		0-0 L4-3 1-2		0-0 6-3		3	1	1	0	1	0	1
Sibby Sisti, R OBP: 0.310, SLG: 0.212 (1, 5)		0-0 2-H 3B		4-0 BB BB		0-3 K			4-0 E 1B BB	2	1	1	1	2	1	0
Buddy Kerr, R OBP: 0.268, SLG: 0.284 (1, 6)		0-3 K		0-0 F8			0-0 FC1-6 1B		0-0 L9	4	0	1	0	0	1	4
Johnny Sain, R OBP: 0.237, SLG: 0.222 (1, 1)		0-0 5-3			0-0 F8		0-0 FC1-6 FC6-4		4-0 1B BB	3	0	0	0	1	0	2

Inning Stats	R: 1	H: 0	E: 0	K: 0	S: 3	H: 0	LOB: 0	BB: 1	P: 7	R: 1	H: 2	E: 1	K: 1	S: 7	H: 0	LOB: 0	BB: 0	P: 7	R: 0	H: 0	E: 0	K: 0	S: 2	H: 0	LOB: 0	BB: 1	P: 6	R: 0	H: 0	E: 0	K: 0	S: 3	H: 0	LOB: 2	BB: 2	P: 11	R: 0	H: 0	E: 0	K: 1	S: 5	H: 3	LOB: 0	BB: 0	P: 7	R: 0	H: 1	E: 0	K: 0	S: 4	H: 1	LOB: 1	BB: 0	P: 4	R: 1	H: 1	E: 0	K: 1	S: 6	H: 1	LOB: 0	BB: 0	P: 6	R: 1	H: 1	E: 1	K: 0	S: 3	H: 1	LOB: 2	BB: 2	P: 11	1B: 5	SF: 0	2B: 1	SAC: 0	3B: 1	DP: 2	HR: 2	HBP: 0	WP: 0	PA: 38
--------------	------	------	------	------	------	------	--------	-------	------	------	------	------	------	------	------	--------	-------	------	------	------	------	------	------	------	--------	-------	------	------	------	------	------	------	------	--------	-------	-------	------	------	------	------	------	------	--------	-------	------	------	------	------	------	------	------	--------	-------	------	------	------	------	------	------	------	--------	-------	------	------	------	------	------	------	------	--------	-------	-------	-------	-------	-------	--------	-------	-------	-------	--------	-------	--------

PITCHER	IP	WLS	BF	H	R	ER	SO	BB	IBB	HBP	BLK	WP	HR	S	P	ERA	WHIP
Vern Law, R ERA: 5.4 (1, 1)	6.0		25	5	4	4	3	4	0	0	0	0	1	27	43	6.00	1.500
Bill Werle, L ERA: 4.43 (7, 1)	1.0		4	1	0	0	0	0	0	0	0	0	0	4	4	0.00	1.000
Mel Queen, R ERA: 7.59 (8, 1)	1.2	L	9	2	2	2	1	2	0	0	0	0	1	9	17	10.80	2.400

BOTTOM

Pittsburgh Pirates @ Boston Braves  
Braves Field, Boston, MA  
Fri Jun 16 1950, 3:33 AM EDT  
Att. 15,866 - Unknown

livebaseballscorecards.com

AB	32
R	6
H	8
RBI	6
BB	6
SO	4
LOB	13



Batter	1	2	3	4	5	6	7	8	9	AB R H RBI BB SO LOB	TOP	
Pete Castiglione, R (1, 5) OBP: 0.300, SLG: 0.353	0-0 E 1B 1B		4-0 1B BB	0-0 6-3		0-0 1-3		0-0 F7		4 1 1 0 1 0 2		
Hank Schenz, R (1, 4) OBP: 0.306, SLG: 0.397	0-0 E4 5-3 1B 1-3 1B		0-0 F9	0-0 6-3		4-0 BB		0-0 5-3		4 0 1 0 1 0 2		
Gus Bell, L (1, 9) OBP: 0.373, SLG: 0.493	0-0 1-2 3-H 1B		0-0 G6-4-3 1-2 1B		0-0 E6 BB 1B		0-0 F7		0-0 1-3	5 1 2 1 0 0 1		
Ralph Kiner, R (1, 7) OBP: 0.418, SLG: 0.559	0-3 K		0-0 G6-4-3 1-2f		0-0 F8		0-0 CS 2B		0-0 P3	5 0 1 0 0 1 5		
Wally Westlake, R (1, 8) OBP: 0.353, SLG: 0.543	0-0 5-3 2-3			4-0 E 2B BB		0-3 K		0-3 K		3 1 0 0 1 2 4		
Dale Coogan, L (1, 3) OBP: 0.327, SLG: 0.299		0-0 FC5-4 1B		0-0 E3 2B 1B		4-0 1B BB		0-0 6-3		3 2 1 0 1 0 2		
Stan Rojek, R (1, 6) OBP: 0.263, SLG: 0.289		0-0 F8		0-0 1B 2B		0-0 1B 1B		4-0 SH1-3 BB		3 1 2 2 1 0 1		
Clyde McCullough, R (1, 2) OBP: 0.345, SLG: 0.413		0-0 FC5-4 1-2f		0-0 SH1-4 2B		0-0 1B 1B		0-3 K		4 0 2 3 0 1 2		
Hank Borowy, R (1, 1) Bill Werle, L (8, 1) Junior Walsh, R (8, 1)	0-3 K		0-0 SH1-4		0-0 4-3		0-0 SH1-3			2 0 0 0 0 1 1 0 0 0 0 0 0 0 0 0 0 0 0 0 0		
<b>Inning Stats</b>	R: 1 H: 3 E: 1 LOB: 1 K: 1 BB: 0 S: 7 P: 7	R: 0 H: 1 E: 0 LOB: 1 K: 1 BB: 0 S: 6 P: 6	R: 0 H: 1 E: 0 LOB: 1 K: 0 BB: 1 S: 3 P: 7	R: 3 H: 2 E: 1 LOB: 1 K: 0 BB: 1 S: 6 P: 10	R: 2 H: 2 E: 1 LOB: 2 K: 1 BB: 1 S: 7 P: 11	R: 0 H: 0 E: 0 LOB: 1 K: 0 BB: 1 S: 3 P: 7	R: 0 H: 1 E: 0 LOB: 0 K: 1 BB: 0 S: 5 P: 5	R: 0 H: 0 E: 0 LOB: 1 K: 1 BB: 1 S: 5 P: 9	R: 0 H: 0 E: 0 LOB: 0 K: 0 BB: 0 S: 3 P: 3	1B: 8 SF: 0 2B: 2 SAC: 2 3B: 0 DP: 1 HR: 0 HBP: 0	WP: 0 PA: 40 PB: 0 SB: 0 CS: 1	
<b>PITCHER</b> Ernie Johnson, R (1, 1) ERA: 8.03 Bob Hall, R (4, 1) ERA: 7.71 Bobby Hogue, R (8, 1) ERA: 2.73	IP WLS BF H R ER SO BB IBB HBP BLK WP HR S P ERA WHIP											<b>PITCHER</b> IP WLS BF H R ER SO BB IBB HBP BLK WP HR S P ERA WHIP

**Pittsburgh Pirates @ Boston Braves**  
 Braves Field, Boston, MA  
 Sat Jun 17 1950, 3:33 AM EDT  
 Att. 6,272 - Unknown

livebaseballscorecards.com

AB	33
R	6
H	10
RBI	6
BB	5
SO	5
LOB	20





Batter	1	2	3	4	5	6	7	8	9	AB R H RBI BB SO LOB	TOP															
<b>Pete Castiglione, R</b> (1, 5) OBP: 0.305, SLG: 0.341	4-0 E 3B BB	0-3 K		0-0 6-3		4-0 1-2 BB		0-0 F8		3 1 0 0 2 1 2																
<b>Hank Schenz, R</b> (1, 4) OBP: 0.299, SLG: 0.397	0-0 E4 1-2 3B	0-0 6-3			0-0 4-3 1B 2B	0-3 K		0-0 F8	1	5 2 1 0 0 1 3																
<b>Gus Bell, L</b> (1, 9) OBP: 0.388, SLG: 0.521	0-0 1-H 2-H 3B		H 1-0 SH1-3 1B FC6-4 HBP		0-0 4-3 2-3		0-0 1B	0-0 F7	2	4 1 2 2 0 0 1																
<b>Ralph Kiner, R</b> (1, 7) OBP: 0.426, SLG: 0.563	0-0 F3		0-0 FC6-4 SH1-3 1B		0-0 1B		0-0 CS 1B	4-0 BB		4 0 3 1 1 0 1																
<b>Wally Westlake, R</b> (1, 8) OBP: 0.346, SLG: 0.532	0-0 6-3		0-0 SH1-3		0-0 F8		0-3 K	0-0 F7	3	4 0 0 0 0 1 4																
<b>Dale Coogan, L</b> (1, 3) OBP: 0.333, SLG: 0.311	0-0 G1		4-0 FC6-4 BB		0-0 F8			0-0 E8 2B		3 0 1 0 1 0 2																
<b>Stan Rojek, R</b> (1, 6) OBP: 0.263, SLG: 0.280		4-0 HR BB	0-0 FC6-4 CS		0-0 6-3			0-0 F6	1	3 1 0 1 1 0 3																
<b>Ray Mueller, R</b> (1, 2) OBP: 0.280, SLG: 0.468		0-0 HR	0-0 CS	0-3 K		0-0 5-3		0-0 F8	2	3 1 1 2 0 1 0																
<b>Johnny Hopp, L</b> (8, PH) OBP: 0.404, SLG: 0.475		1-H HR	1-2 CS							1 0 0 0 0 0 1																
<b>Clyde McCullough, R</b> (8, 2) OBP: 0.345, SLG: 0.413										0 0 0 0 0 0 0																
<b>Frank Papish, R</b> (1, 1) OBP: 0.219, SLG: 0.194		0-0 6-3		0-0 F4		0-0 BB 1B		4-0 BB		0 0 0 0 0 0 0																
<b>Murry Dickson, R</b> (1, 1) OBP: 0.318, SLG: 0.400										3 0 1 0 0 0 0																
<b>Nanny Fernandez, R</b> (8, PH) OBP: 0.364, SLG: 0.222										0 0 0 0 1 0 0																
<b>Bill Werts, L</b> (8, 1) OBP: 0.364, SLG: 0.222										0 0 0 0 0 0 0																
<b>Inning Stats</b>	R: 2 E: 1 K: 0 S: 5	H: 1 LOB: 1 BB: 1 P: 9	R: 2 E: 0 K: 1 S: 6	H: 1 LOB: 0 BB: 1 P: 10	R: 1 E: 0 K: 0 S: 3	H: 1 LOB: 1 BB: 1 P: 8	R: 0 E: 0 K: 1 S: 5	H: 0 LOB: 0 BB: 0 P: 5	R: 1 E: 0 K: 0 S: 5	H: 2 LOB: 1 BB: 0 P: 5	R: 0 E: 0 K: 1 S: 6	H: 1 LOB: 2 BB: 1 P: 10	R: 0 E: 0 K: 1 S: 5	H: 2 LOB: 1 BB: 0 P: 5	R: 0 E: 1 K: 0 S: 4	H: 1 LOB: 2 BB: 1 P: 8	R: 0 E: 0 K: 0 S: 3	H: 0 LOB: 1 BB: 1 P: 7	1B: 5 2B: 3 3B: 1 HR: 1	SF: 0 SAC: 1 DP: 1 HBP: 1	WP: 0 PB: 0 SB: 0 CS: 2	PA: 42				
<b>PITCHER</b>	IP WLS BF H R ER SO BB IBB HBP BLK WP HR S P ERA WHIP																									
<b>Vern Bickford, R</b> (1, 1) ERA: 3.8	2.0	13	3	5	4	1	2	0	1	0	0	1	12	21	18.00	2.500										
<b>Normie Roy, R</b> (3, 1) ERA: 5.02	7.0	28	6	1	1	3	4	0	0	0	0	0	30	46	1.29	1.429										

**Pittsburgh Pirates @ Boston Braves**  
 Braves Field, Boston, MA  
 Sun Jun 18 1950, 3:33 AM EDT  
 Unknown

[livebaseballscorecards.com](http://livebaseballscorecards.com)

<b>AB</b>	<b>33</b>
<b>R</b>	<b>6</b>
<b>H</b>	<b>9</b>
<b>RBI</b>	<b>6</b>
<b>BB</b>	<b>6</b>
<b>SO</b>	<b>4</b>
<b>LOB</b>	<b>17</b>



BOTTOM

Pittsburgh Pirates @ Boston Braves  
Braves Field, Boston, MA  
Sun Jun 18 1950, 3:33 AM EDT  
Unknown

livebaseballscorecards.com

AB 33  
R 8  
H 10  
RBI 8  
BB 6  
SO 2  
LOB 24



WP: 0 PA: 39  
PB: 0  
SB: 1  
CS: 1

AB R H RBI BB SO LOB

5 2 2 0 0 1 3

4 1 1 0 1 0 5

4 1 1 2 1 1 4

4 1 1 2 0 0 1

0 0 0 0 1 0 0  
2 1 0 0 1 0 1

4 1 2 3 0 0 2

3 0 0 1 1 0 1

4 1 2 0 0 0 3

1 0 0 0 0 0 3  
2 0 1 0 1 0 1

1B: 8 SF: 0  
2B: 2 SAC: 0  
3B: 0 DP: 1  
HR: 1 HBP: 0

Batter	1	2	3	4	5	6	7	8	9
Roy Hartsfield, R OBP: 0.341, SLG: 0.351 (1, 4)	0-0 BB 1B 1B	0-3 K		0-0 FC5-4 1-2f		0-0 2B 1B		0-0 FC1-5 1-2 2-3f	
Sam Jethroe, S OBP: 0.356, SLG: 0.483 (1, 8)	0-0 1B 1B	4-0 E CS CS BB		0-0 F7		0-0 F9		0-0 F5	
Earl Torgeson, L OBP: 0.413, SLG: 0.441 (1, 3)	4-0 BB 1B 1-2 2-3 FC4-6 BB	0-3 K 1-H		0-0 4-3		0-0 FC5 1-H 2-H 2B		0-0 1-3	
Walker Cooper, R OBP: 0.358, SLG: 0.531 (1, 2)	0-0 FC4-6 1-2 2-H 3-H 1B		0-0 E5 HR		0-0 F4	0-0 FC5 2-3			
Luis Olmo, R OBP: 0.294, SLG: 0.279 Willard Marshall, L OBP: 0.311, SLG: 0.335 (1, 7) (3, PH) (4, 7)	4-0 FC4-6 1-2 2-3 BB		0-0 F8		4-0 1B 9-2-6 BB		0-0 F9		
Tommy Holmes, L OBP: 0.447, SLG: 0.605 (1, 9)	0-0 FC4-6 1-2f 2-3 3-H BB		0-0 1-H HR		0-0 9-2-6 1B		0-0 1-3		
Sibby Sisti, R OBP: 0.340, SLG: 0.231 (1, 5)	4-0 1-2 BB		0-0 1-3		0-0 9-2-6 1-2f 3-H		0-0 F4		
Buddy Kerr, R OBP: 0.272, SLG: 0.284 (1, 6)	0-0 F6		0-0 F8			0-0 1B 2B 1B		0-0 FC1-5 1B 1B	
Vern Bickford, R OBP: 0.167, SLG: 0.103 Normie Roy, R OBP: 0.267, SLG: 0.214 (1, 1) (3, 1)	0-0 1-3			4-0 FC5-4 BB		0-0 F3		0-0 FC1-5 1-2 1B	

Inning Stats	R: 3	H: 3	E: 0	LOB: 3	K: 0	P: 18	R: 0	H: 0	E: 0	LOB: 0	K: 2	P: 10	R: 2	H: 1	E: 1	LOB: 0	K: 0	P: 5	R: 0	H: 0	E: 0	LOB: 1	K: 0	P: 7	R: 1	H: 1	E: 0	LOB: 0	K: 0	P: 7	R: 2	H: 3	E: 0	LOB: 1	K: 0	P: 6	R: 0	H: 0	E: 0	LOB: 0	K: 0	P: 3	R: 0	H: 2	E: 0	LOB: 2	K: 0	P: 5
--------------	------	------	------	--------	------	-------	------	------	------	--------	------	-------	------	------	------	--------	------	------	------	------	------	--------	------	------	------	------	------	--------	------	------	------	------	------	--------	------	------	------	------	------	--------	------	------	------	------	------	--------	------	------

PITCHER	IP	WLS	BF	H	R	ER	SO	BB	IBB	HBP	BLK	WP	HR	S	P	ERA	WHIP
Frank Papish, L ERA: 4.4	(1, 1)	0.0	5	3	3	3	0	2	0	0	0	0	0	3	11	∞	∞
Murry Dickson, R ERA: 4.4	(1, 1)	7.0	L 29	5	5	4	2	4	0	0	0	0	1	29	45	5.14	1.286
Bill Werle, L ERA: 4.79	(8, 1)	1.0	5	2	0	0	0	0	0	0	0	0	0	5	5	0.00	2.000

PITCHER	IP	WLS	BF	H	R	ER	SO	BB	IBB	HBP	BLK	WP	HR	S	P	ERA	WHIP
---------	----	-----	----	---	---	----	----	----	-----	-----	-----	----	----	---	---	-----	------

Batter	1	2	3	4	5	6	7	8	9	AB R H RBI BB SO LOB	TOP																
<b>Pete Castiglione, R</b> (1, 5) <small>OBP: 0.330, SLG: 0.337</small> <b>Dale Coogan, L</b> (9, PH) <small>OBP: 0.330, SLG: 0.308</small> <b>Hank Schenz, R</b> (9, 5) <small>OBP: 0.299, SLG: 0.397</small>	4-0 HBP 1B 3-1 BB	4-0 1-2 HR BB		4-0 2B BB		0-0 F7		1-0 BB HBP	0-3 K	1 2 0 0 3 0 1 1 0 0 0 0 1 2 0 0 0 0 0 0 0																	
<b>Johnny Hopp, L</b> (1, 3) <small>OBP: 0.416, SLG: 0.510</small>	0-0 3-1 1-2	0-0 1-H 2-H HR		0-0 2B		0-0 CS 1B		4-0 1-2 2-3 BB		4 1 3 4 1 0 1																	
<b>Gus Bell, L</b> (1, 9) <small>OBP: 0.365, SLG: 0.487</small>	0-0 F6	0-0 4-3		0-0 3-1		0-0 F8 1-2		0-0 F8		5 0 0 0 0 0 6																	
<b>Ralph Kiner, R</b> (1, 7) <small>OBP: 0.425, SLG: 0.554</small>	4-0 HBP 1B BB	0-3 K		0-0 4-3		4-0 WP 1B BB		0-0 F5		3 1 0 0 2 1 0																	
<b>Wally Westlake, R</b> (1, 8) <small>OBP: 0.347, SLG: 0.526</small>	1-0 1B 1-2 2-3 HBP		0-0 F8		0-0 F8		0-0 WP 1B		0-3 K	4 0 1 0 0 1 0																	
<b>Danny Murtaugh, R</b> (1, 4) <small>OBP: 0.408, SLG: 0.413</small>	0-0 1-3 2-H 3-H 1B		0-0 F5		0-0 4-3		0-0 F6 1-2 2-3		4-0 2B BB	4 1 1 2 1 0 2																	
<b>Stan Rojek, R</b> (1, 6) <small>OBP: 0.252, SLG: 0.268</small> <b>Nanny Fernandez, R</b> (9, PH) <small>OBP: 0.322, SLG: 0.409</small> <b>George Strickland, R</b> (9, 6) <small>OBP: 0.231, SLG: 0.091</small>	0-0 6-3		0-0 F7		0-0 F7		0-0 4-3		0-0 1B 2B	4 0 0 0 0 0 2 1 1 1 1 0 0 0 0 0 0 0 0 0 0																	
<b>Clyde McCullough, R</b> (1, 2) <small>OBP: 0.357, SLG: 0.419</small> <b>Ray Mueller, R</b> (5, 2) <small>OBP: 0.321, SLG: 0.510</small>		0-0 FC4-6 1B		1-0 SH5-4 2B HBP		0-0 2B		0-0 BB HBP 1B	4-0 1B BB	1 1 1 0 0 0 0 2 0 2 0 1 0 0																	
<b>Cliff Chambers, L</b> (1, 1) <small>OBP: 0.316, SLG: 0.361</small> <b>Mel Queen, R</b> (1, 1) <small>OBP: 0.375, SLG: 0.375</small> <b>Vic Lombardi, L</b> (5, 1) <small>OBP: 0.235, SLG: 0.235</small>		0-0 FC4-6 1-2 HR BB		0-0 SH5-4		0-0 F3		0-3 K	0-0 1B	0 0 0 0 0 0 0 0 0 0 0 0 0 0 1 1 0 0 0 0 1 3 0 1 1 0 1 2																	
<b>Inning Stats</b>	R: 2 E: 0 K: 0 S: 4	H: 1 LOB: 2 BB: 2 P: 13	R: 3 E: 0 K: 1 S: 7	H: 2 LOB: 0 BB: 1 P: 11	R: 0 E: 0 K: 0 S: 3	H: 0 LOB: 0 BB: 0 P: 3	R: 1 E: 0 K: 0 S: 3	H: 1 LOB: 1 BB: 1 P: 8	R: 0 E: 0 K: 0 S: 3	H: 0 LOB: 0 BB: 0 P: 3	R: 0 E: 0 K: 0 S: 4	H: 1 LOB: 1 BB: 0 P: 4	R: 0 E: 0 K: 0 S: 4	H: 2 LOB: 2 BB: 1 P: 8	R: 0 E: 0 K: 1 S: 6	H: 1 LOB: 3 BB: 1 P: 11	R: 2 E: 0 K: 2 S: 9	H: 2 LOB: 2 BB: 2 P: 17	1B: 6 2B: 3 3B: 0 HR: 1	SF: 0 SAC: 1 DP: 0 HBP: 3	WP: 1 PB: 0 SB: 0 CS: 1	PA: 46					
<b>PITCHER</b>	IP WLS BF H R ER SO BB IBB HBP BLK WP HR S P ERA WHIP																										
<b>Dick Donovan, R</b> (1, 1) <small>ERA: 8.77</small> <b>Bob Hall, R</b> (2, 1) <small>ERA: 5.95</small> <b>Bobby Hogue, R</b> (8, 1) <small>ERA: 3.18</small>	1.1		11	3	5	5	0	3	0	1	0	0	1	7	20	33.75	4.500										
	5.2		22	4	1	1	1	2	0	1	0	1	0	21	30	1.59	1.059										
	2.0		13	3	2	2	3	3	0	1	0	0	0	15	28	9.00	3.000										

**Pittsburgh Pirates @ Boston Braves**  
 Braves Field, Boston, MA  
 Sun Jun 18 1950, 3:38 AM EDT  
 Att. 22,817 - Unknown

AB	34
R	8
H	10
RBI	8
BB	8
SO	4
LOB	17



Batter	1	2	3	4	5	6	7	8	9	AB	R	H	RBI	BB	SO	LOB
Roy Hartsfield, R (1, 4) OBP: 0.391, SLG: 0.385										2	1	1	0	3	0	0
Sam Jethroe, S (1, 8) OBP: 0.353, SLG: 0.477										5	1	1	0	0	0	5
Earl Torgeson, L (1, 3) OBP: 0.421, SLG: 0.441										2	1	1	0	2	0	1
Walker Cooper, R (1, 2) OBP: 0.354, SLG: 0.518										4	1	0	1	1	0	4
Luis Olmo, R (1, 7) OBP: 0.339, SLG: 0.404										4	3	3	3	1	0	1
Tommy Holmes, L (1, 9) OBP: 0.456, SLG: 0.600										4	0	2	1	1	0	2
Sibby Sisti, R (1, 5) OBP: 0.315, SLG: 0.209										4	0	0	1	0	1	4
Buddy Kerr, R (1, 6) OBP: 0.272, SLG: 0.284										4	0	1	0	0	0	3
Bob Elliott, R (9, PH) OBP: 0.339, SLG: 0.473										1	1	1	2	0	0	0
Dick Donovan, L (1, 1) OBP: 0.556, SLG: 0.200										1	0	0	0	0	0	2
Bob Hall, R (2, 1)										2	0	0	0	0	1	1
Willard Marshall, L (7, PH) OBP: 0.310, SLG: 0.333										1	0	0	0	0	0	2
Bobby Hogue, R (8, 1) OBP: 0.353, SLG: 0.500										1	0	0	0	0	0	0


Inning Stats	R: 5	H: 4	E: 1	LOB: 3	K: 0	P: 20	R: 0	H: 1	E: 0	LOB: 1	K: 0	P: 4	R: 0	H: 0	E: 0	LOB: 0	K: 1	P: 5	R: 0	H: 1	E: 0	LOB: 1	K: 0	P: 4	R: 1	H: 2	E: 0	LOB: 1	K: 0	P: 5	R: 0	H: 0	E: 0	LOB: 1	K: 0	P: 10	R: 0	H: 1	E: 0	LOB: 2	K: 0	P: 8	R: 0	H: 0	E: 0	LOB: 1	K: 0	P: 7	R: 2	H: 1	E: 0	LOB: 0	K: 1	P: 10	1B: 6	SF: 0	2B: 2	SAC: 1	3B: 0	DP: 0	HR: 2	HBP: 1	WP: 1	PA: 45
--------------	------	------	------	--------	------	-------	------	------	------	--------	------	------	------	------	------	--------	------	------	------	------	------	--------	------	------	------	------	------	--------	------	------	------	------	------	--------	------	-------	------	------	------	--------	------	------	------	------	------	--------	------	------	------	------	------	--------	------	-------	-------	-------	-------	--------	-------	-------	-------	--------	-------	--------

PITCHER	IP	WLS	BF	H	R	ER	SO	BB	IBB	HBP	BLK	WP	HR	S	P	ERA	WHIP
Cliff Chambers, L (1, 1) ERA: 3.65	0.0		6	3	5	3	0	2	0	1	0	0	0	3	12	∞	∞
Mel Queen, R (1, 1) ERA: 7.46	0.2		4	1	0	0	0	1	0	0	0	0	0	3	7	0.00	3.000
Vic Lombardi, L (1, 1) ERA: 8.24	3.1		14	4	1	1	1	0	0	0	0	0	1	16	16	2.70	1.200
Bill MacDonald, R (5, 1) ERA: 3.92	5.0		21	2	2	2	1	5	0	0	0	1	1	18	38	3.60	1.400

**BOTTOM**

**Pittsburgh Pirates @ Boston Braves**  
 Braves Field, Boston, MA  
 Sun Jun 18 1950, 3:38 AM EDT  
 Att. 22,817 - Unknown

AB	35
R	8
H	10
RBI	8
BB	8
SO	2
LOB	25



PITCHER	IP	WLS	BF	H	R	ER	SO	BB	IBB	HBP	BLK	WP	HR	S	P	ERA	WHIP
---------	----	-----	----	---	---	----	----	----	-----	-----	-----	----	----	---	---	-----	------

Batter	1	2	3	4	5	6	7	8	9	AB R H RBI BB SO LOB	TOP
Stan Rojek, R OBP: 0.252, SLG: 0.267 (1, 6) X	0-0 F9 ①		0-0 6-3 ①		0-0 F9 ③			0-0 1B		4 0 1 0 0 0 0	<b>Pittsburgh Pirates @ Boston Braves</b> Braves Field, Boston, MA Mon Jun 19 1950, 3:33 AM EDT Att. 5,578 - Unknown
Gus Bell, L OBP: 0.348, SLG: 0.463 (1, 9) SSS	0-3 K ②		0-0 F8 ②		0-0 F7 ①		0-0 1-3 ③		4 0 0 0 0 1 1		
Jack Phillips, R OBP: 0.313, SLG: 0.367 (1, 3) BBB	4-0 BB		0-0 F9 ③		0-0 1-3 ②			0-3 K ①	3 0 0 0 1 1 0		
Ralph Kiner, R OBP: 0.418, SLG: 0.543 (1, 7) SSS	0-3 K ③			0-0 5-3 ①	0-0 1-3 ③			0-0 4-3 ②	4 0 0 0 0 1 1		
Wally Westlake, R OBP: 0.346, SLG: 0.520 (1, 8) X		0-0 5-3 ①		0-0 1B		0-3 K ①		0-3 K ③	4 0 1 0 0 2 0		
Nanny Fernandez, R OBP: 0.322, SLG: 0.408 (1, 5) X		0-0 F3 ②		0-0 1B		0-0 1-3 ②			3 0 1 0 0 0 0		
Danny Murtaugh, R OBP: 0.407, SLG: 0.411 (1, 4) X		0-0 E5 1B		0-3 K ③		0-3 K ③			3 1 1 0 0 2 1		
Earl Turner, R OBP: 0.243, SLG: 0.200 (1, 2) X		0-0 1B		0-0 6-3 ①			0-3 K ①		3 0 1 1 0 1 0		
Cliff Chambers, L OBP: 0.293, SLG: 0.333 (1, 1) X		0-0 2-H 1B		0-0 5-3 ③		0-3 K ②		0-0 1-3 ②	3 0 0 0 0 1 1		
<b>Inning Stats</b>	R: 0 H: 0 E: 0 LOB: 1 K: 2 BB: 1 S: 7 P: 11	R: 1 H: 2 E: 1 LOB: 1 K: 0 BB: 0 S: 5 P: 5	R: 0 H: 0 E: 0 LOB: 0 K: 0 BB: 0 S: 3 P: 3	R: 0 H: 2 E: 0 LOB: 1 K: 1 BB: 0 S: 6 P: 6	R: 0 H: 0 E: 0 LOB: 0 K: 1 BB: 0 S: 5 P: 5	R: 0 H: 0 E: 0 LOB: 0 K: 0 BB: 0 S: 3 P: 3	R: 0 H: 0 E: 0 LOB: 0 K: 2 BB: 0 S: 7 P: 7	R: 0 H: 1 E: 0 LOB: 1 K: 1 BB: 0 S: 6 P: 6	R: 0 H: 0 E: 0 LOB: 0 K: 2 BB: 0 S: 7 P: 7	1B: 5 SF: 0 2B: 0 SAC: 0 3B: 0 DP: 0 HR: 0 HBP: 0	WP: 0 PA: 32 PB: 0 SB: 0 CS: 0
<b>PITCHER</b> Warren Spahn, L (1, 1) ERA: 2.98	IP WLS BF H R ER SO BB IBB HBP BLK WP HR S P ERA WHIP										

livebaseballscorecards.com

<b>AB</b>	31
<b>R</b>	1
<b>H</b>	5
<b>RBI</b>	1
<b>BB</b>	1
<b>SO</b>	9
<b>LOB</b>	4





Batter	1	2	3	4	5	6	7	8	9	AB R H RBI BB SO LOB
Roy Hartsfield, R (1, 4) OBP: 0.360, SLG: 0.349	0-0 F6		0-0 5-3		0-0 6-3		0-0 F8			4 0 0 0 0 0 0
Sam Jethroe, S (1, 8) OBP: 0.347, SLG: 0.469	0-0 4-3		0-3 K		0-3 K			0-0 F8		4 0 0 0 0 2 0
Earl Torgeson, L (1, 3) Del Crandall, R (4, 3) OBP: 0.418, SLG: 0.437 OBP: 0.253, SLG: 0.235	0-0 F3		0-0 G3		0-0 6-3		0-0 5-3			2 0 0 0 0 0 0 2 0 0 0 0 0 0
Walker Cooper, R (1, 2) OBP: 0.352, SLG: 0.512		0-0 BB 1B 1B		0-0 F8		0-0 F9		0-0 F4		4 0 1 0 0 0 0
Luis Olmo, R (1, 7) OBP: 0.350, SLG: 0.400		0-0 F9		4-0 BB 1B BB		0-0 BB 1B		0-0 F8		3 0 1 0 1 0 1
Tommy Holmes, L (1, 9) OBP: 0.447, SLG: 0.578		0-0 F6		0-0 F9		4-0 BB 1-2 BB		0-0 F3		3 0 0 0 1 0 2
Sibby Sisti, R (1, 5) Bob Elliott, R (9, PH) OBP: 0.333, SLG: 0.239 OBP: 0.337, SLG: 0.470		0-0 BB 1B 1-2		0-0 1-2 1B		0-0 F8		0-0 F5		3 0 2 0 0 0 2 1 0 0 0 0 0 0
Buddy Kerr, R (1, 6) OBP: 0.273, SLG: 0.281		4-0 BB 1-2 2-3 BB		0-0 F7			0-0 F8			2 0 0 0 1 0 2
Warren Spahn, L (1, 1) OBP: 0.313, SLG: 0.298		0-0 4-3		0-3 K			0-0 6-3			3 0 0 0 0 1 3

Inning Stats	R: 0 H: 0 E: 0 LOB: 0 K: 0 BB: 0 S: 3 P: 3	R: 0 H: 2 E: 0 LOB: 3 K: 0 BB: 1 S: 5 P: 9	R: 0 H: 0 E: 0 LOB: 0 K: 1 BB: 0 S: 5 P: 5	R: 0 H: 1 E: 0 LOB: 2 K: 0 BB: 1 S: 4 P: 8	R: 0 H: 0 E: 0 LOB: 0 K: 2 BB: 0 S: 7 P: 7	R: 0 H: 1 E: 0 LOB: 2 K: 0 BB: 1 S: 4 P: 8	R: 0 H: 0 E: 0 LOB: 0 K: 0 BB: 0 S: 3 P: 3	R: 0 H: 0 E: 0 LOB: 0 K: 0 BB: 0 S: 3 P: 3	R: 0 H: 0 E: 0 LOB: 0 K: 0 BB: 0 S: 3 P: 3	1B: 4 SF: 0 2B: 0 SAC: 0 3B: 0 DP: 0 HR: 0 HBP: 0	
PITCHER Cliff Chambers, L (1, 1) ERA: 3.34	IP 9.0 WLS W BF 34 H 4 R 0 ER 0 SO 3 BB 3 IBB 0 HBP 0 BLK 0 WP 0 HR 0 S 37 P 49 ERA 0.00 WHIP 0.778										

**BOTTOM**

**Pittsburgh Pirates @ Boston Braves**  
 Braves Field, Boston, MA  
 Mon Jun 19 1950, 3:33 AM EDT  
 Att. 5,578 - Unknown

[livebaseballscores.com](http://livebaseballscores.com)

AB	31
R	0
H	4
RBI	0
BB	3
SO	3
LOB	10



WP: 0 PA: 34	ERA 0.00 WHIP 0.778
PB: 0 SB: 0 CS: 0	

Batter	1	2	3	4	5	6	7	8	9	10	AB R H RBI BB SO LOB	TOP							
Bob Ramazzotti, R (1, 4) OBP: 0.279, SLG: 0.338	0-0 F5		0-0 1-3		0-0 4-3			0-0 F8		0-0 1B 1B	5 1 1 0 0 0 2	Chicago Cubs @ Boston Braves Braves Field, Boston, MA Tue Jun 20 1950, 3:33 AM EDT Att. 12,334 - Unknown							
Rube Walker, L (1, 2) OBP: 0.271, SLG: 0.385 Emil Verban, R (10, PR) OBP: 0.154, SLG: 0.083 Mickey Owen, R (10, 2) OBP: 0.234, SLG: 0.247	0-0 F7 3B		0-0 F8			0-0 E3 G6-4-3		0-0 F4		0-0 1B 1-2 1B	5 1 2 0 0 0 1 0 0 0 0 0 0 0 0 0 0 0 0 0 0								
Phil Cavarretta, L (1, 3) OBP: 0.393, SLG: 0.458	0-0 F7 3-H			0-0 3-1		0-0 G6-4-3 1-2f		0-0 F2		0-0 F3	5 0 0 1 0 0 3								
Hank Sauer, R (1, 7) OBP: 0.406, SLG: 0.541	0-0 F4			0-0 E3 1B		0-0 1B			0-0 E5 1B 1B	0-0 FC6-4 1B	5 1 4 1 0 0 0								
Andy Pafko, R (1, 8) OBP: 0.443, SLG: 0.556		4-0 BB BB BB		0-0 E3 1-2		0-0 F6			0-0 FC1-5 1B 2-3	0-0 FC6-4 1-2f	4 0 1 0 1 0 4								
Ron Northey, L (1, 9) OBP: 0.383, SLG: 0.551		0-0 G1-6-3 1-2f		0-0 5-3			0-0 F6		0-0 FC1-5 1B 1-2 3-H		4 0 1 1 0 0 2								
Bill Serena, R (1, 5) OBP: 0.342, SLG: 0.386		0-0 5-3			0-0 F9		0-0 F4		0-0 FC1-5 1B 1-2 2-3f		4 0 0 0 0 0 2								
Roy Smalley, R (1, 6) OBP: 0.340, SLG: 0.486			0-0 3B		0-0 3B		0-0 HR		0-0 G6-4-3 1-2f		4 1 3 1 0 0 2								
Bob Rush, R (1, 1) OBP: 0.237, SLG: 0.216			0-0 6-3		0-0 6-3		0-0 6-3			0-0 6-3	4 0 0 0 0 0 2								
<b>Inning Stats</b>	R: 1 E: 0 K: 0 S: 4	H: 1 LOB: 0 BB: 0 P: 4	R: 0 E: 0 K: 0 S: 2	H: 0 LOB: 0 BB: 1 P: 6	R: 0 E: 0 K: 0 S: 4	H: 1 LOB: 1 BB: 0 P: 4	R: 0 E: 1 K: 0 S: 4	H: 1 LOB: 1 BB: 0 P: 4	R: 0 E: 0 K: 0 S: 4	H: 1 LOB: 0 BB: 0 P: 4	R: 1 E: 0 K: 0 S: 5		H: 3 LOB: 1 BB: 0 P: 5	R: 1 E: 0 K: 0 S: 6	H: 3 LOB: 2 BB: 0 P: 6	1B: 8 2B: 0 3B: 3 HR: 1	SF: 0 SAC: 0 DP: 3 HBP: 0	WP: 0 PB: 0 SB: 0 CS: 0	PA: 41
<b>PITCHER</b> Johnny Sain, R (1, 1) ERA: 4.74	IP 10.0	WLS L	BF 41	H 12	R 4	ER 4	SO 0	BB 1	IBB 0	HBP 0	BLK 0	WP 0	HR 1	S 40	P 44	ERA 3.60	WHIP 1.300		

livebaseballscorecards.com

AB	40
R	4
H	12
RBI	4
BB	1
SO	0
LOB	18




Batter	1	2	3	4	5	6	7	8	9	10	AB	R	H	RBI	BB	SO	LOB
Roy Hartsfeld, R OBP: 0.364, SLG: 0.362 (1, 4)	0-0 5-3		0-0 1B 2B	0-0 F6			4-0 G6-3 BB		0-0 F5		4	1	1	1	1	0	3
Sam Jethroe, S OBP: 0.345, SLG: 0.463 (1, 8)	0-0 4-3		0-0 2-H 1B		0-0 1-3		0-0 G6-3 1-2f			0-0 F7	5	0	1	1	0	0	2
Earl Torgeson, L OBP: 0.409, SLG: 0.427 (1, 3)	0-0 4-3		0-0 F7 1-2		0-0 F8			0-0 F8		0-0 4-3	5	0	0	0	0	0	1
Walker Cooper, R OBP: 0.342, SLG: 0.497 (1, 2)		0-3 K	0-0 F9		0-0 5-3			0-0 4-3		0-3 K	5	0	0	0	0	2	1
Sid Gordon, R OBP: 0.440, SLG: 0.674 (1, 5)		0-3 K		0-0 BB FC1-2 2B		0-0 F7		0-0 2B			4	0	2	0	0	1	0
Tommy Holmes, L OBP: 0.449, SLG: 0.565 (1, 9)		4-0 BB		4-0 FC1-2 BB FC6-4 BB		0-0 G3		0-0 F6			2	1	0	0	2	0	1
Willard Marshall, L OBP: 0.314, SLG: 0.329 (1, 7)		0-0 G3		4-0 FC6-4 FC1-2 1-2 2-3 BB		0-0 F6			4-0 BB		2	0	0	0	2	0	1
Buddy Kerr, R OBP: 0.272, SLG: 0.277 (1, 6)			4-0 SH1-4 2B BB	0-0 FC1-2 FC6-4		0-0 F8			0-0 F5		3	1	0	0	1	0	4
Johnny Sain, R OBP: 0.244, SLG: 0.256 (1, 1)			0-0 SH1-4	0-0 FC6-4		0-0 2B			0-0 F9		3	0	1	1	0	0	3

Inning Stats	R: 0	H: 0	E: 0	K: 0	S: 3	R: 0	H: 0	E: 0	K: 2	S: 7	R: 0	H: 0	E: 0	K: 0	S: 5	R: 2	H: 2	E: 0	K: 0	S: 5	R: 1	H: 1	E: 0	K: 0	S: 4	R: 0	H: 0	E: 0	K: 0	S: 3	R: 0	H: 0	E: 0	K: 0	S: 3	R: 0	H: 1	E: 0	K: 0	S: 3	R: 0	H: 1	E: 0	K: 0	S: 4	R: 0	H: 0	E: 0	K: 1	S: 3	R: 0	H: 0	E: 0	K: 0	S: 5	R: 0	H: 0	E: 0	K: 1	S: 5	1B: 1	SF: 0	2B: 4	SAC: 1	3B: 0	DP: 1	HR: 0	HBP: 0	WP: 0	PA: 40
--------------	------	------	------	------	------	------	------	------	------	------	------	------	------	------	------	------	------	------	------	------	------	------	------	------	------	------	------	------	------	------	------	------	------	------	------	------	------	------	------	------	------	------	------	------	------	------	------	------	------	------	------	------	------	------	------	------	------	------	------	------	-------	-------	-------	--------	-------	-------	-------	--------	-------	--------

PITCHER	IP	WLS	BF	H	R	ER	SO	BB	IBB	HBP	BLK	WP	HR	S	P	ERA	WHIP
Bob Rush, R ERA: 3.54 (1, 1)	10.0	W	40	5	3	3	3	6	0	0	0	0	0	40	64	2.70	1.100

**Chicago Cubs @ Boston Braves**  
 Braves Field, Boston, MA  
 Tue Jun 20 1950, 3:33 AM EDT  
 Att: 12,334 - Unknown

<b>AB</b>	<b>33</b>
<b>R</b>	<b>3</b>
<b>H</b>	<b>5</b>
<b>RBI</b>	<b>3</b>
<b>BB</b>	<b>6</b>
<b>SO</b>	<b>3</b>
<b>LOB</b>	<b>16</b>



Batter	1	2	3	4	5	6	7	8	9	AB R H RBI BB SO LOB	TOP
Bob Ramazzotti, R (1, 4) OBP: 0.278, SLG: 0.333	0-0 4-3			0-0 6-3		0-0 F2			0-0 2B	4 1 1 0 0 0 0	
Rube Walker, L (1, 2) OBP: 0.270, SLG: 0.389 Emil Verban, R (9, PR) OBP: 0.154, SLG: 0.083 Mickey Owen, R (9, 2) OBP: 0.234, SLG: 0.247	0-3 K			0-3 K		0-0 F8			0-0 2B	4 0 1 1 0 2 0 0 0 0 0 0 0 0 0 0 0 0 0 0 0	
Phil Cavarretta, L (1, 3) OBP: 0.389, SLG: 0.452	0-0 3-1			0-0 1B		0-0 F8			0-0 F6	4 0 1 0 0 0 1	
Hank Sauer, R (1, 7) OBP: 0.398, SLG: 0.530		0-3 K		0-3 K		0-0 F2			0-3 K	4 0 0 0 0 3 2	
Andy Pafko, R (1, 8) OBP: 0.439, SLG: 0.555		0-0 F6			0-0 HR	0-0 6-3			0-0 F5	4 1 1 0 0 0 1	
Ron Northey, L (1, 9) OBP: 0.374, SLG: 0.536		0-3 K			0-3 K	0-0 F6				3 0 0 0 0 2 1	
Bill Serena, R (1, 5) OBP: 0.342, SLG: 0.407			0-0 F9		0-0 HR			0-3 K		3 1 1 2 0 1 0	
Roy Smalley, R (1, 6) OBP: 0.335, SLG: 0.479			0-0 F9		0-0 6-3			0-0 6-3		3 0 0 0 0 0 0	
Johnny Schmitz, R (1, 1) OBP: 0.158, SLG: 0.162			0-3 K		0-0 5-3			0-0 6-3		3 0 0 0 0 1 0	
<b>Inning Stats</b>	R: 0 E: 0 K: 1 S: 5 H: 0 LOB: 0 BB: 0 P: 5	R: 0 E: 0 K: 2 S: 7 H: 0 LOB: 0 BB: 0 P: 7	R: 0 E: 0 K: 1 S: 5 H: 0 LOB: 0 BB: 0 P: 5	R: 0 E: 0 K: 2 S: 8 H: 1 LOB: 1 BB: 0 P: 8	R: 2 E: 0 K: 1 S: 7 H: 2 LOB: 0 BB: 0 P: 7	R: 0 E: 0 K: 0 S: 3 H: 0 LOB: 0 BB: 0 P: 3	R: 0 E: 0 K: 0 S: 3 H: 0 LOB: 0 BB: 0 P: 3	R: 0 E: 0 K: 1 S: 5 H: 0 LOB: 0 BB: 0 P: 5	R: 1 E: 0 K: 1 S: 7 H: 2 LOB: 1 BB: 0 P: 7	1B: 2 2B: 2 3B: 0 HR: 1 SF: 0 SAC: 0 DP: 0 HBP: 0	WP: 0 PB: 0 SB: 0 CS: 0 PA: 32
<b>PITCHER</b> Vern Bickford, R (1, 1) ERA: 3.73	IP 9.0 WLS L BF 32 H 5 R 3 ER 3 SO 9 BB 0 IBB 0 HBP 0 BLK 0 WP 0 HR 1 S 50 P 50 ERA 3.00 WHIP 0.556	<b>PITCHER</b> IP WLS BF H R ER SO BB IBB HBP BLK WP HR S P ERA WHIP									

**Chicago Cubs @ Boston Braves**  
 Braves Field, Boston, MA  
 Wed Jun 21 1950, 3:33 AM EDT  
 Att: 11,317 - Unknown

[livebaseballscorecards.com](http://livebaseballscorecards.com)

AB	32
R	3
H	5
RBI	3
BB	0
SO	9
LOB	5



Batter	1	2	3	4	5	6	7	8	9
<b>Roy Hartsfield, R</b> (1, 4) OBP: 0.356, SLG: 0.353	0-0 5-3		0-0 6-3			0-0 3-1 BB 1B		0-3 K	
<b>Sam Jethroe, S</b> (1, 8) OBP: 0.351, SLG: 0.466	0-0 1-3			0-0 4-3 S 1B		4-0 1-2 BB		0-0 S 1B 1B	
<b>Earl Torgeson, L</b> (1, 3) OBP: 0.407, SLG: 0.423	0-3 K			0-0 4-3 1-3		0-0 3-1 1-2 2-3		0-0 1-2 BB 1B	
<b>Bob Elliott, R</b> (1, 5) OBP: 0.340, SLG: 0.473 <b>Gene Mauch, R</b> (2, PR) OBP: 0.315, SLG: 0.297 <b>Walker Cooper, R</b> (6, PH) OBP: 0.346, SLG: 0.497 <b>Sibby Sisti, R</b> (6, PR) OBP: 0.345, SLG: 0.239		0-0 G5-4-3 1B		0-0 1-3		4-0 IBB		4-0 1-2 2-3 G5-4-3 BB	
<b>Luis Olmo, R</b> (1, 7) OBP: 0.328, SLG: 0.370		0-0 G5-4-3 1-2f		0-0 B1-3		0-0 F8		0-0 G5-4-3 1-2f	
<b>Tommy Holmes, L</b> (1, 9) OBP: 0.461, SLG: 0.580		0-0 F4			4-0 BB G6-4-3 BB		0-0 FC5-4 1B		0-0 2B
<b>Paul Burris, R</b> (1, 2) OBP: 0.211, SLG: 0.222			0-0 5-3		0-0 G6-4-3 1-2f		0-0 F4		0-0 1-3
<b>Buddy Kerr, R</b> (1, 6) OBP: 0.272, SLG: 0.276			0-0 SH1-4 1B		0-0 1-3		0-0 FC5-4 1-2f		0-0 6-3
<b>Vern Bickford, R</b> (1, 1) OBP: 0.159, SLG: 0.098 <b>Del Crandall, R</b> (9, PH) OBP: 0.250, SLG: 0.232			0-0 SH1-4 1-2		0-0 5-3		0-0 F4		0-0 F9

AB	R	H	RBI	BB	SO	LOB
4	0	1	0	0	1	1
3	0	2	0	1	0	0
4	0	1	0	0	1	3
1	0	1	0	0	0	0
1	0	0	0	0	0	1
0	0	0	0	1	0	0
0	0	0	0	1	0	0
4	0	0	0	0	0	8
3	0	2	0	1	0	1
4	0	0	0	0	0	3
4	0	1	0	0	0	2
2	0	0	0	0	0	1
1	0	0	0	0	0	1

**Chicago Cubs @ Boston Braves**  
Braves Field, Boston, MA  
Wed Jun 21 1950, 3:33 AM EDT  
Att. 11,317 - Unknown

[livebaseballscorecards.com](http://livebaseballscorecards.com)

<b>AB</b>	<b>31</b>
<b>R</b>	<b>0</b>
<b>H</b>	<b>8</b>
<b>RBI</b>	<b>0</b>
<b>BB</b>	<b>4</b>
<b>SO</b>	<b>2</b>
<b>LOB</b>	<b>21</b>



Inning Stats	R	H	E	K	S	P	H	LOB	BB	IBB	HBP	BLK	WP	HR	S	P	ERA	WHIP
	0	0	0	1	5	3	1	0	0	0	0	0	0	0	36	52	0.00	1.222

PITCHER	IP	WLS	BF	H	R	ER	SO	BB	IBB	HBP	BLK	WP	HR	S	P	ERA	WHIP
<b>Johnny Schmitz, L</b> (1, 1) ERA: 3.57	9.0	W	36	8	0	0	2	3	1	0	0	0	0	36	52	0.00	1.222

PITCHER	IP	WLS	BF	H	R	ER	SO	BB	IBB	HBP	BLK	WP	HR	S	P	ERA	WHIP

WP	PA
0	36

Batter	1	2	3	4	5	6	7	8	9	AB R H RBI BB SO LOB	TOP											
Tommy Glaviano, R (1, 5) OBP: 0.439, SLG: 0.437	0-3 K		0-0 F7			4-0 SH2-4 BB		4-0 G6-4-3 BB		2 0 0 0 2 1 0	<b>St. Louis Cardinals @ Boston Braves</b> Braves Field, Boston, MA Fri Jun 23 1950, 3:33 AM EDT Att: 30,720 - Unknown											
Red Schoendienst, S (1, 4) OBP: 0.326, SLG: 0.402	0-0 6-3		0-0 G4-6-3 1B			0-0 SH2-4		0-0 G6-4-3		3 0 1 0 0 0 2												
Stan Musial, L (1, 3) OBP: 0.465, SLG: 0.613	4-0 BB		0-0 G4-6-3			0-0 4-3				3 0 0 0 1 1 2												
Enos Slaughter, L (1, 9) OBP: 0.424, SLG: 0.477	0-3 K					0-3 K				3 1 0 0 1 2 2												
Johnny Lindell, R (1, 7) OBP: 0.305, SLG: 0.366										4 2 2 1 0 2 0												
Marty Marion, R (1, 6) OBP: 0.355, SLG: 0.416										4 0 2 1 0 0 0												
Bill Howerton, L (1, 8) OBP: 0.414, SLG: 0.448 Eddie Kazak, R (9, PH) OBP: 0.378, SLG: 0.443 Erv Dusak, R (9, 8)										2 0 0 0 1 1 0 1 0 1 1 0 0 0 0 0 0 0 0 0 0												
Del Rice, R (1, 2) OBP: 0.305, SLG: 0.339 Harry Walker, L (8, PR) OBP: 0.284, SLG: 0.236 Johnny Bucha, R (8, 2) OBP: 0.263, SLG: 0.278										2 0 0 0 1 0 2 0 0 0 0 0 0 0 1 0 0 0 0 0 2												
Red Munger, R (1, 1) OBP: 0.167, SLG: 0.107										3 0 0 0 0 2 4												
<b>Inning Stats</b>	R: 0 E: 0 K: 2 S: 7	H: 0 LOB: 1 BB: 1 P: 11	R: 1 E: 0 K: 0 S: 4	H: 2 LOB: 1 BB: 1 P: 8	R: 0 E: 0 K: 0 S: 3	H: 1 LOB: 0 BB: 0 P: 3	R: 0 E: 0 K: 1 S: 5	H: 0 LOB: 0 BB: 0 P: 5	R: 0 E: 0 K: 2 S: 7	H: 0 LOB: 0 BB: 0 P: 7		R: 0 E: 0 K: 1 S: 5	H: 0 LOB: 1 BB: 1 P: 9	R: 0 E: 0 K: 1 S: 5	H: 0 LOB: 0 BB: 0 P: 5	R: 0 E: 0 K: 0 S: 2	H: 0 LOB: 2 BB: 2 P: 10	R: 2 E: 0 K: 2 S: 10	H: 3 LOB: 2 BB: 1 P: 14	1B: 5 2B: 0 3B: 0 HR: 1	SF: 0 SAC: 2 DP: 3 HBP: 0	WP: 0 PB: 0 SB: 0 CS: 0
<b>PITCHER</b> Warren Spahn, L (1, 1) ERA: 2.98	IP: 9.0 WLS: W BF: 36 H: 6 R: 3 ER: 3 SO: 9 BB: 6 IBB: 0 HBP: 0 BLK: 0 WP: 0 HR: 1 S: 48 P: 72 ERA: 3.00 WHIP: 1.333											<b>PITCHER</b>	IP: WLS: BF: H: R: ER: SO: BB: IBB: HBP: BLK: WP: HR: S: P: ERA: WHIP:									

livebaseballscorecards.com

<b>AB</b>	<b>28</b>
<b>R</b>	<b>3</b>
<b>H</b>	<b>6</b>
<b>RBI</b>	<b>3</b>
<b>BB</b>	<b>6</b>
<b>SO</b>	<b>9</b>
<b>LOB</b>	<b>14</b>



Batter	1	2	3	4	5	6	7	8	9	AB R H RBI BB SO LOB
Roy Hartsfield, R OBP: 0.349, SLG: 0.400 (1, 4)	0-0 F6		0-0 F4			0-0 HR			0-0 5-3	4 1 1 1 0 0 0
Sam Jethroe, S OBP: 0.349, SLG: 0.462 (1, 8)	0-0 1-3			0-0 G3		0-0 6-3			0-0 HR 1B	4 1 1 0 0 0 0
Earl Torgeson, L OBP: 0.412, SLG: 0.445 (1, 3)	0-0 2B			4-0 CS BB			0-0 F8		0-0 HR 1-H	3 1 2 2 1 0 0
Walker Cooper, R OBP: 0.340, SLG: 0.489 (1, 2)	0-0 F7			0-3 K 1-2			0-0 F8			3 0 0 0 0 1 2
Tommy Holmes, L OBP: 0.457, SLG: 0.604 (1, 9)		0-0 4-3			0-0 G3		0-0 HR			3 1 1 1 0 0 0
Willard Marshall, L OBP: 0.309, SLG: 0.324 (1, 7)		0-0 F7			0-0 4-3		0-0 G3			3 0 0 0 0 0 0
Gene Mauch, R OBP: 0.303, SLG: 0.284 (1, 5)		0-0 F7			0-0 F8			0-0 F8		3 0 0 0 0 0 0
Buddy Kerr, R OBP: 0.268, SLG: 0.272 (1, 6)			0-0 F7			0-0 F8		0-0 F4		3 0 0 0 0 0 0
Warren Spahn, L OBP: 0.294, SLG: 0.280 (1, 1)			0-0 6-3			0-3 K		0-0 F4		3 0 0 0 0 1 0

Inning Stats	R: 0	H: 1	E: 0	LOB: 1	K: 0	BB: 0	S: 4	R: 0	H: 0	E: 0	LOB: 0	K: 0	BB: 0	S: 3	R: 0	H: 0	E: 0	LOB: 1	K: 1	BB: 1	S: 4	R: 0	H: 0	E: 0	LOB: 0	K: 0	BB: 0	S: 3	R: 1	H: 1	E: 0	LOB: 0	K: 1	BB: 0	S: 6	R: 1	H: 1	E: 0	LOB: 0	K: 0	BB: 0	S: 4	R: 0	H: 0	E: 0	LOB: 0	K: 0	BB: 0	S: 3	R: 2	H: 2	E: 0	LOB: 0	K: 0	BB: 0	S: 3	1B: 1	SF: 0	2B: 2	SAC: 0	3B: 0	DP: 1	HR: 3	HBP: 0	WP: 0	PA: 30
PITCHER Red Munger, R ERA: 3.54 (1, 1)	IP	WLS	BF	H	R	ER	SO	BB	IBB	HBP	BLK	WP	HR	S	P	ERA	WHIP	IP	WLS	BF	H	R	ER	SO	BB	IBB	HBP	BLK	WP	HR	S	P	ERA	WHIP	IP	WLS	BF	H	R	ER	SO	BB	IBB	HBP	BLK	WP	HR	S	P	ERA	WHIP															

**BOTTOM**

**St. Louis Cardinals @ Boston Braves**  
 Braves Field, Boston, MA  
 Fri Jun 23 1950, 3:33 AM EDT  
 Att. 30,720 - Unknown

AB	29
R	4
H	5
RBI	4
BB	1
SO	2
LOB	2



WP: 0	PA: 30
PB: 0	
SB: 0	
CS: 1	

Batter	1	2	3	4	5	6	7	8	9	10	AB R H RBI BB SO LOB
Tommy Glaviano, R (1, 5) OBP: 0.438, SLG: 0.436	0-0 F2		0-0 1B	0-3 K		0-0 1B			0-0 F9		5 1 2 0 0 1 1
Red Schoendienst, S (1, 4) OBP: 0.323, SLG: 0.398	0-0 F2		0-0 1B	0-0 F4					0-0 F9		5 1 1 0 0 0 1
Stan Musial, L (1, 3) OBP: 0.467, SLG: 0.611	4-0 1B BB		0-0 HR		0-0 3-1				0-3 K		4 1 2 1 1 1 1
Enos Slaughter, L (1, 9) OBP: 0.424, SLG: 0.476	0-0 1B		0-0 HR		0-0 4-3				0-0 G3-6-3		5 1 2 1 0 0 1
Bill Howerton, L (1, 8) OBP: 0.413, SLG: 0.475	0-0 F9		0-0 HR		0-0 3B				0-3 K		5 2 2 3 0 1 2
Johnny Lindell, R (1, 7) OBP: 0.309, SLG: 0.415		0-0 5-3	0-0 F7		0-0 3B				0-0 6-3		5 1 2 2 0 0 0
Marty Marion, R (1, 6) OBP: 0.350, SLG: 0.408		0-0 1B	0-0 F7		0-0 F9				0-0 E5		5 0 1 0 0 0 1
Del Rice, R (1, 2) OBP: 0.295, SLG: 0.328		0-0 F4	0-0 F4						0-0 FC6-4		4 0 0 0 0 0 2
Gerry Staley, R (1, 1) OBP: 0.261, SLG: 0.190		0-0 4-3									3 0 0 0 0 0 1
Al Brazle, L (7, 1) OBP: 0.217, SLG: 0.217											1 0 1 0 0 0 0

**TOP**

**St. Louis Cardinals @ Boston Braves**

Braves Field, Boston, MA

Sat Jun 24 1950, 3:33 AM EDT

Att. 20,826 - Unknown

[livebaseballscorecards.com](http://livebaseballscorecards.com)

<b>AB</b>	42
<b>R</b>	7
<b>H</b>	13
<b>RBI</b>	7
<b>BB</b>	1
<b>SO</b>	3
<b>LOB</b>	10



Inning Stats	R: 0	H: 1	E: 0	K: 0	S: 4	R: 0	H: 1	E: 0	K: 0	S: 4	R: 5	H: 5	E: 0	K: 0	S: 8	R: 0	H: 0	E: 0	K: 1	S: 5	R: 1	H: 2	E: 0	K: 0	S: 5	R: 0	H: 1	E: 0	K: 0	S: 3	R: 0	H: 0	E: 1	K: 1	S: 6	R: 0	H: 1	E: 0	K: 1	S: 6	R: 1	H: 1	E: 0	K: 0	S: 4	1B: 10	SF: 0	2B: 0	3B: 1	HR: 2	WP: 0	PA: 43
<b>PITCHER</b>	IP	WLS	BF	H	R	ER	SO	BB	IBB	HBP	BLK	WP	HR	S	P	ERA	WHIP																																			
Johnny Sain, R (1, 1) ERA: 5.08	2.0		14	7	5	5	0	1	0	0	0	0	1	13	17	22.50	4.000																																			
Bob Chipman, L (3, 1) ERA: 4.19	8.0	L	29	6	2	2	3	0	0	0	0	0	1	35	35	2.25	0.750																																			

<b>WP: 0</b>	<b>PA: 43</b>
<b>PB: 0</b>	
<b>SB: 0</b>	
<b>CS: 0</b>	



Batter	1	2	3	4	5	6	7	8	9	10
Roy Hartsfield, R (1, 4) OBP: 0.324, SLG: 0.367	0-3 K		0-3 K		0-0 F2		0-0 F7		0-0 E5	
Sam Jethroe, S (1, 8) OBP: 0.350, SLG: 0.461	0-0 6-3 1B		0-0 4-3		0-0 4-3		0-0 HR 1B		0-0 F3	
Earl Torgeson, L (1, 3) OBP: 0.416, SLG: 0.459	0-0 6-3			4-0 G3 1B BB		0-0 HR 1B	0-0 HR		0-0 F4	
Walker Cooper, R (1, 2) OBP: 0.337, SLG: 0.481	0-0 6-3			0-0 F5		0-0 F4	0-0 1B		0-0 F7	
Tommy Holmes, L (1, 9) Sibby Sisti, R (10, PR) OBP: 0.464, SLG: 0.604 OBP: 0.345, SLG: 0.239		0-0 1-3		0-0 G3		0-0 HR 1B	0-0 G5-4-3 1B			0-0 SH3-4 1B
Willard Marshall, L (1, 7) Luis Olmo, R (7, PH) OBP: 0.314, SLG: 0.347 OBP: 0.323, SLG: 0.364		0-0 F3		0-0 1B		0-0 HR	0-0 G5-4-3			0-0 SH3-4
Gene Mauch, R (1, 5) Sid Gordon, R (10, PH) OBP: 0.300, SLG: 0.282 OBP: 0.443, SLG: 0.674		0-0 6-3		0-0 1B		0-0 F8		0-3 K		4-0 BB
Buddy Kerr, R (1, 6) Bob Elliott, R (10, PH) OBP: 0.268, SLG: 0.272 OBP: 0.339, SLG: 0.471			0-0 F9	0-0 F8		0-0 1B		0-0 F7		0-0 F7
Johnny Sain, R (1, 1) Bob Chipman, L (3, 1) Paul Burris, R (10, PH) OBP: 0.244, SLG: 0.256 OBP: 0.308, SLG: 0.182 OBP: 0.200, SLG: 0.211			0-0 1B		0-0 1-3	0-0 1-3		0-0 5-3		0-3 K

AB	R	H	RBI	BB	SO	LOB
5	0	0	0	0	2	1
5	1	2	0	0	0	2
4	3	2	2	1	0	2
5	0	1	0	0	0	4
5	1	3	0	0	0	1
0	0	0	0	0	0	0
3	1	2	4	0	0	0
1	0	0	0	0	0	2
4	0	1	0	0	1	0
0	0	0	0	1	0	0
4	0	1	0	0	0	2
1	0	0	0	0	0	2
0	0	0	0	0	0	0
4	0	1	0	0	0	1
1	0	0	0	0	1	2

**St. Louis Cardinals @ Boston Braves**  
**Braves Field, Boston, MA**  
 Sat Jun 24 1950, 3:33 AM EDT  
 Att: 20,826 - Unknown

AB	42
R	6
H	13
RBI	6
BB	2
SO	4
LOB	19



Inning Stats	R	H	E	K	S	IP	WLS	BF	H	R	ER	SO	BB	IBB	HBP	BLK	WP	HR	S	P	ERA	WHIP
	0	1	0	1	6	6.1		30	10	6	6	2	1	0	0	0	0	2	33	37	8.53	1.737
	0	0	0	0	3	3.2	W	15	3	0	0	2	1	0	0	0	0	0	18	22	0.00	1.091

WP	PA
0	45
0	
0	
0	

Batter	1	2	3	4	5	6	7	8	9	AB R H RBI BB SO LOB	TOP											
Tommy Glaviano, R (1, 5) OBP: 0.429, SLG: 0.425	0-3 K		0-0 F3			0-0 F9		0-0 6-3		4 0 0 0 0 1 1	<b>St. Louis Cardinals @ Boston Braves</b> Braves Field, Boston, MA Sun Jun 25 1950, 3:33 AM EDT Att: 17,434 - Unknown											
Red Schoendienst, S (1, 4) OBP: 0.318, SLG: 0.392	0-0 4-3		0-0 F7			0-0 F9		0-0 F4		4 0 0 0 0 0 1												
Stan Musial, L (1, 3) OBP: 0.468, SLG: 0.605	4-0 BB			0-0 4-3		4-0 WP BB		0-0 6-3		2 0 0 0 2 0 0												
Enos Slaughter, L (1, 9) OBP: 0.425, SLG: 0.474	0-0 1-3			0-0 F5		4-0 1-2 BB		0-0 E6 1B		3 0 1 0 1 0 1												
Bill Howerton, L (1, 8) OBP: 0.408, SLG: 0.467		0-0 6-3		0-0 1B		0-0 F3		0-0		4 0 1 0 0 0 3												
Johnny Lindell, R (1, 7) OBP: 0.299, SLG: 0.400		0-3 K		0-0 F2			0-0 F8		0-0 1-3	4 0 0 0 0 1 2												
Marty Marion, R (1, 6) OBP: 0.348, SLG: 0.404		0-0 F3			0-0 G6-4-3 1B		0-0 F8		0-0 5-3	4 0 1 0 0 0 1												
Del Rice, R (1, 2) OBP: 0.296, SLG: 0.336		0-3 K			0-0 G6-4-3 1-2f 1B		0-0		0-0 2B	3 0 1 0 0 1 1												
Fred Martin, R (1, 1) OBP: 0.273, SLG: 0.455 Eddie Kazak, R (7, PH) OBP: 0.374, SLG: 0.438 Cloyd Boyer, R (7, 1)		0-0 2B		0-0 F6		0-0 F6				2 0 1 0 0 0 0 1 0 0 0 0 0 1 0 0 0 0 0 0 0												
<b>Inning Stats</b>	R: 0 E: 0 K: 1 S: 5	H: 0 LOB: 1 BB: 1 P: 9	R: 0 E: 0 K: 1 S: 5	H: 0 LOB: 0 BB: 0 P: 5	R: 0 E: 0 K: 1 S: 6	H: 1 LOB: 1 BB: 0 P: 6	R: 0 E: 0 K: 0 S: 4	H: 1 LOB: 1 BB: 0 P: 4	R: 0 E: 0 K: 0 S: 3	H: 1 LOB: 0 BB: 0 P: 3	R: 0 E: 0 K: 0 S: 3	H: 0 LOB: 2 BB: 2 P: 11	R: 0 E: 0 K: 0 S: 4	H: 1 LOB: 1 BB: 0 P: 4	R: 0 E: 0 K: 0 S: 3	H: 0 LOB: 0 BB: 0 P: 3	R: 0 E: 1 K: 0 S: 4	H: 1 LOB: 1 BB: 0 P: 4	1B: 3 2B: 2 3B: 0 HR: 0	SF: 0 SAC: 0 DP: 1 HBP: 0	WP: 1 PB: 0 SB: 0 CS: 0	PA: 34
<b>PITCHER</b> Vern Bickford, R (1, 1) ERA: 3.47	IP 9.0	WLS W	BF 34	H 5	R 0	ER 0	SO 3	BB 3	IBB 0	HBP 0	BLK 0	WP 1	HR 0	S 37	P 49	ERA 0.00	WHIP 0.889					

livebaseballscorecards.com

<b>AB</b>	<b>31</b>
<b>R</b>	<b>0</b>
<b>H</b>	<b>5</b>
<b>RBI</b>	<b>0</b>
<b>BB</b>	<b>3</b>
<b>SO</b>	<b>3</b>
<b>LOB</b>	<b>11</b>



Batter	1	2	3	4	5	6	7	8	9	AB	R	H	RBI	BB	SO	LOB
Roy Hartsfield, R OBP: 0.333, SLG: 0.375 (1, 4)	0-0 5-3		0-0 1B		0-0 1B		0-3 K			4	0	2	0	0	1	0
Sam Jethroe, S OBP: 0.352, SLG: 0.467 (1, 8)	0-0 1B		0-0 G4-6-3 1-2f		0-0 FC6-4 2B		1-0 CS HBP			3	2	1	1	0	0	2
Earl Torgeson, L OBP: 0.421, SLG: 0.467 (1, 3)	0-0 1B F7		0-0 4-3		0-0 2B		4-0 BB			3	1	2	2	1	0	0
Walker Cooper, R OBP: 0.335, SLG: 0.476 (1, 2)	0-0 1-3 1B			0-0 5-3		0-0 F5		0-0 F3		4	0	1	0	0	0	2
Tommy Holmes, L OBP: 0.447, SLG: 0.580 (1, 9)	0-0 F7			0-0 6-3		0-0 F8		0-0 F2		4	0	0	1	0	0	1
Willard Marshall, L OBP: 0.313, SLG: 0.341 (1, 7)	0-0 4-3			0-0 E6		4-0 BB 5-3		0-0 F7		3	0	0	0	1	0	1
Gene Mauch, R OBP: 0.298, SLG: 0.280 (1, 5)		0-0 FC5-4 1B		0-0 F8		0-0 5-3		0-3 K		4	0	1	0	0	1	2
Buddy Kerr, R OBP: 0.273, SLG: 0.283 (1, 6)		0-0 FC5-4 1-2f			0-0 FC6-4 3B		4-0 BB			2	1	1	0	1	0	1
Vern Bickford, R OBP: 0.149, SLG: 0.091 (1, 1)		0-3 K			0-3 K		0-0 F2			3	0	0	0	0	2	4

Inning Stats		R: 2 E: 0 K: 0 S: 6	H: 3 LOB: 1 BB: 0 P: 6	R: 0 E: 0 K: 1 S: 5	H: 1 LOB: 0 BB: 0 P: 5	R: 0 E: 0 K: 0 S: 3	H: 1 LOB: 0 BB: 0 P: 3	R: 0 E: 1 K: 0 S: 4	H: 0 LOB: 1 BB: 0 P: 4	R: 2 E: 0 K: 1 S: 8	H: 3 LOB: 1 BB: 0 P: 8	R: 0 E: 0 K: 0 S: 3	H: 0 LOB: 2 BB: 2 P: 11	R: 0 E: 0 K: 1 S: 4	H: 0 LOB: 1 BB: 1 P: 9	R: 0 E: 0 K: 1 S: 5	H: 0 LOB: 0 BB: 0 P: 5	1B: 5 2B: 1 3B: 2 HR: 0	SF: 0 SAC: 0 DP: 1 HBP: 1	WP: 0 PB: 0 SB: 1 CS: 1	PA: 34	
PITCHER		IP	WLS	BF	H	R	ER	SO	BB	IBB	HBP	BLK	WP	HR	S	P	ERA	WHIP				
Fred Martin, R ERA: 4.6 (1, 1)	6.0	L	27	8	4	4	2	2	2	0	0	0	0	0	29	37	6.00	1.667				
Cloyd Boyer, R ERA: 3.64 (7, 1)	2.0		7	0	0	0	2	1	0	1	0	0	0	0	9	14	0.00	0.500				

**BOTTOM**


**St. Louis Cardinals @ Boston Braves**

Braves Field, Boston, MA

Sun Jun 25 1950, 3:33 AM EDT  
Att. 17,434 - Unknown

[livebaseballscorecards.com](http://livebaseballscorecards.com)

<b>AB</b>	<b>30</b>
<b>R</b>	<b>4</b>
<b>H</b>	<b>8</b>
<b>RBI</b>	<b>4</b>
<b>BB</b>	<b>3</b>
<b>SO</b>	<b>4</b>
<b>LOB</b>	<b>13</b>



Batter	1	2	3	4	5	6	7	8	9	AB R H RBI BB SO LOB	TOP									
Richie Ashburn, L (1, 8) OBP: 0.389, SLG: 0.374	0-0 5-3		0-0 F6			0-0 F8		0-0 F7		4 0 0 0 0 0 0										
Granny Hamner, R (1, 6) OBP: 0.323, SLG: 0.345	0-0 6-3		0-0 6-3			0-0 F7		0-3 K		4 0 0 0 0 1 0										
Eddie Waitkus, L (1, 3) OBP: 0.326, SLG: 0.361	0-0 F6		0-0 F5			0-3 K		0-0 1B		4 0 1 0 0 1 0										
Del Ennis, R (1, 9) OBP: 0.336, SLG: 0.543		0-3 K		0-0 F9			0-0 F8	0-0 F7		4 0 0 0 0 1 1										
Willie Jones, R (1, 5) OBP: 0.377, SLG: 0.541		0-3 K		0-3 K			4-0 HR BB		0-0 F9	3 1 0 0 1 2 0										
Dick Sister, L (1, 7) OBP: 0.427, SLG: 0.531		4-0 WP 2B BB		0-0 6-3			0-0 HR		0-0 F3	3 2 1 2 1 0 0 0 0 0 0 0 0 0										
Dick Whitman, L (9, 7) OBP: 0.330, SLG: 0.320							1-H HR													
Andy Seminick, R (1, 2) OBP: 0.407, SLG: 0.473		0-0 1-H 2B			0-0 F4		4-0 4-3 BB		0-0 F8	3 0 1 1 1 0 0										
Jimmy Bloodworth, R (1, 4) OBP: 0.250, SLG: 0.225		4-0 BB			0-3 K		0-0 4-3			2 0 0 0 1 1 1										
Curt Simmons, L (1, 1) OBP: 0.237, SLG: 0.194		0-3 K			0-0 F7		0-0 1-2													
Jim Konstanty, R (9, 1) OBP: 0.091, SLG: 0.091							0-0 1-3			3 0 0 0 0 1 3 0 0 0 0 0 0 0										
<b>Inning Stats</b>	R: 0 E: 0 K: 0 S: 3	H: 0 LOB: 0 BB: 0 P: 3	R: 1 E: 0 K: 3 S: 10	H: 1 LOB: 2 BB: 2 P: 18	R: 0 E: 0 K: 0 S: 3	H: 0 LOB: 0 BB: 0 P: 3	R: 0 E: 0 K: 1 S: 5	H: 0 LOB: 0 BB: 0 P: 5	R: 0 E: 0 K: 1 S: 5	H: 0 LOB: 0 BB: 0 P: 5	R: 2 E: 0 K: 0 S: 4	H: 1 LOB: 1 BB: 2 P: 12	R: 0 E: 0 K: 1 S: 6	H: 1 LOB: 1 BB: 0 P: 6	R: 0 E: 0 K: 0 S: 3	H: 0 LOB: 0 BB: 0 P: 3	1B: 1 2B: 1 3B: 0 HR: 1	SF: 0 SAC: 0 DP: 0 HBP: 0	WP: 1 PB: 0 SB: 0 CS: 0	PA: 34
<b>PITCHER</b>	IP WLS BF H R ER SO BB IBB HBP BLK WP HR S P ERA WHIP																			
Warren Spahn, L (1, 1) ERA: 3.01	8.0 L 31 3 3 3 7 4 0 0 0 1 1 41 57 3.38 0.875																			
Bobby Hogue, R (9, 1) ERA: 3.07	1.0 3 0 0 0 0 0 0 0 0 0 0 0 3 3 0.00 0.000																			

Philadelphia Phillies @ Boston Braves  
 Braves Field, Boston, MA  
 Tue Jun 27 1950, 3:33 AM EDT  
 Att. 13,361 - Unknown

AB	30
R	3
H	3
RBI	3
BB	4
SO	7
LOB	5



Batter	1	2	3	4	5	6	7	8	9	AB	R	H	RBI	BB	SO	LOB
--------	---	---	---	---	---	---	---	---	---	----	---	---	-----	----	----	-----

Roy Hartsfield, R (1, 4) OBP: 0.355, SLG: 0.388	0-0 F7		0-0 CS BB 1B		4-0 BB			0-0 BB 1B		3	0	2	0	1	0	0
Sam Jethroe, S (1, 8) OBP: 0.351, SLG: 0.462	0-3 K		0-3 K		0-0 F8			4-0 BB 1-2 BB		3	0	0	0	1	2	2
Earl Torgeson, L (1, 3) OBP: 0.418, SLG: 0.461	0-3 K		4-0 BB 1-2 BB		0-0 F6			0-3 K		3	0	0	0	1	2	2
Walker Cooper, R (1, 2) OBP: 0.328, SLG: 0.466		0-0 4-3	0-0 F8 2-3		0-0 F9			0-0 F9		4	0	0	0	0	0	4
Luis Olmo, R (1, 7) OBP: 0.319, SLG: 0.356		0-0 1B 1B		0-0 6-3		0-0 2-3		0-0 F6		4	1	1	0	0	0	0
Tommy Holmes, L (1, 9) OBP: 0.458, SLG: 0.587		0-0 1B 1B		0-0 G4-6-3 1B		0-0 4-3		0-0 1B		4	1	3	0	0	0	0
Sibby Sisti, R (9, PR) OBP: 0.345, SLG: 0.239		1-2 E 1B 1B		0-0 G4-6-3 1B		0-0 4-3		0-0 1B		0	0	0	0	0	0	0
Gene Mauch, R (1, 5) OBP: 0.299, SLG: 0.282		0-0 E9 1B		0-0 G4-6-3 1-2f		0-0 F3		0-3 K		3	0	1	1	0	0	1
Sid Gordon, R (9, PH) OBP: 0.440, SLG: 0.669		1-3 2-H 1B		0-0 F2		0-0 F8		0-0 F9		1	0	0	0	0	0	1
Buddy Kerr, R (1, 6) OBP: 0.270, SLG: 0.279		0-0 F9 3-H		0-0 F2		0-0 F8		0-0 F9		3	0	0	1	0	0	1
Willard Marshall, L (9, PH) OBP: 0.312, SLG: 0.339		0-0 F9		0-0 F2		0-0 F8		0-0 F9		1	0	0	0	0	0	1
Warren Spahn, L (1, 1) OBP: 0.283, SLG: 0.269		0-3 K		0-3 K		0-3 K		0-0 F8		2	0	0	0	0	2	1
Bob Elliott, R (8, PH) OBP: 0.337, SLG: 0.468										1	0	0	0	0	0	0
Bobby Hogue, R (9, 1) OBP: 0.333, SLG: 0.500										0	0	0	0	0	0	0

Inning Stats	R: 0	H: 0	E: 0	K: 2	S: 7	LOB: 0	BB: 0	P: 7	R: 2	H: 3	E: 1	K: 1	S: 8	LOB: 1	BB: 0	P: 8	R: 0	H: 1	E: 0	K: 1	S: 5	LOB: 1	BB: 1	P: 9	R: 0	H: 1	E: 0	K: 0	S: 3	LOB: 0	BB: 0	P: 3	R: 0	H: 0	E: 0	K: 1	S: 5	LOB: 1	BB: 1	P: 9	R: 0	H: 0	E: 0	K: 0	S: 3	LOB: 0	BB: 0	P: 3	R: 0	H: 0	E: 0	K: 0	S: 3	LOB: 0	BB: 0	P: 3	R: 0	H: 1	E: 0	K: 1	S: 6	LOB: 2	BB: 1	P: 10	R: 0	H: 1	E: 0	K: 1	S: 6	LOB: 1	BB: 0	P: 6	1B: 7	SF: 0	2B: 0	SAC: 0	3B: 0	DP: 1	HR: 0	HBP: 0	WP: 0	PA: 35
--------------	------	------	------	------	------	--------	-------	------	------	------	------	------	------	--------	-------	------	------	------	------	------	------	--------	-------	------	------	------	------	------	------	--------	-------	------	------	------	------	------	------	--------	-------	------	------	------	------	------	------	--------	-------	------	------	------	------	------	------	--------	-------	------	------	------	------	------	------	--------	-------	-------	------	------	------	------	------	--------	-------	------	-------	-------	-------	--------	-------	-------	-------	--------	-------	--------

PITCHER	IP	WLS	BF	H	R	ER	SO	BB	IBB	HBP	BLK	WP	HR	S	P	ERA	WHIP
Curt Simmons, L (1, 1) ERA: 4.19	8.1	W	33	7	2	1	6	3	0	0	0	0	0	42	54	1.08	1.200
Jim Konstanty, R (9, 1) ERA: 2.81	0.2	S	2	0	0	0	1	0	0	0	0	0	0	4	4	0.00	0.000

**BOTTOM**

**Philadelphia Phillies @ Boston Braves**  
**Braves Field, Boston, MA**  
 Tue Jun 27 1950, 3:33 AM EDT  
 Att. 13,361 - Unknown

livebaseballscorecards.com

<b>AB</b>	<b>32</b>
<b>R</b>	<b>2</b>
<b>H</b>	<b>7</b>
<b>RBI</b>	<b>2</b>
<b>BB</b>	<b>3</b>
<b>SO</b>	<b>7</b>
<b>LOB</b>	<b>13</b>



Batter	1	2	3	4	5	6	7	8	9	AB R H RBI BB SO LOB	TOP	
Richie Ashburn, L (1, 8) OBP: 0.391, SLG: 0.382	0-0 G3-6-3 1B		0-0 4-3 F4-2 2B		0-0 L9			0-0 5-3		4 0 2 0 0 0 0	<b>Philadelphia Phillies @ Boston Braves</b> Braves Field, Boston, MA Wed Jun 28 1950, 3:33 AM EDT Att: 18,724 - Unknown <a href="http://livebaseballscorecards.com">livebaseballscorecards.com</a>	
Granny Hamner, R (1, 6) OBP: 0.319, SLG: 0.340	0-0 F6		0-0 4-3 2-3			0-0 5-3		0-3 K		4 0 0 0 0 1 2		
Eddie Waitkus, L (1, 3) OBP: 0.321, SLG: 0.355	0-0 G3-6-3 1-2f		0-0 F4-2 3-H			0-0 3-1		0-0 4-3		4 0 0 0 0 0 2		
Del Ennis, R (1, 9) OBP: 0.339, SLG: 0.541		0-0 1B 1B		0-0 L4		4-0 FC5-4 BB		0-0 F9		3 1 1 0 1 0 0		
Willie Jones, R (1, 5) OBP: 0.372, SLG: 0.532		0-0 F9		0-0 5-3		0-0 FC5-4 1-2f		0-0 F9		4 0 0 0 0 0 2		
Dick Sister, L (1, 7) OBP: 0.428, SLG: 0.530 Putsy Caballero, R (9, PR) OBP: 0.182, SLG: 0.100		0-0 F7		0-0 1B		0-3 K		0-0 1B		4 0 2 0 0 1 1 0 0 0 0 0 0 0		
Andy Seminick, R (1, 2) OBP: 0.410, SLG: 0.483		0-0 1B 1-2 1B		0-0 F8		0-0 2B		0-3 K		4 0 2 0 0 1 2		
Jimmy Bloodworth, R (1, 4) OBP: 0.253, SLG: 0.230		0-0 1-2 2-H 1B		0-0 F9		0-0 F8				3 0 1 1 0 0 1		
Russ Meyer, S (1, 1) OBP: 0.071, SLG: 0.071 Bill Nicholson, L (7, PH) OBP: 0.333, SLG: 0.455 Bubba Church, R (7, 1) OBP: 0.111, SLG: 0.222		0-0 L4		0-0 6-3		0-0 F9				2 0 0 0 0 0 2 1 0 0 0 0 0 1 0 0 0 0 0 0 0		
<b>Inning Stats</b>	R: 0 H: 1 E: 0 LOB: 0 K: 0 BB: 0 S: 3 P: 3	R: 1 H: 3 E: 0 LOB: 2 K: 0 BB: 0 S: 6 P: 6	R: 0 H: 1 E: 0 LOB: 0 K: 0 BB: 0 S: 3 P: 3	R: 0 H: 1 E: 0 LOB: 1 K: 0 BB: 0 S: 4 P: 4	R: 0 H: 0 E: 0 LOB: 0 K: 0 BB: 0 S: 3 P: 3	R: 0 H: 0 E: 0 LOB: 1 K: 0 BB: 1 S: 3 P: 7	R: 0 H: 1 E: 0 LOB: 1 K: 1 BB: 0 S: 6 P: 6	R: 0 H: 0 E: 0 LOB: 0 K: 1 BB: 0 S: 5 P: 5	R: 0 H: 1 E: 0 LOB: 1 K: 1 BB: 0 S: 6 P: 6	1B: 6 SF: 0 2B: 3 SAC: 0 3B: 0 DP: 2 HR: 0 HBP: 0	WP: 0 PA: 34 PB: 0 SB: 0 CS: 0	
<b>PITCHER</b> Johnny Sain, R (1, 1) ERA: 4.76	IP WLS BF H R ER SO BB IBB HBP BLK WP HR S P ERA WHIP	9.0 W 34 8 1 1 3 1 0 0 0 0 0 0 39 43 1.00 1.000										



Batter	1	2	3	4	5	6	7	8	9	AB R H RBI BB SO LOB
--------	---	---	---	---	---	---	---	---	---	----------------------

Roy Hartsfield, R OBP: 0.375, SLG: 0.408 (1, 4)	0-0 1B		0-0 1B	0-0 1B			0-3 K			4 1 3 0 0 1 0
Sam Jethroe, S OBP: 0.349, SLG: 0.457 (1, 8)	0-3 K		4-0 1B	0-0 3-1			0-0 E3			3 1 0 0 1 1 3
Earl Torgeson, L OBP: 0.412, SLG: 0.453 (1, 3)	0-0 F7		0-0 FC3			0-0 F5				4 0 0 1 0 0 4
Bob Elliott, R OBP: 0.335, SLG: 0.460 (1, 5)	0-0 F3		4-0 BB			0-0 5-3				3 0 0 1 1 0 1
Tommy Holmes, L OBP: 0.443, SLG: 0.565 (1, 9)		0-0 G3	0-0 F9			0-0 1-3				4 0 0 1 0 0 2
Walker Cooper, R OBP: 0.322, SLG: 0.456 (1, 2)		0-0 6-3	0-0 F7			0-0 5-3				4 0 0 0 0 0 2
Willard Marshall, L OBP: 0.312, SLG: 0.339 (1, 7)		0-0 F4		0-0 F7		0-0 G5-4-3 1B				3 0 1 0 0 0 0
Buddy Kerr, R OBP: 0.270, SLG: 0.277 (1, 6)			0-0 F8	4-0 1B BB		0-0 G5-4-3				2 0 0 0 1 0 1
Johnny Sain, R OBP: 0.250, SLG: 0.262 (1, 1)			0-0 BB E 1B 1B	0-0 F8			0-0 F9			3 1 1 0 0 0 1

Inning Stats	R: 0	H: 1	E: 0	LOB: 1	K: 1	S: 6	P: 6	R: 0	H: 0	E: 0	LOB: 0	K: 0	S: 3	P: 3	R: 3	H: 2	E: 1	LOB: 2	K: 0	S: 6	P: 14	R: 0	H: 1	E: 0	LOB: 2	K: 0	S: 4	P: 8	R: 0	H: 0	E: 0	LOB: 0	K: 0	S: 3	P: 3	R: 0	H: 1	E: 0	LOB: 0	K: 1	S: 6	P: 6	R: 0	H: 0	E: 0	LOB: 0	K: 0	S: 3	P: 3	R: 0	H: 0	E: 0	LOB: 0	K: 0	S: 3	P: 3
--------------	------	------	------	--------	------	------	------	------	------	------	--------	------	------	------	------	------	------	--------	------	------	-------	------	------	------	--------	------	------	------	------	------	------	--------	------	------	------	------	------	------	--------	------	------	------	------	------	------	--------	------	------	------	------	------	------	--------	------	------	------

PITCHER	IP	WLS	BF	H	R	ER	SO	BB	IBB	HBP	BLK	WP	HR	S	P	ERA	WHIP
Russ Meyer, R ERA: 6.38 (1, 1)	6.0	L	26	5	3	1	1	3	0	0	0	0	0	25	37	1.50	1.333
Bubba Church, R ERA: 2.39 (7, 1)	2.0		7	0	0	0	1	0	0	0	0	0	0	9	9	0.00	0.000

**BOTTOM**

**Philadelphia Phillies @ Boston Braves**  
 Braves Field, Boston, MA  
 Wed Jun 28 1950, 3:33 AM EDT  
 Att. 18,724 - Unknown

<b>AB</b>	<b>30</b>
<b>R</b>	<b>3</b>
<b>H</b>	<b>5</b>
<b>RBI</b>	<b>3</b>
<b>BB</b>	<b>3</b>
<b>SO</b>	<b>2</b>
<b>LOB</b>	<b>14</b>



WP	HR	S	P	ERA	WHIP
0	0	1	3	0.00	0.000

Philadelphia Phillies @ Boston Braves  
 Braves Field, Boston, MA  
 Thu Jun 29 1950, 3:33 AM EDT  
 Att. 13,980 - Unknown

AB	33
R	2
H	8
RBI	1
BB	2
SO	5
LOB	17



AB	R	H	RBI	BB	SO	LOB
4	0	1	0	0	0	2
4	0	1	0	0	0	2
4	0	0	0	0	1	2
4	0	0	0	0	2	2
4	0	0	0	0	1	0
4	2	4	0	0	0	0
0	0	0	0	0	0	0
2	0	1	1	2	0	1
0	0	0	0	0	0	0
3	0	1	0	0	0	2
1	0	0	0	0	0	2
2	0	0	0	0	0	2
1	0	0	0	0	1	2

Batter	1	2	3	4	5	6	7	8	9
<b>Richie Ashburn, L</b> (1, 8) OBP: 0.388, SLG: 0.379	0-0 1B		0-0 F7		0-0 4-3		0-0 3-1		
<b>Granny Hamner, R</b> (1, 6) OBP: 0.318, SLG: 0.339	0-0 F8		0-0 FC6-4 1B		0-0 F5		0-0 F4		
<b>Eddie Waitkus, L</b> (1, 3) OBP: 0.316, SLG: 0.349	0-3 K		0-0 FC6-4 1-2f		0-0 L1		0-0 F3		
<b>Del Ennis, R</b> (1, 9) OBP: 0.333, SLG: 0.531	0-3 K		0-0 F4		0-0 1-3		0-3 K		
<b>Willie Jones, R</b> (1, 5) OBP: 0.366, SLG: 0.523		0-0 F9		0-3 K		0-0 F8		0-0 6-3	
<b>Dick Sister, L</b> (1, 7) OBP: 0.438, SLG: 0.554		0-0 E 2B		0-0 G4-6-3 1B		0-0 2B		0-0 2B	
<b>Putsy Caballero, R</b> (9, PR) OBP: 0.182, SLG: 0.100									
<b>Andy Seminick, R</b> (1, 2) OBP: 0.419, SLG: 0.492		4-0 BB		0-0 G4-6-3 1-2f		0-0 2B		4-0 BB	
<b>Ken Johnson, L</b> (9, PR) OBP: 0.154, SLG: 0.154									
<b>Jimmy Bloodworth, R</b> (1, 4) OBP: 0.256, SLG: 0.234		0-0 FC6-4 1-2f 2-H				0-0 SH3-4 1B		0-0 F9	
<b>Bill Nicholson, L</b> (9, PH) OBP: 0.320, SLG: 0.435								0-0 F7	
<b>Ken Heintzelman, R</b> (1, 1) OBP: 0.042, SLG: 0.042		0-0 4-3				0-0 SH3-4 1-2		0-3 K2-3	
<b>Dick Whitman, L</b> (9, PH) OBP: 0.327, SLG: 0.316									

Inning Stats	R: 0	H: 1	E: 0	K: 2	S: 8	P: 8	R: 1	H: 1	E: 1	K: 0	S: 4	P: 8	R: 0	H: 1	E: 0	K: 0	S: 4	P: 4	R: 0	H: 1	E: 0	K: 1	S: 5	P: 5	R: 0	H: 0	E: 0	K: 0	S: 3	P: 3	R: 1	H: 2	E: 0	K: 0	S: 5	P: 5	R: 0	H: 0	E: 0	K: 1	S: 5	P: 5	R: 0	H: 1	E: 0	K: 1	S: 6	P: 10	1B: 4	2B: 4	3B: 0	HR: 0	SF: 0	SAC: 1	DP: 1	HBP: 0	WP: 0	PB: 0	SB: 0	CS: 0	PA: 36
--------------	------	------	------	------	------	------	------	------	------	------	------	------	------	------	------	------	------	------	------	------	------	------	------	------	------	------	------	------	------	------	------	------	------	------	------	------	------	------	------	------	------	------	------	------	------	------	------	-------	-------	-------	-------	-------	-------	--------	-------	--------	-------	-------	-------	-------	--------

PITCHER	IP	WLS	BF	H	R	ER	SO	BB	IBB	HBP	BLK	WP	HR	S	P	ERA	WHIP
<b>Vern Bickford, R</b> (1, 1) ERA: 3.3	9.0	W	36	8	2	1	5	2	0	0	0	0	0	44	52	1.00	1.111





Batter	1	2	3	4	5	6	7	8	9	AB R H RBI BB SO LOB	TOP																									
Roy Hartsfield, R (1, 4) OBP: 0.382, SLG: 0.410	4-0 HR BB	0-3 K	0-3 K		0-0 1B 1B		0-0 6-3		4-0 BB HR BB	3 3 1 0 2 1 0																										
Sam Jethroe, S (1, 8) OBP: 0.346, SLG: 0.447	0-3 K	0-0 F2			0-0 1B CS 1B		0-0 F9		0-0 F7	5 0 1 0 0 1 2																										
Earl Torgeson, L (1, 3) OBP: 0.413, SLG: 0.464	0-0 HR		0-0 F8		0-3 K		4-0 BB		4-0 BB HR BB	3 2 1 2 2 1 2																										
Bob Elliott, R (1, 5) OBP: 0.335, SLG: 0.462	0-0 F8 3B		0-3 K		0-0 S 1B		0-3 K		4-0 HR BB	4 2 2 1 1 2 1																										
Sid Gordon, R (1, 7) Luis Olmo, R (8, PR) Ernie Johnson, R (8, 1) Pete Reiser, L (9, PH) Sibby Sisti, R (9, PH) Normie Roy, R (9, 1) OBP: 0.267, SLG: 0.214	0-0 F8 3-H		0-0 L5		0-0 CS 1-2 3-H	0-3 K		4-0 SH3-4 BB	0-0 HR	3 0 0 1 1 1 0 1 1 1 4 0 0 0 0 0 0 0 0 0 0																										
Walker Cooper, R (1, 2) OBP: 0.321, SLG: 0.448	4-0 1B BB		0-3 K			0-0 P3		0-0 SH3-4	0-0 F3	3 0 0 0 1 1 0																										
Tommy Holmes, L (1, 9) OBP: 0.446, SLG: 0.561	0-0 1-2 1B		0-0 G3			4-0 1B BB		4-0 BB	0-0 F7	3 0 1 0 2 0 0																										
Buddy Kerr, R (1, 6) OBP: 0.271, SLG: 0.277	0-0 1-3		0-0 F9			0-0 1-2 1B		0-0 F8		4 0 1 0 0 0 4																										
Bob Hall, R (1, 1) Bobby Hogue, R (6, 1) Willard Marshall, L (8, PH) OBP: 0.310, SLG: 0.337		0-0 F2			0-0 F7	0-3 K		0-0 P6		3 0 0 0 0 1 2 0 0 0 0 0 0 0 1 0 0 0 0 0 2																										
<b>Inning Stats</b>	R: 3 E: 0 K: 1 S: 8	H: 3 LOB: 2 BB: 2 P: 16	R: 0 E: 0 K: 1 S: 5	H: 0 LOB: 0 BB: 0 P: 5	R: 0 E: 0 K: 1 S: 5	H: 0 LOB: 0 BB: 0 P: 5	R: 1 E: 0 K: 1 S: 7	H: 3 LOB: 1 BB: 0 P: 7	R: 0 E: 0 K: 2 S: 8	H: 1 LOB: 2 BB: 1 P: 12	R: 0 E: 0 K: 1 S: 5	H: 0 LOB: 1 BB: 1 P: 9	R: 0 E: 0 K: 0 S: 3	H: 0 LOB: 2 BB: 2 P: 11	R: 4 E: 0 K: 0 S: 4	H: 1 LOB: 0 BB: 3 P: 16	1B: 5 2B: 0 3B: 1 HR: 2	SF: 0 SAC: 1 DP: 0 HBP: 0	WP: 0 PB: 0 SB: 1 CS: 1	PA: 44																
<b>PITCHER</b>	IP WLS BF H R ER SO BB IBB HBP BLK WP HR S P ERA WHIP																																			
Monty Kennedy, L (1, 1) ERA: 4.83	0.2		7	3	3	3	1	2	0	0	0	0	1	7	15	40.50	7.500																			
Sal Maglie, R (1, 1) ERA: 3.77	6.1		24	4	1	1	7	2	0	0	0	0	0	36	44	1.42	0.947																			
Andy Hansen, R (8, 1) ERA: 3.86	1.0		5	0	0	0	0	2	0	0	0	0	0	3	11	0.00	2.000																			
Sheldon Jones, R (9, 1) ERA: 4.58	0.1	L	4	0	3	3	0	3	0	0	0	0	0	1	13	81.00	9.000																			
Dave Koslo, L (9, 1) ERA: 3.63	0.2		3	1	1	1	0	0	0	0	0	0	1	3	3	13.50	1.500																			

**Boston Braves @ New York Giants**  
Polo Grounds, New York, NY  
Fri Jun 30 1950, 3:33 AM EDT  
Att. 24,137 - Unknown

livebaseballscorecards.com

AB	33
R	8
H	8
RBI	8
BB	9
SO	8
LOB	13



BOTTOM

Boston Braves @ New York Giants  
Polo Grounds, New York, NY  
Fri Jun 30 1950, 3:33 AM EDT  
Att. 24,137 - Unknown

livebaseballscorecards.com

AB 31  
R 4  
H 6  
RBI 3  
BB 9  
SO 3  
LOB 22



WP: 1 PA: 41  
PB: 0  
SB: 0  
CS: 1

AB R H RBI BB SO LOB


2	1	1	0	3	0	0
3	1	0	0	2	1	4
5	1	3	3	0	0	1
4	0	1	0	1	1	5
3	0	0	0	1	0	3
1	0	0	0	0	0	2
3	0	1	0	1	0	1
3	0	0	0	0	0	2
4	0	0	0	0	0	3
0	0	0	0	0	0	0
2	0	0	0	0	1	0
0	1	0	0	1	0	0
0	0	0	0	0	0	0
0	0	0	0	0	0	0
1	0	0	0	0	0	1
0	0	0	0	0	0	0
0	0	0	0	0	0	0

Batter	1	2	3	4	5	6	7	8	9
Eddie Stanky, R OBP: 0.476, SLG: 0.437 (1, 4)	4-0 FC5-4 BB		0-0 2B			4-0 BLK 2B BB	4-0 1B BB		0-0 F5
Don Mueller, L OBP: 0.320, SLG: 0.400 (1, 9)	0-0 P6		0-0 P5			4-0 1-2 BLK 2B BB	0-3 K		4-0 2B BB
Monte Irvin, R OBP: 0.373, SLG: 0.424 (1, 7)	0-0 FC5-4 1-2f			0-0 F3		0-0 1B WP 2B	0-0 1-2 2-H 1B		0-0 1-3 2B
Hank Thompson, L OBP: 0.426, SLG: 0.527 (1, 5)	0-0 4-3			4-0 BB		0-0 CS WP 1B	0-0 F7		0-3 K
Wes Westrum, R OBP: 0.395, SLG: 0.519 Roy Weatherly, L OBP: 0.447, SLG: 0.515 (9, PH)		0-0 6-3		0-0 P3		4-0 1-2 3-H 1B BB	0-0 P6		0-0 4-3
Bobby Thomson, R OBP: 0.339, SLG: 0.429 (1, 8)		0-0 F8		0-0 F7		0-0 1-2 2-3 1B		4-0 SH1-3 BB	
Tookie Gilbert, L OBP: 0.329, SLG: 0.350 (1, 3)		0-0 P6			0-0 F8	0-0 F5		0-0 SH1-3	
Alvin Dark, R OBP: 0.335, SLG: 0.430 (1, 6)			0-0 F8		0-0 1-3	0-0 F9		0-0 1-3	
Monty Kennedy, R OBP: 0.077, SLG: 0.077 Sal Maglie, R OBP: 0.091, SLG: 0.182 Spider Jorgensen, L OBP: 0.286, SLG: 0.118 Andy Hansen, R OBP: 0.117, SLG: 0.278 Bill Rigney, R OBP: 0.160, SLG: 0.087 Sheldon Jones, R OBP: 0.083, SLG: 0.029 (8, PH)			0-0 6-3		0-3 K		4-0 BB 1B BB	0-0 6-3	

Inning Stats	R: 0	H: 0	E: 0	K: 3	S: 3	LOB: 1	BB: 1	P: 7	R: 0	H: 0	E: 0	K: 0	S: 3	LOB: 0	BB: 0	P: 3	R: 0	H: 1	E: 0	K: 0	S: 4	LOB: 1	BB: 0	P: 4	R: 0	H: 0	E: 0	K: 0	S: 3	LOB: 1	BB: 1	P: 7	R: 0	H: 0	E: 0	K: 1	S: 5	LOB: 0	BB: 0	P: 5	R: 3	H: 3	E: 0	K: 0	S: 5	LOB: 2	BB: 3	P: 17	R: 1	H: 1	E: 0	K: 1	S: 6	LOB: 2	BB: 2	P: 14	R: 0	H: 0	E: 0	K: 0	S: 3	LOB: 1	BB: 1	P: 7	R: 0	H: 1	E: 0	K: 1	S: 6	LOB: 2	BB: 1	P: 10	1B: 3	SF: 0	2B: 3	SAC: 1	3B: 0	DP: 0	HR: 0	HBP: 0	WP: 1	PA: 41
--------------	------	------	------	------	------	--------	-------	------	------	------	------	------	------	--------	-------	------	------	------	------	------	------	--------	-------	------	------	------	------	------	------	--------	-------	------	------	------	------	------	------	--------	-------	------	------	------	------	------	------	--------	-------	-------	------	------	------	------	------	--------	-------	-------	------	------	------	------	------	--------	-------	------	------	------	------	------	------	--------	-------	-------	-------	-------	-------	--------	-------	-------	-------	--------	-------	--------

PITCHER	IP	WLS	BF	H	R	ER	SO	BB	IBB	HBP	BLK	WP	HR	S	P	ERA	WHIP
Bob Hall, R ERA: 5.84 (1, 1)	5.0		21	2	3	3	1	4	0	0	1	0	0	19	35	5.40	1.200
Bobby Hogue, R ERA: 3.16 (6, 1)	2.0		11	3	1	1	1	3	0	0	0	1	0	10	22	4.50	3.000
Ernie Johnson, R ERA: 7.43 (8, 1)	1.0	W	4	0	0	0	0	1	0	0	0	0	0	3	7	0.00	1.000
Normie Roy, R ERA: 4.89 (9, 1)	1.0	S	5	1	0	0	1	1	0	0	0	0	0	6	10	0.00	2.000

PITCHER	IP	WLS	BF	H	R	ER	SO	BB	IBB	HBP	BLK	WP	HR	S	P	ERA	WHIP
---------	----	-----	----	---	---	----	----	----	-----	-----	-----	----	----	---	---	-----	------

Batter	1	2	3	4	5	6	7	8	9	AB R H RBI BB SO LOB	TOP														
Roy Hartsfield, R (1, 4) OBP: 0.372, SLG: 0.390	4-0 BB BB	0-0 G5-4-3 1-2f		0-0 P2			0-0 5-3		0-3 K	4 0 0 0 1 1 4	<p><b>Boston Braves @ New York Giants</b> Polo Grounds, New York, NY</p> <p>Sat Jul 01 1950, 3:33 AM EDT Att. 12,090 - Unknown</p> <p>livebaseballscorecards.com</p> <table> <tr><td>AB</td><td>31</td></tr> <tr><td>R</td><td>2</td></tr> <tr><td>H</td><td>9</td></tr> <tr><td>RBI</td><td>2</td></tr> <tr><td>BB</td><td>8</td></tr> <tr><td>SO</td><td>3</td></tr> <tr><td>LOB</td><td>18</td></tr> </table> 	AB	31	R	2	H	9	RBI	2	BB	8	SO	3	LOB	18
AB	31																								
R	2																								
H	9																								
RBI	2																								
BB	8																								
SO	3																								
LOB	18																								
Sam Jethroe, S (1, 8) OBP: 0.343, SLG: 0.442	0-0 F9		0-0 F9		0-0 G4-6-3 1B		0-0 P1		0-0 1-3	5 0 1 0 0 0 1															
Earl Torgeson, L (1, 3) OBP: 0.413, SLG: 0.459	4-0 1-2 BB		0-0 F9		0-0 G4-6-3 1-2f		4-0 1B BB		0-0 4-3	3 0 0 0 2 0 1															
Bob Elliott, R (1, 5) OBP: 0.338, SLG: 0.468	0-3 K		0-0		0-0 6-3		0-0		0-0	4 0 2 0 0 1 2															
Sid Gordon, R (1, 7) OBP: 0.430, SLG: 0.642	0-0 1-3			4-0 G4-3 BB		0-0 5-3		0-0 F8		3 0 0 0 1 0 4															
Tommy Holmes, L (1, 9) OBP: 0.448, SLG: 0.564		0-0 PB F9 2B		0-0 G4-3 1-2f		4-0 1B BB		0-0 5-3		3 1 1 0 1 0 1															
Walker Cooper, R (1, 2) OBP: 0.333, SLG: 0.461		4-0 BB BB 2-3 BB		0-0 1B 1B		0-0 1-3 1B		0-0 2B		3 1 3 0 1 0 0															
Buddy Kerr, R (1, 6) OBP: 0.275, SLG: 0.278		0-0 F9		0-0 1B 1-2 1B		4-0 1-2 BB		0-0 6-3		3 0 1 1 1 0 2															
Warren Spahn, L (1, 1) OBP: 0.304, SLG: 0.278		4-0 3-H		0-0		0-0		0-3 K		2 0 1 1 1 0 2															
Pete Reiser, L (8, PH) OBP: 0.386, SLG: 0.326										1 0 0 0 0 1 1															
Normie Roy, R (8, 1) OBP: 0.267, SLG: 0.214										0 0 0 0 0 0 0															
Bobby Hogue, R (8, 1) OBP: 0.333, SLG: 0.500		1-2 BB		1-2 2-H 1B		0-0 3-1				0 0 0 0 0 0 0															
<b>Inning Stats</b>	R: 0 E: 0 K: 1 S: 5	H: 0 LOB: 2 BB: 2 P: 13	R: 1 E: 0 K: 0 S: 3	H: 1 LOB: 1 BB: 2 P: 11	R: 0 E: 0 K: 0 S: 3	H: 1 LOB: 1 BB: 0 P: 3	R: 1 E: 0 K: 0 S: 5	H: 3 LOB: 2 BB: 1 P: 9	R: 0 E: 0 K: 0 S: 3	H: 1 LOB: 0 BB: 0 P: 3	R: 0 E: 0 K: 0 S: 4	H: 1 LOB: 2 BB: 2 P: 11	R: 0 E: 0 K: 0 S: 6	H: 1 LOB: 1 BB: 0 P: 6	R: 0 E: 0 K: 1 S: 5	H: 0 LOB: 0 BB: 0 P: 5	1B: 6 2B: 3 3B: 0 HR: 0	SF: 0 SAC: 0 DP: 3 HBP: 0	WP: 0 PB: 1 SB: 0 CS: 0	PA: 39					
<b>PITCHER</b>	IP WLS BF H R ER SO BB IBB HBP BLK WP HR S P ERA WHIP																								
Clint Hartung, R (1, 1) ERA: 5.3	7.1 W 34 9 2 1 1 8 0 0 0 0 0 0 28 60 1.23 2.318																								
Larry Jansen, R (8, 1) ERA: 2.76	1.2 S 5 0 0 0 2 0 0 0 0 0 0 0 9 9 0.00 0.000																								



Batter	1	2	3	4	5	6	7	8	9	AB R H RBI BB SO LOB	TOP		
Roy Hartsfield, R OBP: 0.374, SLG: 0.391 (1, 4)	0-0 BB 1B 1B	0-0 P4			0-0 F9	0-0 1B		0-0 FC5-6 2B 1-2f 2-3		5 2 2 0 0 0 2			
Sam Jethroe, S OBP: 0.347, SLG: 0.456 (1, 8)	0-0 1-2 BB 1B 1B		0-0 4-3		0-0 HR 3B	0-0 P6		0-0 2B		5 2 3 1 0 0 1			
Earl Torgeson, L OBP: 0.416, SLG: 0.455 (1, 3)	4-0 1-2 2-3 BB		0-0 G3		4-0 HR BB		4-0 1B BB	0-0 G3		2 2 0 1 3 0 1			
Bob Elliott, R OBP: 0.344, SLG: 0.484 (1, 5)	0-0 1-2 2-H 3-H 1B		4-0 FC5-4 BB		0-0 1-H 3-H HR		0-0 F8	0-0 5-3		4 1 2 5 1 0 2			
Sid Gordon, R OBP: 0.435, SLG: 0.641 (1, 7)	0-0 F6		0-0 FC5-4		0-0 1B		0-0 1B F8-6-4 1B		0-0 SH3-4 1B	5 1 3 0 0 0 3			
Walker Cooper, R OBP: 0.336, SLG: 0.476 Del Crandall, R OBP: 0.250, SLG: 0.232 (1, 2) (7, 2)	0-0 G4-3 1-2f			0-0 HR	0-0 F8		0-0 1-3 2-H F8-6-4 1B		0-0 SH3-4 1-2	4 1 2 2 0 0 3 0 0 0 0 0 0 0			
Tommy Holmes, L OBP: 0.432, SLG: 0.541 (1, 9)		0-0 F7		0-0 F8	0-0 4-3		0-0 1-2 3-H F8-6-4		0-0 6-3	5 0 0 1 0 0 3			
Buddy Kerr, R OBP: 0.276, SLG: 0.292 Sibby Sisti, R OBP: 0.355, SLG: 0.320 (1, 6) (5, 6)		0-0 HR		0-0 F3		0-0 4-3		0-0 FC5-6 2B 1B HBP	0-3 K	2 1 1 1 0 0 0 3 1 1 0 0 1 1			
Johnny Sain, R OBP: 0.250, SLG: 0.244 (1, 1)		0-0 6-3		0-0 P6		0-0 F8		1-0 FC5-6 HBP		3 0 0 0 0 0 0			
<b>Inning Stats</b>	R: 2 H: 3 E: 0 LOB: 1 K: 0 BB: 1 S: 5 P: 9	R: 1 H: 1 E: 0 LOB: 0 K: 0 BB: 0 S: 4 P: 4	R: 0 H: 0 E: 0 LOB: 1 K: 0 BB: 1 S: 3 P: 7	R: 1 H: 1 E: 0 LOB: 0 K: 0 BB: 0 S: 4 P: 4	R: 3 H: 3 E: 0 LOB: 1 K: 0 BB: 1 S: 6 P: 10	R: 0 H: 1 E: 0 LOB: 1 K: 0 BB: 0 S: 4 P: 4	R: 2 H: 2 E: 0 LOB: 0 K: 0 BB: 1 S: 4 P: 8	R: 2 H: 2 E: 0 LOB: 1 K: 0 BB: 0 S: 5 P: 6	R: 0 H: 1 E: 0 LOB: 1 K: 1 BB: 0 S: 6 P: 6	1B: 9 SF: 0 2B: 2 SAC: 1 3B: 1 DP: 2 HR: 3 HBP: 1	WP: 0 PA: 44 PB: 0 SB: 0 CS: 0		
<b>PITCHER</b>	IP WLS BF H R ER SO BB IBB HBP BLK WP HR S P ERA WHIP											<b>PITCHER</b>	IP WLS BF H R ER SO BB IBB HBP BLK WP HR S P ERA WHIP
Dave Koslo, L ERA: 3.82 (1, 1)	0.0 L 4 3 2 2 0 1 0 0 0 0 0 0 3 7 ∞ ∞												
Andy Hansen, R ERA: 4.5 (1, 1)	5.0 21 5 5 5 0 2 0 0 0 0 0 3 19 27 9.00 1.400												
Kirby Higbe, R ERA: 5.17 (6, 1)	2.0 9 3 2 2 0 1 0 0 0 0 0 0 8 12 9.00 2.000												
Sal Maglie, R ERA: 3.99 (8, 1)	2.0 10 3 2 2 1 0 0 1 0 0 0 0 11 12 9.00 1.500												

**Boston Braves @ New York Giants**  
Polo Grounds, New York, NY  
Sun Jul 02 1950, 3:33 AM EDT  
Unknown

livebaseballscorecards.com

AB	38
R	11
H	14
RBI	11
BB	4
SO	1
LOB	16



Batter	1	2	3	4	5	6	7	8	9	AB R H RBI BB SO LOB
Eddie Stanky, R (1, 4) OBP: 0.472, SLG: 0.428 Bill Rigney, R (8, 4) OBP: 0.302, SLG: 0.263	0-0 G3		4-0 FC6-4 BB		0-0 E4		0-0 1-3		0-0 F7	3 0 0 1 1 0 1 1 0 0 0 0 0 1
Alvin Dark, R (1, 6) OBP: 0.332, SLG: 0.424	0-0 F9		0-0 FC6-4		0-0 F7			0-0 HR 1B		4 1 1 1 0 0 3
Roy Weatherly, L (1, 7) OBP: 0.429, SLG: 0.486	0-0 1B		0-0 P6		0-3 K			0-0 L3		4 0 1 0 0 1 4
Hank Thompson, L (1, 5) OBP: 0.424, SLG: 0.531	0-0 L3			0-0 P6		0-0 6-3 3B		0-0 F9		4 1 1 0 0 0 2
Bobby Thomson, R (1, 8) OBP: 0.336, SLG: 0.440		0-0 F8		0-0 F8		0-0 6-3		0-0 HR		4 1 1 3 0 0 0
Monte Irvin, R (1, 9) OBP: 0.364, SLG: 0.440		0-0 L5		0-0 6-3		0-3 K		0-0 F3		4 0 0 0 0 1 0
Wes Westrum, R (1, 2) OBP: 0.395, SLG: 0.510		0-3 K			4-0 FC3-6 BB E BB	0-0 5-3			0-0 6-3	3 1 0 0 1 1 0
Tookie Gilbert, L (1, 3) OBP: 0.343, SLG: 0.360			0-0 FC6-4 BB 1B		4-0 FC3-6 BB		0-0 6-3		0-0 1B	3 0 2 0 1 0 0
Dave Koslo, L (1, 1) OBP: 0.083, SLG: 0.029 Andy Hansen, R (1, 1) OBP: 0.273, SLG: 0.111 Spider Jorgensen, L (5, PH) OBP: 0.250, SLG: 0.250 Kirby Hodge, R (6, 1) OBP: 0.250, SLG: 0.250 Don Mueller, L (7, PH) OBP: 0.091, SLG: 0.182 Sal Maglie, R (8, 1) OBP: 0.091, SLG: 0.182 Jack Lohrke, R (9, PH) OBP: 0.250, SLG: 0.143			0-3 K		0-0 FC3-6 E F7		0-0 F8		0-3 K	0 0 0 0 0 0 0 1 0 0 0 0 1 1 1 1 0 0 0 0 2 0 0 0 0 0 0 0 1 0 0 0 0 0 0 0 0 0 0 0 0 0 1 0 0 0 0 1 1

Inning Stats	R: 0	H: 1	E: 0	LOB: 1	K: 0	BB: 0	S: 4	P: 4	R: 0	H: 0	E: 0	LOB: 0	K: 1	BB: 0	S: 5	P: 5	R: 0	H: 1	E: 0	LOB: 2	K: 1	BB: 1	S: 6	P: 10	R: 0	H: 0	E: 0	LOB: 0	K: 0	BB: 0	S: 3	P: 3	R: 2	H: 0	E: 1	LOB: 1	K: 1	BB: 2	S: 6	P: 14	R: 1	H: 1	E: 0	LOB: 0	K: 1	BB: 0	S: 6	P: 6	R: 0	H: 0	E: 0	LOB: 0	K: 0	BB: 0	S: 3	P: 3	R: 2	H: 2	E: 0	LOB: 0	K: 0	BB: 0	S: 5	P: 5	R: 0	H: 1	E: 0	LOB: 1	K: 1	BB: 0	S: 6	P: 6	1B: 4	SF: 0	2B: 0	SAC: 0	3B: 1	DP: 0	HR: 1	HBP: 0	WP: 0	PA: 37
PITCHER Johnny Sain, R (1, 1) ERA: 4.71	IP	WLS	BF	H	R	ER	SO	BB	IBB	HBP	BLK	WP	HR	S	P	ERA	WHIP	IP	WLS	BF	H	R	ER	SO	BB	IBB	HBP	BLK	WP	HR	S	P	ERA	WHIP																																																


**BOTTOM**

**Boston Braves @ New York Giants**  
Polo Grounds, New York, NY

Sun Jul 02 1950, 3:33 AM EDT  
Unknown

livebaseballscorecards.com

AB	34
R	5
H	6
RBI	5
BB	3
SO	5
LOB	15



Batter	1	2	3	4	5	6	7	8	9	AB R H RBI BB SO LOB	TOP											
Roy Hartsfield, R (1, 4) OBP: 0.379, SLG: 0.418	0-3 K			0-0 F7		0-0 1-H 3B			0-0 1B 1B	4 1 2 1 0 1 0												
Sam Jethroe, S (1, 8) OBP: 0.346, SLG: 0.453	0-0 F2			0-0 F7		0-0 4-3			0-0 1B 1B HR	4 1 1 0 0 0 1												
Earl Torgeson, L (1, 3) OBP: 0.414, SLG: 0.452	0-0 3-1			0-0 F9		0-0 F9			0-0 1B HR	4 1 1 1 0 0 1												
Bob Elliott, R (1, 5) OBP: 0.342, SLG: 0.495		0-0 5-3			0-0 HR		0-0 P4		0-3 K	4 1 1 1 0 1 2												
Sid Gordon, R (1, 7) OBP: 0.431, SLG: 0.650		0-0 F2			0-0 5-3		0-3 K		0-0 1-H HR	4 1 1 3 0 1 0												
Tommy Holmes, L (1, 9) OBP: 0.427, SLG: 0.532		0-0 F7			0-0 G5-4-3 1B		0-0 F9		0-3 K	4 0 1 0 0 1 0												
Del Crandall, R (1, 2) OBP: 0.250, SLG: 0.233			0-0 G4-6-3 1B		0-0 G5-4-3 1-2f			0-0 F2	0-0 F7	4 0 1 0 0 0 1												
Buddy Kerr, R (1, 6) OBP: 0.273, SLG: 0.289		0-3 K				0-0 P4		0-0 F8		3 0 0 0 0 1 1												
Bob Chipman, L (1, 1) OBP: 0.313, SLG: 0.214			0-0 G4-6-3 1-2f			0-0 3B 1B		0-0 P6		3 1 1 0 0 0 1												
<b>Inning Stats</b>	R: 0 E: 0 K: 1 S: 5	H: 0 LOB: 0 BB: 0 P: 5	R: 0 E: 0 K: 0 S: 3	H: 0 LOB: 0 BB: 0 P: 3	R: 0 E: 0 K: 1 S: 5	H: 1 LOB: 0 BB: 0 P: 5	R: 0 E: 0 K: 0 S: 3	H: 0 LOB: 0 BB: 0 P: 3	R: 1 E: 0 K: 0 S: 4	H: 2 LOB: 0 BB: 0 P: 4	R: 1 E: 0 K: 0 S: 5	H: 2 LOB: 1 BB: 0 P: 5	R: 0 E: 0 K: 1 S: 5	H: 0 LOB: 0 BB: 0 P: 5	R: 0 E: 0 K: 0 S: 3	H: 0 LOB: 0 BB: 0 P: 3	R: 4 E: 0 K: 2 S: 11	H: 4 LOB: 0 BB: 0 P: 11	1B: 6 2B: 0 3B: 1 HR: 2	SF: 0 SAC: 0 DP: 2 HBP: 0	WP: 0 PB: 0 SB: 0 CS: 0	PA: 34
PITCHER Sheldon Jones, R (1, 1) ERA: 4.72	IP 9.0	WLS L	BF 34	H 9	R 6	ER 6	SO 5	BB 0	IBB 0	HBP 0	BLK 0	WP 0	HR 2	S 44	P 44	ERA 6.00	WHIP 1.000					

**Boston Braves @ New York Giants**  
Polo Grounds, New York, NY  
Sun Jul 02 1950, 3:38 AM EDT  
Att: 32,862 - Unknown

livebaseballscorecards.com

AB	34
R	6
H	9
RBI	6
BB	0
SO	5
LOB	7





Batter	1	2	3	4	5	6	7	8	9	AB	R	H	RBI	BB	SO	LOB
--------	---	---	---	---	---	---	---	---	---	----	---	---	-----	----	----	-----

<b>Eddie Stanky, R</b> (1, 4) <small>OBP: 0.469, SLG: 0.429</small> <b>Bill Rigney, R</b> (8, 4) <small>OBP: 0.302, SLG: 0.263</small>	 0-0	 0-0			 0-0		 0-0			4	1	1	0	0	0	2
<b>Hank Thompson, L</b> (1, 9) <small>OBP: 0.425, SLG: 0.535</small>	 0-0		 0-0		 0-0		 0-0			4	1	2	0	0	0	0
<b>Monte Irvin, R</b> (1, 7) <small>OBP: 0.369, SLG: 0.442</small>	 0-0		 0-0		 0-0		 0-0			4	0	2	1	0	0	1
<b>Bobby Thomson, R</b> (1, 8) <small>OBP: 0.336, SLG: 0.436</small> <b>Jack Maguire, R</b> (8, 9) <small>OBP: 0.273, SLG: 0.241</small>	 0-3		 4-0		 0-0		 0-0			2	0	0	0	1	1	3
<b>Wes Westrum, R</b> (1, 2) <small>OBP: 0.392, SLG: 0.505</small>	 0-0		 0-0		 0-0		 0-0			4	0	1	1	0	0	3
<b>Jack Lohrke, R</b> (1, 5) <small>OBP: 0.200, SLG: 0.111</small>	 0-0		 0-0		 0-0		 0-0			4	0	0	0	0	0	2
<b>Alvin Dark, R</b> (1, 6) <small>OBP: 0.338, SLG: 0.445</small>		 0-0		 0-0		 0-0		 0-0		4	1	3	1	0	0	2
<b>Tookie Gilbert, L</b> (1, 3) <small>OBP: 0.338, SLG: 0.353</small>		 0-0		 0-3		 0-0		 0-0		4	0	0	0	0	1	3
<b>Sheldon Jones, R</b> (1, 1) <small>OBP: 0.185, SLG: 0.120</small> <b>Rudy Rufer, R</b> (9, PH)		 0-0		 0-0		 0-0		 0-0		2	0	1	0	0	0	1

Inning Stats	R: 2	H: 3	E: 0	K: 1	S: 8	LOB: 1	BB: 0	P: 8	R: 0	H: 1	E: 0	K: 0	S: 4	LOB: 1	BB: 0	P: 4	R: 0	H: 1	E: 0	K: 1	S: 6	LOB: 1	BB: 0	P: 6	R: 0	H: 1	E: 0	K: 0	S: 4	LOB: 1	BB: 0	P: 4	R: 0	H: 1	E: 0	K: 0	S: 3	LOB: 0	BB: 0	P: 3	R: 0	H: 0	E: 0	K: 0	S: 3	LOB: 0	BB: 0	P: 3	R: 1	H: 1	E: 0	K: 0	S: 4	LOB: 0	BB: 0	P: 4	1B: 6	2B: 4	3B: 0	HR: 1	SF: 0	SAC: 1	DP: 3	HBP: 0	WP: 0	PB: 0	SB: 0	CS: 0	PA: 36
--------------	------	------	------	------	------	--------	-------	------	------	------	------	------	------	--------	-------	------	------	------	------	------	------	--------	-------	------	------	------	------	------	------	--------	-------	------	------	------	------	------	------	--------	-------	------	------	------	------	------	------	--------	-------	------	------	------	------	------	------	--------	-------	------	-------	-------	-------	-------	-------	--------	-------	--------	-------	-------	-------	-------	--------

PITCHER	IP	WLS	BF	H	R	ER	SO	BB	IBB	HBP	BLK	WP	HR	S	P	ERA	WHIP
<b>Bob Chipman, L</b> (1, 1) <small>ERA: 3.98</small>	9.0	W	36	10	3	3	2	1	0	0	0	0	1	39	43	3.00	1.222

**BOTTOM**

**Boston Braves @ New York Giants**  
 Polo Grounds, New York, NY  
 Sun Jul 02 1950, 3:38 AM EDT  
 Att. 32,862 - Unknown

<b>AB</b> 34 <b>R</b> 3 <b>H</b> 10 <b>RBI</b> 3 <b>BB</b> 1 <b>SO</b> 2 <b>LOB</b> 17
--



<b>WP: 0</b> <b>PA: 36</b> <b>PB: 0</b> <b>SB: 0</b> <b>CS: 0</b>
--

livebaseballscorecards.com

Batter	1	2	3	4	5	6	7	8	9	AB R H RBI BB SO LOB	TOP											
Roy Hartsfield, R (1, 4) OBP: 0.370, SLG: 0.406	0-3 K		0-0 E5 FC5-4		0-0 S 1B		0-0 5-3		0-0 B1-3	5 0 1 0 0 1 2												
Sam Jethroe, S (1, 8) OBP: 0.345, SLG: 0.448	0-3 K		0-0 FC5-4 1-2f		4-0 BB			0-3 K		3 0 0 0 1 2 1												
Earl Torgeson, L (1, 3) OBP: 0.408, SLG: 0.444	0-0 L6			0-3 K	0-3 K			0-0 4-3		4 0 0 0 0 2 2												
Bob Elliott, R (1, 5) OBP: 0.350, SLG: 0.513		0-0 HR		0-0 E 2B 1B		0-3 K		4-0 WP BB		3 2 2 1 1 1 0												
Sid Gordon, R (1, 7) OBP: 0.422, SLG: 0.634		0-0 F8		0-0 E6 2B		0-3 K		0-0 5-3 1-2		4 1 0 0 0 1 2												
Tommy Holmes, L (1, 9) OBP: 0.429, SLG: 0.546		0-0 P6		0-0 2B 1-H 2-H		0-0 E6		0-0 F8 2B		4 0 2 2 0 0 0												
Del Crandall, R (1, 2) OBP: 0.240, SLG: 0.222		0-0 F7		0-0 F9		0-0 F8		0-0 F8		4 0 0 0 0 0 2												
Buddy Kerr, R (1, 6) OBP: 0.273, SLG: 0.285			0-0 F2		0-0 F8		0-0	4-0 IBB		3 0 0 0 1 0 0												
Vern Bickford, R (1, 1) OBP: 0.130, SLG: 0.078			0-3 K		0-0 6-3		0-0 P4	0-3 K		4 0 0 0 0 2 2												
<b>Inning Stats</b>	R: 0 E: 0 K: 2 S: 7	H: 0 LOB: 0 BB: 0 P: 7	R: 1 E: 0 K: 0 S: 4	H: 1 LOB: 0 BB: 0 P: 4	R: 0 E: 1 K: 1 S: 6	H: 0 LOB: 1 BB: 0 P: 6	R: 2 E: 1 K: 1 S: 7	H: 2 LOB: 0 BB: 0 P: 7	R: 0 E: 0 K: 1 S: 6	H: 1 LOB: 2 BB: 1 P: 10	R: 0 E: 1 K: 2 S: 8	H: 0 LOB: 1 BB: 0 P: 8	R: 0 E: 0 K: 0 S: 3	H: 0 LOB: 0 BB: 0 P: 3	R: 0 E: 0 K: 1 S: 5	H: 0 LOB: 1 BB: 1 P: 9	R: 0 E: 0 K: 1 S: 6	H: 1 LOB: 2 BB: 1 P: 10	1B: 2 2B: 2 3B: 0 HR: 1	SF: 0 SAC: 0 DP: 0 HBP: 0	WP: 1 PB: 0 SB: 1 CS: 0	PA: 37
<b>PITCHER</b> Ken Heintzelman, L (1, 1) ERA: 3.47 Milo Candini, R (9, 1) ERA: 5.87	IP 8.0	WLS L	BF 32	H 4	R 3	ER 2	SO 8	BB 2	IBB 0	HBP 0	BLK 0	WP 1	HR 1	S 46	P 54	ERA 2.25	WHIP 0.750					

**Boston Braves @ Philadelphia Phillies**  
 Shibe Park, Philadelphia, PA  
 Mon Jul 03 1950, 3:33 AM EDT  
 Att: 11,162 - Unknown

livebaseballscorecards.com

AB 34  
 R 3  
 H 5  
 RBI 3  
 BB 3  
 SO 9  
 LOB 11



Batter	1	2	3	4	5	6	7	8	9	AB	R	H	RBI	BB	SO	LOB
Richie Ashburn, L (1, 8) OBP: 0.389, SLG: 0.378	0-0 F8 ①		0-0 4-3 ②			4-0 G3-6-3 BB		0-0 FC3-6 1B ①		3	0	0	1	1	0	1
Granny Hamner, R (1, 6) OBP: 0.313, SLG: 0.331	0-0 L8 ②		0-0 F8 ③			0-0 L7 ①		0-0 F9 ②		4	0	0	0	0	0	2
Eddie Waitkus, L (1, 3) OBP: 0.313, SLG: 0.338	0-0 L3 ③				0-0 6-3 ①	0-0 G3-6-3 ② ③		0-0 FC5-4 1B ③		4	0	1	0	0	0	1
Del Ennis, R (1, 9) OBP: 0.337, SLG: 0.522		0-0 5-3 ①		0-0 F8 ②			0-0 1B ①	0-0 FC5-4 ③		4	0	1	0	0	0	2
Willie Jones, R (1, 5) OBP: 0.381, SLG: 0.564		0-0 PB 1B		0-0 1B			0-0 L9 ①		0-0 F7 ①	4	0	2	0	0	0	1
Dick Sisler, L (1, 7) OBP: 0.437, SLG: 0.532		0-0 L8 ②		0-3 K ③			0-0 F5 ②		0-0 F8 ②	4	0	0	0	0	1	3
Andy Seminick, R (1, 2) OBP: 0.409, SLG: 0.470		4-0 BB				0-0 6-3 ①		0-0 F9 ③		3	0	0	0	1	0	1
Mike Goliat, R (1, 4) OBP: 0.293, SLG: 0.383		0-3 K ③				0-0 F2 ②		4-0 1B FC3-6 BB		2	0	0	0	0	1	2
Dick Whitman, L (8, PH) OBP: 0.330, SLG: 0.313										0	1	0	0	1	0	0
Jimmy Bloodworth, R (9, 4) OBP: 0.265, SLG: 0.255										0	0	0	0	0	0	0
Ken Heintzelman, R (1, 1) OBP: 0.038, SLG: 0.038			0-0 5-3 ①			0-0 6-3 ③		0-0 1B FC3-6 ③		2	0	0	0	0	0	0
Bill Nicholson, L (8, PH) OBP: 0.357, SLG: 0.577										1	0	1	0	0	0	0
Ken Johnson, L (8, PR) OBP: 0.154, SLG: 0.154										0	0	0	0	0	0	0
Milo Candini, R (9, 1)										0	0	0	0	0	0	0

Inning Stats	R: 0	H: 0	R: 0	H: 1	R: 0	H: 0	R: 0	H: 1	R: 0	H: 0	R: 0	H: 1	R: 0	H: 0	R: 1	H: 2	R: 0	H: 0
	E: 0	LOB: 0	E: 0	LOB: 2	E: 0	LOB: 0	E: 0	LOB: 1	E: 0	LOB: 0	E: 0	LOB: 1	E: 0	LOB: 0	E: 0	LOB: 2	E: 0	LOB: 0
	K: 0	BB: 0	K: 1	BB: 1	K: 0	BB: 0	K: 1	BB: 0	K: 0	BB: 0	K: 0	BB: 1	K: 0	BB: 0	K: 0	BB: 1	K: 0	BB: 0
	S: 3	P: 3	S: 6	P: 10	S: 3	P: 3	S: 6	P: 6	S: 3	P: 3	S: 2	P: 6	S: 4	P: 4	S: 5	P: 9	S: 3	P: 3

PITCHER	IP	WLS	BF	H	R	ER	SO	BB	IBB	HBP	BLK	WP	HR	S	P	ERA	WHIP
Vern Bickford, R (1, 1) ERA: 3.15	9.0	W	34	5	1	1	2	3	0	0	0	0	0	35	47	1.00	0.889


**BOTTOM**

**Boston Braves @ Philadelphia Phillies**  
 Shibe Park, Philadelphia, PA  
 Mon Jul 03 1950, 3:33 AM EDT  
 Att. 11,162 - Unknown

AB	31
R	1
H	5
RBI	1
BB	3
SO	2
LOB	13



WP	PA
0	34

Batter	1	2	3	4	5	6	7	8	9	AB R H RBI BB SO LOB	TOP																														
Roy Hartsfield, R (1, 4) OBP: 0.363, SLG: 0.396	0-0 5-3		0-0 5-3		0-0 F8		0-0 1B		0-0 F8	5 0 1 0 0 0 1	<b>Boston Braves @ Philadelphia Phillies</b> Shibe Park, Philadelphia, PA Tue Jul 04 1950, 3:33 AM EDT Unknown  <a href="http://livebaseballscorecards.com">livebaseballscorecards.com</a>  <b>AB 38</b> <b>R 5</b> <b>H 11</b> <b>RBI 5</b> <b>BB 0</b> <b>SO 4</b> <b>LOB 10</b>  																														
Sam Jethroe, S (1, 8) OBP: 0.343, SLG: 0.444	0-0 F3			0-0 F6	0-0 1B		0-0 F7		0-0 3-1	5 0 1 1 0 0 1																															
Earl Torgeson, L (1, 3) OBP: 0.403, SLG: 0.438	0-3 K			0-0 F8	0-0 L8			0-0 F7		4 0 0 0 0 1 1																															
Bob Elliott, R (1, 5) Pete Reiser, L (8, 5) OBP: 0.348, SLG: 0.507 OBP: 0.386, SLG: 0.326		0-0 F7		0-0 F4		0-0 FC6-4 1B		0-0 F5		4 0 1 0 0 0 0 0 0 0 0 0 0 0																															
Sid Gordon, R (1, 7) OBP: 0.423, SLG: 0.655		0-0 F3			0-0 HR	0-0 L8		0-0 1B 2B		4 2 2 1 0 0 1																															
Tommy Holmes, L (1, 9) Willard Marshall, L (6, 9) OBP: 0.433, SLG: 0.549 OBP: 0.314, SLG: 0.341		0-0 FC5-4 1B			0-0 2B 1B	0-0 F8		0-0 1B 1B		3 1 2 0 0 0 1 1 0 1 1 0 0 0																															
Del Crandall, R (1, 2) OBP: 0.250, SLG: 0.245		0-0 FC5-4			0-0 2B 2B	0-0 FC6-4		0-0 FC6-4 1B		4 1 2 1 0 0 2																															
Buddy Kerr, R (1, 6) Gene Mauch, R (7, PH) OBP: 0.271, SLG: 0.283 OBP: 0.292, SLG: 0.275			0-0 4-3		0-3 K		0-0 F9	0-0 FC6-4		2 0 0 0 0 1 1 2 0 0 0 0 0 2																															
Normie Roy, R (1, 1) Johnny Antonelli, L (1, 1) Sibby Sisti, R (5, PH) Murray Wall, R (5, 1) Luis Olmo, R (9, PH) OBP: 0.267, SLG: 0.214 OBP: 0.365, SLG: 0.353 OBP: 0.314, SLG: 0.350			0-3 K		0-0 1B 2B		0-0 F9		0-3 K	0 0 0 0 0 0 0 1 0 0 0 0 1 0 1 1 1 1 0 0 0 1 0 0 0 0 0 0 1 0 0 0 0 1 0																															
<b>Inning Stats</b>	R: 0 E: 0 K: 1 S: 5	H: 0 LOB: 0 BB: 0 P: 5	R: 0 E: 0 K: 0 S: 4	H: 1 LOB: 1 BB: 0 P: 4	R: 0 E: 0 K: 1 S: 5	H: 0 LOB: 0 BB: 0 P: 5	R: 0 E: 0 K: 0 S: 3	H: 0 LOB: 0 BB: 0 P: 3	R: 4 E: 0 K: 1 S: 10	H: 5 LOB: 1 BB: 0 P: 10		R: 0 E: 0 K: 0 S: 4	H: 1 LOB: 1 BB: 0 P: 4	R: 0 E: 0 K: 0 S: 4	H: 1 LOB: 1 BB: 0 P: 4	R: 1 E: 0 K: 0 S: 6	H: 3 LOB: 2 BB: 0 P: 6	R: 0 E: 0 K: 1 S: 5	H: 0 LOB: 0 BB: 0 P: 5	1B: 7 2B: 3 3B: 0 HR: 1	SF: 0 SAC: 0 DP: 0 HBP: 0	WP: 0 PB: 0 SB: 0 CS: 0	PA: 38																		
<b>PITCHER</b> Robin Roberts, R (1, 1) ERA: 3.35	IP 9.0	WLS W	BF 38	H 11	R 5	ER 5	SO 4	BB 0	IBB 0	HBP 0		BLK 0	WP 0	HR 1	S 46	P 46	ERA 5.00	WHIP 1.222						<b>PITCHER</b>	IP 9.0	WLS W	BF 38	H 11	R 5	ER 5	SO 4	BB 0	IBB 0	HBP 0	BLK 0	WP 0	HR 1	S 46	P 46	ERA 5.00	WHIP 1.222

Batter	1	2	3	4	5	6	7	8	9
<b>Richie Ashburn, L</b> OBP: 0.388, SLG: 0.390 (1, 8)									
<b>Granny Hamner, R</b> OBP: 0.315, SLG: 0.330 (1, 6)									
<b>Eddie Waitkus, L</b> OBP: 0.316, SLG: 0.339 <b>Jimmy Bloodworth, R</b> OBP: 0.282, SLG: 0.275 (1, 3) (5, 3)									
<b>Del Ennis, R</b> OBP: 0.338, SLG: 0.526 (1, 9)									
<b>Willie Jones, R</b> OBP: 0.385, SLG: 0.573 (1, 5)									
<b>Dick Sisler, L</b> OBP: 0.436, SLG: 0.529 (1, 7)									
<b>Andy Seminick, R</b> OBP: 0.420, SLG: 0.511 (1, 2)									
<b>Mike Goliat, R</b> OBP: 0.300, SLG: 0.383 (1, 4)									
<b>Robin Roberts, S</b> OBP: 0.148, SLG: 0.061 (1, 1)									

Inning Stats	R: 6	H: 2	E: 0	LOB: 1	K: 1	P: 24	R: 0	H: 0	E: 0	LOB: 0	K: 0	P: 3	R: 0	H: 2	E: 0	LOB: 2	K: 1	P: 7	R: 3	H: 5	E: 0	LOB: 2	K: 1	P: 10	R: 0	H: 0	E: 0	LOB: 0	K: 1	P: 5	R: 1	H: 2	E: 2	LOB: 2	K: 0	P: 6	R: 0	H: 0	E: 0	LOB: 0	K: 1	P: 5	R: 4	H: 4	E: 1	LOB: 2	K: 0	P: 14
	S: 7	BB: 4	S: 3	BB: 0	S: 3	BB: 0	S: 7	BB: 0	S: 5	BB: 0	S: 6	BB: 0	S: 5	BB: 0	S: 5	BB: 0	S: 6	BB: 0	S: 6	BB: 0	S: 5	BB: 0	S: 6	BB: 0	S: 6	BB: 0	S: 6	BB: 0	S: 6	BB: 2	S: 6	BB: 0	S: 6	BB: 0	S: 6	BB: 0	S: 6	BB: 0	S: 6	BB: 2	S: 6	BB: 2	S: 6	BB: 14				


PITCHER	IP	WLS	BF	H	R	ER	SO	BB	IBB	HBP	BLK	WP	HR	S	P	ERA	WHIP
<b>Normie Roy, R</b> ERA: 6.0 (1, 1)	0.0	L	4	1	4	4	0	3	0	0	0	0	0	1	13	∞	∞
<b>Johnny Antonelli, L</b> ERA: 10.2 (1, 1)	4.0		22	8	5	5	3	1	0	1	0	0	2	26	31	11.25	2.250
<b>Murray Wall, R</b> ERA: 9.0 (5, 1)	4.0		20	6	5	4	2	1	1	0	0	0	0	22	30	9.00	1.750

**BOTTOM**

**Boston Braves @ Philadelphia Phillies**  
Shibe Park, Philadelphia, PA  
Tue Jul 04 1950, 3:33 AM EDT  
Unknown

AB	R	H	RBI	BB	SO	LOB
6	1	2	1	0	1	1
4	2	1	0	1	0	0
2	2	1	0	1	0	0
2	2	2	0	0	0	0
4	2	1	3	1	0	2
3	3	1	3	2	0	1
5	0	2	1	0	0	4
5	2	4	4	0	0	1
3	0	1	0	1	1	4
4	0	0	1	0	3	4

AB	38
R	14
H	15
RBI	13
BB	6
SO	5
LOB	17



1B	9	SF	0	WP	0	PA	46
2B	2	SAC	1	PB	0		
3B	2	DP	0	SB	0		
HR	2	HBP	1	CS	0		

livebaseballscores.com

Batter	1	2	3	4	5	6	7	8	9	AB R H RBI BB SO LOB	TOP																									
Roy Hartsfield, R (1, 4) OBP: 0.370, SLG: 0.406	4-0 1B BB	0-3 K	0-0 F9		0-0 1B		0-0 6-3		0-0 HR 2B	5 2 2 0 1 1 1																										
Sam Jethroe, S (1, 8) OBP: 0.352, SLG: 0.450	0-3 K	0-0 E S 3B 1B	0-0 FC5 BB 1B		0-0 1B		0-0 S 1B		4-0 HR IBB	5 2 4 0 1 1 1																										
Bob Elliott, R (1, 5) OBP: 0.356, SLG: 0.517	0-0 FC6-4 E 1B	0-0 E 3B	4-0 1B BB		4-0 FC5-4 IBB		0-0 P6 1-2		0-3 K	4 2 2 1 2 1 4																										
Sid Gordon, R (1, 7) OBP: 0.421, SLG: 0.661	0-0 FC6-4 1-2 2-H 1B	0-0 6-3	0-0 FC5 2-3f		0-0 FC5-4 1-2f		0-0 F9		0-0 HR 1-H 2-H 3-H	6 1 2 5 0 0 8																										
Tommy Holmes, L (1, 9) OBP: 0.417, SLG: 0.525	0-0 FC6-4 K 1-2f 2-3 HR	0-0 E6 3-H		0-0 6-3		0-0 4-3		0-0 4-3	0-0 4-3	6 1 0 0 0 0 3																										
Sibby Sisti, R (1, 3) Earl Torgeson, L (2, PH) (2, 3) OBP: 0.359, SLG: 0.346 OBP: 0.404, SLG: 0.436	0-3 K 1-2 3-H HR	4-0 IBB		0-0 F8		0-0 2B 1B		0-3 K		1 1 0 0 0 1 1 3 1 1 0 1 1 0																										
Del Crandall, R (1, 2) OBP: 0.248, SLG: 0.273	0-0 1-H 2-H HR	0-0 F8		0-0 F7		0-0 F7		0-0 3-1		5 1 1 3 0 0 3																										
Buddy Kerr, R (1, 6) Willard Marshall, L (9, PH) Gene Mauch, R (9, PR) (9, 6) OBP: 0.274, SLG: 0.287 OBP: 0.317, SLG: 0.344 OBP: 0.292, SLG: 0.275	4-0 BB		0-3 K		0-0 F9		0-0 1-H 2B		0-0 2B HR 1B	3 0 1 1 1 1 0 1 0 1 0 0 0 0 0 1 0 0 0 0 0																										
Bob Hall, R (1, 1) Ernie Johnson, R (2, 1) Bobby Hogue, R (3, 1) Pete Reiser, L (9, PH) Warren Spahn, L (9, 1) OBP: 0.500, SLG: 0.500 OBP: 0.250, SLG: 0.375 OBP: 0.379, SLG: 0.319 OBP: 0.304, SLG: 0.278	0-0 F2		0-0 BB 1B 1B		0-0 F7		0-3 K		0-0 F5	1 0 0 0 0 0 1 1 0 1 0 0 0 0 2 0 0 0 0 1 1 1 0 0 0 0 0 1 0 0 0 0 0 0 0																										
<b>Inning Stats</b>	R: 5 E: 1 K: 2 S: 11	H: 3 LOB: 1 BB: 2 P: 19	R: 2 E: 1 K: 1 S: 8	H: 2 LOB: 2 BB: 1 P: 12	R: 0 E: 0 K: 1 S: 7	H: 2 LOB: 3 BB: 1 P: 11	R: 0 E: 0 K: 0 S: 3	H: 0 LOB: 0 BB: 0 P: 3	R: 0 E: 0 K: 0 S: 5	H: 2 LOB: 3 BB: 1 P: 9	R: 1 E: 0 K: 1 S: 7	H: 2 LOB: 1 BB: 0 P: 7	R: 0 E: 0 K: 0 S: 4	H: 1 LOB: 1 BB: 0 P: 4	R: 0 E: 0 K: 1 S: 5	H: 0 LOB: 0 BB: 0 P: 5	R: 4 E: 0 K: 1 S: 8	H: 3 LOB: 1 BB: 1 P: 12	1B: 10 2B: 2 3B: 1 HR: 2	SF: 0 SAC: 0 DP: 0 HBP: 0	WP: 0 PB: 0 SB: 2 CS: 0	PA: 50														
<b>PITCHER</b>	IP WLS BF H R ER SO BB IBB HBP BLK WP HR S P ERA WHIP																																			
Ken Johnson, L (1, 1) ERA: 4.67	1.1		12	5	7	2	3	2	0	0	0	0	1	16	24	13.50	5.250																			
Blix Donnelly, R (2, 1) ERA: 4.6	0.2		4	0	0	0	0	0	1	0	0	0	0	3	7	0.00	0.000																			
Bubba Church, R (3, 1) ERA: 2.32	4.0		20	6	1	1	2	1	1	0	0	0	0	22	30	2.25	1.750																			
Jim Konstanty, R (7, 1) ERA: 3.05	3.0	L	14	4	4	4	2	0	1	0	0	0	1	17	21	12.00	1.333																			

**Boston Braves @ Philadelphia Phillies**  
 Shibe Park, Philadelphia, PA  
 Tue Jul 04 1950, 3:38 AM EDT  
 Att: 21,190 - Unknown

AB	44
R	12
H	15
RBI	10
BB	6
SO	7
LOB	24



WP: 0	PA: 50
PB: 0	
SB: 2	
CS: 0	

ERA	WHIP

Batter	1	2	3	4	5	6	7	8	9	AB R H RBI BB SO LOB
<b>Richie Ashburn, L</b> OBP: 0.387, SLG: 0.392 (1, 8)	0-0 F8	0-0 F9		0-0 F3		0-0 BB 1B 2-3	0-0 F9 2-3		0-0 F7	6 1 2 0 0 0 2
<b>Granny Hamner, R</b> OBP: 0.322, SLG: 0.345 (1, 6)	0-0 1-3 1B	0-0 1-H 3-H HR		0-0 6-3		0-0 BB BB 1-2 3-H 1B	4-0 F9 IBB		0-0 F6	5 1 3 4 1 0 0
<b>Jimmy Bloodworth, R</b> OBP: 0.273, SLG: 0.285 (1, 3)	0-0 1-3	0-3 K		0-0 F9		0-3 K 2-3	0-0 F9		4-0 FC6-4 BB	3 0 0 0 0 1 1 1 0 0 0 0 1 2 1 0 0 1 0 0 2 0 0 0 0 1 0 0
<b>Bill Nicholson, L</b> OBP: 0.345, SLG: 0.556 (6, PH)										
<b>Jim Konstanty, R</b> OBP: 0.067, SLG: 0.067 (7, 1)										
<b>Stan Lopata, R</b> OBP: 0.318, SLG: 0.224 (9, PH)										
<b>Del Ennis, R</b> OBP: 0.345, SLG: 0.532 (1, 9)	4-0 BB		0-0 1B 3B		0-0 F3	4-0 BB 1-2 2-3 BB	4-0 IBB		0-0 FC6-4 1-2f	3 1 1 0 3 0 1
<b>Willie Jones, R</b> OBP: 0.389, SLG: 0.570 (1, 5)	0-0 1-3		4-0 1B BB		0-0 FC3-6 1B	4-0 BB 1-2 2-3 3-H BB	0-0 F2			3 0 1 1 2 0 5
<b>Dick Sisler, L</b> OBP: 0.428, SLG: 0.517 (1, 7)		0-0 F8	0-0 F7		0-0 FC3-6 1-2f	0-0 F7		0-0 F3		5 0 0 0 0 0 6
<b>Andy Seminick, R</b> OBP: 0.420, SLG: 0.507 (1, 2)		0-0 3B 1B	0-3 K		0-3 K		0-0 2-3 1B	0-0 5-3		5 2 2 0 0 2 3
<b>Mike Goliat, R</b> OBP: 0.306, SLG: 0.397 (1, 4)		0-0 1-H HR 3B	0-0 FC6-4 1-2 3-H 1B			0-0 L7	0-0 2-3	0-0 S 1B		5 1 3 2 0 0 1
<b>Ken Johnson, L</b> OBP: 0.154, SLG: 0.154 (1, 1)		4-0 HR BB	0-0 FC6-4 1-2f			0-0 1B 2B	0-0 2B 2-3 F9 1B	0-0 L7		0 0 0 0 0 0 0 0 0 0 0 0 0 0 0 1 0 0 1 0 0 1 0 0 0 0 0 2 3 2 2 1 0 0 1
<b>Blix Donnelly, R</b> OBP: 0.333, SLG: 0.333 (2, PH)										
<b>Dick Whitman, L</b> OBP: 0.336, SLG: 0.313 (2, PH)										
<b>Bubba Church, R</b> OBP: 0.100, SLG: 0.200 (3, 1)										
<b>Eddie Walkus, L</b> OBP: 0.320, SLG: 0.347 (6, PH)										
<b>Ernie Johnson, R</b> ERA: 6.58 (2, 1)										
<b>Bobby Hogue, R</b> ERA: 3.55 (3, 1)										
<b>Warren Spahn, L</b> ERA: 3.03 (9, 1)										

**BOTTOM**

**Boston Braves @ Philadelphia Phillies**  
Shibe Park, Philadelphia, PA  
Tue Jul 04 1950, 3:38 AM EDT  
Att. 21,190 - Unknown

livebaseballscores.com

<b>AB</b>	<b>41</b>
<b>R</b>	<b>9</b>
<b>H</b>	<b>14</b>
<b>RBI</b>	<b>9</b>
<b>BB</b>	<b>8</b>
<b>SO</b>	<b>4</b>
<b>LOB</b>	<b>26</b>



Inning Stats	R: 0	H: 1	E: 0	K: 0	S: 4	LOB: 2	BB: 1	P: 8	R: 4	H: 3	E: 0	K: 1	S: 8	LOB: 0	BB: 1	P: 12	R: 1	H: 2	E: 0	K: 1	S: 7	LOB: 2	BB: 1	P: 11	R: 0	H: 0	E: 0	K: 0	S: 3	LOB: 0	BB: 0	P: 3	R: 0	H: 1	E: 0	K: 1	S: 6	LOB: 1	BB: 0	P: 6	R: 2	H: 3	E: 0	K: 1	S: 8	LOB: 3	BB: 2	P: 16	R: 2	H: 3	E: 0	K: 0	S: 6	LOB: 3	BB: 2	P: 14	R: 0	H: 1	E: 0	K: 0	S: 4	LOB: 1	BB: 0	P: 4	R: 0	H: 0	E: 0	K: 0	S: 3	LOB: 1	BB: 1	P: 7	1B: 9	2B: 2	3B: 2	HR: 1	SF: 0	SAC: 0	DP: 0	HBP: 0	WP: 0	PA: 49	PB: 0	SB: 1	CS: 0
--------------	------	------	------	------	------	--------	-------	------	------	------	------	------	------	--------	-------	-------	------	------	------	------	------	--------	-------	-------	------	------	------	------	------	--------	-------	------	------	------	------	------	------	--------	-------	------	------	------	------	------	------	--------	-------	-------	------	------	------	------	------	--------	-------	-------	------	------	------	------	------	--------	-------	------	------	------	------	------	------	--------	-------	------	-------	-------	-------	-------	-------	--------	-------	--------	-------	--------	-------	-------	-------

PITCHER	IP	WLS	BF	H	R	ER	SO	BB	IBB	HBP	BLK	WP	HR	S	P	ERA	WHIP
<b>Bob Hall, R</b> ERA: 6.58 (1, 1)	1.1		9	3	3	3	0	2	0	0	0	0	0	7	15	20.25	3.750
<b>Ernie Johnson, R</b> ERA: 8.36 (2, 1)	0.2		5	2	2	2	1	1	0	0	0	0	1	6	10	27.00	4.500
<b>Bobby Hogue, R</b> ERA: 3.55 (3, 1)	6.0	W	31	9	4	4	3	2	2	0	0	0	0	33	49	6.00	1.833
<b>Warren Spahn, L</b> ERA: 3.03 (9, 1)	1.0	S	4	0	0	0	0	1	0	0	0	0	0	3	7	0.00	1.000

Batter	1	2	3	4	5	6	7	8	9	AB R H RBI BB SO LOB	TOP
Roy Hartsfield, R (1, 4) OBP: 0.363, SLG: 0.396	0-1 B5-3		1-3 K		0-2 5-3		0-3 K		0-1 1-2 2-3 1B	5 0 1 0 0 2 0	
Sam Jethroe, S (1, 8) OBP: 0.352, SLG: 0.446	2-2 F7		4-0 FC4-6 BB		4-2 BB			2-1 F2	3-2 F7	3 0 0 0 2 0 3	
Earl Torgeson, L (1, 3) OBP: 0.401, SLG: 0.436	0-0 3-1		3-1 FC4-6 1-2f		1-3 K			0-2 2B	0-0 F9	5 0 1 0 0 1 5	
Bob Elliott, R (1, 5) OBP: 0.359, SLG: 0.529		0-0 HR		4-2 1B BB	1-1 2-3			0-0 E5		3 2 1 1 1 0 2	
Sid Gordon, R (1, 7) OBP: 0.413, SLG: 0.646		2-3 K		0-1 F8		1-2 1-3		1-2 F4		4 0 0 0 0 1 3	
Tommy Holmes, L (1, 9) Luis Olmo, R (8, PH) OBP: 0.310, SLG: 0.344 (8, 9)		1-1 1-3		0-1 E4 1B 1-2		0-0 F8		0-0 F8		3 0 0 0 0 0 1 1 0 0 0 0 0 2	
Del Crandall, R (1, 2) OBP: 0.266, SLG: 0.320		1-1 HR		0-2 1-3 2-H 1B		1-2 6-3			0-1 1B 1B 1B	4 1 3 2 0 0 0	
Buddy Kerr, R (1, 6) OBP: 0.270, SLG: 0.283		1-1 F7		2-0 F2			1-1 5-3		0-0 F6	4 0 0 0 0 0 3	
Warren Spahn, L (1, 1) Vern Bickford, R (6, 1) Sibby Sisti, R (9, PH) OBP: 0.369, SLG: 0.358			2-3 K	1-3 K			3-2 F3		3-2 1B 1-2 1B	2 0 0 0 0 2 2 1 0 0 0 0 0 0 1 0 1 0 0 0 0	
<b>Inning Stats</b>	R: 0 E: 0 K: 0 S: 6 H: 0 LOB: 0 BB: 0 P: 8	R: 2 E: 0 K: 1 S: 11 H: 2 LOB: 0 BB: 0 P: 16	R: 0 E: 0 K: 2 S: 8 H: 0 LOB: 1 BB: 1 P: 18	R: 1 E: 1 K: 1 S: 15 H: 1 LOB: 2 BB: 1 P: 22	R: 0 E: 0 K: 1 S: 12 H: 0 LOB: 1 BB: 1 P: 18	R: 0 E: 0 K: 0 S: 7 H: 0 LOB: 0 BB: 0 P: 9	R: 0 E: 0 K: 1 S: 9 H: 0 LOB: 0 BB: 0 P: 13	R: 0 E: 1 K: 0 S: 10 H: 1 LOB: 2 BB: 0 P: 13	R: 0 E: 0 K: 0 S: 14 H: 3 LOB: 3 BB: 0 P: 20	1B: 4 2B: 1 3B: 0 HR: 2 SF: 0 SAC: 0 DP: 0 HBP: 0	WP: 0 PB: 0 SB: 1 CS: 0 PA: 39
<b>PITCHER</b> Preacher Roe, L (1, 1) ERA: 3.0	IP: 9.0 WLS: W BF: 39 H: 7 R: 3 ER: 3 SO: 6 BB: 3 IBB: 0 HBP: 0 BLK: 0 WP: 0 HR: 2 S: 92 P: 137 ERA: 3.00 WHIP: 1.111										

**Boston Braves @ Brooklyn Dodgers**  
**Ebbets Field, Brooklyn, NY**  
 Thu Jul 06 1950, 3:33 AM EDT  
 Att. 20,019 - Unknown

livebaseballscorecards.com

AB	36
R	3
H	7
RBI	3
BB	3
SO	6
LOB	21





Batter	1	2	3	4	5	6	7	8	9
<b>Billy Cox, R</b> OBP: 0.322, SLG: 0.439 (1, 5)	1-1 E8 FC6-4		3-1 F7	0-1 1B		0-0 SH5-3 1B		0-1 4-3	
<b>Jim Russell, S</b> OBP: 0.359, SLG: 0.522 (1, 7) <b>Gene Hermanski, L</b> OBP: 0.412, SLG: 0.547 (6, PH) (7, 7)	1-2 FC6-4 FC4-6 1-2f		2-1 4-3 1B	K		1-2 SH5-3 1B		1-1 FC3-6 1B	
<b>Duke Snider, L</b> OBP: 0.365, SLG: 0.543 (1, 8)	0-0 FC4-6 1-2f		0-0 4-3 1-2	K		0-0 SH5-3 1-2 2-3		1-1 FC3-6 HR 1-2f	
<b>Gil Hodges, R</b> OBP: 0.384, SLG: 0.494 (1, 3)	1-3 K		2-1 5-3			0-0 4-3 1B 2B		0-0 F9 HR 1-H	
<b>Carl Furillo, R</b> OBP: 0.346, SLG: 0.442 (1, 9)			0-1 F8			2-1 2B 1B		2-2 G3	
<b>Roy Campanella, R</b> OBP: 0.399, SLG: 0.600 (1, 2)			2-3 K			0-0 1B 2B		1-0 SH1-3 1B	
<b>Pee Wee Reese, R</b> OBP: 0.349, SLG: 0.335 (1, 6)			1-1 1B 1B			1-3 K		0-0 SH1-3 1-2	
<b>Eddie Miksis, R</b> OBP: 0.226, SLG: 0.260 (1, 4)			1-0 1B 1-2 1B			1-0 E 1B 1B		0-0 F3 1-H	
<b>Preacher Roe, R</b> OBP: 0.149, SLG: 0.152 (1, 1)			0-3 K			2-2 E6 1B 1-3 3-H		0-2 F6	

Inning Stats	R: 0	H: 0	E: 1	K: 10	S: 10	LOB: 1	BB: 0	P: 13
	R: 0	H: 2	E: 0	K: 2	S: 11	LOB: 2	BB: 0	P: 15
	R: 0	H: 1	E: 0	K: 0	S: 7	LOB: 1	BB: 0	P: 14
	R: 3	H: 5	E: 1	K: 3	S: 18	LOB: 2	BB: 0	P: 25
	R: 3	H: 3	E: 0	K: 0	S: 11	LOB: 0	BB: 0	P: 13
	R: 0	H: 2	E: 0	K: 1	S: 10	LOB: 2	BB: 0	P: 14
	R: 0	H: 1	E: 0	K: 0	S: 6	LOB: 1	BB: 0	P: 7
	R: 2	H: 2	E: 0	K: 0	S: 10	LOB: 0	BB: 0	P: 14

PITCHER	IP	WLS	BF	H	R	ER	SO	BB	IBB	HBP	BLK	WP	HR	S	P	ERA	WHIP
<b>Warren Spahn, L</b> ERA: 3.29 (1, 1)	5.0	L	27	11	6	6	6	0	0	0	0	0	1	57	80	10.80	2.200
<b>Vern Bickford, R</b> ERA: 3.21 (6, 1)	3.0		14	5	2	2	1	0	0	0	0	0	1	26	35	6.00	1.667


AB R H RBI BB SO LOB

5	0	2	1	0	0	0
3	0	1	0	0	1	3
2	0	2	0	0	0	0
4	1	0	0	0	1	5
5	2	2	2	0	1	4
5	1	1	0	0	1	3
4	2	3	1	0	1	0
3	0	1	0	0	1	3
4	2	3	3	0	0	1
4	0	1	1	0	1	3


1B: 12	SF: 0	WP: 0	PA: 41
2B: 2	SAC: 2	PB: 0	
3B: 0	DP: 0	SB: 0	
HR: 2	HBP: 0	CS: 0	

**Boston Braves @ Brooklyn Dodgers**  
Ebbets Field, Brooklyn, NY  
Thu Jul 06 1950, 3:33 AM EDT  
Att. 20,019 - Unknown

AB	39
R	8
H	16
RBI	8
BB	0
SO	7
LOB	22



WP	PA	ERA	WHIP
0	41		

Batter	1	2	3	4	5	6	7	8	9	AB R H RBI BB SO LOB	TOP											
<b>Eddie Stanky, R</b> (1, 4) OBP: 0.471, SLG: 0.440	0-0 E6 L4-3		4-0 BB			0-0 4-3 1B 2B		0-0 5-3		3 1 1 0 1 0 0												
<b>Spider Jorgensen, L</b> (1, 5) OBP: 0.244, SLG: 0.128	0-0 L4-3 1-2		0-0 F7			0-0 P6		0-0 F7		4 0 0 0 0 0 3												
<b>Don Mueller, L</b> (1, 7) OBP: 0.325, SLG: 0.404	0-0 1B		0-0 6-3			0-0 4-3 2-3		0-0 F7		4 0 1 0 0 0 2												
<b>Hank Thompson, L</b> (1, 9) OBP: 0.411, SLG: 0.519	0-0 F7				0-0 F8	4-0 1B BB			0-0 3-1 1B	3 1 1 0 1 0 1												
<b>Bobby Thomson, R</b> (1, 8) OBP: 0.338, SLG: 0.453		0-0 2B			0-0 F8	0-0 1-2 1B			0-0 3-1	4 0 2 1 0 0 1												
<b>Tookie Gilbert, L</b> (1, 3) OBP: 0.333, SLG: 0.346		0-0 P6			0-0 F8	0-0 3-H P4			0-0 F8	4 0 0 0 0 0 4												
<b>Wes Westrum, R</b> (1, 2) OBP: 0.394, SLG: 0.495 <b>Monte Irvin, R</b> (7, PH) OBP: 0.340, SLG: 0.402 <b>Sam Calderone, R</b> (7, 2) OBP: 0.400, SLG: 0.440		0-3 K				0-0 5-3		0-0 P4	0-0 2-H 1B	2 0 0 0 0 1 1 1 0 0 0 0 0 0 1 0 1 1 0 0 0	<b>AB 33</b> <b>R 2</b> <b>H 6</b> <b>RBI 2</b> <b>BB 2</b> <b>SO 1</b> <b>LOB 14</b>											
<b>Alvin Dark, R</b> (1, 6) OBP: 0.333, SLG: 0.477		0-0 P6				0-0 5-3		0-0 5-3	0-0 F7	4 0 0 0 0 0 2												
<b>Larry Jansen, R</b> (1, 1) OBP: 0.184, SLG: 0.170 <b>Andy Hansen, R</b> (5, 1) <b>Bill Rigney, R</b> (7, PH) OBP: 0.280, SLG: 0.244 <b>Kirby Higbe, R</b> (7, 1) OBP: 0.250, SLG: 0.250			0-0 P3			0-0 F9		0-0 5-3		2 0 0 0 0 0 0 0 0 0 0 0 0 0 1 0 0 0 0 0 0 0 0 0 0 0 0 0												
<b>Inning Stats</b>	R: 0 E: 1 K: 0 S: 4	H: 1 LOB: 1 BB: 0 P: 4	R: 0 E: 0 K: 1 S: 6	H: 1 LOB: 1 BB: 0 P: 6	R: 0 E: 0 K: 0 S: 3	H: 0 LOB: 1 BB: 1 P: 7	R: 0 E: 0 K: 0 S: 3	H: 0 LOB: 0 BB: 0 P: 3	R: 0 E: 0 K: 0 S: 3	H: 0 LOB: 0 BB: 0 P: 3	R: 1 E: 0 K: 0 S: 5	H: 2 LOB: 2 BB: 1 P: 9	R: 0 E: 0 K: 0 S: 3	H: 0 LOB: 0 BB: 0 P: 3	R: 0 E: 0 K: 0 S: 3	H: 0 LOB: 0 BB: 0 P: 3	R: 1 E: 0 K: 0 S: 5	H: 2 LOB: 1 BB: 0 P: 5	1B: 4 2B: 3 3B: 0 HR: 0	SF: 0 SAC: 0 DP: 1 HBP: 0	WP: 0 PB: 0 SB: 0 CS: 0	PA: 35
<b>PITCHER</b> <b>Johnny Sain, R</b> (1, 1) ERA: 4.52	IP: 9.0 WLS: W BF: 35 H: 6 R: 2 ER: 2 SO: 1 BB: 2 IBB: 0 HBP: 0 BLK: 0 WP: 0 HR: 0 S: 35 P: 43 ERA: 2.00 WHIP: 0.889											<b>PITCHER</b> IP: WLS: BF: H: R: ER: SO: BB: IBB: HBP: BLK: WP: HR: S: P: ERA: WHIP:										

**New York Giants @ Boston Braves**  
**Braves Field, Boston, MA**  
 Fri Jul 07 1950, 3:33 AM EDT  
 Att: 21,885 - Unknown

livebaseballscorecards.com

Batter	1	2	3	4	5	6	7	8	9
Roy Hartsfield, R OBP: 0.357, SLG: 0.388 (1, 4)	0-0 6-3		0-0 F2	0-0 1-2 1B	0-0 F3			0-0 5-3	
Sam Jethroe, S OBP: 0.351, SLG: 0.441 (1, 8)	4-0 4-3 BB		0-0 4-3	0-0 P4		0-0 F8			
Earl Torgeson, L OBP: 0.396, SLG: 0.429 (1, 3)	0-0 4-3 1-2			0-3 K	0-0 4-3	0-0 F8			
Bob Elliott, R OBP: 0.357, SLG: 0.521 (1, 5)	0-3 K			1-0 1B 2B HBP	0-0 6-3	0-3 K			
Sid Gordon, R OBP: 0.419, SLG: 0.657 (1, 7)		0-0 F7		0-0 1-2 1B 2B 1B	0-0 1B 3B		4-0 WP BB		
Tommy Holmes, L OBP: 0.411, SLG: 0.514 (1, 9)		0-0 F9		0-0 1-2 2-3 1B 1B	0-0 2B 1B	0-3 K			
Del Crandall, R OBP: 0.274, SLG: 0.336 (1, 2)		0-0 E5 1B		0-0 1-3 2-H 3-H 1B 2B	0-0 1-2 2B	0-0 F7			
Buddy Kerr, R OBP: 0.270, SLG: 0.286 (1, 6)		0-0 5-3		0-3 K	0-0 1-H 2-H 1B 2B		0-0 F9		
Johnny Sain, R OBP: 0.269, SLG: 0.265 (1, 1)			0-0 P4	0-0 2-H 3-H 1B 1B	0-0 2-H 1B		0-0 F8		

Inning Stats	R: 0 E: 0 K: 1 S: 5	H: 0 LOB: 1 BB: 1 P: 9	R: 0 E: 1 K: 0 S: 4	H: 1 LOB: 1 BB: 0 P: 4	R: 0 E: 0 K: 0 S: 3	H: 0 LOB: 0 BB: 0 P: 3	R: 4 E: 0 K: 2 S: 12	H: 5 LOB: 2 BB: 0 P: 13	R: 4 E: 1 K: 0 S: 8	H: 4 LOB: 1 BB: 0 P: 8	R: 0 E: 0 K: 1 S: 5	H: 0 LOB: 0 BB: 0 P: 5	R: 0 E: 0 K: 1 S: 4	H: 0 LOB: 0 BB: 1 P: 8	R: 0 E: 0 K: 0 S: 3	H: 0 LOB: 0 BB: 0 P: 3
--------------	------------------------------	---------------------------------	------------------------------	---------------------------------	------------------------------	---------------------------------	-------------------------------	----------------------------------	------------------------------	---------------------------------	------------------------------	---------------------------------	------------------------------	---------------------------------	------------------------------	---------------------------------

PITCHER	IP	WLS	BF	H	R	ER	SO	BB	IBB	HBP	BLK	WP	HR	S	P	ERA	WHIP
Larry Jansen, R ERA: 2.98 (1, 1)	4.2	L	26	9	8	6	3	1	0	1	0	0	0	30	35	11.57	2.143
Andy Hansen, R ERA: 4.89 (5, 1)	1.1		5	1	0	0	1	0	0	0	0	0	0	7	7	0.00	0.750
Kirby Higbe, R ERA: 4.93 (7, 1)	2.0		6	0	0	0	1	1	0	0	0	1	0	7	11	0.00	0.500

**BOTTOM**

**New York Giants @ Boston Braves**  
Braves Field, Boston, MA

Fri Jul 07 1950, 3:33 AM EDT  
Att. 21,885 - Unknown

AB	34
R	8
H	10
RBI	8
BB	2
SO	5
LOB	11



1B	2B	3B	HR	SF	SAC	DP	HBP	WP	PA
7	2	1	0	0	0	0	1	1	37





Batter	1	2	3	4	5	6	7	8	9	AB	R	H	RBI	BB	SO	LOB	TOP																			
<a href="#">Eddie Stanky, R</a> (1, 4) OBP: 0.472, SLG: 0.441											0	0	0	0	0	0	0																			
<a href="#">Don Mueller, L</a> (1, 9) OBP: 0.325, SLG: 0.404											0	0	0	0	0	0	0	0																		
<a href="#">Monte Irvin, R</a> (1, 7) OBP: 0.331, SLG: 0.389											0	0	0	0	0	0	0	0																		
<a href="#">Hank Thompson, L</a> (1, 5) OBP: 0.410, SLG: 0.515											0	0	0	0	0	0	0	0																		
<a href="#">Bobby Thomson, R</a> (1, 8) OBP: 0.333, SLG: 0.447											0	0	0	0	0	0	0	0																		
<a href="#">Tookie Gilbert, L</a> (1, 3) OBP: 0.333, SLG: 0.343											0	0	0	0	0	0	0	0																		
<a href="#">Alvin Dark, R</a> (1, 6) OBP: 0.332, SLG: 0.473											0	0	0	0	0	0	0	0																		
<a href="#">Sam Calderone, R</a> (1, 2) OBP: 0.400, SLG: 0.440											0	0	0	0	0	0	0	0																		
<a href="#">Jack Kramer, R</a> (1, 1) OBP: 0.300, SLG: 0.556	0	0	0	0	0	0	0	0																												
<b>Inning Stats</b>											1B: 0	SF: 0	WP: 0		PA: 0																					
<b>PITCHER</b>	<b>IP</b>	<b>WLS</b>	<b>BF</b>	<b>H</b>	<b>R</b>	<b>ER</b>	<b>SO</b>	<b>BB</b>	<b>IBB</b>	<b>HBP</b>	<b>BLK</b>	<b>WP</b>	<b>HR</b>	<b>S</b>	<b>P</b>	<b>ERA</b>	<b>WHIP</b>	<b>PITCHER</b>	<b>IP</b>	<b>WLS</b>	<b>BF</b>	<b>H</b>	<b>R</b>	<b>ER</b>	<b>SO</b>	<b>BB</b>	<b>IBB</b>	<b>HBP</b>	<b>BLK</b>	<b>WP</b>	<b>HR</b>	<b>S</b>	<b>P</b>	<b>ERA</b>	<b>WHIP</b>	
<a href="#">Vern Bickford, R</a> (1, 1) ERA: 3.21	0.0	W	0	0	0	0	0	0	0	0	0	0	0	0	0	∞	∞																			

**New York Giants @ Boston Braves**  
 Braves Field, Boston, MA  
 Sun Jul 09 1950, 3:33 AM EDT  
 Att. 14,662 - Unknown

<b>AB</b>	<b>0</b>
<b>R</b>	<b>0</b>
<b>H</b>	<b>0</b>
<b>RBI</b>	<b>0</b>
<b>BB</b>	<b>0</b>
<b>SO</b>	<b>0</b>
<b>LOB</b>	<b>0</b>



WP: 0	PA: 0
PB: 0	
SB: 0	
CS: 0	

[livebaseballscorecards.com](http://livebaseballscorecards.com)



Batter	1	2	3	4	5	6	7	8	9	AB R H RBI BB SO LOB	TOP
Roy Hartsfield, R (1, 4) OBP: 0.350, SLG: 0.377	0-3 K		0-0 6-3			0-3 K		0-0 1-3		4 0 0 0 0 2 1	
Pete Reiser, L (1, 8) OBP: 0.387, SLG: 0.306	4-0 BB			0-0 F7		4-0 HR BB		0-3 K		2 1 0 0 2 1 1	
Earl Torgeson, L (1, 3) OBP: 0.404, SLG: 0.455	0-0 F8			0-0 G4-6-3 1B		0-0 HR			4-0 G6-4-3 BB	3 1 2 2 1 0 1	
Bob Elliott, R (1, 5) OBP: 0.345, SLG: 0.496	0-3 K			0-0 G4-6-3 1-2f		0-3 K			0-0 F7	4 0 0 0 0 2 3	
Sid Gordon, R (1, 7) OBP: 0.411, SLG: 0.624		0-3 K			0-0 F9		0-0 L4		0-0 G6-4-3 1-2f	4 0 0 0 0 1 1	
Tommy Holmes, L (1, 9) OBP: 0.389, SLG: 0.500		0-0 F9			0-0 HR		0-0 F8			3 1 1 1 0 0 0	
Del Crandall, R (1, 2) OBP: 0.264, SLG: 0.314		0-0 6-3			0-0 F8		0-0 F6			3 0 0 0 0 0 0	
Buddy Kerr, R (1, 6) OBP: 0.273, SLG: 0.293			0-0 F3		0-0 6-3			0-0 E 1B		3 0 1 0 0 0 0	
Johnny Sain, R (1, 1) OBP: 0.255, SLG: 0.250			0-0 F8			0-0 5-3		0-0 6-3 1-3		3 0 0 0 0 0 1	
<b>Inning Stats</b>	R: 0 E: 0 K: 2 S: 7 H: 0 LOB: 1 BB: 1 P: 11	R: 0 E: 0 K: 1 S: 5 H: 0 LOB: 0 BB: 0 P: 5	R: 0 E: 0 K: 0 S: 3 H: 0 LOB: 0 BB: 0 P: 3	R: 0 E: 0 K: 0 S: 3 H: 1 LOB: 0 BB: 0 P: 3	R: 1 E: 0 K: 0 S: 4 H: 1 LOB: 0 BB: 0 P: 4	R: 2 E: 0 K: 2 S: 8 H: 1 LOB: 0 BB: 1 P: 12	R: 0 E: 0 K: 0 S: 3 H: 0 LOB: 0 BB: 0 P: 3	R: 0 E: 1 K: 1 S: 6 H: 1 LOB: 1 BB: 0 P: 6	R: 0 E: 0 K: 0 S: 2 H: 0 LOB: 0 BB: 1 P: 6	1B: 2 2B: 0 3B: 0 HR: 2 SF: 0 SAC: 0 DP: 2 HBP: 0	WP: 0 PB: 0 SB: 0 CS: 0 PA: 32
<b>PITCHER</b> Herm Wehmeier, R (1, 1) ERA: 5.74	IP: 9.0 WLS: W BF: 32 H: 4 R: 3 ER: 3 SO: 6 BB: 3 IBB: 0 HBP: 0 BLK: 0 WP: 0 HR: 2 S: 41 P: 53 ERA: 3.00 WHIP: 0.778										

**Boston Braves @ Cincinnati Reds**  
Crosley Field, Cincinnati, OH  
Thu Jul 13 1950, 3:33 AM EDT  
Att. 14,198 - Unknown - 76 F

livebaseballscorecards.com

AB	29
R	3
H	4
RBI	3
BB	3
SO	6
LOB	8





Batter	1	2	3	4	5	6	7	8	9	AB	R	H	RBI	BB	SO	LOB
Lloyd Merriman, L (1, 8) OBP: 0.319, SLG: 0.363	0-0 F6		0-0 F7		0-0 F6			0-0 F7		4	0	0	0	0	0	0
Grady Hatton, L (1, 5) OBP: 0.344, SLG: 0.420	0-0 G3		0-0 4-3			0-0 HR		0-0 1B		4	2	2	1	0	0	0
Johnny Wyrostek, L (1, 9) OBP: 0.397, SLG: 0.460	4-0 2B BB		0-0 F3			0-0 CS 1B		0-0 1B		3	2	1	0	1	0	1
Ted Kluszewski, L (1, 3) OBP: 0.349, SLG: 0.578	0-0 1-H 2B			0-0 HR		0-0 F7		0-0 1B 1B		4	2	3	3	0	0	1
Connie Ryan, R (1, 4) OBP: 0.381, SLG: 0.399	0-0 F7			0-0 F7		0-0 F8		0-0 1B F9 1B		4	1	1	1	0	0	2
Joe Adcock, R (1, 7) OBP: 0.275, SLG: 0.342		0-0 1B E5		0-0 6-3		0-0 K		0-0 1B CS		4	0	1	1	0	1	0
Johnny Pramesa, R (1, 2) OBP: 0.340, SLG: 0.447		0-0 F3		0-0 F4		0-0 E 1B		0-0 F9		3	0	1	0	0	0	1
Bobby Adams, R (7, PR) OBP: 0.333, SLG: 0.325										0	0	0	0	0	0	0
Dixie Howell, R (8, 2) OBP: 0.333, SLG: 0.294										1	0	0	1	0	0	1
Virgil Stallcup, R (1, 6) OBP: 0.292, SLG: 0.361		0-0 1B G6-4-3		0-0 4-3		0-0 L5		0-0 CS		3	0	1	0	0	0	1
Herm Wehmeier, R (1, 1) OBP: 0.218, SLG: 0.259		0-0 1B G6-4-3		0-0 6-3		0-0 F2				3	0	0	0	0	0	4

Inning Stats	R: 1	H: 1	E: 0	LOB: 1	K: 0	BB: 1	S: 4	P: 8	R: 0	H: 1	E: 1	LOB: 1	K: 0	BB: 0	S: 4	P: 4	R: 0	H: 0	E: 0	LOB: 0	K: 0	BB: 0	S: 3	P: 3	R: 1	H: 1	E: 0	LOB: 0	K: 0	BB: 0	S: 4	P: 4	R: 0	H: 0	E: 0	LOB: 0	K: 0	BB: 0	S: 3	P: 3	R: 1	H: 2	E: 0	LOB: 0	K: 0	BB: 0	S: 4	P: 4	R: 0	H: 1	E: 1	LOB: 2	K: 1	BB: 0	S: 6	P: 6	R: 4	H: 4	E: 1	LOB: 0	K: 0	BB: 0	S: 7	P: 7
PITCHER Johnny Sain, R (1, 1) ERA: 4.58	IP	WLS	BF	H	R	ER	SO	BB	IBB	HBP	BLK	WP	HR	S	P	ERA	WHIP	IP	WLS	BF	H	R	ER	SO	BB	IBB	HBP	BLK	WP	HR	S	P	ERA	WHIP	IP	WLS	BF	H	R	ER	SO	BB	IBB	HBP	BLK	WP	HR	S	P	ERA	WHIP													


**BOTTOM**

**Boston Braves @ Cincinnati Reds**  
Crosley Field, Cincinnati, OH

Thu Jul 13 1950, 3:33 AM EDT  
Att: 14,198 - Unknown - 76 F

livebaseballscorecards.com

AB	33
R	7
H	10
RBI	7
BB	1
SO	1
LOB	11



1B: 7	SF: 0	WP: 0	PA: 35
2B: 1	SAC: 0	PB: 0	
3B: 0	DP: 1	SB: 0	
HR: 2	HBP: 0	CS: 2	

Batter	1	2	3	4	5	6	7	8	9	AB R H RBI BB SO LOB	TOP
Roy Hartsfield, R (1, 4) OBP: 0.345, SLG: 0.370	0-0 F6		0-3 K		0-0 4-3		0-0 5-3		0-0 BB 1B	5 0 1 0 0 1 1	
Pete Reiser, L (1, 8) Willard Marshall, L (3, PR) OBP: 0.317, SLG: 0.341	0-0 5-3		0-0 1B 2-H 1B		0-0 4-3		0-0 L7		4-0 BB 1-2 BB	2 0 1 1 0 0 0 2 0 0 0 1 0 0	
Earl Torgeson, L (1, 3) OBP: 0.404, SLG: 0.458	0-0 2B		0-0 1B			0-3 K		0-3 K	0-0 F4	5 0 2 0 0 2 2	
Bob Elliott, R (1, 5) OBP: 0.344, SLG: 0.496	0-0 F5		0-0 L9			0-0 2B 2B		0-0 L5		4 1 1 0 0 0 3	
Sid Gordon, R (1, 7) OBP: 0.404, SLG: 0.611		0-0 F3		0-0 F4		0-0 1-3		0-0 6-3		4 0 0 0 0 0 1	
Tommy Holmes, L (1, 9) OBP: 0.397, SLG: 0.497		0-3 K		1-0 HBP		4-0 2B IBB			1-0 HR HBP	1 2 0 0 1 1 0	
Del Crandall, R (1, 2) OBP: 0.271, SLG: 0.352		0-3 K		0-3 K		0-0 WP 2B			0-0 HR	4 2 2 4 0 2 1	
Buddy Kerr, R (1, 6) OBP: 0.273, SLG: 0.290			4-0 1B 1-6-3 BB		0-0 5-3		0-0 6-3		0-0 6-3	3 1 0 0 1 0 1	
Warren Spahn, L (1, 1) Bobby Hogue, R (8, 1) OBP: 0.222, SLG: 0.333			0-0 1-6-3		0-3 K		0-0 G3		0-0 1-3	3 0 0 0 0 1 1 1 0 0 0 0 0 0	
<b>Inning Stats</b>	R: 0 H: 1 E: 0 LOB: 1 K: 0 BB: 0 S: 4 P: 4	R: 0 H: 0 E: 0 LOB: 0 K: 2 BB: 0 S: 7 P: 7	R: 1 H: 2 E: 0 LOB: 2 K: 1 BB: 1 S: 7 P: 11	R: 0 H: 0 E: 0 LOB: 1 K: 1 BB: 0 S: 5 P: 6	R: 0 H: 0 E: 0 LOB: 0 K: 1 BB: 0 S: 5 P: 5	R: 3 H: 2 E: 0 LOB: 0 K: 1 BB: 1 S: 7 P: 11	R: 0 H: 0 E: 0 LOB: 0 K: 0 BB: 0 S: 3 P: 3	R: 0 H: 0 E: 0 LOB: 0 K: 1 BB: 0 S: 5 P: 5	R: 2 H: 2 E: 0 LOB: 2 K: 0 BB: 1 S: 5 P: 10	1B: 3 SF: 0 2B: 3 SAC: 0 3B: 0 DP: 0 HR: 1 HBP: 2	WP: 1 PA: 39 PB: 0 SB: 0 CS: 0
<b>PITCHER</b> Ewell Blackwell, R (1, 1) ERA: 3.74 Frank Smith, R (8, 1) ERA: 3.42	IP WLS BF H R ER SO BB IBB HBP BLK WP HR S P ERA WHIP										
	7.0 L 29 5 4 4 6 1 1 1 0 1 0 38 47 5.14 0.857										
	2.0 10 2 2 2 1 1 0 1 0 0 1 10 15 9.00 1.500										

**Boston Braves @ Cincinnati Reds**  
Crosley Field, Cincinnati, OH  
Fri Jul 14 1950, 3:33 AM EDT  
Att: 3,032 - Sunny - 84 F

[livebaseballscorecards.com](http://livebaseballscorecards.com)

**AB 34**  
**R 6**  
**H 7**  
**RBI 5**  
**BB 3**  
**SO 7**  
**LOB 10**



BOTTOM

Boston Braves @ Cincinnati Reds  
Crosley Field, Cincinnati, OH

livebaseballscorecards.com

AB	39
R	4
H	13
RBI	4
BB	2
SO	5
LOB	20



WP	0	PA	41
PB	0		
SB	0		
CS	2		

Fri Jul 14 1950, 3:33 AM EDT  
Att. 3,032 - Sunny - 84 F

AB R H RBI BB SO LOB

4	1	2	0	1	1	0
5	2	2	0	0	2	2
4	1	1	1	1	0	2
5	0	4	2	0	0	1
4	0	2	1	0	0	3
1	0	0	0	0	0	1
4	0	1	0	0	0	3
3	0	0	0	0	1	3
1	0	0	0	0	0	2
0	0	0	0	0	0	0
4	0	1	0	0	1	2
2	0	0	0	0	0	1
1	0	0	0	0	0	0
0	0	0	0	0	0	0
1	0	0	0	0	0	0

Batter	1	2	3	4	5	6	7	8	9
Bobby Adams, R OBP: 0.340, SLG: 0.335 (1, 5)	4-0 BB G1-6-3		0-3 K		0-0 2B		0-0 L9		0-0 1B 1B
Connie Ryan, R OBP: 0.381, SLG: 0.399 (1, 4)	0-0 BB G1-6-3		0-3 K		0-3 K			0-0 1B 2B	0-0 1B 1B
Johnny Wyrostek, L OBP: 0.397, SLG: 0.460 (1, 9)	4-0 BB 1B		0-0 F3			0-0 F2		0-0 1B 2B	0-0 G3
Ted Kluszewski, L OBP: 0.358, SLG: 0.587 (1, 3)	0-0 1-2 1B			0-0 FC5-4 1B		0-0 2B		0-0 L8	0-0 1B
Bob Usher, R OBP: 0.342, SLG: 0.412 Lloyd Merriman, L OBP: 0.316, SLG: 0.360 (1, 8) (9, PH)	0-0 F7			0-0 FC5-4 CS		0-0 1B		0-0 1B 1B	0-0 4-3
Joe Adcock, R OBP: 0.274, SLG: 0.338 (1, 7)		0-0 5-3		0-0 E8		0-0 F8		0-0 1-3 1B	
Johnny Pramesa, R OBP: 0.330, SLG: 0.433 Grady Hatton, L OBP: 0.343, SLG: 0.418 Dixie Howell, R OBP: 0.333, SLG: 0.294 (1, 2) (8, PH) (9, 2)		0-0 F3		0-0 F8		0-3 K		0-0 F6	
Virgil Stallcup, R OBP: 0.292, SLG: 0.359 (1, 6)		0-0 1B		0-3 K			0-0 5-3	0-0 F9	
Ewell Blackwell, R OBP: 0.179, SLG: 0.086 Peanuts Lowrey, R OBP: 0.322, SLG: 0.292 Frank Smith, R OBP: 0.077, SLG: 0.077 Harry Perkowski, L OBP: 0.412, SLG: 0.375 (1, 1) (7, PH) (8, 1) (9, PH)		0-0 L1		0-0 F9			0-0 F8		0-0 4-3

Inning Stats	R: 0 H: 1 E: 0 K: 3	R: 0 H: 1 E: 0 K: 4	R: 0 H: 0 E: 0 K: 2 S: 7	R: 0 H: 1 E: 1 K: 0 S: 4	R: 0 H: 1 E: 0 K: 2 S: 8	R: 0 H: 2 E: 0 K: 1 S: 7	R: 0 H: 0 E: 0 K: 0 S: 3	R: 2 H: 4 E: 0 K: 0 S: 7	R: 2 H: 3 E: 0 K: 0 S: 6
--------------	---------------------	---------------------	--------------------------	--------------------------	--------------------------	--------------------------	--------------------------	--------------------------	--------------------------

PITCHER	IP	WLS	BF	H	R	ER	SO	BB	IBB	HBP	BLK	WP	HR	S	P	ERA	WHIP
Warren Spahn, L ERA: 3.25 (1, 1)	7.1	W	33	10	2	2	5	2	0	0	0	0	0	41	49	2.46	1.636
Bobby Hogue, R ERA: 3.86 (8, 1)	1.2	S	8	3	2	2	0	0	0	0	0	0	0	8	8	10.80	1.800

Batter	1	2	3	4	5	6	7	8	9	AB R H RBI BB SO LOB	TOP
--------	---	---	---	---	---	---	---	---	---	----------------------	-----

<b>Roy Hartsfield, R</b> (1, 4) <small>OBP: 0.340, SLG: 0.364</small>										5 1 1 0 0 0 3	
--	--	--	--	--	--	--	--	--	--	---------------	--

<b>Willard Marshall, L</b> (1, 8) <small>OBP: 0.321, SLG: 0.344</small>										4 2 2 0 0 0 1	
--	--	--	--	--	--	--	--	--	--	---------------	--

<b>Earl Torgeson, L</b> (1, 3) <small>OBP: 0.405, SLG: 0.460</small>										3 0 1 0 1 0 1	
---	--	--	--	--	--	--	--	--	--	---------------	--

<b>Bob Elliott, R</b> (1, 5) <small>OBP: 0.342, SLG: 0.496</small>										4 0 1 3 0 0 2	
---	--	--	--	--	--	--	--	--	--	---------------	--

<b>Sid Gordon, R</b> (1, 7) <small>OBP: 0.401, SLG: 0.604</small>										4 1 1 0 0 0 2	
--	--	--	--	--	--	--	--	--	--	---------------	--

<b>Tommy Holmes, L</b> (1, 9) <small>OBP: 0.399, SLG: 0.494</small>										3 0 1 0 1 0 0	
--	--	--	--	--	--	--	--	--	--	---------------	--

<b>Del Crandall, R</b> (1, 2) <small>OBP: 0.263, SLG: 0.341</small>										4 0 0 0 0 0 2	
--	--	--	--	--	--	--	--	--	--	---------------	--

<b>Buddy Kerr, R</b> (1, 6) <small>OBP: 0.276, SLG: 0.293</small> <b>Sibby Sisti, R</b> (9, PR) <small>OBP: 0.369, SLG: 0.358</small>										4 0 2 0 0 0 0 0 0 0 0 0 0 0	
--	--	--	--	--	--	--	--	--	--	--------------------------------	--

<b>Bob Chipman, L</b> (1, 1) <small>OBP: 0.263, SLG: 0.176</small> <b>Normie Roy, R</b> (3, 1) <small>OBP: 0.267, SLG: 0.214</small> <b>Walker Cooper, R</b> (6, PH) <small>OBP: 0.336, SLG: 0.478</small> <b>Johnny Antonelli, L</b> (6, 1) <small>OBP: 0.385, SLG: 0.308</small> <b>Pete Reiser, L</b> (7, PH) <small>OBP: 0.500, SLG: 0.500</small> <b>Ernie Johnson, R</b> (7, 1) <small>OBP: 0.500, SLG: 0.500</small> <b>Luis Olmo, R</b> (9, PH) <small>OBP: 0.306, SLG: 0.339</small>										1 0 0 0 0 0 0 0 0 0 0 0 0 0 1 0 0 1 0 0 0 0 0 0 0 0 0 0 1 0 0 0 0 0 1 0 0 0 0 0 0 0 1 0 0 0 0 1 2	
--	--	--	--	--	--	--	--	--	--	---	--

Inning Stats	R: 1 E: 0 K: 0 S: 4	H: 2 LOB: 0 BB: 0 P: 4	R: 0 E: 0 K: 0 S: 2	H: 0 LOB: 0 BB: 1 P: 6	R: 0 E: 0 K: 0 S: 3	H: 0 LOB: 0 BB: 0 P: 3	R: 0 E: 0 K: 0 S: 3	H: 0 LOB: 0 BB: 0 P: 3	R: 0 E: 0 K: 0 S: 3	H: 0 LOB: 0 BB: 0 P: 3	R: 2 E: 0 K: 0 S: 6	H: 3 LOB: 2 BB: 1 P: 10	R: 0 E: 0 K: 0 S: 4	H: 1 LOB: 1 BB: 0 P: 4	R: 0 E: 0 K: 0 S: 4	H: 1 LOB: 1 BB: 0 P: 4	R: 1 E: 0 K: 1 S: 8	H: 3 LOB: 2 BB: 0 P: 8	1B: 8 2B: 3 3B: 0 HR: 0	SF: 0 SAC: 0 DP: 2 HBP: 0	WP: 1 PB: 1 SB: 0 CS: 0	PA: 37
--------------	------------------------------	---------------------------------	------------------------------	---------------------------------	------------------------------	---------------------------------	------------------------------	---------------------------------	------------------------------	---------------------------------	------------------------------	----------------------------------	------------------------------	---------------------------------	------------------------------	---------------------------------	------------------------------	---------------------------------	----------------------------------	------------------------------------	----------------------------------	--------

PITCHER	IP WLS BF H R ER SO BB IBB HBP BLK WP HR S P ERA WHIP	IP WLS BF H R ER SO BB IBB HBP BLK WP HR S P ERA WHIP
<b>Willie Ramsdell, R</b> (1, 1) <small>ERA: 4.4</small>	8.0 W 33 9 4 4 0 2 0 0 0 0 0 0 31 39 4.50 1.375	
<b>Herm Wehmeier, R</b> (9, 1) <small>ERA: 5.7</small>	1.0 S 4 1 0 0 1 0 0 0 0 1 0 6 6 0.00 1.000	

**Boston Braves @ Cincinnati Reds**  
 Crosley Field, Cincinnati, OH  
 Sat Jul 15 1950, 3:33 AM EDT  
 Att. 4,218 - Sunny - 86 F

[livebaseballscorecards.com](http://livebaseballscorecards.com)

<b>AB</b>	35
<b>R</b>	4
<b>H</b>	10
<b>RBI</b>	3
<b>BB</b>	2
<b>SO</b>	1
<b>LOB</b>	14



Batter	1	2	3	4	5	6	7	8	9	AB	R	H	RBI	BB	SO	LOB
Bobby Adams, R OBP: 0.337, SLG: 0.331 Grady Hatton, L OBP: 0.339, SLG: 0.413 (1, 5) (3, PH) (4, 5)	0-0 F7	0-0 F9	0-0 L1-3			0-3 K	0-3 K			2	0	0	0	0	0	0
Connie Ryan, R OBP: 0.385, SLG: 0.401 (1, 4)	0-0 E FC1 1B	0-3 K		0-0 CS 1B		4-0 1B BB		0-0 2-3		4	1	2	0	1	1	0
Johnny Wyrostek, L OBP: 0.401, SLG: 0.466 (1, 9)	0-0 FC1 FC6-4 1B		0-0 5-3	0-0 2B		0-0 1B		0-0 1B F8		5	2	3	0	0	0	1
Ted Kluszewski, L OBP: 0.363, SLG: 0.587 (1, 3)	0-0 FC6-4 1B		0-0 1B BB 1B	0-0 5-3		0-3 K		0-0 1B F8		5	1	3	1	0	1	3
Bob Usher, R OBP: 0.337, SLG: 0.401 (1, 8)	0-0 FC6-4 1B		4-0 1B 1B 2B BB	0-0 5-3		0-0 5-3		0-0 1B F8		4	2	0	1	1	0	6
Joe Adcock, R OBP: 0.292, SLG: 0.353 (1, 7)	0-0 1B 1B		0-0 1B 2B 1B		0-0 F8		0-0 SH1-3 1B	0-0 4-3		5	2	3	1	0	0	1
Johnny Pramesa, R OBP: 0.349, SLG: 0.450 (1, 2)	0-0 FC6-4 1B		0-0 2B 1B 1B		0-0 FC3-6 1B		0-0 SH1-3			3	1	3	2	0	0	0
Virgil Stallcup, R OBP: 0.295, SLG: 0.365 (1, 6)	0-0 FC6-4		0-0 1B 2B 2B		0-0 FC3-6 FC6-4		0-0 1B			4	0	2	3	0	0	3
Willie Ramsdell, R OBP: 0.258, SLG: 0.179 Herm Wehmeier, R OBP: 0.218, SLG: 0.259 (1, 1) (9, 1)		0-0 F8	0-0 L1-3 1B		0-0 FC6-4		4-0 BB			3	0	1	1	1	0	1

Inning Stats	R: 3	H: 4	E: 1	LOB: 2	K: 0	BB: 0	S: 8	P: 8	R: 0	H: 0	E: 0	LOB: 0	K: 1	BB: 0	S: 5	P: 5	R: 4	H: 5	E: 0	LOB: 1	K: 0	BB: 1	S: 7	P: 11	R: 0	H: 2	E: 0	LOB: 1	K: 0	BB: 0	S: 4	P: 4	R: 0	H: 1	E: 0	LOB: 1	K: 0	BB: 0	S: 4	P: 4	R: 0	H: 1	E: 0	LOB: 2	K: 2	BB: 1	S: 8	P: 12	R: 1	H: 2	E: 0	LOB: 1	K: 1	BB: 1	S: 6	P: 10	R: 1	H: 2	E: 0	LOB: 1	K: 0	BB: 0	S: 5	P: 5	R: 1	H: 2	E: 0	LOB: 1	K: 0	BB: 0	S: 5	P: 5
--------------	------	------	------	--------	------	-------	------	------	------	------	------	--------	------	-------	------	------	------	------	------	--------	------	-------	------	-------	------	------	------	--------	------	-------	------	------	------	------	------	--------	------	-------	------	------	------	------	------	--------	------	-------	------	-------	------	------	------	--------	------	-------	------	-------	------	------	------	--------	------	-------	------	------	------	------	------	--------	------	-------	------	------

PITCHER	IP	WLS	BF	H	R	ER	SO	BB	IBB	HBP	BLK	WP	HR	S	P	ERA	WHIP
Bob Chipman, L ERA: 4.12 (1, 1)	2.1	L	16	7	7	4	1	1	0	0	0	0	0	17	21	15.43	3.429
Normie Roy, R ERA: 5.62 (3, 1)	2.2		11	5	0	0	0	0	0	0	0	0	0	11	11	0.00	1.875
Johnny Antonelli, L ERA: 9.56 (6, 1)	1.0		5	1	0	0	2	1	0	0	0	0	0	8	12	0.00	2.000
Ernie Johnson, R ERA: 8.44 (7, 1)	2.0		10	4	2	2	1	1	0	0	0	0	0	11	15	9.00	2.500


**BOTTOM**

**Boston Braves @ Cincinnati Reds**  
Crosley Field, Cincinnati, OH


Sat Jul 15 1950, 3:33 AM EDT  
Att. 4,218 - Sunny - 86 F

livebaseballscorecards.com

<b>AB</b>	<b>38</b>
<b>R</b>	<b>9</b>
<b>H</b>	<b>17</b>
<b>RBI</b>	<b>9</b>
<b>BB</b>	<b>3</b>
<b>SO</b>	<b>4</b>
<b>LOB</b>	<b>18</b>



WP: 0	PA: 42
PB: 0	
SB: 0	
CS: 1	

Batter	1	2	3	4	5	6	7	8	9	AB R H RBI BB SO LOB	TOP							
Roy Hartsfield, R (1, 4) OBP: 0.340, SLG: 0.364										0 0 0 0 0 0 0 0	<p><b>Boston Braves @ Pittsburgh Pirates</b>  <b>Forbes Field, Pittsburgh, PA</b>  Sun Jul 16 1950, 3:33 AM EDT  Unknown</p> <p><a href="http://livebaseballscorecards.com">livebaseballscorecards.com</a></p> <p><b>AB 0</b>  <b>R 0</b>  <b>H 0</b>  <b>RBI 0</b>  <b>BB 0</b>  <b>SO 0</b>  <b>LOB 0</b></p> 							
Willard Marshall, L (1, 8) OBP: 0.321, SLG: 0.344										0 0 0 0 0 0 0 0								
Earl Torgeson, L (1, 3) OBP: 0.405, SLG: 0.460										0 0 0 0 0 0 0 0								
Bob Elliott, R (1, 5) OBP: 0.342, SLG: 0.496										0 0 0 0 0 0 0 0								
Sid Gordon, R (1, 7) OBP: 0.401, SLG: 0.604										0 0 0 0 0 0 0 0								
Tommy Holmes, L (1, 9) OBP: 0.399, SLG: 0.494										0 0 0 0 0 0 0 0								
Del Crandall, R (1, 2) OBP: 0.263, SLG: 0.341										0 0 0 0 0 0 0 0								
Buddy Kerr, R (1, 6) OBP: 0.276, SLG: 0.293										0 0 0 0 0 0 0 0								
Vern Bickford, R (1, 1) OBP: 0.117, SLG: 0.070	0 0 0 0 0 0 0 0																	
<b>Inning Stats</b>										1B: 0 SF: 0 2B: 0 SAC: 0 3B: 0 DP: 0 HR: 0 HBP: 0 WP: 0 PA: 0 PB: 0 SB: 0 CS: 0								
<b>PITCHER</b> Vern Law, R (1, 1) ERA: 5.49	IP	WLS	BF	H	R	ER	SO	BB	IBB	HBP	BLK	WP	HR	S	P	ERA	WHIP	<b>PITCHER</b> IP WLS BF H R ER SO BB IBB HBP BLK WP HR S P ERA WHIP



Batter	1	2	3	4	5	6	7	8	9	AB	R	H	RBI	BB	SO	LOB	TOP																				
Roy Hartsfield, R (1, 4) OBP: 0.346, SLG: 0.361											0	0	0	0	0	0	0																				
Willard Marshall, L (1, 8) OBP: 0.323, SLG: 0.342											0	0	0	0	0	0	0	0																			
Earl Torgeson, L (1, 3) OBP: 0.407, SLG: 0.466											0	0	0	0	0	0	0	0																			
Bob Elliott, R (1, 5) OBP: 0.354, SLG: 0.508											0	0	0	0	0	0	0	0																			
Sid Gordon, R (1, 7) OBP: 0.401, SLG: 0.612											0	0	0	0	0	0	0	0																			
Tommy Holmes, L (1, 9) OBP: 0.390, SLG: 0.482											0	0	0	0	0	0	0	0																			
Paul Burris, R (1, 2) OBP: 0.200, SLG: 0.211											0	0	0	0	0	0	0	0																			
Buddy Kerr, R (1, 6) OBP: 0.278, SLG: 0.302											0	0	0	0	0	0	0	0																			
Bob Hall, R (1, 1)											0	0	0	0	0	0	0	0																			
<b>Inning Stats</b>											1B: 0	SF: 0			WP: 0	PA: 0																					
											2B: 0	SAC: 0			PB: 0																						
											3B: 0	DP: 0			SB: 0																						
											HR: 0	HBP: 0			CS: 0																						
PITCHER (1, 1) Mel Queen, R ERA: 5.45	IP	WLS	BF	H	R	ER	SO	BB	IBB	HBP	BLK	WP	HR	S	P	ERA	WHIP	PITCHER	IP	WLS	BF	H	R	ER	SO	BB	IBB	HBP	BLK	WP	HR	S	P	ERA	WHIP		
	0.0		0	0	0	0	0	0	0	0	0	0	0	0	0	∞	∞																				

**Boston Braves @ Pittsburgh Pirates**  
**Forbes Field, Pittsburgh, PA**  
 Sun Jul 16 1950, 3:38 AM EDT  
 Att. 29,363 - Unknown

<b>AB</b>	<b>0</b>
<b>R</b>	<b>0</b>
<b>H</b>	<b>0</b>
<b>RBI</b>	<b>0</b>
<b>BB</b>	<b>0</b>
<b>SO</b>	<b>0</b>
<b>LOB</b>	<b>0</b>




WP: 0	PA: 0
PB: 0	
SB: 0	
CS: 0	

[livebaseballscorecards.com](http://livebaseballscorecards.com)





Batter	1	2	3	4	5	6	7	8	9	AB R H RBI BB SO LOB	TOP							
Roy Hartsfield, R (1, 4) OBP: 0.341, SLG: 0.362											0 0 0 0 0 0 0 0	<b>Boston Braves @ Pittsburgh Pirates</b> <b>Forbes Field, Pittsburgh, PA</b> Mon Jul 17 1950, 3:33 AM EDT Att. 21,450 - Unknown  <a href="http://livebaseballscorecards.com">livebaseballscorecards.com</a>						
Willard Marshall, L (1, 8) OBP: 0.333, SLG: 0.360											0 0 0 0 0 0 0 0							
Earl Torgeson, L (1, 3) OBP: 0.407, SLG: 0.463											0 0 0 0 0 0 0 0							
Bob Elliott, R (1, 5) OBP: 0.355, SLG: 0.510											0 0 0 0 0 0 0 0							
Sid Gordon, R (1, 7) OBP: 0.401, SLG: 0.607											0 0 0 0 0 0 0 0							
Tommy Holmes, L (1, 9) OBP: 0.387, SLG: 0.476											0 0 0 0 0 0 0 0							
Del Crandall, R (1, 2) OBP: 0.268, SLG: 0.338											0 0 0 0 0 0 0 0		<b>AB 0</b> <b>R 0</b> <b>H 0</b> <b>RBI 0</b> <b>BB 0</b> <b>SO 0</b> <b>LOB 0</b>					
Buddy Kerr, R (1, 6) OBP: 0.278, SLG: 0.301											0 0 0 0 0 0 0 0							
Johnny Sain, R (1, 1) OBP: 0.255, SLG: 0.250	0 0 0 0 0 0 0 0																	
<b>Inning Stats</b>											1B: 0 SF: 0 2B: 0 SAC: 0 3B: 0 DP: 0 HR: 0 HBP: 0 WP: 0 PA: 0 PB: 0 SB: 0 CS: 0							
<b>PITCHER</b> Bill Pierro, R (1, 1) ERA:	IP	WLS	BF	H	R	ER	SO	BB	IBB	HBP	BLK	WP	HR	S	P	ERA	WHIP	<b>PITCHER</b> IP WLS BF H R ER SO BB IBB HBP BLK WP HR S P ERA WHIP
	0.0		0	0	0	0	0	0	0	0	0	0	0	0	0	∞	∞	



**Boston Braves @ Pittsburgh Pirates**  
 Forbes Field, Pittsburgh, PA  
 Tue Jul 18 1950, 3:33 AM EDT  
 Att. 5,445 - Unknown

livebaseballscorecards.com

**AB** 41  
**R** 11  
**H** 14  
**RBI** 9  
**BB** 4  
**SO** 1  
**LOB** 23



WP: 0 PA: 46  
 PB: 0  
 SB: 0  
 CS: 0

Batter	1	2	3	4	5	6	7	8	9	AB R H RBI BB SO LOB	TOP										
Roy Hartsfield, R (1, 4) OBP: 0.337, SLG: 0.363	0-0 5-3	0-0 F7		0-0 E6 1B 3-1	0-0 F7 2B		0-0 F7		0-0 F7	6 2 1 1 0 0 3											
Willard Marshall, L (1, 8) OBP: 0.336, SLG: 0.372	0-0 G3		0-0 1B 1B	0-0 E 1B	0-0 F7		0-0 4-3			5 2 2 3 0 0 0											
Earl Torgeson, L (1, 3) OBP: 0.415, SLG: 0.469	0-0 F8		0-0 1B 1B	0-0 E BB				0-0 BB 1B		3 1 2 0 2 0 0											
Bob Elliott, R (1, 5) OBP: 0.353, SLG: 0.502		0-0 1B HR 1B	0-0 L8	0-0 3-1	0-0 F2			0-0 F8		5 1 1 1 0 0 6											
Sid Gordon, R (1, 7) OBP: 0.409, SLG: 0.612		0-0 1B HR 1B	0-0 G4-6-3 1B	0-0 E IBB		0-0 G5-4-3 1B		0-0 F2		4 1 3 1 1 0 1											
Tommy Holmes, L (1, 9) OBP: 0.377, SLG: 0.458		0-0 F5	0-0 G4-6-3	0-0 E6 FC5-4		0-0 G5-4-3		0-0 FC6-4 BB		3 0 0 0 0 0 5											
Luis Olmo, R (5, 8) OBP: 0.311, SLG: 0.333			0-0 1-2f	0-0 K FC5-4		0-0 1B		0-0 FC6-4		1 0 0 0 1 0 1											
Walker Cooper, R (1, 2) OBP: 0.342, SLG: 0.491		0-0 HR						0-0 FC6-4		3 1 1 3 0 1 2											
Del Crandall, R (5, 2) OBP: 0.276, SLG: 0.346		0-0 HR						0-0 1B		2 0 1 0 0 0 2											
Buddy Kerr, R (1, 6) OBP: 0.280, SLG: 0.307		0-0		0-0 E 1B	0-0 SH1-3 2B 1B		0-0 F5		0-0 F9	3 2 3 0 0 0 0											
Sibby Sisti, R (6, PH) OBP: 0.353, SLG: 0.339		0-0 2B							0-0 F9	2 0 0 0 0 0 1											
Warren Spahn, L (1, 1) OBP: 0.262, SLG: 0.238		0-0 F8		0-0 FC6 1B	0-0 SH1-3		0-0 F4		0-0 3-1	4 1 0 0 0 0 2											
<b>Inning Stats</b>	R: 0 E: 0 K: 0 S: 3	H: 0 LOB: 0 BB: 0 P: 3	R: 3 E: 0 K: 0 S: 7	H: 4 LOB: 1 BB: 0 P: 7	R: 1 E: 0 K: 0 S: 5	H: 3 LOB: 1 BB: 0 P: 5	R: 5 E: 3 K: 1 S: 10	H: 2 LOB: 2 BB: 2 P: 18	R: 2 E: 0 K: 0 S: 5	H: 2 LOB: 1 BB: 1 P: 9	R: 0 E: 0 K: 0 S: 4	H: 2 LOB: 1 BB: 0 P: 4	R: 0 E: 0 K: 0 S: 3	H: 0 LOB: 0 BB: 0 P: 3	R: 0 E: 0 K: 0 S: 4	H: 1 LOB: 2 BB: 1 P: 8	R: 0 E: 0 K: 0 S: 3	H: 0 LOB: 0 BB: 0 P: 3	1B: 11 2B: 2 3B: 0 HR: 1	SF: 0 SAC: 1 DP: 2 HBP: 0	WP: 0 PA: 46 PB: 0 SB: 0 CS: 0
<b>PITCHER</b>	IP WLS BF H R ER SO BB IBB HBP BLK WP HR S P ERA WHIP																				
Murry Dickson, R (1, 1) ERA: 4.44	2.1 L 14 7 4 4 0 0 0 0 0 0 0 1 14 14 15.43 3.000																				
Vern Law, R (3, 1) ERA: 6.02	1.2 11 2 5 0 1 1 1 0 0 0 0 0 11 19 0.00 1.800																				
Junior Walsh, R (5, 1) ERA: 6.0	5.0 21 5 2 2 0 2 0 0 0 0 0 0 19 27 3.60 1.400																				

Batter	1	2	3	4	5	6	7	8	9	AB R H RBI BB SO LOB
<b>Stan Rojek, R</b> (1, 6) <small>OBP: 0.312, SLG: 0.312</small> <b>George Strickland, R</b> (4, PH) <small>OBP: 0.226, SLG: 0.111</small>	4-0  PB S FC6-4 BB	0-0  F5		0-3  1-2 K		0-0  F6			0-0  F8	1 1 0 0 1 0 2 3 0 0 0 0 1 1
<b>Johnny Hopp, L</b> (1, 3) <small>OBP: 0.402, SLG: 0.488</small>	0-3  1-3 K	0-0  F6			0-0  1B BB 1B		0-0  F6		0-3  K	5 0 1 0 0 2 3
<b>Ralph Kiner, R</b> (1, 7) <small>OBP: 0.429, SLG: 0.638</small>	4-0  FC6-4 BB BB		0-0  F4		4-0  1-2 1B BB BB		4-0  HR BB BB	0-0  L6		2 1 0 0 3 0 0
<b>Wally Westlake, R</b> (1, 8) <small>OBP: 0.352, SLG: 0.480</small>	4-0  1-2 FC6-4 BB BB		0-0  F8		0-0  F8		0-3  K			3 0 0 0 1 1 3
<b>Gus Bell, L</b> (1, 9) <small>OBP: 0.349, SLG: 0.468</small>	0-0  1-2f 2-3 3-H FC6-4		0-0  1B		0-0  1-2 2-3 FC6-4 1B 1B		0-0  1-H HR			4 1 3 3 0 0 2
<b>Danny O'Connell, R</b> (1, 5) <small>OBP: 0.208, SLG: 0.333</small>	0-0  F5		0-0  F9		0-3  K		0-0  5-3			4 0 0 0 0 1 6
<b>Hank Schenz, R</b> (1, 4) <small>OBP: 0.268, SLG: 0.348</small>		0-0  F9		0-0  5-3	0-0  1-2f FC6-4			0-3  K		4 0 0 0 0 1 3
<b>Ray Mueller, R</b> (1, 2) <small>OBP: 0.293, SLG: 0.409</small>		4-0  2B BB BB		0-0  S 1B		0-3  K		0-0  6-3		3 0 1 0 1 1 0
<b>Murry Dickson, R</b> (1, 1) <small>OBP: 0.289, SLG: 0.295</small> <b>Vern Law, R</b> (3, 1) <small>OBP: 0.071, SLG: 0.071</small> <b>Danny Murtaugh, R</b> (4, PH) <small>OBP: 0.390, SLG: 0.417</small> <b>Junior Walsh, R</b> (5, 1) <small>OBP: 0.571, SLG: 0.500</small>		0-0  1-3 2B		0-0  F8		0-3  K		0-3  K		1 0 1 0 0 0 0 0 0 0 0 0 0 0 1 0 0 0 0 0 1 2 0 0 0 0 2 0

Inning Stats	R: 1 H: 0 E: 0 LOB: 2 K: 1 BB: 3 S: 5 P: 17	R: 0 H: 1 E: 0 LOB: 2 K: 0 BB: 1 S: 4 P: 8	R: 0 H: 1 E: 0 LOB: 1 K: 0 BB: 0 S: 4 P: 4	R: 0 H: 1 E: 0 LOB: 1 K: 1 BB: 0 S: 6 P: 6	R: 0 H: 2 E: 0 LOB: 3 K: 1 BB: 1 S: 7 P: 11	R: 0 H: 0 E: 0 LOB: 0 K: 2 BB: 0 S: 7 P: 7	R: 2 H: 1 E: 0 LOB: 0 K: 1 BB: 1 S: 6 P: 10	R: 0 H: 0 E: 0 LOB: 0 K: 2 BB: 0 S: 7 P: 7	R: 0 H: 0 E: 0 LOB: 0 K: 1 BB: 0 S: 5 P: 5	1B: 4 SF: 0 2B: 1 SAC: 0 3B: 0 DP: 0 HR: 1 HBP: 0	WP: 0 PA: 39 PB: 1 SB: 2 CS: 0
--------------	--	---	---	---	--	---	--	---	---	--	---

PITCHER	IP	WLS	BF	H	R	ER	SO	BB	IBB	HBP	BLK	WP	HR	S	P	ERA	WHIP
<b>Warren Spahn, L</b> (1, 1) <small>ERA: 3.24</small>	9.0	W	39	6	3	3	9	6	0	0	0	0	1	51	75	3.00	1.333

**BOTTOM**

**Boston Braves @ Pittsburgh Pirates**  
 Forbes Field, Pittsburgh, PA

Tue Jul 18 1950, 3:33 AM EDT  
 Att. 5,445 - Unknown

<b>AB</b>	<b>33</b>
<b>R</b>	<b>3</b>
<b>H</b>	<b>6</b>
<b>RBI</b>	<b>3</b>
<b>BB</b>	<b>6</b>
<b>SO</b>	<b>9</b>
<b>LOB</b>	<b>21</b>

livebaseballscorecards.com

Batter	1	2	3	4	5	6	7	8	9	AB R H RBI BB SO LOB	TOP											
Roy Hartsfield, R (1, 4) OBP: 0.344, SLG: 0.388	0-0 BB BB 1B		0-0 4-3 WP 1B		0-0 HR		0-3 K	0-3 K		5 1 3 1 0 2 2												
Willard Marshall, L (1, 8) OBP: 0.338, SLG: 0.370	4-0 BB 1-2 BB		0-0 F7		0-0 P4		0-0 1B F8 1B	0-0 F8		4 1 1 0 1 0 3												
Earl Torgeson, L (1, 3) OBP: 0.412, SLG: 0.464	0-3 K		0-0 4-3		0-0 E1 1B		0-0 1B 1B		0-0 F8	5 0 1 0 0 1 3												
Bob Elliott, R (1, 5) OBP: 0.354, SLG: 0.498	4-0 G6-4-3 1-2 2-3 BB		0-0 F2		0-0 1-3 1B		0-0 F8 3-H		0-0 4-3	4 0 1 1 1 0 2												
Sid Gordon, R (1, 7) OBP: 0.409, SLG: 0.607	0-0 G6-4-3 1-2f			0-0 2B 1B	0-3 K		0-0 1-2 1B		0-0 F7	5 0 2 0 0 1 4												
Tommy Holmes, L (1, 9) OBP: 0.379, SLG: 0.472		4-0 BB		0-0 F8		0-0 HR		0-0 F7		3 1 1 1 1 0 3												
Del Crandall, R (1, 2) OBP: 0.282, SLG: 0.357		0-0 F7		0-0 1-3 2B		0-0 4-3		0-0 BB 1B		4 0 2 0 0 0 1												
Buddy Kerr, R (1, 6) OBP: 0.278, SLG: 0.304		0-0 F3		0-3 K		0-0 F9		0-3 K		3 0 0 0 0 1 3												
Pete Reiser, L (8, PH) OBP: 0.373, SLG: 0.296										1 0 0 0 0 1 1												
Sibby Sisti, R (8, 6) OBP: 0.353, SLG: 0.339										0 0 0 0 0 0 0												
Bob Chipman, L (1, 1) OBP: 0.227, SLG: 0.150		0-3 K		0-0 4-3		0-0 1-3		4-0 BB		3 0 0 0 0 1 3												
Bob Hall, R (6, 1) OBP: 0.083, SLG: 0.083										0 0 0 0 0 0 0												
Normie Roy, R (7, 1) OBP: 0.267, SLG: 0.214										0 0 0 0 0 0 0												
Walker Cooper, R (8, PH) OBP: 0.345, SLG: 0.491										0 0 0 0 1 0 0												
Johnny Antonelli, L (8, 1)										0 0 0 0 0 0 0												
<b>Inning Stats</b>	R: 0 E: 0 K: 1 S: 5	H: 1 LOB: 2 BB: 2 P: 13	R: 0 E: 0 K: 1 S: 5	H: 0 LOB: 1 BB: 1 P: 9	R: 0 E: 0 K: 0 S: 4	H: 1 LOB: 1 BB: 0 P: 4	R: 0 E: 0 K: 1 S: 7	H: 2 LOB: 2 BB: 0 P: 7	R: 1 E: 0 K: 1 S: 7	H: 2 LOB: 1 BB: 0 P: 7	R: 1 E: 0 K: 0 S: 4	H: 1 LOB: 0 BB: 0 P: 4	R: 1 E: 0 K: 1 S: 8	H: 3 LOB: 2 BB: 0 P: 8	R: 0 E: 0 K: 2 S: 8	H: 1 LOB: 2 BB: 1 P: 12	R: 0 E: 0 K: 0 S: 3	H: 0 LOB: 0 BB: 0 P: 3	1B: 8 2B: 1 3B: 0 HR: 2	SF: 0 SAC: 0 DP: 1 HBP: 0	WP: 1 PB: 0 SB: 0 CS: 0	PA: 41
<b>PITCHER</b> Johnny Klippstein, R (1, 1) ERA: 3.89	IP: 9.0 WLS: W BF: 41 H: 11 R: 3 ER: 3 SO: 7 BB: 4 IBB: 0 HBP: 0 BLK: 0 WP: 1 HR: 2 S: 51 P: 67 ERA: 3.00 WHIP: 1.667																					

**Boston Braves @ Chicago Cubs**  
Wrigley Field, Chicago, IL  
Wed Jul 19 1950, 3:33 AM CDT  
Att. 8,000 - Unknown

[livebaseballscorecards.com](http://livebaseballscorecards.com)

<b>AB</b>	37
<b>R</b>	3
<b>H</b>	11
<b>RBI</b>	3
<b>BB</b>	4
<b>SO</b>	7
<b>LOB</b>	25



Batter	1	2	3	4	5	6	7	8	9
<b>Bob Ramazzotti, R</b> (1, 4) <small>OBP: 0.271, SLG: 0.317</small> <b>Wayne Terwilliger, R</b> (2, 4) <small>OBP: 0.308, SLG: 0.368</small>	0-0 F3	4-0 BB			0-0 P4	0-0 FC3-2 2B F8		0-0 SH1-3 1B	
<b>Bob Borkowski, R</b> (1, 8) <small>OBP: 0.353, SLG: 0.423</small>	0-0 F7	0-0 L7			0-0 HR 1B	0-0 2B		0-0 SH1-3	
<b>Roy Smalley, R</b> (1, 6) <small>OBP: 0.343, SLG: 0.526</small>	0-0 1B 2B		0-0 L4		0-0 HR 1B	0-0 F8		0-0 1B F7 1B	
<b>Hank Sauer, R</b> (1, 3) <small>OBP: 0.381, SLG: 0.550</small>	4-0 1B BB		0-3 K		0-0 2B	0-3 K		0-0 1B	
<b>Andy Pafko, R</b> (1, 9) <small>OBP: 0.421, SLG: 0.587</small>	0-0 1B		0-0 F7		0-0 F7		0-0 E 3B	0-0 F7	
<b>Bill Serena, R</b> (1, 5) <small>OBP: 0.369, SLG: 0.466</small>	0-0 1-3			0-0 P4		4-0 1B BB	0-0 4-3	0-3 K	
<b>Hal Jeffcoat, R</b> (1, 7) <small>OBP: 0.193, SLG: 0.304</small>		0-0 F8		0-0 G3		0-0 1B 1B FC3-2 1B	0-0 E4		
<b>Mickey Owen, R</b> (1, 2) <small>OBP: 0.242, SLG: 0.250</small>		0-0 P4		0-0 F9		0-0 FC3-2 1B 2B 1B	0-0 F8		
<b>Johnny Klippstein, R</b> (1, 1) <small>OBP: 0.467, SLG: 0.733</small>		0-0 HR			0-0 6-3	0-0 FC3-2 2B 1B	0-0 1-3		

AB	R	H	RBI	BB	SO	LOB
1	0	0	0	0	0	0
3	2	1	0	1	0	3
4	1	2	2	0	0	1
5	3	3	4	0	0	1
4	0	2	0	1	2	1
5	1	2	2	0	0	2
4	1	0	0	1	1	4
4	0	1	0	0	0	0
4	1	1	1	0	0	1
4	2	2	1	0	0	1

**BOTTOM**

**Boston Braves @ Chicago Cubs**  
**Wrigley Field, Chicago, IL**  
 Wed Jul 19 1950, 3:33 AM CDT  
 Att. 8,000 - Unknown

AB	38
R	11
H	14
RBI	10
BB	3
SO	3
LOB	14



1B: 8	SF: 0
2B: 3	SAC: 1
3B: 1	DP: 0
HR: 2	HBP: 0

WP: 0	PA: 42
PB: 0	
SB: 0	
CS: 0	

Inning Stats															PITCHER																									
R	H	E	K	S	H	LOB	BB	P	R	H	E	K	S	R	H	E	K	S	ERA	WHIP	IP	WLS	BF	H	R	ER	SO	BB	IBB	HBP	BLK	WP	HR	S	P	ERA	WHIP			
1	2	0	0	5	2	2	1	9	1	1	0	0	4	0	0	0	0	8	12.60	2.200	5.0	L	26	8	7	7	1	3	0	0	0	0	0	0	0	2	25	37	9.00	2.000
0	0	0	0	0	0	0	0	0	0	0	0	0	0	0	0	0	0	0	0.00	1.000	1.0		5	2	1	1	1	0	0	0	0	0	0	7	7	0.00	1.000			
0	0	0	0	0	0	0	0	0	0	0	0	0	0	0	0	0	0	0	18.00	3.000	1.0		6	3	2	2	1	0	0	0	0	0	8	8	18.00	3.000				

Batter	1	2	3	4	5	6	7	8	9	10	11	12	13	AB R H RBI BB SO LOB	TOP				
Roy Hartsfield, R (1, 4) OBP: 0.344, SLG: 0.392	0-0 P5		0-0 L5-4			0-0 6-3 1B		0-0 1B 2B		0-3 K		0-0 F9		6 1 2 1 0 1 3					
Sam Jethroe, S (1, 8) Tommy Holmes, L (1, 9) Luis Olmo, R (9, 8) OBP: 0.354, SLG: 0.453 OBP: 0.383, SLG: 0.475 OBP: 0.316, SLG: 0.354	0-0 F9			0-0 G4-6-3 1B		0-0 6-3		BB 1B 1B		0-0 P6		0-0 2B		1 0 0 0 0 0 0 3 0 2 2 0 0 1 2 0 1 0 0 0 0					
Earl Torgeson, L (1, 3) OBP: 0.408, SLG: 0.459	0-0 4-3			0-0 G4-6-3 1-2f		0-3 K		BB 1B		0-0 4-3		0-0 P4		6 0 1 0 0 1 3					
Bob Elliott, R (1, 5) OBP: 0.350, SLG: 0.488		0-0 5-3		0-3 K			0-0 F7	4-0 BB				0-0 4-3		5 0 0 0 1 2 1					
Sid Gordon, R (1, 7) OBP: 0.407, SLG: 0.598		0-0 6-3			0-0 F2		0-0 6-3	0-0 P4				0-0 G1-6-3 1B		5 0 1 0 1 0 3					
Willard Marshall, L (1, 9) OBP: 0.331, SLG: 0.361		0-0 F9			0-0 F7		0-0 4-1	0-0 F8				0-0 G1-6-3 1-2f		5 0 0 0 0 0 4					
Sibby Sisti, R (13, PH) OBP: 0.348, SLG: 0.333													0-0 1-3	1 0 0 0 0 0 2					
Walker Cooper, R (1, 2) Del Crandall, R (8, PR) OBP: 0.353, SLG: 0.495 OBP: 0.278, SLG: 0.352			0-0 SH3-4 1B 1B		4-0 BB		0-0 FC3-5 1B	0-3 K				0-0 5-3		2 0 2 0 1 0 0 2 0 0 0 0 1 0					
Buddy Kerr, R (1, 6) OBP: 0.280, SLG: 0.303			0-0 L5-4 SH3-4 1B		0-0 5-3		4-0 FC3-5 2B BB	0-0 6-3				0-0 F8		4 1 1 0 1 0 1					
Johnny Sain, R (1, 1) OBP: 0.279, SLG: 0.250			0-0 SH3-4 1-2 2-3			0-0 6-3		0-0 FC3-5 2B 1B		0-0 1-3		0-0 1B		4 1 1 0 0 0 2					
Inning Stats	R: 0 H: 0 E: 0 K: 0 S: 3	H: 0 LOB: 0 BB: 0 P: 3	R: 0 H: 0 E: 0 K: 0 S: 3	H: 0 LOB: 0 BB: 0 P: 3	R: 0 H: 2 E: 0 K: 0 S: 4	H: 2 LOB: 1 BB: 0 P: 4	R: 0 H: 1 E: 0 K: 1 S: 5	H: 1 LOB: 0 BB: 0 P: 5	R: 0 H: 0 E: 0 K: 0 S: 3	H: 0 LOB: 0 BB: 0 P: 3	R: 0 H: 0 E: 0 K: 1 S: 5	H: 0 LOB: 0 BB: 0 P: 5	R: 0 H: 1 E: 0 K: 0 S: 3	H: 1 LOB: 0 BB: 0 P: 3	R: 0 H: 1 E: 0 K: 1 S: 6	H: 1 LOB: 2 BB: 1 P: 10	1B: 9 SF: 0 2B: 3 SAC: 1 3B: 0 DP: 3 HR: 0 HBP: 0	WP: 0 PA: 51 PB: 0 SB: 0 CS: 0	
PITCHER	IP WLS BF H R ER SO BB IBB HBP BLK WP HR S P ERA WHIP																		
Bob Rush, R (1, 1) ERA: 3.67	9.0																		
Monk Dubiel, R (10, 1) ERA: 2.82	2.0	6	1	0	0	1	0	0	0	0	0	8	8	0.00	0.500				
Johnny Schmitz, L (12, 1) ERA: 4.47	2.0	W 9	2	0	0	1	0	1	0	0	0	10	14	0.00	1.000				

**Boston Braves @ Chicago Cubs**  
 Wrigley Field, Chicago, IL  
 Fri Jul 21 1950, 3:33 AM CDT  
 Att. 14,088 - Unknown

livebaseballscorecards.com

**AB 46**  
**R 3**  
**H 11**  
**RBI 3**  
**BB 4**  
**SO 5**  
**LOB 20**





Batter	1	2	3	4	5	6	7	8	9	10	11	12	13
Wayne Terwilliger, R OBP: 0.307, SLG: 0.370 Ron Northey, L OBP: 0.358, SLG: 0.496 Monk Dubiel, R OBP: 0.125, SLG: 0.045 Hal Jeffcoat, R OBP: 0.190, SLG: 0.298 Johnny Schmitz, R OBP: 0.136, SLG: 0.140	0-3 K		0-3 K		0-0 F8			0-0 SH3-4 2B	0-0 FC4-6		0-0 6-3		
Bob Borkowski, R OBP: 0.338, SLG: 0.404	0-3 K		0-0 5-3			0-0 5-3		0-0 E6 SH3-4 2B	0-0 P4			0-0 4-3	
Roy Smalley, R OBP: 0.337, SLG: 0.517	0-3 K			0-3 K		0-0 5-3		0-0 SH3-4		0-0 F8		0-0 F8	
Hank Sauer, R OBP: 0.380, SLG: 0.548		0-3 K		0-0 F7		4-0 BB		0-0 2B		0-0 F7		0-0 P4	
Andy Paiko, R OBP: 0.426, SLG: 0.606		0-0 2B		0-0 HR		0-0 L6		0-0 5-3		4-0 BB			0-0 1B 2B
Bill Serena, R OBP: 0.368, SLG: 0.463		0-0 F7		0-0 1B			0-0 F7	0-3 K		0-3 K			0-0 1B
Carmen Mauro, L OBP: 0.393, SLG: 0.480		0-3 K		0-0 4-3			0-0 G3		0-0 FC4-6 SH1-4 1B		0-3 K		
Mickey Owen, R OBP: 0.248, SLG: 0.252			4-0 BB		0-0 5-3		0-0 FC4-6 1B		0-0 SH1-4		0-0 F7		
Bob Rush, R OBP: 0.196, SLG: 0.200 Rube Walker, L OBP: 0.286, SLG: 0.331 Emil Verban, R OBP: 0.227, SLG: 0.200			0-3 K		0-3 K		0-0 FC4-6		0-0 FC4-6 BB		0-0 2B		

Inning Stats	R: 0	H: 0	E: 0	LOB: 0	K: 3	BB: 0	S: 9	P: 9
	R: 0	H: 1	E: 0	LOB: 1	K: 2	BB: 0	S: 8	P: 8
	R: 0	H: 0	E: 0	LOB: 1	K: 2	BB: 1	S: 7	P: 11
	R: 1	H: 2	E: 0	LOB: 1	K: 1	BB: 0	S: 7	P: 7
	R: 0	H: 0	E: 0	LOB: 0	K: 1	BB: 0	S: 5	P: 5
	R: 0	H: 0	E: 0	LOB: 1	K: 0	BB: 1	S: 3	P: 7
	R: 0	H: 1	E: 0	LOB: 1	K: 0	BB: 0	S: 4	P: 4
	R: 2	H: 2	E: 1	LOB: 1	K: 1	BB: 0	S: 8	P: 8
	R: 0	H: 1	E: 0	LOB: 2	K: 0	BB: 1	S: 4	P: 8
	R: 0	H: 0	E: 0	LOB: 1	K: 1	BB: 1	S: 5	P: 9
	R: 0	H: 1	E: 0	LOB: 1	K: 1	BB: 0	S: 3	P: 3
	R: 1	H: 2	E: 0	LOB: 1	K: 0	BB: 0	S: 2	P: 2


AB	R	H	RBI	BB	SO	LOB
4	1	1	0	0	2	1
1	0	0	0	0	0	2
0	0	0	0	0	0	0
1	0	0	0	0	0	1
0	0	0	0	0	0	0
6	1	0	0	0	1	4
5	0	0	0	0	2	0
5	0	1	2	1	1	0
5	2	3	1	1	0	2
6	0	2	1	0	2	3
5	0	1	0	0	2	2
3	0	1	0	1	0	0
3	0	0	0	0	2	2
0	0	0	0	1	0	0
1	0	1	0	0	0	0

**BOTTOM**

**Boston Braves @ Chicago Cubs**  
Wrigley Field, Chicago, IL  
Fri Jul 21 1950, 3:33 AM CDT  
Att: 14,088 - Unknown

AB	R	H	RBI	BB	SO	LOB
45	4	10	4	4	12	17

WP: 0 PA: 51  
PB: 0 SB: 0 CS: 0



PITCHER	IP	WLS	BF	H	R	ER	SO	BB	IBB	HBP	BLK	WP	HR	S	P	ERA	WHIP
Johnny Sain, R ERA: 4.46	12.0	L	51	10	4	3	12	4	0	0	0	0	1	71	87	2.25	1.167

Batter	1	2	3	4	5	6	7	8	9	AB R H RBI BB SO LOB	TOP			
Roy Hartsfield, R (1, 4) OBP: 0.339, SLG: 0.384	0-0 6-3		0-0 4-3		0-0 F3	0-0 1B F9 1B		0-0 5-3	0-3 K	6 1 1 0 0 1 1				
Tommy Holmes, L (1, 9) OBP: 0.393, SLG: 0.487	0-0 1B		4-0 BB		0-0 F7	0-0 1B		0-0 1B 2B		4 1 3 1 1 0 0 0 0 0 0 0 0 0				
Luis Olmo, R (8, 8) OBP: 0.316, SLG: 0.354														
Earl Torgeson, L (1, 3) OBP: 0.408, SLG: 0.456	0-3 K		0-0 P4		0-0 2B 1B	0-0 F9		4-0 BB 1B BB		4 1 1 1 1 1 4				
Bob Elliott, R (1, 5) OBP: 0.355, SLG: 0.494	0-0 L5			0-0 HR 1B	0-0 1H 3B 2B	0-0 5-3		0-0 1-2 2-H 1B		5 2 3 2 0 0 2				
Sid Gordon, R (1, 7) OBP: 0.410, SLG: 0.608		0-0 6-3		0-0 1-H HR	4-0 3B IBB		0-0 F7	4-0 1-2 2-3 FC6-4 BB		3 2 1 2 2 0 0				
Walker Cooper, R (1, 2) OBP: 0.359, SLG: 0.509		0-0 6-3		0-0 4-3 2B	0-0 1-H 2-H 3B		4-0 1B BB	0-0 P4		4 0 2 2 1 0 3				
Willard Marshall, L (1, 8) OBP: 0.328, SLG: 0.357 (8, 9)		0-0 G3		0-0 2-3 4-3	0-0 4-3		0-0 1-2 1B	0-0 FC6-4 1-2f		5 0 1 0 0 0 5				
Buddy Kerr, R (1, 6) OBP: 0.281, SLG: 0.302			4-0 PB BB	0-0 1-3		0-0 FC1-6 1B	0-0 F8		0-3 K	4 0 1 0 1 1 3				
Vern Bickford, R (1, 1) OBP: 0.116, SLG: 0.076			0-0 1-2 6-3	0-3 K		0-0 FC1-6 1B	0-0 1-3		0-0 6-3	4 1 0 0 0 1 5 1 0 0 0 0 0 0				
Bobby Hogue, R (7, 1) OBP: 0.273, SLG: 0.364														
<b>Inning Stats</b>	R: 0 E: 0 K: 1 S: 6 H: 1 LOB: 1 P: 6	R: 0 E: 0 K: 0 S: 3 H: 0 LOB: 0 P: 3	R: 0 E: 0 K: 0 S: 3 H: 0 LOB: 2 P: 11	R: 2 E: 0 K: 1 S: 8 H: 3 LOB: 1 P: 8	R: 3 E: 0 K: 0 S: 6 H: 3 LOB: 1 P: 10	R: 2 E: 0 K: 0 S: 6 H: 3 LOB: 1 P: 6	R: 0 E: 0 K: 0 S: 4 H: 1 LOB: 2 P: 8	R: 1 E: 0 K: 0 S: 5 H: 2 LOB: 3 P: 13	R: 0 E: 0 K: 2 S: 7 H: 0 LOB: 0 P: 7	1B: 8 2B: 3 3B: 1 HR: 1 SF: 0 SAC: 0 DP: 0 HBP: 0	WP: 0 PB: 1 SB: 1 CS: 0 PA: 46			
<b>PITCHER</b>	IP WLS BF H R ER SO BB IBB HBP BLK WP HR S P ERA WHIP												<b>PITCHER</b>	IP WLS BF H R ER SO BB IBB HBP BLK WP HR S P ERA WHIP
Gerry Staley, R (1, 1) ERA: 6.22	4.2 L 24 7 5 5 2 2 1 0 0 0 0 1 25 37 9.64 1.929													
Red Munger, R (5, 1) ERA: 3.96	2.1 12 4 2 2 0 1 0 0 0 0 0 0 11 15 7.71 2.143													
Fred Martin, R (8, 1) ERA: 5.93	0.1 4 2 1 1 0 1 0 0 0 0 0 0 3 7 27.00 9.000													
Al Papai, R (8, 1) ERA: 6.75	1.2 6 0 0 0 0 2 1 0 0 0 0 0 9 13 0.00 0.600													

**Boston Braves @ St. Louis Cardinals**  
Sportsman's Park, St. Louis, MO

Sat Jul 22 1950, 4:33 AM EDT  
Att. 9,510 - Unknown

[livebaseballscorecards.com](http://livebaseballscorecards.com)

AB	40
R	8
H	13
RBI	8
BB	6
SO	4
LOB	23



Batter	1	2	3	4	5	6	7	8	9	AB R H RBI BB SO LOB
Rocky Nelson, L (1, 3) OBP: 0.326, SLG: 0.388	0-0 4-3		0-0 4-3		0-0 1B		0-0 F8 3B		0-0 1B 2B	5 1 3 1 0 0 0
Red Schoendienst, S (1, 4) OBP: 0.332, SLG: 0.421	0-0 3-1		0-0 F8		0-0 F9		0-0 F8		0-0 2-3 1B	5 0 1 1 0 0 1
Stan Musial, L (1, 7) OBP: 0.453, SLG: 0.607	0-0 5-3		0-0 2B			0-0 HR 1B	0-0 1B		0-0	5 1 3 0 0 0 2
Enos Slaughter, L (1, 9) OBP: 0.405, SLG: 0.465		0-0 1B 2B	0-0 4-3			0-0 HR 1B	0-0 5-3		0-0	5 2 2 2 0 0 4
Bill Howerton, L (1, 8) OBP: 0.405, SLG: 0.506		4-0 1B BB		0-0 F2		4-0 G1-4-3 BB		0-0 4-3		2 0 0 0 2 0 0
Tommy Glaviano, R (1, 5) OBP: 0.411, SLG: 0.406		0-0 P4		0-0 F9		0-0 G1-4-3		0-0 2B		4 0 1 0 0 0 3
Eddie Miller, R (1, 6) OBP: 0.352, SLG: 0.391		0-0 F7		0-0 F8		0-0 F8		0-0 F7		4 0 0 0 0 0 3
Del Rice, R (1, 2) OBP: 0.317, SLG: 0.343		0-0 1-3 2-H 1B			0-3 K		0-0 6-3		0-0 F8	4 0 1 1 0 1 1
Gerry Staley, R (1, 1) OBP: 0.213, SLG: 0.200		0-0 6-3			0-0 F8		4-0 3B BB		0-0 G	1 0 0 0 0 0 2
Red Munger, R (5, 1) OBP: 0.179, SLG: 0.162										1 0 0 0 0 0 0
Eddie Kozak, R (7, PH) OBP: 0.375, SLG: 0.465										0 1 0 0 1 0 0
Fred Martin, R (8, 1) OBP: 0.250, SLG: 0.417										0 0 0 0 0 0 0
Al Papai, R (8, 1) OBP: 0.273, SLG: 0.158										0 0 0 0 0 0 0
Harry Walker, L (9, PH) OBP: 0.296, SLG: 0.248										1 0 0 0 0 0 0

Inning Stats	R: 0	H: 0	E: 0	K: 0	S: 3	R: 1	H: 2	E: 0	K: 0	S: 5	R: 0	H: 1	E: 0	K: 0	S: 4	R: 0	H: 0	E: 0	K: 0	S: 3	R: 0	H: 1	E: 0	K: 1	S: 6	R: 2	H: 2	E: 0	K: 0	S: 4	R: 2	H: 2	E: 0	K: 0	S: 5	R: 0	H: 1	E: 0	K: 0	S: 4	R: 0	H: 2	E: 0	K: 0	S: 5	1B: 5	SF: 0	2B: 4	SAC: 0	3B: 1	DP: 1	HR: 1	HBP: 0	WP: 0	PA: 40
--------------	------	------	------	------	------	------	------	------	------	------	------	------	------	------	------	------	------	------	------	------	------	------	------	------	------	------	------	------	------	------	------	------	------	------	------	------	------	------	------	------	------	------	------	------	------	-------	-------	-------	--------	-------	-------	-------	--------	-------	--------

PITCHER	IP	WLS	BF	H	R	ER	SO	BB	IBB	HBP	BLK	WP	HR	S	P	ERA	WHIP
Vern Bickford, R (1, 1) ERA: 3.25	6.2	W	30	8	5	5	1	3	0	0	0	0	1	29	41	6.75	1.650
Bobby Hogue, R (7, 1) ERA: 3.68	2.1	S	10	3	0	0	0	0	0	0	0	0	0	10	10	0.00	1.286

**BOTTOM**


**Boston Braves @ St. Louis Cardinals**  
Sportsman's Park, St. Louis, MO

Sat Jul 22 1950, 4:33 AM EDT  
Att. 9,510 - Unknown

livebaseballscorecards.com

AB	37
R	5
H	11
RBI	5
BB	3
SO	1
LOB	16



Batter	1	2	3	4	5	6	7	8	9	AB R H RBI BB SO LOB	TOP							
Roy Hartsfield, R (1, 4) OBP: 0.339, SLG: 0.384										0 0 0 0 0 0 0 0	<p><b>Boston Braves @ St. Louis Cardinals</b></p> <p>Sportsman's Park, St. Louis, MO</p> <p>Sat Jul 22 1950, 4:38 AM EDT</p> <p>Att. 21,756 - Unknown</p> <p><a href="http://livebaseballscorecards.com">livebaseballscorecards.com</a></p> <p><b>AB 0</b></p> <p><b>R 0</b></p> <p><b>H 0</b></p> <p><b>RBI 0</b></p> <p><b>BB 0</b></p> <p><b>SO 0</b></p> <p><b>LOB 0</b></p>  <p>WP: 0 PA: 0</p> <p>PB: 0</p> <p>SB: 0</p> <p>CS: 0</p>							
Earl Torgeson, L (1, 3) OBP: 0.408, SLG: 0.456										0 0 0 0 0 0 0 0								
Luis Olmo, R (1, 8) OBP: 0.316, SLG: 0.354										0 0 0 0 0 0 0 0								
Bob Elliott, R (1, 5) OBP: 0.355, SLG: 0.494										0 0 0 0 0 0 0 0								
Sid Gordon, R (1, 7) OBP: 0.410, SLG: 0.608										0 0 0 0 0 0 0 0								
Del Crandall, R (1, 2) OBP: 0.278, SLG: 0.352										0 0 0 0 0 0 0 0								
Tommy Holmes, L (1, 9) OBP: 0.393, SLG: 0.487										0 0 0 0 0 0 0 0								
Buddy Kerr, R (1, 6) OBP: 0.281, SLG: 0.302										0 0 0 0 0 0 0 0								
Warren Spahn, L (1, 1) OBP: 0.262, SLG: 0.238	0 0 0 0 0 0 0 0																	
<b>Inning Stats</b>										1B: 0 SF: 0 2B: 0 SAC: 0 3B: 0 DP: 0 HR: 0 HBP: 0								
<b>PITCHER</b> Howie Pollet, L (1, 1) ERA: 3.1	IP	WLS	BF	H	R	ER	SO	BB	IBB	HBP	BLK	WP	HR	S	P	ERA	WHIP	<b>PITCHER</b> IP WLS BF H R ER SO BB IBB HBP BLK WP HR S P ERA WHIP



Batter	1	2	3	4	5	6	7	8	9	AB R H RBI BB SO LOB	TOP	
Roy Hartsfield, R (1, 4) OBP: 0.337, SLG: 0.380	0-0 E5 FC3-6		0-0 G6-4-3 1-2f		0-0 P5		0-0 F7		0-0 3-1 1B	5 1 1 0 0 0 1		
Earl Torgeson, L (1, 3) OBP: 0.408, SLG: 0.462	0-0 FC3-6 1-2f		0-0 2B		0-0 F9		4-0 BB		0-0 3-1 1B	4 0 1 0 1 0 3		
Luis Olmo, R (1, 8) OBP: 0.337, SLG: 0.373	0-0 FC4-6 1-2f		0-0 4-3		0-0 F8		0-0 F7		0-0 1B 1B	5 0 1 2 0 0 3		
Bob Elliott, R (1, 5) OBP: 0.362, SLG: 0.495	0-0 FC6-4 1-2f			0-0 G5-3 BB 1B		0-0 1B 1B		0-0 5-3 1B	0-0 1B 1B	5 1 3 0 0 0 1		
Sid Gordon, R (1, 7) OBP: 0.417, SLG: 0.603		4-0 G4-6-3 BB		4-0 G5-3 1B BB		0-0 1B 1B		0-0 PB BB 1B	0-0 F3	3 1 2 0 2 0 2		
Walker Cooper, R (1, 2) OBP: 0.360, SLG: 0.505		0-0 E1 G4-6-3 1-2		0-0 G5-3 1-2 2-3f		0-3 K		4-0 L6 PB BB		3 0 0 0 1 1 5		
Tommy Holmes, L (1, 9) OBP: 0.397, SLG: 0.485		0-0 G4-6-3 1-2f 2-3		0-0 1B		0-0 1B		0-0 L6 1-2 2-3		4 0 2 2 0 0 4		
Buddy Kerr, R (1, 6) OBP: 0.275, SLG: 0.295		0-0 6-3		0-0 F3		0-0 F8			0-0 5-3	3 0 0 0 0 0 4		
Sibby Sisti, R (9, PH) OBP: 0.343, SLG: 0.328										1 0 0 0 0 0 0		
Bob Chipman, L (1, 1) OBP: 0.261, SLG: 0.190			0-0 G6-4-3 1B		0-0 1-3		0-0 6-3		0-0 3-1 1B 1B	1 0 1 0 0 0 0		
Bucky Walters, R (4, 1)										2 0 0 0 0 0 0		
Johnny Antonelli, L (8, 1)										0 0 0 0 0 0 0		
Gene Mauch, R (9, PH) OBP: 0.300, SLG: 0.284										1 1 1 0 0 0 0		
<b>Inning Stats</b>	R: 0 H: 0 E: 1 LOB: 1 K: 0 BB: 0 S: 4 P: 4	R: 0 H: 0 E: 1 LOB: 1 K: 0 BB: 1 S: 3 P: 7	R: 0 H: 2 E: 0 LOB: 1 K: 0 BB: 0 S: 4 P: 4	R: 1 H: 2 E: 0 LOB: 1 K: 0 BB: 1 S: 4 P: 8	R: 0 H: 0 E: 0 LOB: 0 K: 0 BB: 0 S: 3 P: 3	R: 1 H: 3 E: 0 LOB: 2 K: 1 BB: 0 S: 8 P: 8	R: 0 H: 0 E: 0 LOB: 1 K: 0 BB: 1 S: 3 P: 7	R: 0 H: 1 E: 0 LOB: 1 K: 0 BB: 1 S: 3 P: 7	R: 2 H: 4 E: 0 LOB: 2 K: 0 BB: 0 S: 7 P: 7	1B: 11 SF: 0 2B: 2 SAC: 0 3B: 0 DP: 4 HR: 0 HBP: 0	WP: 0 PA: 41 PB: 1 SB: 0 CS: 0	
<b>PITCHER</b>	IP WLS BF H R ER SO BB IBB HBP BLK WP HR S P ERA WHIP											
Al Brazle, L (1, 1) ERA: 4.64	8.2 W 40 12 4 4 1 4 0 0 0 0 0 0 38 54 4.15 1.846											
Harry Brecheen, L (9, 1) ERA: 3.12	0.1 S 1 0 0 0 0 0 0 0 0 0 0 0 0 1 1 0.00 0.000											

**Boston Braves @ St. Louis Cardinals**  
Sportsman's Park, St. Louis, MO

Sun Jul 23 1950, 4:33 AM EDT  
Att: 23,100 - Unknown

livebaseballscorecards.com

AB	37
R	4
H	12
RBI	4
BB	4
SO	1
LOB	23



Batter	1	2	3	4	5	6	7	8	9	AB	R	H	RBI	BB	SO	LOB
<b>Chuck Diering, R</b> (1, 8) <small>OBP: 0.382, SLG: 0.342</small>	4-0 		4-0 	0-0 <b>FC6-5</b> 	4-0 		0-0 <b>3-1</b> 			2	2	0	0	3	0	3
<b>Tommy Glaviano, R</b> (1, 5) <small>OBP: 0.411, SLG: 0.405</small>	0-0 		0-0 	0-0 <b>F8</b> 	0-0 <b>6-3</b> 			0-0 <b>F8</b> 		5	2	2	1	0	0	3
<b>Stan Musial, L</b> (1, 7) <b>Harry Walker, L</b> (9, 7) <small>OBP: 0.454, SLG: 0.612</small> <small>OBP: 0.296, SLG: 0.248</small>	0-0 		0-0 <b>3-1</b> 	4-0 		0-0 <b>F3</b> 		0-0 <b>6-3</b> 		4	0	1	1	1	0	1
<b>Enos Slaughter, L</b> (1, 9) <small>OBP: 0.402, SLG: 0.460</small>	0-0 <b>F8</b> 		0-0 	0-0 <b>4-3</b> 		0-0 <b>F7</b> 		0-0 <b>F7</b> 		5	0	1	2	0	0	3
<b>Red Schoendienst, S</b> (1, 4) <small>OBP: 0.332, SLG: 0.427</small>	0-0 <b>G6-4-3</b> 		0-0 <b>F8</b> 		0-0 		0-0 <b>6-3</b> 			4	1	1	0	0	0	2
<b>Marty Marion, R</b> (1, 6) <small>OBP: 0.344, SLG: 0.370</small>		0-0 	0-0 <b>6-3</b> 		0-0 		0-0 			4	1	3	0	0	0	1
<b>Rocky Nelson, L</b> (1, 3) <small>OBP: 0.369, SLG: 0.429</small>		0-0 <b>G4-6-3</b> 		4-0 	0-0 		0-0 			3	1	2	1	1	0	1
<b>Del Rice, R</b> (1, 2) <small>OBP: 0.321, SLG: 0.344</small>		4-0 	0-0 	0-0 	0-0 		0-0 			2	1	1	0	1	0	1
<b>Al Brazle, L</b> (1, 1) <b>Harry Brecheen, L</b> (9, 1) <small>OBP: 0.211, SLG: 0.211</small> <small>OBP: 0.270, SLG: 0.229</small>		0-0 <b>P4</b> 	0-0 	0-0 <b>F7</b> 	0-0 <b>4-3</b> 					4	0	1	2	0	0	4
										0	0	0	0	0	0	0

Inning Stats	R: 2	H: 2	E: 0	LOB: 0	K: 0	P: 8	R: 0	H: 1	E: 0	LOB: 1	K: 0	P: 7	R: 2	H: 2	E: 0	LOB: 1	K: 0	P: 9	R: 2	H: 2	E: 1	LOB: 2	K: 0	P: 13	R: 2	H: 3	E: 0	LOB: 2	K: 0	P: 10	R: 0	H: 0	E: 0	LOB: 0	K: 0	P: 3	R: 0	H: 2	E: 0	LOB: 2	K: 0	P: 5	R: 0	H: 0	E: 0	LOB: 0	K: 0	P: 3
	1B: 8	SF: 0	2B: 4	SAC: 1	3B: 0	DP: 2	HR: 0	HBP: 0	WP: 1	PA: 40	PB: 0	SB: 0	CS: 0																																			

PITCHER	IP	WLS	BF	H	R	ER	SO	BB	IBB	HBP	BLK	WP	HR	S	P	ERA	WHIP
<b>Bob Chipman, L</b> (1, 1) <small>ERA: 5.3</small>	3.0	L	18	7	6	6	0	4	0	0	0	0	0	14	30	18.00	3.667
<b>Bucky Walters, R</b> (4, 1) <small>ERA: 4.5</small>	4.0		19	5	2	2	0	2	0	0	0	1	0	17	25	4.50	1.750
<b>Johnny Antonelli, L</b> (8, 1) <small>ERA: 8.44</small>	1.0		3	0	0	0	0	0	0	0	0	0	0	3	3	0.00	0.000


**BOTTOM**

**Boston Braves @ St. Louis Cardinals**  
 Sportsman's Park, St. Louis, MO

Sun Jul 23 1950, 4:33 AM EDT  
 Att. 23,100 - Unknown

[livebaseballscorecards.com](http://livebaseballscorecards.com)

<b>AB</b>	<b>33</b>
<b>R</b>	<b>8</b>
<b>H</b>	<b>12</b>
<b>RBI</b>	<b>7</b>
<b>BB</b>	<b>6</b>
<b>SO</b>	<b>0</b>
<b>LOB</b>	<b>19</b>



Batter	1	2	3	4	5	6	7	8	9	AB R H RBI BB SO LOB	TOP	
Bob Dillinger, R OBP: 0.359, SLG: 0.435 (1, 5) X	0-0 6-3		0-0 6-3		0-0 1B		0-0 G3		0-0 F4	5 0 1 0 0 0 2	<b>Pittsburgh Pirates @ Boston Braves</b> Braves Field, Boston, MA Tue Jul 25 1950, 3:33 AM EDT Att: 18,461 - Unknown <a href="http://livebaseballscorecards.com">livebaseballscorecards.com</a>	
Johnny Hopp, L OBP: 0.409, SLG: 0.487 (1, 3) X	0-0 6-3 1B		4-0 E BB		0-0 1-3 1B		0-0 1B		0-0	3 0 3 0 1 0 0		
Ralph Kiner, R OBP: 0.418, SLG: 0.619 (1, 7) X	0-0 6-3 1-2		0-0 E6 1-2 2-3		0-0 F5 1-2		0-0 6-3 3-H		0-0	4 0 0 1 0 0 6		
Gus Bell, L OBP: 0.339, SLG: 0.446 (1, 9) X	0-0 1-3		0-0 F7		0-0 3-1		0-0 G3		0-0	4 0 0 0 0 0 7		
Wally Westlake, R OBP: 0.353, SLG: 0.472 (1, 8) X		0-0 F7		0-0 6-3		0-0 F7		0-0 F3		4 0 0 0 0 0 0		
Danny O'Connell, R OBP: 0.255, SLG: 0.320 (1, 6) X		0-0 F8		0-0 F5		0-0 E5 F9 1B		0-0 F6		4 0 1 0 0 0 0		
Danny Murtaugh, R OBP: 0.391, SLG: 0.416 (1, 4) X		0-0 F4		0-0 F7		0-0 F9 2-3		0-0 F6		4 0 0 0 0 0 1		
Clyde McCullough, R OBP: 0.360, SLG: 0.455 (1, 2) X			0-0 E 2B		0-0 HR		0-0 6-3		0-0 F8	4 1 2 1 0 0 1		
Bill Piero, R OBP: 0.286, SLG: 0.286 (1, 1) X			0-3 K		0-3 K		0-0 G3 6-3 2B		0-0 F4	2 0 0 0 0 2 1		
Vern Law, R OBP: 0.063, SLG: 0.063 (5, 1) X										0 0 0 0 0 0 0		
Pete Castiglione, R OBP: 0.312, SLG: 0.327 (7, PH) X										1 1 1 0 0 0 0		
Hank Borowy, R OBP: 0.167, SLG: 0.167 (7, 1) X										0 0 0 0 0 0 0		
Ted Beard, L OBP: 0.329, SLG: 0.352 (9, PH) X										1 0 0 0 0 0 0		
<b>Inning Stats</b>	R: 0 E: 0 K: 0 S: 4 H: 1 LOB: 1 BB: 0 P: 4	R: 0 E: 0 K: 0 S: 3 H: 0 LOB: 0 BB: 0 P: 3	R: 0 E: 1 K: 1 S: 7 H: 1 LOB: 3 BB: 1 P: 11	R: 0 E: 0 K: 0 S: 3 H: 0 LOB: 0 BB: 0 P: 3	R: 1 E: 0 K: 1 S: 8 H: 3 LOB: 2 BB: 0 P: 8	R: 0 E: 1 K: 0 S: 4 H: 1 LOB: 1 BB: 0 P: 4	R: 1 E: 0 K: 0 S: 5 H: 2 LOB: 1 BB: 0 P: 5	R: 0 E: 0 K: 0 S: 3 H: 0 LOB: 0 BB: 0 P: 3	R: 0 E: 0 K: 0 S: 3 H: 0 LOB: 0 BB: 0 P: 3	1B: 5 2B: 2 3B: 0 HR: 1 SF: 0 SAC: 0 DP: 0 HBP: 0	WP: 0 PB: 0 SB: 1 CS: 0 PA: 37	
<b>PITCHER</b> Johnny Sain, R ERA: 4.33 (1, 1)	IP 9.0 WLS W BF 37 H 8 R 2 ER 2 SO 2 BB 1 IBB 0 HBP 0 BLK 0 WP 0 HR 1 S 40 P 44 ERA 2.00 WHIP 1.000											<b>PITCHER</b> IP WLS BF H R ER SO BB IBB HBP BLK WP HR S P ERA WHIP

<b>AB</b>	36
<b>R</b>	2
<b>H</b>	8
<b>RBI</b>	2
<b>BB</b>	1
<b>SO</b>	2
<b>LOB</b>	18





Batter	1	2	3	4	5	6	7	8	9
Roy Hartsfield, R OBP: 0.333, SLG: 0.375 (1, 4)	0-0 F6	0-0 F8		0-0 1B	0-0 F9		0-0 F5		
Sam Jethroe, S OBP: 0.356, SLG: 0.453 Luis Olmo, R OBP: 0.333, SLG: 0.368 (1, 8) (7, 8)	0-0 1B		0-0 F5	0-0 1B		0-0 4-3	0-0 FC4-6		
Earl Torgeson, L OBP: 0.408, SLG: 0.461 (1, 3)	0-0 F9		0-0 F9	0-3 K		0-0 CS 1B		0-0 1B 3-2-4 1B	
Bob Elliott, R OBP: 0.373, SLG: 0.504 (1, 5)	0-0 1-2 1B		0-0 2B		4-0 BB 1B	4-0 BB 1B		0-0 3-2-4 1-3 1B	
Sid Gordon, R OBP: 0.417, SLG: 0.595 (1, 7)	0-0 L3		0-0 6-3		4-0 BB 1B 1-2 2B	4-0 BB 1B 1-2 BB		0-0 6-3	
Walker Cooper, R OBP: 0.368, SLG: 0.509 (1, 2)		0-0 BB 1B		4-0 SH1-3 BB 1B	0-0 2B 1B	0-0 1-3 2-H 1B		0-0 3-2-4	
Tommy Holmes, L OBP: 0.397, SLG: 0.485 (1, 9)		0-0 F2		4-0 SH1-3 BB 1B	0-0 1-3 2-H 2B	0-0 F8		0-0 F7	
Buddy Kerr, R OBP: 0.276, SLG: 0.294 (1, 6)		4-0 1-2 BB		0-0 SH1-3	0-3 K		0-0 F7		
Johnny Sain, R OBP: 0.277, SLG: 0.250 (1, 1)		0-0 F4		0-0 5-3	0-0 L6		0-0 FC4-6 1B		

Inning Stats	R: 0	H: 2	E: 0	K: 0	S: 5	R: 0	H: 1	E: 0	K: 0	S: 4	R: 0	H: 1	E: 0	K: 0	S: 4	R: 3	H: 2	E: 0	K: 1	S: 7	R: 2	H: 2	E: 0	K: 1	S: 7	R: 1	H: 2	E: 0	K: 0	S: 4	R: 0	H: 1	E: 0	K: 0	S: 4	R: 1	H: 2	E: 0	K: 0	S: 5
	LOB: 2	BB: 0	P: 5	LOB: 2	BB: 1	P: 8	LOB: 1	BB: 0	P: 4	LOB: 1	BB: 2	P: 15	LOB: 2	BB: 2	P: 15	LOB: 2	BB: 2	P: 12	LOB: 1	BB: 0	P: 4	LOB: 1	BB: 0	P: 5	LOB: 1	BB: 0	P: 5	LOB: 1	BB: 0	P: 5	LOB: 1	BB: 0	P: 5	LOB: 1	BB: 0	P: 5	LOB: 1	BB: 0	P: 5	

PITCHER	IP	WLS	BF	H	R	ER	SO	BB	IBB	HBP	BLK	WP	HR	S	P	ERA	WHIP
Bill Piero, R ERA: 11.3 (1, 1)	4.0	L	24	7	5	5	1	5	0	0	0	0	0	21	41	11.25	3.000
Vern Law, R ERA: 6.27 (5, 1)	2.0		10	3	1	1	1	2	0	0	0	0	0	10	18	4.50	2.500
Hank Borowy, R ERA: 6.44 (7, 1)	2.0		9	3	1	1	0	0	0	0	0	0	0	9	9	4.50	1.500

**BOTTOM**

**Pittsburgh Pirates @ Boston Braves**  
 Braves Field, Boston, MA  
 Tue Jul 25 1950, 3:33 AM EDT  
 Att. 18,461 - Unknown


AB	R	H	RBI	BB	SO	LOB
5	1	1	2	0	0	5
4	0	2	1	0	0	0
1	0	0	0	0	0	1
5	1	2	0	0	1	2
3	2	3	0	2	0	0
3	1	0	0	2	0	5
4	1	3	3	1	0	1
4	1	1	1	1	0	4
2	0	0	0	1	1	2
4	0	1	0	0	0	6

1B:	11	SF:	0
2B:	2	SAC:	1
3B:	0	DP:	0
HR:	0	HBP:	0

WP:	0	PA:	43
PB:	0		
SB:	0		
CS:	1		

livebaseballscorecards.com

**AB 35**  
**R 7**  
**H 13**  
**RBI 7**  
**BB 7**  
**SO 2**  
**LOB 26**



Batter	1	2	3	4	5	6	7	8	9	AB	R	H	RBI	BB	SO	LOB	TOP																			
<a href="#">Bob Dillinger, R</a> (1, 5) OBP: 0.359, SLG: 0.435											0	0	0	0	0	0	0																			
<a href="#">Johnny Hopp, L</a> (1, 3) OBP: 0.409, SLG: 0.487											0	0	0	0	0	0	0	0																		
<a href="#">Danny O'Connell, R</a> (1, 6) OBP: 0.255, SLG: 0.320											0	0	0	0	0	0	0	0																		
<a href="#">Ralph Kiner, R</a> (1, 7) OBP: 0.418, SLG: 0.619											0	0	0	0	0	0	0	0																		
<a href="#">Gus Bell, L</a> (1, 9) OBP: 0.339, SLG: 0.446											0	0	0	0	0	0	0	0																		
<a href="#">Wally Westlake, R</a> (1, 8) OBP: 0.353, SLG: 0.472											0	0	0	0	0	0	0	0																		
<a href="#">Danny Murtaugh, R</a> (1, 4) OBP: 0.391, SLG: 0.416											0	0	0	0	0	0	0	0																		
<a href="#">Ray Mueller, R</a> (1, 2) OBP: 0.324, SLG: 0.465											0	0	0	0	0	0	0	0																		
<a href="#">Mel Queen, R</a> (1, 1)	0	0	0	0	0	0	0	0																												
<b>Inning Stats</b>											1B: 0	SF: 0	WP: 0	PA: 0																						
											2B: 0	SAC: 0	PB: 0																							
											3B: 0	DP: 0	SB: 0																							
											HR: 0	HBP: 0	CS: 0																							
<b>PITCHER</b>	<b>IP</b>	<b>WLS</b>	<b>BF</b>	<b>H</b>	<b>R</b>	<b>ER</b>	<b>SO</b>	<b>BB</b>	<b>IBB</b>	<b>HBP</b>	<b>BLK</b>	<b>WP</b>	<b>HR</b>	<b>S</b>	<b>P</b>	<b>ERA</b>	<b>WHIP</b>	<b>PITCHER</b>	<b>IP</b>	<b>WLS</b>	<b>BF</b>	<b>H</b>	<b>R</b>	<b>ER</b>	<b>SO</b>	<b>BB</b>	<b>IBB</b>	<b>HBP</b>	<b>BLK</b>	<b>WP</b>	<b>HR</b>	<b>S</b>	<b>P</b>	<b>ERA</b>	<b>WHIP</b>	
<a href="#">Vern Bickford, R</a> (1, 1) ERA: 3.25	0.0	L	0	0	0	0	0	0	0	0	0	0	0	0	0	∞	∞																			

**Pittsburgh Pirates @ Boston Braves**  
 Braves Field, Boston, MA  
 Wed Jul 26 1950, 3:33 AM EDT  
 Att. 12,689 - Unknown

<b>AB</b>	<b>0</b>
<b>R</b>	<b>0</b>
<b>H</b>	<b>0</b>
<b>RBI</b>	<b>0</b>
<b>BB</b>	<b>0</b>
<b>SO</b>	<b>0</b>
<b>LOB</b>	<b>0</b>



[livebaseballscorecards.com](http://livebaseballscorecards.com)



Batter	1	2	3	4	5	6	7	8	9	AB R H RBI BB SO LOB	TOP																				
Bob Dillinger, R (1, 5) OBP: 0.361, SLG: 0.436	0-0 6-3		0-0 CS 1B			0-0 F9		0-0 G6-4-3 1-2f		4 0 1 0 0 0 1																					
Danny O'Connell, R (1, 6) OBP: 0.250, SLG: 0.322	0-0 6-3		0-0 1-2 6-3			0-0 2B			0-0 L6	4 0 1 0 0 0 1																					
Ralph Kiner, R (1, 7) OBP: 0.416, SLG: 0.614	0-0 F8		0-0 F8			0-0 F4			0-0 BB 2B 1B	4 1 1 0 0 0 1																					
Wally Westlake, R (1, 8) OBP: 0.357, SLG: 0.482		0-0 FC4-6 1B		0-0 F4		0-0 4-3			4-0 2B 1-2 5-3 BB	3 1 1 0 1 0 1																					
Gus Bell, L (1, 9) OBP: 0.329, SLG: 0.431		0-0 FC4-6		0-0 F6			0-0 F4		0-0 WP 3B 2B	2 0 0 0 0 0 1																					
Hank Schenz, R (7, PH) OBP: 0.272, SLG: 0.340		1-2f							1-3 2-H	1 0 0 0 0 0 0																					
Ted Beard, L (7, 9) OBP: 0.329, SLG: 0.352		1-2f								0 0 0 0 0 0 0																					
Ray Mueller, R (9, PH) OBP: 0.354, SLG: 0.519		0-0 F9		0-0 4-3			0-0 E4 CS		0-0 5-3	1 0 1 1 0 0 0																					
Murry Dickson, R (9, PR) OBP: 0.277, SLG: 0.283		0-0 F9		0-0 4-3						0 1 0 0 0 0 0																					
Danny Murtaugh, R (1, 4) OBP: 0.384, SLG: 0.411		0-0 F9		0-0 4-3						4 0 0 1 0 0 2																					
Jack Phillips, R (1, 3) OBP: 0.292, SLG: 0.459		0-0 1-3 2B		0-3 K		0-3 K		0-3 K	0-0 3-H 2-H 3B	4 0 2 1 0 2 1																					
Clyde McCullough, R (1, 2) OBP: 0.364, SLG: 0.452		4-0 IBB		0-0 F9		0-0 F9		0-0 G6-4-3 1B	0-0 F4	3 0 1 0 1 0 2																					
Cliff Chambers, L (1, 1) OBP: 0.322, SLG: 0.404		0-0 1-3		0-3 K				0-0 F2		2 0 0 0 0 1 3																					
Pete Castiglione, R (8, PH) OBP: 0.310, SLG: 0.325										1 0 0 0 0 0 1																					
Hank Borowy, R (8, 1) OBP: 0.167, SLG: 0.167										0 0 0 0 0 0 0																					
<b>Inning Stats</b>	R: 0 E: 0 K: 0 S: 3	H: 0 LOB: 0 BB: 0 P: 3	R: 0 E: 0 K: 0 S: 5	H: 2 LOB: 3 BB: 1 P: 9	R: 0 E: 0 K: 0 S: 3	H: 1 LOB: 0 BB: 0 P: 3	R: 0 E: 0 K: 0 S: 3	H: 0 LOB: 0 BB: 0 P: 3	R: 0 E: 0 K: 2 S: 7	H: 0 LOB: 0 BB: 0 P: 7	R: 0 E: 0 K: 0 S: 4	H: 1 LOB: 1 BB: 0 P: 4	R: 0 E: 1 K: 1 S: 5	H: 0 LOB: 1 BB: 0 P: 5	R: 0 E: 0 K: 0 S: 3	H: 1 LOB: 0 BB: 0 P: 3	R: 3 E: 0 K: 0 S: 6	H: 3 LOB: 2 BB: 1 P: 10	1B: 4 2B: 4 3B: 1 HR: 0	SF: 0 SAC: 0 DP: 2 HBP: 0	WP: 1 PB: 0 SB: 0 CS: 2	PA: 35									
<b>PITCHER</b> Warren Spahn, L (1, 1) ERA: 3.39	IP 9.0	WLS W	BF 35	H 8	R 3	ER 3	SO 3	BB 1	IBB 1	HBP 0	BLK 0	WP 1	HR 0	S 39	P 47	ERA 3.00	WHIP 1.000														
											<b>PITCHER</b>	IP	WLS	BF	H	R	ER	SO	BB	IBB	HBP	BLK	WP	HR	S	P	ERA	WHIP			

**Pittsburgh Pirates @ Boston Braves**  
 Braves Field, Boston, MA  
 Thu Jul 27 1950, 3:33 AM EDT  
 Att. 8,302 - Unknown

[livebaseballscorecards.com](http://livebaseballscorecards.com)

AB	33
R	3
H	8
RBI	3
BB	2
SO	3
LOB	14



Batter	1	2	3	4	5	6	7	8	9
Roy Hartsfield, R OBP: 0.341, SLG: 0.393 (1, 4)	0-0 E1 6-3 1B	0-3 K		0-0 F6		0-0 S 1B		0-0 HR	
Sam Jethroe, S OBP: 0.357, SLG: 0.464 (1, 8)	0-0 6-3		0-0 1B 2B	0-3 K		0-3 1-2 K		0-3 K	
Earl Torgeson, L OBP: 0.403, SLG: 0.453 (1, 3)	0-0 3-H 4-3		0-0 1B 1B	0-0 4-3		0-0 F8		0-0 3-1	
Bob Elliott, R OBP: 0.368, SLG: 0.493 (1, 5)	0-0 5-3		0-0 F6		0-0 6-3		0-0 6-3		
Sid Gordon, R OBP: 0.423, SLG: 0.597 (1, 7)		0-0 F8	0-0 1B 1-2 1B		4-0 5-3 BB		0-0 F8		
Walker Cooper, R OBP: 0.369, SLG: 0.509 (1, 2)		0-0 1B 2B	0-0 F7		0-0 5-3		0-0 1B 1B		
Luis Olmo, R OBP: 0.348, SLG: 0.375 (1, 9)		0-3 K	0-0 1-3 2-H IBB 1B		4-0 BB BB		0-0 1-2 1B		
Buddy Kerr, R OBP: 0.280, SLG: 0.291 (1, 6)		4-0 1B IBB	4-0 1-2 IBB		0-0 F9		0-0 F7		
Warren Spahn, L OBP: 0.254, SLG: 0.232 (1, 1)		0-0 1-3 2-H 1B	0-3 K			0-0 L8		0-3 K	


Inning Stats	R: 1	H: 1	E: 1	LOB: 0	K: 0	BB: 0	S: 4	P: 4
R: 1 H: 2 E: 0 LOB: 2 K: 2 BB: 1 S: 9 P: 13	R: 2 H: 4 E: 0 LOB: 3 K: 1 BB: 1 S: 9 P: 13	R: 0 H: 0 E: 0 LOB: 0 K: 1 BB: 0 S: 5 P: 5	R: 0 H: 0 E: 0 LOB: 2 K: 0 BB: 2 S: 3 P: 11	R: 0 H: 1 E: 0 LOB: 1 K: 1 BB: 0 S: 6 P: 6	R: 0 H: 2 E: 0 LOB: 2 K: 0 BB: 0 S: 5 P: 5	R: 1 H: 1 E: 0 LOB: 0 K: 2 BB: 0 S: 8 P: 8		
PITCHER Cliff Chambers, L (1, 1) ERA: 4.84	IP: 7.0 WLS: L BF: 35 H: 10 R: 4 ER: 3 SO: 5 BB: 2 IBB: 2 HBP: 0 BLK: 0 WP: 0 HR: 0 S: 41 P: 57 ERA: 3.86 WHIP: 1.714	PITCHER Hank Borowy, R (8, 1) ERA: 6.53		IP: 1.0 WLS: L BF: 4 H: 1 R: 1 ER: 1 SO: 2 BB: 0 IBB: 0 HBP: 0 BLK: 0 WP: 0 HR: 1 S: 8 P: 8 ERA: 9.00 WHIP: 1.000				

**BOTTOM**

**Pittsburgh Pirates @ Boston Braves**  
Braves Field, Boston, MA

Thu Jul 27 1950, 3:33 AM EDT  
Att. 8,302 - Unknown

AB	35
R	5
H	11
RBI	5
BB	4
SO	7
LOB	16



1B: 8	SF: 0	WP: 0	PA: 39
2B: 2	SAC: 0	PB: 0	
3B: 0	DP: 0	SB: 1	
HR: 1	HBP: 0	CS: 0	

Batter	1	2	3	4	5	6	7	8	9	AB R H RBI BB SO LOB	TOP											
<b>Bobby Adams, R</b> (1, 5) OBP: 0.326, SLG: 0.340 <b>Grady Hatton, L</b> (7, 5) OBP: 0.347, SLG: 0.421	0-0 F9		0-0 F7	0-0 5-3			0-0 2B	0-0 1-3		4 1 1 0 0 0 2 1 0 0 0 0 0 0	<b>Cincinnati Reds @ Boston Braves</b> Braves Field, Boston, MA Fri Jul 28 1950, 3:33 AM EDT Att. 13,505 - Unknown											
<b>Peanuts Lowrey, R</b> (1, 9) OBP: 0.328, SLG: 0.304	4-0 BB		0-0 F5		0-0 1-3		0-0 2B	0-0 4-3		4 1 1 2 1 0 0												
<b>Bob Usher, R</b> (1, 8) OBP: 0.326, SLG: 0.397	0-0 F8		0-0 F5		0-0 F7		0-0 1-3	0-0 1-3		5 0 0 0 0 0 2												
<b>Ted Kluszewski, L</b> (1, 3) OBP: 0.348, SLG: 0.556	0-0 4-3			0-0 E3 1B S FC5-4	0-0 F5		0-0 E4 2B		0-0 F8	5 2 0 0 0 0 2												
<b>Connie Ryan, R</b> (1, 4) OBP: 0.381, SLG: 0.393		0-0 2B 1B		0-0 FC5-4 1B		0-0 F5	0-3 K		0-3 K	5 1 2 0 0 2 2												
<b>Joe Adcock, R</b> (1, 7) OBP: 0.306, SLG: 0.386		0-3 K		0-0 FC5-4 1B 1-2f 3-H		0-0 1B	0-0 1B 2B		0-0 F8	5 2 2 3 0 1 2												
<b>Johnny Pramesa, R</b> (1, 2) OBP: 0.359, SLG: 0.455		0-0 1-H 2B		0-0 2-3		0-0 F4	0-0 1B 1B			4 0 2 2 0 0 2												
<b>Virgil Stallcup, R</b> (1, 6) OBP: 0.296, SLG: 0.370		0-0 5-3		4-0 1B IBB		0-0 6-3	0-0 1B 1B			3 0 1 0 1 0 2												
<b>Ewell Blackwell, R</b> (1, 1) OBP: 0.184, SLG: 0.111 <b>Frank Smith, R</b> (8, 1) OBP: 0.071, SLG: 0.071		0-0 6-3		0-0 1-2 2-H 1B			0-0 2B 1B 3-1			4 1 2 1 0 0 3 0 0 0 0 0 0 0												
<b>Inning Stats</b>	R: 0 E: 0 K: 0 S: 3	H: 0 LOB: 1 BB: 1 P: 7	R: 1 E: 0 K: 1 S: 7	H: 2 LOB: 1 BB: 0 P: 7	R: 0 E: 0 K: 0 S: 3	H: 0 LOB: 0 BB: 0 P: 3	R: 2 E: 1 K: 0 S: 6	H: 2 LOB: 2 BB: 1 P: 10	R: 0 E: 0 K: 0 S: 3	H: 0 LOB: 0 BB: 0 P: 3	R: 0 E: 0 K: 0 S: 4	H: 1 LOB: 1 BB: 0 P: 4	R: 5 E: 1 K: 1 S: 12	H: 6 LOB: 2 BB: 0 P: 12	R: 0 E: 0 K: 0 S: 3	H: 0 LOB: 0 BB: 0 P: 3	R: 0 E: 0 K: 1 S: 5	H: 0 LOB: 0 BB: 0 P: 5	1B: 7 2B: 4 3B: 0 HR: 0	SF: 0 SAC: 0 DP: 0 HBP: 0	WP: 0 PB: 0 SB: 1 CS: 0	PA: 42
<b>PITCHER</b>	IP WLS BF H R ER SO BB IBB HBP BLK WP HR S P ERA WHIP																					
<b>Bob Chipman, L</b> (1, 1) ERA: 5.24	6.0 L 29 8 6 3 1 1 1 0 0 0 0 0 29 37 4.50 1.500																					
<b>Ernie Johnson, R</b> (7, 1) ERA: 6.75	2.0 10 3 2 0 1 0 0 0 0 0 0 0 12 12 0.00 1.500																					
<b>Normie Roy, R</b> (9, 1) ERA: 5.36	1.0 3 0 0 0 0 1 0 0 0 0 0 0 5 5 0.00 0.000																					

livebaseballscorecards.com

AB	40
R	8
H	11
RBI	8
BB	2
SO	3
LOB	17



Batter	1	2	3	4	5	6	7	8	9	AB R H RBI BB SO LOB
Roy Hartsfield, R OBP: 0.342, SLG: 0.390 (1, 4)	0-0 4-3 ①		4-0 BB BBB			0-0 1-3 ①		0-0 HR 1B 2-H	0-3 K ②	4 1 1 1 1 1 1
Sam Jethroe, S OBP: 0.358, SLG: 0.466 (1, 8)	0-3 K ②		0-0 F5 ③			0-0 2B ②		0-0 HR 1B 1-2	0-0 E8 1-H	5 1 2 0 0 1 1
Earl Torgeson, L OBP: 0.400, SLG: 0.458 (1, 3)	0-3 K ③				0-3 K ①	0-3 K ②		0-0 HR 1-H 2-H	0-0 F7 ③	5 1 1 3 0 3 2
Bob Elliott, R OBP: 0.370, SLG: 0.495 (1, 5)		0-0 2B ①		0-0 1-3 ②		0-0 6-3 ③		4-0 FC6-4 BB BBB		3 0 1 0 1 0 1
Sid Gordon, R OBP: 0.420, SLG: 0.589 (1, 7)		0-0 F9 ①		4-0 BB BBB			0-3 K ①	0-0 FC6-4 1B 1-2f		3 0 0 0 1 1 2
Tommy Holmes, L OBP: 0.392, SLG: 0.473 (1, 9)		0-0 F8 ②		0-0 F8 ③			0-0 F7 ②	0-0 1B 1-2		4 0 1 0 0 0 2
Del Crandall, R OBP: 0.269, SLG: 0.344 (1, 2)		0-0 F4 ③			0-0 F4 ①		0-3 K ③	0-3 K ③		4 0 0 0 0 2 3
Buddy Kerr, R OBP: 0.277, SLG: 0.288 Walker Cooper, R OBP: 0.367, SLG: 0.506 (9, PH)			0-3 K ①		0-0 4-3 ②			0-3 K ①	0-3 K ①	3 0 0 0 0 2 0 1 0 0 0 0 1 0
Bob Chipman, L OBP: 0.240, SLG: 0.174 Ernie Johnson, R OBP: 0.500, SLG: 0.500 Willard Marshall, L OBP: 0.333, SLG: 0.365 Normie Roy, R OBP: 0.267, SLG: 0.214 Pete Reiser, L OBP: 0.377, SLG: 0.291 (9, PH)			0-0 F4 ②		0-3 K ③			0-0 1B 2B BBB	4-0 E BB	2 0 0 0 0 1 0 0 0 0 0 0 0 0 1 1 1 0 0 0 0 0 0 0 0 0 0 0 0 1 0 0 1 0 0

Inning Stats	R: 0	H: 0	E: 0	K: 2	S: 7	LOB: 0	BB: 0	P: 7	R: 0	H: 1	E: 0	K: 0	S: 4	LOB: 1	BB: 0	P: 4	R: 0	H: 0	E: 0	K: 1	S: 5	LOB: 1	BB: 1	P: 9	R: 0	H: 0	E: 0	K: 1	S: 5	LOB: 0	BB: 0	P: 5	R: 0	H: 1	E: 0	K: 1	S: 6	LOB: 1	BB: 0	P: 6	R: 0	H: 0	E: 0	K: 2	S: 7	LOB: 0	BB: 0	P: 7	R: 4	H: 5	E: 1	K: 2	S: 12	LOB: 2	BB: 1	P: 16	R: 1	H: 0	E: 1	K: 2	S: 8	LOB: 1	BB: 1	P: 12	1B: 3	2B: 3	3B: 0	HR: 1	SF: 0	SAC: 0	DP: 0	HBP: 0	WP: 0	PB: 0	SB: 0	CS: 0	PA: 39
--------------	------	------	------	------	------	--------	-------	------	------	------	------	------	------	--------	-------	------	------	------	------	------	------	--------	-------	------	------	------	------	------	------	--------	-------	------	------	------	------	------	------	--------	-------	------	------	------	------	------	------	--------	-------	------	------	------	------	------	-------	--------	-------	-------	------	------	------	------	------	--------	-------	-------	-------	-------	-------	-------	-------	--------	-------	--------	-------	-------	-------	-------	--------

PITCHER	IP	WLS	BF	H	R	ER	SO	BB	IBB	HBP	BLK	WP	HR	S	P	ERA	WHIP
Ewell Blackwell, R ERA: 3.95 (1, 1)	7.2	W	33	7	4	4	9	3	0	0	0	0	1	48	60	4.70	1.304
Frank Smith, R ERA: 3.46 (8, 1)	1.1	S	6	0	1	0	3	1	0	0	0	0	0	11	15	0.00	0.750

BOTTOM

Cincinnati Reds @ Boston Braves  
Braves Field, Boston, MA  
Fri Jul 28 1950, 3:33 AM EDT  
Att. 13,505 - Unknown

livebaseballscorecards.com

AB	35
R	5
H	7
RBI	4
BB	4
SO	12
LOB	12



Batter	1	2	3	4	5	6	7	8	9	AB R H RBI BB SO LOB	TOP
Lloyd Merriman, L (1, 9) OBP: 0.315, SLG: 0.364	0-0 F9 2B		0-0 G3-6-3 1-2f		0-0 F7			0-0 4-3		4 0 1 0 0 0 3	<b>Cincinnati Reds @ Boston Braves</b> Braves Field, Boston, MA Sat Jul 29 1950, 3:33 AM EDT Att. 6,394 - Sunny - 89 F
Grady Hatton, L (1, 5) OBP: 0.342, SLG: 0.415	0-0 F9 2-3		0-0 F8		0-0 F8			0-0 G3		4 0 0 0 0 0 3	
Bob Usher, R (1, 8) OBP: 0.320, SLG: 0.389	0-0 F3			0-0 F7		0-0 5-3		0-0 F2		4 0 0 0 0 0 1	
Ted Kluszewski, L (1, 3) OBP: 0.354, SLG: 0.569	0-0 4-3			0-0 HR		0-0 FC6-4 1B		0-0 G6-3 1B		4 1 3 1 0 0 1	
Connie Ryan, R (1, 4) OBP: 0.377, SLG: 0.387		0-0 6-3		0-3 K		0-0 FC6-4 1-2f		0-3 K		4 0 0 0 0 2 2	
Joe Adcock, R (1, 7) OBP: 0.298, SLG: 0.375		0-0 5-3		0-0 F7		0-0 6-3		0-0 G6-3 1-2f		4 0 0 0 0 0 2	
Johnny Pramesa, R (1, 2) OBP: 0.366, SLG: 0.463		0-0 2B			4-0 1B G3 BB		0-0 F7			2 0 1 0 1 0 0	
Virgil Stallcup, R (1, 6) OBP: 0.294, SLG: 0.366		0-0 6-3			0-0 G3 1-2		0-0 6-3			3 0 0 0 0 0 2	
Herm Wehmeier, R (1, 1) OBP: 0.222, SLG: 0.258 Bob Scheffing, R (5, PH) OBP: 0.322, SLG: 0.400 Johnny Hetki, R (5, 1) OBP: 0.222, SLG: 0.125			0-0 G3-6-3 1B		0-0 1B		0-0 5-3			1 0 1 0 0 0 0 1 0 1 0 0 0 0 1 0 0 0 0 0 0	
<b>Inning Stats</b>	R: 0 H: 1 E: 0 LOB: 1 K: 0 BB: 0 S: 4 P: 4	R: 0 H: 1 E: 0 LOB: 1 K: 0 BB: 0 S: 4 P: 4	R: 0 H: 1 E: 0 LOB: 0 K: 0 BB: 0 S: 3 P: 3	R: 1 H: 1 E: 0 LOB: 0 K: 1 BB: 0 S: 6 P: 6	R: 0 H: 1 E: 0 LOB: 2 K: 0 BB: 1 S: 4 P: 8	R: 0 H: 1 E: 0 LOB: 1 K: 0 BB: 0 S: 4 P: 4	R: 0 H: 0 E: 0 LOB: 0 K: 0 BB: 0 S: 3 P: 3	R: 0 H: 0 E: 0 LOB: 0 K: 1 BB: 0 S: 5 P: 5	1B: 4 SF: 0 2B: 2 SAC: 0 3B: 0 DP: 2 HR: 1 HBP: 0	WP: 0 PA: 33 PB: 0 SB: 0 CS: 0	
<b>PITCHER</b> Johnny Sain, R (1, 1) ERA: 4.16	IP WLS BF H R ER SO BB IBB HBP BLK WP HR S P ERA WHIP										
	9.0 W 33 7 1 1 2 1 0 0 0 0 1 36 40 1.00 0.889										

<b>AB</b>	32
<b>R</b>	1
<b>H</b>	7
<b>RBI</b>	1
<b>BB</b>	1
<b>SO</b>	2
<b>LOB</b>	14







Batter	1	2	3	4	5	6	7	8	9	AB R H RBI BB SO LOB	TOP
Lloyd Merriman, L (1, 7) x OBP: 0.308, SLG: 0.354	0-0 6-3 ① x	0-0 F2 ③			0-0 1-3 ① x		0-0 F5 ③ x			4 0 0 0 0 0 1	<b>Cincinnati Reds @ Boston Braves</b> Braves Field, Boston, MA Sun Jul 30 1950, 3:33 AM EDT Sunny - 96 F
Grady Hatton, L (1, 5) B B B OBP: 0.344, SLG: 0.414	4-0 4-3 BB ②		0-0 F9 ① x		0-0 3-1 ② x			0-0 L4-3 1B		3 1 1 0 1 0 0	
Johnny Wyrostek, L (1, 9) x OBP: 0.399, SLG: 0.460	0-0 4-3 ②		0-0 4-3 ② x		4-0 BB ② B B B			0-0 L4-3 ① ②		3 0 0 0 1 0 2	
Ted Kluszewski, L (1, 3) x OBP: 0.352, SLG: 0.563	4-0 E IBB		0-0 F8 ③ x		0-0 F5 ③ x			0-0 4-3 ③ x		3 0 0 0 1 0 1	
Connie Ryan, R (1, 4) x OBP: 0.378, SLG: 0.386	0-0 E5 ①			0-0 1B FC4-6 1B		0-0 5-3 ① x		4-0 FC5-4 BB		3 1 1 0 1 0 1	
Bob Usher, R (1, 8) S S S OBP: 0.319, SLG: 0.387	0-3 K ③			0-0 FC4-6 1B		0-0 F6 ② x		0-0 F7 ① x		4 0 1 0 0 1 3	
Virgil Stallcup, R (1, 6) x OBP: 0.290, SLG: 0.361		0-0 F7 ① x		0-0 F4 ① x		0-0 F8 ③ x		0-0 FC5-4 ② x		4 0 0 0 0 0 3	
Hobie Landrith, L (1, 2) x OBP: 0.250, SLG: 0.250		0-0 1B		0-0 FC4-6 ② x			0-0 F8 ① x	0-0 F8 ③ x		4 0 1 1 0 0 2	
Ken Raffensberger, R (1, 1) x OBP: 0.204, SLG: 0.180		0-0 F6 ② x		0-0 F6 ③ x		0-3 K ② x				3 0 0 0 0 1 2	
<b>Inning Stats</b>	R: 1 H: 0 E: 1 LOB: 2 K: 1 BB: 2 S: 6 P: 14	R: 0 H: 1 E: 0 LOB: 1 K: 0 BB: 0 S: 4 P: 4	R: 0 H: 0 E: 0 LOB: 0 K: 0 BB: 0 S: 3 P: 3	R: 1 H: 2 E: 0 LOB: 1 K: 0 BB: 0 S: 5 P: 5	R: 0 H: 0 E: 0 LOB: 1 K: 0 BB: 1 S: 3 P: 7	R: 0 H: 0 E: 0 LOB: 0 K: 0 BB: 0 S: 3 P: 3	R: 0 H: 0 E: 0 LOB: 0 K: 1 BB: 0 S: 5 P: 5	R: 0 H: 1 E: 0 LOB: 0 K: 0 BB: 0 S: 3 P: 3	R: 0 H: 0 E: 0 LOB: 1 K: 0 BB: 1 S: 3 P: 7	1B: 4 SF: 0 2B: 1 SAC: 0 3B: 0 DP: 1 HR: 0 HBP: 0	WP: 0 PA: 35 PB: 0 SB: 0 CS: 0
<b>PITCHER</b> Vern Bickford, R (1, 1) ERA: 3.31	IP WLS BF H R ER SO BB IBB HBP BLK WP HR S P ERA WHIP										

livebaseballscorecards.com

<b>AB</b>	31
<b>R</b>	2
<b>H</b>	4
<b>RBI</b>	1
<b>BB</b>	4
<b>SO</b>	2
<b>LOB</b>	15



Batter	1	2	3	4	5	6	7	8	9	AB	R	H	RBI	BB	SO	LOB
Roy Hartsfield, R OBP: 0.338, SLG: 0.383 (1, 4)	0-3 K		0-0 1-3		0-0 F7		0-0 F7			4	0	0	1	0	1	1
Sam Jethroe, S OBP: 0.354, SLG: 0.465 (1, 8)	0-0 F3		0-0 PO S 1B		0-0 F6		0-0 F8			4	0	1	0	0	0	1
Earl Torgeson, L OBP: 0.404, SLG: 0.490 (1, 3)	0-0 HR		0-3 K		0-0 F2		0-0 4-3			4	1	1	1	0	1	1
Bob Elliott, R OBP: 0.372, SLG: 0.500 (1, 5)	0-0 F7		0-0 PO	0-0 F8		0-0 HR		0-0 F7		4	1	1	1	0	0	0
Sid Gordon, R OBP: 0.418, SLG: 0.583 (1, 7)		0-0 F7		0-0 6-3		0-0 E5 1B		0-0 S 1B		4	0	1	0	0	0	0
Luis Olmo, R OBP: 0.354, SLG: 0.417 (1, 9)		0-0 HR		0-3 K		0-0 1B		0-0 F8		4	1	2	1	0	1	1
Del Crandall, R OBP: 0.276, SLG: 0.351 (1, 2)		0-0 FC6-4 1B			0-0 SH3-4 F7 1B		0-0 F3			3	1	2	0	0	0	2
Buddy Kerr, R OBP: 0.277, SLG: 0.285 (1, 6)		0-0 F7			0-0 SH F7 SH3-4		0-0 5-3			2	0	0	0	0	0	3
Vern Bickford, R OBP: 0.110, SLG: 0.071 (1, 1)		0-0 FC6-4			0-0 SH3-4		0-0 6-3			2	0	0	0	0	0	1

Inning Stats	R: 1	H: 1	E: 0	K: 1	S: 6	LOB: 0	BB: 0	P: 6
	R: 1	H: 2	E: 0	K: 0	S: 5	LOB: 1	BB: 0	P: 5
	R: 0	H: 1	E: 0	K: 1	S: 5	LOB: 0	BB: 0	P: 5
	R: 0	H: 0	E: 0	K: 1	S: 5	LOB: 0	BB: 0	P: 5
	R: 1	H: 1	E: 0	K: 0	S: 5	LOB: 1	BB: 0	P: 5
	R: 1	H: 2	E: 1	K: 0	S: 6	LOB: 2	BB: 0	P: 6
	R: 0	H: 0	E: 0	K: 0	S: 3	LOB: 0	BB: 0	P: 3
	R: 0	H: 1	E: 0	K: 0	S: 4	LOB: 1	BB: 0	P: 4

PITCHER	IP	WLS	BF	H	R	ER	SO	BB	IBB	HBP	BLK	WP	HR	S	P	ERA	WHIP
Ken Raffensberger, L ERA: 4.21 (1, 1)	8.0	L	33	8	4	4	3	0	0	0	0	0	3	39	39	4.50	1.000


**BOTTOM**

**Cincinnati Reds @ Boston Braves**  
 Braves Field, Boston, MA  
 Sun Jul 30 1950, 3:33 AM EDT  
 Sunny - 96 F

<b>AB</b>	<b>31</b>
<b>R</b>	<b>4</b>
<b>H</b>	<b>8</b>
<b>RBI</b>	<b>4</b>
<b>BB</b>	<b>0</b>
<b>SO</b>	<b>3</b>
<b>LOB</b>	<b>10</b>

[livebaseballscorecards.com](http://livebaseballscorecards.com)

**WP: 0**   **PA: 34**  
**PB: 0**  
**SB: 2**  
**CS: 0**



Batter	1	2	3	4	5	6	7	8	9	AB R H RBI BB SO LOB	TOP									
<b>Bobby Adams, R</b> (1, 5) OBP: 0.329, SLG: 0.340	0-0 CS 1B			0-0 F7		0-0 F9			4-0 1B BB	3 0 1 0 1 0 1										
<b>Peanuts Lowrey, R</b> (1, 9) OBP: 0.327, SLG: 0.303	0-0 F7 1-2			0-0 F7			0-0 F6		0-0 G5-4-3 1B	4 0 1 0 0 0 1										
<b>Bob Usher, R</b> (1, 8) OBP: 0.313, SLG: 0.380	0-0 F7			0-0 F8			0-0 4-3		0-0 G5-4-3 1-2f	4 0 0 0 0 0 2										
<b>Ted Kluszewski, L</b> (1, 3) OBP: 0.349, SLG: 0.558		0-0 1-3			0-0 6-3			0-0 4-3		3 0 0 0 0 0 0										
<b>Connie Ryan, R</b> (1, 4) OBP: 0.379, SLG: 0.387		0-0 1B			0-0 F5			0-0 F6		2 0 1 0 0 0 0										
<b>Grady Hatton, L</b> (7, 4) OBP: 0.343, SLG: 0.412										1 0 0 0 0 0 0										
<b>Joe Adcock, R</b> (1, 7) OBP: 0.292, SLG: 0.367		0-0 4-3			0-0 4-3			0-0 F8		3 0 0 0 0 0 0										
<b>Virgil Stallcup, R</b> (1, 6) OBP: 0.288, SLG: 0.359			0-0 4-3			0-0 F9		0-0 FC6-4 1B		2 0 0 0 0 0 0										
<b>Sammy Meeks, R</b> (6, 6) OBP: 0.317, SLG: 0.395										1 0 1 0 0 0 0										
<b>Dixie Howell, R</b> (1, 2) OBP: 0.304, SLG: 0.254			0-0 L4			0-0 F4		0-0 FC6-4 1-2f		3 0 0 0 0 0 1										
<b>Howie Fox, R</b> (1, 1) OBP: 0.205, SLG: 0.308			0-0 6-3			0-0 1B			0-0 F9	1 0 0 0 0 0 0										
<b>Eddie Erault, R</b> (3, 1) OBP: 0.286, SLG: 0.429										0 0 0 0 0 0 0										
<b>Harry Perkowski, L</b> (5, 1) OBP: 0.400, SLG: 0.368										1 0 1 0 0 0 0										
<b>Danny Litwhiler, R</b> (9, PH) OBP: 0.390, SLG: 0.481										1 0 0 0 0 0 0										
<b>Inning Stats</b>	R: 0 E: 0 K: 0 S: 3	H: 1 LOB: 0 BB: 0 P: 3	R: 0 E: 0 K: 0 S: 3	H: 1 LOB: 0 BB: 0 P: 3	R: 0 E: 0 K: 0 S: 3	H: 0 LOB: 0 BB: 0 P: 3	R: 0 E: 0 K: 0 S: 3	H: 0 LOB: 0 BB: 0 P: 3	R: 0 E: 0 K: 0 S: 4	H: 1 LOB: 1 BB: 0 P: 4	R: 0 E: 0 K: 0 S: 3	H: 0 LOB: 0 BB: 0 P: 3	R: 0 E: 0 K: 0 S: 4	H: 1 LOB: 1 BB: 0 P: 4	R: 0 E: 0 K: 0 S: 3	H: 1 LOB: 1 BB: 1 P: 7	1B: 5 2B: 0 3B: 0 HR: 0	SF: 0 SAC: 0 DP: 1 HBP: 0	WP: 0 PB: 0 SB: 0 CS: 1	PA: 30
<b>PITCHER</b> <b>Johnny Antonelli, L</b> (1, 1) ERA: 5.93	IP: 9.0 WLS: W BF: 30 H: 5 R: 0 ER: 0 SO: 0 BB: 1 IBB: 0 HBP: 0 BLK: 0 WP: 0 HR: 0 S: 29 P: 33 ERA: 0.00 WHIP: 0.667																			

**Cincinnati Reds @ Boston Braves**  
 Braves Field, Boston, MA  
 Sun Jul 30 1950, 3:38 AM EDT  
 Att. 16,562 - Sunny - 96 F

[livebaseballscorecards.com](http://livebaseballscorecards.com)

<b>AB</b>	<b>29</b>
<b>R</b>	<b>0</b>
<b>H</b>	<b>5</b>
<b>RBI</b>	<b>0</b>
<b>BB</b>	<b>1</b>
<b>SO</b>	<b>0</b>
<b>LOB</b>	<b>5</b>



Batter	1	2	3	4	5	6	7	8	9	AB	R	H	RBI	BB	SO	LOB
Roy Hartsfield, R OBP: 0.335, SLG: 0.376 (1, 4)	0-0 6-3	0-0 F7	0-3 K		4-0 FC3 2B BB		0-0 F5			4	1	0	0	1	1	3
Sam Jethroe, S OBP: 0.356, SLG: 0.464 Luis Olmo, R OBP: 0.351, SLG: 0.412 (7, PH) (8, 8)	0-0 F5	4-0 BB BB		0-0 1B F8 1B	0-3 K		0-0 F2			3	1	1	0	1	1	3
Earl Torgeson, L OBP: 0.408, SLG: 0.490 (1, 3)	4-0 1B BB	4-0 BB BB		0-0 2B 1B	0-0 FC3 2B E		4-0 FC6-4 BB			2	1	1	2	3	0	2
Bob Elliott, R OBP: 0.370, SLG: 0.495 (1, 5)	0-0 FC4-6 1B	0-0 F6		0-0 F8	0-3 K		0-0 FC6-4			5	0	1	1	0	1	8
Sid Gordon, R OBP: 0.424, SLG: 0.606 (1, 7)	0-0 FC4-6		0-0 2B BB 1B	0-0 2B	0-0 E5 1-H 2-H 3-H 2B			0-0 HR		5	2	4	3	0	0	2
Walker Cooper, R OBP: 0.370, SLG: 0.514 (1, 2)		0-0 1B 2B	0-0 BB G4-3 2B	1-0 L3 HBP	0-3 K			0-0 6-3		4	2	2	0	0	1	1
Tommy Holmes, L OBP: 0.398, SLG: 0.476 (1, 9)		0-0 BB 1B BB 1B	4-0 G4-3 BB IBB	0-0 L3			0-0 F7		0-0 F7	4	1	1	1	1	0	3
Buddy Kerr, R OBP: 0.277, SLG: 0.283 Sibby Sisti, R OBP: 0.333, SLG: 0.317 (1, 6) (8, 6)		0-0 F9	4-0 G4-3 BB		0-0 E4 BB FC3 1B		0-0 F8		0-0 5-3	3	1	0	1	1	0	1
Johnny Antonelli, L OBP: 0.250, SLG: 0.250 (1, 1)		0-0 BB BB 1B	0-0 G4-3		0-0 FC3 BB 2B 1B		0-0 6-3			1	0	0	0	0	0	0

Inning Stats	R: 0	H: 1	E: 0	K: 0	S: 4	LOB: 2	BB: 1	P: 8	R: 2	H: 3	E: 0	K: 0	S: 6	LOB: 3	BB: 2	P: 14	R: 2	H: 2	E: 0	K: 1	S: 6	LOB: 1	BB: 2	P: 14	R: 1	H: 3	E: 0	K: 0	S: 5	LOB: 2	BB: 0	P: 6	R: 4	H: 2	E: 2	K: 3	S: 13	LOB: 1	BB: 1	P: 17	R: 0	H: 0	E: 0	K: 0	S: 3	LOB: 0	BB: 0	P: 3	R: 0	H: 0	E: 0	K: 0	S: 3	LOB: 1	BB: 1	P: 7	R: 1	H: 1	E: 0	K: 0	S: 4	LOB: 0	BB: 0	P: 4
--------------	------	------	------	------	------	--------	-------	------	------	------	------	------	------	--------	-------	-------	------	------	------	------	------	--------	-------	-------	------	------	------	------	------	--------	-------	------	------	------	------	------	-------	--------	-------	-------	------	------	------	------	------	--------	-------	------	------	------	------	------	------	--------	-------	------	------	------	------	------	------	--------	-------	------

PITCHER	IP	WLS	BF	H	R	ER	SO	BB	IBB	HBP	BLK	WP	HR	S	P	ERA	WHIP
Howie Fox, R ERA: 4.71 (1, 1)	2.0	L	17	6	4	4	0	4	1	0	0	0	0	12	32	18.00	5.000
Eddie Erault, R ERA: 8.25 (3, 1)	2.0		11	4	4	1	1	1	0	1	0	0	0	11	16	4.50	2.500
Harry Perkowski, L ERA: 4.25 (5, 1)	4.0		16	2	2	1	3	1	0	0	0	0	1	21	25	2.25	0.750

**BOTTOM**

**Cincinnati Reds @ Boston Braves**  
 Braves Field, Boston, MA  
 Sun Jul 30 1950, 3:38 AM EDT  
 Att. 16,562 - Sunny - 96 F

AB	36
R	10
H	12
RBI	8
BB	7
SO	4
LOB	25

livebaseballscorecards.com



WP	HR	S	P	ERA	WHIP
0	0	0	0	0	0

Batter	1	2	3	4	5	6	7	8	9	AB R H RBI BB SO LOB	TOP												
Tommy Glaviano, R (1, 5) OBP: 0.423, SLG: 0.434	4-0 BB		4-0 WP BB			x 0-0 F8		x 0-0 HR		2 1 1 1 2 0 0	<b>St. Louis Cardinals @ Boston Braves</b> Braves Field, Boston, MA Mon Jul 31 1950, 3:33 AM EDT Att: 16,104 - Unknown												
Chuck Diering, R (1, 8) OBP: 0.381, SLG: 0.381	0-3 K		x 0-0 F7			x 0-0 1-3		x 0-0 F8		4 0 0 0 0 1 2													
Stan Musial, L (1, 7) OBP: 0.452, SLG: 0.608	x 0-0 F5			BB 4-0 1B G5-4-3 BB		x 0-0 F8		x 0-0 F8		3 1 0 0 1 0 1													
Enos Slaughter, L (1, 9) OBP: 0.406, SLG: 0.485	x 0-0 4-3			x 0-0 G5-4-3 1-3 1B		x 0-0 E4 G3 1B		s s s 0-3 K		4 1 2 0 0 1 1													
Red Schoendienst, S (1, 4) OBP: 0.322, SLG: 0.413		s s s 0-3 K2-3		x 0-0 G5-4-3		x 0-0 G3		x 0-0 L1		4 0 0 0 0 1 2													
Nippy Jones, R (1, 3) OBP: 0.333, SLG: 0.250		x 0-0 F7		x 0-0 1-3		x 0-0 S 1B		x 0-0 1B		3 0 1 1 0 0 0													
Rocky Nelson, L (7, PR) OBP: 0.363, SLG: 0.400						3-H				1 0 1 0 0 0 0													
Marty Marion, R (1, 6) OBP: 0.344, SLG: 0.372		x 0-0 F4			x 0-0 5-3		s s s 0-3 K		x 0-0 F3	4 0 0 0 0 1 2													
Del Rice, R (1, 2) OBP: 0.327, SLG: 0.369			x 0-0 G3		x 0-0 2B		s s s 4-0 FC6-4 IBB		x 0-0 6-3	3 0 1 0 1 0 1													
Max Lanier, R (1, 1) OBP: 0.235, SLG: 0.250			x 0-0 4-3		x 0-0 5-3		x 0-0 FC6-4			3 0 0 0 0 0 2													
<b>Inning Stats</b>	R: 0 E: 0 K: 1 S: 5	H: 0 LOB: 1 BB: 1 P: 9	R: 0 E: 0 K: 1 S: 5	H: 0 LOB: 0 BB: 0 P: 5	R: 0 E: 0 K: 0 S: 3	H: 0 LOB: 1 BB: 1 P: 7	R: 1 E: 0 K: 0 S: 3	H: 1 LOB: 0 BB: 1 P: 7	R: 0 E: 0 K: 0 S: 3	H: 1 LOB: 0 BB: 0 P: 3	R: 0 E: 0 K: 0 S: 3	H: 0 LOB: 0 BB: 0 P: 3	R: 1 E: 1 K: 1 S: 7	H: 2 LOB: 2 BB: 1 P: 11	R: 1 E: 0 K: 1 S: 6	H: 1 LOB: 0 BB: 0 P: 6	R: 0 E: 0 K: 0 S: 4	H: 1 LOB: 1 BB: 0 P: 4	1B: 4 2B: 1 3B: 0 HR: 1	SF: 0 SAC: 0 DP: 1 HBP: 0	WP: 1 PB: 0 SB: 1 CS: 0	PA: 35	
PITCHER Warren Spahn, L (1, 1) ERA: 3.33	IP 9.0	WLS W	BF 35	H 6	R 3	ER 2	SO 4	BB 3	IBB 1	HBP 0	BLK 0	WP 1	HR 1	S 39	P 55	ERA 2.00	WHIP 1.000						PITCHER IP WLS BF H R ER SO BB IBB HBP BLK WP HR S P ERA WHIP

livebaseballscorecards.com

AB	31
R	3
H	6
RBI	2
BB	4
SO	4
LOB	11



Batter	1	2	3	4	5	6	7	8	9	AB	R	H	RBI	BB	SO	LOB
Roy Hartsfield, R OBP: 0.332, SLG: 0.372 (1, 4)	0-0 5-3	0-0 1-2 2-H 1B		0-0 F8		0-0 F7		0-0 F2		5	0	1	1	0	0	5
Sam Jethroe, S OBP: 0.354, SLG: 0.459 (1, 8)	0-0 4-3	0-3 K			0-0 F7		0-0 F7		4-0 1B FC6-2 BB	4	0	0	0	1	1	2
Earl Torgeson, L OBP: 0.406, SLG: 0.486 (1, 3)	0-0 E3 BB		0-3 K		0-0 3-1		0-0 F4		0-0 FC6-2 1B IBB	5	1	1	0	0	1	0
Bob Elliott, R OBP: 0.373, SLG: 0.503 (1, 5)	4-0 1-2 BB		0-0 F8		0-0 F9		0-0 HR		4-0 1B FC6-2 IBB	3	1	1	1	2	0	0
Sid Gordon, R OBP: 0.420, SLG: 0.598 (1, 7)	0-0 F8		0-0 FC5-4 1B		0-0 F8		0-0 F8		0-0 FC6-2 1B	5	0	1	0	0	0	5
Walker Cooper, R OBP: 0.370, SLG: 0.512 (1, 2)		0-0 F6	0-0 FC5-4		0-0 1B		0-0 F8		0-0 1B	5	0	2	1	0	0	1
Luis Olmo, R OBP: 0.366, SLG: 0.432 (1, 9)		4-0 1B 1B BB		0-0 F8		0-0 2B 1B		0-0 3-1 2B		3	2	2	0	1	0	0
Buddy Kerr, R OBP: 0.282, SLG: 0.287 (1, 6)		0-0 F9		4-0 SH1-4 BB		0-0 E 2B		4-0 3-1 BB		2	0	1	1	2	0	1
Warren Spahn, L OBP: 0.257, SLG: 0.236 (1, 1)		0-0 1B 1B		0-0 SH1-4		0-0 E4		0-0 3-1		3	0	1	0	0	0	3


<b>Inning Stats</b>	R: 0 E: 1 K: 0 S: 4	H: 0 LOB: 2 BB: 1 P: 8	R: 1 E: 0 K: 1 S: 7	H: 2 LOB: 2 BB: 1 P: 11	R: 0 E: 0 K: 1 S: 6	H: 1 LOB: 1 BB: 0 P: 6	R: 0 E: 0 K: 0 S: 3	H: 0 LOB: 0 BB: 0 P: 3	R: 1 E: 1 K: 0 S: 6	H: 3 LOB: 2 BB: 0 P: 6	R: 1 E: 0 K: 0 S: 4	H: 1 LOB: 0 BB: 0 P: 4	R: 0 E: 0 K: 0 S: 4	H: 1 LOB: 2 BB: 1 P: 8	R: 1 E: 0 K: 0 S: 3	H: 2 LOB: 3 BB: 2 P: 11	1B: 7 2B: 2 3B: 0 HR: 1	SF: 0 SAC: 1 DP: 0 HBP: 0	WP: 0 PB: 0 SB: 0 CS: 0	PA: 42
<b>PITCHER</b> Max Lanier, L ERA: 3.03 (1, 1)	IP 8.1	WLS L	BF 42	H 10	R 4	ER 4	SO 2	BB 5	IBB 1	HBP 0	BLK 0	WP 0	HR 1	S 40	P 64	ERA 4.32	WHIP 1.800			
<b>PITCHER</b>	IP	WLS	BF	H	R	ER	SO	BB	IBB	HBP	BLK	WP	HR	S	P	ERA	WHIP			


**BOTTOM**

**St. Louis Cardinals @ Boston Braves**  
Braves Field, Boston, MA

Mon Jul 31 1950, 3:33 AM EDT  
Att. 16,104 - Unknown


<b>AB</b>	<b>35</b>
<b>R</b>	<b>4</b>
<b>H</b>	<b>10</b>
<b>RBI</b>	<b>4</b>
<b>BB</b>	<b>6</b>
<b>SO</b>	<b>2</b>
<b>LOB</b>	<b>17</b>



Batter	1	2	3	4	5	6	7	8	9	AB	R	H	RBI	BB	SO	LOB	TOP	
Tommy Glaviano, R (1, 5) OBP: 0.423, SLG: 0.434										0	0	0	0	0	0	0	<b>St. Louis Cardinals @ Boston Braves</b> Braves Field, Boston, MA Tue Aug 01 1950, 3:33 AM EDT Att. 14,522 - Unknown  <a href="http://livebaseballscorecards.com">livebaseballscorecards.com</a>	
Chuck Diering, R (1, 8) OBP: 0.381, SLG: 0.381										0	0	0	0	0	0	0		
Stan Musial, L (1, 7) OBP: 0.452, SLG: 0.608										0	0	0	0	0	0	0		
Enos Slaughter, L (1, 9) OBP: 0.406, SLG: 0.485										0	0	0	0	0	0	0		
Red Schoendienst, S (1, 4) OBP: 0.322, SLG: 0.413										0	0	0	0	0	0	0		
Marty Marion, R (1, 6) OBP: 0.344, SLG: 0.372										0	0	0	0	0	0	0		
Rocky Nelson, L (1, 3) OBP: 0.363, SLG: 0.400										0	0	0	0	0	0	0		
Del Rice, R (1, 2) OBP: 0.327, SLG: 0.369										0	0	0	0	0	0	0		
Cloyd Boyer, R (1, 1) OBP: 0.333, SLG: 0.300										0	0	0	0	0	0	0		
<b>Inning Stats</b>																	1B: 0 SF: 0 2B: 0 SAC: 0 3B: 0 DP: 0 HR: 0 HBP: 0 WP: 0 PA: 0 PB: 0 SB: 0 CS: 0	
<b>PITCHER</b> Bob Chipman, L (1, 1) ERA: 5.24	IP	WLS	BF	H	R	ER	SO	BB	IBB	HBP	BLK	WP	HR	S	P	ERA	WHIP	<b>PITCHER</b> IP WLS BF H R ER SO BB IBB HBP BLK WP HR S P ERA WHIP
	0.0	L	0	0	0	0	0	0	0	0	0	0	0	0	0	∞	∞	





Batter	1	2	3	4	5	6	7	8	9	AB R H RBI BB SO LOB	TOP							
Tommy Glaviano, R (1, 5) OBP: 0.426, SLG: 0.441											0 0 0 0 0 0 0 0	<b>St. Louis Cardinals @ Boston Braves</b> Braves Field, Boston, MA Wed Aug 02 1950, 3:33 AM EDT Att: 21,365 - Unknown  <a href="http://livebaseballscorecards.com">livebaseballscorecards.com</a>						
Red Schoendienst, S (1, 4) OBP: 0.319, SLG: 0.407											0 0 0 0 0 0 0 0							
Stan Musial, L (1, 7) OBP: 0.453, SLG: 0.606											0 0 0 0 0 0 0 0							
Enos Slaughter, L (1, 9) OBP: 0.401, SLG: 0.479											0 0 0 0 0 0 0 0							
Bill Howerton, L (1, 8) OBP: 0.408, SLG: 0.492											0 0 0 0 0 0 0 0							
Eddie Miller, R (1, 6) OBP: 0.336, SLG: 0.370											0 0 0 0 0 0 0 0							
Rocky Nelson, L (1, 3) OBP: 0.367, SLG: 0.416											0 0 0 0 0 0 0 0							
Del Rice, R (1, 2) OBP: 0.326, SLG: 0.364											0 0 0 0 0 0 0 0							
Harry Brecheen, L (1, 1) OBP: 0.270, SLG: 0.229	0 0 0 0 0 0 0 0	<b>AB</b> 0 <b>R</b> 0 <b>H</b> 0 <b>RBI</b> 0 <b>BB</b> 0 <b>SO</b> 0 <b>LOB</b> 0  																
<b>Inning Stats</b>											1B: 0 SF: 0 2B: 0 SAC: 0 3B: 0 DP: 0 HR: 0 HBP: 0 WP: 0 PA: 0 PB: 0 SB: 0 CS: 0							
<b>PITCHER</b> Johnny Sain, R (1, 1) ERA: 4.16	IP	WLS	BF	H	R	ER	SO	BB	IBB	HBP	BLK	WP	HR	S	P	ERA	WHIP	<b>PITCHER</b> IP WLS BF H R ER SO BB IBB HBP BLK WP HR S P ERA WHIP
	0.0	W	0	0	0	0	0	0	0	0	0	0	0	0	0	∞	∞	


Batter	1	2	3	4	5	6	7	8	9	AB	R	H	RBI	BB	SO	LOB
Roy Hartsfield, R (1, 4) OBP: 0.327, SLG: 0.366										0	0	0	0	0	0	0
Sam Jethroe, S (1, 8) OBP: 0.355, SLG: 0.462										0	0	0	0	0	0	0
Earl Torgeson, L (1, 3) OBP: 0.402, SLG: 0.481										0	0	0	0	0	0	0
Bob Elliott, R (1, 5) OBP: 0.371, SLG: 0.498										0	0	0	0	0	0	0
Sid Gordon, R (1, 7) OBP: 0.415, SLG: 0.590										0	0	0	0	0	0	0
Luis Olmo, R (1, 9) OBP: 0.366, SLG: 0.432										0	0	0	0	0	0	0
Del Crandall, R (1, 2) OBP: 0.276, SLG: 0.351										0	0	0	0	0	0	0
Buddy Kerr, R (1, 6) OBP: 0.283, SLG: 0.287										0	0	0	0	0	0	0
Johnny Sain, R (1, 1) OBP: 0.275, SLG: 0.250										0	0	0	0	0	0	0
<b>Inning Stats</b>																

**BOTTOM**

**St. Louis Cardinals @ Boston Braves**  
 Braves Field, Boston, MA  
 Wed Aug 02 1950, 3:33 AM EDT  
 Att. 21,365 - Unknown

[livebaseballscorecards.com](http://livebaseballscorecards.com)

<b>AB</b>	<b>0</b>
<b>R</b>	<b>0</b>
<b>H</b>	<b>0</b>
<b>RBI</b>	<b>0</b>
<b>BB</b>	<b>0</b>
<b>SO</b>	<b>0</b>
<b>LOB</b>	<b>0</b>



1B: 0    SF: 0 2B: 0    SAC: 0 3B: 0    DP: 0 HR: 0    HBP: 0	WP: 0    PA: 0 PB: 0 SB: 0 CS: 0
--	---

PITCHER	PITCHER
Harry Brecheen, L (1, 1) ERA: 3.53 IP: 0.0    WLS: L    BF: 0    H: 0    R: 0    ER: 0    SO: 0    BB: 0    IBB: 0    HBP: 0    BLK: 0    WP: 0    HR: 0    S: 0    P: 0    ERA: ∞    WHIP: ∞	IP: 0.0    WLS:    BF:    H:    R:    ER:    SO:    BB:    IBB:    HBP:    BLK:    WP:    HR:    S:    P:    ERA:    WHIP:

Batter	1	2	3	4	5	6	7	8	9	AB R H RBI BB SO LOB	TOP														
Tommy Glaviano, R (1, 5) OBP: 0.416, SLG: 0.429	0-0 F9			0-0 6-3		0-0 F7		0-0 6-3		4 0 0 0 0 0 0	<b>St. Louis Cardinals @ Boston Braves</b> Braves Field, Boston, MA Thu Aug 03 1950, 3:33 AM EDT Att: 12,036 - Unknown <a href="http://livebaseballscorecards.com">livebaseballscorecards.com</a>														
Red Schoendienst, S (1, 4) OBP: 0.320, SLG: 0.413	0-3 K			0-0 HR		4-0 2B BB		0-0 F8	3 1 1 1 1 1 0																
Stan Musial, L (1, 7) OBP: 0.452, SLG: 0.607	0-0 F7			0-0 1B		0-0 1-3 2B		0-0 4-3	4 0 2 0 0 0 0																
Enos Slaughter, L (1, 9) OBP: 0.398, SLG: 0.472		0-0 B1-3		0-0 F4		0-0 F4		4-0 2B BB	3 0 0 0 1 0 3																
Bill Howerton, L (1, 8) OBP: 0.403, SLG: 0.487		0-0 1-3		0-0 L3		0-0 3-1		0-0 1-3 2B	4 0 1 0 0 0 1																
Eddie Miller, R (1, 6) OBP: 0.327, SLG: 0.359		0-0 F4		0-0 6-3		0-0 F9		0-0 F9	4 0 0 0 0 0 2																
Rocky Nelson, L (1, 3) OBP: 0.358, SLG: 0.412			0-0 4-3		0-0 3-1		0-0 6-3		3 0 0 0 0 0 0																
Del Rice, R (1, 2) OBP: 0.322, SLG: 0.364			0-0 F9		0-3 K			0-0 5-3	3 0 0 0 0 1 0																
Johnny Bucha, R (8, 2) OBP: 0.214, SLG: 0.192									0 0 0 0 0 0 0																
Al Brazle, L (1, 1) OBP: 0.190, SLG: 0.190			0-0 F9			0-0 F3		0-3 K	2 0 0 0 0 0 0																
Eddie Kazak, R (8, PH) OBP: 0.364, SLG: 0.448									1 0 0 0 0 1 0																
Ted Wilks, R (8, 1)									0 0 0 0 0 0 0																
<b>Inning Stats</b>	R: 0 E: 0 K: 1 S: 5	H: 0 LOB: 0 BB: 0 P: 5	R: 0 E: 0 K: 0 S: 3	H: 0 LOB: 0 BB: 0 P: 3	R: 0 E: 0 K: 0 S: 3	H: 0 LOB: 0 BB: 0 P: 3	R: 1 E: 0 K: 0 S: 5	H: 2 LOB: 1 BB: 0 P: 5	R: 0 E: 0 K: 1 S: 5	H: 0 LOB: 0 BB: 0 P: 5	R: 0 E: 0 K: 0 S: 4	H: 1 LOB: 2 BB: 1 P: 8	R: 0 E: 0 K: 0 S: 3	H: 0 LOB: 0 BB: 0 P: 3	R: 0 E: 0 K: 1 S: 5	H: 0 LOB: 0 BB: 0 P: 5	R: 0 E: 0 K: 0 S: 4	H: 1 LOB: 2 BB: 1 P: 8	1B: 1 2B: 2 3B: 0 HR: 1	SF: 0 SAC: 0 DP: 0 HBP: 0	WP: 0 PB: 0 SB: 0 CS: 0	PA: 33			
<b>PITCHER</b> Vern Bickford, R (1, 1) ERA: 3.21	IP 9.0 WLS W BF 33 H 4 R 1 ER 1 SO 3 BB 2 IBB 0 HBP 0 BLK 0 WP 0 HR 1 S 37 P 45 ERA 1.00 WHIP 0.667																								



Batter	1	2	3	4	5	6	7	8	9
Roy Hartsfield, R OBP: 0.318, SLG: 0.354 (1, 4)	0-3 K		0-0 F7		0-0 SH5-4 1B 5-3 1B	0-0 FC6-5 HR		0-0 L7	
Sam Jethroe, S OBP: 0.363, SLG: 0.475 (1, 8)	4-0 BB		0-0 F7		0-0 5-3 SH5-4 1-2 1B	0-0 HR		4-0 CS BB	
Earl Torgeson, L OBP: 0.403, SLG: 0.485 (1, 3)	0-3 K		0-0 F5		0-0 SH5-4	0-0 E1 E S		0-0 CS	
Bob Elliott, R OBP: 0.372, SLG: 0.502 (1, 5)	0-0 G3			0-0 HR	4-0 5-3 IBB	0-0 6-3			
Sid Gordon, R OBP: 0.423, SLG: 0.591 (1, 7)		0-0 BB 1B		4-0 FC6-4 1B FC5-2 BB	0-0 5-3		0-0 5-3		
Walker Cooper, R OBP: 0.384, SLG: 0.533 (1, 2)		0-0 F4		0-0 FC6-4 1-2 1B	0-0 FC6-4 IBB		0-0 HR		
Luis Olmo, R OBP: 0.339, SLG: 0.396 (1, 9)		0-0 F2		0-0 FC6-4 FC5 FC5-2 1-2f 2-3	0-0 FC6-4		0-0 E6 G5-4-3		
Buddy Kerr, R OBP: 0.283, SLG: 0.284 (1, 6)		4-0 BB		0-0 FC5-2 1-2 3-H		4-0 FC6-5 SH5-4 BB	0-0 G5-4-3		
Vern Bickford, R OBP: 0.105, SLG: 0.068 (1, 1)		0-0 F8		0-0 FC5 2-3f		0-0 SH5-4 1-2		0-0 F8	

Inning Stats	R: 0 E: 0 K: 2 S: 7	H: 0 LOB: 1 BB: 1 P: 11	R: 0 E: 0 K: 0 S: 4	H: 1 LOB: 2 BB: 1 P: 8	R: 0 E: 0 K: 0 S: 3	H: 0 LOB: 0 BB: 0 P: 3	R: 1 E: 0 K: 0 S: 5	H: 2 LOB: 2 BB: 1 P: 9	R: 1 E: 0 K: 0 S: 5	H: 2 LOB: 3 BB: 2 P: 13	R: 2 E: 1 K: 0 S: 5	H: 1 LOB: 1 BB: 1 P: 9	R: 1 E: 1 K: 0 S: 4	H: 1 LOB: 0 BB: 0 P: 4	R: 0 E: 0 K: 0 S: 2	H: 0 LOB: 0 BB: 1 P: 6
1B: 4 2B: 0 3B: 0 HR: 3	SF: 0 SAC: 2 DP: 1 HBP: 0	WP: 0 PB: 0 SB: 1 CS: 1														


PITCHER	IP	WLS	BF	H	R	ER	SO	BB	IBB	HBP	BLK	WP	HR	S	P	ERA	WHIP
Al Brazle, L ERA: 5.02 (1, 1)	7.0	L	35	7	5	5	2	4	2	0	0	0	0	33	57	6.43	1.571
Ted Wilks, R ERA: 13.5 (8, 1)	1.0		3	0	0	0	0	1	0	0	0	0	0	2	6	0.00	1.000

**BOTTOM**

**St. Louis Cardinals @ Boston Braves**  
 Braves Field, Boston, MA  
 Thu Aug 03 1950, 3:33 AM EDT  
 Att. 12,036 - Unknown

AB	R	H	RBI	BB	SO	LOB
5	2	1	0	0	1	1
3	1	2	2	2	0	0
3	0	0	0	0	1	1
3	1	1	1	1	0	2
3	0	1	1	1	0	2
3	1	2	1	1	0	1
4	0	0	0	0	0	6
2	0	0	0	2	0	3
3	0	0	0	0	0	4

AB	29
R	5
H	7
RBI	5
BB	7
SO	2
LOB	20



WP: 0	PA: 39
PB: 0	
SB: 1	
CS: 1	

livebaseballscorecards.com

Batter	1	2	3	4	5	6	7	8	9	AB R H RBI BB SO LOB	TOP	
Wayne Terwilliger, R (1, 4) OBP: 0.307, SLG: 0.363	0-0 F3		0-0 F6			0-0 5-3		0-0 F6		4 0 0 0 0 0 0		
Bill Serena, R (1, 5) OBP: 0.348, SLG: 0.431	0-0 E3		0-3 K			0-0 F7		4-0 BB 1B BB		3 1 0 0 1 1 0		
Preston Ward, L (1, 3) OBP: 0.331, SLG: 0.432 Bob Borkowski, R (9, PR) OBP: 0.324, SLG: 0.399	0-0 L3		0-0 1-3			0-0 4-3		4-0 BB BB BB 1-2 1B BB		3 0 0 0 1 0 1 0 1 0 0 0 0 0		
Hank Sauer, R (1, 7) OBP: 0.358, SLG: 0.494	0-0 5-3				0-0 F4		0-0 2B	0-0 F2		4 0 1 0 0 0 3		
Andy Paiko, R (1, 8) OBP: 0.428, SLG: 0.650		4-0 BB 1B BB			0-0 P5-6		4-0 BB BB BB BB G4-6-3 BB	0-0 1-2 2-H 1B 1B		2 0 1 1 2 0 0		
Roy Smalley, R (1, 6) OBP: 0.315, SLG: 0.458		0-0 BB 1-3 1B			0-3 K		0-0 F9	0-0 F6		4 0 1 0 0 1 4		
Hal Jeffcoat, R (1, 9) OBP: 0.231, SLG: 0.307		0-3 BB K			0-0 F8		0-0 G4-6-3 1-2f	0-0 1-2 2-H 1B		4 0 1 1 0 1 4		
Carl Sawatski, L (1, 2)		4-0 BB 1-2 BB			0-3 K			0-0 3-1		3 0 0 0 1 1 2		
Bob Rush, R (1, 1) OBP: 0.197, SLG: 0.200 Monk Dubiel, R (3, 1) OBP: 0.138, SLG: 0.111 Dutch Leonard, R (7, 1) OBP: 0.125, SLG: 0.125		0-3 BB K			0-0 F4			0-3 K		1 0 0 0 0 1 2 1 0 0 0 0 0 0 1 0 0 0 0 1 0		
<b>Inning Stats</b>	R: 0 H: 0 E: 1 LOB: 1 K: 0 BB: 0 S: 4 P: 4	R: 0 H: 1 E: 0 LOB: 2 K: 2 BB: 2 S: 7 P: 15	R: 0 H: 0 E: 0 LOB: 0 K: 1 BB: 0 S: 5 P: 5	R: 0 H: 0 E: 0 LOB: 0 K: 1 BB: 0 S: 5 P: 5	R: 0 H: 0 E: 0 LOB: 0 K: 1 BB: 0 S: 5 P: 5	R: 0 H: 0 E: 0 LOB: 0 K: 0 BB: 0 S: 3 P: 3	R: 0 H: 1 E: 0 LOB: 1 K: 0 BB: 1 S: 3 P: 7	R: 0 H: 0 E: 0 LOB: 0 K: 1 BB: 0 S: 5 P: 5	R: 2 H: 2 E: 0 LOB: 2 K: 0 BB: 2 S: 5 P: 13	1B: 3 SF: 0 2B: 1 SAC: 0 3B: 0 DP: 1 HR: 0 HBP: 0	WP: 0 PA: 35 PB: 0 SB: 0 CS: 0	
<b>PITCHER</b> Warren Spahn, L (1, 1) ERA: 3.27	IP WLS BF H R ER SO BB IBB HBP BLK WP HR S P ERA WHIP	9.0 W 35 4 2 2 6 5 0 0 0 0 0 0 42 62 2.00 1.000										

Chicago Cubs @ Boston Braves  
 Braves Field, Boston, MA  
 Fri Aug 04 1950, 3:33 AM EDT  
 Att: 16,910 - Unknown

livebaseballscorecards.com

AB	30
R	2
H	4
RBI	2
BB	5
SO	6
LOB	16



Batter	1	2	3	4	5	6	7	8	9	AB	R	H	RBI	BB	SO	LOB
Roy Hartsfield, R OBP: 0.319, SLG: 0.355 (1, 4)	0-0 6-3		E8 1B		0-3 K		0-0 L3			5	1	2	1	0	1	4
Sam Jethroe, S OBP: 0.363, SLG: 0.474 (1, 8)	0-0 4-3		SH1-4 E 1B		0-0 F9			0-0 BB 2B 1B		5	2	2	1	0	0	5
Earl Torgeson, L OBP: 0.407, SLG: 0.485 (1, 3)	4-0 1B 2B BB		4-0 E SH1-4 F9 BB	0-0 F9		0-0 1-3 BB 1B		4-0 1-2 2B BB		2	3	1	0	3	0	0
Bob Elliott, R OBP: 0.373, SLG: 0.505 (1, 5)	0-0 1-3 2B 1B		0-0 SH1-4	0-0 F7		0-3 K		0-0 1-H 2-H 2B		4	1	2	2	0	1	1
Sid Gordon, R OBP: 0.429, SLG: 0.594 (1, 7)	0-0 1-H 3-H 2B		4-0 E 1B IBB	0-0 F7		4-0 1-3 BB		4-0 BB BB		2	1	1	2	3	0	0
Walker Cooper, R OBP: 0.380, SLG: 0.527 (1, 2)	0-0 4-3		0-0 E6 1B 1B		0-0 BB E 1B	0-0 1-3		0-0 F4		5	1	1	1	0	0	7
Tommy Holmes, L OBP: 0.388, SLG: 0.462 (1, 9)		0-0 L6	0-0 F9		0-0 F4	0-0 6-3		0-0 F5		5	0	0	1	0	0	7
Buddy Kerr, R OBP: 0.282, SLG: 0.283 (1, 6)		0-0 6-3	0-0 3-H 1B 1B		0-0 E5 BB		0-0 L9	0-0 F7		5	1	1	1	0	0	3
Warren Spahn, L OBP: 0.282, SLG: 0.253 (1, 1)		0-0 F7	0-0 1-3 2-H 1B		4-0 BB BB		0-0 L3 1B			3	0	2	1	1	0	0

Inning Stats	R: 2	H: 2	E: 0	LOB: 1	K: 0	P: 9	R: 0	H: 0	E: 0	LOB: 0	K: 0	P: 3	R: 6	H: 5	E: 2	LOB: 2	K: 0	P: 17	R: 0	H: 0	E: 0	LOB: 0	K: 0	P: 3	R: 0	H: 1	E: 1	LOB: 3	K: 1	P: 11	R: 0	H: 1	E: 0	LOB: 2	K: 1	P: 10	R: 0	H: 1	E: 0	LOB: 0	K: 0	P: 3	R: 2	H: 2	E: 0	LOB: 2	K: 0	P: 13
--------------	------	------	------	--------	------	------	------	------	------	--------	------	------	------	------	------	--------	------	-------	------	------	------	--------	------	------	------	------	------	--------	------	-------	------	------	------	--------	------	-------	------	------	------	--------	------	------	------	------	------	--------	------	-------

PITCHER	IP	WLS	BF	H	R	ER	SO	BB	IBB	HBP	BLK	WP	HR	S	P	ERA	WHIP
Bob Rush, R ERA: 3.93 (1, 1)	2.2	L	17	5	8	4	0	2	2	0	0	0	0	14	26	13.50	2.625
Monk Dubiel, R ERA: 3.71 (3, 1)	3.1		17	4	0	0	2	2	0	0	0	0	0	19	27	0.00	1.800
Dutch Leonard, R ERA: 4.81 (7, 1)	2.0		10	3	2	2	0	2	0	0	0	0	0	8	16	9.00	2.500

**BOTTOM**

**Chicago Cubs @ Boston Braves**  
**Braves Field, Boston, MA**  
 Fri Aug 04 1950, 3:33 AM EDT  
 Att. 16,910 - Unknown

AB	36
R	10
H	12
RBI	10
BB	7
SO	2
LOB	27



1B	2B	3B	HR	SF	SAC	DP	HBP	WP	PA
10	3	0	0	0	1	1	0	0	44

Batter	1	2	3	4	5	6	7	8	9	10	11	12	13	AB R H RBI BB SO LOB	TOP									
Wayne Terwilliger, R OBP: 0.307, SLG: 0.362 (1, 4)	0-0 2B 1B		0-0 P3		0-0 F7			0-0 4-3		0-0 F8		0-0 1B		6 1 2 1 0 0 1										
Bill Serena, R OBP: 0.344, SLG: 0.429 (1, 5)	0-3 K		0-0 6-3		0-3 K			0-0 2B		0-0 F4		0-0 P6		6 0 1 0 0 2 4										
Preston Ward, L OBP: 0.333, SLG: 0.440 Carmen Mauro, L OBP: 0.329, SLG: 0.431 (11, 7)	0-3 K			0-0 2B			0-0 F9		0-0 3-1		0-0 1B 1B		0-0 HR	5 0 2 0 0 1 2 1 1 1 1 0 0 0										
Hank Sauer, R OBP: 0.358, SLG: 0.494 (1, 7)	0-0 2B			0-0 6-3			0-0 F7		0-0 P6		0-0 1B		0-0 L6	6 0 2 1 0 0 1										
Andy Paiko, R OBP: 0.427, SLG: 0.652 (1, 8)	0-0 F7			0-0 F7			0-0 G3		1-0 SH4-3 HBP		0-0 F7		0-0 HR	5 1 1 1 0 0 4										
Roy Smalley, R OBP: 0.311, SLG: 0.452 (1, 6)		0-0 P		0-0 F7			0-0 6-3		0-0 SH4-3		0-0 F7		0-0 F2	5 0 0 0 0 0 3										
Hal Jeffcoat, R OBP: 0.232, SLG: 0.304 Ron Northey, L OBP: 0.362, SLG: 0.494 (12, PH)		0-0 4-3			0-0 1B F7 1B		0-0 F8		0-0 F8			0-0 L3	0-0 2B	4 1 1 0 0 0 1 2 0 1 0 0 0 0	AB 51 R 4 H 12 RBI 4 BB 1 SO 5 LOB 21									
Mickey Owen, R OBP: 0.234, SLG: 0.253 Carl Sawatski, L (10, PH)		0-0			0-0 1B		0-0 F8			0-0 G3		0-0 E3	4-0 IBB	3 0 1 0 0 0 0 2 0 0 0 0 0 0 0 0 0 0 0 0 0 0 0 0 0 1 0 0										
Emil Verban, R OBP: 0.171, SLG: 0.152 Rube Walker, L OBP: 0.290, SLG: 0.341 (12, PR)					1-3 1B								0-0 IBB	0 0 0 0 0 0 0 0 0 0 0 1 0 0										
Paul Minner, L OBP: 0.271, SLG: 0.250 (1, 1)			0-0 6-3		0-0 F4			0-3 K		0-3 K		0-0 FC6-4 1B	0-0 P4	6 0 0 0 0 2 5										
<b>Inning Stats</b>	R: 1 E: 0 S: 9	H: 2 LOB: 1 BB: 0 P: 9	R: 0 E: 0 K: 0 S: 3	H: 0 LOB: 0 BB: 0 P: 3	R: 0 E: 0 K: 0 S: 3	H: 0 LOB: 0 BB: 0 P: 3	R: 0 E: 0 K: 1 S: 4	H: 1 LOB: 1 BB: 0 P: 4	R: 1 E: 0 K: 1 S: 7	H: 2 LOB: 1 BB: 0 P: 7	R: 0 E: 0 K: 0 S: 3	H: 0 LOB: 0 BB: 0 P: 3	R: 0 E: 0 K: 0 S: 3	H: 0 LOB: 1 BB: 0 P: 4	R: 0 E: 0 K: 1 S: 5	H: 0 LOB: 0 BB: 0 P: 5	R: 0 E: 1 K: 0 S: 5	H: 1 LOB: 2 BB: 0 P: 5	R: 2 E: 0 K: 0 S: 6	H: 3 LOB: 2 BB: 1 P: 10	1B: 6 2B: 4 3B: 0 HR: 2	SF: 0 SAC: 1 DP: 0 HBP: 1	WP: 0 PB: 0 SB: 0 CS: 0	PA: 54
<b>PITCHER</b>	IP WLS BF H R ER SO BB IBB HBP BLK WP HR S P ERA WHIP														IP WLS BF H R ER SO BB IBB HBP BLK WP HR S P ERA WHIP									
Bob Chipman, L ERA: 4.73 Bobby Hogue, R ERA: 3.88	(1, 1) (10, 1)	9.0 L	34 20	6 2	2 2	2 1	0 0	1 0	0 0	0 0	0 2	21 25	4.50 1.500	1.500										

Chicago Cubs @ Boston Braves  
Braves Field, Boston, MA  
Sat Aug 05 1950, 3:33 AM EDT  
Att: 8,246 - Unknown

livebaseballscorecards.com






Batter	1	2	3	4	5	6	7	8	9	10	11	12	13	AB R H RBI BB SO LOB
Roy Hartsfield, R OBP: 0.321, SLG: 0.356 (1, 4)	0-0 G3-6-3 1B		0-0 BB BB 1B		0-0 F6	0-0 F9			0-0 SH1-4 1-2		0-0 SH1-4 1-2		0-0 F7	5 0 2 0 0 0 2
Sam Jethroe, S OBP: 0.360, SLG: 0.468 (1, 8)	0-3 K		0-3 K		4-0 1B BB			0-3 K	0-3 K		0-0 P4			5 0 0 0 1 4 5
Earl Torgeson, L OBP: 0.406, SLG: 0.481 (1, 3)	0-0 G3-6-3 1-2f		4-0 BB BB BB 1-2 BB		0-3 K			0-0 1-3	0-0 1B		0-0 6-3			5 0 1 1 1 1 3
Bob Elliott, R OBP: 0.378, SLG: 0.505 (1, 5)		0-3 K	4-0 1-2 2-3 BB		0-0 1-2 1B			4-0 WP BB		0-0 FC6-4 1B		0-0 F7		4 0 2 0 2 1 0
Sid Gordon, R OBP: 0.424, SLG: 0.589 (1, 7)		0-0 1B 2B	0-0 F7		0-0 1-3			0-0 F2 1-2		0-0 FC6-4 1B 1-2f		0-0 F7		6 1 1 0 0 0 7
Luis Olmo, R OBP: 0.339, SLG: 0.392 (1, 9)		0-3 K		0-3 K		0-0 6-3		0-0 F9		0-0 1-2 1B		0-0 FC6-4 1B		6 0 2 0 0 2 1
Del Crandall, R OBP: 0.289, SLG: 0.362 (1, 2)		0-0 2-H 1B		0-0 2B		0-0 1B 1B		0-3 K		0-0 F2		0-0 FC6-4 1-2f		6 0 3 1 0 1 3
Buddy Kerr, R OBP: 0.281, SLG: 0.282 (1, 6)		0-0 1B		0-0 6-3		0-0 1-2 1B		0-0 F8		0-0 F3			0-0 F7	5 0 1 0 0 0 4
Tommy Holmes, L OBP: 0.386, SLG: 0.459 (13, PH)				6-3										1 0 0 0 0 0 0
Bob Chipman, L OBP: 0.200, SLG: 0.143 (1, 1)				1-3		0-0 F2			4-0 SH1-4 1B BB		4-0 SH1-4 BB		0-0 5-3	3 0 0 0 0 0 3
Walker Cooper, R OBP: 0.382, SLG: 0.527 (9, PH)				L4										0 0 0 0 1 0 0
Sibby Sisti, R OBP: 0.333, SLG: 0.317 (9, PR)														0 1 0 0 0 0 0
Bobby Hogue, R OBP: 0.333, SLG: 0.364 (10, 1)														0 0 0 0 1 0 0
Pete Reiser, L OBP: 0.371, SLG: 0.286 (13, PH)														1 0 0 0 0 0 0

BOTTOM	
AB	47
R	2
H	12
RBI	2
BB	6
SO	9
LOB	28

Chicago Cubs @ Boston Braves  
 Braves Field, Boston, MA  
 Sat Aug 05 1950, 3:33 AM EDT  
 Att. 8,246 - Unknown



Inning Stats	R: 0	H: 1	E: 0	LOB: 0	K: 1	BB: 0	S: 5	P: 5	R: 1	H: 2	E: 0	LOB: 1	K: 2	BB: 0	S: 9	P: 9	R: 0	H: 1	E: 0	LOB: 3	K: 1	BB: 2	S: 6	P: 14	R: 0	H: 1	E: 0	LOB: 2	K: 1	BB: 1	S: 6	P: 10	R: 0	H: 2	E: 0	LOB: 2	K: 0	BB: 0	S: 5	P: 5	R: 0	H: 0	E: 0	LOB: 0	K: 1	BB: 0	S: 5	P: 5	R: 1	H: 1	E: 0	LOB: 1	K: 1	BB: 1	S: 5	P: 9	R: 0	H: 2	E: 0	LOB: 2	K: 0	BB: 0	S: 5	P: 5	R: 0	H: 0	E: 0	LOB: 0	K: 0	BB: 0	S: 3	P: 7	R: 0	H: 1	E: 0	LOB: 1	K: 0	BB: 1	S: 4	P: 4	R: 0	H: 0	E: 0	LOB: 0	K: 0	BB: 0	S: 3	P: 3	1B: 10	SF: 0	2B: 2	SAC: 2	3B: 0	DP: 1	HR: 0	HBP: 0	WP: 1	PA: 55
PITCHER	IP	WLS	BF	H	R	ER	SO	BB	IBB	HBP	BLK	WP	HR	S	P	ERA	WHIP																																																																																	
Paul Minner, L ERA: 3.49 (1, 1)	13.0	W	55	12	2	2	9	6	0	0	0	1	0	67	91	1.39	1.385																																																																																	

Batter	1	2	3	4	5	6	7	8	9	AB R H RBI BB SO LOB	TOP
Wayne Terwilliger, R OBP: 0.304, SLG: 0.357 (1, 4) X	0-0 F3 ①		0-0 FC1-6 ② S 1-2f 2B		0-0 6-3 ③			0-0 F7 ①		4 1 0 0 0 0 1	<b>Chicago Cubs @ Boston Braves</b> Braves Field, Boston, MA Sun Aug 06 1950, 3:33 AM EDT Unknown
Bill Serena, R OBP: 0.346, SLG: 0.433 (1, 5) X	0-0 5-3 ②		0-0 1B 2B 1-H			0-0 F9 ①		0-0 1B G4-6-3		4 1 2 1 0 0 0	
Preston Ward, L OBP: 0.346, SLG: 0.450 (1, 3) X	0-0 1B		0-0 1B 2-H			0-0 1B 1B		0-0 1B G4-6-3 1-2f		4 0 3 1 0 0 1	
Ron Northey, L OBP: 0.365, SLG: 0.500 (1, 9) X	0-0 F9 ③		0-0 F3 ③			0-0 1B 1-2		0-0 1B 2B		4 0 2 0 0 0 2	
Andy Pafko, R OBP: 0.422, SLG: 0.644 (1, 8) X		0-0 F5 ①		0-0 F6 ①		0-0 F8 ②		0-3 K ① SS		4 0 0 0 0 1 3	
Carmen Mauro, L OBP: 0.324, SLG: 0.420 (1, 7) X		0-0 F5 ②		0-0 F9 ②		0-0 5-3 ③		0-0 1B 2-3		4 0 1 0 0 0 2	
Roy Smalley, R OBP: 0.310, SLG: 0.449 (1, 6) X		0-0 F6 ③		0-0 F4 ③			0-0 1B G4-6-3		0-0 F5 ②	4 0 1 0 0 0 2	
Carl Sawatski, L (1, 2) X			0-0 L3 ①		0-0 F2 ①		0-0 1B G4-6-3 1-2f		0-0 F6 ③	4 0 0 0 0 0 3	
Johnny Schmitz, R OBP: 0.154, SLG: 0.176 (1, 1) X			0-0 1B FC1-6		0-0 L7 ②		0-0 6-3 ③			3 0 1 0 0 0 0	
<b>Inning Stats</b>	R: 0 H: 1 E: 0 LOB: 1 K: 0 BB: 0 S: 4 P: 4	R: 0 H: 0 E: 0 LOB: 0 K: 0 BB: 0 S: 3 P: 3	R: 2 H: 3 E: 0 LOB: 1 K: 0 BB: 0 S: 6 P: 6	R: 0 H: 0 E: 0 LOB: 0 K: 0 BB: 0 S: 3 P: 3	R: 0 H: 0 E: 0 LOB: 0 K: 0 BB: 0 S: 3 P: 3	R: 0 H: 2 E: 0 LOB: 2 K: 0 BB: 0 S: 5 P: 5	R: 0 H: 1 E: 0 LOB: 0 K: 0 BB: 0 S: 3 P: 3	R: 0 H: 1 E: 0 LOB: 0 K: 1 BB: 0 S: 7 P: 7	R: 0 H: 2 E: 0 LOB: 2 K: 1 BB: 0 S: 7 P: 7	1B: 8 SF: 0 2B: 2 SAC: 0 3B: 0 DP: 2 HR: 0 HBP: 0	WP: 0 PA: 35 PB: 0 SB: 1 CS: 0
<b>PITCHER</b> Johnny Sain, R ERA: 4.01 (1, 1)	IP WLS BF H R ER SO BB IBB HBP BLK WP HR S P ERA WHIP										
	9.0 W 35 10 2 2 1 0 0 0 0 0 0 0 37 37 2.00 1.111										

livebaseballscorecards.com

AB	35
R	2
H	10
RBI	2
BB	0
SO	1
LOB	14



Batter	1	2	3	4	5	6	7	8	9	AB R H RBI BB SO LOB
Roy Hartsfield, R OBP: 0.323, SLG: 0.359 (1, 4)	0-0 SH1-4 BB 1B		0-3 K	0-0 5-3		0-0 E1 1B				4 1 2 1 0 1 1
Sam Jethroe, S OBP: 0.364, SLG: 0.468 (1, 8)	4-0 SH1-4 BB 1-2		0-0 5-3		4-0 2B BB	0-0 PO 1B 1B				2 0 1 2 2 0 0
Earl Torgeson, L OBP: 0.410, SLG: 0.488 (1, 3)	0-0 SH1-4 1-2 2-3		0-0 S 1B 1B		0-0 2B	0-0 1B				3 1 3 0 0 0 0
Bob Elliott, R OBP: 0.376, SLG: 0.502 (1, 5)	0-0 F4		0-0 S 1B 1B		0-0 FC G1-6-3	0-0 PO 2-3	0-0 5-3			4 1 1 0 0 0 3
Sid Gordon, R OBP: 0.425, SLG: 0.586 (1, 7)	4-0 FC6-4 BB		0-0 1-H 2-H 1B		0-0 G1-6-3 1-2f		0-0 F9			3 0 1 2 1 0 2
Walker Cooper, R OBP: 0.381, SLG: 0.523 (1, 2)	0-0 FC6-4 1-2f		0-0 F8			0-0 5-3 1B	0-0 F4			4 1 1 0 0 0 4
Luis Olmo, R OBP: 0.328, SLG: 0.377 (1, 9)		0-0 1-3		0-3 K		0-0 5-3 1-2	0-0 F8			4 0 0 0 0 1 1
Buddy Kerr, R OBP: 0.281, SLG: 0.281 (1, 6)		0-0 F8		0-0 SH1-3 1B		0-0 F8	0-0 5-3			4 0 1 0 0 0 1
Johnny Sain, R OBP: 0.250, SLG: 0.225 (1, 1)		0-3 K		0-0 SH1-3 1-2		0-0 E6 1B	0-0 F4			3 1 0 0 0 1 1

Inning Stats	R: 0 E: 0 K: 0 S: 4	H: 1 LOB: 3 BB: 2 P: 12	R: 0 E: 0 K: 1 S: 5	H: 0 LOB: 0 BB: 0 P: 5	R: 2 E: 0 K: 1 S: 8	H: 3 LOB: 1 BB: 0 P: 8	R: 0 E: 0 K: 1 S: 6	H: 1 LOB: 1 BB: 0 P: 6	R: 0 E: 0 K: 0 S: 3	H: 1 LOB: 1 BB: 1 P: 7	R: 3 E: 2 K: 0 S: 7	H: 4 LOB: 1 BB: 0 P: 7	R: 0 E: 0 K: 0 S: 3	H: 0 LOB: 0 BB: 0 P: 3	R: 0 E: 0 K: 0 S: 3	H: 0 LOB: 0 BB: 0 P: 3	1B: 9 2B: 1 3B: 0 HR: 0	SF: 0 SAC: 2 DP: 1 HBP: 0	WP: 0 PB: 0 SB: 2 CS: 0	PA: 37
--------------	------------------------------	----------------------------------	------------------------------	---------------------------------	------------------------------	---------------------------------	------------------------------	---------------------------------	------------------------------	---------------------------------	------------------------------	---------------------------------	------------------------------	---------------------------------	------------------------------	---------------------------------	----------------------------------	------------------------------------	----------------------------------	--------

PITCHER	IP	WLS	BF	H	R	ER	SO	BB	IBB	HBP	BLK	WP	HR	S	P	ERA	WHIP	PITCHER	IP	WLS	BF	H	R	ER	SO	BB	IBB	HBP	BLK	WP	HR	S	P	ERA	WHIP		
Johnny Schmitz, L ERA: 4.38 (1, 1)	8.0	L	36	10	5	2	3	3	0	0	0	0	0	39	51	2.25	1.625																				

**Chicago Cubs @ Boston Braves**  
 Braves Field, Boston, MA  
 Sun Aug 06 1950, 3:33 AM EDT  
 Unknown

<b>AB</b>	<b>31</b>
<b>R</b>	<b>5</b>
<b>H</b>	<b>10</b>
<b>RBI</b>	<b>5</b>
<b>BB</b>	<b>3</b>
<b>SO</b>	<b>3</b>
<b>LOB</b>	<b>13</b>









Batter	1	2	3	4	5	6	7	8	9	AB	R	H	RBI	BB	SO	LOB	TOP																			
<a href="#">Eddie Stanky, R</a> (1, 4) OBP: 0.465, SLG: 0.417											0	0	0	0	0	0	0																			
<a href="#">Whitey Lockman, L</a> (1, 7) OBP: 0.374, SLG: 0.448											0	0	0	0	0	0	0	0																		
<a href="#">Monte Irvin, R</a> (1, 3) OBP: 0.369, SLG: 0.427											0	0	0	0	0	0	0	0																		
<a href="#">Wes Westrum, R</a> (1, 2) OBP: 0.385, SLG: 0.497											0	0	0	0	0	0	0	0																		
<a href="#">Alvin Dark, R</a> (1, 6) OBP: 0.345, SLG: 0.474											0	0	0	0	0	0	0	0																		
<a href="#">Bobby Thomson, R</a> (1, 8) OBP: 0.320, SLG: 0.428											0	0	0	0	0	0	0	0																		
<a href="#">Don Mueller, L</a> (1, 9) OBP: 0.335, SLG: 0.394											0	0	0	0	0	0	0	0																		
<a href="#">Hank Thompson, L</a> (1, 5) OBP: 0.401, SLG: 0.464											0	0	0	0	0	0	0	0																		
<a href="#">Sheldon Jones, R</a> (1, 1) OBP: 0.222, SLG: 0.152	0	0	0	0	0	0	0	0																												
<b>Inning Stats</b>											1B: 0	SF: 0	WP: 0	PA: 0																						
											2B: 0	SAC: 0	PB: 0																							
											3B: 0	DP: 0	SB: 0																							
											HR: 0	HBP: 0	CS: 0																							
<b>PITCHER</b>	<b>IP</b>	<b>WLS</b>	<b>BF</b>	<b>H</b>	<b>R</b>	<b>ER</b>	<b>SO</b>	<b>BB</b>	<b>IBB</b>	<b>HBP</b>	<b>BLK</b>	<b>WP</b>	<b>HR</b>	<b>S</b>	<b>P</b>	<b>ERA</b>	<b>WHIP</b>	<b>PITCHER</b>	<b>IP</b>	<b>WLS</b>	<b>BF</b>	<b>H</b>	<b>R</b>	<b>ER</b>	<b>SO</b>	<b>BB</b>	<b>IBB</b>	<b>HBP</b>	<b>BLK</b>	<b>WP</b>	<b>HR</b>	<b>S</b>	<b>P</b>	<b>ERA</b>	<b>WHIP</b>	
<a href="#">Warren Spahn, L</a> (1, 1) ERA: 3.27	0.0	L	0	0	0	0	0	0	0	0	0	0	0	0	0	∞	∞																			

**New York Giants @ Boston Braves**  
 Braves Field, Boston, MA  
 Tue Aug 08 1950, 3:33 AM EDT  
 Att. 15,471 - Unknown

[livebaseballscorecards.com](http://livebaseballscorecards.com)

**AB** 0  
**R** 0  
**H** 0  
**RBI** 0  
**BB** 0  
**SO** 0  
**LOB** 0







Batter	1	2	3	4	5	6	7	8	9	AB R H RBI BB SO LOB	TOP	
Eddie Stanky, R (1, 4) OBP: 0.465, SLG: 0.416	0-0 4-3			4-0 BB		0-0 1B		4-0 BB		2 0 1 1 2 0 0	<b>New York Giants @ Boston Braves</b> Braves Field, Boston, MA Wed Aug 09 1950, 3:33 AM EDT Att: 10,367 - Unknown	
Whitey Lockman, L (1, 7) OBP: 0.374, SLG: 0.448	0-0 4-3		0-0 G3-6-3		0-0 1B		0-0 1B	0-0 F3		4 0 1 0 0 0 2		
Monte Irvin, R (1, 3) OBP: 0.356, SLG: 0.410	0-3 K		0-0 5-3		0-0 F7		0-0 F7	0-0 F8		4 0 0 1 0 1 2		
Wes Westrum, R (1, 2) OBP: 0.385, SLG: 0.500		1-0 HBP			0-0 F7		0-0 F8	0-0 6-3		3 0 0 0 0 0 2		
Alvin Dark, R (1, 6) OBP: 0.341, SLG: 0.466		0-0 G4-6-3			0-0 F9		0-0 5-3	0-0 1B		4 0 1 0 0 0 1		
Bobby Thomson, R (1, 8) OBP: 0.314, SLG: 0.418		0-0 6-3			0-0 6-3		0-0 F7	0-0 F8		4 0 0 0 0 0 1		
Don Mueller, L (1, 9) OBP: 0.334, SLG: 0.390			0-0 F8			4-0 1B SH3 1B BB	0-0 4-3			2 1 0 0 1 0 0		
Hank Thompson, L (1, 5) OBP: 0.400, SLG: 0.463		0-3 K			0-0 SH3			0-0 F8		2 0 0 0 0 1 0		
Jim Hearn, R (1, 1) OBP: 0.267, SLG: 0.154 Clint Hartung, R (8, PH) OBP: 0.273, SLG: 0.576 Dave Koslo, L (8, 1) OBP: 0.157, SLG: 0.184		0-3 K			0-0 1B F7 1B			0-0 F4		2 1 1 0 0 1 0 1 0 0 0 0 0 0 0 0 0 0 0 0 0		
<b>Inning Stats</b>	R: 0 H: 0 E: 0 LOB: 0 K: 1 BB: 0 S: 5 P: 5	R: 0 H: 0 E: 0 LOB: 0 K: 0 BB: 0 S: 2 P: 3	R: 0 H: 0 E: 0 LOB: 0 K: 2 BB: 0 S: 7 P: 7	R: 0 H: 0 E: 0 LOB: 0 K: 0 BB: 1 S: 2 P: 6	R: 0 H: 0 E: 0 LOB: 0 K: 0 BB: 0 S: 3 P: 3	R: 2 H: 3 E: 0 LOB: 2 K: 0 BB: 1 S: 6 P: 10	R: 0 H: 0 E: 0 LOB: 0 K: 0 BB: 0 S: 3 P: 3	R: 0 H: 0 E: 0 LOB: 1 K: 0 BB: 1 S: 3 P: 7	R: 0 H: 1 E: 0 LOB: 1 K: 0 BB: 0 S: 4 P: 4	1B: 4 SF: 0 2B: 0 SAC: 1 3B: 0 DP: 2 HR: 0 HBP: 1	WP: 0 PA: 33 PB: 0 SB: 0 CS: 0	
<b>PITCHER</b> Bob Chipman, L (1, 1) ERA: 4.49	IP WLS BF H R ER SO BB IBB HBP BLK WP HR S P ERA WHIP											<b>PITCHER</b> IP WLS BF H R ER SO BB IBB HBP BLK WP HR S P ERA WHIP

<b>AB</b>	28
<b>R</b>	2
<b>H</b>	4
<b>RBI</b>	2
<b>BB</b>	3
<b>SO</b>	3
<b>LOB</b>	8



Batter	1	2	3	4	5	6	7	8	9
Roy Hartsfield, R OBP: 0.315, SLG: 0.356 (1, 4)	0-0 E6		0-0 F6		0-0 1B		0-0 F9		
Sam Jethroe, S OBP: 0.362, SLG: 0.463 (1, 8)	0-0 F7			0-0 G3-6 1B	0-0 F8			0-0 6-3	
Earl Torgeson, L OBP: 0.404, SLG: 0.472 (1, 3)	0-0 F6			0-0 G3-6 1-2f		4-0 BB 2B		0-3 K	
Bob Elliott, R OBP: 0.381, SLG: 0.515 (1, 5)	0-3 K			0-0 2B		0-0 F8 1-H 2B		0-3 K	
Sid Gordon, R OBP: 0.423, SLG: 0.591 (1, 7)		0-3 K		0-0 2B 2-H		0-0 F8 2-3			
Tommy Holmes, L OBP: 0.389, SLG: 0.459 (1, 9)		0-0 G6-4-3 1B		4-0 IBB		0-0 F8 3-H			
Del Crandall, R OBP: 0.281, SLG: 0.351 (1, 2)		0-0 G6-4-3 1-2f		0-0 L6		0-0 F6			
Buddy Kerr, R OBP: 0.273, SLG: 0.272 (1, 6)			0-0 6-3		0-0 6-3		0-0 6-3		
Bob Chipman, L OBP: 0.182, SLG: 0.129 (1, 1)			0-0 5-3		0-0 6-3		0-3 K2-3		

Inning Stats	R: 0	H: 0	E: 1	LOB: 1	K: 1	BB: 0	S: 6	P: 6
	R: 0	H: 1	E: 0	LOB: 0	K: 1	BB: 0	S: 5	P: 5
	R: 0	H: 0	E: 0	LOB: 0	K: 0	BB: 0	S: 3	P: 3
	R: 1	H: 3	E: 0	LOB: 2	K: 0	BB: 1	S: 5	P: 9
	R: 0	H: 1	E: 0	LOB: 1	K: 0	BB: 0	S: 4	P: 4
	R: 2	H: 1	E: 0	LOB: 0	K: 0	BB: 1	S: 4	P: 8
	R: 0	H: 0	E: 0	LOB: 0	K: 1	BB: 0	S: 5	P: 5
	R: 0	H: 0	E: 0	LOB: 0	K: 2	BB: 0	S: 7	P: 7

PITCHER	IP	WLS	BF	H	R	ER	SO	BB	IBB	HBP	BLK	WP	HR	S	P	ERA	WHIP
Jim Hearn, R ERA: 3.38 (1, 1)	7.0	L	28	6	3	3	3	1	1	0	0	0	0	32	40	3.86	1.000
Dave Koslo, L ERA: 4.07 (8, 1)	1.0		3	0	0	0	2	0	0	0	0	0	0	7	7	0.00	0.000

**BOTTOM**

**New York Giants @ Boston Braves**  
Braves Field, Boston, MA

Wed Aug 09 1950, 3:33 AM EDT  
Att. 10,367 - Unknown

AB	R	H	RBI	BB	SO	LOB
4	0	1	0	0	0	0
4	0	1	0	0	0	2
3	1	0	0	1	1	2
4	2	2	1	0	2	1
3	0	1	1	0	1	1
2	0	1	1	1	0	0
3	0	0	0	0	0	3
3	0	0	0	0	0	0
3	0	0	0	0	1	0

<b>AB</b>	<b>29</b>
<b>R</b>	<b>3</b>
<b>H</b>	<b>6</b>
<b>RBI</b>	<b>3</b>
<b>BB</b>	<b>2</b>
<b>SO</b>	<b>5</b>
<b>LOB</b>	<b>9</b>



1B:	3	SF:	0	WP:	0	PA:	31
2B:	3	SAC:	0	PB:	0		
3B:	0	DP:	2	SB:	0		
HR:	0	HBP:	0	CS:	0		

Batter	1	2	3	4	5	6	7	8	9	AB R H RBI BB SO LOB	TOP
<b>Pee Wee Reese, R</b> OBP: 0.361, SLG: 0.362 (1, 6) <small>B C M X</small>	1-2 <b>E6</b> 2B		2-1 <b>E</b> 1B	3-3 <b>K</b>			0-1 <b>F3</b>		3-2 <b>F7</b>	5 1 1 0 0 1 0	
<b>Gene Hermanski, L</b> OBP: 0.382, SLG: 0.474 (1, 7) <small>F X</small>	0-1 <b>L5-4</b> 1-3 2B		0-0 <b>F4</b>		0-0 <b>B4-3</b>		1-0 <b>F6</b>		1-1 <b>1B</b>	5 0 2 0 0 0 1	
<b>Duke Snider, L</b> OBP: 0.378, SLG: 0.550 (1, 8) <small>B B F F X</small>	2-2 <b>F4</b>		0-0 <b>E9</b> 1B		1-1 <b>1B</b>		4-1 <b>BB</b>		0-0 <b>F5</b>	4 1 2 0 1 0 3	
<b>Jackie Robinson, R</b> OBP: 0.440, SLG: 0.553 (1, 4) <small>L X</small>	4-0 <b>IBB</b>		0-1 <b>CS</b> 1B		0-2 <b>F2</b>		0-0 <b>L8</b>			3 0 1 1 1 0 2	
<b>Carl Furillo, R</b> OBP: 0.353, SLG: 0.494 (1, 9) <small>X</small>	0-0 <b>L5-4</b> 2-3		2-2 <b>F4</b> 1-2		0-0 <b>1-3</b>			1-1 <b>L7</b>		4 0 0 0 0 0 5	
<b>Gil Hodges, R</b> OBP: 0.395, SLG: 0.504 (1, 3) <small>C O B T B T U S</small>		1-3 <b>K</b>		1-2 <b>HR</b>		1-1 <b>F8</b>		4-1 <b>BB</b>		3 1 1 1 1 1 0	
<b>Roy Campanella, R</b> OBP: 0.378, SLG: 0.584 (1, 2) <small>X</small>		0-0 <b>1B</b>		2-2 <b>HR</b>		4-1 <b>BB</b>		1-1 <b>F6</b>		3 1 2 1 1 0 1	
<b>Billy Cox, R</b> OBP: 0.304, SLG: 0.390 (1, 5) <small>X</small>		0-0 <b>F2</b>		0-1 <b>F4</b>		0-0 <b>F7</b>		1-1 <b>F8</b>		4 0 0 0 0 0 3	
<b>Preacher Roe, R</b> OBP: 0.167, SLG: 0.169 <b>Ralph Branca, R</b> OBP: 0.194, SLG: 0.296 <b>Dan Bankhead, R</b> OBP: 0.294, SLG: 0.303 (1, 1) (8, 1) (9, 1) <small>C O B T B T U S</small>		2-3 <b>K</b>		0-0 <b>B1-3</b>		0-0 <b>L8</b>			1-3 <b>K</b>	3 0 0 0 0 1 2 1 0 0 0 0 1 0 0 0 0 0 0 0 0	
<b>Inning Stats</b>	R: 0 H: 1 E: 1 LOB: 2 K: 0 BB: 1 S: 9 P: 16	R: 0 H: 1 E: 0 LOB: 1 K: 2 BB: 0 S: 12 P: 15	R: 2 H: 3 E: 1 LOB: 0 K: 0 BB: 0 S: 9 P: 13	R: 2 H: 2 E: 0 LOB: 0 K: 1 BB: 0 S: 14 P: 20	R: 0 H: 1 E: 0 LOB: 1 K: 0 BB: 0 S: 8 P: 9	R: 0 H: 0 E: 0 LOB: 1 K: 0 BB: 1 S: 5 P: 10	R: 0 H: 0 E: 0 LOB: 1 K: 0 BB: 1 S: 5 P: 10	R: 0 H: 0 E: 0 LOB: 1 K: 0 BB: 1 S: 7 P: 14	R: 0 H: 1 E: 0 LOB: 1 K: 1 BB: 0 S: 11 P: 16	1B: 6 SF: 0 2B: 2 SAC: 0 3B: 0 DP: 1 HR: 2 HBP: 0	WP: 0 PA: 39 PB: 0 SB: 0 CS: 1
<b>PITCHER</b> <b>Johnny Sain, R</b> ERA: 3.96 (1, 1)	IP WLS BF H R ER SO BB IBB HBP BLK WP HR S P ERA WHIP										
	9.0 L 39 9 4 3 4 3 1 0 0 0 2 80 123 3.00 1.333										

**Brooklyn Dodgers @ Boston Braves**  
**Braves Field, Boston, MA**  
 Thu Aug 10 1950, 3:33 AM EDT  
 Att: 24,758 - Unknown

[livebaseballscorecards.com](http://livebaseballscorecards.com)

**AB 35**  
**R 4**  
**H 9**  
**RBI 3**  
**BB 4**  
**SO 4**  
**LOB 17**



BOTTOM

Brooklyn Dodgers @ Boston Braves  
Braves Field, Boston, MA  
Thu Aug 10 1950, 3:33 AM EDT  
Att. 24,758 - Unknown

livebaseballscorecards.com

AB 37  
R 3  
H 12  
RBI 3  
BB 1  
SO 1  
LOB 14



WP: 0 PA: 38  
PB: 0  
SB: 0  
CS: 0

AB R H RBI BB SO LOB

5 1 2 0 0 0 1

5 1 1 2 0 1 4

3 0 1 0 1 0 0

4 0 2 0 0 0 0

4 0 0 0 0 0 4

4 0 1 0 0 0 2

3 0 0 0 0 0 1  
1 0 1 0 0 0 0  
0 1 0 0 0 0 0

3 0 1 0 0 0 0  
1 0 0 0 0 0 1

3 0 2 0 0 0 1  
1 0 1 1 0 0 0  
0 0 0 0 0 0 0

1B: 11 SF: 0  
2B: 1 SAC: 0  
3B: 0 DP: 2  
HR: 1 HBP: 0

Batter	1	2	3	4	5	6	7	8	9
Roy Hartsfield, R OBP: 0.316, SLG: 0.357 (1, 4)	0-1 F7		1-0 5-3		2-1 1-2 1B			2-2 FC4-6 HR	0-2 1-2 1B
Sam Jethroe, S OBP: 0.360, SLG: 0.467 (1, 8)	3-2 6-3		1-1 F7		2-3 K			1-2 1-H HR	0-2 1-2 L3
Earl Torgeson, L OBP: 0.405, SLG: 0.471 (1, 3)	2-2 1B 1B		1-1 4-3		1-1 4-3			4-2 1B BB	
Bob Elliott, R OBP: 0.383, SLG: 0.515 (1, 5)	3-2 1-2 1B		1-0 F2		0-0 6-3			0-0 1-3 1B	
Walker Cooper, R OBP: 0.374, SLG: 0.513 (1, 2)	0-2 3-1		0-0 F8		1-0 5-3			0-0	
Sid Gordon, R OBP: 0.421, SLG: 0.586 (1, 7)		2-1 G6-4-3 1B	0-0 F8		3-2 F9			1-1	
Luis Olmo, R OBP: 0.315, SLG: 0.360 (1, 9)		1-1 G6-4-3	0-1 F8		2-1 5-3			3-2 1B 1B	
Tommy Holmes, L OBP: 0.392, SLG: 0.461 (9, PH)		1-2 1-2f							
Sibby Sisti, R OBP: 0.324, SLG: 0.306 (9, PR)									
Buddy Kerr, R OBP: 0.273, SLG: 0.273 (1, 6)		0-2 1B	0-2 6-3		0-2 F8			1-2 4-3	
Pete Reiser, L OBP: 0.351, SLG: 0.267 (9, PH)								1-2 1-2	
Johnny Sain, R OBP: 0.266, SLG: 0.243 (1, 1)		1-0 F7	1-1 F7		1-1 1B 1B			1-1 FC4-6 1B	0-1 2-H 1B
Willard Marshall, L OBP: 0.333, SLG: 0.361 (9, PH)									
Del Crandall, R OBP: 0.281, SLG: 0.351 (9, PR)									

Inning Stats	R: 0	H: 2	E: 0	LOB: 2	K: 0	BB: 0	S: 18	R: 0	H: 2	E: 0	LOB: 1	K: 0	BB: 0	S: 8	R: 0	H: 0	E: 0	LOB: 0	K: 0	BB: 0	S: 5	R: 0	H: 0	E: 0	LOB: 0	K: 0	BB: 0	S: 3	R: 0	H: 2	E: 0	LOB: 2	K: 1	BB: 0	S: 12	R: 0	H: 0	E: 0	LOB: 0	K: 0	BB: 0	S: 4	R: 0	H: 0	E: 0	LOB: 0	K: 0	BB: 0	S: 8	R: 2	H: 3	E: 0	LOB: 2	K: 0	BB: 1	S: 17	R: 1	H: 3	E: 0	LOB: 2	K: 0	BB: 0	S: 17	1B: 11	SF: 0	2B: 1	SAC: 0	3B: 0	DP: 2	HR: 1	HBP: 0
--------------	------	------	------	--------	------	-------	-------	------	------	------	--------	------	-------	------	------	------	------	--------	------	-------	------	------	------	------	--------	------	-------	------	------	------	------	--------	------	-------	-------	------	------	------	--------	------	-------	------	------	------	------	--------	------	-------	------	------	------	------	--------	------	-------	-------	------	------	------	--------	------	-------	-------	--------	-------	-------	--------	-------	-------	-------	--------

PITCHER	IP	WLS	BF	H	R	ER	SO	BB	IBB	HBP	BLK	WP	HR	S	P	ERA	WHIP
Preacher Roe, L ERA: 3.43 (1, 1)	7.1	W	30	8	2	2	1	1	0	0	0	0	1	71	107	2.46	1.227
Ralph Branca, R ERA: 4.76 (8, 1)	1.0		7	4	1	1	0	0	0	0	0	0	0	18	23	9.00	4.000
Dan Bankhead, R ERA: 5.59 (9, 1)	0.2	S	1	0	0	0	0	0	0	0	0	0	0	3	3	0.00	0.000

PITCHER	IP	WLS	BF	H	R	ER	SO	BB	IBB	HBP	BLK	WP	HR	S	P	ERA	WHIP
---------	----	-----	----	---	---	----	----	----	-----	-----	-----	----	----	---	---	-----	------

Batter	1	2	3	4	5	6	7	8	9	AB R H RBI BB SO LOB	TOP
<b>Pee Wee Reese, R</b> (1, 6) OBP: 0.357, SLG: 0.358	1-3 			1-2 		0-3 			1-1 	4 0 0 0 0 2 1	<b>Brooklyn Dodgers @ Boston Braves</b> Braves Field, Boston, MA Fri Aug 11 1950, 3:33 AM EDT Att: 29,008 - Unknown
<b>Gene Hermanski, L</b> (1, 7) OBP: 0.384, SLG: 0.469	3-2 			4-1 		3-2 			4-1 	2 0 0 0 2 0 0	
<b>Duke Snider, L</b> (1, 8) OBP: 0.374, SLG: 0.544	1-1 			1-0 				1-1 	2-2 	4 0 0 0 0 0 3	
<b>Jackie Robinson, R</b> (1, 4) OBP: 0.437, SLG: 0.548				1-0 				1-0 		3 0 0 0 0 0 1	
<b>Carl Furillo, R</b> (1, 9) OBP: 0.350, SLG: 0.490								1-1 		3 0 0 0 0 0 0	
<b>Gil Hodges, R</b> (1, 3) OBP: 0.392, SLG: 0.500										3 0 0 0 0 1 0	
<b>Roy Campanella, R</b> (1, 2) OBP: 0.377, SLG: 0.580										2 0 0 0 1 0 0	
<b>Billy Cox, R</b> (1, 5) OBP: 0.301, SLG: 0.385										3 0 0 0 0 0 1	
<b>Carl Erskine, R</b> (1, 1) OBP: 0.250, SLG: 0.250										0 0 0 0 0 0 0	
<b>Joe Hatten, R</b> (2, 1) OBP: 0.083, SLG: 0.083										1 0 0 0 0 0 0	
<b>Cal Abrams, L</b> (6, PH)										1 0 0 0 0 0 0	
<b>Dan Bankhead, R</b> (6, 1) OBP: 0.294, SLG: 0.303										0 0 0 0 0 0 0	
<b>Jim Russell, S</b> (9, PH) OBP: 0.338, SLG: 0.477										0 0 0 0 1 0 0	
<b>Inning Stats</b>	R: 0 H: 0 E: 0 LOB: 0 K: 1 BB: 0 S: 8 P: 13	R: 0 H: 0 E: 0 LOB: 0 K: 1 BB: 0 S: 5 P: 6	R: 0 H: 0 E: 0 LOB: 0 K: 0 BB: 0 S: 3 P: 4	R: 0 H: 0 E: 0 LOB: 1 K: 0 BB: 1 S: 6 P: 13	R: 0 H: 0 E: 0 LOB: 1 K: 0 BB: 1 S: 7 P: 15	R: 0 H: 0 E: 0 LOB: 0 K: 1 BB: 0 S: 9 P: 13	R: 0 H: 0 E: 0 LOB: 0 K: 0 BB: 0 S: 5 P: 8	R: 0 H: 0 E: 0 LOB: 0 K: 0 BB: 0 S: 4 P: 6	R: 0 H: 0 E: 0 LOB: 1 K: 0 BB: 2 S: 8 P: 19	1B: 0 SF: 0 2B: 0 SAC: 0 3B: 0 DP: 1 HR: 0 HBP: 0	WP: 0 PA: 30 PB: 0 SB: 0 CS: 0
<b>PITCHER Vern Bickford, R</b> (1, 1) ERA: 3.15	IP: 9.0 WLS: W BF: 30 H: 0 R: 0 ER: 0 SO: 3 BB: 4 IBB: 0 HBP: 0 BLK: 0 WP: 0 HR: 0 S: 55 P: 97 ERA: 0.00 WHIP: 0.444										

livebaseballscorecards.com

<b>AB</b>	26
<b>R</b>	0
<b>H</b>	0
<b>RBI</b>	0
<b>BB</b>	4
<b>SO</b>	3
<b>LOB</b>	6



Batter	1	2	3	4	5	6	7	8	9
Roy Hartsfield, R OBP: 0.318, SLG: 0.357 (1, 4)	3-3 K	1-1 E 1B		1-0 4-3		2-1 F5		2-2 FC3-6 1B	
Sam Jethroe, S OBP: 0.363, SLG: 0.467 (1, 8)	4-0 4-3 2B BB	2-1 1-H 1B			3-1 F4	1-1 G3		2-1 FC3-6 1B	
Earl Torgeson, L OBP: 0.405, SLG: 0.469 (1, 3)	2-1 4-3 1-2	2-3 K			0-1 E 1B		4-1 1B F9 BB	1-2 FC3-6	
Bob Elliott, R OBP: 0.385, SLG: 0.519 (1, 5)	0-1 2B 2B		0-0 L9		3-2 FC6-5-4 1B		1-2 F9 1B 1B	1-0 F8	
Walker Cooper, R OBP: 0.373, SLG: 0.512 (1, 2)	0-1 E 2B		0-1 6-3		3-2 FC6-5-4 BB BB		0-2 F9		
Sid Gordon, R OBP: 0.424, SLG: 0.587 (1, 7)	2-2 E8 1B		0-1 F8		4-2 BB BB		0-1 FC4-6 BB 1B		
Willard Marshall, L OBP: 0.336, SLG: 0.358 (1, 9)	1-1 3-1			0-0 F9	4-2 BB		4-0 FC4-6 BB		
Buddy Kerr, R OBP: 0.271, SLG: 0.270 (1, 6)		1-3 K		1-2 L8	1-3 K		2-0 FC4-6		
Vern Bickford, R OBP: 0.122, SLG: 0.089 (1, 1)		0-0 F9		1-2 1B		0-3 K	0-1 1-4-2	2-3 K	

Inning Stats	R: 3	H: 3	LOB: 1	K: 1	S: 15	P: 27	R: 1	H: 2	LOB: 1	K: 2	S: 11	P: 17	R: 0	H: 0	LOB: 0	K: 0	S: 5	R: 0	H: 1	LOB: 1	K: 0	S: 9	P: 12	R: 1	H: 2	LOB: 3	K: 1	S: 22	P: 40	R: 0	H: 0	LOB: 0	K: 1	S: 7	P: 10	R: 2	H: 2	LOB: 2	K: 0	S: 12	P: 23	R: 0	H: 2	LOB: 2	K: 1	S: 13	P: 21
--------------	------	------	--------	------	-------	-------	------	------	--------	------	-------	-------	------	------	--------	------	------	------	------	--------	------	------	-------	------	------	--------	------	-------	-------	------	------	--------	------	------	-------	------	------	--------	------	-------	-------	------	------	--------	------	-------	-------

PITCHER	IP	WLS	BF	H	R	ER	SO	BB	IBB	HBP	BLK	WP	HR	S	P	ERA	WHIP
Carl Erskine, R ERA: 5.4 (1, 1)	1.2	L	11	5	4	3	2	1	0	0	0	0	0	23	39	16.20	3.600
Joe Hatten, L ERA: 4.82 (2, 1)	3.1		15	3	1	1	2	2	0	0	0	0	0	39	62	2.70	1.500
Dan Bankhead, R ERA: 5.6 (6, 1)	3.0		15	4	2	2	2	2	0	0	0	0	0	32	54	6.00	2.000

**BOTTOM**

AB R H RBI BB SO LOB

5	1	2	0	0	1	1
4	1	2	1	1	0	0
4	2	1	0	1	1	4
5	2	3	2	0	0	2
4	1	1	2	0	0	2
3	0	2	2	1	0	0
2	0	0	0	2	0	1
4	0	0	0	0	2	5
4	0	1	0	0	2	0

**AB 35**  
**R 7**  
**H 12**  
**RBI 7**  
**BB 5**  
**SO 6**  
**LOB 15**

**WP: 0 PA: 40**  
**PB: 0**  
**SB: 0**  
**CS: 0**

**1B: 10 SF: 0**  
**2B: 2 SAC: 0**  
**3B: 0 DP: 0**  
**HR: 0 HBP: 0**

**Brooklyn Dodgers @ Boston Braves**  
**Braves Field, Boston, MA**  
Fri Aug 11 1950, 3:33 AM EDT  
Att. 29,008 - Unknown



livebaseballscorecards.com

Batter	1	2	3	4	5	6	7	8	9	AB R H RBI BB SO LOB	TOP																					
<b>Pee Wee Reese, R</b> OBP: 0.357, SLG: 0.354 (1, 6)	0-2 L7		SAFE 4-1 E BB 1-2 2-3 BB		1-2 FC5-4 1-2f		4-2 BB 1-2 BB		0-3 K	3 0 0 0 2 1 1																						
<b>Jim Russell, S</b> OBP: 0.345, SLG: 0.475 (1, 7)	1-1 L6-3 1B		4-1 E 1-2 2-3 BB		0-2 FC5-4 1-2f		4-1 BB 1-2 2-3 BB		1-1 5-3	3 0 1 0 2 0 1																						
<b>Duke Snider, L</b> OBP: 0.371, SLG: 0.539 (1, 8)	2-2 L6-3 1-2		1-2 E4 1-2 2-3 3-H		0-0 4-3		1-0 F6			4 0 0 0 0 0 7																						
<b>Jackie Robinson, R</b> OBP: 0.434, SLG: 0.544 <b>Chris Van Cuyk, L</b> (6, 1) <b>Tommy Brown, R</b> OBP: 0.321, SLG: 0.615 (8, PH) <b>Billy Loes, R</b> (8, 1)			1-2 4-3				1-0 F8		0-1 1B F9 1B	3 0 0 0 0 1 3 0 0 0 0 0 0 0 1 1 1 0 0 0 0 0 0 0 0 0 0 0																						
<b>Carl Furillo, R</b> OBP: 0.352, SLG: 0.490 (1, 9)			3-3 K		1-1 6-3		1-1 L4-3 1B		2-1 1-3 1B	4 0 2 0 0 1 0																						
<b>Gil Hodges, R</b> OBP: 0.391, SLG: 0.497 (1, 3)			2-2 F9		1-1 FC5-4 1B		0-0 L4-3 1-2		1-3 K	4 0 1 0 0 1 3																						
<b>Roy Campanella, R</b> OBP: 0.376, SLG: 0.575 (1, 2)			4-1 BB BB BB		0-1 F9		3-2 6-3		1-0 F9 3-H	3 0 0 1 1 0 2																						
<b>Billy Cox, R</b> OBP: 0.304, SLG: 0.383 (1, 5) (6, 4)			4-0 BB BB E BB 1-2		1-2 FC5-4 1-2f		4-1 BB BB BB		1-1 L4	2 1 0 0 2 0 2																						
<b>Don Newcombe, L</b> OBP: 0.344, SLG: 0.345 <b>Bobby Morgan, R</b> OBP: 0.355, SLG: 0.426 (1, 1) (6, 5)			1-3 K		0-2 FC5-4 1B		2-3 K		2-1 6-3	2 0 1 0 0 1 2 2 0 0 0 0 1 1																						
<b>Inning Stats</b>	R: 0 E: 0 K: 0 S: 8	H: 1 LOB: 0 BB: 0 P: 11	R: 0 E: 0 K: 2 S: 11	H: 0 LOB: 0 BB: 0 P: 17	R: 1 E: 1 K: 1 S: 15	H: 0 LOB: 3 BB: 4 P: 34	R: 0 E: 0 K: 0 S: 9	H: 1 LOB: 1 BB: 0 P: 12	R: 0 E: 0 K: 0 S: 10	H: 1 LOB: 1 BB: 0 P: 11	R: 0 E: 0 K: 1 S: 12	H: 0 LOB: 3 BB: 3 P: 30	R: 1 E: 0 K: 1 S: 11	H: 2 LOB: 1 BB: 0 P: 16	R: 0 E: 0 K: 1 S: 7	H: 0 LOB: 0 BB: 0 P: 10	1B: 6 2B: 2 3B: 0 HR: 0	SF: 0 SAC: 0 DP: 2 HBP: 0	WP: 0 PB: 0 SB: 0 CS: 0	PA: 38												
<b>PITCHER</b> <b>Warren Spahn, L</b> ERA: 3.12 (1, 1)	IP 9.0	WLS W	BF 38	H 6	R 2	ER 1	SO 6	BB 7	IBB 0	HBP 0	BLK 0	WP 0	HR 0	S 87	P 147	ERA 1.00	WHIP 1.444															
											<b>PITCHER</b>	IP	WLS	BF	H	R	ER	SO	BB	IBB	HBP	BLK	WP	HR	S	P	ERA	WHIP				

**Brooklyn Dodgers @ Boston Braves**  
 Braves Field, Boston, MA  
 Sat Aug 12 1950, 3:33 AM EDT  
 Att: 34,732 - Unknown

[livebaseballscorecards.com](http://livebaseballscorecards.com)

<b>AB</b>	31
<b>R</b>	2
<b>H</b>	6
<b>RBI</b>	1
<b>BB</b>	7
<b>SO</b>	6
<b>LOB</b>	22





Batter	1	2	3	4	5	6	7	8	9
Roy Hartsfield, R OBP: 0.316, SLG: 0.358 (1, 4)	1-0 E6 E S		0-1 4-3 E 2B	1-3 K	2-2 F5		1-1 F8		
Sam Jethroe, S OBP: 0.363, SLG: 0.467 Luis Olmo, R OBP: 0.315, SLG: 0.360 (1, 8) (8, 8)	3-3 K 1-3		0-0 4-3 2-3	0-1 1B 3-H		1-2 HR 1B	0-3 K		
Earl Torgeson, L OBP: 0.402, SLG: 0.473 (1, 3)	2-0 G3		1-1 L9 3-H	1-3 K		1-0 HR 1-H	1-3 K		
Bob Elliott, R OBP: 0.391, SLG: 0.524 (1, 5)	2-3 K		0-0 BB 1B		0-1 FC4-2 1B	4-1 BB BB		1-0 4-3 2B	
Walker Cooper, R OBP: 0.373, SLG: 0.512 (1, 2)		2-2 6-3	4-2 FC6-4 BB		0-0 FC4-2 2B	1-1 L7		0-0 4-3	
Sid Gordon, R OBP: 0.427, SLG: 0.592 (1, 7)		0-1 1B 2B	2-2 FC6-4 1-2f		4-0 BB FC4-2 FC6-4 IBB	0-2 F9		1-1 2B 3-H	
Willard Marshall, L OBP: 0.337, SLG: 0.356 (1, 9)		2-2 2-H 1B		1-2 6-3	0-0 FC4-2 E 1-2 2-3 3-Hf	4-1 BB BB		1-0 F8	
Buddy Kerr, R OBP: 0.275, SLG: 0.270 (1, 6)		3-2 F7		1-0 1B E 1B	4-2 FC6-4 BB	4-2 BB BB		3-2 6-3	
Warren Spahn, L OBP: 0.271, SLG: 0.244 (1, 1)		0-2 G3		1-0 E9 1-H 1B 1B	1-1 FC6-4	1-3 K			

Inning Stats	R: 0	H: 0	E: 1	K: 2	S: 8	LOB: 1	BB: 0	P: 16
	R: 1	H: 2	E: 0	K: 0	S: 14	LOB: 1	BB: 0	P: 21
	R: 1	H: 2	E: 1	K: 0	S: 11	LOB: 2	BB: 1	P: 18
	R: 2	H: 3	E: 1	K: 2	S: 15	LOB: 1	BB: 0	P: 20
	R: 3	H: 2	E: 1	K: 0	S: 11	LOB: 1	BB: 2	P: 22
	R: 2	H: 2	E: 0	K: 1	S: 22	LOB: 3	BB: 3	P: 38
	R: 0	H: 0	E: 0	K: 2	S: 9	LOB: 0	BB: 0	P: 11
	R: 1	H: 2	E: 0	K: 0	S: 8	LOB: 1	BB: 0	P: 14

PITCHER	IP	WLS	BF	H	R	ER	SO	BB	IBB	HBP	BLK	WP	HR	S	P	ERA	WHIP
Don Newcombe, R ERA: 4.31 (1, 1)	5.0	L	28	9	7	5	4	2	1	0	0	0	0	59	97	9.00	2.200
Chris Van Cuyk, L ERA: 4.78 (6, 1)	2.0		11	2	2	2	3	3	0	0	0	0	1	31	49	9.00	2.500
Billy Loes, R ERA: 8.59 (8, 1)	1.0		5	2	1	1	0	0	0	0	0	0	0	8	14	9.00	2.000


**BOTTOM**

**Brooklyn Dodgers @ Boston Braves**  
Braves Field, Boston, MA

Sat Aug 12 1950, 3:33 AM EDT  
Att. 34,732 - Unknown

AB	R	H	RBI	BB	SO	LOB
5	1	1	0	0	1	2
5	1	2	1	0	2	2
0	0	0	0	0	0	0
5	1	1	2	0	2	2
4	1	3	0	1	1	1
4	1	1	0	1	0	2
4	2	2	1	1	0	3
4	1	1	1	1	0	4
3	1	1	1	2	0	2
4	1	1	1	0	1	5

AB	38
R	10
H	13
RBI	7
BB	6
SO	7
LOB	23



1B:	7	SF:	0	WP:	0	PA:	44
2B:	5	SAC:	0	PB:	0		
3B:	0	DP:	0	SB:	1		
HR:	1	HBP:	0	CS:	0		

livebaseballscorecards.com

Batter	1	2	3	4	5	6	7	8	9	AB R H RBI BB SO LOB	TOP											
<b>Pee Wee Reese, R</b> OBP: 0.361, SLG: 0.358 (1, 6) C X	0-1 F8		0-1 E S 1B			1-1 FC3-5 2B	1-0 1B	0-1 BB 1B		5 1 3 3 0 0 1												
<b>Jim Russell, S</b> OBP: 0.346, SLG: 0.475 (1, 7) C F B B X	1-2 F8		3-2 F7 1-3			1-1 1H 2B	2-0 F4	4-1 FC6-4 BB		4 0 1 1 1 0 3												
<b>Duke Snider, L</b> OBP: 0.371, SLG: 0.538 (1, 8) C X	0-1 2B			1-1 G3		0-1 F6		1B BB WP BB FC6-4		4 1 1 0 1 0 3												
<b>Jackie Robinson, R</b> OBP: 0.431, SLG: 0.538 (1, 4) C B X	1-2 5-3			0-2 F8			3-2 4-3	4-1 WP F8 BB	0-0 F8	4 1 0 0 1 0 1												
<b>Carl Furillo, R</b> OBP: 0.355, SLG: 0.494 (1, 9) X		0-0 G4-6-3 1B		0-0 6-3			1-0 1B 2B	1-0 1B WP 1B	1-0 F3	5 2 3 0 0 0 0												
<b>Gil Hodges, R</b> OBP: 0.389, SLG: 0.493 (1, 3) F X		0-1 G4-6-3 1-2f		1-1 6-3			3-2 2H 1B	0-0 F7	1-1 6-3	5 1 1 1 0 0 4												
<b>Roy Campanella, R</b> OBP: 0.374, SLG: 0.569 (1, 2) B X		1-0 F3		0-0 G4-3			2-0 F6	4-0 1B 1B IBB		3 1 0 0 1 0 1												
<b>Billy Cox, R</b> OBP: 0.303, SLG: 0.379 (1, 5) B B B B X			3-2 5-3		3-2 2-3		4-0 1B 1B IBB	1-2 F8		3 1 0 1 1 0 2												
<b>Erv Palica, R</b> OBP: 0.273, SLG: 0.364 (1, 1) S B F X			1-2 F9			0-0 FC3-5 2B	0-0 1B 1B	2-2 BB 1B		4 0 3 1 0 0 0												
<b>Inning Stats</b>	R: 0 E: 0 K: 0 S: 12	H: 1 LOB: 1 BB: 0 P: 14	R: 0 E: 0 K: 0 S: 4	H: 1 LOB: 0 BB: 0 P: 5	R: 0 E: 0 K: 0 S: 11	H: 1 LOB: 1 BB: 0 P: 18	R: 0 E: 0 K: 0 S: 6	H: 0 LOB: 0 BB: 0 P: 7	R: 0 E: 0 K: 0 S: 6	H: 0 LOB: 0 BB: 0 P: 10	R: 1 E: 0 K: 0 S: 7	H: 2 LOB: 0 BB: 0 P: 9	R: 3 E: 0 K: 0 S: 12	H: 4 LOB: 2 BB: 1 P: 28	R: 4 E: 0 K: 0 S: 20	H: 3 LOB: 3 BB: 4 P: 40	R: 0 E: 0 K: 0 S: 4	H: 0 LOB: 0 BB: 0 P: 6	1B: 8 2B: 4 3B: 0 HR: 0	SF: 0 SAC: 0 DP: 1 HBP: 0	WP: 1 PB: 0 SB: 1 CS: 0	PA: 42
<b>PITCHER</b>	IP WLS BF H R ER SO BB IBB HBP BLK WP HR S P ERA WHIP																					
<b>Bob Chipman, L</b> ERA: 4.53 (1, 1)	7.0 L 29 9 4 4 0 0 0 1 0 0 0 0 0 58 91 5.14 1.286																					
<b>Bobby Hogue, R</b> ERA: 4.53 (8, 1)	0.2 8 3 4 4 0 2 1 0 0 1 0 18 34 54.00 7.500																					
<b>Mickey Haefner, L</b> ERA: 5.6 (8, 1)	1.1 5 0 0 0 0 0 1 0 0 0 0 0 6 12 0.00 0.750																					

**Brooklyn Dodgers @ Boston Braves**  
 Braves Field, Boston, MA  
 Sun Aug 13 1950, 3:33 AM EDT  
 Att: 26,501 - Unknown

livebaseballscorecards.com

AB	37
R	8
H	12
RBI	7
BB	5
SO	0
LOB	15



Batter	1	2	3	4	5	6	7	8	9	AB	R	H	RBI	BB	SO	LOB
<b>Roy Hartsfield, R</b> OBP: 0.318, SLG: 0.364 (1, 4)	0-2 F3			X 0-0 FC4-6 1B		X 0-0 1B 2B		L 1-3 K		4	1	2	0	0	1	0
<b>Sam Jethroe, S</b> OBP: 0.360, SLG: 0.462 (1, 8)	3-2 F9			L 2-1 FC4-6 1-2f		B 1-0 L8		C 0-2 5-3		4	0	0	0	0	0	2
<b>Earl Torgeson, L</b> OBP: 0.403, SLG: 0.472 (1, 3)	1-1 F6			B 4-0 IBB		B 3-2 2-H 1B		B 2-2 F9		3	0	1	1	1	0	0
<b>Bob Elliott, R</b> OBP: 0.392, SLG: 0.525 (1, 5)		C 0-1 6-3		C 2-3 K		B 4-2 BB		X 0-0 1B F9 2B		3	1	1	0	1	1	2
<b>Walker Cooper, R</b> OBP: 0.371, SLG: 0.509 <b>Del Crandall, R</b> OBP: 0.281, SLG: 0.351 (9, PR)		L 2-2 F8		X 0-0 F6		X 0-0 L5		S 0-2 1B 1B		4	0	1	0	0	0	3
<b>Sid Gordon, R</b> OBP: 0.427, SLG: 0.591 (1, 7)		C 1-2 F3		F 2-2 FC5-4 1B		B 2-2 G4-6-3 1B		B 1-0 F9		4	0	2	1	0	0	1
<b>Willard Marshall, L</b> OBP: 0.336, SLG: 0.354 (1, 9)		B 2-2 L9		B 1-2 F7		B 1-1 G4-6-3		X 0-0 1B		4	0	1	0	0	0	2
<b>Buddy Kerr, R</b> OBP: 0.275, SLG: 0.274 <b>Pete Reiser, L</b> OBP: 0.347, SLG: 0.262 (9, PH)		B 1-0 F5		F 0-1 F9		B 1-0 2B		B 1-1 F6		3	0	1	0	0	0	1
<b>Bob Chipman, L</b> OBP: 0.171, SLG: 0.121 <b>Tommy Holmes, L</b> OBP: 0.390, SLG: 0.459 <b>Bobby Hogue, R</b> OBP: 0.333, SLG: 0.364 <b>Mickey Haefner, L</b> OBP: 0.292, SLG: 0.190 (8, 1)		S 0-3 K		C 0-2 FC5-4 1-2f		C 2-2 F7		X 0-0 F7		2	0	0	0	0	1	1

Inning Stats	R: 0	H: 0	E: 0	K: 0	S: 10	R: 0	H: 0	E: 0	K: 0	S: 8	R: 0	H: 0	E: 0	K: 1	S: 8	R: 0	H: 1	E: 1	K: 1	S: 7	R: 0	H: 1	E: 0	K: 0	S: 11	R: 1	H: 2	E: 0	K: 0	S: 9	R: 0	H: 2	E: 0	K: 0	S: 10	R: 0	H: 0	E: 0	K: 1	S: 9	R: 1	H: 3	E: 0	K: 0	S: 9	1B: 6	2B: 3	3B: 0	HR: 0	SF: 0	SAC: 0	DP: 1	HBP: 0	WP: 0	PB: 0	SB: 0	CS: 0	PA: 36
<b>ERA: 3.9</b>	IP: 9.0	WLS: W	BF: 36	H: 9	R: 2	ER: 2	SO: 3	BB: 1	IBB: 1	HBP: 0	BLK: 0	WP: 0	HR: 0	S: 81	P: 121	ERA: 2.00	WHIP: 1.111																																									

**Brooklyn Dodgers @ Boston Braves**  
**Braves Field, Boston, MA**  
 Sun Aug 13 1950, 3:33 AM EDT  
 Att. 26,501 - Unknown

<b>AB</b>	<b>34</b>
<b>R</b>	<b>2</b>
<b>H</b>	<b>9</b>
<b>RBI</b>	<b>2</b>
<b>BB</b>	<b>2</b>
<b>SO</b>	<b>3</b>
<b>LOB</b>	<b>17</b>

Batter	1	2	3	4	5	6	7	8	9	AB R H RBI BB SO LOB	TOP											
Roy Hartsfield, R OBP: 0.316, SLG: 0.359 (1, 4) BBB	4-0 BB BB	0-3 K	0-0 F8		0-0 F8		0-3 K		0-0 5-3	4 0 0 0 1 2 3												
Sam Jethroe, S OBP: 0.358, SLG: 0.459 (1, 8) SSS	0-3 K	0-0 4-3	0-3 K		0-3 K		0-0 BB 1B		0-0 1-3	5 0 1 0 0 2 3												
Earl Torgeson, L OBP: 0.405, SLG: 0.471 (1, 3) BBB	4-0 BB 1-2 BB		0-0 4-3		0-0 BB 1B		4-0 BB 1-2 2-3 BB		0-0 F7	3 0 1 0 2 0 0												
Bob Elliott, R OBP: 0.388, SLG: 0.520 (1, 5) SSS	0-3 K		0-0 F3		0-0 F9		0-0 F4			4 0 0 0 0 1 6												
Walker Cooper, R OBP: 0.370, SLG: 0.505 (1, 2) X	0-0 L8		0-0 F7		0-0 L9				0-0 FC4-6 1B	4 0 1 0 0 0 3												
Sid Gordon, R OBP: 0.426, SLG: 0.585 (1, 7) SSS		0-0 6-3		0-3 K		4-0 BB 1-2 BB		0-0 FC4-6 1B 1B 1-2f		3 0 0 0 1 1 1												
Willard Marshall, L OBP: 0.338, SLG: 0.354 (1, 9) BBB		4-0 1B 1B BB		0-0 F6		0-0 F5		0-0 1B 1-2 1B		3 1 1 0 1 0 2												
Buddy Kerr, R OBP: 0.277, SLG: 0.276 (1, 6) X		0-0 1B 1-3 1B		0-0 L9				0-0 F8	0-0 G4-6-3 1B 1-2 2-3	4 0 2 0 0 0 0												
Johnny Sain, R OBP: 0.275, SLG: 0.253 (1, 1) Mickey Haefliger, L OBP: 0.280, SLG: 0.182 (2, 1) Gene Mauch, R OBP: 0.294, SLG: 0.280 (7, PH) Bob Hall, R OBP: 0.083, SLG: 0.083 (7, 1) Tommy Holmes, L OBP: 0.388, SLG: 0.457 (8, PH) Johnny Antonelli, L OBP: 0.222, SLG: 0.222 (8, 1)		0-0 1B 3-H 1B		0-0 5-3				0-0 BB 1B BB	0-0 G4-6-3 1B 1-2f	1 0 1 1 0 0 0 1 0 0 0 0 0 0 0 0 0 0 1 0 0 0 0 0 0 0 0 0 1 0 0 0 0 0 3 0 0 0 0 0 0 0												
<b>Inning Stats</b>	R: 0 E: 0 K: 2 S: 7	H: 0 LOB: 2 BB: 2 P: 15	R: 1 E: 0 K: 1 S: 7	H: 2 LOB: 2 BB: 1 P: 11	R: 0 E: 0 K: 0 S: 3	H: 0 LOB: 0 BB: 0 P: 3	R: 0 E: 0 K: 1 S: 5	H: 0 LOB: 0 BB: 0 P: 5	R: 0 E: 0 K: 1 S: 4	H: 1 LOB: 2 BB: 1 P: 8	R: 0 E: 0 K: 1 S: 6	H: 1 LOB: 3 BB: 2 P: 14	R: 0 E: 0 K: 0 S: 5	H: 3 LOB: 2 BB: 0 P: 5	R: 0 E: 0 K: 0 S: 3	H: 0 LOB: 0 BB: 0 P: 3	1B: 7 2B: 0 3B: 0 HR: 0	SF: 0 SAC: 0 DP: 1 HBP: 0	WP: 0 PB: 0 SB: 0 CS: 0	PA: 39		
<b>PITCHER</b> Curt Simmons, L ERA: 3.44 Jim Konstanty, R ERA: 2.43	IP 7.1	WLS W	BF 35	H 7	R 1	ER 1	SO 6	BB 6	IBB 0	HBP 0	BLK 0	WP 0	HR 0	S 41	P 65	ERA 1.23	WHIP 1.773					
	IP 1.2	WLS S	BF 4	H 0	R 0	ER 0	SO 0	BB 0	IBB 0	HBP 0	BLK 0	WP 0	HR 0	S 4	P 4	ERA 0.00	WHIP 0.000					

**Boston Braves @ Philadelphia Phillies**  
 Shibe Park, Philadelphia, PA  
 Tue Aug 15 1950, 3:33 AM EDT  
 Att: 32,215 - Unknown

[livebaseballscorecards.com](http://livebaseballscorecards.com)

AB	33
R	1
H	7
RBI	1
BB	6
SO	6
LOB	21



Batter	1	2	3	4	5	6	7	8	9	AB	R	H	RBI	BB	SO	LOB	BOTTOM
--------	---	---	---	---	---	---	---	---	---	----	---	---	-----	----	----	-----	--------

<b>Eddie Waitkus, L</b> <small>OBP: 0.335, SLG: 0.349</small> (1, 3) X	0-0 	0-0 <b>E1</b> 	0-0 <b>FC6-4</b> 		0-0 			4-0 		4	3	2	0	1	0	1	<b>Boston Braves @ Philadelphia Phillies</b> Shibe Park, Philadelphia, PA Tue Aug 15 1950, 3:33 AM EDT Att. 32,215 - Unknown
<b>Richie Ashburn, L</b> <small>OBP: 0.375, SLG: 0.411</small> (1, 8) X	0-0 	0-0 <b>FC4-6</b> 	0-0 <b>F3</b> 		0-0 <b>F6</b> 			0-0 <b>G3</b> 		5	1	2	0	0	0	4	
<b>Dick Sister, L</b> <small>OBP: 0.386, SLG: 0.460</small> (1, 7) X	0-0 <b>F2</b> 	0-3 <b>K</b> 	0-0 			0-0 <b>F8</b> 		0-3 <b>K</b> 		5	0	1	0	0	2	5	
<b>Del Ennis, R</b> <small>OBP: 0.348, SLG: 0.560</small> (1, 9) X	0-0 <b>FC5-2</b> 	0-0 		0-3 <b>K</b> 		0-0 <b>F3</b> 		0-0 		5	2	3	3	0	1	0	
<b>Willie Jones, R</b> <small>OBP: 0.373, SLG: 0.527</small> (1, 5) X	0-0 <b>FC5-2</b> 	0-0 <b>FC4-6</b> 		0-3 <b>K</b> 		0-0 <b>F9</b> 		0-0 		5	2	1	1	0	1	4	
<b>Granny Hamner, R</b> <small>OBP: 0.321, SLG: 0.405</small> (1, 6) X	0-0 <b>E8</b> 	0-0 		0-0 <b>F9</b> 		0-0 <b>F3</b> 		0-0 <b>FC6-4</b> 		5	0	1	2	0	0	2	
<b>Andy Seminick, R</b> <small>OBP: 0.413, SLG: 0.536</small> (1, 2) X	4-0 	4-0 			0-0 <b>6-3</b> 		0-0 			2	1	1	1	2	0	0	
<b>Mike Goliat, R</b> <small>OBP: 0.324, SLG: 0.397</small> (1, 4) B B B B	4-0 	0-3 <b>K</b> 			4-0 		0-0 <b>F8</b> 			2	0	0	1	2	1	2	
<b>Curt Simmons, L</b> <small>OBP: 0.269, SLG: 0.197</small> (1, 1) X <b>Jim Konstanty, R</b> <small>OBP: 0.053, SLG: 0.053</small> (8, 1) X	0-0 <b>1-3</b> 		0-0 <b>E6</b> 		0-0 <b>FC5-4</b> 		0-0 <b>4-3</b> 			4	0	0	0	0	0	4	
										0	0	0	0	0	0	0	

Inning Stats	R: 3	H: 3	LOB: 3	E: 1	K: 0	S: 7	P: 15	R: 3	H: 3	LOB: 2	E: 1	K: 2	S: 11	R: 0	H: 1	LOB: 2	E: 1	K: 0	S: 4	R: 0	H: 0	LOB: 0	E: 0	K: 2	S: 7	R: 0	H: 1	LOB: 2	E: 0	K: 0	S: 4	R: 0	H: 0	LOB: 0	E: 0	K: 0	S: 3	R: 1	H: 1	LOB: 0	E: 0	K: 0	S: 4	R: 2	H: 2	LOB: 1	E: 0	K: 1	S: 7	P: 11	1B: 7	2B: 3	3B: 0	HR: 1	SF: 0	SAC: 0	DP: 0	HBP: 0	WP: 0	PB: 1	SB: 0	CS: 0	PA: 42
--------------	------	------	--------	------	------	------	-------	------	------	--------	------	------	-------	------	------	--------	------	------	------	------	------	--------	------	------	------	------	------	--------	------	------	------	------	------	--------	------	------	------	------	------	--------	------	------	------	------	------	--------	------	------	------	-------	-------	-------	-------	-------	-------	--------	-------	--------	-------	-------	-------	-------	--------

PITCHER	IP	WLS	BF	H	R	ER	SO	BB	IBB	HBP	BLK	WP	HR	S	P	ERA	WHIP
<b>Johnny Sain, R</b> <small>ERA: 3.98</small>	(1, 1)	1.2	L	15	6	6	1	1	1	1	0	0	0	15	23	5.40	4.200
<b>Mickey Haefner, L</b> <small>ERA: 5.28</small>	(2, 1)	4.1		17	2	0	0	3	2	0	0	0	0	21	29	0.00	0.923
<b>Bob Hall, R</b> <small>ERA: 6.48</small>	(7, 1)	1.0		4	1	1	0	0	0	0	0	0	1	4	4	9.00	1.000
<b>Johnny Antonelli, L</b> <small>ERA: 7.07</small>	(8, 1)	1.0		6	2	2	1	1	0	0	0	0	0	7	11	18.00	3.000

livebaseballscorecards.com

<b>AB</b>	<b>37</b>
<b>R</b>	<b>9</b>
<b>H</b>	<b>11</b>
<b>RBI</b>	<b>8</b>
<b>BB</b>	<b>5</b>
<b>SO</b>	<b>5</b>
<b>LOB</b>	<b>22</b>



Batter	1	2	3	4	5	6	7	8	9	AB R H RBI BB SO LOB	TOP											
Roy Hartsfield, R (1, 4) OBP: 0.312, SLG: 0.354	0-0 L8		0-0 P6			0-0 5-3			0-0 L7	4 0 0 0 0 0 0												
Sam Jethroe, S (1, 8) OBP: 0.357, SLG: 0.457	0-0 4-3			0-0 F8			0-0 G5-6-3 1B		0-0 F8	4 0 1 0 0 0 0												
Earl Torgeson, L (1, 3) OBP: 0.405, SLG: 0.469	0-3 K			4-0 G6-4-3 BB			0-0 G5-6-3 1-2f			2 0 0 0 1 1 1												
Bob Elliott, R (1, 5) OBP: 0.390, SLG: 0.526		0-0 F9 3B		0-0 G6-4-3 1-2f			0-0			3 1 2 0 0 0 1												
Walker Cooper, R (1, 2) OBP: 0.366, SLG: 0.500		0-0 1-3			0-0 F7		0-0 F5			3 0 0 0 0 0 2												
Sid Gordon, R (1, 7) OBP: 0.422, SLG: 0.580		0-0 F9			0-0 5-3			0-0 5-3		3 0 0 1 0 0 0												
Willard Marshall, L (1, 9) OBP: 0.335, SLG: 0.350		0-0 F5 3-H			0-0 F2			0-0 6-3		3 0 0 0 0 0 0												
Buddy Kerr, R (1, 6) OBP: 0.276, SLG: 0.275			0-0 F8			0-0 P6		0-0 F7		2 0 0 0 0 0 0												
Tommy Holmes, L (8, PH) OBP: 0.387, SLG: 0.455										1 0 0 0 0 0 0												
Sibby Sisti, R (8, 6) OBP: 0.324, SLG: 0.306										0 0 0 0 0 0 0												
Vern Bickford, R (1, 1) OBP: 0.119, SLG: 0.086			0-0 1-3			0-3 K		0-3 K		2 0 0 0 0 1 0												
Pete Reiser, L (9, PH) OBP: 0.342, SLG: 0.258										1 0 0 0 0 1 0												
<b>Inning Stats</b>	R: 0 E: 0 K: 1 S: 5	H: 0 LOB: 0 BB: 0 P: 5	R: 1 E: 0 K: 0 S: 4	H: 1 LOB: 0 BB: 0 P: 4	R: 0 E: 0 K: 0 S: 3	H: 0 LOB: 0 BB: 0 P: 3	R: 0 E: 0 K: 0 S: 2	H: 0 LOB: 0 BB: 1 P: 6	R: 0 E: 0 K: 0 S: 3	H: 0 LOB: 0 BB: 0 P: 3	R: 0 E: 0 K: 1 S: 5	H: 0 LOB: 0 BB: 0 P: 5	R: 0 E: 0 K: 0 S: 4	H: 2 LOB: 1 BB: 0 P: 4	R: 0 E: 0 K: 0 S: 3	H: 0 LOB: 0 BB: 0 P: 3	R: 0 E: 0 K: 1 S: 5	H: 0 LOB: 0 BB: 0 P: 5	1B: 2 2B: 0 3B: 1 HR: 0	SF: 0 SAC: 0 DP: 2 HBP: 0	WP: 0 PB: 0 SB: 0 CS: 0	PA: 29
<b>PITCHER</b> Robin Roberts, R (1, 1) ERA: 2.99	IP: 9.0 WLS: W BF: 29 H: 3 R: 1 ER: 1 SO: 3 BB: 1 IBB: 0 HBP: 0 BLK: 0 WP: 0 HR: 0 S: 34 P: 38 ERA: 1.00 WHIP: 0.444																					

**Boston Braves @ Philadelphia Phillies**  
 Shibe Park, Philadelphia, PA  
 Wed Aug 16 1950, 3:33 AM EDT  
 Att: 23,846 - Unknown

[livebaseballscorecards.com](http://livebaseballscorecards.com)

AB	28
R	1
H	3
RBI	1
BB	1
SO	3
LOB	4



Batter	1	2	3	4	5	6	7	8	9
<b>Eddie Waitkus, L</b> OBP: 0.336, SLG: 0.348 (1, 3) X	0-0 F9 ①		4-0 2B BB	0-0 G4-3 ① ②		0-0 1B 1B		0-0 F7 ②	
<b>Richie Ashburn, L</b> OBP: 0.380, SLG: 0.416 (1, 8) X	0-0 F9 ②		0-0 2B 2B	0-0 1B		0-0 1B		4-0 BB	
<b>Dick Sister, L</b> OBP: 0.386, SLG: 0.462 (1, 7) X	0-0 FC5 HBP 1B		0-0 E 2B	0-0 P5		0-0 F9 ③		0-3 K ③	
<b>Del Ennis, R</b> OBP: 0.349, SLG: 0.565 (1, 9) H	1-0 1-2 HBP		0-0 F3 ②		0-0 4-3 ①		0-0 HR		
<b>Willie Jones, R</b> OBP: 0.374, SLG: 0.527 (1, 5) X	0-0 FC5 2-3f ③		0-0 E2 1B		0-0 1B		0-0 F7 ①		
<b>Granny Hamner, R</b> OBP: 0.321, SLG: 0.402 (1, 6) X		0-0 F7 ①	4-0 1B BB		0-0 P4 ②		0-0 4-3 ②		
<b>Andy Seminick, R</b> OBP: 0.414, SLG: 0.533 (1, 2) X		0-3 K ②	0-0 1B		0-3 K ③		4-0 BB		
<b>Mike Goliat, R</b> OBP: 0.320, SLG: 0.392 (1, 4) X		0-0 F9 ③	0-3 K ③			0-0 5-3 ①	0-3 K ③		
<b>Robin Roberts, S</b> OBP: 0.183, SLG: 0.107 (1, 1) X			0-0 1-3 ①	0-0 G4-3 1B		0-0 P6 ②		0-0 3-1 ①	

Inning Stats	R: 0	H: 1	E: 0	K: 0	S: 4	R: 0	H: 0	E: 0	K: 1	S: 5	R: 4	H: 4	E: 1	K: 1	S: 9	R: 0	H: 2	E: 0	K: 0	S: 4	R: 0	H: 1	E: 0	K: 1	S: 6	R: 0	H: 2	E: 0	K: 0	S: 5	R: 1	H: 1	E: 0	K: 1	S: 6	R: 0	H: 0	E: 0	K: 1	S: 5
	LOB: 2	BB: 0	P: 5	LOB: 0	BB: 0	P: 5	LOB: 2	BB: 2	P: 17	LOB: 1	BB: 0	P: 4	LOB: 1	BB: 0	P: 6	LOB: 1	BB: 1	P: 10	LOB: 1	BB: 1	P: 9	LOB: 0	SF: 0	SAC: 0	DP: 1	HBP: 1	LOB: 1	BB: 1	P: 9	LOB: 0	SF: 0	SAC: 0	DP: 1	HBP: 1	LOB: 1	BB: 1	P: 9			

PITCHER	IP	WLS	BF	H	R	ER	SO	BB	IBB	HBP	BLK	WP	HR	S	P	ERA	WHIP
<b>Vern Bickford, R</b> ERA: 3.24 (1, 1)	8.0	L	39	11	5	5	5	4	0	1	0	0	1	44	61	5.62	1.875


**BOTTOM**

**Boston Braves @ Philadelphia Phillies**  
Shibe Park, Philadelphia, PA  
Wed Aug 16 1950, 3:33 AM EDT  
Att. 23,846 - Unknown

AB	R	H	RBI	BB	SO	LOB
4	1	1	0	1	0	1
4	1	3	1	1	0	0
5	1	2	1	0	1	4
3	1	1	1	0	0	1
4	1	2	1	0	0	2
3	0	0	0	1	0	1
3	0	1	1	1	2	1
4	0	0	0	0	2	3
4	0	1	0	0	0	0

AB	34
R	5
H	11
RBI	5
BB	4
SO	5
LOB	13

WP: 0 PA: 39  
PB: 0  
SB: 0  
CS: 0



Batter	1	2	3	4	5	6	7	8	9	AB R H RBI BB SO LOB	TOP	
Sam Jethroe, S (1, 8) OBP: 0.356, SLG: 0.454	3-2 3-1		3-2 L8-4-3			1-1 BB 1B		1-2 L9	1-2 F6	5 0 1 0 0 0 6		
Earl Torgeson, L (1, 3) OBP: 0.407, SLG: 0.468	4-1 BB			1-1 4-3		4-0 BB		2-2 1B FC5-4 1B	1-2 F9	3 1 1 1 2 0 3		
Bob Elliott, R (1, 5) OBP: 0.388, SLG: 0.523	1-3 K			3-2 5-3		1-3 K		1-0 FC5-4 1B		4 0 1 1 0 2 3		
Walker Cooper, R (1, 2) OBP: 0.363, SLG: 0.495 Del Crandall, R (7, 2) OBP: 0.279, SLG: 0.349	1-1 F7			3-3 K			1-0 F5	2-1 FC5-4 1B		3 0 0 0 0 1 1 1 0 0 1 0 0 1		
Sid Gordon, R (1, 7) OBP: 0.418, SLG: 0.573		3-2 6-3			0-0 F7		2-1 F2	3-2 4-3		4 0 0 0 0 0 1		
Willard Marshall, L (1, 9) OBP: 0.337, SLG: 0.352		1-3 K			3-1 4-3		0-0 1B		0-1 BB 1B 1B	4 0 2 0 0 1 0		
Sibby Sisti, R (1, 4) OBP: 0.321, SLG: 0.303		2-1 F9			3-3 K		1-1 6-3		0-1 BB 1B	4 0 1 0 0 1 1		
Buddy Kerr, R (1, 6) OBP: 0.275, SLG: 0.273 Tommy Holmes, L (8, PH) OBP: 0.390, SLG: 0.458 Gene Mauch, R (8, PR) OBP: 0.312, SLG: 0.280			1-0 6-3			0-0 F8		2-1 BB 1B 1B	4-1 BB 1B	2 0 0 0 0 0 0 1 0 1 0 0 0 0 0 1 0 0 1 0 0		
Warren Spahn, L (1, 1) OBP: 0.279, SLG: 0.244 Bobby Hogue, R (5, 1) OBP: 0.308, SLG: 0.333 Pete Reiser, L (8, PH) OBP: 0.351, SLG: 0.258 Bob Hall, R (8, 1) OBP: 0.083, SLG: 0.083 Luis Olmo, R (9, PH) OBP: 0.312, SLG: 0.357		4-1 L8-4-3 BB			0-0 5-3		0-0 5-3	4-1 BB 1B BB	1-1 F7	0 0 0 0 1 0 0 1 0 0 0 0 0 0 0 1 0 0 1 0 0 0 0 0 0 0 0 0 1 0 0 0 0 0 3		
<b>Inning Stats</b>	R: 0 H: 0 E: 0 LOB: 1 K: 1 BB: 1 S: 9 P: 18	R: 0 H: 0 E: 0 LOB: 0 K: 1 BB: 0 S: 10 P: 16	R: 0 H: 0 E: 0 LOB: 0 K: 0 BB: 1 S: 6 P: 14	R: 0 H: 0 E: 0 LOB: 0 K: 1 BB: 0 S: 10 P: 17	R: 0 H: 0 E: 0 LOB: 0 K: 1 BB: 0 S: 9 P: 15	R: 0 H: 1 E: 0 LOB: 2 K: 1 BB: 1 S: 7 P: 13	R: 0 H: 1 E: 0 LOB: 1 K: 0 BB: 0 S: 6 P: 10	R: 3 H: 3 E: 0 LOB: 1 K: 0 BB: 1 S: 15 P: 30	R: 0 H: 2 E: 0 LOB: 3 K: 0 BB: 1 S: 13 P: 20	1B: 7 SF: 0 2B: 1 SAC: 0 3B: 0 DP: 1 HR: 0 HBP: 0	WP: 0 PA: 38 PB: 0 SB: 0 CS: 0	
<b>PITCHER</b> Carl Erskine, R (1, 1) ERA: 6.75 Ralph Branca, R (9, 1) ERA: 4.71	IP WLS BF H R ER SO BB IBB HBP BLK WP HR S P ERA WHIP	8.0 W 35 7 3 3 5 5 0 0 0 0 0 0 77 142 3.38 1.500	1.0 S 3 0 0 0 0 0 0 0 0 0 0 0 0 8 11 0.00 0.000									<b>PITCHER</b> IP WLS BF H R ER SO BB IBB HBP BLK WP HR S P ERA WHIP

**Boston Braves @ Brooklyn Dodgers**  
**Ebbets Field, Brooklyn, NY**  
 Fri Aug 18 1950, 3:33 AM EDT  
 Att. 23,233 - Unknown

livebaseballscorecards.com

**AB 33**  
**R 3**  
**H 7**  
**RBI 3**  
**BB 5**  
**SO 5**  
**LOB 19**





Batter	1	2	3	4	5	6	7	8	9
<b>Pee Wee Reese, R</b> OBP: 0.369, SLG: 0.379 (1, 6)	1-1 G5-3 BB 1B		4-1 BB 1B F9 BB 1-2	1-1 F7		4-0 G4-6-3 BB		1-2 L8	
<b>Jim Russell, S</b> OBP: 0.348, SLG: 0.469 (1, 7)	0-0 L8		1-1 F9 BB 1B 1-2 2-H		1-1 SH5-3 BB 1B	0-1 G4-6-3 1-2f		2-2 WP BB 4-3 1B	
<b>Duke Snider, L</b> OBP: 0.379, SLG: 0.538 (1, 8)	4-1 1-2 BB		4-2 1-2 2-3 BB		4-2 SH5-3 1B BB		1-0 HR	4-1 4-3 WP 1-2 BB	
<b>Jackie Robinson, R</b> OBP: 0.421, SLG: 0.518 (1, 4)	0-0 G5-3 2-3f		3-1 F9 2-3 3-H		0-0 SH5-3 1-2 2-3		1-0 1B F7 1B	3-2 4-3 1-3 2-H	
<b>Carl Furillo, R</b> OBP: 0.359, SLG: 0.494 (1, 9)		0-3 K	1-3 K		0-0 1B 2-H 3-H		0-0 1-3 1B	3-3 K	
<b>Gil Hodges, R</b> OBP: 0.391, SLG: 0.514 (1, 3)		2-2 L7		2-2 1-3 1B 2B		1-2 F4	1-1 1-3		
<b>Roy Campanella, R</b> OBP: 0.368, SLG: 0.550 (1, 2)		1-2 6-3		0-0 1-3 2-3		1-1 F7	4-0 IBB		
<b>Billy Cox, R</b> OBP: 0.307, SLG: 0.386 (1, 5)			1-0 BB 1B	1-2 FC1-6 1B 3-H		0-0 SH3-4 1B	0-0 F7		
<b>Carl Erskine, R</b> OBP: 0.143, SLG: 0.143 <b>Ralph Branca, R</b> OBP: 0.194, SLG: 0.296 (1, 1) (9, 1)			0-3 K	1-1 FC1-6 1-2f		0-1 SH3-4	0-2 1-3		

Inning Stats	R: 0	H: 1	E: 0	K: 5	S: 5	R: 0	H: 0	E: 0	K: 1	S: 9	R: 2	H: 2	E: 0	K: 2	S: 16	R: 1	H: 2	E: 0	K: 0	S: 11	R: 2	H: 2	E: 0	K: 0	S: 11	R: 0	H: 1	E: 0	K: 0	S: 5	R: 2	H: 3	E: 0	K: 0	S: 9	R: 1	H: 1	E: 0	K: 1	S: 16
	LOB: 1	BB: 1	P: 10			LOB: 0	BB: 0				LOB: 2	BB: 2	P: 30			LOB: 1	BB: 0				LOB: 1	BB: 1	P: 18				LOB: 1	BB: 1	P: 9	LOB: 2	BB: 1	P: 16			LOB: 1	BB: 1	P: 29			

PITCHER	IP	WLS	BF	H	R	ER	SO	BB	IBB	HBP	BLK	WP	HR	S	P	ERA	WHIP
<b>Warren Spahn, L</b> ERA: 3.26 (1, 1)	4.1	L	23	7	5	5	3	4	0	0	0	0	0	47	79	10.38	2.538
<b>Bobby Hogue, R</b> ERA: 4.64 (5, 1)	2.2		13	4	2	2	0	1	1	0	0	0	1	19	32	6.75	1.875
<b>Bob Hall, R</b> ERA: 6.54 (8, 1)	1.0		5	1	1	1	1	1	0	0	0	1	0	16	29	9.00	2.000

**BOTTOM**

**Boston Braves @ Brooklyn Dodgers**  
Ebbets Field, Brooklyn, NY

Fri Aug 18 1950, 3:33 AM EDT  
Att. 23,233 - Unknown

AB	R	H	RBI	BB	SO	LOB
3	1	1	0	2	0	1
5	2	3	1	0	0	3
1	2	1	1	4	0	0
4	1	1	2	0	0	5
5	0	2	2	0	3	3
4	1	1	0	0	0	3
3	0	0	0	1	0	2
4	1	3	2	0	0	2
3	0	0	0	0	1	4
0	0	0	0	0	0	0

AB	32
R	8
H	12
RBI	8
BB	7
SO	4
LOB	23

livebaseballscorecards.com

1B	2B	3B	HR	SF	SAC	DP	HBP	WP	PB	SB	CS	PA
10	1	0	1	0	2	2	0	1	0	0	0	41

**B**

Batter	1	2	3	4	5	6	7	8	9	AB R H RBI BB SO LOB	TOP	
Sam Jethroe, S (1, 8) OBP: 0.355, SLG: 0.450	4-0 G4-3 BB 1B	0-3 K			0-3 K			0-0 6-3		3 1 0 0 1 2 1		
Earl Torgeson, L (1, 3) OBP: 0.406, SLG: 0.464	4-0 G4-3 BB 1-2		0-0 F7		0-0 F3			0-0 3-1		3 0 0 0 1 0 1		
Bob Elliott, R (1, 5) OBP: 0.387, SLG: 0.520	0-0 G4-3 1-2f 2-3		0-0 3-1			0-0 1B		0-0 6-3		4 0 1 0 0 0 2		
Walker Cooper, R (1, 2) OBP: 0.362, SLG: 0.492	0-0 1B 3-H		0-0 5-3			0-0 F7		0-0 5-3		4 0 1 1 0 0 1		
Sid Gordon, R (1, 7) OBP: 0.416, SLG: 0.569	0-0 1-2 1B			0-0 F9		0-0 F8		0-0 6-3		4 0 1 0 0 0 1		
Willard Marshall, L (1, 9) OBP: 0.339, SLG: 0.355	0-0 4-3			0-0 G5-4-3 1B		0-0 3-1		0-0 1B		4 0 2 0 0 0 3		
Sibby Sisti, R (1, 4) OBP: 0.317, SLG: 0.300 (7, 6)		0-0 E9 6-3 F9 1B		0-0 G5-4-3 1-2f		0-0 F7		0-0 G3		4 1 1 0 0 0 2		
Buddy Kerr, R (1, 6) OBP: 0.273, SLG: 0.272 Roy Hartsfield, R (7, PH) OBP: 0.311, SLG: 0.353 (7, 4)		0-0 6-3			0-0 F4		0-3 K			2 0 0 0 0 0 1 1 0 0 0 0 1 0		
Johnny Sain, R (1, 1) OBP: 0.280, SLG: 0.260 Mickey Haefner, L (5, 1) OBP: 0.280, SLG: 0.182 Luis Olmo, R (7, PH) OBP: 0.310, SLG: 0.354 Johnny Antonelli, L (7, 1) OBP: 0.222, SLG: 0.222		0-0 F9			0-0 1B		0-0 5-3			2 0 1 1 0 0 0 0 0 0 0 0 0 0 1 0 0 0 0 0 0 0 0 0 0 0 0 0		
<b>Inning Stats</b>	R: 1 H: 2 E: 0 LOB: 2 K: 0 BB: 2 S: 4 P: 12	R: 1 H: 1 E: 1 LOB: 0 K: 1 BB: 0 S: 6 P: 6	R: 0 H: 0 E: 0 LOB: 0 K: 0 BB: 0 S: 3 P: 3	R: 0 H: 1 E: 0 LOB: 0 K: 0 BB: 0 S: 3 P: 3	R: 0 H: 1 E: 0 LOB: 1 K: 1 BB: 0 S: 6 P: 6	R: 0 H: 1 E: 0 LOB: 1 K: 0 BB: 0 S: 4 P: 4	R: 0 H: 0 E: 0 LOB: 0 K: 1 BB: 0 S: 5 P: 5	R: 0 H: 0 E: 0 LOB: 0 K: 0 BB: 0 S: 3 P: 3	R: 0 H: 1 E: 0 LOB: 1 K: 0 BB: 0 S: 4 P: 4	1B: 7 SF: 0 2B: 0 SAC: 0 3B: 0 DP: 2 HR: 0 HBP: 0	WP: 0 PA: 34 PB: 0 SB: 0 CS: 0	
<b>PITCHER</b> Harry Brecheen, L (1, 1) ERA: 3.78	IP WLS BF H R ER SO BB IBB HBP BLK WP HR S P ERA WHIP	9.0 W 34 7 2 1 3 2 0 0 0 0 0 0 38 46 1.00 1.000										

**Boston Braves @ St. Louis Cardinals**  
**Sportsman's Park, St. Louis, MO**  
 Mon Aug 21 1950, 4:33 AM EDT  
 Att: 13,104 - Unknown

livebaseballscorecards.com

**AB 32**  
**R 2**  
**H 7**  
**RBI 2**  
**BB 2**  
**SO 3**  
**LOB 12**



Batter	1	2	3	4	5	6	7	8	9	AB	R	H	RBI	BB	SO	LOB
Tommy Glaviano, R (1, 5) OBP: 0.429, SLG: 0.449	0-0 HR	4-0 BB			4-0 FC6-4 SH5-4 BB	0-0 HR		0-0 F9		3	3	2	2	2	0	1
Red Schoendienst, S (1, 4) OBP: 0.317, SLG: 0.412	0-0 F6	0-0 1-3			0-0 SH5-4	0-0 6-3		0-0 2B		4	0	1	0	0	0	1
Stan Musial, L (1, 8) OBP: 0.449, SLG: 0.605 Chuck Diering, R (6, 8) OBP: 0.378, SLG: 0.361	0-0 4-3		0-0 4-3		4-0 FC6-4 IBB	4-0 BB		0-0 F8		2	0	0	0	1	0	0
Enos Slaughter, L (1, 9) OBP: 0.378, SLG: 0.443	0-0 4-3		0-0 F6		0-0 FC6-4 BB E	0-3 K				4	1	0	1	0	1	3
Hal Rice, L (1, 7) OBP: 0.279, SLG: 0.205		0-0 G3 2B 1B	0-0 4-3		4-0 BB E BB		0-3 K			3	2	1	0	1	1	0
Marty Marion, R (1, 6) OBP: 0.347, SLG: 0.364		0-0 G3		0-0 5-3	4-0 E BB	0-0 1-3				3	0	0	1	1	0	1
Rocky Nelson, L (1, 3) OBP: 0.320, SLG: 0.358		0-0 HR 2B		0-0 1-3	0-0 E6	0-0 4-3				4	1	1	1	0	0	1
Del Rice, R (1, 2) OBP: 0.328, SLG: 0.375		0-0 HR		0-0 5-3	0-0 F9			0-0 5-3		4	1	1	2	0	0	2
Harry Brecheen, L (1, 1) OBP: 0.260, SLG: 0.213		0-0 F9			0-0 SH5-4 FC6-4 BB 1B	0-3 K		0-0 2B 1B		4	1	2	0	0	1	0

Inning Stats	R: 1	H: 1	E: 0	LOB: 0	K: 0	BB: 0	S: 4	P: 4	R: 3	H: 3	E: 0	LOB: 1	K: 0	BB: 1	S: 6	P: 10	R: 0	H: 0	E: 0	LOB: 0	K: 0	BB: 0	S: 3	P: 3	R: 0	H: 0	E: 0	LOB: 0	K: 0	BB: 0	S: 3	P: 3	R: 4	H: 1	E: 1	LOB: 2	K: 0	BB: 4	S: 5	P: 21	R: 1	H: 1	E: 0	LOB: 1	K: 2	BB: 1	S: 8	P: 12	R: 0	H: 0	E: 0	LOB: 0	K: 1	BB: 0	S: 5	P: 5	R: 0	H: 2	E: 0	LOB: 2	K: 0	BB: 0	S: 5	P: 5
--------------	------	------	------	--------	------	-------	------	------	------	------	------	--------	------	-------	------	-------	------	------	------	--------	------	-------	------	------	------	------	------	--------	------	-------	------	------	------	------	------	--------	------	-------	------	-------	------	------	------	--------	------	-------	------	-------	------	------	------	--------	------	-------	------	------	------	------	------	--------	------	-------	------	------


PITCHER	IP	WLS	BF	H	R	ER	SO	BB	IBB	HBP	BLK	WP	HR	S	P	ERA	WHIP
Johnny Sain, R (1, 1) ERA: 4.14	4.2	L	23	5	8	6	0	3	1	0	0	0	2	19	35	11.57	1.714
Mickey Haefner, L (5, 1) ERA: 5.31	1.1		8	1	1	1	2	2	0	0	0	0	1	10	18	6.75	2.250
Johnny Antonelli, L (7, 1) ERA: 6.69	2.0		8	2	0	0	1	0	0	0	0	0	0	10	10	0.00	1.000

**BOTTOM**

**Boston Braves @ St. Louis Cardinals**  
Sportsman's Park, St. Louis, MO

Mon Aug 21 1950, 4:33 AM EDT  
Att. 13,104 - Unknown

AB	32
R	9
H	8
RBI	7
BB	6
SO	3
LOB	11



1B: 3	SF: 0	WP: 0	PA: 39
2B: 2	SAC: 1	PB: 0	
3B: 0	DP: 0	SB: 0	
HR: 3	HBP: 0	CS: 0	

[livebaseballscorecards.com](http://livebaseballscorecards.com)

Batter	1	2	3	4	5	6	7	8	9	AB R H RBI BB SO LOB	TOP											
Sam Jethroe, S (1, 8) OBP: 0.351, SLG: 0.445	0-0 G3	0-3 K			0-0 4-3		0-3 K		0-0 F4	5 0 0 0 0 2 3												
Earl Torgeson, L (1, 3) OBP: 0.407, SLG: 0.463	0-0 5-3		0-0 F9		0-0 1B		4-0 FC6-4 BB		4-0 1B 2B BB	3 1 1 0 2 0 0												
Bob Elliott, R (1, 5) OBP: 0.387, SLG: 0.519	0-0 FC6-4 1B		0-0 6-3		0-0 1-3		0-3 K		0-0 1-2 2B 1B	5 1 2 1 0 1 2												
Walker Cooper, R (1, 2) OBP: 0.359, SLG: 0.490	0-0 FC6-4 1-2f		0-0 1-3			0-0 2B 2B	0-0 FC6-4 1-2f		0-0 F7	5 1 1 0 0 0 4												
Sid Gordon, R (1, 7) OBP: 0.421, SLG: 0.580		0-0 1B 2B		0-0 4-3		0-0 2-H 2B		4-0 5-3 BB	0-0 1-H 2-H 2B	4 1 3 3 1 0 0												
Willard Marshall, L (1, 9) OBP: 0.337, SLG: 0.349		0-0 F4		0-0 F9		0-0 F7		0-0 5-3 1-2	4-0 BB	4 0 0 0 1 0 3												
Sibby Sisti, R (1, 4) OBP: 0.322, SLG: 0.288		0-3 K		1-0 HBP		0-3 K		4-0 G6-4-3 BB	0-0 F8	3 0 0 0 1 2 4												
Buddy Kerr, R (1, 6) OBP: 0.276, SLG: 0.272		0-0 1B WP 2-H 1B		0-0 F8		4-0 IBB		0-0 G6-4-3 1-2f		3 0 1 1 1 0 3												
Vern Bickford, R (1, 1) OBP: 0.136, SLG: 0.106		0-0 1-3 1B		0-0 6-3		0-3 K			0-0 BB 1B	4 1 2 0 0 1 2												
<b>Inning Stats</b>	R: 0 E: 0 K: 0 S: 4	H: 1 LOB: 1 BB: 0 P: 4	R: 1 E: 0 K: 2 S: 10	H: 3 LOB: 2 BB: 0 P: 10	R: 0 E: 0 K: 0 S: 3	H: 0 LOB: 0 BB: 0 P: 3	R: 0 E: 0 K: 0 S: 3	H: 0 LOB: 1 BB: 0 P: 4	R: 0 E: 0 K: 0 S: 4	H: 1 LOB: 1 BB: 0 P: 4	R: 1 E: 0 K: 2 S: 9	H: 2 LOB: 2 BB: 1 P: 13	R: 0 E: 0 K: 2 S: 7	H: 0 LOB: 1 BB: 1 P: 11	R: 0 E: 0 K: 0 S: 2	H: 0 LOB: 1 BB: 2 P: 10	R: 3 E: 0 K: 0 S: 6	H: 3 LOB: 2 BB: 2 P: 14	1B: 6 2B: 4 3B: 0 HR: 0	SF: 0 SAC: 0 DP: 1 HBP: 1	WP: 1 PB: 0 SB: 0 CS: 0	PA: 43
<b>PITCHER</b>	IP WLS BF H R ER SO BB IBB HBP BLK WP HR S P ERA WHIP																					
Cloyd Boyer, R (1, 1) ERA: 3.22	6.0 L 27 7 2 2 4 0 1 1 0 1 0 33 38 3.00 1.167																					
Red Munger, R (7, 1) ERA: 3.93	2.0 8 0 0 0 2 3 0 0 0 0 0 9 21 0.00 1.500																					
Fred Martin, R (9, 1) ERA: 5.09	1.0 8 3 3 3 0 2 0 0 0 0 0 6 14 27.00 5.000																					

**Boston Braves @ St. Louis Cardinals**  
 Sportsman's Park, St. Louis, MO  
 Tue Aug 22 1950, 4:33 AM EDT  
 Att: 14,215 - Unknown

[livebaseballscorecards.com](http://livebaseballscorecards.com)

<b>AB</b>	36
<b>R</b>	5
<b>H</b>	10
<b>RBI</b>	5
<b>BB</b>	6
<b>SO</b>	6
<b>LOB</b>	21





Batter	1	2	3	4	5	6	7	8	9	AB R H RBI BB SO LOB	TOP							
Sam Jethroe, S (1, 8) OBP: 0.351, SLG: 0.445											0 0 0 0 0 0 0 0	<b>Boston Braves @ St. Louis Cardinals</b> Sportsman's Park, St. Louis, MO Wed Aug 23 1950, 4:33 AM EDT Att. 12,789 - Unknown  <a href="http://livebaseballscorecards.com">livebaseballscorecards.com</a>						
Earl Torgeson, L (1, 3) OBP: 0.407, SLG: 0.463											0 0 0 0 0 0 0 0							
Bob Elliott, R (1, 5) OBP: 0.387, SLG: 0.519											0 0 0 0 0 0 0 0							
Sid Gordon, R (1, 7) OBP: 0.421, SLG: 0.580											0 0 0 0 0 0 0 0							
Willard Marshall, L (1, 9) OBP: 0.337, SLG: 0.349											0 0 0 0 0 0 0 0							
Del Crandall, R (1, 2) OBP: 0.279, SLG: 0.349											0 0 0 0 0 0 0 0							
Sibby Sisti, R (1, 4) OBP: 0.322, SLG: 0.288											0 0 0 0 0 0 0 0							
Buddy Kerr, R (1, 6) OBP: 0.276, SLG: 0.272											0 0 0 0 0 0 0 0							
Warren Spahn, L (1, 1) OBP: 0.279, SLG: 0.244	0 0 0 0 0 0 0 0	<b>AB 0</b> <b>R 0</b> <b>H 0</b> <b>RBI 0</b> <b>BB 0</b> <b>SO 0</b> <b>LOB 0</b>																
<b>Inning Stats</b>											1B: 0 SF: 0 2B: 0 SAC: 0 3B: 0 DP: 0 HR: 0 HBP: 0 WP: 0 PA: 0 PB: 0 SB: 0 CS: 0							
<b>PITCHER</b> Gerry Staley, R (1, 1) ERA: 5.54	IP	WLS	BF	H	R	ER	SO	BB	IBB	HBP	BLK	WP	HR	S	P	ERA	WHIP	<b>PITCHER</b> IP WLS BF H R ER SO BB IBB HBP BLK WP HR S P ERA WHIP





Batter	1	2	3	4	5	6	7	8	9	AB R H RBI BB SO LOB	TOP											
Sam Jethroe, S (1, 8) OBP: 0.355, SLG: 0.450	0-3 K		4-0 G4-6-3 BB		0-0 1-2 1B		0-0 F8		0-0 1B WP	4 1 2 1 1 1 1												
Earl Torgeson, L (1, 3) OBP: 0.406, SLG: 0.460	4-0 BB		0-0 G4-6-3		0-3 K		0-0 1B 2B		4-0 WP FC3-2 1B BB	3 1 1 0 2 1 3												
Bob Elliott, R (1, 5) OBP: 0.391, SLG: 0.520	0-0 F9		0-0 6-3		0-0 HR 1B		0-0 BB 1B		0-0 FC6-2 WP 1B	5 1 3 2 0 0 1												
Walker Cooper, R (1, 2) OBP: 0.357, SLG: 0.484	0-0 3-1			0-0 6-3		0-0 F9		4-0 FC6-4 BB	0-0 FC6-2 E	4 1 0 0 1 0 4												
Sid Gordon, R (1, 7) OBP: 0.419, SLG: 0.571		0-3 K		0-0 G6-4-3 1B		0-0 F9		0-0 FC6-4	4-0 E FC3-2 2B BB	4 1 1 0 1 1 3												
Luis Olmo, R (1, 9) OBP: 0.308, SLG: 0.376		0-3 K		0-0 G6-4-3		0-0 HR		0-3 K	0-0 FC3-2 E 2B	4 1 1 2 0 2 1 1 1 0 0 0 0 3												
Willard Marshall, L (9, PH) OBP: 0.331, SLG: 0.342																						
Sibby Sisti, R (1, 4) OBP: 0.313, SLG: 0.284		0-0 2B			0-0 F8		0-0 F7		0-0 6-3 E4 2B	5 2 1 0 0 0 2												
Buddy Kerr, R (1, 6) OBP: 0.280, SLG: 0.280		0-0 2B			0-0 F3			0-0 1-3	0-0 FC1-6 1B 2B	5 0 3 4 0 0 0												
Max Surkont, R (1, 1) OBP: 0.400, SLG: 0.600		0-0 5-3			0-0 1B				0-0 2B 2B	5 2 2 0 0 0 3												
Bobby Hogue, R (9, 1) OBP: 0.308, SLG: 0.333					0-0 1B				0-0 1-3	0 0 0 0 0 0 0												
<b>Inning Stats</b>	R: 0 E: 0 K: 1 S: 5	H: 0 LOB: 1 BB: 1 P: 9	R: 1 E: 0 K: 2 S: 9	H: 2 LOB: 1 BB: 0 P: 9	R: 0 E: 0 K: 0 S: 2	H: 0 LOB: 0 BB: 1 P: 6	R: 0 E: 0 K: 0 S: 3	H: 1 LOB: 0 BB: 0 P: 3	R: 0 E: 0 K: 1 S: 7	H: 2 LOB: 2 BB: 0 P: 7	R: 2 E: 0 K: 0 S: 5	H: 2 LOB: 0 BB: 0 P: 5	R: 2 E: 0 K: 0 S: 6	H: 3 LOB: 2 BB: 1 P: 10	R: 0 E: 0 K: 1 S: 5	H: 0 LOB: 0 BB: 0 P: 5	R: 6 E: 1 K: 0 S: 8	H: 4 LOB: 1 BB: 2 P: 16	1B: 7 2B: 6 3B: 0 HR: 1	SF: 0 SAC: 0 DP: 2 HBP: 0	WP: 1 PB: 0 SB: 0 CS: 0	PA: 45
<b>PITCHER</b>	IP WLS BF H R ER SO BB IBB HBP BLK WP HR S P ERA WHIP																					
Paul Minner, L (1, 1) ERA: 3.46	6.2 L 30 10 5 5 4 2 2 0 0 0 0 1 36 44 6.75 1.800																					
Doyle Lade, R (7, 1) ERA: 4.89	1.1 9 3 4 2 1 2 0 0 0 0 0 0 9 17 13.50 3.750																					
Dutch Leonard, R (9, 1) ERA: 4.42	1.0 6 1 2 0 0 1 0 0 0 0 1 0 5 9 0.00 2.000																					

Boston Braves @ Chicago Cubs  
Wrigley Field, Chicago, IL  
Thu Aug 24 1950, 3:33 AM CDT  
Unknown

livebaseballscorecards.com

AB	40
R	11
H	14
RBI	9
BB	5
SO	5
LOB	21






Batter	1	2	3	4	5	6	7	8	9	AB	R	H	RBI	BB	SO	LOB
Wayne Terwilliger, R (1, 4) OBP: 0.308, SLG: 0.359	0-3 K		4-0 BB		0-0 F7		0-0 F7		0-0 HR	4	1	1	3	1	1	0
Carmen Mauro, L (1, 9) OBP: 0.292, SLG: 0.358	0-0 1B		0-0 F9		0-0 F9			0-0 SH5-4 2B 1B	4-0 HR 1B BB	4	2	2	0	1	0	1
Preston Ward, L (1, 3) OBP: 0.328, SLG: 0.391	0-0 F8		0-0 P6		0-0 F8			0-0 SH5-4 1-2	0-0 HR 1B	4	1	1	0	0	0	2
Hank Sauer, R (1, 7) OBP: 0.354, SLG: 0.499	0-3 K		0-0 F7			0-0 HR		0-0 1B 2B	0-0 HR 1-2 HR	5	2	3	5	0	1	2
Andy Pafko, R (1, 8) OBP: 0.415, SLG: 0.629		0-3 K		0-0 F8		0-0 P6		0-0 1B CS	0-0 HR 1B	5	0	2	0	0	1	0
Bill Serena, R (1, 5) OBP: 0.330, SLG: 0.422		0-3 K		4-0 FC5-4 BB		0-3 K		0-3 K 1-2	0-0	4	0	0	0	1	3	2
Roy Smalley, R (1, 6) OBP: 0.306, SLG: 0.437		0-0 2B		0-0 FC5-4 E 1-2f		0-0 F2			4-0 HR BB	3	1	1	0	1	0	1
Mickey Owen, R (1, 2) OBP: 0.278, SLG: 0.314		0-0 P6		0-0 E7 1-3			0-0 6-3		4-0 HR BB	3	1	1	0	1	0	1
Paul Minner, L (1, 1) OBP: 0.273, SLG: 0.314			0-0 HR		0-3 K				0-0 P	2	1	1	1	0	1	2
Doyle Lade, R (7, 1) OBP: 0.333, SLG: 0.353										1	0	0	0	0	0	0
Dutch Leonard, R (9, 1) OBP: 0.091, SLG: 0.091										0	0	0	0	0	0	0
Ron Northey, L (9, PH) OBP: 0.363, SLG: 0.492										1	0	0	0	0	0	2


**BOTTOM**

**Boston Braves @ Chicago Cubs**  
Wrigley Field, Chicago, IL  
Thu Aug 24 1950, 3:33 AM CDT  
Unknown

AB	36
R	9
H	12
RBI	9
BB	5
SO	7
LOB	13



Inning Stats	R: 0	H: 1	E: 0	K: 2	S: 8	H: 1	LOB: 1	BB: 0	P: 8	R: 0	H: 1	E: 0	K: 0	S: 4	R: 1	H: 1	E: 0	K: 0	S: 4	R: 0	H: 0	E: 1	K: 1	S: 6	R: 0	H: 0	E: 0	K: 0	S: 3	R: 1	H: 1	E: 0	K: 1	S: 6	R: 0	H: 0	E: 0	K: 0	S: 3	R: 1	H: 3	E: 0	K: 1	S: 7	R: 6	H: 4	E: 0	K: 0	S: 6	1B: 6	2B: 3	3B: 0	HR: 4	SF: 0	SAC: 1	DP: 1	HBP: 0	WP: 0	PB: 0	SB: 1	CS: 1	PA: 42
PITCHER	IP	WLS	BF	H	R	ER	SO	BB	IBB	HBP	BLK	WP	HR	S	P	ERA	WHIP																																													
Max Surkont, R (1, 1) ERA: 6.48	8.1	W	37	9	6	6	7	4	0	0	0	0	3	47	63	6.48	1.560																																													
Bobby Hogue, R (9, 1) ERA: 5.07	0.2	S	5	3	3	3	0	1	0	0	0	0	1	4	8	40.50	6.000																																													

Batter	1	2	3	4	5	6	7	8	9	AB R H RBI BB SO LOB	TOP							
Sam Jethroe, S (1, 8) OBP: 0.355, SLG: 0.450										0 0 0 0 0 0 0 0	<b>Boston Braves @ Chicago Cubs</b> Wrigley Field, Chicago, IL Thu Aug 24 1950, 3:38 AM CDT Att: 23,083 - Unknown  <a href="http://livebaseballscorecards.com">livebaseballscorecards.com</a>							
Earl Torgeson, L (1, 3) OBP: 0.406, SLG: 0.460										0 0 0 0 0 0 0 0								
Bob Elliott, R (1, 5) OBP: 0.391, SLG: 0.520										0 0 0 0 0 0 0 0								
Sid Gordon, R (1, 7) OBP: 0.419, SLG: 0.571										0 0 0 0 0 0 0 0								
Willard Marshall, L (1, 9) OBP: 0.331, SLG: 0.342										0 0 0 0 0 0 0 0								
Del Crandall, R (1, 2) OBP: 0.273, SLG: 0.341										0 0 0 0 0 0 0 0								
Roy Hartsfield, R (1, 4) OBP: 0.311, SLG: 0.353										0 0 0 0 0 0 0 0								
Gene Mauch, R (1, 6) OBP: 0.312, SLG: 0.280										0 0 0 0 0 0 0 0								
Mickey Haefner, L (1, 1) OBP: 0.280, SLG: 0.182	0 0 0 0 0 0 0 0	<b>AB</b> 0 <b>R</b> 0 <b>H</b> 0 <b>RBI</b> 0 <b>BB</b> 0 <b>SO</b> 0 <b>LOB</b> 0  																
<b>Inning Stats</b>										1B: 0 SF: 0 2B: 0 SAC: 0 3B: 0 DP: 0 HR: 0 HBP: 0 WP: 0 PA: 0 PB: 0 SB: 0 CS: 0								
<b>PITCHER</b> Frank Hiller, R (1, 1) ERA: 3.54	IP	WLS	BF	H	R	ER	SO	BB	IBB	HBP	BLK	WP	HR	S	P	ERA	WHIP	<b>PITCHER</b> IP WLS BF H R ER SO BB IBB HBP BLK WP HR S P ERA WHIP



Batter	1	2	3	4	5	6	7	8	9	AB R H RBI BB SO LOB	TOP																										
Sam Jethroe, S OBP: 0.348, SLG: 0.439 (1, 8) X	0-0 6-3	0-3 K		0-0 F8		0-3 K		0-0 E3 6-3 E	0-3 K	6 1 0 0 0 3 6																											
Earl Torgeson, L OBP: 0.404, SLG: 0.461 (1, 3) X	0-0 CS 1B		0-0 1B 1B 2B	0-0 F4		0-0 F7		0-0 L9	0-3 K	6 1 2 0 0 1 4																											
Bob Elliott, R OBP: 0.392, SLG: 0.523 (1, 5) B B B	4-0 1-2 BB		0-0 1B 2-3 1B		0-0 4-3	0-3 K		0-0 6-3 1-2		4 1 1 0 0 1 2																											
Walker Cooper, R OBP: 0.358, SLG: 0.483 Del Crandall, R OBP: 0.274, SLG: 0.341 (1, 2) X (8, 2)	0-0 L6		0-0 FC3-6 1-3 3-H 1B		0-0 6-3		0-0 G6-3 1B 1B	0-0 E6 2-H		5 1 2 1 0 0 1 0 0 0 0 0 0 0																											
Sid Gordon, R OBP: 0.415, SLG: 0.562 (1, 7)		0-0 4-3	0-0 6-3	0-0 1-2 3-H 1B	0-0 1B 1B		0-0 1-2 G6-3 1B	0-0 F8		5 0 2 1 0 0 2																											
Luis Olmo, R OBP: 0.313, SLG: 0.381 Willard Marshall, L OBP: 0.332, SLG: 0.341 (1, 9) (3, PH) (3, 9)		0-0 FC1-6-4 1B	0-0 FC3-6 BB	0-0 1-2 2-3 1B	0-0 1-2 1B		0-0 G6-3 1-2f 2-3		0-0 F4	1 0 1 0 0 0 0 3 0 1 0 1 0 2																											
Sibby Sisti, R OBP: 0.317, SLG: 0.282 (1, 4) (4, 6)		0-0 FC1-6-4 BB 1-2f	0-0 FC3-6 1-2f 2-3	0-0 4-3		0-0 4-3	0-0 BB 1B		0-0 E FC5 1B 1B	4 1 1 0 0 1 0 5 1 0 0 0 1 1 2 3 1 2 1 0 0 1																											
Buddy Kerr, R OBP: 0.281, SLG: 0.279 Roy Hartsfield, R OBP: 0.314, SLG: 0.358 (1, 6) (4, 4)		4-0 1-2 BB BB	0-3 K			0-0 1B 2B	0-0 1-2 3-H 1B		0-0 FC5 1B	1 0 0 0 1 1 2 3 1 2 1 0 0 1																											
Johnny Sain, R OBP: 0.286, SLG: 0.256 Normie Roy, R OBP: 0.267, SLG: 0.214 Pete Reiser, L OBP: 0.256, SLG: 0.270 Bob Hall, R OBP: 0.083, SLG: 0.083 Tommy Holmes, L OBP: 0.387, SLG: 0.454 Bobby Hoogue, R OBP: 0.308, SLG: 0.333 Gene Mauch, R OBP: 0.320, SLG: 0.291 Warren Spahn, L OBP: 0.294, SLG: 0.241 (1, 1) (5, 1) (6, PH) (6, 1) (7, PH) (7, 1) (9, PH) (9, 1)		4-0 1-2 BB		0-0 1-3		0-0 2-H 1B	0-0 6-3		0-0 1-2 3-H 1B	1 0 0 0 1 0 0 0 0 0 0 0 0 0 1 0 0 1 1 0 0 0 0 0 0 0 0 0 0 1 0 0 0 0 0 0 2 0 0 0 0 0 0 0 0 1 0 1 1 0 0 0 0 0 0 0 0 0 0 0 0																											
<b>Inning Stats</b>	R: 0 E: 0 K: 0 S: 3	H: 1 LOB: 1 BB: 1 P: 7	R: 0 E: 0 K: 1 S: 6	H: 1 LOB: 3 BB: 2 P: 14	R: 2 E: 0 K: 1 S: 8	H: 3 LOB: 2 BB: 1 P: 12	R: 0 E: 0 K: 0 S: 3	H: 0 LOB: 0 BB: 0 P: 3	R: 0 E: 0 K: 0 S: 5	H: 2 LOB: 2 BB: 0 P: 5	R: 1 E: 0 K: 2 S: 9	H: 2 LOB: 1 BB: 0 P: 9	R: 1 E: 0 K: 0 S: 5	H: 3 LOB: 2 BB: 1 P: 9	R: 1 E: 2 K: 0 S: 5	H: 0 LOB: 1 BB: 0 P: 5	R: 1 E: 1 K: 2 S: 10	H: 2 LOB: 2 BB: 0 P: 10	1B: 12 2B: 2 3B: 0 HR: 0	SF: 0 SAC: 0 DP: 1 HBP: 0	WP: 0 PB: 0 SB: 0 CS: 1	PA: 47															
<b>PITCHER</b>	IP WLS BF H R ER SO BB IBB HBP BLK WP HR S P ERA WHIP																					<b>PITCHER</b>	IP WLS BF H R ER SO BB IBB HBP BLK WP HR S P ERA WHIP														
Johnny Vander Meer, L ERA: 4.11 (1, 1)	2.0		13	5	2	2	1	3	0	0	0	0	0	12	24	9.00	4.000																				
Monk Dubiel, R ERA: 3.72 (3, 1)	6.0		28	7	3	2	3	2	0	0	0	0	0	32	40	3.00	1.500																				
Dutch Leonard, R ERA: 4.33 (9, 1)	1.0	W	6	2	1	0	2	0	0	0	0	0	0	10	10	0.00	2.000																				

**Boston Braves @ Chicago Cubs**  
Wrigley Field, Chicago, IL  
Fri Aug 25 1950, 3:33 AM CDT  
Att. 6,535 - Unknown

livebaseballscorecards.com

<b>AB</b>	<b>42</b>
<b>R</b>	<b>6</b>
<b>H</b>	<b>14</b>
<b>RBI</b>	<b>5</b>
<b>BB</b>	<b>5</b>
<b>SO</b>	<b>6</b>
<b>LOB</b>	<b>27</b>



Batter	1	2	3	4	5	6	7	8	9	AB	R	H	RBI	BB	SO	LOB
Wayne Terwilliger, R OBP: 0.312, SLG: 0.363 (1, 4)	0-0 1B HR 1B	0-0 SH3		0-0 F8		0-0 F8		1-0 CS HBP		3	1	1	1	0	0	2
Carmen Mauro, L OBP: 0.291, SLG: 0.355 (1, 9)	0-0 F9	0-0 4-3		0-0 1B		0-3 K		0-0 CS	0-0 4-3	4	0	1	1	0	1	2
Bob Borkowski, R OBP: 0.333, SLG: 0.416 (9, PH)				1-3 2-H 1B				1-2		1	0	0	0	0	0	0
Preston Ward, L OBP: 0.324, SLG: 0.383 (1, 3)	0-0 1-3 HR 1B		0-0 4-3	0-3 K			0-0 F5		0-0 F7	5	1	1	0	0	1	2
Hank Sauer, R OBP: 0.382, SLG: 0.524 (1, 7)	0-0 1-H 3-H HR		0-0 HR		4-0 1B BB		0-0 F9		0-0 BB 1B 2B	4	2	3	4	1	0	0
Hal Jeffcoat, R OBP: 0.234, SLG: 0.298 (9, PR)										0	1	0	0	0	0	0
Andy Pafko, R OBP: 0.418, SLG: 0.630 (1, 8)	0-0 5-3		0-0 5-3		0-0 1-2 1B		0-0 BB 1B		4-0 1B BB IBB	4	0	2	0	1	0	0
Bill Serena, R OBP: 0.335, SLG: 0.420 (1, 5)	0-3 K		0-0 F6		0-0 P3		4-0 1-2 BB		4-0 1-2 2-3 BB	3	0	0	0	2	1	2
Roy Smalley, R OBP: 0.306, SLG: 0.433 (1, 6)		4-0 1B SH3 BB		0-0 1B 1B		0-0 F8		0-0 F4	0-0 1-2 2-3 3-H 1B	4	2	2	1	1	0	4
Carl Sawatski, L OBP: 0.147, SLG: 0.065 (1, 2)		0-0 SH3 1B		0-3 K		0-0 F4		0-0 F8		4	0	1	0	0	1	3
Mickey Owen, R OBP: 0.278, SLG: 0.314 (9, 2)										0	0	0	0	0	0	0
Johnny Vander Meer, S OBP: 0.133, SLG: 0.214 (1, 1)		0-3 K		0-0 1B 1B		0-3 K		0-0 F5		1	0	0	0	0	1	2
Monk Dubiel, R OBP: 0.176, SLG: 0.156 (3, 1)										2	0	1	0	0	1	0
Ron Northey, L OBP: 0.361, SLG: 0.489 (8, PH)										1	0	0	0	0	0	0
Dutch Leonard, R OBP: 0.091, SLG: 0.091 (9, 1)										0	0	0	0	0	0	0


Inning Stats	R: 3	H: 3	E: 0	K: 1	S: 8	LOB: 0	BB: 0	P: 8	R: 1	H: 1	E: 0	K: 1	S: 6	LOB: 1	BB: 1	P: 10	R: 1	H: 1	E: 0	K: 0	S: 4	LOB: 0	BB: 0	P: 4	R: 1	H: 3	E: 0	K: 2	S: 10	LOB: 2	BB: 1	P: 8	R: 0	H: 0	E: 0	K: 2	S: 7	LOB: 0	BB: 0	P: 7	R: 0	H: 1	E: 0	K: 0	S: 4	LOB: 2	BB: 1	P: 8	R: 0	H: 0	E: 0	K: 0	S: 2	LOB: 0	BB: 0	P: 3	R: 1	H: 2	E: 0	K: 0	S: 4	LOB: 3	BB: 2	P: 12	1B: 9	2B: 1	3B: 0	HR: 2	SF: 0	SAC: 1	DP: 0	HBP: 1	WP: 0	PB: 0	SB: 0	CS: 1	PA: 44
--------------	------	------	------	------	------	--------	-------	------	------	------	------	------	------	--------	-------	-------	------	------	------	------	------	--------	-------	------	------	------	------	------	-------	--------	-------	------	------	------	------	------	------	--------	-------	------	------	------	------	------	------	--------	-------	------	------	------	------	------	------	--------	-------	------	------	------	------	------	------	--------	-------	-------	-------	-------	-------	-------	-------	--------	-------	--------	-------	-------	-------	-------	--------

PITCHER	IP	WLS	BF	H	R	ER	SO	BB	IBB	HBP	BLK	WP	HR	S	P	ERA	WHIP
Johnny Sain, R ERA: 4.32 (1, 1)	4.0		21	8	6	6	4	1	0	0	0	0	2	28	32	13.50	2.250
Normie Roy, R ERA: 5.21 (5, 1)	1.0		5	1	0	0	0	1	0	0	0	0	0	4	8	0.00	2.000
Bob Hall, R ERA: 6.39 (6, 1)	1.0		3	0	0	0	2	0	0	0	0	0	0	7	7	0.00	0.000
Bobby Hogue, R ERA: 4.89 (7, 1)	2.0		8	1	0	0	0	1	0	1	0	0	0	6	11	0.00	1.000
Warren Spahn, L ERA: 3.16 (9, 1)	0.2	L	6	2	1	1	0	1	1	0	0	0	0	4	12	13.50	4.500

**BOTTOM**

**Boston Braves @ Chicago Cubs**  
Wrigley Field, Chicago, IL  
Fri Aug 25 1950, 3:33 AM CDT  
Att. 6,535 - Unknown

<b>AB</b>	<b>36</b>
<b>R</b>	<b>7</b>
<b>H</b>	<b>12</b>
<b>RBI</b>	<b>7</b>
<b>BB</b>	<b>5</b>
<b>SO</b>	<b>6</b>
<b>LOB</b>	<b>17</b>



PITCHER	IP	WLS	BF	H	R	ER	SO	BB	IBB	HBP	BLK	WP	HR	S	P	ERA	WHIP
---------	----	-----	----	---	---	----	----	----	-----	-----	-----	----	----	---	---	-----	------

Batter	1	2	3	4	5	6	7	8	9	AB R H RBI BB SO LOB	TOP											
Roy Hartsfield, R OBP: 0.314, SLG: 0.353 (1, 4)	4-0 2B BB	4-0 WP 1B BB	0-3 K		0-0 E6 2B HR	0-0 P4		0-0 6-3		4 2 0 0 2 1 3												
Earl Torgeson, L OBP: 0.405, SLG: 0.465 (1, 3)	0-0 2B	0-0 E4 WP 1B		0-3 K	0-0 HR 2B	4-0 S BB		0-0 F8		5 2 2 1 1 1 3												
Bob Elliott, R OBP: 0.391, SLG: 0.519 (1, 5)	0-3 K	0-0 2B 1B		0-0 P4	4-0 HR BB	0-0 6-3		0-0 P6		5 2 1 2 1 1 3												
Walker Cooper, R OBP: 0.366, SLG: 0.500 (1, 2)	4-0 IBB	0-0 2B		0-0 BB 1B	0-0 HR		0-0 G6-3 1B	0-0 F8		5 1 4 5 1 0 0												
Sid Gordon, R OBP: 0.416, SLG: 0.558 (1, 7)	0-0 F9	4-0 G6-3 BB		4-0 BB	0-0 6-3		0-0 G6-3 1B	0-0 F7		4 0 1 0 2 0 3												
Luis Olmo, R OBP: 0.311, SLG: 0.378 (1, 9)	0-0 F5	0-0 G6-3		0-0 F8	0-0 3-1		0-0 G6-3			1 0 0 0 0 0 3												
Willard Marshall, L OBP: 0.328, SLG: 0.336 (2, 9)							1-2f 2-3			4 0 0 0 0 0 6												
Pete Reiser, L OBP: 0.386, SLG: 0.288 (1, 8)		0-0 2B 1B	4-0 SH3-4 BB				0-0 P4			3 2 2 0 1 0 1	AB 40 R 12 H 14 RBI 11 BB 8 SO 4 LOB 26											
Buddy Kerr, R OBP: 0.284, SLG: 0.291 (1, 6)		0-0 E WP 2B	0-0 F2					0-0 2B		5 2 3 2 0 1 2												
Vern Bickford, R OBP: 0.141, SLG: 0.112 (1, 1)		0-0 P3	0-0 SH3-4			0-0 E 2B 1B	0-0 1-3	0-0 F2		4 1 1 1 0 0 2												
<b>Inning Stats</b>	R: 0 E: 0 K: 1 S: 6	H: 1 LOB: 3 BB: 2 P: 14	R: 5 E: 1 K: 0 S: 7	H: 4 LOB: 1 BB: 2 P: 15	R: 0 E: 0 K: 1 S: 5	H: 0 LOB: 1 BB: 1 P: 9	R: 0 E: 0 K: 1 S: 6	H: 1 LOB: 2 BB: 1 P: 10	R: 7 E: 1 K: 1 S: 11	H: 5 LOB: 1 BB: 1 P: 16	R: 0 E: 0 K: 0 S: 3	H: 0 LOB: 1 BB: 1 P: 7	R: 0 E: 0 K: 0 S: 4	H: 2 LOB: 1 BB: 0 P: 4	R: 0 E: 0 K: 0 S: 4	H: 1 LOB: 1 BB: 0 P: 4	R: 0 E: 0 K: 0 S: 3	H: 0 LOB: 0 BB: 0 P: 3	1B: 7 2B: 6 3B: 0 HR: 1	SF: 0 SAC: 1 DP: 2 HBP: 1	WP: 1 PB: 0 SB: 1 CS: 0	PA: 50
<b>PITCHER</b>	IP WLS BF H R ER SO BB IBB HBP BLK WP HR S P ERA WHIP																					
Johnny Schmitz, L ERA: 4.88 (1, 1)	1.1 L 11 3 4 4 1 2 1 0 0 0 0 10 22 27.00 3.750																					
Doyle Lade, R ERA: 4.98 (2, 1)	0.0 3 2 1 0 0 1 0 0 0 1 0 2 6 ∞ ∞																					
Johnny Klippstein, R ERA: 5.69 (2, 1)	7.2 36 9 7 6 3 4 0 1 0 0 1 37 54 7.04 1.696																					

**Boston Braves @ Chicago Cubs**  
Wrigley Field, Chicago, IL  
Sat Aug 26 1950, 3:33 AM CDT  
Att: 17,072 - Unknown

[livebaseballscorecards.com](http://livebaseballscorecards.com)



Batter	1	2	3	4	5	6	7	8	9	AB	R	H	RBI	BB	SO	LOB
Wayne Terwilliger, R (1, 4) OBP: 0.308, SLG: 0.359	0-0 5-3		0-0 P4			0-0 1-3		0-0 6-3		4	0	0	0	0	0	0
Carmen Mauro, L (1, 9) OBP: 0.298, SLG: 0.360	0-0 2B		0-0 1B			0-0 P6		0-0 3-1		4	1	2	0	0	0	0
Preston Ward, L (1, 3) Phil Cavarretta, L (8, 3) OBP: 0.329, SLG: 0.390 OBP: 0.369, SLG: 0.447	0-0 1-H 2B			4-0 BB		0-0 G3			0-0 2B	2	0	1	1	1	0	0
Hank Sauer, R (1, 7) Hal Jeffcoat, R (9, PR) OBP: 0.361, SLG: 0.524 OBP: 0.234, SLG: 0.298	0-3 K			0-0 G6-4-3 1-2f			0-0 P3		0-0 1-H 2B	4	0	1	1	0	1	2
Andy Pafko, R (1, 8) Bob Borkowski, R (7, PR) OBP: 0.419, SLG: 0.635 OBP: 0.332, SLG: 0.414	0-0 F9			1-0 HBP			0-0 HR		0-0 F4	2	0	1	0	0	0	1
Bill Serena, R (1, 5) OBP: 0.334, SLG: 0.417		0-0 F2		0-3 K			0-0 P3		4-0 BB	3	0	0	0	1	1	2
Roy Smalley, R (1, 6) Bob Ramazzotti, R (8, 6) OBP: 0.307, SLG: 0.440 OBP: 0.274, SLG: 0.333		0-3 K			0-0 F7		0-0 HR		0-3 K	3	1	1	2	0	1	0
Carl Sawatski, L (1, 2) OBP: 0.158, SLG: 0.086		0-0 G3			0-0 G1-6-3 1B		0-3 K		0-3 K2-3	4	0	1	0	0	2	3
Johnny Schmitz, R (1, 1) Doyle Lade, R (2, 1) Johnny Klippstein, R (2, 1) OBP: 0.158, SLG: 0.179 OBP: 0.333, SLG: 0.353 OBP: 0.370, SLG: 0.556			0-0 6-3		0-0 G1-6-3 1-2f			0-0 3-1		0	0	0	0	0	0	0


<b>Inning Stats</b>	R: 1 E: 0 K: 1 S: 7	H: 2 LOB: 1 BB: 0 P: 7	R: 0 E: 0 K: 1 S: 5	H: 0 LOB: 0 BB: 0 P: 5	R: 0 E: 0 K: 0 S: 3	H: 1 LOB: 1 BB: 0 P: 3	R: 0 E: 0 K: 1 S: 4	H: 0 LOB: 1 BB: 1 P: 9	R: 0 E: 0 K: 0 S: 3	H: 1 LOB: 0 BB: 0 P: 3	R: 0 E: 0 K: 0 S: 3	H: 0 LOB: 0 BB: 0 P: 3	R: 2 E: 0 K: 1 S: 7	H: 2 LOB: 1 BB: 0 P: 7	R: 0 E: 0 K: 0 S: 3	H: 0 LOB: 0 BB: 0 P: 3	R: 1 E: 0 K: 2 S: 9	H: 2 LOB: 2 BB: 1 P: 13	1B: 4 2B: 2 3B: 1 HR: 1	SF: 0 SAC: 0 DP: 2 HBP: 1	WP: 0 PB: 0 SB: 0 CS: 0	PA: 35
<b>PITCHER</b> Vern Bickford, R (1, 1) ERA: 3.18	IP: 9.0 WLS: W BF: 35 H: 8 R: 4 ER: 4 SO: 6 BB: 2 IBB: 0 HBP: 1 BLK: 0 WP: 0 HR: 1 S: 44 P: 53 ERA: 4.00 WHIP: 1.111																					


**BOTTOM**

**Boston Braves @ Chicago Cubs**  
Wrigley Field, Chicago, IL  
Sat Aug 26 1950, 3:33 AM CDT  
Att. 17,072 - Unknown

livebaseballscorecards.com

<b>AB</b>	<b>32</b>
<b>R</b>	<b>4</b>
<b>H</b>	<b>8</b>
<b>RBI</b>	<b>4</b>
<b>BB</b>	<b>2</b>
<b>SO</b>	<b>6</b>
<b>LOB</b>	<b>12</b>



Batter	1	2	3	4	5	6	7	8	9	AB R H RBI BB SO LOB	TOP																								
Roy Hartsfield, R (1, 4) OBP: 0.314, SLG: 0.353										0 0 0 0 0 0 0 0	<p><b>Boston Braves @ Pittsburgh Pirates</b>  <b>Forbes Field, Pittsburgh, PA</b>  Sun Aug 27 1950, 3:33 AM EDT  Unknown</p> <p><a href="http://livebaseballscorecards.com">livebaseballscorecards.com</a></p> <p><b>AB 0</b>  <b>R 0</b>  <b>H 0</b>  <b>RBI 0</b>  <b>BB 0</b>  <b>SO 0</b>  <b>LOB 0</b></p> 																								
Earl Torgeson, L (1, 3) OBP: 0.405, SLG: 0.465										0 0 0 0 0 0 0 0																									
Pete Reiser, L (1, 8) OBP: 0.386, SLG: 0.288										0 0 0 0 0 0 0 0																									
Bob Elliott, R (1, 5) OBP: 0.391, SLG: 0.519										0 0 0 0 0 0 0 0																									
Sid Gordon, R (1, 7) OBP: 0.416, SLG: 0.558										0 0 0 0 0 0 0 0																									
Luis Olmo, R (1, 9) OBP: 0.311, SLG: 0.378										0 0 0 0 0 0 0 0																									
Del Crandall, R (1, 2) OBP: 0.274, SLG: 0.341										0 0 0 0 0 0 0 0																									
Buddy Kerr, R (1, 6) OBP: 0.284, SLG: 0.291										0 0 0 0 0 0 0 0																									
Warren Spahn, L (1, 1) OBP: 0.284, SLG: 0.241	0 0 0 0 0 0 0 0	<b>1B: 0</b> <b>SF: 0</b> <b>2B: 0</b> <b>SAC: 0</b> <b>3B: 0</b> <b>DP: 0</b> <b>HR: 0</b> <b>HBP: 0</b>																																	
<b>Inning Stats</b>										<b>WP: 0</b> <b>PA: 0</b> <b>PB: 0</b> <b>SB: 0</b> <b>CS: 0</b>																									
<b>PITCHER</b> Bill Werle, L (1, 1) ERA: 4.24	<b>IP</b> 0.0	<b>WLS</b> L	<b>BF</b> 0	<b>H</b> 0	<b>R</b> 0	<b>ER</b> 0	<b>SO</b> 0	<b>BB</b> 0	<b>IBB</b> 0	<b>HBP</b> 0	<b>BLK</b> 0	<b>WP</b> 0	<b>HR</b> 0	<b>S</b> 0	<b>P</b> 0	<b>ERA</b> ∞	<b>WHIP</b> ∞	<b>PITCHER</b>	<b>IP</b>	<b>WLS</b>	<b>BF</b>	<b>H</b>	<b>R</b>	<b>ER</b>	<b>SO</b>	<b>BB</b>	<b>IBB</b>	<b>HBP</b>	<b>BLK</b>	<b>WP</b>	<b>HR</b>	<b>S</b>	<b>P</b>	<b>ERA</b>	<b>WHIP</b>





Batter	1	2	3	4	5	6	7	8	9	AB	R	H	RBI	BB	SO	LOB	TOP																					
Roy Hartsfield, R (1, 4) OBP: 0.322, SLG: 0.367											0	0	0	0	0	0	0	<b>Boston Braves @ Pittsburgh Pirates</b> Forbes Field, Pittsburgh, PA Sun Aug 27 1950, 3:38 AM EDT Att: 24,279 - Unknown  <a href="http://livebaseballscorecards.com">livebaseballscorecards.com</a>																				
Sam Jethroe, S (1, 8) OBP: 0.348, SLG: 0.440											0	0	0	0	0	0	0		0																			
Earl Torgeson, L (1, 3) OBP: 0.403, SLG: 0.461											0	0	0	0	0	0	0		0																			
Walker Cooper, R (1, 2) OBP: 0.365, SLG: 0.498											0	0	0	0	0	0	0		0																			
Sid Gordon, R (1, 7) OBP: 0.419, SLG: 0.579											0	0	0	0	0	0	0		0																			
Willard Marshall, L (1, 9) OBP: 0.328, SLG: 0.336											0	0	0	0	0	0	0		0																			
Sibby Sisti, R (1, 5) OBP: 0.314, SLG: 0.279											0	0	0	0	0	0	0		0																			
Buddy Kerr, R (1, 6) OBP: 0.290, SLG: 0.307											0	0	0	0	0	0	0		0																			
Normie Roy, R (1, 1) OBP: 0.267, SLG: 0.214	0	0	0	0	0	0	0	0	0	0	0	0	0	0	0	<b>AB</b> 0 <b>R</b> 0 <b>H</b> 0 <b>RBI</b> 0 <b>BB</b> 0 <b>SO</b> 0 <b>LOB</b> 0																						
<b>Inning Stats</b>											1B: 0	SF: 0	WP: 0	PA: 0																								
											2B: 0	SAC: 0	PB: 0																									
											3B: 0	DP: 0	SB: 0																									
											HR: 0	HBP: 0	CS: 0																									
PITCHER (1, 1) Mel Queen, R ERA: 5.4	IP	WLS	BF	H	R	ER	SO	BB	IBB	HBP	BLK	WP	HR	S	P	ERA	WHIP	PITCHER	IP	WLS	BF	H	R	ER	SO	BB	IBB	HBP	BLK	WP	HR	S	P	ERA	WHIP			
	0.0	L	0	0	0	0	0	0	0	0	0	0	0	0	0	∞	∞																					





Batter	1	2	3	4	5	6	7	8	9	AB R H RBI BB SO LOB	TOP	
Roy Hartsfield, R (1, 4) OBP: 0.326, SLG: 0.370	0-0 BB 1B 2B	0-0 1B		0-0 1-3			0-0 F4		0-0 FC4 1-2f	5 1 2 0 0 0 1		
Sam Jethroe, S (1, 8) OBP: 0.349, SLG: 0.445	4-0 BB 1B BB	0-0 F8		0-0 2B			0-0 F3		0-3 K	4 1 1 0 1 1 2		
Earl Torgeson, L (1, 3) OBP: 0.402, SLG: 0.459	4-0 SH1-3 1-2 2-3 BB 1B		0-0 4-3	0-3 K			0-0 CS 1B			3 0 1 0 1 1 1		
Bob Elliott, R (1, 5) OBP: 0.387, SLG: 0.514	0-0 SH1-3 1-2 2-H 3-H 1B		0-0 1B 2B			0-0 F9	0-0 CS 1-2	0-0 F7		4 1 2 2 0 0 0		
Walker Cooper, R (1, 2) OBP: 0.372, SLG: 0.511	0-0 SH1-3 1-2 2-3		0-0 5-3 1B 2-H			0-0 F4		0-0 6-3		3 0 1 1 0 0 0		
Sid Gordon, R (1, 7) OBP: 0.419, SLG: 0.571	0-3 K		0-0 5-3 1-2			0-0 F7		0-0 F8		4 0 0 0 0 1 3		
Willard Marshall, L (1, 9) OBP: 0.328, SLG: 0.335	0-0 F8		4-0 FC6-4 IBB			0-0 F5			0-0 G1 1B 2B	3 1 1 0 1 0 2		
Buddy Kerr, R (1, 6) OBP: 0.287, SLG: 0.303		0-0 F7	0-0 FC6-4 1-2f			0-0 1-3			0-0 G1 2-3	4 0 0 0 0 0 3		
Johnny Sain, R (1, 1) OBP: 0.284, SLG: 0.256		0-0 F4		0-3 K		0-0 1-3			0-0 FC4 1B 3-H	4 0 1 1 0 1 0		
<b>Inning Stats</b>	R: 2 E: 0 K: 1 S: 7 H: 2 LOB: 2 BB: 2 P: 15	R: 0 E: 0 K: 0 S: 4 H: 1 LOB: 1 BB: 0 P: 4	R: 1 E: 0 K: 0 S: 5 H: 2 LOB: 2 BB: 1 P: 9	R: 0 E: 0 K: 2 S: 8 H: 1 LOB: 1 BB: 0 P: 8	R: 0 E: 0 K: 0 S: 3 H: 0 LOB: 0 BB: 0 P: 3	R: 0 E: 0 K: 0 S: 3 H: 0 LOB: 0 BB: 0 P: 3	R: 0 E: 0 K: 0 S: 3 H: 1 LOB: 0 BB: 0 P: 3	R: 0 E: 0 K: 0 S: 3 H: 0 LOB: 0 BB: 0 P: 3	R: 1 E: 0 K: 1 S: 7 H: 2 LOB: 1 BB: 0 P: 7	1B: 5 2B: 4 3B: 0 HR: 0 SF: 0 SAC: 1 DP: 0 HBP: 0	WP: 0 PB: 0 SB: 0 CS: 1 PA: 39	
<b>PITCHER</b>	IP WLS BF H R ER SO BB IBB HBP BLK WP HR S P ERA WHIP											
Willie Ramsdell, R (1, 1) ERA: 3.89	0.0 L 4 2 2 2 0 2 0 0 0 0 0 0 2 10 ∞ ∞											
Frank Smith, R (1, 1) ERA: 3.31	6.0 23 4 1 1 3 0 1 0 0 0 0 28 32 1.50 0.667											
Eddie Erault, R (7, 1) ERA: 7.02	2.0 6 1 0 0 0 0 0 0 0 0 0 6 6 0.00 0.500											
Harry Perkowski, L (9, 1) ERA: 5.08	1.0 5 2 1 1 1 0 0 0 0 0 0 7 7 9.00 2.000											

**Boston Braves @ Cincinnati Reds**  
Crosley Field, Cincinnati, OH  
Tue Aug 29 1950, 3:33 AM EDT  
Att: 8,348 - Unknown - 78 F

livebaseballscorecards.com

**AB 34**  
**R 4**  
**H 9**  
**RBI 4**  
**BB 3**  
**SO 4**  
**LOB 12**



Batter	1	2	3	4	5	6	7	8	9	AB	R	H	RBI	BB	SO	LOB	BOTTOM		
<b>Bobby Adams, R</b> OBP: 0.352, SLG: 0.409 (1, 4) (9, 5)	0-0 F8			0-0 4-3 2B		0-0 F7		0-0 1B		4	0	2	0	0	0	0	<b>Boston Braves @ Cincinnati Reds</b> Crosley Field, Cincinnati, OH Tue Aug 29 1950, 3:33 AM EDT Att. 8,348 - Unknown - 78 F		
<b>Lloyd Merriman, L</b> OBP: 0.335, SLG: 0.363 (1, 8)	0-0 F6			0-0 F8		0-0 F4		0-0 G3		4	0	0	0	0	0	2			
<b>Johnny Wyrostek, L</b> OBP: 0.390, SLG: 0.451 (1, 9)	0-0 3-1			4-0 4-3 BB			0-0 4-3		4-0 G4-6-3 BB	2	0	0	0	2	0	0			
<b>Ted Kluszewski, L</b> OBP: 0.359, SLG: 0.560 (1, 3)		0-0 4-3		0-0 4-3			0-0 L7		0-0 G4-6-3 1-2f	4	0	0	0	0	0	3			
<b>Grady Hatton, L</b> OBP: 0.361, SLG: 0.391 (1, 5) (9, 6)		0-0 F9		0-0 G3			0-0 1B 1B		0-0 F8	4	0	1	0	0	0	2			
<b>Joe Adcock, R</b> OBP: 0.309, SLG: 0.385 (1, 7)		0-0 6-3			0-0 F8		0-0 1-2 1B			3	0	1	0	0	0	0			
<b>Johnny Pramesa, R</b> OBP: 0.381, SLG: 0.458 (1, 2)			0-0 F4		0-0 G5-4-3 1B		0-0 F4			3	0	1	0	0	0	2			
<b>Virgil Stallcup, R</b> OBP: 0.277, SLG: 0.351 <b>Connie Ryan, R</b> OBP: 0.363, SLG: 0.375 (1, 6) (9, 4)			0-0 6-3		0-0 G5-4-3 1-2f			0-0 6-3		3	0	0	0	0	0	1			
<b>Willie Ramsdell, R</b> OBP: 0.277, SLG: 0.209 <b>Frank Smith, R</b> OBP: 0.059, SLG: 0.059 <b>Sammy Meeks, R</b> OBP: 0.318, SLG: 0.375 <b>Eddie Erault, R</b> OBP: 0.250, SLG: 0.429 <b>Harry Perkowski, L</b> OBP: 0.346, SLG: 0.318 (1, 1) (1, 1) (6, PH) (7, 1) (8, PH) (9, 1)			0-0 3-1			0-0 F7		0-3 K		0	0	0	0	0	0	0			
<b>Inning Stats</b>	R: 0 E: 0 K: 0 S: 3	H: 0 LOB: 0 BB: 0 P: 3	R: 0 E: 0 K: 0 S: 3	H: 0 LOB: 0 BB: 0 P: 3	R: 0 E: 0 K: 0 S: 3	H: 1 LOB: 2 BB: 1 P: 8	R: 0 E: 0 K: 0 S: 3	H: 1 LOB: 0 BB: 0 P: 3	R: 0 E: 0 K: 1 S: 6	H: 2 LOB: 2 BB: 0 P: 5	R: 0 E: 0 K: 1 S: 6	H: 1 LOB: 1 BB: 0 P: 6	R: 0 E: 0 K: 0 S: 2	H: 0 LOB: 0 BB: 1 P: 6	1B: 4 2B: 1 3B: 0 HR: 0	SF: 0 SAC: 0 DP: 2 HBP: 0		WP: 0 PB: 0 SB: 0 CS: 0	PA: 32
<b>PITCHER</b> <b>Johnny Sain, R</b> ERA: 4.14 (1, 1)	IP: 9.0 WLS: W BF: 32 H: 5 R: 0 ER: 0 SO: 1 BB: 2 IBB: 0 HBP: 0 BLK: 0 WP: 0 HR: 0 S: 32 P: 40 ERA: 0.00 WHIP: 0.778							<b>PITCHER</b>	IP: 9.0 WLS: W BF: 32 H: 5 R: 0 ER: 0 SO: 1 BB: 2 IBB: 0 HBP: 0 BLK: 0 WP: 0 HR: 0 S: 32 P: 40 ERA: 0.00 WHIP: 0.778										

livebaseballscorecards.com

AB	30
R	0
H	5
RBI	0
BB	2
SO	1
LOB	10



Batter	1	2	3	4	5	6	7	8	9	AB R H RBI BB SO LOB	TOP		
Roy Hartsfield, R OBP: 0.324, SLG: 0.367 (1, 4)	0-0 4-3	0-0 E6 1B		0-0 3-1			0-0 SH3-4	0-0 2B 1B	0-0 E3 1-3 2-H	5 0 1 0 0 0 3			
Sam Jethroe, S OBP: 0.351, SLG: 0.455 (1, 8)	0-0 F8	0-0 1-2 3-H 1B		0-0 F8			0-0 2-H HR	0-0 1-3 2B	0-0 F9	6 1 3 3 0 0 2			
Earl Torgeson, L OBP: 0.400, SLG: 0.455 (1, 3)	0-0 4-3	0-0 F9		0-3 K			0-0 F9	4-0 FC6-4 IBB		4 0 0 0 1 1 2			
Bob Elliott, R OBP: 0.387, SLG: 0.512 (1, 5)		0-0 BB 1B		0-0 F7			0-0 1B	0-0 FC6-4 1-2f		3 1 1 0 0 1 0			
Sibby Sisti, R OBP: 0.306, SLG: 0.272 (5, 5)				0-3 K						2 0 1 0 0 0 3			
Sid Gordon, R OBP: 0.418, SLG: 0.577 (1, 7)		0-0 F9		0-0 6-3			0-0 F8	1-3 BB 1B	0-0 HR	5 1 2 1 0 0 1			
Luis Olmo, R OBP: 0.315, SLG: 0.398 (1, 9)		4-0 1-2 BB 1B 2B		0-0 F6			0-0 HR	4-0 1-2 FC6-4 BB	0-0 F8	3 2 1 1 2 0 0			
Del Crandall, R OBP: 0.269, SLG: 0.332 (1, 2)		0-0 1-2 2-H E 1B 2B		0-0 SH1-3 1B			0-0 L5	0-0 1-2f FC6-4	0-0 F8	5 1 2 1 0 0 3			
Buddy Kerr, R OBP: 0.289, SLG: 0.308 (1, 6)		0-0 E 1B 2B		0-0 SH1-3			0-0 F7	0-0 6-3	0-0 1B E 1B	4 2 2 1 0 0 0			
Vern Bickford, R OBP: 0.155, SLG: 0.128 (1, 1)		0-0 F6		0-0 5-3			0-0 SH3-4 HR 1B	0-0 6-3	0-0 E 1B	5 1 2 0 0 0 3			
<b>Inning Stats</b>	R: 0 E: 0 K: 0 S: 3 H: 0 LOB: 0 BB: 0 P: 3	R: 4 E: 1 K: 0 S: 8 H: 4 LOB: 2 BB: 1 P: 12	R: 0 E: 0 K: 0 S: 3 H: 0 LOB: 0 BB: 0 P: 3	R: 0 E: 0 K: 0 S: 4 H: 1 LOB: 1 BB: 0 P: 4	R: 0 E: 0 K: 2 S: 7 H: 0 LOB: 0 BB: 0 P: 7	R: 1 E: 0 K: 0 S: 4 H: 1 LOB: 0 BB: 0 P: 4	R: 2 E: 0 K: 0 S: 7 H: 4 LOB: 3 BB: 1 P: 11	R: 0 E: 0 K: 0 S: 5 H: 2 LOB: 3 BB: 1 P: 9	R: 2 E: 1 K: 0 S: 7 H: 3 LOB: 2 BB: 0 P: 7	1B: 10 2B: 2 3B: 0 HR: 3 SF: 0 SAC: 2 DP: 0 HBP: 0	WP: 0 PB: 0 SB: 0 CS: 0 PA: 47		
<b>PITCHER</b>	IP WLS BF H R ER SO BB IBB HBP BLK WP HR S P ERA WHIP											<b>PITCHER</b>	IP WLS BF H R ER SO BB IBB HBP BLK WP HR S P ERA WHIP
Ken Raffensberger, L ERA: 4.07 (1, 1)	6.1 L 29 8 7 5 2 1 0 0 0 0 0 2 32 36 7.11 1.421												
Eddie ERAutt, R ERA: 6.91 (7, 1)	0.2 5 2 0 0 0 1 0 0 0 0 0 0 4 8 0.00 4.500												
Herm Wehmeier, R ERA: 5.68 (8, 1)	2.0 13 5 2 1 0 0 1 0 0 0 0 1 12 16 4.50 2.500												

**Boston Braves @ Cincinnati Reds**  
 Crosley Field, Cincinnati, OH  
 Wed Aug 30 1950, 3:33 AM EDT  
 Att: 1,472 - Cloudy - 78 F

livebaseballscorecards.com

AB	42
R	9
H	15
RBI	7
BB	3
SO	2
LOB	17



Batter	1	2	3	4	5	6	7	8	9	AB R H RBI BB SO LOB
<b>Bobby Adams, R</b> OBP: 0.351, SLG: 0.410 (1, 4)	0-0 1B 2B		0-0 L5	0-0 F8			0-0 F9			4 1 1 0 0 0 0
<b>Lloyd Merriman, L</b> OBP: 0.341, SLG: 0.367 (1, 8)	0-0 FC5-4 1B 2-H		0-0 1B 1B			0-0 F8		4-0 G1-6-3 BB		3 1 2 1 1 0 0
<b>Johnny Wyrostek, L</b> OBP: 0.389, SLG: 0.449 (1, 9)	0-0 FC5-4 1B 1-2f		0-0 1B F8 1B			0-0 3-1		0-0 G1-6-3 1-2f		4 1 1 0 0 0 2
<b>Ted Kluszewski, L</b> OBP: 0.360, SLG: 0.560 (1, 3)	0-0 1-2 1B		0-0 F8 BB 1B			0-0 F9		0-0 G3		4 0 2 1 0 0 0
<b>Grady Hatton, L</b> OBP: 0.360, SLG: 0.388 (1, 5)	0-0 F4		4-0 1-2 BB			0-0 F6		0-0 3-1		3 0 0 0 1 0 2
<b>Joe Adcock, R</b> OBP: 0.308, SLG: 0.383 (1, 7)	0-0 F4		0-0 F8 2-3 3-H			0-0 4-3		0-0 2B 1B		4 1 1 1 0 0 4
<b>Virgil Stallcup, R</b> OBP: 0.275, SLG: 0.348 (1, 6)		0-0 F4	0-0 F8			0-0 5-3		0-0 F8		4 0 0 0 0 0 3
<b>Dixie Howell, R</b> OBP: 0.323, SLG: 0.295 (1, 2)		0-0 F7		0-0 F4			0-0 F8		0-0 FC5 2B	2 0 0 0 0 0 0 1 0 0 0 0 0 0 1 0 1 1 0 0 0
<b>Peanuts Lowrey, R</b> OBP: 0.320, SLG: 0.292 (7, PH)										
<b>Johnny Pramesa, R</b> OBP: 0.385, SLG: 0.467 (8, 2)										
<b>Ken Raffensberger, R</b> OBP: 0.178, SLG: 0.159 (1, 1)		0-3 K		0-3 K			0-0 5-3		0-0 FC5 2-3	2 0 0 0 0 2 0 0 0 0 0 0 0 0 1 0 0 0 0 0 0 0 0 0 0 0 0 0 1 0 0 0 0 0 1
<b>Eddie Erault, R</b> OBP: 0.286, SLG: 0.429 (7, 1)										
<b>Danny Litwhiler, R</b> OBP: 0.370, SLG: 0.465 (7, PH)										
<b>Herm Wehmeier, R</b> OBP: 0.183, SLG: 0.210 (8, 1)										
<b>Bob Usher, R</b> OBP: 0.312, SLG: 0.366 (9, PH)										

<b>Inning Stats</b>	R: 1 E: 0 K: 0 S: 6	H: 3 LOB: 2 BB: 0 P: 6	R: 0 E: 0 K: 1 S: 5	H: 0 LOB: 0 BB: 0 P: 5	R: 2 E: 0 K: 0 S: 6	H: 3 LOB: 2 BB: 1 P: 10	R: 0 E: 0 K: 1 S: 5	H: 0 LOB: 0 BB: 0 P: 5	R: 0 E: 0 K: 0 S: 3	H: 0 LOB: 0 BB: 0 P: 3	R: 0 E: 0 K: 0 S: 3	H: 0 LOB: 0 BB: 0 P: 3	R: 0 E: 0 K: 0 S: 2	H: 0 LOB: 0 BB: 1 P: 6	R: 1 E: 0 K: 0 S: 5	H: 2 LOB: 1 BB: 0 P: 5	1B: 6 2B: 2 3B: 0 HR: 0	SF: 0 SAC: 0 DP: 1 HBP: 0	WP: 0 PB: 0 SB: 0 CS: 0	PA: 36
<b>PITCHER</b> <b>Vern Bickford, R</b> ERA: 3.21 (1, 1)	IP 9.0	WLS W	BF 36	H 8	R 4	ER 4	SO 2	BB 2	IBB 0	HBP 0	BLK 0	WP 0	HR 0	S 38	P 46	ERA 4.00	WHIP 1.111			
<b>PITCHER</b>	IP	WLS	BF	H	R	ER	SO	BB	IBB	HBP	BLK	WP	HR	S	P	ERA	WHIP			


**BOTTOM**

**Boston Braves @ Cincinnati Reds**  
Crosley Field, Cincinnati, OH

Wed Aug 30 1950, 3:33 AM EDT  
Att. 1,472 - Cloudy - 78 F

livebaseballscorecards.com

<b>AB</b>	<b>34</b>
<b>R</b>	<b>4</b>
<b>H</b>	<b>8</b>
<b>RBI</b>	<b>4</b>
<b>BB</b>	<b>2</b>
<b>SO</b>	<b>2</b>
<b>LOB</b>	<b>12</b>



Batter	1	2	3	4	5	6	7	8	9	AB R H RBI BB SO LOB	TOP											
Roy Hartsfield, R (1, 4) OBP: 0.322, SLG: 0.365	2-3 		0-0 F7			1-0 F2	2-2 FC5		0-0 FC4-6 1B	5 0 1 0 0 1 2												
Sam Jethroe, S (1, 8) OBP: 0.348, SLG: 0.450	3-3 		0-0 4-3			0-1 6-3			1-3 K	5 0 0 0 0 3 1												
Earl Torgeson, L (1, 3) OBP: 0.400, SLG: 0.453	2-2 3-1				0-3 K	4-1 1B BB			0-1 FC5-4 1B	4 1 1 0 0 1 1												
Bob Elliott, R (1, 5) OBP: 0.388, SLG: 0.511		2-2 F6		0-0 F4		1-0 1B			4-2 FC5-4 BB	3 0 1 0 0 1 0												
Walker Cooper, R (1, 2) OBP: 0.368, SLG: 0.506		2-0 5-3		0-2 6-3		1-2 6-3			1-1 FC5-4 1B	3 0 0 0 0 0 2												
Del Crandall, R (6, 2) OBP: 0.268, SLG: 0.330									1-2 2B	1 1 0 0 0 0 2												
Sid Gordon, R (1, 7) OBP: 0.421, SLG: 0.586		1-0 HR			1-2 L1		3-2 FC5 1B		0-0 2B	4 1 3 2 0 0 0												
Willard Marshall, L (1, 9) OBP: 0.328, SLG: 0.344		1-2 E6 FC6-4		0-0 2B		0-0 F8			2-1 2B	4 0 2 1 0 0 1												
Buddy Kerr, R (1, 6) OBP: 0.288, SLG: 0.305		1-1 FC6-4		2-1 F8		4-2 BB			1-0 F8	3 0 0 0 1 0 4												
Warren Spahn, L (1, 1) OBP: 0.272, SLG: 0.230			1-2 G3		1-3 K		1-1 F8		0-0 L7	1 0 0 0 0 0 0												
Normie Roy, R (3, 1) OBP: 0.263, SLG: 0.176										0 0 0 0 0 0 0												
Mickey Haener, L (3, 1) OBP: 0.256, SLG: 0.240										0 0 0 0 0 0 0												
Pete Reiser, L (5, PH) OBP: 0.371, SLG: 0.268										1 0 0 0 0 0 1												
Bob Hall, R (5, 1) OBP: 0.083, SLG: 0.083										0 0 0 0 0 0 0												
Johnny Antonelli, L (6, 1) OBP: 0.200, SLG: 0.200										1 0 0 0 0 0 2												
Tommy Holmes, L (9, PH) OBP: 0.385, SLG: 0.452										1 0 0 0 0 0 0												
<b>Inning Stats</b>	R: 0 E: 0 K: 2 S: 10	H: 0 LOB: 0 BB: 0 P: 17	R: 1 E: 1 K: 0 S: 10	H: 1 LOB: 1 BB: 0 P: 17	R: 0 E: 0 K: 0 S: 5	H: 0 LOB: 0 BB: 0 P: 6	R: 0 E: 0 K: 1 S: 7	H: 0 LOB: 0 BB: 0 P: 7	R: 0 E: 0 K: 1 S: 9	H: 1 LOB: 1 BB: 0 P: 13	R: 0 E: 0 K: 0 S: 8	H: 1 LOB: 2 BB: 1 P: 15	R: 0 E: 0 K: 0 S: 11	H: 1 LOB: 2 BB: 1 P: 21	R: 2 E: 0 K: 1 S: 13	H: 3 LOB: 2 BB: 1 P: 22	R: 0 E: 0 K: 1 S: 8	H: 1 LOB: 1 BB: 0 P: 11	1B: 5 2B: 2 3B: 0 HR: 1	SF: 0 SAC: 0 DP: 0 HBP: 0	WP: 0 PB: 0 SB: 0 CS: 0	PA: 39
<b>PITCHER</b> Carl Erskine, R (1, 1) ERA: 6.13	IP: 9.0 WLS: W BF: 39 H: 8 R: 3 ER: 3 SO: 6 BB: 3 IBB: 0 HBP: 0 BLK: 0 WP: 0 HR: 1 S: 81 P: 129 ERA: 3.00 WHIP: 1.222																					

**Boston Braves @ Brooklyn Dodgers**  
**Ebbets Field, Brooklyn, NY**  
 Thu Aug 31 1950, 3:33 AM EDT  
 Att: 14,226 - Unknown

livebaseballscorecards.com

AB	36
R	3
H	8
RBI	3
BB	3
SO	6
LOB	16





Batter	1	2	3	4	5	6	7	8	9	AB	R	H	RBI	BB	SO	LOB
Tommy Brown, R (1, 7) OBP: 0.359, SLG: 0.529	1-1 5-3	1-3 K	4-2 FC4-6 BB		4-2 FC5 BB	0-1 F8	0-0 1B			4	0	1	2	2	1	5
Pee Wee Reese, R (1, 6) OBP: 0.363, SLG: 0.366	4-2 BB	1-0 2B	1-1 FC4-6 HR		3-3 K	2-2 FC1-6-4 1B	2-3 K			5	1	2	3	1	2	5
Duke Snider, L (1, 8) OBP: 0.380, SLG: 0.546	1-3 K	0-1 F9	0-0 HR		4-2 BB	0-1 FC1-6-4	0-3 K			5	1	1	3	1	2	7
Jackie Robinson, R (1, 4) OBP: 0.422, SLG: 0.502 Bobby Morgan, R (8, 5) OBP: 0.350, SLG: 0.412	2-1 F6		1B HR		0-1 FC5	1-0 F3		4-2 FC6-4 BB		5	1	1	0	0	0	6
Carl Furillo, R (1, 9) OBP: 0.365, SLG: 0.491		2-2 HR 1B	2-2 HR 1B	3-2 6-3		4-2 HR BB	3-1 4-3	0-2 FC6-4 HR		5	4	2	0	1	0	1
Gil Hodges, R (1, 3) OBP: 0.383, SLG: 0.514		1-2 HR	0-0 HR	1-2 5-3		1-0 HR	1-0 BB 1B	2-2 HR		6	5	5	9	0	0	0
Roy Campanella, R (1, 2) OBP: 0.380, SLG: 0.575 Bruce Edwards, R (7, 2) OBP: 0.216, SLG: 0.374		0-0 F7	0-0 SH1-4 FC4-6 1B	1-1 5-3		1-1 1B 1B	4-1 E 1B BB	2-1 E 2B		4	2	2	0	0	0	0
Billy Cox, R (1, 5) OBP: 0.309, SLG: 0.375		1-2 1B 2B 1B	2-1 SH1-4		0-1 L7	3-1 1B 1B	2-2 E4 1B	1-2 L7		5	3	2	0	0	0	2
Carl Erskine, R (1, 1) OBP: 0.471, SLG: 0.500		0-1 2B 1B	3-2 BB E 1B		1-0 BB 1B	1-2 FC1-6-4 1B	1-1 1B HBP	1-0 F7		5	1	4	0	0	0	1

Inning Stats	R: 0	H: 0	E: 0	K: 1	S: 9	H: 0	LOB: 1	BB: 1	P: 17	R: 3	H: 5	E: 0	K: 1	S: 21	R: 7	H: 6	E: 1	K: 0	S: 24	R: 0	H: 0	E: 0	K: 0	S: 9	R: 0	H: 1	E: 0	K: 1	S: 12	R: 4	H: 5	E: 0	K: 0	S: 20	R: 3	H: 2	E: 1	K: 2	S: 15	R: 2	H: 2	E: 2	K: 0	S: 14	H: 2	LOB: 1	BB: 1	P: 24	1B: 14	SF: 0	2B: 2	3B: 0	HR: 5	SAC: 1	DP: 0	HBP: 1	WP: 0	PA: 54
--------------	------	------	------	------	------	------	--------	-------	-------	------	------	------	------	-------	------	------	------	------	-------	------	------	------	------	------	------	------	------	------	-------	------	------	------	------	-------	------	------	------	------	-------	------	------	------	------	-------	------	--------	-------	-------	--------	-------	-------	-------	-------	--------	-------	--------	-------	--------

PITCHER	IP	WLS	BF	H	R	ER	SO	BB	IBB	HBP	BLK	WP	HR	S	P	ERA	WHIP
Warren Spahn, L (1, 1) ERA: 3.33	2.0	L	14	7	5	5	2	1	0	0	0	0	1	36	55	22.50	4.000
Normie Roy, R (3, 1) ERA: 4.82	0.1		4	3	1	1	0	0	0	0	0	0	1	7	12	27.00	9.000
Mickey Haefner, L (3, 1) ERA: 5.34	1.2		7	1	4	4	0	1	0	0	0	0	1	20	31	21.60	1.200
Bob Hall, R (5, 1) ERA: 6.95	1.2		14	6	4	4	1	3	0	0	0	0	1	31	55	21.60	5.400
Johnny Antonelli, L (6, 1) ERA: 7.2	2.1		15	4	5	4	2	2	0	1	0	0	1	30	54	15.43	2.571

BOTTOM

Boston Braves @ Brooklyn Dodgers  
Ebbets Field, Brooklyn, NY  
Thu Aug 31 1950, 3:33 AM EDT  
Att. 14,226 - Unknown

livebaseballscorecards.com

AB	45
R	19
H	21
RBI	17
BB	7
SO	5
LOB	27



Batter	1	2	3	4	5	6	7	8	9	AB R H RBI BB SO LOB	TOP											
Eddie Waitkus, L (1, 3) OBP: 0.339, SLG: 0.355	0-0 F6		0-0 F6		0-0 F3		0-0 F8		0-0 SH1-3 E 1B	5 1 1 0 0 0 1												
Richie Ashburn, L (1, 8) OBP: 0.389, SLG: 0.431	0-0 L8		0-0 E 1B		0-0 1-3		0-0 E4 1B 1B		0-0 SH1-3 1-2	4 2 2 1 0 0 0												
Dick Sisler, L (1, 7) OBP: 0.379, SLG: 0.445	0-0 1B		0-0 E7 1-H		0-0 F5		0-0 1B 1B		0-0 E8 1B 1B	5 1 3 2 0 0 0												
Del Ennis, R (1, 9) OBP: 0.366, SLG: 0.559	0-3 K		4-0 BB		0-0 1-3		0-0 1-2 1B		0-0 6-3	4 0 1 0 1 1 2												
Willie Jones, R (1, 5) OBP: 0.361, SLG: 0.506		0-0 L6	0-0 F6		0-0 E6 IHR		0-3 K		4-0 1B BB	4 1 0 0 1 1 4												
Granny Hamner, R (1, 6) OBP: 0.322, SLG: 0.400		0-0 F9		0-0 4-3 2B		0-0 1-3		0-0 F7	0-0 1-3 2-H 1B	5 0 2 1 0 0 1												
Andy Seminick, R (1, 2) OBP: 0.413, SLG: 0.568		0-0 F9		0-0 4-3 2-3		0-0 IHR		4-0 BB	0-0 F6	4 1 1 2 1 0 3												
Mike Goliat, R (1, 4) OBP: 0.319, SLG: 0.375			0-0 SH5-3 1B 1B		0-0 L4		0-3 K		0-0 F9	4 1 1 0 0 1 2												
Bubba Church, R (1, 1) OBP: 0.205, SLG: 0.256			0-0 SH5-3 1-2		0-0 6-3		0-0 1-3		0-3 K	3 0 0 0 0 1 2												
<b>Inning Stats</b>	R: 0 E: 0 K: 1 S: 6	H: 1 LOB: 1 BB: 0 P: 6	R: 0 E: 0 K: 0 S: 3	H: 0 LOB: 0 BB: 0 P: 3	R: 2 E: 1 K: 0 S: 6	H: 2 LOB: 2 BB: 1 P: 10	R: 0 E: 0 K: 0 S: 4	H: 1 LOB: 1 BB: 0 P: 4	R: 0 E: 0 K: 0 S: 3	H: 0 LOB: 0 BB: 0 P: 3	R: 2 E: 1 K: 1 S: 7	H: 1 LOB: 0 BB: 0 P: 7	R: 1 E: 1 K: 1 S: 8	H: 3 LOB: 2 BB: 0 P: 8	R: 0 E: 0 K: 1 S: 5	H: 0 LOB: 1 BB: 1 P: 9	R: 2 E: 1 K: 0 S: 6	H: 3 LOB: 2 BB: 1 P: 10	1B: 9 2B: 1 3B: 0 HR: 1	SF: 0 SAC: 2 DP: 0 HBP: 0	WP: 0 PB: 0 SB: 0 CS: 0	PA: 43
<b>PITCHER</b>	IP WLS BF H R ER SO BB IBB HBP BLK WP HR S P ERA WHIP																					
Max Surkont, R (1, 1) ERA: 3.38	8.0 L 36 8 5 2 4 2 0 0 0 0 0 0 42 50 2.25 1.250																					
Mickey Haefner, L (9, 1) ERA: 5.48	1.0 7 3 2 2 0 1 0 0 0 0 0 0 6 10 18.00 4.000																					

Philadelphia Phillies @ Boston Braves  
 Braves Field, Boston, MA  
 Fri Sep 01 1950, 3:33 AM EDT  
 Att. 14,908 - Unknown

livebaseballscorecards.com

AB	38
R	7
H	11
RBI	6
BB	3
SO	4
LOB	15



Batter	1	2	3	4	5	6	7	8	9	AB	R	H	RBI	BB	SO	LOB	BOTTOM										
Roy Hartsfield, R (1, 4) OBP: 0.321, SLG: 0.372	0-0 5-3		0-0 F4			0-0 HR		0-0 1-4-3		4	1	1	1	0	0	0											
Sam Jethroe, S (1, 8) OBP: 0.349, SLG: 0.450	0-3 K			0-0 1B FC5-4 1B		0-0 F5		0-0 1B		4	1	2	0	0	1	0											
Earl Torgeson, L (1, 3) OBP: 0.403, SLG: 0.454	4-0 BB			0-0 1-3 FC5-4 1B		0-0 G5-4-3 1B		0-0 F7		3	0	2	0	1	0	1											
Bob Elliott, R (1, 5) OBP: 0.384, SLG: 0.506	0-0 L8		0-3 K		0-0 G5-4-3 1-2f			0-0 F3		4	0	0	0	0	1	4											
Walker Cooper, R (1, 2) OBP: 0.367, SLG: 0.503		0-0 6-3		0-0 FC5-4 1-2f 3-H			0-0 FC4-6 1B		0-3 K	4	0	1	1	0	1	1											
Sid Gordon, R (1, 7) OBP: 0.420, SLG: 0.586		0-0 L3		0-0 F8			0-0 FC4-6 1-2f		0-0 2B 2B	4	1	1	0	0	0	2											
Willard Marshall, L (1, 9) OBP: 0.327, SLG: 0.346		0-0 L8			0-0 4-3		0-0 F3		0-0 FC5 2-H 2B	4	0	1	1	0	0	1											
Buddy Kerr, R (1, 6) OBP: 0.287, SLG: 0.304			0-0 F7		0-3 K		0-0 F8		0-0 FC5 2-3	2	0	0	0	0	1	0											
Pete Reiser, L (7, PH) OBP: 0.367, SLG: 0.264					0-0 K					1	0	0	0	0	0	1											
Sibby Sisti, R (8, 6) OBP: 0.303, SLG: 0.269										1	0	0	0	0	0	1											
Max Surkont, R (1, 1) OBP: 0.333, SLG: 0.444			0-0 F4			0-0 F5				2	0	0	0	0	0	0											
Bob Addis, L (8, PH) OBP: 0.286, SLG: 0.240										1	0	0	0	0	0	0											
Mickey Haefner, L (9, 1) OBP: 0.286, SLG: 0.240										0	0	0	0	0	0	0											
Inning Stats	R: 0 E: 0 K: 1 S: 5	H: 0 LOB: 1 BB: 1 P: 9	R: 0 E: 0 K: 0 S: 3	H: 0 LOB: 0 BB: 0 P: 3	R: 0 E: 0 K: 0 S: 3	H: 0 LOB: 0 BB: 0 P: 3	R: 1 E: 0 K: 1 S: 7	H: 2 LOB: 1 BB: 0 P: 7	R: 0 E: 0 K: 1 S: 5	H: 0 LOB: 0 BB: 0 P: 5	R: 1 E: 0 K: 0 S: 4	H: 2 LOB: 0 BB: 0 P: 4	R: 0 E: 0 K: 0 S: 4	H: 1 LOB: 1 BB: 0 P: 4	R: 0 E: 0 K: 0 S: 4	H: 1 LOB: 1 BB: 0 P: 4	R: 1 E: 0 K: 1 S: 7	H: 2 LOB: 1 BB: 0 P: 7	1B: 5 2B: 2 3B: 0 HR: 1	SF: 0 SAC: 0 DP: 1 HBP: 0	WP: 0 PB: 0 SB: 0 CS: 0	PA: 35					
PITCHER Bubba Church, R (1, 1) ERA: 2.16	IP 9.0	WLS W	BF 35	H 8	R 3	ER 3	SO 4	BB 1	IBB 0	HBP 0	BLK 0	WP 0	HR 1	S 42	P 46	ERA 3.00	WHIP 1.000										

Philadelphia Phillies @ Boston Braves

Braves Field, Boston, MA

Fri Sep 01 1950, 3:33 AM EDT  
Att. 14,908 - Unknown

AB	34
R	3
H	8
RBI	3
BB	1
SO	4
LOB	11



Batter	1	2	3	4	5	6	7	8	9	AB R H RBI BB SO LOB	TOP	
Eddie Waitkus, L (1, 3) OBP: 0.340, SLG: 0.356	0-0 FC1-5-4-5 PB 1B		0-0 F8		0-0 4-3			0-0 FC5-8 1B		4 0 2 0 0 0 0		
Richie Ashburn, L (1, 8) OBP: 0.386, SLG: 0.427	0-0 FC1-5-4-5 1-3		0-0 L5		0-0 F2			0-0 FC5-6 S 8-2-5 1-2f		4 0 0 0 0 0 2		
Dick Sisler, L (1, 7) OBP: 0.378, SLG: 0.443 Dick Whitman, L (9, 7) OBP: 0.317, SLG: 0.313	0-0 P6			0-0 1B 1B 1B	0-0 F5			0-0 8-2-5 1-Hf		4 1 1 0 0 0 2 0 0 0 0 0 0 0		
Del Ennis, R (1, 9) OBP: 0.364, SLG: 0.555	0-0 L8			0-0 F7		0-0 F8			0-3 K	4 0 0 0 0 1 2		
Willie Jones, R (1, 5) OBP: 0.362, SLG: 0.508		0-0 5-3		0-0 1B 1-3 1B 1B	0-0 F7			0-0 2B		4 1 2 0 0 0 0		
Granny Hamner, R (1, 6) OBP: 0.322, SLG: 0.399		0-0 P6		0-0 FC6-4 1-3 3-H 1B 1B	0-0 F3			0-3 K		4 0 1 1 0 1 1		
Andy Seminick, R (1, 2) OBP: 0.419, SLG: 0.571		4-0 BB		0-0 FC6-4 1-2 3-H 1B		0-0 2B		4-0 IBB		2 0 2 1 2 0 0		
Mike Goliat, R (1, 4) OBP: 0.317, SLG: 0.372 Bill Nicholson, L (9, PH) OBP: 0.328, SLG: 0.472 Jimmy Bloodworth, R (9, 4) OBP: 0.270, SLG: 0.243		0-3 K		0-0 FC6-4 1-2f 2-3	0-0 G1-4-6-3		0-0 1B	0-0 F2		3 0 0 0 0 1 4 1 0 0 0 0 0 2 0 0 0 0 0 0 0		
Curt Simmons, L (1, 1) OBP: 0.231, SLG: 0.167			0-0 1-3	0-0 4-3		0-0 6-3				3 0 0 0 0 0 2		
<b>Inning Stats</b>	R: 0 H: 1 E: 0 LOB: 1 K: 0 BB: 0 S: 4 P: 4	R: 0 H: 0 E: 0 LOB: 1 K: 1 BB: 1 S: 5 P: 9	R: 0 H: 0 E: 0 LOB: 0 K: 0 BB: 0 S: 3 P: 3	R: 2 H: 4 E: 0 LOB: 2 K: 0 BB: 0 S: 7 P: 7	R: 0 H: 0 E: 0 LOB: 0 K: 0 BB: 0 S: 3 P: 3	R: 0 H: 0 E: 0 LOB: 0 K: 0 BB: 0 S: 3 P: 3	R: 0 H: 1 E: 0 LOB: 0 K: 0 BB: 0 S: 3 P: 3	R: 0 H: 1 E: 0 LOB: 0 K: 2 BB: 0 S: 8 P: 3	R: 0 H: 1 E: 0 LOB: 2 K: 2 BB: 1 S: 8 P: 12	1B: 7 SF: 0 2B: 2 SAC: 0 3B: 0 DP: 2 HR: 0 HBP: 0	WP: 0 PA: 35 PB: 1 SB: 2 CS: 0	
<b>PITCHER</b> Johnny Sain, R (1, 1) ERA: 4.06	IP WLS BF H R ER SO BB IBB HBP BLK WP HR S P ERA WHIP	9.0 L 35 8 2 2 3 1 1 0 0 0 0 0 39 47 2.00 1.000										

Philadelphia Phillies @ Boston Braves  
 Braves Field, Boston, MA  
 Sat Sep 02 1950, 3:33 AM EDT  
 Att: 17,230 - Unknown

AB	33
R	2
H	8
RBI	2
BB	2
SO	3
LOB	15



Batter	1	2	3	4	5	6	7	8	9	AB R H RBI BB SO LOB
Roy Hartsfield, R OBP: 0.320, SLG: 0.371 (1, 4)	0-0 F9		0-0 P4		0-0		0-0 P3			4 0 1 0 0 0 1
Sam Jethroe, S OBP: 0.348, SLG: 0.451 (1, 8)	0-0 G3 2B		0-3 K		0-0 6-3		0-0 FC6-4			4 0 1 0 0 1 2
Earl Torgeson, L OBP: 0.402, SLG: 0.452 (1, 3)	0-0 G3			0-0 4-3		0-0 E 1B		0-0 P3		4 0 1 0 0 0 1
Bob Elliott, R OBP: 0.381, SLG: 0.501 (1, 5)	0-0 5-3			0-0 F8		0-0 F9		0-0 6-3		4 0 0 0 0 0 2
Sid Gordon, R OBP: 0.418, SLG: 0.582 (1, 7)		0-0 F8		0-0 E 1B		0-0 F5		0-0 F9		4 0 1 0 0 0 1
Luis Olmo, R OBP: 0.306, SLG: 0.386 (1, 9)		0-0 4-3		0-0 E4		0-0 E6		0-0 6-3		4 0 0 0 0 0 2
Del Crandall, R OBP: 0.267, SLG: 0.328 (1, 2)		0-0		0-0 F7		0-0 L4		0-0 F7		4 0 1 0 0 0 4
Buddy Kerr, R OBP: 0.287, SLG: 0.304 (1, 6)		0-0 F9			0-0 F8		0-0 FC6 1B		0-0	3 0 1 0 0 0 1
Walker Cooper, R OBP: 0.369, SLG: 0.504 (9, PH)									0-0	1 0 1 0 0 0 0
Gene Mauch, R OBP: 0.316, SLG: 0.287 (9, PR)									0-0	0 0 0 0 0 0 0
Johnny Sain, R OBP: 0.272, SLG: 0.244 (1, 1)			0-0 1-3		0-0 G3		0-0 FC6		0-0 F9	4 0 0 0 0 0 2

Inning Stats	R: 0	H: 1	E: 0	LOB: 1	K: 0	BB: 0	S: 4	P: 4	R: 0	H: 1	E: 0	LOB: 1	K: 1	BB: 0	S: 5	P: 5	R: 0	H: 1	E: 1	LOB: 2	K: 0	BB: 0	S: 5	P: 5	R: 0	H: 1	E: 0	LOB: 1	K: 0	BB: 0	S: 4	P: 4	R: 0	H: 0	E: 0	LOB: 0	K: 0	BB: 0	S: 3	P: 3	R: 0	H: 1	E: 0	LOB: 1	K: 0	BB: 0	S: 4	P: 4	1B: 6	SF: 0	2B: 1	SAC: 0	3B: 0	DP: 0	HR: 0	HBP: 0	WP: 0	PA: 36
PITCHER Curt Simmons, L ERA: 3.47 (1, 1)	IP	WLS	BF	H	R	ER	SO	BB	IBB	HBP	BLK	WP	HR	S	P	ERA	WHIP	IP	WLS	BF	H	R	ER	SO	BB	IBB	HBP	BLK	WP	HR	S	P	ERA	WHIP																								

**Philadelphia Phillies @ Boston Braves**  
 Braves Field, Boston, MA  
 Sat Sep 02 1950, 3:33 AM EDT  
 Att. 17,230 - Unknown

<b>AB</b>	<b>36</b>
<b>R</b>	<b>0</b>
<b>H</b>	<b>7</b>
<b>RBI</b>	<b>0</b>
<b>BB</b>	<b>0</b>
<b>SO</b>	<b>1</b>
<b>LOB</b>	<b>16</b>

Batter	1	2	3	4	5	6	7	8	9	AB R H RBI BB SO LOB	TOP											
<b>Pee Wee Reese, R</b> (1, 6) OBP: 0.367, SLG: 0.375	0-0 F7		0-0 F2		0-0 E 1B 2B		0-0 1B 1B		4-0 FC3-6 BB	4 1 2 1 1 0 0	<b>Brooklyn Dodgers @ Boston Braves</b> Braves Field, Boston, MA Mon Sep 04 1950, 3:33 AM EDT Unknown											
<b>Gene Hermanski, L</b> (1, 7) OBP: 0.357, SLG: 0.451	0-0 F8			0-3 K	0-0 2-H 1B		0-0 F8	0-0 FC3-6 1B 1-2f	5 0 1 1 0 1 2													
<b>Duke Snider, L</b> (1, 8) OBP: 0.379, SLG: 0.540	0-0 4-3			0-3 K	0-0 4-3		0-0 1-3 1B	0-0 F2	5 0 1 0 0 1 2													
<b>Jackie Robinson, R</b> (1, 4) OBP: 0.422, SLG: 0.503 <b>Eddie Miksis, R</b> (7, 4) OBP: 0.230, SLG: 0.259		0-0 4-3		0-0 E 3B		0-0 1B FC5-4 1B	0-3 K	0-0 FC5-4 1B 1-3	4 2 2 0 0 1 2 1 0 1 0 0 0 0													
<b>Carl Furillo, R</b> (1, 9) OBP: 0.365, SLG: 0.487		0-0 FC5-4 1B		4-0 E BB		0-0 1-3 1B	0-3 K	0-0 FC5-4 1-2f	4 0 2 0 1 1 4													
<b>Gil Hodges, R</b> (1, 3) OBP: 0.376, SLG: 0.502		0-0 FC5-4 1-2f		0-0 4-3 1-3 3-H		0-0 FC5-4 E 1B 1-2f 3-H		0-0 B5-3	4 0 0 1 0 0 3													
<b>Roy Campanella, R</b> (1, 2) OBP: 0.378, SLG: 0.569		0-0 L6		0-3 K		0-0 1-2 1B	0-0 F8		4 0 1 0 0 1 1													
<b>Billy Cox, R</b> (1, 5) OBP: 0.317, SLG: 0.382			0-0 F7		0-0 2-3 2B 1B		0-0 F7	0-0 1B	4 1 2 0 0 0 2													
<b>Carl Erskine, R</b> (1, 1) OBP: 0.421, SLG: 0.444 <b>Joe Hatten, R</b> (5, 1) OBP: 0.125, SLG: 0.125 <b>Cal Abrams, L</b> (6, PH) <b>Dan Bankhead, R</b> (6, 1) OBP: 0.289, SLG: 0.278 <b>Ralph Branca, R</b> (6, 1) OBP: 0.212, SLG: 0.310 <b>Tommy Brown, R</b> (8, PH) OBP: 0.350, SLG: 0.514 <b>Rex Barney, R</b> (8, 1) OBP: 0.222, SLG: 0.250		0-0 6-3		0-0 2-3 1-2		0-0 F7 1-1 2-3		0-0 F5	2 0 0 0 0 0 1 0 0 0 0 0 0 0 1 0 0 0 0 0 2 0 0 0 0 0 0 0 0 0 0 0 0 0 0 1 0 0 0 0 0 1 0 0 0 0 0 0 0													
<b>Inning Stats</b>	R: 0 E: 0 K: 0 S: 3	H: 0 LOB: 0 BB: 0 P: 3	R: 0 E: 1 K: 0 S: 4	H: 1 LOB: 1 BB: 0 P: 4	R: 0 E: 0 K: 0 S: 3	H: 0 LOB: 0 BB: 0 P: 3	R: 1 E: 1 K: 2 S: 8	H: 1 LOB: 1 BB: 1 P: 12	R: 2 E: 1 K: 1 S: 8	H: 3 LOB: 1 BB: 0 P: 8		R: 1 E: 1 K: 0 S: 6	H: 3 LOB: 2 BB: 0 P: 6	R: 0 E: 0 K: 2 S: 9	H: 2 LOB: 2 BB: 0 P: 9	R: 0 E: 0 K: 0 S: 4	H: 1 LOB: 1 BB: 0 P: 4	R: 0 E: 0 K: 0 S: 4	H: 1 LOB: 2 BB: 1 P: 8	1B: 10 2B: 1 3B: 1 HR: 0	SF: 0 SAC: 0 DP: 0 HBP: 0	WP: 0 PB: 0 SB: 0 CS: 0
<b>PITCHER</b> <b>Vern Bickford, R</b> (1, 1) ERA: 3.17	IP 9.0	WLS W	BF 41	H 12	R 4	ER 2	SO 5	BB 2	IBB 0	HBP 0	BLK 0	WP 0	HR 0	S 49	P 57	ERA 2.00	WHIP 1.556					

livebaseballscorecards.com

AB	39
R	4
H	12
RBI	3
BB	2
SO	5
LOB	20



Batter	1	2	3	4	5	6	7	8	9	AB	R	H	RBI	BB	SO	LOB
Bob Addis, L OBP: 0.333, SLG: 0.200 (1, 9)	F7		F8 2B BB	F7		SH 1B	L6			4	2	1	0	1	0	3
Sam Jethroe, S OBP: 0.353, SLG: 0.457 (1, 8)	1B		F8 1-3 2B		1B 1B	SH 1B BB E	1B	2-H 3-H		4	2	4	1	0	0	0
Earl Torgeson, L OBP: 0.405, SLG: 0.454 (1, 3)	G5-4-3 1-3 1B		FC6-4 IBB		F9 1-3 1B 1B	E BB	L8			3	1	2	0	2	0	1
Bob Elliott, R OBP: 0.383, SLG: 0.501 (1, 5)	G5-4-3 1-2f		F8 2-3 3-H		1B 2B 1B	E6 G4-6-3 1B		WP 2B BB		4	2	2	3	1	0	4
Walker Cooper, R OBP: 0.367, SLG: 0.509 (1, 2)		HR	FC6-4 1-2f		F9 2-3	K		1-3		5	1	1	1	0	1	7
Sid Gordon, R OBP: 0.423, SLG: 0.595 (1, 7)		FC6-4 1B		HR	2B 1-2 3-H 1B	G4-6-3 1-2f		2B		5	1	4	3	0	0	2
Roy Hartsfield, R OBP: 0.322, SLG: 0.374 (1, 4)		FC6-4 G4-6-3 1-2f		5-3	1-3 2-H 2B		1B SH1-4 WP 1B	F6		5	1	2	1	0	0	2
Buddy Kerr, R OBP: 0.287, SLG: 0.304 (1, 6)		G4-6-3 1-2f		SH1-4 1B	K		SH1-4	F4		4	0	1	0	0	1	4
Vern Bickford, R OBP: 0.160, SLG: 0.134 (1, 1)			F8	SH1-4 1-2	6-3		WP 1B 1B			3	1	1	0	0	0	2

Inning Stats	R: 0	H: 2	E: 0	LOB: 1	K: 0	BB: 0	S: 4	P: 4	R: 1	H: 2	E: 0	LOB: 0	K: 0	BB: 0	S: 4	P: 4	R: 1	H: 1	E: 0	LOB: 2	K: 0	BB: 2	S: 4	P: 12	R: 1	H: 2	E: 0	LOB: 1	K: 0	BB: 0	S: 5	P: 5	R: 3	H: 5	E: 0	LOB: 2	K: 1	BB: 0	S: 10	P: 10	R: 2	H: 2	E: 1	LOB: 1	K: 1	BB: 1	S: 7	P: 11	R: 2	H: 3	E: 0	LOB: 1	K: 0	BB: 0	S: 6	P: 6	R: 1	H: 1	E: 0	LOB: 1	K: 0	BB: 1	S: 4	P: 8
--------------	------	------	------	--------	------	-------	------	------	------	------	------	--------	------	-------	------	------	------	------	------	--------	------	-------	------	-------	------	------	------	--------	------	-------	------	------	------	------	------	--------	------	-------	-------	-------	------	------	------	--------	------	-------	------	-------	------	------	------	--------	------	-------	------	------	------	------	------	--------	------	-------	------	------

PITCHER																	1B: 13	SF: 0	WP: 2	PA: 44
IP	WLS	BF	H	R	ER	SO	BB	IBB	HBP	BLK	WP	HR	S	P	ERA	WHIP	2B: 3	SAC: 3	PB: 0	
Carl Erskine, R (1, 1)	4.0	L	22	10	6	6	0	1	0	0	0	2	20	28	13.50	2.750	3B: 0 <td>DP: 3 <td>SB: 0</td> </td>	DP: 3 <td>SB: 0</td>	SB: 0	
Joe Hatten, L (5, 1)	1.0		5	2	0	0	0	0	0	0	0	0	7	7	0.00	2.000	HR: 2 <td>HBP: 0 <td>CS: 0</td> </td>	HBP: 0 <td>CS: 0</td>	CS: 0	
Dan Bankhead, R (6, 1)	0.0		3	1	2	1	0	0	0	0	0	0	2	6	∞	∞				
Ralph Branca, R (6, 1)	2.0		9	4	2	2	1	0	0	0	1	0	11	11	9.00	2.000				
Rex Barney, R (8, 1)	1.0		5	1	1	1	0	1	0	0	1	0	4	8	9.00	2.000				

BOTTOM

Brooklyn Dodgers @ Boston Braves  
 Braves Field, Boston, MA  
 Mon Sep 04 1950, 3:33 AM EDT  
 Unknown

livebaseballscores.com

AB	37
R	11
H	18
RBI	9
BB	4
SO	2
LOB	25



Batter	1	2	3	4	5	6	7	8	9	AB R H RBI BB SO LOB	TOP											
Tommy Brown, R (1, 7) OBP: 0.318, SLG: 0.462	0-0 5-3		0-0 F3		0-0 F7			0-0 F2		4 0 0 0 0 0 1	<p><b>Brooklyn Dodgers @ Boston Braves</b>            Braves Field, Boston, MA            Mon Sep 04 1950, 3:38 AM EDT            Att: 25,340 - Unknown</p>											
Pee Wee Reese, R (1, 6) OBP: 0.366, SLG: 0.381	0-0 G3		0-3 K			0-0 4-3		0-0 HR		4 1 1 1 0 1 0												
Duke Snider, L (1, 8) OBP: 0.380, SLG: 0.540	4-0 BB			0-0 4-3		0-0 1B		0-3 K		2 0 1 0 1 0 0												
Jim Russell, S (8, PH) OBP: 0.339, SLG: 0.441										1 0 0 0 0 1 0												
Ralph Branca, R (8, 1) OBP: 0.212, SLG: 0.310	4-0 BB									0 0 0 0 0 0 0												
Jackie Robinson, R (1, 4) OBP: 0.423, SLG: 0.502	4-0 1-2 BB			0-0 L4		0-0 L5			0-0 SH1-4 1B	3 0 1 0 1 0 0												
Carl Furillo, R (1, 9) OBP: 0.367, SLG: 0.487	0-0 1-3			0-0 FC6-4 1B			4-0 BB		0-0 SH1-4	2 0 1 0 1 0 2												
Gil Hodges, R (1, 3) OBP: 0.375, SLG: 0.499		0-0 5-3		0-0 FC6-4 1-2f			0-0 G5-4-3		4-0 CS IBB	3 0 0 0 1 0 2												
Bruce Edwards, R (1, 2) OBP: 0.210, SLG: 0.384		0-3 K		0-3 K			0-0 HR		0-3 K 1-2	4 1 1 1 0 3 2												
Billy Cox, R (1, 5) OBP: 0.315, SLG: 0.379		0-0 B1-3			0-0 5-3		0-0 F7			3 0 0 0 0 0 0												
Erv Palica, R (1, 1) OBP: 0.234, SLG: 0.319			0-3 K2-3					0-0 F7		2 0 1 0 0 1 0												
Roy Campanella, R (8, PH) OBP: 0.377, SLG: 0.568										1 0 0 0 0 0 0												
Cal Abrams, L (8, 8)										0 0 0 0 0 0 0												
<b>Inning Stats</b>	R: 0 E: 0 K: 0 S: 3	H: 0 LOB: 2 BB: 2 P: 11	R: 0 E: 0 K: 1 S: 5	H: 0 LOB: 0 BB: 0 P: 5	R: 0 E: 0 K: 2 S: 7	H: 0 LOB: 0 BB: 0 P: 7	R: 0 E: 0 K: 0 S: 4	H: 1 LOB: 1 BB: 0 P: 4	R: 0 E: 0 K: 1 S: 6	H: 1 LOB: 1 BB: 0 P: 6	R: 0 E: 0 K: 0 S: 3	H: 1 LOB: 0 BB: 0 P: 3	R: 1 E: 0 K: 0 S: 3	H: 1 LOB: 0 BB: 1 P: 7	R: 1 E: 0 K: 1 S: 6	H: 1 LOB: 0 BB: 0 P: 6	R: 0 E: 0 K: 1 S: 5	H: 1 LOB: 2 BB: 1 P: 9	1B: 3 2B: 2 3B: 0 HR: 2	SF: 0 SAC: 1 DP: 2 HBP: 0	WP: 0 PB: 0 SB: 0 CS: 1	PA: 34
<b>PITCHER</b> Warren Spahn, L (1, 1) ERA: 3.28	IP: 9.0 WLS: W BF: 34 H: 6 R: 2 ER: 2 SO: 6 BB: 3 IBB: 1 HBP: 0 BLK: 0 WP: 0 HR: 2 S: 42 P: 58 ERA: 2.00 WHIP: 1.000																					

livebaseballscorecards.com

<b>AB</b>	29
<b>R</b>	2
<b>H</b>	6
<b>RBI</b>	2
<b>BB</b>	4
<b>SO</b>	6
<b>LOB</b>	7





Batter	1	2	3	4	5	6	7	8	9	AB R H RBI BB SO LOB
<b>Bob Addis, L</b> OBP: 0.364, SLG: 0.222 (1, 9) X	0-0 FC1 S 1B	0-3 K			0-0 F7	0-0 F8			4-0 BB 1B BB	4 2 1 0 1 1 2
<b>Sam Jethroe, S</b> OBP: 0.352, SLG: 0.455 (1, 8) X	0-0 FC1 S F8 1-3		0-0 F9		0-0 L4		0-3 K		0-0 1B BB 1B 1-2	5 1 1 0 0 1 1
<b>Earl Torgeson, L</b> OBP: 0.407, SLG: 0.453 (1, 3) X	0-0 F3		0-0 E9 1B		4-0 2B BB		0-0 3-1		4-0 1B BB 1-2 2-3	3 0 1 0 2 0 2
<b>Bob Elliott, R</b> OBP: 0.386, SLG: 0.504 (1, 5) X	0-0 F8 1-H 3-H		0-0 F5 1B		0-0 2B		4-0 BB		0-0 1B 1-2 2-3 3-H	4 0 2 2 1 0 1
<b>Sid Gordon, R</b> OBP: 0.423, SLG: 0.593 (1, 7) X	0-0 1B		0-0 F3		4-0 IBB		0-0 6-3			3 0 1 0 1 0 2
<b>Roy Hartsfield, R</b> OBP: 0.318, SLG: 0.370 (1, 4) X	0-0 F2		0-0 F7		0-3 K		0-0 6-3			4 0 0 0 0 1 4
<b>Del Crandall, R</b> OBP: 0.267, SLG: 0.327 (1, 2) X		0-0 F4		0-0 CS 1B		0-0 F4		0-0 F7		4 0 1 0 0 0 0
<b>Buddy Kerr, R</b> OBP: 0.287, SLG: 0.303 (1, 6) X		0-3 K		0-0 1-2 1B		0-0 L8		0-0 6-3		4 0 1 0 0 1 0
<b>Warren Spahn, L</b> OBP: 0.281, SLG: 0.225 (1, 1) X		4-0 BB		0-3 K		4-0 BB		0-3 K		2 0 0 0 2 2 1

Inning Stats	R: 2	H: 2	E: 1	LOB: 1	K: 0	S: 6	P: 6	R: 0	H: 0	E: 0	LOB: 1	K: 2	S: 7	P: 11	R: 0	H: 1	E: 1	LOB: 1	K: 0	S: 4	P: 4	R: 0	H: 2	E: 0	LOB: 3	K: 1	S: 6	P: 14	R: 0	H: 0	E: 0	LOB: 1	K: 0	S: 3	P: 7	R: 0	H: 0	E: 0	LOB: 1	K: 1	S: 5	P: 9	R: 0	H: 0	E: 0	LOB: 0	K: 0	S: 3	P: 3	R: 1	H: 2	E: 0	LOB: 3	K: 1	S: 5	P: 13	1B: 7	SF: 0	2B: 1	SAC: 0	3B: 0	DP: 0	HR: 0	HBP: 0	WP: 0	PA: 40
--------------	------	------	------	--------	------	------	------	------	------	------	--------	------	------	-------	------	------	------	--------	------	------	------	------	------	------	--------	------	------	-------	------	------	------	--------	------	------	------	------	------	------	--------	------	------	------	------	------	------	--------	------	------	------	------	------	------	--------	------	------	-------	-------	-------	-------	--------	-------	-------	-------	--------	-------	--------

PITCHER	IP	WLS	BF	H	R	ER	SO	BB	IBB	HBP	BLK	WP	HR	S	P	ERA	WHIP
<b>Erv Palica, R</b> ERA: 3.92 (1, 1)	7.0		32	6	2	0	5	4	1	0	0	0	0	37	57	0.00	1.429
<b>Ralph Branca, R</b> ERA: 4.38 (8, 1)	1.1	L	8	2	1	1	1	2	0	0	0	0	0	8	16	6.75	3.000

**BOTTOM**

**Brooklyn Dodgers @ Boston Braves**  
Braves Field, Boston, MA

Mon Sep 04 1950, 3:38 AM EDT  
Att. 25,340 - Unknown

[livebaseballscorecards.com](http://livebaseballscorecards.com)

<b>AB</b>	<b>33</b>
<b>R</b>	<b>3</b>
<b>H</b>	<b>8</b>
<b>RBI</b>	<b>2</b>
<b>BB</b>	<b>7</b>
<b>SO</b>	<b>6</b>
<b>LOB</b>	<b>13</b>



Batter	1	2	3	4	5	6	7	8	9	AB R H RBI BB SO LOB	TOP																			
Roy Hartsfield, R (1, 4) OBP: 0.317, SLG: 0.369	0-3 K		0-3 K		0-0 FC6-4		0-0 1B			4 0 1 0 0 2 2																				
Sam Jethroe, S (1, 8) OBP: 0.351, SLG: 0.457	0-0 F8			0-0 3B		0-0 3-1	0-3 K			4 0 1 0 0 1 1																				
Earl Torgeson, L (1, 3) OBP: 0.404, SLG: 0.449	0-3 K			0-0 P4		0-0 3-1		0-3 K		4 0 0 0 0 2 1																				
Bob Elliott, R (1, 5) OBP: 0.389, SLG: 0.505		4-0 BB		0-3 K		0-0 1B		0-0 1B		3 1 2 0 1 1 1																				
Walker Cooper, R (1, 2) OBP: 0.365, SLG: 0.506		0-0 G5-4-3		0-0 6-3		0-0 1B		0-0 G5-4-3		4 0 1 0 0 0 3																				
Sid Gordon, R (1, 7) OBP: 0.426, SLG: 0.600		0-0 2B			0-0 2B	0-0 1B			0-0 F7	4 0 3 1 0 0 0																				
Tommy Holmes, L (1, 9) OBP: 0.383, SLG: 0.449		0-0 6-3			0-3 K	0-0 F7			0-0 1B	4 0 1 0 0 1 4																				
Gene Mauch, R (9, PR) OBP: 0.316, SLG: 0.287										0 0 0 0 0 0 0																				
Buddy Kerr, R (1, 6) OBP: 0.288, SLG: 0.302			0-0 4-3		4-0 BB		0-0 1-3		0-0 P5	1 0 0 0 1 0 0																				
Bob Addis, L (7, PH) OBP: 0.333, SLG: 0.200										1 0 0 0 0 0 0																				
Sibby Sisti, R (7, 6) OBP: 0.303, SLG: 0.269										0 0 0 0 0 0 0																				
Pete Reiser, L (9, PH) OBP: 0.363, SLG: 0.260										1 0 0 0 0 0 1																				
Johnny Sain, R (1, 1) OBP: 0.263, SLG: 0.236			0-0 3-1		0-0 F9		0-0 6-3		0-0 L3	3 0 0 0 0 0 2																				
Willard Marshall, L (9, PH) OBP: 0.326, SLG: 0.345										1 0 0 0 0 0 1																				
Inning Stats	R: 0 E: 0 K: 2 S: 7	H: 0 LOB: 0 BB: 0 P: 7	R: 0 E: 0 K: 0 S: 3	H: 1 LOB: 1 BB: 1 P: 7	R: 0 E: 0 K: 1 S: 5	H: 0 LOB: 0 BB: 0 P: 5	R: 0 E: 0 K: 1 S: 6	H: 1 LOB: 1 BB: 0 P: 6	R: 0 E: 0 K: 1 S: 6	H: 3 LOB: 2 BB: 0 P: 6	R: 0 E: 0 K: 1 S: 6	H: 1 LOB: 1 BB: 0 P: 6	R: 0 E: 0 K: 1 S: 5	H: 1 LOB: 0 BB: 0 P: 5	R: 0 E: 0 K: 0 S: 4	H: 1 LOB: 1 BB: 0 P: 4	1B: 6 2B: 2 3B: 1 HR: 0	SF: 0 SAC: 0 DP: 2 HBP: 0	WP: 0 PB: 0 SB: 0 CS: 0	PA: 36										
PITCHER Larry Jansen, R (1, 1) ERA: 3.13	IP 9.0	WLS W	BF 36	H 9	R 1	ER 1	SO 7	BB 2	IBB 0	HBP 0	BLK 0	WP 0	HR 0	S 48	P 56	ERA 1.00	WHIP 1.222													
											PITCHER	IP	WLS	BF	H	R	ER	SO	BB	IBB	HBP	BLK	WP	HR	S	P	ERA	WHIP		

Boston Braves @ New York Giants

Polo Grounds, New York, NY

Wed Sep 06 1950, 3:33 AM EDT

Att: 19,474 - Unknown

livebaseballscorecards.com

AB	34
R	1
H	9
RBI	1
BB	2
SO	7
LOB	16



Batter	1	2	3	4	5	6	7	8	9
<b>Eddie Stanky, R</b> OBP: 0.470, SLG: 0.410 (1, 4) BBB	4-0 4-3 1B BB		0-0 6-3		0-0 E6 6-3			0-0 CS 1B	
<b>Whitey Lockman, L</b> OBP: 0.359, SLG: 0.425 (1, 7) X	0-0 4-3 1-2		0-0 4-3 1B		0-0 6-3 1-2			0-0 P1 1-2	
<b>Don Mueller, L</b> OBP: 0.333, SLG: 0.393 (1, 9) X	0-0 FC6-4 2-H 1B		0-0 4-3 1-2		0-0 F9			0-0 F9	
<b>Hank Thompson, L</b> OBP: 0.395, SLG: 0.473 (1, 5) X	0-0 FC6-4 1-2f		0-0 F8					0-0 G6-4-3 1B	
<b>Monte Irvin, R</b> OBP: 0.391, SLG: 0.478 (1, 3) X	0-0 5-3				0-0 6-3			0-0 G6-4-3 1-2f	
<b>Alvin Dark, R</b> OBP: 0.331, SLG: 0.444 (1, 6) X					0-0 F8			0-0 F7	
<b>Wes Westrum, R</b> OBP: 0.369, SLG: 0.457 (1, 2) X					0-0 K 1-3 HR			0-0 P6	
<b>Bobby Thomson, R</b> OBP: 0.310, SLG: 0.401 (1, 8) X					0-0 F7 3-H			0-0 5-3	
<b>Larry Jansen, R</b> OBP: 0.202, SLG: 0.235 (1, 1) X					0-0 6-3			0-0 P4 4-3	

Inning Stats	R: 1	H: 1	E: 0	LOB: 1	K: 0	BB: 1	S: 4	P: 8
	R: 1	H: 1	E: 0	LOB: 0	K: 1	BB: 0	S: 6	P: 6
	R: 0	H: 1	E: 0	LOB: 1	K: 0	BB: 0	S: 4	P: 4
	R: 1	H: 1	E: 0	LOB: 0	K: 0	BB: 0	S: 4	P: 4
	R: 0	H: 0	E: 1	LOB: 1	K: 0	BB: 0	S: 4	P: 4
	R: 0	H: 1	E: 0	LOB: 0	K: 0	BB: 0	S: 3	P: 3
	R: 0	H: 0	E: 0	LOB: 0	K: 0	BB: 0	S: 3	P: 3
	R: 0	H: 1	E: 0	LOB: 0	K: 0	BB: 0	S: 3	P: 3

PITCHER	IP	WLS	BF	H	R	ER	SO	BB	IBB	HBP	BLK	WP	HR	S	P	ERA	WHIP
<b>Johnny Sain, R</b> ERA: 4.0 (1, 1)	8.0	L	30	6	3	2	1	1	0	0	0	0	1	31	35	2.25	0.875

AB R H RBI BB SO LOB

3	1	1	0	1	0	0
4	0	1	0	0	0	3
4	0	1	1	0	0	2
3	0	1	0	0	0	2
3	0	0	0	0	0	2
3	1	1	0	0	0	0
3	1	1	1	0	1	1
3	0	0	1	0	0	0
3	0	0	0	0	0	0

AB	R	H	RBI	BB	SO	LOB
29	3	6	3	1	1	10



**Boston Braves @ New York Giants**  
Polo Grounds, New York, NY  
Wed Sep 06 1950, 3:33 AM EDT  
Att. 19,474 - Unknown

livebaseballscorecards.com

WP	PA
0	30

WP	HR	S	P	ERA	WHIP
0	1	31	35	2.25	0.875

Batter	1	2	3	4	5	6	7	8	9	AB R H RBI BB SO LOB	TOP																						
Roy Hartsfield, R (1, 4) OBP: 0.319, SLG: 0.373	0-0 L3		0-0 L6-4 2B			0-0 G1-6-3 1B	0-0 F7			4 0 2 0 0 0 1																							
Sam Jethroe, S (1, 8) OBP: 0.350, SLG: 0.461	0-0 F9		0-0 L6-4 2-3			0-0 G1-6-3 1-2f	0-0 HR			4 1 1 2 0 0 2																							
Earl Torgeson, L (1, 3) OBP: 0.403, SLG: 0.448	0-0 4-3			0-0 G6-4-3 1B		0-0 4-3	0-0 4-3			4 0 1 0 0 0 0																							
Bob Elliott, R (1, 5) OBP: 0.389, SLG: 0.512		0-0 CS 1B 1B		0-0 G6-4-3 1-2f			0-0 HR	0-0 P6		4 1 2 1 0 0 1																							
Walker Cooper, R (1, 2) OBP: 0.369, SLG: 0.514		0-0 CS 1B 1-2		0-0 3B			0-0 HR 1B	0-0 6-3		4 1 3 0 0 0 0																							
Sid Gordon, R (1, 7) OBP: 0.425, SLG: 0.604		0-0 F8 1-2 2-3		0-0 P3			0-0 HR 1-H	0-0 F7		4 1 1 2 0 0 3																							
Tommy Holmes, L (1, 9) OBP: 0.388, SLG: 0.451		4-0 BB			0-0 G5-4-3 1B		4-0 SH3-4 1B BB		0-0 P4	1 0 1 0 1 0 0	AB 33																						
Luis Olmo, R (6, 9) OBP: 0.311, SLG: 0.386										0 1 0 0 1 0 0	R 6																						
Willard Marshall, L (8, 9) OBP: 0.325, SLG: 0.344										1 0 0 0 0 0 0	H 12																						
Buddy Kerr, R (1, 6) OBP: 0.286, SLG: 0.300		0-0 F9			0-0 G5-4-3 1-2f		0-0 SH3-4 1-2		0-0 F8	3 0 0 0 0 0 3	RBI 6																						
Vern Bickford, R (1, 1) OBP: 0.163, SLG: 0.139			0-0 1-3			0-0 F7	0-0 HR 2-H 1B		0-0 P6	4 1 1 1 0 0 0	BB 2																						
											SO 0																						
											LOB 10																						
<b>Inning Stats</b>	R: 0 H: 0 E: 0 K: 0 S: 3	H: 0 LOB: 0 BB: 0 P: 3	R: 0 H: 2 E: 0 K: 0 S: 4	H: 2 LOB: 2 BB: 1 P: 8	R: 0 H: 1 E: 0 K: 0 S: 3	H: 1 LOB: 0 BB: 0 P: 3	R: 0 H: 2 E: 0 K: 0 S: 4	H: 2 LOB: 1 BB: 0 P: 4	R: 0 H: 1 E: 0 K: 0 S: 3	H: 1 LOB: 0 BB: 0 P: 3	R: 6 H: 5 E: 0 K: 0 S: 8	H: 5 LOB: 0 BB: 1 P: 12	R: 0 H: 0 E: 0 K: 0 S: 3	H: 0 LOB: 0 BB: 0 P: 3	R: 0 H: 0 E: 0 K: 0 S: 3	H: 0 LOB: 0 BB: 0 P: 3	1B: 7 SF: 0 2B: 2 SAC: 1 3B: 1 DP: 4 HR: 3 HBP: 0	WP: 0 PA: 36 PB: 0 SB: 0 CS: 2															
<b>PITCHER</b>	IP WLS BF H R ER SO BB IBB HBP BLK WP HR S P ERA WHIP																																
Jack Kramer, R (1, 1) ERA: 3.54	6.0	24	10	3	3	0	1	0	0	0	0	2	23	27	4.50	1.833																	
Dave Koslo, L (7, 1) ERA: 3.9	0.1	L	3	1	1	1	0	1	0	0	0	0	2	6	27.00	6.000																	
George Spencer, R (7, 1) ERA: 3.86	2.2		9	1	2	2	0	0	0	0	0	1	9	9	6.75	0.375																	

**Boston Braves @ New York Giants**  
 Polo Grounds, New York, NY  
 Thu Sep 07 1950, 3:33 AM EDT  
 Att. 8,849 - Unknown

livebaseballscorecards.com



Batter	1	2	3	4	5	6	7	8	9	AB R H RBI BB SO LOB
Eddie Stanky, R (1, 4) OBP: 0.470, SLG: 0.408	4-0 FC6-4 BB		0-0 6-3	0-0 3-1			0-0 2B F7 1B		0-0 6-3	4 1 1 0 1 0 0
Whitey Lockman, L (1, 7) OBP: 0.357, SLG: 0.425	0-0 FC6-4 1B 1-2f		0-0 E4 CS		0-0 F7		0-0 1-3 2B		0-0 F8	5 0 1 0 0 0 1
Don Mueller, L (1, 9) OBP: 0.332, SLG: 0.392	0-0 1-2 1B		0-0 E3 1-2		0-0 4-3		0-3 K			4 0 1 0 0 1 3
Hank Thompson, L (1, 5) OBP: 0.392, SLG: 0.469	0-3 K		0-0 4-3		0-3 K		0-0 F7			4 0 0 1 0 2 4
Monte Irvin, R (1, 3) OBP: 0.392, SLG: 0.479	0-0 F2			0-0 E HR 1B		0-0 SH1-3 1B	0-0 6-3			4 1 2 0 0 0 3
Alvin Dark, R (1, 6) OBP: 0.330, SLG: 0.442		0-3 K		0-0 E4 1-3 HR		0-0 SH1-3 1-2		0-0 P4		3 1 0 0 0 1 1
Wes Westrum, R (1, 2) OBP: 0.373, SLG: 0.467		0-0 1B		0-0 2-H 3-H HR		4-0 BB		0-0 F7		3 1 2 3 1 0 0
Bobby Thomson, R (1, 8) OBP: 0.308, SLG: 0.398		0-3 K		0-3 K		0-0 F7		0-0 F3		4 0 0 0 0 2 3
Jack Kramer, R (1, 1) OBP: 0.308, SLG: 0.250		0-0 6-3		0-3 K		0-0 5-3			0-0 G3	3 0 0 0 0 1 3
Dave Koslo, L (7, 1) OBP: 0.194, SLG: 0.175										0 0 0 0 0 0 0
George Spencer, R (7, 1)										0 0 0 0 0 0 0
Roy Weatherly, L (9, PH) OBP: 0.375, SLG: 0.429										1 0 0 0 0 0 0

Inning Stats	R: 0 E: 0 K: 1 S: 6	H: 1 LOB: 2 BB: 1 P: 10	R: 0 E: 0 K: 2 S: 8	H: 1 LOB: 1 BB: 0 P: 8	R: 0 E: 2 K: 0 S: 4	H: 0 LOB: 1 BB: 0 P: 4	R: 3 E: 1 K: 2 S: 10	H: 2 LOB: 0 BB: 0 P: 10	R: 0 E: 0 K: 1 S: 5	H: 0 LOB: 0 BB: 0 P: 5	R: 0 E: 0 K: 0 S: 4	H: 1 LOB: 2 BB: 1 P: 8	R: 1 E: 0 K: 1 S: 7	H: 2 LOB: 1 BB: 0 P: 7	R: 0 E: 0 K: 0 S: 3	H: 0 LOB: 0 BB: 0 P: 3	R: 0 E: 0 K: 0 S: 3	H: 0 LOB: 0 BB: 0 P: 3	1B: 5 2B: 1 3B: 0 HR: 1	SF: 0 SAC: 1 DP: 0 HBP: 0	WP: 0 PB: 0 SB: 0 CS: 1	PA: 38	
PITCHER Vern Bickford, R (1, 1) ERA: 3.16	IP 9.0 WLS W BF 38 H 7 R 4 ER 3 SO 7 BB 2 IBB 0 HBP 0 BLK 0 WP 0 HR 1 S 50 P 58 ERA 3.00 WHIP 1.000																						

**BOTTOM**

**Boston Braves @ New York Giants**  
Polo Grounds, New York, NY  
Thu Sep 07 1950, 3:33 AM EDT  
Att. 8,849 - Unknown

livebaseballscores.com

<b>AB</b>	<b>35</b>
<b>R</b>	<b>4</b>
<b>H</b>	<b>7</b>
<b>RBI</b>	<b>4</b>
<b>BB</b>	<b>2</b>
<b>SO</b>	<b>7</b>
<b>LOB</b>	<b>18</b>



Batter	1	2	3	4	5	6	7	8	9	AB R H RBI BB SO LOB	TOP											
Roy Hartsfield, R (1, 4) OBP: 0.316, SLG: 0.369	0-0 4-3		0-0 G4-3			0-0 E6	0-0 3-1			4 0 0 0 0 0 1												
Sam Jethroe, S (1, 8) OBP: 0.347, SLG: 0.458	0-0 F7		0-0 6-3			0-0 FC3-6		0-0 5-3		4 0 0 0 0 1 1												
Earl Torgeson, L (1, 3) OBP: 0.404, SLG: 0.451	0-0 F8			0-0 E		4-0 CS		0-3 K		3 1 1 0 1 1 0												
Bob Elliott, R (1, 5) OBP: 0.386, SLG: 0.507		0-0 5-3		0-0 1-3		0-0 CS		0-3 K		4 0 0 0 0 0 1												
Sibby Sisti, R (9, 5) OBP: 0.303, SLG: 0.269						1-2 3-H				0 0 0 0 0 0 0												
Walker Cooper, R (1, 2) OBP: 0.371, SLG: 0.513		0-0 1B		0-0 E5			0-0 F7		0-0 F7	3 1 1 0 1 0 0												
Sid Gordon, R (1, 7) OBP: 0.423, SLG: 0.599		0-3 K		0-0 G5-4-3			4-0 HR		0-0 F7	3 1 0 0 1 1 2												
Tommy Holmes, L (1, 9) OBP: 0.391, SLG: 0.466					0-3 K		4-0 HR		0-0 F7	3 1 2 3 0 1 0												
Buddy Kerr, R (1, 6) OBP: 0.286, SLG: 0.300		0-0 F8			0-0 1B		0-0 HR			3 0 1 0 0 0 2												
Warren Spahn, L (1, 1) OBP: 0.283, SLG: 0.228			0-0 G4-3		0-0 2-4		0-0 F8			3 0 1 0 0 0 1												
<b>Inning Stats</b>	R: 0 E: 0 K: 0 S: 3	H: 0 LOB: 0 BB: 0 P: 3	R: 0 E: 0 K: 1 S: 7	H: 2 LOB: 2 BB: 0 P: 7	R: 0 E: 0 K: 0 S: 3	H: 1 LOB: 0 BB: 0 P: 3	R: 1 E: 1 K: 0 S: 4	H: 1 LOB: 0 BB: 0 P: 4	R: 0 E: 0 K: 1 S: 5	H: 1 LOB: 0 BB: 0 P: 5	R: 0 E: 1 K: 0 S: 2	H: 0 LOB: 1 BB: 1 P: 6	R: 3 E: 0 K: 0 S: 4	H: 1 LOB: 0 BB: 2 P: 12	R: 0 E: 0 K: 2 S: 7	H: 0 LOB: 0 BB: 0 P: 7	R: 0 E: 0 K: 0 S: 3	H: 0 LOB: 0 BB: 0 P: 3	1B: 4 2B: 2 3B: 1 HR: 1	SF: 0 SAC: 0 DP: 4 HBP: 0	WP: 0 PB: 0 SB: 2 CS: 1	PA: 34
<b>PITCHER</b>	IP WLS BF H R ER SO BB IBB HBP BLK WP HR S P ERA WHIP																					
Jim Hearn, R (1, 1) ERA: 2.79	8.0 L 30 6 4 3 4 3 0 0 0 0 0 1 35 47 3.38 1.125																					
Sal Maglie, R (9, 1) ERA: 2.72	1.0 3 0 0 0 0 0 0 0 0 0 0 0 3 3 0.00 0.000																					

**Boston Braves @ New York Giants**  
Polo Grounds, New York, NY  
Fri Sep 08 1950, 3:33 AM EDT  
Att. 6,560 - Unknown

[livebaseballscorecards.com](http://livebaseballscorecards.com)

AB	30
R	4
H	6
RBI	3
BB	3
SO	4
LOB	8



Batter	1	2	3	4	5	6	7	8	9
Eddie Stanky, R OBP: 0.467, SLG: 0.406 (1, 4) X	0-0 4-3 ①		0-0 F9 ③			0-0 E5 FC6-4 ②		0-0 BB 1B 1-2	0-0 F7 ③
Whitey Lockman, L OBP: 0.354, SLG: 0.421 (1, 7) X	0-0 3-1 ②			0-3 K ①		0-0 FC6-4 2B 1-2f		0-0 F2 ①	
Alvin Dark, R OBP: 0.331, SLG: 0.443 (1, 6) X	0-0 6-3 ③			0-3 K ②		0-0 2B 1-3		4-0 BB 1B 1-2 2-3	
Monte Irvin, R OBP: 0.393, SLG: 0.479 (1, 3)		0-0 G5-4-3 1B		0-0 F3 ③		0-0 F3 ③		0-0 1B 1-3 2-H 3-H	
Wes Westrum, R OBP: 0.376, SLG: 0.467 (1, 2)		0-0 G5-4-3 1-2f			4-0 BB		4-0 FC6-4 BB 1B	0-0 FC6-4 1B 2-3 3-H	
Don Mueller, L OBP: 0.331, SLG: 0.391 (1, 9)		0-0 F9 ③		0-0 F8 ①		0-0 FC6-4 1B 1-2		0-0 K ②	
Bobby Thomson, R OBP: 0.306, SLG: 0.395 (1, 8)			0-0 5-3 ①		0-0 F3 ②		0-0 FC6-4 G5-4-3 1-2f 2-3	0-0 FC6-4 1-2f	
Jack Lohrke, R OBP: 0.244, SLG: 0.162 (1, 5)			0-0 1B		0-3 K ③		0-0 G5-4-3 1-2f		0-0 6-3 ①
Jim Hearn, R OBP: 0.216, SLG: 0.121 Bill Rigney, R OBP: 0.259, SLG: 0.216 Sal Maglie, R OBP: 0.161, SLG: 0.189 Clint Hartung, R OBP: 0.308, SLG: 0.579 (1, 1)			0-3 K ②			0-0 F8 ①		4-0 BB 1B BB	0-3 K ②

Inning Stats	R: 0	H: 0	E: 0	K: 0	S: 3	R: 0	H: 1	E: 0	K: 0	S: 3	R: 0	H: 1	E: 0	K: 1	S: 6	R: 0	H: 0	E: 0	K: 2	S: 7	R: 0	H: 0	E: 0	K: 1	S: 5	R: 0	H: 1	E: 1	K: 0	S: 5	R: 0	H: 1	E: 0	K: 0	S: 3	R: 3	H: 3	E: 0	K: 1	S: 8	R: 0	H: 0	E: 0	K: 1	S: 5	1B: 6	2B: 1	3B: 0	HR: 0	SF: 0	SAC: 0	DP: 2	HBP: 0	WP: 0	PA: 37										
PITCHER	IP	WLS	BF	H	R	ER	SO	BB	IBB	HBP	BLK	WP	HR	S	P	ERA	WHIP	PITCHER	IP	WLS	BF	H	R	ER	SO	BB	IBB	HBP	BLK	WP	HR	S	P	ERA	WHIP																														
Warren Spahn, L ERA: 3.27 (1, 1)	9.0	W	37	7	3	3	6	4	0	0	0	0	0	45	61	3.00	1.222																																																

**BOTTOM**

**Boston Braves @ New York Giants**  
Polo Grounds, New York, NY  
Fri Sep 08 1950, 3:33 AM EDT  
Att. 6,560 - Unknown

<b>AB</b>	<b>33</b>
<b>R</b>	<b>3</b>
<b>H</b>	<b>7</b>
<b>RBI</b>	<b>3</b>
<b>BB</b>	<b>4</b>
<b>SO</b>	<b>6</b>
<b>LOB</b>	<b>19</b>



Batter	1	2	3	4	5	6	7	8	9	AB R H RBI BB SO LOB	TOP														
Roy Hartsfield, R (1, 4) OBP: 0.314, SLG: 0.375	0-0 6-3		0-0 5-3	0-0 F4			0-0 HR	0-0 4-3		5 1 1 1 0 0 3															
Sam Jethroe, S (1, 8) OBP: 0.344, SLG: 0.453	0-3 K		0-0 6-3		0-3 K		0-3 K	0-0 4-3		5 0 0 0 0 3 0															
Earl Torgeson, L (1, 3) OBP: 0.407, SLG: 0.455	0-0 F5		0-0 S 1B		0-0 FC6-4 1B		0-0 E S FC1-2 1B		0-0 HR 1B	5 1 4 0 0 0 0															
Bob Elliott, R (1, 5) OBP: 0.384, SLG: 0.510		0-0 5-3	0-0 F6 1-2		0-0 F8		0-0 FC1-2 1B		0-0 HR 1B	5 2 1 2 0 0 3															
Walker Cooper, R (1, 2) OBP: 0.369, SLG: 0.508		0-0 E4 FC6-4 2B		0-0 F7		0-0 FC6-4 1-2f		0-0 PB 1B		0-0 6-3	5 1 1 0 0 0 1														
Sid Gordon, R (1, 7) OBP: 0.425, SLG: 0.600		0-0 E4 FC6-4 1-2		0-0 1B BB 1B		0-0 5-3		0-0 PB 1B		0-0 G4-6-3 1B	5 0 3 1 0 0 1														
Luis Olmo, R (1, 9) OBP: 0.305, SLG: 0.378		0-0 FC6-4		0-0 F8		0-0 4-3		0-0 1-2 2-3 IBB		0-0 G4-6-3 1-2f	3 1 0 0 0 0 3 0 0 0 0 1 0 0														
Tommy Holmes, L (7, PH) OBP: 0.393, SLG: 0.466		1-2f 2-3 2B									1 0 0 0 0 0 1														
Willard Marshall, L (8, 9) OBP: 0.324, SLG: 0.343											2 0 1 2 2 0 3														
Buddy Kerr, R (1, 6) OBP: 0.290, SLG: 0.304		1-H 3-H 2B		4-0 BB 1B BB		4-0 FC6-4 BB		0-0 F8																	
Max Surkont, R (1, 1) OBP: 0.333, SLG: 0.417											3 0 1 0 0 0 2														
Bobby Hogue, R (7, 1) OBP: 0.286, SLG: 0.308											1 0 0 0 0 1 0														
Dave Cole, R (8, 1) OBP: 0.286, SLG: 0.240											0 0 0 0 0 0 0														
Mickey Haefner, L (9, 1) OBP: 0.286, SLG: 0.240											0 0 0 0 0 0 0														
<b>Inning Stats</b>	R: 0 E: 0 K: 1 S: 5	H: 0 LOB: 0 BB: 0 P: 5	R: 2 E: 2 K: 0 S: 6	H: 1 LOB: 1 BB: 0 P: 6	R: 0 E: 0 K: 0 S: 4	H: 1 LOB: 1 BB: 0 P: 4	R: 0 E: 0 K: 0 S: 5	H: 2 LOB: 3 BB: 1 P: 9	R: 0 E: 0 K: 1 S: 6	H: 1 LOB: 1 BB: 0 P: 6	R: 0 E: 0 K: 0 S: 3	H: 0 LOB: 1 BB: 1 P: 7	R: 2 E: 0 K: 1 S: 9	H: 4 LOB: 3 BB: 1 P: 13	R: 0 E: 0 K: 1 S: 5	H: 0 LOB: 0 BB: 0 P: 5	R: 2 E: 0 K: 0 S: 5	H: 3 LOB: 0 BB: 0 P: 5	1B: 9 2B: 1 3B: 0 HR: 2	SF: 0 SAC: 0 DP: 1 HBP: 0	WP: 0 PB: 1 SB: 2 CS: 0	PA: 43			
<b>PITCHER</b>	IP WLS BF H R ER SO BB IBB HBP BLK WP HR S P ERA WHIP																								
Curt Simmons, L (1, 1) ERA: 3.4	6.2		33	9	4	2	3	2	0	0	0	0	1	37	45	2.70	1.650								
Bob Miller, R (7, 1) ERA: 3.44	0.1		2	0	0	0	0	0	1	0	0	0	0	1	5	0.00	0.000								
Jim Konstanty, R (8, 1) ERA: 2.29	2.0	W	8	3	2	2	1	0	0	0	0	0	1	10	10	9.00	1.500								

**Boston Braves @ Philadelphia Phillies**  
 Shibe Park, Philadelphia, PA  
 Sat Sep 09 1950, 3:33 AM EDT  
 Att: 15,329 - Unknown

livebaseballscorecards.com

**AB 40**  
**R 6**  
**H 12**  
**RBI 6**  
**BB 3**  
**SO 4**  
**LOB 17**





BOTTOM

Boston Braves @ Philadelphia Phillies

Shibe Park, Philadelphia, PA

Sat Sep 09 1950, 3:33 AM EDT  
Att. 15,329 - Unknown

livebaseballscorecards.com

AB	36
R	7
H	15
RBI	7
BB	2
SO	2
LOB	13



WP:	0	PA:	39
PB:	1	SB:	0
CS:	2		

AB R H RBI BB SO LOB

5	1	2	1	0	0	1
4	0	2	1	0	0	1
5	0	1	1	0	0	2
4	2	2	0	0	0	0
4	1	2	0	0	0	0
4	1	3	1	0	0	2
3	0	0	2	1	0	3
3	1	2	0	1	1	2
2	0	0	0	0	0	0
0	0	0	0	0	0	0
1	1	1	1	0	0	0
1	0	0	0	0	1	2

Batter	1	2	3	4	5	6	7	8	9
Eddie Waitkus, L (1, 3) OBP: 0.341, SLG: 0.360	0-0 6-3		0-0 L8		0-0 CS 1B		0-0 L9		0-0 SH3-4 1B
Richie Ashburn, L (1, 8) OBP: 0.386, SLG: 0.428	0-0 5-3		0-0 1B		0-0 F8 1-2		0-0 1B		0-0 SH3-4 1-2
Willie Jones, R (1, 5) OBP: 0.351, SLG: 0.487	0-0 L5		0-0 F9			0-0 6-3	0-0 6-3		0-0 2-H 1B
Del Ennis, R (1, 9) OBP: 0.365, SLG: 0.561		0-0 F8		0-0 2B 6-3 1B		0-0 L8		0-0 1B 2B	
Jackie Mayo, L (1, 7) OBP: 0.333, SLG: 0.364		0-0 F6		0-0 1B 2B		0-0 F8		0-0 1B F7 1B	
Granny Hamner, R (1, 6) OBP: 0.324, SLG: 0.398		0-0 BB 1B		0-0 F3		0-0 PB E 5-3 1B	0-0 1B F7 1B		
Andy Seminick, R (1, 2) OBP: 0.398, SLG: 0.533		4-0 BB 1B		0-0 6-3		0-0 5-3	0-0 F7		
Mike Goliat, R (1, 4) OBP: 0.320, SLG: 0.367		0-3 K		0-0 2-H 1B		4-0 E PB L9 BB	0-0 CS 1B		
Curt Simmons, L (1, 1) OBP: 0.217, SLG: 0.156			0-0 1-3		0-0 L3		0-0 E8 L9 1B 1B		0-3 K
Bob Miller, R (7, 1) OBP: 0.218, SLG: 0.222									1-2 K
Dick Whitman, L (7, PH) OBP: 0.312, SLG: 0.302									
Jim Konstanty, R (8, 1) OBP: 0.077, SLG: 0.077									

Inning Stats	R: 0	H: 0	E: 0	K: 0	S: 3	H: 0	LOB: 0	BB: 0	P: 3	R: 0	H: 1	E: 0	K: 0	S: 4	H: 1	LOB: 1	BB: 0	P: 4	R: 1	H: 3	E: 0	K: 0	S: 5	H: 0	LOB: 0	BB: 0	P: 3	R: 0	H: 0	E: 0	K: 0	S: 3	R: 3	H: 3	E: 1	K: 0	S: 6	H: 4	LOB: 2	BB: 0	P: 8	R: 1	H: 2	E: 0	K: 0	S: 3	1B: 13	SF: 0	2B: 3	3B: 0	HR: 0	SAC: 1	DP: 1	HBP: 0	WP: 0	PA: 39
--------------	------	------	------	------	------	------	--------	-------	------	------	------	------	------	------	------	--------	-------	------	------	------	------	------	------	------	--------	-------	------	------	------	------	------	------	------	------	------	------	------	------	--------	-------	------	------	------	------	------	------	--------	-------	-------	-------	-------	--------	-------	--------	-------	--------

PITCHER	IP	WLS	BF	H	R	ER	SO	BB	IBB	HBP	BLK	WP	HR	S	P	ERA	WHIP
Max Surkont, R (1, 1) ERA: 3.86	6.2		29	9	4	4	1	2	0	0	0	0	0	29	37	5.40	1.650
Bobby Hogue, R (7, 1) ERA: 5.18	0.1		4	3	2	2	0	0	0	0	0	0	0	4	4	54.00	9.000
Dave Cole, R (8, 1) ERA: 9.0	1.0	L	4	2	1	1	1	0	0	0	0	0	0	6	6	9.00	2.000
Mickey Haefner, L (9, 1) ERA: 5.46	0.1		2	1	0	0	0	0	0	0	0	0	0	2	2	0.00	3.000

PITCHER	IP	WLS	BF	H	R	ER	SO	BB	IBB	HBP	BLK	WP	HR	S	P	ERA	WHIP
---------	----	-----	----	---	---	----	----	----	-----	-----	-----	----	----	---	---	-----	------

Batter	1	2	3	4	5	6	7	8	9	AB R H RBI BB SO LOB	TOP
Roy Hartsfield, R OBP: 0.315, SLG: 0.374 (1, 4) X	0-0 F7 ①		X 0-0 F7 ②		X 0-0 1B					3 0 1 2 0 0 0	<b>Boston Braves @ Philadelphia Phillies</b> Shibe Park, Philadelphia, PA Sun Sep 10 1950, 3:33 AM EDT Att. 14,684 - Unknown <a href="http://livebaseballscorecards.com">livebaseballscorecards.com</a>
Sam Jethroe, S OBP: 0.344, SLG: 0.451 (1, 8) X	0-0 F6 ②		B B B B 4-0 BB		X 0-0 F5 ③					2 0 0 0 1 0 1	
Earl Torgeson, L OBP: 0.406, SLG: 0.453 (1, 3) X	0-0 F8 ③		X 0-0 4-3 ③							2 0 0 0 0 0 1	
Bob Elliott, R OBP: 0.383, SLG: 0.508 (1, 5)		X 0-0 F8 ①		S S S 0-3 K ①						2 0 0 0 0 1 0	
Walker Cooper, R OBP: 0.367, SLG: 0.506 (1, 2)		X 0-0 6-3 ②		X 0-0 6-3 ②						2 0 0 0 0 0 0	
Sid Gordon, R OBP: 0.423, SLG: 0.597 (1, 7)		X 0-0 F7 ③		X 0-0 F7 ③						2 0 0 0 0 0 0	
Tommy Holmes, L OBP: 0.394, SLG: 0.466 (1, 9)			X 0-0 SH1-4 BB F7 1B		X 0-0 L5 ①					2 1 1 0 0 0 0	
Buddy Kerr, R OBP: 0.293, SLG: 0.310 (1, 6)			B B B B 4-0 SH1-4 E BB		X 0-0 1B 3B					1 2 1 0 1 0 0	
Johnny Sain, R OBP: 0.260, SLG: 0.233 (1, 1)			X 0-0 SH1-4 ①		X 0-0 F8 ②					1 0 0 0 0 0 1	
<b>Inning Stats</b>	R: 0 H: 0 E: 0 LOB: 0 K: 0 BB: 0 S: 3 P: 3	R: 0 H: 0 E: 0 LOB: 0 K: 0 BB: 0 S: 3 P: 3	R: 2 H: 1 E: 1 LOB: 1 K: 0 BB: 2 S: 4 P: 12	R: 0 H: 0 E: 0 LOB: 0 K: 1 BB: 0 S: 5 P: 5	R: 1 H: 2 E: 0 LOB: 1 K: 0 BB: 0 S: 5 P: 5					1B: 2 SF: 0 2B: 0 SAC: 1 3B: 1 DP: 0 HR: 0 HBP: 0	
<b>PITCHER</b> Bubba Church, R (1, 1) ERA: 2.22	IP WLS BF H R ER SO BB IBB HBP BLK WP HR S P ERA WHIP	5.0 L 20 3 3 2 1 2 0 0 0 0 0 0 20 28 3.60 1.000		<b>PITCHER</b>	IP WLS BF H R ER SO BB IBB HBP BLK WP HR S P ERA WHIP						

Batter	1	2	3	4	5	6	7	8	9	AB R H RBI BB SO LOB
Eddie Waitkus, L OBP: 0.343, SLG: 0.360 (1, 3) B B B	4-0 BB		0-0 L9		0-0 2B 1B					2 0 1 0 1 0 0
Richie Ashburn, L OBP: 0.386, SLG: 0.429 (1, 8) X	0-0 F3		0-0 1-3		0-0 1B 2B					3 0 1 1 0 0 1
Willie Jones, R OBP: 0.351, SLG: 0.486 (1, 5) X	0-0 F7			0-0 1B 1B	0-0 F6					3 0 1 0 0 0 3
Del Ennis, R OBP: 0.366, SLG: 0.561 (1, 9) X	0-0 F6			0-0 1B	0-0 F6					2 0 1 0 0 0 1
Jackie Mayo, L OBP: 0.357, SLG: 0.385 (1, 7)		0-0 6-3 1B		0-3 K						2 0 1 0 0 1 2
Granny Hamner, R OBP: 0.323, SLG: 0.396 (1, 6)		0-0 6-3 1-2		0-0 G6-4-3 1-2f						2 0 0 0 0 0 3
Andy Seminick, R OBP: 0.396, SLG: 0.530 (1, 2) 0.000		0-3 K		0-3 K						2 0 0 0 0 2 1
Mike Goliat, R OBP: 0.318, SLG: 0.365 (1, 4) X		0-0 5-3		0-0 5-3						2 0 0 0 0 0 1
Bubba Church, R OBP: 0.209, SLG: 0.238 (1, 1) X			0-0 F2		1-0 1B 2B HBP					1 1 0 0 0 0 0

<b>Inning Stats</b>	R: 0 H: 0 E: 0 K: 3 S: 3	H: 0 LOB: 1 BB: 1 P: 7	R: 0 H: 1 E: 0 K: 1 S: 6	H: 1 LOB: 1 BB: 0 P: 6	R: 0 H: 0 E: 0 K: 3 S: 3	H: 0 LOB: 0 BB: 0 P: 3	R: 0 H: 2 E: 0 K: 1 S: 6	H: 2 LOB: 1 BB: 0 P: 6	R: 1 H: 2 E: 0 K: 1 S: 7	H: 2 LOB: 2 BB: 0 P: 8	1B: 4 SF: 0 2B: 1 SAC: 0 3B: 0 DP: 1 HR: 0 HBP: 1
---------------------	--------------------------	------------------------	--------------------------	------------------------	--------------------------	------------------------	--------------------------	------------------------	--------------------------	------------------------	---

<b>PITCHER</b> Johnny Sain, R ERA: 3.96 (1, 1)	IP 5.0 WLS W BF 21 H 5 R 1 ER 1 SO 3 BB 1 IBB 0 HBP 1 BLK 0 WP 0 HR 0 S 25 P 30 ERA 1.80 WHIP 1.200	<b>PITCHER</b> IP WLS BF H R ER SO BB IBB HBP BLK WP HR S P ERA WHIP
---	---	---

**BOTTOM**


**Boston Braves @ Philadelphia Phillies**  
 Shibe Park, Philadelphia, PA  
 Sun Sep 10 1950, 3:33 AM EDT  
 Att. 14,684 - Unknown

AB	19
R	1
H	5
RBI	1
BB	1
SO	3
LOB	12



WP: 0 PA: 21	SB: 0	CS: 0
--------------	-------	-------

livebaseballscorecards.com

Batter	1	2	3	4	5	6	7	8	9	AB	R	H	RBI	BB	SO	LOB	TOP	
<a href="#">Randy Jackson, R</a> (1, 5) OBP: 0.227, SLG: 0.300										0	0	0	0	0	0	0	<b>Chicago Cubs @ Boston Braves</b> Braves Field, Boston, MA Tue Sep 12 1950, 3:33 AM EDT Att. 3,392 - Unknown  <a href="http://livebaseballscorecards.com">livebaseballscorecards.com</a>	
<a href="#">Carmen Mauro, L</a> (1, 9) OBP: 0.293, SLG: 0.311										0	0	0	0	0	0	0		
<a href="#">Preston Ward, L</a> (1, 3) OBP: 0.326, SLG: 0.382										0	0	0	0	0	0	0		
<a href="#">Hank Sauer, R</a> (1, 7) OBP: 0.354, SLG: 0.520										0	0	0	0	0	0	0		
<a href="#">Andy Pafko, R</a> (1, 8) OBP: 0.413, SLG: 0.626										0	0	0	0	0	0	0		
<a href="#">Carl Sawatski, L</a> (1, 2) OBP: 0.288, SLG: 0.215										0	0	0	0	0	0	0		
<a href="#">Roy Smalley, R</a> (1, 6) OBP: 0.294, SLG: 0.411										0	0	0	0	0	0	0		
<a href="#">Wayne Terwilliger, R</a> (1, 4) OBP: 0.303, SLG: 0.352										0	0	0	0	0	0	0		
<a href="#">Bob Rush, R</a> (1, 1) OBP: 0.200, SLG: 0.244										0	0	0	0	0	0	0		
<b>Inning Stats</b>																	1B: 0 SF: 0 2B: 0 SAC: 0 3B: 0 DP: 0 HR: 0 HBP: 0 WP: 0 PA: 0 PB: 0 SB: 0 CS: 0	
<b>PITCHER</b> <a href="#">Vern Bickford, R</a> (1, 1) ERA: 3.16	IP	WLS	BF	H	R	ER	SO	BB	IBB	HBP	BLK	WP	HR	S	P	ERA	WHIP	<b>PITCHER</b> IP WLS BF H R ER SO BB IBB HBP BLK WP HR S P ERA WHIP
	0.0	L	0	0	0	0	0	0	0	0	0	0	0	0	0	∞	∞	



Batter	1	2	3	4	5	6	7	8	9	AB R H RBI BB SO LOB	TOP																
Randy Jackson, R (1, 5) OBP: 0.208, SLG: 0.327	0-0 1-3		0-0 FC6-2			0-0 E6		0-3 K		4 1 0 0 0 1 2																	
Hal Jeffcoat, R (1, 9) OBP: 0.269, SLG: 0.344	0-0 5-3		0-0 L8			4-0 E FC1-2		0-3 K		3 0 0 0 1 1 2																	
Preston Ward, L (1, 3) OBP: 0.320, SLG: 0.373	0-0 F7		0-0 F7			0-0 E4 FC1-2		0-0 F5		4 0 1 1 0 0 2																	
Hank Sauer, R (1, 7) OBP: 0.351, SLG: 0.513		0-0 F9		0-0 F4		0-0 FC1-2			0-0 F9	4 0 0 0 0 0 2																	
Andy Pafko, R (1, 8) OBP: 0.406, SLG: 0.615		0-3 K		0-0 6-3		0-0 F4			0-0 F7	4 0 0 0 0 1 2																	
Roy Smalley, R (1, 6) OBP: 0.297, SLG: 0.410		0-0 F6		0-0 F8		0-0 F3			0-0 F7	4 0 0 0 0 0 2																	
Wayne Terwilliger, R (1, 4) OBP: 0.306, SLG: 0.353			4-0 1B 1B		0-0 G4-6-3 1B		0-0 F4			2 1 1 0 1 0 0																	
Mickey Owen, R (1, 2) OBP: 0.275, SLG: 0.304			0-0 1B FC6-2		0-0 G4-6-3		0-0 1-3			3 0 1 0 0 0 1																	
Paul Minner, L (1, 1) OBP: 0.281, SLG: 0.317 Johnny Klippstein, R (5, 1) OBP: 0.313, SLG: 0.469 Johnny Vander Meer, S (5, 1) OBP: 0.176, SLG: 0.250			0-0 FC6-2 1B		0-3 K		0-3 K			2 0 1 1 0 1 0 0 0 0 0 0 0 0 1 0 0 0 0 1 0																	
<b>Inning Stats</b>	R: 0 E: 0 K: 0 S: 3	H: 0 LOB: 0 BB: 0 P: 3	R: 0 E: 0 K: 1 S: 5	H: 0 LOB: 0 BB: 0 P: 5	R: 1 E: 0 K: 0 S: 5	H: 2 LOB: 2 BB: 1 P: 9	R: 0 E: 0 K: 0 S: 3	H: 0 LOB: 0 BB: 0 P: 3	R: 0 E: 0 K: 1 S: 5	H: 1 LOB: 0 BB: 0 P: 5	R: 1 E: 2 K: 0 S: 5	H: 1 LOB: 2 BB: 1 P: 9	R: 0 E: 0 K: 1 S: 5	H: 0 LOB: 0 BB: 0 P: 5	R: 0 E: 0 K: 2 S: 7	H: 0 LOB: 0 BB: 0 P: 7	R: 0 E: 0 K: 0 S: 3	H: 0 LOB: 0 BB: 0 P: 3	R: 0 E: 0 K: 0 S: 3	H: 0 LOB: 0 BB: 0 P: 3	1B: 4 2B: 0 3B: 0 HR: 0	SF: 0 SAC: 0 DP: 1 HBP: 0	WP: 0 PB: 0 SB: 0 CS: 0	PA: 33			
<b>PITCHER</b> Warren Spahn, L (1, 1) ERA: 3.2	IP 9.0	WLS W	BF 33	H 4	R 2	ER 1	SO 5	BB 2	IBB 0	HBP 0	BLK 0	WP 0	HR 0	S 41	P 49	ERA 1.00	WHIP 0.667										
										<b>PITCHER</b>																	
										IP WLS BF H R ER SO BB IBB HBP BLK WP HR S P ERA WHIP																	

Chicago Cubs @ Boston Braves  
Braves Field, Boston, MA  
Wed Sep 13 1950, 3:33 AM EDT  
Att. 4,280 - Unknown

livebaseballscorecards.com

AB	31
R	2
H	4
RBI	2
BB	2
SO	5
LOB	13



Batter	1	2	3	4	5	6	7	8	9	AB	R	H	RBI	BB	SO	LOB
Roy Hartsfield, R (1, 4) OBP: 0.313, SLG: 0.372	0-0 S S 1B		0-3 S S K		0-0 X 5-3	0-0 X 5-3				4	0	1	0	0	1	0
Sam Jethroe, S (1, 8) OBP: 0.345, SLG: 0.452	0-3 S S K		0-0 X G3-6-1 1B		0-0 X 1B 1B 2B				4	1	2	0	0	2	1	
Earl Torgeson, L (1, 3) OBP: 0.406, SLG: 0.454	0-0 X S 1B		0-0 X G3-6-1 1-2f		0-0 X 2-3 1B 1B				4	1	2	0	0	0	1	
Bob Elliott, R (1, 5) OBP: 0.386, SLG: 0.507	0-3 S S K			0-0 X 1B E 1B	4-0 BB 1B BB				2	1	1	0	2	1	2	
Sid Gordon, R (1, 7) OBP: 0.423, SLG: 0.593	0-0 X 6-3			0-0 X 1B E F8 1B	0-0 X 1-2 2-H 3-H BB 1B				4	1	2	2	0	1	3	
Del Crandall, R (1, 2) OBP: 0.271, SLG: 0.327		0-0 X 4-3 1B		0-0 X E5 E 1B	4-0 BB BB BB G6-3 BB				3	1	1	1	1	0	1	
Tommy Holmes, L (1, 9) OBP: 0.388, SLG: 0.457		0-0 X 4-3 1-2		0-0 X E F8-2 1B	0-0 X G6-3 1-2f				4	0	1	0	0	0	4	
Buddy Kerr, R (1, 6) OBP: 0.289, SLG: 0.306		0-3 S S K		0-0 X F8		0-0 X 6-3			4	0	0	1	0	1	2	
Warren Spahn, L (1, 1) OBP: 0.275, SLG: 0.221		0-3 S S K		0-0 X F8-2		0-0 X 1-3			3	0	0	0	0	1	2	

Inning Stats	R: 0	H: 2	E: 0	K: 2	S: 9	LOB: 2	BB: 0	P: 9
	R: 0	H: 1	E: 0	K: 2	S: 8	LOB: 1	BB: 0	P: 8
	R: 0	H: 1	E: 0	K: 1	S: 5	LOB: 0	BB: 0	P: 5
	R: 3	H: 3	E: 2	K: 0	S: 6	LOB: 0	BB: 0	P: 6
	R: 2	H: 3	E: 0	K: 0	S: 5	LOB: 2	BB: 2	P: 13
	R: 0	H: 0	E: 0	K: 0	S: 3	LOB: 0	BB: 0	P: 3
	R: 0	H: 0	E: 0	K: 2	S: 7	LOB: 1	BB: 1	P: 11
	R: 0	H: 0	E: 0	K: 0	S: 3	LOB: 0	BB: 0	P: 3

PITCHER	IP	WLS	BF	H	R	ER	SO	BB	IBB	HBP	BLK	WP	HR	S	P	ERA	WHIP
Paul Minner, L (1, 1) ERA: 4.04	4.1	L	21	9	5	4	5	0	0	0	0	0	0	31	31	8.31	2.077
Johnny Klippstein, R (5, 1) ERA: 5.55	0.0		3	1	0	0	0	2	0	0	0	0	0	1	9	∞	∞
Johnny Vander Meer, L (5, 1) ERA: 3.7	3.2		11	0	0	0	2	1	0	0	0	0	0	14	18	0.00	0.273

**BOTTOM**

**Chicago Cubs @ Boston Braves**  
 Braves Field, Boston, MA  
 Wed Sep 13 1950, 3:33 AM EDT  
 Att. 4,280 - Unknown

AB	32
R	5
H	10
RBI	4
BB	3
SO	7
LOB	16



1B	2B	3B	HR	SF	SAC	DP	HBP	WP	PA
9	2	0	0	0	3	0	0	0	35

Batter	1	2	3	4	5	6	7	8	9	AB R H RBI BB SO LOB	TOP							
Randy Jackson, R (1, 5) OBP: 0.224, SLG: 0.333	0-0 F8		0-0 FC3-6 1B		0-0 E2		0-0 5-3		0-0 4-3	5 0 2 0 0 0 1								
Carmen Mauro, L (1, 9) OBP: 0.286, SLG: 0.299	0-0 F6		0-0 FC3-6 1-2f		0-0 4-3			0-0 F8		4 0 0 0 0 0 2								
Preston Ward, L (1, 3) OBP: 0.319, SLG: 0.371	0-0 1B			0-0 3-1		0-0 F8		0-0 F3		4 0 1 0 0 0 0								
Hank Sauer, R (1, 7) OBP: 0.352, SLG: 0.519	0-0 F7			0-0 6-3		0-0 HR		0-0 1B 1B		4 1 2 1 0 0 1								
Andy Pafko, R (1, 8) OBP: 0.407, SLG: 0.620		0-0 5-3		0-0 HR		0-0 5-3		0-0 1B 1-2 1B		4 1 2 1 0 0 0								
Carl Sawatski, L (1, 2) OBP: 0.272, SLG: 0.194		0-0 F3		0-0 F6		0-0 4-3		0-0 G3		4 0 0 0 0 0 2								
Roy Smalley, R (1, 6) OBP: 0.297, SLG: 0.415		0-0 F9			0-0 6-3		0-0 HR		0-0 F3	4 1 1 1 0 0 0								
Wayne Terwilliger, R (1, 4) OBP: 0.308, SLG: 0.354			0-0 F7		0-0 S E 1B		0-0 F3		0-0 1B	4 1 2 0 0 0 0								
Frank Hiller, R (1, 1) OBP: 0.143, SLG: 0.118			0-0 6-3		0-3 K 1-2		0-3 K		0-0 F7	1 0 0 0 0 0 0								
Phil Cavarretta, L (5, PH) OBP: 0.376, SLG: 0.443										1 0 0 0 0 0 1 1								
Doyle Lade, R (5, 1) OBP: 0.324, SLG: 0.343										0 0 0 0 0 0 0 0								
Monk Dubiel, R (5, 1) OBP: 0.233, SLG: 0.244										0 0 0 0 0 0 0 0								
Bob Borkowski, R (7, PH) OBP: 0.321, SLG: 0.392										1 0 0 0 0 0 1 0								
Johnny Kuppslein, R (7, 1) OBP: 0.313, SLG: 0.469										0 0 0 0 0 0 0 0								
Ron Northey, L (9, PH) OBP: 0.352, SLG: 0.468										1 0 0 0 0 0 0 1								
<b>Inning Stats</b>	R: 0 E: 0 K: 0 S: 4	H: 1 LOB: 1 BB: 0 P: 4	R: 0 E: 0 K: 0 S: 3	H: 0 LOB: 0 BB: 0 P: 3	R: 0 E: 0 K: 0 S: 4	H: 1 LOB: 1 BB: 0 P: 4	R: 1 E: 0 K: 0 S: 4	H: 1 LOB: 0 BB: 0 P: 4	R: 1 E: 0 K: 1 S: 6	H: 1 LOB: 0 BB: 0 P: 6	R: 0 E: 0 K: 0 S: 5	H: 2 LOB: 2 BB: 0 P: 5	R: 0 E: 0 K: 0 S: 4	H: 1 LOB: 1 BB: 0 P: 4	1B: 7 2B: 0 3B: 0 HR: 3	SF: 0 SAC: 0 DP: 0 HBP: 0	WP: 0 PB: 0 SB: 1 CS: 0	PA: 37
<b>PITCHER</b> Johnny Sain, R (1, 1) ERA: 3.92	IP: 9.0 WLS: W BF: 37 H: 10 R: 4 ER: 3 SO: 2 BB: 0 IBB: 0 HBP: 0 BLK: 0 WP: 0 HR: 3 S: 41 P: 41 ERA: 3.00 WHIP: 1.111																	

Chicago Cubs @ Boston Braves  
Braves Field, Boston, MA  
Thu Sep 14 1950, 3:33 AM EDT  
Att. 1,489 - Unknown

livebaseballscorecards.com

AB	37
R	4
H	10
RBI	3
BB	0
SO	2
LOB	8






Batter	1	2	3	4	5	6	7	8	9
Roy Hartsfield, R OBP: 0.317, SLG: 0.375 (1, 4)	0-0 5-3		0-0 F9			0-0 FC1-6 1B		0-0 BB 1B	
Sam Jethroe, S OBP: 0.345, SLG: 0.457 Pete Reiser, L OBP: 0.376, SLG: 0.260 (5, PR) (6, 8)	0-0 B5-3			0-0 HR	0-0 FC1-6 BB 1B	4-0 BB 1B		4-0 BB 1B	
Earl Torgeson, L OBP: 0.406, SLG: 0.452 (1, 3)	0-0 F5			4-0 HR BB	4-0 BB 1B	0-0 F8		0-0 G3	
Bob Elliott, R OBP: 0.388, SLG: 0.514 (1, 5)		0-0 S 1B		0-0 HR	4-0 1B BB		0-0 1-3		
Sid Gordon, R OBP: 0.424, SLG: 0.592 (1, 7)		0-0 G5-4-3 1B		0-0 F8	0-0 1-2 2-3 3-H 1B		0-0 6-3		
Walker Cooper, R OBP: 0.365, SLG: 0.501 (1, 2)		0-0 G5-4-3 1-2f		0-3 K	0-0 L8		0-0 HBP 1B		
Tommy Holmes, L OBP: 0.386, SLG: 0.452 (1, 9)		0-0 6-3		0-0 4-3		0-0 1-3	1-0 HBP		
Buddy Kerr, R OBP: 0.291, SLG: 0.307 (1, 6)			0-0 L8		0-0 1B SH1-4 BB 1B	0-0 FC5-4 1B	0-3 K		
Johnny Sain, R OBP: 0.253, SLG: 0.226 (1, 1)			0-0 5-3		0-0 SH1-4 1-2	0-0 FC5-4 BB 1B 1-2f		0-0 L8	

Inning Stats	R: 0 E: 0 K: 0 S: 3	H: 0 LOB: 0 BB: 0 P: 3	R: 1 E: 0 K: 0 S: 4	H: 2 LOB: 0 BB: 0 P: 4	R: 0 E: 0 K: 0 S: 3	H: 0 LOB: 0 BB: 0 P: 3	R: 3 E: 0 K: 1 S: 7	H: 2 LOB: 0 BB: 1 P: 11	R: 3 E: 0 K: 0 S: 6	H: 3 LOB: 2 BB: 2 P: 14	R: 0 E: 0 K: 0 S: 5	H: 2 LOB: 3 BB: 1 P: 9	R: 0 E: 0 K: 1 S: 6	H: 1 LOB: 2 BB: 0 P: 7	R: 0 E: 0 K: 0 S: 3	H: 1 LOB: 1 BB: 1 P: 7
1B: 9 2B: 0 3B: 0 HR: 2	SF: 0 SAC: 1 DP: 1 HBP: 1	WP: 0 PB: 0 SB: 1 CS: 1	PA: 39													


PITCHER	IP	WLS	BF	H	R	ER	SO	BB	IBB	HBP	BLK	WP	HR	S	P	ERA	WHIP
Frank Hiller, R ERA: 3.97 (1, 1)	4.0	L	16	4	4	4	1	1	0	0	0	0	2	17	21	9.00	1.250
Doyle Lade, R ERA: 5.04 (5, 1)	0.2		7	3	3	3	0	2	0	0	0	0	0	5	13	40.50	7.500
Monk Dubiel, R ERA: 4.03 (5, 1)	1.1		7	2	0	0	0	1	0	0	0	0	0	6	10	0.00	2.250
Johnny Klippstein, R ERA: 5.44 (7, 1)	2.0		9	2	0	0	1	1	0	1	0	0	0	9	14	0.00	1.500

**Chicago Cubs @ Boston Braves**  
 Braves Field, Boston, MA  
 Thu Sep 14 1950, 3:33 AM EDT  
 Att. 1,489 - Unknown

<b>AB</b>	<b>32</b>
<b>R</b>	<b>7</b>
<b>H</b>	<b>11</b>
<b>RBI</b>	<b>7</b>
<b>BB</b>	<b>5</b>
<b>SO</b>	<b>2</b>
<b>LOB</b>	<b>12</b>



AB	R	H	RBI	BB	SO	LOB
5	0	3	0	0	0	0
3	1	1	1	0	0	2
0	1	0	0	2	0	0
3	2	0	0	2	0	4
3	2	2	3	1	0	0
4	0	2	3	0	0	0
4	0	1	0	0	1	3
3	0	0	0	0	0	0
4	1	2	0	0	1	2
3	0	0	0	0	0	1
1B: 9 2B: 0 3B: 0 HR: 2	SF: 0 SAC: 1 DP: 1 HBP: 1	WP: 0 PB: 0 SB: 1 CS: 1	PA: 39			

Batter	1	2	3	4	5	6	7	8	9	AB R H RBI BB SO LOB	TOP							
Bob Dillinger, R (1, 5) OBP: 0.362, SLG: 0.429											0 0 0 0 0 0 0 0	<b>Pittsburgh Pirates @ Boston Braves</b> Braves Field, Boston, MA Fri Sep 15 1950, 3:33 AM EDT Att. 9,168 - Unknown  <a href="http://livebaseballscorecards.com">livebaseballscorecards.com</a>						
Danny O'Connell, R (1, 6) OBP: 0.341, SLG: 0.437											0 0 0 0 0 0 0 0							
Ralph Kiner, R (1, 7) OBP: 0.417, SLG: 0.606											0 0 0 0 0 0 0 0							
Gus Bell, L (1, 9) OBP: 0.324, SLG: 0.435											0 0 0 0 0 0 0 0							
Wally Westlake, R (1, 8) OBP: 0.356, SLG: 0.476											0 0 0 0 0 0 0 0							
Ed Stevens, L (1, 3) OBP: 0.176, SLG: 0.125											0 0 0 0 0 0 0 0							
Stan Rojek, R (1, 4) OBP: 0.317, SLG: 0.321											0 0 0 0 0 0 0 0							
Clyde McCullough, R (1, 2) OBP: 0.350, SLG: 0.434											0 0 0 0 0 0 0 0							
Mel Queen, R (1, 1) OBP: 0.091, SLG: 0.063	0 0 0 0 0 0 0 0	<b>AB</b> 0 <b>R</b> 0 <b>H</b> 0 <b>RBI</b> 0 <b>BB</b> 0 <b>SO</b> 0 <b>LOB</b> 0  																
<b>Inning Stats</b>											1B: 0 SF: 0 2B: 0 SAC: 0 3B: 0 DP: 0 HR: 0 HBP: 0 WP: 0 PA: 0 PB: 0 SB: 0 CS: 0							
<b>PITCHER</b> Max Surkont, R (1, 1) ERA: 3.86	IP	WLS	BF	H	R	ER	SO	BB	IBB	HBP	BLK	WP	HR	S	P	ERA	WHIP	<b>PITCHER</b> IP WLS BF H R ER SO BB IBB HBP BLK WP HR S P ERA WHIP



Batter	1	2	3	4	5	6	7	8	9	10	11	12	AB R H RBI BB SO LOB	TOP															
Bob Dillinger, R OBP: 0.360, SLG: 0.424 (1, 5)	F8		K			CS BB		5-3			6-3	F8	5 0 0 1 1 1 2	<b>Pittsburgh Pirates @ Boston Braves</b> Braves Field, Boston, MA Sat Sep 16 1950, 3:33 AM EDT Att: 4,606 - Unknown															
Danny O'Connell, R OBP: 0.345, SLG: 0.435 (1, 6)	G4-3 1B		1-3			1-2		4-3			F2	FC6-4 BB	5 0 1 0 1 0 2																
Ralph Kiner, R OBP: 0.417, SLG: 0.601 (1, 7)	G4-3 1-2f					G4-6-3 BB		4-3			6-3	FC6-4 1-2f	5 0 0 0 1 0 3																
Gus Bell, L OBP: 0.326, SLG: 0.442 (1, 9)						G4-6-3 BB		1-3 2B			F7	4-3	5 0 2 0 0 0 1																
Wally Westlake, R OBP: 0.357, SLG: 0.477 (1, 8)			K			E2		6-3				WP 1B 1B	5 1 2 0 0 1 2																
Ed Stevens, L OBP: 0.231, SLG: 0.167 (1, 3)			1-3			G3		1-3 BB				WP 1B 1B	4 1 1 0 1 0 3																
Stan Rojek, R OBP: 0.313, SLG: 0.317 Tom Saffell, L OBP: 0.251, SLG: 0.259 Pete Castiglione, R OBP: 0.314, SLG: 0.350 (1, 4) (7, PH) (7, 4)			6-3			5-3		1-3 1-2 2-3				1B 1B	2 0 0 0 0 0 1 1 0 0 0 0 0 2 2 1 1 2 0 0 0																
Clyde McCullough, R OBP: 0.349, SLG: 0.424 (1, 2)						K		4-0 IBB			L1	E 1B F8 BB	2 1 0 0 3 1 0																
Cliff Chambers, L OBP: 0.322, SLG: 0.361 (1, 1)			K			F9		4-3			3-1	E9 1-3 2-H 1B	5 0 1 1 0 1 4																
<b>Inning Stats</b>	R: 0 E: 0 K: 0 S: 3	H: 1 LOB: 0 BB: 0 P: 3	R: 0 E: 0 K: 1 S: 6	H: 1 LOB: 1 BB: 0 P: 6	R: 0 E: 0 K: 2 S: 7	H: 0 LOB: 1 BB: 1 P: 11	R: 0 E: 1 K: 0 S: 3	H: 0 LOB: 1 BB: 1 P: 7	R: 0 E: 0 K: 1 S: 5	H: 0 LOB: 0 BB: 0 P: 5	R: 0 E: 0 K: 0 S: 2	H: 0 LOB: 0 BB: 1 P: 6	R: 0 E: 0 K: 0 S: 3		H: 1 LOB: 3 BB: 2 P: 12	R: 0 E: 0 K: 0 S: 3	H: 0 LOB: 0 BB: 0 P: 3	R: 0 E: 0 K: 0 S: 3	H: 0 LOB: 0 BB: 0 P: 3	R: 0 E: 0 K: 0 S: 3	H: 0 LOB: 0 BB: 0 P: 3	R: 0 E: 0 K: 0 S: 3	H: 0 LOB: 0 BB: 0 P: 3	R: 4 E: 1 K: 0 S: 7	H: 4 LOB: 2 BB: 2 P: 15	1B: 7 2B: 1 3B: 0 HR: 0	SF: 0 SAC: 0 DP: 3 HBP: 0	WP: 1 PB: 0 SB: 0 CS: 1	PA: 48
<b>PITCHER</b> Vern Bickford, R ERA: 3.15 (1, 1)	IP 12.0	WLS L	BF 48	H 8	R 4	ER 4	SO 4	BB 6	IBB 1	HBP 0	BLK 0	WP 1	HR 0		S 49	P 77	ERA 3.00	WHIP 1.167											

AB	41
R	4
H	8
RBI	4
BB	7
SO	4
LOB	20



Batter	1	2	3	4	5	6	7	8	9	10	11	12
Roy Hartsfield, R OBP: 0.324, SLG: 0.380 (1, 4) X	0-0 6-3 ①		0-0 6-3 ③			0-0 1-3 1B		0-0 E4		0-0 BB 1B		
Pete Reiser, L OBP: 0.361, SLG: 0.247 Gene Mauch, R OBP: 0.323, SLG: 0.287 Willard Marshall, L OBP: 0.323, SLG: 0.341 (1, 8) X (10, PH) (11, 9)	0-0 F4 ②			0-3 K ①		0-3 K ②		0-3 K ③		4-0 BB 1B G1-6-3		
Earl Torgeson, L OBP: 0.406, SLG: 0.449 (1, 3) X	0-0 F3 ③			0-0 F4 ②		0-0 F3			0-0 F8 2B	0-0 BB 1-2 G1-6-3		
Bob Elliott, R OBP: 0.389, SLG: 0.513 (1, 5) X		0-0 F8 ①		0-0 6-3 ③			0-3 K ①		4-0 IBB BB		0-0 F8 ①	
Sid Gordon, R OBP: 0.418, SLG: 0.581 (1, 7) X		0-0 4-3 ②			0-0 F9 ①		0-0 P3 ②		0-0 F8 ①		0-0 F8 ②	
Walker Cooper, R OBP: 0.367, SLG: 0.500 Del Crandall, R OBP: 0.270, SLG: 0.324 (1, 2) X (10, 2)		0-0 F7 ③			0-0 F6 ②		0-0 1B		4-0 1-2 IBB		0-0 6-3 ③	
Luis Olmo, R OBP: 0.301, SLG: 0.371 (1, 9) X (11, 8)			0-0 SH1-3 1B		0-0 6-3 ③		0-3 K ③		0-3 K ②			0-0 4-3 ①
Buddy Kerr, R OBP: 0.292, SLG: 0.309 (1, 6) X			0-0 SH1-3 1-2			0-0 1B 1B		0-0 L6 ①	0-0 6-3 ③			0-0 F2 ②
Vern Bickford, R OBP: 0.153, SLG: 0.130 Sibby Sisti, R OBP: 0.300, SLG: 0.266 (1, 1) X (12, PH)			0-0 6-3 ②			0-0 F2 ①		0-0 F9 ②		0-0 F9 ①		0-0 1-3 ③

AB	R	H	RBI	BB	SO	LOB
5	0	2	0	0	0	1
4	0	0	0	0	3	3
0	0	0	0	1	0	0
0	0	0	0	0	0	0
5	0	1	0	0	0	4
4	0	0	0	1	1	0
5	0	0	0	0	0	2
3	0	1	0	1	0	0
1	0	0	0	0	0	0
5	0	1	0	0	2	4
4	0	1	0	0	0	3
4	0	0	0	0	0	2
1	0	0	0	0	0	0

**BOTTOM**

**Pittsburgh Pirates @ Boston Braves**  
 Braves Field, Boston, MA

Sat Sep 16 1950, 3:33 AM EDT  
 Att. 4,606 - Unknown

livebaseballscorecards.com

AB	41
R	0
H	6
RBI	0
BB	3
SO	6
LOB	19



Inning Stats	R	H	E	K	S	IP	WLS	BF	H	R	ER	SO	BB	IBB	HBP	BLK	WP	HR	S	P	ERA	WHIP
	0	0	0	0	3	12.0	W	45	6	0	0	6	2	1	0	0	0	0	54	66	0.00	0.667

PITCHER	IP	WLS	BF	H	R	ER	SO	BB	IBB	HBP	BLK	WP	HR	S	P	ERA	WHIP
Cliff Chambers, L ERA: 4.36	12.0	W	45	6	0	0	6	2	1	0	0	0	0	54	66	0.00	0.667

PITCHER	IP	WLS	BF	H	R	ER	SO	BB	IBB	HBP	BLK	WP	HR	S	P	ERA	WHIP

WP	PA
0	45

Batter	1	2	3	4	5	6	7	8	9	AB R H RBI BB SO LOB	TOP																													
<b>Bobby Adams, R</b> (1, 5) OBP: 0.368, SLG: 0.419	0-0 4-3 S 1B		0-0 6-3		0-0 F8		0-0 6-3		0-0 1B	5 0 2 0 0 0 1	<b>Cincinnati Reds @ Boston Braves</b> Braves Field, Boston, MA Sun Sep 17 1950, 3:33 AM EDT Unknown  <a href="http://livebaseballscorecards.com">livebaseballscorecards.com</a>																													
<b>Bob Usher, R</b> (1, 8) OBP: 0.307, SLG: 0.351	0-0 1-3 1-2		4-0 BB		0-0 F2			0-0 E1 FC6-4 1B	0-0 P2	4 1 0 0 1 0 3																														
<b>Johnny Wyrostek, L</b> (1, 9) OBP: 0.375, SLG: 0.442	0-0 4-3 2-3		0-0 F9					0-0 E1 FC6-4 1-2		4 0 0 0 0 0 3																														
<b>Ted Kluszewski, L</b> (1, 3) OBP: 0.356, SLG: 0.537	0-0 F7			0-0 E6 FC1-6		0-0 2B 1B		0-0 F7		4 1 1 0 0 0 3																														
<b>Joe Adcock, R</b> (1, 7) OBP: 0.314, SLG: 0.392		0-0 G5-3 E 1B		0-0 F9		0-0 F9		0-0 FC6-4 1-2f 2-3 1B		4 0 1 0 0 0 4																														
<b>Connie Ryan, R</b> (1, 4) OBP: 0.350, SLG: 0.364		0-3 K		0-0 FC1-6 1-2f		0-0 1-H 2B		0-0 1-2 3-H 1B		4 0 2 2 0 1 2																														
<b>Virgil Stallcup, R</b> (1, 6) OBP: 0.281, SLG: 0.359		0-0 E4 1-2		0-0 F5		0-0 5-3		0-0 F2		4 0 0 0 0 0 5																														
<b>Dixie Howell, R</b> (1, 2) OBP: 0.325, SLG: 0.294		0-0 G5-3 2-3f			4-0 SH3-4 BB		0-0 F7		0-0 5-3	3 0 0 0 1 0 2																														
<b>Kent Peterson, R</b> (1, 1) OBP: 0.333, SLG: 0.333			0-0 1-3		0-0 SH3-4		0-0 F8		0-0 F3	1 0 0 0 0 0 0																														
<b>Sammy Meeks, R</b> (7, PH) OBP: 0.305, SLG: 0.356					1-2					1 0 0 0 0 0 0																														
<b>Johnny Hetki, R</b> (7, 1) OBP: 0.300, SLG: 0.222										0 0 0 0 0 0 0																														
<b>Danny Litwhiler, R</b> (9, PH) OBP: 0.377, SLG: 0.471										1 0 0 0 0 0 0																														
<b>Inning Stats</b>	R: 0 E: 0 K: 0 S: 4	H: 1 LOB: 1 BB: 0 P: 4	R: 0 E: 1 K: 1 S: 6	H: 1 LOB: 1 BB: 0 P: 6	R: 0 E: 0 K: 0 S: 3	H: 0 LOB: 1 BB: 1 P: 7	R: 0 E: 1 K: 0 S: 4	H: 0 LOB: 1 BB: 0 P: 4	R: 0 E: 0 K: 0 S: 3	H: 0 LOB: 1 BB: 1 P: 7	R: 1 E: 0 K: 0 S: 5	H: 2 LOB: 1 BB: 0 P: 5	R: 0 E: 0 K: 0 S: 3	H: 0 LOB: 0 BB: 0 P: 3	R: 1 E: 2 K: 0 S: 6	H: 1 LOB: 2 BB: 0 P: 6	R: 0 E: 0 K: 0 S: 4	H: 1 LOB: 1 BB: 0 P: 4	1B: 5 2B: 1 3B: 0 HR: 0	SF: 0 SAC: 1 DP: 1 HBP: 0	WP: 0 PB: 0 SB: 1 CS: 0	PA: 38																		
<b>PITCHER</b> <b>Warren Spahn, L</b> (1, 1) ERA: 3.12	IP 9.0	WLS W	BF 38	H 6	R 2	ER 1	SO 1	BB 2	IBB 0	HBP 0	BLK 0	WP 0	HR 0	S 38	P 46	ERA 1.00	WHIP 0.889						PITCHER	IP 9.0	WLS W	BF 38	H 6	R 2	ER 1	SO 1	BB 2	IBB 0	HBP 0	BLK 0	WP 0	HR 0	S 38	P 46	ERA 1.00	WHIP 0.889



Batter	1	2	3	4	5	6	7	8	9
Roy Hartsfield, R OBP: 0.325, SLG: 0.381 (1, 4)	0-0 F7			0-0 5-3	0-0 3B 1B		0-0 G4-3 1-2 1B		
Luis Olmo, R OBP: 0.306, SLG: 0.389 (1, 8)	0-0 F3			0-0 G3 1B	0-0 1-H 3-H HR 3B		0-0 G4-3 1-2f		
Earl Torgeson, L OBP: 0.406, SLG: 0.461 (1, 3)	0-3 K			0-0 G3 1-3	0-0 3-H HR			0-0 HR	
Bob Elliott, R OBP: 0.390, SLG: 0.512 (1, 5)		0-0 G5-4-3 1B		4-0 BB	0-0 5-3			0-0 G3	
Sid Gordon, R OBP: 0.415, SLG: 0.575 (1, 7)		0-0 G5-4-3 1-2f		0-0 F9		0-0 F5		0-0 G3	
Del Crandall, R OBP: 0.269, SLG: 0.327 (1, 2)		0-0 5-3			0-0 E 2B	0-0 F7		0-0 5-3	
Tommy Holmes, L OBP: 0.383, SLG: 0.451 (1, 9)			0-0 F4		0-0 1B 3B 2B	0-0 F7			
Buddy Kerr, R OBP: 0.294, SLG: 0.311 (1, 6)			0-0 L3 1B		0-0 6-3		0-0 1B 1B		
Warren Spahn, L OBP: 0.267, SLG: 0.214 (1, 1)			0-0 L3 1-2		0-3 K		0-3 K		

Inning Stats	R: 0	H: 0	E: 0	K: 1	S: 5	R: 0	H: 1	E: 0	K: 0	S: 3	R: 0	H: 1	E: 0	K: 0	S: 3	R: 0	H: 1	E: 0	K: 0	S: 4	R: 5	H: 5	E: 1	K: 1	S: 10	R: 0	H: 0	E: 0	K: 0	S: 3	R: 0	H: 2	E: 0	K: 1	S: 6	R: 1	H: 1	E: 0	K: 0	S: 4
	LOB: 0	BB: 0	P: 5	LOB: 0	BB: 0	P: 3	LOB: 0	BB: 0	P: 3	LOB: 2	BB: 1	P: 8	LOB: 0	BB: 0	P: 10	LOB: 0	BB: 0	P: 3	LOB: 1	BB: 0	P: 6	LOB: 0	BB: 0	P: 4	LOB: 0	BB: 0	P: 4	LOB: 0	BB: 0	P: 4	LOB: 0	BB: 0	P: 4	LOB: 0	BB: 0	P: 4	LOB: 0	BB: 0	P: 4	

PITCHER															PITCHER																										
IP	WLS	BF	H	R	ER	SO	BB	IBB	HBP	BLK	WP	HR	S	P	ERA	WHIP	IP	WLS	BF	H	R	ER	SO	BB	IBB	HBP	BLK	WP	HR	S	P	ERA	WHIP								
Kent Peterson, L ERA: 9.0 (1, 1)	6.0	L	25	8	5	5	2	1	0	0	0	1	28	32	7.50	1.500																									
Johnny Hetki, R ERA: 5.44 (7, 1)	2.0		8	3	1	1	1	0	0	0	0	1	10	10	4.50	1.500																									

**BOTTOM**

AB	R	H	RBI	BB	SO	LOB
4	1	2	0	0	0	0
4	1	2	2	0	0	2
4	2	2	3	0	1	1
3	0	1	0	1	0	0
4	0	0	0	0	0	3
4	1	1	0	0	0	0
3	1	1	0	0	0	0
3	0	2	0	0	0	1
3	0	0	0	0	2	3

<b>AB</b>	<b>32</b>
<b>R</b>	<b>6</b>
<b>H</b>	<b>11</b>
<b>RBI</b>	<b>5</b>
<b>BB</b>	<b>1</b>
<b>SO</b>	<b>3</b>
<b>LOB</b>	<b>10</b>



WP	PA
0	33

**Cincinnati Reds @ Boston Braves**  
 Braves Field, Boston, MA  
 Sun Sep 17 1950, 3:33 AM EDT  
 Unknown

[livebaseballscorecards.com](http://livebaseballscorecards.com)

Batter	1	2	3	4	5	6	7	8	9	AB R H RBI BB SO LOB	TOP											
<b>Bobby Adams, R</b> (1, 5) OBP: 0.375, SLG: 0.435	0-0 1B 2B		4-0 BB		0-0 1-2 2-3 1B		0-0 1-H 3B			3 0 3 1 1 0 0	<b>Cincinnati Reds @ Boston Braves</b> Braves Field, Boston, MA Sun Sep 17 1950, 3:38 AM EDT Att. 9,626 - Sunny											
<b>Bob Usher, R</b> (1, 8) OBP: 0.303, SLG: 0.346	0-0 5-3		0-0 1-3		0-3 K		0-0 F8			4 0 0 0 0 1 6												
<b>Danny Litwhiler, R</b> (1, 9) OBP: 0.381, SLG: 0.472	0-0 2-3 1B			0-3 K		0-0 F4		0-0 G5-3 1B		4 0 2 0 0 1 0												
<b>Ted Kluszewski, L</b> (1, 3) OBP: 0.355, SLG: 0.534	0-0 3-1			0-0 3-1		0-0 F3		0-0 G5-3 1B		4 0 1 0 0 0 1												
<b>Joe Adcock, R</b> (1, 7) OBP: 0.313, SLG: 0.390		0-0 G3		0-0 F8		0-0 1B		0-0 G5-3 1-2 2-3f		4 0 1 0 0 0 2												
<b>Johnny Pramesa, R</b> (1, 2) OBP: 0.371, SLG: 0.442		0-0 6-3		4-0 1B 1B BB		0-0 F9		0-0 5-3		3 0 0 0 1 0 2												
<b>Connie Ryan, R</b> (1, 4) OBP: 0.347, SLG: 0.361		0-0 5-3		0-0 F7		0-0 6-3		0-0 F3		4 0 0 0 0 0 1												
<b>Virgil Stallcup, R</b> (1, 6) OBP: 0.278, SLG: 0.356			0-0 4-3		0-3 K		0-0 F8		0-0 6-3	4 0 0 0 0 1 1												
<b>Frank Smith, R</b> (1, 1) OBP: 0.100, SLG: 0.100			0-0 4-3		0-0 1B 1B		4-0 3B BB		0-3 K	1 0 0 0 0 0 0												
<b>Sammy Meeks, R</b> (5, PH) OBP: 0.313, SLG: 0.363										1 0 1 0 0 0 0												
<b>Howie Fox, R</b> (5, 1) OBP: 0.222, SLG: 0.269										0 1 0 0 1 0 0												
<b>Dixie Howell, R</b> (9, PH) OBP: 0.323, SLG: 0.292										1 0 0 0 0 1 0												
<b>Inning Stats</b>	R: 0 E: 0 K: 0 S: 4	H: 2 LOB: 1 BB: 0 P: 4	R: 0 E: 0 K: 0 S: 3	H: 0 LOB: 0 BB: 0 P: 3	R: 0 E: 0 K: 0 S: 3	H: 0 LOB: 1 BB: 1 P: 7	R: 0 E: 0 K: 1 S: 5	H: 0 LOB: 0 BB: 0 P: 5	R: 0 E: 0 K: 2 S: 9	H: 2 LOB: 3 BB: 1 P: 13	R: 0 E: 0 K: 0 S: 4	H: 1 LOB: 1 BB: 0 P: 4	R: 1 E: 0 K: 0 S: 4	H: 1 LOB: 1 BB: 1 P: 8	R: 0 E: 0 K: 0 S: 4	H: 2 LOB: 1 BB: 0 P: 4	R: 0 E: 0 K: 1 S: 5	H: 0 LOB: 0 BB: 0 P: 5	1B: 6 2B: 1 3B: 1 HR: 0	SF: 0 SAC: 0 DP: 1 HBP: 0	WP: 0 PB: 0 SB: 0 CS: 0	PA: 36
<b>PITCHER</b> <b>Johnny Antonelli, L</b> (1, 1) ERA: 6.06	IP: 9.0 WLS: W BF: 36 H: 8 R: 1 ER: 1 SO: 4 BB: 3 IBB: 0 HBP: 0 BLK: 0 WP: 0 HR: 0 S: 41 P: 53 ERA: 1.00 WHIP: 1.222											<b>PITCHER</b>	IP: 9.0 WLS: W BF: 36 H: 8 R: 1 ER: 1 SO: 4 BB: 3 IBB: 0 HBP: 0 BLK: 0 WP: 0 HR: 0 S: 41 P: 53 ERA: 1.00 WHIP: 1.222									

livebaseballscorecards.com

<b>AB</b>	<b>33</b>
<b>R</b>	<b>1</b>
<b>H</b>	<b>8</b>
<b>RBI</b>	<b>1</b>
<b>BB</b>	<b>3</b>
<b>SO</b>	<b>4</b>
<b>LOB</b>	<b>13</b>





Batter	1	2	3	4	5	6	7	8	9	AB	R	H	RBI	BB	SO	LOB
Roy Hartsfield, R OBP: 0.325, SLG: 0.380 (1, 4)	0-0 1B	0-0 F7		0-0 F9		0-3 K				4	0	1	0	0	1	3
Bob Addis, L OBP: 0.375, SLG: 0.357 (1, 8)	0-3 K		0-0 4-3 1B	0-0 1B				0-0 4-3		4	1	2	1	0	1	1
Earl Torgeson, L OBP: 0.405, SLG: 0.459 (1, 3)	0-0 F4		0-0 4-3	4-0 1B				0-0 F9		3	0	0	0	1	0	2
Bob Elliott, R OBP: 0.387, SLG: 0.507 (1, 5)	0-0 F4		0-0 4-3	0-0 6-3				0-0 4-3		4	0	0	0	0	0	4
Sid Gordon, R OBP: 0.416, SLG: 0.576 (1, 7)		0-0 FC4-6 2B	4-0 1B		0-0 F8			0-0 F8		3	1	1	0	1	0	0
Walker Cooper, R OBP: 0.373, SLG: 0.503 (1, 2)		1-0 FC4-6 HBP	0-0 1B		4-0 BB			0-0 FC5-4 1B		2	0	2	1	1	0	0
Tommy Holmes, L OBP: 0.378, SLG: 0.444 (1, 9)		0-0 F8	0-0 F4		0-0 G6-4-3			0-0 FC5-4 BB		4	0	0	0	0	0	6
Buddy Kerr, R OBP: 0.298, SLG: 0.312 (1, 6)		4-0 FC4-6 BB		0-0 2B		0-0 F9		4-0 BB		2	1	1	0	2	0	0
Johnny Antonelli, L OBP: 0.143, SLG: 0.143 (1, 1)		0-0 FC4-6		0-0 F5		0-0 4-3		0-3 K		4	0	0	1	0	1	5

Inning Stats	R: 0	H: 1	E: 0	LOB: 1	K: 1	S: 6	P: 6	R: 1	H: 1	E: 0	LOB: 2	K: 0	BB: 1	S: 4	P: 9	R: 1	H: 2	E: 0	LOB: 2	K: 0	BB: 1	S: 5	P: 9	R: 0	H: 0	E: 0	LOB: 0	K: 0	BB: 1	S: 2	P: 6	R: 0	H: 0	E: 0	LOB: 0	K: 1	BB: 0	S: 5	P: 5	R: 0	H: 0	E: 0	LOB: 0	K: 0	BB: 0	S: 3	P: 3	R: 0	H: 1	E: 0	LOB: 2	K: 1	BB: 1	S: 6	P: 10
--------------	------	------	------	--------	------	------	------	------	------	------	--------	------	-------	------	------	------	------	------	--------	------	-------	------	------	------	------	------	--------	------	-------	------	------	------	------	------	--------	------	-------	------	------	------	------	------	--------	------	-------	------	------	------	------	------	--------	------	-------	------	-------

PITCHER	IP	WLS	BF	H	R	ER	SO	BB	IBB	HBP	BLK	WP	HR	S	P	ERA	WHIP
Frank Smith, R ERA: 3.78 (1, 1)	4.0	L	22	6	3	3	1	2	1	1	0	0	0	20	33	6.75	2.000
Howie Fox, R ERA: 4.35 (5, 1)	4.0		14	1	0	0	2	2	0	0	0	0	0	16	24	0.00	0.750


**BOTTOM**

**Cincinnati Reds @ Boston Braves**  
 Braves Field, Boston, MA  
 Sun Sep 17 1950, 3:38 AM EDT  
 Att: 9,626 - Sunny


<b>AB</b>	<b>30</b>
<b>R</b>	<b>3</b>
<b>H</b>	<b>7</b>
<b>RBI</b>	<b>3</b>
<b>BB</b>	<b>5</b>
<b>SO</b>	<b>3</b>
<b>LOB</b>	<b>21</b>



WP	PA	ERA	WHIP
0	36		

Batter	1	2	3	4	5	6	7	8	9	AB R H RBI BB SO LOB	TOP							
Tommy Glaviano, R (1, 5) OBP: 0.420, SLG: 0.447											0 0 0 0 0 0 0 0	<b>St. Louis Cardinals @ Boston Braves</b> Braves Field, Boston, MA Tue Sep 19 1950, 3:33 AM EDT Att. 7,233 - Unknown  <a href="http://livebaseballscorecards.com">livebaseballscorecards.com</a>						
Red Schoendienst, S (1, 4) OBP: 0.315, SLG: 0.411											0 0 0 0 0 0 0 0							
Stan Musial, L (1, 3) OBP: 0.438, SLG: 0.597											0 0 0 0 0 0 0 0							
Enos Slaughter, L (1, 9) OBP: 0.368, SLG: 0.416											0 0 0 0 0 0 0 0							
Hal Rice, L (1, 7) OBP: 0.284, SLG: 0.280											0 0 0 0 0 0 0 0							
Bill Howerton, L (1, 8) OBP: 0.393, SLG: 0.531											0 0 0 0 0 0 0 0							
Marty Marion, R (1, 6) OBP: 0.332, SLG: 0.325											0 0 0 0 0 0 0 0							
Del Rice, R (1, 2) OBP: 0.325, SLG: 0.382											0 0 0 0 0 0 0 0							
Harry Brecheen, L (1, 1) OBP: 0.293, SLG: 0.278	0 0 0 0 0 0 0 0	<b>AB</b> 0 <b>R</b> 0 <b>H</b> 0 <b>RBI</b> 0 <b>BB</b> 0 <b>SO</b> 0 <b>LOB</b> 0  																
<b>Inning Stats</b>											1B: 0 SF: 0 2B: 0 SAC: 0 3B: 0 DP: 0 HR: 0 HBP: 0 WP: 0 PA: 0 PB: 0 SB: 0 CS: 0							
<b>PITCHER</b> Johnny Sain, R (1, 1) ERA: 3.92	IP	WLS	BF	H	R	ER	SO	BB	IBB	HBP	BLK	WP	HR	S	P	ERA	WHIP	<b>PITCHER</b> IP WLS BF H R ER SO BB IBB HBP BLK WP HR S P ERA WHIP



Batter	1	2	3	4	5	6	7	8	9	AB R H RBI BB SO LOB	TOP	
<a href="#">Peanuts Lowrey, R</a> (1, 5) OBP: 0.321, SLG: 0.291											0 0 0 0 0 0 0 0	<b>St. Louis Cardinals @ Boston Braves</b> Braves Field, Boston, MA Wed Sep 20 1950, 3:33 AM EDT Att. 5,199 - Unknown  <a href="http://livebaseballscorecards.com">livebaseballscorecards.com</a>
<a href="#">Red Schoendienst, S</a> (1, 4) OBP: 0.318, SLG: 0.413											0 0 0 0 0 0 0 0	
<a href="#">Stan Musial, L</a> (1, 3) OBP: 0.437, SLG: 0.599											0 0 0 0 0 0 0 0	
<a href="#">Enos Slaughter, L</a> (1, 9) OBP: 0.371, SLG: 0.418											0 0 0 0 0 0 0 0	
<a href="#">Hal Rice, L</a> (1, 7) OBP: 0.276, SLG: 0.271											0 0 0 0 0 0 0 0	
<a href="#">Bill Howerton, L</a> (1, 8) OBP: 0.393, SLG: 0.529											0 0 0 0 0 0 0 0	
<a href="#">Marty Marion, R</a> (1, 6) OBP: 0.332, SLG: 0.324											0 0 0 0 0 0 0 0	
<a href="#">Del Rice, R</a> (1, 2) OBP: 0.326, SLG: 0.381											0 0 0 0 0 0 0 0	
<a href="#">Cloyd Boyer, R</a> (1, 1) OBP: 0.242, SLG: 0.258	0 0 0 0 0 0 0 0											
<b>Inning Stats</b>	1B: 0 SF: 0 2B: 0 SAC: 0 3B: 0 DP: 0 HR: 0 HBP: 0		WP: 0 PA: 0 PB: 0 SB: 0 CS: 0									
<b>PITCHER</b> <a href="#">Vern Bickford, R</a> (1, 1) ERA: 3.15	IP WLS BF H R ER SO BB IBB HBP BLK WP HR S P ERA WHIP	0.0 L 0 0 0 0 0 0 0 0 0 0 0 0 0 0 ∞ ∞	<b>PITCHER</b> IP WLS BF H R ER SO BB IBB HBP BLK WP HR S P ERA WHIP									



Batter	1	2	3	4	5	6	7	8	9	AB R H RBI BB SO LOB	TOP	
<b>Chuck Diering, R</b> (1, 8) <small>OBP: 0.356, SLG: 0.339</small>	0-0 		0-0 			0-0 			0-0 	4 0 0 0 0 0 0	<b>St. Louis Cardinals @ Boston Braves</b> Braves Field, Boston, MA Thu Sep 21 1950, 3:33 AM EDT Att. 2,825 - Unknown  <a href="http://livebaseballscorecards.com">livebaseballscorecards.com</a>  <b>AB 28</b> <b>R 0</b> <b>H 2</b> <b>RBI 0</b> <b>BB 0</b> <b>SO 3</b> <b>LOB 3</b>	
<b>Peanuts Lowrey, R</b> (1, 7) <small>OBP: 0.319, SLG: 0.287</small>	0-0 			0-0 		0-0 			0-0 	4 0 0 0 0 0 0		
<b>Enos Slaughter, L</b> (1, 9) <small>OBP: 0.366, SLG: 0.413</small>	0-0 			0-0 			0-0 			3 0 0 0 0 0 0		
<b>Ed Mickelson, R</b> (1, 3) <small>OBP: 0.250, SLG: 0.250</small>		0-0 		0-0 			0-3 			3 0 1 0 0 1 0		
<b>Red Schoendienst, S</b> (1, 4) <small>OBP: 0.316, SLG: 0.410</small>		0-0 			0-0 		0-0 			3 0 0 0 0 0 1		
<b>Marty Marion, R</b> (1, 6) <small>OBP: 0.332, SLG: 0.324</small>		0-0 			0-0 			0-0 		2 0 0 0 0 0 0		
<b>Eddie Kazak, R</b> (1, 5) <small>OBP: 0.308, SLG: 0.339</small>		0-0 			0-0 		0-0 			3 0 1 0 0 0 1		
<b>Del Rice, R</b> (1, 2) <small>OBP: 0.323, SLG: 0.377</small>			0-3 		0-0 		0-0 			3 0 0 0 0 1 1		
<b>Gerry Staley, R</b> (1, 1) <small>OBP: 0.200, SLG: 0.192</small> <b>Al Brazle, L</b> (3, 1) <small>OBP: 0.193, SLG: 0.193</small> <b>Bill Howerton, L</b> (9, PH) <small>OBP: 0.387, SLG: 0.519</small>			0-0 		0-0 			0-3 		1 0 0 0 0 0 0 1 0 0 0 0 0 0 1 0 0 0 0 1 0		
<b>Inning Stats</b>	R: 0 H: 0 E: 0 LOB: 0 K: 0 BB: 0 S: 3 P: 3	R: 0 H: 1 E: 0 LOB: 1 K: 0 BB: 0 S: 4 P: 4	R: 0 H: 0 E: 0 LOB: 0 K: 1 BB: 0 S: 5 P: 5	R: 0 H: 0 E: 0 LOB: 0 K: 0 BB: 0 S: 3 P: 3	R: 0 H: 1 E: 0 LOB: 1 K: 0 BB: 0 S: 4 P: 4	R: 0 H: 0 E: 0 LOB: 0 K: 0 BB: 0 S: 3 P: 3	R: 0 H: 0 E: 0 LOB: 0 K: 1 BB: 0 S: 5 P: 5	R: 0 H: 0 E: 0 LOB: 0 K: 0 BB: 0 S: 3 P: 3	R: 0 H: 0 E: 0 LOB: 0 K: 1 BB: 0 S: 5 P: 5	1B: 2 SF: 0 2B: 0 SAC: 1 3B: 0 DP: 0 HR: 0 HBP: 0		WP: 0 PA: 29 PB: 0 SB: 0 CS: 0
<b>PITCHER</b> <b>Warren Spahn, L</b> (1, 1) <small>ERA: 3.02</small>	IP 9.0 WLS W BF 29 H 2 R 0 ER 0 SO 3 BB 0 IBB 0 HBP 0 BLK 0 WP 0 HR 0 S 35 P 35 ERA 0.00 WHIP 0.222											<b>PITCHER</b> IP WLS BF H R ER SO BB IBB HBP BLK WP HR S P ERA WHIP



Batter	1	2	3	4	5	6	7	8	9
Roy Hartsfield, R OBP: 0.321, SLG: 0.373 (1, 4)	4-0 HR BB	0-0 F6		0-0 G3		0-0 6-3		0-0 6-3	
Sam Jethroe, S OBP: 0.345, SLG: 0.460 (1, 8)	0-0 HR		0-0 2B		4-0 FC4-6 BB		0-3 K	0-0 6-3	
Earl Torgeson, L OBP: 0.410, SLG: 0.468 (1, 3)	0-0 3-1		0-0 2B		0-0 F9		0-3 K		
Bob Elliott, R OBP: 0.387, SLG: 0.511 (1, 5)	0-0 5-3		0-0 1-3		4-0 FC4-6 BB		0-0 1B	2B	
Tommy Holmes, L OBP: 0.379, SLG: 0.443 (1, 9)	0-0 4-3		0-0 6-3		0-0 FC4-6		0-0 1B	1B	
Bob Addis, L OBP: 0.429, SLG: 0.389 Luis Olmo, R OBP: 0.307, SLG: 0.384 (3, PH) (4, 7)		0-0 5-3 1B	0-0 6-3		0-0 F8		4-0 BB		
Del Crandall, R OBP: 0.262, SLG: 0.317 (1, 2)		0-0 5-3		0-0 E5		0-0 SH2-3 1B		0-0 2-3	
Buddy Kerr, R OBP: 0.300, SLG: 0.313 (1, 6)		0-0 1B		0-0 G1-6-3		0-0 SH2-3		0-0 SH2-4 1B	
Warren Spahn, L OBP: 0.269, SLG: 0.218 (1, 1)		0-0 5-3		0-0 1B		0-3 K		0-0 SH2-4	

Inning Stats	R: 2	H: 1	E: 0	LOB: 0	K: 0	P: 8	R: 1	H: 2	E: 0	LOB: 1	K: 0	P: 5	R: 1	H: 2	E: 0	LOB: 1	K: 0	P: 5	R: 0	H: 1	E: 1	LOB: 1	K: 0	P: 4	R: 0	H: 0	E: 0	LOB: 2	K: 0	P: 11	R: 0	H: 1	E: 0	LOB: 1	K: 1	P: 6	R: 1	H: 2	E: 0	LOB: 2	K: 2	P: 13	R: 0	H: 1	E: 0	LOB: 1	K: 0	P: 4	1B: 6	SF: 0	2B: 3	SAC: 2	3B: 0	DP: 1	HR: 1	HBP: 0	WP: 0	PA: 38
	S: 4	BB: 1	S: 5	BB: 0	S: 5	BB: 1	S: 5	BB: 0	S: 5	BB: 1	S: 5	BB: 0	S: 5	BB: 1	S: 5	BB: 0	S: 5	BB: 0	S: 4	BB: 1	S: 4	BB: 0	S: 5	BB: 0	S: 5	BB: 1	S: 3	BB: 2	S: 3	BB: 11	S: 6	BB: 0	S: 6	BB: 6	S: 9	BB: 1	P: 13	S: 4	BB: 0	P: 4	1B: 6	SF: 0	2B: 3	SAC: 2	3B: 0	DP: 1	HR: 1	HBP: 0	WP: 0	PA: 38								


PITCHER	IP	WLS	BF	H	R	ER	SO	BB	IBB	HBP	BLK	WP	HR	S	P	ERA	WHIP
Gerry Staley, R ERA: 5.29 (1, 1)	2.1	L	13	5	4	4	0	1	0	0	0	0	1	12	16	15.43	2.571
Al Brazle, L ERA: 4.36 (3, 1)	5.2		25	5	1	1	3	3	0	0	0	0	0	28	40	1.59	1.412

**BOTTOM**

**St. Louis Cardinals @ Boston Braves**  
Braves Field, Boston, MA

Thu Sep 21 1950, 3:33 AM EDT  
Att. 2,825 - Unknown

AB	32
R	5
H	10
RBI	5
BB	4
SO	3
LOB	19



livebaseballscorecards.com

Batter	1	2	3	4	5	6	7	8	9	10	AB R H RBI BB SO LOB	TOP											
Eddie Stanky, R (1, 4) OBP: 0.456, SLG: 0.404	0-0 F7		0-0 1B		0-0 L7		0-0 5-3			0-0 F9	5 1 1 0 0 0 2	<b>New York Giants @ Boston Braves</b> Braves Field, Boston, MA Sat Sep 23 1950, 3:33 AM EDT Att: 4,690 - Sunny											
Whitey Lockman, L (1, 7) OBP: 0.353, SLG: 0.410	0-0 P6		0-0 G3		0-0 F9			0-0 SH1-3 1B		0-0 G3	5 0 1 0 0 0 2												
Don Mueller, L (1, 9) OBP: 0.315, SLG: 0.378	0-0 F9		0-0 FC5 S 2-H 3-H			0-0 P5		0-0 SH1-3 1B		0-0 1B	5 1 3 2 0 0 0												
Hank Thompson, L (1, 5) OBP: 0.390, SLG: 0.459		0-0 P6	0-0 1-2 BB			0-0 F8		0-0 SH1-3		0-0 1B	3 0 1 1 1 0 0												
Monte Irvin, R (1, 3) OBP: 0.390, SLG: 0.494		0-0 5-3	0-0 FC5 2-3f			0-0 1-3		0-0 6-3		0-0 F9	5 0 0 0 0 0 5												
Bobby Thomson, R (1, 8) OBP: 0.313, SLG: 0.410		0-0 5-3			0-0 5-3		0-0 1B	0-3 K			4 0 1 0 0 1 2												
Alvin Dark, R (1, 6) OBP: 0.335, SLG: 0.448			4-0 E S F9 BB	4-0 CS BB		0-0 S	0-0 1-3		0-0 E3		2 1 1 0 2 0 0												
Wes Westrum, R (1, 2) OBP: 0.376, SLG: 0.450			4-0 1B 1-3	0-3 K 1-2		4-0 BB	4-0 2-3	0-3 K	0-3 1-2		2 1 0 0 2 2 2												
Larry Jansen, R (1, 1) OBP: 0.198, SLG: 0.226			0-0 F9 3-H		0-0 6-3		0-3 K	0-0 P3			4 0 0 1 0 1 3												
<b>Inning Stats</b>	R: 0 E: 0 K: 0 S: 3	H: 0 LOB: 0 BB: 0 P: 3	R: 0 E: 0 K: 0 S: 3	H: 0 LOB: 0 BB: 0 P: 3	R: 3 E: 1 K: 0 S: 5	H: 2 LOB: 2 BB: 3 P: 17	R: 0 E: 0 K: 1 S: 4	H: 0 LOB: 0 BB: 1 P: 8	R: 0 E: 0 K: 0 S: 3	H: 0 LOB: 0 BB: 0 P: 3	R: 0 E: 0 K: 1 S: 3		H: 2 LOB: 2 BB: 1 P: 10	R: 0 E: 0 K: 1 S: 7	H: 2 LOB: 2 BB: 0 P: 7	R: 0 E: 1 K: 1 S: 5	H: 0 LOB: 0 BB: 0 P: 5	R: 1 E: 0 K: 0 S: 5	H: 2 LOB: 1 BB: 0 P: 5	1B: 7 2B: 0 3B: 1 HR: 0	SF: 0 SAC: 1 DP: 0 HBP: 0	WP: 0 PB: 0 SB: 4 CS: 2	PA: 41
<b>PITCHER</b> Johnny Sain, R (1, 1) ERA: 3.96	IP 10.0	WLS L	BF 41	H 8	R 4	ER 4	SO 4	BB 5	IBB 0	HBP 0	BLK 0	WP 0	HR 0	S 44	P 64	ERA 3.60	WHIP 1.300						

livebaseballscorecards.com

AB	35
R	4
H	8
RBI	4
BB	5
SO	4
LOB	16





Batter	1	2	3	4	5	6	7	8	9	10
Roy Hartsfield, R OBP: 0.323, SLG: 0.374 (1, 4)	F9		F7			1B F9 1B		L3 1B		
Sam Jethroe, S OBP: 0.346, SLG: 0.465 (1, 8)	HR		L9			6-3 1B		P3		
Earl Torgeson, L OBP: 0.409, SLG: 0.468 (1, 3)	2B			3-1		F9		L3		
Bob Elliott, R OBP: 0.386, SLG: 0.509 (1, 5)	5-3			4-3 1B		6-3			P6	
Sid Gordon, R OBP: 0.412, SLG: 0.567 (1, 7)				4-3		1-3			5-3	
Walker Cooper, R OBP: 0.370, SLG: 0.500 (1, 2)				4-3			6-3		5-3	
Tommy Holmes, L OBP: 0.374, SLG: 0.437 (1, 9)										F8
Buddy Kerr, R OBP: 0.298, SLG: 0.311 (1, 6)										1-3
Bob Addis, L OBP: 0.409, SLG: 0.368 (10, PH)										
Johnny Sain, R OBP: 0.257, SLG: 0.263 (1, 1)						G5-4-3				6-3

AB	R	H	RBI	BB	SO	LOB
4	1	2	0	0	0	0
4	1	2	1	0	0	1
4	0	1	1	0	0	2
4	0	1	0	0	0	1
4	0	0	0	0	0	2
4	0	1	0	0	0	1
4	0	0	0	0	0	1
3	0	0	0	0	0	1
1	0	0	0	0	0	0
4	1	1	1	0	0	1

WP	PA
0	36

**New York Giants @ Boston Braves**  
 Braves Field, Boston, MA  
 Sat Sep 23 1950, 3:33 AM EDT  
 Att. 4,690 - Sunny

AB	36
R	3
H	8
RBI	3
BB	0
SO	0
LOB	10



Inning Stats	R	H	E	K	S	P	IP	WLS	BF	H	R	ER	SO	BB	IBB	HBP	BLK	WP	HR	S	P	ERA	WHIP
	1	2	0	4	4		10.0	W	36	8	3	3	0	0	0	0	0	0	2	36	36	2.70	0.800

PITCHER	IP	WLS	BF	H	R	ER	SO	BB	IBB	HBP	BLK	WP	HR	S	P	ERA	WHIP
Larry Jansen, R ERA: 3.04 (1, 1)	10.0	W	36	8	3	3	0	0	0	0	0	0	2	36	36	2.70	0.800

**New York Giants @ Boston Braves**  
 Braves Field, Boston, MA  
 Sun Sep 24 1950, 3:33 AM EST  
 Att. 8,922 - Unknown

AB	41
R	12
H	15
RBI	11
BB	5
SO	2
LOB	27



WP	0	PA	48
PB	0		
SB	4		
CS	1		

AB R H RBI BB SO LOB

2	2	1	0	4	0	0
5	2	2	0	1	1	4
6	3	3	3	0	0	6
4	2	2	5	0	0	4
5	2	2	1	0	0	0
4	0	1	0	0	0	4
5	0	2	2	0	0	2
5	0	0	0	0	1	6
5	1	2	0	0	0	1

1B	12	SF	0
2B	3	SAC	0
3B	0	DP	3
HR	2	HBP	2

Batter	1	2	3	4	5	6	7	8	9
<b>Eddie Stanky, R</b> (1, 4) OBP: 0.459, SLG: 0.404	0-0 F2		4-0 E HR BB	0-0 1B 1B	4-0 4-3 1B BB		4-0 F8-6-5 BB BB		4-0 CS BB
<b>Whitey Lockman, L</b> (1, 7) OBP: 0.355, SLG: 0.410	0-0 1B HR 1B		0-0 E6 HR	0-0 F7	0-0 4-3 1B		4-0 1-2 2-3 BB		0-3 K
<b>Don Mueller, L</b> (1, 9) OBP: 0.317, SLG: 0.386	0-0 1-2 HR 1B		0-0 HR	0-0 1B 1B	0-0 4-3		0-0 P4		0-0 4-3
<b>Hank Thompson, L</b> (1, 5) OBP: 0.392, SLG: 0.466	0-0 1-H 2-H HR		1-0 S 1B HBP	0-0 1B FC5-2 1B	0-0 F7		0-0 F8-6-5		
<b>Monte Irvin, R</b> (1, 3) OBP: 0.390, SLG: 0.493	0-0 6-3		0-0 1B S FC6-4 1B	0-0 FC5-2 1B 1B		0-0 P4		0-0 F7	
<b>Bobby Thomson, R</b> (1, 8) OBP: 0.314, SLG: 0.409	0-0 6-3		0-0 F7	0-0 FC5-2 1B		0-0 S 1B		1-0 E FC5 HBP	
<b>Alvin Dark, R</b> (1, 6) OBP: 0.336, SLG: 0.448		0-0 F9	0-0 FC6-4 1B	0-0 1-2 2-H 1B		0-0 P4		0-0 FC5 G5-4-3	
<b>Wes Westrum, R</b> (1, 2) OBP: 0.372, SLG: 0.445		0-0 F7	0-0 FC6-4	0-3 K		0-0 5-3		0-0 G5-4-3	
<b>Jim Hearn, R</b> (1, 1) OBP: 0.213, SLG: 0.163		0-0 6-3	0-0 P4		0-0 F8		0-0 BB BB F8-6-5 1B		0-0 S 2B

Inning Stats	R: 3 E: 0 K: 0 S: 6	H: 3 LOB: 0 BB: 0 P: 6	R: 0 E: 0 K: 0 S: 3	H: 0 LOB: 0 BB: 0 P: 3	R: 5 E: 2 K: 0 S: 7	H: 3 LOB: 1 BB: 1 P: 12	R: 3 E: 0 K: 1 S: 10	H: 5 LOB: 2 BB: 0 P: 10	R: 0 E: 0 K: 0 S: 4	H: 1 LOB: 2 BB: 1 P: 8	R: 0 E: 0 K: 0 S: 4	H: 1 LOB: 1 BB: 0 P: 4	R: 1 E: 0 K: 0 S: 3	H: 1 LOB: 1 BB: 2 P: 11	R: 0 E: 1 K: 0 S: 3	H: 0 LOB: 1 BB: 0 P: 4	R: 0 E: 0 K: 1 S: 5	H: 1 LOB: 1 BB: 1 P: 9
--------------	------------------------------	---------------------------------	------------------------------	---------------------------------	------------------------------	----------------------------------	-------------------------------	----------------------------------	------------------------------	---------------------------------	------------------------------	---------------------------------	------------------------------	----------------------------------	------------------------------	---------------------------------	------------------------------	---------------------------------

PITCHER	IP	WLS	BF	H	R	ER	SO	BB	IBB	HBP	BLK	WP	HR	S	P	ERA	WHIP
<b>Vern Bickford, R</b> (1, 1) ERA: 3.24	2.1	L	16	6	8	6	0	1	0	1	0	0	2	14	19	23.14	3.000
<b>Johnny Antonelli, L</b> (3, 1) ERA: 6.39	1.2		10	5	3	3	1	0	0	0	0	0	0	12	12	16.20	3.000
<b>Dick Donovan, R</b> (5, 1) ERA: 8.16	3.0		14	3	1	1	0	3	0	0	0	0	0	11	23	3.00	2.000
<b>Dave Cole, R</b> (8, 1) ERA: 3.0	2.0		8	1	0	0	1	1	0	1	0	0	0	8	13	0.00	1.000

PITCHER	IP	WLS	BF	H	R	ER	SO	BB	IBB	HBP	BLK	WP	HR	S	P	ERA	WHIP
---------	----	-----	----	---	---	----	----	----	-----	-----	-----	----	----	---	---	-----	------

Batter	1	2	3	4	5	6	7	8	9	AB	R	H	RBI	BB	SO	LOB
Emil Verban, R OBP: 0.159, SLG: 0.122 (1, 4)	0-0 5-3	0-0 6-3			0-0 F7			0-0 5-3		4	0	0	0	0	0	1
Sam Jethroe, S OBP: 0.344, SLG: 0.462 (1, 8)	0-0 1-3		0-0 F8			0-0 P6		0-0 4-3		4	0	0	0	0	0	0
Earl Torgeson, L OBP: 0.408, SLG: 0.467 (1, 3)	0-0 FC5-4 1B		0-0 F8			0-0 F9		0-0 3-1		4	0	1	0	0	0	0
Bob Elliott, R OBP: 0.385, SLG: 0.507 (1, 5)	0-0 FC5-4 1-2f		0-0 5-3			0-0 4-3			0-0 1B 1B	4	0	1	0	0	0	1
Sid Gordon, R OBP: 0.411, SLG: 0.564 (1, 7)		0-0 1-3		0-0 P5			0-0 FC6-4 1B		0-0 F2	4	0	1	0	0	0	1
Walker Cooper, R OBP: 0.370, SLG: 0.500 (1, 2)		0-0 HR 1B		0-0 F7			0-0 FC6-4 1-2f HR		0-0 G6-4-3 1-2 1B	2	1	1	0	0	0	0
Del Crandall, R OBP: 0.264, SLG: 0.318 (5, 2)										2	1	1	0	0	0	1
Tommy Holmes, L OBP: 0.375, SLG: 0.459 (1, 9)		0-0 HR		0-0 F8			0-0 HR		0-0 G6-4-3 1-2f	4	2	2	4	0	0	2
Buddy Kerr, R OBP: 0.299, SLG: 0.311 (1, 6)		4-0 SH1-3 BB			0-0 4-3		0-0 4-3			1	0	0	0	1	0	0
Sibby Sisti, R OBP: 0.297, SLG: 0.263 (6, 6)										1	0	0	0	0	0	0
Vern Bickford, R OBP: 0.149, SLG: 0.126 (1, 1)		0-0 SH1-3			0-3 K			0-0 F7		0	0	0	0	0	0	0
Johnny Antonelli, L OBP: 0.143, SLG: 0.143 (3, 1)										0	0	0	0	0	0	0
Dick Donovan, L OBP: 0.500, SLG: 0.167 (5, 1)										1	0	0	0	0	1	0
Bob Addis, L OBP: 0.391, SLG: 0.350 (7, PH)										1	0	0	0	0	0	0
Dave Cole, R (8, 1)										0	0	0	0	0	0	0

Inning Stats	R: 0	H: 1	E: 0	LOB: 1	K: 0	BB: 0	S: 4	P: 4	R: 2	H: 2	E: 0	LOB: 1	K: 0	BB: 1	S: 5	P: 9	R: 0	H: 0	E: 0	LOB: 0	K: 0	BB: 0	S: 3	P: 3	R: 0	H: 0	E: 0	LOB: 0	K: 1	BB: 0	S: 5	P: 5	R: 0	H: 0	E: 0	LOB: 0	K: 0	BB: 0	S: 3	P: 3	R: 2	H: 2	E: 0	LOB: 0	K: 0	BB: 0	S: 5	P: 5	R: 0	H: 0	E: 0	LOB: 0	K: 0	BB: 0	S: 3	P: 3	R: 0	H: 2	E: 0	LOB: 1	K: 0	BB: 0	S: 4	P: 4	1B: 5	SF: 0	2B: 0	SAC: 1	3B: 0	DP: 1	HR: 2	HBP: 0	WP: 0	PA: 34
--------------	------	------	------	--------	------	-------	------	------	------	------	------	--------	------	-------	------	------	------	------	------	--------	------	-------	------	------	------	------	------	--------	------	-------	------	------	------	------	------	--------	------	-------	------	------	------	------	------	--------	------	-------	------	------	------	------	------	--------	------	-------	------	------	------	------	------	--------	------	-------	------	------	-------	-------	-------	--------	-------	-------	-------	--------	-------	--------


PITCHER	IP	WLS	BF	H	R	ER	SO	BB	IBB	HBP	BLK	WP	HR	S	P	ERA	WHIP
Jim Hearn, R ERA: 2.66 (1, 1)	9.0	W	34	7	4	4	1	1	0	0	0	0	2	35	39	4.00	0.889

**BOTTOM**

**New York Giants @ Boston Braves**  
Braves Field, Boston, MA

Sun Sep 24 1950, 3:33 AM EST  
Att. 8,922 - Unknown

<b>AB</b>	<b>32</b>
<b>R</b>	<b>4</b>
<b>H</b>	<b>7</b>
<b>RBI</b>	<b>4</b>
<b>BB</b>	<b>1</b>
<b>SO</b>	<b>1</b>
<b>LOB</b>	<b>6</b>



livebaseballscorecards.com

Batter	1	2	3	4	5	6	7	8	9	AB R H RBI BB SO LOB	TOP									
Eddie Waitkus, L (1, 3) OBP: 0.348, SLG: 0.363	0-0 BB 1B	4-0 BB 3B	0-0 FC4-6 1B		0-0 G3		0-0 1B 1B	0-0 E3		5 2 3 2 1 0 3										
Richie Ashburn, L (1, 8) OBP: 0.372, SLG: 0.406	0-0 F7	0-0 L8	0-0 FC4-6 1-2f		0-0 4-3		0-0 1B 1B	0-0 PO	0-0 F7	6 0 1 0 0 0 5										
Willie Jones, R (1, 5) OBP: 0.341, SLG: 0.465	4-0 1B 1B BB	0-0 3B		0-0 F5		4-0 G5-4-3 BB	0-0 F8		0-0 2B 2B	4 2 2 1 2 0 3										
Del Ennis, R (1, 9) OBP: 0.368, SLG: 0.551	0-0 E 1B	0-0 6-3		0-0 F8		0-0 G5-4-3 1-2f	0-3 K		0-0 6-3	6 1 1 1 0 1 6										
Dick Sister, L (1, 7) OBP: 0.373, SLG: 0.431 Jackie Mayo, L (8, 7) OBP: 0.270, SLG: 0.314	0-0 E7 1B 1B 2-H 3-H		0-0 FC6-4 BB 3B 1B	0-0 2B 1B		0-0 FC6-4 1B	0-0 3-1		0-0 2B 2B 2-H	5 2 4 1 0 0 3 1 0 1 1 0 0 0										
Granny Hamner, R (1, 6) OBP: 0.323, SLG: 0.393	4-0 1B BB		4-0 FC6-4 BB 1-2	0-0 2B		0-0 FC6-4 1-2f		0-3 K	0-0 F9	4 0 1 0 2 1 2										
Andy Seminick, R (1, 2) OBP: 0.400, SLG: 0.538	0-0 G6-4-3 1B		0-0 FC6-4 3B		4-0 E SH BB		4-0 2B 1B BB	4-0 1B FC3-2 BB		2 2 1 1 3 0 2	AB 42 R 12 H 18 RBI 10 BB 8 SO 4 LOB 30									
Mike Goliat, R (1, 4) OBP: 0.316, SLG: 0.379	0-0 G6-4-3 1-2f		0-0 1B 3B 1-H 3-H		0-0 F7		0-0 1B 1B 2B	0-0 FC3-2 E 1B		5 3 3 2 0 0 3										
Ken Heintzelman, R (1, 1) OBP: 0.081, SLG: 0.056		0-3 K	0-3 K		0-0 SH		0-0 1B 1B 1B 2-3 3-H	0-0 FC3-2 PO E		4 0 1 1 0 2 3										
Inning Stats	R: 4 E: 1 K: 0 S: 6	H: 4 LOB: 1 BB: 2 P: 14	R: 1 E: 0 K: 1 S: 6	H: 1 LOB: 1 BB: 1 P: 10	R: 3 E: 0 K: 1 S: 8	H: 3 LOB: 1 BB: 1 P: 12	R: 0 E: 0 K: 0 S: 4	H: 2 LOB: 2 BB: 0 P: 4	R: 0 E: 1 K: 0 S: 3	H: 1 LOB: 1 BB: 1 P: 7	R: 2 E: 0 K: 1 S: 9	H: 4 LOB: 3 BB: 1 P: 13	R: 1 E: 1 K: 1 S: 6	H: 1 LOB: 1 BB: 1 P: 10	R: 1 E: 0 K: 0 S: 5	H: 2 LOB: 1 BB: 0 P: 5	1B: 12 2B: 4 3B: 2 HR: 0	SF: 0 SAC: 1 DP: 2 HBP: 0	WP: 0 PB: 0 SB: 0 CS: 0	PA: 52
PITCHER	IP WLS BF H R ER SO BB IBB HBP BLK WP HR S P ERA WHIP																			
Warren Spahn, L (1, 1) ERA: 3.15	0.1 L 7 4 4 4 0 2 0 0 0 0 0 0 5 13 108.00 18.000																			
Normie Roy, R (1, 1) ERA: 5.22	2.2 13 4 4 4 2 2 0 0 0 0 0 0 15 23 13.50 2.250																			
Bob Hall, R (4, 1) ERA: 6.75	4.0 21 7 2 2 1 3 0 0 0 0 0 0 20 32 4.50 2.500																			
Dave Cole, R (8, 1) ERA: 2.25	1.0 5 1 1 0 1 1 0 0 0 0 0 0 6 10 0.00 2.000																			
Dick Donovan, R (9, 1) ERA: 8.19	1.0 5 2 1 1 0 0 0 0 0 0 0 0 5 5 9.00 2.000																			

Philadelphia Phillies @ Boston Braves  
Braves Field, Boston, MA  
Mon Sep 25 1950, 3:33 AM EST  
Unknown

livebaseballscorecards.com





Batter	1	2	3	4	5	6	7	8	9	AB R H RBI BB SO LOB	TOP											
Eddie Waitkus, L (1, 3) OBP: 0.347, SLG: 0.361	0-0 6-3		0-0 SH3-4 FC5-4 1B	0-0 F7		0-0 FC6-4 CS			0-0 F5	5 1 1 0 0 0 3												
Richie Ashburn, L (1, 8) OBP: 0.374, SLG: 0.407	4-0 BB		0-0 FC5-4 SH3-4 1B	0-0 1-3		0-0 CS	0-0 F8	0-0 G4-6-3 1B	4 0 2 0 1 0 2													
Dick Sisler, L (1, 7) OBP: 0.372, SLG: 0.436	0-0 F8		0-0 SH3-4		0-0 F8		0-0 HR	0-0 G4-6-3	4 1 1 1 0 0 2													
Del Ennis, R (1, 9) OBP: 0.371, SLG: 0.551	0-0 4-3		4-0 FC5-4 IBB		4-0 1B BB		0-0 1B		2 1 1 0 2 0 1													
Willie Jones, R (1, 5) OBP: 0.341, SLG: 0.464		0-0 F9	0-0 FC5-4 FC6-4		0-0 4-3 1B		0-0 F7		4 0 1 2 0 0 3													
Granny Hamner, R (1, 6) OBP: 0.323, SLG: 0.392		0-0 1B	0-0 FC6-4		0-0 4-3		0-0 F7		4 0 1 0 0 0 4													
Andy Seminick, R (1, 2) OBP: 0.403, SLG: 0.539		0-0 1B		4-0 BB	0-0 1B		0-0 F2		3 0 2 0 1 0 0													
Mike Goliat, R (1, 4) OBP: 0.316, SLG: 0.376		0-0 F8		0-0 BB		1-0 FC6-4 HBP		0-0 1-3	3 0 0 0 0 0 3													
Russ Meyer, S (1, 1) OBP: 0.189, SLG: 0.160		0-0 F8		4-0 BB		0-0 F3		0-3 K	1 0 0 0 1 0 2													
Jim Konstanty, R (5, 1) OBP: 0.083, SLG: 0.083									2 0 0 0 0 1 1													
<b>Inning Stats</b>	R: 0 E: 0 K: 0 S: 3	H: 0 LOB: 1 BB: 1 P: 7	R: 0 E: 0 K: 0 S: 5	H: 2 LOB: 2 BB: 0 P: 5	R: 1 E: 0 K: 0 S: 5	H: 2 LOB: 2 BB: 1 P: 9	R: 0 E: 0 K: 0 S: 3	H: 0 LOB: 2 BB: 2 P: 11	R: 1 E: 0 K: 0 S: 4	H: 2 LOB: 2 BB: 1 P: 8	R: 0 E: 0 K: 0 S: 2	H: 0 LOB: 0 BB: 0 P: 3	R: 1 E: 0 K: 0 S: 5	H: 2 LOB: 1 BB: 0 P: 5	R: 0 E: 0 K: 1 S: 5	H: 0 LOB: 0 BB: 0 P: 5	R: 0 E: 0 K: 0 S: 3	H: 1 LOB: 0 BB: 0 P: 3	1B: 8 2B: 0 3B: 0 HR: 1	SF: 0 SAC: 1 DP: 1 HBP: 1	WP: 0 PB: 0 SB: 0 CS: 1	PA: 40
<b>PITCHER</b> Max Surkont, R (1, 1) ERA: 3.45	IP: 9.0 WLS: W BF: 39 H: 9 R: 3 ER: 3 SO: 1 BB: 4 IBB: 1 HBP: 1 BLK: 0 WP: 0 HR: 1 S: 35 P: 56 ERA: 3.00 WHIP: 1.444											<b>PITCHER</b>	IP: 9.0 WLS: W BF: 39 H: 9 R: 3 ER: 3 SO: 1 BB: 4 IBB: 1 HBP: 1 BLK: 0 WP: 0 HR: 1 S: 35 P: 56 ERA: 3.00 WHIP: 1.444									

Philadelphia Phillies @ Boston Braves  
 Braves Field, Boston, MA  
 Mon Sep 25 1950, 3:38 AM EST  
 Att. 7,451 - Unknown

livebaseballscorecards.com

AB 32  
 R 3  
 H 9  
 RBI 3  
 BB 5  
 SO 1  
 LOB 21



Batter	1	2	3	4	5	6	7	8	9
Gene Mauch, R OBP: 0.340, SLG: 0.330 (1, 4)	0-0 2B		0-0 SH4-3		0-0 BB 1B BB 1B	0-0 4-3		0-0 2B	
Sam Jethroe, S OBP: 0.345, SLG: 0.460 (1, 8)	0-0 F8		0-3 K		0-0 BB BB 1B		0-0 E SH 1B	0-0 4-3	
Earl Torgeson, L OBP: 0.410, SLG: 0.465 (1, 3)	0-0 F6		0-3 K		4-0 BB BB		0-0 SH	4-0 FC5-4 IBB	
Bob Elliott, R OBP: 0.380, SLG: 0.499 (1, 5)	0-0 1-3			0-0 6-3	0-0 F5		0-0 E6 G5-4-3	0-0 FC5-4	
Sid Gordon, R OBP: 0.410, SLG: 0.557 (1, 7)		0-0 F8		0-3 K	4-0 BB BB		0-0 G5-4-3		
Tommy Holmes, L OBP: 0.371, SLG: 0.450 (1, 9)		0-0 F7		0-0 F9	0-0 F8			4-0 SH2-4 1B BB	
Sibby Sisti, R OBP: 0.295, SLG: 0.260 (8, PR) (9, 6)									
Del Crandall, R OBP: 0.269, SLG: 0.322 (1, 2)		0-0 F8			0-0 F8	0-0 F8		0-0 SH2-4	
Buddy Kerr, R OBP: 0.301, SLG: 0.313 (1, 6)			0-0 SH4-3 2B		0-0 1B 1B 1B	0-0 F8		4-0 1B IBB	
Willard Marshall, L OBP: 0.326, SLG: 0.340 (8, PH) (9, 9)									
Max Surkont, R OBP: 0.450, SLG: 0.632 (1, 1)			4-0 SH4-3 BB		0-0 1B 1B BB 1B	0-0 1B		0-0 2B 1B	

Inning Stats	R: 0 E: 0 K: 0 S: 4	H: 1 LOB: 1 BB: 0 P: 4	R: 0 E: 0 K: 0 S: 3	H: 0 LOB: 0 BB: 0 P: 3	R: 0 E: 0 K: 2 S: 8	H: 1 LOB: 2 BB: 1 P: 12	R: 0 E: 0 K: 1 S: 5	H: 0 LOB: 0 BB: 0 P: 5	R: 3 E: 0 K: 0 S: 7	H: 4 LOB: 3 BB: 2 P: 15	R: 0 E: 0 K: 0 S: 4	H: 1 LOB: 1 BB: 0 P: 4	R: 0 E: 1 K: 0 S: 4	H: 1 LOB: 1 BB: 0 P: 4	R: 2 E: 0 K: 0 S: 5	H: 2 LOB: 3 BB: 3 P: 17
1B: 7 2B: 3 3B: 0 HR: 0	SF: 0 SAC: 3 DP: 1 HBP: 0	WP: 0 PA: 40 PB: 0 SB: 0 CS: 0														

PITCHER	IP	WLS	BF	H	R	ER	SO	BB	IBB	HBP	BLK	WP	HR	S	P	ERA	WHIP
Russ Meyer, R ERA: 5.3 (1, 1)	4.1		21	6	3	3	3	2	0	0	0	0	0	25	33	6.23	1.846
Jim Konstanty, R ERA: 2.26 (5, 1)	3.2	L	19	4	2	2	0	2	2	0	0	0	0	15	31	4.91	1.636

BOTTOM

Philadelphia Phillies @ Boston Braves  
 Braves Field, Boston, MA  
 Mon Sep 25 1950, 3:38 AM EST  
 Att. 7,451 - Unknown

livebaseballscorecards.com

AB	31
R	5
H	10
RBI	5
BB	6
SO	3
LOB	23



Batter	1	2	3	4	5	6	7	8	9	AB	R	H	RBI	BB	SO	LOB
--------	---	---	---	---	---	---	---	---	---	----	---	---	-----	----	----	-----

TOP

<b>Eddie Waitkus, L</b> OBP: 0.347, SLG: 0.361 (1, 3) X	0-0 F9 1B		0-0 1B 1B	0-0 1-2 2-3 F9 1B			0-0 1B 1B	0-0 P 1B	0-0 4-3	6	2	2	0	0	0	3
<b>Richie Ashburn, L</b> OBP: 0.376, SLG: 0.408 (1, 8) X	0-0 1B		0-0 1-3 1B 1B		0-0 F7		0-0 1-2 1B HR 1B	0-0 4-3		5	1	3	0	0	0	1
<b>Dick Sisler, L</b> OBP: 0.373, SLG: 0.436 (1, 7) X	0-0 F7		0-0 F5		0-0 G3		0-0 1-3 2-H HR 1B	0-0 1B E 1B		5	1	2	2	0	0	3
<b>Putsy Caballero, R</b> OBP: 0.240, SLG: 0.174 (8, PR)										0	1	0	0	0	0	0
<b>Jackie Mayo, L</b> OBP: 0.270, SLG: 0.314 (8, 7) X	0-0 F2		0-0 1-2 3-H 1B		0-0 1B		0-0 1-H 3-H HR	0-0 1-3 1B		5	2	4	4	0	0	1
<b>Del Ennis, R</b> OBP: 0.374, SLG: 0.559 (1, 9) X																
<b>Willie Jones, R</b> OBP: 0.340, SLG: 0.463 (1, 5) X		0-0 F2	0-0 L3		0-0 F9		0-0 2B	0-0 1-2 3-H E 1B		5	0	1	0	0	0	4
<b>Granny Hamner, R</b> OBP: 0.323, SLG: 0.392 (1, 6) X		0-0 1B		0-0 6-3		0-0 6-3	0-0 G3	0-0 1-2 2-H FC6-4 1B		5	0	2	1	0	0	1
<b>Andy Seminick, R</b> OBP: 0.403, SLG: 0.535 (1, 2) X		0-0 F8		4-0 E 1B BB		4-0 BB	0-0 L5	0-0 1-2 FC6-4		3	0	0	0	2	0	4
<b>Mike Goliat, R</b> OBP: 0.315, SLG: 0.374 (1, 4) X		0-0 L7		0-0 1-2 E 1B		0-0 L8	0-0 F9		0-3 K	5	0	1	0	0	1	3
<b>Bob Miller, R</b> OBP: 0.200, SLG: 0.203 (1, 1)			0-0 6-3	0-0 F7		0-3 K		4-0 1B BB	0-0 F9	3	0	0	0	0	1	3
<b>Jim Konstanty, R</b> OBP: 0.083, SLG: 0.083 (7, 1)										0	0	0	0	0	0	0
<b>Dick Whitman, L</b> OBP: 0.310, SLG: 0.295 (8, PH)										0	1	0	0	1	0	0
<b>Blix Donnelly, R</b> OBP: 0.200, SLG: 0.200 (8, 1)										1	0	0	0	0	0	0

**Philadelphia Phillies @ Boston Braves**  
Braves Field, Boston, MA  
Tue Sep 26 1950, 3:33 AM EST  
Att. 1,987 - Unknown

[livebaseballscorecards.com](http://livebaseballscorecards.com)

<b>AB</b>	43
<b>R</b>	8
<b>H</b>	15
<b>RBI</b>	7
<b>BB</b>	3
<b>SO</b>	2
<b>LOB</b>	23



Inning Stats	R: 0	H: 1	R: 0	H: 1	R: 1	H: 3	R: 0	H: 1	R: 0	H: 0	R: 4	H: 5	R: 3	H: 3	R: 0	H: 0	1B: 13	SF: 0	WP: 0	PA: 46
	E: 0	LOB: 1	E: 0	LOB: 1	E: 0	LOB: 2	E: 0	LOB: 1	E: 0	LOB: 1	E: 1	LOB: 1	E: 1	LOB: 2	E: 0	LOB: 0	2B: 1	SAC: 0	PB: 0	
	K: 0	BB: 0	K: 0	BB: 0	K: 0	BB: 1	K: 0	BB: 0	K: 1	BB: 1	K: 0	BB: 0	K: 0	BB: 1	K: 1	BB: 0	3B: 0	DP: 0	SB: 0	
	S: 4	P: 4	S: 4	P: 4	S: 6	P: 8	S: 4	P: 8	S: 5	P: 9	S: 8	P: 8	S: 7	P: 11	S: 5	P: 5	HR: 1	HBP: 0	CS: 0	

PITCHER	IP	WLS	BF	H	R	ER	SO	BB	IBB	HBP	BLK	WP	HR	S	P	ERA	WHIP
<b>Vern Bickford, R</b> ERA: 3.33 (1, 1)	6.0		32	12	5	5	1	2	0	0	0	0	1	32	40	7.50	2.333
<b>Bobby Hogue, R</b> ERA: 5.09 (7, 1)	1.0		3	0	0	0	0	0	0	0	0	0	0	3	3	0.00	0.000
<b>Bob Hall, R</b> ERA: 6.84 (8, 1)	0.2	L	7	3	3	1	0	1	0	0	0	0	0	6	10	13.50	6.000
<b>Bob Chipman, L</b> ERA: 4.38 (8, 1)	1.1		4	0	0	0	1	0	0	0	0	0	0	6	6	0.00	0.000

WP: 0 PA: 46

PB: 0

SB: 0

CS: 0





Batter	1		2		3		4		5		6		7		8		9		AB	R	H	RBI	BB	SO	LOB	TOP	
Roy Hartsfield, R (1, 4) OBP: 0.322, SLG: 0.372	B C C C X	3-2 L7			F B F F S	2-3 K			C B F S	1-3 K			B X	1-0 FC4-6 1B			X	0-0 1-3	5	0	1	0	0	2	0		
Sam Jethroe, S (1, 8) OBP: 0.342, SLG: 0.453	B B B B X	4-1 1B 6-3-2 BB			B B X	2-0 4-3			X	0-0 1-3			B B B X	2-2 FC4-6 1-2f HR			C B B F X	2-2 F7	4	1	0	0	1	0	1		
Earl Torgeson, L (1, 3) OBP: 0.412, SLG: 0.475	B C X	1-1 1-2 1B			B B B X	3-2 F8			C B F S	1-3 K			B B L B X	3-2 1-H HR			C B X	1-1 3-1	5	1	2	2	0	1	0		
Bob Elliott, R (1, 5) OBP: 0.380, SLG: 0.498	F B B S X	3-2 6-3-2 2-Hf			B B B B X	4-1 FC3-6 BB			X	0-0 1B E 1B			B B L B X	3-2 6-3			C B B X		3	1	1	0	1	0	2		
Sid Gordon, R (1, 7) OBP: 0.403, SLG: 0.547					C B X	1-1 F8			X	0-0 FC3-6 1-2f 3B			C B X	0-2 F8			C B X	0-2 F6	4	1	0	0	0	0	2		
Tommy Holmes, L (1, 9) OBP: 0.375, SLG: 0.459					C B T X	1-2 FC5-4 1B			X	0-0 1-H 3B			C X	0-1 E 1-2 1B			B B C X	2-1 F7	4	0	3	1	0	0	0		
Del Crandall, R (1, 2) OBP: 0.272, SLG: 0.321					L B F X	1-1 FC5-4 1-2f			B X	1-0 5-3			X	0-0 E7 1-3 2-H 1B			B S C B B B	4-2 BB	3	0	1	1	1	0	2		
Buddy Kerr, R (1, 6) OBP: 0.300, SLG: 0.313					B T B B X	2-2 1-3			X	0-0 HR 1B			C B S X	0-3 K			C B S X	1-3 K	2	1	1	0	0	0	1		
Bob Addis, L (6, PH) OBP: 0.385, SLG: 0.348																			1	0	0	0	0	1	2		
Sibby Sisti, R (6, 6) OBP: 0.298, SLG: 0.258																			1	0	0	0	0	1	1		
Warren Spahn, L (1, 1) OBP: 0.270, SLG: 0.250					S F C	0-3 K			F X	0-1 HR			B F X	1-1 L4			B X	1-0 1-3	3	1	1	2	0	1	2		
Bobby Hogue, R (7, 1) OBP: 0.286, SLG: 0.308																			0	0	0	0	0	0	0		
Johnny Antonelli, L (7, 1) OBP: 0.143, SLG: 0.143																			0	0	0	0	0	0	0		
Willard Marshall, L (8, PH) OBP: 0.324, SLG: 0.338																			1	0	0	0	0	0	1		
Normie Roy, R (8, 1) OBP: 0.250, SLG: 0.167																			0	0	0	0	0	0	0		
<b>Inning Stats</b>	R: 0 E: 0 K: 0 S: 10	H: 1 LOB: 1 BB: 1 P: 21	R: 0 E: 0 K: 0 S: 11	H: 1 LOB: 1 BB: 0 P: 16	R: 0 E: 0 K: 2 S: 8	H: 0 LOB: 0 BB: 0 P: 12	R: 1 E: 0 K: 0 S: 7	H: 1 LOB: 1 BB: 1 P: 16	R: 2 E: 0 K: 2 S: 10	H: 2 LOB: 0 BB: 0 P: 12	R: 1 E: 1 K: 1 S: 10	H: 3 LOB: 2 BB: 0 P: 11	R: 2 E: 0 K: 0 S: 15	H: 2 LOB: 0 BB: 0 P: 24	R: 0 E: 0 K: 1 S: 8	H: 0 LOB: 1 BB: 1 P: 16	R: 0 E: 0 K: 0 S: 7	H: 0 LOB: 0 BB: 0 P: 10	1B: 7 2B: 1 3B: 1 HR: 2	SF: 0 SAC: 0 DP: 1 HBP: 0	WP: 0 PB: 0 SB: 1 CS: 0	PA: 39					
<b>PITCHER</b>	IP WLS BF H R ER SO BB IBB HBP BLK WP HR S P ERA WHIP																										
Don Newcombe, R (1, 1) ERA: 3.72	5.1																										
Dan Bankhead, R (6, 1) ERA: 5.51	3.2	W	14	2	2	2	2	1	0	0	0	0	1	35	56	4.91	0.818										

Boston Braves @ Brooklyn Dodgers  
Ebbets Field, Brooklyn, NY  
Wed Sep 27 1950, 3:33 AM EST  
Unknown

livebaseballscorecards.com

AB	36
R	6
H	10
RBI	6
BB	3
SO	6
LOB	14



Batter	1	2	3	4	5	6	7	8	9	AB	R	H	RBI	BB	SO	LOB	BOTTOM			
Tommy Brown, R OBP: 0.380, SLG: 0.600 (1, 7)	1-2 5-3		X 0-0 L7-3 1B	X 0-0 FC4 1-2f		X 0-0 5-3		B 2-0 HR		5	1	2	1	0	0	2	<b>Boston Braves @ Brooklyn Dodgers</b> <b>Ebbets Field, Brooklyn, NY</b> Wed Sep 27 1950, 3:33 AM EST Unknown			
Pee Wee Reese, R OBP: 0.367, SLG: 0.370 (1, 6)	2-0 BB 1B		B 1-0 L7-3 1-2		B 4-1 4-3 1B BB		C 0-1 E1 2B 1B	C 4-2 L6-4 S BB		3	2	2	0	2	0	1				
Duke Snider, L OBP: 0.377, SLG: 0.547 (1, 8)	C 4-1 1-2 BB			C 3-3 K	B 2-2 4-3		X 0-0 HR 2B	M 0-2 F7		4	1	1	1	1	1	2				
Jackie Robinson, R OBP: 0.426, SLG: 0.505 (1, 4)	X 0-0 F4		X 0-0 E 1B	X 0-0 F7		M 2-1 L9	B 2-1 L6-4 1-3			5	1	1	0	0	0	5				
Carl Furillo, R OBP: 0.357, SLG: 0.470 (1, 9)	S 1-2 F9		B 1-1 E4 FC6-5 1-H	B 2-2 BB 1B		B 4-1 HR BB				3	1	1	1	1	0	2				
Gil Hodges, R OBP: 0.373, SLG: 0.519 (1, 3)	X 0-0 5-3		B 3-2 FC6-5 HR 2-3	B 4-2 BB		C 3-2 HR				3	2	1	3	1	0	1				
Roy Campanella, R OBP: 0.361, SLG: 0.540 (1, 2)	B 2-0 F2		B 2-2 HR 2-H	X 0-0 F3		B 3-1 2B				4	1	2	2	0	0	2				
Billy Cox, R OBP: 0.307, SLG: 0.357 (1, 5)	C 2-3 K		F 0-1 E 1B	B 1-0 F8		B 2-1 F8				4	0	1	0	0	1	1				
Don Newcombe, L OBP: 0.327, SLG: 0.340 Dan Bankhead, R OBP: 0.268, SLG: 0.256 (1, 1) (6, 1)			B 3-2 1-3	F 0-1 E4 FC4 1-2		B 1-2 1-3		C 0-0 4-3		2	0	0	0	0	0	1				
										2	0	0	0	0	0	1				
<b>Inning Stats</b>	R: 0 E: 0 K: 0 S: 10	H: 1 LOB: 2 BB: 1 P: 18	R: 0 E: 0 K: 1 S: 5	H: 0 LOB: 0 BB: 0 P: 9	R: 0 E: 0 K: 0 S: 5	H: 1 LOB: 0 BB: 0 P: 9	R: 3 E: 2 K: 1 S: 19	H: 3 LOB: 2 BB: 0 P: 28	R: 1 E: 0 K: 0 S: 18	H: 1 LOB: 2 BB: 2 P: 30	R: 0 E: 0 K: 0 S: 8	H: 0 LOB: 0 BB: 0 P: 10	R: 4 E: 1 K: 0 S: 15	H: 4 LOB: 1 BB: 1 P: 29	R: 1 E: 0 K: 0 S: 9	H: 1 LOB: 0 BB: 1 P: 17	1B: 6 2B: 4 3B: 0 HR: 3	SF: 0 SAC: 0 DP: 2 HBP: 0	WP: 0 PB: 0 SB: 1 CS: 0	PA: 40
<b>PITCHER</b>	IP WLS BF H R ER SO	IP WLS BF H R ER SO	IP WLS BF H R ER SO	IP WLS BF H R ER SO	IP WLS BF H R ER SO	IP WLS BF H R ER SO	IP WLS BF H R ER SO	IP WLS BF H R ER SO	IP WLS BF H R ER SO	IP WLS BF H R ER SO	IP WLS BF H R ER SO	IP WLS BF H R ER SO	IP WLS BF H R ER SO	IP WLS BF H R ER SO	IP WLS BF H R ER SO	IP WLS BF H R ER SO	ERA WHIP	ERA WHIP		
Warren Spahn, L ERA: 3.18 (1, 1)	6.0		8	6	3	2	3	0	0	0	0	0	0	0	0	0	4.50	1.833		
Bobby Hogue, R ERA: 5.37 (7, 1)	0.1	L	4	2	2	0	1	0	0	0	0	0	0	0	0	0	54.00	9.000		
Johnny Antonelli, L ERA: 6.31 (7, 1)	0.2		2	0	0	0	0	0	0	0	0	0	0	0	0	0	0.00	0.000		
Normie Roy, R ERA: 5.28 (8, 1)	1.0		4	1	1	1	1	0	0	0	0	0	0	0	0	0	9.00	2.000		

livebaseballscorecards.com

<b>AB</b>	<b>35</b>
<b>R</b>	<b>9</b>
<b>H</b>	<b>11</b>
<b>RBI</b>	<b>8</b>
<b>BB</b>	<b>5</b>
<b>SO</b>	<b>2</b>
<b>LOB</b>	<b>18</b>



Batter	1	2	3	4	5	6	7	8	9	AB R H RBI BB SO LOB	TOP											
Gene Mauch, R (1, 4) OBP: 0.348, SLG: 0.337	1-2 F9		1-0 5-3			1-0 SH HR 1B	1-1 FC6 F9			4 1 1 0 0 0 1	<p><b>Boston Braves @ Brooklyn Dodgers</b> Ebbets Field, Brooklyn, NY</p> <p>Wed Sep 27 1950, 3:38 AM EST Att. 8,447 - Unknown</p> <p>livebaseballscorecards.com</p>											
Sam Jethroe, S (1, 8) OBP: 0.340, SLG: 0.451	1-3 K		2-3 K			0-1 SH HR 1B	2-0 F9			3 1 0 0 0 2 2												
Earl Torgeson, L (1, 3) OBP: 0.412, SLG: 0.476	0-0 F5					0-0 HR 1B	1-0 F7			4 1 2 0 0 0 2												
Bob Elliott, R (1, 5) OBP: 0.381, SLG: 0.506		0-2 FC6-5 2B				3-2 HR	2-1 F7			4 1 2 4 0 0 1												
Sid Gordon, R (1, 7) OBP: 0.400, SLG: 0.542		1-1 F8				2-3 K	2-2 F7			4 0 0 0 0 1 1												
Walker Cooper, R (1, 2) OBP: 0.367, SLG: 0.495		0-2 FC6-5 BB				2-3 K	1-2 6-3			2 0 0 0 0 0 1												
Del Crandall, R (5, 2) OBP: 0.270, SLG: 0.318		2-3								2 0 0 0 0 1 0												
Tommy Holmes, L (1, 9) OBP: 0.374, SLG: 0.455		4-1 BB				0-0 F8	1-1 1-3			3 0 0 0 1 0 0												
Buddy Kerr, R (1, 6) OBP: 0.302, SLG: 0.314		2-1 F9				0-0 1B	1-0 FC6 SH2-4 1B			4 0 2 0 0 1 2												
Johnny Sain, R (1, 1) OBP: 0.250, SLG: 0.255			0-1 F8			1-0 F7				3 0 0 0 0 0 1												
Bobby Hogue, R (9, 1) OBP: 0.286, SLG: 0.308							0-0 SH2-4			0 0 0 0 0 0 0												
<b>Inning Stats</b>	R: 0 E: 0 K: 1 S: 7	H: 0 LOB: 0 BB: 0 P: 9	R: 0 E: 0 K: 0 S: 11	H: 1 LOB: 2 BB: 1 P: 18	R: 0 E: 0 K: 1 S: 6	H: 0 LOB: 0 BB: 0 P: 9	R: 0 E: 0 K: 0 S: 7	H: 1 LOB: 0 BB: 0 P: 12	R: 0 E: 0 K: 0 S: 4	H: 1 LOB: 1 BB: 0 P: 5	R: 4 E: 1 K: 2 S: 15	H: 3 LOB: 0 BB: 0 P: 24	R: 0 E: 0 K: 0 S: 6	H: 1 LOB: 2 BB: 0 P: 11	R: 0 E: 0 K: 0 S: 11	H: 0 LOB: 0 BB: 0 P: 16	R: 0 E: 0 K: 1 S: 5	H: 0 LOB: 0 BB: 0 P: 7	1B: 5 2B: 2 3B: 0 HR: 1	SF: 0 SAC: 2 DP: 1 HBP: 0	WP: 0 PB: 0 SB: 0 CS: 0	PA: 36
<b>PITCHER</b>	IP WLS BF H R ER SO BB IBB HBP BLK WP HR S P ERA WHIP																					
Erv Palica, R (1, 1) ERA: 3.65	8.0 L 33 7 4 3 4 1 0 0 0 0 0 1 67 104 3.38 1.000																					
Dan Bankhead, R (9, 1) ERA: 5.47	1.0 3 0 0 0 1 0 0 0 0 0 0 0 5 7 0.00 0.000																					

AB	33
R	4
H	7
RBI	4
BB	1
SO	5
LOB	11



Batter	1	2	3	4	5	6	7	8	9	AB	R	H	RBI	BB	SO	LOB
<b>Pee Wee Reese, R</b> OBP: 0.366, SLG: 0.368 (1, 6)	0-1 1-3		3-2 F3			0-1 F2		4-1 1B 1B BB		3	1	0	0	1	0	0
<b>Gene Hermanski, L</b> OBP: 0.381, SLG: 0.451 (1, 7)	2-0 1B			1-0 FC3-6 1B		0-0 2B		1-1 1B 1-3 2-H 1B		4	0	4	1	0	0	0
<b>Duke Snider, L</b> OBP: 0.376, SLG: 0.545 (1, 8)	1-0 G3			0-0 FC3-6 CS 1-2f		0-1 F2		0-0 L3 1-3 3-H 1B		4	0	1	1	0	0	2
<b>Jackie Robinson, R</b> OBP: 0.425, SLG: 0.502 (1, 4)		0-1 4-3		4-1 BB 1-2		1-2 5-3		0-2 L3 1-2		3	0	0	0	1	0	4
<b>Carl Furillo, R</b> OBP: 0.356, SLG: 0.468 (1, 9)		3-1 1-3		2-0 L6			1-1 FC6-4 1B	0-0 1-3		4	0	1	0	0	0	3
<b>Gil Hodges, R</b> OBP: 0.372, SLG: 0.516 (1, 3)		4-2 FC5-4 BB			2-2 F8		0-1 FC6-4 FC6-4 1-2f	1-1 6-3		3	0	0	0	1	0	1
<b>Bruce Edwards, R</b> OBP: 0.256, SLG: 0.394 (1, 2)		0-0 FC5-4 1-2f			0-2 1B 1B		1-2 FC6-4 1-2f	1-1 L3		4	0	1	0	0	0	2
<b>Billy Cox, R</b> OBP: 0.308, SLG: 0.358 (1, 5)			2-1 F8		0-1 1B		0-1 6-3		1-0 F9	2	0	1	0	0	0	0
<b>Cal Abrams, L</b> OBP: 0.333, SLG: 0.212 (7, PH)					1-3 1B					1	0	0	0	0	0	1
<b>Eddie Miksis, R</b> OBP: 0.296, SLG: 0.382 (8, 5)										1	0	0	0	0	0	0
<b>Erv Palica, R</b> OBP: 0.234, SLG: 0.344 (1, 1)			0-0 5-3		0-1 6-3			3-2 E1 1B 1B		2	0	0	0	0	0	1
<b>Jim Russell, S</b> OBP: 0.338, SLG: 0.438 (8, PH)										1	0	1	0	0	0	0
<b>Joe Hatten, R</b> OBP: 0.125, SLG: 0.125 (8, PR)										0	1	0	0	0	0	0
<b>Dan Bankhead, R</b> OBP: 0.268, SLG: 0.256 (9, 1)										0	0	0	0	0	0	0

Inning Stats	R: 0	H: 1	E: 0	LOB: 0	K: 0	BB: 0	S: 4	P: 7	R: 0	H: 0	E: 0	LOB: 1	K: 0	BB: 1	S: 8	P: 15	R: 0	H: 0	E: 0	LOB: 0	K: 0	BB: 0	S: 6	P: 11	R: 0	H: 1	E: 0	LOB: 1	K: 0	BB: 1	S: 4	P: 11	R: 0	H: 2	E: 0	LOB: 1	K: 0	BB: 0	S: 10	P: 12	R: 0	H: 1	E: 0	LOB: 1	K: 0	BB: 0	S: 8	P: 9	R: 0	H: 1	E: 0	LOB: 1	K: 0	BB: 0	S: 10	P: 12	R: 2	H: 3	E: 1	LOB: 2	K: 0	BB: 1	S: 12	P: 20	R: 0	H: 0	E: 0	LOB: 0	K: 0	BB: 0	S: 5	P: 8	1B: 8	SF: 0	2B: 2	SAC: 0	3B: 0	DP: 1	HR: 0	HBP: 0	WP: 0	PA: 35
--------------	------	------	------	--------	------	-------	------	------	------	------	------	--------	------	-------	------	-------	------	------	------	--------	------	-------	------	-------	------	------	------	--------	------	-------	------	-------	------	------	------	--------	------	-------	-------	-------	------	------	------	--------	------	-------	------	------	------	------	------	--------	------	-------	-------	-------	------	------	------	--------	------	-------	-------	-------	------	------	------	--------	------	-------	------	------	-------	-------	-------	--------	-------	-------	-------	--------	-------	--------

PITCHER	IP	WLS	BF	H	R	ER	SO	BB	IBB	HBP	BLK	WP	HR	S	P	ERA	WHIP
<b>Johnny Sain, R</b> ERA: 3.91 (1, 1)	8.0	W	32	9	2	2	0	3	0	0	0	0	0	62	97	2.25	1.500
<b>Bobby Hogue, R</b> ERA: 5.28 (9, 1)	1.0	S	3	0	0	0	0	0	0	0	0	0	0	5	8	0.00	0.000

**BOTTOM**

**Boston Braves @ Brooklyn Dodgers**  
Ebbets Field, Brooklyn, NY

Wed Sep 27 1950, 3:38 AM EST  
Att. 8,447 - Unknown

<b>AB</b>	<b>32</b>
<b>R</b>	<b>2</b>
<b>H</b>	<b>9</b>
<b>RBI</b>	<b>2</b>
<b>BB</b>	<b>3</b>
<b>SO</b>	<b>0</b>
<b>LOB</b>	<b>14</b>



PITCHER	IP	WLS	BF	H	R	ER	SO	BB	IBB	HBP	BLK	WP	HR	S	P	ERA	WHIP
---------	----	-----	----	---	---	----	----	----	-----	-----	-----	----	----	---	---	-----	------

Batter	1	2	3	4	5	6	7	8	9	AB R H RBI BB SO LOB	TOP											
Gene Mauch, R (1, 4) OBP: 0.333, SLG: 0.321	2-3 		3-3 		0-1 5-3 		1-1 G1-4-3 		2-2 6-3 	5 0 0 0 0 2 2	<b>Boston Braves @ Brooklyn Dodgers</b> Ebbets Field, Brooklyn, NY Thu Sep 28 1950, 3:33 AM EST Unknown <a href="http://livebaseballscorecards.com">livebaseballscorecards.com</a>											
Sam Jethroe, S (1, 8) OBP: 0.339, SLG: 0.448	4-1 		2-2 5-3 		0-0 F4 			0-3 K 		3 0 0 0 1 1 1												
Earl Torgeson, L (1, 3) OBP: 0.411, SLG: 0.473	0-1 FC5-4 		0-0 F9 		2-2 G3 			4-1 		3 2 0 0 1 0 1												
Bob Elliott, R (1, 5) OBP: 0.383, SLG: 0.514	1-0 			0-0 F7 		2-2 		2-1 		4 3 3 0 0 0 0												
Sid Gordon, R (1, 7) OBP: 0.403, SLG: 0.551	1-1 			2-0 6-3 		0-1 		0-1 		4 0 3 5 0 0 0												
Tommy Holmes, L (1, 9) OBP: 0.372, SLG: 0.452	0-0 5-3 			1-1 		0-0 4-3 		0-1 F9 		4 0 1 0 0 0 3												
Del Crandall, R (1, 2) OBP: 0.266, SLG: 0.313			1-2 F8 		0-0 FC5-4 		1-2 5-3 		0-3 K 	4 0 0 0 0 1 3												
Buddy Kerr, R (1, 6) OBP: 0.302, SLG: 0.314			1-0 F4 		1-0 		2-1 F7 		2-2 F7 	3 0 1 0 0 0 0												
Bob Addis, L (9, PH) OBP: 0.370, SLG: 0.333										1 0 0 0 0 0 0												
Mickey Haefner, L (1, 1) OBP: 0.300, SLG: 0.259			1-2 6-3 		0-0 SH3-4 		0-1 		1-2 F4 	2 0 1 0 0 0 0												
Bobby Hogue, R (7, 1) OBP: 0.286, SLG: 0.308										0 0 0 0 0 0 0												
Willard Marshall, L (9, PH) OBP: 0.323, SLG: 0.337										1 0 0 0 0 0 0												
<b>Inning Stats</b>	R: 2 E: 0 K: 1 S: 10	H: 2 LOB: 1 BB: 1 P: 18	R: 0 E: 0 K: 0 S: 7	H: 0 LOB: 0 BB: 0 P: 10	R: 0 E: 0 K: 1 S: 7	H: 0 LOB: 0 BB: 0 P: 12	R: 0 E: 0 K: 0 S: 5	H: 1 LOB: 1 BB: 0 P: 8	R: 0 E: 0 K: 0 S: 5	H: 1 LOB: 1 BB: 0 P: 6	R: 1 E: 0 K: 0 S: 13	H: 2 LOB: 1 BB: 0 P: 18	R: 0 E: 0 K: 0 S: 6	H: 1 LOB: 0 BB: 0 P: 9	R: 2 E: 0 K: 2 S: 13	H: 2 LOB: 1 BB: 1 P: 19	R: 0 E: 0 K: 0 S: 9	H: 0 LOB: 0 BB: 0 P: 14	1B: 5 2B: 2 3B: 2 HR: 0	SF: 0 SAC: 1 DP: 1 HBP: 0	WP: 0 PB: 0 SB: 0 CS: 0	PA: 37
<b>PITCHER</b>	IP WLS BF H R ER SO BB IBB HBP BLK WP HR S P ERA WHIP																					
Carl Erskine, R (1, 1) ERA: 4.91	7.1 W 31 8 5 5 3 2 0 0 0 0 0 0 59 93 6.14 1.364																					
Dan Bankhead, R (8, 1) ERA: 5.4	1.2 S 6 1 0 0 1 0 0 0 0 0 0 0 16 21 0.00 0.600																					

**Boston Braves @ Brooklyn Dodgers**  
 Ebbets Field, Brooklyn, NY  
 Thu Sep 28 1950, 3:33 AM EST  
 Unknown

AB	34
R	5
H	9
RBI	5
BB	2
SO	4
LOB	10



Batter	1	2	3	4	5	6	7	8	9	AB	R	H	RBI	BB	SO	LOB
<b>Pee Wee Reese, R</b> OBP: 0.368, SLG: 0.369 (1, 6)	4-2 G6-4-3 BB			0-2 5-3 HR 1B		0-0 F2	3-2 S 1B			3	1	2	1	1	0	0
<b>Jim Russell, S</b> OBP: 0.332, SLG: 0.429 (1, 7)	3-2 G6-4-3 1-2f			3-2 5-3		1-1 L6	1-2 F3			4	0	0	0	0	0	3
<b>Cal Abrams, L</b> OBP: 0.333, SLG: 0.212 (9, 7)				1-2						0	0	0	0	0	0	0
<b>Duke Snider, L</b> OBP: 0.375, SLG: 0.548 (1, 8)	1-1 G3			0-0 2-H HR		0-0 L4		0-1 F8		4	1	1	2	0	0	0
<b>Jackie Robinson, R</b> OBP: 0.423, SLG: 0.499 (1, 4)			0-1 5-3	4-2 S BB			0-0 F8	2-0 F8		3	0	0	0	1	0	0
<b>Carl Furillo, R</b> OBP: 0.356, SLG: 0.466 (1, 9)			1-0 L4	2-0 F3			4-1 1B BB	1-0 F3		3	1	0	0	1	0	1
<b>Gil Hodges, R</b> OBP: 0.372, SLG: 0.515 (1, 3)			1-2 5-3	2-3 K 1-2			1-1 1B 1B			3	1	1	0	0	1	1
<b>Roy Campanella, R</b> OBP: 0.361, SLG: 0.538 (1, 2)			2-2 5-3		2-1 L8		1-2 1B E 1B			3	1	1	1	0	0	0
<b>Billy Cox, R</b> OBP: 0.308, SLG: 0.358 (1, 5)			1-0 F8		1-0 6-3		2-0 E5 1B 1B			3	1	1	1	0	0	0
<b>Carl Erskine, R</b> OBP: 0.289, SLG: 0.278 (1, 1)			1-1 6-3		0-0 B1-3		1-1 1-3			3	0	0	0	0	0	1
<b>Dan Bankhead, R</b> OBP: 0.268, SLG: 0.256 (8, 1)										0	0	0	0	0	0	0

Inning Stats	R: 0	H: 0	E: 0	LOB: 0	K: 0	S: 9	BB: 1	P: 17	R: 0	H: 0	E: 0	LOB: 0	K: 0	S: 6	BB: 0	P: 8	R: 0	H: 0	E: 0	LOB: 0	K: 0	S: 7	BB: 0	P: 11	R: 2	H: 2	E: 0	LOB: 1	K: 1	S: 14	BB: 1	P: 25	R: 0	H: 0	E: 0	LOB: 0	K: 0	S: 4	BB: 0	P: 7	R: 0	H: 0	E: 0	LOB: 0	K: 0	S: 4	BB: 0	P: 5	R: 4	H: 4	E: 1	LOB: 1	K: 0	S: 17	BB: 1	P: 30	R: 0	H: 0	E: 0	LOB: 0	K: 0	S: 4	BB: 0	P: 7
<b>1B: 5</b>	<b>SF: 0</b>	<b>2B: 0</b>	<b>SAC: 0</b>	<b>3B: 0</b>	<b>DP: 1</b>	<b>HR: 1</b>	<b>HBP: 0</b>	<b>WP: 0</b>	<b>PA: 32</b>	<b>WP: 0</b>	<b>PA: 32</b>	<b>ERA: 5.66</b>	<b>WHIP: 1.263</b>	<b>ERA: 0.00</b>	<b>WHIP: 0.600</b>	<b>ERA: 5.14</b>	<b>WHIP: 1.263</b>	<b>ERA: 8.53</b>	<b>WHIP: 1.263</b>	<b>ERA: 0.00</b>	<b>WHIP: 0.600</b>	<b>ERA: 5.14</b>	<b>WHIP: 1.263</b>	<b>ERA: 5.66</b>	<b>WHIP: 1.263</b>	<b>ERA: 8.53</b>	<b>WHIP: 1.263</b>	<b>ERA: 0.00</b>	<b>WHIP: 0.600</b>	<b>ERA: 5.14</b>	<b>WHIP: 1.263</b>	<b>ERA: 5.66</b>	<b>WHIP: 1.263</b>	<b>ERA: 8.53</b>	<b>WHIP: 1.263</b>	<b>ERA: 0.00</b>	<b>WHIP: 0.600</b>	<b>ERA: 5.14</b>	<b>WHIP: 1.263</b>	<b>ERA: 5.66</b>	<b>WHIP: 1.263</b>	<b>ERA: 8.53</b>	<b>WHIP: 1.263</b>	<b>ERA: 0.00</b>	<b>WHIP: 0.600</b>	<b>ERA: 5.14</b>	<b>WHIP: 1.263</b>	<b>ERA: 5.66</b>	<b>WHIP: 1.263</b>	<b>ERA: 8.53</b>	<b>WHIP: 1.263</b>	<b>ERA: 0.00</b>	<b>WHIP: 0.600</b>											


**BOTTOM**

**Boston Braves @ Brooklyn Dodgers**  
Ebbets Field, Brooklyn, NY

Thu Sep 28 1950, 3:33 AM EST  
Unknown

livebaseballscorecards.com

<b>AB</b>	<b>29</b>
<b>R</b>	<b>6</b>
<b>H</b>	<b>6</b>
<b>RBI</b>	<b>5</b>
<b>BB</b>	<b>3</b>
<b>SO</b>	<b>1</b>
<b>LOB</b>	<b>6</b>



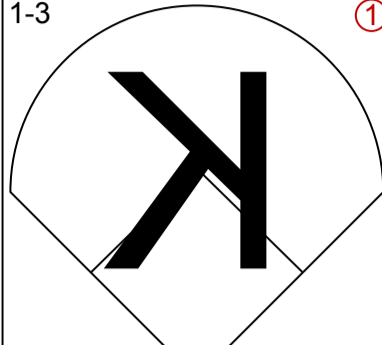
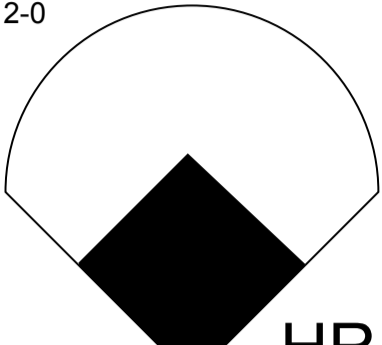
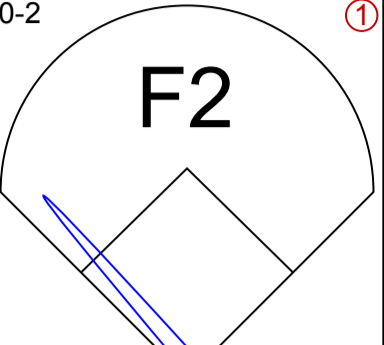
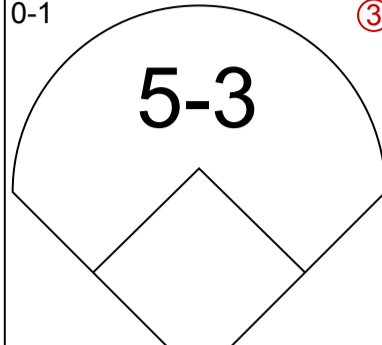
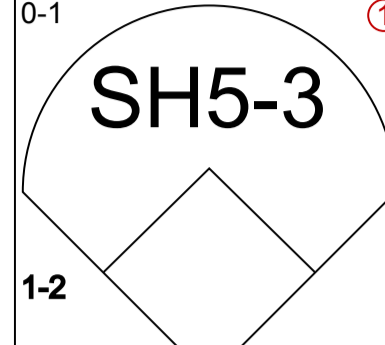
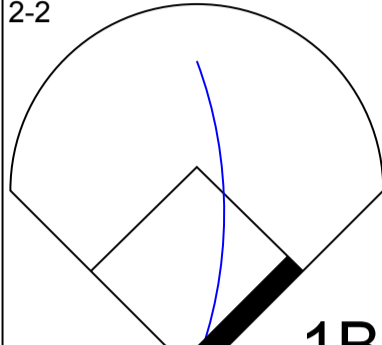
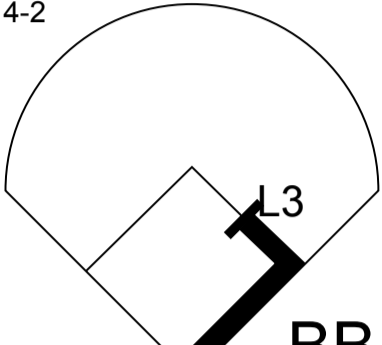
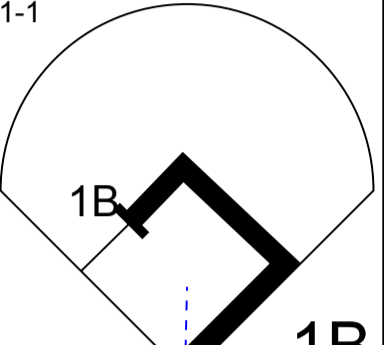
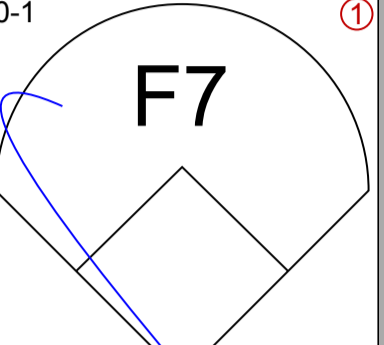
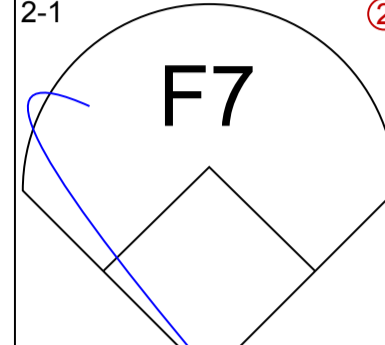
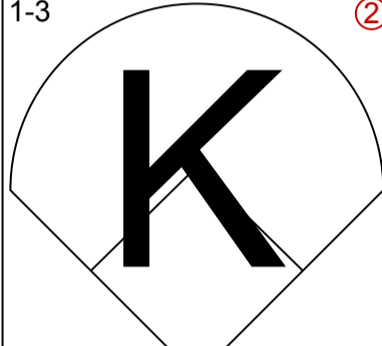
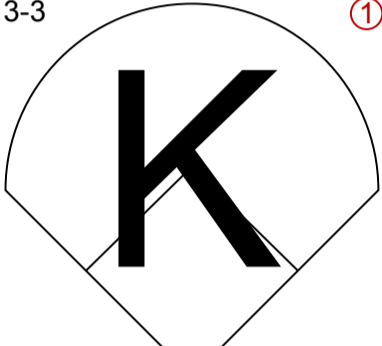
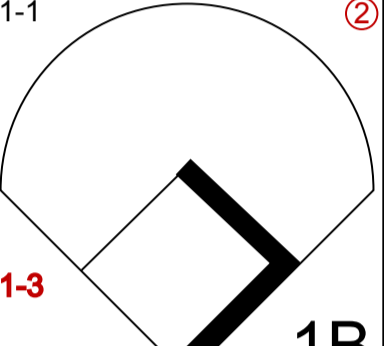
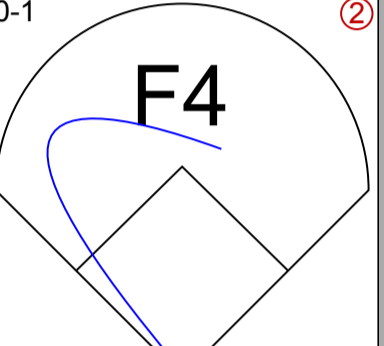
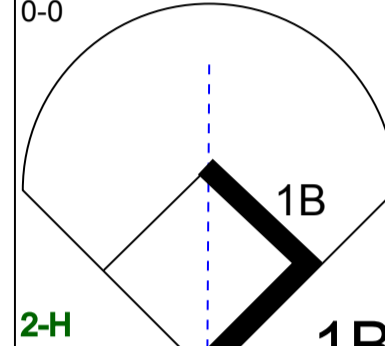
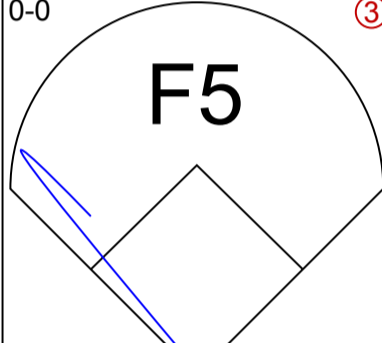
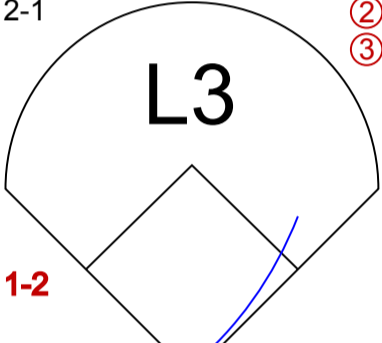
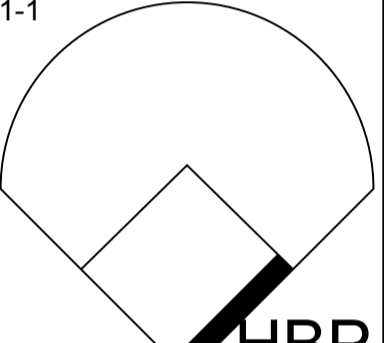
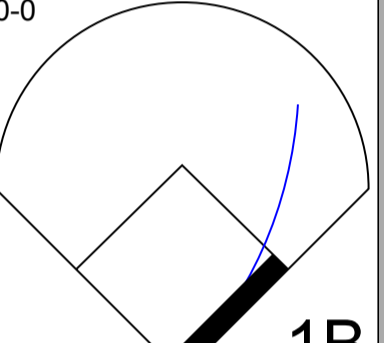
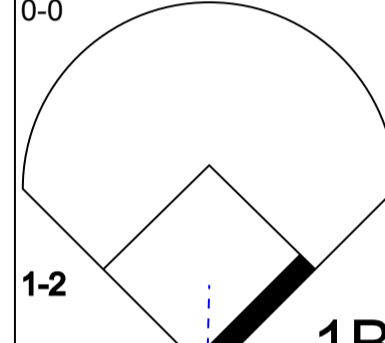
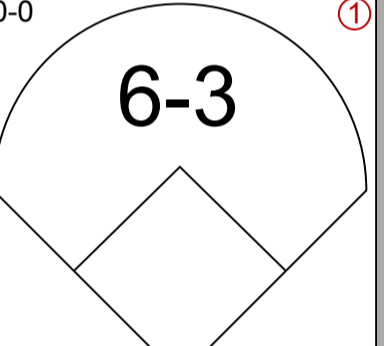
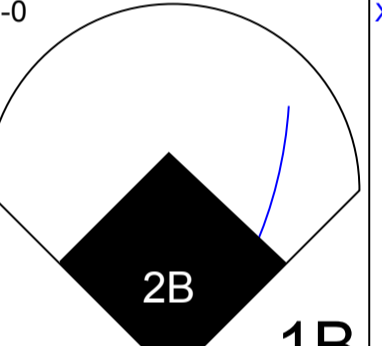
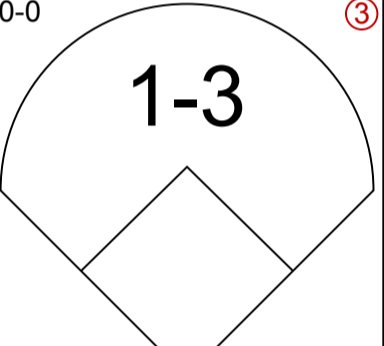
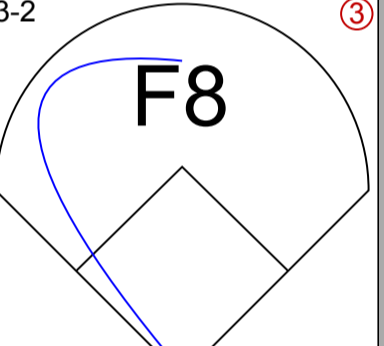
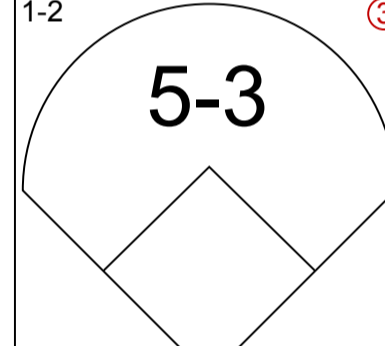
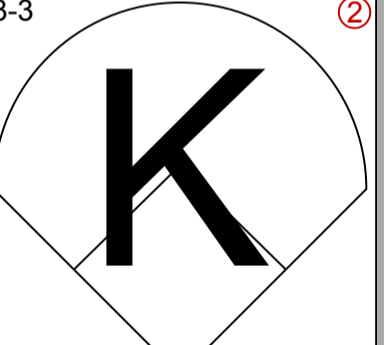
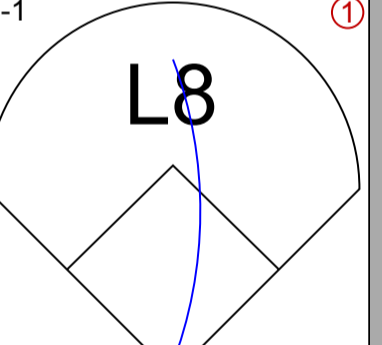
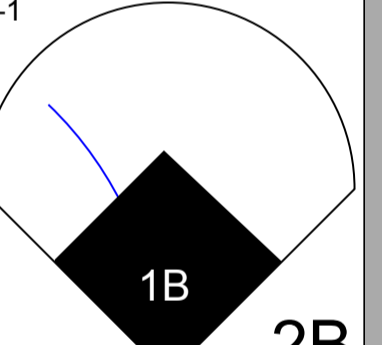
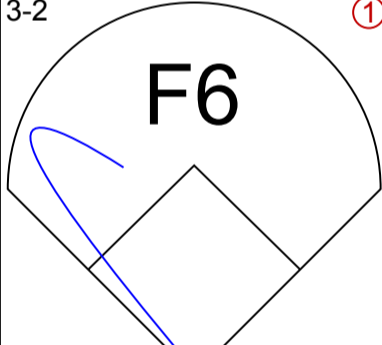
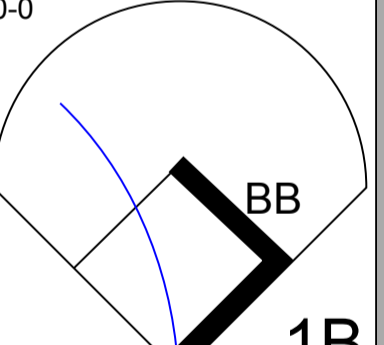
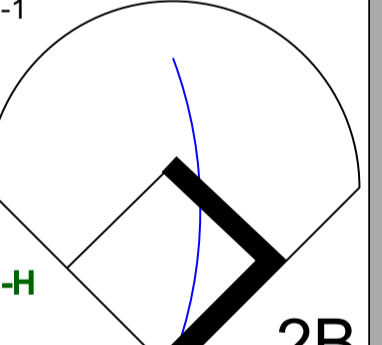
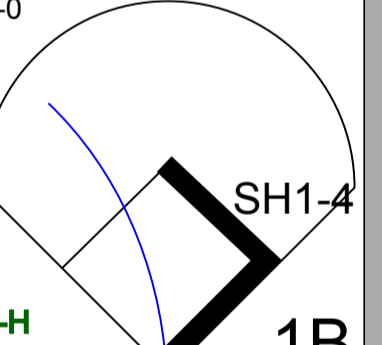
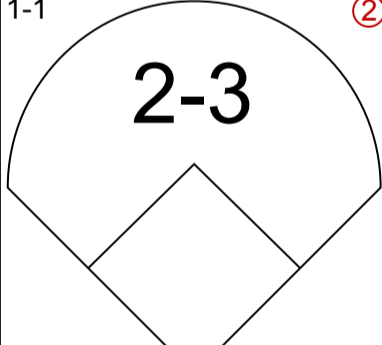
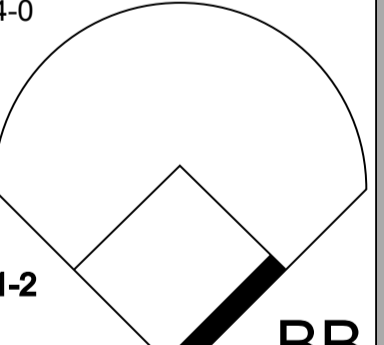
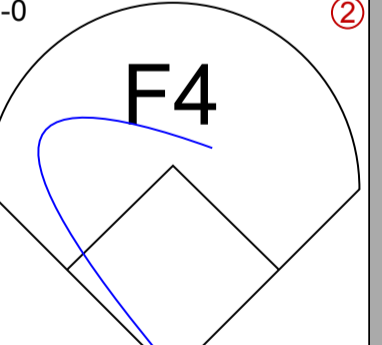
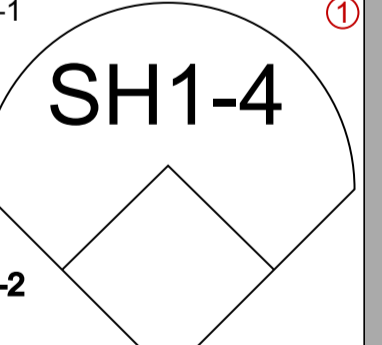
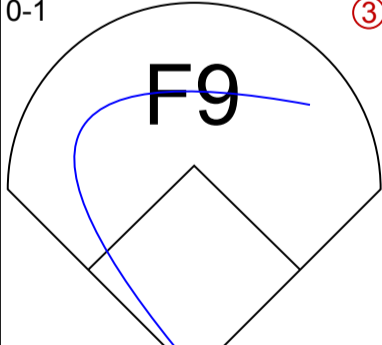
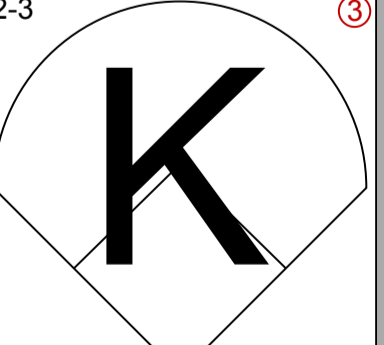
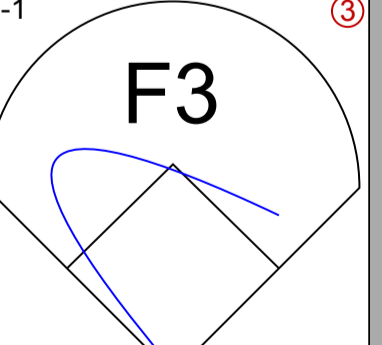
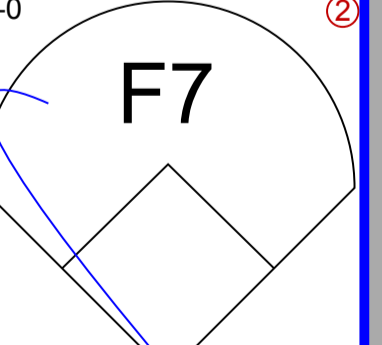
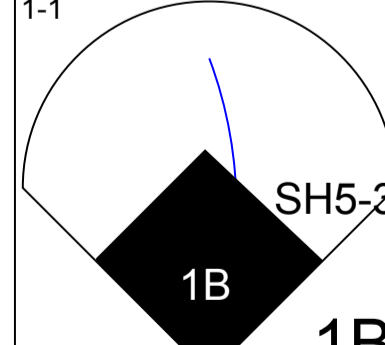
Batter	1	2	3	4	5	6	7	8	9	AB R H RBI BB SO LOB	TOP																
Gene Mauch, R (1, 4) OBP: 0.341, SLG: 0.324	2-1 BB FC6-4 1B	2-2 G6-4-3 1-2f		2-1 F8		4-0 1B BB		1-0 SH5-3 2B 1B	0-3 K	5 2 2 0 1 1 5																	
Sam Jethroe, S (1, 8) OBP: 0.340, SLG: 0.451	1-1 6-3 1-2		0-0 1-3		2-2 4-1 1B 2B	1-1 1-2 1B		1-1 SH5-3 1-2		4 1 2 0 0 0 1																	
Earl Torgeson, L (1, 3) OBP: 0.411, SLG: 0.473	4-2 BB E BB		0-1 F3		1-1 4-1 2-3	2-1 F3		0-0 2-H 2B		4 1 1 1 1 0 3																	
Bob Elliott, R (1, 5) OBP: 0.385, SLG: 0.514 Sibby Sisti, R (9, 5) OBP: 0.298, SLG: 0.258	4-1 FC6-4 1-2 2-3 BB		1-0 WP 1B		2-2 PB 1B 3-H		0-0 F8	1-3 K		4 0 2 1 1 1 1 0 0 0 0 0 0 0																	
Sid Gordon, R (1, 7) OBP: 0.403, SLG: 0.552	2-1 FC6-4 FC4-6 1-2f 2-H 3-H		2-1 5-3 1-2		4-0 1-2 IBB		0-0 E 3B	2-3 K		4 1 1 1 1 1 3																	
Luis Olmo, R (1, 9) OBP: 0.307, SLG: 0.389 Tommy Holmes, L (7, PH) OBP: 0.373, SLG: 0.452 Emil Verban, R (9, PR) OBP: 0.159, SLG: 0.122 Willard Marshall, L (9, 9) OBP: 0.323, SLG: 0.337	3-1 FC4-6 2-3			0-0 2B	1-0 F5		1-0 E4 HR 3-H	1-0 SH3 1B		3 0 1 0 0 0 3 2 1 1 0 0 0 0 0 1 0 0 0 0 0 0 0 0 0 0 0 0																	
Del Crandall, R (1, 2) OBP: 0.266, SLG: 0.324		0-0 E5 1B		1-1 F9	0-0 5-3		0-0 1-H HR	0-1 SH3 1-2		4 1 1 2 0 0 3																	
Buddy Kerr, R (1, 6) OBP: 0.303, SLG: 0.314		1-1 G6-4-3 1-3 1B		4-0 BB		1-0 F9 1B	1-0 F3	2-3 K		4 0 1 0 1 1 2																	
Bob Chipman, L (1, 1) OBP: 0.195, SLG: 0.154		2-3 K		1-3 K		2-3 K	1-3 K	0-2 2-H 1B		5 0 1 1 0 4 4																	
<b>Inning Stats</b>	R: 2 E: 1 K: 0 S: 11	H: 1 LOB: 1 BB: 2 P: 27	R: 0 E: 1 K: 1 S: 9	H: 1 LOB: 1 BB: 0 P: 14	R: 0 E: 0 K: 0 S: 6	H: 1 LOB: 1 BB: 0 P: 9	R: 0 E: 0 K: 1 S: 8	H: 1 LOB: 2 BB: 1 P: 16	R: 1 E: 0 K: 0 S: 12	H: 2 LOB: 2 BB: 1 P: 22	R: 0 E: 0 K: 1 S: 8	H: 1 LOB: 2 BB: 1 P: 18	R: 3 E: 1 K: 1 S: 8	H: 2 LOB: 0 BB: 0 P: 11	R: 1 E: 0 K: 2 S: 10	H: 2 LOB: 1 BB: 0 P: 15	R: 1 E: 0 K: 2 S: 13	H: 2 LOB: 1 BB: 0 P: 16	1B: 8 2B: 3 3B: 1 HR: 1	SF: 0 SAC: 2 DP: 1 HBP: 0	WP: 1 PB: 1 SB: 0 CS: 0	PA: 46					
<b>PITCHER</b>	IP WLS BF H R ER SO BB IBB HBP BLK WP HR S P ERA WHIP																										
Joe Hatten, L (1, 1) ERA: 4.59	5.0		25	6	3	2	2	3	1	0	0	1	0	46	88	3.60	1.800										
Carl Erskine, R (6, 1) ERA: 4.86	1.0		5	1	0	0	1	1	0	0	0	0	0	8	18	0.00	2.000										
Ralph Branca, R (7, 1) ERA: 4.69	1.1	L	9	4	4	3	1	0	0	0	0	0	1	12	17	20.25	3.000										
Jim Romano, R (8, 1) ERA: 15.43	1.2		7	2	1	1	4	0	0	0	0	0	0	19	25	5.40	1.200										

**Boston Braves @ Brooklyn Dodgers**  
**Ebbets Field, Brooklyn, NY**  
 Thu Sep 28 1950, 3:38 AM EST  
 Att. 4,533 - Unknown

AB	39
R	8
H	13
RBI	6
BB	5
SO	8
LOB	25





Batter	1	2	3	4	5	6	7	8	9	AB R H RBI BB SO LOB
Tommy Brown, R (1, 7) OBP: 0.375, SLG: 0.619 Cal Abrams, L (7, 7) OBP: 0.333, SLG: 0.212	1-3 		2-0 		0-2 	0-1 			0-1 	4 1 1 1 0 1 1 0 0 0 0 0 0 0
Pee Wee Reese, R (1, 6) OBP: 0.370, SLG: 0.370	2-2 		4-2 		1-1 			0-1 	2-1 	4 0 2 0 1 0 1
Duke Snider, L (1, 8) OBP: 0.375, SLG: 0.546	1-3 		3-3 		1-1 			0-1 	0-0 	5 0 2 1 0 2 2
Jackie Robinson, R (1, 4) OBP: 0.425, SLG: 0.499	0-0 		2-1 		1-1 			0-0 	0-0 	4 0 2 0 0 0 2
Carl Furillo, R (1, 9) OBP: 0.354, SLG: 0.464		0-0 		0-0 		0-0 		3-2 	1-2 	5 1 1 0 0 0 5
Gil Hodges, R (1, 3) OBP: 0.371, SLG: 0.515		3-3 		0-1 		2-1 		3-2 		4 1 1 0 0 1 1
Roy Campanella, R (1, 2) OBP: 0.364, SLG: 0.543		0-0 		0-1 		1-0 		1-1 		4 0 3 2 0 0 0
Billy Cox, R (1, 5) OBP: 0.308, SLG: 0.356		4-0 		2-0 		1-1 		0-1 		2 0 0 0 1 0 1
Joe Hatten, R (1, 1) OBP: 0.116, SLG: 0.111 Carl Erskine, R (6, 1) OBP: 0.289, SLG: 0.278 Jim Russell, S (6, PH) OBP: 0.331, SLG: 0.427 Ralph Branca, R (7, 1) OBP: 0.211, SLG: 0.294 Jim Romano, R (8, 1) OBP: 0.342, SLG: 0.412 Bobby Morgan, R (9, PH)		2-3 		0-1 		1-0 			1-1 	2 0 0 0 0 0 1 3 0 0 0 0 0 0 0 0 1 0 0 0 0 0 0 1 0 0 0 0 0 0 0 0 0 0 0 0 0 0 0 0 1 1 1 0 0 0 0 0

**BOTTOM**

**Boston Braves @ Brooklyn Dodgers**  
**Ebbets Field, Brooklyn, NY**  
 Thu Sep 28 1950, 3:38 AM EST  
 Att. 4,533 - Unknown

livebaseballscorecards.com

<b>AB</b>	<b>36</b>
<b>R</b>	<b>4</b>
<b>H</b>	<b>13</b>
<b>RBI</b>	<b>4</b>
<b>BB</b>	<b>2</b>
<b>SO</b>	<b>5</b>
<b>LOB</b>	<b>17</b>



Inning Stats	R: 0	H: 1	E: 0	LOB: 1	K: 2	BB: 0	S: 12	R: 0	H: 1	E: 0	LOB: 2	K: 2	BB: 1	S: 9	R: 1	H: 1	E: 0	LOB: 0	K: 1	BB: 1	S: 8	R: 1	H: 2	E: 0	LOB: 1	K: 0	BB: 0	S: 8	R: 0	H: 2	E: 0	LOB: 2	K: 0	BB: 0	S: 9	R: 1	H: 2	E: 0	LOB: 1	K: 0	BB: 0	S: 8	R: 0	H: 1	E: 0	LOB: 1	K: 0	BB: 0	S: 10	R: 0	H: 0	E: 0	LOB: 0	K: 0	BB: 0	S: 7	R: 1	H: 3	E: 0	LOB: 2	K: 0	BB: 0	S: 11	1B: 10	2B: 3	3B: 0	HR: 1	SF: 0	SAC: 2	DP: 1	HBP: 1	WP: 0	PA: 41
<b>PITCHER</b> Bob Chipman, L (1, 1) ERA: 4.35	IP	WLS	BF	H	R	ER	SO	BB	IBB	HBP	BLK	WP	HR	S	P	ERA	WHIP																			IP	WLS	BF	H	R	ER	SO	BB	IBB	HBP	BLK	WP	HR	S	P	ERA	WHIP																					

Batter	1	2	3	4	5	6	7	8	9	AB R H RBI BB SO LOB	TOP																									
Gene Mauch, R (1, 4) OBP: 0.328, SLG: 0.310	1-0 F8		1-0 F9		0-0 5-3		0-3 K		2-1 L6	5 0 0 0 0 1 2																										
Sam Jethroe, S (1, 8) OBP: 0.341, SLG: 0.449	0-0 F6		0-0 5-3		4-1 1B BB		1-3 K		1-1 G5-3 1B 1B	4 0 1 0 1 1 2																										
Earl Torgeson, L (1, 3) OBP: 0.414, SLG: 0.475	0-1 F8			0-1 1B 2B 1B	1-0 1-2 1B			4-2 2B BB	1-0 1-2 1B	4 2 3 0 1 0 0																										
Bob Elliott, R (1, 5) OBP: 0.385, SLG: 0.512		2-2 F6		2-1 2B 1B FC5	2-3 K			4-2 2B BB F7	0-0 G5-3	4 2 1 0 1 1 4																										
Sid Gordon, R (1, 7) OBP: 0.402, SLG: 0.552		1-1 F9		2-2 FC5 2B		2-1 F5		0-3 K		4 0 1 1 0 1 2																										
Luis Olmo, R (1, 9) OBP: 0.308, SLG: 0.384		3-2 5-3		4-0 L4 FC5 IBB		3-2 F9		1-2 FC5 2B		2 0 0 0 1 0 0																										
Tommy Holmes, L (8, PH) OBP: 0.375, SLG: 0.457								1-3 2-H		1 0 1 1 0 0 0																										
Del Crandall, R (1, 2) OBP: 0.265, SLG: 0.320			1-1 5-3	0-2 FC5	1-2 2-3f 3-H	1-2 5-3		4-0 IBB		3 0 0 1 1 0 2																										
Buddy Kerr, R (1, 6) OBP: 0.302, SLG: 0.315		1-0 2B	1-1 L4	1-1 2B			1-1 6-3	0-0 F7		4 1 1 1 0 0 4																										
Max Surkont, R (1, 1) OBP: 0.458, SLG: 0.652			0-1 2B		0-1 6-3		1-0 1B	0-1 FC5		4 0 2 1 0 0 2																										
Bobby Hogue, R (8, 1) OBP: 0.286, SLG: 0.308										0 0 0 0 0 0 0																										
<b>Inning Stats</b>	R: 0 H: 0 E: 0 K: 0 S: 4	H: 0 LOB: 0 BB: 0 P: 5	R: 0 H: 0 E: 0 K: 0 S: 11	H: 0 LOB: 0 BB: 0 P: 17	R: 1 H: 2 E: 0 K: 0 S: 7	H: 2 LOB: 1 BB: 0 P: 10	R: 2 H: 3 E: 0 K: 0 S: 12	H: 3 LOB: 1 BB: 1 P: 21	R: 0 H: 1 E: 0 K: 1 S: 9	H: 1 LOB: 2 BB: 1 P: 16	R: 0 H: 0 E: 0 K: 0 S: 8	H: 0 LOB: 0 BB: 0 P: 14	R: 0 H: 1 E: 0 K: 2 S: 9	H: 1 LOB: 1 BB: 0 P: 12	R: 2 H: 1 E: 0 K: 1 S: 14	H: 1 LOB: 2 BB: 3 P: 27	R: 0 H: 2 E: 0 K: 0 S: 6	H: 2 LOB: 1 BB: 0 P: 10	1B: 6 SF: 0 2B: 5 SAC: 0 3B: 0 DP: 2 HR: 0 HBP: 0	WP: 0 PA: 40 PB: 0 SB: 0 CS: 0																
<b>PITCHER</b>	IP WLS BF H R ER SO BB IBB HBP BLK WP HR S P ERA WHIP																																			
Preacher Roe, L (1, 1) ERA: 3.3	7.0		29	7	3	3	3	1	1	0	0	0	0	60	95	3.86	1.143																			
Dan Bankhead, R (8, 1) ERA: 5.5	1.0	W	7	1	2	2	1	2	1	0	0	0	0	14	27	18.00	3.000																			
Mal Mallette, L (9, 1) ERA:	0.1		3	2	0	0	0	0	0	0	0	0	0	5	9	0.00	6.000																			
Don Newcombe, R (9, 1) ERA: 3.71	0.2	S	1	0	0	0	0	0	0	0	0	0	0	1	1	0.00	0.000																			

**Boston Braves @ Brooklyn Dodgers**  
**Ebbets Field, Brooklyn, NY**  
 Fri Sep 29 1950, 3:33 AM EST  
 Unknown

[livebaseballscorecards.com](http://livebaseballscorecards.com)

AB	35
R	5
H	10
RBI	5
BB	5
SO	4
LOB	18



Batter	1	2	3	4	5	6	7	8	9
<b>Pee Wee Reese, R</b> (1, 6) OBP: 0.369, SLG: 0.369	0-3 	0-0 F8			1-0 FC5-4 		0-1 	0-0 E3 1B E	
<b>Gene Hermanski, L</b> (1, 7) OBP: 0.381, SLG: 0.450	2-1 		0-1 F8		1-2 FC6-4 1B 		3-1 F8	1-1 	
<b>Joe Hatten, R</b> (8, PR) OBP: 0.111, SLG: 0.111	6-3 2B 1B 				1-2 			1-3 2-H 3-H 1B 1B 	
<b>Mal Mallette, L</b> (9, 1)									
<b>Don Newcombe, L</b> (9, 1) OBP: 0.327, SLG: 0.340									
<b>Duke Snider, L</b> (1, 8) OBP: 0.378, SLG: 0.548	0-1 		0-0 		1-1 		4-2 	0-0 E4 1B 1B 2-1 	
<b>Jackie Robinson, R</b> (1, 4) OBP: 0.423, SLG: 0.496	3-2 6-3 1B 		2-0 6-3 		0-0 4-3 		2-1 F2 	1-0 	
<b>Carl Furillo, R</b> (1, 9) OBP: 0.356, SLG: 0.465	1-2 			2-1 E3 		0-0 F8 			
<b>Gil Hodges, R</b> (1, 3) OBP: 0.370, SLG: 0.513	1-0 6-3 		1-1 F6 		1-1 				
<b>Roy Campanella, R</b> (1, 2) OBP: 0.361, SLG: 0.538			0-0 F8 		0-1 G6-4-3 1B 				
<b>Billy Cox, R</b> (1, 5) OBP: 0.309, SLG: 0.360			3-1 F8 				3-2 5-3 	0-1 	
<b>Preacher Roe, R</b> (1, 1) OBP: 0.172, SLG: 0.165			1-2 F8 		1-2 		2-2 	4-2 	
<b>Tommy Brown, R</b> (7, PH) OBP: 0.381, SLG: 0.624									
<b>Eddie Miksis, R</b> (7, PR) OBP: 0.296, SLG: 0.382									
<b>Dan Bankhead, R</b> (8, 1) OBP: 0.269, SLG: 0.256									
<b>Cal Abrams, L</b> (8, PH) OBP: 0.360, SLG: 0.212									

Inning Stats	R: 2	H: 3	E: 0	LOB: 1	K: 1	BB: 0	S: 16	R: 0	H: 1	E: 0	LOB: 1	K: 0	BB: 0	S: 8	R: 0	H: 1	E: 0	LOB: 0	K: 0	BB: 0	S: 4	R: 0	H: 0	E: 1	LOB: 1	K: 0	BB: 0	S: 7	R: 0	H: 2	E: 0	LOB: 2	K: 0	BB: 0	S: 10	R: 0	H: 1	E: 0	LOB: 0	K: 0	BB: 0	S: 5	R: 0	H: 2	E: 0	LOB: 3	K: 0	BB: 1	S: 16	R: 5	H: 4	E: 2	LOB: 3	K: 0	BB: 2	S: 18	P: 32
--------------	------	------	------	--------	------	-------	-------	------	------	------	--------	------	-------	------	------	------	------	--------	------	-------	------	------	------	------	--------	------	-------	------	------	------	------	--------	------	-------	-------	------	------	------	--------	------	-------	------	------	------	------	--------	------	-------	-------	------	------	------	--------	------	-------	-------	-------

PITCHER	IP	WLS	BF	H	R	ER	SO	BB	IBB	HBP	BLK	WP	HR	S	P	ERA	WHIP
<b>Max Surkont, R</b> (1, 1) ERA: 3.29	7.2	L	38	12	7	2	1	3	0	0	0	0	0	79	126	2.35	1.957
<b>Bobby Hogue, R</b> (8, 1) ERA: 5.11	0.1		4	2	0	0	0	0	0	0	0	0	0	5	8	0.00	6.000

AB	R	H	RBI	BB	SO	LOB
5	1	1	0	0	1	4
5	1	2	2	0	0	3
0	1	0	0	0	0	0
0	0	0	0	0	0	0
0	0	0	0	0	0	0
4	1	3	0	1	0	1
5	0	1	0	0	0	8
4	1	2	3	1	0	0
4	0	1	0	0	0	3
4	0	0	0	0	0	3
4	1	2	0	0	0	1
2	0	1	0	0	0	1
1	0	1	0	0	0	0
0	0	0	0	0	0	0
0	0	0	0	0	0	0
0	1	0	0	1	0	0

WP	PA
0	41

**Boston Braves @ Brooklyn Dodgers**  
Ebbets Field, Brooklyn, NY  
Fri Sep 29 1950, 3:33 AM EST  
Unknown

AB	38
R	7
H	14
RBI	5
BB	3
SO	1
LOB	24



Batter	1	2	3	4	5	6	7	8	9	AB	R	H	RBI	BB	SO	LOB	TOP								
Gene Mauch, R (1, 4) OBP: 0.316, SLG: 0.298	1-1 4-3	0-0 F8		1-2 FC1-6		0-0 1-3		1-1 4-3		5	0	0	0	0	0	3									
Sam Jethroe, S (1, 8) OBP: 0.340, SLG: 0.447	1-3 K		1-1 BB 2B 1B	0-2 F8		1-1 F6		0-0 1-3		5	1	1	0	0	1	1									
Earl Torgeson, L (1, 3) OBP: 0.415, SLG: 0.475	4-0 BB		4-1 2B BB		1-0 E 1B 1B		0-0 3-1		0-0 F8		3	2	1	0	2	0									
Bob Elliott, R (1, 5) OBP: 0.386, SLG: 0.512	1-3 K		2-2 1-H 2-H 2B		0-0 E 1B		0-1 L9		1-1 L3		5	1	2	2	0	1									
Sid Gordon, R (1, 7) OBP: 0.403, SLG: 0.552		0-1 SH1-4 1B 1B	0-3 K		1-1 E5 1-H 2-H 1B		2-1 1B				4	1	2	0	0	1									
Luis Olmo, R (1, 9) OBP: 0.312, SLG: 0.388		1-0 SH1-4 1B	1-0 5-3		2-2 6-3		0-0 F6				1	1	1	0	0	0									
Tommy Holmes, L (3, PH) OBP: 0.372, SLG: 0.453		1-2 1B									3	0	0	0	0	3									
Del Crandall, R (1, 2) OBP: 0.263, SLG: 0.317		0-0 SH1-4	0-1 F8		2-3 K			0-0 5-3		2	0	0	0	0	1	2									
Bob Addis, L (8, PH) OBP: 0.357, SLG: 0.320		1-2 2-3								1	0	0	0	0	0	0									
Paul Burris, R (8, 2) OBP: 0.208, SLG: 0.217										0	0	0	0	0	0	0									
Buddy Kerr, R (1, 6) OBP: 0.301, SLG: 0.313		3-3 K		2-2 1-3		1-3 K		0-0 4-3		3	0	0	0	0	2	3									
Willard Marshall, L (8, PH) OBP: 0.322, SLG: 0.336										1	0	0	0	0	0	0									
Sibby Sisti, R (8, 6) OBP: 0.298, SLG: 0.258										0	0	0	0	0	0	0									
Vern Bickford, R (1, 1) OBP: 0.160, SLG: 0.138		2-2 K		0-0 FC1-6 1B		0-1 F8		0-1 2B		3	0	2	2	0	0	0									
Bobby Hogue, R (7, 1) OBP: 0.286, SLG: 0.308										0	0	0	0	0	0	0									
Pete Reiser, L (8, PH) OBP: 0.367, SLG: 0.269										1	0	1	0	0	0	0									
Max Surkont, R (8, 1) OBP: 0.458, SLG: 0.652										0	0	0	0	0	0	0									
<b>Inning Stats</b>	R: 0 E: 0 K: 2 S: 8	H: 0 LOB: 1 BB: 1 P: 15	R: 2 E: 0 K: 1 S: 13	H: 3 LOB: 1 BB: 0 P: 19	R: 2 E: 0 K: 1 S: 14	H: 2 LOB: 1 BB: 1 P: 22	R: 0 E: 0 K: 0 S: 11	H: 1 LOB: 1 BB: 0 P: 14	R: 2 E: 1 K: 2 S: 16	H: 2 LOB: 1 BB: 0 P: 23	R: 0 E: 0 K: 0 S: 5	H: 0 LOB: 0 BB: 0 P: 6	R: 0 E: 0 K: 0 S: 6	H: 1 LOB: 1 BB: 0 P: 8	R: 0 E: 0 K: 0 S: 6	H: 1 LOB: 1 BB: 0 P: 7	R: 0 E: 0 K: 0 S: 4	H: 0 LOB: 0 BB: 0 P: 5	1B: 8 2B: 2 3B: 0 HR: 0	SF: 0 SAC: 1 DP: 0 HBP: 0	WP: 0 PB: 0 SB: 1 CS: 0	PA: 40			
<b>PITCHER</b>	IP	WLS	BF	H	R	ER	SO	BB	IBB	HBP	BLK	WP	HR	S	P	ERA	WHIP								
Chris Van Cuyk, L (1, 1) ERA: 4.86	2.0		13	5	4	4	3	2	0	0	0	0	0	28	48	18.00	3.500								
Jim Romano, R (3, 1) ERA: 5.68	4.0		16	3	2	0	3	0	0	0	0	0	0	39	51	0.00	0.750								
Carl Erskine, R (7, 1) ERA: 4.72	3.0	W	11	2	0	0	0	0	0	0	0	0	0	16	20	0.00	0.667								

**Boston Braves @ Brooklyn Dodgers**  
**Ebbets Field, Brooklyn, NY**  
 Fri Sep 29 1950, 3:38 AM EST  
 Att. 5,843 - Unknown

[livebaseballscorecards.com](http://livebaseballscorecards.com)

**AB 37**  
**R 6**  
**H 10**  
**RBI 4**  
**BB 2**  
**SO 6**  
**LOB 14**



Batter	1	2	3	4	5	6	7	8	9
<b>Cal Abrams, L</b> OBP: 0.333, SLG: 0.237 (1, 7)	1-1 FC6-5 2B	2-1 1-3		2-1 1-3		1-0 G3		1-2 FC6-4 1-2f	
<b>Pee Wee Reese, R</b> OBP: 0.367, SLG: 0.367 (1, 6)	2-2 FC6-5 3B		1-2 F3		2-1 F8	2-2 2-3 3-H 1B		0-0 F8	
<b>Duke Snider, L</b> OBP: 0.379, SLG: 0.551 (1, 8)	0-0 1-H 3B		0-0 1-3		1-0 1B	0-1 4-3			
<b>Jackie Robinson, R</b> OBP: 0.422, SLG: 0.500 (1, 4)	1-0 L5		1-1 L9		1-1 F6		0-0 HR		
<b>Carl Furillo, R</b> OBP: 0.354, SLG: 0.462 (1, 9)	1-3 K			1-0 F4	0-0 L8		1-0 F2		
<b>Gil Hodges, R</b> OBP: 0.371, SLG: 0.514 (1, 3)		3-1 F7		2-0 HR 2B		1-2 2B 1B	0-0 F9		
<b>Roy Campanella, R</b> OBP: 0.364, SLG: 0.549 (1, 2)		0-0 FC1-6 1B		0-0 HR		2-1 SH5-4 1-H G3 2B	0-1 F7		
<b>Billy Cox, R</b> OBP: 0.313, SLG: 0.360 (1, 5)		1-0 FC1-6 1B		4-2 BB		4-2 G3 SH5-4 WP BB	1-2 FC6-4 1B		
<b>Chris Van Cuyk, L</b> OBP: 0.100, SLG: 0.100 (1, 1)		0-0 1B		0-0 B1		0-0 SH5-4	0-0 B3		
<b>Jim Romano, R</b> (3, 1)									
<b>Eddie Miksis, R</b> OBP: 0.296, SLG: 0.382 (6, PH)									
<b>Carl Erskine, R</b> OBP: 0.282, SLG: 0.270 (7, 1)		1-2 1B							

Inning Stats	R: 1 E: 0 K: 1 S: 11	H: 2 LOB: 1 BB: 0 P: 16	R: 0 E: 0 K: 0 S: 7	H: 2 LOB: 2 BB: 0 P: 13	R: 0 E: 0 K: 0 S: 6	H: 0 LOB: 0 BB: 0 P: 8	R: 2 E: 0 K: 0 S: 8	H: 2 LOB: 1 BB: 1 P: 17	R: 0 E: 0 K: 0 S: 6	H: 1 LOB: 1 BB: 0 P: 10	R: 3 E: 0 K: 0 S: 16	H: 3 LOB: 1 BB: 1 P: 26	R: 1 E: 0 K: 0 S: 5	H: 1 LOB: 0 BB: 0 P: 6	R: 0 E: 0 K: 0 S: 10	H: 1 LOB: 1 BB: 0 P: 12
1B: 6 2B: 3 3B: 1 HR: 2	SF: 0 SAC: 1 DP: 0 HBP: 0	WP: 1 PB: 0 SB: 0 CS: 0	PA: 38													


PITCHER	IP	WLS	BF	H	R	ER	SO	BB	IBB	HBP	BLK	WP	HR	S	P	ERA	WHIP
<b>Vern Bickford, R</b> ERA: 3.47 (1, 1)	6.0	L	31	11	7	7	1	2	0	0	0	1	2	55	91	10.50	2.167
<b>Bobby Hogue, R</b> ERA: 5.03 (7, 1)	1.0		3	0	0	0	0	0	0	0	0	0	0	4	5	0.00	0.000
<b>Max Surkont, R</b> ERA: 3.23 (8, 1)	1.0		4	1	0	0	0	0	0	0	0	0	0	10	12	0.00	1.000


**BOTTOM**

**Boston Braves @ Brooklyn Dodgers**  
Ebbets Field, Brooklyn, NY

Fri Sep 29 1950, 3:38 AM EST  
Att. 5,843 - Unknown

AB	35
R	7
H	12
RBI	6
BB	2
SO	1
LOB	15



Batter	1	2	3	4	5	6	7	8	9	AB R H RBI BB SO LOB	TOP															
Sibby Sisti, R (1, 4) OBP: 0.298, SLG: 0.258											0 0 0 0 0 0 0 0	<p><b>Boston Braves @ New York Giants</b></p> <p>Polo Grounds, New York, NY</p> <p>Sat Sep 30 1950, 3:33 AM EST</p> <p>Att. 5,559 - Unknown</p> <p><a href="http://livebaseballscorecards.com">livebaseballscorecards.com</a></p> <table border="0"> <tr><td><b>AB</b></td><td><b>0</b></td></tr> <tr><td><b>R</b></td><td><b>0</b></td></tr> <tr><td><b>H</b></td><td><b>0</b></td></tr> <tr><td><b>RBI</b></td><td><b>0</b></td></tr> <tr><td><b>BB</b></td><td><b>0</b></td></tr> <tr><td><b>SO</b></td><td><b>0</b></td></tr> <tr><td><b>LOB</b></td><td><b>0</b></td></tr> </table> 	<b>AB</b>	<b>0</b>	<b>R</b>	<b>0</b>	<b>H</b>	<b>0</b>	<b>RBI</b>	<b>0</b>	<b>BB</b>	<b>0</b>	<b>SO</b>	<b>0</b>	<b>LOB</b>	<b>0</b>
<b>AB</b>											<b>0</b>															
<b>R</b>											<b>0</b>															
<b>H</b>											<b>0</b>															
<b>RBI</b>											<b>0</b>															
<b>BB</b>											<b>0</b>															
<b>SO</b>											<b>0</b>															
<b>LOB</b>											<b>0</b>															
Sam Jethroe, S (1, 8) OBP: 0.340, SLG: 0.447	0 0 0 0 0 0 0 0																									
Earl Torgeson, L (1, 3) OBP: 0.415, SLG: 0.475	0 0 0 0 0 0 0 0																									
Bob Elliott, R (1, 5) OBP: 0.386, SLG: 0.512	0 0 0 0 0 0 0 0																									
Sid Gordon, R (1, 7) OBP: 0.403, SLG: 0.552	0 0 0 0 0 0 0 0																									
Tommy Holmes, L (1, 9) OBP: 0.372, SLG: 0.453	0 0 0 0 0 0 0 0																									
Del Crandall, R (1, 2) OBP: 0.263, SLG: 0.317	0 0 0 0 0 0 0 0																									
Buddy Kerr, R (1, 6) OBP: 0.301, SLG: 0.313	0 0 0 0 0 0 0 0																									
Johnny Antonelli, L (1, 1) OBP: 0.143, SLG: 0.143	0 0 0 0 0 0 0 0	WP: 0 PA: 0 PB: 0 SB: 0 CS: 0																								
<b>Inning Stats</b>											1B: 0 SF: 0 2B: 0 SAC: 0 3B: 0 DP: 0 HR: 0 HBP: 0															
<b>PITCHER</b> Larry Jansen, R (1, 1) ERA: 3.15	IP	WLS	BF	H	R	ER	SO	BB	IBB	HBP	BLK	WP	HR	S	P	ERA	WHIP	<b>PITCHER</b> IP WLS BF H R ER SO BB IBB HBP BLK WP HR S P ERA WHIP								


Batter	1	2	3	4	5	6	7	8	9	AB R H RBI BB SO LOB	BOTTOM
--------	---	---	---	---	---	---	---	---	---	----------------------	--------

<b>Eddie Stanky, R</b> (1, 4) OBP: 0.459, SLG: 0.412										0 0 0 0 0 0 0	<p><b>Boston Braves @ New York Giants</b>  Polo Grounds, New York, NY  Sat Sep 30 1950, 3:33 AM EST  Alt. 5,559 - Unknown</p> <p><a href="http://livebaseballscorecards.com">livebaseballscorecards.com</a></p>
<b>Whitey Lockman, L</b> (1, 7) OBP: 0.350, SLG: 0.401										0 0 0 0 0 0 0	
<b>Alvin Dark, R</b> (1, 6) OBP: 0.331, SLG: 0.441										0 0 0 0 0 0 0	
<b>Monte Irvin, R</b> (1, 3) OBP: 0.387, SLG: 0.492										0 0 0 0 0 0 0	
<b>Bobby Thomson, R</b> (1, 8) OBP: 0.326, SLG: 0.444										0 0 0 0 0 0 0	
<b>Hank Thompson, L</b> (1, 5) OBP: 0.389, SLG: 0.462										0 0 0 0 0 0 0	
<b>Don Mueller, L</b> (1, 9) OBP: 0.310, SLG: 0.385										0 0 0 0 0 0 0	
<b>Wes Westrum, R</b> (1, 2) OBP: 0.373, SLG: 0.441										0 0 0 0 0 0 0	
<b>Larry Jansen, R</b> (1, 1) OBP: 0.198, SLG: 0.226										0 0 0 0 0 0 0	

Inning Stats																																								
<b>PITCHER</b>	IP	WLS	BF	H	R	ER	SO	BB	IBB	HBP	BLK	WP	HR	S	P	ERA	WHIP	<b>PITCHER</b>	IP	WLS	BF	H	R	ER	SO	BB	IBB	HBP	BLK	WP	HR	S	P	ERA	WHIP					
<b>Johnny Antonelli, L</b> (1, 1) ERA: 6.31	0.0	L	0	0	0	0	0	0	0	0	0	0	0	0	0	∞	∞																							

**AB 0**  
**R 0**  
**H 0**  
**RBI 0**  
**BB 0**  
**SO 0**  
**LOB 0**

WP: 0 PA: 0  
PB: 0  
SB: 0  
CS: 0

Batter	1	2	3	4	5	6	7	8	9	AB R H RBI BB SO LOB	TOP							
Sibby Sisti, R (1, 4) OBP: 0.288, SLG: 0.248										0 0 0 0 0 0 0 0	<b>Boston Braves @ New York Giants</b> Polo Grounds, New York, NY Sun Oct 01 1950, 3:33 AM EST Att. 9,446 - Unknown  <a href="http://livebaseballscorecards.com">livebaseballscorecards.com</a>							
Sam Jethroe, S (1, 8) OBP: 0.339, SLG: 0.445										0 0 0 0 0 0 0 0								
Earl Torgeson, L (1, 3) OBP: 0.414, SLG: 0.473										0 0 0 0 0 0 0 0								
Bob Elliott, R (1, 5) OBP: 0.386, SLG: 0.514										0 0 0 0 0 0 0 0								
Sid Gordon, R (1, 7) OBP: 0.403, SLG: 0.559										0 0 0 0 0 0 0 0								
Tommy Holmes, L (1, 9) OBP: 0.369, SLG: 0.449										0 0 0 0 0 0 0 0								
Del Crandall, R (1, 2) OBP: 0.260, SLG: 0.313										0 0 0 0 0 0 0 0								
Buddy Kerr, R (1, 6) OBP: 0.299, SLG: 0.311										0 0 0 0 0 0 0 0								
Warren Spahn, L (1, 1) OBP: 0.270, SLG: 0.250	0 0 0 0 0 0 0 0	<b>AB</b> 0 <b>R</b> 0 <b>H</b> 0 <b>RBI</b> 0 <b>BB</b> 0 <b>SO</b> 0 <b>LOB</b> 0  																
<b>Inning Stats</b>										1B: 0 SF: 0 2B: 0 SAC: 0 3B: 0 DP: 0 HR: 0 HBP: 0 WP: 0 PA: 0 PB: 0 SB: 0 CS: 0								
<b>PITCHER</b> George Spencer, R (1, 1) ERA: 3.31	IP	WLS	BF	H	R	ER	SO	BB	IBB	HBP	BLK	WP	HR	S	P	ERA	WHIP	<b>PITCHER</b> IP WLS BF H R ER SO BB IBB HBP BLK WP HR S P ERA WHIP



