

Boston Braves - 1951

Batter	1	2	3	4	5	6	7	8	9	AB	R	H	RBI	BB	SO	LOB	TOP			
Eddie Stanky, R OBP: 0.300, SLG: 0.400	L3		2B		6-3		1B		FC5	5	0	2	0	0	0	2	New York Giants @ Boston Braves Braves Field, Boston, MA Wed Apr 18 1951, 3:33 AM EST Att: 2,784 - Unknown			
Whitey Lockman, L OBP: 0.500, SLG: 0.375	L6		4-3		CS		1B		BB	4	0	2	1	1	0	1				
Hank Thompson, L OBP: 0.300, SLG: 0.125	K		F8		F8		G3		F8	5	0	0	0	0	1	7				
Monte Irvin, R OBP: 0.500, SLG: 0.750		1B	4-3	2B	F8	3B	L6		6-3	4	2	2	1	1	0	0				
Bobby Thomson, R OBP: 0.200, SLG: 0.200		4-3	1B		6-3		F8		F7	5	0	1	0	0	0	4				
Don Mueller, L OBP: 0.333, SLG: 0.250		4-3			F8		P5		F7	4	0	0	2	0	0	1				
Alvin Dark, R OBP: 0.375, SLG: 0.500		1-6-3					FC4		HBP	4	1	3	0	0	0	1				
Wes Westrum, R OBP: 0.333, SLG: 0.200		K					FC4		1B	1	0	0	0	0	1	1				
Artie Wilson, L OBP: 0.333, SLG: 0.571		K					1B		BLK	0	1	1	0	0	0	0				
Sal Yvars, R OBP: 0.333, SLG: 0.571		K					1B		FC5	0	0	0	0	0	0	0				
Jack Maguire, R OBP: 0.333, SLG: 0.571		K					1B		HBP	0	0	0	0	0	0	0				
Ray Noble, R OBP: 0.333, SLG: 0.571		K					1B		HBP	0	0	0	0	0	0	0				
Sal Maglie, R OBP: 0.333, SLG: 0.571		K					1B		HBP	0	0	0	0	0	0	0				
Spider Jorgensen, L OBP: 0.333, SLG: 0.571		K					1B		HBP	0	0	0	0	0	0	0				
George Spencer, R OBP: 0.333, SLG: 0.571		K					1B		HBP	0	0	0	0	0	0	0				
Clint Hartung, R OBP: 0.333, SLG: 0.571		K					1B		HBP	0	0	0	0	0	0	0				
Al Gettel, R OBP: 0.333, SLG: 0.571		K					1B		HBP	0	0	0	0	0	0	0				
Dave Koslo, L OBP: 0.333, SLG: 0.571		K					1B		HBP	0	0	0	0	0	0	0				
Inning Stats	R: 0 E: 0 K: 1 S: 5	H: 0 LOB: 0 BB: 0 P: 5	R: 1 E: 0 K: 1 S: 7	H: 2 LOB: 1 BB: 0 P: 7	R: 0 E: 0 K: 0 S: 4	H: 1 LOB: 1 BB: 0 P: 4	R: 1 E: 0 K: 0 S: 5	H: 2 LOB: 2 BB: 1 P: 9	R: 0 E: 0 K: 0 S: 3	H: 0 LOB: 0 BB: 0 P: 3	R: 1 E: 0 K: 0 S: 6	H: 3 LOB: 2 BB: 0 P: 6	R: 0 E: 0 K: 0 S: 3	H: 0 LOB: 0 BB: 0 P: 3	R: 2 E: 0 K: 0 S: 5	H: 2 LOB: 2 BB: 2 P: 14	1B: 7 2B: 3 3B: 1 HR: 0	SF: 0 SAC: 0 DP: 0 HBP: 1	WP: 0 PB: 0 SB: 0 CS: 1	PA: 42
PITCHER	IP	WLS	BF	H	R	ER	SO	BB	IBB	HBP	BLK	WP	HR	S	P	ERA	WHIP			
Johnny Sain, R ERA: 5.63	(1, 1)	8.0	36	11	5	5	2	0	1	1	0	0	0	38	43	5.62	1.375			
Blix Donnelly, R ERA: 5.63	(9, 1)	0.1	2	0	0	0	0	1	0	0	1	0	0	1	5	0.00	3.000			
Jim Wilson, R ERA: 5.63	(9, 1)	0.2	W	3	0	0	0	1	0	0	0	0	0	2	6	0.00	1.500			

New York Giants @ Boston Braves
 Braves Field, Boston, MA
 Wed Apr 18 1951, 3:33 AM EST
 Att: 2,784 - Unknown

AB 37
 R 5
 H 11
 RBI 5
 BB 3
 SO 2
 LOB 21



Batter	1	2	3	4	5	6	7	8	9	AB	R	H	RBI	BB	SO	LOB	BOTTOM					
Roy Hartsfield, R OBP: 0.444, SLG: 0.375	E6	K					WP		HR	4	2	2	0	1	1	1	New York Giants @ Boston Braves Braves Field, Boston, MA Wed Apr 18 1951, 3:33 AM EST Att: 2,784 - Unknown					
Sam Jethroe, S OBP: 0.333, SLG: 0.571	E		F8		F9		K		HR	4	2	1	3	1	1	2						
Earl Torgeson, L OBP: 0.333, SLG: 0.571	E8		3-1			SH3-4	G3			3	1	0	0	0	0	3						
Bob Elliott, R OBP: 0.375, SLG: 0.286			F9			SH3-4			1-3	3	1	1	2	1	0	0						
Sid Gordon, R OBP: 0.286, SLG: 0.286	G6-4-3					SH3-4			5-3	3	0	0	0	0	1	2						
Walker Cooper, R OBP: 0.400, SLG: 1.000	K				F9	SH3-4			HR	4	1	2	3	0	1	1						
Bob Addis, L OBP: 0.125, SLG: 0.125			SH1-3		F9	FC5-4			3-1	4	0	1	0	0	0	1						
Johnny Logan, R OBP: 0.400, SLG: 0.400			SH1-3				F7		F2	2	0	1	0	0	0	1						
Ebba St. Claire, S ERA: 4.5					G4-6-3					1	0	0	0	0	0	0						
Johnny Sain, R ERA: 5.63										3	0	0	0	0	0	2						
Blix Donnelly, R ERA: 5.63					F9					0	0	0	0	0	0	0						
Jim Wilson, R OBP: 1.000, SLG: 1.000										1	0	1	0	0	0	0						
Luis Marquez, R ERA: 5.63									HR	0	1	0	0	0	0	0						
Inning Stats	R: 2 E: 2 K: 1 S: 7	H: 1 LOB: 1 BB: 1 P: 11	R: 0 E: 0 K: 1 S: 6	H: 1 LOB: 0 BB: 0 P: 6	R: 0 E: 0 K: 0 S: 3	H: 0 LOB: 0 BB: 0 P: 3	R: 0 E: 0 K: 1 S: 5	H: 0 LOB: 0 BB: 0 P: 5	R: 0 E: 0 K: 0 S: 4	H: 2 LOB: 1 BB: 0 P: 4	R: 2 E: 0 K: 0 S: 4	H: 1 LOB: 1 BB: 1 P: 9	R: 0 E: 0 K: 0 S: 5	H: 0 LOB: 1 BB: 1 P: 9	R: 1 E: 0 K: 0 S: 4	H: 1 LOB: 0 BB: 0 P: 4	R: 3 E: 0 K: 0 S: 4	H: 3 LOB: 1 BB: 0 P: 4	1B: 7 2B: 0 3B: 0 HR: 2	SF: 0 SAC: 2 DP: 2 HBP: 1	WP: 1 PB: 0 SB: 0 CS: 0	PA: 38
PITCHER	IP	WLS	BF	H	R	ER	SO	BB	IBB	HBP	BLK	WP	HR	S	P	ERA	WHIP					
Sal Maglie, R ERA: 3.0	(1, 1)	6.0	26	4	2	2	3	2	0	1	0	0	29	38	3.00	1.167						
George Spencer, R ERA: 4.5	(7, 1)	2.0	8	1	1	1	1	1	0	0	0	1	1	9	13	4.50	1.000					
Al Gettel, R ERA: 54.0	(9, 1)	0.1	L	3	2	2	0	0	0	0	0	0	0	3	3	54.00	6.000					
Dave Koslo, L ERA: 5.63	(9, 1)	0.0		1	1	1	0	0	0	0	0	0	1	1	1	∞	∞					

New York Giants @ Boston Braves
 Braves Field, Boston, MA
 Wed Apr 18 1951, 3:33 AM EST
 Att: 2,784 - Unknown

AB 32
 R 8
 H 9
 RBI 8
 BB 3
 SO 4
 LOB 13



Batter	1	2	3	4	5	6	7	8	9	AB	R	H	RBI	BB	SO	LOB	TOP					
Eddie Stanky, R (1, 4) OBP: 0.333, SLG: 0.357										4	0	1	0	1	1	3	New York Giants @ Boston Braves Braves Field, Boston, MA Thu Apr 19 1951, 3:33 AM EST Unknown					
Whitey Lockman, L (1, 7) OBP: 0.400, SLG: 0.250										4	0	0	0	1	1	7						
Alvin Dark, R (1, 6) OBP: 0.231, SLG: 0.308										5	0	0	0	0	0	2						
Monte Irvin, R (1, 3) OBP: 0.600, SLG: 0.700										2	2	1	0	3	0	0						
Bobby Thomson, R (1, 8) OBP: 0.267, SLG: 0.267										5	1	2	0	0	0	3						
Clint Hartung, R (1, 9) OBP: 0.200, SLG: 0.200										4	0	0	1	0	1	1						
Jack Lohrke, R (1, 5) OBP: 0.500, SLG: 0.333										3	1	1	0	1	0	1						
Wes Westrum, R (1, 2) OBP: 0.500, SLG: 0.167										1	0	0	0	3	1	0						
Jim Hearn, R (1, 1) OBP: 0.500, SLG: 0.500										4	0	2	1	0	2	3						
Inning Stats	R: 0 E: 0 K: 1 S: 6	H: 1 LOB: 2 BB: 1 P: 10	R: 0 E: 0 K: 1 S: 5	H: 0 LOB: 1 BB: 1 P: 9	R: 0 E: 0 K: 0 S: 2	H: 0 LOB: 0 BB: 0 P: 6	R: 0 E: 0 K: 0 S: 3	H: 0 LOB: 0 BB: 0 P: 3	R: 0 E: 0 K: 1 S: 5	H: 0 LOB: 2 BB: 2 P: 13	R: 3 E: 2 K: 0 S: 7	H: 4 LOB: 3 BB: 2 P: 15	R: 1 E: 1 K: 1 S: 6	H: 1 LOB: 1 BB: 1 P: 10	R: 0 E: 0 K: 2 S: 8	H: 1 LOB: 0 BB: 1 P: 8	R: 0 E: 0 K: 0 S: 2	H: 0 LOB: 0 BB: 1 P: 6	1B: 7 2B: 1 3B: 0 HR: 0	SF: 0 SAC: 0 DP: 2 HBP: 0	WP: 0 PB: 1 CS: 3	PA: 41
PITCHER	IP	WLS	BF	H	R	ER	SO	BB	IBB	HBP	BLK	WP	HR	S	P	ERA	WHIP					
Warren Spahn, L (1, 1) ERA: 4.5	8.0	L	38	7	4	4	6	7	1	0	0	0	0	42	74	4.50	1.750					
Bobby Hogue, R (9, 1) ERA:	1.0		3	0	0	0	0	1	0	0	0	0	0	2	6	0.00	1.000					

Batter	1	2	3	4	5	6	7	8	9	AB	R	H	RBI	BB	SO	LOB	BOTTOM					
Roy Hartsfield, R (1, 4) OBP: 0.385, SLG: 0.333										4	0	1	0	0	1	0	New York Giants @ Boston Braves Braves Field, Boston, MA Thu Apr 19 1951, 3:33 AM EST Unknown					
Sam Jethroe, S (1, 8) OBP: 0.231, SLG: 0.364										4	0	0	0	0	0	1						
Earl Torgeson, L (1, 3) OBP: 0.333, SLG: 0.200										3	1	2	0	1	0	0						
Bob Elliott, R (1, 5) OBP: 0.417, SLG: 0.364										4	0	2	0	0	0	2						
Sid Gordon, R (1, 7) OBP: 0.364, SLG: 0.300										3	1	1	1	1	0	2						
Ebba St. Claire, S (1, 2)										3	0	0	0	1	0	1						
Bob Addis, L (1, 9) OBP: 0.083, SLG: 0.083										4	0	0	0	0	0	4						
Johnny Logan, R (1, 6) OBP: 0.333, SLG: 0.333										1	0	0	0	0	0	0						
Willard Marshall, L (4, PH)										1	0	0	0	0	0	2						
Buddy Kerr, R (5, 6)										1	0	0	0	0	0	0						
Walker Cooper, R (9, PH)										1	0	1	1	0	0	0						
Gene Mautch, R (9, PH)										0	0	0	0	0	0	0						
Warren Spahn, L (1, 1)										2	0	0	0	0	1	0						
Luis Marquez, R (8, PH)										1	0	0	0	0	0	0						
Bobby Hogue, R (9, 1)										0	0	0	0	0	0	0						
Bob Thorpe, R (9, PH)										1	0	0	0	0	0	1						
Inning Stats	R: 0 E: 0 K: 0 S: 5	H: 2 LOB: 0 BB: 0 P: 5	R: 0 E: 0 K: 0 S: 3	H: 0 LOB: 0 BB: 0 P: 3	R: 0 E: 0 K: 1 S: 5	H: 0 LOB: 0 BB: 0 P: 5	R: 1 E: 1 K: 0 S: 5	H: 3 LOB: 2 BB: 1 P: 9	R: 0 E: 0 K: 1 S: 5	H: 0 LOB: 0 BB: 0 P: 5	R: 0 E: 0 K: 0 S: 3	H: 0 LOB: 0 BB: 0 P: 3	R: 0 E: 0 K: 0 S: 3	H: 0 LOB: 0 BB: 0 P: 3	R: 0 E: 0 K: 0 S: 4	H: 1 LOB: 2 BB: 1 P: 8	R: 1 E: 0 K: 0 S: 4	H: 1 LOB: 1 BB: 1 P: 8	1B: 7 2B: 0 3B: 0 HR: 0	SF: 0 SAC: 0 DP: 1 HBP: 0	WP: 0 PB: 0 CS: 0	PA: 36
PITCHER	IP	WLS	BF	H	R	ER	SO	BB	IBB	HBP	BLK	WP	HR	S	P	ERA	WHIP					
Jim Hearn, R (1, 1) ERA: 2.0	9.0	W	36	7	2	2	2	3	0	0	0	0	0	37	49	2.00	1.111					

AB	32
R	4
H	7
RBI	2
BB	9
SO	6
LOB	20



AB	33
R	2
H	7
RBI	2
BB	3
SO	2
LOB	13



livebaseballscorecards.com

Batter	1	2	3	4	5	6	7	8	9	10	AB	R	H	RBI	BB	SO	LOB	TOP		
Eddie Stanky, R OBP: 0.381, SLG: 0.400 (1.4)	K 1B E		2B 1B	1-3		F9		1B HR 1B	1-3 2-H 1B		6	3	3	2	0	1	3	New York Giants @ Boston Braves Braves Field, Boston, MA Thu Apr 19 1951, 3:38 AM EST Att: 12,682 - Unknown		
Whitey Lockman, L OBP: 0.476, SLG: 0.375 (1.7)	E 1B		G3 F9 1-H	1-3		BB		HR 1B BB	F9		4	2	2	2	2	0	3			
Hank Thompson, L OBP: 0.400, SLG: 0.162 Jack Lohrke, R OBP: 0.400, SLG: 0.250 (1.5) (8.5)	F4		G3			G6-4-3 BB		HR 1B	F7		3	1	1	1	2	0	3			
Monte Irvin, R OBP: 0.524, SLG: 0.733 (1.3)	E5		F9			G6-4-3 1-2f		HR			5	1	1	6	1	0	5			
Bobby Thomson, R OBP: 0.238, SLG: 0.200 (1.8)	F6		F8			BB		4-3	G4-6-3		5	0	0	0	1	0	3			
Don Mueller, L OBP: 0.267, SLG: 0.154 (1.9)	F5					F8		6-3	F9		5	1	0	0	1	1	3			
Alvin Dark, R OBP: 0.333, SLG: 0.267 (1.6)			G3 BB			F8		F8	BB 1B HBP		2	2	0	0	2	0	1			
Wes Westrum, R OBP: 0.600, SLG: 0.375 Jack Maguire, R Sal Yvars, R (1.2) (9, PR) (9.2)	G5-4-3		1-3 2B			BB BB		BB 1B BB	1B F9 BB		2	1	1	1	3	0	1			
Jack Kramer, R George Spencer, R Alvin Karpis, R George Bamberger, R Spencer Johnson, L Al Gettel, R Chet Nichols, L Monty Kennedy, L Dave Koslo, L ...	4-3		1-3 1B			F8		F7	P2		0	1	0	0	0	0	0			
Inning Stats	R: 1 E: 2 K: 1 S: 8	H: 1 LOB: 2 BB: 0 P: 8	R: 0 E: 0 K: 0 S: 2	H: 0 LOB: 0 BB: 1 P: 6	R: 2 E: 0 K: 0 S: 5	H: 2 LOB: 2 BB: 1 P: 9	R: 1 E: 0 K: 0 S: 5	H: 2 LOB: 3 BB: 4 P: 19	R: 0 E: 0 K: 0 S: 3	H: 0 LOB: 0 BB: 0 P: 3	R: 5 E: 0 K: 0 S: 6	H: 3 LOB: 0 BB: 2 P: 14	R: 2 E: 0 K: 0 S: 4	H: 1 LOB: 1 BB: 1 P: 9	R: 0 E: 0 K: 1 S: 4	H: 0 LOB: 0 BB: 1 P: 8	1B: 6 2B: 2 3B: 0 HR: 1		SF: 0 SAC: 0 DP: 3 HBP: 1	WP: 0 PB: 0 SB: 0 CS: 0
PITCHER	IP 5.0	WLS 2.1	BF 26	H 5	R 5	ER 4	SO 1	BB 6	IBB 0	HBP 0	BLK 0	WP 0	HR 0	S 22	P 46	ERA 7.20	WHIP 2.200			
Dick Donovan, R ERA: 7.2 (1.1)																				
Jim Wilson, R ERA: 12.0 (6.1)																				
Bobby Hogue, R ERA: 5.4 (8.1)																				
Blix Donnelly, R ERA: 6.75 (9.1)																				
Chet Nichols, L ERA: (9.1)																				

AB	38
R	12
H	9
RBI	12
BB	12
SO	2
LOB	28




Batter	1	2	3	4	5	6	7	8	9	10	AB	R	H	RBI	BB	SO	LOB	BOTTOM				
Roy Hartsfield, R OBP: 0.368, SLG: 0.250 (1.4)	1B BB	5-3		F5		F6		F4		1B BB IBB	4	1	0	0	2	0	3	New York Giants @ Boston Braves Braves Field, Boston, MA Thu Apr 19 1951, 3:38 AM EST Att: 12,682 - Unknown				
Sam Jethroe, S OBP: 0.368, SLG: 0.813 (1.8)	K	HR		HR		PO 1B		K		1B BB	5	2	3	3	1	2	3					
Earl Torgeson, L OBP: 0.500, SLG: 0.429 (1.3)	S 1B E 1B	4-3		1B BB		BB		1-H 2B		1-2 2-3 1B	4	1	3	3	2	0	0					
Bob Elliott, R OBP: 0.412, SLG: 0.375 (1.5)	2B 1B	F5		PO		F7		5-3			5	1	2	1	0	0	1					
Sid Gordon, R OBP: 0.313, SLG: 0.333 (1.7)	2B 2B			F2		G5-4-3		F5		K	5	1	1	0	0	1	2					
Walker Cooper, R OBP: 0.455, SLG: 1.000 (1.2)	2B F7 BB			HR		K		6-3		F8	4	2	1	1	1	1	0					
Bob Addis, L OBP: 0.133, SLG: 0.200 Luis Marquez, R OBP: 0.333, SLG: 1.000 (1.9) (8.9)				3-1		F6		3B 3B		K	3	0	1	2	0	0	0					
Johnny Logan, R OBP: 0.222, SLG: 0.222 Bob Thorpe, R OBP: 0.500, SLG: 1.500 Buddy Kerr, R OBP: 0.500, SLG: 0.500 (1.6) (8, PH) (9.6)	F7			4-3		4-3		2B 3B		BB SH1-4 1B	3	0	0	1	0	0	1					
Dick Donovan, L OBP: 0.209, SLG: 1.000 Jim Wilson, R ERA: 5.75 Bobby Hogue, R Luis Olmo, R Blix Donnelly, R Chet Nichols, S (1.1) (6.1) (8, PH) (9.1) (9.1)	4-3			HR		2B		5-3		SH1-4	2	1	0	0	0	0	1					
Inning Stats	R: 5 E: 0 K: 1 S: 9	H: 4 LOB: 1 BB: 2 P: 17	R: 1 E: 0 K: 0 S: 4	H: 1 LOB: 0 BB: 0 P: 4	R: 1 E: 0 K: 0 S: 4	H: 1 LOB: 1 BB: 1 P: 4	R: 2 E: 0 K: 0 S: 5	H: 3 LOB: 1 BB: 1 P: 9	R: 0 E: 0 K: 1 S: 5	H: 0 LOB: 0 BB: 0 P: 5	R: 0 E: 0 K: 0 S: 3	H: 0 LOB: 0 BB: 0 P: 3	R: 3 E: 0 K: 1 S: 8	H: 3 LOB: 1 BB: 1 P: 12	R: 0 E: 0 K: 2 S: 7	H: 2 LOB: 0 BB: 0 P: 7	R: 1 E: 0 K: 0 S: 3		H: 2 LOB: 3 BB: 2 P: 11	1B: 6 2B: 4 3B: 2 HR: 3	SF: 0 SAC: 1 DP: 1 HBP: 0	WP: 0 PB: 0 SB: 2 CS: 0
PITCHER	IP 0.1	WLS 2.2	BF 10	H 2	R 2	ER 2	SO 0	BB 0	IBB 0	HBP 0	BLK 0	WP 0	HR 0	S 7	P 15	ERA 135.00	WHIP 18.000					
Jack Kramer, R ERA: 135.0 (1.1)																						
George Spencer, R ERA: 5.75 (4.1)																						
Al Gettel, R ERA: 7.71 (8.1)																						
Monty Kennedy, L ERA: (8.1)																						



Batter	1	2	3	4	5	6	7	8	9	AB	R	H	RBI	BB	SO	LOB	TOP								
Roy Hartsfield, R (1,4) OBP: 0.391, SLG: 0.222	4-0 G1-6-3 BB		0-0 5-3		4-0 2B BB		0-0 F4			2	0	0	0	2	0	0									
Sam Jethroe, S (1,8) OBP: 0.346, SLG: 0.750	0-0 F7		0-0 F8		0-0 1-3 2B			0-0 F9		4	0	1	0	0	0	1									
Earl Torgeson, L (1,3) OBP: 0.455, SLG: 0.444	0-0 G1-6-3 1-2			0-0 4-3	0-0 F9			0-0 2B		4	0	1	0	0	0	3									
Bob Elliott, R (1,5) OBP: 0.444, SLG: 0.471 Luis Olmo, R (3,9)		0-0 1B 2B		0-3 K		0-0 F3		0-0 F2		1	1	1	0	0	0	0									
Sid Gordon, R (1,9) OBP: 0.350, SLG: 0.333		0-0 6-3		0-0 1B		1-0 HBP		0-0 6-3		3	0	1	0	0	0	2									
Walker Cooper, R (1,2) OBP: 0.333, SLG: 0.714		0-0 F6		0-0 F8		0-0 F4			0-0 F3	4	0	0	0	0	0	3									
Luis Marquez, R (1,7) OBP: 0.329, SLG: 0.714		0-0 2H 1B			0-0 S SH5-3 1B	0-3 K			0-0 6-3	4	1	2	1	0	1	1									
Johnny Logan, R (1,6) OBP: 0.250, SLG: 0.250		0-0 1-3			0-0 SH5-3				0-0 F9	3	0	1	0	0	0	1									
Max Surkont, R (1,1)			0-0 F3		0-0 F7			0-0 G1-6-3 1-2		3	0	0	1	0	0	1									
Inning Stats	R: 0 E: 0 K: 0 S: 2	H: 0 LOB: 0 BB: 1 P: 6	R: 1 E: 0 K: 0 S: 5	H: 2 LOB: 1 BB: 0 P: 5	R: 0 E: 0 K: 0 S: 3	H: 0 LOB: 0 BB: 0 P: 3	R: 0 E: 0 K: 1 S: 6	H: 1 LOB: 1 BB: 0 P: 6	R: 1 E: 0 K: 0 S: 5	H: 2 LOB: 2 BB: 1 P: 9	R: 0 E: 0 K: 1 S: 5	H: 0 LOB: 1 BB: 0 P: 6	R: 0 E: 0 K: 0 S: 3	H: 1 LOB: 0 BB: 0 P: 3	R: 0 E: 0 K: 0 S: 4	H: 1 LOB: 1 BB: 0 P: 4	R: 0 E: 0 K: 0 S: 3	H: 0 LOB: 0 BB: 0 P: 3	1B: 4 2B: 3 3B: 0 HR: 0	SF: 0 SAC: 1 DP: 2 HBP: 1	WP: 0 PB: 0 SB: 1 CS: 0	PA: 35			
PITCHER	IP	WLS	BF	H	R	ER	SO	BB	IBB	HBP	BLK	WP	HR	S	P	ERA	WHIP								
Ken Heintzelman, L (1,1) ERA: 2.25	8.0	L	32	7	2	2	2	2	0	1	0	0	0	33	42	2.25	1.125								
Bob Miller, R (9,1) ERA:	1.0		3	0	0	0	0	0	0	0	0	0	0	3	3	0.00	0.000								

Boston Braves @ Philadelphia Phillies
 Shibe Park, Philadelphia, PA
 Fri Apr 20 1951, 3:33 AM EST
 Att: 17,423 - Unknown


AB 31
 R 2
 H 7
 RBI 2
 BB 2
 SO 2
 LOB 13



Batter	1	2	3	4	5	6	7	8	9	AB	R	H	RBI	BB	SO	LOB	BOTTOM								
Eddie Waitkus, L (1,3) OBP: 0.231, SLG: 0.231	0-0 6-3		0-0 5-3			0-0 BB 1B		0-0 E4 2B		4	1	1	0	0	0	0									
Richie Ashburn, L (1,8) OBP: 0.308, SLG: 0.273	0-0 F7			0-0 F2		4-0 FC6-4 BB		0-0 2H 2B		3	0	1	1	1	0	0									
Dick Sisler, L (1,7) OBP: 0.417, SLG: 0.636	4-0 FC6-4 BB			0-0 F8		0-0 FC6-4 1-2		0-0 F3		3	0	0	0	1	0	3									
Del Ennis, R (1,9) OBP: 0.250, SLG: 0.583	0-0 FC6-4 1-2			0-0 6-3			0-0 F8		0-0 F9	4	0	0	0	0	0	1									
Willie Jones, R (1,5) OBP: 0.333, SLG: 0.800		0-3 K			0-0 F2		4-0 BB		0-0 G3	3	0	0	0	1	1	0									
Granny Hamner, R (1,6) OBP: 0.083, SLG: 0.083		0-0 F7			0-0 5-3		0-0 F8		0-0 1-3	4	0	0	0	0	0	1									
Andy Seminick, R (1,2) OBP: 0.300, SLG: 0.333		0-3 K			0-0 F8		0-0 F8			3	0	0	0	0	1	1									
Mike Gofiat, R (1,4) OBP: 0.100, SLG: 0.400			0-3 K			0-3 K		0-0 F5		3	0	0	0	0	2	0									
Ken Heintzelman, R (1,1) Dick Whitman, L (8,PH) Bob Miller, R (9,1)			0-3 K			0-3 K		0-0 P6		2	0	0	0	0	2	0									
Inning Stats	R: 0 E: 0 K: 0 S: 3	H: 0 LOB: 1 BB: 1 P: 7	R: 0 E: 0 K: 2 S: 7	H: 0 LOB: 0 BB: 0 P: 7	R: 0 E: 0 K: 0 S: 3	H: 0 LOB: 0 BB: 0 P: 3	R: 0 E: 0 K: 2 S: 8	H: 1 LOB: 2 BB: 1 P: 12	R: 0 E: 0 K: 0 S: 3	H: 0 LOB: 1 BB: 1 P: 7	R: 1 E: 1 K: 0 S: 5	H: 1 LOB: 1 BB: 0 P: 5	R: 0 E: 0 K: 0 S: 3	H: 0 LOB: 0 BB: 0 P: 3	1B: 1 2B: 1 3B: 0 HR: 0	SF: 0 SAC: 0 DP: 0 HBP: 0	WP: 0 PB: 0 SB: 0 CS: 0	PA: 33							
PITCHER	IP	WLS	BF	H	R	ER	SO	BB	IBB	HBP	BLK	WP	HR	S	P	ERA	WHIP								
Max Surkont, R (1,1) ERA:	9.0	W	33	2	1	0	6	3	0	0	0	0	0	42	54	0.00	0.556								

Boston Braves @ Philadelphia Phillies
 Shibe Park, Philadelphia, PA
 Fri Apr 20 1951, 3:33 AM EST
 Att: 17,423 - Unknown


AB 30
 R 1
 H 2
 RBI 1
 BB 3
 SO 6
 LOB 6



Batter	1	2	3	4	5	6	7	8	9	AB	R	H	RBI	BB	SO	LOB	TOP								
Roy Hartsfield, R OBP: 0.414, SLG: 0.261	F8		F2 1B	F8		G4-6-3 BB		BB 1B	L8-6-4	5	1	2	0	1	0	3									
Sam Jethroe, S OBP: 0.321, SLG: 0.625	F8		F8	L5-3		G4-6-3		BB 1B		4	0	0	0	1	0	4									
Earl Torgeson, L OBP: 0.407, SLG: 0.435	K		F2			4-3		F8		5	1	1	0	0	1	4									
Walker Cooper, R OBP: 0.400, SLG: 0.684		F9	E 1B 1B			1B 1B				5	2	3	3	0	0	0									
Sid Gordon, R OBP: 0.458, SLG: 0.476		BB BB	E 1B 1B			1B			SH3-4	3	1	3	0	1	0	0									
Bob Addis, L OBP: 0.100, SLG: 0.150		F7	E3 1B			6-3		G3	E5 1B	5	1	0	0	0	0	6									
Willard Marshall, L OBP: 0.571, SLG: 0.400		BB BB	BB 1B			HBP BB		3-1	1B	3	1	2	3	2	0	1									
Johnny Logan, R OBP: 0.250, SLG: 0.200		F9	F2					4-3	L8-6-4 1B	3	0	0	0	0	0	4									
Ebba St. Claire, S ERA: 9.00										0	0	0	0	1	0	0									
Buddy Kerr, R OBP: 0.500, SLG: 0.500									IBB	0	0	0	0	0	0	0									
Vern Bickford, R OBP: 0.400, SLG: 0.600										3	1	2	0	0	1	3									
Bobby Hogue, R OBP: 0.500, SLG: 0.500			1B 1B			K		K		2	0	1	2	0	1	0									
George Estock, R			1B 2B			L5-3 1B			1-2 2-H 3-H	0	0	0	0	0	0	0									
Inning Stats	R: 0 E: 0 K: 1 S: 5	H: 0 LOB: 0 BB: 0 P: 5	R: 0 E: 0 K: 0 S: 3	H: 0 LOB: 2 BB: 2 P: 11	R: 4 E: 1 K: 0 S: 9	H: 5 LOB: 2 BB: 0 P: 9	R: 0 E: 0 K: 0 S: 3	H: 1 LOB: 0 BB: 0 P: 3	R: 1 E: 0 K: 1 S: 7	H: 3 LOB: 3 BB: 1 P: 12	R: 0 E: 0 K: 0 S: 2	H: 0 LOB: 0 BB: 1 P: 6	R: 0 E: 0 K: 0 S: 4	H: 1 LOB: 1 BB: 0 P: 4	R: 0 E: 0 K: 1 S: 6	H: 2 LOB: 2 BB: 1 P: 10	R: 3 E: 1 K: 0 S: 6	H: 3 LOB: 1 BB: 1 P: 10	1B: 11 2B: 5 3B: 0 HR: 0	SF: 0 SAC: 1 DP: 3 HBP: 1	WP: 0 PB: 0 SB: 0 CS: 0	PA: 46			
PITCHER	IP	WLS	BF	H	R	ER	SO	BB	IBB	HBP	BLK	WP	HR	S	P	ERA	WHIP								
Robin Roberts, R ERA: 3.46	4.0	L	22	8	5	3	1	2	0	0	0	0	0	22	30	6.75	2.500								
Leo Cristante, R ERA:	1.0		5	1	0	0	1	1	0	1	0	0	0	5	10	0.00	2.000								
Milo Candini, R ERA:	2.0		7	1	0	0	1	0	0	0	0	0	0	6	10	0.00	1.000								
Jim Konstanty, R ERA: 10.13	2.0		12	4	3	2	1	1	1	0	0	0	0	12	20	9.00	2.500								

Boston Braves @ Philadelphia Phillies
 Shibe Park, Philadelphia, PA
 Sat Apr 21 1951, 3:33 AM EST
 Att: 10,945 - Unknown


AB 38
 R 8
 H 14
 RBI 8
 BB 6
 SO 3
 LOB 25



Batter	1	2	3	4	5	6	7	8	9	AB	R	H	RBI	BB	SO	LOB	BOTTOM								
Eddie Waitkus, L OBP: 0.222, SLG: 0.176	4-3		G6-4-3			G1-2-3		4-3	1B BB	4	0	0	0	1	0	4									
Richie Ashburn, L OBP: 0.278, SLG: 0.250	L9					L9		6-3	1B BB	5	0	1	1	0	0	0									
Dick Sieler, L OBP: 0.438, SLG: 0.600						F7			1B	4	1	2	0	0	0	0									
Ed Sanicki, R									4-3	0	0	0	0	0	0	0									
Stan Lopata, R						HR		1B		1	0	0	0	0	0	2									
Del Ennis, R OBP: 0.313, SLG: 0.875						6-3		HR	FC3-6 FC6-4	4	2	2	2	0	0	1									
Willie Jones, R OBP: 0.313, SLG: 0.643		F8				6-3		1B	FC6-4	4	0	1	1	0	0	1									
Granny Hamner, R OBP: 0.188, SLG: 0.188		F8				6-3		1B	FC6-4	4	1	2	0	0	0	0									
Andy Seminick, R OBP: 0.357, SLG: 0.273		F9				BB		1B	F4	4	1	2	0	0	0	0									
Ken Johnson, L						BB		1B		0	1	0	0	0	0	0									
Mike Goliat, R OBP: 0.143, SLG: 0.357						BB		1B	1B	4	0	1	0	0	0	1									
Bubba Church, R						F7				0	1	0	0	0	0	0									
Robin Roberts, S										0	0	0	0	1	0	0									
Leo Cristante, R										0	0	0	0	0	0	0									
Bill Nicholson, L										0	0	0	0	0	0	0									
Putsy Caballero, R										0	0	0	0	0	0	0									
Milo Candini, R										0	0	0	0	0	0	0									
Dick Whitman, L										1	0	0	0	0	0	0									
Jim Konstanty, R										0	0	0	0	0	0	0									
Del Wilber, R										1	0	1	0	0	1										
Inning Stats	R: 0 E: 0 K: 0 S: 3	H: 0 LOB: 0 BB: 0 P: 3	R: 1 E: 0 K: 0 S: 4	H: 1 LOB: 0 BB: 0 P: 4	R: 0 E: 0 K: 0 S: 2	H: 0 LOB: 0 BB: 1 P: 6	R: 0 E: 0 K: 0 S: 3	H: 0 LOB: 0 BB: 0 P: 3	R: 1 E: 1 K: 0 S: 4	H: 1 LOB: 2 BB: 2 P: 12	R: 2 E: 0 K: 0 S: 6	H: 4 LOB: 1 BB: 0 P: 6	R: 0 E: 0 K: 0 S: 3	H: 0 LOB: 0 BB: 0 P: 3	R: 0 E: 0 K: 0 S: 4	H: 1 LOB: 1 BB: 0 P: 4	R: 2 E: 0 K: 0 S: 5	H: 2 LOB: 2 BB: 2 P: 13	1B: 7 2B: 1 3B: 1 HR: 1	SF: 0 SAC: 0 DP: 3 HBP: 0	WP: 0 PB: 0 SB: 0 CS: 0	PA: 39			
PITCHER	IP	WLS	BF	H	R	ER	SO	BB	IBB	HBP	BLK	WP	HR	S	P	ERA	WHIP								
Vern Bickford, R ERA: 5.11	5.1	W	24	6	4	3	0	3	0	0	0	0	0	21	33	5.06	1.688								
Bobby Hogue, R ERA:	3.1		14	3	2	2	0	2	0	0	0	0	0	12	20	5.40	1.500								
George Estock, R ERA:	0.1	S	1	0	0	0	0	0	0	0	0	0	0	1	1	0.00	0.000								

Boston Braves @ Philadelphia Phillies
 Shibe Park, Philadelphia, PA
 Sat Apr 21 1951, 3:33 AM EST
 Att: 10,945 - Unknown

AB 34
 R 6
 H 9
 RBI 5
 BB 5
 SO 0
 LOB 12



Batter	1	2	3	4	5	6	7	8	9	AB	R	H	RBI	BB	SO	LOB	TOP				
Roy Hartsfield, R (1,4) OBP: 0.382, SLG: 0.357	F7		F7		6-3		F8	HR		5	1	1	2	0	0	0	Boston Braves @ Philadelphia Phillies Shibe Park, Philadelphia, PA Sun Apr 22 1951, 3:33 AM EST Att: 11,261 - Unknown livebaseballscores.com				
Sam Jethroe, S (1,8) OBP: 0.303, SLG: 0.536	F8		G3		3-1		1B	G3		4	1	0	0	1	0	0					
Earl Torgeson, L (1,3) OBP: 0.406, SLG: 0.500	L6				1B		F7			5	0	2	0	0	0	1					
Walker Cooper, R (1,2) OBP: 0.400, SLG: 0.625		F2	1-3		1B		1B			5	0	2	0	0	0	1					
Sid Gordon, R (1,5) OBP: 0.483, SLG: 0.500		BB			5-3		1B			5	0	3	1	0	0	2					
Bob Addis, L (1,7) OBP: 0.160, SLG: 0.167		BB			1B		4-3			4	1	1	0	1	1	3					
Luis Marquez, R (9,7) OBP: 0.429, SLG: 0.714		BB			1B		K			0	0	0	0	0	0	0					
Willard Marshall, L (1,9) OBP: 0.636, SLG: 0.556	F8				1B					4	2	3	0	0	0	2					
Johnny Logan, R (1,6) OBP: 0.263, SLG: 0.176					K		F9			2	0	0	0	0	1	1					
Johnny Sain, R (1,1) OBP: 0.143, SLG: 0.143					E8		F3			4	0	1	1	0	1	5					
Inning Stats	R: 0 E: 0 K: 0 S: 3	H: 0 LOB: 0 BB: 0 P: 3	R: 0 E: 0 K: 1 S: 6	H: 1 LOB: 3 BB: 2 P: 14	R: 0 E: 0 K: 0 S: 4	H: 1 LOB: 1 BB: 0 P: 4	R: 2 E: 1 K: 1 S: 7	H: 3 LOB: 1 BB: 0 P: 7	R: 0 E: 0 K: 0 S: 5	H: 2 LOB: 2 BB: 0 P: 5	R: 0 E: 0 K: 1 S: 4	H: 1 LOB: 1 BB: 0 P: 4	R: 1 E: 0 K: 1 S: 7	H: 2 LOB: 2 BB: 1 P: 11	R: 2 E: 0 K: 0 S: 5	H: 2 LOB: 0 BB: 0 P: 5	R: 0 E: 0 K: 0 S: 4	H: 1 LOB: 1 BB: 0 P: 4	1B: 11 2B: 0 3B: 1 HR: 1	SF: 0 SAC: 1 DP: 0 HBP: 0	WP: 0 PA: 42 PB: 0 SB: 0 CS: 0
PITCHER Bubba Church, R (1,1) ERA: 3.71	IP: 9.0 WLS: W BF: 42 H: 13 R: 5 ER: 4 SO: 3 BB: 3 IBB: 0 HBP: 0 BLK: 0 WP: 0 HR: 1 S: 45 P: 57 ERA: 4.00 WHIP: 1.778															PITCHER					

Batter	1	2	3	4	5	6	7	8	9	AB	R	H	RBI	BB	SO	LOB	BOTTOM						
Eddie Waitkus, L (1,3) OBP: 0.261, SLG: 0.273	E6		1B		F5		F9		SH5-3	5	3	2	1	0	0	2	Boston Braves @ Philadelphia Phillies Shibe Park, Philadelphia, PA Sun Apr 22 1951, 3:33 AM EST Att: 11,261 - Unknown livebaseballscores.com						
Richie Ashburn, L (1,8) OBP: 0.318, SLG: 0.400			F5		F8				SH5-3	4	0	2	0	0	0	2							
Dick Sieler, L (1,7) OBP: 0.429, SLG: 0.526					G3					4	0	1	0	1	1	5							
Dick Whitman, L (9, PR)	K2-3						3-1			0	0	0	0	0	0	0							
Del Ennis, R (1,9) OBP: 0.333, SLG: 0.750	6-3		F9		L5					4	1	1	2	1	0	2							
Willie Jones, R (1,5) OBP: 0.381, SLG: 0.789	F2		F5		E3					5	1	3	3	0	0	2							
Granny Hamner, R (1,6) OBP: 0.200, SLG: 0.200					F5		L3			4	0	1	0	0	0	1							
Andy Seminick, R (1,2) OBP: 0.333, SLG: 0.250					F7		K			1	0	0	0	0	1	1							
Del Wilber, R (4,2)										3	0	0	0	0	1	1							
Eddie Pellagrini, R (1,4)			6-3		5-3		K			4	0	0	0	0	1	1							
Bubba Church, R (1,1) OBP: 0.333, SLG: 0.333										3	0	2	0	0	0	1							
Bill Nicholson, L (9, PH) OBP: 1.000, SLG: 2.000										1	0	1	0	0	0	0							
Putsy Caballero, R (9, PR)										0	1	0	0	0	0	0							
Inning Stats	R: 1 E: 1 K: 1 S: 7	H: 1 LOB: 1 BB: 0 P: 7	R: 0 E: 0 K: 1 S: 6	H: 1 LOB: 0 BB: 0 P: 6	R: 1 E: 0 K: 0 S: 5	H: 2 LOB: 1 BB: 0 P: 5	R: 0 E: 0 K: 0 S: 3	H: 0 LOB: 0 BB: 0 P: 3	R: 0 E: 1 K: 0 S: 4	H: 1 LOB: 1 BB: 0 P: 4	R: 0 E: 1 K: 1 S: 6	H: 1 LOB: 1 BB: 0 P: 6	R: 0 E: 0 K: 1 S: 7	H: 2 LOB: 2 BB: 0 P: 7	R: 0 E: 0 K: 0 S: 5	H: 2 LOB: 2 BB: 0 P: 5	R: 2 E: 0 K: 0 S: 4	H: 3 LOB: 3 BB: 2 P: 12	R: 2 E: 0 K: 0 S: 4	H: 3 LOB: 4 BB: 2 P: 12	1B: 8 2B: 4 3B: 0 HR: 1	SF: 0 SAC: 1 DP: 0 HBP: 0	WP: 0 PA: 41 PB: 0 SB: 1 CS: 0
PITCHER Johnny Sain, R (1,1) ERA: 5.51	IP: 8.1 WLS: L BF: 41 H: 13 R: 6 ER: 5 SO: 4 BB: 0 IBB: 2 HBP: 0 BLK: 0 WP: 0 HR: 1 S: 47 P: 55 ERA: 5.40 WHIP: 1.560															PITCHER							

Batter	1	2	3	4	5	6	7	8	9	AB	R	H	RBI	BB	SO	LOB	TOP				
Roy Hartsfield, R OBP: 0.373, SLG: 0.326 Gene Mauch, R OBP: 0.500, SLG: 0.500	(1,4) 3-3 K		(1,0) 3B	(1,2) F9		(1,2) 4-3			(2,3) K	5	1	1	0	0	2	4					
Sam Jethroe, S OBP: 0.311, SLG: 0.590	(1,8) 1-3 K		(1,2) 2B	(1,1) G4-6-3			(1,3) K		(2,2) HR	4	2	2	3	1	2	0					
Earl Torgeson, L OBP: 0.367, SLG: 0.381	(1,3) 1B		(1,0) G3	(1,0) F9			(3,2) 1B		(2,2) F4	5	0	2	0	0	0	3					
Bob Elliott, R OBP: 0.464, SLG: 0.500	(1,5) 1-0 F8		(1,1) 2B	(2,2) G4-6-3			(0,0) G5-4-3			4	0	1	1	0	0	3					
Sid Gordon, R OBP: 0.405, SLG: 0.474	(1,7) 5-3		(3,1) F7	(1,1) E7					(3,2) F5	4	1	1	0	0	0	1					
Walker Cooper, R OBP: 0.353, SLG: 0.606	(1,2) HR		(2,2) F8	(1,1) 1-3					(0,0) L7	4	1	1	1	0	0	2					
Willard Marshall, L OBP: 0.369, SLG: 0.294	(1,9) 3-1			(3,1) 4-1					(0,2) L8	4	0	0	0	0	0	1					
Buddy Kerr, R OBP: 0.583, SLG: 0.800	(9,PH)		(2,2) 1B	(1,0) 1B					(4,1) SH3-4	2	0	2	0	1	0	0					
Luis Marquez, R OBP: 0.231, SLG: 0.385	(9,FR)								HR	0	0	0	0	1	0	0					
Johnny Logan, R OBP: 0.250, SLG: 0.167	(9,6)								BB	0	0	0	0	0	0	0					
Vern Bickford, R OBP: 0.375, SLG: 0.500	(1,1)		(0,3) K	(1,3) K					(0,1) SH3-4	3	0	1	1	0	2	2					
Bob Addis, L OBP: 0.154, SLG: 0.160	(9,PH)								1B	0	0	0	0	0	0	0					
Blix Donnelly, R Chet Nichols, S	(9,1)								1B	0	0	0	0	0	0	0					
Inning Stats	R: 0 H: 1 E: 0 K: 2 S: 10	H: 1 LOB: 1 BB: 0 P: 15	R: 1 H: 2 E: 0 K: 1 S: 13	H: 2 LOB: 1 BB: 0 P: 21	R: 2 H: 3 E: 0 K: 1 S: 14	H: 3 LOB: 1 BB: 0 P: 22	R: 0 H: 1 E: 0 K: 1 S: 10	H: 1 LOB: 1 BB: 0 P: 16	R: 0 H: 0 E: 0 K: 0 S: 9	H: 0 LOB: 0 BB: 1 P: 15	R: 1 H: 2 E: 1 K: 0 S: 15	H: 2 LOB: 2 BB: 1 P: 25	R: 0 H: 1 E: 0 K: 1 S: 8	H: 1 LOB: 0 BB: 0 P: 12	R: 0 H: 0 E: 0 K: 0 S: 9	H: 0 LOB: 0 BB: 0 P: 12	R: 2 H: 1 E: 0 K: 1 S: 12	H: 1 LOB: 1 BB: 1 P: 22	1B: 7 2B: 1 3B: 1 HR: 2	SF: 0 SAC: 1 DP: 2 HBP: 0	WP: 0 PA: 39 PB: 0 SB: 0 CS: 0
PITCHER	IP WLS BF H R ER SO BB IBB HBP BLK WP HR S P ERA WHIP																				
Don Newcombe, R ERA: 2.4	(1,1) 3.0 15 6 3 3 3 0 0 0 0 0 1 37 58 9.00 2.000																				
Clyde King, R ERA: 2.25	(4,1) 6.0 L 24 5 3 3 3 2 1 0 0 0 1 63 102 4.50 1.167																				

Boston Braves @ Brooklyn Dodgers
Ebbets Field, Brooklyn, NY
Wed Apr 25 1951, 3:33 AM EST
Att: 23,261 - Unknown

AB 35
R 6
H 11
RBI 6
BB 3
SO 6
LOB 16



Batter	1	2	3	4	5	6	7	8	9	AB	R	H	RBI	BB	SO	LOB	BOTTOM				
Gene Hermanski, L OBP: 0.316, SLG: 0.421	(1,7) 1B								(1,2) FC5	4	1	1	0	0	1	2					
Don Thompson, L OBP: 0.313, SLG: 0.154	(9,7) 1B								SH2-4	1	0	1	0	0	0	0					
Carl Furillo, R OBP: 0.200, SLG: 0.371	(1,9) 1B								1B	4	1	3	0	0	0	0					
Duke Snider, L OBP: 0.289, SLG: 0.472	(1,8) 1B								(2,3) K	4	0	0	0	1	2	3					
Jackie Robinson, R OBP: 0.421, SLG: 0.600	(1,4) 1B								(4,2) E	4	1	2	2	1	0	1					
Gil Hodges, R OBP: 0.429, SLG: 0.690	(1,3) F3-2								BB	5	1	1	1	0	1	5					
Roy Campanella, R OBP: 0.257, SLG: 0.273	(1,2) FC1-5								(3,2) FC5	4	1	1	0	0	0	0					
Pee Wee Reese, R OBP: 0.469, SLG: 0.292	(1,6) FC1-5								1B	1	0	1	0	3	0	0					
Billy Cox, R OBP: 0.333, SLG: 0.308	(1,5) FC1-5								BB	4	0	1	1	0	0	5					
Don Newcombe, L OBP: 0.167, SLG: 0.167	(1,1) F8								F7	1	0	0	0	0	0	2					
Clyde King, S	(4,1)									3	0	0	0	0	1	4					
Inning Stats	R: 2 H: 3 E: 0 K: 0 S: 6	H: 3 LOB: 0 BB: 1 P: 15	R: 0 H: 2 E: 0 K: 0 S: 10	H: 2 LOB: 2 BB: 0 P: 15	R: 0 H: 1 E: 0 K: 2 S: 9	H: 1 LOB: 1 BB: 0 P: 15	R: 0 H: 0 E: 0 K: 0 S: 4	H: 0 LOB: 0 BB: 1 P: 11	R: 0 H: 0 E: 0 K: 0 S: 4	H: 0 LOB: 0 BB: 0 P: 5	R: 2 H: 2 E: 1 K: 1 S: 8	H: 2 LOB: 2 BB: 1 P: 19	R: 0 H: 1 E: 0 K: 1 S: 5	H: 1 LOB: 0 BB: 0 P: 9	R: 1 H: 1 E: 1 K: 0 S: 9	H: 1 LOB: 2 BB: 1 P: 14	R: 0 H: 1 E: 0 K: 1 S: 15	H: 1 LOB: 2 BB: 1 P: 25	1B: 8 2B: 3 3B: 0 HR: 1	SF: 0 SAC: 1 DP: 2 HBP: 0	WP: 0 PA: 41 PB: 0 SB: 0 CS: 1
PITCHER	IP WLS BF H R ER SO BB IBB HBP BLK WP HR S P ERA WHIP																				
Vern Bickford, R ERA: 4.43	(1,1) 8.0 W 36 10 5 3 4 4 0 0 0 0 0 0 4 5 3.38 1.750																				
Blix Donnelly, R ERA: 6.0	(9,1) 0.1 2 1 0 0 0 0 0 0 0 0 0 4 5 0.00 3.000																				
Chet Nichols, L	(9,1) 0.2 S 3 0 0 0 0 1 1 0 0 0 0 0 0 11 20 0.00 1.500																				

Boston Braves @ Brooklyn Dodgers
Ebbets Field, Brooklyn, NY
Wed Apr 25 1951, 3:33 AM EST
Att: 23,261 - Unknown

AB 35
R 5
H 11
RBI 4
BB 5
SO 5
LOB 22



Batter	1	2	3	4	5	6	7	8	9	AB	R	H	RBI	BB	SO	LOB	TOP					
Roy Hartsfield, R (1,4) OBP: 0.364, SLG: 0.383	F2		K			F5		IHR		4	1	1	2	0	1	1	Boston Braves @ New York Giants Polo Grounds, New York, NY Thu Apr 26 1951, 3:33 AM EST Att: 15,134 - Unknown					
Sam Jethros, S (1,8) OBP: 0.305, SLG: 0.628	1-3		6-3			F9		HR		4	1	1	1	0	0	1						
Earl Torgeson, L (1,3) OBP: 0.377, SLG: 0.364	BB					G3		F8		2	0	0	0	2	0	0						
Bob Elliott, R (1,5) OBP: 0.406, SLG: 0.433	5-3									4	0	0	0	0	0	2						
Gene Mauch, R (9,5) OBP: 0.500, SLG: 0.500										0	0	0	0	0	0	0						
Sid Gordon, R (1,7) OBP: 0.413, SLG: 0.463	5-3									3	0	1	0	1	0	0						
Ebba St. Claire, S (1,2) OBP: 0.400, SLG: 0.250	4-3									4	0	3	0	0	0	0						
Willard Marshall, L (1,9) OBP: 0.304, SLG: 0.238	F2									4	0	0	0	0	0	5						
Buddy Kerr, R (1,6) OBP: 0.571, SLG: 0.750										2	0	1	0	0	0	1						
Walker Cooper, R (8, PH) OBP: 0.343, SLG: 0.588										1	0	0	0	0	0	0						
Johnny Logan, R (8,6) OBP: 0.238, SLG: 0.158										1	0	0	0	0	0	2						
Johnny Sain, R (1,1) OBP: 0.125, SLG: 0.125										1	1	0	0	0	0	1						
Inning Stats	R: 0 E: 0 K: 0 S: 3	H: 0 LOB: 1 BB: 1 P: 7	R: 0 E: 0 K: 0 S: 3	H: 0 LOB: 0 BB: 0 P: 3	R: 0 E: 0 K: 1 S: 6	H: 1 LOB: 1 BB: 0 P: 6	R: 0 E: 0 K: 0 S: 2	H: 0 LOB: 0 BB: 1 P: 6	R: 0 E: 1 K: 0 S: 4	H: 1 LOB: 1 BB: 0 P: 4	R: 0 E: 0 K: 0 S: 3	H: 0 LOB: 0 BB: 0 P: 3	R: 0 E: 0 K: 0 S: 3	H: 1 LOB: 1 BB: 1 P: 7	R: 3 E: 1 K: 0 S: 6	H: 2 LOB: 0 BB: 0 P: 6	R: 0 E: 0 K: 0 S: 4	H: 2 LOB: 1 BB: 0 P: 4	1B: 5 2B: 0 3B: 0 HR: 2	SF: 0 SAC: 1 DP: 2 HBP: 0	WP: 0 PB: 0 SB: 0 CS: 1	PA: 35
PITCHER Sal Maglie, R (1,1) ERA: 2.88	IP: 9.0 WLS: L BF: 35 H: 7 R: 3 ER: 2 SO: 1 BB: 3 IBB: 0 HBP: 0 BLK: 0 WP: 0 HR: 1 S: 34 P: 46 ERA: 2.00 WHIP: 1.111															PITCHER						

AB 30
R 3
H 7
RBI 3
BB 3
SO 1
LOB 13



Batter	1	2	3	4	5	6	7	8	9	AB	R	H	RBI	BB	SO	LOB	BOTTOM			
Artie Wilson, L (1,4) OBP: 0.375, SLG: 0.286	F8							4-3		3	0	1	0	1	0	0	Boston Braves @ New York Giants Polo Grounds, New York, NY Thu Apr 26 1951, 3:33 AM EST Att: 15,134 - Unknown			
Whitey Lockman, L (1,7) OBP: 0.327, SLG: 0.227	E5							E3		4	0	0	0	0	0	3				
Hank Thompson, L (1,5) OBP: 0.361, SLG: 0.276								FC6-4		3	0	1	0	1	0	2				
Monte Irvin, R (1,3) OBP: 0.442, SLG: 0.463	F2									4	0	2	0	0	0	3				
Bobby Thomson, R (1,8) OBP: 0.300, SLG: 0.356	F7							FC5		4	0	0	0	0	0	6				
Don Mueller, L (1,9) OBP: 0.303, SLG: 0.233										4	0	0	0	0	0	1				
Alvin Dark, R (1,6) OBP: 0.333, SLG: 0.318										3	0	1	0	0	1	0				
Wes Westrum, R (1,2) OBP: 0.482, SLG: 0.367										4	0	1	0	0	2	2				
Jack Maguire, R (9, PR)										0	0	0	0	0	0	0				
Sal Maglie, R (1,1) Spider Jorgensen, L (9, PH)										3	0	0	0	0	0	1				
Inning Stats	R: 0 E: 1 K: 0 S: 4	H: 0 LOB: 2 BB: 1 P: 8	R: 0 E: 0 K: 0 S: 2	H: 0 LOB: 0 BB: 0 P: 3	R: 0 E: 0 K: 0 S: 3	H: 1 LOB: 0 BB: 0 P: 3	R: 0 E: 0 K: 1 S: 7	H: 2 LOB: 2 BB: 0 P: 7	R: 0 E: 0 K: 0 S: 4	H: 1 LOB: 1 BB: 0 P: 4	R: 0 E: 0 K: 2 S: 7	H: 0 LOB: 0 BB: 0 P: 7	R: 0 E: 1 K: 0 S: 5	H: 1 LOB: 2 BB: 0 P: 5	R: 0 E: 0 K: 0 S: 4	H: 1 LOB: 1 BB: 0 P: 4	1B: 5 2B: 1 3B: 0 HR: 0	SF: 0 SAC: 0 DP: 1 HBP: 1	WP: 0 PB: 0 SB: 1 CS: 1	PA: 36
PITCHER Johnny Sain, R (1,1) ERA: 3.55	IP: 9.0 WLS: W BF: 36 H: 6 R: 0 ER: 0 SO: 3 BB: 2 IBB: 0 HBP: 1 BLK: 0 WP: 0 HR: 0 S: 39 P: 48 ERA: 0.00 WHIP: 0.889															PITCHER				

AB 33
R 0
H 6
RBI 0
BB 2
SO 3
LOB 19



Batter	1	2	3	4	5	6	7	8	9	AB R H RBI BB SO LOB	TOP											
Roy Hartsfield, R OBP: 0.350, SLG: 0.365 (1, 4)										5 0 1 0 0 1 1	Boston Braves @ New York Giants Polo Grounds, New York, NY Fri Apr 27 1951, 3:33 AM EST Att: 6,981 - Unknown											
Sam Jethroe, S OBP: 0.315, SLG: 0.596 (1, 8)										4 1 1 0 1 1 1												
Earl Torgeson, L OBP: 0.362, SLG: 0.347 (1, 3)										5 1 1 0 0 2 2												
Bob Elliott, R OBP: 0.417, SLG: 0.529 (1, 5)										4 2 2 2 0 1 0												
Sid Gordon, R OBP: 0.440, SLG: 0.545 (1, 7)										3 1 2 1 1 0 0												
Walker Cooper, R OBP: 0.333, SLG: 0.553 (1, 2)										4 1 1 1 0 0 2												
Willard Marshall, L OBP: 0.370, SLG: 0.417 (1, 9)										3 1 2 3 1 0 2												
Buddy Kerr, R OBP: 0.444, SLG: 0.563 (1, 6)										4 0 0 0 0 1 2												
Warren Spahn, L (1, 1)										4 0 0 0 0 0 1												
Inning Stats	R: 0 E: 0 K: 2 S: 7	H: 0 LOB: 0 BB: 0 P: 7	R: 1 E: 0 K: 0 S: 4	H: 1 LOB: 1 BB: 1 P: 8	R: 0 E: 0 K: 0 S: 4	H: 1 LOB: 1 BB: 0 P: 4	R: 0 E: 0 K: 0 S: 4	H: 2 LOB: 1 BB: 0 P: 4	R: 0 E: 1 K: 0 S: 3	H: 0 LOB: 0 BB: 0 P: 3	R: 5 E: 0 K: 1 S: 9	H: 4 LOB: 0 BB: 1 P: 13	R: 0 E: 0 K: 0 S: 3	H: 0 LOB: 0 BB: 0 P: 3	R: 1 E: 0 K: 1 S: 7	H: 2 LOB: 1 BB: 0 P: 7	R: 0 E: 0 K: 2 S: 7	H: 0 LOB: 1 BB: 1 P: 11	1B: 7 2B: 0 3B: 0 HR: 3	SF: 0 SAC: 0 DP: 2 HBP: 0	WP: 0 PB: 0 SB: 1 CS: 0	PA: 39
PITCHER	IP WLS BF H R ER SO BB IBB HBP BLK WP HR S P ERA WHIP											PITCHER	IP WLS BF H R ER SO BB IBB HBP BLK WP HR S P ERA WHIP									
Jim Hearn, R ERA: 4.87 (1, 1)	5.0 L 22 7 4 4 2 1 0 0 0 0 1 25 29 7.20 1.600																					
Sheldon Jones, R ERA: 8.43 (6, 1)	1.0 5 1 2 2 1 1 0 0 0 0 1 6 10 18.00 2.000																					
Dave Koslo, L ERA: 5.06 (7, 1)	1.0 3 0 0 0 0 0 0 0 0 0 0 3 3 0.00 0.000																					
Al Gettel, R ERA: 4.7 (8, 1)	2.0 9 2 1 1 3 1 0 0 0 0 1 14 18 4.50 1.500																					

Batter	1	2	3	4	5	6	7	8	9	AB R H RBI BB SO LOB	BOTTOM												
Eddie Stanky, R OBP: 0.340, SLG: 0.326 (1, 4)										2 1 1 1 2 0 0	Boston Braves @ New York Giants Polo Grounds, New York, NY Fri Apr 27 1951, 3:33 AM EST Att: 6,981 - Unknown												
Alvin Dark, R OBP: 0.327, SLG: 0.313 (1, 6)										4 0 1 0 0 1 2													
Bobby Thomson, R OBP: 0.278, SLG: 0.327 (1, 8)										4 0 0 0 0 1 2													
Monte Irvin, R OBP: 0.429, SLG: 0.432 (1, 3)										3 0 0 0 1 1 1													
Ray Noble, R OBP: 0.250, SLG: 0.625 (1, 2)										4 1 1 1 0 2 1													
Whitey Lockman, L OBP: 0.321, SLG: 0.229 (1, 7)										4 0 1 0 0 0 1													
Jack Lohrke, R OBP: 0.444, SLG: 0.500 (1, 5)										3 0 0 0 1 0 1													
Jack Maguire, R OBP: 0.250, SLG: 1.000 (1, 9)										4 1 1 1 0 0 2													
Jim Hearn, R OBP: 0.333, SLG: 0.333 (1, 1)										1 0 0 0 0 1 0	Boston Braves @ New York Giants Polo Grounds, New York, NY Fri Apr 27 1951, 3:33 AM EST Att: 6,981 - Unknown												
Sheldon Jones, R (6, 1)										0 0 0 0 0 0 0													
Dave Koslo, L (7, 1)										0 0 0 0 0 0 0													
Bill Rigney, R (7, PH)										1 0 0 0 0 0 0													
Al Gettel, R (8, 1)										0 0 0 0 0 0 0													
Inning Stats	R: 0 E: 0 K: 0 S: 3	H: 0 LOB: 0 BB: 0 P: 3	R: 0 E: 0 K: 0 S: 3	H: 0 LOB: 0 BB: 0 P: 3	R: 0 E: 0 K: 0 S: 3	H: 0 LOB: 2 BB: 2 P: 11	R: 1 E: 0 K: 2 S: 8	H: 1 LOB: 0 BB: 0 P: 8	R: 2 E: 0 K: 2 S: 9	H: 2 LOB: 0 BB: 0 P: 9		R: 0 E: 0 K: 1 S: 5	H: 0 LOB: 1 BB: 1 P: 9	R: 0 E: 0 K: 0 S: 3	H: 0 LOB: 0 BB: 0 P: 3	R: 0 E: 0 K: 0 S: 3	H: 1 LOB: 1 BB: 1 P: 7	R: 0 E: 0 K: 1 S: 6	H: 1 LOB: 1 BB: 0 P: 6	1B: 2 2B: 1 3B: 0 HR: 3	SF: 0 SAC: 1 DP: 1 HBP: 0	WP: 0 PB: 0 SB: 0 CS: 0	PA: 35
PITCHER	IP WLS BF H R ER SO BB IBB HBP BLK WP HR S P ERA WHIP											PITCHER	IP WLS BF H R ER SO BB IBB HBP BLK WP HR S P ERA WHIP										
Warren Spahn, L ERA: 2.2 (1, 1)	9.0 W 35 5 3 3 6 4 0 0 0 0 3 43 59 3.00 1.000																						

Batter	1	2	3	4	5	6	7	8	9	AB	R	H	RBI	BB	SO	LOB	TOP					
Eddie Waitkus, L (1, 3) OBP: 0.286, SLG: 0.304	L3		L7					6-3		4	0	1	0	0	0	0	Philadelphia Phillies @ Boston Braves Braves Field, Boston, MA Sat Apr 28 1951, 3:33 AM EST Att: 7,848 - Unknown					
Richie Ashburn, L (1, 8) OBP: 0.340, SLG: 0.395	K		1B					1B		4	0	2	0	0	1	1						
Dick Sisler, L (1, 7) OBP: 0.368, SLG: 0.429 Putsy Caballero, R (8, PR) Jim Konstanty, R (8, 1)	F7		5-3					1B		4	0	1	0	0	0	1						
Del Ennis, R (1, 9) OBP: 0.378, SLG: 0.625								1B		3	0	1	0	1	0	2						
Willie Jones, R (1, 5) OBP: 0.341, SLG: 0.561								1B		4	0	1	0	0	0	1						
Granny Hamner, R (1, 6) OBP: 0.310, SLG: 0.475								1B		3	0	0	0	1	0	3						
Andy Seminick, R (1, 2) OBP: 0.407, SLG: 0.391 Ed Sanicki, R (8, PR) Ed Sanicki, R (8, PR)								1B		4	0	2	0	0	1	3						
Mike Goliat, R (1, 4) OBP: 0.197, SLG: 0.214 Eddie Pelligrini, R (8, PR) Eddie Pelligrini, R (8, PR)								1B		4	0	0	0	0	0	4						
Russ Meyer, S (1, 1) Dick Whitman, L (8, PH) Dick Whitman, L (8, PH)								1B		2	0	0	0	0	1	0						
Bill Nicholson, L (8, PH) OBP: 0.286, SLG: 0.333								1B		1	0	0	0	0	0	2						
Inning Stats	R: 0 E: 0 K: 1 S: 5	H: 0 LOB: 0 BB: 0 P: 5	R: 0 E: 0 K: 0 S: 5	H: 2 LOB: 2 BB: 0 P: 5	R: 0 E: 0 K: 0 S: 4	H: 1 LOB: 1 BB: 0 P: 4	R: 0 E: 0 K: 0 S: 3	H: 1 LOB: 1 BB: 1 P: 7	R: 0 E: 0 K: 1 S: 6	H: 1 LOB: 0 BB: 0 P: 6	R: 0 E: 0 K: 0 S: 3	H: 0 LOB: 0 BB: 0 P: 3	R: 0 E: 0 K: 1 S: 4	H: 0 LOB: 0 BB: 1 P: 8	R: 0 E: 0 K: 0 S: 5	H: 2 LOB: 2 BB: 0 P: 5	R: 0 E: 1 K: 0 S: 5	H: 1 LOB: 2 BB: 0 P: 5	1B: 7 2B: 1 3B: 0 HR: 0	SF: 0 SAC: 0 DP: 2 HBP: 0	WP: 0 PB: 0 SB: 1 CS: 1	PA: 36
PITCHER Max Surkont, R (1, 1) ERA: 1.33	IP: 9.0 WLS: W BF: 36 H: 8 R: 0 ER: 0 SO: 3 BB: 2 IBB: 0 HBP: 0 BLK: 0 WP: 0 HR: 0 S: 40 P: 48 ERA: 0.00 WHIP: 1.111															PITCHER						

Batter	1	2	3	4	5	6	7	8	9	AB	R	H	RBI	BB	SO	LOB	BOTTOM			
Roy Hartsfield, R (1, 4) OBP: 0.359, SLG: 0.393	F6		E5					1-3		4	0	2	0	0	0	0	Philadelphia Phillies @ Boston Braves Braves Field, Boston, MA Sat Apr 28 1951, 3:33 AM EST Att: 7,848 - Unknown			
Sam Jethroe, S (1, 8) OBP: 0.310, SLG: 0.560	F3		4-3					4-3		3	0	0	0	1	0	1				
Earl Torgeson, L (1, 3) OBP: 0.339, SLG: 0.321	F9							F7		4	0	0	0	0	0	2				
Bob Elliott, R (1, 5) OBP: 0.425, SLG: 0.526								6-3		4	1	2	0	0	0	0				
Sid Gordon, R (1, 7) OBP: 0.463, SLG: 0.543								1-3		2	1	1	0	2	0	0				
Ebba St. Claire, S (1, 2) OBP: 0.316, SLG: 0.188								4-3		4	0	0	1	0	0	4				
Willard Marshall, L (1, 9) OBP: 0.367, SLG: 0.407								4-3		3	0	1	0	0	0	3				
Buddy Kerr, R (1, 6) OBP: 0.429, SLG: 0.526								6-3		3	1	1	1	0	0	1				
Max Surkont, R (1, 1) ERA: 6.75								5-3		2	0	0	0	0	0	1				
Inning Stats	R: 0 E: 0 K: 0 S: 3	H: 0 LOB: 0 BB: 0 P: 3	R: 0 E: 0 K: 0 S: 3	H: 0 LOB: 1 BB: 1 P: 7	R: 1 E: 1 K: 0 S: 4	H: 2 LOB: 0 BB: 0 P: 4	R: 0 E: 0 K: 0 S: 4	H: 1 LOB: 2 BB: 1 P: 8	R: 0 E: 0 K: 0 S: 6	H: 3 LOB: 1 BB: 0 P: 6	R: 0 E: 0 K: 0 S: 3	H: 0 LOB: 0 BB: 0 P: 3	R: 0 E: 0 K: 0 S: 3	H: 0 LOB: 0 BB: 0 P: 3	R: 0 E: 0 K: 0 S: 3	H: 0 LOB: 0 BB: 0 P: 3		1B: 6 2B: 1 3B: 0 HR: 0	SF: 0 SAC: 1 DP: 0 HBP: 0	WP: 0 PB: 0 SB: 0 CS: 1
PITCHER Russ Meyer, R (1, 1) ERA: 2.57 Jim Konstanty, R (8, 1) ERA: 6.75	IP: 7.0 WLS: L BF: 30 H: 7 R: 3 ER: 2 SO: 0 BB: 3 IBB: 0 HBP: 0 BLK: 0 WP: 0 HR: 0 S: 27 P: 39 ERA: 2.57 WHIP: 1.429															PITCHER				

Batter	1	2	3	4	5	6	7	8	9	AB	R	H	RBI	BB	SO	LOB	TOP			
Eddie Waitkus, L (1,3) OBP: 0.284, SLG: 0.280	L8		FC4-6			3-1		L8		4	0	0	0	0	0	1	Philadelphia Phillies @ Boston Braves Braves Field, Boston, MA Sun Apr 29 1951, 3:33 AM EDT Unknown livebaseballscorecards.com			
Richie Ashburn, L (1,8) OBP: 0.353, SLG: 0.404	F7		F3							4	0	2	0	0	0	1				
Dick Sisler, L (1,7) OBP: 0.405, SLG: 0.447 Putsy Caballero, R (9, PR)										3	0	2	0	1	0	1				
Del Ennis, R (1,9) OBP: 0.388, SLG: 0.595	F4									0	0	0	0	0	0	0				
Willie Jones, R (1,5) OBP: 0.313, SLG: 0.511		4-3								2	0	0	0	2	0	2				
Granny Hamner, R (1,6) OBP: 0.326, SLG: 0.477		1-3								4	0	2	0	0	0	2				
Andy Seminick, R (1,2) OBP: 0.379, SLG: 0.360 Del Wilber, R (5, 2)										2	0	0	0	0	1	1				
Eddie Pellagrini, R (1,4) OBP: 0.250, SLG: 0.250										3	0	1	0	0	0	1				
Jocko Thompson, L (1,1) OBP: 0.167, SLG: 0.333 Dick Whitman, L (8, PH) Jim Konstanty, R (8, 1)										2	0	0	0	0	1	2				
Inning Stats	R: 0 E: 0 K: 0 S: 4	H: 1 LOB: 1 BB: 0 P: 4	R: 0 E: 0 K: 0 S: 3	H: 0 LOB: 0 BB: 0 P: 3	R: 0 E: 0 K: 1 S: 6	H: 1 LOB: 1 BB: 0 P: 6	R: 0 E: 0 K: 0 S: 2	H: 0 LOB: 0 BB: 1 P: 6	R: 0 E: 0 K: 1 S: 6	H: 1 LOB: 1 BB: 0 P: 6	R: 0 E: 0 K: 0 S: 3	H: 1 LOB: 1 BB: 1 P: 7	R: 0 E: 0 K: 0 S: 3	H: 0 LOB: 0 BB: 0 P: 3	R: 0 E: 0 K: 0 S: 4	H: 2 LOB: 2 BB: 1 P: 8		1B: 7 2B: 0 3B: 0 HR: 0	SF: 0 SAC: 0 DP: 2 HBP: 0	WP: 0 PB: 0 SB: 0 CS: 1
PITCHER Vern Bickford, R (1,1) ERA: 3.07	IP: 9.0 WLS: W BF: 33 H: 7 R: 0 ER: 0 SO: 2 BB: 3 IBB: 0 HBP: 0 BLK: 0 WP: 0 HR: 0 S: 34 P: 46 ERA: 0.00 WHIP: 1.111															PITCHER				

Batter	1	2	3	4	5	6	7	8	9	AB	R	H	RBI	BB	SO	LOB	BOTTOM			
Roy Hartsfield, R (1,4) OBP: 0.353, SLG: 0.383	F9		L7					1-3		4	0	1	0	0	0	0	Philadelphia Phillies @ Boston Braves Braves Field, Boston, MA Sun Apr 29 1951, 3:33 AM EDT Unknown livebaseballscorecards.com			
Sam Jethroe, S (1,8) OBP: 0.295, SLG: 0.528	F6		K							3	0	0	0	0	1	1				
Earl Torgeson, L (1,3) OBP: 0.323, SLG: 0.304	F9		4-3							3	0	0	0	0	0	1				
Bob Elliott, R (1,5) OBP: 0.395, SLG: 0.488 Luis Marquez, R (8, 9) OBP: 0.231, SLG: 0.385		6-3								3	0	0	0	0	0	0				
Sid Gordon, R (1,9) OBP: 0.474, SLG: 0.532 (8, 5)										1	1	0	0	2	0	0				
Walker Cooper, R (1,2) OBP: 0.310, SLG: 0.512										3	0	0	0	0	1	2				
Luis Olmo, R (1,7) OBP: 0.412, SLG: 0.533										3	0	1	1	0	0	1				
Buddy Kerr, R (1,6) OBP: 0.375, SLG: 0.455										3	0	0	0	0	0	1				
Vern Bickford, R (1,1) OBP: 0.273, SLG: 0.364										3	0	0	0	0	1	2				
Inning Stats	R: 0 E: 0 K: 0 S: 3	H: 0 LOB: 0 BB: 0 P: 3	R: 1 E: 1 K: 1 S: 7	H: 1 LOB: 2 BB: 1 P: 11	R: 0 E: 0 K: 1 S: 5	H: 0 LOB: 0 BB: 0 P: 5	R: 0 E: 0 K: 1 S: 5	H: 0 LOB: 0 BB: 0 P: 5	R: 0 E: 0 K: 0 S: 3	H: 0 LOB: 0 BB: 0 P: 3	R: 0 E: 0 K: 0 S: 3	H: 1 LOB: 0 BB: 1 P: 7	R: 0 E: 0 K: 0 S: 3	H: 0 LOB: 0 BB: 0 P: 3	R: 0 E: 0 K: 0 S: 3	H: 0 LOB: 0 BB: 0 P: 3		1B: 1 2B: 1 3B: 0 HR: 0	SF: 0 SAC: 0 DP: 1 HBP: 0	WP: 0 PB: 0 SB: 0 CS: 0
PITCHER Jocko Thompson, L (1,1) ERA: 2.81 Jim Konstanty, R (8, 1) ERA: 5.4	IP: 7.0 WLS: L BF: 25 H: 2 R: 1 ER: 1 SO: 3 BB: 2 IBB: 0 HBP: 0 BLK: 0 WP: 0 HR: 0 S: 29 P: 37 ERA: 1.29 WHIP: 0.571															PITCHER				

Batter	1	2	3	4	5	6	7	8	9	AB	R	H	RBI	BB	SO	LOB	TOP												
Eddie Waitkus, L OBP: 0.305, SLG: 0.296 (1, 3)	0-0 4-3	4-0 BB 1B 1-2 BB		4-0 HR BB	0-0 F9		0-0 SH1-3 1B F8 1B		0-0 1B	4	2	2	0	2	0	1	Philadelphia Phillies @ Boston Braves Braves Field, Boston, MA Sun Apr 29 1951, 3:38 AM EDT Att: 18,518 - Unknown												
Richie Ashburn, L OBP: 0.351, SLG: 0.396 (1, 8)	0-0 6-3	0-0 BB 1-2 2-3 1B		0-0 F7	0-0 F8		0-0 F8 SH1-3 1-2 1B		0-0 F2	6	0	2	0	0	0	4													
Dick Sisler, L OBP: 0.404, SLG: 0.535 Ed Sanicki, R OBP: 0.750, SLG: 1.000 (1, 7) (9, 7)	0-0 1B 2B	0-0 F5		0-0 HR		0-0 F5	0-0 SH1-3		0-0 F6	5	2	2	3	0	0	4													
Del Ennis, R OBP: 0.436, SLG: 0.667 (1, 9)	0-0 1B 1B 2-3	4-0 BB 1-2 2-3 3-H		4-0 BB		0-0 HR	4-0 IBB		0-3 K	3	2	2	2	3	1	1													
Willie Jones, R OBP: 0.340, SLG: 0.500 (1, 5)	0-0 1B 1-3 3-H	0-0 F4		4-0 BB		4-0 1B BB	0-0 F8			3	1	1	2	2	0	5													
Granny Hamner, R OBP: 0.314, SLG: 0.449 (1, 6)	0-0 1B 1-2 3-H		0-0 4-3	0-0 F6		0-0 F6	0-0 4-3			5	0	1	1	0	0	5													
Del Wilber, R OBP: 0.211, SLG: 0.278 (1, 2)	0-0 F9		0-0 1-3	0-0 L7		0-0 3B 1B		0-0 1-3		5	1	1	0	0	0	4													
Eddie Pellagrini, R OBP: 0.333, SLG: 0.400 (1, 4)		0-0 1B BB BB 1B	0-0 6-3		4-0 SH1-3 BB	0-0 3B		0-0 6-3		4	1	2	2	1	0	0													
Bob Miller, R OBP: 0.500, SLG: 0.500 Leo Cristante, R OBP: 0.333, SLG: 0.333 Jim Konstanty, R (7, 1)	0-3 K		0-0 HR 1B		0-0 SH1-3	0-0 L5		0-0 4-3		0	0	0	0	0	0	0													
Inning Stats	R: 2 E: 0 K: 0 S: 7	H: 4 LOB: 2 BB: 0 P: 7	R: 1 E: 0 K: 1 S: 7	H: 2 LOB: 3 BB: 2 P: 15	R: 0 E: 0 K: 0 S: 3	H: 0 LOB: 0 BB: 0 P: 3	R: 3 E: 0 K: 0 S: 5	H: 2 LOB: 2 BB: 3 P: 17	R: 0 E: 0 K: 0 S: 3	H: 0 LOB: 1 BB: 1 P: 7	R: 3 E: 0 K: 0 S: 6	H: 3 LOB: 1 BB: 1 P: 10	R: 1 E: 0 K: 0 S: 5	H: 2 LOB: 2 BB: 1 P: 9	R: 0 E: 0 K: 0 S: 3	H: 0 LOB: 0 BB: 0 P: 3		R: 0 E: 0 K: 1 S: 6	H: 1 LOB: 1 BB: 0 P: 6	1B: 10 2B: 1 3B: 1 HR: 2	SF: 0 SAC: 2 DP: 0 HBP: 0	WP: 0 PB: 0 SB: 0 CS: 0	PA: 49						
PITCHER	IP WLS BF H R ER SO BB IBB HBP BLK WP HR S P ERA WHIP																												
Dick Donovan, R ERA: 9.95 Chet Nichols, L ERA: 6.23 Blix Donnelly, R ERA: 8.1 Dave Cole, R ERA:	(1, 1) (2, 1) (4, 1) (8, 1)	1.1 2.0 3.2 2.0	11 22 L 22 7	6 2 5 1	3 3 4 0	1 0 0 1	1 3 4 0	0 0 0 0	0 0 0 0	0 1 1 0	12 8 16 9	20 13.50 9.82 0.00	25 2.500 2.182 0.500																

AB	39
R	10
H	14
RBI	10
BB	8
SO	2
LOB	26



Batter	1	2	3	4	5	6	7	8	9	AB	R	H	RBI	BB	SO	LOB	BOTTOM												
Roy Hartsfield, R OBP: 0.351, SLG: 0.379 (1, 4)	0-0 1B		0-0 1B		0-0 1-3		0-0 F3		0-0 5-3	6	1	2	0	0	0	5	Philadelphia Phillies @ Boston Braves Braves Field, Boston, MA Sun Apr 29 1951, 3:38 AM EDT Att: 18,518 - Unknown												
Sam Jethroe, S OBP: 0.295, SLG: 0.508 (1, 8)	0-0 1B		0-0 F2		0-0 F7		0-0 F8		0-0 F9	6	1	2	2	0	0	3													
Earl Torgeson, L OBP: 0.329, SLG: 0.300 (1, 3)	0-0 F8		0-0 4-3		4-0 BB		0-0 K			4	0	1	0	1	1	6													
Sid Gordon, R OBP: 0.468, SLG: 0.569 (1, 5)	4-0 1B 1-2 2-3	0-0 HR	0-0 F5		0-0 5-3		0-3 K			4	2	1	1	1	1	4													
Willard Marshall, L OBP: 0.400, SLG: 0.400 (1, 9)	0-0 E9 1-H 2-H 3-H	0-3 K	0-0 F3		4-0 L6-3 BB		4-0 1B F9 BB			3	2	1	2	2	1	3													
Ebba St. Claire, S OBP: 0.333, SLG: 0.286 (1, 2)	0-0 E 1B	0-0 F7		0-0 F8		0-0 L6-3		0-0 1-3 1B		5	1	2	1	0	0	1													
Bob Addis, L OBP: 0.194, SLG: 0.233 (1, 7)	0-0 E6 1B		0-0 2B		0-0 F7		0-0 F9			5	1	2	1	0	0	2													
Buddy Kerr, R OBP: 0.429, SLG: 0.480 Walker Cooper, R OBP: 0.502, SLG: 0.500 Johnny Logan, R OBP: 0.238, SLG: 0.158 (1, 6) (8, PH) (9, 6)	0-0 1B BB 2-3 3-H	0-0 3-1		4-0 BB 1B		0-0 2B F8 1B		0-0 F9		3	1	2	1	1	0	1													
Dick Donovan, L OBP: 0.667, SLG: 1.000 Chet Nichols, S OBP: 1.000, SLG: 1.000 Blix Donnelly, R OBP: 0.524, SLG: 0.524 Bob Elliott, R Sibby Sisti, R Dave Cole, R Luis Olmo, R OBP: 0.300, SLG: 0.500 (1, 1) (2, 1) (4, 1) (7, PH) (8, PH) (9, PH)	4-0 1B		0-0 1B		0-0 G6-4-3		0-0 2B F8 1B		0-0 F3	0	0	0	0	1	0	0													
Inning Stats	R: 6 E: 2 K: 0 S: 10	H: 6 LOB: 3 BB: 2 P: 18	R: 1 E: 0 K: 1 S: 7	H: 2 LOB: 1 BB: 0 P: 7	R: 0 E: 0 K: 0 S: 6	H: 3 LOB: 3 BB: 0 P: 6	R: 0 E: 0 K: 0 S: 3	H: 1 LOB: 1 BB: 1 P: 7	R: 0 E: 0 K: 0 S: 2	H: 0 LOB: 0 BB: 1 P: 6	R: 1 E: 0 K: 1 S: 7	H: 2 LOB: 1 BB: 0 P: 7	R: 1 E: 0 K: 1 S: 6	H: 1 LOB: 1 BB: 1 P: 10	R: 0 E: 0 K: 0 S: 3	H: 0 LOB: 0 BB: 0 P: 3		1B: 11 2B: 4 3B: 0 HR: 1	SF: 0 SAC: 0 DP: 2 HBP: 0	WP: 0 PB: 0 SB: 0 CS: 0	PA: 47								
PITCHER	IP WLS BF H R ER SO BB IBB HBP BLK WP HR S P ERA WHIP																												
Bob Miller, R ERA: 7.2 Leo Cristante, R ERA: 5.4 Jim Konstanty, R ERA: 4.5	(1, 1) (1, 1) (7, 1)	0.1 5.2 3.0	W 29 S 12	9 2	3 1	2 1	1 2	4 1	0 0	0 0	1 15	27 3.00	43 1.000																



Batter	1	2	3	4	5	6	7	8	9	AB	R	H	RBI	BB	SO	LOB	TOP			
Tommy Giaviano, R OBP: 0.286, SLG: 0.250 (1,4)	0-0 SH 1B		0-0 1-3		0-0 5-3		0-0 F4			4	0	1	0	0	0	1				
Peanuts Lowrey, R OBP: 0.467, SLG: 0.447 (1,8)	0-0 SH FC6-4		0-0 6-3			4-0 1B BB		0-0 G3-6-3 1B		2	0	1	0	1	0	0				
Enos Slaughter, L OBP: 0.362, SLG: 0.419 (1,9)	0-3 K		0-0 2B			0-0 F7		0-0 G3-6-3 1-2		4	0	1	0	0	1	4				
Stan Musial, L OBP: 0.468, SLG: 0.432 (1,7)	0-0 F8		0-0 F3			0-0 1B		4-0 2B BB		3	0	1	0	1	0	3				
Eddie Kazak, R OBP: 0.235, SLG: 0.313 (1,5)	0-0 FC6-4 1-2				0-0 F7		0-0 F8		0-0 1-3 2B	4	0	1	0	0	0	4				
Steve Bilko, R OBP: 0.250, SLG: 0.350 (1,3)		4-0 BB			0-0 F8		0-0 F8		0-0 F9	3	0	0	0	1	0	4				
Del Rice, R OBP: 0.429, SLG: 0.294 (1,2)					0-0 F9				0-0 F8	4	0	0	0	0	0	1				
Solly Hemus, L OBP: 0.293, SLG: 0.229 (1,6)		0-3 K							0-0 G6-4-3 1B	2	0	0	0	1	1	1				
Chuck Diering, R OBP: 1.000, SLG: 1.000 (9, PH)						0-0 F2				1	0	1	0	0	0	0				
Gerry Staley, R (1,1)		0-0 G3				0-0 F3			0-0 G6-4-3 1-2	2	0	0	0	0	0	1				
Larry Ciaffone, R (7, PH)										1	0	0	0	0	0	1				
Red Munger, R (7,1)										0	0	0	0	0	0	0				
Rocky Nelson, L (9, PH)										1	0	0	0	0	0	1				
Inning Stats	R: 0 E: 1 K: 1 S: 7	H: 1 LOB: 2 BB: 0 P: 7	R: 0 E: 0 K: 1 S: 5	H: 0 LOB: 1 BB: 1 P: 9	R: 0 E: 0 K: 0 S: 4	H: 1 LOB: 1 BB: 0 P: 4	R: 0 E: 0 K: 0 S: 3	H: 0 LOB: 0 BB: 0 P: 3	R: 0 E: 0 K: 0 S: 4	H: 1 LOB: 2 BB: 1 P: 8	R: 0 E: 0 K: 0 S: 3	H: 0 LOB: 1 BB: 1 P: 7	R: 0 E: 0 K: 0 S: 4	H: 2 LOB: 2 BB: 1 P: 8	R: 0 E: 0 K: 0 S: 3	H: 1 LOB: 0 BB: 0 P: 3	1B: 4 2B: 2 3B: 0 HR: 0	SF: 0 SAC: 1 DP: 2 HBP: 0	WP: 0 PB: 0 SB: 0 CS: 0	PA: 36
PITCHER Warren Spahn, L ERA: 1.73 (1,1)	IP: 9.0 WLS: W BF: 36 H: 6 R: 0 ER: 0 SO: 2 BB: 4 IBB: 0 HBP: 0 BLK: 0 WP: 0 HR: 0 S: 36 P: 52 ERA: 0.00 WHIP: 1.111																			

St. Louis Cardinals @ Boston Braves
Braves Field, Boston, MA
Wed May 02 1951, 3:33 AM EDT
Att: 4,145 - Unknown

AB 31
R 0
H 6
RBI 0
BB 4
SO 2
LOB 21

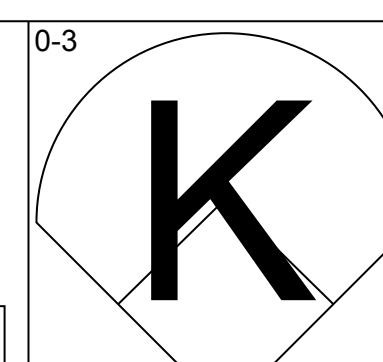
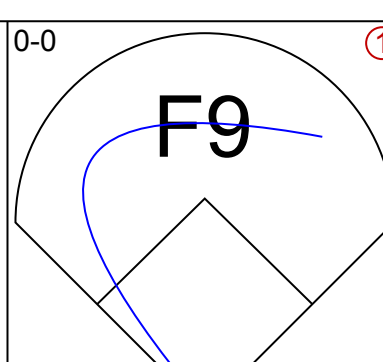
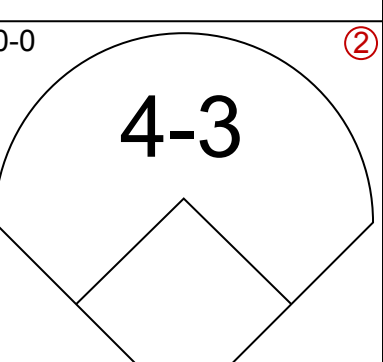
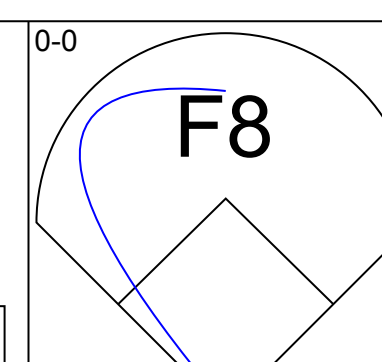
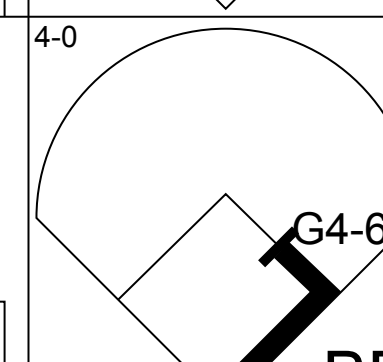
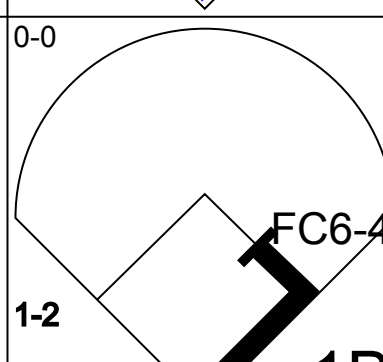
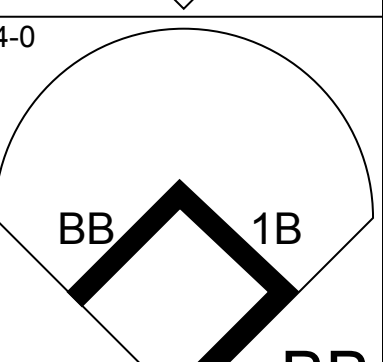
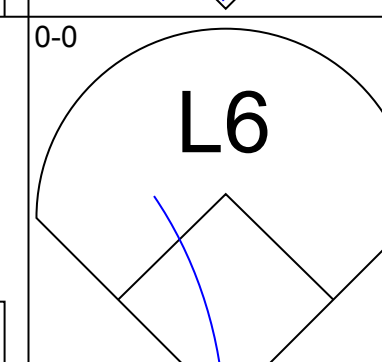
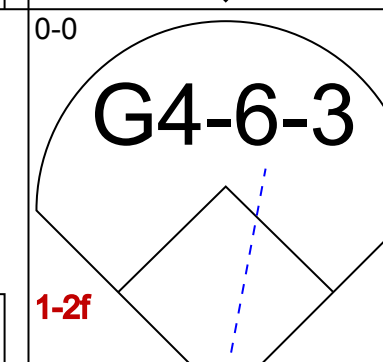
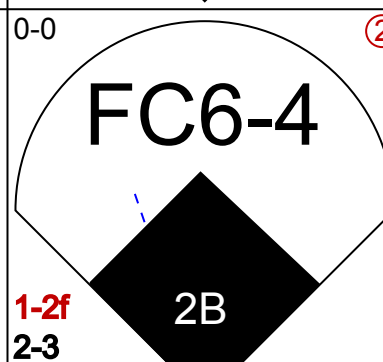
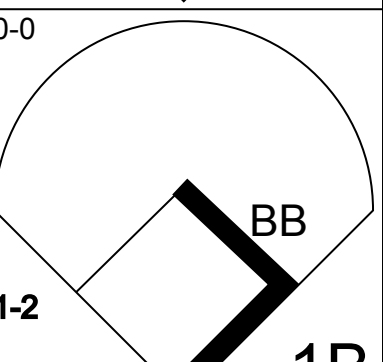

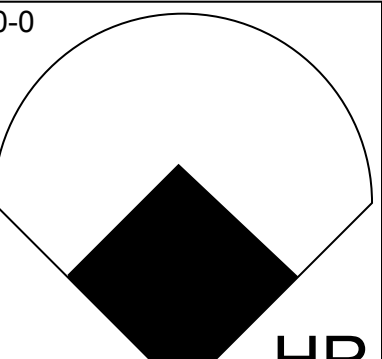
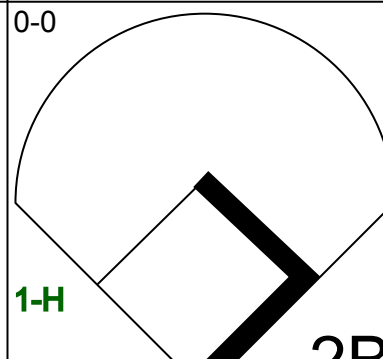
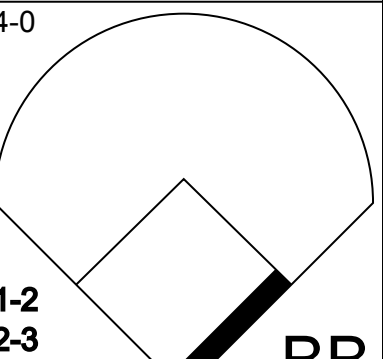

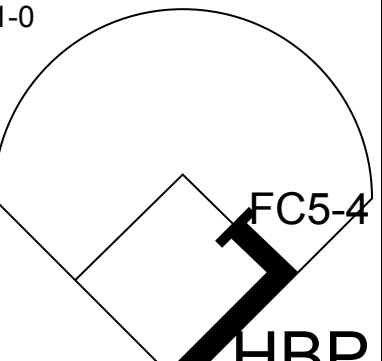
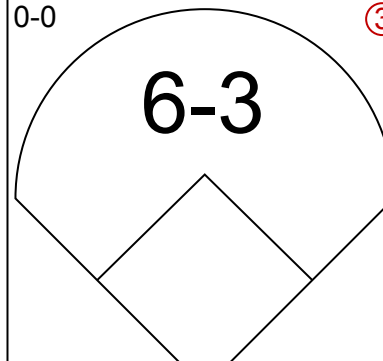
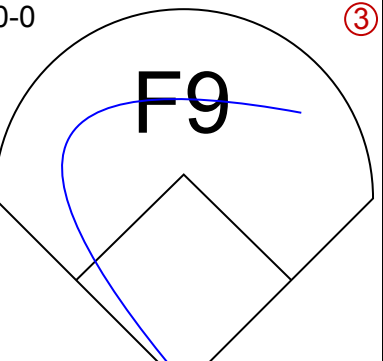

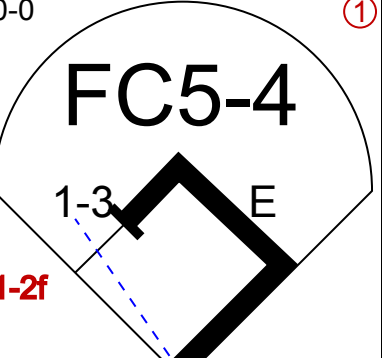
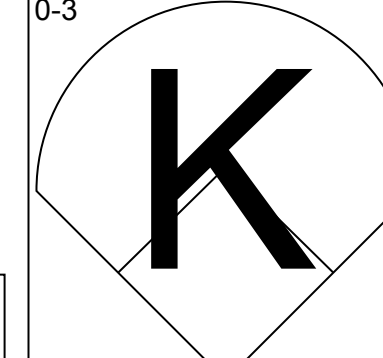
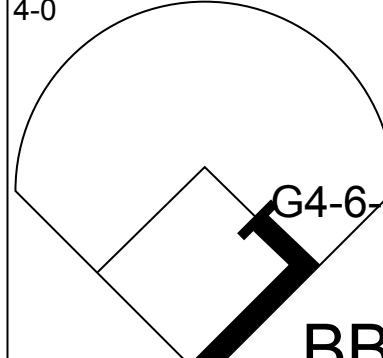

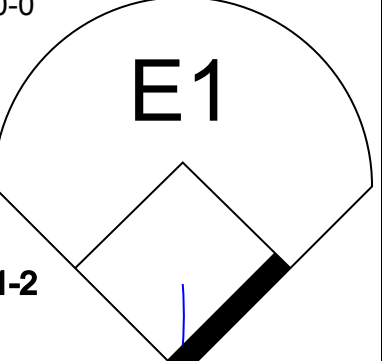
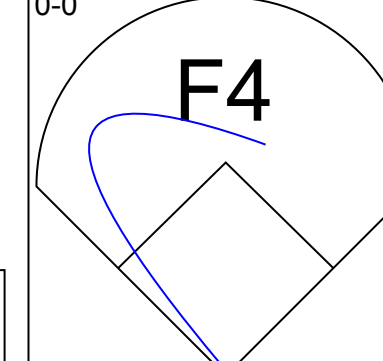
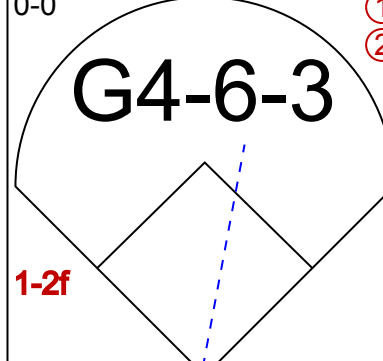

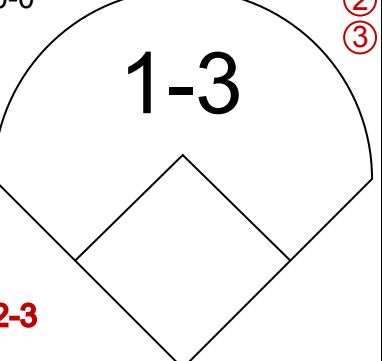
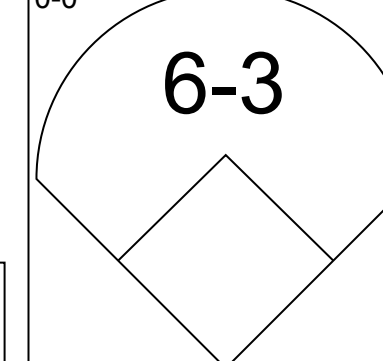
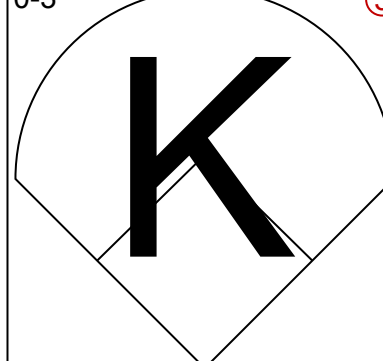

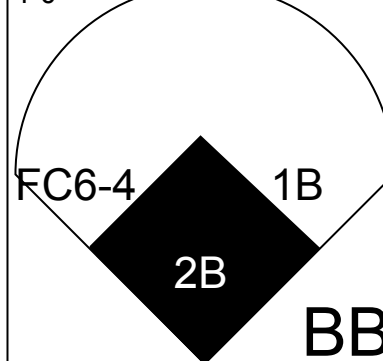
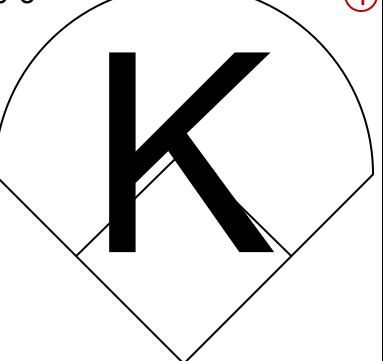
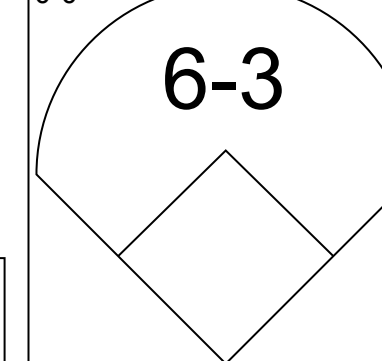



Batter	1	2	3	4	5	6	7	8	9	AB	R	H	RBI	BB	SO	LOB	BOTTOM			
Roy Hartsfield, R OBP: 0.354, SLG: 0.361 (1,4)	1-0 1B 8-6 HBP									3	1	0	0	0	0	4				
Sam Jethroe, S OBP: 0.293, SLG: 0.478 (1,8)	0-0 1B 1-3									4	0	1	0	0	0	0				
Earl Torgeson, L OBP: 0.308, SLG: 0.269 (1,3)	0-0 8-6 1-2 3-H									3	0	0	1	1	1	1				
Bob Elliott, R OBP: 0.423, SLG: 0.592 (1,5)	0-0 F8									4	1	1	0	0	0	1				
Sid Gordon, R OBP: 0.429, SLG: 0.508 (1,7)										4	0	1	0	0	0	1				
Ebba St. Claire, S OBP: 0.313, SLG: 0.276 (1,2)										4	1	1	0	0	1	1				
Willard Marshall, L OBP: 0.405, SLG: 0.389 (1,9)										3	1	2	0	1	0	0				
Buddy Kerr, R OBP: 0.412, SLG: 0.484 (1,6)										3	1	1	1	0	0	3				
Warren Spahn, L OBP: 0.200, SLG: 0.077 (1,1)										2	0	1	2	1	0	0				
Inning Stats	R: 1 E: 0 K: 0 S: 3	H: 1 LOB: 0 BB: 0 P: 4	R: 0 E: 0 K: 0 S: 5	H: 2 LOB: 3 BB: 1 P: 9	R: 0 E: 0 K: 0 S: 2	H: 0 LOB: 1 BB: 1 P: 6	R: 0 E: 0 K: 0 S: 4	H: 2 LOB: 1 BB: 0 P: 4	R: 0 E: 0 K: 0 S: 3	H: 0 LOB: 0 BB: 0 P: 3	R: 4 E: 1 K: 1 S: 9	H: 3 LOB: 1 BB: 1 P: 13	R: 0 E: 0 K: 0 S: 3	H: 0 LOB: 0 BB: 0 P: 3	R: 0 E: 0 K: 1 S: 5	H: 0 LOB: 0 BB: 0 P: 5	1B: 6 2B: 3 3B: 0 HR: 0	SF: 0 SAC: 0 DP: 3 HBP: 1	WP: 0 PB: 0 SB: 0 CS: 0	PA: 34
PITCHER Gerry Staley, R ERA: 0.75 (1,1)	IP: 6.0 WLS: L BF: 28 H: 8 R: 5 ER: 1 SO: 1 BB: 3 IBB: 0 HBP: 0 BLK: 0 WP: 0 HR: 0 S: 26 P: 39 ERA: 1.50 WHIP: 1.833																			
Red Munger, R ERA: 8.1 (7,1)	IP: 2.0 WLS: 6 BF: 6 H: 0 R: 0 ER: 0 SO: 1 BB: 0 IBB: 0 HBP: 0 BLK: 0 WP: 0 HR: 8 S: 8 P: 8 ERA: 0.00 WHIP: 0.000																			

St. Louis Cardinals @ Boston Braves
Braves Field, Boston, MA
Wed May 02 1951, 3:33 AM EDT
Att: 4,145 - Unknown

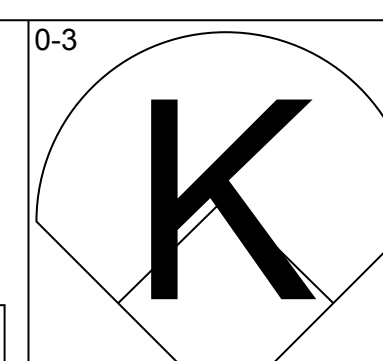
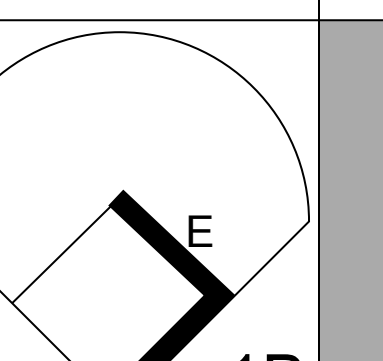
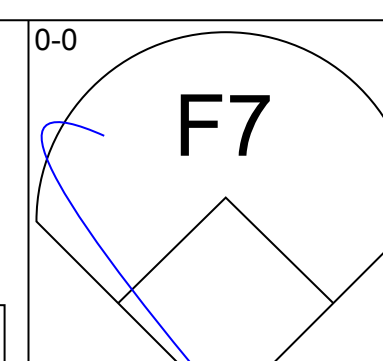
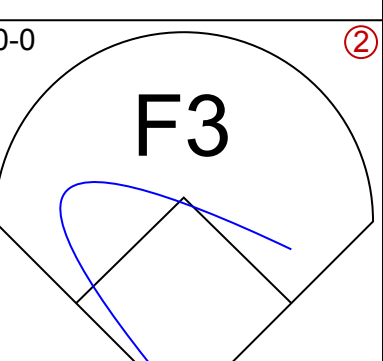
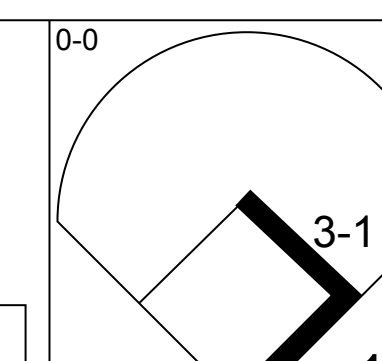
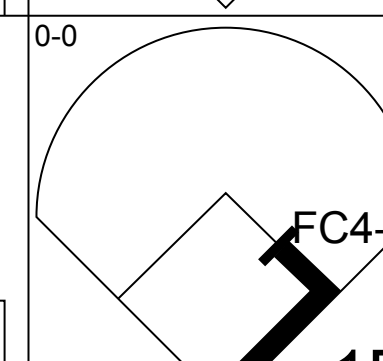
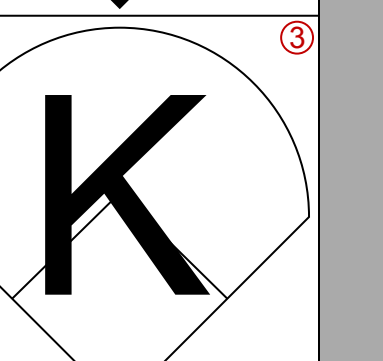
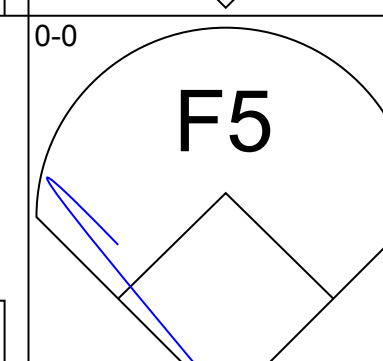
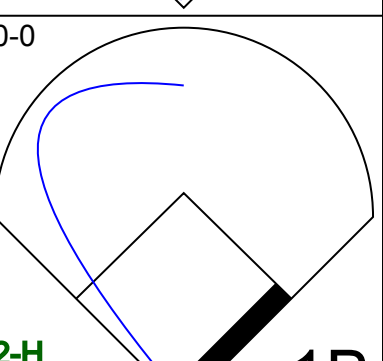
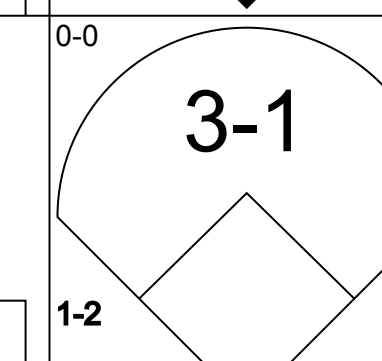
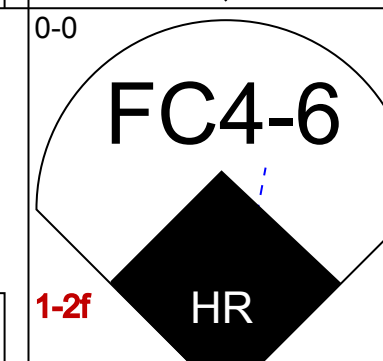
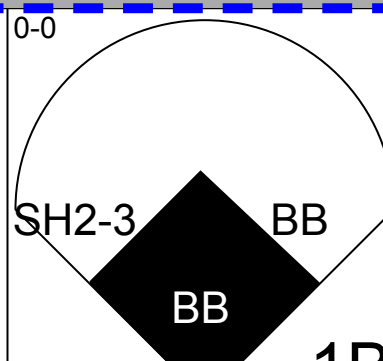
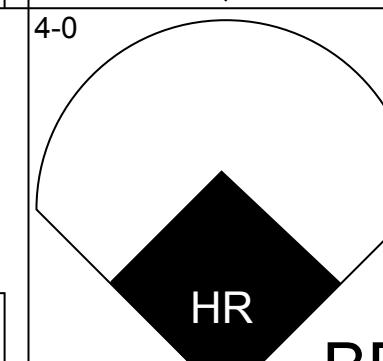
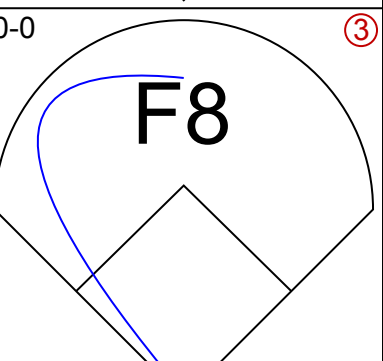
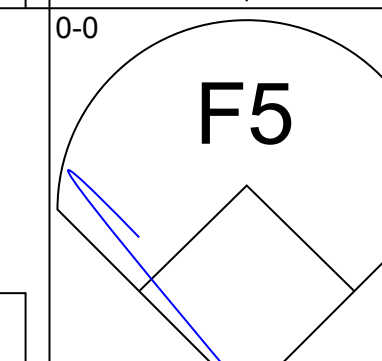

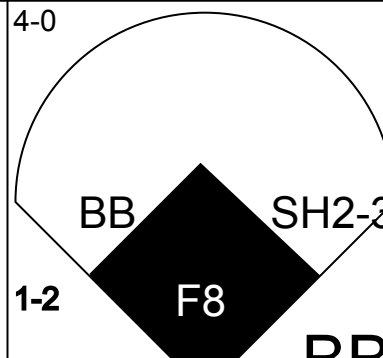
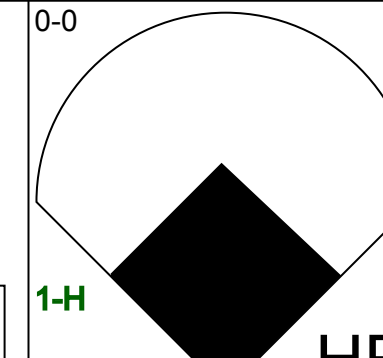
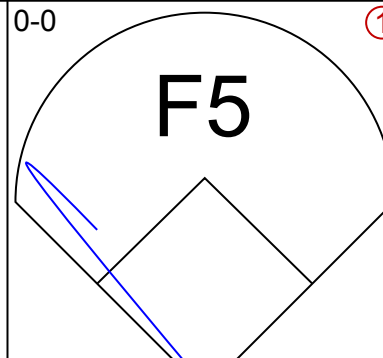
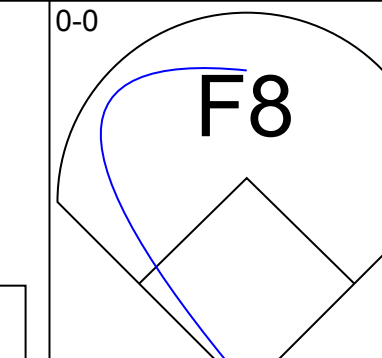
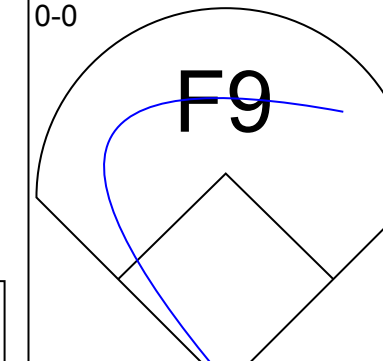
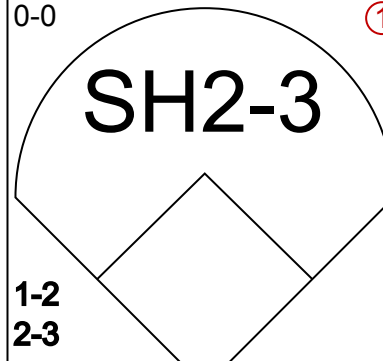
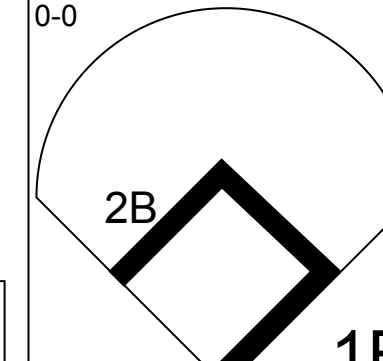
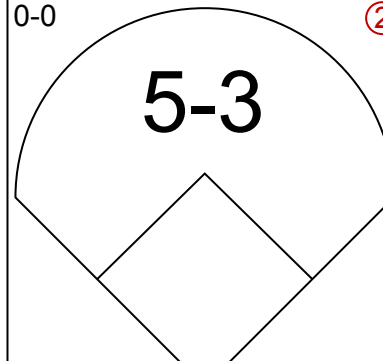
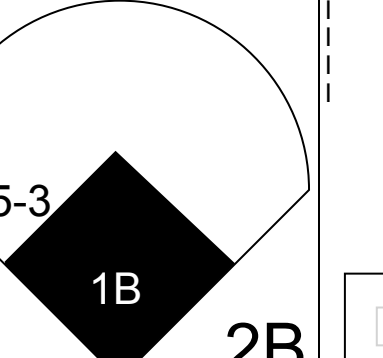
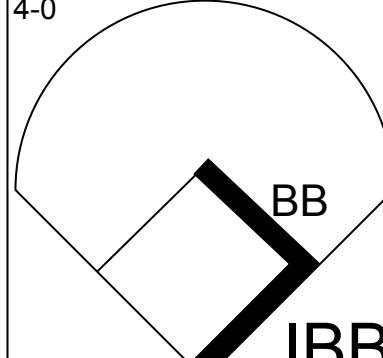
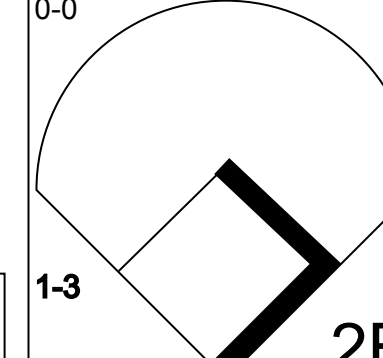
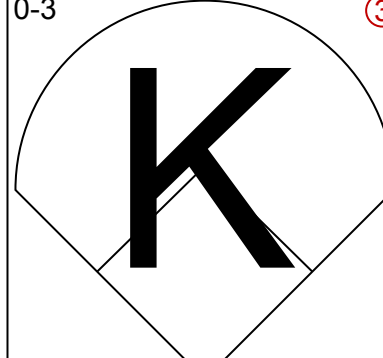
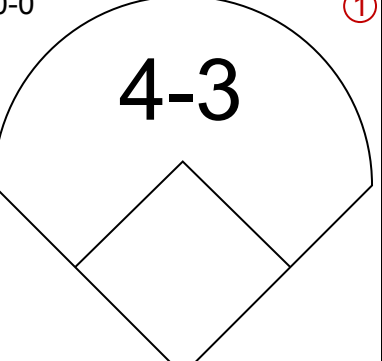
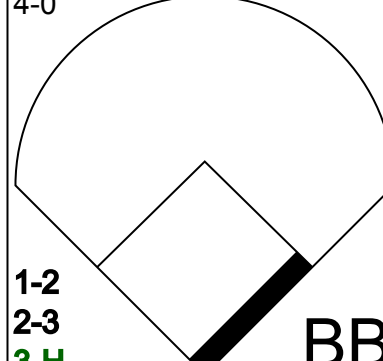
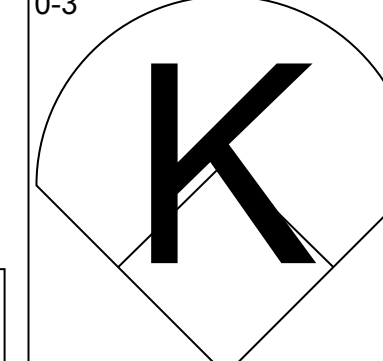
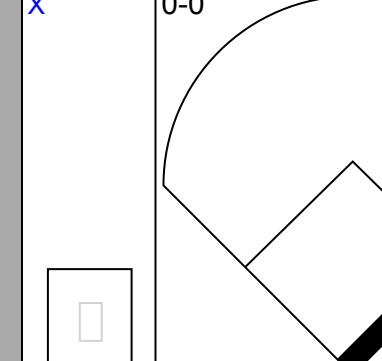
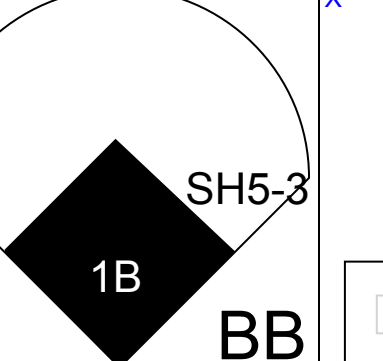
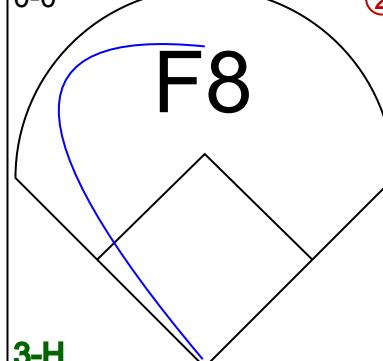
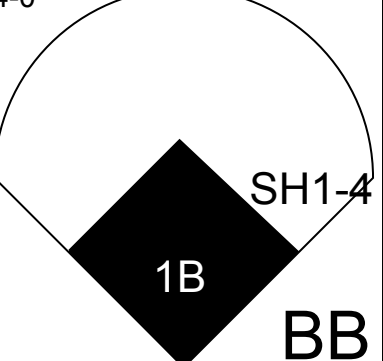
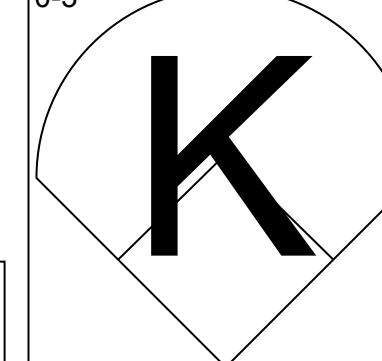
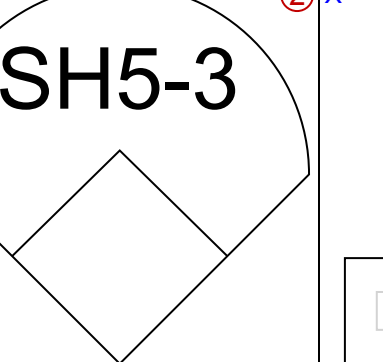
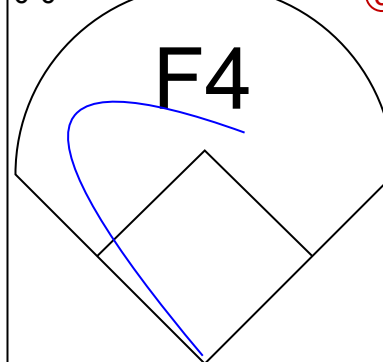
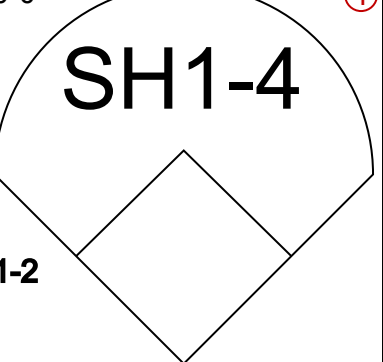
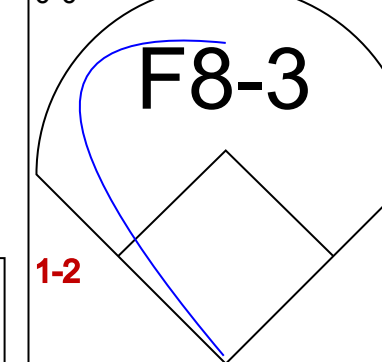
AB 30
R 5
H 8
RBI 4
BB 3
SO 2
LOB 11



Batter	1	2	3	4	5	6	7	8	9	AB	R	H	RBI	BB	SO	LOB	TOP			
Wayne Terwilliger, R OBP: 0.230, SLG: 0.224 (1, 4)										4	0	0	0	0	1	1	Chicago Cubs @ Boston Braves Braves Field, Boston, MA Fri May 04 1951, 3:33 AM EDT Att: 6,022 - Unknown			
Bill Serena, R OBP: 0.524, SLG: 0.567 (1, 5)										2	0	1	0	2	0	0				
Frank Baumholtz, L OBP: 0.383, SLG: 0.294 (1, 9)										4	1	1	0	0	0	3				
Hank Sauer, R OBP: 0.417, SLG: 0.577 (1, 7)										3	1	2	3	1	0	0				
Andy Pafko, R OBP: 0.379, SLG: 0.698 Hal Jeffcoat, R (8, 8)										3	0	0	0	0	0	4				
Dee Fondy, L OBP: 0.300, SLG: 0.333 (1, 3)										3	0	0	0	1	1	1				
Rube Walker, L OBP: 0.292, SLG: 0.357 (1, 2)										4	0	1	0	0	0	2				
Jack Cusick, R OBP: 0.238, SLG: 0.167 (1, 6)										4	0	0	0	0	1	3				
Bob Rush, R Bob Borkowski, R Turk Lown, R Bob Ramazzotti, R Bob Kelly, R Smoky Burgess, L OBP: 0.28, SLG: 0.125 (1, 1) (3, PH) (3, 1) (7, PH) (7, 1) (8, PH)										0	0	0	0	0	0	0				
Inning Stats	R: 0 E: 0 K: 1 S: 4	H: 0 LOB: 0 BB: 1 P: 8	R: 1 E: 1 K: 0 S: 4	H: 1 LOB: 1 BB: 0 P: 5	R: 2 E: 0 K: 0 S: 5	H: 2 LOB: 1 BB: 1 P: 9	R: 0 E: 0 K: 1 S: 5	H: 0 LOB: 0 BB: 0 P: 5	R: 0 E: 0 K: 1 S: 6	H: 1 LOB: 3 BB: 2 P: 14	R: 0 E: 0 K: 0 S: 3	H: 0 LOB: 0 BB: 0 P: 3	R: 0 E: 0 K: 0 S: 3	H: 0 LOB: 1 BB: 0 P: 6	R: 0 E: 0 K: 1 S: 6	H: 1 LOB: 1 BB: 0 P: 6		1B: 3 2B: 1 3B: 0 HR: 1	SF: 0 SAC: 0 DP: 2 HBP: 1	WP: 0 PB: 0 SB: 0 CS: 0
PITCHER Vern Bickford, R ERA: 3.05 (1, 1)	IP: 9.0 WLS: W BF: 36 H: 5 R: 3 ER: 3 SO: 5 BB: 5 IBB: 0 HBP: 1 BLK: 0 WP: 0 HR: 1 S: 40 P: 61 ERA: 3.00 WHIP: 1.11															PITCHER IP: WLS: BF: H: R: ER: SO: BB: IBB: HBP: BLK: WP: HR: S: P: ERA: WHIP				

AB	30
R	3
H	5
RBI	3
BB	5
SO	5
LOB	15



Batter	1	2	3	4	5	6	7	8	9	AB	R	H	RBI	BB	SO	LOB	BOTTOM			
Roy Hartsfield, R OBP: 0.370, SLG: 0.375 (1, 4)										5	0	2	2	0	1	1	Chicago Cubs @ Boston Braves Braves Field, Boston, MA Fri May 04 1951, 3:33 AM EDT Att: 6,022 - Unknown			
Sam Jethroe, S OBP: 0.310, SLG: 0.513 (1, 8)										5	0	2	1	0	1	2				
Earl Torgeson, L OBP: 0.299, SLG: 0.253 (1, 3)										4	3	1	0	1	0	3				
Bob Elliott, R OBP: 0.443, SLG: 0.702 (1, 5)										4	3	2	4	1	0	1				
Sid Gordon, R OBP: 0.403, SLG: 0.470 (1, 7)										3	0	1	0	0	0	0				
Ebba St. Claire, S OBP: 0.361, SLG: 0.375 (1, 2)										3	1	2	0	1	1	0				
Willard Marshall, L OBP: 0.413, SLG: 0.385 (1, 9)										3	0	1	1	1	1	3				
Buddy Kerr, R OBP: 0.405, SLG: 0.432 (1, 6)										2	2	0	1	2	1	3				
Vern Bickford, R OBP: 0.231, SLG: 0.308 (1, 1)										2	0	0	0	0	0	3				
Inning Stats	R: 2 E: 0 K: 1 S: 7	H: 2 LOB: 0 BB: 0 P: 7	R: 2 E: 1 K: 1 S: 7	H: 2 LOB: 1 BB: 1 P: 11	R: 2 E: 0 K: 0 S: 4	H: 1 LOB: 2 BB: 3 P: 16	R: 2 E: 0 K: 1 S: 8	H: 3 LOB: 2 BB: 1 P: 12	R: 1 E: 0 K: 0 S: 4	H: 1 LOB: 1 BB: 1 P: 8	R: 0 E: 0 K: 1 S: 5	H: 0 LOB: 0 BB: 0 P: 5	R: 0 E: 0 K: 1 S: 5	H: 1 LOB: 0 BB: 0 P: 5	R: 0 E: 0 K: 0 S: 4	H: 1 LOB: 1 BB: 0 P: 4		1B: 7 2B: 3 3B: 0 HR: 2	SF: 0 SAC: 3 DP: 1 HBP: 0	WP: 0 PB: 0 SB: 0 CS: 0
PITCHER Bob Rush, R ERA: 6.0 Turk Lown, R ERA: 8.25 Bob Kelly, R ERA: (1, 1) (3, 1) (7, 1)	IP: 2.0 WLS: L BF: 11 H: 4 R: 4 ER: 5 SO: 4 BB: 4 IBB: 0 HBP: 0 BLK: 0 WP: 0 HR: 1 S: 21 P: 41 ERA: 18.00 WHIP: 2.500															PITCHER IP: WLS: BF: H: R: ER: SO: BB: IBB: HBP: BLK: WP: HR: S: P: ERA: WHIP				



Batter	1	2	3	4	5	6	7	8	9	AB	R	H	RBI	BB	SO	LOB	TOP			
Wayne Terwilliger, R OBP: 0.231, SLG: 0.226 (1, 4)	0-0 3-1 1B			0-0 F8		0-0 4-3		0-0 F2		4	0	1	0	0	0	1				
Bill Serena, R OBP: 0.478, SLG: 0.500 (1, 5)	0-0 3-1 1-2			0-0 4-3		0-0 F8			0-0 F3	4	0	0	0	0	0	2				
Frank Baumholtz, L OBP: 0.391, SLG: 0.296 (1, 9)	0-0 6-3			0-0 F7			0-0 FC6-4 BB 1B		4-0 1B BB	3	1	1	0	1	0	0				
Hank Sauer, R OBP: 0.422, SLG: 0.564 Hal Jeffcoat, R (9, 7)		0-3 K			0-3 K		4-0 FC6-4 BB 1-2		0-0 1B PB 1B	3	1	1	0	1	2	0				
Andy Patko, R OBP: 0.355, SLG: 0.649 (1, 8)		0-0 F4			0-3 K		0-0 FC6-4 BB 1-2 2-3		0-0 F7	4	0	0	0	0	1	4				
Dee Fondy, L OBP: 0.333, SLG: 0.364 (1, 3)		0-0 F9			0-0 S 1B		0-0 F6		0-0 PB BB 1B	4	0	2	1	0	0	2				
Rube Walker, L OBP: 0.288, SLG: 0.333 (1, 2)				0-0 F4		0-0 F5 1-2		0-0 1-3	4-0 PB BB 1B	3	0	0	0	1	0	3				
Jack Cusick, R OBP: 0.217, SLG: 0.150 Phil Cavarretta, L OBP: 0.421, SLG: 0.375 Bob Ramazzotti, R (8, PH)				0-3 K			0-3 K		0-0 F9 1-2 2-3 3-H	2	0	0	0	0	2	0				
Cal McLish, S OBP: 0.333, SLG: 0.333 (1, 1)				0-3 K			0-0 4-3 1B		0-0 1-3	3	0	1	0	0	1	0				
Inning Stats	R: 0 E: 0 K: 0 S: 3	H: 1 LOB: 0 BB: 0 P: 3	R: 0 E: 0 K: 1 S: 5	H: 0 LOB: 0 BB: 0 P: 5	R: 0 E: 0 K: 2 S: 7	H: 0 LOB: 0 BB: 0 P: 7	R: 0 E: 0 K: 0 S: 3	H: 0 LOB: 0 BB: 0 P: 3	R: 0 E: 0 K: 2 S: 8	H: 1 LOB: 1 BB: 0 P: 8	R: 0 E: 0 K: 0 S: 4	H: 1 LOB: 2 BB: 1 P: 8	R: 0 E: 0 K: 0 S: 3	H: 0 LOB: 0 BB: 0 P: 3	R: 2 E: 0 K: 0 S: 5	H: 2 LOB: 2 BB: 2 P: 13	1B: 6 2B: 1 3B: 0 HR: 0	SF: 0 SAC: 0 DP: 1 HBP: 0	WP: 0 PB: 1 SB: 1 CS: 0	PA: 35
PITCHER Johnny Sain, R ERA: 3.57 (1, 1)	IP: 9.0 WLS: L BF: 35	H: 6 R: 2 ER: 1 SO: 6	BB: 3 IBB: 0 HBP: 0 BLK: 0	WP: 0 HR: 0 S: 44 P: 56	ERA: 1.00 WHIP: 1.000															

Chicago Cubs @ Boston Braves
Braves Field, Boston, MA
Sat May 05 1951, 3:33 AM EDT
Att: 5,504 - Unknown

AB	32
R	2
H	6
RBI	1
BB	3
SO	6
LOB	14



Batter	1	2	3	4	5	6	7	8	9	AB	R	H	RBI	BB	SO	LOB	BOTTOM			
Roy Hartsfield, R OBP: 0.365, SLG: 0.369 (1, 4)	0-0 F7		0-0 E 1B		0-0 F9		0-0 6-3			4	0	1	0	0	0	1				
Sam Jethroe, S OBP: 0.307, SLG: 0.500 (1, 8)	0-0 F8		0-0 E7 1-3 1B		0-0 F4			0-0 4-3		4	0	1	0	0	0	0				
Earl Torgeson, L OBP: 0.297, SLG: 0.253 (1, 3)	0-0 E 1B		0-3 K		0-0 1-6-3			0-0 F8		4	0	1	0	0	1	2				
Bob Elliott, R OBP: 0.431, SLG: 0.667 (1, 5)	0-0 E6 1-2		4-0 G6-4-3 BB			0-0 F5		0-0 F3		3	0	0	0	1	0	1				
Sid Gordon, R OBP: 0.383, SLG: 0.443 (1, 7)	0-0 F7		0-0 G6-4-3 1-2			0-0 F4			0-0 6-3	4	0	0	0	0	0	5				
Walker Cooper, R OBP: 0.286, SLG: 0.451 (1, 2)		0-0 5-3			0-0 1B		0-0 6-3		0-0 6-3	4	0	1	0	0	0	0				
Willard Marshall, L OBP: 0.380, SLG: 0.349 (1, 9)		0-0 F3			0-0 F5		0-0 3-1		0-0 F5	4	0	0	0	0	0	1				
Buddy Kerr, R OBP: 0.422, SLG: 0.436 (1, 6)		4-0 BB			0-0 F8		0-0 SH3-1-4 1B			2	0	1	0	1	0	1				
Johnny Sain, R OBP: 0.091, SLG: 0.091 (1, 1)		0-0 F9			0-0 F3		0-0 SH3-1-4 1-2			2	0	0	0	0	0	2				
Inning Stats	R: 0 E: 1 K: 0 S: 5	H: 1 LOB: 2 BB: 0 P: 5	R: 0 E: 0 K: 0 S: 3	H: 0 LOB: 1 BB: 1 P: 7	R: 0 E: 1 K: 1 S: 6	H: 2 LOB: 2 BB: 1 P: 10	R: 0 E: 0 K: 0 S: 4	H: 1 LOB: 0 BB: 0 P: 4	R: 0 E: 0 K: 0 S: 3	H: 0 LOB: 0 BB: 0 P: 3	R: 0 E: 0 K: 0 S: 4	H: 1 LOB: 1 BB: 0 P: 4	R: 0 E: 0 K: 0 S: 3	H: 0 LOB: 0 BB: 0 P: 3	R: 0 E: 0 K: 0 S: 3	H: 0 LOB: 0 BB: 0 P: 3	1B: 5 2B: 0 3B: 0 HR: 0	SF: 0 SAC: 1 DP: 1 HBP: 0	WP: 0 PB: 0 SB: 0 CS: 0	PA: 34
PITCHER Cal McLish, R ERA: (1, 1)	IP: 9.0 WLS: W BF: 34	H: 5 R: 0 ER: 0 SO: 1	BB: 2 IBB: 0 HBP: 0 BLK: 0	WP: 0 HR: 0 S: 34 P: 42	ERA: 0.00 WHIP: 0.778															

Chicago Cubs @ Boston Braves
Braves Field, Boston, MA
Sat May 05 1951, 3:33 AM EDT
Att: 5,504 - Unknown

AB	31
R	0
H	5
RBI	0
BB	2
SO	1
LOB	13



Batter	1	2	3	4	5	6	7	8	9	AB	R	H	RBI	BB	SO	LOB	TOP																						
Bob Dillinger, R (1.5) OBP: 0.250, SLG: 0.302	F9		6-3		G5-4-3		BB	F9		5	0	1	0	0	0	3	Pittsburgh Pirates @ Boston Braves Braves Field, Boston, MA Sun May 06 1951, 3:38 AM EDT Att: 15,492 - Unknown																						
George Metkovich, L (1.8) OBP: 0.347, SLG: 0.403	1B	2B	1B			BB	BB	4-3		4	2	3	0	1	0	0																							
Gus Bell, L (1.9) OBP: 0.321, SLG: 0.413	2H	1B	F2			BB	BB	6-3		4	0	1	1	1	0	3																							
Ralph Kiner, R (1.3) OBP: 0.416, SLG: 0.530	F2		K			BB	BB	F9	F3	5	0	1	0	0	1	6																							
Wally Westlake, R (1.7) OBP: 0.319, SLG: 0.524	K			6-3		F8		1B	SH5-4	4	1	0	0	1	1	4																							
George Strickland, R (1.6) OBP: 0.252, SLG: 0.270		F8		F7		FC5	BB	SH5-4		2	0	0	0	1	0	0																							
Monty Basgall, R (1.4) OBP: 0.279, SLG: 0.226		6-3		F8		BB		1B		3	0	1	1	1	0	0																							
Ed Fitz Gerald, R (1.2) OBP: 0.240, SLG: 0.182		1B			F4	FC5		F9		4	0	1	0	0	0	5																							
Cliff Chambers, L (1.1) OBP: 0.429, SLG: 0.429	4-3			E1	G5-4-3		F6	1B		4	0	1	1	0	0	1																							
Inning Stats	R: 1 E: 0 K: 1 S: 7	H: 2 LOB: 1 BB: 0 P: 7	R: 0 E: 0 K: 0 S: 4	H: 1 LOB: 1 BB: 0 P: 4	R: 0 E: 0 K: 1 S: 6	H: 1 LOB: 0 BB: 0 P: 6	R: 0 E: 0 K: 0 S: 3	H: 0 LOB: 0 BB: 0 P: 3	R: 0 E: 1 K: 0 S: 4	H: 0 LOB: 0 BB: 0 P: 3	R: 1 E: 0 K: 0 S: 4	H: 1 LOB: 3 BB: 3 P: 16	R: 0 E: 0 K: 0 S: 4	H: 1 LOB: 2 BB: 1 P: 8	R: 0 E: 0 K: 0 S: 5	H: 2 LOB: 2 BB: 1 P: 9	R: 0 E: 0 K: 0 S: 4	H: 1 LOB: 1 BB: 0 P: 4	1B: 6 2B: 3 3B: 0 HR: 0	SF: 0 SAC: 1 DP: 1 HBP: 0	WP: 0 PB: 0 SB: 1 CS: 0	PA: 41																	
PITCHER	IP	WLS	BF	H	R	ER	SO	BB	IBB	HBP	BLK	WP	HR	S	P	ERA	WHIP	PITCHER				IP	WLS	BF	H	R	ER	SO	BB	IBB	HBP	BLK	WP	HR	S	P	ERA	WHIP	
George Estock, R (1.1) ERA: 2.89	8.0	L	37	8	3	3	2	5	0	0	0	0	0	0	36	56	3.38	1.625					9.0	W	34	0	0	0	4	8	0	0	0	0	0	0	0	0.00	0.889
Chet Nichols, L (9.1) ERA: 3.68	1.0		4	1	0	0	0	0	0	0	0	0	0	4	4	0.00	1.000					1.0		4	1	0	0	0	0	0	0	0	0	0	0	0	0	0.00	1.000

AB	35
R	3
H	9
RBI	3
BB	5
SO	2
LOB	22



Batter	1	2	3	4	5	6	7	8	9	AB	R	H	RBI	BB	SO	LOB	BOTTOM																					
Roy Hartsfield, R (1.4) OBP: 0.385, SLG: 0.371	BB		K			SH1-3		BB		1	0	0	0	2	1	1	Pittsburgh Pirates @ Boston Braves Braves Field, Boston, MA Sun May 06 1951, 3:38 AM EDT Att: 15,492 - Unknown																					
Sam Jethroe, S (1.8) OBP: 0.295, SLG: 0.466	K		F9			6-3		F4		4	0	0	0	0	1	4																						
Earl Torgeson, L (1.3) OBP: 0.330, SLG: 0.289	F6			G4-3	BB	BB		BB		1	0	0	0	3	0	1																						
Bob Elliott, R (1.5) OBP: 0.438, SLG: 0.662	K		G4-3	1-2	F9	F9		F2		4	0	0	0	0	1	6																						
Sid Gordon, R (1.9) OBP: 0.364, SLG: 0.408		F4		6-3			BB	6-3		3	0	0	0	1	0	0																						
Walker Cooper, R (1.2) OBP: 0.283, SLG: 0.411		6-3			5-3		F7	F8		4	0	0	0	0	0	1																						
Luis Olmo, R (1.7) OBP: 0.296, SLG: 0.360		4-3			1-3		F3	F8		4	0	0	0	0	0	1																						
Buddy Kerr, R (1.6) OBP: 0.385, SLG: 0.378			SH2-4	BB	6-3		F7			2	0	0	0	1	0	1																						
George Estock, R (1.1) Luis Marquez, R (8, PH) OBP: 0.200, SLG: 0.333 Chet Nichols, S (9.1) OBP: 1.000, SLG: 1.000			SH2-4	1-2		SH1-3	WP	K		0	0	0	0	1	0	0																						
Inning Stats	R: 0 E: 0 K: 2 S: 7	H: 0 LOB: 1 BB: 1 P: 11	R: 0 E: 0 K: 0 S: 3	H: 0 LOB: 0 BB: 0 P: 3	R: 0 E: 0 K: 1 S: 5	H: 0 LOB: 1 BB: 1 P: 9	R: 0 E: 0 K: 0 S: 2	H: 0 LOB: 0 BB: 1 P: 6	R: 0 E: 0 K: 0 S: 3	H: 0 LOB: 0 BB: 0 P: 3	R: 0 E: 0 K: 0 S: 3	H: 0 LOB: 2 BB: 2 P: 11	R: 0 E: 0 K: 0 S: 3	H: 0 LOB: 1 BB: 1 P: 7	R: 0 E: 0 K: 1 S: 5	H: 0 LOB: 2 BB: 2 P: 13	R: 0 E: 0 K: 0 S: 3	H: 0 LOB: 0 BB: 0 P: 3	1B: 0 2B: 0 3B: 0 HR: 0	SF: 0 SAC: 2 DP: 1 HBP: 0	WP: 1 PB: 0 SB: 0 CS: 0	PA: 34																
PITCHER	IP	WLS	BF	H	R	ER	SO	BB	IBB	HBP	BLK	WP	HR	S	P	ERA	WHIP	PITCHER				IP	WLS	BF	H	R	ER	SO	BB	IBB	HBP	BLK	WP	HR	S	P	ERA	WHIP
Cliff Chambers, L (1.1) ERA: 3.03	9.0		34	0	0	0	4	8	0	0	0	1	0	34	66	0.00	0.889					9.0	W	34	0	0	0	4	8	0	0	0	0	0	0	0	0.00	0.889

AB	24
R	0
H	0
RBI	0
BB	8
SO	4
LOB	15




Batter	1	2	3	4	5	6	7	8	9	AB	R	H	RBI	BB	SO	LOB	TOP					
Connie Ryan, R (1.4) OBP: 0.345, SLG: 0.481	F6		6-3		F7			S 1B		4	0	1	0	0	0	2	Cincinnati Reds @ Boston Braves Braves Field, Boston, MA Tue May 08 1951, 3:33 AM EDT Att: 6,313 - Unknown					
Grady Hatton, L (1.5) OBP: 0.385, SLG: 0.486	F8				F8		G3	G3		4	0	0	0	0	0	1						
Joe Adcock, R (1.7) OBP: 0.337, SLG: 0.518	F8			1-3	F8				E8 F9 1B	4	0	1	0	0	0	0						
Ted Kluszewski, L (1.3) OBP: 0.284, SLG: 0.405				1-3			F7		F9 2-3	4	0	1	0	0	0	1						
Johnny Wyrostek, L (1.9) OBP: 0.376, SLG: 0.440	F7				F6		L3		G4-6-3 IBB	3	0	0	0	1	0	1						
Bob Scheffing, R (1.2) OBP: 0.354, SLG: 0.386	F8				1B 1B		F8		G4-6-3 1-2	4	1	1	0	0	0	3						
Lloyd Merriman, L (1.8) OBP: 0.375, SLG: 0.346	F7				1B 1-2 1B		F8			3	0	1	0	0	0	1						
Roy McMillan, R (1.6) OBP: 0.276, SLG: 0.241			F5		F9			5-3		3	0	0	0	0	0	2						
Herm Wehmeier, R (1.1) OBP: 0.143, SLG: 0.143			5-3				1-3 2-H 1B	F8		3	0	1	1	0	0	0						
Inning Stats	R: 0 E: 0 K: 0 S: 3	H: 0 LOB: 0 BB: 0 P: 3	R: 0 E: 0 K: 0 S: 4	H: 1 LOB: 1 BB: 0 P: 4	R: 0 E: 0 K: 0 S: 3	H: 0 LOB: 0 BB: 0 P: 3	R: 0 E: 0 K: 0 S: 3	H: 0 LOB: 0 BB: 0 P: 3	R: 1 E: 0 K: 0 S: 6	H: 3 LOB: 2 BB: 0 P: 6	R: 0 E: 0 K: 0 S: 3	H: 0 LOB: 0 BB: 0 P: 3	R: 0 E: 0 K: 0 S: 3	H: 0 LOB: 0 BB: 0 P: 3	R: 0 E: 0 K: 0 S: 4	H: 1 LOB: 1 BB: 0 P: 4	R: 0 E: 1 K: 0 S: 3	H: 1 LOB: 1 BB: 1 P: 7	1B: 6 2B: 0 3B: 0 HR: 0	SF: 0 SAC: 0 DP: 1 HBP: 0	WP: 0 PB: 0 SB: 1 CS: 0	PA: 33
PITCHER Max Surkont, R (1.1) ERA: 2.55	IP: 9.0 WLS: W BF: 33 H: 6 R: 1 ER: 1 SO: 0 BB: 0 IBB: 1 HBP: 0 BLK: 0 WP: 0 HR: 0 S: 32 P: 36 ERA: 1.00 WHIP: 0.667															PITCHER						

Batter	1	2	3	4	5	6	7	8	9	AB	R	H	RBI	BB	SO	LOB	BOTTOM					
Roy Hartsfield, R (1.4) OBP: 0.389, SLG: 0.370	BB		L8			F9 E 1B	F5			3	1	1	0	1	0	1	Cincinnati Reds @ Boston Braves Braves Field, Boston, MA Tue May 08 1951, 3:33 AM EDT Att: 6,313 - Unknown					
Sam Jethroe, S (1.8) OBP: 0.297, SLG: 0.457	F8			K		FC4 E 1B		B1-4 1B		4	0	1	0	0	1	2						
Earl Torgeson, L (1.3) OBP: 0.327, SLG: 0.279	F6					F9		B1-4		3	0	0	0	1	0	4						
Ebba St. Claire, S (1.2) OBP: 0.326, SLG: 0.333	F8			K		F7		5-3		4	0	0	0	0	1	4						
Sid Gordon, R (1.5) OBP: 0.370, SLG: 0.450			G3		F3	E6				4	1	2	2	0	0	1						
Bob Addis, L (1.7) OBP: 0.371, SLG: 0.206	F9				F7	F7				3	0	0	0	0	0	2						
Willard Marshall, L (1.9) OBP: 0.393, SLG: 0.354	F5							SH3-4 1B		3	0	2	0	0	0	0						
Buddy Kerr, R (1.6) OBP: 0.370, SLG: 0.362			K			L7		SH3-4		2	0	0	0	0	1	1						
Max Surkont, R (1.1) OBP: 0.077, SLG: 0.077			F4			L3		F8		3	0	0	0	0	0	2						
Inning Stats	R: 0 E: 0 K: 0 S: 3	H: 0 LOB: 1 BB: 1 P: 7	R: 0 E: 0 K: 0 S: 3	H: 0 LOB: 0 BB: 0 P: 3	R: 0 E: 0 K: 1 S: 5	H: 0 LOB: 0 BB: 0 P: 5	R: 0 E: 0 K: 2 S: 7	H: 0 LOB: 1 BB: 1 P: 11	R: 0 E: 0 K: 0 S: 4	H: 1 LOB: 1 BB: 0 P: 4	R: 1 E: 2 K: 0 S: 6	H: 2 LOB: 2 BB: 0 P: 6	R: 0 E: 0 K: 0 S: 4	H: 1 LOB: 1 BB: 0 P: 4	R: 0 E: 0 K: 0 S: 3	H: 1 LOB: 0 BB: 0 P: 3	R: 1 E: 0 K: 0 S: 1	H: 1 LOB: 0 BB: 0 P: 1	1B: 5 2B: 0 3B: 0 HR: 1	SF: 0 SAC: 1 DP: 1 HBP: 0	WP: 0 PB: 0 SB: 0 CS: 0	PA: 32
PITCHER Herm Wehmeier, R (1.1) ERA: 3.52	IP: 8.0 WLS: L BF: 32 H: 6 R: 2 ER: 1 SO: 3 BB: 2 IBB: 0 HBP: 0 BLK: 0 WP: 0 HR: 1 S: 36 P: 44 ERA: 1.12 WHIP: 1.000															PITCHER						




Batter	1	2	3	4	5	6	7	8	9	AB	R	H	RBI	BB	SO	LOB	TOP			
Connie Ryan, R (1,4) OBP: 0.339, SLG: 0.456	4-0 3-1 BB		0-3 K			0-0 F8		0-3 K	3 0 0 0 1 2 0								Cincinnati Reds @ Boston Braves Braves Field, Boston, MA Wed May 09 1951, 3:33 AM EDT Att: 1,902 - Unknown			
Grady Hatton, L (1,5) OBP: 0.376, SLG: 0.474	0-0 3-1		0-0 F4			0-3 K		0-0 1B	4 0 1 0 0 1 1											
Joe Adcock, R (1,7) OBP: 0.323, SLG: 0.494	0-0 F2			0-0 6-3		0-0 5-3		0-3 K	4 0 0 0 0 1 2											
Ted Kluszewski, L (1,3) OBP: 0.272, SLG: 0.386	0-0 F9			0-0 F4		0-3 K		0-0 F5	4 0 0 0 0 1 2											
Johnny Wyrostek, L (1,9) OBP: 0.364, SLG: 0.423		0-0 F5		0-0 F3		0-0 F7			3 0 0 0 0 0 0											
Bob Scheffing, R (1,2) OBP: 0.333, SLG: 0.362		0-3 K			0-3 K		0-0 F5		3 0 0 0 0 2 0											
Lloyd Merriman, L (1,8) OBP: 0.371, SLG: 0.345		0-0 1B			0-3 K			0-0 F9	3 0 1 0 0 1 0											
Roy McMillan, R (1,6) OBP: 0.283, SLG: 0.236		0-0 5-3			4-0 FC5-4 BB		0-3 K		1 0 0 0 1 0 1											
Bobby Adams, R (8, PH) OBP: 0.298, SLG: 0.471									1 0 0 0 0 1 0											
Virgil Stallcup, R (8,6) OBP: 0.263, SLG: 0.474									0 0 0 0 0 0 0											
Howie Fox, R (1,1) OBP: 0.344, SLG: 0.448			0-0 5-3						2 0 0 0 0 0 1											
Barney McCosky, L (8, PH) OBP: 0.344, SLG: 0.448					0-0 FC5-4			0-0 F7	1 0 0 0 0 0 0											
Harry Perkowski, L (8,1) OBP: 0.344, SLG: 0.448					1-2				0 0 0 0 0 0 0											
Inning Stats	R: 0 E: 0 K: 0 S: 3	H: 0 LOB: 1 BB: 1 P: 7	R: 0 E: 0 K: 1 S: 6	H: 1 LOB: 1 BB: 0 P: 6	R: 0 E: 0 K: 1 S: 5	H: 0 LOB: 0 BB: 0 P: 5	R: 0 E: 0 K: 0 S: 3	H: 0 LOB: 0 BB: 0 P: 3	R: 0 E: 0 K: 2 S: 7	H: 0 LOB: 1 BB: 1 P: 11	R: 0 E: 0 K: 1 S: 5	H: 0 LOB: 0 BB: 0 P: 5	R: 0 E: 0 K: 1 S: 5	H: 0 LOB: 0 BB: 0 P: 5	R: 0 E: 0 K: 1 S: 8	H: 1 LOB: 1 BB: 0 P: 8	1B: 2 2B: 0 3B: 0 HR: 0	SF: 0 SAC: 0 DP: 0 HBP: 0	WP: 0 PB: 0 CS: 0	PA: 31
PITCHER Vern Bickford, R (1,1) ERA: 2.47	IP: 9.0 WLS: W BF: 31 H: 2 R: 0 ER: 0 SO: 9 BB: 2 IBB: 0 HBP: 0 BLK: 0 WP: 0 HR: 0 S: 47 P: 55 ERA: 0.00 WHIP: 0.444															PITCHER				

AB	29
R	0
H	2
RBI	0
BB	2
SO	9
LOB	7



Batter	1	2	3	4	5	6	7	8	9	AB	R	H	RBI	BB	SO	LOB	BOTTOM	
Roy Hartsfield, R (1,4) OBP: 0.375, SLG: 0.354	0-0 6-3		0-0 F7			0-0 F8		0-0 F8	4 0 0 0 0 0 0								Cincinnati Reds @ Boston Braves Braves Field, Boston, MA Wed May 09 1951, 3:33 AM EDT Att: 1,902 - Unknown	
Sam Jethroe, S (1,8) OBP: 0.295, SLG: 0.458	0-3 K		0-0 F5			0-0 2B		0-0 F2	4 0 1 0 0 1 0									
Earl Torgeson, L (1,3) OBP: 0.324, SLG: 0.311	0-0 4-3			0-0 F9		0-0 1-3		0-0 HR	4 1 1 1 0 0 1									
Walker Cooper, R (1,2) OBP: 0.262, SLG: 0.417		0-0 6-3		0-0 6-3		0-0 2B		0-0 F8	4 1 1 0 0 0 0									
Sid Gordon, R (1,5) OBP: 0.358, SLG: 0.434		0-0 F5		0-0 6-3		0-0 F7			3 0 0 0 0 0 1									
Bob Addis, L (1,7) OBP: 0.211, SLG: 0.270		0-0 2B			0-3 K		0-0 2B		3 1 2 1 0 1 0									
Luis Olmo, R (8,7) OBP: 0.296, SLG: 0.360		0-0 1B				0-0 2B			0 0 0 0 0 0 0									
Willard Marshall, L (1,9) OBP: 0.407, SLG: 0.380		0-0 WP 1-H PB 2B		0-0 4-3		4-0 BB			2 1 1 1 1 0 0									
Buddy Kerr, R (1,6) OBP: 0.351, SLG: 0.340		0-0 6-3			0-0 F5		0-0 F8		3 0 0 0 0 0 2									
Vern Bickford, R (1,1) OBP: 0.188, SLG: 0.250			0-0 6-3			0-0 F8		0-0 F8	3 0 0 0 0 0 2									
Inning Stats	R: 0 E: 0 K: 1 S: 5	H: 0 LOB: 0 BB: 0 P: 5	R: 2 E: 0 K: 0 S: 5	H: 2 LOB: 0 BB: 0 P: 5	R: 0 E: 0 K: 0 S: 3	H: 0 LOB: 0 BB: 0 P: 3	R: 0 E: 0 K: 0 S: 3	H: 0 LOB: 0 BB: 0 P: 3	R: 0 E: 0 K: 1 S: 4	H: 0 LOB: 0 BB: 0 P: 5	R: 1 E: 0 K: 0 S: 5	H: 2 LOB: 2 BB: 1 P: 9	R: 1 E: 0 K: 0 S: 4	H: 1 LOB: 0 BB: 0 P: 4	1B: 1 2B: 4 3B: 0 HR: 1	SF: 0 SAC: 0 DP: 0 HBP: 0	WP: 1 PB: 1 CS: 0	PA: 31
PITCHER Howie Fox, R (1,1) ERA: 2.93	IP: 7.0 WLS: L BF: 27 H: 5 R: 3 ER: 2 SO: 2 BB: 1 IBB: 0 HBP: 0 BLK: 0 WP: 1 HR: 0 S: 30 P: 34 ERA: 2.57 WHIP: 0.857															PITCHER		
Harry Perkowski, L (8,1) ERA: 3.72	IP: 1.0 WLS: L BF: 4 H: 1 R: 1 ER: 1 SO: 0 BB: 0 IBB: 0 HBP: 0 BLK: 0 WP: 0 HR: 1 S: 4 P: 4 ERA: 9.00 WHIP: 1.000															PITCHER		

AB	30
R	4
H	6
RBI	3
BB	1
SO	2
LOB	6



Batter	1	2	3	4	5	6	7	8	9	AB	R	H	RBI	BB	SO	LOB	TOP								
Grady Hatton, L (1.5) X OBP: 0.368, SLG: 0.457	0-0 3-1		0-0 FC6-4 1B		0-0 F2	0-0 F8			0-0 6-3	5	0	1	0	0	0	3									
Lloyd Merriman, L (1.8) X OBP: 0.350, SLG: 0.324	0-0 3-1		0-0 FC6-4 1B		0-0 FC6-4 1B		0-0 1-3		0-3 K	5	1	1	1	0	1	1									
Johnny Wyrostek, L (1.9) X OBP: 0.376, SLG: 0.427	0-0 FC6-4 1B		0-0 FC6-4 1B		0-0 F8		4-0 BB		0-0 6-3	4	0	2	1	1	0	1									
Johnny Pramesa, R (1.2) X OBP: 0.283, SLG: 0.457	0-0 FC6-4 1-2		0-0 F8		0-0 F3		0-0 F9			4	0	0	0	0	0	4									
Ted Kluszewski, L (1.3) X OBP: 0.271, SLG: 0.380		0-0 F4		0-0 3-1		0-0 1B 1B		0-0 F7		4	1	1	0	0	0	1									
Joe Adcock, R (1.7) X OBP: 0.320, SLG: 0.484		0-0 F1		0-0 F9		0-0 FC4-6 1B 1-2		0-0 4-3		4	0	1	0	0	0	0									
Connie Ryan, R (1.4) X OBP: 0.348, SLG: 0.450		4-0 FC6-4 BB		0-0 5-3		0-0 F9		0-0 1B 1B		3	0	1	0	1	0	2									
Virgil Stallcup, R (1.6) X OBP: 0.304, SLG: 0.522		0-0 FC6-4 1-2			0-0 2B 2B	0-0 FC4-6 1B 1-2 2-H		0-0 F7		4	1	2	1	0	0	2									
Ewell Blackwell, R (1.1) X OBP: 0.529, SLG: 0.533			0-0 6-3		0-0 1B 2B 2-H	0-0 FC4-6 1-2 2-3		0-0 1B 1-3		4	1	2	1	0	0	2									
Inning Stats	R: 0 E: 0 K: 0 S: 4	H: 1 LOB: 1 BB: 0 P: 4	R: 0 E: 0 K: 0 S: 3	H: 0 LOB: 1 BB: 1 P: 7	R: 1 E: 0 K: 0 S: 5	H: 2 LOB: 1 BB: 0 P: 5	R: 0 E: 0 K: 0 S: 3	H: 0 LOB: 0 BB: 0 P: 3	R: 2 E: 0 K: 0 S: 6	H: 3 LOB: 1 BB: 0 P: 6	R: 1 E: 0 K: 0 S: 6	H: 3 LOB: 2 BB: 0 P: 6	R: 0 E: 0 K: 0 S: 3	H: 0 LOB: 1 BB: 1 P: 7	R: 0 E: 0 K: 0 S: 4	H: 2 LOB: 2 BB: 0 P: 4	R: 0 E: 0 K: 1 S: 5	H: 0 LOB: 0 BB: 0 P: 5	1B: 9 2B: 2 3B: 0 HR: 0	SF: 0 SAC: 0 DP: 0 HBP: 0	WP: 0 PB: 0 SB: 1 CS: 0	PA: 39			
PITCHER	IP WLS BF H R ER SO BB IBB HBP BLK WP HR S P ERA WHIP	7.0 L 32 9 4 4 0 2 0 0 0 0 0 30 38 5.14 1.571	2.0 L 7 2 0 0 1 0 0 0 0 0 0 9 9 0.00 1.000																						

Cincinnati Reds @ Boston Braves
 Braves Field, Boston, MA
 Thu May 10 1951, 3:33 AM EDT
 Att: 2,362 - Unknown

AB	37
R	4
H	11
RBI	4
BB	2
SO	1
LOB	16



Batter	1	2	3	4	5	6	7	8	9	AB	R	H	RBI	BB	SO	LOB	BOTTOM							
Roy Hartsfield, R (1.4) X OBP: 0.385, SLG: 0.360	0-3 K		4-0 BB		0-0 1-2 1B		0-3 K		0-0 1B	4	0	2	0	1	2	2								
Sam Jethroe, S (1.8) S OBP: 0.282, SLG: 0.436	0-3 K		0-3 K		0-0 F9			0-3 K	0-0 F5	5	0	0	0	0	3	4								
Earl Torgeson, L (1.3) B OBP: 0.330, SLG: 0.304	4-0 BB		0-0 1-3			4-0 G5-4-3 BB		0-0 E5 1B		2	1	0	0	2	0	1								
Sid Gordon, R (1.5) X OBP: 0.354, SLG: 0.425	0-0 4-3			0-0 F4		0-0 G5-4-3 1-2		0-0 1B 1B 2-H		4	0	1	1	0	0	2								
Ebba St. Claire, S (1.2) X OBP: 0.319, SLG: 0.326		0-0 FC4-6 1B		0-0 F8		0-0 F7		0-0 F9		4	0	1	0	0	0	1								
Bob Addis, L (1.7) X OBP: 0.214, SLG: 0.268		0-0 FC4-6 1-2		0-3 K		0-0 E4 FC5-4 1B		0-0 1B 1-2		4	0	1	0	0	1	1								
Willard Marshall, L (1.9) X OBP: 0.397, SLG: 0.370		0-0 F2			0-0 F9		0-0 FC5-4 1B 1-2	0-0 4-3		4	0	1	0	0	0	3								
Buddy Kerr, R (1.6) X OBP: 0.344, SLG: 0.333		0-0 F7			0-0 FC4-6 1B		0-0 F4		0-0 F8	4	0	1	0	0	0	3								
Johnny Sain, R (1.1) X OBP: 0.077, SLG: 0.077			0-0 F6			0-0 FC4-6 1B		0-0 F9		2	0	0	0	0	0	1								
Bob Elliott, R (7, PH) OBP: 0.432, SLG: 0.652							0-0 FC5-4			1	0	0	0	0	0	2								
Sibby Sisti, R (7, PR) OBP: 0.256, SLG: 0.410							1-2 2-3			0	0	0	0	0	0	0								
Chet Nichols, S (8, 1) OBP: 1.000, SLG: 1.000										0	0	0	0	0	0	0								
Walker Cooper, R (9, PH) OBP: 0.256, SLG: 0.410										1	0	0	0	0	0	0								
Inning Stats	R: 0 E: 0 K: 2 S: 7	H: 0 LOB: 1 BB: 1 P: 11	R: 0 E: 0 K: 0 S: 4	H: 1 LOB: 1 BB: 0 P: 4	R: 0 E: 0 K: 1 S: 5	H: 0 LOB: 1 BB: 1 P: 9	R: 0 E: 0 K: 1 S: 5	H: 0 LOB: 0 BB: 0 P: 5	R: 0 E: 0 K: 0 S: 2	H: 2 LOB: 2 BB: 0 P: 6	R: 0 E: 0 K: 0 S: 7	H: 1 LOB: 2 BB: 0 P: 7	R: 1 E: 1 K: 1 S: 8	H: 2 LOB: 2 BB: 0 P: 8	R: 0 E: 0 K: 0 S: 4	H: 1 LOB: 1 BB: 0 P: 4	1B: 7 2B: 0 3B: 0 HR: 0	SF: 0 SAC: 0 DP: 1 HBP: 0	WP: 0 PB: 0 SB: 0 CS: 0	PA: 38				
PITCHER	IP WLS BF H R ER SO BB IBB HBP BLK WP HR S P ERA WHIP	9.0 W 38 7 1 0 6 3 0 0 0 0 0 47 59 0.00 1.111																						

Cincinnati Reds @ Boston Braves
 Braves Field, Boston, MA
 Thu May 10 1951, 3:33 AM EDT
 Att: 2,362 - Unknown


AB	35
R	1
H	7
RBI	1
BB	3
SO	6
LOB	20



Batter	1	2	3	4	5	6	7	8	9	10	11	12	AB	R	H	RBI	BB	SO	LOB	TOP								
Tommy Brown, R (1.7) Don Thompson, L (10.7) OBP: 0.250, SLG: 0.100	5-3		F6		1B 2B		F3		5-3	F8			6	1	1	0	0	0	3									
Pee Wee Reese, R (1.6) OBP: 0.475, SLG: 0.476	K		1B		1B 4-3		5-3		2B		K		6	1	3	1	0	2	0									
Duke Snider, L (1.8) OBP: 0.366, SLG: 0.573	1-3		1B		4-3				F5		4-3		6	1	2	2	0	0	2									
Jackie Robinson, R (1.4) Rocky Bridges, R (11.4) OBP: 0.470, SLG: 0.818 OBP: 0.382, SLG: 0.379		1B	L6		1B				6-3		F7		6	1	3	1	0	0	2									
Gil Hodges, R (1.3) OBP: 0.368, SLG: 0.641		1B	F8		F9				HR				6	0	3	1	0	1	4									
Carl Furillo, R (1.9) OBP: 0.252, SLG: 0.369		L7					F8		F9		F8		6	0	0	0	0	0	4									
Roy Campanella, R (1.2) Dan Bankhead, R (10. PR) Ralph Branca, R (10.1) OBP: 0.313, SLG: 0.355 OBP: 0.382, SLG: 0.554	F2		F8		F8		G5-4-3		BB		SH1-4		5	0	3	0	0	0	2									
Billy Cox, R (1.5) OBP: 0.388, SLG: 0.554	F8				6-3		G5-4-3		1B		SH1-4		3	0	0	0	1	0	3									
Preacher Roe, R (1.1) Bruce Edwards, R (10. PH) OBP: 0.250, SLG: 0.304			1B		K		B1-3		K		1-3		4	1	1	0	0	2	3									
Inning Stats	R: 0 E: 0 K: 1 S: 8	H: 0 LOB: 0 BB: 12	R: 0 E: 0 K: 14	H: 2 LOB: 2 BB: 23	R: 1 E: 0 K: 0 S: 10	H: 3 LOB: 2 BB: 0 P: 14	R: 0 E: 0 K: 0 S: 8	H: 0 LOB: 0 BB: 0 P: 13	R: 1 E: 0 K: 1 S: 11	H: 3 LOB: 2 BB: 0 P: 19	R: 0 E: 0 K: 0 S: 7	H: 1 LOB: 0 BB: 8	R: 0 E: 0 K: 0 S: 6	H: 0 LOB: 0 BB: 7	R: 1 E: 0 K: 1 S: 17	H: 3 LOB: 3 BB: 1 P: 33	R: 2 E: 0 K: 0 S: 12	H: 3 LOB: 1 BB: 0 P: 18	R: 0 E: 0 K: 0 S: 5	H: 1 LOB: 2 BB: 0 P: 10	R: 0 E: 0 K: 1 S: 8	H: 0 LOB: 0 BB: 0 P: 12	R: 0 E: 0 K: 2 S: 8	H: 0 LOB: 0 BB: 0 P: 14	1B: 12 2B: 3 3B: 0 HR: 1	SF: 0 SAC: 1 DP: 1 HBP: 0	WP: 0 PB: 0 SB: 0 CS: 0	PA: 52
PITCHER Warren Spahn, L (1.1) ERA: 1.87	IP	WLS	BF	H	R	ER	SO	BB	IBB	HBP	BLK	WP	HR	S	P	ERA	WHIP											
	12.0	52	16	5	5	6	6	1	0	0	0	0	1	114	183	3.75	1.417											

Brooklyn Dodgers @ Boston Braves
Braves Field, Boston, MA
Sat May 12 1951, 3:33 AM EDT
Alt. 15.981 - Unknown

AB 50
R 5
H 16
RBI 5
BB 1
SO 6
LOB 25



Batter	1	2	3	4	5	6	7	8	9	10	11	12	AB	R	H	RBI	BB	SO	LOB	BOTTOM							
Roy Hartsfield, R (1.4) OBP: 0.382, SLG: 0.352	K		HR		F4		F8		F7				5	1	1	0	1	1	1								
Sam Jethroe, S (1.8) OBP: 0.276, SLG: 0.421	6-3		F4		K				SH5-4		F5		6	1	1	0	0	1	3								
Earl Torgeson, L (1.3) OBP: 0.316, SLG: 0.289	F2		F9		F8				SH5-4		F9		5	0	0	0	0	0	1								
Bob Elliott, R (1.5) OBP: 0.480, SLG: 0.685		FC2-5	1B		HR		5-3		1B		FC5-4		4	2	2	2	2	1	0								
Walker Cooper, R (1.2) OBP: 0.278, SLG: 0.418		1B	1B				F4		1B		F8		6	1	3	1	0	0	1								
Sid Gordon, R (1.9) OBP: 0.366, SLG: 0.418		FC2-5	1B		F8				CS		FC5-4		4	0	1	1	1	0	4								
Luis Olmo, R (1.7) Willard Marshall, L (11. PH) OBP: 0.290, SLG: 0.345 OBP: 0.391, SLG: 0.364	F9				SH3-4				F7		F2		4	0	1	0	0	1	5								
Buddy Kerr, R (1.6) OBP: 0.354, SLG: 0.345		1B			SH3-4				F5		4-3		4	0	2	1	0	0	2								
Warren Spahn, L (1.1) OBP: 0.197, SLG: 0.091	4-3				F8		B1-3				F7		5	0	0	0	0	1	4								
Inning Stats	R: 0 E: 0 K: 1 S: 8	H: 0 LOB: 0 BB: 15	R: 1 E: 0 K: 14	H: 3 LOB: 2 BB: 0 P: 21	R: 2 E: 0 K: 0 S: 8	H: 3 LOB: 1 BB: 0 P: 14	R: 0 E: 0 K: 0 S: 6	H: 1 LOB: 0 BB: 0 P: 12	R: 0 E: 0 K: 1 S: 7	H: 0 LOB: 0 BB: 1 P: 11	R: 0 E: 0 K: 0 S: 5	H: 0 LOB: 0 BB: 0 P: 8	R: 2 E: 0 K: 1 S: 10	H: 3 LOB: 2 BB: 1 P: 18	R: 0 E: 0 K: 1 S: 6	H: 0 LOB: 0 BB: 0 P: 8	R: 0 E: 0 K: 0 S: 7	H: 0 LOB: 1 BB: 1 P: 19	R: 0 E: 0 K: 0 S: 11	H: 1 LOB: 2 BB: 1 P: 21	R: 0 E: 0 K: 1 S: 7	H: 0 LOB: 0 BB: 0 P: 11	1B: 10 2B: 0 3B: 0 HR: 1	SF: 0 SAC: 2 DP: 0 HBP: 0	WP: 0 PB: 0 SB: 0 CS: 1	PA: 50	
PITCHER Preacher Roe, L (1.1) ERA: 2.89	IP	WLS	BF	H	R	ER	SO	BB	IBB	HBP	BLK	WP	HR	S	P	ERA	WHIP										
	9.0	38	10	5	5	4	4	1	1	0	0	0	0	70	118	5.00	1.222										
Ralph Branca, R (10.1) ERA: 1.46	IP	WLS	BF	H	R	ER	SO	BB	IBB	HBP	BLK	WP	HR	S	P	ERA	WHIP										
	3.0	12	1	0	0	1	2	0	0	0	0	0	0	25	51	0.00	1.000										

Brooklyn Dodgers @ Boston Braves
Braves Field, Boston, MA
Sat May 12 1951, 3:33 AM EDT
Alt. 15.981 - Unknown


AB 44
R 5
H 11
RBI 5
BB 4
SO 5
LOB 21



Batter	1	2	3	4	5	6	7	8	9	AB	R	H	RBI	BB	SO	LOB	TOP					
Don Thompson, L (1.7) OBP: 0.267, SLG: 0.083	L3		FC6-4 1B	FC4-6 2B		CS BB	4-3		4-3	4	2	0	0	2	0	3						
Pee Wee Reese, R (1.6) OBP: 0.495, SLG: 0.488	G4-6-3 HBP		FC6-4 1B	FC6-4 1B		1B BB		SH1-3 BB E 1B	6-3	4	3	3	1	1	0	1						
Duke Snider, L (1.8) OBP: 0.385, SLG: 0.589	G4-6-3		FC6-4 1B	FC6-4 1B		1B BB		SH1-3 BB E 1B		4	2	3	3	1	0	1						
Jackie Robinson, R (1.4) OBP: 0.471, SLG: 0.624		6-3 2B	FC6-4 BB	F3		HR 1B		SH1-3		4	1	2	2	0	0	3						
Rocky Bridges, R (8.4) OBP: 0.362, SLG: 0.379			FC6-4 BB	F3		HR 1B		SH1-3		0	0	0	0	0	0	0						
Gil Hodges, R (1.3) OBP: 0.378, SLG: 0.635	F5		BB			K		E7 F8 1B		4	1	2	2	1	1	3						
Carl Furillo, R (1.9) OBP: 0.259, SLG: 0.398	6-3		F4			FC3-5 1B		F8		5	1	2	4	0	0	4						
Bruce Edwards, R (1.2) OBP: 0.241, SLG: 0.286	L3			FC4-6 BB 1B		FC3-5 1B		L9		5	1	1	0	0	0	3						
Billy Cox, R (1.5) OBP: 0.375, SLG: 0.517			F7	F8		F2		L8		4	0	0	0	1	0	3						
Carl Erskine, R (1.1) OBP: 0.112, SLG: 0.111			1B 2B	FC4-6 BB		K		4-3		0	0	0	0	0	0	0						
Chris Van Cuyk, L (1.1) OBP: 0.229, SLG: 0.143										0	0	0	0	0	0	0						
Joe Hatten, L (2.1) OBP: 0.111, SLG: 0.111										0	0	0	0	0	0	0						
Cal Abrams, R (3. PH) OBP: 0.111, SLG: 0.111										0	0	0	0	0	0	0						
Dan Bankhead, R (3. PH) OBP: 0.111, SLG: 0.111										0	0	0	0	0	0	0						
Erv Palica, R (3.1) OBP: 0.111, SLG: 0.111										0	0	0	0	0	0	0						
Inning Stats	R: 0 E: 0 K: 0 S: 5	H: 0 LOB: 0 BB: 0 P: 7	R: 0 E: 0 K: 0 S: 7	H: 1 LOB: 1 BB: 0 P: 12	R: 2 E: 0 K: 0 S: 28	H: 3 LOB: 3 BB: 2 P: 44	R: 3 E: 0 K: 0 S: 10	H: 3 LOB: 1 BB: 1 P: 18	R: 0 E: 0 K: 1 S: 11	H: 2 LOB: 2 BB: 0 P: 18	R: 4 E: 0 K: 1 S: 15	H: 3 LOB: 0 BB: 2 P: 30	R: 0 E: 0 K: 0 S: 6	H: 0 LOB: 0 BB: 0 P: 8	R: 3 E: 1 K: 0 S: 9	H: 2 LOB: 0 BB: 1 P: 15	R: 0 E: 0 K: 0 S: 7	H: 0 LOB: 1 BB: 0 P: 16	1B: 10 2B: 3 3B: 0 HR: 1	SF: 0 SAC: 1 DP: 1 HBP: 1	WP: 0 PB: 0 SB: 0 CS: 1	PA: 47
PITCHER	IP	WLS	BF	H	R	ER	SO	BB	IBB	HBP	BLK	WP	HR	S	P	ERA	WHIP					
Max Surkont, R (1.1) ERA: 3.33	3.2		21	7	5	5	0	3	0	1	0	0	0	49	78	12.27	2.727					
Dave Cole, R (4.1) ERA: 8.53	2.1	L	13	5	4	4	2	2	0	0	0	0	1	27	51	15.43	3.000					
George Estock, R (7.1) ERA: 4.76	2.0		9	2	3	3	0	1	0	0	0	0	0	15	23	13.50	1.500					
Dick Donovan, R (9.1) ERA: 8.59	1.0		4	0	0	0	0	1	0	0	0	0	0	7	16	0.00	1.000					

Brooklyn Dodgers @ Boston Braves
Braves Field, Boston, MA
Sun May 13 1951, 3:33 AM EDT
Att: 15,633 - Unknown

AB 38
R 12
H 14
RBI 12
BB 7
SO 2
LOB 24





Batter	1	2	3	4	5	6	7	8	9	AB	R	H	RBI	BB	SO	LOB	BOTTOM					
Roy Hartsfield, R (1.4) OBP: 0.375, SLG: 0.339	SH1-3 1B BB	E1 BB 1B	F9			1-3		K		4	2	0	0	1	1	0						
Sam Jethroe, S (1.8) OBP: 0.285, SLG: 0.423	SH1-3 1B BB	1B BB BB		G3-6 1B		6-3			4-3	4	2	2	0	1	0	0						
Earl Torgeson, L (1.3) OBP: 0.314, SLG: 0.287	SH1-3	BB E 1B		G3-6		F8			4-3	4	1	1	1	0	0	1						
Bob Elliott, R (1.5) OBP: 0.447, SLG: 0.662	E 1B	E BB 1B		F3		F8		E6 D 1B		4	1	1	2	1	0	0						
Ebba St. Claire, S (1.2) OBP: 0.346, SLG: 0.383	E7 2B	E BB				L8		1-3		4	0	2	2	1	0	1						
Bob Addis, L (1.7) OBP: 0.214, SLG: 0.268		E1				K				0	0	0	0	0	0	0						
Luis Marquez, R (1. PH) OBP: 0.263, SLG: 0.294	HBP									2	0	0	0	1	1	3						
Willard Marshall, L (1.9) OBP: 0.362, SLG: 0.345	K	F7				F6				3	0	0	0	1	1	6						
Buddy Kerr, R (1.6) OBP: 0.364, SLG: 0.345										0	0	0	0	0	0	0						
Gene Mauch, R (3.6) OBP: 0.167, SLG: 0.167										3	0	0	0	0	0	2						
Max Surkont, R (1.1) OBP: 0.067, SLG: 0.067										2	0	0	0	0	0	1						
Dave Cole, R (4.1) ERA: 8.53										1	0	0	0	0	1	2						
George Estock, R (7.1) ERA: 4.76										0	0	0	0	0	0	0						
Walker Cooper, R (8. PH) OBP: 0.275, SLG: 0.412										1	0	0	0	0	0	0						
Dick Donovan, L (9.1) OBP: 0.067, SLG: 1.000										0	0	0	0	0	0	0						
Inning Stats	R: 3 E: 1 K: 1 S: 11	H: 3 LOB: 2 BB: 1 P: 23	R: 3 E: 2 K: 0 S: 15	H: 1 LOB: 3 BB: 3 P: 35	R: 0 E: 0 K: 0 S: 8	H: 0 LOB: 0 BB: 0 P: 11	R: 0 E: 0 K: 0 S: 6	H: 1 LOB: 0 BB: 0 P: 11	R: 0 E: 0 K: 2 S: 10	H: 1 LOB: 2 BB: 1 P: 16	R: 0 E: 0 K: 0 S: 6	H: 0 LOB: 0 BB: 0 P: 10	R: 0 E: 0 K: 0 S: 7	H: 0 LOB: 1 BB: 1 P: 13	R: 0 E: 1 K: 1 S: 9	H: 0 LOB: 0 BB: 0 P: 13	R: 0 E: 0 K: 0 S: 12	H: 0 LOB: 1 BB: 0 P: 21	1B: 4 2B: 2 3B: 0 HR: 0	SF: 0 SAC: 1 DP: 2 HBP: 2	WP: 0 PB: 0 SB: 0 CS: 0	PA: 41
PITCHER	IP	WLS	BF	H	R	ER	SO	BB	IBB	HBP	BLK	WP	HR	S	P	ERA	WHIP					
Carl Erskine, R (1.1) ERA: 4.54	0.1		5	3	3	0	1	1	0	0	0	0	0	14	33	0.00	1.500					
Chris Van Cuyk, L (1.1) ERA: 8.09	1.1		8	1	3	0	1	1	1	2	0	0	0	5	11	0.00	3.000					
Joe Hatten, L (2.1) ERA: 3.18	0.1		3	0	0	0	0	1	0	0	0	0	0	5	11	0.00	3.000					
Erv Palica, R (3.1) ERA: 1.74	7.0	W	25	2	0	0	3	2	0	0	0	0	0	58	95	0.00	0.571					

Brooklyn Dodgers @ Boston Braves
Braves Field, Boston, MA
Sun May 13 1951, 3:33 AM EDT
Att: 15,633 - Unknown

AB 32
R 6
H 6
RBI 5
BB 6
SO 4
LOB 16



Batter	1	2	3	4	5	6	7	8	9	AB	R	H	RBI	BB	SO	LOB	TOP					
Roy Hartsfield, R (1,4) X OBP: 0.364, SLG: 0.327	0-0 4-3			0-3 K		0-0 F8			0-0 F7	4	0	0	0	0	1	0	Boston Braves @ Cincinnati Reds Crosley Field, Cincinnati, OH Tue May 15 1951, 3:33 AM EDT Att: 12,176 - Unknown livebaseballscorecards.com AB 24 R 0 H 1 RBI 0 BB 3 SO 5 LOB 7 					
Sam Jethros, S (1,8) X OBP: 0.286, SLG: 0.412	0-0 F8			0-0 F5			1-0 SH3-4 HBP		0-0 F8	3	0	0	0	0	0	0						
Earl Torgeson, L (1,3) X OBP: 0.309, SLG: 0.282	0-0 6-3			0-0 F8			0-0 SH3-4			2	0	0	0	0	0	0						
Bob Elliott, R (1,5)		0-3 K			0-0 2B		0-0 5-3			3	0	1	0	0	1	1						
Ebba St. Claire, S (1,2)		0-3 K			0-0 F2		0-0 F7			3	0	0	0	0	1	2						
Sid Gordon, R (1,7)		0-3 K			4-0 G1-6-3 BB			0-0 5-3		2	0	0	0	1	1	0						
Willard Marshall, L (1,9)			0-0 F5		0-0 G1-6-3			0-0 G3		3	0	0	0	0	0	2						
Gene Mauch, R (1,6)			4-0 B5-4 BB		4-0 B1-6-4 BB			0-3 K		1	0	0	0	2	1	0						
Vern Bickford, R (1,1) Bob Addis, L (9, PH)			0-0 B5-4		0-0 B1-6-4			0-0 F8		2	0	0	0	0	0	2						
			1-2		1-2					1	0	0	0	0	0	0						
Inning Stats	R: 0 E: 0 K: 0 S: 3	H: 0 LOB: 0 BB: 0 P: 3	R: 0 E: 0 K: 3 S: 9	H: 0 LOB: 0 BB: 0 P: 9	R: 0 E: 0 K: 0 S: 2	H: 0 LOB: 0 BB: 1 P: 6	R: 0 E: 0 K: 1 S: 5	H: 0 LOB: 0 BB: 0 P: 5	R: 0 E: 0 K: 0 S: 3	H: 1 LOB: 1 BB: 1 P: 7	R: 0 E: 0 K: 0 S: 2	H: 0 LOB: 0 BB: 1 P: 6	R: 0 E: 0 K: 0 S: 3	H: 0 LOB: 1 BB: 0 P: 4	R: 0 E: 0 K: 1 S: 5	H: 0 LOB: 0 BB: 0 P: 5	R: 0 E: 0 K: 0 S: 3	H: 0 LOB: 0 BB: 0 P: 3	1B: 0 2B: 2 3B: 0 HR: 0	SF: 0 SAC: 1 DP: 3 HBP: 1	WP: 0 PB: 0 SB: 0 CS: 0	PA: 29
PITCHER Ewell Blackwell, R (1,1) ERA: 3.04	IP: 9.0 WLS: W BF: 29	H: 1 R: 0 ER: 0 SO: 5	BB: 3 IBB: 0 HBP: 1 BLK: 0	WP: 0 HR: 0 S: 35 P: 48	ERA: 0.00 WHIP: 0.444	PITCHER																

Batter	1	2	3	4	5	6	7	8	9	AB	R	H	RBI	BB	SO	LOB	BOTTOM			
Grady Hatton, L (1,5) X OBP: 0.376, SLG: 0.424	0-0 4-3		0-0 F4			0-0 3-1		0-0 3-1		4	0	0	0	0	0	1	Boston Braves @ Cincinnati Reds Crosley Field, Cincinnati, OH Tue May 15 1951, 3:33 AM EDT Att: 12,176 - Unknown livebaseballscorecards.com AB 28 R 1 H 2 RBI 1 BB 1 SO 4 LOB 6 			
Connie Ryan, R (1,4) X OBP: 0.372, SLG: 0.471	0-0 6-3		0-0 F8			0-0 2B		0-3 K		4	0	1	0	0	1	1				
Johnny Wyrostek, L (1,9) X OBP: 0.381, SLG: 0.404	0-0 F8			0-0 3-1		0-0 F9				3	0	0	0	0	0	1				
Joe Adcock, R (1,7)		0-0 4-3		0-0 F2		0-0 3-1				3	0	0	0	0	0	1				
Ted Kluszewski, L (1,3)		0-0 F6		0-0 E4			0-0 3-1			3	0	0	0	0	0	0				
Lloyd Merriman, L (1,8)		0-0 E3		0-3 K			0-0 6-3			3	0	0	0	0	1	1				
Johnny Pramesa, R (1,2)		0-0 L4			0-3 K		0-0 HR			3	1	1	1	0	1	1				
Virgil Stallcup, R (1,6)			0-0 1-3		0-0 5-3		0-3 K			3	0	0	0	0	1	0				
Ewell Blackwell, R (1,1)			4-0 BB		4-0 1-3			0-0 F7		2	0	0	0	1	0	0				
			3		3					2	0	0	0	1	0	0				
Inning Stats	R: 0 E: 0 K: 0 S: 3	H: 0 LOB: 0 BB: 0 P: 3	R: 0 E: 1 K: 0 S: 4	H: 0 LOB: 1 BB: 0 P: 4	R: 0 E: 0 K: 0 S: 3	H: 0 LOB: 1 BB: 1 P: 7	R: 0 E: 1 K: 1 S: 6	H: 0 LOB: 1 BB: 0 P: 6	R: 0 E: 0 K: 0 S: 4	H: 1 LOB: 0 BB: 0 P: 4	R: 1 E: 0 K: 1 S: 6	H: 1 LOB: 0 BB: 0 P: 6	R: 0 E: 0 K: 1 S: 5	H: 0 LOB: 0 BB: 0 P: 5	R: 0 E: 0 K: 1 S: 5	H: 0 LOB: 0 BB: 0 P: 5	1B: 0 2B: 1 3B: 0 HR: 1	SF: 0 SAC: 0 DP: 0 HBP: 0	WP: 0 PB: 0 SB: 0 CS: 0	PA: 29
PITCHER Vern Bickford, R (1,1) ERA: 2.28	IP: 8.0 WLS: L BF: 29	H: 2 R: 1 ER: 1 SO: 4	BB: 1 IBB: 0 HBP: 0 BLK: 0	WP: 0 HR: 1 S: 36 P: 40	ERA: 1.12 WHIP: 0.375	PITCHER														

Batter	1	2	3	4	5	6	7	8	9	AB	R	H	RBI	BB	SO	LOB	TOP										
Roy Hartsfield, R OBP: 0.365, SLG: 0.319	4-0 BB 6-3		0-0 6-3		4-0 BB FC5-4				0-0 FC4-6 FC5-4	3	0	0	0	2	0	3											
Sam Jethroe, S OBP: 0.285, SLG: 0.398	0-0 L9		4-0 BB S		0-0 F7				0-0 FC5-4	4	0	0	0	1	0	3											
Earl Torgeson, L OBP: 0.299, SLG: 0.271	0-0 6-3 1-2		0-3 K		0-0 4-3				0-0 1-3	4	0	0	0	0	1	2											
Bob Elliott, R OBP: 0.446, SLG: 0.702	0-0 5-3				0-0 2B				0-0 F7	4	1	2	1	0	0	1											
Walker Cooper, R OBP: 0.274, SLG: 0.394			0-0 6-3		0-0 6-3 2-3				0-0 F5	3	1	0	0	1	0	1											
Sid Gordon, R OBP: 0.351, SLG: 0.396			4-0 BB		0-0 1-3				0-0 F7	3	0	0	0	1	0	2											
Willard Marshall, L OBP: 0.360, SLG: 0.369			0-0 F2		0-0 5-3				0-0 F4	4	1	1	2	0	0	2											
Gene Mauch, R OBP: 0.333, SLG: 0.111			0-0 F8		0-0 F4				0-0 F3	2	0	0	0	1	0	1											
Luis Olmo, R OBP: 0.281, SLG: 0.333					4-0 1B BB					1	0	0	0	0	0	0											
Johnny Sain, R OBP: 0.125, SLG: 0.125			0-0 L3		0-0 F9				0-0 FC4-6	3	0	1	0	0	0	0											
Luis Marquez, R OBP: 0.300, SLG: 0.333					0-0 FC5-4 1B					1	0	1	0	0	0	0											
Inning Stats	R: 0 E: 0 K: 0 S: 3	H: 0 LOB: 1 BB: 1 P: 7	R: 0 E: 0 K: 0 S: 3	H: 0 LOB: 1 BB: 1 P: 7	R: 0 E: 0 K: 1 S: 5	H: 0 LOB: 1 BB: 1 P: 9	R: 0 E: 1 K: 0 S: 4	H: 1 LOB: 1 BB: 0 P: 4	R: 0 E: 0 K: 0 S: 3	H: 0 LOB: 1 BB: 1 P: 7	R: 3 E: 0 K: 0 S: 6	H: 3 LOB: 2 BB: 2 P: 14	R: 0 E: 0 K: 0 S: 3	H: 0 LOB: 0 BB: 0 P: 3	R: 0 E: 0 K: 0 S: 4	H: 1 LOB: 1 BB: 0 P: 4	1B: 2 2B: 1 3B: 0 HR: 2	SF: 0 SAC: 0 DP: 0 HBP: 0	WP: 0 PA: 38 PB: 0 SB: 1 CS: 0								
PITCHER	IP	WLS	BF	H	R	ER	SO	BB	IBB	HBP	BLK	WP	HR	S	P	ERA	WHIP										
Herm Wehmeier, R ERA: 4.04	(1, 1)	5.2	27	4	3	3	1	6	0	0	0	0	2	23	47	4.76	1.765										
Frank Smith, R ERA: 0.9	(6, 1)	2.1	7	0	0	0	0	0	0	0	0	0	0	7	7	0.00	0.000										
Ken Raffensberger, L ERA: 4.75	(9, 1)	1.0	4	1	0	0	0	0	0	0	0	0	0	4	4	0.00	1.000										

Boston Braves @ Cincinnati Reds
Crosley Field, Cincinnati, OH
Wed May 16 1951, 3:33 AM EDT
Att: 2,930 - Unknown

AB	32
R	3
H	5
RBI	3
BB	6
SO	1
LOB	15





Batter	1	2	3	4	5	6	7	8	9	AB	R	H	RBI	BB	SO	LOB	BOTTOM										
Grady Hatton, L OBP: 0.372, SLG: 0.417	0-0 F6		0-0 4-3		0-0 F9					4	1	1	0	0	0	0											
Connie Ryan, R OBP: 0.366, SLG: 0.459	0-0 F3		0-3 K							4	1	1	0	0	1	0											
Johnny Wyrostek, L OBP: 0.376, SLG: 0.408	0-0 6-3		0-0 4-3							4	1	1	1	0	0	0											
Joe Adcock, R OBP: 0.317, SLG: 0.522			0-3 K		0-0 F8					4	0	2	2	0	1	0											
Ted Kluszewski, L OBP: 0.283, SLG: 0.389			0-0 E3 BB 1B		0-0 1B					4	1	1	0	0	0	1											
Lloyd Merriman, L OBP: 0.348, SLG: 0.411			4-0 1B BB		0-0 1B					2	0	1	0	1	0	0											
Johnny Pramesa, R OBP: 0.282, SLG: 0.433			0-0 F3		0-0 G1-6-3					2	0	0	0	1	0	4											
Virgil Stallcup, R OBP: 0.317, SLG: 0.463			0-0 1-2 2H 1B		0-0 F8					3	0	1	1	0	0	1											
Herm Wehmeier, R OBP: 0.250, SLG: 0.250	(1, 1)		0-3 K		0-0 F6					2	0	0	0	0	1	2											
Frank Smith, R ERA: 0.9	(6, 1)									0	0	0	0	0	0	0											
Barney McCosky, L OBP: 0.334, SLG: 0.419	(8, PH)									1	0	0	0	0	1	0											
Ken Raffensberger, R ERA: 4.75	(9, 1)									0	0	0	0	0	0	0											
Inning Stats	R: 0 E: 0 K: 0 S: 3	H: 0 LOB: 0 BB: 0 P: 3	R: 1 E: 1 K: 2 S: 9	H: 1 LOB: 2 BB: 1 P: 13	R: 0 E: 0 K: 1 S: 5	H: 0 LOB: 0 BB: 0 P: 5	R: 0 E: 0 K: 0 S: 4	H: 2 LOB: 1 BB: 0 P: 4	R: 0 E: 0 K: 0 S: 3	H: 0 LOB: 0 BB: 0 P: 3	R: 0 E: 0 K: 0 S: 4	H: 1 LOB: 1 BB: 0 P: 4	R: 0 E: 0 K: 0 S: 2	H: 0 LOB: 0 BB: 1 P: 6	R: 3 E: 0 K: 1 S: 8	H: 4 LOB: 0 BB: 0 P: 8	1B: 6 2B: 2 3B: 0 HR: 0	SF: 0 SAC: 0 DP: 2 HBP: 0	WP: 0 PA: 32 PB: 0 SB: 0 CS: 0								
PITCHER	IP	WLS	BF	H	R	ER	SO	BB	IBB	HBP	BLK	WP	HR	S	P	ERA	WHIP										
Johnny Sain, R ERA: 3.74	(1, 1)	8.0	32	8	4	3	4	2	0	0	0	0	0	38	46	3.38	1.250										

Boston Braves @ Cincinnati Reds
Crosley Field, Cincinnati, OH
Wed May 16 1951, 3:33 AM EDT
Att: 2,930 - Unknown

AB	30
R	4
H	8
RBI	4
BB	2
SO	4
LOB	8



Batter	1	2	3	4	5	6	7	8	9	AB	R	H	RBI	BB	SO	LOB	TOP								
Roy Hartsfield, R OBP: 0.373, SLG: 0.325 (1, 4)	0-3 K		4-0 S BB		0-0 1-3		0-0 FC6-4 2H 1B		0-0 FC5-4 1B	4	0	2	1	1	1	1	Boston Braves @ Cincinnati Reds Crosley Field, Cincinnati, OH Thu May 17, 1951, 3:33 AM EDT Att: 2,730 - Unknown AB 35 R 5 H 9 RBI 5 BB 5 SO 7 LOB 16 								
Sam Jethroe, S OBP: 0.281, SLG: 0.385 (1, 8)	4-0 S BB		0-0 F4		0-0 F7		0-0 FC6-4 1-2		0-3 K	4	0	0	0	1	1	4									
Earl Torgeson, L OBP: 0.303, SLG: 0.270 (1, 3)	0-3 K		4-0 1-2 BB		0-3 K		0-3 K		0-0 FC5-4 1B	4	1	1	0	1	2	2									
Bob Elliott, R OBP: 0.443, SLG: 0.682 (1, 5)	0-0 5-3		0-3 K		0-0 BB 1B		0-0 BB 1B		4-0 BB 1B 1B	4	1	1	0	1	1	4									
Walker Cooper, R OBP: 0.276, SLG: 0.384 Chet Nichols, S OBP: 1.000, SLG: 1.000 Bob Addis, L OBP: 0.227, SLG: 0.279 Dick Donovan, L OBP: 0.667, SLG: 1.000 (1, 2)			0-0 F9		0-0 F5		4-0 G5-4-3 BB		0-0 BB 1B	2	0	0	0	1	0	0									
Sid Gordon, R OBP: 0.348, SLG: 0.420 (1, 7)			0-0 6-3		0-0 G3		0-0 G5-4-3 1-2		0-0 HR 1B	4	1	1	3	0	0	2									
Willard Marshall, L OBP: 0.367, SLG: 0.406 (1, 9)			0-0 2B		0-0 F8		0-0 1B 2B		0-0 F9	4	1	2	0	0	0	0									
Gene Mauch, R OBP: 0.250, SLG: 0.077 (1, 6)			0-0 F7		0-0 1-3		0-0 F9		0-3 K	4	0	0	0	0	1	2									
Warren Spahn, L OBP: 0.192, SLG: 0.167 Ebba St. Claire, S OBP: 0.316, SLG: 0.346 (1, 1)			0-3 K		0-0 2B		0-0 F8		0-0 4-3	2	0	1	0	0	1	0									
										2	0	0	0	0	0	1									
Inning Stats	R: 0 E: 0 K: 2 S: 7	H: 0 LOB: 1 BB: 1 P: 11	R: 0 E: 0 K: 0 S: 4	H: 1 LOB: 1 BB: 0 P: 4	R: 0 E: 0 K: 2 S: 7	H: 0 LOB: 2 BB: 2 P: 15	R: 0 E: 0 K: 0 S: 3	H: 0 LOB: 0 BB: 0 P: 3	R: 0 E: 0 K: 0 S: 4	H: 1 LOB: 1 BB: 1 P: 4	R: 0 E: 0 K: 1 S: 5	H: 1 LOB: 1 BB: 1 P: 9	R: 1 E: 0 K: 0 S: 5	H: 2 LOB: 1 BB: 0 P: 5	R: 4 E: 0 K: 1 S: 8	H: 3 LOB: 0 BB: 1 P: 12	R: 0 E: 0 K: 1 S: 6	H: 1 LOB: 1 BB: 0 P: 6	1B: 5 2B: 3 3B: 0 HR: 1	SF: 0 SAC: 0 DP: 1 HBP: 0	WP: 0 PB: 0 SB: 2 CS: 0	PA: 40			
PITCHER	IP	WLS	BF	H	R	ER	SO	BB	IBB	HBP	BLK	WP	HR	S	P	ERA	WHIP								
Willie Ramsdell, R ERA: 5.29 Harry Perkowski, L ERA: 3.86 Frank Smith, R ERA: 0.89	(1, 1)	7.0	W	33	8	5	5	5	0	0	0	0	1	38	58	6.43	1.857								
	(8, 1)	1.2		6	1	0	0	2	0	0	0	0	0	10	10	0.00	0.600								
	(9, 1)	0.1	S	1	0	0	0	0	0	0	0	0	0	1	1	0.00	0.000								

Batter	1	2	3	4	5	6	7	8	9	AB	R	H	RBI	BB	SO	LOB	BOTTOM								
Grady Hatton, L OBP: 0.368, SLG: 0.406 (1, 5)	0-0 3-1		0-0 1-3		4-0 1-2 HR BB		0-0 4-3			3	1	0	0	1	0	2	Boston Braves @ Cincinnati Reds Crosley Field, Cincinnati, OH Thu May 17, 1951, 3:33 AM EDT Att: 2,730 - Unknown AB 31 R 6 H 10 RBI 6 BB 3 SO 2 LOB 9 								
Connie Ryan, R OBP: 0.384, SLG: 0.506 (1, 4)	0-3 K		4-0 2B IBB		0-0 1-H 2-H HR		0-0 S BB 1B			3	2	2	3	1	1	0									
Johnny Wyrostek, L OBP: 0.380, SLG: 0.415 (1, 9)	0-0 2-3		0-0 1-H 2-H 3-H 2B		0-3 K		4-0 S BB			3	0	1	3	1	1	0									
Joe Adcock, R OBP: 0.306, SLG: 0.504 (1, 7)			0-0 1-3		0-0 F8		0-0 6-3		0-0 F9	4	0	0	0	0	0	3									
Ted Kluszewski, L OBP: 0.282, SLG: 0.385 (1, 3)			0-0 F6		0-0 G3		0-0 G5-4-3 1B		0-0 F4	4	0	1	0	0	0	0									
Johnny Pramesa, R OBP: 0.282, SLG: 0.438 Bobby Adams, R OBP: 0.277, SLG: 0.424 Bob Scheffing, R OBP: 0.293, SLG: 0.304 (1, 2)			0-0 F7		0-0 F5		0-0 G5-4-3 1-2		0-0 2B	4	0	1	0	0	0	1									
Lloyd Merriman, L OBP: 0.358, SLG: 0.433 (1, 8)			0-0 SH5-3 2B 1B		0-0 F8		0-0 2B		0-0 F7	4	1	2	0	0	0	1									
Virgil Stallcup, R OBP: 0.333, SLG: 0.467 (1, 6)			0-0 SH5-3 2B 1B		0-0 1B		0-0 6-3		0-0 5-3	4	1	2	0	0	0	2									
Willie Ramsdell, R OBP: 0.111, SLG: 0.111 Harry Perkowski, L Frank Smith, R (1, 1)			0-0 SH5-3		0-0 1B		0-0 1-3			2	1	1	0	0	0	0									
			0-0 1-2 2-3		0-0 1-2 HR 1B					0	0	0	0	0	0	0									
										0	0	0	0	0	0	0									
Inning Stats	R: 0 E: 0 K: 1 S: 5	H: 0 LOB: 0 BB: 0 P: 5	R: 0 E: 0 K: 0 S: 3	H: 0 LOB: 0 BB: 0 P: 3	R: 3 E: 0 K: 0 S: 6	H: 3 LOB: 1 BB: 1 P: 10	R: 0 E: 0 K: 0 S: 3	H: 0 LOB: 0 BB: 0 P: 3	R: 3 E: 0 K: 1 S: 7	H: 3 LOB: 0 BB: 1 P: 11	R: 0 E: 0 K: 0 S: 4	H: 2 LOB: 1 BB: 0 P: 4	R: 0 E: 0 K: 0 S: 4	H: 1 LOB: 2 BB: 1 P: 8	R: 0 E: 0 K: 0 S: 4	H: 1 LOB: 1 BB: 0 P: 4	1B: 6 2B: 3 3B: 0 HR: 1	SF: 0 SAC: 1 DP: 1 HBP: 0	WP: 0 PB: 0 SB: 2 CS: 0	PA: 35					
PITCHER	IP	WLS	BF	H	R	ER	SO	BB	IBB	HBP	BLK	WP	HR	S	P	ERA	WHIP								
Warren Spahn, L ERA: 2.49 Chet Nichols, L ERA: 2.61 Dick Donovan, R ERA: 7.56	(1, 1)	6.0	L	26	8	6	6	2	1	1	0	0	0	4	8	0.00	2.000								
	(7, 1)	1.0		5	1	0	0	0	1	0	0	0	0	4	8	0.00	2.000								
	(8, 1)	1.0		4	1	0	0	0	0	0	0	0	0	4	4	0.00	1.000								

Batter	1	2	3	4	5	6	7	8	9	AB	R	H	RBI	BB	SO	LOB	TOP								
Roy Hartsfield, R OBP: 0.381, SLG: 0.331	5-3	2B G3 BB						F7		4	2	2	1	1	0	1	Boston Braves @ Pittsburgh Pirates Forbes Field, Pittsburgh, PA Fri May 18 1951, 3:33 AM EDT Att: 30,890 - Unknown								
Luis Marquez, R OBP: 0.320, SLG: 0.391	K	G3 1B 2B					FC3-6 1B			5	1	2	3	0	1	2									
Willard Marshall, L OBP: 0.369, SLG: 0.403 Bob Addis, L OBP: 0.217, SLG: 0.267		G3					L6-3			3	0	1	1	0	0	2									
Bob Elliott, R OBP: 0.451, SLG: 0.685	F4	1B 7-2 1B								4	2	2	1	1	0	1									
Walker Cooper, R OBP: 0.321, SLG: 0.487		3B								5	2	5	3	0	0	0									
Sid Gordon, R OBP: 0.342, SLG: 0.404		1B BB								4	1	0	1	1	1	4									
Earl Torgeson, L OBP: 0.299, SLG: 0.267		1B BB 1B								5	1	1	1	1	0	2									
Buddy Kerr, R OBP: 0.366, SLG: 0.339		BB 1B 2B BB								4	2	1	0	1	0	1									
Max Surkont, R OBP: 0.111, SLG: 0.111		BB 2B 1B						SH1-4		3	1	1	1	0	1	0									
Inning Stats	R: 0 E: 0 K: 1 S: 6	H: 1 LOB: 1 BB: 0 P: 6	R: 7 E: 0 K: 0 S: 8	H: 6 LOB: 1 BB: 3 P: 20	R: 0 E: 0 K: 0 S: 3	H: 0 LOB: 0 BB: 0 P: 3	R: 3 E: 0 K: 1 S: 7	H: 2 LOB: 0 BB: 1 P: 11	R: 0 E: 0 K: 1 S: 5	H: 0 LOB: 0 BB: 0 P: 5	R: 0 E: 0 K: 0 S: 3	H: 1 LOB: 0 BB: 0 P: 3	R: 0 E: 0 K: 0 S: 4	H: 1 LOB: 1 BB: 0 P: 4	R: 1 E: 0 K: 0 S: 5	H: 2 LOB: 1 BB: 0 P: 5	R: 1 E: 0 K: 0 S: 5	H: 2 LOB: 1 BB: 0 P: 5	1B: 11 2B: 4 3B: 1 HR: 1	SF: 0 SAC: 1 DP: 2 HBP: 0	WP: 0 PB: 0 SB: 1 CS: 0	PA: 44			
PITCHER	IP	WLS	BF	H	R	ER	SO	BB	IBB	HBP	BLK	WP	HR	S	P	ERA	WHIP								
Mel Queen, R ERA: 3.55	1.0	L	9	4	5	5	1	2	0	0	0	0	0	9	17	45.00	6.000								
Junior Walsh, R ERA: 4.23	0.1		5	3	2	2	0	1	0	0	0	0	0	4	8	54.00	12.000								
Bill Werle, L ERA: 4.66	2.2		10	2	3	3	1	1	0	0	1	0	1	11	15	10.12	1.125								
Bob Friend, R ERA: 3.07	5.0		20	6	2	2	1	0	0	0	0	0	0	22	22	3.60	1.200								

Batter	1	2	3	4	5	6	7	8	9	AB	R	H	RBI	BB	SO	LOB	BOTTOM								
Pete Castiglione, R OBP: 0.389, SLG: 0.492	FC4-6 1B									4	0	1	0	1	0	0	Boston Braves @ Pittsburgh Pirates Forbes Field, Pittsburgh, PA Fri May 18 1951, 3:33 AM EDT Att: 30,890 - Unknown								
George Metkovich, L OBP: 0.342, SLG: 0.383	FC4-6 G3-6-3									4	0	2	0	1	0	3									
Gus Bell, L OBP: 0.328, SLG: 0.403	G3-6-3									5	0	1	0	0	0	5									
Ralph Kiner, R OBP: 0.448, SLG: 0.624	F4									4	2	1	1	1	0	3									
Wally Westlake, R OBP: 0.326, SLG: 0.651	E6									4	1	2	1	0	0	2									
Dino Restelli, R OBP: 0.214, SLG: 0.357	F6									4	0	0	0	0	0	3									
George Strickland, R OBP: 0.289, SLG: 0.333	F8									4	0	0	0	0	1	3									
Clyde McCullough, R OBP: 0.315, SLG: 0.271 Hank Schenz, R OBP: 0.241, SLG: 0.240										0	0	0	0	0	0	0									
Mel Queen, R OBP: 0.143, SLG: 0.143 Junior Walsh, R										0	0	0	0	0	0	0									
Bill Werle, L OBP: 0.429, SLG: 0.500 Pete Reiser, L OBP: 0.389, SLG: 0.259 Bob Friend, R										1	0	1	0	0	0	0									
Inning Stats	R: 0 E: 0 K: 0 S: 3	H: 1 LOB: 0 BB: 0 P: 3	R: 0 E: 1 K: 0 S: 4	H: 0 LOB: 1 BB: 0 P: 4	R: 0 E: 0 K: 0 S: 4	H: 1 LOB: 2 BB: 1 P: 8	R: 1 E: 0 K: 0 S: 5	H: 2 LOB: 2 BB: 1 P: 9	R: 0 E: 0 K: 1 S: 5	H: 0 LOB: 0 BB: 0 P: 5	R: 0 E: 0 K: 0 S: 3	H: 0 LOB: 1 BB: 1 P: 7	R: 2 E: 0 K: 1 S: 8	H: 3 LOB: 1 BB: 0 P: 8	R: 0 E: 0 K: 0 S: 4	H: 1 LOB: 1 BB: 0 P: 4	1B: 7 2B: 1 3B: 0 HR: 2	SF: 0 SAC: 0 DP: 1 HBP: 0	WP: 0 PB: 0 SB: 0 CS: 0	PA: 40					
PITCHER	IP	WLS	BF	H	R	ER	SO	BB	IBB	HBP	BLK	WP	HR	S	P	ERA	WHIP								
Max Surkont, R ERA: 3.27	9.0	W	40	10	3	3	2	3	0	0	0	0	2	41	53	3.00	1.444								

AB	39
R	12
H	15
RBI	12
BB	4
SO	3
LOB	15




AB	37
R	3
H	10
RBI	3
BB	3
SO	2
LOB	22



Batter	1	2	3	4	5	6	7	8	9	AB	R	H	RBI	BB	SO	LOB	TOP																									
Roy Hartsfield, R (1,4) OBP: 0.360, SLG: 0.355	5-3			HR		F5	K		F7	5	1	1	1	0	1	4																										
Sam Jethroe, S (1,8) OBP: 0.306, SLG: 0.406	F7			FC6-4 1B			4-3		F9	5	0	2	0	0	0	3																										
Bob Addis, L (1,7) OBP: 0.250, SLG: 0.300	1-3			FC6-4 CS 1-2						4	1	2	1	1	0	1																										
Bob Elliott, R (1,5) OBP: 0.440, SLG: 0.660		F7		K		F3			F9	4	0	0	0	1	1	4																										
Ebba St. Claire, S (1,2) OBP: 0.306, SLG: 0.333		6-3				4-3				4	0	0	0	0	1	2																										
Sid Gordon, R (1,9) OBP: 0.348, SLG: 0.443		F8				F7				4	1	1	1	0	0	2																										
Earl Torgeson, L (1,3) OBP: 0.302, SLG: 0.264				K		6-3				2	0	0	0	2	1	0																										
Gene Mauch, R (1,6) OBP: 0.318, SLG: 0.063				5-3						1	1	0	0	2	0	0																										
Walker Cooper, R (8, PH) OBP: 0.319, SLG: 0.483										1	0	0	0	0	1	2																										
Sibby Sisti, R (8,6)										0	0	0	0	0	0	0																										
Jim Wilson, R (1,1) OBP: 0.333, SLG: 0.333										1	0	0	0	0	1	0																										
George Estock, R (5,1)										0	0	0	0	0	0	0																										
Luis Olmo, R (6, PH) OBP: 0.273, SLG: 0.323										1	0	0	0	0	0	1																										
Dick Donovan, L (6,1) OBP: 0.600, SLG: 0.667										1	0	0	0	1	1	3																										
Vern Bickford, R (9,1) OBP: 0.143, SLG: 0.190										0	0	0	0	0	0	0																										
Inning Stats	R: 0 E: 0 K: 0 S: 3	H: 0 LOB: 0 BB: 0 P: 3	R: 0 E: 0 K: 0 S: 3	H: 0 LOB: 0 BB: 0 P: 3	R: 0 E: 0 K: 2 S: 7	H: 0 LOB: 0 BB: 0 P: 7	R: 1 E: 0 K: 1 S: 6	H: 2 LOB: 1 BB: 0 P: 6	R: 0 E: 0 K: 0 S: 3	H: 0 LOB: 0 BB: 0 P: 3	R: 1 E: 0 K: 1 S: 5	H: 2 LOB: 2 BB: 1 P: 9	R: 1 E: 0 K: 1 S: 6	H: 1 LOB: 3 BB: 3 P: 18	R: 1 E: 1 K: 3 S: 11	H: 1 LOB: 3 BB: 2 P: 19	R: 0 E: 0 K: 0 S: 3	H: 0 LOB: 1 BB: 1 P: 7	1B: 3 2B: 2 3B: 0 HR: 2	SF: 0 SAC: 0 DP: 1 HBP: 0	WP: 0 PB: 0 SB: 0 CS: 1	PA: 40																				
PITCHER	IP	WLS	BF	H	R	ER	SO	BB	IBB	HBP	BLK	WP	HR	S	P	ERA	WHIP	PITCHER								IP	WLS	BF	H	R	ER	SO	BB	IBB	HBP	BLK	WP	HR	S	P	ERA	WHIP
Bob Rush, R (1,1) ERA: 5.17	6.1		26	5	3	3	3	3	0	0	0	0	2	29	41	4.26	1.263																									
Bob Kelly, R (7,1) ERA:	0.2		3	0	0	0	1	1	0	0	0	0	0	4	8	0.00	1.500																									
Dutch Leonard, R (8,1) ERA:	2.0	W	11	1	1	0	3	3	0	0	0	0	0	14	26	0.00	2.000																									

Boston Braves @ Chicago Cubs
Wrigley Field, Chicago, IL
Sun May 20 1951, 3:38 AM CDT
Att: 42,088 - Unknown


AB 33
R 4
H 6
RBI 3
BB 7
SO 7
LOB 22



Batter	1	2	3	4	5	6	7	8	9	AB	R	H	RBI	BB	SO	LOB	BOTTOM																										
Wayne Terwilliger, R (1,4) OBP: 0.310, SLG: 0.250	F6		F9		SH5-4 1B		FC5-4		FC5-4	5	1	1	0	0	0	3																											
Randy Jackson, R (1,5) OBP: 0.287, SLG: 0.420	F8		K		SH5-4 1-2		F6			4	0	1	1	0	1	1																											
Frank Baumholtz, L (1,9) OBP: 0.417, SLG: 0.461										4	1	3	1	0	0	0																											
Hal Jeffcoat, R (9,9) OBP: 0.500, SLG: 2.000				HBP 1B	G4-3 1B					0	0	0	0	0	0	0																											
Hank Sauer, R (1,7) OBP: 0.358, SLG: 0.571				HBP 1B	G4-3 1-2					3	1	1	0	1	1	1																											
Andy Pafko, R (1,8) OBP: 0.346, SLG: 0.548	F4			HBP 1B						2	0	0	0	1	0	2																											
Dee Fondy, L (1,3) OBP: 0.380, SLG: 0.464					F4		F8			4	1	2	0	0	0	4																											
Mickey Owen, R (1,2) OBP: 0.595, SLG: 0.611										3	0	0	0	0	2	5																											
Rube Walker, L (9, PH) OBP: 0.361, SLG: 0.389										0	0	0	0	1	0	0																											
Bob Ramazzotti, R (9, PR) OBP: 0.250, SLG: 0.500										0	1	0	0	0	0	0																											
Jack Cusick, R (1,6) OBP: 0.286, SLG: 0.329										3	0	2	2	0	0	0																											
Smoky Burgess, L (9, PH) OBP: 0.315, SLG: 0.286										1	0	0	0	0	1	2																											
Bob Rush, R (1,1) OBP: 0.286, SLG: 0.308										2	0	0	0	0	1	2																											
Bob Kelly, R (7,1) OBP: 1.000, SLG: 1.000										0	0	0	0	0	0	0																											
Phil Cavarretta, L (7, PH) OBP: 0.413, SLG: 0.400										1	0	0	0	0	0	1																											
Dutch Leonard, R (8,1) OBP: 0.250, SLG: 0.500										0	0	0	0	0	0	0																											
Bob Borkowski, R (9, PH) OBP: 0.333, SLG: 0.273										1	0	1	1	0	0	0																											
Inning Stats	R: 0 E: 0 K: 0 S: 4	H: 1 LOB: 2 BB: 1 P: 8	R: 0 E: 0 K: 1 S: 5	H: 1 LOB: 0 BB: 0 P: 5	R: 0 E: 0 K: 1 S: 5	H: 0 LOB: 0 BB: 0 P: 5	R: 2 E: 0 K: 1 S: 8	H: 3 LOB: 2 BB: 0 P: 9	R: 1 E: 0 K: 0 S: 4	H: 2 LOB: 0 BB: 0 P: 4	R: 0 E: 0 K: 1 S: 4	H: 0 LOB: 1 BB: 1 P: 8	R: 0 E: 0 K: 0 S: 4	H: 1 LOB: 1 BB: 0 P: 4	R: 0 E: 0 K: 1 S: 5	H: 0 LOB: 0 BB: 0 P: 5	R: 2 E: 0 K: 1 S: 7	H: 3 LOB: 2 BB: 1 P: 11	1B: 9 2B: 1 3B: 1 HR: 0	SF: 0 SAC: 1 DP: 1 HBP: 1	WP: 0 PB: 0 SB: 0 CS: 2	PA: 38																					
PITCHER	IP	WLS	BF	H	R	ER	SO	BB	IBB	HBP	BLK	WP	HR	S	P	ERA	WHIP	PITCHER								IP	WLS	BF	H	R	ER	SO	BB	IBB	HBP	BLK	WP	HR	S	P	ERA	WHIP	
Jim Wilson, R (1,1) ERA: 8.59	4.1		21	7	3	3	3	1	0	1	0	0	0	1	1	0.00	1.846																										
George Estock, R (5,1) ERA: 4.5	0.2		1	0	0	0	0	0	0	0	0	0	0	1	1	0.00	0.000																										
Dick Donovan, R (6,1) ERA: 6.17	3.0		11	2	1	1	2	1	0	0	0	0	0	14	18	3.00	1.000																										
Vern Bickford, R (9,1) ERA: 2.35	0.2	L	5	2	1	1	1	1	0	0	0	0	0	6	10	13.50	4.500																										

Boston Braves @ Chicago Cubs
Wrigley Field, Chicago, IL
Sun May 20 1951, 3:38 AM CDT
Att: 42,088 - Unknown

AB 33
R 5
H 11
RBI 5
BB 3
SO 6
LOB 21



Batter	1	2	3	4	5	6	7	8	9	AB R H RBI BB SO LOB	TOP													
Roy Hartsfield, R (1,4) OBP: 0.359, SLG: 0.357	4-0 BB BB	0-3 K			FC 2B		1-4-3		6-3	5 1 1 0 1 2 6	Boston Braves @ St. Louis Cardinals Sportsman's Park, St. Louis, MO Tue May 22 1951, 4:33 AM EDT Att: 7,492 - Unknown livebaseballscorecards.com													
Sam Jethroe, S (1,8) OBP: 0.316, SLG: 0.404	4-0 BB BB	0-0			FC BB BB	F7	F2			3 1 1 0 2 0 1														
Earl Torgeson, L (1,3) OBP: 0.312, SLG: 0.266	0-0	F2			BB FC BB BB	F5		CS BB		3 1 1 0 2 0 2														
Bob Elliott, R (1,5) OBP: 0.438, SLG: 0.673	0-0 F9		0-0 F8		BB FC BB F7	HR		BB		4 2 1 2 1 0 4														
Walker Cooper, R (1,2) OBP: 0.323, SLG: 0.484	0-0 F9		0-0 F5		BB BB BB	2B		F7		4 0 1 1 1 0 3														
Sid Gordon, R (1,9) OBP: 0.358, SLG: 0.436		4-0 BB 2B	0-0 F8		BB BB			K		2 1 0 1 3 1 1														
Bob Addis, L (1,7) OBP: 0.283, SLG: 0.309		0-0 BB 2B 1B		0-3 K	0-0 F6	0-0 F3		4-3 SH3 1B		5 1 2 0 0 1 5														
Buddy Kerr, R (1,6) OBP: 0.372, SLG: 0.353		0-0 BB 1B 2B		0-0 F7	0-0 F7		4-0 FC3-6 BB	SH3		3 0 1 3 1 0 2														
Warren Spahn, L (1,1) OBP: 0.194, SLG: 0.143		0-3 K		0-0 F7	4-0 BB		0-0 FC3-6 1-4-3	4-3		4 0 0 0 1 1 3														
Inning Stats	R: 0 E: 0 K: 0 S: 3	H: 1 LOB: 2 BB: 2 P: 11	R: 2 E: 0 K: 2 S: 10	H: 3 LOB: 2 BB: 1 P: 14	R: 0 E: 0 K: 1 S: 5	H: 0 LOB: 0 BB: 0 P: 3	R: 0 E: 0 K: 1 S: 5	H: 0 LOB: 0 BB: 0 P: 5	R: 4 E: 0 K: 1 S: 7	H: 1 LOB: 3 BB: 5 P: 27	R: 1 E: 0 K: 0 S: 5	H: 2 LOB: 2 BB: 1 P: 9	R: 0 E: 0 K: 0 S: 3	H: 0 LOB: 1 BB: 1 P: 7	R: 0 E: 0 K: 1 S: 4	H: 0 LOB: 1 BB: 2 P: 12	R: 0 E: 0 K: 0 S: 4	H: 1 LOB: 1 BB: 0 P: 4	R: 0 E: 0 K: 0 S: 4	H: 1 LOB: 1 BB: 0 P: 4	1B: 4 2B: 3 3B: 0 HR: 1	SF: 0 SAC: 1 DP: 0 HBP: 0	WP: 0 PB: 0 SB: 0 CS: 1	PA: 46
PITCHER	IP WLS BF H R ER SO BB IBB HBP BLK WP HR S P ERA WHIP											PITCHER	IP WLS BF H R ER SO BB IBB HBP BLK WP HR S P ERA WHIP											
Red Munger, R (1,1) ERA: 6.23	4.0 L	23 5 6 6 3	5 6 6 3	6 6 6 3	6 0 0 0	0 0 0 0	0 0 0 0	0 0 0 0	0 0 0 0	23 47	13.50 2.750													
Cloyd Boyer, R (5,1) ERA: 5.56	3.0	15 2 1 1 1	4 0 0 0	0 0 0 0	0 0 0 0	0 0 0 0	0 0 0 0	0 0 0 0	0 0 0 0	13 29	3.00 2.000													
Al Brazle, L (8,1) ERA: 9.28	2.0	8 1 0 0 1	2 0 0 0	0 0 0 0	0 0 0 0	0 0 0 0	0 0 0 0	0 0 0 0	0 0 0 0	8 16	0.00 1.500													

Batter	1	2	3	4	5	6	7	8	9	AB R H RBI BB SO LOB	BOTTOM												
Peanuts Lowrey, R (1,8) OBP: 0.412, SLG: 0.487	0-0 BB BB	0-0			6-3			0-0 F7		4 0 2 0 0 0 0	Boston Braves @ St. Louis Cardinals Sportsman's Park, St. Louis, MO Tue May 22 1951, 4:33 AM EDT Att: 7,492 - Unknown livebaseballscorecards.com												
Red Schoendienst, S (1,4) OBP: 0.377, SLG: 0.456	0-0 BB BB	0-0 F6			0-0 F7			0-0 F9		4 0 0 0 0 0 3													
Stan Musial, L (1,7) OBP: 0.430, SLG: 0.533	4-0 BB BB		0-0 F8		0-3 K			0-0 WP 1B		3 0 1 0 1 1 0													
Nippy Jones, R (1,3) OBP: 0.406, SLG: 0.516	0-0 BB BB	0-0 FC5-4		0-3 K		4-3 2B		0-0 F9		4 0 1 0 0 1 2													
Bill Howerton, L (1,9) OBP: 0.429, SLG: 0.600		0-0 SH3-4 BB 6-3 1B		4-3		4-3		4-3		4 1 1 0 0 0 1													
Billy Johnson, R (1,5) OBP: 0.333, SLG: 0.271		4-0 BB BB	0-3 K		0-0 F9			0-0 1B		3 1 1 0 1 1 1													
Stan Rojek, R (1,6) OBP: 0.310, SLG: 0.333		0-0 SH3-4		0-0 6-3			0-0 F7	0-0 F3		3 0 0 0 0 0 1													
Del Rice, R (1,2) OBP: 0.344, SLG: 0.302		0-0 6-3		0-0 6-3			0-0 F3	0-0 F4		4 0 0 1 0 0 2													
Red Munger, R (1,1) OBP: 0.400, SLG: 0.400		0-0		0-3 K			0-0 4-3			1 0 1 1 0 0 0													
Cloyd Boyer, R (5,1) OBP: 0.167, SLG: 0.333		0-0		0-0						1 0 0 0 0 1 0													
Chuck Diering, R (7,PH) OBP: 0.333, SLG: 0.267		0-0 BB 1B		0-0						1 0 0 0 0 0 0													
Al Brazle, L (8,1) OBP: 0.333, SLG: 0.267		0-0 3H		0-0						0 0 0 0 0 0 0													
Inning Stats	R: 0 E: 0 K: 0 S: 3	H: 1 LOB: 1 BB: 1 P: 7	R: 2 E: 0 K: 0 S: 6	H: 3 LOB: 2 BB: 1 P: 10	R: 0 E: 0 K: 1 S: 5	H: 0 LOB: 0 BB: 0 P: 5	R: 0 E: 0 K: 1 S: 5	H: 0 LOB: 0 BB: 0 P: 5	R: 0 E: 0 K: 1 S: 6	H: 1 LOB: 1 BB: 0 P: 6	R: 0 E: 0 K: 0 S: 3	H: 0 LOB: 0 BB: 0 P: 3	R: 0 E: 0 K: 0 S: 4	H: 1 LOB: 1 BB: 0 P: 4	R: 0 E: 0 K: 0 S: 4	H: 1 LOB: 1 BB: 0 P: 4	1B: 6 2B: 1 3B: 0 HR: 0	SF: 0 SAC: 1 DP: 1 HBP: 0	WP: 1 PB: 0 SB: 0 CS: 0	PA: 35			
PITCHER	IP WLS BF H R ER SO BB IBB HBP BLK WP HR S P ERA WHIP											PITCHER	IP WLS BF H R ER SO BB IBB HBP BLK WP HR S P ERA WHIP										
Warren Spahn, L (1,1) ERA: 2.43	9.0 W	35 7 2 2 4	7 2 2 4	2 2 2 4	2 0 0 0	0 0 0 0	0 0 0 0	0 0 0 0	0 0 0 0	1 0 41	2.00 1.000												



Batter	1	2	3	4	5	6	7	8	9	AB	R	H	RBI	BB	SO	LOB	TOP					
Roy Hartsfield, R OBP: 0.360, SLG: 0.354 (1, 4)	5-3		2B BB		F6		1B		K	4	0	1	0	1	1	2						
Sam Jethroe, S OBP: 0.312, SLG: 0.397 (1, 8) (5, 7)	K		K		S 1B		F2		E3	5	0	1	0	0	2	3						
Earl Torgeson, L OBP: 0.308, SLG: 0.271 (1, 3)	K		2B		K			F4	F7	5	0	1	0	0	2	3						
Bob Elliott, R OBP: 0.440, SLG: 0.673 (1, 5)		2B	G6-4-3 BB		6-3			5-3		3	1	1	0	1	0	0						
Walker Cooper, R OBP: 0.330, SLG: 0.495 (1, 2)		2B	G6-4-3		FC6-4 1B			F8		4	1	2	1	0	0	3						
Sid Gordon, R OBP: 0.362, SLG: 0.455 (1, 9)		F8 F9 2B		5-3	F9				E 2B	4	2	2	1	0	0	1						
Luis Olmo, R OBP: 0.243, SLG: 0.286 (5, 8)	F8			6-3	FC6-4			F7		4	0	0	0	0	0	3						
Buddy Kerr, R OBP: 0.366, SLG: 0.338 Sibby Sisti, R (9, FR)	F9			F2			F9		E 1B BB	3	0	0	1	1	0	0						
Max Surkont, R OBP: 0.196, SLG: 0.100 Chet Nichols, S OBP: 1.000, SLG: 1.000 Bob Adair, S OBP: 0.226, SLG: 0.304 George Estock, R OBP: 0.317, SLG: 0.345 Edda St. Claire, S OBP: 0.331, SLG: 0.375 Luis Marquez, R OBP: 0.333, SLG: 0.375 (1, 1) (6, 1) (7, PH) (7, 1) (9, PH) (9, FR)	K			3-1			F6		E9 1B	2	0	0	0	0	1	0						
Inning Stats	R: 0 E: 0 K: 2 S: 7	H: 0 LOB: 0 BB: 0 P: 7	R: 3 E: 0 K: 1 S: 8	H: 3 LOB: 0 BB: 0 P: 8	R: 0 E: 0 K: 1 S: 5	H: 1 LOB: 2 BB: 2 P: 13	R: 0 E: 0 K: 0 S: 3	H: 0 LOB: 0 BB: 0 P: 3	R: 0 E: 0 K: 1 S: 6	H: 1 LOB: 1 BB: 0 P: 6	R: 0 E: 0 K: 0 S: 4	H: 1 LOB: 1 BB: 0 P: 4	R: 0 E: 0 K: 0 S: 4	H: 1 LOB: 1 BB: 0 P: 4	R: 0 E: 0 K: 0 S: 3	H: 0 LOB: 0 BB: 0 P: 3	R: 2 E: 2 K: 1 S: 8	H: 2 LOB: 2 BB: 1 P: 12	1B: 4 2B: 5 3B: 0 HR: 0	SF: 0 SAC: 0 DP: 1 HBP: 0	WP: 0 PB: 0 SB: 1 CS: 0	PA: 39
PITCHER	IP WLS BF H R ER SO BB IBB HBP BLK WP HR S P ERA WHIP																					
Howie Pollet, L ERA: 4.66 (1, 1)	2.1	12	4	3	3	4	1	0	0	0	0	0	0	0	19	23	11.57	2.143				
Tom Poholsky, R ERA: 3.43 (3, 1)	6.0	W	24	5	2	1	1	2	0	0	0	0	0	0	24	32	1.50	1.167				
Ted Wilks, R ERA: 4.15 (9, 1)	0.1	S	2	0	0	0	0	0	0	0	0	0	0	4	4	0.00	0.000					
Max Lanier, L ERA: 5.4 (9, 1)	0.1	S	1	0	0	0	0	0	0	0	0	0	0	1	1	0.00	0.000					

Boston Braves @ St. Louis Cardinals
Sportsman's Park, St. Louis, MO
Wed May 23 1951, 4:33 AM EDT
Att: 5,454 - Unknown

AB 36
R 5
H 9
RBI 4
BB 3
SO 6
LOB 15



Batter	1	2	3	4	5	6	7	8	9	AB	R	H	RBI	BB	SO	LOB	BOTTOM	
Peanuts Lowrey, R OBP: 0.407, SLG: 0.479 (1, 8)	CS 1B			F4	1-3	5-3				4	0	1	0	0	0	3		
Red Schoendienst, S OBP: 0.354, SLG: 0.426 (1, 4)	F7			G3	F3			5-3		4	0	0	0	0	0	1		
Stan Musial, L OBP: 0.424, SLG: 0.519 (1, 7)	F8			1B 2B BB	G3			F6		3	1	0	0	1	0	1		
Bill Howerton, L OBP: 0.462, SLG: 0.618 (1, 9)	CS	G4-6-3 1B		2B 1B	2B 1B	E 1B 1B		F7		4	2	3	0	0	0	0		
Nippy Jones, R OBP: 0.444, SLG: 0.571 (1, 3)		G4-6-3		1H 2H 2B 2B	E7 1B 1B	SH 1B 1B		SH5-3 1B		4	2	3	2	0	0	1		
Joe Garagiola, L OBP: 0.290, SLG: 0.411 Chuck Diering, R OBP: 0.333, SLG: 0.267 Del Rice, R OBP: 0.344, SLG: 0.302 (1, 2) (6, FR) (7, 2)	6-3			1B 2B	E5 1B SH			SH5-3		3	1	1	1	0	0	1		
Billy Johnson, R OBP: 0.333, SLG: 0.274 (1, 5)				F2	E 1B 1B	SH 1B 1B		F7		3	0	1	1	0	0	1		
Stan Rojek, R OBP: 0.364, SLG: 0.387 (1, 6)				G4-6-3 1B	E 1B	2B 1B		F8		4	0	3	1	0	0	1		
Howie Pollet, L (1, 1)				G4-6-3	F8					0	0	0	0	0	0	0		
Tom Poholsky, R OBP: 0.091, SLG: 0.091 (3, 1)				G4-6-3		2-3-1-2				3	0	0	0	0	0	6		
Ted Wilks, R (9, 1)										0	0	0	0	0	0	0		
Max Lanier, R OBP: 0.286, SLG: 0.167 (9, 1)										0	0	0	0	0	0	0		
Inning Stats	R: 0 E: 0 K: 0 S: 3	H: 1 LOB: 0 BB: 0 P: 3	R: 0 E: 0 K: 0 S: 3	H: 1 LOB: 0 BB: 0 P: 3	R: 4 E: 1 K: 0 S: 8	H: 5 LOB: 2 BB: 1 P: 12	R: 0 E: 0 K: 0 S: 3	H: 0 LOB: 0 BB: 0 P: 3	R: 2 E: 2 K: 0 S: 7	H: 3 LOB: 3 BB: 0 P: 7	R: 0 E: 0 K: 0 S: 3	H: 0 LOB: 0 BB: 0 P: 3	R: 0 E: 0 K: 0 S: 4	H: 1 LOB: 1 BB: 0 P: 4	1B: 10 2B: 3 3B: 0 HR: 0	SF: 0 SAC: 2 DP: 3 HBP: 0	WP: 0 PB: 0 SB: 0 CS: 1	PA: 36
PITCHER	IP WLS BF H R ER SO BB IBB HBP BLK WP HR S P ERA WHIP																	
Max Surkont, R ERA: 3.75 (1, 1)	5.0	L	23	10	6	5	0	1	0	0	0	0	0	0	5	5	0.00	1.000
Chet Nichols, L ERA: 3.0 (6, 1)	1.0		5	1	0	0	0	0	0	0	0	0	0	5	5	0.00	1.000	
George Estock, R ERA: 3.86 (7, 1)	2.0		7	1	0	0	0	0	0	0	0	0	0	7	7	0.00	0.500	

Boston Braves @ St. Louis Cardinals
Sportsman's Park, St. Louis, MO
Wed May 23 1951, 4:33 AM EDT
Att: 5,454 - Unknown

AB 32
R 6
H 12
RBI 5
BB 1
SO 0
LOB 15



Batter	1	2	3	4	5	6	7	8	9	AB	R	H	RBI	BB	SO	LOB	TOP			
Roy Hartsfield, R OBP: 0.356, SLG: 0.349	0-0 F7	1-2 1B			0-1 1-3		3-2 F8		1-0 FC3-6	5	0	1	1	0	0	1				
Luis Olmo, R OBP: 0.238, SLG: 0.275	3-2 1B	2-2 F8			0-0 F6		0-1 F8		0-0 FC4-6	5	1	1	0	0	0	2				
Earl Torgeson, L OBP: 0.329, SLG: 0.289	3-2 1B			4-2 G5-4-3	4-0 1B			3-2 FC4-6	4-0 1B	2	1	2	0	3	0	0				
Bob Elliott, R OBP: 0.438, SLG: 0.661	0-0 1-3			0-0 G5-4-3	2-1 1B			2-1 F5	1-1 6-3	5	0	2	1	0	0	4				
Walker Cooper, R OBP: 0.317, SLG: 0.475	2-1 1-3			2-3 K	0-0 L8			3-1 FC6-4-5		4	0	0	1	0	1	4				
Sid Gordon, R OBP: 0.372, SLG: 0.451	4-0 IBB			4-2 K	0-0 5-3			4-0 1B		1	0	0	0	3	0	0				
Willard Marshall, L OBP: 0.340, SLG: 0.361	1-2 4-3			0-0 1B	2-2 F5			2-1 F9		4	0	1	0	0	0	4				
Buddy Kerr, R OBP: 0.353, SLG: 0.324		3-3 K		0-1 F4	1-0 6-3			0-0 FC3-6		3	0	0	0	0	1	2				
Ray Mueller, R OBP: 0.266, SLG: 0.429										1	0	1	0	0	0	0				
Sam Jethroe, S OBP: 0.312, SLG: 0.397										0	1	0	0	0	0	0				
Vern Bickford, R OBP: 0.125, SLG: 0.167		0-0 5-3		0-3 K	1-1 B1-3			0-0 FC3-6		3	0	0	0	0	1	2				
Luis Marquez, R OBP: 0.357, SLG: 0.400				2-3				1-3 1B		1	0	1	0	0	0	0				
Inning Stats	R: 2 E: 0 K: 0 S: 13	H: 3 LOB: 2 BB: 1 P: 26	R: 0 E: 0 K: 1 S: 10	H: 1 LOB: 1 BB: 0 P: 16	R: 0 E: 0 K: 1 S: 8	H: 0 LOB: 0 BB: 1 P: 14	R: 0 E: 0 K: 1 S: 11	H: 1 LOB: 1 BB: 1 P: 15	R: 0 E: 0 K: 0 S: 6	H: 0 LOB: 0 BB: 0 P: 9	R: 0 E: 0 K: 0 S: 13	H: 0 LOB: 0 BB: 0 P: 17	R: 0 E: 0 K: 0 S: 14	H: 1 LOB: 2 BB: 1 P: 28	R: 1 E: 0 K: 0 S: 6	H: 2 LOB: 2 BB: 1 P: 12	1B: 8 2B: 1 3B: 0 HR: 0	SF: 0 SAC: 0 DP: 1 HBP: 0	WP: 0 PB: 0 SB: 0 CS: 0	PA: 40
PITCHER Preacher Roe, L ERA: 2.92	IP: 9.0 WLS: W BF: 40 H: 9 R: 3 ER: 3 SO: 3 BB: 5 IBB: 1 HBP: 0 BLK: 0 WP: 0 HR: 0 S: 87 P: 149 ERA: 3.00 WHIP: 1.556															PITCHER				

Boston Braves @ Brooklyn Dodgers
Ebbets Field, Brooklyn, NY
Fri May 25 1951, 3:33 AM EDT
Att: 32,309 - Unknown


AB	34
R	3
H	9
RBI	3
BB	6
SO	3
LOB	19



Batter	1	2	3	4	5	6	7	8	9	AB	R	H	RBI	BB	SO	LOB	BOTTOM			
Cal Abrams, L OBP: 0.561, SLG: 0.687	4-2 BB	4-2 BB		4-2 BB	4-2 FC6-4		1-1 FC6-4			1	0	0	0	4	0	1				
Pee Wee Reese, R OBP: 0.477, SLG: 0.457	1-2 G4-6-3	2-1 F4		4-1 BB	2-1 FC6-4			0-0 F4		4	0	0	0	1	0	6				
Jackie Robinson, R OBP: 0.497, SLG: 0.635	4-1 1B	2-2 5-3		4-0 1B	0-2 6-3			2-2 F6		3	0	0	0	2	0	2				
Gil Hodges, R OBP: 0.390, SLG: 0.659	3-2 1B		1-2 L7	1-3 K	0-0 5-3			2-2 6-3		5	0	1	0	0	1	3				
Carl Furillo, R OBP: 0.263, SLG: 0.364	0-0 4-3		0-3 K		1-3 K		2-1 6-3			4	0	0	0	0	2	2				
Roy Campanella, R OBP: 0.392, SLG: 0.468		2-1 HR	2-2 1B		2-0 1B		2-0 5-3		2-0 2B	4	3	4	1	0	0	0				
Don Thompson, L OBP: 0.311, SLG: 0.162		4-1 E	1-2 F8		2-2 1B		1-0 1-3			3	1	1	0	1	0	2				
Billy Cox, R OBP: 0.348, SLG: 0.469		2-0 E5		3-2 F4	1-0 BB		0-0 5-3			4	0	1	1	0	0	2				
Preacher Roe, R OBP: 0.138, SLG: 0.138		0-2 6-3		0-0 4-3	1-3 K		2-2 FC6-4			4	0	1	2	0	1	3				
Inning Stats	R: 0 E: 0 K: 0 S: 11	H: 1 LOB: 2 BB: 2 P: 23	R: 2 E: 1 K: 0 S: 15	H: 1 LOB: 2 BB: 2 P: 31	R: 0 E: 0 K: 1 S: 15	H: 1 LOB: 1 BB: 0 P: 19	R: 0 E: 0 K: 1 S: 11	H: 0 LOB: 3 BB: 3 P: 27	R: 1 E: 0 K: 2 S: 17	H: 3 LOB: 3 BB: 1 P: 30	R: 0 E: 0 K: 0 S: 6	H: 0 LOB: 0 BB: 0 P: 8	R: 1 E: 0 K: 0 S: 10	H: 2 LOB: 1 BB: 0 P: 16	R: 0 E: 0 K: 0 S: 8	H: 0 LOB: 0 BB: 0 P: 12	1B: 6 2B: 1 3B: 0 HR: 1	SF: 0 SAC: 0 DP: 1 HBP: 0	WP: 0 PB: 0 SB: 1 CS: 0	PA: 40
PITCHER Vern Bickford, R ERA: 2.47	IP: 8.0 WLS: L BF: 40 H: 8 R: 4 ER: 3 SO: 4 BB: 8 IBB: 0 HBP: 0 BLK: 0 WP: 0 HR: 1 S: 93 P: 166 ERA: 3.38 WHIP: 2.000															PITCHER				

Boston Braves @ Brooklyn Dodgers
Ebbets Field, Brooklyn, NY
Fri May 25 1951, 3:33 AM EDT
Att: 32,309 - Unknown

AB	32
R	4
H	8
RBI	4
BB	8
SO	4
LOB	21



Batter	1	2	3	4	5	6	7	8	9	AB	R	H	RBI	BB	SO	LOB	TOP			
Roy Hartsfield, R OBP: 0.348, SLG: 0.346 (1, 4)										4	1	0	0	0	3	0	Boston Braves @ New York Giants Polo Grounds, New York, NY Mon May 28 1951, 3:33 AM EDT Att: 23,101 - Unknown			
Willard Marshall, L OBP: 0.366, SLG: 0.402 (1, 9)										4	2	3	1	0	1	0				
Earl Torgeson, L OBP: 0.341, SLG: 0.322 (1, 3)										4	0	2	0	0	1	2				
Bob Elliott, R OBP: 0.453, SLG: 0.683 Bob Addis, L OBP: 0.250, SLG: 0.293 (3, 7)										2	1	1	2	0	0	1				
Walker Cooper, R OBP: 0.306, SLG: 0.456 (1, 2)										4	0	0	0	0	0	2				
Sid Gordon, R OBP: 0.370, SLG: 0.434 (1, 7) (3, 5)										3	0	1	0	1	1	0				
Luis Olmo, R OBP: 0.295, SLG: 0.271 (1, 8)										4	0	0	0	0	1	3				
Buddy Kerr, R OBP: 0.337, SLG: 0.308 (1, 6)										4	0	0	0	0	1	0				
Warren Spahn, L OBP: 0.176, SLG: 0.129 (1, 1)										3	0	0	0	0	0	0				
Inning Stats	R: 3 E: 1 K: 2 S: 11	H: 3 LOB: 1 BB: 0 P: 11	R: 0 E: 0 K: 1 S: 5	H: 0 LOB: 0 BB: 0 P: 5	R: 1 E: 0 K: 0 S: 4	H: 2 LOB: 0 BB: 0 P: 4	R: 0 E: 0 K: 1 S: 5	H: 0 LOB: 0 BB: 0 P: 5	R: 0 E: 0 K: 2 S: 7	H: 1 LOB: 2 BB: 1 P: 10	R: 0 E: 0 K: 0 S: 3	H: 0 LOB: 0 BB: 0 P: 3	R: 0 E: 0 K: 0 S: 4	H: 1 LOB: 1 BB: 0 P: 4	R: 0 E: 0 K: 1 S: 5	H: 0 LOB: 0 BB: 0 P: 5	1B: 5 2B: 0 3B: 1 HR: 1	SF: 0 SAC: 0 DP: 1 HBP: 0	WP: 0 PB: 0 SB: 0 CS: 0	PA: 35
PITCHER	IP WLS BF H R ER SO BB IBB HBP BLK WP HR S P ERA WHIP	IP WLS BF H R ER SO BB IBB HBP BLK WP HR S P ERA WHIP																		
Sheldon Jones, R ERA: 7.45 Al Gettel, R ERA: 3.57 (1, 1) (3, 1)	2.0 L 12 5 4 3 3 0 0 0 0 0 1 18 18 13.50 2.500	7.0 23 2 0 0 5 1 0 0 0 0 0 0 32 36 0.00 0.429																		

Batter	1	2	3	4	5	6	7	8	9	AB	R	H	RBI	BB	SO	LOB	BOTTOM					
Eddie Stanky, R OBP: 0.443, SLG: 0.456 (1, 4)										3	0	2	0	2	1	0	Boston Braves @ New York Giants Polo Grounds, New York, NY Mon May 28 1951, 3:33 AM EDT Att: 23,101 - Unknown					
Whitey Lockman, L OBP: 0.330, SLG: 0.361 (1, 3)										5	0	2	0	0	0	3						
Willie Mays, R OBP: 0.211, SLG: 0.250 (1, 8)										4	1	1	1	1	1	4						
Wes Westrum, R OBP: 0.489, SLG: 0.485 (1, 2)										3	0	0	0	1	3	4						
Alvin Dark, R OBP: 0.384, SLG: 0.513 (1, 6)										3	0	1	0	1	1	1						
Bobby Thomson, R OBP: 0.346, SLG: 0.445 (1, 7)										4	0	1	0	0	0	1						
Monte Irvin, R OBP: 0.420, SLG: 0.384 (1, 9)										4	0	0	0	0	0	3						
Hank Thompson, L OBP: 0.356, SLG: 0.424 Jack Lohrke, R OBP: 0.452, SLG: 0.391 (8, PH) (9, 5)										3	0	0	0	0	1	3						
Sheldon Jones, R Al Gettel, R Ray Noble, R OBP: 0.295, SLG: 0.446 (1, 1) (3, 1) (9, PH)										0	0	0	0	0	0	0						
Inning Stats	R: 1 E: 0 K: 1 S: 5	H: 1 LOB: 2 BB: 0 P: 13	R: 0 E: 0 K: 1 S: 5	H: 0 LOB: 0 BB: 0 P: 5	R: 0 E: 0 K: 0 S: 3	H: 0 LOB: 1 BB: 1 P: 7	R: 0 E: 0 K: 1 S: 6	H: 1 LOB: 2 BB: 1 P: 10	R: 0 E: 0 K: 1 S: 6	H: 1 LOB: 2 BB: 1 P: 10	R: 0 E: 0 K: 0 S: 4	H: 1 LOB: 1 BB: 0 P: 4	R: 0 E: 0 K: 3 S: 11	H: 2 LOB: 2 BB: 0 P: 11	R: 0 E: 1 K: 0 S: 4	H: 0 LOB: 1 BB: 0 P: 4	R: 0 E: 0 K: 1 S: 6	H: 1 LOB: 1 BB: 0 P: 6	1B: 5 2B: 1 3B: 0 HR: 1	SF: 0 SAC: 0 DP: 1 HBP: 0	WP: 0 PB: 0 SB: 0 CS: 0	PA: 39
PITCHER	IP WLS BF H R ER SO BB IBB HBP BLK WP HR S P ERA WHIP	IP WLS BF H R ER SO BB IBB HBP BLK WP HR S P ERA WHIP																				
Warren Spahn, L ERA: 2.28 (1, 1)	9.0 W 39 7 1 1 1 8 5 0 0 0 0 1 50 70 1.00 1.333																					

AB	34
R	4
H	7
RBI	3
BB	1
SO	8
LOB	10



AB	34
R	1
H	7
RBI	1
BB	5
SO	8
LOB	20



Batter	1	2	3	4	5	6	7	8	9	10	11	AB	R	H	RBI	BB	SO	LOB	TOP			
Roy Hartsfield, R OBP: 0.339, SLG: 0.335 Gene Mauch, R OBP: 0.318, SLG: 0.063	(1,4) X 0-0 6-3			X 0-0 F7		X 0-0 1-3	X 0-0 F7		X 0-0 F5			5	0	0	0	0	0	0				
Willard Marshall, L OBP: 0.349, SLG: 0.381	(1,9) X 0-0 4-3			X 0-0 4-3		X 0-0 4-3		X 0-0 6-3		X 0-0 F3		5	0	0	0	0	0	0				
Earl Torgeson, L OBP: 0.343, SLG: 0.320	(1,3) X 0-0 F4			X 0-0 F8		4-0 2B BB		X 0-0 4-3			X 0-0 BB 3-1	4	1	1	0	1	0	0				
Bob Elliott, R OBP: 0.451, SLG: 0.680	(1,5) X 0-0 6-3				X 0-0 1B 2B	X 0-0 1B 2B		0-3 K			X 0-0 3-1	5	2	2	1	0	1	1				
Ebba St. Claire, S Walker Cooper, R Luis Marquez, R	(1,2) (6,2) (9, PR)	X 0-0 3-1		X 0-0 2B 6-3 1B	X 0-0 2B BB	X 0-0 2B BB			X 0-0 SH3-4 1B		X 0-0 BB 1B	3	1	2	1	0	0	0				
Sid Gordon, R OBP: 0.399, SLG: 0.443	(1,7) X 0-0 F7			X 0-0 1B 2B	X 0-0 1B 2B	X 0-0 1B 2B			X 0-0 SH3-4		X 0-0 G5-4-3 BB	2	1	1	1	2	0	0				
Luis Olmo, R Sam Jethroe, S Ray Mueller, R	(1,8) (9, PH) (9, 2)	X 0-0 6-3		X 0-0 6-3	X 0-0 F4	X 0-0 F4			X 0-0 G3 BB		X 0-0 G5-4-3	3	0	0	1	0	0	3	AB 38			
Buddy Kerr, R Bob Adair, L Sibby Sisti, R	(1,6) (9, PH) (9, 6)	X 0-0 5-3		X 0-0 1B	X 0-0 F9	X 0-0 F9			X 0-0 G3			3	0	1	1	0	0	0	R 5			
Max Surkont, R OBP: 0.083, SLG: 0.083	(1,1) X 0-0 F8			X 0-0 F8	X 0-0 F8	X 0-3 K			X 0-3 K		X 0-3 K	4	0	0	0	0	2	0	H 9			
Inning Stats	R: 0 H: 0 E: 0 K: 0 S: 3	H: 0 LOB: 0 BB: 0 P: 3	R: 0 H: 0 E: 0 K: 0 S: 3	H: 0 LOB: 0 BB: 0 P: 3	R: 0 H: 0 E: 0 K: 0 S: 3	H: 0 LOB: 0 BB: 0 P: 3	R: 3 H: 4 E: 0 K: 0 S: 6	H: 2 LOB: 2 BB: 2 P: 13	R: 0 H: 0 E: 0 K: 1 S: 5	H: 0 LOB: 0 BB: 0 P: 5	R: 0 H: 1 E: 0 K: 0 S: 3	H: 1 LOB: 2 BB: 1 P: 7	R: 0 H: 0 E: 0 K: 1 S: 4	H: 2 LOB: 2 BB: 1 P: 8	1B: 7 2B: 2 3B: 0 HR: 0	SF: 0 SAC: 1 DP: 2 HBP: 0	WP: 0 PB: 0 SB: 0 CS: 0	PA: 43				
PITCHER Larry Jansen, R ERA: 3.46	(1,1)	IP: 11.0 WLS: 43 BF: 43 H: 9 R: 5 ER: 5 SO: 3 BB: 4 IBB: 0 HBP: 0 BLK: 0 WP: 0 HR: 0 S: 45 P: 61 ERA: 4.09 WHIP: 1.182																				

Boston Braves @ New York Giants
Polo Grounds, New York, NY
Wed May 30 1951, 3:33 AM EDT
Unknown

AB 38
R 5
H 9
RBI 5
BB 4
SO 3
LOB 9

Batter	1	2	3	4	5	6	7	8	9	10	11	AB	R	H	RBI	BB	SO	LOB	BOTTOM			
Eddie Stanky, R OBP: 0.432, SLG: 0.442	(1,4) X 0-0 5-3		X 0-0 5-3		0-3 K		X 0-0 F6			X 0-3 K		5	0	0	0	0	2	1				
Whitey Lockman, L OBP: 0.321, SLG: 0.351	(1,3) X 0-0 F5		X 0-0 6-3		X 0-0 3-1			X 0-0 G3		X 0-0 4-3		5	0	0	0	0	0	0				
Willie Mays, R OBP: 0.250, SLG: 0.211	(1,8) X 0-0 F2			X 4-0 HR BB		X 0-3 K		X 4-0 1B BB		X 0-0 F9		3	1	0	0	2	1	0				
Hank Thompson, L OBP: 0.371, SLG: 0.462	(1,5) X 0-0 1B	X 0-0 1B		X 0-0 F5		X 0-0 HR		X 0-0 1B		X 0-0 BB SH 1B		5	3	4	1	0	0	1				
Wes Westrum, R OBP: 0.480, SLG: 0.514	(1,2) X 0-3 K	X 0-3 K		X 0-0 HR		X 0-0 6-3		X 0-3 K		X 0-0 SH 1B BB		4	1	1	2	0	2	3				
Alvin Dark, R OBP: 0.379, SLG: 0.500	(1,6) X 0-0 F7		X 0-0 F7	X 0-0 F9		X 0-0 F7		X 0-0 F4		X 4-0 1B BB		4	0	0	0	1	0	3				
Bobby Thomson, R OBP: 0.348, SLG: 0.444	(1,7) X 0-0 1B	X 0-0 1B		X 0-0 F5		X 0-0 F8		X 0-0 5-3		X 0-0 1B		5	0	2	2	0	0	0	AB 38			
Monte Irvin, R OBP: 0.422, SLG: 0.404	(1,9) X 0-0 F2		X 0-0 F2		X 0-0 HR		X 1-0 4-3 HBP		X 0-0 F9		X 0-0 1B	3	1	1	1	0	0	1	R 6			
Larry Jansen, R OBP: 0.125, SLG: 0.067	(1,1) X 0-0 F2		X 0-0 F2		X 0-3 K		X 0-0 4-3		X 0-0 6-3			4	0	0	0	0	1	1	H 8			
Inning Stats	R: 0 H: 0 E: 0 K: 0 S: 3	R: 1 H: 2 E: 0 K: 1 S: 7	R: 0 H: 0 E: 0 K: 0 S: 3	R: 2 H: 1 E: 0 K: 0 S: 4	R: 1 H: 1 E: 0 K: 2 S: 8	R: 1 H: 1 E: 0 K: 1 S: 6	R: 0 H: 0 E: 0 K: 1 S: 5	R: 0 H: 2 E: 0 K: 1 S: 6	R: 0 H: 0 E: 0 K: 0 S: 3	R: 0 H: 1 E: 0 K: 1 S: 5	R: 0 H: 0 E: 0 K: 0 S: 5	R: 0 H: 0 E: 0 K: 1 S: 4	R: 0 H: 2 E: 1 K: 0 S: 3	R: 1 H: 2 E: 1 K: 0 S: 7	1B: 5 2B: 0 3B: 0 HR: 3	SF: 0 SAC: 1 DP: 0 HBP: 1	WP: 0 PB: 0 SB: 0 CS: 0	PA: 43				
PITCHER Max Surkont, R ERA: 3.99	(1,1)	IP: 10.0 WLS: 43 BF: 43 H: 8 R: 6 ER: 6 SO: 6 BB: 3 IBB: 0 HBP: 1 BLK: 0 WP: 0 HR: 3 S: 51 P: 64 ERA: 5.40 WHIP: 1.100																				

Boston Braves @ New York Giants
Polo Grounds, New York, NY
Wed May 30 1951, 3:33 AM EDT
Unknown

AB 38
R 6
H 8
RBI 6
BB 3
SO 6
LOB 10

Batter	1	2	3	4	5	6	7	8	9	AB	R	H	RBI	BB	SO	LOB	TOP					
Grady Hatton, L OBP: 0.345, SLG: 0.347 (1, 5)	F4		G4-6-3		F9			SH5-4 1B BB	5-3	4	1	0	0	1	0	3	Cincinnati Reds @ Boston Braves Braves Field, Boston, MA Sun Jun 03 1951, 3:33 AM EDT Unknown					
Connie Ryan, R OBP: 0.419, SLG: 0.504 (1, 4)	K2-3		K			S 1B BB		SH5-4		2	1	0	0	1	2	0						
Johnny Wyrostek, L OBP: 0.374, SLG: 0.405 (1, 9)				4-3			F4	F8		3	0	0	0	1	0	2						
Joe Adcock, R OBP: 0.304, SLG: 0.486 (1, 7)	5-3			6-3			FC4-6 1B	BB 1B PB		4	1	2	2	0	0	1						
Ted Kluszewski, L OBP: 0.278, SLG: 0.388 (1, 3)		F7		K		2H 1B	FC4-6	PB BB 1B		4	0	1	0	0	1	1						
Barney McCosky, L OBP: 0.386, SLG: 0.529 Bob Usher, R OBP: 0.236, SLG: 0.319 (1, 8) (8, 8)	F8				6-3 BB		5-3	PB BB		2	0	0	0	2	0	1						
Virgil Stallcup, R OBP: 0.320, SLG: 0.444 (1, 6)								1-2 2-3 BB		0	0	0	0	0	0	0						
Bob Scheffing, R OBP: 0.329, SLG: 0.333 (1, 2)	F4				5-3			F8		4	0	0	0	0	0	2						
Ken Raffensberger, R OBP: 0.136, SLG: 0.050 (1, 1)							F4		K	3	0	1	0	1	1	0						
Inning Stats	R: 0 E: 0 K: 1 S: 5	H: 0 LOB: 1 BB: 1 P: 9	R: 0 E: 0 K: 0 S: 4	H: 1 LOB: 1 BB: 0 P: 4	R: 0 E: 0 K: 1 S: 5	H: 1 LOB: 0 BB: 0 P: 5	R: 0 E: 0 K: 1 S: 5	H: 0 LOB: 0 BB: 0 P: 5	R: 0 E: 0 K: 0 S: 3	H: 0 LOB: 2 BB: 2 P: 11	R: 1 E: 0 K: 0 S: 4	H: 1 LOB: 1 BB: 1 P: 8	R: 0 E: 0 K: 0 S: 3	H: 0 LOB: 0 BB: 0 P: 3	R: 2 E: 0 K: 0 S: 5	H: 2 LOB: 2 BB: 2 P: 13		R: 0 E: 0 K: 1 S: 5	H: 0 LOB: 0 BB: 0 P: 5	1B: 5 2B: 0 3B: 0 HR: 0	SF: 0 SAC: 1 DP: 1 HBP: 0	WP: 0 PB: 1 CS: 0
PITCHER Vern Bickford, R ERA: 2.47 (1, 1)	IP: 9.0 WLS: L BF: 37	H: 5 R: 3 ER: 2 SO: 4	BB: 6 IBB: 0 HBP: 0 BLK: 0	WP: 0 HR: 0 S: 39 P: 63	ERA: 2.00 WHIP: 1.222	PITCHER										IP: 9.0 WLS: W BF: 33	H: 6 R: 1 ER: 1 SO: 4	BB: 0 IBB: 0 HBP: 1 BLK: 0	WP: 0 HR: 1 S: 41	ERA: 1.00 WHIP: 0.667		

AB	30
R	3
H	5
RBI	2
BB	6
SO	4
LOB	13



Batter	1	2	3	4	5	6	7	8	9	AB	R	H	RBI	BB	SO	LOB	BOTTOM					
Luis Marquez, R OBP: 0.304, SLG: 0.310 (1, 8)	K		F4		K			F7		4	0	0	0	0	2	2	Cincinnati Reds @ Boston Braves Braves Field, Boston, MA Sun Jun 03 1951, 3:33 AM EDT Unknown					
Sam Jethroe, S OBP: 0.327, SLG: 0.408 (1, 9)	F4			6-3 1B		1-3 HBP		F5		3	0	1	0	0	0	0						
Earl Torgeson, L OBP: 0.349, SLG: 0.335 (1, 3)	4-3			5-3		1-3		6-3		4	0	0	0	0	0	2						
Bob Elliott, R OBP: 0.434, SLG: 0.636 (1, 5)		F4				6-3			K	4	0	1	0	0	1	1						
Walker Cooper, R OBP: 0.328, SLG: 0.479 (1, 2)		F5			F8		F4		5-3	4	0	0	0	0	0	2						
Sid Gordon, R OBP: 0.383, SLG: 0.459 (1, 7)		6-3				HR	4-3 2B		K	4	1	2	1	0	1	0						
Sibby Sisti, R OBP: 0.366, SLG: 0.438 (1, 4)			F7			SH5-4 1B	4-3			3	0	1	0	0	0	1						
Buddy Kerr, R OBP: 0.330, SLG: 0.290 (1, 6)					SH1-4 1B		F3		F6	3	0	1	0	0	0	2						
Vern Bickford, R OBP: 0.138, SLG: 0.143 (1, 1)			SH1-4		SH5-4		F4			1	0	0	0	0	0	1						
Inning Stats	R: 0 E: 0 K: 1 S: 5	H: 0 LOB: 0 BB: 0 P: 5	R: 0 E: 0 K: 0 S: 3	H: 0 LOB: 0 BB: 0 P: 3	R: 0 E: 0 K: 0 S: 4	H: 1 LOB: 1 BB: 0 P: 4	R: 0 E: 0 K: 0 S: 4	H: 2 LOB: 1 BB: 0 P: 4	R: 1 E: 0 K: 1 S: 7	H: 2 LOB: 1 BB: 0 P: 7	R: 0 E: 0 K: 0 S: 3	H: 0 LOB: 1 BB: 0 P: 4	R: 0 E: 0 K: 0 S: 4	H: 1 LOB: 1 BB: 0 P: 4	R: 0 E: 0 K: 0 S: 3	H: 0 LOB: 0 BB: 0 P: 3		R: 0 E: 0 K: 2 S: 7	H: 0 LOB: 0 BB: 0 P: 7	1B: 3 2B: 3 3B: 0 HR: 1	SF: 0 SAC: 2 DP: 1 HBP: 1	WP: 0 PB: 0 CS: 0
PITCHER Ken Raffensberger, L ERA: 3.94 (1, 1)	IP: 9.0 WLS: W BF: 33	H: 6 R: 1 ER: 1 SO: 4	BB: 0 IBB: 0 HBP: 1 BLK: 0	WP: 0 HR: 1 S: 40 P: 41	ERA: 1.00 WHIP: 0.667	PITCHER										IP: 9.0 WLS: W BF: 33	H: 6 R: 1 ER: 1 SO: 4	BB: 0 IBB: 0 HBP: 1 BLK: 0	WP: 0 HR: 1 S: 41	ERA: 1.00 WHIP: 0.667		



Batter	1	2	3	4	5	6	7	8	9	AB	R	H	RBI	BB	SO	LOB	TOP																				
Bobby Adams, R OBP: 0.303, SLG: 0.391 (1, 5)										5	0	1	1	0	0	2	Cincinnati Reds @ Boston Braves Braves Field, Boston, MA Sun Jun 03 1951, 3:38 AM EDT Att: 9,879 - Unknown																				
Connie Ryan, R OBP: 0.341, SLG: 0.512 (1, 4)										4	1	3	0	1	0	0																					
Johnny Wyrostek, L OBP: 0.369, SLG: 0.399 (1, 9)										5	1	1	0	0	1	5																					
Joe Adcock, R OBP: 0.308, SLG: 0.489 (1, 7)										1	0	1	0	0	0	0																					
Barney McCosky, L OBP: 0.373, SLG: 0.509 (1, 7)										2	0	0	0	0	0	0																					
Virgil Stallcup, R OBP: 0.308, SLG: 0.427 (1, 6)										4	0	0	0	0	0	4																					
Ted Kluszewski, L OBP: 0.277, SLG: 0.391 (1, 3)										4	1	1	2	0	0	0																					
Johnny Pramesa, R OBP: 0.295, SLG: 0.354 (1, 2)										4	1	3	1	0	0	0																					
Bob Usher, R OBP: 0.240, SLG: 0.319 (1, 8)										3	0	1	0	0	1	2																					
Ewell Blackwell, R OBP: 0.424, SLG: 0.433 (1, 1)										4	0	1	0	0	0	3																					
Inning Stats	R: 0 E: 0 K: 0 S: 5	H: 2 LOB: 2 BB: 0 P: 5	R: 0 E: 0 K: 0 S: 4	H: 1 LOB: 1 BB: 0 P: 4	R: 0 E: 1 K: 0 S: 3	H: 0 LOB: 0 BB: 0 P: 3	R: 0 E: 0 K: 0 S: 3	H: 0 LOB: 0 BB: 0 P: 3	R: 1 E: 0 K: 0 S: 5	H: 3 LOB: 2 BB: 1 P: 9	R: 0 E: 0 K: 0 S: 3	H: 0 LOB: 0 BB: 0 P: 3	R: 0 E: 1 K: 1 S: 6	H: 1 LOB: 1 BB: 0 P: 6	R: 3 E: 0 K: 0 S: 7	H: 4 LOB: 1 BB: 0 P: 7	R: 0 E: 0 K: 1 S: 6	H: 1 LOB: 1 BB: 0 P: 6	1B: 11 2B: 1 3B: 0 HR: 0	SF: 0 SAC: 2 DP: 2 HBP: 0	WP: 0 PB: 0 SB: 0 CS: 0	PA: 39															
PITCHER Chet Nichols, L ERA: 3.43 (1, 1)	IP: 9.0 WLS: L BF: 39	H: 12 R: 4 ER: 4 SO: 2	BB: 1 IBB: 0 HBP: 0 BLK: 0	WP: 0 HR: 0 S: 42 P: 46	ERA: 4.00 WHIP: 1.444											PITCHER	IP: 9.0 WLS: W BF: 37	H: 5 R: 2 ER: 2 SO: 5	BB: 5 IBB: 0 HBP: 1 BLK: 0	WP: 0 HR: 1 S: 41 P: 62	ERA: 2.00 WHIP: 1.111											PITCHER	IP: 9.0 WLS: W BF: 37	H: 5 R: 2 ER: 2 SO: 5	BB: 5 IBB: 0 HBP: 1 BLK: 0	WP: 0 HR: 1 S: 41 P: 62	ERA: 2.00 WHIP: 1.111

AB 36
R 4
H 12
RBI 4
BB 1
SO 2
LOB 16



Batter	1	2	3	4	5	6	7	8	9	AB	R	H	RBI	BB	SO	LOB	BOTTOM				
Sam Jethroe, S OBP: 0.329, SLG: 0.424 (1, 7)										4	1	1	1	0	0	2	Cincinnati Reds @ Boston Braves Braves Field, Boston, MA Sun Jun 03 1951, 3:38 AM EDT Att: 9,879 - Unknown				
Bob Addis, L OBP: 0.246, SLG: 0.286 (1, 8)										3	0	0	0	0	1	0					
Earl Torgeson, L OBP: 0.357, SLG: 0.337 (1, 3)										2	0	1	0	2	0	0					
Bob Elliott, R OBP: 0.429, SLG: 0.622 (1, 5)										3	0	0	0	1	0	3					
Sid Gordon, R OBP: 0.380, SLG: 0.450 (1, 9)										3	1	0	0	1	0	3					
Ray Mueller, R OBP: 0.367, SLG: 0.250 (1, 2)										3	0	0	0	0	1	0					
Sibby Sisti, R OBP: 0.435, SLG: 0.500 (1, 4)										4	0	3	1	0	1	0					
Buddy Kerr, R OBP: 0.321, SLG: 0.281 (1, 6)										3	0	0	0	0	1	2					
Willard Marshall, L OBP: 0.331, SLG: 0.339 (9, PH)										0	0	0	0	0	1	0					
Luis Marquez, R OBP: 0.304, SLG: 0.310 (9, PR)										0	0	0	0	0	0	0					
Chet Nichols, S OBP: 0.250, SLG: 0.250 (1, 1)										3	0	0	0	0	1	2					
Walker Cooper, R OBP: 0.325, SLG: 0.475 (9, PH)										1	0	0	0	0	0	2					
Inning Stats	R: 1 E: 0 K: 0 S: 4	H: 1 LOB: 1 BB: 1 P: 8	R: 0 E: 0 K: 1 S: 5	H: 0 LOB: 0 BB: 0 P: 5	R: 0 E: 0 K: 0 S: 3	H: 0 LOB: 0 BB: 0 P: 3	R: 0 E: 0 K: 1 S: 6	H: 1 LOB: 1 BB: 0 P: 6	R: 0 E: 0 K: 0 S: 3	H: 1 LOB: 1 BB: 0 P: 4	R: 1 E: 0 K: 1 S: 6	H: 1 LOB: 1 BB: 1 P: 10	R: 0 E: 0 K: 0 S: 3	H: 0 LOB: 2 BB: 2 P: 11	R: 0 E: 0 K: 1 S: 6	H: 1 LOB: 2 BB: 1 P: 10	1B: 4 2B: 1 3B: 0 HR: 1	SF: 0 SAC: 2 DP: 1 HBP: 1	WP: 0 PB: 0 SB: 2 CS: 0	PA: 37	
PITCHER Ewell Blackwell, R ERA: 3.47 (1, 1)	IP: 9.0 WLS: W BF: 37	H: 5 R: 2 ER: 2 SO: 5	BB: 5 IBB: 0 HBP: 1 BLK: 0	WP: 0 HR: 1 S: 41 P: 62	ERA: 2.00 WHIP: 1.111											PITCHER	IP: 9.0 WLS: W BF: 37	H: 5 R: 2 ER: 2 SO: 5	BB: 5 IBB: 0 HBP: 1 BLK: 0	WP: 0 HR: 1 S: 41 P: 62	ERA: 2.00 WHIP: 1.111

AB 29
R 2
H 5
RBI 2
BB 5
SO 5
LOB 14



Batter	1	2	3	4	5	6	7	8	9	AB	R	H	RBI	BB	SO	LOB	TOP				
Grady Hatton, L (1, 5) OBP: 0.353, SLG: 0.362	F4			F8 G3-2 1B		G3		HR 1B	1B 2B	5	2	3	3	0	0	1	Cincinnati Reds @ Boston Braves Braves Field, Boston, MA Mon Jun 04 1951, 3:33 AM EDT Att: 1,577 - Unknown				
Connie Ryan, R (1, 4) OBP: 0.437, SLG: 0.530	F3			BB		L9		HR	1B BB	3	2	1	3	2	0	1					
Johnny Wyrostek, L (1, 9) OBP: 0.365, SLG: 0.393	K			F8		G3		F9	1B BB	5	1	1	1	0	1	2					
Ted Kluszewski, L (1, 3) OBP: 0.275, SLG: 0.385		F8		G3-2		G3		F8	F7	5	0	1	1	0	0	3					
Barney McCosky, L (1, 7) OBP: 0.381, SLG: 0.509		L7				L9				4	0	2	0	0	0	0					
Bob Usher, R (9, PR) OBP: 0.250, SLG: 0.319										0	1	0	0	1	0	0					
Virgil Stallcup, R (1, 6) OBP: 0.312, SLG: 0.426		K				L7		F8		5	1	2	1	0	1	2					
Bob Scheffing, R (1, 2) OBP: 0.333, SLG: 0.329				G6-3 1B		F8		FC5		4	1	1	0	1	0	4					
Lloyd Merriman, L (1, 8) OBP: 0.300, SLG: 0.346			K			F8		HR 1B	2B BB	2	2	0	1	2	1	1					
Herm Wehmeier, R (1, 1) Roy McMillan, R (6, PH) Eddie Erault, R (6, 1) Bobby Adams, R (6, PH) Bud Byerly, R (6, 1) Johnny Pramesa, R (6, PH) Frank Smith, R (6, 1)			G6-3			G3 1B		L7	F5	1	0	0	0	0	0	0					
Inning Stats	R: 0 E: 0 K: 1 S: 5	H: 0 LOB: 0 BB: 0 P: 5	R: 0 E: 0 K: 1 S: 5	H: 0 LOB: 0 BB: 0 P: 5	R: 0 E: 0 K: 1 S: 5	H: 1 LOB: 0 BB: 0 P: 5	R: 0 E: 0 K: 0 S: 3	H: 1 LOB: 1 BB: 1 P: 7	R: 0 E: 0 K: 0 S: 3	H: 0 LOB: 0 BB: 0 P: 3	R: 0 E: 0 K: 0 S: 4	H: 1 LOB: 1 BB: 0 P: 4	R: 0 E: 0 K: 0 S: 5	H: 2 LOB: 2 BB: 0 P: 5	R: 3 E: 0 K: 0 S: 5	H: 2 LOB: 0 BB: 1 P: 9	R: 7 E: 0 K: 0 S: 8	H: 5 LOB: 2 BB: 4 P: 24	1B: 10 2B: 2 3B: 0 HR: 1	SF: 0 SAC: 0 DP: 2 HBP: 0	WP: 0 PA: 43 CS: 0
PITCHER	IP WLS BF H R ER SO BB IBB HBP BLK WP HR S P ERA WHIP																				
Max Surkont, R (1, 1) ERA: 4.27	8.0	34	9	6	6	3	3	0	0	0	0	0	0	0	0	4	6.75	1.500			
Dick Donovan, R (9, 1) ERA: 9.94	0.0	1	0	0	0	0	1	0	0	0	0	0	0	0	0	7	54.00	9.000			
Sid Schacht, R (9, 1) ERA: 20.86	0.1	L	4	2	2	0	1	0	0	0	0	0	3	7	54.00	9.000					
George Estock, R (9, 1) ERA: 4.88	0.2	4	1	2	2	0	1	0	0	0	0	0	3	7	27.00	3.000					

Batter	1	2	3	4	5	6	7	8	9	AB	R	H	RBI	BB	SO	LOB	BOTTOM				
Sam Jethroe, S (1, 7) OBP: 0.335, SLG: 0.423	FC4-6 1B		4-3 S 1B	K		1B	FC4-6		F4	5	0	2	0	0	1	5	Cincinnati Reds @ Boston Braves Braves Field, Boston, MA Mon Jun 04 1951, 3:33 AM EDT Att: 1,577 - Unknown				
Bob Addis, L (1, 8) OBP: 0.243, SLG: 0.279	FC4-6 CS		4-3		6-3	S 1B		6-3		5	0	1	1	0	0	2					
Earl Torgeson, L (1, 3) OBP: 0.358, SLG: 0.335	F8				5-3 WP 1B	K		F7		4	1	1	0	1	1	3					
Bob Elliott, R (1, 5) OBP: 0.429, SLG: 0.615		HR 1B	6-3		5-3	5-3		E 1B	1B	5	1	2	0	0	0	5					
Walker Cooper, R (1, 2) OBP: 0.344, SLG: 0.512		HR		SH3-4 BB 1B	HR 1B		5-3	E5 S 1B		5	2	4	3	0	0	0					
Sid Gordon, R (1, 9) OBP: 0.391, SLG: 0.474		K		SH3-4 BB	HR		1B 1B		BB	3	2	2	2	2	1	0					
Sibby Sisti, R (1, 4) OBP: 0.407, SLG: 0.458	F8		SH3-4		6-3		CS 1B	6-3		4	0	1	0	0	0	3					
Buddy Kerr, R (1, 6) OBP: 0.325, SLG: 0.273	K					E4 SH3-4 1B	1B BB		4-3	3	1	0	0	2	1	0					
Max Surkont, R (1, 1) OBP: 0.111, SLG: 0.111			K			SH3-4			L9	3	0	1	1	0	2	3					
Dick Donovan, L (9, 1) OBP: 0.600, SLG: 0.667			K							0	0	0	0	0	0	0					
Inning Stats	R: 0 E: 0 K: 0 S: 3	H: 1 LOB: 0 BB: 0 P: 3	R: 2 E: 0 K: 2 S: 9	H: 2 LOB: 0 BB: 0 P: 9	R: 0 E: 0 K: 1 S: 6	H: 1 LOB: 2 BB: 1 P: 10	R: 0 E: 0 K: 2 S: 8	H: 1 LOB: 3 BB: 2 P: 16	R: 3 E: 0 K: 0 S: 6	H: 3 LOB: 0 BB: 0 P: 6	R: 1 E: 1 K: 1 S: 7	H: 1 LOB: 2 BB: 0 P: 8	R: 1 E: 0 K: 0 S: 5	H: 3 LOB: 2 BB: 1 P: 9	R: 0 E: 1 K: 0 S: 5	H: 2 LOB: 3 BB: 1 P: 9	R: 0 E: 0 K: 0 S: 3	H: 0 LOB: 0 BB: 0 P: 3	1B: 12 2B: 0 3B: 0 HR: 2	SF: 0 SAC: 2 DP: 0 HBP: 1	WP: 1 PA: 46 CS: 2
PITCHER	IP WLS BF H R ER SO BB IBB HBP BLK WP HR S P ERA WHIP																				
Herm Wehmeier, R (1, 1) ERA: 6.1	5.0	25	4	2	1	1	1	0	1	0	0	0	12	17	4.50	2.500					
Eddie Erault, R (6, 1) ERA: 3.52	2.0	12	4	2	1	1	1	0	1	0	0	0	5	9	0.00	3.000					
Bud Byerly, R (8, 1) ERA: 2.57	1.0	W	6	2	0	0	1	0	0	0	0	0	5	9	0.00	3.000					
Frank Smith, R (9, 1) ERA: 1.4	1.0	S	3	0	0	0	0	0	0	0	0	0	3	3	0.00	0.000					

Batter	1	2	3	4	5	6	7	8	9	AB	R	H	RBI	BB	SO	LOB	TOP					
Hank Schenz, R (1.4)										6	0	3	1	0	0	3	Pittsburgh Pirates @ Boston Braves Braves Field, Boston, MA Tue Jun 05 1951, 3:33 AM EDT Att. 4,302 - Unknown					
George Metkovich, L (1.8)										6	1	4	1	0	1	2						
Rocky Nelson, L (1.7)										6	0	1	2	0	0	6						
Ralph Kiner, R (1.3)										4	1	3	1	2	1	1						
Gus Bell, L (1.9)										5	0	1	0	1	0	7						
Wally Westlake, R (1.5)										6	1	3	1	0	0	4						
George Strickland, R (1.6)										4	3	3	0	1	0	1						
Clyde McCullough, R (1.2)										5	0	2	2	0	1	3						
Paul LaPalme, L (1.1)										4	2	1	0	1	1	4						
Inning Stats	R: 0 E: 0 K: 1 S: 6	H: 2 LOB: 1 BB: 0 P: 6	R: 0 E: 0 K: 1 S: 7	H: 2 LOB: 2 BB: 0 P: 7	R: 1 E: 0 K: 0 S: 5	H: 2 LOB: 2 BB: 1 P: 9	R: 2 E: 0 K: 1 S: 9	H: 4 LOB: 3 BB: 1 P: 13	R: 3 E: 1 K: 0 S: 8	H: 4 LOB: 3 BB: 1 P: 12	R: 0 E: 0 K: 0 S: 6	H: 2 LOB: 2 BB: 0 P: 10	R: 0 E: 0 K: 0 S: 5	H: 2 LOB: 2 BB: 0 P: 5	R: 1 E: 1 K: 0 S: 5	H: 1 LOB: 1 BB: 0 P: 9	R: 1 E: 0 K: 0 S: 5	H: 2 LOB: 1 BB: 0 P: 5	1B: 16 2B: 5 3B: 0 HR: 0	SF: 0 SAC: 2 DP: 0 HBP: 0	WP: 0 PB: 0 SB: 0 CS: 2	PA: 53
PITCHER	IP WLS BF H R ER SO BB IBB HBP BLK WP HR S P ERA WHIP																					
Johnny Sain, R (1.1)	4.0 L 26 12 6 5 3 2 0 0 0 0 0 0 30 38 11.25 3.500																					
Dave Cole, R (5.1)	2.0 11 4 0 0 1 2 0 0 0 0 0 0 11 19 0.00 3.000																					
Dick Donovan, R (7.1)	2.0 11 3 1 0 0 1 0 0 0 0 0 0 10 14 0.00 2.000																					
George Estock, R (9.1)	1.0 5 2 1 1 0 0 0 0 0 0 0 0 5 5 9.00 2.000																					

Batter	1	2	3	4	5	6	7	8	9	AB	R	H	RBI	BB	SO	LOB	BOTTOM					
Sam Jethroe, S (1.7)										4	0	0	0	0	1	2	Pittsburgh Pirates @ Boston Braves Braves Field, Boston, MA Tue Jun 05 1951, 3:33 AM EDT Att. 4,302 - Unknown					
Luis Marquez, R (1.8)										4	0	1	0	0	0	2						
Earl Torgeson, L (1.3)										4	0	0	0	0	1	1						
Bob Elliott, R (1.5)										3	0	0	0	1	0	1						
Walker Cooper, R (1.2)											4	0	1	0	0	0						
Sid Gordon, R (1.9)											3	0	2	0	1	0						
Sibby Sisti, R (1.4)										3	0	1	0	0	0	2						
Buddy Kerr, R (1.6)										2	0	0	0	1	0	1						
Johnny Sain, R (1.1)										1	0	0	0	0	1	0						
Dave Cole, R (5.1)										0	0	0	0	0	0	0						
Luis Olmo, R (6.1)										0	0	0	0	0	0	0						
Dick Donovan, L (7.1)										0	0	0	0	0	0	0						
Gene Mauch, R (8.1)										1	0	0	0	0	1	1						
George Estock, R (9.1)										0	0	0	0	0	0	0						
Inning Stats	R: 0 E: 0 K: 0 S: 3	H: 0 LOB: 0 BB: 0 P: 3	R: 0 E: 0 K: 0 S: 4	H: 1 LOB: 1 BB: 0 P: 4	R: 0 E: 0 K: 1 S: 5	H: 0 LOB: 0 BB: 0 P: 5	R: 0 E: 0 K: 0 S: 3	H: 1 LOB: 0 BB: 0 P: 3	R: 0 E: 0 K: 0 S: 3	H: 0 LOB: 1 BB: 1 P: 7	R: 0 E: 0 K: 0 S: 2	H: 0 LOB: 0 BB: 1 P: 6	R: 0 E: 1 K: 1 S: 7	H: 2 LOB: 2 BB: 0 P: 7	R: 0 E: 0 K: 2 S: 7	H: 0 LOB: 1 BB: 1 P: 11	R: 0 E: 0 K: 0 S: 3	H: 1 LOB: 1 BB: 1 P: 7	1B: 5 2B: 1 3B: 0 HR: 0	SF: 0 SAC: 0 DP: 3 HBP: 0	WP: 0 PB: 0 SB: 0 CS: 0	PA: 33
PITCHER	IP WLS BF H R ER SO BB IBB HBP BLK WP HR S P ERA WHIP																					
Paul LaPalme, L (1.1)	9.0 W 33 5 0 0 4 4 0 0 0 0 0 0 37 53 0.00 1.000																					

AB 46
R 8
H 21
RBI 8
BB 5
SO 4
LOB 31



AB 29
R 0
H 5
RBI 0
BB 4
SO 4
LOB 12



Batter	1	2	3	4	5	6	7	8	9	AB	R	H	RBI	BB	SO	LOB	TOP			
Hank Schenz, R (1, 4) OBP: 0.300, SLG: 0.276										4	0	1	0	0	0	0	Pittsburgh Pirates @ Boston Braves Braves Field, Boston, MA Wed Jun 06 1951, 3:33 AM EDT Att: 5,030 - Unknown			
George Metkovich, L (1, 8) OBP: 0.321, SLG: 0.395										4	0	0	0	0	1	1				
Gus Bell, L (1, 9) OBP: 0.350, SLG: 0.444 Pete Castiglione, R (9, PH) OBP: 0.375, SLG: 0.427										3	0	0	0	0	0	1				
Ralph Kiner, R (1, 3) OBP: 0.445, SLG: 0.673										4	2	3	1	0	0	0				
Wally Westlake, R (1, 5) OBP: 0.313, SLG: 0.563										4	0	1	1	0	0	2				
Pete Reiser, L (1, 7) OBP: 0.356, SLG: 0.358										3	0	0	0	0	1	1				
George Strickland, R (1, 6) OBP: 0.280, SLG: 0.324										3	0	0	0	0	2	1				
Clyde McCullough, R (1, 2) OBP: 0.323, SLG: 0.333										2	0	0	0	1	0	0				
Cliff Chambers, L (1, 1) OBP: 0.350, SLG: 0.500 Jack Maguire, R (8, PH) OBP: 0.417, SLG: 0.636 Bill Werle, L (8, 1) OBP: 0.500, SLG: 0.571										2	0	0	0	0	0	1				
										1	0	0	0	0	0	0				
Inning Stats	R: 0 E: 0 K: 0 S: 5	H: 2 LOB: 2 BB: 0 P: 5	R: 0 E: 0 K: 1 S: 5	H: 0 LOB: 1 BB: 1 P: 9	R: 0 E: 0 K: 0 S: 3	H: 0 LOB: 0 BB: 0 P: 3	R: 1 E: 0 K: 1 S: 6	H: 2 LOB: 0 BB: 0 P: 6	R: 0 E: 0 K: 0 S: 3	H: 0 LOB: 0 BB: 0 P: 3	R: 1 E: 0 K: 0 S: 4	H: 1 LOB: 0 BB: 0 P: 4	R: 0 E: 0 K: 1 S: 5	H: 0 LOB: 0 BB: 0 P: 5	R: 0 E: 0 K: 0 S: 3	H: 0 LOB: 0 BB: 0 P: 3	1B: 3 2B: 1 3B: 0 HR: 1	SF: 0 SAC: 0 DP: 0 HBP: 0	WP: 0 PB: 0 SB: 0 CS: 1	PA: 33
PITCHER Warren Spahn, L (1, 1) ERA: 2.59	IP: 9.0 WLS: W BF: 32	H: 5 R: 2 ER: 2 SO: 4	BB: 1 IBB: 0 HBP: 0 BLK: 0	WP: 0 HR: 1 S: 39 P: 43	ERA: 2.00 WHIP: 0.667	PITCHER										IP: 9.0 WLS: W BF: 32	H: 5 R: 2 ER: 2 SO: 4	BB: 1 IBB: 0 HBP: 0 BLK: 0	WP: 0 HR: 1 S: 39 P: 43	ERA: 2.00 WHIP: 0.667

Batter	1	2	3	4	5	6	7	8	9	AB	R	H	RBI	BB	SO	LOB	BOTTOM			
Luis Marquez, R (1, 8) OBP: 0.309, SLG: 0.320										4	1	1	0	1	2	0	Pittsburgh Pirates @ Boston Braves Braves Field, Boston, MA Wed Jun 06 1951, 3:33 AM EDT Att: 5,030 - Unknown			
Luis Olmo, R (1, 7) OBP: 0.250, SLG: 0.250										5	0	1	0	0	4					
Earl Torgeson, L (1, 3) OBP: 0.362, SLG: 0.339										3	3	2	1	1	0	1				
Bob Elliott, R (1, 5) OBP: 0.432, SLG: 0.599										1	1	0	0	3	0	1				
Sid Gordon, R (1, 9) OBP: 0.396, SLG: 0.472										4	0	1	0	0	5					
Ray Mueller, R (1, 2) OBP: 0.250, SLG: 0.313										4	0	2	4	0	2					
Sibby Sisti, R (1, 4) OBP: 0.412, SLG: 0.452										4	0	2	0	0	3					
Buddy Kerr, R (1, 6) OBP: 0.314, SLG: 0.257										4	0	0	0	0	7					
Warren Spahn, L (1, 1) OBP: 0.158, SLG: 0.114										4	0	0	0	1	2					
Inning Stats	R: 1 E: 0 K: 0 S: 5	H: 2 LOB: 1 BB: 0 P: 5	R: 0 E: 1 K: 0 S: 5	H: 1 LOB: 3 BB: 1 P: 9	R: 1 E: 0 K: 0 S: 5	H: 2 LOB: 2 BB: 1 P: 9	R: 0 E: 0 K: 1 S: 5	H: 0 LOB: 0 BB: 0 P: 5	R: 2 E: 0 K: 0 S: 4	H: 1 LOB: 1 BB: 1 P: 9	R: 0 E: 0 K: 0 S: 3	H: 0 LOB: 0 BB: 0 P: 3	R: 1 E: 0 K: 0 S: 4	H: 2 LOB: 2 BB: 2 P: 12	R: 0 E: 0 K: 2 S: 8	H: 1 LOB: 1 BB: 0 P: 8		1B: 7 2B: 2 3B: 0 HR: 0	SF: 0 SAC: 0 DP: 1 HBP: 1	WP: 0 PB: 0 SB: 1 CS: 0
PITCHER Cliff Chambers, L (1, 1) ERA: 4.98 Bill Werle, L (8, 1) ERA: 5.72	IP: 7.0 WLS: L BF: 35	H: 8 R: 5 ER: 5 SO: 1	BB: 5 IBB: 0 HBP: 1 BLK: 0	WP: 0 HR: 0 S: 31 P: 52	ERA: 6.43 WHIP: 1.857	PITCHER										IP: 1.0 WLS: L BF: 4	H: 1 R: 0 ER: 0 SO: 2	BB: 0 IBB: 0 HBP: 0 BLK: 0	WP: 0 HR: 0 S: 8 P: 12	ERA: 0.00 WHIP: 1.000

Batter	1	2	3	4	5	6	7	8	9	AB	R	H	RBI	BB	SO	LOB	TOP					
Hank Schenz, R OBP: 0.294, SLG: 0.273 (1, 4)	F9		1B		4-3			FC4-6 1B		4	0	1	0	0	0	2						
George Metkovich, L OBP: 0.315, SLG: 0.387 (1, 8)	3-1		G3			F8		P6		4	0	0	0	0	0	2						
Rocky Nelson, L OBP: 0.304, SLG: 0.407 (1, 7)				G3		F4		FC6-4 1B		4	0	2	0	0	0	0						
Ralph Kiner, R OBP: 0.446, SLG: 0.665 (1, 3)	F2			BB		BB		FC6-4 1B		2	0	0	0	2	0	3						
Gus Bell, L OBP: 0.343, SLG: 0.435 (1, 9)		3-1		F8		F5			F7	4	0	0	0	0	0	2						
Wally Westlake, R OBP: 0.312, SLG: 0.556 (1, 5)		F2		K			6-3			4	0	1	0	0	1	1						
George Strickland, R OBP: 0.291, SLG: 0.324 (1, 6)					HBP		L8		F9	3	0	1	0	0	0	1						
Clyde McCullough, R OBP: 0.320, SLG: 0.330 (1, 2)			L4		F4					1	0	0	0	0	0	0						
Pete Reiser, L OBP: 0.354, SLG: 0.353 (5, PH)	CS									1	0	0	0	0	0	1						
Ed Fitz Gerald, R OBP: 0.274, SLG: 0.254 (5, 2)										2	0	0	0	0	1	1						
Mel Queen, R OBP: 0.100, SLG: 0.100 (1, 1)										1	0	0	0	0	0	0						
Danny Murtaugh, R OBP: 0.235, SLG: 0.300 (5, PH)										1	0	0	0	0	1	1						
Junior Walsh, R (5, 1)			1-3							0	0	0	0	0	0	0						
Pete Castiglione, R OBP: 0.381, SLG: 0.433 (8, PH)										1	0	1	0	0	0	0						
Bob Friend, R (8, 1)								FC4-6 1B		0	0	0	0	0	0	0						
Inning Stats	R: 0 E: 0 K: 0 S: 4	H: 1 LOB: 1 BB: 0 P: 4	R: 0 E: 0 K: 0 S: 3	H: 1 LOB: 0 BB: 0 P: 3	R: 0 E: 0 K: 0 S: 4	H: 0 LOB: 1 BB: 1 P: 4	R: 0 E: 0 K: 1 S: 5	H: 0 LOB: 1 BB: 0 P: 9	R: 0 E: 0 K: 1 S: 5	H: 0 LOB: 1 BB: 0 P: 6	R: 0 E: 0 K: 0 S: 3	H: 0 LOB: 1 BB: 1 P: 7	R: 0 E: 0 K: 0 S: 3	H: 0 LOB: 0 BB: 0 P: 3	R: 0 E: 0 K: 0 S: 5	H: 2 LOB: 2 BB: 0 P: 5	R: 0 E: 0 K: 1 S: 6	H: 1 LOB: 1 BB: 0 P: 6	1B: 6 2B: 0 3B: 0 HR: 0	SF: 0 SAC: 0 DP: 0 HBP: 1	WP: 0 PB: 0 SB: 0 CS: 1	PA: 36
PITCHER Vern Bickford, R ERA: 2.25 (1, 1)	IP: 9.0 WLS: W BF: 35 H: 6 R: 0 ER: 0 SO: 3 BB: 2 IBB: 0 HBP: 1 BLK: 0 WP: 0 HR: 0 S: 38 P: 47 ERA: 0.00 WHIP: 0.889															PITCHER Vern Bickford, R ERA: 2.25 (1, 1)	IP: 9.0 WLS: W BF: 35 H: 6 R: 0 ER: 0 SO: 3 BB: 2 IBB: 0 HBP: 1 BLK: 0 WP: 0 HR: 0 S: 38 P: 47 ERA: 0.00 WHIP: 0.889					

Pittsburgh Pirates @ Boston Braves
Braves Field, Boston, MA
Thu Jun 07 1951, 3:33 AM EDT
Att: 4,916 - Unknown

AB	32
R	0
H	6
RBI	0
BB	2
SO	3
LOB	14



Batter	1	2	3	4	5	6	7	8	9	AB	R	H	RBI	BB	SO	LOB	BOTTOM			
Bob Addis, L OBP: 0.243, SLG: 0.278 (1, 8)	K		K		1B S		6-3			4	1	1	0	0	2	0				
Willard Marshall, L OBP: 0.333, SLG: 0.342 (1, 9)	K			F8 1B	F7					4	1	2	0	0	1	1				
Earl Torgeson, L OBP: 0.369, SLG: 0.345 (1, 3)	CS BB			F8 1B	E S 1B		F9			3	1	2	0	1	0	1				
Bob Elliott, R OBP: 0.428, SLG: 0.596 (1, 5)	CS	6-3 WP 2B		4-3	K			F7		4	1	1	0	0	1	3				
Walker Cooper, R OBP: 0.345, SLG: 0.500 (1, 2)		6-3		BB 1B IBB	5-3			1B		3	1	1	0	1	0	2				
Sid Gordon, R OBP: 0.403, SLG: 0.475 (1, 7)				F8		B3-6-4 1B		L5-3 1B		3	0	2	1	1	0	2				
Sibby Sisti, R OBP: 0.395, SLG: 0.412 (1, 4)		L4-3 BB				B3-6-4 1B		L5-3 1B		3	0	0	0	1	0	4				
Buddy Kerr, R OBP: 0.315, SLG: 0.259 (1, 6)					F9					3	0	1	2	0	1	0				
Vern Bickford, R OBP: 0.125, SLG: 0.129 (1, 1)			K	K				L3		3	0	0	0	0	2	2				
Inning Stats	R: 0 E: 0 K: 2 S: 6	H: 0 LOB: 0 BB: 1 P: 10	R: 1 E: 0 K: 0 S: 3	H: 1 LOB: 0 BB: 1 P: 7	R: 0 E: 0 K: 2 S: 7	H: 0 LOB: 0 BB: 0 P: 7	R: 3 E: 0 K: 1 S: 8	H: 3 LOB: 2 BB: 2 P: 16	R: 1 E: 0 K: 1 S: 7	H: 2 LOB: 1 BB: 0 P: 7	R: 0 E: 0 K: 1 S: 5	H: 1 LOB: 0 BB: 0 P: 5	R: 0 E: 0 K: 0 S: 4	H: 1 LOB: 1 BB: 0 P: 4	R: 0 E: 0 K: 0 S: 4	H: 2 LOB: 1 BB: 0 P: 4	1B: 9 2B: 3 3B: 0 HR: 0	SF: 0 SAC: 0 DP: 3 HBP: 0	WP: 1 PB: 0 SB: 2 CS: 1	PA: 35
PITCHER Mel Queen, R ERA: 5.85 Junior Walsh, R ERA: 7.55 Bob Friend, R ERA: 4.65	IP: 4.0 WLS: L BF: 18 H: 4 R: 4 ER: 4 SO: 5 BB: 3 IBB: 1 HBP: 0 BLK: 0 WP: 1 HR: 0 S: 24 P: 40 ERA: 9.00 WHIP: 1.750															PITCHER Mel Queen, R ERA: 5.85 Junior Walsh, R ERA: 7.55 Bob Friend, R ERA: 4.65	IP: 4.0 WLS: L BF: 18 H: 4 R: 4 ER: 4 SO: 5 BB: 3 IBB: 1 HBP: 0 BLK: 0 WP: 1 HR: 0 S: 24 P: 40 ERA: 9.00 WHIP: 1.750			

Pittsburgh Pirates @ Boston Braves
Braves Field, Boston, MA
Thu Jun 07 1951, 3:33 AM EDT
Att: 4,916 - Unknown

AB	30
R	5
H	10
RBI	3
BB	4
SO	7
LOB	15



Batter	1	2	3	4	5	6	7	8	9	AB	R	H	RBI	BB	SO	LOB	TOP								
Peanuts Lowrey, R OBP: 0.371, SLG: 0.435 (1, 8)	0-0 6-3		0-0 1B		0-0 F2		0-0 F7		0-0 F9	5	0	1	0	0	0	0	St. Louis Cardinals @ Boston Braves Braves Field, Boston, MA Fri Jun 08 1951, 3:33 AM EDT Att: 10,697 - Unknown								
Red Schoendienst, S OBP: 0.362, SLG: 0.461 (1, 4)	0-0 F8		0-0 1B		0-0 G3		0-0 F9		0-0 F7	5	0	1	0	0	0	0									
Stan Musial, L OBP: 0.456, SLG: 0.675 (1, 7)	0-0 F2		0-0 F7		BB E 1B		0-0 1B			4	1	2	0	0	0	2									
Bill Howerton, L OBP: 0.385, SLG: 0.446 (1, 9)		0-3 K		0-0 E 2B	4-0 E CS BB		0-0 G3			3	0	1	0	1	1	1									
Nippy Jones, R OBP: 0.298, SLG: 0.406 (1, 3)	0-0 3-1		0-3 K		0-0 E5			4-0 BB		3	0	0	0	1	1	2									
Billy Johnson, R OBP: 0.360, SLG: 0.379 (1, 5)	0-0 F7		0-0 F4		0-0 CS		0-0 CS 1B		0-3 K	4	0	1	0	0	1	2									
Stan Rojek, R OBP: 0.356, SLG: 0.408 (1, 6)			0-0 E 3B	1-0 E HBP		0-0 5-3		0-0 F6		3	1	1	0	0	0	2									
Del Rice, R OBP: 0.391, SLG: 0.408 (1, 2)			0-0 F2	0-0 E5		0-0 PB 1B		0-0 F6		4	0	1	0	0	0	4									
Joe Presko, R OBP: 0.042, SLG: 0.042 (1, 1)			0-0 B5	0-0 4-3		0-0 F4		0-0 6-3		4	0	0	0	0	0	4									
Inning Stats	R: 0 E: 0 K: 0 S: 3	H: 0 LOB: 0 BB: 0 P: 3	R: 0 E: 0 K: 1 S: 5	H: 0 LOB: 0 BB: 0 P: 5	R: 1 E: 1 K: 0 S: 6	H: 3 LOB: 2 BB: 0 P: 6	R: 0 E: 1 K: 1 S: 7	H: 1 LOB: 3 BB: 0 P: 8	R: 1 E: 1 K: 0 S: 4	H: 1 LOB: 1 BB: 1 P: 8	R: 0 E: 0 K: 0 S: 4	H: 2 LOB: 1 BB: 0 P: 4	R: 0 E: 0 K: 0 S: 4	H: 1 LOB: 1 BB: 0 P: 4	R: 0 E: 0 K: 1 S: 5	H: 0 LOB: 1 BB: 1 P: 9		R: 0 E: 0 K: 0 S: 3	H: 0 LOB: 0 BB: 0 P: 3	1B: 6 2B: 1 3B: 1 HR: 0	SF: 0 SAC: 0 DP: 0 HBP: 1	WP: 0 PB: 1 SB: 0 CS: 2	PA: 39		
PITCHER	IP	WLS	BF	H	R	ER	SO	BB	IBB	HBP	BLK	WP	HR	S	P	ERA	WHIP								
Max Surkont, R ERA: 3.87 (1, 1)	8.0	L	35	8	2	0	3	2	0	1	0	0	0	38	47	0.00	1.250								
Bob Chipman, L ERA: (9, 1)	1.0		3	0	0	0	0	0	0	0	0	0	0	3	3	0.00	0.000								

Batter	1	2	3	4	5	6	7	8	9	AB	R	H	RBI	BB	SO	LOB	BOTTOM								
Bob Addis, L OBP: 0.256, SLG: 0.289 (1, 8)	0-0 4-3 1B		0-0 1B			0-0 6-3		0-0 L9		4	0	2	0	0	0	0	St. Louis Cardinals @ Boston Braves Braves Field, Boston, MA Fri Jun 08 1951, 3:33 AM EDT Att: 10,697 - Unknown								
Willard Marshall, L OBP: 0.333, SLG: 0.331 (1, 9)	0-0 4-3 1-2		0-0 F5			0-0 F8		0-0 F7		4	0	0	0	0	0	2									
Earl Torgeson, L OBP: 0.367, SLG: 0.339 (1, 3)	0-0 F2			0-0 F4		4-0 BB		0-0 F8		3	0	0	0	1	0	1									
Bob Elliott, R OBP: 0.418, SLG: 0.581 (1, 5)	0-3 K			0-0 6-3		0-0 F8		0-0 1-3		4	0	0	0	0	1	2									
Walker Cooper, R OBP: 0.350, SLG: 0.522 (1, 2)		0-0 L8		0-0 6-3		0-0 G6-4-3 1B		0-0 HR		4	1	2	1	0	0	0									
Sid Gordon, R OBP: 0.400, SLG: 0.476 (1, 7)		0-0 F7			0-0 F9 2B	0-0 G6-4-3 1B		0-0 F7		4	0	1	0	0	0	1									
Sibby Sisti, R OBP: 0.390, SLG: 0.405 (1, 4)		0-0 5-3			0-0 F9 2-3	0-0 1B				3	0	1	0	0	0	1									
Buddy Kerr, R OBP: 0.307, SLG: 0.252 (1, 6)			0-0 F4		0-0 F4		0-0 L8			3	0	0	0	0	0	2									
Max Surkont, R OBP: 0.103, SLG: 0.103 (1, 1)			0-0 F3				0-0 F4			2	0	0	0	0	1	1									
Sam Jethroe, S OBP: 0.326, SLG: 0.410 (8, PH)										1	0	0	0	0	0	0									
Bob Chipman, L ERA: (9, 1)										0	0	0	0	0	0	0									
Inning Stats	R: 0 E: 0 K: 1 S: 6	H: 1 LOB: 1 BB: 0 P: 6	R: 0 E: 0 K: 0 S: 3	H: 0 LOB: 0 BB: 0 P: 3	R: 0 E: 0 K: 0 S: 4	H: 1 LOB: 1 BB: 0 P: 4	R: 0 E: 0 K: 0 S: 3	H: 0 LOB: 0 BB: 0 P: 3	R: 0 E: 0 K: 0 S: 3	H: 0 LOB: 0 BB: 0 P: 3	R: 1 E: 0 K: 0 S: 4	H: 1 LOB: 0 BB: 0 P: 4	R: 0 E: 0 K: 0 S: 3	H: 0 LOB: 0 BB: 0 P: 3	R: 1 E: 0 K: 0 S: 4	H: 1 LOB: 0 BB: 0 P: 4	1B: 4 2B: 1 3B: 0 HR: 1	SF: 0 SAC: 0 DP: 1 HBP: 0	WP: 0 PB: 0 SB: 0 CS: 0	PA: 33					
PITCHER	IP	WLS	BF	H	R	ER	SO	BB	IBB	HBP	BLK	WP	HR	S	P	ERA	WHIP								
Joe Presko, R ERA: 2.63 (1, 1)	9.0	W	33	6	1	1	2	1	0	0	0	0	1	36	40	1.00	0.778								

Batter	1	2	3	4	5	6	7	8	9	AB	R	H	RBI	BB	SO	LOB	TOP					
Stan Rojek, R OBP: 0.358, SLG: 0.408 (1, 6)	1-3	L4					F7		FC5-4	5	0	2	0	0	0	3						
Red Schoendienst, S OBP: 0.363, SLG: 0.466 (1, 4)	6-3		FC6-4	1-3	FC6-4	1-3	6-3		FC5-4	5	0	2	0	0	0	1						
Stan Musial, L OBP: 0.447, SLG: 0.659 (1, 7)	4-3		1-3	1-2	FC4-2	FC6-4	K			4	0	0	0	0	1	3						
Nippy Jones, R OBP: 0.296, SLG: 0.394 (1, 3)		6-3	FC6-4	BB	FC6-4	FC6-4	K		K	3	0	0	0	1	1	2						
Billy Johnson, R OBP: 0.364, SLG: 0.385 (1, 5)		BB	FC6-4	BB	F9				4-3	3	1	1	0	1	0	4						
Peanuts Lowrey, R OBP: 0.370, SLG: 0.430 (1, 8)		BB							2B	2	0	0	0	1	0	2						
Chuck Diering, R OBP: 0.261, SLG: 0.200 (7, 8)		BB	4-3				F3		4-3	1	0	0	0	0	0	1						
Bill Howerton, L OBP: 0.377, SLG: 0.424 (1, 9)		BB			F7		K		4-3	3	0	0	0	1	1							
Del Rice, R OBP: 0.387, SLG: 0.402 (1, 2)					L5				F5	4	0	1	1	0	0	2						
Max Lanier, R OBP: 0.154, SLG: 0.083 (1, 1)					1-3				K	2	0	0	0	0	0	3						
Cloyd Boyer, R OBP: 0.167, SLG: 0.333 (5, 1)										0	0	0	0	0	0	0						
Al Brazle, L (5, 1)										1	0	0	0	0	0	1						
Tommy Glaviano, R OBP: 0.283, SLG: 0.240 (9, PH)										1	0	0	0	0	1	0						
Inning Stats	R: 0 E: 0 K: 0 S: 3	H: 0 LOB: 0 BB: 0 P: 3	R: 1 E: 1 K: 0 S: 4	H: 0 LOB: 3 BB: 3 P: 16	R: 0 E: 0 K: 0 S: 4	H: 1 LOB: 2 BB: 1 P: 8	R: 0 E: 0 K: 0 S: 3	H: 0 LOB: 0 BB: 0 P: 3	R: 0 E: 0 K: 1 S: 5	H: 2 LOB: 2 BB: 0 P: 5	R: 0 E: 0 K: 1 S: 6	H: 1 LOB: 1 BB: 0 P: 6	R: 0 E: 0 K: 1 S: 5	H: 0 LOB: 0 BB: 0 P: 5	R: 0 E: 0 K: 1 S: 6	H: 1 LOB: 1 BB: 0 P: 6	R: 0 E: 0 K: 1 S: 6	H: 1 LOB: 1 BB: 0 P: 6	1B: 4 2B: 2 3B: 0 HR: 0	SF: 0 SAC: 0 DP: 0 HBP: 0	WP: 0 PB: 0 SB: 0 CS: 0	PA: 38
PITCHER Chet Nichols, L ERA: 2.7 (1, 1)	IP: 9.0 WLS: W BF: 38 H: 6 R: 1 ER: 1 SO: 4 BB: 4 IBB: 0 HBP: 0 BLK: 0 WP: 0 HR: 0 S: 42 P: 58 ERA: 1.00 WHIP: 1.111															PITCHER						

St. Louis Cardinals @ Boston Braves
Braves Field, Boston, MA
Sat Jun 09 1951, 3:33 AM EDT
Att: 7,875 - Unknown

AB 34
R 1
H 6
RBI 1
BB 4
SO 4
LOB 23



Batter	1	2	3	4	5	6	7	8	9	AB	R	H	RBI	BB	SO	LOB	BOTTOM			
Sam Jethroe, S OBP: 0.330, SLG: 0.418 (1, 7)	4-3			K	S	K				4	0	2	1	0	2	1				
Willard Marshall, L OBP: 0.323, SLG: 0.331 (8, 9)	6-3-2				1B					0	0	0	0	0	0	0				
Luis Marquez, R OBP: 0.288, SLG: 0.296 (1, 8)	4-3			4-3	F8				6-3	4	0	0	0	0	0	3				
Bob Elliott, R OBP: 0.420, SLG: 0.585 (1, 5)	6-3-2			1B	1B				F7	4	1	2	1	0	0	1				
Walker Cooper, R OBP: 0.354, SLG: 0.518 (1, 2)		6-3		FC4-6	1B				F3	3	0	1	1	1	0	0				
Sid Gordon, R OBP: 0.397, SLG: 0.476 (8, 7)		F8		FC4-6	K				6-3	4	1	1	0	0	1	4				
Earl Torgeson, L OBP: 0.384, SLG: 0.353 (1, 3)		F6							6-3	4	1	1	1	0	0	4				
Sibby Sisti, R OBP: 0.400, SLG: 0.415 (1, 4)				G6-4-3	1B				F7	4	1	2	1	0	0	0				
Buddy Kerr, R OBP: 0.313, SLG: 0.248 (1, 6)				G6-4-3	1B				F3	2	1	0	0	2	0	1				
Chet Nichols, S OBP: 0.286, SLG: 0.286 (1, 1)				K	1B					3	1	1	1	0	2	1				
Inning Stats	R: 0 E: 0 K: 0 S: 3	H: 1 LOB: 0 BB: 0 P: 3	R: 0 E: 0 K: 0 S: 3	H: 0 LOB: 0 BB: 0 P: 3	R: 0 E: 0 K: 1 S: 5	H: 1 LOB: 0 BB: 0 P: 5	R: 1 E: 0 K: 1 S: 7	H: 2 LOB: 1 BB: 0 P: 7	R: 4 E: 0 K: 1 S: 10	H: 5 LOB: 3 BB: 2 P: 18	R: 0 E: 0 K: 2 S: 7	H: 0 LOB: 1 BB: 1 P: 11	R: 0 E: 0 K: 0 S: 3	H: 0 LOB: 0 BB: 0 P: 3	R: 1 E: 0 K: 0 S: 4	H: 1 LOB: 0 BB: 0 P: 4	1B: 6 2B: 4 3B: 0 HR: 1	SF: 0 SAC: 0 DP: 2 HBP: 0	WP: 0 PB: 1 SB: 2 CS: 0	PA: 35
PITCHER Max Lanier, L ERA: 4.66 (1, 1)	IP: 4.0 WLS: L BF: 16 H: 6 R: 3 ER: 3 SO: 2 BB: 0 IBB: 0 HBP: 0 BLK: 0 WP: 0 HR: 1 S: 20 P: 20 ERA: 6.75 WHIP: 1.500															PITCHER				
Cloyd Boyer, R ERA: 6.0 (5, 1)	0.0	3	2	1	1	0	1	0	0	0	0	2	6							
Al Brazle, L ERA: 5.4 (5, 1)	4.0	16	2	2	2	3	1	1	0	0	0	20	28	4.50	0.750					

St. Louis Cardinals @ Boston Braves
Braves Field, Boston, MA
Sat Jun 09 1951, 3:33 AM EDT
Att: 7,875 - Unknown

AB 32
R 6
H 10
RBI 6
BB 3
SO 5
LOB 15



Batter	1	2	3	4	5	6	7	8	9	AB	R	H	RBI	BB	SO	LOB	TOP			
Stan Rojek, R OBP: 0.354, SLG: 0.402	6-3	F8			6-3		SH2-4	BB 1B		4	0	1	0	0	0	1	St. Louis Cardinals @ Boston Braves Braves Field, Boston, MA Sun Jun 10 1951, 3:33 AM EDT Att: 8,858 - Unknown			
Red Schoendienst, S OBP: 0.390, SLG: 0.467	3B 1B	5-3			F7		1B F8 1B	BB BB BB 1B		4	2	2	0	1	0	1				
Stan Musial, L OBP: 0.450, SLG: 0.669	E 3B			F9	FC6-4 1B		1B 1B	F9		5	1	3	2	0	0	3				
Nippy Jones, R OBP: 0.283, SLG: 0.376	F3			F8	FC6-4		F8		F4	5	0	0	1	0	0	4				
Billy Johnson, R OBP: 0.358, SLG: 0.379	E6 1B			F8			F7		F7	5	1	1	0	0	0	0				
Enos Slaughter, L OBP: 0.340, SLG: 0.321	1B BB			4-3			F3		E 1B	4	0	2	0	1	0	2				
Del Rice, R OBP: 0.379, SLG: 0.393	1-2 1B			6-3			5-3		E4	5	0	1	1	0	0	2				
Chuck Diering, R OBP: 0.250, SLG: 0.200	F9			F8			6-3		3-1	5	0	1	0	0	0	5				
Harry Brecheen, L OBP: 0.278, SLG: 0.556		F4			1B 2B		1B SH2-4 1B	BB 1B		4	1	2	0	0	0	1				
Inning Stats	R: 3 E: 1 K: 0 S: 7	H: 3 LOB: 2 BB: 1 P: 11	R: 0 E: 0 K: 0 S: 3	H: 0 LOB: 0 BB: 0 P: 3	R: 0 E: 0 K: 0 S: 3	H: 0 LOB: 0 BB: 0 P: 3	R: 0 E: 0 K: 0 S: 5	H: 2 LOB: 2 BB: 0 P: 5	R: 0 E: 0 K: 0 S: 4	H: 1 LOB: 1 BB: 0 P: 4	R: 2 E: 0 K: 0 S: 7	H: 4 LOB: 2 BB: 0 P: 7	R: 0 E: 0 K: 0 S: 5	H: 2 LOB: 3 BB: 1 P: 9	R: 0 E: 1 K: 0 S: 5	H: 1 LOB: 2 BB: 0 P: 5	1B: 10 2B: 2 3B: 1 HR: 0	SF: 0 SAC: 1 DP: 0 HBP: 0	WP: 2 PB: 0 SB: 0 CS: 0	PA: 44
PITCHER	IP WLS BF H R ER SO BB IBB HBP BLK WP HR S P ERA WHIP	8.0 L 39 12 5 3 0 2 0 0 0 1 0 37 45 3.38 1.750	1.0 5 1 0 0 0 0 0 0 0 0 0 0 5 5 0.00 1.000	PITCHER																
Warren Spahn, L ERA: 2.65																				
Bob Chipman, L ERA:																				

AB	41
R	5
H	13
RBI	4
BB	2
SO	0
LOB	19



Batter	1	2	3	4	5	6	7	8	9	AB	R	H	RBI	BB	SO	LOB	BOTTOM					
Sam Jethroe, S OBP: 0.333, SLG: 0.420	G6-3 1B			1-3 1B		5-3		F4		4	1	2	0	0	0	0	St. Louis Cardinals @ Boston Braves Braves Field, Boston, MA Sun Jun 10 1951, 3:33 AM EDT Att: 8,858 - Unknown					
Luis Marquez, R OBP: 0.270, SLG: 0.276	G6-3			1-3		5-3		F9		4	0	0	0	0	0	2						
Bob Elliott, R OBP: 0.422, SLG: 0.583	4-3			G4-6-3 1B		5-3		1B 1B		4	0	2	1	0	0	0						
Sid Gordon, R OBP: 0.399, SLG: 0.471		G4-6-3 BB		G4-6-3		2B HR BB		F3		2	1	0	0	2	0	2						
Earl Torgeson, L OBP: 0.367, SLG: 0.362		G4-6-3		3-1		HR 2B		1B 1B		4	1	2	0	0	0	1						
Ray Mueller, R OBP: 0.300, SLG: 0.500	F5			FC5-4 1B		HR		F7		4	1	2	3	0	0	2						
Sibby Sisti, R OBP: 0.388, SLG: 0.490				4-3		6-3		1B		4	0	1	0	0	0	1						
Buddy Kerr, R OBP: 0.306, SLG: 0.241				F2		K		P4		3	0	0	0	0	1	1						
Bob Addis, L OBP: 0.253, SLG: 0.286				F3						1	0	0	0	0	0	3						
Warren Spahn, L OBP: 0.150, SLG: 0.108				K		G3		6-3		2	0	0	0	0	1	0						
Walker Cooper, R OBP: 0.351, SLG: 0.514										1	0	0	0	0	0	0						
Bob Chipman, L ERA:										0	0	0	0	0	0	0						
Inning Stats	R: 0 E: 0 K: 0 S: 3	H: 1 LOB: 0 BB: 0 P: 3	R: 0 E: 0 K: 0 S: 2	H: 0 LOB: 0 BB: 1 P: 6	R: 0 E: 0 K: 1 S: 5	H: 0 LOB: 0 BB: 0 P: 5	R: 1 E: 0 K: 0 S: 4	H: 2 LOB: 0 BB: 0 P: 4	R: 0 E: 0 K: 0 S: 4	H: 1 LOB: 1 BB: 0 P: 4	R: 0 E: 0 K: 0 S: 3	H: 0 LOB: 0 BB: 0 P: 3	R: 3 E: 0 K: 1 S: 7	H: 2 LOB: 1 BB: 1 P: 11	R: 0 E: 0 K: 0 S: 3	H: 0 LOB: 0 BB: 0 P: 3	R: 0 E: 0 K: 0 S: 6	H: 3 LOB: 3 BB: 0 P: 6	1B: 7 2B: 1 3B: 0 HR: 1	SF: 0 SAC: 0 DP: 3 HBP: 0	WP: 0 PB: 0 SB: 0 CS: 0	PA: 35
PITCHER	IP WLS BF H R ER SO BB IBB HBP BLK WP HR S P ERA WHIP	9.0 W 35 9 4 4 2 2 0 0 0 0 1 37 45 4.00 1.222	PITCHER																			
Harry Brecheen, L ERA: 2.47																						



Batter	1	2	3	4	5	6	7	8	9	AB	R	H	RBI	BB	SO	LOB	TOP					
Sam Jethroe, S OBP: 0.340, SLG: 0.427 (1, 9)	L8		6-3		G1	FC4-6 1B		K		5	0	1	1	0	1	0	Boston Braves @ Pittsburgh Pirates Forbes Field, Pittsburgh, PA Thu Jun 14 1951, 3:33 AM EDT Att. 4,277 - Unknown					
Bob Addis, L OBP: 0.282, SLG: 0.284 (1, 8)	L8		1B		F6	FC4-6 1-2		5-3 BB		4	0	1	0	1	0	2						
Bob Elliott, R OBP: 0.429, SLG: 0.579 (1, 5)	K		1B		1B			K	5-3	5	0	2	0	0	2	1						
Walker Cooper, R OBP: 0.342, SLG: 0.500 (1, 2)		6-3	F2		1-3			F2	2-3	5	0	0	0	0	0	4						
Sid Gordon, R OBP: 0.406, SLG: 0.503 (1, 7)		HR			F7	6-3		E5 1B	L4-3 1B	5	2	2	1	0	0	0						
Earl Torgeson, L OBP: 0.371, SLG: 0.365 (1, 3)	FC1-6-4 BB				F9	1B		BB 1B	L4-3 1-2	4	1	2	0	1	0	1						
Sibby Sisti, R OBP: 0.424, SLG: 0.404 (1, 4)	FC1-6-4 1-2				BB	1B		BB 1B	K	3	0	1	1	2	1	1						
Buddy Kerr, R OBP: 0.298, SLG: 0.230 (6, PH)	1-3				BB	1B		1-2 2-H	1B	1	0	0	0	1	0	1						
Gene Mauch, R OBP: 0.360, SLG: 0.111 (6, 6)	1-3				1-2 BB	1B		1-2 2-3 BB		1	1	1	1	1	0	0						
Vern Bickford, R OBP: 0.118, SLG: 0.121 (4, 1)			K		F9	1B		K		2	0	0	0	0	1	2						
Bob Chipman, L OBP: 0.356, SLG: 0.336 (6, PH)										0	0	0	0	0	0	0						
Willard Marshall, L OBP: 0.305, SLG: 0.336 (6, 1)										1	0	1	0	0	0	0						
Dave Cole, R OBP: 0.337, SLG: 0.333 (7, PH)										0	0	0	0	0	0	0						
Roy Hartsfield, R OBP: 0.337, SLG: 0.333 (7, 1)										1	0	0	0	0	1	3						
Sid Schacht, R (7, 1)										0	0	0	0	0	0	0						
Inning Stats	R: 0 E: 0 K: 1 S: 5	H: 0 LOB: 0 BB: 0 P: 5	R: 1 E: 0 K: 0 S: 4	H: 1 LOB: 1 BB: 1 P: 8	R: 0 E: 0 K: 1 S: 7	H: 2 LOB: 2 BB: 0 P: 7	R: 0 E: 0 K: 0 S: 3	H: 0 LOB: 1 BB: 2 P: 11	R: 0 E: 0 K: 0 S: 4	H: 1 LOB: 1 BB: 0 P: 4	R: 2 E: 0 K: 0 S: 6	H: 4 LOB: 2 BB: 1 P: 10	R: 1 E: 1 K: 2 S: 10	H: 2 LOB: 3 BB: 1 P: 14	R: 0 E: 0 K: 1 S: 5	H: 0 LOB: 1 BB: 0 P: 9	R: 0 E: 0 K: 1 S: 5	H: 1 LOB: 0 BB: 0 P: 5	1B: 9 2B: 2 3B: 0 HR: 1	SF: 0 SAC: 0 DP: 1 HBP: 0	WP: 0 PB: 0 SB: 0 CS: 0	PA: 43
PITCHER Murry Dickson, R ERA: 3.79 (1, 1)	IP: 9.0 WLS: W BF: 43 H: 11 R: 4 ER: 3 SO: 6 BB: 6 IBB: 0 HBP: 0 BLK: 0 WP: 0 HR: 1 S: 49 P: 73 ERA: 3.00 WHIP: 1.889															PITCHER Murry Dickson, R ERA: 3.79 (1, 1)	IP: 9.0 WLS: W BF: 43 H: 11 R: 4 ER: 3 SO: 6 BB: 6 IBB: 0 HBP: 0 BLK: 0 WP: 0 HR: 1 S: 49 P: 73 ERA: 3.00 WHIP: 1.889					

AB	37
R	4
H	11
RBI	4
BB	6
SO	6
LOB	15



Batter	1	2	3	4	5	6	7	8	9	AB	R	H	RBI	BB	SO	LOB	BOTTOM			
Hank Schenz, R OBP: 0.232, SLG: 0.236 (1, 4)	1B		F7	1B		4-3				5	1	2	1	0	0	1	Boston Braves @ Pittsburgh Pirates Forbes Field, Pittsburgh, PA Thu Jun 14 1951, 3:33 AM EDT Att. 4,277 - Unknown			
George Metkovich, L OBP: 0.318, SLG: 0.384 (1, 8)	G3 1B		F8	1B		L7				5	0	2	1	0	0	1				
Rocky Nelson, L OBP: 0.356, SLG: 0.441 (1, 7)	G3									3	1	1	0	0	0	4				
Erv Dusak, R OBP: 0.500, SLG: 1.000 (5, 7)	G3									1	0	1	1	1	0	0				
Ralph Kiner, R OBP: 0.449, SLG: 0.665 (1, 3)	IBB					K				3	2	1	0	2	1	2				
Gus Bell, L OBP: 0.349, SLG: 0.458 (1, 9)	4-3-4-3-5-2					F8		G3		3	1	0	1	1	0	3				
Wally Westlake, R OBP: 0.323, SLG: 0.569 (1, 5)	K					1B		1B		4	2	3	4	0	1	0				
Pete Castiglione, R OBP: 0.341, SLG: 0.390 (1, 6)	F9					4-3		F3		4	1	1	1	0	0	1				
Clyde McCullough, R OBP: 0.306, SLG: 0.307 (1, 2)	K					K		F4		4	0	1	0	0	2	2				
Murry Dickson, R OBP: 0.381, SLG: 0.463 (1, 1)	F8					K		FC6-4		4	1	1	0	0	1	4				
Inning Stats	R: 1 E: 0 K: 0 S: 4	H: 2 LOB: 1 BB: 1 P: 8	R: 0 E: 0 K: 2 S: 7	H: 0 LOB: 0 BB: 0 P: 7	R: 0 E: 0 K: 0 S: 3	H: 0 LOB: 0 BB: 0 P: 3	R: 5 E: 0 K: 2 S: 12	H: 5 LOB: 2 BB: 2 P: 20	R: 2 E: 0 K: 0 S: 5	H: 2 LOB: 0 BB: 0 P: 5	R: 1 E: 0 K: 1 S: 7	H: 2 LOB: 1 BB: 0 P: 7	R: 0 E: 0 K: 0 S: 5	H: 2 LOB: 2 BB: 0 P: 5	R: 0 E: 0 K: 0 S: 3	H: 0 LOB: 1 BB: 1 P: 7	1B: 10 2B: 2 3B: 1 HR: 1	SF: 0 SAC: 0 DP: 1 HBP: 0	WP: 0 PB: 0 SB: 0 CS: 0	PA: 40
PITCHER Vern Bickford, R ERA: 2.69 (1, 1)	IP: 3.2 WLS: L BF: 19 H: 6 R: 6 ER: 6 SO: 4 BB: 2 IBB: 1 HBP: 0 BLK: 0 WP: 0 HR: 0 S: 24 P: 36 ERA: 14.73 WHIP: 2.182															PITCHER Vern Bickford, R ERA: 2.69 (1, 1)	IP: 3.2 WLS: L BF: 19 H: 6 R: 6 ER: 6 SO: 4 BB: 2 IBB: 1 HBP: 0 BLK: 0 WP: 0 HR: 0 S: 24 P: 36 ERA: 14.73 WHIP: 2.182			
Bob Chipman, L ERA: 5.4 (4, 1)	1.1	7	3	2	2	0	0	0	0	0	1	7	7	13.50	2.250					
Dave Cole, R ERA: 4.85 (6, 1)	1.0	5	2	1	1	1	0	0	0	0	7	7	9.00	2.000						
Sid Schacht, R ERA: 16.39 (7, 1)	2.0	9	2	0	0	0	1	0	0	0	8	12	0.00	1.500						

AB	36
R	9
H	13
RBI	9
BB	4
SO	5
LOB	18



Batter	1	2	3	4	5	6	7	8	9	AB	R	H	RBI	BB	SO	LOB	TOP					
Roy Hartsfield, R OBP: 0.343, SLG: 0.337 (1, 4)	F9		BB		1-3		4-3		HBP	4	0	2	0	1	0	0	Boston Braves @ Cincinnati Reds Crosley Field, Cincinnati, OH Fri Jun 15 1951, 3:33 AM EDT Att: 11,498 - Unknown					
Sam Jethroe, S OBP: 0.337, SLG: 0.418 (1, 7)	F9		K			K	4-3		HBP	4	0	0	0	0	2	4						
Bob Elliott, R OBP: 0.428, SLG: 0.571 (1, 5)	F8				BB	2B	F5		F7	4	0	1	0	1	0	4						
Walker Cooper, R OBP: 0.346, SLG: 0.506 Ray Mueller, R OBP: 0.296, SLG: 0.476 (8, PR) (8, 2)	6-3				F7				F6	4	0	2	0	0	0	1						
Sid Gordon, R OBP: 0.399, SLG: 0.492 (1, 9)	K				F7		2B		E4	4	0	0	0	0	1	4						
Earl Torgeson, L OBP: 0.373, SLG: 0.362 (1, 3)	4-3				BB				F7	2	0	0	1	2	0	1						
Bob Addis, L OBP: 0.250, SLG: 0.271 (1, 8)			5-3		L6		4-3		F3	4	0	0	0	0	0	7						
Sibby Sisti, R OBP: 0.413, SLG: 0.393 (1, 6)			F9		6-3				1-3	4	0	1	0	0	0	2						
Max Surkont, R OBP: 0.129, SLG: 0.161 Willard Marshall, L OBP: 0.339, SLG: 0.333 Bob Chipman, L OBP: 0.346, SLG: 0.105 (7, PH) (7, 1) (9, PH)					F6		F5		F7	2	0	1	0	0	0	0						
Gene Mauch, R OBP: 0.346, SLG: 0.105 (9, PH)					2B					1	0	0	0	0	0	0						
Inning Stats	R: 0 E: 0 K: 0 S: 3	H: 0 LOB: 0 BB: 0 P: 3	R: 0 E: 0 K: 1 S: 5	H: 0 LOB: 0 BB: 0 P: 5	R: 0 E: 0 K: 1 S: 6	H: 1 LOB: 2 BB: 1 P: 10	R: 0 E: 0 K: 0 S: 4	H: 1 LOB: 2 BB: 1 P: 8	R: 0 E: 0 K: 1 S: 6	H: 0 LOB: 0 BB: 0 P: 3	R: 0 E: 0 K: 1 S: 6	H: 1 LOB: 3 BB: 2 P: 14	R: 0 E: 0 K: 0 S: 5	H: 2 LOB: 2 BB: 0 P: 5	R: 1 E: 1 K: 0 S: 5	H: 1 LOB: 2 BB: 0 P: 5	R: 0 E: 0 K: 0 S: 4	H: 1 LOB: 2 BB: 0 P: 5	1B: 5 2B: 2 3B: 0 HR: 0	SF: 0 SAC: 0 DP: 0 HBP: 1	WP: 0 PB: 0 SB: 0 CS: 0	PA: 40
PITCHER Willie Ramsdell, R ERA: 4.19 (1, 1)	IP: 9.0 WLS: W BF: 40 H: 7 R: 1 ER: 0 SO: 3 BB: 4 IBB: 0 HBP: 1 BLK: 0 WP: 0 HR: 0 S: 41 P: 58 ERA: 0.00 WHIP: 1.222																					

Batter	1	2	3	4	5	6	7	8	9	AB	R	H	RBI	BB	SO	LOB	BOTTOM			
Bobby Adams, R OBP: 0.336, SLG: 0.407 (1, 5) (4, 4)	WP		2B		F6		F9	FC6-4		5	2	2	0	0	0	3	Boston Braves @ Cincinnati Reds Crosley Field, Cincinnati, OH Fri Jun 15 1951, 3:33 AM EDT Att: 11,498 - Unknown			
Connie Ryan, R OBP: 0.401, SLG: 0.466 Bob Usher, R OBP: 0.260, SLG: 0.330 (1, 4) (4, 8)	E		SH1-3		E3		F7			0	1	0	0	1	0	0				
Johnny Wyrostek, L OBP: 0.357, SLG: 0.379 (1, 9)	E		SH1-3		F9		4-3			2	0	0	0	0	0	1				
Johnny Wyrostek, L OBP: 0.357, SLG: 0.379 (1, 9)	E7		FC1-2		F9		4-3			4	0	2	2	0	0	2				
Ted Kluszewski, L OBP: 0.293, SLG: 0.397 (1, 3)	F7		FC1-2		G3					4	1	1	0	0	0	3				
Grady Hatton, L OBP: 0.348, SLG: 0.366 (1, 7) (4, 5)	G3		K		F8					3	0	0	0	0	1	2				
Johnny Pramesa, R OBP: 0.243, SLG: 0.330 (1, 2)	F6				6-3		2B		F5	4	1	1	0	0	0	2				
Virgil Stallcup, R OBP: 0.310, SLG: 0.440 (1, 6)			F6		5-3		2B		E9	4	1	2	2	0	0	0				
Lloyd Merriman, L OBP: 0.289, SLG: 0.318 (1, 8) (4, 7)			F8		4-3		F8		1B	3	0	0	0	1	0	1				
Willie Ramsdell, R OBP: 0.200, SLG: 0.158 (1, 1)			F9		6-3				FC6-4	4	0	2	1	0	0	0				
Inning Stats	R: 2 E: 1 K: 0 S: 5	H: 2 LOB: 1 BB: 1 P: 9	R: 0 E: 0 K: 0 S: 3	H: 0 LOB: 0 BB: 0 P: 3	R: 1 E: 0 K: 1 S: 7	H: 2 LOB: 1 BB: 0 P: 7	R: 0 E: 0 K: 0 S: 3	H: 0 LOB: 0 BB: 0 P: 3	R: 0 E: 1 K: 0 S: 4	H: 0 LOB: 1 BB: 0 P: 4	R: 1 E: 0 K: 0 S: 5	H: 2 LOB: 1 BB: 0 P: 5	R: 0 E: 0 K: 0 S: 4	H: 1 LOB: 1 BB: 0 P: 4	R: 2 E: 1 K: 0 S: 6	H: 3 LOB: 2 BB: 1 P: 10	1B: 8 2B: 2 3B: 0 HR: 0	SF: 0 SAC: 2 DP: 0 HBP: 0	WP: 1 PB: 0 SB: 2 CS: 0	PA: 37
PITCHER Max Surkont, R ERA: 4.01 Bob Chipman, L ERA: 6.75 (1, 1) (7, 1)	IP: 6.0 WLS: L BF: 26 H: 6 R: 4 ER: 4 SO: 1 BB: 1 IBB: 0 HBP: 0 BLK: 0 WP: 1 HR: 0 S: 27 P: 31 ERA: 6.00 WHIP: 1.167																			

AB	35
R	1
H	7
RBI	1
BB	4
SO	3
LOB	26




AB	33
R	6
H	10
RBI	5
BB	2
SO	1
LOB	14



Batter	1	2	3	4	5	6	7	8	9	AB	R	H	RBI	BB	SO	LOB	TOP		
Roy Hartsfield, R OBP: 0.337, SLG: 0.330 (1,4)	F4			F5		F9		F8		4	0	0	0	0	0	0			
Sam Jethroe, S OBP: 0.335, SLG: 0.414 (1,7)	F7			2-3		6-3		HR	1B	4	1	1	0	0	0	0			
Bob Elliott, R OBP: 0.429, SLG: 0.586 (1,5)	F3			1B			K	HR		4	1	2	2	0	1	0			
Sid Gordon, R OBP: 0.396, SLG: 0.484 (1,9)		F7		F7			F7		BB	3	0	0	0	1	0	1			
Ray Mueller, R OBP: 0.280, SLG: 0.480 (1,2)	5-3				4-3	F7	K		BB	4	1	1	0	0	1	1			
Earl Torgeson, L OBP: 0.371, SLG: 0.360 (1,3)					4-3			SH1-4	K	4	0	1	0	0	2	2			
Luis Marquez, R OBP: 0.271, SLG: 0.277 (1,8)				G5-3-4	F7			SH1-4		2	0	1	1	0	0	0			
Sibby Sisti, R OBP: 0.394, SLG: 0.373 (1,6)			G5-3-4	1B	F4			F9		3	0	0	0	0	0	2			
Warren Spahn, L OBP: 0.140, SLG: 0.100 (1,1)			K			6-3		F8		3	0	0	0	0	1	1			
Inning Stats	R: 0 E: 0 K: 0 S: 3	H: 0 LOB: 0 BB: 0 P: 3	R: 0 E: 0 K: 1 S: 5	H: 0 LOB: 0 BB: 0 P: 5	R: 0 E: 0 K: 1 S: 5	H: 1 LOB: 0 BB: 0 P: 5	R: 0 E: 0 K: 0 S: 4	H: 1 LOB: 1 BB: 0 P: 4	R: 1 E: 0 K: 0 S: 4	H: 1 LOB: 0 BB: 0 P: 4	R: 0 E: 0 K: 2 S: 7	H: 0 LOB: 0 BB: 0 P: 7	R: 0 E: 0 K: 0 S: 4	H: 1 LOB: 1 BB: 0 P: 4	R: 2 E: 0 K: 1 S: 7	H: 2 LOB: 1 BB: 1 P: 11	1B: 4 2B: 1 3B: 0 HR: 1	SF: 0 SAC: 1 DP: 1 HBP: 0	WP: 0 PA: 33 PB: 0 SB: 0 CS: 0
PITCHER Ken Raffensberger, L ERA: 4.02 (1,1)	IP: 9.0 WLS: L BF: 33 H: 6 R: 3 ER: 3 SO: 5 BB: 1 IBB: 0 HBP: 0 BLK: 0 WP: 0 HR: 1 S: 42 P: 46 ERA: 3.00 WHIP: 0.778															PITCHER Ken Raffensberger, L ERA: 4.02 (1,1)	IP: 9.0 WLS: W BF: 32 H: 4 R: 0 ER: 0 SO: 4 BB: 2 IBB: 0 HBP: 0 BLK: 0 WP: 0 HR: 0 S: 38 P: 46 ERA: 0.00 WHIP: 0.667		

Boston Braves @ Cincinnati Reds
Crosley Field, Cincinnati, OH
Sat Jun 16 1951, 3:33 AM EDT
Att: 4,664 - Unknown


AB 31
R 3
H 6
RBI 3
BB 1
SO 5
LOB 7



Batter	1	2	3	4	5	6	7	8	9	AB	R	H	RBI	BB	SO	LOB	BOTTOM				
Bobby Adams, R OBP: 0.341, SLG: 0.409 (1,4)	6-3				F7			5-3		4	0	2	0	0	0	0					
Bob Usher, R OBP: 0.250, SLG: 0.316 (1,8)	1B			CS						4	0	0	0	0	1	2					
Johnny Wyrostek, L OBP: 0.355, SLG: 0.376 (1,9)	F3			E6						4	0	1	0	0	0	2					
Ted Kluszewski, L OBP: 0.292, SLG: 0.392 (1,3)	6-3			F7				1B		3	0	0	0	1	0	2					
Virgil Stallcup, R OBP: 0.301, SLG: 0.428 (1,6)	1-2			1-3						3	0	0	0	1	0	2					
Grady Hatton, L OBP: 0.348, SLG: 0.365 (1,5)	BB			6-3						4	0	0	0	0	0	3					
Johnny Pramesa, R OBP: 0.237, SLG: 0.322 (1,2)	5-3			6-3						3	0	1	0	0	0	0					
Lloyd Merriman, L OBP: 0.290, SLG: 0.313 (1,7)	F2			G6-4-3						3	0	1	0	0	0	0					
Ken Raffensberger, R OBP: 0.094, SLG: 0.033 (1,1)	F7			G6-4-3						3	0	0	0	0	0	1					
Inning Stats	R: 0 E: 0 K: 0 S: 4	H: 1 LOB: 2 BB: 1 P: 8	R: 0 E: 0 K: 1 S: 5	H: 0 LOB: 1 BB: 1 P: 9	R: 0 E: 1 K: 0 S: 4	H: 1 LOB: 1 BB: 0 P: 4	R: 0 E: 0 K: 0 S: 3	H: 1 LOB: 0 BB: 0 P: 3	R: 0 E: 0 K: 1 S: 5	H: 0 LOB: 0 BB: 0 P: 5	R: 0 E: 0 K: 1 S: 5	H: 0 LOB: 0 BB: 0 P: 5	R: 0 E: 0 K: 0 S: 3	H: 0 LOB: 0 BB: 0 P: 3	R: 0 E: 0 K: 1 S: 5	H: 0 LOB: 0 BB: 0 P: 5	R: 0 E: 0 K: 0 S: 4	H: 1 LOB: 1 BB: 0 P: 4	1B: 4 2B: 0 3B: 0 HR: 0	SF: 0 SAC: 0 DP: 1 HBP: 0	WP: 0 PA: 32 PB: 0 SB: 0 CS: 1
PITCHER Warren Spahn, L ERA: 2.44 (1,1)	IP: 9.0 WLS: W BF: 32 H: 4 R: 0 ER: 0 SO: 4 BB: 2 IBB: 0 HBP: 0 BLK: 0 WP: 0 HR: 0 S: 38 P: 46 ERA: 0.00 WHIP: 0.667															PITCHER Warren Spahn, L ERA: 2.44 (1,1)	IP: 9.0 WLS: W BF: 32 H: 4 R: 0 ER: 0 SO: 4 BB: 2 IBB: 0 HBP: 0 BLK: 0 WP: 0 HR: 0 S: 38 P: 46 ERA: 0.00 WHIP: 0.667				

Boston Braves @ Cincinnati Reds
Crosley Field, Cincinnati, OH
Sat Jun 16 1951, 3:33 AM EDT
Att: 4,664 - Unknown

AB 30
R 0
H 4
RBI 0
BB 2
SO 4
LOB 11



Batter	1	2	3	4	5	6	7	8	9	AB	R	H	RBI	BB	SO	LOB	TOP			
Roy Hartsfield, R (1, 4) OBP: 0.340, SLG: 0.330	0-3 K		0-0 1B			4-0 G6-4-3 BB		0-0 G6-4-3		3	0	1	0	1	1	2				
Sam Jethroe, S (1, 9) OBP: 0.333, SLG: 0.407	0-3 K		0-0 F7			0-0 G6-4-3		0-0 BB		3	0	0	0	1	1	2				
Bob Elliott, R (1, 5) OBP: 0.421, SLG: 0.574	0-0 5-3			0-0 F8			0-0 6-3	0-0 F6		4	0	0	0	0	0	2				
Sid Gordon, R (1, 7) OBP: 0.394, SLG: 0.476		0-3 K		0-0 F8			4-0 BB		0-0 F7	3	0	0	0	1	1	0				
Ray Mueller, R (1, 2) OBP: 0.276, SLG: 0.429		4-0 FC6-4 BB		0-0 6-3			0-3 K		0-0 F5	3	0	0	0	1	1	1				
Earl Torgeson, L (1, 3) OBP: 0.387, SLG: 0.354		0-0 F8				0-0 G3		0-3 K	0-0 1B	3	0	0	0	0	1	2				
Walker Cooper, R (9, PH) OBP: 0.359, SLG: 0.510										1	0	1	0	0	0	0				
Willard Marshall, L (9, PR) OBP: 0.326, SLG: 0.333										0	0	0	0	0	0	0				
Luis Marquez, R (1, 8) OBP: 0.270, SLG: 0.275		0-0 FC6-4		0-0 F9		0-0 F9		0-0 HBP G6-4-3 1B	0-0 F9	4	1	1	0	0	0	2				
Sibby Sisti, R (1, 6) OBP: 0.391, SLG: 0.361			0-0 6-3		0-0 F9		4-0 G6-4-3 HBP 1-2 BB			2	0	0	0	1	0	0				
Johnny Sain, R (1, 1) OBP: 0.235, SLG: 0.313			0-0 6-3		0-0 F8		1-0 G6-4-3 HBP			2	0	0	0	0	0	0				
Bob Addis, L (8, PR) OBP: 0.250, SLG: 0.271										0	0	0	0	0	0	0				
Bob Chipman, L (8, 1)										0	0	0	0	0	0	0				
Inning Stats	R: 0 E: 0 K: 2 S: 7	H: 0 LOB: 0 BB: 0 P: 7	R: 0 E: 0 K: 1 S: 5	H: 0 LOB: 1 BB: 1 P: 9	R: 0 E: 0 K: 0 S: 4	H: 1 LOB: 1 BB: 0 P: 4	R: 0 E: 0 K: 0 S: 3	H: 0 LOB: 0 BB: 0 P: 3	R: 0 E: 0 K: 0 S: 2	H: 0 LOB: 0 BB: 1 P: 6	R: 0 E: 0 K: 2 S: 7	H: 0 LOB: 1 BB: 1 P: 11	R: 1 E: 0 K: 0 S: 3	H: 1 LOB: 2 BB: 2 P: 12	R: 0 E: 0 K: 0 S: 4	H: 1 LOB: 1 BB: 0 P: 4	1B: 3 2B: 0 3B: 0 HR: 0	SF: 0 SAC: 0 DP: 2 HBP: 1	WP: 0 PB: 0 SB: 0 CS: 0	PA: 34
PITCHER Harry Perkowski, L (1, 1) ERA: 2.84	IP: 9.0 WLS: W BF: 34 H: 3 R: 1 ER: 1 SO: 5 BB: 5 IBB: 0 HBP: 1 BLK: 0 WP: 0 HR: 0 S: 38 P: 59 ERA: 1.00 WHIP: 0.889															PITCHER				

Boston Braves @ Cincinnati Reds
Crosley Field, Cincinnati, OH
Sun Jun 17 1951, 3:33 AM EDT
Unknown

AB 28
R 1
H 3
RBI 0
BB 5
SO 5
LOB 11



Batter	1	2	3	4	5	6	7	8	9	AB	R	H	RBI	BB	SO	LOB	BOTTOM
Bobby Adams, R (1, 4) OBP: 0.331, SLG: 0.397	0-0 F2		0-0 E4			0-0 F6	0-0 F8			4	0	0	0	0	0	3	
Lloyd Merriman, L (1, 7) OBP: 0.281, SLG: 0.302	0-0 F4		0-0 F9			0-0 5-3		0-0 F9		4	0	0	0	0	0	2	
Johnny Wyrostek, L (1, 9) OBP: 0.353, SLG: 0.371	0-0 F9		0-0 F4			0-0 F8		4-0 3-1 1B BB		3	0	0	0	1	0	2	
Ted Kluszewski, L (1, 3) OBP: 0.291, SLG: 0.389		0-0 F9		0-0 F3		0-0 E4 1B	0-0 3-1 1B		0-0 3-1 1B	4	1	1	0	0	0	0	
Grady Hatton, L (1, 5) OBP: 0.340, SLG: 0.357		0-0 F9		0-0 F8		0-0 F7		0-0 3-1		4	0	0	0	0	0	3	
Virgil Stallcup, R (1, 6) OBP: 0.307, SLG: 0.430		0-0 1B		0-0 F6		0-0 1B 1-2 1B		0-0 G1		4	1	2	0	0	0	2	
Johnny Pramesa, R (1, 2) OBP: 0.240, SLG: 0.322		0-0 F5			0-0 6-3		0-0 1B 1-3 2-H			3	0	1	1	0	0	1	
Bob Usher, R (1, 8) OBP: 0.262, SLG: 0.327			0-0 FC2-8 1B		0-0 K		0-0 1-2 1B			3	0	2	1	0	1	0	
Harry Perkowski, L (1, 1)			0-0 FC2-6 E		0-0 F8		0-3 K			3	0	0	0	0	1	3	
Inning Stats	R: 0 E: 0 K: 0 S: 3	H: 0 LOB: 0 BB: 0 P: 3	R: 0 E: 0 K: 0 S: 4	H: 1 LOB: 1 BB: 0 P: 4	R: 0 E: 0 K: 0 S: 5	H: 1 LOB: 2 BB: 0 P: 5	R: 0 E: 0 K: 0 S: 3	H: 0 LOB: 0 BB: 0 P: 3	R: 2 E: 1 K: 1 S: 9	H: 3 LOB: 2 BB: 0 P: 9	R: 0 E: 0 K: 0 S: 4	H: 1 LOB: 1 BB: 1 P: 8	1B: 6 2B: 0 3B: 0 HR: 0	SF: 0 SAC: 0 DP: 0 HBP: 0	WP: 0 PB: 0 SB: 0 CS: 0	PA: 33	
PITCHER Johnny Sain, R (1, 1) ERA: 4.14 Bob Chipman, L (8, 1) ERA: 5.69	IP: 7.0 WLS: L BF: 28 H: 5 R: 2 ER: 1 SO: 2 BB: 5 IBB: 0 HBP: 0 BLK: 0 WP: 0 HR: 0 S: 32 P: 32 ERA: 1.29 WHIP: 0.714															PITCHER	

Boston Braves @ Cincinnati Reds
Crosley Field, Cincinnati, OH
Sun Jun 17 1951, 3:33 AM EDT
Unknown

AB 32
R 2
H 6
RBI 2
BB 1
SO 2
LOB 16



Batter	1	2	3	4	5	6	7	8	9	AB	R	H	RBI	BB	SO	LOB	TOP					
Bob Addis, L OBP: 0.258, SLG: 0.280 (1, 8)	4-0 FC6-4 BB		0-0 1B		0-0 F7			0-0 F7	0-0 FC6-4	4	0	1	1	1	0	2						
Sam Jethroe, S OBP: 0.336, SLG: 0.414 (1, 7)	0-0 FC6-4 G6-4-3		0-0 1B		0-3 K			0-0 1B		4	1	2	0	0	1	1						
Earl Torgeson, L OBP: 0.367, SLG: 0.369 (1, 3)	0-0 G6-4-3		0-0 4-3		0-0 4-3			0-0 1B		4	0	1	0	0	0	3						
Bob Elliott, R OBP: 0.424, SLG: 0.576 (1, 5)		0-0 G5-4-3 1B		0-0 1B		0-3 K		0-0 2-3		4	1	2	1	0	1	1						
Sid Gordon, R OBP: 0.393, SLG: 0.490 (1, 9)	0-0 F8		0-0 1B	4-0 1B	0-0 BB			0-0 F3		3	1	1	1	1	0	2						
Ray Mueller, R OBP: 0.270, SLG: 0.371 (1, 2)	0-0 G5-4-3		0-0 1B	0-0 1B	0-0 5-3			0-0 E6 BB		4	0	1	1	0	0	1						
Sibby Sisti, R OBP: 0.403, SLG: 0.368 (1, 4)			0-0 SH5-3 1B	0-3 K	0-0 G3			4-0 FC6-4 BB		3	1	1	0	1	1	1						
Buddy Kerr, R OBP: 0.299, SLG: 0.226 (7, PR)			0-0 F7	0-3 K	4-0 CS BB			0-3 K		2	0	0	0	1	1	2						
Luis Marquez, R OBP: 0.270, SLG: 0.275 (7, PR)			0-0 F7	0-3 K				0-3 K		0	0	0	0	0	0	0						
Gene Mauch, R OBP: 0.333, SLG: 0.100 (7, PR)			0-0 F7	0-3 K				0-3 K		1	0	0	0	0	1	2						
Vern Bickford, R OBP: 0.114, SLG: 0.118 (7, PH)			0-0 SH5-3	0-3 K	0-0 F9			0-3 K		1	0	0	0	0	0	0						
Willard Marshall, L OBP: 0.354, SLG: 0.331 (7, PH)			0-0 SH5-3	0-3 K				0-3 K		0	0	0	0	0	0	0						
Dave Cole, R (7, PH)			0-0 SH5-3	0-3 K				0-3 K		0	0	0	0	0	0	0						
Walker Cooper, R OBP: 0.348, SLG: 0.506 (9, PH)			0-0 SH5-3	0-3 K				0-3 K		1	0	0	0	0	1	2						
Sid Schacht, R (9, PH)			0-0 SH5-3	0-3 K				0-3 K		0	0	0	0	0	0	0						
Inning Stats	R: 0 E: 0 K: 0 S: 2	H: 0 LOB: 0 BB: 1 P: 6	R: 0 E: 0 K: 0 S: 3	H: 1 LOB: 0 BB: 0 P: 3	R: 1 E: 0 K: 0 S: 6	H: 3 LOB: 2 BB: 0 P: 6	R: 1 E: 0 K: 2 S: 8	H: 2 LOB: 1 BB: 1 P: 12	R: 0 E: 0 K: 1 S: 5	H: 0 LOB: 0 BB: 0 P: 5	R: 1 E: 0 K: 1 S: 6	H: 1 LOB: 0 BB: 0 P: 6	R: 0 E: 0 K: 0 S: 2	H: 0 LOB: 1 BB: 1 P: 6	R: 1 E: 0 K: 0 S: 5	H: 2 LOB: 1 BB: 0 P: 5	R: 0 E: 1 K: 2 S: 8	H: 0 LOB: 2 BB: 1 P: 12	1B: 7 2B: 1 3B: 0 HR: 1	SF: 0 SAC: 1 DP: 2 HBP: 0	WP: 0 PB: 0 SB: 0 CS: 1	PA: 37
PITCHER	IP	WLS	BF	H	R	ER	SO	BB	IBB	HBP	BLK	WP	HR	S	P	ERA	WHIP					
Frank Hiller, R ERA: 4.76	(1, 1)	6.0	24	7	3	3	4	2	0	0	0	0	1	30	38	4.50	1.500					
Dutch Leonard, R ERA: 0.7	(7, 1)	2.0	8	2	1	1	0	1	0	0	0	0	0	7	11	4.50	1.500					
Johnny Klippstein, R ERA: 3.49	(9, 1)	1.0	W	5	0	0	2	1	0	0	0	0	0	8	12	0.00	1.000					

Boston Braves @ Chicago Cubs
Wrigley Field, Chicago, IL
Mon Jun 18 1951, 3:33 AM CDT
Att: 6,546 - Unknown

AB	32
R	4
H	9
RBI	4
BB	4
SO	6
LOB	18



Batter	1	2	3	4	5	6	7	8	9	AB	R	H	RBI	BB	SO	LOB	BOTTOM					
Hal Jeffcoat, R OBP: 0.423, SLG: 0.600 (1, 9)	0-0 5-3	0-0 5-3			0-0 5-3 HBP	4-0 1B		0-0 F2		4	1	1	0	1	0	3						
Frank Baumholtz, L OBP: 0.397, SLG: 0.444 (1, 7)	0-0 1B		0-0 6-3		0-0 F3	0-0 1B		0-0 F8		5	0	2	1	0	0	3						
Phil Cavarretta, L OBP: 0.419, SLG: 0.419 (1, 3)	0-0 G1-6-3 1B		0-0 F4		1-0 5-3	0-0 1B		0-0 F6		4	0	2	0	0	0	0						
Randy Jackson, R OBP: 0.300, SLG: 0.377 (1, 5)	0-0 G1-6-3		0-0 F7		0-0 5-3	0-3 K		0-0 F8		5	0	0	1	0	1	6						
Bruce Edwards, R OBP: 0.320, SLG: 0.444 (1, 2)		4-0 1B		4-0 BB	4-0 BB			0-0 6-3		2	2	1	0	3	0	0						
Bob Borkowski, R OBP: 0.245, SLG: 0.217 (1, 8)		0-0 1-3		0-0 F8	0-0 F7			0-0 K		5	0	1	1	0	1	5						
Eddie Miksis, R OBP: 0.348, SLG: 0.263 (1, 4)		0-0 1B		0-0 F5		0-0 FC6-5 SH1-3 1B		0-3 K		4	0	2	1	0	1	1						
Bob Ramazzotti, R OBP: 0.261, SLG: 0.318 (1, 6)		0-0 1B		0-0 3-1		0-0 SH1-3		0-0 F3		3	0	1	0	0	0	1						
Frank Hiller, R OBP: 0.111, SLG: 0.077 (6, PH)		0-0 F3		0-0 F3		0-0 FC6-5 1B		0-0 2B		2	1	1	0	0	0	2						
Dee Fondy, L OBP: 0.354, SLG: 0.411 (7, 1)										1	1	0	0	0	0	1						
Gene Hermanski, L OBP: 0.341, SLG: 0.358 (8, PH)										0	0	0	0	0	0	0						
Johnny Klippstein, R OBP: 0.156, SLG: 0.158 (9, 1)										1	0	1	0	0	0	0						
Inning Stats	R: 0 E: 0 K: 0 S: 4	H: 2 LOB: 1 BB: 0 P: 4	R: 1 E: 0 K: 0 S: 5	H: 2 LOB: 2 BB: 1 P: 9	R: 0 E: 0 K: 0 S: 3	H: 0 LOB: 0 BB: 0 P: 3	R: 0 E: 0 K: 0 S: 3	H: 0 LOB: 1 BB: 1 P: 7	R: 1 E: 0 K: 1 S: 8	H: 2 LOB: 3 BB: 1 P: 10	R: 2 E: 0 K: 1 S: 8	H: 3 LOB: 2 BB: 1 P: 12	R: 0 E: 0 K: 2 S: 7	H: 0 LOB: 0 BB: 0 P: 7	R: 0 E: 0 K: 0 S: 4	H: 1 LOB: 1 BB: 0 P: 4	R: 1 E: 0 K: 0 S: 4	H: 2 LOB: 1 BB: 0 P: 4	1B: 10 2B: 2 3B: 0 HR: 0	SF: 0 SAC: 1 DP: 1 HBP: 1	WP: 0 PB: 0 SB: 2 CS: 0	PA: 42
PITCHER	IP	WLS	BF	H	R	ER	SO	BB	IBB	HBP	BLK	WP	HR	S	P	ERA	WHIP					
Vern Bickford, R ERA: 2.87	(1, 1)	6.0	31	9	4	4	4	4	0	1	0	0	0	28	45	6.00	2.167					
Dave Cole, R ERA: 4.2	(7, 1)	2.0	7	1	0	0	2	0	0	0	0	0	0	11	11	0.00	0.500					
Sid Schacht, R ERA: 16.2	(9, 1)	0.2	L	4	2	1	1	0	0	0	0	0	0	4	4	13.50	3.000					

Boston Braves @ Chicago Cubs
Wrigley Field, Chicago, IL
Mon Jun 18 1951, 3:33 AM CDT
Att: 6,546 - Unknown

AB	36
R	5
H	12
RBI	4
BB	4
SO	3
LOB	22



Batter	1	2	3	4	5	6	7	8	9	AB	R	H	RBI	BB	SO	LOB	TOP										
Roy Hartsfield, R (1.4) OBP: 0.330, SLG: 0.319	0-0 1-3 S 1B		0-0 6-3			0-0 5-3		0-0 6-3		4	0	1	0	0	0	1											
Sam Jethroe, S (1.7) OBP: 0.332, SLG: 0.406	0-0 1-3		0-0 5-3			0-0 6-3			0-0 F7	4	0	0	0	0	0	2											
Earl Torgeson, L (1.3) OBP: 0.361, SLG: 0.362	0-0 G3			0-0 F8		0-0 G3			0-0 F4	4	0	0	0	0	0	1											
Bob Elliott, R (1.5) OBP: 0.421, SLG: 0.569	0-3 K			0-0 1B		0-0 5-3			0-0 6-3	4	0	1	0	0	1	1											
Sid Gordon, R (1.9) OBP: 0.393, SLG: 0.488		0-0 6-3		0-0 F9		0-0 FC5-4 1B				3	0	1	0	0	0	1											
Ray Mueller, R (1.2) OBP: 0.250, SLG: 0.342		0-3 K		0-0 4-3		0-0 FC5-4 1-2				3	0	0	0	0	1	2											
Bob Addis, L (1.8) OBP: 0.250, SLG: 0.271		0-0 F8			0-0 F7		0-0 G3			3	0	0	0	0	0	1											
Sibby Sisti, R (1.6) OBP: 0.388, SLG: 0.352		0-3 K		0-0 4-3		0-3 K				3	0	0	0	0	2	0											
Max Surkont, R (1.1) OBP: 0.129, SLG: 0.161			0-0 1-3			0-0 4-3				0	0	0	0	0	0	0											
Willard Marshall, L (3. PH) OBP: 0.339, SLG: 0.344										1	0	1	0	0	0	0											
Dave Cole, R (3.1) OBP: 0.345, SLG: 0.503										1	0	0	0	0	0	0											
Walker Cooper, R (8. PH) OBP: 0.345, SLG: 0.503										1	0	0	0	0	0	0											
Bob Chipman, L (8.1) OBP: 0.345, SLG: 0.503										0	0	0	0	0	0	0											
Inning Stats	R: 0 E: 0 K: 1 S: 6	H: 1 LOB: 1 BB: 0 P: 6	R: 0 E: 0 K: 1 S: 5	H: 0 LOB: 0 BB: 0 P: 5	R: 0 E: 0 K: 1 S: 6	H: 1 LOB: 1 BB: 0 P: 6	R: 0 E: 0 K: 0 S: 4	H: 1 LOB: 1 BB: 0 P: 4	R: 0 E: 0 K: 0 S: 3	H: 0 LOB: 0 BB: 0 P: 3	R: 0 E: 0 K: 0 S: 4	H: 1 LOB: 1 BB: 0 P: 4	R: 0 E: 0 K: 1 S: 5	H: 0 LOB: 0 BB: 0 P: 5	R: 0 E: 0 K: 0 S: 3	H: 0 LOB: 0 BB: 0 P: 3	1B: 3 2B: 1 3B: 0 HR: 0	SF: 0 SAC: 0 DP: 0 HBP: 0	WP: 0 PB: 0 SB: 1 CS: 0	PA: 31							
PITCHER	IP	WLS	BF	H	R	ER	SO	BB	IBB	HBP	BLK	WP	HR	S	P	ERA	WHIP										
Bob Rush, R (1.1) ERA: 4.4	9.0	W	31	4	0	0	4	0	0	0	0	0	0	39	39	0.00	0.444										

Boston Braves @ Chicago Cubs
Wrigley Field, Chicago, IL
Tue Jun 19 1951, 3:33 AM CDT
Att: 6,496 - Unknown

AB	31
R	0
H	4
RBI	0
BB	0
SO	4
LOB	9



Batter	1	2	3	4	5	6	7	8	9	AB	R	H	RBI	BB	SO	LOB	BOTTOM										
Hal Jeffcoat, R (1.9) OBP: 0.433, SLG: 0.607	4-0 2B F7 BB	0-0 2H 2B			0-3 K		0-0 1-3			3	1	1	1	1	1	1											
Frank Baumholtz, L (1.7) OBP: 0.399, SLG: 0.450	0-0 1-3 2B	0-0 F4			0-0 FC5-4 1B		0-0 1-3			4	0	2	0	0	0	2											
Phil Cavarretta, L (1.3) OBP: 0.397, SLG: 0.394	0-0 F6	0-0 F7			0-0 FC5-4 1-2		0-0 F9			4	0	0	0	0	0	4											
Smoky Burgess, L (1.2) OBP: 0.360, SLG: 0.464	4-0 BB		0-0 F8		0-0 F8		0-0 F9			3	0	0	0	1	0	1											
Randy Jackson, R (1.5) OBP: 0.293, SLG: 0.368	0-0 F7		0-0 4-3		0-0 F7		0-0 6-3			4	0	0	1	0	0	2											
Bob Borkowski, R (1.8) OBP: 0.231, SLG: 0.204	0-0 2-3		0-0 1-3		0-0 F9					3	0	0	0	0	0	2											
Eddie Miksis, R (1.4) OBP: 0.346, SLG: 0.364		0-0 1B 3B		0-3 K		0-0 5-3				3	1	1	0	0	1	0											
Bob Ramazzotti, R (1.6) OBP: 0.308, SLG: 0.400		0-0 SH2-4 2B 1B		0-3 K		0-0 2B				3	1	2	1	0	1	0											
Bob Rush, R (1.1) OBP: 0.200, SLG: 0.208		0-0 SH2-4 1-2		0-3 K		0-0 4-3				2	0	0	0	0	1	1											
Inning Stats	R: 1 E: 0 K: 0 S: 4	H: 1 LOB: 2 BB: 2 P: 12	R: 2 E: 0 K: 0 S: 6	H: 3 LOB: 1 BB: 0 P: 6	R: 0 E: 0 K: 0 S: 3	H: 0 LOB: 0 BB: 0 P: 3	R: 0 E: 0 K: 3 S: 9	H: 0 LOB: 0 BB: 0 P: 9	R: 0 E: 0 K: 1 S: 6	H: 1 LOB: 1 BB: 0 P: 6	R: 0 E: 0 K: 0 S: 3	H: 0 LOB: 0 BB: 0 P: 3	R: 0 E: 0 K: 0 S: 4	H: 1 LOB: 1 BB: 0 P: 4	R: 0 E: 0 K: 0 S: 3	H: 0 LOB: 0 BB: 0 P: 3	1B: 2 2B: 3 3B: 1 HR: 0	SF: 0 SAC: 1 DP: 0 HBP: 0	WP: 0 PB: 0 SB: 0 CS: 0	PA: 32							
PITCHER	IP	WLS	BF	H	R	ER	SO	BB	IBB	HBP	BLK	WP	HR	S	P	ERA	WHIP										
Max Surkont, R (1.1) ERA: 4.21	2.0	L	12	4	3	3	0	2	0	0	0	0	0	10	18	13.50	3.000										
Dave Cole, R (3.1) ERA: 3.15	5.0		17	2	0	0	4	0	0	0	0	0	0	25	25	0.00	0.400										
Bob Chipman, L (8.1) ERA: 4.91	1.0		3	0	0	0	0	0	0	0	0	0	0	3	3	0.00	0.000										

Boston Braves @ Chicago Cubs
Wrigley Field, Chicago, IL
Tue Jun 19 1951, 3:33 AM CDT
Att: 6,496 - Unknown

AB	29
R	3
H	6
RBI	3
BB	2
SO	4
LOB	13



Batter	1	2	3	4	5	6	7	8	9	AB	R	H	RBI	BB	SO	LOB	TOP			
Roy Hartsfield, R OBP: 0.332, SLG: 0.322	0-0 1B F9	0-0 6-3	0-0 FC6-4		0-0 5-3		0-0 1B		0-3 K	6	1	2	0	0	1	6				
Sam Jethroe, S OBP: 0.321, SLG: 0.394	0-0 F3	0-0 F8		0-0 F6		0-3 K		0-0 F7	0-0 2B	6	0	1	2	0	1	4				
Ray Mueller, R OBP: 0.222, SLG: 0.302									1-3 2-H 3-H	0	0	0	0	0	0	0				
Earl Torgeson, L OBP: 0.369, SLG: 0.379	0-0 1B F9		0-0 HR	0-0 2B		0-3 K		4-0 BB	0-3 K	5	3	3	1	1	2	3				
Bob Elliott, R OBP: 0.412, SLG: 0.557	0-0 F9		0-0 F8	FC3-6 2B		0-0 F8		0-0 F8		5	0	1	2	0	0	2				
Sid Gordon, R OBP: 0.405, SLG: 0.490	0-0 2B 1B		0-0 HR	FC3-6 BB		4-0 BB		4-0 BB	0-0 F8	3	1	2	1	2	0	0				
Willard Marshall, L OBP: 0.354, SLG: 0.405	0-0 2B		0-0 HR	FC3-6		0-0 FC4-6			4-0 BB	4	1	2	2	1	0	3				
Walker Cooper, R OBP: 0.347, SLG: 0.497	4-0 BB		0-0 HR	F2					0-0 FC6-4	4	0	1	0	1	0	3				
Luis Marquez, R OBP: 0.270, SLG: 0.275			FC8-5 1B						BB E 2B	0	1	0	0	0	0	0				
Sibby Sisti, R OBP: 0.389, SLG: 0.375	0-3 K		0-0 FC8-5 1B		0-0 SH1-4 2B		0-3 K		0-0 E6 2B	5	1	2	0	0	2	4				
Chet Nichols, S OBP: 0.182, SLG: 0.182		0-0 6-3	0-0 FC8-5		0-0 SH1-4				4-0 2B	0	0	0	0	0	0	0				
Max Surkont, R OBP: 0.171, SLG: 0.176			1-2 2-3		2-3				1-2 2-3	3	0	1	0	1	0	2				
Inning Stats	R: 2 E: 0 K: 1 S: 9	H: 4 LOB: 3 BB: 1 P: 13	R: 0 E: 0 K: 0 S: 3	H: 0 LOB: 0 BB: 0 P: 3	R: 3 E: 0 K: 0 S: 8	H: 5 LOB: 2 BB: 0 P: 8	R: 1 E: 0 K: 0 S: 5	H: 2 LOB: 2 BB: 1 P: 9	R: 0 E: 0 K: 1 S: 6	H: 0 LOB: 1 BB: 0 P: 6	R: 0 E: 0 K: 1 S: 7	H: 2 LOB: 2 BB: 0 P: 7	R: 0 E: 0 K: 0 S: 2	H: 0 LOB: 0 BB: 1 P: 6	R: 2 E: 1 K: 2 S: 9	H: 1 LOB: 3 BB: 2 P: 17	1B: 9 2B: 4 3B: 0 HR: 2	SF: 0 SAC: 1 DP: 0 HBP: 0	WP: 0 PB: 0 SB: 1 CS: 1	PA: 48
PITCHER	IP WLS BF H R ER SO BB IBB HBP BLK WP HR S P ERA WHIP																			
Tom Poholsky, R ERA: 4.6	(1, 1) 2.1 15 7 5 5 1 1 0 0 0 0 2 16 20 19.29 3.429																			
Al Brazie, L ERA: 4.05	(3, 1) 3.2 18 5 1 1 2 2 0 0 0 0 0 20 28 2.46 1.909																			
Cloyd Boyer, R ERA: 4.98	(7, 1) 2.1 L 12 2 2 0 1 3 0 0 0 0 0 11 23 0.00 2.143																			
Max Lanier, L ERA: 4.27	(9, 1) 0.2 3 1 0 0 2 0 0 0 0 0 0 7 7 0.00 1.500																			

Boston Braves @ St. Louis Cardinals
Sportsman's Park, St. Louis, MO
Fri Jun 22 1951, 4:33 AM EDT
Att: 9,311 - Unknown

AB 41
R 8
H 15
RBI 8
BB 6
SO 6
LOB 27



Batter	1	2	3	4	5	6	7	8	9	AB	R	H	RBI	BB	SO	LOB	BOTTOM			
Peanuts Lowrey, R OBP: 0.386, SLG: 0.452	0-0 BB 1B	0-0 F7			0-0 E4 1B	0-0 E		0-0 F7		5	1	3	1	0	0	0				
Red Schoendienst, S OBP: 0.344, SLG: 0.405	0-0 BB 1B	0-3 K			0-3 K	0-0 E6		0-0 F9		5	1	1	0	0	2	3				
Stan Musial, L OBP: 0.450, SLG: 0.664	0-0 F9		0-0 1-3		0-0 F9	0-0 F7		4-0 SH F9	BB	4	1	0	0	1	0	6				
Wally Westlake, R OBP: 0.326, SLG: 0.548	0-0 F4		0-0 G5-4-3 1B		0-0 F9	0-0 F7		0-0 BB 1B	0-3 K	5	1	3	0	0	1	2				
Billy Johnson, R OBP: 0.374, SLG: 0.441	4-0 BB 1B		0-0 G5-4-3		0-0 G5-4-3	0-0 BB 1B		0-0 SH	0-0 BB	2	2	1	0	2	0	1				
Nippy Jones, R OBP: 0.297, SLG: 0.358	4-0 1B BB				0-3 K	0-0 F8		0-0 F9	0-0 F9	4	0	1	2	1	1	4				
Del Rice, R OBP: 0.354, SLG: 0.385	0-0 1B		0-0 6-3		0-0 F5	0-0 F9		0-0 G6-4-3	0-0 G6-4-3	5	0	1	2	0	0	6				
Solly Hemus, L OBP: 0.313, SLG: 0.295	0-0 F6				0-0 F5	4-0 1B BB		0-0 F8		3	1	0	0	1	0	4				
Tom Poholsky, R OBP: 0.188, SLG: 0.219		0-0 5-3			0-0 1-3	4-0 E 1B		0-3 K		1	0	0	0	0	0	0				
Al Brazie, L OBP: 0.359, SLG: 0.351						0-0 E 1B				1	0	0	0	0	0	0				
Enos Slaughter, L OBP: 0.222, SLG: 0.333						1-2 2-3 3-H				0	0	0	1	1	0	0				
Cloyd Boyer, R OBP: 0.222, SLG: 0.333						1-2 2-3 3-H				1	0	0	0	0	1	0				
Max Lanier, R OBP: 0.133, SLG: 0.071						1-2 2-3 3-H				0	0	0	0	0	0	0				
Inning Stats	R: 3 E: 0 K: 0 S: 6	H: 3 LOB: 2 BB: 2 P: 14	R: 0 E: 0 K: 1 S: 5	H: 0 LOB: 0 BB: 0 P: 5	R: 0 E: 0 K: 1 S: 5	H: 0 LOB: 0 BB: 0 P: 5	R: 0 E: 1 K: 0 S: 6	H: 1 LOB: 1 BB: 0 P: 6	R: 3 E: 1 K: 0 S: 7	H: 3 LOB: 3 BB: 2 P: 15	R: 0 E: 0 K: 1 S: 6	H: 1 LOB: 2 BB: 1 P: 10	R: 0 E: 0 K: 1 S: 5	H: 0 LOB: 0 BB: 0 P: 5	R: 1 E: 0 K: 0 S: 4	H: 1 LOB: 1 BB: 1 P: 8	1B: 10 2B: 0 3B: 0 HR: 0	SF: 0 SAC: 1 DP: 2 HBP: 0	WP: 0 PB: 0 SB: 0 CS: 0	PA: 43
PITCHER	IP WLS BF H R ER SO BB IBB HBP BLK WP HR S P ERA WHIP																			
Chet Nichols, L ERA: 2.72	(1, 1) 0.2 7 4 3 3 0 2 0 0 0 0 0 5 13 40.50 7.500																			
Max Surkont, R ERA: 4.13	(1, 1) 8.1 W 36 7 4 3 5 4 0 0 0 0 0 0 42 58 3.24 1.320																			

Boston Braves @ St. Louis Cardinals
Sportsman's Park, St. Louis, MO
Fri Jun 22 1951, 4:33 AM EDT
Att: 9,311 - Unknown


AB 36
R 7
H 10
RBI 6
BB 6
SO 5
LOB 26



Batter	1	2	3	4	5	6	7	8	9	10	11	12	13	14	AB	R	H	RBI	BB	SO	LOB	TOP						
Roy Hartsfield, R OBP: 0.328, SLG: 0.317 Buddy Kerr, R OBP: 0.304, SLG: 0.234	F7	F8			5-3	1B		F9			F7			1B	3	0	0	0	0	0	2	4	0	2	0	0	0	0
Sam Jethroe, S OBP: 0.316, SLG: 0.384	G3-6-3 BB		F7		5-3	F9			F8		F5			F3	6	0	0	0	1	0	3	6	0	0	0	1	0	3
Earl Torgeson, L OBP: 0.374, SLG: 0.374	G3-6-3 1-2		1B BB		2B BB		1-3 1B BB		P2					K	3	1	0	0	4	1	2	3	1	0	0	4	1	2
Bob Elliott, R OBP: 0.418, SLG: 0.564			FC1-4 1B		HR 2B		1-3 1B		F6				F5		6	1	4	1	0	0	1	6	1	4	1	0	0	1
Sid Gordon, R OBP: 0.399, SLG: 0.495	FC1-4 1B		F7		HR 2B		F3						6-3		6	1	1	2	0	0	5	6	1	1	2	0	0	5
Willard Marshall, L OBP: 0.353, SLG: 0.397	1B		4-3		4-3		1-3							F9	5	1	1	0	1	0	4	5	1	1	0	1	0	4
Sibby Sisti, R OBP: 0.385, SLG: 0.372	1B BB		6-3		1B CS 1B		F8				F2			5-3	6	1	2	1	0	0	3	6	1	2	1	0	0	3
Ray Mueller, R OBP: 0.216, SLG: 0.271	1B BB		K		F6		5-3				6-3			K	5	0	0	0	1	2	2	5	0	0	0	1	2	2
Warren Spahn, L OBP: 0.212, SLG: 0.250 Vern Bickford, R OBP: 0.108, SLG: 0.111	1B 2H		F4		K		4-3				4-3			1-3	4	0	1	1	0	1	1	4	0	1	1	0	1	1
Inning Stats	R: 0 E: 0 K: 0 S: 2	H: 0 LOB: 0 BB: 1 P: 6	R: 2 E: 0 K: 0 S: 6	H: 4 LOB: 2 BB: 1 P: 10	R: 0 E: 0 K: 1 S: 5	H: 0 LOB: 0 BB: 0 P: 5	R: 3 E: 0 K: 1 S: 5	H: 2 LOB: 0 BB: 1 P: 9	R: 0 E: 0 K: 0 S: 7	H: 2 LOB: 2 BB: 0 P: 7	R: 0 E: 0 K: 0 S: 4	H: 1 LOB: 2 BB: 1 P: 8	R: 0 E: 0 K: 0 S: 3	H: 0 LOB: 0 BB: 0 P: 3	R: 0 E: 0 K: 0 S: 3	H: 0 LOB: 1 BB: 0 P: 3	R: 0 E: 0 K: 1 S: 5	H: 0 LOB: 0 BB: 0 P: 5	R: 0 E: 0 K: 0 S: 6	H: 0 LOB: 0 BB: 0 P: 6	R: 0 E: 0 K: 1 S: 5	H: 1 LOB: 1 BB: 0 P: 6	R: 0 E: 0 K: 1 S: 6	H: 1 LOB: 1 BB: 0 P: 6	1B: 9 2B: 1 3B: 0 HR: 1	SF: 0 SAC: 0 DP: 1 HBP: 0	WP: 0 PB: 0 SB: 0 CS: 2	PA: 57
PITCHER	IP	WLS	BF	H	R	ER	SO	BB	IBB	HBP	BLK	WP	HR	S	P	ERA	WHIP											
Cliff Chambers, L ERA: 5.32	1.2		9	4	2	2	0	2	0	0	0	0	0	1	15	10.80	3.600											
Red Munger, R ERA: 4.76	3.1	15	3	3	3	1	2	0	0	0	0	0	1	15	23	8.10	1.500											
Al Brazie, L ERA: 3.82	2.0	10	3	0	0	1	1	0	0	0	0	0	0	11	15	0.00	2.000											
Tom Poholsky, R ERA: 4.5	2.0	6	0	0	0	0	0	0	0	0	0	0	0	6	6	0.00	0.000											
Max Lanier, L ERA: 3.86	5.0	W	17	1	0	0	2	2	0	0	0	0	0	19	27	0.00	0.600											

Boston Braves @ St. Louis Cardinals
Sportsman's Park, St. Louis, MO
Sun Jun 24 1951, 4:33 AM EDT
Att. 20,300 - Unknown


AB 50
R 5
H 11
RBI 5
BB 7
SO 4
LOB 23



Batter	1	2	3	4	5	6	7	8	9	10	11	12	13	14	AB	R	H	RBI	BB	SO	LOB	BOTTOM						
Peanuts Lowrey, R OBP: 0.396, SLG: 0.460	FC3-6 BB		2B		FC4-6 1B		6-3		1B 2B BB		6-3 1B			F5	5	1	3	0	2	0	0	5	1	3	0	2	0	0
Red Schoendienst, S OBP: 0.337, SLG: 0.327 Tom Poholsky, R OBP: 0.188, SLG: 0.219 Chuck Diering, R OBP: 0.205, SLG: 0.241 Max Lanier, R OBP: 0.116, SLG: 0.063	F7		6-3		FC4-6		5-3		2B 1B		F3			F8	4	0	0	0	0	0	4	0	0	0	0	0	0	4
Stan Musial, L OBP: 0.453, SLG: 0.683	FC3-6 1-2				F9				1B BB		6-3			F8 1B	7	3	4	2	0	0	2	7	3	4	2	0	0	2
Wally Westlake, R OBP: 0.325, SLG: 0.535	1-3				F3		F2		F7		F8			F8	5	0	0	0	2	0	3	5	0	0	0	2	0	3
Billy Johnson, R OBP: 0.371, SLG: 0.429			F3						F9		F8			5-3	5	0	0	0	2	0	4	5	0	0	2	0	4	
Nippy Jones, R OBP: 0.287, SLG: 0.354			F3		5-3		K		F8					1-3	7	0	2	1	0	1	3	7	0	2	1	0	1	3
Del Rice, R OBP: 0.353, SLG: 0.383			F8						F4		FC6-4 1B			4-3	6	1	2	1	0	0	1	6	1	2	1	0	0	1
Stan Rojek, R OBP: 0.318, SLG: 0.350 Enos Slaughter, L OBP: 0.357, SLG: 0.349 Solly Hemus, L OBP: 0.321, SLG: 0.304			4-3		1B		F8		1B BB		K			F9 1B	2	0	1	0	0	0	0	2	0	1	0	0	0	0
Cliff Chambers, L ERA: 5.32 Red Munger, R ERA: 4.76 Al Brazie, L ERA: 3.82 Tommy Giaviano, R OBP: 0.155, SLG: 0.124			K		K		F7		F9		K			F9	0	0	0	0	0	0	0	0	0	0	0	0	0	0
Inning Stats	R: 0 E: 0 K: 0 S: 3	H: 0 LOB: 1 BB: 1 P: 7	R: 0 E: 0 K: 0 S: 3	H: 0 LOB: 0 BB: 0 P: 3	R: 0 E: 0 K: 1 S: 6	H: 1 LOB: 1 BB: 0 P: 6	R: 0 E: 0 K: 1 S: 7	H: 0 LOB: 1 BB: 1 P: 7	R: 1 E: 0 K: 1 S: 7	H: 2 LOB: 2 BB: 0 P: 11	R: 0 E: 0 K: 0 S: 3	H: 0 LOB: 0 BB: 0 P: 3	R: 1 E: 0 K: 0 S: 4	H: 1 LOB: 1 BB: 0 P: 4	R: 3 E: 0 K: 0 S: 6	H: 4 LOB: 2 BB: 2 P: 14	R: 0 E: 0 K: 0 S: 8	H: 1 LOB: 1 BB: 0 P: 8	R: 0 E: 0 K: 0 S: 3	H: 0 LOB: 0 BB: 0 P: 3	R: 0 E: 0 K: 1 S: 3	H: 1 LOB: 0 BB: 0 P: 3	R: 1 E: 0 K: 0 S: 4	H: 2 LOB: 2 BB: 1 P: 8	1B: 11 2B: 3 3B: 0 HR: 1	SF: 0 SAC: 0 DP: 0 HBP: 0	WP: 0 PB: 0 SB: 0 CS: 0	PA: 60
PITCHER	IP	WLS	BF	H	R	ER	SO	BB	IBB	HBP	BLK	WP	HR	S	P	ERA	WHIP											
Warren Spahn, L ERA: 2.46	8.1		38	9	5	5	3	4	0	0	0	0	0	40	56	5.40	1.560											
Vern Bickford, R ERA: 2.22	5.1	L	22	6	1	1	2	1	1	0	0	0	0	24	32	1.69	1.312											

Boston Braves @ St. Louis Cardinals
Sportsman's Park, St. Louis, MO
Sun Jun 24 1951, 4:33 AM EDT
Att. 20,300 - Unknown

AB 54
R 6
H 15
RBI 6
BB 6
SO 5
LOB 26




Batter	1	2	3	4	5	6	7	8	9	10	AB	R	H	RBI	BB	SO	LOB						
Sibby Sisti, R OBP: 0.385, SLG: 0.383 (1, 4)	0-0 CS 1B		0-0 G5-4-3			0-0 L3		0-0 E6		0-3 K	5	0	1	0	0	1	1						
Sam Jethroe, S OBP: 0.307, SLG: 0.372 Tommy Holmes, L (8, PH)	0-3 K		0-0 4-3			0-0 F5		0-0 F5			3	0	0	0	0	1	1						
Warren Spahn, L OBP: 0.212, SLG: 0.250 (8, 1)											1	0	0	0	0	0	0						
Earl Torgeson, L OBP: 0.374, SLG: 0.371 (1, 3)	0-0 F7					0-0 G3		4-0 BB		0-0 SH3-4 1B	3	0	1	0	1	0	1						
Bob Elliott, R OBP: 0.410, SLG: 0.549 (1, 5)		0-0 4-3		0-0 6-3		0-0 F8		0-0 SH3-4		0-0 SH3-4	3	0	0	0	0	0	1						
Sid Gordon, R OBP: 0.385, SLG: 0.486 (1, 7)		0-0 HR 1B		0-0 F8		0-0 F5		0-0 F8		0-0 F8	4	1	1	0	0	0	1						
Willard Marshall, L OBP: 0.360, SLG: 0.415 (1, 9)		0-0 HR 1B		0-0 F8		0-0 F8-3 1B		4-0 IBB		0-0 IBB	3	1	2	2	1	0	0						
Walker Cooper, R OBP: 0.345, SLG: 0.488 (1, 2)		0-0 F2		0-0 1B		0-0 F8-3		0-0 F2		0-0 F2	4	0	1	0	0	0	3						
Buddy Kerr, R OBP: 0.300, SLG: 0.231 Roy Hartsfield, R OBP: 0.319, SLG: 0.308 (8, 4)	0-0 F9		0-3 K			0-0 K		0-0 1-3		0-0 1-3	2	0	0	0	0	1	1						
Max Surkont, R OBP: 0.189, SLG: 0.171 George Estock, R (5, 1)			4-0 G5-4-3 BB			0-0 L4		0-0 F7		0-0 F7	1	0	0	0	1	0	1						
Bob Addis, L OBP: 0.243, SLG: 0.263 (8, 8)											2	0	0	0	0	0	0						
Inning Stats	R: 0 E: 0 K: 1 S: 5	H: 1 LOB: 0 BB: 0 P: 5	R: 2 E: 0 K: 0 S: 5	H: 2 LOB: 0 BB: 0 P: 5	R: 0 E: 0 K: 0 S: 2	H: 0 LOB: 0 BB: 1 P: 6	R: 0 E: 0 K: 0 S: 3	H: 0 LOB: 1 BB: 0 P: 7	R: 0 E: 0 K: 0 S: 3	H: 1 LOB: 0 BB: 0 P: 3	R: 0 E: 1 K: 0 S: 4	H: 0 LOB: 1 BB: 0 P: 4	R: 0 E: 0 K: 0 S: 4	H: 1 LOB: 2 BB: 1 P: 8	R: 0 E: 0 K: 1 S: 5	H: 0 LOB: 0 BB: 0 P: 5	1B: 5 2B: 1 3B: 0 HR: 1	SF: 0 SAC: 1 DP: 2 HBP: 0	WP: 0 PB: 0 SB: 0 CS: 1	PA: 37			
PITCHER	IP WLS BF H R ER SO ERA WHIP	IP WLS BF H R ER SO ERA WHIP	IP WLS BF H R ER SO ERA WHIP	IP WLS BF H R ER SO ERA WHIP	IP WLS BF H R ER SO ERA WHIP	IP WLS BF H R ER SO ERA WHIP	IP WLS BF H R ER SO ERA WHIP	IP WLS BF H R ER SO ERA WHIP	IP WLS BF H R ER SO ERA WHIP	IP WLS BF H R ER SO ERA WHIP	IP WLS BF H R ER SO ERA WHIP	IP WLS BF H R ER SO ERA WHIP	IP WLS BF H R ER SO ERA WHIP	IP WLS BF H R ER SO ERA WHIP	IP WLS BF H R ER SO ERA WHIP	IP WLS BF H R ER SO ERA WHIP	IP WLS BF H R ER SO ERA WHIP	IP WLS BF H R ER SO ERA WHIP	IP WLS BF H R ER SO ERA WHIP	IP WLS BF H R ER SO ERA WHIP	IP WLS BF H R ER SO ERA WHIP	IP WLS BF H R ER SO ERA WHIP	
Russ Meyer, R ERA: 3.34 Jim Konstanty, R ERA: 4.74	(1, 1) 8.0 W 29 5 2 2 2 2.25 0.875	(9, 1) 2.0 W 8 1 0 0 1 0.00 0.500																					

TOP

Boston Braves @ Philadelphia Phillies
Shibe Park, Philadelphia, PA
Thu Jun 28 1951, 3:33 AM EDT
Att: 5,119 - Unknown

AB 33
R 2
H 6
RBI 2
BB 3
SO 3
LOB 11




Batter	1	2	3	4	5	6	7	8	9	10	AB	R	H	RBI	BB	SO	LOB						
Eddie Waitkus, L OBP: 0.332, SLG: 0.348 (1, 3)	0-0 1B 1B 1B	0-0 1B 1-3 1B		0-0 4-3			4-0 SH1-4 BB	0-0 1-2 1B			4	0	3	0	1	0	1						
Richie Ashburn, L OBP: 0.408, SLG: 0.424 (1, 8)	0-0 1B 1-2 1B	0-0 1B 1-3 1B			0-0 1B FC3-4-5-6 1B		0-0 SH1-4		0-0 F2		4	1	3	1	0	0	0						
Dick Sisler, L OBP: 0.355, SLG: 0.462 (1, 7)	0-0 1B 1-2 2-3 1B	0-0 F8			0-0 1B FC3-4-5-6 1B		0-0 F4		0-3 K		5	0	2	0	0	1	3						
Del Ennis, R OBP: 0.391, SLG: 0.475 (1, 9)	0-0 F4		0-0 E5 G4-6-3		0-0 FC1-2-4-5-6 5-3		0-0 5-3		0-0 1B		5	0	1	1	0	0	5						
Willie Jones, R OBP: 0.371, SLG: 0.541 (1, 5)	0-0 F3		0-0 F8		0-0 5-3			0-0 BB SH2-4 FC5-2 1B		0-0 F8	5	0	1	0	0	0	6						
Granny Hamner, R OBP: 0.290, SLG: 0.417 (1, 6)	0-3 K		0-0 G4-6-3		0-0 1-3 1B		0-0 1-3 3H		0-0 SH2-4		4	0	0	0	0	1	5						
Tommy Brown, R OBP: 0.262, SLG: 0.410 (1, 4)		0-0 E6 1B		0-0 F7		0-0 F4		4-0 FC5-2 BB IBB		0-0 BB E 1B	4	1	1	0	1	0	0						
Del Wilber, R OBP: 0.291, SLG: 0.315 (1, 2)		0-0 1B 1-3 1B		0-0 FC3-6 1B		0-0 F2		4-0 FC5-2		4-0 FC5-4	3	1	2	0	2	0	0						
Russ Meyer, S OBP: 0.206, SLG: 0.129 Andy Semnick, R OBP: 0.389, SLG: 0.411 Jim Konstanty, R OBP: 0.143, SLG: 0.286 Eddie Pellagrini, R OBP: 0.352, SLG: 0.341 (10, PH)	0-0 L8		0-0 FC3-6		0-0 1-2 1B		0-0 1-3		0-0 FC5-2		0-0 FC5-4	3	0	0	0	0	2						
Inning Stats	R: 0 E: 0 K: 1 S: 8	H: 3 LOB: 3 BB: 0 P: 8	R: 1 E: 1 K: 0 S: 6	H: 3 LOB: 2 BB: 0 P: 6	R: 0 E: 1 K: 0 S: 3	H: 0 LOB: 0 BB: 0 P: 3	R: 0 E: 0 K: 0 S: 4	H: 1 LOB: 1 BB: 0 P: 4	R: 1 E: 0 K: 0 S: 5	H: 2 LOB: 1 BB: 0 P: 5	R: 0 E: 0 K: 0 S: 3	H: 0 LOB: 0 BB: 0 P: 3	R: 0 E: 0 K: 0 S: 4	H: 2 LOB: 3 BB: 2 P: 12	R: 0 E: 0 K: 1 S: 6	H: 1 LOB: 1 BB: 0 P: 6	R: 1 E: 1 K: 0 S: 3	H: 1 LOB: 2 BB: 1 P: 7	1B: 13 2B: 0 3B: 0 HR: 0	SF: 0 SAC: 2 DP: 1 HBP: 0	WP: 0 PB: 0 SB: 0 CS: 0	PA: 45	
PITCHER	IP WLS BF H R ER SO ERA WHIP	IP WLS BF H R ER SO ERA WHIP	IP WLS BF H R ER SO ERA WHIP	IP WLS BF H R ER SO ERA WHIP	IP WLS BF H R ER SO ERA WHIP	IP WLS BF H R ER SO ERA WHIP	IP WLS BF H R ER SO ERA WHIP	IP WLS BF H R ER SO ERA WHIP	IP WLS BF H R ER SO ERA WHIP	IP WLS BF H R ER SO ERA WHIP	IP WLS BF H R ER SO ERA WHIP	IP WLS BF H R ER SO ERA WHIP	IP WLS BF H R ER SO ERA WHIP	IP WLS BF H R ER SO ERA WHIP	IP WLS BF H R ER SO ERA WHIP	IP WLS BF H R ER SO ERA WHIP	IP WLS BF H R ER SO ERA WHIP	IP WLS BF H R ER SO ERA WHIP	IP WLS BF H R ER SO ERA WHIP	IP WLS BF H R ER SO ERA WHIP	IP WLS BF H R ER SO ERA WHIP	IP WLS BF H R ER SO ERA WHIP	
Max Surkont, R ERA: 4.15 George Estock, R ERA: 4.15 Warren Spahn, L ERA: 2.41	(1, 1) 4.0 W 21 9 2 2 1 4.50 2.250	(5, 1) 3.0 L 10 4 1 0 1 0.00 2.250	(8, 1) 2.2 L 14 4 1 0 1 0.00 2.250																				

BOTTOM

Boston Braves @ Philadelphia Phillies
Shibe Park, Philadelphia, PA
Thu Jun 28 1951, 3:33 AM EDT
Att: 5,119 - Unknown

AB 39
R 3
H 13
RBI 2
BB 4
SO 2
LOB 26



Batter	1	2	3	4	5	6	7	8	9	AB	R	H	RBI	BB	SO	LOB	TOP								
Eddie Stanky, R OBP: 0.387, SLG: 0.392 (1, 4)										2	1	1	0	3	1	0	New York Giants @ Boston Braves Braves Field, Boston, MA Sat Jun 30 1951, 3:33 AM EDT Att: 10,812 - Unknown								
Alvin Dark, R OBP: 0.384, SLG: 0.509 (1, 6)										4	1	1	0	0	0	3									
Willie Mays, R OBP: 0.388, SLG: 0.556 (1, 8)										4	0	0	0	0	1	6									
Don Mueller, L OBP: 0.356, SLG: 0.403 (1, 9)										5	2	1	2	0	0	2									
Whitey Lockman, L OBP: 0.318, SLG: 0.403 (1, 3)										4	2	3	2	0	0	0									
Wes Westrum, R OBP: 0.440, SLG: 0.506 (1, 2)										4	0	1	1	0	1	3									
Monte Irvin, R OBP: 0.406, SLG: 0.482 (1, 7)										4	0	1	2	0	1	1									
Hank Thompson, L OBP: 0.344, SLG: 0.393 (1, 5)										4	0	0	0	0	1	1									
Sal Maglie, R OBP: 0.176, SLG: 0.240 (7, 1)										2	1	0	0	1	1	1									
Dave Koslo, L OBP: 0.233, SLG: 0.071 (7, 1)										0	0	0	0	0	0	0									
Spider Jorgensen, L OBP: 0.291, SLG: 0.353 (8, PH)										1	0	0	0	0	0	0									
Al Gettel, R OBP: 0.100, SLG: 0.100 (8, 1)										0	0	0	0	0	0	0									
Inning Stats	R: 0 E: 0 K: 1 S: 5	H: 0 LOB: 1 BB: 0 P: 6	R: 0 E: 0 K: 0 S: 3	H: 0 LOB: 0 BB: 0 P: 3	R: 5 E: 1 K: 2 S: 11	H: 3 LOB: 1 BB: 2 P: 19	R: 0 E: 0 K: 0 S: 4	H: 1 LOB: 2 BB: 1 P: 8	R: 2 E: 1 K: 1 S: 8	H: 2 LOB: 1 BB: 0 P: 8	R: 0 E: 0 K: 0 S: 2	H: 0 LOB: 0 BB: 1 P: 6	R: 0 E: 0 K: 1 S: 5	H: 1 LOB: 0 BB: 0 P: 5	R: 0 E: 0 K: 0 S: 3	H: 0 LOB: 0 BB: 0 P: 3	R: 0 E: 0 K: 1 S: 6	H: 1 LOB: 1 BB: 0 P: 6	1B: 5 2B: 3 3B: 0 HR: 0	SF: 0 SAC: 1 DP: 0 HBP: 1	WP: 0 PB: 0 SB: 0 CS: 1	PA: 40			
PITCHER	IP	WLS	BF	H	R	ER	SO	BB	IBB	HBP	BLK	WP	HR	S	P	ERA	WHIP								
Vern Bickford, R ERA: 2.73 (1, 1)	7.0	W	33	7	7	1	5	4	0	1	0	0	0	38	55	1.29	1.571								
Max Surkont, R ERA: 4.07 (8, 1)	2.0	S	7	1	0	0	1	0	0	0	0	0	0	9	9	0.00	0.500								

Batter	1	2	3	4	5	6	7	8	9	AB	R	H	RBI	BB	SO	LOB	BOTTOM								
Roy Hartsfield, R OBP: 0.328, SLG: 0.318 (1, 4)										6	3	4	1	0	1	2	New York Giants @ Boston Braves Braves Field, Boston, MA Sat Jun 30 1951, 3:33 AM EDT Att: 10,812 - Unknown								
Sam Jethroe, S OBP: 0.311, SLG: 0.381 (1, 8)										5	3	2	1	0	1	2									
Earl Torgeson, L OBP: 0.376, SLG: 0.397 (1, 3)										5	3	2	7	1	0	3									
Bob Elliott, R OBP: 0.412, SLG: 0.544 (1, 5)										4	1	1	1	2	0	1									
Sid Gordon, R OBP: 0.397, SLG: 0.500 (1, 7)										6	3	3	2	0	0	1									
Willard Marshall, L OBP: 0.367, SLG: 0.410 (1, 9)										2	2	0	0	3	0	2									
Tommy Holmes, L (9, 9)										0	0	0	0	0	0	0									
Walker Cooper, R OBP: 0.346, SLG: 0.486 (1, 2)										5	1	2	3	0	0	2									
Sibby Sisti, R OBP: 0.385, SLG: 0.384 (1, 6)										5	2	2	2	0	2	2									
Vern Bickford, R OBP: 0.128, SLG: 0.132 (7, PH)										2	0	1	0	0	1	0									
Bob Addis, L OBP: 0.249, SLG: 0.267 (7, PH)										2	1	1	0	0	0	1									
Max Surkont, R OBP: 0.184, SLG: 0.167 (8, 1)										1	0	0	0	0	0	1									
Inning Stats	R: 4 E: 0 K: 1 S: 8	H: 3 LOB: 1 BB: 2 P: 16	R: 0 E: 0 K: 2 S: 8	H: 1 LOB: 1 BB: 0 P: 8	R: 0 E: 0 K: 0 S: 3	H: 0 LOB: 0 BB: 0 P: 3	R: 0 E: 0 K: 2 S: 8	H: 1 LOB: 1 BB: 0 P: 8	R: 0 E: 0 K: 0 S: 3	H: 0 LOB: 0 BB: 0 P: 3	R: 0 E: 0 K: 0 S: 3	H: 0 LOB: 1 BB: 1 P: 7	R: 8 E: 1 K: 0 S: 11	H: 8 LOB: 2 BB: 1 P: 16	R: 7 E: 3 K: 0 S: 9	H: 5 LOB: 1 BB: 2 P: 17	R: 0 E: 0 K: 1 S: 6	H: 1 LOB: 0 BB: 0 P: 6	1B: 14 2B: 0 3B: 1 HR: 3	SF: 0 SAC: 0 DP: 0 HBP: 1	WP: 1 PB: 0 SB: 1 CS: 0	PA: 50			
PITCHER	IP	WLS	BF	H	R	ER	SO	BB	IBB	HBP	BLK	WP	HR	S	P	ERA	WHIP								
Sal Maglie, R ERA: 2.85 (1, 1)	6.0	L	31	8	9	9	5	4	0	1	0	0	0	36	53	4.50	6.000								
Sheldon Jones, R ERA: 5.24 (7, 1)	0.2		6	4	3	3	0	0	0	0	0	0	0	2	2	0.00	3.000								
Dave Koslo, L ERA: 3.2 (7, 1)	0.1		2	1	0	0	0	0	0	0	0	0	0	2	2	0.00	3.000								
Al Gettel, R ERA: 4.3 (8, 1)	1.0		11	5	7	4	0	2	0	0	0	0	1	9	17	36.00	7.000								

AB	34
R	7
H	8
RBI	7
BB	4
SO	6
LOB	17



Batter	1	2	3	4	5	6	7	8	9	AB	R	H	RBI	BB	SO	LOB	TOP																					
Eddie Stanky, R OBP: 0.388, SLG: 0.394 (1, 4)	F4		FC3-5 1B		K		FC4-6 1B			4	0	2	0	0	1	1	New York Giants @ Boston Braves Braves Field, Boston, MA Sun Jul 01 1951, 3:33 AM EDT Att: 5,985 - Unknown																					
Alvin Dark, R OBP: 0.382, SLG: 0.505 (1, 6)	F7		FC3-5 1-2 1B		F7		FC4-6 1-2			4	0	1	0	0	0	2																						
Willie Mays, R OBP: 0.378, SLG: 0.540 (1, 8)	F2		FC3-5 1-2 2-3		E5			K		4	0	0	0	0	1	3																						
Wes Westrum, R OBP: 0.441, SLG: 0.506 (1, 2)		BB HR 1B	FC5-4-6-5 2-3		F4			G5-4-3 1B		4	1	2	0	0	0	4																						
Monte Irvin, R OBP: 0.404, SLG: 0.478 (1, 9)	F8			G6-4-3 1B S		6-3		G5-4-3 1-2		4	1	1	0	0	0	2																						
Whitey Lockman, L OBP: 0.323, SLG: 0.404 (1, 3)		4-0 HR BB		G6-4-3 1-2 1B		4-3			4-0 BB	2	1	1	0	2	0	0																						
Bobby Thomson, R OBP: 0.326, SLG: 0.407 (1, 7)			G6-4-3 1-2 HR		G6-4-3 1-2 1B		F9		F9	4	1	1	3	0	0	3																						
Bill Rigney, R OBP: 0.219, SLG: 0.345 (1, 5)		0-3 K		F7 3-H			6-3		4	0	0	0	0	1	1																							
Larry Jansen, R OBP: 0.160, SLG: 0.087 (1, 1)				6-3			K			3	0	1	0	0	1	0																						
Inning Stats	R: 0 E: 0 K: 0 S: 3	H: 0 LOB: 0 BB: 0 P: 3	R: 3 E: 0 K: 1 S: 7	H: 2 LOB: 0 BB: 1 P: 11	R: 0 E: 0 K: 0 S: 4	H: 2 LOB: 1 BB: 0 P: 4	R: 1 E: 0 K: 0 S: 4	H: 2 LOB: 0 BB: 0 P: 4	R: 0 E: 1 K: 1 S: 7	H: 1 LOB: 2 BB: 0 P: 7	R: 0 E: 0 K: 0 S: 3	H: 0 LOB: 0 BB: 0 P: 3	R: 0 E: 0 K: 1 S: 6	H: 1 LOB: 1 BB: 0 P: 6	R: 0 E: 0 K: 1 S: 5	H: 0 LOB: 0 BB: 1 P: 5	R: 0 E: 0 K: 0 S: 2	H: 0 LOB: 0 BB: 1 P: 6	1B: 8 2B: 2 3B: 0 HR: 1	SF: 0 SAC: 0 DP: 4 HBP: 0	WP: 0 PB: 0 CS: 0	PA: 35																
PITCHER	IP	WLS	BF	H	R	ER	SO	BB	IBB	HBP	BLK	WP	HR	S	P	ERA	WHIP	PITCHER				IP	WLS	BF	H	R	ER	SO	BB	IBB	HBP	BLK	WP	HR	S	P	ERA	WHIP
Warren Spahn, L ERA: 2.55 (1, 1)	7.0	L	29	8	4	4	3	1	0	0	0	0	1	34	38	5.14	1.286																					
George Estock, R ERA: 3.8 (8, 1)	2.0		6	1	0	0	1	1	0	0	0	0	0	7	11	0.00	1.000																					

AB	33
R	4
H	9
RBI	3
BB	2
SO	4
LOB	16



Batter	1	2	3	4	5	6	7	8	9	AB	R	H	RBI	BB	SO	LOB	BOTTOM																					
Roy Hartsfield, R OBP: 0.327, SLG: 0.317 (1, 4)	F8		F3			G3 1B 1B	K			4	1	1	0	0	1	1	New York Giants @ Boston Braves Braves Field, Boston, MA Sun Jul 01 1951, 3:33 AM EDT Att: 5,985 - Unknown																					
Sam Jethroe, S OBP: 0.310, SLG: 0.379 (1, 8)	F8		F3			1B G3 1B		G3		4	0	1	0	0	0	0																						
Earl Torgeson, L OBP: 0.378, SLG: 0.396 (1, 3)		4-0 BB		G5-3 1B		G3		F9		3	0	1	0	1	0	2																						
Bob Elliott, R OBP: 0.418, SLG: 0.547 (1, 5)				G5-3 1-2 1B		G3 1-2 2-3 1B		K		4	0	3	1	0	1	0																						
Sid Gordon, R OBP: 0.391, SLG: 0.491 (1, 7)			K	G5-3 1-3 2-3		F5			6-3	4	0	0	0	0	1	6																						
Willard Marshall, L OBP: 0.368, SLG: 0.405 (1, 9)			3-1	F9		F3			1B	4	0	1	0	0	0	3																						
Sibby Sisti, R OBP: 0.372, SLG: 0.369 (1, 6)					F9		F6		K	4	0	0	0	0	1	1																						
Ray Mueller, R OBP: 0.208, SLG: 0.260 (1, 2)						4-3		5-3		2	0	0	0	0	0	0																						
Walker Cooper, R OBP: 0.342, SLG: 0.480 (7, PH) (8, 2)		F8							5-3	2	0	0	0	0	0	1																						
Warren Spahn, L OBP: 0.204, SLG: 0.240 (1, 1)										2	0	0	0	0	1	0																						
Bob Addis, L OBP: 0.235, SLG: 0.267 (7, PH)										0	0	0	0	1	0	0																						
George Estock, R ERA: 3.41 (8, 1)			1-3		K				BB	0	0	0	0	0	0	0																						
Inning Stats	R: 0 E: 0 K: 1 S: 6	H: 1 LOB: 2 BB: 1 P: 10	R: 0 E: 0 K: 0 S: 3	H: 0 LOB: 0 BB: 0 P: 3	R: 0 E: 0 K: 0 S: 3	H: 0 LOB: 0 BB: 0 P: 3	R: 0 E: 0 K: 0 S: 4	H: 2 LOB: 1 BB: 0 P: 4	R: 0 E: 0 K: 0 S: 5	H: 0 LOB: 0 BB: 0 P: 5	R: 1 E: 0 K: 0 S: 6	H: 3 LOB: 2 BB: 0 P: 6	R: 0 E: 0 K: 1 S: 5	H: 0 LOB: 1 BB: 1 P: 9	R: 0 E: 0 K: 1 S: 5	H: 0 LOB: 0 BB: 0 P: 5	R: 0 E: 0 K: 1 S: 6	H: 1 LOB: 1 BB: 0 P: 6	1B: 7 2B: 0 3B: 0 HR: 0	SF: 0 SAC: 0 DP: 1 HBP: 0	WP: 0 PB: 0 CS: 0	PA: 35																
PITCHER	IP	WLS	BF	H	R	ER	SO	BB	IBB	HBP	BLK	WP	HR	S	P	ERA	WHIP	PITCHER				IP	WLS	BF	H	R	ER	SO	BB	IBB	HBP	BLK	WP	HR	S	P	ERA	WHIP
Larry Jansen, R ERA: 3.41 (1, 1)	9.0	W	35	7	1	1	5	2	0	0	0	0	0	43	51	1.00	1.000																					

AB	33
R	1
H	7
RBI	1
BB	2
SO	5
LOB	14



Batter	1	2	3	4	5	6	7	8	9	AB	R	H	RBI	BB	SO	LOB	TOP					
Don Thompson, L (1, 7) OBP: 0.321, SLG: 0.229	0-0 3-1		0-0 CS 1B			1-0 L4		3-1 F6		4	0	1	0	0	0	0						
Pee Wee Reese, R (1, 6) OBP: 0.395, SLG: 0.379	2-2 1-3		0-1 CS 1-2	1-1 E5 1B G5-4-3		3-3 K		0-1 F4		4	1	0	0	0	1	0						
Duke Snider, L (1, 8) OBP: 0.347, SLG: 0.547	0-0 4-3			2-0 G5-4-3 1-3 HBP 1B		1-2 F2		3-2 F7		4	0	1	0	0	0	0						
Jackie Robinson, R (1, 4) OBP: 0.458, SLG: 0.568		1-1 2B		1-2 G5-4-3 HBP 1B			4-0 1B E BB		0-0 S 1B	2	2	2	0	1	0	0						
Gil Hodges, R (1, 3) OBP: 0.376, SLG: 0.605	1-1 6-3			1-0 G5-4-3			1-1 F8		1-3 K	4	0	0	0	0	1	5						
Carl Furillo, R (1, 9) OBP: 0.326, SLG: 0.449	1-3 K			0-0 L1			0-2 E 1-2 1B		1-1 1B	4	0	2	1	0	1	2						
Roy Campanella, R (1, 2) OBP: 0.392, SLG: 0.483	0-3 K				2-1 6-3			0-0 F4		4	0	0	0	0	1	4						
Rocky Bridges, R (1, 5) OBP: 0.331, SLG: 0.351			0-1 B5-6-4 1B		2-1 3-1		1-1 E5 1-3 2H		1-1 F8	2	0	1	0	0	0	0						
Andy Pafko, R (7, PH) OBP: 0.331, SLG: 0.533										1	0	0	0	0	0	1						
Billy Cox, R (7, 5) OBP: 0.327, SLG: 0.419										1	0	0	0	0	0	1						
Johnny Schmitz, R (1, 1) OBP: 0.273, SLG: 0.364			0-0 B5-6-4 1-2		0-0 L9		3-1 L7			2	0	0	0	0	0	1						
Hank Edwards, L (7, PH) OBP: 0.321, SLG: 0.250										1	0	0	0	0	0	2						
Carl Erskine, R (7, 1) OBP: 0.318, SLG: 0.364										0	0	0	0	0	0	0						
Inning Stats	R: 0 E: 0 K: 0 S: 5	H: 0 LOB: 0 BB: 0 P: 7	R: 0 E: 0 K: 2 S: 11	H: 1 LOB: 1 BB: 0 P: 14	R: 0 E: 0 K: 0 S: 5	H: 2 LOB: 0 BB: 0 P: 5	R: 1 E: 1 K: 0 S: 7	H: 1 LOB: 1 BB: 0 P: 12	R: 0 E: 0 K: 0 S: 5	H: 0 LOB: 0 BB: 0 P: 9	R: 0 E: 0 K: 1 S: 7	H: 0 LOB: 0 BB: 0 P: 12	R: 1 E: 1 K: 0 S: 10	H: 1 LOB: 2 BB: 1 P: 19	R: 0 E: 0 K: 0 S: 7	H: 0 LOB: 0 BB: 0 P: 13	R: 1 E: 0 K: 1 S: 11	H: 2 LOB: 1 BB: 0 P: 15	1B: 6 2B: 1 3B: 0 HR: 0	SF: 0 SAC: 0 DP: 2 HBP: 1	WP: 0 PB: 0 SB: 1 CS: 1	PA: 36
PITCHER Max Surkont, R (1, 1) ERA: 3.84	IP: 9.0 WLS: W BF: 35 H: 7 R: 3 ER: 1 SO: 4 BB: 1 IBB: 0 HBP: 1 BLK: 0 WP: 0 HR: 0 S: 68 P: 106 ERA: 1.00 WHIP: 0.889																					

Brooklyn Dodgers @ Boston Braves
Braves Field, Boston, MA
Tue Jul 03 1951, 3:33 AM EDT
Att: 6,990 - Unknown

AB 33
R 3
H 7
RBI 1
BB 1
SO 4
LOB 16



Batter	1	2	3	4	5	6	7	8	9	AB	R	H	RBI	BB	SO	LOB	BOTTOM					
Roy Hartsfield, R (1, 4) OBP: 0.327, SLG: 0.314	0-1 E S WP 1B		3-3 K		4-2 BB BB		0-0 FC5-6 FC4-6 1B 1-2		0-3 K	4	1	1	0	1	2	1						
Luis Marquez, R (1, 8) OBP: 0.288, SLG: 0.297	3-3 K 1-3		1-1 1-3		4-2 BB BB		0-0 FC4-6 1-2 1B		0-0 E 1B 2B	4	1	2	0	1	1	1						
Earl Torgeson, L (1, 3) OBP: 0.378, SLG: 0.391	2-2 G3			4-0 F8 4-3 BB BB	2-1 F9		0-1 FC4-6 1-2 2-3		4-0 E2 1B IBB BB 2-3	3	1	0	0	2	0	5						
Bob Elliott, R (1, 5) OBP: 0.415, SLG: 0.536	2-2 E5			4-0 4-3 BB		0-0 F8		2-0 L7		3	0	0	0	2	0	2						
Sam Jethroe, S (9, PR) OBP: 0.306, SLG: 0.372	3-3 3-H			1-2 BB					4-0 1B IBB	0	0	0	0	0	0	0						
Sid Gordon, R (1, 7) OBP: 0.389, SLG: 0.485	2-0 F4			1-2 F8		0-1 1B		0-0 F9		5	0	2	1	0	0	3						
Willard Marshall, L (1, 9) OBP: 0.367, SLG: 0.413	1-0 F8			0-0 4-3		3-1 1B		2-1 1B 1B		4	1	2	1	0	0	1						
Sibby Sisti, R (1, 6) OBP: 0.367, SLG: 0.352	4-1 G4-6-3 BB			1-2 1-3		1-3 K		2-3 K		3	0	0	0	1	2	4						
Ray Mueller, R (1, 2) OBP: 0.224, SLG: 0.273	2-2 G4-6-3 1-2			2-2 G6-4-3 1B		1-2 FC6-4 1-2		3-2 1B 1B		4	0	2	0	0	0	3						
Max Surkont, R (1, 1) OBP: 0.214, SLG: 0.200			2-3 K		1-1 G6-4-3 1-2		2-1 FC5-6 1B		0-0 1B	4	0	2	1	0	1	1						
Inning Stats	R: 1 E: 2 K: 1 S: 12	H: 1 LOB: 1 BB: 0 P: 21	R: 0 E: 0 K: 0 S: 5	H: 0 LOB: 0 BB: 1 P: 12	R: 0 E: 0 K: 2 S: 8	H: 0 LOB: 0 BB: 0 P: 14	R: 1 E: 0 K: 0 S: 6	H: 0 LOB: 1 BB: 2 P: 17	R: 0 E: 0 K: 0 S: 11	H: 1 LOB: 2 BB: 2 P: 24	R: 0 E: 0 K: 1 S: 11	H: 2 LOB: 2 BB: 0 P: 16	R: 0 E: 0 K: 0 S: 7	H: 2 LOB: 0 BB: 0 P: 11	R: 1 E: 0 K: 1 S: 10	H: 3 LOB: 2 BB: 0 P: 17	R: 1 E: 1 K: 1 S: 6	H: 2 LOB: 3 BB: 2 P: 15	1B: 10 2B: 1 3B: 0 HR: 0	SF: 0 SAC: 0 DP: 2 HBP: 0	WP: 1 PB: 0 SB: 1 CS: 0	PA: 41
PITCHER Johnny Schmitz, L (1, 1) ERA: 5.82 Carl Erskine, R (7, 1) ERA: 5.1	IP: 6.0 WLS: L BF: 26 H: 4 R: 2 ER: 2 SO: 4 BB: 1 IBB: 0 HBP: 0 BLK: 0 WP: 0 HR: 0 S: 53 P: 104 ERA: 1.50 WHIP: 1.500																					

Brooklyn Dodgers @ Boston Braves
Braves Field, Boston, MA
Tue Jul 03 1951, 3:33 AM EDT
Att: 6,990 - Unknown

AB 34
R 4
H 11
RBI 3
BB 7
SO 6
LOB 21



Batter	1	2	3	4	5	6	7	8	9	AB	R	H	RBI	BB	SO	LOB	TOP										
Eddie Waitkus, L (1, 3) OBP: 0.334, SLG: 0.343	4-0 SH1-3 BB	0-0 1-3		0-0 4-3		0-0 4-3		0-0 2B		4	0	1	0	1	0	3	Philadelphia Phillies @ Boston Braves Braves Field, Boston, MA Wed Jul 04 1951, 3:33 AM EDT Unknown livebaseballscorecards.com										
Richie Ashburn, L (1, 8) OBP: 0.406, SLG: 0.431	0-0 SH1-3 1-2		0-0 BB 1B		0-0 F3		0-0 4-3	0-0 4-3		4	1	1	0	0	0	1											
Willie Jones, R (1, 5) OBP: 0.365, SLG: 0.531	0-0 6-3		0-0 F5		4-0 BB 1B		0-0 1B 2B		0-0 F7	4	2	1	0	1	0	2											
Del Ennis, R (1, 9) OBP: 0.378, SLG: 0.460	4-0 BB		4-0 1B BB		0-0 BB 1B		0-0 F7		0-0 F6	3	1	1	0	2	0	1											
Dick Sisler, L (1, 7) OBP: 0.368, SLG: 0.467	0-0 1-3		0-0 F5		4-0 1B BB		0-0 FC5 BB 1B		0-0 2B	4	0	2	1	1	0	4											
Granny Hamner, R (1, 6) OBP: 0.306, SLG: 0.412		0-0 4-3		0-0 1B		0-0 G6-5-4 1B		4-0 1-2 BB		0-0 F7	4	0	2	3	1	0		1									
Eddie Pellagrini, R (1, 4) OBP: 0.357, SLG: 0.381		0-0 5-3		0-0 FC5-4 1B		0-0 G6-5-4 1-2 2-H 3-H		0-0 FC5 2-3F		4	0	1	0	0	0	4											
Andy Seminick, R (1, 2) OBP: 0.374, SLG: 0.408	4-0 BB BB		0-0 FC5-4 SH1-3 1-2		0-0 5-3		0-0 F8		0-0 F8	3	0	0	0	1	0	1											
Robin Roberts, S (1, 1) OBP: 0.314, SLG: 0.250	4-0 1-2 BB		0-0 SH1-3		0-3 K		0-0 F7		0-0 F7	2	0	0	0	1	1	0											
Inning Stats	R: 0 E: 0 K: 0 S: 3	H: 0 LOB: 2 BB: 2 P: 11	R: 0 E: 0 K: 0 S: 3	H: 0 LOB: 2 BB: 2 P: 11	R: 1 E: 0 K: 0 S: 4	H: 2 LOB: 2 BB: 1 P: 8	R: 0 E: 0 K: 0 S: 4	H: 1 LOB: 1 BB: 0 P: 4	R: 2 E: 0 K: 0 S: 4	H: 2 LOB: 2 BB: 2 P: 12	R: 0 E: 0 K: 1 S: 5	H: 0 LOB: 0 BB: 0 P: 5	R: 1 E: 0 K: 0 S: 5	H: 2 LOB: 2 BB: 1 P: 9	R: 0 E: 0 K: 0 S: 4	H: 1 LOB: 1 BB: 0 P: 4	R: 0 E: 0 K: 0 S: 4	H: 1 LOB: 1 BB: 0 P: 4	1B: 6 2B: 3 3B: 0 HR: 0	SF: 0 SAC: 2 DP: 0 HBP: 0	WP: 0 PB: 0 SB: 0 CS: 0	PA: 42					
PITCHER	IP	WLS	BF	H	R	ER	SO	BB	IBB	HBP	BLK	WP	HR	S	P	ERA	WHIP										
Chet Nichols, L (1, 1) ERA: 3.11	6.2	L	33	7	4	4	1	8	0	0	0	0	0	27	59	5.40	2.250										
Jim Wilson, R (7, 1) ERA: 6.52	2.1		9	2	0	0	0	0	0	0	0	0	0	9	9	0.00	0.857										

Batter	1	2	3	4	5	6	7	8	9	AB	R	H	RBI	BB	SO	LOB	BOTTOM										
Roy Hartsfield, R (1, 4) OBP: 0.333, SLG: 0.322	0-0 BB 1B		0-0 BB SH5-4 1-2 1B		0-0 1-2 1B		0-0 6-3			4	0	3	0	0	0	0	Philadelphia Phillies @ Boston Braves Braves Field, Boston, MA Wed Jul 04 1951, 3:33 AM EDT Unknown livebaseballscorecards.com										
Buddy Kerr, R (9, 6) OBP: 0.301, SLG: 0.227										0	0	0	0	0	0	0											
Luis Marquez, R (1, 8) OBP: 0.277, SLG: 0.286	0-3 K		0-0 SH5-4 1-2 2-3		0-0 4-3		0-0 F8		0-0 F8	3	0	0	0	0	1	3											
Earl Torgeson, L (1, 3) OBP: 0.380, SLG: 0.388	4-0 1-2 BB		4-0 BB BB		0-0 F7		0-0 F8			2	0	0	0	2	0	0											
Bob Elliott, R (1, 5) OBP: 0.409, SLG: 0.527	0-0 F7		0-0 F2		0-0 F3		0-0 F6		0-0 F6	4	0	0	0	0	0	5											
Sid Gordon, R (1, 7) OBP: 0.388, SLG: 0.480	0-0 F4		4-0 1-2 2-3 3-H BB		0-0 F8		0-0 6-3		0-0 6-3	3	0	0	1	1	0	2											
Willard Marshall, L (1, 9) OBP: 0.359, SLG: 0.403		0-0 3-1		0-0 F9		0-0 F8		0-0 F7		4	0	0	0	0	0	3											
Walker Cooper, R (1, 2) OBP: 0.340, SLG: 0.484		0-0 F4		0-0 6-3		0-0 2B		0-0 F7		4	0	1	0	0	0	0											
Sibby Sisti, R (1, 6) OBP: 0.358, SLG: 0.342	0-3 K		0-3 K		0-3 K		0-0 F3		0-0 F2	3	0	0	0	0	2	1											
Bob Addis, L (9, PH) OBP: 0.252, SLG: 0.265										1	0	0	0	0	0	0											
Chet Nichols, S (1, 1) OBP: 0.286, SLG: 0.286										3	1	2	0	0	0	1											
Jim Wilson, R (7, 1) OBP: 0.333, SLG: 0.333										0	0	0	0	0	0	0											
Sam Jethroe, S (9, PH) OBP: 0.305, SLG: 0.371			0-0 SH5-4 BB 1B		0-0 1B		0-0 G3		0-0 F3	1	0	0	0	0	0	0											
Inning Stats	R: 0 E: 0 K: 1 S: 6	H: 1 LOB: 2 BB: 1 P: 10	R: 0 E: 0 K: 1 S: 5	H: 0 LOB: 0 BB: 0 P: 5	R: 1 E: 0 K: 0 S: 5	H: 2 LOB: 3 BB: 2 P: 13	R: 0 E: 0 K: 1 S: 7	H: 2 LOB: 2 BB: 0 P: 7	R: 0 E: 0 K: 0 S: 3	H: 0 LOB: 0 BB: 0 P: 3	R: 0 E: 0 K: 0 S: 4	H: 1 LOB: 1 BB: 0 P: 4	R: 0 E: 0 K: 0 S: 3	H: 0 LOB: 0 BB: 0 P: 3	R: 0 E: 0 K: 0 S: 3	H: 0 LOB: 0 BB: 0 P: 3	R: 0 E: 0 K: 0 S: 3	H: 0 LOB: 0 BB: 0 P: 3	1B: 5 2B: 1 3B: 0 HR: 0	SF: 0 SAC: 1 DP: 0 HBP: 0	WP: 0 PB: 0 SB: 0 CS: 0	PA: 36					
PITCHER	IP	WLS	BF	H	R	ER	SO	BB	IBB	HBP	BLK	WP	HR	S	P	ERA	WHIP										
Robin Roberts, R (1, 1) ERA: 3.13	9.0	W	36	6	1	1	3	3	0	0	0	0	0	39	51	1.00	1.000										

Batter	1	2	3	4	5	6	7	8	9	AB	R	H	RBI	BB	SO	LOB	TOP								
Eddie Waitkus, L (1, 3) OBP: 0.329, SLG: 0.338	0-0 1-6-3	0-0 FC4-6			0-0 F9		0-0 F8		0-0 F4	5	0	0	0	0	0	2									
Richie Ashburn, L (1, 8) OBP: 0.409, SLG: 0.431	4-0 1B BB		0-0 F4		0-0 F8			0-0 FC5 1B	0-0 1B	4	0	2	0	1	0	0									
Willie Jones, R (1, 5) OBP: 0.373, SLG: 0.534	0-0 G6-4-3 1B		0-0 F6			4-0 FC6-4 BB		0-0 1B FC5 1B	0-0 1B	4	1	3	0	1	0	0									
Del Ennis, R (1, 9) OBP: 0.375, SLG: 0.455	0-0 G6-4-3		0-0 CS 1B			0-0 FC6-4		0-0 FC5 1B	0-0 5-3	5	0	1	0	0	0	7									
Dick Sisler, L (1, 7) OBP: 0.373, SLG: 0.469		4-0 FC6-4 BB	0-0 CS	0-0 1B		0-0 F8		0-0 BB 1B		3	0	2	0	1	0	1									
Granny Hamner, R (1, 6) OBP: 0.302, SLG: 0.406		0-0 FC6-4 S 1B		0-0 F2		0-0 1-5-3		0-0 F7		4	1	0	0	0	0	6									
Eddie Pellagrini, R (1, 4) OBP: 0.361, SLG: 0.380		0-0 S E 1B		0-0 F7			0-0 E9 8-3	4-0 1-2 2-3 3-H BB		3	1	1	1	1	0	1									
Del Wilber, R (1, 2) OBP: 0.276, SLG: 0.319		4-0 FC6-4 BB		0-0 F8			0-0 8-3	0-0 G3		3	0	0	0	1	0	5									
Bubba Church, R (1, 1) OBP: 0.209, SLG: 0.214		0-0 FC6-4 FC4-6		0-0 3-1			4-0 BB		0-0 6-3	3	0	0	1	1	0	1									
Inning Stats	R: 0 E: 0 K: 0 S: 3	H: 1 LOB: 1 BB: 1 P: 7	R: 2 E: 1 K: 0 S: 4	H: 1 LOB: 1 BB: 2 P: 12	R: 0 E: 0 K: 0 S: 3	H: 1 LOB: 0 BB: 0 P: 3	R: 0 E: 0 K: 0 S: 4	H: 1 LOB: 0 BB: 0 P: 4	R: 0 E: 0 K: 0 S: 3	H: 0 LOB: 0 BB: 0 P: 3	R: 0 E: 0 K: 0 S: 3	H: 0 LOB: 1 BB: 1 P: 7	R: 0 E: 1 K: 0 S: 3	H: 0 LOB: 1 BB: 1 P: 7	R: 1 E: 0 K: 0 S: 6	H: 3 LOB: 3 BB: 1 P: 10	R: 0 E: 0 K: 0 S: 5	H: 2 LOB: 2 BB: 0 P: 5	1B: 9 2B: 1 3B: 0 HR: 0	SF: 0 SAC: 0 DP: 2 HBP: 0	WP: 0 PB: 0 SB: 2 CS: 1	PA: 41			
PITCHER	IP	WLS	BF	H	R	ER	SO	BB	IBB	HBP	BLK	WP	HR	S	P	ERA	WHIP								
Dave Cole, R (1, 1) ERA: 3.77	7.1	L	32	7	3	2	0	5	0	0	0	0	0	27	47	2.46	1.636								
George Estock, R (8, 1) ERA: 3.7	0.2		3	0	0	0	0	1	0	0	0	0	0	2	6	0.00	1.500								
Bob Chipman, L (9, 1) ERA: 3.86	1.0		5	2	0	0	0	0	0	0	0	0	0	5	5	0.00	2.000								

Philadelphia Phillies @ Boston Braves
 Braves Field, Boston, MA
 Wed Jul 04 1951, 3:38 AM EDT
 Att: 13,010 - Unknown

AB	34
R	3
H	9
RBI	2
BB	6
SO	0
LOB	23



Batter	1	2	3	4	5	6	7	8	9	AB	R	H	RBI	BB	SO	LOB	BOTTOM								
Roy Hartsfield, R (1, 4) OBP: 0.328, SLG: 0.316	0-0 F2		0-3 K			0-0 F5		0-0 F4		4	0	0	0	0	1	2									
Sam Jethroe, S (1, 8) OBP: 0.304, SLG: 0.369	0-0 4-3			0-0 1B G3-6-3 1B		0-0 F9		0-0 F9		4	1	1	0	0	0	1									
Earl Torgeson, L (1, 3) OBP: 0.385, SLG: 0.394	0-0 4-3			0-0 G3-6-3 1B		0-0 F8		0-0 1B		4	0	3	0	0	0	0									
Bob Elliott, R (1, 5) OBP: 0.409, SLG: 0.527		0-0 F6		0-0 G3-6-3		0-0 F8		0-0 F5		0	0	0	0	0	0	0									
Bob Addis, L (2, 7) OBP: 0.243, SLG: 0.255		0-0 F6		0-0 G3-6-3		0-0 F8		0-0 F5		4	0	0	0	0	0	4									
Sid Gordon, R (1, 7) OBP: 0.382, SLG: 0.472		0-0 5-3		0-0 5-3			0-0 F9		0-0 F4	4	0	0	0	0	0	1									
Willard Marshall, L (1, 9) OBP: 0.351, SLG: 0.393		0-0 1-4-3			0-0 F6		0-0 4-3		0-0 F9	4	0	0	0	0	0	1									
Ebba St. Claire, S (1, 2) OBP: 0.324, SLG: 0.362			0-0 F9		0-0 F8					3	0	1	0	0	0	0									
Buddy Kerr, R (1, 6) OBP: 0.303, SLG: 0.226			4-0 F9		0-0 6-3		0-0 5-3			1	0	0	0	1	0	0									
Walker Cooper, R (7, PH) OBP: 0.335, SLG: 0.481										1	0	0	0	0	0	1									
Gene Mauch, R (8, 6) OBP: 0.333, SLG: 0.100										0	0	0	0	0	0	0									
Dave Cole, R (1, 1) OBP: 0.200, SLG: 0.200					0-0 F2				0-0 F9	2	0	1	0	0	0	1									
George Estock, R (8, 1)										0	0	0	0	0	0	0									
Tommy Holmes, L (8, PH)										1	0	0	0	0	0	0									
Bob Chipman, L (9, 1)										0	0	0	0	0	0	0									
Inning Stats	R: 0 E: 0 K: 0 S: 3	H: 0 LOB: 0 BB: 0 P: 3	R: 0 E: 0 K: 0 S: 3	H: 0 LOB: 0 BB: 0 P: 3	R: 0 E: 0 K: 1 S: 5	H: 0 LOB: 1 BB: 1 P: 9	R: 1 E: 0 K: 0 S: 4	H: 2 LOB: 0 BB: 0 P: 4	R: 0 E: 0 K: 0 S: 3	H: 0 LOB: 0 BB: 0 P: 3	R: 0 E: 0 K: 0 S: 5	H: 2 LOB: 2 BB: 0 P: 5	R: 0 E: 0 K: 0 S: 4	H: 1 LOB: 1 BB: 0 P: 4	R: 0 E: 0 K: 0 S: 3	H: 0 LOB: 0 BB: 0 P: 3	R: 0 E: 0 K: 0 S: 4	H: 1 LOB: 1 BB: 0 P: 4	1B: 6 2B: 0 3B: 0 HR: 0	SF: 0 SAC: 0 DP: 1 HBP: 0	WP: 0 PB: 0 SB: 0 CS: 0	PA: 33			
PITCHER	IP	WLS	BF	H	R	ER	SO	BB	IBB	HBP	BLK	WP	HR	S	P	ERA	WHIP								
Bubba Church, R (1, 1) ERA: 3.4	9.0	W	33	6	1	1	1	1	0	0	0	0	0	34	38	1.00	0.778								

Philadelphia Phillies @ Boston Braves
 Braves Field, Boston, MA
 Wed Jul 04 1951, 3:38 AM EDT
 Att: 13,010 - Unknown

AB	32
R	1
H	6
RBI	0
BB	1
SO	1
LOB	11



Batter	1	2	3	4	5	6	7	8	9	AB	R	H	RBI	BB	SO	LOB	TOP				
Roy Hartsfield, R OBP: 0.330, SLG: 0.331	F8	E5		1-3		1-H		1B		5	2	2	2	0	0	2	Boston Braves @ New York Giants Polo Grounds, New York, NY Fri Jul 06 1951, 3:33 AM EDT Att: 7,443 - Unknown				
Sam Jethroe, S OBP: 0.307, SLG: 0.368	F7	E8		3B				1B		5	1	2	2	0	0	1					
Earl Torgeson, L OBP: 0.393, SLG: 0.416	F2						K		F9	5	0	2	2	0	1	0					
Bob Elliott, R OBP: 0.401, SLG: 0.516		F3		6-3				F9		5	0	0	0	0	0	3					
Sid Gordon, R OBP: 0.388, SLG: 0.473		2B		5-3				F9		4	1	0	0	1	0	1					
Willard Marshall, L OBP: 0.351, SLG: 0.413		BB				F8				4	1	2	1	0	0	0					
Walker Cooper, R OBP: 0.342, SLG: 0.495		FC3-2				F8				3	2	1	1	1	0	0					
Johnny Logan, R OBP: 0.240, SLG: 0.136		1B				F8		B1-3		3	1	0	1	1	0	0					
Warren Spahn, L OBP: 0.196, SLG: 0.231		FC3-2		F5				4-3		2	1	0	0	0	0	3					
Jim Wilson, R OBP: 0.400, SLG: 0.400						HR				2	1	1	0	0	0	0					
Bob Chipman, L OBP: 0.351, SLG: 0.413										0	0	0	0	0	0	0					
Inning Stats	R: 0 E: 0 K: 0 S: 3	H: 0 LOB: 0 BB: 0 P: 3	R: 5 E: 2 K: 0 S: 7	H: 3 LOB: 2 BB: 3 P: 19	R: 2 E: 0 K: 0 S: 5	H: 2 LOB: 1 BB: 0 P: 5	R: 1 E: 0 K: 0 S: 5	H: 2 LOB: 1 BB: 0 P: 5	R: 0 E: 0 K: 0 S: 3	H: 0 LOB: 0 BB: 0 P: 3	R: 2 E: 0 K: 1 S: 7	H: 2 LOB: 0 BB: 0 P: 7	R: 0 E: 0 K: 0 S: 3	H: 1 LOB: 1 BB: 0 P: 4	R: 0 E: 0 K: 0 S: 3	H: 0 LOB: 0 BB: 0 P: 3	1B: 5 2B: 1 3B: 1 HR: 3	SF: 0 SAC: 0 DP: 0 HBP: 0	WP: 0 PB: 0 SB: 1 CS: 0	PA: 41	
PITCHER	IP	WLS	BF	H	R	ER	SO	BB	IBB	HBP	BLK	WP	HR	S	P	ERA	WHIP				
Jim Hearn, R ERA: 4.88	1.2		11	2	5	1	0	2	1	0	0	0	0	8	20	5.40	2.400				
George Spencer, R ERA: 3.75	1.2		10	5	3	3	0	0	0	0	0	0	2	10	10	16.20	3.000				
Al Gettel, R ERA: 4.65	3.2		13	2	2	2	1	0	0	0	0	0	1	15	15	4.91	0.545				
Dave Koslo, L ERA: 3.17	2.0	W	7	1	0	0	0	0	0	0	0	0	0	7	7	0.00	0.500				

AB	38
R	10
H	10
RBI	9
BB	3
SO	1
LOB	10



Batter	1	2	3	4	5	6	7	8	9	AB	R	H	RBI	BB	SO	LOB	BOTTOM				
Eddie Stanky, R OBP: 0.383, SLG: 0.375	L6				F8			FC		2	0	0	1	2	0	0	Boston Braves @ New York Giants Polo Grounds, New York, NY Fri Jul 06 1951, 3:33 AM EDT Att: 7,443 - Unknown				
Alvin Dark, R OBP: 0.374, SLG: 0.484	5-3	F5	F4			F7		FC		5	1	0	0	0	0	5					
Willie Mays, R OBP: 0.384, SLG: 0.553	4-3			1B	HR	1B		1B		3	3	2	0	2	0	0					
Monte Irvin, R OBP: 0.418, SLG: 0.490		F3	HR	1B	2H	1B		1B		5	2	4	2	0	0	0					
Wes Westrum, R OBP: 0.436, SLG: 0.497										4	2	2	3	1	0	3					
Hank Schenz, R OBP: 0.226, SLG: 0.230		1B								0	1	0	0	0	0	0					
Sal Yvars, R OBP: 0.571, SLG: 0.250		1B	1B	1-H	HR			1B		0	0	0	0	0	0	0					
Bobby Thomson, R OBP: 0.336, SLG: 0.465		F8						1B		5	1	3	3	0	0	2					
Bill Rigney, R OBP: 0.286, SLG: 0.412										3	1	1	0	0	0	1					
Hank Thompson, L OBP: 0.348, SLG: 0.392		BB	1B	6-3		F8		F6		2	0	1	1	0	0	1					
Don Mueller, L OBP: 0.347, SLG: 0.427										5	1	2	2	0	0	3					
Jim Hearn, R OBP: 0.257, SLG: 0.324										0	0	0	0	0	0	0					
George Spencer, R OBP: 0.196, SLG: 0.050										1	0	0	0	1	0	0					
Al Gettel, R OBP: 0.091, SLG: 0.091										1	0	0	0	0	0	0					
Earl Rapp, L OBP: 0.091, SLG: 0.091										1	0	0	0	0	0	1					
Dave Koslo, L OBP: 0.250, SLG: 0.063										1	0	0	0	0	0	2					
Inning Stats	R: 0 E: 0 K: 0 S: 3	H: 0 LOB: 0 BB: 0 P: 3	R: 2 E: 0 K: 0 S: 6	H: 3 LOB: 3 BB: 2 P: 14	R: 5 E: 0 K: 0 S: 8	H: 5 LOB: 1 BB: 0 P: 9	R: 1 E: 0 K: 0 S: 5	H: 2 LOB: 1 BB: 0 P: 5	R: 0 E: 0 K: 0 S: 3	H: 0 LOB: 0 BB: 0 P: 3	R: 0 E: 0 K: 0 S: 3	H: 1 LOB: 1 BB: 1 P: 7	R: 0 E: 0 K: 0 S: 4	H: 1 LOB: 1 BB: 0 P: 4	R: 4 E: 0 K: 0 S: 6	H: 3 LOB: 2 BB: 3 P: 18	1B: 11 2B: 1 3B: 0 HR: 3	SF: 0 SAC: 0 DP: 1 HBP: 1	WP: 0 PB: 0 SB: 0 CS: 0	PA: 45	
PITCHER	IP	WLS	BF	H	R	ER	SO	BB	IBB	HBP	BLK	WP	HR	S	P	ERA	WHIP				
Warren Spahn, L ERA: 2.89	2.0		15	7	6	6	0	2	2	1	0	0	1	23	40	10.12	1.875				
Jim Wilson, R ERA: 7.5	3.1	L	28	8	6	6	0	2	2	1	0	0	0	23	40	10.12	1.875				
Bob Chipman, L ERA: 3.6	0.2		2	0	0	0	0	0	0	0	0	0	0	2	2	0.00	0.000				

AB	38
R	12
H	15
RBI	12
BB	6
SO	0
LOB	18



Batter	1	2	3	4	5	6	7	8	9	10	11	AB	R	H	RBI	BB	SO	LOB	TOP					
Roy Hartsfield, R OBP: 0.327, SLG: 0.328 (1, 4)	F4		F4		FC6-4 BB 2B		K					5	1	1	0	0	1	3						
Sam Jethroe, S OBP: 0.316, SLG: 0.379 (1, 8)	F7							F9				3	3	2	0	2	0	0						
Earl Torgeson, L OBP: 0.393, SLG: 0.419 (1, 3)	F7		F4									5	0	2	4	0	0	2						
Bob Elliott, R OBP: 0.394, SLG: 0.506 Sibby Sisti, R OBP: 0.358, SLG: 0.342 (1, 5) (10, 5)	5-3				F6			F2				5	0	0	0	0	0	2						
Sid Gordon, R OBP: 0.285, SLG: 0.487 Luis Marquez, R OBP: 0.261, SLG: 0.268 (1, 7) (11, PR) (11, 7)	6-3				F6			5-3				5	0	1	0	0	0	1						
Willard Marshall, L OBP: 0.347, SLG: 0.407 (1, 9)	3-1				G3			4-3				5	1	1	0	0	0	1						
Ebba St. Claire, S OBP: 0.357, SLG: 0.397 (1, 2)	K							4-3				5	1	3	0	0	1	0						
Johnny Logan, R OBP: 0.250, SLG: 0.160 Bob Adair, L OBP: 0.239, SLG: 0.250 Buddy Kerr, R OBP: 0.298, SLG: 0.217 (1, 6) (9, PH) (9, 6)			F3					F8				3	0	1	0	0	0	0						
Max Surkont, R OBP: 0.227, SLG: 0.195 Tommy Holmes, L OBP: 0.667, SLG: 0.500 George Estock, R OBP: 0.193, SLG: 0.226 (1, 1) (9, PH) (9, 1) (10, 1)								F9				1	0	0	0	1	0	0						
Inning Stats	R: 1 E: 0 K: 0 S: 4	H: 1 LOB: 0 BB: 0 P: 4	R: 0 E: 0 K: 1 S: 5	H: 0 LOB: 0 BB: 0 P: 5	R: 0 E: 0 K: 0 S: 3	H: 0 LOB: 2 BB: 2 P: 11	R: 0 E: 0 K: 0 S: 3	H: 0 LOB: 0 BB: 0 P: 3	R: 3 E: 0 K: 0 S: 6	H: 3 LOB: 1 BB: 1 P: 10	R: 0 E: 0 K: 1 S: 5	H: 0 LOB: 0 BB: 0 P: 5	R: 0 E: 0 K: 0 S: 4	H: 1 LOB: 1 BB: 0 P: 4	R: 0 E: 0 K: 0 S: 4	H: 2 LOB: 1 BB: 0 P: 4	R: 1 E: 0 K: 0 S: 4	H: 2 LOB: 0 BB: 0 P: 4	R: 1 E: 0 K: 0 S: 5	H: 2 LOB: 1 BB: 0 P: 5	1B: 9 2B: 1 3B: 1 HR: 0	SF: 0 SAC: 1 DP: 1 HBP: 0	WP: 0 PB: 0 SB: 2 CS: 0	PA: 45
PITCHER	IP 5.0	WLS 2.0	BF 6	H 0	R 0	ER 0	SO 1	BB 0	IBB 0	HBP 0	BLK 0	WP 0	HR 0	S 8	P 8	ERA 0.00	WHIP 0.000							
Sheldon Jones, R ERA: 5.16 Al Gettel, R ERA: 4.47 Larry Jansen, R ERA: 3.63 (1, 1) (6, 1) (8, 1)																								

Boston Braves @ New York Giants
Polo Grounds, New York, NY
Sat Jul 07 1951, 3:33 AM EDT
Att: 11,307 - Unknown

AB 41
R 6
H 11
RBI 5
BB 3
SO 2
LOB 14



Batter	1	2	3	4	5	6	7	8	9	10	11	AB	R	H	RBI	BB	SO	LOB	BOTTOM			
Eddie Stanky, R OBP: 0.382, SLG: 0.391 (1, 4)	F2		5-3					E5				6	2	2	1	0	0	4				
Alvin Dark, R OBP: 0.368, SLG: 0.475 (1, 6)	F7		F9		2-3			F9				6	0	0	2	0	0	2				
Willie Mays, R OBP: 0.579, SLG: 0.560 (1, 8)	E6		G3					F7				5	1	1	1	0	0	0				
Monte Irvin, R OBP: 0.421, SLG: 0.492 (1, 3)	F8							F7				5	1	3	0	0	0	1				
Don Mueller, L OBP: 0.349, SLG: 0.426 (1, 9)			G3					F7				5	0	2	0	0	0	1				
Bobby Thomson, R OBP: 0.333, SLG: 0.471 (1, 7)	F2				F4			5-3				5	1	1	2	0	0	4				
Hank Thompson, L OBP: 0.347, SLG: 0.387 Jack Lohrke, R OBP: 0.375, SLG: 0.289 (1, 5) (10, PH) (11, 5)								F6				3	0	0	0	1	1	2				
Wes Westrum, R OBP: 0.432, SLG: 0.492 Ray Noble, R OBP: 0.283, SLG: 0.436 (1, 2) (7, PH) (8, 2)	K							K				2	0	0	0	0	2	3				
Hank Schenz, R OBP: 0.226, SLG: 0.230 Sal Yvars, R OBP: 0.625, SLG: 1.000 (9, PR) (10, 2)								K				2	0	1	0	0	1	0				
Sheldon Jones, R OBP: 0.143, SLG: 0.231 Bill Rigney, R OBP: 0.281, SLG: 0.404 Al Gettel, R OBP: 0.091, SLG: 0.091 Earl Rapp, L OBP: 0.400, SLG: 0.250 Larry Jansen, R OBP: 0.146, SLG: 0.080 (1, 1) (5, PH) (6, 1) (7, PH) (8, 1)								F2				1	1	1	0	0	0	0				
Inning Stats	R: 0 E: 1 K: 0 S: 4	H: 0 LOB: 1 BB: 0 P: 4	R: 0 E: 0 K: 1 S: 5	H: 0 LOB: 1 BB: 1 P: 9	R: 1 E: 0 K: 0 S: 4	H: 1 LOB: 0 BB: 0 P: 4	R: 0 E: 0 K: 1 S: 7	H: 2 LOB: 2 BB: 0 P: 7	R: 1 E: 0 K: 0 S: 4	H: 1 LOB: 2 BB: 0 P: 7	R: 2 E: 0 K: 1 S: 7	H: 2 LOB: 0 BB: 0 P: 7	R: 0 E: 0 K: 0 S: 3	H: 1 LOB: 1 BB: 0 P: 3	R: 1 E: 0 K: 0 S: 6	H: 3 LOB: 2 BB: 0 P: 6	R: 2 E: 0 K: 1 S: 6	H: 2 LOB: 1 BB: 0 P: 6	1B: 7 2B: 1 3B: 2 HR: 4	SF: 0 SAC: 1 DP: 1 HBP: 0	WP: 0 PB: 0 SB: 0 CS: 0	PA: 47
PITCHER	IP 8.0	WLS 1.1	BF 6	H 3	R 4	ER 4	SO 0	BB 1	IBB 0	HBP 0	BLK 0	WP 0	HR 2	S 41	P 45	ERA 4.50	WHIP 1.000					
Max Surkont, R ERA: 3.86 George Estock, R ERA: 4.4 Warren Spahn, L ERA: 2.99 (1, 1) (9, 1) (10, 1)																						

Boston Braves @ New York Giants
Polo Grounds, New York, NY
Sat Jul 07 1951, 3:33 AM EDT
Att: 11,307 - Unknown



AB 45
R 7
H 13
RBI 7
BB 1
SO 5
LOB 19



Batter	1	2	3	4	5	6	7	8	9	AB	R	H	RBI	BB	SO	LOB	TOP			
Lloyd Merriman, L (1, 8) OBP: 0.300, SLG: 0.366	F3		F5		G3		4-3			4	0	0	0	0	0	1	Cincinnati Reds @ Boston Braves Braves Field, Boston, MA Fri Jul 13 1951, 3:33 AM EDT Att: 6,987 - Unknown			
Connie Ryan, R (1, 4) OBP: 0.394, SLG: 0.467	4-3 1B BB		1-3 1B 2B		K			6-3		3	1	1	0	1	1	0				
Johnny Wyrostek, L (1, 9) OBP: 0.401, SLG: 0.428	4-3 1B		2-H 3-H 1B		F5			K		4	0	2	2	0	1	0				
Ted Kluszewski, L (1, 3) OBP: 0.282, SLG: 0.363	4-3		F9		F5			2B		4	0	1	0	0	0	3				
Grady Hatton, L (1, 5) OBP: 0.335, SLG: 0.357	F9		4-3		G3			K		4	0	0	0	0	1	4				
Joe Adcock, R (1, 7) OBP: 0.297, SLG: 0.451		6-3		F9		FC6-4 1B		F7		4	0	1	0	0	0	0				
Virgil Stallcup, R (1, 6) OBP: 0.275, SLG: 0.386	F8		K		K			F7		4	0	0	0	0	1	1				
Dixie Howell, R (1, 2) OBP: 0.343, SLG: 0.424	K			FC6-4 BB			5-3	K		3	0	0	0	1	2	0				
Howie Fox, R (1, 1) OBP: 0.135, SLG: 0.114			2B 1B	FC6-4			F9			3	1	1	0	0	0	1				
Inning Stats	R: 0 E: 0 K: 0 S: 4	H: 1 LOB: 2 BB: 1 P: 8	R: 0 E: 0 K: 1 S: 5	H: 0 LOB: 0 BB: 0 P: 5	R: 2 E: 0 K: 0 S: 6	H: 3 LOB: 1 BB: 0 P: 6	R: 0 E: 0 K: 1 S: 5	H: 0 LOB: 1 BB: 1 P: 9	R: 0 E: 0 K: 0 S: 4	H: 1 LOB: 1 BB: 0 P: 4	R: 0 E: 0 K: 0 S: 3	H: 0 LOB: 0 BB: 0 P: 3	R: 0 E: 0 K: 2 S: 8	H: 1 LOB: 1 BB: 0 P: 8	R: 0 E: 0 K: 1 S: 5	H: 0 LOB: 0 BB: 0 P: 5	1B: 4 2B: 2 3B: 0 HR: 0	SF: 0 SAC: 0 DP: 0 HBP: 0	WP: 0 PB: 0 SB: 0 CS: 0	PA: 35
PITCHER	IP WLS BF H R ER SO BB IBB HBP BLK WP HR S P ERA WHIP																			
Max Surkont, R (1, 1) ERA: 3.81	7.0 L 28 5 2 2 3 2 0 0 0 0 0 0 32 40 2.57 1.000																			
Bob Chipman, L (8, 1) ERA: 2.25	2.0 7 1 0 0 3 0 0 0 0 0 0 0 13 13 0.00 0.500																			

Batter	1	2	3	4	5	6	7	8	9	AB	R	H	RBI	BB	SO	LOB	BOTTOM			
Johnny Logan, R (1, 6) OBP: 0.270, SLG: 0.156	FC4-6 BB		1B		F9		F5			3	0	1	0	1	0	1	Cincinnati Reds @ Boston Braves Braves Field, Boston, MA Fri Jul 13 1951, 3:33 AM EDT Att: 6,987 - Unknown			
Sam Jethroe, S (1, 8) OBP: 0.313, SLG: 0.369	FC4-6 4-3 S 1-2		F8		F3			BB		3	0	0	0	1	0	3				
Earl Torgeson, L (1, 3) OBP: 0.386, SLG: 0.409	4-3 1-3			F1		3-1		F9		4	0	0	0	0	0	2				
Bob Elliott, R (1, 5) OBP: 0.396, SLG: 0.504	F4			FC5 1B BB		1B		F8		3	0	1	0	1	0	2				
Willard Marshall, L (1, 9) OBP: 0.356, SLG: 0.432		4-3		1-2 1B		F8		F9		4	0	1	0	0	0	2				
Ebba St. Claire, S (1, 2) OBP: 0.374, SLG: 0.429				F7		FC4-6 1B		FC6-4 BB		3	0	2	0	1	0	2				
Luis Marquez, R (1, 7) OBP: 0.258, SLG: 0.247	7-3 1-2			FC5 2-3f		FC4-6 1-2 1B		FC6-4 BB		4	0	0	0	0	0	6				
Sibby Sisti, R (1, 4) OBP: 0.346, SLG: 0.330			6-3		6-3		F7		G4-6-3	2	0	0	0	0	0	0				
Bob Addis, L (7, PH) OBP: 0.237, SLG: 0.248										1	0	0	0	0	0	0				
Buddy Kerr, R (8, 4) OBP: 0.298, SLG: 0.217										0	0	0	0	0	0	0				
Roy Hartsfield, R (9, PH) OBP: 0.329, SLG: 0.329										1	0	0	0	0	0	1				
Max Surkont, R (1, 1) OBP: 0.239, SLG: 0.190										1	0	0	0	1	0	0				
Tommy Holmes, L (7, PH) OBP: 0.167, SLG: 0.333										1	0	0	0	0	0	0				
Bob Chipman, L (8, 1) ERA: 3.07										0	0	0	0	0	0	0				
Inning Stats	R: 0 E: 0 K: 0 S: 3	H: 0 LOB: 1 BB: 1 P: 7	R: 0 E: 0 K: 0 S: 3	H: 1 LOB: 0 BB: 0 P: 3	R: 0 E: 0 K: 0 S: 4	H: 1 LOB: 1 BB: 0 P: 4	R: 0 E: 0 K: 0 S: 4	H: 1 LOB: 2 BB: 1 P: 8	R: 0 E: 0 K: 0 S: 3	H: 2 LOB: 2 BB: 0 P: 5	R: 0 E: 0 K: 0 S: 3	H: 0 LOB: 0 BB: 0 P: 3	R: 0 E: 0 K: 0 S: 3	H: 0 LOB: 1 BB: 1 P: 7	R: 0 E: 0 K: 0 S: 2	H: 0 LOB: 0 BB: 1 P: 6	1B: 5 2B: 1 3B: 0 HR: 0	SF: 0 SAC: 0 DP: 2 HBP: 0	WP: 0 PB: 0 SB: 1 CS: 0	PA: 35
PITCHER	IP WLS BF H R ER SO BB IBB HBP BLK WP HR S P ERA WHIP																			
Howie Fox, R (1, 1) ERA: 3.07	9.0 W 35 5 0 0 0 5 0 0 0 0 0 0 30 50 0.00 1.111																			

AB 33
R 2
H 6
RBI 2
BB 2
SO 6
LOB 10

Batter	1	2	3	4	5	6	7	8	9	AB R H RBI BB SO LOB	TOP											
Lloyd Merriman, L (1, 8) OBP: 0.302, SLG: 0.372	G3		1B		F8	PO			K	5 1 2 1 0 1 0	Cincinnati Reds @ Boston Braves Braves Field, Boston, MA Sat Jul 14 1951, 3:33 AM EDT Att: 2,733 - Unknown											
Connie Ryan, R (1, 4) OBP: 0.394, SLG: 0.465	5-3		1B		2B	PO			F9	5 1 2 1 0 1 0												
Johnny Wyrostek, L (1, 9) OBP: 0.404, SLG: 0.434	1B		F7		1B				K	5 1 3 1 0 1 1												
Ted Kluszewski, L (1, 3) OBP: 0.281, SLG: 0.361	F9		1-3		1B				F4	4 0 1 1 0 0 3												
Grady Hatton, L (1, 5) OBP: 0.333, SLG: 0.355		1-3			F4	F7			1B	4 0 1 0 0 0 1												
Joe Adcock, R (1, 7) OBP: 0.301, SLG: 0.465		1B			F8				K	4 1 2 1 0 1 2												
Virgil Stallcup, R (1, 6) OBP: 0.279, SLG: 0.386		K			1B	HR			4-3	3 1 1 0 1 1 1												
Dixie Howell, R (1, 2) OBP: 0.308, SLG: 0.378		F6			F7				K	4 0 0 0 0 2 3												
Ken Raffensberger, R (1, 1) OBP: 0.085, SLG: 0.044			K		F8	5-3			K	4 0 0 0 0 2 1												
Inning Stats	R: 0 E: 0 K: 0 S: 4	H: 1 LOB: 1 BB: 0 P: 4	R: 0 E: 0 K: 1 S: 6	H: 1 LOB: 1 BB: 0 P: 6	R: 1 E: 0 K: 1 S: 7	H: 2 LOB: 1 BB: 0 P: 7	R: 0 E: 0 K: 0 S: 4	H: 1 LOB: 1 BB: 0 P: 4	R: 2 E: 0 K: 1 S: 6	H: 3 LOB: 1 BB: 0 P: 6		R: 2 E: 0 K: 1 S: 6	H: 2 LOB: 0 BB: 1 P: 10	R: 0 E: 0 K: 2 S: 9	H: 2 LOB: 2 BB: 0 P: 9	R: 0 E: 0 K: 2 S: 7	H: 0 LOB: 0 BB: 0 P: 7	R: 0 E: 0 K: 2 S: 7	H: 0 LOB: 0 BB: 0 P: 7	1B: 9 2B: 2 3B: 0 HR: 1	SF: 0 SAC: 0 DP: 0 HBP: 0	WP: 0 PB: 0 SB: 2 CS: 0
PITCHER	IP WLS BF H R ER SO BB IBB HBP BLK WP HR S P ERA WHIP											PITCHER	IP WLS BF H R ER SO BB IBB HBP BLK WP HR S P ERA WHIP									
Johnny Sain, R (1, 1) ERA: 4.09	6.0 L 28 10 5 5 3 1 0 0 0 0 0 1 33 37 7.50 1.833																					
Dave Cole, R (7, 1) ERA: 4.23	1.0 5 2 0 0 2 0 0 0 0 0 0 0 9 9 0.00 2.000																					
Phil Paine, R (8, 1) ERA:	2.0 6 0 0 0 4 0 0 0 0 0 0 0 14 14 0.00 0.000																					

Batter	1	2	3	4	5	6	7	8	9	AB R H RBI BB SO LOB	BOTTOM									
Roy Hartsfield, R (1, 4) OBP: 0.324, SLG: 0.324	F7		F7		F8				K	4 0 0 0 0 1 1	Cincinnati Reds @ Boston Braves Braves Field, Boston, MA Sat Jul 14 1951, 3:33 AM EDT Att: 2,733 - Unknown									
Sam Jethroe, S (1, 8) OBP: 0.305, SLG: 0.363	K		K						K	4 0 0 0 0 4 1										
Earl Torgeson, L (1, 3) OBP: 0.384, SLG: 0.407	1-3		G3						4-3	4 0 1 0 0 0 1										
Bob Elliott, R (1, 5) OBP: 0.397, SLG: 0.508		SH5-4			1B				F2	4 0 2 0 0 0 1										
Walker Cooper, R (1, 2) OBP: 0.347, SLG: 0.497		SH5-4			F4					3 0 1 0 1 0 2										
Warren Spahn, L (9, PR) OBP: 0.193, SLG: 0.226		BB			F4	FC5-4			1B	0 0 0 0 0 0 0										
Willard Marshall, L (1, 9) OBP: 0.358, SLG: 0.431		SH5-4			F7				F4	3 0 1 0 0 0 2										
Luis Marquez, R (1, 7) OBP: 0.248, SLG: 0.237		F4			K				F7	4 0 0 0 0 1 5										
Johnny Logan, R (1, 6) OBP: 0.250, SLG: 0.143		5-3			F3				F8	3 0 0 0 0 0 3										
Johnny Sain, R (1, 1) OBP: 0.225, SLG: 0.289					F9				F9	2 0 1 0 0 0 0										
Dave Cole, R (7, 1) OBP: 0.286, SLG: 0.571										0 0 0 0 0 0 0										
Sibby Sisti, R (7, PH) OBP: 0.344, SLG: 0.328										1 0 0 0 0 0 1										
Phil Paine, R (8, 1) ERA:										0 0 0 0 0 0 0										
Inning Stats	R: 0 E: 0 K: 1 S: 5	H: 0 LOB: 0 BB: 0 P: 5	R: 0 E: 0 K: 0 S: 4	H: 1 LOB: 2 BB: 1 P: 8	R: 0 E: 0 K: 1 S: 6	H: 1 LOB: 1 BB: 0 P: 6	R: 0 E: 0 K: 1 S: 6	H: 1 LOB: 1 BB: 0 P: 6	R: 0 E: 0 K: 2 S: 7	H: 1 LOB: 0 BB: 0 P: 7	R: 0 E: 0 K: 0 S: 4	H: 0 LOB: 0 BB: 0 P: 7	R: 0 E: 0 K: 0 S: 4	H: 1 LOB: 1 BB: 0 P: 4	R: 0 E: 0 K: 0 S: 4	H: 1 LOB: 1 BB: 0 P: 4	1B: 5 2B: 1 3B: 0 HR: 0	SF: 0 SAC: 1 DP: 0 HBP: 0	WP: 0 PB: 0 SB: 0 CS: 0	PA: 34
PITCHER	IP WLS BF H R ER SO BB IBB HBP BLK WP HR S P ERA WHIP											PITCHER	IP WLS BF H R ER SO BB IBB HBP BLK WP HR S P ERA WHIP							
Ken Raffensberger, L (1, 1) ERA: 3.6	9.0 W 34 6 0 0 6 1 0 0 0 0 0 0 45 49 0.00 0.778																			

Batter	1	2	3	4	5	6	7	8	9	AB	R	H	RBI	BB	SO	LOB	TOP			
Eddie Miksis, R OBP: 0.336, SLG: 0.389 (1, 4)										4	0	1	0	0	1	0	Chicago Cubs @ Boston Braves Braves Field, Boston, MA Sun Jul 15 1951, 3:33 AM EDT Unknown			
Phil Cavarretta, L OBP: 0.430, SLG: 0.420 (1, 3)										3	0	2	0	1	0	0				
Frank Baumholtz, L OBP: 0.372, SLG: 0.427 (1, 8)										4	0	0	0	0	0	4				
Hank Sauer, R OBP: 0.319, SLG: 0.472 (1, 7)										4	0	0	0	0	0	3				
Hal Jeffcoat, R OBP: 0.330, SLG: 0.420 (1, 9)										3	0	2	0	0	0	0				
Randy Jackson, R OBP: 0.330, SLG: 0.474 (1, 5)										2	0	0	0	1	0	2				
Roy Smalley, R OBP: 0.325, SLG: 0.382 (1, 6)										2	0	0	0	1	1	1				
Mickey Owen, R OBP: 0.394, SLG: 0.393 (1, 2)										3	0	0	0	0	0	1				
Frank Hiller, R OBP: 0.125, SLG: 0.097 (1, 1)										1	0	0	0	0	1	0				
Bob Borkowski, R OBP: 0.208, SLG: 0.169 (6, PH)										1	0	0	0	0	0	0				
Joe Hatten, R OBP: 0.176, SLG: 0.176 (6, 1)										0	0	0	0	0	0	0				
Bob Ramazzotti, R OBP: 0.283, SLG: 0.326 (9, PH)										1	0	0	0	0	0	0				
Inning Stats	R: 0 E: 0 K: 1 S: 5	H: 0 LOB: 1 BB: 1 P: 9	R: 0 E: 0 K: 0 S: 3	H: 1 LOB: 0 BB: 0 P: 3	R: 0 E: 0 K: 1 S: 5	H: 0 LOB: 0 BB: 0 P: 5	R: 0 E: 0 K: 0 S: 3	H: 1 LOB: 0 BB: 0 P: 3	R: 0 E: 0 K: 0 S: 4	H: 0 LOB: 0 BB: 1 P: 8	R: 0 E: 0 K: 0 S: 3	H: 0 LOB: 0 BB: 0 P: 3	R: 0 E: 0 K: 0 S: 3	H: 1 LOB: 1 BB: 1 P: 7	R: 0 E: 0 K: 0 S: 5	H: 2 LOB: 2 BB: 0 P: 5	1B: 5 2B: 0 3B: 0 HR: 0	SF: 0 SAC: 0 DP: 3 HBP: 0	WP: 0 PB: 0 SB: 0 CS: 0	PA: 31
PITCHER Warren Spahn, L ERA: 2.81 (1, 1)	IP: 9.0 WLS: W BF: 31 H: 5 R: 0 ER: 0 SO: 3 BB: 3 IBB: 0 HBP: 0 BLK: 0 WP: 0 HR: 0 S: 34 P: 46 ERA: 0.00 WHIP: 0.889															PITCHER				

AB	28
R	0
H	5
RBI	0
BB	3
SO	3
LOB	11



Batter	1	2	3	4	5	6	7	8	9	AB	R	H	RBI	BB	SO	LOB	BOTTOM			
Sam Jethroe, S OBP: 0.315, SLG: 0.384 (1, 8)										4	2	3	3	0	0	0	Chicago Cubs @ Boston Braves Braves Field, Boston, MA Sun Jul 15 1951, 3:33 AM EDT Unknown			
Tommy Holmes, L OBP: 0.300, SLG: 0.333 (1, 7)										3	0	1	1	1	0	1				
Luis Marquez, R OBP: 0.248, SLG: 0.237 (7, PR) (8, 7)										0	0	0	0	0	0	0				
Earl Torgeson, L OBP: 0.383, SLG: 0.403 (1, 3)										3	0	0	0	1	1	2				
Bob Elliott, R OBP: 0.399, SLG: 0.506 (1, 5)										3	1	1	0	1	1	0				
Willard Marshall, L OBP: 0.353, SLG: 0.443 (1, 9)										4	1	1	2	0	0	1				
Ebba St. Claire, S OBP: 0.358, SLG: 0.409 (1, 2)										4	0	0	0	0	1	1				
Johnny Logan, R OBP: 0.295, SLG: 0.231 (1, 6)										4	1	3	0	0	0	1				
Buddy Kerr, R OBP: 0.296, SLG: 0.216 (1, 4)										1	0	0	0	0	0	1				
Sibby Sisti, R OBP: 0.359, SLG: 0.361 (6, PH) (6, 4)										3	2	3	1	0	0	0				
Warren Spahn, L OBP: 0.183, SLG: 0.214 (1, 1)										3	0	0	0	0	0	3				
Inning Stats	R: 1 E: 0 K: 1 S: 6	H: 1 LOB: 0 BB: 0 P: 6	R: 0 E: 0 K: 0 S: 4	H: 1 LOB: 1 BB: 0 P: 4	R: 1 E: 0 K: 0 S: 4	H: 2 LOB: 0 BB: 0 P: 4	R: 0 E: 0 K: 1 S: 5	H: 0 LOB: 0 BB: 0 P: 5	R: 2 E: 0 K: 0 S: 6	H: 3 LOB: 1 BB: 0 P: 6	R: 0 E: 0 K: 0 S: 3	H: 0 LOB: 1 BB: 1 P: 7	R: 1 E: 0 K: 0 S: 3	H: 1 LOB: 1 BB: 1 P: 7	R: 2 E: 0 K: 1 S: 8	H: 4 LOB: 2 BB: 1 P: 12	1B: 6 2B: 5 3B: 0 HR: 2	SF: 0 SAC: 1 DP: 1 HBP: 0	WP: 0 PB: 0 SB: 1 CS: 1	PA: 37
PITCHER Frank Hiller, R ERA: 4.72 Joe Hatten, L ERA: 5.43 (1, 1) (6, 1)	IP: 5.0 WLS: L BF: 21 H: 7 R: 4 ER: 4 SO: 2 BB: 0 IBB: 0 HBP: 0 BLK: 0 WP: 0 HR: 1 S: 25 P: 25 ERA: 7.20 WHIP: 1.400															PITCHER				



Batter	1	2	3	4	5	6	7	8	9	AB	R	H	RBI	BB	SO	LOB	TOP			
Eddie Miksis, R OBP: 0.361, SLG: 0.440 (1, 4)										5	1	3	1	0	0	0	Chicago Cubs @ Boston Braves Braves Field, Boston, MA Mon Jul 16 1951, 3:33 AM EDT Att: 1,545 - Unknown			
Phil Cavarretta, L OBP: 0.429, SLG: 0.419 (1, 3)										5	1	2	0	0	0	4				
Frank Baumholtz, L OBP: 0.372, SLG: 0.424 (1, 8)										4	0	0	0	1	0	6				
Hank Sauer, R OBP: 0.330, SLG: 0.486 Bob Borkowski, R OBP: 0.203, SLG: 0.184 (9, PR)										4	1	2	1	1	0	1				
Gene Hermanski, L OBP: 0.378, SLG: 0.356 (1, 9)										2	1	0	0	3	0	2				
Randy Jackson, R OBP: 0.332, SLG: 0.467 (1, 5)										4	0	1	0	1	0	5				
Jack Cusick, R OBP: 0.246, SLG: 0.257 Chuck Connors, L OBP: 0.400, SLG: 0.300 (7, PH) Bob Ramazzotti, R OBP: 0.277, SLG: 0.318 (7, 6)										3	0	1	2	0	0	4				
Mickey Owen, R OBP: 0.357, SLG: 0.333 (1, 2)										4	0	0	0	0	0	3				
Paul Minner, L OBP: 0.317, SLG: 0.421 Bob Rush, R OBP: 0.219, SLG: 0.226 Hal Jeffcoat, R OBP: 0.339, SLG: 0.413 (6, PH) Dutch Leonard, R (8, 1)										3	0	1	0	0	1	0				
Inning Stats	R: 4 E: 0 K: 0 S: 7	H: 4 LOB: 1 BB: 1 P: 11	R: 0 E: 0 K: 1 S: 6	H: 1 LOB: 1 BB: 0 P: 6	R: 0 E: 0 K: 0 S: 4	H: 2 LOB: 1 BB: 0 P: 4	R: 0 E: 0 K: 0 S: 5	H: 2 LOB: 2 BB: 0 P: 5	R: 0 E: 0 K: 0 S: 3	H: 0 LOB: 0 BB: 0 P: 11	R: 0 E: 0 K: 1 S: 5	H: 0 LOB: 0 BB: 2 P: 13	R: 0 E: 0 K: 0 S: 5	H: 2 LOB: 2 BB: 0 P: 5	R: 0 E: 0 K: 0 S: 3	H: 0 LOB: 1 BB: 1 P: 7		1B: 8 2B: 1 3B: 1 HR: 1	SF: 0 SAC: 0 DP: 1 HBP: 0	WP: 1 PB: 0 SB: 0 CS: 0
PITCHER	IP WLS BF H R ER SO BB IBB HBP BLK WP HR S P ERA WHIP																			
Jim Wilson, R ERA: 6.85 Bob Chipman, L ERA: 4.12 (8, 1)	7.1 W 37 11 4 4 2 5 0 0 0 1 1 36 56 4.91 2.182																			

Chicago Cubs @ Boston Braves
Braves Field, Boston, MA
Mon Jul 16 1951, 3:33 AM EDT
Att: 1,545 - Unknown

AB	37
R	4
H	11
RBI	4
BB	6
SO	2
LOB	28



Batter	1	2	3	4	5	6	7	8	9	AB	R	H	RBI	BB	SO	LOB	BOTTOM			
Johnny Logan, R OBP: 0.321, SLG: 0.271 (1, 6)										5	1	2	1	0	0	1	Chicago Cubs @ Boston Braves Braves Field, Boston, MA Mon Jul 16 1951, 3:33 AM EDT Att: 1,545 - Unknown			
Sam Jethroe, S OBP: 0.315, SLG: 0.393 (1, 8)										4	1	2	2	0	0	2				
Earl Torgeson, L OBP: 0.379, SLG: 0.408 (1, 3)										4	1	1	1	0	1	3				
Bob Elliott, R OBP: 0.397, SLG: 0.498 (1, 5)										4	1	1	0	0	0	0				
Sid Gordon, R OBP: 0.340, SLG: 0.491 Bob Addis, L OBP: 0.250, SLG: 0.261 (7, 7)										3	1	2	1	0	0	0				
Willard Marshall, L OBP: 0.345, SLG: 0.430 (1, 9)										4	1	0	1	0	0	2				
Walker Cooper, R OBP: 0.340, SLG: 0.485 Ebba St. Claire, S OBP: 0.354, SLG: 0.404 (8, 2)										3	0	0	0	0	0	1				
Sibby Sisti, R OBP: 0.367, SLG: 0.394 (1, 4)										4	2	2	1	0	0	1				
Jim Wilson, R OBP: 0.250, SLG: 0.250 Bob Chipman, L OBP: 0.333, SLG: 0.333 (8, 1)										3	0	0	0	0	1	1				
Inning Stats	R: 2 E: 0 K: 0 S: 5	H: 2 LOB: 0 BB: 0 P: 5	R: 0 E: 0 K: 0 S: 3	H: 0 LOB: 0 BB: 0 P: 3	R: 0 E: 1 K: 0 S: 4	H: 1 LOB: 1 BB: 0 P: 4	R: 1 E: 0 K: 0 S: 5	H: 2 LOB: 1 BB: 0 P: 5	R: 0 E: 0 K: 0 S: 3	H: 0 LOB: 0 BB: 0 P: 3	R: 2 E: 0 K: 0 S: 5	H: 2 LOB: 1 BB: 0 P: 5	R: 1 E: 0 K: 2 S: 9	H: 2 LOB: 1 BB: 0 P: 9	R: 3 E: 1 K: 0 S: 7	H: 3 LOB: 1 BB: 0 P: 7		1B: 6 2B: 3 3B: 0 HR: 3	SF: 0 SAC: 0 DP: 1 HBP: 0	WP: 1 PB: 0 SB: 1 CS: 0
PITCHER	IP WLS BF H R ER SO BB IBB HBP BLK WP HR S P ERA WHIP																			
Paul Minner, L ERA: 3.85 Bob Rush, R ERA: 4.95 Dutch Leonard, R ERA: 2.36 (8, 1)	6.0 L 26 6 1 0 0 2 0 0 0 0 1 0 8 8 9.00 1.333																			
	1.0 4 1 0 0 2 0 0 0 0 0 0 0 8 8 0.00 1.000																			
	1.0 7 3 3 3 0 0 0 0 0 0 0 0 7 7 27.00 3.000																			

Chicago Cubs @ Boston Braves
Braves Field, Boston, MA
Mon Jul 16 1951, 3:33 AM EDT
Att: 1,545 - Unknown

AB	37
R	9
H	12
RBI	9
BB	0
SO	2
LOB	13



Batter	1	2	3	4	5	6	7	8	9	AB	R	H	RBI	BB	SO	LOB	TOP			
Solly Hemus, L OBP: 0.328, SLG: 0.297 (1, 6)										4	0	2	0	1	1	2	St. Louis Cardinals @ Boston Braves Braves Field, Boston, MA Tue Jul 17 1951, 3:33 AM EDT Att: 6,403 - Unknown			
Red Schoendienst, S OBP: 0.344, SLG: 0.415 (1, 4)										4	0	1	0	0	0	2				
Stan Musial, L OBP: 0.455, SLG: 0.638 (1, 3)										4	0	2	0	0	0	0				
Wally Westlake, R OBP: 0.342, SLG: 0.510 (1, 8)										3	0	1	0	1	0	1				
Enos Slaughter, L OBP: 0.401, SLG: 0.389 (1, 9)										4	0	2	0	0	2	2				
Hal Rice, L OBP: 0.362, SLG: 0.390 (1, 7)										4	0	0	0	0	1	5				
Billy Johnson, R OBP: 0.328, SLG: 0.408 (1, 5)										4	0	0	0	0	1	3				
Del Rice, R OBP: 0.317, SLG: 0.363 (1, 2)										3	0	1	0	1	0	0				
Red Munger, R OBP: 0.214, SLG: 0.222 (1, 1)										2	0	0	0	0	0	1				
Peanuts Lowrey, R OBP: 0.396, SLG: 0.452 (7, PH)										1	0	0	0	0	0	0				
Al Brazle, L OBP: 0.296, SLG: 0.349 (9, PH)										1	0	0	0	0	0	1				
Inning Stats	R: 0 E: 0 K: 0 S: 3	H: 1 LOB: 0 BB: 0 P: 3	R: 0 E: 0 K: 0 S: 4	H: 1 LOB: 1 BB: 0 P: 4	R: 0 E: 1 K: 1 S: 6	H: 0 LOB: 1 BB: 0 P: 6	R: 0 E: 0 K: 2 S: 7	H: 0 LOB: 1 BB: 1 P: 11	R: 0 E: 0 K: 1 S: 5	H: 3 LOB: 2 BB: 0 P: 5	R: 0 E: 0 K: 0 S: 4	H: 1 LOB: 1 BB: 0 P: 4	R: 0 E: 0 K: 1 S: 6	H: 1 LOB: 1 BB: 0 P: 6	R: 0 E: 0 K: 0 S: 4	H: 1 LOB: 1 BB: 0 P: 4	1B: 8 2B: 1 3B: 0 HR: 0	SF: 0 SAC: 0 DP: 0 HBP: 0	WP: 0 PB: 0 SB: 0 CS: 0	PA: 37
PITCHER Max Surkont, R ERA: 3.57 (1, 1)	IP: 9.0 WLS: W BF: 37 H: 9 R: 0 ER: 0 SO: 5 BB: 3 IBB: 0 HBP: 0 BLK: 0 WP: 0 HR: 0 S: 44 P: 56 ERA: 0.00 WHIP: 1.333															PITCHER				

Batter	1	2	3	4	5	6	7	8	9	AB	R	H	RBI	BB	SO	LOB	BOTTOM			
Johnny Logan, R OBP: 0.316, SLG: 0.288 (1, 6)										4	1	1	1	0	0	1	St. Louis Cardinals @ Boston Braves Braves Field, Boston, MA Tue Jul 17 1951, 3:33 AM EDT Att: 6,403 - Unknown			
Sam Jethroe, S OBP: 0.314, SLG: 0.394 (1, 8)										4	1	1	0	0	0	1				
Earl Torgeson, L OBP: 0.383, SLG: 0.422 (1, 3)										4	2	3	3	0	0	0				
Bob Elliott, R OBP: 0.395, SLG: 0.495 (1, 5)										4	0	1	0	0	0	1				
Sid Gordon, R OBP: 0.389, SLG: 0.502 (1, 7)										4	0	3	1	0	0	2				
Willard Marshall, L OBP: 0.336, SLG: 0.422 (1, 9)										4	0	0	0	0	0	3				
Ebba St. Claire, S OBP: 0.350, SLG: 0.398 (1, 2)										4	0	1	0	0	1	2				
Sibby Sisti, R OBP: 0.373, SLG: 0.408 (1, 4)										3	1	2	0	0	0	1				
Max Surkont, R OBP: 0.229, SLG: 0.182 (1, 1)										2	0	0	0	0	0	1				
Inning Stats	R: 2 E: 0 K: 0 S: 6	H: 3 LOB: 1 BB: 0 P: 6	R: 0 E: 0 K: 0 S: 4	H: 1 LOB: 0 BB: 0 P: 4	R: 0 E: 0 K: 0 S: 3	H: 0 LOB: 0 BB: 0 P: 3	R: 0 E: 0 K: 1 S: 5	H: 1 LOB: 1 BB: 0 P: 5	R: 2 E: 0 K: 0 S: 7	H: 4 LOB: 2 BB: 0 P: 7	R: 0 E: 0 K: 0 S: 3	H: 1 LOB: 0 BB: 0 P: 3	R: 0 E: 0 K: 0 S: 3	H: 0 LOB: 0 BB: 0 P: 3	R: 1 E: 0 K: 0 S: 5	H: 2 LOB: 1 BB: 0 P: 5		1B: 6 2B: 6 3B: 0 HR: 1	SF: 0 SAC: 1 DP: 2 HBP: 0	WP: 0 PB: 0 SB: 0 CS: 1
PITCHER Red Munger, R ERA: 5.22 Al Brazle, L ERA: 3.75 (7, 1)	IP: 6.0 WLS: L BF: 26 H: 10 R: 4 ER: 4 SO: 1 BB: 0 IBB: 0 HBP: 0 BLK: 0 WP: 0 HR: 0 S: 28 P: 28 ERA: 6.00 WHIP: 1.667															PITCHER				

Batter	1	2	3	4	5	6	7	8	9	AB	R	H	RBI	BB	SO	LOB	TOP					
Red Schoendienst, S OBP: 0.327, SLG: 0.411	F8		E5 3B 1B	6-3	FC6-5 1B		F8			5	2	1	1	0	0	1	St. Louis Cardinals @ Boston Braves Braves Field, Boston, MA Wed Jul 18 1951, 3:33 AM EDT Att: 6,022 - Unknown					
Enos Slaughter, L OBP: 0.405, SLG: 0.403	4-3		F9 3B	K	1B		1B			5	1	3	2	0	1	0						
Stan Musial, L OBP: 0.457, SLG: 0.637	1B		F9 3H	BB 1B	1B		4-3			5	0	3	2	0	0	1						
Wally Westlake, R OBP: 0.342, SLG: 0.507	F7		1B 1B	1-2 BB	1B		F8			4	1	1	0	1	0	3						
Hal Rice, L OBP: 0.404, SLG: 0.422			FC5-4 1B	1-2 2B 1B	K		1B			4	1	3	0	1	1	2						
Billy Johnson, R OBP: 0.329, SLG: 0.408	FC5-4 FC4-6 1-2		2B 6-3 1B		6-3		G6-4-3 1B			5	1	2	1	0	0	2						
Solly Hemus, L OBP: 0.327, SLG: 0.295	FC4-6 1-2		6-3 2B		1B		K			1	0	0	0	0	0	1						
Peanuts Lowrey, R OBP: 0.388, SLG: 0.458			1-3 2-H		1B					1	0	1	1	0	0	0						
Stan Rojek, R OBP: 0.319, SLG: 0.361			6-3 2B		1B		K			3	1	1	0	0	1	2						
Del Rice, R OBP: 0.315, SLG: 0.359	F7		6-3		2B FC6-5 1B		G6-4-3			5	1	1	1	0	0	4						
Joe Presko, R OBP: 0.167, SLG: 0.194			2-3 3-H		1B					4	1	2	1	0	0	1						
Al Brazle, L (7, 1)			1B 4-3		FC6-5 1-3 2-H 2B		5-3			1	0	0	0	0	0	0						
Inning Stats	R: 0 E: 0 K: 0 S: 4	H: 1 LOB: 1 BB: 0 P: 4	R: 0 E: 0 K: 0 S: 4	H: 1 LOB: 1 BB: 0 P: 4	R: 6 E: 1 K: 0 S: 10	H: 7 LOB: 1 BB: 0 P: 10	R: 0 E: 0 K: 2 S: 8	H: 1 LOB: 2 BB: 1 P: 12	R: 3 E: 0 K: 1 S: 8	H: 5 LOB: 2 BB: 0 P: 8	R: 0 E: 0 K: 1 S: 6	H: 2 LOB: 1 BB: 0 P: 6	R: 0 E: 0 K: 0 S: 4	H: 1 LOB: 1 BB: 0 P: 4	R: 0 E: 0 K: 0 S: 2	H: 0 LOB: 0 BB: 1 P: 6	R: 0 E: 0 K: 0 S: 3	H: 0 LOB: 0 BB: 0 P: 3	1B: 15 2B: 2 3B: 1 HR: 0	SF: 0 SAC: 0 DP: 2 HBP: 0	WP: 0 PB: 0 SB: 0 CS: 0	PA: 45
PITCHER	IP WLS BF H R ER SO BB IBB HBP BLK WP HR S P ERA WHIP	IP WLS BF H R ER SO BB IBB HBP BLK WP HR S P ERA WHIP	IP WLS BF H R ER SO BB IBB HBP BLK WP HR S P ERA WHIP	IP WLS BF H R ER SO BB IBB HBP BLK WP HR S P ERA WHIP	IP WLS BF H R ER SO BB IBB HBP BLK WP HR S P ERA WHIP	IP WLS BF H R ER SO BB IBB HBP BLK WP HR S P ERA WHIP	IP WLS BF H R ER SO BB IBB HBP BLK WP HR S P ERA WHIP	IP WLS BF H R ER SO BB IBB HBP BLK WP HR S P ERA WHIP	IP WLS BF H R ER SO BB IBB HBP BLK WP HR S P ERA WHIP	IP WLS BF H R ER SO BB IBB HBP BLK WP HR S P ERA WHIP	IP WLS BF H R ER SO BB IBB HBP BLK WP HR S P ERA WHIP	IP WLS BF H R ER SO BB IBB HBP BLK WP HR S P ERA WHIP	IP WLS BF H R ER SO BB IBB HBP BLK WP HR S P ERA WHIP	IP WLS BF H R ER SO BB IBB HBP BLK WP HR S P ERA WHIP	IP WLS BF H R ER SO BB IBB HBP BLK WP HR S P ERA WHIP	IP WLS BF H R ER SO BB IBB HBP BLK WP HR S P ERA WHIP	IP WLS BF H R ER SO BB IBB HBP BLK WP HR S P ERA WHIP					
Johnny Sain, R ERA: 4.45	2.1	L	15	8	6	6	0	0	0	0	0	0	0	0	0	0	0	0	15	15	23.14	3.429
Chet Nichols, L ERA: 3.53	2.1	15	7	3	3	3	2	1	0	0	0	0	0	0	0	0	0	0	18	22	11.57	3.429
Phil Paine, R ERA:	3.1	12	3	0	0	1	1	0	0	0	0	0	0	0	0	0	0	0	13	17	0.00	1.200
George Estock, R ERA: 3.78	1.0	3	0	0	0	0	0	0	0	0	0	0	0	0	0	0	0	0	3	3	0.00	0.000

Batter	1	2	3	4	5	6	7	8	9	AB	R	H	RBI	BB	SO	LOB	BOTTOM						
Johnny Logan, R OBP: 0.306, SLG: 0.268	F2	F9			1B 1B BB		F9	FC1-6 1-2 2-3		4	1	0	0	1	0	2	St. Louis Cardinals @ Boston Braves Braves Field, Boston, MA Wed Jul 18 1951, 3:33 AM EDT Att: 6,022 - Unknown						
Sam Jethroe, S OBP: 0.319, SLG: 0.396	S 1B		1B F9 BB		1B		F6	K		4	2	2	0	1	1	2							
Earl Torgeson, L OBP: 0.386, SLG: 0.423	BB 1B FC4-6 1H		1B 2B 1B		K		1B BB			4	3	2	1	1	1	2							
Bob Elliott, R OBP: 0.395, SLG: 0.493	FC4-6 1-2 1B		F9		K		K			5	0	2	1	0	2	3							
Sid Gordon, R OBP: 0.396, SLG: 0.509	FC4-6 1-2 2-3 BB		1H 2B		1B		E7 FC4-6 1B			4	0	3	3	1	0	0							
Willard Marshall, L OBP: 0.333, SLG: 0.413	FC4-6 1-2 2-3 3-H		F6		F7		FC4-6 1-3 2-H 1B			4	0	0	1	0	0	6							
Ebba St. Claire, S OBP: 0.340, SLG: 0.385	K				L8		F3			3	0	0	0	0	1	2							
Roy Hartsfield, R OBP: 0.323, SLG: 0.323								4-3		1	0	0	0	0	0	0							
Ray Mueller, R OBP: 0.224, SLG: 0.273										0	0	0	0	0	0	0							
Sibby Sisti, R OBP: 0.370, SLG: 0.403			F9		F3		F3	FC1-6 BB 1B		4	0	1	0	0	0	0							
Johnny Sain, R ERA: 4.45	6.2	W	32	4	0	0	3	4	0	0	0	0	0	0	0	0	0	0	34	50	8.10	1.950	
Chet Nichols, L ERA: 3.53	2.1	S	9	1	0	0	2	1	0	0	0	0	0	0	0	0	0	0	12	16	0.00	0.857	
Phil Paine, R ERA:																							
Walker Cooper, R OBP: 0.299, SLG: 0.445																							
Luis Marquez, R OBP: 0.250, SLG: 0.254																							
George Estock, R ERA: 3.78																							
Inning Stats	R: 2 E: 0 K: 1 S: 8	H: 3 LOB: 2 BB: 1 P: 12	R: 0 E: 0 K: 0 S: 3	H: 0 LOB: 0 BB: 0 P: 3	R: 2 E: 0 K: 0 S: 4	H: 2 LOB: 0 BB: 1 P: 8	R: 0 E: 0 K: 0 S: 3	H: 0 LOB: 0 BB: 0 P: 3	R: 1 E: 0 K: 2 S: 9	H: 2 LOB: 2 BB: 1 P: 13	R: 0 E: 0 K: 0 S: 3	H: 0 LOB: 0 BB: 0 P: 3	R: 1 E: 1 K: 0 S: 5	H: 2 LOB: 2 BB: 1 P: 9	R: 0 E: 0 K: 1 S: 6	H: 1 LOB: 2 BB: 1 P: 10	R: 0 E: 0 K: 1 S: 5	H: 0 LOB: 0 BB: 0 P: 5	1B: 9 2B: 1 3B: 0 HR: 0	SF: 0 SAC: 0 DP: 0 HBP: 0	WP: 0 PB: 0 SB: 1 CS: 0	PA: 41	
PITCHER	IP WLS BF H R ER SO BB IBB HBP BLK WP HR S P ERA WHIP	IP WLS BF H R ER SO BB IBB HBP BLK WP HR S P ERA WHIP	IP WLS BF H R ER SO BB IBB HBP BLK WP HR S P ERA WHIP	IP WLS BF H R ER SO BB IBB HBP BLK WP HR S P ERA WHIP	IP WLS BF H R ER SO BB IBB HBP BLK WP HR S P ERA WHIP	IP WLS BF H R ER SO BB IBB HBP BLK WP HR S P ERA WHIP	IP WLS BF H R ER SO BB IBB HBP BLK WP HR S P ERA WHIP	IP WLS BF H R ER SO BB IBB HBP BLK WP HR S P ERA WHIP	IP WLS BF H R ER SO BB IBB HBP BLK WP HR S P ERA WHIP	IP WLS BF H R ER SO BB IBB HBP BLK WP HR S P ERA WHIP	IP WLS BF H R ER SO BB IBB HBP BLK WP HR S P ERA WHIP	IP WLS BF H R ER SO BB IBB HBP BLK WP HR S P ERA WHIP	IP WLS BF H R ER SO BB IBB HBP BLK WP HR S P ERA WHIP	IP WLS BF H R ER SO BB IBB HBP BLK WP HR S P ERA WHIP	IP WLS BF H R ER SO BB IBB HBP BLK WP HR S P ERA WHIP	IP WLS BF H R ER SO BB IBB HBP BLK WP HR S P ERA WHIP							
Joe Presko, R ERA: 3.23	6.2	W	32	4	0	0	3	4	0	0	0	0	0	0	0	0	0	0	34	50	8.10	1.950	
Al Brazle, L ERA: 3.62	2.1	S	9	1	0	0	2	1	0	0	0	0	0	0	0	0	0	0	12	16	0.00	0.857	

Batter	1	2	3	4	5	6	7	8	9	AB	R	H	RBI	BB	SO	LOB	TOP					
Pete Castiglione, R OBP: 0.327, SLG: 0.383 (1, 5)	F1		4-3		E4 1B	6-3			6-3	5	1	0	0	0	0	3	Pittsburgh Pirates @ Boston Braves Braves Field, Boston, MA Fri Jul 20 1951, 3:33 AM EDT Att: 5,767 - Unknown					
Erv Dusak, R OBP: 0.394, SLG: 0.537 (1, 8)	K		K		1B		1-3		BB	1	0	0	0	0	1	0						
Pete Reiser, L OBP: 0.411, SLG: 0.441 (3, PH) (3, 8)					2B				2B	3	2	1	0	1	1	1						
Gus Bell, L OBP: 0.349, SLG: 0.489 (1, 9)	3-1				1B		4-3		K	5	1	1	2	0	1	1						
Ralph Kiner, R OBP: 0.443, SLG: 0.647 (1, 7)		K			HR				2B	4	1	3	2	1	1	0						
Jack Phillips, R OBP: 0.273, SLG: 0.246 (1, 3)					BB		6-3			4	0	2	2	1	0	2						
Clyde McCullough, R OBP: 0.349, SLG: 0.381 (1, 2)					BB				2B	4	0	2	2	1	0	2						
Ed Fitz Gerald, R OBP: 0.289, SLG: 0.289 (3, 2)	F8				K				F9	1	0	0	0	0	0	1						
George Strickland, R OBP: 0.333, SLG: 0.379 (1, 6)					K				BB	3	0	1	0	1	2	2						
Monty Basgall, R OBP: 0.297, SLG: 0.280 (1, 4)					F6				F6	3	1	1	0	1	0	1						
Vern Law, R OBP: 0.178, SLG: 0.125 (1, 1)										0	0	0	0	0	0	0						
Junior Walsh, R OBP: 0.242, SLG: 0.242 (3, PH) (3, 1)									F8	2	0	0	0	0	0	0						
Danny Murtaugh, R OBP: 0.349, SLG: 0.484 (3, PH) (3, 1)									F8	2	0	0	0	0	0	2						
Mel Queen, R OBP: 0.271, SLG: 0.493 (8, PH) (8, 1)									G4-6-3	1	0	0	0	0	2	2						
Bill Howerton, L OBP: 0.201, SLG: 0.318 (8, 1)									1-2	0	0	0	0	0	2	0						
Bill Werle, L OBP: 0.201, SLG: 0.318 (8, 1)									1-2	0	0	0	0	0	2	0						
Inning Stats	R: 0 E: 0 K: 1 S: 5	H: 0 LOB: 0 BB: 0 P: 5	R: 0 E: 0 K: 2 S: 8	H: 1 LOB: 1 BB: 0 P: 8	R: 0 E: 0 K: 1 S: 6	H: 1 LOB: 1 BB: 0 P: 6	R: 1 E: 0 K: 2 S: 8	H: 1 LOB: 1 BB: 1 P: 12	R: 4 E: 1 K: 0 S: 7	H: 3 LOB: 1 BB: 1 P: 11	R: 0 E: 0 K: 0 S: 4	H: 1 LOB: 1 BB: 0 P: 4	R: 0 E: 0 K: 0 S: 4	H: 1 LOB: 1 BB: 0 P: 4	R: 0 E: 0 K: 0 S: 2	H: 0 LOB: 1 BB: 2 P: 10	R: 1 E: 0 K: 1 S: 7	H: 2 LOB: 2 BB: 1 P: 11	1B: 4 2B: 5 3B: 0 HR: 1	SF: 0 SAC: 0 DP: 1 HBP: 0	WP: 0 PB: 0 CS: 0	PA: 42
PITCHER Warren Spahn, L ERA: 2.88 (1, 1)	IP: 9.0 WLS: W BF: 42 H: 10 R: 6 ER: 4 SO: 7 BB: 5 IBB: 0 HBP: 0 BLK: 0 WP: 0 HR: 1 S: 51 P: 71 ERA: 4.00 WHIP: 1.667															PITCHER						

AB	37
R	6
H	10
RBI	6
BB	5
SO	7
LOB	19



Batter	1	2	3	4	5	6	7	8	9	AB	R	H	RBI	BB	SO	LOB	BOTTOM	
Johnny Logan, R OBP: 0.326, SLG: 0.283 (1, 6)									F7	4	1	2	0	1	0	2	Pittsburgh Pirates @ Boston Braves Braves Field, Boston, MA Fri Jul 20 1951, 3:33 AM EDT Att: 5,767 - Unknown	
Sam Jethroe, S OBP: 0.326, SLG: 0.411 (1, 8)									F9	4	2	3	1	0	0	1		
Earl Torgeson, L OBP: 0.383, SLG: 0.418 (1, 3)									BB	4	0	0	0	1	1	5		
Bob Elliott, R OBP: 0.395, SLG: 0.489 (1, 5)									G6-4-3	4	1	1	0	1	1	2		
Sid Gordon, R OBP: 0.402, SLG: 0.512 (1, 7)									BB	4	3	3	1	1	0	1		
Willard Marshall, L OBP: 0.343, SLG: 0.431 (1, 9)									BB	3	2	2	2	2	0	0		
Ebba St. Claire, S OBP: 0.343, SLG: 0.390 (1, 2)									G3	4	1	1	2	1	1	3		
Sibby Sisti, R OBP: 0.380, SLG: 0.409 (1, 4)									E1	3	1	2	2	1	1	1		
Warren Spahn, L OBP: 0.188, SLG: 0.217 (1, 1)									F7	4	0	1	2	0	0	3		
Inning Stats	R: 6 E: 0 K: 0 S: 4	H: 1 LOB: 1 BB: 5 P: 25	R: 3 E: 0 K: 1 S: 9	H: 4 LOB: 2 BB: 1 P: 13	R: 0 E: 0 K: 1 S: 4	H: 2 LOB: 1 BB: 0 P: 4	R: 0 E: 0 K: 1 S: 5	H: 1 LOB: 1 BB: 1 P: 9	R: 0 E: 0 K: 0 S: 3	H: 1 LOB: 0 BB: 0 P: 3	R: 1 E: 1 K: 0 S: 5	H: 2 LOB: 1 BB: 0 P: 5	R: 1 E: 0 K: 1 S: 6	H: 2 LOB: 1 BB: 1 P: 10	1B: 11 2B: 2 3B: 1 HR: 1	SF: 0 SAC: 0 DP: 2 HBP: 1		WP: 1 PB: 0 CS: 1
PITCHER Vern Law, R ERA: 4.13 (1, 1)	IP: 0.1 WLS: L BF: 6 H: 5 R: 5 ER: 5 SO: 0 BB: 4 IBB: 0 HBP: 0 BLK: 0 WP: 0 HR: 0 S: 1 P: 18 ERA: 135.00 WHIP: 12.000															PITCHER		
Junior Walsh, R ERA: 8.75 (1, 1)	IP: 1.2 WLS: L BF: 12 H: 5 R: 4 ER: 4 SO: 1 BB: 2 IBB: 0 HBP: 0 BLK: 0 WP: 0 HR: 1 S: 12 P: 20 ERA: 21.60 WHIP: 4.200															PITCHER		
Mel Queen, R ERA: 5.79 (3, 1)	IP: 5.0 WLS: L BF: 20 H: 8 R: 1 ER: 1 SO: 2 BB: 1 IBB: 0 HBP: 0 BLK: 0 WP: 0 HR: 0 S: 23 P: 27 ERA: 1.80 WHIP: 1.800															PITCHER		
Bill Werle, L ERA: 6.21 (8, 1)	IP: 1.0 WLS: L BF: 5 H: 2 R: 1 ER: 1 SO: 1 BB: 0 IBB: 0 HBP: 0 BLK: 0 WP: 0 HR: 0 S: 6 P: 10 ERA: 9.00 WHIP: 3.000															PITCHER		

AB	34
R	11
H	15
RBI	10
BB	8
SO	4
LOB	18



Batter	1	2	3	4	5	6	7	8	9	AB	R	H	RBI	BB	SO	LOB	TOP					
Pete Castiglione, R OBP: 0.329, SLG: 0.381 (1, 5)	4-0 PB 1B BB		0-0 L4	0-3 K		0-0 FC4-6 1B		0-0 FC6-5-4 1B		4	1	1	0	1	1	1						
George Metkovich, L OBP: 0.339, SLG: 0.405 (1, 3)	0-0 4-3		4-0 3B BB	0-0 2B		0-0 FC4-6 2B		0-0 1B		4	1	2	0	1	0	2						
Gus Bell, L OBP: 0.349, SLG: 0.490 (1, 9)	0-0 1B		0-0 F8	0-0 F7		0-0 2B		0-0 F3		5	0	2	1	0	0	4						
Ralph Kiner, R OBP: 0.445, SLG: 0.651 (1, 7)	0-3 K		0-0 1B 3B	4-0 BB		0-0 F7			0-0 G3-6-3 1B	4	1	2	1	1	1	2						
Bill Howerton, L OBP: 0.380, SLG: 0.483 (1, 8)		0-0 G3	4-0 1B S BB	0-3 K			4-0 G6-4-3 BB		0-0 G3-6-3 1B	3	1	0	0	2	1	3						
Joe Garagiola, L OBP: 0.311, SLG: 0.394 (1, 2)		0-0 F7	0-0 2B 1B		0-0 F8		0-0 F7		0-0 F8	5	1	1	1	0	0	1						
George Strickland, R OBP: 0.339, SLG: 0.376 (1, 6)		4-0 PB 1B BB	4-0 2B BB	0-3 K		0-0 G6-4-3				2	1	0	0	2	1	1						
Monty Basgall, R OBP: 0.307, SLG: 0.294 (8, PH)		4-0 1B BB	0-0 2B	0-0 F3			0-0 F3		0-0 4-3 1B	2	0	1	1	1	0	0						
Rocky Nelson, L OBP: 0.319, SLG: 0.401 (8, PH)		1-2 BB	1-3 2B	0-0 F3						1	0	1	0	0	0	0						
Danny Murtaugh, R OBP: 0.248, SLG: 0.242 (8, 4)		0-0 1B	0-3 K							0	0	0	0	0	0	0						
Bob Friend, R OBP: 0.160, SLG: 0.130 (8, PH)		0-0 1B	0-0 K							2	0	1	1	0	1	2						
Vern Law, R OBP: 0.167, SLG: 0.118 (8, PH)		1-3 2B	0-0 K							1	0	0	0	0	0	0						
Pete Reiser, L OBP: 0.408, SLG: 0.437 (8, 1)		1-3 2B	0-0 K							1	0	0	0	0	0	1						
Ted Wilks, R (8, 1)		1-3 2B	0-0 K							0	0	0	0	0	0	0						
Inning Stats	R: 1 E: 0 K: 1 S: 5	H: 1 LOB: 0 BB: 1 P: 9	R: 1 E: 0 K: 0 S: 3	H: 1 LOB: 2 BB: 2 P: 11	R: 4 E: 0 K: 1 S: 8	H: 3 LOB: 2 BB: 3 P: 20	R: 0 E: 0 K: 2 S: 8	H: 1 LOB: 1 BB: 1 P: 12	R: 0 E: 0 K: 1 S: 5	H: 0 LOB: 0 BB: 0 P: 5	R: 0 E: 0 K: 0 S: 5	H: 2 LOB: 2 BB: 0 P: 5	R: 0 E: 0 K: 0 S: 2	H: 0 LOB: 0 BB: 1 P: 6	R: 0 E: 0 K: 0 S: 5	H: 2 LOB: 2 BB: 0 P: 5	R: 0 E: 0 K: 0 S: 3	H: 1 LOB: 0 BB: 0 P: 3	1B: 7 2B: 3 3B: 1 HR: 0	SF: 0 SAC: 0 DP: 2 HBP: 0	WP: 0 PB: 2 CS: 0	PA: 42
PITCHER Vern Bickford, R ERA: 3.07 (1, 1)	IP 9.0	WLS W	BF 42	H 11	R 6	ER 6	SO 5	BB 8	IBB 0	HBP 0	BLK 0	WP 0	HR 0	S 44	P 76	ERA 6.00	WHIP 2.111					

Pittsburgh Pirates @ Boston Braves
Braves Field, Boston, MA
Sat Jul 21 1951, 3:33 AM EDT
Att: 3,263 - Unknown

AB	34
R	6
H	11
RBI	5
BB	8
SO	5
LOB	17



Batter	1	2	3	4	5	6	7	8	9	AB	R	H	RBI	BB	SO	LOB	BOTTOM				
Johnny Logan, R OBP: 0.306, SLG: 0.262 (1, 6)	0-0 F8		0-0 6-3	0-0 5-3		0-0 5-3	0-0 FC5			5	0	0	0	0	0	3					
Sam Jethroe, S OBP: 0.333, SLG: 0.420 (1, 8)	0-0 G3 1B		0-0 F8	0-0 G3-6-3 HBP		4-0 S BB		0-0 HR 2B		3	2	2	0	1	0	0					
Earl Torgeson, L OBP: 0.381, SLG: 0.417 (1, 3)	0-0 G3		0-0 1B 2B	0-0 G3-6-3		0-0 3-1		0-0 F7		5	1	1	0	0	0	4					
Bob Elliott, R OBP: 0.404, SLG: 0.510 (1, 5)	0-0 2B 1B		4-0 1B FC3-6 BB		0-0 HR 2B		0-0 BB BB 1B	0-0 HR		4	5	4	3	1	0	0					
Sid Gordon, R OBP: 0.405, SLG: 0.516 (1, 7)	0-0 3B 2B		0-0 FC3-6 1B		0-0 6-3		0-0 6-3	4-0 1B BB		4	1	2	2	1	0	2					
Willard Marshall, L OBP: 0.349, SLG: 0.456 (1, 9)	0-0 3B		0-0 FC3-6 1B		0-0 HR		4-0 BB BB	0-0 F9		4	2	2	3	1	0	2					
Ebba St. Claire, S OBP: 0.345, SLG: 0.385 (1, 2)	4-0 BB		0-0 G3		0-0 4-3		0-0 F8	0-0 1B		4	0	1	0	1	0	3					
Sibby Sisti, R OBP: 0.381, SLG: 0.404 (1, 4)	0-0 5-3		0-0 1B		0-0 F9		4-0 FC5 BB	0-0 F3		4	0	1	1	1	0	4					
Vern Bickford, R OBP: 0.136, SLG: 0.119 (1, 1)		0-0 6-3	0-0 K		0-0 4-3		4-0 BB			3	0	0	1	1	1	1					
Inning Stats	R: 3 E: 0 K: 0 S: 7	H: 4 LOB: 2 BB: 1 P: 11	R: 0 E: 0 K: 0 S: 3	H: 0 LOB: 0 BB: 0 P: 3	R: 3 E: 1 K: 1 S: 8	H: 3 LOB: 1 BB: 1 P: 12	R: 0 E: 0 K: 0 S: 2	H: 0 LOB: 0 BB: 0 P: 3	R: 2 E: 0 K: 0 S: 5	H: 2 LOB: 0 BB: 0 P: 5	R: 0 E: 0 K: 0 S: 3	H: 0 LOB: 1 BB: 1 P: 7	R: 1 E: 0 K: 0 S: 4	H: 1 LOB: 3 BB: 3 P: 16	R: 2 E: 0 K: 0 S: 6	H: 3 LOB: 2 BB: 1 P: 10	1B: 5 2B: 5 3B: 1 HR: 2	SF: 0 SAC: 0 DP: 1 HBP: 1	WP: 0 PB: 0 SB: 1 CS: 0	PA: 44	
PITCHER Bob Friend, R ERA: 3.98 (4, 1)	IP 3.0	WLS L	BF 18	H 3	R 3	ER 3	SO 0	BB 4	IBB 0	HBP 1	BLK 0	WP 0	HR 1	S 14	P 31	ERA 6.75	WHIP 1.750				
PITCHER Vern Law, R ERA: 4.3 (8, 1)	IP 4.0	WLS L	BF 19	H 3	R 3	ER 3	SO 0	BB 4	IBB 0	HBP 1	BLK 0	WP 0	HR 1	S 14	P 31	ERA 6.75	WHIP 1.750				
PITCHER Ted Wilks, R ERA: 3.02 (8, 1)	IP 1.0	WLS L	BF 7	H 3	R 2	ER 2	SO 0	BB 1	IBB 0	HBP 0	BLK 0	WP 0	HR 1	S 6	P 10	ERA 18.00	WHIP 4.000				


Pittsburgh Pirates @ Boston Braves
Braves Field, Boston, MA
Sat Jul 21 1951, 3:33 AM EDT
Att: 3,263 - Unknown

AB	36
R	11
H	13
RBI	10
BB	7
SO	1
LOB	19



Batter	1	2	3	4	5	6	7	8	9	AB	R	H	RBI	BB	SO	LOB	TOP								
Pete Castiglione, R OBP: 0.330, SLG: 0.377 (1.5)	0-0 4-3		0-0 F9		0-0 F5		4-0 BB	4-0 1-2 BB		3	0	0	0	2	0	0	Pittsburgh Pirates @ Boston Braves Braves Field, Boston, MA Sun Jul 22 1951, 3:33 AM EDT Unknown livebaseballscorecards.com								
Rocky Nelson, L OBP: 0.318, SLG: 0.397 (1.3)	0-0 G3		0-0 F8		0-0 BB		0-0 F3	0-0 F9		4	0	1	0	0	0	1									
Jack Phillips, R OBP: 0.269, SLG: 0.242 (8. PH)										1	0	0	0	0	0	3									
Gus Bell, L OBP: 0.355, SLG: 0.494 (1.9)	0-0 BB		0-0 BB		4-0 1-2 BB			4-0 HR	0-0 3-1	3	1	2	0	2	0	0									
Ralph Kiner, R OBP: 0.444, SLG: 0.646 (1.7)	4-0 1-2 BB		0-0 F2		0-0 F4			0-3 K	0-0 BB	4	0	1	0	1	1	4									
Bill Howerton, L OBP: 0.376, SLG: 0.492 (1.8)	0-3 K			0-0 F8		0-0 F5		0-0 1-H HR	0-0 F5	5	1	1	2	0	1	3									
Joe Garagiola, L OBP: 0.314, SLG: 0.412 (1.2)		0-0 BB		0-3 K		0-0 F3		0-0 HR	0-0 4-3	5	1	2	1	0	1	1									
George Strickland, R OBP: 0.330, SLG: 0.383 (1.6)		0-0 F9		4-0 BB		0-3 K		0-0 3B		3	0	1	0	1	1	1									
Monty Basgall, R OBP: 0.302, SLG: 0.288 (7. PH)		0-0 F9		0-0 F7			0-0 F8	0-0 6-3		2	0	0	0	0	0	2									
George Melkovich, L OBP: 0.338, SLG: 0.404 (7. PH)										1	0	0	0	0	0	0									
Danny Murtaugh, R OBP: 0.246, SLG: 0.240 (7.4)										1	0	0	0	0	0	1									
Howie Pollet, L OBP: 0.308, SLG: 0.143 (8. PH)		0-3 K					0-0 F3	4-0 S		3	0	0	0	0	2	1									
Pete Reiser, L OBP: 0.413, SLG: 0.437 (8. PH)										0	0	0	0	1	0	0									
Ted Wilks, R (8.1)										0	0	0	0	0	0	0									
Inning Stats	R: 0 E: 0 K: 1 S: 6	H: 1 LOB: 2 BB: 1 P: 10	R: 0 E: 0 K: 1 S: 6	H: 1 LOB: 1 BB: 0 P: 6	R: 0 E: 0 K: 0 S: 4	H: 1 LOB: 1 BB: 0 P: 4	R: 0 E: 0 K: 1 S: 5	H: 0 LOB: 1 BB: 1 P: 9	R: 0 E: 0 K: 1 S: 6	H: 1 LOB: 2 BB: 1 P: 10	R: 0 E: 0 K: 0 S: 5	H: 0 LOB: 1 BB: 0 P: 5	R: 0 E: 0 K: 0 S: 3	H: 0 LOB: 1 BB: 1 P: 7	R: 3 E: 0 K: 1 S: 8	H: 3 LOB: 3 BB: 3 P: 20	R: 0 E: 0 K: 0 S: 4	H: 1 LOB: 1 BB: 0 P: 4	1B: 4 2B: 1 3B: 1 HR: 2	SF: 0 SAC: 0 DP: 0 HBP: 0	WP: 0 PB: 0 SB: 1 CS: 0	PA: 42			
PITCHER	IP	WLS	BF	H	R	ER	SO	BB	IBB	HBP	BLK	WP	HR	S	P	ERA	WHIP								
Max Surkont, R ERA: 3.57 (1.1)	7.1		34	7	3	3	6	5	0	0	0	0	2	41	61	3.68	1.636								
George Estock, R ERA: 3.74 (8.1)	0.1		3	0	0	0	0	2	0	0	0	0	0	1	9	0.00	6.000								
Bob Chipman, L ERA: 3.86 (8.1)	1.1	W	5	1	0	0	0	0	0	0	0	0	0	5	5	0.00	0.750								

Batter	1	2	3	4	5	6	7	8	9	AB	R	H	RBI	BB	SO	LOB	BOTTOM								
Johnny Logan, R OBP: 0.303, SLG: 0.275 (1.6)	0-0 F8		0-0 F9			0-0 F7	0-0 F4			4	0	1	0	0	0	2	Pittsburgh Pirates @ Boston Braves Braves Field, Boston, MA Sun Jul 22 1951, 3:33 AM EDT Unknown livebaseballscorecards.com								
Sam Jethroe, S OBP: 0.333, SLG: 0.419 (1.8)	0-0 F8			0-0 F5		0-0 S		0-0 1B		3	1	1	0	0	0	1									
Luis Marquez, R OBP: 0.252, SLG: 0.242 (7.8)										1	1	1	0	0	0	0									
Earl Torgeson, L OBP: 0.377, SLG: 0.412 (1.3)	0-0 3-1-2			0-0 1-3		0-0 F8		0-0 F8		4	0	0	0	0	0	3									
Bob Elliott, R OBP: 0.402, SLG: 0.507 (1.5)		0-3 K		0-0 5-3		0-0 E6		0-0 3B		4	1	1	0	0	1	0									
Sid Gordon, R OBP: 0.400, SLG: 0.509 (1.7)		0-0 F5			0-0 5-3	0-0 F8		0-0 F4		4	0	0	0	0	0	3									
Willard Marshall, L OBP: 0.351, SLG: 0.479 (1.9)		0-0 F5			0-0 F3		0-0 HR	0-0 1-H 2-H	0-0 3B	4	1	2	3	0	0	0									
Walker Cooper, R OBP: 0.346, SLG: 0.505 (1.2)			0-0 5-3					0-0 HR	0-3 K	4	1	2	1	0	1	1									
Sibby Sisti, R OBP: 0.392, SLG: 0.408 (1.4)			4-0 S		4-0 BB			4-0 F4	0-0 SH3-4	1	0	1	0	2	0	0									
Max Surkont, R OBP: 0.220, SLG: 0.174 (1.1)				0-0 F3				0-0 SH3-4	0-0 1B	2	0	0	0	0	0	3									
George Estock, R OBP: 0.750, SLG: 0.667 (8.1)					0-0 F9					0	0	0	0	0	0	0									
Bob Chipman, L OBP: 0.333, SLG: 0.333 (8.1)										0	0	0	0	0	0	0									
Inning Stats	R: 0 E: 0 K: 0 S: 3	H: 1 LOB: 0 BB: 0 P: 3	R: 0 E: 0 K: 1 S: 5	H: 0 LOB: 0 BB: 0 P: 5	R: 0 E: 0 K: 0 S: 3	H: 0 LOB: 0 BB: 1 P: 7	R: 0 E: 0 K: 0 S: 3	H: 0 LOB: 0 BB: 0 P: 3	R: 0 E: 0 K: 0 S: 4	H: 1 LOB: 2 BB: 1 P: 8	R: 1 E: 1 K: 0 S: 5	H: 1 LOB: 1 BB: 0 P: 5	R: 2 E: 0 K: 0 S: 5	H: 3 LOB: 0 BB: 0 P: 5	R: 2 E: 0 K: 1 S: 8	H: 3 LOB: 1 BB: 0 P: 8	1B: 4 2B: 3 3B: 1 HR: 2	SF: 0 SAC: 1 DP: 1 HBP: 0	WP: 0 PB: 0 SB: 2 CS: 0	PA: 34					
PITCHER	IP	WLS	BF	H	R	ER	SO	BB	IBB	HBP	BLK	WP	HR	S	P	ERA	WHIP								
Howie Pollet, L ERA: 3.93 (1.1)	7.0		28	6	3	2	1	2	0	0	0	0	2	28	36	2.57	1.143								
Ted Wilks, R ERA: 3.35 (8.1)	1.0	L	6	3	2	2	1	0	0	0	0	0	0	8	8	18.00	3.000								

Batter	1	2	3	4	5	6	7	8	9	AB	R	H	RBI	BB	SO	LOB	TOP										
Pete Castiglione, R OBP: 0.329, SLG: 0.374 (1, 5)	F8	F8					F2		F4	5	1	1	0	0	0	2	Pittsburgh Pirates @ Boston Braves Braves Field, Boston, MA Sun Jul 22 1951, 3:38 AM EDT Att: 8,514 - Unknown										
Rocky Nelson, L OBP: 0.320, SLG: 0.397 (1, 3)	F8		F4						3-1	5	1	2	0	0	0	0											
Pete Reiser, L OBP: 0.415, SLG: 0.467 (1, 8)	F7						F6			4	1	2	3	0	0	1											
Ralph Kiner, R OBP: 0.442, SLG: 0.641 (1, 7)										4	1	1	0	0	2	2											
Gus Bell, L OBP: 0.357, SLG: 0.494 (1, 9)										4	0	2	0	0	0	2											
Clyde McCullough, R OBP: 0.346, SLG: 0.399 (1, 2)										4	1	1	2	0	1	1											
George Strickland, R OBP: 0.337, SLG: 0.379 (1, 6)										3	0	0	0	0	1	0											
Monty Basgall, R OBP: 0.292, SLG: 0.278 (1, 4)										4	0	0	0	0	1	2											
Murry Dickson, R OBP: 0.308, SLG: 0.359 (1, 1)										4	0	1	0	0	0	1											
Inning Stats	R: 0 E: 0 K: 0 S: 3	H: 0 LOB: 0 BB: 0 P: 3	R: 2 E: 0 K: 0 S: 6	H: 3 LOB: 2 BB: 1 P: 10	R: 0 E: 0 K: 1 S: 6	H: 1 LOB: 1 BB: 0 P: 6	R: 0 E: 0 K: 1 S: 5	H: 0 LOB: 0 BB: 0 P: 5	R: 3 E: 0 K: 0 S: 6	H: 4 LOB: 0 BB: 0 P: 6	R: 0 E: 1 K: 0 S: 4	H: 0 LOB: 1 BB: 0 P: 4	R: 0 E: 0 K: 1 S: 6	H: 1 LOB: 1 BB: 0 P: 6	R: 0 E: 0 K: 1 S: 6	H: 1 LOB: 1 BB: 0 P: 6		R: 0 E: 0 K: 0 S: 3	H: 0 LOB: 0 BB: 0 P: 3	1B: 8 2B: 0 3B: 0 HR: 2	SF: 0 SAC: 0 DP: 0 HBP: 0	WP: 0 PB: 0 SB: 1 CS: 1	PA: 39				
PITCHER	IP	WLS	BF	H	R	ER	SO	BB	IBB	HBP	BLK	WP	HR	S	P	ERA	WHIP										
Jim Wilson, R ERA: 7.33 (1, 1)	4.2	L	23	8	5	5	2	1	0	0	0	0	2	26	30	9.64	1.929										
Chet Nichols, L ERA: 3.54 (5, 1)	1.1		4	0	0	0	0	0	0	0	0	0	0	4	4	0.00	0.000										
Phil Paine, R ERA: (7, 1)	2.0		8	2	0	0	2	0	0	0	0	0	0	12	12	0.00	1.000										
George Estock, R ERA: 3.63 (9, 1)	1.0		3	0	0	0	0	0	0	0	0	0	0	3	3	0.00	0.000										
Batter	1	2	3	4	5	6	7	8	9	AB	R	H	RBI	BB	SO	LOB	BOTTOM										
Johnny Logan, R OBP: 0.291, SLG: 0.264 (1, 6)	5-3		6-3							3	0	0	0	0	0	0	Pittsburgh Pirates @ Boston Braves Braves Field, Boston, MA Sun Jul 22 1951, 3:38 AM EDT Att: 8,514 - Unknown										
Tommy Holmes, L OBP: 0.267, SLG: 0.357 (8, PH)										1	0	0	0	0	0	0											
George Estock, R OBP: 0.750, SLG: 0.667 (9, 1)										0	0	0	0	0	0	0											
Sam Jethroe, S OBP: 0.332, SLG: 0.415 (1, 8)	4-3									3	0	0	0	1	1	0											
Earl Torgeson, L OBP: 0.378, SLG: 0.421 (1, 3)	6-3									3	1	1	1	1	0	1											
Bob Elliott, R OBP: 0.407, SLG: 0.520 (1, 5)										4	1	3	0	0	0	0											
Sid Gordon, R OBP: 0.395, SLG: 0.502 (1, 7)										4	0	0	1	0	0	2											
Willard Marshall, L OBP: 0.353, SLG: 0.484 (1, 9)										4	0	2	0	0	0	0											
Ebba St. Claire, S OBP: 0.333, SLG: 0.370 (1, 2)										4	0	0	0	0	0	3											
Sibby Sisti, R OBP: 0.385, SLG: 0.400 (9, 6)										3	0	0	0	0	1	0											
Jim Wilson, R OBP: 0.292, SLG: 0.222 (5, 1)										1	0	0	0	0	1	0											
Chet Nichols, S OBP: 0.297, SLG: 0.250 (6, PH)										0	0	0	0	0	0	0											
Bob Adams, L OBP: 0.241, SLG: 0.259 (7, 1)										1	0	0	0	0	0	0											
Phil Paine, R OBP: 0.322, SLG: 0.322 (8, PH)										0	0	0	0	0	0	0											
Roy Hartsfield, R OBP: 0.322, SLG: 0.322 (9, 4)										1	0	0	0	0	0	0											
Inning Stats	R: 0 E: 0 K: 0 S: 3	H: 0 LOB: 0 BB: 0 P: 3	R: 1 E: 0 K: 0 S: 4	H: 1 LOB: 0 BB: 0 P: 4	R: 0 E: 0 K: 1 S: 5	H: 0 LOB: 0 BB: 0 P: 5	R: 0 E: 0 K: 1 S: 5	H: 1 LOB: 1 BB: 1 P: 9	R: 0 E: 0 K: 0 S: 3	H: 0 LOB: 0 BB: 0 P: 3	R: 0 E: 0 K: 0 S: 3	H: 0 LOB: 1 BB: 1 P: 7	R: 0 E: 0 K: 0 S: 4	H: 1 LOB: 1 BB: 0 P: 4	R: 0 E: 0 K: 1 S: 5	H: 0 LOB: 0 BB: 0 P: 5	R: 1 E: 0 K: 0 S: 6	H: 3 LOB: 2 BB: 0 P: 6	1B: 2 2B: 2 3B: 1 HR: 1	SF: 0 SAC: 0 DP: 0 HBP: 0	WP: 0 PB: 0 SB: 0 CS: 1	PA: 34					
PITCHER	IP	WLS	BF	H	R	ER	SO	BB	IBB	HBP	BLK	WP	HR	S	P	ERA	WHIP										
Murry Dickson, R ERA: 4.62 (1, 1)	9.0	W	34	6	2	2	3	2	0	0	0	0	1	38	46	2.00	0.889										

Batter	1	2	3	4	5	6	7	8	9	AB	R	H	RBI	BB	SO	LOB	TOP																	
Roy Hartsfield, R OBP: 0.328, SLG: 0.527 (1, 4)										5	2	3	1	1	0	1	Boston Braves @ Pittsburgh Pirates Forbes Field, Pittsburgh, PA Mon Jul 23 1951, 3:33 AM EDT Att: 8,112 - Unknown																	
Sam Jethroe, S OBP: 0.336, SLG: 0.430 (1, 8)										6	2	4	1	0	0	1																		
Earl Torgeson, L OBP: 0.377, SLG: 0.427 (1, 3)										5	2	1	2	1	1	5																		
Bob Elliott, R OBP: 0.409, SLG: 0.518 Luis Marquez, R OBP: 0.250, SLG: 0.240 (9, PH) (9, 7)										3	2	1	2	2	1	0																		
Sid Gordon, R OBP: 0.394, SLG: 0.498 (1, 7) (9, 5)										6	2	2	0	0	1	3																		
Willard Marshall, L OBP: 0.366, SLG: 0.498 (1, 9)										6	2	5	3	0	0	1																		
Walker Cooper, R Sibby Sisti, R OBP: 0.385, SLG: 0.400 Ebba St. Claire, S OBP: 0.331, SLG: 0.367 (1, 2) (8, PR) (8, 2)										3	1	3	3	2	0	0																		
Johnny Logan, R OBP: 0.313, SLG: 0.307 (1, 6)										3	1	2	2	1	0	2																		
Dave Cole, R Johnny Sain, R George Estock, R Ed Fitz Gerald, R Vern Law, R Ted Wilks, R Tommy Holmes, L Bob Chipman, L OBP: 0.333, SLG: 0.556 OBP: 0.340, SLG: 0.260 OBP: 0.330, SLG: 0.287 OBP: 0.340, SLG: 0.257 OBP: 0.319, SLG: 0.236 OBP: 0.319, SLG: 0.236 OBP: 0.319, SLG: 0.236 OBP: 0.319, SLG: 0.236 OBP: 0.319, SLG: 0.236 (1, 1) (1, 1) (5, 1) (6, PH) (6, 1) (8, 1) (8, PH) (8, 1)										1	0	1	1	0	0	0																		
Inning Stats	R: 7 E: 0 K: 0 S: 10	H: 7 LOB: 1 P: 14	R: 2 E: 0 K: 0 S: 3	H: 1 LOB: 3 P: 15	R: 0 E: 0 K: 1 S: 6	H: 2 LOB: 1 P: 6	R: 2 E: 0 K: 1 S: 8	H: 4 LOB: 0 P: 8	R: 0 E: 0 K: 0 S: 3	H: 2 LOB: 3 P: 11	R: 3 E: 0 K: 0 S: 5	H: 3 LOB: 0 P: 9	R: 1 E: 0 K: 0 S: 4	H: 2 LOB: 3 P: 12	R: 0 E: 0 K: 0 S: 4	H: 1 LOB: 1 P: 4		1B: 16 2B: 2 3B: 2 HR: 2	SF: 0 SAC: 1 DP: 2 HBP: 0	WP: 0 PB: 0 SB: 1 CS: 0	PA: 52													
PITCHER	IP WLS BF H R ER SO BB IBB HBP BLK WP HR S P ERA WHIP																																	
Bob Friend, R ERA: 4.48 (1, 1)	0.1	6	4	5	5	0	1	0	0	0	0	0	0	0	5	9	135.00	15.000																
Junior Walsh, R ERA: 7.01 (1, 1)	0.2	5	3	2	2	0	0	0	0	0	0	1	5	5	27.00	4.500																		
Bill Werle, L ERA: 6.33 (2, 1)	4.0	19	7	4	4	2	3	0	0	0	0	0	1	20	32	9.00	2.500																	
Vern Law, R ERA: 4.71 (6, 1)	2.1	L	14	5	4	4	3	0	0	0	0	1	13	25	15.43	3.429																		
Ted Wilks, R ERA: 5.23 (8, 1)	1.2	8	3	0	0	0	0	1	0	0	0	0	7	11	0.00	1.800																		

AB	43
R	15
H	22
RBI	15
BB	8
SO	3
LOB	19



Batter	1	2	3	4	5	6	7	8	9	AB	R	H	RBI	BB	SO	LOB	BOTTOM															
Pete Castiglione, R OBP: 0.332, SLG: 0.376 (1, 5)										4	1	2	0	1	0	0	Boston Braves @ Pittsburgh Pirates Forbes Field, Pittsburgh, PA Mon Jul 23 1951, 3:33 AM EDT Att: 8,112 - Unknown															
Rocky Nelson, L OBP: 0.316, SLG: 0.391 (1, 3)										5	1	1	0	0	0	3																
Pete Reiser, L OBP: 0.422, SLG: 0.464 (1, 8)										3	3	1	0	2	1	0																
Ralph Kiner, R OBP: 0.447, SLG: 0.651 (1, 7)										3	4	2	2	2	0	0																
Gus Bell, L OBP: 0.357, SLG: 0.493 (1, 9)										5	1	2	2	0	0	4																
Joe Garagiola, L OBP: 0.321, SLG: 0.432 (1, 2)										4	2	2	4	1	0	1																
George Strickland, R OBP: 0.339, SLG: 0.365 (1, 6)										4	2	1	3	1	0	3																
Monty Basgall, R OBP: 0.287, SLG: 0.273 Bill Hoverton, L OBP: 0.374, SLG: 0.489 Danny Murtaugh, R OBP: 0.242, SLG: 0.236 (1, 4) (6, PH) (6, 4)										2	0	0	0	0	0	1																
Bob Friend, R Junior Walsh, R George Metkovich, L Bill Werle, L Ed Fitz Gerald, R Vern Law, R Ted Wilks, R Jack Phillips, R OBP: 0.185, SLG: 0.130 OBP: 0.340, SLG: 0.260 OBP: 0.330, SLG: 0.287 OBP: 0.340, SLG: 0.257 OBP: 0.319, SLG: 0.236 OBP: 0.319, SLG: 0.236 OBP: 0.319, SLG: 0.236 OBP: 0.319, SLG: 0.236 (1, 1) (1, 1) (1, PH) (2, 1) (5, PH) (8, 1) (8, PH) (8, 1)										0	0	0	0	0	0	0																
Inning Stats	R: 6 E: 0 K: 0 S: 5	H: 3 LOB: 4 P: 21	R: 0 E: 0 K: 0 S: 3	H: 0 LOB: 0 P: 3	R: 1 E: 0 K: 0 S: 4	H: 2 LOB: 0 P: 4	R: 0 E: 0 K: 0 S: 4	H: 1 LOB: 1 P: 4	R: 4 E: 1 K: 0 S: 7	H: 3 LOB: 2 P: 15	R: 3 E: 0 K: 0 S: 6	H: 3 LOB: 1 P: 10	R: 0 E: 0 K: 0 S: 3	H: 0 LOB: 0 P: 3	R: 0 E: 0 K: 1 S: 5	H: 0 LOB: 0 P: 5		1B: 9 2B: 0 3B: 1 HR: 2	SF: 0 SAC: 0 DP: 1 HBP: 0	WP: 0 PB: 0 SB: 1 CS: 0	PA: 45											
PITCHER	IP WLS BF H R ER SO BB IBB HBP BLK WP HR S P ERA WHIP																															
Dave Cole, R ERA: 5.35 (1, 1)	0.0	4	1	4	4	0	3	0	0	0	0	2	17	29	13.50	2.500																
Johnny Sain, R ERA: 4.74 (5, 1)	1.0	5	1	0	0	0	0	0	0	0	0	5	5	0.00	1.000																	
Phil Paine, R ERA: 2.45 (6, 1)	2.0	W	10	3	3	3	1	1	0	0	0	0	11	15	13.50	2.000																
Bob Chipman, L ERA: 5.52 (8, 1)	0.0	S	6	0	0	0	1	0	0	0	0	0	8	8	0.00	0.000																

AB	38
R	14
H	12
RBI	14
BB	7
SO	2
LOB	16



Batter	1	2	3	4	5	6	7	8	9	AB	R	H	RBI	BB	SO	LOB	TOP		
Roy Hartsfield, R OBP: 0.328, SLG: 0.330 (1, 4)	0-3 K		0-0 2B		0-0 5-3		0-0 SH5-3		0-3 K	4	0	1	1	0	2	0	Boston Braves @ Cincinnati Reds Crosley Field, Cincinnati, OH Tue Jul 24 1951, 3:33 AM EDT Att: 9,805 - Unknown		
Sam Jethroe, S OBP: 0.335, SLG: 0.434 (1, 8)	0-0 6-3		0-0 F8			0-0 F8	0-0 1B 3B		4-0 S BB	4	1	1	1	1	0	1			
Earl Torgeson, L OBP: 0.380, SLG: 0.428 (1, 3)	0-0 F9			0-0 1B 1B		4-0 BB BB	0-0 G6-4-3 1B		0-0 4-3	4	0	2	1	1	0	1			
Bob Elliott, R OBP: 0.408, SLG: 0.513 (1, 5)		0-0 6-3		0-0 F9		4-0 BB	0-0 G6-4-3			3	0	0	0	1	0	2			
Sid Gordon, R OBP: 0.393, SLG: 0.495 (1, 7)		0-0 F7		0-0 1B		0-0 F8		0-0 6-3		4	0	1	0	0	0	2			
Willard Marshall, L OBP: 0.359, SLG: 0.489 (1, 9)		0-0 4-3		0-0 F7		0-0 3-1		0-0 F8		4	0	0	0	0	0	4			
Walker Cooper, R OBP: 0.363, SLG: 0.538 (1, 2)			0-0 L6	0-0 F8			1-0 2B HBP	0-0 HR		3	2	1	1	0	0	2			
Johnny Logan, R OBP: 0.322, SLG: 0.342 (1, 6)			0-0 2B 2B		0-0 F4		0-0 1B 2B	0-0 F4		4	2	2	1	0	0	0			
Warren Spahn, L OBP: 0.191, SLG: 0.219 (1, 1)			0-3 K		0-3 K		0-0 SH5-3 3B 1B		0-0 G3	4	1	1	1	0	2	1			
Inning Stats	R: 0 E: 0 K: 1 S: 5	H: 0 LOB: 0 BB: 0 P: 5	R: 0 E: 0 K: 0 S: 3	H: 0 LOB: 0 BB: 0 P: 3	R: 1 E: 0 K: 1 S: 7	H: 2 LOB: 1 BB: 0 P: 7	R: 0 E: 0 K: 0 S: 5	H: 2 LOB: 2 BB: 0 P: 5	R: 0 E: 0 K: 1 S: 5	H: 0 LOB: 0 BB: 2 P: 11	R: 4 E: 0 K: 0 S: 6	H: 4 LOB: 0 BB: 0 P: 7	R: 1 E: 0 K: 0 S: 4	H: 1 LOB: 0 BB: 0 P: 4	R: 0 E: 0 K: 1 S: 5	H: 0 LOB: 1 BB: 1 P: 9	1B: 4 2B: 3 3B: 1 HR: 1	SF: 0 SAC: 1 DP: 1 HBP: 1	WP: 0 PA: 39 PB: 0 SB: 1 CS: 0
PITCHER	IP WLS BF H R ER SO BB IBB HBP BLK WP HR S P ERA WHIP	PITCHER																	
Herm Wehmeier, R ERA: 5.4 (1, 1)	6.1 L 29 7 5 5 3																		
Howie Fox, R ERA: 3.3 (7, 1)	0.2 2 1 0 0 0																		
Bud Byerly, R ERA: 4.93 (8, 1)	2.0 8 1 1 1 1																		

AB	34
R	6
H	9
RBI	6
BB	3
SO	4
LOB	13



Batter	1	2	3	4	5	6	7	8	9	AB	R	H	RBI	BB	SO	LOB	BOTTOM				
Bobby Adams, R OBP: 0.310, SLG: 0.357 (1, 5)	0-0 F4		0-0 5-3 1B 1B		0-0 F8			0-0 5-3		4	1	1	0	0	0	0	Boston Braves @ Cincinnati Reds Crosley Field, Cincinnati, OH Tue Jul 24 1951, 3:33 AM EDT Att: 9,805 - Unknown				
Connie Ryan, R OBP: 0.390, SLG: 0.474 (1, 4)	0-0 1B 1B		0-0 5-3 1-2		4-0 CS BB		0-0 F8		3	0	1	0	1	0	1						
Johnny Wyrostek, L OBP: 0.396, SLG: 0.426 (1, 9)	0-3 K		0-0 1-3 1B		0-3 K		0-3 K		4	0	1	1	0	3	2						
Joe Adcock, R OBP: 0.327, SLG: 0.490 (1, 7)	0-0 1-2 1B		0-0 1-3		0-0 1-3		0-0 1-3		0-0 6-3	4	0	1	0	0	0	1					
Ted Kluszewski, L OBP: 0.273, SLG: 0.360 (1, 3)	0-0 F9		0-0 3-1		0-0 F7		0-0 F7		0-0 2B	4	0	1	0	0	0	3					
Virgil Stallcup, R OBP: 0.288, SLG: 0.393 (1, 6)		0-0 6-3		0-0 3B		0-0 F8		0-0 6-3		4	0	1	0	0	0	1					
Bob Usher, R OBP: 0.279, SLG: 0.326 (1, 8)		0-0 6-3		0-0 F7		0-0 F7		0-0 5-3		4	0	0	0	0	0	2					
Dixie Howell, R OBP: 0.353, SLG: 0.371 (1, 2)		0-0 1B		0-0 5-3		0-0 K		0-0 K		3	0	1	0	0	1	1					
Herm Wehmeier, R OBP: 0.158, SLG: 0.158 (1, 1)		0-3 K		0-3 K		0-0 F7				2	0	0	0	0	2	2					
Howie Fox, R OBP: 0.119, SLG: 0.100 (7, PH)										0	0	0	0	0	0	0					
Sammy Meeks, R OBP: 0.167, SLG: 0.167 (7, PH)										1	0	0	0	0	0	0					
Bud Byerly, R (8, 1)										0	0	0	0	0	0	0					
Inning Stats	R: 0 E: 0 K: 1 S: 7	H: 2 LOB: 2 BB: 0 P: 7	R: 0 E: 0 K: 1 S: 6	H: 1 LOB: 1 BB: 0 P: 6	R: 1 E: 0 K: 0 S: 5	H: 2 LOB: 1 BB: 0 P: 5	R: 0 E: 0 K: 1 S: 6	H: 1 LOB: 1 BB: 0 P: 6	R: 0 E: 0 K: 1 S: 4	H: 0 LOB: 0 BB: 1 P: 8	R: 0 E: 0 K: 0 S: 3	H: 0 LOB: 0 BB: 0 P: 3	R: 0 E: 0 K: 1 S: 5	H: 0 LOB: 0 BB: 0 P: 5	R: 0 E: 0 K: 1 S: 5	H: 0 LOB: 0 BB: 0 P: 5	R: 0 E: 0 K: 0 S: 4	H: 1 LOB: 1 BB: 0 P: 4	1B: 5 2B: 1 3B: 1 HR: 0	SF: 0 SAC: 0 DP: 0 HBP: 0	WP: 0 PA: 34 PB: 0 SB: 0 CS: 1
PITCHER	IP WLS BF H R ER SO BB IBB HBP BLK WP HR S P ERA WHIP	PITCHER																			
Warren Spahn, L ERA: 2.78 (1, 1)	9.0 W 34 7 1 1 6																				



Batter	1	2	3	4	5	6	7	8	9	AB	R	H	RBI	BB	SO	LOB	TOP					
Roy Hartsfield, R OBP: 0.333, SLG: 0.350	0-0 HR		0-0 1B		0-0 1B	0-0 FC6-4		0-0 SH1-3		4	1	3	1	0	0	1	Boston Braves @ Pittsburgh Pirates Forbes Field, Pittsburgh, PA Fri Jul 27 1951, 3:33 AM EDT Att: 17,256 - Unknown					
Sam Jethroe, S OBP: 0.336, SLG: 0.426	0-0 1B		0-3 K		0-0 G6-4-3		0-3 K		0-0 4-3	5	0	1	0	0	2	3						
Earl Torgeson, L OBP: 0.382, SLG: 0.428	0-0 G1-6-3		0-0 1B		4-0 BB		0-0 4-3			3	0	1	0	1	0	1						
Bob Elliott, R OBP: 0.409, SLG: 0.521	0-3 K		0-3 K		0-0 L5		0-0 1-3			4	0	0	0	0	2	3						
Sid Gordon, R OBP: 0.399, SLG: 0.519		0-0 F6		0-0 HR		0-0 HR		4-0 G6-4-3 BB		3	2	2	2	1	0	0						
Willard Marshall, L OBP: 0.356, SLG: 0.481	0-0 1B		0-0 1B		0-0 FC5-4 1B		0-0 L3		0-0 G6-4-3	4	0	2	0	0	0	1						
Walker Cooper, R OBP: 0.379, SLG: 0.558	0-0 1B		0-0 1B		0-0 FC5-4 1B		0-0 HR		0-0 F2	4	1	3	1	0	0	0						
Johnny Logan, R OBP: 0.302, SLG: 0.310	0-0 G5-4-3		0-0 FC5-4		0-0 FC4-6		0-0 F9		0-3 K	4	0	0	0	0	1	4						
Max Surkont, R OBP: 0.220, SLG: 0.174			0-3 K		0-0 FC4-6		0-0 FC6-4 1B		4-0 SH1-3 BB	0	0	0	0	0	0	0						
George Estock, R OBP: 0.500, SLG: 0.400										2	0	0	0	0	1	1						
Sibby Sisti, R OBP: 0.389, SLG: 0.404										1	0	1	0	0	0	0						
Dave Cole, R OBP: 0.333, SLG: 0.556										0	0	0	0	0	0	0						
Luis Marquez, R OBP: 0.537, SLG: 0.240										0	0	0	0	1	0	0						
Inning Stats	R: 1 E: 0 K: 1 S: 6	H: 2 LOB: 0 BB: 0 P: 6	R: 0 E: 0 K: 0 S: 4	H: 2 LOB: 1 BB: 0 P: 4	R: 0 E: 0 K: 3 S: 11	H: 2 LOB: 2 BB: 0 P: 11	R: 1 E: 0 K: 0 S: 5	H: 3 LOB: 1 BB: 0 P: 5	R: 0 E: 0 K: 0 S: 3	H: 1 LOB: 1 BB: 1 P: 7	R: 2 E: 0 K: 0 S: 6	H: 3 LOB: 1 BB: 0 P: 6	R: 0 E: 0 K: 1 S: 5	H: 0 LOB: 0 BB: 0 P: 5	R: 0 E: 0 K: 0 S: 2	H: 0 LOB: 0 BB: 1 P: 6	R: 0 E: 0 K: 1 S: 5	H: 0 LOB: 1 BB: 1 P: 9	1B: 9 2B: 0 3B: 0 HR: 4	SF: 0 SAC: 1 DP: 5 HBP: 0	WP: 0 PB: 0 SB: 0 CS: 0	PA: 38
PITCHER Howie Pollet, L ERA: 3.94	IP: 9.0 WLS: W BF: 38	H: 13 R: 4 ER: 4 SO: 6	BB: 3 IBB: 0 HBP: 0 BLK: 0	WP: 0 HR: 4 S: 47 P: 59	ERA: 4.00 WHIP: 1.778	PITCHER										IP: WLS: BF: H: R: ER: SO: BB: IBB: HBP: BLK: WP: HR: S: P: ERA: WHIP						

AB	34
R	4
H	13
RBI	4
BB	3
SO	6
LOB	14



Batter	1	2	3	4	5	6	7	8	9	AB	R	H	RBI	BB	SO	LOB	BOTTOM			
Pete Castiglione, R OBP: 0.328, SLG: 0.365	4-0 2B E BB		0-0 4-3		4-0 BB		0-0 4-3		0-0 SH1-3 1B	3	2	1	0	2	0	1	Boston Braves @ Pittsburgh Pirates Forbes Field, Pittsburgh, PA Fri Jul 27 1951, 3:33 AM EDT Att: 17,256 - Unknown			
Rocky Nelson, L OBP: 0.306, SLG: 0.380	0-0 E 2B		0-0 F8		0-3 K		0-3 K		0-0 SH1-3	4	1	1	0	0	2	3				
George Metkovich, L OBP: 0.347, SLG: 0.412	0-0 E2 1B		0-0 E6 1B FC4-6		0-0 FC4-6 1B		0-0 F7		0-0 1B	5	2	3	3	0	0	0				
Ralph Kiner, R OBP: 0.445, SLG: 0.642	0-0 E 1B F8 1B		0-0 FC4-6 1B		0-0 F8		4-0 BB BLK E BB		0-0 F3	4	2	2	1	1	0	2				
Gus Bell, L OBP: 0.360, SLG: 0.488	0-0 E8 1B		0-0 FC4-6 G3-6		0-0 FC4-6 2B		0-0 F7		0-0 F7	5	1	1	1	0	0	4				
Joe Garagiola, L OBP: 0.325, SLG: 0.449	0-0 F8		0-0 G3-6		0-0 2B		4-0 E BB BB			3	0	1	2	1	0	2				
George Strickland, R OBP: 0.331, SLG: 0.373	0-0 F5				0-0 F4		4-0 E BB		1-2 2-3 BB	3	0	0	0	1	0	2				
Monty Basgall, R OBP: 0.285, SLG: 0.265	0-0 F6						4-0 SH1-4 BB		0-0 E3 FC6-4	2	0	1	0	1	0	1				
Bill Howerton, L OBP: 0.373, SLG: 0.486							1-2 2-3 3-H			1	0	0	0	0	0	2				
Danny Murtaugh, R OBP: 0.248, SLG: 0.236							0-0 SH1-4 BB			0	0	0	0	0	0	0				
Howie Pollet, L OBP: 0.286, SLG: 0.130		0-0 6-3			0-0 SH1-4		0-0 SH1-4		0-0 FC6-4	2	0	0	0	0	0	3				
Inning Stats	R: 4 E: 2 K: 0 S: 7	H: 4 LOB: 1 BB: 1 P: 11	R: 0 E: 0 K: 0 S: 3	H: 0 LOB: 0 BB: 0 P: 3	R: 1 E: 1 K: 0 S: 4	H: 1 LOB: 0 BB: 0 P: 4	R: 0 E: 0 K: 1 S: 6	H: 1 LOB: 2 BB: 1 P: 10	R: 1 E: 0 K: 0 S: 5	H: 2 LOB: 1 BB: 0 P: 5	R: 0 E: 0 K: 1 S: 5	H: 0 LOB: 1 BB: 1 P: 9	R: 1 E: 1 K: 0 S: 4	H: 0 LOB: 3 BB: 3 P: 16	R: 1 E: 0 K: 0 S: 5	H: 2 LOB: 1 BB: 0 P: 5	1B: 8 2B: 2 3B: 0 HR: 0	SF: 0 SAC: 3 DP: 1 HBP: 0	WP: 0 PB: 0 SB: 0 CS: 0	PA: 41
PITCHER Max Surkont, R ERA: 3.75 George Estock, R ERA: 3.32 Dave Cole, R ERA: 5.18	IP: 0.0 WLS: L BF: 3	H: 2 R: 3 ER: 3 SO: 0	BB: 1 IBB: 0 HBP: 0 BLK: 0	WP: 0 HR: 0 S: 6 P: 6	ERA: ∞ WHIP: ∞	PITCHER										IP: WLS: BF: H: R: ER: SO: BB: IBB: HBP: BLK: WP: HR: S: P: ERA: WHIP				

AB	32
R	8
H	10
RBI	7
BB	6
SO	2
LOB	20




Batter	1	2	3	4	5	6	7	8	9	AB	R	H	RBI	BB	SO	LOB	TOP					
Roy Hartsfield, R OBP: 0.331, SLG: 0.348 (1, 4)	F7		3B 1B		K	5-3			1-3	5	1	1	0	0	1	2	Boston Braves @ Pittsburgh Pirates Forbes Field, Pittsburgh, PA Sat Jul 28 1951, 3:33 AM EDT Att: 6,848 - Unknown livebaseballscorecards.com					
Sam Jethroe, S OBP: 0.336, SLG: 0.430 (1, 8)	F6		3B		BB		F3		K	4	0	1	1	1	1	0						
Earl Torgeson, L OBP: 0.379, SLG: 0.423 (1, 3)	BB		1-3		F9		K		F8	4	0	0	0	1	1	3						
Bob Elliott, R OBP: 0.410, SLG: 0.518 (1, 5)	F4			K		HR BB				2	1	0	0	2	1	1						
Sid Gordon, R OBP: 0.398, SLG: 0.525 (1, 7)		6-3		K		HR BB				4	1	1	2	0	2	1						
Willard Marshall, L OBP: 0.360, SLG: 0.482 (1, 9)	E4 G5-4-3				FC5-4 1B	SH2-3 2B		F9		4	1	2	0	0	0	0						
Walker Cooper, R OBP: 0.377, SLG: 0.553 Sibby Sisti, R OBP: 0.389, SLG: 0.404 (8, 6)	G5-4-3			FC5-4 1B		K			1B	4	0	1	0	0	1	3						
Johnny Logan, R OBP: 0.296, SLG: 0.303 Bob Addis, L OBP: 0.244, SLG: 0.254 Ebba St. Claire, S OBP: 0.331, SLG: 0.367 (8, 2)			6-3		F7	SH2-3		F7		2	0	0	0	0	0	0						
Warren Spahn, L OBP: 0.225, SLG: 0.269 Bob Chipman, L OBP: 0.333, SLG: 0.333 Tommy Holmes, L OBP: 0.294, SLG: 0.333 Phil Paine, R (8, 1)					BB			F4		3	0	3	1	0	0	0						
					1B	2B				0	0	0	0	0	0	0						
					1B					1	0	0	0	0	0	1						
										0	0	0	0	0	0	0						
Inning Stats	R: 0 E: 0 K: 0 S: 3	H: 0 LOB: 1 BB: 1 P: 7	R: 0 E: 1 K: 0 S: 3	H: 0 LOB: 0 BB: 0 P: 3	R: 1 E: 0 K: 0 S: 5	H: 3 LOB: 1 BB: 0 P: 5	R: 0 E: 0 K: 2 S: 8	H: 1 LOB: 1 BB: 0 P: 8	R: 0 E: 0 K: 1 S: 6	H: 1 LOB: 2 BB: 1 P: 10	R: 3 E: 0 K: 1 S: 8	H: 3 LOB: 1 BB: 1 P: 12	R: 0 E: 0 K: 2 S: 7	H: 0 LOB: 1 BB: 1 P: 11	R: 0 E: 0 K: 0 S: 4	H: 1 LOB: 1 BB: 0 P: 4	R: 0 E: 0 K: 1 S: 5	H: 0 LOB: 0 BB: 0 P: 5	1B: 6 2B: 1 3B: 1 HR: 1	SF: 0 SAC: 1 DP: 1 HBP: 0	WP: 0 PB: 0 SB: 0 CS: 0	PA: 39
PITCHER Murry Dickson, R ERA: 4.59 (1, 1)	IP: 9.0 WLS: W BF: 39 H: 9 R: 4 ER: 4 SO: 7 BB: 4 IBB: 0 HBP: 0 BLK: 0 WP: 0 HR: 1 S: 49 P: 65 ERA: 4.00 WHIP: 1.444															PITCHER	IP: 9.0 WLS: W BF: 39 H: 9 R: 4 ER: 4 SO: 7 BB: 4 IBB: 0 HBP: 0 BLK: 0 WP: 0 HR: 1 S: 49 P: 65 ERA: 4.00 WHIP: 1.444					

Batter	1	2	3	4	5	6	7	8	9	AB	R	H	RBI	BB	SO	LOB	BOTTOM			
Pete Castiglione, R OBP: 0.329, SLG: 0.364 (1, 5)	F4		4-3		FC1-6	1B		1B		4	0	1	1	0	0	2	Boston Braves @ Pittsburgh Pirates Forbes Field, Pittsburgh, PA Sat Jul 28 1951, 3:33 AM EDT Att: 6,848 - Unknown livebaseballscorecards.com			
Pete Reiser, L OBP: 0.458, SLG: 0.443 George Metkovich, L OBP: 0.346, SLG: 0.410 (6, PR)	K		K		F4	1B		F4		4	0	1	0	0	2	2				
Gus Bell, L OBP: 0.361, SLG: 0.485 (1, 9)	F3			BB HBP	4-3	3-1		1B		4	0	1	1	0	0	3				
Ralph Kiner, R OBP: 0.447, SLG: 0.645 (1, 7)		F7 3B		BB E BB		FC5-6 1B BB		F2	6-3	3	3	1	0	2	0	2				
Jack Phillips, R OBP: 0.278, SLG: 0.242 (1, 3)	F7			E BB 1B		FC5-6 BB		F8		3	0	1	1	1	0	0				
Joe Garagiola, L OBP: 0.324, SLG: 0.442 (1, 2)	L8			E BB		FC5-6 1B 2B		4-3		3	1	0	0	1	0	2				
George Strickland, R OBP: 0.330, SLG: 0.372 (1, 6)	6-3			E6 G6-4-3		WP 2B 1B		F6		4	1	1	1	0	0	2				
Monty Basgall, R OBP: 0.280, SLG: 0.261 Ed Fitz Gerald, R OBP: 0.290, SLG: 0.302 Danny Murtaugh, R OBP: 0.254, SLG: 0.242 (7, 4)			F3	G6-4-3		1B 2B		HBP E F4 1B		2	0	0	0	0	0	3				
Murry Dickson, R OBP: 0.319, SLG: 0.368 (1, 1)						F8		FC4 HBP 1B		4	1	2	0	0	0	2				
										1	1	1	2	0	0	0				
										1	1	1	0	0	0	0				
Inning Stats	R: 0 E: 0 K: 1 S: 5	H: 0 LOB: 0 BB: 0 P: 5	R: 1 E: 0 K: 0 S: 4	H: 1 LOB: 0 BB: 0 P: 4	R: 0 E: 0 K: 1 S: 6	H: 1 LOB: 1 BB: 0 P: 6	R: 1 E: 1 K: 0 S: 3	H: 1 LOB: 2 BB: 2 P: 12	R: 0 E: 0 K: 0 S: 4	H: 1 LOB: 1 BB: 0 P: 4	R: 4 E: 0 K: 0 S: 7	H: 4 LOB: 2 BB: 2 P: 15	R: 0 E: 0 K: 0 S: 3	H: 0 LOB: 0 BB: 0 P: 3	R: 2 E: 1 K: 0 S: 6	H: 2 LOB: 2 BB: 0 P: 7	1B: 8 2B: 1 3B: 1 HR: 0	SF: 0 SAC: 0 DP: 1 HBP: 2	WP: 1 PB: 0 SB: 0 CS: 0	PA: 40
PITCHER Warren Spahn, L ERA: 2.94 Bob Chipman, L ERA: 3.29 Phil Paine, R ERA: 3.0 (8, 1)	IP: 5.2 WLS: L BF: 29 H: 8 R: 6 ER: 5 SO: 2 BB: 4 IBB: 0 HBP: 1 BLK: 0 WP: 1 HR: 0 S: 28 P: 45 ERA: 7.94 WHIP: 2.118															PITCHER	IP: 5.2 WLS: L BF: 29 H: 8 R: 6 ER: 5 SO: 2 BB: 4 IBB: 0 HBP: 1 BLK: 0 WP: 1 HR: 0 S: 28 P: 45 ERA: 7.94 WHIP: 2.118			

Batter	1	2	3	4	5	6	7	8	9	AB	R	H	RBI	BB	SO	LOB	TOP				
Roy Hartsfield, R (1,4) OBP: 0.337, SLG: 0.357 Buddy Kerr, R (8,4) OBP: 0.293, SLG: 0.213	0-0 1-3		0-0 1B		0-0 FC4-6 1B			0-0 2B		4	0	3	1	0	0	0					
Sam Jethroe, S (1,8) OBP: 0.336, SLG: 0.428	0-0 G3-6-3 1B		0-3 K		0-0 FC4-6 1-2			0-0 6-3		4	0	1	0	0	1	3					
Earl Torgeson, L (1,3) OBP: 0.376, SLG: 0.418	0-0 G3-6-3 1-2			0-0 4-3		0-0 3-1		0-0 F8		4	0	0	0	0	0	2					
Bob Elliott, R (1,5) OBP: 0.409, SLG: 0.516 Sibby Sisti, R (6,5) OBP: 0.387, SLG: 0.401		0-0 1-3		0-0 5-3		0-0 E7 1B		0-0 5-3		3	0	1	0	0	0	0					
Sid Gordon, R (1,7) OBP: 0.394, SLG: 0.519		0-0 6-3		0-0 5-3		0-0 6-3			0-0 6-3	4	0	0	0	0	0	1					
Willard Marshall, L (1,9) OBP: 0.366, SLG: 0.482		0-0 1B			4-0 2B 4-3 BB			0-0 F8		2	1	1	0	2	0	1					
Ebba St. Claire, S (1,2) OBP: 0.328, SLG: 0.372		0-0 F6			0-0 4-3 1-3 2B			0-0 F4		4	1	1	0	0	0	2					
Johnny Logan, R (1,6) OBP: 0.287, SLG: 0.293			0-0 5-3		0-0 5-3			0-0 F9		3	0	0	0	0	0	2					
Johnny Sain, R (1,1) OBP: 0.205, SLG: 0.262 Bob Addis, L (5,PH) OBP: 0.242, SLG: 0.252 Phil Paine, R (5,1) Tommy Holmes, L (7,PH) OBP: 0.278, SLG: 0.313 Dave Cole, R (7,1) OBP: 0.333, SLG: 0.556			0-0 6-3		0-0 4-3			0-0 4-3		1	0	0	0	0	0	0					
Inning Stats	R: 0 E: 0 K: 0 S: 3	H: 1 LOB: 0 BB: 0 P: 3	R: 0 E: 0 K: 0 S: 4	H: 1 LOB: 1 BB: 0 P: 4	R: 0 E: 0 K: 1 S: 6	H: 1 LOB: 1 BB: 0 P: 6	R: 0 E: 0 K: 0 S: 3	H: 0 LOB: 0 BB: 0 P: 3	R: 2 E: 0 K: 0 S: 5	H: 2 LOB: 1 BB: 1 P: 9	R: 0 E: 1 K: 0 S: 4	H: 1 LOB: 1 BB: 0 P: 4	R: 0 E: 0 K: 0 S: 3	H: 0 LOB: 0 BB: 0 P: 3	R: 0 E: 0 K: 0 S: 4	H: 1 LOB: 1 BB: 1 P: 4	R: 0 E: 0 K: 0 S: 2	H: 0 LOB: 0 BB: 1 P: 6	1B: 5 2B: 2 3B: 0 HR: 0	SF: 0 SAC: 0 DP: 2 HBP: 0	WP: 0 PA: 34
PITCHER Bob Friend, R (1,1) ERA: 4.21	IP: 9.0 WLS: W BF: 34 H: 7 R: 2 ER: 2 SO: 1 BB: 2 IBB: 0 HBP: 0 BLK: 0 WP: 0 HR: 0 S: 34 P: 42 ERA: 2.00 WHIP: 1.000															PITCHER					

Boston Braves @ Pittsburgh Pirates
 Forbes Field, Pittsburgh, PA
 Sun Jul 29 1951, 3:33 AM EDT
 Unknown


AB 32
 R 2
 H 7
 RBI 2
 BB 2
 SO 1
 LOB 13

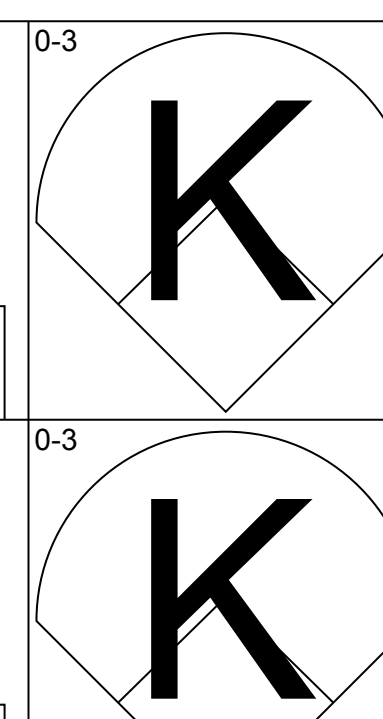
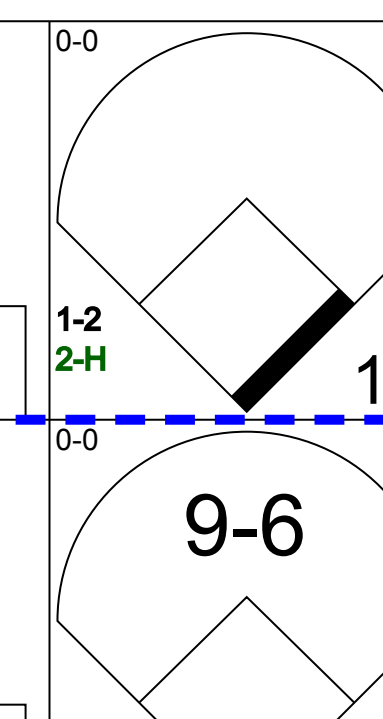
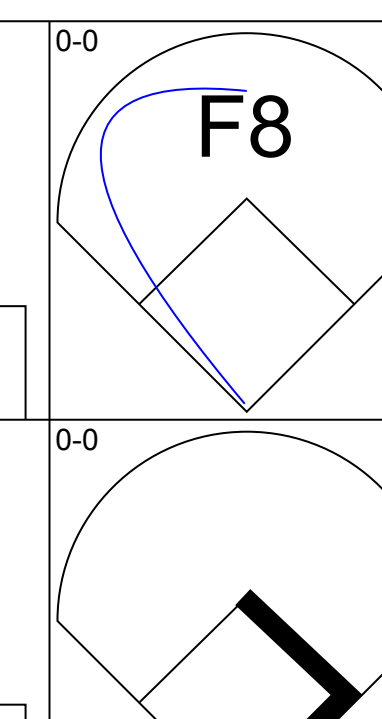
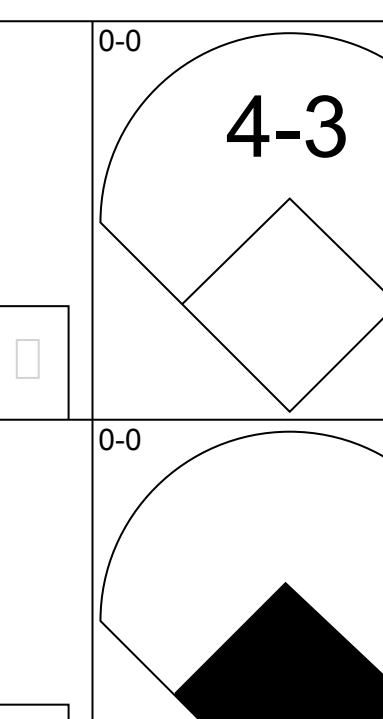
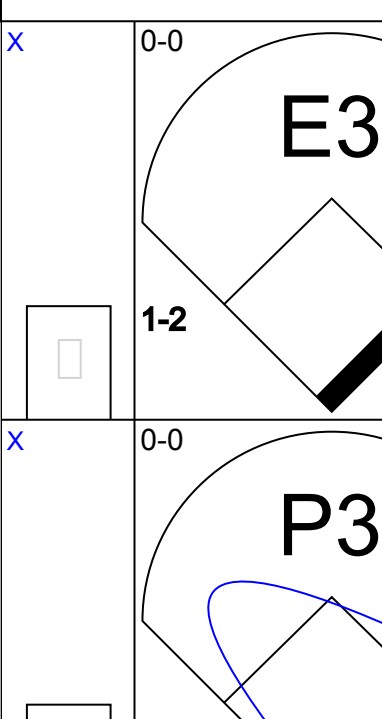
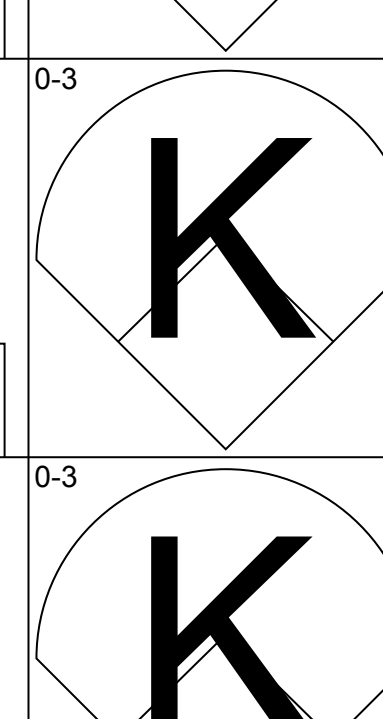
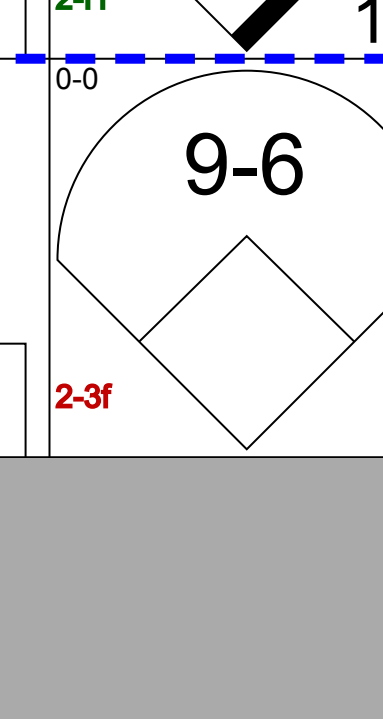
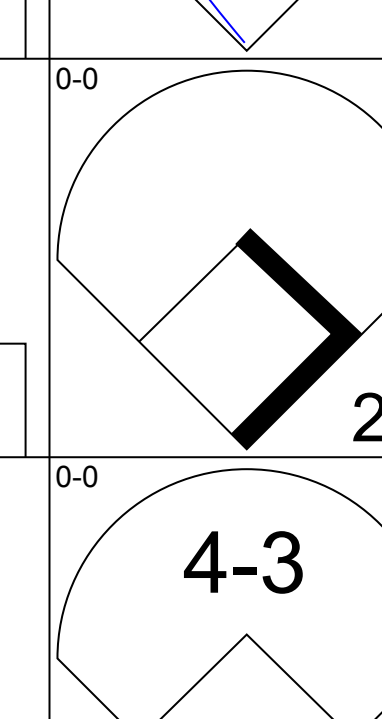
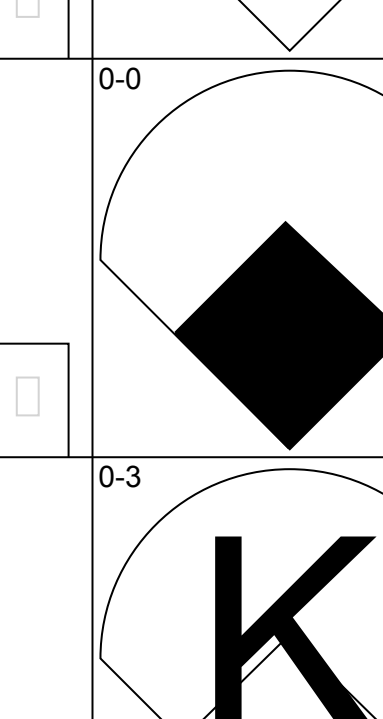
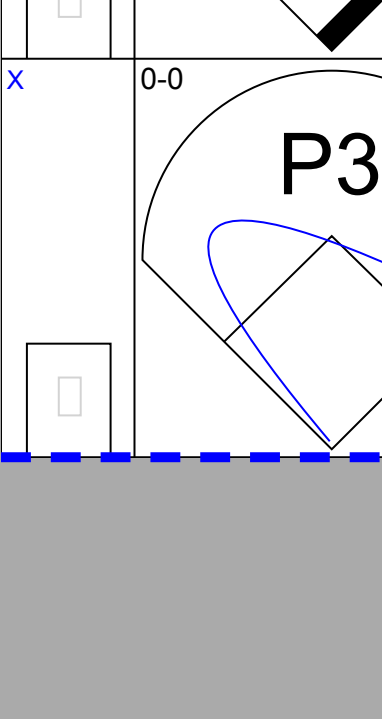
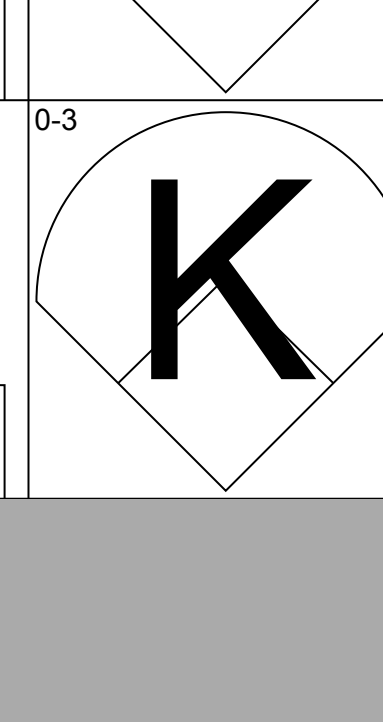
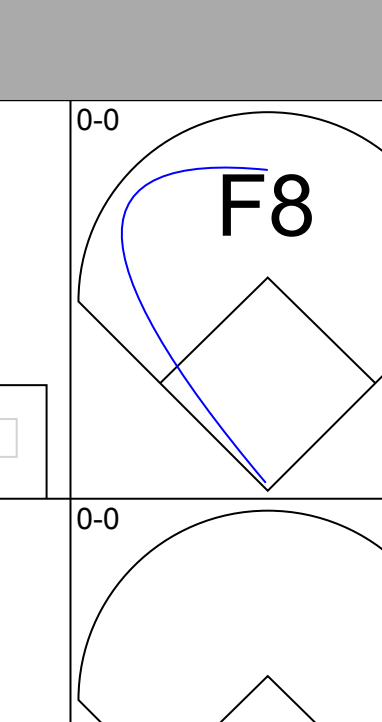
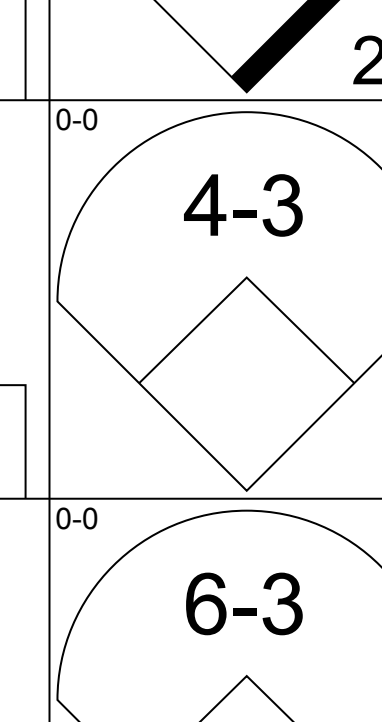
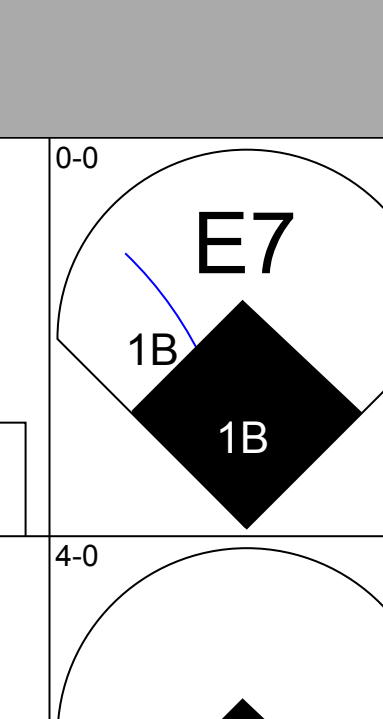
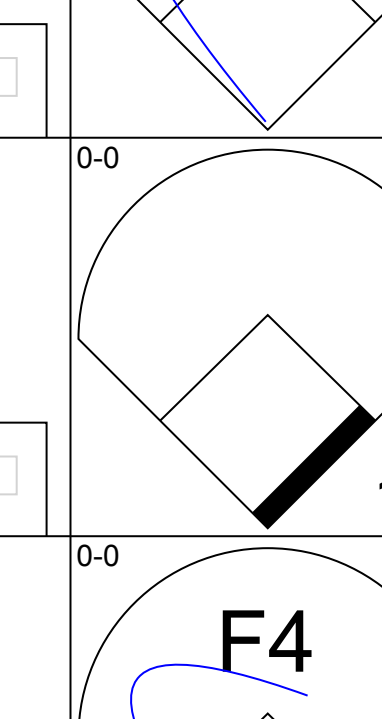
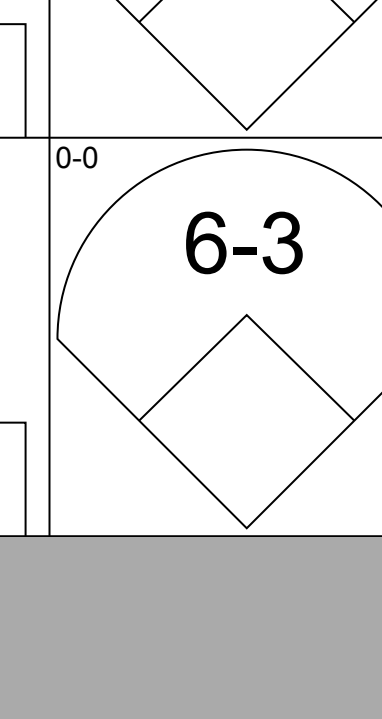
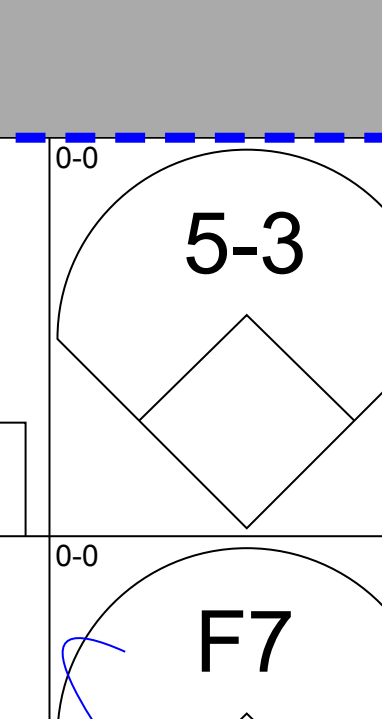
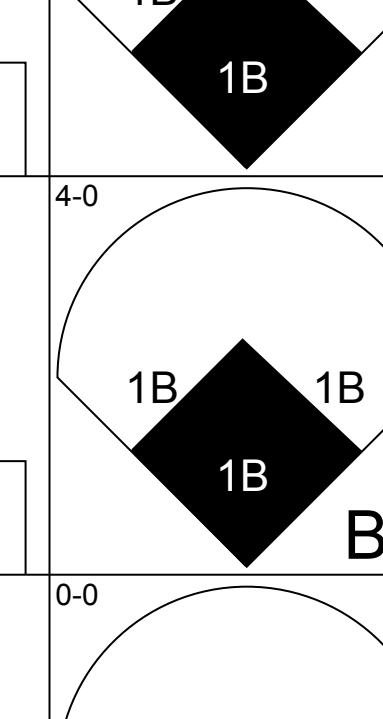
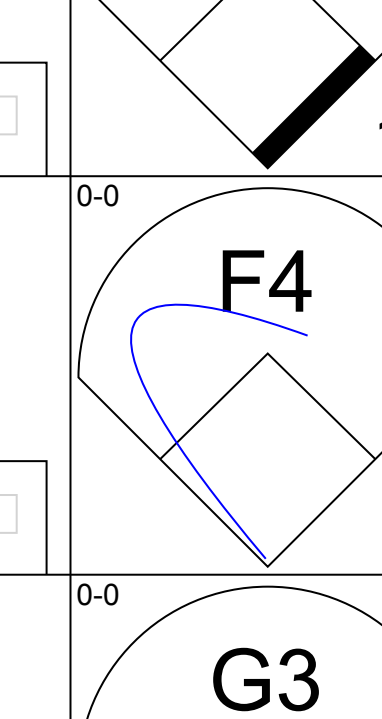
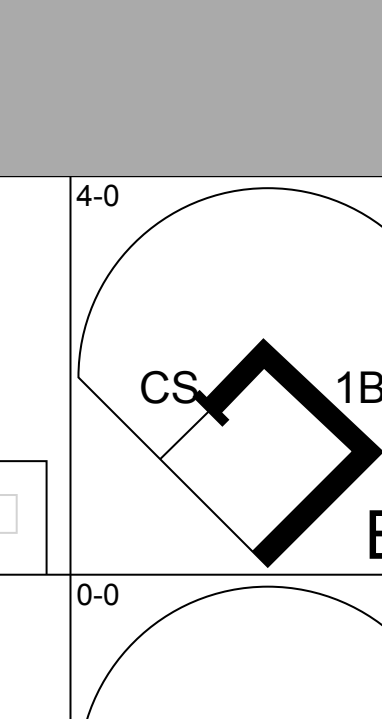
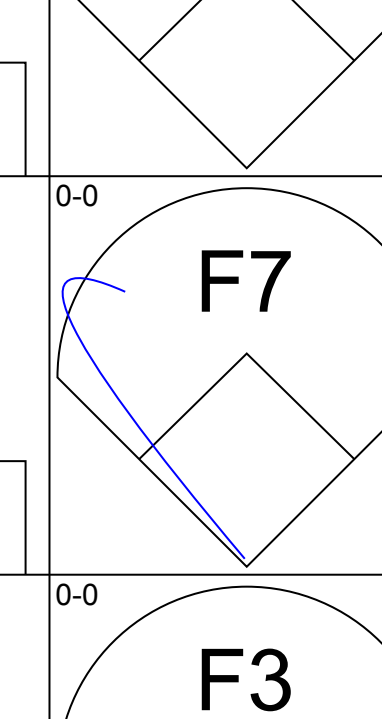
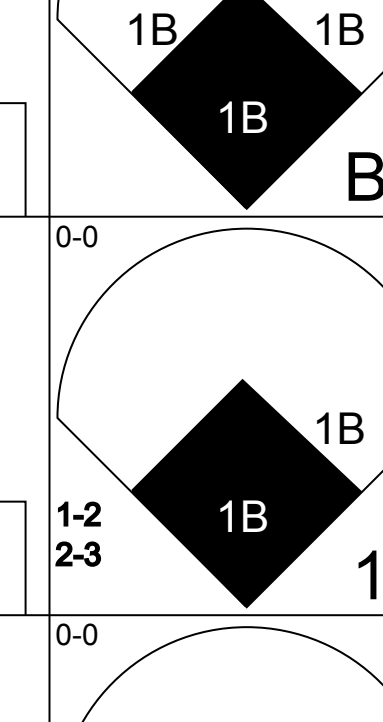
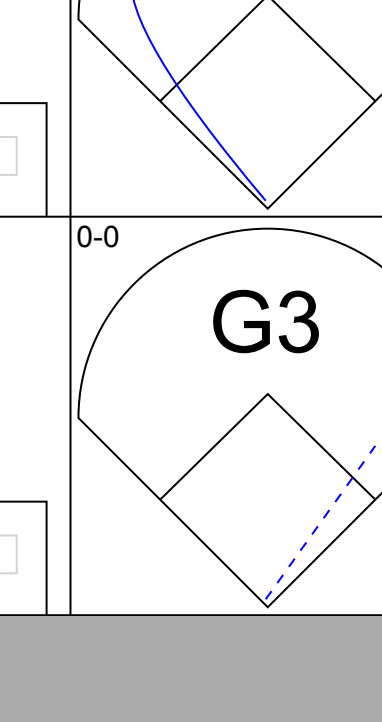
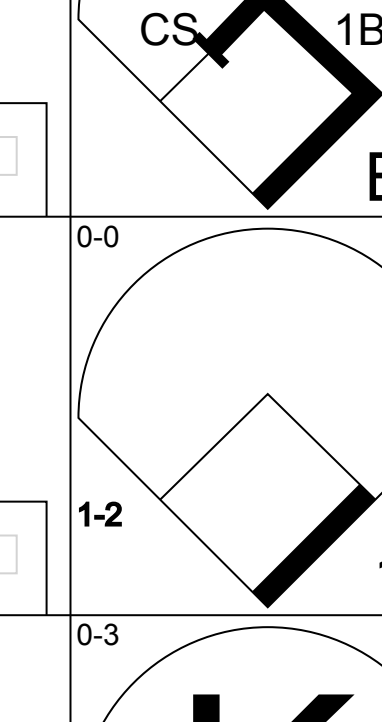
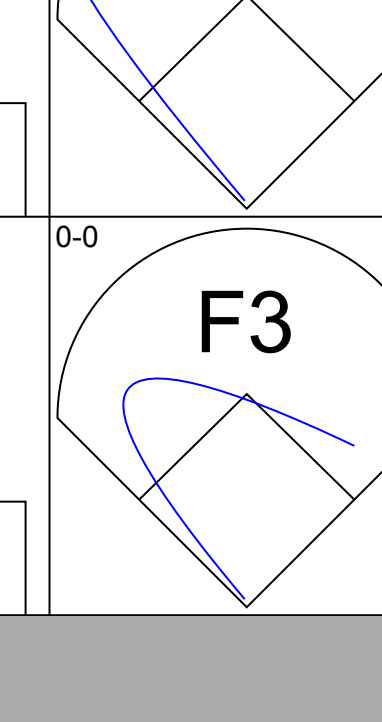
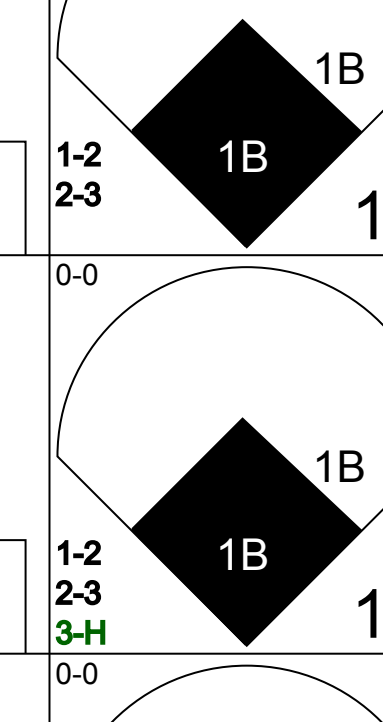
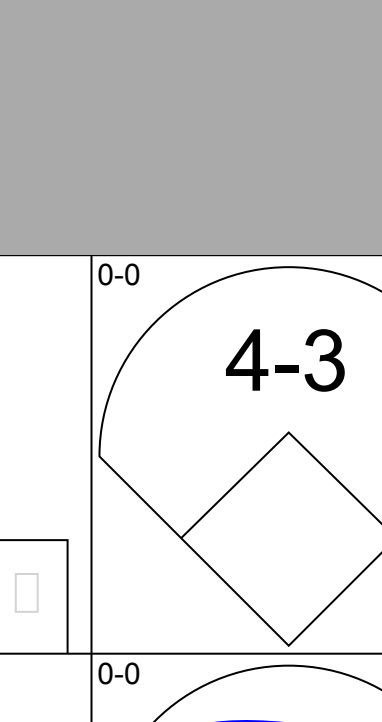
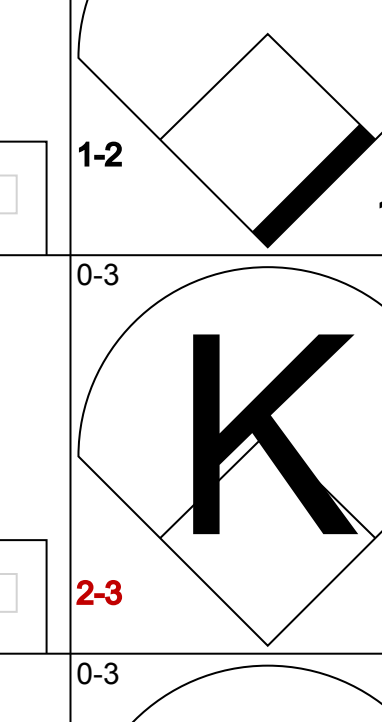
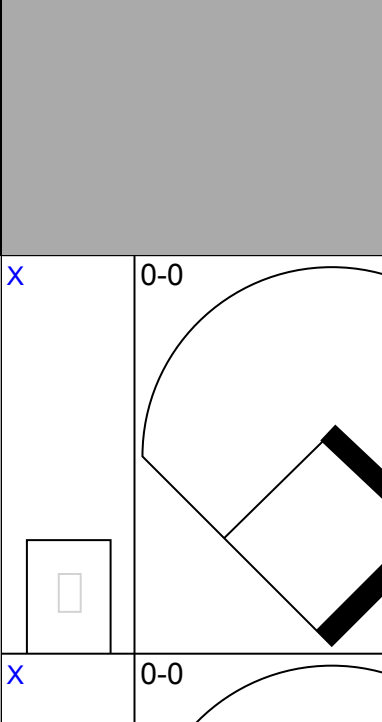
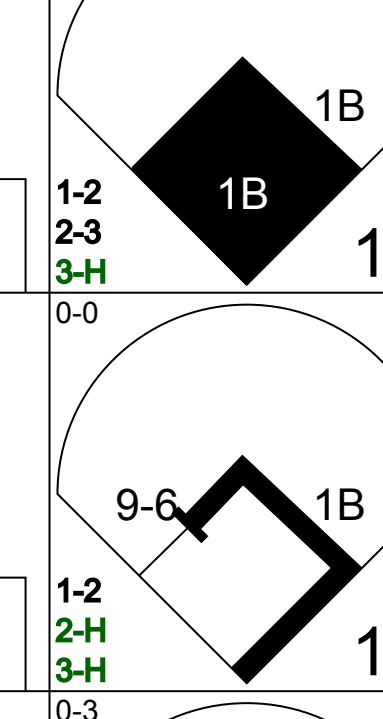
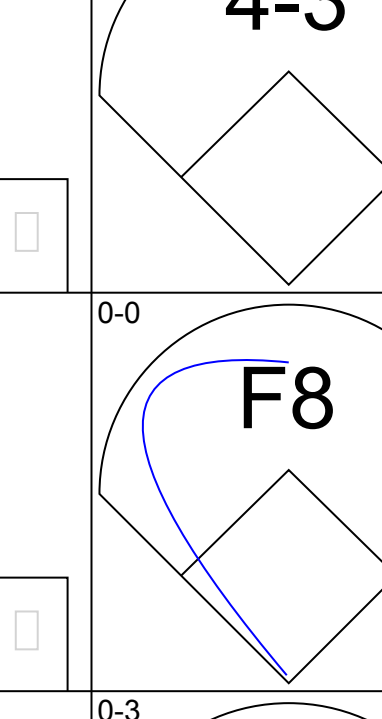
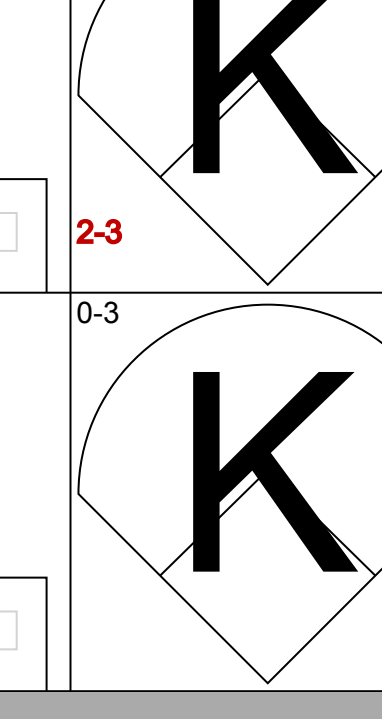
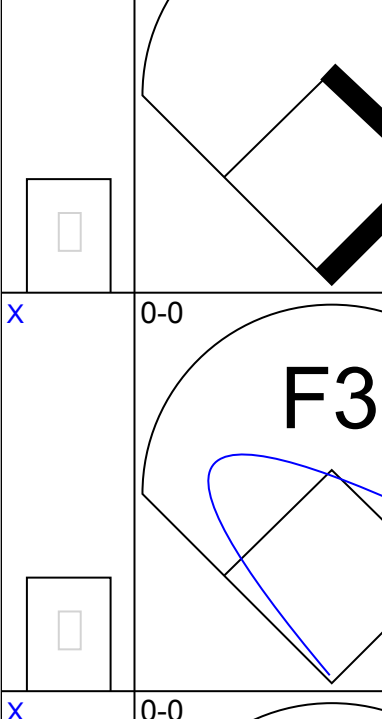
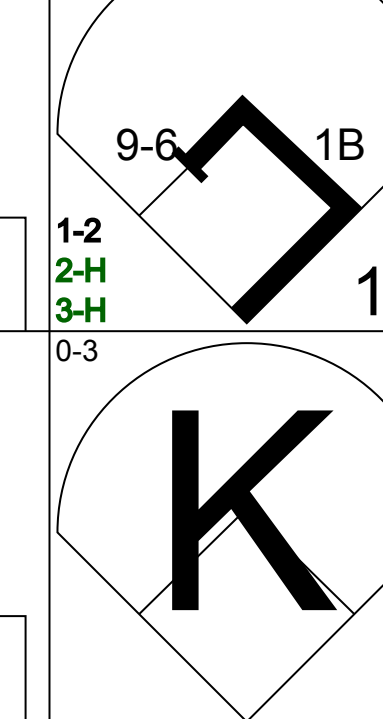
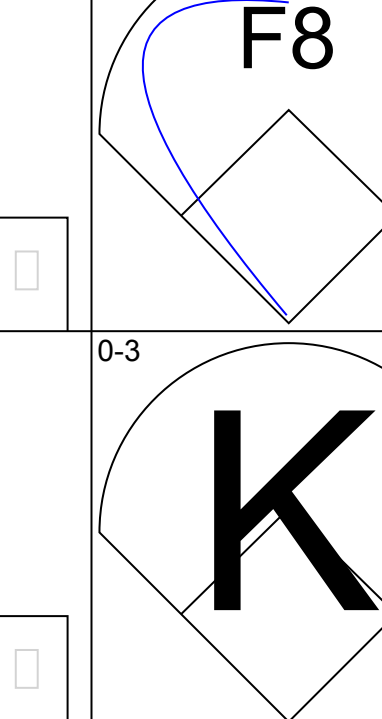
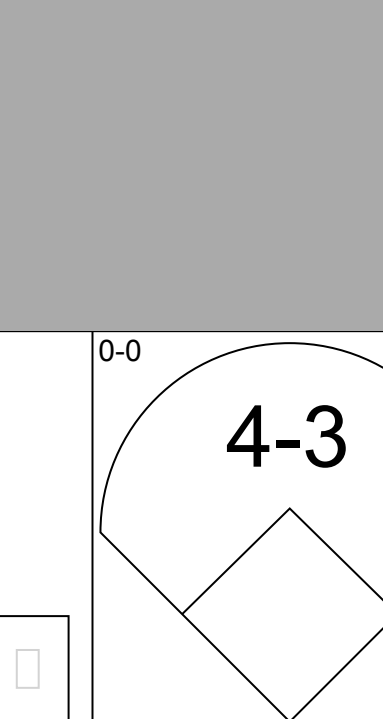
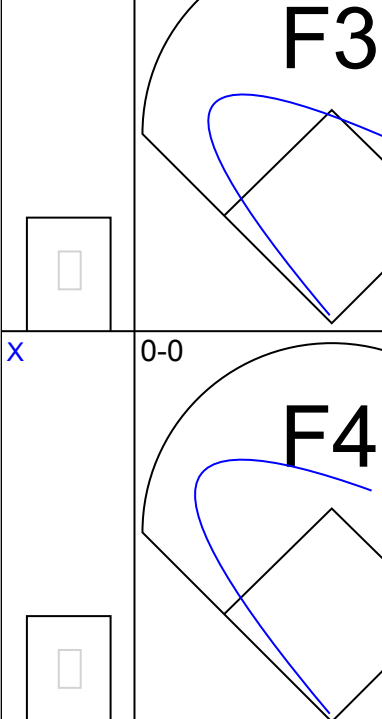


Batter	1	2	3	4	5	6	7	8	9	AB	R	H	RBI	BB	SO	LOB	BOTTOM		
Pete Castiglione, R (1,5) OBP: 0.328, SLG: 0.362	0-0 6-3		0-0 6-3		0-0 BB 1B			0-0 F5		4	0	1	0	0	0	0			
Rocky Nelson, L (1,3) OBP: 0.310, SLG: 0.380	0-0 HR 1B		0-0 F8		4-0 1-2 BB			0-0 6-3		3	1	1	0	1	0	0			
Gus Bell, L (1,9) OBP: 0.362, SLG: 0.493	0-0 1-H HR		0-0 F8		0-0 F7			0-0 BB BB 1B		4	2	2	2	0	0	2			
Ralph Kiner, R (1,7) OBP: 0.445, SLG: 0.640	0-3 K			0-3 K				4-0 BB BB 1B		3	1	0	0	1	3	0			
Bill Howerton, L (1,8) OBP: 0.376, SLG: 0.500	0-3 K			0-0 HR				4-0 1-2 2-3 BB		3	1	1	1	1	2	0			
Joe Garagiola, L (1,2) OBP: 0.327, SLG: 0.459		0-0 HR		0-0 3-1				0-3 K		4	1	2	1	0	1	3			
George Strickland, R (1,6) OBP: 0.329, SLG: 0.368		0-3 K		0-0 F6				4-0 1-2 2-3 3-H BB		3	0	0	1	1	1	1			
Monty Basgall, R (1,4) OBP: 0.279, SLG: 0.260		0-0 G6-4-3 1B			0-0 4-3			0-0 F6		4	0	1	0	0	0	2			
Bob Friend, R (1,1) OBP: 0.138, SLG: 0.111		0-0 G6-4-3 1-2			0-0 1-3			0-3 K		3	0	0	0	0	1	1			
Inning Stats	R: 2 E: 0 K: 2 S: 9	H: 2 LOB: 0 BB: 0 P: 9	R: 1 E: 0 K: 1 S: 6	H: 2 LOB: 0 BB: 0 P: 6	R: 0 E: 0 K: 0 S: 3	H: 0 LOB: 0 BB: 0 P: 3	R: 1 E: 0 K: 1 S: 6	H: 1 LOB: 0 BB: 0 P: 6	R: 0 E: 0 K: 0 S: 4	H: 1 LOB: 2 BB: 1 P: 8	R: 0 E: 0 K: 2 S: 8	H: 1 LOB: 1 BB: 0 P: 8	R: 0 E: 0 K: 1 S: 5	H: 0 LOB: 0 BB: 0 P: 5	R: 2 E: 0 K: 1 S: 6	H: 1 LOB: 2 BB: 3 P: 18	1B: 5 2B: 0 3B: 0 HR: 3	SF: 0 SAC: 0 DP: 1 HBP: 0	WP: 1 PA: 35
PITCHER Johnny Sain, R (1,1) ERA: 4.87 Phil Paine, R (5,1) ERA: 2.57 Dave Cole, R (7,1) ERA: 5.36	IP: 4.0 WLS: L BF: 16 H: 5 R: 4 ER: 4 SO: 4 BB: 0 IBB: 0 HBP: 0 BLK: 0 WP: 0 HR: 3 S: 24 P: 24 ERA: 9.00 WHIP: 1.250															PITCHER			

Boston Braves @ Pittsburgh Pirates
 Forbes Field, Pittsburgh, PA
 Sun Jul 29 1951, 3:33 AM EDT
 Unknown

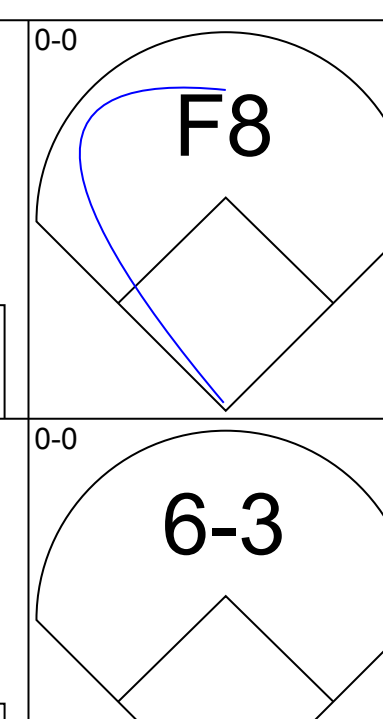
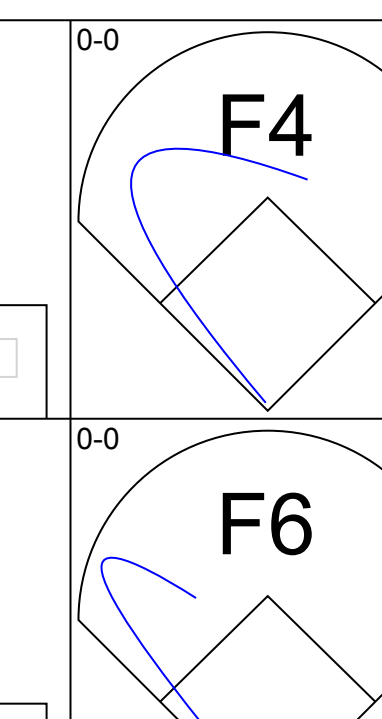
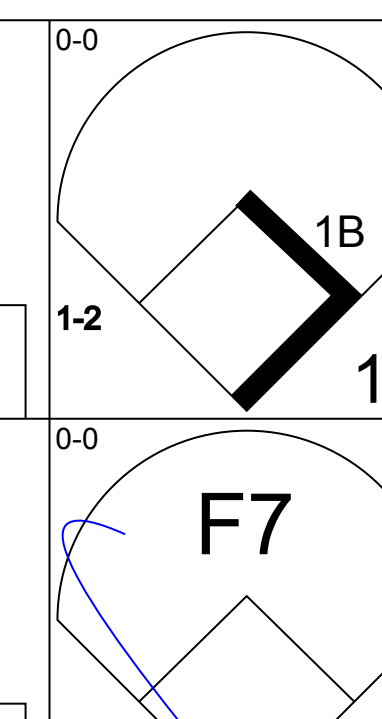
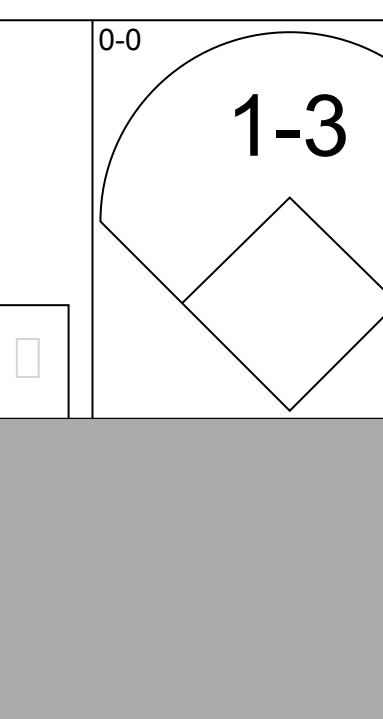
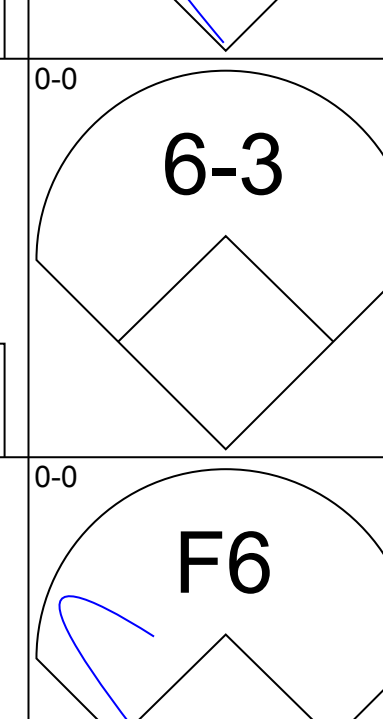
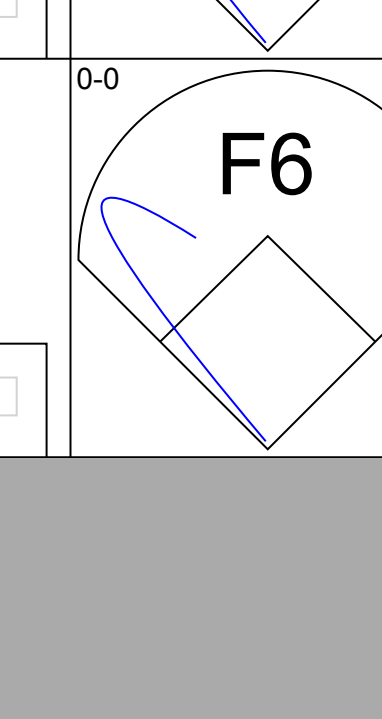
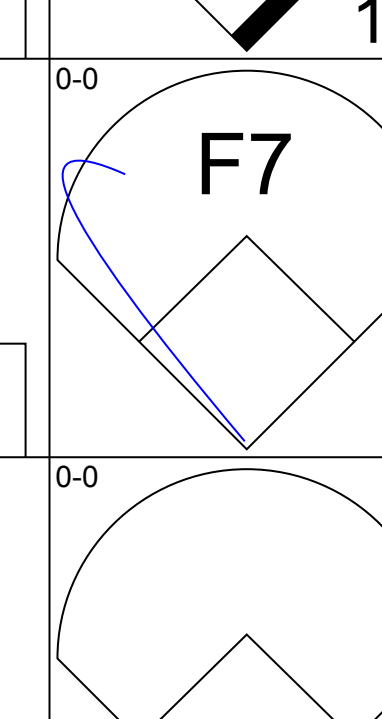
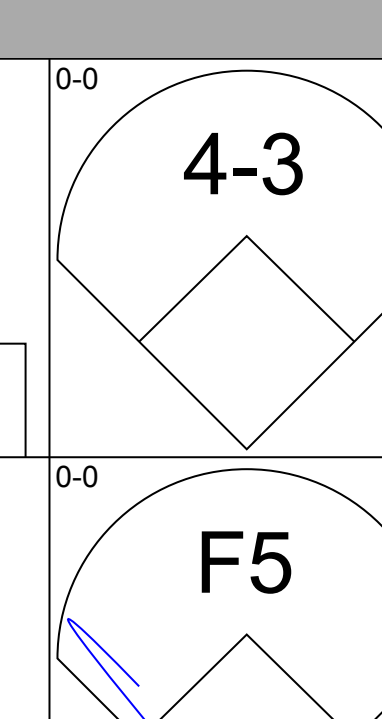
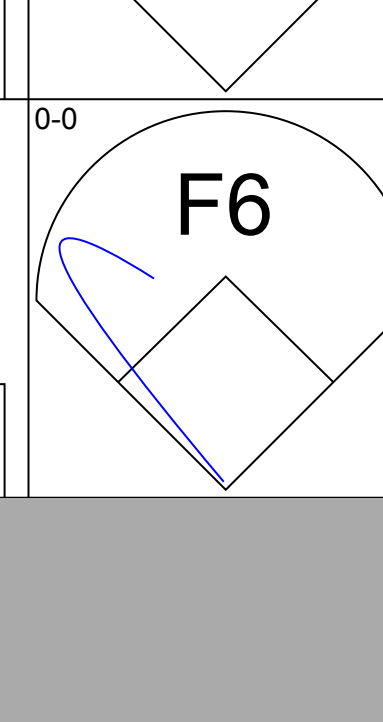
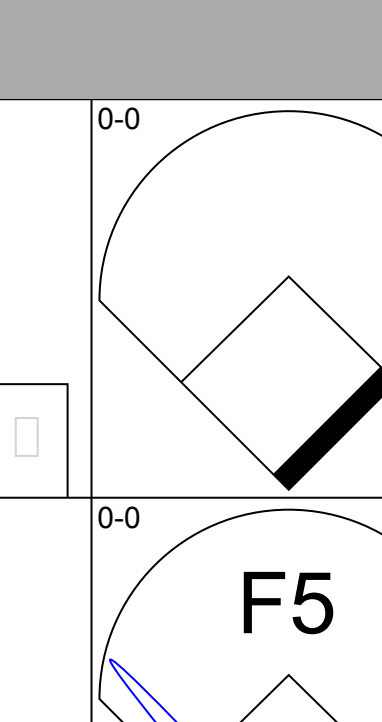
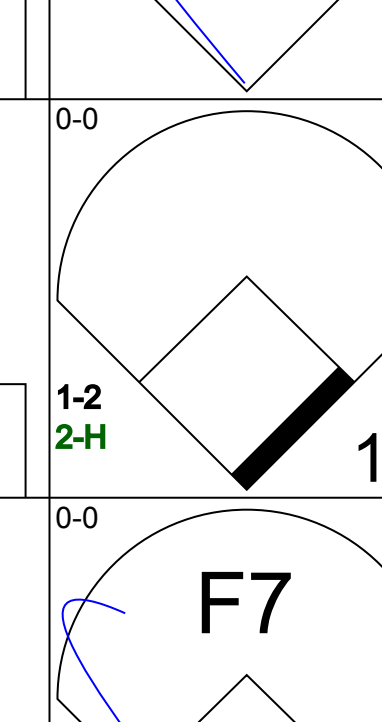
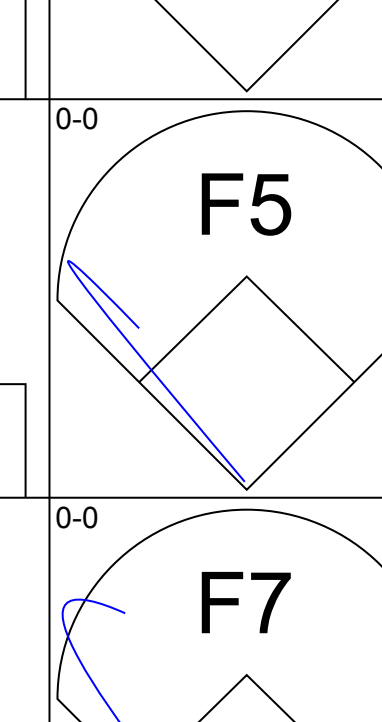
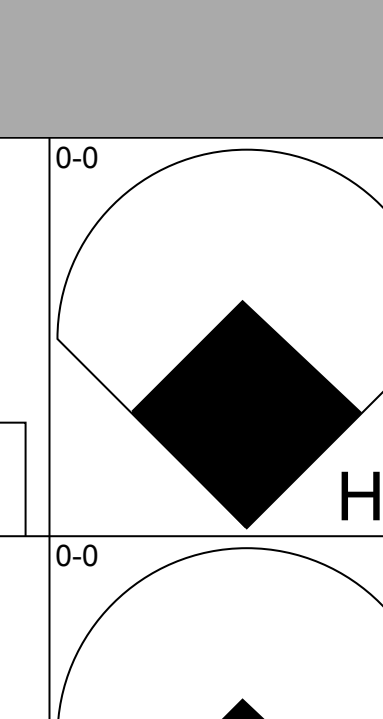
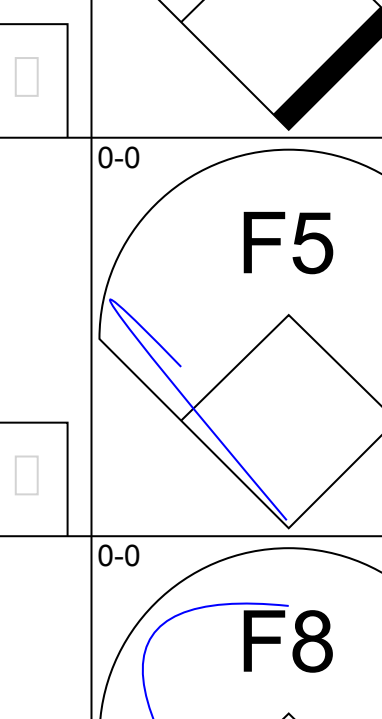
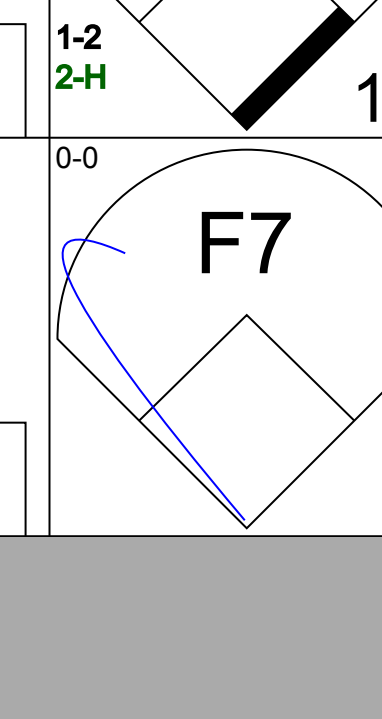
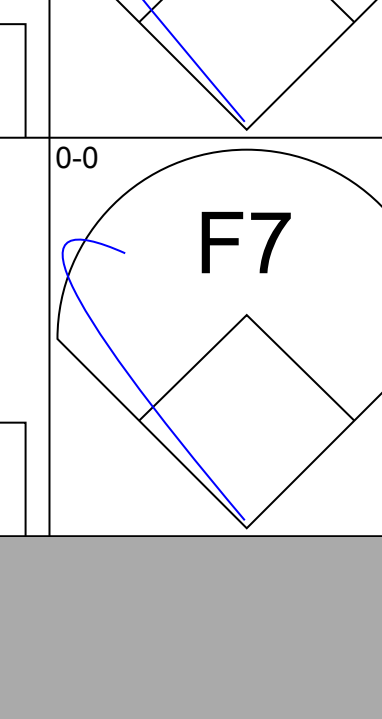
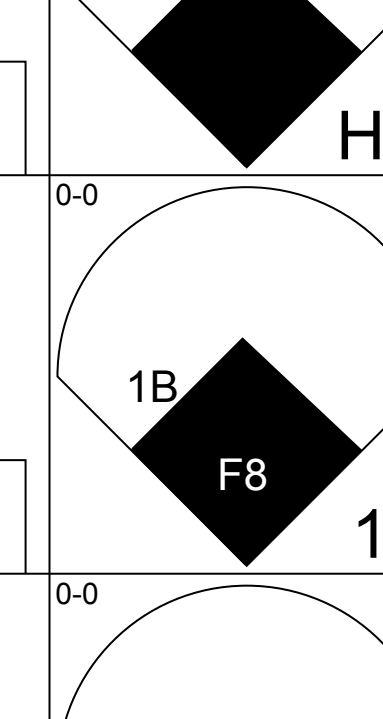
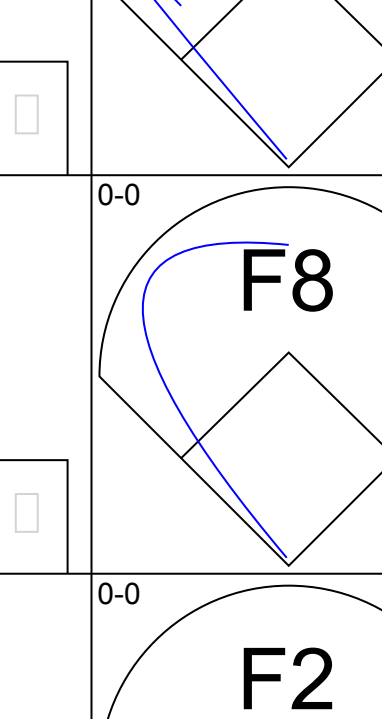
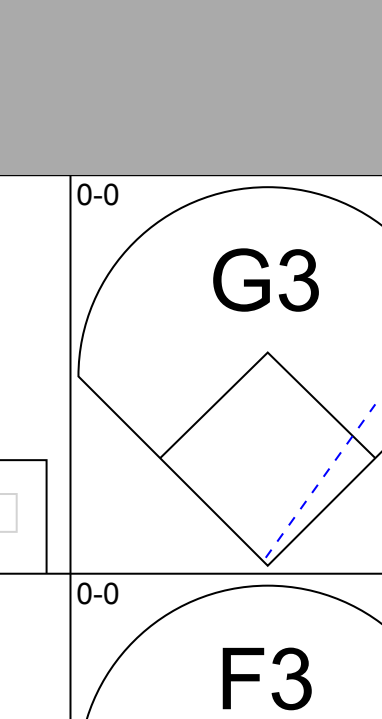
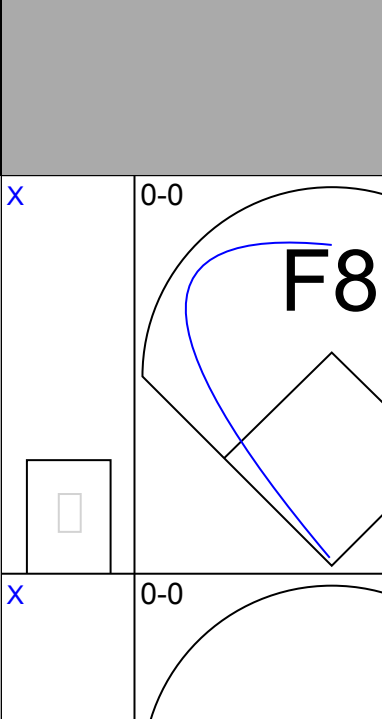
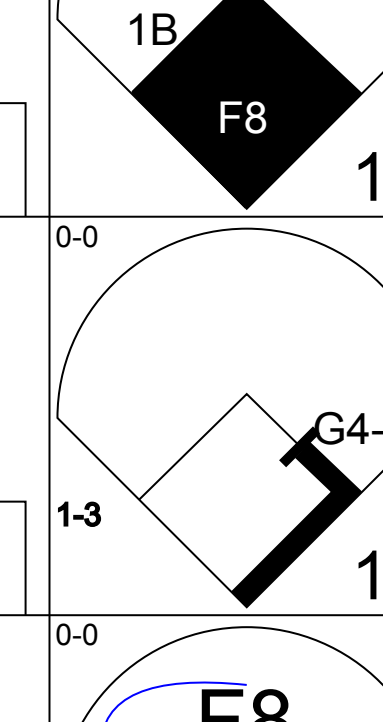
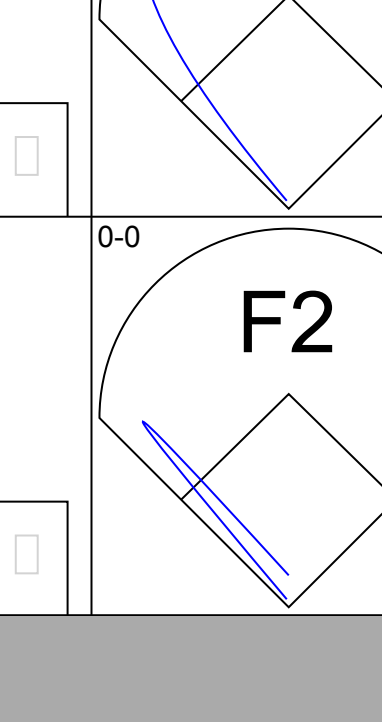
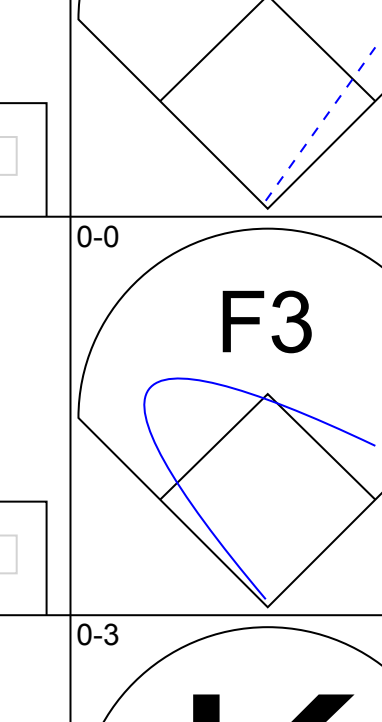
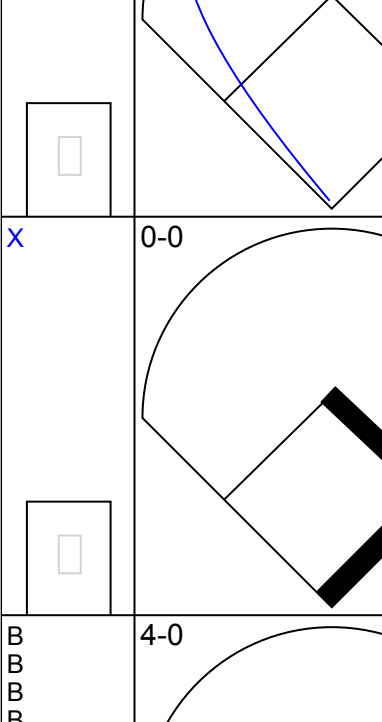
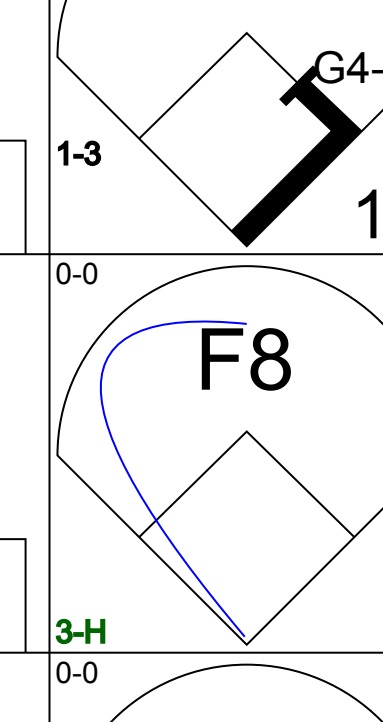
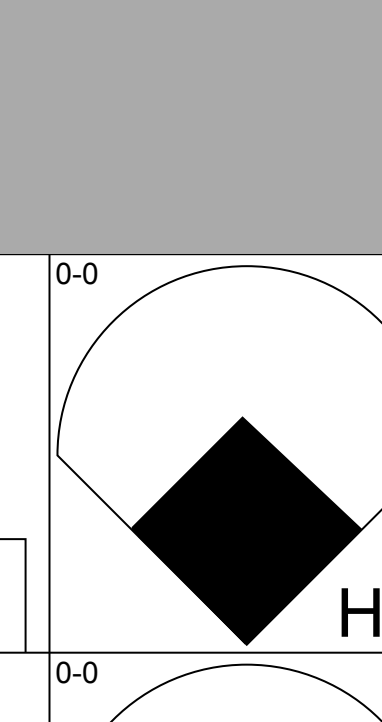
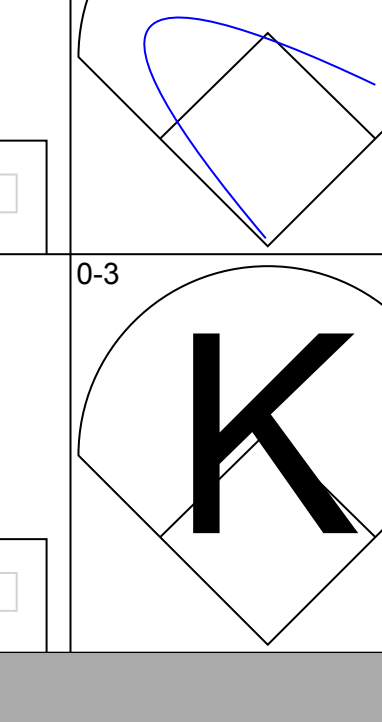
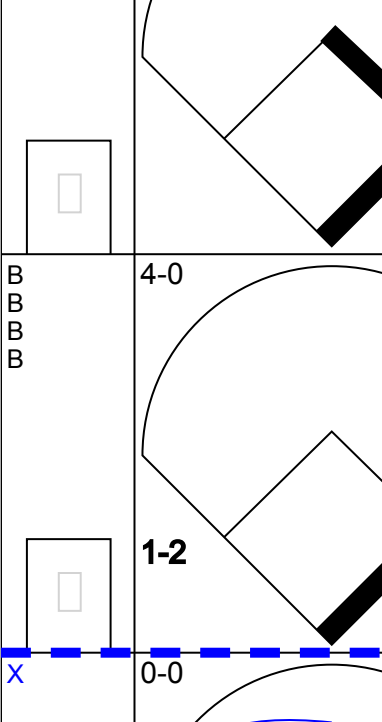
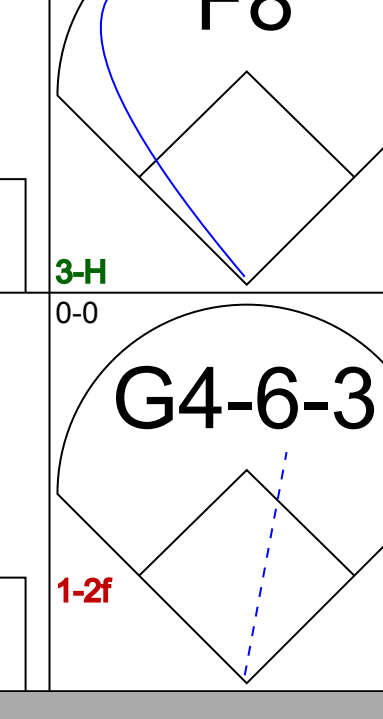
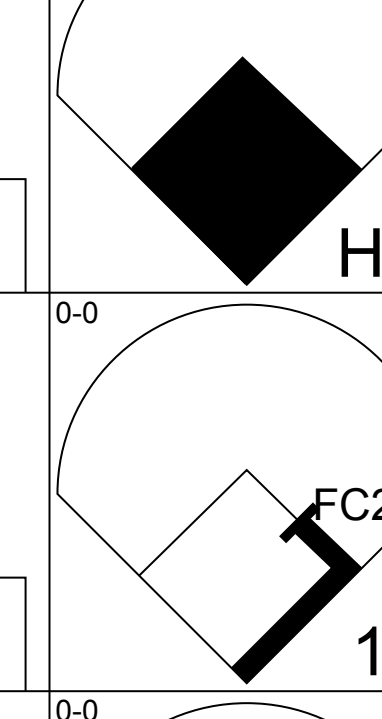
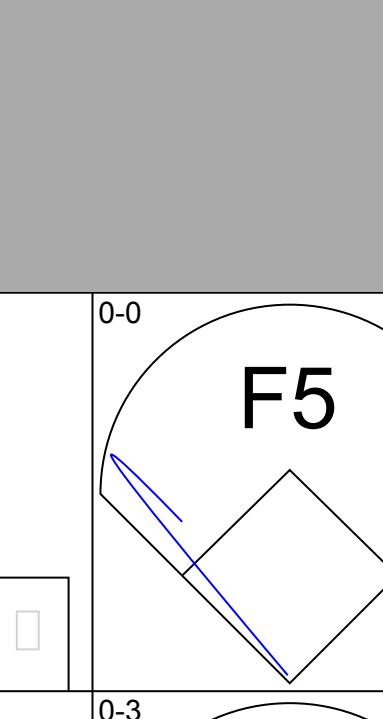
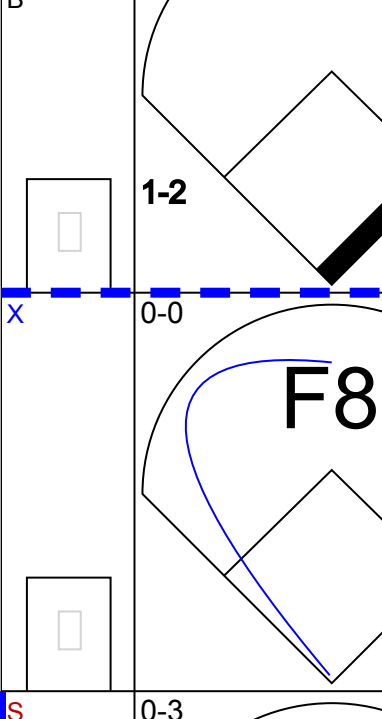
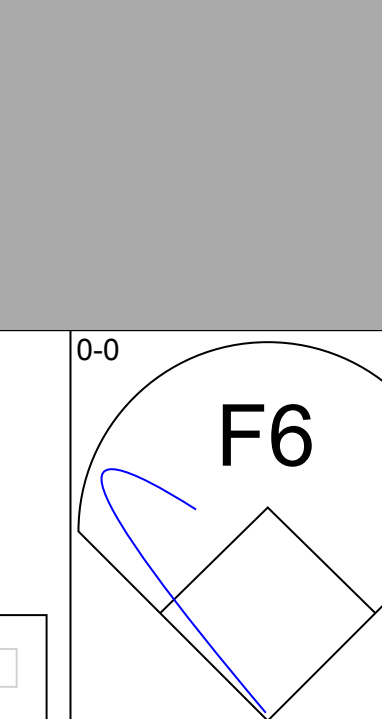
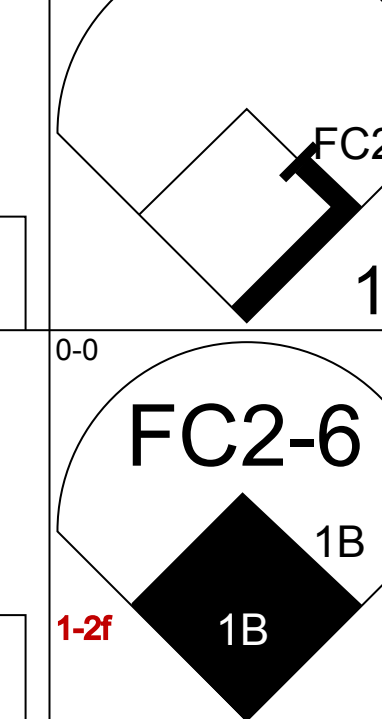
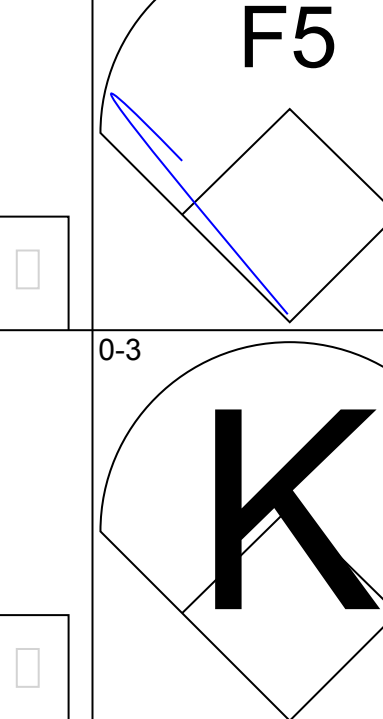
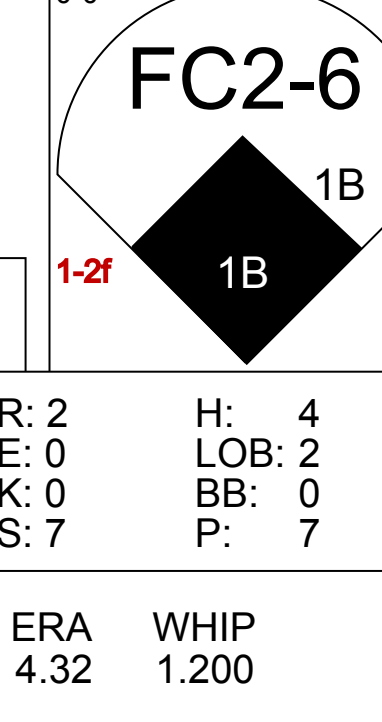
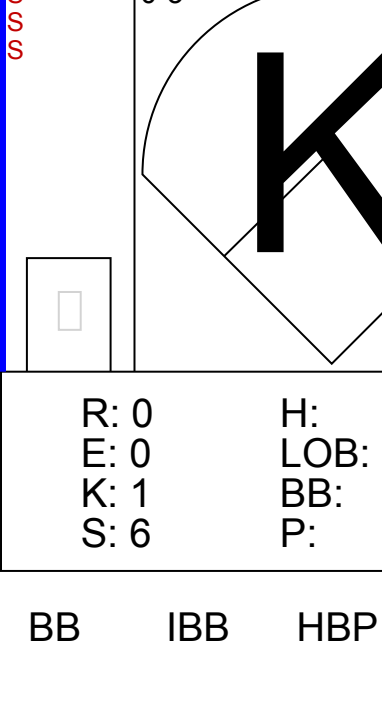
AB 31
 R 6
 H 8
 RBI 5
 BB 4
 SO 8
 LOB 9



Batter	1	2	3	4	5	6	7	8	9	AB	R	H	RBI	BB	SO	LOB	TOP				
Luis Marquez, R OBP: 0.255, SLG: 0.238 (1, 7)										5	0	1	1	0	1	1	Boston Braves @ Pittsburgh Pirates Forbes Field, Pittsburgh, PA Sun Jul 29 1951, 3:38 AM EDT Att: 17,881 - Unknown				
Sam Jethroe, S OBP: 0.335, SLG: 0.440 (1, 8)										5	1	2	1	0	1	4					
Earl Torgeson, L OBP: 0.372, SLG: 0.413 (1, 3)										4	0	0	0	0	2	1					
Sid Gordon, R OBP: 0.392, SLG: 0.516 (1, 5)										4	1	1	0	0	0	1					
Walker Cooper, R OBP: 0.379, SLG: 0.548 (1, 2)										2	1	0	0	0	2	0					
Willard Marshall, L OBP: 0.386, SLG: 0.482 (1, 9)										4	1	2	0	0	0	1					
Sibby Sisti, R OBP: 0.389, SLG: 0.404 (1, 4)										4	1	2	1	0	1	2					
Johnny Logan, R OBP: 0.286, SLG: 0.292 (1, 6)										4	0	1	2	0	1	2					
Jim Wilson, R OBP: 0.154, SLG: 0.154 George Estock, R OBP: 0.500, SLG: 0.400 (9, 1)										4	0	0	0	0	2	3					
Inning Stats	R: 0 E: 0 K: 3 S: 9	H: 0 LOB: 0 BB: 0 P: 9	R: 4 E: 1 K: 1 S: 9	H: 4 LOB: 1 BB: 1 P: 13	R: 0 E: 0 K: 0 S: 4	H: 1 LOB: 1 BB: 0 P: 4	R: 0 E: 0 K: 1 S: 5	H: 0 LOB: 0 BB: 0 P: 5	R: 0 E: 0 K: 2 S: 7	H: 1 LOB: 1 BB: 1 P: 11	R: 1 E: 0 K: 1 S: 6	H: 1 LOB: 0 BB: 0 P: 6	R: 0 E: 0 K: 0 S: 3	H: 0 LOB: 0 BB: 0 P: 3	R: 0 E: 1 K: 0 S: 5	H: 1 LOB: 2 BB: 0 P: 5	1B: 7 2B: 3 3B: 0 HR: 1	SF: 0 SAC: 0 DP: 2 HBP: 0	WP: 0 PB: 0 SB: 0 CS: 1	PA: 38	
PITCHER	IP	WLS	BF	H	R	ER	SO	BB	IBB	HBP	BLK	WP	HR	S	P	ERA	WHIP				
Paul LaPalme, L ERA: 5.25 Mel Queen, R ERA: 5.47 Ted Wilks, R ERA: 2.98	(1, 1)	1.1	10	4	4	3	4	1	0	0	0	0	0	17	21	20.25	3.750				
	(2, 1)	5.2	L	20	4	1	1	4	1	0	0	0	1	27	31	1.59	0.882				
	(8, 1)	2.0		8	1	0	0	0	0	0	0	0	0	8	8	0.00	0.500				

AB	36
R	5
H	9
RBI	5
BB	2
SO	8
LOB	16



Batter	1	2	3	4	5	6	7	8	9	AB	R	H	RBI	BB	SO	LOB	BOTTOM				
Pete Castiglione, R OBP: 0.327, SLG: 0.361 (1, 5)										4	0	1	0	0	0	0	Boston Braves @ Pittsburgh Pirates Forbes Field, Pittsburgh, PA Sun Jul 29 1951, 3:38 AM EDT Att: 17,881 - Unknown				
Rocky Nelson, L OBP: 0.303, SLG: 0.371 (1, 3)										4	0	0	0	0	2						
George Metkovich, L OBP: 0.348, SLG: 0.411 (1, 8)										4	0	2	1	0	0						
Ralph Kiner, R OBP: 0.443, SLG: 0.644 (1, 7)										4	1	1	1	0	0						
Gus Bell, L OBP: 0.361, SLG: 0.491 (1, 9)										4	1	1	0	0	0						
Clyde McCullough, R OBP: 0.354, SLG: 0.406 Ed Fitz Gerald, L OBP: 0.290, SLG: 0.302 (9, PR)										4	0	2	0	0	0						
George Strickland, R OBP: 0.331, SLG: 0.376 (1, 6)										3	1	1	2	1	1						
Monty Basgall, R OBP: 0.283, SLG: 0.264 Pete Reiser, L OBP: 0.405, SLG: 0.439 Danny Murtaugh, R OBP: 0.252, SLG: 0.240 (7, PH)										2	0	1	0	0	0						
Paul LaPalme, L OBP: 0.231, SLG: 0.091 Mel Queen, R OBP: 0.069, SLG: 0.069 Joe Garagiola, L OBP: 0.325, SLG: 0.457 Ted Wilks, R (8, PH)										2	1	0	0	0	0						
Bill Howerton, L OBP: 0.374, SLG: 0.497 (9, PH)										1	0	0	0	0	0						
Inning Stats	R: 0 E: 0 K: 0 S: 3	H: 0 LOB: 0 BB: 0 P: 3	R: 2 E: 0 K: 0 S: 5	H: 3 LOB: 0 BB: 0 P: 5	R: 0 E: 0 K: 0 S: 3	H: 0 LOB: 0 BB: 0 P: 3	R: 0 E: 0 K: 0 S: 4	H: 1 LOB: 1 BB: 0 P: 4	R: 2 E: 0 K: 0 S: 7	H: 4 LOB: 2 BB: 0 P: 7	R: 0 E: 0 K: 1 S: 5	H: 0 LOB: 0 BB: 0 P: 5	R: 0 E: 0 K: 0 S: 3	H: 0 LOB: 0 BB: 0 P: 3	R: 0 E: 0 K: 1 S: 6	H: 1 LOB: 2 BB: 1 P: 10	1B: 7 2B: 0 3B: 0 HR: 2	SF: 0 SAC: 0 DP: 1 HBP: 0	WP: 0 PB: 0 SB: 0 CS: 0	PA: 36	
PITCHER	IP	WLS	BF	H	R	ER	SO	BB	IBB	HBP	BLK	WP	HR	S	P	ERA	WHIP				
Jim Wilson, R ERA: 6.62 George Estock, R ERA: 3.27	(1, 1)	8.1	W	34	9	4	4	2	0	0	0	0	0	4	4	0.00	0.000				
	(9, 1)	0.2	S	2	0	0	1	0	0	0	0	0	0	4	4	0.00	0.000				

AB	35
R	4
H	9
RBI	4
BB	1
SO	3
LOB	14



Batter	1	2	3	4	5	6	7	8	9	AB	R	H	RBI	BB	SO	LOB	TOP			
Roy Hartsfield, R OBP: 0.331, SLG: 0.351	0-0 6-3		0-0 E6 BB 1B		0-0 5-3		0-3 K		0-3 K	5	1	0	0	0	2	2				
Sam Jethroe, S OBP: 0.345, SLG: 0.445	0-0 1B		4-0 1B BB		0-0 F7		0-0 2B			3	1	2	1	1	0	0				
Earl Torgeson, L OBP: 0.376, SLG: 0.417	0-0 1B		0-0 FC6-4 1B		0-0 F9			0-0 1B		4	0	3	1	0	0	0				
Bob Elliott, R OBP: 0.410, SLG: 0.514	0-0 1B		0-3 K			4-0 BB		0-0 F5		3	0	1	1	1	1	3				
Sid Gordon, R OBP: 0.388, SLG: 0.509	0-0 F8		0-0 F4			0-0 F8		0-0 F5		4	0	0	0	0	0	5				
Willard Marshall, L OBP: 0.366, SLG: 0.478		0-0 G6-4-3 1B		0-0 FC6-4 1-2		0-0 F4		0-0 F9		4	0	1	0	0	0	4				
Walker Cooper, R OBP: 0.373, SLG: 0.538		0-0 G6-4-3 1-2			0-0 F7				0-0 F3	4	0	0	0	0	0	2				
Johnny Logan, R OBP: 0.294, SLG: 0.293		0-0 E6		0-0 F7			0-0 2B 1B		4-0 BB	3	1	1	0	1	0	0				
Luis Marquez, R OBP: 0.255, SLG: 0.238										0	0	0	0	0	0	0				
Vern Bickford, R OBP: 0.137, SLG: 0.122					0-0 L8				0-0 F3	3	0	0	0	0	0	2				
Sibby Sisti, R OBP: 0.387, SLG: 0.401										1	0	0	0	0	0	1				
Inning Stats	R: 1 E: 0 K: 0 S: 5	H: 3 LOB: 1 BB: 0 P: 5	R: 0 E: 1 K: 0 S: 4	H: 1 LOB: 1 BB: 0 P: 4	R: 1 E: 1 K: 1 S: 7	H: 1 LOB: 2 BB: 1 P: 11	R: 0 E: 0 K: 0 S: 3	H: 0 LOB: 0 BB: 0 P: 3	R: 0 E: 0 K: 0 S: 3	H: 0 LOB: 1 BB: 1 P: 7	R: 1 E: 0 K: 1 S: 6	H: 2 LOB: 1 BB: 0 P: 6	R: 0 E: 0 K: 0 S: 4	H: 1 LOB: 1 BB: 0 P: 4	R: 0 E: 0 K: 1 S: 5	H: 0 LOB: 1 BB: 1 P: 9	1B: 7 2B: 1 3B: 0 HR: 0	SF: 0 SAC: 0 DP: 1 HBP: 0	WP: 0 PB: 0 SB: 1 CS: 0	PA: 37
PITCHER Cliff Chambers, L ERA: 4.83	IP: 9.0 WLS: W BF: 37 H: 8 R: 3 ER: 2 SO: 3 BB: 3 IBB: 0 HBP: 0 BLK: 0 WP: 0 HR: 0 S: 40 P: 52 ERA: 2.00 WHIP: 1.222															PITCHER				

Boston Braves @ St. Louis Cardinals
Sportsman's Park, St. Louis, MO
Mon Jul 30 1951, 4:33 AM EDT
Att: 8,495 - Unknown

AB 34
R 3
H 8
RBI 3
BB 3
SO 3
LOB 19



Batter	1	2	3	4	5	6	7	8	9	AB	R	H	RBI	BB	SO	LOB	BOTTOM			
Red Schoendienst, S OBP: 0.328, SLG: 0.393	0-0 6-3	0-0 E6		0-0 G3			0-0 F8			4	0	0	0	0	0	2				
Enos Slaughter, L OBP: 0.385, SLG: 0.386	0-3 K	0-0 4-3			0-0 6-3		0-0 G3			4	0	0	0	0	1	3				
Stan Musial, L OBP: 0.458, SLG: 0.658	0-0 HR		0-0 F4		0-0 G3		0-0 G3			4	1	1	1	0	0	1				
Hal Rice, L OBP: 0.409, SLG: 0.455										4	2	3	0	0	0	0				
Chuck Diering, R OBP: 0.289, SLG: 0.235		0-0 2B 1B		0-0 BB 1B		0-0 4-3		0-0 SH1-4 1B 1B		0	0	0	0	0	0	0				
Wally Westlake, R OBP: 0.338, SLG: 0.503	0-0 CS 2B		4-0 BB BB		0-0 L5		0-0 SH1-4		0-0 SH1-4	2	0	1	1	1	0	0				
Solly Hemus, L OBP: 0.397, SLG: 0.333	4-0 BB		0-0 F3		0-0 1B		0-0 FC6-5 1B		0-0 FC6-5 2-H 1B	3	0	2	1	1	0	2				
Billy Johnson, R OBP: 0.340, SLG: 0.409	0-0 CS	0-0 1-3	0-3 K		0-0 F4		0-0 FC6-5 E		0-0 FC6-5 2-3 E	4	1	0	0	0	1	4				
Del Rice, R OBP: 0.324, SLG: 0.368		0-0 E 1B		1-0 G6-3 HBP		0-0 F8		0-0 E8		3	0	2	1	0	0	1				
Cliff Chambers, L OBP: 0.317, SLG: 0.400	0-0 F8		0-0 G6-3					0-3 K		4	0	1	0	0	1	3				
Inning Stats	R: 2 E: 0 K: 1 S: 7	H: 3 LOB: 1 BB: 1 P: 11	R: 0 E: 1 K: 0 S: 5	H: 1 LOB: 2 BB: 0 P: 5	R: 0 E: 0 K: 1 S: 6	H: 1 LOB: 2 BB: 1 P: 10	R: 0 E: 0 K: 0 S: 2	H: 0 LOB: 0 BB: 0 P: 3	R: 0 E: 0 K: 0 S: 3	H: 0 LOB: 0 BB: 0 P: 3	R: 0 E: 0 K: 0 S: 4	H: 1 LOB: 1 BB: 0 P: 4	R: 0 E: 0 K: 0 S: 4	H: 1 LOB: 1 BB: 0 P: 4	R: 2 E: 1 K: 1 S: 8	H: 3 LOB: 1 BB: 0 P: 8	1B: 6 2B: 3 3B: 0 HR: 1	SF: 0 SAC: 1 DP: 1 HBP: 1	WP: 0 PB: 0 SB: 0 CS: 1	PA: 37
PITCHER Vern Bickford, R ERA: 3.09	IP: 8.0 WLS: L BF: 36 H: 10 R: 4 ER: 4 SO: 3 BB: 2 IBB: 0 HBP: 1 BLK: 0 WP: 0 HR: 1 S: 39 P: 48 ERA: 4.50 WHIP: 1.500															PITCHER				

Boston Braves @ St. Louis Cardinals
Sportsman's Park, St. Louis, MO
Mon Jul 30 1951, 4:33 AM EDT
Att: 8,495 - Unknown

AB 32
R 4
H 10
RBI 4
BB 2
SO 3
LOB 16



Batter	1	2	3	4	5	6	7	8	9	AB	R	H	RBI	BB	SO	LOB	TOP					
Roy Hartsfield, R OBP: 0.327, SLG: 0.343	F9	L8		F6			F1		5-3	5	0	0	0	0	0	2						
Sam Jethro, S OBP: 0.345, SLG: 0.442	E4		BB 1B		1-3		E G3		K	4	2	1	0	1	1	0						
Earl Torgeson, L OBP: 0.377, SLG: 0.427	F2		BB 1B		K		G3			4	0	1	0	0	1	1						
Bob Elliott, R OBP: 0.405, SLG: 0.505			BB 1B		5-3		F8			3	0	1	0	1	0	0						
Sid Gordon, R OBP: 0.393, SLG: 0.509	L8		BB 1B						F4	3	0	1	1	1	0	2						
Willard Marshall, L OBP: 0.363, SLG: 0.471			F9		1-3				K	4	0	1	0	0	1	3						
Walker Cooper, R OBP: 0.367, SLG: 0.526	F6		5-3		F9		CI			3	0	0	0	0	0	4						
Johnny Logan, R OBP: 0.308, SLG: 0.295							FC4-6			3	0	1	0	1	1	1						
Warren Spahn, L OBP: 0.213, SLG: 0.254	F8						FC4-6			4	0	0	0	0	2	4						
									K													
Inning Stats	R: 0 E: 1 K: 0 S: 5	H: 1 LOB: 2 BB: 0 P: 5	R: 0 E: 0 K: 0 S: 5	H: 2 LOB: 2 BB: 0 P: 5	R: 1 E: 0 K: 0 S: 5	H: 3 LOB: 2 BB: 1 P: 9	R: 0 E: 0 K: 2 S: 7	H: 0 LOB: 0 BB: 0 P: 7	R: 0 E: 0 K: 1 S: 5	H: 0 LOB: 0 BB: 2 P: 5	R: 0 E: 0 K: 0 S: 3	H: 0 LOB: 2 BB: 2 P: 11	R: 1 E: 1 K: 0 S: 3	H: 0 LOB: 0 BB: 1 P: 7	R: 0 E: 1 K: 1 S: 6	H: 0 LOB: 1 BB: 0 P: 6	R: 0 E: 0 K: 2 S: 7	H: 0 LOB: 0 BB: 0 P: 7	1B: 6 2B: 0 3B: 0 HR: 0	SF: 0 SAC: 0 DP: 0 HBP: 0	WP: 0 PB: 0 SB: 0 CS: 0	PA: 38
PITCHER	IP	WLS	BF	H	R	ER	SO	BB	IBB	HBP	BLK	WP	HR	S	P	ERA	WHIP					
Gerry Staley, R ERA: 3.7	(1, 1)	2.1	L	14	6	1	1	0	1	0	0	0	0	13	17	3.86	3.000					
Al Brazie, L ERA: 3.82	(3, 1)	6.2		24	0	1	0	6	3	0	0	0	0	33	45	0.00	0.450					

Boston Braves @ St. Louis Cardinals
Sportsman's Park, St. Louis, MO
Wed Aug 01 1951, 4:33 AM EDT
Att: 7,485 - Unknown

AB 33
R 2
H 6
RBI 1
BB 4
SO 6
LOB 17




Batter	1	2	3	4	5	6	7	8	9	AB	R	H	RBI	BB	SO	LOB	BOTTOM					
Tommy Giaviano, R OBP: 0.366, SLG: 0.274	BB		L5		F7		BB			3	0	1	0	2	0	1						
Solly Hemus, L OBP: 0.352, SLG: 0.325	F7		F7							2	0	0	0	1	0	1						
Red Schoendienst, S OBP: 0.329, SLG: 0.392					BB				F3	2	0	0	0	0	0	4						
Stan Musial, L OBP: 0.461, SLG: 0.654										1	0	0	1	3	0	2						
Wally Westlake, R OBP: 0.331, SLG: 0.491	K		FC6-4		F6		BB			4	0	0	0	0	2	6						
Hal Rice, L OBP: 0.389, SLG: 0.429	F6				4-3					4	0	0	0	0	0	2						
Billy Johnson, R OBP: 0.336, SLG: 0.403			6-3		F2		F7			4	0	1	0	0	0	0						
Stan Rojek, R OBP: 0.309, SLG: 0.337			L5		F8					3	1	0	0	1	0	1						
Bill Sarni, R OBP: 0.343, SLG: 0.233										4	0	2	0	0	0	0						
Gerry Staley, R OBP: 0.220, SLG: 0.196					F3					1	0	0	0	0	0	1						
Al Brazie, L OBP: 0.077, SLG: 0.077	F4									2	0	1	0	0	0	2						
Nippy Jones, R OBP: 0.297, SLG: 0.351										1	0	0	0	0	0	0						
Inning Stats	R: 0 E: 0 K: 1 S: 5	H: 0 LOB: 2 BB: 2 P: 13	R: 0 E: 0 K: 0 S: 4	H: 1 LOB: 1 BB: 0 P: 4	R: 0 E: 0 K: 0 S: 3	H: 0 LOB: 1 BB: 1 P: 7	R: 0 E: 0 K: 0 S: 3	H: 0 LOB: 0 BB: 0 P: 3	R: 0 E: 0 K: 0 S: 4	H: 1 LOB: 2 BB: 1 P: 8	R: 0 E: 0 K: 0 S: 3	H: 0 LOB: 0 BB: 0 P: 3	R: 1 E: 0 K: 1 S: 6	H: 1 LOB: 3 BB: 3 P: 18	R: 0 E: 0 K: 0 S: 3	H: 1 LOB: 0 BB: 0 P: 3	R: 0 E: 0 K: 0 S: 4	H: 1 LOB: 1 BB: 0 P: 4	1B: 5 2B: 0 3B: 0 HR: 0	SF: 0 SAC: 0 DP: 1 HBP: 0	WP: 0 PB: 0 SB: 0 CS: 0	PA: 38
PITCHER	IP	WLS	BF	H	R	ER	SO	BB	IBB	HBP	BLK	WP	HR	S	P	ERA	WHIP					
Warren Spahn, L ERA: 2.85	(1, 1)	9.0	W	38	5	1	1	2	7	0	0	0	0	35	63	1.00	1.333					

Boston Braves @ St. Louis Cardinals
Sportsman's Park, St. Louis, MO
Wed Aug 01 1951, 4:33 AM EDT
Att: 7,485 - Unknown

AB 31
R 1
H 5
RBI 1
BB 7
SO 2
LOB 20



Batter	1	2	3	4	5	6	7	8	9	AB	R	H	RBI	BB	SO	LOB	TOP		
Roy Hartsfield, R OBP: 0.332, SLG: 0.352	F9	FC6-4		K			S		K	5	0	1	0	0	2	5	Boston Braves @ Chicago Cubs Wrigley Field, Chicago, IL Fri Aug 03 1951, 3:33 AM CDT Att: 7,303 - Unknown		
Sam Jethroe, S OBP: 0.342, SLG: 0.445	F9		K		F6		F1			4	0	0	0	0	1				
Earl Torgeson, L OBP: 0.374, SLG: 0.419			K		F9			1-3		3	0	0	0	1	1				
Bob Elliott, R OBP: 0.409, SLG: 0.527	F8				F7					4	0	2	0	0	0	1			
Sid Gordon, R OBP: 0.396, SLG: 0.516		FC6-4	F3			F9		F4		4	1	1	0	0	0	2			
Willard Marshall, L OBP: 0.362, SLG: 0.467		F6				4-3		4-3		4	0	1	0	0	0	2			
Walker Cooper, R OBP: 0.365, SLG: 0.517					F4		1-3		F4	4	0	1	0	0	0	1		AB 36 R 1 H 9 RBI 1 BB 1 SO 4 LOB 16	
Johnny Logan, R OBP: 0.302, SLG: 0.283		FC6-4				F6		6-3		4	0	1	0	0	0	2			
Vern Bickford, R OBP: 0.148, SLG: 0.135										3	0	1	1	0	0	2			
Sibby Sisti, R OBP: 0.391, SLG: 0.412					FC1-2		F8			1	0	1	0	0	0	0			
Inning Stats	R: 0 E: 0 K: 0 S: 3	H: 0 LOB: 1 BB: 1 P: 7	R: 1 E: 0 K: 0 S: 6	H: 3 LOB: 2 BB: 0 P: 6	R: 0 E: 0 K: 2 S: 8	H: 1 LOB: 1 BB: 0 P: 8	R: 0 E: 0 K: 1 S: 7	H: 2 LOB: 2 BB: 0 P: 7	R: 0 E: 0 K: 0 S: 3	H: 0 LOB: 0 BB: 0 P: 3	R: 0 E: 0 K: 0 S: 4	H: 1 LOB: 1 BB: 0 P: 4	R: 0 E: 0 K: 0 S: 4	H: 1 LOB: 1 BB: 0 P: 4	R: 0 E: 0 K: 1 S: 6	H: 1 LOB: 1 BB: 0 P: 6	1B: 7 2B: 2 3B: 0 HR: 0	SF: 0 SAC: 0 DP: 0 HBP: 0	WP: 0 PA: 37 PB: 0 SB: 1 CS: 0
PITCHER Paul Minner, L ERA: 3.62	IP: 9.0 WLS: W BF: 37 H: 9 R: 1 ER: 1 SO: 4 BB: 1 IBB: 0 HBP: 0 BLK: 0 WP: 0 HR: 0 S: 44 P: 48 ERA: 1.00 WHIP: 1.111															PITCHER			


Batter	1	2	3	4	5	6	7	8	9	AB	R	H	RBI	BB	SO	LOB	BOTTOM
Eddie Miksis, R OBP: 0.330, SLG: 0.387			L8			5-3		SH5-3		3	1	1	0	0	0	0	Boston Braves @ Chicago Cubs Wrigley Field, Chicago, IL Fri Aug 03 1951, 3:33 AM CDT Att: 7,303 - Unknown
Hal Jeffcoat, R OBP: 0.306, SLG: 0.371	B1		F9			6-3				4	0	1	1	0	0	1	
Frank Baumholtz, L OBP: 0.366, SLG: 0.429					4-3			K		3	0	1	0	0	1	0	
Randy Jackson, R OBP: 0.343, SLG: 0.450					5-3			5-3		3	0	0	1	0	0	1	
Gene Hermanski, L OBP: 0.373, SLG: 0.335	5-3				1-3					2	0	0	0	1	0	1	
Chuck Connors, L OBP: 0.357, SLG: 0.405								F4		3	0	1	0	0	0	1	
Smoky Burgess, L OBP: 0.324, SLG: 0.363										3	0	2	0	0	0	1	
Roy Smalley, R OBP: 0.283, SLG: 0.373										3	0	0	0	0	1	3	
Paul Minner, L OBP: 0.280, SLG: 0.348										2	1	0	0	1	0	2	
Inning Stats	R: 1 E: 0 K: 0 S: 5	H: 2 LOB: 1 BB: 0 P: 5	R: 0 E: 0 K: 0 S: 3	H: 1 LOB: 0 BB: 0 P: 3	R: 0 E: 0 K: 0 S: 3	H: 0 LOB: 0 BB: 0 P: 3	R: 0 E: 0 K: 1 S: 6	H: 2 LOB: 1 BB: 0 P: 6	R: 0 E: 0 K: 1 S: 5	H: 0 LOB: 0 BB: 0 P: 5	R: 0 E: 0 K: 0 S: 3	H: 0 LOB: 1 BB: 1 P: 7	R: 1 E: 0 K: 0 S: 3	H: 1 LOB: 1 BB: 1 P: 7	1B: 5 2B: 1 3B: 0 HR: 0	SF: 0 SAC: 1 DP: 2 HBP: 0	WP: 0 PA: 29 PB: 0 SB: 1 CS: 0
PITCHER Vern Bickford, R ERA: 3.04	IP: 8.0 WLS: L BF: 29 H: 6 R: 2 ER: 2 SO: 2 BB: 2 IBB: 0 HBP: 0 BLK: 0 WP: 0 HR: 0 S: 31 P: 39 ERA: 2.25 WHIP: 1.000															PITCHER	

Batter	1	2	3	4	5	6	7	8	9	10	11	AB	R	H	RBI	BB	SO	LOB	TOP					
Roy Hartsfeld, R OBP: 0.329, SLG: 0.348 (1, 4)	F7		5-3	1B		F5		E6		K		6	0	1	0	0	1	2						
Sam Jethroe, S OBP: 0.342, SLG: 0.440 Sibby Sisti, R OBP: 0.391, SLG: 0.412 (10, 9)	E		1B	F8		G3		K		K		4	1	0	0	2	2	3						
Earl Torgeson, L OBP: 0.373, SLG: 0.420 (1, 3)	F7		1B	1B		K		G3		E		6	1	2	0	0	1	1						
Bob Elliott, R OBP: 0.405, SLG: 0.519 (1, 5)	FC5-4		F8		F7		5-3			F7		5	0	0	1	1	0	2						
Sid Gordon, R OBP: 0.390, SLG: 0.512 (1, 7)	FC5-4		1B		5-3			BB		E9		5	2	1	0	1	0	2						
Willard Marshall, L OBP: 0.365, SLG: 0.464 Luis Marquez, R OBP: 0.295, SLG: 0.238 (10, 9)			G3			F7		2B		E		2	1	0	0	3	0	2						
Walker Cooper, R OBP: 0.366, SLG: 0.515 Ray Mueller, R OBP: 0.220, SLG: 0.268 Ebba St. Claire, S OBP: 0.331, SLG: 0.383 (8, PH)	F9			1B		6-3		2-3		F9		1	0	0	0	1	0	1						
Johnny Logan, R OBP: 0.305, SLG: 0.276 (1, 6)	F9		F7					K				3	0	0	0	2	1	4						
Jim Wilson, R OBP: 0.310, SLG: 0.133 George Estock, R OBP: 0.300, SLG: 0.400 Phil Paine, R OBP: 0.248, SLG: 0.282 Tommy Holmes, L OBP: 0.181, SLG: 0.224 Bob Chipman, L OBP: 0.200, SLG: 0.200 (8, PH)	F4		F9			1-2		2-3		CS		2	0	0	0	0	0	2						
Inning Stats	R: 0 E: 1 K: 0 S: 3	H: 0 LOB: 2 BB: 2 P: 11	R: 0 E: 0 K: 0 S: 3	H: 0 LOB: 1 BB: 1 P: 7	R: 1 E: 0 K: 0 S: 5	H: 2 LOB: 2 BB: 1 P: 9	R: 0 E: 0 K: 0 S: 4	H: 1 LOB: 2 BB: 1 P: 8	R: 0 E: 0 K: 1 S: 5	H: 0 LOB: 0 BB: 0 P: 5	R: 0 E: 0 K: 0 S: 3	H: 0 LOB: 0 BB: 0 P: 3	R: 3 E: 1 K: 2 S: 9	H: 1 LOB: 1 BB: 2 P: 17	R: 2 E: 2 K: 0 S: 4	H: 1 LOB: 1 BB: 2 P: 12	R: 0 E: 0 K: 3 S: 9	H: 0 LOB: 0 BB: 0 P: 9	R: 0 E: 0 K: 0 S: 3	H: 0 LOB: 0 BB: 0 P: 3	1B: 3 2B: 2 3B: 0 HR: 0	SF: 0 SAC: 0 DP: 0 HBP: 0	WP: 0 PB: 0 SB: 0 CS: 1	PA: 51
PITCHER	Turk Lown, R ERA: 5.63 (1, 1)	Dutch Leonard, R ERA: 2.08 (8, 1)	Joe Hatten, L ERA: 5.11 (9, 1)	PITCHER																				
IP	7.0	1.1	2.2	IP																				
WLS			W	WLS																				
BF	34	8	8	BF																				
H	4	1	0	H																				
R	4	2	0	R																				
ER	4	0	0	ER																				
SO	1	2	3	SO																				
BB	9	1	1	BB																				
IBB	0	0	0	IBB																				
HBP	0	0	0	HBP																				
BLK	0	0	0	BLK																				
WP	0	0	0	WP																				
HR	0	0	0	HR																				
S	27	11	13	S																				
P	63	15	17	P																				
ERA	5.14	0.00	0.00	ERA																				
WHIP	1.857	1.500	0.375	WHIP																				

Boston Braves @ Chicago Cubs
Wrigley Field, Chicago, IL
Sat Aug 04 1951, 3:33 AM CDT
Att: 13,896 - Unknown

livebaseballscorecards.com

AB 39
R 6
H 5
RBI 4
BB 11
SO 6
LOB 21




Batter	1	2	3	4	5	6	7	8	9	10	11	AB	R	H	RBI	BB	SO	LOB	BOTTOM					
Eddie Miksis, R OBP: 0.340, SLG: 0.397 (1, 4)	CS		1B			F7				F7		5	0	3	0	1	0	1						
Hal Jeffcoat, R OBP: 0.301, SLG: 0.363 (10, 9)	F7		F8		FC1-5			1-3				6	1	1	1	0	0	7						
Frank Baumholtz, L OBP: 0.365, SLG: 0.425 (1, 8)	F7		F7					WP		F7		5	1	1	0	1	0	3						
Randy Jackson, R OBP: 0.346, SLG: 0.456 (1, 5)		F3		F8		F4						6	1	3	1	0	0	1						
Gene Hemanski, L OBP: 0.300, SLG: 0.343 Hank Sauer, R OBP: 0.307, SLG: 0.449 (10, 7)				1B								2	1	1	0	1	0	1						
Chuck Connors, L OBP: 0.348, SLG: 0.393 (1, 3)		F5		E4								5	1	1	1	0	0	5						
Smoky Burgess, L OBP: 0.327, SLG: 0.364 Jack Cusick, R OBP: 0.249, SLG: 0.255 Mickey Owen, R OBP: 0.324, SLG: 0.267 (11, 2)				1B								5	1	2	1	0	0	3						
Roy Smalley, R OBP: 0.280, SLG: 0.374 (1, 6)			F4			2-3						5	0	1	1	0	1	1						
Turk Lown, R ERA: 6.75 (1, 1)												2	1	2	1	1	0	0						
Dutch Leonard, R ERA: 3.35 (4, 1)												1	0	0	0	0	0	0						
Joe Hatten, R OBP: 0.167, SLG: 0.167 (9, 1)												1	0	0	0	0	0	1						
Inning Stats	R: 0 E: 0 K: 0 S: 3	H: 1 LOB: 0 BB: 0 P: 3	R: 0 E: 0 K: 0 S: 4	H: 1 LOB: 1 BB: 0 P: 4	R: 1 E: 0 K: 0 S: 5	H: 2 LOB: 1 BB: 0 P: 5	R: 3 E: 1 K: 0 S: 6	H: 3 LOB: 2 BB: 1 P: 11	R: 1 E: 0 K: 0 S: 4	H: 2 LOB: 1 BB: 1 P: 8	R: 0 E: 0 K: 0 S: 3	H: 0 LOB: 0 BB: 0 P: 7	R: 0 E: 0 K: 1 S: 5	H: 0 LOB: 0 BB: 0 P: 5	R: 1 E: 0 K: 0 S: 5	H: 2 LOB: 2 BB: 1 P: 9	R: 0 E: 0 K: 0 S: 5	H: 2 LOB: 2 BB: 0 P: 5	R: 1 E: 0 K: 0 S: 3	H: 2 LOB: 1 BB: 0 P: 3	1B: 11 2B: 4 3B: 1 HR: 0	SF: 0 SAC: 0 DP: 1 HBP: 1	WP: 0 PB: 0 SB: 1 CS: 1	PA: 50
PITCHER	Jim Wilson, R ERA: 6.75 (1, 1)	George Estock, R ERA: 3.35 (4, 1)	Phil Paine, R ERA: 2.25 (6, 1)	Bob Chipman, L ERA: 3.6 (8, 1)	PITCHER																			
IP	3.1	1.2	2.0	3.1	IP																			
WLS			L		WLS																			
BF	17	8	8	17	BF																			
H	6	3	1	6	H																			
R	4	3	1	4	R																			
ER	3	1	0	3	ER																			
SO	0	1	0	0	SO																			
BB	0	2	2	0	BB																			
IBB	0	0	0	0	IBB																			
HBP	0	1	0	0	HBP																			
BLK	0	0	0	0	BLK																			
WP	0	1	0	0	WP																			
HR	0	0	0	0	HR																			
S	16	6	6	18	S																			
P	17	14	14	22	P																			
ERA	8.10	5.40	0.00	5.40	ERA																			
WHIP	1.800	3.000	1.500	2.100	WHIP																			

Boston Braves @ Chicago Cubs
Wrigley Field, Chicago, IL
Sat Aug 04 1951, 3:33 AM CDT
Att: 13,896 - Unknown

livebaseballscorecards.com

AB 44
R 7
H 16
RBI 7
BB 5
SO 1
LOB 23



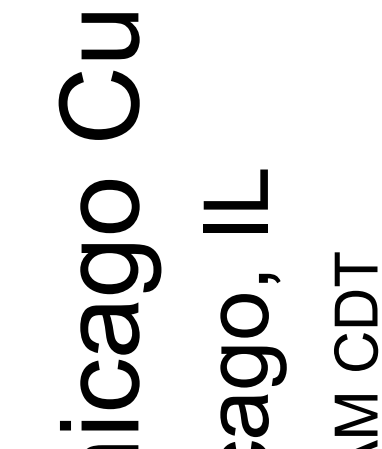
Batter	1	2	3	4	5	6	7	8	9	AB	R	H	RBI	BB	SO	LOB	TOP		
Roy Hartsfield, R OBP: 0.328, SLG: 0.346 (1, 4)										5	0	1	0	0	2	2	Boston Braves @ Chicago Cubs Wrigley Field, Chicago, IL Sun Aug 05 1951, 3:33 AM CDT Unknown		
Sam Jethroe, S OBP: 0.342, SLG: 0.448 (1, 8)										5	1	2	3	0	0	0			
Earl Torgeson, L OBP: 0.376, SLG: 0.428 (1, 3)										5	0	3	0	0	0	1			
Bob Elliott, R OBP: 0.404, SLG: 0.516 Sibby Sisti, R OBP: 0.391, SLG: 0.412 (1, 5) (8, 5)										4	1	1	0	0	1	3			
Sid Gordon, R OBP: 0.394, SLG: 0.509 (1, 7)										4	0	1	0	0	2	1			
Bob Addis, L OBP: 0.248, SLG: 0.252 (1, 9)										4	2	1	0	0	0	1			
Johnny Logan, R OBP: 0.319, SLG: 0.294 (1, 6)										3	1	2	1	1	0	0			
Ebba St. Claire, S OBP: 0.328, SLG: 0.378 (1, 2)										4	1	1	1	0	1	2			
Warren Spahn, L OBP: 0.215, SLG: 0.253 (1, 1)										4	1	1	1	0	1	0			
Inning Stats	R: 0 E: 0 K: 1 S: 6	H: 1 LOB: 1 BB: 0 P: 6	R: 5 E: 0 K: 2 S: 13	H: 6 LOB: 1 BB: 0 P: 13	R: 0 E: 0 K: 2 S: 7	H: 0 LOB: 1 BB: 1 P: 11	R: 0 E: 0 K: 0 S: 3	H: 0 LOB: 0 BB: 0 P: 3	R: 0 E: 0 K: 0 S: 3	H: 0 LOB: 0 BB: 0 P: 3	R: 0 E: 0 K: 2 S: 7	H: 0 LOB: 0 BB: 0 P: 7	R: 2 E: 1 K: 0 S: 6	H: 3 LOB: 1 BB: 0 P: 6	R: 0 E: 0 K: 0 S: 4	H: 2 LOB: 1 BB: 0 P: 4	1B: 10 2B: 1 3B: 1 HR: 1	SF: 0 SAC: 0 DP: 1 HBP: 0	WP: 0 PA: 39 PB: 0 SB: 0 CS: 1
PITCHER	IP WLS BF H R ER SO BB IBB HBP BLK WP HR S P ERA WHIP	IP WLS BF H R ER SO BB IBB HBP BLK WP HR S P ERA WHIP																	
Frank Hiller, R ERA: 4.81 (1, 1)	1.2 L 11 6 5 5 3 0 0 0 0 0 1 17 17 27.00 3.600	5.1 18 2 0 0 4 1 0 0 0 0 0 0 25 29 0.00 0.562	2.0 10 5 2 1 0 0 0 0 0 0 0 0 10 10 4.50 2.500																
Monk Dubiel, R ERA: 2.33 (2, 1)																			
Bob Kelly, R ERA: 4.3 (8, 1)																			

Batter	1	2	3	4	5	6	7	8	9	AB	R	H	RBI	BB	SO	LOB	BOTTOM		
Eddie Miksis, R OBP: 0.332, SLG: 0.387 (1, 4)										5	0	0	0	0	1	1	Boston Braves @ Chicago Cubs Wrigley Field, Chicago, IL Sun Aug 05 1951, 3:33 AM CDT Unknown		
Hal Jeffcoat, R OBP: 0.294, SLG: 0.354 (1, 9)										4	0	0	0	0	1	1			
Frank Baumholtz, L OBP: 0.364, SLG: 0.423 (1, 8)										4	1	1	0	0	0	1			
Hank Sauer, R OBP: 0.309, SLG: 0.450 (1, 7)										4	2	2	0	0	0	1			
Randy Jackson, R OBP: 0.348, SLG: 0.457 (1, 5)										4	1	2	2	0	0	0			
Chuck Connors, L OBP: 0.355, SLG: 0.402 (1, 3)										3	0	1	1	1	1	1			
Roy Smalley, R OBP: 0.271, SLG: 0.361 (1, 6)										4	0	0	0	0	1	3			
Smoky Burgess, L OBP: 0.322, SLG: 0.359 (1, 2)										2	0	0	1	0	0	1			
Bruce Edwards, R OBP: 0.351, SLG: 0.429 (7, PH)										1	0	1	0	0	0	0			
Mickey Owen, R OBP: 0.319, SLG: 0.262 (8, 2)										1	0	0	0	0	0	0			
Frank Hiller, R OBP: 0.140, SLG: 0.119 (1, 1)										0	0	0	0	0	0	0			
Monk Dubiel, R (2, 1)										2	0	0	0	0	2	1			
Bob Ramazzotti, R OBP: 0.288, SLG: 0.329 (7, PH)										1	0	0	0	0	1	2			
Bob Kelly, R OBP: 0.300, SLG: 0.300 (8, 1)										0	0	0	0	0	0	0			
Bob Berkowski, R OBP: 0.202, SLG: 0.185 (9, PH)										1	0	1	0	0	0	0			
Inning Stats	R: 0 E: 0 K: 1 S: 5	H: 0 LOB: 0 BB: 0 P: 5	R: 2 E: 0 K: 1 S: 8	H: 3 LOB: 1 BB: 0 P: 8	R: 0 E: 1 K: 0 S: 4	H: 0 LOB: 1 BB: 0 P: 4	R: 0 E: 0 K: 1 S: 5	H: 0 LOB: 0 BB: 0 P: 5	R: 0 E: 0 K: 0 S: 3	H: 0 LOB: 0 BB: 0 P: 3	R: 0 E: 0 K: 2 S: 8	H: 1 LOB: 2 BB: 1 P: 12	R: 2 E: 0 K: 0 S: 6	H: 3 LOB: 1 BB: 0 P: 6	R: 0 E: 0 K: 1 S: 6	H: 1 LOB: 1 BB: 0 P: 6	1B: 7 2B: 1 3B: 0 HR: 0	SF: 0 SAC: 0 DP: 0 HBP: 0	WP: 0 PA: 37 PB: 0 SB: 0 CS: 0
PITCHER	IP WLS BF H R ER SO BB IBB HBP BLK WP HR S P ERA WHIP	IP WLS BF H R ER SO BB IBB HBP BLK WP HR S P ERA WHIP																	
Warren Spahn, L ERA: 2.9 (1, 1)	9.0 W 37 8 4 4 7 1 0 0 0 0 0 50 54 4.00 1.000																		

AB 38
R 7
H 13
RBI 6
BB 1
SO 7
LOB 10





AB 36
R 4
H 8
RBI 4
BB 1
SO 7
LOB 12



Batter	1	2	3	4	5	6	7	8	9	AB	R	H	RBI	BB	SO	LOB	TOP								
Roy Hartsfield, R OBP: 0.334, SLG: 0.353 (1, 4)										5	2	4	0	0	0	1	Boston Braves @ Chicago Cubs Wrigley Field, Chicago, IL Sun Aug 05 1951, 3:38 AM CDT Att: 31,525 - Unknown								
Sam Jethroe, S OBP: 0.341, SLG: 0.447 (1, 8)										5	1	1	1	0	0	4									
Earl Torgeson, L OBP: 0.377, SLG: 0.429 (1, 3)										4	1	2	1	0	0	1									
Bob Elliott, R OBP: 0.402, SLG: 0.512 Sibby Sisti, R OBP: 0.391, SLG: 0.412 (1, 5) (8, 5)										3	0	0	0	1	0	4									
Sid Gordon, R OBP: 0.393, SLG: 0.506 (1, 7)										4	0	1	1	0	0	3									
Bob Addis, L OBP: 0.248, SLG: 0.246 (1, 9)										3	0	0	0	1	0	3									
Johnny Logan, R OBP: 0.317, SLG: 0.293 (1, 6)										4	0	1	1	0	0	0									
Ebba St. Claire, S OBP: 0.326, SLG: 0.374 (1, 2)										4	0	1	0	0	0	2									
Chet Nichols, S Tommy Holmes, L George Esstock, R Luis Marcenaro, R Phil Paine, R Bob Chipman, L Johnny Sain, R OBP: 0.190, SLG: 0.190 OBP: 0.290, SLG: 0.278 OBP: 0.320, SLG: 0.400 OBP: 0.295, SLG: 0.235 OBP: 0.187, SLG: 0.167 OBP: 0.200, SLG: 0.262 (1, 1) (5, PH) (5, 1) (7, PH) (7, 1) (8, 1) (9, 1)										1	0	0	0	0	0	0									
Inning Stats	R: 1 E: 0 K: 0 S: 6	H: 3 LOB: 2 BB: 0 P: 6	R: 0 E: 0 K: 0 S: 3	H: 0 LOB: 0 BB: 0 P: 3	R: 0 E: 0 K: 0 S: 4	H: 1 LOB: 1 BB: 0 P: 4	R: 0 E: 0 K: 0 S: 3	H: 0 LOB: 0 BB: 0 P: 3	R: 0 E: 0 K: 0 S: 4	H: 1 LOB: 1 BB: 1 P: 4	R: 0 E: 1 K: 0 S: 3	H: 0 LOB: 1 BB: 1 P: 7	R: 0 E: 0 K: 1 S: 5	H: 0 LOB: 0 BB: 0 P: 5	R: 0 E: 0 K: 0 S: 7	H: 4 LOB: 2 BB: 1 P: 11		R: 0 E: 0 K: 0 S: 3	H: 1 LOB: 0 BB: 0 P: 3	1B: 9 2B: 1 3B: 0 HR: 0	SF: 0 SAC: 0 DP: 2 HBP: 0	WP: 0 PB: 0 SB: 1 CS: 0	PA: 38		
PITCHER	IP WLS BF H R ER SO BB IBB HBP BLK WP HR S P ERA WHIP	8.0 L 35 9 4 4 1 2 0 0 0 0 0 35 43 4.50 1.375	1.0 3 1 0 0 0 0 0 0 0 0 0 0 3 3 0.00 1.000																						

Batter	1	2	3	4	5	6	7	8	9	AB	R	H	RBI	BB	SO	LOB	BOTTOM							
Eddie Miksis, R OBP: 0.333, SLG: 0.385 (1, 4)										4	0	1	0	1	0	2	Boston Braves @ Chicago Cubs Wrigley Field, Chicago, IL Sun Aug 05 1951, 3:38 AM CDT Att: 31,525 - Unknown							
Hal Jeffcoat, R OBP: 0.297, SLG: 0.361 (1, 9)										5	1	2	0	0	0	2								
Frank Baumholtz, L OBP: 0.365, SLG: 0.421 (1, 8)										4	0	1	1	1	0	2								
Hank Sauer, R OBP: 0.316, SLG: 0.453 (1, 7)										4	0	3	0	1	1	1								
Randy Jackson, R OBP: 0.343, SLG: 0.450 (1, 5)										5	1	0	0	0	0	7								
Chuck Connors, L OBP: 0.371, SLG: 0.411 (1, 3)										3	1	2	0	1	0	1								
Roy Smalley, R OBP: 0.276, SLG: 0.377 (1, 6)										3	0	1	2	1	0	3								
Mickey Owen, R OBP: 0.311, SLG: 0.254 Smoky Burgess, L OBP: 0.325, SLG: 0.361 (1, 2) (6, 2)										2	0	0	0	0	0	1								
Cal McLish, S OBP: 0.148, SLG: 0.192 Phil Cavaretta, L OBP: 0.409, SLG: 0.428 Bruce Edwards, R OBP: 0.348, SLG: 0.485 Dutch Leonard, R (1, 1) (8, PH) (6, PH) (9, 1)										3	0	0	0	0	2	3								
Inning Stats	R: 0 E: 0 K: 0 S: 3	H: 1 LOB: 0 BB: 0 P: 3	R: 0 E: 0 K: 0 S: 4	H: 1 LOB: 0 BB: 0 P: 4	R: 0 E: 0 K: 1 S: 5	H: 0 LOB: 0 BB: 0 P: 5	R: 3 E: 0 K: 1 S: 9	H: 4 LOB: 1 BB: 0 P: 9	R: 0 E: 0 K: 0 S: 4	H: 1 LOB: 1 BB: 0 P: 4	R: 0 E: 0 K: 1 S: 6	H: 1 LOB: 2 BB: 2 P: 14	R: 0 E: 1 K: 0 S: 4	H: 1 LOB: 2 BB: 1 P: 8	R: 0 E: 0 K: 0 S: 4	H: 1 LOB: 2 BB: 1 P: 8		R: 0 E: 0 K: 0 S: 3	H: 1 LOB: 1 BB: 1 P: 7	1B: 9 2B: 1 3B: 1 HR: 0	SF: 0 SAC: 0 DP: 3 HBP: 0	WP: 1 PB: 0 SB: 3 CS: 0	PA: 41	
PITCHER	IP WLS BF H R ER SO BB IBB HBP BLK WP HR S P ERA WHIP	4.0 10 17 2 0 0 1 2 0 0 0 0 0 10 18 0.00 2.000	2.0 W 8 2 0 0 0 2 0 0 0 1 0 6 14 0.00 3.000	1.1 4 0 0 0 0 1 0 0 0 0 0 0 3 7 0.00 1.000	1.0 S 2 1 0 0 0 0 0 0 0 0 0 2 2 0.00 1.500																			



Batter	1	2	3	4	5	6	7	8	9	AB	R	H	RBI	BB	SO	LOB	TOP			
Roy Hartsfield, R OBP: 0.333, SLG: 0.358 (1, 4)	0-0 1-3		0-0 F3			0-0 F6		0-0 F8 3B	4 1 1 0 0 0 1								Boston Braves @ Philadelphia Phillies Shibe Park, Philadelphia, PA Tue Aug 07 1951, 3:33 AM EDT Unknown			
Sam Jethroe, S OBP: 0.340, SLG: 0.445 (1, 8)	0-0 4-3 1B			0-0 F6		0-0 F2		0-0 F8 3H	4 0 1 1 0 0 1											
Earl Torgeson, L OBP: 0.376, SLG: 0.427 (1, 3)	0-0 4-3 1-3			0-0 F3			0-0 G6-4-3 1B	0-0 F8	4 0 1 0 0 0 1											
Bob Elliott, R OBP: 0.398, SLG: 0.506 (1, 5)	0-3 K			0-0 F3			0-0 G6-4-3 1-2	0-3 K	4 0 0 0 0 2 2											
Sid Gordon, R OBP: 0.390, SLG: 0.501 (1, 7)		0-3 K			0-0 F6				3 0 0 0 0 2 0											
Willard Marshall, L OBP: 0.382, SLG: 0.458 (1, 9)		0-0 F7			0-0 4-3			0-0 F5	3 0 0 0 0 0 0											
Ebba St. Claire, S OBP: 0.328, SLG: 0.373 (1, 2)		0-0 F6			0-3 K			0-0 PB 1B	3 0 1 0 0 1 0											
Johnny Logan, R OBP: 0.312, SLG: 0.288 (8, PH)			0-0 F7			0-0 F4		0-0 F8 1-2	2 0 0 0 0 0 0											
Bob Addis, L OBP: 0.245, SLG: 0.244 (8, PH)									1 0 0 0 0 0 1											
Sibby Sisti, R OBP: 0.391, SLG: 0.412 (8, 6)									0 0 0 0 0 0 0											
Max Surkont, R OBP: 0.236, SLG: 0.180 (8, PH)			0-3 K			0-0 1B		0-0 F7	2 0 1 0 0 1 0											
Tommy Holmes, L OBP: 0.238, SLG: 0.263 (8, 1)									1 0 0 0 0 0 1											
George Estock, R OBP: 0.500, SLG: 0.400 (8, 1)									0 0 0 0 0 0 0											
Phil Paine, R (8, 1)									0 0 0 0 0 0 0											
Inning Stats	R: 0 E: 0 K: 1 S: 6	H: 1 LOB: 1 BB: 0 P: 6	R: 0 E: 0 K: 1 S: 5	H: 0 LOB: 0 BB: 0 P: 5	R: 0 E: 0 K: 1 S: 5	H: 0 LOB: 0 BB: 0 P: 5	R: 0 E: 0 K: 0 S: 3	H: 0 LOB: 0 BB: 0 P: 3	R: 0 E: 0 K: 1 S: 5	H: 1 LOB: 1 BB: 0 P: 4	R: 0 E: 0 K: 1 S: 5	H: 1 LOB: 0 BB: 0 P: 5	R: 0 E: 0 K: 0 S: 4	H: 1 LOB: 1 BB: 0 P: 4	R: 1 E: 0 K: 1 S: 6	H: 1 LOB: 0 BB: 0 P: 6	1B: 4 2B: 0 3B: 1 HR: 0	SF: 0 SAC: 0 DP: 1 HBP: 0	WP: 0 PB: 1 SB: 1 CS: 0	PA: 31
PITCHER Robin Roberts, R ERA: 3.15 (1, 1)	IP: 9.0 WLS: W BF: 31 H: 5 R: 1 ER: 1 SO: 6 BB: 0 IBB: 0 HBP: 0 BLK: 0 WP: 0 HR: 0 S: 43 P: 43 ERA: 1.00 WHIP: 0.556																			

Batter	1	2	3	4	5	6	7	8	9	AB	R	H	RBI	BB	SO	LOB	BOTTOM
Eddie Waitkus, L OBP: 0.328, SLG: 0.335 (1, 3)	0-0 F8		0-0 4-3		0-3 K			4-0 SH BB L9-3 BB	3 1 0 0 1 1 0								Boston Braves @ Philadelphia Phillies Shibe Park, Philadelphia, PA Tue Aug 07 1951, 3:33 AM EDT Unknown
Richie Ashburn, L OBP: 0.409, SLG: 0.434 (1, 8)	0-0 4-3		0-0 F5		0-0 B2-3			4-0 L9-3 SH 2B BB	3 1 0 0 1 0 0								
Willie Jones, R OBP: 0.350, SLG: 0.443 Eddie Pellagrini, R OBP: 0.330, SLG: 0.344 (1, 5) (9, 4)	0-0 1B 2B		0-0 F3		0-3 K			0-0 SH L9-3 1-2 2-3	3 1 1 0 0 1 0								
Del Ennis, R OBP: 0.357, SLG: 0.438 (1, 9)	0-0 1B 2H 1B			0-0 E6 BB FC4		0-0 F8		0-0 L9-3 1-1 2-3 3-H	4 0 1 2 0 0 2								
Dick Sisti, L OBP: 0.376, SLG: 0.461 (8, PH) Tommy Brown, R OBP: 0.273, SLG: 0.412 (9, 7)	0-0 FC6-4 1B			0-0 F7		0-3 K		0-0 2B	4 0 2 1 0 1 1								
Granny Hamner, R OBP: 0.299, SLG: 0.390 (1, 6)	0-0 FC6-4 1-2			0-0 FC4 BB		0-0 F3		0-0 F8 3-H	4 0 0 0 0 0 4								
Putsy Caballero, R OBP: 0.278, SLG: 0.271 (1, 4) (9, 5)		0-0 F3		4-0 1-2 2-3 BB		0-0 6-3			2 0 0 0 1 0 0								
Del Wilber, R OBP: 0.337, SLG: 0.408 (1, 2)		0-0 F7		0-3 K		0-0 F3			3 0 0 0 0 1 3								
Robin Roberts, S OBP: 0.301, SLG: 0.197 (1, 1)		0-3 K		0-0 4-3		0-3 K			3 0 0 0 0 2 3								
Inning Stats	R: 1 E: 0 K: 0 S: 6	H: 3 LOB: 2 BB: 0 P: 6	R: 0 E: 0 K: 1 S: 5	H: 0 LOB: 0 BB: 0 P: 5	R: 0 E: 1 K: 1 S: 7	H: 0 LOB: 3 BB: 1 P: 11	R: 0 E: 0 K: 2 S: 7	H: 0 LOB: 0 BB: 0 P: 7	R: 0 E: 0 K: 1 S: 5	H: 0 LOB: 1 BB: 2 P: 5	R: 2 E: 0 K: 0 S: 4	H: 1 LOB: 1 BB: 2 P: 12	1B: 2 2B: 3 3B: 0 HR: 0	SF: 0 SAC: 1 DP: 1 HBP: 0	WP: 0 PB: 0 SB: 0 CS: 0	PA: 33	
PITCHER Max Surkont, R ERA: 3.67 George Estock, R ERA: 3.6 Phil Paine, R ERA: 1.96 (1, 1) (8, 1) (8, 1)	IP: 7.0 WLS: L BF: 27 H: 3 R: 1 ER: 1 SO: 6 BB: 1 IBB: 0 HBP: 0 BLK: 0 WP: 0 HR: 0 S: 38 P: 42 ERA: 1.29 WHIP: 0.571																

AB	31
R	1
H	5
RBI	1
BB	0
SO	6
LOB	7




AB	29
R	3
H	4
RBI	3
BB	3
SO	6
LOB	13



Batter	1	2	3	4	5	6	7	8	9	10	11	12	13	14	15	AB	R	H	RBI	BB	SO	LOB	TOP															
Roy Hartsfield, R OBP: 0.330, SLG: 0.353			B3		FC5				6-3			5-3				7	0	1	0	0	2	3																
Sam Jethroe, S OBP: 0.339, SLG: 0.444		2B	4-3		1-3					4-3					F9	7	0	2	0	0	1	4																
Earl Torgerson, L OBP: 0.372, SLG: 0.420		BB	F2			6-3		4-3		F8		F4			F8	6	0	0	0	1	0	1																
Bob Elliott, R OBP: 0.309, SLG: 0.503							5-3				6-3			F7		2	0	0	0	2	1	0																
Sibby Sisti, R OBP: 0.384, SLG: 0.404		BB														3	0	0	0	0	1	0																
Sid Gordon, R OBP: 0.389, SLG: 0.497				F8				F9						F4		5	0	1	0	1	1	3																
Bob Addis, L OBP: 0.262, SLG: 0.250				F8				L8						F2		5	0	2	0	0	0	1																
Ebba St. Claire, S OBP: 0.326, SLG: 0.371						FC5-4		3-1		F5				F2		6	0	2	0	0	0	3																
Johnny Logan, R OBP: 0.306, SLG: 0.282		F4			FC5-4				6-3		F8					6	0	1	0	0	1	4																
Johnny Sain, R OBP: 0.229, SLG: 0.283									6-3							4	0	2	0	0	0	2																
Bob Chipman, L OBP: 0.192, SLG: 0.167		G6-3														0	0	0	0	0	0	0																
Luis Marquez, R OBP: 0.290, SLG: 0.233																1	0	0	0	0	1	0																
Warren Spahn, L OBP: 0.215, SLG: 0.253																0	0	0	0	0	0	0																
Inning Stats	R: 0 E: 0 K: 2 S: 7	H: 1 LOB: 2 BB: 2 P: 15	R: 0 E: 0 K: 0 S: 4	H: 2 LOB: 1 BB: 0 P: 4	R: 0 E: 0 K: 0 S: 3	H: 0 LOB: 0 BB: 0 P: 3	R: 0 E: 0 K: 1 S: 5	H: 0 LOB: 0 BB: 0 P: 5	R: 0 E: 0 K: 0 S: 5	H: 2 LOB: 2 BB: 0 P: 5	R: 0 E: 0 K: 0 S: 3	H: 0 LOB: 1 BB: 1 P: 7	R: 0 E: 0 K: 2 S: 9	H: 2 LOB: 2 BB: 0 P: 9	R: 0 E: 0 K: 0 S: 4	H: 1 LOB: 2 BB: 1 P: 8	R: 0 E: 0 K: 0 S: 3	H: 0 LOB: 0 BB: 0 P: 3	R: 0 E: 0 K: 0 S: 3	H: 1 LOB: 1 BB: 0 P: 4	R: 0 E: 0 K: 1 S: 6	H: 0 LOB: 0 BB: 0 P: 3	R: 0 E: 0 K: 0 S: 3	H: 0 LOB: 0 BB: 0 P: 3	R: 0 E: 0 K: 1 S: 6	H: 1 LOB: 1 BB: 0 P: 6	R: 0 E: 0 K: 0 S: 3	H: 0 LOB: 0 BB: 0 P: 3	R: 0 E: 0 K: 1 S: 6	H: 1 LOB: 1 BB: 0 P: 6	R: 0 E: 0 K: 1 S: 5	H: 0 LOB: 0 BB: 0 P: 5	R: 0 E: 0 K: 1 S: 5	H: 0 LOB: 0 BB: 0 P: 5	1B: 10 2B: 1 3B: 0 HR: 0	SF: 0 SAC: 2 DP: 1 HBP: 0	WP: 0 PB: 0 SB: 0 CS: 2	PA: 58
PITCHER	IP 10.0	WLS 10.0	BF 40	H 8	R 0	ER 0	SO 5	BB 4	IBB 0	HBP 0	BLK 0	WP 0	HR 0	S 46	P 62	ERA 0.00	WHIP 1.200																					
Russ Meyer, R ERA: 3.5																																						
Ken Heintzelman, L ERA: 3.88																																						

Boston Braves @ Philadelphia Phillies
 Shibe Park, Philadelphia, PA
 Tue Aug 07 1951, 3:38 AM EDT
 Att: 19,125 - Unknown


AB 52
R 0
H 11
RBI 0
BB 4
SO 8
LOB 21



Batter	1	2	3	4	5	6	7	8	9	10	11	12	13	14	15	AB	R	H	RBI	BB	SO	LOB	BOTTOM									
Eddie Walkus, L OBP: 0.331, SLG: 0.335	G3									1-3		F7				5	0	2	0	2	0	1										
Richie Ashburn, L OBP: 0.407, SLG: 0.432	L4				F6			G4-6-3								7	1	2	0	0	0	7										
Willie Jones, R OBP: 0.349, SLG: 0.442	F5			1-3		F6			F6					F5		7	0	2	0	0	0	1										
Del Ennis, R OBP: 0.300, SLG: 0.436				F3		F7										4	0	1	0	3	1	2										
Dick Sisti, L OBP: 0.374, SLG: 0.457				3-1		6-3			F4							7	0	2	1	0	1	4										
Granny Hamner, R OBP: 0.297, SLG: 0.387		6-3							1-3			L9				6	0	1	0	0	0	6										
Putsy Caballero, R OBP: 0.283, SLG: 0.284								F7						F8		5	0	1	0	1	0	4										
Andy Seminick, R OBP: 0.215, SLG: 0.412																																
Eddie Pellagrini, R OBP: 0.340, SLG: 0.344																3	0	1	0	1	0	1										
Del Wilber, R OBP: 0.303, SLG: 0.403																0	0	0	0	0	0	0										
Russ Meyer, S OBP: 0.157, SLG: 0.104																1	0	0	0	0	0	0										
Bill Nicholson, L OBP: 0.340, SLG: 0.430																1	0	0	0	0	1											
Ken Heintzelman, R OBP: 0.111, SLG: 0.077																2	0	0	0	0	1	0										
Inning Stats	R: 0 E: 0 K: 0 S: 3	H: 0 LOB: 0 BB: 0 P: 3	R: 0 E: 0 K: 0 S: 3	H: 1 LOB: 1 BB: 0 P: 3	R: 0 E: 0 K: 0 S: 3	H: 1 LOB: 1 BB: 0 P: 11	R: 0 E: 0 K: 0 S: 3	H: 0 LOB: 0 BB: 0 P: 3	R: 0 E: 0 K: 0 S: 5	H: 2 LOB: 3 BB: 1 P: 9	R: 0 E: 0 K: 0 S: 3	H: 0 LOB: 0 BB: 0 P: 3	R: 0 E: 0 K: 0 S: 3	H: 0 LOB: 0 BB: 0 P: 3	R: 0 E: 0 K: 0 S: 3	H: 1 LOB: 1 BB: 1 P: 7	R: 0 E: 0 K: 0 S: 3	H: 0 LOB: 0 BB: 0 P: 3	R: 0 E: 0 K: 0 S: 3	H: 3 LOB: 3 BB: 1 P: 9	R: 0 E: 0 K: 1 S: 5	H: 0 LOB: 0 BB: 0 P: 5	R: 0 E: 0 K: 0 S: 3	H: 1 LOB: 2 BB: 1 P: 10	R: 0 E: 0 K: 0 S: 3	H: 0 LOB: 0 BB: 0 P: 3	R: 1 E: 0 K: 1 S: 7	H: 3 LOB: 2 BB: 0 P: 7	1B: 11 2B: 2 3B: 0 HR: 0	SF: 0 SAC: 2 DP: 2 HBP: 0	WP: 0 PB: 1 SB: 3 CS: 1	PA: 59
PITCHER	IP 10.0	WLS 10.0	BF 37	H 5	R 0	ER 0	SO 0	BB 5	IBB 0	HBP 0	BLK 0	WP 0	HR 0	S 32	P 52	ERA 0.00	WHIP 1.000															
Johnny Sain, R ERA: 4.5																																
Bob Chipman, L ERA: 3.38																																
Warren Spahn, L ERA: 2.89																																

Boston Braves @ Philadelphia Phillies
 Shibe Park, Philadelphia, PA
 Tue Aug 07 1951, 3:38 AM EDT
 Att: 19,125 - Unknown

AB 50
R 1
H 12
RBI 1
BB 7
SO 3
LOB 27



Batter	1	2	3	4	5	6	7	8	9	AB	R	H	RBI	BB	SO	LOB	TOP									
Roy Hartsfield, R OBP: 0.328, SLG: 0.351 Sibby Sisti, R OBP: 0.385, SLG: 0.401	F7		5-3			5-3 BB		1-3		2	0	0	0	0	0	1										
Sam Jethroe, S OBP: 0.336, SLG: 0.445	F8			5-3		5-3		2B		4	0	1	1	0	0	1										
Earl Torgeson, L OBP: 0.373, SLG: 0.419	K			G6-4-3 1B		BB		G3		3	0	1	0	1	1	2										
Bob Elliott, R OBP: 0.395, SLG: 0.497		F9		G6-4-3		F9			F3	4	0	0	0	0	0	3										
Sid Gordon, R OBP: 0.390, SLG: 0.505		G4-6-3 1B			HR		K		6-3	4	1	2	1	0	1	0										
Willard Marshall, L OBP: 0.361, SLG: 0.456	G4-6-3 1-2			1-3		4-3		E7 1B		4	0	1	0	0	0	1										
Johnny Logan, R OBP: 0.307, SLG: 0.291 Bob Addis, L OBP: 0.257, SLG: 0.256				K		5-3			1B	3	0	1	0	0	1	0										
Ray Mueller, R OBP: 0.226, SLG: 0.259 Luis Marquez, R OBP: 0.250, SLG: 0.233 Ebba St. Claire, S OBP: 0.326, SLG: 0.371		6-3		F8				1-3 SH3-4 2B BB		2	0	0	0	1	0	1										
Jim Wilson, R OBP: 0.118, SLG: 0.118	F6					6-3		SH3-4		2	0	0	0	0	0	1										
Inning Stats	R: 0 E: 0 K: 1 S: 5	H: 0 LOB: 0 BB: 0 P: 5	R: 0 E: 0 K: 0 S: 3	H: 1 LOB: 0 BB: 0 P: 3	R: 0 E: 0 K: 0 S: 4	H: 1 LOB: 1 BB: 0 P: 4	R: 0 E: 0 K: 0 S: 3	H: 1 LOB: 0 BB: 0 P: 3	R: 1 E: 0 K: 1 S: 6	H: 1 LOB: 0 BB: 0 P: 6	R: 0 E: 0 K: 1 S: 5	H: 0 LOB: 0 BB: 0 P: 5	R: 0 E: 0 K: 1 S: 5	H: 0 LOB: 0 BB: 0 P: 5	R: 1 E: 0 K: 0 S: 4	H: 1 LOB: 2 BB: 1 P: 8	R: 0 E: 1 K: 0 S: 4	H: 2 LOB: 2 BB: 0 P: 4	1B: 4 2B: 2 3B: 0 HR: 1	SF: 0 SAC: 1 DP: 2 HBP: 0	WP: 0 PB: 0 SB: 0 CS: 0	PA: 34				
PITCHER	IP	WLS	BF	H	R	ER	SO	BB	IBB	HBP	BLK	WP	HR	S	P	ERA	WHIP									
Ken Johnson, L ERA: 3.86 Jim Konstanty, R ERA: 4.01	(1, 1)	8.0	W	30	5	2	2	3	3	0	0	0	0	1	33	45	2.25	1.000								
(9, 1)	1.0	S	4	2	0	0	0	0	0	0	0	0	0	4	4	0.00	2.000									

Boston Braves @ Philadelphia Phillies
 Shibe Park, Philadelphia, PA
 Wed Aug 08 1951, 3:33 AM EDT
 Att: 12,759 - Unknown

AB 30
 R 2
 H 7
 RBI 2
 BB 3
 SO 3
 LOB 12





Batter	1	2	3	4	5	6	7	8	9	AB	R	H	RBI	BB	SO	LOB	BOTTOM								
Eddie Waitkus, L OBP: 0.331, SLG: 0.339	F3		F9			F9				4	0	1	2	0	0	0									
Richie Ashburn, L OBP: 0.408, SLG: 0.430	4-3			4-3 BB		CS BB		F9		2	0	0	0	2	0	2									
Willie Jones, R OBP: 0.349, SLG: 0.444				F8		CS	F7			3	0	1	0	0	0	1									
Del Ennis, R OBP: 0.358, SLG: 0.433	F9			4-3		K				3	0	0	0	0	1	2									
Dick Sisler, L OBP: 0.372, SLG: 0.454 Tommy Brown, R OBP: 0.271, SLG: 0.409		F7			4-3		5-3			2	0	0	0	0	0	0									
Granny Hamner, R OBP: 0.297, SLG: 0.387		G6-4-3 1B			K			F8		3	0	1	0	0	1	0									
Putsy Caballero, R OBP: 0.286, SLG: 0.286	G6-4-3				F2			3B 2B		3	1	1	0	0	0	1									
Del Wilber, R OBP: 0.333, SLG: 0.414			F7			F8 3B		F6		3	1	1	0	0	0	1									
Ken Johnson, L OBP: 0.091, SLG: 0.048 Bill Nicholson, L OBP: 0.347, SLG: 0.430 Eddie Pellagrini, R OBP: 0.330, SLG: 0.344 Jim Konstanty, R OBP: 0.176, SLG: 0.235			F8			F8		3B BB		2	0	0	1	0	0	0									
Inning Stats	R: 0 E: 0 K: 0 S: 4	H: 1 LOB: 1 BB: 0 P: 4	R: 0 E: 0 K: 0 S: 3	H: 1 LOB: 0 BB: 0 P: 3	R: 0 E: 0 K: 0 S: 3	H: 0 LOB: 0 BB: 0 P: 3	R: 0 E: 0 K: 0 S: 2	H: 0 LOB: 0 BB: 1 P: 6	R: 0 E: 0 K: 1 S: 5	H: 0 LOB: 0 BB: 0 P: 5	R: 1 E: 0 K: 0 S: 3	H: 1 LOB: 1 BB: 1 P: 7	R: 0 E: 0 K: 1 S: 5	H: 0 LOB: 0 BB: 0 P: 5	R: 2 E: 0 K: 0 S: 5	H: 2 LOB: 2 BB: 1 P: 9	R: 0 E: 0 K: 0 S: 5	H: 0 LOB: 0 BB: 0 P: 4	1B: 1 2B: 3 3B: 2 HR: 0	SF: 0 SAC: 0 DP: 2 HBP: 0	WP: 0 PB: 0 SB: 0 CS: 1	PA: 30			
PITCHER	IP	WLS	BF	H	R	ER	SO	BB	IBB	HBP	BLK	WP	HR	S	P	ERA	WHIP								
Jim Wilson, R ERA: 6.17	(1, 1)	8.0	L	29	5	3	3	2	3	0	0	0	0	30	42	3.38	1.000								

Boston Braves @ Philadelphia Phillies
 Shibe Park, Philadelphia, PA
 Wed Aug 08 1951, 3:33 AM EDT
 Att: 12,759 - Unknown

AB 26
 R 3
 H 5
 RBI 3
 BB 3
 SO 2
 LOB 7



Batter	1	2	3	4	5	6	7	8	9	AB	R	H	RBI	BB	SO	LOB	TOP										
Roy Hartsfield, R OBP: 0.326, SLG: 0.347	4-0 F9 1B BB		0-3 K		0-0 6-3		0-3 K		0-3 K	4	1	0	0	1	3	2	Boston Braves @ Philadelphia Phillies Shibe Park, Philadelphia, PA Thu Aug 09 1951, 3:33 AM EDT Att: 4,840 - Unknown										
Sam Jethroe, S OBP: 0.345, SLG: 0.449	0-0 1B 1-2 1B		4-0 S BB			4-0 F 2B BB			0-3 K	3	1	2	0	2	1												
Earl Torgeson, L OBP: 0.372, SLG: 0.415	0-0 F9 2-3		0-3 K			0-3 K			4-0 BB	4	0	0	0	1	2	5											
Bob Elliott, R OBP: 0.395, SLG: 0.501	0-0 G6-4-3 1-2 1B			0-0 5-3		0-0 E4 2B F8			0-0 F4	5	2	2	1	0	0	3											
Sid Gordon, R OBP: 0.393, SLG: 0.511	0-0 G6-4-3 1-2			0-0 G4-6-3 1B		0-0 F8 1B 2B			0-0 FC5-6 1B	4	1	3	2	0	0	2											
Willard Marshall, L OBP: 0.356, SLG: 0.449		0-0 3-1		0-0 G4-6-3 1-2		0-0 F8			0-0 FC5-6 1-2	4	0	0	1	0	0	3											
Ebba St. Claire, S OBP: 0.324, SLG: 0.368		0-0 5-3			0-0 F6				0-0 F2	4	0	1	1	0	0	1											
Johnny Logan, R OBP: 0.305, SLG: 0.290		0-0 F7			0-0 SH2-4 1B				0-0 F8	4	0	1	0	0	0	2											
Chet Nichols, S OBP: 0.208, SLG: 0.208			0-0 1-3		0-0 SH2-4 1-2				0-0 BB 1B	3	0	1	0	0	1	0											
Inning Stats	R: 1 E: 0 K: 0 S: 4	H: 2 LOB: 1 BB: 1 P: 8	R: 0 E: 0 K: 0 S: 3	H: 0 LOB: 0 BB: 0 P: 3	R: 0 E: 0 K: 2 S: 7	H: 0 LOB: 1 BB: 1 P: 11	R: 0 E: 0 K: 0 S: 3	H: 1 LOB: 0 BB: 0 P: 3	R: 0 E: 0 K: 0 S: 4	H: 1 LOB: 1 BB: 0 P: 4	R: 3 E: 1 K: 1 S: 8	H: 2 LOB: 1 BB: 1 P: 12	R: 0 E: 0 K: 2 S: 8	H: 1 LOB: 1 BB: 0 P: 8	R: 1 E: 0 K: 0 S: 5	H: 2 LOB: 1 BB: 0 P: 5		R: 0 E: 0 K: 2 S: 8	H: 1 LOB: 2 BB: 1 P: 12	1B: 7 2B: 2 3B: 1 HR: 0	SF: 0 SAC: 1 DP: 2 HBP: 0	WP: 0 PB: 0 SB: 1 CS: 0	PA: 40				
PITCHER	IP	WLS	BF	H	R	ER	SO	BB	IBB	HBP	BLK	WP	HR	S	P	ERA	WHIP										
Bubba Church, R ERA: 3.14	(1, 1)	7.0	L 32	9	5	3	5	3	0	0	0	0	0	39	51	3.86	1.714										
Ken Heintzelman, L ERA: 3.6	(8, 1)	2.0	8	1	0	0	2	1	0	0	0	0	0	11	15	0.00	1.000										

Batter	1	2	3	4	5	6	7	8	9	AB	R	H	RBI	BB	SO	LOB	BOTTOM										
Eddie Waitkus, L OBP: 0.332, SLG: 0.341	0-0 1-3								0-0 F7	3	1	1	1	1	0	0	Boston Braves @ Philadelphia Phillies Shibe Park, Philadelphia, PA Thu Aug 09 1951, 3:33 AM EDT Att: 4,840 - Unknown										
Richie Ashburn, L OBP: 0.407, SLG: 0.432	0-0 1B 2B								0-3 K	3	1	1	0	0	1	2											
Willie Jones, R OBP: 0.348, SLG: 0.441	4-0 BB 1B BB								0-0 F7	3	0	0	0	1	1	3											
Del Ennis, R OBP: 0.361, SLG: 0.436	0-0 BB 1-2 2H 1B								0-0 F7	4	0	3	2	0	0	0											
Tommy Brown, R OBP: 0.276, SLG: 0.408	4-0 G6-4-3 1-2 2-3 BB								0-0 F7	3	0	1	0	1	0	1											
Granny Hamner, R OBP: 0.297, SLG: 0.388	0-0 G6-4-3 1-2								0-0 WP 2B	4	1	1	0	0	0	4											
Putsy Caballero, R OBP: 0.299, SLG: 0.288		0-0 6-3							0-0 F8	3	0	1	0	1	0	1											
Andy Seminick, R OBP: 0.374, SLG: 0.406		4-0 SH 2B BB							0-3 K	3	1	0	0	1	3	3											
Bubba Church, R OBP: 0.219, SLG: 0.286		0-0 SH 2B							0-0 6-3	2	0	0	0	0	0	0											
Ken Heintzelman, R OBP: 0.111, SLG: 0.077									0-0 1-3	0	0	0	0	0	0	0											
Del Wilber, R OBP: 0.331, SLG: 0.411		0-0 2B 1-2							0-0 2H	1	0	0	0	0	0	0											
Inning Stats	R: 1 E: 0 K: 0 S: 4	H: 2 LOB: 2 BB: 2 P: 12	R: 1 E: 0 K: 1 S: 7	H: 1 LOB: 2 BB: 1 P: 11	R: 0 E: 0 K: 1 S: 4	H: 0 LOB: 0 BB: 1 P: 8	R: 0 E: 0 K: 1 S: 4	H: 0 LOB: 0 BB: 1 P: 8	R: 1 E: 0 K: 0 S: 5	H: 1 LOB: 1 BB: 0 P: 5	R: 0 E: 0 K: 1 S: 5	H: 0 LOB: 0 BB: 0 P: 5	R: 0 E: 0 K: 0 S: 3	H: 0 LOB: 0 BB: 0 P: 3	R: 1 E: 0 K: 1 S: 6	H: 1 LOB: 0 BB: 0 P: 6	1B: 5 2B: 5 3B: 0 HR: 0	SF: 0 SAC: 2 DP: 4 HBP: 0	WP: 2 PB: 0 SB: 0 CS: 2	PA: 36							
PITCHER	IP	WLS	BF	H	R	ER	SO	BB	IBB	HBP	BLK	WP	HR	S	P	ERA	WHIP										
Chet Nichols, L ERA: 3.32	(1, 1)	9.0	W 36	8	4	4	5	5	0	0	0	1	0	41	61	4.00	1.444										

Batter	1	2	3	4	5	6	7	8	9	AB	R	H	RBI	BB	SO	LOB	TOP					
Sibby Sisti, R OBP: 0.385, SLG: 0.401 (1, 4)	0-0 4-3 1B	2-2 G3				2-3 K		0-0 E6	1-1 G4-6-3 1B	5	0	2	0	0	1	2						
Sam Jethroe, S OBP: 0.342, SLG: 0.445 (1, 8)	2-3 K		0-1 F4			4-1 BB		3-3 K	2-3 K	4	0	0	0	1	3	4						
Earl Torgeson, L OBP: 0.370, SLG: 0.411 (1, 3)	3-1 4-3 1-2		2-3 K			4-1 BB		3-2 G3	1-2 G4-6-3	4	0	0	0	1	1	4						
Bob Elliott, R OBP: 0.394, SLG: 0.499 (1, 5)	0-1 6-3		0-1 1B			3-1 F6			2-3 K	4	0	1	0	0	1	3						
Sid Gordon, R OBP: 0.394, SLG: 0.518 (1, 7)		0-2 HR	1-3 K					1-0 F8	4-2 1B BB	3	1	1	1	1	1	1						
Willard Marshall, L OBP: 0.358, SLG: 0.446 (1, 9)	1-0 F9					1-0 4-3		4-1 FC6-4 BB	0-3 K	2	0	0	0	1	0	0						
Dave Cole, R OBP: 0.333, SLG: 0.556 (7, 1)										0	0	0	0	0	0	0						
Tommy Holmes, L OBP: 0.227, SLG: 0.250 (8, PH)										1	0	0	0	0	1	1						
Phil Paine, R (8, 1)										0	0	0	0	0	0	0						
Ebba St. Claire, S OBP: 0.329, SLG: 0.371 (1, 2)	2-0 BB 1B					0-1 4-3		0-0 F4	0-0 1B	4	0	2	0	0	0	1						
Johnny Logan, R OBP: 0.297, SLG: 0.282 (1, 6)	2-3 K					0-0 F7		2-2 FC6-4	3-2 F7	4	0	0	0	0	1	4						
Warren Spahn, L OBP: 0.222, SLG: 0.250 (1, 1)	4-1 1-2 BB					1-3 K		2-2 F5	2-1 E4 1B	1	0	0	0	1	1	0						
George Estock, R OBP: 0.500, SLG: 0.400 (6, 1)										0	0	0	0	0	0	0						
Bob Addis, L OBP: 0.254, SLG: 0.252 (7, PH)										2	0	0	0	0	0	0						
Warren Spahn, L OBP: 0.222, SLG: 0.250 (1, 1)										1	0	0	0	1	1	0						
George Estock, R OBP: 0.500, SLG: 0.400 (6, 1)										0	0	0	0	0	0	0						
Bob Addis, L OBP: 0.254, SLG: 0.252 (7, PH)										2	0	0	0	0	0	0						
Inning Stats	R: 0 E: 0 K: 1 S: 8	H: 1 LOB: 1 BB: 0 P: 13	R: 1 E: 0 K: 1 S: 14	H: 2 LOB: 2 BB: 1 P: 25	R: 0 E: 0 K: 2 S: 11	H: 1 LOB: 1 BB: 0 P: 14	R: 0 E: 0 K: 0 S: 4	H: 0 LOB: 0 BB: 0 P: 5	R: 0 E: 0 K: 2 S: 11	H: 0 LOB: 2 BB: 2 P: 25	R: 0 E: 0 K: 0 S: 6	H: 0 LOB: 1 BB: 1 P: 13	R: 0 E: 1 K: 1 S: 11	H: 0 LOB: 1 BB: 0 P: 19	R: 0 E: 0 K: 2 S: 13	H: 1 LOB: 2 BB: 1 P: 22	R: 0 E: 1 K: 1 S: 10	H: 1 LOB: 1 BB: 0 P: 16	1B: 5 2B: 0 3B: 0 HR: 1	SF: 0 SAC: 0 DP: 1 HBP: 0	WP: 0 PB: 0 SB: 1 CS: 0	PA: 39
PITCHER Ralph Branca, R ERA: 2.66 (1, 1)	IP: 9.0 WLS: W BF: 39 H: 6 R: 1 ER: 1 SO: 10 BB: 5 IBB: 0 HBP: 0 BLK: 0 WP: 0 HR: 1 S: 88 P: 152 ERA: 1.00 WHIP: 1.222															PITCHER	IP: 9.0 WLS: W BF: 39 H: 6 R: 1 ER: 1 SO: 10 BB: 5 IBB: 0 HBP: 0 BLK: 0 WP: 0 HR: 1 S: 88 P: 152 ERA: 1.00 WHIP: 1.222					

Boston Braves @ Brooklyn Dodgers
Ebbets Field, Brooklyn, NY
Sat Aug 11 1951, 3:33 AM EDT
Unknown


AB 34
R 1
H 6
RBI 1
BB 5
SO 10
LOB 20



Batter	1	2	3	4	5	6	7	8	9	AB	R	H	RBI	BB	SO	LOB	BOTTOM			
Carl Furillo, R OBP: 0.358, SLG: 0.474 (1, 9)	0-0 CS 1B		0-0 6-3			2-2 FC6-4 3B		2-2 CS 1B		5	1	3	3	0	0	1				
Pee Wee Reese, R OBP: 0.401, SLG: 0.455 (1, 6)	4-2 HR BB		2-2 F8			1-1 3B		2-0 CS 1B	1-0 F4	4	1	1	1	1	0	2				
Duke Snider, L OBP: 0.348, SLG: 0.537 (1, 8)	1-1 HR		0-0 3-1			2-3 K		1-0 F9		4	1	1	2	0	1	1				
Andy Pafko, R OBP: 0.341, SLG: 0.491 (1, 7)	2-2 E3					2-2 F2		0-3 K		3	0	0	0	0	1	1				
Don Thompson, L OBP: 0.307, SLG: 0.238 (7, 7)								3-1 1B		1	0	1	0	0	0	0				
Roy Campanella, R OBP: 0.405, SLG: 0.579 (1, 2)	1-0 F4					0-0 1B 2B		2-2 6-3	1-2 L9	4	1	1	0	0	0	2				
Gil Hodges, R OBP: 0.382, SLG: 0.570 (1, 3)	1-3 K					1-1 1B 1B		1-0 1B 1B	4-1 L6-3 BB	3	1	2	0	1	1	1				
Billy Cox, R OBP: 0.339, SLG: 0.404 (1, 5)						2-1 F5		1-0 F9	2-0 L6-3	4	0	1	1	0	0	2				
Wayne Terwilliger, R OBP: 0.336, SLG: 0.260 (1, 4)						1-0 F4		0-1 WP 1B	2-1 E 1B HBP	3	2	1	0	0	0	1				
Ralph Branca, R OBP: 0.244, SLG: 0.250 (1, 1)						2-2 F9		0-0 FC6-4 1B	1-2 E5 1B	4	1	3	0	0	0	0				
Inning Stats	R: 2 E: 1 K: 1 S: 13	H: 2 LOB: 1 BB: 1 P: 22	R: 0 E: 0 K: 0 S: 8	H: 0 LOB: 0 BB: 0 P: 13	R: 0 E: 0 K: 0 S: 5	H: 0 LOB: 0 BB: 0 P: 7	R: 1 E: 0 K: 0 S: 9	H: 3 LOB: 1 BB: 0 P: 14	R: 1 E: 0 K: 2 S: 13	H: 2 LOB: 1 BB: 0 P: 18	R: 3 E: 0 K: 0 S: 9	H: 4 LOB: 0 BB: 0 P: 18	R: 0 E: 0 K: 0 S: 7	H: 1 LOB: 1 BB: 0 P: 14	R: 1 E: 1 K: 0 S: 11	H: 2 LOB: 2 BB: 1 P: 23	1B: 11 2B: 2 3B: 1 HR: 1	SF: 0 SAC: 0 DP: 1 HBP: 1	WP: 1 PB: 0 SB: 0 CS: 2	PA: 39
PITCHER Warren Spahn, L ERA: 3.12 George Estock, R ERA: 3.57 Dave Cole, R ERA: 5.23 Phil Paine, R ERA: 2.33 (1, 1)	IP: 5.2 WLS: L BF: 28 H: 11 R: 7 ER: 7 SO: 3 BB: 1 IBB: 0 HBP: 0 BLK: 0 WP: 1 HR: 1 S: 57 P: 90 ERA: 11.12 WHIP: 2.118															PITCHER	IP: 5.2 WLS: L BF: 28 H: 11 R: 7 ER: 7 SO: 3 BB: 1 IBB: 0 HBP: 0 BLK: 0 WP: 1 HR: 1 S: 57 P: 90 ERA: 11.12 WHIP: 2.118			
Warren Spahn, L ERA: 3.12 (1, 1)	0.1	0	0	0	0	0	0	0	0	0	0	0	0	0	0	0				
George Estock, R ERA: 3.57 (6, 1)	1.0	4	1	0	0	0	0	0	0	7	14	0.00	1.000							
Dave Cole, R ERA: 5.23 (7, 1)	1.0	6	2	1	1	0	1	0	0	11	23	9.00	3.000							
Phil Paine, R ERA: 2.33 (8, 1)																				

Boston Braves @ Brooklyn Dodgers
Ebbets Field, Brooklyn, NY
Sat Aug 11 1951, 3:33 AM EDT
Unknown

AB 35
R 8
H 14
RBI 7
BB 2
SO 3
LOB 11

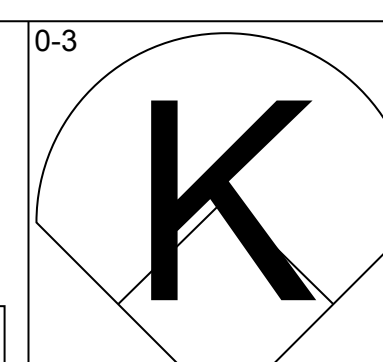
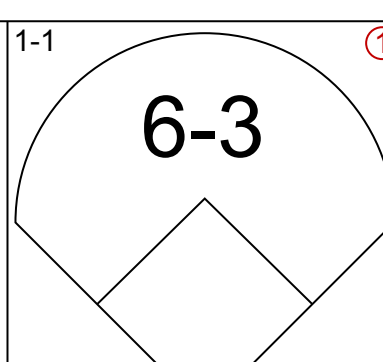
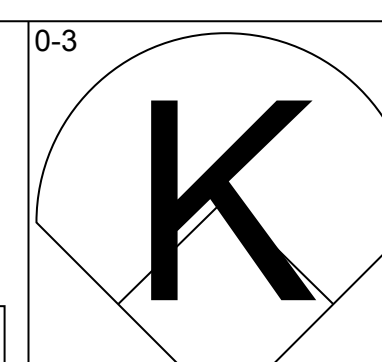
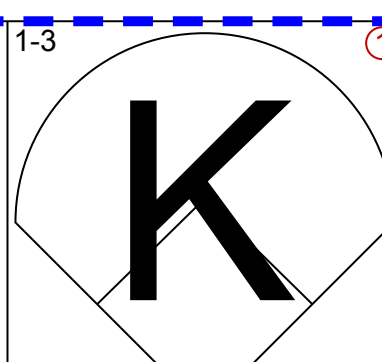
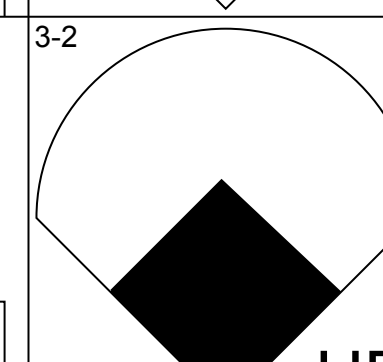
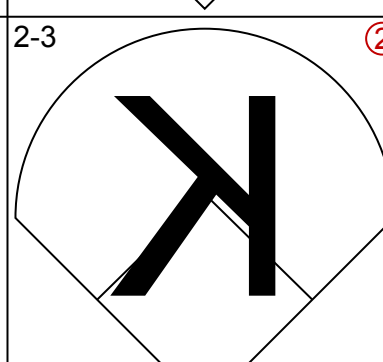
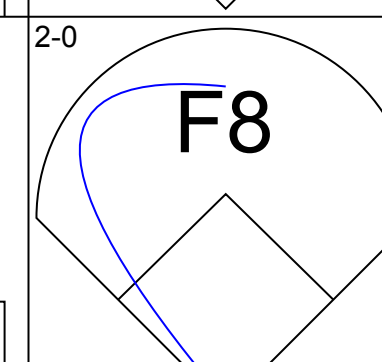
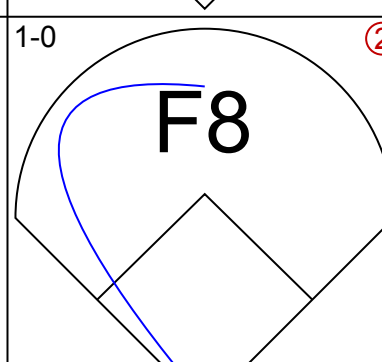
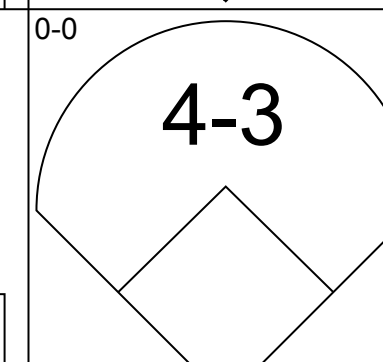
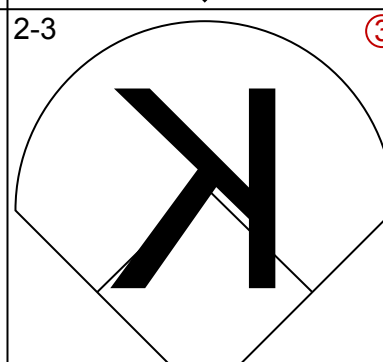
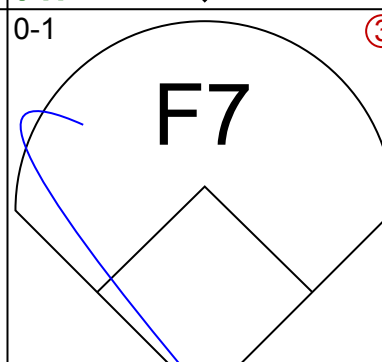
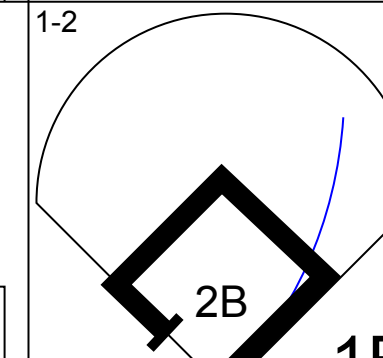
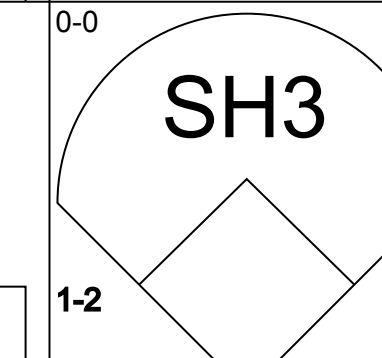
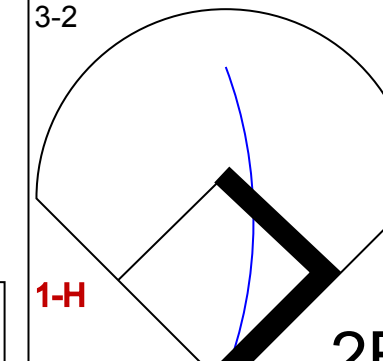
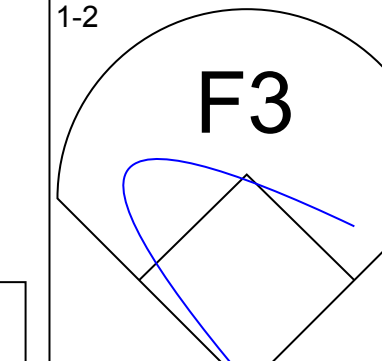
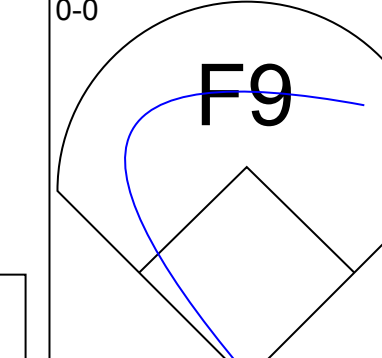
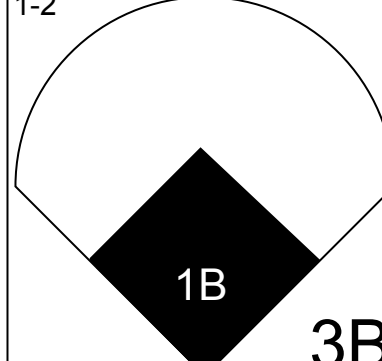
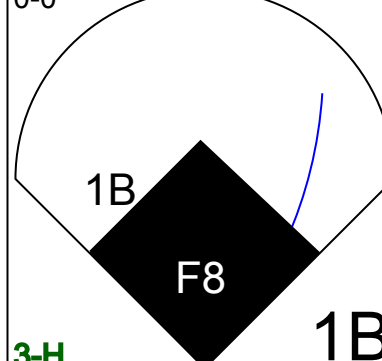
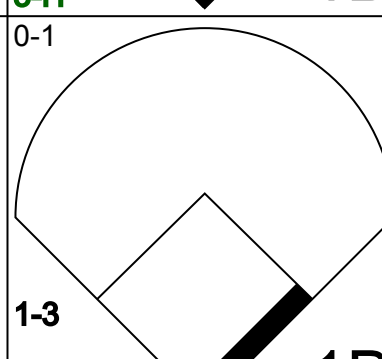
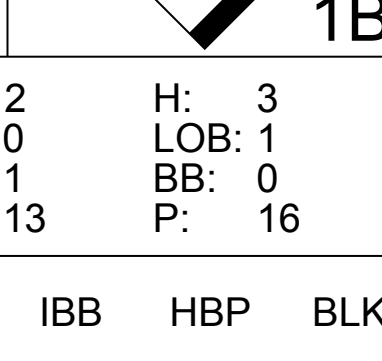

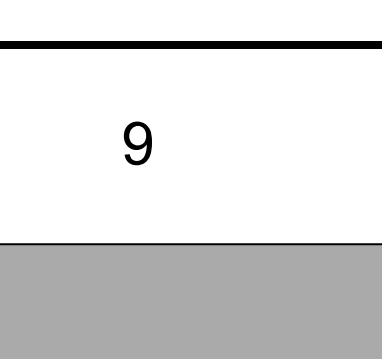



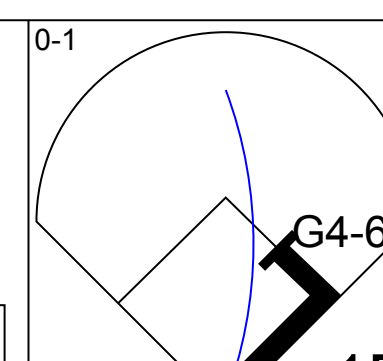
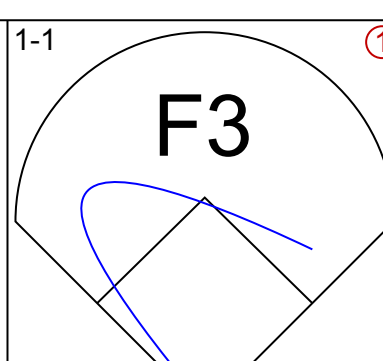
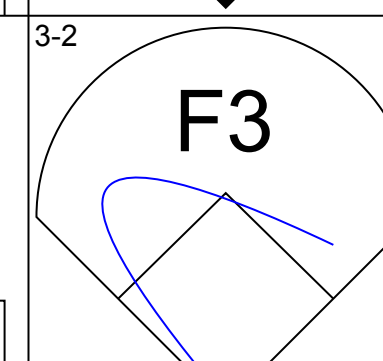
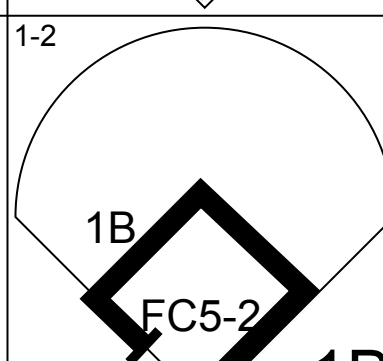
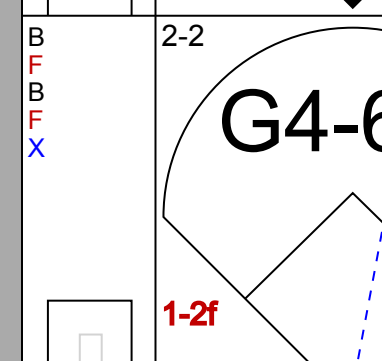
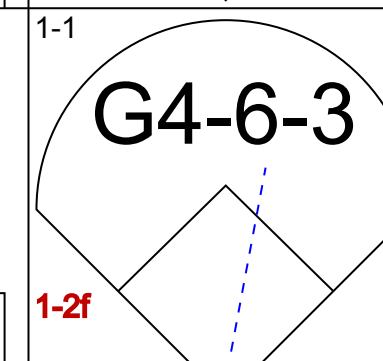
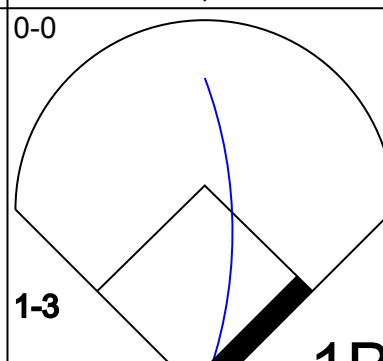
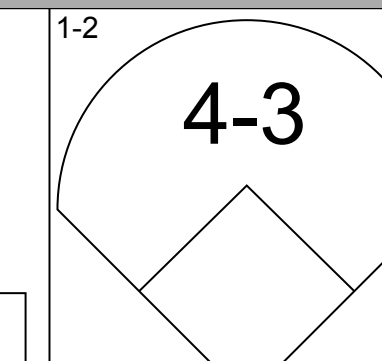
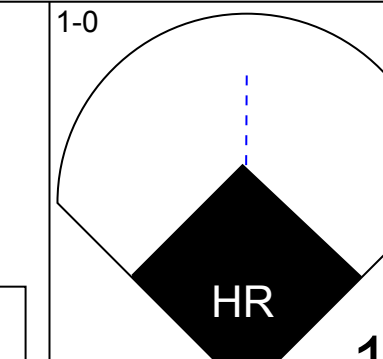
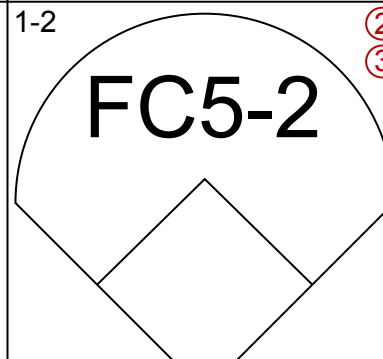
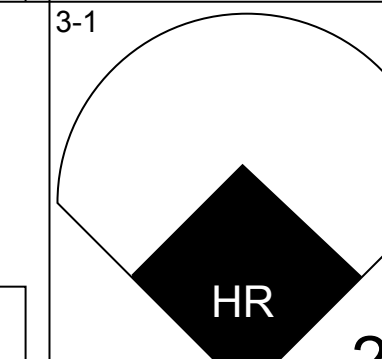
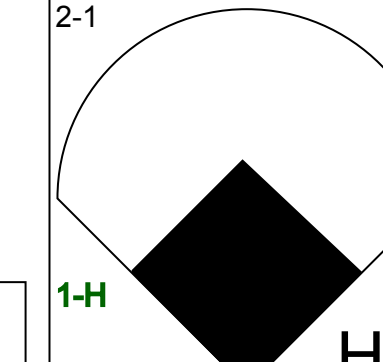
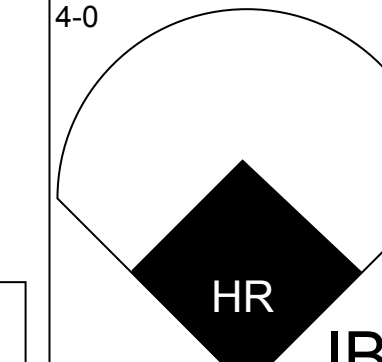
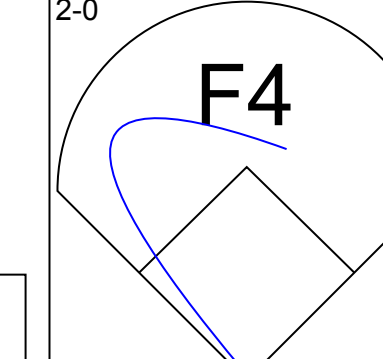
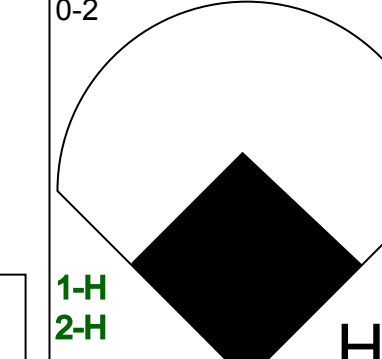
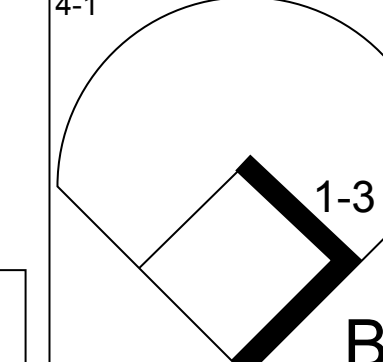
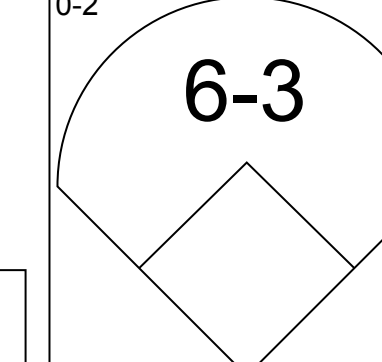
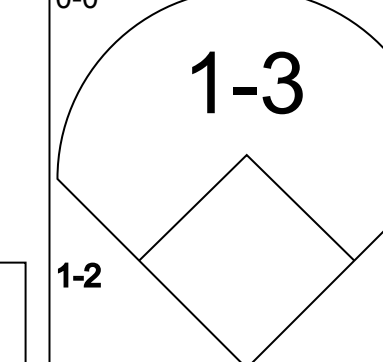
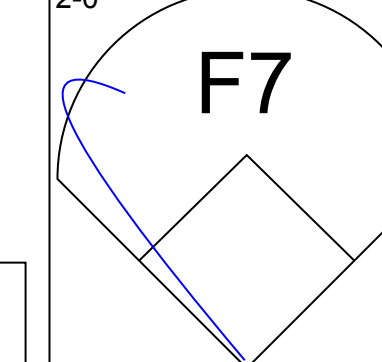
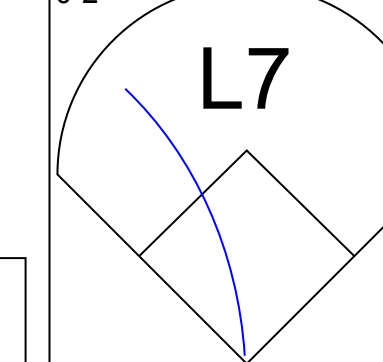
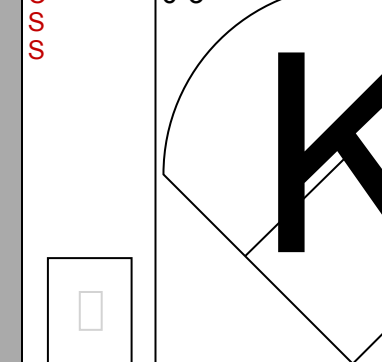
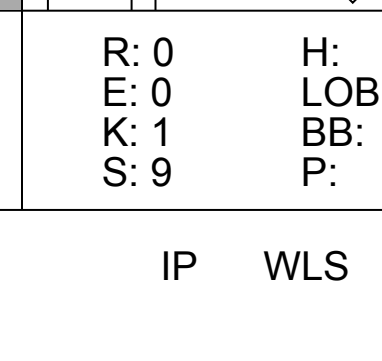
Batter	1	2	3	4	5	6	7	8	9	AB R H RBI BB SO LOB	TOP											
Sibby Sisti, R OBP: 0.386, SLG: 0.425 (1,4)	0-0 HR		3-2 2B		2-2 1-3	0-1 F9			2-3 K	5 2 2 2 0 1 1	Boston Braves @ Brooklyn Dodgers Ebbets Field, Brooklyn, NY Sat Aug 11 1951, 3:38 AM EDT Att: 22,308 - Unknown											
Sam Jethroe, S OBP: 0.342, SLG: 0.443 (1,8)	1-1 F8		0-3 K		1-0 4-3 S	4-2 1B			3-2 G3	4 0 1 0 1 1 1												
Earl Torgeson, L OBP: 0.370, SLG: 0.412 (1,3)	0-0 3-1		2-2 2B		1-0 4-3	3-2 G1			4-1 1B HR	4 1 1 1 1 0 3												
Bob Elliott, R OBP: 0.391, SLG: 0.495 (1,5)	3-2 5-3		0-1 F7		0-0 5-3		0-2 6-3		2-2 1B HR	5 1 1 0 0 0 2												
Sid Gordon, R OBP: 0.399, SLG: 0.525 (1,7)		4-2 WP 1B BB	0-0 F6			4-1 SH1-3 1B BB	4-0 G4-6-3 BB		1-1 1B HR	2 2 1 3 3 0 1												
Willard Marshall, L OBP: 0.363, SLG: 0.449 (1,9)		1-2 WP 1B		0-0 E3 1B		1-1 SH1-3 1B	0-0 G4-6-3		1-0 FC6-4 1B	5 1 3 0 0 0 1												
Ray Mueller, R OBP: 0.227, SLG: 0.258 (1,2)		3-2 5-3		0-0 1B		0-0 SH1-3 1B		3-2 4-3	2-2 FC6-4	4 0 1 0 0 0 3												
Johnny Logan, R OBP: 0.302, SLG: 0.288 (1,6)		2-0 5-3		0-1 1B		2-2 1B F9 1B		0-0 6-3		4 1 2 2 0 0 2												
Max Surkont, R OBP: 0.237, SLG: 0.185 (1,1)		2-0 L8		0-1 G4-6-3		0-1 G4-6-3 1B		3-3 K		4 0 1 0 0 1 4												
Inning Stats	R: 1 E: 0 K: 0 S: 8	H: 1 LOB: 0 BB: 0 P: 12	R: 0 E: 0 K: 0 S: 11	H: 1 LOB: 2 BB: 1 P: 23	R: 1 E: 0 K: 1 S: 12	H: 2 LOB: 1 BB: 0 P: 17	R: 0 E: 1 K: 0 S: 6	H: 2 LOB: 1 BB: 0 P: 6	R: 0 E: 0 K: 0 S: 6	H: 1 LOB: 1 BB: 0 P: 10	R: 3 E: 0 K: 0 S: 16	H: 3 LOB: 2 BB: 2 P: 30	R: 0 E: 0 K: 0 S: 4	H: 0 LOB: 0 BB: 1 P: 8	R: 0 E: 0 K: 1 S: 8	H: 0 LOB: 0 BB: 0 P: 14	R: 3 E: 0 K: 1 S: 21	H: 3 LOB: 1 BB: 1 P: 36	1B: 9 2B: 2 3B: 0 HR: 2	SF: 0 SAC: 1 DP: 2 HBP: 0	WP: 1 PB: 0 SB: 1 CS: 0	PA: 43
PITCHER	IP WLS BF H R ER SO BB IBB HBP BLK WP HR S P ERA WHIP																					
Johnny Schmitz, L ERA: 5.97 (1,1)	5.1 L 26 9 5 5 1 2 0 0 0 0 1 1 50 82 8.44 2.062																					
Bud Podbielan, R ERA: 3.2 (6,1)	1.2 7 1 0 0 0 2 0 0 0 0 0 0 13 24 0.00 1.800																					
Clem Labine, R ERA: 6.43 (8,1)	2.0 10 3 3 3 2 1 0 0 0 0 0 1 29 50 13.50 2.000																					

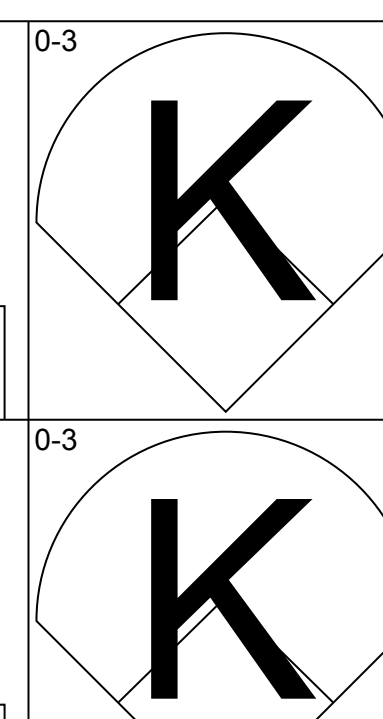
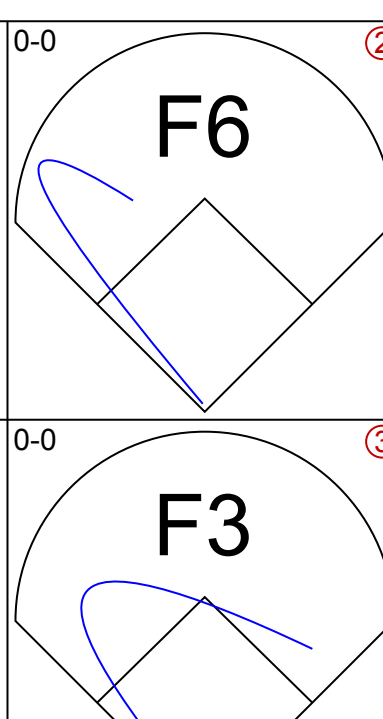
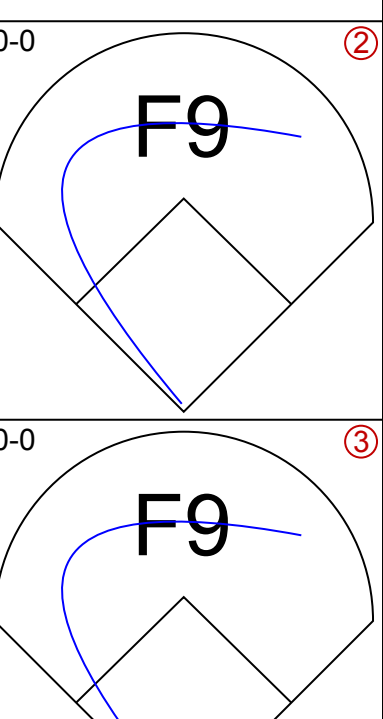
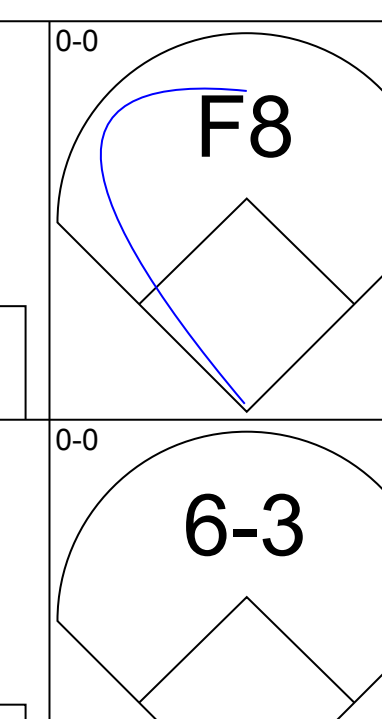
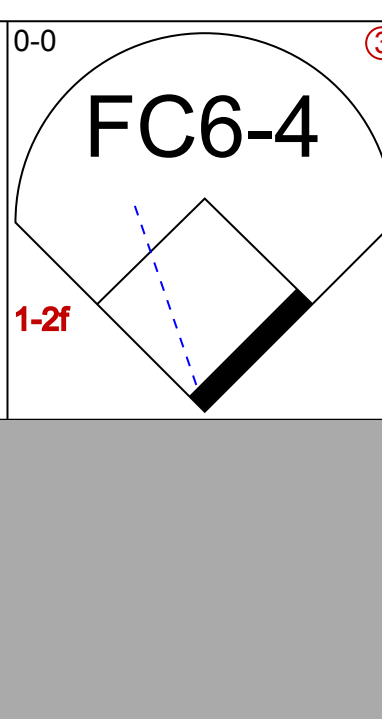
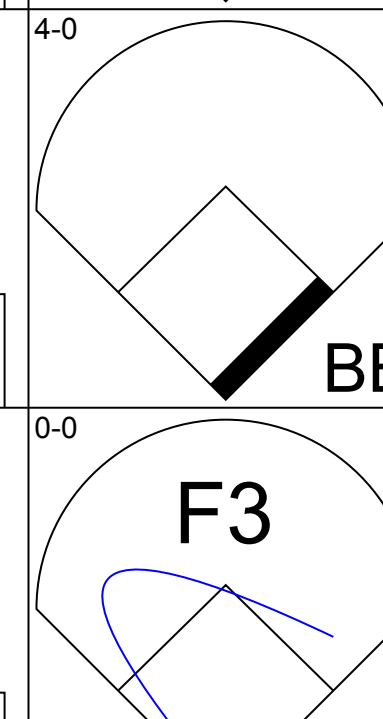


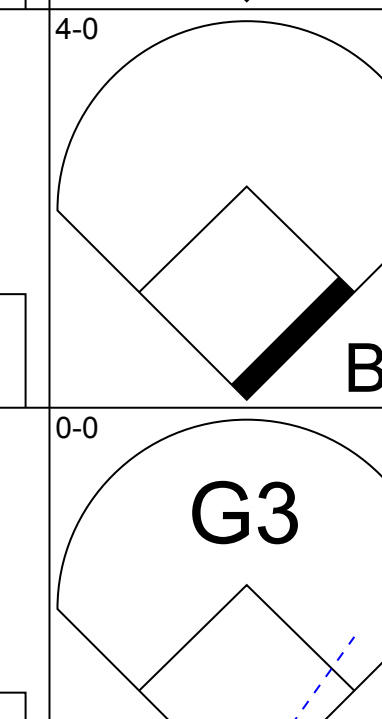

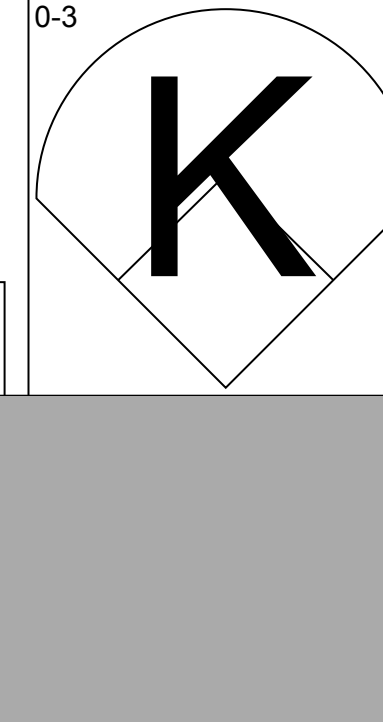
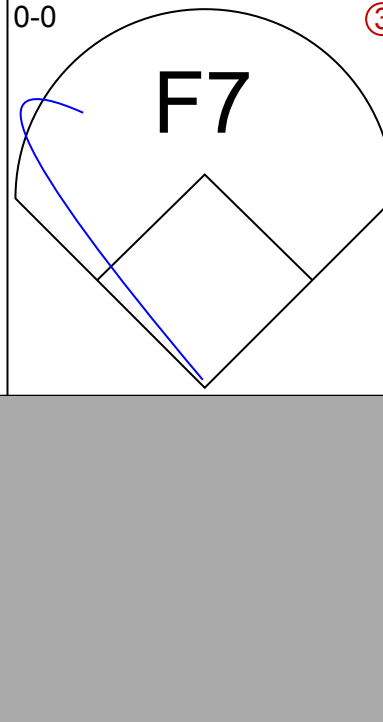





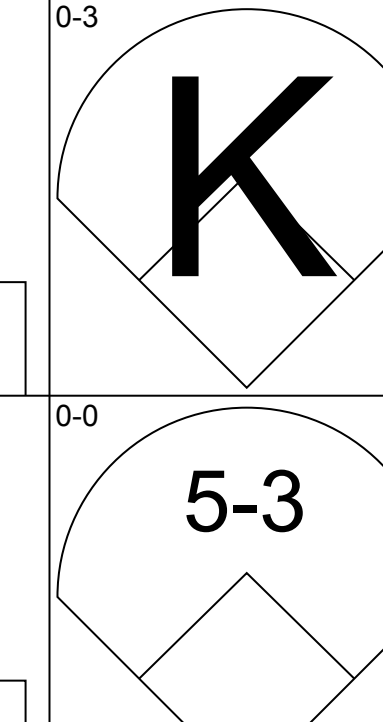
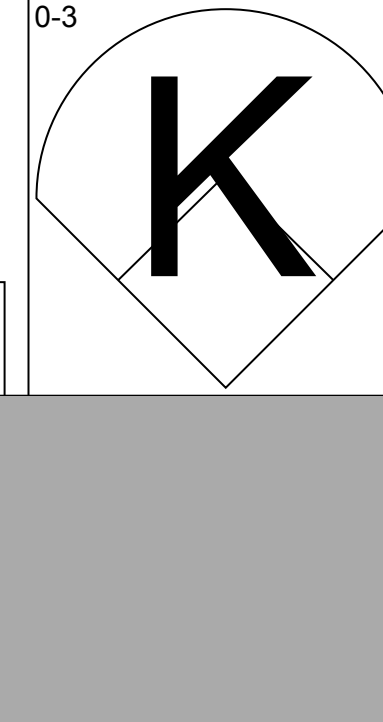
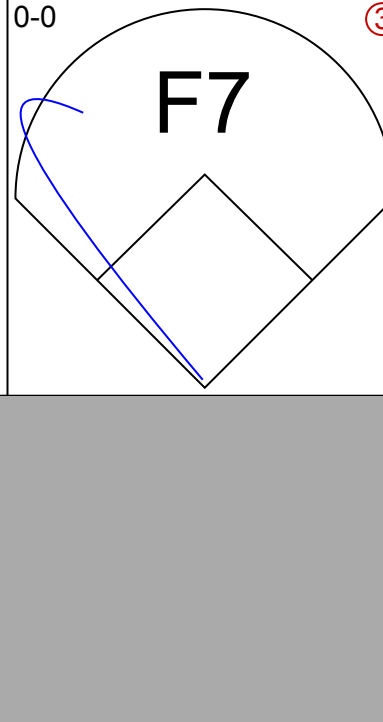
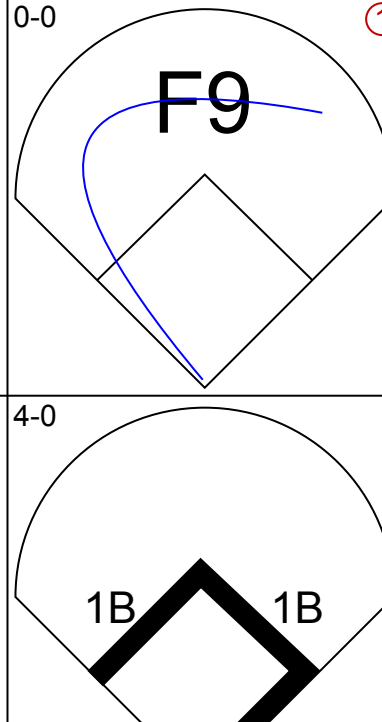
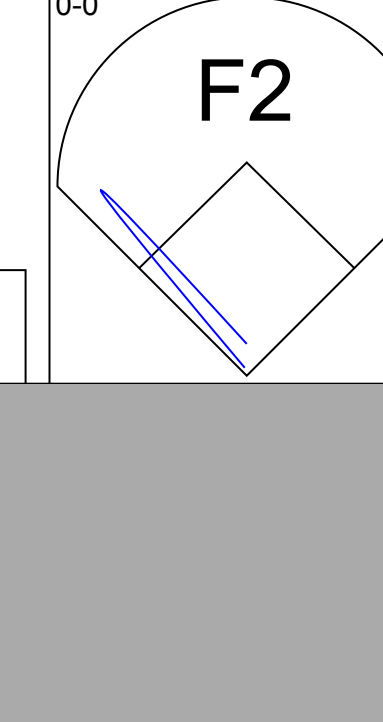
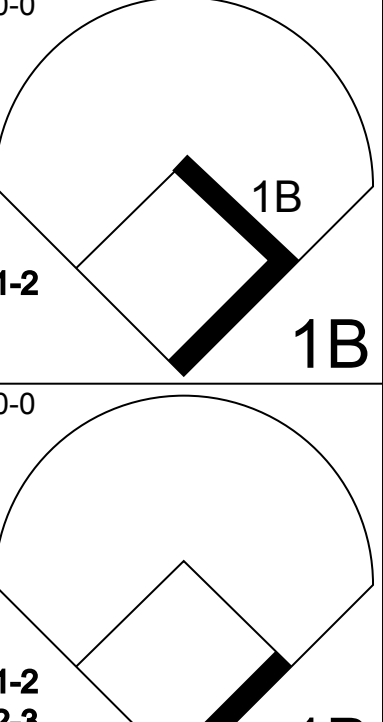
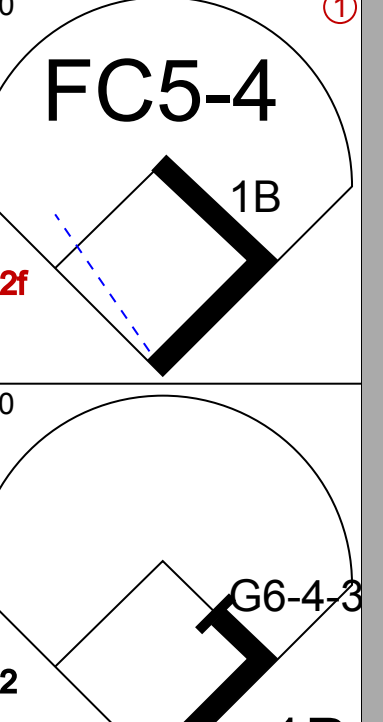
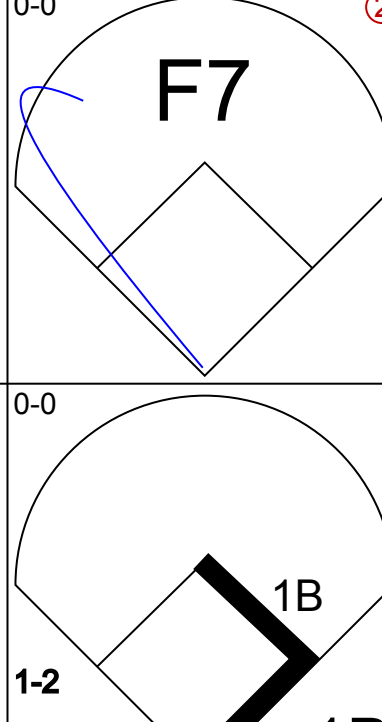

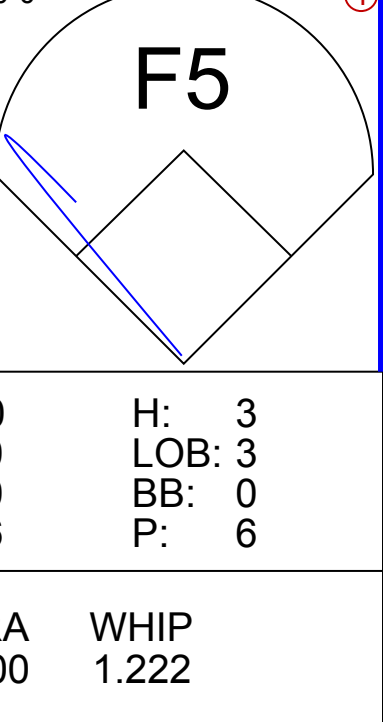
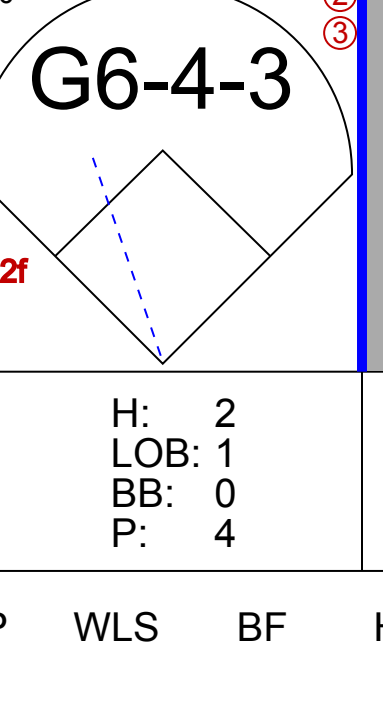
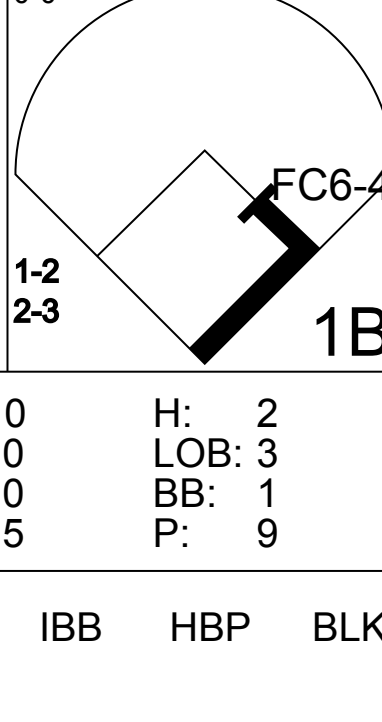
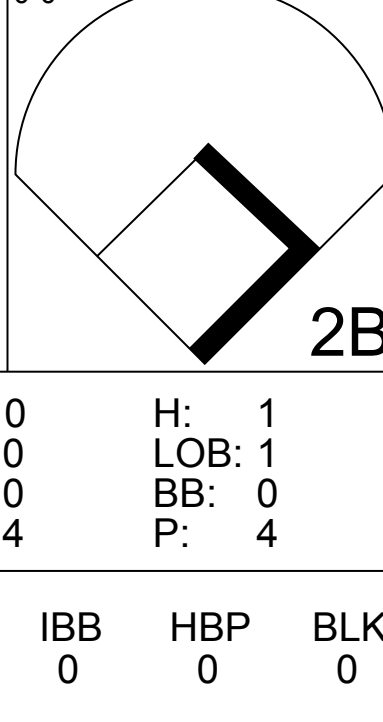
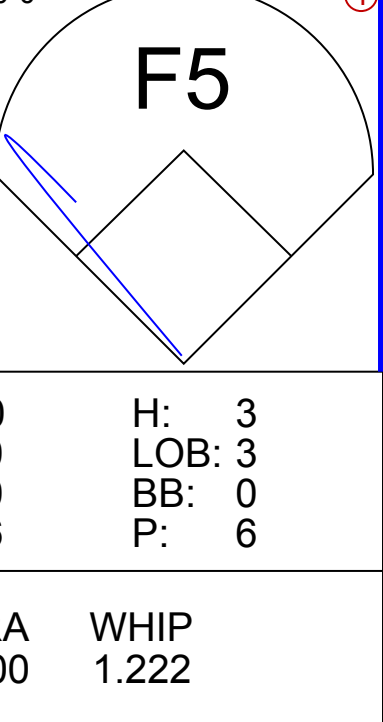
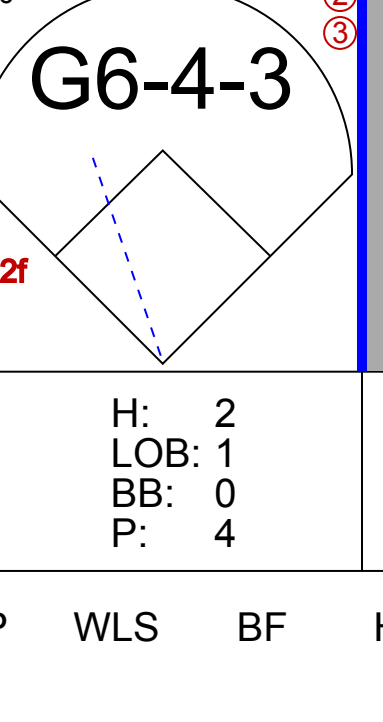
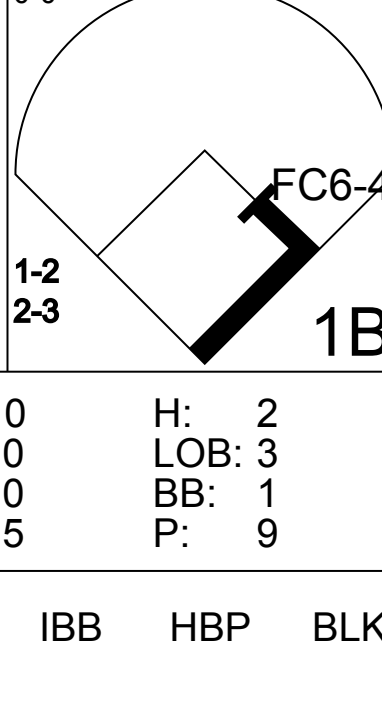
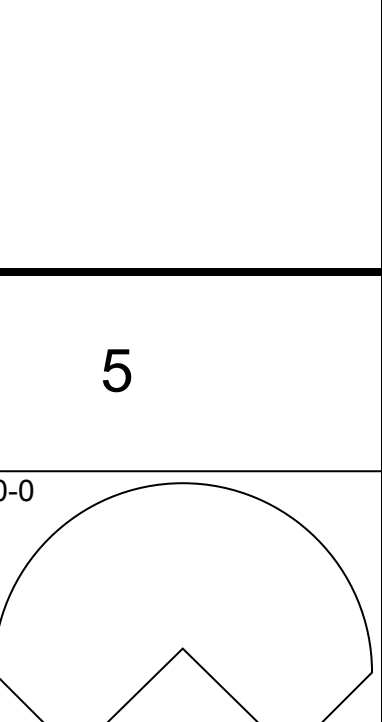
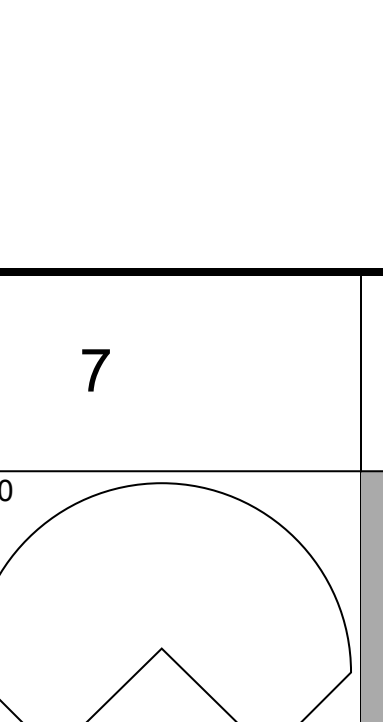
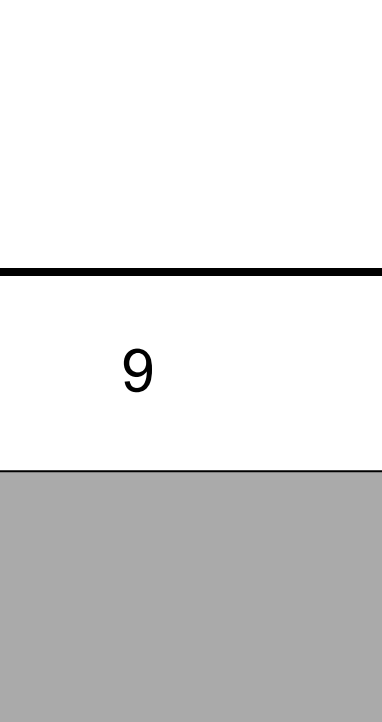
Batter	1	2	3	4	5	6	7	8	9	AB R H RBI BB SO LOB	BOTTOM									
Carl Furillo, R OBP: 0.356, SLG: 0.471 (1,9)	2-2 F9	1-2 FC4-6			0-0 FC4-6 1B		0-0 F9		0-0 F3	5 0 1 0 0 0 4	Boston Braves @ Brooklyn Dodgers Ebbets Field, Brooklyn, NY Sat Aug 11 1951, 3:38 AM EDT Att: 22,308 - Unknown									
Pee Wee Reese, R OBP: 0.399, SLG: 0.452 (1,6)	0-1 6-3		2-1 B2		0-2 FC4-6		1-0 1-3		0-0 2B 1B	5 0 1 0 0 0 2										
Rocky Bridges, R OBP: 0.328, SLG: 0.355 (8, FR)					1-2 1B				1-2 1B	0 0 0 0 0 0 0										
Duke Snider, L OBP: 0.352, SLG: 0.547 (1,8)	4-0 CS BB		0-0 HR		3-2 L9			4-1 1B BB	0-0 1B 2B	3 1 2 2 2 0 1										
Andy Pafko, R OBP: 0.342, SLG: 0.498 (1,7)	2-1 CS	1-0 HR	1-1 F9		1-0 F7		1-0 F3		1-1 HBP	4 1 1 1 0 0 1										
Gil Hodges, R OBP: 0.383, SLG: 0.568 (1,3)		2-3 K	1-3 K		3-1 CS 1B		2-2 1B		1-3 K	5 0 2 0 0 3 3										
Rube Walker, L OBP: 0.323, SLG: 0.333 (1,2)		1-0 E4 1B FC4		1-2 3-1		4-2 BB		1-3 K		2 1 0 0 1 0 0										
Roy Campanella, R OBP: 0.404, SLG: 0.577 (8, PH)					0-0 F7		0-0 F2		0-3 K	1 0 0 0 0 1 2										
Billy Cox, R OBP: 0.338, SLG: 0.401 (1,5)		2-0 FC4 1B		0-0 F7						4 0 1 0 0 1 3										
Wayne Terwilliger, R OBP: 0.331, SLG: 0.256 (1,4)		1-2 FC4 BB		2-2 F8			0-2 F8		3-2 L7	4 0 0 1 0 0 1										
Johnny Schmitz, R OBP: 0.227, SLG: 0.381 (1,1)					0-0 F6		1-2 F9		4-2 1B BB	1 0 0 0 1 0 0										
Bud Podbielan, R OBP: 0.333, SLG: 0.333 (6,1)										0 0 0 0 0 0 0										
Don Thompson, L OBP: 0.313, SLG: 0.255 (7, PH)										1 0 1 0 0 0 0										
Clem Labine, R OBP: 0.342, SLG: 0.410 (8, PH)										0 0 0 0 0 0 0										
Cal Abrams, L OBP: 0.424, SLG: 0.410 (8, PH)										0 1 0 0 1 0 0										
Inning Stats	R: 0 E: 0 K: 0 S: 6	H: 0 LOB: 0 BB: 1 P: 14	R: 2 E: 1 K: 1 S: 16	H: 2 LOB: 2 BB: 1 P: 28	R: 1 E: 0 K: 1 S: 8	H: 1 LOB: 0 BB: 0 P: 12	R: 0 E: 0 K: 0 S: 7	H: 0 LOB: 0 BB: 0 P: 10	R: 0 E: 0 K: 0 S: 8	H: 1 LOB: 1 BB: 1 P: 11	R: 0 E: 0 K: 0 S: 6	H: 1 LOB: 1 BB: 1 P: 14	R: 0 E: 0 K: 2 S: 11	H: 1 LOB: 2 BB: 1 P: 19	R: 0 E: 0 K: 1 S: 14	H: 2 LOB: 3 BB: 1 P: 23	1B: 5 2B: 2 3B: 0 HR: 2	SF: 0 SAC: 0 DP: 0 HBP: 1	WP: 0 PB: 0 SB: 1 CS: 2	PA: 42
PITCHER	IP WLS BF H R ER SO BB IBB HBP BLK WP HR S P ERA WHIP																			
Max Surkont, R ERA: 3.83 (1,1)	9.0 W 41 9 4 3 5 5 0 0 1 0 0 2 84 141 3.00 1.556																			

Batter	1	2	3	4	5	6	7	8	9	AB	R	H	RBI	BB	SO	LOB	TOP					
Sibby Sisti, R OBP: 0.388, SLG: 0.427 (1.4)	6-3		F9			G1-6-3 1B		BB 1B		4	0	2	0	0	0	1	Boston Braves @ Brooklyn Dodgers Ebbets Field, Brooklyn, NY Sun Aug 12 1951, 3:33 AM EDT Att: 17,001 - Unknown					
Sam Jethroe, S OBP: 0.342, SLG: 0.443 (1.8)	4-3 2B		F2			G1-6-3 1-2f		F7		4	1	1	0	0	0	3						
Earl Torgeson, L OBP: 0.371, SLG: 0.410 (1.3)	4-3 2H			E BB		3-1		FC6-4 BB		2	0	0	1	2	0	0						
Bob Elliott, R OBP: 0.388, SLG: 0.489 (1.5)	K			F5			K	FC6-4		4	0	0	0	0	2	3						
Sid Gordon, R OBP: 0.398, SLG: 0.531 (1.7)	6-3			E6				HR		4	1	1	1	0	0	1						
Willard Marshall, L OBP: 0.359, SLG: 0.446 (1.9)	4-3			G4-6-3 1-2f				1B		4	0	1	0	0	0	2						
Ebba St. Claire, S OBP: 0.333, SLG: 0.375 (1.2)	L7							F7 1B		4	0	2	0	0	0	1						
Johnny Logan, R OBP: 0.297, SLG: 0.282 (1.6)				F5				F8		3	0	0	0	0	0	2						
Johnny Sain, R OBP: 0.240, SLG: 0.313 (1.1)								G4-3		2	0	1	0	0	0	1						
Bob Addis, L OBP: 0.252, SLG: 0.250 (8, PH)								4-3		1	0	0	0	0	0	0						
Bob Chipman, L OBP: 0.167, SLG: 0.167 (8.1)										0	0	0	0	0	0	0						
George Estock, R OBP: 0.500, SLG: 0.400 (8.1)										0	0	0	0	0	0	0						
Inning Stats	R: 1 E: 1 K: 1 S: 11	H: 1 LOB: 0 BB: 0 P: 18	R: 0 E: 0 K: 0 S: 12	H: 0 LOB: 0 BB: 0 P: 18	R: 0 E: 0 K: 0 S: 12	H: 1 LOB: 1 BB: 0 P: 15	R: 0 E: 1 K: 0 S: 10	H: 0 LOB: 1 BB: 1 P: 17	R: 0 E: 0 K: 0 S: 6	H: 1 LOB: 0 BB: 0 P: 9	R: 0 E: 0 K: 0 S: 3	H: 1 LOB: 0 BB: 0 P: 4	R: 1 E: 0 K: 1 S: 10	H: 2 LOB: 1 BB: 0 P: 14	R: 0 E: 0 K: 0 S: 8	H: 1 LOB: 2 BB: 1 P: 15	R: 0 E: 0 K: 0 S: 7	H: 1 LOB: 1 BB: 0 P: 8	1B: 5 2B: 2 3B: 0 HR: 1	SF: 0 SAC: 0 DP: 3 HBP: 0	WP: 0 PB: 0 SB: 0 CS: 0	PA: 34
PITCHER Don Newcombe, R ERA: 3.24 (1.1)	IP: 9.0 WLS: W BF: 34 H: 8 R: 2 ER: 1 SO: 2 BB: 2 IBB: 0 HBP: 0 BLK: 0 WP: 0 HR: 1 S: 79 P: 118 ERA: 1.00 WHIP: 1.111																					

Batter	1	2	3	4	5	6	7	8	9	AB	R	H	RBI	BB	SO	LOB	BOTTOM	
Carl Furillo, R OBP: 0.355, SLG: 0.469 (1.9)	1B 1B		L7					F8		4	0	1	0	0	0	0	Boston Braves @ Brooklyn Dodgers Ebbets Field, Brooklyn, NY Sun Aug 12 1951, 3:33 AM EDT Att: 17,001 - Unknown	
Wayne Terwilliger, R OBP: 0.330, SLG: 0.260 (1.4)	F8		5-3					BB 2B		4	1	1	0	0	0	1		
Duke Snider, L OBP: 0.354, SLG: 0.547 (1.8)	1B			K				HR 1B		4	1	2	1	0	2	0		
Andy Pafko, R OBP: 0.341, SLG: 0.493 (1.7)	F4			E6 HR				F7 BB		3	2	0	0	1	0	1		
Roy Campanella, R OBP: 0.407, SLG: 0.596 (1.2)				HR				HR		4	2	3	5	0	0	0		
Gil Hodges, R OBP: 0.379, SLG: 0.563 (1.3)			K					K		4	0	0	0	0	3	1		
Billy Cox, R OBP: 0.340, SLG: 0.403 (1.5)	L7							F2		4	1	2	0	0	0	1		
Rocky Bridges, R OBP: 0.321, SLG: 0.346 (1.6)	K							F7		3	0	0	1	0	1	2		
Don Newcombe, L OBP: 0.293, SLG: 0.324 (1.1)								4-3		3	0	0	0	0	0	0		
Inning Stats	R: 0 E: 0 K: 0 S: 9	H: 2 LOB: 1 BB: 0 P: 15	R: 0 E: 0 K: 2 S: 8	H: 1 LOB: 0 BB: 0 P: 13	R: 0 E: 0 K: 0 S: 4	H: 0 LOB: 0 BB: 0 P: 5	R: 2 E: 1 K: 2 S: 14	H: 2 LOB: 1 BB: 0 P: 19	R: 0 E: 0 K: 1 S: 9	H: 0 LOB: 0 BB: 0 P: 12	R: 1 E: 0 K: 0 S: 13	H: 1 LOB: 0 BB: 0 P: 18	R: 4 E: 0 K: 1 S: 13	H: 3 LOB: 0 BB: 1 P: 21	1B: 6 2B: 1 3B: 0 HR: 2	SF: 0 SAC: 0 DP: 0 HBP: 0		WP: 0 PB: 0 SB: 1 CS: 0
PITCHER Johnny Sain, R ERA: 4.35 (1.1)	IP: 7.0 WLS: L BF: 27 H: 6 R: 3 ER: 3 SO: 1 BB: 0 IBB: 0 HBP: 0 BLK: 0 WP: 0 HR: 1 S: 65 P: 95 ERA: 1.29 WHIP: 0.857																	
Bob Chipman, L ERA: 4.45 (8.1)	0.1	5	3	4	4	0	1	0	0	0	0	0	0	0	0	0	108.00	12.000
George Estock, R ERA: 3.52 (8.1)	0.2	2	0	0	0	1	0	0	0	0	0	0	0	0	0	0	0.00	0.000

Batter	1	2	3	4	5	6	7	8	9	AB	R	H	RBI	BB	SO	LOB	TOP					
Sibby Sisti, R OBP: 0.383, SLG: 0.426 (1, 4)										5	1	1	0	0	3	2	Boston Braves @ Brooklyn Dodgers Ebbets Field, Brooklyn, NY Mon Aug 13 1951, 3:33 AM EDT Att: 24,560 - Unknown					
Sam Jethroe, S OBP: 0.342, SLG: 0.450 (1, 8)										5	2	2	2	0	1	1						
Earl Torgeson, L OBP: 0.369, SLG: 0.407 (1, 3)										5	0	1	0	0	1	3						
Bob Elliott, R OBP: 0.390, SLG: 0.493 (1, 5)										3	0	2	2	0	0	0						
Sid Gordon, R OBP: 0.399, SLG: 0.532 (1, 7)										3	1	1	0	1	0	2						
Willard Marshall, L OBP: 0.355, SLG: 0.441 (1, 9)										3	0	0	0	0	0	1						
Ebba St. Claire, S OBP: 0.338, SLG: 0.392 (1, 2)										4	1	2	1	0	0	0						
Johnny Logan, R OBP: 0.288, SLG: 0.283 (9, PH)										3	0	1	0	0	0	1						
Bob Addis, L OBP: 0.257, SLG: 0.256 (9, PH)										1	1	1	1	0	0	0						
Jim Wilson, R OBP: 0.100, SLG: 0.100 (1, 1)										3	0	0	0	0	1	1						
George Estock, R OBP: 0.500, SLG: 0.400 (8, PH)										0	0	0	0	0	0	0						
Tommy Holmes, L OBP: 0.261, SLG: 0.286 (9, PH)										1	0	1	0	0	0	0						
Luis Marquez, R OBP: 0.250, SLG: 0.233 (9, PR)										0	0	0	0	0	0	0						
Inning Stats	R: 1 E: 0 K: 1 S: 13	H: 3 LOB: 2 BB: 0 P: 20	R: 0 E: 0 K: 1 S: 7	H: 1 LOB: 1 BB: 0 P: 9	R: 0 E: 0 K: 2 S: 8	H: 0 LOB: 0 BB: 0 P: 13	R: 1 E: 0 K: 0 S: 9	H: 1 LOB: 1 BB: 1 P: 16	R: 2 E: 0 K: 0 S: 11	H: 3 LOB: 1 BB: 0 P: 18	R: 0 E: 0 K: 0 S: 5	H: 0 LOB: 0 BB: 0 P: 7	R: 0 E: 0 K: 1 S: 7	H: 0 LOB: 0 BB: 0 P: 10	R: 0 E: 0 K: 0 S: 7	H: 1 LOB: 1 BB: 0 P: 8	R: 2 E: 0 K: 1 S: 13	H: 3 LOB: 1 BB: 0 P: 16	1B: 7 2B: 3 3B: 1 HR: 1	SF: 0 SAC: 2 DP: 0 HBP: 0	WP: 0 PB: 0 SB: 0 CS: 0	PA: 39
PITCHER	IP	WLS	BF	H	R	ER	SO	BB	IBB	HBP	BLK	WP	HR	S	P	ERA	WHIP					
Carl Erskine, R ERA: 4.67 (1, 1)	8.0	W	36	12	6	6	5	1	0	0	0	0	1	73	108	6.75	1.625					
Clyde King, R ERA: 3.6 (9, 1)	1.0	S	3	0	0	0	1	0	0	0	0	0	0	7	9	0.00	0.000					

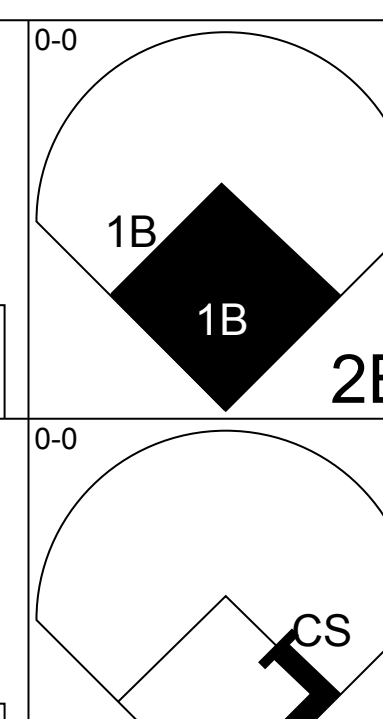
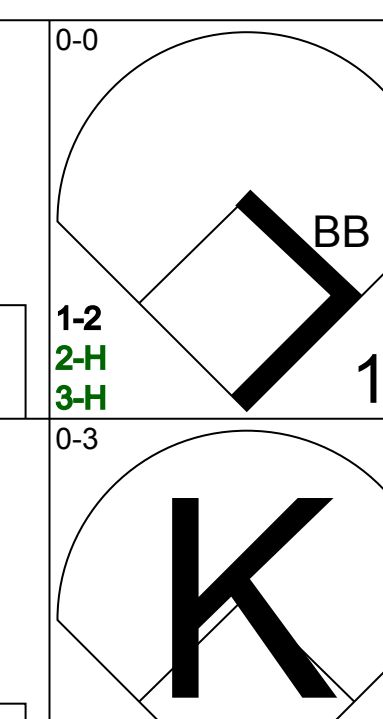
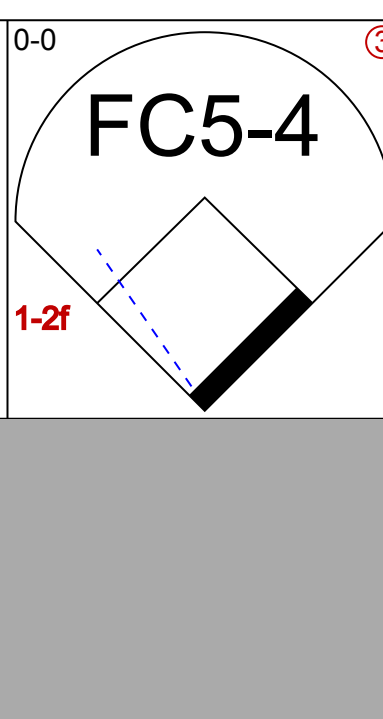
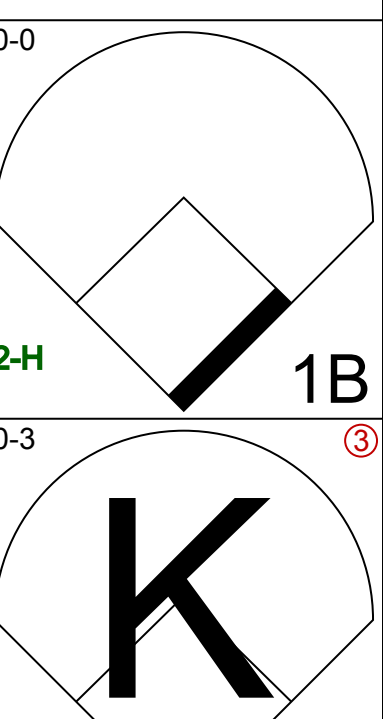
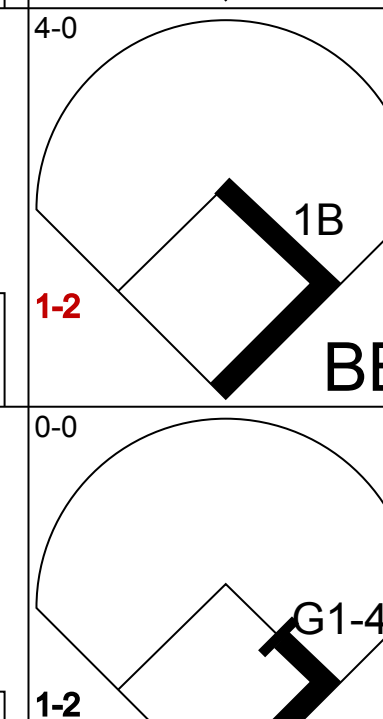
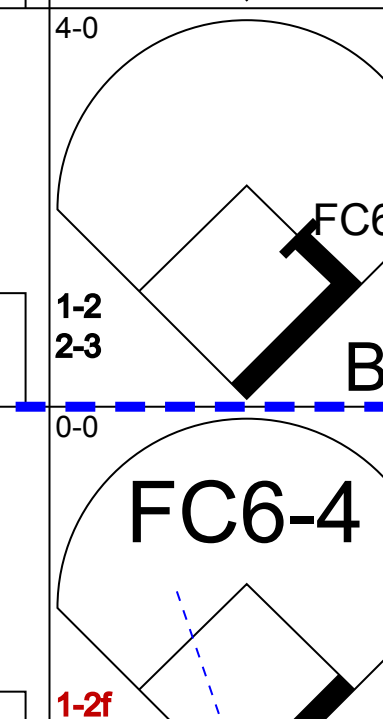
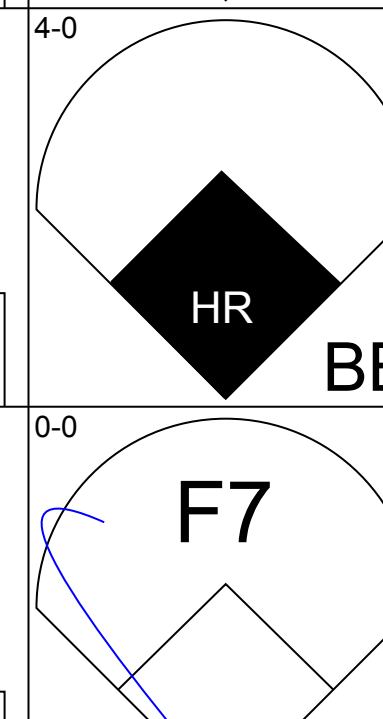


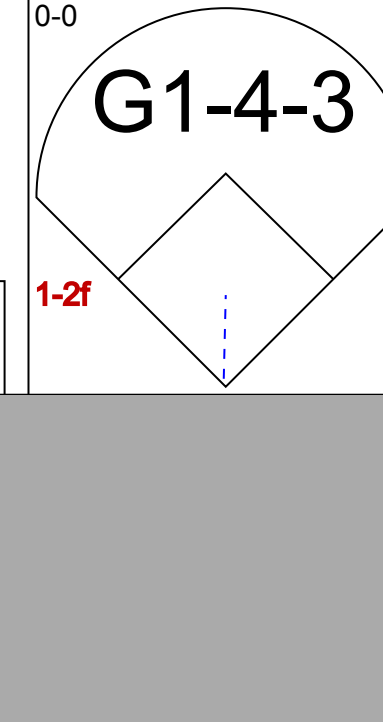
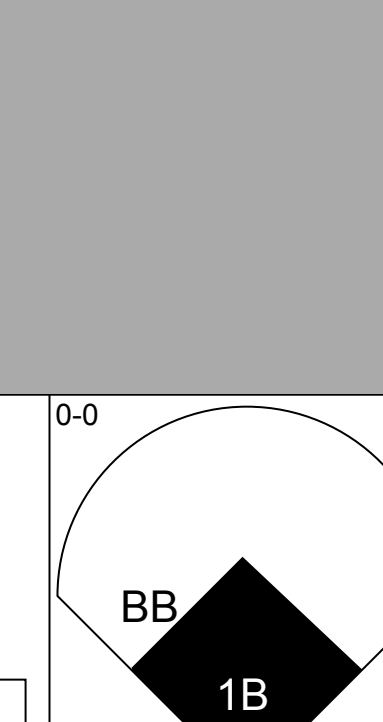
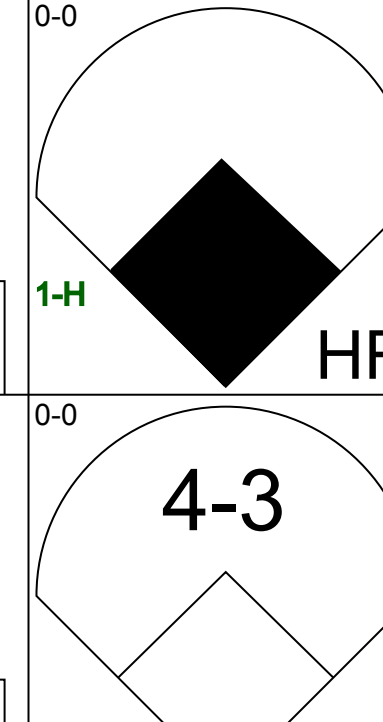
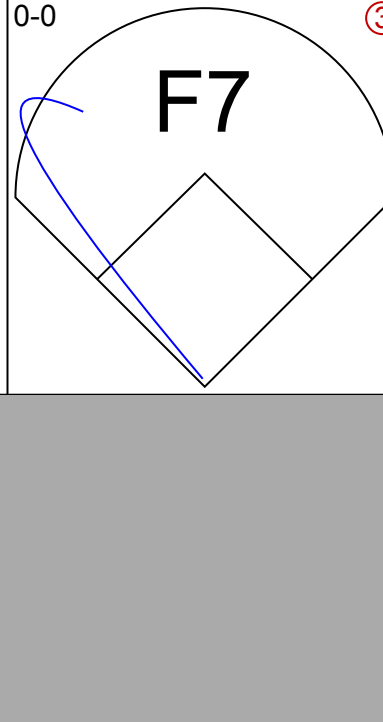
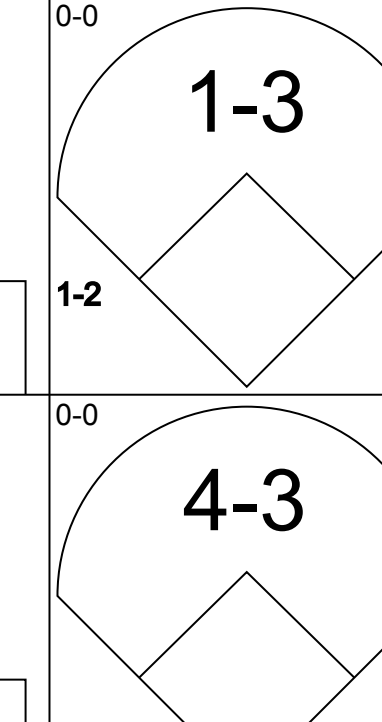

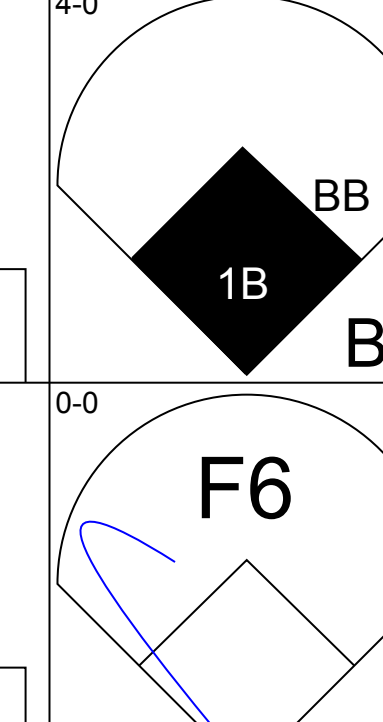




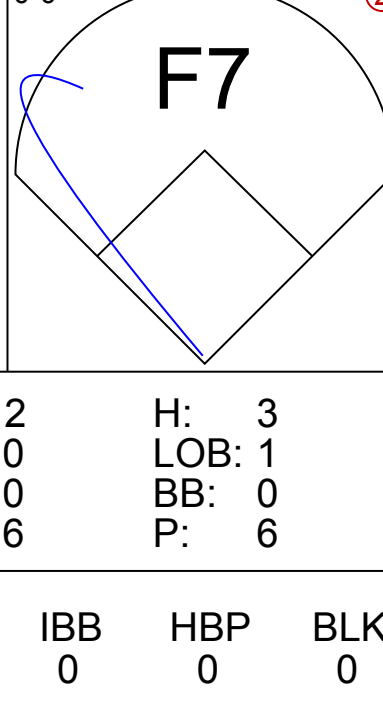

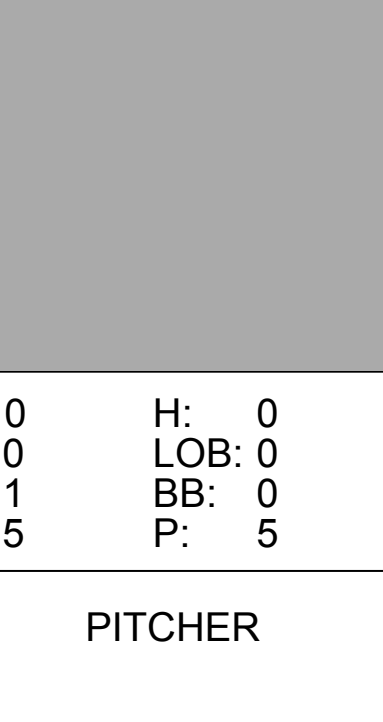






Batter	1	2	3	4	5	6	7	8	9	AB	R	H	RBI	BB	SO	LOB	BOTTOM				
Carl Furillo, R OBP: 0.359, SLG: 0.472 (1, 9)										4	1	3	0	0	0	0	Boston Braves @ Brooklyn Dodgers Ebbets Field, Brooklyn, NY Mon Aug 13 1951, 3:33 AM EDT Att: 24,560 - Unknown				
Wayne Terwilliger, R OBP: 0.332, SLG: 0.264 (1, 4)										4	1	2	0	0	0	2					
Duke Snider, L OBP: 0.355, SLG: 0.546 (1, 8)										4	0	2	1	0	0	1					
Andy Pafko, R OBP: 0.343, SLG: 0.497 (1, 7)										4	2	2	1	0	0	3					
Roy Campanella, R OBP: 0.408, SLG: 0.602 (1, 2)										3	2	1	2	1	0	1					
Gil Hodges, R OBP: 0.378, SLG: 0.567 (1, 3)										4	1	1	3	0	0	0					
Billy Cox, R OBP: 0.342, SLG: 0.400 (1, 5)										2	0	0	0	2	1	0					
Rocky Bridges, R OBP: 0.312, SLG: 0.336 (1, 6)										4	0	0	0	0	0	2					
Carl Erskine, R OBP: 0.200, SLG: 0.205 (1, 1)										3	0	0	0	0	1	1					
Clyde King, S OBP: 0.200, SLG: 0.214 (9, 1)										0	0	0	0	0	0	0					
Inning Stats	R: 0 E: 0 K: 0 S: 10	H: 1 LOB: 0 BB: 0 P: 14	R: 2 E: 0 K: 0 S: 9	H: 2 LOB: 1 BB: 1 P: 18	R: 0 E: 0 K: 0 S: 12	H: 2 LOB: 1 BB: 0 P: 15	R: 0 E: 0 K: 0 S: 8	H: 0 LOB: 1 BB: 1 P: 15	R: 2 E: 0 K: 0 S: 19	H: 3 LOB: 1 BB: 0 P: 29	R: 0 E: 0 K: 1 S: 8	H: 0 LOB: 0 BB: 0 P: 10	R: 0 E: 0 K: 1 S: 9	H: 1 LOB: 0 BB: 0 P: 13	R: 3 E: 0 K: 0 S: 13	H: 2 LOB: 0 BB: 1 P: 23	1B: 8 2B: 2 3B: 0 HR: 2	SF: 0 SAC: 0 DP: 3 HBP: 0	WP: 0 PB: 0 SB: 0 CS: 0	PA: 35	
PITCHER	IP	WLS	BF	H	R	ER	SO	BB	IBB	HBP	BLK	WP	HR	S	P	ERA	WHIP				
Jim Wilson, R ERA: 6.5 (1, 1)	7.1	L	33	11	7	7	2	2	1	0	0	0	0	4	131	8.59	1.773				
George Estock, R ERA: 3.47 (8, 1)	0.2		2	0	0	0	0	0	0	0	0	0	0	4	6	0.00	0.000				

Batter	1	2	3	4	5	6	7	8	9	AB	R	H	RBI	BB	SO	LOB	TOP						
Putsy Caballero, R OBP: 0.258, SLG: 0.275 (1, 4)										5	0	0	0	0	1	7							
Granny Hamner, R OBP: 0.290, SLG: 0.373 (1, 6)										4	0	0	0	0	1	4							
Del Ennis, R OBP: 0.360, SLG: 0.427 (1, 9)										2	0	0	0	2	1	0							
Richie Ashburn, L OBP: 0.400, SLG: 0.421 (1, 8)										4	0	0	0	0	2								
Tommy Brown, R OBP: 0.278, SLG: 0.401 (1, 7)										4	0	0	0	2	0								
Andy Seminick, R OBP: 0.369, SLG: 0.409 (1, 2)										3	0	2	0	1	0	0							
Eddie Waitkus, L OBP: 0.330, SLG: 0.343 (1, 3)										4	0	1	0	0	2								
Willie Jones, R OBP: 0.350, SLG: 0.433 (1, 5)										4	0	3	0	0	0								
Ken Johnson, L OBP: 0.125, SLG: 0.087 (2, 1)										0	0	0	0	0	0								
Andy Harrison, R OBP: 1.200, SLG: 2.000 (5, Ph)										1	0	1	0	0	0								
Del Wilber, R OBP: 0.322, SLG: 0.498 (5, Ph)										1	0	0	0	0	3								
Jocko Thompson, L OBP: 0.242, SLG: 0.320 (7, Ph)										0	0	0	0	0	0								
Eddie Pellagrini, R OBP: 0.247, SLG: 0.320 (7, Ph)										1	0	0	0	0	2								
Milo Candini, R OBP: 0.100, SLG: 0.133 (9, Ph)										0	0	0	0	0	0								
Jimmy Bloodworth, R OBP: 0.166, SLG: 0.132 (9, Ph)										1	0	1	0	0	0								
Inning Stats	R: 0 E: 0 K: 2 S: 7	H: 0 LOB: 1 BB: 1 P: 11	R: 0 E: 0 K: 1 S: 5	H: 0 LOB: 0 BB: 0 P: 5	R: 0 E: 0 K: 0 S: 4	H: 1 LOB: 1 BB: 0 P: 4	R: 0 E: 0 K: 2 S: 7	H: 0 LOB: 0 BB: 0 P: 7	R: 0 E: 0 K: 0 S: 6	H: 3 LOB: 3 BB: 0 P: 6	R: 0 E: 0 K: 0 S: 3	H: 0 LOB: 0 BB: 0 P: 3	R: 0 E: 0 K: 0 S: 4	H: 2 LOB: 1 BB: 0 P: 4	R: 0 E: 0 K: 0 S: 3	H: 0 LOB: 1 BB: 1 P: 7	R: 0 E: 0 K: 0 S: 5	H: 2 LOB: 3 BB: 1 P: 9	1B: 7 2B: 1 3B: 0 HR: 0	SF: 0 SAC: 0 DP: 1 HBP: 0	WP: 0 PB: 0 SB: 0 CS: 0	PA: 37	
PITCHER Warren Spahn, L ERA: 2.99 (1, 1)	IP: 9.0 WLS: W BF: 37 H: 8 R: 0 ER: 0 SO: 5 BB: 3 IBB: 0 HBP: 0 BLK: 0 WP: 0 HR: 0 S: 44 P: 56 ERA: 0.00 WHIP: 1.222											PITCHER	IP: 9.0 WLS: W BF: 37 H: 8 R: 0 ER: 0 SO: 5 BB: 3 IBB: 0 HBP: 0 BLK: 0 WP: 0 HR: 0 S: 44 P: 56 ERA: 0.00 WHIP: 1.222										

Philadelphia Phillies @ Boston Braves
Braves Field, Boston, MA
Wed Aug 15 1951, 3:33 AM EDT
Att: 2,907 - Unknown

AB 34
R 0
H 8
RBI 0
BB 3
SO 5
LOB 20



Batter	1	2	3	4	5	6	7	8	9	AB	R	H	RBI	BB	SO	LOB	BOTTOM						
Sibby Sisti, R OBP: 0.391, SLG: 0.432 (1, 4)										4	1	3	3	1	0	1							
Sam Jethroe, S OBP: 0.342, SLG: 0.460 (1, 8)										5	0	1	0	0	3	5							
Earl Torgeson, L OBP: 0.371, SLG: 0.405 (1, 3)										2	1	0	0	3	2	0							
Bob Elliott, R OBP: 0.387, SLG: 0.487 (1, 5)										4	0	1	1	1	0	4							
Sid Gordon, R OBP: 0.396, SLG: 0.536 (1, 7)										5	2	2	2	0	0	3							
Willard Marshall, L OBP: 0.358, SLG: 0.446 (1, 9)										5	3	3	0	0	1								
Ray Mueller, R OBP: 0.243, SLG: 0.250 (1, 2)										2	2	0	1	2	0	2							
Johnny Logan, R OBP: 0.297, SLG: 0.283 (1, 6)										4	0	1	1	0	0	4							
Warren Spahn, L OBP: 0.235, SLG: 0.278 (1, 1)										3	0	1	1	1	1	2							
Inning Stats	R: 1 E: 0 K: 0 S: 4	H: 3 LOB: 1 BB: 1 P: 8	R: 2 E: 0 K: 1 S: 7	H: 2 LOB: 3 BB: 3 P: 19	R: 2 E: 0 K: 0 S: 6	H: 3 LOB: 1 BB: 0 P: 6	R: 2 E: 0 K: 0 S: 4	H: 1 LOB: 0 BB: 1 P: 8	R: 1 E: 0 K: 2 S: 8	H: 1 LOB: 1 BB: 1 P: 12	R: 0 E: 0 K: 1 S: 5	H: 0 LOB: 0 BB: 0 P: 5	R: 1 E: 0 K: 1 S: 7	H: 2 LOB: 2 BB: 1 P: 11	R: 0 E: 0 K: 1 S: 5	H: 0 LOB: 1 BB: 1 P: 9	1B: 6 2B: 4 3B: 1 HR: 1	SF: 0 SAC: 0 DP: 1 HBP: 0	WP: 0 PB: 0 SB: 0 CS: 1	PA: 42			
PITCHER Ken Johnson, L ERA: 4.09 (1, 1)	IP: 1.2 WLS: L BF: 12 H: 4 R: 3 ER: 3 SO: 3 BB: 4 IBB: 0 HBP: 0 BLK: 0 WP: 0 HR: 0 S: 10 P: 26 ERA: 16.20 WHIP: 5.400											PITCHER	IP: 1.2 WLS: L BF: 12 H: 4 R: 3 ER: 3 SO: 3 BB: 4 IBB: 0 HBP: 0 BLK: 0 WP: 0 HR: 0 S: 10 P: 26 ERA: 16.20 WHIP: 5.400										
Andy Hansen, R ERA: 5.54 (2, 1)	2.1 BF: 12 H: 4 R: 4 ER: 4 SO: 4 BB: 1 IBB: 0 HBP: 0 BLK: 0 WP: 0 HR: 1 S: 11 P: 15 ERA: 15.43 WHIP: 2.143											PITCHER	2.1 BF: 12 H: 4 R: 4 ER: 4 SO: 4 BB: 1 IBB: 0 HBP: 0 BLK: 0 WP: 0 HR: 1 S: 11 P: 15 ERA: 15.43 WHIP: 2.143										
Jocko Thompson, L ERA: 4.01 (5, 1)	2.0 BF: 8 H: 1 R: 1 ER: 1 SO: 3 BB: 1 IBB: 0 HBP: 0 BLK: 0 WP: 0 HR: 0 S: 13 P: 17 ERA: 4.50 WHIP: 1.000											PITCHER	2.0 BF: 8 H: 1 R: 1 ER: 1 SO: 3 BB: 1 IBB: 0 HBP: 0 BLK: 0 WP: 0 HR: 0 S: 13 P: 17 ERA: 4.50 WHIP: 1.000										
Milo Candini, R ERA: 6.0 (7, 1)	2.0 BF: 10 H: 2 R: 1 ER: 1 SO: 2 BB: 2 IBB: 0 HBP: 0 BLK: 0 WP: 0 HR: 0 S: 12 P: 20 ERA: 4.50 WHIP: 2.000											PITCHER	2.0 BF: 10 H: 2 R: 1 ER: 1 SO: 2 BB: 2 IBB: 0 HBP: 0 BLK: 0 WP: 0 HR: 0 S: 12 P: 20 ERA: 4.50 WHIP: 2.000										

Philadelphia Phillies @ Boston Braves
Braves Field, Boston, MA
Wed Aug 15 1951, 3:33 AM EDT
Att: 2,907 - Unknown

AB 34
R 9
H 12
RBI 9
BB 8
SO 6
LOB 22



Batter	1	2	3	4	5	6	7	8	9	AB	R	H	RBI	BB	SO	LOB	TOP								
Carl Furillo, R OBP: 0.358, SLG: 0.465 (1, 9)	F7		4-3			SH FC5-2 1B		WP 1B BB	WP BB 2H 1B	4	0	2	1	1	0	0									
Pee Wee Reese, R OBP: 0.395, SLG: 0.445 (1, 6)	5-3			1B		SH FC5-2 1B		L9	BB 1B	3	1	1	0	1	0	1									
Duke Snider, L OBP: 0.351, SLG: 0.542 (1, 8)	F6			CS 1B		SH FC5-2 1B		F5	BB BB 1B	3	0	1	0	1	0	1									
Jackie Robinson, R OBP: 0.432, SLG: 0.522 (1, 4)		F9		F6		FC5-2 1B		WP 1B	L7	5	0	1	0	0	0	8									
Andy Pafko, R OBP: 0.335, SLG: 0.477 (1, 7)		F6		K		1B		BB		3	0	1	1	1	1	2									
Roy Campanella, R OBP: 0.398, SLG: 0.582 (1, 2)					K	F3		BB	F9	3	0	0	0	1	1	5									
Gil Hodges, R OBP: 0.376, SLG: 0.563 (1, 3)		F7			HR					3	2	1	1	1	0	1									
Billy Cox, R OBP: 0.344, SLG: 0.424 (1, 5)			5-3		F8			1-3	SH2-3 BB	3	0	0	0	0	0	0									
Carl Erskine, R OBP: 0.184, SLG: 0.188 (1, 1)			B1-3		1-3			1-4-3	F7	4	0	0	0	0	0	1									
Inning Stats	R: 0 E: 0 K: 0 S: 6	H: 0 LOB: 0 BB: 0 P: 8	R: 0 E: 0 K: 0 S: 11	H: 0 LOB: 1 BB: 1 P: 18	R: 0 E: 0 K: 0 S: 7	H: 0 LOB: 0 BB: 0 P: 10	R: 0 E: 0 K: 1 S: 11	H: 2 LOB: 2 BB: 0 P: 15	R: 1 E: 0 K: 0 S: 12	H: 1 LOB: 0 BB: 0 P: 16	R: 1 E: 1 K: 0 S: 9	H: 2 LOB: 2 BB: 0 P: 17	R: 0 E: 0 K: 0 S: 11	H: 0 LOB: 0 BB: 0 P: 17	R: 0 E: 0 K: 0 S: 9	H: 1 LOB: 3 BB: 2 P: 22	R: 1 E: 0 K: 0 S: 9	H: 1 LOB: 3 BB: 3 P: 23	1B: 6 2B: 1 3B: 0 HR: 1	SF: 0 SAC: 3 DP: 1 HBP: 0	WP: 2 PB: 0 SB: 0 CS: 1	PA: 40			
PITCHER	IP	WLS	BF	H	R	ER	SO	BB	IBB	HBP	BLK	WP	HR	S	P	ERA	WHIP								
Max Surkont, R ERA: 3.52 (1, 1)	8.0	L	33	6	2	1	2	3	0	0	0	1	1	76	123	1.12	1.125								
George Estock, R ERA: 3.61 (9, 1)	0.2		5	1	1	1	0	2	0	0	0	0	0	5	15	13.50	4.500								
Phil Paine, R ERA: 2.29 (9, 1)	0.1		2	0	0	0	0	1	0	0	0	1	0	4	8	0.00	3.000								

Brooklyn Dodgers @ Boston Braves
Braves Field, Boston, MA
Fri Aug 17 1951, 3:33 AM EDT
Unknown

AB 31
R 3
H 7
RBI 3
BB 6
SO 2
LOB 19



Batter	1	2	3	4	5	6	7	8	9	AB	R	H	RBI	BB	SO	LOB	BOTTOM								
Sibby Sisti, R OBP: 0.383, SLG: 0.422 (1, 4)	F3		FC6-4			F9		K		4	0	0	0	0	1	2									
Sam Jethroe, S OBP: 0.341, SLG: 0.458 (1, 8)		1B	4-3			F4			F7	4	0	1	0	0	0	1									
Earl Torgeson, L OBP: 0.371, SLG: 0.402 (1, 3)				K		F4			2B 4-3 BB	3	1	0	0	1	1	1									
Bob Elliott, R OBP: 0.386, SLG: 0.487 (1, 5)				6-3				F7	4-3 2B	4	0	1	0	0	0	1									
Sid Gordon, R OBP: 0.393, SLG: 0.531 (1, 7)		F4		1-3				F2	4-3	4	0	0	1	0	0	1									
Willard Marshall, L OBP: 0.352, SLG: 0.441 (1, 9)		F7				F7		F8	2B 3H 3-2	4	0	0	0	0	0	1									
Ebba St. Claire, S OBP: 0.331, SLG: 0.403 (1, 2)			K						3-1	3	0	0	0	0	2	0									
Johnny Logan, R OBP: 0.299, SLG: 0.281 (1, 6)										1	0	0	0	1	0	0									
Bob Addis, L OBP: 0.262, SLG: 0.261 (8, PH)										1	0	1	0	0	0	0									
Roy Hartsfield, R OBP: 0.326, SLG: 0.347 (9, 4)										0	0	0	0	0	0	0									
Max Surkont, R OBP: 0.246, SLG: 0.182 (1, 1)										1	0	0	0	1	1	1									
Tommy Holmes, L OBP: 0.259, SLG: 0.273 (8, PH)										1	0	0	0	0	1	1									
George Estock, R OBP: 0.500, SLG: 0.400 (9, 1)										0	0	0	0	0	0	0									
Phil Paine, R (9, 1)										0	0	0	0	0	0	0									
Inning Stats	R: 0 E: 0 K: 0 S: 12	H: 1 LOB: 1 BB: 0 P: 18	R: 0 E: 0 K: 1 S: 8	H: 0 LOB: 0 BB: 0 P: 14	R: 0 E: 0 K: 0 S: 8	H: 0 LOB: 1 BB: 1 P: 16	R: 0 E: 0 K: 1 S: 8	H: 0 LOB: 0 BB: 0 P: 12	R: 0 E: 0 K: 2 S: 11	H: 0 LOB: 1 BB: 1 P: 15	R: 0 E: 0 K: 0 S: 3	H: 0 LOB: 0 BB: 0 P: 4	R: 0 E: 0 K: 0 S: 9	H: 0 LOB: 0 BB: 0 P: 14	R: 0 E: 0 K: 2 S: 10	H: 1 LOB: 1 BB: 0 P: 12	R: 1 E: 0 K: 0 S: 11	H: 1 LOB: 1 BB: 1 P: 19	1B: 2 2B: 1 3B: 0 HR: 0	SF: 0 SAC: 0 DP: 0 HBP: 0	WP: 0 PB: 0 SB: 0 CS: 0	PA: 33			
PITCHER	IP	WLS	BF	H	R	ER	SO	BB	IBB	HBP	BLK	WP	HR	S	P	ERA	WHIP								
Carl Erskine, R ERA: 4.44 (1, 1)	9.0	W	33	3	1	1	6	3	0	0	0	0	0	80	124	1.00	0.667								

Brooklyn Dodgers @ Boston Braves
Braves Field, Boston, MA
Fri Aug 17 1951, 3:33 AM EDT
Unknown

AB 30
R 1
H 3
RBI 1
BB 3
SO 6
LOB 9



Batter	1	2	3	4	5	6	7	8	9	AB	R	H	RBI	BB	SO	LOB	TOP										
Carl Furillo, R OBP: 0.361, SLG: 0.466 (1, 9)	2-3 K		0-1 S 1B		0-0 BB 1B	4-0 BB		0-0 4-3		4	1	2	0	1	1	0	Brooklyn Dodgers @ Boston Braves Braves Field, Boston, MA Fri Aug 17 1951, 3:38 AM EDT Att: 15,448 - Unknown										
Pee Wee Reese, R OBP: 0.393, SLG: 0.441 (1, 6)	4-3		3-3 K		4-1 BB 1B	0-2 F6		3-2 1-3		4	0	0	0	1	1	3											
Duke Snider, L OBP: 0.354, SLG: 0.542 (1, 8)	3-2 E6 BB		2-2 1B		2-0 FC5 1B		1-1 F5	2-1 1B		5	0	3	2	0	0	0											
Jackie Robinson, R OBP: 0.432, SLG: 0.519 (1, 4)	4-0 BB BB		0-0 F2		1-3 K		0-0 E3 2B	3-1 L8		4	1	1	0	1	1	5											
Andy Pafko, R OBP: 0.336, SLG: 0.477 (1, 7)	4-2 BB		0-0 5-3		3-1 L5		2-1 1B 2B		0-1 1-3	4	0	1	1	1	0	4											
Roy Campanella, R OBP: 0.393, SLG: 0.575 (1, 2)	1-0 F9			2-1 5-3	2-1 FC5		3-H 5-3		3-2 5-3	5	0	0	0	0	0	6											
Gil Hodges, R OBP: 0.378, SLG: 0.567 (1, 3)		3-3 K		1-1 5-3		1-0 E 2B	4-0 1B BB		1-1 2B	4	0	2	0	1	1	0											
Billy Cox, R OBP: 0.342, SLG: 0.420 (1, 5)		0-1 F2		0-0 6-3		0-0 L3	0-0 1B		0-0 F8	5	0	1	0	0	0	2											
Johnny Schmitz, R Clem Labine, R Don Thompson, R Phil Haugstad, R Cal Abrams, R Clyde King, R (1, 1) (1, 1) (6, PH) (6, 1) (7, PH) (7, 1)		1-2 3-1		2-2 BB 1B	1-3 K2-3		2-3 K			0	0	0	0	0	0	0											
Inning Stats	R: 0 E: 1 K: 1 S: 18	H: 0 LOB: 3 BB: 2 P: 34	R: 0 E: 0 K: 1 S: 8	H: 0 LOB: 0 BB: 0 P: 12	R: 0 E: 0 K: 1 S: 10	H: 2 LOB: 2 BB: 0 P: 15	R: 0 E: 0 K: 0 S: 5	H: 0 LOB: 0 BB: 0 P: 8	R: 2 E: 0 K: 1 S: 19	H: 3 LOB: 2 BB: 1 P: 35	R: 0 E: 1 K: 1 S: 9	H: 1 LOB: 2 BB: 1 P: 15	R: 1 E: 1 K: 1 S: 13	H: 3 LOB: 3 BB: 1 P: 24	R: 0 E: 0 K: 0 S: 8	H: 1 LOB: 1 BB: 0 P: 16		R: 0 E: 0 K: 0 S: 8	H: 1 LOB: 1 BB: 0 P: 12	1B: 8 2B: 3 3B: 0 HR: 0	SF: 0 SAC: 0 DP: 0 HBP: 0	WP: 0 PB: 0 SB: 1 CS: 0	PA: 44				
PITCHER	IP	WLS	BF	H	R	ER	SO	BB	IBB	HBP	BLK	WP	HR	S	P	ERA	WHIP										
Johnny Sain, R ERA: 4.35	(1, 1)	6.1	W	32	8	3	3	5	4	0	0	0	0	74	127	4.26	1.895										
Jim Wilson, R ERA: 6.19	(7, 1)	2.2	S	12	3	0	0	1	1	0	0	0	0	24	44	0.00	1.500										

Batter	1	2	3	4	5	6	7	8	9	AB	R	H	RBI	BB	SO	LOB	BOTTOM										
Sibby Sisti, R OBP: 0.386, SLG: 0.429 (1, 6)	3-2 WP BB	1-1 FC3-6 1B		2-1 L9			1-2 6-3			4	1	2	0	0	0	0	Brooklyn Dodgers @ Boston Braves Braves Field, Boston, MA Fri Aug 17 1951, 3:38 AM EDT Att: 15,448 - Unknown										
Sam Jethroe, S OBP: 0.340, SLG: 0.455 (1, 8)	4-1 BB BB	1-2 FC3-6 S		0-1 3-1			1-0 F8			3	1	0	0	1	0	2											
Earl Torgeson, L OBP: 0.372, SLG: 0.400 (1, 3)	4-0 BB BB	1-1 F7		0-1 1-3			4-2 FC4 BB			2	1	0	1	2	0	1											
Bob Elliott, R OBP: 0.382, SLG: 0.482 (1, 5)	1-1 F6	3-3 K		1-0 F7			0-0 FC4			4	0	0	0	0	1	5											
Sid Gordon, R OBP: 0.393, SLG: 0.528 (1, 7)	4-0 E 1B	1-2 BB		4-0 G6-3 BB			1-3 K		1-1 F3	2	0	0	1	2	1	0											
Willard Marshall, L OBP: 0.353, SLG: 0.444 (1, 9)	0-0 E2	0-0 G6-3		0-0 G6-3			3-1 2B		1-0 6-3	4	0	2	2	0	0	1											
Roy Hartsfield, R OBP: 0.328, SLG: 0.347 (1, 4)	1-2 F2			0-0 F4			4-1 BB		2-1 1B	3	0	1	0	1	0	2											
Ray Mueller, R OBP: 0.230, SLG: 0.235 (1, 2)	0-1 6-3			1-3 K			0-0 2-3		0-0 F4	4	0	0	0	0	1	5											
Johnny Sain, R OBP: 0.245, SLG: 0.314	(1, 1)		0-0 FC3-6 1B	1-2 F9			0-1 1-3			3	1	1	0	0	0	2											
Jim Wilson, R OBP: 0.100, SLG: 0.100 (7, 1)										0	0	0	0	0	0	0											
Inning Stats	R: 3 E: 1 K: 0 S: 13	H: 2 LOB: 2 BB: 3 P: 30	R: 1 E: 0 K: 1 S: 12	H: 2 LOB: 1 BB: 0 P: 18	R: 0 E: 0 K: 0 S: 2	H: 0 LOB: 0 BB: 1 P: 6	R: 0 E: 0 K: 1 S: 8	H: 0 LOB: 0 BB: 0 P: 12	R: 0 E: 0 K: 0 S: 5	H: 0 LOB: 0 BB: 0 P: 6	R: 0 E: 0 K: 1 S: 9	H: 1 LOB: 2 BB: 1 P: 17	R: 0 E: 0 K: 0 S: 9	H: 0 LOB: 1 BB: 1 P: 15	R: 0 E: 0 K: 0 S: 6	H: 1 LOB: 1 BB: 0 P: 10	1B: 4 2B: 2 3B: 0 HR: 0	SF: 0 SAC: 0 DP: 1 HBP: 0	WP: 1 PB: 0 SB: 1 CS: 0	PA: 35							
PITCHER	IP	WLS	BF	H	R	ER	SO	BB	IBB	HBP	BLK	WP	HR	S	P	ERA	WHIP										
Johnny Schmitz, L ERA: 6.41	(1, 1)	0.0	L	3	3	3	0	2	0	0	0	0	0	4	15												
Clem Labine, R ERA: 4.5	(1, 1)	5.0		19	3	1	1	2	2	0	0	0	0	36	57	1.80	1.000										
Phil Haugstad, R ERA: 5.14	(6, 1)	1.0		5	1	0	0	1	1	0	0	0	0	9	17	0.00	2.000										
Clyde King, R ERA: 3.5	(7, 1)	2.0		8	1	0	0	0	1	0	0	0	0	15	25	0.00	1.000										

Batter	1	2	3	4	5	6	7	8	9	AB	R	H	RBI	BB	SO	LOB	TOP		
Carl Furillo, R OBP: 0.393, SLG: 0.466 (1, 9)	L4		WP BB		FC4-6 1B		L8		2-H 3-H 1B	4	0	2	2	1	0	0	Brooklyn Dodgers @ Boston Braves Braves Field, Boston, MA Sat Aug 18 1951, 3:33 AM EDT Att: 15,313 - Unknown		
Pee Wee Reese, R OBP: 0.385, SLG: 0.436 (1, 6)	4-3		5-3		L9			F7	F6	5	0	0	0	0	0	3			
Duke Snider, L OBP: 0.353, SLG: 0.539 (1, 8)	BB BB		K		FC4-6 1-2			4-3		3	0	0	0	1	1	2			
Jackie Robinson, R OBP: 0.435, SLG: 0.531 (1, 4)	BB BB				1-2 WP E 2B			2-1 HR		3	2	2	1	1	0	1			
Andy Patko, R OBP: 0.332, SLG: 0.471 (1, 7)	F7				1-0 F3		0-1 5-3	0-0 6-3		4	0	0	0	0	0	3			
Gil Hodges, R OBP: 0.379, SLG: 0.565 (1, 3)					4-2 E 1B BB		3-2 4-3		1-0 SH1-4 1B 1B	3	2	1	0	1	1	0			
Roy Campanella, R OBP: 0.392, SLG: 0.571 (1, 2)					0-0 L4		0-1 5-6-3		1-0 SH1-4 1B 1B	4	1	1	0	0	0	1			
Billy Cox, R OBP: 0.340, SLG: 0.418 (1, 5)					1-3 3-H 0-0 1B			1-0 F9	0-2 F3	4	0	1	1	0	0	2			
Preacher Roe, R OBP: 0.130, SLG: 0.104 (1, 1)					3-2 F8		0-1 4-3	0-0 F4	0-0 SH1-4	3	0	0	0	0	0	1			
Inning Stats	R: 0 E: 0 K: 0 S: 10	H: 0 LOB: 2 BB: 2 P: 26	R: 0 E: 0 K: 1 S: 7	H: 0 LOB: 0 BB: 0 P: 9	R: 0 E: 0 K: 1 S: 9	H: 0 LOB: 1 BB: 1 P: 19	R: 2 E: 1 K: 0 S: 11	H: 2 LOB: 1 BB: 1 P: 17	R: 0 E: 0 K: 0 S: 6	H: 0 LOB: 0 BB: 0 P: 14	R: 0 E: 0 K: 0 S: 4	H: 0 LOB: 0 BB: 0 P: 6	R: 1 E: 0 K: 0 S: 8	H: 1 LOB: 0 BB: 0 P: 16	R: 2 E: 0 K: 0 S: 12	H: 3 LOB: 1 BB: 0 P: 15	1B: 5 2B: 1 3B: 0 HR: 1	SF: 0 SAC: 1 DP: 0 HBP: 0	WP: 2 PA: 38 PB: 0 CS: 0
PITCHER	IP	WLS	BF	H	R	ER	SO	BB	IBB	HBP	BLK	WP	HR	S	P	ERA	WHIP		
Chet Nichols, L ERA: 3.0 (1, 1)	8.0	L	32	4	3	1	2	4	0	0	0	2	1	66	113	1.12	1.000		
Johnny Sain, R ERA: 4.43 (9, 1)	1.0		6	3	2	2	0	0	0	0	0	0	0	12	15	18.00	3.000		


Batter	1	2	3	4	5	6	7	8	9	AB	R	H	RBI	BB	SO	LOB	BOTTOM				
Sibby Sisti, R OBP: 0.379, SLG: 0.421 (1, 6)	K		F7			6-3			F7	4	0	0	0	0	1	0	Brooklyn Dodgers @ Boston Braves Braves Field, Boston, MA Sat Aug 18 1951, 3:33 AM EDT Att: 15,313 - Unknown				
Sam Jethroe, S OBP: 0.342, SLG: 0.457 (1, 8)	K				K		E7 3-1 1B		DI 6-3 2B	4	2	2	0	0	2	0					
Earl Torgeson, L OBP: 0.369, SLG: 0.396 (1, 3)	G3				F9		2 SAFE 1-2 3-1 1		2-2 6-3 2	4	0	0	2	0	0	0					
Bob Elliott, R OBP: 0.383, SLG: 0.482 (1, 5)					F7		2-H 1-0 F8 1B		2-1 DI 1B	4	0	2	0	0	0	0					
Luis Marquez, R OBP: 0.250, SLG: 0.233 (9, PR)										0	0	0	0	0	0	0					
Sid Gordon, R OBP: 0.392, SLG: 0.533 (1, 7)					F8		3-1 F8 SAFE 1-2		3-2 F9	4	1	1	1	0	0	2					
Walker Cooper, R OBP: 0.382, SLG: 0.508 (1, 2)					L8			1-0 5-3		3	0	0	0	0	0	0					
Willard Marshall, L OBP: 0.350, SLG: 0.440 (1, 9)					4-3			2-1 4-3		3	0	0	0	0	0	0					
Roy Hartsfield, R OBP: 0.328, SLG: 0.350 (1, 4)					F9		2-2 1-3		0-0 2B	3	0	1	0	0	0	0					
Chet Nichols, S OBP: 0.179, SLG: 0.179 (1, 1)					6-3			0-0 F7		2	0	0	0	0	1	0					
Johnny Logan, R OBP: 0.238, SLG: 0.280 (8, PH)										1	0	0	0	0	0	1					
Johnny Sain, R OBP: 0.245, SLG: 0.314 (9, 1)										0	0	0	0	0	0	0					
Inning Stats	R: 0 E: 0 K: 2 S: 9	H: 0 LOB: 0 BB: 0 P: 12	R: 1 E: 0 K: 0 S: 12	H: 1 LOB: 0 BB: 0 P: 20	R: 0 E: 0 K: 0 S: 6	H: 0 LOB: 0 BB: 0 P: 8	R: 0 E: 0 K: 1 S: 7	H: 0 LOB: 0 BB: 0 P: 13	R: 0 E: 0 K: 0 S: 6	H: 0 LOB: 0 BB: 0 P: 9	R: 0 E: 0 K: 1 S: 9	H: 0 LOB: 0 BB: 0 P: 13	R: 1 E: 2 K: 0 S: 7	H: 2 LOB: 0 BB: 0 P: 14	R: 0 E: 0 K: 0 S: 5	H: 1 LOB: 1 BB: 0 P: 8	R: 1 E: 0 K: 0 S: 13	H: 2 LOB: 2 BB: 0 P: 23	1B: 3 2B: 2 3B: 0 HR: 1	SF: 0 SAC: 0 DP: 0 HBP: 0	WP: 0 PA: 32 PB: 0 CS: 0
PITCHER	IP	WLS	BF	H	R	ER	SO	BB	IBB	HBP	BLK	WP	HR	S	P	ERA	WHIP				
Preacher Roe, L ERA: 3.01 (1, 1)	9.0	W	32	6	3	3	4	0	0	0	0	0	1	74	120	3.00	0.667				


AB 33
R 5
H 7
RBI 4
BB 4
SO 2
LOB 13



AB 32
R 3
H 6
RBI 3
BB 0
SO 4
LOB 3



Batter	1	2	3	4	5	6	7	8	9	AB	R	H	RBI	BB	SO	LOB	TOP					
Carl Furillo, R OBP: 0.360, SLG: 0.461 (1, 9)	2-1 6-3		1-2 F9			0-2 F4		1-0 F4	0-0 4-3	5	0	0	0	0	0	2	Brooklyn Dodgers @ Boston Braves Braves Field, Boston, MA Sun Aug 19 1951, 3:33 AM EDT Att: 13,713 - Unknown					
Pee Wee Reese, R OBP: 0.387, SLG: 0.432 (1, 6)	1-2 F3		1-2 F7			0-0 F3		4-2 1B	1-0 4-3	4	0	0	0	1	0	1						
Duke Snider, L OBP: 0.354, SLG: 0.537 (1, 8)	4-1 BB		1-3 K			0-1 4-3		2-2 1B		3	0	1	1	1	1	0						
Jackie Robinson, R OBP: 0.431, SLG: 0.526 (1, 4)	3-2 F9			1-0 F8				0-0 F9	2-1 F8	4	0	0	0	0	0	3						
Andy Pafko, R OBP: 0.331, SLG: 0.468 (1, 7)		2-2 F7		0-0 F3			2-2 L7		1-2 FC6-4	4	0	1	0	0	0	0						
Gil Hodges, R OBP: 0.380, SLG: 0.564 (1, 3)		4-0 1B		0-1 F7			3-2 1B		0-1 FC6-4	3	1	1	0	1	0	1						
Roy Campanella, R OBP: 0.391, SLG: 0.576 (1, 2)		0-2 L5			1-1 4-3			0-0 4-3		4	1	1	2	0	0	2						
Billy Cox, R OBP: 0.342, SLG: 0.419 (1, 5)		2-0 1B			0-0 6-3			0-0 F7		4	1	2	0	0	0	0						
Ralph Branca, R OBP: 0.228, SLG: 0.244 (6, 1) Bud Podbielan, R OBP: 0.390, SLG: 0.350 (7, 1) Phil Haugstad, R OBP: 0.333, SLG: 0.296 (8, PH) Wayne Terwilliger, R OBP: 0.357, SLG: 0.154 (8, PH) Erv Palica, R OBP: 0.299, SLG: 0.442 (8, PH)		2-3 K			0-3 K			4-0 1B	1-0 2B	2	0	0	0	0	2	2		AB 34 R 4 H 7 RBI 4 BB 4 SO 3 LOB 11 				
Inning Stats	R: 0 E: 0 K: 0 S: 12	H: 0 LOB: 1 BB: 1 P: 22	R: 0 E: 0 K: 1 S: 12	H: 1 LOB: 2 BB: 1 P: 22	R: 0 E: 0 K: 1 S: 9	H: 0 LOB: 0 BB: 0 P: 12	R: 0 E: 0 K: 0 S: 4	H: 0 LOB: 0 BB: 0 P: 5	R: 0 E: 0 K: 1 S: 6	H: 0 LOB: 0 BB: 0 P: 7	R: 0 E: 0 K: 0 S: 6	H: 0 LOB: 0 BB: 0 P: 6	R: 0 E: 0 K: 0 S: 12	H: 1 LOB: 1 BB: 0 P: 17	R: 1 E: 0 K: 0 S: 10	H: 1 LOB: 2 BB: 2 P: 23			R: 3 E: 0 K: 0 S: 10	H: 4 LOB: 1 BB: 0 P: 13	1B: 5 2B: 1 3B: 0 HR: 1	SF: 0 SAC: 0 DP: 0 HBP: 0
PITCHER Warren Spahn, L ERA: 3.03 (1, 1)	IP 9.0 WLS W BF 38 H 7 R 4 ER 4 SO 3 BB 4 IBB 0 HBP 0 BLK 0 WP 0 HR 1 S 81 P 127 ERA 4.00 WHIP 1.222																					

Batter	1	2	3	4	5	6	7	8	9	AB	R	H	RBI	BB	SO	LOB	BOTTOM			
Sibby Sisti, R OBP: 0.379, SLG: 0.417 (1, 6)	0-1 F8		2-1 6-3			1-3 HR	4-1 HBP			4	1	1	0	1	0	3	Brooklyn Dodgers @ Boston Braves Braves Field, Boston, MA Sun Aug 19 1951, 3:33 AM EDT Att: 13,713 - Unknown			
Sam Jethroe, S OBP: 0.347, SLG: 0.459 (1, 8)	3-2 1B		0-0 G3			1-0 HR	WP			3	2	2	1	1	0	0				
Earl Torgeson, L OBP: 0.369, SLG: 0.402 (1, 3)	1-0 F9			0-0 3-1		0-2 HR	WP			4	2	1	4	1	0	3				
Bob Elliott, R OBP: 0.379, SLG: 0.476 (1, 5)	3-2 4-3			0-0 G2		1-3 HR	1-3			5	0	0	0	0	0	5				
Sid Gordon, R OBP: 0.392, SLG: 0.532 (1, 7)		0-2 5-3		2-3 K		2-0 1B	0-0 1B	1-2 F3		4	2	1	2	0	1	0				
Willard Marshall, L OBP: 0.354, SLG: 0.452 (1, 9)		2-1 HR		1-3 K		2-1 1B	0-0 1B	2-1 F9		5	2	3	2	0	1	0				
Ebba St. Claire, S OBP: 0.339, SLG: 0.409 (1, 2)		3-2 F3		1-1 F5		2-0 1B	0-0 1B	0-0 1B		5	1	3	1	0	0	0				
Roy Hartsfield, R OBP: 0.326, SLG: 0.346 (1, 4)		1-2 5-3		2-0 F4		3-1 E5	4-0 1B	3-2 F4		4	1	0	0	1	0	3				
Warren Spahn, L OBP: 0.247, SLG: 0.301 (1, 1)			2-0 F6			1-2 K	HBP			4	2	2	3	0	1	3		AB 38 R 13 H 13 RBI 13 BB 4 SO 3 LOB 17 		
Inning Stats	R: 0 E: 0 K: 0 S: 9	H: 1 LOB: 0 BB: 0 P: 16	R: 1 E: 0 K: 0 S: 11	H: 1 LOB: 0 BB: 0 P: 17	R: 0 E: 0 K: 0 S: 4	H: 0 LOB: 0 BB: 0 P: 8	R: 0 E: 0 K: 1 S: 5	H: 0 LOB: 0 BB: 0 P: 7	R: 0 E: 0 K: 1 S: 6	H: 0 LOB: 0 BB: 0 P: 10	R: 5 E: 1 K: 1 S: 28	H: 6 LOB: 3 BB: 0 P: 46	R: 7 E: 0 K: 0 S: 20	H: 4 LOB: 2 BB: 4 P: 40	R: 0 E: 0 K: 0 S: 12	H: 1 LOB: 1 BB: 0 P: 18			1B: 9 2B: 2 3B: 0 HR: 2	SF: 0 SAC: 0 DP: 0 HBP: 2
PITCHER Ralph Branca, R ERA: 2.92 (1, 1) Bud Podbielan, R ERA: 4.03 (6, 1) Phil Haugstad, R ERA: 5.4 (7, 1) Erv Palica, R ERA: 4.27 (8, 1)	IP 5.0 WLS L BF 21 H 6 R 5 ER 5 SO 2 BB 0 IBB 0 HBP 0 BLK 0 WP 0 HR 2 S 47 P 74 ERA 9.00 WHIP 1.200																			

Batter	1	2	3	4	5	6	7	8	9	10	AB	R	H	RBI	BB	SO	LOB	TOP	
Jack Phillips, R OBP: 0.303, SLG: 0.312 Joe Garagiola, L OBP: 0.344, SLG: 0.460 Pete Castiglione, R OBP: 0.310, SLG: 0.349	(1, 5) X 0-0 F7		(1, 3) X 0-3 K		(1, 5) X 0-0 4-3		(1, 5) X 0-0 FC3-6		(1, 5) X 0-0 SH3-4	(1, 5) X 0-0 FC6-4	3	0	0	0	0	1	1		
George Metkovich, L OBP: 0.340, SLG: 0.388	(1, 3) X 0-3 K		(1, 3) X 0-0 F8		(1, 3) X 0-3 K		(1, 3) X 0-0 F8		(1, 3) X 0-0 4-3		5	0	0	0	0	2	4		
Frank Thomas, R OBP: 0.360, SLG: 0.478	(1, 8) X 0-0 F5										4	1	3	1	1	0	0		
Ralph Kiner, R OBP: 0.454, SLG: 0.663	(1, 7) X 0-0 HR										2	2	1	1	3	1	1		
Gus Bell, L OBP: 0.335, SLG: 0.459	(1, 9) X 0-0 1-3										4	0	1	0	1	1	4		
Clyde McCullough, R OBP: 0.358, SLG: 0.422 Tom Saffell, L OBP: 0.215, SLG: 0.320 Ed Fitz Gerald, R OBP: 0.287, SLG: 0.290	(1, 2) X 0-0 F9										3	0	0	0	0	1	4		
George Strickland, R OBP: 0.322, SLG: 0.352	(1, 6) X 0-3 K										3	0	2	2	2	1	0		
Dick Cole, R OBP: 0.338, SLG: 0.212	(1, 4) X 0-0 G3										3	0	0	0	1	0	4		
Mel Queen, R OBP: 0.128, SLG: 0.105 Bill Howerton, L OBP: 0.357, SLG: 0.472 Ted Wilks, R	(1, 1) X 0-0 PB WP										2	0	1	0	0	0	0		
Murry Dickson, R OBP: 0.291, SLG: 0.353 Bill Wertz, L OBP: 0.333, SLG: 0.438	(1, 1) X 0-0 F4										0	0	0	0	1	0	0		
Inning Stats	R: 0 E: 0 K: 1 S: 5	H: 0 LOB: 0 BB: 0 P: 5	R: 1 E: 0 K: 1 S: 6	H: 1 LOB: 0 BB: 0 P: 6	R: 0 E: 0 K: 1 S: 5	H: 1 LOB: 1 BB: 3 P: 17	R: 0 E: 0 K: 1 S: 5	H: 0 LOB: 0 BB: 2 P: 11	R: 2 E: 0 K: 1 S: 7	H: 3 LOB: 1 BB: 1 P: 11	R: 1 E: 0 K: 1 S: 7	H: 2 LOB: 2 BB: 1 P: 11	R: 0 E: 0 K: 0 S: 4	H: 2 LOB: 2 BB: 1 P: 8	1B: 8 2B: 0 3B: 1 HR: 1	SF: 0 SAC: 2 DP: 1 HBP: 0	WP: 1 PB: 1 SB: 0 CS: 1	PA: 46	
PITCHER	IP 7.0	WLS 32	H 5	R 3	ER 3	SO 6	BB 7	IBB 0	HBP 0	BLK 0	WP 1	HR 1	S 37	P 65	ERA 3.86	WHIP 1.714			
Max Surkont, R ERA: 3.53 Bob Chipman, L ERA: 4.33	(8, 1)	3.0	W	14	5	1	1	2	2	0	0	0	0	0	16	24	3.00	2.333	

Pittsburgh Pirates @ Boston Braves
Braves Field, Boston, MA
Wed Aug 22 1951, 3:33 AM EDT
Att: 4,585 - Unknown

AB	35
R	4
H	10
RBI	4
BB	9
SO	8
LOB	25



Batter	1	2	3	4	5	6	7	8	9	10	AB	R	H	RBI	BB	SO	LOB	BOTTOM
Sibby Sisti, R OBP: 0.384, SLG: 0.426	(1, 6) X 0-3 K		(1, 6) X 0-0 L8		(1, 6) X 0-0 F4						5	2	2	0	0	1	0	
Sam Jethroe, S OBP: 0.348, SLG: 0.455	(1, 8) X 0-3 K		(1, 8) X 4-0 1B BB								2	1	0	0	1	1	0	
Earl Torgeson, L OBP: 0.371, SLG: 0.409	(1, 3) X 0-0 F8		(1, 3) X 0-0 1B								5	1	3	1	0	0	1	
Bob Elliott, R OBP: 0.377, SLG: 0.469	(1, 5) X 0-0 6-3		(1, 5) X 0-3 K								5	0	0	0	0	1	5	
Sid Gordon, R OBP: 0.392, SLG: 0.526	(1, 7) X 0-0 4-3 2B 1B										3	1	1	1	1	0	1	
Willard Marshall, L OBP: 0.362, SLG: 0.444	(1, 9) X 0-0 4-3										4	0	0	0	0	0	3	
Ebba St. Claire, S OBP: 0.337, SLG: 0.406 Walker Cooper, R OBP: 0.361, SLG: 0.506	(1, 2) X 0-0 2B										3	0	1	1	0	1	0	
Roy Hartsfield, R OBP: 0.325, SLG: 0.346	(1, 4) X 0-0 6-3										4	0	0	0	0	1	1	
Max Surkont, R OBP: 0.234, SLG: 0.172 Bob Chipman, L OBP: 0.143, SLG: 0.143	(1, 1) X 0-0 6-3										3	0	0	0	0	0	0	
Inning Stats	R: 0 E: 0 K: 2 S: 7	H: 0 LOB: 0 BB: 0 P: 7	R: 1 E: 0 K: 0 S: 5	H: 2 LOB: 1 BB: 0 P: 5	R: 0 E: 0 K: 1 S: 6	H: 1 LOB: 2 BB: 1 P: 10	R: 0 E: 0 K: 1 S: 5	H: 0 LOB: 0 BB: 0 P: 5	R: 0 E: 0 K: 0 S: 3	H: 1 LOB: 1 BB: 1 P: 8	R: 1 E: 0 K: 1 S: 4	H: 0 LOB: 0 BB: 0 P: 5	R: 0 E: 0 K: 1 S: 5	H: 0 LOB: 0 BB: 0 P: 5	1B: 5 2B: 1 3B: 0 HR: 1	SF: 0 SAC: 2 DP: 0 HBP: 0	WP: 1 PB: 0 SB: 0 CS: 0	PA: 40
PITCHER	IP 6.0	WLS 24	H 4	R 2	ER 2	SO 4	BB 2	IBB 0	HBP 0	BLK 0	WP 0	HR 1	S 30	P 38	ERA 3.00	WHIP 1.000		
Mel Queen, R ERA: 4.55 Ted Wilks, R ERA: 3.33 Bill Wertz, L ERA: 6.25	(7, 1)	2.0	9	2	2	1	0	0	0	0	0	0	0	11	11	4.50	1.000	
	(9, 1)	1.2	L	7	1	1	1	0	0	0	0	1	0	8	8	5.40	0.600	

Pittsburgh Pirates @ Boston Braves
Braves Field, Boston, MA
Wed Aug 22 1951, 3:33 AM EDT
Att: 4,585 - Unknown

AB	36
R	5
H	7
RBI	3
BB	2
SO	6
LOB	11



Batter	1	2	3	4	5	6	7	8	9	AB	R	H	RBI	BB	SO	LOB	TOP			
Bobby Adams, R OBP: 0.331, SLG: 0.361 (1, 5)										4	0	0	0	0	0	2				
Connie Ryan, R OBP: 0.366, SLG: 0.434 Roy McMillan, R OBP: 0.306, SLG: 0.304 (1, 4)										2	0	0	0	1	1	1				
Johnny Wyrostek, L OBP: 0.385, SLG: 0.414 (1, 9)										4	0	2	0	0	1	1				
Ted Kluszewski, L OBP: 0.288, SLG: 0.384 (1, 3)										4	0	1	0	0	0	1				
Joe Adcock, R OBP: 0.308, SLG: 0.424 (1, 7)										2	0	1	0	2	1	3				
Bob Usher, R OBP: 0.271, SLG: 0.307 (1, 8)										4	0	0	1	0	1	5				
Virgil Stallcup, R OBP: 0.299, SLG: 0.378 (1, 6)										4	0	1	0	0	1	3				
Dixie Howell, R OBP: 0.313, SLG: 0.340 (1, 2)										3	0	2	0	0	0	1				
Ken Raffensberger, R OBP: 0.149, SLG: 0.125 Danny Litwhiler, R OBP: 0.359, SLG: 0.308 Eddie Erault, R (8, 1)										2	0	1	0	0	0	1				
Inning Stats	R: 0 E: 0 K: 0 S: 2	H: 0 LOB: 0 BB: 1 P: 6	R: 0 E: 0 K: 0 S: 3	H: 0 LOB: 1 BB: 1 P: 7	R: 0 E: 0 K: 0 S: 4	H: 2 LOB: 1 BB: 0 P: 4	R: 0 E: 0 K: 0 S: 4	H: 2 LOB: 1 BB: 0 P: 4	R: 0 E: 0 K: 2 S: 7	H: 0 LOB: 0 BB: 0 P: 7	R: 0 E: 0 K: 1 S: 4	H: 0 LOB: 1 BB: 1 P: 8	R: 0 E: 1 K: 1 S: 6	H: 1 LOB: 1 BB: 0 P: 6	R: 1 E: 0 K: 2 S: 10	H: 3 LOB: 2 BB: 0 P: 10	1B: 9 2B: 1 3B: 0 HR: 0	SF: 0 SAC: 0 DP: 3 HBP: 0	WP: 0 PB: 0 CS: 2	PA: 34
PITCHER Warren Spahn, L ERA: 2.95 (1, 1)	IP: 9.0 WLS: W BF: 34 H: 9 R: 1 ER: 1 SO: 6 BB: 3 IBB: 0 HBP: 0 BLK: 0 WP: 0 HR: 0 S: 43 P: 55 ERA: 1.00 WHIP: 1.333																			

Cincinnati Reds @ Boston Braves
Braves Field, Boston, MA
Fri Aug 24 1951, 3:33 AM EDT
Unknown

AB	31
R	1
H	9
RBI	1
BB	3
SO	6
LOB	19



Batter	1	2	3	4	5	6	7	8	9	AB	R	H	RBI	BB	SO	LOB	BOTTOM	
Sibby Sisti, R OBP: 0.382, SLG: 0.423 (1, 6)										4	0	1	0	0	0	1		
Sam Jethroe, S OBP: 0.345, SLG: 0.461 (1, 8)										3	2	1	1	1	2	1		
Earl Torgeson, L OBP: 0.368, SLG: 0.405 (1, 3)										4	0	0	0	0	0	2		
Sid Gordon, R OBP: 0.393, SLG: 0.529 (1, 5)										3	2	1	1	1	0	1		
Walker Cooper, R OBP: 0.359, SLG: 0.500 (1, 2)										3	0	0	0	1	0	2		
Willard Marshall, L OBP: 0.358, SLG: 0.449 (1, 9)										3	0	2	1	1	0	1		
Roy Hartsfield, R OBP: 0.327, SLG: 0.348 (1, 4)										4	1	2	1	0	1	2		
Luis Marquez, R OBP: 0.252, SLG: 0.245 (1, 7)										3	0	1	1	0	0	3		
Warren Spahn, L OBP: 0.239, SLG: 0.291 (1, 1)										3	0	0	0	0	0	3		
Inning Stats	R: 0 E: 0 K: 1 S: 5	H: 1 LOB: 2 BB: 2 P: 12	R: 0 E: 0 K: 1 S: 6	H: 1 LOB: 0 BB: 0 P: 6	R: 0 E: 0 K: 0 S: 4	H: 1 LOB: 1 BB: 0 P: 4	R: 1 E: 0 K: 0 S: 4	H: 1 LOB: 0 BB: 0 P: 4	R: 0 E: 0 K: 0 S: 2	H: 0 LOB: 0 BB: 1 P: 6	R: 1 E: 0 K: 0 S: 4	H: 2 LOB: 2 BB: 0 P: 4	R: 2 E: 0 K: 1 S: 7	H: 2 LOB: 1 BB: 1 P: 11	1B: 4 2B: 3 3B: 0 HR: 1	SF: 0 SAC: 0 DP: 1 HBP: 0	WP: 0 PB: 0 CS: 1	PA: 34
PITCHER Ken Raffensberger, L ERA: 3.88 Eddie Erault, R ERA: 5.72 (1, 1)	IP: 7.0 WLS: L BF: 28 H: 6 R: 3 ER: 3 SO: 2 BB: 3 IBB: 0 HBP: 0 BLK: 0 WP: 0 HR: 1 S: 29 P: 41 ERA: 3.86 WHIP: 1.286																	
PITCHER Eddie Erault, R ERA: 5.72 (8, 1)	IP: 1.0 WLS: L BF: 6 H: 2 R: 2 ER: 2 SO: 1 BB: 1 IBB: 0 HBP: 0 BLK: 0 WP: 0 HR: 0 S: 7 P: 11 ERA: 18.00 WHIP: 3.000																	


Cincinnati Reds @ Boston Braves
Braves Field, Boston, MA
Fri Aug 24 1951, 3:33 AM EDT
Unknown


AB	30
R	5
H	8
RBI	5
BB	4
SO	3
LOB	16



Batter	1	2	3	4	5	6	7	8	9	AB	R	H	RBI	BB	SO	LOB	TOP					
Bobby Adams, R OBP: 0.328, SLG: 0.357 (1,5)	0-0 1-4-3		0-0 FC6-4		0-0 L3			0-0 SH3-4		3	0	0	0	0	0	2	Cincinnati Reds @ Boston Braves Braves Field, Boston, MA Fri Aug 24 1951, 3:38 AM EDT Att: 8,807 - Unknown					
Connie Ryan, R OBP: 0.397, SLG: 0.433 (1,4)	0-0 5-3			0-0 BB 1B		4-0 BB		0-3 K		3	0	1	0	1	1							
Danny Litwhiler, R OBP: 0.294, SLG: 0.250 (1,9)	0-0 F9			4-0 G5-4-3 BB		0-3 K		0-0 6-3		3	0	0	0	1	2							
Ted Kluszewski, L OBP: 0.286, SLG: 0.380 (1,3)		0-0 4-3			0-0 K		0-0 F9		0-0 6-3	4	0	0	0	0	1	3						
Joe Adcock, R OBP: 0.305, SLG: 0.419 (1,7)	0-0 6-3			0-0 G5-4-3		0-0 5-3			0-0 F7	4	0	0	0	0	3							
Bob Usher, R OBP: 0.266, SLG: 0.301 (1,8)	0-0 5-3				0-0 E3 6-3 WP 1B			0-0 6-3	0-0 5-3	4	1	0	0	0	0							
Roy McMillan, R OBP: 0.299, SLG: 0.297 (1,6)			0-0 3-1		0-3 K		0-3 K			3	0	0	0	0	2	1						
Dixie Howell, R OBP: 0.307, SLG: 0.333 (1,2)			0-3 K		0-0 6-3		0-0 F4			3	0	0	0	0	1	1						
Herm Wehmeier, R OBP: 0.278, SLG: 0.306 (1,1)			0-0 FC6-4 1B		0-0 3H 1B			0-0 SH3-4 1B		3	0	3	1	0	0	0						
Inning Stats	R: 0 E: 0 K: 0 S: 3	H: 0 LOB: 0 BB: 0 P: 3	R: 0 E: 0 K: 0 S: 3	H: 0 LOB: 0 BB: 0 P: 3	R: 0 E: 0 K: 1 S: 6	H: 1 LOB: 1 BB: 0 P: 6	R: 0 E: 0 K: 1 S: 5	H: 1 LOB: 1 BB: 1 P: 9	R: 1 E: 1 K: 1 S: 7	H: 1 LOB: 1 BB: 0 P: 7	R: 0 E: 0 K: 1 S: 5	H: 0 LOB: 1 BB: 1 P: 9	R: 0 E: 0 K: 1 S: 5	H: 0 LOB: 0 BB: 0 P: 5	R: 0 E: 0 K: 1 S: 6	H: 1 LOB: 1 BB: 0 P: 6	R: 0 E: 0 K: 0 S: 3	H: 0 LOB: 0 BB: 0 P: 3	1B: 4 2B: 0 3B: 0 HR: 0	SF: 0 SAC: 1 DP: 1 HBP: 0	WP: 1 PB: 0 SB: 0 CS: 0	PA: 33
PITCHER Chet Nichols, L ERA: 2.74 (1,1)	IP: 9.0 WLS: W BF: 33 H: 4 R: 1 ER: 0 SO: 6 BB: 2 IBB: 0 HBP: 0 BLK: 0 WP: 1 HR: 0 S: 43 P: 51 ERA: 0.00 WHIP: 0.667															PITCHER						

Batter	1	2	3	4	5	6	7	8	9	AB	R	H	RBI	BB	SO	LOB	BOTTOM					
Sibby Sisti, R OBP: 0.382, SLG: 0.436 (1,6)	0-0 F8		0-0 BB F9 2B		0-0 6-3		0-0 F9		0-0 1H 3B	5	1	2	1	0	0	1	Cincinnati Reds @ Boston Braves Braves Field, Boston, MA Fri Aug 24 1951, 3:38 AM EDT Att: 8,807 - Unknown					
Sam Jethroe, S OBP: 0.350, SLG: 0.460 (1,8)	0-0 PB S 1B		4-0 BB BB		0-0 F1		0-0 3-1			3	0	1	0	1	0	1						
Earl Torgeson, L OBP: 0.371, SLG: 0.407 (1,3)	0-0 F8		4-0 1-2 2-3 BB		0-0 1B			0-0 L6-4 SH1-4 1B		3	0	2	0	1	0	1						
Sid Gordon, R OBP: 0.390, SLG: 0.525 (1,5)	0-0 6-3		0-0 F9		0-0 F9			0-0 SH1-4		3	0	0	1	0	0	4						
Willard Marshall, L OBP: 0.355, SLG: 0.445 (1,9)		0-0 F8	0-0 1-3		0-0 F8			4-0 IBB		3	0	0	0	1	0	2						
Ebba St. Claire, S OBP: 0.330, SLG: 0.396 (1,2)	0-3 K			0-0 F7		0-0 4-3		0-0 L6-4		4	0	0	0	0	1	2						
Bob Addis, L OBP: 0.289, SLG: 0.268 (1,7)	0-0 1B			0-0 1B		0-0 4-3			0-0 3-1	4	0	2	0	0	0	0						
Roy Hartsfield, R OBP: 0.328, SLG: 0.350 (1,4)	0-3 K2-3			0-3 K			0-0 BLK 1B		0-0 FC3-6 1B	4	0	2	0	0	2	2						
Chet Nichols, S OBP: 0.156, SLG: 0.156 (1,1)			0-3 K		0-3 K		0-3 K		0-0 FC3-6 3B	4	1	0	0	0	3	3						
Inning Stats	R: 0 E: 0 K: 0 S: 4	H: 1 LOB: 1 BB: 0 P: 4	R: 0 E: 0 K: 2 S: 8	H: 1 LOB: 0 BB: 0 P: 8	R: 1 E: 0 K: 1 S: 6	H: 1 LOB: 2 BB: 2 P: 14	R: 0 E: 0 K: 2 S: 8	H: 1 LOB: 1 BB: 0 P: 8	R: 0 E: 0 K: 0 S: 4	H: 1 LOB: 1 BB: 0 P: 4	R: 0 E: 0 K: 1 S: 6	H: 0 LOB: 0 BB: 0 P: 3	R: 0 E: 0 K: 1 S: 6	H: 1 LOB: 1 BB: 0 P: 6	R: 0 E: 0 K: 0 S: 3	H: 1 LOB: 1 BB: 1 P: 7	R: 1 E: 0 K: 0 S: 4	H: 2 LOB: 1 BB: 0 P: 4	1B: 7 2B: 2 3B: 1 HR: 0	SF: 0 SAC: 1 DP: 1 HBP: 0	WP: 0 PB: 1 SB: 1 CS: 0	PA: 37
PITCHER Herm Wehmeier, R ERA: 4.6 (1,1)	IP: 8.2 WLS: L BF: 37 H: 9 R: 2 ER: 2 SO: 6 BB: 2 IBB: 1 HBP: 0 BLK: 1 WP: 0 HR: 0 S: 46 P: 58 ERA: 2.08 WHIP: 1.269															PITCHER						

Batter	1	2	3	4	5	6	7	8	9	AB	R	H	RBI	BB	SO	LOB	TOP	
Roy McMillan, R OBP: 0.295, SLG: 0.287 (1, 5)	K		F7		F7			F8		4	1	0	0	1	1	0	Cincinnati Reds @ Boston Braves Braves Field, Boston, MA Sat Aug 25 1951, 3:33 AM EDT Att: 3,763 - Unknown	
Connie Ryan, R OBP: 0.366, SLG: 0.429 (1, 4)	F7		5-3		FC4-6 BB		F7		K	4	0	0	0	1	1	2		
Johnny Wyrostek, L OBP: 0.385, SLG: 0.413 (1, 9)	G3		E3 1B		K		1B E BB		K	4	2	1	0	1	2	1		
Ted Kluszewski, L OBP: 0.287, SLG: 0.381 (1, 3)		F5	1B		FC4-6 1-2		E BB 1B		6-3	5	1	2	3	0	0	1		
Hank Edwards, L OBP: 0.387, SLG: 0.500 (1, 7)		CS 1B	1-2 1B			4-3	E5 1B			4	0	2	0	0	0	1		
Virgil Stallcup, R OBP: 0.281, SLG: 0.379 (1, 6)		BB 1B 1-2	K			5-3	1-2 2-H 1B			4	0	2	1	0	1	2		
Lloyd Merriman, L OBP: 0.289, SLG: 0.334 (1, 8)		BB 1B 1-2		F4		1-3	F3			4	0	1	0	0	0	2		
Dixie Howell, R OBP: 0.312, SLG: 0.333 (1, 2)		BB BB 1-2 2-3 BB		6-3			BB BB 1B	F6		3	1	1	0	1	0	0		
Howie Fox, R OBP: 0.131, SLG: 0.169 (5, 1) Harry Parkowski, L OBP: 0.375, SLG: 0.500 (7, PR) Bud Byerly, R OBP: 0.307, SLG: 0.395 (8, PR) Bobby Adams, R OBP: 0.307, SLG: 0.395 (8, 1) Eddie Erault, R OBP: 0.307, SLG: 0.395 (8, 1)	F7		K				F2 F5			2	0	0	0	0	0	1		
Inning Stats	R: 0 E: 0 K: 1 S: 5	H: 0 LOB: 0 BB: 0 P: 5	H: 3 LOB: 3 BB: 1 P: 9	H: 3 LOB: 2 BB: 0 P: 8	H: 0 LOB: 0 BB: 0 P: 5	H: 0 LOB: 1 BB: 1 P: 9	H: 0 LOB: 0 BB: 0 P: 3	H: 3 LOB: 2 BB: 2 P: 15	H: 0 LOB: 0 BB: 0 P: 7	1B: 9 2B: 0 3B: 0 HR: 0	SF: 0 SAC: 0 DP: 0 HBP: 0	WP: 0 PB: 0 SB: 0 CS: 1	PA: 40	AB R H RBI BB SO LOB	36 5 9 4 4 6 13			
PITCHER	IP WLS BF H R ER SO BB IBB HBP BLK WP HR S P ERA WHIP	IP WLS BF H R ER SO BB IBB HBP BLK WP HR S P ERA WHIP																
Johnny Sain, R ERA: 4.32 (1, 1)	4.0	18	6	1	0	3	1	0	0	0	0	0	0	0	23	27	0.00	1.750
George Estock, R ERA: 3.79 (5, 1)	2.2	13	2	4	2	1	3	0	0	0	0	0	0	12	24	6.75	1.875	
Bob Chipman, L ERA: 4.06 (7, 1)	2.1	W	9	1	0	0	2	0	0	0	0	0	0	13	13	0.00	0.429	

Batter	1	2	3	4	5	6	7	8	9	AB	R	H	RBI	BB	SO	LOB	BOTTOM	
Sibby Sisti, R OBP: 0.384, SLG: 0.441 (1, 6)	FC3-6 1B			4-3	4-3		1B F7 2B			4	1	2	0	0	0	0	Cincinnati Reds @ Boston Braves Braves Field, Boston, MA Sat Aug 25 1951, 3:33 AM EDT Att: 3,763 - Unknown	
Sam Jethroe, S OBP: 0.354, SLG: 0.462 (1, 8)	F4			1B 2B	E5 1B		S 1B 2-3			4	2	3	0	0	0	1		
Earl Torgeson, L OBP: 0.372, SLG: 0.408 (1, 3)	FC3-6 PO 1-2			1B 2B	S 1B 3-H		F7 1-2			4	1	2	1	0	0	3		
Sid Gordon, R OBP: 0.391, SLG: 0.526 (1, 5)	PO	1-3		1B 2B	BB		F7			3	1	1	3	1	0	1		
Willard Marshall, L OBP: 0.354, SLG: 0.445 (1, 9)		F7		1B 2B	F7		K			4	1	1	1	0	1	3		
Ebba St. Claire, S OBP: 0.322, SLG: 0.387 (1, 2)		6-3		4-3		G3		K		4	0	0	0	0	1	1		
Bob Addis, L OBP: 0.282, SLG: 0.277 (1, 7) Luis Marquez, R OBP: 0.252, SLG: 0.245 (9, 7)			4-3	FC4-6 1B		BB	WP 1B			3	0	2	1	1	0	0		AB 34 R 6 H 11 RBI 6 BB 2 SO 4 LOB 15
Roy Hartsfield, R OBP: 0.325, SLG: 0.346 (1, 4)			6-3	FC4-6 1-2		F3		K		4	0	0	0	0	1	3		
Johnny Sain, R OBP: 0.241, SLG: 0.308 (5, 1) George Estock, R OBP: 0.375, SLG: 0.286 (7, 1) Bob Chipman, L OBP: 0.125, SLG: 0.125 (8, 1)			K		6-3		F3		5-3	1	0	0	0	0	1	0		
Inning Stats	R: 0 E: 0 K: 0 S: 3	H: 1 LOB: 0 BB: 0 P: 3	H: 0 LOB: 0 BB: 0 P: 3	H: 0 LOB: 0 BB: 0 P: 5	H: 5 LOB: 1 BB: 0 P: 8	H: 2 LOB: 2 BB: 1 P: 9	H: 0 LOB: 1 BB: 1 P: 7	H: 2 LOB: 1 BB: 0 P: 7	H: 1 LOB: 2 BB: 0 P: 8	1B: 8 2B: 3 3B: 0 HR: 0	SF: 0 SAC: 0 DP: 0 HBP: 0	WP: 1 PB: 0 SB: 2 CS: 0	PA: 37	AB R H RBI BB SO LOB	34 6 11 6 2 4 15			
PITCHER	IP WLS BF H R ER SO BB IBB HBP BLK WP HR S P ERA WHIP	IP WLS BF H R ER SO BB IBB HBP BLK WP HR S P ERA WHIP																
Howie Fox, R ERA: 3.74 (1, 1)	1.1	5	0	0	0	0	1	0	0	0	0	4	8	0.00	0.750			
Harry Parkowski, L ERA: 2.84 (5, 1)	1.1	L	5	2	1	1	1	0	0	0	0	7	7	9.00	2.000			
Bud Byerly, R ERA: 4.42 (7, 1)	1.0	L	5	2	1	1	1	0	0	0	0	7	7	9.00	2.000			
Eddie Erault, R ERA: 5.52 (8, 1)	1.0	L	4	1	0	0	2	0	0	0	1	0	8	8	0.00	1.000		

Batter	1	2	3	4	5	6	7	8	9	AB	R	H	RBI	BB	SO	LOB	TOP			
Solly Hemus, L OBP: 0.382, SLG: 0.359 (1, 6)										4	1	1	0	0	1	1	St. Louis Cardinals @ Boston Braves Braves Field, Boston, MA Mon Aug 27 1951, 3:33 AM EDT Unknown			
Red Schoendienst, S OBP: 0.341, SLG: 0.418 (1, 4)										4	1	2	0	0	0	1				
Stan Musial, L OBP: 0.456, SLG: 0.650 (1, 7)										3	1	1	0	1	1	1				
Peanuts Lowrey, R OBP: 0.374, SLG: 0.435 (1, 8)										4	0	0	0	0	1	5				
Enos Slaughter, L OBP: 0.373, SLG: 0.368 (1, 9)										3	0	1	2	1	0	3				
Nippy Jones, R OBP: 0.296, SLG: 0.344 (1, 3)										4	0	1	1	0	0	4				
Billy Johnson, R OBP: 0.330, SLG: 0.378 (1, 5)										4	0	0	0	0	3	2				
Bill Sarni, R OBP: 0.333, SLG: 0.200 Tommy Glaviano, R OBP: 0.351, SLG: 0.261 (9, PH)										2	0	0	0	1	1	0				
Tom Poholsky, R OBP: 0.192, SLG: 0.196 Wally Westlake, R OBP: 0.320, SLG: 0.470 (9, PH)										3	0	0	0	0	2	1				
Inning Stats	R: 1 E: 0 K: 1 S: 7	H: 2 LOB: 2 BB: 1 P: 11	R: 0 E: 0 K: 3 S: 9	H: 0 LOB: 0 BB: 0 P: 9	R: 0 E: 0 K: 1 S: 5	H: 0 LOB: 0 BB: 0 P: 5	R: 0 E: 0 K: 0 S: 3	H: 0 LOB: 1 BB: 1 P: 7	R: 0 E: 0 K: 0 S: 3	H: 2 LOB: 1 BB: 0 P: 7	R: 0 E: 0 K: 2 S: 7	H: 0 LOB: 0 BB: 0 P: 7	R: 1 E: 0 K: 0 S: 5	H: 2 LOB: 1 BB: 0 P: 5	R: 0 E: 0 K: 3 S: 9	H: 0 LOB: 0 BB: 0 P: 9	1B: 3 2B: 2 3B: 1 HR: 0	SF: 0 SAC: 0 DP: 0 HBP: 0	WP: 1 PB: 0 SB: 0 CS: 0	PA: 36
PITCHER Warren Spahn, L ERA: 2.95 (1, 1)	IP: 9.0 WLS: W BF: 36 H: 6 R: 3 ER: 3 SO: 11 BB: 3 IBB: 0 HBP: 0 BLK: 0 WP: 1 HR: 0 S: 55 P: 67 ERA: 3.00 WHIP: 1.000															PITCHER				


Batter	1	2	3	4	5	6	7	8	9	AB	R	H	RBI	BB	SO	LOB	BOTTOM			
Sibby Sisti, R OBP: 0.375, SLG: 0.430 (1, 6)										3	0	0	0	1	0	0	St. Louis Cardinals @ Boston Braves Braves Field, Boston, MA Mon Aug 27 1951, 3:33 AM EDT Unknown			
Sam Jethroe, S OBP: 0.356, SLG: 0.459 (1, 8)										4	0	0	0	0	1	1				
Earl Torgeson, L OBP: 0.373, SLG: 0.424 (1, 3)										4	2	2	1	0	0	0				
Sid Gordon, R OBP: 0.393, SLG: 0.529 (1, 5)										4	0	2	1	0	0	0				
Willard Marshall, L OBP: 0.356, SLG: 0.451 (1, 9)										4	1	1	0	0	0	2				
Ebba St. Claire, S OBP: 0.321, SLG: 0.390 (1, 2)										4	1	1	1	0	0	0				
Bob Addis, L OBP: 0.299, SLG: 0.290 (1, 7)										3	1	2	0	1	1	0				
Roy Hartsfield, R OBP: 0.330, SLG: 0.354 (1, 4)										4	1	2	2	0	1	1				
Warren Spahn, L OBP: 0.240, SLG: 0.300 (1, 1)										4	0	1	1	0	0	2				
Inning Stats	R: 1 E: 0 K: 0 S: 5	H: 2 LOB: 1 BB: 0 P: 5	R: 0 E: 0 K: 1 S: 6	H: 2 LOB: 2 BB: 0 P: 6	R: 1 E: 0 K: 1 S: 7	H: 2 LOB: 1 BB: 0 P: 7	R: 0 E: 0 K: 1 S: 5	H: 0 LOB: 0 BB: 0 P: 5	R: 0 E: 0 K: 0 S: 3	H: 0 LOB: 0 BB: 0 P: 3	R: 0 E: 0 K: 0 S: 3	H: 0 LOB: 0 BB: 0 P: 3	R: 2 E: 2 K: 0 S: 5	H: 2 LOB: 1 BB: 1 P: 9	R: 2 E: 0 K: 0 S: 6	H: 3 LOB: 2 BB: 1 P: 10	1B: 5 2B: 4 3B: 1 HR: 1	SF: 0 SAC: 0 DP: 0 HBP: 0	WP: 0 PB: 0 SB: 0 CS: 0	PA: 36
PITCHER Tom Poholsky, R ERA: 4.9 (1, 1)	IP: 8.0 WLS: L BF: 36 H: 11 R: 6 ER: 6 SO: 3 BB: 2 IBB: 0 HBP: 0 BLK: 0 WP: 0 HR: 1 S: 40 P: 48 ERA: 6.75 WHIP: 1.625															PITCHER				


AB 33
R 3
H 6
RBI 3
BB 3
SO 11
LOB 18



AB 34
R 6
H 11
RBI 6
BB 2
SO 3
LOB 6



Batter	1	2	3	4	5	6	7	8	9	AB	R	H	RBI	BB	SO	LOB	TOP										
Solly Hemus, L OBP: 0.384, SLG: 0.362 (1, 6)	0-3 K		4-0 P5-3-4 BB			0-0 2B		0-0 F6		3	0	1	0	1	1	0	St. Louis Cardinals @ Boston Braves Braves Field, Boston, MA Mon Aug 27 1951, 3:38 AM EDT Att: 10,337 - Unknown livebaseballscores.com										
Red Schoendienst, S OBP: 0.360, SLG: 0.415 (1, 4)	4-0 1B FC3 BB		0-3 K			0-0 4-3		0-0 L6		3	1	0	0	1	1	2											
Stan Musial, L OBP: 0.457, SLG: 0.647 (1, 8)	0-0 E FC3 FC4-6 1B		0-0 P5-3-4 1-2			4-0 BB		0-3 K		3	1	1	0	1	1	1											
Hal Rice, L OBP: 0.337, SLG: 0.356 (1, 7)	0-0 FC3 FC4-6 1-3 3-H			0-0 F8		0-0 F2			0-0 F8	4	0	0	0	0	0	3											
Enos Slaughter, L OBP: 0.369, SLG: 0.364 (1, 9)	0-0 FC4-6 1-2 3-H			0-0 L5		0-0 4-3			0-3 K	4	0	0	1	0	1	3											
Nippy Jones, R OBP: 0.292, SLG: 0.339 (1, 3)	0-3 K			0-0 4-3				0-0 F8		4	0	0	0	0	1	1											
Billy Johnson, R OBP: 0.330, SLG: 0.376 (1, 5)		0-0 1-3			0-3 K		4-0 BB			2	0	0	0	1	1	0											
Del Rice, R OBP: 0.310, SLG: 0.362 (1, 2)		0-0 F2			0-0 F8		0-0 F4			3	0	0	0	0	0	1											
Red Munger, R OBP: 0.200, SLG: 0.207 Harry Brecheen, L OBP: 0.240, SLG: 0.327 (6, 1)		0-3 K			0-3 K		0-3 K			2	0	0	0	0	2	0	AB 29 R 2 H 2 RBI 1 BB 4 SO 9 LOB 12 										
Inning Stats	R: 2 E: 1 K: 2 S: 9	H: 1 LOB: 1 BB: 1 P: 13	R: 0 E: 0 K: 1 S: 5	H: 0 LOB: 0 BB: 0 P: 5	R: 0 E: 0 K: 1 S: 4	H: 0 LOB: 0 BB: 1 P: 8	R: 0 E: 0 K: 0 S: 3	H: 0 LOB: 0 BB: 0 P: 3	R: 0 E: 0 K: 2 S: 7	H: 0 LOB: 0 BB: 0 P: 7	R: 0 E: 0 K: 0 S: 4	H: 1 LOB: 2 BB: 1 P: 8	R: 0 E: 0 K: 1 S: 5	H: 0 LOB: 1 BB: 1 P: 9	R: 0 E: 0 K: 1 S: 5	H: 0 LOB: 0 BB: 0 P: 5		R: 0 E: 0 K: 1 S: 5	H: 0 LOB: 0 BB: 0 P: 5	1B: 1 2B: 2 3B: 0 HR: 0	SF: 0 SAC: 0 DP: 1 HBP: 0	WP: 0 PB: 0 SB: 0 CS: 0	PA: 33				
PITCHER Max Surkont, R ERA: 3.88 (1, 1)	IP	WLS	BF	H	R	ER	SO	BB	IBB	HBP	BLK	WP	HR	S	P	ERA	WHIP										

Batter	1	2	3	4	5	6	7	8	9	AB	R	H	RBI	BB	SO	LOB	BOTTOM										
Sibby Sisti, R OBP: 0.373, SLG: 0.427 (1, 6)	0-0 6-3			0-0 F9		0-0 FC6 1-2 3-H 1B	0-3 K			4	0	1	1	0	1	0	St. Louis Cardinals @ Boston Braves Braves Field, Boston, MA Mon Aug 27 1951, 3:38 AM EDT Att: 10,337 - Unknown livebaseballscores.com										
Sam Jethroe, S OBP: 0.355, SLG: 0.457 (1, 8)	0-3 K			0-3 K		0-0 FC6 1-2 2-3 1B		0-0 1B 1B		4	1	1	0	0	2	2											
Earl Torgeson, L OBP: 0.374, SLG: 0.423 (1, 3)	0-0 4-3			0-0 F9		4-0 1B 1-2 F9 BB		0-0 1B 1-2 G6-4-3 1B		3	1	1	0	1	0	0											
Sid Gordon, R OBP: 0.392, SLG: 0.527 (1, 5)		0-0 F9			0-0 F8	0-0 1B 1B		0-0 F8		4	0	1	2	0	0	2											
Willard Marshall, L OBP: 0.355, SLG: 0.448 (1, 9)		0-0 F8			4-0 BB	0-0 F9 3-H		0-0 G6-4-3 1-2		3	0	0	1	1	0	3											
Ebba St. Claire, S OBP: 0.321, SLG: 0.389 (1, 2)		0-0 G3			0-0 F8	0-0 1B		0-0 1B		3	0	1	0	0	0	1											
Bob Addis, L OBP: 0.293, SLG: 0.284 (1, 7)			0-0 F8		0-0 F7	0-3 K				3	0	0	0	0	1	3											
Roy Hartsfield, R OBP: 0.330, SLG: 0.354 (1, 4)				0-0 6-3		0-0 1B 1B	0-0 5-3			3	1	1	0	0	0	0											
Max Surkont, R OBP: 0.235, SLG: 0.177 (1, 1)				0-0 G3		0-0 FC6 1-3 1B 1B	0-0 F8			3	1	1	0	0	0	0	AB 30 R 4 H 7 RBI 4 BB 2 SO 4 LOB 11 										
Inning Stats	R: 0 E: 0 K: 1 S: 5	H: 0 LOB: 0 BB: 0 P: 5	R: 0 E: 0 K: 0 S: 3	H: 0 LOB: 0 BB: 0 P: 3	R: 0 E: 0 K: 0 S: 3	H: 0 LOB: 0 BB: 0 P: 3	R: 0 E: 0 K: 1 S: 5	H: 0 LOB: 0 BB: 0 P: 5	R: 0 E: 0 K: 1 S: 3	H: 0 LOB: 1 BB: 1 P: 7	R: 4 E: 0 K: 1 S: 10	H: 5 LOB: 2 BB: 1 P: 14	R: 0 E: 0 K: 1 S: 5	H: 0 LOB: 0 BB: 0 P: 5	R: 0 E: 0 K: 0 S: 4	H: 2 LOB: 1 BB: 0 P: 4		1B: 7 2B: 0 3B: 0 HR: 0	SF: 0 SAC: 0 DP: 1 HBP: 0	WP: 0 PB: 0 SB: 0 CS: 0	PA: 32						
PITCHER Red Munger, R ERA: 5.3 Harry Brecheen, L ERA: 3.27 (6, 1)	IP	WLS	BF	H	R	ER	SO	BB	IBB	HBP	BLK	WP	HR	S	P	ERA	WHIP										

Batter	1	2	3	4	5	6	7	8	9	AB	R	H	RBI	BB	SO	LOB	TOP					
Eddie Miksis, R OBP: 0.331, SLG: 0.355 (1,4)	0-0 4-3		0-0 L1-3		0-0 4-3			0-0 1-3		4	0	0	0	0	0	2	Chicago Cubs @ Boston Braves Braves Field, Boston, MA Tue Aug 28 1951, 3:33 AM EDT Att: 3,831 - Unknown					
Hal Jeffcoat, R OBP: 0.304, SLG: 0.394 (1,8)	0-0 1-3		0-0 F8		0-0 2B			0-0 F8		4	0	1	1	0	0	0						
Frank Baumholtz, L OBP: 0.357, SLG: 0.400 (1,9)	0-0 E4			0-3 K	0-0 3-1			0-0 F7		4	0	0	0	0	1	1						
Hank Sauer, R OBP: 0.322, SLG: 0.468 (1,7)	0-0 F8			0-0 E3		4-0 BB		0-0 F7		3	0	0	0	1	0	1						
Randy Jackson, R OBP: 0.335, SLG: 0.435 (1,5)		0-0 F8		0-0 F4		0-0 BB		0-0 BB		4	0	2	0	0	0	1						
Bruce Edwards, R OBP: 0.311, SLG: 0.398 (1,2)		4-0 CS		0-0 BB		0-0 1B		0-0 F8		2	0	1	0	1	0	1						
Mickey Owen, R OBP: 0.307, SLG: 0.237 (6,2)		0-0 BB		0-0 BB		0-0 1B		0-0 F8		1	0	0	0	0	0	1						
Bob Ramazzotti, R OBP: 0.276, SLG: 0.323 (1,6)		4-0 BB		0-0 BB		0-0 1B		0-0 F8		1	0	0	0	1	0	2						
Roy Smalley, R OBP: 0.272, SLG: 0.333 (5,6)		0-0 BB		0-0 BB		0-0 1B		0-0 BB		1	0	0	0	1	0	0						
Chuck Connors, L OBP: 0.285, SLG: 0.309 (1,3)		0-0 FC6-4		0-0 FC6-4		0-0 BB		0-0 F4		4	0	0	0	0	1	3						
Turk Lown, R OBP: 0.270, SLG: 0.257 (1,1)			0-0 E5		0-0 2B		0-0 2B		0-0 5-3		3	1	1	0	0	0						
Inning Stats	R: 0 E: 1 K: 0 S: 4	H: 0 LOB: 1 BB: 0 P: 4	R: 0 E: 0 K: 0 S: 2	H: 0 LOB: 1 BB: 2 P: 10	R: 0 E: 1 K: 0 S: 3	H: 0 LOB: 0 BB: 0 P: 3	R: 0 E: 1 K: 1 S: 7	H: 1 LOB: 2 BB: 0 P: 7	R: 1 E: 0 K: 0 S: 5	H: 2 LOB: 1 BB: 1 P: 5	R: 0 E: 0 K: 0 S: 2	H: 1 LOB: 0 BB: 0 P: 6	R: 0 E: 0 K: 1 S: 5	H: 0 LOB: 0 BB: 0 P: 5	R: 0 E: 0 K: 0 S: 3	H: 0 LOB: 0 BB: 0 P: 3	R: 0 E: 0 K: 0 S: 4	H: 1 LOB: 2 BB: 1 P: 8	1B: 2 2B: 4 3B: 0 HR: 0	SF: 0 SAC: 0 DP: 1 HBP: 0	WP: 0 PB: 0 SB: 0 CS: 2	PA: 36
PITCHER Chet Nichols, L ERA: 2.59 (1,1)	IP: 9.0 WLS: L BF: 35 H: 5 R: 1 ER: 1 SO: 2 BB: 4 IBB: 0 HBP: 0 BLK: 0 WP: 0 HR: 0 S: 35 P: 51 ERA: 1.00 WHIP: 1.000															PITCHER						

AB	31
R	1
H	5
RBI	1
BB	4
SO	2
LOB	12



Batter	1	2	3	4	5	6	7	8	9	AB	R	H	RBI	BB	SO	LOB	BOTTOM					
Sibby Sisti, R OBP: 0.371, SLG: 0.424 (1,6)	0-0 F4		0-0 F9		0-0 E		0-0 L9			4	0	1	0	0	0	0	Chicago Cubs @ Boston Braves Braves Field, Boston, MA Tue Aug 28 1951, 3:33 AM EDT Att: 3,831 - Unknown					
Bob Addis, L OBP: 0.286, SLG: 0.276 (1,7)	0-0 6-3		0-0 F8		0-0 FC4		0-0 F8			4	0	0	0	0	0	1						
Earl Torgeson, L OBP: 0.375, SLG: 0.422 (1,3)	4-0 BB		4-0 BB		0-0 F5		0-0 4-3			2	0	0	0	2	0	2						
Sid Gordon, R OBP: 0.389, SLG: 0.522 (1,5)	0-0 F2		0-0 G3		0-0 G6-4-3		0-0 E7			4	0	0	0	0	0	4						
Willard Marshall, L OBP: 0.356, SLG: 0.447 (1,9)		0-0 WP		4-0 FC3-6		0-0 5-3		0-0 4-3		3	0	1	0	1	0	1						
Ebba St. Claire, S OBP: 0.320, SLG: 0.383 (1,2)		0-0 F8		0-0 F7		4-0 E		0-0 F8		3	0	0	0	1	0	3						
Roy Hartsfield, R OBP: 0.329, SLG: 0.353 (1,4)		0-0 WP		0-0 FC3-6		0-0 6-3		0-0 F8		4	0	1	0	0	0	2						
Luis Marquez, R OBP: 0.276, SLG: 0.261 (1,8)		0-3 K		0-0 K		0-0 F7		0-0 4-3		3	0	1	0	0	1	3						
Tommy Holmes, L OBP: 0.269, SLG: 0.261 (9, PH)		0-0 K		0-0 K		0-0 F7		0-0 4-3		1	0	0	0	0	0	0						
Chet Nichols, S OBP: 0.143, SLG: 0.143 (1,1)		0-3 K		0-0 K		0-3 K		0-0 F8		3	0	0	0	0	2	4						
Bob Elliott, R OBP: 0.375, SLG: 0.467 (9, PH)		1-2 2-3		0-0 4-3				0-0 F8		1	0	0	0	0	0	0						
Inning Stats	R: 0 E: 0 K: 0 S: 3	H: 0 LOB: 1 BB: 1 P: 7	R: 0 E: 0 K: 2 S: 9	H: 2 LOB: 2 BB: 0 P: 9	R: 0 E: 0 K: 0 S: 3	H: 0 LOB: 1 BB: 1 P: 7	R: 0 E: 0 K: 0 S: 4	H: 1 LOB: 2 BB: 1 P: 8	R: 0 E: 0 K: 0 S: 4	H: 1 LOB: 2 BB: 1 P: 4	R: 0 E: 0 K: 0 S: 3	H: 0 LOB: 0 BB: 0 P: 7	R: 0 E: 0 K: 1 S: 5	H: 0 LOB: 0 BB: 0 P: 5	R: 0 E: 1 K: 0 S: 4	H: 0 LOB: 1 BB: 0 P: 4	R: 0 E: 0 K: 0 S: 3	H: 0 LOB: 0 BB: 0 P: 3	1B: 4 2B: 0 3B: 0 HR: 0	SF: 0 SAC: 0 DP: 1 HBP: 0	WP: 1 PB: 0 SB: 2 CS: 0	PA: 36
PITCHER Turk Lown, R ERA: 5.35 (1,1)	IP: 9.0 WLS: W BF: 36 H: 4 R: 0 ER: 0 SO: 3 BB: 4 IBB: 0 HBP: 0 BLK: 0 WP: 1 HR: 0 S: 38 P: 54 ERA: 0.00 WHIP: 0.889															PITCHER						

AB	32
R	0
H	4
RBI	0
BB	4
SO	3
LOB	20



Batter	1	2	3	4	5	6	7	8	9	AB	R	H	RBI	BB	SO	LOB	TOP								
Eddie Miksis, R (1,4) OBP: 0.330, SLG: 0.352	4-0 L1-3 BB		0-0 6-3		0-3 K			0-3 K		3	0	0	0	1	2	2	Chicago Cubs @ Boston Braves Braves Field, Boston, MA Wed Aug 29 1951, 3:33 AM EDT Att: 4,956 - Unknown								
Hal Jeffcoat, R (1,8) OBP: 0.296, SLG: 0.386	0-0 L1-3		0-0 G3			0-3 K		0-0 F9		4	0	0	0	0	1	2									
Frank Baumholtz, L (1,9) OBP: 0.358, SLG: 0.399	1-0 HBP			0-0 F7		0-0 4-3		4-0 BB		2	0	0	0	1	0	0									
Hank Sauer, R (1,7) OBP: 0.321, SLG: 0.466	0-3 K			0-0 G6-4-3 1B		0-0 F8		0-0 F7		4	0	1	0	0	1	2									
Randy Jackson, R (1,5) OBP: 0.334, SLG: 0.432		0-0 5-3		0-0 G6-4-3			4-0 BB BB		0-0 L3	3	0	0	0	1	0	1									
Chuck Connors, L (1,3) OBP: 0.295, SLG: 0.323		0-0 F9			0-0 1B 3B		4-0 1-2 BB		4-0 BB	2	1	1	0	2	0	0									
Roy Smalley, R (1,6) OBP: 0.273, SLG: 0.333					0-0 FC4-6 1B		0-3 K		0-3 K	3	0	1	1	0	2	2									
Gene Hermanski, L (9, PH) OBP: 0.364, SLG: 0.347					3-H				0-3 K	0	0	0	0	0	0	0									
Bob Borkowski, R (9, PH) OBP: 0.200, SLG: 0.183									0-3 K	1	0	0	0	0	1	1									
Mickey Owen, R (1,2) OBP: 0.310, SLG: 0.235			4-0 PB BB		0-0 L8		0-0 F8		0-0 4-3	1	0	0	0	1	0	1									
Smoky Burgess, L (7, PH) OBP: 0.312, SLG: 0.318										1	0	0	0	0	0	2									
Jack Cusick, R (9, PH) OBP: 0.250, SLG: 0.252										1	0	0	0	0	0	1									
Paul Minner, L (1,1) OBP: 0.323, SLG: 0.368			0-0 4-3		0-0 FC4-6		0-0 F8			3	0	0	0	0	0	4									
Inning Stats	R: 0 E: 0 K: 1 S: 4	H: 0 LOB: 1 BB: 1 P: 9	R: 0 E: 0 K: 1 S: 5	H: 0 LOB: 0 BB: 0 P: 5	R: 0 E: 0 K: 0 S: 3	H: 1 LOB: 0 BB: 0 P: 7	R: 0 E: 0 K: 0 S: 3	H: 1 LOB: 0 BB: 0 P: 3	R: 1 E: 0 K: 1 S: 7	H: 2 LOB: 1 BB: 0 P: 7	R: 0 E: 0 K: 1 S: 5	H: 0 LOB: 0 BB: 0 P: 5	R: 0 E: 0 K: 1 S: 5	H: 0 LOB: 2 BB: 2 P: 13	R: 0 E: 0 K: 1 S: 5	H: 0 LOB: 1 BB: 1 P: 9	R: 0 E: 0 K: 1 S: 5	H: 0 LOB: 1 BB: 1 P: 9	1B: 2 2B: 1 3B: 1 HR: 0	SF: 0 SAC: 0 DP: 2 HBP: 1	WP: 0 PB: 1 SB: 0 CS: 0	PA: 35			
PITCHER	IP WLS BF H R ER SO BB IBB HBP BLK WP HR S P ERA WHIP	8.1 W 33 3 1 1 6 6 0 1 0 0 0 0 38 63 1.08 1.080	0.2 S 2 0 0 0 1 0 0 0 0 0 0 0 4 4 0.00 0.000																						

AB	28
R	1
H	3
RBI	1
BB	6
SO	7
LOB	18



Batter	1	2	3	4	5	6	7	8	9	AB	R	H	RBI	BB	SO	LOB	BOTTOM							
Sibby Sisti, R (1,6) OBP: 0.377, SLG: 0.433	0-0 FC6-5 1B		0-0 1B 2B		0-0 5-3 1B		0-0 F3			4	1	3	0	0	0	1	Chicago Cubs @ Boston Braves Braves Field, Boston, MA Wed Aug 29 1951, 3:33 AM EDT Att: 4,956 - Unknown							
Roy Hartsfield, R (1,4) OBP: 0.325, SLG: 0.352	0-3 K		0-0 2-H 1B		0-0 5-3		0-0 L7			4	0	1	1	0	1	3								
Earl Torgeson, L (1,3) OBP: 0.374, SLG: 0.420	0-0 FC6-5		0-0 F7		0-3 K			0-0 WP F8 1B		4	1	1	0	0	1	3								
Bob Elliott, R (1,5) OBP: 0.378, SLG: 0.470	0-0 F9			4-0 1B 1B E BB		0-0 4-3 L8 2B		4-0 WP BB		2	2	1	0	2	0	1								
Sid Gordon, R (1,7) OBP: 0.388, SLG: 0.519		0-0 F5		0-0 1B E 1B		0-0 4-3		0-0 F8		4	0	1	1	0	0	2								
Walker Cooper, R (1,2) OBP: 0.360, SLG: 0.504		0-0 1-3		0-0 E2 1B		0-0 L8		0-0 F8		4	0	1	1	0	0	1								
Willard Marshall, L (1,9) OBP: 0.353, SLG: 0.442		0-0 6-3		0-0 L9		0-0 F6		0-0 F7		4	0	0	0	0	0	2								
Luis Marquez, R (1,8) OBP: 0.277, SLG: 0.263			0-0 F4		0-0 G3			0-0 FC1-6 1B		3	0	1	0	0	0	1								
Dave Cole, R (1,1) OBP: 0.250, SLG: 0.417			0-0 F3							3	0	0	0	0	0	1								
Bob Chipman, L (9,1) OBP: 0.125, SLG: 0.125					0-0 F4			0-0 FC1-6		0	0	0	0	0	0	0								
Inning Stats	R: 0 E: 0 K: 1 S: 6	H: 1 LOB: 0 BB: 0 P: 6	R: 0 E: 0 K: 0 S: 3	H: 0 LOB: 0 BB: 0 P: 3	R: 1 E: 1 K: 0 S: 4	H: 2 LOB: 1 BB: 1 P: 8	R: 0 E: 0 K: 1 S: 6	H: 1 LOB: 0 BB: 0 P: 6	R: 1 E: 0 K: 0 S: 4	H: 1 LOB: 0 BB: 0 P: 4	R: 0 E: 0 K: 0 S: 4	H: 1 LOB: 1 BB: 0 P: 4	R: 1 E: 0 K: 0 S: 4	H: 1 LOB: 1 BB: 1 P: 8	R: 1 E: 0 K: 0 S: 4	H: 1 LOB: 1 BB: 1 P: 8	1B: 7 2B: 2 3B: 0 HR: 0	SF: 0 SAC: 0 DP: 0 HBP: 0	WP: 2 PB: 0 SB: 2 CS: 0	PA: 34				
PITCHER	IP WLS BF H R ER SO BB IBB HBP BLK WP HR S P ERA WHIP	8.0 L 34 9 4 3 2 2 0 0 0 2 0 36 44 3.38 1.375																						



Batter	1	2	3	4	5	6	7	8	9	AB	R	H	RBI	BB	SO	LOB	TOP					
Eddie Miksis, R (1.4) OBP: 0.325, SLG: 0.346	F8		F4		L6		F7		G4-3	5	0	0	0	0	0	5	Chicago Cubs @ Boston Braves Braves Field, Boston, MA Thu Aug 30 1951, 3:33 AM EDT Att: 5,941 - Unknown					
Hal Jeffcoat, R (1.8) OBP: 0.300, SLG: 0.387	F8			F7		FC4-6 1B			F2	5	0	2	0	0	0	0						
Frank Baumholtz, L (1.9) OBP: 0.395, SLG: 0.395	F7			K		FC4-6 1B			F9	4	0	0	0	0	1	3						
Hank Sauer, R (1.7) OBP: 0.323, SLG: 0.466		F8		K						4	0	2	0	0	1	0						
Randy Jackson, R (1.5) OBP: 0.333, SLG: 0.431		K				BB 1B			L6	4	0	1	0	0	1	3						
Smoky Burgess, L (1.2) OBP: 0.316, SLG: 0.318										3	0	1	0	1	0	1						
Chuck Connors, L (1.3) OBP: 0.300, SLG: 0.327										4	1	2	0	0	0	3						
Roy Smalley, R (1.6) OBP: 0.272, SLG: 0.349										4	1	1	2	0	0	4						
Bob Kelly, R (1.1) OBP: 0.250, SLG: 0.250										1	0	0	0	0	0	0						
Monk Dubiel, R (4.1) OBP: 0.366, SLG: 0.350										0	0	0	0	1	0	0						
Gene Hermanski, L (7, PH) OBP: 0.200, SLG: 0.200										1	0	1	0	0	0	0						
Joe Hatten, R (7.1) OBP: 0.407, SLG: 0.450										1	0	1	0	0	0	0						
Phil Cavarretta, L (9, PH) OBP: 0.407, SLG: 0.450										1	0	1	0	0	0	0						
Inning Stats	R: 0 E: 0 K: 0 S: 3	H: 0 LOB: 0 BB: 0 P: 3	R: 0 E: 0 K: 1 S: 5	H: 0 LOB: 1 BB: 1 P: 9	R: 0 E: 0 K: 0 S: 3	H: 0 LOB: 0 BB: 0 P: 3	R: 0 E: 0 K: 2 S: 7	H: 0 LOB: 0 BB: 0 P: 7	R: 0 E: 0 K: 0 S: 5	H: 2 LOB: 3 BB: 1 P: 9	R: 0 E: 0 K: 0 S: 4	H: 2 LOB: 1 BB: 0 P: 4	R: 2 E: 0 K: 0 S: 7	H: 4 LOB: 2 BB: 0 P: 7	R: 0 E: 0 K: 0 S: 5	H: 2 LOB: 2 BB: 0 P: 5	R: 0 E: 0 K: 0 S: 3	H: 1 LOB: 0 BB: 0 P: 3	1B: 10 2B: 0 3B: 0 HR: 1	SF: 0 SAC: 0 DP: 2 HBP: 0	WP: 0 PB: 0 SB: 0 CS: 0	PA: 38
PITCHER Jim Wilson, R (1.1) ERA: 4.63	IP: 9.0 WLS: W BF: 38 H: 11 R: 2 ER: 2 SO: 3 BB: 2 IBB: 0 HBP: 0 BLK: 0 WP: 0 HR: 1 S: 42 P: 50 ERA: 2.00 WHIP: 1.444															PITCHER						


AB 36
R 2
H 11
RBI 2
BB 2
SO 3
LOB 19




Batter	1	2	3	4	5	6	7	8	9	AB	R	H	RBI	BB	SO	LOB	BOTTOM			
Sibby Sisti, R (1.6) OBP: 0.376, SLG: 0.429	L4			4-3	4-3					5	2	1	1	1	0	3	Chicago Cubs @ Boston Braves Braves Field, Boston, MA Thu Aug 30 1951, 3:33 AM EDT Att: 5,941 - Unknown			
Sam Jethroe, S (1.8) OBP: 0.356, SLG: 0.461					4-3					5	2	3	2	0	0	2				
Earl Torgeson, L (1.3) OBP: 0.374, SLG: 0.425										6	3	2	4	0	0	3				
Bob Elliott, R (1.5) OBP: 0.379, SLG: 0.466										3	1	0	0	2	0	3				
Sid Gordon, R (1.7) OBP: 0.386, SLG: 0.516										5	1	1	3	0	0	3				
Willard Marshall, L (1.9) OBP: 0.356, SLG: 0.445										4	2	2	2	1	0	0				
Roy Hartsfield, R (1.4) OBP: 0.329, SLG: 0.353										5	1	2	1	0	0	3				
Ebba St. Claire, S (1.2) OBP: 0.327, SLG: 0.387										3	2	1	1	1	0	3				
Jim Wilson, R (1.1) OBP: 0.250, SLG: 0.258										5	2	3	2	0	0	3				
Inning Stats	R: 0 E: 0 K: 0 S: 4	H: 1 LOB: 1 BB: 0 P: 4	R: 1 E: 0 K: 0 S: 5	H: 2 LOB: 2 BB: 1 P: 9	R: 2 E: 1 K: 0 S: 6	H: 2 LOB: 2 BB: 1 P: 10	R: 6 E: 2 K: 0 S: 8	H: 4 LOB: 1 BB: 1 P: 13	R: 0 E: 0 K: 0 S: 3	H: 0 LOB: 0 BB: 0 P: 3	R: 0 E: 0 K: 0 S: 3	H: 0 LOB: 0 BB: 0 P: 3	R: 4 E: 0 K: 0 S: 6	H: 3 LOB: 1 BB: 2 P: 14	R: 3 E: 0 K: 0 S: 6	H: 3 LOB: 1 BB: 0 P: 7		1B: 10 2B: 4 3B: 0 HR: 1	SF: 0 SAC: 0 DP: 0 HBP: 2	WP: 0 PB: 0 SB: 1 CS: 0
PITCHER Bob Kelly, R (1.1) ERA: 4.32	IP: 3.1 WLS: L BF: 21 H: 7 R: 6 ER: 5 SO: 0 BB: 2 IBB: 0 HBP: 1 BLK: 0 WP: 0 HR: 0 S: 18 P: 27 ERA: 13.50 WHIP: 2.700															PITCHER				
Monk Dubiel, R (4.1) ERA: 2.17	IP: 2.2 WLS: L BF: 12 H: 2 R: 3 ER: 1 SO: 0 BB: 1 IBB: 0 HBP: 0 BLK: 0 WP: 0 HR: 0 S: 11 P: 15 ERA: 3.38 WHIP: 1.125															PITCHER				
Joe Hatten, L (7.1) ERA: 5.04	IP: 2.0 WLS: L BF: 15 H: 6 R: 7 ER: 7 SO: 0 BB: 2 IBB: 0 HBP: 1 BLK: 0 WP: 0 HR: 1 S: 12 P: 21 ERA: 31.50 WHIP: 4.000															PITCHER				

AB 41
R 16
H 15
RBI 16
BB 5
SO 0
LOB 23



Batter	1	2	3	4	5	6	7	8	9	AB	R	H	RBI	BB	SO	LOB	TOP		
Sibby Sisti, R OBP: 0.369, SLG: 0.419 (1, 6)	F2		6-3		6-3					3	0	0	0	0	0	0	Boston Braves @ Philadelphia Phillies Shibe Park, Philadelphia, PA Sun Sep 02 1951, 3:33 AM EDT Att: 5,544 - Unknown AB 27 R 3 H 10 RBI 3 BB 0 SO 1 LOB 10 		
Sam Jethroe, S OBP: 0.357, SLG: 0.460 (1, 8)	E4		F7		G3					3	0	0	0	0	0				
Earl Torgeson, L OBP: 0.378, SLG: 0.429 (1, 3)				1B	1B					3	1	3	0	0	0				
Bob Elliott, R OBP: 0.379, SLG: 0.467 (1, 5)	F8			L5-4 1B	1B					3	0	2	0	0	0	1			
Sid Gordon, R OBP: 0.386, SLG: 0.511 (1, 7)		6-3		1-2 2-H 3B	1B			F9		3	1	1	1	0	0	2			
Walker Cooper, R OBP: 0.388, SLG: 0.522 (1, 2)		L7		L5-4 2-3				E7 F8 1B		3	0	1	0	0	0	2			
Willard Marshall, L OBP: 0.359, SLG: 0.447 (1, 9)				1-H 1B	3B			F8 2-3		3	1	2	1	0	0	1			
Roy Hartsfield, R OBP: 0.328, SLG: 0.351 (1, 4)		L5		3-H 1B				6-3		3	0	1	1	0	0	2			
Dave Cole, R OBP: 0.214, SLG: 0.357 (1, 1)				6-3				3-1		2	0	0	0	0	1	1			
Bob Addis, L OBP: 0.294, SLG: 0.275 (6, PH)			K	6-3						1	0	0	0	0	0	1			
George Estock, R OBP: 0.375, SLG: 0.286 (6, 1)										0	0	0	0	0	0	0			
Inning Stats	R: 0 E: 1 K: 0 S: 4	H: 1 LOB: 1 BB: 0 P: 4	R: 0 E: 0 K: 0 S: 4	H: 1 LOB: 1 BB: 0 P: 4	R: 0 E: 0 K: 1 S: 5	H: 0 LOB: 0 BB: 0 P: 5	R: 3 E: 0 K: 0 S: 7	H: 5 LOB: 1 BB: 0 P: 7	R: 0 E: 0 K: 0 S: 5	H: 2 LOB: 2 BB: 0 P: 5	R: 0 E: 1 K: 0 S: 4	H: 1 LOB: 1 BB: 0 P: 4					1B: 9 2B: 1 3B: 1 HR: 0	SF: 0 SAC: 0 DP: 1 HBP: 0	WP: 0 PA: 27 PB: 0 SB: 0 CS: 0
PITCHER	IP WLS BF H R ER SO BB IBB HBP BLK WP HR S P ERA WHIP																		
Bubba Church, R ERA: 3.41 (1, 1)	3.2		16	6	3	3	1	0	0	0	0	0	0	0	18	18	7.36	1.636	
Andy Hansen, R ERA: 3.15 (4, 1)	2.1	W	11	4	0	0	0	0	0	0	0	0	0	0	11	11	0.00	1.714	

Batter	1	2	3	4	5	6	7	8	9	AB	R	H	RBI	BB	SO	LOB	BOTTOM		
Richie Ashburn, L OBP: 0.392, SLG: 0.420 (1, 8)	L3		F9	E8 1-H 1B						3	0	1	0	0	0	0	Boston Braves @ Philadelphia Phillies Shibe Park, Philadelphia, PA Sun Sep 02 1951, 3:33 AM EDT Att: 5,544 - Unknown AB 22 R 5 H 5 RBI 3 BB 3 SO 1 LOB 6 		
Granny Hamner, R OBP: 0.285, SLG: 0.361 (1, 6)	4-3		1B E		5-3					3	1	1	0	0	0	0			
Dick Sisler, L OBP: 0.359, SLG: 0.427 (1, 7)	F7		1-2 3B	1B	5-3					3	1	1	0	0	0	0			
Bill Nicholson, L OBP: 0.357, SLG: 0.475 (1, 9)		4-0 BB BB	E4 1-2 2-H 3B		F8					2	1	0	0	1	0	1			
Willie Jones, R OBP: 0.356, SLG: 0.448 (1, 5)		F9	1-H 2-H 1B	3B	L5					3	1	1	2	0	0	1			
Tommy Brown, R OBP: 0.281, SLG: 0.376 (1, 3)		4-0 BB BB	1-2 BB	CS 1B	6-3					2	0	1	1	1	0	0			
Putsy Caballero, R OBP: 0.243, SLG: 0.261 (1, 4)	F2		1-2 CS	1B	1-3			F7		3	0	0	0	0	0	2			
Andy Seminick, R OBP: 0.364, SLG: 0.387 (1, 2)	F7			4-3						2	0	0	0	0	0	2			
Bubba Church, R OBP: 0.247, SLG: 0.319 (1, 1)			0-3 BB BB	1B						1	0	0	0	0	1	0			
Andy Hansen, R OBP: 0.667, SLG: 1.000 (4, 1)			K	E BB						0	1	0	0	1	0	0			
Inning Stats	R: 0 E: 0 K: 0 S: 3	H: 0 LOB: 0 BB: 0 P: 3	R: 0 E: 0 K: 0 S: 3	H: 0 LOB: 2 BB: 2 P: 11	R: 4 E: 1 K: 1 S: 9	H: 4 LOB: 0 BB: 0 P: 9	R: 1 E: 1 K: 0 S: 3	H: 1 LOB: 1 BB: 1 P: 7	R: 0 E: 0 K: 0 S: 3	H: 0 LOB: 0 BB: 0 P: 3	R: 0 E: 0 K: 0 S: 3	H: 0 LOB: 0 BB: 0 P: 3					1B: 4 2B: 0 3B: 1 HR: 0	SF: 0 SAC: 0 DP: 0 HBP: 0	WP: 0 PA: 26 PB: 0 SB: 0 CS: 1
PITCHER	IP WLS BF H R ER SO BB IBB HBP BLK WP HR S P ERA WHIP																		
Dave Cole, R ERA: 4.24 (1, 1)	5.0	L	22	5	5	0	1	3	0	0	0	0	0	0	21	33	0.00	1.600	
George Estock, R ERA: 3.63 (6, 1)	1.0		3	0	0	0	0	0	0	0	0	0	0	3	3	0.00	0.000		

Batter	1	2	3	4	5	6	7	8	9	AB	R	H	RBI	BB	SO	LOB	TOP					
Sibby Sisti, R OBP: 0.364, SLG: 0.410 (1, 6)	L4		1-3			1B		K		4	0	1	0	0	1	1	Boston Braves @ Brooklyn Dodgers Ebbets Field, Brooklyn, NY Mon Sep 03 1951, 3:38 AM EDT Att: 33,353 - Unknown					
Sam Jethroe, S OBP: 0.391, SLG: 0.452 (1, 8)	3-1			K		L7		3-1		4	0	0	0	0	1	3						
Earl Torgeson, L OBP: 0.381, SLG: 0.428 (1, 3)	CS			G4-3		K			F9	2	0	0	0	2	1	2						
Bob Elliott, R OBP: 0.380, SLG: 0.476 (1, 5)	CS	6-3		G4-3						4	1	1	1	0	0	1						
Sid Gordon, R OBP: 0.390, SLG: 0.519 (1, 7)						F7		HR		3	1	2	1	1	0	0						
Willard Marshall, L OBP: 0.356, SLG: 0.443 (1, 9)		F6				4-1		F5		4	0	0	0	0	0	2						
Roy Hartsfield, R OBP: 0.325, SLG: 0.347 (1, 4)						K				3	0	0	0	0	2	1						
Walker Cooper, R OBP: 0.368, SLG: 0.531 (9, PH)						K		5-3		1	0	0	0	0	1	1						
Ebba St. Claire, S OBP: 0.325, SLG: 0.384 (1, 2)			4-3					F9		3	0	1	0	0	0	0						
Chet Nichols, S OBP: 0.139, SLG: 0.139 (1, 1)										1	0	0	0	0	0	0						
Phil Paine, R OBP: 0.287, SLG: 0.277 (6, PH)			F9			K				1	0	0	0	0	1	1						
Bob Addis, L OBP: 0.125, SLG: 0.125 (8, 1)										0	0	0	0	0	0	0						
Bob Chipman, L OBP: 0.125, SLG: 0.125 (8, 1)								1B		0	0	0	0	0	0	0						
Inning Stats	R: 0 E: 0 K: 0 S: 2	H: 0 LOB: 0 BB: 1 P: 6	R: 0 E: 0 K: 1 S: 6	H: 1 LOB: 1 BB: 0 P: 6	R: 0 E: 0 K: 1 S: 3	H: 0 LOB: 0 BB: 0 P: 3	R: 0 E: 0 K: 1 S: 4	H: 0 LOB: 0 BB: 1 P: 8	R: 0 E: 0 K: 1 S: 5	H: 0 LOB: 0 BB: 0 P: 5	R: 0 E: 0 K: 2 S: 9	H: 2 LOB: 2 BB: 0 P: 9	R: 1 E: 0 K: 0 S: 4	H: 1 LOB: 0 BB: 0 P: 4	R: 0 E: 0 K: 1 S: 6	H: 1 LOB: 1 BB: 0 P: 6	R: 1 E: 0 K: 1 S: 6	H: 1 LOB: 1 BB: 1 P: 10	1B: 4 2B: 0 3B: 0 HR: 2	SF: 0 SAC: 0 DP: 1 HBP: 0	WP: 0 PB: 0 SB: 0 CS: 1	PA: 35
PITCHER Clem Labine, R ERA: 2.25 (1, 1)	IP: 9.0 WLS: W BF: 34 H: 6 R: 2 ER: 2 SO: 7 BB: 3 IBB: 0 HBP: 0 BLK: 0 WP: 0 HR: 2 S: 45 P: 57 ERA: 2.00 WHIP: 1.000															PITCHER	IP: 9.0 WLS: W BF: 34 H: 6 R: 2 ER: 2 SO: 7 BB: 3 IBB: 0 HBP: 0 BLK: 0 WP: 0 HR: 2 S: 45 P: 57 ERA: 2.00 WHIP: 1.000					

Batter	1	2	3	4	5	6	7	8	9	AB	R	H	RBI	BB	SO	LOB	BOTTOM			
Carl Furillo, R OBP: 0.356, SLG: 0.449 (1, 9)	6-3	4-3		L4		SH5-4		F2		4	0	0	0	0	0	2	Boston Braves @ Brooklyn Dodgers Ebbets Field, Brooklyn, NY Mon Sep 03 1951, 3:38 AM EDT Att: 33,353 - Unknown			
Pee Wee Reese, R OBP: 0.376, SLG: 0.415 (1, 6)	2-3		E2	L4		4-3		S		5	1	2	0	0	0	3				
Jackie Robinson, R OBP: 0.425, SLG: 0.521 (1, 4)	F9		4-3			F7		F8		4	0	0	0	1	0	4				
Roy Campanella, R OBP: 0.394, SLG: 0.599 (1, 2)		HR	2B			F2		G5-4-3		3	2	2	1	1	0	1				
Andy Pafko, R OBP: 0.352, SLG: 0.485 (1, 8)		HR	2B			G5-4-3		G5-4-3		3	1	2	3	1	0	1				
Gil Hodges, R OBP: 0.375, SLG: 0.544 (1, 3)		3B	K			1B		G5-4-3		2	2	0	0	2	1	3				
Dick Williams, R OBP: 0.265, SLG: 0.404 (1, 7)		F3	F6			E4				2	0	0	0	0	0	2				
Jim Russell, S ERA: 2.67 (6, PH)						1B				1	1	0	0	0	0	1				
Billy Cox, R OBP: 0.337, SLG: 0.420 (1, 5)						SH5-4		F8		4	0	3	1	0	0	2				
Clem Labine, R OBP: 0.200, SLG: 0.200 (1, 1)		6-3		FC3-6		SH5-4		F6		4	0	1	2	0	0	2				
Inning Stats	R: 0 E: 0 K: 0 S: 3	H: 3 LOB: 1 BB: 1 P: 10	R: 2 E: 0 K: 1 S: 8	H: 3 LOB: 1 BB: 0 P: 8	R: 0 E: 0 K: 0 S: 4	H: 1 LOB: 1 BB: 0 P: 4	R: 0 E: 0 K: 0 S: 2	H: 0 LOB: 0 BB: 1 P: 6	R: 2 E: 1 K: 1 S: 6	H: 2 LOB: 2 BB: 1 P: 10	R: 0 E: 0 K: 0 S: 2	H: 0 LOB: 2 BB: 2 P: 11	R: 0 E: 0 K: 0 S: 4	H: 1 LOB: 1 BB: 0 P: 4	R: 0 E: 0 K: 0 S: 4	H: 1 LOB: 1 BB: 0 P: 4	1B: 6 2B: 2 3B: 1 HR: 1	SF: 0 SAC: 1 DP: 2 HBP: 1	WP: 0 PB: 0 SB: 1 CS: 0	PA: 39
PITCHER Chet Nichols, L ERA: 2.94 (1, 1)	IP: 2.1 WLS: L BF: 14 H: 3 R: 2 ER: 1 SO: 5 BB: 1 IBB: 0 HBP: 0 BLK: 0 WP: 0 HR: 1 S: 13 P: 17 ERA: 19.29 WHIP: 3.000															PITCHER	IP: 2.1 WLS: L BF: 14 H: 3 R: 2 ER: 1 SO: 5 BB: 1 IBB: 0 HBP: 0 BLK: 0 WP: 0 HR: 1 S: 13 P: 17 ERA: 19.29 WHIP: 3.000			
PITCHER Phil Paine, R ERA: 2.67 (3, 1)	IP: 4.2 WLS: L BF: 21 H: 3 R: 2 ER: 1 SO: 1 BB: 4 IBB: 0 HBP: 1 BLK: 0 WP: 0 HR: 0 S: 18 P: 35 ERA: 1.93 WHIP: 1.500															PITCHER	IP: 4.2 WLS: L BF: 21 H: 3 R: 2 ER: 1 SO: 1 BB: 4 IBB: 0 HBP: 1 BLK: 0 WP: 0 HR: 0 S: 18 P: 35 ERA: 1.93 WHIP: 1.500			
PITCHER Bob Chipman, L ERA: 4.02 (8, 1)	IP: 1.0 WLS: L BF: 4 H: 1 R: 0 ER: 0 SO: 0 BB: 0 IBB: 0 HBP: 0 BLK: 0 WP: 0 HR: 0 S: 4 P: 4 ERA: 0.00 WHIP: 1.000															PITCHER	IP: 1.0 WLS: L BF: 4 H: 1 R: 0 ER: 0 SO: 0 BB: 0 IBB: 0 HBP: 0 BLK: 0 WP: 0 HR: 0 S: 4 P: 4 ERA: 0.00 WHIP: 1.000			

Batter	1	2	3	4	5	6	7	8	9	AB	R	H	RBI	BB	SO	LOB	TOP					
Eddie Stanky, R OBP: 0.406, SLG: 0.380 Davey Williams, R OBP: 0.319, SLG: 0.375	4-0 BB BB	4-0 1B BB			0-3 K		0-3 K		0-0 F3	1	0	0	0	2	1	0	New York Giants @ Boston Braves Braves Field, Boston, MA Wed Sep 05 1951, 3:33 AM EDT Unknown livebaseballscorecards.com					
Alvin Dark, R OBP: 0.361, SLG: 0.463	0-0 F7	0-0			0-0		0-0 F9		0-0 1-6-3	5	0	2	2	0	0	1						
Willie Mays, R OBP: 0.361, SLG: 0.518	4-0 1-2 BB	0-0 F9			0-0 F6		0-0 F6		0-0 5-3	4	0	0	0	1	0	3						
Monte Irvin, R OBP: 0.417, SLG: 0.481	0-0 F9		4-0 FC5-4 BB		0-0 6-3				4-0 SH5-4 1B BB	2	1	0	0	2	0	3						
Bobby Thomson, R OBP: 0.359, SLG: 0.502	0-0 G3		0-0 FC5-4 F9		0-0 F3				0-0 SH5-4	3	0	0	0	0	0	3						
Don Mueller, L OBP: 0.314, SLG: 0.453		0-0 BB 1B 4-3	0-0 F9		0-0 F9				0-0 1B	4	1	2	1	0	0	1						
Whitey Lockman, L OBP: 0.339, SLG: 0.421		0-0 4-3		0-0 F8					0-0 F4	4	0	1	0	0	0	2						
Wes Westrum, R OBP: 0.405, SLG: 0.444		4-0 BB 1B BB		0-3 K					4-0 IBB	1	1	0	0	3	1	0						
Sheldon Jones, R OBP: 0.120, SLG: 0.208		0-3 K		0-3 K					0-3 K	4	0	0	0	0	4	6						
Inning Stats	R: 0 E: 0 K: 0 S: 3	H: 0 LOB: 2 BB: 2 P: 11	R: 2 E: 0 K: 1 S: 7	H: 2 LOB: 2 BB: 2 P: 15	R: 0 E: 0 K: 2 S: 2	H: 0 LOB: 0 BB: 1 P: 6	R: 0 E: 0 K: 1 S: 6	H: 1 LOB: 1 BB: 1 P: 7	R: 0 E: 0 K: 2 S: 7	H: 0 LOB: 0 BB: 0 P: 7	R: 0 E: 0 K: 1 S: 6	H: 1 LOB: 2 BB: 1 P: 10	R: 0 E: 0 K: 1 S: 5	H: 0 LOB: 0 BB: 0 P: 5	R: 1 E: 0 K: 1 S: 6	H: 1 LOB: 2 BB: 2 P: 14	R: 0 E: 0 K: 0 S: 3	H: 0 LOB: 0 BB: 0 P: 3	1B: 4 2B: 1 3B: 0 HR: 0	SF: 0 SAC: 1 DP: 0 HBP: 0	WP: 0 PB: 0 SB: 0 CS: 0	PA: 39
PITCHER Warren Spahn, L ERA: 2.96	IP: 9.0 WLS: L BF: 39	H: 5 R: 3 ER: 3 SO: 7	BB: 7 IBB: 1 HBP: 0 BLK: 0	WP: 0 HR: 0 S: 45 P: 77	ERA: 3.00 WHIP: 1.333																	

Batter	1	2	3	4	5	6	7	8	9	AB	R	H	RBI	BB	SO	LOB	BOTTOM					
Sibby Sisti, R OBP: 0.359, SLG: 0.404	0-0 4-3		0-0 F9		0-0 F8		0-3 K			4	0	0	0	0	1	0	New York Giants @ Boston Braves Braves Field, Boston, MA Wed Sep 05 1951, 3:33 AM EDT Unknown livebaseballscorecards.com					
Sam Jethroe, S OBP: 0.353, SLG: 0.452	0-0 F7-4 1B		0-0 F2		0-3 K			0-0 WP S 1B	4	0	2	0	0	1	0							
Earl Torgeson, L OBP: 0.378, SLG: 0.425	0-0 F7-4		0-0 F7		0-3 K			0-0 4-3	4	0	0	0	0	1	2							
Bob Elliott, R OBP: 0.379, SLG: 0.476		0-0 F6		0-0 4-3 HR 2B				0-0 F6	4	1	1	0	0	0	1							
Sid Gordon, R OBP: 0.388, SLG: 0.518		0-3 K		0-0 4-3				0-0 6-3	4	0	1	0	0	1	2							
Walker Cooper, R OBP: 0.373, SLG: 0.543 Luis Marquez, R OBP: 0.277, SLG: 0.263		0-0 E6 BB BB		0-0 HR				4-0 L3 IBB	3	1	2	2	1	0	0							
Willard Marshall, L OBP: 0.355, SLG: 0.439		4-0 BB BB		0-0 F3				0-0 L3	3	0	0	0	1	0	3							
Johnny Logan, R OBP: 0.304, SLG: 0.278 Bob Addis, L OBP: 0.265, SLG: 0.276		4-0 BB BB		4-0 BB				0-0 F7	1	0	0	0	2	0	0							
Warren Spahn, L OBP: 0.223, SLG: 0.278		0-0 F8		0-3 K				0-3 K	3	0	0	0	0	2	4							
Inning Stats	R: 0 E: 0 K: 0 S: 3	H: 1 LOB: 0 BB: 0 P: 3	R: 0 E: 1 K: 1 S: 6	H: 0 LOB: 3 BB: 2 P: 14	R: 0 E: 0 K: 1 S: 3	H: 0 LOB: 0 BB: 0 P: 3	R: 2 E: 0 K: 1 S: 7	H: 2 LOB: 1 BB: 1 P: 11	R: 0 E: 0 K: 2 S: 7	H: 0 LOB: 0 BB: 0 P: 7	R: 0 E: 0 K: 0 S: 3	H: 1 LOB: 1 BB: 1 P: 7	R: 0 E: 0 K: 2 S: 7	H: 0 LOB: 0 BB: 0 P: 7	R: 0 E: 0 K: 0 S: 4	H: 1 LOB: 1 BB: 0 P: 4	R: 0 E: 0 K: 0 S: 3	H: 1 LOB: 1 BB: 0 P: 3	1B: 3 2B: 4 3B: 0 HR: 1	SF: 0 SAC: 0 DP: 3 HBP: 0	WP: 1 PB: 0 SB: 1 CS: 0	PA: 35
PITCHER Sheldon Jones, R ERA: 4.4	IP: 9.0 WLS: W BF: 35	H: 6 R: 2 ER: 2 SO: 6	BB: 3 IBB: 1 HBP: 0 BLK: 0	WP: 1 HR: 1 S: 43 P: 59	ERA: 2.00 WHIP: 1.000																	

Batter	1	2	3	4	5	6	7	8	9	AB	R	H	RBI	BB	SO	LOB	TOP			
Eddie Stanky, R OBP: 0.403, SLG: 0.376 (1, 4)	F3	5-3		1B BB	K			F7	5-3	5	1	0	0	1	1	2	New York Giants @ Boston Braves Braves Field, Boston, MA Wed Sep 05 1951, 3:38 AM EDT Att: 11,985 - Unknown			
Alvin Dark, R OBP: 0.384, SLG: 0.467 (1, 6)	E8 2B	E4 1B		1B HR 1B		F3		1B 1B	6-3	6	3	4	0	0	0	0				
Don Mueller, L OBP: 0.317, SLG: 0.457 (1, 9)	1B 2B	1-3		HR 1B		4-3		1B 1B		5	3	3	3	0	0	1				
Monte Irvin, R OBP: 0.419, SLG: 0.487 (1, 7)	1B BB		F8	HR		F8		S 1B 1B		4	1	2	4	1	0	0				
Whitey Lockman, L OBP: 0.338, SLG: 0.418 (1, 3)	F5		F9	3-1			CS BB	F4		4	0	0	0	1	0	4				
Bobby Thomson, R OBP: 0.381, SLG: 0.506 (1, 5)	BB 1B		F8		4-3		1-2 2B	S 1B		5	0	3	2	0	0	0				
Willie Mays, R OBP: 0.384, SLG: 0.516 (1, 8)	BB		F6	FC1-5 BB		F8		1-2 2-3 BB		2	0	0	0	3	0	1				
Wes Westrum, R OBP: 0.404, SLG: 0.440 Sal Yvars, R OBP: 0.417, SLG: 0.512 (1, 2) (8, 2)	F5		K	K	FC1-5 BB		BB	K		3	0	0	0	2	2	6				
Sal Maglie, R OBP: 0.168, SLG: 0.202 (1, 1)		4-3		1B BB 1B	FC1-5		F7		6-3	5	1	1	0	0	0	4				
Inning Stats	R: 2 E: 1 K: 0 S: 6	H: 3 LOB: 3 BB: 2 P: 14	R: 0 E: 1 K: 0 S: 4	H: 1 LOB: 1 BB: 0 P: 4	R: 0 E: 0 K: 0 S: 3	H: 0 LOB: 0 BB: 0 P: 3	R: 5 E: 0 K: 1 S: 9	H: 4 LOB: 0 BB: 1 P: 13	R: 0 E: 0 K: 1 S: 5	H: 0 LOB: 2 BB: 2 P: 13	R: 0 E: 0 K: 0 S: 3	H: 1 LOB: 2 BB: 1 P: 11	R: 2 E: 0 K: 1 S: 9	H: 4 LOB: 3 BB: 1 P: 13	R: 0 E: 0 K: 0 S: 3	H: 0 LOB: 0 BB: 0 P: 3		1B: 9 2B: 3 3B: 0 HR: 1	SF: 0 SAC: 0 DP: 0 HBP: 0	WP: 0 PB: 0 CS: 1
PITCHER	IP	WLS	BF	H	R	ER	SO	BB	IBB	HBP	BLK	WP	HR	S	P	ERA	WHIP			
Jim Wilson, R ERA: 5.15 Phil Paine, R ERA: 2.45 George Estock, R ERA: 3.95 Bob Chipman, L ERA: 3.92	(1, 1) (4, 1) (7, 1) (9, 1)	3.2 2.1 2.0 1.0	L 9 13 3	22 0 5 0	8 0 2 0	7 0 2 0	1 1 2 0	3 2 3 0	0 0 0 0	0 0 0 0	0 0 0 0	0 0 0 0	1 0 12 3	21 9 24 3	33 17 24 3	17.18 0.00 9.00 0.00	3.000 0.857 4.000 0.000			

Batter	1	2	3	4	5	6	7	8	9	AB	R	H	RBI	BB	SO	LOB	BOTTOM			
Sibby Sisti, R OBP: 0.358, SLG: 0.400 (1, 4)	F8			5-3		G4-6-3 BB		F4		3	0	0	0	1	0	2	New York Giants @ Boston Braves Braves Field, Boston, MA Wed Sep 05 1951, 3:38 AM EDT Att: 11,985 - Unknown			
Sam Jethroe, S OBP: 0.354, SLG: 0.452 (1, 8)	K			FC4-6 1B		G4-6-3		G1-6-3 1B		4	0	2	0	0	1	1				
Earl Torgeson, L OBP: 0.377, SLG: 0.422 (1, 3)	CS BB			FC4-6		1-3		G1-6-3		3	0	0	0	1	0	2				
Bob Elliott, R OBP: 0.376, SLG: 0.472 (1, 5)	CS	E6 FC6-4		F2		K		F9		4	0	0	0	0	1	1				
Sid Gordon, R OBP: 0.388, SLG: 0.524 (1, 7)		FC6-4 G6-4-3		HR		F6				3	1	1	1	0	0	1				
Willard Marshall, L OBP: 0.358, SLG: 0.439 (1, 9)		G6-4-3		F7				1B 1B		3	0	1	0	0	0	1				
Ebba St. Claire, S OBP: 0.325, SLG: 0.383 (1, 2)			G3		G5-4-3 1B			F8		3	0	1	0	0	0	1				
Johnny Logan, R OBP: 0.304, SLG: 0.279 (1, 6)			F9		G5-4-3			1B		3	0	1	0	0	0	1				
Jim Wilson, R OBP: 0.242, SLG: 0.250 Phil Paine, R OBP: 0.285, SLG: 0.274 George Estock, R OBP: 0.312, SLG: 0.288 Walker Cooper, R OBP: 0.125, SLG: 0.125 (1, 1) (4, 1) (6, PH) (7, 1) (8, PH) (9, 1)	(1, 1) (4, 1) (6, PH) (7, 1) (8, PH) (9, 1)	9.0 W	31 BF	6 H	1 R	1 ER	3 SO	2 BB	0 IBB	0 HBP	0 BLK	0 WP	1 HR	35 S	43 P	1.00 ERA		0.889 WHIP		
PITCHER	IP	WLS	BF	H	R	ER	SO	BB	IBB	HBP	BLK	WP	HR	S	P	ERA		WHIP		
Sal Maglie, R ERA: 3.02	(1, 1)	9.0	W	31	6	1	1	3	2	0	0	0	0	1	35	43	1.00	0.889		

AB 39
R 9
H 13
RBI 9
BB 8
SO 3
LOB 18



AB 29
R 1
H 6
RBI 1
BB 2
SO 3
LOB 12



Batter	1	2	3	4	5	6	7	8	9	AB	R	H	RBI	BB	SO	LOB	TOP					
Eddie Stanky, R OBP: 0.405, SLG: 0.377 (1, 4)										4	1	2	0	1	0	2	New York Giants @ Boston Braves Braves Field, Boston, MA Fri Sep 07 1951, 3:33 AM EDT Att: 1,500 - Unknown					
Alvin Dark, R OBP: 0.364, SLG: 0.467 (1, 6)										5	2	2	0	0	0	2						
Don Mueller, L OBP: 0.316, SLG: 0.454 (1, 9)										5	1	1	0	0	0	3						
Monte Irvin, R OBP: 0.419, SLG: 0.493 (1, 7)										5	1	2	3	0	0	1						
Whitey Lockman, L OBP: 0.339, SLG: 0.418 (1, 3)										5	1	2	1	0	0	1						
Bobby Thomson, R OBP: 0.367, SLG: 0.518 (1, 5)										5	1	5	0	0	0	0						
Willie Mays, R OBP: 0.364, SLG: 0.512 (1, 8)										3	0	0	0	2	0	3						
Wes Westrum, R OBP: 0.400, SLG: 0.435 (1, 2)										4	0	0	0	0	1	6						
Larry Jansen, R OBP: 0.161, SLG: 0.099 (1, 1)										4	0	1	1	0	0	2						
Inning Stats	R: 2 E: 0 K: 0 S: 6	H: 3 LOB: 2 BB: 1 P: 10	R: 0 E: 0 K: 0 S: 3	H: 0 LOB: 0 BB: 0 P: 3	R: 0 E: 0 K: 0 S: 3	H: 0 LOB: 0 BB: 0 P: 3	R: 1 E: 0 K: 0 S: 5	H: 2 LOB: 2 BB: 1 P: 9	R: 3 E: 2 K: 1 S: 6	H: 3 LOB: 0 BB: 0 P: 6	R: 0 E: 0 K: 0 S: 6	H: 1 LOB: 1 BB: 0 P: 6	R: 0 E: 0 K: 0 S: 5	H: 2 LOB: 3 BB: 1 P: 9	R: 0 E: 0 K: 0 S: 4	H: 2 LOB: 0 BB: 0 P: 4	R: 1 E: 0 K: 0 S: 4	H: 2 LOB: 0 BB: 0 P: 4	1B: 12 2B: 1 3B: 1 HR: 1	SF: 0 SAC: 0 DP: 1 HBP: 0	WP: 0 PB: 1 CS: 0	PA: 43
PITCHER	IP	WLS	BF	H	R	ER	SO	BB	IBB	HBP	BLK	WP	HR	S	P	ERA	WHIP					
Max Surkont, R ERA: 3.89 (1, 1)	5.0	L	25	8	6	5	0	2	0	0	0	0	0	23	31	9.00	2.000					
Bob Chipman, L ERA: 3.74 (6, 1)	2.0		10	3	0	0	1	1	0	0	0	0	0	11	15	0.00	2.000					
Phil Paine, R ERA: 2.59 (8, 1)	2.0		8	4	1	1	0	0	0	0	0	0	1	8	8	4.50	2.000					

Batter	1	2	3	4	5	6	7	8	9	AB	R	H	RBI	BB	SO	LOB	BOTTOM					
Sibby Sisti, R OBP: 0.352, SLG: 0.393 (1, 4)										5	0	0	1	0	2	5	New York Giants @ Boston Braves Braves Field, Boston, MA Fri Sep 07 1951, 3:33 AM EDT Att: 1,500 - Unknown					
Sam Jethroe, S OBP: 0.355, SLG: 0.459 (1, 8)										4	2	2	0	0	0	1						
Earl Torgeson, L OBP: 0.375, SLG: 0.419 (1, 3)										4	0	0	0	0	0	2						
Bob Elliott, R OBP: 0.373, SLG: 0.467 (1, 5)										4	0	0	2	0	1	1						
Sid Gordon, R OBP: 0.397, SLG: 0.521 (1, 7)										4	0	1	0	0	0	1						
Walker Cooper, R OBP: 0.370, SLG: 0.537 (1, 2)										4	0	1	0	0	0	1						
Willard Marshall, L OBP: 0.359, SLG: 0.442 (1, 9)										4	1	3	0	0	0	0						
Johnny Logan, R OBP: 0.301, SLG: 0.275 (1, 6)										2	0	0	0	0	0	3						
Roy Hartsfield, R OBP: 0.326, SLG: 0.348 (7, PH)										2	0	1	0	0	1	0						
Max Surkont, R OBP: 0.239, SLG: 0.185 (5, PH)										1	0	1	0	0	0	0						
Bob Addis, L OBP: 0.287, SLG: 0.278 (5, PH)										1	0	0	0	0	0	0						
Bob Chipman, L OBP: 0.125, SLG: 0.125 (5, PH)										0	0	0	0	0	0	0						
Tommy Thomson, R OBP: 0.295, SLG: 0.290 (7, PH)										1	0	0	0	0	0	0						
Phil Paine, R OBP: 0.295, SLG: 0.290 (8, 1)										0	0	0	0	0	0	0						
Ebba St. Claire, S OBP: 0.324, SLG: 0.381 (5, PH)										1	0	0	0	0	0	2						
Inning Stats	R: 0 E: 0 K: 0 S: 3	H: 0 LOB: 0 BB: 0 P: 3	R: 0 E: 0 K: 1 S: 5	H: 0 LOB: 0 BB: 0 P: 5	R: 1 E: 0 K: 0 S: 5	H: 2 LOB: 1 BB: 0 P: 5	R: 0 E: 0 K: 0 S: 3	H: 0 LOB: 0 BB: 0 P: 3	R: 0 E: 0 K: 1 S: 7	H: 3 LOB: 2 BB: 0 P: 7	R: 1 E: 0 K: 0 S: 5	H: 2 LOB: 1 BB: 0 P: 5	R: 0 E: 0 K: 0 S: 5	H: 0 LOB: 0 BB: 0 P: 5	R: 1 E: 1 K: 0 S: 5	H: 1 LOB: 1 BB: 0 P: 5	R: 0 E: 0 K: 1 S: 7	H: 2 LOB: 2 BB: 0 P: 7	1B: 8 2B: 1 3B: 1 HR: 0	SF: 0 SAC: 0 DP: 1 HBP: 0	WP: 0 PB: 0 CS: 0	PA: 37
PITCHER	IP	WLS	BF	H	R	ER	SO	BB	IBB	HBP	BLK	WP	HR	S	P	ERA	WHIP					
Larry Jansen, R ERA: 3.34 (1, 1)	9.0	W	37	10	3	3	4	0	0	0	0	0	0	45	45	3.00	1.111					

Batter	1	2	3	4	5	6	7	8	9	AB	R	H	RBI	BB	SO	LOB	TOP			
Richie Ashburn, L (1, 8) OBP: 0.389, SLG: 0.421	0-0 4-3		0-0 L9			0-0 F8		0-0 1B		4	0	1	0	0	0	0	Philadelphia Phillies @ Boston Braves Braves Field, Boston, MA Sat Sep 08 1951, 3:33 AM EDT Att: 2,629 - Unknown			
Granny Hamner, R (1, 6) OBP: 0.294, SLG: 0.360	4-0 BB 1B BB		0-0 1B			0-0 F6		0-0 F9		3	0	1	0	1	0	1				
Willie Jones, R (1, 5) OBP: 0.352, SLG: 0.439	0-0 BB 1-2 1B		0-0 F6			0-0 1B			4-0 BB	3	0	2	0	1	0	1				
Del Ennis, R (1, 9) OBP: 0.351, SLG: 0.410	4-0 G6-4-3 1-2 2-3 BB			0-0 G6-4-3 1B		0-0 F6			0-0 F9	3	0	1	0	1	0	2				
Tommy Brown, R (1, 3) OBP: 0.273, SLG: 0.360	0-0 G6-4-3 1-2			0-0 G6-4-3 1-2			0-3 K		0-0 F9	4	0	0	0	0	1	5				
Dick Sister, L (1, 7) OBP: 0.359, SLG: 0.421		0-0 F8			0-3 K		0-0 F5		0-0 F5	4	0	0	0	0	1	1				
Putsy Caballero, R (1, 4) OBP: 0.242, SLG: 0.258		0-0 6-3				0-0 G6-4-3 1B			0-0 4-3	3	0	1	0	0	0	0				
Andy Seminick, R (1, 2) OBP: 0.359, SLG: 0.378		0-0 5-3				0-0 F7			0-3 K	3	0	0	0	0	1	1				
Bubba Church, R (1, 1) OBP: 0.240, SLG: 0.311						0-0 G6-4-3			0-3 K	2	0	0	0	0	1	1				
Del Wilber, R (8, PH) OBP: 0.319, SLG: 0.429						0-0 G6-4-3 1-2				1	0	0	0	0	1	0				
Jocko Thompson, L (8, 1) OBP: 0.125, SLG: 0.179										0	0	0	0	0	0	0				
Inning Stats	R: 0 E: 0 K: 0 S: 3	H: 1 LOB: 2 BB: 2 P: 11	R: 0 E: 0 K: 0 S: 3	H: 0 LOB: 0 BB: 0 P: 3	R: 0 E: 0 K: 1 S: 6	H: 1 LOB: 1 BB: 0 P: 6	R: 0 E: 0 K: 1 S: 5	H: 1 LOB: 0 BB: 0 P: 5	R: 0 E: 0 K: 0 S: 4	H: 1 LOB: 1 BB: 0 P: 4	R: 0 E: 0 K: 1 S: 5	H: 0 LOB: 0 BB: 0 P: 5	R: 0 E: 0 K: 2 S: 8	H: 1 LOB: 1 BB: 0 P: 8	R: 0 E: 0 K: 0 S: 3	H: 0 LOB: 1 BB: 1 P: 7	1B: 6 2B: 0 3B: 0 HR: 0	SF: 0 SAC: 0 DP: 3 HBP: 0	WP: 0 PB: 0 SB: 0 CS: 0	PA: 33
PITCHER Chet Nichols, L (1, 1) ERA: 2.72	IP: 9.0 WLS: W BF: 33 H: 6 R: 0 ER: 0 SO: 5 BB: 3 IBB: 0 HBP: 0 BLK: 0 WP: 0 HR: 0 S: 40 P: 52 ERA: 0.00 WHIP: 1.000															PITCHER				

AB	30
R	0
H	6
RBI	0
BB	3
SO	5
LOB	12



Batter	1	2	3	4	5	6	7	8	9	AB	R	H	RBI	BB	SO	LOB	BOTTOM			
Sibby Sisti, R (1, 6) OBP: 0.354, SLG: 0.392	1-0 G3-6-3 1B HBP		0-3 K			0-0 F7	0-0 E2 3B 1B			3	1	1	0	0	1	0	Philadelphia Phillies @ Boston Braves Braves Field, Boston, MA Sat Sep 08 1951, 3:33 AM EDT Att: 2,629 - Unknown			
Sam Jethroe, S (1, 8) OBP: 0.356, SLG: 0.464	0-0 G3-6-3 1-2 1B		0-0 G3			4-0 3B S BB	0-0 3B 2-H 3-H P: 0-0			3	1	2	2	1	0	0				
Earl Torgeson, L (1, 3) OBP: 0.376, SLG: 0.422	0-0 G3-6-3 1-2 2-3			4-0 BB		0-0 1B 3B	0-0 4-3			3	1	1	1	1	0	3				
Bob Elliott, R (1, 5) OBP: 0.376, SLG: 0.469	4-0 BB			0-0 F9		0-0 6-3 1B	0-0 1B 1B			3	1	2	1	1	0	1				
Sid Gordon, R (1, 7) OBP: 0.386, SLG: 0.519	0-0 F3			0-0 F9		0-0 6-3	0-0 1B 1B			4	0	1	0	0	0	4				
Willard Marshall, L (1, 9) OBP: 0.358, SLG: 0.440		0-0 F5		0-0 F4		0-0 F8	0-0 1B 1B			4	0	1	1	0	0	2				
Ebba St. Claire, S (1, 2) OBP: 0.322, SLG: 0.379		0-0 F8			0-0 4-3		0-0 E SH1-4 3B 1B	0-0 FC7-5-4 1-2 2-3		4	1	1	0	0	0	2				
Roy Hartsfield, R (1, 4) OBP: 0.323, SLG: 0.344		0-0 5-3			0-3 K		0-0 F7	0-0 4-3		4	0	0	0	0	1	2				
Chet Nichols, S (1, 1) OBP: 0.132, SLG: 0.132			0-3 K			0-0 4-3	0-0 SH1-4			2	0	0	0	0	1	0				
Inning Stats	R: 0 E: 0 K: 0 S: 3	H: 1 LOB: 1 BB: 1 P: 8	R: 0 E: 0 K: 0 S: 3	H: 0 LOB: 0 BB: 0 P: 3	R: 0 E: 0 K: 2 S: 7	H: 0 LOB: 0 BB: 0 P: 7	R: 0 E: 0 K: 0 S: 3	H: 0 LOB: 1 BB: 1 P: 7	R: 0 E: 0 K: 1 S: 5	H: 0 LOB: 0 BB: 0 P: 5	R: 2 E: 0 K: 0 S: 5	H: 2 LOB: 1 BB: 1 P: 9	R: 2 E: 1 K: 0 S: 6	H: 3 LOB: 1 BB: 0 P: 6	R: 1 E: 0 K: 0 S: 5	H: 3 LOB: 1 BB: 0 P: 5	1B: 7 2B: 0 3B: 2 HR: 0	SF: 0 SAC: 1 DP: 2 HBP: 1	WP: 0 PB: 0 SB: 1 CS: 0	PA: 35
PITCHER Bubba Church, R (1, 1) ERA: 3.46	IP: 7.0 WLS: L BF: 30 H: 6 R: 4 ER: 4 SO: 3 BB: 3 IBB: 0 HBP: 1 BLK: 0 WP: 0 HR: 0 S: 32 P: 45 ERA: 5.14 WHIP: 1.286															PITCHER				
Jocko Thompson, L (8, 1) ERA: 3.9	IP: 1.0 WLS: 5 BF: 3 H: 3 R: 1 ER: 1 SO: 0 BB: 0 IBB: 0 HBP: 0 BLK: 0 WP: 0 HR: 0 S: 5 P: 5 ERA: 9.00 WHIP: 3.000															PITCHER				



Batter	1	2	3	4	5	6	7	8	9	AB	R	H	RBI	BB	SO	LOB	TOP					
Richie Ashburn, L (1, 8) OBP: 0.389, SLG: 0.421	F8		F8				4-3		FC4	5	0	2	0	0	0	0	Philadelphia Phillies @ Boston Braves Braves Field, Boston, MA Sun Sep 09 1951, 3:33 AM EDT Unknown					
Granny Hamner, R (1, 6) OBP: 0.284, SLG: 0.360	F3			1-3	F8		6-3		F9	5	1	1	0	0	0	2						
Willie Jones, R (1, 5) OBP: 0.353, SLG: 0.444				1-3			F5		FC4	5	1	2	1	0	0	2						
Del Ennis, R (1, 9) OBP: 0.354, SLG: 0.415	FC6-4			2-3			HR			4	1	3	1	0	0	1						
Dick Sisler, L (1, 7) OBP: 0.359, SLG: 0.427		5-3		2-3			SH		SH	3	1	1	2	0	0	1						
Eddie Waitkus, L (1, 3) OBP: 0.319, SLG: 0.327	F3			BB			F9		F9	3	0	0	0	1	0	2						
Putsy Caballero, R (1, 4) OBP: 0.237, SLG: 0.252	6-3			F8			F8		F4	4	0	0	0	0	0	4						
Del Wilber, R (1, 2) OBP: 0.322, SLG: 0.433				CS			F8		F2	3	0	1	0	1	0	2						
Ken Johnson, L (1, 1) OBP: 0.143, SLG: 0.118 Tommy Brown, R (9, PH) OBP: 0.271, SLG: 0.358			K				K		K	3	0	0	0	0	3	2						
Inning Stats	R: 0 E: 0 K: 0 S: 4	H: 1 LOB: 1 BB: 0 P: 4	R: 0 E: 0 K: 0 S: 3	H: 0 LOB: 0 BB: 0 P: 3	R: 0 E: 0 K: 1 S: 4	H: 0 LOB: 0 BB: 1 P: 8	R: 1 E: 0 K: 0 S: 5	H: 2 LOB: 2 BB: 1 P: 9	R: 0 E: 0 K: 1 S: 6	H: 1 LOB: 1 BB: 0 P: 6	R: 3 E: 0 K: 1 S: 9	H: 4 LOB: 2 BB: 0 P: 9	R: 0 E: 0 K: 0 S: 3	H: 0 LOB: 0 BB: 0 P: 3	R: 0 E: 1 K: 0 S: 5	H: 1 LOB: 2 BB: 0 P: 5	R: 0 E: 0 K: 0 S: 4	H: 1 LOB: 1 BB: 0 P: 4	1B: 5 2B: 3 3B: 0 HR: 2	SF: 0 SAC: 1 DP: 0 HBP: 0	WP: 0 PB: 0 SB: 1 CS: 1	PA: 39
PITCHER Warren Spahn, L (1, 1) ERA: 2.99	IP: 9.0 WLS: W BF: 39 H: 10 R: 4 ER: 4 SO: 3 BB: 2 IBB: 0 HBP: 0 BLK: 0 WP: 0 HR: 2 S: 43 P: 51 ERA: 4.00 WHIP: 1.333																					

Batter	1	2	3	4	5	6	7	8	9	AB	R	H	RBI	BB	SO	LOB	BOTTOM			
Sibby Sisti, R (1, 6) OBP: 0.355, SLG: 0.399	K		FC1-6	K		F9				5	0	2	1	0	2	2	Philadelphia Phillies @ Boston Braves Braves Field, Boston, MA Sun Sep 09 1951, 3:33 AM EDT Unknown			
Sam Jethroe, S (1, 8) OBP: 0.356, SLG: 0.464			FC1-6		F8			6-3		5	0	2	1	0	0	2				
Earl Torgeson, L (1, 3) OBP: 0.375, SLG: 0.421	FC4-6		F3				4-3			4	1	1	0	0	0	3				
Bob Elliott, R (1, 5) OBP: 0.379, SLG: 0.472							F7			3	1	2	1	1	0	0				
Sid Gordon, R (1, 7) OBP: 0.385, SLG: 0.516	1-3		F8				F8			3	0	0	0	1	0	4				
Walker Cooper, R (1, 2) OBP: 0.386, SLG: 0.530		K		K		F7		K		4	0	0	1	0	3	1				
Willard Marshall, L (1, 9) OBP: 0.359, SLG: 0.441		G3				F4		SH3-4		4	2	2	0	0	0	1				
Roy Hartsfield, R (1, 4) OBP: 0.325, SLG: 0.344								SH3-4		1	0	0	0	2	1	0				
Warren Spahn, L (1, 1) OBP: 0.224, SLG: 0.287	K		FC4-6					F8		4	1	1	0	0	1	3				
Inning Stats	R: 0 E: 0 K: 1 S: 7	H: 2 LOB: 2 BB: 0 P: 7	R: 0 E: 0 K: 2 S: 7	H: 0 LOB: 1 BB: 1 P: 11	R: 0 E: 0 K: 0 S: 4	H: 1 LOB: 2 BB: 1 P: 8	R: 1 E: 1 K: 2 S: 8	H: 1 LOB: 1 BB: 1 P: 12	R: 2 E: 0 K: 0 S: 5	H: 2 LOB: 1 BB: 1 P: 9	R: 1 E: 0 K: 1 S: 7	H: 2 LOB: 1 BB: 0 P: 7	R: 0 E: 0 K: 1 S: 5	H: 0 LOB: 0 BB: 0 P: 5	R: 1 E: 0 K: 0 S: 5	H: 2 LOB: 1 BB: 0 P: 5	1B: 7 2B: 2 3B: 1 HR: 0	SF: 0 SAC: 1 DP: 0 HBP: 0	WP: 0 PB: 0 SB: 2 CS: 0	PA: 38
PITCHER Ken Johnson, L (1, 1) ERA: 3.87	IP: 8.0 WLS: L BF: 38 H: 10 R: 5 ER: 4 SO: 7 BB: 4 IBB: 0 HBP: 0 BLK: 0 WP: 0 HR: 0 S: 48 P: 64 ERA: 4.50 WHIP: 1.750																			

Batter	1	2	3	4	5	6	7	8	9	AB	R	H	RBI	BB	SO	LOB	TOP					
Richie Ashburn, L OBP: 0.390, SLG: 0.424 (1, 8)										5	1	3	0	0	0	4	Philadelphia Phillies @ Boston Braves Braves Field, Boston, MA Sun Sep 09 1951, 3:38 AM EDT Att: 8,588 - Unknown					
Granny Hamner, R OBP: 0.265, SLG: 0.359 (1, 6)										4	0	1	0	1	0	5						
Dick Sisler, L OBP: 0.355, SLG: 0.422 (1, 7)											5	0	0	0	0	1						
Del Ennis, R OBP: 0.354, SLG: 0.413 (1, 9)											3	0	0	0	2	0						
Willie Jones, R OBP: 0.354, SLG: 0.444 (1, 5)											3	0	1	1	1	0						
Eddie Waitkus, L OBP: 0.319, SLG: 0.326 (1, 3)											4	0	1	0	0	3						
Putsy Caballero, R OBP: 0.243, SLG: 0.248 (1, 4)											2	0	0	0	2	0						
Andy Seminick, R OBP: 0.361, SLG: 0.375 (1, 2)										2	0	0	0	2	0	1						
Niles Jordan, L OBP: 0.200, SLG: 0.111 (1, 1)											2	0	1	0	1	0						
Bill Nicholson, L OBP: 0.362, SLG: 0.519 (8, PH)											1	0	0	0	0	1						
Andy Hansen, R OBP: 0.667, SLG: 1.000 (8, 1)											0	0	0	0	0	0						
Inning Stats	R: 1 E: 0 K: 1 S: 7	H: 3 LOB: 2 BB: 1 P: 11	R: 0 E: 0 K: 0 S: 3	H: 1 LOB: 2 BB: 2 P: 11	R: 0 E: 0 K: 0 S: 4	H: 1 LOB: 2 BB: 1 P: 8	R: 0 E: 0 K: 0 S: 3	H: 0 LOB: 0 BB: 2 P: 11	R: 0 E: 0 K: 0 S: 2	H: 0 LOB: 0 BB: 1 P: 6	R: 0 E: 0 K: 0 S: 4	H: 1 LOB: 2 BB: 1 P: 8	R: 0 E: 0 K: 0 S: 3	H: 0 LOB: 0 BB: 3 P: 3	R: 0 E: 0 K: 0 S: 3	H: 0 LOB: 1 BB: 1 P: 7	R: 0 E: 0 K: 0 S: 4	H: 1 LOB: 1 BB: 0 P: 4	1B: 6 2B: 3 3B: 0 HR: 0	SF: 0 SAC: 0 DP: 2 HBP: 0	WP: 0 PB: 0 SB: 1 CS: 2	PA: 40
PITCHER Dave Cole, R ERA: 3.8 (1, 1)	IP: 9.0 WLS: W BF: 40 H: 7 R: 1 ER: 1 SO: 1 BB: 9 IBB: 0 HBP: 0 BLK: 0 WP: 0 HR: 0 S: 33 P: 69 ERA: 1.00 WHIP: 1.778															PITCHER						

Batter	1	2	3	4	5	6	7	8	9	AB	R	H	RBI	BB	SO	LOB	BOTTOM			
Sibby Sisti, R OBP: 0.350, SLG: 0.394 (1, 6)										4	0	0	0	0	0	3	Philadelphia Phillies @ Boston Braves Braves Field, Boston, MA Sun Sep 09 1951, 3:38 AM EDT Att: 8,588 - Unknown			
Sam Jethroe, S OBP: 0.357, SLG: 0.462 (1, 8)										4	0	1	0	0	0	1				
Earl Torgeson, L OBP: 0.374, SLG: 0.418 (1, 3)										3	1	0	0	1	2	1				
Bob Elliott, R OBP: 0.380, SLG: 0.472 (1, 5)										4	0	2	0	0	0	1				
Sid Gordon, R OBP: 0.386, SLG: 0.516 (1, 7)										4	1	2	1	0	0	1				
Willard Marshall, L OBP: 0.358, SLG: 0.439 (1, 9)										4	0	1	0	0	1	2				
Roy Hartsfield, R OBP: 0.325, SLG: 0.344 (1, 4)										3	0	1	0	0	3					
Ray Mueller, R OBP: 0.234, SLG: 0.229 (1, 2)										2	1	0	0	1	0	1				
Dave Cole, R OBP: 0.353, SLG: 0.706 (1, 1)										3	1	3	3	0	0	0				
Inning Stats	R: 0 E: 0 K: 1 S: 5	H: 0 LOB: 0 BB: 0 P: 5	R: 0 E: 0 K: 0 S: 3	H: 0 LOB: 0 BB: 0 P: 3	R: 0 E: 0 K: 0 S: 4	H: 2 LOB: 1 BB: 0 P: 4	R: 0 E: 0 K: 0 S: 3	H: 1 LOB: 0 BB: 0 P: 3	R: 2 E: 0 K: 1 S: 7	H: 2 LOB: 1 BB: 1 P: 11	R: 1 E: 0 K: 0 S: 5	H: 3 LOB: 2 BB: 1 P: 9	R: 1 E: 1 K: 0 S: 4	H: 1 LOB: 0 BB: 0 P: 4	R: 0 E: 0 K: 1 S: 6	H: 1 LOB: 1 BB: 0 P: 6	1B: 8 2B: 1 3B: 0 HR: 1	SF: 0 SAC: 0 DP: 1 HBP: 0	WP: 0 PB: 0 SB: 1 CS: 2	PA: 34
PITCHER Niles Jordan, L ERA: 3.45 (1, 1)	IP: 7.0 WLS: L BF: 29 H: 9 R: 4 ER: 4 SO: 2 BB: 2 IBB: 0 HBP: 0 BLK: 0 WP: 0 HR: 1 S: 31 P: 39 ERA: 5.14 WHIP: 1.571															PITCHER				
Andy Hansen, R ERA: 2.84 (8, 1)	IP: 1.0 WLS: L BF: 4 H: 1 R: 0 ER: 0 SO: 1 BB: 0 IBB: 0 HBP: 0 BLK: 0 WP: 0 HR: 0 S: 6 P: 6 ERA: 0.00 WHIP: 1.000															PITCHER				



Batter	1	2	3	4	5	6	7	8	9	AB	R	H	RBI	BB	SO	LOB	TOP		
Sibby Sisti, R OBP: 0.348, SLG: 0.388 (1, 6)										5	1	2	0	0	0	3			
Sam Jethroe, S OBP: 0.398, SLG: 0.463 (1, 8)										4	0	1	0	0	1	0			
Earl Torgeson, L OBP: 0.375, SLG: 0.428 (1, 3)										4	0	0	0	0	4	1			
Bob Elliott, R OBP: 0.377, SLG: 0.462 (1, 5)										3	0	0	0	1	1	1			
Sid Gordon, R OBP: 0.397, SLG: 0.521 (1, 7)										3	0	0	0	1	0	1			
Walker Cooper, R OBP: 0.394, SLG: 0.546 (1, 2)										4	1	1	0	0	0	2			
Willard Marshall, L OBP: 0.360, SLG: 0.442 (1, 9)										4	0	1	0	0	1	1			
Roy Hartsfield, R OBP: 0.329, SLG: 0.343 (1, 4)										3	0	2	0	1	0	0			
Warren Spahn, L OBP: 0.236, SLG: 0.298 (1, 1)										3	0	2	1	0	1	0			
Inning Stats	R: 1 E: 2 K: 1 S: 7	H: 2 LOB: 1 BB: 0 P: 7	R: 0 E: 0 K: 1 S: 5	H: 0 LOB: 0 BB: 0 P: 5	R: 0 E: 0 K: 2 S: 7	H: 0 LOB: 0 BB: 0 P: 7	R: 0 E: 0 K: 2 S: 5	H: 4 LOB: 3 BB: 0 P: 5	R: 0 E: 0 K: 0 S: 5	H: 0 LOB: 2 BB: 2 P: 13	R: 0 E: 0 K: 0 S: 4	H: 1 LOB: 1 BB: 0 P: 4	R: 0 E: 0 K: 1 S: 5	H: 0 LOB: 0 BB: 0 P: 5	R: 0 E: 0 K: 0 S: 5	H: 2 LOB: 2 BB: 1 P: 9	1B: 8 2B: 1 3B: 0 HR: 0	SF: 0 SAC: 1 DP: 0 HBP: 0	WP: 0 PA: 37
PITCHER A Brazle, L ERA: 2.95 (1, 1)	IP: 9.0 WLS: L BF: 37	H: 9 R: 2 ER: 1 SO: 8	BB: 2 IBB: 1 HBP: 0 BLK: 0	WP: 0 HR: 0 S: 50 P: 62	ERA: 1.00 WHIP: 1.222														

Boston Braves @ St. Louis Cardinals
Sportsman's Park, St. Louis, MO
Thu Sep 13 1951, 4:33 AM EDT
Att: 4,706 - Unknown

AB 33
R 2
H 9
RBI 1
BB 3
SO 8
LOB 9



Batter	1	2	3	4	5	6	7	8	9	AB	R	H	RBI	BB	SO	LOB	BOTTOM		
Solly Hemus, L OBP: 0.391, SLG: 0.356 (1, 6)										4	0	0	0	0	0	2			
Red Schoendienst, S OBP: 0.360, SLG: 0.417 (1, 4)										4	0	0	0	0	0	1			
Stan Musial, L OBP: 0.457, SLG: 0.640 (1, 3)										3	0	0	0	0	0	0			
Wally Westlake, R OBP: 0.321, SLG: 0.466 (1, 9)										3	0	0	0	0	1	0			
Peanuts Lowrey, R OBP: 0.368, SLG: 0.427 (1, 7)										3	0	0	0	0	0	0			
Billy Johnson, R OBP: 0.349, SLG: 0.418 (1, 5)										3	0	0	0	0	0	0			
Chuck Diering, R OBP: 0.308, SLG: 0.283 (1, 8)										2	0	0	0	1	1	0			
Del Rice, R OBP: 0.306, SLG: 0.348 (1, 2)										3	0	0	0	0	0	1			
A Brazle, L OBP: 0.111, SLG: 0.111 (1, 1)										2	0	1	0	0	0	1			
Enos Slaughter, L (9, PH) OBP: 0.382, SLG: 0.383 (9, PH)										1	0	0	0	0	0	0			
Inning Stats	R: 0 E: 0 K: 0 S: 3	H: 0 LOB: 0 BB: 0 P: 3	R: 0 E: 0 K: 0 S: 3	H: 0 LOB: 0 BB: 0 P: 3	R: 0 E: 0 K: 0 S: 3	H: 0 LOB: 1 BB: 1 P: 7	R: 0 E: 0 K: 1 S: 5	H: 0 LOB: 0 BB: 0 P: 5	R: 0 E: 0 K: 1 S: 5	H: 0 LOB: 0 BB: 0 P: 5	R: 0 E: 0 K: 0 S: 4	H: 1 LOB: 1 BB: 0 P: 4	R: 0 E: 0 K: 0 S: 3	H: 0 LOB: 0 BB: 0 P: 3	R: 0 E: 0 K: 0 S: 3	H: 0 LOB: 0 BB: 0 P: 3	1B: 1 2B: 0 3B: 0 HR: 0	SF: 0 SAC: 0 DP: 0 HBP: 0	WP: 1 PA: 29
PITCHER Warren Spahn, L ERA: 2.9 (1, 1)	IP: 9.0 WLS: W BF: 29	H: 1 R: 0 ER: 0 SO: 2	BB: 1 IBB: 0 HBP: 0 BLK: 0	WP: 1 HR: 0 S: 32 P: 36	ERA: 0.00 WHIP: 0.222														

Boston Braves @ St. Louis Cardinals
Sportsman's Park, St. Louis, MO
Thu Sep 13 1951, 4:33 AM EDT
Att: 4,706 - Unknown

AB 28
R 0
H 1
RBI 0
BB 1
SO 2
LOB 5



Batter	1	2	3	4	5	6	7	8	9	AB	R	H	RBI	BB	SO	LOB	TOP			
Sibby Sisti, R OBP: 0.346, SLG: 0.385	6-3		1B	K		F3		F8		5	1	1	0	0	1	2	Boston Braves @ St. Louis Cardinals Sportsman's Park, St. Louis, MO Fri Sep 14 1951, 4:33 AM EDT Att: 6,295 - Unknown			
Sam Jethroe, S OBP: 0.362, SLG: 0.467	1-3		1B	1B				2B		4	1	3	1	1	0	0				
Earl Torgeson, L OBP: 0.380, SLG: 0.434			1B	1B				BB		4	0	4	3	1	0	0				
Bob Elliott, R OBP: 0.374, SLG: 0.457	K		F4	K		K			4-3	5	0	0	0	0	3	7				
Sid Gordon, R OBP: 0.384, SLG: 0.516		F7	F7			F7		5-3		5	0	0	0	0	0	4				
Walker Cooper, R OBP: 0.361, SLG: 0.540		HR	FC6-4			F7			F9	5	1	1	0	0	0	2				
Willard Marshall, L OBP: 0.364, SLG: 0.454		HR						F8		4	2	3	2	0	0	0				
Roy Hartsfield, R OBP: 0.333, SLG: 0.343								5-3		2	1	1	0	2	0	0				
Chet Nichols, S OBP: 0.119, SLG: 0.119	K		K	K		K		F9		4	0	0	0	0	3	5				
Inning Stats	R: 0 E: 0 K: 1 S: 6	H: 1 LOB: 1 BB: 0 P: 6	R: 2 E: 0 K: 1 S: 7	H: 3 LOB: 0 BB: 0 P: 7	R: 1 E: 0 K: 0 S: 6	H: 3 LOB: 2 BB: 0 P: 6	R: 2 E: 0 K: 3 S: 12	H: 3 LOB: 1 BB: 1 P: 16	R: 0 E: 0 K: 1 S: 6	H: 1 LOB: 2 BB: 1 P: 10	R: 0 E: 0 K: 0 S: 3	H: 0 LOB: 0 BB: 0 P: 3	R: 1 E: 0 K: 0 S: 3	H: 1 LOB: 1 BB: 1 P: 7	R: 0 E: 0 K: 0 S: 3	H: 0 LOB: 0 BB: 0 P: 3	1B: 9 2B: 3 3B: 0 HR: 1	SF: 0 SAC: 0 DP: 0 HBP: 0	WP: 0 PB: 0 SB: 0 CS: 0	PA: 42
PITCHER	IP	WLS	BF	H	R	ER	SO	BB	IBB	HBP	BLK	WP	HR	S	P	ERA	WHIP			
Max Lanier, L ERA: 3.21	(1, 1)	3.2	21	10	5	5	4	1	0	0	0	0	1	28	32	12.27	3.000			
Tom Poholsky, R ERA: 4.68	(4, 1)	5.1	L 21	3	1	1	3	2	1	0	0	0	0	24	36	1.69	0.938			

Batter	1	2	3	4	5	6	7	8	9	AB	R	H	RBI	BB	SO	LOB	BOTTOM					
Solly Hemus, L OBP: 0.392, SLG: 0.355	S		E	F9				F5	SH1-4	3	2	1	1	1	0	1	Boston Braves @ St. Louis Cardinals Sportsman's Park, St. Louis, MO Fri Sep 14 1951, 4:33 AM EDT Att: 6,295 - Unknown					
Red Schoendienst, S OBP: 0.361, SLG: 0.419			FC4-6	6-3				K2-3	6-3	5	1	2	1	0	1	2						
Stan Musial, L OBP: 0.457, SLG: 0.639			L7						K	4	1	1	1	1	1	3						
Billy Johnson, R OBP: 0.346, SLG: 0.415	F8		E5	F8				F7		4	0	0	0	0	0	4						
Enos Slaughter, L OBP: 0.381, SLG: 0.381			FC4-6	6-3				1-3		4	0	1	2	0	0	2						
Harry Walker, L OBP: 0.426, SLG: 0.429	L4-3		FC5-4							3	0	0	0	0	0	3						
Wally Westlake, R OBP: 0.322, SLG: 0.466	L4-3		FC5-4					FC6-4		0	0	0	0	1	0	0						
Chuck Diering, R OBP: 0.304, SLG: 0.297								F8		4	1	1	0	0	0	1						
Del Rice, R OBP: 0.308, SLG: 0.350		K						FC6-4		4	0	2	0	0	1	1						
Max Lanier, R OBP: 0.140, SLG: 0.122										1	0	0	0	0	0	0						
Tom Poholsky, R OBP: 0.217, SLG: 0.220										2	0	0	0	0	0	3						
Tommy Giaviano, R OBP: 0.354, SLG: 0.258									SH1-4	0	0	0	0	1	0	0						
Inning Stats	R: 3 E: 0 K: 0 S: 6	H: 4 LOB: 0 BB: 0 P: 6	R: 0 E: 0 K: 1 S: 5	H: 0 LOB: 0 BB: 0 P: 5	R: 1 E: 1 K: 0 S: 5	H: 1 LOB: 2 BB: 1 P: 9	R: 1 E: 0 K: 0 S: 5	H: 2 LOB: 1 BB: 0 P: 5	R: 0 E: 0 K: 0 S: 3	H: 0 LOB: 0 BB: 0 P: 3	R: 0 E: 0 K: 0 S: 4	H: 1 LOB: 1 BB: 0 P: 4	R: 0 E: 0 K: 1 S: 5	H: 0 LOB: 1 BB: 1 P: 9	R: 0 E: 0 K: 0 S: 3	H: 0 LOB: 1 BB: 1 P: 7	R: 0 E: 0 K: 1 S: 5	H: 0 LOB: 1 BB: 1 P: 9	1B: 5 2B: 4 3B: 0 HR: 0	SF: 0 SAC: 1 DP: 1 HBP: 0	WP: 0 PB: 0 SB: 1 CS: 0	PA: 39
PITCHER	IP	WLS	BF	H	R	ER	SO	BB	IBB	HBP	BLK	WP	HR	S	P	ERA	WHIP					
Chet Nichols, L ERA: 2.81	(1, 1)	9.0	W 39	8	5	4	3	4	0	0	0	0	0	41	57	4.00	1.333					

Batter	1	2	3	4	5	6	7	8	9	AB	R	H	RBI	BB	SO	LOB	TOP			
Sibby Sisti, R OBP: 0.342, SLG: 0.380 (1, 6)	F3		F8					5-3		4	0	0	0	0	1	0	Boston Braves @ St. Louis Cardinals Sportsman's Park, St. Louis, MO Sat Sep 15 1951, 4:33 AM EDT Att: 5,258 - Unknown			
Sam Jethroe, S OBP: 0.391, SLG: 0.466 (1, 8)	K		BB 1B				F9	F9		4	0	1	0	0	1	0				
Earl Torgeson, L OBP: 0.378, SLG: 0.431 (1, 3)	1-3		F9				4-1	K		4	0	0	0	0	1	1				
Bob Elliott, R OBP: 0.375, SLG: 0.456 Buddy Kerr, R OBP: 0.293, SLG: 0.213 (9, PR)		K	1-2 BB				F8	G4-3 1B		3	0	1	0	1	1	0				
Sid Gordon, R OBP: 0.383, SLG: 0.514 (1, 7)		1B 1B	F9				F8	G4-3 1-2		4	1	1	0	0	0	3				
Walker Cooper, R OBP: 0.384, SLG: 0.541 Ebba St. Claire, S OBP: 0.327, SLG: 0.387 (7, PR) (7, 2)		1B 1-3 1B					F3	1B 1B		3	0	2	0	0	0	0				
Willard Marshall, L OBP: 0.361, SLG: 0.451 (1, 9)		K					F8	F9		3	0	0	0	0	1	3				
Roy Hartsfield, R OBP: 0.335, SLG: 0.346 (1, 4)			1-2 3-H 1B				6-3	G5-4-3 1B		3	0	2	1	0	0	0				
Dave Cole, R OBP: 0.333, SLG: 0.706 Bob Chipman, L OBP: 0.106, SLG: 0.100 Luis Martorell, L OBP: 0.276, SLG: 0.281 Lew Burdette, R OBP: 0.296, SLG: 0.274 Johnny Logan, R OBP: 0.370, SLG: 0.286 (7, PR) (7, 1)		K					K	G5-4-3 1-2		0	0	0	0	0	0	0				
Inning Stats	R: 0 E: 0 K: 1 S: 5	H: 0 LOB: 0 BB: 0 P: 5	R: 1 E: 0 K: 3 S: 12	H: 3 LOB: 2 BB: 0 P: 12	R: 0 E: 0 K: 0 S: 4	H: 1 LOB: 2 BB: 1 P: 8	R: 0 E: 0 K: 0 S: 3	H: 0 LOB: 0 BB: 0 P: 3	R: 0 E: 0 K: 0 S: 7	H: 0 LOB: 0 BB: 0 P: 7	R: 0 E: 0 K: 0 S: 3	H: 2 LOB: 2 BB: 0 P: 4	R: 0 E: 0 K: 1 S: 5	H: 0 LOB: 0 BB: 0 P: 5	R: 0 E: 0 K: 0 S: 3	H: 1 LOB: 1 BB: 0 P: 3		1B: 7 2B: 0 3B: 0 HR: 0	SF: 0 SAC: 0 DP: 2 HBP: 0	WP: 0 PB: 0 SB: 0 CS: 0
PITCHER Cliff Chambers, L ERA: 4.31 (1, 1)	IP: 9.0 WLS: W BF: 33 H: 7 R: 1 ER: 1 SO: 7 BB: 1 IBB: 0 HBP: 0 BLK: 0 WP: 0 HR: 0 S: 46 P: 50 ERA: 1.00 WHIP: 0.889															PITCHER				

Batter	1	2	3	4	5	6	7	8	9	AB	R	H	RBI	BB	SO	LOB	BOTTOM			
Solly Hemus, L OBP: 0.399, SLG: 0.355 (1, 6)	BB HBP BB	F9 1B BB	FC5-4 BB		E BB BB		CS BB			0	3	0	0	5	0	0	Boston Braves @ St. Louis Cardinals Sportsman's Park, St. Louis, MO Sat Sep 15 1951, 4:33 AM EDT Att: 5,258 - Unknown			
Red Schoendienst, S OBP: 0.341, SLG: 0.418 (1, 4)	HBP BB BB	F9	FC5-4		E2 BB 1B		F9			4	0	1	1	1	0	5				
Stan Musial, L OBP: 0.460, SLG: 0.639 (1, 3)	G1-2-3 HBP BB				F6		BB BB	2B 2B 1B		3	1	2	2	2	0	0				
Enos Slaughter, L OBP: 0.384, SLG: 0.379 (1, 9)	G1-2-3 HBP	F2			BB		FC6 BB	F8		2	0	0	2	2	0	2				
Hal Rice, L OBP: 0.324, SLG: 0.367 (1, 7)	G1-2-3		F8		F4		FC6	2B 2B		5	1	1	0	0	0	7				
Vern Benson, L OBP: 0.333, SLG: 0.429 (1, 5)	K		F4		F1		4-3	4-3 2B 2B		5	0	1	2	0	1	3				
Harry Walker, L OBP: 0.500, SLG: 0.500 (1, 8)		SH6-4 1B WP 1B	HR 1B		SH1-3 E 1B		F3	4-3		5	3	3	0	0	0	1				
Del Rice, R OBP: 0.310, SLG: 0.361 (1, 2)		WP SH6-4 1B 1B	HR		SH1-3		F6	4-3		4	2	2	2	0	0	1				
Cliff Chambers, L OBP: 0.265, SLG: 0.292 (1, 1)		SH6-4	BB BB		F2		1-3			2	0	0	0	1	0	1				
Inning Stats	R: 1 E: 0 K: 1 S: 4	H: 0 LOB: 2 BB: 3 P: 17	R: 3 E: 0 K: 0 S: 6	H: 3 LOB: 1 BB: 1 P: 10	R: 2 E: 0 K: 0 S: 5	H: 2 LOB: 2 BB: 2 P: 13	R: 0 E: 0 K: 0 S: 3	H: 0 LOB: 1 BB: 1 P: 7	R: 2 E: 1 K: 0 S: 5	H: 2 LOB: 3 BB: 3 P: 17	R: 0 E: 0 K: 0 S: 3	H: 0 LOB: 0 BB: 0 P: 3	R: 0 E: 0 K: 0 S: 2	H: 0 LOB: 0 BB: 1 P: 6	R: 2 E: 0 K: 0 S: 6	H: 3 LOB: 1 BB: 0 P: 6		1B: 7 2B: 2 3B: 0 HR: 1	SF: 0 SAC: 2 DP: 1 HBP: 1	WP: 1 PB: 0 SB: 0 CS: 1
PITCHER Dave Cole, R ERA: 3.93 Bob Chipman, L ERA: 4.94 Lew Burdette, R ERA: 7.36 George Estock, R ERA: 4.1 (1, 1) (1, 1) (5, 1) (7, 1)	IP: 0.0 WLS: L BF: 20 H: 5 R: 5 ER: 5 SO: 1 BB: 4 IBB: 0 HBP: 0 BLK: 0 WP: 1 HR: 1 S: 18 P: 34 ERA: 11.25 WHIP: 2.250															PITCHER				

AB	32
R	1
H	7
RBI	1
BB	1
SO	7
LOB	12



AB	30
R	10
H	10
RBI	9
BB	11
SO	1
LOB	20



Batter	1	2	3	4	5	6	7	8	9	AB	R	H	RBI	BB	SO	LOB	TOP			
Sibby Sisti, R OBP: 0.339, SLG: 0.373 (1, 6)	F9			6-3		1B		5-3		4	0	1	0	0	0	1	Boston Braves @ Cincinnati Reds Crosley Field, Cincinnati, OH Sun Sep 16 1951, 3:38 AM EDT Att: 6,881 - Unknown livebaseballscorecards.com			
Sam Jethroe, S OBP: 0.395, SLG: 0.462 (1, 8)	F3			F9		F5		F5		4	0	0	0	0	0	1				
Earl Torgeson, L OBP: 0.379, SLG: 0.431 (1, 3)	K			5-3		4-3				4	0	1	0	0	1	1				
Sid Gordon, R OBP: 0.382, SLG: 0.511 (1, 5)		6-3			6-3		BB			3	0	0	0	1	0	1				
Walker Cooper, R OBP: 0.364, SLG: 0.537 (1, 2)		4-3			2B	1B		4-3		4	0	1	0	0	0	3				
Willard Marshall, L OBP: 0.362, SLG: 0.458 (1, 9)		F7			2B			F8		3	0	1	0	0	0	0				
Bob Addis, L OBP: 0.293, SLG: 0.285 (1, 7)				F8		K		FC6-4		3	0	1	0	0	1	2				
Roy Hartsfield, R OBP: 0.334, SLG: 0.347 (1, 4)				F2		5-3		FC6-4		3	0	0	0	0	0	3				
Max Surkont, R OBP: 0.234, SLG: 0.171 (1, 1)				F2				F7		2	0	0	0	0	0	0				
Bob Elliott, R OBP: 0.374, SLG: 0.456 (8, PH)				F2						1	0	0	0	0	0	1				
Phil Paine, R (8, 1)										0	0	0	0	0	0	0				
Inning Stats	R: 0 E: 0 K: 1 S: 5	H: 0 LOB: 0 BB: 0 P: 5	R: 0 E: 0 K: 0 S: 3	H: 0 LOB: 0 BB: 0 P: 3	R: 0 E: 0 K: 0 S: 3	H: 0 LOB: 0 BB: 0 P: 3	R: 0 E: 0 K: 0 S: 3	H: 2 LOB: 2 BB: 0 P: 7	R: 0 E: 0 K: 0 S: 4	H: 1 LOB: 1 BB: 0 P: 4	R: 0 E: 0 K: 0 S: 2	H: 0 LOB: 0 BB: 1 P: 6	R: 0 E: 0 K: 0 S: 4	H: 1 LOB: 1 BB: 0 P: 4	R: 0 E: 1 K: 0 S: 4	H: 1 LOB: 1 BB: 0 P: 4	1B: 4 2B: 2 3B: 0 HR: 0	SF: 0 SAC: 0 DP: 2 HBP: 0	WP: 0 PB: 0 SB: 0 CS: 0	PA: 32
PITCHER Ken Raffensberger, L ERA: 3.61 (1, 1)	IP: 9.0 WLS: W BF: 32 H: 5 R: 0 ER: 0 SO: 2 BB: 1 IBB: 0 HBP: 0 BLK: 0 WP: 0 HR: 0 S: 35 P: 39 ERA: 0.00 WHIP: 0.667															PITCHER Ken Raffensberger, L ERA: 3.61 (1, 1)	IP: 9.0 WLS: W BF: 32 H: 5 R: 0 ER: 0 SO: 2 BB: 1 IBB: 0 HBP: 0 BLK: 0 WP: 0 HR: 0 S: 35 P: 39 ERA: 0.00 WHIP: 0.667			

Batter	1	2	3	4	5	6	7	8	9	AB	R	H	RBI	BB	SO	LOB	BOTTOM			
Bobby Adams, R OBP: 0.323, SLG: 0.341 (1, 5)	1B	F4		F9				F6		4	1	1	0	0	0	2	Boston Braves @ Cincinnati Reds Crosley Field, Cincinnati, OH Sun Sep 16 1951, 3:38 AM EDT Att: 6,881 - Unknown livebaseballscorecards.com			
Lloyd Merriman, L OBP: 0.302, SLG: 0.357 (1, 8) (9, 7)	1B			4-3				F8		3	2	1	0	1	0	1				
Johnny Wyrostek, L OBP: 0.375, SLG: 0.396 (1, 9)	F5			1B						4	1	3	0	0	0	2				
Ted Kluszewski, L OBP: 0.305, SLG: 0.400 (1, 3)	S			G3				CS		4	0	2	2	0	0	1				
Hank Edwards, L OBP: 0.376, SLG: 0.440 (1, 7)	1B			G3				3-1		4	0	0	0	0	1	4				
Bob Usher, R OBP: 0.259, SLG: 0.301 (9, 8)	K			G3				F4		0	0	0	0	0	0	0				
Connie Ryan, R OBP: 0.351, SLG: 0.387 (1, 4)	6-3			F9						4	0	1	1	0	0	3				
Virgil Stallcup, R OBP: 0.252, SLG: 0.347 (1, 6)				F3						3	0	0	0	0	0	1				
Roy McMillan, R OBP: 0.273, SLG: 0.254 (9, 6)		5-3		F3				1B		1	0	1	0	0	0	0				
Johnny Pramesa, R OBP: 0.240, SLG: 0.333 (1, 2)				E6				F2		4	0	1	0	0	0	2				
Ken Raffensberger, R OBP: 0.165, SLG: 0.147 (1, 1)		SH1-3		K				F7		2	0	0	0	0	1	1				
Inning Stats	R: 2 E: 0 K: 1 S: 7	H: 2 LOB: 1 BB: 1 P: 11	R: 0 E: 0 K: 0 S: 4	H: 1 LOB: 1 BB: 0 P: 4	R: 2 E: 0 K: 0 S: 6	H: 3 LOB: 1 BB: 0 P: 6	R: 0 E: 1 K: 1 S: 6	H: 0 LOB: 1 BB: 0 P: 6	R: 0 E: 0 K: 0 S: 4	H: 1 LOB: 1 BB: 0 P: 4	R: 0 E: 0 K: 0 S: 3	H: 0 LOB: 0 BB: 0 P: 3	R: 0 E: 0 K: 0 S: 3	H: 1 LOB: 0 BB: 0 P: 3	R: 0 E: 0 K: 0 S: 5	H: 2 LOB: 2 BB: 0 P: 5	1B: 9 2B: 0 3B: 1 HR: 0	SF: 0 SAC: 1 DP: 0 HBP: 0	WP: 0 PB: 0 SB: 1 CS: 1	PA: 36
PITCHER Max Surkont, R ERA: 3.81 Phil Paine, R ERA: 2.7 (8, 1)	IP: 7.0 WLS: L BF: 30 H: 8 R: 4 ER: 3 SO: 2 BB: 1 IBB: 0 HBP: 0 BLK: 0 WP: 0 HR: 0 S: 33 P: 37 ERA: 3.86 WHIP: 1.286															PITCHER Max Surkont, R ERA: 3.81 Phil Paine, R ERA: 2.7 (8, 1)	IP: 7.0 WLS: L BF: 30 H: 8 R: 4 ER: 3 SO: 2 BB: 1 IBB: 0 HBP: 0 BLK: 0 WP: 0 HR: 0 S: 33 P: 37 ERA: 3.86 WHIP: 1.286			


Batter	1	2	3	4	5	6	7	8	9	AB	R	H	RBI	BB	SO	LOB	TOP			
Sibby Sisti, R OBP: 0.343, SLG: 0.373 (1, 6)										3	1	1	1	2	0	2	Boston Braves @ Pittsburgh Pirates Forbes Field, Pittsburgh, PA Tue Sep 18 1951, 3:33 AM EDT Att: 8,036 - Unknown livebaseballscorecards.com			
Sam Jethroe, S OBP: 0.360, SLG: 0.460 (1, 8)										3	1	0	0	2	2	3				
Earl Torgeson, L OBP: 0.379, SLG: 0.430 (1, 3)										4	0	1	1	1	0	3				
Sid Gordon, R OBP: 0.384, SLG: 0.514 (1, 5)										5	0	3	1	0	0	3				
Walker Cooper, R OBP: 0.362, SLG: 0.531 (1, 2)										4	0	0	0	1	1	7				
Willard Marshall, L OBP: 0.383, SLG: 0.455 (1, 9)										3	0	0	0	1	0	2				
Luis Marquez, R OBP: 0.274, SLG: 0.254 (9, PH)										3	1	0	0	1	0	5		AB 33 R 5 H 6 RBI 3 BB 10 SO 5 LOB 32		
Bob Addis, L OBP: 0.291, SLG: 0.283 (8, PH)										1	0	0	0	0	0	0				
Roy Hartsfield, R OBP: 0.335, SLG: 0.346 (1, 4)										4	1	1	0	1	0	4				
Jim Wilson, R OBP: 0.222, SLG: 0.229 (1, 1)										3	0	0	0	0	2	3				
Phil Paine, R OBP: 0.375, SLG: 0.456 (7, 1)										0	0	0	0	0	0	0				
Bob Elliott, R OBP: 0.299, SLG: 0.274 (8, PR)										0	0	0	0	1	0	0				
Johnny Logan, R OBP: 0.299, SLG: 0.274 (8, PR)										0	1	0	0	0	0	0				
Max Surkont, R OBP: 0.324, SLG: 0.171 (8, 1)										0	0	0	0	0	0	0				
Inning Stats	R: 2 E: 0 K: 1 S: 6	H: 1 LOB: 1 BB: 2 P: 14	R: 0 E: 1 K: 1 S: 5	H: 0 LOB: 1 BB: 1 P: 9	R: 0 E: 0 K: 1 S: 6	H: 1 LOB: 0 BB: 0 P: 6	R: 1 E: 1 K: 1 S: 7	H: 1 LOB: 2 BB: 0 P: 8	R: 0 E: 0 K: 0 S: 5	H: 0 LOB: 3 BB: 1 P: 9	R: 0 E: 0 K: 0 S: 3	H: 0 LOB: 1 BB: 1 P: 7	R: 2 E: 1 K: 0 S: 3	H: 1 LOB: 3 BB: 4 P: 19	R: 0 E: 0 K: 0 S: 3	H: 0 LOB: 0 BB: 0 P: 3		1B: 5 2B: 2 3B: 0 HR: 0	SF: 0 SAC: 0 DP: 1 HBP: 1	WP: 2 PB: 2 SB: 0 CS: 0
PITCHER	IP WLS BF H R ER SO BB IBB HBP BLK WP HR S P ERA WHIP																			
Len Yochim, L ERA: 5.14 (1, 1)	7.0 W 37 6 5 4 5 8 0 1 0 2 0 38 71 5.14 2.000																			
Bill Werle, L ERA: 6.32 (8, 1)	0.0 2 0 0 0 0 2 0 0 0 0 0 0 0 8 ∞ ∞																			
Ted Wilks, R ERA: 3.09 (8, 1)	2.0 S 5 0 0 0 0 0 0 0 0 0 0 0 5 5 0.00 0.000																			

Batter	1	2	3	4	5	6	7	8	9	AB	R	H	RBI	BB	SO	LOB	BOTTOM				
Dick Smith, R OBP: 0.391, SLG: 0.300 (1, 5)										5	0	1	1	0	1	3	Boston Braves @ Pittsburgh Pirates Forbes Field, Pittsburgh, PA Tue Sep 18 1951, 3:33 AM EDT Att: 8,036 - Unknown livebaseballscorecards.com				
George Metkovich, L OBP: 0.336, SLG: 0.384 (1, 3)										4	0	0	0	1	0	2					
Frank Thomas, R OBP: 0.313, SLG: 0.408 (1, 8)										5	0	0	0	0	3	2					
Ralph Kiner, R OBP: 0.454, SLG: 0.639 (1, 7)										4	1	1	1	1	1	2					
Gus Bell, L OBP: 0.334, SLG: 0.450 (1, 9)										5	2	3	0	0	1	5					
Clyde McCullough, R OBP: 0.371, SLG: 0.451 (1, 2)										4	2	3	1	0	0	3					
Jack Merson, R OBP: 0.632, SLG: 0.944 (1, 4)										3	1	3	1	1	0	0					
George Strickland, R OBP: 0.320, SLG: 0.333 (1, 6)										1	0	0	0	0	1	1					
Bill Howerton, L OBP: 0.359, SLG: 0.471 (4, PH)										1	0	0	1	0	0	1					
Dick Cole, R OBP: 0.317, SLG: 0.223 (5, 6)										2	0	1	1	0	0	3					
Len Yochim, L ERA: 5.78 (1, 1)										3	0	0	0	0	0	5					
Bill Werle, L OBP: 0.316, SLG: 0.405 (8, 1)										0	0	0	0	0	0	0					
Ted Wilks, R ERA: 3.79 (8, 1)										0	0	0	0	0	0	0					
Inning Stats	R: 0 E: 2 K: 1 S: 7	H: 0 LOB: 3 BB: 1 P: 11	R: 0 E: 0 K: 2 S: 8	H: 1 LOB: 0 BB: 0 P: 8	R: 0 E: 0 K: 2 S: 7	H: 0 LOB: 0 BB: 0 P: 7	R: 2 E: 0 K: 0 S: 6	H: 3 LOB: 1 BB: 0 P: 6	R: 0 E: 0 K: 1 S: 5	H: 0 LOB: 0 BB: 0 P: 5	R: 3 E: 0 K: 0 S: 7	H: 4 LOB: 1 BB: 0 P: 7	R: 1 E: 0 K: 0 S: 6	H: 3 LOB: 3 BB: 1 P: 10	R: 0 E: 0 K: 1 S: 6	H: 1 LOB: 2 BB: 1 P: 10		1B: 9 2B: 1 3B: 1 HR: 1	SF: 0 SAC: 1 DP: 0 HBP: 0	WP: 0 PB: 0 SB: 1 CS: 0	PA: 41
PITCHER	IP WLS BF H R ER SO BB IBB HBP BLK WP HR S P ERA WHIP																				
Jim Wilson, R ERA: 5.78 (1, 1)	6.1 L 31 9 6 6 6 1 0 0 0 0 0 0 42 46 8.53 1.579																				
Phil Paine, R ERA: 2.65 (7, 1)	0.2 5 2 0 0 0 1 0 0 0 0 0 0 4 8 0.00 4.500																				
Max Surkont, R ERA: 3.79 (8, 1)	1.0 5 1 0 0 1 1 0 0 0 0 0 0 6 10 0.00 2.000																				

Batter	1	2	3	4	5	6	7	8	9	AB	R	H	RBI	BB	SO	LOB	TOP		
Sibby Sisti, R OBP: 0.339, SLG: 0.369 (1,4)	L4		K		1-3			F6		4	0	0	0	0	1	0			
Sam Jethroe, S OBP: 0.395, SLG: 0.458 (1,8)	4-3		L7			3-1			HR	4	1	1	0	0	0	0			
Earl Torgeson, L OBP: 0.378, SLG: 0.434 (1,3)	G3			4-1		4-3			HR	4	1	1	2	0	0	0			
Sid Gordon, R OBP: 0.381, SLG: 0.510 (1,5)		F7		F7		6-3			5-3	4	0	0	0	0	0	0			
Walker Cooper, R OBP: 0.367, SLG: 0.535 (1,2)		1B		1B			K		G6-3	3	0	2	0	1	1	0			
Willard Marshall, L OBP: 0.384, SLG: 0.455 (1,9)		1B		1B			F7		G6-3	4	1	2	0	0	0	1			
Bob Addis, L OBP: 0.292, SLG: 0.284 (1,7)		1B		G3			6-3			3	0	1	1	0	0	2			
Buddy Kerr, R OBP: 0.289, SLG: 0.210 (8, PH)	F7				4-3					2	0	0	0	0	0	1			
Johnny Logan, R OBP: 0.289, SLG: 0.274 (8, PH)								1-3		1	0	0	0	0	0	0			
Chet Nichols, S OBP: 0.114, SLG: 0.114 (8, PH)			5-3					F2		0	0	0	0	0	0	0			
Tommy Holmes, L OBP: 0.276, SLG: 0.269 (8, PH)					F4					2	0	0	0	0	0	0			
Phil Paine, R OBP: 0.276, SLG: 0.269 (8, PH)										0	0	0	0	0	0	0			
Inning Stats	R: 0 E: 0 K: 0 S: 3	H: 0 LOB: 0 BB: 0 P: 3	R: 1 E: 0 K: 0 S: 5	H: 3 LOB: 1 BB: 0 P: 5	R: 0 E: 0 K: 1 S: 5	H: 0 LOB: 0 BB: 0 P: 5	R: 0 E: 0 K: 0 S: 5	H: 2 LOB: 2 BB: 0 P: 5	R: 0 E: 0 K: 1 S: 5	H: 0 LOB: 0 BB: 0 P: 3	R: 0 E: 0 K: 1 S: 5	H: 0 LOB: 0 BB: 0 P: 5	R: 0 E: 0 K: 0 S: 3	H: 0 LOB: 0 BB: 0 P: 3	R: 2 E: 0 K: 0 S: 4	H: 2 LOB: 0 BB: 1 P: 8	1B: 5 2B: 1 3B: 0 HR: 1	SF: 0 SAC: 0 DP: 1 HBP: 0	WP: 0 PA: 33 CS: 0
PITCHER Murry Dickson, R ERA: 4.16 (1,1)	IP: 9.0 WLS: W BF: 33 H: 7 R: 3 ER: 3 SO: 2 BB: 1 IBB: 0 HBP: 0 BLK: 0 WP: 0 HR: 1 S: 36 P: 40 ERA: 3.00 WHIP: 0.889															PITCHER			

Boston Braves @ Pittsburgh Pirates
Forbes Field, Pittsburgh, PA
Wed Sep 19 1951, 3:33 AM EDT
Att: 2,793 - Unknown


AB	32
R	3
H	7
RBI	3
BB	1
SO	2
LOB	4





Batter	1	2	3	4	5	6	7	8	9	AB	R	H	RBI	BB	SO	LOB	BOTTOM		
Dick Smith, R OBP: 0.333, SLG: 0.250 (1,5)	F6		K		1-3		4-3			4	0	0	0	0	1	1			
Jack Phillips, R OBP: 0.305, SLG: 0.316 (1,3)	1B		F8		WP		G5-4-3			3	2	2	0	1	0	0			
Frank Thomas, R OBP: 0.319, SLG: 0.419 (1,8)	FC5-4		K		1B		G5-4-3			4	1	2	3	0	1	1			
Ralph Kiner, R OBP: 0.456, SLG: 0.638 (1,7)	FC5-4		PO		1B					2	1	1	1	2	0	1			
Gus Bell, L OBP: 0.336, SLG: 0.454 (1,9)	1-2		PO		2-3		K		HR	3	1	1	2	1	1	1			
Clyde McCullough, R OBP: 0.368, SLG: 0.444 (1,2)	4-3		1-2		6-3		L7		HR	4	0	0	0	0	2				
Jack Merson, R OBP: 0.565, SLG: 0.818 (1,4)		6-3		L7			FC6-4		F7	4	0	1	0	0	0				
Dick Cole, R OBP: 0.322, SLG: 0.256 (1,6)		HR			1-3		F9		F8	4	2	2	1	0	1				
Murry Dickson, R OBP: 0.279, SLG: 0.340 (1,1)		6-3		SH3		FC6-4				2	0	0	0	0	1				
Inning Stats	R: 1 E: 0 K: 0 S: 5	H: 2 LOB: 2 BB: 1 P: 9	R: 1 E: 0 K: 1 S: 6	H: 1 LOB: 0 BB: 0 P: 6	R: 0 E: 0 K: 1 S: 4	H: 0 LOB: 0 BB: 1 P: 8	R: 0 E: 0 K: 0 S: 3	H: 0 LOB: 0 BB: 0 P: 3	R: 3 E: 0 K: 1 S: 8	H: 3 LOB: 1 BB: 1 P: 12	R: 0 E: 0 K: 0 S: 4	H: 1 LOB: 1 BB: 0 P: 4	R: 0 E: 0 K: 0 S: 3	H: 1 LOB: 0 BB: 0 P: 3	R: 2 E: 0 K: 0 S: 4	H: 1 LOB: 1 BB: 1 P: 8	1B: 5 2B: 2 3B: 0 HR: 2	SF: 0 SAC: 1 DP: 1 HBP: 0	WP: 2 PA: 36 CS: 0
PITCHER Chet Nichols, L ERA: 2.99 (8,1)	IP: 1.0 WLS: L BF: 5 H: 1 R: 2 ER: 2 SO: 0 BB: 1 IBB: 0 HBP: 0 BLK: 0 WP: 0 HR: 1 S: 4 P: 8 ERA: 18.00 WHIP: 2.000															PITCHER			

Boston Braves @ Pittsburgh Pirates
Forbes Field, Pittsburgh, PA
Wed Sep 19 1951, 3:33 AM EDT
Att: 2,793 - Unknown

AB	30
R	7
H	9
RBI	7
BB	4
SO	3
LOB	8




Batter	1	2	3	4	5	6	7	8	9	AB	R	H	RBI	BB	SO	LOB	TOP					
Sibby Sisti, R OBP: 0.338, SLG: 0.365	4-0 BB		0-3 K			0-0 E5 FC3-2	0-0 FC6-4			3	0	0	0	1	1	3	Boston Braves @ New York Giants Polo Grounds, New York, NY Sat Sep 22 1951, 3:33 AM EDT Att: 11,925 - Unknown					
Sam Jethroe, S OBP: 0.396, SLG: 0.456	0-3 K			0-0 F9		0-0 FC3-2 IBB		0-0 G3		3	0	0	0	1	1							
Earl Torgeson, L OBP: 0.376, SLG: 0.431	0-0 F6			0-0 F9		0-0 FC3-2 FC6-4		0-3 K		4	0	0	0	0	1	4						
Sid Gordon, R OBP: 0.380, SLG: 0.508	0-0 5-3			0-0 1-3		0-0 F6		0-0 FC6-4 1B		4	0	1	0	0	0	4						
Walker Cooper, R OBP: 0.362, SLG: 0.528		0-0 E5 G3-6-3			0-0 4-3	0-0 FC6-4		0-0 FC6-4		4	0	0	0	0	0	4						
Willard Marshall, L OBP: 0.363, SLG: 0.453		0-0 G3-6-3			0-0 G3		0-0 F8		0-0 1B	4	0	1	0	0	0	1						
Bob Addis, L OBP: 0.291, SLG: 0.283		0-0 4-3			0-0 3-1		0-0 1B	0-0 F9		4	0	1	0	0	0	1						
Buddy Kerr, R OBP: 0.294, SLG: 0.218			0-0 1-3			0-0 E 1B	0-0 FC6-4 1B	0-0 F3		4	1	2	0	0	0	1						
Warren Spahn, L OBP: 0.233, SLG: 0.291			0-0 F9			0-0 E3 FC3-2 1B	0-3 K		0-0 4-3	3	0	1	0	0	1	2						
Ebba St. Claire, S OBP: 0.323, SLG: 0.381									0-0 4-3	1	0	0	0	0	0	1						
Inning Stats	R: 0 E: 0 K: 1 S: 5	H: 0 LOB: 1 BB: 1 P: 9	R: 0 E: 1 K: 0 S: 3	H: 0 LOB: 0 BB: 0 P: 3	R: 0 E: 0 K: 1 S: 5	H: 0 LOB: 0 BB: 0 P: 5	R: 0 E: 0 K: 0 S: 3	H: 0 LOB: 0 BB: 0 P: 3	R: 0 E: 0 K: 0 S: 3	H: 0 LOB: 0 BB: 0 P: 3	R: 1 E: 2 K: 0 S: 6	H: 2 LOB: 3 BB: 1 P: 10	R: 0 E: 0 K: 1 S: 7	H: 2 LOB: 2 BB: 0 P: 7	R: 0 E: 0 K: 1 S: 6	H: 1 LOB: 1 BB: 0 P: 6	R: 0 E: 0 K: 0 S: 4	H: 1 LOB: 1 BB: 0 P: 4	1B: 6 2B: 0 3B: 0 HR: 0	SF: 0 SAC: 0 DP: 1 HBP: 0	WP: 0 PB: 0 SB: 1 CS: 0	PA: 36
PITCHER Larry Jansen, R ERA: 3.15	IP: 9.0 WLS: W BF: 36 H: 6 R: 1 ER: 0 SO: 4 BB: 1 IBB: 1 HBP: 0 BLK: 0 WP: 0 HR: 0 S: 42 P: 50 ERA: 0.00 WHIP: 0.778															PITCHER	IP: 9.0 WLS: W BF: 36 H: 6 R: 1 ER: 0 SO: 4 BB: 1 IBB: 1 HBP: 0 BLK: 0 WP: 0 HR: 0 S: 42 P: 50 ERA: 0.00 WHIP: 0.778					

Batter	1	2	3	4	5	6	7	8	9	AB	R	H	RBI	BB	SO	LOB	BOTTOM			
Eddie Stanky, R OBP: 0.407, SLG: 0.373	0-0 6-3		4-0 FC1-5 1B BB		0-0 1-3		0-0 F7			3	0	0	0	1	0	1	Boston Braves @ New York Giants Polo Grounds, New York, NY Sat Sep 22 1951, 3:33 AM EDT Att: 11,925 - Unknown			
Alvin Dark, R OBP: 0.355, SLG: 0.456	0-0 F7		0-0 FC1-5 1B			0-0 F8		0-0 5-3		4	0	1	0	0	0	0				
Bobby Thomson, R OBP: 0.373, SLG: 0.536	0-0 1B		0-0 FC1-5 L5-3			0-0 1B FC6-4 1B		4-0 3B BB		3	2	2	0	1	0	2				
Monte Irvin, R OBP: 0.418, SLG: 0.508	0-0 F8		0-0 L5-3			0-0 FC6-4 1B		0-0 1B 3B		4	1	2	1	0	0	3				
Whitey Lockman, L OBP: 0.340, SLG: 0.408		4-0 L3-6 1B BB		0-0 F9		0-0 FC6-4		4-0 1B F7-5-4 BB		2	1	0	1	2	0	1				
Willie Mays, R OBP: 0.386, SLG: 0.498		0-0 1B		0-0 F4		0-0 F4		0-0 F7-5-4 1B		4	0	2	1	0	0	1				
Don Mueller, L OBP: 0.307, SLG: 0.444		0-0 L3-6		0-0 F6			0-0 F7	0-0 F7-5-4		4	0	0	1	0	0	3				
Wes Westrum, R OBP: 0.401, SLG: 0.436		0-0 1B		0-0 F3			0-0 SH3-4 1B			3	0	2	0	0	0	0				
Larry Jansen, R OBP: 0.151, SLG: 0.092		0-3 K		0-0 1-3			0-0 SH3-4			2	0	0	0	0	1	2				
Inning Stats	R: 0 E: 0 K: 0 S: 4	H: 1 LOB: 1 BB: 0 P: 4	R: 0 E: 0 K: 1 S: 6	H: 2 LOB: 2 BB: 1 P: 10	R: 0 E: 0 K: 0 S: 3	H: 1 LOB: 1 BB: 1 P: 7	R: 0 E: 0 K: 0 S: 3	H: 0 LOB: 0 BB: 0 P: 3	R: 0 E: 0 K: 0 S: 3	H: 0 LOB: 0 BB: 0 P: 3	R: 1 E: 0 K: 0 S: 5	H: 2 LOB: 1 BB: 0 P: 5	R: 0 E: 0 K: 0 S: 4	H: 1 LOB: 1 BB: 0 P: 4	R: 3 E: 0 K: 0 S: 4	H: 2 LOB: 0 BB: 2 P: 12		1B: 8 2B: 3 3B: 1 HR: 0	SF: 0 SAC: 1 DP: 3 HBP: 0	WP: 0 PB: 0 SB: 0 CS: 0
PITCHER Warren Spahn, L ERA: 3.0	IP: 8.0 WLS: L BF: 34 H: 9 R: 4 ER: 4 SO: 1 BB: 4 IBB: 0 HBP: 0 BLK: 0 WP: 0 HR: 0 S: 32 P: 48 ERA: 4.50 WHIP: 1.625															PITCHER	IP: 8.0 WLS: L BF: 34 H: 9 R: 4 ER: 4 SO: 1 BB: 4 IBB: 0 HBP: 0 BLK: 0 WP: 0 HR: 0 S: 32 P: 48 ERA: 4.50 WHIP: 1.625			

Batter	1	2	3	4	5	6	7	8	9	AB	R	H	RBI	BB	SO	LOB	TOP					
Sibby Sisti, R (1,4) OBP: 0.339, SLG: 0.366										5	0	2	0	0	0	2						
Sam Jethroe, S (1,8) OBP: 0.360, SLG: 0.457										5	0	3	0	0	0	0						
Earl Torgeson, L (1,3) OBP: 0.373, SLG: 0.428										4	0	0	0	0	1	5						
Bob Elliott, R (1,5) OBP: 0.372, SLG: 0.452										4	0	0	0	0	1	5						
Sid Gordon, R (1,7) OBP: 0.381, SLG: 0.508										4	1	2	0	0	0	2						
Walker Cooper, R (1,2) OBP: 0.367, SLG: 0.531										4	0	3	0	0	0	1						
Luis Marquez, R (8, PR) OBP: 0.274, SLG: 0.254										0	0	0	0	0	0	0						
Johnny Logan, R (8, 6) OBP: 0.239, SLG: 0.274										0	0	0	0	0	0	0						
Willard Marshall, L (1,9) OBP: 0.362, SLG: 0.451										4	0	1	0	0	1	3						
Buddy Kerr, R (1,6) OBP: 0.295, SLG: 0.220										3	0	1	0	0	1	3						
Ebba St. Claire, S (8, PH) OBP: 0.321, SLG: 0.379										1	0	0	0	0	1	1						
Max Surkont, R (1,1) OBP: 0.228, SLG: 0.167										2	0	0	0	0	1	2						
Bob Addis, L (6, PH) OBP: 0.295, SLG: 0.287										1	0	1	1	0	0	0						
Vern Bickford, R (6, 1) OBP: 0.148, SLG: 0.135										0	0	0	0	0	0	0						
Roy Hartfield, R (9, PH) OBP: 0.334, SLG: 0.345										1	0	0	0	0	1	0						
Inning Stats	R: 0 E: 0 K: 0 S: 5	H: 2 LOB: 2 BB: 0 P: 5	R: 0 E: 0 K: 0 S: 5	H: 2 LOB: 2 BB: 0 P: 5	R: 0 E: 0 K: 1 S: 5	H: 0 LOB: 0 BB: 0 P: 5	R: 0 E: 0 K: 0 S: 4	H: 1 LOB: 1 BB: 0 P: 4	R: 0 E: 0 K: 2 S: 9	H: 2 LOB: 2 BB: 0 P: 9	R: 1 E: 0 K: 1 S: 7	H: 3 LOB: 2 BB: 0 P: 7	R: 0 E: 0 K: 0 S: 4	H: 1 LOB: 1 BB: 0 P: 4	R: 0 E: 0 K: 2 S: 8	H: 2 LOB: 1 BB: 0 P: 8	R: 0 E: 0 K: 1 S: 5	H: 0 LOB: 0 BB: 0 P: 5	1B: 13 2B: 0 3B: 0 HR: 0	SF: 0 SAC: 0 DP: 0 HBP: 0	WP: 0 PB: 0 SB: 0 CS: 0	PA: 38
PITCHER Sal Maglie, R (1,1) ERA: 3.07	IP: 9.0 WLS: W BF: 38 H: 13 R: 1 ER: 1 SO: 7 BB: 0 IBB: 0 HBP: 0 BLK: 0 WP: 0 HR: 0 S: 52 P: 52 ERA: 1.00 WHIP: 1.444															PITCHER	IP: WLS: BF: H: R: ER: SO: BB: IBB: HBP: BLK: WP: HR: S: P: ERA: WHIP:					

Boston Braves @ New York Giants
Polo Grounds, New York, NY
Sun Sep 23 1951, 3:33 AM EDT
Att: 17,774 - Unknown


AB 38
R 1
H 13
RBI 1
BB 0
SO 7
LOB 24



Batter	1	2	3	4	5	6	7	8	9	AB	R	H	RBI	BB	SO	LOB	BOTTOM			
Eddie Stanky, R (1,4) OBP: 0.409, SLG: 0.374										2	0	1	0	2	0	1				
Alvin Dark, R (1,6) OBP: 0.354, SLG: 0.454										4	1	1	0	0	0	3				
Don Mueller, L (1,9) OBP: 0.308, SLG: 0.445										4	1	2	0	0	0	2				
Monte Irvin, R (1,7) OBP: 0.418, SLG: 0.506										2	0	0	1	1	0	1				
Whitey Lockman, L (1,3) OBP: 0.340, SLG: 0.407										4	1	1	1	0	0	2				
Bobby Thomson, R (1,5) OBP: 0.376, SLG: 0.540										2	1	1	1	2	0	1				
Willie Mays, R (1,8) OBP: 0.365, SLG: 0.498										4	0	1	1	0	0	3				
Wes Westrum, R (1,2) OBP: 0.402, SLG: 0.434										2	0	0	0	2	0	1				
Sal Maglie, R (1,1) OBP: 0.160, SLG: 0.190										4	0	1	0	0	0	3				
Inning Stats	R: 1 E: 0 K: 0 S: 4	H: 1 LOB: 1 BB: 1 P: 8	R: 0 E: 0 K: 0 S: 3	H: 0 LOB: 1 BB: 1 P: 7	R: 0 E: 0 K: 0 S: 2	H: 0 LOB: 0 BB: 1 P: 6	R: 1 E: 1 K: 0 S: 3	H: 1 LOB: 2 BB: 2 P: 11	R: 0 E: 0 K: 0 S: 4	H: 2 LOB: 1 BB: 0 P: 4	R: 0 E: 0 K: 0 S: 3	H: 0 LOB: 1 BB: 1 P: 7	R: 0 E: 0 K: 0 S: 4	H: 1 LOB: 1 BB: 0 P: 4	R: 2 E: 0 K: 0 S: 6	H: 3 LOB: 2 BB: 1 P: 10	1B: 6 2B: 3 3B: 1 HR: 0	SF: 0 SAC: 1 DP: 2 HBP: 0	WP: 0 PB: 0 SB: 0 CS: 0	PA: 36
PITCHER Max Surkont, R (1,1) ERA: 3.79	IP: 5.0 WLS: L BF: 22 H: 4 R: 2 ER: 2 SO: 2 BB: 2 IBB: 0 HBP: 0 BLK: 0 WP: 0 HR: 0 S: 16 P: 36 ERA: 3.60 WHIP: 1.800															PITCHER	IP: WLS: BF: H: R: ER: SO: BB: IBB: HBP: BLK: WP: HR: S: P: ERA: WHIP:			
Vern Bickford, R (6, 1) ERA: 3.1	3.0 15 4 2 2 0 2 0 0 0 0 0 13 21 6.00 2.000																IP: WLS: BF: H: R: ER: SO: BB: IBB: HBP: BLK: WP: HR: S: P: ERA: WHIP:			

Boston Braves @ New York Giants
Polo Grounds, New York, NY
Sun Sep 23 1951, 3:33 AM EDT
Att: 17,774 - Unknown


AB 28
R 4
H 8
RBI 4
BB 7
SO 0
LOB 17



Batter	1	2	3	4	5	6	7	8	9	AB	R	H	RBI	BB	SO	LOB	TOP			
Sibby Sisti, R OBP: 0.337, SLG: 0.362 (1, 4)	F9		F9		F4		BB		F9	4	0	0	0	1	0	1				
Sam Jethro, S OBP: 0.395, SLG: 0.454 (1, 8)	1-3			E4 1B		F8	F2			4	1	0	0	0	0	1				
Earl Torgeson, L OBP: 0.374, SLG: 0.428 (1, 3)	F7			1B BB G6-4-3			1B		1-3	4	2	2	0	0	0	0				
Bob Elliott, R OBP: 0.371, SLG: 0.449 Roy Hartsfield, R OBP: 0.334, SLG: 0.345 (1, 5) (8, 4)					G6-4-3 1B 1-2		K		1-3	3	0	0	0	1	1	1				
Sid Gordon, R OBP: 0.385, SLG: 0.510 (1, 7)					G6-4-3 1B		1B			3	0	3	1	1	0	0				
Walker Cooper, R OBP: 0.386, SLG: 0.531 (1, 2)					G6-4-3		1B			4	0	2	1	0	0	3				
Willard Marshall, L OBP: 0.359, SLG: 0.447 (1, 9)					1-2 2-3 3-H		1B			4	0	0	0	0	0	5				
Buddy Kerr, R OBP: 0.288, SLG: 0.214 (1, 6)					F7		5-3		5-3	4	0	0	0	0	0	0				
Chet Nichols, S OBP: 0.125, SLG: 0.125 (1, 1)					3-1		6-3		F6	4	0	1	0	0	0	0				
Inning Stats	R: 0 E: 0 K: 0 S: 3	H: 0 LOB: 0 BB: 0 P: 3	R: 0 E: 0 K: 0 S: 3	H: 1 LOB: 1 BB: 1 P: 7	R: 0 E: 0 K: 0 S: 3	H: 0 LOB: 0 BB: 0 P: 3	R: 2 E: 1 K: 0 S: 5	H: 2 LOB: 1 BB: 1 P: 9	R: 0 E: 0 K: 0 S: 3	H: 0 LOB: 0 BB: 0 P: 3	R: 1 E: 0 K: 1 S: 8	H: 3 LOB: 2 BB: 0 P: 8	R: 0 E: 0 K: 0 S: 4	H: 1 LOB: 1 BB: 0 P: 4	R: 0 E: 0 K: 0 S: 4	H: 1 LOB: 1 BB: 0 P: 4	1B: 8 2B: 0 3B: 0 HR: 0	SF: 0 SAC: 0 DP: 2 HBP: 0	WP: 0 PB: 0 SB: 0 CS: 0	PA: 37
PITCHER	IP	WLS	BF	H	R	ER	SO	BB	IBB	HBP	BLK	WP	HR	S	P	ERA	WHIP			
Sheldon Jones, R ERA: 4.42 (1, 1)	5.2		24	6	3	1	1	2	0	0	0	0	0	24	32	1.59	1.412			
Dave Koslo, L ERA: 3.31 (6, 1)	3.1	W	13	2	0	0	0	1	0	0	0	0	0	12	16	0.00	0.900			

Boston Braves @ New York Giants
Polo Grounds, New York, NY
Mon Sep 24 1951, 3:33 AM EDT
Att: 6,059 - Unknown


AB 34
R 3
H 8
RBI 2
BB 3
SO 1
LOB 11



Batter	1	2	3	4	5	6	7	8	9	AB	R	H	RBI	BB	SO	LOB	BOTTOM					
Eddie Stanky, R OBP: 0.409, SLG: 0.373 (1, 4)	K		K		F6		BB		1B	4	0	1	1	1	2	0						
Alvin Dark, R OBP: 0.353, SLG: 0.452 (1, 6)	1B E BB		F8			F5	1-3			3	1	0	0	1	0	2						
Bobby Thomson, R OBP: 0.377, SLG: 0.539 (1, 5)	E5 1-H F9				F9	1B FC6-4	1B		K	4	2	2	0	0	1	0						
Monte Irvin, R OBP: 0.420, SLG: 0.507 (1, 7)	F9				WP 1B	FC6-4	1B			3	0	2	1	1	0	0						
Whitey Lockman, L OBP: 0.339, SLG: 0.406 (1, 3)	K				WP 1B	FC6-4	1B		F8	4	0	1	1	0	1	2						
Willie Mays, R OBP: 0.382, SLG: 0.493 (1, 8)			K		K	1-3			F5	4	0	0	0	0	2	4						
Don Mueller, L OBP: 0.308, SLG: 0.443 Davey Williams, R OBP: 0.319, SLG: 0.375 (9, PR)			F9		4-3				1-3	4	0	1	0	0	0	2						
Wes Westrum, R OBP: 0.402, SLG: 0.431 Bill Rigney, R OBP: 0.316, SLG: 0.441 (9, PH)			F4			K	BB BB		SH2-4	2	0	0	0	1	1	0						
Sheldon Jones, R OBP: 0.129, SLG: 0.200 Dave Koslo, L OBP: 0.196, SLG: 0.120 Ray Noble, R OBP: 0.265, SLG: 0.383 (9, PH)			F9		1-3				F4	2	0	0	0	0	0	0						
Inning Stats	R: 2 E: 1 K: 2 S: 8	H: 1 LOB: 0 BB: 1 P: 12	R: 0 E: 0 K: 1 S: 5	H: 0 LOB: 0 BB: 0 P: 5	R: 0 E: 0 K: 1 S: 5	H: 0 LOB: 0 BB: 0 P: 5	R: 0 E: 0 K: 1 S: 7	H: 2 LOB: 2 BB: 0 P: 7	R: 0 E: 0 K: 1 S: 5	H: 0 LOB: 0 BB: 0 P: 5	R: 1 E: 0 K: 0 S: 5	H: 2 LOB: 1 BB: 0 P: 5	R: 0 E: 0 K: 1 S: 5	H: 0 LOB: 2 BB: 2 P: 13	R: 0 E: 0 K: 1 S: 5	H: 0 LOB: 1 BB: 1 P: 9	R: 1 E: 0 K: 0 S: 4	H: 2 LOB: 1 BB: 0 P: 4	1B: 7 2B: 0 3B: 0 HR: 0	SF: 0 SAC: 1 DP: 0 HBP: 0	WP: 1 PB: 0 SB: 0 CS: 0	PA: 37
PITCHER	IP	WLS	BF	H	R	ER	SO	BB	IBB	HBP	BLK	WP	HR	S	P	ERA	WHIP					
Chet Nichols, L ERA: 2.94 (1, 1)	8.2	L	37	7	4	2	8	4	0	0	0	1	0	49	65	2.08	1.269					

Boston Braves @ New York Giants
Polo Grounds, New York, NY
Mon Sep 24 1951, 3:33 AM EDT
Att: 6,059 - Unknown

AB 32
R 4
H 7
RBI 3
BB 4
SO 8
LOB 13



Batter	1	2	3	4	5	6	7	8	9	AB	R	H	RBI	BB	SO	LOB	TOP					
Carl Furillo, R OBP: 0.353, SLG: 0.446 (1, 9)	F4		F4	F4			F9		F9	4	1	1	0	1	0	1						
Pee Wee Reese, R OBP: 0.355, SLG: 0.392 (1, 6)	K		F9	F9			F9	F8	F9	5	1	2	0	0	1	3						
Jackie Robinson, R OBP: 0.426, SLG: 0.519 (1, 4)	1B		F8	F8			F8	BB	F8	4	0	2	0	1	0	3						
Roy Campanella, R OBP: 0.398, SLG: 0.591 (1, 2)	F2		F5	F5			F6		F6	4	0	1	2	0	0	3						
Andy Pafko, R OBP: 0.354, SLG: 0.506 (1, 8)		HR	F4	F4			F9	F8	F8	4	1	1	1	0	0	4						
Gil Hodges, R OBP: 0.370, SLG: 0.530 (1, 3)	K		L5	L5			F8	F8	F8	4	0	0	0	0	1	4						
Billy Cox, R OBP: 0.340, SLG: 0.422 (1, 5)	4-3						K			4	0	2	0	0	1	0						
Dick Williams, R OBP: 0.250, SLG: 0.333 (1, 7)	F2		F7	F7			B1-3		F7	4	0	0	0	0	0	2						
Ralph Branca, R Clyde King, S Johnny Schmitz, L Wayne Terwilliger, R Bud Podbielan, R Jim Russell, S (1, 1) (1, 1) (1, 1) (7, PH) (7, 1) (7, 1) (6, PH)			K	F9			K		E5	0	0	0	0	0	0	0						
Inning Stats	R: 0 E: 0 K: 1 S: 6	H: 1 LOB: 1 BB: 0 P: 6	R: 1 E: 0 K: 1 S: 6	H: 1 LOB: 0 BB: 0 P: 6	R: 2 E: 0 K: 1 S: 9	H: 4 LOB: 2 BB: 0 P: 9	R: 0 E: 0 K: 0 S: 4	H: 1 LOB: 0 BB: 0 P: 4	R: 0 E: 0 K: 0 S: 3	H: 0 LOB: 0 BB: 0 P: 3	R: 0 E: 0 K: 1 S: 5	H: 0 LOB: 0 BB: 0 P: 5	R: 0 E: 0 K: 0 S: 5	H: 0 LOB: 0 BB: 0 P: 5	R: 0 E: 0 K: 0 S: 4	H: 1 LOB: 2 BB: 1 P: 8	R: 0 E: 1 K: 0 S: 5	H: 1 LOB: 3 BB: 1 P: 9	1B: 7 2B: 1 3B: 0 HR: 1	SF: 0 SAC: 0 DP: 0 HBP: 0	WP: 0 PB: 0 SB: 0 CS: 0	PA: 39
PITCHER Warren Spahn, L ERA: 3.0 (1, 1)	IP: 9.0 WLS: W BF: 39 H: 9 R: 3 ER: 3 SO: 5 BB: 2 IBB: 0 HBP: 0 BLK: 0 WP: 0 HR: 1 S: 47 P: 55 ERA: 3.00 WHIP: 1.222																					

Brooklyn Dodgers @ Boston Braves
Braves Field, Boston, MA
Tue Sep 25 1951, 3:33 AM EDT
Unknown

AB 37
R 3
H 9
RBI 3
BB 2
SO 5
LOB 22



Batter	1	2	3	4	5	6	7	8	9	AB	R	H	RBI	BB	SO	LOB	BOTTOM			
Bob Addis, L OBP: 0.294, SLG: 0.287 (1, 7)	HR			6-3			F8			4	1	1	0	0	0	2				
Sam Jethroe, S OBP: 0.355, SLG: 0.461 (1, 8)	HR	L6		CS			4-3			4	1	2	2	0	0	1				
Earl Torgeson, L OBP: 0.375, SLG: 0.428 (1, 3)	BB	4-3		BB			F9			3	1	1	0	1	0	0				
Sid Gordon, R OBP: 0.386, SLG: 0.508 (1, 5)	BB	BB		F8			1-3			2	1	0	0	2	0	2				
Walker Cooper, R OBP: 0.367, SLG: 0.526 (1, 2)	BB	FC5-4		6-3			F8			3	1	0	0	1	0	1				
Willard Marshall, L OBP: 0.358, SLG: 0.443 (1, 9)	F4			4-3			F4			4	0	0	0	0	0	3				
Sibby Sisti, R OBP: 0.339, SLG: 0.361 (1, 4)	BB	BB		4-3			4-3			3	1	1	1	1	0	0				
Buddy Kerr, R OBP: 0.298, SLG: 0.241 (1, 6)	BB	BB		F6			1B			4	0	3	3	0	0	1				
Warren Spahn, L OBP: 0.225, SLG: 0.281 (1, 1)	K			FC4-6			B5			4	0	0	0	0	1	4				
Inning Stats	R: 6 E: 0 K: 1 S: 9	H: 4 LOB: 3 BB: 3 P: 21	R: 0 E: 0 K: 0 S: 3	H: 0 LOB: 1 BB: 1 P: 7	R: 0 E: 0 K: 0 S: 4	H: 1 LOB: 0 BB: 0 P: 4	R: 0 E: 0 K: 0 S: 3	H: 1 LOB: 1 BB: 1 P: 7	R: 0 E: 0 K: 0 S: 3	H: 0 LOB: 0 BB: 0 P: 3	R: 0 E: 0 K: 0 S: 4	H: 1 LOB: 1 BB: 0 P: 4	R: 0 E: 0 K: 0 S: 3	H: 0 LOB: 0 BB: 0 P: 3	R: 0 E: 0 K: 0 S: 4	H: 1 LOB: 1 BB: 0 P: 4	1B: 4 2B: 3 3B: 0 HR: 1	SF: 0 SAC: 0 DP: 0 HBP: 0	WP: 0 PB: 0 SB: 0 CS: 1	PA: 36
PITCHER Ralph Branca, R ERA: 3.14 Clyde King, R ERA: 4.11 Johnny Schmitz, L ERA: 5.81 Bud Podbielan, R ERA: 3.61 (1, 1) (1, 1) (1, 1) (7, 1)	IP: 0.0 WLS: L BF: 4 H: 3 R: 4 ER: 4 SO: 4 BB: 1 IBB: 0 HBP: 0 BLK: 0 WP: 0 HR: 1 S: 10 P: 7 ERA: 54.00 WHIP: 9.000																			

Brooklyn Dodgers @ Boston Braves
Braves Field, Boston, MA
Tue Sep 25 1951, 3:33 AM EDT
Unknown

AB 31
R 6
H 8
RBI 6
BB 5
SO 1
LOB 14



Batter	1	2	3	4	5	6	7	8	9	AB	R	H	RBI	BB	SO	LOB	TOP			
Carl Furlito, R OBP: 0.353, SLG: 0.444 (1, 9)	6-3		L8				FC5-4			3	0	0	0	0	0	1	Brooklyn Dodgers @ Boston Braves Braves Field, Boston, MA Tue Sep 25 1951, 3:38 AM EDT Att: 5,670 - Unknown livebaseballscores.com			
Pee Wee Reese, R OBP: 0.365, SLG: 0.390 (1, 6)	F4			F4			G6-4-3			3	0	0	1	1	0	1				
Jackie Robinson, R OBP: 0.428, SLG: 0.519 Wayne Terwilliger, R OBP: 0.335, SLG: 0.258 (1, 4) (4, 4)	HBP			1-3	F6			F7		0	0	0	0	1	0	0				
Roy Campanella, R OBP: 0.396, SLG: 0.589 Rube Walker, L OBP: 0.296, SLG: 0.316 (1, 2) (5, 2)	L5			1-3				4-3		2	0	0	0	0	0	2				
Andy Patko, R OBP: 0.351, SLG: 0.501 (1, 7)		F7		F7				F8		4	0	0	0	0	0	1				
Duke Snider, L OBP: 0.342, SLG: 0.490 (1, 8)		F7			HBP 1B BB			K		3	1	0	0	1	1	0				
Gil Hodges, R OBP: 0.371, SLG: 0.529 (1, 3)		F8			HBP 1B BB			F8		3	0	1	0	1	0	0				
Billy Cox, R OBP: 0.337, SLG: 0.418 (1, 5)			F6		K			5-3		4	0	0	0	0	1	3				
Carl Erskine, R OBP: 0.167, SLG: 0.155 (1, 1) Wayne Belardi, L OBP: 0.500, SLG: 1.500 (3, PH) Phil Haugstad, R OBP: 0.342, SLG: 0.363 (3, 1) Jim Russell, S OBP: 0.342, SLG: 0.363 (5, PH) Johnny Schmitz, R OBP: 0.240, SLG: 0.375 (5, 1)			K		K					0	0	0	0	0	0	0				
Inning Stats	R: 0 E: 0 K: 0 S: 3	H: 0 LOB: 1 BB: 0 P: 4	R: 0 E: 0 K: 0 S: 3	H: 0 LOB: 0 BB: 0 P: 3	R: 0 E: 0 K: 1 S: 5	H: 0 LOB: 0 BB: 0 P: 5	R: 0 E: 0 K: 0 S: 3	H: 0 LOB: 1 BB: 1 P: 7	R: 1 E: 0 K: 2 S: 8	H: 1 LOB: 3 BB: 2 P: 17	R: 1 E: 0 K: 0 S: 4	H: 1 LOB: 1 BB: 1 P: 8	R: 0 E: 0 K: 0 S: 3	H: 0 LOB: 0 BB: 0 P: 3	R: 0 E: 0 K: 1 S: 5	H: 0 LOB: 0 BB: 0 P: 5		1B: 2 2B: 0 3B: 0 HR: 1	SF: 0 SAC: 0 DP: 1 HBP: 2	WP: 0 PB: 0 SB: 1 CS: 0
PITCHER Jim Wilson, R ERA: 5.45 (1, 1)	IP: 9.0 WLS: W BF: 35 H: 3 R: 2 ER: 2 SO: 4 BB: 4 IBB: 0 HBP: 2 BLK: 0 WP: 0 HR: 1 S: 37 P: 55 ERA: 2.00 WHIP: 0.778															PITCHER				

Batter	1	2	3	4	5	6	7	8	9	AB	R	H	RBI	BB	SO	LOB	BOTTOM			
Bob Addis, L OBP: 0.302, SLG: 0.295 (1, 7)	HBP 1B	F6			4-3					5	2	3	2	0	0	2	Brooklyn Dodgers @ Boston Braves Braves Field, Boston, MA Tue Sep 25 1951, 3:38 AM EDT Att: 5,670 - Unknown livebaseballscores.com			
Sam Jethroe, S OBP: 0.357, SLG: 0.458 (1, 8)	K	HBP 1B BB	4-3		F8			K		4	1	0	0	1	2	4				
Earl Torgeson, L OBP: 0.377, SLG: 0.436 (1, 3)	F8	E		6-3						5	3	3	6	0	0	1				
Sid Gordon, R OBP: 0.388, SLG: 0.509 (1, 5)	HBP 1B	F8		6-3						3	0	1	0	0	0	2				
Willard Marshall, L OBP: 0.359, SLG: 0.446 (1, 9)	HBP 1B	E9		2B						4	1	2	2	1	0	2				
Ebba St. Claire, S OBP: 0.323, SLG: 0.389 (1, 2)				4-3						5	1	2	1	0	1	2				
Sibby Sisti, R OBP: 0.342, SLG: 0.363 (1, 4)				4-3						4	3	2	1	1	0	1				
Buddy Kerr, R OBP: 0.297, SLG: 0.241 (1, 6)		SH		F6						4	2	1	0	0	0	2				
Jim Wilson, R OBP: 0.205, SLG: 0.211 (1, 1)		E6		SH1-3						3	1	0	0	0	1	3				
Inning Stats	R: 1 E: 0 K: 1 S: 6	H: 2 LOB: 2 BB: 0 P: 7	R: 6 E: 3 K: 1 S: 10	H: 3 LOB: 1 BB: 2 P: 18	R: 1 E: 0 K: 0 S: 5	H: 2 LOB: 1 BB: 0 P: 5	R: 2 E: 0 K: 0 S: 5	H: 2 LOB: 1 BB: 1 P: 9	R: 0 E: 0 K: 1 S: 5	H: 0 LOB: 0 BB: 0 P: 5	R: 0 E: 0 K: 0 S: 4	H: 1 LOB: 1 BB: 0 P: 4	R: 4 E: 0 K: 1 S: 9	H: 4 LOB: 1 BB: 0 P: 10	R: 0 E: 0 K: 0 S: 3	H: 0 LOB: 0 BB: 0 P: 3		1B: 8 2B: 5 3B: 0 HR: 1	SF: 0 SAC: 2 DP: 0 HBP: 2	WP: 0 PB: 0 SB: 0 CS: 0
PITCHER Carl Erskine, R ERA: 4.52 Phil Haugstad, R ERA: 6.46 Johnny Schmitz, L ERA: 5.99	IP: 2.0 WLS: L BF: 15 H: 7 R: 4 ER: 4 SO: 2 BB: 2 IBB: 0 HBP: 1 BLK: 0 WP: 0 HR: 0 S: 16 P: 25 ERA: 18.00 WHIP: 3.500															PITCHER				

Batter	1	2	3	4	5	6	7	8	9	AB	R	H	RBI	BB	SO	LOB	TOP																		
Carl Furillo, R OBP: 0.354, SLG: 0.443 (1, 9)	0-0 SH1-3 6-3 2B		0-0 6-3	0-0 G3		0-0 F9		0-0 4-3		5	1	1	0	0	0	2	Brooklyn Dodgers @ Boston Braves Braves Field, Boston, MA Thu Sep 27 1951, 3:33 AM EDT Att: 2,086 - Unknown																		
Pee Wee Reese, R OBP: 0.397, SLG: 0.390 (1, 6)	0-0 SH1-3 2-3		4-0 E BB		4-0 G5-6-3 BB		0-3 K		0-0 4-3 2B	2	0	1	0	2	1	0																			
Jackie Robinson, R OBP: 0.426, SLG: 0.513 (1, 4)	0-0 6-3		0-0 E6 1-2		0-0 G5-6-3 1-2		1-0 BB BB HBP		0-0 4-3	4	0	0	1	0	0	3																			
Roy Campanella, R OBP: 0.397, SLG: 0.587 Rube Walker, L OBP: 0.296, SLG: 0.316 Wayne Terwilliger, R OBP: 0.332, SLG: 0.256 (1, 2) (8, 2) (9, PH)	0-3 K		0-0 F7		4-0 BB		0-0 F7		0-0 5-3	3	0	0	0	1	1	3																			
Andy Patko, R OBP: 0.352, SLG: 0.497 (1, 7)		0-0 5-3	0-0 F6		0-0 5-3		4-0 BB BB		0-3 K	4	0	0	0	1	1	4																			
Gil Hodges, R OBP: 0.373, SLG: 0.532 (1, 3)		0-0 2B		0-0 1B FC 1B		0-0 E5 SH2-4 1B		4-0 1-2 2-3 BB		3	1	2	0	1	0	0																			
Duke Snider, L OBP: 0.341, SLG: 0.487 (1, 8)		0-0 F9		0-0 FC SH3-4 1B		0-0 SH2-4 K		0-3 K		3	1	1	0	0	1	4																			
Billy Cox, R OBP: 0.339, SLG: 0.420 (1, 5)		4-0 IBB		0-0 FC SH3-4 3-H 1B		0-0 F7		0-3 K		3	0	0	0	1	1	3																			
Preacher Roe, R OBP: 0.132, SLG: 0.112 (1, 1)		0-0 1-3		0-0 SH3-4 2-3 3-H 1B		0-0 1B		0-0 4-3		3	0	1	2	0	0	2																			
Inning Stats	R: 1 E: 0 K: 1 S: 6	H: 1 LOB: 0 BB: 0 P: 6	R: 0 E: 0 K: 0 S: 4	H: 1 LOB: 2 BB: 1 P: 8	R: 0 E: 1 K: 0 S: 4	H: 0 LOB: 2 BB: 1 P: 8	R: 1 E: 0 K: 0 S: 5	H: 2 LOB: 1 BB: 0 P: 5	R: 0 E: 0 K: 0 S: 2	H: 0 LOB: 1 BB: 2 P: 10	R: 1 E: 1 K: 0 S: 5	H: 1 LOB: 1 BB: 0 P: 5	R: 0 E: 0 K: 2 S: 7	H: 0 LOB: 3 BB: 2 P: 16	R: 0 E: 0 K: 1 S: 5	H: 0 LOB: 0 BB: 0 P: 5		R: 0 E: 0 K: 1 S: 6	H: 1 LOB: 1 BB: 0 P: 6	1B: 3 2B: 3 3B: 0 HR: 0	SF: 0 SAC: 3 DP: 1 HBP: 1	WP: 0 PB: 0 SB: 0 CS: 0	PA: 41												
PITCHER Chet Nichols, L ERA: 2.88 (1, 1)	IP 9.0	WLS W	BF 41	H 6	R 3	ER 2	SO 5	BB 5	IBB 1	HBP 1	BLK 0	WP 0	HR 0	S 44	P 69	ERA 2.00	WHIP 1.222	PITCHER	IP 9.0	WLS W	BF 41	H 6	R 3	ER 2	SO 5	BB 5	IBB 1	HBP 1	BLK 0	WP 0	HR 0	S 44	P 69	ERA 2.00	WHIP 1.222

Batter	1	2	3	4	5	6	7	8	9	AB	R	H	RBI	BB	SO	LOB	BOTTOM																		
Bob Addis, L OBP: 0.305, SLG: 0.314 Bob Elliott, R OBP: 0.372, SLG: 0.449 (1, 7) (9, 5)	0-0 F8		0-0 4-3		0-0 F7			0-0 1B FC4 1B		4	1	1	0	0	0	2	Brooklyn Dodgers @ Boston Braves Braves Field, Boston, MA Thu Sep 27 1951, 3:33 AM EDT Att: 2,086 - Unknown																		
Sam Jethroe, S OBP: 0.356, SLG: 0.464 (1, 8)	0-0 1-6-3			0-0 HR		0-0 F8 1B 2B		0-0 G5-3 FC4 1B		4	2	3	1	0	0	0																			
Earl Torgeson, L OBP: 0.378, SLG: 0.443 (1, 3)	0-0 F9			0-0 WP 1B		0-0 F8 2-3		0-0 FC4 G5-3		4	1	1	1	0	0	2																			
Sid Gordon, R OBP: 0.384, SLG: 0.504 (1, 5) (9, 7)		0-0 5-3		0-0 G1-4-3 1B		0-0 F4		0-0 G5-3		4	0	1	1	0	0	3																			
Walker Cooper, R OBP: 0.369, SLG: 0.524 (1, 2)		0-0 4-3		0-0 G1-4-3 1-2		0-0 1B		4-0 IBB		3	0	1	1	1	0	1																			
Willard Marshall, L OBP: 0.353, SLG: 0.438 (1, 9)		0-0 3-1		0-3 K		0-0 3-1		0-0 F8		4	0	0	0	0	1	2																			
Sibby Sisti, R OBP: 0.346, SLG: 0.368 (1, 4)			0-0 6-3 2B		0-0 5-3					3	0	2	0	0	0	0																			
Buddy Kerr, R OBP: 0.288, SLG: 0.232 (1, 6)			0-3 K		0-0 5-3					3	0	0	0	0	1	2																			
Chet Nichols, S OBP: 0.137, SLG: 0.137 (1, 1)			0-0 6-3 2-3		0-0 1B					3	0	1	0	0	1	2																			
Inning Stats	R: 0 E: 0 K: 0 S: 3	H: 0 LOB: 0 BB: 0 P: 3	R: 0 E: 0 K: 0 S: 3	H: 0 LOB: 0 BB: 0 P: 3	R: 0 E: 0 K: 1 S: 6	H: 1 LOB: 0 BB: 0 P: 6	R: 2 E: 0 K: 1 S: 7	H: 3 LOB: 0 BB: 0 P: 7	R: 0 E: 0 K: 0 S: 4	H: 1 LOB: 1 BB: 0 P: 4	R: 1 E: 0 K: 0 S: 4	H: 2 LOB: 1 BB: 0 P: 4	R: 0 E: 0 K: 1 S: 6	H: 1 LOB: 1 BB: 0 P: 6	R: 1 E: 0 K: 0 S: 5	H: 2 LOB: 2 BB: 1 P: 9		1B: 7 2B: 2 3B: 0 HR: 1	SF: 0 SAC: 0 DP: 2 HBP: 0	WP: 1 PB: 0 SB: 0 CS: 0	PA: 33														
PITCHER Preacher Roe, L ERA: 2.92 (1, 1)	IP 8.0	WLS L	BF 33	H 10	R 4	ER 4	SO 3	BB 0	IBB 1	HBP 0	BLK 0	WP 1	HR 1	S 38	P 42	ERA 4.50	WHIP 1.250	PITCHER	IP 8.0	WLS L	BF 33	H 10	R 4	ER 4	SO 3	BB 0	IBB 1	HBP 0	BLK 0	WP 1	HR 1	S 38	P 42	ERA 4.50	WHIP 1.250

Batter	1	2	3	4	5	6	7	8	9	AB	R	H	RBI	BB	SO	LOB	TOP								
Eddie Stanky, R OBP: 0.406, SLG: 0.374 (1, 4)	0-3 K		0-0 6-3		0-0 1B			0-0 F5	0-0 5-3	5	0	1	0	0	1	2	New York Giants @ Boston Braves Braves Field, Boston, MA Sat Sep 29 1951, 3:33 AM EDT Att: 7,091 - Unknown								
Alvin Dark, R OBP: 0.352, SLG: 0.455 (1, 6)	0-0 5-3		0-0 F7		0-0 F8			0-0 F5		4	0	0	1	0	0	1									
Bobby Thomson, R OBP: 0.380, SLG: 0.541 (1, 5)	0-0 1B		0-0 1-3		0-0 F7			0-0 1B		4	0	2	0	0	0	1									
Monte Irvin, R OBP: 0.418, SLG: 0.515 (1, 7)	0-0 F5			0-0 F5		0-0 1-3		0-0 1-3		4	0	0	0	0	0	2									
Whitey Lockman, L OBP: 0.339, SLG: 0.409 (1, 3)		0-0 F5		0-0 F7		0-0 4-3			0-0 E 3B	4	1	1	0	0	0	0									
Willie Mays, R OBP: 0.381, SLG: 0.484 (1, 8)		4-0 S 1B BB		4-0 BB		0-0 F9			0-3 K	2	1	0	0	2	1	1									
Don Mueller, L OBP: 0.311, SLG: 0.440 (1, 9)		0-0 1H 1B		0-0 F4			0-0 F9		4-0 E IBB	3	0	1	1	1	0	1									
Wes Westrum, R OBP: 0.401, SLG: 0.429 (1, 2)	0-3 K			0-3 K			0-0 F7		0-0 E7 1B	4	0	1	1	0	2	1									
Sal Maglie, R OBP: 0.162, SLG: 0.191 (1, 1)	0-0 4-3			0-0 1B F8 1B			0-0 F4		0-0 1-3	4	1	1	0	0	0	3									
Inning Stats	R: 0 E: 0 K: 1 S: 6	H: 1 LOB: 1 BB: 0 P: 6	R: 1 E: 0 K: 1 S: 6	H: 1 LOB: 1 BB: 1 P: 10	R: 0 E: 0 K: 0 S: 3	H: 0 LOB: 0 BB: 0 P: 3	R: 0 E: 0 K: 0 S: 3	H: 0 LOB: 1 BB: 1 P: 7	R: 1 E: 0 K: 1 S: 7	H: 2 LOB: 1 BB: 0 P: 7	R: 0 E: 0 K: 0 S: 3	H: 0 LOB: 0 BB: 0 P: 3	R: 0 E: 0 K: 0 S: 3	H: 0 LOB: 0 BB: 0 P: 3	R: 0 E: 0 K: 0 S: 4	H: 1 LOB: 1 BB: 0 P: 4	R: 1 E: 1 K: 1 S: 7	H: 2 LOB: 2 BB: 1 P: 11	1B: 6 2B: 0 3B: 1 HR: 0	SF: 0 SAC: 0 DP: 0 HBP: 0	WP: 0 PB: 0 CS: 0	PA: 37			
PITCHER	IP	WLS	BF	H	R	ER	SO	BB	IBB	HBP	BLK	WP	HR	S	P	ERA	WHIP	PITCHER							
Warren Spahn, L ERA: 2.98 (1, 1)	8.0	L	31	5	2	2	3	2	0	0	0	0	0	35	43	2.25	0.875								
Vern Bickford, R ERA: 3.13 (9, 1)	1.0		6	2	1	1	1	0	1	0	0	0	0	7	11	9.00	2.000								

AB	34
R	3
H	7
RBI	3
BB	3
SO	4
LOB	12



Batter	1	2	3	4	5	6	7	8	9	AB	R	H	RBI	BB	SO	LOB	BOTTOM								
Bob Addis, L OBP: 0.304, SLG: 0.313 (1, 7)	0-0 FC3-6 1B		0-0 F4			0-0 4-1		0-0 4-3		4	0	1	0	0	0	1	New York Giants @ Boston Braves Braves Field, Boston, MA Sat Sep 29 1951, 3:33 AM EDT Att: 7,091 - Unknown								
Sam Jethroe, S OBP: 0.355, SLG: 0.460 (1, 8)	0-0 FC3-6 3-1 1-2		0-0 4-3			0-0 F8			0-0 6-3	4	0	0	0	0	0	2									
Earl Torgeson, L OBP: 0.377, SLG: 0.440 (1, 3)	0-0 3-1 1-2			0-0 4-3			0-0 F7		4-0 FC3-6 1B BB	3	0	0	0	1	0	1									
Sid Gordon, R OBP: 0.384, SLG: 0.502 (1, 5)	0-0 1-3			0-0 F4			0-0 F7		0-0 FC3-6 1B	4	0	1	0	0	0	1									
Walker Cooper, R OBP: 0.368, SLG: 0.521 Roy Hartsfield, R OBP: 0.322, SLG: 0.391 (9, PR)	0-0 5-3			0-0 4-3			0-0 1B 1B		0-0 FC3-6 1-2 2-3	4	0	1	0	0	0	2									
Willard Marshall, L OBP: 0.352, SLG: 0.437 (1, 9)	0-0 F8				0-0 6-3		0-0 1-3 1B		0-0 F3	4	0	1	0	0	0	2									
Sibby Sisti, R OBP: 0.344, SLG: 0.365 (1, 4)	0-0 5-3				0-0 6-3		0-0 1-3			3	0	0	0	0	0	2									
Buddy Kerr, R OBP: 0.285, SLG: 0.229 Tommy Holmes, L OBP: 0.258, SLG: 0.250 (8, PH) Vern Bickford, R OBP: 0.148, SLG: 0.135 (9, 1)	0-0 5-3		0-0 5-3		0-3 K			0-0 6-3		2	0	0	0	0	1	0									
Warren Spahn, L OBP: 0.230, SLG: 0.284 Ebba St. Claire, S OBP: 0.322, SLG: 0.391 (8, PH) Johnny Logan, R OBP: 0.299, SLG: 0.274 (9, 6)	0-0 1B				0-0 K		0-3 K		0-0 F7	2	0	1	0	0	0	0									
Inning Stats	R: 0 E: 0 K: 0 S: 4	H: 1 LOB: 1 BB: 0 P: 4	R: 0 E: 0 K: 0 S: 3	H: 0 LOB: 0 BB: 0 P: 3	R: 0 E: 0 K: 0 S: 4	H: 1 LOB: 1 BB: 0 P: 4	R: 0 E: 0 K: 0 S: 3	H: 0 LOB: 0 BB: 0 P: 3	R: 0 E: 0 K: 1 S: 5	H: 0 LOB: 0 BB: 0 P: 5	R: 0 E: 0 K: 0 S: 5	H: 2 LOB: 2 BB: 0 P: 5	R: 0 E: 0 K: 0 S: 3	H: 0 LOB: 0 BB: 0 P: 3	R: 0 E: 0 K: 0 S: 4	H: 1 LOB: 2 BB: 1 P: 8	1B: 5 2B: 0 3B: 0 HR: 0	SF: 0 SAC: 0 DP: 0 HBP: 0	WP: 0 PB: 0 CS: 0	PA: 33					
PITCHER	IP	WLS	BF	H	R	ER	SO	BB	IBB	HBP	BLK	WP	HR	S	P	ERA	WHIP	PITCHER							
Sal Maglie, R ERA: 2.95 (1, 1)	9.0	W	33	5	0	0	2	1	0	0	0	0	0	36	40	0.00	0.667								



Batter	1	2	3	4	5	6	7	8	9	AB	R	H	RBI	BB	SO	LOB	TOP				
Eddie Stanky, R OBP: 0.405, SLG: 0.373 (1, 4)	F6		FC4-6 1B		F7		F9		6-3	5	0	1	0	0	0	0	New York Giants @ Boston Braves Braves Field, Boston, MA Sun Sep 30 1951, 3:33 AM EST Att: 13,209 - Unknown				
Alvin Dark, R OBP: 0.354, SLG: 0.458 (1, 6)	1B		FC4-6 1B		1B		2B			4	1	3	0	0	0	2					
Don Mueller, L OBP: 0.311, SLG: 0.439 (1, 9)	F5		FC4-6 1B		F9		6-3			4	0	1	1	0	0	3					
Monte Irvin, R OBP: 0.417, SLG: 0.513 (1, 7)	F7		FC4-6 BB		1B				F7	4	0	1	1	0	0	3					
Whitey Lockman, L OBP: 0.338, SLG: 0.407 (1, 3)		1-3			F7				4-3	3	0	0	0	1	0	1					
Bobby Thomson, R OBP: 0.383, SLG: 0.547 (1, 5)		HR			F8					3	1	2	1	1	0	3					
Willie Mays, R OBP: 0.358, SLG: 0.480 (1, 8)	F7				F9		K2-4 1B		5-3	4	0	0	0	0	1	2					
Wes Westrum, R OBP: 0.398, SLG: 0.424 (1, 2)	F2				F6		6-3		F5	4	0	0	0	0	0	0					
Larry Jansen, R OBP: 0.157, SLG: 0.095 (1, 1)					6-3		K		2-3	4	1	1	0	0	1	0					
Inning Stats	R: 0 E: 0 K: 0 S: 4	H: 1 LOB: 1 BB: 0 P: 4	R: 1 E: 0 K: 0 S: 4	H: 1 LOB: 0 BB: 0 P: 4	R: 1 E: 0 K: 0 S: 6	H: 3 LOB: 3 BB: 1 P: 10	R: 0 E: 0 K: 0 S: 3	H: 0 LOB: 0 BB: 0 P: 3	R: 1 E: 0 K: 1 S: 5	H: 2 LOB: 1 BB: 0 P: 5	R: 0 E: 0 K: 1 S: 6	H: 1 LOB: 1 BB: 0 P: 6	R: 0 E: 0 K: 0 S: 3	H: 0 LOB: 1 BB: 1 P: 7	R: 0 E: 0 K: 0 S: 3	H: 0 LOB: 0 BB: 0 P: 3	1B: 7 2B: 2 3B: 0 HR: 1	SF: 0 SAC: 0 DP: 1 HBP: 0	WP: 0 PB: 0 CS: 1	PA: 37	
PITCHER	IP	WLS	BF	H	R	ER	SO	BB	IBB	HBP	BLK	WP	HR	S	P	ERA	WHIP				
Jim Wilson, R ERA: 5.4 (1, 1)	6.0	L	26	8	3	3	1	1	0	0	0	0	1	27	31	4.50	1.500				
Max Surkont, R ERA: 3.99 (7, 1)	2.0		8	1	0	0	1	1	0	0	0	0	0	9	13	0.00	1.000				
Vern Bickford, R ERA: 3.12 (9, 1)	1.0		3	0	0	0	0	0	0	0	0	0	0	3	3	0.00	0.000				

AB 35
R 3
H 9
RBI 3
BB 2
SO 2
LOB 14



Batter	1	2	3	4	5	6	7	8	9	AB	R	H	RBI	BB	SO	LOB	BOTTOM				
Bob Addis, L OBP: 0.308, SLG: 0.327 (1, 7)	4-3 1B 2B		F7			F8			1B FC6-4 2B	4	2	2	0	0	0	0	New York Giants @ Boston Braves Braves Field, Boston, MA Sun Sep 30 1951, 3:33 AM EST Att: 13,209 - Unknown				
Sam Jethroe, S OBP: 0.356, SLG: 0.460 (1, 8)	F7		F8			BB			FC6-4 1B	3	0	1	0	1	0	1					
Earl Torgeson, L OBP: 0.375, SLG: 0.437 (1, 3)	4-3					K			FC6-4 FC6-4	4	0	0	1	0	2	3					
Sid Gordon, R OBP: 0.383, SLG: 0.500 (1, 5)						6-3			FC6-4 1B	4	0	1	1	0	0	1					
Walker Cooper, R OBP: 0.367, SLG: 0.518 Warren Spahn, L OBP: 0.230, SLG: 0.284 (9, PR)	F7					F8			1B	4	0	1	0	0	0	1					
Willard Marshall, L OBP: 0.348, SLG: 0.433 (1, 9)		F3				F4			F7	4	0	0	0	0	0	2					
Sibby Sisti, R OBP: 0.341, SLG: 0.362 (9, 6)			K			F9			K	3	0	0	0	0	2	0					
Buddy Kerr, R OBP: 0.282, SLG: 0.227 Tommy Holmes, L OBP: 0.250, SLG: 0.241 Roy Hartsfield, R OBP: 0.333, SLG: 0.344 (8, PH)	F3					F2			F8	2	0	0	0	0	0	0					
Jim Wilson, R OBP: 0.200, SLG: 0.205 Johnny Logan, R OBP: 0.238, SLG: 0.272 Max Surkont, R OBP: 0.225, SLG: 0.164 Bob Elliott, R OBP: 0.372, SLG: 0.448 Vern Bickford, R OBP: 0.148, SLG: 0.135 (9, 1)						5-3			K	1	0	0	0	0	0	0					
Inning Stats	R: 1 E: 0 K: 0 S: 5	H: 2 LOB: 1 BB: 0 P: 5	R: 0 E: 0 K: 1 S: 5	H: 0 LOB: 0 BB: 0 P: 5	R: 0 E: 0 K: 0 S: 3	H: 0 LOB: 0 BB: 0 P: 3	R: 0 E: 0 K: 1 S: 5	H: 0 LOB: 0 BB: 0 P: 5	R: 0 E: 0 K: 2 S: 7	H: 0 LOB: 1 BB: 1 P: 11	R: 0 E: 0 K: 0 S: 3	H: 0 LOB: 0 BB: 0 P: 3	R: 0 E: 0 K: 2 S: 7	H: 0 LOB: 0 BB: 0 P: 7	R: 1 E: 0 K: 0 S: 6	H: 3 LOB: 2 BB: 0 P: 6	1B: 3 2B: 2 3B: 0 HR: 0	SF: 0 SAC: 0 DP: 0 HBP: 0	WP: 0 PB: 0 CS: 0	PA: 33	
PITCHER	IP	WLS	BF	H	R	ER	SO	BB	IBB	HBP	BLK	WP	HR	S	P	ERA	WHIP				
Larry Jansen, R ERA: 3.05 (1, 1)	9.0	W	33	5	2	2	6	1	0	0	0	0	0	44	48	2.00	0.667				

AB 32
R 2
H 5
RBI 2
BB 1
SO 6
LOB 8

