Boston Braves - 1952

Batter	1	2	3	4	5	6	7	8	9	AB	R	H	RBI	BB	SO	LOB
Pee Wee Reese, R (1, 6) OBP: 0.400, SLG: 0.600	B X 1-0 ① F6		B X 1-0 ③ F7		B X 1-0 ② L9		F B X 1-1 1B 1B		B B B C C X 3-2 2B	5	0	2	0	0	0	3
Billy Cox, R (1, 5) OBP: 0.400, SLG: 0.400	B X 1-0 ② F9			X 0-0 ① F8	C B X 1-1 BB 1B 1-2 2-H 1B		B B F X 2-1 1-2 1B		X 0-0 ③ 6-3	5	1	2	1	0	0	1
Jackie Robinson, R (1, 4) OBP: 0.500, SLG: 0.333	C X 0-1 ③ 5-3			B C F B X 2-2 1B 1B	B B B 4-0 1B BB 1-2 2-3		B X 1-0 ② F6			3	0	1	0	1	0	2
Roy Campanella, R (1, 2) OBP: 0.750, SLG: 0.750		C X 0-1 G5-4-3 1B		B X 1-0 1-3 1B	X 0-0 1-3 2-H 3-H 1B		F X 0-1 ③ F6			4	0	3	2	0	0	2
Andy Pafko, R (1, 7)		C B X 1-1 ① ② G5-4-3 1-2f		F B S S 1-3 ② K	F B B X 2-1 ③ L6			C C F F B X 1-2 ① 6-3		4	0	0	0	0	1	5
Duke Snider, L (1, 8) OBP: 0.250, SLG: 0.250		X 0-0 ③ F7		C S S 0-3 ③ K		B S F B X 2-2 F8 1B		S B F S 1-3 ② K		4	0	1	0	0	2	2
Gil Hodges, R (1, 3) OBP: 0.250, SLG: 0.250			C X 0-1 ① L9		C B X 1-1 1B 1B 1B	1 SAFE B C B X 2-1 ① ② F8 1-2		B S B S X 2-2 ③ L6		4	1	1	0	0	0	1
Carl Furillo, R (1, 9) OBP: 0.250, SLG: 0.250			B B X 2-0 ② L9		X 0-0 BB 1B 1B 1-2 1B	X 0-0 ③ F7			B X 1-0 ① 4-3	4	1	1	0	0	0	0
Preacher Roe, R (1, 1)			C B F B B B 4-2 BB		L B L B L 2-3 ① K		L F B X 1-2 ① F3		S L B X 1-2 ② F3	3	0	0	0	1	1	2
Inning Stats	R: 0 E: 0 K: 0 S: 4 H: 0 LOB: 0 BB: 0 P: 6	R: 0 E: 0 K: 0 S: 5 H: 1 LOB: 0 BB: 0 P: 6	R: 0 E: 0 K: 0 S: 6 H: 0 LOB: 1 BB: 1 P: 13	R: 0 E: 0 K: 2 S: 11 H: 2 LOB: 2 BB: 0 P: 15	R: 3 E: 0 K: 1 S: 12 H: 4 LOB: 2 BB: 1 P: 23	R: 0 E: 0 K: 0 S: 6 H: 1 LOB: 0 BB: 0 P: 10	R: 0 E: 0 K: 0 S: 11 H: 2 LOB: 2 BB: 0 P: 16	R: 0 E: 0 K: 1 S: 11 H: 0 LOB: 0 BB: 0 P: 15	R: 0 E: 0 K: 0 S: 8 H: 1 LOB: 1 BB: 0 P: 13	1B: 10 2B: 1 3B: 0 HR: 0 SF: 0 SAC: 0 DP: 1 HBP: 0							

TOP

Brooklyn Dodgers @ Boston Braves

Braves Field, Boston, MA

Tue Apr 15 1952, 3:33 AM EST

Att. 4,694 - Unknown

livebaseballscorecards.com

AB	36
R	3
H	11
RBI	3
BB	2
SO	4
LOB	18

WP: 0 PB: 0 SB: 0 CS: 0 PA: 38

PITCHER	IP	WLS	BF	H	R	ER	SO	BB	IBB	HBP	BLK	WP	HR	S	P	ERA	WHIP
Warren Spahn, L (1, 1) ERA: 3.0	9.0	L	38	11	3	3	4	2	0	0	0	0	0	74	117	3.00	1.444

PITCHER	IP	WLS	BF	H	R	ER	SO	BB	IBB	HBP	BLK	WP	HR	S	P	ERA	WHIP

Brooklyn Dodgers @ Boston Braves

Braves Field, Boston, MA

Tue Apr 15 1952, 3:33 AM EST

Att. 4,694 - Unknown

livebaseballscorecards.com

Batter	1	2	3	4	5	6	7	8	9	AB	R	H	RBI	BB	SO	LOB
Billy Reed, L (1, 4) OBP: 0.500, SLG: 0.500	0-0 5-3 BB 1B	1-0 1-2 2-H 1B			3-2 F5		0-0 F8			4	0	2	0	0	0	0
Sam Jethroe, S (1, 8) OBP: 0.250, SLG: 1.000	0-1 F6		2-1 HR		1-1 F4		1-0 6-3			4	1	1	1	0	0	1
Earl Torgeson, L (1, 3) OBP: 0.750, SLG: 1.000	4-2 5-3 1-2 BB		4-0 G4-6-3 BB		3-2 1B 2B			1-1 G3		2	1	1	0	2	0	0
Sid Gordon, R (1, 7) OBP: 0.250, SLG: 0.250	1-1 5-3 1-2 2-3		3-1 F9		1-1 2-H 1B			2-1 6-3		4	0	1	1	0	0	3
Willard Marshall, L (1, 9)	2-2 5-3		0-1 G4-6-3 1-2f		2-0 4-3			1-1 1-3		4	0	0	0	0	0	4
Walker Cooper, R (1, 2) OBP: 0.250, SLG: 0.250		0-1 5-3		1-0 G3 1B		1-1 6-3			0-0 F7	4	0	1	0	0	0	0
Eddie Mathews, L (1, 5)		4-0 1B 1B BB		3-2 G3 1-2		1-0 G3			0-0 F8	3	0	0	0	1	0	1
Jack Cusick, R (1, 6) OBP: 0.250, SLG: 0.250		0-1 1B 1-2 1B		1-0 F2		2-2 F4			2-3 K	4	0	1	0	0	1	1
Warren Spahn, L (1, 1)		2-3 K		3-2 6-3			0-2 4-3			3	0	0	0	0	1	3
Inning Stats	R: 0 H: 1 E: 0 LOB: 2 K: 0 BB: 1 S: 11 P: 18	R: 0 H: 2 E: 0 LOB: 2 K: 1 BB: 1 S: 8 P: 15	R: 1 H: 1 E: 0 LOB: 0 K: 0 BB: 1 S: 6 P: 15	R: 0 H: 1 E: 0 LOB: 1 K: 0 BB: 0 S: 11 P: 19	R: 1 H: 2 E: 0 LOB: 1 K: 0 BB: 0 S: 13 P: 23	R: 0 H: 0 E: 0 LOB: 0 K: 0 BB: 0 S: 8 P: 12	R: 0 H: 0 E: 0 LOB: 0 K: 0 BB: 0 S: 6 P: 7	R: 0 H: 0 E: 0 LOB: 0 K: 0 BB: 0 S: 6 P: 10	R: 0 H: 0 E: 0 LOB: 0 K: 1 BB: 0 S: 5 P: 7	1B: 5 SF: 0 2B: 1 SAC: 0 3B: 0 DP: 1 HR: 1 HBP: 0						

PITCHER	IP	WLS	BF	H	R	ER	SO	BB	IBB	HBP	BLK	WP	HR	S	P	ERA	WHIP
Preacher Roe, L (1, 1) ERA: 2.0	9.0	W	35	7	2	2	2	3	0	0	0	0	1	74	126	2.00	1.111

PITCHER	IP	WLS	BF	H	R	ER	SO	BB	IBB	HBP	BLK	WP	HR	S	P	ERA	WHIP

AB	32
R	2
H	7
RBI	2
BB	3
SO	2
LOB	13

WP: 0 PA: 35
PB: 0
SB: 0
CS: 0

Brooklyn Dodgers @ Boston Braves

Braves Field, Boston, MA

Wed Apr 16 1952, 3:33 AM EST

Att. 5,646 - Unknown

livebaseballscorecards.com

Batter	1	2	3	4	5	6	7	8	9	AB	R	H	RBI	BB	SO	LOB
Pee Wee Reese, R (1, 6) OBP: 0.417, SLG: 0.455	4-2 BB	0-0 B3	3-2 E4	2-0 G5-4-3		2-1 F8		2-1 L8	3-2 1B	6	1	2	2	1	0	1
Billy Cox, R (1, 5) OBP: 0.417, SLG: 0.417	0-1 1B	1-1 HR	1-1 1B	1-2 G5-4-3		2-0 F8		1-1 F6	0-1 F4	7	3	3	1	0	0	3
Jackie Robinson, R (1, 4) OBP: 0.500, SLG: 0.429 Rocky Bridges, R (5, 4)	3-1 FC5-2-5-2	2-2 L7	3-2 HBP		1-1 FC6-4	3-1 F8		0-1 E6		4 2	2 0	2 0	1 0	0 0	0 0	3 1
Roy Campanella, R (1, 2) OBP: 0.800, SLG: 1.250	1-1 2B	0-2 HR	2-2 HBP		2-0 FC6-4		4-2 BB	0-1 1B		4	3	3	4	1	0	1
Duke Snider, L (1, 8) OBP: 0.600, SLG: 0.700	0-0 1B	1-1 1B	3-2 2B		1-0 BB		1-2 1B	0-0 F9		6	1	5	3	0	0	2
Andy Pafko, R (1, 7)	4-2 BB	2-2 6-3	4-1 BB		4-1 BB		1-0 FC1-5		2-2 G3	3	0	0	0	3	0	3
Gil Hodges, R (1, 3) OBP: 0.100, SLG: 0.100	2-1 F3	E7 / K			3-3 K		0-1 F2		3-0 L8	6	1	0	0	0	2	9
Carl Furillo, R (1, 9) OBP: 0.400, SLG: 0.400	1-1 1B		1-0 P1	1-0 E6	0-0 5-3		2-2 E4		0-1 2B	6	2	3	1	0	0	6
Chris Van Cuyk, L (1, 1) Cal Abrams, L (6, PH) OBP: 1.000, SLG: 1.000 Clyde King, S (6, 1) Ben Wade, R (8, 1) OBP: 1.000, SLG: 2.000	2-2 F8		2-1 1-3	0-0 SH1-4		0-1	1-2 1-3		0-0 2B	2 1 1 1	0 0 0 1	0 1 0 1	0 0 0 1	0 0 0 0	0 0 0 0	3 0 3 0
Inning Stats	R: 4 E: 0 K: 0 S: 21 H: 4 LOB: 2 BB: 2 P: 38	R: 2 E: 0 K: 0 S: 16 H: 3 LOB: 1 BB: 0 P: 22	R: 5 E: 2 K: 1 S: 28 H: 3 LOB: 2 BB: 1 P: 52	R: 1 E: 1 K: 0 S: 7 H: 2 LOB: 0 BB: 0 P: 11	R: 0 E: 0 K: 1 S: 10 H: 2 LOB: 3 BB: 1 P: 21	R: 0 E: 1 K: 0 S: 7 H: 1 LOB: 1 BB: 0 P: 14	R: 0 E: 1 K: 0 S: 18 H: 1 LOB: 3 BB: 1 P: 27	R: 0 E: 1 K: 0 S: 9 H: 1 LOB: 2 BB: 0 P: 12	R: 2 E: 0 K: 0 S: 12 H: 3 LOB: 1 BB: 0 P: 20	1B: 16 2B: 3 3B: 0 HR: 1 SF: 0 SAC: 1 DP: 1 HBP: 1						

TOP	
AB	49
R	14
H	20
RBI	13
BB	5
SO	2
LOB	35

PITCHER		IP	WLS	BF	H	R	ER	SO	BB	IBB	HBP	BLK	WP	HR	S	P	ERA	WHIP
Max Surkont, R ERA: 108.0	(1, 1)	0.1	L	6	3	4	4	0	2	0	0	0	0	0	13	25	108.00	15.000
Ernie Johnson, R ERA: 7.71	(1, 1)	2.1		16	6	7	2	0	0	0	1	0	0	1	42	67	7.71	2.571
Dick Donovan, R ERA:	(3, 1)	2.1		13	5	1	0	2	2	0	0	0	0	0	27	52	0.00	3.000
Lew Burdette, R ERA:	(6, 1)	2.0		10	2	0	0	0	1	0	0	0	0	0	25	41	0.00	1.500
Dick Hoover, L ERA: 9.0	(8, 1)	2.0		11	4	2	2	0	0	0	0	0	0	0	21	32	9.00	2.000

PITCHER	IP	WLS	BF	H	R	ER	SO	BB	IBB	HBP	BLK	WP	HR	S	P	ERA	WHIP

WP: 0	PB: 0	SB: 2	CS: 0	PA: 56													

Batter	1	2	3	4	5	6	7	8	9	AB	R	H	RBI	BB	SO	LOB
Billy Reed, L (1, 4) OBP: 0.500, SLG: 0.429	B X 1-0 BB BB 2B 1B	F F S 0-3 ② K		F H 1-1 FC6-4 1-2 HBP	F F B C 1-3 ③ K			X 0-0 BB 1B		3	1	1	0	0	2	1
Sibby Sisti, R (7, 4) OBP: 1.000, SLG: 1.000										1	0	1	0	0	0	0
Sam Jethroe, S (1, 8) OBP: 0.333, SLG: 0.571	B C B B B C B 4-2 BB 1-2 2B BB	L B S S 1-3 ③ K		X 0-0 ③ FC6-4 1-2f		C F B F F B F F 3-3 ① S K		S B B B B 4-1 FC6-4 1-2 BB		3	1	0	0	2	2	2
Earl Torgeson, L (1, 3) OBP: 0.667, SLG: 0.500	B C B C B B 4-2 2B BB 1-2 2-3	C B F B B B 4-2 BB BB			B B B C C B 4-2 2B 2B BB	B C C B B X 3-2 ② F8		C B X 1-1 ① F3		2	2	0	0	3	0	2
Sid Gordon, R (1, 7) OBP: 0.333, SLG: 0.375	B X 1-0 ① F7	C B B B C F B 4-2 G5-4-3 1-2 BB			C X 0-1 2B 1-3 2B	C B S X 1-2 ③ F6		C X 0-1 ② F8		4	1	1	0	1	0	5
Willard Marshall, L (1, 9) OBP: 0.222, SLG: 0.667	S S B B S 2-3 ② K	B C F S 1-3 ① K			X 0-0 2B 2-H 3-H 4-3 2B		B C X 1-1 HR	B X 1-0 ③ FC6-4 1-2f		5	2	2	3	0	2	7
Walker Cooper, R (1, 2) OBP: 0.429, SLG: 0.714	C B X 1-1 1-H 2-H 3-H 2B	C X 0-1 ② ③ G5-4-3 1-2f			X 0-0 4-3 2-3 1B 2B		C X 0-1 ① 4-1 1B		B C F B X 2-2 ① 4-3	3	1	2	3	0	0	2
Ebba St. Claire, S (7, 2)										2	0	0	0	0	0	0
Eddie Mathews, L (1, 5) OBP: 0.333, SLG: 0.250	B B C X 2-1 1B			C B F S 1-3 ① K	B B C F B C 3-3 ① K		B X 1-0 1B		S B B B F F X 2-2 ② F8	5	0	2	0	0	2	2
Jack Cusick, R (1, 6) OBP: 0.286, SLG: 0.167	B C X 1-1 ③ 3-1			B B B C C B 4-2 HBP BB	X 0-0 ② 4-3 2-3 3-H		S B B C S 2-3 ② K		B F B B C X 3-2 ③ 4-3	2	0	0	1	1	0	3
Billy Klaus, L (7, PH) (8, 6)										2	0	0	0	0	1	1
Max Surkont, R (1, 1)	F B F F B B C 3-3 ① K			B C B C S 2-3 ② K	X 0-0 3-H 1B		B F X 1-1 ③ 1-3			0	0	0	0	0	0	0
Ernie Johnson, R (1, 1)										1	0	0	0	0	1	0
Dick Donovan, L (3, 1)										1	0	0	0	0	1	1
Pete Whisenant, R (5, PH) OBP: 1.000, SLG: 1.000										1	0	1	1	0	0	0
Lew Burdette, R (6, 1)										0	0	0	0	0	0	0
George Crowe, L (7, PH)										1	0	0	0	0	0	1
Dick Hoover, L (8, 1)										0	0	0	0	0	0	0
Inning Stats	R: 3 E: 0 K: 1 S: 15 H: 3 LOB: 2 BB: 2 P: 31	R: 0 E: 0 K: 3 S: 10 H: 0 LOB: 0 BB: 0 P: 14	R: 0 E: 0 K: 1 S: 10 H: 0 LOB: 1 BB: 2 P: 19	R: 0 E: 0 K: 2 S: 10 H: 0 LOB: 2 BB: 1 P: 18	R: 4 E: 0 K: 2 S: 14 H: 4 LOB: 1 BB: 1 P: 22	R: 0 E: 0 K: 1 S: 13 H: 0 LOB: 0 BB: 0 P: 20	R: 1 E: 0 K: 1 S: 10 H: 2 LOB: 1 BB: 0 P: 15	R: 0 E: 0 K: 0 S: 7 H: 1 LOB: 2 BB: 1 P: 13	R: 0 E: 0 K: 0 S: 10 H: 0 LOB: 0 BB: 0 P: 17	1B: 5 2B: 4 3B: 0 HR: 1 SF: 0 SAC: 0 DP: 1 HBP: 1						

PITCHER		IP	WLS	BF	H	R	ER	SO	BB	IBB	HBP	BLK	WP	HR	S	P	ERA	WHIP
Chris Van Cuyk, L ERA: 12.6	(1, 1)	5.0	W	28	7	7	7	9	6	0	1	0	0	0	59	104	12.60	2.600
Clyde King, R ERA: 4.5	(6, 1)	2.0		10	3	1	1	2	1	0	0	0	0	1	25	41	4.50	2.000
Ben Wade, R ERA:	(8, 1)	2.0	S	6	0	0	0	0	0	0	0	0	0	0	15	24	0.00	0.000

PITCHER	IP	WLS	BF	H	R	ER	SO	BB	IBB	HBP	BLK	WP	HR	S	P	ERA	WHIP

BOTTOM

Brooklyn Dodgers @ Boston Braves

Braves Field, Boston, MA

Wed Apr 16 1952, 3:33 AM EST

Att. 5,646 - Unknown

livebaseballscorecards.com

AB	36
R	8
H	10
RBI	8
BB	7
SO	11
LOB	27

PA: 44

WP: 0
PB: 0
SB: 0
CS: 0

Batter	1	2	3	4	5	6	7	8	9	AB	R	H	RBI	BB	SO	LOB
Pee Wee Reese, R (1, 6) OBP: 0.333, SLG: 0.353	C L X 0-2 4-3 1B 1B	F X 0-1 ③ F3		B C S X 1-2 ② F2	B C C B X 2-2 ③ F2		B B B X 3-0 ② 6-3 3-H		X 0-0 ① 1-3	6	1	1	1	0	0	4
Billy Cox, R (1, 5) OBP: 0.389, SLG: 0.444	B B X 2-0 ① 4-3 1-2		L C X 0-2 ① F5	B S B X 2-1 BB 2-H 2B		B B X 2-0 ① 6-3	X 0-0 E 1B 1B		C B C B X 2-2 ② L6	6	1	2	1	0	0	1
Jackie Robinson, R (1, 4) OBP: 0.643, SLG: 0.545	C B X 1-1 FC3-4 2-H 1B		B X 1-0 1B 1B 1B	B C B B B 4-1 BB BB		C H 1-1 2B HBP	C B B C B X 3-2 1-H 1B		B X 1-0 ③ 5-3	4	2	3	2	1	0	0
Roy Campanella, R (1, 2) OBP: 0.667, SLG: 0.917	F S X 0-2 ② FC3-4 1-2f		X 0-0 1B 1-3 1B	C F B B B F B 4-2 1-2 2-3 BB		B C S B B C 2-3 ② K	B B X 2-0 ③ 6-3			4	0	1	0	1	1	3
Duke Snider, L (1, 8) OBP: 0.600, SLG: 0.714	X 0-0 ③ B5		S F B B B F X 2-2 1-2 3-H 1B	S X 0-1 ③ F7		X 0-0 1-H 2B 2B		B B B B C B 4-1 FC6-4 BB		4	1	2	2	1	0	4
Andy Pafko, R (1, 7) OBP: 0.400, SLG: 0.583		S S B B B F X 2-2 1B 1B	X 0-0 ② F8		B X 1-0 HR	B X 1-0 2-H 2B		B S B S X 2-2 ① F6		5	1	3	2	0	0	3
Gil Hodges, R (1, 3) OBP: 0.133, SLG: 0.200		B F B B B F X 3-2 ① F3	F X 0-1 ③ F8		X 0-0 2B	F B X 1-1 ③ 5-3		B B C X 2-1 ② FC6-4 1-2f 1B		5	0	1	0	0	0	5
Carl Furillo, R (1, 9) OBP: 0.533, SLG: 0.533		X 0-0 1-2 1B		X 0-0 SH3-4 2B 1B	B X 1-0 ① F8		F B F X 1-2 SH3 WP 6-3 1B	B B X 2-0 1-2 1B		5	2	4	0	0	0	1
Johnny Schmitz, R (1, 1)		F F B S 1-3 ② K		X 0-0 ① SH3-4 1-2	X 0-0 ② 5-3		B B X 2-0 ① SH3 1-3	B B C F S 2-3 ③ K		3	0	0	0	0	2	5
Inning Stats	R: 1 H: 2 E: 0 LOB: 1 K: 0 BB: 0 S: 10 P: 13	R: 0 H: 2 E: 0 LOB: 2 K: 1 BB: 0 S: 13 P: 19	R: 1 H: 3 E: 0 LOB: 2 K: 0 BB: 0 S: 12 P: 15	R: 1 H: 2 E: 0 LOB: 3 K: 0 BB: 2 S: 13 P: 24	R: 1 H: 2 E: 0 LOB: 1 K: 0 BB: 0 S: 7 P: 11	R: 2 H: 2 E: 0 LOB: 1 K: 1 BB: 0 S: 9 P: 16	R: 2 H: 3 E: 0 LOB: 1 K: 0 BB: 0 S: 10 P: 21	R: 0 H: 1 E: 0 LOB: 2 K: 1 BB: 1 S: 10 P: 22	R: 0 H: 0 E: 0 LOB: 0 K: 0 BB: 0 S: 5 P: 8	1B: 12 SF: 0 2B: 4 SAC: 2 3B: 0 DP: 0 HR: 1 HBP: 1						

PITCHER		IP	WLS	BF	H	R	ER	SO	BB	IBB	HBP	BLK	WP	HR	S	P	ERA	WHIP
Gene Conley, R ERA: 9.0	(1, 1)	4.0	L	25	11	4	4	1	2	0	0	0	0	1	50	74	9.00	3.250
Bert Thiel, R ERA: 9.0	(5, 1)	2.0		9	2	2	2	1	0	0	1	0	0	0	14	24	9.00	1.000
Dave Cole, R ERA: 9.0	(7, 1)	1.0		6	3	2	1	0	0	0	0	0	1	0	10	21	9.00	3.000
Sheldon Jones, R ERA:	(8, 1)	2.0		8	1	0	0	1	1	0	0	0	0	0	15	30	0.00	1.000

PITCHER	IP	WLS	BF	H	R	ER	SO	BB	IBB	HBP	BLK	WP	HR	S	P	ERA	WHIP

TOP

Brooklyn Dodgers @ Boston Braves

Braves Field, Boston, MA

Thu Apr 17 1952, 3:33 AM EST

Att. 4,042 - Unknown

AB	42
R	8
H	17
RBI	8
BB	3
SO	3
LOB	26

WP: 1	PA: 48		
PB: 0			
SB: 0			
CS: 0			

livebaseballscorecards.com

BOTTOM

Brooklyn Dodgers @ Boston Braves

Braves Field, Boston, MA

Thu Apr 17 1952, 3:33 AM EST

Att. 4,042 - Unknown

livebaseballscorecards.com

Batter	1	2	3	4	5	6	7	8	9	AB	R	H	RBI	BB	SO	LOB
Roy Hartsfield, R (1, 4) OBP: 0.250, SLG: 0.250	6-3		L1-5 3-H			FC4-6 1B		5-3		4	0	1	0	0	0	2
Sam Jethroe, S (1, 8) OBP: 0.231, SLG: 0.364	6-3		F6			F7		F2		4	0	0	0	0	0	3
Earl Torgeson, L (1, 3) OBP: 0.538, SLG: 0.375	G3			B1-3		FC4-6 BB 1B		1B		4	1	1	0	0	0	2
Sid Gordon, R (1, 5) OBP: 0.385, SLG: 0.300		1B BB		1-3		1B BB		F2		2	0	0	0	2	0	1
Pete Whisenant, R (1, 7) OBP: 0.400, SLG: 0.400		F5		5-3		1B			F7	4	0	1	2	0	0	1
Walker Cooper, R (1, 2) OBP: 0.455, SLG: 0.727		G4-6-3 1B	6-3			F2			2B	4	0	2	0	0	0	2
Willard Marshall, L (1, 9) OBP: 0.154, SLG: 0.462		G4-6-3	L7		1-3				6-3	4	0	0	0	0	0	3
Jack Cusick, R (1, 6) OBP: 0.273, SLG: 0.200		1B	5-3		6-3				K	4	0	1	0	0	1	1
Gene Conley, R (1, 1) OBP: 1.000, SLG: 1.000						FC4-6 1B BB	L8			1	0	1	0	0	0	0
Bert Thiel, R (5, 1)										0	0	0	0	0	0	0
Billy Klaus, L (6, PH)										0	1	0	0	1	0	0
Dave Cole, R (7, 1)										0	0	0	0	0	0	0
Bob Thorpe, R (7, PH)										1	0	0	0	0	0	0
Sheldon Jones, R (8, 1)										0	0	0	0	0	0	0
Inning Stats	R: 0 E: 0 K: 0 S: 7 H: 0 LOB: 0 BB: 0 P: 11	R: 0 E: 0 K: 0 S: 4 H: 1 LOB: 1 BB: 1 P: 12	R: 0 E: 0 K: 0 S: 7 H: 2 LOB: 1 BB: 0 P: 11	R: 0 E: 0 K: 0 S: 6 H: 0 LOB: 0 BB: 0 P: 7	R: 0 E: 0 K: 0 S: 6 H: 0 LOB: 0 BB: 0 P: 10	R: 2 E: 0 K: 0 S: 18 H: 2 LOB: 2 BB: 2 P: 31	R: 0 E: 0 K: 0 S: 7 H: 0 LOB: 0 BB: 0 P: 13	R: 0 E: 0 K: 0 S: 9 H: 1 LOB: 1 BB: 0 P: 16	R: 0 E: 0 K: 1 S: 8 H: 1 LOB: 1 BB: 0 P: 9	1B: 6 2B: 2 3B: 0 HR: 0	SF: 0 SAC: 0 DP: 2 HBP: 0					

PITCHER	IP	WLS	BF	H	R	ER	SO	BB	IBB	HBP	BLK	WP	HR	S	P	ERA	WHIP
Johnny Schmitz, L (1, 1) ERA: 2.0	9.0	W	35	7	2	2	1	3	0	0	0	0	0	72	120	2.00	1.111

PITCHER	IP	WLS	BF	H	R	ER	SO	BB	IBB	HBP	BLK	WP	HR	S	P	ERA	WHIP

WP: 0	PA: 35
PB: 0	
SB: 0	
CS: 0	

AB	32
R	2
H	7
RBI	2
BB	3
SO	1
LOB	15

Batter	1	2	3	4	5	6	7	8	9	AB	R	H	RBI	BB	SO	LOB
Billy Reed, L (1, 4) OBP: 0.333, SLG: 0.273	L7		4-3			L7		K		4	0	0	0	0	1	0
Sam Jethroe, S (1, 8) OBP: 0.176, SLG: 0.267	6-3		4-3			F8			G3	4	0	0	0	0	0	0
Earl Torgeson, L (1, 3) OBP: 0.588, SLG: 0.400	BB			4-3		1B			HR, BB	2	1	1	0	2	0	0
Sid Gordon, R (1, 7) OBP: 0.471, SLG: 0.583	BB			BB		F8			HR	2	1	1	2	2	0	1
Willard Marshall, L (1, 9) OBP: 0.176, SLG: 0.588	F6			3-1			F8		HR	4	1	1	1	0	0	3
Eddie Mathews, L (1, 5) OBP: 0.231, SLG: 0.167		G3		K			1-3		K	4	0	0	0	0	2	1
Ebba St. Claire, S (1, 2) OBP: 0.167, SLG: 0.167		K			G1-6-3, 1B		F4		K	4	0	1	0	0	2	0
Jack Cusick, R (1, 6) OBP: 0.231, SLG: 0.167		F9			G1-6-3			F5		2	0	0	0	0	0	1
Billy Klaus, L (8, PH) (8, 6)										1	0	0	0	0	0	0
Jim Wilson, R (1, 1)			K		K			F2		2	0	0	0	0	2	0
Jack Daniels, L (8, PH)										1	0	0	0	0	0	0
Lew Burdette, R (8, 1)										0	0	0	0	0	0	0
Inning Stats	R: 0 E: 0 K: 0 S: 3	H: 0 LOB: 2 BB: 2 P: 11	R: 0 E: 0 K: 1 S: 5	H: 0 LOB: 0 BB: 0 P: 5	R: 0 E: 0 K: 1 S: 5	H: 0 LOB: 0 BB: 0 P: 5	R: 0 E: 0 K: 1 S: 5	H: 1 LOB: 0 BB: 0 P: 5	R: 0 E: 0 K: 0 S: 4	H: 1 LOB: 1 BB: 0 P: 4	R: 0 E: 0 K: 0 S: 3	H: 0 LOB: 0 BB: 0 P: 3	R: 0 E: 0 K: 1 S: 5	H: 0 LOB: 0 BB: 0 P: 5	R: 3 E: 0 K: 2 S: 9	H: 2 LOB: 0 BB: 1 P: 13

TOP

Boston Braves @ Philadelphia Phillies

Shibe Park, Philadelphia, PA

Fri Apr 18 1952, 3:33 AM EST

Att. 15,911 - Unknown

livebaseballscorecards.com

AB	30
R	3
H	4
RBI	3
BB	4
SO	7
LOB	6

1B: 2 SF: 0
2B: 0 SAC: 0
3B: 0 DP: 1
HR: 2 HBP: 0

WP: 0 PA: 34
PB: 0
SB: 1
CS: 0

PITCHER		IP	WLS	BF	H	R	ER	SO	BB	IBB	HBP	BLK	WP	HR	S	P	ERA	WHIP
Russ Meyer, R ERA: 3.24	(1, 1)	8.1	L	32	4	3	3	5	4	0	0	0	0	2	38	54	3.24	0.960
Ken Heintzelman, L ERA:	(9, 1)	0.2		2	0	0	0	2	0	0	0	0	0	0	6	6	0.00	0.000

PITCHER		IP	WLS	BF	H	R	ER	SO	BB	IBB	HBP	BLK	WP	HR	S	P	ERA	WHIP

Boston Braves @ Philadelphia Phillies

Shibe Park, Philadelphia, PA

Fri Apr 18 1952, 3:33 AM EST

Att. 15,911 - Unknown

livebaseballscorecards.com

BOTTOM

Batter	1	2	3	4	5	6	7	8	9	AB	R	H	RBI	BB	SO	LOB
Granny Hamner, R (1, 6) OBP: 0.154, SLG: 0.154	1B		L8			F7		4-3 2-3		4	0	1	0	0	0	1
Richie Ashburn, L (1, 8) OBP: 0.167, SLG: 0.250	F7			F8		L5		E5		4	0	0	0	0	0	2
Willie Jones, R (1, 5) OBP: 0.308, SLG: 0.300	F8			F8		BB		L5		3	0	0	0	1	0	3
Del Ennis, R (1, 7) OBP: 0.308, SLG: 0.250	5-3			F8		5-3			BB B5-3	3	0	0	0	1	0	2
Bill Nicholson, L (1, 9) OBP: 0.167, SLG: 0.250		F9			4-3		K		B5-3 1-2f	4	0	0	0	0	1	1
Connie Ryan, R (1, 4) OBP: 0.385, SLG: 0.583		F9			5-3		6-3		BB	3	0	0	0	1	0	0
Eddie Waitkus, L (1, 3) OBP: 0.077, SLG: 0.077		F6			HR 1B		L3		F9	4	1	1	0	0	0	1
Stan Lopata, R (1, 2) OBP: 0.667, SLG: 2.000			K		HR 1-H			4-3 SH3-4	BB	2	1	1	2	1	1	0
Russ Meyer, S (1, 1) Ken Heintzelman, R (9, 1)			F6		F7			SH3-4 1-2		2 0	0 0	0 0	0 0	0 0	0 0	0 0
Inning Stats	R: 0 E: 0 K: 0 S: 4 H: 1 LOB: 1 BB: 0 P: 4	R: 0 E: 0 K: 0 S: 3 H: 0 LOB: 0 BB: 0 P: 3	R: 0 E: 0 K: 1 S: 5 H: 0 LOB: 0 BB: 0 P: 5	R: 0 E: 0 K: 0 S: 3 H: 0 LOB: 0 BB: 0 P: 3	R: 2 E: 0 K: 0 S: 5 H: 2 LOB: 0 BB: 0 P: 5	R: 0 E: 0 K: 0 S: 3 H: 0 LOB: 1 BB: 1 P: 7	R: 0 E: 0 K: 1 S: 5 H: 0 LOB: 0 BB: 0 P: 5	R: 0 E: 1 K: 0 S: 4 H: 0 LOB: 2 BB: 1 P: 8	R: 0 E: 0 K: 0 S: 2 H: 0 LOB: 1 BB: 2 P: 10	1B: 2 2B: 1 3B: 0 HR: 1 SF: 0 SAC: 1 DP: 1 HBP: 0						

	AB	29
	R	2
	H	3
	RBI	2
	BB	4
	SO	2
	LOB	10

PITCHER		IP	WLS	BF	H	R	ER	SO	BB	IBB	HBP	BLK	WP	HR	S	P	ERA	WHIP
Jim Wilson, R ERA: 2.57	(1, 1)	7.0		25	3	2	2	2	1	0	0	0	0	1	28	32	2.57	0.571
Lew Burdette, R ERA:	(8, 1)	2.0	W	9	0	0	0	0	3	0	0	0	0	0	6	18	0.00	1.500

PITCHER	IP	WLS	BF	H	R	ER	SO	BB	IBB	HBP	BLK	WP	HR	S	P	ERA	WHIP

Boston Braves @ Philadelphia Phillies

Shibe Park, Philadelphia, PA

Sat Apr 19 1952, 3:33 AM EST

Att. 9,466 - Unknown

TOP

livebaseballscorecards.com

Batter	1	2	3	4	5	6	7	8	9	AB	R	H	RBI	BB	SO	LOB
Billy Reed, L (1, 4) OBP: 0.375, SLG: 0.333 Billy Klaus, L (9, PR) (9, 6)	F7		F3			HR 1B	2-3 1B		SH 1B 1-2 1B	4 0	1 1	2 0	0 0	0 0	0 0	1 0
Sam Jethroe, S (1, 8) OBP: 0.273, SLG: 0.500	4-3		G6-3 1B			1-H HR	F2		1B F9 1-3 2-H 1B	5	2	3	3	0	0	2
Earl Torgeson, L (1, 3) OBP: 0.591, SLG: 0.385	4-3		G6-3 1-2f			BBBBB BB		BBBBB 2B HR BB	7-3-1 1-3 3-H 1B	3	1	1	1	2	0	2
Sid Gordon, R (1, 7) OBP: 0.364, SLG: 0.412		F8		F7		F4		F2	F9 3-H	5	0	0	1	0	0	3
Willard Marshall, L (1, 9) OBP: 0.227, SLG: 0.636		2B		G3		F7		1-3 HR 2B	7-3-1 1-2f	5	1	2	0	0	0	2
Eddie Mathews, L (1, 5) OBP: 0.235, SLG: 0.375		K		K		F7		2-H 3-H HR		4	1	1	3	0	2	2
Ebba St. Claire, S (1, 2) OBP: 0.111, SLG: 0.111 Walker Cooper, R (8, PH) OBP: 0.500, SLG: 0.727 Roy Hartsfield, R (8, PR) OBP: 0.250, SLG: 0.250 Paul Burris, R (8, 2)	F7				K		K	BBBB G6-4-3 BB		3 0 0 0	0 0 0 0	0 0 0 0	0 0 0 0	2 1 0 0	0 0 0 0	1 0 0 0
Jack Cusick, R (1, 6) OBP: 0.267, SLG: 0.154 Sibby Sisti, R (7, PH) OBP: 0.667, SLG: 1.000 (7, 6) (9, 4)			BBBB 3B BB		F4	1B 2B		1-2f		1 2	1 0	0 1	0 0	1 0	0 0	0 1
Warren Spahn, L (1, 1) OBP: 0.200, SLG: 0.600 Sheldon Jones, R (5, 1) Pete Whisenant, R (7, PH) OBP: 0.333, SLG: 0.333 Bert Thiel, R (7, 1) Jack Daniels, L (9, PH) OBP: 0.500, SLG: 0.500 Lew Burdette, R (9, 1)			1-H 3B		4-3		K		SH 1B 1B	2 0 1 0 1 0	0 0 0 0 1 0	1 0 0 0 1 0	1 0 0 0 0 0	0 0 1 0 0 0	0 0 1 0 0 0	0 0 1 0 0 0
Inning Stats	R: 0 E: 0 K: 0 S: 3 H: 0 LOB: 0 BB: 0 P: 3	R: 0 E: 0 K: 1 S: 6 H: 1 LOB: 1 BB: 0 P: 6	R: 1 E: 0 K: 0 S: 4 H: 2 LOB: 1 BB: 1 P: 8	R: 0 E: 0 K: 1 S: 5 H: 0 LOB: 0 BB: 0 P: 5	R: 0 E: 0 K: 1 S: 5 H: 0 LOB: 0 BB: 0 P: 5	R: 2 E: 0 K: 0 S: 5 H: 2 LOB: 1 BB: 1 P: 9	R: 0 E: 0 K: 2 S: 9 H: 2 LOB: 2 BB: 0 P: 9	R: 3 E: 0 K: 0 S: 4 H: 2 LOB: 1 BB: 2 P: 12	R: 3 E: 1 K: 0 S: 6 H: 3 LOB: 1 BB: 0 P: 6	1B: 6 2B: 4 3B: 1 HR: 2 SF: 0 SAC: 1 DP: 3 HBP: 0						

AB	36
R	9
H	12
RBI	9
BB	4
SO	5
LOB	15

WP: 0 PA: 41
PB: 0
SB: 0
CS: 0

PITCHER		IP	WLS	BF	H	R	ER	SO	BB	IBB	HBP	BLK	WP	HR	S	P	ERA	WHIP
Steve Ridzik, R ERA: 5.4	(1, 1)	5.0		21	5	3	3	3	2	0	0	0	0	1	25	33	5.40	1.400
Ken Heintzelman, L ERA: 9.0	(6, 1)	2.1		12	4	3	3	2	1	0	0	0	0	1	15	19	11.57	2.143
Andy Hansen, R ERA: 20.25	(8, 1)	0.2	L	6	3	3	3	0	1	0	0	0	0	0	5	9	40.50	6.000
Jim Konstanty, R ERA:	(9, 1)	1.0		2	0	0	0	0	0	0	0	0	0	0	2	2	0.00	0.000

PITCHER	IP	WLS	BF	H	R	ER	SO	BB	IBB	HBP	BLK	WP	HR	S	P	ERA	WHIP

Batter	1	2	3	4	5	6	7	8	9	AB	R	H	RBI	BB	SO	LOB
Granny Hamner, R (1, 6) OBP: 0.167, SLG: 0.333	F6			F3	HR	F9				5	1	1	2	0	0	1
Richie Ashburn, L (1, 8) OBP: 0.111, SLG: 0.059	6-3			K	1B		F7		F7	5	0	1	0	0	1	0
Willie Jones, R (1, 5) OBP: 0.389, SLG: 0.357	F7			1B	1B		HBP		F8	4	0	2	0	1	0	0
Del Ennis, R (1, 9) OBP: 0.278, SLG: 0.235		F6		L6	F8		F3		1B	5	0	1	0	0	0	4
Jackie Mayo, L (9, PR)										0	0	0	0	0	0	0
Mel Clark, R (1, 7) OBP: 0.800, SLG: 1.250		F2 1B			E9 1B	2B 3B	HBP		F9	4	2	3	0	0	0	1
Connie Ryan, R (1, 4) OBP: 0.412, SLG: 0.625		F2			1B 1B	E WP 2B	K			4	2	2	2	0	1	3
Nippy Jones, R (1, 3) OBP: 0.500, SLG: 0.500			F3		HR SH1-3 1B	F3		F8		2	1	1	1	0	0	0
Eddie Waitkus, L (6, 3) OBP: 0.067, SLG: 0.067										2	0	0	0	0	0	0
Stan Lopata, R (1, 2) OBP: 0.571, SLG: 1.000			F9		F7	5-3 E BB		SH1-4 1B		3	1	1	0	1	0	1
Steve Ridzik, R (1, 1)			F7		SH1-3	5-3		SH1-4		1	0	0	0	0	0	0
Ken Heintzelman, R (6, 1)										1	0	0	0	0	0	1
Andy Hansen, R (8, 1)										0	0	0	0	0	0	0
Jim Konstanty, R (9, 1)										0	0	0	0	0	0	0
Inning Stats	R: 0 E: 0 K: 0 S: 3 H: 0 LOB: 0 BB: 0 P: 3	R: 0 E: 0 K: 0 S: 3 H: 1 LOB: 0 BB: 0 P: 3	R: 0 E: 0 K: 0 S: 3 H: 0 LOB: 0 BB: 0 P: 3	R: 0 E: 0 K: 1 S: 6 H: 1 LOB: 1 BB: 0 P: 6	R: 4 E: 1 K: 0 S: 9 H: 6 LOB: 2 BB: 0 P: 9	R: 3 E: 1 K: 0 S: 5 H: 2 LOB: 0 BB: 1 P: 9	R: 0 E: 0 K: 1 S: 5 H: 0 LOB: 2 BB: 1 P: 10	R: 0 E: 0 K: 0 S: 4 H: 1 LOB: 1 BB: 0 P: 4	R: 0 E: 0 K: 0 S: 4 H: 1 LOB: 1 BB: 0 P: 4	1B: 9 2B: 1 3B: 1 HR: 1	SF: 0 SAC: 2 DP: 0 HBP: 1		WP: 1 PB: 0 SB: 0 CS: 0		PA: 41		

PITCHER		IP	WLS	BF	H	R	ER	SO	BB	IBB	HBP	BLK	WP	HR	S	P	ERA	WHIP
Warren Spahn, L ERA: 1.98	(1, 1)	4.2		21	8	4	0	1	0	0	0	0	0	1	23	23	0.00	1.714
Sheldon Jones, R ERA: 2.7	(5, 1)	1.1		7	2	3	1	0	1	0	0	0	1	0	6	10	6.75	2.250
Bert Thiel, R ERA: 4.5	(7, 1)	2.0	W	9	1	0	0	1	1	0	1	0	0	0	9	14	0.00	1.000
Lew Burdette, R ERA:	(9, 1)	1.0	S	4	1	0	0	0	0	0	0	0	0	0	4	4	0.00	1.000

PITCHER	IP	WLS	BF	H	R	ER	SO	BB	IBB	HBP	BLK	WP	HR	S	P	ERA	WHIP

BOTTOM

Boston Braves @ Philadelphia Phillies

Shibe Park, Philadelphia, PA

Sat Apr 19 1952, 3:33 AM EST

Att. 9,466 - Unknown

livebaseballscorecards.com

AB	36
R	7
H	12
RBI	5
BB	2
SO	2
LOB	11

Boston Braves @ Philadelphia Phillies

Shibe Park, Philadelphia, PA

Sun Apr 20 1952, 3:33 AM EST

Unknown

TOP

livebaseballscorecards.com

Batter	1	2	3	4	5	6	7	8	9	10	AB	R	H	RBI	BB	SO	LOB
Billy Reed, L (1, 4) OBP: 0.381, SLG: 0.350	E8 F9 1B	6-3			F5			G4-6-3 1B		L8	5	1	2	0	0	0	1
Sam Jethroe, S (1, 8) OBP: 0.269, SLG: 0.500	F9 3-H	S 2B			3-1			F9			4	1	1	1	0	0	1
Earl Torgeson, L (1, 3) OBP: 0.538, SLG: 0.412	F9 1B 2B	F7				F9		G4-6-3 1-2f			4	1	1	0	0	0	2
Sid Gordon, R (1, 7) OBP: 0.308, SLG: 0.333	F9 2-3	6-3 2-H				F3			F4		4	0	0	0	0	0	1
Willard Marshall, L (1, 9) OBP: 0.269, SLG: 0.615	BB 1B 3-H	F7				1B			F8		4	0	2	1	0	0	0
Walker Cooper, R (1, 2) OBP: 0.438, SLG: 0.571	B B B B 1-2 BB			K		F5			5-3		3	0	0	0	1	1	1
Eddie Mathews, L (1, 5) OBP: 0.190, SLG: 0.300	F7			F8			F8			K	4	0	0	0	0	1	2
Jack Cusick, R (1, 6) OBP: 0.263, SLG: 0.176		F9		F9			CS 1B			6-3	4	0	1	0	0	0	0
Vern Bickford, R (1, 1) OBP: 0.250, SLG: 0.500 Roy Hartsfield, R (10, PR) OBP: 0.250, SLG: 0.250 Lew Burdette, R (10, 1)		K			F9			F5 1-2		2B	4 0 0	0 0 0	1 0 0	0 0 0	0 0 0	1 0 0	1 0 0
Inning Stats	R: 2 E: 1 K: 0 S: 6 H: 3 LOB: 2 BB: 1 P: 10	R: 0 E: 0 K: 1 S: 5 H: 0 LOB: 0 BB: 0 P: 5	R: 1 E: 0 K: 0 S: 4 H: 1 LOB: 0 BB: 0 P: 4	R: 0 E: 0 K: 1 S: 5 H: 0 LOB: 0 BB: 0 P: 5	R: 0 E: 0 K: 0 S: 3 H: 0 LOB: 0 BB: 0 P: 3	R: 0 E: 0 K: 0 S: 4 H: 1 LOB: 1 BB: 0 P: 4	R: 0 E: 0 K: 0 S: 3 H: 1 LOB: 0 BB: 0 P: 3	R: 0 E: 0 K: 0 S: 3 H: 1 LOB: 0 BB: 0 P: 3	R: 0 E: 0 K: 0 S: 3 H: 0 LOB: 0 BB: 0 P: 3	R: 0 E: 0 K: 1 S: 6 H: 1 LOB: 1 BB: 0 P: 6	1B: 5 2B: 3 3B: 0 HR: 0	SF: 0 SAC: 0 DP: 1 HBP: 0						

	AB	36
	R	3
	H	8
	RBI	2
	BB	1
	SO	3
	LOB	9

WP: 0 PA: 37
PB: 0
SB: 2
CS: 1

PITCHER	IP	WLS	BF	H	R	ER	SO	BB	IBB	HBP	BLK	WP	HR	S	P	ERA	WHIP
Robin Roberts, R (1, 1) ERA: 4.0	10.0	W	37	8	3	3	3	1	0	0	0	0	0	42	46	2.70	0.900

PITCHER	IP	WLS	BF	H	R	ER	SO	BB	IBB	HBP	BLK	WP	HR	S	P	ERA	WHIP

Batter	1	2	3	4	5	6	7	8	9	10	AB	R	H	RBI	BB	SO	LOB
Granny Hamner, R (1, 6) OBP: 0.261, SLG: 0.435	2B		1B		1B		F9 ③			6-3 ①	5	0	3	1	0	0	1
Richie Ashburn, L (1, 8) OBP: 0.130, SLG: 0.091	F2 ①		1-2 1B		6-3 ③			S S S K ①		6-3 ②	5	0	1	0	0	1	2
Willie Jones, R (1, 5) OBP: 0.348, SLG: 0.316	F8 ②		6-3 ③			F8 ①		6-3 ②		3B 1B	5	1	1	0	0	0	3
Del Ennis, R (1, 9) OBP: 0.261, SLG: 0.318	6-3 ③			F9 ①		L6 ②		F4 ③		1-H 3B	5	0	1	1	0	0	1
Jackie Mayo, L (1, 7) OBP: 0.200, SLG: 0.200		F8 ①		3-1 ②		1B			S S S K ①		4	0	1	0	0	1	0
Connie Ryan, R (1, 4) OBP: 0.333, SLG: 0.500		6-3 ②		F3 ③		4-3 ③			6-3 ②		4	0	0	0	0	0	1
Eddie Waitkus, L (1, 3) OBP: 0.211, SLG: 0.263		4-3 ③			G4-3-6-2 2B		1B		HR 1B		4	1	3	0	0	0	0
Smoky Burgess, L (1, 2) OBP: 0.364, SLG: 0.800			3-1 ①		B B B 1B BB		F7 ①		1-H HR		3	2	1	2	1	0	1
Robin Roberts, S (1, 1)			S S S K ②		G4-3-6-2 ① ② 1-2 2-Hf		F6 ②		F8 ③		4	0	0	0	0	1	3
Inning Stats	R: 0 E: 0 K: 0 S: 4 H: 1 LOB: 1 BB: 0 P: 4	R: 0 E: 0 K: 0 S: 3 H: 0 LOB: 0 BB: 0 P: 3	R: 0 E: 0 K: 1 S: 7 H: 2 LOB: 2 BB: 0 P: 7	R: 0 E: 0 K: 0 S: 3 H: 0 LOB: 0 BB: 0 P: 3	R: 1 E: 0 K: 0 S: 4 H: 2 LOB: 1 BB: 1 P: 8	R: 0 E: 0 K: 0 S: 4 H: 1 LOB: 1 BB: 0 P: 4	R: 0 E: 0 K: 0 S: 4 H: 1 LOB: 1 BB: 0 P: 4	R: 0 E: 0 K: 1 S: 5 H: 0 LOB: 0 BB: 0 P: 5	R: 2 E: 0 K: 1 S: 7 H: 2 LOB: 0 BB: 0 P: 7	R: 1 E: 0 K: 0 S: 4 H: 2 LOB: 1 BB: 0 P: 4	1B: 7 2B: 3 3B: 1 HR: 1	SF: 0 SAC: 0 DP: 1 HBP: 0						

PITCHER	IP	WLS	BF	H	R	ER	SO	BB	IBB	HBP	BLK	WP	HR	S	P	ERA	WHIP
Vern Bickford, R (1, 1) ERA: 3.0	9.0		36	9	3	3	3	1	0	0	0	0	1	41	45	3.00	1.111
Lew Burdette, R (10, 1) ERA: 1.59	0.2	L	4	2	1	1	0	0	0	0	0	0	0	4	4	13.50	3.000

PITCHER	IP	WLS	BF	H	R	ER	SO	BB	IBB	HBP	BLK	WP	HR	S	P	ERA	WHIP

BOTTOM

Boston Braves @ Philadelphia Phillies

Shibe Park, Philadelphia, PA

Sun Apr 20 1952, 3:33 AM EST

Unknown

livebaseballscorecards.com

AB	39
R	4
H	11
RBI	4
BB	1
SO	3
LOB	12

1B: 7 SF: 0
2B: 3 SAC: 0
3B: 1 DP: 1
HR: 1 HBP: 0

WP: 0 PA: 40
PB: 0
SB: 0
CS: 0

Batter	1	2	3	4	5	6	7	8	9	AB	R	H	RBI	BB	SO	LOB
Billy Reed, L (1, 4) OBP: 0.360, SLG: 0.333	1-3		G4-6-3 1-2f			F7		1B 1-2 E 1B		4	0	1	0	0	0	2
Sibby Sisti, R (8, PR) OBP: 0.667, SLG: 1.000 (8, 4)										0	1	0	0	0	0	0
Sam Jethroe, S (1, 8) OBP: 0.300, SLG: 0.500	K			3-1 BB 1B		F4		E9 1-H 2-H 1B		4	0	2	1	0	1	0
Earl Torgeson, L (1, 3) OBP: 0.500, SLG: 0.350	4-3			4-0 1-2 3-1 BB		4-3		6-3		3	0	0	0	1	0	2
Sid Gordon, R (1, 7) OBP: 0.267, SLG: 0.280		F7		K			K	L7		4	0	0	0	0	2	4
Dick Donovan, L (8, 1)										0	0	0	0	0	0	0
Willard Marshall, L (1, 9) OBP: 0.267, SLG: 0.552		K		3-1 1-2 2-3			4-3		CS BB	3	0	0	0	1	1	2
Bob Thorpe, R (9, PR)										0	0	0	0	0	0	0
(9, 7)																
Eddie Mathews, L (1, 5) OBP: 0.200, SLG: 0.292		4-3		4-3			FC4-6 1B		K	4	0	1	0	0	1	3
Ebba St. Claire, S (1, 2) OBP: 0.231, SLG: 0.167			1B 1B		4-3		FC4-6 1-2f		BB 1-2	3	0	1	0	1	0	1
Jack Cusick, R (1, 6) OBP: 0.286, SLG: 0.211			G4-6-3 1-3 1B		6-3			F4	L9	2	0	1	0	0	0	0
Jack Daniels, L (8, PH) OBP: 0.250, SLG: 0.250 (8, 7) (9, 9)										2	0	0	0	0	0	1
Dave Cole, R (1, 1)			K		K			1B 1B 1B		2	0	0	0	0	2	2
George Crowe, L (8, PH) OBP: 0.500, SLG: 0.500										1	0	1	0	0	0	0
Billy Klaus, L (8, PR) (8, 6)										0	1	0	0	0	0	0
Inning Stats	R: 0 E: 0 K: 1 S: 5 H: 0 LOB: 0 BB: 0 P: 5	R: 0 E: 0 K: 1 S: 5 H: 0 LOB: 0 BB: 0 P: 5	R: 0 E: 0 K: 1 S: 6 H: 2 LOB: 1 BB: 0 P: 6	R: 0 E: 0 K: 1 S: 6 H: 1 LOB: 2 BB: 1 P: 10	R: 0 E: 0 K: 1 S: 5 H: 0 LOB: 0 BB: 0 P: 5	R: 0 E: 0 K: 0 S: 3 H: 0 LOB: 0 BB: 0 P: 3	R: 0 E: 0 K: 1 S: 6 H: 1 LOB: 1 BB: 0 P: 6	R: 2 E: 1 K: 0 S: 6 H: 3 LOB: 2 BB: 0 P: 6	R: 0 E: 0 K: 1 S: 4 H: 0 LOB: 1 BB: 2 P: 12	1B: 7 2B: 0 3B: 0 HR: 0 SF: 0 SAC: 0 DP: 1 HBP: 0							

PITCHER	IP	WLS	BF	H	R	ER	SO	BB	IBB	HBP	BLK	WP	HR	S	P	ERA	WHIP
Karl Drews, R (1, 1) ERA: 2.0	9.0	L	35	7	2	2	7	3	0	0	0	0	0	46	58	2.00	1.111

PITCHER	IP	WLS	BF	H	R	ER	SO	BB	IBB	HBP	BLK	WP	HR	S	P	ERA	WHIP

TOP

Boston Braves @ Philadelphia Phillies

Shibe Park, Philadelphia, PA

Sun Apr 20 1952, 3:38 AM EST

Att. 26,011 - Unknown

livebaseballscorecards.com

AB	32
R	2
H	7
RBI	1
BB	3
SO	7
LOB	17

Boston Braves @ Philadelphia Phillies

Shibe Park, Philadelphia, PA

Sun Apr 20 1952, 3:38 AM EST

Att. 26,011 - Unknown

BOTTOM

Batter	1	2	3	4	5	6	7	8	9	AB	R	H	RBI	BB	SO	LOB
Granny Hamner, R (1, 6) OBP: 0.259, SLG: 0.407	0-0 6-3 1B 1B		0-0 F8		0-0 4-3			0-0 5-3		4	0	1	0	0	0	1
Richie Ashburn, L (1, 8) OBP: 0.111, SLG: 0.077	0-0 6-3 1-2			0-0 F7		0-3 K		0-0 4-3		4	0	0	0	0	1	1
Willie Jones, R (1, 5) OBP: 0.370, SLG: 0.318	0-0 F3			1-0 HBP		0-0 1B 1B		0-0 F3		3	0	1	0	0	0	1
Del Ennis, R (1, 9) OBP: 0.259, SLG: 0.308	0-0 2-H 1B			0-0 F6		0-0 F6			0-0 6-3	4	0	1	0	0	0	2
Jackie Mayo, L (1, 7) OBP: 0.333, SLG: 0.333		0-0 CS 1B		0-0 L3		0-0 1-2 1B			0-3 K	4	0	2	0	0	1	1
Connie Ryan, R (1, 4) OBP: 0.320, SLG: 0.435		0-0 L7 1-2			4-0 PB WP BB BB	0-0 L7			0-0 F5	3	0	0	0	1	0	3
Eddie Waitkus, L (1, 3) OBP: 0.227, SLG: 0.238		0-0 4-3			4-0 1-H 1B BB		0-0 F2			2	1	0	0	1	0	0
Smoky Burgess, L (1, 2) OBP: 0.357, SLG: 0.692			0-0 F6		0-0 2-H 1B		0-0 F8			3	0	1	1	0	0	0
Karl Drews, R (1, 1)			0-0 4-3		0-0 F5		0-0 5-3			3	0	0	0	0	0	1
Inning Stats	R: 0 H: 2 E: 0 LOB: 2 K: 0 BB: 0 S: 4 P: 4	R: 0 H: 1 E: 0 LOB: 0 K: 0 BB: 0 S: 3 P: 3	R: 0 H: 0 E: 0 LOB: 0 K: 0 BB: 0 S: 3 P: 3	R: 0 H: 0 E: 0 LOB: 1 K: 0 BB: 0 S: 3 P: 4	R: 1 H: 1 E: 0 LOB: 1 K: 0 BB: 2 S: 3 P: 11	R: 0 H: 2 E: 0 LOB: 2 K: 1 BB: 0 S: 7 P: 7	R: 0 H: 0 E: 0 LOB: 0 K: 0 BB: 0 S: 3 P: 3	R: 0 H: 0 E: 0 LOB: 0 K: 0 BB: 0 S: 3 P: 3	R: 0 H: 0 E: 0 LOB: 0 K: 1 BB: 0 S: 5 P: 5	1B: 6 SF: 0 2B: 0 SAC: 0 3B: 0 DP: 0 HR: 0 HBP: 1						

livebaseballscorecards.com

AB	30
R	1
H	6
RBI	1
BB	2
SO	2
LOB	10

PITCHER		IP	WLS	BF	H	R	ER	SO	BB	IBB	HBP	BLK	WP	HR	S	P	ERA	WHIP
Dave Cole, R ERA: 2.25	(1, 1)	7.0	W	27	6	1	1	1	2	0	1	0	1	0	26	35	1.29	1.143
Dick Donovan, R ERA:	(8, 1)	2.0	S	6	0	0	0	1	0	0	0	0	0	0	8	8	0.00	0.000

PITCHER	IP	WLS	BF	H	R	ER	SO	BB	IBB	HBP	BLK	WP	HR	S	P	ERA	WHIP

Boston Braves @ Brooklyn Dodgers

Ebbets Field, Brooklyn, NY

Tue Apr 22 1952, 3:33 AM EST

Unknown

TOP

livebaseballscorecards.com

Batter	1	2	3	4	5	6	7	8	9	AB	R	H	RBI	BB	SO	LOB
Billy Reed, L (1, 4) OBP: 0.310, SLG: 0.286	C F C 0-3 ① K		X 0-0 ③ L8			B X 1-0 ② FC1-6-4 1-2f		B L X 1-1 ② F8		4	0	0	0	0	1	3
Sam Jethroe, S (1, 8) OBP: 0.294, SLG: 0.469	B S S F B X 2-2 ② F8			S B F C 1-3 ① K		S B S B B F X 3-2 ③ F8		C C X 0-2 1-2 1B		4	0	1	0	0	1	1
Earl Torgeson, L (1, 3) OBP: 0.471, SLG: 0.333	C C B X 1-2 ③ 4-3			C C X 0-2 ② F4			F X 0-1 1B 1B	F F C 0-3 ③ K		4	0	1	0	0	1	2
Sid Gordon, R (1, 7) OBP: 0.265, SLG: 0.379		C B C F X 1-2 ① F7		B F X 1-1 ③ L9			X 0-0 ① F6		S B B C F X 2-2 HR	4	1	1	1	0	0	1
Willard Marshall, L (1, 9) OBP: 0.265, SLG: 0.515		F B F F F X 1-2 ② F3			X 0-0 ① 4-3		B C F F B X 2-2 ② 1-3 1B		C B B C S 2-3 ① K	4	0	1	0	0	1	0
Walker Cooper, R (1, 2) OBP: 0.400, SLG: 0.471		C B S F X 1-2 ③ G3			F X 0-1 ② F9		I I I 4-0 IBB		X 0-0 ② F8	3	0	0	0	1	0	0
Eddie Mathews, L (1, 5) OBP: 0.172, SLG: 0.250			B F C B X 2-2 ① F5		S S B S 1-3 ③ K		X 0-0 ③ L8		B S S B C 2-3 ③ K	4	0	0	0	0	2	2
Jack Cusick, R (1, 6) OBP: 0.292, SLG: 0.227			X 0-0 ② 1-3			X 0-0 FC1-6-4 1B		C B F B F B C 3-3 ① K		3	0	1	0	0	1	0
Max Surkont, R (1, 1) OBP: 0.500, SLG: 1.000 Bob Thorpe, R (8, PH) OBP: 0.500, SLG: 0.500 Bert Thiel, R (8, 1)			X 0-0 2B			L L S 0-3 ① K		F X 0-1 1B 1B		2 1 0	0 0 0	1 1 0	0 0 0	0 0 0	1 0 0	1 0 0

Inning Stats										
	R: 0 E: 0 K: 1 S: 10	H: 0 LOB: 0 BB: 0 P: 13	R: 0 E: 0 K: 0 S: 13	H: 0 LOB: 0 BB: 0 P: 16	R: 0 E: 0 K: 0 S: 6	H: 1 LOB: 1 BB: 0 P: 8	R: 0 E: 0 K: 1 S: 8	H: 0 LOB: 0 BB: 0 P: 10	R: 0 E: 0 K: 1 S: 6	H: 0 LOB: 0 BB: 0 P: 7
	R: 0 E: 0 K: 1 S: 9	H: 1 LOB: 1 BB: 0 P: 13	R: 0 E: 0 K: 0 S: 8	H: 2 LOB: 2 BB: 1 P: 14	R: 0 E: 0 K: 2 S: 14	H: 2 LOB: 2 BB: 0 P: 18	R: 1 E: 0 K: 2 S: 11	H: 1 LOB: 0 BB: 0 P: 17	1B: 5 2B: 1 3B: 0 HR: 1	SF: 0 SAC: 0 DP: 0 HBP: 0
	WP: 0 PB: 0 SB: 0 CS: 0	PA: 34								

PITCHER	IP	WLS	BF	H	R	ER	SO	BB	IBB	HBP	BLK	WP	HR	S	P	ERA	WHIP
Chris Van Cuyk, L (1, 1) ERA: 5.14	9.0	W	34	7	1	1	8	0	1	0	0	0	1	85	116	1.00	0.778

PITCHER	IP	WLS	BF	H	R	ER	SO	BB	IBB	HBP	BLK	WP	HR	S	P	ERA	WHIP

AB	33
R	1
H	7
RBI	1
BB	1
SO	8
LOB	10

Batter	1	2	3	4	5	6	7	8	9	AB	R	H	RBI	BB	SO	LOB
Pee Wee Reese, R (1, 6) OBP: 0.250, SLG: 0.212	B C S B S 2-3 K ①		B B B C C S 3-3 K ①		C S B X 1-2 F8 ①		X 0-0 B4-3 ①	C S S 0-3 K ③		4	0	0	0	0	2	0
George Shuba, L (8, PH)										1	0	0	0	0	1	3
Rocky Bridges, R (9, 6)										0	0	0	0	0	0	0
Billy Cox, R (1, 5) OBP: 0.395, SLG: 0.583	B C C B S 2-3 K ②		X 0-0 F2 ②		X 0-0 1-3 ②		F X 0-1 F4 ②		X 0-0 1B 1B 2B	5	1	1	0	0	1	0
Jackie Robinson, R (1, 4) OBP: 0.647, SLG: 0.591	B C S B F C 2-3 K ③		B F B B F B 4-2 BB		B B F X 2-1 1B		B B X 2-0 1B		X 0-0 1B 2-3 1B	4	0	3	0	1	1	0
Roy Campanella, R (1, 2) OBP: 0.514, SLG: 0.800		X 0-0 HR	F F B B C 2-3 K ③		X 0-0 F7 ③		B F B B F S 3-3 K ③		S X 0-1 1-2 3-H 1B	5	1	2	2	0	2	3
Duke Snider, L (1, 8) OBP: 0.333, SLG: 0.469		B B S B X 3-1 F6 ①	B S S B C 2-3 K ①		B B C B X 3-1 CS 1B			X 0-0 4-3 ①		4	0	1	0	0	1	0
Andy Pafko, R (1, 7) OBP: 0.485, SLG: 0.960		S B H 2-1 E HBP	B S S S C 1-3 K ②		F B B S X 2-2 6-3 ① ② 1-2			C B C S 1-3 K ②		3	0	0	0	0	2	1
Gil Hodges, R (1, 3) OBP: 0.344, SLG: 0.269	C X 0-1 E3 1-3		S B B B C B 4-2 2B BB		B B B 4-0 1B BB			B B C C X 2-2 BB 2B		2	0	1	0	2	0	1
Carl Furillo, R (1, 9) OBP: 0.469, SLG: 0.552		B C B S B S 3-3 K ②	B B F X 2-1 1-3 2B		B B X 2-0 FC5-4 1-3 1B			I I I I 4-0 BB IBB		3	0	2	0	1	1	2
Chris Van Cuyk, L (1, 1)		B S F X 1-2 5-3 ③	X 0-0 L6 ③				F X 0-1 FC5-4 ③ 1-2f	B B B B 4-0 1-2 2-3 BB		3	0	0	0	1	0	6
Inning Stats	R: 0 E: 0 K: 3 S: 10 H: 0 LOB: 0 BB: 0 P: 16	R: 1 E: 1 K: 1 S: 12 H: 1 LOB: 2 BB: 0 P: 21	R: 0 E: 0 K: 2 S: 9 H: 0 LOB: 1 BB: 1 P: 18	R: 0 E: 0 K: 2 S: 11 H: 1 LOB: 2 BB: 1 P: 20	R: 0 E: 0 K: 0 S: 7 H: 1 LOB: 1 BB: 0 P: 10	R: 0 E: 0 K: 0 S: 8 H: 2 LOB: 2 BB: 1 P: 19	R: 0 E: 0 K: 1 S: 7 H: 1 LOB: 1 BB: 0 P: 12	R: 0 E: 0 K: 2 S: 10 H: 1 LOB: 3 BB: 2 P: 21	R: 1 E: 0 K: 0 S: 4 H: 3 LOB: 2 BB: 0 P: 4	1B: 6 2B: 3 3B: 0 HR: 1 SF: 0 SAC: 0 DP: 0 HBP: 1						

PITCHER		IP	WLS	BF	H	R	ER	SO	BB	IBB	HBP	BLK	WP	HR	S	P	ERA	WHIP
Max Surkont, R ERA: 6.14	(1, 1)	7.0		31	6	1	1	9	3	0	1	0	0	1	64	116	1.29	1.286
Bert Thiel, R ERA: 5.4	(8, 1)	1.0	L	9	4	1	1	2	1	1	0	0	0	0	14	25	9.00	5.000

PITCHER	IP	WLS	BF	H	R	ER	SO	BB	IBB	HBP	BLK	WP	HR	S	P	ERA	WHIP

BOTTOM

Boston Braves @ Brooklyn Dodgers

Ebbets Field, Brooklyn, NY

Tue Apr 22 1952, 3:33 AM EST

Unknown

livebaseballscorecards.com

AB	34
R	2
H	10
RBI	2
BB	5
SO	11
LOB	16

Batter	1	2	3	4	5	6	7	8	9	AB	R	H	RBI	BB	SO	LOB
Billy Reed, L (1, 4) OBP: 0.303, SLG: 0.281	B B F X 2-1 CS BB 1B		X 0-0 ② F8		F F B F B X 2-2 ① F9			C X 0-1 ① F8		4	0	1	0	0	0	1
Sam Jethroe, S (1, 8) OBP: 0.263, SLG: 0.417	B L B F X 2-2 ① F7		B B C X 2-1 ③ F8		B B B X 3-0 ② F6			C F S 0-3 ② K		4	0	0	0	0	1	2
Earl Torgeson, L (1, 3) OBP: 0.500, SLG: 0.385	B B C B F B 4-2 1-2 BB			B B C B B B 4-1 BB 1B BB	B C C B B F X 3-2 ③ F7			X 0-0 2B		2	1	1	0	2	0	1
Sid Gordon, R (1, 7) OBP: 0.289, SLG: 0.375	B C B F B F S 3-3 ② ③ K 2-3			B B B B 4-0 1B 1-2 BB		B C C B F F B X 3-2 FC1-6 1B		B X 1-0 ③ 6-3		3	0	1	0	1	1	3
Willard Marshall, L (1, 9) OBP: 0.289, SLG: 0.514 Billy Klaus, L (9, PR)		B X 1-0 ① F9		L B L X 1-2 1-2 2-H 1B		B B B C X 3-1 ① FC1-6 G5-4-3 1-2f			B B C F X 2-2 FC5 5-3 1B	4 0	0 0	2 0	1 0	0 0	0 0	1 0
Paul Burris, R (1, 2) OBP: 0.333, SLG: 0.333 Bob Thorpe, R (9, PH) OBP: 0.333, SLG: 0.333		C X 0-1 1B		B X 1-0 ① F2		B X 1-0 ② ③ G5-4-3 1-2f			F X 0-1 ① 5-3 1-2	3 1	0 0	1 0	0 0	0 0	0 0	3 1
Eddie Mathews, L (1, 5) OBP: 0.156, SLG: 0.226 Walker Cooper, R (9, PH) OBP: 0.429, SLG: 0.471 Roy Hartsfield, R (9, PR) OBP: 0.250, SLG: 0.250		M B B X 2-1 ② F9		C F B B S 2-3 ② K			B C S S 1-3 ① K		B B B B 4-0 BB	3 0 0	0 0 0	0 0 0	0 1 0	0 0 0	2 0 0	3 0 0
Jack Cusick, R (1, 6) OBP: 0.259, SLG: 0.200 Sibby Sisti, R (9, PH) OBP: 0.500, SLG: 0.750		X 0-0 ③ F9		B C X 1-1 ③ F9			B X 1-0 ② F9		B B C F S 2-3 ② K	3 1	0 0	0 0	0 0	0 0	0 1	3 2
Jim Wilson, R (1, 1) OBP: 0.200, SLG: 0.400 Pete Whisenant, R (9, PH) OBP: 0.286, SLG: 0.286			X 0-0 ① 5-3		X 0-0 2B		X 0-0 ③ F5		B S S X 1-2 ③ FC5 2-3f	3 1	0 0	1 0	0 0	0 0	0 0	0 2
Inning Stats	R: 0 H: 1 E: 0 LOB: 2 K: 1 BB: 1 S: 11 P: 22	R: 0 H: 1 E: 0 LOB: 1 K: 0 BB: 0 S: 6 P: 9	R: 0 H: 0 E: 0 LOB: 0 K: 0 BB: 0 S: 4 P: 6	R: 1 H: 1 E: 0 LOB: 2 K: 1 BB: 2 S: 10 P: 23	R: 0 H: 1 E: 0 LOB: 1 K: 0 BB: 0 S: 10 P: 18	R: 0 H: 1 E: 0 LOB: 0 K: 0 BB: 0 S: 8 P: 15	R: 0 H: 0 E: 0 LOB: 0 K: 1 BB: 0 S: 5 P: 7	R: 0 H: 1 E: 0 LOB: 1 K: 1 BB: 0 S: 7 P: 8	R: 0 H: 1 E: 0 LOB: 2 K: 1 BB: 1 S: 11 P: 20	1B: 5 SF: 0 2B: 3 SAC: 0 3B: 0 DP: 2 HR: 0 HBP: 0						

PITCHER	IP	WLS	BF	H	R	ER	SO	BB	IBB	HBP	BLK	WP	HR	S	P	ERA	WHIP
Preacher Roe, L (1, 1) ERA: 1.5	9.0	W	36	7	1	1	5	4	0	0	0	0	0	72	128	1.00	1.222

PITCHER	IP	WLS	BF	H	R	ER	SO	BB	IBB	HBP	BLK	WP	HR	S	P	ERA	WHIP

TOP

Boston Braves @ Brooklyn Dodgers

Ebbets Field, Brooklyn, NY

Tue Apr 22 1952, 3:38 AM EST

Att. 25,002 - Unknown

livebaseballscorecards.com

AB	32
R	1
H	7
RBI	1
BB	4
SO	5
LOB	22

1B: 5	SF: 0	WP: 0	PA: 36
2B: 3	SAC: 0	PB: 0	
3B: 0	DP: 2	SB: 0	
HR: 0	HBP: 0	CS: 1	

Batter	1	2	3	4	5	6	7	8	9	AB	R	H	RBI	BB	SO	LOB
Pee Wee Reese, R (1, 6) OBP: 0.250, SLG: 0.216	B C X 1-1 1B 1B 1B	C B 2 SAFE 1-1 ③ PO 2-3	X 0-0 ① F7		B B F B X 3-1 ③ L7		X 0-0 ③ L5			4	1	1	0	0	0	0
Billy Cox, R (1, 5) OBP: 0.405, SLG: 0.600	B X 1-0 1B 1-3 1B	B B F F B X 3-2 ② F8				B C B X 2-1 SH1-3 2B 2B		B C B B F S 3-3 ① K		4	1	2	0	0	1	0
Jackie Robinson, R (1, 4) OBP: 0.684, SLG: 0.609	L X 0-1 1-2 3-H 1B	B B B B 4-0 BB				C L F B B B B 4-2 SH1-3 2B BB		B B C B C F B 4-2 E BB		1	1	1	1	3	0	0
Roy Campanella, R (1, 2) OBP: 0.474, SLG: 0.727	B S C C 1-3 ① K	X 0-0 ③ F4				B F X 1-1 ① SH1-3 1-2 2-3		1 SAFE B B S S S 2-3 ② K 1-3		3	0	0	0	0	2	4
Duke Snider, L (1, 8) OBP: 0.324, SLG: 0.472	B B F X 2-1 ② F6			X 0-0 ① F7		B X 1-0 2-H 3-H 2B		B F B B C S 3-3 ③ K		4	0	1	2	0	1	3
Andy Pafko, R (1, 7) OBP: 0.444, SLG: 0.857	S B X 1-1 ③ F7			C F X 0-2 ② F7		B F C F B X 2-2 ② 5-3				3	0	0	0	0	0	3
Gil Hodges, R (1, 3) OBP: 0.314, SLG: 0.241		B B C X 2-1 E6 PO 1-6-3		C S S 0-3 ③ K		B F C B S 2-3 ③ K				3	0	0	0	0	2	1
Carl Furillo, R (1, 9) OBP: 0.457, SLG: 0.516		B B B C X 3-1 ① 1-6-3 1-2			B B B C X 3-1 ① 1-3		B B B 4-0 B2-6-4 BB			2	0	0	0	1	0	1
Preacher Roe, R (1, 1)		B C S B B S 3-3 ② K			C C B S 1-3 ② K		B X 1-0 ① ② B2-6-4 1-2f			3	0	0	0	0	2	2
Inning Stats	R: 1 H: 3 E: 0 LOB: 2 K: 1 BB: 0 S: 12 P: 18	R: 0 H: 0 E: 1 LOB: 0 K: 1 BB: 0 S: 8 P: 17	R: 0 H: 0 E: 0 LOB: 1 K: 0 BB: 1 S: 5 P: 12	R: 0 H: 0 E: 0 LOB: 0 K: 1 BB: 0 S: 7 P: 7	R: 0 H: 0 E: 0 LOB: 0 K: 1 BB: 0 S: 7 P: 14	R: 2 H: 2 E: 0 LOB: 1 K: 1 BB: 1 S: 15 P: 27	R: 0 H: 0 E: 0 LOB: 0 K: 0 BB: 1 S: 2 P: 7	R: 0 H: 0 E: 1 LOB: 1 K: 3 BB: 1 S: 12 P: 24		1B: 3 SF: 0 2B: 2 SAC: 1 3B: 0 DP: 1 HR: 0 HBP: 0						

PITCHER	IP	WLS	BF	H	R	ER	SO	BB	IBB	HBP	BLK	WP	HR	S	P	ERA	WHIP
Jim Wilson, R (1, 1) ERA: 3.0	8.0	L	32	5	3	3	8	4	0	0	0	0	0	68	126	3.38	1.125

PITCHER	IP	WLS	BF	H	R	ER	SO	BB	IBB	HBP	BLK	WP	HR	S	P	ERA	WHIP

BOTTOM

Boston Braves @ Brooklyn Dodgers

Ebbets Field, Brooklyn, NY

Tue Apr 22 1952, 3:38 AM EST

Att. 25,002 - Unknown

livebaseballscorecards.com

AB	27
R	3
H	5
RBI	3
BB	4
SO	8
LOB	14

Batter	1	2	3	4	5	6	7	8	9	AB	R	H	RBI	BB	SO	LOB
Billy Reed, L (1, 4) OBP: 0.316, SLG: 0.297	F8		BB 1B		F8		BB 1B		K	5	1	2	0	0	1	0
Sam Jethroe, S (1, 8) OBP: 0.233, SLG: 0.366	K		F8		F7		K		P6	5	0	0	0	0	2	2
Earl Torgeson, L (1, 3) OBP: 0.488, SLG: 0.345	G3		BBBB 1-2 1B BB		F2		BBBB 1-2 BB		1-3	3	0	0	0	2	0	0
Sid Gordon, R (1, 7) OBP: 0.286, SLG: 0.361		1B 1B	P6			P6	P6			4	1	1	0	0	0	4
Willard Marshall, L (1, 9) OBP: 0.286, SLG: 0.488		P6	1-2 2-H 1B			4-3		1-3		4	0	1	1	0	0	1
Walker Cooper, R (1, 2) OBP: 0.440, SLG: 0.476		1B 1-3 1B	F2			HR	1B	K		4	2	2	0	0	1	2
Eddie Mathews, L (1, 5) OBP: 0.222, SLG: 0.371		K		FC5-4 1B		1-H HR		BB 1B		4	1	3	2	0	1	2
Jack Cusick, R (1, 6) OBP: 0.267, SLG: 0.214 Jack Daniels, L (8, PH) OBP: 0.400, SLG: 0.250 Sibby Sisti, R (8, 6) OBP: 0.500, SLG: 0.750		1B 1-3 1B 3-H 1B		FC5-4 G6-4-3 1-2f		K		BBBB 1-2 BB		3 0 0	0 0 0	1 0 0	1 0 0	0 1 0	1 0 0	1 0 0
Gene Conley, R (1, 1) OBP: 0.667, SLG: 0.667 Dick Hoover, L (4, 1) Billy Klaus, L (7, PH) Sheldon Jones, R (7, 1) George Crowe, L (8, PH) OBP: 0.333, SLG: 0.333 Bob Chipman, L (8, 1)		1-H 3-H 1B		G6-4-3 1-2f			F8	4-3		2 0 1 0 1 0	0 0 0 0 0 0	1 0 0 0 0 0	1 0 0 0 0 0	0 0 0 0 0 0	0 0 0 0 2 0	1 0 0 0 0 0
Inning Stats	R: 0 E: 0 K: 1 S: 5 H: 0 LOB: 0 BB: 0 P: 5	R: 2 E: 0 K: 1 S: 8 H: 4 LOB: 2 BB: 0 P: 8	R: 1 E: 0 K: 0 S: 5 H: 2 LOB: 2 BB: 1 P: 9	R: 0 E: 0 K: 0 S: 3 H: 1 LOB: 0 BB: 0 P: 3	R: 0 E: 0 K: 0 S: 3 H: 0 LOB: 0 BB: 0 P: 3	R: 2 E: 0 K: 1 S: 7 H: 2 LOB: 0 BB: 0 P: 7	R: 0 E: 0 K: 1 S: 6 H: 1 LOB: 2 BB: 1 P: 10	R: 0 E: 0 K: 1 S: 6 H: 1 LOB: 2 BB: 1 P: 10	R: 0 E: 0 K: 1 S: 5 H: 0 LOB: 0 BB: 0 P: 5	1B: 10 2B: 0 3B: 0 HR: 1	SF: 0 SAC: 0 DP: 1 HBP: 0					

TOP

Boston Braves @ New York Giants

Polo Grounds, New York, NY

Wed Apr 23 1952, 3:33 AM EST

Att. 4,611 - Cloudy

livebaseballscorecards.com

AB	36
R	5
H	11
RBI	5
BB	3
SO	6
LOB	15

WP: 0 PB: 0 SB: 0 CS: 0 PA: 39

PITCHER		IP	WLS	BF	H	R	ER	SO	BB	IBB	HBP	BLK	WP	HR	S	P	ERA	WHIP
Roger Bowman, L ERA: 11.57	(1, 1)	2.1		12	5	3	3	2	1	0	0	0	0	0	15	19	11.57	2.571
Hoyt Wilhelm, R ERA: 2.7	(3, 1)	5.1	W	23	6	2	2	3	2	0	0	0	0	1	27	35	3.38	1.500
Dave Koslo, L ERA: 1.13	(8, 1)	1.1	S	4	0	0	0	1	0	0	0	0	0	0	6	6	0.00	0.000

PITCHER	IP	WLS	BF	H	R	ER	SO	BB	IBB	HBP	BLK	WP	HR	S	P	ERA	WHIP

Boston Braves @ New York Giants

Polo Grounds, New York, NY

Wed Apr 23 1952, 3:33 AM EST

Att. 4,611 - Cloudy

livebaseballscorecards.com

BOTTOM

Batter	1	2	3	4	5	6	7	8	9	AB	R	H	RBI	BB	SO	LOB
Davey Williams, R (1, 4) OBP: 0.351, SLG: 0.429	K	P4		FC4-6 1B	F8			SH3 1-2		4	0	1	0	0	1	2
Whitey Lockman, L (1, 3) OBP: 0.405, SLG: 0.545	K		K	FC4-6 BB 1-2f	4-3			F8		5	0	0	0	0	2	2
Bobby Thomson, R (1, 5) OBP: 0.436, SLG: 0.500	HBP		P3	BB 1-2	2B			BB BB		2	0	1	0	2	0	0
Hank Thompson, L (1, 7) OBP: 0.360, SLG: 0.500 Bob Elliott, R (8, PH) OBP: 0.286, SLG: 0.667 Chuck Diering, R (9, 7)	P5		4-3	4-3		4-3		BB 1-2 2-3		4 0 0	0 0 0	0 0 0	0 0 0	0 1 0	0 0 0	4 0 0
Willie Mays, R (1, 8) OBP: 0.389, SLG: 0.433		3B BB		CS BB	1B G1 BB	F8		BB 1-2 2-3 3-H		1	2	0	1	4	0	1
Don Mueller, L (1, 9) OBP: 0.324, SLG: 0.606		HR 3B 1-H		HR 1-2	F9		L4	K		5	2	2	2	0	1	4
Alvin Dark, R (1, 6) OBP: 0.278, SLG: 0.324		HR 3-H		HR HBP	G1 1B 1-3		F8			3	2	2	2	0	0	0
Wes Westrum, R (1, 2) OBP: 0.387, SLG: 0.519		F5		HR 1-H	G1 BB		K			3	1	1	2	1	1	0
Roger Bowman, R (1, 1) Hoyt Wilhelm, R (3, 1) OBP: 0.500, SLG: 2.000 Dave Koslo, L (8, 1)		K		HR	G1 1-2 2-3 3-H			BB SH3 BB BB		1 2 0	0 1 1	0 1 0	0 2 0	0 0 1	1 0 0	0 2 0
Inning Stats	R: 0 E: 0 K: 2 S: 7 H: 0 LOB: 1 BB: 0 P: 8	R: 3 E: 0 K: 1 S: 7 H: 2 LOB: 0 BB: 1 P: 11	R: 0 E: 0 K: 1 S: 5 H: 0 LOB: 0 BB: 0 P: 5	R: 4 E: 0 K: 0 S: 6 H: 4 LOB: 2 BB: 2 P: 15	R: 1 E: 0 K: 0 S: 4 H: 1 LOB: 2 BB: 2 P: 12	R: 0 E: 0 K: 0 S: 4 H: 1 LOB: 1 BB: 0 P: 4	R: 0 E: 0 K: 1 S: 5 H: 0 LOB: 0 BB: 0 P: 5	R: 1 E: 0 K: 1 S: 5 H: 0 LOB: 3 BB: 4 P: 21		1B: 2 2B: 1 3B: 1 HR: 4 SF: 0 SAC: 1 DP: 0 HBP: 2						

	AB	30
	R	9
	H	8
	RBI	9
	BB	9
	SO	6
	LOB	15

WP: 0 PA: 42
PB: 0
SB: 0
CS: 1

PITCHER		IP	WLS	BF	H	R	ER	SO	BB	IBB	HBP	BLK	WP	HR	S	P	ERA	WHIP
Gene Conley, R ERA: 12.27	(1, 1)	3.1	L	17	4	6	6	4	2	0	2	0	0	3	21	31	16.20	1.800
Dick Hoover, L ERA: 7.71	(4, 1)	2.2		15	4	2	2	0	3	0	0	0	0	1	12	24	6.75	2.625
Sheldon Jones, R ERA: 2.08	(7, 1)	1.0		3	0	0	0	1	0	0	0	0	0	0	5	5	0.00	0.000
Bob Chipman, L ERA: 9.0	(8, 1)	1.0		7	0	1	1	1	4	0	0	0	0	0	5	21	9.00	4.000

PITCHER		IP	WLS	BF	H	R	ER	SO	BB	IBB	HBP	BLK	WP	HR	S	P	ERA	WHIP

Batter	1	2	3	4	5	6	7	8	9	10	AB	R	H	RBI	BB	SO	LOB
Billy Reed, L (1, 4) OBP: 0.302, SLG: 0.286	1-3		5-3		G4-6-3 1B			1-3	SH5-4 1-2 2-3	4-3	5	0	1	0	0	0	2
Sam Jethroe, S (1, 8) OBP: 0.229, SLG: 0.333	F9		BB		F2			K	K		4	0	0	0	1	2	3
Earl Torgeson, L (1, 3) OBP: 0.458, SLG: 0.412	4-3		G3		G4-6-3 1-2f			HR	F9		5	1	1	1	0	0	4
Sid Gordon, R (1, 7) OBP: 0.298, SLG: 0.350 Pete Whisenant, R (10, PR) OBP: 0.286, SLG: 0.286 (10, 7)		P4	5-3			F7		WP BB 1B		2B 2B BB	4 0	1 1	1 0	0 0	1 0	0 0	0 0
Willard Marshall, L (1, 9) OBP: 0.326, SLG: 0.512 Jack Daniels, L (8, PR) OBP: 0.500, SLG: 0.600 (8, 9)		2B	BB 1B BB			F9		1-2 WP 1B BB		1-3 2B 2B	2 1	0 2	1 1	0 0	2 0	0 0	0 0
Walker Cooper, R (1, 2) OBP: 0.467, SLG: 0.480 Roy Hartsfield, R (10, PR) OBP: 0.250, SLG: 0.250 Ebba St. Claire, S (10, 2) OBP: 0.231, SLG: 0.167	5-3		BB 1-2 1B			1-3		1-H 2-H 1B		F9 BB	4 0 0	0 1 0	2 0 0	2 0 0	1 0 0	0 0 0	1 0 0
Eddie Mathews, L (1, 5) OBP: 0.293, SLG: 0.421		BB	1-2 2-3 BB		G4-3 1B	P4				4-3 1-3 2-H 3-H 2B	3	0	2	2	2	0	1
Jack Cusick, R (1, 6) OBP: 0.257, SLG: 0.188	F9		F2		F9				SH5-4 E BB	F9	4	0	0	1	1	0	8
Warren Spahn, L (1, 1) OBP: 0.143, SLG: 0.429 Sibby Sisti, R (7, PH) OBP: 0.400, SLG: 0.600 Lew Burdette, R (7, 1)			F7	K				G4-3 1-2f	E2 SH5-4 1-2	4-3 2-3	2 1 2	0 0 0	0 0 0	0 0 0	0 0 0	1 0 0	3 1 3
Inning Stats	R: 0 H: 0 E: 0 LOB: 0 K: 0 BB: 0 S: 3 P: 3	R: 0 H: 1 E: 0 LOB: 2 K: 0 BB: 1 S: 4 P: 8	R: 0 H: 0 E: 0 LOB: 1 K: 0 BB: 1 S: 3 P: 7	R: 0 H: 1 E: 0 LOB: 3 K: 1 BB: 2 S: 6 P: 14	R: 0 H: 1 E: 0 LOB: 0 K: 0 BB: 0 S: 3 P: 3	R: 0 H: 0 E: 0 LOB: 0 K: 0 BB: 0 S: 3 P: 3	R: 0 H: 1 E: 0 LOB: 0 K: 0 BB: 0 S: 3 P: 3	R: 3 H: 3 E: 0 LOB: 1 K: 1 BB: 1 S: 8 P: 12	R: 0 H: 0 E: 1 LOB: 2 K: 1 BB: 1 S: 6 P: 10	R: 3 H: 2 E: 0 LOB: 2 K: 0 BB: 2 S: 5 P: 13	1B: 5 SF: 0 2B: 3 SAC: 1 3B: 0 DP: 2 HR: 1 HBP: 0						

PITCHER	IP	WLS	BF	H	R	ER	SO	BB	IBB	HBP	BLK	WP	HR	S	P	ERA	WHIP
Max Lanier, L (1, 1) ERA: 8.56	7.2		33	7	3	3	2	5	0	0	0	1	1	32	52	3.52	1.565
Dave Koslo, L (8, 1) ERA: 3.86	1.1	L	10	2	3	3	1	3	0	0	0	0	0	9	21	20.25	3.750
George Spencer, R (10, 1) ERA: 5.14	1.0		3	0	0	0	0	0	0	0	0	0	0	3	3	0.00	0.000

PITCHER	IP	WLS	BF	H	R	ER	SO	BB	IBB	HBP	BLK	WP	HR	S	P	ERA	WHIP

TOP

Boston Braves @ New York Giants

Polo Grounds, New York, NY

Thu Apr 24 1952, 3:33 AM EST

Att. 4,733 - Unknown

livebaseballscorecards.com

AB	37
R	6
H	9
RBI	6
BB	8
SO	3
LOB	26

1B: 5 SF: 0
2B: 3 SAC: 1
3B: 0 DP: 2
HR: 1 HBP: 0

WP: 1 PA: 46
PB: 0
SB: 0
CS: 0

Boston Braves @ New York Giants

Polo Grounds, New York, NY

Thu Apr 24 1952, 3:33 AM EST

Att. 4,733 - Unknown

livebaseballscorecards.com

BOTTOM

Batter	1	2	3	4	5	6	7	8	9	10	AB	R	H	RBI	BB	SO	LOB
Davey Williams, R (1, 4) OBP: 0.333, SLG: 0.385	B B B B 4-0 3B BB	x 0-0 ③ F9		x 0-0 ② F8			x 0-0 ① 5-3		x 0-0 ③ 6-3		4	1	0	0	1	0	3
Whitey Lockman, L (1, 3) OBP: 0.381, SLG: 0.500	x 0-0 ① F9		x 0-0 ① 4-3	x 0-0 ③ F9			x 0-0 ② F9			x 0-0 BB 1B 1B	5	0	1	0	0	0	2
Bobby Thomson, R (1, 5) OBP: 0.455, SLG: 0.559	x 0-0 1-H 1B 3B		x 0-0 WP 1B		B B B B 4-0 E BB		x 0-0 ③ 6-3			S S S 0-3 ① K	4	1	2	1	1	1	1
Bob Elliott, R (1, 7) OBP: 0.316, SLG: 0.588 Chuck Diering, R (10, PR)	x 0-0 3-H 1B 1B		x 0-0 ② F7 1-2		x 0-0 ① F8 1-3			x 0-0 ① F9		x 0-0 1-2 BB 1B	5 0	0 0	2 0	1 0	0 0	0 0	2 0
Willie Mays, R (1, 8) OBP: 0.390, SLG: 0.412	x 0-0 ② 1-2 1B		B B B B 4-0 BB		x 0-0 ② L5			x 0-0 ② P4		x 0-0 ② F2	4	0	1	0	1	0	3
Don Mueller, L (1, 9) OBP: 0.308, SLG: 0.541	x 0-0 ③ L4		x 0-0 ③ F8		x 0-0 ③ F7			x 0-0 ③ 1-3		B B B B 4-0 1-2 2-3 BB	4	0	0	0	1	0	4
Alvin Dark, R (1, 6) OBP: 0.317, SLG: 0.342		x 0-0 ① 4-3		x 0-0 2B 1B		x 0-0 9-3 1B			H 1-0 SH1-4 HBP	x 0-0 ③ P5	4	1	2	0	0	0	3
Wes Westrum, R (1, 2) OBP: 0.382, SLG: 0.500		x 0-0 FC2-6 1B		x 0-0 ① 4-3		x 0-0 ① F7			x 0-0 ① SH1-4 1-2		3	0	1	0	0	0	2
Max Lanier, R (1, 1) OBP: 0.333, SLG: 0.500 Dave Koslo, L (8, 1) George Spencer, R (10, 1)		x 0-0 ② FC2-6 1-2f		x 0-0 1-H 2B		x 0-0 ② ③ 9-3 1-2f			S S S 0-3 ② K		3 1 0	0 0 0	1 0 0	1 0 0	0 1 0	0 1 0	2 1 0
Inning Stats	R: 2 H: 3 E: 0 LOB: 1 K: 0 BB: 1 S: 5 P: 9	R: 0 H: 1 E: 0 LOB: 1 K: 0 BB: 0 S: 4 P: 4	R: 0 H: 1 E: 0 LOB: 2 K: 0 BB: 1 S: 4 P: 8	R: 1 H: 2 E: 0 LOB: 1 K: 0 BB: 0 S: 5 P: 5	R: 0 H: 0 E: 1 LOB: 1 K: 0 BB: 1 S: 3 P: 7	R: 0 H: 1 E: 0 LOB: 0 K: 0 BB: 0 S: 3 P: 3	R: 0 H: 0 E: 0 LOB: 0 K: 0 BB: 0 S: 3 P: 3	R: 0 H: 0 E: 0 LOB: 0 K: 0 BB: 0 S: 3 P: 3	R: 0 H: 0 E: 0 LOB: 1 K: 1 BB: 0 S: 5 P: 6	R: 0 H: 2 E: 0 LOB: 3 K: 1 BB: 1 S: 7 P: 11	1B: 8 2B: 2 3B: 1 HR: 0	SF: 0 SAC: 1 DP: 1 HBP: 1					

PITCHER	IP	WLS	BF	H	R	ER	SO	BB	IBB	HBP	BLK	WP	HR	S	P	ERA	WHIP
Warren Spahn, L (1, 1) ERA: 2.29	6.0		27	8	3	2	0	3	0	0	0	1	0	24	36	3.00	1.833
Lew Burdette, R (7, 1) ERA: 0.93	4.0	W	16	2	0	0	2	1	0	1	0	0	0	18	23	0.00	0.750

PITCHER	IP	WLS	BF	H	R	ER	SO	BB	IBB	HBP	BLK	WP	HR	S	P	ERA	WHIP

AB	37
R	3
H	10
RBI	3
BB	4
SO	2
LOB	23

WP: 1 PA: 43
PB: 0
SB: 0
CS: 0

Philadelphia Phillies @ Boston Braves

Braves Field, Boston, MA

Sat Apr 26 1952, 3:33 AM EST

Att. 1,893 - Overcast - 48 F

livebaseballscorecards.com

Batter	1	2	3	4	5	6	7	8	9	AB	R	H	RBI	BB	SO	LOB
Richie Ashburn, L (1, 8) OBP: 0.146, SLG: 0.103	6-3		F8	L3			1B E 1B	BBB G3 BB		4	1	1	1	1	0	0
Granny Hamner, R (1, 6) OBP: 0.317, SLG: 0.415	E 1B 1B		BB S 1B 1B		S 1B		WP E 1B 1B	G3 1-2		5	3	4	0	0	0	1
Smoky Burgess, L (1, 2) OBP: 0.259, SLG: 0.375	E4 1B 1-2		BBBB BB 1B 1-2 BB		F8		E4 WP 1B 1-2 3-H	F5		4	2	0	1	1	0	4
Del Ennis, R (1, 9) OBP: 0.300, SLG: 0.316	G5-4-3 1B 1-2 2-H		SSS K		F8		4-3 1B 1B 1-H 2-H		BBBB BB	4	1	2	3	1	1	3
Willie Jones, R (1, 5) OBP: 0.350, SLG: 0.412	G5-4-3 1-2f		BBBB 1B BB 1-2 2-3		1-3 1-2		4-3 1-2		F2	4	0	0	0	1	0	5
Connie Ryan, R (1, 4) OBP: 0.395, SLG: 0.486		SSS K	1-2 2-H 3-H 1B			SSS K	2-H 1B		SSS K	5	0	2	3	0	3	1
Jackie Mayo, L (1, 7) OBP: 0.318, SLG: 0.250		BBBB CS BB	4-3			1-3 SSS	K		F8	4	0	0	0	1	1	4
Eddie Waitkus, L (1, 3) OBP: 0.294, SLG: 0.233		BBBB 1-2 BB	4-3			G3	F2			3	0	0	0	1	0	1
Robin Roberts, S (1, 1) OBP: 0.091, SLG: 0.182		SSS K	6-3				1B 2B	4-3		4	1	1	0	0	1	1

TOP	
AB	37
R	8
H	10
RBI	8
BB	6
SO	6
LOB	20

Inning Stats	1	2	3	4	5	6	7	8	9
	R: 1 E: 1 K: 0 S: 5	H: 2 LOB: 1 BB: 0 P: 5	R: 0 E: 0 K: 2 S: 6	H: 0 LOB: 1 BB: 2 P: 14	R: 2 E: 0 K: 1 S: 7	H: 2 LOB: 2 BB: 2 P: 15	R: 0 E: 0 K: 0 S: 3	H: 0 LOB: 0 BB: 0 P: 3	R: 0 E: 0 K: 0 S: 4	H: 1 LOB: 1 BB: 0 P: 4
	R: 0 E: 0 K: 1 S: 5	H: 0 LOB: 0 BB: 0 P: 5	R: 5 E: 1 K: 1 S: 11	H: 5 LOB: 1 BB: 0 P: 11	R: 0 E: 0 K: 0 S: 3	H: 0 LOB: 1 BB: 1 P: 7	R: 0 E: 0 K: 1 S: 5	H: 0 LOB: 1 BB: 1 P: 9		

1B: 9	SF: 0	WP: 1	PA: 43
2B: 1	SAC: 0	PB: 0	
3B: 0	DP: 1	SB: 2	
HR: 0	HBP: 0	CS: 1	

PITCHER		IP	WLS	BF	H	R	ER	SO	BB	IBB	HBP	BLK	WP	HR	S	P	ERA	WHIP
Vern Bickford, R ERA: 6.0	(1, 1)	6.0	L	31	9	8	7	4	4	0	0	0	1	0	35	51	10.50	2.167
Sheldon Jones, R ERA: 1.69	(7, 1)	1.0		4	1	0	0	1	0	0	0	0	0	0	6	6	0.00	1.000
Ernie Johnson, R ERA: 4.15	(8, 1)	2.0		8	0	0	0	1	2	0	0	0	0	0	8	16	0.00	1.000

PITCHER		IP	WLS	BF	H	R	ER	SO	BB	IBB	HBP	BLK	WP	HR	S	P	ERA	WHIP

Philadelphia Phillies @ Boston Braves

Braves Field, Boston, MA

Sat Apr 26 1952, 3:33 AM EST

Att. 1,893 - Overcast - 48 F

BOTTOM

livebaseballscorecards.com

Batter	1	2	3	4	5	6	7	8	9	AB	R	H	RBI	BB	SO	LOB
Billy Reed, L (1, 4) OBP: 0.277, SLG: 0.261	4-3		L8		F9		G4-6-3 1-2f			4	0	0	0	0	0	3
Sam Jethroe, S (1, 8) OBP: 0.250, SLG: 0.347	F5		1B			4-3		1B		4	0	2	0	0	0	0
Earl Torgeson, L (1, 3) OBP: 0.462, SLG: 0.421	F3		3-1			1B		1-3 1B		4	0	2	0	0	0	1
Sid Gordon, R (1, 7) OBP: 0.314, SLG: 0.364		E 1B		F7		1-2 1B		F7		4	0	2	0	0	0	2
Willard Marshall, L (1, 9) OBP: 0.300, SLG: 0.468		F6		4-3		F6		F5		4	0	0	0	0	0	5
Walker Cooper, R (1, 2) OBP: 0.441, SLG: 0.448		E5 1-3 1B		5-3		1-3		F7		4	0	1	0	0	0	4
Eddie Mathews, L (1, 5) OBP: 0.289, SLG: 0.405		K			F7		HBP 1B		F4	4	0	1	0	0	1	2
Jack Cusick, R (1, 6) OBP: 0.243, SLG: 0.176		F8			6-3		G4-6-3 1-2 HBP		K	2	0	0	0	0	0	2
Jack Daniels, L (7, PH) OBP: 0.571, SLG: 0.600										0	0	0	0	0	0	0
Sibby Sisti, R (8, 6) OBP: 0.333, SLG: 0.500										1	0	0	0	0	1	0
Vern Bickford, R (1, 1) OBP: 0.333, SLG: 0.500					1B		K		K	2	0	1	0	0	0	0
Sheldon Jones, R (7, 1)										0	0	0	0	0	0	0
Pete Whisenant, R (7, PH) OBP: 0.250, SLG: 0.250										1	0	0	0	0	1	2
Ernie Johnson, R (8, 1)										0	0	0	0	0	0	0
George Crowe, L (9, PH) OBP: 0.250, SLG: 0.250										1	0	0	0	0	1	0
Inning Stats	R: 0 E: 0 K: 0 S: 3 H: 0 LOB: 0 BB: 0 P: 3	R: 0 E: 1 K: 1 S: 7 H: 2 LOB: 2 BB: 0 P: 7	R: 0 E: 0 K: 0 S: 4 H: 1 LOB: 1 BB: 0 P: 4	R: 0 E: 0 K: 0 S: 3 H: 0 LOB: 0 BB: 0 P: 3	R: 0 E: 0 K: 0 S: 4 H: 1 LOB: 1 BB: 0 P: 4	R: 0 E: 0 K: 0 S: 5 H: 2 LOB: 2 BB: 0 P: 5	R: 0 E: 0 K: 1 S: 5 H: 1 LOB: 1 BB: 0 P: 6	R: 0 E: 0 K: 0 S: 5 H: 2 LOB: 2 BB: 0 P: 5	R: 0 E: 0 K: 2 S: 7 H: 0 LOB: 0 BB: 0 P: 7	1B: 9 2B: 0 3B: 0 HR: 0	SF: 0 SAC: 0 DP: 1 HBP: 1						

	AB	35
	R	0
	H	9
	RBI	0
	BB	0
	SO	4
	LOB	21

WP: 0 PB: 0 SB: 0 CS: 0 PA: 36

PITCHER	IP	WLS	BF	H	R	ER	SO	BB	IBB	HBP	BLK	WP	HR	S	P	ERA	WHIP
Robin Roberts, R (1, 1) ERA: 2.67	9.0	W	36	9	0	0	4	0	0	1	0	0	0	43	44	0.00	1.000

PITCHER	IP	WLS	BF	H	R	ER	SO	BB	IBB	HBP	BLK	WP	HR	S	P	ERA	WHIP

Boston Braves @ Pittsburgh Pirates

Forbes Field, Pittsburgh, PA

Tue Apr 29 1952, 3:33 AM EDT

Att. 10,008 - Unknown

livebaseballscorecards.com

Batter	1	2	3	4	5	6	7	8	9	AB	R	H	RBI	BB	SO	LOB
Roy Hartsfield, R (1, 4) OBP: 0.333, SLG: 0.143	6-3	F8			BBBB 4-0 FC4-6 BB		0-0 4-1 1-2		BBBB 4-0 G4-6-3 BB	3	0	0	0	2	0	3
Sam Jethroe, S (1, 8) OBP: 0.263, SLG: 0.340	G3	H 1-0 E 1B HBP			0-0 FC4-6 S 1-2f 1B		0-0 S 2-H 1B		0-0 G4-6-3 1-2f	4	2	1	1	0	0	2
Earl Torgeson, L (1, 3) OBP: 0.464, SLG: 0.415	4-3		0-0 E9 1-H 1B		BBBB 4-0 1B 1-2 BB		SSS 0-3 K			3	0	1	0	1	1	1
Sid Gordon, R (1, 7) OBP: 0.327, SLG: 0.375 Jack Daniels, L (8, 9) OBP: 0.571, SLG: 0.600		0-0 1B 1B 1B	0-0 F8		0-0 1-2 2-H 1B		0-0 5-3 1-2			4 0	1 0	2 0	1 0	0 0	0 0	1 0
Walker Cooper, R (1, 2) OBP: 0.421, SLG: 0.424	SSS 0-3 K	0-0 5-3			SSS 0-3 K			0-0 FC2-6 1B		4	0	1	0	0	2	3
Eddie Mathews, L (1, 5) OBP: 0.265, SLG: 0.370	F8	G3				SSS 0-3 K		SSS 0-3 K		4	0	0	0	0	2	2
Bob Thorpe, R (1, 9) OBP: 0.571, SLG: 0.571 (8, 7)	0-0 1B 1-2 1B 1B	G3-6-3				0-0 K2-3-2		0-0 FC2-6 S 1-2f		4	1	3	0	0	0	1
Jack Cusick, R (1, 6) OBP: 0.244, SLG: 0.184	0-0 1B 1-2 2-H 1B	0-0 G3-6-3 1-2f				SSS 0-3 K2-3-2 1-1		SSS 0-3 K 1-2		4	0	1	1	0	2	3
Warren Spahn, L (1, 1) OBP: 0.273, SLG: 0.455	0-0 1-2 2-H 1B				0-0 1-3		0-0 4-1 1B 1B		0-0 F9	4	1	2	1	0	0	0

	AB	34
	R	5
	H	11
	RBI	4
	BB	3
	SO	7
	LOB	16

Inning Stats										
	R: 0	H: 0	R: 2	H: 4	R: 1	H: 1	R: 0	H: 1	R: 1	H: 1
	E: 0	LOB: 0	E: 0	LOB: 2	E: 1	LOB: 0	E: 0	LOB: 0	E: 0	LOB: 2
	K: 0	BB: 0	K: 1	BB: 0	K: 0	BB: 0	K: 0	BB: 0	K: 1	BB: 2
	S: 3	P: 3	S: 9	P: 9	S: 3	P: 4	S: 3	P: 3	S: 6	P: 14

Inning Stats										
	R: 0	H: 1	R: 1	H: 2	R: 0	H: 1	R: 0	H: 0	1B: 11	SF: 0
	E: 0	LOB: 1	E: 0	LOB: 1	E: 0	LOB: 1	E: 0	LOB: 0	2B: 1	SAC: 0
	K: 2	BB: 0	K: 1	BB: 0	K: 2	BB: 0	K: 0	BB: 1	3B: 0	DP: 3
	S: 7	P: 7	S: 7	P: 7	S: 8	P: 8	S: 2	P: 6	HR: 0	HBP: 1

	WP: 0	PA: 38
	PB: 0	
	SB: 3	
	CS: 0	

PITCHER		IP	WLS	BF	H	R	ER	SO	BB	IBB	HBP	BLK	WP	HR	S	P	ERA	WHIP
Bob Friend, R ERA: 6.86	(1, 1)	5.0	L	23	7	4	4	2	2	0	1	0	0	0	24	33	7.20	1.800
Joe Muir, L ERA: 6.14	(6, 1)	2.0		8	3	1	1	3	0	0	0	0	0	0	14	14	4.50	1.500
Woody Main, R ERA: 0.9	(8, 1)	2.0		7	1	0	0	2	1	0	0	0	0	0	10	14	0.00	1.000

PITCHER	IP	WLS	BF	H	R	ER	SO	BB	IBB	HBP	BLK	WP	HR	S	P	ERA	WHIP

Batter	1	2	3	4	5	6	7	8	9	AB	R	H	RBI	BB	SO	LOB
Bobby Del Greco, R (1, 8) OBP: 0.373, SLG: 0.357	SSS 0-3 ① K			SSS 0-3 ① K		SSS 0-3 ① K	x 0-0 1-2 2-3 3-H 1B			4	0	1	1	0	3	0
Tony Bartirome, L (1, 3) OBP: 0.500, SLG: 0.750 Jack Phillips, R (6, PR) (7, 3)	BBBB 4-0 CS BB			x 0-0 ② F8		x 0-0 2B	x 0-0 ③ FC5 2-3f			2 1	0 0	1 0	0 0	1 0	0 0	0 3
Erv Dusak, R (1, 9) OBP: 0.200, SLG: 0.111	x 0-0 ②③ F4 1-2			BBBB 4-0 BB		SSS 0-3 ② K	x 0-0 ① F2			3	0	0	0	1	1	2
Ralph Kiner, R (1, 7) OBP: 0.424, SLG: 0.417		x 0-0 K 1B		x 0-0 ③ L7		SSS 0-3 ③ K		x 0-0 ② F7		4	0	1	0	0	1	2
Jack Merson, R (1, 5) OBP: 0.300, SLG: 0.489		SSS 0-3 ①② K 1-2			x 0-0 ① F6		x 0-0 E4 1B 5-3 1B	x 0-0 ③ 6-3		4	1	0	0	0	1	1
Clyde McCullough, R (1, 2) OBP: 0.211, SLG: 0.222		x 0-0 ③ F8			x 0-0 ② 6-3		x 0-0 ① 5-3 1-2		x 0-0 ① 1-3	4	0	0	0	0	0	1
George Strickland, R (1, 4) OBP: 0.286, SLG: 0.167			x 0-0 ① F9		BBBB 4-0 BB		BBBB 4-0 1B 1B BB		x 0-0 E7 1B	2	0	1	0	2	0	0
Clem Koshorek, R (1, 6) OBP: 0.333, SLG: 0.302			x 0-0 ② F8		BBBB 4-0 1-2 BB		x 0-0 FC5 1B 1-2 2-3 1B		SSS 0-3 ② K	3	0	1	0	1	1	1
Bob Friend, R (1, 1) Jim Mangan, R (5, PH) OBP: 0.182, SLG: 0.100 Joe Muir, L (6, 1) Ed Fitz Gerald, R (7, PH) OBP: 0.167, SLG: 0.167 Woody Main, R (8, 1) Lee Walls, R (9, PH)			SSS 0-3 ③ K		SSS 0-3 ③ K		SSS 0-3 ② K		SSS 0-3 ③ K	1 1 0 1 0 1	0 0 0 0 0 0	0 0 0 0 0 1	0 0 0 0 0 1	1 0 0 0 0 0	0 1 0 3 0 1	0 2 0 0 0 1
Inning Stats	R: 0 E: 0 K: 1 S: 4 H: 0 LOB: 0 BB: 1 P: 8	R: 0 E: 0 K: 1 S: 5 H: 1 LOB: 0 BB: 0 P: 5	R: 0 E: 0 K: 1 S: 5 H: 0 LOB: 0 BB: 0 P: 5	R: 0 E: 0 K: 1 S: 5 H: 0 LOB: 1 BB: 1 P: 9	R: 0 E: 0 K: 1 S: 5 H: 0 LOB: 2 BB: 2 P: 13	R: 0 E: 0 K: 3 S: 10 H: 1 LOB: 1 BB: 0 P: 10	R: 1 E: 1 K: 1 S: 8 H: 2 LOB: 3 BB: 1 P: 12	R: 0 E: 0 K: 0 S: 3 H: 0 LOB: 0 BB: 0 P: 3	R: 0 E: 1 K: 2 S: 8 H: 1 LOB: 1 BB: 0 P: 8	1B: 4 2B: 1 3B: 0 HR: 0	SF: 0 SAC: 0 DP: 0 HBP: 0						

PITCHER	IP	WLS	BF	H	R	ER	SO	BB	IBB	HBP	BLK	WP	HR	S	P	ERA	WHIP
Warren Spahn, L (1, 1) ERA: 1.57	9.0	W	36	5	1	0	11	5	0	0	0	0	0	53	73	0.00	1.111

PITCHER	IP	WLS	BF	H	R	ER	SO	BB	IBB	HBP	BLK	WP	HR	S	P	ERA	WHIP

BOTTOM

Boston Braves @ Pittsburgh Pirates

Forbes Field, Pittsburgh, PA

Tue Apr 29 1952, 3:33 AM EDT

Att. 10,008 - Unknown

livebaseballscorecards.com

AB	31
R	1
H	5
RBI	1
BB	5
SO	11
LOB	16

Boston Braves @ Pittsburgh Pirates

Forbes Field, Pittsburgh, PA

Wed Apr 30 1952, 3:33 AM EDT

Att. 2,861 - Unknown

TOP

livebaseballscorecards.com

Batter	1	2	3	4	5	6	7	8	9	AB	R	H	RBI	BB	SO	LOB
Roy Hartsfield, R (1, 4) OBP: 0.308, SLG: 0.182	6-3			2-3		K		E9 1-H 6-3 1B		4	1	1	0	0	1	0
Sam Jethroe, S (1, 8) OBP: 0.262, SLG: 0.321	K			1-3		BB		6-3 3-H		3	0	0	1	1	1	0
Earl Torgeson, L (1, 3) OBP: 0.450, SLG: 0.467	F8			4-3		4-3		HR		4	1	1	1	0	0	1
Sid Gordon, R (1, 7) OBP: 0.339, SLG: 0.385		G6-3 1B			F8		3-1	1B		4	0	2	0	0	0	0
Bob Thorpe, R (1, 9) OBP: 0.364, SLG: 0.364		G6-3 1-2f			6-3		F6	F2		4	0	0	0	0	0	2
Eddie Mathews, L (1, 5) OBP: 0.264, SLG: 0.420		F9			HR		1-5-3		3-1	4	1	1	1	0	0	0
Ebba St. Claire, S (1, 2) OBP: 0.353, SLG: 0.533			K		FC5-4 BB			HR	2B	3	1	2	1	1	1	0
Jack Cusick, R (1, 6) OBP: 0.233, SLG: 0.175 George Crowe, L (8, PH) OBP: 0.200, SLG: 0.200 Gene Conley, R (8, 1) OBP: 0.667, SLG: 0.667 Willard Marshall, L (9, PH) OBP: 0.294, SLG: 0.458			K		FC5-4 1-2f			F7	F4	2 1 0 1	0 0 0 0	0 0 0 0	0 0 0 0	0 0 0 0	1 0 0 0	1 0 0 1
Dave Cole, R (1, 1) Ernie Johnson, R (3, 1) Lew Burdette, R (5, 1) Billy Reed, L (6, PH) OBP: 0.271, SLG: 0.255 Bert Thiel, R (6, 1) Buzz Clarkson, R (8, PH) OBP: 0.500, SLG: 0.500 (8, 6)			1-3			5-3		1B E 1B	F7	1 0 0 1 0 2	0 0 0 0 0 1	0 0 0 0 0 1	0 0 0 0 0 1	0 0 0 0 0 0	0 0 0 0 0 0	0 0 0 0 0 1

	AB	34
	R	5
	H	8
	RBI	4
	BB	2
	SO	4
	LOB	6

Inning Stats																				
	R: 0	H: 0	R: 0	H: 1	R: 0	H: 0	R: 0	H: 0	R: 1	H: 1	R: 0	H: 0	R: 0	H: 0	R: 4	H: 5	R: 0	H: 1	1B: 4	SF: 0	WP: 0	PA: 36
	E: 0	LOB: 0	E: 0	LOB: 0	E: 0	LOB: 0	E: 0	LOB: 0	E: 0	LOB: 1	E: 0	LOB: 1	E: 0	LOB: 0	E: 1	LOB: 1	E: 0	LOB: 1	2B: 1	SAC: 0	PB: 0	
	K: 1	BB: 0	K: 0	BB: 0	K: 2	BB: 0	K: 0	BB: 0	K: 0	BB: 1	K: 1	BB: 1	K: 0	BB: 0	K: 0	BB: 0	K: 0	BB: 0	3B: 0	DP: 1	SB: 0	
	S: 5	P: 5	S: 3	P: 3	S: 7	P: 7	S: 3	P: 3	S: 4	P: 8	S: 5	P: 9	S: 3	P: 3	S: 8	P: 8	S: 4	P: 4	HR: 3	HBP: 0	CS: 0	

PITCHER		IP	WLS	BF	H	R	ER	SO	BB	IBB	HBP	BLK	WP	HR	S	P	ERA	WHIP
Murry Dickson, R ERA: 5.74	(1, 1)	7.2	W	31	7	5	5	4	2	0	0	0	0	3	37	45	5.87	1.174
Ted Wilks, R ERA:	(8, 1)	1.1	S	5	1	0	0	0	0	0	0	0	0	0	5	5	0.00	0.750

PITCHER		IP	WLS	BF	H	R	ER	SO	BB	IBB	HBP	BLK	WP	HR	S	P	ERA	WHIP

BOTTOM

Boston Braves @ Pittsburgh Pirates

Forbes Field, Pittsburgh, PA

Wed Apr 30 1952, 3:33 AM EDT

Att. 2,861 - Unknown

Batter	1	2	3	4	5	6	7	8	9	AB	R	H	RBI	BB	SO	LOB
Clem Koshorek, R (1, 6) OBP: 0.370, SLG: 0.319	BBBB 4-0 BB F9 BB BB	BBBB 4-0 1-2 BB		x 0-0 ② FC4-6 1-2f	x 0-0 2B 1-2 2-H 1B		x 0-0 E HR 1B	x 0-0 ③ F2		4	2	2	1	2	0	2
Ted Beard, L (1, 8) OBP: 0.323, SLG: 0.393	BBBB 4-0 F9 BB 1-2 BB	SSS 0-3 ③ K		x 0-0 ③ G3	x 0-0 1-3 2-H 2B		x 0-0 E4 1-2 HR			4	1	1	1	1	1	4
George Metkovich, L (1, 3) OBP: 0.314, SLG: 0.386	BBBB 4-0 FC4-6 1-2 2-3 BB		BBBB 4-0 BB BB FC6-4 BB		x 0-0 E6 2B BB x 0-0 4-3 ③		x 0-0 1-H 2-H HR			3	3	1	3	2	0	2
Ralph Kiner, R (1, 7) OBP: 0.422, SLG: 0.423 Brandy Davis, R (8, 7) OBP: 0.438, SLG: 0.250	x 0-0 ① F9 2-3 3-H		BBBB 4-0 FC6-4 BB 1-2 BB		x 0-0 BB 1-3 1B 2B	SSS 0-3 ① K	x 0-0 ② F6			4 0	1 0	1 0	1 0	1 0	1 0	2 0
Bill Howerton, L (1, 9) OBP: 0.524, SLG: 0.611	x 0-0 ② F2		BBBB 4-0 FC6-4 1-2 2-3 BB		SSS 0-3 ① K	x 0-0 F7 3B	BBBB 4-0 PB BB			3	1	1	0	2	1	4
Joe Garagiola, L (1, 2) OBP: 0.400, SLG: 0.333	x 0-0 ③ FC4-6 1-2f		x 0-0 ① FC6-4 CS 1-2f 2-3 3-H		4-0 BB 1B IBB	x 0-0 ② F7 3-H	x 0-0 ③ 4-3 1-2			4	1	0	2	1	0	5
Jack Merson, R (1, 5) OBP: 0.309, SLG: 0.471		x 0-0 ① 6-3	x 0-0 ② F6		BBBB 4-0 1B 1B 1-2 2-3 3-H BB	x 0-0 1B		SSS 0-3 ① K		4	1	1	1	1	1	2
George Strickland, R (1, 4) OBP: 0.368, SLG: 0.200		BBBB 4-0 S BB	0-0 ③ CS 1-2	x 0-0 ① F9	x 0-0 1B 1-2 2-H 3-H 2B 1B	SSS 0-3 ③ K		BBBB 4-0 SH4 BB		3	1	1	2	2	1	1
Murry Dickson, R (1, 1) OBP: 0.300, SLG: 0.400 Ted Wilks, R (8, 1)		SSS 0-3 ② K		x 0-0 FC4-6 1B	x 0-0 ② F8		x 0-0 ① L6	x 0-0 ② SH4 1-2		4 0	0 0	1 0	0 0	0 0	1 0	3 0
Inning Stats	R: 1 E: 0 K: 0 S: 3 H: 0 LOB: 2 BB: 3 P: 15	R: 0 E: 0 K: 2 S: 7 H: 0 LOB: 2 BB: 2 P: 15	R: 1 E: 0 K: 0 S: 2 H: 0 LOB: 1 BB: 3 P: 14	R: 0 E: 0 K: 0 S: 4 H: 1 LOB: 1 BB: 0 P: 4	R: 5 E: 1 K: 1 S: 10 H: 4 LOB: 2 BB: 2 P: 18	R: 1 E: 0 K: 2 S: 9 H: 2 LOB: 1 BB: 0 P: 9	R: 3 E: 1 K: 0 S: 6 H: 2 LOB: 1 BB: 1 P: 10	R: 0 E: 0 K: 1 S: 5 H: 0 LOB: 1 BB: 1 P: 9		1B: 5 2B: 2 3B: 1 HR: 1	SF: 0 SAC: 1 DP: 0 HBP: 0					

livebaseballscorecards.com

AB	33
R	11
H	9
RBI	11
BB	12
SO	6
LOB	25

WP: 0 PA: 47
PB: 1
SB: 1
CS: 1

PITCHER		IP	WLS	BF	H	R	ER	SO	BB	IBB	HBP	BLK	WP	HR	S	P	ERA	WHIP
Dave Cole, R ERA: 3.6	(1, 1)	2.0	L	14	0	2	2	2	8	0	0	0	0	0	10	42	9.00	4.000
Ernie Johnson, R ERA: 5.14	(3, 1)	2.2		15	5	5	2	1	1	1	0	0	0	0	15	23	6.75	2.250
Lew Burdette, R ERA: 0.9	(5, 1)	0.1		1	0	0	0	0	0	0	0	0	0	0	1	1	0.00	0.000
Bert Thiel, R ERA: 7.71	(6, 1)	2.0		12	4	4	3	2	1	0	0	0	0	1	15	19	13.50	2.500
Gene Conley, R ERA: 10.8	(8, 1)	1.0		4	0	0	0	1	1	0	0	0	0	0	5	9	0.00	1.000

PITCHER	IP	WLS	BF	H	R	ER	SO	BB	IBB	HBP	BLK	WP	HR	S	P	ERA	WHIP

Boston Braves @ Cincinnati Reds

Crosley Field, Cincinnati, OH

Thu May 01 1952, 3:33 AM EDT

Att. 2,497 - Unknown

TOP

livebaseballscorecards.com

Batter	1	2	3	4	5	6	7	8	9	AB	R	H	RBI	BB	SO	LOB
Sibby Sisti, R (1, 4) (6, 6) OBP: 0.182, SLG: 0.273	F8		F4		F7		F8		F3	5	0	0	0	0	0	0
Sam Jethroe, S (1, 8) OBP: 0.288, SLG: 0.350	6-3		F2		CS 1B		BBBB 4-0 FC5-4 BB		2B 2B	4	1	2	0	1	0	0
Earl Torgeson, L (1, 3) OBP: 0.446, SLG: 0.469	BBBB 4-0 1B BB			1-3	F9 1-2		F5		2-H 2B	4	0	1	1	1	0	2
Sid Gordon, R (1, 7) OBP: 0.359, SLG: 0.456	FC5-4 1-2 1B			2B 1B		HR	FC5-4 1-2f		F8	5	2	3	1	0	0	2
Walker Cooper, R (1, 2) OBP: 0.452, SLG: 0.486	FC5-4 1-2f			1-H 3B 2B		E 1B 1B		1B		4	2	3	1	0	0	2
Roy Hartsfield, R (8, PR) OBP: 0.308, SLG: 0.182										0	0	0	0	0	0	0
Ebba St. Claire, S (8, 2) OBP: 0.353, SLG: 0.533										0	0	0	0	0	0	0
Eddie Mathews, L (1, 5) OBP: 0.263, SLG: 0.407		SSS K		F7		E 1-2 G4-6-3 1B		F7		4	1	1	0	0	1	2
Bob Thorpe, R (1, 9) OBP: 0.333, SLG: 0.467		G3		2-H 3B		E6 G4-6-3 1-3 2-H		F9		4	0	1	1	0	0	2
Jack Cusick, R (1, 6) OBP: 0.244, SLG: 0.171		6-3		BBBB 4-0 BB		G4-6-3 1-2f 3-H		F3		1	0	0	0	1	0	0
George Crowe, L (6, PH) OBP: 0.167, SLG: 0.167										1	0	0	0	0	0	1
Billy Reed, L (6, 4) OBP: 0.265, SLG: 0.250										1	0	0	0	0	0	1
Vern Bickford, R (1, 1) OBP: 0.222, SLG: 0.333			F3	F4		SSS K			F1	3	0	0	0	0	1	2
Lew Burdette, R (7, 1)										0	0	0	0	0	0	0
Jack Daniels, L (9, PH) OBP: 0.500, SLG: 0.500										1	0	0	0	0	0	0

Inning Stats									
	R: 0 E: 0 K: 0 S: 4	H: 1 LOB: 2 BB: 1 P: 8	R: 0 E: 0 K: 1 S: 5	H: 0 LOB: 0 BB: 0 P: 5	R: 0 E: 0 K: 0 S: 3	H: 0 LOB: 0 BB: 0 P: 3	R: 2 E: 0 K: 0 S: 6	H: 3 LOB: 2 BB: 1 P: 10	R: 0 E: 0 K: 0 S: 3	H: 1 LOB: 0 BB: 0 P: 3
	R: 3 E: 1 K: 1 S: 8	H: 3 LOB: 0 BB: 0 P: 8	R: 0 E: 0 K: 0 S: 3	H: 0 LOB: 1 BB: 1 P: 7	R: 0 E: 0 K: 0 S: 4	H: 1 LOB: 1 BB: 0 P: 4	R: 1 E: 0 K: 0 S: 5	H: 2 LOB: 1 BB: 0 P: 5		

	1B: 6	SF: 0	WP: 0	PA: 40
	2B: 3	SAC: 0	PB: 0	
	3B: 1	DP: 1	SB: 0	
	HR: 1	HBP: 0	CS: 1	

	AB	37
	R	6
	H	11
	RBI	4
	BB	3
	SO	2
	LOB	14

PITCHER	IP	WLS	BF	H	R	ER	SO	BB	IBB	HBP	BLK	WP	HR	S	P	ERA	WHIP
Herm Wehmeier, R (1, 1) ERA: 4.6	8.2	W	39	11	6	5	2	3	0	0	0	0	1	40	52	5.19	1.615
Frank Smith, R (9, 1) ERA: 4.05	0.1	S	1	0	0	0	0	0	0	0	0	0	0	1	1	0.00	0.000

PITCHER	IP	WLS	BF	H	R	ER	SO	BB	IBB	HBP	BLK	WP	HR	S	P	ERA	WHIP

Boston Braves @ Cincinnati Reds

Crosley Field, Cincinnati, OH

Thu May 01 1952, 3:33 AM EDT

Att. 2,497 - Unknown

BOTTOM

Batter	1	2	3	4	5	6	7	8	9	AB	R	H	RBI	BB	SO	LOB
Grady Hatton, L (1, 4) OBP: 0.369, SLG: 0.414	0-0 BB E F7 1B		0-0 F9 ①	0-0 1-3 ③		0-0 1B		0-0 6-3 ①		5	1	2	0	0	0	2
Bobby Adams, R (1, 5) OBP: 0.344, SLG: 0.450	0-0 E5 BB 1-2		0-3 K ②		0-0 1-3 1B 1B	0-0 F8 ③		0-0 CS 1B		5	1	2	0	0	1	2
Johnny Wyrostek, L (1, 8) OBP: 0.452, SLG: 0.391	4-0 1-2 2-3 BB		0-0 F9 ③		0-0 1-3 ① 1-2		0-0 F9 ①	0-0 F7 ② ③ 1-2		4	0	0	0	1	0	2
Ted Kluszewski, L (1, 3) OBP: 0.414, SLG: 0.630	0-0 F7 ① 3-H			0-0 4-3 ①	0-0 2B 1B 2-H		0-0 1B 2B			4	2	2	2	0	0	2
Hank Edwards, L (1, 9) OBP: 0.423, SLG: 0.783 Joe Adcock, R (8, 7) OBP: 0.340, SLG: 0.535	0-0 F3 ②			0-0 1B 3B	0-3 K ②		4-0 BB 1B WP BB			3 0	2 0	1 0	0 0	1 0	1 0	3 0
Dick Sisler, L (1, 7) OBP: 0.300, SLG: 0.421 Bob Borkowski, R (8, 9) OBP: 0.320, SLG: 0.150	0-0 4-3 ③			0-0 E F8 E 1B 3-H	0-0 2B 1-H		0-0 WP BB FC1-2 1B 1-2 2-H			4 0	1 0	3 0	3 0	0 0	0 0	2 0
Andy Seminick, R (1, 2) OBP: 0.277, SLG: 0.282		0-0 5-3 ①		0-0 E8 E 1-2	0-0 F2 ③		4-0 FC1-2 WP 1-2 2-3 BB			3	0	0	0	1	0	2
Roy McMillan, R (1, 6) OBP: 0.094, SLG: 0.060		0-0 3-1 ②		0-0 E3 1-2 2-3		0-0 6-3 ①	0-0 FC1-2 ② 1-3 2-H 3-H			4	0	0	0	0	0	4
Herm Wehmeier, R (1, 1) OBP: 0.154, SLG: 0.154 Frank Smith, R (9, 1) OBP: 1.000, SLG: 2.000		0-3 K ③		0-0 F8 ② 3-H		0-0 4-3 ②	0-0 4-3 ③			4 0	0 0	0 0	1 0	0 0	1 0	4 0
Inning Stats	R: 1 E: 1 K: 0 S: 5 H: 1 LOB: 2 BB: 1 P: 9	R: 0 E: 0 K: 1 S: 5 H: 0 LOB: 0 BB: 0 P: 5	R: 0 E: 0 K: 1 S: 5 H: 0 LOB: 0 BB: 0 P: 5	R: 2 E: 2 K: 0 S: 7 H: 2 LOB: 2 BB: 0 P: 7	R: 2 E: 0 K: 1 S: 8 H: 3 LOB: 1 BB: 0 P: 8	R: 0 E: 0 K: 0 S: 4 H: 1 LOB: 1 BB: 0 P: 4	R: 2 E: 0 K: 0 S: 5 H: 2 LOB: 2 BB: 2 P: 13	R: 0 E: 0 K: 0 S: 3 H: 1 LOB: 0 BB: 0 P: 3		1B: 7 2B: 2 3B: 1 HR: 0	SF: 0 SAC: 0 DP: 0 HBP: 0					

livebaseballscorecards.com

AB	36
R	7
H	10
RBI	6
BB	3
SO	3
LOB	23

WP: 1 PB: 0 SB: 0 CS: 1 PA: 39

PITCHER		IP	WLS	BF	H	R	ER	SO	BB	IBB	HBP	BLK	WP	HR	S	P	ERA	WHIP
Vern Bickford, R ERA: 6.33	(1, 1)	6.1	L	33	9	7	5	3	2	0	0	0	0	0	37	45	7.11	1.737
Lew Burdette, R ERA: 0.77	(7, 1)	1.2		6	1	0	0	0	1	0	0	0	1	0	5	9	0.00	1.200

PITCHER	IP	WLS	BF	H	R	ER	SO	BB	IBB	HBP	BLK	WP	HR	S	P	ERA	WHIP

Batter	1	2	3	4	5	6	7	8	9	AB	R	H	RBI	BB	SO	LOB
Sibby Sisti, R (1, 4) OBP: 0.267, SLG: 0.467	F7	F8			2B			2B		4	0	2	0	0	0	2
Bob Thorpe, R (1, 9) OBP: 0.316, SLG: 0.421	F4		FC4-6, 1B		F9			F2		4	0	1	0	0	0	2
Earl Torgeson, L (1, 3) OBP: 0.420, SLG: 0.434	F2		F7		K			F2		4	0	0	0	0	1	3
Sid Gordon, R (1, 7) OBP: 0.338, SLG: 0.426		F9	FC4-6 1-2f			6-3		F9		4	0	0	0	0	0	2
Walker Cooper, R (1, 2) OBP: 0.435, SLG: 0.450 Roy Hartsfield, R (9, PR) OBP: 0.308, SLG: 0.182 Ebba St. Claire, S (9, 2) OBP: 0.353, SLG: 0.533		5-3	L6			F8			BB, WP	3 0 0	0 0 0	0 0 0	0 0 0	1 0 0	0 0 0	1 0 0
Pete Whisenant, R (1, 8) OBP: 0.250, SLG: 0.250		BB, 1B, 1B, 1B		F7		6-3			K2-3 1-2	4	1	1	0	0	1	1
Eddie Mathews, L (1, 5) OBP: 0.262, SLG: 0.397		BB, 1B 1-2		F3			K		F8	4	1	1	0	0	1	2
Buzz Clarkson, R (1, 6) OBP: 0.333, SLG: 0.200 Jack Cusick, R (9, 6) OBP: 0.244, SLG: 0.171		BBBB, 1B 1-2 2-3		6-3			6-3		1-3	3 0	0 0	0 0	0 0	1 0	0 0	2 0
Jim Wilson, R (1, 1) OBP: 0.250, SLG: 0.375		1-2 2-H 3-H			6-3		K			3	0	1	2	0	1	0
Inning Stats	R: 0 E: 0 K: 0 S: 3 H: 0 LOB: 0 BB: 0 P: 3	R: 2 E: 0 K: 0 S: 6 H: 3 LOB: 2 BB: 1 P: 10	R: 0 E: 0 K: 0 S: 4 H: 1 LOB: 1 BB: 0 P: 4	R: 0 E: 0 K: 0 S: 3 H: 0 LOB: 0 BB: 0 P: 3	R: 0 E: 0 K: 1 S: 6 H: 1 LOB: 1 BB: 0 P: 6	R: 0 E: 0 K: 0 S: 3 H: 0 LOB: 0 BB: 0 P: 3	R: 0 E: 0 K: 2 S: 7 H: 0 LOB: 0 BB: 0 P: 7	R: 0 E: 0 K: 0 S: 4 H: 1 LOB: 1 BB: 0 P: 4	R: 0 E: 0 K: 1 S: 5 H: 0 LOB: 2 BB: 1 P: 9	1B: 4 2B: 2 3B: 0 HR: 0 SF: 0 SAC: 0 DP: 0 HBP: 0						

PITCHER		IP	WLS	BF	H	R	ER	SO	BB	IBB	HBP	BLK	WP	HR	S	P	ERA	WHIP
Ken Raffensberger, L ERA: 1.32	(1, 1)	7.0	L	27	5	2	2	3	1	0	0	0	0	0	32	36	2.57	0.857
Frank Smith, R ERA: 3.12	(8, 1)	2.0		8	1	0	0	1	1	0	0	0	1	0	9	13	0.00	1.000

PITCHER	IP	WLS	BF	H	R	ER	SO	BB	IBB	HBP	BLK	WP	HR	S	P	ERA	WHIP

TOP

Boston Braves @ Cincinnati Reds

Crosley Field, Cincinnati, OH

Fri May 02 1952, 3:33 AM EDT

Att. 11,050 - Unknown

livebaseballscorecards.com

AB	33
R	2
H	6
RBI	2
BB	2
SO	4
LOB	15

WP: 1	PA: 35
PB: 0	
SB: 0	
CS: 0	

Batter	1	2	3	4	5	6	7	8	9	AB	R	H	RBI	BB	SO	LOB
Grady Hatton, L (1, 4) OBP: 0.348, SLG: 0.387	S S S 0-3 ① K		x 0-0 ③ G3		x 0-0 ③ F6			x 0-0 ① F5		4	0	0	0	0	1	2
Bobby Adams, R (1, 5) OBP: 0.353, SLG: 0.453	x 0-0 ② 6-3			x 0-0 S 1B		S S S 0-3 ① K		x 0-0 4-3 1B		4	0	2	0	0	1	0
Johnny Wyrostek, L (1, 8) OBP: 0.455, SLG: 0.388	B B B B 4-0 1B E BB			x 0-0 ① F8 1-2		x 0-0 1B		x 0-0 ② 4-3 1-2		3	1	1	0	1	0	2
Ted Kluszewski, L (1, 3) OBP: 0.403, SLG: 0.603	x 0-0 ③ E4 1-H 1B			x 0-0 ② F7		x 0-0 ② F6		x 0-0 ③ F4		4	0	1	0	0	0	3
Hank Edwards, L (1, 9) OBP: 0.367, SLG: 0.667		x 0-0 ① F6		S S S 0-3 ③ K		x 0-0 ③ F8			x 0-0 ① G3	4	0	0	0	0	1	2
Dick Sisler, L (1, 7) OBP: 0.250, SLG: 0.348		x 0-0 ② F7			S S S 0-3 ① K		x 0-0 ① F7		x 0-0 ② F5	4	0	0	0	0	1	0
Andy Seminick, R (1, 2) OBP: 0.294, SLG: 0.286 Johnny Temple, R (9, PR)		x 0-0 ③ F2			x 0-0 FC1-6 1B		x 0-0 ② F8		B B B B 4-0 1B BB	3	0	1	0	1	0	0
										0	0	0	0	0	0	0
Roy McMillan, R (1, 6) OBP: 0.107, SLG: 0.058 Bob Borkowski, R (9, PH) OBP: 0.346, SLG: 0.190			x 0-0 ① 5-3		x 0-0 ② FC1-6 1B 1-2f		B B B B 4-0 BB		x 0-0 FC5-4 1-2 1B	2	0	0	0	1	0	1
										1	0	1	0	0	0	0
Ken Raffensberger, R (1, 1) OBP: 0.200, SLG: 0.200 Joe Adcock, R (7, PH) OBP: 0.333, SLG: 0.523 Frank Smith, R (8, 1) OBP: 1.000, SLG: 2.000 Joe Rossi, R (9, PH) OBP: 0.200, SLG: 0.111			S S S 0-3 ② K		x 0-0 1-2 1B		S S S 0-3 ③ K		x 0-0 ③ FC5-4 1-2f	2	0	1	0	0	1	0
										1	0	0	0	0	1	1
										0	0	0	0	0	0	0
										1	0	0	0	0	0	2
Inning Stats	R: 1 E: 1 K: 1 S: 5 H: 1 LOB: 1 BB: 1 P: 9	R: 0 E: 0 K: 0 S: 3 H: 0 LOB: 0 BB: 0 P: 3	R: 0 E: 0 K: 1 S: 5 H: 0 LOB: 0 BB: 0 P: 5	R: 0 E: 0 K: 1 S: 6 H: 1 LOB: 1 BB: 0 P: 6	R: 0 E: 0 K: 1 S: 7 H: 2 LOB: 2 BB: 0 P: 7	R: 0 E: 0 K: 1 S: 6 H: 1 LOB: 1 BB: 0 P: 6	R: 0 E: 0 K: 1 S: 5 H: 0 LOB: 1 BB: 1 P: 9	R: 0 E: 0 K: 0 S: 4 H: 1 LOB: 1 BB: 0 P: 4	R: 0 E: 0 K: 0 S: 4 H: 1 LOB: 2 BB: 1 P: 8	1B: 7 2B: 0 3B: 0 HR: 0	SF: 0 SAC: 0 DP: 0 HBP: 0						

PITCHER	IP	WLS	BF	H	R	ER	SO	BB	IBB	HBP	BLK	WP	HR	S	P	ERA	WHIP
Jim Wilson, R (1, 1) ERA: 1.88	9.0	W	36	7	1	0	6	3	0	0	0	0	0	45	57	0.00	1.111

PITCHER	IP	WLS	BF	H	R	ER	SO	BB	IBB	HBP	BLK	WP	HR	S	P	ERA	WHIP

Boston Braves @ Cincinnati Reds

Crosley Field, Cincinnati, OH

Fri May 02 1952, 3:33 AM EDT

Att. 11,050 - Unknown

BOTTOM

livebaseballscorecards.com

AB	33
R	1
H	7
RBI	0
BB	3
SO	6
LOB	13

1B: 7	SF: 0	WP: 0	PA: 36
2B: 0	SAC: 0	PB: 0	
3B: 0	DP: 0	SB: 1	
HR: 0	HBP: 0	CS: 0	

Boston Braves @ Cincinnati Reds

Crosley Field, Cincinnati, OH

Sat May 03 1952, 3:33 AM EDT

Att. 3,682 - Unknown

TOP

livebaseballscorecards.com

Batter	1	2	3	4	5	6	7	8	9	AB	R	H	RBI	BB	SO	LOB
Sibby Sisti, R (1, 4) OBP: 0.211, SLG: 0.368	F8		K		F4			4-3		4	0	0	0	0	1	2
Bob Thorpe, R (1, 9) OBP: 0.261, SLG: 0.348	K		K			K			F8	4	0	0	0	0	3	2
Earl Torgeson, L (1, 3) OBP: 0.425, SLG: 0.456	F9			BB, 1B		F4			1B, 2B	4	1	2	0	0	0	0
Sid Gordon, R (1, 7) OBP: 0.333, SLG: 0.406		1-3		K		K			BB, 1B	3	0	0	0	1	2	1
Eddie Mathews, L (1, 5) OBP: 0.277, SLG: 0.393		3-1		BB, 1-2			4-3		1B, 1-2, 2-H	3	0	1	1	1	0	0
Pete Whisenant, R (1, 8) OBP: 0.188, SLG: 0.188		K		F5			3-1		F7	4	0	0	0	0	1	4
Ebba St. Claire, S (1, 2) OBP: 0.333, SLG: 0.474			1B, 1B	K			F8		F8	4	0	1	0	0	1	4
Buzz Clarkson, R (1, 6) OBP: 0.333, SLG: 0.250			1-2, 1B		F9			6-3		3	0	1	0	0	0	0
Gene Conley, R (1, 1) OBP: 0.400, SLG: 0.400			F8		F2			K		2	0	0	0	0	0	2
Dick Donovan, L (5, 1)										0	0	0	0	0	0	0
Jack Daniels, L (8, PH) OBP: 0.444, SLG: 0.429										1	0	0	0	0	1	0
Bob Chipman, L (8, 1)										0	0	0	0	0	0	0

	AB	32
	R	1
	H	5
	RBI	1
	BB	2
	SO	9
	LOB	15

Inning Stats										
	R: 0 E: 0 K: 1 S: 5	H: 0 LOB: 0 BB: 0 P: 5	R: 0 E: 0 K: 1 S: 5	H: 0 LOB: 0 BB: 0 P: 5	R: 0 E: 0 K: 2 S: 9	H: 2 LOB: 2 BB: 0 P: 9	R: 0 E: 0 K: 2 S: 8	H: 1 LOB: 2 BB: 1 P: 12	R: 0 E: 0 K: 0 S: 3	H: 0 LOB: 0 BB: 0 P: 3
	R: 0 E: 0 K: 2 S: 7	H: 0 LOB: 0 BB: 0 P: 7	R: 0 E: 0 K: 0 S: 3	H: 0 LOB: 0 BB: 0 P: 3	R: 0 E: 0 K: 1 S: 5	H: 0 LOB: 0 BB: 0 P: 5	R: 1 E: 0 K: 0 S: 5	H: 2 LOB: 2 BB: 1 P: 9	1B: 4 2B: 1 3B: 0 HR: 0	SF: 0 SAC: 0 DP: 0 HBP: 0
	WP: 0 PB: 0 SB: 0 CS: 0	PA: 34								

PITCHER		IP	WLS	BF	H	R	ER	SO	BB	IBB	HBP	BLK	WP	HR	S	P	ERA	WHIP
Frank Hiller, R ERA: 1.16	(1, 1)	9.0	W	34	5	1	1	9	2	0	0	0	0	0	50	58	1.00	0.778

PITCHER	IP	WLS	BF	H	R	ER	SO	BB	IBB	HBP	BLK	WP	HR	S	P	ERA	WHIP

Batter	1	2	3	4	5	6	7	8	9	AB	R	H	RBI	BB	SO	LOB
Grady Hatton, L (1, 4) OBP: 0.351, SLG: 0.379	F4	BB		1-3	1-3		FC6-4 1B 1-2 2-H 1B			4	0	1	1	1	0	2
Bobby Adams, R (1, 5) OBP: 0.356, SLG: 0.449	F9	4-3			E 1B 1B	F9	FC6-4 1-2 2-H 1B			5	1	2	1	0	0	2
Johnny Wyrostek, L (1, 8) OBP: 0.437, SLG: 0.407	1B 3B		4-3		F7	G3	FC6-4 1-2f 2-3			5	1	1	0	0	0	3
Ted Kluszewski, L (1, 3) OBP: 0.403, SLG: 0.587	BB 3-H 1B		F8		E6 BB 1B 1-3 1B	1B 1B	4-3			5	1	2	1	0	0	3
Hank Edwards, L (1, 9) OBP: 0.441, SLG: 0.700 Joe Adcock, R (7, 7) OBP: 0.327, SLG: 0.511	FC4-6 1-2 BB		1B		BB 1-2 3-H 1B	1-2 1B		6-3		3 1	1 0	3 0	1 0	1 0	0 0	0 0
Dick Sisler, L (1, 7) OBP: 0.250, SLG: 0.308 Bob Borkowski, R (7, 9) OBP: 0.333, SLG: 0.182	FC4-6 1-2f	F8			4-0 1B 1-2 2-3 1B BB	0-3 K		F8		3 1	1 0	0 0	0 0	1 0	1 0	5 0
Joe Rossi, R (1, 2) OBP: 0.267, SLG: 0.214		5-3		3-1 SH1-4 1B	1B SH2-3-4 1-2 2-H 3-H 1B		F9	F7		5	1	2	2	0	0	0
Roy McMillan, R (1, 6) OBP: 0.153, SLG: 0.093		S BB		SH1-4 1-2	SH2-3-4 1-3 2-H 1B		SH 1B 1B			2	1	2	1	1	0	0
Frank Hiller, R (1, 1) OBP: 0.300, SLG: 0.300		F4 1-2		3-1 2-3	SH2-3-4 1-2 3-H		SH 1B 1-2 1B			2	1	0	1	0	0	2
Inning Stats	R: 1 H: 2 E: 0 LOB: 2 K: 0 BB: 1 S: 5 P: 9	R: 0 H: 0 E: 0 LOB: 2 K: 0 BB: 2 S: 3 P: 11	R: 0 H: 1 E: 0 LOB: 1 K: 0 BB: 0 S: 4 P: 4	R: 0 H: 1 E: 0 LOB: 1 K: 0 BB: 0 S: 4 P: 4	R: 5 H: 4 E: 1 LOB: 1 K: 0 BB: 1 S: 8 P: 12	R: 0 H: 2 E: 0 LOB: 2 K: 1 BB: 0 S: 7 P: 7	R: 2 H: 3 E: 1 LOB: 2 K: 0 BB: 0 S: 7 P: 7	R: 0 H: 0 E: 0 LOB: 0 K: 0 BB: 0 S: 3 P: 3		1B: 12 SF: 0 2B: 0 SAC: 3 3B: 1 DP: 0 HR: 0 HBP: 0						WP: 0 PA: 43 PB: 0 SB: 1 CS: 0

PITCHER		IP	WLS	BF	H	R	ER	SO	BB	IBB	HBP	BLK	WP	HR	S	P	ERA	WHIP
Gene Conley, R ERA: 7.82	(1, 1)	4.1	L	26	8	6	1	0	4	0	0	0	0	0	22	38	2.08	2.769
Dick Donovan, R ERA: 1.29	(5, 1)	2.2		14	5	2	1	1	0	0	0	0	0	0	16	16	3.38	1.875
Bob Chipman, L ERA: 4.5	(8, 1)	1.0		3	0	0	0	0	0	0	0	0	0	0	3	3	0.00	0.000

PITCHER	IP	WLS	BF	H	R	ER	SO	BB	IBB	HBP	BLK	WP	HR	S	P	ERA	WHIP

Boston Braves @ Cincinnati Reds

Crosley Field, Cincinnati, OH

Sat May 03 1952, 3:33 AM EDT

Att. 3,682 - Unknown

BOTTOM

livebaseballscorecards.com

AB	36
R	8
H	13
RBI	8
BB	4
SO	1
LOB	17

Boston Braves @ St. Louis Cardinals

Sportsman's Park, St. Louis, MO

Sun May 04 1952, 4:33 AM EDT

Unknown - 95 F

TOP

livebaseballscorecards.com

Batter	1	2	3	4	5	6	7	8	9	AB	R	H	RBI	BB	SO	LOB
Sam Jethroe, S (1, 8) OBP: 0.296, SLG: 0.385	4-3		1B 2B	G3 2-3		F9			L4-6 2B	5	1	2	0	0	0	2
Eddie Mathews, L (1, 5) OBP: 0.286, SLG: 0.431	HR		BBBB 1B F8 1B BB	SSS K			L3		F6	4	2	1	1	1	1	2
Earl Torgeson, L (1, 3) OBP: 0.423, SLG: 0.443	BBBB G6-4-3 BB		BB 1B 1-2 2-H 1B		P1		F8		L4-6 2-3	4	0	1	1	1	0	1
Sid Gordon, R (1, 7) OBP: 0.347, SLG: 0.418	G6-4-3 1-2f		BB 1-2 2-3 1B		1B 1B		1B			3	0	2	0	0	0	1
Pete Whisenant, R (5, PR) OBP: 0.235, SLG: 0.235 (5, 7)										1	0	1	0	0	0	0
Walker Cooper, R (1, 2) OBP: 0.420, SLG: 0.432		F7	F8 3-H		G3-6-3 1-2 1B		F2			4	0	1	1	0	0	3
Willard Marshall, L (1, 9) OBP: 0.291, SLG: 0.431		F8	BBBB BB 1-2 2-3		G3-6-3 1-2f			6-3		3	0	0	0	1	0	2
Billy Reed, L (1, 4) OBP: 0.264, SLG: 0.250		1B	F6			F5		2-3		4	0	1	0	0	0	3
Sibby Sisti, R (1, 6) OBP: 0.261, SLG: 0.435		1-3	G3 2B			E6 4-3		1B		4	0	2	0	0	0	1
Warren Spahn, L (1, 1) OBP: 0.214, SLG: 0.357			G3	F8		4-3 1-2		F3		3	0	0	0	0	0	2
George Crowe, L (8, PH) OBP: 0.143, SLG: 0.143										1	0	0	0	0	0	1
Sheldon Jones, R (8, 1)										0	0	0	0	0	0	0

	AB	36
	R	3
	H	11
	RBI	3
	BB	3
	SO	1
	LOB	18

Inning Stats										
	R: 1	H: 1	R: 0	H: 1	R: 2	H: 3	R: 0	H: 1	R: 0	H: 2
	E: 0	LOB: 0	E: 0	LOB: 1	E: 0	LOB: 3	E: 0	LOB: 1	E: 0	LOB: 2
	K: 0	BB: 1	K: 0	BB: 0	K: 0	BB: 2	K: 1	BB: 0	K: 0	BB: 0
	S: 3	P: 7	S: 4	P: 4	S: 6	P: 14	S: 6	P: 6	S: 4	P: 4

Inning Stats										
	R: 0	H: 0	R: 0	H: 1	R: 0	H: 1	R: 0	H: 1	1B: 7	SF: 0
	E: 1	LOB: 1	E: 0	LOB: 0	E: 0	LOB: 1	E: 0	LOB: 0	2B: 4	SAC: 0
	K: 0	BB: 0	K: 0	BB: 0	K: 0	BB: 0	K: 0	BB: 0	3B: 0	DP: 3
	S: 4	P: 4	S: 4	P: 4	S: 4	P: 4	S: 3	P: 3	HR: 1	HBP: 0

	WP: 0	PA: 39
	PB: 0	
	SB: 0	
	CS: 0	

PITCHER		IP	WLS	BF	H	R	ER	SO	BB	IBB	HBP	BLK	WP	HR	S	P	ERA	WHIP
Gerry Staley, R ERA: 2.2	(1, 1)	8.0	W	37	11	3	3	1	3	0	0	0	0	1	36	48	3.38	1.750
Al Brazle, L ERA:	(9, 1)	1.0	S	2	0	0	0	0	0	0	0	0	0	0	2	2	0.00	0.000

PITCHER		IP	WLS	BF	H	R	ER	SO	BB	IBB	HBP	BLK	WP	HR	S	P	ERA	WHIP

Boston Braves @ St. Louis Cardinals

Sportsman's Park, St. Louis, MO

Sun May 04 1952, 4:33 AM EDT

Unknown - 95 F

BOTTOM

livebaseballscorecards.com

Batter	1	2	3	4	5	6	7	8	9	AB	R	H	RBI	BB	SO	LOB
Eddie Stanky, R (1, 4) OBP: 0.318, SLG: 0.278 Billy Johnson, R (8, 5) OBP: 0.298, SLG: 0.179	F9 E 1B 1B	1-3			FC4-6 1B 4-3 1-2f		1B 2B			4 0	3 0	2 0	0 0	0 0	0 0	1 0
Solly Hemus, L (1, 6) OBP: 0.417, SLG: 0.453	E 1-2 1B	1-3			4-3 1-3 1B		FC6-4 2-H 1B			4	0	3	1	0	0	0
Red Schoendienst, S (1, 5) (8, 4) OBP: 0.338, SLG: 0.485	F9 2-3	F6			4-3 1-2 3-H		FC6-4 1-2f			4	0	0	1	0	0	4
Stan Musial, L (1, 9) OBP: 0.389, SLG: 0.443	E4 FC6-4 1-2 3-H		1B		K			F5		4	0	1	1	0	1	2
Peanuts Lowrey, R (1, 7) OBP: 0.563, SLG: 0.679	F2		G3			L7		F9-3 BB		3	0	0	0	1	0	3
Wally Westlake, R (1, 8) OBP: 0.279, SLG: 0.232	FC6-4 1-2f			6-3		G5-4-3 1B		F9-3 1-2		4	0	1	0	0	0	3
Steve Bilko, R (1, 3) OBP: 0.277, SLG: 0.419		E 2B		L8		G5-4-3 1-2f				3	1	1	0	0	0	1
Del Rice, R (1, 2) OBP: 0.377, SLG: 0.463		FC6 B1-6 2-H		K2-3			6-3			3	0	0	0	0	1	0
Gerry Staley, R (1, 1) OBP: 0.125, SLG: 0.125 Al Brazle, L (9, 1)		B1-6 2-3f			FC4-6 1B		L8			3 0	0 0	1 0	0 0	0 0	0 0	1 0
Inning Stats	R: 1 E: 1 K: 0 S: 6 H: 2 LOB: 2 BB: 0 P: 6	R: 1 E: 1 K: 0 S: 4 H: 1 LOB: 0 BB: 0 P: 4	R: 0 E: 0 K: 0 S: 4 H: 1 LOB: 1 BB: 0 P: 4	R: 0 E: 0 K: 1 S: 5 H: 0 LOB: 0 BB: 0 P: 5	R: 1 E: 0 K: 1 S: 7 H: 2 LOB: 1 BB: 0 P: 7	R: 0 E: 0 K: 0 S: 3 H: 1 LOB: 0 BB: 0 P: 3	R: 1 E: 0 K: 0 S: 5 H: 2 LOB: 1 BB: 0 P: 5	R: 0 E: 0 K: 0 S: 2 H: 0 LOB: 0 BB: 1 P: 6		1B: 7 2B: 4 3B: 0 HR: 0	SF: 0 SAC: 0 DP: 3 HBP: 0			WP: 0 PB: 0 SB: 0 CS: 0	PA: 33	

	AB	32
	R	4
	H	9
	RBI	3
	BB	1
	SO	2
	LOB	15

PITCHER		IP	WLS	BF	H	R	ER	SO	BB	IBB	HBP	BLK	WP	HR	S	P	ERA	WHIP
Warren Spahn, L ERA: 2.02	(1, 1)	7.0	L	30	9	4	3	2	0	0	0	0	0	0	34	34	3.86	1.286
Sheldon Jones, R ERA: 1.42	(8, 1)	1.0		3	0	0	0	0	1	0	0	0	0	0	2	6	0.00	1.000

PITCHER		IP	WLS	BF	H	R	ER	SO	BB	IBB	HBP	BLK	WP	HR	S	P	ERA	WHIP

Batter	1	2	3	4	5	6	7	8	9	AB	R	H	RBI	BB	SO	LOB
Sam Jethroe, S (1, 8) OBP: 0.296, SLG: 0.385										0	0	0	0	0	0	0
Eddie Mathews, L (1, 5) OBP: 0.286, SLG: 0.431										0	0	0	0	0	0	0
Pete Whisenant, R (1, 7) OBP: 0.235, SLG: 0.235										0	0	0	0	0	0	0
George Crowe, L (1, 3) OBP: 0.143, SLG: 0.143										0	0	0	0	0	0	0
Bob Thorpe, R (1, 9) OBP: 0.261, SLG: 0.348										0	0	0	0	0	0	0
Sibby Sisti, R (1, 4) OBP: 0.261, SLG: 0.435										0	0	0	0	0	0	0
Buzz Clarkson, R (1, 6) OBP: 0.333, SLG: 0.250										0	0	0	0	0	0	0
Paul Burris, R (1, 2) OBP: 0.333, SLG: 0.333										0	0	0	0	0	0	0
Max Surkont, R (1, 1) OBP: 0.500, SLG: 1.000										0	0	0	0	0	0	0
Inning Stats										1B: 0 2B: 0 3B: 0 HR: 0				SF: 0 SAC: 0 DP: 0 HBP: 0		

Boston Braves @ St. Louis Cardinals

Sportsman's Park, St. Louis, MO

Sun May 04 1952, 4:38 AM EDT

Att. 19,141 - Unknown

TOP

livebaseballscorecards.com

AB	0
R	0
H	0
RBI	0
BB	0
SO	0
LOB	0

WP: 0 PA: 0
PB: 0
SB: 0
CS: 0

PITCHER		IP	WLS	BF	H	R	ER	SO	BB	IBB	HBP	BLK	WP	HR	S	P	ERA	WHIP
Cliff Chambers, L ERA: 4.26	(1, 1)	0.0	L	0	0	0	0	0	0	0	0	0	0	0	0	0	∞	∞

PITCHER	IP	WLS	BF	H	R	ER	SO	BB	IBB	HBP	BLK	WP	HR	S	P	ERA	WHIP

Batter	1	2	3	4	5	6	7	8	9	AB	R	H	RBI	BB	SO	LOB
Solly Hemus, L (1, 6) OBP: 0.417, SLG: 0.453										0	0	0	0	0	0	0
Red Schoendienst, S (1, 4) OBP: 0.338, SLG: 0.485										0	0	0	0	0	0	0
Stan Musial, L (1, 9) OBP: 0.389, SLG: 0.443										0	0	0	0	0	0	0
Peanuts Lowrey, R (1, 7) OBP: 0.563, SLG: 0.679										0	0	0	0	0	0	0
Wally Westlake, R (1, 8) OBP: 0.279, SLG: 0.232										0	0	0	0	0	0	0
Steve Bilko, R (1, 3) OBP: 0.277, SLG: 0.419										0	0	0	0	0	0	0
Billy Johnson, R (1, 5) OBP: 0.298, SLG: 0.179										0	0	0	0	0	0	0
Les Fusselman, R (1, 2) OBP: 0.250, SLG: 0.250										0	0	0	0	0	0	0
Cliff Chambers, L (1, 1) OBP: 0.500, SLG: 0.600										0	0	0	0	0	0	0
Inning Stats										1B: 0 2B: 0 3B: 0 HR: 0		SF: 0 SAC: 0 DP: 0 HBP: 0		WP: 0 PB: 0 SB: 0 CS: 0		PA: 0

BOTTOM

Boston Braves @ St. Louis Cardinals

Sportsman's Park, St. Louis, MO

Sun May 04 1952, 4:38 AM EDT

Att. 19,141 - Unknown

livebaseballscorecards.com

AB	**0**
R	**0**
H	**0**
RBI	**0**
BB	**0**
SO	**0**
LOB	**0**

PITCHER	IP	WLS	BF	H	R	ER	SO	BB	IBB	HBP	BLK	WP	HR	S	P	ERA	WHIP
Max Surkont, R (1, 1) ERA: 6.14	0.0	W	0	0	0	0	0	0	0	0	0	0	0	0	0	∞	∞

PITCHER	IP	WLS	BF	H	R	ER	SO	BB	IBB	HBP	BLK	WP	HR	S	P	ERA	WHIP

Batter	1	2	3	4	5	6	7	8	9	AB	R	H	RBI	BB	SO	LOB
Sam Jethroe, S (1, 8) OBP: 0.325, SLG: 0.466	K		G3			1B			K	4	0	1	0	0	2	1
Eddie Mathews, L (1, 5) OBP: 0.278, SLG: 0.459	G3			4-3		K			K	4	0	0	0	0	2	1
Pete Whisenant, R (1, 7) OBP: 0.231, SLG: 0.231	K			5-3			L6		1-3	4	0	0	0	0	1	0
Earl Torgeson, L (1, 3) OBP: 0.407, SLG: 0.422		4-3		5-3			4-3			3	0	0	0	0	0	0
Walker Cooper, R (1, 2) OBP: 0.415, SLG: 0.426		6-3			F9		1B			3	0	1	0	0	0	0
Roy Hartsfield, R (7, PR) OBP: 0.286, SLG: 0.167										0	0	0	0	0	0	0
Paul Burris, R (7, 2) OBP: 0.286, SLG: 0.286										0	0	0	0	0	0	0
Willard Marshall, L (1, 9) OBP: 0.276, SLG: 0.407		F7			F7		4-3			3	0	0	0	0	0	1
Sibby Sisti, R (1, 4) OBP: 0.267, SLG: 0.448 (8, 6)			3B		6-3			1-6-3		3	0	1	0	0	0	0
Jack Cusick, R (1, 6) OBP: 0.271, SLG: 0.186			6-3			G6-4-3 BB		K		1	0	0	0	1	0	1
Jack Daniels, L (8, PH) OBP: 0.400, SLG: 0.375										1	0	0	0	0	1	0
Billy Reed, L (8, 4) OBP: 0.264, SLG: 0.250										0	0	0	0	0	0	0
Vern Bickford, R (1, 1) OBP: 0.182, SLG: 0.273			F2			G6-4-3 1-2f		K		2	0	0	0	0	0	2
George Crowe, L (8, PH) OBP: 0.167, SLG: 0.091										1	0	0	0	0	1	0
Sheldon Jones, R (8, 1)										0	0	0	0	0	0	0
Inning Stats	R: 0 E: 0 K: 2 S: 7 H: 0 LOB: 0 BB: 0 P: 7	R: 0 E: 0 K: 0 S: 3 H: 0 LOB: 0 BB: 0 P: 3	R: 0 E: 0 K: 0 S: 4 H: 1 LOB: 1 BB: 0 P: 4	R: 0 E: 0 K: 0 S: 3 H: 0 LOB: 0 BB: 0 P: 3	R: 0 E: 0 K: 0 S: 3 H: 0 LOB: 0 BB: 0 P: 3	R: 0 E: 0 K: 1 S: 5 H: 1 LOB: 1 BB: 1 P: 9	R: 0 E: 0 K: 0 S: 4 H: 1 LOB: 1 BB: 0 P: 4	R: 0 E: 0 K: 2 S: 7 H: 0 LOB: 0 BB: 0 P: 7	R: 0 E: 0 K: 2 S: 7 H: 0 LOB: 0 BB: 0 P: 7	1B: 2 2B: 0 3B: 1 HR: 0 SF: 0 SAC: 0 DP: 1 HBP: 0						

PITCHER	IP	WLS	BF	H	R	ER	SO	BB	IBB	HBP	BLK	WP	HR	S	P	ERA	WHIP
Johnny Klippstein, R (1, 1) ERA: 1.3	9.0	W	30	3	0	0	7	1	0	0	0	0	0	43	47	0.00	0.444

PITCHER	IP	WLS	BF	H	R	ER	SO	BB	IBB	HBP	BLK	WP	HR	S	P	ERA	WHIP

Boston Braves @ Chicago Cubs

Wrigley Field, Chicago, IL

Tue May 06 1952, 3:33 AM CDT

Att. 5,490 - Unknown

livebaseballscorecards.com

AB	29
R	0
H	3
RBI	0
BB	1
SO	7
LOB	6

WP: 0 PA: 30
PB: 0
SB: 0
CS: 0

Batter	1	2	3	4	5	6	7	8	9	AB	R	H	RBI	BB	SO	LOB
Eddie Miksis, R (1, 6) OBP: 0.382, SLG: 0.433	F7			6-3	9-2 3-Hf			6-3		4	0	0	0	0	0	3
Bob Addis, L (1, 8) OBP: 0.388, SLG: 0.429	G3			K		L7				3	0	0	0	0	1	0
Frank Baumholtz, L (1, 9) OBP: 0.410, SLG: 0.500	F8			CS 1B		4-3				3	0	1	0	0	0	0
Hank Sauer, R (1, 7) OBP: 0.361, SLG: 0.603		1-3		CS 1-2	K	6-3				3	0	0	0	0	1	0
Randy Jackson, R (1, 5) OBP: 0.309, SLG: 0.459		K			2B 3B		K			3	1	1	0	0	2	0
Toby Atwell, L (1, 2) OBP: 0.482, SLG: 0.489		6-3			2B 1B BB		F8			2	1	0	0	1	0	0
Dee Fondy, L (1, 3) OBP: 0.278, SLG: 0.288			L1-3 1B		1B 1-3 9-2 3-H 2B		G3			3	0	2	1	0	0	0
Bob Ramazzotti, R (1, 4) OBP: 0.354, SLG: 0.397			L1-3 1-2		1B BB			K		2	0	0	0	1	1	1
Johnny Klippstein, R (1, 1) OBP: 0.364, SLG: 0.300			F9		1-2 2-3 3-H 1B			6-3		3	0	1	1	0	0	0
Inning Stats	R: 0 E: 0 K: 0 S: 3 H: 0 LOB: 0 BB: 0 P: 3	R: 0 E: 0 K: 1 S: 5 H: 0 LOB: 0 BB: 0 P: 5	R: 0 E: 0 K: 0 S: 3 H: 1 LOB: 0 BB: 0 P: 3	R: 0 E: 0 K: 1 S: 5 H: 1 LOB: 0 BB: 0 P: 5	R: 2 E: 0 K: 1 S: 7 H: 3 LOB: 2 BB: 2 P: 15	R: 0 E: 0 K: 0 S: 3 H: 0 LOB: 0 BB: 0 P: 3	R: 0 E: 0 K: 1 S: 5 H: 0 LOB: 0 BB: 0 P: 5	R: 0 E: 0 K: 1 S: 5 H: 0 LOB: 0 BB: 0 P: 5		1B: 3 2B: 3 3B: 1 HR: 0 SF: 0 SAC: 0 DP: 2 HBP: 0						

PITCHER		IP	WLS	BF	H	R	ER	SO	BB	IBB	HBP	BLK	WP	HR	S	P	ERA	WHIP
Vern Bickford, R ERA: 5.4	(1, 1)	7.0	L	25	5	2	2	4	2	0	0	0	0	0	31	39	2.57	1.000
Sheldon Jones, R ERA: 1.23	(8, 1)	1.0		3	0	0	0	1	0	0	0	0	0	0	5	5	0.00	0.000

PITCHER	IP	WLS	BF	H	R	ER	SO	BB	IBB	HBP	BLK	WP	HR	S	P	ERA	WHIP

BOTTOM

Boston Braves @ Chicago Cubs

Wrigley Field, Chicago, IL

Tue May 06 1952, 3:33 AM CDT

Att. 5,490 - Unknown

livebaseballscorecards.com

AB	26
R	2
H	5
RBI	2
BB	2
SO	5
LOB	4

Boston Braves @ Chicago Cubs

Wrigley Field, Chicago, IL

Thu May 08 1952, 3:33 AM CDT

Att. 2,046 - Unknown - 56 F

TOP

livebaseballscorecards.com

Batter	1	2	3	4	5	6	7	8	9	AB	R	H	RBI	BB	SO	LOB
Sam Jethroe, S (1, 8) OBP: 0.318, SLG: 0.442	F4			3-1	SH5-3 HBP		F8		K	4	0	0	0	0	1	0
Eddie Mathews, L (1, 5) OBP: 0.301, SLG: 0.461	G6-4-3 BB			BB BB 3B BB	SH5-3 1-2		K		1B	2	1	1	0	2	1	0
Pete Whisenant, R (1, 7) OBP: 0.226, SLG: 0.200	G6-4-3 1-2f			BB 3B BB 1-2	5-3		4-3		K	4	1	0	0	1	1	3
Earl Torgeson, L (1, 3) OBP: 0.424, SLG: 0.415		CS BB		3B BB 1-2 2-3		S 1B BB		F8		1	2	0	0	3	0	0
Willard Marshall, L (1, 9) OBP: 0.306, SLG: 0.466		G3-6-3 1B 1-2		F8 3B 1-H 2-H 3-H		FC6-4 1B 1-H		F7		4	1	3	4	0	0	0
Ebba St. Claire, S (1, 2) OBP: 0.320, SLG: 0.409		G3-6-3 1-2f		F8 3-H		F4		1B BB		3	0	0	1	1	0	2
Sibby Sisti, R (1, 4) OBP: 0.273, SLG: 0.438 Roy Hartsfield, R (6, 4) OBP: 0.333, SLG: 0.231			F4 1B			FC6-4 2B 2-3		FC6-4 1-2 1B		3 1	1 0	1 1	0 0	0 0	0 0	1 0
Jack Cusick, R (1, 6) OBP: 0.269, SLG: 0.213			6-3 F9			2B 1-H		FC6-4 1-2f		4	0	1	1	0	0	3
Jim Wilson, R (1, 1) OBP: 0.182, SLG: 0.273 Sheldon Jones, R (6, 1) Lew Burdette, R (9, 1)			4-3		G4-6-3	K			L6	3 1 0	0 0 0	0 0 0	0 0 0	0 0 0	1 0 0	1 0 0
Inning Stats	R: 0 E: 0 K: 0 S: 2 H: 0 LOB: 0 BB: 1 P: 6	R: 0 E: 0 K: 0 S: 2 H: 1 LOB: 0 BB: 1 P: 6	R: 0 E: 0 K: 0 S: 3 H: 0 LOB: 0 BB: 0 P: 3	R: 4 E: 0 K: 0 S: 5 H: 2 LOB: 1 BB: 3 P: 17	R: 0 E: 0 K: 0 S: 3 H: 0 LOB: 1 BB: 0 P: 4	R: 2 E: 0 K: 1 S: 7 H: 2 LOB: 1 BB: 1 P: 11	R: 0 E: 0 K: 1 S: 5 H: 0 LOB: 0 BB: 0 P: 5	R: 0 E: 0 K: 0 S: 4 H: 1 LOB: 2 BB: 1 P: 8	R: 0 E: 0 K: 2 S: 8 H: 1 LOB: 1 BB: 0 P: 8	1B: 5 2B: 1 3B: 1 HR: 0	SF: 0 SAC: 1 DP: 2 HBP: 1						

	AB	30
	R	6
	H	7
	RBI	6
	BB	7
	SO	4
	LOB	10

WP: 0 PB: 0 SB: 1 CS: 1 PA: 39

PITCHER		IP	WLS	BF	H	R	ER	SO	BB	IBB	HBP	BLK	WP	HR	S	P	ERA	WHIP
Turk Lown, R ERA: 4.28	(1, 1)	4.1	L	19	3	4	4	0	5	0	1	0	0	0	13	34	8.31	1.846
Bob Schultz, L ERA: 3.18	(5, 1)	1.2		8	2	2	2	1	1	0	0	0	0	0	9	13	10.80	1.800
Warren Hacker, R ERA: 6.75	(7, 1)	2.0		8	1	0	0	1	1	0	0	0	0	0	9	13	0.00	1.000
Dutch Leonard, R ERA: 2.25	(9, 1)	1.0		4	1	0	0	2	0	0	0	0	0	0	8	8	0.00	1.000

PITCHER		IP	WLS	BF	H	R	ER	SO	BB	IBB	HBP	BLK	WP	HR	S	P	ERA	WHIP

Batter	1	2	3	4	5	6	7	8	9	AB	R	H	RBI	BB	SO	LOB
Eddie Miksis, R (1, 6) OBP: 0.359, SLG: 0.400	SH1-3 BB L7 1B	L7-4 2-3		5-3 1-2		F2		K		5	1	1	0	0	1	7
Bob Addis, L (1, 8) OBP: 0.370, SLG: 0.391	SH1-3 1-2 BB		K		K		F7	F5		4	0	0	0	1	2	2
Frank Baumholtz, L (1, 9) OBP: 0.391, SLG: 0.475	SH1-3 1-2 2-3		F5		F9		F9		E3 1B 1B	4	1	0	0	0	0	0
Hank Sauer, R (1, 7) OBP: 0.386, SLG: 0.617	IBB		BB BB		F8		2B		BB 1B 1-2 1B	3	0	2	0	2	0	0
Randy Jackson, R (1, 5) OBP: 0.314, SLG: 0.449	L7 3-H		BB 1-2			BB 1B 1B	F2		F8	4	1	1	1	1	0	5
Toby Atwell, L (1, 2) OBP: 0.459, SLG: 0.449	F3	F3				BB 1-2 BB		1-3	K	4	0	0	0	1	1	6
Dee Fondy, L (1, 3) OBP: 0.298, SLG: 0.308		4-3		L4		1-2 2-H 1B		1B 1B 1B	BB 1-2 2-H 1B	5	1	3	2	0	0	0
Bob Ramazzotti, R (1, 4) OBP: 0.373, SLG: 0.408 Bill Serena, R (9, PH) OBP: 0.400, SLG: 0.500 Hal Jeffcoat, R (9, PR) OBP: 0.063, SLG: 0.063		L7-4 BB BB		S 1B		F7		1B 1-2 1B	BB 1-2 2-3 BB	3 0 0	0 0 0	2 0 0	0 0 0	1 1 0	0 0 0	2 0 0
Turk Lown, R (1, 1) Bob Schultz, R (5, 1) Phil Cavarretta, L (6, PH) Warren Hacker, R (7, 1) Gene Hermanski, L (8, PH) OBP: 0.800, SLG: 0.750 Dutch Leonard, R (9, 1) Bruce Edwards, R (9, PH)		1-2 BB		K		F4		1-2 2-H 1B	5-3	1 0 1 0 1 0 1	0 0 0 0 0 0 0	0 0 0 0 0 0 0	0 0 0 0 0 0 0	1 0 0 0 0 0 0	1 0 0 0 0 0 0	1 0 2 0 0 0 3
Inning Stats	R: 1 H: 1 E: 0 LOB: 2 K: 0 BB: 2 S: 4 P: 12	R: 0 H: 0 E: 0 LOB: 1 K: 0 BB: 2 S: 2 P: 10	R: 0 H: 0 E: 0 LOB: 2 K: 1 BB: 2 S: 5 P: 13	R: 0 H: 1 E: 0 LOB: 1 K: 1 BB: 0 S: 6 P: 6	R: 0 H: 0 E: 0 LOB: 0 K: 1 BB: 0 S: 5 P: 5	R: 1 H: 2 E: 0 LOB: 2 K: 0 BB: 1 S: 5 P: 9	R: 0 H: 1 E: 0 LOB: 1 K: 0 BB: 0 S: 4 P: 4	R: 1 H: 3 E: 0 LOB: 2 K: 1 BB: 0 S: 8 P: 8	R: 1 H: 2 E: 1 LOB: 3 K: 1 BB: 1 S: 8 P: 12	1B: 9 2B: 2 3B: 0 HR: 0	SF: 0 SAC: 1 DP: 1 HBP: 0					

PITCHER		IP	WLS	BF	H	R	ER	SO	BB	IBB	HBP	BLK	WP	HR	S	P	ERA	WHIP
Jim Wilson, R ERA: 2.17	(1, 1)	5.0	W	25	4	2	2	3	6	1	0	0	0	0	24	52	3.60	2.000
Sheldon Jones, R ERA: 1.64	(6, 1)	3.2		19	6	2	1	2	1	0	0	0	0	0	22	26	2.46	1.909
Lew Burdette, R ERA: 0.6	(9, 1)	0.1	S	1	0	0	0	0	0	0	0	0	0	0	1	1	0.00	0.000

PITCHER	IP	WLS	BF	H	R	ER	SO	BB	IBB	HBP	BLK	WP	HR	S	P	ERA	WHIP

BOTTOM

Boston Braves @ Chicago Cubs

Wrigley Field, Chicago, IL

Thu May 08 1952, 3:33 AM CDT

Att. 2,046 - Unknown - 56 F

livebaseballscorecards.com

AB	36
R	4
H	10
RBI	4
BB	8
SO	5
LOB	28

PA: 45

Batter	1	2	3	4	5	6	7	8	9	AB	R	H	RBI	BB	SO	LOB
Davey Williams, R (1, 4) OBP: 0.330, SLG: 0.360	0-0 1B 2B 1B	0-0 ③ F9		0-0 ③ F7			SSS 0-3 ① K	0-0 ①② 8-2 3-Hf		5	1	1	0	0	1	4
Whitey Lockman, L (1, 3) OBP: 0.383, SLG: 0.440	0-0 2B F7 1-2 1B		H 1-0 FC1-6 1B HBP		0-0 FC5-4 1B		0-0 ② G3	0-0 FC6-4 1-2 1B		4	1	3	0	0	0	0
Bobby Thomson, R (1, 5) OBP: 0.400, SLG: 0.513	0-0 1-3 2-H 2B		0-0 FC1-6 1-2 1B		0-0 ① FC5-4 1-2f		0-0 1B 1B 1B	0-0 ③ FC6-4 1-2f		5	1	3	1	0	0	3
Bob Elliott, R (1, 7) OBP: 0.346, SLG: 0.378 Chuck Diering, R (7, 7)	0-0 FC4 G6-4-3		0-0 ① F3		0-0 ② F7		0-0 1B 1B 1-3 1B		BBBB 4-0 G3 BB	4 0	1 0	1 0	0 0	0 1	0 0	5 0
Don Mueller, L (1, 9) OBP: 0.314, SLG: 0.463	0-0 ① F7 3-H		0-0 ② FC1-6 1-2f 2-3		0-0 ③ F3		0-0 1B 1-2 3-H 1B		0-0 ① G3 1-2	5	0	1	2	0	0	6
Alvin Dark, R (1, 6) OBP: 0.333, SLG: 0.316	0-0 ②③ G6-4-3 1-2f		0-0 ③ G3			0-0 L5-3 1B	0-0 1-3 2-H 1B		0-0 ② 1-3	5	0	2	1	0	0	5
Willie Mays, R (1, 8) OBP: 0.333, SLG: 0.276		0-0 1B		0-0 ① F8		0-0 ①② L5-3 1-2	0-0 ③ F8		0-0 ③ 1-3	5	0	1	0	0	0	4
Wes Westrum, R (1, 2) OBP: 0.468, SLG: 0.603		SSS 0-3 ① K		0-0 2B		BBBB 4-0 BB		0-0 1B BLK 8-2 1B		3	0	2	0	1	1	1
Jim Hearn, R (1, 1) OBP: 0.133, SLG: 0.200		SSS 0-3 ② K		SSS 0-3 ② K		0-0 ③ F8		0-0 1B 1-3 1B		4	0	1	0	0	2	3
Inning Stats	R: 2 E: 0 K: 0 S: 6 H: 3 LOB: 1 BB: 0 P: 6	R: 0 E: 0 K: 2 S: 8 H: 1 LOB: 1 BB: 0 P: 8	R: 0 E: 0 K: 0 S: 4 H: 1 LOB: 2 BB: 0 P: 5	R: 0 E: 0 K: 1 S: 6 H: 1 LOB: 1 BB: 0 P: 6	R: 0 E: 0 K: 0 S: 4 H: 1 LOB: 1 BB: 0 P: 4	R: 0 E: 0 K: 0 S: 3 H: 1 LOB: 1 BB: 1 P: 7	R: 2 E: 0 K: 1 S: 9 H: 4 LOB: 2 BB: 0 P: 9	R: 0 E: 0 K: 0 S: 5 H: 3 LOB: 2 BB: 0 P: 5	R: 0 E: 0 K: 0 S: 3 H: 0 LOB: 1 BB: 1 P: 7	1B: 13 2B: 4 3B: 0 HR: 0	SF: 0 SAC: 0 DP: 3 HBP: 1					

TOP

New York Giants @ Boston Braves

Braves Field, Boston, MA

Sat May 10 1952, 3:33 AM EDT

Att. 5,946 - Unknown

livebaseballscorecards.com

AB	40
R	4
H	15
RBI	4
BB	2
SO	4
LOB	31

PITCHER		IP	WLS	BF	H	R	ER	SO	BB	IBB	HBP	BLK	WP	HR	S	P	ERA	WHIP
Warren Spahn, L ERA: 2.55	(1, 1)	6.2	L	33	12	4	4	4	1	0	1	0	0	0	39	44	5.40	1.950
Lew Burdette, R ERA: 0.55	(7, 1)	1.1		6	3	0	0	0	0	0	0	1	0	0	6	6	0.00	2.250
Dick Donovan, R ERA: 1.13	(9, 1)	1.0		4	0	0	0	0	1	0	0	0	0	0	3	7	0.00	1.000

PITCHER	IP	WLS	BF	H	R	ER	SO	BB	IBB	HBP	BLK	WP	HR	S	P	ERA	WHIP

WP: 0 PB: 0 SB: 0 CS: 0 PA: 43

BOTTOM

New York Giants @ Boston Braves

Braves Field, Boston, MA

Sat May 10 1952, 3:33 AM EDT

Att. 5,946 - Unknown

Batter	1	2	3	4	5	6	7	8	9	AB	R	H	RBI	BB	SO	LOB
Roy Hartsfield, R (1, 4) OBP: 0.263, SLG: 0.176	F8		5-3			F9		K		4	0	0	0	0	1	1
Eddie Mathews, L (1, 5) OBP: 0.310, SLG: 0.494	4-3			HR		F6		BB		3	1	1	1	1	0	0
Sam Jethroe, S (1, 8) OBP: 0.303, SLG: 0.420	F6			5-3		F9		K		4	0	0	0	0	1	2
Earl Torgeson, L (1, 3) OBP: 0.416, SLG: 0.397		1-3		F8			BB		4-3	3	0	0	0	1	0	0
Walker Cooper, R (1, 2) OBP: 0.429, SLG: 0.500		HR		1B			3-1		F8	3	1	2	1	0	0	1
Ebba St. Claire, S (8, 2) OBP: 0.308, SLG: 0.391										1	0	0	0	0	0	0
Willard Marshall, L (1, 9) OBP: 0.288, SLG: 0.435		5-3		G3			4-3		F8	4	0	0	0	0	0	2
Pete Whisenant, R (1, 7) OBP: 0.206, SLG: 0.182		6-3			5-3		1-3			3	0	0	0	0	0	1
Jack Cusick, R (1, 6) OBP: 0.259, SLG: 0.204			5-3		6-3			F9		2	0	0	0	0	0	0
Jack Daniels, L (8, PH) OBP: 0.364, SLG: 0.333										1	0	0	0	0	0	0
Buzz Clarkson, R (9, 6) OBP: 0.250, SLG: 0.182										0	0	0	0	0	0	0
Warren Spahn, L (1, 1) OBP: 0.188, SLG: 0.313			K		G3			BB		2	0	0	0	0	1	0
Lew Burdette, R (7, 1)										0	0	0	0	0	0	0
George Crowe, L (8, PH) OBP: 0.231, SLG: 0.091										0	0	0	0	1	0	0
Dick Donovan, L (9, 1)										0	0	0	0	0	0	0
Inning Stats	R: 0 E: 0 K: 0 S: 3 H: 0 LOB: 0 BB: 0 P: 3	R: 1 E: 0 K: 0 S: 4 H: 1 LOB: 0 BB: 0 P: 4	R: 0 E: 0 K: 1 S: 5 H: 0 LOB: 0 BB: 0 P: 5	R: 1 E: 0 K: 0 S: 5 H: 2 LOB: 1 BB: 0 P: 5	R: 0 E: 0 K: 0 S: 3 H: 0 LOB: 0 BB: 0 P: 3	R: 0 E: 0 K: 0 S: 3 H: 0 LOB: 0 BB: 0 P: 3	R: 0 E: 0 K: 0 S: 3 H: 0 LOB: 1 BB: 1 P: 7	R: 0 E: 0 K: 2 S: 7 H: 0 LOB: 2 BB: 2 P: 15	R: 0 E: 0 K: 0 S: 3 H: 0 LOB: 0 BB: 0 P: 3	1B: 1 2B: 0 3B: 0 HR: 2	SF: 0 SAC: 0 DP: 0 HBP: 0			WP: 0 PB: 0 SB: 0 CS: 0	PA: 33	

livebaseballscorecards.com

	AB	30
	R	2
	H	3
	RBI	2
	BB	3
	SO	3
	LOB	7

PITCHER	IP	WLS	BF	H	R	ER	SO	BB	IBB	HBP	BLK	WP	HR	S	P	ERA	WHIP
Jim Hearn, R (1, 1) ERA: 4.85	9.0	W	33	3	2	2	3	3	0	0	0	0	2	36	48	2.00	0.667

PITCHER	IP	WLS	BF	H	R	ER	SO	BB	IBB	HBP	BLK	WP	HR	S	P	ERA	WHIP

Batter	1	2	3	4	5	6	7	8	9	AB	R	H	RBI	BB	SO	LOB
Pete Castiglione, R (1, 5) OBP: 0.318, SLG: 0.405	0-0 S 1B 1B		0-0 ① F9		0-0 SH1-3 1B		0-0 ① 1-3		0-0 ② F8	5	1	2	0	0	0	1
Tony Bartirome, L (1, 3) OBP: 0.267, SLG: 0.275	0-0 ① F9		B B B B 4-0 BB		0-0 ① SH1-3 1-2		0-0 ② 4-3		0-0 ③ F8	3	0	0	0	1	0	2
George Metkovich, L (1, 9) OBP: 0.325, SLG: 0.392	0-0 ② 5-3 1-2		0-0 ② F6		0-0 ② 4-3		0-0 ③ 6-3			4	0	0	0	0	0	3
Ralph Kiner, R (1, 7) OBP: 0.382, SLG: 0.326	B B B B 4-0 1B BB		0-0 ③ 6-3		0-0 ③ 4-3			0-0 ① F8		3	0	0	0	1	0	2
Joe Garagiola, L (1, 2) OBP: 0.365, SLG: 0.321	0-0 ③ 1-3 2-H 1B			0-0 ① 4-3		B B B B 4-0 1B BB		0-0 ② 4-3		3	0	1	1	1	0	0
Jack Merson, R (1, 4) OBP: 0.367, SLG: 0.532 Brandy Davis, R (8, PR) OBP: 0.409, SLG: 0.278 George Strickland, R (8, 4) OBP: 0.345, SLG: 0.208		0-0 ① 6-3		0-0 1B 1B		0-0 BB 1-3 1B		0-0 2B		4 0 0	0 0 0	3 0 0	0 0 0	0 0 0	0 0 0	0 0 0
Bobby Del Greco, R (1, 8) OBP: 0.333, SLG: 0.321		0-0 ② F8		0-0 1-2 1B		B B B B 4-0 L5-3 1-2 BB		0-0 ③ 6-3		3	0	1	0	1	0	1
Clem Koshorek, R (1, 6) OBP: 0.300, SLG: 0.270		0-0 1B		0-0 ② F9		0-0 ① ② L5-3 1-2			0-0 FC4-6 1B	4	0	2	0	0	0	5
Howie Pollet, L (1, 1) OBP: 0.067, SLG: 0.067 Ed Fitz Gerald, R (9, PH) OBP: 0.182, SLG: 0.182		0-0 ③ 4-3		0-0 ③ F7		0-0 ③ 1-3			0-0 ① FC4-6 1-2f	3 1	0 0	0 0	0 0	0 0	0 0	5 1
Inning Stats	R: 1 H: 2 E: 0 LOB: 2 K: 0 BB: 1 S: 4 P: 8	R: 0 H: 1 E: 0 LOB: 1 K: 0 BB: 0 S: 4 P: 4	R: 0 H: 0 E: 0 LOB: 1 K: 0 BB: 1 S: 3 P: 7	R: 0 H: 2 E: 0 LOB: 2 K: 0 BB: 0 S: 5 P: 5	R: 0 H: 1 E: 0 LOB: 1 K: 0 BB: 0 S: 4 P: 4	R: 0 H: 1 E: 0 LOB: 2 K: 0 BB: 2 S: 3 P: 11	R: 0 H: 0 E: 0 LOB: 0 K: 0 BB: 0 S: 3 P: 3	R: 0 H: 1 E: 0 LOB: 1 K: 0 BB: 0 S: 4 P: 4	R: 0 H: 1 E: 0 LOB: 1 K: 0 BB: 0 S: 4 P: 4	1B: 8 SF: 0 2B: 2 SAC: 1 3B: 0 DP: 1 HR: 0 HBP: 0						WP: 0 PA: 38 PB: 0 SB: 1 CS: 0	

PITCHER		IP	WLS	BF	H	R	ER	SO	BB	IBB	HBP	BLK	WP	HR	S	P	ERA	WHIP
Vern Bickford, R ERA: 4.34	(1, 1)	9.0	W	38	9	1	1	0	4	0	0	0	0	0	34	50	1.00	1.444

PITCHER	IP	WLS	BF	H	R	ER	SO	BB	IBB	HBP	BLK	WP	HR	S	P	ERA	WHIP

TOP

Pittsburgh Pirates @ Boston Braves

Braves Field, Boston, MA

Tue May 13 1952, 3:33 AM EDT

Att. 2,831 - Unknown - 57 F

livebaseballscorecards.com

AB	33
R	1
H	9
RBI	1
BB	4
SO	0
LOB	20

Pittsburgh Pirates @ Boston Braves

Braves Field, Boston, MA

Tue May 13 1952, 3:33 AM EDT

Att. 2,831 - Unknown - 57 F

BOTTOM

Batter	1	2	3	4	5	6	7	8	9	AB	R	H	RBI	BB	SO	LOB
Roy Hartsfield, R (1, 4) OBP: 0.304, SLG: 0.238	5-3		1B		BB 1B		F5			4	1	2	0	0	0	0
Eddie Mathews, L (1, 5) OBP: 0.319, SLG: 0.524	HR		F2		BB 1B 1-2 BB		K			3	1	1	1	1	1	1
Earl Torgeson, L (1, 3) OBP: 0.409, SLG: 0.389	K			4-3	BB 1-2 2-H 1B		K			4	0	1	1	0	2	0
Sid Gordon, R (1, 7) OBP: 0.367, SLG: 0.420 Jack Daniels, L (8, PR) OBP: 0.364, SLG: 0.333 (9, 9)	1-3			FC4-6 BB	1-2 2-3 BB			1B F8 1B		2 0	0 1	1 0	0 0	2 0	0 0	0 0
Pete Whisenant, R (1, 8) OBP: 0.237, SLG: 0.194		K		FC4-6 1-2 BB	F7			FC3-6 1-3 1B		3	0	1	0	1	1	3
Bob Thorpe, R (1, 9) OBP: 0.194, SLG: 0.258 (9, 7)		6-3		FC4-6 1-2f 2-3		F4		FC3-6 FC4-6 1-2f		4	0	0	0	0	0	4
Paul Burris, R (1, 2) OBP: 0.182, SLG: 0.182		K		F6		E5		F8 3-H		4	0	0	1	0	1	3
Jack Cusick, R (1, 6) OBP: 0.241, SLG: 0.189			5-3		K	L9		FC4-6 1-2f		4	0	0	0	0	1	2
Vern Bickford, R (1, 1) OBP: 0.143, SLG: 0.214			5-3		5-3	6-3				3	0	0	0	0	0	1
Inning Stats	R: 1 H: 1 E: 0 LOB: 0 K: 1 BB: 0 S: 6 P: 6	R: 0 H: 0 E: 0 LOB: 0 K: 2 BB: 0 S: 7 P: 7	R: 0 H: 1 E: 0 LOB: 1 K: 0 BB: 0 S: 4 P: 4	R: 0 H: 0 E: 0 LOB: 2 K: 0 BB: 2 S: 3 P: 11	R: 1 H: 2 E: 0 LOB: 3 K: 1 BB: 2 S: 7 P: 15	R: 0 H: 0 E: 1 LOB: 1 K: 0 BB: 0 S: 4 P: 4	R: 0 H: 0 E: 0 LOB: 0 K: 2 BB: 0 S: 7 P: 7	R: 1 H: 2 E: 0 LOB: 1 K: 0 BB: 0 S: 5 P: 5		1B: 5 SF: 0 2B: 0 SAC: 0 3B: 0 DP: 0 HR: 1 HBP: 0						WP: 0 PA: 35 PB: 0 SB: 0 CS: 0	

livebaseballscorecards.com

	AB	31
	R	3
	H	6
	RBI	3
	BB	4
	SO	6
	LOB	14

PITCHER	IP	WLS	BF	H	R	ER	SO	BB	IBB	HBP	BLK	WP	HR	S	P	ERA	WHIP
Howie Pollet, L (1, 1) ERA: 3.86	8.0	L	35	6	3	3	6	4	0	0	0	0	1	43	59	3.38	1.250

PITCHER	IP	WLS	BF	H	R	ER	SO	BB	IBB	HBP	BLK	WP	HR	S	P	ERA	WHIP

Pittsburgh Pirates @ Boston Braves

Braves Field, Boston, MA

Wed May 14 1952, 3:33 AM EDT

Att. 1, 105 - Cloudy - 60 F

TOP

livebaseballscorecards.com

Batter	1	2	3	4	5	6	7	8	9	10	AB	R	H	RBI	BB	SO	LOB
Pete Castiglione, R (1, 5) OBP: 0.306, SLG: 0.383	SH2-4 1B	K2-3			F7		L6		F7		5	0	1	0	0	1	1
Tony Bartirome, L (1, 3) OBP: 0.286, SLG: 0.295	SH2-4 1-2		F4		S 1B		4-3		1B		4	0	2	0	0	0	0
George Metkovich, L (1, 9) (8, 8) OBP: 0.330, SLG: 0.385	F8		1B 1B		BBB 1-2 BB		F8		K		4	0	1	0	1	1	2
Ralph Kiner, R (1, 7) OBP: 0.383, SLG: 0.341 Erv Dusak, R (10, 7) OBP: 0.182, SLG: 0.100	F9		K 1-2 1B		F3			BB FC5-2 2B	F4		5 0	0 0	2 0	0 0	0 0	0 0	4 0
Jack Merson, R (1, 4) OBP: 0.359, SLG: 0.510		BBBB 2B 1B BB	SS K 1-2			1-3		6-3		1-3	4	1	0	0	1	1	3
Clyde McCullough, R (1, 2) OBP: 0.138, SLG: 0.143 Gus Bell, L (8, PH) OBP: 0.190, SLG: 0.263 (8, 9)		SSS K		F4		6-3		FC5-2 BB IBB		HR	3 1	0 1	0 1	0 1	0 1	1 0	1 0
Bobby Del Greco, R (1, 8) OBP: 0.333, SLG: 0.333 Joe Garagiola, L (8, PH) OBP: 0.385, SLG: 0.321 (8, 2)	1-3 1B 2B		SSS K		E5 E S			BBBB FC5-2 1-2 2-3 BB		BBBB E BB	3 0	1 0	1 0	0 0	0 2	1 0	0 0
George Strickland, R (1, 6) OBP: 0.382, SLG: 0.222	5-3 2-H 3-H 1B		F8			S 1-3 IBB		FC5-2 1-2 2-3 3-Hf		G1-4-3 1-3 IBB	3	0	1	2	2	0	3
Red Munger, R (1, 1) Ted Wilks, R (6, 1) Ed Fitz Gerald, R (8, PH) OBP: 0.167, SLG: 0.167 Woody Main, R (8, 1)	5-3 1-2				SSS K	SSS K 1-2		SSS K		G1-4-3 1-2f	3 0 1 1	0 0 0 0	0 0 0 0	0 0 0 0	2 0 1 0	3 0 3 2	
Inning Stats	R: 0 E: 0 K: 0 S: 4 H: 1 LOB: 1 BB: 0 P: 4	R: 2 E: 0 K: 2 S: 9 H: 2 LOB: 1 BB: 1 P: 13	R: 0 E: 0 K: 1 S: 6 H: 2 LOB: 1 BB: 0 P: 6	R: 0 E: 0 K: 1 S: 5 H: 0 LOB: 0 BB: 0 P: 5	R: 0 E: 0 K: 1 S: 6 H: 1 LOB: 2 BB: 1 P: 10	R: 0 E: 1 K: 1 S: 6 H: 0 LOB: 2 BB: 1 P: 10	R: 0 E: 0 K: 0 S: 3 H: 0 LOB: 0 BB: 0 P: 3	R: 0 E: 0 K: 1 S: 6 H: 1 LOB: 3 BB: 2 P: 14	R: 0 E: 0 K: 1 S: 6 H: 1 LOB: 1 BB: 0 P: 6	R: 1 E: 1 K: 0 S: 3 H: 1 LOB: 1 BB: 2 P: 11	1B: 6 2B: 2 3B: 0 HR: 1 SF: 0 SAC: 1 DP: 1 HBP: 0						

PITCHER	IP	WLS	BF	H	R	ER	SO	BB	IBB	HBP	BLK	WP	HR	S	P	ERA	WHIP
Max Surkont, R (1, 1) ERA: 3.47	10.0	W	45	9	3	3	8	4	3	0	0	0	1	54	82	2.70	1.300

PITCHER	IP	WLS	BF	H	R	ER	SO	BB	IBB	HBP	BLK	WP	HR	S	P	ERA	WHIP

AB	37
R	3
H	9
RBI	3
BB	7
SO	8
LOB	22

WP: 0 PB: 0 SB: 3 CS: 0 PA: 45

Pittsburgh Pirates @ Boston Braves

Braves Field, Boston, MA

Wed May 14 1952, 3:33 AM EDT

Att. 1,105 - Cloudy - 60 F

livebaseballscorecards.com

Batter	1	2	3	4	5	6	7	8	9	10	AB	R	H	RBI	BB	SO	LOB
Jack Daniels, L (1, 9) OBP: 0.375, SLG: 0.250	K		F8			1B 2B BB	L7			2B 1B BB	3	2	0	0	2	1	0
Sam Jethroe, S (1, 8) OBP: 0.298, SLG: 0.407	F5		G3			1-3 2B 1B		1-3		L8	5	1	1	0	0	0	1
Eddie Mathews, L (1, 5) OBP: 0.344, SLG: 0.575	2B			G1-6-3 1B		BB 1-H 3-H 2B		K		1B 1-3 2B	5	0	4	2	0	1	0
Earl Torgeson, L (1, 3) OBP: 0.408, SLG: 0.373	4-3			G1-6-3 1-2f		BB IBB		4-3		1B IBB	3	0	0	0	2	0	2
Pete Whisenant, R (1, 7) OBP: 0.256, SLG: 0.200		5-3		F8		1-2 2-3 BB			F4	1-2 2-3 3-H 1B	4	0	1	1	1	0	0
Ebba St. Claire, S (1, 2) OBP: 0.300, SLG: 0.370		G3			G1-6-3 1B	F5			K		4	0	1	0	0	1	3
Roy Hartsfield, R (1, 4) OBP: 0.296, SLG: 0.280		2B			L9	F2			K		4	0	1	0	0	1	4
Jack Cusick, R (1, 6) OBP: 0.230, SLG: 0.179		F2			G1-6-3 1-2f		F6			HR	3	0	0	0	0	0	2
George Crowe, L (10, PH) OBP: 0.286, SLG: 0.417											1	1	1	1	0	0	0
Max Surkont, R (1, 1) OBP: 0.143, SLG: 0.286			F7			F6	6-3			F8	3	0	0	0	0	0	0
Willard Marshall, L (10, PH) OBP: 0.284, SLG: 0.429											1	0	0	0	0	0	0
Inning Stats	R: 0 H: 1 E: 0 LOB: 1 K: 1 BB: 0 S: 6 P: 6	R: 0 H: 1 E: 0 LOB: 1 K: 0 BB: 0 S: 4 P: 4	R: 0 H: 0 E: 0 LOB: 0 K: 0 BB: 0 S: 3 P: 3	R: 0 H: 1 E: 0 LOB: 0 K: 0 BB: 0 S: 3 P: 3	R: 0 H: 1 E: 0 LOB: 0 K: 0 BB: 0 S: 3 P: 3	R: 2 H: 2 E: 0 LOB: 3 K: 0 BB: 3 S: 5 P: 17	R: 0 H: 0 E: 0 LOB: 0 K: 0 BB: 0 S: 3 P: 3	R: 0 H: 0 E: 0 LOB: 0 K: 1 BB: 0 S: 5 P: 5	R: 0 H: 0 E: 0 LOB: 0 K: 2 BB: 0 S: 7 P: 7	R: 2 H: 3 E: 0 LOB: 3 K: 0 BB: 2 S: 5 P: 13	1B: 4 SF: 0 2B: 4 SAC: 0 3B: 0 DP: 2 HR: 1 HBP: 0						

PITCHER		IP	WLS	BF	H	R	ER	SO	BB	IBB	HBP	BLK	WP	HR	S	P	ERA	WHIP
Red Munger, R ERA: 7.45	(1, 1)	5.1		21	6	2	2	1	1	0	0	0	0	0	22	26	3.38	1.312
Ted Wilks, R ERA: 2.08	(6, 1)	1.2		7	0	0	0	0	1	1	0	0	0	0	5	13	0.00	0.600
Woody Main, R ERA: 2.29	(8, 1)	2.2	L	13	3	2	2	3	1	1	0	0	0	1	17	25	6.75	1.500

PITCHER	IP	WLS	BF	H	R	ER	SO	BB	IBB	HBP	BLK	WP	HR	S	P	ERA	WHIP

BOTTOM

AB	36
R	4
H	9
RBI	4
BB	5
SO	4
LOB	12

WP: 0	PA: 41		
PB: 0			
SB: 0			
CS: 0			

Batter	1	2	3	4	5	6	7	8	9	AB	R	H	RBI	BB	SO	LOB
Solly Hemus, L (1, 6) OBP: 0.388, SLG: 0.475	L6		K		F8			K		4	0	0	0	0	2	3
Peanuts Lowrey, R (1, 9) OBP: 0.421, SLG: 0.426	G3		1B 1-3 2-H 3-H		F9			1B		4	0	2	2	0	0	0
Red Schoendienst, S (1, 4) OBP: 0.333, SLG: 0.435	F8		1-2 3-H			F7		F2		4	0	1	1	0	0	1
Stan Musial, L (1, 8) OBP: 0.409, SLG: 0.515		K	F7			G3		1-3		4	0	1	0	0	1	2
Larry Miggins, R (1, 7) OBP: 0.296, SLG: 0.462		K	F5			2B		F8		4	0	1	0	0	1	4
Dick Sisler, L (1, 3) OBP: 0.211, SLG: 0.229		L9		4-3		K			4-3	4	0	0	0	0	1	1
Billy Johnson, R (1, 5) OBP: 0.283, SLG: 0.192			1B 1B 1B	K			F8		F9	4	1	1	0	0	1	0
Del Rice, R (1, 2) OBP: 0.393, SLG: 0.436			BB 1-3 1B	6-3			4-3		1-3	4	1	1	0	0	0	0
Vinegar Bend Mizell, R (1, 1) OBP: 0.100, SLG: 0.200										0	0	0	0	0	0	0
Willard Schmidt, R (2, 1)										0	0	0	0	0	0	0
Tommy Glaviano, R (3, PH) OBP: 0.385, SLG: 0.200										0	1	0	0	1	0	0
Bill Werle, L (3, 1)			1B 1-2 1B BB		K	1-3				2	0	0	0	0	1	0
Inning Stats	R: 0 E: 0 K: 0 S: 3 H: 0 LOB: 0 BB: 0 P: 3	R: 0 E: 0 K: 2 S: 7 H: 0 LOB: 0 BB: 0 P: 7	R: 3 E: 0 K: 1 S: 9 H: 4 LOB: 2 BB: 1 P: 13	R: 0 E: 0 K: 1 S: 5 H: 0 LOB: 0 BB: 0 P: 5	R: 0 E: 0 K: 1 S: 5 H: 0 LOB: 0 BB: 0 P: 5	R: 0 E: 0 K: 1 S: 6 H: 1 LOB: 1 BB: 0 P: 6	R: 0 E: 0 K: 0 S: 3 H: 0 LOB: 0 BB: 0 P: 3	R: 0 E: 0 K: 1 S: 7 H: 2 LOB: 2 BB: 0 P: 7	R: 0 E: 0 K: 0 S: 3 H: 0 LOB: 0 BB: 0 P: 3	1B: 6 2B: 1 3B: 0 HR: 0 SF: 0 SAC: 0 DP: 0 HBP: 0						

PITCHER	IP	WLS	BF	H	R	ER	SO	BB	IBB	HBP	BLK	WP	HR	S	P	ERA	WHIP
Warren Spahn, L (1, 1) ERA: 2.63	9.0	W	35	7	3	3	7	1	0	0	0	0	0	48	52	3.00	0.889

PITCHER	IP	WLS	BF	H	R	ER	SO	BB	IBB	HBP	BLK	WP	HR	S	P	ERA	WHIP

TOP

St. Louis Cardinals @ Boston Braves

Braves Field, Boston, MA

Fri May 16 1952, 3:33 AM EDT

Att. 7,496 - Unknown - 52 F

livebaseballscorecards.com

AB	34
R	3
H	7
RBI	3
BB	1
SO	7
LOB	11

WP: 0 PB: 0 SB: 0 CS: 0 PA: 35

Batter	1	2	3	4	5	6	7	8	9	AB	R	H	RBI	BB	SO	LOB
Roy Hartsfield, R (1, 4) OBP: 0.290, SLG: 0.345	6-3	1-H, 3-H 2B 3B		F2		6-3				4	1	1	2	0	0	0
Eddie Mathews, L (1, 5) OBP: 0.340, SLG: 0.556	FC6 BB BB	K		K			E4 S 1B			3	1	0	0	1	2	1
Earl Torgeson, L (1, 3) OBP: 0.422, SLG: 0.397	F9	3-H 3B 2B			2B 2B BB		1-H CS 1B			3	2	2	2	1	0	1
Sid Gordon, R (1, 7) OBP: 0.386, SLG: 0.472	1-2 BB	2-H 3B			1-3 2B 2B		1-2 K			3	1	2	1	1	1	1
Pete Whisenant, R (1, 8) OBP: 0.277, SLG: 0.233	FC6 2-3f	K			2-H, 3-H 2B		BB			3	0	1	2	1	1	3
Bob Thorpe, R (1, 9) OBP: 0.200, SLG: 0.257		S 1B 1B	6-3		K		F6			4	1	1	0	0	1	1
Paul Burris, R (1, 2) OBP: 0.133, SLG: 0.133		K 1-2	5-3		5-3			F6		4	0	0	0	0	1	1
Jack Cusick, R (1, 6) OBP: 0.231, SLG: 0.183		E 1B 3B 2-H 1B	6-3			5-3		1-3		4	1	1	1	0	0	0
Warren Spahn, L (1, 1) OBP: 0.200, SLG: 0.300		E2 1-3 3B 1B		5-3		G1		K		4	1	1	0	0	1	0
Inning Stats	R: 0 E: 0 K: 0 S: 3 H: 0 LOB: 2 BB: 2 P: 11	R: 5 E: 1 K: 3 S: 15 H: 6 LOB: 1 BB: 0 P: 15	R: 0 E: 0 K: 0 S: 3 H: 0 LOB: 0 BB: 0 P: 3	R: 0 E: 0 K: 1 S: 5 H: 0 LOB: 0 BB: 0 P: 5	R: 2 E: 0 K: 1 S: 6 H: 2 LOB: 0 BB: 1 P: 10	R: 0 E: 0 K: 0 S: 3 H: 0 LOB: 0 BB: 0 P: 3	R: 1 E: 1 K: 1 S: 6 H: 1 LOB: 1 BB: 1 P: 10	R: 0 E: 0 K: 1 S: 5 H: 0 LOB: 0 BB: 0 P: 5		1B: 4 2B: 3 3B: 2 HR: 0 SF: 0 SAC: 0 DP: 0 HBP: 0						

PITCHER		IP	WLS	BF	H	R	ER	SO	BB	IBB	HBP	BLK	WP	HR	S	P	ERA	WHIP
Vinegar Bend Mizell, L ERA: 4.91	(1, 1)	1.2	L	12	5	5	5	2	2	0	0	0	0	0	14	22	27.00	4.200
Willard Schmidt, R ERA: 2.92	(2, 1)	0.1		2	1	0	0	1	0	0	0	0	0	0	4	4	0.00	3.000
Bill Werle, L ERA: 5.11	(3, 1)	6.0		22	3	3	2	4	2	0	0	0	0	0	28	36	3.00	0.833

PITCHER	IP	WLS	BF	H	R	ER	SO	BB	IBB	HBP	BLK	WP	HR	S	P	ERA	WHIP

BOTTOM

St. Louis Cardinals @ Boston Braves

Braves Field, Boston, MA

Fri May 16 1952, 3:33 AM EDT

Att. 7,496 - Unknown - 52 F

livebaseballscorecards.com

AB	32
R	8
H	9
RBI	8
BB	4
SO	7
LOB	8

St. Louis Cardinals @ Boston Braves

Braves Field, Boston, MA

Sat May 17 1952, 3:33 AM EDT

Att. 5,483 - Unknown

TOP

livebaseballscorecards.com

Batter	1	2	3	4	5	6	7	8	9	AB	R	H	RBI	BB	SO	LOB
Solly Hemus, L (1, 6) OBP: 0.380, SLG: 0.457	L6	BBB, FC6-4, 1-2, 3-H, BB			B2	G3			4-3	4	0	0	0	1	0	2
Peanuts Lowrey, R (1, 8) OBP: 0.413, SLG: 0.408	6-3	FC6-4, 1-2f			BBB, 1B, 1-2, BB		3-1			3	0	0	0	1	0	2
Red Schoendienst, S (1, 4) OBP: 0.322, SLG: 0.420	F8		4-3		F8		4-3			4	0	0	0	0	0	2
Stan Musial, L (1, 7) OBP: 0.420, SLG: 0.520		1B, 1B, 1B	F7		1-2, 2-H, 1B		H, 1-0, CS, HBP			3	1	2	1	0	0	0
Enos Slaughter, L (1, 9) OBP: 0.361, SLG: 0.315		1B, 1B, 1-2, 1B	F8		3-1		CS, 1-2		F6	4	1	1	0	0	0	2
Dick Sisler, L (1, 3) OBP: 0.214, SLG: 0.231		1B, WP, 1-3, 2-H, 1B		F6		6-3		SSS, K		4	1	1	1	0	1	0
Tommy Glaviano, R (1, 5) OBP: 0.353, SLG: 0.154		SSS, K		SSS, K	BBB, E, BB			F9		3	1	0	0	1	2	2
Del Rice, R (1, 2) OBP: 0.376, SLG: 0.415		F4		F7		E5, 1-H			4-3	4	0	0	0	0	0	2
Cliff Chambers, L (1, 1) OBP: 0.353, SLG: 0.375 Al Brazle, L (7, 1)		WP, 1-3, 3-H			BB, 1B	4-3			1-3	3 1	1 0	2 0	1 0	0 0	0 0	1 0
Inning Stats	R: 0 E: 0 K: 0 S: 3 H: 0 LOB: 0 BB: 0 P: 3	R: 3 E: 0 K: 1 S: 9 H: 4 LOB: 2 BB: 1 P: 13	R: 0 E: 0 K: 0 S: 3 H: 0 LOB: 0 BB: 0 P: 3	R: 0 E: 0 K: 1 S: 5 H: 0 LOB: 0 BB: 0 P: 5	R: 1 E: 0 K: 0 S: 5 H: 2 LOB: 2 BB: 1 P: 9	R: 1 E: 1 K: 0 S: 4 H: 0 LOB: 1 BB: 1 P: 8	R: 0 E: 0 K: 0 S: 2 H: 0 LOB: 0 BB: 0 P: 3	R: 0 E: 0 K: 1 S: 5 H: 0 LOB: 0 BB: 0 P: 5	R: 0 E: 0 K: 0 S: 3 H: 0 LOB: 0 BB: 0 P: 3	1B: 6 2B: 0 3B: 0 HR: 0 SF: 0 SAC: 0 DP: 0 HBP: 1						

AB	33
R	5
H	6
RBI	3
BB	3
SO	3
LOB	13

WP: 1 PB: 0 SB: 0 CS: 1 PA: 38

PITCHER		IP	WLS	BF	H	R	ER	SO	BB	IBB	HBP	BLK	WP	HR	S	P	ERA	WHIP
Jim Wilson, R ERA: 2.75	(1, 1)	7.0	L	31	6	5	4	2	3	0	1	0	1	0	31	44	5.14	1.286
Sheldon Jones, R ERA: 1.38	(8, 1)	2.0		6	0	0	0	1	0	0	0	0	0	0	8	8	0.00	0.000

PITCHER		IP	WLS	BF	H	R	ER	SO	BB	IBB	HBP	BLK	WP	HR	S	P	ERA	WHIP

BOTTOM

St. Louis Cardinals @ Boston Braves

Braves Field, Boston, MA

Sat May 17 1952, 3:33 AM EDT

Att. 5,483 - Unknown

livebaseballscorecards.com

Batter	1	2	3	4	5	6	7	8	9	AB	R	H	RBI	BB	SO	LOB
Roy Hartsfield, R (1, 4) OBP: 0.314, SLG: 0.375	K		4-3 E 2B		BB		SH5-3 1-2 2-3		K	3	1	1	0	1	2	1
Eddie Mathews, L (1, 5) OBP: 0.327, SLG: 0.532	K		4-3 2-3		K		K 2-3 3-H			4	0	0	0	0	3	4
Earl Torgeson, L (1, 3) OBP: 0.415, SLG: 0.383	BB		E8 3-H			F2	5-3			3	0	0	0	1	0	2
Sid Gordon, R (1, 7) OBP: 0.379, SLG: 0.453	L6		5-3			F6		G6-4-3 BB		3	0	0	0	1	0	2
Sam Jethroe, S (8, PR) (9, 8) OBP: 0.298, SLG: 0.407										0	0	0	0	0	0	0
Pete Whisenant, R (1, 8) (9, 7) OBP: 0.275, SLG: 0.255		F9 2B		F7		1-3		G6-4-3 1-2f		4	0	1	0	0	0	1
Bob Thorpe, R (1, 9) OBP: 0.231, SLG: 0.282		F9 2-3		1B			1B 1B	F4		4	1	2	0	0	0	2
Paul Burris, R (1, 2) OBP: 0.158, SLG: 0.158		1-3		F7			1B 1B 1-2		6-3	4	1	1	0	0	0	1
Jack Cusick, R (1, 6) OBP: 0.224, SLG: 0.177		F9			F9		SH5-3 1B WP 1-2 2-H		F8	2	0	0	0	0	0	1
Sibby Sisti, R (7, PH) (8, 6) OBP: 0.286, SLG: 0.441										2	1	1	1	0	0	0
Jim Wilson, R (1, 1) OBP: 0.154, SLG: 0.231			F8		F7		WP SH5-3 1-2 2-H			2	0	0	0	0	0	0
Walker Cooper, R (7, PH) OBP: 0.429, SLG: 0.510										1	0	1	1	0	0	0
Jack Daniels, L (7, PR) OBP: 0.375, SLG: 0.250										0	0	0	0	0	0	0
Sheldon Jones, R (8, 1)										0	0	0	0	0	0	0
Buzz Clarkson, R (9, PH) OBP: 0.308, SLG: 0.250										1	0	1	0	0	0	0
Warren Spahn, L (9, PR) OBP: 0.200, SLG: 0.300										0	0	0	0	0	0	0
Inning Stats	R: 0 E: 0 K: 2 S: 7 H: 0 LOB: 1 BB: 1 P: 11	R: 0 E: 0 K: 0 S: 4 H: 1 LOB: 1 BB: 0 P: 4	R: 1 E: 1 K: 0 S: 5 H: 1 LOB: 1 BB: 0 P: 5	R: 0 E: 0 K: 0 S: 3 H: 1 LOB: 0 BB: 0 P: 3	R: 0 E: 0 K: 1 S: 5 H: 0 LOB: 1 BB: 1 P: 9	R: 0 E: 0 K: 0 S: 3 H: 0 LOB: 0 BB: 0 P: 3	R: 3 E: 0 K: 1 S: 9 H: 4 LOB: 2 BB: 0 P: 9	R: 0 E: 0 K: 0 S: 2 H: 0 LOB: 1 BB: 1 P: 6	R: 0 E: 0 K: 1 S: 6 H: 1 LOB: 1 BB: 0 P: 6	1B: 6 2B: 2 3B: 0 HR: 0 SF: 0 SAC: 1 DP: 1 HBP: 0	WP: 1 PB: 0 SB: 0 CS: 0 PA: 37					

	AB	33
	R	4
	H	8
	RBI	2
	BB	3
	SO	5
	LOB	14

PITCHER		IP	WLS	BF	H	R	ER	SO	BB	IBB	HBP	BLK	WP	HR	S	P	ERA	WHIP
Cliff Chambers, L ERA: 4.22	(1, 1)	6.0	W	26	6	4	3	3	2	0	0	0	0	0	30	38	4.50	1.333
Al Brazle, L ERA:	(7, 1)	3.0	S	11	2	0	0	2	1	0	0	0	1	0	14	18	0.00	1.000

PITCHER	IP	WLS	BF	H	R	ER	SO	BB	IBB	HBP	BLK	WP	HR	S	P	ERA	WHIP

Batter	1	2	3	4	5	6	7	8	9	AB	R	H	RBI	BB	SO	LOB
Eddie Miksis, R (1, 6) OBP: 0.333, SLG: 0.383	F8	F8		K2-3			G3-6-1, 1B		P1	5	0	1	0	0	1	3
Dee Fondy, L (1, 3) OBP: 0.320, SLG: 0.350	F5		F8	F2			G3-6-1 1-2f		L3	5	0	0	0	0	0	2
Gene Hermanski, L (1, 9) OBP: 0.421, SLG: 0.529	FC6-4, BB		K		4-3		4-3			3	0	0	0	1	1	0
Hank Sauer, R (1, 7) OBP: 0.379, SLG: 0.617	FC6-4 1-2f		3B, 1B		F8			L8		4	1	1	0	0	0	1
Bill Serena, R (1, 5) OBP: 0.333, SLG: 0.545		E5, BB, 1B	1-H, 3B		K			1B, F7, 1B		4	2	2	1	0	1	0
Toby Atwell, L (1, 2) OBP: 0.438, SLG: 0.419		1B, 1-2, BB	BB			4-3		1-3, 1B		2	0	1	0	2	0	0
Hal Jeffcoat, R (1, 8) OBP: 0.217, SLG: 0.250		F2	K			1B, 1B		F7, 3-H		4	0	1	1	0	1	5
Bob Ramazzotti, R (1, 4) OBP: 0.376, SLG: 0.416		F7		F7		1-3, 1B		K		4	0	1	0	0	1	3
Bob Rush, R (1, 1) OBP: 0.435, SLG: 0.478		1-3 2-H, 1B				K			K	4	0	2	1	0	2	1
Inning Stats	R: 0 E: 0 K: 0 S: 3 H: 0 LOB: 1 BB: 1 P: 7	R: 1 E: 1 K: 0 S: 5 H: 1 LOB: 2 BB: 1 P: 9	R: 1 E: 0 K: 2 S: 9 H: 2 LOB: 2 BB: 1 P: 13	R: 0 E: 0 K: 1 S: 6 H: 1 LOB: 1 BB: 0 P: 6	R: 0 E: 0 K: 1 S: 5 H: 0 LOB: 0 BB: 0 P: 5	R: 0 E: 0 K: 1 S: 6 H: 2 LOB: 1 BB: 0 P: 6	R: 0 E: 0 K: 0 S: 3 H: 1 LOB: 0 BB: 0 P: 3	R: 1 E: 0 K: 1 S: 7 H: 2 LOB: 1 BB: 0 P: 7	R: 0 E: 0 K: 1 S: 5 H: 0 LOB: 0 BB: 0 P: 5	1B: 7 2B: 1 3B: 1 HR: 0 SF: 0 SAC: 0 DP: 1 HBP: 0						

PITCHER	IP	WLS	BF	H	R	ER	SO	BB	IBB	HBP	BLK	WP	HR	S	P	ERA	WHIP
Vern Bickford, R (1, 1) ERA: 3.97	8.0	L	35	9	3	2	6	3	0	0	0	0	0	44	56	2.25	1.500
Sheldon Jones, R (9, 1) ERA: 1.29	1.0		3	0	0	0	1	0	0	0	0	0	0	5	5	0.00	0.000

PITCHER	IP	WLS	BF	H	R	ER	SO	BB	IBB	HBP	BLK	WP	HR	S	P	ERA	WHIP

TOP

Chicago Cubs @ Boston Braves

Braves Field, Boston, MA

Thu May 22 1952, 3:33 AM EDT

Unknown - 60 F

livebaseballscorecards.com

AB	35
R	3
H	9
RBI	3
BB	3
SO	7
LOB	15

WP: 0	PA: 38		
PB: 0			
SB: 0			
CS: 0			

Chicago Cubs @ Boston Braves

Braves Field, Boston, MA

Thu May 22 1952, 3:33 AM EDT

Unknown - 60 F

BOTTOM

Batter	1	2	3	4	5	6	7	8	9	AB	R	H	RBI	BB	SO	LOB
Roy Hartsfield, R (1, 4) OBP: 0.308, SLG: 0.361	4-3		L5			1B		5-3		4	0	1	0	0	0	0
Sam Jethroe, S (1, 8) OBP: 0.286, SLG: 0.389	F7			4-3		F9			G3	4	0	0	0	0	0	1
Eddie Mathews, L (1, 5) OBP: 0.315, SLG: 0.510	L3			F2		F2			K	4	0	0	0	0	1	1
Sid Gordon, R (1, 7) OBP: 0.374, SLG: 0.436		BB		L4			4-3		F9	3	0	0	0	1	0	0
George Crowe, L (1, 3) OBP: 0.294, SLG: 0.400		K			G4-6-3 1B		F5			3	0	1	0	0	1	1
Ebba St. Claire, S (1, 2) OBP: 0.303, SLG: 0.367		F6			G4-6-3 1-2f		1B			3	0	1	0	0	0	2
Bob Thorpe, R (1, 9) OBP: 0.238, SLG: 0.286		4-3			1B		G3			3	0	1	0	0	0	2
Sibby Sisti, R (1, 6) OBP: 0.270, SLG: 0.417			K		K			4-3		2	0	0	0	0	2	1
Earl Torgeson, L (8, PH) OBP: 0.411, SLG: 0.378										1	0	0	0	0	0	0
Jack Cusick, R (9, 6) OBP: 0.224, SLG: 0.177										0	0	0	0	0	0	0
Vern Bickford, R (1, 1) OBP: 0.125, SLG: 0.188			5-3			F4		F3		2	0	0	0	0	0	0
Walker Cooper, R (8, PH) OBP: 0.431, SLG: 0.500										1	0	0	0	0	0	0
Sheldon Jones, R (9, 1)										0	0	0	0	0	0	0
Inning Stats	R: 0 E: 0 K: 0 S: 3 H: 0 LOB: 0 BB: 0 P: 3	R: 0 E: 0 K: 1 S: 5 H: 0 LOB: 1 BB: 1 P: 9	R: 0 E: 0 K: 1 S: 5 H: 0 LOB: 0 BB: 0 P: 5	R: 0 E: 0 K: 0 S: 3 H: 0 LOB: 0 BB: 0 P: 3	R: 0 E: 0 K: 1 S: 6 H: 2 LOB: 1 BB: 0 P: 6	R: 0 E: 0 K: 0 S: 4 H: 1 LOB: 1 BB: 0 P: 4	R: 0 E: 0 K: 0 S: 4 H: 1 LOB: 1 BB: 0 P: 4	R: 0 E: 0 K: 0 S: 3 H: 0 LOB: 0 BB: 0 P: 3	R: 0 E: 0 K: 1 S: 5 H: 0 LOB: 0 BB: 0 P: 5	1B: 4 2B: 0 3B: 0 HR: 0 SF: 0 SAC: 0 DP: 1 HBP: 0						

livebaseballscorecards.com

AB	30
R	0
H	4
RBI	0
BB	1
SO	4
LOB	8

WP: 0 PA: 31
PB: 0
SB: 0
CS: 0

PITCHER	IP	WLS	BF	H	R	ER	SO	BB	IBB	HBP	BLK	WP	HR	S	P	ERA	WHIP
Bob Rush, R (1, 1) ERA: 2.28	9.0	W	31	4	0	0	4	1	0	0	0	0	0	38	42	0.00	0.556

PITCHER	IP	WLS	BF	H	R	ER	SO	BB	IBB	HBP	BLK	WP	HR	S	P	ERA	WHIP

Chicago Cubs @ Boston Braves

Braves Field, Boston, MA

Thu May 22 1952, 3:38 AM EDT

Att. 2,544 - Unknown - 57 F

livebaseballscorecards.com

Batter	1	2	3	4	5	6	7	8	9	AB	R	H	RBI	BB	SO	LOB
Eddie Miksis, R (1, 6) OBP: 0.333, SLG: 0.393	x 0-0 ① 2-3		x 0-0 ② SH5-3 1-2		x 0-0 ③ 1-H 2B		x 0-0 ③ F8			3	0	1	0	0	0	1
Bob Ramazzotti, R (1, 4) OBP: 0.364, SLG: 0.402	S S S 0-3 ② K2-3		x 0-0 ③ 5-3			x 0-0 ① L8		x 0-0 ① F3		4	0	0	0	0	1	1
Bruce Edwards, R (1, 2) OBP: 0.263, SLG: 0.235	x 0-0 ③ L9			x 0-0 ① F5		x 0-0 1B 1B		x 0-0 ② 6-3		4	0	1	0	0	0	0
Hank Sauer, R (1, 7) OBP: 0.382, SLG: 0.613		x 0-0 ① F6		x 0-0 1B		x 0-0 1-2 1B		S S S 0-3 ③ K		4	0	2	0	0	1	0
Bill Serena, R (1, 5) OBP: 0.375, SLG: 0.667		x 0-0 2B		x 0-0 ② F8		S S S 0-3 ② K			x 0-0 2B	4	0	2	0	0	1	3
Dee Fondy, L (1, 3) OBP: 0.311, SLG: 0.339		x 0-0 ② F5		x 0-0 ③ 1-3		S S S 0-3 ③ K			x 0-0 ① F4	4	0	0	0	0	1	5
Hal Jeffcoat, R (1, 8) OBP: 0.203, SLG: 0.233		x 0-0 ③ F8			S S S 0-3 ① K		x 0-0 ① F8		S S S 0-3 ② K	4	0	0	0	0	2	2
Gene Hermanski, L (1, 9) OBP: 0.409, SLG: 0.500			x 0-0 ① F6		x 0-0 ② 4-3		x 0-0 1B		x 0-0 ③ F9	3	0	1	0	0	0	0
Roy Smalley, R (9, PH) OBP: 0.233, SLG: 0.222										1	0	0	0	0	0	1
Johnny Klippstein, R (1, 1) OBP: 0.412, SLG: 0.375			x 0-0 SH5-3 1B		x 0-0 2B 1B		S S S 0-3 ② K			3	0	2	0	0	1	1

Inning Stats	1	2	3	4	5	6	7	8	9		
	R: 0 H: 0	R: 0 H: 1	R: 0 H: 1	R: 0 H: 1	R: 0 H: 2	R: 0 H: 2	R: 0 H: 1	R: 0 H: 0	R: 0 H: 1	1B: 6 SF: 0	WP: 0 PA: 35
	E: 0 LOB: 0	E: 0 LOB: 1	E: 0 LOB: 1	E: 0 LOB: 1	E: 0 LOB: 2	E: 0 LOB: 2	E: 0 LOB: 1	E: 0 LOB: 0	E: 0 LOB: 1	2B: 3 SAC: 1	PB: 0
	K: 1 BB: 0	K: 0 BB: 0	K: 0 BB: 0	K: 0 BB: 0	K: 1 BB: 0	K: 2 BB: 0	K: 1 BB: 0	K: 1 BB: 0	K: 1 BB: 0	3B: 0 DP: 0	SB: 0
	S: 5 P: 5	S: 4 P: 4	S: 4 P: 4	S: 4 P: 4	S: 6 P: 6	S: 9 P: 9	S: 6 P: 6	S: 5 P: 5	S: 6 P: 6	HR: 0 HBP: 0	CS: 0

PITCHER	IP	WLS	BF	H	R	ER	SO	BB	IBB	HBP	BLK	WP	HR	S	P	ERA	WHIP
Warren Spahn, L (1, 1) ERA: 2.24	9.0	W	35	9	0	0	7	0	0	0	0	0	0	49	49	0.00	1.000

PITCHER	IP	WLS	BF	H	R	ER	SO	BB	IBB	HBP	BLK	WP	HR	S	P	ERA	WHIP

Chicago Cubs @ Boston Braves

Braves Field, Boston, MA

Thu May 22 1952, 3:38 AM EDT

Att. 2,544 - Unknown - 57 F

BOTTOM

livebaseballscorecards.com

Batter	1	2	3	4	5	6	7	8	9	AB	R	H	RBI	BB	SO	LOB
Roy Hartsfield, R (1, 4) OBP: 0.326, SLG: 0.375	0-0 2B WP 1B	0-0 6-3			0-3 K		0-0 HR 1B			4	2	2	0	0	1	1
Sam Jethroe, S (1, 8) OBP: 0.284, SLG: 0.415	0-0 F7		0-0 F5		0-0 F7		0-0 1-H HR			4	1	1	2	0	0	1
Eddie Mathews, L (1, 5) OBP: 0.330, SLG: 0.520	0-0 WP 1-3 F9 2B		0-0 3-1			4-0 3-1 BB	4-0 S BB			2	1	1	0	2	0	0
Sid Gordon, R (1, 7) OBP: 0.368, SLG: 0.427	0-0 F9 2-H 3-H		0-0 FC6-4 1B			0-0 3-1 1-2	0-0 4-3 1-2			4	0	1	1	0	0	2
George Crowe, L (1, 3) OBP: 0.286, SLG: 0.333	4-0 BB		0-0 FC6-4 1-2f			0-0 L9		0-0 4-3		3	0	0	0	1	0	2
Ebba St. Claire, S (1, 2) OBP: 0.297, SLG: 0.333	0-0 F7			0-0 4-3		4-0 FC6-4 BB		0-0 L6		3	0	0	0	1	0	1
Bob Thorpe, R (1, 9) OBP: 0.261, SLG: 0.370		0-0 4-3 1B		0-0 1-3		0-0 FC6-4 1-2f		0-0 HR		4	1	2	1	0	0	2
Sibby Sisti, R (1, 6) OBP: 0.244, SLG: 0.375		0-3 K		0-3 K			0-0 L8	0-0 6-3		4	0	0	0	0	2	1
Warren Spahn, L (1, 1) OBP: 0.174, SLG: 0.261		0-0 4-3 1-2			0-0 F6		0-0 4-3			3	0	0	0	0	0	1

	AB	31
	R	5
	H	7
	RBI	4
	BB	4
	SO	3
	LOB	11

Inning Stats	1	2	3	4	5	6	7	8	9
	R: 2 H: 2 E: 0 LOB: 1 K: 0 BB: 1 S: 5 P: 9	R: 0 H: 1 E: 0 LOB: 1 K: 1 BB: 0 S: 6 P: 6	R: 0 H: 1 E: 0 LOB: 1 K: 0 BB: 0 S: 4 P: 4	R: 0 H: 0 E: 0 LOB: 0 K: 1 BB: 0 S: 5 P: 5	R: 0 H: 0 E: 0 LOB: 0 K: 1 BB: 0 S: 5 P: 5	R: 0 H: 0 E: 0 LOB: 2 K: 0 BB: 2 S: 3 P: 11	R: 2 H: 2 E: 0 LOB: 1 K: 0 BB: 1 S: 5 P: 9	R: 1 H: 1 E: 0 LOB: 0 K: 0 BB: 0 S: 4 P: 4	

	1B	4	SF	0	WP	1	PA	35
	2B	1	SAC	0	PB	0		
	3B	0	DP	0	SB	1		
	HR	2	HBP	0	CS	0		

PITCHER	IP	WLS	BF	H	R	ER	SO	BB	IBB	HBP	BLK	WP	HR	S	P	ERA	WHIP
Johnny Klippstein, R (1, 1) ERA: 3.43	8.0	L	35	7	5	5	3	4	0	0	0	1	2	37	53	5.62	1.375

PITCHER	IP	WLS	BF	H	R	ER	SO	BB	IBB	HBP	BLK	WP	HR	S	P	ERA	WHIP

Batter	1	2	3	4	5	6	7	8	9	AB	R	H	RBI	BB	SO	LOB
Roy Hartsfield, R (1, 4) OBP: 0.319, SLG: 0.349	F7	4-3			B1			BB, G4-6-3		3	0	0	0	1	0	2
Sam Jethroe, S (1, 8) OBP: 0.283, SLG: 0.402	BB, 1B, 5-3		F7		1-3			G4-6-3, 1-2f		3	1	0	0	1	0	1
Eddie Mathews, L (1, 5) OBP: 0.328, SLG: 0.510	5-3, 1-3, 1B		4-3		F8			F9		4	0	1	0	0	0	0
Sid Gordon, R (1, 7) OBP: 0.374, SLG: 0.430	5-3, 1-2, 3-H		1B			G4-6-3, 1B			F8	4	0	2	1	0	0	1
George Crowe, L (1, 3) OBP: 0.320, SLG: 0.409	2-3		1-2, 1B			G4-6-3, 1-2f			HR, 2B	4	1	2	0	0	0	2
Ebba St. Claire, S (1, 2) OBP: 0.317, SLG: 0.417		BB, 1B	F8			4-3			HR, 2-H	3	1	1	2	1	0	2
Bob Thorpe, R (1, 9) OBP: 0.260, SLG: 0.360		K		6-3			K		G4-6-3, 1B	4	0	1	0	0	2	1
Sibby Sisti, R (1, 6) OBP: 0.250, SLG: 0.372 Earl Torgeson, L (9, PH) OBP: 0.407, SLG: 0.373	1-2, 1B			K			F8		G4-6-3, 1-2f	3 1	0 0	1 0	0 0	0 0	1 0	0 1
Max Surkont, R (1, 1) OBP: 0.111, SLG: 0.222 Jack Daniels, L (7, PH) OBP: 0.353, SLG: 0.231 Ernie Johnson, R (7, 1)		F9		F9			L9			2 1 0	0 0 0	0 0 0	0 0 0	0 0 0	0 0 0	2 0 0
Inning Stats	R: 1 E: 0 K: 0 S: 4 H: 1 LOB: 1 BB: 1 P: 8	R: 0 E: 0 K: 1 S: 6 H: 1 LOB: 2 BB: 1 P: 10	R: 0 E: 0 K: 0 S: 5 H: 2 LOB: 2 BB: 0 P: 5	R: 0 E: 0 K: 1 S: 5 H: 0 LOB: 0 BB: 0 P: 5	R: 0 E: 0 K: 0 S: 3 H: 0 LOB: 0 BB: 0 P: 3	R: 0 E: 0 K: 0 S: 3 H: 1 LOB: 0 BB: 0 P: 3	R: 0 E: 0 K: 1 S: 5 H: 0 LOB: 0 BB: 0 P: 5	R: 0 E: 0 K: 0 S: 2 H: 0 LOB: 0 BB: 1 P: 6	R: 2 E: 0 K: 0 S: 5 H: 3 LOB: 0 BB: 0 P: 5	1B: 6 2B: 1 3B: 0 HR: 1 SF: 0 SAC: 0 DP: 3 HBP: 0						

PITCHER	IP	WLS	BF	H	R	ER	SO	BB	IBB	HBP	BLK	WP	HR	S	P	ERA	WHIP
Sal Maglie, R (1, 1) ERA: 1.26	9.0	W	35	8	3	3	3	3	0	0	0	0	1	38	50	3.00	1.222

PITCHER	IP	WLS	BF	H	R	ER	SO	BB	IBB	HBP	BLK	WP	HR	S	P	ERA	WHIP

TOP

Boston Braves @ New York Giants

Polo Grounds, New York, NY

Fri May 23 1952, 3:33 AM EDT

Att. 24,812 - Unknown - 71 F

livebaseballscorecards.com

AB	32
R	3
H	8
RBI	3
BB	3
SO	3
LOB	12

WP: 0 PB: 0 SB: 0 CS: 0 PA: 35

BOTTOM

Boston Braves @ New York Giants

Polo Grounds, New York, NY

Fri May 23 1952, 3:33 AM EDT

Att. 24,812 - Unknown - 71 F

livebaseballscorecards.com

Batter	1	2	3	4	5	6	7	8	9	AB	R	H	RBI	BB	SO	LOB
Davey Williams, R (1, 4) OBP: 0.345, SLG: 0.430	K2-3			F5	K			WP, CS, 1B		4	0	1	0	0	2	0
Whitey Lockman, L (1, 3) OBP: 0.409, SLG: 0.450	L6			1B, 2B	F6			F3		4	1	1	0	0	0	1
Bobby Thomson, R (1, 5) OBP: 0.399, SLG: 0.546	5-3			1B, 1B, 1B 2-H		F9		6-3 1-3		4	1	1	1	0	0	1
Hank Thompson, L (1, 7) OBP: 0.368, SLG: 0.551		F7		1B, F9, 1B 1-2		F3		CS 3-H		3	1	1	0	0	0	0
Don Mueller, L (1, 9) OBP: 0.304, SLG: 0.437		5-3		HR, 1B 1-3, 2-H		BB				2	1	1	1	1	0	0
Willie Mays, R (1, 8) OBP: 0.333, SLG: 0.384		F7		F9 3-H		F3				3	0	0	1	0	0	2
Alvin Dark, R (1, 6) OBP: 0.381, SLG: 0.416			CS, 1B	HR 1-H			5-3			3	1	2	2	0	0	0
Wes Westrum, R (1, 2) OBP: 0.378, SLG: 0.467			K 1-2	K			L8			3	0	0	0	0	2	1
Sal Maglie, R (1, 1) OBP: 0.167, SLG: 0.091			K		K		1-3			3	0	0	0	0	2	0
Inning Stats	R: 0 E: 0 K: 1 S: 5 H: 0 LOB: 0 BB: 0 P: 5	R: 0 E: 0 K: 0 S: 3 H: 0 LOB: 0 BB: 0 P: 3	R: 0 E: 0 K: 2 S: 7 H: 1 LOB: 0 BB: 0 P: 7	R: 5 E: 0 K: 1 S: 10 H: 5 LOB: 0 BB: 0 P: 10	R: 0 E: 0 K: 2 S: 7 H: 0 LOB: 0 BB: 0 P: 7	R: 0 E: 0 K: 0 S: 3 H: 0 LOB: 1 BB: 1 P: 7	R: 0 E: 0 K: 0 S: 3 H: 0 LOB: 0 BB: 0 P: 3	R: 0 E: 0 K: 0 S: 3 H: 1 LOB: 0 BB: 0 P: 3		1B: 5 2B: 2 3B: 0 HR: 1 SF: 0 SAC: 0 DP: 1 HBP: 0						

	AB	29
	R	5
	H	7
	RBI	5
	BB	1
	SO	6
	LOB	5

WP: 2 PA: 31
PB: 0
SB: 0
CS: 2

PITCHER		IP	WLS	BF	H	R	ER	SO	BB	IBB	HBP	BLK	WP	HR	S	P	ERA	WHIP
Max Surkont, R ERA: 4.3	(1, 1)	6.0	L	24	6	5	5	6	1	0	0	0	0	1	35	39	7.50	1.167
Ernie Johnson, R ERA: 4.0	(7, 1)	2.0		6	1	0	0	0	0	0	0	0	1	0	6	6	0.00	0.500

PITCHER	IP	WLS	BF	H	R	ER	SO	BB	IBB	HBP	BLK	WP	HR	S	P	ERA	WHIP

Batter	1	2	3	4	5	6	7	8	9	AB	R	H	RBI	BB	SO	LOB
Roy Hartsfield, R (1, 4) OBP: 0.294, SLG: 0.319	F3		F4			K		6-3		4	0	0	0	0	1	0
Sam Jethroe, S (1, 8) OBP: 0.282, SLG: 0.396	F7		G3			3-1		1B		4	0	1	0	0	0	0
Eddie Mathews, L (1, 5) OBP: 0.317, SLG: 0.491	F8		4-3			L6		K		4	0	0	0	0	1	1
Sid Gordon, R (1, 7) OBP: 0.379, SLG: 0.478		F4		1-3			1B 2B		HR	4	2	2	1	0	0	0
George Crowe, L (1, 3) OBP: 0.345, SLG: 0.400		BB 1B BB		F2			F8		FC5-4 1B	3	1	1	0	1	0	1
Walker Cooper, R (1, 2) OBP: 0.419, SLG: 0.473 Warren Spahn, L (9, PR) OBP: 0.174, SLG: 0.261		BB 1B 1-2 8-2 BB		F8			6-3		FC5-4 1-2f 1B	3 0	0 1	0 0	0 0	1 0	0 0	2 0
Bob Thorpe, R (1, 9) OBP: 0.296, SLG: 0.389		BB 1-2 2-H 1B			4-3		2-H 1B		G4-6-3 2-H 1B	4	0	3	3	0	0	0
Sibby Sisti, R (1, 6) OBP: 0.261, SLG: 0.364 Willard Marshall, L (7, PH) OBP: 0.279, SLG: 0.422 Jack Cusick, R (7, 6) OBP: 0.224, SLG: 0.177 Earl Torgeson, L (9, PH) OBP: 0.404, SLG: 0.369		BB 1-2 2-3			F3		F7		G4-6-3 1-2f	1 1 0 1	0 0 0 0	0 0 0 0	0 0 0 0	1 0 0 0	0 0 0 0	0 1 0 2
Jim Wilson, R (1, 1) OBP: 0.133, SLG: 0.200 Jack Daniels, L (8, PH) OBP: 0.333, SLG: 0.214 Sheldon Jones, R (8, 1)		8-2 3-Hf			F8			F7		2 1 0	0 0 0	0 0 0	0 0 0	0 0 0	0 0 0	3 0 0
Inning Stats	R: 0 E: 0 K: 0 S: 3 H: 0 LOB: 0 BB: 0 P: 3	R: 1 E: 0 K: 0 S: 3 H: 1 LOB: 2 BB: 3 P: 15	R: 0 E: 0 K: 0 S: 3 H: 0 LOB: 0 BB: 0 P: 3	R: 0 E: 0 K: 0 S: 3 H: 0 LOB: 0 BB: 0 P: 3	R: 0 E: 0 K: 0 S: 3 H: 0 LOB: 0 BB: 0 P: 3	R: 0 E: 0 K: 1 S: 5 H: 0 LOB: 0 BB: 0 P: 5	R: 1 E: 0 K: 0 S: 5 H: 2 LOB: 1 BB: 0 P: 5	R: 0 E: 0 K: 1 S: 6 H: 1 LOB: 1 BB: 0 P: 6	R: 2 E: 1 K: 0 S: 5 H: 3 LOB: 1 BB: 0 P: 5	1B: 5 2B: 2 3B: 0 HR: 1	SF: 0 SAC: 0 DP: 2 HBP: 0						

TOP

Boston Braves @ New York Giants

Polo Grounds, New York, NY

Sat May 24 1952, 3:33 AM EDT
Att. 13,387 - Cloudy - 74 F

livebaseballscorecards.com

AB	32
R	4
H	7
RBI	4
BB	3
SO	2
LOB	10

		WP: 0	PA: 35
		PB: 0	
		SB: 0	
		CS: 0	

PITCHER		IP	WLS	BF	H	R	ER	SO	BB	IBB	HBP	BLK	WP	HR	S	P	ERA	WHIP
Max Lanier, L ERA: 7.43	(1, 1)	1.1		8	1	1	1	0	3	0	0	0	0	0	5	17	6.75	3.000
Hoyt Wilhelm, R ERA: 3.07	(2, 1)	7.0	W	26	6	3	2	2	0	0	0	0	0	1	30	30	2.57	0.857
Dave Koslo, L ERA: 1.98	(9, 1)	0.2	S	1	0	0	0	0	0	0	0	0	0	0	1	1	0.00	0.000

PITCHER		IP	WLS	BF	H	R	ER	SO	BB	IBB	HBP	BLK	WP	HR	S	P	ERA	WHIP

Boston Braves @ New York Giants

Polo Grounds, New York, NY

Sat May 24 1952, 3:33 AM EDT

Att. 13,387 - Cloudy - 74 F

BOTTOM

Batter	1	2	3	4	5	6	7	8	9	AB	R	H	RBI	BB	SO	LOB
Davey Williams, R (1, 4) OBP: 0.336, SLG: 0.417	F3	F7			F9		F8			4	0	0	0	0	0	1
Whitey Lockman, L (1, 3) OBP: 0.411, SLG: 0.455	HR 2B		BB		G1-6-3 1-2f		3-1			3	1	1	0	1	0	1
Bobby Thomson, R (1, 5) OBP: 0.408, SLG: 0.542	HR BB		F3			FC4-6 BB		G1 1B BB		1	2	0	0	3	0	1
Hank Thompson, L (1, 7) OBP: 0.361, SLG: 0.585	1-H 2-H HR		F8			FC4-6 1B 1-2f F9		G1 1-2		4	2	1	3	0	0	3
Don Mueller, L (1, 9) OBP: 0.318, SLG: 0.443	FC6-4 1B		F8			BB 1-3 1B		1B IBB		3	0	2	0	1	0	1
Willie Mays, R (1, 8) OBP: 0.331, SLG: 0.379	FC6-4 1-2f			6-3		F9 3-H		1-2 2-H 1B		4	0	1	2	0	0	2
Alvin Dark, R (1, 6) OBP: 0.377, SLG: 0.405	K			5-3		1-2 BB		F4		3	0	0	0	1	1	3
Wes Westrum, R (1, 2) OBP: 0.365, SLG: 0.448		6-3		F4		L7		F6		4	0	0	0	0	0	4
Max Lanier, R (1, 1) OBP: 0.286, SLG: 0.429		K			G1-6-3 1B		K			0	0	0	0	0	0	0
Hoyt Wilhelm, R (2, 1) OBP: 0.286, SLG: 0.714										3	0	1	0	0	2	0
Dave Koslo, L (9, 1)										0	0	0	0	0	0	0
Inning Stats	R: 3 E: 0 K: 1 S: 8 H: 3 LOB: 1 BB: 1 P: 12	R: 0 E: 0 K: 1 S: 5 H: 0 LOB: 0 BB: 0 P: 5	R: 0 E: 0 K: 0 S: 3 H: 0 LOB: 1 BB: 1 P: 7	R: 0 E: 0 K: 0 S: 3 H: 0 LOB: 0 BB: 0 P: 3	R: 0 E: 0 K: 0 S: 3 H: 1 LOB: 0 BB: 0 P: 3	R: 1 E: 0 K: 0 S: 4 H: 1 LOB: 2 BB: 2 P: 12	R: 0 E: 0 K: 1 S: 5 H: 0 LOB: 0 BB: 0 P: 5	R: 1 E: 0 K: 0 S: 4 H: 1 LOB: 2 BB: 2 P: 12			1B: 4 2B: 1 3B: 0 HR: 1 SF: 0 SAC: 0 DP: 1 HBP: 0				WP: 0 PB: 0 SB: 0 CS: 0 PA: 35	

livebaseballscorecards.com

AB	29
R	5
H	6
RBI	5
BB	6
SO	3
LOB	16

PITCHER		IP	WLS	BF	H	R	ER	SO	BB	IBB	HBP	BLK	WP	HR	S	P	ERA	WHIP
Jim Wilson, R ERA: 3.14	(1, 1)	7.0	L	29	5	4	4	3	4	0	0	0	0	1	31	47	5.14	1.286
Sheldon Jones, R ERA: 1.8	(8, 1)	1.0		6	1	1	1	0	1	1	0	0	0	0	4	12	9.00	2.000

PITCHER	IP	WLS	BF	H	R	ER	SO	BB	IBB	HBP	BLK	WP	HR	S	P	ERA	WHIP

Batter	1	2	3	4	5	6	7	8	9	10	11	12	AB	R	H	RBI	BB	SO	LOB
Roy Hartsfield, R (1, 4) OBP: 0.316, SLG: 0.340	K		1-3		F4			2B 1B		1B		2-H 1B	6	0	3	1	0	1	1
Sam Jethroe, S (1, 8) OBP: 0.276, SLG: 0.411	F9		F5			HR		F9		G3		F8	6	1	1	1	0	0	4
Eddie Mathews, L (1, 5) OBP: 0.320, SLG: 0.496	F6			FC4-6 1B		K		1-H 2B			G3		5	0	2	0	0	1	0
Sid Gordon, R (1, 7) OBP: 0.361, SLG: 0.453		F3		F9		F9		L9			L7		5	0	0	0	0	0	2
Lew Burdette, R (12, 1)													0	0	0	0	0	0	0
George Crowe, L (1, 3) OBP: 0.353, SLG: 0.414		2B 2B		F8		BB			K		K		4	1	1	0	1	2	1
Bob Thorpe, R (1, 9) OBP: 0.305, SLG: 0.407		2-H 2B		FC4-6 1-2f		F8			6-3			FC3-6 1B	5	0	2	1	0	0	2
Ebba St. Claire, S (1, 2) OBP: 0.304, SLG: 0.390		1B	F5				6-3		3-1			FC3-6 1B 1-3 1-2f	5	0	1	0	0	0	1
Jack Daniels, L (12, PR) OBP: 0.333, SLG: 0.214 (12, 7)													0	1	0	0	0	0	0
Sibby Sisti, R (1, 6) OBP: 0.255, SLG: 0.347		K	F8				F9			L7		1-3 1B 1-3 1B	5	1	1	0	0	1	1
Warren Spahn, L (1, 1) OBP: 0.185, SLG: 0.296			F4		2B		G3			4-3		1-3 3-H 1-2	4	0	1	0	0	0	0
Walker Cooper, R (12, PH) OBP: 0.413, SLG: 0.464 (12, 2)													1	0	0	1	0	0	1
Inning Stats	R: 0 E: 0 K: 1 S: 5 H: 0 LOB: 0 BB: 0 P: 5	R: 1 E: 0 K: 1 S: 7 H: 3 LOB: 1 BB: 0 P: 7	R: 0 E: 0 K: 0 S: 3 H: 0 LOB: 0 BB: 0 P: 3	R: 0 E: 0 K: 0 S: 4 H: 1 LOB: 1 BB: 0 P: 4	R: 0 E: 0 K: 0 S: 4 H: 1 LOB: 1 BB: 0 P: 4	R: 1 E: 0 K: 1 S: 6 H: 1 LOB: 1 BB: 1 P: 10	R: 0 E: 0 K: 0 S: 3 H: 0 LOB: 0 BB: 0 P: 3	R: 0 E: 0 K: 0 S: 4 H: 2 LOB: 1 BB: 0 P: 4	R: 0 E: 0 K: 1 S: 5 H: 0 LOB: 0 BB: 0 P: 5	R: 0 E: 0 K: 0 S: 4 H: 1 LOB: 1 BB: 0 P: 4	R: 0 E: 0 K: 1 S: 5 H: 0 LOB: 0 BB: 0 P: 5	R: 2 E: 0 K: 0 S: 6 H: 3 LOB: 2 BB: 0 P: 6	1B: 7 2B: 4 3B: 0 HR: 1	SF: 0 SAC: 0 DP: 0 HBP: 0		WP: 0 PB: 0 SB: 0 CS: 0	PA: 47		

PITCHER		IP	WLS	BF	H	R	ER	SO	BB	IBB	HBP	BLK	WP	HR	S	P	ERA	WHIP
Robin Roberts, R ERA: 1.91	(1, 1)	8.0		31	8	2	2	3	1	0	0	0	0	1	36	40	2.25	1.125
Jim Konstanty, R ERA: 1.59	(9, 1)	2.0		7	1	0	0	1	0	0	0	0	0	0	9	9	0.00	0.500
Ken Heintzelman, L ERA: 4.38	(11, 1)	1.1	L	6	2	2	2	1	0	0	0	0	0	0	8	8	13.50	1.500
Andy Hansen, R ERA: 4.09	(12, 1)	0.2		3	1	0	0	0	0	0	0	0	0	0	3	3	0.00	1.500

PITCHER	IP	WLS	BF	H	R	ER	SO	BB	IBB	HBP	BLK	WP	HR	S	P	ERA	WHIP

TOP

Boston Braves @ Philadelphia Phillies

Shibe Park, Philadelphia, PA

Tue May 27 1952, 3:33 AM EDT

Unknown

livebaseballscorecards.com

AB	46
R	4
H	12
RBI	4
BB	1
SO	5
LOB	13

Batter	1	2	3	4	5	6	7	8	9	10	11	12	AB	R	H	RBI	BB	SO	LOB
Granny Hamner, R (1, 6) OBP: 0.271, SLG: 0.397	B3		K2-3			F4		F9		1-2 2-3 1B		E6	6	0	1	0	0	1	1
Richie Ashburn, L (1, 8) OBP: 0.320, SLG: 0.292	4-3			E P6 BB		1B		F5		P4		L7	5	1	1	0	1	0	4
Willie Jones, R (1, 5) OBP: 0.379, SLG: 0.480	L7			P6 1-H		F7			1B	FC5 2-3f		5-3	6	0	1	1	0	0	5
Del Ennis, R (1, 9) OBP: 0.379, SLG: 0.508		G1-6-3 BB		6-3		F9			K		1B 1B		4	0	1	0	1	1	2
Mel Clark, R (1, 7) OBP: 0.344, SLG: 0.414		G1-6-3 1-2f		K			4-3		F9		K		5	0	0	0	0	2	3
Connie Ryan, R (1, 4) OBP: 0.333, SLG: 0.400		F7			G3		F5		G3		1-2 1B		5	0	1	0	0	0	1
Smoky Burgess, L (1, 2) OBP: 0.333, SLG: 0.365			K		4-3		3-1			1B BB 1B	L8		5	0	1	0	0	1	2
Eddie Waitkus, L (1, 3) OBP: 0.380, SLG: 0.341			SH2-3 1B		E6			F6		F6	6-3		5	0	1	0	0	0	3
Robin Roberts, S (1, 1) OBP: 0.074, SLG: 0.148 Tommy Brown, R (8, PH) OBP: 0.250, SLG: 0.429 Jim Konstanty, R (9, 1) Jack Lohrke, R (10, PH) OBP: 0.250, SLG: 0.143 Ken Heintzelman, R (11, 1) Andy Hansen, R (12, 1) Johnny Wyrostek, L (12, PH) OBP: 0.344, SLG: 0.327			SH2-3 1-2		6-3			HR		FC5 1-2 1B BB		4-3	1 1 0 0 0 0 0 1	0 1 0 0 0 0 0 0	0 1 0 0 0 0 0 0	0 1 0 0 0 0 0 1	0 0 0 0 0 0 0 0	0 0 0 0 0 0 0 0	1 1 0 0 0 0 0 0
Inning Stats	R: 0 E: 0 K: 0 S: 3 H: 0 LOB: 0 BB: 0 P: 3	R: 0 E: 0 K: 0 S: 2 H: 0 LOB: 0 BB: 1 P: 6	R: 0 E: 0 K: 2 S: 8 H: 1 LOB: 1 BB: 0 P: 8	R: 1 E: 1 K: 1 S: 5 H: 0 LOB: 0 BB: 1 P: 9	R: 0 E: 1 K: 0 S: 4 H: 0 LOB: 1 BB: 0 P: 4	R: 0 E: 0 K: 0 S: 4 H: 1 LOB: 1 BB: 0 P: 4	R: 0 E: 0 K: 0 S: 3 H: 0 LOB: 0 BB: 0 P: 3	R: 1 E: 0 K: 0 S: 4 H: 1 LOB: 0 BB: 0 P: 4	R: 0 E: 0 K: 1 S: 6 H: 1 LOB: 1 BB: 0 P: 6	R: 0 E: 0 K: 0 S: 5 H: 2 LOB: 3 BB: 1 P: 9	R: 0 E: 0 K: 1 S: 7 H: 2 LOB: 2 BB: 0 P: 7	R: 0 E: 1 K: 0 S: 4 H: 0 LOB: 1 BB: 0 P: 4	1B: 7 2B: 0 3B: 0 HR: 1	SF: 0 SAC: 1 DP: 1 HBP: 0	WP: 0 PB: 0 SB: 0 CS: 0	PA: 48

PITCHER	IP	WLS	BF	H	R	ER	SO	BB	IBB	HBP	BLK	WP	HR	S	P	ERA	WHIP
Warren Spahn, L (1, 1) ERA: 2.02	11.0	W	44	8	2	1	5	3	0	0	0	0	1	51	63	0.82	1.000
Lew Burdette, R (12, 1) ERA: 0.52	1.0	S	4	0	0	0	0	0	0	0	0	0	0	4	4	0.00	0.000

PITCHER	IP	WLS	BF	H	R	ER	SO	BB	IBB	HBP	BLK	WP	HR	S	P	ERA	WHIP

BOTTOM

Boston Braves @ Philadelphia Phillies

Shibe Park, Philadelphia, PA

Tue May 27 1952, 3:33 AM EDT

Unknown

livebaseballscorecards.com

AB	44
R	2
H	8
RBI	2
BB	3
SO	5
LOB	22

Batter	1	2	3	4	5	6	7	8	9	10	AB	R	H	RBI	BB	SO	LOB
Roy Hartsfield, R (1, 4) OBP: 0.311, SLG: 0.333	3B 1B	FC6-5 2-3			4-3			SH1-4 1-2		F8	4	1	1	0	0	0	1
Bob Thorpe, R (1, 9) OBP: 0.302, SLG: 0.429	1-H 2B 3B	4-3			5-3			4-3 2-3			4	1	1	1	0	0	2
Sam Jethroe, S (1, 8) OBP: 0.283, SLG: 0.423	3-H 2B		F3			5-3		S 3-H 1B			4	0	2	2	0	0	0
Sid Gordon, R (1, 7) OBP: 0.357, SLG: 0.455	6-3 1B 2B		K			K		K 1-2			4	1	1	0	0	3	1
Walker Cooper, R (1, 2) OBP: 0.403, SLG: 0.450	6-3 2-3		F9			F8			G4-6-3 1B		4	0	1	0	0	0	1
Buzz Clarkson, R (1, 6) OBP: 0.313, SLG: 0.267 Jack Cusick, R (7, 6) OBP: 0.221, SLG: 0.175	3-H 1B			K			L9		G4-6-3 1-2f		3 1	0 0	1 0	1 0	0 0	1 0	0 1
Eddie Mathews, L (1, 5) OBP: 0.310, SLG: 0.479	F3			F8			K		K		4	0	0	0	0	2	1
George Crowe, L (1, 3) OBP: 0.342, SLG: 0.394		FC6-5 SH3 1B		L7			K			L4	4	0	1	0	0	1	0
Vern Bickford, R (1, 1) OBP: 0.167, SLG: 0.222 Lew Burdette, R (9, 1) Bob Chipman, L (9, 1) Earl Torgeson, L (10, PH) OBP: 0.400, SLG: 0.365 Sheldon Jones, R (10, 1)		SH3 1-2			F7			4-3 SH1-4 1B 1B		L4	2 0 0 1 0	1 0 0 0 0	1 0 0 0 0	0 0 0 0 0	0 0 0 0 0	0 0 0 0 0	0 0 0 0 0
Inning Stats	R: 3 E: 0 K: 0 S: 7 H: 5 LOB: 1 BB: 0 P: 7	R: 0 E: 0 K: 0 S: 4 H: 1 LOB: 1 BB: 0 P: 4	R: 0 E: 0 K: 1 S: 5 H: 0 LOB: 0 BB: 0 P: 5	R: 0 E: 0 K: 1 S: 5 H: 0 LOB: 0 BB: 0 P: 5	R: 0 E: 0 K: 0 S: 3 H: 0 LOB: 0 BB: 0 P: 3	R: 0 E: 0 K: 1 S: 5 H: 0 LOB: 0 BB: 0 P: 5	R: 0 E: 0 K: 2 S: 7 H: 0 LOB: 0 BB: 0 P: 7	R: 1 E: 0 K: 1 S: 7 H: 2 LOB: 1 BB: 0 P: 7	R: 0 E: 0 K: 1 S: 5 H: 1 LOB: 0 BB: 0 P: 5	R: 0 E: 0 K: 0 S: 3 H: 0 LOB: 0 BB: 0 P: 3	1B: 6 2B: 2 3B: 1 HR: 0	SF: 0 SAC: 2 DP: 1 HBP: 0						PA: 37

PITCHER	IP	WLS	BF	H	R	ER	SO	BB	IBB	HBP	BLK	WP	HR	S	P	ERA	WHIP
Curt Simmons, L (1, 1) ERA: 1.7	8.0		31	8	4	4	6	0	0	0	0	0	0	43	43	4.50	1.000
Jim Konstanty, R (9, 1) ERA: 1.5	1.0		3	1	0	0	1	0	0	0	0	0	0	5	5	0.00	1.000
Andy Hansen, R (10, 1) ERA: 3.75	1.0	W	3	0	0	0	0	0	0	0	0	0	0	3	3	0.00	0.000

PITCHER	IP	WLS	BF	H	R	ER	SO	BB	IBB	HBP	BLK	WP	HR	S	P	ERA	WHIP

TOP

Boston Braves @ Philadelphia Phillies

Shibe Park, Philadelphia, PA

Tue May 27 1952, 3:38 AM EDT
Att. 27,225 - Unknown

livebaseballscorecards.com

AB	35
R	4
H	9
RBI	4
BB	0
SO	7
LOB	7

Boston Braves @ Philadelphia Phillies

Shibe Park, Philadelphia, PA

Tue May 27 1952, 3:38 AM EDT

Att. 27,225 - Unknown

livebaseballscorecards.com

Batter	1	2	3	4	5	6	7	8	9	10	AB	R	H	RBI	BB	SO	LOB
Richie Ashburn, L (1, 8) OBP: 0.329, SLG: 0.300	G3		1B 2B		BB			BB	FC6-4		3	1	1	0	2	0	2
Granny Hamner, R (1, 6) OBP: 0.282, SLG: 0.404	B1-3		1B 1B		F9			G3 1B	FC4-6 1B		5	0	3	2	0	0	1
Johnny Wyrostek, L (1, 9) OBP: 0.338, SLG: 0.330	F8		F5			2B		G3	FC4-6		5	0	1	0	0	0	5
Del Ennis, R (1, 7) OBP: 0.379, SLG: 0.518		6-3	FC5-4 1B			5-3		P6		F9 3B	5	1	2	0	0	0	2
Willie Jones, R (1, 5) OBP: 0.372, SLG: 0.469		S 1B	FC5-4			4-3			F5	F9	5	0	1	1	0	0	2
Connie Ryan, R (1, 4) OBP: 0.331, SLG: 0.395		L9		F2			5-3		HR 1B		4	0	1	0	0	0	1
Putsy Caballero, R (9, PR) (10, 4)											0	1	0	0	0	0	0
Smoky Burgess, L (1, 2) OBP: 0.340, SLG: 0.398		BB		F6			K		HR		3	1	1	2	1	1	0
Eddie Waitkus, L (1, 3) OBP: 0.375, SLG: 0.348		L9		F2			F9		1B 2B		4	1	1	0	0	0	2
Curt Simmons, L (1, 1) OBP: 0.385, SLG: 0.583			L7		3-1			K	FC6-4 1B		2	0	0	0	0	0	0
Jackie Mayo, L (8, PH) OBP: 0.369, SLG: 0.382											1	0	0	0	0	1	0
Jim Konstanty, R (9, 1)											0	0	0	0	0	0	0
Bill Nicholson, L (9, PH) OBP: 0.286, SLG: 0.421											1	0	1	0	0	0	0
Mel Clark, R (9, PR) OBP: 0.344, SLG: 0.414											0	0	0	0	0	0	0
Andy Hansen, R (10, 1)											0	0	0	0	0	0	0
Inning Stats	R: 0 E: 0 K: 0 S: 3 H: 0 LOB: 0 BB: 0 P: 3	R: 0 E: 0 K: 0 S: 4 H: 1 LOB: 2 BB: 1 P: 8	R: 1 E: 0 K: 0 S: 6 H: 3 LOB: 2 BB: 0 P: 6	R: 0 E: 0 K: 0 S: 3 H: 0 LOB: 0 BB: 0 P: 3	R: 0 E: 0 K: 0 S: 2 H: 0 LOB: 0 BB: 1 P: 6	R: 0 E: 0 K: 0 S: 3 H: 1 LOB: 0 BB: 0 P: 3	R: 0 E: 0 K: 1 S: 5 H: 0 LOB: 0 BB: 0 P: 5	R: 0 E: 0 K: 1 S: 6 H: 1 LOB: 2 BB: 1 P: 10	R: 3 E: 0 K: 0 S: 8 H: 5 LOB: 2 BB: 0 P: 8	R: 1 E: 0 K: 0 S: 2 H: 1 LOB: 1 BB: 0 P: 2	1B: 7 2B: 3 3B: 1 HR: 1	SF: 0 SAC: 0 DP: 0 HBP: 0					

	AB	38
	R	5
	H	12
	RBI	5
	BB	3
	SO	2
	LOB	15

WP: 0 PB: 0 SB: 1 CS: 1 PA: 41

PITCHER	IP	WLS	BF	H	R	ER	SO	BB	IBB	HBP	BLK	WP	HR	S	P	ERA	WHIP
Vern Bickford, R (1, 1) ERA: 3.86	8.1		34	8	4	3	2	3	0	0	0	0	1	35	47	3.24	1.320
Lew Burdette, R (9, 1) ERA: 0.51	0.1		4	3	0	0	0	0	0	0	0	0	0	4	4	0.00	9.000
Bob Chipman, L (9, 1) ERA: 3.86	0.1		1	0	0	0	0	0	0	0	0	0	0	1	1	0.00	0.000
Sheldon Jones, R (10, 1) ERA: 2.35	0.1	L	2	1	1	1	0	0	0	0	0	0	0	2	2	27.00	3.000

PITCHER	IP	WLS	BF	H	R	ER	SO	BB	IBB	HBP	BLK	WP	HR	S	P	ERA	WHIP

Boston Braves @ Brooklyn Dodgers

Ebbets Field, Brooklyn, NY

Thu May 29 1952, 3:33 AM EDT

Att. 5,008 - Unknown

TOP

livebaseballscorecards.com

Batter	1	2	3	4	5	6	7	8	9	AB	R	H	RBI	BB	SO	LOB
Roy Hartsfield, R (1, 4) OBP: 0.292, SLG: 0.311	C X 0-1 ① F4		B B X 2-0 ③ F7		X 0-0 ② 5-3		C S F F B F X 1-2 ③ 6-3			4	0	0	0	0	0	1
Bob Thorpe, R (1, 9) OBP: 0.313, SLG: 0.478	C C S 0-3 ② K			F S X 0-2 1-3 1B F7 1B	B B C F X 2-2 HR			B C B S X 2-2 ① 1-3		4	2	2	1	0	1	0
Sam Jethroe, S (1, 8) OBP: 0.282, SLG: 0.417	C X 0-1 ③ 6-3			B B C X 2-1 1B 1B 1-3 1B **1-2**	C F B F B B S 3-3 ③ K			F B S B X 2-2 ② 4-3		4	1	1	0	0	1	0
Sid Gordon, R (1, 7) OBP: 0.345, SLG: 0.437		B F B F X 2-2 ① F7		B B F C X 2-2 ① 1-3 **1-2** **2-3**		C B B B C X 3-2 ① 5-3		B B X 2-0 ③ F6		4	0	0	0	0	0	2
Walker Cooper, R (1, 2) OBP: 0.394, SLG: 0.438		C X 0-1 ② F4		B C B F F X 2-2 ② F7 **3-H**		C S X 0-2 1B			S F B B X 2-2 ① F4	4	0	1	1	0	0	1
George Crowe, L (1, 3) OBP: 0.333, SLG: 0.378		S F B C 1-3 ③ K		F F B B X 2-2 1B **2-3** 1B		X 0-0 ② F2			F X 0-1 ② F9	4	0	1	0	0	1	1
Sibby Sisti, R (1, 6) OBP: 0.259, SLG: 0.346 Earl Torgeson, L (9, PH) OBP: 0.396, SLG: 0.360			F B X 1-1 ① 5-3	S F B F F B X 2-2 **1-2** **3-H** 1B		S S B C 1-3 ③ K			C X 0-1 ③ 4-3	3 1	0 0	1 0	1 0	0 0	1 0	1 0
Eddie Mathews, L (1, 5) OBP: 0.303, SLG: 0.467			B F B S S X 2-2 ② 4-3	C F S 0-3 ③ K			X 0-0 ① 3-1			3	0	0	0	0	1	2
Max Surkont, R (1, 1) OBP: 0.182, SLG: 0.273 Ernie Johnson, R (5, 1) Jack Daniels, L (7, PH) OBP: 0.316, SLG: 0.200 Lew Burdette, R (7, 1)			B S X 1-1 1B		F B S S 1-3 ① K		C C X 0-2 ② F5			2 0 1 0	0 0 0 0	1 0 0 0	0 0 0 0	0 0 0 0	1 0 0 0	0 0 0 0

Inning Stats	1	2	3	4	5	6	7	8	9
R:	0	0	0	2	1	0	0	0	0
E:	0	0	0	0	0	0	0	0	0
K:	1	1	0	1	2	1	0	0	0
S:	7	8	8	23	11	10	10	7	7
H:	0	0	1	4	1	1	0	0	0
LOB:	0	0	0	2	0	1	0	0	0
BB:	0	0	0	0	0	0	0	0	0
P:	7	11	14	33	17	14	11	13	9

AB	34
R	3
H	7
RBI	3
BB	0
SO	6
LOB	8

		R:	H:	1B:	SF:	WP:	PA:
		3	7	6	0	0	34
		E:	LOB:	2B:	SAC:	PB:	
		0	8	0	0	0	
		K:	BB:	3B:	DP:	SB:	
		6	0	0	0	0	
		S:	P:	HR:	HBP:	CS:	
		23	82	1	0	0	

PITCHER		IP	WLS	BF	H	R	ER	SO	BB	IBB	HBP	BLK	WP	HR	S	P	ERA	WHIP
Chris Van Cuyk, L ERA: 5.35	(1, 1)	5.0	W	21	6	3	3	5	0	0	0	0	0	1	57	82	5.40	1.200
Joe Black, R ERA:	(6, 1)	4.0	S	13	1	0	0	1	0	0	0	0	0	0	34	47	0.00	0.250

PITCHER	IP	WLS	BF	H	R	ER	SO	BB	IBB	HBP	BLK	WP	HR	S	P	ERA	WHIP

BOTTOM

Boston Braves @ Brooklyn Dodgers

Ebbets Field, Brooklyn, NY

Thu May 29 1952, 3:33 AM EDT

Att. 5,008 - Unknown

livebaseballscorecards.com

Batter	1	2	3	4	5	6	7	8	9	AB	R	H	RBI	BB	SO	LOB
Bobby Morgan, R (1, 5) OBP: 0.415, SLG: 0.563	C X 0-1 6-3 F8 2B	B B B C B 4-1 BB		C C 2 SAFE B C 1-3 ③ K 2-3			C S B F X 1-2 ① F7	C B F F S 1-3 ③ K		4	1	1	0	1	2	3
Pee Wee Reese, R (1, 6) OBP: 0.376, SLG: 0.315	S I B X 1-2 ① 6-3 2-3	B B B C C X 3-2 ③ F8			C C B X 1-2 4-3 HR 1B		C B B X 2-1 HR			4	2	2	1	0	0	3
Duke Snider, L (1, 8) OBP: 0.372, SLG: 0.427	F B X 1-1 ② F8 3-H	B B B C B 4-1 G6-4-3 BB			X 0-0 ① 4-3 1-2		B X 1-0 ② 6-3			3	0	0	1	1	0	1
Jackie Robinson, R (1, 4) OBP: 0.493, SLG: 0.472	B X 1-0 S 1B	X 0-0 ① ② G6-4-3 1-2f			B X 1-0 2-H HR		B B X 2-0 ③ F7			4	1	2	2	0	0	1
Andy Pafko, R (1, 7) OBP: 0.365, SLG: 0.512	B S F X 1-2 ③ F6 1-2	B F X 1-1 HR			C X 0-1 ② 5-3			X 0-0 ① 6-3		4	1	1	1	0	0	1
Gil Hodges, R (1, 3) OBP: 0.322, SLG: 0.347		C X 0-1 ① 6-3	B X 1-0 ③ 5-3		C C B F B B X 3-2 ③ F9			S X 0-1 HR		4	1	1	1	0	0	0
Carl Furillo, R (1, 9) OBP: 0.301, SLG: 0.301		S S B B B X 2-2 ② 6-3		B B C F X 2-2 E SH1-4 1B		B X 1-0 ① 1-3		B F B X 2-1 ② 4-3		4	0	1	0	0	0	0
Rube Walker, L (1, 2) OBP: 0.282, SLG: 0.333		B X 1-0 2B 2B		B C S B X 2-2 ① F8		S F B X 1-2 ② 1-3		C C B F B X 2-2 E6 1B		4	1	1	0	0	0	1
Chris Van Cuyk, L (1, 1) OBP: 0.400, SLG: 0.429 Joe Black, R (6, 1) OBP: 0.333, SLG: 0.333		X 0-0 2-H 2B		F B X 1-1 ② SH1-4 1-2		B S C B B X 3-2 ③ 6-3		S X 0-1 1-2 1B		1 2	0 0	1 1	1 0	0 0	0 0	0 0
Inning Stats	R: 1 H: 2 E: 0 LOB: 1 K: 0 BB: 0 S: 11 P: 15	R: 1 H: 2 E: 0 LOB: 2 K: 0 BB: 1 S: 11 P: 21	R: 1 H: 1 E: 0 LOB: 0 K: 0 BB: 1 S: 5 P: 11	R: 0 H: 1 E: 1 LOB: 1 K: 1 BB: 0 S: 11 P: 17	R: 2 H: 2 E: 0 LOB: 0 K: 0 BB: 0 S: 11 P: 16	R: 0 H: 0 E: 0 LOB: 0 K: 0 BB: 0 S: 7 P: 12	R: 1 H: 1 E: 0 LOB: 0 K: 0 BB: 0 S: 8 P: 14	R: 1 H: 2 E: 1 LOB: 2 K: 1 BB: 0 S: 15 P: 20		1B: 4 SF: 0 2B: 3 SAC: 1 3B: 0 DP: 1 HR: 4 HBP: 0						

	AB	34
	R	7
	H	11
	RBI	7
	BB	2
	SO	2
	LOB	10

WP: 0 PA: 37
PB: 0
SB: 1
CS: 0

PITCHER		IP	WLS	BF	H	R	ER	SO	BB	IBB	HBP	BLK	WP	HR	S	P	ERA	WHIP
Max Surkont, R ERA: 5.08	(1, 1)	4.1	L	22	8	5	5	1	2	0	0	0	0	2	43	71	10.38	2.308
Ernie Johnson, R ERA: 3.38	(5, 1)	1.2		5	0	0	0	0	0	0	0	0	0	0	13	21	0.00	0.000
Lew Burdette, R ERA: 1.37	(7, 1)	2.0		10	3	2	2	1	0	0	0	0	0	2	23	34	9.00	1.500

PITCHER		IP	WLS	BF	H	R	ER	SO	BB	IBB	HBP	BLK	WP	HR	S	P	ERA	WHIP

Batter	1	2	3	4	5	6	7	8	9	AB	R	H	RBI	BB	SO	LOB
Roy Hartsfield, R (1, 4) OBP: 0.329, SLG: 0.338	X 0-0 G3 1B		L B B F X 2-2 G4-6-3 1B		B B S X 2-1 FC5-4 1B		F X 0-1 ① ② G4-3 1-2f		B B B C B 4-1 BB	4	0	3	0	1	0	1
Bob Thorpe, R (1, 9) OBP: 0.292, SLG: 0.444	B C B B F X 3-2 ① G3 1-2		F X 0-1 ① ② G4-6-3 1-2f		X 0-0 ③ FC5-4 1-2f		C B B F X 2-2 ③ 3-1		B B X 2-0 ③ 1-3	5	0	0	0	0	0	5
Sam Jethroe, S (1, 8) OBP: 0.281, SLG: 0.429	B X 1-0 ② L7		F F X 0-2 ③ 1-3			C B X 1-1 HR 3B		S B X 1-1 ① F5		4	1	1	0	0	0	1
Sid Gordon, R (1, 7) OBP: 0.367, SLG: 0.505	B B B B 4-0 FC6-4 BB			C B X 1-1 HR		C B B X 2-1 3-H HR		B B F B B 4-1 G4-6-3 BB		2	2	2	3	2	0	0
Walker Cooper, R (1, 2) OBP: 0.373, SLG: 0.412	B X 1-0 ③ FC6-4 1-2f			C B X 1-1 ① 6-3		C X 0-1 ① 5-3		C X 0-1 ② ③ G4-6-3 1-2f		4	0	0	0	0	0	3
George Crowe, L (1, 3) OBP: 0.304, SLG: 0.341		B C S F B B X 3-2 ① L7		B F X 1-1 ② 4-3		C B X 1-1 ② 1-3			X 0-0 ① 3-1	4	0	0	0	0	0	0
Sibby Sisti, R (1, 6) OBP: 0.281, SLG: 0.370 Earl Torgeson, L (9, PH) OBP: 0.402, SLG: 0.360		B C B X 2-1 4-3 2B		C B X 1-1 ③ F2		B B B B 4-0 BB			B B B C H 3-2 2B L8 HBP	2 0	0 1	1 0	0 0	1 0	0 0	0 0
Eddie Mathews, L (1, 5) OBP: 0.301, SLG: 0.468		B X 1-0 ② 4-3 2-3			M X 0-1 ① 4-3	X 0-0 ③ F9			X 0-0 1-3 2B	4	0	1	0	0	0	2
Jim Wilson, R (1, 1) OBP: 0.167, SLG: 0.222 Sheldon Jones, R (8, 1) Willard Marshall, L (9, PH) OBP: 0.275, SLG: 0.415		F X 0-1 ③ F3			B B F F S 2-3 ② K		B X 1-0 G4-3 1B		B X 1-0 ② L8 3-H	3 0 1	0 0 0	1 0 0	0 0 1	0 0 0	1 0 0	1 0 1
Inning Stats	R: 0 H: 1 E: 0 LOB: 2 K: 0 BB: 1 S: 6 P: 15	R: 0 H: 1 E: 0 LOB: 1 K: 0 BB: 0 S: 9 P: 15	R: 0 H: 1 E: 0 LOB: 0 K: 0 BB: 0 S: 8 P: 10	R: 1 H: 1 E: 0 LOB: 0 K: 0 BB: 0 S: 8 P: 12	R: 0 H: 1 E: 0 LOB: 1 K: 1 BB: 0 S: 8 P: 12	R: 2 H: 2 E: 0 LOB: 1 K: 0 BB: 1 S: 9 P: 17	R: 0 H: 1 E: 0 LOB: 0 K: 0 BB: 0 S: 6 P: 9	R: 0 H: 0 E: 0 LOB: 0 K: 0 BB: 1 S: 5 P: 10	R: 1 H: 1 E: 0 LOB: 2 K: 0 BB: 1 S: 7 P: 17	1B: 4 SF: 0 2B: 2 SAC: 0 3B: 1 DP: 3 HR: 2 HBP: 1						WP: 0 PA: 38 PB: 0 SB: 0 CS: 0

TOP

Boston Braves @ Brooklyn Dodgers

Ebbets Field, Brooklyn, NY

Fri May 30 1952, 3:33 AM EDT

Unknown

livebaseballscorecards.com

AB	33
R	4
H	9
RBI	4
BB	4
SO	1
LOB	14

PITCHER		IP	WLS	BF	H	R	ER	SO	BB	IBB	HBP	BLK	WP	HR	S	P	ERA	WHIP
Preacher Roe, L ERA: 3.0	(1, 1)	7.0		29	8	3	3	1	2	0	0	0	0	2	54	90	3.86	1.429
Clem Labine, R ERA: 5.24	(8, 1)	1.2	W	7	1	1	1	0	1	0	1	0	0	0	10	19	5.40	1.200
Johnny Rutherford, R ERA: 4.67	(9, 1)	0.1	S	2	0	0	0	0	1	0	0	0	0	0	2	8	0.00	3.000

PITCHER	IP	WLS	BF	H	R	ER	SO	BB	IBB	HBP	BLK	WP	HR	S	P	ERA	WHIP

BOTTOM

Boston Braves @ Brooklyn Dodgers

Ebbets Field, Brooklyn, NY

Fri May 30 1952, 3:33 AM EDT

Unknown

livebaseballscorecards.com

Batter	1	2	3	4	5	6	7	8	9	AB	R	H	RBI	BB	SO	LOB
Bobby Morgan, R (1, 5) OBP: 0.400, SLG: 0.528	E6 FC4		K		1B 3-H			F8		4	0	1	1	0	1	0
Pee Wee Reese, R (1, 6) OBP: 0.366, SLG: 0.306	F9			1-3	F9			4-3		4	0	0	0	0	0	2
Duke Snider, L (1, 8) OBP: 0.375, SLG: 0.437	FC4 CS 1-2f			K	1B			1B 2B		4	1	2	0	0	1	1
Jackie Robinson, R (1, 4) OBP: 0.500, SLG: 0.472	CS 1-2	G6-4-3 BB		BB 1B		B1		1B HR BB		2	1	1	0	2	0	1
Andy Pafko, R (1, 7) OBP: 0.368, SLG: 0.508		G6-4-3 1-2f		FC6-4 1-2 BB		K		HR 1-2 2-H 1B		3	1	1	1	1	1	2
Gil Hodges, R (1, 3) OBP: 0.327, SLG: 0.384		2B		FC6-4 1-2f		F6		HR 1-H 2-H		4	1	2	3	0	0	3
Carl Furillo, R (1, 9) OBP: 0.291, SLG: 0.290		5-3			F7	F7		3-1		4	0	0	0	0	0	1
Rube Walker, L (1, 2) OBP: 0.286, SLG: 0.359			1-3		6-3 1B 2B	F8				3	1	1	0	0	0	0
Preacher Roe, R (1, 1) OBP: 0.143, SLG: 0.100			B2		6-3 2-3	K				2	0	0	0	0	0	1
Cal Abrams, L (7, PH) OBP: 0.364, SLG: 0.222										1	0	0	0	0	1	0
Clem Labine, R (8, 1)										0	0	0	0	0	0	0
Johnny Rutherford, L (9, 1) OBP: 0.200, SLG: 0.200										0	0	0	0	0	0	0
Inning Stats	R: 0 E: 1 K: 0 S: 6 H: 0 LOB: 0 BB: 0 P: 12	R: 0 E: 0 K: 0 S: 10 H: 1 LOB: 1 BB: 1 P: 20	R: 0 E: 0 K: 1 S: 9 H: 0 LOB: 0 BB: 0 P: 12	R: 0 E: 0 K: 1 S: 9 H: 1 LOB: 2 BB: 1 P: 19	R: 1 E: 0 K: 0 S: 9 H: 2 LOB: 1 BB: 0 P: 16	R: 0 E: 0 K: 1 S: 7 H: 1 LOB: 1 BB: 0 P: 10	R: 0 E: 0 K: 1 S: 5 H: 0 LOB: 0 BB: 0 P: 9	R: 4 E: 0 K: 0 S: 13 H: 3 LOB: 0 BB: 1 P: 25		1B: 4 2B: 3 3B: 0 HR: 1 SF: 0 SAC: 0 DP: 1 HBP: 0						

PITCHER	IP	WLS	BF	H	R	ER	SO	BB	IBB	HBP	BLK	WP	HR	S	P	ERA	WHIP
Jim Wilson, R (1, 1) ERA: 3.55	7.2	L	33	8	5	5	4	3	0	0	0	0	1	67	120	5.87	1.435
Sheldon Jones, R (8, 1) ERA: 2.3	0.1		1	0	0	0	0	0	0	0	0	0	0	1	3	0.00	0.000

PITCHER	IP	WLS	BF	H	R	ER	SO	BB	IBB	HBP	BLK	WP	HR	S	P	ERA	WHIP

AB	31
R	5
H	8
RBI	5
BB	3
SO	4
LOB	11

WP: 0 PB: 0 SB: 0 CS: 1 PA: 35

Batter	1	2	3	4	5	6	7	8	9	AB	R	H	RBI	BB	SO	LOB
Roy Hartsfield, R (1, 4) OBP: 0.311, SLG: 0.319	B1-3		F8		6-3		FC5-4 1-2f			4	0	0	0	0	0	1
Bob Thorpe, R (1, 9) OBP: 0.276, SLG: 0.421 (7, 7)	4-3		K			F4		F4		4	0	0	0	0	1	0
Sam Jethroe, S (1, 8) OBP: 0.280, SLG: 0.418	K		K			BB BB		K		3	0	0	0	1	3	0
Sid Gordon, R (1, 7) OBP: 0.366, SLG: 0.495 Dave Cole, R (7, 1)		SH5-4 1B BB		F6		F8		F8		2 1	1 0	0 0	0 0	1 0	0 0	1 0
George Crowe, L (1, 3) OBP: 0.320, SLG: 0.326		1B SH5-4 1-2 BB		F7		1-2 BB			F8	2	0	0	0	2	0	0
Sibby Sisti, R (1, 6) OBP: 0.276, SLG: 0.364 Willard Marshall, L (6, PH) OBP: 0.271, SLG: 0.409 Jack Cusick, R (6, 6) OBP: 0.221, SLG: 0.175 Pete Whisenant, R (9, PH) OBP: 0.269, SLG: 0.250		SH5-4 1-2 2-3		F8		F9			F9	1 1 0 1	0 0 0 0	0 0 0 0	0 0 0 0	0 0 0 0	0 0 0 0	0 2 0 0
Eddie Mathews, L (1, 5) OBP: 0.293, SLG: 0.453		K			F9		F5		3-1	4	0	0	0	0	1	2
Paul Burris, R (1, 2) OBP: 0.273, SLG: 0.381		2-3 3-H 1B			HR		FC5-4 BB			2	1	2	2	1	0	0
Dick Donovan, L (1, 1) Sheldon Jones, R (5, 1) Jack Daniels, L (7, PH) OBP: 0.300, SLG: 0.188 (7, 9)		K			K		K			2 0 1	0 0 0	0 0 0	0 0 0	0 0 1	2 0 1	2 0 1
Inning Stats	R: 0 E: 0 K: 1 S: 7 H: 0 LOB: 0 BB: 0 P: 9	R: 1 E: 0 K: 2 S: 13 H: 1 LOB: 2 BB: 2 P: 30	R: 0 E: 0 K: 2 S: 8 H: 0 LOB: 0 BB: 0 P: 12	R: 0 E: 0 K: 0 S: 4 H: 0 LOB: 0 BB: 0 P: 7	R: 1 E: 0 K: 1 S: 8 H: 1 LOB: 0 BB: 0 P: 13	R: 0 E: 0 K: 0 S: 11 H: 0 LOB: 2 BB: 2 P: 25	R: 0 E: 0 K: 1 S: 11 H: 0 LOB: 1 BB: 1 P: 20	R: 0 E: 0 K: 1 S: 5 H: 0 LOB: 0 BB: 0 P: 6	R: 0 E: 0 K: 0 S: 7 H: 0 LOB: 0 BB: 0 P: 8	1B: 1 2B: 0 3B: 0 HR: 1	SF: 0 SAC: 1 DP: 0 HBP: 0					

PITCHER		IP	WLS	BF	H	R	ER	SO	BB	IBB	HBP	BLK	WP	HR	S	P	ERA	WHIP
Johnny Schmitz, L ERA: 3.32	(1, 1)	2.0		9	1	1	1	3	2	0	0	0	0	0	20	39	4.50	1.500
Carl Erskine, R ERA: 2.68	(3, 1)	7.0	W	25	1	1	1	5	3	0	0	0	0	1	54	91	1.29	0.571

PITCHER		IP	WLS	BF	H	R	ER	SO	BB	IBB	HBP	BLK	WP	HR	S	P	ERA	WHIP

TOP

Boston Braves @ Brooklyn Dodgers

Ebbets Field, Brooklyn, NY

Fri May 30 1952, 3:38 AM EDT

Att. 30,703 - Unknown

livebaseballscorecards.com

AB	28
R	2
H	2
RBI	2
BB	5
SO	8
LOB	9

WP: 0	PA: 34
PB: 0	
SB: 0	
CS: 0	

Batter	1	2	3	4	5	6	7	8	9	AB	R	H	RBI	BB	SO	LOB
Bobby Morgan, R (1, 5) OBP: 0.412, SLG: 0.500	B F B B C X 3-2 ① 5-3	B B B C X 3-1 ② 1-3 1-2		B F B B B 4-1 CS BB	B B F C B B 4-2 BB	X 0-0 ③ 5-3		B X 1-0 1B 1-2 FC1-2 1B		4	0	1	0	2	0	2
Pee Wee Reese, R (1, 6) OBP: 0.377, SLG: 0.312	C X 0-1 S 1B	B B B B 4-0 2B BB		B B S B X 3-1 ①② 5-3 1-2	S C C 0-3 ③ K		C B B B 4-1 G6-4-3 1B BB	F B X 1-1 1-3 2-H 1B		4	0	2	1	2	1	3
Duke Snider, L (1, 8) OBP: 0.386, SLG: 0.446	F B B S S 2-3 ② K	X 0-0 1-3 2-H 2B		B B F X 2-1 ③ L8		B C B B B 4-1 1B 1B BB	C F F B B X 2-2 G6-4-3 1-2 1B	I I I I 4-0 IBB		4	1	2	1	2	1	1
Jackie Robinson, R (1, 4) OBP: 0.507, SLG: 0.473 Rocky Bridges, R (7, 4)	C C F F H 1-2 HBP	B C B X 2-1 ③ 6-3			B B B B 4-0 S 1B HR BB	C B B F F F B X 3-2 BB 1B 1-3 1B	F F X 0-2 ①② G6-4-3 1-2f 2-3	F C F C 0-3 ② K		2 2	2 0	1 0	0 0	1 0	0 1	3 5
Andy Pafko, R (1, 7) OBP: 0.373, SLG: 0.500	B F F F B B S 3-3 ③ K		X 0-0 ① 5-3		C B X 1-1 S HR 1-2 1B	B S B B F B 4-2 1B 1-2 2B BB	B B C B B 4-1 BB BB	C X 0-1 FC1-2 3-Hf ③		4	2	1	0	2	1	5
Gil Hodges, R (1, 3) OBP: 0.349, SLG: 0.422		C B S F B X 2-2 SH1-4 1B 1B 1B	B B B 4-0 1B BB		S F B F B F X 2-2 1-H 2-H HR	B B X 2-0 1-2 2-H 2B 3-H 1B	F C B B B B 4-2 1-2 BB			3	3	3	5	2	0	0
Carl Furillo, R (1, 9) OBP: 0.303, SLG: 0.297		X 0-0 SH1-4 1-2 1B 1B	B X 1-0 FC6-4 1-2 1B		B B B C B 4-1 SH1-4 BB	X 0-0 ① B5	F F X 0-2 ③ F8			4	1	2	0	1	0	5
Rube Walker, L (1, 2) OBP: 0.304, SLG: 0.419		L X 0-1 ① SH1-4 1-2 2-3	F F S 0-3 ② K		B B S X 2-1 ① F7	B B X 2-0 1-H 2-H 2B		B B F B X 3-1 FC1-5 2B		4	0	2	2	0	1	3
Johnny Schmitz, R (1, 1) George Shuba, L (2, PH) OBP: 0.370, SLG: 0.333 Roy Campanella, R (2, PR) OBP: 0.363, SLG: 0.485 Carl Erskine, R (3, 1) OBP: 0.143, SLG: 0.077		X 0-0 1-3 2-H 2B 3-H 1B	B X 1-0 FC6-4 1-2f ③		X 0-0 ② SH1-4 1-2	B B F F B X 3-2 ② F4		C B X 1-1 ① FC1-5 1B 2-3 1B		0 1 0 3	0 0 1 1	0 1 0 0	0 2 0 0	0 0 0 0	0 0 0 0	0 0 0 4
Inning Stats	R: 0 H: 1 E: 0 LOB: 2 K: 2 BB: 0 S: 15 P: 24	R: 3 H: 4 E: 0 LOB: 3 K: 0 BB: 1 S: 13 P: 24	R: 0 H: 1 E: 0 LOB: 2 K: 1 BB: 1 S: 6 P: 12	R: 0 H: 0 E: 0 LOB: 0 K: 0 BB: 1 S: 5 P: 14	R: 3 H: 2 E: 0 LOB: 2 K: 1 BB: 3 S: 16 P: 33	R: 4 H: 3 E: 0 LOB: 1 K: 0 BB: 2 S: 15 P: 33	R: 0 H: 1 E: 0 LOB: 3 K: 0 BB: 3 S: 14 P: 28	R: 1 H: 3 E: 0 LOB: 3 K: 1 BB: 1 S: 13 P: 23		1B: 11 SF: 0 2B: 3 SAC: 2 3B: 0 DP: 1 HR: 1 HBP: 1						

PITCHER		IP	WLS	BF	H	R	ER	SO	BB	IBB	HBP	BLK	WP	HR	S	P	ERA	WHIP
Dick Donovan, R ERA: 5.25	(1, 1)	4.0	L	24	8	6	6	3	4	0	1	0	0	1	46	88	13.50	3.000
Sheldon Jones, R ERA: 4.08	(5, 1)	2.0		13	3	4	4	1	4	0	0	0	0	0	24	52	18.00	3.500
Dave Cole, R ERA: 3.75	(7, 1)	2.0		13	4	1	1	1	3	1	0	0	0	0	27	51	4.50	3.500

PITCHER	IP	WLS	BF	H	R	ER	SO	BB	IBB	HBP	BLK	WP	HR	S	P	ERA	WHIP

BOTTOM

Boston Braves @ Brooklyn Dodgers

Ebbets Field, Brooklyn, NY

Fri May 30 1952, 3:38 AM EDT

Att. 30,703 - Unknown

livebaseballscorecards.com

AB	35
R	11
H	15
RBI	11
BB	12
SO	5
LOB	31

Batter	1	2	3	4	5	6	7	8	9	AB	R	H	RBI	BB	SO	LOB
Roy Hartsfield, R (1, 4) OBP: 0.299, SLG: 0.306	F7		F8			SH3-4 1-2		G3		3	0	0	0	0	0	0
Bob Thorpe, R (1, 9) OBP: 0.275, SLG: 0.413	F3			L1		BB 2-3 1B		F3		4	0	1	0	0	0	0
Sam Jethroe, S (1, 8) OBP: 0.272, SLG: 0.405	F5			F7		K			F4	4	0	0	0	0	1	2
Sid Gordon, R (1, 7) OBP: 0.386, SLG: 0.505		BBBB FC6-4 BB		1B		FC6-4 1-2 BB			1B 1B	2	0	2	0	2	0	0
Walker Cooper, R (1, 2) OBP: 0.354, SLG: 0.389		F7		1-3		FC6-4 1-2f			F9	4	0	0	0	0	0	6
George Crowe, L (1, 3) OBP: 0.315, SLG: 0.319		F7			6-3		4-3		1B 1-2 1B	4	0	1	0	0	0	1
Sibby Sisti, R (1, 6) OBP: 0.258, SLG: 0.339		FC6-4 1-2f			F4		4-3		F3	4	0	0	0	0	0	3
Eddie Mathews, L (1, 5) OBP: 0.287, SLG: 0.443			SSS K		F6		SSS K			3	0	0	0	0	2	0
Vern Bickford, R (1, 1) OBP: 0.190, SLG: 0.238			F8			1B SH3-4 1B		F3		3	0	1	0	0	0	0
Inning Stats	R: 0 E: 0 K: 0 S: 3 H: 0 LOB: 0 BB: 0 P: 3	R: 0 E: 0 K: 0 S: 3 H: 0 LOB: 1 BB: 1 P: 7	R: 0 E: 0 K: 1 S: 5 H: 0 LOB: 0 BB: 0 P: 5	R: 0 E: 0 K: 0 S: 4 H: 1 LOB: 1 BB: 0 P: 4	R: 0 E: 0 K: 0 S: 3 H: 0 LOB: 0 BB: 0 P: 3	R: 0 E: 0 K: 1 S: 7 H: 2 LOB: 3 BB: 1 P: 11	R: 0 E: 0 K: 1 S: 5 H: 0 LOB: 0 BB: 0 P: 5	R: 0 E: 0 K: 0 S: 3 H: 0 LOB: 0 BB: 0 P: 3	R: 0 E: 0 K: 0 S: 5 H: 2 LOB: 2 BB: 0 P: 5	1B: 5 2B: 0 3B: 0 HR: 0 SF: 0 SAC: 1 DP: 0 HBP: 0						

TOP

Boston Braves @ Cincinnati Reds

Crosley Field, Cincinnati, OH

Sun Jun 01 1952, 3:33 AM EDT

Unknown

livebaseballscorecards.com

AB	31
R	0
H	5
RBI	0
BB	2
SO	3
LOB	12

WP: 0 PA: 34
PB: 0
SB: 0
CS: 0

PITCHER	IP	WLS	BF	H	R	ER	SO	BB	IBB	HBP	BLK	WP	HR	S	P	ERA	WHIP
Ken Raffensberger, L (1, 1) ERA: 1.85	9.0	W	34	5	0	0	3	2	0	0	0	0	0	38	46	0.00	0.778

PITCHER	IP	WLS	BF	H	R	ER	SO	BB	IBB	HBP	BLK	WP	HR	S	P	ERA	WHIP

Batter	1	2	3	4	5	6	7	8	9	AB	R	H	RBI	BB	SO	LOB
Bob Borkowski, R (1, 9) OBP: 0.320, SLG: 0.329	K			1B		6-3			SH1-3	4	1	2	0	0	1	0
Bobby Adams, R (1, 5) OBP: 0.365, SLG: 0.429	F8			1-2		F8			SH1-3	3	0	1	0	0	0	0
Grady Hatton, L (1, 4) OBP: 0.347, SLG: 0.379	G3			F7			F9		1B	3	0	0	0	1	0	2
Andy Seminick, R (1, 2) OBP: 0.333, SLG: 0.397		F7		K			1B		1-2 2-H	4	0	2	1	0	1	2
Wally Westlake, R (1, 8) OBP: 0.284, SLG: 0.250		L7		F8			F9			3	0	0	0	0	0	3
Wally Post, R (1, 7) OBP: 0.222, SLG: 0.244		5-3			6-3		K			3	0	0	0	0	1	1
Eddie Pellagrini, R (1, 3) OBP: 0.192, SLG: 0.280			5-3		F7			F8		3	0	0	0	0	0	0
Roy McMillan, R (1, 6) OBP: 0.268, SLG: 0.348			L7		F8			5-3		3	0	0	0	0	0	0
Ken Raffensberger, R (1, 1) OBP: 0.136, SLG: 0.095			K			F2		K		3	0	0	0	0	2	0
Inning Stats	R: 0 E: 0 K: 1 S: 5 H: 0 LOB: 0 BB: 0 P: 5	R: 0 E: 0 K: 0 S: 3 H: 0 LOB: 0 BB: 0 P: 3	R: 0 E: 0 K: 1 S: 5 H: 0 LOB: 0 BB: 0 P: 5	R: 0 E: 0 K: 1 S: 7 H: 2 LOB: 2 BB: 0 P: 7	R: 0 E: 0 K: 0 S: 3 H: 0 LOB: 0 BB: 0 P: 3	R: 0 E: 0 K: 0 S: 3 H: 0 LOB: 0 BB: 0 P: 3	R: 0 E: 0 K: 1 S: 6 H: 1 LOB: 1 BB: 0 P: 6	R: 0 E: 0 K: 1 S: 5 H: 0 LOB: 0 BB: 0 P: 5	R: 1 E: 0 K: 0 S: 3 H: 2 LOB: 2 BB: 1 P: 7	1B: 5 2B: 0 3B: 0 HR: 0 SF: 0 SAC: 1 DP: 0 HBP: 0				WP: 0 PB: 0 SB: 0 CS: 0	PA: 31	

PITCHER	IP	WLS	BF	H	R	ER	SO	BB	IBB	HBP	BLK	WP	HR	S	P	ERA	WHIP
Vern Bickford, R (1, 1) ERA: 3.48	8.1	L	31	5	1	1	5	0	1	0	0	0	0	40	44	1.08	0.600

PITCHER	IP	WLS	BF	H	R	ER	SO	BB	IBB	HBP	BLK	WP	HR	S	P	ERA	WHIP

BOTTOM

Boston Braves @ Cincinnati Reds

Crosley Field, Cincinnati, OH

Sun Jun 01 1952, 3:33 AM EDT

Unknown

livebaseballscorecards.com

AB	29
R	1
H	5
RBI	1
BB	1
SO	5
LOB	8

Boston Braves @ Cincinnati Reds

Crosley Field, Cincinnati, OH

Sun Jun 01 1952, 3:38 AM EDT

Att. 10,614 - Unknown

livebaseballscorecards.com

TOP

Batter	1	2	3	4	5	6	7	8	9	AB	R	H	RBI	BB	SO	LOB
Sam Jethroe, S (1, 8) OBP: 0.289, SLG: 0.417	0-0 1B G3-6-3 1B	0-0 2B 1-2 2-H 1B	0-0 WP 1-2 1B		0-0 G6-3 1-2 1B		0-0 ③ F2		0-0 ① F2	6	2	4	1	0	0	2
Bob Thorpe, R (1, 9) OBP: 0.291, SLG: 0.430	0-0 G3-6-3 1-3 1B	0-0 ③ SH5-3 1-H 2-H 2B	0-0 ③ FC1-2 1-2 2-H		0-0 ② ③ G6-3 1-2f			0-0 BB 2B 1B	0-0 ② F7	6	1	3	2	0	0	4
Eddie Mathews, L (1, 5) OBP: 0.297, SLG: 0.474	0-0 ① ② G3-6-3 1-2f 3-H	0-0 ① SH5-3 2-3		0-0 HR		S S S 0-3 ① K		B B B B 4-0 2B 1-2 1B BB	0-0 2B	4	2	2	1	1	1	1
Sid Gordon, R (1, 7) OBP: 0.394, SLG: 0.509 Jack Daniels, L (8, PR) OBP: 0.286, SLG: 0.176 (8, 7)	B B B B 4-0 1B 1B BB	B B B 4-0 BB		0-0 ① F9		0-0 ② 6-3		0-0 1-3 2-H 1B 2B	0-0 ③ F6	3 1	1 1	1 0	1 0	2 0	0 0	0 1
Ebba St. Claire, S (1, 2) OBP: 0.314, SLG: 0.378	0-0 1B 1-2 1B	0-0 ② F4		S S S 0-3 ② K		0-0 ③ F5		B B B B 4-0 1B BB		4	0	1	0	1	1	2
George Crowe, L (1, 3) OBP: 0.322, SLG: 0.327	0-0 1-2 2-H 1B	0-0 ③ F7		0-0 1B			0-0 ① F7	0-0 ① F6		5	0	2	1	0	0	5
Roy Hartsfield, R (1, 4) OBP: 0.293, SLG: 0.299	0-0 ③ 5-3		0-0 ① 5-3	0-0 ③ 6-3			0-0 1B 1B	0-0 ② F4		5	0	1	0	0	0	6
Sibby Sisti, R (1, 6) OBP: 0.284, SLG: 0.349		0-0 1B 1B 1B	0-0 ② F8		B B B B 4-0 FC6-4 BB		0-0 ② F5	0-0 1-2 2-H 3-H 1B		4	1	2	2	1	0	1
Warren Spahn, L (1, 1) OBP: 0.250, SLG: 0.323		0-0 1B 1-2 2B 1B	B B B 4-0 WP 1B FC1-2 BB		0-0 ① FC6-4 1B 1-2f		0-0 1-2 1B	0-0 ③ F8		4	1	2	0	1	0	3
Inning Stats	R: 2 E: 0 K: 0 S: 6 H: 4 LOB: 2 BB: 1 P: 10	R: 3 E: 0 K: 0 S: 7 H: 4 LOB: 2 BB: 1 P: 11	R: 0 E: 0 K: 0 S: 4 H: 1 LOB: 2 BB: 1 P: 8	R: 1 E: 0 K: 1 S: 7 H: 2 LOB: 1 BB: 0 P: 7	R: 0 E: 0 K: 0 S: 3 H: 1 LOB: 1 BB: 1 P: 7	R: 0 E: 0 K: 1 S: 5 H: 0 LOB: 0 BB: 0 P: 5	R: 0 E: 0 K: 0 S: 5 H: 2 LOB: 2 BB: 0 P: 5	R: 3 E: 0 K: 0 S: 6 H: 3 LOB: 2 BB: 2 P: 14	R: 0 E: 0 K: 0 S: 4 H: 1 LOB: 1 BB: 0 P: 4	1B: 14 2B: 3 3B: 0 HR: 1	SF: 0 SAC: 1 DP: 2 HBP: 0						

AB	42
R	9
H	18
RBI	8
BB	6
SO	2
LOB	25

WP: 1 PB: 0 SB: 0 CS: 0 PA: 49

PITCHER		IP	WLS	BF	H	R	ER	SO	BB	IBB	HBP	BLK	WP	HR	S	P	ERA	WHIP
Frank Hiller, R ERA: 4.14	(1, 1)	1.0	L	9	6	4	4	0	1	0	0	0	0	0	8	12	36.00	7.000
Harry Perkowski, L ERA: 4.42	(2, 1)	5.0		23	6	2	2	2	3	0	0	0	1	1	24	36	3.60	1.800
Herm Wehmeier, R ERA: 7.55	(7, 1)	1.0		9	4	3	3	0	2	0	0	0	0	0	7	15	27.00	6.000
Joe Nuxhall, L ERA: 4.2	(8, 1)	1.0		4	1	0	0	0	0	0	0	0	0	0	4	4	0.00	1.000
Frank Smith, R ERA: 3.23	(9, 1)	1.0		4	1	0	0	0	0	0	0	0	0	0	4	4	0.00	1.000

PITCHER	IP	WLS	BF	H	R	ER	SO	BB	IBB	HBP	BLK	WP	HR	S	P	ERA	WHIP

Boston Braves @ Cincinnati Reds

Crosley Field, Cincinnati, OH

Sun Jun 01 1952, 3:38 AM EDT

Att. 10,614 - Unknown

livebaseballscorecards.com

BOTTOM

Batter	1	2	3	4	5	6	7	8	9	AB	R	H	RBI	BB	SO	LOB
Bob Borkowski, R (1, 9) OBP: 0.314, SLG: 0.322	6-3		4-3			F8		1B 1-2 1B	K	5	0	1	0	0	1	3
Bobby Adams, R (1, 5) OBP: 0.368, SLG: 0.443	4-3 3B			5-3		5-3		1-2 2-H 1B		4	1	2	1	0	0	1
Grady Hatton, L (1, 4) OBP: 0.339, SLG: 0.369	4-3 3-H			F2			4-3	4-3		4	0	0	1	0	0	2
Andy Seminick, R (1, 2) OBP: 0.341, SLG: 0.416	F7			1-3			1B		FC1-6 1B 2B	4	1	2	0	0	0	0
Wally Westlake, R (1, 8) OBP: 0.283, SLG: 0.250		F9			K		F8		FC1-6 2-3 1B	4	0	1	0	0	1	1
Wally Post, R (1, 7) OBP: 0.204, SLG: 0.222		1-3			K		5-3		K	4	0	0	0	0	2	3
Eddie Pellagrini, R (1, 3) OBP: 0.200, SLG: 0.276		F6			K			1B 1B 1B	FC1-6 1B 1-2f 3-H 1B	4	2	1	1	0	1	1
Roy McMillan, R (1, 6) OBP: 0.268, SLG: 0.345			F8			4-3		F5	1B 1-2 1B	4	0	1	0	0	0	1
Frank Hiller, R (1, 1) OBP: 0.350, SLG: 0.235 Harry Perkowski, L (2, 1) OBP: 0.217, SLG: 0.304 Johnny Temple, R (6, PH) OBP: 0.188, SLG: 0.133 Herm Wehmeier, R (7, 1) OBP: 0.235, SLG: 0.235 Joe Nuxhall, L (8, 1) Eddie Kazak, R (8, PH) Frank Smith, R (9, 1) OBP: 0.143, SLG: 0.286 Joe Rossi, R (9, PH) OBP: 0.373, SLG: 0.333			K			1B		F7	1-2 2-H 1B	0 1 1 0 0 0 1 0 1	0 0 0 0 0 0 0 0 0	0 0 1 0 0 0 0 0 0	0 0 0 0 0 0 0 0 0	0 1 0 0 0 0 0 0 0	0 0 0 0 0 0 0 1 0	0 1 0 0 0 0 0 0 0
Inning Stats	R: 1 E: 0 K: 0 S: 4 H: 1 LOB: 0 BB: 0 P: 4	R: 0 E: 0 K: 0 S: 3 H: 0 LOB: 0 BB: 0 P: 3	R: 0 E: 0 K: 1 S: 5 H: 0 LOB: 0 BB: 0 P: 5	R: 0 E: 0 K: 0 S: 3 H: 0 LOB: 0 BB: 0 P: 3	R: 0 E: 0 K: 3 S: 9 H: 0 LOB: 0 BB: 0 P: 9	R: 0 E: 0 K: 0 S: 4 H: 1 LOB: 1 BB: 0 P: 4	R: 0 E: 0 K: 0 S: 4 H: 1 LOB: 1 BB: 0 P: 4	R: 1 E: 0 K: 0 S: 6 H: 3 LOB: 2 BB: 0 P: 6	R: 2 E: 0 K: 2 S: 11 H: 4 LOB: 2 BB: 0 P: 11	1B: 8 2B: 1 3B: 1 HR: 0 SF: 0 SAC: 0 DP: 0 HBP: 0						

	AB	37
	R	4
	H	10
	RBI	4
	BB	0
	SO	6
	LOB	13

PITCHER		IP	WLS	BF	H	R	ER	SO	BB	IBB	HBP	BLK	WP	HR	S	P	ERA	WHIP
Warren Spahn, L ERA: 2.24	(1, 1)	9.0	W	37	10	4	4	6	0	0	0	0	0	0	49	49	4.00	1.111

PITCHER	IP	WLS	BF	H	R	ER	SO	BB	IBB	HBP	BLK	WP	HR	S	P	ERA	WHIP

Boston Braves @ Cincinnati Reds

Crosley Field, Cincinnati, OH

Mon Jun 02 1952, 3:33 AM EDT

Att. 4,919 - Unknown

TOP

livebaseballscorecards.com

Batter	1	2	3	4	5	6	7	8	9	AB	R	H	RBI	BB	SO	LOB
Sam Jethroe, S (1, 8) OBP: 0.293, SLG: 0.426	F9		2-H 3B	F7			S BB		F8	4	0	1	1	1	0	2
Bob Thorpe, R (1, 9) OBP: 0.275, SLG: 0.407	F9		F2		5-3		F3 1-2		1-3	5	0	0	0	0	0	2
Eddie Mathews, L (1, 5) OBP: 0.289, SLG: 0.460	K			K	K		F4			4	0	0	0	0	3	1
Sid Gordon, R (1, 7) OBP: 0.390, SLG: 0.500		6-3		E5 2B 1B	6-3			6-3		4	1	1	0	0	0	0
Jack Daniels, L (8, 7) OBP: 0.286, SLG: 0.176										0	0	0	0	0	0	0
Walker Cooper, R (1, 2) OBP: 0.361, SLG: 0.400		6-3		2-H HR 2B		F9		BB WP		3	1	1	1	1	0	0
George Crowe, L (1, 3) OBP: 0.333, SLG: 0.382		F7		2-H HR		F6		1-2 BB FC6-4		3	1	1	2	1	0	0
Roy Hartsfield, R (1, 4) OBP: 0.302, SLG: 0.333			5-3 3B 1B	K		3B		F8		4	1	2	0	0	1	2
Sibby Sisti, R (1, 6) OBP: 0.282, SLG: 0.343			1-2 5-3	1B 1B		F4		1-2f FC6-4		4	0	1	0	0	0	4
Max Surkont, R (1, 1) OBP: 0.200, SLG: 0.267			1-2 6-3	1B			F7		F9	4	0	1	0	0	0	1

AB	35
R	4
H	8
RBI	4
BB	3
SO	4
LOB	12

Inning Stats	1	2	3	4	5	6	7	8	9
	R: 0 E: 0 K: 1 S: 5	H: 0 LOB: 0 BB: 0 P: 5	R: 0 E: 0 K: 0 S: 3	H: 0 LOB: 0 BB: 0 P: 3	R: 1 E: 0 K: 0 S: 5	H: 2 LOB: 1 BB: 0 P: 5	R: 3 E: 1 K: 2 S: 12	H: 5 LOB: 2 BB: 0 P: 12	R: 0 E: 0 K: 1 S: 5	H: 0 LOB: 0 BB: 0 P: 5
	R: 0 E: 0 K: 0 S: 4	H: 1 LOB: 1 BB: 0 P: 4	R: 0 E: 0 K: 0 S: 3	H: 0 LOB: 1 BB: 1 P: 7	R: 0 E: 0 K: 0 S: 3	H: 0 LOB: 2 BB: 2 P: 11	R: 0 E: 0 K: 0 S: 3	H: 0 LOB: 0 BB: 0 P: 3		

| | | | | | | | | | |

Batter	1	2	3	4	5	6	7	8	9	AB	R	H	RBI	BB	SO	LOB
Bob Borkowski, R (1, 9) OBP: 0.321, SLG: 0.330	BB 1B 1B		6-3 ①		K ③			1B		4	0	2	0	0	1	0
Bobby Adams, R (1, 5) OBP: 0.360, SLG: 0.433	K ①		E3			5-3 ①		F9 ③		4	0	0	0	0	1	2
Grady Hatton, L (1, 4) OBP: 0.348, SLG: 0.394	BB 1-2 1B		K ②			K2-4-2 BB			HR	3	1	2	1	1	1	1
Andy Seminick, R (1, 2) OBP: 0.326, SLG: 0.395	K ②		K ③			K2-4-2 ②③ 1-2f			F4 ①	4	0	0	0	0	3	4
Wally Westlake, R (1, 8) OBP: 0.282, SLG: 0.245	BB 1-2 2-3			F3 ①			F4 ①		F8 ②	3	0	0	0	1	0	0
Wally Post, R (1, 7) OBP: 0.189, SLG: 0.204	K ③			F2 ②			6-3 ②		K ③	4	0	0	0	0	2	3
Eddie Pellagrini, R (1, 3) OBP: 0.182, SLG: 0.250		1-3 ①		K ③			3-1 ③			3	0	0	0	0	1	0
Roy McMillan, R (1, 6) OBP: 0.263, SLG: 0.338		5-3 ②			F4 ①			K ①		3	0	0	0	0	1	0
Bubba Church, R (1, 1) OBP: 0.200, SLG: 0.200		K ③			F3 ②			F3 ②		1	0	0	0	0	1	0
Phil Haugstad, R (4, 1)										1	0	0	0	0	0	0
Eddie Kazak, R (8, PH)										1	0	0	0	0	0	0
Joe Nuxhall, L (9, 1)										0	0	0	0	0	0	0
Inning Stats	R: 0 H: 2 E: 0 LOB: 3 K: 3 BB: 1 S: 11 P: 15	R: 0 H: 0 E: 0 LOB: 0 K: 1 BB: 0 S: 5 P: 5	R: 0 H: 0 E: 1 LOB: 1 K: 2 BB: 0 S: 8 P: 8	R: 0 H: 0 E: 0 LOB: 0 K: 1 BB: 0 S: 5 P: 5	R: 0 H: 0 E: 0 LOB: 0 K: 1 BB: 0 S: 5 P: 5	R: 0 H: 0 E: 0 LOB: 1 K: 1 BB: 1 S: 4 P: 8	R: 0 H: 0 E: 0 LOB: 0 K: 0 BB: 0 S: 3 P: 3	R: 0 H: 1 E: 0 LOB: 1 K: 1 BB: 0 S: 6 P: 6	R: 1 H: 1 E: 0 LOB: 0 K: 1 BB: 0 S: 6 P: 6	1B: 3 SF: 0 2B: 1 SAC: 0 3B: 0 DP: 1 HR: 1 HBP: 0						

PITCHER	IP	WLS	BF	H	R	ER	SO	BB	IBB	HBP	BLK	WP	HR	S	P	ERA	WHIP
Max Surkont, R (1, 1) ERA: 4.22	9.0	W	33	4	1	1	11	2	0	0	0	0	1	53	61	1.00	0.667

PITCHER	IP	WLS	BF	H	R	ER	SO	BB	IBB	HBP	BLK	WP	HR	S	P	ERA	WHIP

BOTTOM

Boston Braves @ Cincinnati Reds

Crosley Field, Cincinnati, OH

Mon Jun 02 1952, 3:33 AM EDT

Att. 4,919 - Unknown

livebaseballscorecards.com

AB	31
R	1
H	4
RBI	1
BB	2
SO	11
LOB	10

Boston Braves @ St. Louis Cardinals

Sportsman's Park, St. Louis, MO

Tue Jun 03 1952, 4:33 AM EDT

Att. 6,677 - Unknown

TOP

livebaseballscorecards.com

Batter	1	2	3	4	5	6	7	8	9	AB	R	H	RBI	BB	SO	LOB
Sam Jethroe, S (1, 8) OBP: 0.289, SLG: 0.414	F8	IBB		K			F2		F8	4	0	0	0	1	1	1
Bob Thorpe, R (1, 9) (7, 7) OBP: 0.271, SLG: 0.406	K	K			F2		2B		6-3	5	0	1	0	0	2	3
Eddie Mathews, L (1, 5) OBP: 0.299, SLG: 0.469	2B		K		2B 1B		BB		K	4	1	2	0	1	2	0
Sid Gordon, R (1, 7) OBP: 0.393, SLG: 0.504	BB		F8		1-H 2B		F9			3	0	1	1	1	0	2
Jack Daniels, L (7, 9) OBP: 0.286, SLG: 0.176										0	0	0	0	0	0	0
Walker Cooper, R (1, 2) OBP: 0.345, SLG: 0.380	K		K2-3		5-3		F9			4	0	0	0	0	2	5
George Crowe, L (1, 3) OBP: 0.358, SLG: 0.448		SH1-4 1B 1B		FC5-4 HBP	F5			HR		3	1	2	1	0	0	1
Roy Hartsfield, R (1, 4) OBP: 0.300, SLG: 0.329		SH1-4 1-2 1B		FC5-4 1-2f 3B	1-3			K		4	1	1	0	0	1	1
Johnny Logan, R (1, 6) OBP: 0.333, SLG: 1.000		SH1-4 1-2 2-3		1-H 3B	F9			5-3		3	0	1	1	0	0	0
Jim Wilson, R (1, 1) OBP: 0.136, SLG: 0.182		F9		6-3	5-3			F5		4	0	0	0	0	0	3

	AB	34
	R	3
	H	8
	RBI	3
	BB	3
	SO	8
	LOB	16

Inning Stats										
	R: 0	H: 1	R: 0	H: 2	R: 0	H: 0	R: 1	H: 1	R: 1	H: 2
	E: 0	LOB: 2	E: 0	LOB: 3	E: 0	LOB: 0	E: 0	LOB: 1	E: 0	LOB: 1
	K: 2	BB: 1	K: 1	BB: 1	K: 2	BB: 0	K: 1	BB: 0	K: 0	BB: 0
	S: 8	P: 12	S: 7	P: 11	S: 7	P: 7	S: 6	P: 7	S: 5	P: 5

Inning Stats										
	R: 0	H: 0	R: 0	H: 1	R: 1	H: 0	R: 0	H: 0	1B: 3	SF: 0
	E: 0	LOB: 0	E: 0	LOB: 2	E: 0	LOB: 0	E: 0	LOB: 0	2B: 3	SAC: 1
	K: 1	BB: 0	K: 0	BB: 1	K: 1	BB: 0	K: 1	BB: 0	3B: 1	DP: 0
	S: 5	P: 3	S: 4	P: 8	S: 6	P: 6	S: 5	P: 5	HR: 1	HBP: 1

WP: 0	PA: 39
PB: 0	
SB: 0	
CS: 0	

PITCHER		IP	WLS	BF	H	R	ER	SO	BB	IBB	HBP	BLK	WP	HR	S	P	ERA	WHIP
Willard Schmidt, R ERA: 4.01	(1, 1)	8.0	L	36	8	3	3	7	2	1	1	0	0	1	46	59	3.38	1.250
Al Brazle, L ERA: 0.87	(9, 1)	1.0		3	0	0	0	1	0	0	0	0	0	0	5	5	0.00	0.000

PITCHER	IP	WLS	BF	H	R	ER	SO	BB	IBB	HBP	BLK	WP	HR	S	P	ERA	WHIP

Batter	1	2	3	4	5	6	7	8	9	AB	R	H	RBI	BB	SO	LOB
Solly Hemus, L (1, 6) OBP: 0.381, SLG: 0.423	CS 1B		F3			E3 BB		BBB 4-3 4-3 1-2 2-3 BB		3	0	1	0	1	0	0
Red Schoendienst, S (1, 4) OBP: 0.323, SLG: 0.411	F8			F8		SSS K		4-3 1-2 2-3 3-H		4	0	0	1	0	1	4
Stan Musial, L (1, 8) OBP: 0.433, SLG: 0.497	E4 CS 1-2			4-3		BBBB 1-2 BB		4-3 2-3 3-H		3	0	0	1	1	0	3
Enos Slaughter, L (1, 9) OBP: 0.384, SLG: 0.383	CS 1-2	L8		HBP		F7		4-3		3	0	0	0	0	0	4
Hal Rice, L (1, 7) OBP: 0.400, SLG: 0.519		6-3		1-3			5-3		4-3	4	0	0	0	0	0	1
Dick Sisler, L (1, 3) OBP: 0.258, SLG: 0.297		BBBB 4-0 BB			F7		4-3		F9	3	0	0	0	1	0	0
Billy Johnson, R (1, 5) OBP: 0.306, SLG: 0.219		SSS K			5-3		F3		6-3	4	0	0	0	0	1	1
Del Rice, R (1, 2) OBP: 0.351, SLG: 0.386			F7		F9			BBBB BB 1B 4-3 BB		2	0	0	0	0	0	0
Eddie Stanky, R (8, PH) OBP: 0.355, SLG: 0.245										0	0	0	0	1	0	0
Virgil Stallcup, R (8, PR)										0	1	0	0	0	0	0
Al Brazle, L (9, 1)										0	0	0	0	0	0	0
Willard Schmidt, R (1, 1)			6-3			B2-3		4-3 BB 4-3 1-2 1B		2	0	0	0	0	0	0
Peanuts Lowrey, R (8, PH) OBP: 0.358, SLG: 0.355										1	1	1	0	0	0	0
Les Fusselman, R (9, 2) OBP: 0.200, SLG: 0.400										0	0	0	0	0	0	0
Inning Stats	R: 0 E: 1 K: 0 S: 3 H: 1 LOB: 0 BB: 0 P: 3	R: 0 E: 0 K: 1 S: 5 H: 0 LOB: 1 BB: 1 P: 9	R: 0 E: 0 K: 0 S: 3 H: 0 LOB: 0 BB: 0 P: 3	R: 0 E: 0 K: 0 S: 3 H: 0 LOB: 1 BB: 0 P: 4	R: 0 E: 0 K: 0 S: 3 H: 0 LOB: 0 BB: 0 P: 3	R: 0 E: 1 K: 1 S: 6 H: 0 LOB: 2 BB: 1 P: 10	R: 0 E: 0 K: 0 S: 3 H: 0 LOB: 0 BB: 0 P: 3	R: 2 E: 0 K: 0 S: 4 H: 1 LOB: 2 BB: 2 P: 12	R: 0 E: 0 K: 0 S: 3 H: 0 LOB: 0 BB: 0 P: 3	1B: 2 2B: 0 3B: 0 HR: 0	SF: 0 SAC: 0 DP: 0 HBP: 1						

PITCHER	IP	WLS	BF	H	R	ER	SO	BB	IBB	HBP	BLK	WP	HR	S	P	ERA	WHIP
Jim Wilson, R (1, 1) ERA: 3.32	9.0	W	34	2	2	2	2	4	0	1	0	0	0	33	50	2.00	0.667

PITCHER	IP	WLS	BF	H	R	ER	SO	BB	IBB	HBP	BLK	WP	HR	S	P	ERA	WHIP

BOTTOM

Boston Braves @ St. Louis Cardinals

Sportsman's Park, St. Louis, MO

Tue Jun 03 1952, 4:33 AM EDT

Att. 6,677 - Unknown

livebaseballscorecards.com

AB	29
R	2
H	2
RBI	2
BB	4
SO	2
LOB	13

1B: 2	SF: 0	WP: 0	PA: 35
2B: 0	SAC: 0	PB: 0	
3B: 0	DP: 0	SB: 0	
HR: 0	HBP: 1	CS: 2	

Batter	1	2	3	4	5	6	7	8	9	AB	R	H	RBI	BB	SO	LOB
Sam Jethroe, S (1, 8) OBP: 0.288, SLG: 0.410	E3 1B		FC5-4 1B		F9			4-3		4	0	1	0	0	0	0
Bob Thorpe, R (1, 9) OBP: 0.260, SLG: 0.390	K		K			F4		F7		4	0	0	0	0	2	2
Eddie Mathews, L (1, 5) OBP: 0.292, SLG: 0.456	F9		K			K			F8	4	0	0	0	0	2	2
Sid Gordon, R (1, 7) OBP: 0.396, SLG: 0.504	1-3 1B		FC5-4 1-2f			1B			5-3	4	0	2	0	0	0	1
Walker Cooper, R (1, 2) OBP: 0.330, SLG: 0.361	K			5-3		L8			F8	4	0	0	0	0	1	3
George Crowe, L (1, 3) OBP: 0.357, SLG: 0.443		1B		K			1-3			3	0	1	0	0	1	0
Roy Hartsfield, R (1, 4) OBP: 0.290, SLG: 0.318		L9		5-3			G2			3	0	0	0	0	0	1
Johnny Logan, R (1, 6) OBP: 0.167, SLG: 0.500		F3			5-3		6-3			3	0	0	0	0	0	1
Dick Donovan, L (1, 1) Bob Chipman, L (1, 1) Earl Torgeson, L (5, PH) OBP: 0.398, SLG: 0.356 Ernie Johnson, R (5, 1) Ebba St. Claire, S (8, PH) OBP: 0.308, SLG: 0.370 Dave Cole, R (8, 1)		K			F8			F2		0 1 1 0 1 0	0 0 0 0 0 0	0 0 0 0 0 0	0 0 0 0 0 0	0 0 0 0 0 0	0 1 0 0 0 0	0 1 0 0 0 0
Inning Stats	R: 0 E: 1 K: 2 S: 9 H: 1 LOB: 2 BB: 0 P: 9	R: 0 E: 0 K: 1 S: 6 H: 1 LOB: 1 BB: 0 P: 6	R: 0 E: 0 K: 2 S: 8 H: 1 LOB: 1 BB: 0 P: 8	R: 0 E: 0 K: 1 S: 5 H: 0 LOB: 0 BB: 0 P: 5	R: 0 E: 0 K: 0 S: 3 H: 0 LOB: 0 BB: 0 P: 3	R: 0 E: 0 K: 1 S: 6 H: 1 LOB: 1 BB: 0 P: 6	R: 0 E: 0 K: 0 S: 3 H: 0 LOB: 0 BB: 0 P: 3	R: 0 E: 0 K: 0 S: 3 H: 0 LOB: 0 BB: 0 P: 3	R: 0 E: 0 K: 0 S: 3 H: 0 LOB: 0 BB: 0 P: 3	1B: 4 2B: 0 3B: 0 HR: 0	SF: 0 SAC: 0 DP: 0 HBP: 0				WP: 0 PB: 0 SB: 0 CS: 0	PA: 32	

TOP

Boston Braves @ St. Louis Cardinals

Sportsman's Park, St. Louis, MO

Wed Jun 04 1952, 4:33 AM EDT

Att. 6,732 - Unknown

livebaseballscorecards.com

AB	32
R	0
H	4
RBI	0
BB	0
SO	7
LOB	11

PITCHER		IP	WLS	BF	H	R	ER	SO	BB	IBB	HBP	BLK	WP	HR	S	P	ERA	WHIP
Cloyd Boyer, R ERA: 3.26	(1, 1)	9.0	W	32	4	0	0	7	0	0	0	0	0	0	46	46	0.00	0.444

PITCHER	IP	WLS	BF	H	R	ER	SO	BB	IBB	HBP	BLK	WP	HR	S	P	ERA	WHIP

Boston Braves @ St. Louis Cardinals

Sportsman's Park, St. Louis, MO

Wed Jun 04 1952, 4:33 AM EDT

Att. 6,732 - Unknown

BOTTOM

livebaseballscorecards.com

Batter	1	2	3	4	5	6	7	8	9	AB	R	H	RBI	BB	SO	LOB
Solly Hemus, L (1, 6) OBP: 0.387, SLG: 0.428	BBBB 4-0 BB BB FC4-6 BB	BBBB 4-0 BB E FC4-6 BB		x 0-0 ① F9	x 0-0 ③ 3-1		x 0-0 ③ 1-H 2B			3	2	1	0	2	0	0
Red Schoendienst, S (1, 4) OBP: 0.326, SLG: 0.415	BBBB 4-0 FC4-6 BB 1-2 BB	x 0-0 FC6 FC4-6 BB 1-2 2-3		x 0-0 ② F7			x 0-0 1B 2B			3	1	1	0	1	0	2
Stan Musial, L (1, 8) OBP: 0.435, SLG: 0.490	BBBB 4-0 FC4-6 1-2 2-3 BB	BBB 4-0 FC4-6 1-2 2-3 3-H BB		x 0-0 ③ F7			x 0-0 ① 4-3			2	0	0	1	2	0	1
Enos Slaughter, L (1, 9) OBP: 0.380, SLG: 0.378	x 0-0 ① FC4-6 G4-6-3 1-2f 2-3 3-H	x 0-0 ② FC4-6 1-2f 2-3 3-H			SSS 0-3 ① K		x 0-0 WP 2-H 1B			4	0	1	3	0	1	4
Hal Rice, L (1, 7) OBP: 0.373, SLG: 0.482	x 0-0 ②③ G4-6-3 1-2f	SSS 0-3 ③ K			x 0-0 ② 3-1		SSS 0-3 ② K 1-2			4	0	0	0	0	2	5
Dick Sisler, L (1, 3) OBP: 0.267, SLG: 0.298		BBB 4-0 1B 1B BB	x 0-0 ① 4-3		x 0-0 1B		x 0-0 ③ 4-3			3	1	1	0	1	0	1
Billy Johnson, R (1, 5) OBP: 0.315, SLG: 0.224		x 0-0 1B 1-2 4-3 1B	BBB 4-0 BB		x 0-0 ③ L6			SSS 0-3 ① K2-3		3	1	1	0	1	1	1
Del Rice, R (1, 2) OBP: 0.349, SLG: 0.382		x 0-0 FC6 4-3 BB 1-3 2-H 1B	SSS 0-3 ② K			x 0-0 ① 6-3		x 0-0 ② 6-3		4	1	1	1	0	1	1
Cloyd Boyer, R (1, 1) OBP: 0.538, SLG: 0.545		x 0-0 ① 4-3 1-2 3-H	x 0-0 ③ L8			x 0-0 ② 1B		x 0-0 2B 1B		4	0	2	1	0	0	2
Inning Stats	R: 1 E: 0 K: 0 S: 2 H: 0 LOB: 1 BB: 3 P: 14	R: 4 E: 1 K: 1 S: 8 H: 2 LOB: 2 BB: 3 P: 20	R: 0 E: 0 K: 1 S: 5 H: 0 LOB: 1 BB: 1 P: 9	R: 0 E: 0 K: 0 S: 3 H: 0 LOB: 0 BB: 0 P: 3	R: 0 E: 0 K: 1 S: 6 H: 1 LOB: 1 BB: 0 P: 6	R: 0 E: 0 K: 0 S: 3 H: 1 LOB: 0 BB: 0 P: 3	R: 1 E: 0 K: 1 S: 7 H: 2 LOB: 1 BB: 0 P: 7	R: 0 E: 0 K: 1 S: 6 H: 2 LOB: 2 BB: 0 P: 6		1B: 6 2B: 2 3B: 0 HR: 0	SF: 0 SAC: 0 DP: 1 HBP: 0			WP: 1 PB: 0 SB: 0 CS: 0	PA: 37		

AB	30
R	6
H	8
RBI	6
BB	7
SO	5
LOB	17

PITCHER		IP	WLS	BF	H	R	ER	SO	BB	IBB	HBP	BLK	WP	HR	S	P	ERA	WHIP
Dick Donovan, R ERA: 6.0	(1, 1)	0.0	L	3	0	1	1	0	3	0	0	0	0	0	0	12	∞	∞
Bob Chipman, L ERA: 5.68	(1, 1)	4.0		18	2	4	3	2	4	0	0	0	0	0	18	34	6.75	1.500
Ernie Johnson, R ERA: 3.29	(5, 1)	3.0		12	4	1	1	2	0	0	0	0	1	0	16	16	3.00	1.333
Dave Cole, R ERA: 3.46	(8, 1)	1.0		4	2	0	0	1	0	0	0	0	0	0	6	6	0.00	2.000

PITCHER	IP	WLS	BF	H	R	ER	SO	BB	IBB	HBP	BLK	WP	HR	S	P	ERA	WHIP

Boston Braves @ St. Louis Cardinals

Sportsman's Park, St. Louis, MO

Thu Jun 05 1952, 4:33 AM EDT

Att. 4,974 - Unknown - 91 F

TOP

livebaseballscorecards.com

Batter	1	2	3	4	5	6	7	8	9	AB	R	H	RBI	BB	SO	LOB
Sam Jethroe, S (1, 8) OBP: 0.286, SLG: 0.403	F8 2-3 2B 1B		1-3			F9			L6	5	0	1	0	0	0	1
Bob Thorpe, R (1, 9) OBP: 0.276, SLG: 0.419	1B HR 2B 1-H 3-H 2B			F2		F9			1B	5	1	3	1	0	0	1
Eddie Mathews, L (1, 5) OBP: 0.289, SLG: 0.447	HR 2-3 1B	4-3		L3			5-3		K	5	1	1	0	0	1	1
Sid Gordon, R (1, 7) OBP: 0.405, SLG: 0.543 Pete Whisenant, R (7, PR) OBP: 0.269, SLG: 0.250 (7, 7)	HR 1-H 3-H	1B FC1-4-6 2B		K			CS 1B			4 0	2 0	3 0	3 0	0 0	1 0	0 0
Walker Cooper, R (1, 2) OBP: 0.340, SLG: 0.372 Ebba St. Claire, S (6, 2) OBP: 0.302, SLG: 0.362	1B 2B 1B	FC1-4-6 2-3 1B			F9		L9			3 1	1 0	2 0	0 0	0 0	0 0	0 1
George Crowe, L (1, 3) OBP: 0.351, SLG: 0.431	2B 1B 1-2 1B	FC1-4-6 1-2f 3-H			1-3		CS 1-2		F8	4	1	1	1	0	0	1
Roy Hartsfield, R (1, 4) OBP: 0.289, SLG: 0.326	1B 1-3 2-H 2B	F8			F8			F6		4	1	1	1	0	0	1
Johnny Logan, R (1, 6) OBP: 0.100, SLG: 0.300	K		F4			6-3		6-3		4	0	0	0	0	1	2
Warren Spahn, L (1, 1) OBP: 0.250, SLG: 0.314	1B 2B 1B 2-H 3-H		K			E3			K	4	1	1	2	0	2	0
Inning Stats	R: 7 E: 0 K: 1 S: 13 H: 9 LOB: 2 BB: 0 P: 13	R: 1 E: 0 K: 0 S: 5 H: 2 LOB: 1 BB: 0 P: 5	R: 0 E: 0 K: 1 S: 5 H: 0 LOB: 0 BB: 0 P: 5	R: 0 E: 0 K: 1 S: 5 H: 0 LOB: 0 BB: 0 P: 5	R: 0 E: 0 K: 0 S: 3 H: 0 LOB: 0 BB: 0 P: 3	R: 0 E: 1 K: 0 S: 4 H: 0 LOB: 1 BB: 0 P: 4	R: 0 E: 0 K: 0 S: 3 H: 1 LOB: 1 BB: 0 P: 3	R: 0 E: 0 K: 0 S: 3 H: 0 LOB: 0 BB: 0 P: 3	R: 0 E: 0 K: 2 S: 8 H: 1 LOB: 1 BB: 0 P: 8	1B: 8 2B: 4 3B: 0 HR: 1 SF: 0 SAC: 0 DP: 0 HBP: 0						

AB	39
R	8
H	13
RBI	8
BB	0
SO	5
LOB	8

WP: 0 PB: 0 SB: 0 CS: 1 PA: 40

PITCHER		IP	WLS	BF	H	R	ER	SO	BB	IBB	HBP	BLK	WP	HR	S	P	ERA	WHIP
Eddie Yuhas, R ERA: 5.55	(1, 1)	0.1	L	7	6	6	6	0	0	0	0	0	0	1	7	7	162.00	18.000
Joe Presko, R ERA: 5.36	(1, 1)	7.2		28	6	2	2	3	0	0	0	0	0	0	34	34	2.35	0.783
Bill Werle, L ERA: 4.43	(9, 1)	1.0		4	1	0	0	2	0	0	0	0	0	0	8	8	0.00	1.000

PITCHER	IP	WLS	BF	H	R	ER	SO	BB	IBB	HBP	BLK	WP	HR	S	P	ERA	WHIP

BOTTOM

Boston Braves @ St. Louis Cardinals

Sportsman's Park, St. Louis, MO

Thu Jun 05 1952, 4:33 AM EDT

Att. 4,974 - Unknown - 91 F

livebaseballscorecards.com

Batter	1	2	3	4	5	6	7	8	9	AB	R	H	RBI	BB	SO	LOB
Solly Hemus, L (1, 6) OBP: 0.387, SLG: 0.423	F4		BB		F2			PB 1B 4-3 1-2 1B	F9	4	1	1	0	1	0	0
Red Schoendienst, S (1, 4) OBP: 0.330, SLG: 0.414	PB BB		F9		1-3			4-3 PB 1B 1-2 2-H 1B		3	1	1	1	1	0	1
Stan Musial, L (1, 8) OBP: 0.431, SLG: 0.481	K		1-2 BB			F7		F5 1-2 2-3		3	0	0	0	1	1	3
Enos Slaughter, L (1, 9) OBP: 0.368, SLG: 0.365	3-1 1-2		F8			F5		4-3 2-3 3-H		4	0	0	1	0	0	4
Hal Rice, L (1, 7) OBP: 0.355, SLG: 0.458 Tommy Glaviano, R (8, PH) OBP: 0.426, SLG: 0.327 Bill Werle, L (9, 1)		F3		1-3		F8		1B 3-H 1B		3 1 0	0 0 0	0 1 0	0 1 0	0 0 0	0 0 0	0 0 0
Dick Sisler, L (1, 3) OBP: 0.276, SLG: 0.306	1B		F8				E3 G6-4-3	1-2 1B		4	0	2	0	0	0	0
Billy Johnson, R (1, 5) OBP: 0.312, SLG: 0.215	F3		BB				F9	F8		3	0	0	0	1	0	4
Del Rice, R (1, 2) OBP: 0.342, SLG: 0.374 Les Fusselman, R (8, 2) OBP: 0.190, SLG: 0.381	K		4-3			G6-4-3 1-2f			4-3	3 1	0 0	0 0	0 0	1 0	3 0	3 0
Eddie Yuhas, R (1, 1) OBP: 0.167, SLG: 0.167 Joe Presko, R (1, 1) OBP: 0.250, SLG: 0.200 Peanuts Lowrey, R (8, PH) OBP: 0.361, SLG: 0.357 (9, 7)			1-3		K			1B 1B	F5	0 2 2	0 0 1	0 0 0	0 0 0	0 1 0	0 0 0	0 0 0
Inning Stats	R: 0 E: 0 K: 1 S: 5 H: 0 LOB: 1 BB: 1 P: 9	R: 0 E: 0 K: 1 S: 6 H: 1 LOB: 1 BB: 0 P: 6	R: 0 E: 0 K: 0 S: 3 H: 0 LOB: 2 BB: 2 P: 11	R: 0 E: 0 K: 0 S: 3 H: 0 LOB: 1 BB: 1 P: 7	R: 0 E: 0 K: 1 S: 5 H: 0 LOB: 0 BB: 0 P: 5	R: 0 E: 0 K: 0 S: 3 H: 0 LOB: 0 BB: 0 P: 3	R: 0 E: 1 K: 0 S: 3 H: 0 LOB: 0 BB: 0 P: 3	R: 3 E: 0 K: 0 S: 8 H: 5 LOB: 2 BB: 0 P: 8	R: 0 E: 0 K: 0 S: 3 H: 0 LOB: 0 BB: 0 P: 3	1B: 6 2B: 0 3B: 0 HR: 0	SF: 0 SAC: 0 DP: 1 HBP: 0						

	AB	33
	R	3
	H	6
	RBI	3
	BB	4
	SO	3
	LOB	15

WP: 0 PB: 2 SB: 0 CS: 0 PA: 37

PITCHER	IP	WLS	BF	H	R	ER	SO	BB	IBB	HBP	BLK	WP	HR	S	P	ERA	WHIP
Warren Spahn, L (1, 1) ERA: 2.32	9.0	W	37	6	3	3	3	4	0	0	0	0	0	39	55	3.00	1.111

PITCHER	IP	WLS	BF	H	R	ER	SO	BB	IBB	HBP	BLK	WP	HR	S	P	ERA	WHIP

Batter	1	2	3	4	5	6	7	8	9	AB	R	H	RBI	BB	SO	LOB
Sam Jethroe, S (1, 8) OBP: 0.279, SLG: 0.392	2-3		G3			F9		FC3-6 1-2f		4	0	0	0	0	0	1
Bob Thorpe, R (1, 9) OBP: 0.275, SLG: 0.413	K			G3 1B		G3		4-3		4	0	1	0	0	1	1
Eddie Mathews, L (1, 5) OBP: 0.294, SLG: 0.468	K			G3 1-2			WP 1B F8 1B		HR	4	2	2	1	0	1	1
Sid Gordon, R (1, 7) OBP: 0.408, SLG: 0.538		BB		F9			WP 1-2 1B		L8	3	0	1	0	1	0	1
Walker Cooper, R (1, 2) OBP: 0.330, SLG: 0.360 Dick Donovan, L (8, 1) Pete Whisenant, R (9, PH) OBP: 0.264, SLG: 0.245		F3		5-3			F8 1-2 2-H		K	3 0 1	0 0 0	0 0 0	1 0 0	0 0 0	0 0 1	3 0 0
George Crowe, L (1, 3) OBP: 0.342, SLG: 0.418 Earl Torgeson, L (6, 3) OBP: 0.391, SLG: 0.348		F8			1-3		F8		F4	2 2	0 0	0 0	0 0	0 0	0 0	1 1
Roy Hartsfield, R (1, 4) OBP: 0.280, SLG: 0.316		4-3			F6		6-3			3	0	0	0	0	0	2
Johnny Logan, R (1, 6) OBP: 0.154, SLG: 0.250			F8		5-3			FC3-6 BB		2	0	0	0	1	0	0
Vern Bickford, R (1, 1) OBP: 0.182, SLG: 0.227 Sheldon Jones, R (3, 1) Jack Daniels, L (6, PH) OBP: 0.273, SLG: 0.167 Dave Cole, R (6, 1) Ebba St. Claire, S (8, PH) OBP: 0.296, SLG: 0.354 (8, 2)			F3			F9		F3		1 0 1 0 1	0 0 0 0 0	0 0 0 0 0	0 0 0 0 0	0 0 0 0 0	0 0 0 0 0	0 0 0 0 1

Inning Stats						
1	R: 0	H: 0	E: 0	LOB: 0	K: 2	BB: 0	S: 7	P: 7
2	R: 0	H: 0	E: 0	LOB: 1	K: 0	BB: 1	S: 3	P: 7
3	R: 0	H: 0	E: 0	LOB: 0	K: 0	BB: 0	S: 3	P: 3
4	R: 0	H: 1	E: 0	LOB: 1	K: 0	BB: 0	S: 4	P: 4
5	R: 0	H: 0	E: 0	LOB: 0	K: 0	BB: 0	S: 3	P: 3
6	R: 0	H: 0	E: 0	LOB: 0	K: 0	BB: 0	S: 3	P: 3
7	R: 1	H: 2	E: 0	LOB: 1	K: 0	BB: 0	S: 5	P: 5
8	R: 0	H: 0	E: 0	LOB: 1	K: 0	BB: 1	S: 3	P: 7
9	R: 1	H: 1	E: 0	LOB: 0	K: 1	BB: 0	S: 6	P: 6
	1B: 3	SF: 0	2B: 0	SAC: 0	3B: 0	DP: 0	HR: 1	HBP: 0
	WP: 1	PA: 33	PB: 0		SB: 0		CS: 0	

PITCHER	IP	WLS	BF	H	R	ER	SO	BB	IBB	HBP	BLK	WP	HR	S	P	ERA	WHIP
Turk Lown, R (1, 1) ERA: 4.47	9.0	W	33	4	2	2	3	2	0	0	0	1	1	37	45	2.00	0.667

PITCHER	IP	WLS	BF	H	R	ER	SO	BB	IBB	HBP	BLK	WP	HR	S	P	ERA	WHIP

TOP

Boston Braves @ Chicago Cubs

Wrigley Field, Chicago, IL

Fri Jun 06 1952, 3:33 AM CDT

Att. 7,572 - Unknown - 90 F

livebaseballscorecards.com

AB	31
R	2
H	4
RBI	2
BB	2
SO	3
LOB	12

Batter	1	2	3	4	5	6	7	8	9	AB	R	H	RBI	BB	SO	LOB
Eddie Miksis, R (1, 4) OBP: 0.297, SLG: 0.340	6-3	6-3		F8		F7		S BB FC5-2 HBP		4	0	0	0	0	0	2
Frank Baumholtz, L (1, 8) OBP: 0.368, SLG: 0.467	4-3		HR 2B	FC6-4 CS 1-2f		PB 1B 1B BB		F8		4	2	1	0	1	0	2
Gene Hermanski, L (1, 9) OBP: 0.430, SLG: 0.471	5-3		2-H HR	CS 1-2	SH3 1B 1B	PB 1B 1-2		FC5-2 S 1-2 BB		4	2	3	2	1	0	0
Hank Sauer, R (1, 7) OBP: 0.425, SLG: 0.655		K2-3	2B		SH3 1-2	1-H 2-H 1B		FC5-2 1-2 2-3 IBB		4	0	3	2	1	1	0
Toby Atwell, L (1, 2) OBP: 0.403, SLG: 0.387 Johnny Pramesa, R (7, 2) OBP: 0.294, SLG: 0.353		2B 2B 1B	F6		SH3 1-2 2-3	F8		FC5-2 1-2 2-3 3-Hf		3 1	1 0	1 0	0 0	0 0	0 0	2 3
Dee Fondy, L (1, 3) OBP: 0.332, SLG: 0.403		1-3 2B 2B	BB		IBB		4-3	F8		3	1	1	0	2	0	3
Bill Serena, R (1, 5) OBP: 0.338, SLG: 0.627		2B IBB	F3		K		K			3	1	0	0	1	2	5
Roy Smalley, R (1, 6) OBP: 0.289, SLG: 0.357		1-H 2-H 3-H 2B	K		K		1B			4	0	2	3	0	2	5
Turk Lown, R (1, 1) OBP: 0.095, SLG: 0.050		4-3		FC6-4 1B		4-3	F5			4	0	1	0	0	0	2
Inning Stats	R: 0 E: 0 K: 0 S: 3 H: 0 LOB: 0 BB: 0 P: 3	R: 3 E: 0 K: 1 S: 8 H: 3 LOB: 1 BB: 1 P: 12	R: 2 E: 0 K: 1 S: 8 H: 3 LOB: 2 BB: 1 P: 12	R: 0 E: 0 K: 0 S: 3 H: 1 LOB: 0 BB: 0 P: 3	R: 0 E: 0 K: 2 S: 9 H: 2 LOB: 3 BB: 1 P: 13	R: 2 E: 0 K: 0 S: 5 H: 2 LOB: 1 BB: 1 P: 9	R: 0 E: 0 K: 1 S: 6 H: 1 LOB: 1 BB: 0 P: 6	R: 0 E: 0 K: 0 S: 3 H: 0 LOB: 3 BB: 2 P: 12		1B: 7 2B: 4 3B: 0 HR: 1	SF: 0 SAC: 1 DP: 0 HBP: 1					

PITCHER		IP	WLS	BF	H	R	ER	SO	BB	IBB	HBP	BLK	WP	HR	S	P	ERA	WHIP
Vern Bickford, R ERA: 4.08	(1, 1)	2.0	L	13	6	5	5	1	0	1	0	0	0	1	14	18	22.50	3.000
Sheldon Jones, R ERA: 3.48	(3, 1)	3.0		13	3	0	0	3	1	1	0	0	0	0	17	25	0.00	1.333
Dave Cole, R ERA: 3.6	(6, 1)	2.0		10	3	2	1	1	1	0	0	0	0	0	11	15	4.50	2.000
Dick Donovan, R ERA: 5.54	(8, 1)	1.0		6	0	0	0	0	1	1	1	0	0	0	3	12	0.00	1.000

PITCHER	IP	WLS	BF	H	R	ER	SO	BB	IBB	HBP	BLK	WP	HR	S	P	ERA	WHIP

BOTTOM

Boston Braves @ Chicago Cubs

Wrigley Field, Chicago, IL

Fri Jun 06 1952, 3:33 AM CDT

Att. 7,572 - Unknown - 90 F

livebaseballscorecards.com

AB	34
R	7
H	12
RBI	7
BB	6
SO	5
LOB	24

WP: 0 PB: 1 SB: 2 CS: 1 PA: 43

Batter	1	2	3	4	5	6	7	8	9	AB	R	H	RBI	BB	SO	LOB
Sam Jethroe, S (1, 8) OBP: 0.290, SLG: 0.433	F5		2-H HR			1B 3B		1B		4	2	3	2	0	0	0
Bob Thorpe, R (1, 9) OBP: 0.265, SLG: 0.398	L9		F8			K		F3		4	0	0	0	0	1	2
Eddie Mathews, L (1, 5) OBP: 0.293, SLG: 0.463	F7			F3		G5-4-3 3-H 1B		F6		4	0	1	1	0	0	1
Sid Gordon, R (1, 7) OBP: 0.404, SLG: 0.530		6-3		1B 1B		G5-4-3 1-2f			K	4	0	1	0	0	1	1
Walker Cooper, R (1, 2) OBP: 0.333, SLG: 0.363		F8		G4-6-3 1-2 1B			F4		G3	2	0	1	0	0	0	0
Ebba St. Claire, S (4, 2) OBP: 0.286, SLG: 0.340										2	0	0	0	0	0	0
George Crowe, L (1, 3) OBP: 0.338, SLG: 0.423		L3		G4-6-3 1-2f			F8		2B	4	0	1	0	0	0	2
Roy Hartsfield, R (1, 4) OBP: 0.282, SLG: 0.327			F7		1-3		2B		K	3	0	1	0	0	0	0
Sibby Sisti, R (7, 4) OBP: 0.278, SLG: 0.338										1	0	0	0	0	1	1
Johnny Logan, R (1, 6) OBP: 0.125, SLG: 0.200			F8		F8		5-3			3	0	0	0	0	0	1
Max Surkont, R (1, 1) OBP: 0.250, SLG: 0.375			HR 2B		K			1-3		1	1	1	0	0	0	0
Pete Whisenant, R (5, PH) OBP: 0.259, SLG: 0.240										1	0	0	0	0	1	0
Dave Cole, R (5, 1)										0	0	0	0	0	0	0
Sheldon Jones, R (5, 1)										0	0	0	0	0	0	0
Jack Daniels, L (8, PH) OBP: 0.261, SLG: 0.158										1	0	0	0	0	0	0
Bob Chipman, L (8, 1)										0	0	0	0	0	0	0
Inning Stats	R: 0 E: 0 K: 0 S: 3 H: 0 LOB: 0 BB: 0 P: 3	R: 0 E: 0 K: 0 S: 3 H: 0 LOB: 0 BB: 0 P: 3	R: 2 E: 0 K: 0 S: 5 H: 2 LOB: 0 BB: 0 P: 5	R: 0 E: 0 K: 0 S: 4 H: 2 LOB: 1 BB: 0 P: 4	R: 0 E: 0 K: 1 S: 5 H: 0 LOB: 0 BB: 0 P: 5	R: 1 E: 0 K: 1 S: 6 H: 2 LOB: 0 BB: 0 P: 6	R: 0 E: 0 K: 0 S: 4 H: 1 LOB: 1 BB: 0 P: 4	R: 0 E: 0 K: 0 S: 4 H: 1 LOB: 1 BB: 0 P: 4	R: 0 E: 0 K: 2 S: 8 H: 1 LOB: 1 BB: 0 P: 8	1B: 4 2B: 3 3B: 1 HR: 1	SF: 0 SAC: 0 DP: 2 HBP: 0			WP: 0 PB: 0 SB: 0 CS: 0	PA: 34	

PITCHER	IP	WLS	BF	H	R	ER	SO	BB	IBB	HBP	BLK	WP	HR	S	P	ERA	WHIP
Warren Hacker, R (1, 1) ERA: 3.12	9.0	W	34	9	3	3	4	0	0	0	0	0	1	42	42	3.00	1.000

PITCHER	IP	WLS	BF	H	R	ER	SO	BB	IBB	HBP	BLK	WP	HR	S	P	ERA	WHIP

TOP

Boston Braves @ Chicago Cubs

Wrigley Field, Chicago, IL

Sat Jun 07 1952, 3:33 AM CDT

Att. 18,131 - Unknown

livebaseballscorecards.com

AB	34
R	3
H	9
RBI	3
BB	0
SO	4
LOB	8

Batter	1	2	3	4	5	6	7	8	9	AB	R	H	RBI	BB	SO	LOB
Eddie Miksis, R (1, 4) OBP: 0.300, SLG: 0.345	F8		5-3	2B	1B BB		F8			4	2	1	2	1	0	0
Frank Baumholtz, L (1, 8) OBP: 0.377, SLG: 0.472	1B		BB 1B	L8	1B		1-3			5	0	3	2	0	0	1
Gene Hermanski, L (1, 9) OBP: 0.440, SLG: 0.480	F9		K	HR 1B	1B			FC4-6 1B		5	1	3	2	0	1	2
Hank Sauer, R (1, 7) OBP: 0.424, SLG: 0.663	L7		BB	HR	F8			FC4-6 1B		4	1	1	2	1	0	4
Toby Atwell, L (1, 2) OBP: 0.395, SLG: 0.378		E4 FC1-5 1B	F9	F9		F7		1B		5	0	1	0	0	0	2
Dee Fondy, L (1, 3) OBP: 0.338, SLG: 0.405		FC1-5 1B		1B 1B	FC1-6 1B BB	4-3		F4		4	2	2	0	1	0	2
Bill Serena, R (1, 5) OBP: 0.354, SLG: 0.620		FC1-5 FC6-4		SH1-4 1B 2B	FC1-6 1B	FC6-4 BB		K		4	1	2	0	1	1	4
Roy Smalley, R (1, 6) OBP: 0.286, SLG: 0.348		K		SH1-4 2B 1B	F4	FC6-4				4	1	1	1	0	1	5
Warren Hacker, R (1, 1) OBP: 0.111, SLG: 0.111		FC6-4		SH1-4	FC1-6 S 1B		4-3			3	1	0	0	0	0	4
Inning Stats	R: 0 E: 0 K: 0 S: 4 H: 1 LOB: 1 BB: 0 P: 4	R: 0 E: 1 K: 1 S: 7 H: 1 LOB: 2 BB: 0 P: 7	R: 0 E: 0 K: 1 S: 6 H: 1 LOB: 2 BB: 1 P: 10	R: 6 E: 0 K: 0 S: 9 H: 6 LOB: 0 BB: 0 P: 9	R: 3 E: 0 K: 0 S: 6 H: 3 LOB: 2 BB: 2 P: 14	R: 0 E: 0 K: 0 S: 3 H: 0 LOB: 1 BB: 1 P: 7	R: 0 E: 0 K: 0 S: 3 H: 0 LOB: 0 BB: 0 P: 3	R: 0 E: 0 K: 1 S: 7 H: 2 LOB: 2 BB: 0 P: 7		1B: 12 2B: 1 3B: 0 HR: 1	SF: 0 SAC: 1 DP: 0 HBP: 0						

PITCHER		IP	WLS	BF	H	R	ER	SO	BB	IBB	HBP	BLK	WP	HR	S	P	ERA	WHIP
Max Surkont, R ERA: 5.01	(1, 1)	4.0	L	23	9	6	6	2	1	0	0	0	0	1	26	30	13.50	2.500
Dave Cole, R ERA: 5.17	(5, 1)	0.2		5	1	3	3	0	2	0	0	0	0	0	3	11	40.50	4.500
Sheldon Jones, R ERA: 3.13	(5, 1)	2.1		10	2	0	0	0	1	0	0	0	0	0	9	13	0.00	1.286
Bob Chipman, L ERA: 4.91	(8, 1)	1.0		5	2	0	0	1	0	0	0	0	0	0	7	7	0.00	2.000

PITCHER	IP	WLS	BF	H	R	ER	SO	BB	IBB	HBP	BLK	WP	HR	S	P	ERA	WHIP

BOTTOM

Boston Braves @ Chicago Cubs

Wrigley Field, Chicago, IL

Sat Jun 07 1952, 3:33 AM CDT

Att. 18,131 - Unknown

livebaseballscorecards.com

AB	38
R	9
H	14
RBI	9
BB	4
SO	3
LOB	24

Batter	1	2	3	4	5	6	7	8	9	AB	R	H	RBI	BB	SO	LOB
Sam Jethroe, S (1, 8) OBP: 0.282, SLG: 0.420	F9	F8		K		K			F9	5	0	0	0	0	2	2
Bob Thorpe, R (1, 9) OBP: 0.271, SLG: 0.407	2B	6-3			HR 1B	K			1-3	5	1	2	0	0	1	1
Eddie Mathews, L (1, 5) OBP: 0.291, SLG: 0.461	K		K		F2		1-3		2B	5	0	1	0	0	2	2
Sid Gordon, R (1, 7) OBP: 0.404, SLG: 0.547	F3		1B		1-H HR		6-3		F8	5	1	2	2	0	0	2
Ebba St. Claire, S (1, 2) OBP: 0.283, SLG: 0.333		1B HBP 3B 1B	K		F7		G3			4	1	1	0	0	1	1
George Crowe, L (1, 3) OBP: 0.345, SLG: 0.419		1-2 1B 3B HBP	K		1B 1B			4-3		3	1	1	0	0	1	1
Roy Hartsfield, R (1, 4) OBP: 0.299, SLG: 0.363		1-2 2-3 3B 1B		3B	1-2 1B			F9		4	1	3	0	0	0	0
Johnny Logan, R (1, 6) OBP: 0.200, SLG: 0.421		1-H 2-H 3-H 3B		F3	F7			2B		4	0	2	3	0	0	3
Jim Wilson, R (1, 1) OBP: 0.136, SLG: 0.182		F8		K		F7		F7		0	0	0	0	0	0	0
Lew Burdette, R (1, 1)										1	0	0	0	0	0	1
Earl Torgeson, L (4, PH) OBP: 0.388, SLG: 0.344										1	0	0	0	0	1	1
Bob Chipman, L (4, 1)										0	0	0	0	0	0	0
Pete Whisenant, R (6, PH) OBP: 0.255, SLG: 0.235										1	0	0	0	0	0	0
Vern Bickford, R (6, 1) OBP: 0.182, SLG: 0.227										0	0	0	0	0	0	0
Jack Daniels, L (8, PH) OBP: 0.250, SLG: 0.150										1	0	0	0	0	0	1
Sheldon Jones, R (8, 1)										0	0	0	0	0	0	0
Inning Stats	R: 0 E: 0 K: 1 S: 6 H: 1 LOB: 1 BB: 0 P: 6	R: 3 E: 0 K: 0 S: 6 H: 3 LOB: 1 BB: 0 P: 7	R: 0 E: 0 K: 3 S: 10 H: 1 LOB: 1 BB: 0 P: 10	R: 0 E: 0 K: 2 S: 8 H: 1 LOB: 1 BB: 0 P: 8	R: 2 E: 0 K: 0 S: 7 H: 4 LOB: 2 BB: 0 P: 7	R: 0 E: 0 K: 2 S: 7 H: 0 LOB: 0 BB: 0 P: 7	R: 0 E: 0 K: 0 S: 3 H: 0 LOB: 0 BB: 0 P: 3	R: 0 E: 0 K: 0 S: 4 H: 1 LOB: 1 BB: 0 P: 4	R: 0 E: 0 K: 0 S: 4 H: 1 LOB: 1 BB: 0 P: 4	1B: 6 2B: 3 3B: 2 HR: 1 SF: 0 SAC: 0 DP: 0 HBP: 1						

TOP

Boston Braves @ Chicago Cubs

Wrigley Field, Chicago, IL

Sun Jun 08 1952, 3:33 AM CDT

Unknown

livebaseballscorecards.com

AB	39
R	5
H	12
RBI	5
BB	0
SO	8
LOB	15

PITCHER		IP	WLS	BF	H	R	ER	SO	BB	IBB	HBP	BLK	WP	HR	S	P	ERA	WHIP
Johnny Klippstein, R ERA: 5.53	(1, 1)	4.2		25	10	5	5	6	0	0	1	0	0	1	36	37	9.64	2.143
Willie Ramsdell, R ERA: 2.27	(5, 1)	4.1	W	15	2	0	0	2	0	0	0	0	0	0	19	19	0.00	0.462

PITCHER	IP	WLS	BF	H	R	ER	SO	BB	IBB	HBP	BLK	WP	HR	S	P	ERA	WHIP

Boston Braves @ Chicago Cubs

Wrigley Field, Chicago, IL

Sun Jun 08 1952, 3:33 AM CDT

Unknown

livebaseballscorecards.com

BOTTOM

Batter	1	2	3	4	5	6	7	8	9	AB	R	H	RBI	BB	SO	LOB
Eddie Miksis, R (1, 4) OBP: 0.303, SLG: 0.342	BBBB 4-0 FC3-6 BB	x 0-0 ② 4-3	x 0-0 ③ F8			x 0-0 ② 6-3		x 0-0 1-2 1B		4	0	1	0	1	0	1
Frank Baumholtz, L (1, 8) OBP: 0.371, SLG: 0.462	x 0-0 ① FC3-6 1-2f HR	x 0-0 1B		x 0-0 ① F9		SSS 0-3 ③ K		x 0-0 ③ 4-3		5	1	1	0	0	1	3
Gene Hermanski, L (1, 9) OBP: 0.420, SLG: 0.456	x 0-0 ② F6	x 0-0 ③ 1-3		x 0-0 ② F9			x 0-0 ① 3-1			4	0	0	0	0	0	2
Hank Sauer, R (1, 7) OBP: 0.426, SLG: 0.676	x 0-0 1-H HR		x 0-0 ① F9	SSS 0-3 ③ K2-3			x 0-0 BB 1B			4	1	2	2	0	1	0
Toby Atwell, L (1, 2) OBP: 0.406, SLG: 0.386	x 0-0 HR 1B		x 0-0 E FC6-4 1B		x 0-0 ① 1-3		BBBB 4-0 1-2 G1-6-3 BB			3	2	2	0	1	0	0
Dee Fondy, L (1, 3) OBP: 0.342, SLG: 0.423	x 0-0 1-H HR		x 0-0 E8 FC6-4 1-3 2B 1B		x 0-0 ② F4		x 0-0 ② ③ G1-6-3 1-2f			4	2	2	2	0	0	2
Bill Serena, R (1, 5) OBP: 0.386, SLG: 0.630	x 0-0 1B		IIII 4-0 FC6-4 IBB		BBBB 4-0 BB			x 0-0 FC3-6 1B		2	0	2	0	2	0	0
Roy Smalley, R (1, 6) OBP: 0.264, SLG: 0.320	x 0-0 ③ F4		x 0-0 ② FC6-4 1-2f 2-3 3-H 2B		x 0-0 ③ F2			x 0-0 ① F9		4	1	0	1	0	0	5
Johnny Klippstein, R (1, 1) OBP: 0.381, SLG: 0.400 Willie Ramsdell, R (5, 1) OBP: 0.091, SLG: 0.182		x 0-0 ① 4-3	x 0-0 1-H 3-H 2B			SSS 0-3 ① K		x 0-0 ② FC3-6 1B 1-2f		2 2	0 0	1 0	2 0	0 0	0 1	0 1
Inning Stats	R: 4 H: 4 E: 0 LOB: 1 K: 0 BB: 1 S: 7 P: 11	R: 0 H: 1 E: 0 LOB: 1 K: 0 BB: 0 S: 4 P: 4	R: 3 H: 3 E: 1 LOB: 1 K: 0 BB: 1 S: 6 P: 10	R: 0 H: 0 E: 0 LOB: 0 K: 1 BB: 0 S: 5 P: 5	R: 0 H: 0 E: 0 LOB: 1 K: 0 BB: 0 S: 3 P: 7	R: 0 H: 0 E: 0 LOB: 0 K: 2 BB: 0 S: 7 P: 7	R: 0 H: 1 E: 0 LOB: 1 K: 0 BB: 1 S: 3 P: 7	R: 0 H: 2 E: 0 LOB: 2 K: 0 BB: 0 S: 5 P: 5		1B: 8 SF: 0 2B: 1 SAC: 0 3B: 0 DP: 1 HR: 2 HBP: 0						

	AB	34
	R	7
	H	11
	RBI	7
	BB	4
	SO	3
	LOB	14

WP: 0 PA: 38
PB: 0
SB: 0
CS: 0

PITCHER		IP	WLS	BF	H	R	ER	SO	BB	IBB	HBP	BLK	WP	HR	S	P	ERA	WHIP
Jim Wilson, R ERA: 3.88	(1, 1)	0.2	L	6	3	4	4	0	1	0	0	0	0	2	5	9	54.00	6.000
Lew Burdette, R ERA: 2.45	(1, 1)	2.1		13	5	3	3	0	0	1	0	0	0	0	12	16	11.57	2.143
Bob Chipman, L ERA: 3.86	(4, 1)	2.0		7	0	0	0	1	1	0	0	0	0	0	8	12	0.00	0.500
Vern Bickford, R ERA: 3.95	(6, 1)	2.0		7	1	0	0	2	1	0	0	0	0	0	10	14	0.00	1.000
Sheldon Jones, R ERA: 3.0	(8, 1)	1.0		5	2	0	0	0	0	0	0	0	0	0	5	5	0.00	2.000

PITCHER		IP	WLS	BF	H	R	ER	SO	BB	IBB	HBP	BLK	WP	HR	S	P	ERA	WHIP

Boston Braves @ Chicago Cubs

Wrigley Field, Chicago, IL

Sun Jun 08 1952, 3:38 AM CDT

Att. 38,514 - Unknown

TOP

livebaseballscorecards.com

Batter	1	2	3	4	5	6	7	8	9	AB	R	H	RBI	BB	SO	LOB
Sam Jethroe, S (1, 8) OBP: 0.285, SLG: 0.443	S S S 0-3 ① K	x 0-0 1-H 2-H 3-H HR		x 0-0 2B		x 0-0 ② 6-3		x 0-0 ② F7		5	1	2	4	0	1	1
Bob Thorpe, R (1, 9) (7, 7) OBP: 0.276, SLG: 0.410	x 0-0 ② 1-3	H 1-0 HBP		x 0-0 ③ 4-3		x 0-0 2B		x 0-0 ③ F8		4	0	1	0	0	0	2
Eddie Mathews, L (1, 5) OBP: 0.288, SLG: 0.453	x 0-0 1B	x 0-0 ③ F3			x 0-0 ① 4-3	x 0-0 ③ G3			x 0-0 ① G3	5	0	1	0	0	0	2
Sid Gordon, R (1, 7) OBP: 0.400, SLG: 0.538 Jack Daniels, L (7, 9) OBP: 0.240, SLG: 0.143	x 0-0 ③ 3-1		x 0-0 ① F8		x 0-0 FC4-6 1B HR 1B		x 0-0 ① F7		x 0-0 ② F8	4 1	1 0	1 0	0 0	0 0	0 0	1 0
Ebba St. Claire, S (1, 2) OBP: 0.308, SLG: 0.356		x 0-0 FC1-6 1B	x 0-0 FC4-6 1B		x 0-0 FC4-6 1-2 1B		x 0-0 ② 4-3		x 0-0 ③ F2	5	0	3	0	0	0	0
George Crowe, L (1, 3) OBP: 0.337, SLG: 0.408 Earl Torgeson, L (4, 3) OBP: 0.390, SLG: 0.348		x 0-0 ① FC1-6 1B 1B 1-2f HR	x 0-0 ② FC4-6 1-2f		x 0-0 ② FC4-6 1-2f 2-3 HR		x 0-0 WP 1B			2 2	1 1	0 1	0 0	0 0	0 0	2 2
Sibby Sisti, R (1, 4) OBP: 0.289, SLG: 0.389		x 0-0 1B 1-2 HR 1B	S S S 0-3 ③ K		x 0-0 1-H 3-H HR		x 0-0 ③ 5-3 1-2			4	2	2	3	0	1	2
Johnny Logan, R (1, 6) OBP: 0.250, SLG: 0.435		x 0-0 1-2 2-3 HR 1B		x 0-0 ① 6-3	x 0-0 ③ 6-3			x 0-0 FC3-6 1B		4	1	2	0	0	0	0
Ernie Johnson, R (1, 1) Warren Spahn, L (7, 1) OBP: 0.243, SLG: 0.306		S S S 0-3 ② K		x 0-0 ② F6		x 0-0 ① F8		x 0-0 ① FC3-6 1-2f		3 1	0 0	0 0	0 0	0 0	1 0	3 1
Inning Stats	R: 0 H: 1 E: 0 LOB: 1 K: 1 BB: 0 S: 6 P: 6	R: 4 H: 4 E: 0 LOB: 1 K: 1 BB: 0 S: 9 P: 10	R: 0 H: 1 E: 0 LOB: 1 K: 1 BB: 0 S: 6 P: 6	R: 0 H: 1 E: 0 LOB: 1 K: 0 BB: 0 S: 4 P: 4	R: 3 H: 3 E: 0 LOB: 0 K: 0 BB: 0 S: 6 P: 6	R: 0 H: 1 E: 0 LOB: 1 K: 0 BB: 0 S: 4 P: 4	R: 0 H: 1 E: 0 LOB: 1 K: 0 BB: 0 S: 4 P: 4	R: 0 H: 1 E: 0 LOB: 1 K: 0 BB: 0 S: 4 P: 4	R: 0 H: 0 E: 0 LOB: 0 K: 0 BB: 0 S: 3 P: 3	1B: 9 2B: 2 3B: 0 HR: 2	SF: 0 SAC: 0 DP: 0 HBP: 1						

	AB	40
	R	7
	H	13
	RBI	7
	BB	0
	SO	3
	LOB	16

WP: 1 PB: 0 SB: 0 CS: 0 PA: 41

PITCHER		IP	WLS	BF	H	R	ER	SO	BB	IBB	HBP	BLK	WP	HR	S	P	ERA	WHIP
Bob Rush, R ERA: 2.22	(1, 1)	7.0	L	34	12	7	7	3	0	0	1	0	1	2	39	40	9.00	1.714
Bob Schultz, L ERA: 3.48	(8, 1)	2.0		7	1	0	0	0	0	0	0	0	0	0	7	7	0.00	0.500

PITCHER	IP	WLS	BF	H	R	ER	SO	BB	IBB	HBP	BLK	WP	HR	S	P	ERA	WHIP

Batter	1	2	3	4	5	6	7	8	9	AB	R	H	RBI	BB	SO	LOB
Eddie Miksis, R (1, 4) OBP: 0.306, SLG: 0.344	E 1B 1B		F5 ①		FC4-6 ② 1-2f BB		FC5 FC6-4 HBP 1-2 3-H		4-3 SH1-4 1-H 1B	5	1	2	2	0	0	2
Frank Baumholtz, L (1, 8) OBP: 0.381, SLG: 0.485 Hal Jeffcoat, R (7, PR) OBP: 0.252, SLG: 0.305 (8, 8)	E3 1-3 1B		HR		BBBB 4-0 1-2 BB		H 1-0 FC6-4 1-2 2-3 HBP		SH1-4 ① 1-2	2	2	1	1	1	0	1
										0	0	0	0	0	0	0
Gene Hermanski, L (1, 9) OBP: 0.418, SLG: 0.451 Randy Jackson, R (7, PH) OBP: 0.295, SLG: 0.393 Bob Schultz, R (8, 1) OBP: 0.333, SLG: 0.333 Johnny Pramesa, R (9, PH) OBP: 0.278, SLG: 0.333	G6-4-3 1B 2-H 3-H 1B		F4 ②		3-1 ③		FC6-4 ② 1-2f 2-3 3-H		4-3 2-3	3	0	1	2	0	0	2
										1	0	0	1	0	0	2
										0	0	0	0	0	0	0
										1	0	0	0	0	0	1
Hank Sauer, R (1, 7) OBP: 0.421, SLG: 0.663	G6-4-3 1-2 1B		6-3 ③			F2 ①	1-3 ③		6-3 ③	5	0	1	0	0	0	3
Bruce Edwards, R (1, 2) OBP: 0.238, SLG: 0.205	G6-4-3 ① ② 1-2f 2-3			6-3 ①		6-3 ②		5-3 ①		4	0	0	0	0	0	2
Dee Fondy, L (1, 3) OBP: 0.340, SLG: 0.420	S S S K ③			G3 ②		F8 ③		BB 1B		4	0	1	0	0	1	1
Bill Serena, R (1, 5) OBP: 0.391, SLG: 0.632		5-3 ①		5-3 ③			1B FC5 2B	BBBB 4-0 1-2 G6-4-3 BB		3	1	1	0	1	0	0
Roy Smalley, R (1, 6) OBP: 0.246, SLG: 0.296		F6 ②			5-3 ①		S S S 0-3 K ①	1-2f G6-4-3 ② ③		4	0	0	0	0	1	3
Bob Rush, R (1, 1) OBP: 0.343, SLG: 0.371 Bob Addis, L (7, PH) OBP: 0.388, SLG: 0.395 (8, 9)		6-3 ③			FC4-6 1B		HBP E FC6-4 2-3 1B		WP 1B 1B	2	0	1	0	0	0	0
										2	2	2	0	0	0	0
Inning Stats	R: 2 H: 3 E: 1 LOB: 1 K: 1 BB: 0 S: 8 P: 8	R: 0 H: 0 E: 0 LOB: 0 K: 0 BB: 0 S: 3 P: 3	R: 1 H: 1 E: 0 LOB: 0 K: 0 BB: 0 S: 4 P: 4	R: 0 H: 0 E: 0 LOB: 0 K: 0 BB: 0 S: 3 P: 3	R: 0 H: 1 E: 0 LOB: 2 K: 0 BB: 1 S: 4 P: 8	R: 0 H: 0 E: 0 LOB: 0 K: 0 BB: 0 S: 3 P: 3	R: 2 H: 2 E: 1 LOB: 2 K: 1 BB: 0 S: 8 P: 9	R: 0 H: 1 E: 0 LOB: 1 K: 0 BB: 1 S: 3 P: 7	R: 1 H: 2 E: 0 LOB: 1 K: 0 BB: 0 S: 5 P: 5	1B: 8 SF: 0 2B: 1 SAC: 1 3B: 0 DP: 2 HR: 1 HBP: 1						

PITCHER		IP	WLS	BF	H	R	ER	SO	BB	IBB	HBP	BLK	WP	HR	S	P	ERA	WHIP
Ernie Johnson, R ERA: 4.05	(1, 1)	6.1	W	28	7	5	4	2	1	0	0	0	0	1	31	35	5.68	1.263
Warren Spahn, L ERA: 2.35	(7, 1)	2.2	S	12	3	1	1	0	1	0	1	0	1	0	10	15	3.38	1.500

PITCHER	IP	WLS	BF	H	R	ER	SO	BB	IBB	HBP	BLK	WP	HR	S	P	ERA	WHIP

BOTTOM

Boston Braves @ Chicago Cubs

Wrigley Field, Chicago, IL

Sun Jun 08 1952, 3:38 AM CDT

Att. 38,514 - Unknown

livebaseballscorecards.com

AB	36
R	6
H	10
RBI	6
BB	2
SO	2
LOB	17

Boston Braves @ Pittsburgh Pirates

Forbes Field, Pittsburgh, PA

Mon Jun 09 1952, 3:33 AM EDT

Att. 6,973 - Unknown

TOP

livebaseballscorecards.com

Batter	1	2	3	4	5	6	7	8	9	AB	R	H	RBI	BB	SO	LOB
Sam Jethroe, S (1, 8) OBP: 0.304, SLG: 0.450	PB 1B	BB 1B IBB		S HBP			4-3 SH2-4 1B 1B		SH3-4 BB	2	1	2	0	2	0	0
Bob Thorpe, R (1, 9) (7, 7) OBP: 0.278, SLG: 0.408	L4 1-2	BB 1-2 2-H 3-H 1B		K 1-2			SH2-4 1-2		SH3-4 1-2	3	0	1	2	0	1	2
Eddie Mathews, L (1, 5) OBP: 0.286, SLG: 0.443	F3	BB 1-2 2-3			F3		4-3 2-3		K	4	0	0	0	1	1	3
Sid Gordon, R (1, 7) OBP: 0.402, SLG: 0.534 Jack Daniels, L (7, PR) (7, 9) OBP: 0.231, SLG: 0.136	BB	F7			5-3		1B 3-H		4-3	3 1	0 0	1 0	1 0	1 0	0 0	3 1
Ebba St. Claire, S (1, 2) OBP: 0.304, SLG: 0.339	4-3		3-1		BB		F9			3	0	0	0	1	0	3
Earl Torgeson, L (1, 3) OBP: 0.402, SLG: 0.351		5-3 1B 1B	G6-4-3 BB		F7				SH3-4 BB	2	1	1	0	2	0	1
Roy Hartsfield, R (1, 4) OBP: 0.300, SLG: 0.362		5-3 1-2 1B 1B	G6-4-3 1-2f			6-3		SH3-4 1-2		3	1	1	0	0	0	1
Johnny Logan, R (1, 6) OBP: 0.214, SLG: 0.370		5-3 1-2 2-3		6-3		5-3		F9		4	0	0	0	0	0	3
Jim Wilson, R (1, 1) OBP: 0.115, SLG: 0.154		F9		L6		L4		6-3		4	0	0	0	0	0	3
Inning Stats	R: 0 E: 0 K: 0 S: 4 H: 1 LOB: 2 BB: 1 P: 8	R: 2 E: 0 K: 0 S: 6 H: 3 LOB: 3 BB: 2 P: 14	R: 0 E: 0 K: 0 S: 2 H: 0 LOB: 0 BB: 1 P: 6	R: 0 E: 0 K: 1 S: 5 H: 0 LOB: 1 BB: 0 P: 6	R: 0 E: 0 K: 0 S: 3 H: 0 LOB: 1 BB: 1 P: 7	R: 0 E: 0 K: 0 S: 3 H: 0 LOB: 0 BB: 0 P: 3	R: 1 E: 0 K: 0 S: 5 H: 2 LOB: 1 BB: 0 P: 5	R: 0 E: 0 K: 0 S: 3 H: 0 LOB: 1 BB: 1 P: 7	R: 0 E: 0 K: 1 S: 5 H: 0 LOB: 1 BB: 1 P: 9	1B: 6 2B: 0 3B: 0 HR: 0	SF: 0 SAC: 3 DP: 1 HBP: 1						

AB	29
R	3
H	6
RBI	3
BB	7
SO	2
LOB	20

WP: 0 PB: 1 SB: 1 CS: 0 PA: 40

PITCHER		IP	WLS	BF	H	R	ER	SO	BB	IBB	HBP	BLK	WP	HR	S	P	ERA	WHIP
Bob Friend, R ERA: 5.22	(1, 1)	7.0	L	32	6	3	3	1	4	1	1	0	0	0	28	49	3.86	1.429
Woody Main, R ERA: 3.0	(8, 1)	2.0		8	0	0	0	1	2	0	0	0	0	0	8	16	0.00	1.000

PITCHER	IP	WLS	BF	H	R	ER	SO	BB	IBB	HBP	BLK	WP	HR	S	P	ERA	WHIP

Batter	1	2	3	4	5	6	7	8	9	AB	R	H	RBI	BB	SO	LOB
Pete Castiglione, R (1, 5) OBP: 0.341, SLG: 0.388	L1		BB		L6			6-3		3	0	0	0	1	0	1
Bobby Del Greco, R (1, 8) OBP: 0.347, SLG: 0.329	F9		K			HR		FC6-4, BB, 1B		3	2	1	1	1	1	1
Gus Bell, L (1, 9) OBP: 0.267, SLG: 0.317	FC4, 1B			K		CS, 1B		FC6-4 1-2		3	0	2	0	1	1	0
Ralph Kiner, R (1, 7) OBP: 0.426, SLG: 0.453	FC4 1-2f			1B, BB		K 1-2		FC6-4 1-2f 2-3		3	0	0	0	1	1	4
Joe Garagiola, L (1, 2) OBP: 0.371, SLG: 0.361		F8		G6-3 1-2		F7		1-2 3-H		4	0	2	1	0	0	0
Jack Merson, R (1, 4) OBP: 0.304, SLG: 0.412		K		G6-3 1-2f			E4	3-1		4	0	0	0	0	1	4
Dick Smith, R (1, 6) OBP: 0.229, SLG: 0.133		1-3			SH3-4, BB		L3		P1	3	0	0	0	1	0	1
Tony Bartirome, L (1, 3) OBP: 0.250, SLG: 0.287			1-3		F5		6-3		1-3	4	0	0	0	0	0	2
Bob Friend, R (1, 1) OBP: 0.190, SLG: 0.150			F7		SH3-4 1-2		K		F5	1	0	0	0	0	0	0
Ed Fitz Gerald, R (7, PH) OBP: 0.192, SLG: 0.308										1	0	0	0	0	1	1
Woody Main, R (8, 1) OBP: 0.111, SLG: 0.111										0	0	0	0	0	0	0
George Metkovich, L (9, PH) OBP: 0.328, SLG: 0.352										1	0	0	0	0	0	0
Inning Stats	R: 0 E: 0 K: 0 S: 4 H: 1 LOB: 1 BB: 0 P: 4	R: 0 E: 0 K: 1 S: 5 H: 0 LOB: 0 BB: 0 P: 5	R: 0 E: 0 K: 1 S: 5 H: 0 LOB: 1 BB: 1 P: 9	R: 0 E: 0 K: 1 S: 5 H: 1 LOB: 1 BB: 1 P: 9	R: 0 E: 0 K: 0 S: 3 H: 0 LOB: 1 BB: 1 P: 7	R: 1 E: 0 K: 1 S: 6 H: 2 LOB: 0 BB: 0 P: 6	R: 0 E: 1 K: 1 S: 6 H: 0 LOB: 1 BB: 0 P: 6	R: 1 E: 0 K: 0 S: 4 H: 1 LOB: 2 BB: 2 P: 12	R: 0 E: 0 K: 0 S: 3 H: 0 LOB: 0 BB: 0 P: 3	1B: 4 2B: 1 3B: 0 HR: 1 SF: 0 SAC: 1 DP: 2 HBP: 0						

PITCHER		IP	WLS	BF	H	R	ER	SO	BB	IBB	HBP	BLK	WP	HR	S	P	ERA	WHIP
Jim Wilson, R ERA: 3.63	(1, 1)	9.0	W	36	5	2	2	5	5	0	0	0	0	1	41	61	2.00	1.111

PITCHER	IP	WLS	BF	H	R	ER	SO	BB	IBB	HBP	BLK	WP	HR	S	P	ERA	WHIP

BOTTOM

Boston Braves @ Pittsburgh Pirates

Forbes Field, Pittsburgh, PA

Mon Jun 09 1952, 3:33 AM EDT

Att. 6,973 - Unknown

livebaseballscorecards.com

AB	30
R	2
H	5
RBI	2
BB	5
SO	5
LOB	14

1B: 4	SF: 0	WP: 0	PA: 36
2B: 1	SAC: 1	PB: 0	
3B: 0	DP: 2	SB: 0	
HR: 1	HBP: 0	CS: 1	

Boston Braves @ Pittsburgh Pirates

Forbes Field, Pittsburgh, PA

Tue Jun 10 1952, 3:33 AM EDT

Att. 10,934 - Unknown

TOP

Batter	1	2	3	4	5	6	7	8	9	AB	R	H	RBI	BB	SO	LOB
Sam Jethroe, S (1, 8) OBP: 0.317, SLG: 0.465	H 1-0 FC6-4 HBP		x 0-0 2B 3B		B B B 4-0 HR BB	x 0-0 ② F7			x 0-0 5-3 1B	3	2	2	0	1	0	1
Bob Thorpe, R (1, 9) OBP: 0.282, SLG: 0.426	x 0-0 ① FC6-4 FC3-6 1-2f		B B B B 4-0 2B BB		x 0-0 ③ 1-H HR	x 0-0 F8			x 0-0 ① 5-3 1-2	4	2	1	2	1	0	3
Earl Torgeson, L (1, 3) OBP: 0.409, SLG: 0.361	x 0-0 ② FC3-6 1-2f		x 0-0 1-H 3-H 2B		B B B B 4-0 1B WP PB BB		x 0-0 ① F7		B B B B 4-0 G6-4-3 BB	3	1	1	2	2	0	1
Sid Gordon, R (1, 7) OBP: 0.397, SLG: 0.520	x 0-0 ③ 6-3		S S S 0-3 ③ K		B B B 4-0 PB 1B 1-2 BB		x 0-0 ② F8		x 0-0 ② ③ G6-4-3 1-2f	4	0	0	0	1	1	4
Ebba St. Claire, S (1, 2) OBP: 0.301, SLG: 0.333		x 0-0 ① L4-1		x 0-0 ① F9	x 0-0 PB 1-2 2-3 1B		x 0-0 ③ F3			4	0	1	0	0	0	0
Eddie Mathews, L (1, 5) OBP: 0.283, SLG: 0.438		x 0-0 ② F2		x 0-0 ② F4	B B B B 4-0 1-2 2-3 3-H BB			x 0-0 E4		2	0	0	0	0	0	0
Sibby Sisti, R (5, PH) OBP: 0.295, SLG: 0.384 (5, 4)										1	0	0	0	1	0	0
Roy Hartsfield, R (1, 4) OBP: 0.295, SLG: 0.355		S S S 0-3 ③ K		S S S 0-3 ③ K2-3	x 0-0 ③ F5			x 0-0 ① F8		2	0	0	0	0	2	0
George Crowe, L (5, PH) OBP: 0.333, SLG: 0.403										1	0	0	0	0	0	3
Jack Cusick, R (5, 5) OBP: 0.217, SLG: 0.172										1	0	0	0	0	0	1
Johnny Logan, R (1, 6) OBP: 0.219, SLG: 0.355			x 0-0 ① 4-3		x 0-0 ① F3	x 0-0 1B		x 0-0 ② F3		4	0	1	0	0	0	1
Warren Spahn, L (1, 1) OBP: 0.237, SLG: 0.297			x 0-0 ② L3		S S S 0-3 ② K	x 0-0 ① F3		x 0-0 ③ F4		1	0	0	0	0	0	0
Sheldon Jones, R (3, 1)										0	0	0	0	0	0	0
Pete Whisenant, R (5, PH) OBP: 0.250, SLG: 0.231										1	0	0	0	0	1	0
Lew Burdette, R (5, 1)										1	0	0	0	0	0	1
Jack Daniels, L (8, PH) OBP: 0.222, SLG: 0.130										1	0	0	0	0	0	1
Vern Bickford, R (8, 1) OBP: 0.182, SLG: 0.227										0	0	0	0	0	0	0
Inning Stats	R: 0 E: 0 K: 0 S: 3 H: 0 LOB: 1 BB: 0 P: 4	R: 0 E: 0 K: 1 S: 5 H: 0 LOB: 0 BB: 0 P: 5	R: 2 E: 0 K: 1 S: 7 H: 2 LOB: 1 BB: 1 P: 11	R: 0 E: 0 K: 1 S: 5 H: 0 LOB: 0 BB: 0 P: 5	R: 3 E: 0 K: 1 S: 7 H: 2 LOB: 3 BB: 4 P: 23	R: 0 E: 0 K: 0 S: 4 H: 1 LOB: 1 BB: 0 P: 4	R: 0 E: 0 K: 0 S: 3 H: 0 LOB: 0 BB: 0 P: 3	R: 0 E: 1 K: 0 S: 4 H: 0 LOB: 1 BB: 0 P: 4	R: 0 E: 0 K: 0 S: 3 H: 1 LOB: 1 BB: 1 P: 7	1B: 3 2B: 1 3B: 1 HR: 1 SF: 0 SAC: 0 DP: 1 HBP: 1						

livebaseballscorecards.com

AB	33
R	5
H	6
RBI	4
BB	6
SO	4
LOB	16

PITCHER		IP	WLS	BF	H	R	ER	SO	BB	IBB	HBP	BLK	WP	HR	S	P	ERA	WHIP
Ron Kline, R ERA: 5.89	(1, 1)	4.2		22	3	5	5	4	4	0	1	0	1	1	25	42	9.64	1.500
Paul LaPalme, L ERA: 2.22	(5, 1)	0.0		1	1	0	0	0	0	0	0	0	0	0	1	1	∞	∞
Ted Wilks, R ERA: 1.49	(5, 1)	4.1	W	17	2	0	0	0	2	0	0	0	0	0	15	23	0.00	0.923

PITCHER	IP	WLS	BF	H	R	ER	SO	BB	IBB	HBP	BLK	WP	HR	S	P	ERA	WHIP

BOTTOM

Boston Braves @ Pittsburgh Pirates

Forbes Field, Pittsburgh, PA

Tue Jun 10 1952, 3:33 AM EDT

Att. 10,934 - Unknown

livebaseballscorecards.com

Batter	1	2	3	4	5	6	7	8	9	AB	R	H	RBI	BB	SO	LOB
Pete Castiglione, R (1, 5) OBP: 0.338, SLG: 0.408	F3	HR		6-3		6-3				4	1	1	1	0	0	1
Bobby Del Greco, R (1, 8) OBP: 0.345, SLG: 0.327	2B BB 1B	F7		K2-3			6-3			4	1	1	0	0	1	0
Gus Bell, L (1, 9) OBP: 0.275, SLG: 0.327	BB FC6-4 2B 1-3	HBP			F8		K			3	1	1	0	0	1	0
Ralph Kiner, R (1, 7) OBP: 0.432, SLG: 0.473	BB E IBB	F9			HR		BB			2	2	1	1	2	0	1
Ed Fitz Gerald, R (1, 2) OBP: 0.233, SLG: 0.310	FC6-4 BB 1-2 2-3 3-H		BB 1B		E6 G1-6-3		F4			3	0	1	1	1	0	1
Jack Merson, R (1, 4) OBP: 0.298, SLG: 0.404	FC6-4 HR 1-2f 2-H 3-H		K		G1-6-3 1-2f			F3		4	1	0	1	0	1	3
George Strickland, R (1, 6) OBP: 0.274, SLG: 0.275	HR 2-H		BB 1-2			F3		F7		3	1	1	2	1	0	0
Tony Bartirome, L (1, 3) OBP: 0.250, SLG: 0.286	F8		4-3			S 1B		6-3		4	0	1	0	0	0	1
Ron Kline, R (1, 1) Paul LaPalme, L (5, 1) Ted Wilks, R (5, 1) OBP: 0.200, SLG: 0.200		L1-3		K		6-3 1-2				2 0 1	0 0 0	0 0 0	0 0 0	0 0 0	1 0 0	0 0 1
Inning Stats	R: 5 H: 3 E: 1 LOB: 0 K: 0 BB: 2 S: 6 P: 14	R: 1 H: 1 E: 0 LOB: 1 K: 0 BB: 0 S: 4 P: 5	R: 0 H: 1 E: 0 LOB: 1 K: 1 BB: 1 S: 5 P: 9	R: 0 H: 0 E: 0 LOB: 0 K: 2 BB: 0 S: 7 P: 7	R: 1 H: 1 E: 1 LOB: 0 K: 0 BB: 0 S: 4 P: 4	R: 0 H: 1 E: 0 LOB: 1 K: 0 BB: 0 S: 4 P: 4	R: 0 H: 0 E: 0 LOB: 1 K: 1 BB: 1 S: 5 P: 9	R: 0 H: 0 E: 0 LOB: 0 K: 0 BB: 0 S: 3 P: 3		1B: 3 SF: 0 2B: 1 SAC: 0 3B: 0 DP: 1 HR: 3 HBP: 1						

	AB	30
	R	7
	H	7
	RBI	6
	BB	4
	SO	4
	LOB	8

WP: 0 PA: 35
PB: 0
SB: 1
CS: 0

PITCHER		IP	WLS	BF	H	R	ER	SO	BB	IBB	HBP	BLK	WP	HR	S	P	ERA	WHIP
Warren Spahn, L ERA: 2.87	(1, 1)	2.0	L	13	4	6	6	0	1	1	1	0	0	2	10	19	27.00	2.500
Sheldon Jones, R ERA: 2.77	(3, 1)	2.0		7	1	0	0	3	1	0	0	0	0	0	12	16	0.00	1.000
Lew Burdette, R ERA: 2.52	(5, 1)	3.0		12	2	1	1	1	1	0	0	0	0	1	13	17	3.00	1.000
Vern Bickford, R ERA: 3.9	(8, 1)	1.0		3	0	0	0	0	0	0	0	0	0	0	3	3	0.00	0.000

PITCHER	IP	WLS	BF	H	R	ER	SO	BB	IBB	HBP	BLK	WP	HR	S	P	ERA	WHIP

Boston Braves @ Pittsburgh Pirates

Forbes Field, Pittsburgh, PA

Wed Jun 11 1952, 3:33 AM EDT

Att. 9,415 - Unknown

TOP

livebaseballscorecards.com

Batter	1	2	3	4	5	6	7	8	9	AB	R	H	RBI	BB	SO	LOB
Sam Jethroe, S (1, 8) OBP: 0.316, SLG: 0.457	G3		BB			G3		K		3	0	0	0	1	1	1
Bob Thorpe, R (1, 7) OBP: 0.281, SLG: 0.421	6-3 1B		F8			K		1-3		4	0	1	0	0	1	2
Earl Torgeson, L (1, 3) OBP: 0.405, SLG: 0.356	6-3 1-2			4-3		1-3			G4-6-3 1B	4	0	1	0	0	0	1
Sid Gordon, R (1, 5) OBP: 0.399, SLG: 0.516	F8			G4-6-3 BB			1B		G4-6-3 1-2f	3	0	1	0	1	0	2
Ebba St. Claire, S (1, 2) OBP: 0.286, SLG: 0.314		4-3		G4-6-3 1-2f			K		L3	4	0	0	0	0	1	2
Jack Daniels, L (1, 9) OBP: 0.233, SLG: 0.154		CS 1B			6-3		F9			3	0	1	0	0	0	1
Sibby Sisti, R (1, 4) OBP: 0.284, SLG: 0.368		K 1-2			E8		1-3			3	0	0	0	0	1	2
Johnny Logan, R (1, 6) OBP: 0.229, SLG: 0.353			G2-6-3 1B		K			E6		3	0	1	0	0	1	1
Max Surkont, R (1, 1) OBP: 0.222, SLG: 0.333			G2-6-3 1-2f		6-3			F6		2	0	0	0	0	0	2
Buzz Clarkson, R (8, PH) OBP: 0.294, SLG: 0.250										1	0	0	0	0	0	1
Dave Cole, R (8, 1)										0	0	0	0	0	0	0
Inning Stats	R: 0 E: 0 K: 0 S: 4 H: 1 LOB: 1 BB: 0 P: 4	R: 0 E: 0 K: 1 S: 5 H: 1 LOB: 1 BB: 0 P: 5	R: 0 E: 0 K: 0 S: 3 H: 1 LOB: 1 BB: 1 P: 7	R: 0 E: 0 K: 0 S: 2 H: 0 LOB: 0 BB: 1 P: 6	R: 0 E: 1 K: 1 S: 6 H: 0 LOB: 1 BB: 0 P: 6	R: 0 E: 0 K: 1 S: 5 H: 0 LOB: 0 BB: 0 P: 5	R: 0 E: 0 K: 1 S: 6 H: 1 LOB: 1 BB: 0 P: 6	R: 0 E: 1 K: 1 S: 6 H: 0 LOB: 1 BB: 0 P: 6	R: 0 E: 0 K: 0 S: 3 H: 1 LOB: 0 BB: 0 P: 3	1B: 5 2B: 1 3B: 0 HR: 0	SF: 0 SAC: 0 DP: 4 HBP: 0					

	AB	30
	R	0
	H	5
	RBI	0
	BB	2
	SO	5
	LOB	15

WP: 0 PB: 0 SB: 0 CS: 1 PA: 32

PITCHER	IP	WLS	BF	H	R	ER	SO	BB	IBB	HBP	BLK	WP	HR	S	P	ERA	WHIP
Murry Dickson, R (1, 1) ERA: 3.91	9.0	W	32	5	0	0	5	2	0	0	0	0	0	40	48	0.00	0.778

PITCHER	IP	WLS	BF	H	R	ER	SO	BB	IBB	HBP	BLK	WP	HR	S	P	ERA	WHIP

BOTTOM

Boston Braves @ Pittsburgh Pirates

Forbes Field, Pittsburgh, PA

Wed Jun 11 1952, 3:33 AM EDT

Att. 9,415 - Unknown

Batter	1	2	3	4	5	6	7	8	9	AB	R	H	RBI	BB	SO	LOB
Tony Bartirome, L (1, 3) OBP: 0.250, SLG: 0.279	4-3		4-3 2-3 3-H			4-3	BB BB			3	0	0	1	1	0	1
Pete Castiglione, R (1, 5) OBP: 0.336, SLG: 0.398	F9		5-3			K	FC6 1-2 2-3 BB			3	0	0	0	1	1	1
Bobby Del Greco, R (1, 8) OBP: 0.343, SLG: 0.322	6-3			F7		HR BB	FC6 1-2f			3	1	0	0	1	0	3
Ralph Kiner, R (1, 7) OBP: 0.433, SLG: 0.490		6-3		HR		HR 1-2 BB		F4		3	2	1	1	1	0	0
Gus Bell, L (1, 9) OBP: 0.282, SLG: 0.355		K		F5		HR 1-H 2-H		1B BB		3	1	1	3	1	1	0
Joe Garagiola, L (1, 2) OBP: 0.364, SLG: 0.352		4-3		F8		K		1-2 1B		3	0	0	0	0	1	0
Ed Fitz Gerald, R (7, 2) OBP: 0.258, SLG: 0.333										1	0	1	0	0	0	0
Jack Merson, R (1, 4) OBP: 0.297, SLG: 0.398			2B 4-3 BB	6-3		G3	K			3	1	0	0	1	1	2
George Strickland, R (1, 6) OBP: 0.281, SLG: 0.301			4-3 1-3 2B	E6 G1-6-3		BB 2B	K			4	0	2	0	0	1	2
Murry Dickson, R (1, 1) OBP: 0.324, SLG: 0.412			K	G1-6-3 1-2f		1-3				3	0	0	0	0	1	4
Inning Stats	R: 0 E: 0 K: 0 S: 3 H: 0 LOB: 0 BB: 0 P: 3	R: 0 E: 0 K: 1 S: 5 H: 0 LOB: 0 BB: 0 P: 5	R: 1 E: 0 K: 1 S: 6 H: 1 LOB: 1 BB: 1 P: 10	R: 1 E: 0 K: 0 S: 4 H: 1 LOB: 0 BB: 0 P: 4	R: 0 E: 1 K: 0 S: 3 H: 0 LOB: 0 BB: 0 P: 3	R: 3 E: 0 K: 2 S: 8 H: 1 LOB: 0 BB: 2 P: 16	R: 0 E: 0 K: 0 S: 4 H: 1 LOB: 3 BB: 2 P: 12	R: 0 E: 0 K: 2 S: 8 H: 1 LOB: 2 BB: 1 P: 12		1B: 1 2B: 2 3B: 0 HR: 2 SF: 0 SAC: 0 DP: 1 HBP: 0					

PITCHER		IP	WLS	BF	H	R	ER	SO	BB	IBB	HBP	BLK	WP	HR	S	P	ERA	WHIP
Max Surkont, R ERA: 5.2	(1, 1)	7.0	L	30	4	5	5	4	5	0	0	0	0	2	33	53	6.43	1.286
Dave Cole, R ERA: 4.86	(8, 1)	1.0		5	1	0	0	2	1	0	0	0	0	0	8	12	0.00	2.000

PITCHER	IP	WLS	BF	H	R	ER	SO	BB	IBB	HBP	BLK	WP	HR	S	P	ERA	WHIP

AB	29
R	5
H	5
RBI	5
BB	6
SO	6
LOB	13

WP: 0 PB: 0 SB: 0 CS: 0 PA: 35

livebaseballscorecards.com

Boston Braves @ Pittsburgh Pirates

Forbes Field, Pittsburgh, PA

Thu Jun 12 1952, 3:33 AM EDT

Att. 3,223 - Unknown

TOP

livebaseballscorecards.com

Batter	1	2	3	4	5	6	7	8	9	AB	R	H	RBI	BB	SO	LOB
Sam Jethroe, S (1, 8) OBP: 0.318, SLG: 0.449	6-3		G6-4-3 1-2f		BB		G6-4-3 1-2f			3	1	0	0	2	0	2
Bob Thorpe, R (1, 9) OBP: 0.286, SLG: 0.420	4-3			BB E 1B 1B	1B BB F9			6-3		5	2	2	0	0	0	2
Earl Torgeson, L (1, 3) OBP: 0.397, SLG: 0.343	K			F9	1B 2B 1-2 BB	4-3		F8		4	1	0	0	1	1	1
Sid Gordon, R (1, 7) OBP: 0.399, SLG: 0.510		K		E6 BB 1B 1-2	BB 2B 1-3 2-H 3-H 1B	HR BB		5-3		4	3	1	2	1	1	1
Jack Daniels, L (8, 7) OBP: 0.233, SLG: 0.154										0	0	0	0	0	0	0
Buzz Clarkson, R (1, 5) OBP: 0.364, SLG: 0.263		L4-6 1B 1B		1B 1B 1-2 2-3 BB	2B 1B 1-2 BB	F4			F8	3	2	1	0	2	0	1
Paul Burris, R (1, 2) OBP: 0.370, SLG: 0.615		1-2 1B		BB 1B 1-3 2-H 3-H 1B	1B 2B 1-3 2-H 3-H	1-H HR			K	5	2	4	6	0	1	0
Sibby Sisti, R (1, 4) OBP: 0.302, SLG: 0.383		L4-6 2-3		BB 1-2 3-H 1B	SH1-3 2-H 3-H 1B	F9			1B 1B	5	0	3	3	0	0	2
Johnny Logan, R (1, 6) OBP: 0.275, SLG: 0.368			6-3	G4-3 1-2 2-3 BB	F4		G6-4-3 1B		1-2 1B	4	0	2	0	1	0	1
Ernie Johnson, R (1, 1)										0	0	0	0	0	0	0
Lew Burdette, R (2, 1)			G6-4-3 BB	G4-3 1-2f	SH1-3 1-2		F3		K	3	0	0	0	1	1	6

	AB	36
	R	11
	H	13
	RBI	11
	BB	8
	SO	4
	LOB	16

Inning Stats	1	2	3	4	5	6	7	8	9
	R: 0 E: 0 K: 1 S: 5 H: 0 LOB: 0 BB: 0 P: 5	R: 0 E: 0 K: 1 S: 6 H: 2 LOB: 1 BB: 0 P: 6	R: 0 E: 0 K: 0 S: 2 H: 0 LOB: 0 BB: 1 P: 6	R: 3 E: 1 K: 0 S: 6 H: 3 LOB: 2 BB: 2 P: 14	R: 6 E: 0 K: 0 S: 7 H: 4 LOB: 2 BB: 4 P: 23	R: 2 E: 0 K: 0 S: 4 H: 1 LOB: 0 BB: 1 P: 8	R: 0 E: 0 K: 0 S: 3 H: 1 LOB: 0 BB: 0 P: 3	R: 0 E: 0 K: 0 S: 3 H: 0 LOB: 0 BB: 0 P: 3	R: 0 E: 0 K: 2 S: 9 H: 2 LOB: 2 BB: 0 P: 9

1B: 11 SF: 0
2B: 2 SAC: 1
3B: 0 DP: 4
HR: 1 HBP: 0

WP: 0 PA: 45
PB: 0
SB: 0
CS: 0

PITCHER		IP	WLS	BF	H	R	ER	SO	BB	IBB	HBP	BLK	WP	HR	S	P	ERA	WHIP
Joe Muir, L ERA: 6.44	(1, 1)	3.1	L	15	4	3	2	2	2	0	0	0	0	0	17	25	5.40	1.800
Woody Main, R ERA: 3.55	(4, 1)	0.2		5	2	2	2	0	2	0	0	0	0	0	3	11	27.00	6.000
Red Munger, R ERA: 7.92	(5, 1)	1.0		9	3	4	4	0	3	0	0	0	0	0	6	18	36.00	6.000
Paul LaPalme, L ERA: 2.54	(6, 1)	4.0		16	4	2	2	2	1	0	0	0	0	1	19	23	4.50	1.250

PITCHER	IP	WLS	BF	H	R	ER	SO	BB	IBB	HBP	BLK	WP	HR	S	P	ERA	WHIP

Boston Braves @ Pittsburgh Pirates

Forbes Field, Pittsburgh, PA

Thu Jun 12 1952, 3:33 AM EDT

Att. 3,223 - Unknown

BOTTOM

Batter	1	2	3	4	5	6	7	8	9	AB	R	H	RBI	BB	SO	LOB
Tony Bartirome, L (1, 3) OBP: 0.253, SLG: 0.277	G3		BBBB FC3-5 E BB		FC5-4 1B			F8		1	0	0	0	1	0	0
George Metkovich, L (3, PR) OBP: 0.331, SLG: 0.355 (4, 3)										2	0	1	0	0	0	0
Pete Castiglione, R (1, 5) OBP: 0.326, SLG: 0.386	1-3		FC4 FC3-5 1-2		FC5-4 1-2f			F9		4	0	0	0	0	0	2
Bobby Del Greco, R (1, 8) OBP: 0.337, SLG: 0.315	1-3		FC3-5 G6-4-3 1-2 2-3f			F8			F8	4	0	0	0	0	0	2
Ralph Kiner, R (1, 7) OBP: 0.430, SLG: 0.484		1B E 1B	G6-4-3 1-2f			F7			F2	4	1	1	0	0	0	2
Gus Bell, L (1, 9) OBP: 0.281, SLG: 0.351		E4 2B 1-H 1B		B1-3		4-3			F8	4	1	1	0	0	0	0
Joe Garagiola, L (1, 2) OBP: 0.363, SLG: 0.360		6-3 2B 1-H		4-3			4-3			3	0	1	1	0	0	0
Jack Merson, R (1, 4) OBP: 0.293, SLG: 0.392		6-3 2-3		6-3			F4			3	0	0	0	0	0	1
George Strickland, R (1, 6) OBP: 0.275, SLG: 0.293		5-3			SSS K		SSS K			3	0	0	0	0	2	1
Joe Muir, L (1, 1) Woody Main, R (4, 1) OBP: 0.111, SLG: 0.111 Red Munger, R (5, 1) Murry Dickson, R (5, PH) OBP: 0.314, SLG: 0.400 Paul LaPalme, L (6, 1)		6-3			6-3			F7		1	0	0	0	0	0	1
										0	0	0	0	0	0	0
										0	0	0	0	0	0	0
										1	0	0	0	0	0	0
										1	0	0	0	0	0	0

livebaseballscorecards.com

AB	31
R	2
H	4
RBI	1
BB	1
SO	2
LOB	9

Inning Stats	1	2	3	4	5	6	7	8	9
	R: 0 E: 0 K: 0 S: 3	R: 2 E: 1 K: 0 S: 6	R: 0 E: 1 K: 0 S: 3	R: 0 E: 0 K: 0 S: 3	R: 0 E: 0 K: 1 S: 6	R: 0 E: 0 K: 0 S: 3	R: 0 E: 0 K: 1 S: 5	R: 0 E: 0 K: 0 S: 3	R: 0 E: 0 K: 0 S: 3
	H: 0 LOB: 0 BB: 0 P: 3	H: 3 LOB: 1 BB: 0 P: 6	H: 0 LOB: 1 BB: 1 P: 7	H: 0 LOB: 0 BB: 0 P: 3	H: 1 LOB: 1 BB: 0 P: 6	H: 0 LOB: 0 BB: 0 P: 3	H: 0 LOB: 0 BB: 0 P: 5	H: 0 LOB: 0 BB: 0 P: 3	H: 0 LOB: 0 BB: 0 P: 3

| | | | | | | | | | |

Batter	1	2	3	4	5	6	7	8	9	AB	R	H	RBI	BB	SO	LOB
Eddie Miksis, R (1, 4) OBP: 0.306, SLG: 0.347										0	0	0	0	0	0	0
Bob Addis, L (1, 8) OBP: 0.415, SLG: 0.410										0	0	0	0	0	0	0
Gene Hermanski, L (1, 9) OBP: 0.423, SLG: 0.447										0	0	0	0	0	0	0
Hank Sauer, R (1, 7) OBP: 0.414, SLG: 0.700										0	0	0	0	0	0	0
Toby Atwell, L (1, 2) OBP: 0.408, SLG: 0.407										0	0	0	0	0	0	0
Dee Fondy, L (1, 3) OBP: 0.333, SLG: 0.408										0	0	0	0	0	0	0
Bill Serena, R (1, 5) OBP: 0.384, SLG: 0.586										0	0	0	0	0	0	0
Roy Smalley, R (1, 6) OBP: 0.284, SLG: 0.349										0	0	0	0	0	0	0
Bob Rush, R (1, 1) OBP: 0.343, SLG: 0.371										0	0	0	0	0	0	0
Inning Stats										1B: 0 2B: 0 3B: 0 HR: 0				SF: 0 SAC: 0 DP: 0 HBP: 0		

TOP

Chicago Cubs @ Boston Braves

Braves Field, Boston, MA

Fri Jun 13 1952, 3:33 AM EDT

Att. 4,976 - Unknown

livebaseballscorecards.com

AB	0
R	0
H	0
RBI	0
BB	0
SO	0
LOB	0

WP: 0 PA: 0
PB: 0
SB: 0
CS: 0

PITCHER	IP	WLS	BF	H	R	ER	SO	BB	IBB	HBP	BLK	WP	HR	S	P	ERA	WHIP
Vern Bickford, R (1, 1) ERA: 3.9	0.0	L	0	0	0	0	0	0	0	0	0	0	0	0	0	∞	∞

PITCHER	IP	WLS	BF	H	R	ER	SO	BB	IBB	HBP	BLK	WP	HR	S	P	ERA	WHIP

Batter	1	2	3	4	5	6	7	8	9	AB	R	H	RBI	BB	SO	LOB
Sam Jethroe, S (1, 8) OBP: 0.318, SLG: 0.449										0	0	0	0	0	0	0
Bob Thorpe, R (1, 9) OBP: 0.286, SLG: 0.420										0	0	0	0	0	0	0
Earl Torgeson, L (1, 3) OBP: 0.397, SLG: 0.343										0	0	0	0	0	0	0
Sid Gordon, R (1, 7) OBP: 0.399, SLG: 0.510										0	0	0	0	0	0	0
Buzz Clarkson, R (1, 5) OBP: 0.364, SLG: 0.263										0	0	0	0	0	0	0
Paul Burris, R (1, 2) OBP: 0.370, SLG: 0.615										0	0	0	0	0	0	0
Sibby Sisti, R (1, 4) OBP: 0.302, SLG: 0.383										0	0	0	0	0	0	0
Johnny Logan, R (1, 6) OBP: 0.275, SLG: 0.368										0	0	0	0	0	0	0
Vern Bickford, R (1, 1) OBP: 0.182, SLG: 0.227										0	0	0	0	0	0	0
Inning Stats										1B: 0 2B: 0 3B: 0 HR: 0		SF: 0 SAC: 0 DP: 0 HBP: 0		WP: 0 PB: 0 SB: 0 CS: 0		PA: 0

Chicago Cubs @ Boston Braves

Braves Field, Boston, MA

Fri Jun 13 1952, 3:33 AM EDT

Att. 4,976 - Unknown

BOTTOM

livebaseballscorecards.com

AB	0
R	0
H	0
RBI	0
BB	0
SO	0
LOB	0

PITCHER	IP	WLS	BF	H	R	ER	SO	BB	IBB	HBP	BLK	WP	HR	S	P	ERA	WHIP
Bob Rush, R (1, 1) ERA: 2.22	0.0	W	0	0	0	0	0	0	0	0	0	0	0	0	0	∞	∞

PITCHER	IP	WLS	BF	H	R	ER	SO	BB	IBB	HBP	BLK	WP	HR	S	P	ERA	WHIP

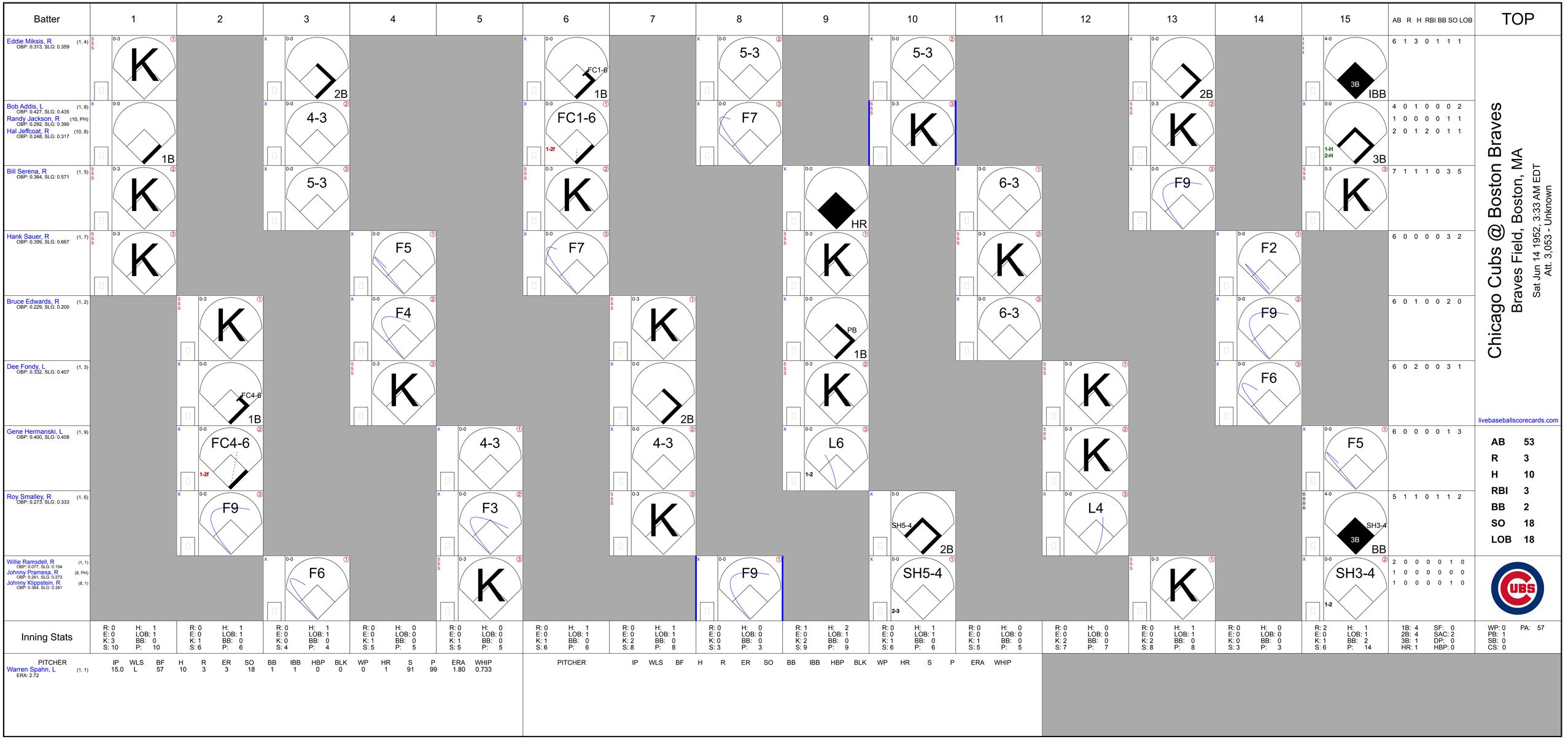
Batter
1
2
3
4
5
6
7
8
9
10
11
12
13
14
15
AB R H RBI BB SO LOB
TOP
Eddie Miksis, R (1, 4) OBP: 0.313, SLG: 0.359
6 1 3 0 1 1 1
Bob Addis, L (1, 8) OBP: 0.427, SLG: 0.435
Randy Jackson, R (10, PH) OBP: 0.292, SLG: 0.390
Hal Jeffcoat, R (10, 8) OBP: 0.248, SLG: 0.317
4 0 1 0 0 0 2
1 0 0 0 0 1 1
2 0 1 2 0 1 1
Bill Serena, R (1, 5) OBP: 0.364, SLG: 0.571
7 1 1 1 0 3 5
Hank Sauer, R (1, 7) OBP: 0.399, SLG: 0.667
6 0 0 0 0 3 2
Bruce Edwards, R (1, 2) OBP: 0.229, SLG: 0.200
6 0 1 0 0 2 0
Dee Fondy, L (1, 3) OBP: 0.332, SLG: 0.407
6 0 2 0 0 3 1
Gene Hermanski, L (1, 9) OBP: 0.400, SLG: 0.408
6 0 0 0 0 1 3
Roy Smalley, R (1, 6) OBP: 0.273, SLG: 0.333
5 1 1 0 1 1 2
Willie Ramsdell, R (1, 1) OBP: 0.077, SLG: 0.154
Johnny Pramesa, R (8, PH) OBP: 0.261, SLG: 0.273
Johnny Klippstein, R (8, 1) OBP: 0.364, SLG: 0.381
2 0 0 0 0 1 0
1 0 0 0 0 0 0
1 0 0 0 0 1 0
Chicago Cubs @ Boston Braves
Braves Field, Boston, MA
Sat Jun 14 1952, 3:33 AM EDT
Att. 3,053 - Unknown
livebaseballscorecards.com
AB 53
R 3
H 10
RBI 3
BB 2
SO 18
LOB 18
Inning Stats
R: 0 H: 1 E: 0 LOB: 1 K: 3 BB: 0 S: 10 P: 10
R: 0 H: 1 E: 0 LOB: 1 K: 1 BB: 0 S: 6 P: 6
R: 0 H: 1 E: 0 LOB: 1 K: 0 BB: 0 S: 4 P: 4
R: 0 H: 0 E: 0 LOB: 0 K: 1 BB: 0 S: 5 P: 5
R: 0 H: 0 E: 0 LOB: 0 K: 1 BB: 0 S: 5 P: 5
R: 0 H: 1 E: 0 LOB: 1 K: 1 BB: 0 S: 6 P: 6
R: 0 H: 1 E: 0 LOB: 1 K: 2 BB: 0 S: 8 P: 8
R: 0 H: 1 E: 0 LOB: 1 K: 0 BB: 0 S: 3 P: 8
R: 1 H: 2 E: 0 LOB: 1 K: 2 BB: 0 S: 9 P: 9
R: 0 H: 1 E: 0 LOB: 1 K: 1 BB: 0 S: 6 P: 6
R: 0 H: 0 E: 0 LOB: 0 K: 1 BB: 0 S: 5 P: 5
R: 0 H: 0 E: 0 LOB: 0 K: 2 BB: 0 S: 7 P: 7
R: 0 H: 1 E: 0 LOB: 1 K: 2 BB: 0 S: 8 P: 8
R: 0 H: 0 E: 0 LOB: 0 K: 0 BB: 0 S: 3 P: 3
R: 2 H: 1 E: 0 LOB: 1 K: 1 BB: 2 S: 6 P: 14
1B: 4 SF: 0 2B: 4 SAC: 2 3B: 1 DP: 0 HR: 1 HBP: 0
WP: 0 PA: 57 PB: 1 SB: 0 CS: 0
PITCHER IP WLS BF H R ER SO BB IBB HBP BLK WP HR S P ERA WHIP
Warren Spahn, L (1, 1) ERA: 2.72
15.0 L 57 10 3 3 18 1 1 0 0 0 1 91 99 1.80 0.733
PITCHER IP WLS BF H R ER SO BB IBB HBP BLK WP HR S P ERA WHIP

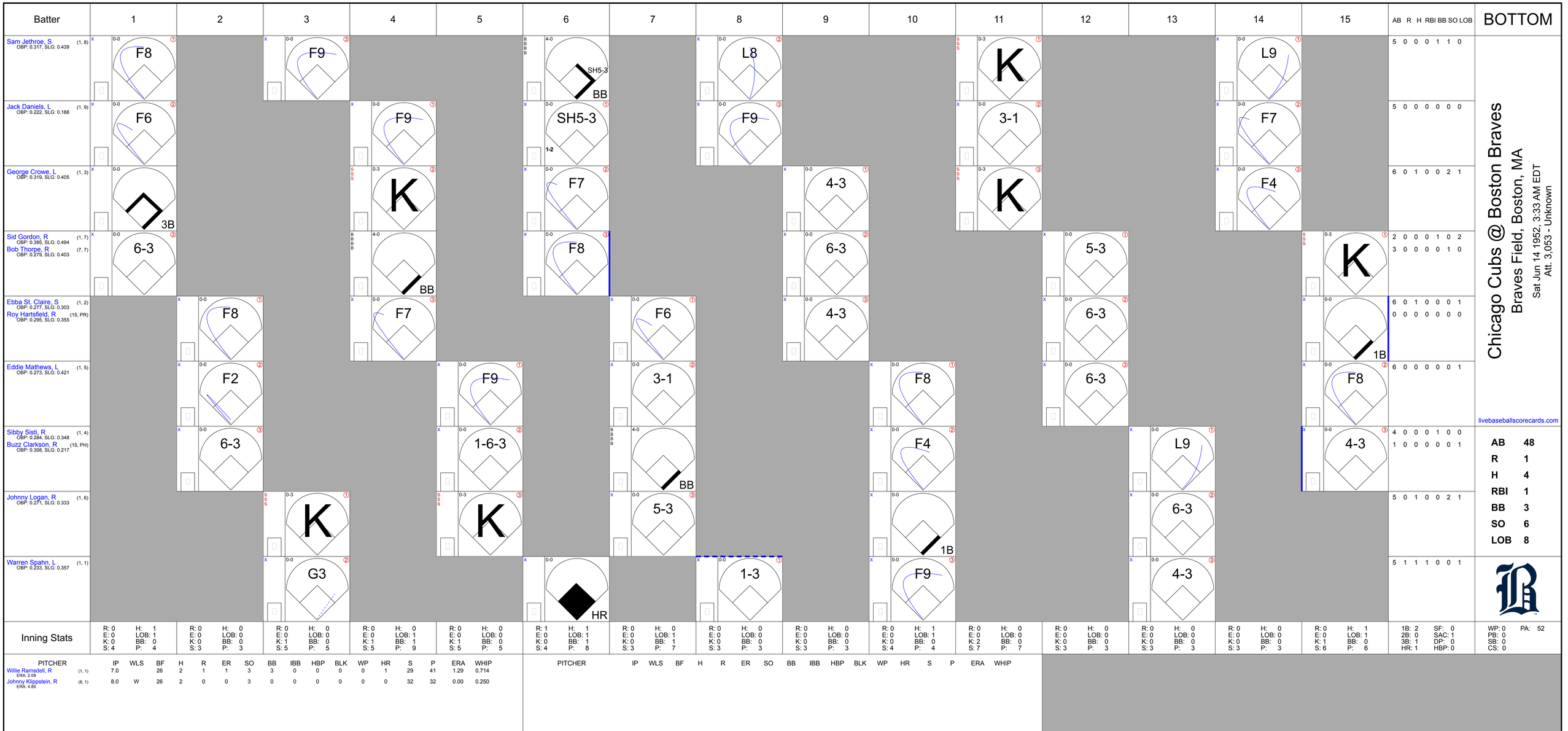
Batter
1
2
3
4
5
6
7
8
9
10
11
12
13
14
15
AB R H RBI BB SO LOB
BOTTOM
Sam Jethroe, S (1, 8)
OBP: 0.317, SLG: 0.439
F8
F9
SH5-3
BB
L8
K
L9
5 0 0 0 1 1 0
Jack Daniels, L (1, 9)
OBP: 0.222, SLG: 0.188
F6
F9
SH5-3
1-2
F9
3-1
F7
5 0 0 0 0 0 0
George Crowe, L (1, 3)
OBP: 0.319, SLG: 0.405
3B
K
F7
4-3
K
F4
6 0 1 0 0 2 1
Sid Gordon, R (1, 7)
OBP: 0.395, SLG: 0.494
6-3
BB
F8
6-3
5-3
K
2 0 0 0 1 0 2
Bob Thorpe, R (7, 7)
OBP: 0.279, SLG: 0.403
3 0 0 0 0 1 0
Ebba St. Claire, S (1, 2)
OBP: 0.277, SLG: 0.303
F8
F7
F6
4-3
6-3
1B
6 0 1 0 0 0 1
Roy Hartsfield, R (15, PR)
OBP: 0.295, SLG: 0.355
0 0 0 0 0 0 0
Eddie Mathews, L (1, 5)
OBP: 0.273, SLG: 0.421
F2
F9
3-1
F8
6-3
F8
6 0 0 0 0 0 1
Sibby Sisti, R (1, 4)
OBP: 0.284, SLG: 0.348
6-3
1-6-3
BB
F4
L9
4-3
4 0 0 0 1 0 0
Buzz Clarkson, R (15, PH)
OBP: 0.308, SLG: 0.217
1 0 0 0 0 0 1
Johnny Logan, R (1, 6)
OBP: 0.271, SLG: 0.333
K
K
5-3
1B
6-3
5 0 1 0 0 2 1
Warren Spahn, L (1, 1)
OBP: 0.233, SLG: 0.357
G3
HR
1-3
F9
4-3
5 1 1 1 0 0 1
Inning Stats
R: 0 H: 1 E: 0 LOB: 1 K: 0 BB: 0 S: 4 P: 4
R: 0 H: 0 E: 0 LOB: 0 K: 0 BB: 1 S: 3 P: 3
R: 0 H: 0 E: 0 LOB: 0 K: 1 BB: 0 S: 5 P: 5
R: 0 H: 0 E: 0 LOB: 1 K: 1 BB: 1 S: 5 P: 9
R: 0 H: 0 E: 0 LOB: 0 K: 1 BB: 0 S: 5 P: 5
R: 1 H: 1 E: 0 LOB: 1 K: 0 BB: 1 S: 4 P: 8
R: 0 H: 0 E: 0 LOB: 1 K: 0 BB: 1 S: 3 P: 7
R: 0 H: 0 E: 0 LOB: 0 K: 0 BB: 0 S: 3 P: 3
R: 0 H: 0 E: 0 LOB: 0 K: 0 BB: 0 S: 3 P: 3
R: 0 H: 1 E: 0 LOB: 1 K: 0 BB: 0 S: 4 P: 4
R: 0 H: 0 E: 0 LOB: 0 K: 2 BB: 0 S: 7 P: 7
R: 0 H: 0 E: 0 LOB: 0 K: 0 BB: 0 S: 3 P: 3
R: 0 H: 0 E: 0 LOB: 0 K: 0 BB: 0 S: 3 P: 3
R: 0 H: 0 E: 0 LOB: 0 K: 0 BB: 0 S: 3 P: 3
R: 0 H: 1 E: 0 LOB: 1 K: 1 BB: 0 S: 6 P: 6
1B: 2 SF: 0 2B: 0 SAC: 1 3B: 1 DP: 0 HR: 1 HBP: 0
WP: 0 PA: 52 PB: 0 SB: 0 CS: 0
PITCHER IP WLS BF H R ER SO BB IBB HBP BLK WP HR S P ERA WHIP
Willie Ramsdell, R (1, 1) ERA: 2.09 7.0 26 2 1 1 3 3 0 0 0 0 1 29 41 1.29 0.714
Johnny Klippstein, R (8, 1) ERA: 4.85 8.0 W 26 2 0 0 3 0 0 0 0 0 0 32 32 0.00 0.250
PITCHER IP WLS BF H R ER SO BB IBB HBP BLK WP HR S P ERA WHIP
Chicago Cubs @ Boston Braves
Braves Field, Boston, MA
Sat Jun 14 1952, 3:33 AM EDT
Att. 3,053 - Unknown
livebaseballscorecards.com
AB 48
R 1
H 4
RBI 1
BB 3
SO 6
LOB 8

Batter	1	2	3	4	5	6	7	8	9	AB	R	H	RBI	BB	SO	LOB
Eddie Miksis, R (1, 4) OBP: 0.305, SLG: 0.349	F5		4-3		L9		F4		F7	5	0	0	0	0	0	2
Bob Addis, L (1, 8) OBP: 0.426, SLG: 0.427	BB, 1B		FC4-6, BB		L4		3-1		K	4	0	1	0	1	1	1
Gene Hermanski, L (1, 9) OBP: 0.403, SLG: 0.406	BB		FC4-6		G3			FC5-4		3	0	1	0	1	0	2
Hank Sauer, R (1, 7) OBP: 0.393, SLG: 0.654	K		5-3			K		FC5-4, 1B		4	1	0	0	0	2	5
Toby Atwell, L (1, 2) OBP: 0.420, SLG: 0.411	K			1B		FC4-6, BB		1B		3	0	2	0	1	1	2
Dee Fondy, L (1, 3) OBP: 0.330, SLG: 0.405		4-3		L9		FC4-6		1B		4	0	1	1	0	0	2
Bill Serena, R (1, 5) OBP: 0.360, SLG: 0.559		5-3		1B		5-3		F5		4	0	1	0	0	0	3
Roy Smalley, R (1, 6) OBP: 0.272, SLG: 0.342		K		F5			2B	F9		4	0	1	0	0	1	4
Paul Minner, L (1, 1) OBP: 0.233, SLG: 0.357			BB	F7			K		3-1	1	0	0	0	1	0	2
Bruce Edwards, R (7, PH) OBP: 0.224, SLG: 0.196										1	0	0	0	0	1	1
Bob Kelly, R (7, 1) OBP: 0.333, SLG: 0.333										0	0	0	0	0	0	0
Phil Cavarretta, L (9, PH) OBP: 0.286, SLG: 0.500										1	0	0	0	0	0	0

TOP

Chicago Cubs @ Boston Braves

Braves Field, Boston, MA

Sun Jun 15 1952, 3:33 AM EDT

Sunny - 86 F

livebaseballscorecards.com

AB	34
R	1
H	7
RBI	1
BB	4
SO	6
LOB	24

Inning Stats	1	2	3	4	5	6	7	8	9
	R: 0 E: 0 K: 2 S: 8	H: 1 LOB: 2 BB: 1 P: 12	R: 0 E: 0 K: 1 S: 5	H: 0 LOB: 0 BB: 0 P: 5	R: 0 E: 0 K: 0 S: 3	H: 0 LOB: 2 BB: 2 P: 11	R: 0 E: 0 K: 0 S: 5	H: 2 LOB: 2 BB: 0 P: 5	R: 0 E: 0 K: 0 S: 3	H: 0 LOB: 0 BB: 0 P: 3
	R: 0 E: 0 K: 1 S: 5	H: 0 LOB: 1 BB: 1 P: 9	R: 0 E: 0 K: 1 S: 6	H: 1 LOB: 1 BB: 0 P: 6	R: 1 E: 0 K: 0 S: 6	H: 3 LOB: 2 BB: 0 P: 6	R: 0 E: 0 K: 1 S: 5	H: 0 LOB: 0 BB: 0 P: 5		

| | | | | | | | | | |

Batter	1	2	3	4	5	6	7	8	9	AB	R	H	RBI	BB	SO	LOB
Sam Jethroe, S (1, 8) OBP: 0.321, SLG: 0.445	0-0 S E 1B		0-3 ① K	0-0 ③ F4			0-0 2B			4	1	2	0	0	1	0
Bob Thorpe, R (1, 9) OBP: 0.278, SLG: 0.399	0-0 ① F9		0-0 HBP 1B		0-0 ① 1-3		0-0 ② F8			4	0	1	0	0	0	2
George Crowe, L (1, 3) OBP: 0.316, SLG: 0.398	0-0 E4 1-H 1B		0-0 ② F5		0-3 ② K		0-0 ③ G3			4	0	1	0	0	1	2
Sid Gordon, R (1, 7) OBP: 0.397, SLG: 0.491 Jack Daniels, L (8, PR) OBP: 0.222, SLG: 0.188 (9, 7)	0-0 ② L6		1-0 1-2 HBP		0-0 ③ 3-1			0-0 SH1-4 1B		3 0	0 0	1 0	0 0	0 0	0 0	1 0
Paul Burris, R (1, 2) OBP: 0.294, SLG: 0.485	0-0 ③ L1		0-0 ③ 4-3		0-3 ① K			0-0 ① SH1-4 1-2		3	0	0	0	0	1	3
Eddie Mathews, L (1, 5) OBP: 0.282, SLG: 0.438		0-0 ① F8		4-0 BB SH	0-0 HR			4-0 BB		2	2	1	1	2	0	0
Sibby Sisti, R (1, 4) OBP: 0.286, SLG: 0.348		0-0 1B		0-0 SH F9 F8 1-H	0-3 ② K			0-0 ② F9		3	1	1	0	0	1	2
Johnny Logan, R (1, 6) OBP: 0.250, SLG: 0.306		0-0 ② F4		0-0 ① F9 2-3	0-0 ③ F3			0-0 ③ F5		4	0	0	0	0	0	4
Jim Wilson, R (1, 1) OBP: 0.103, SLG: 0.138		0-0 ③ 5-3		0-0 ② F8 3-H			0-0 ① F9			3	0	0	1	0	0	1
Inning Stats	R: 1 H: 2 E: 1 LOB: 1 K: 0 BB: 0 S: 5 P: 5	R: 0 H: 1 E: 0 LOB: 1 K: 0 BB: 0 S: 4 P: 4	R: 0 H: 1 E: 0 LOB: 2 K: 1 BB: 0 S: 6 P: 7	R: 2 H: 0 E: 1 LOB: 0 K: 0 BB: 1 S: 4 P: 8	R: 0 H: 0 E: 0 LOB: 0 K: 1 BB: 0 S: 5 P: 5	R: 1 H: 1 E: 0 LOB: 0 K: 2 BB: 0 S: 8 P: 8	R: 0 H: 1 E: 0 LOB: 1 K: 0 BB: 0 S: 4 P: 4	R: 0 H: 1 E: 0 LOB: 2 K: 0 BB: 1 S: 4 P: 8		1B: 5 SF: 0 2B: 1 SAC: 2 3B: 0 DP: 0 HR: 1 HBP: 1						

PITCHER		IP	WLS	BF	H	R	ER	SO	BB	IBB	HBP	BLK	WP	HR	S	P	ERA	WHIP
Paul Minner, L ERA: 3.45	(1, 1)	6.0	L	26	5	4	1	4	1	0	1	0	0	1	32	37	1.50	1.000
Bob Kelly, R ERA: 5.5	(7, 1)	2.0		9	2	0	0	0	1	0	0	0	0	0	8	12	0.00	1.500

PITCHER	IP	WLS	BF	H	R	ER	SO	BB	IBB	HBP	BLK	WP	HR	S	P	ERA	WHIP

BOTTOM

Chicago Cubs @ Boston Braves

Braves Field, Boston, MA

Sun Jun 15 1952, 3:33 AM EDT

Sunny - 86 F

livebaseballscorecards.com

AB	30
R	4
H	7
RBI	2
BB	2
SO	4
LOB	15

WP: 0 PA: 35
PB: 0
SB: 1
CS: 0

Batter	1	2	3	4	5	6	7	8	9	AB	R	H	RBI	BB	SO	LOB
Eddie Miksis, R (1, 4) OBP: 0.299, SLG: 0.342	K		6-3			F8			F8	4	0	0	0	0	1	0
Bob Addis, L (1, 8) OBP: 0.411, SLG: 0.410	4-3			F7		K			F6	4	0	0	0	0	1	0
Gene Hermanski, L (1, 9) OBP: 0.398, SLG: 0.394	F4			FC4-6 BB		G3			K	3	0	0	0	1	1	0
Hank Sauer, R (1, 7) OBP: 0.388, SLG: 0.645		K		FC4-6 1-2f			L8			3	0	0	0	0	1	1
Johnny Pramesa, R (1, 2) OBP: 0.269, SLG: 0.280		1B		K			F9			3	0	1	0	0	1	1
Dee Fondy, L (1, 3) OBP: 0.331, SLG: 0.404		F9			1B		F5			3	0	1	0	0	0	1
Bill Serena, R (1, 5) OBP: 0.350, SLG: 0.543		F4			F9			F6		3	0	0	0	0	0	2
Roy Smalley, R (1, 6) OBP: 0.262, SLG: 0.329			K		K			K		3	0	0	0	0	3	1
Joe Hatten, R (1, 1) OBP: 0.067, SLG: 0.067			F8		K			F8		2	0	0	0	0	1	1
Bruce Edwards, R (8, PH) OBP: 0.220, SLG: 0.191										1	0	0	0	0	0	0
Dutch Leonard, R (8, 1)										0	0	0	0	0	0	0
Inning Stats	R: 0 E: 0 K: 1 S: 5 H: 0 LOB: 0 BB: 0 P: 5	R: 0 E: 0 K: 1 S: 6 H: 1 LOB: 1 BB: 0 P: 6	R: 0 E: 0 K: 1 S: 5 H: 0 LOB: 0 BB: 0 P: 5	R: 0 E: 0 K: 1 S: 5 H: 0 LOB: 1 BB: 1 P: 9	R: 0 E: 0 K: 2 S: 8 H: 1 LOB: 1 BB: 0 P: 8	R: 0 E: 0 K: 1 S: 5 H: 0 LOB: 0 BB: 0 P: 5	R: 0 E: 0 K: 0 S: 3 H: 0 LOB: 0 BB: 0 P: 3	R: 0 E: 0 K: 1 S: 5 H: 0 LOB: 0 BB: 0 P: 5	R: 0 E: 0 K: 1 S: 5 H: 0 LOB: 0 BB: 0 P: 5	1B: 2 2B: 0 3B: 0 HR: 0 SF: 0 SAC: 0 DP: 0 HBP: 0							

PITCHER		IP	WLS	BF	H	R	ER	SO	BB	IBB	HBP	BLK	WP	HR	S	P	ERA	WHIP
Max Surkont, R ERA: 4.45	(1, 1)	9.0	W	30	2	0	0	9	1	0	0	0	0	0	47	51	0.00	0.333

PITCHER	IP	WLS	BF	H	R	ER	SO	BB	IBB	HBP	BLK	WP	HR	S	P	ERA	WHIP

TOP

Chicago Cubs @ Boston Braves

Braves Field, Boston, MA

Sun Jun 15 1952, 3:38 AM EDT

Att. 9,100 - Sunny - 90 F

livebaseballscorecards.com

AB	29
R	0
H	2
RBI	0
BB	1
SO	9
LOB	7

Batter	1	2	3	4	5	6	7	8	9	AB	R	H	RBI	BB	SO	LOB
Sam Jethroe, S (1, 8) OBP: 0.315, SLG: 0.436	F7		6-3		K		5-3			4	0	0	0	0	1	0
Bob Thorpe, R (1, 9) OBP: 0.277, SLG: 0.395	1B		F7		4-3			F9		4	0	1	0	0	0	0
George Crowe, L (1, 3) OBP: 0.304, SLG: 0.380	F6		3-1		L6			F7		4	0	0	0	0	0	1
Sid Gordon, R (1, 7) OBP: 0.394, SLG: 0.485	4-3			L4		CS 1B		K		4	0	1	0	0	1	1
Jack Daniels, L (9, 7) OBP: 0.222, SLG: 0.188										0	0	0	0	0	0	0
Walker Cooper, R (1, 2) OBP: 0.333, SLG: 0.362		6-3		BB 1B		K 1-2				3	1	1	0	0	1	1
Eddie Mathews, L (1, 5) OBP: 0.293, SLG: 0.441		2B BB		1B BB 1-2		FC6-4 1B				1	0	1	0	2	0	0
Sibby Sisti, R (1, 4) OBP: 0.287, SLG: 0.358		1B 2B 1-H		K		FC6-4 1-2f				3	1	1	0	0	1	3
Johnny Logan, R (1, 6) OBP: 0.273, SLG: 0.327		1B 3-H		1B 1-2 2-H			6-3			3	0	2	2	0	0	0
Max Surkont, R (1, 1) OBP: 0.190, SLG: 0.286		1-3		6-3			F3			3	0	0	0	0	0	3
Inning Stats	R: 0 E: 0 K: 0 S: 4 H: 1 LOB: 1 BB: 0 P: 4	R: 1 E: 0 K: 0 S: 4 H: 2 LOB: 1 BB: 1 P: 8	R: 0 E: 0 K: 0 S: 3 H: 0 LOB: 0 BB: 0 P: 3	R: 1 E: 0 K: 1 S: 7 H: 2 LOB: 2 BB: 1 P: 11	R: 0 E: 0 K: 1 S: 5 H: 0 LOB: 0 BB: 0 P: 5	R: 0 E: 0 K: 1 S: 6 H: 2 LOB: 1 BB: 0 P: 6	R: 0 E: 0 K: 0 S: 3 H: 0 LOB: 0 BB: 0 P: 3	R: 0 E: 0 K: 1 S: 5 H: 0 LOB: 0 BB: 0 P: 5		1B: 6 2B: 1 3B: 0 HR: 0	SF: 0 SAC: 0 DP: 0 HBP: 0			WP: 0 PB: 0 SB: 0 CS: 1	PA: 31		

PITCHER	IP	WLS	BF	H	R	ER	SO	BB	IBB	HBP	BLK	WP	HR	S	P	ERA	WHIP
Joe Hatten, L (1, 1) ERA: 5.4	7.0	L	28	7	2	2	3	2	0	0	0	0	0	32	40	2.57	1.286
Dutch Leonard, R (8, 1) ERA: 2.87	1.0		3	0	0	0	1	0	0	0	0	0	0	5	5	0.00	0.000

PITCHER	IP	WLS	BF	H	R	ER	SO	BB	IBB	HBP	BLK	WP	HR	S	P	ERA	WHIP

Chicago Cubs @ Boston Braves

Braves Field, Boston, MA

Sun Jun 15 1952, 3:38 AM EDT

Att. 9,100 - Sunny - 90 F

BOTTOM

livebaseballscorecards.com

AB	29
R	2
H	7
RBI	2
BB	2
SO	4
LOB	9

Batter	1	2	3	4	5	6	7	8	9	AB	R	H	RBI	BB	SO	LOB
Bobby Adams, R (1, 5) OBP: 0.364, SLG: 0.419	1B		F7		4-3			2-H 1B		4	0	2	1	0	0	2
Grady Hatton, L (1, 4) OBP: 0.365, SLG: 0.431	F8			3-4-3 BB		K		F8		3	0	0	0	1	1	2
Willard Marshall, L (1, 9) OBP: 0.333, SLG: 0.513	1-2 1B			F8		4-3		F7		0	0	0	0	0	0	0
Ted Kluszewski, L (1, 3) OBP: 0.331, SLG: 0.446	L3 1-2			3-4-3 1-2		F7			4-3	4	0	0	0	0	0	3
Hank Edwards, L (1, 7) OBP: 0.398, SLG: 0.561		G3		6-3			4-3		F5	4	0	0	0	0	0	1
Andy Seminick, R (1, 2) OBP: 0.353, SLG: 0.417		K			G5-4-3 1B		CS BB		F5	3	0	1	0	1	1	0
Wally Westlake, R (1, 8) OBP: 0.300, SLG: 0.243		F2			G5-4-3 1-2f		K 1-2			3	0	0	0	0	1	2
Roy McMillan, R (1, 6) OBP: 0.273, SLG: 0.340			K		1B			E6 1B		3	1	2	0	0	1	0
Harry Perkowski, L (1, 1) OBP: 0.226, SLG: 0.290			G3		1-2 1B			L5		2	0	1	0	0	0	0
Bubba Church, R (6, 1) OBP: 0.200, SLG: 0.200										0	0	0	0	0	0	0
Cal Abrams, L (8, PH) OBP: 0.250, SLG: 0.143										1	0	0	0	0	0	1
Phil Haugstad, R (8, 1)										0	0	0	0	0	0	0

TOP

Cincinnati Reds @ Boston Braves

Braves Field, Boston, MA

Tue Jun 17 1952, 3:33 AM EDT

Att. 6,455 - Unknown

livebaseballscorecards.com

AB	27
R	1
H	6
RBI	1
BB	2
SO	4
LOB	11

Inning Stats	1	2	3	4	5	6	7	8	9
	R: 0 E: 0 K: 0 S: 4	H: 2 LOB: 1 BB: 0 P: 4	R: 0 E: 0 K: 1 S: 5	H: 0 LOB: 0 BB: 0 P: 5	R: 0 E: 0 K: 1 S: 5	H: 0 LOB: 0 BB: 0 P: 5	R: 0 E: 0 K: 0 S: 3	H: 0 LOB: 1 BB: 1 P: 7	R: 0 E: 0 K: 0 S: 5	H: 3 LOB: 2 BB: 0 P: 5	R: 0 E: 0 K: 1 S: 5	H: 0 LOB: 0 BB: 0 P: 5	R: 0 E: 0 K: 1 S: 4	H: 0 LOB: 1 BB: 1 P: 8	R: 1 E: 1 K: 0 S: 5	H: 2 LOB: 1 BB: 0 P: 5	R: 0 E: 0 K: 0 S: 3	H: 0 LOB: 0 BB: 0 P: 3

| | | | | | | | | | |

Cincinnati Reds @ Boston Braves

Braves Field, Boston, MA

Tue Jun 17 1952, 3:33 AM EDT

Att. 6,455 - Unknown

livebaseballscorecards.com

BOTTOM

Batter	1	2	3	4	5	6	7	8	9	AB	R	H	RBI	BB	SO	LOB
Sam Jethroe, S (1, 8) OBP: 0.321, SLG: 0.442	0-0 1B 2B	0-3 K			BBBB 4-0 BB	0-0 1-2 1B		0-0 4-3 2-3		4	1	2	0	1	1	2
Bob Thorpe, R (1, 9) OBP: 0.269, SLG: 0.382	0-3 K		0-0 1-3		0-0 F9	0-3 K		0-0 F8		5	0	0	0	0	2	6
Jack Dittmer, L (1, 4)	0-3 K		0-0 F5		0-3 K		0-0 4-3			4	0	0	0	0	2	3
Sid Gordon, R (1, 7) OBP: 0.401, SLG: 0.509	0-0 1B 2-H 1B		0-3 K			0-0 FC1-6 HBP 2B 1B	0-0 HR			4	2	3	2	0	1	0
Jack Daniels, L (8, 7) OBP: 0.222, SLG: 0.188										0	0	0	0	0	0	0
Walker Cooper, R (1, 2) OBP: 0.330, SLG: 0.357	0-0 1-2 1B			0-0 F4		0-0 F7	0-0 6-3			4	0	1	0	0	0	1
George Crowe, L (1, 3) OBP: 0.311, SLG: 0.372	0-0 F7			0-0 1-3		H 1-0 1-2 FC1-6 HBP	BBBB 4-0 BB			2	0	0	0	1	0	2
Eddie Mathews, L (1, 5) OBP: 0.287, SLG: 0.432		0-0 E3 SH5-4		0-0 G3		0-0 FC1-6 1-2f 2-3 2B	0-0 F9			4	1	0	0	0	0	3
Johnny Logan, R (1, 6) OBP: 0.288, SLG: 0.357		0-3 K			0-0 SH2-4 1B	0-0 1-H 3-H 1B 2B		0-0 E1 4-3 SH1-4		4	1	2	2	0	1	1
Vern Bickford, R (1, 1) OBP: 0.208, SLG: 0.250		0-0 SH5-4 1-2			0-0 SH2-4 1-2	0-0 2-H 1B 1B		0-0 SH1-4 1-2		1	0	1	1	0	0	0
Inning Stats	R: 1 H: 3 E: 0 LOB: 2 K: 2 BB: 0 S: 10 P: 10	R: 0 H: 0 E: 1 LOB: 1 K: 2 BB: 0 S: 8 P: 8	R: 0 H: 0 E: 0 LOB: 0 K: 1 BB: 0 S: 5 P: 5	R: 0 H: 0 E: 0 LOB: 0 K: 0 BB: 0 S: 3 P: 3	R: 0 H: 1 E: 0 LOB: 2 K: 1 BB: 1 S: 6 P: 10	R: 3 H: 4 E: 0 LOB: 2 K: 1 BB: 0 S: 9 P: 10	R: 1 H: 1 E: 0 LOB: 1 K: 0 BB: 1 S: 4 P: 8	R: 0 H: 0 E: 1 LOB: 1 K: 0 BB: 0 S: 4 P: 4		1B: 6 SF: 0 2B: 2 SAC: 3 3B: 0 DP: 0 HR: 1 HBP: 1						

	AB	32
	R	5
	H	9
	RBI	5
	BB	2
	SO	7
	LOB	18

WP: 0 PA: 38
PB: 0
SB: 0
CS: 0

PITCHER		IP	WLS	BF	H	R	ER	SO	BB	IBB	HBP	BLK	WP	HR	S	P	ERA	WHIP
Harry Perkowski, L ERA: 4.58	(1, 1)	5.2	L	28	8	4	4	6	1	0	1	0	0	0	38	43	6.35	1.588
Bubba Church, R ERA: 10.07	(6, 1)	1.1		6	1	1	1	1	1	0	0	0	0	1	7	11	6.75	1.500
Phil Haugstad, R ERA: 6.23	(8, 1)	1.0		4	0	0	0	0	0	0	0	0	0	0	4	4	0.00	0.000

PITCHER	IP	WLS	BF	H	R	ER	SO	BB	IBB	HBP	BLK	WP	HR	S	P	ERA	WHIP

Batter	1	2	3	4	5	6	7	8	9	AB	R	H	RBI	BB	SO	LOB
Bobby Adams, R (1, 5) OBP: 0.373, SLG: 0.426	0-0 1B 1-3 2B	0-3 ① K		x 0-0 ② 1-3 1B		BBBB 4-0 CS BB		BBBB 4-0 SH1-4 2B BB		3	2	2	0	2	1	0
Grady Hatton, L (1, 4) OBP: 0.367, SLG: 0.430	BBBB 4-0 1-3 1B 1B BB	SSS 0-3 ② K		SSS 0-3 ③ K		x 0-0 ② 1-2 E 1B		x 0-0 ① SH1-4 1-2		3	1	1	0	1	2	1
Willard Marshall, L (1, 9) OBP: 0.344, SLG: 0.524	0-0 1-2 2-3 1B	x 0-0 ③ F8			x 0-0 1B	x 0-0 E4 1-2		x 0-0 2-H 2B		0	2	0	0	0	0	0
Ted Kluszewski, L (1, 3) OBP: 0.328, SLG: 0.456	0-0 ① 1-3 1-2 2-3 3-H		0-0 HR		x 0-0 E1 SH5-4 1B 1-H G1-2-3	x 0-0 ③ FC6-4 1-2f		x 0-0 ② F8		5	1	1	2	0	0	5
Hank Edwards, L (1, 7) OBP: 0.400, SLG: 0.554 Bob Borkowski, R (5, PH) OBP: 0.322, SLG: 0.323 Cal Abrams, L (5, PH) OBP: 0.263, SLG: 0.176 (5, 7)	BBBB 4-0 BB 1B BB	x 0-0 ① F6			x 0-0 SH5-4 1-2 1B		SSS 0-3 ① K	x 0-0 ③ F7		1 0 3	0 0 0	0 0 1	0 0 0	1 0 0	0 0 1	0 0 1
Andy Seminick, R (1, 2) OBP: 0.350, SLG: 0.439	SSS 0-3 ② K	x 0-0 ② 6-3			x 0-0 ① SH5-4 1-2 2-3		x 0-0 HR		SSS 0-3 ① K	4	1	1	1	0	2	3
Wally Westlake, R (1, 8) OBP: 0.307, SLG: 0.245	x 0-0 BB 1-2 2-H 3-H 1B	SSS 0-3 ③ K			BBBB 4-0 BB		BBBB 4-0 BB		x 0-0 ② F8	3	0	1	2	2	1	0
Roy McMillan, R (1, 6) OBP: 0.280, SLG: 0.343	BBBB 4-0 1-2 2-3 BB			x 0-0 1B 1B	x 0-0 ②③ G1-2-3 3-Hf		SSS 0-3 ② K		x 0-0 1B	4	0	2	0	1	1	4
Herm Wehmeier, R (1, 1) OBP: 0.200, SLG: 0.200 Frank Smith, R (8, 1) OBP: 0.158, SLG: 0.211	SSS 0-3 ③ K			SSS 0-3 ① K		x 0-0 ① F9	SSS 0-3 ③ K		x 0-0 ③ 4-3	4 1	0 0	0 0	0 0	0 0	3 0	5 1
Inning Stats	R: 3 E: 0 K: 2 S: 10 H: 3 LOB: 3 BB: 3 P: 22	R: 0 E: 0 K: 2 S: 7 H: 0 LOB: 0 BB: 0 P: 7	R: 1 E: 0 K: 1 S: 6 H: 1 LOB: 0 BB: 0 P: 6	R: 0 E: 0 K: 2 S: 8 H: 2 LOB: 1 BB: 0 P: 8	R: 1 E: 1 K: 0 S: 5 H: 2 LOB: 2 BB: 1 P: 9	R: 0 E: 1 K: 0 S: 4 H: 1 LOB: 2 BB: 1 P: 8	R: 1 E: 0 K: 3 S: 10 H: 1 LOB: 1 BB: 1 P: 14	R: 1 E: 0 K: 0 S: 4 H: 1 LOB: 1 BB: 1 P: 8	R: 0 E: 0 K: 1 S: 6 H: 1 LOB: 1 BB: 0 P: 6	1B: 8 2B: 2 3B: 0 HR: 2 SF: 0 SAC: 2 DP: 1 HBP: 0						

TOP

Cincinnati Reds @ Boston Braves

Braves Field, Boston, MA

Wed Jun 18 1952, 3:33 AM EDT

Unknown

livebaseballscorecards.com

AB	31
R	7
H	9
RBI	5
BB	7
SO	11
LOB	20

WP: 0 PB: 1 SB: 0 CS: 1 PA: 45

PITCHER		IP	WLS	BF	H	R	ER	SO	BB	IBB	HBP	BLK	WP	HR	S	P	ERA	WHIP
Lew Burdette, R ERA: 2.67	(1, 1)	0.2		7	3	3	3	1	2	0	0	0	0	0	7	15	40.50	7.500
Sheldon Jones, R ERA: 2.76	(1, 1)	3.1		13	3	1	1	6	1	0	0	0	0	1	24	28	2.70	1.200
Bob Chipman, L ERA: 3.48	(5, 1)	0.0		2	1	1	0	0	0	0	0	0	0	0	2	2	∞	∞
Dave Cole, R ERA: 3.74	(5, 1)	2.0		9	2	0	0	0	2	0	0	0	0	0	7	15	0.00	2.000
Virgil Jester, R ERA: 9.0	(7, 1)	2.0	L	10	2	2	2	3	2	0	0	0	0	1	14	22	9.00	2.000

PITCHER		IP	WLS	BF	H	R	ER	SO	BB	IBB	HBP	BLK	WP	HR	S	P	ERA	WHIP
Vern Bickford, R ERA: 3.73	(9, 1)	1.0		4	1	0	0	1	0	0	0	0	0	0	6	6	0.00	1.000

Batter	1	2	3	4	5	6	7	8	9	AB	R	H	RBI	BB	SO	LOB
Sam Jethroe, S (1, 8) OBP: 0.329, SLG: 0.448	0-0 1B 6-3 1B	0-3 K		0-0 2-H 3-H 1B		0-0 S 1-3 2-H 1B		0-0 SH5-4 1-2 2-3		4	1	3	3	0	1	1
Bob Thorpe, R (1, 9) OBP: 0.267, SLG: 0.377	0-0 6-3 1-3 1B		0-0 1-4-3	0-0 4-3		0-3 K 1-2		0-0 4-3 2-3 3-H		5	0	1	1	0	1	5
Jack Dittmer, L (1, 4)	0-0 F7		0-0 6-3		0-0 F7		0-0 F7	0-0 5-3		5	0	0	0	0	0	4
Sid Gordon, R (1, 7) OBP: 0.396, SLG: 0.497	0-0 6-3 1-2 3-H		4-0 BB		0-0 F8		0-0 F3		0-0 6-3	4	0	0	1	1	0	1
Ebba St. Claire, S (1, 2) OBP: 0.276, SLG: 0.300 Jack Cusick, R (7, PR) OBP: 0.217, SLG: 0.172 Paul Burris, R (8, 2) OBP: 0.286, SLG: 0.471	0-0 F5		0-0 4-3		0-0 F6		0-0 1B 1B		0-0 F9	4 0 1	0 0 0	1 0 0	0 0 0	0 0 0	0 0 0	2 0 0
George Crowe, L (1, 3) OBP: 0.333, SLG: 0.429		0-0 HR		0-0 SH5-4 1B 2B		1-0 BB 1B HBP	0-0 1-2 1B		0-0 F4	4	3	3	1	0	0	0
Eddie Mathews, L (1, 5) OBP: 0.286, SLG: 0.425		0-3 K		4-0 SH5-4 1B BB		0-3 K	0-3 K			3	1	0	0	1	3	3
Johnny Logan, R (1, 6) OBP: 0.323, SLG: 0.368		0-0 PB 1B		0-0 SH5-4 1-2 2-3		4-0 1B 1-2 BB		4-0 SH5-4 1B 4-3 BB		1	1	1	0	2	0	0
Lew Burdette, R (1, 1) Sheldon Jones, R (1, 1) Earl Torgeson, L (4, PH) OBP: 0.360, SLG: 0.330 Bob Chipman, L (0, 1) Dave Cole, R (0, 1) Buzz Clarkson, R (0, PH) OBP: 0.256, SLG: 0.208 Virgil Jester, R (7, 1) Walker Cooper, R (0, PH) OBP: 0.308, SLG: 0.308 Pete Whisenant, R (0, PR) OBP: 0.000, SLG: 0.231 Vern Bickford, R (0, 1) OBP: 0.000, SLG: 0.250		0-3 K 1-2		0-3 K		0-3 K		0-0 4-3 SH5-4 1-2 1B		0 1 1 0 0 1 0 0 1 0 0	0 0 0 0 0 0 0 0 0 0 0	0 1 0 0 0 0 0 0 1 0 0	0 0 0 0 0 0 0 0 0 0 0	0 1 1 0 0 0 1 0 0 0 0	0 1 2 0 0 0 2 0 0 0 0	0 0 0 0 0 0 0 0 0 0 0
Inning Stats	R: 1 E: 0 K: 0 S: 5 H: 2 LOB: 1 BB: 0 P: 5	R: 1 E: 0 K: 3 S: 11 H: 2 LOB: 1 BB: 0 P: 11	R: 0 E: 0 K: 0 S: 3 H: 0 LOB: 1 BB: 1 P: 7	R: 2 E: 0 K: 1 S: 7 H: 2 LOB: 1 BB: 1 P: 11	R: 0 E: 0 K: 0 S: 3 H: 0 LOB: 0 BB: 0 P: 3	R: 1 E: 0 K: 3 S: 10 H: 1 LOB: 2 BB: 1 P: 15	R: 0 E: 0 K: 1 S: 7 H: 2 LOB: 2 BB: 0 P: 7	R: 1 E: 0 K: 0 S: 4 H: 1 LOB: 2 BB: 1 P: 8	R: 0 E: 0 K: 0 S: 3 H: 0 LOB: 0 BB: 0 P: 3	1B: 8 2B: 1 3B: 0 HR: 1	SF: 0 SAC: 2 DP: 0 HBP: 1			WP: 0 PB: 1 SB: 1 CS: 0		PA: 42	

PITCHER		IP	WLS	BF	H	R	ER	SO	BB	IBB	HBP	BLK	WP	HR	S	P	ERA	WHIP
Herm Wehmeier, R ERA: 7.12	(1, 1)	7.0	W	35	9	6	6	8	4	0	1	0	0	1	46	63	7.71	1.857
Frank Smith, R ERA: 3.25	(8, 1)	2.0	S	7	1	0	0	0	0	0	0	0	0	0	7	7	0.00	0.500

PITCHER	IP	WLS	BF	H	R	ER	SO	BB	IBB	HBP	BLK	WP	HR	S	P	ERA	WHIP

Cincinnati Reds @ Boston Braves

Braves Field, Boston, MA

Wed Jun 18 1952, 3:33 AM EDT

Unknown

BOTTOM

livebaseballscorecards.com

AB	35
R	6
H	10
RBI	6
BB	4
SO	8
LOB	21

Batter	1	2	3	4	5	6	7	8	9	AB	R	H	RBI	BB	SO	LOB
Bob Borkowski, R (1, 7) OBP: 0.320, SLG: 0.321	F4			1B	K			K		4	1	1	0	0	2	0
Bobby Adams, R (1, 5) OBP: 0.367, SLG: 0.419	K			F8		F9		F8		4	0	0	0	0	1	1
Grady Hatton, L (1, 4) OBP: 0.365, SLG: 0.427	1-3			1B 1-2		3-1		G1		4	1	1	0	0	0	0
Joe Adcock, R (1, 3) OBP: 0.402, SLG: 0.655 Cal Abrams, L (9, PR) OBP: 0.263, SLG: 0.176 Ted Kluszewski, L (9, 3) OBP: 0.328, SLG: 0.456		6-3		1B 1-2 2-H		F9			1B 2B	4 0 0	0 1 0	2 0 0	1 0 0	0 0 0	0 0 0	0 0 0
Andy Seminick, R (1, 2) OBP: 0.354, SLG: 0.441		K		1B 1-2 2-H			SH		6-3	4	0	2	1	0	1	1
Willard Marshall, L (1, 9) OBP: 0.336, SLG: 0.512		F8		F7			SH 1-2		F5	0	0	0	0	0	0	0
Wally Westlake, R (1, 8) OBP: 0.306, SLG: 0.245			K	F3			K		2-H 1B	4	0	1	1	0	2	4
Roy McMillan, R (1, 6) OBP: 0.275, SLG: 0.337			K		K		K		F8	4	0	0	0	0	3	4
Ken Raffensberger, R (1, 1) OBP: 0.103, SLG: 0.071			K		K		F9			3	0	0	0	0	2	2
Inning Stats	R: 0 E: 0 K: 1 S: 5 H: 0 LOB: 0 BB: 0 P: 5	R: 0 E: 0 K: 1 S: 5 H: 0 LOB: 0 BB: 0 P: 5	R: 0 E: 0 K: 3 S: 9 H: 0 LOB: 0 BB: 0 P: 9	R: 2 E: 0 K: 0 S: 7 H: 4 LOB: 2 BB: 0 P: 7	R: 0 E: 0 K: 3 S: 9 H: 0 LOB: 0 BB: 0 P: 9	R: 0 E: 0 K: 0 S: 3 H: 0 LOB: 0 BB: 0 P: 3	R: 0 E: 1 K: 2 S: 9 H: 1 LOB: 2 BB: 0 P: 9	R: 0 E: 0 K: 1 S: 5 H: 0 LOB: 0 BB: 0 P: 5	R: 1 E: 0 K: 0 S: 5 H: 2 LOB: 2 BB: 0 P: 5	1B: 6 2B: 1 3B: 0 HR: 0 SF: 0 SAC: 1 DP: 0 HBP: 0						

PITCHER	IP	WLS	BF	H	R	ER	SO	BB	IBB	HBP	BLK	WP	HR	S	P	ERA	WHIP
Warren Spahn, L (1, 1) ERA: 2.75	9.0	L	35	7	3	3	11	0	0	0	0	0	0	57	57	3.00	0.778

PITCHER	IP	WLS	BF	H	R	ER	SO	BB	IBB	HBP	BLK	WP	HR	S	P	ERA	WHIP

TOP

Cincinnati Reds @ Boston Braves

Braves Field, Boston, MA

Wed Jun 18 1952, 3:38 AM EDT

Att. 6,197 - Unknown

livebaseballscorecards.com

AB	31
R	3
H	7
RBI	3
BB	0
SO	11
LOB	12

WP: 0 PA: 35
PB: 0
SB: 0
CS: 0

Batter	1	2	3	4	5	6	7	8	9	AB	R	H	RBI	BB	SO	LOB
Sam Jethroe, S (1, 8) OBP: 0.323, SLG: 0.440	F4		5-3		F5			F2		4	0	0	0	0	0	3
Bob Thorpe, R (1, 9) OBP: 0.266, SLG: 0.373	6-3			F9		4-3		1B		4	0	1	0	0	0	0
Jack Dittmer, L (1, 4) OBP: 0.077, SLG: 0.077	F4			1-3		4-3 1B		F5		4	0	1	0	0	0	1
Sid Gordon, R (1, 7) OBP: 0.398, SLG: 0.514		HR		5-3		4-3 1-2		1-2 1B		4	1	2	1	0	0	1
Walker Cooper, R (1, 2) OBP: 0.324, SLG: 0.350		F4			F8	6-3		F4		4	0	0	0	0	0	3
George Crowe, L (1, 3) OBP: 0.348, SLG: 0.436		6-3			1B 1B 1B		BBB 5-3 SH1-3 BB		FC6-4 1B	3	0	2	0	1	0	0
Eddie Mathews, L (1, 5) OBP: 0.287, SLG: 0.423		SSS K			1B 1-2		SH1-3 1-2		F8	3	0	1	0	0	1	1
Johnny Logan, R (1, 6) OBP: 0.303, SLG: 0.344			F8		F3		5-3 2-3		F7	4	0	0	0	0	0	4
Warren Spahn, L (1, 1) OBP: 0.239, SLG: 0.356			SSS K		1-2 2-3 1B		F5		FC6-4 1-2f	3	0	1	0	0	1	1
Sibby Sisti, R (9, PH) OBP: 0.284, SLG: 0.354										1	0	0	0	0	0	1
Inning Stats	R: 0 E: 0 K: 0 S: 3 H: 0 LOB: 0 BB: 0 P: 3	R: 1 E: 0 K: 1 S: 6 H: 1 LOB: 0 BB: 0 P: 6	R: 0 E: 0 K: 1 S: 5 H: 0 LOB: 0 BB: 0 P: 5	R: 0 E: 0 K: 0 S: 3 H: 0 LOB: 0 BB: 0 P: 3	R: 0 E: 0 K: 0 S: 6 H: 3 LOB: 3 BB: 0 P: 6	R: 0 E: 0 K: 0 S: 4 H: 1 LOB: 1 BB: 0 P: 4	R: 0 E: 0 K: 0 S: 3 H: 0 LOB: 1 BB: 1 P: 7	R: 0 E: 0 K: 0 S: 5 H: 2 LOB: 2 BB: 0 P: 5	R: 0 E: 0 K: 0 S: 4 H: 1 LOB: 1 BB: 0 P: 4	1B: 7 2B: 0 3B: 0 HR: 1	SF: 0 SAC: 1 DP: 0 HBP: 0						

PITCHER	IP	WLS	BF	H	R	ER	SO	BB	IBB	HBP	BLK	WP	HR	S	P	ERA	WHIP
Ken Raffensberger, L (1, 1) ERA: 2.13	9.0	W	36	8	1	1	2	1	0	0	0	0	1	39	43	1.00	1.000

PITCHER	IP	WLS	BF	H	R	ER	SO	BB	IBB	HBP	BLK	WP	HR	S	P	ERA	WHIP

Cincinnati Reds @ Boston Braves

Braves Field, Boston, MA

Wed Jun 18 1952, 3:38 AM EDT

Att. 6,197 - Unknown

BOTTOM

livebaseballscorecards.com

AB	34
R	1
H	8
RBI	1
BB	1
SO	2
LOB	15

PA: 36

WP: 0 PB: 0 SB: 0 CS: 0

Batter	1	2	3	4	5	6	7	8	9	AB	R	H	RBI	BB	SO	LOB
Bobby Adams, R (1, 5) OBP: 0.364, SLG: 0.414	5-3		1B 1-3		5-3		F8	F4		5	0	1	0	0	0	2
Grady Hatton, L (1, 4) OBP: 0.362, SLG: 0.419	K		F7 3-H		F8		K		HR SH1-4 BB	4	1	0	1	1	2	1
Willard Marshall, L (1, 9) OBP: 0.333, SLG: 0.504	4-3		4-3		1B		4-3		SH1-4 1-2	0	0	0	0	0	0	0
Ted Kluszewski, L (1, 3) OBP: 0.341, SLG: 0.460 Eddie Pellagrini, R (9, PR) OBP: 0.182, SLG: 0.250 Joe Adcock, R (9, 3) OBP: 0.402, SLG: 0.655		E 1B		F4	BB 1-2			CS 1B	HR IBB	3 0 0	0 1 0	2 0 0	0 0 0	2 0 0	0 0 0	0 0 0
Hank Edwards, L (1, 7) OBP: 0.400, SLG: 0.580 Bob Borkowski, R (9, 7) OBP: 0.320, SLG: 0.321		E4 G1-4-3 1-2		BB 1B 1B	1-3			K 1-2	HR 1-H 2-H	5 0	2 0	2 0	3 0	0 0	1 0	4 0
Andy Seminick, R (1, 2) OBP: 0.356, SLG: 0.430		F8		1B BB 1-2		5-3		1B 1B 1B BB	K	3	1	0	0	2	1	3
Wally Westlake, R (1, 8) OBP: 0.308, SLG: 0.249		G1-4-3 1-2f		1-2 2-H 1B		1-3		1B 1-2 1B 1B	5-3	5	1	2	1	0	0	3
Roy McMillan, R (1, 6) OBP: 0.279, SLG: 0.340			FC6 1B	F7		E5		1B 1-2 2-3 1B		4	0	2	0	0	0	2
Bubba Church, R (1, 1) OBP: 0.125, SLG: 0.125 Cal Abrams, L (8, PH) OBP: 0.300, SLG: 0.222 Frank Smith, R (8, 1) OBP: 0.158, SLG: 0.211			FC6 1B 1-2f F7	1-3		5-3		1-2 2-H 3-H 1B		3 1 0	1 0 0	0 1 0	0 2 0	0 0 0	0 0 0	4 0 0
Inning Stats	R: 0 E: 0 K: 1 S: 5 H: 0 LOB: 0 BB: 0 P: 5	R: 0 E: 1 K: 0 S: 4 H: 1 LOB: 1 BB: 0 P: 4	R: 1 E: 0 K: 0 S: 5 H: 2 LOB: 1 BB: 0 P: 5	R: 1 E: 0 K: 0 S: 5 H: 2 LOB: 2 BB: 1 P: 9	R: 0 E: 0 K: 0 S: 4 H: 1 LOB: 2 BB: 1 P: 8	R: 0 E: 1 K: 0 S: 4 H: 0 LOB: 1 BB: 0 P: 4	R: 0 E: 0 K: 1 S: 5 H: 0 LOB: 0 BB: 0 P: 5	R: 2 E: 0 K: 1 S: 8 H: 4 LOB: 2 BB: 1 P: 12	R: 3 E: 0 K: 1 S: 6 H: 1 LOB: 1 BB: 2 P: 14	1B: 10 2B: 1 3B: 0 HR: 1 SF: 0 SAC: 1 DP: 2 HBP: 0							

PITCHER	IP	WLS	BF	H	R	ER	SO	BB	IBB	HBP	BLK	WP	HR	S	P	ERA	WHIP
Ernie Johnson, R (1, 1) ERA: 4.71	7.2		36	10	4	4	3	3	0	0	0	0	0	39	51	4.70	1.696
Sheldon Jones, R (8, 1) ERA: 3.52	1.1	L	7	1	3	3	1	1	1	0	0	0	1	7	15	20.25	1.500

PITCHER	IP	WLS	BF	H	R	ER	SO	BB	IBB	HBP	BLK	WP	HR	S	P	ERA	WHIP

TOP

Cincinnati Reds @ Boston Braves

Braves Field, Boston, MA

Thu Jun 19 1952, 3:33 AM EDT

Att. 2,198 - Unknown - 73 F

livebaseballscorecards.com

AB	33
R	7
H	10
RBI	7
BB	5
SO	4
LOB	19

REDS

1B: 10	SF: 0	WP: 0	PA: 43
2B: 1	SAC: 1	PB: 0	
3B: 0	DP: 2	SB: 0	
HR: 1	HBP: 0	CS: 1	

Cincinnati Reds @ Boston Braves

Braves Field, Boston, MA

Thu Jun 19 1952, 3:33 AM EDT

Att. 2,198 - Unknown - 73 F

livebaseballscorecards.com

BOTTOM

Batter	1	2	3	4	5	6	7	8	9	AB	R	H	RBI	BB	SO	LOB
Sam Jethroe, S (1, 8) OBP: 0.326, SLG: 0.445	FC6-5 S 1B		1B 2B		F5		G3			4	1	2	0	0	0	0
Bob Thorpe, R (1, 9) OBP: 0.260, SLG: 0.365	K		F9		G3		F6			4	0	0	0	0	1	2
George Crowe, L (1, 3) OBP: 0.336, SLG: 0.419	F5 1-2		4-3		F4			F7		4	0	0	0	0	0	2
Sid Gordon, R (1, 7) OBP: 0.402, SLG: 0.511	BB		1B HBP			5-3		F5		1	0	0	0	1	0	0
Jack Daniels, L (8, 7) OBP: 0.216, SLG: 0.182										1	0	0	0	0	0	0
Walker Cooper, R (1, 2) OBP: 0.322, SLG: 0.346	FC6-5 2-3f		1-2 2-H 1B			F8		6-3		4	0	1	1	0	0	2
Jack Dittmer, L (1, 4) OBP: 0.118, SLG: 0.176		3-1	F7			2B 2B			6-3	4	1	1	0	0	0	2
Eddie Mathews, L (1, 5) OBP: 0.291, SLG: 0.437		HR	K			2B IBB			4-3	3	2	1	1	1	1	0
Johnny Logan, R (1, 6) OBP: 0.329, SLG: 0.391		L8	5-3 BB			1-H 2-H 2B			2B	3	0	2	2	1	0	0
Ernie Johnson, R (1, 1)		1-3	5-3 1-2				F8		3-1	3	0	0	0	0	0	1
Sheldon Jones, R (8, 1)										0	0	0	0	0	0	0
Ebba St. Claire, S (9, PH) OBP: 0.273, SLG: 0.296										1	0	0	0	0	0	1
Inning Stats	R: 0 E: 0 K: 1 S: 6 H: 1 LOB: 2 BB: 1 P: 10	R: 1 E: 0 K: 0 S: 4 H: 1 LOB: 0 BB: 0 P: 4	R: 1 E: 0 K: 0 S: 5 H: 2 LOB: 2 BB: 0 P: 6	R: 0 E: 0 K: 1 S: 4 H: 0 LOB: 0 BB: 1 P: 8	R: 0 E: 0 K: 0 S: 3 H: 0 LOB: 0 BB: 0 P: 3	R: 2 E: 0 K: 0 S: 4 H: 2 LOB: 1 BB: 1 P: 8	R: 0 E: 0 K: 0 S: 3 H: 0 LOB: 0 BB: 0 P: 3	R: 0 E: 0 K: 0 S: 3 H: 0 LOB: 0 BB: 0 P: 3	R: 0 E: 0 K: 0 S: 4 H: 1 LOB: 1 BB: 0 P: 4	1B: 2 2B: 4 3B: 0 HR: 1 SF: 0 SAC: 0 DP: 0 HBP: 1							

	AB	32
	R	4
	H	7
	RBI	4
	BB	3
	SO	2
	LOB	10

WP: 0 PB: 0 SB: 1 CS: 0 PA: 36

PITCHER		IP	WLS	BF	H	R	ER	SO	BB	IBB	HBP	BLK	WP	HR	S	P	ERA	WHIP
Bubba Church, R ERA: 8.9	(1, 1)	7.0		29	6	4	4	2	2	1	1	0	0	1	29	42	5.14	1.143
Frank Smith, R ERA: 3.15	(8, 1)	2.0	W	7	1	0	0	0	0	0	0	0	0	0	7	7	0.00	0.500

PITCHER	IP	WLS	BF	H	R	ER	SO	BB	IBB	HBP	BLK	WP	HR	S	P	ERA	WHIP

Batter	1	2	3	4	5	6	7	8	9	AB	R	H	RBI	BB	SO	LOB
Solly Hemus, L (1, 6) OBP: 0.392, SLG: 0.434	F3		6-3		F9		1-H 2-H 3-H HR	BBB 4-0 G4 BB		4	1	1	4	1	0	0
Red Schoendienst, S (1, 4) OBP: 0.310, SLG: 0.377	G3		F4			3-1	1B FC5 1B	0-0 G4 1-2f		5	1	1	0	0	0	1
Stan Musial, L (1, 8) OBP: 0.450, SLG: 0.527	F5		BBBB 4-0 BB			G3	1B E 1B 1-3 1B		F9	4	1	1	0	1	0	0
Enos Slaughter, L (1, 9) OBP: 0.390, SLG: 0.431		S 1B 1B	F6			4-3	FC5 1B 1B 1-2 3-H		G4-6-3 1B	5	0	2	1	0	0	2
Dick Sisler, L (1, 3) OBP: 0.354, SLG: 0.365		F8		G4-6-3 1B			2B F8 1B		G4-6-3 1-2f	5	1	3	0	0	0	2
Peanuts Lowrey, R (1, 7) OBP: 0.365, SLG: 0.382		S 1-2 1B		G4-6-3 1-2f			BB HR 1-3 2B			4	1	3	1	0	0	1
Billy Johnson, R (7, 5) OBP: 0.305, SLG: 0.210							1B 1-2 2-3 1B			0	0	0	0	0	0	0
Tommy Glaviano, R (1, 5) OBP: 0.378, SLG: 0.349		SSS 0-3 K 1-2 2-3		4-3			BB HR BB			2	1	0	0	1	1	2
Eddie Stanky, R (7, PH) OBP: 0.348, SLG: 0.245							0-3 K			1	0	0	0	0	1	3
Harry Brecheen, L (7, 1) OBP: 0.273, SLG: 0.200										0	0	0	0	0	0	0
Del Rice, R (1, 2) OBP: 0.360, SLG: 0.432		IIII 4-0 IBB			4-3		F8 3-H 4-3			3	0	0	1	1	0	5
Gerry Staley, R (1, 1) OBP: 0.195, SLG: 0.175										2	0	0	0	0	0	3
Bill Werle, L (6, 1) OBP: 0.143, SLG: 0.143										0	0	0	0	0	0	0
Willard Schmidt, R (6, 1) OBP: 0.125, SLG: 0.125										0	0	0	0	0	0	0
Hal Rice, L (7, PH) OBP: 0.353, SLG: 0.429										0	1	0	0	1	0	0
(7, 7)																
Larry Miggins, R (7, 7) OBP: 0.255, SLG: 0.318										1	0	0	0	0	0	0
Inning Stats	R: 0 E: 0 K: 0 S: 3 H: 0 LOB: 0 BB: 0 P: 3	R: 0 E: 0 K: 1 S: 7 H: 2 LOB: 3 BB: 1 P: 11	R: 0 E: 0 K: 0 S: 3 H: 0 LOB: 1 BB: 1 P: 7	R: 0 E: 0 K: 0 S: 3 H: 1 LOB: 0 BB: 0 P: 3	R: 0 E: 0 K: 0 S: 3 H: 0 LOB: 0 BB: 0 P: 3	R: 0 E: 0 K: 0 S: 3 H: 0 LOB: 0 BB: 0 P: 3	R: 7 E: 1 K: 1 S: 13 H: 7 LOB: 3 BB: 2 P: 21	R: 0 E: 0 K: 0 S: 2 H: 0 LOB: 0 BB: 1 P: 6	R: 0 E: 0 K: 0 S: 3 H: 1 LOB: 0 BB: 0 P: 3	1B: 9 2B: 1 3B: 0 HR: 1 SF: 0 SAC: 0 DP: 3 HBP: 0						

PITCHER	IP	WLS	BF	H	R	ER	SO	BB	IBB	HBP	BLK	WP	HR	S	P	ERA	WHIP
Jim Wilson, R (1, 1) ERA: 3.61	6.1	W	28	6	5	5	1	3	1	0	0	0	1	26	42	7.11	1.421
Lew Burdette, R (7, 1) ERA: 3.21	0.0		4	3	1	1	0	0	0	0	0	0	0	4	4	∞	∞
Warren Spahn, L (7, 1) ERA: 2.69	2.2	S	9	2	1	1	1	1	0	0	0	0	0	10	14	3.38	1.125

PITCHER	IP	WLS	BF	H	R	ER	SO	BB	IBB	HBP	BLK	WP	HR	S	P	ERA	WHIP

TOP

St. Louis Cardinals @ Boston Braves

Braves Field, Boston, MA

Fri Jun 20 1952, 3:33 AM EDT

Att. 6,458 - Unknown - 68 F

AB	36
R	7
H	11
RBI	7
BB	5
SO	2
LOB	19

WP: 0	PA: 41
PB: 0	
SB: 2	
CS: 0	

livebaseballscorecards.com

Batter	1	2	3	4	5	6	7	8	9	AB	R	H	RBI	BB	SO	LOB
Sam Jethroe, S (1, 8) OBP: 0.328, SLG: 0.442	G6-4-3 1B		K2-3		K	1B 1-2 E HBP	K			4	1	1	0	0	3	1
Bob Thorpe, R (1, 9) OBP: 0.270, SLG: 0.371	G6-4-3 1-2f		G3-6-3 1B			1B E1 BB 2B 1B		K		5	2	3	1	0	1	1
George Crowe, L (1, 3) OBP: 0.331, SLG: 0.404	1-3		G3-6-3 1-2f			L8 BB 2B BB		4-3		4	1	0	0	1	0	2
Sid Gordon, R (1, 7) OBP: 0.402, SLG: 0.505		F8		K		1B 1-2 1B 2B BB		5-3		4	2	1	0	1	1	0
Walker Cooper, R (1, 2) OBP: 0.336, SLG: 0.369 Paul Burris, R (6, PR) OBP: 0.286, SLG: 0.471 (7, 2)		E 1B 1B		5-3		BB 1B F9 1B 2B				4 0	2 0	3 0	4 0	0 0	0 0	0 0
Jack Dittmer, L (1, 4) OBP: 0.143, SLG: 0.190	E1 1B 1-2			F7		F9 BB 1B 1-2 3-H 1B F8				4	1	1	1	0	0	2
Eddie Mathews, L (1, 5) OBP: 0.295, SLG: 0.436	1-2 2-H 1B				6-3 1B	BB F9 1B 1-2 2-3 BB	5-3			3	1	1	1	1	0	0
Johnny Logan, R (1, 6) OBP: 0.324, SLG: 0.382	K				1B	F9 1-2 2-3 3-H	K			4	0	1	1	0	2	4
Jim Wilson, R (1, 1) OBP: 0.125, SLG: 0.156 Lew Burdette, R (7, 1) Warren Spahn, L (7, 1) OBP: 0.255, SLG: 0.435	F7				K	HBP 1B 2-H 3-H 1B	HR			3 0 1	1 0 1	1 0 1	2 0 1	0 0 0	1 0 0	3 0 0
Inning Stats	R: 0 E: 0 K: 0 S: 3 H: 1 LOB: 0 BB: 0 P: 3	R: 1 E: 1 K: 1 S: 8 H: 2 LOB: 2 BB: 0 P: 8	R: 0 E: 0 K: 1 S: 5 H: 1 LOB: 0 BB: 0 P: 5	R: 0 E: 0 K: 1 S: 5 H: 0 LOB: 0 BB: 0 P: 5	R: 0 E: 0 K: 2 S: 8 H: 1 LOB: 1 BB: 0 P: 8	R: 10 E: 1 K: 0 S: 10 H: 7 LOB: 1 BB: 3 P: 23	R: 1 E: 0 K: 2 S: 8 H: 1 LOB: 0 BB: 0 P: 8	R: 0 E: 0 K: 1 S: 5 H: 0 LOB: 0 BB: 0 P: 5		1B: 11 2B: 1 3B: 0 HR: 1 SF: 0 SAC: 0 DP: 2 HBP: 1						

PITCHER		IP	WLS	BF	H	R	ER	SO	BB	IBB	HBP	BLK	WP	HR	S	P	ERA	WHIP
Gerry Staley, R ERA: 3.45	(1, 1)	5.1	L	24	9	5	5	5	0	0	0	0	0	0	34	34	8.44	1.688
Bill Werle, L ERA: 5.29	(6, 1)	0.1		4	1	1	1	0	1	0	1	0	0	0	2	7	27.00	6.000
Willard Schmidt, R ERA: 4.86	(6, 1)	0.1		5	2	5	5	0	2	0	0	0	0	0	3	11	135.00	12.000
Harry Brecheen, L ERA: 5.03	(7, 1)	2.0		7	1	1	1	3	0	0	0	0	0	1	13	13	4.50	0.500

PITCHER	IP	WLS	BF	H	R	ER	SO	BB	IBB	HBP	BLK	WP	HR	S	P	ERA	WHIP

BOTTOM

St. Louis Cardinals @ Boston Braves

Braves Field, Boston, MA

Fri Jun 20 1952, 3:33 AM EDT

Att. 6,458 - Unknown - 68 F

livebaseballscorecards.com

AB	36
R	12
H	13
RBI	11
BB	3
SO	8
LOB	13

WP: 0 PA: 40
PB: 0
SB: 0
CS: 0

St. Louis Cardinals @ Boston Braves

Braves Field, Boston, MA

Sat Jun 21 1952, 3:33 AM EDT

Att. 3,479 - Unknown

TOP

livebaseballscorecards.com

Batter	1	2	3	4	5	6	7	8	9	AB	R	H	RBI	BB	SO	LOB
Solly Hemus, L (1, 6) OBP: 0.392, SLG: 0.435	x 0-0 WP F7 2B		x 0-0 ② 6-3		x 0-0 ② 5-3		H 1-0 1-2 2B HBP	x 0-0 ② G3 2-3		4	2	1	0	0	0	1
Virgil Stallcup, R (8, 6)										0	0	0	0	0	0	0
Red Schoendienst, S (1, 4) OBP: 0.315, SLG: 0.385	x 0-0 ① F7 2-H		x 0-0 3B 1B		x 0-0 ③ F4		x 0-0 1-H 2-H 1B 2B	x 0-0 3-H 1B		5	2	3	4	0	0	0
Stan Musial, L (1, 8) OBP: 0.453, SLG: 0.535	x 0-0 ② L9		x 0-0 1-H ∩ 3B		B B B B 4-0 BB	x 0-0 2-H 1B 1B	x 0-0 ③ 4-3			4	1	2	2	1	0	1
Enos Slaughter, L (1, 9) OBP: 0.390, SLG: 0.427	B B B B 4-0 BB		S S S 0-3 ③ K			x 0-0 ① F8	x 0-0 FC5 S 2-H 1B		x 0-0 ① 4-3	4	0	1	1	1	1	2
Dick Sisler, L (1, 3) OBP: 0.356, SLG: 0.362	x 0-0 ③ 4-3			x 0-0 ① F8		x 0-0 ② L6	B B B B 4-0 1-2 BB		x 0-0 4-3 WP 1B 1B	4	1	1	0	1	0	2
Peanuts Lowrey, R (1, 5) OBP: 0.356, SLG: 0.371		x 0-0 ① F8		x 0-0 ② F7		x 0-0 ③ F8	x 0-0 ③ FC5 2-3f		x 0-0 ② 4-3 1-3	5	0	0	0	0	0	4
(7, 7)																
Hal Rice, L (1, 7) OBP: 0.352, SLG: 0.424		x 0-0 ② F9		x 0-0 1B			x 0-0 ① F2	x 0-0 E WP 1B	x 0-0 3-H 1B	3	0	1	0	0	0	0
Billy Johnson, R (7, 5) OBP: 0.320, SLG: 0.229										2	1	2	1	0	0	0
Les Fusselman, R (1, 2) OBP: 0.171, SLG: 0.314		S S S 0-3 ③ K		x 0-0 ③ F2			x 0-0 ② F7	x 0-0 E3 G3 WP 1-3 1B	x 0-0 ③ F6	5	1	0	0	0	1	3
Vinegar Bend Mizell, R (1, 1) OBP: 0.083, SLG: 0.125			S S S 0-3 ① K		x 0-0 ① 6-3		x 0-0 HBP 2B 1B	S S S 0-3 ① K 1-2 3-H		4	1	1	0	0	2	1

	AB	40
	R	9
	H	12
	RBI	8
	BB	3
	SO	4
	LOB	14

Inning Stats	1	2	3	4	5	6	7	8	9
	R: 1 E: 0 K: 0 S: 4	H: 1 LOB: 1 BB: 1 P: 8	R: 0 E: 0 K: 1 S: 5	H: 0 LOB: 0 BB: 0 P: 5	R: 1 E: 0 K: 2 S: 9	H: 2 LOB: 1 BB: 0 P: 9	R: 0 E: 0 K: 0 S: 4	H: 1 LOB: 1 BB: 0 P: 4	R: 0 E: 0 K: 0 S: 3	H: 0 LOB: 0 BB: 0 P: 3
	R: 0 E: 0 K: 0 S: 3	H: 0 LOB: 1 BB: 1 P: 7	R: 4 E: 0 K: 0 S: 7	H: 4 LOB: 2 BB: 1 P: 12	R: 2 E: 1 K: 1 S: 8	H: 2 LOB: 1 BB: 0 P: 8	R: 1 E: 0 K: 0 S: 5	H: 2 LOB: 1 BB: 0 P: 5		

	1B: 9	SF: 0	WP: 3	PA: 44
	2B: 2	SAC: 0	PB: 0	
	3B: 1	DP: 0	SB: 1	
	HR: 0	HBP: 1	CS: 0	

PITCHER		IP	WLS	BF	H	R	ER	SO	BB	IBB	HBP	BLK	WP	HR	S	P	ERA	WHIP
Max Surkont, R ERA: 4.8	(1, 1)	6.2	L	30	7	6	6	3	2	0	1	0	1	0	33	42	8.10	1.350
Bob Chipman, L ERA: 3.38	(7, 1)	0.1		3	1	0	0	0	1	0	0	0	0	0	2	6	0.00	6.000
Sheldon Jones, R ERA: 3.58	(8, 1)	2.0		11	4	3	1	1	0	0	0	0	2	0	13	13	4.50	2.000

PITCHER		IP	WLS	BF	H	R	ER	SO	BB	IBB	HBP	BLK	WP	HR	S	P	ERA	WHIP

Batter	1	2	3	4	5	6	7	8	9	AB	R	H	RBI	BB	SO	LOB
Sam Jethroe, S (1, 8) OBP: 0.335, SLG: 0.447	S S S 0-3 K ①		B B B B 4-0 BB		x 0-0 2B		B B B B 4-0 1-2 BB			2	0	1	0	2	1	0
Bob Thorpe, R (1, 9) OBP: 0.264, SLG: 0.363	x 0-0 4-3 ②		S S S 0-3 K ③		x 0-0 3-1 ③		S S S 0-3 K ③			4	0	0	0	0	2	4
George Crowe, L (1, 3) OBP: 0.336, SLG: 0.396	B B B B 4-0 BB			B B B 4-0 FC4-6 1B BB		S S S 0-3 K ①		x 0-0 F6 ①		2	0	0	0	2	1	0
Sid Gordon, R (1, 7) OBP: 0.404, SLG: 0.511	S S S 0-3 K ③			S S S 0-3 K ①		x 0-0 FC6-5 2B		x 0-0 G4-3 1B		4	0	2	0	0	2	2
Paul Burris, R (1, 2) OBP: 0.282, SLG: 0.447		x 0-0 5-3 ①		x 0-0 FC4-6 1-2 1B		x 0-0 FC6-5 ② 2-3		x 0-0 ② G4-3 ③ 1-2f		4	0	1	0	0	0	2
Jack Dittmer, L (1, 4) OBP: 0.120, SLG: 0.160		S S S 0-3 K ②		x 0-0 FC4-6 ② 1-2f 2-3		x 0-0 1-3 ③			S S S 0-3 K ①	4	0	0	0	0	2	3
Eddie Mathews, L (1, 5) OBP: 0.292, SLG: 0.431 Buzz Clarkson, R (7, PH) OBP: 0.286, SLG: 0.200 Sheldon Jones, R (8, 1) Jack Cusick, R (9, PH) OBP: 0.214, SLG: 0.169		S S S 0-3 K ③		S S S 0-3 K ③			x 0-0 F4 ①		x 0-0 F9 ②	2 1 0 1	0 0 0 0	0 0 0 0	0 0 0 0	2 0 0 0	2 0 0 0	2 0 0 0
Johnny Logan, R (1, 6) OBP: 0.321, SLG: 0.366			x 0-0 F6 ①		x 0-0 F7 ①		x 0-0 F8 ②		B B B B 4-0 BB	3	0	0	0	1	0	0
Max Surkont, R (1, 1) OBP: 0.174, SLG: 0.261 Bob Chipman, L (7, 1) Sibby Sisti, R (7, PH) OBP: 0.288, SLG: 0.351 (8, 5)			x 0-0 F7 ②		x 0-0 F7 ②		B B B B 4-0 BB BB		S S S 0-3 K2-3 ③	2 0 1	0 0 0	0 0 0	0 0 0	0 0 1	0 0 1	0 0 1
Inning Stats	R: 0 H: 0 E: 0 LOB: 1 K: 2 BB: 1 S: 7 P: 11	R: 0 H: 0 E: 0 LOB: 0 K: 2 BB: 0 S: 7 P: 7	R: 0 H: 0 E: 0 LOB: 1 K: 1 BB: 1 S: 5 P: 9	R: 0 H: 1 E: 0 LOB: 2 K: 2 BB: 1 S: 8 P: 12	R: 0 H: 1 E: 0 LOB: 1 K: 0 BB: 0 S: 4 P: 4	R: 0 H: 1 E: 0 LOB: 1 K: 1 BB: 0 S: 6 P: 6	R: 0 H: 0 E: 0 LOB: 2 K: 1 BB: 2 S: 5 P: 13	R: 0 H: 1 E: 0 LOB: 0 K: 0 BB: 0 S: 3 P: 3	R: 0 H: 0 E: 0 LOB: 1 K: 2 BB: 1 S: 7 P: 11	1B: 2 SF: 0 2B: 2 SAC: 0 3B: 0 DP: 1 HR: 0 HBP: 0						WP: 0 PA: 36 PB: 0 SB: 0 CS: 0

PITCHER	IP	WLS	BF	H	R	ER	SO	BB	IBB	HBP	BLK	WP	HR	S	P	ERA	WHIP
Vinegar Bend Mizell, L (1, 1) ERA: 3.63	9.0	W	36	4	0	0	11	6	0	0	0	0	0	52	76	0.00	1.111

PITCHER	IP	WLS	BF	H	R	ER	SO	BB	IBB	HBP	BLK	WP	HR	S	P	ERA	WHIP

BOTTOM

St. Louis Cardinals @ Boston Braves

Braves Field, Boston, MA

Sat Jun 21 1952, 3:33 AM EDT

Att. 3,479 - Unknown

livebaseballscorecards.com

AB	30
R	0
H	4
RBI	0
BB	6
SO	11
LOB	14

St. Louis Cardinals @ Boston Braves

Braves Field, Boston, MA

Sun Jun 22 1952, 3:33 AM EDT

Cloudy - 67 F

TOP

livebaseballscorecards.com

Batter	1	2	3	4	5	6	7	8	9	AB	R	H	RBI	BB	SO	LOB
Solly Hemus, L (1, 6) OBP: 0.392, SLG: 0.432	B B B B 4-0 FC3-6 BB		0-0 ② F3		0-0 ③ F8 2-3 3-H			0-0 ③ F6	0-0 E9 1-3 2-H 1B	4	0	1	1	1	0	1
Red Schoendienst, S (1, 4) OBP: 0.313, SLG: 0.380	0-0 ① FC3-6 1B 1-2f		0-3 ③ K			0-0 ① F6			F 1B E BB 0-3 ③ K	4	1	0	0	1	2	3
Stan Musial, L (1, 8) OBP: 0.453, SLG: 0.535	0-0 F9-3 1-2 1B			0-0 ① 1-3		0-0 ② 5-3			0-0 E5 1-H 1B	4	1	2	0	0	0	0
Enos Slaughter, L (1, 9) OBP: 0.383, SLG: 0.418	0-0 ② ③ F9-3 1-2			0-0 ② F8		0-0 ③ F9			0-0 ① 6-3	4	0	0	0	0	0	3
Dick Sisler, L (1, 3) OBP: 0.353, SLG: 0.359		0-0 ① 4-3		0-0 ③ F2			0-0 ① 3-1		0-0 2B F9 3-H 1B	4	1	1	1	0	0	0
Hal Rice, L (1, 7) OBP: 0.373, SLG: 0.457 Peanuts Lowrey, R (9, 7) OBP: 0.356, SLG: 0.371		0-3 ② K			0-0 2B WP 1B		0-0 L9-3 1B		0-0 1-3 1B 2B	4 0	2 0	3 0	0 0	0 0	1 0	0 0
Del Rice, R (1, 2) OBP: 0.358, SLG: 0.425		0-0 ③ 6-3			0-0 ① F8		0-0 ② ③ L9-3 1-2		4-0 1B 1B IBB	3	1	0	0	1	0	2
Billy Johnson, R (1, 5) OBP: 0.327, SLG: 0.276			0-0 F9 3B		0-0 WP 1-3 2B			0-0 ① 6-3	0-0 ② F9 3-H	4	1	2	1	0	0	2
Al Brazle, L (1, 1) OBP: 0.167, SLG: 0.167			0-0 ① F9 3-H		0-0 ② L6			0-0 ② 6-3	0-0 E 1B 1-2 2-H 1B	4	0	1	2	0	0	2
Inning Stats	R: 0 E: 0 K: 0 S: 3 H: 1 LOB: 1 BB: 1 P: 7	R: 0 E: 0 K: 1 S: 5 H: 0 LOB: 0 BB: 0 P: 5	R: 1 E: 0 K: 1 S: 6 H: 1 LOB: 0 BB: 0 P: 6	R: 0 E: 0 K: 0 S: 3 H: 0 LOB: 0 BB: 0 P: 3	R: 1 E: 0 K: 0 S: 5 H: 2 LOB: 1 BB: 0 P: 5	R: 0 E: 0 K: 0 S: 3 H: 0 LOB: 0 BB: 0 P: 3	R: 0 E: 0 K: 0 S: 3 H: 1 LOB: 0 BB: 0 P: 3	R: 0 E: 0 K: 0 S: 3 H: 0 LOB: 0 BB: 0 P: 3	R: 5 E: 2 K: 1 S: 10 H: 5 LOB: 2 BB: 2 P: 18	1B: 7 2B: 4 3B: 1 HR: 0 SF: 0 SAC: 0 DP: 2 HBP: 0						

	AB	35
	R	7
	H	10
	RBI	5
	BB	3
	SO	3
	LOB	13

WP: 1 PB: 0 SB: 0 CS: 0 PA: 38

PITCHER		IP	WLS	BF	H	R	ER	SO	BB	IBB	HBP	BLK	WP	HR	S	P	ERA	WHIP
Vern Bickford, R ERA: 3.6	(1, 1)	8.0		28	5	2	2	2	1	0	0	0	1	0	31	35	2.25	0.750
Lew Burdette, R ERA: 4.24	(9, 1)	0.1	L	5	3	4	4	0	1	0	0	0	0	0	4	8	108.00	12.000
Virgil Jester, R ERA: 10.13	(9, 1)	0.2		5	2	1	1	1	0	1	0	0	0	0	6	10	13.50	3.000

PITCHER		IP	WLS	BF	H	R	ER	SO	BB	IBB	HBP	BLK	WP	HR	S	P	ERA	WHIP

Batter	1	2	3	4	5	6	7	8	9	AB	R	H	RBI	BB	SO	LOB
Sam Jethroe, S (1, 8) OBP: 0.331, SLG: 0.441	1-3		K		K			SH1-4 1-3		3	0	0	0	0	2	3
Bob Thorpe, R (1, 9) OBP: 0.258, SLG: 0.355	F7			3-1	G4-6-3 1-2f			F8 3-H		4	0	0	1	0	0	4
George Crowe, L (1, 3) OBP: 0.333, SLG: 0.386	K			4-3 1B BB		4-3		K		3	1	0	0	1	2	1
Sid Gordon, R (1, 7) OBP: 0.396, SLG: 0.500		5-3		4-3 1-2		F4			F8	4	0	0	0	0	0	1
Paul Burris, R (1, 2) OBP: 0.302, SLG: 0.439		FC4-6 BB		2-H 1B		F8			L4	3	0	1	1	1	0	0
Jack Dittmer, L (1, 4) OBP: 0.103, SLG: 0.138		FC4-6 1-2f		5-3			4-3		G3	4	0	0	0	0	0	2
Eddie Mathews, L (1, 5) OBP: 0.293, SLG: 0.430		K			1B 1B 1B		5-3			3	0	1	0	0	1	1
Johnny Logan, R (1, 6) OBP: 0.333, SLG: 0.378			G6-3 1B		1B 1-2 1B		F7			3	0	2	0	0	0	0
Vern Bickford, R (1, 1) OBP: 0.231, SLG: 0.269 Buzz Clarkson, R (8, PH) OBP: 0.310, SLG: 0.200 Jack Cusick, R (8, PR) OBP: 0.214, SLG: 0.169 Lew Burdette, R (9, 1) Virgil Jester, R (9, 1)			G6-3 1-2f		G4-6-3 1-2 2-3 1B			SH1-4 F8 BLK BB		2 0 0 0 0	0 0 1 0 0	1 0 0 0 0	0 0 0 0 0	0 1 0 0 0	0 0 0 0 0	1 0 0 0 0
Inning Stats	R: 0 E: 0 K: 1 S: 5 H: 0 LOB: 0 BB: 0 P: 5	R: 0 E: 0 K: 1 S: 5 H: 0 LOB: 1 BB: 1 P: 9	R: 0 E: 0 K: 1 S: 5 H: 1 LOB: 0 BB: 0 P: 5	R: 1 E: 0 K: 0 S: 4 H: 1 LOB: 1 BB: 1 P: 8	R: 0 E: 0 K: 1 S: 7 H: 3 LOB: 2 BB: 0 P: 7	R: 0 E: 0 K: 0 S: 3 H: 0 LOB: 0 BB: 0 P: 3	R: 0 E: 0 K: 0 S: 3 H: 0 LOB: 0 BB: 0 P: 3	R: 1 E: 0 K: 1 S: 5 H: 0 LOB: 1 BB: 1 P: 9	R: 0 E: 0 K: 0 S: 3 H: 0 LOB: 0 BB: 0 P: 3	1B: 5 2B: 0 3B: 0 HR: 0	SF: 0 SAC: 1 DP: 2 HBP: 0					

PITCHER	IP	WLS	BF	H	R	ER	SO	BB	IBB	HBP	BLK	WP	HR	S	P	ERA	WHIP
Al Brazle, L (1, 1) ERA: 1.51	9.0	W	33	5	2	2	5	3	0	0	1	0	0	40	52	2.00	0.889

PITCHER	IP	WLS	BF	H	R	ER	SO	BB	IBB	HBP	BLK	WP	HR	S	P	ERA	WHIP

BOTTOM

St. Louis Cardinals @ Boston Braves

Braves Field, Boston, MA

Sun Jun 22 1952, 3:33 AM EDT

Cloudy - 67 F

livebaseballscorecards.com

AB	29
R	2
H	5
RBI	2
BB	3
SO	5
LOB	13

Batter	1	2	3	4	5	6	7	8	9	AB	R	H	RBI	BB	SO	LOB
Solly Hemus, L (1, 6) OBP: 0.385, SLG: 0.422	6-3	3-1			K	1-3			F7	5	0	0	0	0	1	1
Red Schoendienst, S (1, 4) OBP: 0.311, SLG: 0.380	S, 1B, 2B	F8			F5	F3			1-3	5	1	1	0	0	0	0
Stan Musial, L (1, 8) OBP: 0.456, SLG: 0.536	BB, 1B, BB 2-3	F7			F9	2B			FC6, BB	3	1	1	0	2	0	0
Enos Slaughter, L (1, 9) OBP: 0.388, SLG: 0.422	1B, 1B, BB 1-2		F2			1B, 2B	BB		FC6 1-2f	3	2	1	0	2	0	1
Peanuts Lowrey, R (1, 7) OBP: 0.354, SLG: 0.368	F9		F4			BB, 1B, 1B 2-H	F7			4	1	1	1	0	0	5
Billy Johnson, R (1, 5) OBP: 0.333, SLG: 0.278	1B, 2B, 1B 1-2 2-H 3-H		5-3			FC3-6, 1B, FC6-4 1-2	6-3			3	2	1	2	1	0	2
Del Rice, R (1, 2) OBP: 0.361, SLG: 0.426	2B, 1B 1-2 2-H			F9		FC3-6, 1B 1-2 2-H		K		4	0	2	2	0	1	0
Dick Sisler, L (1, 3) OBP: 0.351, SLG: 0.363	2B 1-3 2-H			F3		FC3-6, FC6-4 1-2f 2-3		6-3		4	0	1	1	0	0	2
Harry Brecheen, L (1, 1) OBP: 0.200, SLG: 0.143	L4			4-3		FC6-4 1-2f 3-H		3-1		4	0	0	1	0	0	3
Inning Stats	R: 4 E: 0 K: 0 S: 7 H: 4 LOB: 2 BB: 2 P: 15	R: 0 E: 0 K: 0 S: 3 H: 0 LOB: 0 BB: 0 P: 3	R: 0 E: 0 K: 0 S: 3 H: 0 LOB: 0 BB: 0 P: 3	R: 0 E: 0 K: 0 S: 3 H: 0 LOB: 0 BB: 0 P: 3	R: 0 E: 0 K: 1 S: 5 H: 0 LOB: 0 BB: 0 P: 5	R: 3 E: 0 K: 0 S: 6 H: 3 LOB: 1 BB: 1 P: 10	R: 0 E: 0 K: 0 S: 4 H: 1 LOB: 2 BB: 1 P: 8	R: 0 E: 0 K: 1 S: 5 H: 0 LOB: 0 BB: 0 P: 5	R: 0 E: 0 K: 0 S: 3 H: 0 LOB: 1 BB: 1 P: 7	1B: 4 2B: 4 3B: 0 HR: 0 SF: 0 SAC: 0 DP: 0 HBP: 0	WP: 0 PB: 0 SB: 1 CS: 0 PA: 40					

PITCHER		IP	WLS	BF	H	R	ER	SO	BB	IBB	HBP	BLK	WP	HR	S	P	ERA	WHIP
Warren Spahn, L ERA: 3.03	(1, 1)	7.0	L	33	8	7	7	1	4	0	0	0	0	0	31	47	9.00	1.714
Lew Burdette, R ERA: 4.11	(8, 1)	1.0		3	0	0	0	1	0	0	0	0	0	0	5	5	0.00	0.000
Bob Chipman, L ERA: 3.09	(9, 1)	1.0		4	0	0	0	0	1	0	0	0	0	0	3	7	0.00	1.000

PITCHER	IP	WLS	BF	H	R	ER	SO	BB	IBB	HBP	BLK	WP	HR	S	P	ERA	WHIP

St. Louis Cardinals @ Boston Braves

Braves Field, Boston, MA

Sun Jun 22 1952, 3:38 AM EDT

Att. 10,026 - Cloudy - 67 F

TOP

livebaseballscorecards.com

AB	35
R	7
H	8
RBI	7
BB	5
SO	2
LOB	14

St. Louis Cardinals @ Boston Braves

Braves Field, Boston, MA

Sun Jun 22 1952, 3:38 AM EDT

Att. 10,026 - Cloudy - 67 F

BOTTOM

livebaseballscorecards.com

Batter	1	2	3	4	5	6	7	8	9	AB	R	H	RBI	BB	SO	LOB
Sam Jethroe, S (1, 8) OBP: 0.329, SLG: 0.435	BBBB 4-0 4-1 HR BB		SSS 0-3 K ①		x 0-0 6-3 ③			x 0-0 F5 ②		3	1	0	0	1	1	1
Bob Thorpe, R (1, 9) OBP: 0.258, SLG: 0.353	SSS 0-3 K ①		x 0-0 F7 ②			x 0-0 6-3 ①		x 0-0 1B		4	0	1	0	0	1	2
Earl Torgeson, L (1, 3) OBP: 0.379, SLG: 0.319	x 0-0 4-1 ② 1-2		x 0-0 F9 ③			SSS 0-3 K ②		x 0-0 G3 ③		4	0	0	0	0	1	3
Sid Gordon, R (1, 7) OBP: 0.398, SLG: 0.515	x 0-0 2-H HR			SSS 0-3 K ①		x 0-0 FC6-4 1B			x 0-0 6-3 ①	4	1	2	2	0	1	0
Paul Burris, R (1, 2) OBP: 0.277, SLG: 0.400	x 0-0 5-3 ③			x 0-0 6-3 ②		x 0-0 FC6-4 ③ 1-2f			x 0-0 5-3 ②	4	0	0	0	0	0	1
Sibby Sisti, R (1, 4) OBP: 0.287, SLG: 0.347		x 0-0 F9 ①		x 0-0 1B			x 0-0 F5 ①		x 0-0 F8 ③	4	0	1	0	0	0	0
Eddie Mathews, L (1, 5) OBP: 0.289, SLG: 0.424		x 0-0 F4 ②		SSS 0-3 K ③			x 0-0 G3 ②			3	0	0	0	0	1	1
Johnny Logan, R (1, 6) OBP: 0.321, SLG: 0.364		x 0-0 6-3 ③			SSS 0-3 K ①		x 0-0 F9 ③			3	0	0	0	0	1	0
Warren Spahn, L (1, 1) OBP: 0.265, SLG: 0.438			x 0-0 1B		x 0-0 1-3 ②			x 0-0 F7 ①		2	0	1	0	0	0	0
Lew Burdette, R (8, 1)										0	0	0	0	0	0	0
Walker Cooper, R (8, PH) OBP: 0.333, SLG: 0.366										1	0	0	0	0	0	0
Bob Chipman, L (9, 1)										0	0	0	0	0	0	0
Inning Stats	R: 2 H: 1 E: 0 LOB: 0 K: 1 BB: 1 S: 6 P: 10	R: 0 H: 0 E: 0 LOB: 0 K: 0 BB: 0 S: 3 P: 3	R: 0 H: 1 E: 0 LOB: 1 K: 1 BB: 0 S: 6 P: 6	R: 0 H: 1 E: 0 LOB: 1 K: 2 BB: 0 S: 8 P: 8	R: 0 H: 0 E: 0 LOB: 0 K: 1 BB: 0 S: 5 P: 5	R: 0 H: 1 E: 0 LOB: 1 K: 1 BB: 0 S: 6 P: 6	R: 0 H: 0 E: 0 LOB: 0 K: 0 BB: 0 S: 3 P: 3	R: 0 H: 1 E: 0 LOB: 1 K: 0 BB: 0 S: 4 P: 4	R: 0 H: 0 E: 0 LOB: 0 K: 0 BB: 0 S: 3 P: 3	1B: 4 SF: 0 2B: 0 SAC: 0 3B: 0 DP: 0 HR: 1 HBP: 0						WP: 0 PA: 33 PB: 0 SB: 0 CS: 0	

	AB	32
	R	2
	H	5
	RBI	2
	BB	1
	SO	6
	LOB	8

PITCHER	IP	WLS	BF	H	R	ER	SO	BB	IBB	HBP	BLK	WP	HR	S	P	ERA	WHIP
Harry Brecheen, L (1, 1) ERA: 4.4	9.0	W	33	5	2	2	6	1	0	0	0	0	1	44	48	2.00	0.667

PITCHER	IP	WLS	BF	H	R	ER	SO	BB	IBB	HBP	BLK	WP	HR	S	P	ERA	WHIP

Pittsburgh Pirates @ Boston Braves

Braves Field, Boston, MA

Mon Jun 23 1952, 3:33 AM EDT

Att. 2,654 - Unknown - 67 F

TOP

livebaseballscorecards.com

Batter	1	2	3	4	5	6	7	8	9	AB	R	H	RBI	BB	SO	LOB
Bobby Del Greco, R (1, 8) OBP: 0.327, SLG: 0.293	6-3	6-3		F5			K		F9	5	0	0	0	0	1	1
Dick Groat, R (1, 6) OBP: 0.333, SLG: 0.250	BB HR BB	K		F8			4-3		F9	4	1	0	0	1	1	0
George Metkovich, L (1, 3) OBP: 0.350, SLG: 0.405	K	1B 1B		1-3 1B			K			4	0	2	0	0	2	1
Ralph Kiner, R (1, 7) OBP: 0.444, SLG: 0.503	1-2 HR BB	1-3 1B		1-2 1-3 1B				F8		3	1	2	0	1	0	0
Gus Bell, L (1, 9) OBP: 0.298, SLG: 0.424	1-H 2-H HR	IBB		1-2 2-3 1-3				F5		3	1	1	3	1	0	2
Pete Castiglione, R (1, 5) OBP: 0.344, SLG: 0.401	BB	4-3		5-3				BB 1B		3	0	1	0	1	0	4
George Strickland, R (1, 4) OBP: 0.262, SLG: 0.289	F9		FC3-6 1B			K		1-2 BB		3	0	1	0	1	1	1
Clyde McCullough, R (1, 2) OBP: 0.123, SLG: 0.111 Joe Garagiola, L (8, PH) OBP: 0.355, SLG: 0.373 (8, 2)		F6	FC3-6 SH3 1-2f			B5-3 1B		F8		3 1	0 0	1 0	0 0	0 0	0 0	1 2
Bob Friend, R (1, 1) OBP: 0.154, SLG: 0.120 Paul LaPalme, L (8, 1) Harry Fisher, L (9, PH) OBP: 0.500, SLG: 0.500		K	SH3 1-2			B5-3 1-2f			K	2 0 1	0 0 0	0 0 0	0 0 0	0 0 0	1 0 1	1 0 0
Inning Stats	R: 3 H: 1 E: 0 LOB: 1 K: 1 BB: 3 S: 6 P: 18	R: 0 H: 0 E: 0 LOB: 0 K: 1 BB: 0 S: 5 P: 5	R: 0 H: 2 E: 0 LOB: 2 K: 1 BB: 1 S: 6 P: 10	R: 0 H: 1 E: 0 LOB: 1 K: 0 BB: 0 S: 4 P: 4	R: 0 H: 2 E: 0 LOB: 2 K: 0 BB: 0 S: 5 P: 5	R: 0 H: 1 E: 0 LOB: 0 K: 1 BB: 0 S: 5 P: 5	R: 0 H: 0 E: 0 LOB: 0 K: 2 BB: 0 S: 7 P: 7	R: 0 H: 1 E: 0 LOB: 2 K: 0 BB: 1 S: 4 P: 8	R: 0 H: 0 E: 0 LOB: 0 K: 1 BB: 0 S: 5 P: 5	1B: 7 SF: 0 2B: 1 SAC: 1 3B: 0 DP: 1 HR: 1 HBP: 0						

AB	32
R	3
H	8
RBI	3
BB	5
SO	7
LOB	13

WP: 0 PA: 38
PB: 0
SB: 0
CS: 0

PITCHER		IP	WLS	BF	H	R	ER	SO	BB	IBB	HBP	BLK	WP	HR	S	P	ERA	WHIP
Dave Cole, R ERA: 4.21	(1, 1)	4.0		19	4	3	3	3	3	1	0	0	0	1	21	37	6.75	1.750
Ernie Johnson, R ERA: 4.01	(5, 1)	5.0	W	19	4	0	0	4	1	0	0	0	0	0	26	30	0.00	1.000

PITCHER	IP	WLS	BF	H	R	ER	SO	BB	IBB	HBP	BLK	WP	HR	S	P	ERA	WHIP

BOTTOM

Pittsburgh Pirates @ Boston Braves

Braves Field, Boston, MA

Mon Jun 23 1952, 3:33 AM EDT

Att. 2,654 - Unknown - 67 F

livebaseballscorecards.com

Batter	1	2	3	4	5	6	7	8	9	AB	R	H	RBI	BB	SO	LOB
Sam Jethroe, S (1, 8) OBP: 0.331, SLG: 0.434	5-3	3-1		K		CS 1B		S BB E 1B		5	1	2	3	0	1	2
Bob Thorpe, R (1, 9) OBP: 0.256, SLG: 0.346	BB 1B BB		K		6-3	CS	F8	F8		4	0	0	0	1	1	1
Earl Torgeson, L (1, 3) OBP: 0.393, SLG: 0.322	BB 1B		L4-3 BB		S BB		F3	S 1B BB		2	1	1	0	3	0	0
Sid Gordon, R (1, 7) OBP: 0.394, SLG: 0.505	F3		L4-3		F8		E BB	F6		4	0	0	0	1	0	5
Paul Burris, R (1, 2) OBP: 0.288, SLG: 0.388	BB			5-3	K		E6	1B		4	0	1	1	1	1	2
Jack Dittmer, L (1, 4) OBP: 0.088, SLG: 0.118	F7			F5	4-3	F9		L6		5	0	0	0	0	0	6
Eddie Mathews, L (1, 5) OBP: 0.297, SLG: 0.439		4-3		1B E BB		HR		SH SH E BB		2	3	1	1	2	0	0
Johnny Logan, R (1, 6) OBP: 0.345, SLG: 0.400		2B		E5 1B 1B		SH1-4 1B		SH E 1B		3	3	3	0	0	0	0
Dave Cole, R (1, 1)		K				SH1-4		SH 1B		1	0	0	0	0	1	1
George Crowe, L (4, PH) OBP: 0.338, SLG: 0.391				1B						1	0	1	1	0	0	0
Ernie Johnson, R (5, 1)										0	1	0	0	0	0	0
Inning Stats	R: 0 E: 0 K: 0 S: 4 H: 1 LOB: 3 BB: 2 P: 12	R: 0 E: 0 K: 1 S: 6 H: 1 LOB: 1 BB: 0 P: 6	R: 0 E: 0 K: 1 S: 4 H: 0 LOB: 0 BB: 1 P: 8	R: 2 E: 1 K: 1 S: 7 H: 2 LOB: 1 BB: 1 P: 11	R: 0 E: 0 K: 1 S: 5 H: 0 LOB: 1 BB: 1 P: 9	R: 2 E: 0 K: 0 S: 5 H: 3 LOB: 0 BB: 0 P: 5	R: 0 E: 1 K: 0 S: 4 H: 0 LOB: 2 BB: 1 P: 8	R: 5 E: 2 K: 0 S: 7 H: 2 LOB: 1 BB: 2 P: 15		1B: 7 2B: 2 3B: 0 HR: 1 SF: 0 SAC: 3 DP: 1 HBP: 0						

	AB	31
	R	9
	H	9
	RBI	6
	BB	8
	SO	4
	LOB	17

WP: 0 PA: 43
PB: 0
SB: 4
CS: 1

PITCHER		IP	WLS	BF	H	R	ER	SO	BB	IBB	HBP	BLK	WP	HR	S	P	ERA	WHIP
Bob Friend, R ERA: 5.32	(1, 1)	7.0	L	35	7	6	4	4	7	0	0	0	0	1	36	64	5.14	2.000
Paul LaPalme, L ERA: 2.57	(8, 1)	1.0		7	2	3	0	0	1	0	0	0	0	0	6	10	0.00	3.000

PITCHER	IP	WLS	BF	H	R	ER	SO	BB	IBB	HBP	BLK	WP	HR	S	P	ERA	WHIP

Batter	1	2	3	4	5	6	7	8	9	AB	R	H	RBI	BB	SO	LOB
Bobby Del Greco, R (1, 8) OBP: 0.320, SLG: 0.286	S S S 0-3 ① K		x 0-0 ① F6		x 0-0 ③ F4			x 0-0 ① L8	x 0-0 ③ 5-3	5	0	0	0	0	1	1
Dick Groat, R (1, 6) OBP: 0.318, SLG: 0.250	x 0-0 ② 5-3		x 0-0 CS 1B			x 0-0 ① L5		x 0-0 ② 6-3		4	0	1	0	0	0	0
George Metkovich, L (1, 3) OBP: 0.359, SLG: 0.406	B B B B 4-0 BB		x 0-0 ② ③ F8 1-2			H 1-0 HBP		x 0-0 1B HR 1B		2	1	1	0	1	0	1
Ralph Kiner, R (1, 7) OBP: 0.440, SLG: 0.497	S S S 0-3 ③ K			x 0-0 ① 6-3		x 0-0 ② F5		x 0-0 1-2 HR 1B		4	1	1	0	0	1	2
Gus Bell, L (1, 9) OBP: 0.308, SLG: 0.458		x 0-0 2B		x 0-0 1B		x 0-0 ③ F5		x 0-0 1-H 2-H HR		4	1	3	3	0	0	1
Joe Garagiola, L (1, 2) OBP: 0.347, SLG: 0.364		x 0-0 ① F6		x 0-0 ② F8			x 0-0 ① F9	x 0-0 ③ 4-3		4	0	0	0	0	0	2
Jack Merson, R (1, 5) OBP: 0.279, SLG: 0.361		B B B B 4-0 FC6-4 BB		x 0-0 ③ F7			x 0-0 1B		x 0-0 ① 5-3	3	0	1	0	1	0	1
George Strickland, R (1, 4) OBP: 0.262, SLG: 0.284		x 0-0 ② F9			x 0-0 ① F7		x 0-0 ② F9		B B B B 4-0 CS BB	3	0	0	0	1	0	3
Murry Dickson, R (1, 1) OBP: 0.333, SLG: 0.422		x 0-0 ③ FC6-4 1-2f			S S S 0-3 ② K		x 0-0 ③ F7		x 0-0 ② 1-2 2B	4	0	1	0	0	1	3
Inning Stats	R: 0 E: 0 K: 2 S: 7 H: 0 LOB: 1 BB: 1 P: 11	R: 0 E: 0 K: 0 S: 4 H: 1 LOB: 2 BB: 1 P: 8	R: 0 E: 0 K: 0 S: 3 H: 1 LOB: 0 BB: 0 P: 3	R: 0 E: 0 K: 0 S: 4 H: 1 LOB: 1 BB: 0 P: 4	R: 0 E: 0 K: 1 S: 5 H: 0 LOB: 0 BB: 0 P: 5	R: 0 E: 0 K: 0 S: 3 H: 0 LOB: 1 BB: 0 P: 4	R: 0 E: 0 K: 0 S: 4 H: 1 LOB: 1 BB: 0 P: 4	R: 3 E: 0 K: 0 S: 6 H: 3 LOB: 0 BB: 0 P: 6	R: 0 E: 0 K: 0 S: 3 H: 1 LOB: 1 BB: 1 P: 7	1B: 5 2B: 2 3B: 0 HR: 1	SF: 0 SAC: 0 DP: 0 HBP: 1						

PITCHER	IP	WLS	BF	H	R	ER	SO	BB	IBB	HBP	BLK	WP	HR	S	P	ERA	WHIP
Jim Wilson, R (1, 1) ERA: 3.56	9.0	W	37	8	3	3	3	3	0	1	0	0	1	39	52	3.00	1.222

PITCHER	IP	WLS	BF	H	R	ER	SO	BB	IBB	HBP	BLK	WP	HR	S	P	ERA	WHIP

TOP

Pittsburgh Pirates @ Boston Braves

Braves Field, Boston, MA

Tue Jun 24 1952, 3:33 AM EDT

Att. 3,736 - Unknown - 79 F

livebaseballscorecards.com

AB	33
R	3
H	8
RBI	3
BB	3
SO	3
LOB	14

1B: 5	SF: 0	WP: 0	PA: 37
2B: 2	SAC: 0	PB: 0	
3B: 0	DP: 0	SB: 0	
HR: 1	HBP: 1	CS: 2	

Batter	1	2	3	4	5	6	7	8	9	AB	R	H	RBI	BB	SO	LOB
Sam Jethroe, S (1, 8) OBP: 0.340, SLG: 0.442	E6		L6-3 E 1B		1B		SH2-3 1B		1B	5	1	4	0	0	0	0
Bob Thorpe, R (1, 9) George Crowe, L (9, PH) OBP: 0.258, SLG: 0.345 OBP: 0.343, SLG: 0.397	K		E4 L6-3		1-2 1B		SH2-3		1-2 1B	3 1	0 0	1 1	0 1	0 0	1 0	2 0
Earl Torgeson, L (1, 3) OBP: 0.390, SLG: 0.328	1-3 2B		L6-3		G3		F9			4	0	1	1	0	0	4
Sid Gordon, R (1, 7) OBP: 0.404, SLG: 0.507	1-3 BB			SH1-4 1B		1B E F8 BB	IBB			1	1	1	0	3	0	0
Paul Burris, R (1, 2) OBP: 0.273, SLG: 0.365	1-3			SH1-4		FC1 F8 1B F9	4-3			3	1	0	0	0	0	5
Jack Dittmer, L (1, 4) OBP: 0.105, SLG: 0.132	K2-3			F8		1B		F9		4	0	1	0	0	1	3
Eddie Mathews, L (1, 5) OBP: 0.296, SLG: 0.433		F5		BB		F8		F3		3	0	0	1	1	0	2
Johnny Logan, R (1, 6) OBP: 0.330, SLG: 0.381		K		F8		F9		F8		4	0	0	1	0	1	3
Jim Wilson, R (1, 1) OBP: 0.139, SLG: 0.167		K			4-3	5-3			1B 1B	4	1	1	0	0	1	1
Inning Stats	R: 1 H: 1 E: 1 LOB: 2 K: 2 BB: 1 S: 9 P: 13	R: 0 H: 0 E: 0 LOB: 0 K: 2 BB: 0 S: 7 P: 7	R: 0 H: 1 E: 1 LOB: 0 K: 0 BB: 0 S: 3 P: 3	R: 0 H: 1 E: 0 LOB: 2 K: 0 BB: 1 S: 4 P: 8	R: 0 H: 2 E: 0 LOB: 1 K: 0 BB: 0 S: 4 P: 4	R: 2 H: 1 E: 1 LOB: 1 K: 0 BB: 1 S: 5 P: 9	R: 0 H: 1 E: 0 LOB: 2 K: 0 BB: 1 S: 4 P: 8	R: 0 H: 0 E: 0 LOB: 0 K: 0 BB: 0 S: 3 P: 3	R: 1 H: 3 E: 0 LOB: 2 K: 0 BB: 0 S: 3 P: 3	1B: 9 SF: 0 2B: 1 SAC: 2 3B: 1 DP: 0 HR: 0 HBP: 0						WP: 0 PA: 38 PB: 0 SB: 1 CS: 0	

PITCHER	IP	WLS	BF	H	R	ER	SO	BB	IBB	HBP	BLK	WP	HR	S	P	ERA	WHIP
Murry Dickson, R (1, 1) ERA: 3.51	8.0	L	38	10	4	1	4	3	1	0	0	0	0	42	58	1.12	1.625

PITCHER	IP	WLS	BF	H	R	ER	SO	BB	IBB	HBP	BLK	WP	HR	S	P	ERA	WHIP

BOTTOM

Pittsburgh Pirates @ Boston Braves

Braves Field, Boston, MA

Tue Jun 24 1952, 3:33 AM EDT

Att. 3,736 - Unknown - 79 F

livebaseballscorecards.com

AB	32
R	4
H	10
RBI	4
BB	4
SO	4
LOB	20

Batter	1	2	3	4	5	6	7	8	9	AB	R	H	RBI	BB	SO	LOB
Bobby Del Greco, R (1, 8) OBP: 0.315, SLG: 0.280	K		K		F4			F4		4	0	0	0	0	2	0
Dick Groat, R (1, 6) OBP: 0.308, SLG: 0.250	K		E3			FC3-6 1B		6-3		4	0	1	0	0	1	0
George Metkovich, L (1, 3) OBP: 0.357, SLG: 0.402	3-1		F7			FC3-6; S; WP; WP; 1-2f			1B 1B	4	1	1	0	0	0	2
Ralph Kiner, R (1, 7) OBP: 0.445, SLG: 0.500		SH1-3 1B BB		1B		K; 1-2			1B; 1-2	3	1	2	0	1	1	1
Gus Bell, L (1, 9) OBP: 0.303, SLG: 0.449		SH1-3; 1-2		F9		K; 2-H			F8	3	0	0	0	0	1	3
Joe Garagiola, L (1, 2) OBP: 0.339, SLG: 0.354		6-3		F7			F9		F4	4	0	0	0	0	0	4
Jack Merson, R (1, 5) OBP: 0.279, SLG: 0.359		1B; 2-H		1-3			5-3		K	4	0	1	1	0	1	3
George Strickland, R (1, 4) OBP: 0.257, SLG: 0.278		K			5-3		F2			3	0	0	0	0	1	1
Howie Pollet, L (1, 1) OBP: 0.219, SLG: 0.138			F4		K			K		2	0	0	0	0	1	0
Clem Koshorek, R (8, PH) OBP: 0.315, SLG: 0.299										1	0	0	0	0	1	0
Ted Wilks, R (8, 1) OBP: 0.167, SLG: 0.167										0	0	0	0	0	0	0
Inning Stats	R: 0 E: 0 K: 2 S: 7 H: 0 LOB: 0 BB: 0 P: 7	R: 1 E: 0 K: 1 S: 6 H: 1 LOB: 1 BB: 1 P: 10	R: 0 E: 1 K: 1 S: 6 H: 0 LOB: 1 BB: 0 P: 6	R: 0 E: 0 K: 0 S: 4 H: 1 LOB: 1 BB: 0 P: 4	R: 0 E: 0 K: 1 S: 5 H: 0 LOB: 0 BB: 0 P: 5	R: 1 E: 0 K: 2 S: 8 H: 1 LOB: 0 BB: 0 P: 8	R: 0 E: 0 K: 0 S: 3 H: 0 LOB: 0 BB: 0 P: 3	R: 0 E: 0 K: 1 S: 5 H: 0 LOB: 0 BB: 0 P: 5	R: 0 E: 0 K: 1 S: 7 H: 2 LOB: 2 BB: 0 P: 7	1B: 5 2B: 0 3B: 0 HR: 0	SF: 0 SAC: 1 DP: 0 HBP: 0					

PITCHER	IP	WLS	BF	H	R	ER	SO	BB	IBB	HBP	BLK	WP	HR	S	P	ERA	WHIP
Max Surkont, R (1, 1) ERA: 4.48	9.0	W	34	5	2	2	9	1	0	0	0	2	0	51	55	2.00	0.667

PITCHER	IP	WLS	BF	H	R	ER	SO	BB	IBB	HBP	BLK	WP	HR	S	P	ERA	WHIP

TOP

Pittsburgh Pirates @ Boston Braves

Braves Field, Boston, MA

Wed Jun 25 1952, 3:33 AM EDT

Att. 1,414 - Cloudy - 80 F

livebaseballscorecards.com

AB	32
R	2
H	5
RBI	1
BB	1
SO	9
LOB	14

WP: 2 PB: 0 SB: 1 CS: 0 PA: 34

Pittsburgh Pirates @ Boston Braves

Braves Field, Boston, MA

Wed Jun 25 1952, 3:33 AM EDT

Att. 1,414 - Cloudy - 80 F

livebaseballscorecards.com

BOTTOM

Batter	1	2	3	4	5	6	7	8	9	AB	R	H	RBI	BB	SO	LOB
Sam Jethroe, S (1, 8) OBP: 0.342, SLG: 0.447	FC4-6 1B		FC9-6 1-H 2B		L7		F5			4	0	2	1	0	0	1
Bob Thorpe, R (1, 9) OBP: 0.252, SLG: 0.338	FC4-6 K2-6-2 1-2f		FC9-6 2-3			6-3		F4		4	0	0	0	0	0	2
Earl Torgeson, L (1, 3) OBP: 0.392, SLG: 0.341	K2-6-2 1-2f			1B S 1B 1B		1-3		2B 2B		4	2	2	0	0	1	1
Sid Gordon, R (1, 7) OBP: 0.414, SLG: 0.534		BBBB G3 4-3 BB		SH1-3 1B 1-3 1B		HR		2-H 2B		3	1	3	2	1	0	0
Paul Burris, R (1, 2) OBP: 0.271, SLG: 0.357		4-3 1-2		L1-6 SH1-3 1-2 3-H 1B		L7		F8		4	0	1	1	0	0	2
Sibby Sisti, R (1, 4) OBP: 0.288, SLG: 0.340		G3 2-3		SH1-3 1-2 2-3			F5	BBB 4-0 BB		2	0	0	0	1	0	1
Eddie Mathews, L (1, 5) OBP: 0.295, SLG: 0.429		4-3		L1-6 2-3			E5 1B 1B	SSS K		4	1	1	0	0	1	5
Johnny Logan, R (1, 6) OBP: 0.340, SLG: 0.391			2B 1B		F8		SH1 3-H 1B			3	1	2	1	0	0	0
Max Surkont, R (1, 1) OBP: 0.160, SLG: 0.240			SSS K		1-3		SH1 1-2			2	0	0	0	0	1	1
Inning Stats	R: 0 E: 0 K: 1 S: 5 H: 1 LOB: 1 BB: 0 P: 5	R: 0 E: 0 K: 0 S: 3 H: 0 LOB: 1 BB: 1 P: 7	R: 1 E: 0 K: 1 S: 6 H: 2 LOB: 0 BB: 0 P: 6	R: 1 E: 0 K: 0 S: 5 H: 3 LOB: 1 BB: 0 P: 5	R: 0 E: 0 K: 0 S: 3 H: 0 LOB: 0 BB: 0 P: 3	R: 1 E: 0 K: 0 S: 4 H: 1 LOB: 0 BB: 0 P: 4	R: 1 E: 1 K: 0 S: 5 H: 2 LOB: 1 BB: 0 P: 5	R: 1 E: 0 K: 1 S: 7 H: 2 LOB: 2 BB: 1 P: 11		1B: 7 2B: 6 3B: 0 HR: 1	SF: 0 SAC: 2 DP: 3 HBP: 0						

	AB	30
	R	5
	H	11
	RBI	5
	BB	2
	SO	3
	LOB	13

WP: 0 PB: 0 SB: 1 CS: 0 PA: 34

PITCHER		IP	WLS	BF	H	R	ER	SO	BB	IBB	HBP	BLK	WP	HR	S	P	ERA	WHIP
Howie Pollet, L ERA: 4.06	(1, 1)	7.0	L	28	9	4	3	2	1	0	0	0	0	1	31	35	3.86	1.429
Ted Wilks, R ERA: 2.49	(8, 1)	1.0		6	2	1	1	1	1	0	0	0	0	0	7	11	9.00	3.000

PITCHER	IP	WLS	BF	H	R	ER	SO	BB	IBB	HBP	BLK	WP	HR	S	P	ERA	WHIP

Batter	1	2	3	4	5	6	7	8	9	AB	R	H	RBI	BB	SO	LOB
Sam Jethroe, S (1, 8) OBP: 0.337, SLG: 0.440	5-3	F7			K			K		4	0	0	0	0	2	1
Bob Thorpe, R (1, 9) OBP: 0.248, SLG: 0.332	1-3		F9			6-3		1-6-3		4	0	0	0	0	0	0
Earl Torgeson, L (1, 3) OBP: 0.395, SLG: 0.341	BB HR BB		F2			F2			1B	3	1	1	0	1	0	0
Sid Gordon, R (1, 7) OBP: 0.415, SLG: 0.529	1-2 HR BB		L8			BB			F2	2	1	0	0	2	0	1
Walker Cooper, R (1, 2) OBP: 0.333, SLG: 0.391	1-H 2-H HR			6-3		F4			L9	3	1	1	3	0	0	1
Virgil Jester, R (8, 1)										0	0	0	0	0	0	0
George Crowe, L (9, PH) OBP: 0.341, SLG: 0.393										1	0	0	0	0	0	1
Sibby Sisti, R (1, 4) OBP: 0.286, SLG: 0.337	F6			4-3			4-3		F4	1	0	0	0	0	0	0
Jack Dittmer, L (4, PH) OBP: 0.098, SLG: 0.122										3	0	0	0	0	0	1
(4, 4)																
Eddie Mathews, L (1, 5) OBP: 0.300, SLG: 0.430		BB FC3-6-5 BB		4-3			G6-4-3 1B			2	0	1	0	1	0	0
Johnny Logan, R (1, 6) OBP: 0.340, SLG: 0.382		1-2 FC3-6-5 BB			L5		G6-4-3 1-2f			2	0	0	0	1	0	1
Vern Bickford, R (1, 1) OBP: 0.231, SLG: 0.269		FC3-6-5			K			3-1		0	0	0	0	0	0	0
Ernie Johnson, R (1, 1)		1-2 2-H								1	0	0	0	0	0	2
Lew Burdette, R (3, 1)										1	0	0	0	0	1	0
Ebba St. Claire, S (8, PH) OBP: 0.270, SLG: 0.293										1	0	0	0	0	0	0
(8, 2)																
Inning Stats	R: 3 E: 0 K: 0 S: 12 H: 1 LOB: 0 BB: 2 P: 23	R: 0 E: 0 K: 0 S: 7 H: 0 LOB: 1 BB: 2 P: 18	R: 0 E: 0 K: 0 S: 10 H: 0 LOB: 0 BB: 0 P: 17	R: 0 E: 0 K: 0 S: 8 H: 0 LOB: 0 BB: 0 P: 12	R: 0 E: 0 K: 2 S: 8 H: 0 LOB: 0 BB: 0 P: 12	R: 0 E: 0 K: 0 S: 8 H: 0 LOB: 1 BB: 1 P: 14	R: 0 E: 0 K: 0 S: 7 H: 1 LOB: 0 BB: 0 P: 12	R: 0 E: 0 K: 1 S: 7 H: 0 LOB: 0 BB: 0 P: 12	R: 0 E: 0 K: 0 S: 7 H: 1 LOB: 1 BB: 0 P: 11	1B: 2 2B: 1 3B: 0 HR: 1	SF: 0 SAC: 0 DP: 2 HBP: 0						

PITCHER	IP	WLS	BF	H	R	ER	SO	BB	IBB	HBP	BLK	WP	HR	S	P	ERA	WHIP
Johnny Schmitz, L (1, 1) ERA: 4.91	1.0		6	1	3	3	0	2	0	0	0	0	1	12	23	27.00	3.000
Ralph Branca, R (2, 1) ERA: 4.02	8.0	W	27	2	0	0	3	3	0	0	0	0	0	62	108	0.00	0.625

PITCHER	IP	WLS	BF	H	R	ER	SO	BB	IBB	HBP	BLK	WP	HR	S	P	ERA	WHIP

TOP

Boston Braves @ Brooklyn Dodgers

Ebbets Field, Brooklyn, NY

Fri Jun 27 1952, 3:33 AM EDT

Att. 16,619 - Unknown

livebaseballscorecards.com

AB	28
R	3
H	3
RBI	3
BB	5
SO	3
LOB	8

1B: 2 SF: 0
2B: 1 SAC: 0
3B: 0 DP: 2
HR: 1 HBP: 0

WP: 0 PA: 33
PB: 0
SB: 0
CS: 0

Boston Braves @ Brooklyn Dodgers

Ebbets Field, Brooklyn, NY

Fri Jun 27 1952, 3:33 AM EDT

Att. 16,619 - Unknown

BOTTOM

Batter	1	2	3	4	5	6	7	8	9	AB	R	H	RBI	BB	SO	LOB
Carl Furillo, R (1, 9) OBP: 0.308, SLG: 0.369	0-0 BB 1B BB 1B 2-3 K		0-1 SH5-4 ① 1-2 2-3		1-3 K ② F C B S		0-0 G5-4-3 ② ③ 1-2f			4	1	1	0	0	2	7
Billy Cox, R (1, 6) OBP: 0.333, SLG: 0.379	1-0 BB BB BB 1B 1-2	0-1 F5 ①	1-0 1-3 ②		2-2 1-3 ③ B C B S X			1-0 1-3 ①		5	1	1	0	0	0	4
Jackie Robinson, R (1, 4) OBP: 0.491, SLG: 0.465	4-1 BB BB L9 BB 1-2 2-3	0-0 B3 ②	1-1 5-3 ③			0-0 6-3 ①		2-1 3-1 ②		4	1	0	0	1	0	2
Roy Campanella, R (1, 2) OBP: 0.376, SLG: 0.473	4-2 BB BB 1-3 BB 1-2 2-3 3-H	1-0 F4 ③		1-3 K ① F B S C		2-1 1-3 ② B B C X		2-0 1B		4	1	1	1	1	1	0
George Shuba, L (1, 7) OBP: 0.404, SLG: 0.450	4-2 1-3 BB BB 1-2 2-3 3-H		1-2 BB 1B 1B F B F X	3-2 L8 ② B B B C F X		3-1 F2 ③ B C B B X		2-3 K ③ B B F C C		4	1	1	1	1	1	1
Duke Snider, L (1, 8) OBP: 0.377, SLG: 0.494	1-2 L9 ① 3-H		4-1 1B 1B BB 1-2	0-1 F7 ③ C X			1-0 FC1-6 1B B X			3	1	1	1	1	0	2
Gil Hodges, R (1, 3) OBP: 0.360, SLG: 0.479	4-2 1-3 BB 1-2 2-3		1-0 1B 1B 1B 1-2 2-H		2-1 1B 1B B B C X		0-1 FC1-6 ① 1B 1B 1-2f			3	2	2	1	1	0	1
Andy Pafko, R (1, 5) OBP: 0.402, SLG: 0.484	1-2 1-3 ② 1-2 2-3 3-H		0-0 SH5-4 1B 1B 1-3 2-H		1-0 1B B X 1-2		0-0 1B 1B X 1-2			4	0	3	2	0	0	2
Johnny Schmitz, R (1, 1) Rocky Nelson, L (1, PH) Billy Loes, R (1, PR) OBP: 0.053, SLG: 0.053 Ralph Branca, R (2, 1) OBP: 0.188, SLG: 0.188	4-0 IBB		0-0 SH5-4 1B X 1-2 3-H		0-3 K ① L L L		1-2 G5-4-3 1B B C F X 1-3 2-H			0 0 0 3	0 0 0 0	0 0 0 2	0 1 0 2	0 0 0 1	0 0 0 2	0 0 0 2
Inning Stats	R: 4 E: 0 K: 1 S: 21 H: 2 LOB: 3 BB: 5 P: 46	R: 0 E: 0 K: 0 S: 4 H: 0 LOB: 0 BB: 0 P: 5	R: 3 E: 0 K: 0 S: 12 H: 4 LOB: 2 BB: 1 P: 20	R: 0 E: 0 K: 1 S: 8 H: 0 LOB: 0 BB: 0 P: 12	R: 0 E: 0 K: 2 S: 12 H: 2 LOB: 2 BB: 0 P: 18	R: 0 E: 0 K: 0 S: 5 H: 0 LOB: 0 BB: 0 P: 10	R: 1 E: 0 K: 0 S: 8 H: 3 LOB: 1 BB: 0 P: 10	R: 0 E: 0 K: 1 S: 7 H: 1 LOB: 1 BB: 0 P: 14		1B: 12 2B: 0 3B: 0 HR: 0 SF: 0 SAC: 1 DP: 1 HBP: 0						

livebaseballscorecards.com

AB	34
R	8
H	12
RBI	8
BB	6
SO	5
LOB	21

WP: 0 PB: 0 SB: 0 CS: 0 PA: 41

PITCHER		IP	WLS	BF	H	R	ER	SO	BB	IBB	HBP	BLK	WP	HR	S	P	ERA	WHIP
Vern Bickford, R ERA: 4.0	(1, 1)	0.0	L	5	2	4	4	0	3	0	0	0	0	0	7	20	∞	∞
Ernie Johnson, R ERA: 4.54	(1, 1)	2.0		13	4	3	3	1	2	1	0	0	0	0	25	44	13.50	3.000
Lew Burdette, R ERA: 3.83	(3, 1)	5.0		19	5	1	1	3	0	0	0	0	0	0	38	57	1.80	1.000
Virgil Jester, R ERA: 7.36	(8, 1)	1.0		4	1	0	0	1	0	0	0	0	0	0	7	14	0.00	1.000

PITCHER	IP	WLS	BF	H	R	ER	SO	BB	IBB	HBP	BLK	WP	HR	S	P	ERA	WHIP

Batter	1	2	3	4	5	6	7	8	9	AB	R	H	RBI	BB	SO	LOB
Sam Jethroe, S (1, 8) OBP: 0.338, SLG: 0.443	K		1B		FC6-5 2-3		5-3		2B	5	0	2	0	0	1	1
Bob Thorpe, R (1, 9) OBP: 0.250, SLG: 0.333	F8		FC6-4 1-2		K		BB		F2	2	0	1	0	0	0	0
Jack Daniels, L (3, 9) OBP: 0.225, SLG: 0.171										2	0	0	0	1	1	2
Earl Torgeson, L (1, 3) OBP: 0.392, SLG: 0.346	K		FC6-4 1-2f			S 1B 2B	K			4	1	1	0	0	2	3
Sid Gordon, R (1, 7) OBP: 0.417, SLG: 0.526		BB		CS 1B 1B		F2	5-3			3	0	1	0	1	0	2
Walker Cooper, R (1, 2) OBP: 0.331, SLG: 0.387		L7		1-2 1B		G3 2-3		6-3		4	0	1	0	0	0	2
Sibby Sisti, R (1, 4) OBP: 0.284, SLG: 0.333		F9		F5		2B 3-H 1B		6-3		4	1	1	1	0	0	3
Eddie Mathews, L (1, 5) OBP: 0.299, SLG: 0.431		K		F4 2-3		1-H 2B		F5		4	0	1	1	0	1	3
Johnny Logan, R (1, 6) OBP: 0.347, SLG: 0.374			F9	FC6-5 SH3-4 BB		IBB			F6	2	0	0	0	2	0	0
Warren Spahn, L (1, 1) OBP: 0.250, SLG: 0.412			4-3	SH3-4 1-2		K			F7	3	0	0	0	0	1	2
Inning Stats	R: 0 E: 0 K: 2 S: 7 H: 0 LOB: 0 BB: 0 P: 9	R: 0 E: 0 K: 1 S: 7 H: 0 LOB: 1 BB: 1 P: 12	R: 0 E: 0 K: 0 S: 9 H: 2 LOB: 2 BB: 0 P: 14	R: 0 E: 0 K: 0 S: 8 H: 2 LOB: 1 BB: 0 P: 13	R: 0 E: 0 K: 1 S: 8 H: 0 LOB: 1 BB: 1 P: 12	R: 2 E: 0 K: 1 S: 14 H: 3 LOB: 2 BB: 1 P: 25	R: 0 E: 0 K: 1 S: 9 H: 0 LOB: 1 BB: 1 P: 16	R: 0 E: 0 K: 0 S: 7 H: 0 LOB: 0 BB: 0 P: 12	R: 0 E: 0 K: 0 S: 13 H: 1 LOB: 1 BB: 0 P: 18	1B: 5 2B: 3 3B: 0 HR: 0 SF: 0 SAC: 1 DP: 0 HBP: 0							

TOP

Boston Braves @ Brooklyn Dodgers

Ebbets Field, Brooklyn, NY

Sat Jun 28 1952, 3:33 AM EDT

Att. 17,862 - Unknown

livebaseballscorecards.com

AB	33
R	2
H	8
RBI	2
BB	4
SO	6
LOB	18

WP: 0 PB: 0 SB: 1 CS: 1 PA: 38

PITCHER		IP	WLS	BF	H	R	ER	SO	BB	IBB	HBP	BLK	WP	HR	S	P	ERA	WHIP
Chris Van Cuyk, L ERA: 4.64	(1, 1)	7.0		31	7	2	2	6	3	1	0	0	0	0	62	101	2.57	1.429
Joe Black, R ERA: 1.64	(8, 1)	2.0	W	7	1	0	0	0	0	0	0	0	0	0	20	30	0.00	0.500

PITCHER	IP	WLS	BF	H	R	ER	SO	BB	IBB	HBP	BLK	WP	HR	S	P	ERA	WHIP

Boston Braves @ Brooklyn Dodgers

Ebbets Field, Brooklyn, NY

Sat Jun 28 1952, 3:33 AM EDT

Att. 17,862 - Unknown

livebaseballscorecards.com

Batter	1	2	3	4	5	6	7	8	9	AB	R	H	RBI	BB	SO	LOB
Carl Furillo, R (1, 9) OBP: 0.303, SLG: 0.362	F7		4-3			F6	FC6-4			4	0	0	0	0	0	1
Billy Cox, R (1, 6) OBP: 0.338, SLG: 0.385	F8			G6-4-3 BB		BB 2B		1-3		3	0	1	0	1	0	0
Jackie Robinson, R (1, 4) OBP: 0.487, SLG: 0.459	5-3			L9		BB		L7		3	0	0	0	1	0	1
Roy Campanella, R (1, 2) OBP: 0.378, SLG: 0.476		1B 2B		G6-4-3		BB		K		3	1	1	0	1	1	1
Andy Pafko, R (1, 5) OBP: 0.404, SLG: 0.482		PO 1B 2-H			L7	K			HR BB	3	1	1	1	1	1	3
Gil Hodges, R (1, 3) OBP: 0.362, SLG: 0.498		F9			5-3		1B L9 2B		HR 1-H	4	2	2	2	0	0	1
Duke Snider, L (1, 8) OBP: 0.380, SLG: 0.494		K			BB		FC6-4 1B 2-3			2	0	1	0	1	1	1
Dick Williams, R (1, 7) OBP: 0.240, SLG: 0.333		PO 2-3	5-3		K		L9 3-H			3	0	0	1	0	1	2
Chris Van Cuyk, L (1, 1) OBP: 0.286, SLG: 0.296			K			K	L8			2	0	0	0	0	2	0
Pee Wee Reese, R (7, PH) OBP: 0.390, SLG: 0.360										1	0	0	0	0	0	1
Joe Black, R (8, 1) OBP: 0.143, SLG: 0.143										0	0	0	0	0	0	0
Inning Stats	R: 0 E: 0 K: 0 S: 6 H: 0 LOB: 0 BB: 0 P: 10	R: 1 E: 0 K: 1 S: 10 H: 2 LOB: 0 BB: 0 P: 15	R: 0 E: 0 K: 1 S: 5 H: 0 LOB: 0 BB: 0 P: 8	R: 0 E: 0 K: 0 S: 6 H: 0 LOB: 0 BB: 1 P: 12	R: 0 E: 0 K: 1 S: 9 H: 0 LOB: 1 BB: 1 P: 15	R: 0 E: 0 K: 2 S: 11 H: 1 LOB: 3 BB: 2 P: 25	R: 1 E: 0 K: 0 S: 10 H: 2 LOB: 1 BB: 0 P: 14	R: 0 E: 0 K: 1 S: 6 H: 0 LOB: 0 BB: 0 P: 9	R: 2 E: 0 K: 0 S: 1 H: 1 LOB: 0 BB: 1 P: 5	1B: 2 2B: 3 3B: 0 HR: 1 SF: 0 SAC: 0 DP: 1 HBP: 0							

PITCHER	IP	WLS	BF	H	R	ER	SO	BB	IBB	HBP	BLK	WP	HR	S	P	ERA	WHIP
Warren Spahn, L (1, 1) ERA: 3.12	8.0	L	33	6	4	4	6	5	0	0	0	0	1	64	113	4.50	1.375

PITCHER	IP	WLS	BF	H	R	ER	SO	BB	IBB	HBP	BLK	WP	HR	S	P	ERA	WHIP

AB	28
R	4
H	6
RBI	4
BB	5
SO	6
LOB	11

WP: 0 PB: 0 SB: 0 CS: 0 PA: 34

Batter	1	2	3	4	5	6	7	8	9	AB	R	H	RBI	BB	SO	LOB
Sam Jethroe, S (1, 8) OBP: 0.336, SLG: 0.438	5-3		F3		F5	G1-4-3 1B 1-2		4-3		5	0	1	0	0	0	0
Sibby Sisti, R (1, 4) OBP: 0.289, SLG: 0.363	F7		E5		HR	G1-4-3 1-2f		1B		5	1	2	1	0	0	2
Earl Torgeson, L (1, 9) OBP: 0.392, SLG: 0.343	BB		F9		HR		F9	F7		4	1	1	0	1	0	2
Sid Gordon, R (1, 7) OBP: 0.416, SLG: 0.537	5-3			F9	1B 1-H		2B 1B	F7		5	2	2	2	0	0	2
Walker Cooper, R (1, 2) OBP: 0.333, SLG: 0.411		L9		FC5-6 1B	HR		K		1-3	5	1	2	1	0	1	1
George Crowe, L (1, 3) OBP: 0.350, SLG: 0.410		1B		F5	1B		1B 1-3 2B		4-3	5	0	3	0	0	0	1
Eddie Mathews, L (1, 5) OBP: 0.301, SLG: 0.428		K		1B 1-2	K2-3		1B IBB		1-3	4	0	1	0	1	2	2
Johnny Logan, R (1, 6) OBP: 0.343, SLG: 0.368		5-3		FC5-6 2-3f		L7	FC6-4 1-2 2-3 3-H 1B			4	0	1	1	0	0	3
Jim Wilson, R (1, 1) OBP: 0.154, SLG: 0.158			K		F8	1B BB	FC6-4 1-2f			2	0	0	0	1	1	0
Lew Burdette, R (6, 1)										1	0	0	0	0	0	3
Inning Stats	R: 0 E: 0 K: 0 S: 11 H: 0 LOB: 1 BB: 1 P: 21	R: 0 E: 0 K: 1 S: 9 H: 1 LOB: 1 BB: 0 P: 14	R: 0 E: 1 K: 1 S: 10 H: 0 LOB: 1 BB: 0 P: 16	R: 0 E: 0 K: 0 S: 9 H: 2 LOB: 2 BB: 0 P: 17	R: 4 E: 0 K: 1 S: 16 H: 5 LOB: 1 BB: 0 P: 26	R: 0 E: 0 K: 0 S: 6 H: 1 LOB: 1 BB: 1 P: 11	R: 1 E: 0 K: 1 S: 17 H: 3 LOB: 3 BB: 1 P: 33	R: 0 E: 0 K: 0 S: 9 H: 1 LOB: 1 BB: 0 P: 13	R: 0 E: 0 K: 0 S: 6 H: 0 LOB: 0 BB: 0 P: 9	1B: 9 2B: 1 3B: 0 HR: 3 SF: 0 SAC: 0 DP: 1 HBP: 0							

TOP

Boston Braves @ Brooklyn Dodgers

Ebbets Field, Brooklyn, NY

Sun Jun 29 1952, 3:33 AM EDT

Att. 15,630 - Unknown

livebaseballscorecards.com

AB	40
R	5
H	13
RBI	5
BB	3
SO	4
LOB	16

WP: 0 PB: 0 SB: 0 CS: 0 PA: 43

PITCHER		IP	WLS	BF	H	R	ER	SO	BB	IBB	HBP	BLK	WP	HR	S	P	ERA	WHIP
Preacher Roe, L ERA: 3.28	(1, 1)	4.2		24	8	4	4	2	1	0	0	0	0	3	52	90	7.71	1.929
Billy Loes, R ERA: 2.16	(5, 1)	1.1		5	1	0	0	1	1	0	0	0	0	0	9	15	0.00	1.500
Clyde King, R ERA: 4.66	(7, 1)	1.0		7	3	1	1	1	0	1	0	0	0	0	17	33	9.00	3.000
Ben Wade, R ERA: 3.57	(8, 1)	2.0	W	7	1	0	0	0	0	0	0	0	0	0	15	22	0.00	0.500

PITCHER	IP	WLS	BF	H	R	ER	SO	BB	IBB	HBP	BLK	WP	HR	S	P	ERA	WHIP

BOTTOM

Boston Braves @ Brooklyn Dodgers

Ebbets Field, Brooklyn, NY

Sun Jun 29 1952, 3:33 AM EDT

Att. 15,630 - Unknown

Batter	1	2	3	4	5	6	7	8	9	AB	R	H	RBI	BB	SO	LOB
Carl Furillo, R (1, 9) OBP: 0.305, SLG: 0.360	F7		HR, HBP	B5		1B, 5-3, 2-H, 3-H, 1B	FC5, 2-3f			4	1	1	2	0	0	3
Billy Cox, R (1, 6) OBP: 0.340, SLG: 0.386	BB, S, 1B		F3	F9		5-3, 1-2		2B, 1B		5	0	2	0	0	0	3
Jackie Robinson, R (1, 4) OBP: 0.485, SLG: 0.471	K		1-H, HR	F7		2-3, 1B		F4		5	1	2	2	0	1	3
Roy Campanella, R (1, 2) OBP: 0.387, SLG: 0.487	BB, 1-2, BB		1B, 1B		G4-6-3, 1B	1-3		1-3, 2B		4	1	3	0	1	0	2
George Shuba, L (1, 7) OBP: 0.423, SLG: 0.429 Dick Williams, R (8, PR) (9, 7) OBP: 0.240, SLG: 0.333	1-2, 2-3, BB		L4		G4-6-3, 1-2f		1B, 1B, BB	G4-6-3, IBB		2 0	1 0	0 0	0 0	3 0	0 0	2 0
Duke Snider, L (1, 8) OBP: 0.377, SLG: 0.488	K		1B, 1-2, 1B		4-3		K	G4-6-3, 1-2f		5	0	1	0	0	2	7
Gil Hodges, R (1, 3) OBP: 0.364, SLG: 0.495		K	1-3, 2-H, 1B			2B, 1B, BB	F8			3	1	1	1	1	1	1
Rocky Bridges, R (1, 5) OBP: 0.154, SLG: 0.160		5-3	F8			1-3, 1B, 2B	FC5, 1B, 1-2			4	1	2	0	0	0	2
Preacher Roe, R (1, 1) OBP: 0.188, SLG: 0.103 Billy Loes, R (5, 1) OBP: 0.053, SLG: 0.053 Rocky Nelson, L (6, PH) Clyde King, S (7, 1) Tommy Holmes, L (7, PH) OBP: 0.250, SLG: 0.250 Ben Wade, R (8, 1) OBP: 0.188, SLG: 0.355		4-3		BB		F5	1-2, 2-H, 1B			1 0 1 0 1 0	0 0 0 0 0 0	0 0 0 0 1 0	0 0 0 0 1 0	1 0 0 0 0 0	0 0 0 0 0 0	0 0 2 0 0 0
Inning Stats	R: 0 E: 0 K: 2 S: 15 H: 1 LOB: 3 BB: 2 P: 27	R: 0 E: 0 K: 1 S: 7 H: 0 LOB: 0 BB: 0 P: 9	R: 3 E: 0 K: 0 S: 10 H: 4 LOB: 2 BB: 0 P: 16	R: 0 E: 0 K: 0 S: 7 H: 0 LOB: 1 BB: 1 P: 14	R: 0 E: 0 K: 0 S: 8 H: 1 LOB: 0 BB: 0 P: 14	R: 2 E: 0 K: 0 S: 9 H: 3 LOB: 2 BB: 1 P: 19	R: 1 E: 0 K: 1 S: 10 H: 2 LOB: 2 BB: 1 P: 20	R: 0 E: 0 K: 0 S: 9 H: 2 LOB: 3 BB: 1 P: 17		1B: 10 2B: 2 3B: 0 HR: 1 SF: 0 SAC: 0 DP: 2 HBP: 1						

livebaseballscorecards.com

AB	35
R	6
H	13
RBI	6
BB	6
SO	4
LOB	25

WP: 0 PA: 42
PB: 0
SB: 1
CS: 0

PITCHER		IP	WLS	BF	H	R	ER	SO	BB	IBB	HBP	BLK	WP	HR	S	P	ERA	WHIP
Jim Wilson, R ERA: 3.83	(1, 1)	5.0		26	7	5	5	3	4	0	1	0	0	1	50	88	9.00	2.200
Lew Burdette, R ERA: 3.77	(6, 1)	3.0	L	16	6	1	1	1	1	1	0	0	0	0	25	48	3.00	2.333

PITCHER	IP	WLS	BF	H	R	ER	SO	BB	IBB	HBP	BLK	WP	HR	S	P	ERA	WHIP

Batter	1	2	3	4	5	6	7	8	9	AB	R	H	RBI	BB	SO	LOB
Davey Williams, R (1, 4) OBP: 0.349, SLG: 0.432	F6		L6-3 1B		6-3	2-H 3-H 1B		BB 1B		5	0	3	2	0	0	0
Whitey Lockman, L (1, 3) OBP: 0.392, SLG: 0.438	HR 1B		L6-3 1-2		1B	F8		BBBB FC6-4 BB		4	1	2	1	1	0	2
Bobby Thomson, R (1, 5) OBP: 0.362, SLG: 0.547	K		6-3		F6		1B	F4		5	0	1	0	0	1	5
Hank Thompson, L (1, 8) OBP: 0.324, SLG: 0.478	1-H HR			HR		BBBB 1B BB	F9	FC6-4 1-2f		4	3	2	3	1	0	4
Don Mueller, L (1, 9) OBP: 0.309, SLG: 0.421 Chuck Diering, R (9, 9) OBP: 0.296, SLG: 0.304	1B			F8		1B 1-3 E 1B	F8		K	5 0	1 0	2 0	0 0	0 0	1 0	1 0
George Wilson, L (1, 7) OBP: 0.225, SLG: 0.237	K			4-3		SH5-3 1B 1B IBB	5-3		K	4	1	0	0	1	2	2
Alvin Dark, R (1, 6) OBP: 0.337, SLG: 0.403		K		1B		1-2 2-3 3-H SH5-3 1B		FC1-5 HBP 1B	6-3	5	1	3	1	0	1	0
Sal Yvars, R (1, 2) OBP: 0.327, SLG: 0.311		F8	F8			3-H F7		1-2 1B FC1-5 BB HBP		3	1	0	0	0	0	3
Sal Maglie, R (1, 1) OBP: 0.143, SLG: 0.100 Dave Koslo, L (8, 1)		K			4-3	1-2 2-3 SH5-3		1-2 2-3f FC1-5 BB 1B		3 0	0 0	0 0	0 0	0 0	1 0	2 0
Inning Stats	R: 2 E: 0 K: 2 S: 10 H: 3 LOB: 1 BB: 0 P: 10	R: 0 E: 0 K: 2 S: 7 H: 0 LOB: 0 BB: 0 P: 7	R: 0 E: 0 K: 0 S: 3 H: 1 LOB: 0 BB: 0 P: 3	R: 1 E: 0 K: 0 S: 5 H: 2 LOB: 1 BB: 0 P: 5	R: 0 E: 0 K: 0 S: 4 H: 1 LOB: 1 BB: 0 P: 4	R: 4 E: 1 K: 0 S: 6 H: 3 LOB: 1 BB: 2 P: 14	R: 0 E: 0 K: 0 S: 4 H: 1 LOB: 1 BB: 0 P: 4	R: 1 E: 0 K: 0 S: 5 H: 2 LOB: 3 BB: 1 P: 10	R: 0 E: 0 K: 2 S: 7 H: 0 LOB: 0 BB: 0 P: 7	1B: 11 2B: 1 3B: 0 HR: 2 SF: 0 SAC: 1 DP: 1 HBP: 1							

TOP

New York Giants @ Boston Braves

Braves Field, Boston, MA

Mon Jun 30 1952, 3:33 AM EDT

Unknown

livebaseballscorecards.com

AB	38
R	8
H	13
RBI	7
BB	3
SO	6
LOB	19

WP: 0 PB: 0 SB: 0 CS: 0 PA: 43

PITCHER		IP	WLS	BF	H	R	ER	SO	BB	IBB	HBP	BLK	WP	HR	S	P	ERA	WHIP
Max Surkont, R ERA: 4.59	(1, 1)	6.0	L	29	10	7	4	4	1	1	0	0	0	2	35	43	6.00	1.833
Virgil Jester, R ERA: 5.79	(7, 1)	1.0		4	1	0	0	0	0	0	0	0	0	0	4	4	0.00	1.000
Ernie Johnson, R ERA: 4.75	(8, 1)	0.1		4	2	1	1	0	0	0	1	0	0	0	3	4	27.00	6.000
Bob Chipman, L ERA: 2.92	(8, 1)	0.2		3	0	0	0	0	1	0	0	0	0	0	2	6	0.00	1.500
Lew Burdette, R ERA: 3.68	(9, 1)	1.0		3	0	0	0	2	0	0	0	0	0	0	7	7	0.00	0.000

PITCHER	IP	WLS	BF	H	R	ER	SO	BB	IBB	HBP	BLK	WP	HR	S	P	ERA	WHIP

BOTTOM

New York Giants @ Boston Braves

Braves Field, Boston, MA

Mon Jun 30 1952, 3:33 AM EDT

Unknown

livebaseballscorecards.com

Batter	1	2	3	4	5	6	7	8	9	AB	R	H	RBI	BB	SO	LOB
Sam Jethroe, S (1, 8) OBP: 0.337, SLG: 0.435	K		2B BB	K			F8	4-3 1B		4	1	1	1	1	2	3
Jack Dittmer, L (1, 4) OBP: 0.152, SLG: 0.196	1B		1-H 2B		F7		BB 1B 1B	4-3		5	1	3	2	0	0	1
Earl Torgeson, L (1, 7) OBP: 0.392, SLG: 0.336	F2		L7		G3		1B BB	BB		3	0	0	0	2	0	2
George Crowe, L (1, 3) OBP: 0.345, SLG: 0.402	K		F8		4-3		L6-3 1B	5-3		5	0	1	2	0	1	4
Walker Cooper, R (1, 2) OBP: 0.328, SLG: 0.398		F7	K		6-3		L6-3		SH1-4 BB	4	0	0	0	1	1	2
Jack Cusick, R (9, PR) OBP: 0.214, SLG: 0.169										0	0	0	0	0	0	0
Eddie Mathews, L (1, 5) OBP: 0.312, SLG: 0.435		WP 1B	1B 1B		G3 1B			2B 1B BB	SH1-4	3	2	3	0	1	0	0
Jack Daniels, L (1, 9) OBP: 0.244, SLG: 0.225		F5	1B 1B		G3			1B 1B 2B	4-1	5	1	2	0	0	0	4
Johnny Logan, R (1, 6) OBP: 0.345, SLG: 0.370		F4	1-2 2-H 1B		F9			1B 4-3 1B	F8	5	1	2	2	0	0	4
Max Surkont, R (1, 1) OBP: 0.148, SLG: 0.222			1-3	K			BB 1B 1B	F6		2	0	0	0	0	1	2
Virgil Jester, R (7, 1)										0	0	0	0	0	0	0
Ebba St. Claire, S (7, PH) OBP: 0.278, SLG: 0.301										1	1	1	0	0	0	0
Ernie Johnson, R (8, 1)										0	0	0	0	0	0	0
Bob Chipman, L (8, 1)										0	0	0	0	0	0	0
Sibby Sisti, R (8, PH) OBP: 0.287, SLG: 0.360										1	0	0	0	0	0	2
Lew Burdette, R (9, 1)										0	0	0	0	0	0	0

Inning Stats	1	2	3	4	5	6	7	8	9
	R: 0 H: 1 E: 0 LOB: 1 K: 2 BB: 0 S: 8 P: 8	R: 0 H: 1 E: 0 LOB: 1 K: 0 BB: 0 S: 4 P: 4	R: 1 H: 1 E: 0 LOB: 1 K: 0 BB: 1 S: 4 P: 8	R: 1 H: 3 E: 0 LOB: 2 K: 3 BB: 0 S: 12 P: 12	R: 0 H: 0 E: 0 LOB: 0 K: 0 BB: 0 S: 3 P: 3	R: 0 H: 1 E: 0 LOB: 1 K: 0 BB: 0 S: 4 P: 4	R: 2 H: 3 E: 0 LOB: 1 K: 0 BB: 1 S: 5 P: 9	R: 3 H: 3 E: 0 LOB: 2 K: 0 BB: 2 S: 6 P: 14	R: 0 H: 0 E: 0 LOB: 2 K: 0 BB: 1 S: 3 P: 7

1B: 11	SF: 0	WP: 1 PA: 44
2B: 3	SAC: 1	PB: 0
3B: 0	DP: 1	SB: 0
HR: 0	HBP: 0	CS: 0

AB	38
R	7
H	13
RBI	7
BB	5
SO	5
LOB	24

PITCHER	IP	WLS	BF	H	R	ER	SO	BB	IBB	HBP	BLK	WP	HR	S	P	ERA	WHIP
Sal Maglie, R (1, 1) ERA: 2.88	7.0	W	34	11	6	6	5	3	0	0	0	1	0	41	53	7.71	2.000
Dave Koslo, L (8, 1) ERA: 2.53	2.0	S	10	2	1	1	0	2	0	0	0	0	0	8	16	4.50	2.000

PITCHER	IP	WLS	BF	H	R	ER	SO	BB	IBB	HBP	BLK	WP	HR	S	P	ERA	WHIP

Batter	1	2	3	4	5	6	7	8	9	AB	R	H	RBI	BB	SO	LOB
Davey Williams, R (1, 4) OBP: 0.349, SLG: 0.432										0	0	0	0	0	0	0
Whitey Lockman, L (1, 3) OBP: 0.392, SLG: 0.438										0	0	0	0	0	0	0
Bobby Thomson, R (1, 5) OBP: 0.362, SLG: 0.547										0	0	0	0	0	0	0
Hank Thompson, L (1, 8) OBP: 0.324, SLG: 0.478										0	0	0	0	0	0	0
Don Mueller, L (1, 9) OBP: 0.309, SLG: 0.421										0	0	0	0	0	0	0
George Wilson, L (1, 7) OBP: 0.225, SLG: 0.237										0	0	0	0	0	0	0
Alvin Dark, R (1, 6) OBP: 0.337, SLG: 0.403										0	0	0	0	0	0	0
Sal Yvars, R (1, 2) OBP: 0.327, SLG: 0.311										0	0	0	0	0	0	0
Larry Jansen, R (1, 1) OBP: 0.281, SLG: 0.179										0	0	0	0	0	0	0
Inning Stats										1B: 0 2B: 0 3B: 0 HR: 0		SF: 0 SAC: 0 DP: 0 HBP: 0		WP: 0 PB: 0 SB: 0 CS: 0		PA: 0

New York Giants @ Boston Braves

Braves Field, Boston, MA

Mon Jun 30 1952, 3:38 AM EDT

Att. 9,010 - Unknown

TOP

livebaseballscorecards.com

AB	0
R	0
H	0
RBI	0
BB	0
SO	0
LOB	0

PITCHER	IP	WLS	BF	H	R	ER	SO	BB	IBB	HBP	BLK	WP	HR	S	P	ERA	WHIP
Vern Bickford, R (1, 1) ERA: 4.0	0.0	L	0	0	0	0	0	0	0	0	0	0	0	0	0	∞	∞

PITCHER	IP	WLS	BF	H	R	ER	SO	BB	IBB	HBP	BLK	WP	HR	S	P	ERA	WHIP

Batter	1	2	3	4	5	6	7	8	9	AB	R	H	RBI	BB	SO	LOB
Sam Jethroe, S (1, 8) OBP: 0.337, SLG: 0.435										0	0	0	0	0	0	0
Jack Dittmer, L (1, 4) OBP: 0.152, SLG: 0.196										0	0	0	0	0	0	0
Earl Torgeson, L (1, 9) OBP: 0.392, SLG: 0.336										0	0	0	0	0	0	0
George Crowe, L (1, 3) OBP: 0.345, SLG: 0.402										0	0	0	0	0	0	0
Ebba St. Claire, S (1, 2) OBP: 0.278, SLG: 0.301										0	0	0	0	0	0	0
Eddie Mathews, L (1, 5) OBP: 0.312, SLG: 0.435										0	0	0	0	0	0	0
Jack Daniels, L (1, 7) OBP: 0.244, SLG: 0.225										0	0	0	0	0	0	0
Johnny Logan, R (1, 6) OBP: 0.345, SLG: 0.370										0	0	0	0	0	0	0
Vern Bickford, R (1, 1) OBP: 0.231, SLG: 0.269										0	0	0	0	0	0	0
Inning Stats										1B: 0 2B: 0 3B: 0 HR: 0		SF: 0 SAC: 0 DP: 0 HBP: 0		WP: 0 PB: 0 SB: 0 CS: 0		PA: 0

New York Giants @ Boston Braves

Braves Field, Boston, MA

Mon Jun 30 1952, 3:38 AM EDT

Att. 9,010 - Unknown

BOTTOM

livebaseballscorecards.com

AB	**0**
R	**0**
H	**0**
RBI	**0**
BB	**0**
SO	**0**
LOB	**0**

PITCHER	IP	WLS	BF	H	R	ER	SO	BB	IBB	HBP	BLK	WP	HR	S	P	ERA	WHIP
Larry Jansen, R (1, 1) ERA: 4.12	0.0	W	0	0	0	0	0	0	0	0	0	0	0	0	0	∞	∞

PITCHER	IP	WLS	BF	H	R	ER	SO	BB	IBB	HBP	BLK	WP	HR	S	P	ERA	WHIP

New York Giants @ Boston Braves

Braves Field, Boston, MA

Tue Jul 01 1952, 3:33 AM EDT

Att. 5,442 - Unknown - 71 F

TOP

livebaseballscorecards.com

Batter	1	2	3	4	5	6	7	8	9	AB	R	H	RBI	BB	SO	LOB
Davey Williams, R (1, 4) OBP: 0.350, SLG: 0.445	K		2B		HR	1B			5-3	5	1	3	1	0	1	0
Whitey Lockman, L (1, 3) OBP: 0.389, SLG: 0.429	5-3		F8		1B F7 BB	4-3			BB 1B BB	3	2	0	0	2	0	2
Bobby Thomson, R (1, 5) OBP: 0.363, SLG: 0.538	HR 1B		K		F8		5-3		1B 1-2 BB	4	1	1	0	1	1	2
Hank Thompson, L (1, 8) OBP: 0.344, SLG: 0.503	1-H HR		HBP		F7 1B 1-3		BB		G4-6-3 1-2 2-H 1B	3	2	3	3	1	0	0
Don Mueller, L (1, 9) OBP: 0.301, SLG: 0.406	5-3		F8		F7 1-2 3-H		K		G4-6-3 1-2f	5	0	0	1	0	1	6
George Wilson, L (1, 7) OBP: 0.271, SLG: 0.326		F6		1B	1B 2-H		F4			4	0	2	1	0	0	1
Alvin Dark, R (1, 6) OBP: 0.335, SLG: 0.394		K		F4	1-3				F4	4	0	0	0	0	1	2
Sal Yvars, R (1, 2) OBP: 0.316, SLG: 0.302		1B		F3		6-3			L8	4	0	1	0	0	0	1
Hal Gregg, R (1, 1) OBP: 0.143, SLG: 0.143		K		K		1-3			5-3	2	0	0	0	0	2	2
Hoyt Wilhelm, R (5, 1) OBP: 0.133, SLG: 0.333										2	0	0	0	0	0	0

	AB	36
	R	6
	H	10
	RBI	6
	BB	4
	SO	6
	LOB	16

Inning Stats	1	2	3	4	5	6	7	8	9	1B: 7	SF: 0	WP: 0	PA: 41
	R: 2 E: 0 K: 1 S: 7 H: 2 LOB: 0 BB: 0 P: 7	R: 0 E: 0 K: 2 S: 8 H: 1 LOB: 1 BB: 0 P: 8	R: 0 E: 0 K: 1 S: 6 H: 1 LOB: 2 BB: 0 P: 7	R: 0 E: 0 K: 1 S: 6 H: 1 LOB: 1 BB: 0 P: 6	R: 3 E: 0 K: 0 S: 6 H: 3 LOB: 1 BB: 1 P: 10	R: 0 E: 0 K: 0 S: 4 H: 1 LOB: 1 BB: 0 P: 4	R: 0 E: 0 K: 1 S: 5 H: 0 LOB: 1 BB: 1 P: 9	R: 0 E: 0 K: 0 S: 3 H: 0 LOB: 0 BB: 0 P: 3	R: 1 E: 0 K: 0 S: 3 H: 1 LOB: 1 BB: 2 P: 11	2B: 1 3B: 0 HR: 2	SAC: 0 DP: 1 HBP: 1	PB: 0 SB: 0 CS: 0	

PITCHER		IP	WLS	BF	H	R	ER	SO	BB	IBB	HBP	BLK	WP	HR	S	P	ERA	WHIP
Sheldon Jones, R ERA: 4.3	(1, 1)	5.0	L	25	8	5	5	5	1	0	1	0	0	2	33	38	9.00	1.800
Dave Cole, R ERA: 3.9	(6, 1)	2.0		8	1	0	0	1	1	0	0	0	0	0	9	13	0.00	1.000
Virgil Jester, R ERA: 4.7	(8, 1)	2.0		8	1	1	1	0	2	0	0	0	0	0	6	14	4.50	1.500

PITCHER	IP	WLS	BF	H	R	ER	SO	BB	IBB	HBP	BLK	WP	HR	S	P	ERA	WHIP

Batter	1	2	3	4	5	6	7	8	9	AB	R	H	RBI	BB	SO	LOB
Sam Jethroe, S (1, 8) OBP: 0.344, SLG: 0.437	F9		K		HBP		K		BB	3	0	0	0	1	2	0
Jack Dittmer, L (1, 4) OBP: 0.127, SLG: 0.164	K			F8	4-3			F7	K	5	0	0	0	0	2	6
Earl Torgeson, L (1, 9) OBP: 0.392, SLG: 0.333 Sibby Sisti, R (3, 7) OBP: 0.288, SLG: 0.353	1B			F9		FC5-4 1B F8 BB		K		1 2	0 1	1 0	0 0	0 1	0 1	0 0
George Crowe, L (1, 3) OBP: 0.340, SLG: 0.393	G3			G3		FC5-4 1B 1-2		K2-3		4	0	1	0	0	1	1
Walker Cooper, R (1, 2) OBP: 0.317, SLG: 0.383		6-3			6-3	FC5-4 1-2f 2-3			6-3	4	0	0	0	0	0	2
Eddie Mathews, L (1, 5) OBP: 0.310, SLG: 0.450		F7			HR	F8 3-H			1B 3B	4	2	2	2	0	0	1
Jack Daniels, L (1, 7) OBP: 0.250, SLG: 0.234 (3, 9)		L9			G3 BB 1B	F7			1B PB 1B 3-H	4	0	2	1	0	0	1
Johnny Logan, R (1, 6) OBP: 0.342, SLG: 0.358			1-6-3		G3 1-2 BB		L7		BB 1-3 1B	3	0	1	0	1	0	0
Sheldon Jones, R (1, 1) Warren Spahn, L (5, PH) OBP: 0.245, SLG: 0.404 Dave Cole, R (6, 1) Ebba St. Claire, S (7, PH) OBP: 0.284, SLG: 0.307 Virgil Jester, R (8, 1) Paul Burris, R (9, PH) OBP: 0.267, SLG: 0.351			6-3		G3 1-2 2-3		G3		K	1 1 0 1 0 1	0 0 0 0 0 0	0 0 0 0 0 1	0 0 0 0 0 1	0 0 0 0 0 0	0 2 0 0 0 2	0 0 0 0 0 2
Inning Stats	R: 0 E: 0 K: 1 S: 6 H: 1 LOB: 1 BB: 0 P: 6	R: 0 E: 0 K: 0 S: 3 H: 0 LOB: 0 BB: 0 P: 3	R: 0 E: 0 K: 1 S: 5 H: 0 LOB: 0 BB: 0 P: 5	R: 0 E: 0 K: 0 S: 3 H: 0 LOB: 0 BB: 0 P: 3	R: 1 E: 0 K: 0 S: 5 H: 2 LOB: 3 BB: 1 P: 10	R: 1 E: 0 K: 0 S: 4 H: 1 LOB: 1 BB: 1 P: 8	R: 0 E: 0 K: 1 S: 5 H: 0 LOB: 0 BB: 0 P: 5	R: 0 E: 0 K: 2 S: 7 H: 0 LOB: 0 BB: 0 P: 7	R: 1 E: 0 K: 2 S: 10 H: 3 LOB: 3 BB: 1 P: 14	1B: 5 2B: 0 3B: 1 HR: 1	SF: 0 SAC: 0 DP: 0 HBP: 1			WP: 0 PB: 1 SB: 0 CS: 0	PA: 38		

PITCHER		IP	WLS	BF	H	R	ER	SO	BB	IBB	HBP	BLK	WP	HR	S	P	ERA	WHIP
Hal Gregg, R ERA: 4.64	(1, 1)	4.2		19	3	1	1	2	1	0	1	0	0	1	21	26	1.93	0.857
Hoyt Wilhelm, R ERA: 2.9	(5, 1)	4.1	W	19	4	2	2	5	2	0	0	0	0	0	27	35	4.15	1.385

PITCHER	IP	WLS	BF	H	R	ER	SO	BB	IBB	HBP	BLK	WP	HR	S	P	ERA	WHIP

BOTTOM

New York Giants @ Boston Braves

Braves Field, Boston, MA

Tue Jul 01 1952, 3:33 AM EDT

Att. 5,442 - Unknown - 71 F

livebaseballscorecards.com

AB	34
R	3
H	7
RBI	3
BB	3
SO	7
LOB	15

Batter	1	2	3	4	5	6	7	8	9	AB	R	H	RBI	BB	SO	LOB
Davey Williams, R (1, 4) OBP: 0.346, SLG: 0.439	L9		K		K			K		4	0	0	0	0	3	0
Whitey Lockman, L (1, 3) OBP: 0.391, SLG: 0.430	G3 1B 1B		4-3			K		G6-4-3 1B		4	0	2	0	0	1	0
Bobby Thomson, R (1, 5) OBP: 0.362, SLG: 0.533	G3 1-2 1B		6-3			5-3		G6-4-3 1-2f		4	0	1	0	0	0	1
Hank Thompson, L (1, 8) OBP: 0.339, SLG: 0.494	G3 1-2 2-3			F9		6-3			6-3	3	0	0	0	0	0	2
Bob Elliott, R (9, PH) OBP: 0.337, SLG: 0.406										1	0	0	0	0	0	0
Alvin Dark, R (1, 6) OBP: 0.337, SLG: 0.393	IBB			F8			E7 SH3-4 F9		1B	3	1	1	0	1	0	0
Don Mueller, L (1, 9) OBP: 0.303, SLG: 0.407	F7			1B			SH3-4 2-3		K	2	0	1	0	0	0	3
Wes Westrum, R (9, PH) OBP: 0.398, SLG: 0.515										1	0	0	0	0	1	1
Sal Yvars, R (1, 2) OBP: 0.311, SLG: 0.286		5-3	K				IBB		K	3	0	0	0	1	2	2
George Wilson, L (1, 7) OBP: 0.260, SLG: 0.313		K		F4			F9 3-H			2	0	0	0	0	1	0
Bill Rigney, R (7, PH) OBP: 0.346, SLG: 0.273										1	0	0	1	0	0	1
Chuck Diering, R (7, 7) OBP: 0.296, SLG: 0.304										0	0	0	0	0	0	0
Monty Kennedy, R (1, 1) OBP: 0.067, SLG: 0.067		K		K	F4		F8			3	0	0	0	0	2	1
Inning Stats	R: 0 E: 0 K: 0 S: 5 H: 2 LOB: 3 BB: 1 P: 9	R: 0 E: 0 K: 2 S: 7 H: 0 LOB: 0 BB: 0 P: 7	R: 0 E: 0 K: 1 S: 5 H: 0 LOB: 0 BB: 0 P: 5	R: 0 E: 0 K: 1 S: 6 H: 1 LOB: 1 BB: 0 P: 6	R: 0 E: 0 K: 2 S: 7 H: 0 LOB: 0 BB: 0 P: 7	R: 0 E: 0 K: 1 S: 5 H: 0 LOB: 0 BB: 0 P: 5	R: 1 E: 1 K: 0 S: 4 H: 0 LOB: 1 BB: 1 P: 8	R: 0 E: 0 K: 1 S: 5 H: 1 LOB: 0 BB: 0 P: 5	R: 0 E: 0 K: 2 S: 8 H: 1 LOB: 1 BB: 0 P: 8	1B: 5 2B: 0 3B: 0 HR: 0 SF: 0 SAC: 1 DP: 1 HBP: 0							

TOP

New York Giants @ Boston Braves

Braves Field, Boston, MA

Wed Jul 02 1952, 3:33 AM EDT

Att. 1,923 - Sunny - 86 F

livebaseballscorecards.com

AB	31
R	1
H	5
RBI	1
BB	2
SO	10
LOB	11

WP: 0 PB: 0 SB: 0 CS: 0 PA: 34

PITCHER	IP	WLS	BF	H	R	ER	SO	BB	IBB	HBP	BLK	WP	HR	S	P	ERA	WHIP
Warren Spahn, L (1, 1) ERA: 2.92	9.0	W	34	5	1	0	10	0	2	0	0	0	0	52	60	0.00	0.556

PITCHER	IP	WLS	BF	H	R	ER	SO	BB	IBB	HBP	BLK	WP	HR	S	P	ERA	WHIP

Batter	1	2	3	4	5	6	7	8	9	AB	R	H	RBI	BB	SO	LOB
Sam Jethroe, S (1, 8) OBP: 0.339, SLG: 0.430	F9		B2-3		F3		K			4	0	0	0	0	1	2
Sibby Sisti, R (1, 9) (8, 7) OBP: 0.287, SLG: 0.345	F9		BB			F8		F8		3	0	0	0	1	0	0
Earl Torgeson, L (1, 7) (8, 3) OBP: 0.395, SLG: 0.333	1B		4-3			BB		4-3		3	0	1	0	1	0	1
Walker Cooper, R (1, 2) OBP: 0.315, SLG: 0.380	F9			5-3		F9		1B		4	0	1	0	0	0	2
George Crowe, L (1, 3) OBP: 0.333, SLG: 0.384		F4		4-3		CS	F6	K		3	0	0	0	0	0	0
Jack Daniels, L (8, 9) OBP: 0.245, SLG: 0.229						1-2				1	0	0	0	0	1	1
Eddie Mathews, L (1, 5) OBP: 0.310, SLG: 0.453		4-3 2B		4-3			K			3	0	1	0	0	1	0
Johnny Logan, R (1, 6) OBP: 0.342, SLG: 0.358		4-3 2-3			5-3		HR	1B		3	1	1	0	0	0	1
Jack Dittmer, L (1, 4) OBP: 0.138, SLG: 0.224		K			F2		1-H HR			3	1	1	2	0	1	1
Warren Spahn, L (1, 1) OBP: 0.250, SLG: 0.400			4-3		E3		1B			3	0	1	0	0	0	0
Inning Stats	R: 0 E: 0 K: 0 S: 4 H: 1 LOB: 1 BB: 0 P: 4	R: 0 E: 0 K: 1 S: 6 H: 1 LOB: 1 BB: 0 P: 6	R: 0 E: 0 K: 0 S: 3 H: 0 LOB: 1 BB: 1 P: 7	R: 0 E: 0 K: 0 S: 3 H: 0 LOB: 0 BB: 0 P: 3	R: 0 E: 1 K: 0 S: 4 H: 0 LOB: 1 BB: 0 P: 4	R: 0 E: 0 K: 0 S: 2 H: 0 LOB: 0 BB: 1 P: 6	R: 2 E: 0 K: 2 S: 10 H: 3 LOB: 1 BB: 0 P: 10	R: 0 E: 0 K: 1 S: 6 H: 1 LOB: 1 BB: 0 P: 6		1B: 4 2B: 1 3B: 0 HR: 1	SF: 0 SAC: 0 DP: 0 HBP: 0					

PITCHER	IP	WLS	BF	H	R	ER	SO	BB	IBB	HBP	BLK	WP	HR	S	P	ERA	WHIP
Monty Kennedy, L (1, 1) ERA: 3.35	8.0	L	32	6	2	2	4	2	0	0	0	0	1	38	46	2.25	1.000

PITCHER	IP	WLS	BF	H	R	ER	SO	BB	IBB	HBP	BLK	WP	HR	S	P	ERA	WHIP

BOTTOM

New York Giants @ Boston Braves

Braves Field, Boston, MA

Wed Jul 02 1952, 3:33 AM EDT

Att. 1,923 - Sunny - 86 F

livebaseballscorecards.com

AB	30
R	2
H	6
RBI	2
BB	2
SO	4
LOB	8

WP: 0 PA: 33
PB: 0
SB: 0
CS: 1

Batter	1	2	3	4	5	6	7	8	9	AB	R	H	RBI	BB	SO	LOB
Richie Ashburn, L (1, 8) OBP: 0.340, SLG: 0.320	5-3		4-3			1-3		1-3		4	0	0	0	0	0	0
Eddie Waitkus, L (1, 3) OBP: 0.347, SLG: 0.359	F4		F9			1B		4-3		4	0	1	0	0	0	0
Granny Hamner, R (1, 6) OBP: 0.285, SLG: 0.380	K			F8		G4-6-3		6-3		4	0	1	0	0	1	0
Smoky Burgess, L (1, 2) OBP: 0.360, SLG: 0.443		F6		6-3		G4-6-3			F8	4	0	0	0	0	0	2
Johnny Wyrostek, L (1, 9) OBP: 0.372, SLG: 0.346		FC5 BB		6-3			BB 1B		1B 1B	3	1	2	0	1	0	0
Del Ennis, R (1, 7) OBP: 0.335, SLG: 0.476		F7			HR		F4		1B	4	1	2	1	0	0	2
Connie Ryan, R (1, 4) OBP: 0.337, SLG: 0.369		1-2 BB			K		F9		K	3	0	0	0	1	2	3
Willie Jones, R (1, 5) OBP: 0.333, SLG: 0.386		FC5 2-3f			F6		1-2 BB		FC6 1-2 3-H 1B	3	0	1	1	1	0	2
Curt Simmons, L (1, 1) OBP: 0.212, SLG: 0.290			K		K		4-3		FC6 1-2f	4	0	0	0	0	2	4
Inning Stats	R: 0 H: 0 E: 0 LOB: 0 K: 1 BB: 0 S: 5 P: 5	R: 0 H: 0 E: 0 LOB: 2 K: 0 BB: 2 S: 3 P: 11	R: 0 H: 0 E: 0 LOB: 0 K: 1 BB: 0 S: 5 P: 5	R: 0 H: 0 E: 0 LOB: 0 K: 0 BB: 0 S: 3 P: 3	R: 1 H: 1 E: 0 LOB: 0 K: 2 BB: 0 S: 8 P: 8	R: 0 H: 2 E: 0 LOB: 1 K: 0 BB: 0 S: 4 P: 4	R: 0 H: 1 E: 0 LOB: 2 K: 0 BB: 1 S: 4 P: 8	R: 0 H: 0 E: 0 LOB: 0 K: 0 BB: 0 S: 3 P: 3	R: 1 H: 3 E: 0 LOB: 2 K: 1 BB: 0 S: 8 P: 8	1B: 6 SF: 0 2B: 0 SAC: 0 3B: 0 DP: 1 HR: 1 HBP: 0				WP: 0 PA: 36 PB: 0 SB: 0 CS: 0		

PITCHER	IP	WLS	BF	H	R	ER	SO	BB	IBB	HBP	BLK	WP	HR	S	P	ERA	WHIP
Jim Wilson, R (1, 1) ERA: 3.68	9.0	L	36	7	2	2	5	3	0	0	0	0	1	43	55	2.00	1.111

PITCHER	IP	WLS	BF	H	R	ER	SO	BB	IBB	HBP	BLK	WP	HR	S	P	ERA	WHIP

TOP

Philadelphia Phillies @ Boston Braves

Braves Field, Boston, MA

Thu Jul 03 1952, 3:33 AM EDT

Att. 1,232 - Sunny - 84 F

livebaseballscorecards.com

AB	33
R	2
H	7
RBI	2
BB	3
SO	5
LOB	13

Batter	1	2	3	4	5	6	7	8	9	AB	R	H	RBI	BB	SO	LOB
Sam Jethroe, S (1, 8) OBP: 0.338, SLG: 0.431	S S S 0-3 K ①		x 0-0 F7 ②			x 0-0 4-3 2B		x 0-0 F4 ③		4	0	1	0	0	1	0
Sibby Sisti, R (1, 9) OBP: 0.278, SLG: 0.333	x 0-0 F8 ②		x 0-0 F4 ③			x 0-0 5-3 ①			x 0-0 L8 ①	4	0	0	0	0	0	1
Earl Torgeson, L (1, 3) OBP: 0.386, SLG: 0.324	x 0-0 F5 ③			x 0-0 4-3 ①		x 0-0 4-3 ② 2-3			S S S 0-3 K ②	4	0	0	0	0	1	1
Sid Gordon, R (1, 7) OBP: 0.414, SLG: 0.536		x 0-0 1B 2B		x 0-0 4-3 ②		S S S 0-3 K ③			x 0-0 6-3 ③	4	0	1	0	0	1	1
Walker Cooper, R (1, 2) OBP: 0.315, SLG: 0.379		x 0-0 2-3 1B		x 0-0 4-3 ③			x 0-0 F7 ①			3	0	1	0	0	0	0
Eddie Mathews, L (1, 5) OBP: 0.310, SLG: 0.451		x 0-0 F3 ①			x 0-0 FC4-6 1B		x 0-0 F5 ②			3	0	1	0	0	0	2
Johnny Logan, R (1, 6) OBP: 0.333, SLG: 0.348		x 0-0 F9 ②			x 0-0 L9 ①		x 0-0 L7 ③			3	0	0	0	0	0	3
Jack Dittmer, L (1, 4) OBP: 0.131, SLG: 0.213		x 0-0 F6 ③			x 0-0 FC4-6 ② 1-2f			S S S 0-3 K2-3 ①		3	0	0	0	0	1	3
Jim Wilson, R (1, 1) OBP: 0.143, SLG: 0.146			x 0-0 5-3 ①		x 0-0 1-3 ③			x 0-0 4-3 ②		3	0	0	0	0	0	1
Inning Stats	R: 0 H: 0 E: 0 LOB: 0 K: 1 BB: 0 S: 5 P: 5	R: 0 H: 2 E: 0 LOB: 2 K: 0 BB: 0 S: 5 P: 5	R: 0 H: 0 E: 0 LOB: 0 K: 0 BB: 0 S: 3 P: 3	R: 0 H: 0 E: 0 LOB: 0 K: 0 BB: 0 S: 3 P: 3	R: 0 H: 1 E: 0 LOB: 1 K: 0 BB: 0 S: 4 P: 4	R: 0 H: 1 E: 0 LOB: 1 K: 1 BB: 0 S: 6 P: 6	R: 0 H: 0 E: 0 LOB: 0 K: 0 BB: 0 S: 3 P: 3	R: 0 H: 0 E: 0 LOB: 0 K: 1 BB: 0 S: 5 P: 5	R: 0 H: 0 E: 0 LOB: 0 K: 1 BB: 0 S: 5 P: 5	1B: 2 2B: 2 3B: 0 HR: 0	SF: 0 SAC: 0 DP: 0 HBP: 0						

PITCHER	IP	WLS	BF	H	R	ER	SO	BB	IBB	HBP	BLK	WP	HR	S	P	ERA	WHIP
Curt Simmons, L (1, 1) ERA: 1.74	9.0	W	31	4	0	0	4	0	0	0	0	0	0	39	39	0.00	0.444

PITCHER	IP	WLS	BF	H	R	ER	SO	BB	IBB	HBP	BLK	WP	HR	S	P	ERA	WHIP

BOTTOM

Philadelphia Phillies @ Boston Braves

Braves Field, Boston, MA

Thu Jul 03 1952, 3:33 AM EDT

Att. 1,232 - Sunny - 84 F

livebaseballscorecards.com

AB	31
R	0
H	4
RBI	0
BB	0
SO	4
LOB	12

1B: 2	SF: 0	WP: 0	PA: 31
2B: 2	SAC: 0	PB: 0	
3B: 0	DP: 0	SB: 0	
HR: 0	HBP: 0	CS: 0	

Batter	1	2	3	4	5	6	7	8	9	10	11	AB	R	H	RBI	BB	SO	LOB
Richie Ashburn, L (1, 8) OBP: 0.338, SLG: 0.315	3-1		4-3			SH3-4 BB		E9		K		4	0	0	0	1	1	0
Eddie Waitkus, L (1, 3) OBP: 0.345, SLG: 0.357	F9			4-3		SH3-4 1-2		L8			SH3-4 1B	4	0	1	0	0	0	0
Granny Hamner, R (1, 6) OBP: 0.281, SLG: 0.375	K			K		6-3		F8			SH3-4 1-2	4	0	0	0	0	2	1
Smoky Burgess, L (1, 2) OBP: 0.361, SLG: 0.439		1B		F7		F8			FC5-6 BB		4-3	4	0	1	0	1	0	2
Johnny Wyrostek, L (1, 9) OBP: 0.372, SLG: 0.353		3B			E S 1B BB		F2		FC5-6 1B 1-2f 8-2		6-3	4	1	1	0	1	0	2
Del Ennis, R (1, 7) OBP: 0.340, SLG: 0.483		F3			L8 1B 1-H K 1B		E 2B		1-3 1B			4	0	3	1	0	0	1
Connie Ryan, R (1, 4) OBP: 0.336, SLG: 0.367		1-3			K 1-2 1B		K 2-3		8-2 3-Hf			4	0	1	0	0	1	4
Willie Jones, R (1, 5) OBP: 0.332, SLG: 0.381			F6		L8 2-3		S BB			K		3	0	0	0	1	1	2
Karl Drews, R (1, 1) OBP: 0.086, SLG: 0.086			K		K 1-2 3-H		F9 1-2			K		4	0	0	0	0	3	4
Inning Stats	R: 0 H: 0 E: 0 LOB: 0 K: 1 BB: 0 S: 5 P: 5	R: 0 H: 2 E: 0 LOB: 1 K: 0 BB: 0 S: 4 P: 4	R: 0 H: 0 E: 0 LOB: 0 K: 1 BB: 0 S: 5 P: 5	R: 0 H: 0 E: 0 LOB: 0 K: 1 BB: 0 S: 5 P: 5	R: 1 H: 2 E: 0 LOB: 2 K: 1 BB: 1 S: 6 P: 10	R: 0 H: 0 E: 0 LOB: 1 K: 0 BB: 1 S: 3 P: 7	R: 0 H: 1 E: 1 LOB: 2 K: 1 BB: 1 S: 6 P: 10	R: 0 H: 0 E: 1 LOB: 0 K: 0 BB: 0 S: 3 P: 3	R: 0 H: 1 E: 0 LOB: 1 K: 0 BB: 1 S: 3 P: 7	R: 0 H: 0 E: 0 LOB: 0 K: 3 BB: 0 S: 9 P: 9	R: 0 H: 1 E: 0 LOB: 1 K: 0 BB: 0 S: 4 P: 4						

PITCHER		IP	WLS	BF	H	R	ER	SO	BB	IBB	HBP	BLK	WP	HR	S	P	ERA	WHIP
Max Surkont, R ERA: 4.29	(1, 1)	8.0		30	5	1	1	5	3	0	0	0	0	0	37	49	1.12	1.000
Lew Burdette, R ERA: 3.42	(9, 1)	3.0	W	11	2	0	0	3	1	0	0	0	0	0	16	20	0.00	1.000

PITCHER	IP	WLS	BF	H	R	ER	SO	BB	IBB	HBP	BLK	WP	HR	S	P	ERA	WHIP

TOP

Philadelphia Phillies @ Boston Braves

Braves Field, Boston, MA

Fri Jul 04 1952, 3:33 AM EDT

Sunny - 88 F

livebaseballscorecards.com

AB	35
R	1
H	7
RBI	1
BB	4
SO	8
LOB	16

1B: 5	SF: 0	WP: 0	PA: 41
2B: 2	SAC: 2	PB: 0	
3B: 1	DP: 1	SB: 2	
HR: 0	HBP: 0	CS: 0	

Batter	1	2	3	4	5	6	7	8	9	10	11	AB	R	H	RBI	BB	SO	LOB
Sam Jethroe, S (1, 8) OBP: 0.337, SLG: 0.426	4-3		F9			BBBB 1-2 BB		SH5-4 2-3		SSS K		3	0	0	0	1	1	0
Jack Dittmer, L (1, 4) OBP: 0.152, SLG: 0.227	FC3-6 1B			4-3		F8		E 3-H 1B		F6		5	0	2	1	0	0	2
Earl Torgeson, L (1, 3) OBP: 0.376, SLG: 0.314	FC3-6 1-2f			4-3		F8		L8			4-3	5	0	0	0	0	0	4
Sid Gordon, R (1, 7) OBP: 0.410, SLG: 0.527	F9			BBBB BB		6-3		E6 1-2			F8	4	0	0	0	1	0	4
Eddie Mathews, L (1, 5) OBP: 0.312, SLG: 0.466		F8		G3			SH1-3 2B	4-3			HR	5	1	2	1	0	0	3
Ebba St. Claire, S (1, 2) OBP: 0.276, SLG: 0.297		4-3			5-3		SH1-3 2-3		6-3			3	0	0	0	0	0	0
Jack Daniels, L (1, 9) OBP: 0.228, SLG: 0.212		F6			6-3		4-3		3-1			4	0	0	0	0	0	1
Johnny Logan, R (1, 6) OBP: 0.323, SLG: 0.336			F7		5-3		5-3		F7			4	0	0	0	0	0	1
Max Surkont, R (1, 1) OBP: 0.172, SLG: 0.214			L1			BBBB BB BB		SH5-4 1B 2B			4-3	1	0	0	0	1	0	0
George Crowe, L (8, PH) OBP: 0.338, SLG: 0.396												1	1	1	0	0	0	0
Lew Burdette, R (9, 1)												1	0	0	0	0	0	0
Inning Stats	R: 0 E: 0 K: 0 S: 4 H: 1 LOB: 1 BB: 0 P: 4	R: 0 E: 0 K: 0 S: 3 H: 0 LOB: 0 BB: 0 P: 3	R: 0 E: 0 K: 0 S: 3 H: 0 LOB: 0 BB: 0 P: 3	R: 0 E: 0 K: 0 S: 3 H: 0 LOB: 1 BB: 1 P: 7	R: 0 E: 0 K: 0 S: 3 H: 0 LOB: 0 BB: 0 P: 3	R: 0 E: 0 K: 0 S: 3 H: 0 LOB: 2 BB: 2 P: 11	R: 0 E: 0 K: 0 S: 4 H: 1 LOB: 1 BB: 0 P: 4	R: 1 E: 1 K: 0 S: 6 H: 2 LOB: 2 BB: 0 P: 6	R: 0 E: 0 K: 0 S: 3 H: 0 LOB: 0 BB: 0 P: 3	R: 0 E: 0 K: 1 S: 5 H: 0 LOB: 0 BB: 0 P: 5	R: 1 E: 0 K: 0 S: 3 H: 1 LOB: 0 BB: 0 P: 3	1B: 2 2B: 2 3B: 0 HR: 1	SF: 0 SAC: 2 DP: 0 HBP: 0			WP: 0 PB: 0 SB: 0 CS: 0		PA: 41

PITCHER	IP	WLS	BF	H	R	ER	SO	BB	IBB	HBP	BLK	WP	HR	S	P	ERA	WHIP
Karl Drews, R (1, 1) ERA: 3.05	10.2	L	41	5	2	2	1	3	0	0	0	0	1	40	52	1.69	0.750

PITCHER	IP	WLS	BF	H	R	ER	SO	BB	IBB	HBP	BLK	WP	HR	S	P	ERA	WHIP

BOTTOM

Philadelphia Phillies @ Boston Braves

Braves Field, Boston, MA

Fri Jul 04 1952, 3:33 AM EDT

Sunny - 88 F

livebaseballscorecards.com

AB	36
R	2
H	5
RBI	2
BB	3
SO	1
LOB	15

Batter	1	2	3	4	5	6	7	8	9	AB	R	H	RBI	BB	SO	LOB
Richie Ashburn, L (1, 8) OBP: 0.335, SLG: 0.313	0-0 1B 1B 1B	0-0 ③ L3		0-0 ③ F9			0-0 ② F8		0-0 E9 2-H	5	0	1	0	0	0	2
Eddie Waitkus, L (1, 3) OBP: 0.343, SLG: 0.354	0-0 1B 1-2 1B		0-0 ① F3		0-0 ① 4-3		0-0 ③ F4		0-0 ③ 1-3	5	0	1	0	0	0	1
Granny Hamner, R (1, 6) OBP: 0.284, SLG: 0.380	0-0 G6-4-3 1-2 2-3 1B		0-0 2B		0-0 ② 6-3			0-0 ① 6-3		4	0	2	0	0	0	0
Stan Lopata, R (1, 2) OBP: 0.356, SLG: 0.453	S S S 0-3 ① K		0-0 ② 6-3		0-0 ③ F4			0-0 FC6-4 1B		4	0	1	0	0	1	4
Jackie Mayo, L (1, 9) OBP: 0.353, SLG: 0.359	0-0 ② ③ G6-4-3 1-2f		B B B B 4-0 BB			0-0 SH 2B		S S S 0-3 ② K		3	0	1	0	1	1	4
Del Ennis, R (1, 7) OBP: 0.337, SLG: 0.478		0-0 ① 4-3	0-0 ③ F3			0-0 SH L3 2-3		0-0 ③ FC6-4 1-2f		3	0	0	0	0	0	3
Connie Ryan, R (1, 4) OBP: 0.340, SLG: 0.369		H 1-0 WP 1B HBP		0-0 SH1-4 1B		0-0 ① ② L3 1-2			0-0 ① 5-3	1	1	1	0	0	0	0
Bill Nicholson, L (6, PH) OBP: 0.333, SLG: 0.464										1	0	0	0	0	0	2
Putsy Caballero, R (6, 4) OBP: 0.300, SLG: 0.316										1	0	0	0	0	0	0
Willie Jones, R (1, 5) OBP: 0.335, SLG: 0.383		0-0 1-H 1B		0-0 ① F8		0-0 ③ 6-3			0-0 6-3 E 1B	4	1	2	1	0	0	2
Ken Heintzelman, R (1, 1)		0-0 ② F3		0-0 ② SH1-4 1-2			0-0 ① F7		0-0 ② 6-3 1-2	1	0	0	0	0	0	1
Johnny Wyrostek, L (7, PH) OBP: 0.371, SLG: 0.351										1	0	0	0	0	0	0
Steve Ridzik, R (7, 1) OBP: 0.500, SLG: 0.333										0	0	0	0	0	0	0
Smoky Burgess, L (9, PH) OBP: 0.359, SLG: 0.437										1	0	0	0	0	0	1
Inning Stats	R: 0 E: 0 K: 1 S: 7 H: 3 LOB: 2 BB: 0 P: 7	R: 1 E: 0 K: 0 S: 4 H: 1 LOB: 1 BB: 0 P: 5	R: 0 E: 0 K: 0 S: 4 H: 1 LOB: 2 BB: 1 P: 8	R: 0 E: 0 K: 0 S: 4 H: 1 LOB: 1 BB: 0 P: 4	R: 0 E: 0 K: 0 S: 3 H: 0 LOB: 0 BB: 0 P: 3	R: 0 E: 1 K: 0 S: 4 H: 1 LOB: 1 BB: 0 P: 4	R: 0 E: 0 K: 0 S: 3 H: 0 LOB: 0 BB: 0 P: 3	R: 0 E: 0 K: 1 S: 6 H: 1 LOB: 1 BB: 0 P: 6	R: 1 E: 1 K: 0 S: 5 H: 1 LOB: 1 BB: 0 P: 5	1B: 7 2B: 3 3B: 0 HR: 0		SF: 0 SAC: 2 DP: 2 HBP: 1			WP: 2 PB: 0 SB: 0 CS: 0	PA: 38	

TOP

Philadelphia Phillies @ Boston Braves

Braves Field, Boston, MA

Fri Jul 04 1952, 3:38 AM EDT

Att. 7,610 - Sunny - 85 F

livebaseballscorecards.com

AB	34
R	2
H	9
RBI	1
BB	1
SO	2
LOB	20

PITCHER	IP	WLS	BF	H	R	ER	SO	BB	IBB	HBP	BLK	WP	HR	S	P	ERA	WHIP
Vern Bickford, R (1, 1) ERA: 3.8	9.0	W	38	9	2	1	2	1	0	1	0	1	0	40	45	1.00	1.111

PITCHER	IP	WLS	BF	H	R	ER	SO	BB	IBB	HBP	BLK	WP	HR	S	P	ERA	WHIP

Batter	1	2	3	4	5	6	7	8	9	AB	R	H	RBI	BB	SO	LOB
Sam Jethroe, S (1, 8) OBP: 0.339, SLG: 0.428	SH2-4 S FC6-5 1B	K			F5			SH3-4 E 1B		4	2	2	0	0	1	1
Sibby Sisti, R (1, 9) OBP: 0.287, SLG: 0.331	FC6-5 SH2-4 1-2 BB	1B BB			F7			SH3-4 1-2		1	0	0	0	2	0	0
Earl Torgeson, L (1, 3) OBP: 0.376, SLG: 0.310	SH2-4 1-2 2-3	F2				4-3		E BB		2	0	0	0	1	0	1
Sid Gordon, R (1, 7) OBP: 0.411, SLG: 0.524	FC6-5 2-3 3-H	G5-4-3 1-2 1B				1B G6-3-2 BB		E6 1-2 2-H		3	0	1	1	1	0	2
Jack Daniels, L (9, 7) OBP: 0.228, SLG: 0.212										0	0	0	0	0	0	0
Walker Cooper, R (1, 2) OBP: 0.314, SLG: 0.375	L7	G5-4-3 1-2f				1-3 1B		F4		4	0	1	0	0	0	5
Eddie Mathews, L (1, 5) OBP: 0.311, SLG: 0.461		4-3 1B BB		3-1		G6-3-2 3-Hf		F9		3	1	0	0	1	0	4
Johnny Logan, R (1, 6) OBP: 0.315, SLG: 0.328		L7		F8			F9			3	0	0	0	0	0	1
Jack Dittmer, L (1, 4) OBP: 0.145, SLG: 0.217		4-3 1-2		F8			F9			3	0	0	0	0	0	1
Vern Bickford, R (1, 1) OBP: 0.226, SLG: 0.258		2-H 1B			5-3		K			3	0	1	1	0	1	0
Inning Stats	R: 1 E: 0 K: 0 S: 4 H: 1 LOB: 1 BB: 1 P: 8	R: 1 E: 0 K: 1 S: 6 H: 1 LOB: 1 BB: 1 P: 10	R: 0 E: 0 K: 0 S: 3 H: 1 LOB: 1 BB: 1 P: 7	R: 0 E: 0 K: 0 S: 3 H: 0 LOB: 0 BB: 0 P: 3	R: 0 E: 0 K: 0 S: 3 H: 0 LOB: 0 BB: 0 P: 3	R: 0 E: 0 K: 0 S: 3 H: 1 LOB: 1 BB: 1 P: 7	R: 0 E: 0 K: 1 S: 5 H: 0 LOB: 0 BB: 0 P: 5	R: 1 E: 1 K: 0 S: 5 H: 1 LOB: 2 BB: 1 P: 9		1B: 5 2B: 1 3B: 0 HR: 0	SF: 0 SAC: 2 DP: 2 HBP: 0						

PITCHER		IP	WLS	BF	H	R	ER	SO	BB	IBB	HBP	BLK	WP	HR	S	P	ERA	WHIP
Ken Heintzelman, L ERA: 3.12	(1, 1)	6.0	L	24	4	2	2	1	4	0	0	0	0	0	22	38	3.00	1.333
Steve Ridzik, R ERA: 4.71	(7, 1)	2.0		9	1	1	0	1	1	0	0	0	0	0	10	14	0.00	1.000

PITCHER	IP	WLS	BF	H	R	ER	SO	BB	IBB	HBP	BLK	WP	HR	S	P	ERA	WHIP

BOTTOM

Philadelphia Phillies @ Boston Braves

Braves Field, Boston, MA

Fri Jul 04 1952, 3:38 AM EDT

Att. 7,610 - Sunny - 85 F

livebaseballscorecards.com

AB	26
R	3
H	5
RBI	2
BB	5
SO	2
LOB	15

Brooklyn Dodgers @ Boston Braves

Braves Field, Boston, MA

Sat Jul 05 1952, 3:33 AM EDT

Att. 13,405 - Unknown

TOP

livebaseballscorecards.com

Batter	1	2	3	4	5	6	7	8	9	AB	R	H	RBI	BB	SO	LOB
Billy Cox, R (1, 5) OBP: 0.346, SLG: 0.381	1-1 S HR 1B	2-1 L9		1-0 1B 1B	1-2 G4-3 1-2f			1-2 5-3		5	2	2	0	0	0	2
Pee Wee Reese, R (1, 6) OBP: 0.394, SLG: 0.379	1-0 F8	2-0 FC4-6 1-2f		3-2 1B 1-3 1B		2-2 L3		3-1 1B		5	0	2	0	0	0	2
Jackie Robinson, R (1, 4) OBP: 0.479, SLG: 0.464	3-3 K 1-2	3-2 6-3		0-2 1-3 3-H 1B		1-1 F8		0-0 F6		5	0	1	1	0	1	3
Roy Campanella, R (1, 2) OBP: 0.376, SLG: 0.446	4-1 HR BB		4-1 BB BB BB	4-0 IBB		4-2 BB			1-1 5-3	1	1	0	0	4	0	0
George Shuba, L (1, 7) OBP: 0.455, SLG: 0.563 Dick Williams, R (9, PR) OBP: 0.240, SLG: 0.333 (9, 7)	1-2 1-H 2-H HR		4-1 L6-4 BB 1-2 BB	1-1 F5		0-0 F4			3-2 1B	4	1	2	3	1	0	4
										0	0	0	0	0	0	0
Duke Snider, L (1, 8) OBP: 0.370, SLG: 0.461	2-0 1B 1B		4-2 1-2 2-3 BB	1-0 F7			0-0 F8		2-3 K	4	0	1	0	1	1	4
Carl Furillo, R (1, 9) OBP: 0.296, SLG: 0.347	0-0 FC6-4 1-3 1B		3-2 F4		0-1 F8		3-2 F7		0-0 4-3	5	0	1	0	0	0	4
Gil Hodges, R (1, 3) OBP: 0.358, SLG: 0.483	2-2 FC6-4 1-2f		2-2 L6-4 2-3		2-1 1B 2B		0-0 F8			4	1	1	0	0	0	5
Carl Erskine, R (1, 1) OBP: 0.147, SLG: 0.094		3-0 FC4-6 HBP		1-2 F3	0-0 G4-3 2-H 1B			1-3 K		3	0	1	1	0	1	0
Inning Stats	R: 3 E: 0 K: 1 S: 16 H: 4 LOB: 2 BB: 1 P: 30	R: 0 E: 0 K: 0 S: 7 H: 0 LOB: 1 BB: 0 P: 17	R: 0 E: 0 K: 0 S: 13 H: 0 LOB: 3 BB: 3 P: 30	R: 1 E: 0 K: 0 S: 13 H: 3 LOB: 3 BB: 1 P: 24	R: 1 E: 0 K: 0 S: 9 H: 2 LOB: 0 BB: 0 P: 12	R: 0 E: 0 K: 0 S: 10 H: 0 LOB: 1 BB: 1 P: 17	R: 0 E: 0 K: 0 S: 6 H: 0 LOB: 0 BB: 0 P: 9	R: 0 E: 0 K: 1 S: 9 H: 1 LOB: 1 BB: 0 P: 14	R: 0 E: 0 K: 1 S: 9 H: 1 LOB: 1 BB: 0 P: 15	1B: 9 2B: 2 3B: 0 HR: 1 SF: 0 SAC: 0 DP: 2 HBP: 1							

	AB	36
	R	5
	H	11
	RBI	5
	BB	6
	SO	3
	LOB	24

WP: 0 PB: 0 SB: 1 CS: 0 PA: 43

PITCHER		IP	WLS	BF	H	R	ER	SO	BB	IBB	HBP	BLK	WP	HR	S	P	ERA	WHIP
Ernie Johnson, R ERA: 5.4	(1, 1)	0.2	L	6	3	3	3	1	1	0	0	0	0	1	12	24	40.50	6.000
Dave Cole, R ERA: 3.72	(1, 1)	1.1		9	1	0	0	0	3	0	1	0	0	0	15	39	0.00	3.000
Sheldon Jones, R ERA: 4.43	(3, 1)	3.0		13	5	2	2	0	0	1	0	0	0	0	31	50	6.00	1.667
Virgil Jester, R ERA: 3.72	(6, 1)	2.0		7	0	0	0	0	1	0	0	0	0	0	16	26	0.00	0.500
Lew Burdette, R ERA: 3.28	(8, 1)	2.0		8	2	0	0	2	0	0	0	0	0	0	18	29	0.00	1.000

PITCHER	IP	WLS	BF	H	R	ER	SO	BB	IBB	HBP	BLK	WP	HR	S	P	ERA	WHIP

Brooklyn Dodgers @ Boston Braves

Braves Field, Boston, MA

Sat Jul 05 1952, 3:33 AM EDT

Att. 13,405 - Unknown

livebaseballscorecards.com

BOTTOM

Batter	1	2	3	4	5	6	7	8	9	AB	R	H	RBI	BB	SO	LOB
Sam Jethroe, S (1, 8) OBP: 0.341, SLG: 0.437	HR		4-3 2-3		BB 1-2		K			3	1	1	1	1	1	1
Jack Dittmer, L (1, 4) OBP: 0.151, SLG: 0.219	K		1B 3-H		F4			F3		4	0	1	1	0	1	2
Earl Torgeson, L (1, 3) OBP: 0.373, SLG: 0.304	4-3		2-3			2B BB		4-3		3	1	0	0	1	0	1
Sid Gordon, R (1, 7) OBP: 0.409, SLG: 0.524	F4			1-3		PO 1-H 2B		5-3		4	0	1	1	0	0	0
Walker Cooper, R (1, 2) OBP: 0.308, SLG: 0.367 Sibby Sisti, R (9, PH) OBP: 0.285, SLG: 0.328		L8		F7		K			L7	3 1	0 0	0 0	0 0	0 0	1 0	1 0
Eddie Mathews, L (1, 5) OBP: 0.307, SLG: 0.453		F7		F9		K			K	4	0	0	0	0	2	1
Johnny Logan, R (1, 6) OBP: 0.328, SLG: 0.339		K			BB 4-2	BB 4-1			2B 1-1	2	0	1	0	2	1	0
Jack Daniels, L (1, 9) OBP: 0.230, SLG: 0.214			1B 4-3 SH1-4 0-1		K 1-3	PO 3-2 2-3	B1-3 0-0		K 1-3	4	1	1	0	0	2	2
Ernie Johnson, R (1, 1) Dave Cole, R (1, 1) Sheldon Jones, R (3, 1) Ebba St. Claire, S (5, PH) OBP: 0.273, SLG: 0.293 Virgil Jester, R (6, 1) George Crowe, L (7, PH) OBP: 0.335, SLG: 0.393 Lew Burdette, R (8, 1)			SH1-4 1-2		K 1-3		F7 0-1			0 0 0 1 0 1 0	0 0 0 0 0 0 0	0 0 0 0 0 0 0	0 0 0 0 0 0 0	0 0 0 0 0 0 0	0 0 0 1 0 0 0	0 0 0 1 0 0 0
Inning Stats	R: 1 E: 0 K: 1 S: 12 H: 1 LOB: 0 BB: 0 P: 18	R: 0 E: 0 K: 1 S: 8 H: 0 LOB: 0 BB: 0 P: 10	R: 1 E: 0 K: 0 S: 12 H: 2 LOB: 1 BB: 0 P: 13	R: 0 E: 0 K: 0 S: 10 H: 0 LOB: 0 BB: 0 P: 15	R: 0 E: 0 K: 2 S: 13 H: 0 LOB: 2 BB: 2 P: 23	R: 1 E: 0 K: 2 S: 11 H: 1 LOB: 1 BB: 2 P: 25	R: 0 E: 0 K: 1 S: 6 H: 0 LOB: 0 BB: 0 P: 8	R: 0 E: 0 K: 0 S: 8 H: 0 LOB: 0 BB: 0 P: 12	R: 0 E: 0 K: 2 S: 10 H: 1 LOB: 1 BB: 0 P: 13	1B: 2 2B: 2 3B: 0 HR: 1	SF: 0 SAC: 1 DP: 0 HBP: 0		WP: 0 PB: 0 SB: 0 CS: 0	PA: 36			

PITCHER		IP	WLS	BF	H	R	ER	SO	BB	IBB	HBP	BLK	WP	HR	S	P	ERA	WHIP
Carl Erskine, R ERA: 2.55	(1, 1)	9.0	W	35	5	3	3	9	4	0	0	0	0	1	90	137	3.00	1.000

PITCHER	IP	WLS	BF	H	R	ER	SO	BB	IBB	HBP	BLK	WP	HR	S	P	ERA	WHIP

Brooklyn Dodgers @ Boston Braves

Braves Field, Boston, MA

Sun Jul 06 1952, 3:33 AM EDT

Att. 7,218 - Unknown

TOP

Batter	1	2	3	4	5	6	7	8	9	AB	R	H	RBI	BB	SO	LOB
Billy Cox, R (1, 5) OBP: 0.348, SLG: 0.382	6-3		L9	6-3			E S 1B	1B		5	0	2	0	0	0	0
Pee Wee Reese, R (1, 6) OBP: 0.391, SLG: 0.375	1B		F8		F6		F4	K		5	0	1	0	0	1	3
Rocky Bridges, R (9, 6) OBP: 0.138, SLG: 0.143										0	0	0	0	0	0	0
Jackie Robinson, R (1, 4) OBP: 0.471, SLG: 0.454	F7		5-3		F9		5-3		F7	5	0	0	0	0	0	2
Roy Campanella, R (1, 2) OBP: 0.384, SLG: 0.454	5-3			1B BB	S BB			FC1-5 BB 1B	2B	3	1	2	0	2	0	1
Andy Pafko, R (1, 8) OBP: 0.403, SLG: 0.473		L6		1B L9 1B	6-3			HR FC1-5 BB	F7	4	2	1	0	1	0	2
Carl Furillo, R (1, 9) OBP: 0.295, SLG: 0.344		F5		HR 1B		5-3		FC1-5 HR	F8	5	2	1	1	0	0	3
Gil Hodges, R (1, 3) OBP: 0.360, SLG: 0.494		BB		L9		1-3		HR		3	1	1	4	1	0	1
Dick Williams, R (1, 7) OBP: 0.207, SLG: 0.286		K		F3		F9		6-3		4	0	0	0	0	1	2
Ben Wade, R (1, 1) OBP: 0.211, SLG: 0.514			HR	HR			F8	1B		3	2	2	3	0	0	0
Joe Black, R (7, 1) OBP: 0.250, SLG: 0.250										1	0	1	0	0	0	0

	AB	38
	R	8
	H	11
	RBI	8
	BB	4
	SO	2
	LOB	14

livebaseballscorecards.com

Inning Stats										
	R: 0 E: 0 K: 0 S: 8	H: 1 LOB: 1 BB: 0 P: 10	R: 0 E: 0 K: 1 S: 8	H: 0 LOB: 1 BB: 1 P: 13	R: 1 E: 0 K: 0 S: 7	H: 1 LOB: 0 BB: 0 P: 11	R: 4 E: 0 K: 0 S: 13	H: 3 LOB: 0 BB: 1 P: 23	R: 0 E: 0 K: 0 S: 10	H: 0 LOB: 1 BB: 1 P: 17
	R: 0 E: 0 K: 0 S: 8	H: 0 LOB: 0 BB: 0 P: 13	R: 0 E: 0 K: 0 S: 6	H: 1 LOB: 1 BB: 0 P: 7	R: 3 E: 0 K: 1 S: 16	H: 4 LOB: 2 BB: 1 P: 29	R: 0 E: 0 K: 0 S: 8	H: 1 LOB: 1 BB: 0 P: 11		

	1B: 7	SF: 0	WP: 0	PA: 42
	2B: 1	SAC: 0	PB: 0	
	3B: 0	DP: 0	SB: 2	
	HR: 3	HBP: 0	CS: 0	

PITCHER		IP	WLS	BF	H	R	ER	SO	BB	IBB	HBP	BLK	WP	HR	S	P	ERA	WHIP
Warren Spahn, L ERA: 3.15	(1, 1)	4.0	L	19	5	5	5	1	2	0	0	0	0	2	36	57	11.25	1.750
Max Surkont, R ERA: 4.15	(5, 1)	3.0		11	1	0	0	0	1	0	0	0	0	0	24	37	0.00	0.667
Vern Bickford, R ERA: 3.98	(8, 1)	2.0		12	5	3	3	1	1	0	0	0	0	1	24	40	13.50	3.000

PITCHER	IP	WLS	BF	H	R	ER	SO	BB	IBB	HBP	BLK	WP	HR	S	P	ERA	WHIP

Brooklyn Dodgers @ Boston Braves

Braves Field, Boston, MA

Sun Jul 06 1952, 3:33 AM EDT

Att. 7,218 - Unknown

BOTTOM

livebaseballscorecards.com

Batter	1	2	3	4	5	6	7	8	9	AB	R	H	RBI	BB	SO	LOB
Sam Jethroe, S (1, 8) OBP: 0.339, SLG: 0.433	B B C X 2-1 ① F5		F B B B X 3-1 2-3 1B		C B S B F X 2-2 ③ F9		F F S 0-3 ② K		B B C F X 2-2 ② L8	5	0	1	0	0	1	2
Jack Dittmer, L (1, 4) OBP: 0.154, SLG: 0.208	C B S X 1-2 ② F2		S B B B B C X 3-2 ③ F5			F X 0-1 ① 4-3	B B B C F F F B 4-2 1-2 BB BB		F F S 0-3 ③ K	4	0	0	0	1	1	2
Earl Torgeson, L (1, 3) OBP: 0.376, SLG: 0.300	C C X 0-2 ③ F8			B C F B B F F B 4-2 1B BB		B C X 1-1 ② 4-3	B B B C B 1-2 2-3 3-H 4-1 BB			2	0	0	1	2	0	0
Sid Gordon, R (1, 7) OBP: 0.406, SLG: 0.519		C X 0-1 ① L4		B C B B C F S 3-3 ① K		B F F X 1-2 1B	C B B C F F B F S 3-3 ③ K			4	0	1	0	0	2	4
Eddie Mathews, L (1, 5) OBP: 0.306, SLG: 0.450		F S B B X 2-2 ② G1		F X 0-1 1-2 1B		B B C C S 2-3 ③ K		X 0-0 ① F6		4	0	1	0	0	1	1
Ebba St. Claire, S (1, 2) OBP: 0.272, SLG: 0.292		B B F F B S 3-3 ③ K		B F B X 2-1 ② F6			B X 1-0 1B 1B F7 1B	C B C X 1-2 ② 4-3		4	1	1	0	0	1	2
Johnny Logan, R (1, 6) OBP: 0.341, SLG: 0.347			B B B B 4-0 1B E BB	C B B F S 2-3 ③ K			B X 1-0 F7 1B 1-2 BB 1B	X 0-0 1B		3	1	2	0	1	1	2
Jack Daniels, L (1, 9) OBP: 0.231, SLG: 0.217			S B F S 1-3 ① K		F X 0-1 ① F4		B X 1-0 BB BB 1-2 2-3 1B	X 0-0 ③ F9		4	0	1	0	0	1	2
Warren Spahn, L (1, 1) OBP: 0.246, SLG: 0.393 Max Surkont, R (5, 1) OBP: 0.167, SLG: 0.207 George Crowe, L (7, PH) OBP: 0.333, SLG: 0.390 Vern Bickford, R (8, 1) OBP: 0.226, SLG: 0.258 Sibby Sisti, R (9, PH) OBP: 0.283, SLG: 0.325			B S F X 1-2 ② 4-3 1-2		B S B X 2-1 ② F7		B S X 1-1 ① F7 2-3 3-H		B X 1-0 ① F7	1 1 1 0 1	0 0 0 0 0	0 0 1 0 0	0 0 0 0 0	0 0 0 0 0	0 0 2 0 0	1 0 0 0 0
Inning Stats	R: 0 E: 0 K: 0 S: 8 H: 0 LOB: 0 BB: 0 P: 11	R: 0 E: 0 K: 1 S: 8 H: 0 LOB: 0 BB: 0 P: 13	R: 0 E: 1 K: 1 S: 11 H: 1 LOB: 2 BB: 1 P: 23	R: 0 E: 0 K: 2 S: 15 H: 1 LOB: 2 BB: 1 P: 26	R: 0 E: 0 K: 0 S: 8 H: 0 LOB: 0 BB: 0 P: 12	R: 0 E: 0 K: 1 S: 10 H: 1 LOB: 1 BB: 0 P: 14	R: 2 E: 0 K: 2 S: 20 H: 3 LOB: 3 BB: 2 P: 35	R: 0 E: 0 K: 0 S: 6 H: 1 LOB: 1 BB: 0 P: 7	R: 0 E: 0 K: 1 S: 7 H: 0 LOB: 0 BB: 0 P: 10	1B: 7 2B: 0 3B: 0 HR: 0	SF: 0 SAC: 0 DP: 0 HBP: 0						

	AB	34
	R	2
	H	7
	RBI	2
	BB	4
	SO	8
	LOB	18

WP: 0 PB: 0 SB: 0 CS: 0 PA: 38

PITCHER		IP	WLS	BF	H	R	ER	SO	BB	IBB	HBP	BLK	WP	HR	S	P	ERA	WHIP
Ben Wade, R ERA: 3.38	(1, 1)	6.2	W	30	6	2	2	6	4	0	0	0	0	0	74	125	2.70	1.500
Joe Black, R ERA: 1.63	(7, 1)	2.1	S	8	1	0	0	2	0	0	0	0	0	0	19	26	0.00	0.429

PITCHER	IP	WLS	BF	H	R	ER	SO	BB	IBB	HBP	BLK	WP	HR	S	P	ERA	WHIP

Batter	1	2	3	4	5	6	7	8	9	AB	R	H	RBI	BB	SO	LOB
Sam Jethroe, S (1, 8) OBP: 0.341, SLG: 0.438	5-3		F4			2B		FC5-4 1B		4	0	2	0	0	0	1
Sibby Sisti, R (1, 9) (7, 4) OBP: 0.275, SLG: 0.315	F7			6-3		F8		FC5-4 1-2f		4	0	0	0	0	0	2
Earl Torgeson, L (1, 3) OBP: 0.368, SLG: 0.293	G3			SSS K		F7		SSS K		4	0	0	0	0	2	2
Sid Gordon, R (1, 7) OBP: 0.404, SLG: 0.515		4-3		SSS K			F8		3B 1B	4	1	1	0	0	1	0
Walker Cooper, R (1, 2) OBP: 0.306, SLG: 0.377		F5			5-3		6-3		1-H 1B 3B	4	1	1	1	0	0	0
Johnny Logan, R (1, 6) OBP: 0.345, SLG: 0.367		F8			F7		E 3B		G6-4-3 3-H 1B	4	1	2	1	0	0	0
Jack Cusick, R (1, 5) OBP: 0.230, SLG: 0.188			1-6-3 1B		1B		E6 3-H		G6-4-3 1-2f	4	0	2	0	0	0	1
Jack Dittmer, L (1, 4) Paul Burris, R (7, PH) OBP: 0.262, SLG: 0.345 Jack Daniels, L (7, 9) OBP: 0.227, SLG: 0.213			F8		4-3		F8		F7	2 1 1	0 0 0	0 0 0	0 0 0	0 0 0	0 0 0	2 1 0
Jim Wilson, R (1, 1) OBP: 0.133, SLG: 0.136			1-6-3 1-2			L7		F7		3	0	0	0	0	0	1
Inning Stats	R: 0 E: 0 K: 0 S: 3 H: 0 LOB: 0 BB: 0 P: 3	R: 0 E: 0 K: 0 S: 3 H: 0 LOB: 0 BB: 0 P: 3	R: 0 E: 0 K: 0 S: 4 H: 1 LOB: 1 BB: 0 P: 4	R: 0 E: 0 K: 2 S: 7 H: 0 LOB: 0 BB: 0 P: 7	R: 0 E: 0 K: 0 S: 4 H: 1 LOB: 1 BB: 0 P: 4	R: 0 E: 0 K: 0 S: 4 H: 1 LOB: 1 BB: 0 P: 4	R: 1 E: 1 K: 0 S: 5 H: 1 LOB: 1 BB: 0 P: 5	R: 0 E: 0 K: 1 S: 6 H: 1 LOB: 1 BB: 0 P: 6	R: 2 E: 0 K: 0 S: 5 H: 3 LOB: 0 BB: 0 P: 5	1B: 5 2B: 1 3B: 2 HR: 0 SF: 0 SAC: 0 DP: 1 HBP: 0							

PITCHER	IP	WLS	BF	H	R	ER	SO	BB	IBB	HBP	BLK	WP	HR	S	P	ERA	WHIP
Ken Raffensberger, L (1, 1) ERA: 2.37	9.0	W	35	8	3	2	3	0	0	0	0	0	0	41	41	2.00	0.889

PITCHER	IP	WLS	BF	H	R	ER	SO	BB	IBB	HBP	BLK	WP	HR	S	P	ERA	WHIP

TOP

Boston Braves @ Cincinnati Reds

Crosley Field, Cincinnati, OH

Thu Jul 10 1952, 3:33 AM EDT

Att. 9,530 - Unknown

livebaseballscorecards.com

AB	35
R	3
H	8
RBI	2
BB	0
SO	3
LOB	10

WP: 0 PB: 0 SB: 0 CS: 0 PA: 35

Boston Braves @ Cincinnati Reds

Crosley Field, Cincinnati, OH

Thu Jul 10 1952, 3:33 AM EDT

Att. 9,530 - Unknown

BOTTOM

Batter	1	2	3	4	5	6	7	8	9	AB	R	H	RBI	BB	SO	LOB
Bob Borkowski, R (1, 8) OBP: 0.335, SLG: 0.358	6-3		4-3 1-2		F4		F8			4	0	0	0	0	0	3
Bobby Adams, R (1, 5) OBP: 0.333, SLG: 0.372	K		K			F9	L6			4	0	0	0	0	2	2
Willard Marshall, L (1, 9) OBP: 0.346, SLG: 0.457	F6		F6			1B		K		4	0	1	0	0	1	1
Ted Kluszewski, L (1, 3) OBP: 0.335, SLG: 0.453		L3		L9		F7		FC4 E 1B 1B		4	1	1	0	0	0	1
Joe Adcock, R (1, 7) OBP: 0.341, SLG: 0.561		F2		5-3		1-3 2B		E 1-2 E 1B		4	1	2	0	0	0	0
Grady Hatton, L (1, 4) OBP: 0.334, SLG: 0.354		4-3		F6		B B B 4-0 BB		FC4 1-H 2-H 1B		3	1	0	0	1	0	0
Joe Rossi, R (1, 2) OBP: 0.378, SLG: 0.338			2B 1B		E4 SH1-4	6-3		B B B 4-0 1B BB		3	1	1	0	1	0	3
Roy McMillan, R (1, 6) OBP: 0.289, SLG: 0.361			1-H E 2B		S S S 0-3 K		F2	FC5-4 1-3 2-H 1B		4	1	2	2	0	1	1
Ken Raffensberger, R (1, 1) OBP: 0.136, SLG: 0.095			SH 4-3 2-H		SH1-4 1-2		B B B 4-0 BB	FC5-4 1-2f		1	0	0	0	1	0	1
Inning Stats	R: 0 H: 0 E: 0 LOB: 0 K: 1 BB: 0 S: 5 P: 5	R: 0 H: 0 E: 0 LOB: 0 K: 0 BB: 0 S: 3 P: 3	R: 2 H: 2 E: 1 LOB: 1 K: 1 BB: 0 S: 8 P: 8	R: 0 H: 0 E: 0 LOB: 0 K: 0 BB: 0 S: 3 P: 3	R: 0 H: 0 E: 1 LOB: 1 K: 1 BB: 0 S: 6 P: 6	R: 0 H: 2 E: 0 LOB: 3 K: 0 BB: 1 S: 5 P: 9	R: 0 H: 0 E: 0 LOB: 1 K: 0 BB: 1 S: 3 P: 7	R: 3 H: 3 E: 1 LOB: 1 K: 1 BB: 1 S: 8 P: 12		1B: 5 SF: 0 2B: 2 SAC: 2 3B: 0 DP: 0 HR: 0 HBP: 0						

livebaseballscorecards.com

AB	31
R	5
H	7
RBI	2
BB	3
SO	4
LOB	12

WP: 0 PA: 36
PB: 0
SB: 0
CS: 0

PITCHER	IP	WLS	BF	H	R	ER	SO	BB	IBB	HBP	BLK	WP	HR	S	P	ERA	WHIP
Jim Wilson, R (1, 1) ERA: 3.66	8.0	L	36	7	5	3	4	3	0	0	0	0	0	41	53	3.38	1.250

Boston Braves @ Cincinnati Reds

Crosley Field, Cincinnati, OH

Fri Jul 11 1952, 3:33 AM EDT

Att. 1,771 - Sunny - 90 F

TOP

Batter	1	2	3	4	5	6	7	8	9	AB	R	H	RBI	BB	SO	LOB
Sam Jethroe, S (1, 8) OBP: 0.348, SLG: 0.447	H 1-0 2B HBP	B B B 4-0 S 1B BB		x 0-0 G5-4-3 1B			x 0-0 1B 2-H 3B	x 0-0 4-3		3	3	2	1	1	0	1
Johnny Logan, R (1, 6) OBP: 0.354, SLG: 0.383	x 0-0 1B 1-H 2B	x 0-0 2B 1-H 1B		x 0-0 ② ③ G5-4-3 1-2f			x 0-0 ① F4		x 0-0 CS 1B	5	0	3	2	0	0	2
Earl Torgeson, L (1, 3) OBP: 0.374, SLG: 0.325	x 0-0 BB 2-3 1B	x 0-0 1-3 2B			x 0-0 ① F8		x 0-0 ② F5		x 0-0 ① 1-2 HR	5	1	3	1	0	0	1
Sid Gordon, R (1, 7) OBP: 0.408, SLG: 0.514	B B B B 4-0 1-2 BB	x 0-0 ③ 6-3			x 0-0 ② 6-3		x 0-0 3-H 1B		x 0-0 1B 1B	4	0	2	1	1	0	2
Walker Cooper, R (1, 2) OBP: 0.303, SLG: 0.372	S S S 0-3 ① K		x 0-0 ① 5-3		x 0-0 ③ F4		x 0-0 ③ F8		x 0-0 G4-6-3 1-2 1B	5	0	1	0	0	1	4
Eddie Mathews, L (1, 5) OBP: 0.307, SLG: 0.449	x 0-0 ② F4		x 0-0 1B			x 0-0 G3-6-3 1B		x 0-0 ① F9	x 0-0 ② ③ G4-6-3 1-2f	5	0	2	0	0	0	5
Jack Dittmer, L (1, 4) OBP: 0.143, SLG: 0.193	x 0-0 ③ 4-3		x 0-0 ② F6			x 0-0 ① ② G3-6-3 1-2f		x 0-0 ② 4-3		4	0	0	0	0	0	5
Jack Daniels, L (1, 9) OBP: 0.229, SLG: 0.215		S S S 0-3 ① K	x 0-0 ③ F6			x 0-0 ③ 3-1		x 0-0 S 1B 1B		4	1	1	0	0	1	1
Warren Spahn, L (1, 1) OBP: 0.262, SLG: 0.417		x 0-0 ② 4-3		x 0-0 ① 3-1			x 0-0 3B 2B	x 0-0 1-H 1B		4	1	2	1	0	0	0
Inning Stats	R: 1 H: 2 E: 0 LOB: 3 K: 1 BB: 1 S: 7 P: 12	R: 1 H: 2 E: 0 LOB: 2 K: 1 BB: 1 S: 7 P: 11	R: 0 H: 1 E: 0 LOB: 1 K: 0 BB: 0 S: 4 P: 4	R: 0 H: 1 E: 0 LOB: 0 K: 0 BB: 0 S: 3 P: 3	R: 0 H: 0 E: 0 LOB: 0 K: 0 BB: 0 S: 3 P: 3	R: 0 H: 1 E: 0 LOB: 0 K: 0 BB: 0 S: 3 P: 3	R: 2 H: 3 E: 0 LOB: 1 K: 0 BB: 0 S: 6 P: 6	R: 1 H: 2 E: 0 LOB: 1 K: 0 BB: 0 S: 5 P: 5	R: 1 H: 4 E: 0 LOB: 1 K: 0 BB: 0 S: 5 P: 5	1B: 11 SF: 0 2B: 3 SAC: 0 3B: 1 DP: 3 HR: 1 HBP: 1							

livebaseballscorecards.com

AB	39
R	6
H	16
RBI	6
BB	2
SO	2
LOB	21

WP: 0 PB: 0 SB: 2 CS: 1 PA: 42

PITCHER		IP	WLS	BF	H	R	ER	SO	BB	IBB	HBP	BLK	WP	HR	S	P	ERA	WHIP
Herm Wehmeier, R ERA: 6.46	(1, 1)	8.0	L	37	12	5	5	2	2	0	1	0	0	0	38	47	5.62	1.750
Bud Podbielan, R ERA: 11.25	(9, 1)	0.1		4	4	1	1	0	0	0	0	0	0	1	4	4	27.00	12.000
Joe Nuxhall, L ERA: 3.28	(9, 1)	0.2		1	0	0	0	0	0	0	0	0	0	0	1	1	0.00	0.000

PITCHER		IP	WLS	BF	H	R	ER	SO	BB	IBB	HBP	BLK	WP	HR	S	P	ERA	WHIP

BOTTOM

Boston Braves @ Cincinnati Reds

Crosley Field, Cincinnati, OH

Fri Jul 11 1952, 3:33 AM EDT

Att. 1,771 - Sunny - 90 F

Batter	1	2	3	4	5	6	7	8	9	AB	R	H	RBI	BB	SO	LOB
Bob Borkowski, R (1, 8) OBP: 0.333, SLG: 0.355	1-3			F3		K		2B 1-3 1B		4	0	1	0	0	1	0
Bobby Adams, R (1, 5) OBP: 0.332, SLG: 0.374	F9			6-3		K		1-3 3-H 2B		4	0	1	1	0	1	0
Wally Westlake, R (1, 9) OBP: 0.305, SLG: 0.233	F8			E 1B		F4		F3		4	0	1	0	0	0	2
Joe Adcock, R (1, 7) OBP: 0.339, SLG: 0.554		F8		E6 1-3			F3		FC1-6 1B	4	0	1	0	0	0	1
Ted Kluszewski, L (1, 3) OBP: 0.330, SLG: 0.445		F6		4-3			F4		FC1-6 1-2f	4	0	0	0	0	0	3
Joe Rossi, R (1, 2) OBP: 0.372, SLG: 0.333		L6			F3 1B 1B		F8		F5	4	0	1	0	0	0	1
Grady Hatton, L (1, 4) OBP: 0.333, SLG: 0.353			4-3		1-2 1B			F7	F5	4	0	1	0	0	0	1
Roy McMillan, R (1, 6) OBP: 0.290, SLG: 0.361			6-3		F3 2-3			1B 2B 1B		3	1	1	0	0	0	2
Herm Wehmeier, R (1, 1) OBP: 0.200, SLG: 0.176			K		F8			F9		2	0	0	0	0	1	1
Andy Seminick, R (8, PH) OBP: 0.327, SLG: 0.382										1	0	0	0	0	0	1
Bud Podbielan, R (9, 1)										0	0	0	0	0	0	0
Joe Nuxhall, L (9, 1) OBP: 0.100, SLG: 0.100										0	0	0	0	0	0	0
Inning Stats	R: 0 E: 0 K: 0 S: 3 H: 0 LOB: 0 BB: 0 P: 3	R: 0 E: 0 K: 0 S: 3 H: 0 LOB: 0 BB: 0 P: 3	R: 0 E: 0 K: 1 S: 5 H: 0 LOB: 0 BB: 0 P: 5	R: 0 E: 1 K: 0 S: 5 H: 1 LOB: 2 BB: 0 P: 5	R: 0 E: 0 K: 0 S: 4 H: 2 LOB: 1 BB: 0 P: 4	R: 0 E: 0 K: 2 S: 7 H: 0 LOB: 0 BB: 0 P: 7	R: 0 E: 0 K: 0 S: 3 H: 0 LOB: 0 BB: 0 P: 3	R: 1 E: 0 K: 0 S: 6 H: 3 LOB: 2 BB: 0 P: 6	R: 0 E: 0 K: 0 S: 4 H: 1 LOB: 1 BB: 0 P: 4	1B: 6 2B: 1 3B: 0 HR: 0	SF: 0 SAC: 0 DP: 0 HBP: 0						

livebaseballscorecards.com

AB	34
R	1
H	7
RBI	1
BB	0
SO	3
LOB	12

WP: 0 PB: 0 SB: 0 CS: 0 PA: 34

PITCHER		IP	WLS	BF	H	R	ER	SO	BB	IBB	HBP	BLK	WP	HR	S	P	ERA	WHIP
Warren Spahn, L ERA: 3.03	(1, 1)	9.0	W	34	7	1	1	3	0	0	0	0	0	0	40	40	1.00	0.778

PITCHER	IP	WLS	BF	H	R	ER	SO	BB	IBB	HBP	BLK	WP	HR	S	P	ERA	WHIP

Batter	1	2	3	4	5	6	7	8	9	AB	R	H	RBI	BB	SO	LOB
Sam Jethroe, S (1, 8) OBP: 0.345, SLG: 0.443	B5-3		E4 G6-4-3		K	F9 HBP 1-2 1B		5-3		5	0	1	0	0	1	1
Johnny Logan, R (1, 6) OBP: 0.362, SLG: 0.382	FC4-6 BB		G6-4-3 1-2f		1B 1B 1-2 1B	F9 HBP 1-2 2-3		F8		3	1	1	0	1	0	1
Earl Torgeson, L (1, 3) OBP: 0.374, SLG: 0.324	FC4-6 1-2f		BB		1B 2B 1-2 2-H 1B	F9 1-2 2-3 3-H			F9	4	1	1	2	1	0	3
Sid Gordon, R (1, 7) OBP: 0.401, SLG: 0.504	F9		F2		K	F7			6-3	5	0	0	0	0	1	6
Walker Cooper, R (1, 2) OBP: 0.306, SLG: 0.369		F6		F8	2B 1-2 2-H 1B		1-3 BB		K	4	1	1	1	1	1	0
Eddie Mathews, L (1, 5) OBP: 0.312, SLG: 0.454		FC4-6 E BB		E9 1B	2B 1-H 2-H		1-3 1-2		F8	4	0	2	2	1	0	2
Jack Dittmer, L (1, 4) OBP: 0.136, SLG: 0.184		E4 FC4-6 1-2		G3	F8		5-3			4	0	0	0	0	0	4
Jack Daniels, L (1, 9) OBP: 0.216, SLG: 0.203		FC4-6 1-2f 2-3		G3		E3 HBP 1B F9	G3			4	1	0	0	0	0	4
Vern Bickford, R (1, 1) OBP: 0.229, SLG: 0.257		5-3			1B 1B 1B	F9		K		4	1	1	0	0	1	3
Inning Stats	R: 0 E: 0 K: 0 S: 3 H: 0 LOB: 1 BB: 1 P: 7	R: 0 E: 1 K: 0 S: 4 H: 0 LOB: 2 BB: 1 P: 8	R: 0 E: 1 K: 0 S: 3 H: 0 LOB: 1 BB: 1 P: 7	R: 0 E: 1 K: 0 S: 4 H: 1 LOB: 1 BB: 0 P: 4	R: 4 E: 0 K: 2 S: 12 H: 5 LOB: 1 BB: 0 P: 12	R: 1 E: 1 K: 0 S: 5 H: 1 LOB: 2 BB: 0 P: 6	R: 0 E: 0 K: 0 S: 3 H: 0 LOB: 1 BB: 1 P: 7	R: 0 E: 0 K: 1 S: 5 H: 0 LOB: 0 BB: 0 P: 5	R: 0 E: 1 K: 1 S: 6 H: 0 LOB: 1 BB: 0 P: 6	1B: 6 2B: 1 3B: 0 HR: 0	SF: 0 SAC: 0 DP: 1 HBP: 1						

TOP

Boston Braves @ Pittsburgh Pirates

Forbes Field, Pittsburgh, PA

Sat Jul 12 1952, 3:33 AM EDT

Att. 4,999 - Unknown - 90 F

livebaseballscorecards.com

AB	37
R	5
H	7
RBI	5
BB	4
SO	4
LOB	24

WP: 0 PB: 0 SB: 0 CS: 0 PA: 42

PITCHER		IP	WLS	BF	H	R	ER	SO	BB	IBB	HBP	BLK	WP	HR	S	P	ERA	WHIP
Bob Friend, R ERA: 4.93	(1, 1)	4.2	L	24	6	4	4	2	3	0	0	0	0	0	25	37	7.71	1.929
Paul LaPalme, L ERA: 3.3	(5, 1)	4.1		18	1	1	0	2	1	0	1	0	0	0	20	25	0.00	0.462

PITCHER	IP	WLS	BF	H	R	ER	SO	BB	IBB	HBP	BLK	WP	HR	S	P	ERA	WHIP

BOTTOM

Boston Braves @ Pittsburgh Pirates

Forbes Field, Pittsburgh, PA

Sat Jul 12 1952, 3:33 AM EDT

Att. 4,999 - Unknown - 90 F

livebaseballscorecards.com

Batter	1	2	3	4	5	6	7	8	9	AB	R	H	RBI	BB	SO	LOB
Tony Bartirome, L (1, 3) OBP: 0.238, SLG: 0.236	SH1-3 1B 1B	F8		F7			L8		BBBB G4-6-3 BB	4	1	1	0	1	0	2
Dick Groat, R (1, 6) OBP: 0.280, SLG: 0.221	SH1-6-3 1-2	F4	6-3				BBBB 1B BB		G4-6-3 1-2f	3	0	0	0	1	0	3
George Metkovich, L (1, 8) OBP: 0.354, SLG: 0.390	SH1-3 2-3		CS BB 1B		F8		1-3 2-H 1B			3	0	2	1	0	0	0
Ralph Kiner, R (1, 7) OBP: 0.414, SLG: 0.464	BB 1B BB		CS 1-2 BB		F9			SSS K2-3		2	0	0	0	2	1	0
Gus Bell, L (1, 9) OBP: 0.299, SLG: 0.423	BB 1-2 3-H 1B		IIII 1-2 2-3 IBB			F3		F9		3	0	1	1	1	0	0
Jack Merson, R (1, 5) OBP: 0.305, SLG: 0.384	BBBB 1-2 2-3 BB		SSS K			G5-4-3 1B		F4		3	0	1	0	1	1	2
George Strickland, R (1, 4) OBP: 0.257, SLG: 0.292	SSS K			SSS K		G5-4-3 1-2f			E 1B 1B	4	0	1	0	0	2	4
Clyde McCullough, R (1, 2) OBP: 0.213, SLG: 0.200 Pete Castiglione, R (9, PH) OBP: 0.324, SLG: 0.374		5-3		FC1-6 1B			F7		E 1-2 1B	3 1	0 0	1 1	0 0	0 0	0 0	0 0
Bob Friend, R (1, 1) OBP: 0.121, SLG: 0.094 Paul LaPalme, L (5, 1) OBP: 0.143, SLG: 0.286 Joe Garagiola, L (9, PH) OBP: 0.344, SLG: 0.364		F6		FC1-6 1-2f			1B 2B		F2 1-2 2-3	2 1 1	0 1 0	0 1 0	0 0 0	0 0 0	0 0 0	1 0 2
Inning Stats	R: 1 H: 2 E: 0 LOB: 3 K: 1 BB: 2 S: 7 P: 15	R: 0 H: 0 E: 0 LOB: 0 K: 0 BB: 0 S: 3 P: 3	R: 0 H: 1 E: 0 LOB: 2 K: 1 BB: 2 S: 5 P: 13	R: 0 H: 1 E: 0 LOB: 1 K: 1 BB: 0 S: 6 P: 6	R: 0 H: 0 E: 0 LOB: 0 K: 0 BB: 0 S: 3 P: 3	R: 0 H: 1 E: 0 LOB: 0 K: 0 BB: 0 S: 3 P: 3	R: 1 H: 2 E: 0 LOB: 2 K: 0 BB: 1 S: 4 P: 8	R: 0 H: 0 E: 0 LOB: 0 K: 1 BB: 0 S: 5 P: 5	R: 0 H: 2 E: 1 LOB: 2 K: 0 BB: 1 S: 4 P: 8	1B: 8 SF: 0 2B: 1 SAC: 2 3B: 0 DP: 2 HR: 0 HBP: 0						

	AB	30
	R	2
	H	9
	RBI	2
	BB	6
	SO	4
	LOB	14

WP: 0 PA: 38
PB: 0
SB: 0
CS: 2

PITCHER		IP	WLS	BF	H	R	ER	SO	BB	IBB	HBP	BLK	WP	HR	S	P	ERA	WHIP
Vern Bickford, R ERA: 3.82	(1, 1)	9.0	W	38	9	2	2	4	5	1	0	0	0	0	40	64	2.00	1.556

PITCHER	IP	WLS	BF	H	R	ER	SO	BB	IBB	HBP	BLK	WP	HR	S	P	ERA	WHIP

Boston Braves @ Pittsburgh Pirates

Forbes Field, Pittsburgh, PA

Sun Jul 13 1952, 3:33 AM EDT

Unknown

livebaseballscorecards.com

Batter	1	2	3	4	5	6	7	8	9	AB	R	H	RBI	BB	SO	LOB
Sam Jethroe, S (1, 8) OBP: 0.346, SLG: 0.438	H 1-0 2B F8 HBP	B B B 4-0 BB BB BB		x 0-0 ① 5-3		x 0-0 ② F7			x 0-0 ① F7	3	1	0	0	1	0	0
Johnny Logan, R (1, 6) OBP: 0.357, SLG: 0.383	x 0-0 F8 F8 F9 1-3 2B	x 0-0 ② F8 3-H		x 0-0 ② F8		x 0-0 ③ 6-3			S S S 0-3 ② K	5	1	1	1	0	1	2
Earl Torgeson, L (1, 3) OBP: 0.375, SLG: 0.318	x 0-0 ① F8 2-3 3-H	B B B 4-0 BB 1-2 2-3 BB		S S S 0-3 ③ K			x 0-0 ① 4-3		B B B 4-0 FC6-4 BB	3	0	0	1	2	1	1
Sid Gordon, R (1, 7) OBP: 0.397, SLG: 0.496	x 0-0 ② F9 3-H	B B B 4-0 1-2 2-3 3-H BB			x 0-0 ① F8		x 0-0 ② F3		x 0-0 ③ FC6-4 1-2f	4	0	0	2	1	0	1
Walker Cooper, R (1, 2) OBP: 0.310, SLG: 0.368	B B B B 4-0 WP BB	x 0-0 ③ F6			x 0-0 E 1B		x 0-0 ③ 5-3			3	0	1	0	1	0	3
Eddie Mathews, L (1, 5) OBP: 0.311, SLG: 0.451	x 0-0 ③ L4 1-2		x 0-0 FC6-4 1B		x 0-0 ② F8			x 0-0 ① F9		4	0	1	0	0	0	2
Jack Dittmer, L (1, 4) OBP: 0.141, SLG: 0.178		B B B 4-0 SH2-4 HBP F8 BB	x 0-0 ① F7		x 0-0 E3 1-2			x 0-0 ② 6-3		3	1	0	0	1	0	2
Jack Daniels, L (1, 9) OBP: 0.231, SLG: 0.208		H 1-0 BB SH2-4 BB 1-2 HBP	x 0-0 ② FC6-4 1-2f		x 0-0 ③ F6			x 0-0 1B		3	1	1	0	0	0	3
Max Surkont, R (1, 1) OBP: 0.152, SLG: 0.188		x 0-0 ① SH2-4 1-2 2-3	x 0-0 ③ 4-3			x 0-0 ① F7		S S S 0-3 ③ K		3	0	0	0	0	1	2
Inning Stats	R: 2 E: 0 K: 0 S: 4 H: 1 LOB: 1 BB: 1 P: 9	R: 2 E: 0 K: 0 S: 3 H: 0 LOB: 3 BB: 4 P: 20	R: 0 E: 0 K: 0 S: 4 H: 1 LOB: 1 BB: 0 P: 4	R: 0 E: 0 K: 1 S: 5 H: 0 LOB: 0 BB: 0 P: 5	R: 0 E: 1 K: 0 S: 5 H: 1 LOB: 2 BB: 0 P: 5	R: 0 E: 0 K: 0 S: 3 H: 0 LOB: 0 BB: 0 P: 3	R: 0 E: 0 K: 0 S: 3 H: 0 LOB: 0 BB: 0 P: 3	R: 0 E: 0 K: 1 S: 6 H: 1 LOB: 1 BB: 0 P: 6	R: 0 E: 0 K: 1 S: 5 H: 0 LOB: 1 BB: 1 P: 9	1B: 3 2B: 1 3B: 0 HR: 0 SF: 0 SAC: 1 DP: 0 HBP: 2						

TOP	
AB	31
R	4
H	4
RBI	4
BB	6
SO	3
LOB	16

WP: 1 PB: 0 SB: 0 CS: 0 PA: 40

PITCHER		IP	WLS	BF	H	R	ER	SO	BB	IBB	HBP	BLK	WP	HR	S	P	ERA	WHIP
Harry Fisher, R ERA: 5.59	(1, 1)	1.2	L	12	1	4	4	0	4	0	2	0	1	0	6	24	21.60	3.000
Bob Friend, R ERA: 4.67	(2, 1)	6.1		24	3	0	0	2	1	0	0	0	0	0	27	31	0.00	0.632
Paul LaPalme, L ERA: 3.22	(9, 1)	1.0		4	0	0	0	1	1	0	0	0	0	0	5	9	0.00	1.000

PITCHER	IP	WLS	BF	H	R	ER	SO	BB	IBB	HBP	BLK	WP	HR	S	P	ERA	WHIP

Boston Braves @ Pittsburgh Pirates

Forbes Field, Pittsburgh, PA

Sun Jul 13 1952, 3:33 AM EDT

Unknown

BOTTOM

Batter	1	2	3	4	5	6	7	8	9	AB	R	H	RBI	BB	SO	LOB
Tony Bartirome, L (1, 3) OBP: 0.238, SLG: 0.233	BBBB 4-0 F9-3 BB		x 0-0 ③ 5-3			x 0-0 ① F6		x 0-0 ② 4-3		3	0	0	0	1	0	1
Dick Groat, R (1, 6) OBP: 0.268, SLG: 0.211	x 0-0 ①② F9-3 1-2			x 0-0 ① F7		x 0-0 ② 6-3		x 0-0 ③ F4		4	0	0	0	0	0	1
George Metkovich, L (1, 8) OBP: 0.361, SLG: 0.397	x 0-0 ③ F9			x 0-0 1B		x 0-0 FC6-4 1B			x 0-0 HR 1B	4	1	3	0	0	0	0
Ralph Kiner, R (1, 7) OBP: 0.412, SLG: 0.473		x 0-0 ① F4	SSS 0-3 ② K			x 0-0 ③ FC6-4 1-2f			x 0-0 1-H HR	4	1	1	2	0	1	2
Gus Bell, L (1, 9) OBP: 0.294, SLG: 0.416		x 0-0 ② 4-3		x 0-0 ③ L9			SSS 0-3 ① K		x 0-0 ① F9	4	0	0	0	0	1	1
Joe Garagiola, L (1, 2) OBP: 0.342, SLG: 0.361		x 0-0 ③ F9			x 0-0 ① G3		x 0-0 1B		x 0-0 ② F8	4	0	1	0	0	0	0
Jack Merson, R (1, 5) OBP: 0.301, SLG: 0.379			x 0-0 ① F3		x 0-0 ② 5-3		x 0-0 ② F6		x 0-0 ③ F7	4	0	0	0	0	0	1
George Strickland, R (1, 4) OBP: 0.262, SLG: 0.299			BBBB 4-0 BB		x 0-0 2B		x 0-0 ③ 5-3			2	0	1	0	1	0	1
Harry Fisher, L (1, 1) OBP: 0.250, SLG: 0.250			SSS 0-3 ② K		SSS 0-3 ③ K			x 0-0 ① F7		0	0	0	0	0	0	0
Bob Friend, R (2, 1) OBP: 0.114, SLG: 0.088										2	0	0	0	0	2	2
Pete Castiglione, R (8, PH) OBP: 0.322, SLG: 0.372										1	0	0	0	0	0	0
Paul LaPalme, L (9, 1) OBP: 0.143, SLG: 0.286										0	0	0	0	0	0	0
Inning Stats	R: 0 H: 0 E: 0 LOB: 0 K: 0 BB: 1 S: 2 P: 6	R: 0 H: 0 E: 0 LOB: 0 K: 0 BB: 0 S: 3 P: 3	R: 0 H: 0 E: 0 LOB: 1 K: 1 BB: 1 S: 5 P: 9	R: 0 H: 1 E: 0 LOB: 1 K: 1 BB: 0 S: 6 P: 6	R: 0 H: 1 E: 0 LOB: 1 K: 1 BB: 0 S: 6 P: 6	R: 0 H: 1 E: 0 LOB: 1 K: 0 BB: 0 S: 4 P: 4	R: 0 H: 1 E: 0 LOB: 1 K: 1 BB: 0 S: 6 P: 6	R: 0 H: 0 E: 0 LOB: 0 K: 0 BB: 0 S: 3 P: 3	R: 2 H: 2 E: 0 LOB: 0 K: 0 BB: 0 S: 5 P: 5	1B: 4 SF: 0 2B: 2 SAC: 0 3B: 0 DP: 1 HR: 1 HBP: 0							

livebaseballscorecards.com

AB	32
R	2
H	6
RBI	2
BB	2
SO	4
LOB	9

WP: 0 PA: 34
PB: 0
SB: 0
CS: 0

PITCHER		IP	WLS	BF	H	R	ER	SO	BB	IBB	HBP	BLK	WP	HR	S	P	ERA	WHIP
Max Surkont, R ERA: 3.97	(1, 1)	9.0	W	34	6	2	2	4	2	0	0	0	0	1	40	48	2.00	0.889

PITCHER	IP	WLS	BF	H	R	ER	SO	BB	IBB	HBP	BLK	WP	HR	S	P	ERA	WHIP

Batter	1	2	3	4	5	6	7	8	9	AB	R	H	RBI	BB	SO	LOB
Sam Jethroe, S (1, 8) OBP: 0.345, SLG: 0.436	F7		G3			CS 1B 3-H		FC4-6 1-2f		4	0	1	1	0	0	1
Johnny Logan, R (1, 6) OBP: 0.354, SLG: 0.379	K			F8		F2 1-2			SH5-3 1B	4	0	1	0	0	1	1
Earl Torgeson, L (1, 3) OBP: 0.374, SLG: 0.318	1B			6-3			4-3		SH5-3 1-2	3	0	1	0	0	0	0
Sid Gordon, R (1, 7) OBP: 0.392, SLG: 0.488	F4			F9			6-3		5-3	4	0	0	0	0	0	2
Ebba St. Claire, S (1, 2) OBP: 0.271, SLG: 0.290		F8			CS 1B		F3		L4	4	0	1	0	0	0	1
Eddie Mathews, L (1, 5) OBP: 0.308, SLG: 0.446		K			K 1-2			F9		3	0	0	0	0	2	1
Jack Dittmer, L (1, 4) OBP: 0.147, SLG: 0.204		F6			F7			F8 3B		3	1	1	0	0	0	0
Jack Daniels, L (1, 9) OBP: 0.247, SLG: 0.253			K 1B			1B 3B		F8 3-H		3	1	2	1	0	0	0
Virgil Jester, R (1, 1)			K 1-2			K		FC4-6 BB		2	0	0	0	1	2	2
Inning Stats	R: 0 E: 0 K: 1 S: 6 H: 1 LOB: 1 BB: 0 P: 6	R: 0 E: 0 K: 1 S: 5 H: 0 LOB: 0 BB: 0 P: 5	R: 0 E: 0 K: 1 S: 5 H: 1 LOB: 0 BB: 0 P: 5	R: 0 E: 0 K: 0 S: 3 H: 0 LOB: 0 BB: 0 P: 3	R: 0 E: 0 K: 1 S: 5 H: 1 LOB: 0 BB: 0 P: 5	R: 1 E: 0 K: 1 S: 6 H: 2 LOB: 0 BB: 0 P: 6	R: 0 E: 0 K: 0 S: 3 H: 0 LOB: 0 BB: 0 P: 3	R: 1 E: 0 K: 0 S: 4 H: 1 LOB: 1 BB: 1 P: 8	R: 0 E: 0 K: 0 S: 4 H: 1 LOB: 1 BB: 0 P: 4	1B: 5 2B: 1 3B: 2 HR: 0	SF: 0 SAC: 1 DP: 1 HBP: 0						

TOP

Boston Braves @ Pittsburgh Pirates

Forbes Field, Pittsburgh, PA

Sun Jul 13 1952, 3:38 AM EDT

Att. 12,373 - Unknown - 90 F

livebaseballscorecards.com

AB	30
R	2
H	7
RBI	2
BB	1
SO	5
LOB	8

PITCHER		IP	WLS	BF	H	R	ER	SO	BB	IBB	HBP	BLK	WP	HR	S	P	ERA	WHIP
Woody Main, R ERA: 3.61	(1, 1)	7.0		23	5	1	1	5	0	0	0	0	0	0	33	33	1.29	0.714
Ted Wilks, R ERA: 2.25	(8, 1)	2.0	L	9	2	1	1	0	1	0	0	0	0	0	8	12	4.50	1.500

PITCHER		IP	WLS	BF	H	R	ER	SO	BB	IBB	HBP	BLK	WP	HR	S	P	ERA	WHIP

Boston Braves @ Pittsburgh Pirates

Forbes Field, Pittsburgh, PA

Sun Jul 13 1952, 3:38 AM EDT

Att. 12,373 - Unknown - 90 F

BOTTOM

Batter	1	2	3	4	5	6	7	8	9	AB	R	H	RBI	BB	SO	LOB
Pete Castiglione, R (1, 5) OBP: 0.321, SLG: 0.366	6-3		F9		SH3-4, BB		F9			3	0	0	0	1	0	1
Dick Groat, R (1, 6) OBP: 0.290, SLG: 0.237	1B, 1B		FC4-6, 1B		SH3-4		2-H, 1B			3	0	3	1	0	0	0
George Metkovich, L (1, 8) OBP: 0.359, SLG: 0.394	1-H, 1B		FC4-6 1-2f		F5		F5			4	0	1	0	0	0	3
Ralph Kiner, R (1, 7) OBP: 0.407, SLG: 0.465	F8		L7		F4			L7		4	0	0	0	0	0	3
Gus Bell, L (1, 9) OBP: 0.297, SLG: 0.422		BB, 1B		2B		F6		G3		4	0	2	0	0	0	0
Clyde McCullough, R (1, 2) OBP: 0.207, SLG: 0.193 Joe Garagiola, L (8, PH) OBP: 0.341, SLG: 0.359 (9, 2)	F7		F8		F7			P1		3 1	0 0	0 0	0 0	0 0	0 0	2 0
George Strickland, R (1, 4) OBP: 0.262, SLG: 0.295	1-2, BB		6-3		F9				F8	3	0	0	0	1	0	1
Tony Bartirome, L (1, 3) OBP: 0.244, SLG: 0.236 Jack Merson, R (9, PH) OBP: 0.300, SLG: 0.377	K		BB			SH3-4, 1B, 1B		5-3		2 1	1 0	1 0	0 0	1 0	1 0	2 0
Woody Main, R (1, 1) OBP: 0.050, SLG: 0.050 Clem Koshorek, R (7, PH) OBP: 0.310, SLG: 0.310 Ted Wilks, R (8, 1) OBP: 0.125, SLG: 0.125 Ed Fitz Gerald, R (9, PH) OBP: 0.293, SLG: 0.316	K		F4			SH3-4 1-2			K	2 0 0 1	0 0 0 0	0 0 0 0	0 0 0 0	1 0 0 1	4 0 0 0	0 0 0 0
Inning Stats	R: 0 E: 0 K: 0 S: 4 H: 2 LOB: 1 BB: 0 P: 4	R: 0 E: 0 K: 2 S: 8 H: 1 LOB: 2 BB: 1 P: 12	R: 0 E: 0 K: 0 S: 4 H: 1 LOB: 1 BB: 0 P: 4	R: 0 E: 0 K: 0 S: 4 H: 1 LOB: 2 BB: 1 P: 8	R: 0 E: 0 K: 0 S: 3 H: 0 LOB: 1 BB: 1 P: 7	R: 0 E: 0 K: 0 S: 3 H: 0 LOB: 0 BB: 0 P: 3	R: 1 E: 0 K: 0 S: 5 H: 2 LOB: 1 BB: 0 P: 5	R: 0 E: 0 K: 0 S: 3 H: 0 LOB: 0 BB: 0 P: 3	R: 0 E: 0 K: 1 S: 5 H: 0 LOB: 0 BB: 0 P: 5	1B: 6 2B: 1 3B: 0 HR: 0 SF: 0 SAC: 2 DP: 0 HBP: 0				WP: 0 PB: 0 SB: 0 CS: 0	PA: 36	

livebaseballscorecards.com

AB	31
R	1
H	7
RBI	1
BB	3
SO	3
LOB	16

PITCHER	IP	WLS	BF	H	R	ER	SO	BB	IBB	HBP	BLK	WP	HR	S	P	ERA	WHIP
Virgil Jester, R (1, 1) ERA: 2.41	9.0	W	36	7	1	1	3	3	0	0	0	0	0	39	51	1.00	1.111

PITCHER	IP	WLS	BF	H	R	ER	SO	BB	IBB	HBP	BLK	WP	HR	S	P	ERA	WHIP

Boston Braves @ Chicago Cubs

Wrigley Field, Chicago, IL

Tue Jul 15 1952, 3:33 AM CDT

Att. 6,694 - Overcast

TOP

livebaseballscorecards.com

Batter	1	2	3	4	5	6	7	8	9	AB	R	H	RBI	BB	SO	LOB
Sam Jethroe, S (1, 8) OBP: 0.345, SLG: 0.430	5-3		K		SH1-4 BB 1B BB		4-3 1-2 2-3		K	4	1	0	1	2	2	3
Johnny Logan, R (1, 6) OBP: 0.352, SLG: 0.376	K		F3		SH1-4 1B		5-3			4	0	1	1	0	1	2
Earl Torgeson, L (1, 3) OBP: 0.366, SLG: 0.310	3-1		L7		K 4-3		K			5	0	0	0	0	2	6
Sid Gordon, R (1, 7) OBP: 0.389, SLG: 0.481		F9		HR BB	E6 BB 1B BB 2-H		K	F3		4	2	0	0	1	1	0
Walker Cooper, R (1, 2) OBP: 0.313, SLG: 0.387		6-3		1-H HR	BB BB BB 1-2 1B		5-3	6-3		5	2	2	2	0	0	0
Eddie Mathews, L (1, 5) OBP: 0.310, SLG: 0.441		1B 1B BB		F6	BB BB E BB 1-2 2-3		3-1	F2		3	2	0	0	2	0	0
Jack Dittmer, L (1, 4) OBP: 0.180, SLG: 0.219		1B 1-3 1B		BB	E BB BB BB 1-2 2-3 3-H		1B WP E 1B		3-1	3	2	2	1	2	0	0
Jack Daniels, L (1, 9) OBP: 0.267, SLG: 0.266		1-3 3-H 1B		F8	BB E 1B BB 1-2 2-3 3-H		4-3 E 1-3 1B		4-3	4	1	2	2	1	0	1
Jim Wilson, R (1, 1) OBP: 0.140, SLG: 0.143		K		F7	E6 1B BB 1-2 2-3 3-H		E6 4-3 1-2 3-H		1B	5	0	1	0	0	1	6

Inning Stats	R: 0 E: 0 K: 1 S: 5	H: 0 LOB: 0 BB: 0 P: 5	R: 1 E: 0 K: 1 S: 7	H: 2 LOB: 2 BB: 1 P: 11	R: 0 E: 0 K: 1 S: 5	H: 0 LOB: 0 BB: 0 P: 5	R: 2 E: 0 K: 0 S: 4	H: 1 LOB: 1 BB: 2 P: 12	R: 6 E: 2 K: 1 S: 9	H: 2 LOB: 3 BB: 5 P: 29	R: 0 E: 0 K: 1 S: 5	H: 0 LOB: 0 BB: 0 P: 5	R: 1 E: 1 K: 1 S: 8	H: 2 LOB: 2 BB: 0 P: 8	R: 0 E: 0 K: 0 S: 3	H: 0 LOB: 0 BB: 0 P: 3	R: 0 E: 0 K: 1 S: 6	H: 1 LOB: 1 BB: 0 P: 6	1B: 7 2B: 0 3B: 0 HR: 1	SF: 0 SAC: 1 DP: 0 HBP: 0	WP: 1 PB: 0 SB: 0 CS: 0	PA: 46

	AB	37
	R	10
	H	8
	RBI	7
	BB	8
	SO	7
	LOB	18

PITCHER		IP	WLS	BF	H	R	ER	SO	BB	IBB	HBP	BLK	WP	HR	S	P	ERA	WHIP
Turk Lown, R ERA: 5.12	(1, 1)	4.2	L	25	4	8	3	4	6	0	0	0	0	1	27	51	5.79	2.143
Willie Ramsdell, R ERA: 2.42	(5, 1)	0.0		3	0	0	0	0	2	0	0	0	0	0	1	9	∞	∞
Bob Kelly, R ERA: 4.09	(5, 1)	3.1		14	3	2	0	2	0	0	0	0	1	0	18	18	0.00	0.900
Dick Manville, R ERA: 18.0	(9, 1)	1.0		4	1	0	0	1	0	0	0	0	0	0	6	6	0.00	1.000

PITCHER		IP	WLS	BF	H	R	ER	SO	BB	IBB	HBP	BLK	WP	HR	S	P	ERA	WHIP

Batter	1	2	3	4	5	6	7	8	9	AB	R	H	RBI	BB	SO	LOB
Bob Addis, L (1, 8) OBP: 0.399, SLG: 0.424	FC3-6, 1B, 2B, 1B	1-3, 2-H, 1B		4-3			G5-4-3, 1B	F8		5	1	3	1	0	0	2
Eddie Miksis, R (1, 4) OBP: 0.281, SLG: 0.312	FC3-6, 1-2, 1B	K			5-3		G5-4-3, 1-2f		3-1	5	0	1	0	0	1	3
Gene Hermanski, L (1, 9) OBP: 0.332, SLG: 0.358	FC3-6, 2B, 1-2f, 2-3	F6			F8		1B, 2B		F5	5	1	1	0	0	0	4
Hank Sauer, R (1, 7) OBP: 0.365, SLG: 0.580	1-3, 3-H, 2B		F4		1B		1B, 2-H, 1B		F8	5	0	3	2	0	0	0
Toby Atwell, L (1, 2) OBP: 0.403, SLG: 0.417 Johnny Pramesa, R (7, 2) OBP: 0.326, SLG: 0.375	G4-6-3, IBB	G1-6-3, 1B			4-3		1-2, 1B			2	0	1	0	1	0	1
										1	0	1	0	0	0	0
Dee Fondy, L (1, 3) OBP: 0.332, SLG: 0.428	G4-6-3, 1-2f	G1-6-3, 1-2f				1B	K			4	0	1	0	0	1	6
Bill Serena, R (1, 5) OBP: 0.351, SLG: 0.519		F8		1B		F8		WP, 2B		4	0	2	0	0	0	1
Roy Smalley, R (1, 6) OBP: 0.276, SLG: 0.353		1B, 1B, 1B		F9		F8		F6, 2-3		4	1	1	0	0	0	3
Turk Lown, R (1, 1) OBP: 0.161, SLG: 0.133 Willie Ramsdell, R (5, 1) OBP: 0.105, SLG: 0.111 Bob Kelly, R (5, 1) OBP: 0.333, SLG: 0.333 Randy Jackson, R (8, PH) OBP: 0.264, SLG: 0.363 Dick Manville, R (9, 1)	1B, 1-2, 1B			B3			K	K		2	0	1	0	0	0	1
										0	0	0	0	0	0	0
										1	0	0	0	0	1	1
										1	0	0	0	0	1	1
										0	0	0	0	0	0	0
Inning Stats	R: 1, E: 0, K: 0, S: 5; H: 3, LOB: 2, BB: 1, P: 9	R: 1, E: 0, K: 1, S: 8; H: 3, LOB: 2, BB: 0, P: 8	R: 0, E: 0, K: 0, S: 3; H: 1, LOB: 0, BB: 0, P: 3	R: 0, E: 0, K: 0, S: 4; H: 1, LOB: 1, BB: 0, P: 4	R: 0, E: 0, K: 0, S: 4; H: 1, LOB: 1, BB: 0, P: 4	R: 0, E: 0, K: 1, S: 6; H: 1, LOB: 1, BB: 0, P: 6	R: 1, E: 0, K: 1, S: 8; H: 4, LOB: 2, BB: 0, P: 8	R: 0, E: 0, K: 1, S: 6; H: 1, LOB: 1, BB: 0, P: 6	R: 0, E: 0, K: 0, S: 3; H: 0, LOB: 0, BB: 0, P: 3	1B: 12, 2B: 3, 3B: 0, HR: 0	SF: 0, SAC: 0, DP: 3, HBP: 0					

PITCHER	IP	WLS	BF	H	R	ER	SO	BB	IBB	HBP	BLK	WP	HR	S	P	ERA	WHIP
Jim Wilson, R (1, 1) ERA: 3.61	9.0	W	40	15	3	3	4	0	1	0	0	1	0	47	51	3.00	1.667

PITCHER	IP	WLS	BF	H	R	ER	SO	BB	IBB	HBP	BLK	WP	HR	S	P	ERA	WHIP

BOTTOM

Boston Braves @ Chicago Cubs

Wrigley Field, Chicago, IL

Tue Jul 15 1952, 3:33 AM CDT

Att. 6,694 - Overcast

livebaseballscorecards.com

AB	39
R	3
H	15
RBI	3
BB	1
SO	4
LOB	23

WP: 1	PA: 40		
PB: 0			
SB: 0			
CS: 0			

Batter	1	2	3	4	5	6	7	8	9	AB	R	H	RBI	BB	SO	LOB
Sam Jethroe, S (1, 8) OBP: 0.345, SLG: 0.430										0	0	0	0	0	0	0
Johnny Logan, R (1, 6) OBP: 0.352, SLG: 0.376										0	0	0	0	0	0	0
Earl Torgeson, L (1, 3) OBP: 0.366, SLG: 0.310										0	0	0	0	0	0	0
Sid Gordon, R (1, 7) OBP: 0.389, SLG: 0.481										0	0	0	0	0	0	0
Walker Cooper, R (1, 2) OBP: 0.313, SLG: 0.387										0	0	0	0	0	0	0
Eddie Mathews, L (1, 5) OBP: 0.310, SLG: 0.441										0	0	0	0	0	0	0
Jack Dittmer, L (1, 4) OBP: 0.180, SLG: 0.219										0	0	0	0	0	0	0
Jack Daniels, L (1, 9) OBP: 0.267, SLG: 0.266										0	0	0	0	0	0	0
Warren Spahn, L (1, 1) OBP: 0.262, SLG: 0.417										0	0	0	0	0	0	0
Inning Stats										1B: 0 2B: 0 3B: 0 HR: 0				SF: 0 SAC: 0 DP: 0 HBP: 0		

TOP

Boston Braves @ Chicago Cubs

Wrigley Field, Chicago, IL

Wed Jul 16 1952, 3:33 AM CDT

Att. 6,899 - Unknown

livebaseballscorecards.com

AB	0
R	0
H	0
RBI	0
BB	0
SO	0
LOB	0

WP: 0 PA: 0
PB: 0
SB: 0
CS: 0

PITCHER	IP	WLS	BF	H	R	ER	SO	BB	IBB	HBP	BLK	WP	HR	S	P	ERA	WHIP
Johnny Klippstein, R (1, 1) ERA: 5.15	0.0		0	0	0	0	0	0	0	0	0	0	0	0	0	∞	∞

PITCHER	IP	WLS	BF	H	R	ER	SO	BB	IBB	HBP	BLK	WP	HR	S	P	ERA	WHIP

Batter	1	2	3	4	5	6	7	8	9	AB	R	H	RBI	BB	SO	LOB
Bob Addis, L (1, 9) OBP: 0.399, SLG: 0.424										0	0	0	0	0	0	0
Eddie Miksis, R (1, 4) OBP: 0.281, SLG: 0.312										0	0	0	0	0	0	0
Bill Serena, R (1, 5) OBP: 0.351, SLG: 0.519										0	0	0	0	0	0	0
Hank Sauer, R (1, 7) OBP: 0.365, SLG: 0.580										0	0	0	0	0	0	0
Johnny Pramesa, R (1, 2) OBP: 0.326, SLG: 0.375										0	0	0	0	0	0	0
Dee Fondy, L (1, 3) OBP: 0.332, SLG: 0.428										0	0	0	0	0	0	0
Hal Jeffcoat, R (1, 8) OBP: 0.236, SLG: 0.325										0	0	0	0	0	0	0
Roy Smalley, R (1, 6) OBP: 0.276, SLG: 0.353										0	0	0	0	0	0	0
Johnny Klippstein, R (1, 1) OBP: 0.265, SLG: 0.273										0	0	0	0	0	0	0
Inning Stats										1B: 0 2B: 0 3B: 0 HR: 0		SF: 0 SAC: 0 DP: 0 HBP: 0		WP: 0 PB: 0 SB: 0 CS: 0		PA: 0

PITCHER	IP	WLS	BF	H	R	ER	SO	BB	IBB	HBP	BLK	WP	HR	S	P	ERA	WHIP
Warren Spahn, L (1, 1) ERA: 3.03	0.0		0	0	0	0	0	0	0	0	0	0	0	0	0	∞	∞

PITCHER	IP	WLS	BF	H	R	ER	SO	BB	IBB	HBP	BLK	WP	HR	S	P	ERA	WHIP

BOTTOM

Boston Braves @ Chicago Cubs

Wrigley Field, Chicago, IL

Wed Jul 16 1952, 3:33 AM CDT

Att. 6,899 - Unknown

livebaseballscorecards.com

AB	0
R	0
H	0
RBI	0
BB	0
SO	0
LOB	0

Batter	1	2	3	4	5	6	7	8	9	AB	R	H	RBI	BB	SO	LOB
Sam Jethroe, S (1, 8) OBP: 0.340, SLG: 0.423	SSS 0-3 ① K		x 0-0 ② F4		x 0-0 ③ L8 1-2		x 0-0 ③ F7			4	0	0	0	0	1	3
Johnny Logan, R (1, 6) OBP: 0.354, SLG: 0.392	x 0-0 ② 4-3		x 0-0 ③ 1-H 2B			x 0-0 ① F9		x 0-0 2B		4	0	2	0	0	0	0
Earl Torgeson, L (1, 3) OBP: 0.361, SLG: 0.302	x 0-0 ③ F8			x 0-0 ① F6		x 0-0 ② 1-3		x 0-0 ① F5		4	0	0	0	0	0	1
Walker Cooper, R (1, 2) OBP: 0.312, SLG: 0.379		x 0-0 ① 6-3		x 0-0 ② 6-3		x 0-0 1B		BBB 4-0 G1-4-3 BB		3	0	1	0	1	0	0
Sid Gordon, R (1, 7) OBP: 0.387, SLG: 0.476		x 0-0 1B		x 0-0 1B		x 0-0 ③ 6-3		x 0-0 ②③ G1-4-3 1-2f		4	0	2	0	0	0	3
Eddie Mathews, L (1, 5) OBP: 0.313, SLG: 0.440		x 0-0 ② F8		x 0-0 ③ F3			x 0-0 4-3 SH1-4 1B 1B		x 0-0 SH1-4 1B	4	1	2	0	0	0	2
Sibby Sisti, R (1, 9) OBP: 0.278, SLG: 0.313 Jack Daniels, L (7, 9) OBP: 0.275, SLG: 0.265		x 0-0 ③ F8			BBB 4-0 S BB		x 0-0 ① SH1-4 1-2		x 0-0 ① SH1-4 1-2	1 0	0 0	0 0	0 0	1 0	0 0	1 0
Jack Dittmer, L (1, 4) OBP: 0.191, SLG: 0.212			x 0-0 2B 1B		x 0-0 ① B1		x 0-0 ② 4-3 2-3		x 0-0 ② F9	4	0	1	0	0	0	3
Vern Bickford, R (1, 1) OBP: 0.231, SLG: 0.256			x 0-0 ① B1		x 0-0 ② F7		x 0-0 3-H 1B		x 0-0 ③ 6-3	4	0	1	1	0	0	3
Inning Stats	R: 0 H: 0 E: 0 LOB: 0 K: 1 BB: 0 S: 5 P: 5	R: 0 H: 1 E: 0 LOB: 1 K: 0 BB: 0 S: 4 P: 4	R: 0 H: 2 E: 0 LOB: 2 K: 0 BB: 0 S: 4 P: 4	R: 0 H: 1 E: 0 LOB: 1 K: 0 BB: 0 S: 4 P: 4	R: 0 H: 0 E: 0 LOB: 1 K: 0 BB: 1 S: 3 P: 7	R: 0 H: 1 E: 0 LOB: 1 K: 0 BB: 0 S: 4 P: 4	R: 1 H: 2 E: 0 LOB: 1 K: 0 BB: 0 S: 5 P: 5	R: 0 H: 1 E: 0 LOB: 1 K: 0 BB: 1 S: 3 P: 7	R: 0 H: 1 E: 0 LOB: 1 K: 0 BB: 0 S: 4 P: 4	1B: 7 SF: 0 2B: 2 SAC: 2 3B: 0 DP: 1 HR: 0 HBP: 0						

TOP

Boston Braves @ Chicago Cubs

Wrigley Field, Chicago, IL

Thu Jul 17 1952, 3:33 AM CDT

Att. 5,963 - Unknown

livebaseballscorecards.com

AB	32
R	1
H	9
RBI	1
BB	2
SO	1
LOB	16

WP: 0 PA: 36
PB: 0
SB: 1
CS: 0

PITCHER	IP	WLS	BF	H	R	ER	SO	BB	IBB	HBP	BLK	WP	HR	S	P	ERA	WHIP
Paul Minner, L (1, 1) ERA: 3.07	9.0	L	36	9	1	1	1	2	0	0	0	0	0	36	44	1.00	1.222

PITCHER	IP	WLS	BF	H	R	ER	SO	BB	IBB	HBP	BLK	WP	HR	S	P	ERA	WHIP

BOTTOM

Boston Braves @ Chicago Cubs

Wrigley Field, Chicago, IL

Thu Jul 17 1952, 3:33 AM CDT

Att. 5,963 - Unknown

livebaseballscorecards.com

Batter	1	2	3	4	5	6	7	8	9	AB	R	H	RBI	BB	SO	LOB
Bob Addis, L (1, 9) OBP: 0.392, SLG: 0.414	2B		4-3 2-3			F8	FC6-4 BB		G3	4	0	1	0	1	0	3
Eddie Miksis, R (1, 4) OBP: 0.273, SLG: 0.302	5-3		F9			5-3	FC6-4 1-2f			4	0	0	0	0	0	5
Dee Fondy, L (1, 3) OBP: 0.336, SLG: 0.426	4-3			4-3		BB		G6-4-3 BB		2	0	0	0	2	0	1
Hank Sauer, R (1, 7) OBP: 0.363, SLG: 0.574	F7			G4-6-3 1B		BB 1-2		G6-4-3 1-2f		3	0	1	0	1	0	2
Toby Atwell, L (1, 2) OBP: 0.400, SLG: 0.413		G4-6-3 1B		G4-6-3 1-2f		F7		F7		4	0	1	0	0	0	3
Bill Serena, R (1, 5) OBP: 0.359, SLG: 0.512		G4-6-3 1-2f			F6		F9		FC5-4 1B	4	0	1	0	0	0	1
Hal Jeffcoat, R (1, 8) OBP: 0.246, SLG: 0.330		F9			2B		G3 1B BB		FC5-4 1B 1-2f	3	0	1	0	1	0	1
Roy Smalley, R (1, 6) OBP: 0.273, SLG: 0.343			4-3 SH5-3 BB		F9		G3 1-2 1B		1-2 1B	1	0	0	0	1	0	1
Gene Hermanski, L (7, PH) OBP: 0.335, SLG: 0.361										1	0	1	0	0	0	0
Tommy Brown, R (7, PR) OBP: 0.281, SLG: 0.250 (8, 6)										1	0	1	0	0	0	0
Paul Minner, L (1, 1) OBP: 0.271, SLG: 0.409			SH5-3 1-2		F7		G3 1-2 2-3		F7	2	0	0	0	0	0	3
Phil Cavarretta, L (9, PH) OBP: 0.350, SLG: 0.314										1	0	0	0	0	0	2

	AB	30
	R	0
	H	7
	RBI	0
	BB	6
	SO	0
	LOB	22

Inning Stats	1	2	3	4	5	6	7	8	9
	R: 0 E: 0 K: 0 S: 4	H: 1 LOB: 1 BB: 0 P: 4	R: 0 E: 0 K: 0 S: 3	H: 1 LOB: 0 BB: 0 P: 3	R: 0 E: 0 K: 0 S: 3	H: 0 LOB: 1 BB: 1 P: 7	R: 0 E: 0 K: 0 S: 3	H: 1 LOB: 0 BB: 0 P: 3	R: 0 E: 0 K: 0 S: 4	H: 1 LOB: 1 BB: 0 P: 4	R: 0 E: 0 K: 0 S: 3	H: 0 LOB: 2 BB: 2 P: 11	R: 0 E: 0 K: 0 S: 4	H: 1 LOB: 3 BB: 2 P: 12	R: 0 E: 0 K: 0 S: 2	H: 0 LOB: 0 BB: 1 P: 6	R: 0 E: 0 K: 0 S: 5	H: 2 LOB: 2 BB: 0 P: 5

	1B: 5	SF: 0	WP: 0	PA: 37
	2B: 2	SAC: 1	PB: 0	
	3B: 0	DP: 3	SB: 0	
	HR: 0	HBP: 0	CS: 0	

PITCHER		IP	WLS	BF	H	R	ER	SO	BB	IBB	HBP	BLK	WP	HR	S	P	ERA	WHIP
Vern Bickford, R ERA: 3.55	(1, 1)	9.0	W	37	7	0	0	0	6	0	0	0	0	0	31	55	0.00	1.444

PITCHER	IP	WLS	BF	H	R	ER	SO	BB	IBB	HBP	BLK	WP	HR	S	P	ERA	WHIP

Boston Braves @ St. Louis Cardinals

Sportsman's Park, St. Louis, MO

Fri Jul 18 1952, 4:33 AM EDT

Att. 8,535 - Unknown

livebaseballscorecards.com

Batter	1	2	3	4	5	6	7	8	9	AB	R	H	RBI	BB	SO	LOB
Sam Jethroe, S (1, 8) OBP: 0.339, SLG: 0.421	SSS 0-3 ① K		x 0-0 G4-6-3 1B		SSS 0-3 ① K			x 0-0 ① L8		4	0	1	0	0	2	0
Johnny Logan, R (1, 6) OBP: 0.346, SLG: 0.383	x 0-0 ② 5-3		x 0-0 ① F9		SSS 0-3 ② K			x 0-0 ② 5-3		4	0	0	0	0	1	1
Earl Torgeson, L (1, 3) OBP: 0.359, SLG: 0.297	BBBB 4-0 BB		x 0-0 ② ③ G4-6-3 1-2f		x 0-0 ③ F8			SSS 0-3 ③ K		3	0	0	0	1	1	1
Walker Cooper, R (1, 2) OBP: 0.307, SLG: 0.372	x 0-0 ③ F4			x 0-0 ① 4-3		x 0-0 ① 1-3			x 0-0 ① F9	3	0	0	0	0	0	1
Paul Burris, R (6, 2) OBP: 0.258, SLG: 0.339										1	0	0	0	0	0	0
Sid Gordon, R (1, 7) OBP: 0.389, SLG: 0.487		x 0-0 FC3-6 1B 1B		x 0-0 HR		x 0-0 ② 6-3			x 0-0 E6 G3-6-1	4	1	2	1	0	0	0
Eddie Mathews, L (1, 5) OBP: 0.312, SLG: 0.437		x 0-0 FC3-6 1-2 1B		x 0-0 ② F9		SSS 0-3 ③ K			x 0-0 ② ③ G3-6-1 1-2f	4	0	1	0	0	1	1
Sibby Sisti, R (1, 9) OBP: 0.279, SLG: 0.313		x 0-0 ① F7		x 0-0 E5 1B 1B			SSS 0-3 ① K			3	1	1	0	0	1	2
Jack Dittmer, L (1, 4) OBP: 0.195, SLG: 0.215		x 0-0 ② FC3-6 1-2f 2-3		x 0-0 2-H 1B			x 0-0 ② F9			3	0	1	1	0	0	2
Max Surkont, R (1, 1) OBP: 0.143, SLG: 0.176		x 0-0 ③ F3		SSS 0-3 ③ K			x 0-0 ③ 1-3			2	0	0	0	0	1	3
Bob Chipman, L (6, 1)										1	0	0	0	0	0	0

Inning Stats	1	2	3	4	5	6	7	8	9		
	R: 0 H: 0	R: 0 H: 2	R: 0 H: 1	R: 2 H: 3	R: 0 H: 0	R: 0 H: 0	R: 0 H: 0	R: 0 H: 0	R: 0 H: 0	1B: 5 SF: 0	WP: 0 PA: 33
	E: 0 LOB: 1	E: 0 LOB: 2	E: 0 LOB: 0	E: 1 LOB: 1	E: 0 LOB: 0	E: 0 LOB: 0	E: 0 LOB: 0	E: 0 LOB: 0	E: 1 LOB: 0	2B: 0 SAC: 0	PB: 0
	K: 1 BB: 1	K: 0 BB: 0	K: 0 BB: 0	K: 1 BB: 0	K: 2 BB: 0	K: 1 BB: 0	K: 1 BB: 0	K: 1 BB: 0	K: 0 BB: 0	3B: 0 DP: 2	SB: 0
	S: 5 P: 9	S: 5 P: 5	S: 3 P: 3	S: 8 P: 8	S: 7 P: 7	S: 5 P: 5	S: 5 P: 5	S: 5 P: 5	S: 3 P: 3	HR: 1 HBP: 0	CS: 0

PITCHER		IP	WLS	BF	H	R	ER	SO	BB	IBB	HBP	BLK	WP	HR	S	P	ERA	WHIP
Harry Brecheen, L (1, 1) ERA: 2.92		9.0	W	33	6	2	1	7	1	0	0	0	0	1	46	50	1.00	0.778

PITCHER	IP	WLS	BF	H	R	ER	SO	BB	IBB	HBP	BLK	WP	HR	S	P	ERA	WHIP

TOP	
AB	32
R	2
H	6
RBI	2
BB	1
SO	7
LOB	11

Batter	1	2	3	4	5	6	7	8	9	AB	R	H	RBI	BB	SO	LOB
Solly Hemus, L (1, 6) OBP: 0.388, SLG: 0.395	K		F8	F8		6-3		1B		5	0	1	0	0	1	3
Red Schoendienst, S (1, 4) OBP: 0.311, SLG: 0.374	6-3		K	4-3		F8		F8		5	0	0	0	0	1	4
Stan Musial, L (1, 8) OBP: 0.442, SLG: 0.511	3B 1B		1B 2B BB 1-2		2B HR 1B	1B				3	3	3	0	1	0	0
Enos Slaughter, L (1, 9) OBP: 0.403, SLG: 0.451	1-H 3B		2B 1B 1-2 2-H		K	F5				4	0	2	2	0	1	2
Hal Rice, L (1, 7) OBP: 0.352, SLG: 0.475	6-3		2B 1-3 2-H		HR 2B 1-3		4-3			4	1	2	1	0	0	1
Del Rice, R (1, 2) OBP: 0.351, SLG: 0.448		F9	K		F6		5-3			4	0	0	0	0	1	4
Dick Sisler, L (1, 3) OBP: 0.319, SLG: 0.357		L9		4-1	HR IBB		3-1			3	1	0	0	1	0	0
Billy Johnson, R (1, 5) OBP: 0.340, SLG: 0.323		6-3		E 1B	1-H 2-H 3-H HR			F9		4	1	2	4	0	0	0
Harry Brecheen, L (1, 1) OBP: 0.259, SLG: 0.167			BB 1B 1B	FC4 1-2	K			5-3		4	1	1	0	0	1	1
Inning Stats	R: 1 H: 2 E: 0 LOB: 1 K: 1 BB: 0 S: 7 P: 7	R: 0 H: 0 E: 0 LOB: 0 K: 0 BB: 0 S: 3 P: 3	R: 2 H: 3 E: 0 LOB: 2 K: 2 BB: 1 S: 10 P: 14	R: 0 H: 1 E: 1 LOB: 2 K: 0 BB: 0 S: 5 P: 5	R: 4 H: 3 E: 0 LOB: 0 K: 2 BB: 1 S: 10 P: 14	R: 0 H: 1 E: 0 LOB: 1 K: 0 BB: 0 S: 4 P: 4	R: 0 H: 0 E: 0 LOB: 0 K: 0 BB: 0 S: 3 P: 3	R: 0 H: 1 E: 0 LOB: 1 K: 0 BB: 0 S: 4 P: 4		1B: 7 SF: 0 2B: 2 SAC: 0 3B: 1 DP: 0 HR: 1 HBP: 0						

PITCHER		IP	WLS	BF	H	R	ER	SO	BB	IBB	HBP	BLK	WP	HR	S	P	ERA	WHIP
Max Surkont, R ERA: 4.36	(1, 1)	5.0	L	27	9	7	7	5	1	1	0	0	0	1	35	43	12.60	2.000
Bob Chipman, L ERA: 2.35	(6, 1)	3.0		11	2	0	0	0	0	0	0	0	0	0	11	11	0.00	0.667

PITCHER	IP	WLS	BF	H	R	ER	SO	BB	IBB	HBP	BLK	WP	HR	S	P	ERA	WHIP

BOTTOM

Boston Braves @ St. Louis Cardinals

Sportsman's Park, St. Louis, MO

Fri Jul 18 1952, 4:33 AM EDT

Att. 8,535 - Unknown

livebaseballscorecards.com

AB	36
R	7
H	11
RBI	7
BB	2
SO	5
LOB	15

1B: 7	SF: 0	WP: 0	PA: 38
2B: 2	SAC: 0	PB: 0	
3B: 1	DP: 0	SB: 0	
HR: 1	HBP: 0	CS: 0	

Batter	1	2	3	4	5	6	7	8	9	AB	R	H	RBI	BB	SO	LOB
Sam Jethroe, S (1, 8) OBP: 0.339, SLG: 0.421										0	0	0	0	0	0	0
Johnny Logan, R (1, 6) OBP: 0.346, SLG: 0.383										0	0	0	0	0	0	0
Eddie Mathews, L (1, 5) OBP: 0.312, SLG: 0.437										0	0	0	0	0	0	0
Walker Cooper, R (1, 2) OBP: 0.307, SLG: 0.372										0	0	0	0	0	0	0
Sid Gordon, R (1, 7) OBP: 0.389, SLG: 0.487										0	0	0	0	0	0	0
George Crowe, L (1, 3) OBP: 0.333, SLG: 0.390										0	0	0	0	0	0	0
Sibby Sisti, R (1, 9) OBP: 0.279, SLG: 0.313										0	0	0	0	0	0	0
Jack Dittmer, L (1, 4) OBP: 0.195, SLG: 0.215										0	0	0	0	0	0	0
Jim Wilson, R (1, 1) OBP: 0.140, SLG: 0.143										0	0	0	0	0	0	0
Inning Stats										1B: 0 2B: 0 3B: 0 HR: 0			SF: 0 SAC: 0 DP: 0 HBP: 0			

Boston Braves @ St. Louis Cardinals

Sportsman's Park, St. Louis, MO

Sat Jul 19 1952, 4:33 AM EDT

Att. 12,833 - Unknown

TOP

livebaseballscorecards.com

AB	0
R	0
H	0
RBI	0
BB	0
SO	0
LOB	0

WP: 0 PA: 0
PB: 0
SB: 0
CS: 0

PITCHER	IP	WLS	BF	H	R	ER	SO	BB	IBB	HBP	BLK	WP	HR	S	P	ERA	WHIP
Al Brazle, L (1, 1) ERA: 1.28	0.0	L	0	0	0	0	0	0	0	0	0	0	0	0	0	∞	∞

PITCHER	IP	WLS	BF	H	R	ER	SO	BB	IBB	HBP	BLK	WP	HR	S	P	ERA	WHIP

Batter	1	2	3	4	5	6	7	8	9	AB	R	H	RBI	BB	SO	LOB
Solly Hemus, L (1, 6) OBP: 0.388, SLG: 0.395										0	0	0	0	0	0	0
Red Schoendienst, S (1, 4) OBP: 0.311, SLG: 0.374										0	0	0	0	0	0	0
Stan Musial, L (1, 8) OBP: 0.442, SLG: 0.511										0	0	0	0	0	0	0
Enos Slaughter, L (1, 9) OBP: 0.403, SLG: 0.451										0	0	0	0	0	0	0
Hal Rice, L (1, 7) OBP: 0.352, SLG: 0.475										0	0	0	0	0	0	0
Del Rice, R (1, 2) OBP: 0.351, SLG: 0.448										0	0	0	0	0	0	0
Dick Sisler, L (1, 3) OBP: 0.319, SLG: 0.357										0	0	0	0	0	0	0
Billy Johnson, R (1, 5) OBP: 0.340, SLG: 0.323										0	0	0	0	0	0	0
Al Brazle, L (1, 1) OBP: 0.235, SLG: 0.294										0	0	0	0	0	0	0
Inning Stats										1B: 0 2B: 0 3B: 0 HR: 0		SF: 0 SAC: 0 DP: 0 HBP: 0		WP: 0 PB: 0 SB: 0 CS: 0		PA: 0

PITCHER	IP	WLS	BF	H	R	ER	SO	BB	IBB	HBP	BLK	WP	HR	S	P	ERA	WHIP
Jim Wilson, R (1, 1) ERA: 3.61	0.0	W	0	0	0	0	0	0	0	0	0	0	0	0	0	∞	∞

PITCHER	IP	WLS	BF	H	R	ER	SO	BB	IBB	HBP	BLK	WP	HR	S	P	ERA	WHIP

Boston Braves @ St. Louis Cardinals

Sportsman's Park, St. Louis, MO

Sat Jul 19 1952, 4:33 AM EDT

Att. 12,833 - Unknown

BOTTOM

livebaseballscorecards.com

AB	0
R	0
H	0
RBI	0
BB	0
SO	0
LOB	0

Batter	1	2	3	4	5	6	7	8	9	AB	R	H	RBI	BB	SO	LOB
Sam Jethroe, S (1, 8) OBP: 0.338, SLG: 0.413	0-0 5-3 1B		0-0 ① F3		0-0 ② F8		BBB 4-0 SH1-4 BB		0-0 ② 1-3	4	0	1	0	1	0	3
Johnny Logan, R (1, 6) OBP: 0.340, SLG: 0.374	0-0 ① 5-3 1-2		0-0 ② F9		0-0 1-2 HR 1B		0-0 ① SH1-4 1-2		0-0 ③ L7	4	1	1	0	0	0	3
Eddie Mathews, L (1, 5) OBP: 0.307, SLG: 0.439	SSS 0-3 ② K		0-0 ③ L9		0-0 1-H 2-H HR		SSS 0-3 ② K			4	1	1	3	0	2	4
Walker Cooper, R (1, 2) OBP: 0.305, SLG: 0.364	0-0 ③ F7			0-0 1B 1B	0-0 ③ 4-3		0-0 ③ F8			4	0	1	0	0	0	2
Sid Gordon, R (1, 7) OBP: 0.391, SLG: 0.486		SSS 0-3 ① K		0-0 L9-3 1-2 1B		0-0 SH1-4 BB F9 1B		BBBB 4-0 G5-4-3 1B BB		3	1	2	0	1	1	0
George Crowe, L (1, 3) OBP: 0.347, SLG: 0.408		0-0 ② F8		SSS 0-3 ① K		BBB 4-0 SH1-4 1-2 BB		0-0 G5-4-3 1-2 1B		3	0	1	0	1	1	2
Sibby Sisti, R (1, 9) OBP: 0.275, SLG: 0.307		0-0 ③ F9		0-0 ②③ L9-3 1-2		0-0 ① SH1-4 1-2 2-3		0-0 ①② G5-4-3 1-2f 2-3		3	0	0	0	0	0	4
Jack Dittmer, L (1, 4) OBP: 0.215, SLG: 0.263			BBBB 4-0 BB BB		0-0 ① F6	0-0 ② F9 3-H		0-0 ③ 3-1		3	0	0	1	1	0	2
Warren Spahn, L (1, 1) OBP: 0.269, SLG: 0.400 Bob Thorpe, R (6, PH) OBP: 0.249, SLG: 0.332 Lew Burdette, R (6, 1) OBP: 0.154, SLG: 0.083 Paul Burris, R (9, PH) OBP: 0.254, SLG: 0.333			BBBB 4-0 1-2 BB		0-0 1B HR 1B	0-0 ③ F8			0-0 ① 4-3	1 1 0 1	1 0 0 0	1 0 0 0	0 0 0 0	1 0 0 0	0 0 0 0	0 1 0 0
Inning Stats	R: 0 E: 0 K: 1 S: 6 H: 1 LOB: 1 BB: 0 P: 6	R: 0 E: 0 K: 1 S: 5 H: 0 LOB: 0 BB: 0 P: 5	R: 0 E: 0 K: 0 S: 3 H: 0 LOB: 2 BB: 2 P: 11	R: 0 E: 0 K: 1 S: 6 H: 2 LOB: 1 BB: 0 P: 6	R: 3 E: 0 K: 0 S: 6 H: 3 LOB: 0 BB: 0 P: 6	R: 1 E: 0 K: 0 S: 4 H: 1 LOB: 1 BB: 1 P: 8	R: 0 E: 0 K: 1 S: 5 H: 0 LOB: 1 BB: 1 P: 9	R: 0 E: 0 K: 0 S: 3 H: 1 LOB: 1 BB: 1 P: 7	R: 0 E: 0 K: 0 S: 3 H: 0 LOB: 0 BB: 0 P: 3	1B: 7 2B: 1 3B: 0 HR: 1	SF: 0 SAC: 2 DP: 2 HBP: 0					

PITCHER		IP	WLS	BF	H	R	ER	SO	BB	IBB	HBP	BLK	WP	HR	S	P	ERA	WHIP
Vinegar Bend Mizell, L ERA: 4.08	(1, 1)	5.0	W	24	7	4	4	3	3	0	0	0	0	1	27	39	7.20	2.000
Cliff Chambers, L ERA: 3.77	(6, 1)	4.0	S	14	1	0	0	1	2	0	0	0	0	0	14	22	0.00	0.750

PITCHER	IP	WLS	BF	H	R	ER	SO	BB	IBB	HBP	BLK	WP	HR	S	P	ERA	WHIP

TOP

Boston Braves @ St. Louis Cardinals

Sportsman's Park, St. Louis, MO

Sun Jul 20 1952, 4:33 AM EDT
Att. 12,363 - Unknown - 100 F

livebaseballscorecards.com

AB	31
R	4
H	8
RBI	4
BB	5
SO	4
LOB	21

1B: 7	SF: 0	WP: 0	PA: 38
2B: 1	SAC: 2	PB: 0	
3B: 0	DP: 2	SB: 0	
HR: 1	HBP: 0	CS: 0	

Batter	1	2	3	4	5	6	7	8	9	AB	R	H	RBI	BB	SO	LOB
Solly Hemus, L (1, 6) OBP: 0.387, SLG: 0.404	3-1	PO HBP			G3		HR	G3 2-3		4	1	1	1	0	0	1
Red Schoendienst, S (1, 4) OBP: 0.314, SLG: 0.390	F9	PO 1-2	HR		FC6-4 1B		1B 3B	1B 3-H		5	2	4	2	0	0	0
Stan Musial, L (1, 8) OBP: 0.437, SLG: 0.511	F9		1-3		FC6-4 1-2f		4-3	F8		5	0	0	0	0	0	3
Enos Slaughter, L (1, 9) OBP: 0.402, SLG: 0.444		F8	1-3		1-3		BB G3 1B			3	0	0	0	1	0	1
Billy Johnson, R (1, 5) OBP: 0.343, SLG: 0.324		BB 2B	F3			F5	G3 1-2 3-H	1B		3	1	1	1	1	0	0
Hal Rice, L (1, 7) OBP: 0.353, SLG: 0.477		1B 1-H 2B		4-3		WP 1B	G3 1-2 2-3			4	1	2	1	0	0	2
Les Fusselman, R (1, 2) OBP: 0.182, SLG: 0.295		HR 2-H 1B		1B 1B		K 1-2	F9			4	1	2	1	0	1	3
Dick Sisler, L (1, 3) OBP: 0.322, SLG: 0.368		HR 1-H		G1-6-3 1-2 1B		BB		1-3		3	1	2	2	1	0	0
Vinegar Bend Mizell, R (1, 1) OBP: 0.083, SLG: 0.167 Cliff Chambers, L (6, 1) OBP: 0.304, SLG: 0.364		K		G1-6-3 1-2f		K		G3 1B 2B		2 2	0 1	0 1	0 0	0 0	1 1	2 2
Inning Stats	R: 0 E: 0 K: 0 S: 3 H: 0 LOB: 0 BB: 0 P: 3	R: 4 E: 0 K: 1 S: 7 H: 3 LOB: 0 BB: 1 P: 12	R: 1 E: 0 K: 0 S: 4 H: 1 LOB: 0 BB: 0 P: 4	R: 0 E: 0 K: 0 S: 4 H: 2 LOB: 1 BB: 0 P: 4	R: 0 E: 0 K: 0 S: 4 H: 1 LOB: 1 BB: 0 P: 4	R: 0 E: 0 K: 2 S: 8 H: 1 LOB: 2 BB: 1 P: 12	R: 2 E: 0 K: 0 S: 6 H: 3 LOB: 2 BB: 1 P: 10	R: 1 E: 0 K: 0 S: 5 H: 2 LOB: 1 BB: 0 P: 5		1B: 7 2B: 2 3B: 1 HR: 3 SF: 0 SAC: 0 DP: 1 HBP: 1						

PITCHER		IP	WLS	BF	H	R	ER	SO	BB	IBB	HBP	BLK	WP	HR	S	P	ERA	WHIP
Warren Spahn, L ERA: 3.14	(1, 1)	5.0	L	22	7	5	5	1	1	0	1	0	0	2	22	27	9.00	1.600
Lew Burdette, R ERA: 3.58	(6, 1)	3.0		17	6	3	3	2	2	0	0	0	1	1	19	27	9.00	2.667

PITCHER	IP	WLS	BF	H	R	ER	SO	BB	IBB	HBP	BLK	WP	HR	S	P	ERA	WHIP

BOTTOM

Boston Braves @ St. Louis Cardinals

Sportsman's Park, St. Louis, MO

Sun Jul 20 1952, 4:33 AM EDT
Att. 12,363 - Unknown - 100 F

livebaseballscorecards.com

AB	35
R	8
H	13
RBI	8
BB	3
SO	3
LOB	14

Chicago Cubs @ Boston Braves

Braves Field, Boston, MA

Tue Jul 22 1952, 3:33 AM EDT

Att. 5,280 - Unknown - 82 F

TOP

Batter	1	2	3	4	5	6	7	8	9	AB	R	H	RBI	BB	SO	LOB
Bob Addis, L (1, 9) OBP: 0.373, SLG: 0.392	3-1		1-3		4-3		4-3			4	0	0	0	0	0	1
Eddie Miksis, R (1, 4) OBP: 0.275, SLG: 0.310	F3			1B HR 1B	6-3			1B		4	1	2	0	0	0	0
Frank Baumholtz, L (1, 8) OBP: 0.375, SLG: 0.475	F7			1-3 5-3 HR 1B		4-3		F8		4	1	1	0	0	0	1
Hank Sauer, R (1, 7) OBP: 0.357, SLG: 0.568		F8		5-3 1-2		F8		K		4	0	0	0	0	1	3
Toby Atwell, L (1, 2) OBP: 0.414, SLG: 0.429		F6		HR IBB		1B		1-2 1B		3	1	2	0	1	0	0
Dee Fondy, L (1, 3) OBP: 0.339, SLG: 0.438		2B		1-H 2-H 3-H HR		F8		F8		4	1	2	4	0	0	3
Bill Serena, R (1, 5) OBP: 0.359, SLG: 0.517		F6		K			F8		K	4	0	0	0	0	2	1
Tommy Brown, R (1, 6) OBP: 0.279, SLG: 0.237			K	L5			BB		F7	3	0	0	0	1	1	0
Paul Minner, L (1, 1) OBP: 0.260, SLG: 0.391			F8		F7		F7		F8	2	0	0	0	0	0	0
Turk Lown, R (6, 1) OBP: 0.161, SLG: 0.133										0	0	0	0	0	0	0
Gene Hermanski, L (7, PH) OBP: 0.332, SLG: 0.357										1	0	0	0	0	0	1
Dutch Leonard, R (7, 1)										0	0	0	0	0	0	0
Randy Jackson, R (9, PH) OBP: 0.261, SLG: 0.359										1	0	0	0	0	0	0
Inning Stats	R: 0 E: 0 K: 0 S: 3 H: 0 LOB: 0 BB: 0 P: 3	R: 0 E: 0 K: 0 S: 4 H: 1 LOB: 1 BB: 0 P: 4	R: 0 E: 0 K: 1 S: 5 H: 0 LOB: 0 BB: 0 P: 5	R: 4 E: 0 K: 1 S: 8 H: 3 LOB: 0 BB: 1 P: 12	R: 0 E: 0 K: 0 S: 3 H: 0 LOB: 0 BB: 0 P: 3	R: 0 E: 0 K: 0 S: 4 H: 1 LOB: 1 BB: 0 P: 4	R: 0 E: 0 K: 0 S: 3 H: 0 LOB: 1 BB: 1 P: 7	R: 0 E: 0 K: 1 S: 7 H: 2 LOB: 2 BB: 0 P: 7	R: 0 E: 0 K: 1 S: 5 H: 0 LOB: 0 BB: 0 P: 5	1B: 5 2B: 1 3B: 0 HR: 1	SF: 0 SAC: 0 DP: 0 HBP: 0			WP: 0 PB: 0 SB: 0 CS: 0		PA: 36	

	AB	34
	R	4
	H	7
	RBI	4
	BB	2
	SO	4
	LOB	10

livebaseballscorecards.com

PITCHER	IP	WLS	BF	H	R	ER	SO	BB	IBB	HBP	BLK	WP	HR	S	P	ERA	WHIP
Vern Bickford, R (1, 1) ERA: 3.58	9.0	W	36	7	4	4	4	1	1	0	0	0	1	42	50	4.00	0.889

PITCHER	IP	WLS	BF	H	R	ER	SO	BB	IBB	HBP	BLK	WP	HR	S	P	ERA	WHIP

Batter	1	2	3	4	5	6	7	8	9	AB	R	H	RBI	BB	SO	LOB
Sam Jethroe, S (1, 8) OBP: 0.336, SLG: 0.408	1-3		F8		K		5-4-3 1B BB	F3		4	1	0	0	1	1	2
Johnny Logan, R (1, 6) OBP: 0.339, SLG: 0.371	F7			F9		SH5-3 BB FC6-4 1B	5-4-3 1-2			4	1	1	0	0	0	1
Eddie Mathews, L (1, 5) OBP: 0.307, SLG: 0.435	K			K		FC6-4 SH5-3 1-2 BLK BB	F7			3	1	0	0	1	2	1
Walker Cooper, R (1, 2) OBP: 0.305, SLG: 0.363		1-3		4-3		SH5-3 1-2 2-3	1B 2-H 1B			3	0	1	1	0	0	0
Sid Gordon, R (1, 7) OBP: 0.396, SLG: 0.491		K			6-3 HR 2B	FC6-4 IBB	1-2 1B			3	1	2	0	1	1	0
George Crowe, L (1, 3) OBP: 0.345, SLG: 0.404		1B			6-3 2-3	FC6-4 BLK 1B 1-2f 2-3 3-H	4-3			4	1	1	1	0	0	5
Sibby Sisti, R (1, 9) OBP: 0.282, SLG: 0.336 Jack Daniels, L (8, PH) OBP: 0.280, SLG: 0.271 (9, 9)	F9				HR 3-H	1B 1-H 3-H 1B		SH3-4 1B		3 1	1 0	2 1	3 0	0 0	0 0	1 0
Jack Dittmer, L (1, 4) OBP: 0.224, SLG: 0.271			F2		1B	1B 1-2		F9		4	0	2	0	0	0	1
Vern Bickford, R (1, 1) OBP: 0.214, SLG: 0.238			5-3		K	F9		SH3-4 1-2		3	0	0	0	0	1	3
Inning Stats	R: 0 H: 0 E: 0 LOB: 0 K: 1 BB: 0 S: 5 P: 5	R: 0 H: 1 E: 0 LOB: 1 K: 1 BB: 0 S: 6 P: 6	R: 0 H: 0 E: 0 LOB: 0 K: 0 BB: 0 S: 3 P: 3	R: 0 H: 0 E: 0 LOB: 0 K: 1 BB: 0 S: 5 P: 5	R: 2 H: 3 E: 0 LOB: 1 K: 2 BB: 0 S: 10 P: 10	R: 3 H: 3 E: 0 LOB: 2 K: 0 BB: 2 S: 6 P: 14	R: 1 H: 2 E: 0 LOB: 2 K: 0 BB: 1 S: 5 P: 9	R: 0 H: 1 E: 0 LOB: 1 K: 0 BB: 0 S: 4 P: 4		1B: 8 SF: 0 2B: 1 SAC: 2 3B: 0 DP: 0 HR: 1 HBP: 0						

Chicago Cubs @ Boston Braves

Braves Field, Boston, MA

Tue Jul 22 1952, 3:33 AM EDT

Att. 5,280 - Unknown - 82 F

BOTTOM

livebaseballscorecards.com

AB	32
R	6
H	10
RBI	5
BB	3
SO	5
LOB	14

WP: 0 PA: 37
PB: 0
SB: 0
CS: 0

PITCHER		IP	WLS	BF	H	R	ER	SO	BB	IBB	HBP	BLK	WP	HR	S	P	ERA	WHIP
Paul Minner, L ERA: 3.28	(1, 1)	5.2	L	26	7	5	5	5	1	1	0	1	0	1	34	42	7.94	1.412
Turk Lown, R ERA: 5.11	(6, 1)	0.1		1	0	0	0	0	0	0	0	0	0	0	1	1	0.00	0.000
Dutch Leonard, R ERA: 2.19	(7, 1)	2.0		10	3	1	1	0	1	0	0	0	0	0	9	13	4.50	2.000

PITCHER	IP	WLS	BF	H	R	ER	SO	BB	IBB	HBP	BLK	WP	HR	S	P	ERA	WHIP

Batter	1	2	3	4	5	6	7	8	9	AB	R	H	RBI	BB	SO	LOB
Bob Addis, L (1, 9) OBP: 0.370, SLG: 0.389	0-0 1B		0-0 ② F7	0-0 ③ F9		0-0 ② L9		0-0 E4 1-2 2-3		4	0	1	0	0	0	2
Hal Jeffcoat, R (7, 8) OBP: 0.250, SLG: 0.326										1	0	0	0	0	0	2
Eddie Miksis, R (1, 4) OBP: 0.277, SLG: 0.311	0-0 ① F9		0-0 1B		0-0 S 2B 1B	0-0 ③ 6-3		S S S 0-3 ② K		5	1	2	0	0	1	4
Frank Baumholtz, L (1, 8) OBP: 0.363, SLG: 0.458	0-0 ② F7		0-0 ③ F7		0-0 ① F9		0-0 ① 4-3	0-0 ③ F7		5	0	0	0	0	0	6
(7, 9)																
Hank Sauer, R (1, 7) OBP: 0.358, SLG: 0.569	S S S 0-3 ③ K			0-0 ① F7	0-0 1-H 1B 2B		0-0 5-3 1B 1B		S S S 0-3 ① K	5	2	2	1	0	2	1
Toby Atwell, L (1, 2) OBP: 0.409, SLG: 0.421		0-0 ① 4-3		0-0 ② F8	B B B B 4-0 1B BB		0-0 ② 5-3 1-2		0-0 ② F8	4	0	0	0	1	0	1
Dee Fondy, L (1, 3) OBP: 0.340, SLG: 0.437		0-0 ② 1-3		0-0 1B 1B 1B	0-0 ② F5		0-0 2-H CS 1B		0-0 ③ 6-3	5	1	2	1	0	0	2
Bill Serena, R (1, 5) OBP: 0.367, SLG: 0.520	S S S 0-3 ③ K			0-0 1-2 1B 1B	0-0 1-2 2-H 1B		0-0 ③ CS 1-2	B B B B 4-0 FC4-6 BB		3	1	2	1	1	1	0
Tommy Brown, R (1, 6) OBP: 0.292, SLG: 0.302	0-0 HR		0-0 1-2 2-H 1B		0-0 ③ F2			0-0 ① FC4-6 E 1B 1-2f		4	1	2	2	0	0	3
Bob Rush, R (1, 1) OBP: 0.333, SLG: 0.370	0-0 ① G3		0-0 1-2 2-H 1B			0-0 ① 6-3		0-0 E 1-2 1B		4	0	2	1	0	0	0
Inning Stats	R: 0 E: 0 K: 1 S: 6 H: 1 LOB: 1 BB: 0 P: 6	R: 0 E: 0 K: 1 S: 5 H: 0 LOB: 0 BB: 0 P: 5	R: 1 E: 0 K: 0 S: 5 H: 2 LOB: 1 BB: 0 P: 5	R: 2 E: 0 K: 0 S: 7 H: 4 LOB: 2 BB: 0 P: 7	R: 2 E: 0 K: 0 S: 6 H: 3 LOB: 2 BB: 1 P: 10	R: 0 E: 0 K: 0 S: 3 H: 0 LOB: 0 BB: 0 P: 3	R: 1 E: 0 K: 0 S: 4 H: 2 LOB: 0 BB: 0 P: 4	R: 0 E: 1 K: 1 S: 7 H: 1 LOB: 3 BB: 1 P: 11	R: 0 E: 0 K: 1 S: 5 H: 0 LOB: 0 BB: 0 P: 5	1B: 11 2B: 1 3B: 0 HR: 1	SF: 0 SAC: 0 DP: 0 HBP: 0					

TOP

Chicago Cubs @ Boston Braves

Braves Field, Boston, MA

Wed Jul 23 1952, 3:33 AM EDT

Att. 4,308 - Unknown - 86 F

livebaseballscorecards.com

AB	40
R	6
H	13
RBI	6
BB	2
SO	4
LOB	21

PITCHER		IP	WLS	BF	H	R	ER	SO	BB	IBB	HBP	BLK	WP	HR	S	P	ERA	WHIP
Max Surkont, R ERA: 4.59	(1, 1)	4.1	L	22	9	5	5	2	0	0	0	0	0	1	26	26	10.38	2.077
Ernie Johnson, R ERA: 5.3	(5, 1)	0.2		4	1	0	0	0	1	0	0	0	0	0	3	7	0.00	3.000
Bob Chipman, L ERA: 2.6	(6, 1)	2.0		7	2	1	1	0	0	0	0	0	0	0	7	7	4.50	1.000
Sheldon Jones, R ERA: 4.22	(8, 1)	2.0		9	1	0	0	2	1	0	0	0	0	0	12	16	0.00	1.000

PITCHER	IP	WLS	BF	H	R	ER	SO	BB	IBB	HBP	BLK	WP	HR	S	P	ERA	WHIP

1B: 11	SF: 0	WP: 0	PA: 43
2B: 1	SAC: 0	PB: 0	
3B: 0	DP: 0	SB: 1	
HR: 1	HBP: 0	CS: 1	

Chicago Cubs @ Boston Braves

Braves Field, Boston, MA

Wed Jul 23 1952, 3:33 AM EDT

Att. 4,308 - Unknown - 86 F

BOTTOM

Batter	1	2	3	4	5	6	7	8	9	AB	R	H	RBI	BB	SO	LOB
Sam Jethroe, S (1, 8) OBP: 0.335, SLG: 0.405	F7		F8			BBBB 4-0 2B BB	L4			3	1	0	0	1	0	1
Johnny Logan, R (1, 6) OBP: 0.332, SLG: 0.363	F3			F2		F7		5-3		4	0	0	0	0	0	1
Eddie Mathews, L (1, 5) OBP: 0.309, SLG: 0.437	F9			F6		1-H 1B 2B		BBBB 4-0 G3 BB		3	1	1	1	1	0	0
George Crowe, L (1, 3) OBP: 0.349, SLG: 0.406		1-3		FC6-4 1B		2-H 5-3 1B		1-2 G3		4	0	2	1	0	0	1
Sid Gordon, R (1, 7) OBP: 0.391, SLG: 0.484		5-3		1-2f FC6-4		1-2 5-3		F5		4	0	0	0	0	0	3
Ebba St. Claire, S (1, 2) OBP: 0.270, SLG: 0.298		2B			F5	5-3			F7	4	0	1	0	0	0	1
Jack Dittmer, L (1, 4) OBP: 0.217, SLG: 0.262		5-3			E6 FC4-6		F7		1-3	4	0	0	0	0	0	1
Jack Daniels, L (1, 9) OBP: 0.268, SLG: 0.258			1-3		1-2f FC4-6 FC4		3-1		F9	4	0	0	0	0	0	1
Max Surkont, R (1, 1) OBP: 0.139, SLG: 0.171 Ernie Johnson, R (5, 1) Sibby Sisti, R (5, PH) OBP: 0.280, SLG: 0.333 Bob Chipman, L (6, 1) Earl Torgeson, L (7, PH) OBP: 0.362, SLG: 0.301 Sheldon Jones, R (8, 1)			SSS 0-3 K		1-2f FC4		1B			1 0 1 0 1 0	0 0 0 0 0 0	0 0 0 0 1 0	0 0 0 0 0 0	1 0 0 0 0 0	0 0 0 0 0 0	0 1 1 0 0 0
Inning Stats	R: 0 E: 0 K: 0 S: 3 H: 0 LOB: 0 BB: 0 P: 3	R: 0 E: 0 K: 0 S: 4 H: 1 LOB: 1 BB: 0 P: 4	R: 0 E: 0 K: 1 S: 5 H: 0 LOB: 0 BB: 0 P: 5	R: 0 E: 0 K: 0 S: 4 H: 1 LOB: 1 BB: 0 P: 4	R: 0 E: 1 K: 0 S: 4 H: 0 LOB: 1 BB: 0 P: 4	R: 2 E: 0 K: 0 S: 5 H: 2 LOB: 1 BB: 1 P: 9	R: 0 E: 0 K: 0 S: 4 H: 1 LOB: 1 BB: 0 P: 4	R: 0 E: 0 K: 0 S: 3 H: 0 LOB: 1 BB: 1 P: 7	R: 0 E: 0 K: 0 S: 3 H: 0 LOB: 0 BB: 0 P: 3	1B: 3 2B: 2 3B: 0 HR: 0	SF: 0 SAC: 0 DP: 0 HBP: 0						

PITCHER	IP	WLS	BF	H	R	ER	SO	BB	IBB	HBP	BLK	WP	HR	S	P	ERA	WHIP
Bob Rush, R (1, 1) ERA: 2.9	9.0	W	35	5	2	2	1	2	0	0	0	0	0	35	43	2.00	0.778

PITCHER	IP	WLS	BF	H	R	ER	SO	BB	IBB	HBP	BLK	WP	HR	S	P	ERA	WHIP

livebaseballscorecards.com

AB	33
R	2
H	5
RBI	2
BB	2
SO	1
LOB	10

WP: 0 PB: 0 SB: 0 CS: 0 PA: 35

Batter	1	2	3	4	5	6	7	8	9	AB	R	H	RBI	BB	SO	LOB
Bob Addis, L (1, 9) OBP: 0.371, SLG: 0.386	4-3		IBB		F8		FC3-6 1-2f 2-3		1B 1-2 1B	4	0	1	0	1	0	2
Eddie Miksis, R (1, 4) OBP: 0.276, SLG: 0.312	4-3		F8 2-3 3-H		2B		F2		B1	5	0	1	1	0	0	6
Frank Baumholtz, L (1, 8) OBP: 0.364, SLG: 0.456	3-1		F7		F9			2B 1B	G4-6-3 1-2 2-3 1B	5	0	2	0	0	0	3
Hank Sauer, R (1, 7) OBP: 0.358, SLG: 0.565		G4-6-3 BB	1B FC5-2 1B			F3		L7	G4-6-3 1-2f	4	0	1	0	1	0	4
Toby Atwell, L (1, 2) OBP: 0.411, SLG: 0.427		G4-6-3 1-2f	FC5-2 1-2 1B			F4		2B 1-3		4	0	2	0	0	0	1
Dee Fondy, L (1, 3) OBP: 0.339, SLG: 0.435		F7	G5-3 FC5-2 1-2 2-3 1B			F7		1-3		4	0	1	0	0	0	2
Bill Serena, R (1, 5) OBP: 0.367, SLG: 0.517			SH5-4 1B F8 1B	FC5-2 1-2 2-3 3-Hf			F2	BB		3	1	1	0	0	0	3
Gene Hermanski, L (8, PH) OBP: 0.335, SLG: 0.357										0	0	0	0	1	0	0
Randy Jackson, R (8, 5) OBP: 0.261, SLG: 0.359										0	0	0	0	0	0	0
Tommy Brown, R (1, 6) OBP: 0.303, SLG: 0.313			F8 SH5-4 1-2 1B	G5-3 2-3f			FC3-6 1B 1B	F7		4	0	2	0	0	0	6
Turk Lown, R (1, 1) OBP: 0.156, SLG: 0.129			SH5-4 1-2 2-3		F6		FC3-6 1-2 1B		1B 1B 1B	1	0	0	0	0	0	0
Phil Cavarretta, L (7, PH) OBP: 0.366, SLG: 0.333										1	0	1	0	0	0	0
Dick Manville, R (7, 1)										0	0	0	0	0	0	0
Bruce Edwards, R (9, PH) OBP: 0.266, SLG: 0.219										1	0	1	0	0	0	0
Inning Stats	R: 0 E: 0 K: 0 S: 3 H: 0 LOB: 0 BB: 0 P: 3	R: 0 E: 0 K: 0 S: 2 H: 0 LOB: 0 BB: 1 P: 6	R: 1 E: 0 K: 0 S: 5 H: 2 LOB: 2 BB: 1 P: 9	R: 0 E: 0 K: 0 S: 5 H: 3 LOB: 2 BB: 0 P: 5	R: 0 E: 0 K: 0 S: 4 H: 1 LOB: 1 BB: 0 P: 4	R: 0 E: 0 K: 0 S: 3 H: 0 LOB: 0 BB: 0 P: 3	R: 0 E: 0 K: 0 S: 5 H: 2 LOB: 2 BB: 0 P: 5	R: 0 E: 0 K: 0 S: 5 H: 2 LOB: 3 BB: 1 P: 9	R: 0 E: 0 K: 0 S: 5 H: 3 LOB: 2 BB: 0 P: 5	1B: 11 2B: 2 3B: 0 HR: 0 SF: 0 SAC: 1 DP: 3 HBP: 0						

PITCHER	IP	WLS	BF	H	R	ER	SO	BB	IBB	HBP	BLK	WP	HR	S	P	ERA	WHIP
Jim Wilson, R (1, 1) ERA: 3.37	8.0	W	37	12	1	1	0	2	1	0	0	0	0	34	46	1.12	1.750
Lew Burdette, R (9, 1) ERA: 3.51	1.0	S	3	1	0	0	0	0	0	0	0	0	0	3	3	0.00	1.000

PITCHER	IP	WLS	BF	H	R	ER	SO	BB	IBB	HBP	BLK	WP	HR	S	P	ERA	WHIP

TOP

Chicago Cubs @ Boston Braves

Braves Field, Boston, MA

Thu Jul 24 1952, 3:33 AM EDT

Att. 1,691 - Unknown - 85 F

livebaseballscorecards.com

AB	36
R	1
H	13
RBI	1
BB	3
SO	0
LOB	27

WP: 0 PA: 40
PB: 0
SB: 0
CS: 0

Chicago Cubs @ Boston Braves

Braves Field, Boston, MA

Thu Jul 24 1952, 3:33 AM EDT

Att. 1,691 - Unknown - 85 F

livebaseballscorecards.com

Batter	1	2	3	4	5	6	7	8	9	AB	R	H	RBI	BB	SO	LOB
Sam Jethroe, S (1, 8) OBP: 0.337, SLG: 0.404	4-3	IBB		G6-3 1-2f		S 1-3				3	0	1	0	1	0	1
Johnny Logan, R (1, 6) OBP: 0.330, SLG: 0.361	F6	1-2 2-3 1B			F9	1-3 1-2				4	0	1	0	0	0	2
Eddie Mathews, L (1, 5) OBP: 0.311, SLG: 0.446	HR	4-3			BB 2B		F7			3	2	1	1	1	0	3
Walker Cooper, R (1, 2) OBP: 0.309, SLG: 0.368	BB BB		6-3		1-H 2B		L7			3	0	1	1	1	0	0
Sid Gordon, R (1, 7) OBP: 0.395, SLG: 0.497	1-2 BB		HR		6-3		1B			3	1	2	1	1	0	1
George Crowe, L (1, 3) OBP: 0.341, SLG: 0.396	F5		F9		L6		K			4	0	0	0	0	1	4
Jack Dittmer, L (1, 4) OBP: 0.218, SLG: 0.262		L4	F7			L1-6 BB 1B		4-3		4	0	1	0	0	0	0
Jack Daniels, L (1, 9) OBP: 0.277, SLG: 0.253		1B SH3-4 BB		F8		1B 1-2 BB		4-3		2	0	0	0	2	0	0
Jim Wilson, R (1, 1) OBP: 0.143, SLG: 0.145		SH3-4 1-2		G6-3 1B		L1-6 2-3		F2		3	0	1	0	0	0	2
Lew Burdette, R (9, 1) OBP: 0.154, SLG: 0.083										0	0	0	0	0	0	0
Inning Stats	R: 1 E: 0 K: 0 S: 4 H: 1 LOB: 2 BB: 2 P: 12	R: 0 E: 0 K: 0 S: 4 H: 1 LOB: 3 BB: 2 P: 12	R: 1 E: 0 K: 0 S: 4 H: 1 LOB: 0 BB: 0 P: 4	R: 0 E: 0 K: 0 S: 3 H: 1 LOB: 0 BB: 0 P: 3	R: 1 E: 0 K: 0 S: 4 H: 1 LOB: 1 BB: 1 P: 8	R: 0 E: 0 K: 0 S: 4 H: 2 LOB: 2 BB: 1 P: 8	R: 0 E: 0 K: 1 S: 6 H: 1 LOB: 1 BB: 0 P: 6	R: 0 E: 0 K: 0 S: 3 H: 0 LOB: 0 BB: 0 P: 3		1B: 5 2B: 2 3B: 0 HR: 2 SF: 0 SAC: 1 DP: 2 HBP: 0				WP: 0 PB: 0 SB: 1 CS: 0 PA: 36	

	AB	29
	R	3
	H	8
	RBI	3
	BB	6
	SO	1
	LOB	13

PITCHER		IP	WLS	BF	H	R	ER	SO	BB	IBB	HBP	BLK	WP	HR	S	P	ERA	WHIP
Turk Lown, R ERA: 5.07	(1, 1)	6.0	L	29	7	3	3	0	5	1	0	0	0	2	23	47	4.50	2.000
Dick Manville, R ERA: 9.0	(7, 1)	2.0		7	1	0	0	1	0	0	0	0	0	0	9	9	0.00	0.500

PITCHER	IP	WLS	BF	H	R	ER	SO	BB	IBB	HBP	BLK	WP	HR	S	P	ERA	WHIP

Batter	1	2	3	4	5	6	7	8	9	AB	R	H	RBI	BB	SO	LOB
Clem Koshorek, R (1, 5) OBP: 0.324, SLG: 0.340	1-3		2B 2-H 3-H		6-3		1B 2-3			4	0	2	2	0	0	0
Dick Groat, R (1, 6) OBP: 0.264, SLG: 0.230	5-3		K		6-3		K			4	0	0	0	0	2	3
George Metkovich, L (1, 3) OBP: 0.353, SLG: 0.402 Tony Bartirome, L (9, 3) OBP: 0.242, SLG: 0.234	4-3		K		4-3		CS 3-H	3-1		4 0	0 0	0 0	0 0	0 0	1 0	1 0
Ralph Kiner, R (1, 7) OBP: 0.399, SLG: 0.475		K	BB WP S 1B			K		F9		3	1	0	0	1	2	0
Gus Bell, L (1, 9) OBP: 0.294, SLG: 0.412		6-3	F6			BB FC6-4		F7		3	0	0	0	1	0	1
Jack Merson, R (1, 4) OBP: 0.302, SLG: 0.371		F3	1B FC5 1-H			FC6-4 1-2f			4-3	4	0	1	1	0	0	1
Clyde McCullough, R (1, 2) OBP: 0.261, SLG: 0.270			1B SH3-4 2B	1B FC5 1-2		1-3			F3	4	1	2	0	0	0	1
Bobby Del Greco, R (1, 8) OBP: 0.319, SLG: 0.296			1B SH3-4 2B 1-2	FC5 1-2 2-3f		BB 1B SH3-4 CS			G3	3	1	1	0	1	0	2
Murry Dickson, R (1, 1) OBP: 0.323, SLG: 0.375			SH3-4 1-2 2-3	K		SH3-4 1-2				1	0	0	0	0	1	2
Inning Stats	R: 0 E: 0 K: 0 S: 3 H: 0 LOB: 0 BB: 0 P: 3	R: 0 E: 0 K: 1 S: 5 H: 0 LOB: 0 BB: 0 P: 5	R: 2 E: 0 K: 2 S: 10 H: 3 LOB: 1 BB: 0 P: 10	R: 1 E: 0 K: 1 S: 7 H: 2 LOB: 2 BB: 1 P: 11	R: 0 E: 0 K: 0 S: 3 H: 0 LOB: 0 BB: 0 P: 3	R: 0 E: 0 K: 1 S: 5 H: 0 LOB: 1 BB: 1 P: 9	R: 0 E: 0 K: 1 S: 5 H: 1 LOB: 1 BB: 1 P: 9	R: 0 E: 0 K: 0 S: 3 H: 0 LOB: 0 BB: 0 P: 3	R: 0 E: 0 K: 0 S: 3 H: 0 LOB: 0 BB: 0 P: 3	1B: 5 2B: 1 3B: 0 HR: 0 SF: 0 SAC: 2 DP: 0 HBP: 0						

PITCHER	IP	WLS	BF	H	R	ER	SO	BB	IBB	HBP	BLK	WP	HR	S	P	ERA	WHIP
Warren Spahn, L (1, 1) ERA: 3.13	9.0	L	35	6	3	3	6	3	0	0	0	1	0	44	56	3.00	1.000

PITCHER	IP	WLS	BF	H	R	ER	SO	BB	IBB	HBP	BLK	WP	HR	S	P	ERA	WHIP

TOP

Pittsburgh Pirates @ Boston Braves

Braves Field, Boston, MA

Fri Jul 25 1952, 3:33 AM EDT

Att. 4,126 - Unknown - 73 F

livebaseballscorecards.com

AB	30
R	3
H	6
RBI	3
BB	3
SO	6
LOB	11

1B: 5	SF: 0	WP: 1	PA: 36
2B: 1	SAC: 2	PB: 0	
3B: 0	DP: 0	SB: 1	
HR: 0	HBP: 0	CS: 1	

Batter	1	2	3	4	5	6	7	8	9	AB	R	H	RBI	BB	SO	LOB
Sam Jethroe, S (1, 8) OBP: 0.339, SLG: 0.405	1B 1B 1B	B2-3			G1-6-3 1B		F9			4	1	2	0	0	0	0
Johnny Logan, R (1, 6) OBP: 0.333, SLG: 0.364	1B F7 1B 1-3		6-3 1B		G1-6-3 1-2f		F3			4	1	2	0	0	0	1
Eddie Mathews, L (1, 5) OBP: 0.313, SLG: 0.446	BB 1B 1-3 3-H		K		K			CS SH1-4 1B		4	0	2	1	0	2	1
Walker Cooper, R (1, 2) OBP: 0.305, SLG: 0.362	F7 3-H		6-3 1-2			F7		SH1-4 1-2		3	0	0	1	0	0	2
Sid Gordon, R (1, 7) OBP: 0.397, SLG: 0.493	E 1B BB 1-2		F8			2B BB		5-3 2-3		2	0	0	0	2	0	2
George Crowe, L (1, 3) OBP: 0.344, SLG: 0.405	E9 1-3 1B			K		1-3 2B			L9	4	0	2	0	0	1	0
Jack Dittmer, L (1, 4) OBP: 0.219, SLG: 0.262	F9			1B		F8			F4	4	0	1	0	0	0	4
Jack Daniels, L (1, 9) OBP: 0.267, SLG: 0.242		F5		F9		4-3			1-3	4	0	0	0	0	0	3
Warren Spahn, L (1, 1) OBP: 0.257, SLG: 0.382		F8		4-3			K			3	0	0	0	0	1	1
Inning Stats	R: 2 E: 1 K: 0 S: 6 H: 4 LOB: 2 BB: 1 P: 10	R: 0 E: 0 K: 0 S: 3 H: 0 LOB: 0 BB: 0 P: 3	R: 0 E: 0 K: 1 S: 6 H: 1 LOB: 1 BB: 0 P: 6	R: 0 E: 0 K: 1 S: 6 H: 1 LOB: 1 BB: 0 P: 6	R: 0 E: 0 K: 1 S: 5 H: 1 LOB: 0 BB: 0 P: 5	R: 0 E: 0 K: 0 S: 4 H: 1 LOB: 2 BB: 1 P: 8	R: 0 E: 0 K: 1 S: 5 H: 0 LOB: 0 BB: 0 P: 5	R: 0 E: 0 K: 0 S: 3 H: 1 LOB: 0 BB: 0 P: 3	R: 0 E: 0 K: 0 S: 3 H: 0 LOB: 0 BB: 0 P: 3							

PITCHER	IP	WLS	BF	H	R	ER	SO	BB	IBB	HBP	BLK	WP	HR	S	P	ERA	WHIP
Murry Dickson, R (1, 1) ERA: 3.83	9.0	W	35	9	2	2	4	2	0	0	0	0	0	41	49	2.00	1.222

PITCHER	IP	WLS	BF	H	R	ER	SO	BB	IBB	HBP	BLK	WP	HR	S	P	ERA	WHIP

BOTTOM

Pittsburgh Pirates @ Boston Braves

Braves Field, Boston, MA

Fri Jul 25 1952, 3:33 AM EDT

Att. 4,126 - Unknown - 73 F

livebaseballscorecards.com

AB	32
R	2
H	9
RBI	2
BB	2
SO	4
LOB	14

1B: 8	SF: 0	WP: 0	PA: 35
2B: 1	SAC: 1	PB: 0	
3B: 0	DP: 1	SB: 0	
HR: 0	HBP: 0	CS: 1	

Batter	1	2	3	4	5	6	7	8	9	AB	R	H	RBI	BB	SO	LOB
Clem Koshorek, R (1, 5) OBP: 0.322, SLG: 0.337	F6		E5 1B 1B		FC5-6 1B 1-2f		SH1-4 1-2		FC5-4 E 1B 1-2f 2B	4	2	1	0	0	0	2
Dick Groat, R (1, 6) OBP: 0.288, SLG: 0.257	G3 1B		2-H 1B		1-2 1B		2-H 1B		E5 1-3 2B 1B	5	1	5	2	0	0	0
George Metkovich, L (1, 3) OBP: 0.350, SLG: 0.402 Tony Bartirome, L (9, PR) OBP: 0.242, SLG: 0.234 (9, 3)	G3 1-2		F7		F5		F7		2-H 3-H 2B	5 0	0 0	1 0	2 0	0 0	0 0	5 0
Ralph Kiner, R (1, 7) OBP: 0.394, SLG: 0.467	F8			E3 HR	F5		4-3		5-3	5	1	0	0	0	0	5
Gus Bell, L (1, 9) OBP: 0.293, SLG: 0.420		F7		1-H HR		G3		F2		4	1	1	2	0	0	0
Joe Garagiola, L (1, 2) OBP: 0.343, SLG: 0.370		F2		F9		FC5-4 1B		4-3		4	0	1	0	0	0	0
Jack Merson, R (1, 4) OBP: 0.298, SLG: 0.366		4-3		F8		FC5-4 1-2f		F8		4	0	0	0	0	0	1
Bobby Del Greco, R (1, 8) OBP: 0.315, SLG: 0.292			F9	F8		5-3			F7	4	0	0	0	0	0	1
Howie Pollet, L (1, 1) OBP: 0.250, SLG: 0.200			F7		FC5-6 1B		SH1-4 1B 1B		FC5-4 1B	4	1	3	0	0	0	0
Inning Stats	R: 0 E: 0 K: 0 S: 4 H: 1 LOB: 1 BB: 0 P: 4	R: 0 E: 0 K: 0 S: 3 H: 0 LOB: 0 BB: 0 P: 3	R: 1 E: 1 K: 0 S: 5 H: 2 LOB: 1 BB: 0 P: 5	R: 2 E: 1 K: 0 S: 5 H: 1 LOB: 0 BB: 0 P: 5	R: 0 E: 0 K: 0 S: 5 H: 2 LOB: 2 BB: 0 P: 5	R: 0 E: 0 K: 0 S: 4 H: 1 LOB: 1 BB: 0 P: 4	R: 1 E: 0 K: 0 S: 5 H: 2 LOB: 1 BB: 0 P: 5	R: 0 E: 0 K: 0 S: 3 H: 0 LOB: 0 BB: 0 P: 3	R: 2 E: 1 K: 0 S: 6 H: 3 LOB: 1 BB: 0 P: 6	1B: 10 2B: 1 3B: 0 HR: 1 SF: 0 SAC: 1 DP: 0 HBP: 0						

TOP

Pittsburgh Pirates @ Boston Braves

Braves Field, Boston, MA

Sat Jul 26 1952, 3:33 AM EDT

Att. 2,006 - Unknown

livebaseballscorecards.com

AB	39
R	6
H	12
RBI	6
BB	0
SO	0
LOB	14

WP: 0 PB: 0 SB: 0 CS: 0 PA: 40

PITCHER	IP	WLS	BF	H	R	ER	SO	BB	IBB	HBP	BLK	WP	HR	S	P	ERA	WHIP
Virgil Jester, R (1, 1) ERA: 2.28	9.0	L	40	12	6	2	0	0	0	0	0	0	1	40	40	2.00	1.333

PITCHER	IP	WLS	BF	H	R	ER	SO	BB	IBB	HBP	BLK	WP	HR	S	P	ERA	WHIP

Pittsburgh Pirates @ Boston Braves

Braves Field, Boston, MA

Sat Jul 26 1952, 3:33 AM EDT

Att. 2,006 - Unknown

livebaseballscorecards.com

Batter	1	2	3	4	5	6	7	8	9	AB	R	H	RBI	BB	SO	LOB
Sam Jethroe, S (1, 8) OBP: 0.337, SLG: 0.402	K	K		L4-3 3-H 1B		F9		F9		5	0	1	1	0	2	0
Johnny Logan, R (1, 6) OBP: 0.340, SLG: 0.366	FC4 1B	6-3		F8		PO 1B			BB	4	0	2	0	1	0	1
George Crowe, L (1, 3) OBP: 0.335, SLG: 0.393	FC4 1-2f 2B	K		L4-3 1-2		PO 1-2	G3		K	5	1	0	0	0	2	3
Walker Cooper, R (1, 2) OBP: 0.302, SLG: 0.363	HR 1-H 2B	6-3		F9			K		F5	5	1	1	1	0	1	1
Sid Gordon, R (1, 7) OBP: 0.397, SLG: 0.502	HR 2-H	F9		E8			1B		F9	5	1	2	2	0	0	1
Bob Thorpe, R (1, 9) OBP: 0.258, SLG: 0.340 Jack Daniels, L (8, 9) OBP: 0.267, SLG: 0.242	2B 1B	1B		F8			1B 1-2			4 0	0 0	3 0	0 0	0 0	0 0	1 0
Sibby Sisti, R (1, 5) OBP: 0.292, SLG: 0.347	2B 1-3	FC6-4 1-2 1B		FC6-4 IBB			F5			3	0	2	0	1	0	2
Jack Dittmer, L (1, 4) OBP: 0.220, SLG: 0.256	IBB	FC6-4 1-2f		FC6-4 1-2f				F6		3	0	0	0	1	0	4
Virgil Jester, R (1, 1) OBP: 0.286, SLG: 0.500	K		3B			6-3		F7		4	1	1	0	0	1	3
Inning Stats	R: 3 E: 0 K: 2 S: 12 H: 5 LOB: 3 BB: 1 P: 16	R: 0 E: 0 K: 2 S: 7 H: 0 LOB: 0 BB: 0 P: 7	R: 0 E: 0 K: 0 S: 5 H: 2 LOB: 2 BB: 0 P: 5	R: 1 E: 0 K: 0 S: 4 H: 2 LOB: 0 BB: 0 P: 4	R: 0 E: 1 K: 0 S: 4 H: 0 LOB: 2 BB: 1 P: 8	R: 0 E: 0 K: 0 S: 3 H: 1 LOB: 0 BB: 0 P: 3	R: 0 E: 0 K: 1 S: 7 H: 2 LOB: 2 BB: 0 P: 7	R: 0 E: 0 K: 0 S: 3 H: 0 LOB: 0 BB: 0 P: 3	R: 0 E: 0 K: 1 S: 5 H: 0 LOB: 1 BB: 1 P: 9	1B: 8 2B: 3 3B: 1 HR: 1 SF: 0 SAC: 0 DP: 1 HBP: 0						

	AB	38
	R	4
	H	12
	RBI	4
	BB	3
	SO	6
	LOB	16

WP: 0 PB: 0 SB: 0 CS: 0 PA: 42

PITCHER	IP	WLS	BF	H	R	ER	SO	BB	IBB	HBP	BLK	WP	HR	S	P	ERA	WHIP
Howie Pollet, L (1, 1) ERA: 4.1	9.0	W	41	12	4	4	6	1	2	0	0	0	1	50	62	4.00	1.444

PITCHER	IP	WLS	BF	H	R	ER	SO	BB	IBB	HBP	BLK	WP	HR	S	P	ERA	WHIP

Batter	1	2	3	4	5	6	7	8	9	AB	R	H	RBI	BB	SO	LOB
Clem Koshorek, R (1, 5) OBP: 0.331, SLG: 0.343	SH1-4 1B		H 1-0 CS HBP			B5-3		G6-4-3 1B 1-2 1B		3	0	2	0	0	0	0
Dick Groat, R (1, 6) OBP: 0.295, SLG: 0.265	SH1-4 1-2		CS 1-2	F8		1B		G6-4-3 1-2 2-H 1B		3	0	2	1	0	0	0
George Metkovich, L (1, 3) OBP: 0.346, SLG: 0.397 Harry Fisher, L (6, 1) OBP: 0.333, SLG: 0.417	4-3			K		4-3		G6-4-3 1-2f 2-3		3 1	0 0	0 0	0 0	0 0	1 0	2 2
Ralph Kiner, R (1, 7) OBP: 0.395, SLG: 0.476	F3			BB			HR	F4		3	1	1	1	1	0	2
Gus Bell, L (1, 9) OBP: 0.292, SLG: 0.416		F6		K			BB		4-3	3	0	0	0	1	1	1
Jack Merson, R (1, 4) OBP: 0.295, SLG: 0.362		6-3			L8		F9		6-3	4	0	0	0	0	0	1
Clyde McCullough, R (1, 2) OBP: 0.260, SLG: 0.263		5-3			F9		F7		FC5-4 BB	3	0	0	0	1	0	1
Bobby Del Greco, R (1, 8) OBP: 0.311, SLG: 0.287			1-3		F6		F4		FC5-4 1-2f	4	0	0	0	0	0	2
Cal Hogue, R (1, 1) OBP: 0.400, SLG: 0.250 Tony Bartirome, L (6, PH) OBP: 0.244, SLG: 0.236 (6, 3)			K			F9		1B 1B 1B		1 2	0 1	0 1	0 0	1 0	0 0	0 0
Inning Stats	R: 0 E: 0 K: 0 S: 4 H: 1 LOB: 1 BB: 0 P: 4	R: 0 E: 0 K: 0 S: 3 H: 0 LOB: 0 BB: 0 P: 3	R: 0 E: 0 K: 1 S: 4 H: 0 LOB: 0 BB: 0 P: 5	R: 0 E: 0 K: 2 S: 7 H: 0 LOB: 1 BB: 1 P: 11	R: 0 E: 0 K: 0 S: 3 H: 0 LOB: 0 BB: 0 P: 3	R: 0 E: 0 K: 0 S: 4 H: 1 LOB: 1 BB: 0 P: 4	R: 1 E: 0 K: 0 S: 4 H: 1 LOB: 1 BB: 1 P: 8	R: 1 E: 0 K: 0 S: 5 H: 3 LOB: 1 BB: 0 P: 5	R: 0 E: 0 K: 0 S: 3 H: 0 LOB: 1 BB: 1 P: 7	1B: 5 2B: 0 3B: 0 HR: 1 SF: 0 SAC: 1 DP: 1 HBP: 1						

PITCHER		IP	WLS	BF	H	R	ER	SO	BB	IBB	HBP	BLK	WP	HR	S	P	ERA	WHIP
Vern Bickford, R ERA: 3.53	(1, 1)	7.0	W	29	6	2	2	3	2	0	1	0	0	1	32	41	2.57	1.143
Lew Burdette, R ERA: 3.39	(8, 1)	2.0	S	6	0	0	0	0	1	0	0	0	0	0	5	9	0.00	0.500

PITCHER	IP	WLS	BF	H	R	ER	SO	BB	IBB	HBP	BLK	WP	HR	S	P	ERA	WHIP

TOP

Pittsburgh Pirates @ Boston Braves

Braves Field, Boston, MA

Sun Jul 27 1952, 3:33 AM EDT

Unknown - 72 F

livebaseballscorecards.com

AB	30
R	2
H	6
RBI	2
BB	3
SO	3
LOB	11

WP: 0	PB: 0	SB: 0	CS: 1
PA: 36			

Pittsburgh Pirates @ Boston Braves

Braves Field, Boston, MA

Sun Jul 27 1952, 3:33 AM EDT

Unknown - 72 F

BOTTOM

livebaseballscorecards.com

Batter	1	2	3	4	5	6	7	8	9	AB	R	H	RBI	BB	SO	LOB
Sam Jethroe, S (1, 8) OBP: 0.336, SLG: 0.399	F2		F4		K		E SH5-3 L8 BB			3	1	0	0	1	1	0
Johnny Logan, R (1, 6) OBP: 0.340, SLG: 0.363	F8		L8		2B BB		SH5-3 1-2			2	1	0	0	1	0	0
George Crowe, L (1, 3) OBP: 0.339, SLG: 0.407	2B		3-1		1-H 2B		L8 2-H			4	0	2	2	0	0	0
Walker Cooper, R (1, 2) OBP: 0.306, SLG: 0.368	6-3			G1-6-3 BB	5-3		2B 2B			3	1	1	0	1	0	2
Sid Gordon, R (1, 7) OBP: 0.401, SLG: 0.507		5-3 BB		F8		SH3-4 1B	2-H 2B			3	0	2	1	1	0	1
Sibby Sisti, R (1, 5) OBP: 0.287, SLG: 0.340		5-3 1-2		G1-6-3 1-2f		SH3-4 1-2	6-3			3	0	0	0	0	0	3
Jack Dittmer, L (1, 4) OBP: 0.221, SLG: 0.263		L8			HR 2B	4-3		F7		4	1	1	0	0	0	2
Jack Daniels, L (1, 9) OBP: 0.284, SLG: 0.278		BB			2-H HR	BB		3-2 K		2	1	1	2	2	1	0
Vern Bickford, R (1, 1) OBP: 0.200, SLG: 0.222		2-3			2-3	K		4-3		3	0	0	0	0	1	4
Lew Burdette, R (8, 1) OBP: 0.143, SLG: 0.077										1	0	0	0	0	0	0
Inning Stats	R: 0 E: 0 K: 0 S: 4 H: 1 LOB: 1 BB: 0 P: 4	R: 0 E: 0 K: 0 S: 3 H: 0 LOB: 2 BB: 2 P: 11	R: 0 E: 0 K: 0 S: 3 H: 0 LOB: 0 BB: 0 P: 3	R: 0 E: 0 K: 0 S: 2 H: 0 LOB: 0 BB: 1 P: 6	R: 3 E: 0 K: 1 S: 8 H: 3 LOB: 1 BB: 1 P: 12	R: 0 E: 0 K: 1 S: 6 H: 1 LOB: 2 BB: 1 P: 10	R: 2 E: 1 K: 0 S: 5 H: 2 LOB: 1 BB: 1 P: 9	R: 0 E: 0 K: 1 S: 5 H: 0 LOB: 0 BB: 0 P: 5		1B: 1 2B: 5 3B: 0 HR: 1	SF: 0 SAC: 2 DP: 1 HBP: 0			WP: 0 PB: 0 SB: 0 CS: 0	PA: 36		

	AB	28
	R	5
	H	7
	RBI	5
	BB	6
	SO	3
	LOB	12

PITCHER		IP	WLS	BF	H	R	ER	SO	BB	IBB	HBP	BLK	WP	HR	S	P	ERA	WHIP
Cal Hogue, R ERA: 7.0	(1, 1)	5.0	L	22	4	3	3	1	4	0	0	0	0	1	20	36	5.40	1.600
Harry Fisher, R ERA: 4.6	(6, 1)	3.0		14	3	2	2	2	2	0	0	0	0	0	16	24	6.00	1.667

PITCHER	IP	WLS	BF	H	R	ER	SO	BB	IBB	HBP	BLK	WP	HR	S	P	ERA	WHIP

Pittsburgh Pirates @ Boston Braves

Braves Field, Boston, MA

Sun Jul 27 1952, 3:38 AM EDT

Att. 3,719 - Unknown - 82 F

TOP

livebaseballscorecards.com

Batter	1	2	3	4	5	6	7	8	9	10	11	AB	R	H	RBI	BB	SO	LOB
Clem Koshorek, R (1, 5) OBP: 0.339, SLG: 0.347	WP 1B	G3			5-3		G1-6-4 1B		CS BB			4	0	2	0	1	0	2
Dick Groat, R (1, 6) OBP: 0.292, SLG: 0.263	F8 1-2	F9			HR 1B		G1-6-4 1-2f		CS 1-2	L9		5	1	1	0	0	0	2
George Metkovich, L (1, 3) OBP: 0.351, SLG: 0.410	BB	F8			HR 1-H		1B			F7		4	1	2	2	1	0	0
Ralph Kiner, R (1, 7) OBP: 0.390, SLG: 0.468	F4	1-3			F4		K			K		5	0	0	0	0	2	3
Gus Bell, L (1, 9) OBP: 0.291, SLG: 0.415	4-3	L9				2B 2B		K			G3	5	1	1	0	0	1	2
Joe Garagiola, L (1, 2) OBP: 0.340, SLG: 0.370		G3		G3		FC6-5 2B 2-H		G3			F4	5	0	1	1	0	0	0
Jack Merson, R (1, 4) OBP: 0.295, SLG: 0.361 George Strickland, R (7, 4) OBP: 0.259, SLG: 0.286	F8	1B				FC6-5 FC6-4 2-3		K			6-3	3 2	0 0	1 0	0 0	0 0	0 1	1 0
Bobby Del Greco, R (1, 8) OBP: 0.310, SLG: 0.287	1B 1B	F7				K			L4			4	0	1	0	0	1	2
Woody Main, R (1, 1) OBP: 0.074, SLG: 0.074 Ted Wilks, R (9, 1) OBP: 0.125, SLG: 0.125 Bob Friend, R (9, 1) OBP: 0.103, SLG: 0.079	1-2 1B				4-3	FC6-4 1-2f			F9			4 0 0	0 0 0	1 0 0	0 0 0	0 0 0	0 0 0	1 0 0
Inning Stats	R: 0 E: 0 K: 0 S: 4 H: 1 LOB: 2 BB: 1 P: 8	R: 0 E: 0 K: 0 S: 5 H: 2 LOB: 2 BB: 0 P: 5	R: 0 E: 0 K: 0 S: 3 H: 0 LOB: 0 BB: 0 P: 3	R: 0 E: 0 K: 0 S: 4 H: 1 LOB: 1 BB: 0 P: 4	R: 2 E: 0 K: 0 S: 5 H: 2 LOB: 0 BB: 0 P: 5	R: 1 E: 0 K: 1 S: 7 H: 2 LOB: 1 BB: 0 P: 7	R: 0 E: 0 K: 1 S: 6 H: 2 LOB: 1 BB: 0 P: 6	R: 0 E: 0 K: 2 S: 7 H: 0 LOB: 0 BB: 0 P: 7	R: 0 E: 0 K: 0 S: 2 H: 0 LOB: 0 BB: 1 P: 6	R: 0 E: 0 K: 1 S: 5 H: 0 LOB: 0 BB: 0 P: 5	R: 0 E: 0 K: 0 S: 3 H: 0 LOB: 0 BB: 0 P: 3	1B: 7 2B: 2 3B: 0 HR: 1 SF: 0 SAC: 0 DP: 1 HBP: 0						

	AB	41
	R	3
	H	10
	RBI	3
	BB	2
	SO	5
	LOB	13

WP: 1 PB: 0 SB: 0 CS: 1 PA: 44

PITCHER		IP	WLS	BF	H	R	ER	SO	BB	IBB	HBP	BLK	WP	HR	S	P	ERA	WHIP
Max Surkont, R ERA: 4.55	(1, 1)	5.0		22	6	2	2	0	1	0	0	0	1	1	21	25	3.60	1.400
Sheldon Jones, R ERA: 4.23	(6, 1)	2.0		9	4	1	1	2	0	0	0	0	0	0	13	13	4.50	2.000
Lew Burdette, R ERA: 3.28	(8, 1)	2.0		6	0	0	0	2	1	0	0	0	0	0	9	13	0.00	0.500
Warren Spahn, L ERA: 3.1	(10, 1)	2.0		6	0	0	0	1	0	0	0	0	0	0	8	8	0.00	0.000

PITCHER	IP	WLS	BF	H	R	ER	SO	BB	IBB	HBP	BLK	WP	HR	S	P	ERA	WHIP

Pittsburgh Pirates @ Boston Braves

Braves Field, Boston, MA

Sun Jul 27 1952, 3:38 AM EDT

Att. 3,719 - Unknown - 82 F

livebaseballscorecards.com

BOTTOM

Batter	1	2	3	4	5	6	7	8	9	10	11	AB	R	H	RBI	BB	SO	LOB
Sam Jethroe, S (1, 8) OBP: 0.337, SLG: 0.397	6-3		BBBB 4-0 G5-4-3 BB		0-0 FC6-4 2-H 1B		F7		F7			4	0	1	1	1	0	3
Johnny Logan, R (1, 6) OBP: 0.332, SLG: 0.354	F8		0-0 G5-4-3 1-2f		0-0 FC6-4 1-2f			4-3		F4		5	0	0	0	0	0	3
George Crowe, L (1, 3) OBP: 0.330, SLG: 0.395	F8			F2		F8		F9		G3		5	0	0	0	0	0	0
Ebba St. Claire, S (1, 2) OBP: 0.267, SLG: 0.287 Paul Burris, R (11, 2) OBP: 0.254, SLG: 0.333		L7		BBBB 4-0 BB		F9		6-3		4-3		4 0	0 0	0 0	0 0	1 0	0 0	0 0
Sid Gordon, R (1, 7) OBP: 0.399, SLG: 0.503 Jack Cusick, R (10, 5) OBP: 0.227, SLG: 0.186		SSS 0-3 K		0-0 F9		F8			SH1-4 BB FC3-2 1B		6-3	4 1	0 0	1 0	0 0	0 0	1 0	1 0
Sibby Sisti, R (1, 5) OBP: 0.290, SLG: 0.338 (10, 7)		0-0 1B		SSS 0-3 K			0-0 F5		BBBB 4-0 FC3-2 SH1-4 1-2 BB		0-0 4-3	4	0	1	0	1	1	1
Jack Dittmer, L (1, 4) OBP: 0.228, SLG: 0.270	3-1				0-0 4-3 1B 1B		0-0 HR 1B		0-0 SH1-4 1-2 2-3		1-3	4	2	2	0	0	0	1
Jack Daniels, L (1, 9) OBP: 0.283, SLG: 0.270			0-0 E6 SH3-4		0-0 4-3 1-2		0-0 F2		IIII 4-0 FC3-2 IBB			3	0	0	0	1	0	2
Max Surkont, R (1, 1) OBP: 0.139, SLG: 0.171 Earl Torgeson, L (5, PH) OBP: 0.360, SLG: 0.299 Sheldon Jones, R (6, 1) Walker Cooper, R (7, PH) OBP: 0.306, SLG: 0.385 Lew Burdette, R (8, 1) OBP: 0.143, SLG: 0.077 Eddie Mathews, L (9, PH) OBP: 0.313, SLG: 0.445 Warren Spahn, L (10, 1) OBP: 0.257, SLG: 0.382			0-0 SH3-4 1-2		0-0 F4		0-0 1-H HR		0-0 FC3-2 1-2 2-3 3-Hf			0 1 0 1 0 1 0	0 0 0 1 0 0 0	0 0 0 1 0 0 0	0 0 0 2 0 0 0	0 0 0 0 0 0 0	0 0 0 0 0 0 3	0 1 0 0 0 0 0
Inning Stats	R: 0 H: 0 E: 0 LOB: 0 K: 0 BB: 0 S: 3 P: 3	R: 0 H: 1 E: 0 LOB: 1 K: 1 BB: 0 S: 6 P: 6	R: 0 H: 0 E: 1 LOB: 1 K: 0 BB: 1 S: 3 P: 7	R: 0 H: 0 E: 0 LOB: 1 K: 1 BB: 1 S: 5 P: 9	R: 1 H: 2 E: 0 LOB: 1 K: 0 BB: 0 S: 5 P: 5	R: 0 H: 0 E: 0 LOB: 0 K: 0 BB: 0 S: 3 P: 3	R: 2 H: 2 E: 0 LOB: 0 K: 0 BB: 0 S: 5 P: 5	R: 0 H: 0 E: 0 LOB: 0 K: 0 BB: 0 S: 3 P: 3	R: 0 H: 1 E: 0 LOB: 3 K: 0 BB: 2 S: 4 P: 12	R: 0 H: 0 E: 0 LOB: 0 K: 0 BB: 0 S: 3 P: 3	R: 0 H: 0 E: 0 LOB: 0 K: 0 BB: 0 S: 3 P: 3	1B: 5 SF: 0 2B: 0 SAC: 2 3B: 0 DP: 1 HR: 1 HBP: 0						

PITCHER		IP	WLS	BF	H	R	ER	SO	BB	IBB	HBP	BLK	WP	HR	S	P	ERA	WHIP
Woody Main, R ERA: 3.78	(1, 1)	8.0		32	6	3	3	2	2	0	0	0	0	1	34	42	3.38	1.000
Ted Wilks, R ERA: 2.65	(9, 1)	0.0		0	0	0	0	0	0	0	0	0	0	0	0	0	∞	∞
Bob Friend, R ERA: 4.68	(9, 1)	3.0		11	0	0	0	0	1	1	0	0	0	0	9	17	0.00	0.333

PITCHER	IP	WLS	BF	H	R	ER	SO	BB	IBB	HBP	BLK	WP	HR	S	P	ERA	WHIP

AB	37
R	3
H	6
RBI	3
BB	4
SO	2
LOB	15

WP: 0 PA: 43
PB: 0
SB: 0
CS: 0

St. Louis Cardinals @ Boston Braves

Braves Field, Boston, MA

Tue Jul 29 1952, 3:33 AM EDT

Att. 6,360 - Unknown - 76 F

livebaseballscorecards.com

TOP

Batter	1	2	3	4	5	6	7	8	9	10	11	12	13	AB	R	H	RBI	BB	SO	LOB
Solly Hemus, L (1, 6) OBP: 0.391, SLG: 0.395	G3		1B 4-3 1B	SH5-3 1-2		3-1		G3-6-3 1-2f			BBBB 4-3 1B BB		1B SH3-4 E 1B	5	2	2	0	1	0	1
Red Schoendienst, S (1, 4) OBP: 0.326, SLG: 0.404	BBBB 1B BB		4-3 1B 1-3 1B	2-H 1B			6-3		F7		4-3 1-2 1B		SH3-4 1-2	5	1	3	0	1	0	0
Stan Musial, L (1, 8) OBP: 0.439, SLG: 0.514	F9		F5		HR		BB 1B 1B		F8		4-3 1-2 2-3		E FC1-2 2-3 1B	7	2	3	1	0	0	5
Enos Slaughter, L (1, 9) OBP: 0.397, SLG: 0.425	1-2 1B		4-3 1-2 3-H		F9		BB 1-2 1B		SSS K		BBBB BB		E IBB	5	1	2	1	2	1	1
Hal Rice, L (1, 7) OBP: 0.340, SLG: 0.445	F2		1B 2-H 1B		1B		BBBB 1B 1-2 2-3 BB			G3	F6		K	6	0	2	1	1	1	8
Peanuts Lowrey, R (13, 7) OBP: 0.351, SLG: 0.363														0	0	0	0	0	0	0
Del Rice, R (1, 2) OBP: 0.353, SLG: 0.446		SSS K	1-2 1B		F8		L 9-3 1-2 2-H 3-H 1B			F8		SSS K	E5 1-2 2-3 3-H	7	0	2	2	0	2	3
Dick Sisler, L (1, 3) OBP: 0.315, SLG: 0.377		F9	1-3		F5		L 9-3 1-2			E6		F6	FC1-2 3-Hf	7	0	0	0	0	0	8
Billy Johnson, R (1, 5) OBP: 0.349, SLG: 0.340		1B		K		6-3		FC6-4 BB		F7		BBBBB BB		4	0	1	0	2	1	1
Cliff Chambers, L (1, 1) OBP: 0.320, SLG: 0.375		F8		SH5-3 1B		5-3		FC6-4 G3-6-3 1-2f			1-3		2-3	2	0	1	0	0	0	1
Al Brazle, L (5, 1) OBP: 0.174, SLG: 0.217														4	0	0	0	0	0	2
Inning Stats	R: 0 E: 0 K: 0 S: 4 H: 1 LOB: 2 BB: 1 P: 8	R: 0 E: 0 K: 1 S: 6 H: 1 LOB: 1 BB: 0 P: 6	R: 2 E: 0 K: 0 S: 7 H: 4 LOB: 2 BB: 0 P: 7	R: 0 E: 0 K: 1 S: 6 H: 2 LOB: 2 BB: 0 P: 6	R: 1 E: 0 K: 0 S: 5 H: 2 LOB: 1 BB: 0 P: 5	R: 0 E: 0 K: 0 S: 3 H: 0 LOB: 0 BB: 0 P: 3	R: 2 E: 0 K: 0 S: 5 H: 3 LOB: 1 BB: 1 P: 9	R: 0 E: 0 K: 0 S: 2 H: 0 LOB: 0 BB: 1 P: 6	R: 0 E: 0 K: 1 S: 5 H: 0 LOB: 0 BB: 0 P: 5	R: 0 E: 1 K: 0 S: 4 H: 0 LOB: 1 BB: 0 P: 4	R: 0 E: 0 K: 0 S: 4 H: 1 LOB: 3 BB: 2 P: 12	R: 0 E: 0 K: 1 S: 5 H: 0 LOB: 1 BB: 1 P: 9	R: 1 E: 1 K: 1 S: 8 H: 2 LOB: 3 BB: 1 P: 12							

	AB	R	H	RBI	BB	SO	LOB
TOP	52	6	16	5	7	5	30

1B: 15 SF: 0 WP: 0 PA: 61
2B: 1 SAC: 2 PB: 0
3B: 0 DP: 2 SB: 0
HR: 1 HBP: 0 CS: 0

PITCHER	IP	WLS	BF	H	R	ER	SO	BB	IBB	HBP	BLK	WP	HR	S	P	ERA	WHIP
Jim Wilson, R (1, 1) ERA: 3.45	4.1		23	10	3	3	2	1	0	0	0	0	1	26	30	6.23	2.538
Lew Burdette, R (5, 1) ERA: 3.13	8.2	L	38	6	3	2	3	5	1	0	0	0	0	38	62	2.08	1.269

PITCHER	IP	WLS	BF	H	R	ER	SO	BB	IBB	HBP	BLK	WP	HR	S	P	ERA	WHIP

St. Louis Cardinals @ Boston Braves

Braves Field, Boston, MA

Tue Jul 29 1952, 3:33 AM EDT

Att. 6,360 - Unknown - 76 F

livebaseballscorecards.com

Batter	1	2	3	4	5	6	7	8	9	10	11	12	13	AB	R	H	RBI	BB	SO	LOB
Sam Jethroe, S (1, 8) OBP: 0.334, SLG: 0.393	F6	F7			1B	K2-3		F7			F8			6	1	1	0	0	1	2
Johnny Logan, R (1, 6) OBP: 0.336, SLG: 0.363	5-3		4-3 1B		1B		FC5 2B		F4			G3		6	1	3	0	0	0	0
George Crowe, L (1, 3) OBP: 0.335, SLG: 0.396	F6		4-3		SH 1B 1-3 2-H		BBBB FC5 BB		F2			4-3		5	1	2	1	1	0	0
Earl Torgeson, L (13, 3) OBP: 0.360, SLG: 0.299														0	0	0	0	0	0	0
Walker Cooper, R (1, 2) OBP: 0.310, SLG: 0.384		1B 1B	F9		SH		F2		6-3			F3		6	1	2	1	0	0	4
Sid Gordon, R (1, 7) OBP: 0.399, SLG: 0.500		1B	4-3		SH G4-6-3		FC5 1B			SSS K			BBBB FC6-5 SH2-4 BB	4	1	1	0	1	1	4
Bob Thorpe, R (1, 9) OBP: 0.263, SLG: 0.343		1B	4-3		SSS K		1B			F4		SH2-4		4	0	2	1	0	1	5
Jack Daniels, L (7, PR) OBP: 0.281, SLG: 0.267 (8, 9)														1	0	0	0	0	0	0
Sibby Sisti, R (1, 5) OBP: 0.286, SLG: 0.331		1B		F7	G4-6-3		F7			F7		FC6-5		6	0	1	2	0	0	6
Jack Dittmer, L (1, 4) OBP: 0.221, SLG: 0.260	SSS K			F5		G3		6-3			F8		1-3	5	0	0	0	0	1	2
Jack Cusick, R (13, PH) OBP: 0.224, SLG: 0.183														1	0	0	0	0	0	1
Jim Wilson, R (1, 1) OBP: 0.138, SLG: 0.140		F4		L7		F4		F4			1-3			2	0	0	0	0	0	2
Lew Burdette, R (5, 1) OBP: 0.118, SLG: 0.063														3	0	0	0	0	0	0

Inning Stats	R	H	E	LOB	K	BB	S	P
1	0	0	0	0	0	0	3	3
2	2	4	0	2	1	0	9	9
3	0	2	0	2	0	0	5	5
4	0	0	0	0	0	0	3	3
5	2	4	0	2	1	0	9	9
6	0	0	0	0	1	0	5	5
7	1	2	0	2	0	1	5	9
8	0	0	0	0	0	0	3	3
9	0	0	0	0	0	0	3	3
10	0	0	0	0	1	0	5	5
11	0	0	0	0	0	0	3	3
12	0	0	0	0	0	0	3	3
13	0	0	0	0	0	1	3	7

1B	11
2B	1
3B	0
HR	0
SF	0
SAC	2
DP	1
HBP	0
WP	0
PB	0
SB	0
CS	0
PA	53

AB	49
R	5
H	12
RBI	5
BB	2
SO	4
LOB	26

PITCHER		IP	WLS	BF	H	R	ER	SO	BB	IBB	HBP	BLK	WP	HR	S	P	ERA	WHIP
Cliff Chambers, L ERA: 4.06	(1, 1)	4.0		21	9	4	4	1	0	0	0	0	0	0	23	23	9.00	2.250
Al Brazle, L ERA: 1.76	(5, 1)	9.0	W	32	3	1	1	3	2	0	0	0	0	0	36	44	1.00	0.556

PITCHER	IP	WLS	BF	H	R	ER	SO	BB	IBB	HBP	BLK	WP	HR	S	P	ERA	WHIP

St. Louis Cardinals @ Boston Braves

Braves Field, Boston, MA

Wed Jul 30 1952, 3:33 AM EDT

Att. 5,514 - Unknown - 69 F

TOP

livebaseballscorecards.com

Batter	1	2	3	4	5	6	7	8	9	AB	R	H	RBI	BB	SO	LOB
Solly Hemus, L (1, 6) OBP: 0.389, SLG: 0.394	F7		4-3			6-3		1B		4	0	1	0	0	0	0
Red Schoendienst, S (1, 4) OBP: 0.326, SLG: 0.402	F6			4-3 1B		F7		F9		4	0	1	0	0	0	1
Stan Musial, L (1, 8) OBP: 0.440, SLG: 0.522	1B			F8		HR		F2		4	1	2	1	0	0	2
Enos Slaughter, L (1, 9) OBP: 0.396, SLG: 0.423	L8			4-3 1-2		1B			4-3	4	0	1	0	0	0	2
Peanuts Lowrey, R (1, 7) OBP: 0.346, SLG: 0.357		F8		1-3		L8			F8	4	0	0	0	0	0	2
Del Rice, R (1, 2) OBP: 0.355, SLG: 0.450		F7			4-3 FC1-2-5-2 2B		F9		1B	4	0	2	0	0	0	0
Tommy Glaviano, R (9, PR) OBP: 0.378, SLG: 0.349										0	0	0	0	0	0	0
Billy Johnson, R (1, 5) OBP: 0.343, SLG: 0.333		F9			4-3 2-3		F8		F9	4	0	0	0	0	0	2
Dick Sisler, L (1, 3) OBP: 0.313, SLG: 0.373			F9		FC1-2-5-2 3-H		4-3			3	0	0	0	0	0	1
Joe Presko, R (1, 1) OBP: 0.135, SLG: 0.086			F2		6-3			F8		2	0	0	0	0	0	1
Eddie Stanky, R (8, PH) OBP: 0.346, SLG: 0.242										1	0	0	0	0	0	0
Eddie Yuhas, R (8, 1) OBP: 0.250, SLG: 0.267										0	0	0	0	0	0	0
Inning Stats	R: 0 H: 1 E: 0 LOB: 1 K: 0 BB: 0 S: 4 P: 4	R: 0 H: 0 E: 0 LOB: 0 K: 0 BB: 0 S: 3 P: 3	R: 0 H: 0 E: 0 LOB: 0 K: 0 BB: 0 S: 3 P: 3	R: 0 H: 1 E: 0 LOB: 1 K: 0 BB: 0 S: 4 P: 4	R: 0 H: 1 E: 0 LOB: 1 K: 0 BB: 0 S: 4 P: 4	R: 1 H: 2 E: 0 LOB: 1 K: 0 BB: 0 S: 5 P: 5	R: 0 H: 0 E: 0 LOB: 0 K: 0 BB: 0 S: 3 P: 3	R: 0 H: 1 E: 0 LOB: 1 K: 0 BB: 0 S: 4 P: 4	R: 0 H: 1 E: 0 LOB: 1 K: 0 BB: 0 S: 4 P: 4	1B: 5 SF: 0 2B: 1 SAC: 0 3B: 0 DP: 0 HR: 1 HBP: 0						

	AB	34
	R	1
	H	7
	RBI	1
	BB	0
	SO	0
	LOB	11

WP: 0 PB: 0 SB: 0 CS: 0 PA: 34

PITCHER	IP	WLS	BF	H	R	ER	SO	BB	IBB	HBP	BLK	WP	HR	S	P	ERA	WHIP
Warren Spahn, L (1, 1) ERA: 3.0	9.0	W	34	7	1	1	0	0	0	0	0	0	1	34	34	1.00	0.778

PITCHER	IP	WLS	BF	H	R	ER	SO	BB	IBB	HBP	BLK	WP	HR	S	P	ERA	WHIP

Batter	1	2	3	4	5	6	7	8	9	AB	R	H	RBI	BB	SO	LOB
Sam Jethroe, S (1, 8) OBP: 0.331, SLG: 0.389	F8			1-3	L7			F3		4	0	0	0	0	0	0
Johnny Logan, R (1, 6) OBP: 0.344, SLG: 0.367	F5			HR BB	1B			FC6-4 1B		3	1	2	0	1	0	0
Eddie Mathews, L (1, 5) OBP: 0.312, SLG: 0.452	K			1-H HR	4-3			F7		4	1	1	2	0	1	2
Walker Cooper, R (1, 2) OBP: 0.304, SLG: 0.377		F4		K		6-3		FC6-4 1-2f		4	0	0	0	0	1	1
Sid Gordon, R (1, 7) OBP: 0.401, SLG: 0.500		F9		BB 1B BB		G1-6-3 1B				2	0	1	0	1	0	0
George Crowe, L (1, 3) OBP: 0.335, SLG: 0.395		4-3		BB 1-2 1B		G1-6-3 1-2f				3	0	1	0	0	0	1
Jack Daniels, L (1, 9) OBP: 0.282, SLG: 0.262			F8	1-2 2-3 BB			F9			2	0	0	0	1	0	0
Jack Dittmer, L (1, 4) OBP: 0.217, SLG: 0.255			L9	4-3			4-3			3	0	0	0	0	0	3
Warren Spahn, L (1, 1) OBP: 0.247, SLG: 0.366			F8		F2		G3			3	0	0	0	0	0	0
Inning Stats	R: 0 E: 0 K: 1 S: 5 H: 0 LOB: 0 BB: 0 P: 5	R: 0 E: 0 K: 0 S: 3 H: 0 LOB: 0 BB: 0 P: 3	R: 0 E: 0 K: 0 S: 3 H: 0 LOB: 0 BB: 0 P: 3	R: 2 E: 0 K: 1 S: 7 H: 2 LOB: 3 BB: 3 P: 19	R: 0 E: 0 K: 0 S: 4 H: 1 LOB: 1 BB: 0 P: 4	R: 0 E: 0 K: 0 S: 3 H: 1 LOB: 0 BB: 0 P: 3	R: 0 E: 0 K: 0 S: 3 H: 0 LOB: 0 BB: 0 P: 3	R: 0 E: 0 K: 0 S: 4 H: 1 LOB: 1 BB: 0 P: 4		1B: 4 2B: 0 3B: 0 HR: 1	SF: 0 SAC: 0 DP: 1 HBP: 0						

PITCHER		IP	WLS	BF	H	R	ER	SO	BB	IBB	HBP	BLK	WP	HR	S	P	ERA	WHIP
Joe Presko, R ERA: 3.88	(1, 1)	7.0	L	27	4	2	2	2	3	0	0	0	0	1	28	40	2.57	1.000
Eddie Yuhas, R ERA: 2.85	(8, 1)	1.0		4	1	0	0	0	0	0	0	0	0	0	4	4	0.00	1.000

PITCHER	IP	WLS	BF	H	R	ER	SO	BB	IBB	HBP	BLK	WP	HR	S	P	ERA	WHIP

BOTTOM

St. Louis Cardinals @ Boston Braves

Braves Field, Boston, MA

Wed Jul 30 1952, 3:33 AM EDT

Att. 5,514 - Unknown - 69 F

livebaseballscorecards.com

AB	28
R	2
H	5
RBI	2
BB	3
SO	2
LOB	7

1B: 4 2B: 0 3B: 0 HR: 1 SF: 0 SAC: 0 DP: 1 HBP: 0

WP: 0 PB: 0 SB: 0 CS: 0 PA: 31

Batter	1	2	3	4	5	6	7	8	9	AB	R	H	RBI	BB	SO	LOB
Solly Hemus, L (1, 6) OBP: 0.389, SLG: 0.390	BBBB 4-0 1B FC6-4 BB		x 0-0 ② 4-3		x 0-0 FC3 1B 1B 1-2 3-H	x 0-0 ② G3			BBBB 4-0 FC4-6 BB	3	2	0	1	2	0	2
Red Schoendienst, S (1, 4) OBP: 0.326, SLG: 0.402	x 0-0 FC6-4 1-3 1B		x 0-0 ③ F7		x 0-0 1B 1B 1-2 2-3 1B	x 0-0 ③ F4			x 0-0 ① FC4-6 E 1-2f 1B	5	2	2	0	0	0	2
Stan Musial, L (1, 8) OBP: 0.439, SLG: 0.521	x 0-0 ① FC6-4 1B 1-2f 3-H			x 0-0 CS 1B	x 0-0 ② F3		x 0-0 ① F9		x 0-0 1-H 1B	5	0	2	2	0	0	4
Enos Slaughter, L (1, 9) OBP: 0.396, SLG: 0.422	x 0-0 ② 1-3 1B			x 0-0 ① F2	x 0-0 1B 1B 1-3 2-H 3-H 1B		x 0-0 ② L4		SSS 0-3 ② K	5	1	2	2	0	1	2
Hal Rice, L (1, 7) OBP: 0.342, SLG: 0.450	x 0-0 ③ 4-3			x 0-0 ② F9	x 0-0 1B 1-3 3-H 1B		x 0-0 2B		x 0-0 ③ 6-3	5	0	2	1	0	0	3
Billy Johnson, R (1, 5) OBP: 0.346, SLG: 0.337		x 0-0 ① 6-3		0-0 ③ CS 1-2	x 0-0 BB 1B 1B x 0-0 1-3 3-H 1B		x 0-0 ③ F4			4	1	2	1	0	0	1
Dick Sisler, L (1, 3) OBP: 0.312, SLG: 0.369		x 0-0 ② F9			1B 1-2 FC3 BB x 0-0 ③ G3			SSS 0-3 ① K		3	1	0	0	1	1	2
Les Fusselman, R (1, 2) OBP: 0.173, SLG: 0.269		x 0-0 ③ F3			x 0-0 1B FC3 1B 1-3 2-H 1B	x 0-0 E5 SH3-4		x 0-0 ② 5-3		4	1	1	1	0	0	0
Vinegar Bend Mizell, R (1, 1) OBP: 0.071, SLG: 0.143			x 0-0 ① 6-3		SSS 0-3 ① K	x 0-0 ① SH3-4 2-3		x 0-0 ③ 1-3		3	0	0	0	0	1	2
Inning Stats	R: 1 E: 0 K: 0 S: 4 H: 2 LOB: 1 BB: 1 P: 8	R: 0 E: 0 K: 0 S: 3 H: 0 LOB: 0 BB: 0 P: 3	R: 0 E: 0 K: 0 S: 3 H: 0 LOB: 0 BB: 0 P: 3	R: 0 E: 0 K: 0 S: 3 H: 1 LOB: 0 BB: 0 P: 3	R: 6 E: 0 K: 1 S: 12 H: 6 LOB: 2 BB: 1 P: 16	R: 0 E: 1 K: 0 S: 4 H: 0 LOB: 1 BB: 0 P: 4	R: 0 E: 0 K: 0 S: 4 H: 1 LOB: 1 BB: 0 P: 4	R: 0 E: 0 K: 1 S: 5 H: 0 LOB: 0 BB: 0 P: 5	R: 1 E: 0 K: 1 S: 6 H: 1 LOB: 1 BB: 1 P: 10	1B: 10 2B: 1 3B: 0 HR: 0 SF: 0 SAC: 1 DP: 0 HBP: 0						

PITCHER	IP	WLS	BF	H	R	ER	SO	BB	IBB	HBP	BLK	WP	HR	S	P	ERA	WHIP
Vern Bickford, R (1, 1) ERA: 3.85	4.2	L	24	9	7	7	1	2	0	0	0	0	0	24	32	13.50	2.357
Bob Chipman, L (5, 1) ERA: 2.41	1.1		5	0	0	0	0	0	0	0	0	0	0	5	5	0.00	0.000
Virgil Jester, R (7, 1) ERA: 2.12	2.0		7	1	0	0	1	0	0	0	0	0	0	9	9	0.00	0.500
Dave Cole, R (9, 1) ERA: 3.6	1.0		5	1	1	0	1	1	0	0	0	0	0	6	10	0.00	2.000

PITCHER	IP	WLS	BF	H	R	ER	SO	BB	IBB	HBP	BLK	WP	HR	S	P	ERA	WHIP

St. Louis Cardinals @ Boston Braves

Braves Field, Boston, MA

Thu Jul 31 1952, 3:33 AM EDT

Att. 2,543 - Cloudy - 85 F

TOP

livebaseballscorecards.com

AB	37
R	8
H	11
RBI	8
BB	3
SO	3
LOB	18

Batter	1	2	3	4	5	6	7	8	9	AB	R	H	RBI	BB	SO	LOB
Sam Jethroe, S (1, 8) OBP: 0.334, SLG: 0.397	BBBB 4-0 1B S BB		x 0-0 HR		SSS 0-3 ① K	BBB 4-0 FC5-4 BB		SSS 0-3 ③ K		3	1	1	1	2	2	2
Johnny Logan, R (1, 6) OBP: 0.349, SLG: 0.370	x 0-0 1-3 1B		x 0-0 ① L8		x 0-0 4-3 BB 1B	x 0-0 ③ FC5-4 1-2f			BBBB 4-0 DI 1-3 1B BB	4	1	2	0	1	0	2
Eddie Mathews, L (1, 5) OBP: 0.313, SLG: 0.448	SSS 0-3 ① K		BBBB 4-0 FC4-6 BB		BBBB 4-0 4-3 1-2 BB		x 0-0 ① L7		x 0-0 ① 1-3 1-2	3	0	0	0	2	1	3
Walker Cooper, R (1, 2) OBP: 0.298, SLG: 0.368	SSS 0-3 ② K		x 0-0 ② FC4-6 1B 1-2f		x 0-0 ② 4-3 1-2 2-3		x 0-0 ② 6-3		x 0-0 ② 1-3 2-3	5	0	0	0	0	1	6
Sid Gordon, R (1, 7) OBP: 0.401, SLG: 0.498	x 0-0 ③ 1-3		x 0-0 1-2 1B		x 0-0 ③ L8		x 0-0 ③ F9		x 0-0 1B 3-H 1B	5	0	2	1	0	0	4
George Crowe, L (1, 3) OBP: 0.336, SLG: 0.395		x 0-0 ① 6-3	x 0-0 ③ L8			x 0-0 1B 1B 1B		x 0-0 ① F6	x 0-0 1-2 1B	5	1	2	0	0	0	2
Bob Thorpe, R (1, 9) OBP: 0.266, SLG: 0.344		x 0-0 ② 3-1		x 0-0 G5-4-3 1B		x 0-0 G6-4-3 1-3 1B		x 0-0 ② 4-3	SSS 0-3 ③ K	5	0	2	0	0	1	2
Jack Dittmer, L (1, 4) OBP: 0.230, SLG: 0.268		x 0-0 1B	x 0-0 ① ② G5-4-3 1-2f			x 0-0 G6-4-3 1-2 3-H 1B		x 0-0 1B PB 1B		4	0	3	1	0	0	1
Vern Bickford, R (1, 1) OBP: 0.191, SLG: 0.213 Bob Chipman, L (5, 1) Sibby Sisti, R (6, PH) OBP: 0.284, SLG: 0.329 Virgil Jester, R (7, 1) OBP: 0.286, SLG: 0.500 Paul Burris, R (8, PH) OBP: 0.266, SLG: 0.344 Dave Cole, R (9, 1)		SSS 0-3 ③ K	x 0-0 ③ 5-3			x 0-0 ① ② G6-4-3 1-2f 2-3		x 0-0 1-3 1B		2 0 1 0 1	0 0 0 0 0	0 0 0 0 1	0 0 0 0 0	0 0 0 0 0	1 0 0 0 0	1 0 2 0 0
Inning Stats	R: 0 H: 1 E: 0 LOB: 2 K: 2 BB: 1 S: 8 P: 12	R: 0 H: 1 E: 0 LOB: 1 K: 1 BB: 0 S: 6 P: 6	R: 1 H: 2 E: 0 LOB: 2 K: 0 BB: 1 S: 5 P: 9	R: 0 H: 1 E: 0 LOB: 0 K: 0 BB: 0 S: 3 P: 3	R: 0 H: 1 E: 0 LOB: 2 K: 1 BB: 1 S: 6 P: 10	R: 1 H: 3 E: 0 LOB: 2 K: 0 BB: 1 S: 5 P: 9	R: 0 H: 0 E: 0 LOB: 0 K: 0 BB: 0 S: 3 P: 3	R: 0 H: 2 E: 0 LOB: 2 K: 1 BB: 0 S: 7 P: 7	R: 1 H: 2 E: 0 LOB: 2 K: 1 BB: 1 S: 7 P: 11	1B: 12 SF: 0 2B: 0 SAC: 0 3B: 0 DP: 2 HR: 1 HBP: 0						

PITCHER		IP	WLS	BF	H	R	ER	SO	BB	IBB	HBP	BLK	WP	HR	S	P	ERA	WHIP
Vinegar Bend Mizell, L ERA: 3.84	(1, 1)	9.0	W	43	13	3	3	6	5	0	0	0	0	1	50	70	3.00	2.000

PITCHER	IP	WLS	BF	H	R	ER	SO	BB	IBB	HBP	BLK	WP	HR	S	P	ERA	WHIP

BOTTOM

St. Louis Cardinals @ Boston Braves

Braves Field, Boston, MA

Thu Jul 31 1952, 3:33 AM EDT

Att. 2,543 - Cloudy - 85 F

livebaseballscorecards.com

AB	38
R	3
H	13
RBI	3
BB	5
SO	6
LOB	25

WP: 0 PA: 43
PB: 1
SB: 1
CS: 0

Batter	1	2	3	4	5	6	7	8	9	AB	R	H	RBI	BB	SO	LOB
Bob Borkowski, R (1, 8) OBP: 0.318, SLG: 0.368	4-3		F9			6-3		K		4	0	0	0	0	1	0
Bobby Adams, R (1, 5) OBP: 0.333, SLG: 0.377	1B			S 1B		4-3		K		4	0	2	0	0	1	0
Willard Marshall, L (1, 9) OBP: 0.325, SLG: 0.407	F5			K 1-2		1-3			F8	0	0	0	0	0	0	0
Ted Kluszewski, L (1, 3) OBP: 0.356, SLG: 0.455	F6			4-3			4-3		WP PB 2B	4	0	1	0	0	0	2
Wally Westlake, R (9, PR) (9, 7) OBP: 0.315, SLG: 0.269										0	1	0	0	0	0	0
Hank Edwards, L (1, 7) OBP: 0.365, SLG: 0.516		G3		1-3			FC4 1B		PB WP 1B IBB	3	1	1	0	1	0	1
Joe Adcock, R (9, 3) OBP: 0.335, SLG: 0.520										0	0	0	0	0	0	0
Andy Seminick, R (1, 2) OBP: 0.352, SLG: 0.473		K			E1 E		FC4 1B		6-3 1-3 2-H	4	0	1	0	0	1	1
Eddie Pellagrini, R (1, 4) OBP: 0.261, SLG: 0.292		L6			F8 1-2		FC4 1-2f 2-3		2B 1B 3-H	4	0	1	1	0	0	3
Roy McMillan, R (1, 6) OBP: 0.293, SLG: 0.341			F7		6-3		K		1-3 2B	4	0	1	0	0	1	3
Ken Raffensberger, R (1, 1) OBP: 0.118, SLG: 0.082			F6		F8			K	P4	4	0	0	0	0	1	3
Inning Stats	R: 0 H: 1 E: 0 LOB: 1 K: 0 BB: 0 S: 4 P: 4	R: 0 H: 0 E: 0 LOB: 0 K: 1 BB: 0 S: 5 P: 5	R: 0 H: 0 E: 0 LOB: 0 K: 0 BB: 0 S: 3 P: 3	R: 0 H: 1 E: 0 LOB: 1 K: 1 BB: 0 S: 6 P: 6	R: 0 H: 0 E: 2 LOB: 1 K: 0 BB: 0 S: 4 P: 4	R: 0 H: 0 E: 0 LOB: 0 K: 0 BB: 0 S: 3 P: 3	R: 0 H: 2 E: 0 LOB: 2 K: 1 BB: 0 S: 7 P: 7	R: 0 H: 0 E: 0 LOB: 0 K: 3 BB: 0 S: 9 P: 9	R: 2 H: 3 E: 0 LOB: 2 K: 0 BB: 1 S: 6 P: 10	1B: 5 SF: 0 2B: 2 SAC: 0 3B: 0 DP: 0 HR: 0 HBP: 0						

PITCHER	IP	WLS	BF	H	R	ER	SO	BB	IBB	HBP	BLK	WP	HR	S	P	ERA	WHIP
Max Surkont, R (1, 1) ERA: 4.37	9.0	L	36	7	2	2	6	0	1	0	0	1	0	47	51	2.00	0.778

PITCHER	IP	WLS	BF	H	R	ER	SO	BB	IBB	HBP	BLK	WP	HR	S	P	ERA	WHIP

TOP

Cincinnati Reds @ Boston Braves

Braves Field, Boston, MA

Fri Aug 01 1952, 3:33 AM EDT

Att. 4,081 - Unknown - 74 F

livebaseballscorecards.com

AB	31
R	2
H	7
RBI	1
BB	1
SO	5
LOB	13

WP: 1	PA: 36		
PB: 1			
SB: 1			
CS: 0			

Cincinnati Reds @ Boston Braves

Braves Field, Boston, MA

Fri Aug 01 1952, 3:33 AM EDT

Att. 4,081 - Unknown - 74 F

BOTTOM

Batter	1	2	3	4	5	6	7	8	9	AB	R	H	RBI	BB	SO	LOB
Sam Jethroe, S (1, 8) OBP: 0.336, SLG: 0.398	0-0 6-3 1B		0-0 1B 1-2 1B		0-0 ① 6-3		0-0 ② 6-3			4	0	2	0	0	0	1
Johnny Logan, R (1, 6) OBP: 0.347, SLG: 0.367	0-0 ① 6-3 1-2		0-0 1-2 2-3 1B		0-0 ② L7		0-0 ③ P1			4	0	1	0	0	0	2
Eddie Mathews, L (1, 5) OBP: 0.310, SLG: 0.442	0-0 ② 6-3		S S S 0-3 ② K		0-0 ③ F9			S S S 0-3 ① K		4	0	0	0	0	2	4
Sid Gordon, R (1, 7) OBP: 0.397, SLG: 0.492	0-0 ③ F8		0-0 ③ F7			0-0 ① L7		S S S 0-3 ② K		4	0	0	0	0	1	4
Bob Thorpe, R (1, 9) OBP: 0.270, SLG: 0.347		0-0 ① 6-3		0-0 FC6-4 1B		0-0 FC1-6 1B		0-0 ③ F3		4	0	2	0	0	0	0
George Crowe, L (1, 3) OBP: 0.330, SLG: 0.387		0-0 ② F7		0-0 ① FC6-4 1B 1-2f		0-0 ② FC1-6 1-2f			0-0 ① 4-3	4	0	0	0	0	0	2
Paul Burris, R (1, 2) OBP: 0.250, SLG: 0.323		0-0 ③ 6-3		S S S 0-3 ② K		0-0 ③ F9			0-0 ② F7	4	0	0	0	0	1	2
Jack Dittmer, L (1, 4) OBP: 0.236, SLG: 0.274			0-0 ① 4-3	0-0 1-2 1B			0-0 SH5-4 1B		0-0 ③ 5-3	4	0	2	0	0	0	0
Max Surkont, R (1, 1) OBP: 0.158, SLG: 0.189			0-0 1B 1B 1B	S S S 0-3 ③ K			0-0 ① SH5-4 1-2			2	0	1	0	0	1	2
Inning Stats	R: 0 H: 1 E: 0 LOB: 1 K: 0 BB: 0 S: 4 P: 4	R: 0 H: 0 E: 0 LOB: 0 K: 0 BB: 0 S: 3 P: 3	R: 0 H: 3 E: 0 LOB: 3 K: 1 BB: 0 S: 8 P: 8	R: 0 H: 2 E: 0 LOB: 2 K: 2 BB: 0 S: 9 P: 9	R: 0 H: 0 E: 0 LOB: 0 K: 0 BB: 0 S: 3 P: 3	R: 0 H: 1 E: 0 LOB: 1 K: 0 BB: 0 S: 4 P: 4	R: 0 H: 1 E: 0 LOB: 1 K: 0 BB: 0 S: 4 P: 4	R: 0 H: 0 E: 0 LOB: 0 K: 2 BB: 0 S: 7 P: 7	R: 0 H: 0 E: 0 LOB: 0 K: 0 BB: 0 S: 3 P: 3	1B: 8 2B: 0 3B: 0 HR: 0	SF: 0 SAC: 1 DP: 0 HBP: 0						

PITCHER	IP	WLS	BF	H	R	ER	SO	BB	IBB	HBP	BLK	WP	HR	S	P	ERA	WHIP
Ken Raffensberger, L (1, 1) ERA: 2.69	9.0	W	35	8	0	0	5	0	0	0	0	0	0	45	45	0.00	0.889

PITCHER	IP	WLS	BF	H	R	ER	SO	BB	IBB	HBP	BLK	WP	HR	S	P	ERA	WHIP

AB	34
R	0
H	8
RBI	0
BB	0
SO	5
LOB	17

WP: 0 PA: 35
PB: 0
SB: 0
CS: 0

livebaseballscorecards.com

Cincinnati Reds @ Boston Braves

Braves Field, Boston, MA

Sat Aug 02 1952, 3:33 AM EDT

Att. 1,567 - Unknown

TOP

livebaseballscorecards.com

Batter	1	2	3	4	5	6	7	8	9	AB	R	H	RBI	BB	SO	LOB
Bob Borkowski, R (1, 8) OBP: 0.316, SLG: 0.363	BBBB 4-0 4-3 1B BB	0-0 FC6-4 1-2f		0-0 F9		0-0 F9	0-0 F3			4	1	0	0	1	0	3
Bobby Adams, R (1, 5) OBP: 0.334, SLG: 0.380	0-0 4-3 1-2		0-0 5-3	0-0 HR 1-2 1B		0-0 4-3		0-0 2B		5	1	2	0	0	0	1
Willard Marshall, L (1, 9) OBP: 0.326, SLG: 0.416	0-0 F9		BBBB 4-0 BB	0-0 1-H 2-H HR		0-0 6-3		0-0 1-3		0	2	0	0	0	0	0
Ted Kluszewski, L (1, 3) OBP: 0.361, SLG: 0.462 Wally Westlake, R (7, PR) OBP: 0.314, SLG: 0.268 (7, 7)	0-0 1B 2-H 1B		0-0 1B 1-3 1B	0-0 6-3			0-0 2B 2B	0-0 F4		4 1	0 1	3 0	1 0	0 0	0 0	0 1
Hank Edwards, L (1, 7) OBP: 0.369, SLG: 0.516 Joe Adcock, R (7, 3) OBP: 0.333, SLG: 0.518	0-0 1-2 1B		0-0 1-2 3-H 1B		0-0 3-1		SSS 0-3 K	0-0 F9		4 1	0 0	2 0	1 0	0 0	1 0	1 1
Andy Seminick, R (1, 2) OBP: 0.350, SLG: 0.471 Joe Rossi, R (1, 2) OBP: 0.355, SLG: 0.298	0-0 F6		0-0 F8		0-0 FC6-4 1B		BBBB 4-0 2B BB		0-0 6-3	1 3	0 1	0 1	0 1	0 0	0 1	2 2
Eddie Pellagrini, R (1, 4) OBP: 0.243, SLG: 0.271		0-0 F3	0-0 F5		0-0 FC6-4 1B 1-2f		0-0 F8		0-0 F6	5	0	0	0	0	0	5
Roy McMillan, R (1, 6) OBP: 0.297, SLG: 0.347		0-0 F7		0-0 FC5-4 1B	0-0 1-3 1B		0-0 1-H 2-H 2B 2B		0-0 F6	5	1	3	2	0	0	0
Harry Perkowski, L (1, 1) OBP: 0.224, SLG: 0.281		BBBB 4-0 FC6-4 BB		0-0 FC5-4 1B 1-2f HR	0-0 1-3		0-0 2-H 2B			3	1	1	1	1	0	3

	AB	36
	R	8
	H	12
	RBI	5
	BB	3
	SO	1
	LOB	19

Inning Stats	1	2	3	4	5	6	7	8	9
	R: 1 E: 0 K: 0 S: 5	R: 0 E: 0 K: 0 S: 3	R: 1 E: 0 K: 0 S: 5	R: 3 E: 0 K: 0 S: 6	R: 0 E: 0 K: 0 S: 5	R: 0 E: 0 K: 0 S: 3	R: 3 E: 0 K: 1 S: 8	R: 0 E: 0 K: 0 S: 4	R: 0 E: 0 K: 0 S: 3
	H: 2 LOB: 2 BB: 1 P: 9	H: 0 LOB: 1 BB: 1 P: 7	H: 2 LOB: 2 BB: 1 P: 9	H: 3 LOB: 0 BB: 0 P: 6	H: 2 LOB: 2 BB: 0 P: 5	H: 0 LOB: 0 BB: 0 P: 3	H: 3 LOB: 1 BB: 1 P: 12	H: 1 LOB: 1 BB: 0 P: 4	H: 0 LOB: 0 BB: 0 P: 3

	1B: 8	SF: 0
	2B: 4	SAC: 0
	3B: 0	DP: 0
	HR: 1	HBP: 0

	WP: 0	PA: 44
	PB: 0	
	SB: 0	
	CS: 0	

PITCHER		IP	WLS	BF	H	R	ER	SO	BB	IBB	HBP	BLK	WP	HR	S	P	ERA	WHIP
Jim Wilson, R ERA: 3.67	(1, 1)	3.2	L	21	7	5	5	0	3	0	0	0	0	1	18	30	12.27	2.727
Lew Burdette, R ERA: 3.38	(4, 1)	3.0		15	5	3	3	1	1	0	0	0	0	0	16	20	9.00	2.000
Sheldon Jones, R ERA: 4.11	(7, 1)	1.1		5	1	0	0	0	0	0	0	0	0	0	5	5	0.00	0.750
Ernie Johnson, R ERA: 5.17	(9, 1)	1.0		3	0	0	0	0	0	0	0	0	0	0	3	3	0.00	0.000

PITCHER	IP	WLS	BF	H	R	ER	SO	BB	IBB	HBP	BLK	WP	HR	S	P	ERA	WHIP

Cincinnati Reds @ Boston Braves

Braves Field, Boston, MA

Sat Aug 02 1952, 3:33 AM EDT

Att. 1,567 - Unknown

livebaseballscorecards.com

BOTTOM

Batter	1	2	3	4	5	6	7	8	9	AB	R	H	RBI	BB	SO	LOB
Sam Jethroe, S (1, 8) OBP: 0.339, SLG: 0.397	4-0 SH5-3 E 1B BB	0-3 ② K		4-0 BB BB		0-0 ① ② G5-2-3 1-2 2-3 3-Hf			0-0 G4-3 1B	3	1	1	0	2	1	4
Johnny Logan, R (1, 6) OBP: 0.357, SLG: 0.372	0-0 E SH5-3 1-2 1B	0-0 1-2 1B		4-0 1-2 2-3 BB		4-0 BB			0-0 ① ② G4-3 1-2f	3	0	2	0	2	0	1
Eddie Mathews, L (1, 5) OBP: 0.306, SLG: 0.437	0-0 ① SH5-3 1-2 2-3	0-0 ③ F8		0-0 ③ F9		0-0 ③ 4-3			0-0 ③ 4-3	4	0	0	0	0	0	8
Sid Gordon, R (1, 7) OBP: 0.395, SLG: 0.489	0-0 FC6 G5-4-3 2-3 3-H		0-0 CS 1B		0-0 ① F3		0-0 ① F9			4	0	1	0	0	0	1
Bob Thorpe, R (1, 9) OBP: 0.265, SLG: 0.341	0-0 ② ③ G5-4-3 1-2f		0-0 ① F9		0-0 ② F8		0-0 ② L9			4	0	0	0	0	0	3
George Crowe, L (1, 3) OBP: 0.329, SLG: 0.381		4-0 2B BB	0-3 ② K		0-3 ③ K		0-0 ③ 3-1			3	1	0	0	1	2	1
Paul Burris, R (1, 2) OBP: 0.264, SLG: 0.348	0-0 SH1-3 1B 1-H 2B	0-0 ③ CS 1-2	0-0 ① F8			0-0 HBP E G5-2-3 1B		0-0 ① F7		4	1	2	1	0	0	0
Jack Dittmer, L (1, 4) OBP: 0.238, SLG: 0.275	0-0 ① SH1-3 2-3		0-0 BB SH3-4 1B			0-0 FC1 G5-2-3 HBP 1-2		0-0 ② F3		3	0	1	0	0	0	1
Jim Wilson, R (1, 1) OBP: 0.153, SLG: 0.155	0-0 1B 3-H 1B		0-0 ② SH3-4 1-2			1-0 G5-2-3 1-2 2-3 HBP		0-0 ③ F7		1	0	1	1	0	0	0
Lew Burdette, R (4, 1) OBP: 0.167, SLG: 0.063										0	0	0	0	0	0	0
Sheldon Jones, R (7, 1)										0	0	0	0	0	0	0
Sibby Sisti, R (8, PH) OBP: 0.282, SLG: 0.327										1	0	0	0	0	0	0
Ernie Johnson, R (9, 1)										0	0	0	0	0	0	0
Inning Stats	R: 1 H: 1 E: 1 LOB: 1 K: 0 BB: 1 S: 4 P: 8	R: 2 H: 3 E: 0 LOB: 2 K: 1 BB: 1 S: 8 P: 12	R: 0 H: 1 E: 0 LOB: 0 K: 1 BB: 0 S: 5 P: 5	R: 0 H: 1 E: 0 LOB: 3 K: 0 BB: 2 S: 4 P: 12	R: 0 H: 0 E: 0 LOB: 0 K: 1 BB: 0 S: 5 P: 5	R: 0 H: 1 E: 1 LOB: 3 K: 0 BB: 1 S: 4 P: 9	R: 0 H: 0 E: 0 LOB: 0 K: 0 BB: 0 S: 3 P: 3	R: 0 H: 0 E: 0 LOB: 0 K: 0 BB: 0 S: 3 P: 3	R: 0 H: 1 E: 0 LOB: 0 K: 0 BB: 0 S: 3 P: 3							

	AB	30
	R	3
	H	8
	RBI	2
	BB	5
	SO	3
	LOB	19

| | | | | | | | | | |

Batter	1	2	3	4	5	6	7	8	9	AB	R	H	RBI	BB	SO	LOB
Bob Borkowski, R (1, 8) OBP: 0.312, SLG: 0.357	6-3		F4		F9	F9			F4	5	0	0	0	0	0	2
Bobby Adams, R (1, 5) OBP: 0.337, SLG: 0.383	1B		1B		WP BB 1B		F7		F3	5	1	3	0	0	0	1
Wally Westlake, R (1, 9) OBP: 0.313, SLG: 0.265	F8		F6		BBBB 4-0 WP 1B 1-2		SSS 0-3 K			3	1	0	0	1	1	2
Joe Adcock, R (1, 7) OBP: 0.336, SLG: 0.518	F8			HR 1B	HBP 1B 1-H 2-H		F3			4	1	2	2	0	0	1
Ted Kluszewski, L (1, 3) OBP: 0.362, SLG: 0.470		3-1		1-H HR	H 1-0 HBP 1-2			3-1		3	1	1	2	0	0	0
Joe Rossi, R (1, 2) OBP: 0.351, SLG: 0.289		H 1-0 FC6-4 HBP		F3	F6			F5		3	0	0	0	0	0	2
Eddie Pellagrini, R (1, 4) OBP: 0.231, SLG: 0.257		FC6-4 1-2f		SSS 0-3 K	SSS 0-3 K			B3		4	0	0	0	0	2	1
Roy McMillan, R (1, 6) OBP: 0.294, SLG: 0.344		G3		F8	5-3				SSS 0-3 K	4	0	0	0	0	1	1
Ewell Blackwell, R (1, 1) OBP: 0.133, SLG: 0.200			SSS 0-3 K		G3				2B	2	0	0	0	0	1	0
Joe Nuxhall, L (5, 1) OBP: 0.118, SLG: 0.118										1	0	1	0	0	0	0
Cal Abrams, L (9, PH) OBP: 0.308, SLG: 0.340						1B				1	0	1	0	0	0	0
Inning Stats	R: 0 E: 0 K: 0 S: 4 H: 1 LOB: 1 BB: 0 P: 4	R: 0 E: 0 K: 0 S: 3 H: 0 LOB: 1 BB: 0 P: 4	R: 0 E: 0 K: 1 S: 6 H: 1 LOB: 1 BB: 0 P: 6	R: 2 E: 0 K: 1 S: 7 H: 2 LOB: 0 BB: 0 P: 7	R: 2 E: 0 K: 0 S: 5 H: 2 LOB: 2 BB: 1 P: 10	R: 0 E: 0 K: 1 S: 6 H: 1 LOB: 1 BB: 0 P: 6	R: 0 E: 0 K: 1 S: 5 H: 0 LOB: 0 BB: 0 P: 5	R: 0 E: 0 K: 0 S: 3 H: 0 LOB: 0 BB: 0 P: 3	R: 0 E: 0 K: 1 S: 6 H: 1 LOB: 1 BB: 0 P: 6	1B: 6 2B: 1 3B: 0 HR: 1	SF: 0 SAC: 0 DP: 0 HBP: 2						

TOP

Cincinnati Reds @ Boston Braves

Braves Field, Boston, MA

Sun Aug 03 1952, 3:33 AM EDT

Cloudy - 84 F

livebaseballscorecards.com

AB	35
R	4
H	8
RBI	4
BB	1
SO	5
LOB	10

WP: 1 PA: 38
PB: 0
SB: 0
CS: 0

PITCHER	IP	WLS	BF	H	R	ER	SO	BB	IBB	HBP	BLK	WP	HR	S	P	ERA	WHIP
Warren Spahn, L (1, 1) ERA: 3.04	9.0	W	38	8	4	4	5	1	0	2	0	1	1	45	51	4.00	1.000

PITCHER	IP	WLS	BF	H	R	ER	SO	BB	IBB	HBP	BLK	WP	HR	S	P	ERA	WHIP

Cincinnati Reds @ Boston Braves

Braves Field, Boston, MA

Sun Aug 03 1952, 3:33 AM EDT

Cloudy - 84 F

livebaseballscorecards.com

BOTTOM

Batter	1	2	3	4	5	6	7	8	9	AB	R	H	RBI	BB	SO	LOB
Sam Jethroe, S (1, 8) OBP: 0.340, SLG: 0.396	0-0 G3 ①	0-0 G3-6-3 ②③ 1-2f		0-0 F3 ③		4-0 CS BB		0-0 1B 1-2		4	0	1	0	1	0	1
Johnny Logan, R (1, 6) OBP: 0.354, SLG: 0.368	0-0 F6 ②		0-0 F9 ①		0-0 1B BB 2B	0-3 K ①② 1-2		0-0 F9 ③		5	1	1	0	0	1	3
Eddie Mathews, L (1, 5) OBP: 0.308, SLG: 0.434	4-0 BB 1B 1B		0-3 K ②		4-0 BB 2B 1-2	0-3 K ③				2	2	0	0	2	2	0
Walker Cooper, R (1, 2) OBP: 0.305, SLG: 0.379	0-0 1B E 1-2 1B		0-0 BB 2B 1B		0-0 BB 2B 1-3 2-H		0-0 6-3 ①			4	2	3	1	0	0	0
Sid Gordon, R (1, 7) OBP: 0.396, SLG: 0.488	0-0 E8 1-H 2-H 1B		4-0 BB 2B 1-2		0-3 K ①		0-3 K ②			3	1	1	1	1	2	2
George Crowe, L (1, 3) OBP: 0.332, SLG: 0.385	0-0 1-3 ③		0-0 2B 1-H 2-H		4-0 BB BB		0-0 4-3 ③			3	0	1	2	1	0	1
Jack Daniels, L (1, 9) OBP: 0.286, SLG: 0.267		0-0 1B 6-3	0-0 F6 ③		0-3 K ②			0-0 F9 ①		2	1	1	0	0	0	1
Bob Thorpe, R (5, PH) OBP: 0.263, SLG: 0.338 (6, 9)		1B								2	0	0	0	0	1	3
Jack Dittmer, L (1, 4) OBP: 0.238, SLG: 0.270		0-0 6-3 ① 1-2		0-0 F8 ①	4-0 BB 1-2 2-3 3-H			0-0 F2 ②		3	0	0	1	1	0	1
Warren Spahn, L (1, 1) OBP: 0.260, SLG: 0.373		0-0 G3-6-3 2-H 1B		0-0 F2 ②	0-0 4-3 ③			0-0 1B 1B		4	0	2	1	0	0	3
Inning Stats	R: 2 E: 1 K: 0 S: 5 H: 2 LOB: 1 BB: 1 P: 9	R: 1 E: 0 K: 0 S: 4 H: 2 LOB: 0 BB: 0 P: 4	R: 2 E: 0 K: 1 S: 7 H: 2 LOB: 1 BB: 1 P: 11	R: 0 E: 0 K: 0 S: 3 H: 0 LOB: 0 BB: 0 P: 3	R: 2 E: 0 K: 2 S: 9 H: 2 LOB: 3 BB: 3 P: 21	R: 0 E: 0 K: 2 S: 6 H: 0 LOB: 0 BB: 1 P: 10	R: 0 E: 0 K: 1 S: 5 H: 0 LOB: 0 BB: 0 P: 5	R: 0 E: 0 K: 0 S: 5 H: 2 LOB: 2 BB: 0 P: 5		1B: 8 2B: 2 3B: 0 HR: 0 SF: 0 SAC: 0 DP: 1 HBP: 0						

PITCHER		IP	WLS	BF	H	R	ER	SO	BB	IBB	HBP	BLK	WP	HR	S	P	ERA	WHIP
Ewell Blackwell, R ERA: 5.51	(1, 1)	4.1	L	24	8	7	6	2	4	0	0	0	0	0	24	40	12.46	2.769
Joe Nuxhall, L ERA: 3.49	(5, 1)	3.2		14	2	0	0	4	2	0	0	0	0	0	20	28	0.00	1.091

PITCHER	IP	WLS	BF	H	R	ER	SO	BB	IBB	HBP	BLK	WP	HR	S	P	ERA	WHIP

AB	32
R	7
H	10
RBI	6
BB	6
SO	6
LOB	15

WP: 0 PB: 0 SB: 0 CS: 1 PA: 38

Batter	1	2	3	4	5	6	7	8	9	AB	R	H	RBI	BB	SO	LOB
Connie Ryan, R (1, 4) OBP: 0.353, SLG: 0.382	BBBB 4-0 BB 1B BB		x 0-0 S FC3-4 2B		BBBB 4-0 L5-3 BB		x 0-0 CS 1B			2	1	2	0	2	0	0
Richie Ashburn, L (1, 8) OBP: 0.354, SLG: 0.350	x 0-0 BB 1-2 1B		BBBB 4-0 FC3-4 2-3 BB		x 0-0 ②③ L5-3 1-2		x 0-0 ②③ F8 1-2			3	0	1	0	1	0	2
Johnny Wyrostek, L (1, 9) OBP: 0.366, SLG: 0.364	BBBB 4-0 L3 1-2 2-3 BB		x 0-0 ② FC3-4 1-2f 3-H			x 0-0 1B 2B		SSS 0-3 ① K		3	1	1	1	1	1	1
Del Ennis, R (1, 7) OBP: 0.337, SLG: 0.469	x 0-0 ①② L3 1-2		x 0-0 ③ F7			x 0-0 G6-4-3 2-H 1B		x 0-0 ② L8		4	0	1	1	0	0	4
Granny Hamner, R (1, 6) OBP: 0.302, SLG: 0.423	x 0-0 ③ 6-3			BBBB 4-0 SH3-4 BB		x 0-0 ①② G6-4-3 1-2f		x 0-0 2B		3	0	1	0	1	0	3
Willie Jones, R (1, 5) OBP: 0.338, SLG: 0.387		x 0-0 ① 5-3		x 0-0 ① SH3-4 1-2		x 0-0 WP 1B		x 0-0 ③ 5-3		3	0	1	0	0	0	1
Smoky Burgess, L (1, 2) OBP: 0.366, SLG: 0.421		x 0-0 ② 1-3		x 0-0 ② 3-1		BBBB 4-0 1-2 BB			x 0-0 ① 4-3	3	0	0	0	1	0	1
Eddie Waitkus, L (1, 3) OBP: 0.362, SLG: 0.367		x 0-0 ③ 1-3		x 0-0 ③ 3-1		x 0-0 ③ F9			x 0-0 ② 6-3	4	0	0	0	0	0	3
Robin Roberts, S (1, 1) OBP: 0.141, SLG: 0.164			x 0-0 ① 4-3		x 0-0 ① 4-3		x 0-0 ① 4-3		x 0-0 ③ 6-3	4	0	0	0	0	0	0
Inning Stats	R: 0 E: 0 K: 0 S: 3 H: 1 LOB: 2 BB: 2 P: 11	R: 0 E: 0 K: 0 S: 3 H: 0 LOB: 0 BB: 0 P: 3	R: 1 E: 0 K: 0 S: 4 H: 1 LOB: 1 BB: 1 P: 8	R: 0 E: 0 K: 0 S: 3 H: 0 LOB: 1 BB: 1 P: 7	R: 0 E: 0 K: 0 S: 2 H: 0 LOB: 0 BB: 1 P: 6	R: 1 E: 0 K: 0 S: 5 H: 3 LOB: 2 BB: 1 P: 9	R: 0 E: 0 K: 0 S: 3 H: 1 LOB: 0 BB: 0 P: 3	R: 0 E: 0 K: 1 S: 6 H: 1 LOB: 1 BB: 0 P: 6	R: 0 E: 0 K: 0 S: 3 H: 0 LOB: 0 BB: 0 P: 3	1B: 4 2B: 5 3B: 0 HR: 0	SF: 0 SAC: 1 DP: 3 HBP: 0						

PITCHER	IP	WLS	BF	H	R	ER	SO	BB	IBB	HBP	BLK	WP	HR	S	P	ERA	WHIP
Vern Bickford, R (1, 1) ERA: 3.77	8.0	L	33	7	2	2	1	6	0	0	0	1	0	29	53	2.25	1.625
Lew Burdette, R (9, 1) ERA: 3.33	1.0		3	0	0	0	0	0	0	0	0	0	0	3	3	0.00	0.000

PITCHER	IP	WLS	BF	H	R	ER	SO	BB	IBB	HBP	BLK	WP	HR	S	P	ERA	WHIP

TOP

Philadelphia Phillies @ Boston Braves

Braves Field, Boston, MA

Thu Aug 07 1952, 3:33 AM EDT

Unknown - 75 F

livebaseballscorecards.com

AB	29
R	2
H	7
RBI	2
BB	6
SO	1
LOB	15

1B: 4	SF: 0	WP: 1	PA: 36
2B: 5	SAC: 1	PB: 0	
3B: 0	DP: 3	SB: 1	
HR: 0	HBP: 0	CS: 1	

BOTTOM

Philadelphia Phillies @ Boston Braves

Braves Field, Boston, MA

Thu Aug 07 1952, 3:33 AM EDT

Unknown - 75 F

livebaseballscorecards.com

Batter	1	2	3	4	5	6	7	8	9	AB	R	H	RBI	BB	SO	LOB
Sam Jethroe, S (1, 8) OBP: 0.336, SLG: 0.389	F6		F9			F9		K		4	0	0	0	0	1	1
Johnny Logan, R (1, 6) OBP: 0.346, SLG: 0.359	F8			F8		6-3			6-3	4	0	0	0	0	0	0
Eddie Mathews, L (1, 5) OBP: 0.310, SLG: 0.429	FC6-4 BB			L9			F5		K	3	0	0	0	1	1	0
Walker Cooper, R (1, 2) OBP: 0.305, SLG: 0.377	FC6-4 1-2f			1B			4-3		5-3	4	0	1	0	0	0	1
Sid Gordon, R (1, 7) OBP: 0.392, SLG: 0.480		F9		4-3			5-3			3	0	0	0	0	0	1
George Crowe, L (1, 3) OBP: 0.326, SLG: 0.382		F6			K			1B 2B		3	1	1	0	0	1	0
Jack Daniels, L (1, 9) OBP: 0.278, SLG: 0.259		G3			F5			F5		3	0	0	0	0	0	1
Jack Dittmer, L (1, 4) OBP: 0.230, SLG: 0.260			F9		F6			6-3		3	0	0	0	0	0	1
Vern Bickford, R (1, 1) OBP: 0.184, SLG: 0.204			1-3			F4		2-H 1B		2	0	0	0	0	0	0
Earl Torgeson, L (8, PH) OBP: 0.361, SLG: 0.302										1	0	1	1	0	0	0
Lew Burdette, R (9, 1) OBP: 0.167, SLG: 0.063										0	0	0	0	0	0	0

Inning Stats	1	2	3	4	5	6	7	8	9
R	0	0	0	0	0	0	0	1	0
E	0	0	0	0	0	0	0	0	0
K	0	0	0	0	1	0	0	1	1
S	3	3	3	4	5	3	3	7	5
H	0	0	0	1	0	0	0	2	0
LOB	1	0	0	1	0	0	0	1	0
BB	1	0	0	0	0	0	0	0	0
P	7	3	3	4	5	3	3	7	5

AB	30
R	1
H	3
RBI	1
BB	1
SO	3
LOB	5

PITCHER		IP	WLS	BF	H	R	ER	SO	BB	IBB	HBP	BLK	WP	HR	S	P	ERA	WHIP	PITCHER	IP	WLS	BF	H	R	ER	SO	BB	IBB	HBP	BLK	WP	HR	S	P	ERA	WHIP
Robin Roberts, R (1, 1) ERA: 2.42		9.0	W	31	3	1	1	3	1	0	0	0	0	0	36	40	1.00	0.444																	

	1	2	3	4	5	6	7	8	9
R	0	0	0	0	0	0	0	1	0
E	0	0	0	0	0	0	0	0	0
K	0	0	0	0	1	0	0	1	1
S	3	3	3	4	5	3	3	7	5
H	0	0	0	1	0	0	0	2	0
LOB	1	0	0	1	0	0	0	1	0
BB	1	0	0	0	0	0	0	0	0
P	7	3	3	4	5	3	3	7	5

1B	2
2B	1
3B	0
HR	0
SF	0
SAC	0
DP	0
HBP	0

WP	0
PB	0
SB	0
CS	0
PA	31

Batter	1	2	3	4	5	6	7	8	9	AB	R	H	RBI	BB	SO	LOB
Connie Ryan, R (1, 4) OBP: 0.354, SLG: 0.385	F6			1B 1B 2B	E 1B HR 1B 2-H	F9			F9	5	2	2	1	0	0	0
Richie Ashburn, L (1, 8) OBP: 0.357, SLG: 0.351	F7			1B F8 1B 2-3	E6 HR 1B 1-3	BBBB BB			5-3	4	2	2	0	1	0	0
Johnny Wyrostek, L (1, 9) OBP: 0.369, SLG: 0.364	SSS K			1-3 1B 3-H	BBBB HR BB	L5			BBBB BB	3	1	1	1	2	1	1
Del Ennis, R (1, 7) OBP: 0.335, SLG: 0.473		6-3		F8 3-H	1-H 2-H 3-H HR		6-3		SSS K	5	1	1	5	0	1	2
Granny Hamner, R (1, 6) OBP: 0.299, SLG: 0.419		1-3		F5	F7		5-3			4	0	0	0	0	0	1
Willie Jones, R (1, 5) OBP: 0.335, SLG: 0.383		5-3		F9	SSS K		4-3			4	0	0	0	0	1	1
Stan Lopata, R (1, 2) OBP: 0.414, SLG: 0.472			F4		2B 1B	BBBB 5-3 HR BB		SSS K		3	2	1	0	1	1	0
Eddie Waitkus, L (1, 3) OBP: 0.361, SLG: 0.369			F7		1-H 1B 2B	5-3 1-2			5-3	4	1	1	1	0	0	1
Russ Meyer, S (1, 1) OBP: 0.109, SLG: 0.167			6-3		4-3	2-H HR			SSS K	4	1	1	2	0	1	1
Inning Stats	R: 0 E: 0 K: 1 S: 5 H: 0 LOB: 0 BB: 0 P: 5	R: 0 E: 0 K: 0 S: 3 H: 0 LOB: 0 BB: 0 P: 3	R: 0 E: 0 K: 0 S: 3 H: 0 LOB: 0 BB: 0 P: 3	R: 2 E: 0 K: 0 S: 6 H: 3 LOB: 1 BB: 0 P: 6	R: 6 E: 1 K: 1 S: 10 H: 5 LOB: 0 BB: 1 P: 14	R: 2 E: 0 K: 0 S: 4 H: 1 LOB: 1 BB: 2 P: 12	R: 0 E: 0 K: 0 S: 3 H: 0 LOB: 0 BB: 0 P: 3	R: 0 E: 0 K: 2 S: 7 H: 0 LOB: 0 BB: 0 P: 7	R: 0 E: 0 K: 1 S: 5 H: 0 LOB: 1 BB: 1 P: 9	1B: 5 2B: 2 3B: 0 HR: 2 SF: 0 SAC: 0 DP: 0 HBP: 0						

TOP

Philadelphia Phillies @ Boston Braves

Braves Field, Boston, MA

Thu Aug 07 1952, 3:38 AM EDT

Att. 4,829 - Unknown - 76 F

livebaseballscorecards.com

AB	36
R	10
H	9
RBI	10
BB	4
SO	5
LOB	7

WP: 0 PB: 0 SB: 0 CS: 0 PA: 40

PITCHER		IP	WLS	BF	H	R	ER	SO	BB	IBB	HBP	BLK	WP	HR	S	P	ERA	WHIP
Jim Wilson, R ERA: 4.02	(1, 1)	5.0	L	24	8	8	8	2	1	0	0	0	0	1	27	31	14.40	1.800
Sheldon Jones, R ERA: 4.31	(6, 1)	2.0		9	1	2	2	0	2	0	0	0	0	1	7	15	9.00	1.500
Ernie Johnson, R ERA: 5.23	(8, 1)	2.0		7	0	0	0	3	1	0	0	0	0	0	12	16	0.00	0.500

PITCHER	IP	WLS	BF	H	R	ER	SO	BB	IBB	HBP	BLK	WP	HR	S	P	ERA	WHIP

BOTTOM

Philadelphia Phillies @ Boston Braves

Braves Field, Boston, MA

Thu Aug 07 1952, 3:38 AM EDT

Att. 4,829 - Unknown - 76 F

livebaseballscorecards.com

Batter	1	2	3	4	5	6	7	8	9	AB	R	H	RBI	BB	SO	LOB
Sam Jethroe, S (1, 8) OBP: 0.333, SLG: 0.385	K2-3		K		4-3			4-3		4	0	0	0	0	2	1
Johnny Logan, R (1, 6) OBP: 0.349, SLG: 0.362	1B			F9		F9		FC4-6 1B		4	0	2	0	0	0	0
Eddie Mathews, L (1, 5) OBP: 0.309, SLG: 0.426	F9			HR BB		K		FC4-6 FC4-6 1-2f		3	1	0	0	1	1	2
Sid Gordon, R (1, 7) OBP: 0.393, SLG: 0.490	5-3			1-H HR		1B 1B		FC4-6 1-2f		4	1	2	2	0	0	2
George Crowe, L (1, 3) OBP: 0.329, SLG: 0.384		E6 G6-4-3		G6-4-3 1B		1-2 1B			F8	4	0	2	0	0	0	0
Paul Burris, R (1, 2) OBP: 0.263, SLG: 0.338		G6-4-3 1-2f		G6-4-3 1-2f		1-3			FC6 1B	4	0	1	0	0	0	4
Jack Daniels, L (1, 9) OBP: 0.277, SLG: 0.259		1-3		1B		B2			F7	4	0	1	0	0	0	1
Jack Dittmer, L (1, 4) OBP: 0.225, SLG: 0.254			F8	F7		4-3			FC6 1-2f	4	0	0	0	0	0	2
Jim Wilson, R (1, 1) OBP: 0.150, SLG: 0.153			5-3	F4		6-3				1	0	0	0	0	0	0
Bob Thorpe, R (5, PH) OBP: 0.262, SLG: 0.336										1	0	0	0	0	0	1
Sheldon Jones, R (6, 1)										0	0	0	0	0	0	0
Warren Spahn, L (7, PH) OBP: 0.256, SLG: 0.368										1	0	0	0	0	0	0
Ernie Johnson, R (8, 1)										0	0	0	0	0	0	0
Inning Stats	R: 0 E: 0 K: 1 S: 6 H: 1 LOB: 1 BB: 0 P: 6	R: 0 E: 1 K: 0 S: 3 H: 0 LOB: 0 BB: 0 P: 3	R: 0 E: 0 K: 1 S: 5 H: 0 LOB: 0 BB: 0 P: 5	R: 2 E: 0 K: 0 S: 4 H: 2 LOB: 0 BB: 1 P: 8	R: 0 E: 0 K: 0 S: 4 H: 1 LOB: 1 BB: 0 P: 4	R: 0 E: 0 K: 1 S: 7 H: 2 LOB: 2 BB: 0 P: 7	R: 0 E: 0 K: 0 S: 3 H: 0 LOB: 0 BB: 0 P: 3	R: 0 E: 0 K: 0 S: 4 H: 1 LOB: 1 BB: 0 P: 4	R: 0 E: 0 K: 0 S: 4 H: 1 LOB: 1 BB: 0 P: 4	1B: 7 2B: 0 3B: 0 HR: 1 SF: 0 SAC: 0 DP: 2 HBP: 0						

	AB	34
	R	2
	H	8
	RBI	2
	BB	1
	SO	3
	LOB	13

WP: 0 PA: 35
PB: 0
SB: 0
CS: 0

PITCHER	IP	WLS	BF	H	R	ER	SO	BB	IBB	HBP	BLK	WP	HR	S	P	ERA	WHIP
Russ Meyer, R (1, 1) ERA: 3.39	9.0	W	35	8	2	2	3	1	0	0	0	0	1	40	44	2.00	1.000

PITCHER	IP	WLS	BF	H	R	ER	SO	BB	IBB	HBP	BLK	WP	HR	S	P	ERA	WHIP

Batter	1	2	3	4	5	6	7	8	9	AB	R	H	RBI	BB	SO	LOB
Davey Williams, R (1, 4) OBP: 0.340, SLG: 0.405	6-3		F9		1-2 1B			F2		4	0	1	0	0	0	0
Alvin Dark, R (1, 6) OBP: 0.356, SLG: 0.404	E6 BB		6-3		4-3			F6		4	0	0	0	0	0	2
Whitey Lockman, L (1, 3) OBP: 0.383, SLG: 0.415	K			F7		F7		F8		4	0	0	0	0	1	1
Hank Thompson, L (1, 5) OBP: 0.355, SLG: 0.490	1-2 BB			BB		K			FC6-4 BB	1	0	0	0	3	1	0
Dusty Rhodes, L (1, 7) OBP: 0.330, SLG: 0.544	4-3			L9		BB			F9	3	0	0	0	1	0	4
Bobby Thomson, R (1, 8) OBP: 0.336, SLG: 0.474		G1-6-3 1B		F8		F5			K	4	0	1	0	0	1	3
Don Mueller, L (1, 9) OBP: 0.314, SLG: 0.404		G1-6-3 1-2f			4-3		G5-4-3 1B		FC6-4 1-2f	4	0	1	0	0	0	2
Sal Yvars, R (1, 2) OBP: 0.327, SLG: 0.351		4-3			F6		G5-4-3 1-2f			3	0	0	0	0	0	1
Max Lanier, R (1, 1) OBP: 0.290, SLG: 0.355			6-3		1B		F9			3	0	1	0	0	0	0
Inning Stats	R: 0 H: 0 E: 1 LOB: 2 K: 1 BB: 1 S: 6 P: 10	R: 0 H: 1 E: 0 LOB: 0 K: 0 BB: 0 S: 3 P: 3	R: 0 H: 0 E: 0 LOB: 0 K: 0 BB: 0 S: 3 P: 3	R: 0 H: 0 E: 0 LOB: 1 K: 0 BB: 1 S: 3 P: 7	R: 0 H: 2 E: 0 LOB: 2 K: 0 BB: 0 S: 5 P: 5	R: 0 H: 0 E: 0 LOB: 1 K: 1 BB: 1 S: 5 P: 9	R: 0 H: 1 E: 0 LOB: 0 K: 0 BB: 0 S: 3 P: 3	R: 0 H: 0 E: 0 LOB: 0 K: 0 BB: 0 S: 3 P: 3	R: 0 H: 0 E: 0 LOB: 1 K: 1 BB: 1 S: 5 P: 9	1B: 4 SF: 0 2B: 0 SAC: 0 3B: 0 DP: 2 HR: 0 HBP: 0						

TOP

New York Giants @ Boston Braves

Braves Field, Boston, MA

Fri Aug 08 1952, 3:33 AM EDT
Att. 4,151 - Unknown - 67 F

livebaseballscorecards.com

AB	30
R	0
H	4
RBI	0
BB	4
SO	3
LOB	13

PITCHER		IP	WLS	BF	H	R	ER	SO	BB	IBB	HBP	BLK	WP	HR	S	P	ERA	WHIP
Max Surkont, R ERA: 4.08	(1, 1)	9.0	W	34	4	0	0	3	4	0	0	0	0	0	36	52	0.00	0.889

PITCHER	IP	WLS	BF	H	R	ER	SO	BB	IBB	HBP	BLK	WP	HR	S	P	ERA	WHIP

Batter	1	2	3	4	5	6	7	8	9	AB	R	H	RBI	BB	SO	LOB
Sam Jethroe, S (1, 8) OBP: 0.332, SLG: 0.383	E7 1B 1B		1-3		6-3			4-3		4	1	1	0	0	0	1
Johnny Logan, R (1, 6) OBP: 0.344, SLG: 0.356	4-3		L5		K			5-3		4	0	0	0	0	1	2
Bob Thorpe, R (1, 9) OBP: 0.270, SLG: 0.348	G4-6-3 2-H 1B		1B			F5		2B		4	0	3	1	0	0	0
Walker Cooper, R (1, 2) OBP: 0.300, SLG: 0.371	G4-6-3 1-2f		4-3			F7		L8		4	0	0	0	0	0	3
Sid Gordon, R (1, 7) OBP: 0.395, SLG: 0.490 Jack Daniels, L (9, 7) OBP: 0.277, SLG: 0.259		FC4-6 1B		FC5-6 BB		6-3				2 0	0 0	1 0	0 0	1 0	0 0	0 0
George Crowe, L (1, 3) OBP: 0.329, SLG: 0.383		FC4-6 1B 1-2f 1B		FC5-6 CS 1-2f			G4-3 1B 1B			3	1	1	0	0	0	2
Sibby Sisti, R (1, 5) OBP: 0.289, SLG: 0.333		1-H 1B		F7			G4-3 1-2 1B			3	0	2	1	0	0	1
Jack Dittmer, L (1, 4) OBP: 0.222, SLG: 0.250		F7		CS 1-2	K SH1-4		G4-3 1-2f 2-3			3	0	0	0	0	1	3
Max Surkont, R (1, 1) OBP: 0.150, SLG: 0.179		6-3			SH1-4 1-2		K			2	0	0	0	0	1	2
Inning Stats	R: 1 E: 1 K: 0 S: 4 H: 2 LOB: 0 BB: 0 P: 4	R: 1 E: 0 K: 0 S: 5 H: 2 LOB: 1 BB: 0 P: 5	R: 0 E: 0 K: 0 S: 4 H: 1 LOB: 1 BB: 0 P: 4	R: 0 E: 0 K: 0 S: 2 H: 0 LOB: 0 BB: 1 P: 6	R: 0 E: 1 K: 2 S: 8 H: 0 LOB: 1 BB: 0 P: 8	R: 0 E: 0 K: 0 S: 3 H: 0 LOB: 0 BB: 0 P: 3	R: 0 E: 0 K: 1 S: 6 H: 2 LOB: 1 BB: 0 P: 6	R: 0 E: 0 K: 0 S: 4 H: 1 LOB: 1 BB: 0 P: 4		1B: 7 2B: 1 3B: 0 HR: 0	SF: 0 SAC: 1 DP: 2 HBP: 0					

PITCHER	IP	WLS	BF	H	R	ER	SO	BB	IBB	HBP	BLK	WP	HR	S	P	ERA	WHIP
Max Lanier, L (1, 1) ERA: 3.92	8.0	L	31	8	2	2	3	1	0	0	0	0	0	36	40	2.25	1.125

PITCHER	IP	WLS	BF	H	R	ER	SO	BB	IBB	HBP	BLK	WP	HR	S	P	ERA	WHIP

New York Giants @ Boston Braves

Braves Field, Boston, MA

Fri Aug 08 1952, 3:33 AM EDT

Att. 4,151 - Unknown - 67 F

BOTTOM

livebaseballscorecards.com

AB	29
R	2
H	8
RBI	2
BB	1
SO	3
LOB	14

WP: 0 PA: 32
PB: 0
SB: 0
CS: 1

Batter	1	2	3	4	5	6	7	8	9	AB	R	H	RBI	BB	SO	LOB
Davey Williams, R (1, 4) OBP: 0.339, SLG: 0.402	S S S 0-3 ① K		B B B B 4-0 BB			S S S 0-3 ① K			S S S 0-3 ① K	3	0	0	0	1	3	0
Alvin Dark, R (1, 6) OBP: 0.352, SLG: 0.400	X 0-0 ② 4-3		S S S 0-3 ③ K			X 0-0 ② 5-3			X 0-0 ② 6-3	4	0	0	0	0	1	1
Whitey Lockman, L (1, 3) OBP: 0.384, SLG: 0.416	X 0-0 E3 1B			X 0-0 ① F8		X 0-0 ③ F8			X 0-0 1B	4	0	2	0	0	0	0
Bobby Thomson, R (1, 8) OBP: 0.333, SLG: 0.469	S S S 0-3 ③ K2-3			S S S 0-3 ② K			X 0-0 ① F7		X 0-0 ③ F8	4	0	0	0	0	2	2
Clint Hartung, R (1, 7)		S S S 0-3 ① K2-3		S S S 0-3 ③ K			X 0-0 ② F9			3	0	0	0	0	2	0
Bob Elliott, R (1, 9) OBP: 0.345, SLG: 0.425		X 0-0 ② 2-3			X 0-0 1B		X 0-0 ③ F9			3	0	1	0	0	0	0
Bill Rigney, R (1, 5) OBP: 0.340, SLG: 0.279		X 0-0 ③ F5			X 0-0 ① F7			X 0-0 ① F7		3	0	0	0	0	0	1
Sal Yvars, R (1, 2) OBP: 0.318, SLG: 0.340			X 0-0 ① F8		X 0-0 ② F2			X 0-0 ② 6-3		3	0	0	0	0	0	1
Jim Hearn, R (1, 1) OBP: 0.206, SLG: 0.311			S S S 0-3 ② K		S S S 0-3 ③ K			X 0-0 ③ 4-3		2	0	0	0	0	2	1
Monte Irvin, R (8, PH) OBP: 0.333, SLG: 0.333										1	0	0	0	0	0	0
Al Corwin, R (8, 1)										0	0	0	0	0	0	0
Inning Stats	R: 0 H: 1 E: 1 LOB: 1 K: 2 BB: 0 S: 8 P: 8	R: 0 H: 0 E: 0 LOB: 0 K: 1 BB: 0 S: 5 P: 5	R: 0 H: 0 E: 0 LOB: 1 K: 2 BB: 1 S: 7 P: 11	R: 0 H: 0 E: 0 LOB: 0 K: 2 BB: 0 S: 7 P: 7	R: 0 H: 1 E: 0 LOB: 1 K: 1 BB: 0 S: 6 P: 6	R: 0 H: 0 E: 0 LOB: 0 K: 1 BB: 0 S: 5 P: 5	R: 0 H: 0 E: 0 LOB: 0 K: 0 BB: 0 S: 3 P: 3	R: 0 H: 0 E: 0 LOB: 0 K: 0 BB: 0 S: 3 P: 3	R: 0 H: 1 E: 0 LOB: 1 K: 1 BB: 0 S: 6 P: 6	1B: 3 SF: 0 2B: 0 SAC: 0 3B: 0 DP: 0 HR: 0 HBP: 0						

TOP

New York Giants @ Boston Braves

Braves Field, Boston, MA

Sat Aug 09 1952, 3:33 AM EDT

Att. 3,553 - Unknown

livebaseballscorecards.com

AB	30
R	0
H	3
RBI	0
BB	1
SO	10
LOB	6

WP: 0 PA: 31
PB: 0
SB: 0
CS: 0

PITCHER		IP	WLS	BF	H	R	ER	SO	BB	IBB	HBP	BLK	WP	HR	S	P	ERA	WHIP
Warren Spahn, L ERA: 2.91	(1, 1)	9.0	W	31	3	0	0	10	1	0	0	0	0	0	50	54	0.00	0.444

PITCHER	IP	WLS	BF	H	R	ER	SO	BB	IBB	HBP	BLK	WP	HR	S	P	ERA	WHIP

Batter	1	2	3	4	5	6	7	8	9	AB	R	H	RBI	BB	SO	LOB
Sam Jethroe, S (1, 8) OBP: 0.329, SLG: 0.379	B5-3		4-3			4-3		K		4	0	0	0	0	1	0
Johnny Logan, R (1, 6) OBP: 0.342, SLG: 0.358	6-3		F7			1B 2B		4-3		4	1	1	0	0	0	0
Bob Thorpe, R (1, 9) OBP: 0.271, SLG: 0.347				F8		2-H 1B				3	0	1	1	0	0	0
Walker Cooper, R (1, 2) OBP: 0.296, SLG: 0.366		6-3		F6		F5				3	0	0	0	0	0	1
Sid Gordon, R (1, 7) OBP: 0.397, SLG: 0.490		1B 1B		5-3			B B B B	1B BB		2	1	1	0	1	0	0
Jack Daniels, L (9, 7) OBP: 0.277, SLG: 0.259										0	0	0	0	0	0	0
George Crowe, L (1, 3) OBP: 0.329, SLG: 0.382		FC5-3-6 1B 1-3			4-3		B5			3	0	1	0	0	0	1
Sibby Sisti, R (1, 5) OBP: 0.295, SLG: 0.339		FC5-3-6 1-2 3-H			K		G6-4-3 1-3			3	0	2	1	0	1	0
Jack Dittmer, L (1, 4) OBP: 0.218, SLG: 0.246		FC5-3-6 1-2 2-3			L8		G6-4-3 1-2f			3	0	0	0	0	0	4
Warren Spahn, L (1, 1) OBP: 0.247, SLG: 0.354			K			G3		F7		3	0	0	0	0	1	0
Inning Stats	R: 0 E: 0 K: 0 S: 3 H: 0 LOB: 0 BB: 0 P: 3	R: 1 E: 0 K: 0 S: 5 H: 3 LOB: 1 BB: 0 P: 5	R: 0 E: 0 K: 1 S: 5 H: 0 LOB: 0 BB: 0 P: 5	R: 0 E: 0 K: 0 S: 3 H: 0 LOB: 0 BB: 0 P: 3	R: 0 E: 0 K: 1 S: 5 H: 0 LOB: 0 BB: 0 P: 5	R: 1 E: 0 K: 0 S: 5 H: 2 LOB: 1 BB: 0 P: 5	R: 0 E: 0 K: 0 S: 3 H: 1 LOB: 1 BB: 1 P: 7	R: 0 E: 0 K: 1 S: 5 H: 0 LOB: 0 BB: 0 P: 5		1B: 5 2B: 2 3B: 0 HR: 0 SF: 0 SAC: 0 DP: 2 HBP: 0				WP: 0 PB: 0 SB: 0 CS: 0 PA: 29		

PITCHER		IP	WLS	BF	H	R	ER	SO	BB	IBB	HBP	BLK	WP	HR	S	P	ERA	WHIP
Jim Hearn, R ERA: 3.48	(1, 1)	7.0	L	26	6	2	2	2	1	0	0	0	0	0	29	33	2.57	1.000
Al Corwin, R ERA: 1.62	(8, 1)	1.0		3	0	0	0	1	0	0	0	0	0	0	5	5	0.00	0.000

PITCHER	IP	WLS	BF	H	R	ER	SO	BB	IBB	HBP	BLK	WP	HR	S	P	ERA	WHIP

New York Giants @ Boston Braves

Braves Field, Boston, MA

Sat Aug 09 1952, 3:33 AM EDT

Att. 3,553 - Unknown

BOTTOM

livebaseballscorecards.com

AB	28
R	2
H	6
RBI	2
BB	1
SO	3
LOB	6

New York Giants @ Boston Braves

Braves Field, Boston, MA

Mon Aug 11 1952, 3:33 AM EDT

Unknown - 84 F

TOP

livebaseballscorecards.com

Batter	1	2	3	4	5	6	7	8	9	AB	R	H	RBI	BB	SO	LOB
Davey Williams, R (1, 4) OBP: 0.343, SLG: 0.404	1B		BBBB 4-0 FC6-4 BB		0-0 FC6-4 2-H 1B	0-0 ① P1		0-0 SH 2B 1-2 2-3 1B		3	1	2	1	1	0	2
Alvin Dark, R (1, 6) OBP: 0.350, SLG: 0.400	0-0 ① F7		0-0 ② FC6-4 1-2f		0-0 ② FC6-4 S 1-2f 2B	0-0 ②③ G6-4-3 1-2f		0-0 1-3 2-H 3-H 1B 2B		5	2	1	2	0	0	5
Whitey Lockman, L (1, 3) OBP: 0.382, SLG: 0.412	0-0 ② F2		0-0 ③ F8		BBBB 4-0 1-2 2B BB		0-0 ① B1-3	0-0 ① F7		4	1	0	0	1	0	4
Hank Thompson, L (1, 5) OBP: 0.362, SLG: 0.498	0-0 1-2 1B			0-0 ① F5	0-0 1-H 2-H HR 2B		0-0 2B 1B	0-0 FC6-4 2-H 3-H 1B		5	2	4	4	0	0	0
Dusty Rhodes, L (1, 7) OBP: 0.333, SLG: 0.579	0-0 ③ G3			SSS 0-3 ② K	0-0 2-H HR		0-0 1-H 2B	SSS 0-3 ② K		5	1	2	3	0	2	3
Bobby Thomson, R (1, 8) OBP: 0.334, SLG: 0.468		0-0 ① F8		0-0 1B	0-0 1B		0-0 ② F6	0-0 ③ FC6-4 1-2f		5	0	2	0	0	0	2
Clint Hartung, R (1, 9)		0-0 ② 5-3		0-0 ③ F8	0-0 ③ F8		SSS 0-3 ③ K		0-0 ① F2	5	0	0	0	0	1	3
Wes Westrum, R (1, 2) OBP: 0.360, SLG: 0.436 Don Mueller, L (8, PH) OBP: 0.316, SLG: 0.404 Sal Yvars, R (8, 2) OBP: 0.315, SLG: 0.337		0-0 ③ F7			0-0 ① F2	0-0 E5 E		BBBB 4-0 SH 1B 2B BB	0-0 ② 5-3	3 0 1	0 1 0	0 0 0	0 0 0	0 1 0	0 0 0	0 0 0
Larry Jansen, R (1, 1) OBP: 0.327, SLG: 0.175 Bill Rigney, R (5, PH) OBP: 0.353, SLG: 0.318 Hoyt Wilhelm, R (5, 1) OBP: 0.222, SLG: 0.308 George Wilson, L (8, PH) OBP: 0.278, SLG: 0.360 George Spencer, R (8, 1) OBP: 0.125, SLG: 0.125 Max Lanier, R (8, 1) OBP: 0.290, SLG: 0.355 Hal Gregg, R (8, 1) OBP: 0.125, SLG: 0.125 Monte Irvin, R (9, PH) OBP: 0.300, SLG: 0.300			0-0 ① L9		0-0 1B 2B	0-0 FC1 G6-4-3 1-2		0-0 1-2 SH 2B 1B	0-0 ③ F8	1 1 1 1 0 0 0 1	0 1 0 1 0 0 0 0	0 1 0 1 0 0 0 0	0 0 0 0 0 0 0 0	0 0 0 0 0 0 0 0	0 0 1 0 0 0 0 0	0 0 0 0 0 0 0 0
Inning Stats	R: 0 E: 0 K: 0 S: 5 H: 2 LOB: 2 BB: 0 P: 5	R: 0 E: 0 K: 0 S: 3 H: 0 LOB: 0 BB: 0 P: 3	R: 0 E: 0 K: 0 S: 3 H: 0 LOB: 1 BB: 1 P: 7	R: 0 E: 0 K: 1 S: 6 H: 1 LOB: 1 BB: 0 P: 6	R: 5 E: 0 K: 0 S: 8 H: 5 LOB: 1 BB: 1 P: 12	R: 0 E: 2 K: 0 S: 4 H: 0 LOB: 1 BB: 0 P: 4	R: 1 E: 0 K: 1 S: 7 H: 2 LOB: 1 BB: 0 P: 7	R: 4 E: 0 K: 1 S: 9 H: 3 LOB: 1 BB: 1 P: 13	R: 0 E: 0 K: 0 S: 3 H: 0 LOB: 0 BB: 0 P: 3	1B: 8 2B: 4 3B: 0 HR: 1	SF: 0 SAC: 1 DP: 1 HBP: 0					

	AB	41
	R	10
	H	13
	RBI	10
	BB	3
	SO	3
	LOB	20

WP: 0 PB: 0 SB: 1 CS: 0 PA: 45

PITCHER		IP	WLS	BF	H	R	ER	SO	BB	IBB	HBP	BLK	WP	HR	S	P	ERA	WHIP
Jim Wilson, R ERA: 4.12	(1, 1)	4.2		22	6	4	4	1	2	0	0	0	0	0	22	30	7.71	1.714
Sheldon Jones, R ERA: 5.19	(5, 1)	2.1		16	6	6	6	1	1	0	0	0	0	1	17	21	23.14	3.000
Bob Chipman, L ERA: 2.18	(8, 1)	1.0	W	4	1	0	0	1	0	0	0	0	0	0	6	6	0.00	1.000
Warren Spahn, L ERA: 2.9	(9, 1)	1.0	S	3	0	0	0	0	0	0	0	0	0	0	3	3	0.00	0.000

PITCHER	IP	WLS	BF	H	R	ER	SO	BB	IBB	HBP	BLK	WP	HR	S	P	ERA	WHIP

New York Giants @ Boston Braves

Braves Field, Boston, MA

Mon Aug 11 1952, 3:33 AM EDT

Unknown - 84 F

livebaseballscorecards.com

BOTTOM

Batter	1	2	3	4	5	6	7	8	9	AB	R	H	RBI	BB	SO	LOB
Sam Jethroe, S (1, 8) OBP: 0.327, SLG: 0.382	4-3	K		F7		K		1B 3B 1-H		5	1	1	1	0	2	3
Johnny Logan, R (1, 6) OBP: 0.339, SLG: 0.355	6-3		SH1-3 2B 1B		5-3		F7	L5		5	1	1	0	0	0	1
Bob Thorpe, R (1, 9) OBP: 0.275, SLG: 0.350	K		SH1-3 1-2		L1		G3 1B	1B 3-H		4	0	2	1	0	1	0
Walker Cooper, R (1, 2) OBP: 0.290, SLG: 0.358		L8	5-3		1-3		G3 1-2	F7		5	0	0	0	0	0	3
Sid Gordon, R (1, 7) OBP: 0.400, SLG: 0.504		HR	HR 2-H 2B			BB 1B 1B	F9			4	3	3	2	0	0	1
Jack Daniels, L (8, 7) OBP: 0.277, SLG: 0.259										0	0	0	0	0	0	0
Earl Torgeson, L (1, 3) OBP: 0.368, SLG: 0.322		E5 S 2B	HR 2-H			FC3-5 1-2 1B BB		HR 1B		3	3	2	2	1	0	0
Sibby Sisti, R (1, 5) OBP: 0.289, SLG: 0.331		K 2-3	K			F3		F6		4	0	0	0	0	2	4
Jack Dittmer, L (1, 4) OBP: 0.229, SLG: 0.269		2B E IBB		K		FC3-5 1-2 2-H 1B		1-H HR		3	2	2	3	1	1	0
Jim Wilson, R (1, 1) OBP: 0.161, SLG: 0.180		E2 1-H 3-H 2B		5-3		FC3-5 1-2 2-3f		3B BB		2	0	1	1	0	0	0
Sheldon Jones, R (5, 1)										1	0	0	0	0	0	2
Bob Chipman, L (8, 1)										0	0	0	0	0	0	0
Eddie Mathews, L (8, PH) OBP: 0.311, SLG: 0.426										0	1	0	0	1	0	0
Warren Spahn, L (9, 1) OBP: 0.247, SLG: 0.354										0	0	0	0	0	0	0
Inning Stats	R: 0 E: 0 K: 1 S: 5 H: 0 LOB: 0 BB: 0 P: 5	R: 3 E: 2 K: 2 S: 10 H: 2 LOB: 1 BB: 1 P: 14	R: 3 E: 0 K: 1 S: 8 H: 3 LOB: 0 BB: 0 P: 8	R: 0 E: 0 K: 1 S: 5 H: 0 LOB: 0 BB: 0 P: 5	R: 0 E: 0 K: 0 S: 3 H: 0 LOB: 0 BB: 0 P: 3	R: 1 E: 0 K: 0 S: 7 H: 2 LOB: 2 BB: 1 P: 11	R: 0 E: 0 K: 0 S: 4 H: 1 LOB: 1 BB: 0 P: 4	R: 4 E: 0 K: 0 S: 7 H: 4 LOB: 1 BB: 1 P: 11		1B: 6 2B: 2 3B: 1 HR: 3		SF: 0 SAC: 1 DP: 0 HBP: 0				

	AB	36
	R	11
	H	12
	RBI	10
	BB	3
	SO	6
	LOB	14

WP: 0 PB: 0 SB: 1 CS: 0 PA: 40

PITCHER		IP	WLS	BF	H	R	ER	SO	BB	IBB	HBP	BLK	WP	HR	S	P	ERA	WHIP
Larry Jansen, R ERA: 4.05	(1, 1)	4.0		19	5	6	4	5	0	1	0	0	0	2	28	32	9.00	1.250
Hoyt Wilhelm, R ERA: 2.76	(5, 1)	3.0		13	3	1	1	1	1	0	0	0	0	0	14	18	3.00	1.333
George Spencer, R ERA: 4.82	(8, 1)	0.1		3	2	2	2	0	0	0	0	0	0	1	3	3	54.00	6.000
Max Lanier, L ERA: 4.09	(8, 1)	0.0	L	2	1	1	1	0	1	0	0	0	0	0	1	5	∞	∞
Hal Gregg, R ERA: 4.24	(8, 1)	0.2		3	1	1	1	0	0	0	0	0	0	0	3	3	13.50	1.500

PITCHER	IP	WLS	BF	H	R	ER	SO	BB	IBB	HBP	BLK	WP	HR	S	P	ERA	WHIP

Batter	1	2	3	4	5	6	7	8	9	AB	R	H	RBI	BB	SO	LOB
Davey Williams, R (1, 4) OBP: 0.343, SLG: 0.404										0	0	0	0	0	0	0
Alvin Dark, R (1, 6) OBP: 0.350, SLG: 0.400										0	0	0	0	0	0	0
Whitey Lockman, L (1, 3) OBP: 0.382, SLG: 0.412										0	0	0	0	0	0	0
Hank Thompson, L (1, 5) OBP: 0.362, SLG: 0.498										0	0	0	0	0	0	0
Dusty Rhodes, L (1, 8) OBP: 0.333, SLG: 0.579										0	0	0	0	0	0	0
George Wilson, L (1, 7) OBP: 0.278, SLG: 0.360										0	0	0	0	0	0	0
Don Mueller, L (1, 9) OBP: 0.316, SLG: 0.404										0	0	0	0	0	0	0
Wes Westrum, R (1, 2) OBP: 0.360, SLG: 0.436										0	0	0	0	0	0	0
Dave Koslo, L (1, 1) OBP: 0.081, SLG: 0.083										0	0	0	0	0	0	0
Inning Stats										1B: 0 2B: 0 3B: 0 HR: 0				SF: 0 SAC: 0 DP: 0 HBP: 0		

New York Giants @ Boston Braves

Braves Field, Boston, MA

Mon Aug 11 1952, 3:38 AM EDT

Att. 3,463 - Unknown

TOP

livebaseballscorecards.com

AB	0
R	0
H	0
RBI	0
BB	0
SO	0
LOB	0

PITCHER	IP	WLS	BF	H	R	ER	SO	BB	IBB	HBP	BLK	WP	HR	S	P	ERA	WHIP
Lew Burdette, R (1, 1) ERA: 3.33	0.0	W	0	0	0	0	0	0	0	0	0	0	0	0	0	∞	∞

PITCHER	IP	WLS	BF	H	R	ER	SO	BB	IBB	HBP	BLK	WP	HR	S	P	ERA	WHIP

WP: 0 PA: 0
PB: 0
SB: 0
CS: 0

Batter	1	2	3	4	5	6	7	8	9	AB	R	H	RBI	BB	SO	LOB
Sam Jethroe, S (1, 8) OBP: 0.327, SLG: 0.382										0	0	0	0	0	0	0
Johnny Logan, R (1, 6) OBP: 0.339, SLG: 0.355										0	0	0	0	0	0	0
Bob Thorpe, R (1, 9) OBP: 0.275, SLG: 0.350										0	0	0	0	0	0	0
Sid Gordon, R (1, 7) OBP: 0.400, SLG: 0.504										0	0	0	0	0	0	0
Paul Burris, R (1, 2) OBP: 0.263, SLG: 0.338										0	0	0	0	0	0	0
Earl Torgeson, L (1, 3) OBP: 0.368, SLG: 0.322										0	0	0	0	0	0	0
Sibby Sisti, R (1, 5) OBP: 0.289, SLG: 0.331										0	0	0	0	0	0	0
Jack Dittmer, L (1, 4) OBP: 0.229, SLG: 0.269										0	0	0	0	0	0	0
Lew Burdette, R (1, 1) OBP: 0.167, SLG: 0.063										0	0	0	0	0	0	0
Inning Stats										1B: 0 2B: 0 3B: 0 HR: 0		SF: 0 SAC: 0 DP: 0 HBP: 0		WP: 0 PB: 0 SB: 0 CS: 0		PA: 0

BOTTOM

New York Giants @ Boston Braves

Braves Field, Boston, MA

Mon Aug 11 1952, 3:38 AM EDT

Att. 3,463 - Unknown

livebaseballscorecards.com

AB	**0**
R	**0**
H	**0**
RBI	**0**
BB	**0**
SO	**0**
LOB	**0**

PITCHER		IP	WLS	BF	H	R	ER	SO	BB	IBB	HBP	BLK	WP	HR	S	P	ERA	WHIP
Dave Koslo, L ERA: 3.25	(1, 1)	0.0	L	0	0	0	0	0	0	0	0	0	0	0	0	0	∞	∞

PITCHER	IP	WLS	BF	H	R	ER	SO	BB	IBB	HBP	BLK	WP	HR	S	P	ERA	WHIP

Batter	1	2	3	4	5	6	7	8	9	AB	R	H	RBI	BB	SO	LOB
Sam Jethroe, S (1, 8) OBP: 0.326, SLG: 0.389	F8		G3			K			K	4	0	0	0	0	2	0
Johnny Logan, R (1, 6) OBP: 0.333, SLG: 0.348	4-3		F7			5-3			F7	4	0	0	0	0	0	0
Earl Torgeson, L (1, 3) OBP: 0.369, SLG: 0.319	G3			4-3		F6			E1 1B	4	0	1	0	0	0	0
Walker Cooper, R (1, 2) OBP: 0.286, SLG: 0.352		F5		F9			K		F9	4	0	0	0	0	1	1
Sid Gordon, R (1, 7) OBP: 0.394, SLG: 0.494		K		K			6-3			3	0	0	0	0	2	0
Bob Thorpe, R (1, 9) OBP: 0.271, SLG: 0.344		1B 1B			5-3		K			3	0	1	0	0	1	0
Eddie Mathews, L (1, 5) OBP: 0.314, SLG: 0.428		1-2 1B			F8			FC5-4 1B		3	0	2	0	0	0	0
Jack Dittmer, L (1, 4) OBP: 0.227, SLG: 0.266		L5			1B			FC5-4 8-4-3 1-2f		3	0	1	0	0	0	3
Vern Bickford, R (1, 1) OBP: 0.176, SLG: 0.196			K		K			8-4-3 1-2f		2	0	0	0	0	2	1
Ernie Johnson, R (7, 1)										0	0	0	0	0	0	0
Jack Daniels, L (8, PH) OBP: 0.275, SLG: 0.256										1	0	0	0	0	0	1
Bob Chipman, L (8, 1)										0	0	0	0	0	0	0
Inning Stats	R: 0 E: 0 K: 0 S: 3 H: 0 LOB: 0 BB: 0 P: 3	R: 0 E: 0 K: 1 S: 7 H: 2 LOB: 2 BB: 0 P: 7	R: 0 E: 0 K: 1 S: 5 H: 0 LOB: 0 BB: 0 P: 5	R: 0 E: 0 K: 1 S: 5 H: 0 LOB: 0 BB: 0 P: 5	R: 0 E: 0 K: 1 S: 6 H: 1 LOB: 1 BB: 0 P: 6	R: 0 E: 0 K: 1 S: 5 H: 0 LOB: 0 BB: 0 P: 5	R: 0 E: 0 K: 2 S: 7 H: 0 LOB: 0 BB: 0 P: 7	R: 0 E: 0 K: 0 S: 3 H: 1 LOB: 0 BB: 0 P: 3	R: 0 E: 1 K: 1 S: 6 H: 1 LOB: 1 BB: 0 P: 6	1B: 5 2B: 1 3B: 0 HR: 0 SF: 0 SAC: 0 DP: 1 HBP: 0						

PITCHER	IP	WLS	BF	H	R	ER	SO	BB	IBB	HBP	BLK	WP	HR	S	P	ERA	WHIP
Karl Drews, R (1, 1) ERA: 2.7	9.0	W	31	5	0	0	8	0	0	0	0	0	0	47	47	0.00	0.556

PITCHER	IP	WLS	BF	H	R	ER	SO	BB	IBB	HBP	BLK	WP	HR	S	P	ERA	WHIP

TOP

Boston Braves @ Philadelphia Phillies

Shibe Park, Philadelphia, PA

Wed Aug 13 1952, 3:33 AM EDT

Unknown

livebaseballscorecards.com

AB	31
R	0
H	5
RBI	0
BB	0
SO	8
LOB	6

PA: 31

WP: 0
PB: 0
SB: 0
CS: 0

BOTTOM

Boston Braves @ Philadelphia Phillies

Shibe Park, Philadelphia, PA

Wed Aug 13 1952, 3:33 AM EDT

Unknown

Batter	1	2	3	4	5	6	7	8	9	AB	R	H	RBI	BB	SO	LOB
Connie Ryan, R (1, 4) OBP: 0.350, SLG: 0.397	L8		BB, L3		1-3			HR		3	1	1	1	1	0	1
Richie Ashburn, L (1, 8) OBP: 0.362, SLG: 0.360	BB, 1B		L3, 1-1		4-3			F8		3	0	0	0	1	0	2
Johnny Wyrostek, L (1, 9) OBP: 0.362, SLG: 0.359	1B, 1-3			E8, SH2-3, 1B		G3		K		4	1	2	0	0	1	0
Del Ennis, R (1, 7) OBP: 0.327, SLG: 0.469	6-3			SH2-3, 2-3		HR		L7		3	1	1	1	0	0	1
Granny Hamner, R (1, 6) OBP: 0.306, SLG: 0.431		1B, G1-6-3		F4		P4				3	0	1	0	0	0	1
Willie Jones, R (1, 5) OBP: 0.328, SLG: 0.368		G1-6-3, 1-2f		1B, 3-H		L6				3	0	1	1	0	0	1
Smoky Burgess, L (1, 2) OBP: 0.371, SLG: 0.420		BB, FC3-6		G3			F9			2	0	0	0	1	0	1
Eddie Waitkus, L (1, 3) OBP: 0.365, SLG: 0.370		FC3-6, 1-2f			1B, SH1-3		BB, B1-4			2	0	1	0	1	0	1
Karl Drews, R (1, 1) OBP: 0.158, SLG: 0.145			5-3		SH1-3, 1-2		B1-4, 1-2f			2	0	0	0	0	0	1
Inning Stats	R: 0 E: 0 K: 0 S: 3 H: 1 LOB: 1 BB: 1 P: 7	R: 0 E: 0 K: 0 S: 3 H: 1 LOB: 1 BB: 1 P: 7	R: 0 E: 0 K: 0 S: 2 H: 0 LOB: 0 BB: 1 P: 6	R: 1 E: 1 K: 0 S: 5 H: 2 LOB: 1 BB: 0 P: 5	R: 0 E: 0 K: 0 S: 4 H: 1 LOB: 1 BB: 0 P: 4	R: 1 E: 0 K: 0 S: 4 H: 1 LOB: 0 BB: 0 P: 4	R: 0 E: 0 K: 0 S: 2 H: 0 LOB: 0 BB: 1 P: 6	R: 1 E: 0 K: 1 S: 6 H: 1 LOB: 0 BB: 0 P: 6		1B: 5 2B: 2 3B: 0 HR: 2 SF: 0 SAC: 2 DP: 3 HBP: 0						

	AB	25
	R	3
	H	7
	RBI	3
	BB	4
	SO	1
	LOB	9

WP: 0 PA: 31
PB: 0
SB: 0
CS: 0

livebaseballscorecards.com

PITCHER		IP	WLS	BF	H	R	ER	SO	BB	IBB	HBP	BLK	WP	HR	S	P	ERA	WHIP
Vern Bickford, R ERA: 3.74	(1, 1)	6.0	L	24	6	2	2	0	3	0	0	0	0	1	21	33	3.00	1.500
Ernie Johnson, R ERA: 5.1	(7, 1)	1.0		3	0	0	0	0	1	0	0	0	0	0	2	6	0.00	1.000
Bob Chipman, L ERA: 2.49	(8, 1)	1.0		4	1	1	1	1	0	0	0	0	0	1	6	6	9.00	1.000

PITCHER	IP	WLS	BF	H	R	ER	SO	BB	IBB	HBP	BLK	WP	HR	S	P	ERA	WHIP

Boston Braves @ Philadelphia Phillies

Shibe Park, Philadelphia, PA

Wed Aug 13 1952, 3:38 AM EDT

Att. 11,280 - Unknown

TOP

livebaseballscorecards.com

Batter	1	2	3	4	5	6	7	8	9	AB	R	H	RBI	BB	SO	LOB
Sam Jethroe, S (1, 8) OBP: 0.333, SLG: 0.411	HR		BB	HR			BB	2B		3	4	3	4	2	0	0
Johnny Logan, R (1, 6) OBP: 0.335, SLG: 0.346	BB		F8 ①	F7 ③			1-3 3B 1B	F2 ③		4	1	1	0	1	0	2
Earl Torgeson, L (1, 3) OBP: 0.374, SLG: 0.322	E9 L4-3 1-3 1B		K ②		G4-6-3 1B		BB		1-3 ①	4	1	2	0	1	1	1
Sid Gordon, R (1, 7) OBP: 0.394, SLG: 0.501	L4-3 ①② 1-2		1-3 2B		F7 ①		1-H 2-H 3-H 3B		②	5	0	2	3	0	0	3
Bob Thorpe, R (1, 9) OBP: 0.270, SLG: 0.341	K ③		3-H K ③		G4-6-3 ②③ 1-2f		K ②		1B	5	0	1	0	0	3	4
Paul Burris, R (1, 2) OBP: 0.273, SLG: 0.345		K2-3 FC1-5 2B		FC1-5 1B BB		6-3 ①	K ③		③	4	0	1	0	1	1	2
Eddie Mathews, L (1, 5) OBP: 0.316, SLG: 0.437		K2-3 ① 2-3		FC1-5 1-2 HR 1B		4-3 ②		HR		4	2	2	1	0	1	1
Jack Dittmer, L (1, 4) OBP: 0.223, SLG: 0.260		F9 ②		F5 ①		1-3 ③		F7 ①		4	0	0	0	0	0	3
Max Surkont, R (1, 1) OBP: 0.136, SLG: 0.163		FC1-5 ③ 3-H		FC1-5 ② 1-2 2-3f HR			6-3 ①	F8 ②		4	1	0	0	0	0	3

	AB	37
	R	9
	H	12
	RBI	8
	BB	5
	SO	6
	LOB	19

Inning Stats	1	2	3	4	5	6	7	8	9
	R: 1 E: 1 K: 1 S: 6	H: 2 LOB: 1 BB: 1 P: 10	R: 0 E: 0 K: 1 S: 6	H: 1 LOB: 1 BB: 0 P: 6	R: 1 E: 0 K: 2 S: 8	H: 1 LOB: 1 BB: 1 P: 12	R: 3 E: 0 K: 0 S: 5	H: 2 LOB: 0 BB: 1 P: 9	R: 0 E: 0 K: 0 S: 3	H: 1 LOB: 0 BB: 0 P: 3	R: 0 E: 0 K: 0 S: 3	H: 0 LOB: 0 BB: 0 P: 3	R: 3 E: 0 K: 2 S: 9	H: 2 LOB: 1 BB: 2 P: 17	R: 1 E: 0 K: 0 S: 5	H: 2 LOB: 1 BB: 0 P: 5	R: 0 E: 0 K: 0 S: 4	H: 1 LOB: 1 BB: 0 P: 4

	1B: 5	SF: 0	WP: 0	PA: 42
	2B: 4	SAC: 0	PB: 0	
	3B: 1	DP: 2	SB: 1	
	HR: 3	HBP: 0	CS: 0	

PITCHER		IP	WLS	BF	H	R	ER	SO	BB	IBB	HBP	BLK	WP	HR	S	P	ERA	WHIP
Curt Simmons, L ERA: 2.95	(1, 1)	4.0	L	20	6	5	5	4	3	0	0	0	0	2	25	37	11.25	2.250
Andy Hansen, R ERA: 2.92	(5, 1)	2.1		11	3	3	3	0	2	0	0	0	0	0	9	17	11.57	2.143
Steve Ridzik, R ERA: 4.26	(7, 1)	0.2		2	0	0	0	2	0	0	0	0	0	0	6	6	0.00	0.000
Jim Konstanty, R ERA: 4.0	(8, 1)	1.0		5	2	1	1	0	0	0	0	0	0	1	5	5	9.00	2.000
Ken Heintzelman, L ERA: 3.24	(9, 1)	1.0		4	1	0	0	0	0	0	0	0	0	0	4	4	0.00	1.000

PITCHER		IP	WLS	BF	H	R	ER	SO	BB	IBB	HBP	BLK	WP	HR	S	P	ERA	WHIP

Boston Braves @ Philadelphia Phillies

Shibe Park, Philadelphia, PA

Wed Aug 13 1952, 3:38 AM EDT

Att. 11,280 - Unknown

BOTTOM

Batter	1	2	3	4	5	6	7	8	9	AB	R	H	RBI	BB	SO	LOB
Connie Ryan, R (1, 4) OBP: 0.349, SLG: 0.395	S S S 0-3 ① K		x 0-0 ① 6-3		x 0-0 ① F9		x 0-0 1-2 2-3 1B	x 0-0 ③ 4-3		5	0	1	0	0	1	4
Richie Ashburn, L (1, 8) OBP: 0.361, SLG: 0.358	x 0-0 ② F7		x 0-0 ② L1		S S S 0-3 ② K		x 0-0 ② F9		x 0-0 4-3 1B	5	0	1	0	0	1	5
Johnny Wyrostek, L (1, 9) OBP: 0.360, SLG: 0.355	B B B B 4-0 BB		x 0-0 E4		x 0-0 ③ F5		x 0-0 ③ F6		x 0-0 ① 4-3 1-2	4	0	0	0	1	0	6
Del Ennis, R (1, 7) OBP: 0.324, SLG: 0.463	x 0-0 ③ 5-3		x 0-0 ③ 1-3			x 0-0 ① F4		x 0-0 ① 5-3	x 0-0 ② 6-3	5	0	0	0	0	0	3
Granny Hamner, R (1, 6) OBP: 0.307, SLG: 0.432		x 0-0 SH1-3 1B 2B		x 0-0 ① L6		x 0-0 ② F4		x 0-0 BB 1B PB 1B	S S S 0-3 ③ K	5	2	2	0	0	1	1
Willie Jones, R (1, 5) OBP: 0.328, SLG: 0.368		x 0-0 ① SH1-3 2-3		x 0-0 ② 5-3		x 0-0 ③ F9		x 0-0 PB BB 1-2 1B 1B		3	1	1	0	0	0	0
Stan Lopata, R (1, 2) OBP: 0.410, SLG: 0.446		x 0-0 6-3 3-H 1B	S S S 0-3 ③ K			x 0-0 1B BB 1B	B B B B 4-0 1B PB 1-2 2-3 BB			3	0	2	1	1	1	0
Eddie Waitkus, L (1, 3) OBP: 0.364, SLG: 0.368		x 0-0 ② 6-3 1-2			x 0-0 1B 1B		x 0-0 ① F5	S S S 0-3 ② K 1-2 2-3 3-H		4	0	1	0	0	1	4
Curt Simmons, L (1, 1) OBP: 0.224, SLG: 0.261 Andy Hansen, R (5, 1) OBP: 0.400, SLG: 0.250 Steve Ridzik, R (7, 1) OBP: 0.267, SLG: 0.154 Bill Nicholson, L (7, PH) OBP: 0.365, SLG: 0.452 Jim Konstanty, R (8, 1) Smoky Burgess, L (8, PH) OBP: 0.375, SLG: 0.422 Ken Heintzelman, R (9, 1)	S S S 0-3 ③ K				x 0-0 1-2 1B		B B B B 4-0 1-2 1B BB	x 0-0 2-3 3-H 1B		1 1 0 0 0 1 0	0 0 0 0 0 0 0	0 1 0 0 0 1 0	0 0 0 0 0 1 0	0 0 0 1 0 0 0	1 0 0 0 0 0 0	1 0 0 0 0 0 0
Inning Stats	R: 0 E: 0 K: 1 S: 5 H: 0 LOB: 1 BB: 1 P: 9	R: 1 E: 0 K: 1 S: 7 H: 2 LOB: 1 BB: 0 P: 7	R: 0 E: 1 K: 0 S: 4 H: 0 LOB: 1 BB: 0 P: 4	R: 0 E: 0 K: 1 S: 5 H: 0 LOB: 0 BB: 0 P: 5	R: 0 E: 0 K: 1 S: 7 H: 2 LOB: 2 BB: 0 P: 7	R: 0 E: 0 K: 0 S: 3 H: 0 LOB: 0 BB: 0 P: 3	R: 0 E: 0 K: 0 S: 5 H: 2 LOB: 3 BB: 1 P: 9	R: 2 E: 0 K: 1 S: 8 H: 3 LOB: 2 BB: 1 P: 12	R: 0 E: 0 K: 1 S: 6 H: 1 LOB: 1 BB: 0 P: 6	1B: 9 2B: 1 3B: 0 HR: 0	SF: 0 SAC: 1 DP: 0 HBP: 0						

PITCHER	IP	WLS	BF	H	R	ER	SO	BB	IBB	HBP	BLK	WP	HR	S	P	ERA	WHIP
Max Surkont, R (1, 1) ERA: 3.95	9.0	W	41	10	3	2	6	3	0	0	0	0	0	50	62	2.00	1.444

PITCHER	IP	WLS	BF	H	R	ER	SO	BB	IBB	HBP	BLK	WP	HR	S	P	ERA	WHIP

livebaseballscorecards.com

AB	37
R	3
H	10
RBI	2
BB	3
SO	6
LOB	24

PA: 41

WP: 0 PB: 1 SB: 0 CS: 0

Boston Braves @ Philadelphia Phillies

Shibe Park, Philadelphia, PA

Thu Aug 14 1952, 3:33 AM EDT

Att. 3,391 - Unknown

livebaseballscorecards.com

Batter	1	2	3	4	5	6	7	8	9	AB	R	H	RBI	BB	SO	LOB
Sam Jethroe, S (1, 8) OBP: 0.336, SLG: 0.413	F9		K			FC6-4 1B	1-2 2-H 3-H 1B		F9 E 1B	5	0	3	2	0	1	0
Johnny Logan, R (1, 6) OBP: 0.336, SLG: 0.351	2B			G3 1B		FC6-4 FC4-6 1-2f	F8		E4 1-2	5	0	2	0	0	0	4
Earl Torgeson, L (1, 3) OBP: 0.367, SLG: 0.315	F6			G3 1-2		FC4-6 1B 1-2f	F9		F9 2-3	5	0	0	0	0	0	7
Walker Cooper, R (1, 2) OBP: 0.288, SLG: 0.353	L7			L6		1-2 1B		3B 1B	F7	5	1	2	0	0	0	4
Sid Gordon, R (1, 7) OBP: 0.390, SLG: 0.496		L9		6-3		F5		F8		4	0	0	0	0	0	4
Bob Thorpe, R (1, 9) OBP: 0.269, SLG: 0.337		F7			G4-3		BB E 1B BB	F4		3	1	0	0	1	0	1
Eddie Mathews, L (1, 5) OBP: 0.315, SLG: 0.441		F7			K		E5 BB 1-2 1B	1-H 3B		4	1	1	1	0	1	1
Jack Dittmer, L (1, 4) OBP: 0.228, SLG: 0.262			6-3		1B		1B 1-2 2-3 BB	4-3		3	0	1	0	1	0	1
Warren Spahn, L (1, 1) OBP: 0.238, SLG: 0.341			F8		F6		K		4-3	3	0	0	0	0	1	4
Dave Cole, R (7, 1)										0	0	0	0	0	0	0
Jack Daniels, L (9, PH) OBP: 0.273, SLG: 0.254										1	0	0	0	0	0	0

Inning Stats	1	2	3	4	5	6	7	8	9	
	R: 0 H: 1 E: 0 LOB: 1 K: 0 BB: 0 S: 4 P: 4	R: 0 H: 0 E: 0 LOB: 0 K: 0 BB: 0 S: 3 P: 3	R: 0 H: 0 E: 0 LOB: 0 K: 1 BB: 0 S: 5 P: 5	R: 0 H: 1 E: 0 LOB: 1 K: 0 BB: 0 S: 4 P: 4	R: 0 H: 1 E: 0 LOB: 1 K: 1 BB: 0 S: 6 P: 6	R: 0 H: 2 E: 0 LOB: 2 K: 0 BB: 0 S: 5 P: 5	R: 2 H: 1 E: 1 LOB: 2 K: 1 BB: 2 S: 7 P: 15	R: 1 H: 2 E: 0 LOB: 1 K: 0 BB: 0 S: 5 P: 5	R: 0 H: 1 E: 1 LOB: 2 K: 0 BB: 0 S: 5 P: 5	1B: 7 SF: 0 2B: 1 SAC: 0 3B: 1 DP: 0 HR: 0 HBP: 0	WP: 0 PA: 40 PB: 0 SB: 0 CS: 0

PITCHER	IP	WLS	BF	H	R	ER	SO	BB	IBB	HBP	BLK	WP	HR	S	P	ERA	WHIP
Russ Meyer, R (1, 1) ERA: 3.27	9.0	W	40	9	3	2	3	2	0	0	0	0	0	44	52	2.00	1.222

PITCHER	IP	WLS	BF	H	R	ER	SO	BB	IBB	HBP	BLK	WP	HR	S	P	ERA	WHIP

Boston Braves @ Philadelphia Phillies

Shibe Park, Philadelphia, PA

Thu Aug 14 1952, 3:33 AM EDT

Att. 3,391 - Unknown

BOTTOM

Batter	1	2	3	4	5	6	7	8	9	AB	R	H	RBI	BB	SO	LOB
Connie Ryan, R (1, 4) OBP: 0.348, SLG: 0.392	5-3			K	BB		K			3	0	0	0	1	2	0
Richie Ashburn, L (1, 8) OBP: 0.360, SLG: 0.357	G1-6-3 1B			4-3	F8		4-3			4	0	1	0	0	0	3
Mel Clark, R (1, 9) OBP: 0.349, SLG: 0.456	G1-6-3 1-2f			6-3		3B 2B	1B 1B			4	1	2	0	0	0	1
Del Ennis, R (1, 7) OBP: 0.328, SLG: 0.471		K			PB 1B FC6-4 1B	1B 2-H 3B	1-2 1B			4	2	3	1	0	1	0
Granny Hamner, R (1, 6) OBP: 0.307, SLG: 0.431		F7			FC6-4 PB 1-2 E 1B	G3	F7			4	1	1	0	0	0	3
Willie Jones, R (1, 5) OBP: 0.329, SLG: 0.369		6-3			L7	6-3 1B 3-H 1B		BB 1B		4	1	2	1	0	0	2
Stan Lopata, R (1, 2) OBP: 0.405, SLG: 0.435			K		FC6-4 1-2 2-3 IBB	6-3 1-2		F4		3	0	0	0	1	1	2
Eddie Waitkus, L (1, 3) OBP: 0.365, SLG: 0.368			3-1		FC6-4 BB BB 1-2f 2-3 3-H	2-H 1B		G5-4-3 1-2 BB		3	0	1	2	1	0	2
Russ Meyer, S (1, 1) OBP: 0.117, SLG: 0.155			K		BB 1-2 3-H BB	F8		G5-4-3 1-2f		3	0	0	0	1	1	3
Inning Stats	R: 0 H: 1 E: 0 LOB: 0 K: 0 BB: 0 S: 3 P: 3	R: 0 H: 0 E: 0 LOB: 0 K: 1 BB: 0 S: 5 P: 5	R: 0 H: 0 E: 0 LOB: 0 K: 2 BB: 0 S: 7 P: 7	R: 0 H: 0 E: 0 LOB: 0 K: 1 BB: 0 S: 5 P: 5	R: 2 H: 2 E: 0 LOB: 3 K: 0 BB: 3 S: 5 P: 17	R: 3 H: 4 E: 0 LOB: 1 K: 0 BB: 0 S: 7 P: 7	R: 0 H: 2 E: 0 LOB: 2 K: 1 BB: 0 S: 7 P: 7	R: 0 H: 1 E: 0 LOB: 1 K: 0 BB: 1 S: 3 P: 7		1B: 8 SF: 0 2B: 1 SAC: 0 3B: 1 DP: 2 HR: 0 HBP: 0						

livebaseballscorecards.com

AB	32
R	5
H	10
RBI	4
BB	4
SO	5
LOB	16

WP: 0 PA: 36
PB: 1
SB: 0
CS: 0

PITCHER		IP	WLS	BF	H	R	ER	SO	BB	IBB	HBP	BLK	WP	HR	S	P	ERA	WHIP
Warren Spahn, L ERA: 2.99	(1, 1)	6.0	L	27	7	5	4	4	2	1	0	0	0	0	32	44	6.00	1.500
Dave Cole, R ERA: 3.38	(7, 1)	2.0		9	3	0	0	1	1	0	0	0	0	0	10	14	0.00	2.000

PITCHER	IP	WLS	BF	H	R	ER	SO	BB	IBB	HBP	BLK	WP	HR	S	P	ERA	WHIP

Batter	1	2	3	4	5	6	7	8	9	AB	R	H	RBI	BB	SO	LOB
Sam Jethroe, S (1, 8) OBP: 0.333, SLG: 0.409	1-3			G3		F2		K		4	0	0	0	0	1	3
Johnny Logan, R (1, 6) OBP: 0.334, SLG: 0.349	4-3			6-3			F9		FC1-5, SH, 1B	4	0	1	0	0	0	0
Earl Torgeson, L (1, 3) OBP: 0.363, SLG: 0.311	4-3			K			K		SH, BB, FC1-5, E, 1-2	3	1	0	0	0	2	0
Walker Cooper, R (1, 2) OBP: 0.284, SLG: 0.348 Warren Spahn, L (9, PR) OBP: 0.238, SLG: 0.341 Paul Burris, R (9, 2) OBP: 0.273, SLG: 0.345		5-3			1-3		5-3		FC1-5, E, BB, 1B, 1-2, 2-3f	4 0 0	0 1 0	0 0 0	0 0 0	0 0 0	0 0 0	2 0 0
Sid Gordon, R (1, 7) OBP: 0.393, SLG: 0.496		BBBB, G6-3, BB			K			FC5, BB, 1B	BBBB, 1B, E, 9-3-5, BB, 1-2, 2-3	2	1	1	0	2	1	0
Eddie Mathews, L (1, 5) OBP: 0.314, SLG: 0.437		G6-3, 1-2f			3-1			BBBB, FC5-4, FC5, 1B, 1-2, BB	E1, 9-3-5, 1B, 1-2, 2-3, 3-H	3	1	0	1	1	0	3
Jack Daniels, L (1, 9) OBP: 0.272, SLG: 0.254			4-3			G3		FC5, FC5-4, 1-2, 2-3f	1B, 1-2, 2-3, 3-H	4	0	1	1	0	0	2
Jack Dittmer, L (1, 4) OBP: 0.224, SLG: 0.256			K			G3		FC5-4, 1B, 1-2f, 2-3	9-3-5, 2-3f, 3-H	4	0	0	1	0	1	4
Jim Wilson, R (1, 1) OBP: 0.156, SLG: 0.175 Bob Thorpe, R (8, PH) OBP: 0.272, SLG: 0.340 Jack Cusick, R (8, PR) OBP: 0.224, SLG: 0.183 Ernie Johnson, R (8, 1) Sheldon Jones, R (9, 1)			5-3			E6		1-2, 3-H, 1B		2 1 0 0 0	0 0 0 0 0	0 1 0 0 0	0 1 0 0 0	0 0 0 0 0	0 0 0 0 0	0 0 0 0 0
Inning Stats	R: 0 E: 0 K: 0 S: 3 H: 0 LOB: 0 BB: 0 P: 3	R: 0 E: 0 K: 0 S: 2 H: 0 LOB: 0 BB: 1 P: 6	R: 0 E: 0 K: 1 S: 5 H: 0 LOB: 0 BB: 0 P: 5	R: 0 E: 0 K: 1 S: 5 H: 0 LOB: 0 BB: 0 P: 5	R: 0 E: 0 K: 1 S: 5 H: 0 LOB: 0 BB: 0 P: 5	R: 0 E: 1 K: 0 S: 4 H: 0 LOB: 1 BB: 0 P: 4	R: 0 E: 0 K: 1 S: 5 H: 0 LOB: 0 BB: 0 P: 5	R: 1 E: 0 K: 1 S: 7 H: 2 LOB: 2 BB: 1 P: 11	R: 3 E: 2 K: 0 S: 6 H: 2 LOB: 1 BB: 1 P: 10	1B: 4 2B: 1 3B: 0 HR: 0	SF: 0 SAC: 1 DP: 2 HBP: 0						

PITCHER	IP	WLS	BF	H	R	ER	SO	BB	IBB	HBP	BLK	WP	HR	S	P	ERA	WHIP
Larry Jansen, R (1, 1) ERA: 3.81	8.1	L	33	3	4	1	5	3	0	0	0	0	0	40	52	1.08	0.720
Hoyt Wilhelm, R (9, 1) ERA: 2.79	0.2		2	1	0	0	0	0	0	0	0	0	0	2	2	0.00	1.500

PITCHER	IP	WLS	BF	H	R	ER	SO	BB	IBB	HBP	BLK	WP	HR	S	P	ERA	WHIP

TOP

Boston Braves @ New York Giants

Polo Grounds, New York, NY

Fri Aug 15 1952, 3:33 AM EDT

Unknown

livebaseballscorecards.com

AB	31
R	4
H	4
RBI	4
BB	3
SO	5
LOB	14

1B: 4	SF: 0	WP: 0	PA: 35
2B: 1	SAC: 1	PB: 0	
3B: 0	DP: 2	SB: 0	
HR: 0	HBP: 0	CS: 0	

Boston Braves @ New York Giants

Polo Grounds, New York, NY

Fri Aug 15 1952, 3:33 AM EDT

Unknown

livebaseballscorecards.com

BOTTOM

Batter	1	2	3	4	5	6	7	8	9	AB	R	H	RBI	BB	SO	LOB
Davey Williams, R (1, 4) OBP: 0.335, SLG: 0.397	HR		F9			L8		K		4	1	1	1	0	1	1
Alvin Dark, R (1, 6) OBP: 0.344, SLG: 0.392	4-3		L5			F9		F6		4	0	0	0	0	0	1
Whitey Lockman, L (1, 3) OBP: 0.388, SLG: 0.418	L6-3 1B			1-3		1-3			3B 1B	4	1	2	0	0	0	0
Hank Thompson, L (1, 5) OBP: 0.359, SLG: 0.497	L6-3 1-2			4-3			4-3		1-H 3B	4	0	1	1	0	0	1
Dusty Rhodes, L (1, 7) OBP: 0.336, SLG: 0.558		4-1		K			2B		G3	4	0	1	0	0	1	1
Bobby Thomson, R (1, 8) OBP: 0.339, SLG: 0.478		K			K		F2		F4	4	0	0	0	0	2	2
Clint Hartung, R (1, 9) OBP: 0.292, SLG: 0.455 George Wilson, L (9, PH) OBP: 0.259, SLG: 0.333	HR				FC5-4 BB		K		F8	2 1	1 0	1 0	1 0	1 0	1 0	1 1
Wes Westrum, R (1, 2) OBP: 0.360, SLG: 0.429		K2-3			FC5-4 1-2f			F4		3	0	0	0	0	1	1
Larry Jansen, R (1, 1) OBP: 0.340, SLG: 0.209 Hoyt Wilhelm, R (9, 1) OBP: 0.222, SLG: 0.308			F4		K			BB		2 0	0 0	0 0	0 0	1 0	1 0	1 0
Inning Stats	R: 1 E: 0 K: 0 S: 4 H: 2 LOB: 0 BB: 0 P: 4	R: 1 E: 0 K: 2 S: 8 H: 1 LOB: 0 BB: 0 P: 8	R: 0 E: 0 K: 0 S: 3 H: 0 LOB: 0 BB: 0 P: 3	R: 0 E: 0 K: 1 S: 5 H: 0 LOB: 0 BB: 0 P: 5	R: 0 E: 0 K: 2 S: 7 H: 0 LOB: 1 BB: 1 P: 11	R: 0 E: 0 K: 0 S: 3 H: 0 LOB: 0 BB: 0 P: 3	R: 0 E: 0 K: 1 S: 6 H: 1 LOB: 1 BB: 0 P: 6	R: 0 E: 0 K: 1 S: 5 H: 0 LOB: 1 BB: 1 P: 9	R: 1 E: 0 K: 0 S: 5 H: 2 LOB: 1 BB: 0 P: 5	1B: 2 2B: 2 3B: 1 HR: 2 SF: 0 SAC: 0 DP: 1 HBP: 0						

PITCHER		IP	WLS	BF	H	R	ER	SO	BB	IBB	HBP	BLK	WP	HR	S	P	ERA	WHIP
Jim Wilson, R ERA: 4.06	(1, 1)	7.0		25	4	2	2	6	1	0	0	0	0	2	36	40	2.57	0.714
Ernie Johnson, R ERA: 5.19	(8, 1)	1.0	W	6	2	1	1	1	1	0	0	0	0	0	7	11	9.00	3.000
Sheldon Jones, R ERA: 5.08	(9, 1)	1.0	S	3	0	0	0	0	0	0	0	0	0	0	3	3	0.00	0.000

PITCHER	IP	WLS	BF	H	R	ER	SO	BB	IBB	HBP	BLK	WP	HR	S	P	ERA	WHIP

AB	32
R	3
H	6
RBI	3
BB	2
SO	7
LOB	10

WP: 0 PA: 34
PB: 0
SB: 0
CS: 0

Batter	1	2	3	4	5	6	7	8	9	AB	R	H	RBI	BB	SO	LOB
Sam Jethroe, S (1, 8) OBP: 0.335, SLG: 0.408	4-3 1B		6-3			F8		BBB 4-0 1-2 BB		3	0	1	0	1	0	0
Johnny Logan, R (1, 6) OBP: 0.333, SLG: 0.359	4-3 1-2			HR		5-3		SSS 0-3 K		4	1	1	1	0	1	3
Earl Torgeson, L (1, 3) OBP: 0.357, SLG: 0.305	F4			1-3			SSS 0-3 K		0-0 1-3	4	0	0	0	0	1	0
Sid Gordon, R (1, 7) OBP: 0.392, SLG: 0.496		2B		F8			F7		0-0 5-3	4	0	1	0	0	0	0
Bob Thorpe, R (1, 9) OBP: 0.272, SLG: 0.338		5-3		5-3			1B		SSS 0-3 K	4	0	1	0	0	1	1
Eddie Mathews, L (1, 5) OBP: 0.312, SLG: 0.433		SSS 0-3 K			SSS 0-3 K		SSS 0-3 K			3	0	0	0	0	3	2
Paul Burris, R (1, 2) OBP: 0.264, SLG: 0.333		F5			SSS 0-3 K			6-3		3	0	0	0	0	1	1
Jack Dittmer, L (1, 4) OBP: 0.221, SLG: 0.252			F5		5-3			F6		3	0	0	0	0	0	0
Lew Burdette, R (1, 1) OBP: 0.167, SLG: 0.091			F3			F4		BB 1B		3	0	1	0	0	0	0
Inning Stats	R: 0 E: 0 K: 0 S: 3	H: 1 LOB: 0 BB: 0 P: 3	R: 0 E: 0 K: 1 S: 6	H: 1 LOB: 1 BB: 0 P: 6	R: 0 E: 0 K: 0 S: 3	H: 0 LOB: 0 BB: 0 P: 3	R: 1 E: 0 K: 0 S: 4	H: 1 LOB: 0 BB: 0 P: 4	R: 0 E: 0 K: 2 S: 7	H: 0 LOB: 0 BB: 0 P: 7	R: 0 E: 0 K: 0 S: 3	H: 0 LOB: 0 BB: 0 P: 3	R: 0 E: 0 K: 2 S: 8	H: 1 LOB: 1 BB: 0 P: 8	R: 0 E: 0 K: 1 S: 6	H: 1 LOB: 2 BB: 1 P: 10	R: 0 E: 0 K: 1 S: 5	H: 0 LOB: 0 BB: 0 P: 5

PITCHER		IP	WLS	BF	H	R	ER	SO	BB	IBB	HBP	BLK	WP	HR	S	P	ERA	WHIP
Max Lanier, L ERA: 3.87	(1, 1)	9.0	W	32	5	1	1	7	1	0	0	0	0	1	45	49	1.00	0.667

PITCHER	IP	WLS	BF	H	R	ER	SO	BB	IBB	HBP	BLK	WP	HR	S	P	ERA	WHIP

TOP

Boston Braves @ New York Giants

Polo Grounds, New York, NY

Fri Aug 15 1952, 3:38 AM EDT

Att. 13,969 - Unknown

livebaseballscorecards.com

AB	31
R	1
H	5
RBI	1
BB	1
SO	7
LOB	7

1B: 3	SF: 0	WP: 0	PA: 32
2B: 1	SAC: 0	PB: 0	
3B: 0	DP: 0	SB: 0	
HR: 1	HBP: 0	CS: 0	

Boston Braves @ New York Giants

Polo Grounds, New York, NY

Fri Aug 15 1952, 3:38 AM EDT

Att. 13,969 - Unknown

BOTTOM

Batter	1	2	3	4	5	6	7	8	9	AB	R	H	RBI	BB	SO	LOB
Davey Williams, R (1, 4) OBP: 0.333, SLG: 0.394	5-3		F8		K			5-3		4	0	0	0	0	1	2
Alvin Dark, R (1, 6) OBP: 0.344, SLG: 0.390	4-3 1B 1B		4-3		K			6-3		4	0	1	0	0	1	2
Whitey Lockman, L (1, 3) OBP: 0.389, SLG: 0.419	FC5 4-3 1B 1-2		5-3			4-3		HR 1B		4	1	2	0	0	0	0
Hank Thompson, L (1, 5) OBP: 0.361, SLG: 0.505	4-3 1-2 2-3			G3-6-3 BB		6-3		1-H HR		3	1	1	2	1	0	2
Dusty Rhodes, L (1, 7) OBP: 0.341, SLG: 0.552	BB			G3-6-3 1-2f		K		FC6-4 1B		3	0	1	0	1	1	1
Bobby Thomson, R (1, 8) OBP: 0.336, SLG: 0.473	FC5 2-3f			5-3			F9	FC6-4 1-2f		4	0	0	0	0	0	4
Clint Hartung, R (1, 9) OBP: 0.333, SLG: 0.600		5-3			1B		HR			3	1	2	1	0	0	0
Wes Westrum, R (1, 2) OBP: 0.360, SLG: 0.428		K			1B		K			3	0	1	0	0	2	0
Max Lanier, R (1, 1) OBP: 0.294, SLG: 0.353		5-3			1-2 1B		5-3			3	0	1	0	0	0	0
Inning Stats	R: 0 E: 0 K: 0 S: 5 H: 2 LOB: 3 BB: 1 P: 9	R: 0 E: 0 K: 1 S: 5 H: 0 LOB: 0 BB: 0 P: 5	R: 0 E: 0 K: 0 S: 3 H: 0 LOB: 0 BB: 0 P: 3	R: 0 E: 0 K: 0 S: 2 H: 0 LOB: 0 BB: 1 P: 6	R: 0 E: 0 K: 2 S: 9 H: 3 LOB: 2 BB: 0 P: 9	R: 0 E: 0 K: 1 S: 5 H: 0 LOB: 0 BB: 0 P: 5	R: 1 E: 0 K: 1 S: 6 H: 1 LOB: 0 BB: 0 P: 6	R: 2 E: 0 K: 0 S: 6 H: 3 LOB: 1 BB: 0 P: 6		1B: 7 2B: 0 3B: 0 HR: 2	SF: 0 SAC: 0 DP: 1 HBP: 0						

PITCHER	IP	WLS	BF	H	R	ER	SO	BB	IBB	HBP	BLK	WP	HR	S	P	ERA	WHIP
Lew Burdette, R (1, 1) ERA: 3.2	8.0	L	33	9	3	3	5	2	0	0	0	0	2	41	49	3.38	1.375

PITCHER	IP	WLS	BF	H	R	ER	SO	BB	IBB	HBP	BLK	WP	HR	S	P	ERA	WHIP

AB	31
R	3
H	9
RBI	3
BB	2
SO	5
LOB	11

WP: 0 PB: 0 SB: 0 CS: 0 PA: 33

livebaseballscorecards.com

Boston Braves @ New York Giants

Polo Grounds, New York, NY

Sun Aug 17 1952, 3:33 AM EDT

Unknown

TOP

livebaseballscorecards.com

Batter	1	2	3	4	5	6	7	8	9	AB	R	H	RBI	BB	SO	LOB
Sam Jethroe, S (1, 8) OBP: 0.331, SLG: 0.404	F8		4-3	F9		4-3			4-3	5	0	0	0	0	0	2
Johnny Logan, R (1, 6) OBP: 0.338, SLG: 0.372	F8		F7	E FC5-2 1B 1B			1B F8 HBP		HR	4	2	2	1	0	0	0
Earl Torgeson, L (1, 3) OBP: 0.365, SLG: 0.317	BB	2B		E5 FC5-2 HR 1-3 1B			WP 1-3 1B		L8	4	1	3	0	1	0	0
Walker Cooper, R (1, 2) OBP: 0.282, SLG: 0.345	F7		5-3	FC5-2 HR 1-2 3-H			F8 3-H		1B	5	1	1	1	0	0	5
Sid Gordon, R (1, 7) OBP: 0.394, SLG: 0.507		4-3 F8 2B		BB FC4-6	1-H 2-H HR		L7 1-2			4	2	2	3	1	0	2
Eddie Mathews, L (1, 5) OBP: 0.311, SLG: 0.431		4-3 2-3		FC4-6 E F9 1-2f	CS 1B		4-3			4	1	1	0	0	0	3
Jack Daniels, L (1, 9) OBP: 0.271, SLG: 0.254		F8 3-H		E9 1-3 1B	F2			K		4	0	1	1	0	1	1
Jack Dittmer, L (1, 4) OBP: 0.221, SLG: 0.249		E3 FC5-4		BB	CS 1-2	G3		K2-3		3	0	0	0	1	1	0
Max Surkont, R (1, 1) OBP: 0.125, SLG: 0.149		FC5-4 1-2f		F9 3-H		F8		K		4	0	0	1	0	1	3

	AB	37
	R	7
	H	10
	RBI	7
	BB	3
	SO	3
	LOB	16

Inning Stats									
	R: 0 E: 0 K: 0 S: 3	H: 0 LOB: 1 BB: 1 P: 7	R: 1 E: 1 K: 0 S: 5	H: 1 LOB: 1 BB: 0 P: 5	R: 0 E: 0 K: 0 S: 4	H: 1 LOB: 1 BB: 0 P: 4	R: 1 E: 1 K: 0 S: 4	H: 1 LOB: 2 BB: 2 P: 12	R: 3 E: 1 K: 0 S: 6	H: 4 LOB: 0 BB: 0 P: 6
	R: 0 E: 0 K: 0 S: 3	H: 0 LOB: 0 BB: 0 P: 3	R: 1 E: 0 K: 0 S: 4	H: 1 LOB: 1 BB: 0 P: 5	R: 0 E: 0 K: 3 S: 9	H: 0 LOB: 0 BB: 0 P: 9	R: 1 E: 0 K: 0 S: 5	H: 2 LOB: 1 BB: 0 P: 5	1B: 6 2B: 2 3B: 0 HR: 2	SF: 0 SAC: 0 DP: 0 HBP: 1
	WP: 1 PB: 0 SB: 0 CS: 1	PA: 42								

PITCHER		IP	WLS	BF	H	R	ER	SO	BB	IBB	HBP	BLK	WP	HR	S	P	ERA	WHIP
Jim Hearn, R ERA: 3.65	(1, 1)	4.1	L	23	6	5	4	0	3	0	0	0	0	1	20	32	8.31	2.077
Monty Kennedy, L ERA: 3.44	(5, 1)	0.2		2	1	0	0	0	0	0	0	0	0	0	2	2	0.00	1.500
George Spencer, R ERA: 4.81	(6, 1)	2.0		8	1	1	1	0	0	0	1	0	1	0	7	8	4.50	0.500
Hoyt Wilhelm, R ERA: 2.77	(8, 1)	1.0		3	0	0	0	3	0	0	0	0	0	0	9	9	0.00	0.000
Hal Gregg, R ERA: 4.71	(9, 1)	1.0		5	2	1	1	0	0	0	0	0	0	1	5	5	9.00	2.000

PITCHER		IP	WLS	BF	H	R	ER	SO	BB	IBB	HBP	BLK	WP	HR	S	P	ERA	WHIP

Boston Braves @ New York Giants

Polo Grounds, New York, NY

Sun Aug 17 1952, 3:33 AM EDT

Unknown

BOTTOM

Batter	1	2	3	4	5	6	7	8	9	AB	R	H	RBI	BB	SO	LOB
Davey Williams, R (1, 4) OBP: 0.331, SLG: 0.391	F3		L9		K		G3 1-2	FC6-4 1-2f		3	0	0	0	0	1	0
George Spencer, R (6, 1) OBP: 0.125, SLG: 0.125										0	0	0	0	0	0	0
George Wilson, L (7, PH) OBP: 0.256, SLG: 0.329										1	0	0	0	0	0	1
Hoyt Wilhelm, R (8, 1) OBP: 0.222, SLG: 0.308										0	0	0	0	0	0	0
Don Mueller, L (8, PH) OBP: 0.317, SLG: 0.404										1	0	0	0	0	0	1
Hal Gregg, R (9, 1) OBP: 0.125, SLG: 0.125										0	0	0	0	0	0	0
Alvin Dark, R (1, 6) OBP: 0.346, SLG: 0.393	F8	5-3	5-3		FC3-6 1B		2B G3 2-H 1B		FC6-4 1B	5	1	3	1	0	0	0
Whitey Lockman, L (1, 3) OBP: 0.389, SLG: 0.421	4-3		1B		FC3-6 1-2f		G3 1-3 2B		FC6-4 G4-3-6 1-2f	5	0	2	0	0	0	2
Hank Thompson, L (1, 5) OBP: 0.358, SLG: 0.498		5-3	K			3-1	FC5 G3 BB		G4-3-6 1-2f	4	0	0	0	1	1	2
Dusty Rhodes, L (1, 7) OBP: 0.346, SLG: 0.571		FC5-4 BB		F2		HR	G3 1-2 2-3 3-H			3	1	1	2	1	0	2
Bobby Thomson, R (1, 8) OBP: 0.335, SLG: 0.471		FC5-4 BB 1-2f		1B		F5	FC5 2-3			4	0	1	0	0	0	3
Clint Hartung, R (1, 9) OBP: 0.355, SLG: 0.571		BB BB		F9		1B		6-3		3	0	1	0	1	0	1
Wes Westrum, R (1, 2) OBP: 0.362, SLG: 0.425		FC6-4 1-2 2-3 BB		F7		K		FC6-4 BB		2	0	0	0	2	1	2
Jim Hearn, R (1, 1) OBP: 0.197, SLG: 0.297		FC6-4 1-2f			6-3		G3 1B 1B	K		1	0	0	0	0	0	3
Monty Kennedy, R (5, 1) OBP: 0.059, SLG: 0.059										0	0	0	0	0	0	0
Bill Rigney, R (5, PH) (6, 4) OBP: 0.364, SLG: 0.333										3	1	1	0	0	1	1
Inning Stats	R: 0 E: 0 K: 0 S: 3 H: 0 LOB: 0 BB: 0 P: 3	R: 0 E: 1 K: 0 S: 3 H: 0 LOB: 3 BB: 3 P: 15	R: 0 E: 0 K: 1 S: 6 H: 1 LOB: 1 BB: 0 P: 6	R: 0 E: 0 K: 0 S: 4 H: 1 LOB: 1 BB: 0 P: 4	R: 0 E: 0 K: 1 S: 6 H: 1 LOB: 1 BB: 0 P: 6	R: 1 E: 0 K: 1 S: 7 H: 2 LOB: 1 BB: 0 P: 7	R: 2 E: 0 K: 0 S: 6 H: 3 LOB: 2 BB: 1 P: 10	R: 0 E: 0 K: 1 S: 5 H: 0 LOB: 1 BB: 1 P: 9	R: 0 E: 0 K: 0 S: 3 H: 1 LOB: 0 BB: 0 P: 3	1B: 7 2B: 1 3B: 0 HR: 1	SF: 0 SAC: 0 DP: 1 HBP: 0						

PITCHER	IP	WLS	BF	H	R	ER	SO	BB	IBB	HBP	BLK	WP	HR	S	P	ERA	WHIP
Max Surkont, R (1, 1) ERA: 3.9	9.0	W	40	9	3	3	4	5	0	0	0	0	1	43	63	3.00	1.556

PITCHER	IP	WLS	BF	H	R	ER	SO	BB	IBB	HBP	BLK	WP	HR	S	P	ERA	WHIP

AB	35
R	3
H	9
RBI	3
BB	5
SO	4
LOB	18

livebaseballscorecards.com

Batter	1	2	3	4	5	6	7	8	9	AB	R	H	RBI	BB	SO	LOB
Sam Jethroe, S (1, 8) OBP: 0.335, SLG: 0.411	E5 S		2B			1B 1B	2B			4	1	3	0	0	0	0
Johnny Logan, R (1, 6) OBP: 0.337, SLG: 0.370	F9		6-3			1B E 1-2	K			4	1	1	0	0	1	3
Earl Torgeson, L (1, 3) OBP: 0.364, SLG: 0.316	1-3 1-2			4-3		E 1-3 2-H 1B		6-3		4	0	1	1	0	0	1
Sid Gordon, R (1, 7) OBP: 0.391, SLG: 0.501	K			F5		E5 1-2 3-H		F4		4	0	0	0	0	1	2
Bob Thorpe, R (1, 9) OBP: 0.271, SLG: 0.337		F8		1B		F2		1-3		4	0	1	0	0	0	2
Eddie Mathews, L (1, 5) OBP: 0.309, SLG: 0.428		3-1		F2		K				3	0	0	0	0	1	3
Paul Burris, R (1, 2) OBP: 0.255, SLG: 0.322		F5			6-3	F9				3	0	0	0	0	0	2
Jack Dittmer, L (1, 4) OBP: 0.219, SLG: 0.246			5-3		K		F3			2	0	0	0	0	1	0
Sibby Sisti, R (7, PH) OBP: 0.283, SLG: 0.324										1	0	0	0	0	0	0
Sibby Sisti, R (7, 4)																
Warren Spahn, L (1, 1) OBP: 0.233, SLG: 0.333			1-3		5-3		K			2	0	0	0	0	0	0
Walker Cooper, R (7, PH) OBP: 0.281, SLG: 0.344										1	0	0	0	0	1	0
Dave Cole, R (7, 1)										0	0	0	0	0	0	0
Inning Stats	R: 0 E: 1 K: 1 S: 6 H: 0 LOB: 1 BB: 0 P: 6	R: 0 E: 0 K: 0 S: 3 H: 0 LOB: 0 BB: 0 P: 3	R: 0 E: 0 K: 0 S: 4 H: 1 LOB: 1 BB: 0 P: 4	R: 0 E: 0 K: 0 S: 4 H: 1 LOB: 1 BB: 0 P: 4	R: 0 E: 0 K: 1 S: 5 H: 0 LOB: 0 BB: 0 P: 5	R: 2 E: 1 K: 1 S: 9 H: 3 LOB: 2 BB: 0 P: 9	R: 0 E: 0 K: 2 S: 8 H: 1 LOB: 1 BB: 0 P: 8	R: 0 E: 0 K: 0 S: 3 H: 0 LOB: 0 BB: 0 P: 3		1B: 4 2B: 2 3B: 0 HR: 0	SF: 0 SAC: 0 DP: 0 HBP: 0						

PITCHER	IP	WLS	BF	H	R	ER	SO	BB	IBB	HBP	BLK	WP	HR	S	P	ERA	WHIP
Dave Koslo, L (1, 1) ERA: 3.06	8.0	W	32	6	2	1	5	0	0	0	0	0	0	42	42	1.12	0.750

PITCHER	IP	WLS	BF	H	R	ER	SO	BB	IBB	HBP	BLK	WP	HR	S	P	ERA	WHIP

Boston Braves @ New York Giants

Polo Grounds, New York, NY

Sun Aug 17 1952, 3:38 AM EDT

Att. 22,918 - Unknown

TOP

livebaseballscorecards.com

AB	32
R	2
H	6
RBI	1
BB	0
SO	5
LOB	13

PA: 32

WP: 0 PB: 0 SB: 1 CS: 0

Batter	1	2	3	4	5	6	7	8	9	AB	R	H	RBI	BB	SO	LOB
Bill Rigney, R (1, 4) OBP: 0.345, SLG: 0.314	F6		SH1-4 2-3	F5			F9			3	0	0	0	0	0	2
Alvin Dark, R (1, 6) OBP: 0.344, SLG: 0.390	1-3		F8 3-H		F7					3	0	0	1	0	0	0
Whitey Lockman, L (1, 3) OBP: 0.389, SLG: 0.420	F7		FC6-4 1B		3-1					3	0	1	0	0	0	0
Monte Irvin, R (1, 7) OBP: 0.308, SLG: 0.308		K	FC6-4 1-2f		F9					2	0	0	0	0	1	1
Dusty Rhodes, L (4, 7) OBP: 0.343, SLG: 0.567										1	0	0	0	0	0	0
Bobby Thomson, R (1, 8) OBP: 0.335, SLG: 0.470		F3		1B 1B 1B		F8				3	1	1	0	0	0	0
Clint Hartung, R (1, 9) OBP: 0.353, SLG: 0.548		F8		1B 1-2		1-3				3	0	1	0	0	0	0
Bobby Hofman, R (1, 5) OBP: 0.333, SLG: 0.421			FC1 E BB	1B 1-2 2-H		1B				2	1	2	1	1	0	0
Hank Thompson, L (7, 5) OBP: 0.358, SLG: 0.498										0	0	0	0	0	0	0
Sal Yvars, R (1, 2) OBP: 0.308, SLG: 0.321			E E 1-2 BB	K			F4			2	1	0	0	1	1	2
Dave Koslo, L (1, 1) OBP: 0.073, SLG: 0.075			FC1 SH1-4 F8 1-H 2-H	F2			K			3	1	0	0	0	1	2
Inning Stats	R: 0 E: 0 K: 0 S: 3 H: 0 LOB: 0 BB: 0 P: 3	R: 0 E: 0 K: 1 S: 5 H: 0 LOB: 0 BB: 0 P: 5	R: 3 E: 1 K: 0 S: 5 H: 1 LOB: 1 BB: 2 P: 13	R: 1 E: 0 K: 1 S: 8 H: 3 LOB: 2 BB: 0 P: 8	R: 0 E: 0 K: 0 S: 3 H: 0 LOB: 0 BB: 0 P: 3	R: 0 E: 0 K: 0 S: 3 H: 1 LOB: 1 BB: 0 P: 3	R: 0 E: 0 K: 1 S: 5 H: 0 LOB: 0 BB: 0 P: 5			1B: 5 2B: 0 3B: 0 HR: 0	SF: 0 SAC: 1 DP: 0 HBP: 0			WP: 0 PB: 0 SB: 0 CS: 0	PA: 28	

PITCHER		IP	WLS	BF	H	R	ER	SO	BB	IBB	HBP	BLK	WP	HR	S	P	ERA	WHIP
Warren Spahn, L ERA: 2.95	(1, 1)	6.0	L	25	5	4	1	2	2	0	0	0	0	0	27	35	1.50	1.167
Dave Cole, R ERA: 3.27	(7, 1)	1.0		3	0	0	0	1	0	0	0	0	0	0	5	5	0.00	0.000

PITCHER	IP	WLS	BF	H	R	ER	SO	BB	IBB	HBP	BLK	WP	HR	S	P	ERA	WHIP

BOTTOM

Boston Braves @ New York Giants

Polo Grounds, New York, NY

Sun Aug 17 1952, 3:38 AM EDT

Att. 22,918 - Unknown

livebaseballscorecards.com

AB	25
R	4
H	5
RBI	2
BB	2
SO	3
LOB	7

Boston Braves @ St. Louis Cardinals

Sportsman's Park, St. Louis, MO

Tue Aug 19 1952, 4:33 AM EDT

Att. 10,403 - Unknown

TOP

livebaseballscorecards.com

Batter	1	2	3	4	5	6	7	8	9	AB	R	H	RBI	BB	SO	LOB
Sam Jethroe, S (1, 8) OBP: 0.335, SLG: 0.418	F3		F6		F8		G1-4-3 1-3 1B		1-H HR	5	1	2	2	0	0	2
Johnny Logan, R (1, 6) OBP: 0.338, SLG: 0.371	F9			F7	BB 1-2 3-H 1B		G1-4-3 1-2f 3-H		WP 1B	5	0	2	1	0	0	1
Earl Torgeson, L (1, 3) OBP: 0.368, SLG: 0.323	F4			6-3 1B	BBB BB 1-2 2-3		2B		F8 1-2	4	0	2	0	1	0	1
Walker Cooper, R (1, 2) OBP: 0.276, SLG: 0.337		5-3		6-3 1-2	F9		5-3		P4	5	0	0	0	0	0	6
Sid Gordon, R (1, 7) OBP: 0.391, SLG: 0.501		BBBB 1B BB		SSS K		4-3 2B		F8	P2	4	0	1	0	1	1	2
Eddie Mathews, L (1, 5) OBP: 0.311, SLG: 0.429		L3 1-2 1B			5-3 BB FC 1B	F9		F9		4	1	2	0	0	0	1
Jack Daniels, L (1, 9) OBP: 0.278, SLG: 0.256		L3 1-2			BBB FC 5-3 1B 1-2 BB	4-3 2-3		1B		3	1	1	0	1	0	3
Jack Dittmer, L (1, 4) OBP: 0.215, SLG: 0.242			F9		5-3 1-2 2-3	F3		3-1		4	0	0	0	0	0	4
Jim Wilson, R (1, 1) OBP: 0.154, SLG: 0.172			6-3		FC BB 1B 2-3 3-H		1B G1-4-3 1B		HR 1B	1	0	0	0	0	0	0
Warren Spahn, L (5, PH) OBP: 0.230, SLG: 0.329										1	0	0	1	0	0	1
Bob Chipman, L (5, 1) OBP: 0.333, SLG: 0.333										1	1	1	0	0	0	0
Bob Thorpe, R (9, PH) OBP: 0.274, SLG: 0.340										1	1	1	0	0	0	0
Inning Stats	R: 0 E: 0 K: 0 S: 3 H: 0 LOB: 0 BB: 0 P: 3	R: 0 E: 0 K: 0 S: 3 H: 1 LOB: 1 BB: 1 P: 7	R: 0 E: 0 K: 0 S: 3 H: 0 LOB: 0 BB: 0 P: 3	R: 0 E: 0 K: 1 S: 6 H: 1 LOB: 1 BB: 0 P: 6	R: 2 E: 0 K: 0 S: 6 H: 2 LOB: 3 BB: 2 P: 14	R: 0 E: 0 K: 0 S: 4 H: 1 LOB: 1 BB: 0 P: 4	R: 1 E: 0 K: 0 S: 5 H: 3 LOB: 1 BB: 0 P: 5	R: 0 E: 0 K: 0 S: 4 H: 1 LOB: 1 BB: 0 P: 4	R: 2 E: 0 K: 0 S: 6 H: 3 LOB: 1 BB: 0 P: 6	1B: 9 2B: 3 3B: 0 HR: 1 SF: 0 SAC: 0 DP: 2 HBP: 0	WP: 1 PB: 0 SB: 0 CS: 0 PA: 41					

	AB	38
	R	5
	H	12
	RBI	4
	BB	3
	SO	1
	LOB	21

PITCHER	IP	WLS	BF	H	R	ER	SO	BB	IBB	HBP	BLK	WP	HR	S	P	ERA	WHIP
Gerry Staley, R (1, 1) ERA: 3.21	8.0	W	37	11	5	5	1	3	0	0	0	0	1	36	48	5.62	1.750
Eddie Yuhas, R (9, 1) ERA: 2.63	1.0	S	4	1	0	0	0	0	0	0	0	1	0	4	4	0.00	1.000

PITCHER	IP	WLS	BF	H	R	ER	SO	BB	IBB	HBP	BLK	WP	HR	S	P	ERA	WHIP

Boston Braves @ St. Louis Cardinals

Sportsman's Park, St. Louis, MO

Tue Aug 19 1952, 4:33 AM EDT

Att. 10,403 - Unknown

livebaseballscorecards.com

BOTTOM

Batter	1	2	3	4	5	6	7	8	9	AB	R	H	RBI	BB	SO	LOB
Solly Hemus, L (1, 6) OBP: 0.395, SLG: 0.436	1B 1B	F6 3-H		2-H 1B			HR 1B			4	1	3	2	0	0	1
Red Schoendienst, S (1, 4) OBP: 0.341, SLG: 0.421	F8	F9			5-3		1-H HR			4	1	1	2	0	0	2
Stan Musial, L (1, 8) OBP: 0.428, SLG: 0.494	G1-6-3 1-3 1B		6-3		F8		F7			4	0	1	0	0	0	0
Enos Slaughter, L (1, 9) OBP: 0.385, SLG: 0.440	G1-6-3 1-2f		F9		K		K			4	0	0	0	0	2	2
Hal Rice, L (1, 7) OBP: 0.344, SLG: 0.443		HR 3B	4-3			1-3		K2-5 2B		3	1	1	0	0	0	0
Peanuts Lowrey, R (8, PH) OBP: 0.337, SLG: 0.345										1	0	1	0	0	0	0
(9, 7)																
Vern Benson, L (1, 5) OBP: 0.350, SLG: 0.588		3-H HR		4-3		BB		K2-5 2-3f		2	1	1	2	1	0	0
Tommy Glaviano, R (8, 5) OBP: 0.370, SLG: 0.336										1	0	0	0	0	1	1
Dick Sisler, L (1, 3) OBP: 0.313, SLG: 0.389	1B F6 2B			2B 2B		F5		K		4	2	2	0	0	1	1
Del Rice, R (1, 2) OBP: 0.341, SLG: 0.425	2-3 1B			1B 2-H 2B		F9				3	1	2	1	0	0	1
Gerry Staley, R (1, 1) OBP: 0.183, SLG: 0.159	F3			K			F4			3	0	0	0	0	1	3
Eddie Yuhas, R (9, 1) OBP: 0.222, SLG: 0.235										0	0	0	0	0	0	0

Inning Stats	1	2	3	4	5	6	7	8	9
R	0	3	0	2	0	0	2	0	
E	0	0	0	0	0	0	0	0	
K	0	0	0	1	1	0	1	2	
S	4	7	3	7	5	3	7	7	
H	2	4	0	3	0	0	2	1	
LOB	1	1	0	1	0	1	0	0	
BB	0	0	0	0	0	1	0	0	
P	4	7	3	7	5	7	7	7	

1B	5
2B	5
3B	1
HR	2
SF	0
SAC	0
DP	2
HBP	0
WP	0
PB	0
SB	0
CS	0
PA	34

PITCHER		IP	WLS	BF	H	R	ER	SO	BB	IBB	HBP	BLK	WP	HR	S	P	ERA	WHIP
Jim Wilson, R ERA: 4.23	(1, 1)	4.0	L	19	9	5	5	1	0	0	0	0	0	1	21	21	11.25	2.250
Bob Chipman, L ERA: 2.81	(5, 1)	4.0		15	3	2	2	4	1	0	0	0	0	1	22	26	4.50	1.000

PITCHER		IP	WLS	BF	H	R	ER	SO	BB	IBB	HBP	BLK	WP	HR	S	P	ERA	WHIP

AB	33
R	7
H	12
RBI	7
BB	1
SO	5
LOB	11

Batter	1	2	3	4	5	6	7	8	9	AB	R	H	RBI	BB	SO	LOB
Sam Jethroe, S (1, 8) OBP: 0.335, SLG: 0.415	B B B B 4-0 HBP S 6-3 BB		S S S 0-3 ① K	S S S 0-3 ③ K	x 0-0 ③ F7				3	1	0	0	1	2	2
Johnny Logan, R (1, 6) OBP: 0.333, SLG: 0.366	x 0-0 ① F9	x 0-0 ② F7		S S S 0-3 ① K	x 0-0 ① F4				4	0	0	0	0	1	1
Earl Torgeson, L (1, 3) OBP: 0.376, SLG: 0.345	B B B B 4-0 6-3 HBP 1-2 BB	x 0-0 HR		x 0-0 S 1B	x 0-0 SH1-3 1B				3	1	3	1	1	0	0
Sid Gordon, R (1, 7) OBP: 0.391, SLG: 0.499	H 1-0 6-3 1-2 2-3 HBP	x 0-0 ③ F9		x 0-0 ② F8	x 0-0 ② SH1-3 1-2				2	0	0	0	0	0	1
Bob Thorpe, R (1, 9) OBP: 0.270, SLG: 0.335	x 0-0 ② 6-3 1-2 2-3 3-H		x 0-0 ① 5-3	x 0-0 ③ F2 1-2	x 0-0 ③ F8				4	0	0	1	0	0	4
Eddie Mathews, L (1, 5) OBP: 0.309, SLG: 0.425	x 0-0 ③ F4		x 0-0 ② F8		x 0-0 ① F9				3	0	0	0	0	0	2
Paul Burris, R (1, 2) OBP: 0.258, SLG: 0.323		x 0-0 G4-3 1B	x 0-0 ③ L8		x 0-0 ② F6				3	0	1	0	0	0	0
Jack Dittmer, L (1, 4) OBP: 0.221, SLG: 0.241		x 0-0 ① ② G4-3 1-2f		B B B B 4-0 G5-4-3 BB	B B B B 4-0 2B BB				1	0	0	0	2	0	1
Lew Burdette, R (1, 1) OBP: 0.160, SLG: 0.087 Sheldon Jones, R (2, 1) Jack Cusick, R (5, PH) OBP: 0.221, SLG: 0.181 Ernie Johnson, R (5, 1) OBP: 0.111, SLG: 0.222		x 0-0 ③ F2		x 0-0 ① ② G5-4-3 1-2f	x 0-0 1-3 2B				1 0 1 1	0 0 0 0	0 0 0 1	0 0 0 0	0 0 0 0	0 0 0 0	0 0 1 0
Inning Stats	R: 1 E: 0 K: 0 S: 3 H: 0 LOB: 2 BB: 2 P: 12	R: 0 E: 0 K: 0 S: 3 H: 1 LOB: 0 BB: 0 P: 3	R: 1 E: 0 K: 1 S: 6 H: 1 LOB: 0 BB: 0 P: 6	R: 0 E: 0 K: 0 S: 3 H: 0 LOB: 0 BB: 0 P: 3	R: 0 E: 0 K: 1 S: 4 H: 0 LOB: 0 BB: 1 P: 8	R: 0 E: 0 K: 1 S: 6 H: 1 LOB: 1 BB: 0 P: 6	R: 0 E: 0 K: 0 S: 4 H: 1 LOB: 2 BB: 1 P: 8	R: 0 E: 0 K: 0 S: 4 H: 1 LOB: 1 BB: 0 P: 4		1B: 3 2B: 1 3B: 0 HR: 1	SF: 0 SAC: 1 DP: 2 HBP: 1					

PITCHER	IP	WLS	BF	H	R	ER	SO	BB	IBB	HBP	BLK	WP	HR	S	P	ERA	WHIP
Harvey Haddix, L (1, 1) ERA: 2.25	8.0	W	32	5	2	2	3	4	0	1	0	0	1	33	50	2.25	1.125

PITCHER	IP	WLS	BF	H	R	ER	SO	BB	IBB	HBP	BLK	WP	HR	S	P	ERA	WHIP

TOP

Boston Braves @ St. Louis Cardinals

Sportsman's Park, St. Louis, MO

Wed Aug 20 1952, 4:33 AM EDT

Att. 8,779 - Unknown - 92 F

livebaseballscorecards.com

AB	26
R	2
H	5
RBI	2
BB	4
SO	3
LOB	12

WP: 0	PA: 32		
PB: 0			
SB: 2			
CS: 0			

BOTTOM

Boston Braves @ St. Louis Cardinals

Sportsman's Park, St. Louis, MO

Wed Aug 20 1952, 4:33 AM EDT

Att. 8,779 - Unknown - 92 F

livebaseballscorecards.com

Batter	1	2	3	4	5	6	7	8	9	AB	R	H	RBI	BB	SO	LOB
Solly Hemus, L (1, 6) OBP: 0.394, SLG: 0.434	FC6-4 1B	F8 3-H	F7		G3					4	0	1	1	0	0	1
Red Schoendienst, S (1, 4) OBP: 0.343, SLG: 0.421	FC6-4 S 1B 1-2f	BBBB BB 2B 1-2	F4			FC4-6 1B				3	2	1	0	1	0	1
Stan Musial, L (1, 8) OBP: 0.429, SLG: 0.492	F8	BBBB 2B 1-2 2-3 BB		BBBB G4-6-3 BB		F8				2	1	0	0	2	0	2
Enos Slaughter, L (1, 9) OBP: 0.384, SLG: 0.436	BBBB 1B 1-2 BB	F9 3-H		G4-6-3 1-2f		FC4-6 1-2f				3	0	0	1	1	0	4
Hal Rice, L (1, 7) OBP: 0.347, SLG: 0.449	1-2 2-H 1B	1-H 2-H 2B		6-3		SSS K				4	1	2	3	0	1	1
Vern Benson, L (1, 5) OBP: 0.375, SLG: 0.667	G3	2-H 2B			HR 2B		L7			4	1	2	1	0	0	2
Dick Sisler, L (1, 3) OBP: 0.318, SLG: 0.399		2B 1B 1B IBB			2-H HR		6-3			3	2	2	2	1	0	0
Del Rice, R (1, 2) OBP: 0.340, SLG: 0.426		1B 1-3 F8 2B 6-3			6-3		F9			4	1	1	0	0	0	2
Harvey Haddix, L (1, 1) OBP: 0.333, SLG: 0.333		BB S F9 2-3 3-H 1B	SSS K		SSS K					3	1	1	1	0	2	0
Inning Stats	R: 1 E: 0 K: 0 S: 5 H: 2 LOB: 2 BB: 1 P: 9	R: 6 E: 0 K: 0 S: 8 H: 5 LOB: 2 BB: 3 P: 20	R: 0 E: 0 K: 1 S: 5 H: 0 LOB: 0 BB: 0 P: 5	R: 0 E: 0 K: 0 S: 2 H: 0 LOB: 0 BB: 1 P: 6	R: 2 E: 0 K: 1 S: 7 H: 2 LOB: 0 BB: 0 P: 7	R: 0 E: 0 K: 1 S: 6 H: 1 LOB: 1 BB: 0 P: 6	R: 0 E: 0 K: 0 S: 3 H: 0 LOB: 0 BB: 0 P: 3			1B: 5 2B: 4 3B: 0 HR: 1 SF: 0 SAC: 0 DP: 1 HBP: 0						

	AB	30
	R	9
	H	10
	RBI	9
	BB	5
	SO	3
	LOB	13

WP: 0 PB: 0 SB: 2 CS: 0 PA: 35

PITCHER		IP	WLS	BF	H	R	ER	SO	BB	IBB	HBP	BLK	WP	HR	S	P	ERA	WHIP
Lew Burdette, R ERA: 3.65	(1, 1)	1.1	L	11	5	5	5	0	2	0	0	0	0	0	9	17	33.75	5.250
Sheldon Jones, R ERA: 5.17	(2, 1)	2.2		12	2	2	2	1	2	1	0	0	0	0	11	23	6.75	1.500
Ernie Johnson, R ERA: 5.24	(5, 1)	3.0		12	3	2	2	2	0	0	0	0	0	1	16	16	6.00	1.000

PITCHER	IP	WLS	BF	H	R	ER	SO	BB	IBB	HBP	BLK	WP	HR	S	P	ERA	WHIP

Boston Braves @ St. Louis Cardinals

Sportsman's Park, St. Louis, MO

Thu Aug 21 1952, 4:33 AM EDT

Att. 7,826 - Unknown

TOP

livebaseballscorecards.com

Batter	1	2	3	4	5	6	7	8	9	AB	R	H	RBI	BB	SO	LOB
Sam Jethroe, S (1, 8) OBP: 0.334, SLG: 0.413	K		BB FC4-6 1B		K			F7		3	0	0	0	1	2	0
Johnny Logan, R (1, 6) OBP: 0.335, SLG: 0.367	HR 4-3 1B		1-2 FC4-6 1B			F9		F8		4	1	2	0	0	0	0
Earl Torgeson, L (1, 3) OBP: 0.371, SLG: 0.339	4-3 1-2		FC4-6 G1-4-3 1-2f 2-3			F5		L8		4	0	0	0	0	0	3
Sid Gordon, R (1, 7) OBP: 0.391, SLG: 0.505	HR 2-H		G1-4-3 1-2f			BB FC6-4			F4	3	1	1	2	1	0	2
Bob Thorpe, R (1, 9) OBP: 0.270, SLG: 0.333	6-3			K		FC6-4 1-2f			1B	4	0	1	0	0	1	1
Eddie Mathews, L (1, 5) OBP: 0.310, SLG: 0.424		BB		G3			1B SH1-4		K	3	0	1	0	1	1	1
Sibby Sisti, R (1, 4) OBP: 0.278, SLG: 0.318		K		F4			SH1-4 1-2		K	3	0	0	0	0	2	2
Paul Burris, R (1, 2) OBP: 0.250, SLG: 0.313		K			F4		6-3			3	0	0	0	0	1	2
Warren Spahn, L (1, 1) OBP: 0.225, SLG: 0.322		K			K		F4			2	0	0	0	0	2	1
Walker Cooper, R (7, PH) OBP: 0.275, SLG: 0.336										1	0	0	0	0	0	1
Virgil Jester, R (7, 1) OBP: 0.333, SLG: 0.500										0	0	0	0	0	0	0

	AB	30
	R	2
	H	5
	RBI	2
	BB	3
	SO	9
	LOB	13

Inning Stats	1	2	3	4	5	6	7	8	9	1B: 4	SF: 0	WP: 0	PA: 34
R	2	0	0	0	0	0	0	0	0	2B: 0	SAC: 1	PB: 0	
E	0	0	0	0	0	0	0	0	0	3B: 0	DP: 1	SB: 0	
K	1	3	0	1	2	0	0	0	2	HR: 1	HBP: 0	CS: 0	
S	7	9	3	5	7	3	4	3	8				
H	2	0	1	0	0	0	1	0	1				
LOB	0	1	1	0	0	1	1	0	0				
BB	0	1	1	0	0	1	0	0	0				
P	7	13	7	5	7	7	4	3	8				

PITCHER	IP	WLS	BF	H	R	ER	SO	BB	IBB	HBP	BLK	WP	HR	S	P	ERA	WHIP
Vinegar Bend Mizell, L (1, 1) ERA: 3.5	9.0	W	34	5	2	2	9	3	0	0	0	0	1	49	61	2.00	0.889

PITCHER	IP	WLS	BF	H	R	ER	SO	BB	IBB	HBP	BLK	WP	HR	S	P	ERA	WHIP

Batter	1	2	3	4	5	6	7	8	9	AB	R	H	RBI	BB	SO	LOB
Solly Hemus, L (1, 6) OBP: 0.393, SLG: 0.432	6-3		F9		2B 1B 2-H		G3			4	1	1	1	0	0	0
Red Schoendienst, S (1, 4) OBP: 0.344, SLG: 0.423	F8		F7		1-3 1B 2B 2-H		BLK S 1B			4	1	2	1	0	0	0
Stan Musial, L (1, 8) OBP: 0.431, SLG: 0.493	BB B B B B		1B		1B 1-3 1B		F7			3	0	2	0	1	0	1
Enos Slaughter, L (1, 9) OBP: 0.382, SLG: 0.433	1-3		F9		1-3 1-2 2-3		IBB 1-3			3	0	0	0	1	0	4
Peanuts Lowrey, R (1, 7) OBP: 0.336, SLG: 0.344		F8		5-3	1B 2-3 3-H		F3			4	0	1	1	0	0	2
Del Rice, R (1, 2) OBP: 0.339, SLG: 0.424		FC6-4 1B		4-3	F9			F7		4	0	1	0	0	0	2
Tommy Glaviano, R (1, 5) OBP: 0.366, SLG: 0.333		FC6-4 BB 1-2f		6-3		F7		1B		4	0	1	0	0	0	1
Dick Sisler, L (1, 3) OBP: 0.322, SLG: 0.404		B B B B 1-2 BB			1B 2B	F6		G4-6-3 1-2 1B		3	1	2	0	1	0	0
Vinegar Bend Mizell, R (1, 1) OBP: 0.055, SLG: 0.109		4-3			B1	F8		G4-6-3 1-2f		4	0	0	0	0	0	5
Inning Stats	R: 0 H: 0 E: 0 LOB: 1 K: 0 BB: 1 S: 3 P: 7	R: 0 H: 1 E: 0 LOB: 2 K: 0 BB: 1 S: 4 P: 8	R: 0 H: 1 E: 0 LOB: 1 K: 0 BB: 0 S: 4 P: 4	R: 0 H: 0 E: 0 LOB: 0 K: 0 BB: 0 S: 3 P: 3	R: 3 H: 5 E: 0 LOB: 2 K: 0 BB: 0 S: 8 P: 8	R: 0 H: 0 E: 0 LOB: 0 K: 0 BB: 0 S: 3 P: 3	R: 0 H: 1 E: 0 LOB: 2 K: 0 BB: 1 S: 4 P: 8	R: 0 H: 2 E: 0 LOB: 1 K: 0 BB: 0 S: 4 P: 4		1B: 8 SF: 0 2B: 2 SAC: 0 3B: 0 DP: 1 HR: 0 HBP: 0						

PITCHER		IP	WLS	BF	H	R	ER	SO	BB	IBB	HBP	BLK	WP	HR	S	P	ERA	WHIP
Warren Spahn, L ERA: 2.99	(1, 1)	6.0	L	27	7	3	3	0	2	0	0	0	0	0	25	33	4.50	1.500
Virgil Jester, R ERA: 2.09	(7, 1)	2.0		9	3	0	0	0	0	1	0	1	0	0	8	12	0.00	1.500

PITCHER	IP	WLS	BF	H	R	ER	SO	BB	IBB	HBP	BLK	WP	HR	S	P	ERA	WHIP

BOTTOM

Boston Braves @ St. Louis Cardinals

Sportsman's Park, St. Louis, MO

Thu Aug 21 1952, 4:33 AM EDT

Att. 7,826 - Unknown

livebaseballscorecards.com

AB	33
R	3
H	10
RBI	3
BB	3
SO	0
LOB	15

Batter	1	2	3	4	5	6	7	8	9	AB	R	H	RBI	BB	SO	LOB
Sam Jethroe, S (1, 8) OBP: 0.335, SLG: 0.411	S S S 0-3 ① K		0-3 4-0 IBB		S S S 0-3 ② K		0-3 4-0 1-2 1B IBB			2	0	0	0	2	2	1
Johnny Logan, R (1, 6) OBP: 0.337, SLG: 0.369	S S S 0-3 ② K		x 0-0 ③ F8		x 0-0 CS 2-H 1B		x 0-0 1-2 2-H 1B			4	0	2	2	0	1	2
Earl Torgeson, L (1, 3) OBP: 0.366, SLG: 0.333	x 0-0 ③ 4-3			x 0-0 ① F4	0-0 ③ CS 1-2	x 0-0 ① F6	x 0-0 ③ L8			4	0	0	0	0	0	2
Walker Cooper, R (1, 2) OBP: 0.275, SLG: 0.335		x 0-0 ① 5-3		x 0-0 1B		x 0-0 ② F4		x 0-0 ① F4		4	0	1	0	0	0	0
Sid Gordon, R (1, 7) OBP: 0.390, SLG: 0.503		x 0-0 G4-6-3 1B		x 0-0 ② F4		x 0-0 ③ 5-3		x 0-0 ② 6-3		4	0	1	0	0	0	1
Eddie Mathews, L (1, 5) OBP: 0.308, SLG: 0.420		x 0-0 ② ③ G4-6-3 1-2f		x 0-0 ③ G3			x 0-0 E7 G3 1B	x 0-0 ③ 4-3		4	1	0	0	0	0	2
Jack Daniels, L (1, 9) OBP: 0.284, SLG: 0.263			x 0-0 SH2-4 1B		x 0-0 E F8 1B		x 0-0 ① F9		x 0-0 ① 4-3	4	1	2	0	0	0	1
Jack Dittmer, L (1, 4) OBP: 0.217, SLG: 0.236			x 0-0 ① F5		x 0-0 E3 1-3 1B		x 0-0 ② G3 2-3		x 0-0 ② 3-1	4	1	0	0	0	0	3
Max Surkont, R (1, 1) OBP: 0.122, SLG: 0.146 Bob Thorpe, R (7, PH) OBP: 0.272, SLG: 0.336 Ernie Johnson, R (7, 1) OBP: 0.100, SLG: 0.200			x 0-0 ② SH2-4 1-2		x 0-0 ① F8 3-H		x 0-0 S 1B 3-H 1B		x 0-0 ③ F7	1 1 1	0 1 0	0 1 0	1 1 0	0 0 0	0 0 0	1 0 0
Inning Stats	R: 0 H: 0 E: 0 LOB: 0 K: 2 BB: 0 S: 7 P: 7	R: 0 H: 1 E: 0 LOB: 0 K: 0 BB: 0 S: 3 P: 3	R: 0 H: 1 E: 0 LOB: 2 K: 0 BB: 1 S: 4 P: 8	R: 0 H: 1 E: 0 LOB: 1 K: 0 BB: 0 S: 4 P: 4	R: 2 H: 2 E: 1 LOB: 0 K: 1 BB: 0 S: 7 P: 7	R: 0 H: 0 E: 0 LOB: 0 K: 0 BB: 0 S: 3 P: 3	R: 2 H: 2 E: 1 LOB: 2 K: 0 BB: 1 S: 6 P: 10	R: 0 H: 0 E: 0 LOB: 0 K: 0 BB: 0 S: 3 P: 3	R: 0 H: 0 E: 0 LOB: 0 K: 0 BB: 0 S: 3 P: 3	1B: 7 SF: 0 2B: 0 SAC: 1 3B: 0 DP: 1 HR: 0 HBP: 0						WP: 0 PA: 37 PB: 0 SB: 1 CS: 1	

PITCHER		IP	WLS	BF	H	R	ER	SO	BB	IBB	HBP	BLK	WP	HR	S	P	ERA	WHIP
Bob Kelly, R ERA: 3.46	(1, 1)	8.0	L	33	7	4	0	3	0	2	0	0	0	0	37	45	0.00	0.875
Dutch Leonard, R ERA: 2.44	(9, 1)	1.0		3	0	0	0	0	0	0	0	0	0	0	3	3	0.00	0.000

PITCHER	IP	WLS	BF	H	R	ER	SO	BB	IBB	HBP	BLK	WP	HR	S	P	ERA	WHIP

TOP

Boston Braves @ Chicago Cubs

Wrigley Field, Chicago, IL

Fri Aug 22 1952, 3:33 AM CDT

Att. 7,883 - Unknown

livebaseballscorecards.com

AB	33
R	4
H	7
RBI	4
BB	2
SO	3
LOB	13

Batter	1	2	3	4	5	6	7	8	9	AB	R	H	RBI	BB	SO	LOB
Frank Baumholtz, L (1, 8) OBP: 0.347, SLG: 0.394	G4-6-3 1B			1-4-3	5-3			PB 4-3 1B		4	0	2	0	0	0	0
Dee Fondy, L (1, 3) OBP: 0.332, SLG: 0.418	G4-6-3 1-2f			E8 HR 1B		4-3		4-3 1-2		4	1	1	0	0	0	2
Gene Hermanski, L (1, 9) OBP: 0.347, SLG: 0.343	PO BB			K		6-3		BB 2-3		2	0	0	0	2	1	1
Hank Sauer, R (1, 7) OBP: 0.368, SLG: 0.589	PO 1-2	K		2-H HR		5-3		1-3		4	1	1	2	0	1	2
Toby Atwell, L (1, 2) OBP: 0.386, SLG: 0.404		G6-4-3 1B		FC5-4 1B			SH1-4 1B			4	0	3	0	0	0	0
Bill Serena, R (1, 4) OBP: 0.336, SLG: 0.466		G6-4-3 1-2f		FC5-4 1-2f			SH1-4 1-2			3	0	0	0	0	0	2
Randy Jackson, R (1, 5) OBP: 0.272, SLG: 0.348		5-3		1B G6-4-3 1B			5-3		BB 1B	4	1	2	0	0	0	1
Roy Smalley, R (1, 6) OBP: 0.294, SLG: 0.320 Phil Cavarretta, L (9, PH) OBP: 0.343, SLG: 0.356 Tommy Brown, R (9, PR) OBP: 0.327, SLG: 0.380		F3		G6-4-3 1-3 1B			K		BB 1-2	3 0 0	0 0 0	1 0 0	0 0 0	0 1 0	1 0 0	1 0 0
Bob Kelly, R (1, 1) OBP: 0.250, SLG: 0.250 Bob Addis, L (8, PH) OBP: 0.345, SLG: 0.359 Dutch Leonard, R (9, 1) Bruce Edwards, R (9, PH) OBP: 0.287, SLG: 0.310		5-3		G6-4-3 1-2f 3-H				K	F7	2 1 0 1	0 0 0 0	0 0 0 0	0 0 0 0	0 1 0 0	0 0 0 0	1 0 0 2
Inning Stats	R: 0 E: 0 K: 0 S: 2 H: 1 LOB: 0 BB: 1 P: 6	R: 0 E: 0 K: 1 S: 5 H: 1 LOB: 0 BB: 0 P: 5	R: 0 E: 0 K: 0 S: 3 H: 0 LOB: 0 BB: 0 P: 3	R: 2 E: 1 K: 1 S: 8 H: 3 LOB: 1 BB: 0 P: 8	R: 1 E: 0 K: 0 S: 4 H: 2 LOB: 0 BB: 0 P: 4	R: 0 E: 0 K: 0 S: 3 H: 0 LOB: 0 BB: 0 P: 3	R: 0 E: 0 K: 1 S: 6 H: 1 LOB: 1 BB: 0 P: 6	R: 0 E: 0 K: 1 S: 6 H: 1 LOB: 2 BB: 1 P: 10	R: 0 E: 0 K: 0 S: 4 H: 1 LOB: 2 BB: 1 P: 8	1B: 9 2B: 0 3B: 0 HR: 1	SF: 0 SAC: 1 DP: 3 HBP: 0						

PITCHER	IP	WLS	BF	H	R	ER	SO	BB	IBB	HBP	BLK	WP	HR	S	P	ERA	WHIP
Max Surkont, R (1, 1) ERA: 3.92	6.0	W	22	7	3	3	2	1	0	0	0	0	1	25	29	4.50	1.333
Ernie Johnson, R (7, 1) ERA: 4.93	3.0	S	14	3	0	0	2	2	0	0	0	0	0	16	24	0.00	1.667

PITCHER	IP	WLS	BF	H	R	ER	SO	BB	IBB	HBP	BLK	WP	HR	S	P	ERA	WHIP

BOTTOM

Boston Braves @ Chicago Cubs

Wrigley Field, Chicago, IL

Fri Aug 22 1952, 3:33 AM CDT

Att. 7,883 - Unknown

livebaseballscorecards.com

AB	32
R	3
H	10
RBI	2
BB	3
SO	4
LOB	12

1B: 9 2B: 0 3B: 0 HR: 1 SF: 0 SAC: 1 DP: 3 HBP: 0

WP: 0 PB: 1 SB: 0 CS: 0 PA: 37

Batter	1	2	3	4	5	6	7	8	9	AB	R	H	RBI	BB	SO	LOB
Sam Jethroe, S (1, 8) OBP: 0.334, SLG: 0.408	E5 BB		B2-3		F7		1B 1-3 2-H 1B		5-3	5	0	1	1	0	0	1
Johnny Logan, R (1, 6) OBP: 0.336, SLG: 0.368	K		F9			F2	1B 1-2 3-H 1B			4	0	1	1	0	1	1
Earl Torgeson, L (1, 3) OBP: 0.362, SLG: 0.328	K			F4		E4	4-3			4	0	0	0	0	1	3
Walker Cooper, R (1, 2) OBP: 0.278, SLG: 0.332	FC6-4 1-2 BB			S BB		F8		F8		2	0	0	0	2	0	1
Sid Gordon, R (1, 7) OBP: 0.389, SLG: 0.500	FC6-4 1-2f			F2 1-2		F6		CS 1B		4	0	1	0	0	0	4
Jack Daniels, L (8, PR) OBP: 0.284, SLG: 0.263 (8, 9)										0	0	0	0	0	0	0
Bob Thorpe, R (1, 9) OBP: 0.276, SLG: 0.336 (8, 7)		F4		F7			FC3-6 BB	1-2 1B		3	0	1	0	1	0	1
Eddie Mathews, L (1, 5) OBP: 0.307, SLG: 0.417		G4-6-3 BB			4-3		FC3-6 1-2f 1B 1B	4-3		3	1	0	0	1	0	2
Sibby Sisti, R (1, 4) OBP: 0.283, SLG: 0.328		G4-6-3 1-2f			2B		1B 1-2 1B 1B		1-3	4	1	2	0	0	0	1
Jim Wilson, R (1, 1) OBP: 0.145, SLG: 0.162			F2		F8		K		F8	4	0	0	0	0	1	3
Inning Stats	R: 0 E: 1 K: 2 S: 8 H: 0 LOB: 2 BB: 1 P: 12	R: 0 E: 0 K: 0 S: 2 H: 0 LOB: 0 BB: 1 P: 6	R: 0 E: 0 K: 0 S: 3 H: 0 LOB: 0 BB: 0 P: 3	R: 0 E: 0 K: 0 S: 3 H: 0 LOB: 1 BB: 1 P: 7	R: 0 E: 0 K: 0 S: 4 H: 1 LOB: 1 BB: 0 P: 4	R: 0 E: 1 K: 0 S: 4 H: 0 LOB: 1 BB: 0 P: 4	R: 2 E: 0 K: 1 S: 8 H: 3 LOB: 2 BB: 1 P: 12	R: 0 E: 0 K: 0 S: 4 H: 2 LOB: 1 BB: 0 P: 4	R: 0 E: 0 K: 0 S: 3 H: 0 LOB: 0 BB: 0 P: 3	1B: 5 2B: 1 3B: 0 HR: 0 SF: 0 SAC: 0 DP: 1 HBP: 0						

TOP

Boston Braves @ Chicago Cubs

Wrigley Field, Chicago, IL

Sat Aug 23 1952, 3:33 AM CDT

Att. 13,702 - Unknown

livebaseballscorecards.com

AB	33
R	2
H	6
RBI	2
BB	4
SO	3
LOB	17

WP: 0 PB: 0 SB: 1 CS: 1 PA: 37

PITCHER		IP	WLS	BF	H	R	ER	SO	BB	IBB	HBP	BLK	WP	HR	S	P	ERA	WHIP
Bob Schultz, L ERA: 3.55	(1, 1)	7.0	L	30	4	2	2	3	4	0	0	0	0	0	32	48	2.57	1.143
Turk Lown, R ERA: 4.38	(8, 1)	2.0		7	2	0	0	0	0	0	0	0	0	0	7	7	0.00	1.000

PITCHER	IP	WLS	BF	H	R	ER	SO	BB	IBB	HBP	BLK	WP	HR	S	P	ERA	WHIP

Batter	1	2	3	4	5	6	7	8	9	AB	R	H	RBI	BB	SO	LOB
Frank Baumholtz, L (1, 8) OBP: 0.352, SLG: 0.399	FC3-6 1B		1B		CS 1B		K			4	0	3	0	0	1	1
Dee Fondy, L (1, 3) OBP: 0.333, SLG: 0.419	FC3-6 1B CS 1-2f		1-2 1B		K			1B SH3-4 1B		4	0	2	0	0	1	2
Gene Hermanski, L (1, 9) OBP: 0.347, SLG: 0.343	1-3 1B		F5		CS 1-2	4-3		SH3-4 1-2		3	0	1	0	0	0	2
Hank Sauer, R (1, 7) OBP: 0.367, SLG: 0.586	K		F7			K		G6-4-3 2-3 1B		4	0	1	0	0	2	4
Toby Atwell, L (1, 2) OBP: 0.388, SLG: 0.408	CS 3-H	SH5-3 1B		1B 2B		P1		G6-4-3 1-2f		4	0	2	0	0	0	2
Randy Jackson, R (1, 5) OBP: 0.276, SLG: 0.351		SH5-3 1-2		G6-4-3 2-3 1B			E F7 1B		F4	3	1	2	0	0	0	0
Bill Serena, R (1, 4) OBP: 0.335, SLG: 0.463		F2		K			E9 1-3 1B		K	4	0	1	0	0	2	3
Roy Smalley, R (1, 6) OBP: 0.290, SLG: 0.315	K			G6-4-3 1-2f			K		K	3	0	0	0	0	2	5
Bob Addis, L (9, PH) OBP: 0.344, SLG: 0.357										1	0	0	0	0	1	0
Bob Schultz, R (1, 1) OBP: 0.222, SLG: 0.222			6-3		1-3		F7 3-H			2	0	0	0	0	0	0
Phil Cavarretta, L (7, PH) OBP: 0.338, SLG: 0.350										1	0	0	1	0	0	1
Turk Lown, R (8, 1) OBP: 0.146, SLG: 0.175										0	0	0	0	0	0	0
Inning Stats	R: 0 E: 0 K: 1 S: 6 H: 2 LOB: 1 BB: 0 P: 6	R: 0 E: 0 K: 1 S: 6 H: 1 LOB: 1 BB: 0 P: 6	R: 0 E: 0 K: 0 S: 5 H: 2 LOB: 2 BB: 0 P: 5	R: 0 E: 0 K: 1 S: 6 H: 2 LOB: 1 BB: 0 P: 6	R: 0 E: 0 K: 1 S: 5 H: 1 LOB: 0 BB: 0 P: 5	R: 0 E: 0 K: 1 S: 5 H: 0 LOB: 0 BB: 0 P: 5	R: 1 E: 1 K: 2 S: 9 H: 2 LOB: 1 BB: 0 P: 9	R: 0 E: 0 K: 0 S: 4 H: 2 LOB: 1 BB: 0 P: 4	R: 0 E: 0 K: 2 S: 7 H: 0 LOB: 0 BB: 0 P: 7	1B: 11 2B: 1 3B: 0 HR: 0	SF: 0 SAC: 2 DP: 2 HBP: 0						

PITCHER	IP	WLS	BF	H	R	ER	SO	BB	IBB	HBP	BLK	WP	HR	S	P	ERA	WHIP
Jim Wilson, R (1, 1) ERA: 4.07	9.0	W	35	12	1	1	9	0	0	0	0	0	0	53	53	1.00	1.333

PITCHER	IP	WLS	BF	H	R	ER	SO	BB	IBB	HBP	BLK	WP	HR	S	P	ERA	WHIP

BOTTOM

Boston Braves @ Chicago Cubs

Wrigley Field, Chicago, IL

Sat Aug 23 1952, 3:33 AM CDT

Att. 13,702 - Unknown

livebaseballscorecards.com

AB	33
R	1
H	12
RBI	1
BB	0
SO	9
LOB	20

1B: 11	SF: 0	WP: 0	PA: 37			
2B: 1	SAC: 2	PB: 0				
3B: 0	DP: 2	SB: 0				
HR: 0	HBP: 0	CS: 2				

Boston Braves @ Pittsburgh Pirates

Forbes Field, Pittsburgh, PA

Sun Aug 24 1952, 3:33 AM EDT

Unknown

TOP

livebaseballscorecards.com

Batter	1	2	3	4	5	6	7	8	9	AB	R	H	RBI	BB	SO	LOB
Sam Jethroe, S (1, 8) OBP: 0.333, SLG: 0.407	F4		F7			1B 4-6-3 1B 1-2		F3		4	1	1	0	0	0	1
Johnny Logan, R (1, 6) OBP: 0.338, SLG: 0.369	F8			FC6-4 BB 1B		4-6-3 1B 1-3 2-H		6-3		4	0	2	1	0	0	0
Earl Torgeson, L (1, 3) OBP: 0.363, SLG: 0.325	4-1			BBBB 4-0 FC6-4 BB 1-2		4-6-3 1-2 3-H		BBBB 4-0 FC6-4 BB		2	0	0	1	2	0	1
Walker Cooper, R (1, 2) OBP: 0.277, SLG: 0.331		G1-4-3 1B		FC6-4 8-4-6 1-2f 2-3		L7		FC6-4 1-2f		4	0	1	0	0	0	4
Sid Gordon, R (1, 7) OBP: 0.388, SLG: 0.497	G1-4-3 1-2f			8-4-6 1-2f		5-3			F8 1B 1-3 1B	4	0	1	0	0	0	4
Jack Cusick, R (9, PR) OBP: 0.221, SLG: 0.181										0	1	0	0	0	0	0
Eddie Mathews, L (1, 5) OBP: 0.306, SLG: 0.415		F8			1-3		F6		1-3 1-2	4	0	1	0	0	0	0
Jack Daniels, L (1, 9) OBP: 0.289, SLG: 0.263			1-0 HBP		6-3		1B		F8 2-3	0	0	0	0	0	0	0
Bob Thorpe, R (3, PR) OBP: 0.276, SLG: 0.336										3	0	1	0	0	0	2
(3, 9)																
Sibby Sisti, R (1, 4) OBP: 0.282, SLG: 0.326			F8		SSS 0-3 K		G6-4-3 1-2		1-3 1-2 3-H	4	0	1	1	0	1	3
Virgil Jester, R (1, 1) OBP: 0.273, SLG: 0.400			F3			E6 1B 1B	G6-4-3 1-2f		3-1	2	1	0	0	0	0	1
Jack Dittmer, L (7, PH) OBP: 0.216, SLG: 0.235										1	0	0	0	0	0	2
Ernie Johnson, R (7, 1) OBP: 0.100, SLG: 0.200										0	0	0	0	0	0	0
Warren Spahn, L (9, PH) OBP: 0.222, SLG: 0.318										1	0	0	0	0	0	1

	AB	R	H	RBI	BB	SO	LOB
	33	3	8	3	2	1	19

Inning Stats	1	2	3	4	5	6	7	8	9
R	0	0	0	0	0	2	0	0	1
E	0	0	0	0	0	1	0	0	0
K	0	0	0	0	0	0	0	0	0
S	3	3	3	3	5	6	4	3	5
H	0	1	0	1	0	2	2	0	2
LOB	0	0	0	1	0	1	1	1	1
BB	0	0	0	1	0	0	0	1	0
P	3	3	4	7	5	6	4	7	5

	1B	SF	WP	PA
	8	0	0	36
	2B: 1	SAC: 0	PB: 0	
	3B: 0	DP: 3	SB: 0	
	HR: 0	HBP: 1	CS: 0	

PITCHER	IP	WLS	BF	H	R	ER	SO	BB	IBB	HBP	BLK	WP	HR	S	P	ERA	WHIP
Ron Necciai, R (1, 1) ERA: 6.67	8.0	W	32	7	3	2	1	2	0	1	0	0	0	31	40	2.25	1.125
Murry Dickson, R (9, 1) ERA: 3.36	1.0	S	4	1	0	0	0	0	0	0	0	0	0	4	4	0.00	1.000

PITCHER	IP	WLS	BF	H	R	ER	SO	BB	IBB	HBP	BLK	WP	HR	S	P	ERA	WHIP

BOTTOM

Boston Braves @ Pittsburgh Pirates

Forbes Field, Pittsburgh, PA

Sun Aug 24 1952, 3:33 AM EDT

Unknown

Batter	1	2	3	4	5	6	7	8	9	AB	R	H	RBI	BB	SO	LOB
Lee Walls, R (1, 8) OBP: 0.288, SLG: 0.396	F8		F4		F3		F8 SSS	K		5	0	0	0	0	1	2
Dick Groat, R (1, 6) OBP: 0.312, SLG: 0.296	5-3		6-3		F7		1B			4	0	1	0	0	0	0
George Metkovich, L (1, 3) OBP: 0.332, SLG: 0.381 Tony Bartirome, L (8, 3) OBP: 0.248, SLG: 0.246	BB HR		1B		F6		F6			3 0	1 0	1 0	0 0	1 0	0 0	1 0
Ralph Kiner, R (1, 7) OBP: 0.392, SLG: 0.490	1-H HR		SSS K			1B 1B 1B	F9			4	2	2	2	0	1	2
Gus Bell, L (1, 9) OBP: 0.304, SLG: 0.406	F6			F8		F5		F6		4	0	0	0	0	0	1
Sonny Senerchia, R (1, 5) OBP: 0.400, SLG: 0.556		5-3 1B		F7		E 1B 1-2 1B		HR		4	1	3	1	0	0	0
Johnny Berardino, R (1, 4) OBP: 0.326, SLG: 0.143		5-3 1-2		FC5 2B		F4		BBBB 1B BB		3	0	1	0	1	0	3
Clyde McCullough, R (1, 2) OBP: 0.291, SLG: 0.265		F6		BBBB BB		E8 1-3 2-H 1B		1-2 1B		3	0	2	1	1	0	1
Ron Necciai, R (1, 1) OBP: 0.091, SLG: 0.091 Murry Dickson, R (9, 1) OBP: 0.256, SLG: 0.292		SSS K		FC5 2-3f		5-3		SSS K		4 0	0 0	0 0	0 0	0 0	2 0	7 0
Inning Stats	R: 2 H: 1 E: 0 LOB: 0 K: 0 BB: 1 S: 4 P: 8	R: 0 H: 1 E: 0 LOB: 1 K: 1 BB: 0 S: 6 P: 6	R: 0 H: 1 E: 0 LOB: 1 K: 1 BB: 0 S: 6 P: 6	R: 0 H: 1 E: 0 LOB: 2 K: 0 BB: 1 S: 4 P: 8	R: 0 H: 0 E: 0 LOB: 0 K: 0 BB: 0 S: 3 P: 3	R: 1 H: 3 E: 1 LOB: 2 K: 0 BB: 0 S: 6 P: 6	R: 0 H: 1 E: 0 LOB: 1 K: 0 BB: 0 S: 4 P: 4	R: 1 H: 2 E: 0 LOB: 2 K: 2 BB: 1 S: 9 P: 13		1B: 7 SF: 0 2B: 1 SAC: 0 3B: 0 DP: 0 HR: 2 HBP: 0						

livebaseballscorecards.com

	AB	34
	R	4
	H	10
	RBI	4
	BB	3
	SO	4
	LOB	17

WP: 0 PA: 37
PB: 0
SB: 0
CS: 0

PITCHER	IP	WLS	BF	H	R	ER	SO	BB	IBB	HBP	BLK	WP	HR	S	P	ERA	WHIP
Virgil Jester, R (1, 1) ERA: 2.42	6.0	L	27	7	3	3	2	2	0	0	0	0	1	29	37	4.50	1.500
Ernie Johnson, R (7, 1) ERA: 4.91	2.0		10	3	1	1	2	1	0	0	0	0	1	13	17	4.50	2.000

PITCHER	IP	WLS	BF	H	R	ER	SO	BB	IBB	HBP	BLK	WP	HR	S	P	ERA	WHIP

Batter	1	2	3	4	5	6	7	8	9	10	AB	R	H	RBI	BB	SO	LOB
Sam Jethroe, S (1, 8) OBP: 0.332, SLG: 0.405	3-4-1	G3			FC4-6 E, 1-2f		1B, 2-H			E4 E	5	1	1	1	0	0	2
Johnny Logan, R (1, 6) OBP: 0.337, SLG: 0.368	4-3 E, 1B, 1B		6-3		6-3, 1-2		6-3			SH 1B, G6-4-3, 2-H	4	2	1	0	0	0	1
Earl Torgeson, L (1, 3) OBP: 0.364, SLG: 0.327	4-3, 1-3		CS, 1B		4-3			F5		G6-4-3, 1B, 2-3	5	0	2	0	0	0	2
Sid Gordon, R (1, 7) OBP: 0.390, SLG: 0.498	1B, 3-H		1B, 1-2			BBBB, FC6, BB		5-3		G6-4-3, 1-2f, 3-H	4	0	2	1	1	0	1
Bob Thorpe, R (1, 9) OBP: 0.271, SLG: 0.330	K		K			F6		1-3		4-3	5	0	0	0	0	2	3
Eddie Mathews, L (1, 5) OBP: 0.308, SLG: 0.414		6-3 E, 1B		BBBB, CS, BB		FC6, 1-2f			F5		3	1	1	0	1	0	1
Sibby Sisti, R (1, 4) OBP: 0.282, SLG: 0.325		6-3, 1-2		F3		F7			1B		4	0	1	0	0	0	3
Paul Burris, R (1, 2) OBP: 0.250, SLG: 0.310		E6, SH1-3, 2-H		K, 1-2			SH3-4, 1B, 1B		F9		4	1	1	0	0	1	2
Lew Burdette, R (1, 1) OBP: 0.185, SLG: 0.083		SH1-3, 1-2			BBBB, FC4-6, BB		SH3-4, 1-2		K		1	0	0	0	1	1	1
Inning Stats	R: 1 E: 0 K: 1 S: 7 H: 2 LOB: 1 BB: 0 P: 7	R: 1 E: 1 K: 0 S: 5 H: 1 LOB: 1 BB: 0 P: 5	R: 0 E: 0 K: 1 S: 6 H: 2 LOB: 1 BB: 0 P: 6	R: 0 E: 0 K: 1 S: 4 H: 0 LOB: 0 BB: 1 P: 8	R: 0 E: 1 K: 0 S: 3 H: 0 LOB: 1 BB: 1 P: 7	R: 0 E: 0 K: 0 S: 3 H: 0 LOB: 1 BB: 1 P: 7	R: 1 E: 0 K: 0 S: 4 H: 2 LOB: 0 BB: 0 P: 4	R: 0 E: 0 K: 0 S: 3 H: 0 LOB: 0 BB: 0 P: 3	R: 0 E: 0 K: 1 S: 6 H: 1 LOB: 1 BB: 0 P: 6	R: 2 E: 2 K: 0 S: 5 H: 1 LOB: 0 BB: 0 P: 5	1B: 9 2B: 0 3B: 0 HR: 0 SF: 0 SAC: 3 DP: 1 HBP: 0						

PITCHER		IP	WLS	BF	H	R	ER	SO	BB	IBB	HBP	BLK	WP	HR	S	P	ERA	WHIP
Cal Hogue, R ERA: 4.2	(1, 1)	7.0		29	7	3	1	3	3	0	0	0	0	0	32	44	1.29	1.429
Woody Main, R ERA: 3.83	(8, 1)	2.0		7	1	0	0	1	0	0	0	0	0	0	9	9	0.00	0.500
Ron Kline, R ERA: 5.64	(10, 1)	1.0	L	5	1	2	0	0	0	0	0	0	0	0	5	5	0.00	1.000

PITCHER	IP	WLS	BF	H	R	ER	SO	BB	IBB	HBP	BLK	WP	HR	S	P	ERA	WHIP

TOP

Boston Braves @ Pittsburgh Pirates

Forbes Field, Pittsburgh, PA

Sun Aug 24 1952, 3:38 AM EDT

Att. 12,349 - Unknown

livebaseballscorecards.com

AB	35
R	5
H	9
RBI	2
BB	3
SO	4
LOB	16

1B: 9	SF: 0	WP: 0	PA: 41
2B: 0	SAC: 3	PB: 0	
3B: 0	DP: 1	SB: 0	
HR: 0	HBP: 0	CS: 2	

Batter	1	2	3	4	5	6	7	8	9	10	AB	R	H	RBI	BB	SO	LOB
Lee Walls, R (1, 8) OBP: 0.281, SLG: 0.377	6-3		1-3			K	1B			6-3	5	0	1	1	0	1	0
Dick Groat, R (1, 6) OBP: 0.307, SLG: 0.290	4-3		6-3			6-3	4-3			6-3	5	0	0	0	0	0	2
Gus Bell, L (1, 9) OBP: 0.303, SLG: 0.403	3-1		4-3			FC5 E 1B		F8		4-3	5	0	1	0	0	0	0
Ralph Kiner, R (1, 7) OBP: 0.389, SLG: 0.486		1-3		6-3		FC6 1-2		F8			4	0	0	0	0	0	1
Joe Garagiola, L (1, 2) OBP: 0.366, SLG: 0.409		1B 2B		3-1		FC5 2-3f		F6			4	1	1	0	0	0	2
Sonny Senerchia, R (1, 5) OBP: 0.333, SLG: 0.455		5-3		F6			5-3		F9		4	0	0	0	0	0	1
Johnny Berardino, R (1, 4) OBP: 0.340, SLG: 0.179		1B 2-H 1B			F8		1B 1B		4-3		4	2	2	1	0	0	0
Tony Bartirome, L (1, 3) OBP: 0.255, SLG: 0.261		PB 2-H 1B			F8		1B 1-2 1B		3B		4	0	3	1	0	0	0
Cal Hogue, R (1, 1) OBP: 0.278, SLG: 0.235		F8 1-2			4-3		F6		6-3		2	0	0	0	0	0	1
George Metkovich, L (7, PH) OBP: 0.331, SLG: 0.380											1	0	0	0	0	0	2
Woody Main, R (8, 1) OBP: 0.061, SLG: 0.061											0	0	0	0	0	0	0
Brandy Davis, R (9, PH) OBP: 0.333, SLG: 0.283											1	0	0	0	0	0	1
Ron Kline, R (10, 1)											0	0	0	0	0	0	0
Inning Stats	R: 0 E: 0 K: 0 S: 3 H: 0 LOB: 0 BB: 0 P: 3	R: 2 E: 0 K: 0 S: 6 H: 3 LOB: 1 BB: 0 P: 6	R: 0 E: 0 K: 0 S: 3 H: 0 LOB: 0 BB: 0 P: 3	R: 0 E: 0 K: 0 S: 3 H: 0 LOB: 0 BB: 0 P: 3	R: 0 E: 0 K: 0 S: 3 H: 0 LOB: 0 BB: 0 P: 3	R: 0 E: 1 K: 1 S: 7 H: 1 LOB: 2 BB: 0 P: 7	R: 1 E: 0 K: 0 S: 6 H: 3 LOB: 2 BB: 0 P: 6	R: 0 E: 0 K: 0 S: 3 H: 0 LOB: 0 BB: 0 P: 3	R: 0 E: 0 K: 0 S: 4 H: 1 LOB: 1 BB: 0 P: 4	R: 0 E: 0 K: 0 S: 3 H: 0 LOB: 0 BB: 0 P: 3	1B: 6 2B: 1 3B: 1 HR: 0 SF: 0 SAC: 0 DP: 0 HBP: 0	WP: 0 PB: 1 SB: 0 CS: 0 PA: 39					

PITCHER	IP	WLS	BF	H	R	ER	SO	BB	IBB	HBP	BLK	WP	HR	S	P	ERA	WHIP
Lew Burdette, R (1, 1) ERA: 3.55	10.0	W	39	8	3	3	1	0	0	0	0	0	0	41	41	2.70	0.800

PITCHER	IP	WLS	BF	H	R	ER	SO	BB	IBB	HBP	BLK	WP	HR	S	P	ERA	WHIP

BOTTOM

Boston Braves @ Pittsburgh Pirates

Forbes Field, Pittsburgh, PA

Sun Aug 24 1952, 3:38 AM EDT

Att. 12,349 - Unknown

livebaseballscorecards.com

AB	39
R	3
H	8
RBI	3
BB	0
SO	1
LOB	10

Batter	1	2	3	4	5	6	7	8	9	AB	R	H	RBI	BB	SO	LOB
Sam Jethroe, S (1, 8) OBP: 0.333, SLG: 0.404	BBBB 4-0 CS BB		x 0-0 5-3 ③			x 0-0 S 1B 1B		x 0-0 4-3 ②		3	1	1	0	1	0	1
Johnny Logan, R (1, 6) OBP: 0.333, SLG: 0.363	x 0-0 F9 ①			x 0-0 F7 ①		x 0-0 5-3 ② 1-2		x 0-0 F5 ③		4	0	0	0	0	0	2
Earl Torgeson, L (1, 3) OBP: 0.363, SLG: 0.326	x 0-0 F9 ②			x 0-0 F8 ②		x 0-0 FC6-4 2-H 1B			x 0-0 P1 ①	4	0	1	1	0	0	1
Walker Cooper, R (1, 2) OBP: 0.277, SLG: 0.330	0-0 CS ③ 1-2	x 0-0 5-3 ①		x 0-0 L8 ③		x 0-0 FC6-4 ③ 1-2f			x 0-0 PO WP 1B	4	0	1	0	0	0	1
Sid Gordon, R (1, 7) OBP: 0.391, SLG: 0.504		x 0-0 F7 ②			x 0-0 HR		BBBB 4-0 G4-6-3 BB		x 0-0 F8 ②	3	1	1	1	1	0	1
Eddie Mathews, L (1, 5) OBP: 0.308, SLG: 0.411		x 0-0 F7 ③			x 0-0 4-3 ①		x 0-0 ①② G4-6-3 1-2f		BBBB 4-0 1-2 BB	3	0	0	0	1	0	1
Bob Thorpe, R (1, 9) OBP: 0.272, SLG: 0.330			x 0-0 F7 ①		x 0-0 F7 ②		x 0-0 1B		0-0 PO ③ 2-3	3	0	1	0	0	0	0
Sibby Sisti, R (1, 4) OBP: 0.278, SLG: 0.320			x 0-0 F4 ②		x 0-0 L1 ③		x 0-0 F8 ③			3	0	0	0	0	0	1
Warren Spahn, L (1, 1) OBP: 0.226, SLG: 0.311			BBBB 4-0 BB			SSS 0-3 K ①		x 0-0 F7 ①		2	0	0	0	1	1	0
Inning Stats	R: 0 E: 0 K: 0 S: 2 H: 0 LOB: 0 BB: 1 P: 6	R: 0 E: 0 K: 0 S: 3 H: 0 LOB: 0 BB: 0 P: 3	R: 0 E: 0 K: 0 S: 3 H: 0 LOB: 1 BB: 1 P: 7	R: 0 E: 0 K: 0 S: 3 H: 0 LOB: 0 BB: 0 P: 3	R: 1 E: 0 K: 0 S: 4 H: 1 LOB: 0 BB: 0 P: 4	R: 1 E: 0 K: 1 S: 7 H: 2 LOB: 1 BB: 0 P: 7	R: 0 E: 0 K: 0 S: 3 H: 1 LOB: 1 BB: 1 P: 7	R: 0 E: 0 K: 0 S: 3 H: 0 LOB: 0 BB: 0 P: 3	R: 0 E: 0 K: 0 S: 3 H: 1 LOB: 1 BB: 1 P: 7	1B: 4 2B: 0 3B: 0 HR: 1	SF: 0 SAC: 0 DP: 1 HBP: 0						

PITCHER		IP	WLS	BF	H	R	ER	SO	BB	IBB	HBP	BLK	WP	HR	S	P	ERA	WHIP
Bud Podbielan, R ERA: 3.33	(1, 1)	8.0	L	29	4	2	2	1	3	0	0	0	0	1	28	40	2.25	0.875
Joe Nuxhall, L ERA: 2.96	(9, 1)	1.0		4	1	0	0	0	1	0	0	0	1	0	3	7	0.00	2.000

PITCHER	IP	WLS	BF	H	R	ER	SO	BB	IBB	HBP	BLK	WP	HR	S	P	ERA	WHIP

TOP

Boston Braves @ Cincinnati Reds

Crosley Field, Cincinnati, OH

Tue Aug 26 1952, 3:33 AM EDT

Att. 4,779 - Unknown

livebaseballscorecards.com

AB	29
R	2
H	5
RBI	2
BB	4
SO	1
LOB	8

WP: 1 PA: 35
PB: 0
SB: 1
CS: 1

BOTTOM

Boston Braves @ Cincinnati Reds

Crosley Field, Cincinnati, OH

Tue Aug 26 1952, 3:33 AM EDT

Att. 4,779 - Unknown

livebaseballscorecards.com

Batter	1	2	3	4	5	6	7	8	9	AB	R	H	RBI	BB	SO	LOB
Bob Borkowski, R (1, 8) OBP: 0.308, SLG: 0.347	F9		K			K			F5 1B BB	3	0	0	0	1	2	0
Bobby Adams, R (1, 5) OBP: 0.349, SLG: 0.390	E5 BB			3B		K			1B	4	0	2	0	0	1	0
Willard Marshall, L (1, 9) OBP: 0.336, SLG: 0.431	BB			G3			F8		F5	3	0	0	0	1	0	3
Ted Kluszewski, L (1, 3) OBP: 0.369, SLG: 0.475	5-3			6-3			1-3		1B	4	0	1	0	0	0	2
Joe Adcock, R (1, 7) OBP: 0.329, SLG: 0.492		K2-3		6-3			6-3		K	4	0	0	0	0	2	3
Andy Seminick, R (1, 2) OBP: 0.336, SLG: 0.447		F9			6-3			G4-6-3 1B		3	0	1	0	0	0	0
Roy McMillan, R (1, 6) OBP: 0.289, SLG: 0.339		5-3			K			G4-6-3		3	0	0	0	0	1	1
Eddie Pellagrini, R (1, 4) OBP: 0.232, SLG: 0.244			1-3		F9			1B		3	0	1	0	0	0	0
Bud Podbielan, R (1, 1) OBP: 0.182, SLG: 0.182			1-3			4-3		F8		2	0	0	0	0	0	0
Dixie Howell, R (8, PH) OBP: 0.222, SLG: 0.412										1	0	0	0	0	0	1
Joe Nuxhall, L (9, 1) OBP: 0.105, SLG: 0.105										0	0	0	0	0	0	0

	AB	30
	R	0
	H	5
	RBI	0
	BB	2
	SO	6
	LOB	10

Inning Stats	1	2	3	4	5	6	7	8	9
	R: 0 H: 0 E: 1 LOB: 1 K: 0 BB: 1 S: 3 P: 7	R: 0 H: 0 E: 0 LOB: 0 K: 1 BB: 0 S: 5 P: 5	R: 0 H: 0 E: 0 LOB: 0 K: 1 BB: 0 S: 5 P: 5	R: 0 H: 1 E: 0 LOB: 1 K: 0 BB: 0 S: 4 P: 4	R: 0 H: 0 E: 0 LOB: 0 K: 1 BB: 0 S: 5 P: 5	R: 0 H: 0 E: 0 LOB: 0 K: 2 BB: 0 S: 7 P: 7	R: 0 H: 0 E: 0 LOB: 0 K: 0 BB: 0 S: 3 P: 3	R: 0 H: 2 E: 0 LOB: 1 K: 0 BB: 0 S: 4 P: 4	R: 0 H: 2 E: 0 LOB: 2 K: 1 BB: 1 S: 6 P: 10

1B: 4 SF: 0 WP: 0 PA: 32
2B: 0 SAC: 0 PB: 0
3B: 1 DP: 1 SB: 0
HR: 0 HBP: 0 CS: 0

PITCHER	IP	WLS	BF	H	R	ER	SO	BB	IBB	HBP	BLK	WP	HR	S	P	ERA	WHIP
Warren Spahn, L (1, 1) ERA: 2.87	9.0	W	32	5	0	0	6	2	0	0	0	0	0	42	50	0.00	0.778

PITCHER	IP	WLS	BF	H	R	ER	SO	BB	IBB	HBP	BLK	WP	HR	S	P	ERA	WHIP

Batter	1	2	3	4	5	6	7	8	9	10	AB	R	H	RBI	BB	SO	LOB
Sam Jethroe, S (1, 8) OBP: 0.331, SLG: 0.401	F6		4-3	F3			F6		FC5-2 1B 1-2 2-3	F5	6	1	1	0	0	0	2
Johnny Logan, R (1, 6) OBP: 0.330, SLG: 0.359	5-3		E6 HR	F7			F5		FC5-2 1B 1-2 2-3 3-Hf	2B 1B 1-2	6	2	1	0	0	0	4
Earl Torgeson, L (1, 3) OBP: 0.365, SLG: 0.333	1B 1B		F7		6-3		K S S S		1-3 2-H 3-H 1B	1-H 2-H 2B	6	0	3	4	0	1	1
Walker Cooper, R (1, 2) OBP: 0.278, SLG: 0.340	1-2 1B		1-H HR		K S S S			F6	F7	6-3	6	1	2	2	0	1	2
Sid Gordon, R (1, 7) OBP: 0.395, SLG: 0.507	F9		HR 1B		1B			1B		2B 1B	5	2	4	0	0	0	2
Eddie Mathews, L (1, 5) OBP: 0.309, SLG: 0.421		F8	1-H HR		F7			F9		F9 2B 1-H 2B	5	2	2	3	0	0	2
Jack Daniels, L (1, 9) OBP: 0.279, SLG: 0.254		F2 S S S	K			1-3		K S S S		F9 2-3	5	0	0	0	0	2	2
Sibby Sisti, R (1, 4) OBP: 0.290, SLG: 0.357		HR		SH1-4 2B		K S S S			1B BB FC5-2 1B	1B 2B 3-H	5	2	4	2	0	1	0
Max Surkont, R (1, 1) OBP: 0.118, SLG: 0.140 Bob Chipman, L (8, 1) OBP: 0.500, SLG: 0.333 Sheldon Jones, R (9, 1) OBP: 0.200, SLG: 0.200		F6		SH1-4 2-3		F6			B B B B FC5-2 1B 1-2 1B BB	1B 2-H 2B 1B	2 0 1	0 1 1	0 0 1	0 1 1	0 0 0	0 0 0	0 0 0
Inning Stats	R: 0 E: 0 K: 0 S: 5 H: 2 LOB: 2 BB: 0 P: 5	R: 1 E: 0 K: 0 S: 4 H: 1 LOB: 0 BB: 0 P: 4	R: 4 E: 1 K: 1 S: 9 H: 3 LOB: 0 BB: 0 P: 9	R: 0 E: 0 K: 0 S: 4 H: 1 LOB: 1 BB: 0 P: 4	R: 0 E: 0 K: 1 S: 6 H: 1 LOB: 1 BB: 0 P: 6	R: 0 E: 0 K: 1 S: 5 H: 0 LOB: 0 BB: 0 P: 5	R: 0 E: 0 K: 1 S: 5 H: 0 LOB: 0 BB: 0 P: 5	R: 0 E: 0 K: 1 S: 6 H: 1 LOB: 1 BB: 0 P: 6	R: 2 E: 0 K: 0 S: 5 H: 3 LOB: 1 BB: 1 P: 9	R: 5 E: 0 K: 0 S: 9 H: 6 LOB: 1 BB: 0 P: 9	1B: 11 2B: 4 3B: 0 HR: 3	SF: 0 SAC: 1 DP: 0 HBP: 0						

PITCHER		IP	WLS	BF	H	R	ER	SO	BB	IBB	HBP	BLK	WP	HR	S	P	ERA	WHIP
Bubba Church, R ERA: 4.16	(1, 1)	3.0		17	7	5	1	1	0	0	0	0	0	3	19	19	3.00	2.333
Frank Smith, R ERA: 3.65	(4, 1)	4.0		13	1	0	0	3	0	0	0	0	0	0	19	19	0.00	0.250
Joe Nuxhall, L ERA: 2.92	(8, 1)	1.0		4	1	0	0	1	0	0	0	0	0	0	6	6	0.00	1.000
Herm Wehmeier, R ERA: 5.83	(9, 1)	1.0	L	8	5	4	4	0	1	0	0	0	0	0	7	11	36.00	6.000
Frank Hiller, R ERA: 4.84	(10, 1)	1.0		7	4	3	3	0	0	0	0	0	0	0	7	7	27.00	4.000

PITCHER	IP	WLS	BF	H	R	ER	SO	BB	IBB	HBP	BLK	WP	HR	S	P	ERA	WHIP

TOP

Boston Braves @ Cincinnati Reds

Crosley Field, Cincinnati, OH

Wed Aug 27 1952, 3:33 AM EDT

Att. 6,066 - Unknown

livebaseballscorecards.com

AB	47
R	12
H	18
RBI	12
BB	1
SO	5
LOB	15

1B: 11	SF: 0	PA: 49
2B: 4	SAC: 1	
3B: 0	DP: 0	
HR: 3	HBP: 0	
WP: 0		
PB: 0		
SB: 0		
CS: 0		

Batter	1	2	3	4	5	6	7	8	9	10	AB	R	H	RBI	BB	SO	LOB
Cal Abrams, L (1, 8) OBP: 0.362, SLG: 0.404	1-3	4-3			F7		F8		SH1-4, F9, 1B	FC6-4, 1-2f	6	1	1	0	0	0	1
Bobby Adams, R (1, 5) OBP: 0.349, SLG: 0.389	F3		F8		4-3		1B		F9, SH1-4, 1-2, 1B	F9	6	1	2	0	0	0	1
Willard Marshall, L (1, 9) OBP: 0.338, SLG: 0.440	1B		F7			HR	4-3		SH1-4, 1-2, 2-3		4	0	2	1	0	0	1
Ted Kluszewski, L (1, 3) OBP: 0.370, SLG: 0.474	4-3		1B			BB, 1B		E3, BB, 1B	F9, 2-3, 3-H		5	1	2	1	0	0	2
Hank Edwards, L (1, 7) OBP: 0.354, SLG: 0.476		2B, HR, 1B	F7			F7		F9	BB, 1B, 3-H		5	1	2	1	0	0	3
Grady Hatton, L (1, 4) OBP: 0.315, SLG: 0.303		K		F8		BB, 1-2		F9	BB, 1-2		3	0	0	0	2	1	2
Andy Seminick, R (1, 2) OBP: 0.337, SLG: 0.448		HR, 1-3, 2B		6-3		F7		1B, BB, 1-2	F9		4	1	1	0	1	0	4
Roy McMillan, R (1, 6) OBP: 0.290, SLG: 0.346		HR, 2-H, 3-H		K		F9		1B, 1-2, 2-H		E4, FC6-4	5	1	2	4	0	1	2
Bubba Church, R (1, 1) OBP: 0.205, SLG: 0.250 Frank Smith, R (4, 1) OBP: 0.167, SLG: 0.208 Bob Borkowski, R (7, PH) OBP: 0.307, SLG: 0.346 Joe Nuxhall, L (8, 1) OBP: 0.105, SLG: 0.105 Joe Adcock, R (8, PH) OBP: 0.328, SLG: 0.490 Herm Wehmeier, R (9, 1) OBP: 0.232, SLG: 0.278 Frank Hiller, R (10, 1) OBP: 0.258, SLG: 0.148 Eddie Pellagrini, R (10, PH) OBP: 0.225, SLG: 0.242		K			G3		F7	F8		K	1 1 1 0 1 0 0 0 1	0 0 0 0 0 0 0 0 0	0 0 0 0 0 0 0 0 0	0 0 0 0 0 0 0 0 0	1 0 0 0 0 0 0 0 1	0 0 0 0 0 0 0 0 1	0 0 0 0 2 0 0 0 1
Inning Stats	R: 0 E: 0 K: 0 S: 4 H: 1 LOB: 1 BB: 0 P: 4	R: 3 E: 0 K: 2 S: 10 H: 3 LOB: 0 BB: 0 P: 10	R: 0 E: 0 K: 0 S: 4 H: 1 LOB: 1 BB: 0 P: 4	R: 0 E: 0 K: 1 S: 5 H: 0 LOB: 0 BB: 0 P: 5	R: 0 E: 0 K: 0 S: 3 H: 0 LOB: 0 BB: 0 P: 3	R: 1 E: 0 K: 0 S: 5 H: 2 LOB: 2 BB: 1 P: 9	R: 0 E: 0 K: 0 S: 4 H: 1 LOB: 1 BB: 0 P: 4	R: 1 E: 1 K: 0 S: 5 H: 1 LOB: 2 BB: 1 P: 9	R: 2 E: 0 K: 0 S: 6 H: 3 LOB: 2 BB: 1 P: 10	R: 0 E: 1 K: 1 S: 6 H: 0 LOB: 1 BB: 0 P: 6	1B: 9 2B: 1 3B: 0 HR: 2	SF: 0 SAC: 1 DP: 0 HBP: 0		WP: 0 PB: 0 SB: 0 CS: 0		PA: 47	

PITCHER		IP	WLS	BF	H	R	ER	SO	BB	IBB	HBP	BLK	WP	HR	S	P	ERA	WHIP
Max Surkont, R ERA: 3.96	(1, 1)	7.2		35	9	5	4	3	2	0	0	0	0	2	39	47	4.70	1.435
Bob Chipman, L ERA: 3.38	(8, 1)	1.0		7	3	2	2	0	1	0	0	0	0	0	6	10	18.00	4.000
Sheldon Jones, R ERA: 5.04	(9, 1)	1.1	W	5	0	0	0	1	0	0	0	0	0	0	7	7	0.00	0.000

PITCHER	IP	WLS	BF	H	R	ER	SO	BB	IBB	HBP	BLK	WP	HR	S	P	ERA	WHIP

BOTTOM

Boston Braves @ Cincinnati Reds

Crosley Field, Cincinnati, OH

Wed Aug 27 1952, 3:33 AM EDT

Att. 6,066 - Unknown

livebaseballscorecards.com

AB	43
R	6
H	12
RBI	7
BB	3
SO	4
LOB	19

Batter	1	2	3	4	5	6	7	8	9	10	11	AB	R	H	RBI	BB	SO	LOB
Sam Jethroe, S (1, 8) OBP: 0.331, SLG: 0.403	K	E9 1-3 2-H 1B		F7			1B FC4-2 2B		F5		K	6	0	2	1	0	2	3
Johnny Logan, R (1, 6) OBP: 0.333, SLG: 0.362	F8	F8			F8		FC4-2 2-3 1B		1B 1-2 1B 1B		1B	6	1	3	0	0	0	2
Earl Torgeson, L (1, 3) OBP: 0.364, SLG: 0.333	2B 1B		F5		4-3		FC4-2 1-2 3-H		1B 1-2 2-3 1B		F7	6	1	2	0	0	0	3
Walker Cooper, R (1, 2) OBP: 0.280, SLG: 0.345	1-H 2B		K		6-3		F7		1-2 2-H 3-H 1B			5	0	2	3	0	1	2
Sid Gordon, R (1, 7) OBP: 0.391, SLG: 0.501	1-3		5-3			4-3		F7	5-3			5	0	0	0	0	0	3
Eddie Mathews, L (1, 5) OBP: 0.312, SLG: 0.424		K		1B 2B		BB		4-3		1B		4	0	2	0	1	1	0
Bob Thorpe, R (1, 9) OBP: 0.276, SLG: 0.333		1B 1B 1B				F9		K		4-3		3	1	2	0	0	0	1
Jack Daniels, L (8, PH) OBP: 0.276, SLG: 0.250 (8, 9)				SH1-4 2-3 1B								2	0	0	0	0	1	0
Sibby Sisti, R (1, 4) OBP: 0.289, SLG: 0.355		F7		SH1-4 1-2		F9 1-2			1B 1B 1B 1B	1-3		4	1	1	0	0	0	2
Jim Wilson, R (1, 1) OBP: 0.153, SLG: 0.169		E 1B 1-2 1B		5-3			F9		K		F3	3	0	1	0	0	0	2
Bob Chipman, L (8, 1) OBP: 0.500, SLG: 0.333												0	0	0	0	0	0	0
Jack Dittmer, L (9, PH) OBP: 0.216, SLG: 0.234												1	0	0	0	0	1	1
Sheldon Jones, R (9, 1) OBP: 0.167, SLG: 0.167												1	0	0	0	0	0	0
Inning Stats	R: 1 E: 0 K: 1 S: 7 H: 2 LOB: 1 BB: 0 P: 7	R: 1 E: 1 K: 1 S: 8 H: 3 LOB: 2 BB: 0 P: 8	R: 0 E: 0 K: 1 S: 5 H: 0 LOB: 0 BB: 0 P: 5	R: 0 E: 0 K: 0 S: 5 H: 2 LOB: 2 BB: 0 P: 5	R: 0 E: 0 K: 0 S: 3 H: 0 LOB: 0 BB: 0 P: 3	R: 0 E: 0 K: 0 S: 3 H: 0 LOB: 1 BB: 1 P: 7	R: 0 E: 0 K: 0 S: 5 H: 2 LOB: 2 BB: 0 P: 5	R: 0 E: 0 K: 1 S: 5 H: 0 LOB: 0 BB: 0 P: 5	R: 2 E: 0 K: 1 S: 9 H: 4 LOB: 2 BB: 0 P: 9	R: 0 E: 0 K: 0 S: 3 H: 1 LOB: 0 BB: 0 P: 3	R: 0 E: 0 K: 1 S: 6 H: 1 LOB: 1 BB: 0 P: 6	1B: 12 2B: 3 3B: 0 HR: 0 SF: 0 SAC: 1 DP: 0 HBP: 0						

PITCHER		IP	WLS	BF	H	R	ER	SO	BB	IBB	HBP	BLK	WP	HR	S	P	ERA	WHIP
Harry Perkowski, L ERA: 4.16	(1, 1)	8.0		34	9	2	2	4	1	0	0	0	0	0	41	45	2.25	1.250
Frank Smith, R ERA: 3.71	(9, 1)	3.0	W	14	6	2	2	2	0	0	0	0	0	0	18	18	6.00	2.000

PITCHER	IP	WLS	BF	H	R	ER	SO	BB	IBB	HBP	BLK	WP	HR	S	P	ERA	WHIP

TOP

Boston Braves @ Cincinnati Reds

Crosley Field, Cincinnati, OH

Thu Aug 28 1952, 3:33 AM EDT

Att. 2,346 - Overcast - 83 F

livebaseballscorecards.com

AB	46
R	4
H	15
RBI	4
BB	1
SO	6
LOB	19

WP: 0 PB: 0 SB: 1 CS: 0 PA: 48

Batter	1	2	3	4	5	6	7	8	9	10	11	AB	R	H	RBI	BB	SO	LOB
Cal Abrams, L (1, 8) OBP: 0.357, SLG: 0.397	K		1-3			F4		F3		1-3		2	0	0	0	0	1	0
Bob Borkowski, R (4, 8) OBP: 0.304, SLG: 0.343												3	0	0	0	0	0	1
Bobby Adams, R (1, 5) OBP: 0.350, SLG: 0.390	5-3		5-3			1B		E 1B 2-3 1B		4-3		4	1	2	0	0	0	0
Frank Smith, R (9, 1) OBP: 0.160, SLG: 0.200												1	0	0	0	0	0	0
Willard Marshall, L (1, 9) OBP: 0.339, SLG: 0.440	F9			1B		F8		E8 1-3 1-H 3-H 1B		4-3		5	0	2	1	0	0	1
Ted Kluszewski, L (1, 3) OBP: 0.370, SLG: 0.480		2B 2B		G4-6-3 1-		K		3-H 3B			L6	5	1	2	1	0	1	2
Hank Edwards, L (1, 7) OBP: 0.356, SLG: 0.480		F2		2B			F6	L4			1B 1B	5	1	2	0	0	0	3
Grady Hatton, L (1, 4) OBP: 0.316, SLG: 0.306		2-H 2B		K			4-3	F9			1-2 1B	5	0	2	1	0	1	3
Andy Seminick, R (1, 2) OBP: 0.332, SLG: 0.441		6-3			F6		E5		6-3		K	5	0	0	0	0	1	3
Roy McMillan, R (1, 6) OBP: 0.289, SLG: 0.344		K			F8		1-3		F5		1-2 2-H 1B	5	0	1	1	0	1	2
Harry Perkowski, L (1, 1) OBP: 0.200, SLG: 0.250			F5		F7			1B 1B 2B	F4			2	0	0	0	0	0	0
Joe Adcock, R (8, PH) OBP: 0.330, SLG: 0.495												1	0	1	0	0	0	0
Eddie Pellagrini, R (8, PR) OBP: 0.227, SLG: 0.239												1	1	0	0	0	0	0
(9, 5)																		
Inning Stats	R: 0 H: 0 E: 0 LOB: 0 K: 1 BB: 0 S: 5 P: 5	R: 1 H: 2 E: 0 LOB: 1 K: 1 BB: 0 S: 7 P: 7	R: 0 H: 0 E: 0 LOB: 0 K: 0 BB: 0 S: 3 P: 3	R: 0 H: 2 E: 0 LOB: 1 K: 1 BB: 0 S: 6 P: 6	R: 0 H: 0 E: 0 LOB: 0 K: 0 BB: 0 S: 3 P: 3	R: 0 H: 1 E: 0 LOB: 1 K: 1 BB: 0 S: 6 P: 6	R: 0 H: 0 E: 1 LOB: 1 K: 0 BB: 0 S: 4 P: 4	R: 3 H: 4 E: 1 LOB: 2 K: 0 BB: 0 S: 7 P: 7	R: 0 H: 0 E: 0 LOB: 0 K: 0 BB: 0 S: 3 P: 3	R: 0 H: 0 E: 0 LOB: 0 K: 0 BB: 0 S: 3 P: 3	R: 1 H: 3 E: 0 LOB: 2 K: 1 BB: 0 S: 7 P: 7	1B: 7 SF: 0 2B: 4 SAC: 0 3B: 1 DP: 1 HR: 0 HBP: 0						

PITCHER		IP	WLS	BF	H	R	ER	SO	BB	IBB	HBP	BLK	WP	HR	S	P	ERA	WHIP
Jim Wilson, R ERA: 4.1	(1, 1)	7.1		30	8	4	4	4	0	0	0	0	0	0	38	38	4.91	1.091
Bob Chipman, L ERA: 3.29	(8, 1)	0.2		3	1	0	0	0	0	0	0	0	0	0	3	3	0.00	1.500
Sheldon Jones, R ERA: 4.97	(9, 1)	2.2	L	11	3	1	1	1	0	0	0	0	0	0	13	13	3.38	1.125

PITCHER	IP	WLS	BF	H	R	ER	SO	BB	IBB	HBP	BLK	WP	HR	S	P	ERA	WHIP

BOTTOM

Boston Braves @ Cincinnati Reds

Crosley Field, Cincinnati, OH

Thu Aug 28 1952, 3:33 AM EDT

Att. 2,346 - Overcast - 83 F

livebaseballscorecards.com

AB	44
R	4
H	12
RBI	4
BB	0
SO	5
LOB	15

Batter	1	2	3	4	5	6	7	8	9	AB	R	H	RBI	BB	SO	LOB
Connie Ryan, R (1, 4) OBP: 0.350, SLG: 0.397	F6		FC6-4 1B 1-2f		6-3		F8		SH 2B	5	1	1	0	0	0	1
Richie Ashburn, L (1, 8) OBP: 0.361, SLG: 0.365	E8 1B		FC5 1-3 1B		6-3		BBBB FC4-6 BB		SH SH5-3 F9 2-H	3	1	2	0	1	0	0
Johnny Wyrostek, L (1, 9) OBP: 0.360, SLG: 0.351	6-3		IIII IBB		4-3		FC4-6 1-2f		SH5-3 2-3	3	0	0	0	1	0	2
Del Ennis, R (1, 7) OBP: 0.345, SLG: 0.478	F4		FC5 2-3f			F9	SSS K		F9 3-H	5	0	0	1	0	1	5
Granny Hamner, R (1, 6) OBP: 0.313, SLG: 0.430		G4-6-3 1B		4-3 1B		6-3		SH3-4 1B 2B	1B 1B	5	1	4	0	0	0	0
Smoky Burgess, L (1, 2) OBP: 0.372, SLG: 0.428		G4-6-3 1-2f		4-3 1-2		1B 1B 2B		SH3-4 2-3	1-2 1B	4	1	2	0	0	0	2
Willie Jones, R (1, 5) OBP: 0.323, SLG: 0.367		F5		F2		1B 2-3 1B		F4	F5	5	0	1	0	0	0	4
Eddie Waitkus, L (1, 3) OBP: 0.367, SLG: 0.369			BBBB FC6-4 BB	BBBB BB		1-2 3-H 1B		FC6-4 3-H 1B		2	0	2	2	2	0	0
Karl Drews, R (1, 1) OBP: 0.153, SLG: 0.118			SSS K	SSS K		F9		FC6-4 1-2f		4	0	0	0	0	2	6
Inning Stats	R: 0 E: 1 K: 0 S: 4 H: 1 LOB: 1 BB: 0 P: 4	R: 0 E: 0 K: 0 S: 3 H: 1 LOB: 0 BB: 0 P: 3	R: 0 E: 0 K: 1 S: 6 H: 1 LOB: 3 BB: 2 P: 14	R: 0 E: 0 K: 1 S: 6 H: 1 LOB: 2 BB: 1 P: 10	R: 0 E: 0 K: 0 S: 3 H: 0 LOB: 0 BB: 0 P: 3	R: 1 E: 0 K: 0 S: 6 H: 3 LOB: 2 BB: 0 P: 6	R: 0 E: 0 K: 1 S: 5 H: 0 LOB: 1 BB: 1 P: 9	R: 1 E: 0 K: 0 S: 5 H: 2 LOB: 1 BB: 0 P: 5	R: 2 E: 1 K: 0 S: 7 H: 3 LOB: 2 BB: 0 P: 7	1B: 9 2B: 3 3B: 0 HR: 0 SF: 0 SAC: 3 DP: 1 HBP: 0						

PITCHER		IP	WLS	BF	H	R	ER	SO	BB	IBB	HBP	BLK	WP	HR	S	P	ERA	WHIP
Lew Burdette, R ERA: 3.6	(1, 1)	8.2	L	42	12	4	4	3	3	1	0	0	0	0	44	60	4.15	1.731
Dave Cole, R ERA: 3.24	(9, 1)	0.1		1	0	0	0	0	0	0	0	0	0	0	1	1	0.00	0.000

PITCHER	IP	WLS	BF	H	R	ER	SO	BB	IBB	HBP	BLK	WP	HR	S	P	ERA	WHIP

TOP

Philadelphia Phillies @ Boston Braves

Braves Field, Boston, MA

Sat Aug 30 1952, 3:33 AM EDT

Unknown

livebaseballscorecards.com

AB	36
R	4
H	12
RBI	3
BB	4
SO	3
LOB	20

WP: 0 PA: 43
PB: 0
SB: 0
CS: 0

Philadelphia Phillies @ Boston Braves

Braves Field, Boston, MA

Sat Aug 30 1952, 3:33 AM EDT

Unknown

BOTTOM

Batter	1	2	3	4	5	6	7	8	9	AB	R	H	RBI	BB	SO	LOB
Sam Jethroe, S (1, 8) OBP: 0.331, SLG: 0.401	1-3		CS, 1B			4-3		F9		4	0	1	0	0	0	0
Johnny Logan, R (1, 6) OBP: 0.332, SLG: 0.361	6-3		CS 1-2	L6, 4-3, 1B		F7		1-5-3		4	0	1	0	0	0	0
Earl Torgeson, L (1, 3) OBP: 0.360, SLG: 0.329	F7			4-3 1-2		F3		E3		4	0	0	0	0	0	1
Sid Gordon, R (1, 7) OBP: 0.388, SLG: 0.496		F9		L6 2-3			4-3	F7		4	0	0	0	0	0	2
Eddie Mathews, L (1, 5) OBP: 0.314, SLG: 0.424		F8			SH1-4, 1B		FC6, BB		4-3	3	1	1	0	1	0	0
Jack Daniels, L (1, 9) OBP: 0.277, SLG: 0.246		BBBB, S, BB			SH1-4 1-2		FC6 1-2f		F8	2	1	0	0	1	0	1
Paul Burris, R (1, 2) OBP: 0.269, SLG: 0.320 Jack Cusick, R (9, PR) OBP: 0.221, SLG: 0.181		SSS, K 1-2			1B 2-H		1B 1-3		H, HBP	3 0	0 0	2 0	1 0	0 0	1 0	1 0
Jack Dittmer, L (1, 4) OBP: 0.216, SLG: 0.234			5-3		L9		1B 1-2 3-H		F8	4	0	1	1	0	0	2
Lew Burdette, R (1, 1) OBP: 0.200, SLG: 0.111 Dave Cole, R (9, 1)			6-3		1B 2-H		SSS, K			3 0	0 0	1 0	0 0	0 0	1 0	2 0
Inning Stats	R: 0 E: 0 K: 0 S: 3 H: 0 LOB: 0 BB: 0 P: 3	R: 0 E: 0 K: 1 S: 5 H: 0 LOB: 1 BB: 1 P: 9	R: 0 E: 0 K: 0 S: 3 H: 1 LOB: 0 BB: 0 P: 3	R: 0 E: 0 K: 0 S: 3 H: 1 LOB: 0 BB: 0 P: 3	R: 1 E: 0 K: 0 S: 5 H: 3 LOB: 2 BB: 0 P: 5	R: 0 E: 0 K: 0 S: 3 H: 0 LOB: 0 BB: 0 P: 3	R: 1 E: 0 K: 1 S: 7 H: 2 LOB: 2 BB: 1 P: 11	R: 0 E: 1 K: 0 S: 4 H: 0 LOB: 1 BB: 0 P: 4	R: 0 E: 0 K: 0 S: 3 H: 0 LOB: 1 BB: 0 P: 4	1B: 7 2B: 1 3B: 0 HR: 0 SF: 0 SAC: 1 DP: 1 HBP: 1						

PITCHER	IP	WLS	BF	H	R	ER	SO	BB	IBB	HBP	BLK	WP	HR	S	P	ERA	WHIP
Karl Drews, R (1, 1) ERA: 2.55	9.0	W	35	7	2	2	2	2	0	1	0	0	0	36	45	2.00	1.000

PITCHER	IP	WLS	BF	H	R	ER	SO	BB	IBB	HBP	BLK	WP	HR	S	P	ERA	WHIP

AB	31
R	2
H	7
RBI	2
BB	2
SO	2
LOB	9

WP: 0 PB: 0 SB: 1 CS: 1 PA: 36

livebaseballscorecards.com

Batter	1	2	3	4	5	6	7	8	9	AB	R	H	RBI	BB	SO	LOB
Connie Ryan, R (1, 4) OBP: 0.350, SLG: 0.397										0	0	0	0	0	0	0
Richie Ashburn, L (1, 8) OBP: 0.361, SLG: 0.365										0	0	0	0	0	0	0
Mel Clark, R (1, 9) OBP: 0.367, SLG: 0.471										0	0	0	0	0	0	0
Del Ennis, R (1, 7) OBP: 0.345, SLG: 0.478										0	0	0	0	0	0	0
Granny Hamner, R (1, 6) OBP: 0.313, SLG: 0.430										0	0	0	0	0	0	0
Smoky Burgess, L (1, 2) OBP: 0.372, SLG: 0.428										0	0	0	0	0	0	0
Willie Jones, R (1, 5) OBP: 0.323, SLG: 0.367										0	0	0	0	0	0	0
Eddie Waitkus, L (1, 3) OBP: 0.367, SLG: 0.369										0	0	0	0	0	0	0
Russ Meyer, S (1, 1) OBP: 0.103, SLG: 0.136										0	0	0	0	0	0	0
Inning Stats										1B: 0 2B: 0 3B: 0 HR: 0		SF: 0 SAC: 0 DP: 0 HBP: 0		WP: 0 PB: 0 SB: 0 CS: 0		PA: 0

TOP

Philadelphia Phillies @ Boston Braves

Braves Field, Boston, MA

Sat Aug 30 1952, 3:38 AM EDT

Att. 5,277 - Unknown

livebaseballscorecards.com

	AB	R	H	RBI	BB	SO	LOB
	0	0	0	0	0	0	0



PITCHER	IP	WLS	BF	H	R	ER	SO	BB	IBB	HBP	BLK	WP	HR	S	P	ERA	WHIP
Warren Spahn, L (1, 1) ERA: 2.87	0.0	L	0	0	0	0	0	0	0	0	0	0	0	0	0	∞	∞

PITCHER	IP	WLS	BF	H	R	ER	SO	BB	IBB	HBP	BLK	WP	HR	S	P	ERA	WHIP

Batter	1	2	3	4	5	6	7	8	9	AB	R	H	RBI	BB	SO	LOB
Sam Jethroe, S (1, 8) OBP: 0.331, SLG: 0.401										0	0	0	0	0	0	0
Johnny Logan, R (1, 6) OBP: 0.332, SLG: 0.361										0	0	0	0	0	0	0
Earl Torgeson, L (1, 3) OBP: 0.360, SLG: 0.329										0	0	0	0	0	0	0
Walker Cooper, R (1, 2) OBP: 0.280, SLG: 0.345										0	0	0	0	0	0	0
Sid Gordon, R (1, 7) OBP: 0.388, SLG: 0.496										0	0	0	0	0	0	0
Eddie Mathews, L (1, 5) OBP: 0.314, SLG: 0.424										0	0	0	0	0	0	0
Jack Daniels, L (1, 9) OBP: 0.277, SLG: 0.246										0	0	0	0	0	0	0
Jack Dittmer, L (1, 4) OBP: 0.216, SLG: 0.234										0	0	0	0	0	0	0
Warren Spahn, L (1, 1) OBP: 0.226, SLG: 0.311										0	0	0	0	0	0	0
Inning Stats										1B: 0 2B: 0 3B: 0 HR: 0		SF: 0 SAC: 0 DP: 0 HBP: 0		WP: 0 PB: 0 SB: 0 CS: 0		PA: 0

BOTTOM

Philadelphia Phillies @ Boston Braves

Braves Field, Boston, MA

Sat Aug 30 1952, 3:38 AM EDT
Att. 5,277 - Unknown

livebaseballscorecards.com

AB	**0**
R	**0**
H	**0**
RBI	**0**
BB	**0**
SO	**0**
LOB	**0**

PITCHER	IP	WLS	BF	H	R	ER	SO	BB	IBB	HBP	BLK	WP	HR	S	P	ERA	WHIP
Russ Meyer, R (1, 1) ERA: 3.12	0.0		0	0	0	0	0	0	0	0	0	0	0	0	0	∞	∞

PITCHER	IP	WLS	BF	H	R	ER	SO	BB	IBB	HBP	BLK	WP	HR	S	P	ERA	WHIP

Batter	1	2	3	4	5	6	7	8	9	AB	R	H	RBI	BB	SO	LOB
Connie Ryan, R (1, 4) OBP: 0.346, SLG: 0.390	F8		6-3 (1-2)			6-3		F6		4	0	0	0	0	0	1
Richie Ashburn, L (1, 8) OBP: 0.360, SLG: 0.366	L4		6-3			6-3		4-3		4	0	0	0	0	0	1
Mel Clark, R (1, 9) OBP: 0.373, SLG: 0.473	2B			F4		4-3		L1		4	0	1	0	0	0	0
Del Ennis, R (1, 7) OBP: 0.345, SLG: 0.481	K			F2			SH2-4 S 1B		K	4	0	1	0	0	2	1
Granny Hamner, R (1, 6) OBP: 0.310, SLG: 0.424		F8		F6			SH2-4 (1-3)		F6	3	0	0	0	0	0	0
Smoky Burgess, L (1, 2) OBP: 0.376, SLG: 0.424		K			FC5-4 BB		BB IBB		F3	2	0	0	0	2	1	0
Willie Jones, R (1, 5) OBP: 0.324, SLG: 0.367		F5			F9		K			3	0	0	0	0	1	3
Eddie Waitkus, L (1, 3) OBP: 0.369, SLG: 0.371			4-3		FC5-4 (1-2f)		BB (1-2)			2	0	0	0	1	0	1
Steve Ridzik, R (1, 1) OBP: 0.286, SLG: 0.167			6-3 1B		K		F2			3	0	1	0	0	1	4
Inning Stats	R: 0 E: 0 K: 1 S: 6 H: 1 LOB: 1 BB: 0 P: 6	R: 0 E: 0 K: 1 S: 5 H: 0 LOB: 0 BB: 0 P: 5	R: 0 E: 0 K: 0 S: 4 H: 1 LOB: 1 BB: 0 P: 4	R: 0 E: 0 K: 0 S: 3 H: 0 LOB: 0 BB: 0 P: 3	R: 0 E: 0 K: 1 S: 5 H: 0 LOB: 1 BB: 1 P: 9	R: 0 E: 0 K: 0 S: 3 H: 0 LOB: 0 BB: 0 P: 3	R: 0 E: 0 K: 1 S: 6 H: 1 LOB: 3 BB: 2 P: 14	R: 0 E: 0 K: 0 S: 3 H: 0 LOB: 0 BB: 0 P: 3	R: 0 E: 0 K: 1 S: 5 H: 0 LOB: 0 BB: 0 P: 5	1B: 2 2B: 1 3B: 0 HR: 0 SF: 0 SAC: 1 DP: 0 HBP: 0							WP: 0 PB: 0 SB: 1 CS: 0 PA: 33

PITCHER	IP	WLS	BF	H	R	ER	SO	BB	IBB	HBP	BLK	WP	HR	S	P	ERA	WHIP
Virgil Jester, R (1, 1) ERA: 2.01	9.0	W	33	3	0	0	5	2	1	0	0	0	0	40	52	0.00	0.556

PITCHER	IP	WLS	BF	H	R	ER	SO	BB	IBB	HBP	BLK	WP	HR	S	P	ERA	WHIP

TOP

Philadelphia Phillies @ Boston Braves

Braves Field, Boston, MA

Sun Aug 31 1952, 3:33 AM EDT

Unknown - 69 F

livebaseballscorecards.com

AB	29
R	0
H	3
RBI	0
BB	3
SO	5
LOB	11

Philadelphia Phillies @ Boston Braves

Braves Field, Boston, MA

Sun Aug 31 1952, 3:33 AM EDT

Unknown - 69 F

BOTTOM

livebaseballscorecards.com

Batter	1	2	3	4	5	6	7	8	9	AB	R	H	RBI	BB	SO	LOB
Sam Jethroe, S (1, 8) OBP: 0.329, SLG: 0.397	BBBB 4-0 S BB		x 0-0 ① F8		x 0-0 ③ F8			SSS 0-3 ① K		3	0	0	0	1	1	0
Johnny Logan, R (1, 6) OBP: 0.332, SLG: 0.360	x 0-0 ① F9		x 0-0 1B			x 0-0 ① 6-3		x 0-0 ② F8		4	0	1	0	0	0	1
Earl Torgeson, L (1, 3) OBP: 0.359, SLG: 0.322	SSS 0-3 ② K 1-2		x 0-0 ② F8			BBBB 4-0 BB		x 0-0 ③ 4-3		3	0	0	0	1	1	2
Walker Cooper, R (1, 2) OBP: 0.288, SLG: 0.355 Jack Cusick, R (9, PR) OBP: 0.231, SLG: 0.192	BBBB 4-0 BB		x 0-0 ③ 6-3			SSS 0-3 ② K			x 0-0 FC1-5 1B 1B	3 0	0 0	1 0	0 0	1 0	1 0	2 0
Eddie Mathews, L (1, 5) OBP: 0.310, SLG: 0.418	x 0-0 ③ 4-3			x 0-0 ① F2		x 0-0 ③ 6-3			x 0-0 6-3 FC1-5 1-2 1B 1B	4	1	1	0	0	0	3
Sibby Sisti, R (1, 7) OBP: 0.281, SLG: 0.344		x 0-0 ① 6-3		SSS 0-3 ② K			x 0-0 ① F3		x 0-0 ① FC1-5 1B 6-3 1-2 2-3f	4	0	0	0	0	1	2
Jack Daniels, L (1, 9) OBP: 0.287, SLG: 0.255		x 0-0 1B		x 0-0 ③ 4-3			x 0-0 1B		x 0-0 ② 6-3 1-2 2-3	4	0	2	0	0	0	2
Jack Dittmer, L (1, 4) OBP: 0.217, SLG: 0.231		x 0-0 ② F9			x 0-0 ① F2		x 0-0 ② L8		4-0 1B IBB	3	0	0	0	1	0	2
Virgil Jester, R (1, 1) OBP: 0.267, SLG: 0.357		x 0-0 ③ 6-3			x 0-0 ② F4		x 0-0 ③ F5		x 0-0 1-2 2-3 3-H 1B	4	0	1	1	0	0	2
Inning Stats	R: 0 H: 0 E: 0 LOB: 2 K: 1 BB: 2 S: 5 P: 13	R: 0 H: 1 E: 0 LOB: 1 K: 0 BB: 0 S: 4 P: 4	R: 0 H: 1 E: 0 LOB: 1 K: 0 BB: 0 S: 4 P: 4	R: 0 H: 0 E: 0 LOB: 0 K: 1 BB: 0 S: 5 P: 5	R: 0 H: 0 E: 0 LOB: 0 K: 0 BB: 0 S: 3 P: 3	R: 0 H: 0 E: 0 LOB: 1 K: 1 BB: 1 S: 5 P: 9	R: 0 H: 1 E: 0 LOB: 1 K: 0 BB: 0 S: 4 P: 4	R: 0 H: 0 E: 0 LOB: 0 K: 1 BB: 0 S: 5 P: 5	R: 1 H: 3 E: 0 LOB: 3 K: 0 BB: 1 S: 5 P: 9	1B: 6 SF: 0 2B: 0 SAC: 0 3B: 0 DP: 0 HR: 0 HBP: 0							WP: 0 PA: 36 PB: 0 SB: 1 CS: 0

	AB	32
	R	1
	H	6
	RBI	1
	BB	4
	SO	4
	LOB	16

PITCHER		IP	WLS	BF	H	R	ER	SO	BB	IBB	HBP	BLK	WP	HR	S	P	ERA	WHIP
Steve Ridzik, R ERA: 3.69	(1, 1)	8.2	L	36	6	1	1	4	3	1	0	0	0	0	40	56	1.04	1.038

PITCHER	IP	WLS	BF	H	R	ER	SO	BB	IBB	HBP	BLK	WP	HR	S	P	ERA	WHIP

Philadelphia Phillies @ Boston Braves

Braves Field, Boston, MA

Sun Aug 31 1952, 3:38 AM EDT
Att. 6,920 - Unknown - 67 F

Batter	1	2	3	4	5	6	7	8	9	AB	R	H	RBI	BB	SO	LOB
Connie Ryan, R (1, 4) OBP: 0.344, SLG: 0.388	5-3		6-3			F7		F7	1B 1B 2-H	5	1	1	1	0	0	0
Richie Ashburn, L (1, 8) OBP: 0.364, SLG: 0.367	5-3			1B BB		1B 1B		6-3 BB	2-H 1B	3	0	2	1	2	0	0
Mel Clark, R (1, 9) OBP: 0.374, SLG: 0.470	K			1-3 1B		FC6-4 1-2 1B		6-3 1-2	F9	5	0	2	0	0	1	2
Del Ennis, R (1, 7) OBP: 0.342, SLG: 0.477		F2		F5		FC6-4 1-2f		F7		4	0	0	0	0	0	4
Granny Hamner, R (1, 6) OBP: 0.312, SLG: 0.427		2B		F9			SH1-4 1B		F8	4	0	2	0	0	0	1
Smoky Burgess, L (1, 2) OBP: 0.376, SLG: 0.424		1-3			4-3		SH1-4 1-2		BB 2B 1B	3	1	1	0	0	0	1
Willie Jones, R (1, 5) OBP: 0.321, SLG: 0.364		F6			F5		F5		F5	4	0	0	0	0	0	3
Eddie Waitkus, L (1, 3) OBP: 0.370, SLG: 0.369			K		F9		BB		1-2 2B BB	2	1	0	0	2	1	0
Jim Konstanty, R (1, 1) OBP: 0.167, SLG: 0.182			4-3			F7	F7		1-H 2-H 1B 2B	4	1	1	2	0	0	2

TOP

livebaseballscorecards.com

AB	34
R	4
H	9
RBI	4
BB	4
SO	2
LOB	13

Inning Stats	1	2	3	4	5	6	7	8	9						
	R: 0 E: 0 K: 1 S: 5	H: 0 LOB: 0 BB: 0 P: 5	R: 0 E: 0 K: 0 S: 4	H: 1 LOB: 1 BB: 0 P: 4	R: 0 E: 0 K: 1 S: 5	H: 0 LOB: 0 BB: 0 P: 5	R: 0 E: 0 K: 0 S: 3	H: 1 LOB: 1 BB: 1 P: 7	R: 0 E: 0 K: 0 S: 3	H: 0 LOB: 0 BB: 0 P: 3	R: 0 E: 0 K: 0 S: 5	H: 2 LOB: 2 BB: 0 P: 5	R: 0 E: 0 K: 0 S: 4	H: 1 LOB: 2 BB: 1 P: 8	R: 0 E: 0 K: 0 S: 3	H: 0 LOB: 1 BB: 1 P: 7	R: 4 E: 0 K: 0 S: 7	H: 4 LOB: 1 BB: 1 P: 11	1B: 7 2B: 2 3B: 0 HR: 0	SF: 0 SAC: 1 DP: 0 HBP: 0	WP: 0 PB: 0 SB: 0 CS: 0	PA: 39

PITCHER	IP	WLS	BF	H	R	ER	SO	BB	IBB	HBP	BLK	WP	HR	S	P	ERA	WHIP
Max Surkont, R (1, 1) ERA: 3.96	9.0	L	39	9	4	4	2	4	0	0	0	0	0	39	55	4.00	1.444

PITCHER	IP	WLS	BF	H	R	ER	SO	BB	IBB	HBP	BLK	WP	HR	S	P	ERA	WHIP

Batter	1	2	3	4	5	6	7	8	9	AB	R	H	RBI	BB	SO	LOB
Sam Jethroe, S (1, 8) OBP: 0.329, SLG: 0.396	F7		G3			G3			1B	4	0	1	0	0	0	1
Johnny Logan, R (1, 6) OBP: 0.332, SLG: 0.359	1-3			1B		6-3			4-3	4	0	1	0	0	0	0
Earl Torgeson, L (1, 3) OBP: 0.355, SLG: 0.317	1-3			F7			F6		F5	4	0	0	0	0	0	1
Eddie Mathews, L (1, 5) OBP: 0.310, SLG: 0.417		K		F3			S 1B			3	0	1	0	0	1	1
Jack Daniels, L (1, 9) OBP: 0.282, SLG: 0.250		F7		G3			4-3 1-2			3	0	0	0	0	0	2
Paul Burris, R (1, 2) OBP: 0.261, SLG: 0.311		1-3			F7		1-3			3	0	0	0	0	0	1
Sibby Sisti, R (1, 7) OBP: 0.278, SLG: 0.340			5-3		K			4-3		3	0	0	0	0	1	0
Jack Dittmer, L (1, 4) OBP: 0.215, SLG: 0.228			6-3		5-3			G3		3	0	0	0	0	0	0
Max Surkont, R (1, 1) OBP: 0.130, SLG: 0.135			BB			1-3		4-3		2	0	0	0	1	0	0
Inning Stats	R: 0 E: 0 K: 0 S: 3 H: 0 LOB: 0 BB: 0 P: 3	R: 0 E: 0 K: 1 S: 5 H: 0 LOB: 0 BB: 0 P: 5	R: 0 E: 0 K: 0 S: 3 H: 0 LOB: 1 BB: 1 P: 7	R: 0 E: 0 K: 0 S: 4 H: 1 LOB: 1 BB: 0 P: 4	R: 0 E: 0 K: 1 S: 5 H: 0 LOB: 0 BB: 0 P: 5	R: 0 E: 0 K: 0 S: 3 H: 0 LOB: 0 BB: 0 P: 3	R: 0 E: 0 K: 0 S: 4 H: 1 LOB: 1 BB: 0 P: 4	R: 0 E: 0 K: 0 S: 3 H: 0 LOB: 0 BB: 0 P: 3	R: 0 E: 0 K: 0 S: 3 H: 1 LOB: 0 BB: 0 P: 3	1B: 3 2B: 0 3B: 0 HR: 0	SF: 0 SAC: 0 DP: 0 HBP: 0						

PITCHER	IP	WLS	BF	H	R	ER	SO	BB	IBB	HBP	BLK	WP	HR	S	P	ERA	WHIP
Jim Konstanty, R (1, 1) ERA: 3.78	9.0	W	30	3	0	0	2	1	0	0	0	0	0	33	37	0.00	0.444

PITCHER	IP	WLS	BF	H	R	ER	SO	BB	IBB	HBP	BLK	WP	HR	S	P	ERA	WHIP

BOTTOM

Philadelphia Phillies @ Boston Braves

Braves Field, Boston, MA

Sun Aug 31 1952, 3:38 AM EDT

Att. 6,920 - Unknown - 67 F

livebaseballscorecards.com

AB	29
R	0
H	3
RBI	0
BB	1
SO	2
LOB	6

1B: 3	SF: 0	WP: 0	PA: 30
2B: 0	SAC: 0	PB: 0	
3B: 0	DP: 0	SB: 1	
HR: 0	HBP: 0	CS: 0	

New York Giants @ Boston Braves

Braves Field, Boston, MA

Mon Sep 01 1952, 3:33 AM EDT

Overcast - 68 F

livebaseballscorecards.com

Batter	1	2	3	4	5	6	7	8	9	AB	R	H	RBI	BB	SO	LOB
Don Mueller, L (1, 9) OBP: 0.321, SLG: 0.396	1B		1B		SH1-3 3B		K		5-3	5	2	3	0	0	1	2
Alvin Dark, R (1, 6) OBP: 0.360, SLG: 0.399	F4		1B 1-2		SH1-3 3-H		F7		F3	4	1	1	1	0	0	3
Whitey Lockman, L (1, 3) OBP: 0.383, SLG: 0.418	F6		1-3 1-3 2-H		4-3			F7		4	0	1	1	0	0	1
Monte Irvin, R (1, 7) OBP: 0.341, SLG: 0.350 Dusty Rhodes, L (6, 7) OBP: 0.339, SLG: 0.513	6-3		1-3 1-2 3-H			5-3		K		3 1	0 0	0 0	1 0	0 0	0 1	2 0
Bobby Thomson, R (1, 8) OBP: 0.340, SLG: 0.475		6-3	F8			F7		BB BB 1B		4	0	1	0	0	0	1
Hank Thompson, L (1, 5) OBP: 0.342, SLG: 0.453		2B		F3		CS 1B		FC5 BB 1-2 BB		3	0	2	0	1	0	0
Wes Westrum, R (1, 2) OBP: 0.376, SLG: 0.401		K		5-3	CS 1-2	1B SH1-3 1B		1-2 2-3 BB		3	0	1	0	1	1	1
Davey Williams, R (1, 4) OBP: 0.333, SLG: 0.400		F8		F2		SH1-3 1-2		FC5 2-3f		3	0	0	0	0	0	4
Max Lanier, R (1, 1) OBP: 0.275, SLG: 0.325			F3		5-3				G3	4	0	1	0	0	0	0

	AB	34
	R	3
	H	10
	RBI	3
	BB	2
	SO	3
	LOB	14

Inning Stats									
	R: 0 H: 1 E: 0 LOB: 1 K: 0 BB: 0 S: 4 P: 4	R: 0 H: 1 E: 0 LOB: 1 K: 1 BB: 0 S: 6 P: 6	R: 2 H: 3 E: 0 LOB: 1 K: 0 BB: 0 S: 6 P: 6	R: 0 H: 0 E: 0 LOB: 0 K: 0 BB: 0 S: 3 P: 3	R: 1 H: 1 E: 0 LOB: 0 K: 0 BB: 0 S: 4 P: 4	R: 0 H: 1 E: 0 LOB: 0 K: 0 BB: 0 S: 3 P: 3	R: 0 H: 2 E: 0 LOB: 2 K: 1 BB: 0 S: 7 P: 7	R: 0 H: 1 E: 0 LOB: 3 K: 1 BB: 2 S: 6 P: 14	R: 0 H: 0 E: 0 LOB: 0 K: 0 BB: 0 S: 3 P: 3

	1B: 8	SF: 0	WP: 0	PA: 39
	2B: 1	SAC: 2	PB: 0	
	3B: 1	DP: 0	SB: 0	
	HR: 0	HBP: 0	CS: 1	

PITCHER	IP	WLS	BF	H	R	ER	SO	BB	IBB	HBP	BLK	WP	HR	S	P	ERA	WHIP
Jim Wilson, R (1, 1) ERA: 4.05	9.0	L	38	10	3	3	3	2	0	0	0	0	0	42	50	3.00	1.333

PITCHER	IP	WLS	BF	H	R	ER	SO	BB	IBB	HBP	BLK	WP	HR	S	P	ERA	WHIP

New York Giants @ Boston Braves

Braves Field, Boston, MA

Mon Sep 01 1952, 3:33 AM EDT

Overcast - 68 F

BOTTOM

Batter	1	2	3	4	5	6	7	8	9	AB	R	H	RBI	BB	SO	LOB
Sam Jethroe, S (1, 8) OBP: 0.330, SLG: 0.395	K		BB, G1-6-3, 1-2		K			1B, G4-6-3		3	0	1	0	1	2	0
Johnny Logan, R (1, 6) OBP: 0.328, SLG: 0.354	F3		G1-6-3, 1-2f			F7		F9		4	0	0	0	0	0	3
Earl Torgeson, L (1, 3) OBP: 0.351, SLG: 0.313	4-3			3-1		3-1		G4-6-3, 1-2f		4	0	0	0	0	0	1
Walker Cooper, R (1, 2) OBP: 0.288, SLG: 0.353		K		5-3		2B, 1B			L4	4	1	1	0	0	1	0
Sid Gordon, R (1, 7) OBP: 0.389, SLG: 0.496		BB		E5		1-H, 2B			6-3	3	0	1	1	1	0	0
Eddie Mathews, L (1, 5) OBP: 0.310, SLG: 0.414		F7		BB		K			1-3	3	0	0	0	1	1	2
Sibby Sisti, R (1, 9) OBP: 0.274, SLG: 0.335		K		L3			F8			3	0	0	0	0	1	3
Jack Dittmer, L (1, 4) OBP: 0.216, SLG: 0.230			BB, 1B		K		F8			3	0	1	0	0	1	0
Jim Wilson, R (1, 1) OBP: 0.147, SLG: 0.162			K		F8		6-3			3	0	0	0	0	1	1
Inning Stats	R: 0 E: 0 K: 1 S: 5 H: 0 LOB: 0 BB: 0 P: 5	R: 0 E: 0 K: 2 S: 7 H: 0 LOB: 1 BB: 1 P: 11	R: 0 E: 0 K: 1 S: 5 H: 1 LOB: 1 BB: 1 P: 9	R: 0 E: 1 K: 0 S: 4 H: 0 LOB: 2 BB: 1 P: 8	R: 0 E: 0 K: 2 S: 7 H: 0 LOB: 0 BB: 0 P: 7	R: 1 E: 0 K: 1 S: 7 H: 2 LOB: 1 BB: 0 P: 7	R: 0 E: 0 K: 0 S: 3 H: 0 LOB: 0 BB: 0 P: 3	R: 0 E: 0 K: 0 S: 3 H: 1 LOB: 0 BB: 0 P: 3	R: 0 E: 0 K: 0 S: 3 H: 0 LOB: 0 BB: 0 P: 3	1B: 3 2B: 1 3B: 0 HR: 0 SF: 0 SAC: 0 DP: 2 HBP: 0						

livebaseballscorecards.com

AB	30
R	1
H	4
RBI	1
BB	3
SO	7
LOB	10

WP: 0 PB: 0 SB: 0 CS: 0 PA: 33

PITCHER	IP	WLS	BF	H	R	ER	SO	BB	IBB	HBP	BLK	WP	HR	S	P	ERA	WHIP
Max Lanier, L (1, 1) ERA: 3.71	9.0	W	33	4	1	1	7	3	0	0	0	0	0	44	56	1.00	0.778

PITCHER	IP	WLS	BF	H	R	ER	SO	BB	IBB	HBP	BLK	WP	HR	S	P	ERA	WHIP

New York Giants @ Boston Braves

Braves Field, Boston, MA

Mon Sep 01 1952, 3:38 AM EDT

Att. 7,253 - Overcast - 68 F

TOP

livebaseballscorecards.com

Batter	1	2	3	4	5	6	7	8	9	AB	R	H	RBI	BB	SO	LOB
Don Mueller, L (1, 9) OBP: 0.323, SLG: 0.397	4-3 1B		4-3			FC3-6 1B		1-3		4	0	2	0	0	0	0
Alvin Dark, R (1, 6) OBP: 0.357, SLG: 0.396	4-3 1-2		5-3			F9		F7		4	0	0	0	0	0	2
Whitey Lockman, L (1, 3) OBP: 0.383, SLG: 0.418	BB			F9		FC3-6 1-2f		1B		3	0	1	0	1	0	1
Monte Irvin, R (1, 7) OBP: 0.333, SLG: 0.364	F7			2B		K		F9		4	0	1	0	0	1	4
Bobby Thomson, R (1, 8) OBP: 0.339, SLG: 0.473	F8			K			G3 2B 1B		6-3	4	1	1	0	0	1	3
Hank Thompson, L (1, 5) OBP: 0.339, SLG: 0.449		6-3		F2			F5		G3	4	0	0	0	0	0	2
Wes Westrum, R (1, 2) OBP: 0.374, SLG: 0.399		4-3			6-3		G3 1-2		1B	2	0	0	0	0	0	0
George Wilson, L (7, PH) OBP: 0.264, SLG: 0.333										1	0	0	0	0	0	1
Sal Yvars, R (7, 2) OBP: 0.311, SLG: 0.324									1B	1	0	1	0	0	0	0
Davey Williams, R (1, 4) OBP: 0.333, SLG: 0.401		F2			4-3		2-H 2B		F8	4	0	1	1	0	0	1
Larry Jansen, R (1, 1) OBP: 0.339, SLG: 0.200			3-1		F5		F6			0	0	0	0	0	0	0
Dave Koslo, L (1, 1) OBP: 0.096, SLG: 0.061										2	0	0	0	0	0	0
Dusty Rhodes, L (7, PH) OBP: 0.337, SLG: 0.510										1	0	0	0	0	0	1
Hoyt Wilhelm, R (7, 1) OBP: 0.194, SLG: 0.267										0	0	0	0	0	0	0
Monty Kennedy, R (7, 1) OBP: 0.059, SLG: 0.059										0	0	0	0	0	0	0

	AB	34
	R	1
	H	7
	RBI	1
	BB	1
	SO	2
	LOB	15

Inning Stats	1	2	3	4	5	6	7	8	9
	R: 0 E: 0 K: 0 S: 4	H: 1 LOB: 2 BB: 1 P: 8	R: 0 E: 0 K: 0 S: 3	H: 0 LOB: 0 BB: 0 P: 3	R: 0 E: 0 K: 0 S: 3	H: 0 LOB: 0 BB: 0 P: 3	R: 0 E: 0 K: 1 S: 6	H: 1 LOB: 1 BB: 0 P: 6	R: 0 E: 0 K: 1 S: 6	H: 1 LOB: 1 BB: 0 P: 6	R: 1 E: 0 K: 0 S: 5	H: 2 LOB: 1 BB: 0 P: 5	R: 0 E: 0 K: 0 S: 4	H: 1 LOB: 1 BB: 0 P: 4	R: 0 E: 0 K: 0 S: 4	H: 1 LOB: 1 BB: 0 P: 4

	1B: 5	SF: 0	WP: 0	PA: 35
	2B: 2	SAC: 0	PB: 0	
	3B: 0	DP: 0	SB: 0	
	HR: 0	HBP: 0	CS: 0	

PITCHER	IP	WLS	BF	H	R	ER	SO	BB	IBB	HBP	BLK	WP	HR	S	P	ERA	WHIP
Ernie Johnson, R (1, 1) ERA: 4.26	9.0	W	35	7	1	1	2	1	0	0	0	0	0	38	42	1.00	0.889

PITCHER	IP	WLS	BF	H	R	ER	SO	BB	IBB	HBP	BLK	WP	HR	S	P	ERA	WHIP

Batter	1	2	3	4	5	6	7	8	9	AB	R	H	RBI	BB	SO	LOB
Sam Jethroe, S (1, 8) OBP: 0.330, SLG: 0.394	E 1B	K			F3		6-3 1B BB	K		4	2	1	0	1	2	1
Johnny Logan, R (1, 6) OBP: 0.330, SLG: 0.359	E6 1B 2B 1-H		SH1-3 1B		L5		6-3 1-2			4	1	2	1	0	0	1
Earl Torgeson, L (1, 3) OBP: 0.354, SLG: 0.314	1B BB		SH1-3 1-2		F7		CS 1B 2-H			2	0	1	1	1	0	0
Sid Gordon, R (1, 7) OBP: 0.392, SLG: 0.496	FC5-4 1B 1-2 3-H		G4-6-3 BB			6-3	PB 2B BB 1-2			2	1	1	1	2	0	0
Eddie Mathews, L (1, 5) OBP: 0.312, SLG: 0.420	K		G4-6-3 1-2f			1B 2B	1-H 2B			4	1	2	1	0	1	4
Jack Daniels, L (1, 9) OBP: 0.276, SLG: 0.244	K			3-1		4-3	F9			4	0	0	0	0	1	4
Paul Burris, R (1, 2) OBP: 0.261, SLG: 0.303	FC5-4 1-2f			L6		1B BB		F6		3	0	0	0	1	0	2
Jack Dittmer, L (1, 4) OBP: 0.220, SLG: 0.234		K		1B		FC6-4 1-2 2-H 1B		1-3		4	0	2	1	0	1	0
Ernie Johnson, R (1, 1) OBP: 0.143, SLG: 0.154		F3		K		FC6-4 1-2f		BB		3	0	0	0	1	1	3
Inning Stats	R: 2 E: 1 K: 2 S: 10 H: 3 LOB: 2 BB: 1 P: 14	R: 0 E: 0 K: 2 S: 7 H: 0 LOB: 0 BB: 0 P: 7	R: 0 E: 0 K: 0 S: 3 H: 1 LOB: 1 BB: 1 P: 7	R: 0 E: 0 K: 1 S: 6 H: 1 LOB: 1 BB: 0 P: 6	R: 0 E: 0 K: 0 S: 3 H: 0 LOB: 0 BB: 0 P: 3	R: 1 E: 0 K: 0 S: 5 H: 2 LOB: 2 BB: 1 P: 9	R: 2 E: 0 K: 0 S: 4 H: 2 LOB: 1 BB: 2 P: 12	R: 0 E: 0 K: 1 S: 5 H: 0 LOB: 1 BB: 1 P: 9		1B: 6 2B: 3 3B: 0 HR: 0 SF: 0 SAC: 1 DP: 1 HBP: 0						

BOTTOM

New York Giants @ Boston Braves

Braves Field, Boston, MA

Mon Sep 01 1952, 3:38 AM EDT

Att. 7,253 - Overcast - 68 F

livebaseballscorecards.com

AB	30
R	5
H	9
RBI	5
BB	6
SO	6
LOB	15

PITCHER		IP	WLS	BF	H	R	ER	SO	BB	IBB	HBP	BLK	WP	HR	S	P	ERA	WHIP
Larry Jansen, R ERA: 4.07	(1, 1)	0.0	L	4	3	2	2	0	1	0	0	0	0	0	3	7	∞	∞
Dave Koslo, L ERA: 2.97	(1, 1)	6.0		23	4	1	1	5	2	0	0	0	0	0	31	39	1.50	1.000
Hoyt Wilhelm, R ERA: 2.62	(7, 1)	0.2		5	2	2	1	0	2	0	0	0	0	0	3	11	13.50	6.000
Monty Kennedy, L ERA: 2.96	(7, 1)	1.1		5	0	0	0	1	1	0	0	0	0	0	6	10	0.00	0.750

PITCHER	IP	WLS	BF	H	R	ER	SO	BB	IBB	HBP	BLK	WP	HR	S	P	ERA	WHIP

Batter	1	2	3	4	5	6	7	8	9	AB	R	H	RBI	BB	SO	LOB
Billy Cox, R (1, 5) OBP: 0.303, SLG: 0.341	C C X 0-2 ① F4			B B C B F X 3-2 ① 5-3	X 0-0 ① F8		X 0-0 ① 1B		X 0-0 ③ F7	5	0	1	0	0	0	0
Pee Wee Reese, R (1, 6) OBP: 0.373, SLG: 0.374	C B B F F F X 2-2 ② F4			B B B C C C B 4-2 6-3 1B 2B BB	C C B B C 2-3 ② K		B X 1-0 ③ L9			3	1	0	0	1	1	1
Jackie Robinson, R (1, 4) OBP: 0.442, SLG: 0.476	B B B C C C C 3-3 ③ K			C B F X 1-2 6-3 1-2 2B 1B	C B C B B S 3-3 ③ K2-3			C C F X 0-2 E4 SH5-3 1B		4	2	2	0	0	2	0
George Shuba, L (1, 7) OBP: 0.435, SLG: 0.515 Carl Furillo, R (5, 9) OBP: 0.295, SLG: 0.339		F X 0-1 ① 1-3		X 0-0 ② 6-3 1-2 2-3		X 0-0 G5-4-3 E 1B		S X 0-1 ① 6-3		2 2	0 0	0 1	0 0	0 0	0 0	2 1
Duke Snider, L (1, 8) OBP: 0.369, SLG: 0.468		X 0-0 ② G3		X 0-0 2B 2-H 3-H 2B		M X 0-1 E1 G5-4-3 1-2		L X 0-1 ② SH5-3 3-H		3	1	1	3	0	0	1
Roy Campanella, R (1, 2) OBP: 0.364, SLG: 0.472		C F B S 1-3 ③ K		F X 0-1 HR 2-H 2B		X 0-0 ① ② G5-4-3 1-2f 2-3		C B X 1-1 2B		4	1	2	1	0	1	2
Gil Hodges, R (1, 3) OBP: 0.388, SLG: 0.508			C X 0-1 G5-4-3 1B	X 0-0 2-H HR		B F L B X 2-2 ③ 6-3		C B B X 2-1 ③ L8		4	1	2	2	0	0	2
Andy Pafko, R (1, 9) OBP: 0.371, SLG: 0.441 (5, 7)			X 0-0 ① ② G5-4-3 1-2f	B C F X 1-2 1B			X 0-0 ① F8		C F S 0-3 ① K	4	0	1	0	0	1	1
Preacher Roe, R (1, 1) OBP: 0.130, SLG: 0.078 Tommy Holmes, L (4, PH) OBP: 0.125, SLG: 0.045 Joe Black, R (4, 1) OBP: 0.167, SLG: 0.167			C B X 1-1 ③ F9	B B F X 2-1 ③ F8			C C S 0-3 ② K2-3		C S F S 0-3 ② K	1 1 2	0 0 0	0 0 0	0 0 0	0 0 0	0 0 2	0 1 0
Inning Stats	R: 0 H: 0 E: 0 LOB: 0 K: 1 BB: 0 S: 11 P: 16	R: 0 H: 0 E: 0 LOB: 0 K: 1 BB: 0 S: 6 P: 7	R: 0 H: 1 E: 0 LOB: 0 K: 0 BB: 0 S: 5 P: 6	R: 5 H: 5 E: 0 LOB: 1 K: 0 BB: 1 S: 18 P: 29	R: 0 H: 0 E: 0 LOB: 0 K: 2 BB: 0 S: 7 P: 12	R: 0 H: 1 E: 1 LOB: 1 K: 0 BB: 0 S: 7 P: 9	R: 0 H: 1 E: 0 LOB: 1 K: 1 BB: 0 S: 6 P: 7	R: 1 H: 2 E: 1 LOB: 1 K: 0 BB: 0 S: 12 P: 15	R: 0 H: 0 E: 0 LOB: 0 K: 2 BB: 0 S: 8 P: 8	1B: 6 SF: 0 2B: 3 SAC: 1 3B: 0 DP: 2 HR: 1 HBP: 0						WP: 0 PA: 37 PB: 0 SB: 0 CS: 0	

PITCHER		IP	WLS	BF	H	R	ER	SO	BB	IBB	HBP	BLK	WP	HR	S	P	ERA	WHIP
Lew Burdette, R ERA: 3.88	(1, 1)	3.2		17	6	5	5	2	1	0	0	0	0	1	38	54	12.27	1.909
Warren Spahn, L ERA: 3.0	(4, 1)	5.1	L	20	4	1	1	5	0	0	0	0	0	0	42	55	1.69	0.750

PITCHER	IP	WLS	BF	H	R	ER	SO	BB	IBB	HBP	BLK	WP	HR	S	P	ERA	WHIP

TOP

Brooklyn Dodgers @ Boston Braves

Braves Field, Boston, MA

Wed Sep 03 1952, 3:33 AM EDT

Att. 6,756 - Unknown

livebaseballscorecards.com

AB	35
R	6
H	10
RBI	6
BB	1
SO	7
LOB	11

Batter	1	2	3	4	5	6	7	8	9	AB	R	H	RBI	BB	SO	LOB
Sam Jethroe, S (1, 8) OBP: 0.329, SLG: 0.394	1-2 5-3 ①		2-2 E 1-H 2B		2-3 K ①			2-3 K ①	3-2 F8 ③	5	1	1	1	0	2	3
Johnny Logan, R (1, 6) OBP: 0.329, SLG: 0.358	1-2 5-3 ②		1-2 E6 SH G6-4-3 2-H 1B		1-1 6-3 ②			1-1 E6 1B		4	1	1	0	0	0	0
Earl Torgeson, L (1, 3) OBP: 0.357, SLG: 0.315	1-3 K ③		1-0 SH G6-4-3 2-3		4-2 PO BB			0-0 1-3 1B ②		2	0	1	0	1	1	0
Walker Cooper, R (1, 2) OBP: 0.284, SLG: 0.349		1-3 K ①	1-1 G6-4-3 ① ② 1-2f 3-H		1 SAFE 0-0 PO ③ 1-2	0-1 F5 ①		1-1 L6 ③		4	0	0	0	0	1	2
Sid Gordon, R (1, 7) OBP: 0.395, SLG: 0.505 Jack Cusick, R (9, PR) OBP: 0.231, SLG: 0.192		2-1 HR	4-2 BB			1-0 F8 ②			0-1 SH5-3 1B 1B	3 0	1 0	2 0	1 0	1 0	0 0	0 0
Eddie Mathews, L (1, 5) OBP: 0.313, SLG: 0.428	1-2 HR		1-3 K ③			2-2 F4 ③			2-2 SH5-3 1-2 1B	4	1	2	1	0	1	1
Sibby Sisti, R (1, 9) OBP: 0.272, SLG: 0.332 Jack Daniels, L (6, 9) OBP: 0.274, SLG: 0.242	2-3 K ②		0-0 F7 ①				0-0 F6 ①		0-1 SH5-3 ① 1-2 2-3	2 1	0 0	0 0	0 0	0 0	1 0	0 0
Jack Dittmer, L (1, 4) OBP: 0.221, SLG: 0.231	1-1 F8 ③		1-0 L7 ②				3-1 F6 ②		4-0 IBB	3	0	0	0	1	0	0
Lew Burdette, R (1, 1) OBP: 0.226, SLG: 0.111 Warren Spahn, L (4, 1) OBP: 0.214, SLG: 0.295			4-2 2B BB		3-2 4-3 ③		2-2 F7 ③		0-3 K ②	0 3	1 0	0 0	0 0	1 0	0 1	0 3
Inning Stats	R: 0 E: 0 K: 1 S: 9 H: 0 LOB: 0 BB: 0 P: 12	R: 2 E: 0 K: 2 S: 13 H: 2 LOB: 0 BB: 0 P: 20	R: 3 E: 1 K: 1 S: 17 H: 2 LOB: 1 BB: 2 P: 31	R: 0 E: 0 K: 0 S: 6 H: 0 LOB: 0 BB: 0 P: 10	R: 0 E: 0 K: 1 S: 11 H: 0 LOB: 0 BB: 1 P: 18	R: 0 E: 0 K: 0 S: 6 H: 0 LOB: 0 BB: 0 P: 9	R: 0 E: 0 K: 0 S: 6 H: 0 LOB: 0 BB: 0 P: 11	R: 0 E: 1 K: 1 S: 8 H: 1 LOB: 1 BB: 0 P: 12	R: 0 E: 0 K: 1 S: 15 H: 2 LOB: 3 BB: 1 P: 24	1B: 4 2B: 1 3B: 0 HR: 2	SF: 0 SAC: 2 DP: 1 HBP: 0						

PITCHER	IP	WLS	BF	H	R	ER	SO	BB	IBB	HBP	BLK	WP	HR	S	P	ERA	WHIP
Preacher Roe, L (1, 1) ERA: 3.2	3.0		15	4	5	4	4	2	0	0	0	0	2	39	63	12.00	2.000
Joe Black, R (4, 1) ERA: 2.02	6.0	W	22	3	0	0	3	1	1	0	0	0	0	52	84	0.00	0.667

PITCHER	IP	WLS	BF	H	R	ER	SO	BB	IBB	HBP	BLK	WP	HR	S	P	ERA	WHIP

BOTTOM

Brooklyn Dodgers @ Boston Braves

Braves Field, Boston, MA

Wed Sep 03 1952, 3:33 AM EDT

Att. 6,756 - Unknown

livebaseballscorecards.com

AB	31
R	5
H	7
RBI	3
BB	4
SO	7
LOB	9

Batter	1	2	3	4	5	6	7	8	9	10	11	AB	R	H	RBI	BB	SO	LOB
Billy Cox, R (1, 5) OBP: 0.302, SLG: 0.340	B X 1-0 ① L8		B B C X 2-1 ① B3		B C X 1-1 G4-3 1B		X 0-0 ① SH1-4 1-2 2-3		C B B B C S 3-3 ③ K			4	0	1	0	0	1	0
Pee Wee Reese, R (1, 6) OBP: 0.373, SLG: 0.373	C B C B X 2-2 ② 5-3		B C B L F B 4-2 1B 1B BB		B F L X 1-2 ①② G4-3 1-2f		C B X 1-1 PB S 1B 2-H 3-H			X 0-0 ① 6-3		4	1	1	2	1	0	1
Jackie Robinson, R (1, 4) OBP: 0.442, SLG: 0.473	B C B X 2-1 ③ 5-3		B B F B X 3-1 1B G3 1B 1-3		B F H 2-1 HBP		L X 0-1 ② L6			B B B C F X 3-2 ② F3		4	1	1	0	0	0	1
George Shuba, L (1, 7) OBP: 0.434, SLG: 0.510 Carl Furillo, R (10, 9) OBP: 0.295, SLG: 0.339		C F B B B B 4-2 2B BB	B X 1-0 ③ WP G3 1B 1-3 3-H		B X 1-0 ③ G3		B S S X 1-2 ③ F8 1-3			B C B X 2-1 ③ F8		4 0	1 0	1 0	1 0	1 0	0 0	2 0
Duke Snider, L (1, 8) OBP: 0.368, SLG: 0.467	F C X 0-2 F9 2B 1-H	X 0-0 ② G3 1-2 3-H				B X 1-0 ① F8		X 0-0 ① 5-3			B X 1-0 ① L8	5	0	1	2	0	0	1
Roy Campanella, R (1, 2) OBP: 0.363, SLG: 0.468 Rube Walker, L (11, 2) OBP: 0.308, SLG: 0.355	X 0-0 ① F9 2-3	B B S X 2-1 ③ F4 2-3				X 0-0 ② F2		B B C F X 2-2 ② 5-3			B B B C F F B 4-2 BB	4 0	0 0	0 0	0 0	1 0	0 0	2 0
Gil Hodges, R (1, 3) OBP: 0.384, SLG: 0.502	C B X 1-1 ② 6-3			B B X 2-0 ① L6		B C F B B X 3-2 ③ F8		C B B X 2-1 ③ L8			B B X 2-0 ② F7	5	0	0	0	0	0	2
Andy Pafko, R (1, 9) OBP: 0.372, SLG: 0.440 (10, 7)	I I I I 4-0 IBB			F X 0-1 ② F5			X 0-0 SH1-4 FC6 1B 1B		F B X 1-1 ① 6-3		X 0-0 ③ F4	4	1	1	0	1	0	1
Billy Loes, R (1, 1) OBP: 0.128, SLG: 0.089 Ben Wade, R (6, 1) OBP: 0.136, SLG: 0.328 Rocky Nelson, L (7, PH) OBP: 0.360, SLG: 0.318 Joe Black, R (7, 1) OBP: 0.160, SLG: 0.160	C L S 0-3 ③ K			C B S C 1-3 ③ K			S B B S F X 2-2 FC6 SH1-4 1-2 1B		F B B X 2-1 ② F6			2 0 1 1	0 0 1 0	0 0 0 0	0 0 0 0	0 0 0 0	2 0 0 0	2 0 1 0
Inning Stats	R: 0 E: 0 K: 0 S: 6 H: 0 LOB: 0 BB: 0 P: 11	R: 1 E: 0 K: 1 S: 11 H: 1 LOB: 2 BB: 2 P: 20	R: 2 E: 0 K: 0 S: 11 H: 2 LOB: 1 BB: 1 P: 23	R: 0 E: 0 K: 1 S: 6 H: 0 LOB: 0 BB: 0 P: 9	R: 0 E: 0 K: 0 S: 7 H: 1 LOB: 1 BB: 0 P: 12	R: 0 E: 0 K: 0 S: 5 H: 0 LOB: 0 BB: 0 P: 9	R: 2 E: 0 K: 0 S: 13 H: 2 LOB: 1 BB: 0 P: 17	R: 0 E: 0 K: 0 S: 6 H: 0 LOB: 0 BB: 0 P: 10	R: 0 E: 0 K: 1 S: 7 H: 0 LOB: 0 BB: 0 P: 13	R: 0 E: 0 K: 0 S: 6 H: 0 LOB: 0 BB: 0 P: 11	R: 0 E: 0 K: 0 S: 6 H: 0 LOB: 1 BB: 1 P: 13	1B: 5 2B: 1 3B: 0 HR: 0	SF: 0 SAC: 1 DP: 1 HBP: 1					

PITCHER	IP	WLS	BF	H	R	ER	SO	BB	IBB	HBP	BLK	WP	HR	S	P	ERA	WHIP
Max Surkont, R (1, 1) ERA: 3.97	11.0	W	44	6	5	5	3	3	1	1	0	1	0	84	148	4.09	0.818

PITCHER	IP	WLS	BF	H	R	ER	SO	BB	IBB	HBP	BLK	WP	HR	S	P	ERA	WHIP

TOP

Brooklyn Dodgers @ Boston Braves

Braves Field, Boston, MA

Thu Sep 04 1952, 3:33 AM EDT

Att. 6,280 - Unknown

livebaseballscorecards.com

AB	38
R	5
H	6
RBI	5
BB	4
SO	3
LOB	13

WP: 1 PA: 44
PB: 1
SB: 1
CS: 0

Brooklyn Dodgers @ Boston Braves

Braves Field, Boston, MA

Thu Sep 04 1952, 3:33 AM EDT

Att. 6,280 - Unknown

livebaseballscorecards.com

Batter	1	2	3	4	5	6	7	8	9	10	11	AB	R	H	RBI	BB	SO	LOB
Sam Jethroe, S (1, 8) OBP: 0.328, SLG: 0.390	3-1		K	G3		L4 IBB		G3-6			G3	5	0	0	0	1	1	1
Johnny Logan, R (1, 6) OBP: 0.332, SLG: 0.358	E BB 1B		1B 1B 1B		K	L4			K		F8 1B 1B HBP	5	3	2	0	0	2	3
Earl Torgeson, L (1, 3) OBP: 0.362, SLG: 0.323	FC6-4 BB		1B 1B 1B		K		SH3 2B		F5		1B DI 1B	5	1	3	0	1	1	0
Walker Cooper, R (1, 2) OBP: 0.286, SLG: 0.350	FC6-4		1B 1B		4-3		SH3		1B		F8	5	0	2	1	0	0	3
Sid Gordon, R (1, 7) OBP: 0.396, SLG: 0.505	F9		1B			BB 1B	F7		K		1B	6	1	3	2	0	1	3
Eddie Mathews, L (1, 5) OBP: 0.314, SLG: 0.425		L3	L9			1B 2B BB	BB			K		3	1	0	0	2	1	2
Jack Daniels, L (1, 9) OBP: 0.267, SLG: 0.235		F4	F3			F4	G3			K		5	0	0	0	0	1	6
Jack Dittmer, L (1, 4) OBP: 0.228, SLG: 0.236		BB		4-3		2B		F8		1B		4	0	2	1	1	0	0
Max Surkont, R (1, 1) OBP: 0.153, SLG: 0.175		K		F7		2B		G3-6		K		5	0	2	1	0	2	2
Inning Stats	R: 1 H: 1 E: 1 LOB: 1 K: 0 BB: 1 S: 14 P: 24	R: 0 H: 0 E: 0 LOB: 1 K: 1 BB: 1 S: 7 P: 14	R: 2 H: 4 E: 0 LOB: 2 K: 1 BB: 0 S: 20 P: 27	R: 0 H: 0 E: 0 LOB: 0 K: 0 BB: 0 S: 4 P: 6	R: 0 H: 0 E: 0 LOB: 0 K: 2 BB: 0 S: 8 P: 11	R: 2 H: 3 E: 0 LOB: 2 K: 0 BB: 2 S: 12 P: 24	R: 0 H: 1 E: 0 LOB: 2 K: 0 BB: 1 S: 10 P: 19	R: 0 H: 1 E: 0 LOB: 0 K: 0 BB: 0 S: 8 P: 12	R: 0 H: 1 E: 0 LOB: 1 K: 2 BB: 0 S: 14 P: 24	R: 0 H: 1 E: 0 LOB: 1 K: 3 BB: 0 S: 13 P: 18	R: 1 H: 2 E: 0 LOB: 2 K: 0 BB: 0 S: 15 P: 22	1B: 12 SF: 0 2B: 3 SAC: 1 3B: 0 DP: 2 HR: 0 HBP: 1						

PITCHER	IP	WLS	BF	H	R	ER	SO	BB	IBB	HBP	BLK	WP	HR	S	P	ERA	WHIP
Billy Loes, R (1, 1) ERA: 2.62	5.1		27	8	5	4	4	3	0	0	0	0	0	63	100	6.75	2.062
Ben Wade, R (6, 1) ERA: 3.44	0.2		2	0	0	0	0	0	1	0	0	0	0	2	6	0.00	0.000
Joe Black, R (7, 1) ERA: 2.01	4.2	L	21	6	1	1	5	1	0	1	0	0	0	60	95	1.93	1.500

PITCHER	IP	WLS	BF	H	R	ER	SO	BB	IBB	HBP	BLK	WP	HR	S	P	ERA	WHIP

BOTTOM

AB	43
R	6
H	14
RBI	5
BB	5
SO	9
LOB	20

WP: 0 PA: 50
PB: 0
SB: 0
CS: 0

Batter	1	2	3	4	5	6	7	8	9	AB	R	H	RBI	BB	SO	LOB
Billy Cox, R (1, 5) OBP: 0.302, SLG: 0.339	B B C B X 3-1 FC4-6 1B		B F X 1-1 ③ F9			C X 0-1 ① L7		B F X 1-1 ① F8		4	0	1	0	0	0	2
Pee Wee Reese, R (1, 6) OBP: 0.372, SLG: 0.372	F B B X 2-1 ① FC4-6 1-2f			C B F F B F F X 2-2 G3 PB F7 1B		B C C C 1-3 ② K		B X 1-0 ② F8		4	1	1	0	0	1	3
Jackie Robinson, R (1, 4) OBP: 0.442, SLG: 0.471	C B B F F C 2-3 ② K			S B B F B F F F B 4-2 G3 1-2 BB		B C B B C B 4-2 S BB		C X 0-1 ③ FC6-4 1-2f		2	0	0	0	2	1	3
George Shuba, L (1, 7) OBP: 0.427, SLG: 0.500	B X 1-0 ③ F8			C L X 0-2 ① G3 1-2 2-3		F F B B X 2-2 ③ F7 1-2			B F X 1-1 ① G3	4	0	0	0	0	0	4
Duke Snider, L (1, 8) OBP: 0.369, SLG: 0.468		S X 0-1 L6-4 6-3 1B		B B X 2-0 ② F7 3-H		C S X 0-2 L6-3 1B			S F B X 1-2 ② 4-3	4	0	2	1	0	0	1
Roy Campanella, R (1, 2) OBP: 0.359, SLG: 0.463		B X 1-0 ① 6-3 1-2		B B B C S F F X 3-2 ③ F8			B X 1-0 ① F9		X 0-0 ③ F2	4	0	0	0	0	0	3
Gil Hodges, R (1, 3) OBP: 0.382, SLG: 0.499		C B F B B F X 3-2 ②③ L6-4 2-3			B S X 1-1 ① F8		B B F B X 3-1 ②③ L6-3 1-2			3	0	0	0	0	0	2
Andy Pafko, R (1, 9) OBP: 0.371, SLG: 0.439			B B X 2-0 ① F4		X 0-0 ② 6-3			C X 0-1 1B 1B		3	0	1	0	0	0	0
Ken Lehman, L (1, 1) Rocky Nelson, L (8, PH) OBP: 0.385, SLG: 0.348 Clyde King, S (8, 1)			B F F X 1-2 ② G3		F X 0-1 ③ 4-3			X 0-0 FC6-4 1-2 1B		2 1 0	0 0 0	0 1 0	0 0 0	0 0 0	0 0 0	0 0 0
Inning Stats	R: 0 H: 1 E: 0 LOB: 1 K: 1 BB: 0 S: 9 P: 17	R: 0 H: 1 E: 0 LOB: 0 K: 0 BB: 0 S: 7 P: 11	R: 0 H: 0 E: 0 LOB: 0 K: 0 BB: 0 S: 6 P: 10	R: 1 H: 1 E: 0 LOB: 1 K: 0 BB: 1 S: 20 P: 31	R: 0 H: 0 E: 0 LOB: 0 K: 0 BB: 0 S: 5 P: 6	R: 0 H: 0 E: 0 LOB: 1 K: 1 BB: 1 S: 10 P: 17	R: 0 H: 1 E: 0 LOB: 0 K: 0 BB: 0 S: 6 P: 10	R: 0 H: 2 E: 0 LOB: 2 K: 0 BB: 0 S: 8 P: 10	R: 0 H: 0 E: 0 LOB: 0 K: 0 BB: 0 S: 6 P: 8	1B: 6 SF: 0 2B: 2 SAC: 0 3B: 0 DP: 2 HR: 0 HBP: 0						WP: 0 PA: 33 PB: 1 SB: 1 CS: 0

TOP

Brooklyn Dodgers @ Boston Braves

Braves Field, Boston, MA

Fri Sep 05 1952, 3:33 AM EDT

Att. 2,749 - Unknown

livebaseballscorecards.com

AB	31
R	1
H	6
RBI	1
BB	2
SO	2
LOB	18

PITCHER		IP	WLS	BF	H	R	ER	SO	BB	IBB	HBP	BLK	WP	HR	S	P	ERA	WHIP
Jim Wilson, R ERA: 3.91	(1, 1)	9.0	W	33	6	1	1	2	2	0	0	0	0	0	77	120	1.00	0.889

PITCHER	IP	WLS	BF	H	R	ER	SO	BB	IBB	HBP	BLK	WP	HR	S	P	ERA	WHIP

Brooklyn Dodgers @ Boston Braves

Braves Field, Boston, MA

Fri Sep 05 1952, 3:33 AM EDT

Att. 2,749 - Unknown

livebaseballscorecards.com

BOTTOM

Batter	1	2	3	4	5	6	7	8	9	AB	R	H	RBI	BB	SO	LOB
Sam Jethroe, S (1, 8) OBP: 0.325, SLG: 0.387	C B B B C S 3-3 K ①		B F B F S 2-3 K ① X 0-0 F8 ③				B L X 1-1 FC1-6 ① E S 1-2f F8			4	1	0	0	0	2	3
Johnny Logan, R (1, 6) OBP: 0.331, SLG: 0.360	F B B B X 2-1 F4 ②		B C X 1-1 2B ② 1-3 2B		B X 1-0 F7 ①		B F B S X 2-2 F8 ② 1-H			4	1	1	1	0	0	0
Earl Torgeson, L (1, 3) OBP: 0.360, SLG: 0.326	C B B F B X 3-2 2B		B B X 2-0 1-3 ②		B X 1-0 B1-3 ②		X 0-0 L3 ③			4	0	1	0	0	0	2
Walker Cooper, R (1, 2) OBP: 0.288, SLG: 0.355	F F X 0-2 F5 ③		B B X 2-0 2B ② 2-H 3-H		F C S 0-3 K ③			X 0-0 SH 1B		4	0	2	2	0	1	1
Sid Gordon, R (1, 7) OBP: 0.396, SLG: 0.502		B X 1-0 5-3 ①	I I I I 4-0 IBB			F B X 1-1 5-3 ①		L B X 1-1 SH 1-3		2	0	0	0	1	0	0
Eddie Mathews, L (1, 5) OBP: 0.318, SLG: 0.429		F C B B B X 3-2 S 1B	C B F B X 3-2 1-3 ③			B L B X 2-1 2B		I I I I 4-0 IBB		3	0	2	0	1	0	2
Sibby Sisti, R (1, 9) OBP: 0.268, SLG: 0.327 Jack Daniels, L (7, 9) OBP: 0.265, SLG: 0.233		F F B B S 2-3 K ②	B X 1-0 6-3 ①			B X 1-0 F3 ②		S B X 1-1 F6 ①		3 1	0 0	0 0	0 0	0 0	1 0	2 3
Jack Dittmer, L (1, 4) OBP: 0.228, SLG: 0.233	B S B B X 3-1 F5 ③ 1-2		B B B C B 4-1 BB			C B X 1-1 G3 ③		F X 0-1 F9 ②		3	0	0	0	1	0	5
Jim Wilson, R (1, 1) OBP: 0.165, SLG: 0.179			C X 0-1 2B 2B 1B	B F B F S 2-3 K ②			C F B X 1-2 FC1-6 1B	F B F F B X 2-2 F8 ③		4	1	2	0	0	1	4
Inning Stats	R: 0 E: 0 K: 1 S: 11 H: 1 LOB: 1 BB: 0 P: 19	R: 0 E: 0 K: 1 S: 9 H: 1 LOB: 1 BB: 0 P: 18	R: 2 E: 0 K: 1 S: 12 H: 3 LOB: 2 BB: 1 P: 26	R: 0 E: 0 K: 1 S: 6 H: 0 LOB: 1 BB: 1 P: 13	R: 0 E: 0 K: 1 S: 5 H: 0 LOB: 0 BB: 0 P: 7	R: 0 E: 0 K: 0 S: 7 H: 1 LOB: 1 BB: 0 P: 12	R: 1 E: 0 K: 0 S: 9 H: 1 LOB: 0 BB: 0 P: 13	R: 0 E: 1 K: 0 S: 11 H: 1 LOB: 3 BB: 1 P: 19		1B: 4 2B: 4 3B: 0 HR: 0	SF: 0 SAC: 1 DP: 0 HBP: 0			WP: 0 PB: 0 SB: 2 CS: 0	PA: 36		

	AB	32
	R	3
	H	8
	RBI	3
	BB	3
	SO	5
	LOB	22

PITCHER		IP	WLS	BF	H	R	ER	SO	BB	IBB	HBP	BLK	WP	HR	S	P	ERA	WHIP
Ken Lehman, L ERA: 2.57	(1, 1)	7.0	L	30	7	3	2	5	1	1	0	0	0	0	59	108	2.57	1.143
Clyde King, R ERA: 4.81	(8, 1)	1.0		6	1	0	0	0	0	1	0	0	0	0	11	19	0.00	1.000

PITCHER	IP	WLS	BF	H	R	ER	SO	BB	IBB	HBP	BLK	WP	HR	S	P	ERA	WHIP

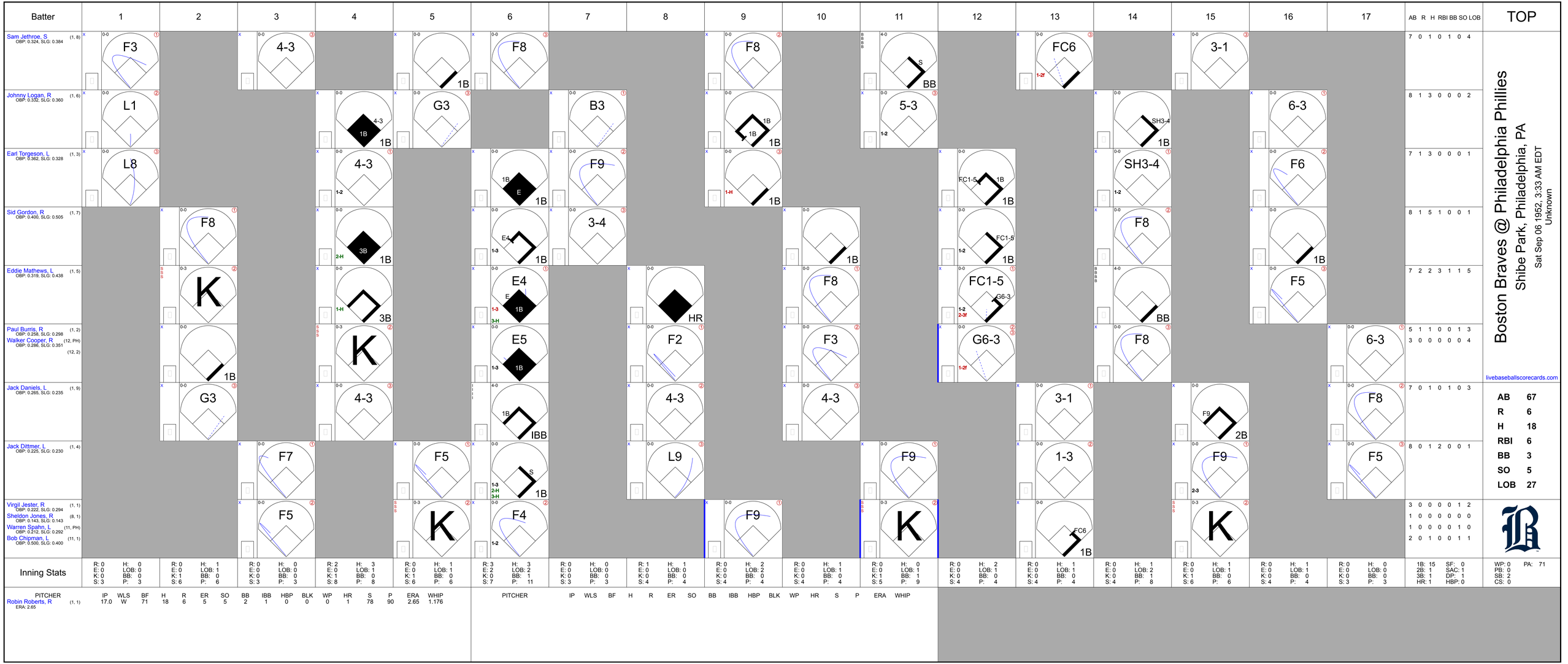
Batter
1
2
3
4
5
6
7
8
9
10
11
12
13
14
15
16
17
AB R H RBI BB SO LOB
TOP
Sam Jethroe, S (1, 8) OBP: 0.324, SLG: 0.384
F3
4-3
1B
F8
F8
BB
FC6
1-2f
3-1
6-3
7 0 1 0 1 0 4
Johnny Logan, R (1, 6) OBP: 0.332, SLG: 0.360
L1
4-3
1B
G3
B3
1B
5-3
1-2
SH3-4
1B
6-3
8 1 3 0 0 0 2
Earl Torgeson, L (1, 3) OBP: 0.362, SLG: 0.328
L8
4-3
1-2
1B
E
1B
F9
1-H
1B
FC1-5
1B
SH3-4
1-2
F6
7 1 3 0 0 0 1
Sid Gordon, R (1, 7) OBP: 0.400, SLG: 0.505
F8
3B
2-H
1B
E4
1-3
1B
3-4
1B
FC1-5
1B
1-2
F8
1B
8 1 5 1 0 0 1
Eddie Mathews, L (1, 5) OBP: 0.319, SLG: 0.438
K
1-H
3B
E4
E
1B
1-3
3-H
HR
F8
FC1-5
G6-3
1-2
2-3f
BB
F5
7 2 2 3 1 1 5
Paul Burris, R (1, 2) OBP: 0.258, SLG: 0.298
Walker Cooper, R (12, PH) (12, 2) OBP: 0.286, SLG: 0.351
1B
K
E5
1B
1-3
F2
F3
G6-3
1-2f
F8
6-3
5 1 1 0 0 1 3
3 0 0 0 0 0 4
Jack Daniels, L (1, 9) OBP: 0.265, SLG: 0.235
G3
4-3
1B
IBB
4-3
4-3
3-1
F9
2B
F8
7 0 1 0 1 0 3
Jack Dittmer, L (1, 4) OBP: 0.225, SLG: 0.230
F7
F5
S
1B
1-3
2-H
3-H
L9
F9
1-3
F9
2-3
F5
8 0 1 2 0 0 1
Virgil Jester, R (1, 1) OBP: 0.222, SLG: 0.294
Sheldon Jones, R (8, 1) OBP: 0.143, SLG: 0.143
Warren Spahn, L (11, PH) OBP: 0.212, SLG: 0.292
Bob Chipman, L (11, 1) OBP: 0.500, SLG: 0.400
F5
K
F4
1-2
F9
K
1-3
FC6
1B
K
3 0 0 0 0 1 2
1 0 0 0 0 0 0
1 0 0 0 0 1 0
2 0 1 0 0 1 1
Inning Stats
R: 0 H: 0 E: 0 LOB: 0 K: 0 BB: 0 S: 3 P: 3
R: 0 H: 1 E: 0 LOB: 1 K: 1 BB: 0 S: 6 P: 6
R: 0 H: 0 E: 0 LOB: 0 K: 0 BB: 0 S: 3 P: 3
R: 2 H: 3 E: 0 LOB: 1 K: 1 BB: 0 S: 8 P: 8
R: 0 H: 1 E: 0 LOB: 1 K: 1 BB: 0 S: 6 P: 6
R: 3 H: 3 E: 2 LOB: 2 K: 0 BB: 1 S: 7 P: 11
R: 0 H: 0 E: 0 LOB: 0 K: 0 BB: 0 S: 3 P: 3
R: 1 H: 1 E: 0 LOB: 0 K: 0 BB: 0 S: 4 P: 4
R: 0 H: 2 E: 0 LOB: 2 K: 0 BB: 0 S: 4 P: 4
R: 0 H: 1 E: 0 LOB: 1 K: 0 BB: 0 S: 4 P: 4
R: 0 H: 0 E: 0 LOB: 1 K: 1 BB: 1 S: 5 P: 9
R: 0 H: 2 E: 0 LOB: 1 K: 0 BB: 0 S: 4 P: 4
R: 0 H: 1 E: 0 LOB: 1 K: 0 BB: 0 S: 4 P: 4
R: 0 H: 1 E: 0 LOB: 2 K: 0 BB: 1 S: 4 P: 8
R: 0 H: 1 E: 0 LOB: 1 K: 1 BB: 0 S: 6 P: 6
R: 0 H: 1 E: 0 LOB: 1 K: 0 BB: 0 S: 4 P: 4
R: 0 H: 0 E: 0 LOB: 0 K: 0 BB: 0 S: 3 P: 3
PITCHER IP WLS BF H R ER SO BB IBB HBP BLK WP HR S P ERA WHIP
Robin Roberts, R (1, 1) ERA: 2.65
17.0 W 71 18 6 5 5 2 1 0 0 0 1 78 90 2.65 1.176
PITCHER IP WLS BF H R ER SO BB IBB HBP BLK WP HR S P ERA WHIP
1B: 15 2B: 1 3B: 1 HR: 1
SF: 0 SAC: 1 DP: 1 HBP: 0
WP: 0 PB: 0 SB: 2 CS: 0
PA: 71
Boston Braves @ Philadelphia Phillies
Shibe Park, Philadelphia, PA
Sat Sep 06 1952, 3:33 AM EDT
Unknown
livebaseballscorecards.com
AB 67
R 6
H 18
RBI 6
BB 3
SO 5
LOB 27

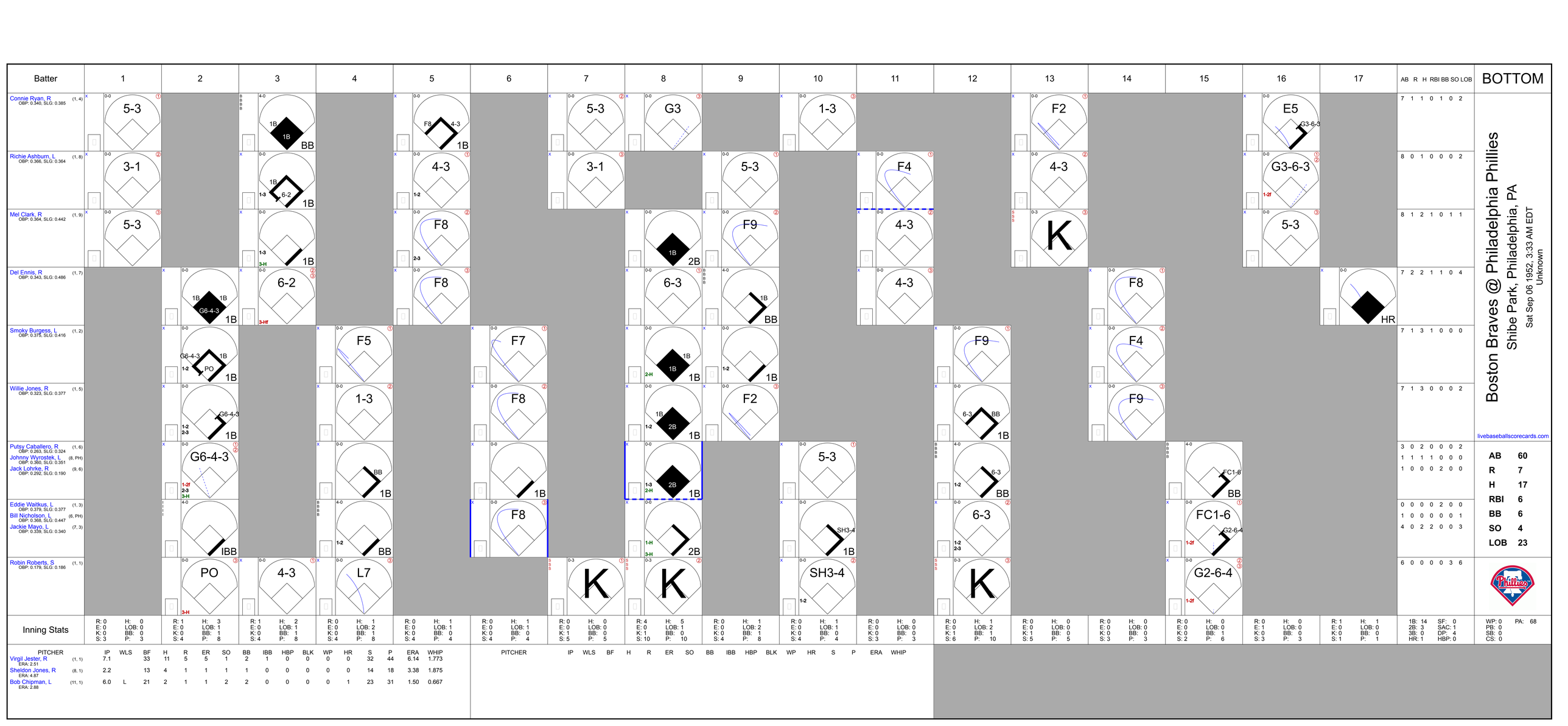

Boston Braves @ Philadelphia Phillies

Shibe Park, Philadelphia, PA

Sat Sep 06 1952, 3:33 AM EDT

Unknown

livebaseballscorecards.com

Batter	1	2	3	4	5	6	7	8	9	10	11	12	13	14	15	16	17	AB	R	H	RBI	BB	SO	LOB
Connie Ryan, R (1, 4) OBP: 0.340, SLG: 0.385	5-3		1B 1B BB		F8 4-3 1B		5-3	G3		1-3			F2			E5 G3-6-3		7	1	1	0	1	0	2
Richie Ashburn, L (1, 8) OBP: 0.366, SLG: 0.364	3-1		1B 1-3 6-2 1B		4-3 1-2		3-1		5-3		F4		4-3			G3-6-3 1-2f		8	0	1	0	0	0	2
Mel Clark, R (1, 9) OBP: 0.364, SLG: 0.442	5-3		1-3 3-H 1B		F8 2-3			1B 2B	F9		4-3		K			5-3		8	1	2	1	0	1	1
Del Ennis, R (1, 7) OBP: 0.343, SLG: 0.486		1B 1B G6-4-3 1B	6-2 3-Hf		F8			6-3	1B BB		4-3			F8			HR	7	2	2	1	1	0	4
Smoky Burgess, L (1, 2) OBP: 0.375, SLG: 0.416		G6-4-3 1B 1-2 PO 1B		F5		F7		1B 1B 2-H 1B	1-2 1B			F9		F4				7	1	3	1	0	0	0
Willie Jones, R (1, 5) OBP: 0.323, SLG: 0.377		G6-4-3 1-2 2-3 1B		1-3		F8		1B 1-2 2B 1B	F2			6-3 BB 1B		F9				7	1	3	0	0	0	2
Putsy Caballero, R (1, 6) OBP: 0.263, SLG: 0.324		G6-4-3 1-2f 2-3 3-H		BB 1B		1B		1-3 2-H 2B 1B		5-3		6-3 1-2 BB			FC1-6 BB			3	0	2	0	0	0	2
Johnny Wyrostek, L (8, PH) OBP: 0.360, SLG: 0.351																		1	1	1	1	0	0	0
Jack Lohrke, R (9, 6) OBP: 0.292, SLG: 0.190																		1	0	0	0	2	0	0
Eddie Waitkus, L (1, 3) OBP: 0.379, SLG: 0.377		IBB		BB 1-2		F8		1-H 3-H 2B		SH3-4 1B		6-3 1-2 2-3			FC1-6 G2-6-4 1-2f			0	0	0	0	2	0	0
Bill Nicholson, L (6, PH) OBP: 0.368, SLG: 0.447																		1	0	0	0	0	0	1
Jackie Mayo, L (7, 3) OBP: 0.339, SLG: 0.340																		4	0	2	2	0	0	3
Robin Roberts, S (1, 1) OBP: 0.179, SLG: 0.186		PO 3-H	4-3	L7			K	K		SH3-4 1-2		K			G2-6-4 1-2f			6	0	0	0	0	3	6

Inning Stats	1	2	3	4	5	6	7	8	9	10	11	12	13	14	15	16	17	AB	R	H	RBI	BB	SO	LOB
	R: 0 H: 0 E: 0 LOB: 0 K: 0 BB: 0 S: 3 P: 3	R: 1 H: 3 E: 0 LOB: 1 K: 0 BB: 1 S: 4 P: 8	R: 1 H: 2 E: 0 LOB: 1 K: 0 BB: 1 S: 4 P: 8	R: 0 H: 1 E: 0 LOB: 2 K: 0 BB: 1 S: 4 P: 8	R: 0 H: 1 E: 0 LOB: 1 K: 0 BB: 0 S: 4 P: 4	R: 0 H: 1 E: 0 LOB: 1 K: 0 BB: 0 S: 4 P: 4	R: 0 H: 0 E: 0 LOB: 0 K: 1 BB: 0 S: 5 P: 5	R: 4 H: 5 E: 0 LOB: 1 K: 1 BB: 0 S: 10 P: 10	R: 0 H: 1 E: 0 LOB: 2 K: 0 BB: 1 S: 4 P: 8	R: 0 H: 1 E: 0 LOB: 1 K: 0 BB: 0 S: 4 P: 4	R: 0 H: 0 E: 0 LOB: 0 K: 0 BB: 0 S: 3 P: 3	R: 0 H: 1 E: 0 LOB: 2 K: 1 BB: 1 S: 6 P: 10	R: 0 H: 0 E: 0 LOB: 0 K: 1 BB: 0 S: 5 P: 5	R: 0 H: 0 E: 0 LOB: 0 K: 0 BB: 0 S: 3 P: 3	R: 0 H: 0 E: 0 LOB: 0 K: 0 BB: 1 S: 2 P: 6	R: 0 H: 0 E: 1 LOB: 0 K: 0 BB: 0 S: 3 P: 3	R: 1 H: 1 E: 0 LOB: 0 K: 0 BB: 0 S: 1 P: 1	1B: 14 SF: 0 2B: 3 SAC: 1 3B: 0 DP: 4 HR: 1 HBP: 0	WP: 0 PA: 68 PB: 0 SB: 0 CS: 0

PITCHER	IP	WLS	BF	H	R	ER	SO	BB	IBB	HBP	BLK	WP	HR	S	P	ERA	WHIP
Virgil Jester, R (1, 1) ERA: 2.51	7.1		33	11	5	5	1	2	1	0	0	0	0	32	44	6.14	1.773
Sheldon Jones, R (8, 1) ERA: 4.87	2.2		13	4	1	1	1	1	0	0	0	0	0	14	18	3.38	1.875
Bob Chipman, L (11, 1) ERA: 2.88	6.0	L	21	2	1	1	2	2	0	0	0	0	1	23	31	1.50	0.667

PITCHER	IP	WLS	BF	H	R	ER	SO	BB	IBB	HBP	BLK	WP	HR	S	P	ERA	WHIP

Boston Braves @ Philadelphia Phillies

Shibe Park, Philadelphia, PA

Sun Sep 07 1952, 3:33 AM EDT

Att. 6,011 - Unknown

TOP

livebaseballscorecards.com

Batter	1	2	3	4	5	6	7	8	9	AB	R	H	RBI	BB	SO	LOB
Sam Jethroe, S (1, 8) OBP: 0.326, SLG: 0.383	F8		G3 2B		F5		BB			3	0	1	0	1	0	0
Johnny Logan, R (1, 6) OBP: 0.328, SLG: 0.355	K		6-3		F7		F4			4	0	0	0	0	1	3
Earl Torgeson, L (1, 3) OBP: 0.359, SLG: 0.324	L7		G3 2-3			F8		G1-6-3 BB		3	0	0	0	1	0	1
Sid Gordon, R (1, 7) OBP: 0.395, SLG: 0.498		K	F4			F7		G1-6-3 1-2f		4	0	0	0	0	1	2
Eddie Mathews, L (1, 5) OBP: 0.323, SLG: 0.441		E 1B 1B		L9		1B		G3		4	1	2	0	0	0	0
Paul Burris, R (1, 2) OBP: 0.242, SLG: 0.279		E5 1B 1B 1-3 G5-2-3		5-3		F8			6-3	4	0	0	0	0	0	2
Jack Daniels, L (1, 9) OBP: 0.274, SLG: 0.243		1B 1-2 1B		1B			SH3 BB		4-3	3	0	2	0	1	0	0
Jack Dittmer, L (1, 4) OBP: 0.230, SLG: 0.234		1-2 2-3 3-H 1B		F2			P4		4-3	4	0	1	1	0	0	2
Lew Burdette, R (1, 1) OBP: 0.206, SLG: 0.100		G5-2-3 3-Hf			F3		SH3 1-2			2	0	0	0	0	0	3

AB	31
R	1
H	6
RBI	1
BB	3
SO	2
LOB	13

Inning Stats	1	2	3	4	5	6	7	8	9	1B: 5 SF: 0	WP: 0 PA: 35
R:	0	1	0	0	0	1	0	0	0	2B: 1 SAC: 1	PB: 0
E:	0	1	0	0	0	0	0	0	0	3B: 0 DP: 2	SB: 0
K:	1	1	0	0	0	0	0	0	0	HR: 0 HBP: 0	CS: 0
S:	5	8	4	4	3	4	3	2	3		
H:	0	3	1	1	0	1	0	0	0		
LOB:	0	2	1	1	0	1	2	0	0		
BB:	0	0	0	0	0	0	2	1	0		
P:	5	8	4	4	3	4	11	6	3		

PITCHER	IP	WLS	BF	H	R	ER	SO	BB	IBB	HBP	BLK	WP	HR	S	P	ERA	WHIP
Steve Ridzik, R (1, 1) ERA: 3.3	9.0	W	35	6	1	0	2	3	0	0	0	0	0	36	48	0.00	1.000

Batter	1	2	3	4	5	6	7	8	9	AB	R	H	RBI	BB	SO	LOB
Connie Ryan, R (1, 4) OBP: 0.337, SLG: 0.381	F9		K		L5			E 1B 1B		4	1	1	0	0	1	0
Richie Ashburn, L (1, 8) OBP: 0.366, SLG: 0.363	6-3		1B			F7		E9 1-H 1B		4	0	2	0	0	0	0
Mel Clark, R (1, 7) OBP: 0.365, SLG: 0.441 Bill Nicholson, L (2, 9) OBP: 0.344, SLG: 0.412	1B 1B		F7			K		L9		1 3	0 0	1 0	0 0	0 0	0 1	0 2
Johnny Wyrostek, L (1, 9) (2, 7) OBP: 0.361, SLG: 0.352	1-3 1B			6-3		L7		K		4	0	1	0	0	1	1
Granny Hamner, R (1, 6) OBP: 0.310, SLG: 0.433		F3		1B 2B			L4-3 1B			3	1	2	0	0	0	0
Smoky Burgess, L (1, 2) OBP: 0.378, SLG: 0.422		FC6-4 1B		2-H L4-3 1B			1-2 L4-3			3	0	2	1	0	0	1
Willie Jones, R (1, 5) OBP: 0.323, SLG: 0.378		1-2f FC6-4		1-2 L4-3			1B			3	0	1	0	0	0	2
Jackie Mayo, L (1, 3) OBP: 0.328, SLG: 0.327		4-3			L8		4-3			3	0	0	0	0	0	2
Steve Ridzik, R (1, 1) OBP: 0.250, SLG: 0.143			F3		F8			6-3		3	0	0	0	0	0	0
Inning Stats	R: 0 E: 0 K: 0 S: 4 H: 2 LOB: 2 BB: 0 P: 4	R: 0 E: 0 K: 0 S: 4 H: 1 LOB: 1 BB: 0 P: 4	R: 0 E: 0 K: 1 S: 6 H: 1 LOB: 1 BB: 0 P: 6	R: 1 E: 0 K: 0 S: 4 H: 2 LOB: 0 BB: 0 P: 4	R: 0 E: 0 K: 0 S: 3 H: 0 LOB: 0 BB: 0 P: 3	R: 0 E: 0 K: 1 S: 5 H: 0 LOB: 0 BB: 0 P: 5	R: 0 E: 0 K: 0 S: 4 H: 2 LOB: 1 BB: 0 P: 4	R: 1 E: 1 K: 1 S: 7 H: 2 LOB: 1 BB: 0 P: 7		1B: 9 2B: 3 3B: 0 HR: 0	SF: 0 SAC: 0 DP: 2 HBP: 0					

PITCHER	IP	WLS	BF	H	R	ER	SO	BB	IBB	HBP	BLK	WP	HR	S	P	ERA	WHIP
Lew Burdette, R (1, 1) ERA: 3.65	8.0	L	31	10	2	1	3	0	0	0	0	0	0	37	37	1.12	1.250

PITCHER	IP	WLS	BF	H	R	ER	SO	BB	IBB	HBP	BLK	WP	HR	S	P	ERA	WHIP

BOTTOM

Boston Braves @ Philadelphia Phillies

Shibe Park, Philadelphia, PA

Sun Sep 07 1952, 3:33 AM EDT

Att. 6,011 - Unknown

livebaseballscorecards.com

AB	31
R	2
H	10
RBI	1
BB	0
SO	3
LOB	8

1B: 9 SF: 0
2B: 3 SAC: 0
3B: 0 DP: 2
HR: 0 HBP: 0

WP: 0 PA: 31
PB: 0
SB: 0
CS: 0

Batter	1	2	3	4	5	6	7	8	9	AB	R	H	RBI	BB	SO	LOB
Sam Jethroe, S (1, 8) OBP: 0.325, SLG: 0.382	K2-3	1B IBB		F9			F2		CS BB	3	0	0	0	2	1	1
Johnny Logan, R (1, 6) OBP: 0.331, SLG: 0.359	E FC6-5 E 1B	L5		6-3			L5		CS 1-2	4	1	1	0	0	0	4
Earl Torgeson, L (1, 3) OBP: 0.361, SLG: 0.327	E6 FC6-5 1-3	1-2 2-H 3-H 1B			F6		F8			4	0	1	2	0	0	1
Sid Gordon, R (1, 7) OBP: 0.398, SLG: 0.502	FC6-5 1B 2-3 3-H	F5			E8 1B			F5		4	0	1	1	0	0	3
Eddie Mathews, L (1, 5) OBP: 0.322, SLG: 0.440	1-2 1B		5-3 1B		K			1B		4	0	3	0	0	1	1
Paul Burris, R (1, 2) OBP: 0.250, SLG: 0.288	F9		5-3 1-2		6-3			F7		4	0	0	0	0	0	5
Jack Daniels, L (1, 9) OBP: 0.264, SLG: 0.236		SH3 1B 1B 1B	F8			F8		G3		4	1	1	0	0	0	1
Jack Dittmer, L (1, 4) OBP: 0.229, SLG: 0.234		SH3 1B 1-2 1B		SH3 1B		1-3			6-3	4	1	2	0	0	0	0
Ernie Johnson, R (1, 1) OBP: 0.133, SLG: 0.143		SH3 1-2 2-3		SH3 1-2		F4			F3	1	0	0	0	0	0	0
Lew Burdette, R (8, 1) OBP: 0.219, SLG: 0.107										1	0	0	0	0	0	0
Inning Stats	R: 1 E: 1 K: 1 S: 8 H: 2 LOB: 2 BB: 0 P: 8	R: 2 E: 0 K: 0 S: 6 H: 3 LOB: 2 BB: 1 P: 10	R: 0 E: 0 K: 0 S: 3 H: 1 LOB: 0 BB: 0 P: 3	R: 0 E: 0 K: 0 S: 4 H: 1 LOB: 1 BB: 0 P: 4	R: 0 E: 1 K: 1 S: 6 H: 1 LOB: 1 BB: 0 P: 6	R: 0 E: 0 K: 0 S: 3 H: 0 LOB: 0 BB: 0 P: 3	R: 0 E: 0 K: 0 S: 3 H: 0 LOB: 0 BB: 0 P: 3	R: 0 E: 0 K: 0 S: 4 H: 1 LOB: 1 BB: 0 P: 4	R: 0 E: 0 K: 0 S: 2 H: 0 LOB: 0 BB: 1 P: 6	1B: 9 2B: 0 3B: 0 HR: 0 SF: 0 SAC: 2 DP: 0 HBP: 0						

PITCHER	IP	WLS	BF	H	R	ER	SO	BB	IBB	HBP	BLK	WP	HR	S	P	ERA	WHIP
Karl Drews, R (1, 1) ERA: 2.51	8.0	L	34	9	3	2	2	0	1	0	0	0	0	37	41	2.25	1.125
Russ Meyer, R (9, 1) ERA: 3.02	1.0		3	0	0	0	0	1	0	0	0	0	0	2	6	0.00	1.000

PITCHER	IP	WLS	BF	H	R	ER	SO	BB	IBB	HBP	BLK	WP	HR	S	P	ERA	WHIP

TOP

Boston Braves @ Philadelphia Phillies

Shibe Park, Philadelphia, PA

Sun Sep 07 1952, 3:33 AM EDT

Att. 12,474 - Unknown

livebaseballscorecards.com

AB	33
R	3
H	9
RBI	3
BB	2
SO	2
LOB	16

WP: 0 PA: 38
PB: 0
SB: 0
CS: 1

BOTTOM

Boston Braves @ Philadelphia Phillies

Shibe Park, Philadelphia, PA

Sun Sep 07 1952, 3:33 AM EDT

Att. 12,474 - Unknown

livebaseballscorecards.com

Batter	1	2	3	4	5	6	7	8	9	AB	R	H	RBI	BB	SO	LOB
Connie Ryan, R (1, 4) OBP: 0.337, SLG: 0.382	F7		K		F8			1-3		4	0	0	0	0	1	1
Richie Ashburn, L (1, 8) OBP: 0.365, SLG: 0.362	F3		B4-3			6-3		BB, FC1-2, 1B		3	0	0	0	1	0	0
Mel Clark, R (1, 9) (9, 7) OBP: 0.361, SLG: 0.437	E3, S			F8		4-3		1-2, FC1-2, 2-3, 1B		4	0	1	0	0	0	0
Del Ennis, R (1, 7) OBP: 0.342, SLG: 0.483	F5, 1-2			5-3		6-3		FC1-2, 1-2, 2-3, 3-Hf		3	0	0	0	0	0	1
Granny Hamner, R (8, PH) (9, 6) OBP: 0.308, SLG: 0.429										1	0	0	0	0	0	3
Smoky Burgess, L (1, 2) OBP: 0.376, SLG: 0.420		K		2B, 2B			1B	4-3		4	1	2	0	0	1	3
Willie Jones, R (1, 5) OBP: 0.323, SLG: 0.378		5-3		2-H, 2B			F5		K	4	0	1	1	0	1	1
Jackie Mayo, L (1, 3) OBP: 0.336, SLG: 0.336		1B		4-3			P6		1-3	4	0	1	0	0	0	2
Putsy Caballero, R (1, 6) OBP: 0.250, SLG: 0.308		F4			F4		K		5-3	2	0	0	0	0	0	1
Bill Nicholson, L (7, PH) OBP: 0.362, SLG: 0.438										1	0	0	0	0	1	1
Jack Lohrke, R (8, 6) OBP: 0.292, SLG: 0.190										0	0	0	0	0	0	0
Russ Meyer, S (9, 1) OBP: 0.107, SLG: 0.137										0	0	0	0	0	0	0
Stan Lopata, R (9, PH) OBP: 0.412, SLG: 0.414										1	0	0	0	0	0	0
Karl Drews, R (1, 1) OBP: 0.167, SLG: 0.135			K		K					2	0	0	0	0	2	0
Johnny Wyrostek, L (8, PH) (9, 9) OBP: 0.362, SLG: 0.353								E9, 1B, FC1-2, 1B		1	0	1	0	0	0	0
Inning Stats	R: 0 E: 1 K: 0 S: 4 H: 0 LOB: 1 BB: 0 P: 4	R: 0 E: 0 K: 1 S: 6 H: 1 LOB: 1 BB: 0 P: 6	R: 0 E: 0 K: 2 S: 7 H: 0 LOB: 0 BB: 0 P: 7	R: 1 E: 0 K: 0 S: 5 H: 2 LOB: 1 BB: 0 P: 5	R: 0 E: 0 K: 1 S: 5 H: 0 LOB: 0 BB: 0 P: 5	R: 0 E: 0 K: 0 S: 3 H: 0 LOB: 0 BB: 0 P: 3	R: 0 E: 0 K: 1 S: 6 H: 1 LOB: 1 BB: 0 P: 6	R: 0 E: 1 K: 0 S: 5 H: 2 LOB: 3 BB: 1 P: 9	R: 0 E: 0 K: 1 S: 5 H: 0 LOB: 0 BB: 0 P: 5	1B: 4 2B: 2 3B: 0 HR: 0 SF: 0 SAC: 0 DP: 0 HBP: 0						

	AB	34
	R	1
	H	6
	RBI	1
	BB	1
	SO	6
	LOB	13

WP: 0 PA: 35
PB: 0
SB: 1
CS: 0

PITCHER		IP	WLS	BF	H	R	ER	SO	BB	IBB	HBP	BLK	WP	HR	S	P	ERA	WHIP
Ernie Johnson, R ERA: 3.93	(1, 1)	7.1	W	29	5	1	1	5	1	0	0	0	0	0	38	42	1.23	0.818
Lew Burdette, R ERA: 3.82	(8, 1)	1.2	S	6	1	0	0	1	0	0	0	0	0	0	8	8	0.00	0.600

PITCHER	IP	WLS	BF	H	R	ER	SO	BB	IBB	HBP	BLK	WP	HR	S	P	ERA	WHIP

Batter	1	2	3	4	5	6	7	8	9	AB	R	H	RBI	BB	SO	LOB
Johnny Temple, R (1, 4) OBP: 0.120, SLG: 0.083	6-3		6-3		5-3		F8		1-3	5	0	0	0	0	0	0
Bobby Adams, R (1, 5) OBP: 0.343, SLG: 0.375	1B		G3		PO			BBBB SH5-4 1B		3	1	3	0	1	0	0
Willard Marshall, L (1, 9) OBP: 0.332, SLG: 0.423	K		G3 1-2		F4					0	1	0	0	0	0	0
Ted Kluszewski, L (1, 3) OBP: 0.373, SLG: 0.477	1-2		F4		PO 1-2	F8		SH5-4 1-2 2-3		3	0	1	0	0	0	1
Jim Greengrass, R (1, 7) OBP: 0.600, SLG: 0.600	4-3			FC1-6		E		2-H 3-H		4	0	3	2	0	0	2
Cal Abrams, L (1, 8) OBP: 0.333, SLG: 0.369		G1		FC1-6 1-2f		4-3 1-2		F6		4	0	0	0	0	0	3
Roy McMillan, R (1, 6) OBP: 0.300, SLG: 0.353		2B		1-2		F7		F3		4	0	2	0	0	0	2
Hobie Landrith, L (1, 2)		6-3		K			3-1		B3-1	4	0	0	0	0	1	3
Harry Perkowski, L (1, 1) OBP: 0.181, SLG: 0.225		1-3		K			6-3		K	4	0	0	0	0	2	3
Inning Stats	R: 0 H: 2 E: 0 LOB: 2 K: 1 BB: 0 S: 7 P: 7	R: 0 H: 1 E: 0 LOB: 1 K: 0 BB: 0 S: 4 P: 4	R: 0 H: 1 E: 0 LOB: 1 K: 0 BB: 0 S: 4 P: 4	R: 0 H: 2 E: 0 LOB: 2 K: 2 BB: 0 S: 9 P: 9	R: 0 H: 1 E: 0 LOB: 0 K: 0 BB: 0 S: 3 P: 3	R: 0 H: 1 E: 1 LOB: 1 K: 0 BB: 0 S: 4 P: 4	R: 0 H: 0 E: 0 LOB: 0 K: 0 BB: 0 S: 3 P: 3	R: 2 H: 2 E: 0 LOB: 1 K: 0 BB: 1 S: 5 P: 9	R: 0 H: 0 E: 0 LOB: 0 K: 1 BB: 0 S: 5 P: 5	1B: 9 SF: 0 2B: 1 SAC: 1 3B: 0 DP: 0 HR: 0 HBP: 0						WP: 0 PA: 38 PB: 0 SB: 0 CS: 0	

PITCHER		IP	WLS	BF	H	R	ER	SO	BB	IBB	HBP	BLK	WP	HR	S	P	ERA	WHIP
Max Surkont, R ERA: 3.9	(1, 1)	8.0	L	34	10	2	2	3	1	0	0	0	0	0	39	43	2.25	1.375
Bob Chipman, L ERA: 2.8	(9, 1)	1.0		3	0	0	0	1	0	0	0	0	0	0	5	5	0.00	0.000

PITCHER	IP	WLS	BF	H	R	ER	SO	BB	IBB	HBP	BLK	WP	HR	S	P	ERA	WHIP

TOP

Cincinnati Reds @ Boston Braves

Braves Field, Boston, MA

Tue Sep 09 1952, 3:38 AM EDT

Att. 3,175 - Unknown - 63 F

livebaseballscorecards.com

AB	31
R	2
H	9
RBI	2
BB	1
SO	3
LOB	14

Batter	1	2	3	4	5	6	7	8	9	AB	R	H	RBI	BB	SO	LOB
Sam Jethroe, S (1, 8) OBP: 0.327, SLG: 0.383	K		1B		K			F8		4	0	1	0	0	2	0
Johnny Logan, R (1, 6) OBP: 0.326, SLG: 0.353	F8		F7			5-3		E7 1B		4	0	1	0	0	0	2
Earl Torgeson, L (1, 3) OBP: 0.362, SLG: 0.324	CS BB			1B 1B		BB		4-3		2	0	1	0	2	0	1
Sid Gordon, R (1, 7) OBP: 0.391, SLG: 0.490	CS	6-3		F9		F9			F9	4	0	0	0	0	0	2
Eddie Mathews, L (1, 5) OBP: 0.321, SLG: 0.435		F8		K		6-3			E3	4	0	0	0	0	1	2
Paul Burris, R (1, 2) OBP: 0.242, SLG: 0.278		K	1B				F9		F7	4	0	1	0	0	1	1
Sibby Sisti, R (1, 9) OBP: 0.269, SLG: 0.323			FC1-6 BB	K			K		L9	3	0	0	0	1	2	3
Jack Dittmer, L (1, 4) OBP: 0.228, SLG: 0.236			FC1-6 1B		F9		F2			3	0	0	0	0	0	1
Max Surkont, R (1, 1) OBP: 0.148, SLG: 0.169 Walker Cooper, R (8, PH) OBP: 0.282, SLG: 0.346 Bob Chipman, L (9, 1) OBP: 0.500, SLG: 0.400			F9		K			6-3		2 1 0	0 0 0	0 0 0	0 0 0	0 0 0	1 0 0	1 0 0
Inning Stats	R: 0 H: 0 E: 0 LOB: 0 K: 1 BB: 1 S: 4 P: 8	R: 0 H: 0 E: 0 LOB: 0 K: 1 BB: 0 S: 5 P: 5	R: 0 H: 1 E: 0 LOB: 2 K: 0 BB: 1 S: 4 P: 8	R: 0 H: 2 E: 0 LOB: 2 K: 2 BB: 0 S: 9 P: 9	R: 0 H: 0 E: 0 LOB: 0 K: 2 BB: 0 S: 7 P: 7	R: 0 H: 0 E: 0 LOB: 1 K: 0 BB: 1 S: 3 P: 7	R: 0 H: 0 E: 0 LOB: 0 K: 1 BB: 0 S: 5 P: 5	R: 0 H: 1 E: 1 LOB: 1 K: 0 BB: 0 S: 4 P: 4	R: 0 H: 0 E: 1 LOB: 1 K: 0 BB: 0 S: 4 P: 4	1B: 4 SF: 0 2B: 0 SAC: 0 3B: 0 DP: 0 HR: 0 HBP: 0						

PITCHER	IP	WLS	BF	H	R	ER	SO	BB	IBB	HBP	BLK	WP	HR	S	P	ERA	WHIP
Harry Perkowski, L (1, 1) ERA: 3.74	9.0	W	34	4	0	0	7	3	0	0	0	0	0	45	57	0.00	0.778

PITCHER	IP	WLS	BF	H	R	ER	SO	BB	IBB	HBP	BLK	WP	HR	S	P	ERA	WHIP

BOTTOM

Cincinnati Reds @ Boston Braves

Braves Field, Boston, MA

Tue Sep 09 1952, 3:38 AM EDT

Att. 3,175 - Unknown - 63 F

livebaseballscorecards.com

AB	31
R	0
H	4
RBI	0
BB	3
SO	7
LOB	13

WP: 0	PB: 0	SB: 0	CS: 1	PA:	35

Batter	1	2	3	4	5	6	7	8	9	10	AB	R	H	RBI	BB	SO	LOB
Johnny Temple, R (1, 4) OBP: 0.161, SLG: 0.103	BBBB 4-0 1B BB	0-0 F7 ②			0-0 4-3 ①	0-0 FC4-6 ① 1-2f FC4-6		0-0 4-3 ②		0-0 1B 2B 1B	5	1	1	0	1	0	4
Bobby Adams, R (1, 5) OBP: 0.343, SLG: 0.374	0-0 F7 ①	0-0 FC5 ③ 2-3f			BBBB 4-0 BB 1B BB	0-0 FC4-6 ② 1-2f 1B		0-0 3-1 ③		1-2 2B 1B	5	2	1	0	1	0	5
Willard Marshall, L (1, 9) OBP: 0.332, SLG: 0.422	0-0 1-3 1-2 1B	SSS 0-3 K ①			0-0 F4 ②	1-2 1B			0-0 4-3 ①	0-0 F8 ②	0	0	0	0	0	0	0
Ted Kluszewski, L (1, 3) OBP: 0.376, SLG: 0.487	4-0 G6-4-3 IBB	0-0 3-1 ②			BBBB 4-0 BB 1B 1-2 BB	0-0 L3 ③			0-0 HR	0-0 1-H 2-H 2B	4	1	2	3	2	0	2
Jim Greengrass, R (1, 7) OBP: 0.364, SLG: 0.364	0-0 G6-4-3 ②③ 1-2f	0-0 6-3 ③			0-0 BB 1-2 2-H 1B		0-0 6-3 ①		0-0 6-3 ②	0-0 F9 ③	6	0	1	1	0	0	4
Cal Abrams, L (1, 8) OBP: 0.348, SLG: 0.400 Bob Borkowski, R (9, PR) OBP: 0.298, SLG: 0.333 (9, 8)		0-0 1B 3B		SSS 0-3 K ①	BBBB 4-0 1-2 2-3 BB		0-0 G4-6-3 1B		0-0 2B		4	1	3	0	1	1	0
											0	0	0	0	0	0	0
Roy McMillan, R (1, 6) OBP: 0.299, SLG: 0.350		0-0 F4 ①		0-0 L1 ②	0-0 F8 ③		0-0 G4-6-3 ②③ 1-2f		IIII 4-0 IBB		4	0	0	0	1	0	5
Hobie Landrith, L (1, 2) OBP: 0.444, SLG: 0.556		0-0 FC5 BB 3-H 1B		0-0 1B		0-0 1B 2B		0-0 SH3-4 1B	0-0 F5 ③		5	1	4	1	0	0	2
Frank Hiller, R (1, 1) OBP: 0.294, SLG: 0.172 Frank Smith, R (9, 1) OBP: 0.154, SLG: 0.192		BBBB 4-0 1-2 BB		SSS 0-3 K ③		0-0 FC4-6 2-H 1B		0-0 SH3-4 ① 1-2		0-0 L4 ①	2	0	1	1	1	1	1
											1	0	0	0	0	0	0
Inning Stats	R: 0 E: 0 K: 0 S: 3 H: 1 LOB: 2 BB: 2 P: 11	R: 1 E: 0 K: 0 S: 5 H: 2 LOB: 2 BB: 1 P: 9	R: 0 E: 0 K: 1 S: 5 H: 0 LOB: 0 BB: 0 P: 5	R: 0 E: 0 K: 2 S: 8 H: 1 LOB: 1 BB: 0 P: 8	R: 1 E: 0 K: 0 S: 4 H: 1 LOB: 3 BB: 3 P: 16	R: 1 E: 0 K: 0 S: 6 H: 3 LOB: 2 BB: 0 P: 6	R: 0 E: 0 K: 0 S: 3 H: 1 LOB: 0 BB: 0 P: 3	R: 0 E: 0 K: 0 S: 4 H: 1 LOB: 1 BB: 0 P: 4	R: 1 E: 0 K: 0 S: 5 H: 2 LOB: 2 BB: 1 P: 9	R: 2 E: 0 K: 0 S: 6 H: 3 LOB: 1 BB: 0 P: 6	1B: 10 2B: 3 3B: 1 HR: 1 SF: 0 SAC: 1 DP: 2 HBP: 0						

PITCHER		IP	WLS	BF	H	R	ER	SO	BB	IBB	HBP	BLK	WP	HR	S	P	ERA	WHIP
Jim Wilson, R ERA: 3.93	(1, 1)	6.0		31	8	3	3	3	5	1	0	0	0	0	31	55	4.50	2.167
Sheldon Jones, R ERA: 4.71	(7, 1)	2.0		7	2	0	0	0	0	0	0	0	0	0	7	7	0.00	1.000
Bob Chipman, L ERA: 2.97	(9, 1)	1.0		6	2	1	1	0	0	1	0	0	0	1	5	9	9.00	2.000
Lew Burdette, R ERA: 3.76	(10, 1)	1.0	L	6	3	2	2	0	0	0	0	0	0	0	6	6	18.00	3.000

PITCHER	IP	WLS	BF	H	R	ER	SO	BB	IBB	HBP	BLK	WP	HR	S	P	ERA	WHIP

TOP

Cincinnati Reds @ Boston Braves

Braves Field, Boston, MA

Wed Sep 10 1952, 3:33 AM EDT

Att. 2,147 - Unknown - 77 F

livebaseballscorecards.com

AB	36
R	6
H	13
RBI	6
BB	7
SO	2
LOB	23

WP: 0	PB: 0	SB: 0	CS: 0
PA: 50			

Batter	1	2	3	4	5	6	7	8	9	10	AB	R	H	RBI	BB	SO	LOB
Sam Jethroe, S (1, 8) OBP: 0.327, SLG: 0.382	G4-6-3 1B		P1			BB		G3		4-3	4	0	1	0	1	0	1
Johnny Logan, R (1, 6) OBP: 0.325, SLG: 0.349	F8			5-3		F4			3B HBP	K	4	1	0	0	0	1	2
Eddie Mathews, L (1, 5) OBP: 0.322, SLG: 0.440	G4-6-3 1-2f			G4-6-3 1B		G3			HR 3B		4	1	2	1	0	0	2
Walker Cooper, R (1, 2) OBP: 0.281, SLG: 0.354		K		G4-6-3 1-2f			HR		K		4	1	1	1	0	2	2
Sid Gordon, R (1, 7) OBP: 0.390, SLG: 0.495		K			6-3		F9		HR		4	1	1	2	0	1	0
Earl Torgeson, L (1, 3) OBP: 0.361, SLG: 0.323		4-3			G3		G6-3 1B		F7		4	0	1	0	0	0	0
Jack Daniels, L (1, 9) OBP: 0.274, SLG: 0.243			3-1		1B		G6-3 1-2f		K		4	0	1	0	0	1	1
Jack Dittmer, L (1, 4) OBP: 0.232, SLG: 0.251			E 1B		F4			4-3		HR	4	1	2	1	0	0	1
Jim Wilson, R (1, 1) OBP: 0.163, SLG: 0.177			1-3 1-2			F4		6-3		K	1	0	0	0	0	0	1
Warren Spahn, L (6, PH) OBP: 0.206, SLG: 0.283											1	0	0	0	0	0	0
Sheldon Jones, R (7, 1) OBP: 0.143, SLG: 0.143											0	0	0	0	0	0	0
Sibby Sisti, R (8, PH) OBP: 0.267, SLG: 0.322											1	0	0	0	0	0	0
Bob Chipman, L (9, 1) OBP: 0.500, SLG: 0.400											0	0	0	0	0	0	0
Lew Burdette, R (10, 1) OBP: 0.206, SLG: 0.100											0	0	0	0	0	0	0
Jack Cusick, R (10, PH) OBP: 0.228, SLG: 0.189											1	0	0	0	0	1	0
Inning Stats	R: 0 H: 1 E: 0 LOB: 0 K: 0 BB: 0 S: 3 P: 3	R: 0 H: 0 E: 0 LOB: 0 K: 2 BB: 0 S: 7 P: 7	R: 0 H: 1 E: 1 LOB: 1 K: 0 BB: 0 S: 4 P: 4	R: 0 H: 1 E: 0 LOB: 0 K: 0 BB: 0 S: 3 P: 3	R: 0 H: 1 E: 0 LOB: 1 K: 0 BB: 0 S: 4 P: 4	R: 0 H: 0 E: 0 LOB: 1 K: 0 BB: 1 S: 3 P: 7	R: 1 H: 2 E: 0 LOB: 0 K: 0 BB: 0 S: 4 P: 4	R: 0 H: 0 E: 0 LOB: 0 K: 0 BB: 0 S: 3 P: 3	R: 3 H: 2 E: 0 LOB: 0 K: 2 BB: 0 S: 9 P: 10	R: 1 H: 1 E: 0 LOB: 0 K: 2 BB: 0 S: 8 P: 8	1B: 5 SF: 0 2B: 0 SAC: 0 3B: 1 DP: 3 HR: 3 HBP: 1						

PITCHER	IP	WLS	BF	H	R	ER	SO	BB	IBB	HBP	BLK	WP	HR	S	P	ERA	WHIP
Frank Hiller, R (1, 1) ERA: 4.7	8.0		30	7	3	3	2	1	0	1	0	0	1	32	37	3.38	1.000
Frank Smith, R (9, 1) ERA: 3.72	2.0	W	8	2	2	2	4	0	0	0	0	0	2	16	16	9.00	1.000

PITCHER	IP	WLS	BF	H	R	ER	SO	BB	IBB	HBP	BLK	WP	HR	S	P	ERA	WHIP

BOTTOM

Cincinnati Reds @ Boston Braves

Braves Field, Boston, MA

Wed Sep 10 1952, 3:33 AM EDT

Att. 2,147 - Unknown - 77 F

livebaseballscorecards.com

AB	36
R	5
H	9
RBI	5
BB	1
SO	6
LOB	10

WP: 0 PA: 38
PB: 0
SB: 0
CS: 0

Batter	1	2	3	4	5	6	7	8	9	AB	R	H	RBI	BB	SO	LOB
Tony Bartirome, L (1, 3) OBP: 0.269, SLG: 0.266	4-3	E 2B		1-6-3 HR BB		4-3		L5		4	2	1	1	1	0	0
Dick Groat, R (1, 6) OBP: 0.308, SLG: 0.298	4-3	E8 2B 1B		1-6-3		F6			6-3	5	1	1	1	0	0	1
Gus Bell, L (1, 9) OBP: 0.307, SLG: 0.408	HBP 1B	HR 2B		6-3			E 4-3 BB		5-3 1B	4	1	3	1	1	0	1
Ralph Kiner, R (1, 7) OBP: 0.390, SLG: 0.515	HBP	HR		HR			F4		5-3	4	2	2	4	0	0	2
Joe Garagiola, L (1, 2) OBP: 0.356, SLG: 0.397	F3	1B		F8			4-3		G3	5	0	1	0	0	0	4
Dick Hall, R (1, 8) OBP: 0.185, SLG: 0.188		2B 1B F5			L6-3 1B		E6			4	1	2	0	0	0	2
Sonny Senerchia, R (1, 5) OBP: 0.287, SLG: 0.422		L8	BB CS		F8		K			3	0	0	0	1	1	4
Clem Koshorek, R (1, 4) OBP: 0.310, SLG: 0.298		2B 2B	6-3		L6-3			5-3		4	1	1	1	0	0	2
Bob Friend, R (1, 1) OBP: 0.098, SLG: 0.061		F9	K			6-3		5-3		4	0	0	0	0	1	1
Inning Stats	R: 0 E: 0 K: 0 S: 4 H: 1 LOB: 2 BB: 0 P: 5	R: 6 E: 1 K: 0 S: 10 H: 7 LOB: 1 BB: 0 P: 10	R: 0 E: 0 K: 1 S: 4 H: 0 LOB: 0 BB: 1 P: 8	R: 2 E: 0 K: 0 S: 4 H: 1 LOB: 0 BB: 1 P: 8	R: 0 E: 0 K: 0 S: 3 H: 1 LOB: 0 BB: 0 P: 3	R: 0 E: 0 K: 0 S: 3 H: 0 LOB: 0 BB: 0 P: 3	R: 0 E: 1 K: 1 S: 6 H: 0 LOB: 2 BB: 1 P: 10	R: 0 E: 0 K: 0 S: 3 H: 0 LOB: 0 BB: 0 P: 3	R: 0 E: 0 K: 0 S: 4 H: 1 LOB: 1 BB: 0 P: 4	1B: 6 2B: 4 3B: 0 HR: 2	SF: 0 SAC: 0 DP: 1 HBP: 1						

TOP

Pittsburgh Pirates @ Boston Braves

Braves Field, Boston, MA

Fri Sep 12 1952, 3:33 AM EDT

Unknown

livebaseballscorecards.com

AB	37
R	8
H	11
RBI	8
BB	3
SO	2
LOB	17

WP: 0 PB: 0 SB: 0 CS: 1 PA: 41

PITCHER		IP	WLS	BF	H	R	ER	SO	BB	IBB	HBP	BLK	WP	HR	S	P	ERA	WHIP
Virgil Jester, R ERA: 3.3	(1, 1)	1.2	L	14	8	6	6	0	0	0	1	0	0	1	13	14	32.40	4.800
Dave Cole, R ERA: 3.46	(2, 1)	7.1		27	3	2	2	2	3	0	0	0	0	1	28	40	2.46	0.818

PITCHER	IP	WLS	BF	H	R	ER	SO	BB	IBB	HBP	BLK	WP	HR	S	P	ERA	WHIP

Batter	1	2	3	4	5	6	7	8	9	AB	R	H	RBI	BB	SO	LOB
Sam Jethroe, S (1, 8) OBP: 0.327, SLG: 0.381	L8		F7		4-3			BB, 1B		4	0	1	0	0	0	1
Johnny Logan, R (1, 6) OBP: 0.329, SLG: 0.354	1B		F8		2B			BBBB, FC6, 1-2, BB		3	0	2	0	1	0	1
Eddie Mathews, L (1, 5) OBP: 0.320, SLG: 0.436	F9		F3		4-3			F2		4	0	0	0	0	0	4
Walker Cooper, R (1, 2) OBP: 0.281, SLG: 0.353	SSS, K		1B			SSS, K		F6		4	0	1	0	0	2	3
Sid Gordon, R (1, 7) OBP: 0.389, SLG: 0.492		F7	1-2, 1B			F8		FC6, 1-2f		4	0	1	0	0	0	2
Earl Torgeson, L (1, 3) OBP: 0.358, SLG: 0.319		4-3	F8		SSS, K				F8	4	0	0	0	0	1	2
Jack Daniels, L (1, 9) OBP: 0.268, SLG: 0.238		F6	SSS, K				F9		F8	4	0	0	0	0	1	2
Jack Dittmer, L (1, 4) OBP: 0.236, SLG: 0.265			1B		HR		4-3		4-3	4	1	2	1	0	0	0
Virgil Jester, R (1, 1) OBP: 0.222, SLG: 0.294			SSS, K		6-3		F9			0	0	0	0	0	0	0
Dave Cole, R (2, 1)										3	0	0	0	0	1	1
Inning Stats	R: 0 E: 0 K: 1 S: 6 H: 1 LOB: 1 BB: 0 P: 6	R: 0 E: 0 K: 0 S: 3 H: 0 LOB: 0 BB: 0 P: 3	R: 0 E: 0 K: 1 S: 6 H: 1 LOB: 1 BB: 0 P: 6	R: 0 E: 0 K: 1 S: 7 H: 2 LOB: 2 BB: 0 P: 7	R: 1 E: 0 K: 0 S: 5 H: 2 LOB: 1 BB: 0 P: 5	R: 0 E: 0 K: 2 S: 7 H: 0 LOB: 0 BB: 0 P: 7	R: 0 E: 0 K: 0 S: 3 H: 0 LOB: 0 BB: 0 P: 3	R: 0 E: 0 K: 0 S: 4 H: 1 LOB: 2 BB: 1 P: 8	R: 0 E: 0 K: 0 S: 3 H: 0 LOB: 0 BB: 0 P: 3	1B: 5 2B: 1 3B: 0 HR: 1 SF: 0 SAC: 0 DP: 0 HBP: 0							

PITCHER		IP	WLS	BF	H	R	ER	SO	BB	IBB	HBP	BLK	WP	HR	S	P	ERA	WHIP
Bob Friend, R ERA: 4.25	(1, 1)	9.0	W	35	7	1	1	5	1	0	0	0	0	1	44	48	1.00	0.889

PITCHER		IP	WLS	BF	H	R	ER	SO	BB	IBB	HBP	BLK	WP	HR	S	P	ERA	WHIP

BOTTOM

Pittsburgh Pirates @ Boston Braves

Braves Field, Boston, MA

Fri Sep 12 1952, 3:33 AM EDT

Unknown

livebaseballscorecards.com

AB	34
R	1
H	7
RBI	1
BB	1
SO	5
LOB	16

WP: 0	PB: 0	SB: 0	CS: 0
PA: 35			

Batter	1	2	3	4	5	6	7	8	9	AB	R	H	RBI	BB	SO	LOB
Tony Bartirome, L (1, 3) OBP: 0.272, SLG: 0.269	0-0 1B		0-0 6-3 ②		0-0 G6-3 1B 1-2		0-0 5-3 ②			4	0	2	0	0	0	0
Dick Groat, R (1, 6) OBP: 0.308, SLG: 0.296	0-0 L9 ①		BBBB 4-0 1B BB		0-0 G6-3 ①② 1-2f 2-3		0-0 6-3 ③			3	0	0	0	1	0	3
Gus Bell, L (1, 9) OBP: 0.306, SLG: 0.407	0-0 F8 ②		0-0 1B 1-2		0-0 L9 ③			0-0 F7 ①		4	0	1	0	0	0	2
Ralph Kiner, R (1, 7) OBP: 0.389, SLG: 0.511	0-0 6-3 ③		SSS 0-3 K ③			SSS 0-3 K ①		BBBB 4-0 BB		3	0	0	0	1	2	3
Dick Hall, R (1, 8) OBP: 0.188, SLG: 0.179		0-0 6-3 ①		0-0 F4 ①		BBBB 4-0 1B BB		0-0 F4 ②		3	0	0	0	1	0	1
Sonny Senerchia, R (1, 5) OBP: 0.275, SLG: 0.402		SSS 0-3 K ②		0-0 F4 ②		SSS 0-3 K ②		SSS 0-3 K ③		4	0	0	0	0	3	2
Clem Koshorek, R (1, 4) OBP: 0.315, SLG: 0.305		BBBB 4-0 BB		0-0 2B		0-0 1B 1-2			0-0 F6 ①	3	0	2	0	1	0	0
Clyde McCullough, R (1, 2) OBP: 0.283, SLG: 0.286 Ed Fitz Gerald, R (4, PH) OBP: 0.286, SLG: 0.282 (4, 2)		0-0 4-3 ③		0-0 4-3 ③		0-0 5-3 ③			0-0 F7 ②	1 3	0 0	0 0	0 0	0 0	0 0	1 3
Ron Necciai, R (1, 1) OBP: 0.071, SLG: 0.071 Cal Hogue, R (3, 1) OBP: 0.286, SLG: 0.300 Lee Walls, R (5, PH) OBP: 0.264, SLG: 0.291 Jim Dunn, R (5, 1) George Metkovich, L (7, PH) OBP: 0.333, SLG: 0.375 Bill Bell, R (7, 1) Joe Garagiola, L (9, PH) OBP: 0.355, SLG: 0.396			SSS 0-3 K ①		BBBB 4-0 G6-3 1B BB		0-0 F8 ①		0-0 F9 ③	1 0 0 0 1 0 0	0 0 0 0 0 0 0	0 0 0 0 0 0 0	0 0 0 0 0 0 0	1 0 0 0 0 0 0	0 0 0 0 0 0 0	0 0 0 0 0 0 0
Inning Stats	R: 0 H: 1 E: 0 LOB: 1 K: 0 BB: 0 S: 4 P: 4	R: 0 H: 0 E: 0 LOB: 1 K: 1 BB: 1 S: 5 P: 9	R: 0 H: 1 E: 0 LOB: 2 K: 2 BB: 1 S: 8 P: 12	R: 0 H: 1 E: 0 LOB: 1 K: 0 BB: 0 S: 4 P: 4	R: 0 H: 1 E: 0 LOB: 1 K: 0 BB: 1 S: 3 P: 7	R: 0 H: 1 E: 0 LOB: 2 K: 2 BB: 1 S: 8 P: 12	R: 0 H: 0 E: 0 LOB: 0 K: 0 BB: 0 S: 3 P: 3	R: 0 H: 0 E: 0 LOB: 1 K: 1 BB: 1 S: 5 P: 9	R: 0 H: 0 E: 0 LOB: 0 K: 0 BB: 0 S: 3 P: 3	1B: 4 SF: 0 2B: 1 SAC: 0 3B: 0 DP: 1 HR: 0 HBP: 0						WP: 0 PA: 36 PB: 0 SB: 0 CS: 0

PITCHER	IP	WLS	BF	H	R	ER	SO	BB	IBB	HBP	BLK	WP	HR	S	P	ERA	WHIP
Ernie Johnson, R (1, 1) ERA: 3.48	9.0	W	36	5	0	0	6	5	0	0	0	0	0	43	63	0.00	1.111

PITCHER	IP	WLS	BF	H	R	ER	SO	BB	IBB	HBP	BLK	WP	HR	S	P	ERA	WHIP

TOP

Pittsburgh Pirates @ Boston Braves

Braves Field, Boston, MA

Fri Sep 12 1952, 3:38 AM EDT

Att. 2,608 - Unknown

livebaseballscorecards.com

AB	31
R	0
H	5
RBI	0
BB	5
SO	6
LOB	15

Pittsburgh Pirates @ Boston Braves

Braves Field, Boston, MA

Fri Sep 12 1952, 3:38 AM EDT

Att. 2,608 - Unknown

BOTTOM

Batter	1	2	3	4	5	6	7	8	9	AB	R	H	RBI	BB	SO	LOB
Sam Jethroe, S (1, 8) OBP: 0.328, SLG: 0.379	BBBB 4-0 CS BB BB	BBBB 4-0 S BB	BBBB 4-0 2B 1-2 2-3 3-H BB		x 0-0 ① 3-1	x 0-0 ② F7		x 0-0 ① G3		3	1	0	1	3	0	1
Johnny Logan, R (1, 6) OBP: 0.336, SLG: 0.361	BBBB 4-0 CS 1-2 BB	x 0-0 ③ F4 1-2	x 0-0 1-H 2-H 3-H 2B		x 0-0 BB 1B FC3-6 1B	BBBB 4-0 1-2 BB		x 0-0 S 1B		4	1	3	3	2	0	1
Eddie Mathews, L (1, 5) OBP: 0.318, SLG: 0.433	SSS 0-3 ① ② K 1-2 2-3	x 0-0 ① F2 0-3 ③ K			x 0-0 FC3-6 BB 1-2 1B	x 0-0 ③ 4-3		SSS 0-3 ② K 1-2		6	0	1	0	0	3	6
Sid Gordon, R (1, 7) OBP: 0.390, SLG: 0.491	x 0-0 ③ 6-3	x 0-0 ② F8	x 0-0 1B HR 1B	BBBB 4-0 FC3-6 1-2 2-3 BB			x 0-0 FC3-6 1B	x 0-0 ③ F3		5	1	2	0	1	0	2
Earl Torgeson, L (1, 3) OBP: 0.360, SLG: 0.319		BBBB 4-0 1B F8 BB	BBBB 4-0 BB 1B BB	x 0-0 1-2 HR 1B	x 0-0 ② FC3-6 1-2f 2-3 3-H		x 0-0 ① FC3-6 2B 1-2f 1B			3	4	1	1	2	0	3
Jack Dittmer, L (1, 4) OBP: 0.245, SLG: 0.286		x 0-0 1-3 HR 1B	BBBB 4-0 BB 1B 1-2 BB BB	x 0-0 1-H 2-H HR	x 0-0 ③ 3-1		x 0-0 1-3 1B 2B			4	4	3	3	1	0	2
Paul Burris, R (1, 2) OBP: 0.255, SLG: 0.298		x 0-0 ① F8 3-H	x 0-0 BB BB 1-2 2-H BB 1B	x 0-0 ① 4-3		x 0-0 WP 1B 2B	x 0-0 2-H 3-H 1B			5	2	3	4	0	0	1
Jack Daniels, L (1, 9) OBP: 0.271, SLG: 0.254		x 0-0 1-H HR	BBBB 4-0 BB BB 1-2 2-3 2B BB	x 0-0 ② F8		x 0-0 ① 5-3	x 0-0 ② F4			4	2	1	2	1	0	2
Ernie Johnson, R (1, 1) OBP: 0.200, SLG: 0.167		x 0-0 ② F8	BBBB 4-0 BB 1-2 2-3 3-H 2B BB	x 0-0 ③ 1-6-3		x 0-0 BB 2-H 1B	x 0-0 ③ 1-3			4	1	1	2	1	0	1
Inning Stats	R: 0 H: 0 E: 0 LOB: 1 K: 1 BB: 2 S: 4 P: 12	R: 3 H: 2 E: 0 LOB: 1 K: 0 BB: 2 S: 5 P: 13	R: 6 H: 2 E: 0 LOB: 1 K: 1 BB: 5 S: 7 P: 27	R: 3 H: 3 E: 0 LOB: 0 K: 0 BB: 0 S: 6 P: 6	R: 1 H: 2 E: 0 LOB: 2 K: 0 BB: 1 S: 5 P: 9	R: 1 H: 2 E: 0 LOB: 2 K: 0 BB: 1 S: 5 P: 9	R: 2 H: 3 E: 0 LOB: 1 K: 0 BB: 0 S: 6 P: 6	R: 0 H: 1 E: 0 LOB: 1 K: 1 BB: 0 S: 6 P: 6		1B: 10 SF: 0 2B: 4 SAC: 0 3B: 0 DP: 1 HR: 2 HBP: 0						

livebaseballscorecards.com

AB	38
R	16
H	15
RBI	16
BB	11
SO	3
LOB	19

WP: 1 PA: 49
PB: 0
SB: 2
CS: 2

PITCHER		IP	WLS	BF	H	R	ER	SO	BB	IBB	HBP	BLK	WP	HR	S	P	ERA	WHIP
Ron Necciai, R ERA: 8.01	(1, 1)	2.2	L	18	3	8	8	1	8	0	0	0	0	1	12	44	27.00	4.125
Cal Hogue, R ERA: 5.04	(3, 1)	1.1		9	4	4	4	1	1	0	0	0	0	1	10	14	27.00	3.750
Jim Dunn, R ERA: 3.38	(5, 1)	2.0		12	4	2	2	0	2	0	0	0	1	0	10	18	9.00	3.000
Bill Bell, R ERA: 5.54	(7, 1)	2.0		10	4	2	2	1	0	0	0	0	0	0	12	12	9.00	2.000

PITCHER	IP	WLS	BF	H	R	ER	SO	BB	IBB	HBP	BLK	WP	HR	S	P	ERA	WHIP

Pittsburgh Pirates @ Boston Braves

Braves Field, Boston, MA

Sat Sep 13 1952, 3:33 AM EDT

Att. 1,957 - Unknown

TOP

livebaseballscorecards.com

Batter	1	2	3	4	5	6	7	8	9	AB	R	H	RBI	BB	SO	LOB
Brandy Davis, R (1, 9) OBP: 0.267, SLG: 0.220	F4		K		F4		K		K	5	0	0	0	0	3	2
Tony Bartirome, L (1, 3) OBP: 0.277, SLG: 0.273	6-3 1B BB		1B 1B		F4			G4-6-3 1B		3	0	2	0	1	0	0
Dick Groat, R (1, 6) OBP: 0.310, SLG: 0.298	6-3 1B		1B			6-3		G4-6-3		4	0	2	0	0	0	1
Ralph Kiner, R (1, 7) OBP: 0.390, SLG: 0.510	6-3		K			1B 1B		FC6-4 BB		3	0	1	0	1	1	4
Dick Hall, R (1, 8) OBP: 0.178, SLG: 0.169	K			6-3		F7		FC6-4		4	0	0	0	0	1	4
Ed Fitz Gerald, R (1, 2) OBP: 0.300, SLG: 0.288 Joe Garagiola, L (6, 2) OBP: 0.357, SLG: 0.396		K		BB		1B			SH BB	2 0	0 0	1 0	0 0	1 1	1 0	0 0
Sonny Senerchia, R (1, 5) OBP: 0.263, SLG: 0.385		K		K		F8			K	4	0	0	0	0	3	4
Clem Koshorek, R (1, 4) OBP: 0.316, SLG: 0.305		K		F5			1B		SH	3	0	1	0	0	1	1
Ron Kline, R (1, 1)			K		6-3		K		K	0	0	0	0	0	0	0
Woody Main, R (1, 1) OBP: 0.054, SLG: 0.054										2	0	0	0	0	1	0
Bill Bell, R (6, 1)										1	0	0	0	0	1	0
Lee Walls, R (9, PH) OBP: 0.261, SLG: 0.288										1	0	0	0	0	1	2

	AB	32
	R	0
	H	7
	RBI	0
	BB	4
	SO	13
	LOB	18

Inning Stats	1	2	3	4	5	6	7	8	9
	R: 0 E: 0 K: 1 S: 6	H: 1 LOB: 2 BB: 1 P: 10	R: 0 E: 0 K: 3 S: 9	H: 0 LOB: 0 BB: 0 P: 9	R: 0 E: 0 K: 3 S: 11	H: 2 LOB: 2 BB: 0 P: 11	R: 0 E: 0 K: 1 S: 5	H: 0 LOB: 1 BB: 1 P: 9	R: 0 E: 0 K: 0 S: 3	H: 0 LOB: 0 BB: 0 P: 3	R: 0 E: 0 K: 0 S: 5	H: 2 LOB: 2 BB: 0 P: 5	R: 0 E: 0 K: 2 S: 7	H: 1 LOB: 0 BB: 0 P: 7	R: 0 E: 0 K: 0 S: 3	H: 1 LOB: 1 BB: 1 P: 7	R: 0 E: 1 K: 3 S: 10	H: 0 LOB: 2 BB: 1 P: 14

	1B: 7	SF: 0	WP: 0	PA: 37
	2B: 0	SAC: 1	PB: 0	
	3B: 0	DP: 1	SB: 0	
	HR: 0	HBP: 0	CS: 0	

PITCHER	IP	WLS	BF	H	R	ER	SO	BB	IBB	HBP	BLK	WP	HR	S	P	ERA	WHIP
Warren Spahn, L (1, 1) ERA: 2.8	9.0	W	37	7	0	0	13	4	0	0	0	0	0	59	75	0.00	1.222

PITCHER	IP	WLS	BF	H	R	ER	SO	BB	IBB	HBP	BLK	WP	HR	S	P	ERA	WHIP

Batter	1	2	3	4	5	6	7	8	9	AB	R	H	RBI	BB	SO	LOB
Sam Jethroe, S (1, 8) OBP: 0.331, SLG: 0.380	0-0 BB G3 BB 1B	0-0 F5 ②			0-0 4-3 ①	0-0 2B 1B 1-2 2-H	4-0 S BB			4	2	2	1	1	0	0
Johnny Logan, R (1, 6) OBP: 0.339, SLG: 0.367	0-3 K ①	0-0 G3 ③			0-0 HR 2B	0-0 1B 2B 1-H 2-H	4-0 BB 1-2			4	2	2	2	1	1	1
Eddie Mathews, L (1, 5) OBP: 0.317, SLG: 0.430	0-0 G3 ② 1-2		0-0 F6 ①		0-0 4-3 ②	0-0 BB 1B 2-H	0-0 L9 ③			5	0	1	1	0	0	4
Sid Gordon, R (1, 7) OBP: 0.392, SLG: 0.497	4-0 BB BB BB BB		0-0 F6 ②		0-0 HR 2-H	4-0 BB BB		0-0 5-3 ①		3	2	1	2	2	0	0
Earl Torgeson, L (1, 3) OBP: 0.366, SLG: 0.325	4-0 BB BB BB 1-2 2-3		0-0 2B		0-0 S 1B	4-0 BB 1-2 2-3		0-0 4-3 ②		3	0	2	0	2	0	0
Jack Dittmer, L (1, 4) OBP: 0.248, SLG: 0.283	4-0 BB BB 1-2 2-3 3-H		0-0 G3 ③		0-3 K ③ 1-2	0-0 F2 ②		4-0 BB		3	0	0	1	2	1	5
Paul Burris, R (1, 2) OBP: 0.261, SLG: 0.296	4-0 BB 1-2 2-3 3-H			0-0 6-3 ①	0-0 1B 1B F4			0-0 F6 ③		4	1	1	1	1	0	4
Jack Daniels, L (1, 9) OBP: 0.271, SLG: 0.254	0-0 4-3 ③			0-3 K ②		0-0 1B 2B 1B 1-2	0-0 F2 ①			4	1	1	0	0	1	3
Warren Spahn, L (1, 1) OBP: 0.198, SLG: 0.272		0-0 F6 ①		0-0 4-3 ③		0-3 K ① S	0-3 K ② S			4	0	0	0	0	2	2
Inning Stats	R: 2 E: 0 K: 1 S: 6 H: 1 LOB: 3 BB: 4 P: 22	R: 0 E: 0 K: 0 S: 3 H: 0 LOB: 0 BB: 0 P: 3	R: 0 E: 0 K: 0 S: 4 H: 1 LOB: 1 BB: 0 P: 4	R: 0 E: 0 K: 1 S: 5 H: 0 LOB: 0 BB: 0 P: 5	R: 2 E: 0 K: 1 S: 8 H: 3 LOB: 1 BB: 0 P: 8	R: 4 E: 0 K: 1 S: 10 H: 5 LOB: 3 BB: 2 P: 18	R: 0 E: 0 K: 1 S: 5 H: 0 LOB: 2 BB: 2 P: 13	R: 0 E: 0 K: 0 S: 3 H: 0 LOB: 1 BB: 1 P: 7		1B: 6 2B: 3 3B: 0 HR: 1	SF: 0 SAC: 0 DP: 0 HBP: 0					

BOTTOM

Pittsburgh Pirates @ Boston Braves

Braves Field, Boston, MA

Sat Sep 13 1952, 3:33 AM EDT

Att. 1,957 - Unknown

livebaseballscorecards.com

AB	34
R	8
H	10
RBI	8
BB	9
SO	5
LOB	19

PITCHER		IP	WLS	BF	H	R	ER	SO	BB	IBB	HBP	BLK	WP	HR	S	P	ERA	WHIP
Ron Kline, R ERA: 5.7	(1, 1)	0.2	L	7	1	2	2	1	4	0	0	0	0	0	5	21	27.00	7.500
Woody Main, R ERA: 4.4	(1, 1)	4.2		24	9	6	6	3	1	0	0	0	0	1	29	33	11.57	2.143
Bill Bell, R ERA: 4.6	(6, 1)	2.2		12	0	0	0	1	4	0	0	0	0	0	10	26	0.00	1.500

PITCHER	IP	WLS	BF	H	R	ER	SO	BB	IBB	HBP	BLK	WP	HR	S	P	ERA	WHIP

WP: 0 PB: 0 SB: 2 CS: 0 PA: 43

Batter	1	2	3	4	5	6	7	8	9	AB	R	H	RBI	BB	SO	LOB
Tommy Brown, R (1, 6) OBP: 0.358, SLG: 0.433	G6-3 1B		5-3			5-3			F7	4	0	1	0	0	0	1
Frank Baumholtz, L (1, 9) OBP: 0.370, SLG: 0.418	G6-3 1-2f			K			4-3		K	4	0	0	0	0	2	1
Dee Fondy, L (1, 3) OBP: 0.336, SLG: 0.422	F7			5-3			F8			3	0	0	0	0	0	0
Hank Sauer, R (1, 7) OBP: 0.365, SLG: 0.555		K		6-3			F8			3	0	0	0	0	1	0
Toby Atwell, L (1, 2) OBP: 0.368, SLG: 0.374		4-3			G3			F6		3	0	0	0	0	0	0
Bill Serena, R (1, 4) OBP: 0.340, SLG: 0.451		K			G3			FC6-4 1B		3	0	1	0	0	1	0
Randy Jackson, R (1, 5) OBP: 0.286, SLG: 0.364			6-3		CS BB			K		2	0	0	0	1	1	1
Hal Jeffcoat, R (1, 8) OBP: 0.268, SLG: 0.342			1B		CS 1-2	5-3		FC6-4 1-2f		3	0	1	0	0	0	1
Johnny Klippstein, R (1, 1) OBP: 0.206, SLG: 0.279			K			F7			K	3	0	0	0	0	2	1
Inning Stats	R: 0 E: 0 K: 0 S: 3 H: 1 LOB: 0 BB: 0 P: 3	R: 0 E: 0 K: 2 S: 7 H: 0 LOB: 0 BB: 0 P: 7	R: 0 E: 0 K: 1 S: 6 H: 1 LOB: 1 BB: 0 P: 6	R: 0 E: 0 K: 1 S: 5 H: 0 LOB: 0 BB: 0 P: 5	R: 0 E: 0 K: 0 S: 2 H: 0 LOB: 0 BB: 1 P: 6	R: 0 E: 0 K: 0 S: 3 H: 0 LOB: 0 BB: 0 P: 3	R: 0 E: 0 K: 0 S: 3 H: 0 LOB: 0 BB: 0 P: 3	R: 0 E: 0 K: 1 S: 6 H: 1 LOB: 1 BB: 0 P: 6	R: 0 E: 0 K: 2 S: 7 H: 0 LOB: 0 BB: 0 P: 7	1B: 3 2B: 0 3B: 0 HR: 0	SF: 0 SAC: 0 DP: 1 HBP: 0			WP: 0 PB: 0 SB: 0 CS: 1	PA: 30		

PITCHER	IP	WLS	BF	H	R	ER	SO	BB	IBB	HBP	BLK	WP	HR	S	P	ERA	WHIP
Max Surkont, R (1, 1) ERA: 3.73	9.0	W	29	3	0	0	7	1	0	0	0	0	0	42	46	0.00	0.444

PITCHER	IP	WLS	BF	H	R	ER	SO	BB	IBB	HBP	BLK	WP	HR	S	P	ERA	WHIP

TOP

Chicago Cubs @ Boston Braves

Braves Field, Boston, MA

Sun Sep 14 1952, 3:33 AM EDT

Overcast - 60 F

livebaseballscorecards.com

AB	28
R	0
H	3
RBI	0
BB	1
SO	7
LOB	5

Batter	1	2	3	4	5	6	7	8	9	AB	R	H	RBI	BB	SO	LOB
Sam Jethroe, S (1, 8) OBP: 0.329, SLG: 0.377	SSS 0-3 ① K			x 0-0 ① G3		x 0-0 ② F4			x 0-0 ① 5-3	4	0	0	0	0	1	1
Johnny Logan, R (1, 6) OBP: 0.336, SLG: 0.364	x 0-0 ② F3			x 0-0 ② F8		x 0-0 ③ FC6-4 1-2f			x 0-0 ② 6-3	4	0	0	0	0	0	1
Eddie Mathews, L (1, 5) OBP: 0.316, SLG: 0.435	x 0-0 ③ L9			x 0-0 ③ G3			x 0-0 ① 4-3		x 0-0 HR	4	1	1	1	0	0	0
Sid Gordon, R (1, 7) OBP: 0.392, SLG: 0.495		BBBB 4-0 CS BB			x 0-0 ① F3		x 0-0 ② F7			2	0	0	0	1	0	0
Earl Torgeson, L (1, 3) OBP: 0.368, SLG: 0.326		x 0-0 ① G6-4-3 1-2 1B			x 0-0 ② F9		BBBB 4-0 S BB			2	0	1	0	1	0	0
Jack Dittmer, L (1, 4) OBP: 0.248, SLG: 0.291		x 0-0 ②③ G6-4-3 1-2f			x 0-0 3B		x 0-0 ③ 1-3 1-2			3	0	1	0	0	0	2
Paul Burris, R (1, 2) OBP: 0.255, SLG: 0.290			x 0-0 ① 5-3		x 0-0 ③ F8			x 0-0 ① 6-3		3	0	0	0	0	0	1
Jack Daniels, L (1, 9) OBP: 0.267, SLG: 0.250			SSS 0-3 ② K			SSS 0-3 ① K		x 0-0 ② G3		3	0	0	0	0	2	0
Max Surkont, R (1, 1) OBP: 0.156, SLG: 0.164			x 0-0 ③ 6-3			BBBB 4-0 FC6-4 BB		x 0-0 ③ 4-3		2	0	0	0	1	0	0
Inning Stats	R: 0 H: 0 E: 0 LOB: 0 K: 1 BB: 0 S: 5 P: 5	R: 0 H: 1 E: 0 LOB: 0 K: 0 BB: 1 S: 2 P: 6	R: 0 H: 0 E: 0 LOB: 0 K: 1 BB: 0 S: 5 P: 5	R: 0 H: 0 E: 0 LOB: 0 K: 0 BB: 0 S: 3 P: 3	R: 0 H: 1 E: 0 LOB: 1 K: 0 BB: 0 S: 4 P: 4	R: 0 H: 0 E: 0 LOB: 1 K: 1 BB: 1 S: 5 P: 9	R: 0 H: 0 E: 0 LOB: 1 K: 0 BB: 1 S: 3 P: 7	R: 0 H: 0 E: 0 LOB: 0 K: 0 BB: 0 S: 3 P: 3	R: 1 H: 1 E: 0 LOB: 0 K: 0 BB: 0 S: 3 P: 3	1B: 1 SF: 0 2B: 0 SAC: 0 3B: 1 DP: 1 HR: 1 HBP: 0						WP: 0 PA: 30 PB: 0 SB: 1 CS: 1	

PITCHER	IP	WLS	BF	H	R	ER	SO	BB	IBB	HBP	BLK	WP	HR	S	P	ERA	WHIP
Johnny Klippstein, R (1, 1) ERA: 4.54	8.2	L	30	3	1	1	3	3	0	0	0	0	1	33	45	1.04	0.692

PITCHER	IP	WLS	BF	H	R	ER	SO	BB	IBB	HBP	BLK	WP	HR	S	P	ERA	WHIP

BOTTOM

Chicago Cubs @ Boston Braves

Braves Field, Boston, MA

Sun Sep 14 1952, 3:33 AM EDT

Overcast - 60 F

livebaseballscorecards.com

AB	27
R	1
H	3
RBI	1
BB	3
SO	3
LOB	5

Batter	1	2	3	4	5	6	7	8	9	10	AB	R	H	RBI	BB	SO	LOB
Tommy Brown, R (1, 6) OBP: 0.354, SLG: 0.427	1-3		F7			3-1		4-3		3-H 1B	5	0	1	1	0	0	0
Frank Baumholtz, L (1, 9) (10, 8) OBP: 0.370, SLG: 0.420	F5			F8		1B 2B			SH5-4 1B	4-3	5	1	2	0	0	0	1
Dee Fondy, L (1, 3) OBP: 0.339, SLG: 0.427	2B			CS 1B		2-H L6-3 1B			1-2 SH5-4		3	0	3	1	0	0	0
Hank Sauer, R (1, 7) OBP: 0.364, SLG: 0.552	K			K		1-2 L6-3			B B B B 4-0 G6-4-3 BB		3	0	0	0	1	2	3
Bill Serena, R (1, 4) OBP: 0.337, SLG: 0.446		F7		CS 1-2	6-3		F8		1-2f G6-4-3		4	0	0	0	0	0	2
Randy Jackson, R (1, 5) OBP: 0.286, SLG: 0.363		F7			BB 1B		6-3			S S S 0-3 K	4	0	1	0	0	1	0
Harry Chiti, R (1, 2) OBP: 0.296, SLG: 0.400		5-3			B B B 4-0 1-2 BB		5-3			E 1B	3	1	1	0	1	0	0
Hal Jeffcoat, R (1, 8) OBP: 0.266, SLG: 0.338 Gene Hermanski, L (10, PH) OBP: 0.329, SLG: 0.319 (10, 9)			2-3		S S S K			6-3		F4	3 1	0 0	0 0	0 0	0 0	1 0	2 1
Bob Schultz, R (1, 1) OBP: 0.222, SLG: 0.278			3-1		S S S K			L9		1-H E6 2B	4	1	1	1	0	1	2
Inning Stats	R: 0 H: 1 E: 0 LOB: 1 K: 1 BB: 0 S: 6 P: 6	R: 0 H: 0 E: 0 LOB: 0 K: 0 BB: 0 S: 3 P: 3	R: 0 H: 0 E: 0 LOB: 0 K: 0 BB: 0 S: 3 P: 3	R: 0 H: 1 E: 0 LOB: 0 K: 1 BB: 0 S: 5 P: 5	R: 0 H: 1 E: 0 LOB: 2 K: 2 BB: 1 S: 8 P: 12	R: 1 H: 2 E: 0 LOB: 0 K: 0 BB: 0 S: 4 P: 4	R: 0 H: 0 E: 0 LOB: 0 K: 0 BB: 0 S: 3 P: 3	R: 0 H: 0 E: 0 LOB: 0 K: 0 BB: 0 S: 3 P: 3	R: 0 H: 1 E: 0 LOB: 1 K: 0 BB: 1 S: 3 P: 7	R: 2 H: 3 E: 1 LOB: 1 K: 1 BB: 0 S: 8 P: 8	1B: 6 SF: 0 2B: 4 SAC: 1 3B: 0 DP: 2 HR: 0 HBP: 0						

PITCHER	IP	WLS	BF	H	R	ER	SO	BB	IBB	HBP	BLK	WP	HR	S	P	ERA	WHIP
Jim Wilson, R (1, 1) ERA: 3.87	10.0	L	38	9	3	3	5	2	0	0	0	0	0	46	54	2.70	1.100

PITCHER	IP	WLS	BF	H	R	ER	SO	BB	IBB	HBP	BLK	WP	HR	S	P	ERA	WHIP

TOP

Chicago Cubs @ Boston Braves

Braves Field, Boston, MA

Sun Sep 14 1952, 3:38 AM EDT

Att. 3,482 - Overcast - 60 F

livebaseballscorecards.com

AB	35
R	3
H	9
RBI	3
BB	2
SO	5
LOB	11

1B: 6	SF: 0	WP: 0	PA: 39
2B: 4	SAC: 1	PB: 0	
3B: 0	DP: 2	SB: 0	
HR: 0	HBP: 0	CS: 1	

Batter	1	2	3	4	5	6	7	8	9	10	AB	R	H	RBI	BB	SO	LOB
Sam Jethroe, S (1, 8) OBP: 0.328, SLG: 0.375	BBBB 4-0 1B 1B BB		x 0-0 ① 5-3		x 0-0 ① F5		x 0-0 ② L7		x 0-0 ②③ L6-3 1-2		4	0	0	0	1	0	1
Johnny Logan, R (1, 6) OBP: 0.334, SLG: 0.362	x 0-0 ① 1B 1-H FC2 1B	x 0-0 ② 4-3	x 0-0 ②		x 0-0 ② F8		x 0-0 ③ 5-3			x 0-0 ① F7	5	0	1	0	0	0	0
Eddie Mathews, L (1, 5) OBP: 0.321, SLG: 0.438	x 0-0 FC2 1-3 1B	x 0-0 1B			BBBB 4-0 CS BB			x 0-0 1B 1B 1B		x 0-0 ② B1	4	1	3	0	1	0	0
Sid Gordon, R (1, 7) OBP: 0.392, SLG: 0.500	x 0-0 ② FC2 1-2 3-H	SSS 0-3 ③ K			0-0 ③ CS 1-2	x 0-0 ① L9		x 0-0 1B 1-2 1B		x 0-0 HR	5	1	2	1	0	1	3
Earl Torgeson, L (1, 3) OBP: 0.368, SLG: 0.326	x 0-0 ③ 4-3			BBBB 4-0 SH3-4 BB		x 0-0 ② 4-3		x 0-0 ① 1-3 2-H 1B		x 0-0 ③ F7	4	0	1	1	1	0	2
Sibby Sisti, R (1, 9) OBP: 0.268, SLG: 0.322		x 0-0 ① F9		x 0-0 ① SH3-4 1-2		x 0-0 1B 1B		SSS 0-3 ② K			3	0	1	0	0	1	1
Paul Burris, R (1, 2) OBP: 0.262, SLG: 0.291		BBBB 4-0 BB		x 0-0 ② F3		x 0-0 1-2 1B		x 0-0 ③ F4			3	0	1	0	1	0	2
Jack Dittmer, L (1, 4) OBP: 0.252, SLG: 0.289		x 0-0 ② F9		BBBB 4-0 BB		x 0-0 ③ F4			BBBB 4-0 FC3-6 BB		2	0	0	0	2	0	3
Jim Wilson, R (1, 1) OBP: 0.155, SLG: 0.169		x 0-0 ③ F6		SSS 0-3 ③ K			x 0-0 ① F2		x 0-0 ① FC3-6 L6-3 1-2f		4	0	0	0	0	1	4
Inning Stats	R: 0 H: 2 E: 0 LOB: 2 K: 0 BB: 1 S: 4 P: 8	R: 0 H: 0 E: 0 LOB: 1 K: 0 BB: 1 S: 3 P: 7	R: 0 H: 1 E: 0 LOB: 1 K: 1 BB: 0 S: 6 P: 6	R: 0 H: 0 E: 0 LOB: 2 K: 1 BB: 2 S: 5 P: 13	R: 0 H: 0 E: 0 LOB: 0 K: 0 BB: 1 S: 2 P: 6	R: 0 H: 2 E: 0 LOB: 2 K: 0 BB: 0 S: 5 P: 5	R: 0 H: 0 E: 0 LOB: 0 K: 0 BB: 0 S: 3 P: 3	R: 1 H: 3 E: 0 LOB: 1 K: 1 BB: 0 S: 7 P: 7	R: 0 H: 0 E: 0 LOB: 0 K: 0 BB: 1 S: 2 P: 6	R: 1 H: 1 E: 0 LOB: 0 K: 0 BB: 0 S: 4 P: 4	1B: 8 SF: 0 2B: 1 SAC: 1 3B: 0 DP: 1 HR: 1 HBP: 0						

PITCHER		IP	WLS	BF	H	R	ER	SO	BB	IBB	HBP	BLK	WP	HR	S	P	ERA	WHIP
Bob Schultz, L ERA: 3.63	(1, 1)	10.0	W	41	9	2	2	3	6	0	0	0	0	1	41	65	1.80	1.500

PITCHER	IP	WLS	BF	H	R	ER	SO	BB	IBB	HBP	BLK	WP	HR	S	P	ERA	WHIP

Chicago Cubs @ Boston Braves

Braves Field, Boston, MA

Sun Sep 14 1952, 3:38 AM EDT

Att. 3,482 - Overcast - 60 F

BOTTOM

livebaseballscorecards.com

AB	34
R	2
H	9
RBI	2
BB	6
SO	3
LOB	16

1B: 8 SF: 0
2B: 1 SAC: 1
3B: 0 DP: 1
HR: 1 HBP: 0

WP: 0 PA: 42
PB: 0
SB: 0
CS: 1

St. Louis Cardinals @ Boston Braves

Braves Field, Boston, MA

Tue Sep 16 1952, 3:33 AM EDT

Unknown - 76 F

TOP

livebaseballscorecards.com

Batter	1	2	3	4	5	6	7	8	9	AB	R	H	RBI	BB	SO	LOB
Solly Hemus, L (1, 6) OBP: 0.398, SLG: 0.431	0-0 E 1B 1B 1B	4-0 BB			0-0 F4		0-0 1-H HR	0-0 HR		4	3	3	3	1	0	0
Red Schoendienst, S (1, 4) OBP: 0.359, SLG: 0.435	0-0 E9 1B 1-3 1B	0-3 K			0-0 1B		4-0 HR BB	4-0 BB 1B BB		3	1	2	0	2	1	1
Stan Musial, L (1, 3) OBP: 0.437, SLG: 0.530	0-0 6-3 2-3 3-H 1B		0-0 F3		0-0 F6		0-0 1-H HR	0-0 1-2 BB 1B		5	1	3	3	0	0	1
Enos Slaughter, L (1, 9) OBP: 0.379, SLG: 0.444	0-0 6-3 1-2		0-0 F9			0-0 FC6-4 1B	0-0 4-3	0-0 F7		5	0	1	0	0	0	5
Peanuts Lowrey, R (1, 8) OBP: 0.362, SLG: 0.366	4-0 BB		0-0 4-3			0-0 FC6-4 1-2f HR	4-0 S BB	4-0 1-2 2-3 FC5-4 BB		2	1	0	0	3	0	1
Larry Miggins, R (1, 7) OBP: 0.256, SLG: 0.367 Cliff Chambers, L (7, 1) OBP: 0.355, SLG: 0.414 Eddie Yuhas, R (7, 1) OBP: 0.261, SLG: 0.238 Al Brazle, L (9, 1) OBP: 0.125, SLG: 0.156	0-3 K			0-0 F8		0-0 1-H HR	0-3 1-2 K	0-0 1-2f FC5-4		4 0 1 0	1 0 0 0	1 0 0 0	2 0 0 0	0 0 0 0	2 0 0 0	4 0 3 0
Tommy Glaviano, R (1, 5) OBP: 0.370, SLG: 0.344 Hal Rice, L (7, PH) OBP: 0.331, SLG: 0.447 (7, 7)	0-3 K			0-0 6-3		4-0 L8-3 BB	4-0 BB		0-0 F9	2 1	0 0	0 0	0 0	1 1	1 0	3 0
Del Rice, R (1, 2) OBP: 0.320, SLG: 0.398		0-0 5-3		0-3 K		0-0 L8-3 1-2	0-0 5-3		0-0 F4	5	0	0	0	0	1	3
Vinegar Bend Mizell, R (1, 1) OBP: 0.045, SLG: 0.091 Stu Miller, R (6, 1) OBP: 0.143, SLG: 0.100 Eddie Stanky, R (7, PH) OBP: 0.365, SLG: 0.269 Virgil Stallcup, R (7, PR) OBP: 0.208, SLG: 0.217 Vern Benson, L (7, 5) OBP: 0.255, SLG: 0.348		0-0 F8			0-0 F9		0-0 HR 1B	0-0 G3	0-3 K	2 0 1 0 2	0 0 0 1 0	0 0 1 0 0	0 0 0 0 0	0 0 0 0 1	0 0 0 0 0	0 0 0 0 0
Inning Stats	R: 1 E: 1 K: 2 S: 10 H: 3 LOB: 3 BB: 1 P: 14	R: 0 E: 0 K: 1 S: 5 H: 0 LOB: 1 BB: 1 P: 9	R: 0 E: 0 K: 0 S: 3 H: 0 LOB: 0 BB: 0 P: 3	R: 0 E: 0 K: 1 S: 5 H: 0 LOB: 0 BB: 0 P: 5	R: 0 E: 0 K: 0 S: 4 H: 1 LOB: 1 BB: 0 P: 4	R: 2 E: 0 K: 0 S: 4 H: 2 LOB: 0 BB: 1 P: 8	R: 4 E: 0 K: 1 S: 8 H: 3 LOB: 2 BB: 3 P: 20	R: 1 E: 0 K: 0 S: 5 H: 2 LOB: 3 BB: 2 P: 13	R: 0 E: 0 K: 1 S: 5 H: 0 LOB: 0 BB: 0 P: 5	1B: 7 2B: 1 3B: 0 HR: 4	SF: 0 SAC: 0 DP: 1 HBP: 0					WP: 0 PB: 0 SB: 1 CS: 0	PA: 45

	AB	37
	R	8
	H	11
	RBI	8
	BB	8
	SO	6
	LOB	21

PITCHER	IP	WLS	BF	H	R	ER	SO	BB	IBB	HBP	BLK	WP	HR	S	P	ERA	WHIP
Warren Spahn, L (1, 1) ERA: 2.97	6.0	L	30	9	7	7	4	4	0	0	0	0	3	34	50	10.50	2.167
Virgil Jester, R (7, 1) ERA: 3.25	1.0		5	0	0	0	1	2	0	0	0	0	0	5	13	0.00	2.000
Bob Chipman, L (8, 1) ERA: 3.13	1.0		7	2	1	1	0	2	0	0	0	0	1	5	13	9.00	4.000
Dave Cole, R (9, 1) ERA: 3.38	1.0		3	0	0	0	1	0	0	0	0	0	0	5	5	0.00	0.000

PITCHER	IP	WLS	BF	H	R	ER	SO	BB	IBB	HBP	BLK	WP	HR	S	P	ERA	WHIP

Batter	1	2	3	4	5	6	7	8	9	AB	R	H	RBI	BB	SO	LOB
Sam Jethroe, S (1, 8) OBP: 0.327, SLG: 0.372	K		L8		P1		E7 PB FC3		BB E F9 BB	4	2	0	0	1	1	2
Johnny Logan, R (1, 6) OBP: 0.335, SLG: 0.361	K BB			G3 1B 1B	G6-4-3 1-2f		FC3 E 1B 1-H		E5 BB 1-2	4	1	1	1	1	0	2
Eddie Mathews, L (1, 5) OBP: 0.324, SLG: 0.438	K 1-2			G3 1-2		BB 1B 1B	E 1-2 1B		1-2 2-3 BB	4	1	2	0	1	1	2
Walker Cooper, R (1, 2) OBP: 0.282, SLG: 0.351		G6-4-3 BB		2B 2-H 1B	F2		F9		F9 3-H	4	1	1	2	1	0	5
Sid Gordon, R (1, 7) OBP: 0.392, SLG: 0.500		G6-4-3 1-2f		1B 1-H 2B		1B 1-2 BB	E5 1-2 2-3		P4	4	1	1	1	1	0	5
Earl Torgeson, L (1, 3) OBP: 0.366, SLG: 0.324		K		4-3		1-2 2-H 1B	F2		L8	5	0	1	1	0	1	6
Sibby Sisti, R (1, 9) OBP: 0.270, SLG: 0.323 Jack Daniels, L (6, PH) (7, 9) OBP: 0.265, SLG: 0.247			F9	2-H 1B		K		K		2 2	0 0	1 0	1 0	0 0	0 2	0 2
Jack Dittmer, L (1, 4) OBP: 0.252, SLG: 0.292			2B	G3		6-3		L9		4	0	1	0	0	0	3
Warren Spahn, L (1, 1) OBP: 0.204, SLG: 0.269 Virgil Jester, R (7, 1) OBP: 0.222, SLG: 0.294 Jack Cusick, R (7, PH) OBP: 0.225, SLG: 0.187 Bob Chipman, L (8, 1) OBP: 0.500, SLG: 0.400 Paul Burris, R (8, PH) OBP: 0.260, SLG: 0.289 Dave Cole, R (9, 1)			K		G6-4-3 BB		F9	K		1 0 1 0 1 0	0 0 0 0 0 0	0 0 0 0 0 0	0 0 0 0 0 0	1 0 0 0 0 1	1 0 0 0 0 0	1 0 0 0 0 0
Inning Stats	R: 0 E: 0 K: 2 S: 6 H: 0 LOB: 1 BB: 1 P: 10	R: 0 E: 0 K: 1 S: 4 H: 0 LOB: 0 BB: 1 P: 8	R: 0 E: 0 K: 1 S: 6 H: 1 LOB: 1 BB: 0 P: 6	R: 3 E: 0 K: 0 S: 7 H: 4 LOB: 1 BB: 0 P: 7	R: 0 E: 0 K: 0 S: 2 H: 0 LOB: 0 BB: 1 P: 6	R: 1 E: 0 K: 1 S: 7 H: 2 LOB: 2 BB: 1 P: 11	R: 1 E: 2 K: 0 S: 7 H: 1 LOB: 3 BB: 0 P: 7	R: 0 E: 0 K: 2 S: 7 H: 0 LOB: 0 BB: 0 P: 7	R: 1 E: 1 K: 0 S: 4 H: 0 LOB: 2 BB: 2 P: 12	1B: 6 2B: 2 3B: 0 HR: 0	SF: 0 SAC: 0 DP: 2 HBP: 0						

PITCHER		IP	WLS	BF	H	R	ER	SO	BB	IBB	HBP	BLK	WP	HR	S	P	ERA	WHIP
Vinegar Bend Mizell, L ERA: 3.52	(1, 1)	5.1		24	7	4	4	4	4	0	0	0	0	0	28	44	6.75	2.062
Stu Miller, R ERA: 1.48	(6, 1)	0.2	W	2	0	0	0	1	0	0	0	0	0	0	4	4	0.00	0.000
Cliff Chambers, L ERA: 4.33	(7, 1)	0.1		4	1	1	0	0	0	0	0	0	0	0	4	4	0.00	3.000
Eddie Yuhas, R ERA: 2.65	(7, 1)	2.1		11	0	1	0	2	2	0	0	0	0	0	13	21	0.00	0.857
Al Brazle, L ERA: 2.74	(9, 1)	0.1	S	1	0	0	0	0	0	0	0	0	0	0	1	1	0.00	0.000

PITCHER	IP	WLS	BF	H	R	ER	SO	BB	IBB	HBP	BLK	WP	HR	S	P	ERA	WHIP

BOTTOM

St. Louis Cardinals @ Boston Braves

Braves Field, Boston, MA

Tue Sep 16 1952, 3:33 AM EDT

Unknown - 76 F

livebaseballscorecards.com

AB	36
R	6
H	8
RBI	6
BB	6
SO	7
LOB	28

WP: 0 PA: 42
PB: 1
SB: 0
CS: 0

Batter	1	2	3	4	5	6	7	8	9	AB	R	H	RBI	BB	SO	LOB
Solly Hemus, L (1, 6) OBP: 0.395, SLG: 0.427	F4		3-1 2-3		F8			F6	K SSS	5	0	0	0	0	1	2
Red Schoendienst, S (1, 4) OBP: 0.358, SLG: 0.437	F8		F7		5-3			1B 3B		4	1	1	0	0	0	1
Stan Musial, L (1, 8) OBP: 0.436, SLG: 0.528	4-3			F8		L7		BBBB S 1B BB		3	1	0	0	1	0	0
Enos Slaughter, L (1, 9) OBP: 0.380, SLG: 0.444		K SSS		E 1B 1B		1-3		BBBB 1B 1-2 BB		3	1	1	0	1	1	0
Peanuts Lowrey, R (1, 5) OBP: 0.361, SLG: 0.365		F6		FC1 1B 1-2		G3		G3-6-1 1-2 2-H 3-H 1B		4	0	1	2	0	0	1
Hal Rice, L (1, 7) OBP: 0.333, SLG: 0.459		4-3		1-2 2-H 1B			HR	G3-6-1 1-2f		4	1	2	2	0	0	2
Dick Sisler, L (1, 3) OBP: 0.311, SLG: 0.404			HR	K SSS			4-3		F9	4	1	1	1	0	1	2
Del Rice, R (1, 2) OBP: 0.320, SLG: 0.397			3-1 SH3-4 1B	F8			F8		F6	4	0	1	0	0	0	2
Harry Brecheen, L (1, 1) OBP: 0.303, SLG: 0.207			SH3-4 1-2		G3		4-3		BB	2	0	0	0	1	0	0
Inning Stats	R: 0 E: 0 K: 0 S: 3 H: 0 LOB: 0 BB: 0 P: 3	R: 0 E: 0 K: 1 S: 5 H: 0 LOB: 0 BB: 0 P: 5	R: 1 E: 0 K: 0 S: 5 H: 2 LOB: 1 BB: 0 P: 5	R: 1 E: 1 K: 1 S: 8 H: 2 LOB: 2 BB: 0 P: 8	R: 0 E: 0 K: 0 S: 3 H: 0 LOB: 0 BB: 0 P: 3	R: 0 E: 0 K: 0 S: 3 H: 0 LOB: 0 BB: 0 P: 3	R: 1 E: 0 K: 0 S: 4 H: 1 LOB: 0 BB: 0 P: 4	R: 2 E: 0 K: 0 S: 4 H: 2 LOB: 1 BB: 2 P: 12	R: 0 E: 0 K: 1 S: 5 H: 0 LOB: 1 BB: 1 P: 9	1B: 4 2B: 0 3B: 1 HR: 2 SF: 0 SAC: 1 DP: 1 HBP: 0						

PITCHER	IP	WLS	BF	H	R	ER	SO	BB	IBB	HBP	BLK	WP	HR	S	P	ERA	WHIP
Ernie Johnson, R (1, 1) ERA: 3.57	8.0	L	33	7	5	4	2	2	0	0	0	0	2	35	43	4.50	1.125
Bob Chipman, L (9, 1) ERA: 3.05	1.0		4	0	0	0	1	1	0	0	0	0	0	5	9	0.00	1.000

PITCHER	IP	WLS	BF	H	R	ER	SO	BB	IBB	HBP	BLK	WP	HR	S	P	ERA	WHIP

TOP

St. Louis Cardinals @ Boston Braves

Braves Field, Boston, MA

Tue Sep 16 1952, 3:38 AM EDT

Att. 5,240 - Unknown - 69 F

livebaseballscorecards.com

AB	33
R	5
H	7
RBI	5
BB	3
SO	3
LOB	10

WP: 0	PA: 37		
PB: 0			
SB: 1			
CS: 0			

BOTTOM

St. Louis Cardinals @ Boston Braves

Braves Field, Boston, MA

Tue Sep 16 1952, 3:38 AM EDT

Att. 5,240 - Unknown - 69 F

Batter	1	2	3	4	5	6	7	8	9	AB	R	H	RBI	BB	SO	LOB
Sam Jethroe, S (1, 8) OBP: 0.326, SLG: 0.371	F9		K		S 1B			F8		4	0	1	0	0	1	1
Johnny Logan, R (1, 6) OBP: 0.334, SLG: 0.360	F4		FC4-6 1B		K 1-2			FC6-4 1-2f		4	0	1	0	0	1	2
Eddie Mathews, L (1, 5) OBP: 0.321, SLG: 0.435	3-1		FC4-6 1-2f			G3		F8		4	0	0	0	0	0	2
Sid Gordon, R (1, 7) OBP: 0.393, SLG: 0.504		1B G6-4-3 2B		F7		F7			2B	4	1	2	0	0	0	0
Paul Burris, R (1, 2) OBP: 0.260, SLG: 0.288		G6-4-3 BB 2-3 1B		F8		5-3			5-3	4	0	1	0	0	0	1
Earl Torgeson, L (1, 3) OBP: 0.368, SLG: 0.322		B B B B 4-0 G6-4-3 BB 1-2		B B B B 4-0 FC6-4 BB			F7		F8	2	0	0	0	2	0	1
Sibby Sisti, R (1, 9) OBP: 0.266, SLG: 0.318		G6-4-3 1-2f 2-3 3-H		FC6-4 1-2f			S S S K		6-3	4	0	0	0	0	1	4
Jack Dittmer, L (1, 4) OBP: 0.249, SLG: 0.289		F5			4-3		3-1			3	0	0	0	0	0	1
Ernie Johnson, R (1, 1) OBP: 0.182, SLG: 0.150			6-3		6-3			FC6-4 1B		2	0	0	0	0	0	0
Walker Cooper, R (8, PH) OBP: 0.285, SLG: 0.353										1	0	1	0	0	0	0
Bob Chipman, L (9, 1) OBP: 0.500, SLG: 0.400										0	0	0	0	0	0	0
Inning Stats	R: 0 H: 0 E: 0 LOB: 0 K: 0 BB: 0 S: 3 P: 3	R: 1 H: 2 E: 0 LOB: 1 K: 0 BB: 1 S: 4 P: 8	R: 0 H: 1 E: 0 LOB: 1 K: 1 BB: 0 S: 6 P: 6	R: 0 H: 0 E: 0 LOB: 1 K: 0 BB: 1 S: 3 P: 7	R: 0 H: 1 E: 0 LOB: 1 K: 1 BB: 0 S: 6 P: 6	R: 0 H: 0 E: 0 LOB: 0 K: 0 BB: 0 S: 3 P: 3	R: 0 H: 0 E: 0 LOB: 0 K: 1 BB: 0 S: 5 P: 5	R: 0 H: 1 E: 0 LOB: 1 K: 0 BB: 0 S: 4 P: 4	R: 0 H: 1 E: 0 LOB: 1 K: 0 BB: 0 S: 4 P: 4	1B: 4 SF: 0 2B: 2 SAC: 0 3B: 0 DP: 1 HR: 0 HBP: 0							

livebaseballscorecards.com

	AB	32
	R	1
	H	6
	RBI	0
	BB	2
	SO	3
	LOB	12

WP: 0 PB: 0 SB: 1 CS: 0 PA: 34

PITCHER	IP	WLS	BF	H	R	ER	SO	BB	IBB	HBP	BLK	WP	HR	S	P	ERA	WHIP
Harry Brecheen, L (1, 1) ERA: 3.34	9.0	W	34	6	1	1	3	2	0	0	0	0	0	38	46	1.00	0.889

PITCHER	IP	WLS	BF	H	R	ER	SO	BB	IBB	HBP	BLK	WP	HR	S	P	ERA	WHIP

Brooklyn Dodgers @ Boston Braves

Braves Field, Boston, MA

Fri Sep 19 1952, 3:33 AM EDT

Att. 2,306 - Unknown

TOP

livebaseballscorecards.com

Batter	1	2	3	4	5	6	7	8	9	AB	R	H	RBI	BB	SO	LOB
Billy Cox, R (1, 5) OBP: 0.295, SLG: 0.332	F C X 0-2 ① 6-3		F X 0-1 ③ 4-3		B X 1-0 2-H 1B 1B		B C F S 1-3 ② K	B C B B B 4-1 1-2 3-H 1B BB		2	0	0	0	0	0	1
George Shuba, L (5, PH) OBP: 0.408, SLG: 0.472										1	0	1	1	0	0	0
Bobby Morgan, R (5, PR) OBP: 0.398, SLG: 0.389										1	0	0	0	1	1	0
(5, 5)																
Pee Wee Reese, R (1, 6) OBP: 0.372, SLG: 0.372	C S B X 1-2 ② 6-3			C B X 1-1 ① F9	L B B X 2-1 1-2 1B		B B B C C F B 4-2 2B BB	B B X 2-0 1-2 2-H 1B		4	0	2	1	1	0	0
Duke Snider, L (1, 8) OBP: 0.370, SLG: 0.492	B B F X 2-1 ③ F8			B C X 1-1 ② L8	B S X 1-1 ② F9		B B B X 3-0 1-3 2B	B F F B B C 3-3 ③ K		5	0	1	0	0	1	4
Jackie Robinson, R (1, 4) OBP: 0.433, SLG: 0.459		F B B B B 4-1 PO BB		B B B B 4-0 2B BB	F B B X 2-1 ③ L4		I I I I 4-0 IBB			1	1	0	0	3	0	2
Andy Pafko, R (1, 7) OBP: 0.375, SLG: 0.451		B X 1-0 ① F7		B X 1-0 1-H 2B		B X 1-0 ① F5	C X 0-1 ③ F8			4	0	1	1	0	0	4
Roy Campanella, R (1, 2) OBP: 0.356, SLG: 0.457		X 0-0 ② F9		B B I I 4-0 IBB		B B F S F C 2-3 ② K		X 0-0 SH1-3 WP 2B		3	1	1	0	1	1	1
Gil Hodges, R (1, 3) OBP: 0.391, SLG: 0.512		C B 1 SAFE 1-1 ③ PO 1-2	X 0-0 ① F7	X 0-0 ③ F5		C B C X 1-2 1B		S X 0-1 ① SH1-3 2-3		3	0	1	0	0	0	2
Carl Furillo, R (1, 9) OBP: 0.304, SLG: 0.349			B B B C F F B 4-2 SH1-4 BB		X 0-0 SH1-4 1B 1B	F B X 1-1 ③ 5-3		C S B X 1-2 ② F3		3	1	1	0	1	0	2
Preacher Roe, R (1, 1) OBP: 0.117, SLG: 0.070			X 0-0 ② SH1-4 1-2		X 0-0 ① SH1-4 1-2		B C X 1-1 ① 4-3	I I I I 4-0 WP 1B IBB		0	0	0	0	0	0	0
Sandy Amoros, L (7, PH) OBP: 0.286, SLG: 0.167										1	0	0	0	0	0	0
Jim Hughes, R (7, 1)										0	0	0	0	0	0	0
Rocky Nelson, L (8, PH) OBP: 0.406, SLG: 0.333										0	1	0	0	1	0	0
Joe Black, R (8, 1) OBP: 0.129, SLG: 0.129										0	0	0	0	0	0	0
Inning Stats	R: 0 E: 0 K: 0 S: 8 H: 0 LOB: 0 BB: 0 P: 11	R: 0 E: 0 K: 0 S: 4 H: 0 LOB: 0 BB: 1 P: 10	R: 0 E: 0 K: 0 S: 7 H: 0 LOB: 1 BB: 1 P: 11	R: 1 E: 0 K: 0 S: 6 H: 1 LOB: 2 BB: 2 P: 17	R: 1 E: 0 K: 0 S: 9 H: 3 LOB: 2 BB: 0 P: 15	R: 0 E: 0 K: 1 S: 10 H: 1 LOB: 1 BB: 0 P: 15	R: 0 E: 0 K: 1 S: 11 H: 1 LOB: 3 BB: 2 P: 24	R: 2 E: 0 K: 1 S: 11 H: 2 LOB: 2 BB: 2 P: 25		1B: 5 2B: 3 3B: 0 HR: 0 SF: 0 SAC: 3 DP: 0 HBP: 0						

	AB	28
	R	4
	H	8
	RBI	3
	BB	8
	SO	3
	LOB	16

WP: 1 PA: 40
PB: 0
SB: 0
CS: 0

PITCHER		IP	WLS	BF	H	R	ER	SO	BB	IBB	HBP	BLK	WP	HR	S	P	ERA	WHIP
Max Surkont, R ERA: 3.76	(1, 1)	7.2	L	38	8	4	4	2	5	3	0	0	1	0	63	122	4.70	1.696
Sheldon Jones, R ERA: 4.69	(8, 1)	0.1		1	0	0	0	1	0	0	0	0	0	0	3	6	0.00	0.000

PITCHER	IP	WLS	BF	H	R	ER	SO	BB	IBB	HBP	BLK	WP	HR	S	P	ERA	WHIP

Batter	1	2	3	4	5	6	7	8	9	AB	R	H	RBI	BB	SO	LOB
Sam Jethroe, S (1, 8) OBP: 0.324, SLG: 0.368	F X 0-1 ① 5-3			B C B C X 2-2 ① 6-3	B B B C S F S 3-3 ③ K			B F B X 2-1 ③ 6-3		4	0	0	0	0	1	0
Johnny Logan, R (1, 6) OBP: 0.332, SLG: 0.357	C X 0-1 ② F7			F B F B X 2-2 ② 6-3		B C B F B X 3-2 ① F7				3	0	0	0	0	0	0
Eddie Mathews, L (1, 5) OBP: 0.321, SLG: 0.434	S B B C F C 2-3 ③ K			S X 0-1 HR 1B		X 0-0 ② F6				3	1	1	0	0	1	0
Walker Cooper, R (1, 2) OBP: 0.285, SLG: 0.362		F F S 0-3 ① K		C B F X 1-2 1-H HR		B F B F X 2-2 ③ 6-3				3	1	1	2	0	1	0
Sid Gordon, R (1, 7) OBP: 0.393, SLG: 0.502		B C B X 2-1 ② F9		B B B C B 4-1 BB BB			C B B F X 2-2 ① L6			2	0	0	0	1	0	0
Earl Torgeson, L (1, 3) OBP: 0.367, SLG: 0.320		B F B C B S 3-3 ③ K		C B B S B B 4-2 1-2 BB			B C B B X 3-1 ② F8			2	0	0	0	1	1	0
Sibby Sisti, R (1, 4) OBP: 0.263, SLG: 0.314		B F B B F S 2-3 ① K		B F B F X 2-2 ③ F7			B X 1-0 ③ F3			3	0	0	0	0	1	2
Jack Daniels, L (1, 9) OBP: 0.261, SLG: 0.244		X 0-0 ② F4			B F S B X 2-2 ① G3			B B C F X 2-2 ① L3		3	0	0	0	0	0	0
Max Surkont, R (1, 1) OBP: 0.152, SLG: 0.159 Sheldon Jones, R (8, 1) OBP: 0.143, SLG: 0.143 Jack Dittmer, L (8, PH) OBP: 0.248, SLG: 0.288		B C S B B F F C 3-3 ③ K			C B C B X 2-2 ② 4-3			B C F X 1-2 ② P4		2 0 1	0 0 0	0 0 0	0 0 0	0 0 0	1 0 0	0 0 0
Inning Stats	R: 0 E: 0 K: 1 S: 8 H: 0 LOB: 0 BB: 0 P: 10	R: 0 E: 0 K: 2 S: 8 H: 0 LOB: 0 BB: 0 P: 13	R: 0 E: 0 K: 2 S: 9 H: 0 LOB: 0 BB: 0 P: 14	R: 2 E: 0 K: 0 S: 17 H: 2 LOB: 2 BB: 2 P: 32	R: 0 E: 0 K: 1 S: 10 H: 0 LOB: 0 BB: 0 P: 17	R: 0 E: 0 K: 0 S: 7 H: 0 LOB: 0 BB: 0 P: 12	R: 0 E: 0 K: 0 S: 6 H: 0 LOB: 0 BB: 0 P: 12	R: 0 E: 0 K: 0 S: 8 H: 0 LOB: 0 BB: 0 P: 13		1B: 1 2B: 0 3B: 0 HR: 1	SF: 0 SAC: 0 DP: 0 HBP: 0			WP: 0 PB: 0 SB: 0 CS: 0	PA: 28	

PITCHER		IP	WLS	BF	H	R	ER	SO	BB	IBB	HBP	BLK	WP	HR	S	P	ERA	WHIP
Preacher Roe, L ERA: 3.12	(1, 1)	6.0		22	2	2	2	6	2	0	0	0	0	1	59	98	3.00	0.667
Jim Hughes, R ERA: 0.71	(7, 1)	1.0	W	3	0	0	0	0	0	0	0	0	0	0	6	12	0.00	0.000
Joe Black, R ERA: 2.03	(8, 1)	1.0	S	3	0	0	0	0	0	0	0	0	0	0	8	13	0.00	0.000

PITCHER	IP	WLS	BF	H	R	ER	SO	BB	IBB	HBP	BLK	WP	HR	S	P	ERA	WHIP

BOTTOM

Brooklyn Dodgers @ Boston Braves

Braves Field, Boston, MA

Fri Sep 19 1952, 3:33 AM EDT

Att. 2,306 - Unknown

livebaseballscorecards.com

AB	26
R	2
H	2
RBI	2
BB	2
SO	6
LOB	2

Batter	1	2	3	4	5	6	7	8	9	10	AB	R	H	RBI	BB	SO	LOB
Carl Furillo, R (1, 9) OBP: 0.303, SLG: 0.345	C X 0-1 L7 ①		B X 1-0 6-3 ③			B X 1-0 L5 ①	F X 0-1 F8 ③			I I I 4-0 E 1B IBB	4	0	0	0	1	0	2
Pee Wee Reese, R (1, 6) OBP: 0.371, SLG: 0.369	C C B B B F B 4-2 F6 BB			C X 0-1 4-3 ①		C B B F X 2-2 4-3 ②		C F B F F X 1-2 F8 ①		X 0-0 L9 ②	4	0	0	0	1	0	2
Jackie Robinson, R (1, 4) OBP: 0.436, SLG: 0.464	1 SAFE C B B B F F F X 3-2 F6 ② ③ 1-2			B S B S B F X 3-2 ② 1B		B C X 1-1 2B		X 0-0 G6-4-3 1B		B B X 2-0 E2 1-3 2-H 1B	5	0	4	1	0	0	1
Roy Campanella, R (1, 2) OBP: 0.356, SLG: 0.454		X 0-0 5-3 ①		B F B F S 2-3 K ③		I I I 4-0 IBB		X 0-0 ② G6-4-3 ③ 1-2f		I I I 4-0 IBB	3	0	0	0	2	1	1
Andy Pafko, R (1, 7) OBP: 0.374, SLG: 0.449		B B C X 2-1 1B			B X 1-0 F4 ①	B B C X 2-1 F8 ③			B B F X 2-1 F8 ①	B S X 1-1 F8 ③	5	0	1	0	0	0	5
Duke Snider, L (1, 8) OBP: 0.369, SLG: 0.490		X 0-0 F8 ②			S S X 0-2 E 1B		C B X 1-1 4-3 ①		F X 0-1 L1 ②		4	0	1	0	0	0	1
Gil Hodges, R (1, 3) OBP: 0.390, SLG: 0.512		B B C X 2-1 F9 ③			B S B B X 3-1 F6 ②		C B B X 2-1 FC1-5 2B		B C B C B X 3-2 F8 ③		4	0	1	0	0	0	2
Billy Cox, R (1, 5) OBP: 0.296, SLG: 0.332			S F B F X 1-2 F5 ①		F C F B X 1-2 E5 1-2		I I I I 4-0 FC1-5 IBB			B X 1-0 SH1-4 1B 1B	3	1	1	0	1	0	1
Carl Erskine, R (1, 1) OBP: 0.191, SLG: 0.156			F C S 0-3 K ②		X 0-0 F9 ③		B X 1-0 FC1-5 ② 1-2 2-3f			X 0-0 SH1-4 ① 1-2	3	0	0	0	0	1	4
Inning Stats	R: 0 E: 0 K: 0 S: 10 H: 0 LOB: 0 BB: 1 P: 17	R: 0 E: 0 K: 0 S: 6 H: 1 LOB: 1 BB: 0 P: 10	R: 0 E: 0 K: 1 S: 8 H: 0 LOB: 0 BB: 0 P: 10	R: 0 E: 0 K: 1 S: 9 H: 1 LOB: 0 BB: 0 P: 14	R: 0 E: 1 K: 0 S: 11 H: 1 LOB: 2 BB: 0 P: 16	R: 0 E: 0 K: 0 S: 8 H: 1 LOB: 2 BB: 1 P: 18	R: 0 E: 0 K: 0 S: 7 H: 1 LOB: 2 BB: 1 P: 15	R: 0 E: 0 K: 0 S: 7 H: 1 LOB: 0 BB: 0 P: 8	R: 0 E: 0 K: 0 S: 7 H: 0 LOB: 0 BB: 0 P: 12	R: 1 E: 1 K: 0 S: 6 H: 2 LOB: 3 BB: 2 P: 18	1B: 6 2B: 2 3B: 0 HR: 0 SF: 0 SAC: 1 DP: 1 HBP: 0						

PITCHER	IP	WLS	BF	H	R	ER	SO	BB	IBB	HBP	BLK	WP	HR	S	P	ERA	WHIP
Warren Spahn, L (1, 1) ERA: 2.89	10.0	L	41	8	1	1	2	1	4	0	0	0	0	79	138	0.90	0.900

PITCHER	IP	WLS	BF	H	R	ER	SO	BB	IBB	HBP	BLK	WP	HR	S	P	ERA	WHIP

TOP

Brooklyn Dodgers @ Boston Braves

Braves Field, Boston, MA

Sat Sep 20 1952, 3:33 AM EDT

Att. 6,038 - Unknown

livebaseballscorecards.com

AB	35
R	1
H	8
RBI	1
BB	5
SO	2
LOB	19

1B: 6 SF: 0
2B: 2 SAC: 1
3B: 0 DP: 1
HR: 0 HBP: 0

WP: 0 PA: 41
PB: 0
SB: 0
CS: 0

Batter	1	2	3	4	5	6	7	8	9	10	AB	R	H	RBI	BB	SO	LOB
Sam Jethroe, S (1, 8) OBP: 0.324, SLG: 0.368	C B X 1-1 F8 ①			B S C B C 2-3 K ①			B X 1-0 BB SH1-4 1B		C B X 1-1 G3 ①		4	0	1	0	0	1	0
Johnny Logan, R (1, 6) OBP: 0.330, SLG: 0.354	B X 1-0 5-3 ②			B C B X 2-1 F8 ②			L X 0-1 SH1-4 1-2 ①		C X 0-1 6-3 ②		3	0	0	0	0	0	0
Eddie Mathews, L (1, 5) OBP: 0.319, SLG: 0.431	F X 0-1 3-1 ③			B F X 1-1 4-3 ③			X 0-0 L9 ②		B C X 1-1 4-3 ③		4	0	0	0	0	0	1
Walker Cooper, R (1, 2) OBP: 0.285, SLG: 0.359		B X 1-0 1-3 ①			C C B B B S 2-3 K ①		B B B C B 4-1 BB BB			X 0-0 6-3 ①	3	0	0	0	1	1	0
Sid Gordon, R (1, 7) OBP: 0.393, SLG: 0.501 Jack Cusick, R (10, PR) OBP: 0.225, SLG: 0.187		C F B B F B B B X 3-2 F7 ②			C B X 1-1 F2 ②		B B B B 4-0 1-2 2-3 BB			X 0-0 G1-6-3 1B	3 0	0 0	1 0	0 0	1 0	0 0	0 0
Earl Torgeson, L (1, 3) OBP: 0.364, SLG: 0.317		C B S X 1-2 1-3 ③			C C S 0-3 K ③		S B F F B B C 3-3 K ③			B C X 1-1 G1-6-3 1-2f ②③	4	0	0	0	0	2	4
Jack Dittmer, L (1, 4) OBP: 0.246, SLG: 0.285			F X 0-1 6-3 ①			C S S 0-3 K ①		B C S F B S 2-3 K ①			3	0	0	0	0	2	0
Jack Daniels, L (1, 9) OBP: 0.262, SLG: 0.245			C B B B X 3-1 L3 1B			B B B C F X 3-2 G3 ②		B C S X 1-2 3-1 ②			3	0	1	0	0	0	0
Warren Spahn, L (1, 1) OBP: 0.198, SLG: 0.262			B S F X 1-2 L3 1-2 ②③			B F F S 1-3 K ③		C X 0-1 4-3 ③			3	0	0	0	0	1	1
Inning Stats	R: 0 H: 0 E: 0 LOB: 0 K: 0 BB: 0 S: 5 P: 7	R: 0 H: 0 E: 0 LOB: 0 K: 0 BB: 0 S: 8 P: 13	R: 0 H: 1 E: 0 LOB: 0 K: 0 BB: 0 S: 7 P: 11	R: 0 H: 0 E: 0 LOB: 0 S: 7 P: 12	R: 0 H: 0 E: 0 LOB: 0 K: 2 BB: 0 S: 8 P: 11	R: 0 H: 0 E: 0 LOB: 0 K: 2 BB: 0 S: 9 P: 13	R: 0 H: 1 E: 0 LOB: 3 K: 1 BB: 2 S: 9 P: 21	R: 0 H: 0 E: 0 LOB: 0 K: 1 BB: 0 S: 9 P: 12	R: 0 H: 0 E: 0 LOB: 0 K: 0 BB: 0 S: 6 P: 8	R: 0 H: 1 E: 0 LOB: 1 K: 0 BB: 0 S: 4 P: 5	1B: 3 SF: 0 2B: 1 SAC: 1 3B: 0 DP: 2 HR: 0 HBP: 0						

PITCHER	IP	WLS	BF	H	R	ER	SO	BB	IBB	HBP	BLK	WP	HR	S	P	ERA	WHIP
Carl Erskine, R (1, 1) ERA: 2.77	10.0	W	33	3	0	0	7	2	0	0	0	0	0	72	113	0.00	0.500

PITCHER	IP	WLS	BF	H	R	ER	SO	BB	IBB	HBP	BLK	WP	HR	S	P	ERA	WHIP

BOTTOM

Brooklyn Dodgers @ Boston Braves

Braves Field, Boston, MA

Sat Sep 20 1952, 3:33 AM EDT

Att. 6,038 - Unknown

livebaseballscorecards.com

AB	30
R	0
H	3
RBI	0
BB	2
SO	7
LOB	6

WP: 0 PA: 33
PB: 0
SB: 0
CS: 0

Batter	1	2	3	4	5	6	7	8	9	AB	R	H	RBI	BB	SO	LOB
Carl Furillo, R (1, 9) OBP: 0.304, SLG: 0.351	F C B F X 1-2 F4 ①		B X 1-0 6-3 ③			B X 1-0 1-6-3 FC4 2B	B F F B X 2-2 5-3 ③	B C F F X 1-2 1-H 2-H 2B		5	1	2	2	0	0	1
Pee Wee Reese, R (1, 6) OBP: 0.370, SLG: 0.368	B B X 2-0 F2 ②			C B B C X 2-2 G4-6-3 1B		B L L F X 1-2 1-6-3 ① 2-3		a x 1-0 F7 ③ C B X 0-2 F8 ③		5	0	1	0	0	0	2
Duke Snider, L (1, 8) OBP: 0.367, SLG: 0.488	B B S S B S 3-3 K ③			F X 0-1 G4-6-3 ① ② 1-2f		B X 1-0 FC4 F9 1B 3-H		B X 1-0 BB 1B 1B	B X 1-0 F4 ①	5	1	1	1	0	1	1
Jackie Robinson, R (1, 4) OBP: 0.439, SLG: 0.465		X 0-0 5-3 ①		B B B B 4-0 BB		F B F B F X 2-2 1-2 1B		B B B B 4-0 1B 1-2 BB	X 0-0 1B	3	1	2	0	2	0	0
Andy Pafko, R (1, 7) OBP: 0.371, SLG: 0.444		C X 0-1 F5 ②		B B X 2-0 F9 ③		B F C F X 1-2 F9 ② 2-3		F B X 1-1 F7 ②	F F X 0-2 F8 ②	5	0	0	0	0	0	6
Roy Campanella, R (1, 2) OBP: 0.356, SLG: 0.460		B B C X 2-1 HR			B X 1-0 L9 ①	B F S B S 2-3 K ③		S B F B X 2-2 BB 1-3 2-H 1B	B C B F F B X 3-2 4-3 ③	5	2	2	2	0	1	3
Gil Hodges, R (1, 3) OBP: 0.391, SLG: 0.510		C X 0-1 5-3 ③			B C F B B F X 3-2 6-3 ②		B B B C B 4-1 6-3 SH1-4 BB	I I I I 4-0 BB 1B IBB		2	1	0	0	2	0	0
Billy Cox, R (1, 5) OBP: 0.301, SLG: 0.335			C B X 1-1 B3-9-4-6-2 1B		B C B S B X 3-2 1B		L X 0-1 SH1-4 ① 1-2	B B F B C B 4-2 1B 2B 1-2 2-3 3-H BB		2	1	2	1	1	0	0
Joe Black, R (1, 1) OBP: 0.143, SLG: 0.143			X 0-0 B3-9-4-6-2 ① ② 1-2f		S B C B F S 2-3 K ③		B X 1-0 6-3 ② 2-3	X 0-0 2B 1-2 2-H 3-H 1B		4	1	1	2	0	1	3
Inning Stats	R: 0 E: 0 K: 1 S: 8 H: 0 LOB: 0 BB: 0 P: 14	R: 1 E: 0 K: 0 S: 7 H: 1 LOB: 0 BB: 0 P: 9	R: 0 E: 0 K: 0 S: 4 H: 1 LOB: 0 BB: 0 P: 6	R: 0 E: 0 K: 0 S: 6 H: 1 LOB: 1 BB: 1 P: 14	R: 0 E: 0 K: 1 S: 12 H: 1 LOB: 1 BB: 0 P: 21	R: 1 E: 0 K: 1 S: 17 H: 2 LOB: 2 BB: 0 P: 25	R: 0 E: 0 K: 0 S: 7 H: 0 LOB: 1 BB: 1 P: 14	R: 6 E: 0 K: 0 S: 17 H: 4 LOB: 1 BB: 3 P: 35	R: 0 E: 0 K: 0 S: 9 H: 1 LOB: 1 BB: 0 P: 13	1B: 8 2B: 3 3B: 0 HR: 1 SF: 0 SAC: 1 DP: 2 HBP: 0						

TOP

Brooklyn Dodgers @ Boston Braves

Braves Field, Boston, MA

Sun Sep 21 1952, 3:33 AM EDT

Att. 8,822 - Unknown

livebaseballscorecards.com

AB	36
R	8
H	11
RBI	8
BB	5
SO	3
LOB	16

PITCHER		IP	WLS	BF	H	R	ER	SO	BB	IBB	HBP	BLK	WP	HR	S	P	ERA	WHIP
Jim Wilson, R ERA: 4.02	(1, 1)	7.2	L	35	8	7	7	3	4	1	0	0	0	1	70	129	8.22	1.565
Virgil Jester, R ERA: 3.38	(8, 1)	0.1		3	2	1	1	0	0	0	0	0	0	0	8	9	27.00	6.000
Sheldon Jones, R ERA: 4.62	(9, 1)	1.0		4	1	0	0	0	0	0	0	0	0	0	9	13	0.00	1.000

PITCHER	IP	WLS	BF	H	R	ER	SO	BB	IBB	HBP	BLK	WP	HR	S	P	ERA	WHIP

WP: 0 PB: 0 SB: 0 CS: 0 PA: 42

Brooklyn Dodgers @ Boston Braves

Braves Field, Boston, MA

Sun Sep 21 1952, 3:33 AM EDT

Att. 8,822 - Unknown

BOTTOM

livebaseballscorecards.com

Batter	1	2	3	4	5	6	7	8	9	AB	R	H	RBI	BB	SO	LOB
Sam Jethroe, S (1, 8) OBP: 0.322, SLG: 0.365	C C B B F X 2-2 ① F2		B B C F F F S 2-3 ③ K			B B C X 2-1 ① F2		B C B X 2-1 ③ 4-3		4	0	0	0	0	1	1
Johnny Logan, R (1, 6) OBP: 0.331, SLG: 0.356	S X 0-1 ② F4			X 0-0 2B E 1B		B X 1-0 FC6-4 1B			F F B X 1-2 ① 6-3	4	1	2	0	0	0	0
Eddie Mathews, L (1, 5) OBP: 0.318, SLG: 0.431	F S B B X 2-2 ③ F8			X 0-0 E9 1-H 2B		F X 0-1 ② FC6-4 1-2f			F B X 1-1 ② F3	4	1	1	0	0	0	1
Walker Cooper, R (1, 2) OBP: 0.281, SLG: 0.355		B C B F X 2-2 ① L7		B B C X 2-1 ① F8		C B B X 2-1 ③ F2			F X 0-1 ③ F7	4	0	0	0	0	0	1
Sid Gordon, R (1, 7) OBP: 0.391, SLG: 0.498		B F S S 1-3 ② K		X 0-0 ② F5			B X 1-0 ① F3			3	0	0	0	0	1	0
Earl Torgeson, L (1, 3) OBP: 0.364, SLG: 0.315		X 0-0 ③ F8		B S B B C B 4-2 CS BB			F B X 1-1 ② F8			2	0	0	0	1	0	0
Jack Dittmer, L (1, 4) OBP: 0.244, SLG: 0.282			X 0-0 ① 6-3	S 0-1 ③ CS 1-2	B F X 1-1 ① F2		C B X 1-1 ③ 4-3			3	0	0	0	0	0	0
Jack Daniels, L (1, 9) OBP: 0.268, SLG: 0.244			B B F B B 4-1 SH3-4 BB		B F B B C B 4-2 CS BB			B C F F F C 1-3 ① K		1	0	0	0	2	1	0
Jim Wilson, R (1, 1) OBP: 0.153, SLG: 0.167 Virgil Jester, R (8, 1) OBP: 0.222, SLG: 0.294 Warren Spahn, L (8, PH) OBP: 0.196, SLG: 0.259 Sheldon Jones, R (9, 1) OBP: 0.143, SLG: 0.143			L B X 1-1 ② SH3-4 1-2		B F L B B S 3-3 ②③ K 1-2			B F F F X 1-2 ② 4-3		1 0 1 0	0 0 0 0	0 0 0 0	0 0 0 0	0 0 0 0	1 0 0 0	1 0 0 0
Inning Stats	R: 0 E: 0 K: 0 S: 9 H: 0 LOB: 0 BB: 0 P: 13	R: 0 E: 0 K: 1 S: 7 H: 0 LOB: 0 BB: 0 P: 10	R: 0 E: 0 K: 1 S: 9 H: 0 LOB: 1 BB: 1 P: 16	R: 2 E: 1 K: 0 S: 8 H: 2 LOB: 0 BB: 1 P: 14	R: 0 E: 0 K: 1 S: 7 H: 0 LOB: 0 BB: 1 P: 15	R: 0 E: 0 K: 0 S: 7 H: 1 LOB: 1 BB: 0 P: 12	R: 0 E: 0 K: 0 S: 5 H: 0 LOB: 0 BB: 0 P: 8	R: 0 E: 0 K: 1 S: 12 H: 0 LOB: 0 BB: 0 P: 16	R: 0 E: 0 K: 0 S: 7 H: 0 LOB: 0 BB: 0 P: 9	1B: 2 2B: 1 3B: 0 HR: 0	SF: 0 SAC: 1 DP: 0 HBP: 0						

	AB	27
	R	2
	H	3
	RBI	0
	BB	3
	SO	4
	LOB	4

WP: 0 PB: 0 SB: 0 CS: 2 PA: 32

PITCHER	IP	WLS	BF	H	R	ER	SO	BB	IBB	HBP	BLK	WP	HR	S	P	ERA	WHIP
Joe Black, R (1, 1) ERA: 1.9	9.0	W	31	3	2	0	4	3	0	0	0	0	0	71	113	0.00	0.667

PITCHER	IP	WLS	BF	H	R	ER	SO	BB	IBB	HBP	BLK	WP	HR	S	P	ERA	WHIP

Boston Braves @ New York Giants

Polo Grounds, New York, NY

Wed Sep 24 1952, 3:33 AM EDT

Unknown

TOP

livebaseballscorecards.com

Batter	1	2	3	4	5	6	7	8	9	AB	R	H	RBI	BB	SO	LOB
Sam Jethroe, S (1, 8) OBP: 0.323, SLG: 0.365	4-3	K		BB, 1B, F8; 1-2; 1B		K	1-2; BB		FC6-4; 1B	5	1	2	0	1	2	0
Johnny Logan, R (1, 6) OBP: 0.333, SLG: 0.365	HR	F7		BB; 1-2; 2-H; 1B		1B	F9		FC6-4; 1-2f	6	1	3	2	0	0	3
Eddie Mathews, L (1, 5) OBP: 0.319, SLG: 0.430	HR; 1B	K		BB; 1-2; 2-3		K		K		4	1	1	0	1	3	1
Walker Cooper, R (1, 2) OBP: 0.283, SLG: 0.362	1-H; HR	F8	F8; 3-H				BB; 1B; BB	F4		4	2	1	3	1	0	2
Sid Gordon, R (1, 7) OBP: 0.391, SLG: 0.497	E6; BB, BB	1B	4-3				K	PB, BB; 1B		5	0	2	0	0	1	3
Earl Torgeson, L (1, 3) OBP: 0.367, SLG: 0.313	BB; 1-2; BB	F7			F8		1B; 1-2; 1B; BB	PB; 1-2; BB		2	1	0	0	3	0	1
Jack Daniels, L (1, 9) OBP: 0.266, SLG: 0.243	F9	1-3			F6		1B; 1-3; 2-H; F7; 1B	G3; 1-2; 2-3		5	1	1	1	0	0	5
Jack Dittmer, L (1, 4) OBP: 0.249, SLG: 0.282	1-2; 2-3; BB			1B; 1B; BB	L8		2-3; 3-H; BB; 1B		F7	3	1	1	1	2	0	0
Ernie Johnson, R (1, 1) OBP: 0.174, SLG: 0.143 Sheldon Jones, R (3, 1) OBP: 0.125, SLG: 0.125 Warren Spahn, L (6, PH) OBP: 0.195, SLG: 0.257 Dave Cole, R (6, 1) Sibby Sisti, R (7, PH) OBP: 0.282, SLG: 0.313 Max Surkont, R (7, 1) OBP: 0.152, SLG: 0.159 Jack Cusick, R (9, PH) OBP: 0.222, SLG: 0.184	1-3			F4		F8	F7; 3-H		F6	1 1 1 0 1 0 1	0 0 0 0 0 0 0	0 0 0 0 0 0 0	0 0 0 0 1 0 0	0 0 0 0 0 0 0	0 0 0 0 0 0 0	3 1 0 0 1 0 0
Inning Stats	R: 3 E: 1 K: 0 S: 7 H: 3 LOB: 3 BB: 2 P: 15	R: 0 E: 0 K: 2 S: 7 H: 0 LOB: 0 BB: 0 P: 7	R: 0 E: 0 K: 0 S: 4 H: 1 LOB: 1 BB: 0 P: 4	R: 2 E: 0 K: 0 S: 5 H: 2 LOB: 2 BB: 2 P: 13	R: 0 E: 0 K: 0 S: 3 H: 0 LOB: 0 BB: 0 P: 3	R: 0 E: 0 K: 2 S: 8 H: 1 LOB: 1 BB: 0 P: 8	R: 3 E: 0 K: 1 S: 7 H: 2 LOB: 2 BB: 3 P: 19	R: 0 E: 0 K: 1 S: 6 H: 1 LOB: 2 BB: 1 P: 10	R: 0 E: 0 K: 0 S: 4 H: 1 LOB: 1 BB: 0 P: 4	1B: 9 2B: 0 3B: 0 HR: 2	SF: 0 SAC: 0 DP: 0 HBP: 0		WP: 0 PB: 1 SB: 0 CS: 0	PA: 47			

	AB	39
	R	8
	H	11
	RBI	8
	BB	8
	SO	6
	LOB	20

PITCHER		IP	WLS	BF	H	R	ER	SO	BB	IBB	HBP	BLK	WP	HR	S	P	ERA	WHIP
Sal Maglie, R ERA: 3.01	(1, 1)	0.1		6	3	3	3	0	1	0	0	0	0	2	5	9	81.00	12.000
Monty Kennedy, L ERA: 2.95	(1, 1)	3.0		15	3	2	2	2	3	0	0	0	0	0	16	28	6.00	2.000
Bill Connelly, R ERA: 4.55	(4, 1)	3.0		13	2	3	3	3	2	0	0	0	0	0	17	25	9.00	1.333
Hoyt Wilhelm, R ERA: 2.43	(7, 1)	2.2	W	13	3	0	0	1	2	0	0	0	0	0	13	21	0.00	1.875

PITCHER	IP	WLS	BF	H	R	ER	SO	BB	IBB	HBP	BLK	WP	HR	S	P	ERA	WHIP

Boston Braves @ New York Giants

Polo Grounds, New York, NY

Wed Sep 24 1952, 3:33 AM EDT

Unknown

livebaseballscorecards.com

BOTTOM

Batter	1	2	3	4	5	6	7	8	9	AB	R	H	RBI	BB	SO	LOB
Don Mueller, L (1, 9) OBP: 0.331, SLG: 0.416	4-3		F3 F9		CS 2-3	SH5-4 1B BB HBP	1B 1-2 1B			4	1	1	0	0	0	4
Alvin Dark, R (1, 6) OBP: 0.357, SLG: 0.420	FC4-6 1B		1B 1-H E 2B	HR		BB SH5-4 1-2 F9 1B	1-2 2-3 1B			5	3	5	2	0	0	0
Whitey Lockman, L (1, 3) OBP: 0.366, SLG: 0.394	FC4-6 1-2f		E HR 2-3 1B	F3		SH5-4 1-2 2-3	P6 3-H			4	1	1	1	0	0	3
Monte Irvin, R (1, 7) OBP: 0.378, SLG: 0.466 Dusty Rhodes, L (8, 7) OBP: 0.332, SLG: 0.491	L5		E6 HR 1-2 3-H	K2-3		E BB IBB	5-3			4 0	1 0	0 0	1 0	1 0	1 0	4 0
Bobby Thomson, R (1, 8) OBP: 0.333, SLG: 0.481		F7 3B	1-H 2-H HR	1-3		1-2 2-3 3-H BB		F3		4	2	2	4	1	0	0
Bill Rigney, R (1, 5) OBP: 0.374, SLG: 0.375	F7 3-H		1B 1B 1B		5-3	F9 2-3 3-H		HBP 1B		5	0	2	2	0	0	2
Davey Williams, R (1, 4) OBP: 0.325, SLG: 0.385	F7		1B 1-2 1B		F8	F8		1-2 HBP		4	0	1	0	0	0	2
Ray Katt, R (1, 2) OBP: 0.250, SLG: 0.250	5-3		1-2 2-3 1B		2B 1B		F7	F8		5	1	2	0	0	0	2
Sal Maglie, R (1, 1) OBP: 0.139, SLG: 0.075 Monty Kennedy, R (1, 1) OBP: 0.095, SLG: 0.095 Bill Connelly, L (4, 1) OBP: 0.417, SLG: 0.909 Hoyt Wilhelm, R (7, 1) OBP: 0.179, SLG: 0.237		2B 1B K			CS 1-H 2B		1B 1B P6 1B	4-3		0 2 1 2	0 1 0 1	0 1 1 1	0 0 1 0	0 1 0 0	0 0 0 0	0 3 0 2
Inning Stats	R: 0 E: 1 K: 0 S: 4 H: 1 LOB: 1 BB: 0 P: 4	R: 1 E: 0 K: 0 S: 4 H: 1 LOB: 0 BB: 0 P: 4	R: 5 E: 1 K: 1 S: 13 H: 7 LOB: 3 BB: 0 P: 13	R: 1 E: 0 K: 1 S: 6 H: 1 LOB: 0 BB: 0 P: 6	R: 1 E: 0 K: 0 S: 4 H: 2 LOB: 0 BB: 0 P: 4	R: 2 E: 1 K: 0 S: 4 H: 1 LOB: 2 BB: 2 P: 13	R: 1 E: 0 K: 0 S: 6 H: 3 LOB: 2 BB: 0 P: 6	R: 0 E: 0 K: 0 S: 4 H: 1 LOB: 2 BB: 0 P: 5		1B: 12 2B: 2 3B: 1 HR: 2 SF: 0 SAC: 1 DP: 0 HBP: 2					WP: 0 PB: 0 SB: 0 CS: 1 PA: 46	

	AB	40
	R	11
	H	17
	RBI	11
	BB	2
	SO	2
	LOB	22

PITCHER		IP	WLS	BF	H	R	ER	SO	BB	IBB	HBP	BLK	WP	HR	S	P	ERA	WHIP
Ernie Johnson, R ERA: 3.99	(1, 1)	2.1	L	14	6	6	5	0	0	0	0	0	0	1	14	14	19.29	2.571
Sheldon Jones, R ERA: 4.7	(3, 1)	2.2		13	6	2	2	2	0	0	0	0	0	1	17	17	6.75	2.250
Dave Cole, R ERA: 3.71	(6, 1)	1.0		7	1	2	2	0	1	1	1	0	0	0	4	13	18.00	2.000
Max Surkont, R ERA: 3.77	(7, 1)	2.0		11	4	1	1	0	0	0	1	0	0	0	10	11	4.50	2.000

PITCHER		IP	WLS	BF	H	R	ER	SO	BB	IBB	HBP	BLK	WP	HR	S	P	ERA	WHIP

Batter	1	2	3	4	5	6	7	8	9	AB	R	H	RBI	BB	SO	LOB
Sam Jethroe, S (1, 8) OBP: 0.324, SLG: 0.365	5-3		F2			HBP		IHR 1B		3	1	1	0	0	0	1
Johnny Logan, R (1, 6) OBP: 0.333, SLG: 0.370	F8			F7		F3		1-H IHR		4	1	1	2	0	0	1
Eddie Mathews, L (1, 5) OBP: 0.317, SLG: 0.426	K			4-3		K		4-3		4	0	0	0	0	2	1
Sid Gordon, R (1, 7) OBP: 0.390, SLG: 0.495		6-3		F7			4-3 1B		F7	4	0	1	0	0	0	0
Earl Torgeson, L (1, 3) OBP: 0.365, SLG: 0.312		K			FC6-4 1B		4-3 1-2		K2-3	4	0	1	0	0	2	1
Paul Burris, R (1, 2) OBP: 0.259, SLG: 0.287		F9			FC6-4 FC4 1-2f		L7		FC6-4 1B	4	0	1	0	0	0	2
Sibby Sisti, R (1, 9) OBP: 0.262, SLG: 0.311			S 1B		FC4 1-2f		F8		FC6-4 1-2f	4	0	1	0	0	0	3
Jack Dittmer, L (1, 4) OBP: 0.250, SLG: 0.281			F8		1-3			BBBB G4-6-3 BB		2	0	0	0	1	0	2
Warren Spahn, L (1, 1) OBP: 0.191, SLG: 0.252			K 1-2			4-3		G4-6-3 1-2f		2	0	0	0	0	1	1
Jack Cusick, R (8, PH) OBP: 0.220, SLG: 0.182										1	0	0	0	0	0	1
Sheldon Jones, R (8, 1) OBP: 0.125, SLG: 0.125										0	0	0	0	0	0	0
Inning Stats	R: 0 H: 0 E: 0 LOB: 0 K: 1 BB: 0 S: 5 P: 5	R: 0 H: 0 E: 0 LOB: 0 K: 1 BB: 0 S: 5 P: 5	R: 0 H: 1 E: 0 LOB: 1 K: 1 BB: 0 S: 6 P: 6	R: 0 H: 0 E: 0 LOB: 0 K: 0 BB: 0 S: 3 P: 3	R: 0 H: 1 E: 0 LOB: 1 K: 0 BB: 0 S: 4 P: 4	R: 0 H: 0 E: 0 LOB: 1 K: 1 BB: 0 S: 5 P: 6	R: 0 H: 1 E: 0 LOB: 1 K: 0 BB: 0 S: 4 P: 4	R: 2 H: 2 E: 0 LOB: 0 K: 0 BB: 1 S: 4 P: 8	R: 0 H: 1 E: 0 LOB: 1 K: 1 BB: 0 S: 6 P: 6	1B: 5 SF: 0 2B: 0 SAC: 0 3B: 0 DP: 1 HR: 1 HBP: 1						

PITCHER	IP	W	L	S	BF	H	R	ER	SO	BB	IBB	HBP	BLK	WP	HR	P	ERA	WHIP
Dave Koslo, L (1, 1) ERA: 3.19	9.0	W			34	6	2	2	5	1	0	1	0	0	0	47	2.00	0.778

PITCHER	IP	W	L	S	BF	H	R	ER	SO	BB	IBB	HBP	BLK	WP	HR	P	ERA	WHIP

TOP

Boston Braves @ New York Giants

Polo Grounds, New York, NY

Wed Sep 24 1952, 3:38 AM EDT

Att. 3,018 - Unknown

livebaseballscorecards.com

AB	32
R	2
H	6
RBI	2
BB	1
SO	5
LOB	13

PA: 34

BOTTOM

Boston Braves @ New York Giants

Polo Grounds, New York, NY

Wed Sep 24 1952, 3:38 AM EDT

Att. 3,018 - Unknown

Batter	1	2	3	4	5	6	7	8	9	AB	R	H	RBI	BB	SO	LOB
Davey Williams, R (1, 4) OBP: 0.326, SLG: 0.387	E1 WP		PB 1B 1-2		HR 2B		K	F5		5	1	2	0	0	1	2
Alvin Dark, R (1, 6) OBP: 0.356, SLG: 0.424	F8		K 1-2 2-3		HR 2-H		F8	FC5-4 1-2f		5	1	1	2	0	1	5
Whitey Lockman, L (1, 3) OBP: 0.364, SLG: 0.391	K 1-2		F9		L7		3-1			4	0	0	0	0	1	3
Monte Irvin, R (1, 7) OBP: 0.369, SLG: 0.455	K			6-3	6-3			BB 1B E	BB	3	0	0	0	0	1	1
Dusty Rhodes, L (8, 7) OBP: 0.335, SLG: 0.491										0	1	0	0	1	0	0
Bobby Thomson, R (1, 8) OBP: 0.334, SLG: 0.486		F3		HR		5-3		E BB 1-2 FC5-2	1B	4	1	2	1	0	0	0
Bob Elliott, R (1, 9) OBP: 0.324, SLG: 0.379		F8		1B		HR		FC5-2 E 1-2 2-3 E	BB	3	2	2	0	1	0	0
Bill Rigney, R (1, 5) OBP: 0.379, SLG: 0.417		F9		G4-6-3 1-2		1-H HR		E6 FC5-2 1-2 2-3 3-H E		4	2	2	3	0	0	2
Ray Katt, R (1, 2) OBP: 0.250, SLG: 0.250			PB 1B	G4-6-3 1-2f		F4		FC5-2 E 1-2 2-3 3-Hf		4	0	1	0	0	0	5
Dave Koslo, L (1, 1) OBP: 0.088, SLG: 0.056			K		G1	K		E3 FC5-4 1-2 2-H 3-H		4	0	0	1	0	2	2
Inning Stats	R: 0 H: 0 E: 1 LOB: 1 K: 2 BB: 0 S: 8 P: 8	R: 0 H: 0 E: 0 LOB: 0 K: 0 BB: 0 S: 3 P: 3	R: 0 H: 2 E: 0 LOB: 2 K: 2 BB: 0 S: 9 P: 9	R: 1 H: 3 E: 0 LOB: 1 K: 0 BB: 0 S: 5 P: 5	R: 2 H: 2 E: 0 LOB: 0 K: 0 BB: 0 S: 5 P: 5	R: 2 H: 2 E: 0 LOB: 0 K: 1 BB: 0 S: 7 P: 7	R: 0 H: 0 E: 0 LOB: 0 K: 1 BB: 0 S: 5 P: 5	R: 3 H: 1 E: 2 LOB: 2 K: 0 BB: 2 S: 6 P: 14		1B: 6 SF: 0 2B: 1 SAC: 0 3B: 0 DP: 1 HR: 3 HBP: 0						

livebaseballscorecards.com

	AB	36
	R	8
	H	10
	RBI	7
	BB	2
	SO	6
	LOB	20

PITCHER		IP	WLS	BF	H	R	ER	SO	BB	IBB	HBP	BLK	WP	HR	S	P	ERA	WHIP
Warren Spahn, L ERA: 2.98	(1, 1)	7.0	L	30	9	5	5	6	0	0	0	0	1	3	42	42	6.43	1.286
Sheldon Jones, R ERA: 4.76	(8, 1)	1.0		8	1	3	1	0	2	0	0	0	0	0	6	14	9.00	3.000

PITCHER	IP	WLS	BF	H	R	ER	SO	BB	IBB	HBP	BLK	WP	HR	S	P	ERA	WHIP

Boston Braves @ New York Giants

Polo Grounds, New York, NY

Thu Sep 25 1952, 3:33 AM EDT

Att. 1,269 - Unknown

livebaseballscorecards.com

Batter	1	2	3	4	5	6	7	8	9	AB	R	H	RBI	BB	SO	LOB
Sam Jethroe, S (1, 8) OBP: 0.322, SLG: 0.362	K		K		1-3		K		L5	5	0	0	0	0	3	3
Johnny Logan, R (1, 6) OBP: 0.332, SLG: 0.369	F7		5-3			G4-6-3 1B	FC6-4 1-2f			4	0	1	0	0	0	2
Eddie Mathews, L (1, 5) OBP: 0.316, SLG: 0.425	E4			S 1B		G4-6-3 1-2f		F6		4	0	1	0	0	0	1
Sid Gordon, R (1, 7) OBP: 0.388, SLG: 0.491	6-3			K 1-2		F7		F8		4	0	0	0	0	1	2
Earl Torgeson, L (1, 3) OBP: 0.367, SLG: 0.314		6-3		K			1B FC3 1B	1B 1B		4	1	2	0	0	1	1
Paul Burris, R (1, 2) OBP: 0.265, SLG: 0.292		E5 BB		6-3			FC3 1-3 1B	1-3 1B		4	1	2	0	0	0	1
Jack Daniels, L (1, 9) OBP: 0.270, SLG: 0.241		G6-4-3 1-2 BB			G3-6-3 BB		FC3 1-2 3-H 1B	K		2	0	0	1	2	1	3
Jack Dittmer, L (1, 4) OBP: 0.250, SLG: 0.280		G6-4-3 1-2f			G3-6-3 1-2f		FC6-4 1-2 2-H 1B		4-3	4	0	1	1	0	0	3
Lew Burdette, R (1, 1) OBP: 0.211, SLG: 0.118			F7		1B		K		F8	4	0	1	0	0	1	2
Inning Stats	R: 0 E: 1 K: 1 S: 6 H: 0 LOB: 1 BB: 0 P: 6	R: 0 E: 1 K: 0 S: 3 H: 0 LOB: 1 BB: 1 P: 7	R: 0 E: 0 K: 1 S: 5 H: 0 LOB: 0 BB: 0 P: 5	R: 0 E: 0 K: 2 S: 8 H: 1 LOB: 1 BB: 0 P: 8	R: 0 E: 0 K: 0 S: 3 H: 1 LOB: 1 BB: 1 P: 7	R: 0 E: 0 K: 0 S: 3 H: 1 LOB: 0 BB: 0 P: 3	R: 2 E: 0 K: 2 S: 11 H: 3 LOB: 2 BB: 0 P: 11	R: 0 E: 0 K: 1 S: 7 H: 2 LOB: 2 BB: 0 P: 7	R: 0 E: 0 K: 0 S: 3 H: 0 LOB: 0 BB: 0 P: 3	1B: 8 2B: 0 3B: 0 HR: 0	SF: 0 SAC: 0 DP: 3 HBP: 0						

TOP	
AB	35
R	2
H	8
RBI	2
BB	2
SO	7
LOB	18

WP: 0 PB: 0 SB: 1 CS: 0 PA: 37

PITCHER		IP	WLS	BF	H	R	ER	SO	BB	IBB	HBP	BLK	WP	HR	S	P	ERA	WHIP
Jim Hearn, R ERA: 3.78	(1, 1)	8.0		34	8	2	2	7	2	0	0	0	0	0	46	54	2.25	1.250
Hoyt Wilhelm, R ERA: 2.42	(9, 1)	1.0	W	3	0	0	0	0	0	0	0	0	0	0	3	3	0.00	0.000

PITCHER	IP	WLS	BF	H	R	ER	SO	BB	IBB	HBP	BLK	WP	HR	S	P	ERA	WHIP

Boston Braves @ New York Giants

Polo Grounds, New York, NY

Thu Sep 25 1952, 3:33 AM EDT

Att. 1,269 - Unknown

BOTTOM

Batter	1	2	3	4	5	6	7	8	9	AB	R	H	RBI	BB	SO	LOB
Don Mueller, L (1, 9) OBP: 0.328, SLG: 0.413	1-3	G3			F7			F9		4	0	0	0	0	0	3
Alvin Dark, R (1, 6) OBP: 0.355, SLG: 0.422	1B		4-3		F8			F7		4	0	1	0	0	0	1
Whitey Lockman, L (1, 3) OBP: 0.365, SLG: 0.393	G6-4-3 1-3		6-3			F8			1B	4	1	2	0	0	0	0
Monte Irvin, R (1, 7) OBP: 0.366, SLG: 0.444 Clint Hartung, R (9, PR) OBP: 0.305, SLG: 0.405	G6-4-3 1-2f		4-3			4-3			BB 1B G1-2-3	3 0	0 0	0 0	0 0	1 0	0 0	2 0
Bobby Thomson, R (1, 8) OBP: 0.333, SLG: 0.484		6-3		5-3		F6			G1-2-3 IBB 1-3 2-H	4	1	1	1	0	0	0
Bill Rigney, R (1, 5) OBP: 0.404, SLG: 0.430				G5-4-3 BB			CS		G1-2-3 1-2	2	1	2	0	2	0	0
Davey Williams, R (1, 4) OBP: 0.325, SLG: 0.388				G5-4-3 1-2f			K 1-2		G1-2-3 1-2 2-3 3-Hf	4	0	1	1	0	1	5
Ray Katt, R (1, 2) OBP: 0.313, SLG: 0.267					6-3		F5		2-3 3-H	3	0	1	1	1	0	0
Jim Hearn, R (1, 1) OBP: 0.222, SLG: 0.325 George Wilson, L (8, PH) OBP: 0.265, SLG: 0.354 Hoyt Wilhelm, R (9, 1) OBP: 0.179, SLG: 0.237								F5		1 1 0	0 0 0	1 0 0	0 0 0	1 0 0	0 0 0	0 0 0
Inning Stats	R: 0 E: 0 K: 0 S: 4 H: 2 LOB: 1 BB: 0 P: 4	R: 1 E: 0 K: 0 S: 4 H: 2 LOB: 2 BB: 2 P: 12	R: 0 E: 0 K: 0 S: 3 H: 0 LOB: 0 BB: 0 P: 3	R: 0 E: 0 K: 0 S: 2 H: 0 LOB: 0 BB: 1 P: 6	R: 0 E: 0 K: 0 S: 4 H: 1 LOB: 1 BB: 0 P: 4	R: 0 E: 0 K: 0 S: 3 H: 0 LOB: 0 BB: 0 P: 3	R: 0 E: 0 K: 1 S: 5 H: 1 LOB: 0 BB: 0 P: 5	R: 0 E: 0 K: 0 S: 3 H: 0 LOB: 0 BB: 0 P: 3	R: 2 E: 0 K: 0 S: 4 H: 3 LOB: 2 BB: 2 P: 12	1B: 7 2B: 2 3B: 0 HR: 0 SF: 0 SAC: 0 DP: 3 HBP: 0						

PITCHER	IP	WLS	BF	H	R	ER	SO	BB	IBB	HBP	BLK	WP	HR	S	P	ERA	WHIP
Lew Burdette, R (1, 1) ERA: 3.72	8.2	L	35	9	3	3	1	4	1	0	0	0	0	32	52	3.12	1.500

PITCHER	IP	WLS	BF	H	R	ER	SO	BB	IBB	HBP	BLK	WP	HR	S	P	ERA	WHIP

AB	30
R	3
H	9
RBI	3
BB	5
SO	1
LOB	11

WP: 0	PA: 35
PB: 0	
SB: 0	
CS: 1	

livebaseballscorecards.com

Batter	1	2	3	4	5	6	7	8	9	AB	R	H	RBI	BB	SO	LOB
Sam Jethroe, S (1, 8) OBP: 0.321, SLG: 0.361	B C C F B B X 3-2 ① F6	X 0-0 ③ F7		C B S X 1-2 ③ FC4-6 1-2f		C B B B X 3-1 1B 1-2 2-H 1B			B B C B F X 3-2 ① F6	5	0	1	1	0	0	3
Johnny Logan, R (1, 6) OBP: 0.335, SLG: 0.374	X 0-0 ② F6		B X 1-0 E F8 2B		C B F X 1-2 1B	C B F B X 2-2 1-3 2-H 1B			C C F F B F B X 2-2 ② F8	5	1	3	1	0	0	0
Eddie Mathews, L (1, 5) OBP: 0.315, SLG: 0.427	X 0-0 3B		X 0-0 FC1 1B 2-3		C F B B S 2-3 ① K	X 0-0 ③ F8			X 0-0 ③ G3	5	0	1	0	0	1	4
Sid Gordon, R (1, 7) OBP: 0.387, SLG: 0.489	B X 1-0 ③ 6-3		B X 1-0 ① F8 3-H		B B B C X 3-1 ② F8		B C B B C X 3-2 G6-4-3 1B			4	0	1	1	0	0	3
Earl Torgeson, L (1, 3) OBP: 0.366, SLG: 0.314		B B C X 2-1 ① L8	B X 1-0 G1-4-3 1-3 1B		B C X 1-1 ③ 4-3		C B C C X 1-2 ① F7			4	0	1	0	0	0	2
Paul Burris, R (1, 2) OBP: 0.259, SLG: 0.285		C X 0-1 ② 6-3	X 0-0 ② ③ G1-4-3 1-2f			X 0-0 ① 5-3	B B C X 2-1 ② ③ G6-4-3 1-2f			4	0	0	0	0	0	3
Jack Daniels, L (1, 9) OBP: 0.274, SLG: 0.242		X 0-0 1B 1B 1B		C C X 0-2 ① G3		B B B 4-0 FC4-6 BB		S B B F F B F X 3-2 ① 4-3		3	1	1	0	1	0	0
Jack Dittmer, L (1, 4) OBP: 0.250, SLG: 0.280		S C F X 0-2 1B 1-2 1B		C X 0-1 ② 1-3		C X 0-1 ② FC4-6 1B 1-2f 1B		C B S B F B X 3-2 ② G3		4	1	1	0	0	0	1
Jim Wilson, R (1, 1) OBP: 0.182, SLG: 0.186 Bob Chipman, L (6, 1) OBP: 0.500, SLG: 0.400 Sibby Sisti, R (8, PH) OBP: 0.261, SLG: 0.310 Dave Cole, R (8, 1)		C B X 1-1 1-2 2-H 1B		B B B B 4-0 FC4-6 BB		B B C F X 2-2 1B 1-2 1B		X 0-0 ③ 5-3		2 0 1 0	1 0 0 0	2 0 0 0	1 0 0 0	1 0 0 0	0 0 0 0	0 0 0 0
Inning Stats	R: 0 H: 1 E: 0 LOB: 1 K: 0 BB: 0 S: 7 P: 11	R: 1 H: 3 E: 0 LOB: 2 K: 0 BB: 0 S: 12 P: 15	R: 1 H: 2 E: 1 LOB: 1 K: 0 BB: 0 S: 5 P: 8	R: 0 H: 0 E: 0 LOB: 1 K: 0 BB: 1 S: 8 P: 13	R: 0 H: 1 E: 0 LOB: 1 K: 1 BB: 0 S: 10 P: 17	R: 2 H: 3 E: 0 LOB: 2 K: 0 BB: 1 S: 12 P: 23	R: 0 H: 1 E: 0 LOB: 0 K: 0 BB: 0 S: 8 P: 14	R: 0 H: 0 E: 0 LOB: 0 K: 0 BB: 0 S: 10 P: 16	R: 0 H: 0 E: 0 LOB: 0 K: 0 BB: 0 S: 10 P: 15	1B: 9 2B: 1 3B: 1 HR: 0	SF: 0 SAC: 0 DP: 2 HBP: 0			WP: 0 PB: 0 SB: 0 CS: 0	PA: 39		

TOP

Boston Braves @ Brooklyn Dodgers

Ebbets Field, Brooklyn, NY

Fri Sep 26 1952, 3:33 AM EDT

Att. 1,440 - Unknown

livebaseballscorecards.com

AB	37
R	4
H	11
RBI	4
BB	2
SO	1
LOB	16

PITCHER		IP	WLS	BF	H	R	ER	SO	BB	IBB	HBP	BLK	WP	HR	S	P	ERA	WHIP
Carl Erskine, R ERA: 2.74	(1, 1)	5.0		23	7	2	1	1	1	0	0	0	0	0	42	64	1.80	1.600
Ken Lehman, L ERA: 5.28	(6, 1)	4.0	W	16	4	2	2	0	1	0	0	0	0	0	40	68	4.50	1.250

PITCHER		IP	WLS	BF	H	R	ER	SO	BB	IBB	HBP	BLK	WP	HR	S	P	ERA	WHIP

BOTTOM

Boston Braves @ Brooklyn Dodgers

Ebbets Field, Brooklyn, NY

Fri Sep 26 1952, 3:33 AM EDT

Att. 1,440 - Unknown

Batter	1	2	3	4	5	6	7	8	9	AB	R	H	RBI	BB	SO	LOB
Billy Cox, R (1, 5) OBP: 0.298, SLG: 0.336	HR		1-3 1-2		F8	1B 1-2 2-H 3-H		4-3		5	1	2	3	0	0	2
Sandy Amoros, L (1, 9) (6, 8) OBP: 0.300, SLG: 0.333	F6		3B 2B 2-H		F8	2B 1-3 2-H				4	1	2	2	0	0	0
George Shuba, L (1, 7) OBP: 0.393, SLG: 0.466	K		2B 3-H		F2	1-3				4	1	1	1	0	1	2
Andy Pafko, R (1, 8) OBP: 0.371, SLG: 0.446 Tommy Holmes, L (6, 9) OBP: 0.200, SLG: 0.156	6-3		2B 2-H			E 2B	4-3			2 2	0 1	1 1	1 0	0 0	0 0	0 0
Gil Hodges, R (1, 3) OBP: 0.390, SLG: 0.506 Rocky Nelson, L (6, 3) OBP: 0.405, SLG: 0.314		E5 G5-4-3	IBB			E3 FC6-5 2-H	F7			1 2	0 0	0 0	0 0	1 0	0 0	0 0
Bobby Morgan, R (1, 6) OBP: 0.397, SLG: 0.398		G5-4-3 1-2f	5-3			FC6-5 6-3 BB 1B 2-3	5-3			4	1	0	0	0	0	4
Rube Walker, L (1, 2) OBP: 0.303, SLG: 0.343		F8		F6		2B 6-3 1-2 BB		6-3		3	1	0	0	1	0	0
Rocky Bridges, R (1, 4) OBP: 0.271, SLG: 0.245			F8	F3		6-3 1-2 2-3		PB BB		3	0	0	0	1	0	2
Carl Erskine, R (1, 1) OBP: 0.200, SLG: 0.167 Ken Lehman, L (6, 1)			1-3 3B 1B	6-3		1B 2B BB		5-3 1-2		2 1	1 1	1 0	0 0	0 1	0 0	0 1
Inning Stats	R: 1 H: 1 E: 0 LOB: 0 K: 1 BB: 0 S: 10 P: 13	R: 0 H: 0 E: 1 LOB: 0 K: 0 BB: 0 S: 5 P: 8	R: 3 H: 4 E: 0 LOB: 2 K: 0 BB: 1 S: 19 P: 34	R: 0 H: 0 E: 0 LOB: 0 K: 0 BB: 0 S: 8 P: 12	R: 0 H: 0 E: 0 LOB: 0 K: 0 BB: 0 S: 8 P: 15	R: 4 H: 3 E: 1 LOB: 2 K: 0 BB: 2 S: 22 P: 40	R: 0 H: 0 E: 0 LOB: 0 K: 0 BB: 0 S: 7 P: 11	R: 0 H: 0 E: 0 LOB: 1 K: 0 BB: 1 S: 7 P: 15		1B: 2 SF: 0 2B: 4 SAC: 0 3B: 1 DP: 1 HR: 1 HBP: 0						

livebaseballscorecards.com

AB	33
R	8
H	8
RBI	7
BB	4
SO	1
LOB	11

PITCHER		IP	WLS	BF	H	R	ER	SO	BB	IBB	HBP	BLK	WP	HR	S	P	ERA	WHIP
Jim Wilson, R ERA: 4.23	(1, 1)	5.2	L	28	7	8	8	1	2	1	0	0	0	1	66	114	12.71	1.588
Bob Chipman, L ERA: 2.95	(6, 1)	1.1		5	1	0	0	0	0	0	0	0	0	0	13	19	0.00	0.750
Dave Cole, R ERA: 3.63	(8, 1)	1.0		4	0	0	0	0	1	0	0	0	0	0	7	15	0.00	1.000

PITCHER	IP	WLS	BF	H	R	ER	SO	BB	IBB	HBP	BLK	WP	HR	S	P	ERA	WHIP

Batter	1	2	3	4	5	6	7	8	9	AB	R	H	RBI	BB	SO	LOB
Sam Jethroe, S (1, 8) OBP: 0.322, SLG: 0.361	B X 1-0 CS 1B		S C X 0-2 ① F6		B X 1-0 G6-4-3 3-H 1B		X 0-0 ② F8 3-H	C S F B F F S 1-3 ③ K		5	0	2	2	0	1	3
Johnny Logan, R (1, 6) OBP: 0.332, SLG: 0.371	S B B B X 3-1 ① F8		F X 0-1 ② SH2-3 1-2		F X 0-1 ②③ G6-4-3 1-2f		B B F X 2-1 ③ F3		F B X 1-1 ① F7	4	0	0	0	0	0	3
Eddie Mathews, L (1, 5) OBP: 0.318, SLG: 0.446	S B F B B S 3-3 ②③ K 1-2		C B B B C X 3-2 2-H HR			S X 0-1 HR		S B X 1-1 HR	B B B X 3-0 ② 6-3	5	3	3	4	0	1	1
Sid Gordon, R (1, 7) OBP: 0.384, SLG: 0.485		B B S X 2-1 ① F7	C X 0-1 ③ F8			C B X 1-1 ① F4		C F B B C 2-3 ① K	X 0-0 ③ 6-3	5	0	0	0	0	1	0
Earl Torgeson, L (1, 3) OBP: 0.365, SLG: 0.311		B B X 2-0 ② 4-3		B X 1-0 ① F6		C M X 0-2 ② 4-3		B B B B C B 4-1 BB E 1B BB		3	1	0	0	1	0	0
Paul Burris, R (1, 2) OBP: 0.253, SLG: 0.278		B X 1-0 ③ 5-3		C X 0-1 ② F4		B C C C 1-3 ③ K		S C X 0-2 E5 BB 1-2 1B		4	1	0	0	0	1	1
Jack Daniels, L (1, 9) OBP: 0.282, SLG: 0.241			F B B B F B B 4-2 HR BB	B X 1-0 ③ 4-3			B B F S B B 4-2 SH3-4 E F8 BB	F B B B B 4-1 1B 1-2 2-3 F9 BB		1	3	0	0	3	0	0
Jack Dittmer, L (1, 4) OBP: 0.256, SLG: 0.293			B X 1-0 1-H HR		C B B B B 4-1 SH1-4 E 1B BB		B C F F X 1-2 E4 SH3-4 1-2	X 0-0 1-3 2-H 3-H 1B		3	2	2	4	1	0	1
Virgil Jester, R (1, 1) OBP: 0.250, SLG: 0.316			X 0-0 SH2-3 HR 1B		1 SAFE C B X 1-1 ① SH1-4 1-3		L X 0-1 ① SH3-4 1-2 2-3	S X 0-1 ② F9 3-H		2	1	1	1	0	0	1
Inning Stats	R: 0 E: 0 K: 1 S: 6 H: 1 LOB: 0 BB: 0 P: 13	R: 0 E: 0 K: 0 S: 4 H: 0 LOB: 0 BB: 0 P: 9	R: 4 E: 0 K: 0 S: 14 H: 3 LOB: 0 BB: 1 P: 22	R: 0 E: 0 K: 0 S: 4 H: 0 LOB: 0 BB: 0 P: 6	R: 1 E: 1 K: 0 S: 6 H: 1 LOB: 0 BB: 1 P: 12	R: 1 E: 0 K: 1 S: 10 H: 1 LOB: 0 BB: 0 P: 12	R: 1 E: 1 K: 0 S: 11 H: 0 LOB: 1 BB: 1 P: 18	R: 4 E: 1 K: 2 S: 19 H: 2 LOB: 1 BB: 2 P: 31	R: 0 E: 0 K: 0 S: 4 H: 0 LOB: 0 BB: 0 P: 8	1B: 4 2B: 0 3B: 0 HR: 4	SF: 0 SAC: 3 DP: 1 HBP: 0						

PITCHER		IP	WLS	BF	H	R	ER	SO	BB	IBB	HBP	BLK	WP	HR	S	P	ERA	WHIP
Joe Black, R ERA: 2.15	(1, 1)	5.0	L	20	5	5	5	1	2	0	0	0	0	2	34	62	9.00	1.400
Ben Wade, R ERA: 3.6	(6, 1)	3.0		17	3	6	3	3	3	0	0	0	0	2	40	61	9.00	2.000
Billy Loes, R ERA: 2.69	(9, 1)	1.0		3	0	0	0	0	0	0	0	0	0	0	4	8	0.00	0.000

PITCHER	IP	WLS	BF	H	R	ER	SO	BB	IBB	HBP	BLK	WP	HR	S	P	ERA	WHIP

TOP

Boston Braves @ Brooklyn Dodgers

Ebbets Field, Brooklyn, NY

Sat Sep 27 1952, 3:33 AM EDT

Att. 4,903 - Unknown

livebaseballscorecards.com

AB	32
R	11
H	8
RBI	11
BB	5
SO	4
LOB	10

WP: 0 PB: 0 SB: 0 CS: 1 PA: 40

BOTTOM

Boston Braves @ Brooklyn Dodgers

Ebbets Field, Brooklyn, NY

Sat Sep 27 1952, 3:33 AM EDT

Att. 4,903 - Unknown

Batter	1	2	3	4	5	6	7	8	9	AB	R	H	RBI	BB	SO	LOB
Billy Cox, R (1, 5) OBP: 0.298, SLG: 0.336	1-1 1B		0-2 L5		0-0 5-3		3-2 5-3		3-3 K	3	0	1	0	0	0	0
Bobby Morgan, R (6, 5) OBP: 0.394, SLG: 0.394										2	0	0	0	0	1	1
Pee Wee Reese, R (1, 6) OBP: 0.367, SLG: 0.364	0-1 6-3		3-2 4-3		4-1 BB			0-0 F7		3	0	0	0	1	0	0
Duke Snider, L (1, 8) OBP: 0.369, SLG: 0.495	3-1 HR		3-3 K		2-1 4-3			1-0 1B 4-3 2B		4	2	2	1	0	1	1
Jackie Robinson, R (1, 4) OBP: 0.439, SLG: 0.466	4-2 E BB			4-0 E F7 BB		1-2 1B		2-2 4-3 2-3 1B		1	1	1	0	2	0	0
Rocky Bridges, R (8, 4) OBP: 0.283, SLG: 0.259										1	0	1	0	0	0	0
Roy Campanella, R (1, 2) OBP: 0.353, SLG: 0.454	SAFE 2-2 5-3 1-3			1-2 E8 1-3 1B		3-1 F5		0-2 4-3 1-2 3-H		3	0	1	0	0	0	2
Steve Lembo, R (8, 2) OBP: 0.200, SLG: 0.200										1	0	0	1	0	0	1
Andy Pafko, R (1, 9) OBP: 0.369, SLG: 0.443		1-1 6-3		2-0 F7 3-H		2-3 K		3-2 F8		3	0	0	1	0	1	2
Tommy Holmes, L (7, 9) OBP: 0.194, SLG: 0.152										1	0	0	0	0	0	1
Gil Hodges, R (1, 3) OBP: 0.387, SLG: 0.502		2-1 L7		1-0 L7		0-0 L9			2-3 K2-3	4	0	0	0	0	1	2
Sandy Amoros, L (1, 7) OBP: 0.318, SLG: 0.350		2-1 1B		1-0 F8			3-3 K		3-1 4-3 PB 1B	4	0	2	0	0	1	1
Joe Black, R (1, 1) OBP: 0.139, SLG: 0.139		0-2 F4			2-0 F7		0-2 F8		2-1 4-3 1-3	1	0	0	0	0	0	1
Rube Walker, L (5, PH) OBP: 0.301, SLG: 0.341										1	0	0	0	0	0	0
Ben Wade, R (6, 1) OBP: 0.131, SLG: 0.317										1	0	0	0	0	0	0
Billy Loes, R (9, 1) OBP: 0.125, SLG: 0.093										0	0	0	0	0	0	0
Rocky Nelson, L (9, PH) OBP: 0.395, SLG: 0.306										1	0	0	0	0	0	1
Inning Stats	R: 1 H: 2 E: 1 LOB: 1 K: 0 BB: 1 S: 11 P: 21	R: 0 H: 1 E: 0 LOB: 1 K: 0 BB: 0 S: 9 P: 14	R: 0 H: 0 E: 0 LOB: 0 K: 1 BB: 0 S: 11 P: 17	R: 1 H: 1 E: 1 LOB: 1 K: 0 BB: 1 S: 6 P: 15	R: 0 H: 0 E: 0 LOB: 1 K: 0 BB: 1 S: 5 P: 13	R: 0 H: 1 E: 0 LOB: 1 K: 1 BB: 0 S: 13 P: 19	R: 0 H: 0 E: 0 LOB: 0 K: 1 BB: 0 S: 9 P: 15	R: 1 H: 2 E: 0 LOB: 1 K: 0 BB: 0 S: 11 P: 17	R: 0 H: 1 E: 0 LOB: 1 K: 2 BB: 0 S: 10 P: 20	1B: 6 2B: 1 3B: 0 HR: 1	SF: 0 SAC: 0 DP: 0 HBP: 0						

livebaseballscorecards.com

AB	34
R	3
H	8
RBI	3
BB	3
SO	5
LOB	13

PITCHER		IP	WLS	BF	H	R	ER	SO	BB	IBB	HBP	BLK	WP	HR	S	P	ERA	WHIP
Virgil Jester, R ERA: 3.33	(1, 1)	9.0	W	37	8	3	3	5	3	0	0	0	0	1	85	151	3.00	1.222

PITCHER	IP	WLS	BF	H	R	ER	SO	BB	IBB	HBP	BLK	WP	HR	S	P	ERA	WHIP

Batter	1	2	3	4	5	6	7	8	9	10	11	12	AB	R	H	RBI	BB	SO	LOB
Sam Jethroe, S (1, 8) OBP: 0.319, SLG: 0.357	1-3	1-3			L7		FC4-6 S 1-2f		K		F8		6	0	0	0	0	1	1
Johnny Logan, R (1, 6) OBP: 0.334, SLG: 0.368	FC6-4 BB		F3		F8		K		WP 2B BB			FC5-4 BB	3	1	0	0	3	1	1
Eddie Mathews, L (1, 5) OBP: 0.320, SLG: 0.447	F7		F9			BB 1B 1B	F4 1-2		1-H 2B			FC5-4 1-2 BB	5	1	2	1	1	0	2
Sid Gordon, R (1, 7) OBP: 0.383, SLG: 0.482	FC6-4 1-2f		6-3			WP 1B 1-2 BB		WP 1B	L6			K	5	0	1	0	1	1	4
Earl Torgeson, L (1, 3) OBP: 0.366, SLG: 0.314		1B 2B 1B		G6-4-3 1B		F7		F6		K S 1B		FC5-4 1-2f 2-3	6	1	3	0	0	0	5
Paul Burris, R (1, 2) OBP: 0.256, SLG: 0.280		2B 1B 1-2 1B		G6-4-3 1-2f		WP 1-2 2-H 1B		6-3 1-2		K 1-2		F4	6	1	2	1	0	1	5
Jack Daniels, L (1, 9) OBP: 0.288, SLG: 0.247	1B 1-3 2-H 2B			BB		K		BB		K 2-3			3	1	1	1	2	2	3
Jack Dittmer, L (1, 4) OBP: 0.255, SLG: 0.291	B3-6-4 2-H 3-H 1B			F3		K 1-2 2-3		4-3			F9		5	0	1	2	0	1	5
Ernie Johnson, R (1, 1) OBP: 0.167, SLG: 0.136 Warren Spahn, L (5, PH) OBP: 0.190, SLG: 0.250 Sheldon Jones, R (5, 1) OBP: 0.125, SLG: 0.125 Jack Cusick, R (7, PH) OBP: 0.217, SLG: 0.179 Bob Chipman, L (7, 1) OBP: 0.500, SLG: 0.400 Walker Cooper, R (9, PH) OBP: 0.282, SLG: 0.361 Lew Burdette, R (9, 1) OBP: 0.205, SLG: 0.114	B3-6-4 1-2f		K		E5 FC4-6 1-2		L7 1-2		K2-3				1 1 0 1 0 1 1	0 0 0 0 0 0 0	0 0 0 0 0 0 0	0 0 0 0 0 0 0	0 1 0 0 0 0 1	0 0 0 0 0 0 0	1 0 0 0 0 0 0
Inning Stats	R: 0 H: 0 E: 0 LOB: 1 K: 0 BB: 1 S: 11 P: 18	R: 3 H: 4 E: 0 LOB: 0 K: 0 BB: 0 S: 13 P: 19	R: 0 H: 0 E: 0 LOB: 0 K: 0 BB: 0 S: 7 P: 11	R: 0 H: 1 E: 0 LOB: 1 K: 0 BB: 1 S: 8 P: 14	R: 0 H: 0 E: 0 LOB: 0 K: 1 BB: 0 S: 5 P: 6	R: 1 H: 2 E: 0 LOB: 2 K: 2 BB: 1 S: 16 P: 30	R: 0 H: 0 E: 1 LOB: 1 K: 1 BB: 0 S: 11 P: 15	R: 0 H: 1 E: 0 LOB: 2 K: 0 BB: 1 S: 9 P: 18	R: 1 H: 1 E: 0 LOB: 1 K: 1 BB: 1 S: 15 P: 23	R: 0 H: 1 E: 0 LOB: 0 K: 2 BB: 0 S: 13 P: 19	R: 0 H: 0 E: 0 LOB: 0 K: 1 BB: 0 S: 7 P: 9	R: 0 H: 0 E: 0 LOB: 2 K: 1 BB: 2 S: 8 P: 16	1B: 8 2B: 2 3B: 0 HR: 0	SF: 0 SAC: 0 DP: 2 HBP: 0	WP: 3 PB: 0 SB: 2 CS: 0	PA: 51			

PITCHER	IP	WLS	BF	H	R	ER	SO	BB	IBB	HBP	BLK	WP	HR	S	P	ERA	WHIP
Ron Negray, R (1, 1) ERA: 3.46	5.0		20	5	3	3	1	2	0	0	0	0	0	44	68	5.40	1.400
Clem Labine, R (6, 1) ERA: 5.14	1.0		6	2	1	1	2	1	0	0	0	1	0	16	30	9.00	3.000
Ralph Branca, R (7, 1) ERA: 3.84	2.0		9	1	0	0	1	1	0	0	0	1	0	20	33	0.00	1.000
Jim Hughes, R (9, 1) ERA: 1.45	4.0		16	2	1	1	5	3	0	0	0	1	0	43	67	2.25	1.250

PITCHER	IP	WLS	BF	H	R	ER	SO	BB	IBB	HBP	BLK	WP	HR	S	P	ERA	WHIP

TOP

Boston Braves @ Brooklyn Dodgers

Ebbets Field, Brooklyn, NY

Sun Sep 28 1952, 3:33 AM EST

Att. 9,453 - Unknown

livebaseballscorecards.com

AB	44
R	5
H	10
RBI	5
BB	7
SO	9
LOB	27

Batter	1	2	3	4	5	6	7	8	9	10	11	12	AB	R	H	RBI	BB	SO	LOB
Billy Cox, R (1, 5) OBP: 0.301, SLG: 0.338 Bobby Morgan, R (4, 5) OBP: 0.392, SLG: 0.387 (5, 6)	1-1 1B 4-3 1B		1-0 CS 1B		2-1 4-3 ②	3-2 F7 ②			1-0 B1-4-6 ①② 1-2f			4-1 FC1-5-6 SH3 BB	2 3	1 0	2 0	0 0	0 1	0 0	0 3
Pee Wee Reese, R (1, 6) OBP: 0.369, SLG: 0.365 Rocky Bridges, R (3, PR) OBP: 0.286, SLG: 0.250 (4, 6) (5, 4)	0-0 4-3 4-3 1-3 1B		4-2 ① 1B BLK 1-2 BB		4-0 E BB	0-0 G3 ③			1-2 F5 ③			0-0 SH3 ① 1-2	1 2	1 2	1 0	0 0	1 1	0 0	0 2
Duke Snider, L (1, 8) OBP: 0.368, SLG: 0.494 Clem Labine, R (6, 1) OBP: 0.045, SLG: 0.091 Ralph Branca, R (7, 1) OBP: 0.158, SLG: 0.158 Jim Hughes, R (9, 1) Roy Campanella, R (12, PH) OBP: 0.352, SLG: 0.453	0-0 ① 4-3 2-3 3-H		2-0 BLK 1-3 1B		2-1 E8 S 1-H		1-3 K ①			0-2 1-3 ①		0-2 F7 ②	3 0 1 1 1	0 0 0 0 0	1 0 0 0 0	1 0 1 0 0	0 0 0 0 0	0 0 1 0 0	1 0 0 0 1
Jackie Robinson, R (1, 4) OBP: 0.440, SLG: 0.465 Tommy Holmes, L (5, 9) OBP: 0.200, SLG: 0.139	4-2 4-3 S BB		0-0 ② 6-3 1-2 3-H		4-1 BB		2-0 4-3 ②			0-3 K ②		2-1 FC1-5-6 ③ 2-3	1 3	0 0	0 0	0 1	1 1	0 1	1 1
Andy Pafko, R (1, 9) OBP: 0.366, SLG: 0.439 (5, 5)	3-1 ② 4-3 1-3 3-H		2-1 ③ 6-3		0-2 ③ F2 2-3		0-1 ③ F4			1-3 ③ K			5	0	0	1	0	1	5
Gil Hodges, R (1, 3) OBP: 0.386, SLG: 0.500 Rocky Nelson, L (5, 3) OBP: 0.370, SLG: 0.282	3-3 ③ K		2-3 ① K		2-2 ① 4-3		1-1 ① G3				1-3 ① K		2 3	0 0	0 0	0 0	0 0	2 1	1 0
Sandy Amoros, L (1, 7) OBP: 0.327, SLG: 0.364 (6, 8)		1-3 ① K	2-3 ② K		2-2 1B 1B 2B		0-0 ② F8				4-2 BB BB		4	1	1	0	1	2	0
Rube Walker, L (1, 2) OBP: 0.304, SLG: 0.338		0-1 ② 4-3	3-3 ③ K		1-2 1B 2-3 1B		3-1 ③ F8				4-1 G4-6-3 1-2 BB		4	0	1	0	1	1	0
Ron Negray, R (1, 1) George Shuba, L (5, PH) OBP: 0.395, SLG: 0.465 (6, 7)		0-2 ③ 6-3			3-1 ① G3		2-1 1-2 3-H 1B		4-1 B1-4-6 BB		0-0 ②③ G4-6-3 1-2f		1 3	0 0	0 1	0 1	0 1	0 0	0 2
Inning Stats	R: 2 E: 0 K: 1 S: 11 H: 2 LOB: 1 BB: 1 P: 22	R: 0 E: 0 K: 1 S: 9 H: 0 LOB: 0 BB: 0 P: 10	R: 1 E: 0 K: 0 S: 7 H: 2 LOB: 2 BB: 1 P: 16	R: 0 E: 0 K: 3 S: 9 H: 0 LOB: 0 BB: 0 P: 16	R: 1 E: 1 K: 0 S: 11 H: 0 LOB: 2 BB: 2 P: 26	R: 1 E: 0 K: 0 S: 16 H: 3 LOB: 2 BB: 0 P: 26	R: 0 E: 0 K: 1 S: 7 H: 0 LOB: 0 BB: 0 P: 10	R: 0 E: 0 K: 0 S: 5 H: 0 LOB: 0 BB: 0 P: 9	R: 0 E: 0 K: 0 S: 5 H: 0 LOB: 0 BB: 1 P: 11	R: 0 E: 0 K: 2 S: 11 H: 0 LOB: 0 BB: 0 P: 12	R: 0 E: 0 K: 1 S: 8 H: 0 LOB: 1 BB: 2 P: 17	R: 0 E: 0 K: 0 S: 8 H: 0 LOB: 1 BB: 1 P: 14	1B: 6 2B: 1 3B: 0 HR: 0 SF: 0 SAC: 1 DP: 2 HBP: 0						

PITCHER		IP	WLS	BF	H	R	ER	SO	BB	IBB	HBP	BLK	WP	HR	S	P	ERA	WHIP
Ernie Johnson, R ERA: 4.11	(1, 1)	4.0		17	4	3	3	5	2	0	0	1	0	0	36	64	6.75	1.500
Sheldon Jones, R ERA: 4.76	(5, 1)	2.0		12	3	2	1	0	2	0	0	0	0	0	27	52	4.50	2.500
Bob Chipman, L ERA: 2.81	(7, 1)	2.0		6	0	0	0	1	0	0	0	0	0	0	12	19	0.00	0.000
Lew Burdette, R ERA: 3.61	(9, 1)	4.0		14	0	0	0	3	4	0	0	0	0	0	32	54	0.00	1.000

PITCHER	IP	WLS	BF	H	R	ER	SO	BB	IBB	HBP	BLK	WP	HR	S	P	ERA	WHIP

BOTTOM

Boston Braves @ Brooklyn Dodgers

Ebbets Field, Brooklyn, NY

Sun Sep 28 1952, 3:33 AM EST

Att. 9,453 - Unknown

livebaseballscorecards.com

AB	40
R	5
H	7
RBI	3
BB	8
SO	9
LOB	17