

Boston Braves - 1952


Batter	1	2	3	4	5	6	7	8	9	AB	R	H	RBI	BB	SO	LOB	TOP					
Pee Wee Reese, R OBP: 0.400, SLG: 0.600 (1, 6)	F6		F7		L9		1B		2B	5	0	2	0	0	0	3	Brooklyn Dodgers @ Boston Braves Braves Field, Boston, MA Tue Apr 15 1952, 3:33 AM EST Att. 4,694 - Unknown					
Billy Cox, R OBP: 0.400, SLG: 0.400 (1, 5)	F9			F8	BB	1B	1B		6-3	5	1	2	1	0	0	1						
Jackie Robinson, R OBP: 0.500, SLG: 0.333 (1, 4)	5-3			1B	1B	BB	F6			3	0	1	0	1	0	2						
Roy Campanella, R OBP: 0.750, SLG: 0.750 (1, 2)		G5-4-3		1B	1B	1B	F6			4	0	3	2	0	0	2						
Andy Pafko, R (1, 7)	G5-4-3			K	L6				6-3	4	0	0	0	0	1	5						
Duke Snider, L OBP: 0.250, SLG: 0.250 (1, 8)	F7			K					K	4	0	1	0	0	2	2						
Gil Hodges, R OBP: 0.250, SLG: 0.250 (1, 3)			L9			F8			L6	4	1	1	0	0	0	1						
Carl Furillo, R OBP: 0.250, SLG: 0.250 (1, 9)			L9		BB	1B	F7		4-3	4	1	1	0	0	0	0						
Preacher Roe, R (1, 1)			BB		K		F3		F3	3	0	0	0	1	1	2						
Inning Stats	R: 0 E: 0 K: 0 S: 4	H: 0 LOB: 0 BB: 0 P: 6	R: 0 E: 0 K: 0 S: 5	H: 1 LOB: 0 BB: 0 P: 6	R: 0 E: 0 K: 0 S: 6	H: 0 LOB: 1 BB: 1 P: 13	R: 0 E: 0 K: 2 S: 11	H: 2 LOB: 2 BB: 0 P: 15	R: 3 E: 0 K: 1 S: 12	H: 4 LOB: 2 BB: 1 P: 23	R: 0 E: 0 K: 0 S: 6	H: 1 LOB: 0 BB: 0 P: 10	R: 0 E: 0 K: 0 S: 11	H: 2 LOB: 0 BB: 0 P: 16	R: 0 E: 0 K: 1 S: 11	H: 0 LOB: 0 BB: 0 P: 15	R: 0 E: 0 K: 0 S: 8	H: 1 LOB: 1 BB: 0 P: 13	1B: 10 2B: 1 3B: 0 HR: 0	SF: 0 SAC: 0 DP: 1 HBP: 0	WP: 0 PB: 0 CS: 0	PA: 38
PITCHER Warren Spahn, L ERA: 3.0 (1, 1)	IP: 9.0 WLS: L BF: 38 H: 11 R: 3 ER: 3 SO: 4 BB: 2 IBB: 0 HBP: 0 BLK: 0 WP: 0 HR: 0 S: 74 P: 117 ERA: 3.00 WHIP: 1.444															PITCHER						

Batter	1	2	3	4	5	6	7	8	9	AB	R	H	RBI	BB	SO	LOB	BOTTOM					
Billy Reed, L OBP: 0.500, SLG: 0.500 (1, 4)	5-3	1B			F5		F8			4	0	2	0	0	0	0	Brooklyn Dodgers @ Boston Braves Braves Field, Boston, MA Tue Apr 15 1952, 3:33 AM EST Att. 4,694 - Unknown					
Sam Jethroe, S OBP: 0.250, SLG: 1.000 (1, 8)	F6			HR	F4		6-3			4	1	1	1	0	0	1						
Earl Torgeson, L OBP: 0.750, SLG: 1.000 (1, 3)	5-3		HR	G4-6-3	BB	2B			G3	2	1	1	0	2	0	0						
Sid Gordon, R OBP: 0.250, SLG: 0.250 (1, 7)	5-3		F9		1B				6-3	4	0	1	1	0	0	3						
Willard Marshall, L (1, 9)	5-3		G4-6-3		4-3				1-3	4	0	0	0	0	0	4						
Walker Cooper, R OBP: 0.250, SLG: 0.250 (1, 2)	5-3			G3	1B		6-3		F7	4	0	1	0	0	0	0						
Eddie Mathews, L (1, 5)		1B		G3		G3			F8	3	0	0	0	1	0	1						
Jack Cusick, R OBP: 0.250, SLG: 0.250 (1, 6)		1B		F2		F4			K	4	0	1	0	0	1	1						
Warren Spahn, L (1, 1)	K			6-3			4-3			3	0	0	0	0	1	3						
Inning Stats	R: 0 E: 0 K: 0 S: 11	H: 1 LOB: 2 BB: 1 P: 18	R: 0 E: 0 K: 1 S: 8	H: 2 LOB: 2 BB: 1 P: 15	R: 1 E: 0 K: 0 S: 6	H: 1 LOB: 0 BB: 1 P: 15	R: 0 E: 0 K: 0 S: 11	H: 1 LOB: 1 BB: 0 P: 19	R: 1 E: 0 K: 0 S: 13	H: 2 LOB: 1 BB: 0 P: 23	R: 0 E: 0 K: 0 S: 8	H: 0 LOB: 0 BB: 0 P: 12	R: 0 E: 0 K: 0 S: 6	H: 0 LOB: 0 BB: 0 P: 7	R: 0 E: 0 K: 1 S: 5	H: 0 LOB: 0 BB: 0 P: 7	R: 0 E: 0 K: 1 S: 5	H: 0 LOB: 0 BB: 0 P: 7	1B: 5 2B: 1 3B: 0 HR: 1	SF: 0 SAC: 0 DP: 1 HBP: 0	WP: 0 PB: 0 CS: 0	PA: 35
PITCHER Preacher Roe, L ERA: 2.0 (1, 1)	IP: 9.0 WLS: W BF: 35 H: 7 R: 2 ER: 2 SO: 2 BB: 3 IBB: 0 HBP: 0 BLK: 0 WP: 0 HR: 1 S: 74 P: 126 ERA: 2.00 WHIP: 1.111															PITCHER						

Batter	1	2	3	4	5	6	7	8	9	AB	R	H	RBI	BB	SO	LOB	TOP								
Pee Wee Reese, R OBP: 0.333, SLG: 0.353 (1, 6)	0-2 4-3 1B	0-1 F3		1-2 F2	2-2 F2		3-0 6-3		0-0 1-3	6	1	1	1	0	0	4									
Billy Cox, R OBP: 0.389, SLG: 0.444 (1, 5)	2-0 4-3		0-2 F5	2-1 BB		2-0 6-3	0-0 E 1B		2-2 L6	6	1	2	1	0	0	1									
Jackie Robinson, R OBP: 0.643, SLG: 0.545 (1, 4)	1-1 FC3-4 2H 1B		1-0 1B	4-1 BB		1-1 2B HBP	3-2 1H 1B		1-0 5-3	4	2	3	2	1	0	0									
Roy Campanella, R OBP: 0.667, SLG: 0.917 (1, 2)	0-2 FC3-4 1-2		0-0 1B	4-2 BB		2-3 K	2-0 6-3			4	0	1	0	1	1	3									
Duke Snider, L OBP: 0.600, SLG: 0.714 (1, 8)	0-0 B5		2-2 1B	0-1 F7		0-0 2B	4-1 FC6-4 BB			4	1	2	2	1	0	4									
Andy Pafo, R OBP: 0.400, SLG: 0.583 (1, 7)		2-2 1B	0-0 F8		1-0 HR	1-0 2B	2-2 F6			5	1	3	2	0	0	3									
Gil Hodges, R OBP: 0.133, SLG: 0.200 (1, 3)		3-2 F3	0-1 F8		0-0 2B	1-1 5-3	2-1 FC6-4 1B			5	0	1	0	0	0	5									
Carl Furillo, R OBP: 0.533, SLG: 0.533 (1, 9)		0-0 1B		0-0 SH3-4 2B	1-0 F8		1-2 SH3 WP 6-3 1B	2-0 1B		5	2	4	0	0	0	1									
Johnny Schmitz, R (1, 1)	1-3 K		0-0 SH3-4	0-0 5-3		2-0 SH3	2-3 K			3	0	0	0	0	2	5									
Inning Stats	R: 1 E: 0 K: 0 S: 10	H: 2 LOB: 1 BB: 0 P: 13	R: 0 E: 0 K: 1 S: 13	H: 2 LOB: 2 BB: 0 P: 19	R: 1 E: 0 K: 0 S: 12	H: 3 LOB: 2 BB: 0 P: 15	R: 1 E: 0 K: 0 S: 13	H: 2 LOB: 3 BB: 2 P: 24	R: 1 E: 0 K: 0 S: 7	H: 2 LOB: 1 BB: 0 P: 11	R: 2 E: 0 K: 1 S: 9	H: 2 LOB: 1 BB: 0 P: 16	R: 2 E: 0 K: 0 S: 10	H: 3 LOB: 1 BB: 0 P: 21	R: 0 E: 0 K: 1 S: 10	H: 1 LOB: 2 BB: 1 P: 22	R: 0 E: 0 K: 0 S: 5	H: 0 LOB: 0 BB: 0 P: 8	1B: 12 2B: 4 3B: 0 HR: 1	SF: 0 SAC: 2 DP: 0 HBP: 1	WP: 1 PB: 0 CS: 0	PA: 48			
PITCHER	IP	WLS	BF	H	R	ER	SO	BB	IBB	HBP	BLK	WP	HR	S	P	ERA	WHIP								
Gene Conley, R ERA: 9.0 (1, 1)	4.0	L	25	11	4	4	1	2	0	0	0	0	1	50	74	9.00	3.250								
Bert Thiel, R ERA: 9.0 (5, 1)	2.0		9	2	2	2	1	0	0	1	0	0	0	14	24	9.00	1.000								
Dave Cole, R ERA: 9.0 (7, 1)	1.0		6	3	2	1	0	0	0	0	0	1	0	10	21	9.00	3.000								
Sheldon Jones, R ERA: (8, 1)	2.0		8	1	0	0	1	1	0	0	0	0	0	15	30	0.00	1.000								

Brooklyn Dodgers @ Boston Braves
Braves Field, Boston, MA
Thu Apr 17 1952, 3:33 AM EST
Att. 4,042 - Unknown

AB 42
R 8
H 17
RBI 8
BB 3
SO 3
LOB 26



Batter	1	2	3	4	5	6	7	8	9	AB	R	H	RBI	BB	SO	LOB	BOTTOM								
Roy Hartsfield, R OBP: 0.250, SLG: 0.250 (1, 4)	0-1 6-3		2-1 L1-5			2-2 FC4-6 1B		2-1 5-3		4	0	1	0	0	0	2									
Sam Jethroe, S OBP: 0.231, SLG: 0.364 (1, 8)	1-1 6-3		3-1 F6			0-0 F7		2-1 F2		4	0	0	0	0	0	3									
Earl Torgeson, L OBP: 0.538, SLG: 0.375 (1, 3)	3-2 G3			0-0 B1-3		1-2 FC4-6 1B		3-2 1B		4	1	1	0	0	0	2									
Sid Gordon, R OBP: 0.385, SLG: 0.300 (1, 5)		4-0 1B BB		1-2 1-3		4-1 1B BB		0-0 F2		2	0	0	0	2	0	1									
Pete Whisenant, R OBP: 0.400, SLG: 0.400 (1, 7)		1-0 F5		0-1 5-3		2-2 1B		0-0 F7		4	0	1	2	0	0	1									
Walker Cooper, R OBP: 0.455, SLG: 0.727 (1, 2)		1-0 G4-6-3 1B			1-1 6-3	0-2 F2		0-2 2B		4	0	2	0	0	0	2									
Willard Marshall, L OBP: 0.154, SLG: 0.462 (1, 9)		2-1 G4-6-3 1B			1-0 L7		1-1 1-3		1-0 6-3	4	0	0	0	0	0	3									
Jack Cusick, R OBP: 0.273, SLG: 0.200 (1, 6)			1-0 L1-5 1B		2-2 5-3		3-2 6-3		0-3 K	4	0	1	0	0	1	1									
Gene Conley, R ERA: 9.0 (5, 1)			0-0 1B			4-2 FC4-6 1B BB		2-1 L8		1	0	1	0	0	0	0									
Billy Klaus, L (6, PH)										0	0	0	0	0	0	0									
Dave Cole, R (7, PH)										0	0	0	0	0	0	0									
Bob Thorpe, R (7, PH)										0	0	0	0	0	0	0									
Sheldon Jones, R (8, 1)										0	0	0	0	0	0	0									
Inning Stats	R: 0 E: 0 K: 0 S: 7	H: 0 LOB: 0 BB: 0 P: 11	R: 0 E: 0 K: 0 S: 4	H: 1 LOB: 1 BB: 1 P: 12	R: 0 E: 0 K: 0 S: 7	H: 2 LOB: 1 BB: 0 P: 11	R: 0 E: 0 K: 0 S: 6	H: 0 LOB: 0 BB: 0 P: 7	R: 0 E: 0 K: 0 S: 6	H: 0 LOB: 0 BB: 0 P: 10	R: 2 E: 0 K: 0 S: 18	H: 2 LOB: 2 BB: 2 P: 31	R: 0 E: 0 K: 0 S: 7	H: 0 LOB: 0 BB: 0 P: 13	R: 0 E: 0 K: 1 S: 9	H: 1 LOB: 1 BB: 0 P: 16	R: 0 E: 0 K: 1 S: 8	H: 1 LOB: 1 BB: 0 P: 9	1B: 6 2B: 2 3B: 0 HR: 0	SF: 0 SAC: 0 DP: 2 HBP: 0	WP: 0 PB: 0 CS: 0	PA: 35			
PITCHER	IP	WLS	BF	H	R	ER	SO	BB	IBB	HBP	BLK	WP	HR	S	P	ERA	WHIP								
Johnny Schmitz, L ERA: 2.0 (1, 1)	9.0	W	35	7	2	2	1	3	0	0	0	0	0	72	120	2.00	1.111								

Brooklyn Dodgers @ Boston Braves
Braves Field, Boston, MA
Thu Apr 17 1952, 3:33 AM EST
Att. 4,042 - Unknown


AB 32
R 2
H 7
RBI 2
BB 3
SO 1
LOB 15



Batter	1	2	3	4	5	6	7	8	9	AB	R	H	RBI	BB	SO	LOB	TOP								
Billy Reed, L OBP: 0.333, SLG: 0.273 (1,4)	L7		4-3			L7		K		4	0	0	0	0	1	0									
Sam Jethroe, S OBP: 0.176, SLG: 0.267 (1,8)	6-3		4-3			F8			G3	4	0	0	0	0	0	0									
Earl Torgeson, L OBP: 0.588, SLG: 0.400 (1,3)				4-3						2	1	1	0	2	0	0									
Sid Gordon, R OBP: 0.471, SLG: 0.583 (1,7)					3-1					2	1	1	2	2	0	1									
Willard Marshall, L OBP: 0.176, SLG: 0.588 (1,9)	F6			3-1						4	1	1	1	0	0	3									
Eddie Mathews, L OBP: 0.231, SLG: 0.167 (1,5)		G3					1-3			4	0	0	0	0	2	1									
Ebba St. Claire, S OBP: 0.167, SLG: 0.167 (1,2)		K					F4			4	0	1	0	0	2	0									
Jack Cusick, R OBP: 0.231, SLG: 0.167 (1,6)										2	0	0	0	0	0	1									
Billy Klaus, L (8, PH)	F9					G1-6-3				1	0	0	0	0	0	0									
Jim Wilson, R (1,1)										2	0	0	0	0	2	0									
Jack Daniels, L (8, PH)										1	0	0	0	0	0	0									
Lew Burdette, R (8,1)										0	0	0	0	0	0	0									
Inning Stats	R: 0 E: 0 K: 0 S: 3	H: 0 LOB: 2 BB: 2 P: 11	R: 0 E: 0 K: 1 S: 5	H: 0 LOB: 0 BB: 0 P: 5	R: 0 E: 0 K: 1 S: 5	H: 0 LOB: 0 BB: 0 P: 5	R: 0 E: 0 K: 1 S: 5	H: 0 LOB: 1 BB: 1 P: 9	R: 0 E: 0 K: 1 S: 5	H: 1 LOB: 0 BB: 0 P: 5	R: 0 E: 0 K: 0 S: 4	H: 1 LOB: 0 BB: 0 P: 4	R: 0 E: 0 K: 0 S: 3	H: 0 LOB: 0 BB: 0 P: 3	R: 0 E: 0 K: 1 S: 5	H: 0 LOB: 0 BB: 0 P: 5	R: 3 E: 0 K: 2 S: 9	H: 2 LOB: 0 BB: 1 P: 13	1B: 2 2B: 0 3B: 0 HR: 2	SF: 0 SAC: 0 DP: 1 HBP: 0	WP: 0 PB: 0 SB: 1 CS: 0	PA: 34			
PITCHER	IP	WLS	BF	H	R	ER	SO	BB	IBB	HBP	BLK	WP	HR	S	P	ERA	WHIP								
Russ Meyer, R ERA: 3.24 (1,1)	8.1	L	32	4	3	3	5	4	0	0	0	0	2	38	54	3.24	0.960								
Ken Heintzelman, L ERA: (9,1)	0.2		2	0	0	0	2	0	0	0	0	0	0	6	6	0.00	0.000								

Boston Braves @ Philadelphia Phillies
Shibe Park, Philadelphia, PA
Fri Apr 18 1952, 3:33 AM EST
Att: 15,911 - Unknown


AB 30
R 3
H 4
RBI 3
BB 4
SO 7
LOB 6



Batter	1	2	3	4	5	6	7	8	9	AB	R	H	RBI	BB	SO	LOB	BOTTOM								
Granny Hamner, R OBP: 0.154, SLG: 0.154 (1,6)			L8			F7		4-3		4	0	1	0	0	0	1									
Richie Ashburn, L (1,8)	F7					L5		E5		4	0	0	0	0	0	2									
Willie Jones, R OBP: 0.308, SLG: 0.300 (1,5)	F8					F8		L5		3	0	0	0	1	0	3									
Del Ennis, R OBP: 0.308, SLG: 0.250 (1,7)	5-3					F8		5-3		3	0	0	0	1	0	2									
Bill Nicholson, L OBP: 0.167, SLG: 0.250 (1,9)						4-3		K		4	0	0	0	0	1	1									
Connie Ryan, R OBP: 0.385, SLG: 0.583 (1,4)						5-3		6-3		3	0	0	0	1	0	0									
Eddie Waitkus, L OBP: 0.077, SLG: 0.077 (1,3)						F6		L3		4	1	1	0	0	0	1									
Stan Lopata, R OBP: 0.667, SLG: 2.000 (1,2)						K		SH3-4		2	1	1	2	1	1	0									
Russ Meyer, S (1,1)										2	0	0	0	0	0	0									
Ken Heintzelman, R (9,1)						F6		SH3-4		0	0	0	0	0	0	0									
Inning Stats	R: 0 E: 0 K: 0 S: 4	H: 1 LOB: 1 BB: 0 P: 4	R: 0 E: 0 K: 0 S: 3	H: 0 LOB: 0 BB: 0 P: 3	R: 0 E: 0 K: 1 S: 5	H: 0 LOB: 0 BB: 0 P: 5	R: 0 E: 0 K: 0 S: 3	H: 0 LOB: 0 BB: 0 P: 3	R: 2 E: 0 K: 0 S: 5	H: 2 LOB: 0 BB: 0 P: 5	R: 0 E: 0 K: 1 S: 3	H: 0 LOB: 0 BB: 1 P: 7	R: 0 E: 0 K: 1 S: 5	H: 0 LOB: 0 BB: 0 P: 5	R: 0 E: 1 K: 0 S: 4	H: 0 LOB: 2 BB: 1 P: 8	R: 0 E: 0 K: 0 S: 2	H: 0 LOB: 1 BB: 2 P: 10	1B: 2 2B: 1 3B: 0 HR: 1	SF: 0 SAC: 1 DP: 1 HBP: 0	WP: 0 PB: 0 SB: 0 CS: 0	PA: 34			
PITCHER	IP	WLS	BF	H	R	ER	SO	BB	IBB	HBP	BLK	WP	HR	S	P	ERA	WHIP								
Jim Wilson, R ERA: 2.57 (1,1)	7.0		25	3	2	2	2	1	0	0	0	0	1	28	32	2.57	0.571								
Lew Burdette, R ERA: (8,1)	2.0	W	9	0	0	0	0	3	0	0	0	0	0	6	18	0.00	1.500								

Boston Braves @ Philadelphia Phillies
Shibe Park, Philadelphia, PA
Fri Apr 18 1952, 3:33 AM EST
Att: 15,911 - Unknown

AB 29
R 2
H 3
RBI 2
BB 4
SO 2
LOB 10




Batter	1	2	3	4	5	6	7	8	9	AB	R	H	RBI	BB	SO	LOB	TOP					
Billy Reed, L OBP: 0.375, SLG: 0.333 Billy Klaus, L (9, PR)	F7		F3			HR			SH	4	1	2	0	0	0	1	Boston Braves @ Philadelphia Phillies Shibe Park, Philadelphia, PA Sat Apr 19 1952, 3:33 AM EST Att: 9,466 - Unknown					
Sam Jethroe, S OBP: 0.275, SLG: 0.500	4-3		G6-3			HR	F2		F9	5	2	3	3	0	0	2						
Earl Torgeson, L OBP: 0.591, SLG: 0.385	4-3		G6-3			HR			F9	3	1	1	1	2	0	2						
Sid Gordon, R OBP: 0.364, SLG: 0.412		F8		F7		F4		F2	F9	5	0	0	1	0	0	3						
Willard Marshall, L OBP: 0.227, SLG: 0.636				G3		F7			7-3-1	5	1	2	0	0	0	2						
Eddie Mathews, L OBP: 0.235, SLG: 0.375				K		F7				4	1	1	3	0	2	2						
Ebba St. Claire, S Walker Cooper, R Roy Hartfield, R Paul Burris, R	F7			K		K				3	0	0	0	0	2	1						
Jack Cusick, R Sibby Sisti, R				F4				G6-4-3		1	1	0	0	1	0	0						
Warren Spahn, L Sheldon Jones, R Pete Whisenant, R Bert Thiel, R Jack Daniels, L Lew Burdette, R				4-3		4-3			SH	2	0	1	1	0	0	0						
									1B	0	0	0	0	0	0	0						
Inning Stats	R: 0 E: 0 K: 0 S: 3	H: 0 LOB: 0 BB: 0 P: 3	R: 0 E: 0 K: 1 S: 6	H: 1 LOB: 1 BB: 0 P: 6	R: 1 E: 0 K: 0 S: 4	H: 2 LOB: 1 BB: 1 P: 8	R: 0 E: 0 K: 1 S: 5	H: 0 LOB: 0 BB: 0 P: 5	R: 0 E: 0 K: 1 S: 5	H: 0 LOB: 0 BB: 0 P: 5	R: 2 E: 0 K: 0 S: 5	H: 2 LOB: 1 BB: 1 P: 9	R: 0 E: 0 K: 2 S: 9	H: 2 LOB: 2 BB: 0 P: 9	R: 3 E: 0 K: 0 S: 4	H: 2 LOB: 1 BB: 2 P: 12	R: 3 E: 1 K: 0 S: 6	H: 3 LOB: 1 BB: 0 P: 6	1B: 6 2B: 4 3B: 1 HR: 2	SF: 0 SAC: 1 DP: 3 HBP: 0	WP: 0 PB: 0 SB: 0 CS: 0	PA: 41
PITCHER	IP WLS BF H R ER SO BB IBB HBP BLK WP HR S P ERA WHIP																					
Steve Ridzik, R ERA: 5.4	(1, 1) 5.0 21 5 3 3 3 2 0 0 0 0 0 1 25 33 5.40 1.400																					
Ken Heintzelman, L ERA: 9.0	(6, 1) 2.1 12 4 3 3 2 1 0 0 0 0 0 1 15 19 11.57 2.143																					
Andy Hansen, R ERA: 20.25	(8, 1) 0.2 L 6 3 3 3 0 1 0 0 0 0 0 0 5 9 40.50 6.000																					
Jim Konstanty, R ERA:	(9, 1) 1.0 2 0 0 0 0 0 0 0 0 0 0 0 2 2 0.00 0.000																					

Batter	1	2	3	4	5	6	7	8	9	AB	R	H	RBI	BB	SO	LOB	BOTTOM					
Granny Hamner, R OBP: 0.167, SLG: 0.333	F6			F3		F9		F9		5	1	1	2	0	0	1	Boston Braves @ Philadelphia Phillies Shibe Park, Philadelphia, PA Sat Apr 19 1952, 3:33 AM EST Att: 9,466 - Unknown					
Richie Ashburn, L OBP: 0.111, SLG: 0.059	6-3			K		HR		F7		5	0	1	0	0	1	0						
Willie Jones, R OBP: 0.389, SLG: 0.357	F7							HBP	F8	4	0	2	0	1	0	0						
Del Ennis, R Jackie Mayo, L	F6			L6		F8		F3		5	0	1	0	0	0	4						
Mel Clark, R OBP: 0.800, SLG: 1.250									1B	0	0	0	0	0	0	0						
Connie Ryan, R OBP: 0.412, SLG: 0.625	F2								F9	4	2	3	0	0	0	1						
Nippy Jones, R Eddie Waitkus, L										4	2	2	2	0	1	3						
Stan Lopata, R OBP: 0.571, SLG: 1.000										2	1	1	1	0	0	0						
Steve Ridzik, R Ken Heintzelman, R Andy Hansen, R Jim Konstanty, R										2	0	0	0	0	0	0						
										0	0	0	0	0	0	0						
Inning Stats	R: 0 E: 0 K: 0 S: 3	H: 0 LOB: 0 BB: 0 P: 3	R: 0 E: 0 K: 0 S: 3	H: 1 LOB: 0 BB: 0 P: 3	R: 0 E: 0 K: 0 S: 3	H: 0 LOB: 0 BB: 0 P: 3	R: 0 E: 0 K: 1 S: 6	H: 1 LOB: 1 BB: 0 P: 6	R: 4 E: 1 K: 0 S: 9	H: 6 LOB: 2 BB: 0 P: 9	R: 3 E: 1 K: 0 S: 5	H: 2 LOB: 0 BB: 1 P: 9	R: 0 E: 0 K: 1 S: 5	H: 0 LOB: 2 BB: 1 P: 10	R: 0 E: 0 K: 0 S: 4	H: 1 LOB: 1 BB: 0 P: 4	R: 0 E: 0 K: 0 S: 4	H: 1 LOB: 1 BB: 0 P: 4	1B: 9 2B: 1 3B: 1 HR: 1	SF: 0 SAC: 2 DP: 0 HBP: 1	WP: 1 PB: 0 SB: 0 CS: 0	PA: 41
PITCHER	IP WLS BF H R ER SO BB IBB HBP BLK WP HR S P ERA WHIP																					
Warren Spahn, L ERA: 1.98	(1, 1) 4.2 21 8 4 0 1 0 0 0 0 1 0 6 10 6.75 2.250																					
Sheldon Jones, R ERA: 2.7	(5, 1) 1.1 7 2 3 1 0 1 0 0 0 0 1 0 6 10 6.75 2.250																					
Bert Thiel, R ERA: 4.5	(7, 1) 2.0 W 9 1 0 0 1 1 0 1 0 0 0 9 14 0.00 1.000																					
Lew Burdette, R ERA:	(9, 1) 1.0 S 4 1 0 0 0 0 0 0 0 0 0 0 4 4 0.00 1.000																					

Batter	1	2	3	4	5	6	7	8	9	10	AB	R	H	RBI	BB	SO	LOB	TOP		
Billy Reed, L OBP: 0.381, SLG: 0.350 (1.4)	E8 F9 1B	6-3			F5			G4-6-3 1B		L8	5	1	2	0	0	0	1			
Sam Jethroe, S OBP: 0.269, SLG: 0.500 (1.8)	F9				3-1			F9			4	1	1	1	0	0	1			
Earl Torgeson, L OBP: 0.538, SLG: 0.412 (1.3)	F9 1B				F7			G4-6-3 1-2			4	1	1	0	0	0	2			
Sid Gordon, R OBP: 0.308, SLG: 0.333 (1.7)	F9				6-3			F3		F4	4	0	0	0	0	0	1			
Willard Marshall, L OBP: 0.269, SLG: 0.615 (1.9)	BB 1B				F7			1B		F8	4	0	2	1	0	0	0			
Walker Cooper, R OBP: 0.438, SLG: 0.571 (1.2)	BB 1-2 BB				K			F5		5-3	3	0	0	0	1	1	1			
Eddie Mathews, L OBP: 0.190, SLG: 0.300 (1.5)	F7				F8			F8		K	4	0	0	0	0	1	2			
Jack Cusick, R OBP: 0.283, SLG: 0.176 (1.6)					F9			CS 1B		6-3	4	0	1	0	0	0	0			
Vern Bickford, R OBP: 0.250, SLG: 0.500 Roy Hartsfield, R OBP: 0.250, SLG: 0.250 Lew Burdette, R (10.1)					F9			F5 1-2			4	0	1	0	0	1	1			
Inning Stats	R: 2 E: 1 K: 0 S: 6	H: 3 LOB: 2 BB: 1 P: 10	R: 0 E: 0 K: 1 S: 5	H: 0 LOB: 0 BB: 0 P: 5	R: 1 E: 0 K: 1 S: 4	H: 1 LOB: 0 BB: 0 P: 4	R: 0 E: 0 K: 1 S: 5	H: 0 LOB: 0 BB: 0 P: 5	R: 0 E: 0 K: 0 S: 4	H: 1 LOB: 1 BB: 0 P: 4	R: 0 E: 0 K: 0 S: 3	H: 1 LOB: 0 BB: 0 P: 3	R: 0 E: 0 K: 0 S: 3	H: 0 LOB: 0 BB: 0 P: 3	R: 0 E: 0 K: 1 S: 6	H: 1 LOB: 1 BB: 0 P: 6	1B: 5 2B: 3 3B: 0 HR: 0	SF: 0 SAC: 0 DP: 1 HBP: 0	WP: 0 PB: 0 SB: 2 CS: 1	PA: 37
PITCHER Robin Roberts, R ERA: 4.0 (1.1)	IP: 10.0 WLS: W BF: 37 H: 8 R: 3 ER: 3 SO: 3 BB: 1 IBB: 0 HBP: 0 BLK: 0 WP: 0 HR: 0 S: 42 P: 46 ERA: 2.70 WHIP: 0.900																			

Boston Braves @ Philadelphia Phillies
Shibe Park, Philadelphia, PA
Sun Apr 20 1952, 3:33 AM EST
Unknown


AB 36
R 3
H 8
RBI 2
BB 1
SO 3
LOB 9



Batter	1	2	3	4	5	6	7	8	9	10	AB	R	H	RBI	BB	SO	LOB	BOTTOM		
Granny Hamner, R OBP: 0.261, SLG: 0.435 (1.6)								F9		6-3	5	0	3	1	0	0	1			
Richie Ashburn, L OBP: 0.130, SLG: 0.091 (1.8)	F2				6-3			K		6-3	5	0	1	0	0	1	2			
Willie Jones, R OBP: 0.348, SLG: 0.316 (1.5)	F8				6-3			6-3			5	1	1	0	0	0	3			
Del Ennis, R OBP: 0.261, SLG: 0.318 (1.9)	6-3				F9			F4		3B 1B	5	0	1	1	0	0	1			
Jackie Mayo, L OBP: 0.200, SLG: 0.200 (1.7)					3-1			1B		K	4	0	1	0	0	1	0			
Connie Ryan, R OBP: 0.333, SLG: 0.500 (1.4)					F3			4-3		6-3	4	0	0	0	0	0	1			
Eddie Waitkus, L OBP: 0.211, SLG: 0.263 (1.3)											4	1	3	0	0	0	0			
Smoky Burgess, L OBP: 0.364, SLG: 0.800 (1.2)					3-1			F7		HR	3	2	1	2	1	0	1			
Robin Roberts, S (1.1)					K			G4-3-6-2 1-2 2-H		F6	4	0	0	0	0	1	3			
Inning Stats	R: 0 E: 0 K: 0 S: 4	H: 1 LOB: 1 BB: 0 P: 4	R: 0 E: 0 K: 0 S: 3	H: 0 LOB: 0 BB: 0 P: 3	R: 0 E: 0 K: 1 S: 7	H: 2 LOB: 2 BB: 0 P: 7	R: 0 E: 0 K: 0 S: 3	H: 0 LOB: 0 BB: 0 P: 3	R: 1 E: 0 K: 0 S: 4	H: 1 LOB: 1 BB: 0 P: 4	R: 0 E: 0 K: 1 S: 5	H: 0 LOB: 0 BB: 0 P: 5	R: 2 E: 0 K: 1 S: 7	H: 2 LOB: 0 BB: 0 P: 7	R: 1 E: 0 K: 0 S: 4	H: 2 LOB: 1 BB: 0 P: 4	1B: 7 2B: 3 3B: 1 HR: 1	SF: 0 SAC: 0 DP: 1 HBP: 0	WP: 0 PB: 0 SB: 0 CS: 0	PA: 40
PITCHER Vern Bickford, R ERA: 3.0 (1.1)	IP: 9.0 WLS: L BF: 36 H: 9 R: 3 ER: 3 SO: 3 BB: 1 IBB: 0 HBP: 0 BLK: 0 WP: 0 HR: 1 S: 41 P: 45 ERA: 3.00 WHIP: 1.111																			
PITCHER Lew Burdette, R ERA: 1.59 (10.1)	IP: 10.1 WLS: L BF: 4 H: 2 R: 1 ER: 1 SO: 0 BB: 0 IBB: 0 HBP: 0 BLK: 0 WP: 0 HR: 0 S: 4 P: 4 ERA: 13.50 WHIP: 3.000																			

Boston Braves @ Philadelphia Phillies
Shibe Park, Philadelphia, PA
Sun Apr 20 1952, 3:33 AM EST
Unknown


AB 39
R 4
H 11
RBI 4
BB 1
SO 3
LOB 12



Batter	1	2	3	4	5	6	7	8	9	AB	R	H	RBI	BB	SO	LOB	TOP		
Billy Reed, L OBP: 0.360, SLG: 0.333 Sibby Sisti, R OBP: 0.667, SLG: 1.000	1-3		G4-6-3			F7		1B E 1B		4	0	1	0	0	0	2			
Sam Jethroe, S OBP: 0.300, SLG: 0.500	K			3-1 BB 1B		F4		E9 1B 1-H 2-H		4	0	2	1	0	1	0			
Earl Torgeson, L OBP: 0.500, SLG: 0.350	4-3			3-1 BB 1-2		4-3		6-3		3	0	0	0	1	0	2			
Sid Gordon, R OBP: 0.267, SLG: 0.280 Dick Donovan, L		F7		K			K	L7		4	0	0	0	0	2	4			
Willard Marshall, L OBP: 0.267, SLG: 0.552 Bob Thorpe, R	K			3-1			4-3		CS BB	3	0	0	0	1	1	2			
Eddie Mathews, L OBP: 0.200, SLG: 0.292	4-3			1-2 2-3			FC4-6 1B	K		4	0	1	0	0	1	3			
Ebba St. Claire, S OBP: 0.231, SLG: 0.167			1B 1B			4-3		FC4-6 1-2	BB 1-2	3	0	1	0	1	0	1			
Jack Cusick, R OBP: 0.286, SLG: 0.211 Jack Daniels, L OBP: 0.250, SLG: 0.250			1B G4-6-3			6-3		F4	L9	2	0	1	0	0	0	0			
Dave Cole, R George Crowe, L OBP: 0.500, SLG: 0.500 Billy Klaus, L			K			K		1B 1B		2	0	0	0	0	2	2			
Inning Stats	R: 0 E: 0 K: 1 S: 5	H: 0 LOB: 0 BB: 0 P: 5	R: 0 E: 0 K: 1 S: 5	H: 0 LOB: 0 BB: 0 P: 5	R: 0 E: 0 K: 1 S: 6	H: 2 LOB: 1 BB: 0 P: 6	R: 0 E: 0 K: 1 S: 6	H: 1 LOB: 2 BB: 1 P: 10	R: 0 E: 0 K: 1 S: 5	H: 0 LOB: 0 BB: 0 P: 5	R: 0 E: 0 K: 0 S: 3	H: 1 LOB: 1 BB: 0 P: 6	R: 2 E: 1 K: 0 S: 6	H: 3 LOB: 2 BB: 0 P: 6	R: 0 E: 0 K: 1 S: 4	H: 0 LOB: 1 BB: 2 P: 12	1B: 7 2B: 0 3B: 0 HR: 0	SF: 0 SAC: 0 DP: 1 HBP: 0	WP: 0 PA: 35 PB: 0 SB: 0 CS: 1
PITCHER Karl Drews, R ERA: 2.0	IP: 9.0 WLS: L BF: 35	H: 7 R: 2 ER: 2 SO: 7	BB: 3 IBB: 0 HBP: 0 BLK: 0	WP: 0 HR: 0 S: 46 P: 58	ERA: 2.00 WHIP: 1.111														

Boston Braves @ Philadelphia Phillies
Shibe Park, Philadelphia, PA
Sun Apr 20 1952, 3:38 AM EST
Att: 26,011 - Unknown


AB 32
R 2
H 7
RBI 1
BB 3
SO 7
LOB 17

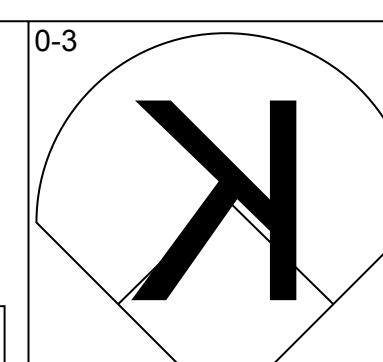
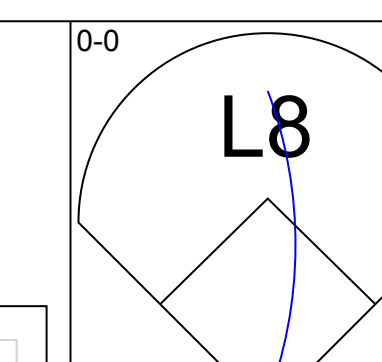
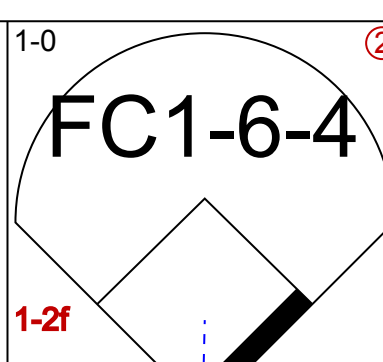
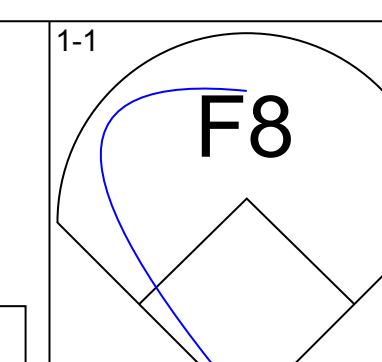
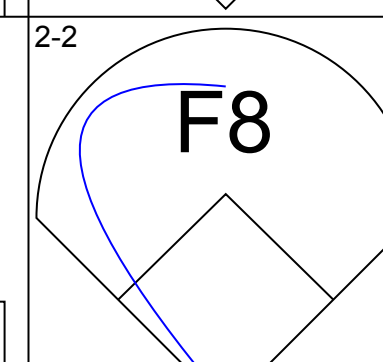
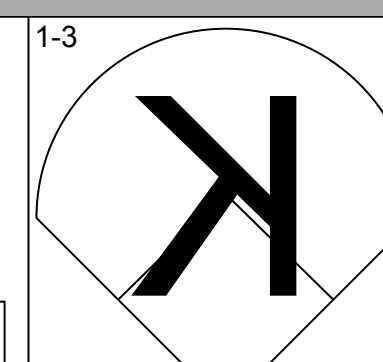
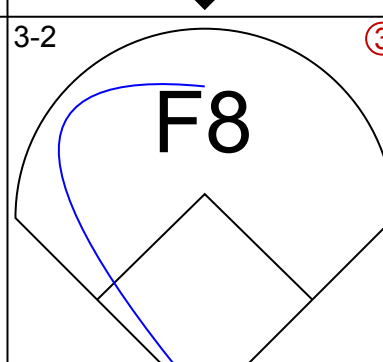
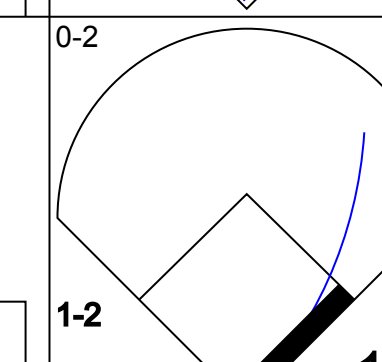
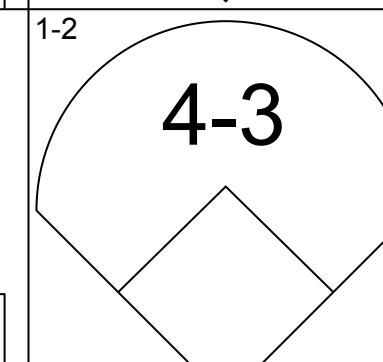
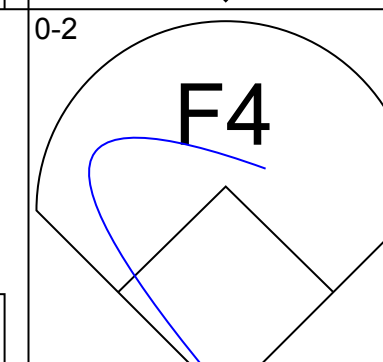
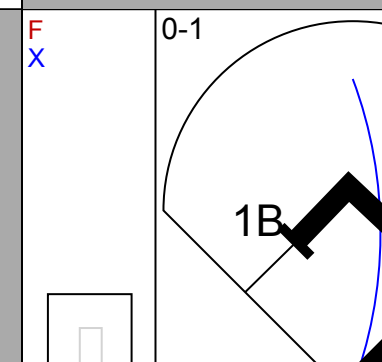
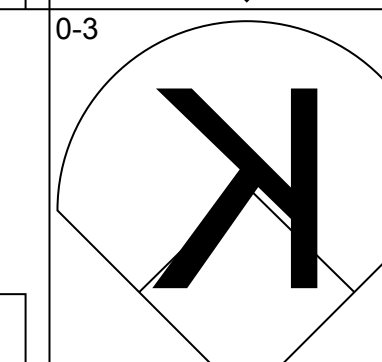
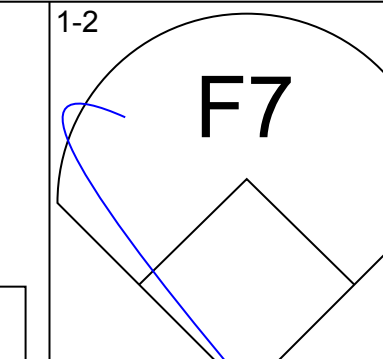
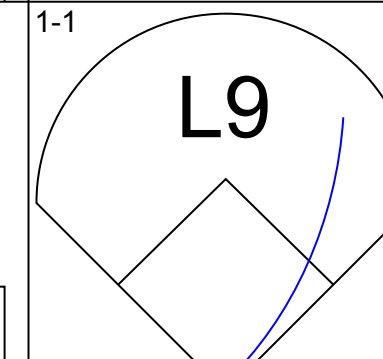
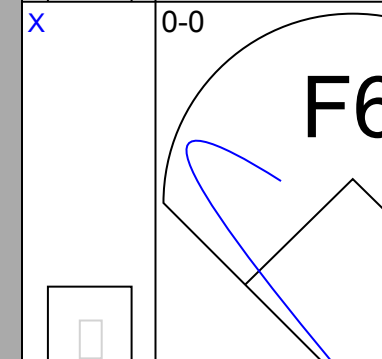
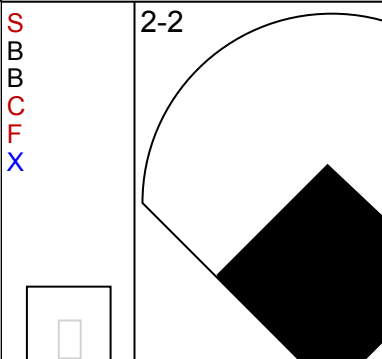
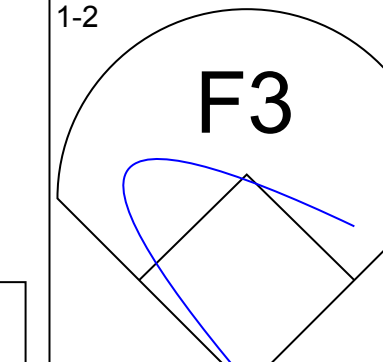
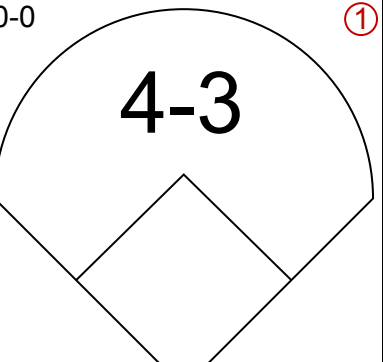
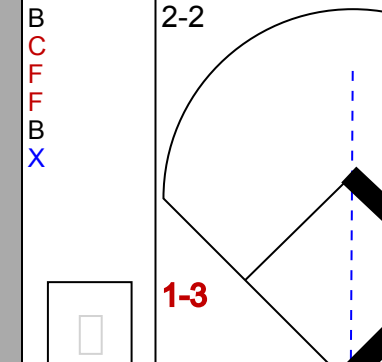
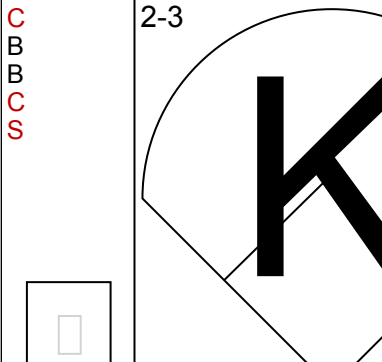
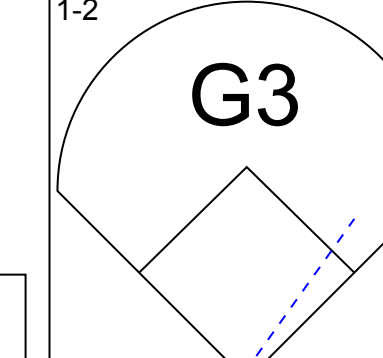
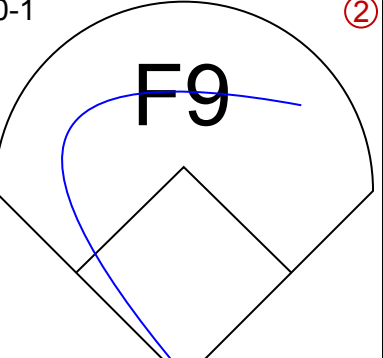

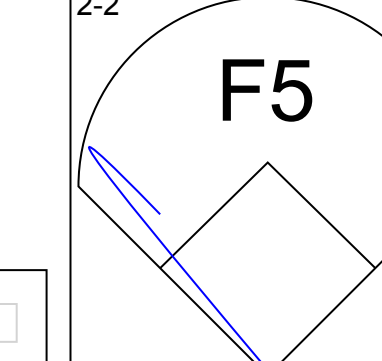
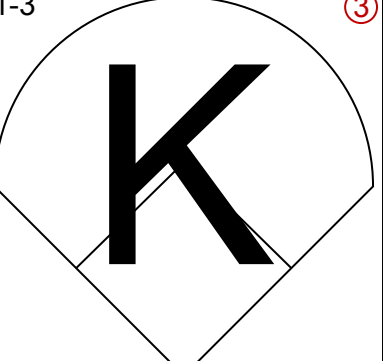
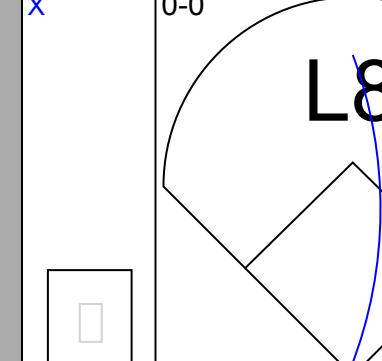
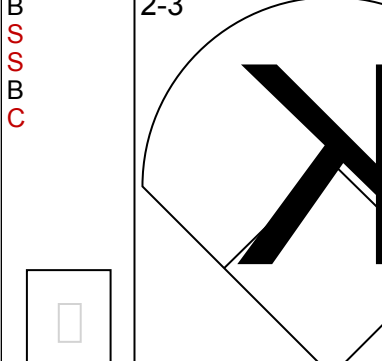
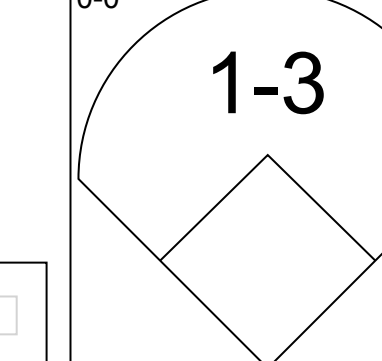
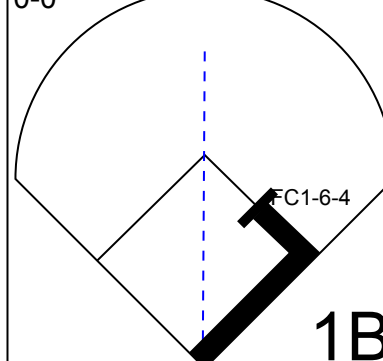

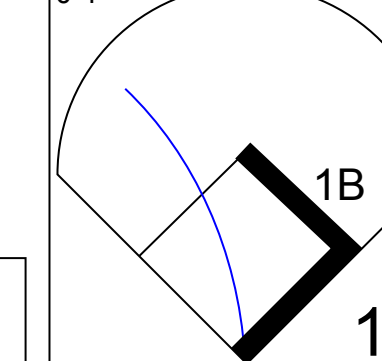
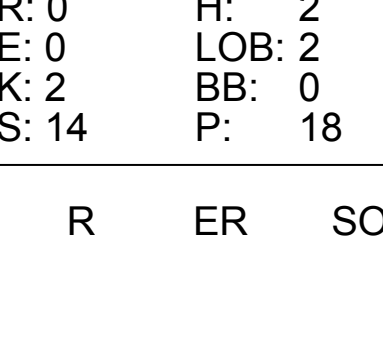


Batter	1	2	3	4	5	6	7	8	9	AB	R	H	RBI	BB	SO	LOB	BOTTOM		
Granny Hamner, R OBP: 0.259, SLG: 0.407	6-3 1B 1B		F8			4-3		5-3		4	0	1	0	0	0	1			
Richie Ashburn, L OBP: 0.111, SLG: 0.077	6-3			F7		K		4-3		4	0	0	0	0	1	1			
Willie Jones, R OBP: 0.370, SLG: 0.318	F3			HBP		1B 1B		F3		3	0	1	0	0	0	1			
Del Ennis, R OBP: 0.259, SLG: 0.308	2H 1B			F6		F6			6-3	4	0	1	0	0	0	2			
Jackie Mayo, L OBP: 0.333, SLG: 0.333		CS 1B		L3				1-2 1B		4	0	2	0	0	1	1			
Connie Ryan, R OBP: 0.320, SLG: 0.435	L7				PB WP BB BB	L7		F5		3	0	0	0	1	0	3			
Eddie Waitkus, L OBP: 0.227, SLG: 0.238	4-3				1-H 1B BB			F2		2	1	0	0	1	0	0			
Smoky Burgess, L OBP: 0.357, SLG: 0.692			F6					F8		3	0	1	1	0	0	0			
Karl Drews, R			4-3			F5		5-3		3	0	0	0	0	0	1			
Inning Stats	R: 0 E: 0 K: 0 S: 4	H: 2 LOB: 2 BB: 0 P: 4	R: 0 E: 0 K: 0 S: 3	H: 1 LOB: 0 BB: 0 P: 3	R: 0 E: 0 K: 0 S: 3	H: 0 LOB: 0 BB: 0 P: 3	R: 0 E: 0 K: 0 S: 3	H: 0 LOB: 1 BB: 0 P: 4	R: 1 E: 0 K: 0 S: 3	H: 1 LOB: 1 BB: 2 P: 11	R: 0 E: 0 K: 1 S: 7	H: 2 LOB: 2 BB: 0 P: 7	R: 0 E: 0 K: 0 S: 3	H: 0 LOB: 0 BB: 0 P: 3	R: 0 E: 0 K: 1 S: 5	H: 0 LOB: 0 BB: 0 P: 5	1B: 6 2B: 0 3B: 0 HR: 0	SF: 0 SAC: 0 DP: 0 HBP: 1	WP: 1 PA: 33 PB: 1 SB: 0 CS: 1
PITCHER Dave Cole, R ERA: 2.25 Dick Donovan, R ERA:	IP: 7.0 WLS: W BF: 27	H: 6 R: 1 ER: 1 SO: 1	BB: 2 IBB: 0 HBP: 0 BLK: 0	WP: 1 HR: 0 S: 26 P: 35	ERA: 1.29 WHIP: 1.143														

Boston Braves @ Philadelphia Phillies
Shibe Park, Philadelphia, PA
Sun Apr 20 1952, 3:38 AM EST
Att: 26,011 - Unknown

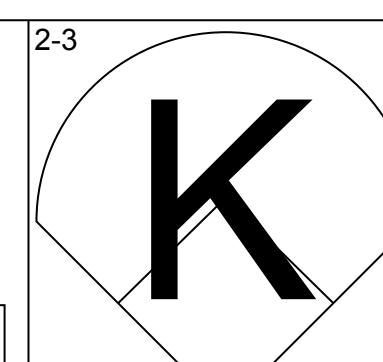
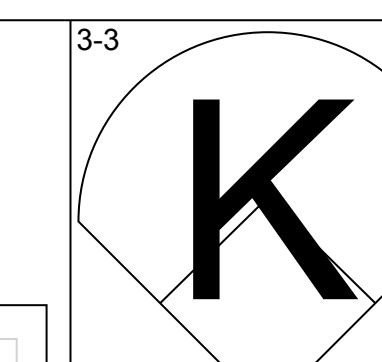
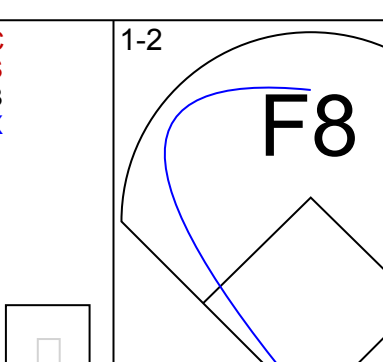
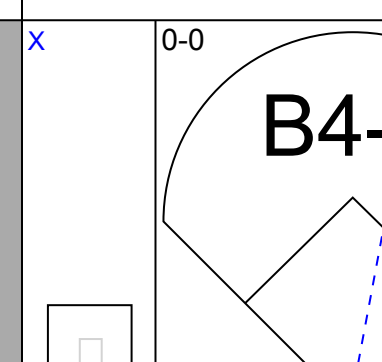
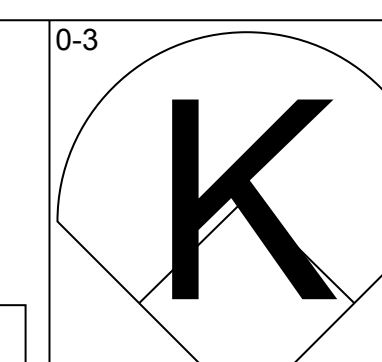
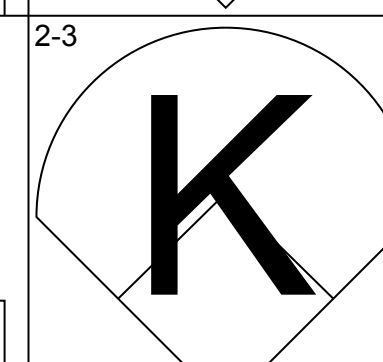
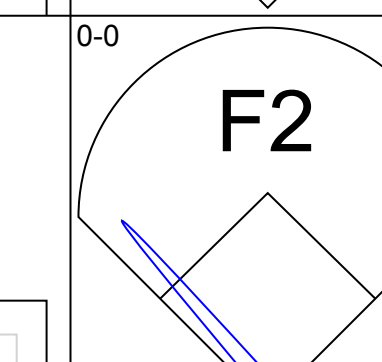
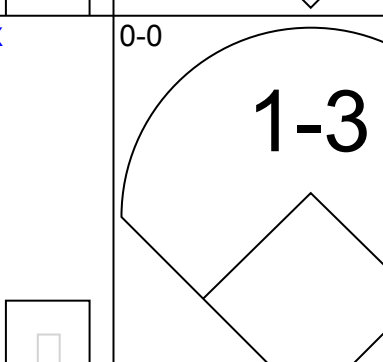
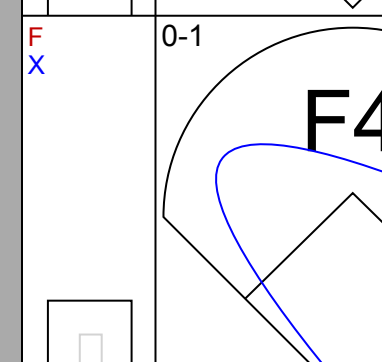

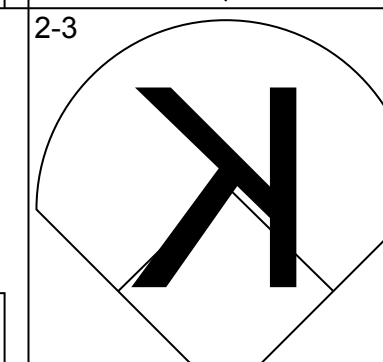
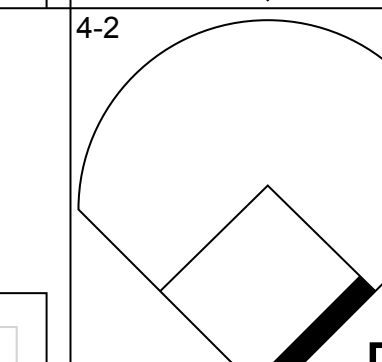
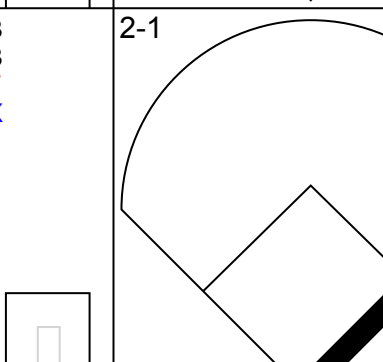
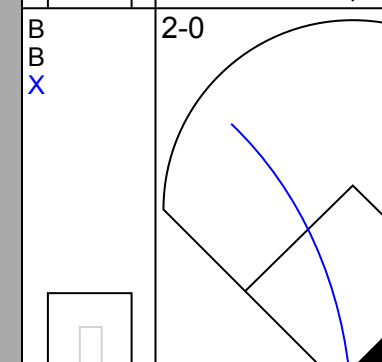

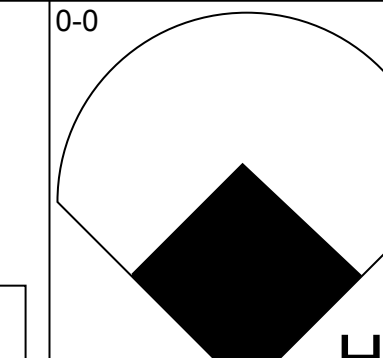
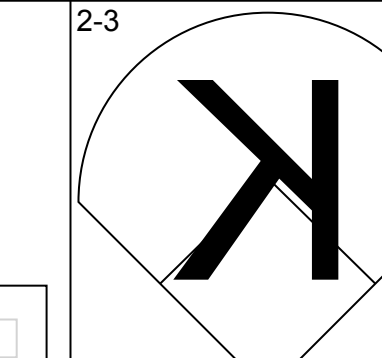
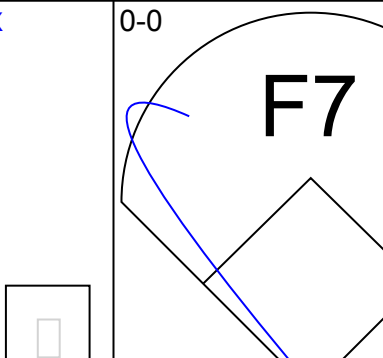
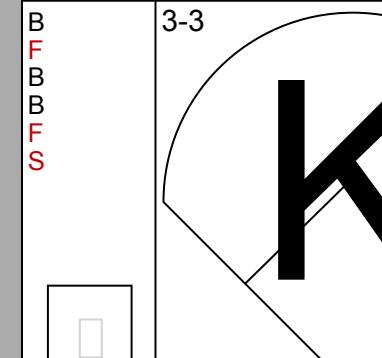

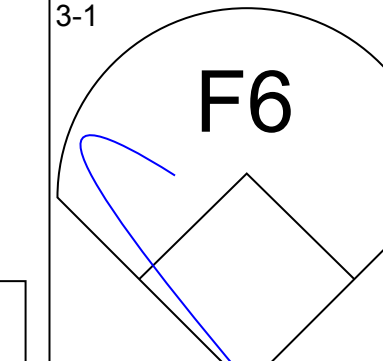
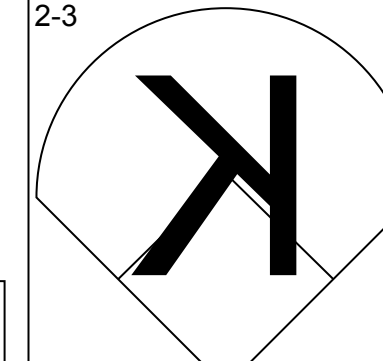
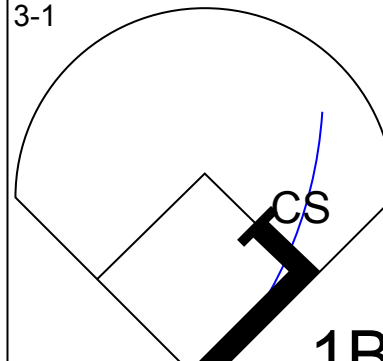
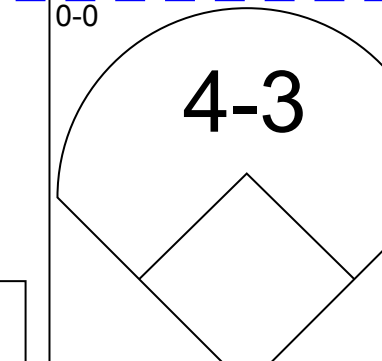
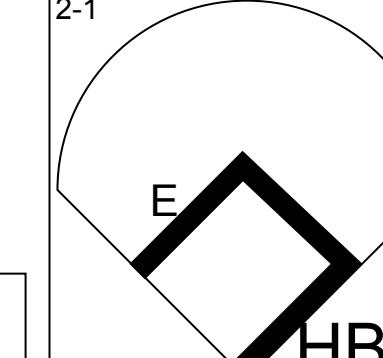
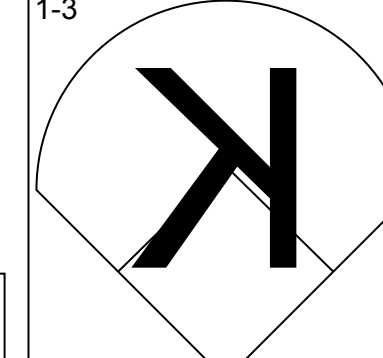
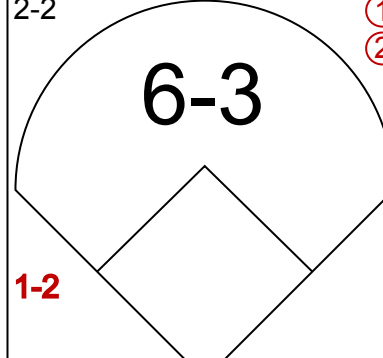
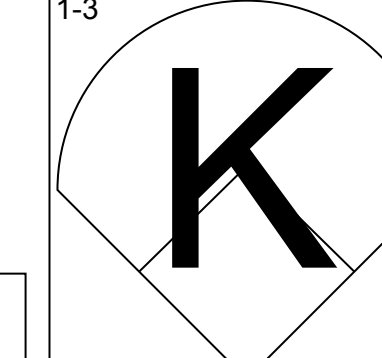
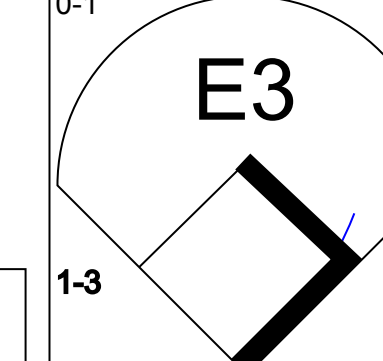
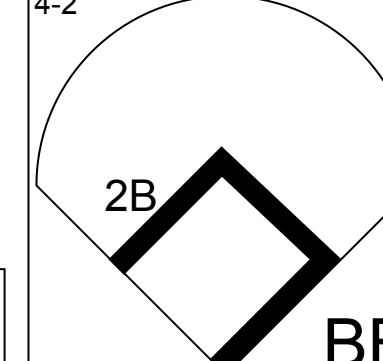
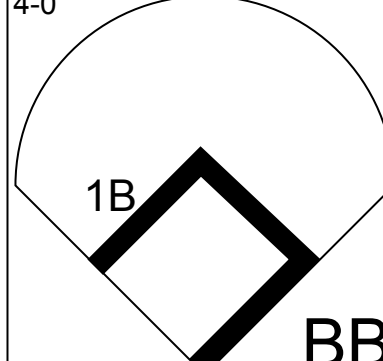
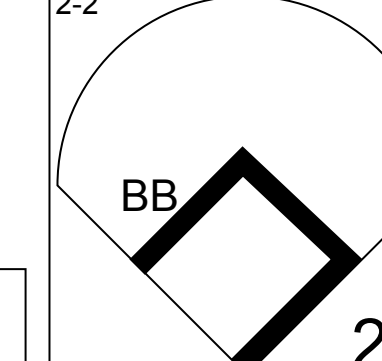
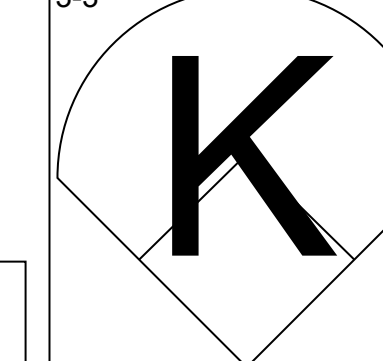
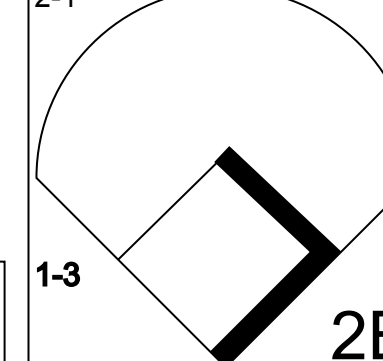
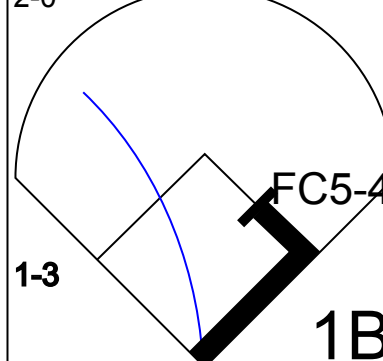
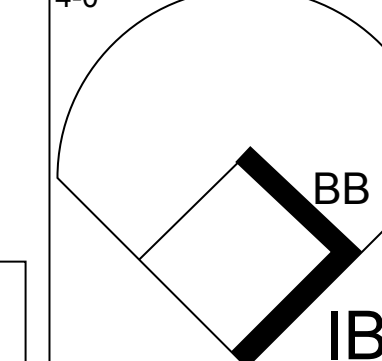
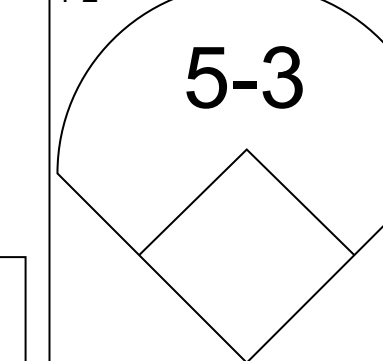
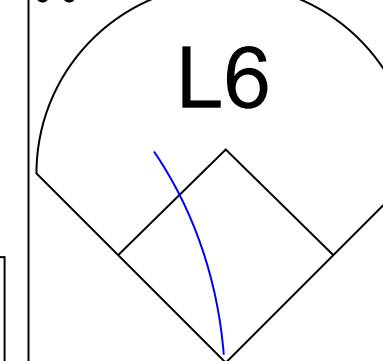
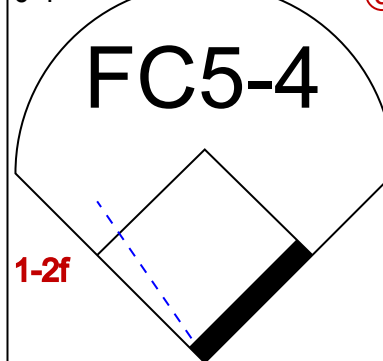
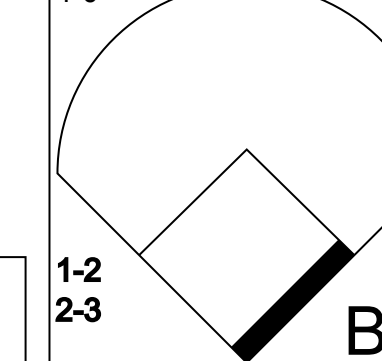
AB 30
R 1
H 6
RBI 1
BB 2
SO 2
LOB 10



Batter	1	2	3	4	5	6	7	8	9	AB	R	H	RBI	BB	SO	LOB	TOP					
Billy Reed, L OBP: 0.310, SLG: 0.286 (1, 4)										4	0	0	0	0	1	3	Boston Braves @ Brooklyn Dodgers Ebbets Field, Brooklyn, NY Tue Apr 22 1952, 3:33 AM EST Unknown					
Sam Jethroe, S OBP: 0.294, SLG: 0.469 (1, 8)										4	0	1	0	0	1	1						
Earl Torgeson, L OBP: 0.471, SLG: 0.333 (1, 3)										4	0	1	0	0	1	2						
Sid Gordon, R OBP: 0.265, SLG: 0.379 (1, 7)										4	1	1	1	0	0	1						
Willard Marshall, L OBP: 0.265, SLG: 0.515 (1, 9)										4	0	1	0	0	1	0						
Walker Cooper, R OBP: 0.400, SLG: 0.471 (1, 2)										3	0	0	0	1	0	0						
Eddie Mathews, L OBP: 0.172, SLG: 0.250 (1, 5)										4	0	0	0	0	2	2						
Jack Cusick, R OBP: 0.292, SLG: 0.227 (1, 6)										3	0	1	0	0	1	0						
Max Surkont, R OBP: 0.500, SLG: 1.000 (8, PH)										2	0	1	0	0	1	1						
Bob Thorpe, R OBP: 0.500, SLG: 0.500 (8, PH)										1	0	1	0	0	0	0						
Bert Thiel, R (8, 1)										0	0	0	0	0	0	0						
Inning Stats	R: 0 E: 0 K: 1 S: 10	H: 0 LOB: 0 BB: 0 P: 13	R: 0 E: 0 K: 0 S: 13	H: 0 LOB: 0 BB: 0 P: 16	R: 0 E: 0 K: 0 S: 6	H: 1 LOB: 1 BB: 0 P: 8	R: 0 E: 0 K: 1 S: 8	H: 0 LOB: 0 BB: 0 P: 10	R: 0 E: 0 K: 1 S: 6	H: 0 LOB: 0 BB: 0 P: 7	R: 0 E: 0 K: 1 S: 9	H: 1 LOB: 1 BB: 0 P: 13	R: 0 E: 0 K: 0 S: 8	H: 2 LOB: 2 BB: 1 P: 14	R: 0 E: 0 K: 2 S: 14	H: 2 LOB: 2 BB: 0 P: 18	R: 1 E: 0 K: 2 S: 11	H: 1 LOB: 0 BB: 0 P: 17	1B: 5 2B: 1 3B: 0 HR: 1	SF: 0 SAC: 0 DP: 0 HBP: 0	WP: 0 PB: 0 SB: 0 CS: 0	PA: 34
PITCHER Chris Van Cuyk, L ERA: 5.14 (1, 1)	IP: 9.0 WLS: W BF: 34 H: 7 R: 1 ER: 1 SO: 8 BB: 0 IBB: 1 HBP: 0 BLK: 0 WP: 0 HR: 1 S: 85 P: 116 ERA: 1.00 WHIP: 0.778															PITCHER						

AB	33
R	1
H	7
RBI	1
BB	1
SO	8
LOB	10



Batter	1	2	3	4	5	6	7	8	9	AB	R	H	RBI	BB	SO	LOB	BOTTOM					
Pee Wee Reese, R OBP: 0.290, SLG: 0.212 (1, 6)										4	0	0	0	0	2	0	Boston Braves @ Brooklyn Dodgers Ebbets Field, Brooklyn, NY Tue Apr 22 1952, 3:33 AM EST Unknown					
George Shuba, L (8, PH)										1	0	0	0	0	1	3						
Rocky Bridges, R (9, 6)										0	0	0	0	0	0	0						
Billy Cox, R OBP: 0.395, SLG: 0.583 (1, 5)										5	1	1	0	0	1	0						
Jackie Robinson, R OBP: 0.647, SLG: 0.591 (1, 4)										4	0	3	0	1	1	0						
Roy Campanella, R OBP: 0.514, SLG: 0.800 (1, 2)										5	1	2	2	0	2	3						
Duke Snider, L OBP: 0.333, SLG: 0.469 (1, 8)										4	0	1	0	0	1	0						
Andy Pafo, R OBP: 0.485, SLG: 0.960 (1, 7)										3	0	0	0	0	2	1						
Gil Hodges, R OBP: 0.344, SLG: 0.269 (1, 3)										2	0	1	0	2	0	1						
Carl Furillo, R OBP: 0.469, SLG: 0.552 (1, 9)										3	0	2	0	1	1	2						
Chris Van Cuyk, L (1, 1)										3	0	0	0	1	0	6						
Inning Stats	R: 0 E: 0 K: 3 S: 10	H: 0 LOB: 0 BB: 0 P: 16	R: 1 E: 1 K: 1 S: 12	H: 1 LOB: 2 BB: 0 P: 21	R: 0 E: 0 K: 2 S: 9	H: 0 LOB: 1 BB: 1 P: 18	R: 0 E: 0 K: 2 S: 11	H: 1 LOB: 2 BB: 1 P: 20	R: 0 E: 0 K: 0 S: 7	H: 1 LOB: 1 BB: 0 P: 10	R: 0 E: 0 K: 0 S: 8	H: 2 LOB: 2 BB: 1 P: 19	R: 0 E: 0 K: 1 S: 7	H: 1 LOB: 1 BB: 0 P: 12	R: 0 E: 0 K: 2 S: 10	H: 1 LOB: 3 BB: 2 P: 21	R: 1 E: 0 K: 0 S: 4	H: 3 LOB: 2 BB: 0 P: 4	1B: 6 2B: 3 3B: 0 HR: 1	SF: 0 SAC: 0 DP: 0 HBP: 1	WP: 0 PB: 0 SB: 0 CS: 1	PA: 40
PITCHER Max Surkont, R ERA: 6.14 (1, 1)	IP: 7.0 WLS: L BF: 31 H: 6 R: 1 ER: 1 SO: 9 BB: 3 IBB: 0 HBP: 1 BLK: 0 WP: 0 HR: 1 S: 64 P: 116 ERA: 1.29 WHIP: 1.286															PITCHER						
Bert Thiel, R ERA: 5.4 (8, 1)	IP: 1.0 WLS: L BF: 9 H: 4 R: 1 ER: 1 SO: 2 BB: 1 IBB: 0 HBP: 0 BLK: 0 WP: 0 HR: 0 S: 14 P: 25 ERA: 9.00 WHIP: 5.000															PITCHER						

AB	34
R	2
H	10
RBI	2
BB	5
SO	11
LOB	16




Batter	1	2	3	4	5	6	7	8	9	AB	R	H	RBI	BB	SO	LOB	TOP					
Billy Reed, L OBP: 0.303, SLG: 0.281 (1, 4)	2-1 CS BB 1B		0-0 F8		2-2 F9			0-1 F8		4	0	1	0	0	0	1	Boston Braves @ Brooklyn Dodgers Ebbets Field, Brooklyn, NY Tue Apr 22 1952, 3:38 AM EST Att: 25,002 - Unknown					
Sam Jethroe, S OBP: 0.285, SLG: 0.417 (1, 8)	2-2 F7		2-1 F8		3-0 F6			0-3 K		4	0	0	0	0	1	2						
Earl Torgeson, L OBP: 0.500, SLG: 0.385 (1, 3)	4-2 1-2 BB			4-1 BB 1B BB	3-2 F7			0-0 2B		2	1	1	0	2	0	1						
Sid Gordon, R OBP: 0.289, SLG: 0.375 (1, 7)	3-3 K			4-0 1B 1-2 BB		3-2 FC1-6 1B		1-0 6-3		3	0	1	0	1	1	3						
Willard Marshall, L OBP: 0.156, SLG: 0.226 (1, 9) Billy Klaus, L (9, PR)		1-0 F9		1-2 1B		3-1 FC1-6 G5-4-3 1-2		2-2 FC5 5-3 1B		4	0	2	1	0	0	1						
Paul Burris, R OBP: 0.333, SLG: 0.333 (1, 2) Bob Thorpe, R OBP: 0.333, SLG: 0.333 (9, PH)	0-1 1B			1-0 F2		1-0 G5-4-3 1-2		0-1 5-3 1-2		3	0	1	0	0	0	3						
Eddie Mathews, L OBP: 0.428, SLG: 0.471 (9, PH) Roy Hartsfield, R OBP: 0.250, SLG: 0.250 (9, PR)	2-1 F9 1B			2-3 K			1-3 K		4-0 BB	3	0	0	0	0	2	3						
Jack Cusick, R OBP: 0.259, SLG: 0.200 (1, 6) Sibby Sisti, R OBP: 0.500, SLG: 0.750 (9, PH)	0-0 F9			1-1 F9			1-0 F9		2-3 K	3	0	0	0	0	0	3						
Jim Wilson, R OBP: 0.200, SLG: 0.400 (1, 1) Pete Whisenant, R OBP: 0.286, SLG: 0.286 (9, PH)			0-0 5-3				0-0 F5 2B		1-2 FC5 2-3	3	0	1	0	0	0	0						
Inning Stats	R: 0 E: 0 K: 1 S: 11	H: 1 LOB: 2 BB: 1 P: 22	R: 0 E: 0 K: 0 S: 6	H: 1 LOB: 1 BB: 0 P: 9	R: 0 E: 0 K: 0 S: 4	H: 0 LOB: 0 BB: 0 P: 6	R: 1 E: 0 K: 1 S: 10	H: 1 LOB: 2 BB: 2 P: 23	R: 0 E: 0 K: 0 S: 10	H: 1 LOB: 0 BB: 0 P: 18	R: 0 E: 0 K: 0 S: 8	H: 1 LOB: 0 BB: 0 P: 15	R: 0 E: 0 K: 1 S: 5	H: 0 LOB: 0 BB: 0 P: 7	R: 0 E: 0 K: 1 S: 7	H: 1 LOB: 1 BB: 0 P: 8		R: 0 E: 0 K: 1 S: 11	H: 1 LOB: 2 BB: 1 P: 20	1B: 5 2B: 3 3B: 0 HR: 0	SF: 0 SAC: 0 DP: 2 HBP: 0	WP: 0 PB: 0 SB: 0 CS: 1
PITCHER Preacher Roe, L ERA: 1.5 (1, 1)	IP: 9.0 WLS: W BF: 36 H: 7 R: 1 ER: 1 SO: 5 BB: 4 IBB: 0 HBP: 0 BLK: 0 WP: 0 HR: 0 S: 72 P: 128 ERA: 1.00 WHIP: 1.222															PITCHER						

Batter	1	2	3	4	5	6	7	8	9	AB	R	H	RBI	BB	SO	LOB	BOTTOM					
Pee Wee Reese, R OBP: 0.250, SLG: 0.216 (1, 6)	1-1 1B 1B	2 SAFE PO	0-0 F7		3-1 L7		0-0 L5			4	1	1	0	0	0	0	Boston Braves @ Brooklyn Dodgers Ebbets Field, Brooklyn, NY Tue Apr 22 1952, 3:38 AM EST Att: 25,002 - Unknown					
Billy Cox, R OBP: 0.405, SLG: 0.600 (1, 5)	1-0 1B 1-3 1B		3-2 F8			2-1 SH1-3 2B		3-3 K		4	1	2	0	0	1	0						
Jackie Robinson, R OBP: 0.684, SLG: 0.609 (1, 4)	0-1 1-2 3-H 1B		4-0 BB			4-2 SH1-3 2B BB		4-2 E BB		1	1	1	1	3	0	0						
Roy Campanella, R OBP: 0.474, SLG: 0.727 (1, 2)	1-3 K		0-0 F4			1-1 SH1-3		2-3 K		3	0	0	0	0	2	4						
Duke Snider, L OBP: 0.324, SLG: 0.472 (1, 8)	2-1 F6			0-0 F7		1-0 2B		3-3 K		4	0	1	2	0	1	3						
Andy Pafko, R OBP: 0.444, SLG: 0.857 (1, 7)	1-1 F7			0-2 F7		2-H 3-H 2-2 5-3		1-3 K		3	0	0	0	0	0	3						
Gil Hodges, R OBP: 0.314, SLG: 0.241 (1, 3)		2-1 E6 PO 1-6-3		0-3 K		2-3 K				3	0	0	0	0	2	1						
Carl Furillo, R OBP: 0.457, SLG: 0.516 (1, 9)		3-1 1-6-3 1-2			3-1 1-3		4-0 B2-6-4 BB			2	0	0	0	1	0	1						
Preacher Roe, R (1, 1)		3-3 K			1-3 K		1-0 B2-6-4 1-2			3	0	0	0	0	2	2						
Inning Stats	R: 1 E: 0 K: 1 S: 12	H: 3 LOB: 0 BB: 0 P: 18	R: 0 E: 1 K: 1 S: 8	H: 0 LOB: 0 BB: 0 P: 17	R: 0 E: 0 K: 0 S: 5	H: 0 LOB: 1 BB: 1 P: 12	R: 0 E: 0 K: 1 S: 7	H: 0 LOB: 0 BB: 0 P: 7	R: 0 E: 0 K: 1 S: 7	H: 0 LOB: 0 BB: 0 P: 14	R: 2 E: 0 K: 1 S: 15	H: 2 LOB: 1 BB: 1 P: 27	R: 0 E: 0 K: 0 S: 2	H: 0 LOB: 0 BB: 1 P: 7	R: 0 E: 1 K: 3 S: 12	H: 0 LOB: 1 BB: 1 P: 24		R: 0 E: 1 K: 3 S: 12	H: 0 LOB: 1 BB: 1 P: 24	1B: 3 2B: 2 3B: 0 HR: 0	SF: 0 SAC: 1 DP: 1 HBP: 0	WP: 0 PB: 0 SB: 0 CS: 0
PITCHER Jim Wilson, R ERA: 3.0 (1, 1)	IP: 8.0 WLS: L BF: 32 H: 5 R: 3 ER: 3 SO: 8 BB: 4 IBB: 0 HBP: 0 BLK: 0 WP: 0 HR: 0 S: 68 P: 126 ERA: 3.38 WHIP: 1.125															PITCHER						


Batter	1	2	3	4	5	6	7	8	9	AB	R	H	RBI	BB	SO	LOB	TOP			
Billy Reed, L OBP: 0.316, SLG: 0.297 (1, 4)										5	1	2	0	0	1	0	Boston Braves @ New York Giants Polo Grounds, New York, NY Wed Apr 23 1952, 3:33 AM EST Att: 4,611 - Cloudy			
Sam Jethroe, S OBP: 0.233, SLG: 0.366 (1, 8)										5	0	0	0	0	2	2				
Earl Torgeson, L OBP: 0.488, SLG: 0.345 (1, 3)										3	0	0	0	2	0	0				
Sid Gordon, R OBP: 0.286, SLG: 0.361 (1, 7)										4	1	1	0	0	0	4				
Willard Marshall, L OBP: 0.286, SLG: 0.488 (1, 9)										4	0	1	1	0	0	1				
Walker Cooper, R OBP: 0.440, SLG: 0.476 (1, 2)										4	2	2	0	0	1	2				
Eddie Mathews, L OBP: 0.222, SLG: 0.371 (1, 5)										4	1	3	2	0	1	2				
Jack Cusick, R OBP: 0.267, SLG: 0.214 (8, PH)										3	0	1	1	0	1	1				
Jack Daniels, L OBP: 0.400, SLG: 0.250 (8, PH)										0	0	0	0	1	0	0				
Sibby Sisti, R OBP: 0.500, SLG: 0.750 (8, 6)										0	0	0	0	0	0	0				
Gene Conley, R OBP: 0.067, SLG: 0.067 (4, 1)										2	0	1	1	0	0	1				
Dick Hoover, L (7, PH)										0	0	0	0	0	0	0				
Billy Klaus, L (7, 1)										1	0	0	0	0	0	0				
Sheldon Jones, R (7, 1)										0	0	0	0	0	0	0				
George Crowe, L OBP: 0.330, SLG: 0.333 (8, PH)										0	0	0	0	0	0	0				
Bob Chipman, L (8, 1)										1	0	0	0	0	0	2				
										0	0	0	0	0	0	0				
Inning Stats	R: 0 E: 0 K: 1 S: 5	H: 0 LOB: 0 BB: 0 P: 5	R: 2 E: 0 K: 1 S: 8	H: 4 LOB: 2 BB: 0 P: 8	R: 1 E: 0 K: 0 S: 5	H: 2 LOB: 2 BB: 1 P: 9	R: 0 E: 0 K: 0 S: 3	H: 1 LOB: 0 BB: 0 P: 3	R: 0 E: 0 K: 1 S: 7	H: 0 LOB: 0 BB: 0 P: 7	R: 2 E: 0 K: 1 S: 6	H: 2 LOB: 2 BB: 1 P: 10	R: 0 E: 0 K: 1 S: 6	H: 1 LOB: 2 BB: 0 P: 10	R: 0 E: 0 K: 1 S: 5	H: 0 LOB: 0 BB: 0 P: 5	1B: 10 2B: 0 3B: 0 HR: 1	SF: 0 SAC: 0 DP: 1 HBP: 0	WP: 0 PB: 0 SB: 0 CS: 0	PA: 39
PITCHER	IP WLS BF H R ER SO BB IBB HBP BLK WP HR S P ERA WHIP																			
Roger Bowman, L ERA: 11.57 (1, 1)	2.1		12	5	3	3	2	1	0	0	0	0	0	0	15	19	11.57	2.571		
Hoyt Wilhelm, R ERA: 2.7 (3, 1)	5.1	W	23	6	2	2	3	2	0	0	0	0	0	1	27	35	3.38	1.500		
Dave Koslo, L ERA: 1.13 (8, 1)	1.1	S	4	0	0	0	1	0	0	0	0	0	0	0	6	6	0.00	0.000		

Batter	1	2	3	4	5	6	7	8	9	AB	R	H	RBI	BB	SO	LOB	BOTTOM			
Davey Williams, R OBP: 0.351, SLG: 0.429 (1, 4)										4	0	1	0	0	1	2	Boston Braves @ New York Giants Polo Grounds, New York, NY Wed Apr 23 1952, 3:33 AM EST Att: 4,611 - Cloudy			
Whitey Lockman, L OBP: 0.405, SLG: 0.545 (1, 3)										5	0	0	0	0	2	2				
Bobby Thomson, R OBP: 0.436, SLG: 0.500 (1, 5)										2	0	1	0	2	0	0				
Hank Thompson, L OBP: 0.360, SLG: 0.500 (8, PH)										4	0	0	0	0	0	4				
Bob Elliott, R OBP: 0.286, SLG: 0.667 (9, 7)										0	0	0	0	1	0	0				
Willie Mays, R OBP: 0.389, SLG: 0.433 (1, 8)										1	2	0	1	4	0	1				
Don Mueller, L OBP: 0.324, SLG: 0.606 (1, 9)										5	2	2	2	0	1	4				
Alvin Dark, R OBP: 0.278, SLG: 0.324 (1, 6)										3	2	2	2	0	0	0				
Wes Westrum, R OBP: 0.387, SLG: 0.519 (1, 2)										3	1	1	2	1	1	0				
Roger Bowman, R (1, 1)										1	0	0	0	0	1	0				
Hoyt Wilhelm, R OBP: 0.500, SLG: 2.000 (3, 1)										2	1	1	2	0	0	2				
Dave Koslo, L (8, 1)										0	1	0	0	1	0	0				
Inning Stats	R: 0 E: 0 K: 2 S: 7	H: 0 LOB: 1 BB: 0 P: 8	R: 3 E: 0 K: 1 S: 7	H: 2 LOB: 0 BB: 1 P: 11	R: 0 E: 0 K: 1 S: 5	H: 0 LOB: 0 BB: 0 P: 5	R: 4 E: 0 K: 0 S: 6	H: 4 LOB: 2 BB: 2 P: 15	R: 1 E: 0 K: 0 S: 4	H: 1 LOB: 1 BB: 2 P: 12	R: 0 E: 0 K: 0 S: 4	H: 1 LOB: 0 BB: 0 P: 4	R: 0 E: 0 K: 1 S: 5	H: 0 LOB: 3 BB: 4 P: 21	R: 1 E: 0 K: 1 S: 5	H: 0 LOB: 3 BB: 4 P: 21	1B: 2 2B: 1 3B: 1 HR: 4	SF: 0 SAC: 1 DP: 0 HBP: 2	WP: 0 PB: 0 SB: 0 CS: 1	PA: 42
PITCHER	IP WLS BF H R ER SO BB IBB HBP BLK WP HR S P ERA WHIP																			
Gene Conley, R ERA: 12.27 (1, 1)	3.1	L	17	4	6	6	4	2	0	2	0	0	0	1	12	24	6.75	2.625		
Dick Hoover, L ERA: 7.71 (4, 1)	2.2		15	4	2	2	0	3	0	0	0	0	0	1	12	24	6.75	2.625		
Sheldon Jones, R ERA: 2.08 (7, 1)	1.0		3	0	0	0	1	0	0	0	0	0	0	5	5	0.00	0.000			
Bob Chipman, L ERA: 9.0 (8, 1)	1.0		7	0	1	1	1	4	0	0	0	0	0	5	21	9.00	4.000			

AB 36
R 5
H 11
RBI 5
BB 3
SO 6
LOB 15



AB 30
R 9
H 8
RBI 9
BB 9
SO 6
LOB 15



Batter	1	2	3	4	5	6	7	8	9	10	AB	R	H	RBI	BB	SO	LOB	TOP	
Billy Reed, L OBP: 0.302, SLG: 0.286 (1, 4)	1-3		5-3		G4-6-3 1B			1-3	SH5-4	4-3	5	0	1	0	0	0	2	Boston Braves @ New York Giants Polo Grounds, New York, NY Thu Apr 24 1952, 3:33 AM EST Att: 4,733 - Unknown livebaseballscorecards.com	
Sam Jethroe, S OBP: 0.229, SLG: 0.333 (1, 8)	F9			BB	F2			K	K		4	0	0	0	1	2	3		
Earl Torgeson, L OBP: 0.458, SLG: 0.412 (1, 3)	4-3		G3		G4-6-3 1-2f			HR	F9		5	1	1	1	0	0	4		
Sid Gordon, R (1, 7)		P4		5-3		F7		WP 1B		4-0 2B 2B	4	1	1	0	1	0	0		
Pete Whisenant, R OBP: 0.286, SLG: 0.286 (10, PR) (10, 7)								1B		BB	0	1	0	0	0	0	0		
Willard Marshall, L OBP: 0.326, SLG: 0.512 (1, 9)											2	0	1	0	2	0	0		
Jack Daniels, L OBP: 0.500, SLG: 0.600 (8, PR) (8, 9)		2B		BB 1B	BB	F9		1-2 1B	BB	1-3 2B	1	2	1	0	0	0	0		
Walker Cooper, R OBP: 0.467, SLG: 0.480 (1, 2)										4-0 2B	4	0	2	2	1	0	1		
Roy Hartsfield, R OBP: 0.250, SLG: 0.250 (10, PR)	5-3			BB 1B	1-2 1B	1-3				2B F9	0	1	0	0	0	0	0		
Ebbs St. Claire, S OBP: 0.231, SLG: 0.167 (10, 2)								1-2 2-H 1B		BB	0	0	0	0	0	0	0		
Eddie Mathews, L OBP: 0.293, SLG: 0.421 (1, 5)								G4-3 1B	P4		3	0	2	2	2	0	1		
Jack Cusick, R OBP: 0.257, SLG: 0.188 (1, 6)										4-3 1-3 2-H 3-H 2B	4	0	0	1	1	0	8		
Warren Spahn, L OBP: 0.143, SLG: 0.429 (1, 1)										3-H 4-3	2	0	0	0	0	1	3		
Sibby Sisti, R OBP: 0.400, SLG: 0.600 (7, PH)					F7			G4-3 1-2f	E2	4-3	1	0	0	0	0	0	1		
Lew Burdette, R (7, 1)					K				SH5-4		2	0	0	0	0	0	3		
Inning Stats	R: 0 E: 0 K: 0 S: 3	H: 0 LOB: 0 BB: 0 P: 3	R: 0 E: 0 K: 0 S: 4	H: 1 LOB: 2 BB: 1 P: 8	R: 0 E: 0 K: 1 S: 6	H: 0 LOB: 3 BB: 2 P: 14	R: 0 E: 0 K: 0 S: 3	H: 1 LOB: 0 BB: 0 P: 3	R: 0 E: 0 K: 0 S: 3	H: 0 LOB: 0 BB: 0 P: 3	R: 0 E: 0 K: 1 S: 6	H: 3 LOB: 1 BB: 1 P: 12	R: 0 E: 1 K: 1 S: 6	H: 0 LOB: 2 BB: 1 P: 10	R: 3 E: 0 K: 0 S: 5	H: 2 LOB: 2 BB: 2 P: 13	1B: 5 2B: 3 3B: 0 HR: 1	SF: 0 SAC: 1 DP: 2 HBP: 0	WP: 1 PA: 46 PB: 0 SB: 0 CS: 0
PITCHER	IP 7.2	WLS 33	BF 7	H 3	R 3	ER 3	SO 2	BB 5	IBB 0	HBP 0	BLK 0	WP 1	HR 1	S 32	P 52	ERA 3.52	WHIP 1.565		
Max Lanier, L ERA: 8.56 (1, 1)																			
Dave Koslo, L ERA: 3.86 (8, 1)	1.1	L	10	2	3	3	1	3	0	0	0	0	0	9	21	20.25	3.750		
George Spencer, R ERA: 5.14 (10, 1)	1.0		3	0	0	0	0	0	0	0	0	0	0	3	3	0.00	0.000		
Batter	1	2	3	4	5	6	7	8	9	10	AB	R	H	RBI	BB	SO	LOB	BOTTOM	
Davey Williams, R OBP: 0.333, SLG: 0.385 (1, 4)	3B BB	F9		F8			5-3		6-3		4	1	0	0	1	0	3	Boston Braves @ New York Giants Polo Grounds, New York, NY Thu Apr 24 1952, 3:33 AM EST Att: 4,733 - Unknown livebaseballscorecards.com	
Whitey Lockman, L OBP: 0.381, SLG: 0.500 (1, 3)	F9		4-3	F9			F9			BB 1B 1B	5	0	1	0	0	0	2		
Bobby Thomson, R OBP: 0.455, SLG: 0.559 (1, 5)	1B 3B		WP 1B		E BB		6-3			K	4	1	2	1	1	1	1		
Bob Elliott, R OBP: 0.316, SLG: 0.588 (1, 7)				F7			F8				5	0	2	1	0	0	2		
Chuck Diering, R (10, PR)	1B									BB 1B	0	0	0	0	0	0	0		
Willie Mays, R OBP: 0.390, SLG: 0.412 (1, 8)	3-H 1B			1-2 1B			L5		P4		4	0	1	0	1	0	3		
Don Mueller, L OBP: 0.308, SLG: 0.541 (1, 9)	1-2 1B			BB			F7				4	0	0	0	1	0	4		
Alvin Dark, R OBP: 0.317, SLG: 0.342 (1, 6)	L4			F8			F7			1-2 2-3 BB	4	1	2	0	0	0	3		
Wes Westrum, R OBP: 0.382, SLG: 0.500 (1, 2)				4-3			2B 1B		SH1-4 HBP	P5	4	1	0	0	0	0	3		
Max Lanier, R OBP: 0.333, SLG: 0.500 (1, 1)				FC2-6 1B			4-3		SH1-4		3	0	1	0	0	0	2		
Dave Koslo, L (8, 1)							F7				1	0	0	0	0	1	1		
George Spencer, R (10, 1)				FC2-6 1-2f			9-3 1-2f		K		0	0	0	0	0	0	0		
Inning Stats	R: 2 E: 0 K: 0 S: 5	H: 3 LOB: 1 BB: 1 P: 9	R: 0 E: 0 K: 0 S: 4	H: 1 LOB: 1 BB: 0 P: 4	R: 0 E: 0 K: 0 S: 4	H: 1 LOB: 2 BB: 1 P: 8	R: 1 E: 0 K: 0 S: 5	H: 2 LOB: 1 BB: 0 P: 5	R: 0 E: 1 K: 0 S: 3	H: 0 LOB: 0 BB: 0 P: 3	R: 0 E: 0 K: 0 S: 3	H: 0 LOB: 0 BB: 0 P: 3	R: 0 E: 0 K: 1 S: 5	H: 0 LOB: 1 BB: 0 P: 6	R: 0 E: 0 K: 1 S: 7	H: 2 LOB: 3 BB: 1 P: 11	1B: 8 2B: 2 3B: 1 HR: 0	SF: 0 SAC: 1 DP: 1 HBP: 1	WP: 1 PA: 43 PB: 0 SB: 0 CS: 0
PITCHER	IP 6.0	WLS 27	BF 8	H 3	R 3	ER 2	SO 0	BB 3	IBB 0	HBP 0	BLK 0	WP 1	HR 0	S 24	P 36	ERA 3.00	WHIP 1.833		
Warren Spahn, L ERA: 2.29 (1, 1)																			
Lew Burdette, R ERA: 0.93 (7, 1)	4.0	W	16	2	0	0	2	1	0	1	0	0	0	18	23	0.00	0.750		

Batter	1	2	3	4	5	6	7	8	9	AB	R	H	RBI	BB	SO	LOB	TOP								
Richie Ashburn, L OBP: 0.146, SLG: 0.103 (1,8)	6-3		F8	L3			1B E 1B	G3 BB		4	1	1	1	1	0	0	Philadelphia Phillies @ Boston Braves Braves Field, Boston, MA Sat Apr 26 1952, 3:33 AM EST Att. 1,893 - Overcast - 48 F								
Granny Hamner, R OBP: 0.317, SLG: 0.415 (1,6)	E 1B 1B		BB S 1B 1B			S 1B	WP E 1B 1B	G3		5	3	4	0	0	0	1									
Smoky Burgess, L OBP: 0.299, SLG: 0.375 (1,2)	E4 1B		BB 1B BB			F8	E4 WP 1B	F5		4	2	0	1	1	0	4									
Del Ennis, R OBP: 0.300, SLG: 0.316 (1,9)	G5-4-3 1B		K			F8	4-3 1B 1B			4	1	2	3	1	1	3									
Willie Jones, R OBP: 0.350, SLG: 0.412 (1,5)	G5-4-3		1B BB			1-3	4-3	F2		4	0	0	0	1	0	5									
Connie Ryan, R OBP: 0.395, SLG: 0.486 (1,4)		K	1-2 2-3 1B			K		K		5	0	2	3	0	3	1									
Jackie Mayo, L OBP: 0.318, SLG: 0.250 (1,7)		4-3 CS BB	4-3			1-3	2H 1B	F8		4	0	0	0	1	1	4									
Eddie Waitkus, L OBP: 0.294, SLG: 0.233 (1,3)		4-3 1-2 BB				G3	F2			3	0	0	0	1	0	1									
Robin Roberts, S OBP: 0.091, SLG: 0.182 (1,1)		K				6-3	1B 2B	4-3		4	1	1	0	0	1	1									
Inning Stats	R: 1 E: 1 K: 0 S: 5	H: 2 LOB: 1 BB: 0 P: 5	R: 0 E: 0 K: 2 S: 6	H: 0 LOB: 1 BB: 2 P: 14	R: 2 E: 0 K: 1 S: 7	H: 2 LOB: 2 BB: 2 P: 15	R: 0 E: 0 K: 0 S: 3	H: 0 LOB: 0 BB: 0 P: 3	R: 0 E: 0 K: 1 S: 4	H: 1 LOB: 1 BB: 0 P: 4	R: 0 E: 0 K: 1 S: 5	H: 0 LOB: 0 BB: 0 P: 5	R: 5 E: 1 K: 1 S: 11	H: 5 LOB: 1 BB: 0 P: 11	R: 0 E: 0 K: 0 S: 3	H: 0 LOB: 1 BB: 1 P: 7	R: 0 E: 0 K: 1 S: 5	H: 0 LOB: 1 BB: 1 P: 9	1B: 9 2B: 1 3B: 0 HR: 0	SF: 0 SAC: 0 DP: 1 HBP: 0	WP: 1 PB: 0 SB: 2 CS: 1	PA: 43			
PITCHER	IP	WLS	BF	H	R	ER	SO	BB	IBB	HBP	BLK	WP	HR	S	P	ERA	WHIP								
Vern Bickford, R ERA: 6.0 (1,1)	6.0	L	31	9	8	7	4	4	0	0	0	1	0	35	51	10.50	2.167								
Sheldon Jones, R ERA: 1.59 (7,1)	1.0		4	1	0	0	1	0	0	0	0	0	0	6	6	0.00	1.000								
Ernie Johnson, R ERA: 4.15 (8,1)	2.0		8	0	0	0	1	2	0	0	0	0	0	8	16	0.00	1.000								

Batter	1	2	3	4	5	6	7	8	9	AB	R	H	RBI	BB	SO	LOB	BOTTOM								
Billy Reed, L OBP: 0.277, SLG: 0.261 (1,4)	4-3		L8				G4-6-3			4	0	0	0	0	0	3	Philadelphia Phillies @ Boston Braves Braves Field, Boston, MA Sat Apr 26 1952, 3:33 AM EST Att. 1,893 - Overcast - 48 F								
Sam Jethroe, S OBP: 0.250, SLG: 0.347 (1,8)	F5		1B			4-3		1B 1B		4	0	2	0	0	0	0									
Earl Torgeson, L OBP: 0.462, SLG: 0.421 (1,3)	F3		3-1			1B 1B		1B 1B		4	0	2	0	0	0	1									
Sid Gordon, R OBP: 0.314, SLG: 0.364 (1,7)		E 1B 1B				F7		F7		4	0	2	0	0	0	2									
Willard Marshall, L OBP: 0.300, SLG: 0.468 (1,9)		F6				4-3		F5		4	0	0	0	0	0	5									
Walker Cooper, R OBP: 0.441, SLG: 0.448 (1,2)		E5 1B				5-3		F7		4	0	1	0	0	0	4									
Eddie Mathews, L OBP: 0.289, SLG: 0.405 (1,5)		K				F7		F4		4	0	1	0	0	1	2									
Jack Cusick, R OBP: 0.243, SLG: 0.176 (1,6)						F7				2	0	0	0	0	0	2									
Jack Daniels, L OBP: 0.571, SLG: 0.600 (7, PH)			F8			6-3		K		0	0	0	0	0	0	0									
Sibby Sisti, R OBP: 0.333, SLG: 0.500 (8,6)							G4-6-3 HBP	K		1	0	0	0	0	1	0									
Vern Bickford, R OBP: 0.333, SLG: 0.500 (1,1)								K		2	0	1	0	0	0	0									
Sheldon Jones, R (7,1)								K		0	0	0	0	0	0	0									
Pete Whisenant, R OBP: 0.250, SLG: 0.250 (7, PH)								K		1	0	0	0	0	1	2									
Ernie Johnson, R (8,1)								K		0	0	0	0	0	0	0									
George Crowe, L OBP: 0.250, SLG: 0.250 (8, PH)								K		1	0	0	0	0	1	0									
Inning Stats	R: 0 E: 0 K: 0 S: 3	H: 0 LOB: 0 BB: 0 P: 3	R: 0 E: 1 K: 1 S: 7	H: 2 LOB: 2 BB: 0 P: 7	R: 0 E: 0 K: 0 S: 4	H: 1 LOB: 1 BB: 0 P: 4	R: 0 E: 0 K: 0 S: 3	H: 0 LOB: 0 BB: 0 P: 3	R: 0 E: 0 K: 0 S: 4	H: 1 LOB: 1 BB: 0 P: 4	R: 0 E: 0 K: 0 S: 5	H: 2 LOB: 2 BB: 0 P: 5	R: 0 E: 0 K: 1 S: 5	H: 1 LOB: 1 BB: 0 P: 6	R: 0 E: 0 K: 0 S: 5	H: 2 LOB: 2 BB: 0 P: 5	R: 0 E: 0 K: 2 S: 7	H: 0 LOB: 0 BB: 0 P: 7	1B: 9 2B: 0 3B: 0 HR: 0	SF: 0 SAC: 0 DP: 1 HBP: 1	WP: 0 PB: 0 SB: 0 CS: 0	PA: 36			
PITCHER	IP	WLS	BF	H	R	ER	SO	BB	IBB	HBP	BLK	WP	HR	S	P	ERA	WHIP								
Robin Roberts, R ERA: 2.67 (1,1)	9.0	W	36	9	0	0	4	0	0	1	0	0	0	43	44	0.00	1.000								

Batter	1	2	3	4	5	6	7	8	9	AB	R	H	RBI	BB	SO	LOB	TOP								
Roy Hartsfield, R OBP: 0.333, SLG: 0.143 (1, 4)	6-3	F8					4-1		4-0	3	0	0	0	2	0	3	Boston Braves @ Pittsburgh Pirates Forbes Field, Pittsburgh, PA Tue Apr 29 1952, 3:33 AM EDT Att: 10,008 - Unknown AB 34 R 5 H 11 RBI 4 BB 3 SO 7 LOB 16								
Sam Jethroe, S OBP: 0.265, SLG: 0.340 (1, 8)	G3		1B E HBP		FC4-6 1B				4-0	4	2	1	1	0	0	2									
Earl Torgeson, L OBP: 0.464, SLG: 0.415 (1, 3)	4-3		E9 1B		1B BB				0-3	3	0	1	0	1	1										
Sid Gordon, R OBP: 0.327, SLG: 0.375 Jack Daniels, L OBP: 0.571, SLG: 0.600 (8, 9)		1B 1B	F8		1B		5-3		0-0	4	1	2	1	0	0	1									
Walker Cooper, R OBP: 0.241, SLG: 0.424 (1, 2)		K	5-3		K				0-0	4	0	1	0	0	2	3									
Eddie Mathews, L OBP: 0.285, SLG: 0.370 (1, 5)		F8			G3				0-3	4	0	0	0	0	2	2									
Bob Thorpe, R OBP: 0.571, SLG: 0.571 (8, 7)		1B 1B			G3-6-3 1B				0-0	4	1	3	0	0	0	1									
Jack Cusick, R OBP: 0.244, SLG: 0.184 (1, 6)		1B 1B	G3-6-3		G3-6-3				0-3	4	0	1	1	0	2	3									
Warren Spahn, L OBP: 0.273, SLG: 0.455 (1, 1)		1-2 2-H 1B			1-3				0-0	4	1	2	1	0	0	0									
Inning Stats	R: 0 E: 0 K: 0 S: 3	H: 0 LOB: 0 BB: 0 P: 3	R: 2 E: 0 K: 1 S: 9	H: 4 LOB: 2 BB: 0 P: 9	R: 1 E: 1 K: 0 S: 3	H: 1 LOB: 0 BB: 0 P: 4	R: 0 E: 0 K: 0 S: 3	H: 1 LOB: 1 BB: 0 P: 3	R: 1 E: 0 K: 1 S: 6	H: 1 LOB: 2 BB: 2 P: 14	R: 0 E: 0 K: 2 S: 7	H: 1 LOB: 1 BB: 0 P: 7	R: 1 E: 0 K: 1 S: 7	H: 2 LOB: 1 BB: 0 P: 7	R: 0 E: 0 K: 2 S: 8	H: 1 LOB: 1 BB: 0 P: 8	R: 0 E: 0 K: 0 S: 2	H: 0 LOB: 0 BB: 1 P: 6	1B: 11 2B: 1 3B: 0 HR: 0	SF: 0 SAC: 0 DP: 3 HBP: 1	WP: 0 PB: 0 SB: 3 CS: 0	PA: 38			
PITCHER	IP	WLS	BF	H	R	ER	SO	BB	IBB	HBP	BLK	WP	HR	S	P	ERA	WHIP								
Bob Friend, R ERA: 6.86 (1, 1)	5.0	L	23	7	4	4	2	2	0	1	0	0	0	24	33	7.20	1.800								
Joe Muir, L ERA: 6.14 (6, 1)	2.0		8	3	1	1	3	0	0	0	0	0	0	14	14	4.50	1.500								
Woody Main, R ERA: 0.9 (8, 1)	2.0		7	1	0	0	2	1	0	0	0	0	0	10	14	0.00	1.000								

Batter	1	2	3	4	5	6	7	8	9	AB	R	H	RBI	BB	SO	LOB	BOTTOM								
Bobby Del Greco, R OBP: 0.373, SLG: 0.357 (1, 8)	K									4	0	1	1	0	3	0	Boston Braves @ Pittsburgh Pirates Forbes Field, Pittsburgh, PA Tue Apr 29 1952, 3:33 AM EDT Att: 10,008 - Unknown AB 31 R 1 H 5 RBI 1 BB 5 SO 11 LOB 16								
Tony Bartolome, L OBP: 0.500, SLG: 0.750 Jack Phillips, R (6, FR) (7, 3)	4-0									2	0	1	0	1	0	0									
Erv Dusak, R OBP: 0.200, SLG: 0.111 (1, 9)	F4									3	0	0	0	1	1	2									
Ralph Kiner, R OBP: 0.424, SLG: 0.417 (1, 7)										4	0	1	0	0	1	2									
Jack Merson, R OBP: 0.300, SLG: 0.489 (1, 5)										4	1	0	0	0	1	1									
Clyde McCullough, R OBP: 0.211, SLG: 0.222 (1, 2)										4	0	0	0	0	0	1									
George Strickland, R OBP: 0.286, SLG: 0.167 (1, 4)										2	0	1	0	2	0	0									
Clem Koshorek, R OBP: 0.333, SLG: 0.302 (1, 6)										3	0	1	0	1	1	1									
Bob Friend, R Jim Mangano, R Joe Muir, L Ed Fitz Gerald, R Woody Main, R Lee Walls, R (1, 1) (5, PH) (6, 1) (7, PH) (8, 1) (9, PH)										1	0	0	0	0	1	0									
Inning Stats	R: 0 E: 0 K: 1 S: 4	H: 0 LOB: 0 BB: 1 P: 8	R: 0 E: 0 K: 1 S: 5	H: 1 LOB: 0 BB: 0 P: 5	R: 0 E: 0 K: 1 S: 5	H: 0 LOB: 0 BB: 0 P: 5	R: 0 E: 0 K: 1 S: 5	H: 0 LOB: 1 BB: 1 P: 9	R: 0 E: 0 K: 1 S: 5	H: 0 LOB: 2 BB: 2 P: 13	R: 0 E: 0 K: 3 S: 10	H: 1 LOB: 1 BB: 0 P: 10	R: 1 E: 1 K: 1 S: 8	H: 2 LOB: 3 BB: 1 P: 12	R: 0 E: 0 K: 0 S: 3	H: 0 LOB: 0 BB: 0 P: 3	R: 0 E: 1 K: 2 S: 8	H: 1 LOB: 1 BB: 0 P: 8	1B: 4 2B: 1 3B: 0 HR: 0	SF: 0 SAC: 0 DP: 0 HBP: 0	WP: 0 PB: 0 SB: 0 CS: 1	PA: 36			
PITCHER	IP	WLS	BF	H	R	ER	SO	BB	IBB	HBP	BLK	WP	HR	S	P	ERA	WHIP								
Warren Spahn, L ERA: 1.57 (1, 1)	9.0	W	36	5	1	0	11	5	0	0	0	0	0	53	73	0.00	1.111								

Batter	1	2	3	4	5	6	7	8	9	AB	R	H	RBI	BB	SO	LOB	TOP					
Roy Hartsfield, R OBP: 0.308, SLG: 0.182	6-3			2-3		K		E9		4	1	1	0	0	1	0	Boston Braves @ Pittsburgh Pirates Forbes Field, Pittsburgh, PA Wed Apr 30 1952, 3:33 AM EDT Att: 2,861 - Unknown					
Sam Jethroe, S OBP: 0.292, SLG: 0.321	K			1-3				6-3		3	0	0	1	1	1	0						
Earl Torgeson, L OBP: 0.450, SLG: 0.467	F8			4-3						4	1	1	1	0	0	1						
Sid Gordon, R OBP: 0.339, SLG: 0.385										4	0	2	0	0	0	0						
Bob Thorpe, R OBP: 0.364, SLG: 0.364										4	0	0	0	0	0	2						
Eddie Mathews, L OBP: 0.294, SLG: 0.420										4	1	1	1	0	0	0						
Ebba St. Claire, S OBP: 0.353, SLG: 0.533				K						3	1	2	1	1	1	0						
Jack Cusick, R OBP: 0.233, SLG: 0.175				K						2	0	0	0	0	0	1						
George Crowe, L OBP: 0.200, SLG: 0.200				K						1	0	0	0	0	0	0						
Gene Conley, R OBP: 0.667, SLG: 0.667				K						0	0	0	0	0	0	0						
Willard Marshall, L OBP: 0.294, SLG: 0.458										1	0	0	0	0	0	1						
Dave Cole, R OBP: 0.255, SLG: 0.255				1-3						1	0	0	0	0	0	0						
Ernie Johnson, R OBP: 0.255, SLG: 0.255										0	0	0	0	0	0	0						
Lew Burdette, R OBP: 0.255, SLG: 0.255										0	0	0	0	0	0	0						
Billy Reed, L OBP: 0.255, SLG: 0.255										0	0	0	0	0	0	0						
Bert Thiel, R OBP: 0.255, SLG: 0.255										0	0	0	0	0	0	0						
Buzz Clarkson, R OBP: 0.255, SLG: 0.255										2	1	1	0	0	0	1						
Inning Stats	R: 0 E: 0 K: 1 S: 5	H: 0 LOB: 0 BB: 0 P: 5	R: 0 E: 0 K: 0 S: 3	H: 1 LOB: 0 BB: 0 P: 3	R: 0 E: 0 K: 2 S: 7	H: 0 LOB: 0 BB: 0 P: 7	R: 0 E: 0 K: 0 S: 3	H: 0 LOB: 0 BB: 0 P: 3	R: 1 E: 0 K: 0 S: 4	H: 1 LOB: 1 BB: 1 P: 8	R: 0 E: 0 K: 1 S: 5	H: 0 LOB: 1 BB: 1 P: 9	R: 0 E: 0 K: 0 S: 3	H: 0 LOB: 0 BB: 0 P: 3	R: 4 E: 1 K: 0 S: 8	H: 5 LOB: 1 BB: 0 P: 8	R: 0 E: 0 K: 0 S: 4	H: 1 LOB: 1 BB: 0 P: 4	1B: 4 2B: 1 3B: 0 HR: 3	SF: 0 SAC: 0 DP: 1 HBP: 0	WP: 0 PB: 0 SB: 0 CS: 0	PA: 36
PITCHER	IP WLS BF H R ER SO BB IBB HBP BLK WP HR S P ERA WHIP																					
Murry Dickson, R ERA: 5.74	(1, 1) 7.2 W 31 7 5 5 4 2 0 0 0 0 3 37 45 5.87 1.174																					
Ted Wilks, R ERA:	(8, 1) 1.1 S 5 1 0 0 0 0 0 0 0 0 0 5 5 0.00 0.750																					

AB	34
R	5
H	8
RBI	4
BB	2
SO	4
LOB	6



Batter	1	2	3	4	5	6	7	8	9	AB	R	H	RBI	BB	SO	LOB	BOTTOM			
Clem Koshorek, R OBP: 0.370, SLG: 0.319	F9			FC4-6				F2		4	2	2	1	2	0	2	Boston Braves @ Pittsburgh Pirates Forbes Field, Pittsburgh, PA Wed Apr 30 1952, 3:33 AM EDT Att: 2,861 - Unknown			
Ted Beard, L OBP: 0.323, SLG: 0.393	F9			G3				E4		4	1	1	1	1	1	4				
George Metkovich, L OBP: 0.314, SLG: 0.396										3	3	1	3	2	0	2				
Ralph Kiner, R OBP: 0.422, SLG: 0.423										4	1	1	1	1	1	2				
Brandy Davis, R OBP: 0.436, SLG: 0.250										0	0	0	0	0	0	0				
Bill Howerton, L OBP: 0.524, SLG: 0.611										3	1	1	0	2	1	4				
Joe Garagiola, L OBP: 0.400, SLG: 0.333										4	1	0	2	1	0	5				
Jack Merson, R OBP: 0.309, SLG: 0.471										4	1	1	1	1	1	2				
George Strickland, R OBP: 0.368, SLG: 0.200										3	1	1	2	2	1	1				
Murry Dickson, R OBP: 0.300, SLG: 0.400										4	0	1	0	0	1	3				
Ted Wilks, R ERA:	(8, 1) 1.0 4 0 0 0 1 1 0 0 0 0 5 9 0.00 1.000																			
Inning Stats	R: 1 E: 0 K: 0 S: 3	H: 0 LOB: 2 BB: 3 P: 15	R: 0 E: 0 K: 2 S: 7	H: 0 LOB: 2 BB: 2 P: 15	R: 1 E: 0 K: 0 S: 2	H: 0 LOB: 1 BB: 3 P: 14	R: 0 E: 0 K: 0 S: 4	H: 1 LOB: 1 BB: 0 P: 4	R: 5 E: 1 K: 1 S: 10	H: 4 LOB: 2 BB: 2 P: 18	R: 1 E: 0 K: 2 S: 9	H: 2 LOB: 1 BB: 0 P: 9	R: 3 E: 1 K: 0 S: 6	H: 2 LOB: 1 BB: 1 P: 10	R: 0 E: 0 K: 1 S: 5	H: 0 LOB: 1 BB: 1 P: 9	1B: 5 2B: 2 3B: 1 HR: 1	SF: 0 SAC: 1 DP: 0 HBP: 0	WP: 0 PB: 1 SB: 1 CS: 1	PA: 47
PITCHER	IP WLS BF H R ER SO BB IBB HBP BLK WP HR S P ERA WHIP																			
Dave Cole, R ERA: 3.6	(1, 1) 2.0 L 14 5 5 2 1 1 1 0 0 0 0 15 23 6.75 2.250																			
Ernie Johnson, R ERA: 5.14	(3, 1) 2.2 15 5 5 2 1 1 1 0 0 0 0 15 23 6.75 2.250																			
Lew Burdette, R ERA: 0.9	(5, 1) 0.1 1 0 0 0 0 0 0 0 0 0 0 1 1 0.00 0.000																			
Bert Thiel, R ERA: 7.71	(6, 1) 2.0 12 4 4 3 2 1 0 0 0 0 1 15 19 13.50 2.500																			
Gene Conley, R ERA: 10.8	(8, 1) 1.0 4 0 0 0 1 1 0 0 0 0 0 5 9 0.00 1.000																			

AB	33
R	11
H	9
RBI	11
BB	12
SO	6
LOB	25



Batter	1	2	3	4	5	6	7	8	9	AB	R	H	RBI	BB	SO	LOB	TOP											
Sam Jethroe, S OBP: 0.296, SLG: 0.385 (1, 8)	0-0 4-3		0-0 1B	0-0 G3		0-0 F9			0-0 L4-6	5	1	2	0	0	0	2												
Eddie Mathews, L OBP: 0.296, SLG: 0.431 (1, 5)	0-0 HR		4-0 1B 1B	0-3 K			0-0 L3		0-0 F6	4	2	1	1	1	1	2												
Earl Torgeson, L OBP: 0.423, SLG: 0.443 (1, 3)	4-0 G6-4-3 BB		0-0 BB 1B		0-0 P1		0-0 F8		0-0 L4-6	4	0	1	1	1	0	1												
Sid Gordon, R OBP: 0.347, SLG: 0.418 Pete Whisenant, R OBP: 0.235, SLG: 0.235 (5, PR) (5, 7)	0-0 G6-4-3		0-0 BB		0-0 1B		0-0 1B			3	0	2	0	0	0	1												
Walker Cooper, R OBP: 0.420, SLG: 0.432 (1, 2)		0-0 F7	0-0 F8		0-0 G3-6-3 1B		0-0 F2			4	0	1	1	0	0	3												
Willard Marshall, L OBP: 0.291, SLG: 0.431 (1, 9)		0-0 F8	3-0 4-0		0-0 G3-6-3			0-0 6-3		3	0	0	0	1	0	2												
Billy Reed, L OBP: 0.284, SLG: 0.250 (1, 4)		0-0 1B	0-0 F6			0-0 F5		0-0 2-3		4	0	1	0	0	0	3												
Sibby Sisti, R OBP: 0.261, SLG: 0.435 (1, 6)	0-0 1-3			0-0 G3		0-0 E6		0-0 1B		4	0	2	0	0	0	1												
Warren Spahn, L OBP: 0.214, SLG: 0.357 George Crowe, L OBP: 0.143, SLG: 0.143 Sheeldon Jones, R (8, PH) (8, 1)			0-0 G3	0-0 F8		0-0 4-3		0-0 F3		3	0	0	0	0	0	2												
Inning Stats	R: 1 E: 0 K: 0 S: 3	H: 1 LOB: 0 BB: 1 P: 7	R: 0 E: 0 K: 0 S: 4	H: 1 LOB: 1 BB: 0 P: 4	R: 2 E: 0 K: 0 S: 6	H: 3 LOB: 3 BB: 2 P: 14	R: 0 E: 0 K: 1 S: 6	H: 1 LOB: 1 BB: 0 P: 6	R: 0 E: 0 K: 0 S: 4	H: 2 LOB: 2 BB: 0 P: 4	R: 0 E: 1 K: 0 S: 4	H: 0 LOB: 1 BB: 0 P: 4	R: 0 E: 0 K: 0 S: 4	H: 1 LOB: 1 BB: 0 P: 4	R: 0 E: 0 K: 0 S: 4	H: 1 LOB: 1 BB: 0 P: 4	R: 0 E: 0 K: 0 S: 3	H: 1 LOB: 0 BB: 0 P: 3	1B: 7 2B: 4 3B: 0 HR: 1	SF: 0 SAC: 0 DP: 3 HBP: 0	WP: 0 PB: 0 SB: 0 CS: 0	PA: 39						
PITCHER	IP	WLS	BF	H	R	ER	SO	BB	IBB	HBP	BLK	WP	HR	S	P	ERA	WHIP											
Gerry Staley, R ERA: 2.2 Al Brazie, L ERA:	(1, 1)	8.0	W	37	11	3	3	1	3	0	0	0	0	1	36	48	3.38	1.750										
(9, 1)	1.0	S	2	0	0	0	0	0	0	0	0	0	0	2	2	0.00	0.000											

Boston Braves @ St. Louis Cardinals
Sportsman's Park, St. Louis, MO
Sun May 04 1952, 4:33 AM EDT
Unknown - 95 F

AB	36
R	3
H	11
RBI	3
BB	3
SO	1
LOB	18



Batter	1	2	3	4	5	6	7	8	9	AB	R	H	RBI	BB	SO	LOB	BOTTOM										
Eddie Stanky, R OBP: 0.318, SLG: 0.278 Billy Johnson, R OBP: 0.298, SLG: 0.179 (1, 4) (8, 5)	0-0 F9 1B	0-0 1-3			0-0 FC4-6		0-0 1B		0-0 FC6-4	4	3	2	0	0	0	1											
Solly Hemus, L OBP: 0.417, SLG: 0.453 (1, 6)	0-0 E		0-0 1-3		0-0 4-3		0-0 1B		0-0 FC6-4	4	0	3	1	0	0	0											
Red Schoendienst, S OBP: 0.330, SLG: 0.485 (1, 5) (8, 4)	0-0 F9		0-0 F6		0-0 4-3		0-0 FC6-4		0-0 FC6-4	4	0	0	1	0	0	4											
Stan Musial, L OBP: 0.389, SLG: 0.443 (1, 9)	0-0 E4		0-0 K		0-0 K		0-0 F5			4	0	1	1	0	1	2											
Peanuts Lowrey, R OBP: 0.563, SLG: 0.679 (1, 7)	0-0 F2		0-0 G3			0-0 L7		0-0 F9-3		3	0	0	0	1	0	3											
Wally Westlake, R OBP: 0.279, SLG: 0.232 (1, 8)	0-0 FC6-4			0-0 6-3		0-0 G5-4-3		0-0 F9-3		4	0	1	0	0	0	3											
Steve Bilko, R OBP: 0.277, SLG: 0.419 (1, 3)		0-0 E		0-0 L8		0-0 G5-4-3		0-0 L8		3	1	1	0	0	0	1											
Del Rice, R OBP: 0.377, SLG: 0.463 (1, 2)		0-0 FC6		0-3 K2-3			0-0 6-3			3	0	0	0	0	1	0											
Gerry Staley, R OBP: 0.125, SLG: 0.125 Al Brazie, L ERA: 1.42 (1, 1) (9, 1)		0-0 B1-6		0-0 FC4-6			0-0 L8			3	0	1	0	0	0	1											
Inning Stats	R: 1 E: 1 K: 0 S: 6	H: 2 LOB: 2 BB: 0 P: 6	R: 1 E: 1 K: 0 S: 4	H: 1 LOB: 0 BB: 0 P: 4	R: 0 E: 0 K: 1 S: 5	H: 0 LOB: 0 BB: 0 P: 5	R: 1 E: 0 K: 0 S: 7	H: 2 LOB: 1 BB: 0 P: 7	R: 0 E: 0 K: 0 S: 3	H: 1 LOB: 0 BB: 0 P: 3	R: 1 E: 0 K: 0 S: 5	H: 2 LOB: 1 BB: 0 P: 5	R: 0 E: 0 K: 0 S: 2	H: 0 LOB: 0 BB: 1 P: 6	1B: 7 2B: 4 3B: 0 HR: 0	SF: 0 SAC: 0 DP: 3 HBP: 0	WP: 0 PB: 0 SB: 0 CS: 0	PA: 33									
PITCHER	IP	WLS	BF	H	R	ER	SO	BB	IBB	HBP	BLK	WP	HR	S	P	ERA	WHIP										
Warren Spahn, L ERA: 2.02 Sheldon Jones, R ERA: 1.42	(1, 1)	7.0	L	30	9	4	3	2	0	0	0	0	0	34	34	3.86	1.286										
(8, 1)	1.0		3	0	0	0	0	1	0	0	0	0	0	2	6	0.00	1.000										

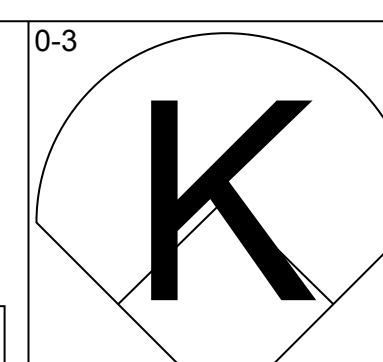
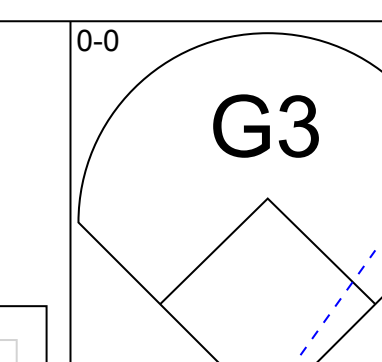
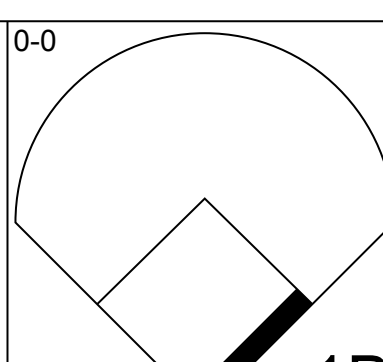
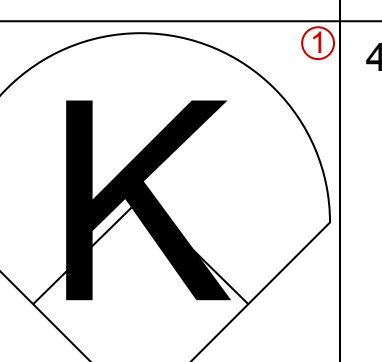
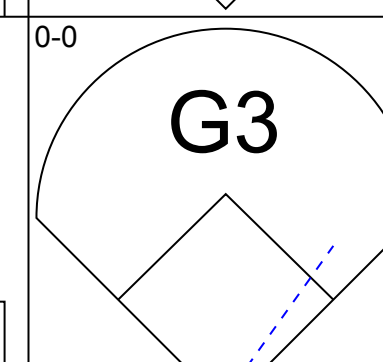
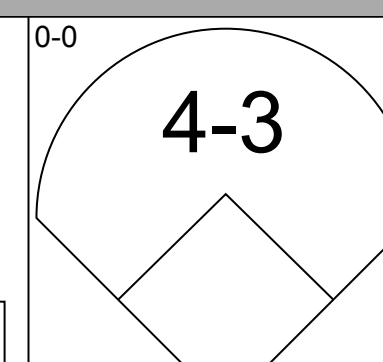
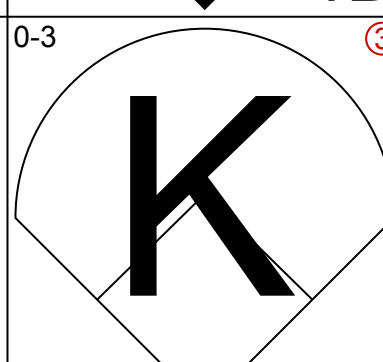
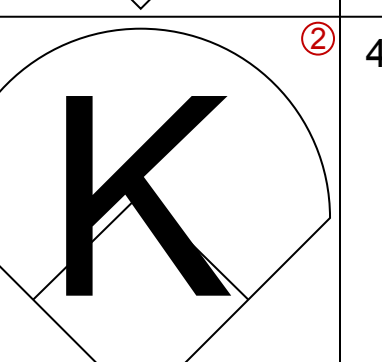
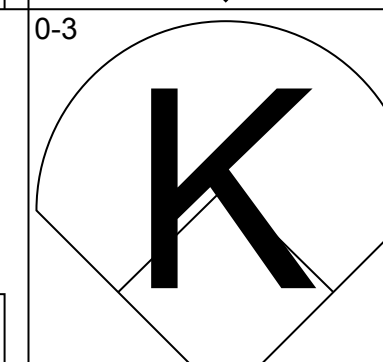
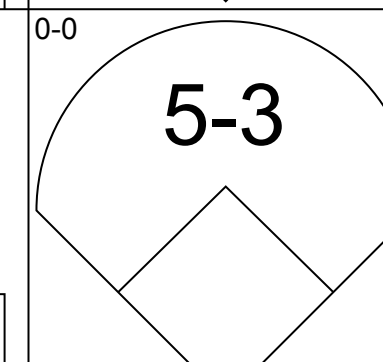
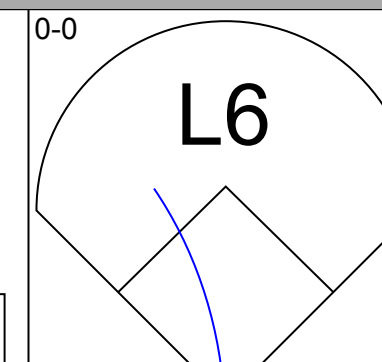
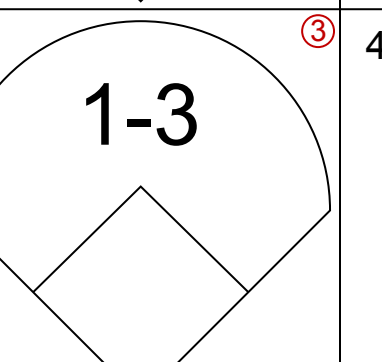
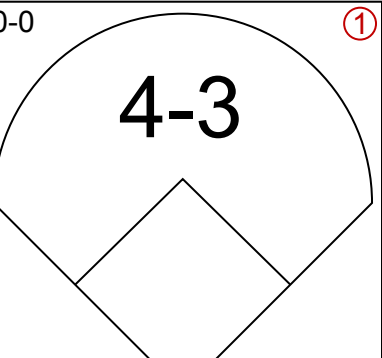
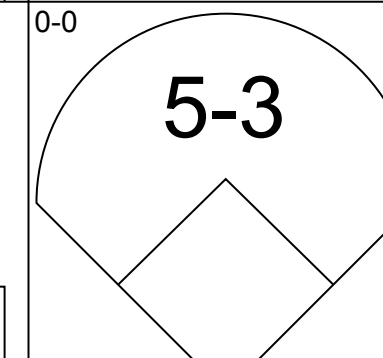
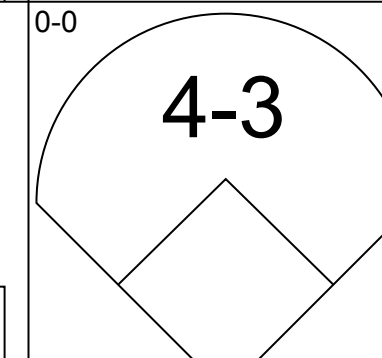
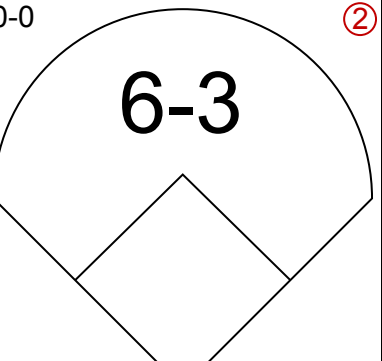
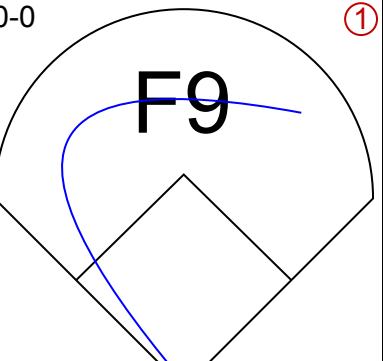
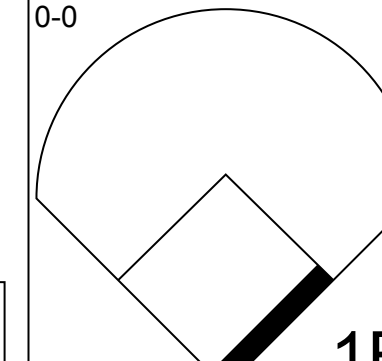

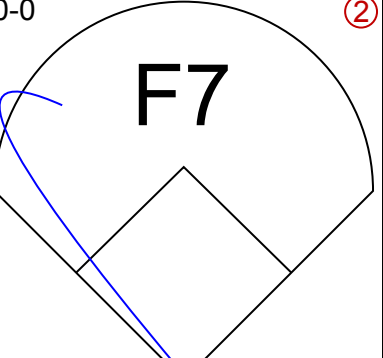
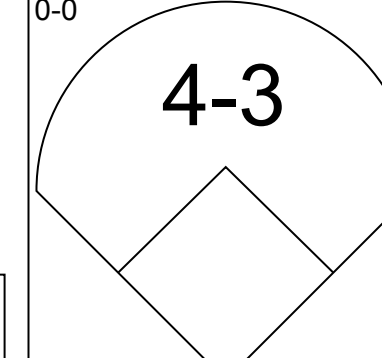
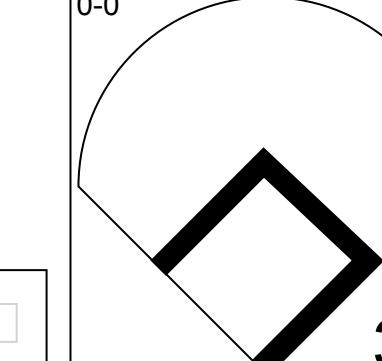
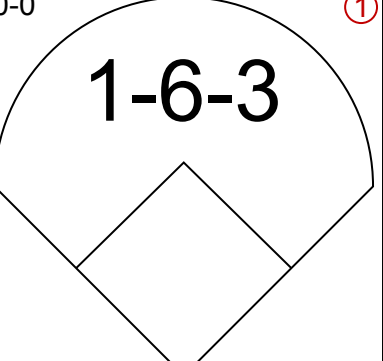
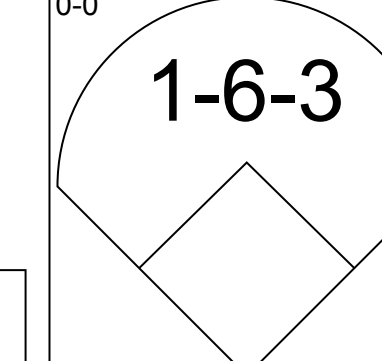
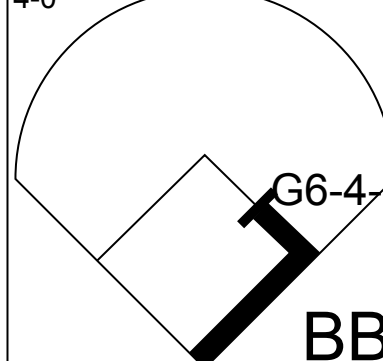
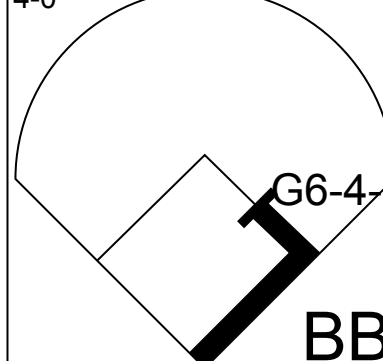
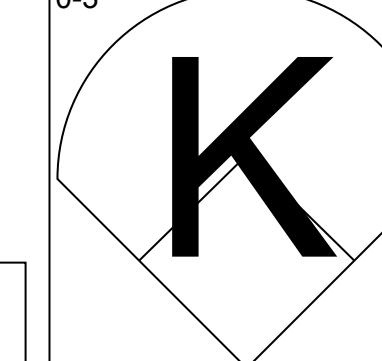
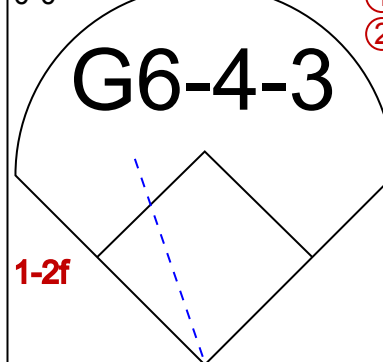
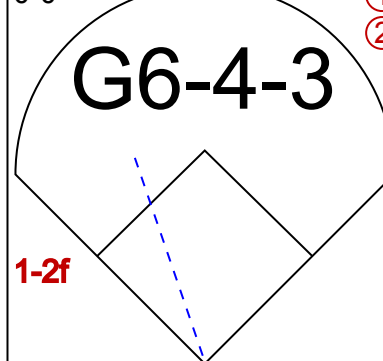
Boston Braves @ St. Louis Cardinals
Sportsman's Park, St. Louis, MO
Sun May 04 1952, 4:33 AM EDT
Unknown - 95 F

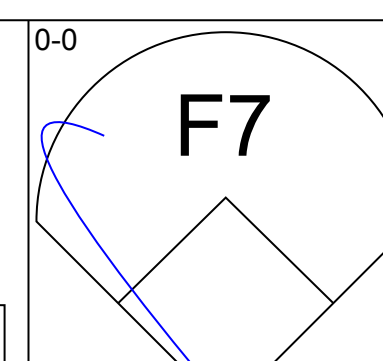
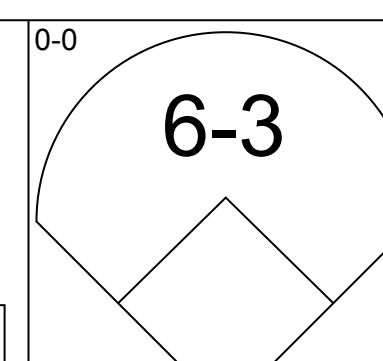
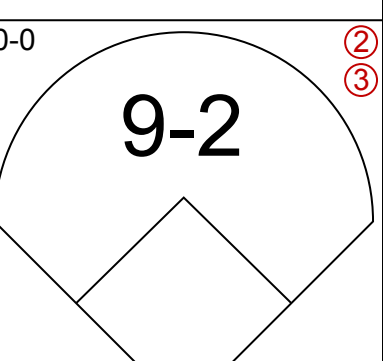
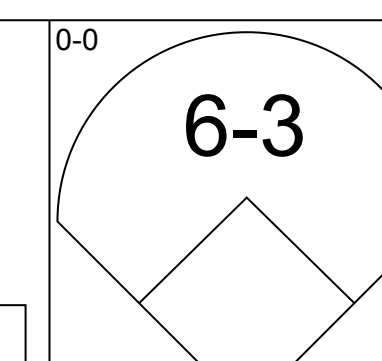
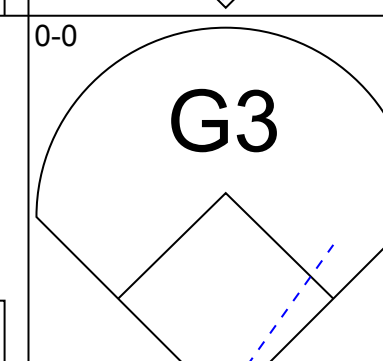
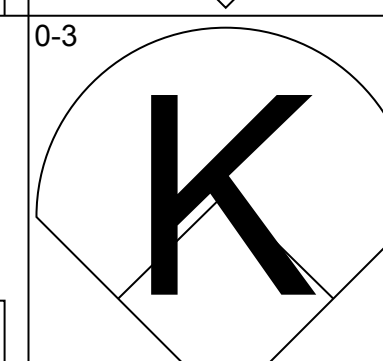
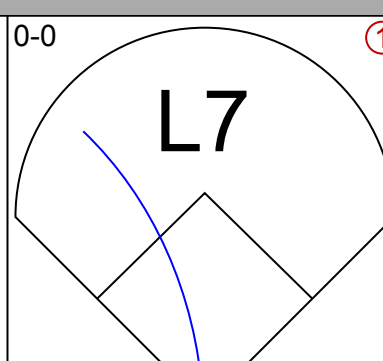
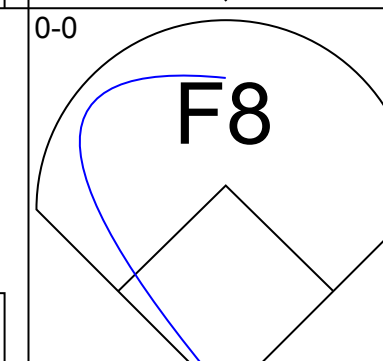
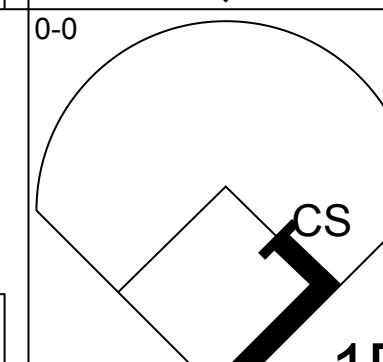
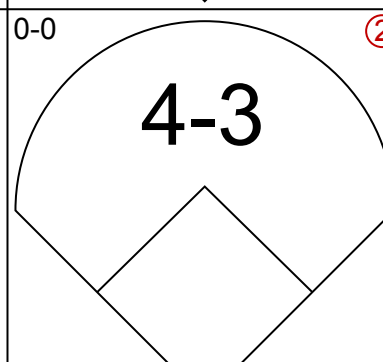
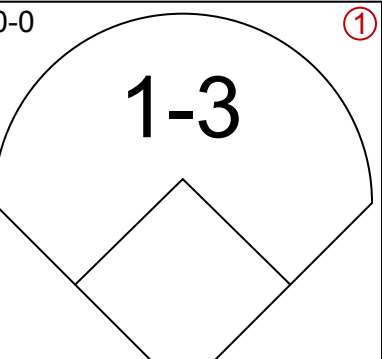
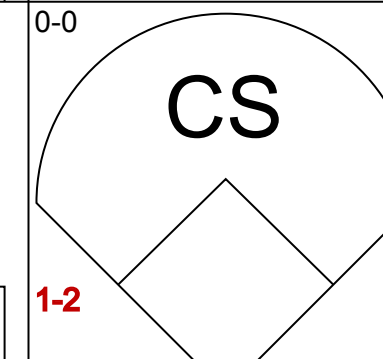
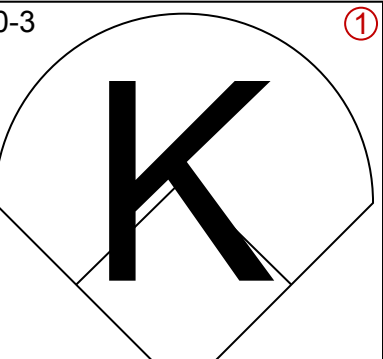
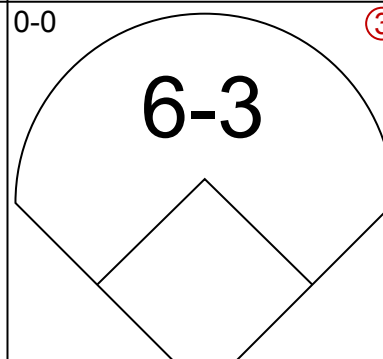
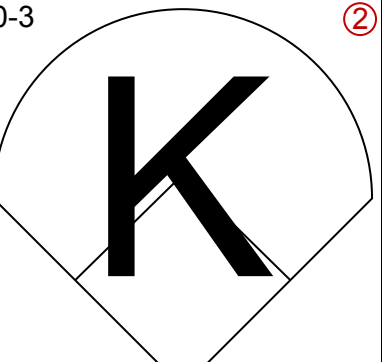
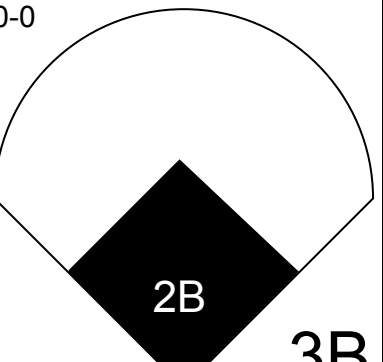

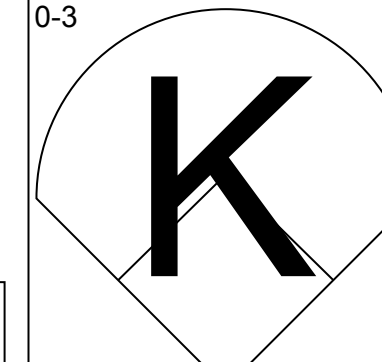
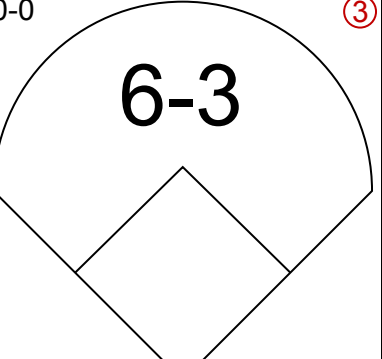
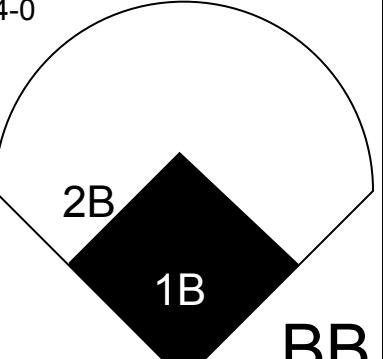

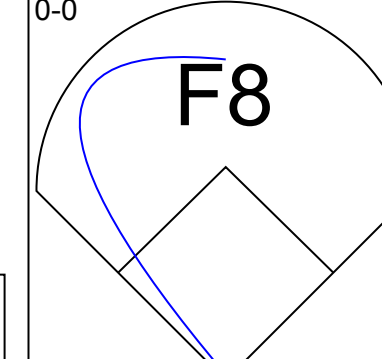
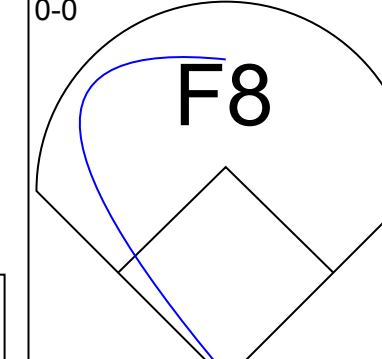
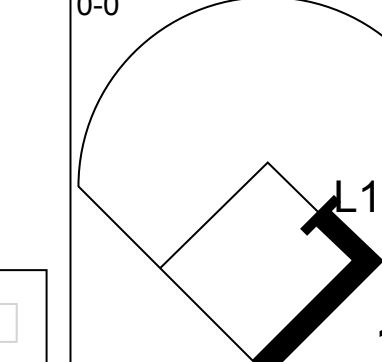
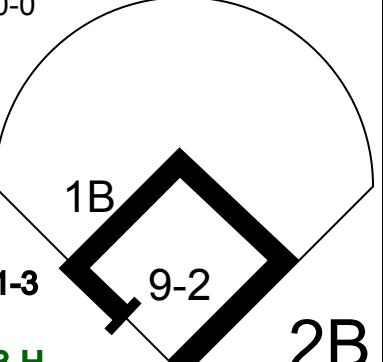

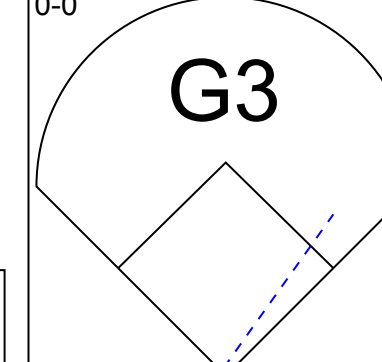
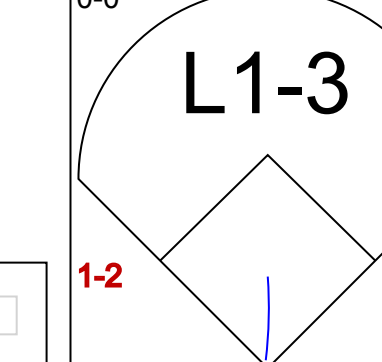
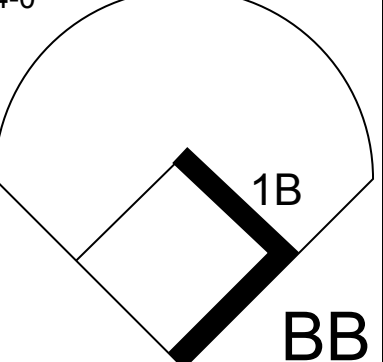

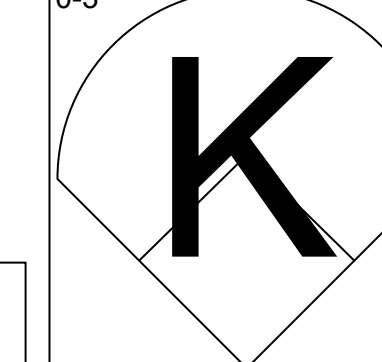
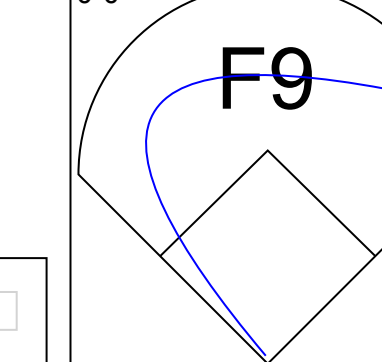
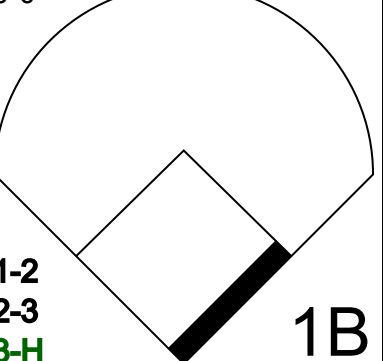
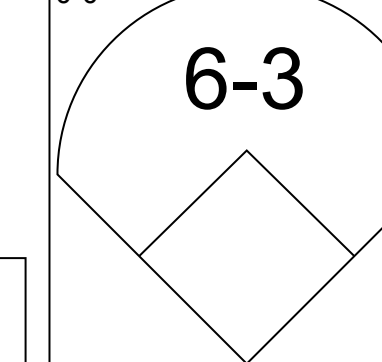
AB	32
R	4
H	9
RBI	3
BB	1
SO	2
LOB	15




Batter	1	2	3	4	5	6	7	8	9	AB	R	H	RBI	BB	SO	LOB	TOP										
Sam Jethroe, S (1, 8) OBP: 0.296, SLG: 0.385																	0	0	0	0	0	0	0	Boston Braves @ St. Louis Cardinals Sportsman's Park, St. Louis, MO Sun May 04 1952, 4:38 AM EDT Att: 19,141 - Unknown livebaseballscorecards.com			
Eddie Mathews, L (1, 5) OBP: 0.296, SLG: 0.431																	0	0	0	0	0	0	0				
Pete Whisenant, R (1, 7) OBP: 0.235, SLG: 0.235																	0	0	0	0	0	0	0				
George Crowe, L (1, 3) OBP: 0.143, SLG: 0.143																	0	0	0	0	0	0	0				
Bob Thorpe, R (1, 9) OBP: 0.261, SLG: 0.348																	0	0	0	0	0	0	0				
Sibby Sisti, R (1, 4) OBP: 0.261, SLG: 0.435																	0	0	0	0	0	0	0				
Buzz Clarkson, R (1, 6) OBP: 0.333, SLG: 0.250																	0	0	0	0	0	0	0				
Paul Burris, R (1, 2) OBP: 0.333, SLG: 0.333																	0	0	0	0	0	0	0				
Max Surkont, R (1, 1) OBP: 0.500, SLG: 1.000																	0	0	0	0	0	0	0				
Inning Stats																	1B: 0 SF: 0 2B: 0 SAC: 0 3B: 0 DP: 0 HR: 0 HBP: 0	WP: 0 PA: 0 PB: 0 SB: 0 CS: 0									
PITCHER Cliff Chambers, L (1, 1) ERA: 4.26	IP	WLS	BF	H	R	ER	SO	BB	IBB	HBP	BLK	WP	HR	S	P	ERA	WHIP										

Batter	1	2	3	4	5	6	7	8	9	AB	R	H	RBI	BB	SO	LOB	BOTTOM										
Solly Hemus, L (1, 6) OBP: 0.417, SLG: 0.453																	0	0	0	0	0	0	0	Boston Braves @ St. Louis Cardinals Sportsman's Park, St. Louis, MO Sun May 04 1952, 4:38 AM EDT Att: 19,141 - Unknown livebaseballscorecards.com			
Red Schoendienst, S (1, 4) OBP: 0.339, SLG: 0.485																	0	0	0	0	0	0	0				
Stan Musial, L (1, 9) OBP: 0.389, SLG: 0.443																	0	0	0	0	0	0	0				
Peanuts Lowrey, R (1, 7) OBP: 0.563, SLG: 0.679																	0	0	0	0	0	0	0				
Wally Westlake, R (1, 8) OBP: 0.279, SLG: 0.232																	0	0	0	0	0	0	0				
Steve Bilko, R (1, 3) OBP: 0.277, SLG: 0.419																	0	0	0	0	0	0	0				
Billy Johnson, R (1, 5) OBP: 0.298, SLG: 0.179																	0	0	0	0	0	0	0				
Les Fusselman, R (1, 2) OBP: 0.250, SLG: 0.250																	0	0	0	0	0	0	0				
Cliff Chambers, L (1, 1) OBP: 0.500, SLG: 0.600																	0	0	0	0	0	0	0				
Inning Stats																	1B: 0 SF: 0 2B: 0 SAC: 0 3B: 0 DP: 0 HR: 0 HBP: 0	WP: 0 PA: 0 PB: 0 SB: 0 CS: 0									
PITCHER Max Surkont, R (1, 1) ERA: 6.14	IP	WLS	BF	H	R	ER	SO	BB	IBB	HBP	BLK	WP	HR	S	P	ERA	WHIP										


Batter	1	2	3	4	5	6	7	8	9	AB	R	H	RBI	BB	SO	LOB	TOP			
Sam Jethroe, S (1, 8) OBP: 0.325, SLG: 0.466										4	0	1	0	0	2	1	Boston Braves @ Chicago Cubs Wrigley Field, Chicago, IL Tue May 06 1952, 3:33 AM CDT Att: 5,490 - Unknown			
Eddie Mathews, L (1, 5) OBP: 0.276, SLG: 0.459										4	0	0	0	0	2	1				
Pete Whisenant, R (1, 7) OBP: 0.231, SLG: 0.231										4	0	0	0	0	1	0				
Earl Torgeson, L (1, 3) OBP: 0.407, SLG: 0.422										3	0	0	0	0	0	0				
Walker Cooper, R (1, 2) OBP: 0.415, SLG: 0.426										3	0	1	0	0	0	0				
Roy Hartsfield, R (7, PR) OBP: 0.286, SLG: 0.167										0	0	0	0	0	0	0				
Paul Burris, R (7, 2) OBP: 0.286, SLG: 0.286										0	0	0	0	0	0	0				
Willard Marshall, L (1, 9) OBP: 0.276, SLG: 0.407										3	0	0	0	0	0	1				
Sibby Sisti, R (1, 4) OBP: 0.267, SLG: 0.448										3	0	1	0	0	0	0				
Jack Cusick, R (1, 6) OBP: 0.271, SLG: 0.186										1	0	0	0	1	0	1				
Jack Daniels, L (8, PH) OBP: 0.409, SLG: 0.375										1	0	0	0	0	1	0				
Billy Reed, L (8, 4) OBP: 0.264, SLG: 0.250										0	0	0	0	0	0	0				
Vern Bickford, R (1, 1) OBP: 0.182, SLG: 0.273										2	0	0	0	0	0	2				
George Crowe, L (8, PH) OBP: 0.167, SLG: 0.091										1	0	0	0	0	1	0				
Sheeldon Jones, R (8, 1)										0	0	0	0	0	0	0				
Inning Stats	R: 0 E: 0 K: 2 S: 7	H: 0 LOB: 0 BB: 0 P: 7	R: 0 E: 0 K: 0 S: 3	H: 0 LOB: 0 BB: 0 P: 3	R: 0 E: 0 K: 0 S: 4	H: 1 LOB: 1 BB: 0 P: 4	R: 0 E: 0 K: 0 S: 3	H: 0 LOB: 0 BB: 0 P: 3	R: 0 E: 0 K: 1 S: 5	H: 1 LOB: 1 BB: 1 P: 9	R: 0 E: 0 K: 0 S: 4	H: 1 LOB: 1 BB: 0 P: 4	R: 0 E: 0 K: 2 S: 7	H: 0 LOB: 0 BB: 0 P: 7	R: 0 E: 0 K: 2 S: 7	H: 0 LOB: 0 BB: 0 P: 7	1B: 2 2B: 0 3B: 1 HR: 0	SF: 0 SAC: 0 DP: 1 HBP: 0	WP: 0 PB: 0 SB: 0 CS: 0	PA: 30
PITCHER	IP WLS BF H R ER SO BB IBB HBP BLK WP HR S P ERA WHIP																			
Johnny Klippstein, R (1, 1) ERA: 1.3	9.0 W 30 3 0 0 7 1 0 0 0 0 0 0 43 47 0.00 0.444																			

Batter	1	2	3	4	5	6	7	8	9	AB	R	H	RBI	BB	SO	LOB	BOTTOM			
Eddie Miksis, R (1, 6) OBP: 0.382, SLG: 0.433										4	0	0	0	0	0	3	Boston Braves @ Chicago Cubs Wrigley Field, Chicago, IL Tue May 06 1952, 3:33 AM CDT Att: 5,490 - Unknown			
Bob Addis, L (1, 8) OBP: 0.388, SLG: 0.429										3	0	0	0	0	1	0				
Frank Baumholtz, L (1, 9) OBP: 0.410, SLG: 0.500										3	0	1	0	0	0	0				
Hank Sauer, R (1, 7) OBP: 0.361, SLG: 0.603										3	0	0	0	0	1	0				
Randy Jackson, R (1, 5) OBP: 0.309, SLG: 0.459										3	1	1	0	0	2	0				
Toby Atwell, L (1, 2) OBP: 0.482, SLG: 0.489										2	1	0	0	1	0	0				
Dee Fondy, L (1, 3) OBP: 0.276, SLG: 0.288										3	0	2	1	0	0	0				
Bob Ramazzotti, R (1, 4) OBP: 0.354, SLG: 0.397										2	0	0	0	1	1	1				
Johnny Klippstein, R (1, 1) OBP: 0.364, SLG: 0.300										3	0	1	1	0	0	0				
Inning Stats	R: 0 E: 0 K: 0 S: 3	H: 0 LOB: 0 BB: 0 P: 3	R: 0 E: 0 K: 1 S: 5	H: 0 LOB: 0 BB: 0 P: 5	R: 0 E: 0 K: 0 S: 3	H: 1 LOB: 0 BB: 0 P: 3	R: 0 E: 0 K: 1 S: 5	H: 1 LOB: 0 BB: 0 P: 5	R: 2 E: 0 K: 1 S: 7	H: 3 LOB: 2 BB: 2 P: 15	R: 0 E: 0 K: 0 S: 3	H: 0 LOB: 0 BB: 0 P: 3	R: 0 E: 0 K: 1 S: 5	H: 0 LOB: 0 BB: 0 P: 5	R: 0 E: 0 K: 1 S: 5	H: 0 LOB: 0 BB: 0 P: 5		1B: 3 2B: 3 3B: 1 HR: 0	SF: 0 SAC: 0 DP: 2 HBP: 0	WP: 0 PB: 0 SB: 0 CS: 1
PITCHER	IP WLS BF H R ER SO BB IBB HBP BLK WP HR S P ERA WHIP																			
Vern Bickford, R (1, 1) ERA: 5.4	7.0 L 25 5 2 2 4 2 0 0 0 0 0 0 31 39 2.57 1.000																			
Sheldon Jones, R (8, 1) ERA: 1.23	1.0 3 0 0 0 1 0 0 0 0 0 0 0 5 5 0.00 0.000																			

AB 29
R 0
H 3
RBI 0
BB 1
SO 7
LOB 6



AB 26
R 2
H 5
RBI 2
BB 2
SO 5
LOB 4



Batter	1	2	3	4	5	6	7	8	9	AB	R	H	RBI	BB	SO	LOB	TOP										
Davey Williams, R OBP: 0.330, SLG: 0.360 (1,4)										5	1	1	0	0	1	4	New York Giants @ Boston Braves Braves Field, Boston, MA Sat May 10 1952, 3:33 AM EDT Att: 5,946 - Unknown										
Whitey Lockman, L OBP: 0.393, SLG: 0.440 (1,3)										4	1	3	0	0	0	0											
Bobby Thomson, R OBP: 0.400, SLG: 0.513 (1,5)										5	1	3	1	0	0	3											
Bob Elliott, R OBP: 0.346, SLG: 0.378 Chuck Diering, R (7,7)										4	1	1	0	0	0	5											
Don Mueller, L OBP: 0.314, SLG: 0.463 (1,9)										5	0	1	2	0	0	6											
Alvin Dark, R OBP: 0.333, SLG: 0.316 (1,6)										5	0	2	1	0	0	5											
Willie Mays, R OBP: 0.333, SLG: 0.276 (1,8)										5	0	1	0	0	0	4											
Wes Westrum, R OBP: 0.468, SLG: 0.603 (1,2)										3	0	2	0	1	1												
Jim Hearn, R OBP: 0.133, SLG: 0.200 (1,1)										4	0	1	0	0	2	3											
Inning Stats	R: 2 E: 0 K: 0 S: 6	H: 3 LOB: 1 BB: 0 P: 6	R: 0 E: 0 K: 2 S: 8	H: 1 LOB: 1 BB: 0 P: 8	R: 0 E: 0 K: 0 S: 4	H: 1 LOB: 2 BB: 0 P: 5	R: 0 E: 0 K: 1 S: 6	H: 1 LOB: 1 BB: 0 P: 6	R: 0 E: 0 K: 0 S: 4	H: 1 LOB: 1 BB: 0 P: 4	R: 0 E: 0 K: 0 S: 3	H: 1 LOB: 1 BB: 1 P: 7	R: 2 E: 0 K: 1 S: 9	H: 4 LOB: 2 BB: 0 P: 9	R: 0 E: 0 K: 0 S: 5	H: 3 LOB: 2 BB: 0 P: 5		R: 0 E: 0 K: 0 S: 3	H: 0 LOB: 1 BB: 1 P: 7	1B: 13 2B: 4 3B: 0 HR: 0	SF: 0 SAC: 0 DP: 3 HBP: 1	WP: 0 PB: 0 CS: 0	PA: 43				
PITCHER	IP WLS BF	H R ER SO	BB IBB HBP BLK	WP HR S P	ERA WHIP	PITCHER														IP WLS BF	H R ER SO	BB IBB HBP BLK	WP HR S P	ERA WHIP			
Warren Spahn, L ERA: 2.55 (1,1)	6.2 L 33	12 4 4 4	1 0 1 0	0 0 39 44	5.40 1.950																						
Lew Burdette, R ERA: 0.55 (7,1)	1.1 6 3 0	0 0 0 0	0 0 0 1	0 0 6 6	0.00 2.250																						
Dick Donovan, R ERA: 1.13 (9,1)	1.0 4 0 0	0 0 0 0	1 0 0 0	0 0 3 7	0.00 1.000																						

Batter	1	2	3	4	5	6	7	8	9	AB	R	H	RBI	BB	SO	LOB	BOTTOM									
Roy Hartsfield, R OBP: 0.263, SLG: 0.176 (1,4)										4	0	0	0	0	1	1	New York Giants @ Boston Braves Braves Field, Boston, MA Sat May 10 1952, 3:33 AM EDT Att: 5,946 - Unknown									
Eddie Mathews, L OBP: 0.310, SLG: 0.494 (1,5)										3	1	1	1	1	0	0										
Sam Jethroe, S OBP: 0.303, SLG: 0.420 (1,8)										4	0	0	0	0	1	2										
Earl Torgeson, L OBP: 0.416, SLG: 0.397 (1,3)										3	0	0	0	1	0	0										
Walker Cooper, R OBP: 0.429, SLG: 0.500 Ebba St. Claire, S OBP: 0.308, SLG: 0.391 (1,2) (8,2)										3	1	2	1	0	0	1										
Willard Marshall, L OBP: 0.288, SLG: 0.435 (1,9)										4	0	0	0	0	0	2										
Pete Whisenant, R OBP: 0.206, SLG: 0.182 (1,7)										3	0	0	0	0	0	1										
Jack Cusick, R OBP: 0.259, SLG: 0.204 Jack Daniels, L OBP: 0.384, SLG: 0.333 Buzz Clarkson, R OBP: 0.250, SLG: 0.182 (1,6) (8, PH) (9,6)										2	0	0	0	0	0	0										
Warren Spahn, L OBP: 0.188, SLG: 0.313 Lew Burdette, R George Crowe, L OBP: 0.231, SLG: 0.091 Dick Donovan, L (1,1) (7,1) (8, PH) (9,1)										2	0	0	0	0	1	0										
Inning Stats	R: 0 E: 0 K: 0 S: 3	H: 0 LOB: 0 BB: 0 P: 3	R: 1 E: 0 K: 0 S: 4	H: 1 LOB: 0 BB: 0 P: 4	R: 0 E: 0 K: 1 S: 5	H: 0 LOB: 0 BB: 0 P: 5	R: 1 E: 0 K: 0 S: 5	H: 2 LOB: 1 BB: 0 P: 5	R: 0 E: 0 K: 0 S: 3	H: 0 LOB: 0 BB: 0 P: 3	R: 0 E: 0 K: 0 S: 3	H: 0 LOB: 1 BB: 1 P: 7	R: 0 E: 0 K: 2 S: 7	H: 0 LOB: 2 BB: 2 P: 15	R: 0 E: 0 K: 0 S: 3	H: 0 LOB: 0 BB: 0 P: 3		1B: 1 2B: 0 3B: 0 HR: 2	SF: 0 SAC: 0 DP: 0 HBP: 0	WP: 0 PB: 0 CS: 0	PA: 33					
PITCHER	IP WLS BF	H R ER SO	BB IBB HBP BLK	WP HR S P	ERA WHIP	PITCHER														IP WLS BF	H R ER SO	BB IBB HBP BLK	WP HR S P	ERA WHIP		
Jim Hearn, R ERA: 4.85 (1,1)	9.0 W 33	3 2 2 3	3 0 0 0	0 2 36 48	2.00 0.667																					

Batter	1	2	3	4	5	6	7	8	9	AB	R	H	RBI	BB	SO	LOB	TOP		
Solly Hemus, L OBP: 0.388, SLG: 0.475 (1, 6)	L6		K		F8			K		4	0	0	0	0	2	3	St. Louis Cardinals @ Boston Braves Braves Field, Boston, MA Fri May 16 1952, 3:33 AM EDT Att. 7,496 - Unknown - 52 F		
Peanuts Lowrey, R OBP: 0.421, SLG: 0.426 (1, 9)	G3		1B		F9			1B		4	0	2	2	0	0	0			
Red Schoendienst, S OBP: 0.333, SLG: 0.435 (1, 4)	F8		1B			F7		F2		4	0	1	1	0	0	1			
Stan Musial, L OBP: 0.409, SLG: 0.515 (1, 8)		K	F7			G3		1B		4	0	1	0	0	1	2			
Larry Miggins, R OBP: 0.296, SLG: 0.462 (1, 7)	K		F5					F8		4	0	1	0	0	1	4			
Dick Sisti, L OBP: 0.211, SLG: 0.229 (1, 3)	L9				4-3					4	0	0	0	0	1	1			
Billy Johnson, R OBP: 0.283, SLG: 0.192 (1, 5)			1B		K			F8		4	1	1	0	0	1	0			
Del Rice, R OBP: 0.393, SLG: 0.436 (1, 2)			1B		6-3			4-3		4	1	1	0	0	0	0			
Vinegar Bend Mizell, R OBP: 0.100, SLG: 0.200 Willard Schmidt, R OBP: 0.385, SLG: 0.200 Tommy Glaviano, R OBP: 0.385, SLG: 0.200 Bill Werle, L (3, 1)			1B		1-2			1-3		0	0	0	0	0	0	0			
Inning Stats	R: 0 E: 0 K: 0 S: 3	H: 0 LOB: 0 BB: 0 P: 3	R: 0 E: 0 K: 2 S: 7	H: 0 LOB: 0 BB: 0 P: 7	R: 3 E: 0 K: 1 S: 9	H: 4 LOB: 2 BB: 1 P: 13	R: 0 E: 0 K: 1 S: 5	H: 0 LOB: 0 BB: 0 P: 5	R: 0 E: 0 K: 1 S: 6	H: 1 LOB: 1 BB: 0 P: 6	R: 0 E: 0 K: 0 S: 3	H: 0 LOB: 0 BB: 0 P: 3	R: 0 E: 0 K: 1 S: 7	H: 2 LOB: 2 BB: 0 P: 7	R: 0 E: 0 K: 0 S: 3	H: 0 LOB: 0 BB: 0 P: 3		1B: 6 2B: 1 3B: 0 HR: 0	SF: 0 SAC: 0 DP: 0 HBP: 0
PITCHER Warren Spahn, L ERA: 2.63 (1, 1)	IP: 9.0 WLS: W BF: 35 H: 7 R: 3 ER: 3 SO: 7 BB: 1 IBB: 0 HBP: 0 BLK: 0 WP: 0 HR: 0 S: 48 P: 52 ERA: 3.00 WHIP: 0.889																		

Batter	1	2	3	4	5	6	7	8	9	AB	R	H	RBI	BB	SO	LOB	BOTTOM		
Roy Hartsfield, R OBP: 0.290, SLG: 0.345 (1, 4)	6-3				F2			6-3		4	1	1	2	0	0	0	St. Louis Cardinals @ Boston Braves Braves Field, Boston, MA Fri May 16 1952, 3:33 AM EDT Att. 7,496 - Unknown - 52 F		
Eddie Mathews, L OBP: 0.340, SLG: 0.556 (1, 5)	FC6		K		K			E4		3	1	0	0	1	2	1			
Earl Torgeson, L OBP: 0.422, SLG: 0.397 (1, 3)	F9		3B			2B		1B		3	2	2	2	1	0	1			
Sid Gordon, R OBP: 0.386, SLG: 0.472 (1, 7)			2B			2B		K		3	1	2	1	1	1	1			
Pete Whisenant, R OBP: 0.277, SLG: 0.233 (1, 8)	FC6		K		2B			BB		3	0	1	2	1	1	3			
Bob Thorpe, R OBP: 0.200, SLG: 0.257 (1, 9)			1B		6-3			F6		4	1	1	0	0	1	1			
Paul Burris, R OBP: 0.133, SLG: 0.133 (1, 2)			K		5-3			F6		4	0	0	0	0	1	1			
Jack Cusick, R OBP: 0.231, SLG: 0.183 (1, 6)			1B		6-3			1-3		4	1	1	1	0	0	0			
Warren Spahn, L OBP: 0.200, SLG: 0.300 (1, 1)			E2		5-3			K		4	1	1	0	0	1	0			
Inning Stats	R: 0 E: 0 K: 0 S: 3	H: 0 LOB: 2 BB: 2 P: 11	R: 5 E: 1 K: 3 S: 15	H: 6 LOB: 1 BB: 0 P: 15	R: 0 E: 0 K: 0 S: 3	H: 0 LOB: 0 BB: 0 P: 3	R: 0 E: 0 K: 1 S: 5	H: 0 LOB: 0 BB: 0 P: 5	R: 2 E: 0 K: 1 S: 6	H: 2 LOB: 1 BB: 1 P: 10	R: 0 E: 0 K: 0 S: 3	H: 0 LOB: 0 BB: 0 P: 3	R: 1 E: 1 K: 1 S: 6	H: 1 LOB: 1 BB: 1 P: 10	R: 0 E: 0 K: 1 S: 5	H: 0 LOB: 0 BB: 0 P: 5		1B: 4 2B: 3 3B: 2 HR: 0	SF: 0 SAC: 0 DP: 0 HBP: 0
PITCHER Vinegar Bend Mizell, L ERA: 4.91 Willard Schmidt, R ERA: 2.92 Bill Werle, L ERA: 5.11	IP: 1.2 WLS: L BF: 2 H: 1 R: 0 ER: 0 SO: 1 BB: 0 IBB: 0 HBP: 0 BLK: 0 WP: 0 HR: 0 S: 4 P: 4 ERA: 0.00 WHIP: 3.000																		

Batter	1	2	3	4	5	6	7	8	9	AB	R	H	RBI	BB	SO	LOB	TOP										
Solly Hemus, L OBP: 0.380, SLG: 0.457 (1, 6)	L6	FC6-4 BB			B2	G3			4-3	4	0	0	0	1	0	2											
Peanuts Lowrey, R OBP: 0.413, SLG: 0.408 (1, 8)	6-3	FC6-4					3-1			3	0	0	0	1	0	2											
Red Schoendienst, S OBP: 0.322, SLG: 0.420 (1, 4)	F8		4-3		F8		4-3			4	0	0	0	0	0	2											
Stan Musial, L OBP: 0.420, SLG: 0.520 (1, 7)		1B 1B	F7				CS HBP			3	1	2	1	0	0	0											
Enos Slaughter, L OBP: 0.361, SLG: 0.315 (1, 9)		1B 1B	F8		3-1		CS	F6		4	1	1	0	0	0	2											
Dick Sisti, L OBP: 0.214, SLG: 0.231 (1, 3)		1B WP		F6		6-3		K		4	1	1	1	0	1	0											
Tommy Glaviano, R OBP: 0.353, SLG: 0.154 (1, 5)		K		K			E BB	F9		3	1	0	0	1	2	2											
Del Rice, R OBP: 0.376, SLG: 0.415 (1, 2)		F4		F7		E5		4-3		4	0	0	0	0	0	2											
Cliff Chambers, L OBP: 0.353, SLG: 0.375 Al Brazie, L (7, 1)		WP 1B			4-3			1-3		3	1	2	1	0	0	1											
Inning Stats	R: 0 E: 0 K: 0 S: 3	H: 0 LOB: 0 BB: 0 P: 3	R: 3 E: 0 K: 1 S: 9	H: 4 LOB: 2 BB: 1 P: 13	R: 0 E: 0 K: 1 S: 3	H: 0 LOB: 0 BB: 0 P: 3	R: 0 E: 0 K: 1 S: 5	H: 0 LOB: 0 BB: 0 P: 5	R: 1 E: 0 K: 0 S: 5	H: 2 LOB: 2 BB: 1 P: 9	R: 1 E: 1 K: 0 S: 4	H: 0 LOB: 1 BB: 1 P: 8	R: 0 E: 0 K: 0 S: 2	H: 0 LOB: 0 BB: 0 P: 3	R: 0 E: 0 K: 1 S: 5	H: 0 LOB: 0 BB: 0 P: 5	R: 0 E: 0 K: 0 S: 3	H: 0 LOB: 0 BB: 0 P: 3	1B: 6 2B: 0 3B: 0 HR: 0	SF: 0 SAC: 0 DP: 0 HBP: 1	WP: 1 PB: 0 SB: 0 CS: 1	PA: 38					
PITCHER	IP	WLS	BF	H	R	ER	SO	BB	IBB	HBP	BLK	WP	HR	S	P	ERA	WHIP										
Jim Wilson, R ERA: 2.75 Sheldon Jones, R ERA: 1.39	(1, 1) (8, 1)	7.0 6	L 31	6 0	5 0	4 0	2 1	3 0	0 0	1 0	0 0	1 0	0 0	31 8	44 8	5.14 0.00	1.286 0.000										

St. Louis Cardinals @ Boston Braves
Braves Field, Boston, MA
Sat May 17 1952, 3:33 AM EDT
Att: 5,483 - Unknown

AB 33
R 5
H 6
RBI 3
BB 3
SO 3
LOB 13



Batter	1	2	3	4	5	6	7	8	9	AB	R	H	RBI	BB	SO	LOB	BOTTOM										
Roy Hartsfield, R OBP: 0.314, SLG: 0.375 (1, 4)	K		4-3 E 2B				SH5-3		K	3	1	1	0	1	2	1											
Eddie Mathews, L OBP: 0.327, SLG: 0.532 (1, 5)	K		4-3			K				4	0	0	0	0	3	4											
Earl Torgeson, L OBP: 0.415, SLG: 0.383 (1, 3)			E8			F2	5-3			3	0	0	0	1	0	2											
Sid Gordon, R OBP: 0.379, SLG: 0.453 Sam Jethroe, S OBP: 0.296, SLG: 0.407 (8, PR) (9, 8)	L6		5-3			F6		G6-4-3 BB		3	0	0	0	1	0	2											
Pete Whisenant, R OBP: 0.275, SLG: 0.255 (9, 7)		F9 2B		F7		1-3		G6-4-3 1-2		4	0	1	0	0	0	1											
Bob Thorpe, R OBP: 0.231, SLG: 0.282 (1, 9)		F9				1B 1B		F4		4	1	2	0	0	0	2											
Paul Burns, R OBP: 0.158, SLG: 0.158 (1, 2)		1-3		F7			1B 1B	6-3		4	1	1	0	0	0	1											
Jack Cusick, R OBP: 0.224, SLG: 0.177 Sibby Sisti, R OBP: 0.286, SLG: 0.441 (7, PH) (8, 6)		F9				F9		F8		2	0	0	0	0	0	1											
Jim Wilson, R Walker Cooper, R Jack Janssens, R Sheldon Jones, R Buzz Clarkson, R Warren Spahn, L (1, 1) (7, PH) (7, PR) (8, 1) (8, PH) (9, PR)			F8			F7				2	0	0	0	0	0	0											
Inning Stats	R: 0 E: 0 K: 2 S: 7	H: 0 LOB: 1 BB: 1 P: 11	R: 0 E: 0 K: 0 S: 4	H: 1 LOB: 1 BB: 0 P: 4	R: 1 E: 1 K: 0 S: 5	H: 1 LOB: 1 BB: 0 P: 5	R: 0 E: 0 K: 0 S: 3	H: 1 LOB: 0 BB: 0 P: 3	R: 0 E: 0 K: 1 S: 5	H: 0 LOB: 1 BB: 1 P: 9	R: 0 E: 0 K: 0 S: 3	H: 0 LOB: 0 BB: 0 P: 3	R: 3 E: 0 K: 1 S: 9	H: 4 LOB: 2 BB: 0 P: 9	R: 0 E: 0 K: 0 S: 2	H: 0 LOB: 1 BB: 1 P: 6	R: 0 E: 0 K: 1 S: 6	H: 1 LOB: 1 BB: 0 P: 6	1B: 6 2B: 2 3B: 0 HR: 0	SF: 0 SAC: 1 DP: 1 HBP: 0	WP: 1 PB: 0 SB: 0 CS: 0	PA: 37					
PITCHER	IP	WLS	BF	H	R	ER	SO	BB	IBB	HBP	BLK	WP	HR	S	P	ERA	WHIP										
Cliff Chambers, L Al Brazie, L ERA: ERA:	(1, 1) (7, 1)	6.0 3.0	W S	26 11	6 2	4 0	3 0	3 2	3 1	0 0	0 0	0 1	0 0	30 14	30 18	4.50 0.00	1.333 1.000										

St. Louis Cardinals @ Boston Braves
Braves Field, Boston, MA
Sat May 17 1952, 3:33 AM EDT
Att: 5,483 - Unknown

AB 33
R 4
H 8
RBI 2
BB 3
SO 5
LOB 14



Batter	1	2	3	4	5	6	7	8	9	AB	R	H	RBI	BB	SO	LOB	TOP										
Eddie Miksis, R OBP: 0.333, SLG: 0.383 (1, 6)										5	0	1	0	0	1	3	Chicago Cubs @ Boston Braves Braves Field, Boston, MA Thu May 22 1952, 3:33 AM EDT Unknown - 60 F										
Dee Fondy, L OBP: 0.320, SLG: 0.350 (1, 3)										5	0	0	0	0	0	2											
Gene Hermanski, L OBP: 0.421, SLG: 0.529 (1, 9)										3	0	0	0	1	1	0											
Hank Sauer, R OBP: 0.379, SLG: 0.617 (1, 7)										4	1	1	0	0	0	1											
Bill Serena, R OBP: 0.333, SLG: 0.545 (1, 5)										4	2	2	1	0	1	0											
Toby Atwell, L OBP: 0.438, SLG: 0.419 (1, 2)										2	0	1	0	2	0	0											
Hal Jeffcoat, R OBP: 0.217, SLG: 0.250 (1, 8)										4	0	1	1	0	1	5											
Bob Ramazzotti, R OBP: 0.376, SLG: 0.416 (1, 4)										4	0	1	0	0	1	3											
Bob Rush, R OBP: 0.435, SLG: 0.478 (1, 1)										4	0	2	1	0	2	1											
Inning Stats	R: 0 E: 0 K: 0 S: 3	H: 0 LOB: 1 BB: 1 P: 7	R: 1 E: 1 K: 0 S: 5	H: 1 LOB: 2 BB: 1 P: 9	R: 1 E: 0 K: 2 S: 9	H: 2 LOB: 2 BB: 1 P: 13	R: 0 E: 0 K: 1 S: 6	H: 1 LOB: 1 BB: 0 P: 6	R: 0 E: 0 K: 1 S: 5	H: 2 LOB: 1 BB: 0 P: 6	R: 0 E: 0 K: 0 S: 3	H: 1 LOB: 0 BB: 0 P: 3	R: 1 E: 0 K: 1 S: 7	H: 2 LOB: 1 BB: 0 P: 7	R: 0 E: 0 K: 1 S: 5	H: 0 LOB: 0 BB: 0 P: 5	1B: 7 2B: 1 3B: 1 HR: 0	SF: 0 SAC: 0 DP: 1 HBP: 0	WP: 0 PB: 0 SB: 0 CS: 0	PA: 38							
PITCHER	IP	WLS	BF	H	R	ER	SO	BB	IBB	HBP	BLK	WP	HR	S	P	ERA	WHIP										
Vern Bickford, R ERA: 3.97 (1, 1)	8.0	L	35	9	3	2	6	3	0	0	0	0	0	44	56	2.25	1.500										
Sheldon Jones, R ERA: 1.29 (9, 1)	1.0		3	0	0	0	1	0	0	0	0	0	0	5	5	0.00	0.000										

AB	35
R	3
H	9
RBI	3
BB	3
SO	7
LOB	15



Batter	1	2	3	4	5	6	7	8	9	AB	R	H	RBI	BB	SO	LOB	BOTTOM										
Roy Hartsfield, R OBP: 0.308, SLG: 0.361 (1, 4)										4	0	1	0	0	0	0	Chicago Cubs @ Boston Braves Braves Field, Boston, MA Thu May 22 1952, 3:33 AM EDT Unknown - 60 F										
Sam Jethroe, S OBP: 0.286, SLG: 0.389 (1, 8)										4	0	0	0	0	0	1											
Eddie Mathews, L OBP: 0.315, SLG: 0.510 (1, 5)										4	0	0	0	0	1	1											
Sid Gordon, R OBP: 0.374, SLG: 0.436 (1, 7)										3	0	0	0	1	0	0											
George Crowe, L OBP: 0.294, SLG: 0.400 (1, 3)										3	0	1	0	0	1	1											
Ebba St. Claire, S OBP: 0.303, SLG: 0.367 (1, 2)										3	0	1	0	0	0	2											
Bob Thorpe, R OBP: 0.238, SLG: 0.286 (1, 9)										3	0	1	0	0	0	2											
Sibby Sisti, R OBP: 0.270, SLG: 0.417 (1, 6)										2	0	0	0	0	2	1											
Earl Torgerson, L OBP: 0.411, SLG: 0.378 (8, PH)										1	0	0	0	0	0	0											
Jack Cusick, R OBP: 0.224, SLG: 0.177 (9, 6)										0	0	0	0	0	0	0											
Vern Bickford, R OBP: 0.125, SLG: 0.188 (1, 1)										2	0	0	0	0	0	0											
Walker Cooper, R OBP: 0.431, SLG: 0.500 (8, PH)										1	0	0	0	0	0	0											
Sheldon Jones, R ERA: 1.29 (9, 1)										0	0	0	0	0	0	0											
Inning Stats	R: 0 E: 0 K: 0 S: 3	H: 0 LOB: 0 BB: 0 P: 3	R: 0 E: 0 K: 1 S: 5	H: 0 LOB: 1 BB: 1 P: 9	R: 0 E: 0 K: 1 S: 5	H: 0 LOB: 0 BB: 0 P: 5	R: 0 E: 0 K: 0 S: 3	H: 0 LOB: 0 BB: 0 P: 3	R: 0 E: 0 K: 0 S: 3	H: 2 LOB: 1 BB: 0 P: 6	R: 0 E: 0 K: 0 S: 4	H: 1 LOB: 1 BB: 0 P: 4	R: 0 E: 0 K: 0 S: 4	H: 1 LOB: 1 BB: 0 P: 4	R: 0 E: 0 K: 0 S: 3	H: 0 LOB: 0 BB: 0 P: 3	R: 0 E: 0 K: 1 S: 5	H: 0 LOB: 0 BB: 0 P: 5	1B: 4 2B: 0 3B: 0 HR: 0	SF: 0 SAC: 0 DP: 1 HBP: 0	WP: 0 PB: 0 SB: 0 CS: 0	PA: 31					
PITCHER	IP	WLS	BF	H	R	ER	SO	BB	IBB	HBP	BLK	WP	HR	S	P	ERA	WHIP										
Bob Rush, R ERA: 2.28 (1, 1)	9.0	W	31	4	0	0	4	1	0	0	0	0	0	38	42	0.00	0.556										



Batter	1	2	3	4	5	6	7	8	9	AB	R	H	RBI	BB	SO	LOB	TOP			
Eddie Miksis, R OBP: 0.333, SLG: 0.393 (1, 6)	0-0 2-3		0-0 SH5-3		0-0 1-H 2B		0-0 F8			3	0	1	0	0	0	1				
Bob Ramazzotti, R OBP: 0.394, SLG: 0.402 (1, 4)	0-3 K2-3		0-0 5-3			0-0 L8		0-0 F3		4	0	0	0	0	1	1				
Bruce Edwards, R OBP: 0.263, SLG: 0.235 (1, 2)	0-0 L9			0-0 F5		0-0 1B 1B		0-0 6-3		4	0	1	0	0	0	0				
Hank Sauer, R OBP: 0.382, SLG: 0.613 (1, 7)		0-0 F6		0-0 1B		0-0 1B 1B		0-3 K		4	0	2	0	0	1	0				
Bill Serena, R OBP: 0.375, SLG: 0.667 (1, 5)		0-0 2B		0-0 F8		0-3 K			0-0 2B	4	0	2	0	0	1	3				
Dee Fondy, L OBP: 0.311, SLG: 0.339 (1, 3)		0-0 F5		0-0 1-3		0-3 K			0-0 F4	4	0	0	0	0	1	5				
Hal Jeffcoat, R OBP: 0.203, SLG: 0.233 (1, 8)		0-0 F8			0-3 K		0-0 F8		0-3 K	4	0	0	0	0	2	2				
Gene Hermanski, L OBP: 0.409, SLG: 0.500 (1, 9)			0-0 F6		0-0 4-3				0-0 F9	3	0	1	0	0	0	0				
Roy Smalley, R OBP: 0.235, SLG: 0.222 (9, PH)										1	0	0	0	0	0	1				
Johnny Klippstein, R OBP: 0.412, SLG: 0.375 (1, 1)			0-0 SH5-3 1B		0-0 2B 1B		0-3 K			3	0	2	0	0	1	1				
Inning Stats	R: 0 E: 0 K: 1 S: 5	H: 0 LOB: 0 BB: 0 P: 5	R: 0 E: 0 K: 0 S: 4	H: 1 LOB: 1 BB: 0 P: 4	R: 0 E: 0 K: 0 S: 4	H: 1 LOB: 1 BB: 0 P: 4	R: 0 E: 0 K: 0 S: 4	H: 1 LOB: 1 BB: 0 P: 4	R: 0 E: 0 K: 1 S: 6	H: 2 LOB: 2 BB: 0 P: 6	R: 0 E: 0 K: 1 S: 6	H: 1 LOB: 1 BB: 0 P: 6	R: 0 E: 0 K: 1 S: 5	H: 0 LOB: 0 BB: 0 P: 5	R: 0 E: 0 K: 1 S: 6	H: 1 LOB: 1 BB: 0 P: 6	1B: 6 2B: 3 3B: 0 HR: 0	SF: 0 SAC: 1 DP: 0 HBP: 0	WP: 0 PB: 0 SB: 0 CS: 0	PA: 35
PITCHER Warren Spahn, L ERA: 2.24 (1, 1)	IP: 9.0 WLS: W BF: 35 H: 9 R: 0 ER: 0 SO: 7 BB: 0 IBB: 0 HBP: 0 BLK: 0 WP: 0 HR: 0 S: 49 P: 49 ERA: 0.00 WHIP: 1.000															PITCHER				

Chicago Cubs @ Boston Braves
Braves Field, Boston, MA
Thu May 22 1952, 3:38 AM EDT
Att. 2,544 - Unknown - 57 F

AB	34
R	0
H	9
RBI	0
BB	0
SO	7
LOB	14



Batter	1	2	3	4	5	6	7	8	9	AB	R	H	RBI	BB	SO	LOB	BOTTOM
Roy Hartsfield, R OBP: 0.326, SLG: 0.375 (1, 4)	0-0 2B WP 1B	0-0 6-3			0-3 K		0-0 HR 1B			4	2	2	0	0	1	1	
Sam Jethroe, S OBP: 0.284, SLG: 0.415 (1, 8)	0-0 F7		0-0 F5		0-0 F7		0-0 HR			4	1	1	2	0	0	1	
Eddie Mathews, L OBP: 0.330, SLG: 0.520 (1, 5)	0-0 WP 1-3 F9 2B		0-0 3-1			4-0 3-1 BB	4-0 S BB			2	1	1	0	2	0	0	
Sid Gordon, R OBP: 0.368, SLG: 0.427 (1, 7)	0-0 F9		0-0 FC6-4 1B			0-0 3-1	0-0 4-3			4	0	1	1	0	0	2	
George Crowe, L OBP: 0.286, SLG: 0.333 (1, 3)	4-0 2H 3H BB		0-0 FC6-4			0-0 L9		0-0 4-3		3	0	0	0	1	0	2	
Ebba St. Claire, S OBP: 0.297, SLG: 0.333 (1, 2)	0-0 F7			0-0 4-3		4-0 FC6-4 BB		0-0 L6		3	0	0	0	1	0	1	
Bob Thorpe, R OBP: 0.261, SLG: 0.370 (1, 9)		0-0 4-3 1B		0-0 1-3		0-0 FC6-4		0-0 HR		4	1	2	1	0	0	2	
Sibby Sisti, R OBP: 0.244, SLG: 0.375 (1, 6)		0-3 K		0-3 K			0-0 L8	0-0 6-3		4	0	0	0	0	2	1	
Warren Spahn, L OBP: 0.174, SLG: 0.261 (1, 1)		0-0 4-3			0-0 F6		0-0 4-3			3	0	0	0	0	0	1	
Inning Stats	R: 2 E: 0 K: 0 S: 5	H: 2 LOB: 1 BB: 1 P: 9	R: 0 E: 0 K: 1 S: 6	H: 1 LOB: 1 BB: 0 P: 6	R: 0 E: 0 K: 1 S: 5	H: 0 LOB: 0 BB: 0 P: 5	R: 0 E: 0 K: 1 S: 5	H: 0 LOB: 2 BB: 2 P: 11	R: 2 E: 0 K: 0 S: 5	H: 2 LOB: 1 BB: 1 P: 9	R: 1 E: 0 K: 0 S: 4	H: 1 LOB: 0 BB: 0 P: 4	1B: 4 2B: 1 3B: 0 HR: 2	SF: 0 SAC: 0 DP: 0 HBP: 0	WP: 1 PB: 0 SB: 1 CS: 0	PA: 35	
PITCHER Johnny Klippstein, R ERA: 3.43 (1, 1)	IP: 8.0 WLS: L BF: 35 H: 7 R: 5 ER: 5 SO: 3 BB: 4 IBB: 0 HBP: 0 BLK: 0 WP: 1 HR: 2 S: 37 P: 53 ERA: 5.62 WHIP: 1.375															PITCHER	

Chicago Cubs @ Boston Braves
Braves Field, Boston, MA
Thu May 22 1952, 3:38 AM EDT
Att. 2,544 - Unknown - 57 F


AB	31
R	5
H	7
RBI	4
BB	4
SO	3
LOB	11



Batter	1	2	3	4	5	6	7	8	9	AB	R	H	RBI	BB	SO	LOB	TOP			
Roy Hartsfield, R OBP: 0.319, SLG: 0.349	F7	4-3			B1			G4-6-3 BB		3	0	0	0	1	0	2				
Sam Jethroe, S OBP: 0.285, SLG: 0.402	1B 5-3 BB		F7		1-3			G4-6-3 1-2		3	1	0	0	1	0	1				
Eddie Mathews, L OBP: 0.328, SLG: 0.510	5-3 1-3 1B		4-3		F8			F9		4	0	1	0	0	0	0				
Sid Gordon, R OBP: 0.374, SLG: 0.430	5-3 1-2 3-H		1B		G4-6-3 1B			F8		4	0	2	1	0	0	1				
George Crowe, L OBP: 0.320, SLG: 0.409	2-3		1B		G4-6-3 1-2			HR 2B		4	1	2	0	0	0	2				
Ebba St. Claire, S OBP: 0.317, SLG: 0.417		4-0 1B BB	F8		4-3			HR		3	1	1	2	1	0	2				
Bob Thorpe, R OBP: 0.260, SLG: 0.360		0-3 K			6-3			G4-6-3 1B		4	0	1	0	0	2	1				
Sibby Sisti, R OBP: 0.250, SLG: 0.372					K			F8		3	0	1	0	0	1	0				
Earl Torgeson, L OBP: 0.407, SLG: 0.373	1-2 1B				K			G4-6-3 1-2		1	0	0	0	0	0	1				
Max Surkont, R OBP: 0.111, SLG: 0.222					F9					2	0	0	0	0	0	2				
Jack Daniels, L OBP: 0.353, SLG: 0.231	F9				F9					1	0	0	0	0	0	0				
Ernie Johnson, R OBP: 0.167, SLG: 0.091					F9					0	0	0	0	0	0	0				
Inning Stats	R: 1 E: 0 K: 0 S: 4	H: 1 LOB: 1 BB: 1 P: 8	R: 0 E: 0 K: 1 S: 6	H: 1 LOB: 2 BB: 1 P: 10	R: 0 E: 0 K: 0 S: 5	H: 2 LOB: 2 BB: 0 P: 5	R: 0 E: 0 K: 1 S: 5	H: 0 LOB: 0 BB: 0 P: 5	R: 0 E: 0 K: 0 S: 3	H: 1 LOB: 0 BB: 0 P: 3	R: 0 E: 0 K: 0 S: 5	H: 0 LOB: 0 BB: 0 P: 5	R: 0 E: 0 K: 0 S: 2	H: 0 LOB: 0 BB: 1 P: 6	R: 2 E: 0 K: 0 S: 5	H: 3 LOB: 0 BB: 0 P: 5	1B: 6 2B: 1 3B: 0 HR: 1	SF: 0 SAC: 0 DP: 3 HBP: 0	WP: 0 PB: 0 SB: 0 CS: 0	PA: 35
PITCHER Sal Maglie, R ERA: 1.26	IP: 9.0 WLS: W BF: 35 H: 8 R: 3 ER: 3 SO: 3 BB: 3 IBB: 0 HBP: 0 BLK: 0 WP: 0 HR: 1 S: 38 P: 50 ERA: 3.00 WHIP: 1.222															PITCHER				

Boston Braves @ New York Giants
Polo Grounds, New York, NY
Fri May 23 1952, 3:33 AM EDT
Att: 24,812 - Unknown - 71 F


AB 32
R 3
H 8
RBI 3
BB 3
SO 3
LOB 12

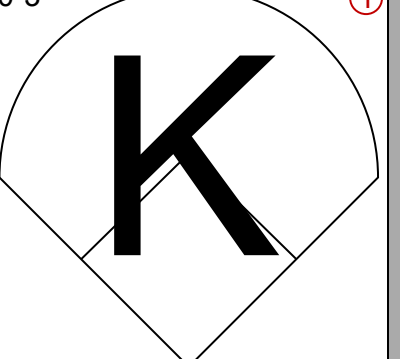
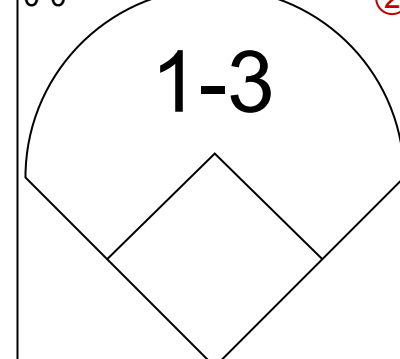
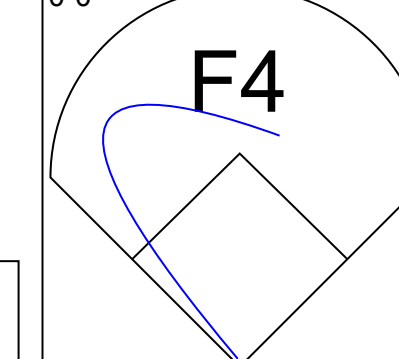
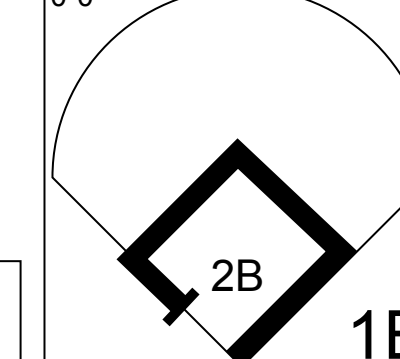
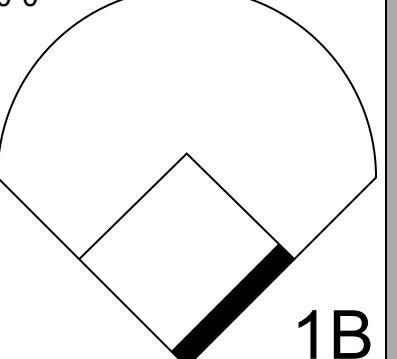
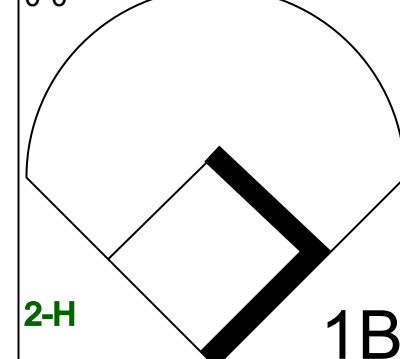
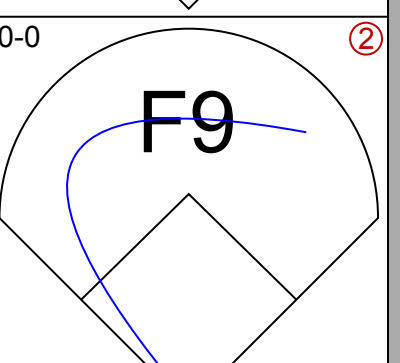
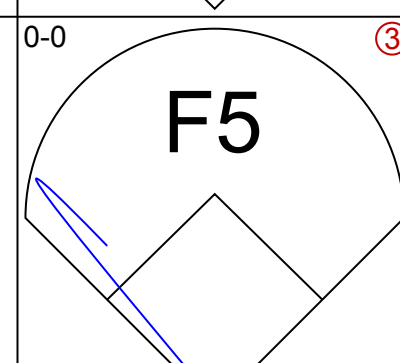
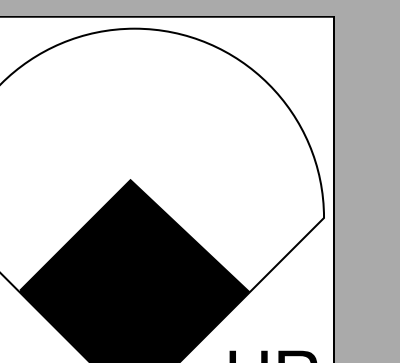
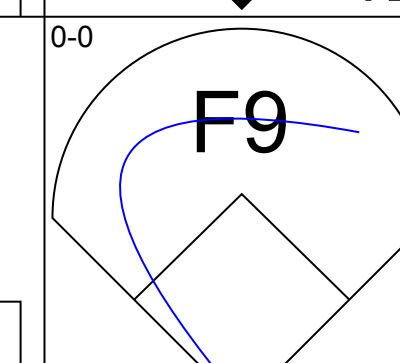
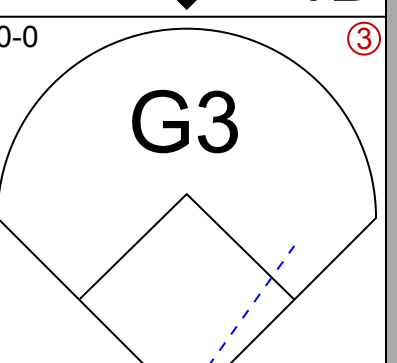
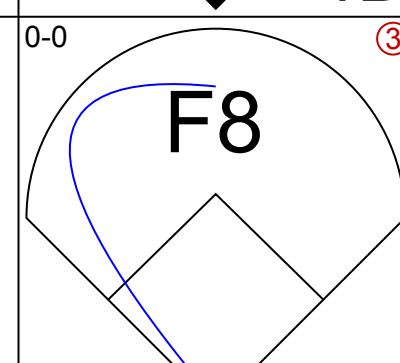
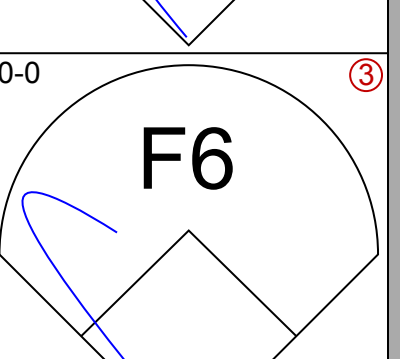
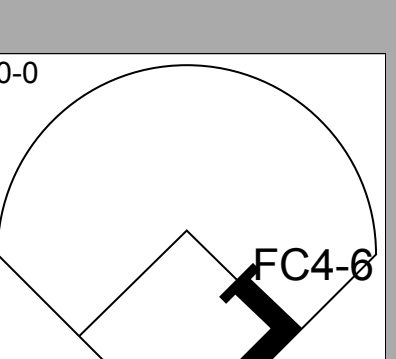
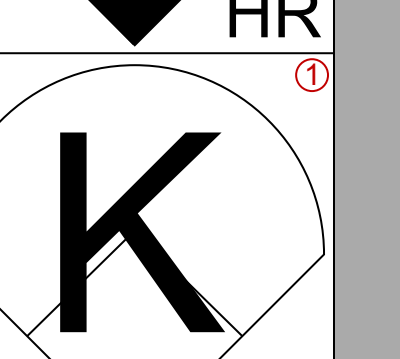
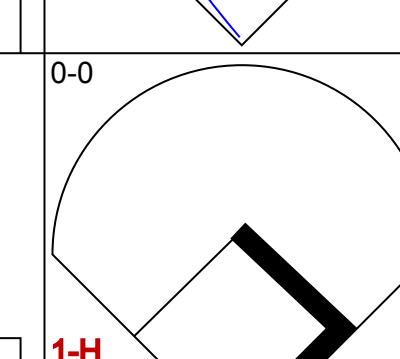
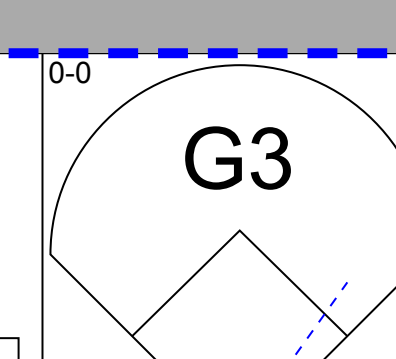
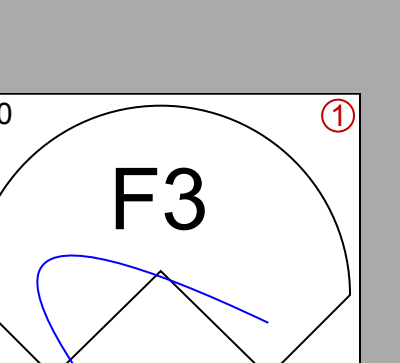
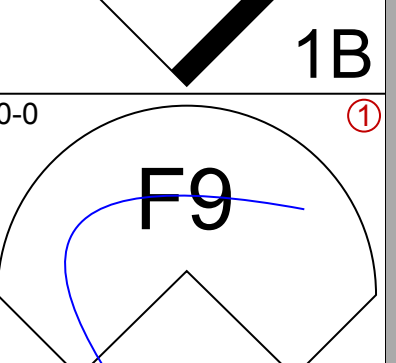
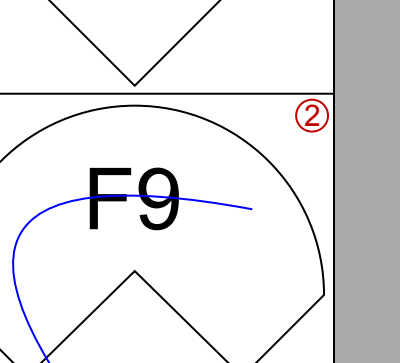
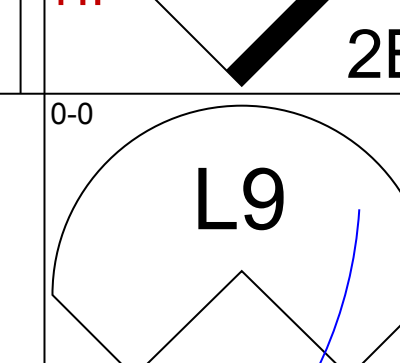
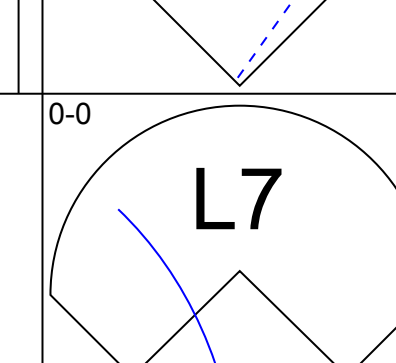
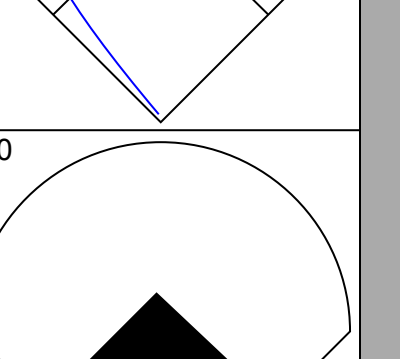
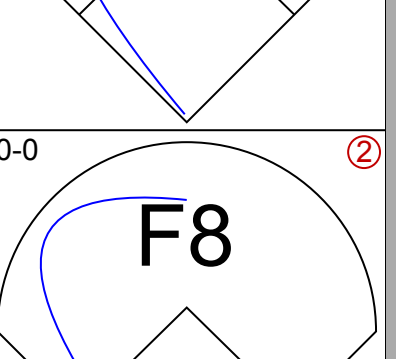
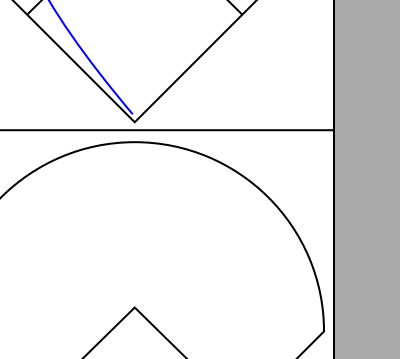

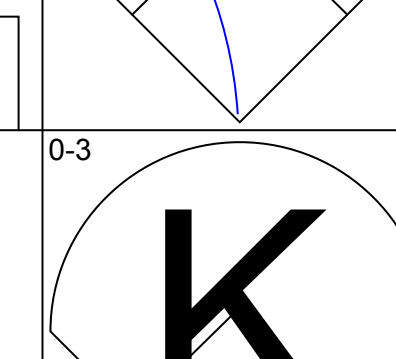
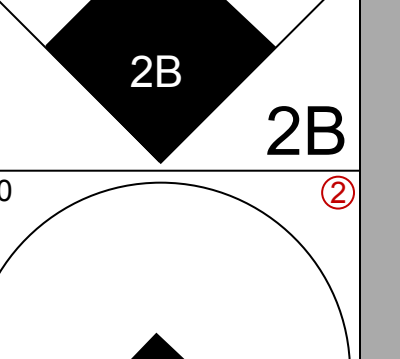
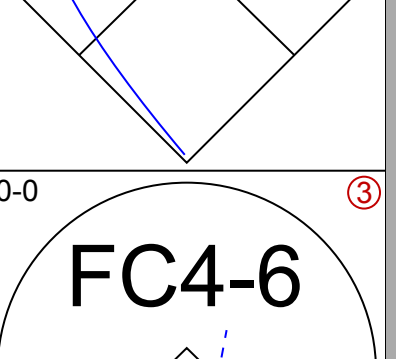
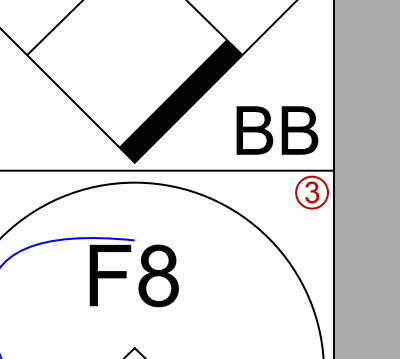

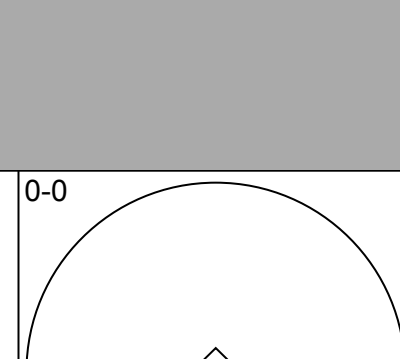
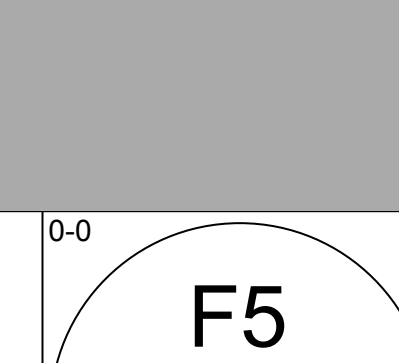
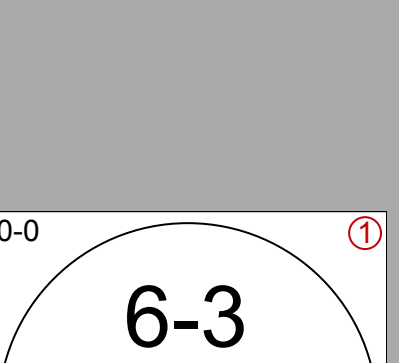
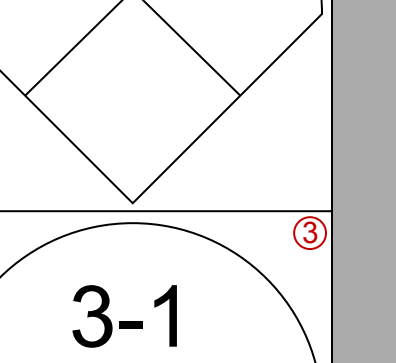
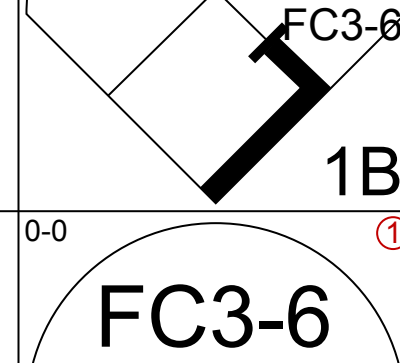

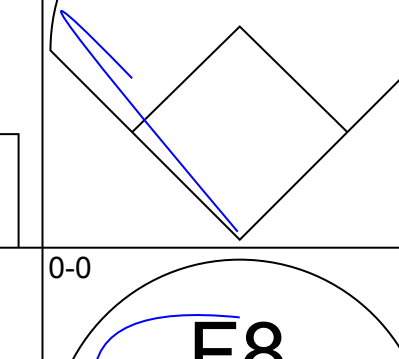
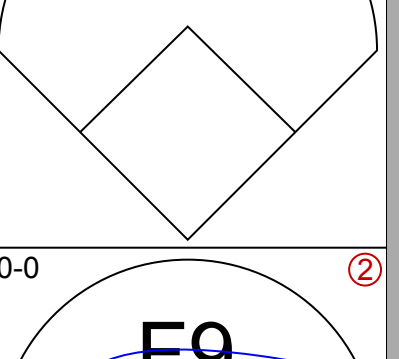
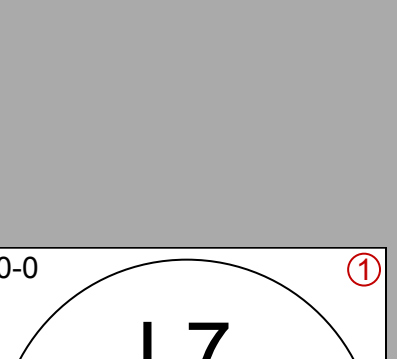
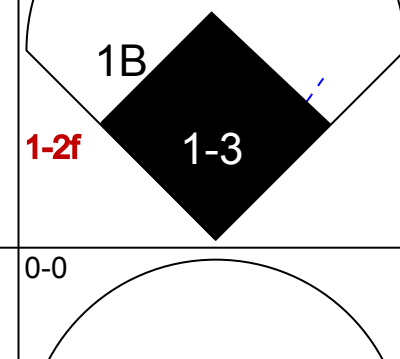
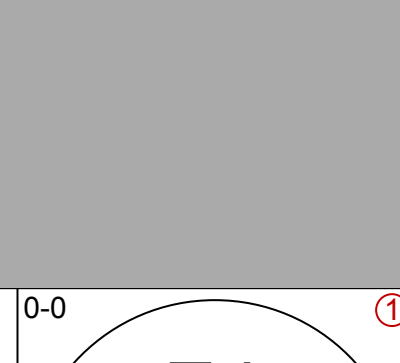
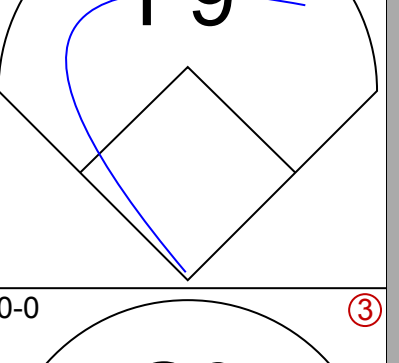
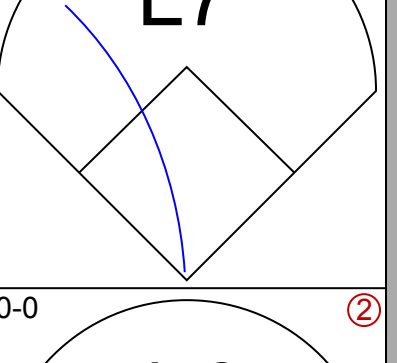
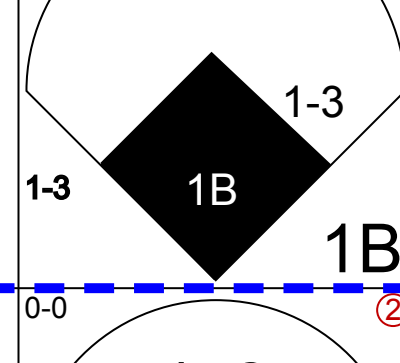


Batter	1	2	3	4	5	6	7	8	9	AB	R	H	RBI	BB	SO	LOB	BOTTOM			
Davey Williams, R OBP: 0.345, SLG: 0.430	K2-3			F5	K			WP CS 1B		4	0	1	0	0	2	0				
Whitey Lockman, L OBP: 0.409, SLG: 0.450	L6			1B 2B	F6			F3		4	1	1	0	0	0	1				
Bobby Thomson, R OBP: 0.399, SLG: 0.546	5-3			1B 1B	F9			6-3		4	1	1	1	0	0	1				
Hank Thompson, L OBP: 0.368, SLG: 0.551		F7		1B F9 1B	F3			CS		3	1	1	0	0	0	0				
Don Mueller, L OBP: 0.304, SLG: 0.437		5-3		1-3 2-H HR 1B	BB					2	1	1	1	1	0	0				
Willie Mays, R OBP: 0.333, SLG: 0.384		F7		3-H F9	F3					3	0	0	1	0	0	2				
Alvin Dark, R OBP: 0.381, SLG: 0.416				CS 1B	1-H HR			5-3		3	1	2	2	0	0	0				
Wes Westrum, R OBP: 0.378, SLG: 0.467				K	K			L8		3	0	0	0	0	2	1				
Sal Maglie, R OBP: 0.167, SLG: 0.091				K	K			1-3		3	0	0	0	0	2	0				
Inning Stats	R: 0 E: 0 K: 1 S: 5	H: 0 LOB: 0 BB: 0 P: 5	R: 0 E: 0 K: 0 S: 3	H: 0 LOB: 0 BB: 0 P: 3	R: 0 E: 0 K: 2 S: 7	H: 1 LOB: 0 BB: 0 P: 7	R: 0 E: 0 K: 1 S: 10	H: 5 LOB: 0 BB: 0 P: 10	R: 0 E: 0 K: 2 S: 7	H: 0 LOB: 0 BB: 0 P: 7	R: 0 E: 0 K: 0 S: 3	H: 0 LOB: 1 BB: 1 P: 7	R: 0 E: 0 K: 0 S: 3	H: 0 LOB: 0 BB: 0 P: 3	R: 0 E: 0 K: 0 S: 3	H: 1 LOB: 0 BB: 0 P: 3	1B: 5 2B: 2 3B: 0 HR: 1	SF: 0 SAC: 0 DP: 1 HBP: 0	WP: 2 PB: 0 SB: 0 CS: 2	PA: 31
PITCHER Max Surkont, R ERA: 4.3 Ernie Johnson, R ERA: 4.0	IP: 6.0 WLS: L BF: 24 H: 6 R: 5 ER: 5 SO: 6 BB: 1 IBB: 0 HBP: 0 BLK: 0 WP: 0 HR: 1 S: 35 P: 39 ERA: 7.50 WHIP: 1.167															PITCHER				

Boston Braves @ New York Giants
Polo Grounds, New York, NY
Fri May 23 1952, 3:33 AM EDT
Att: 24,812 - Unknown - 71 F

AB 29
R 5
H 7
RBI 5
BB 1
SO 6
LOB 5




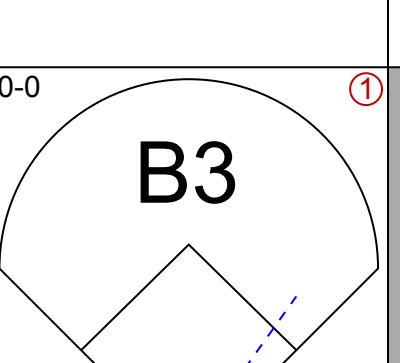
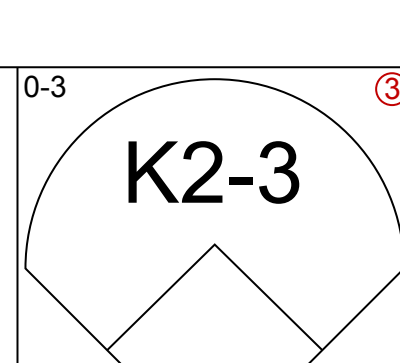
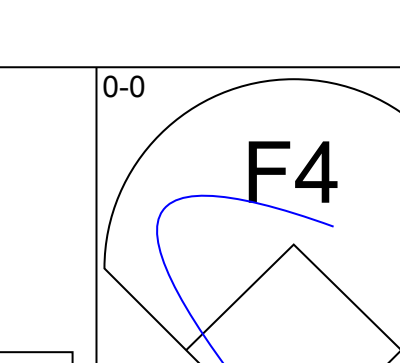
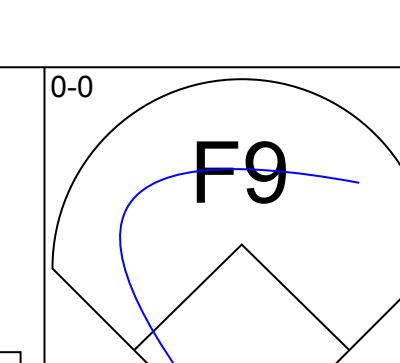
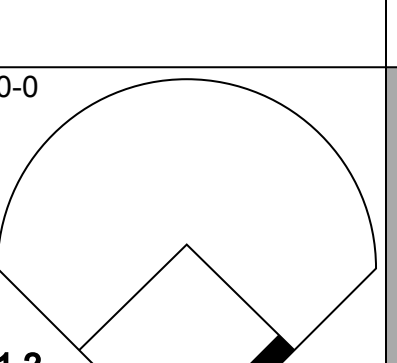
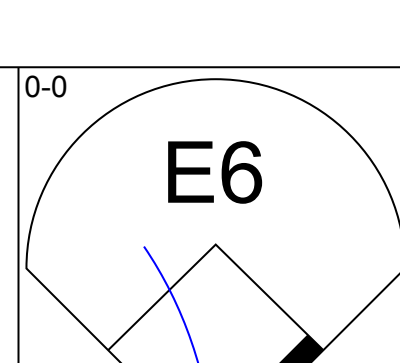
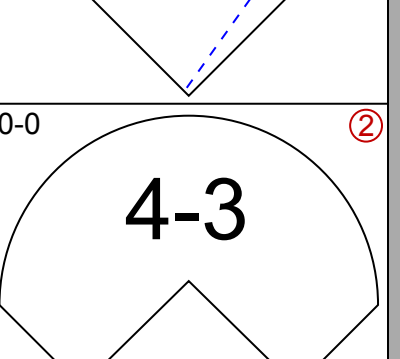
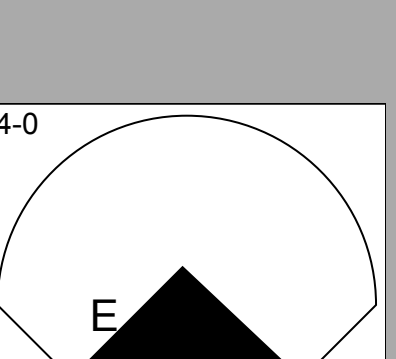
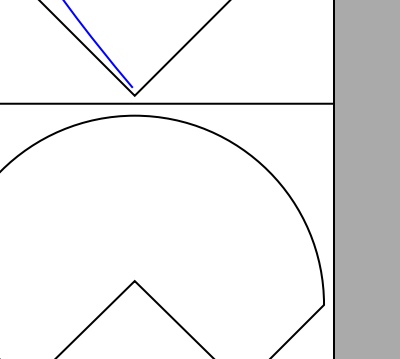
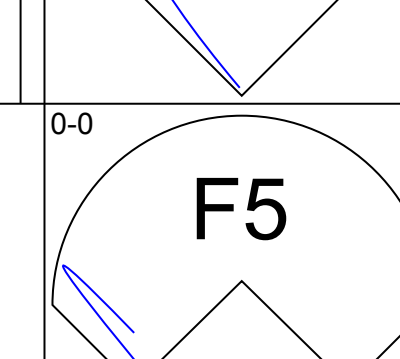
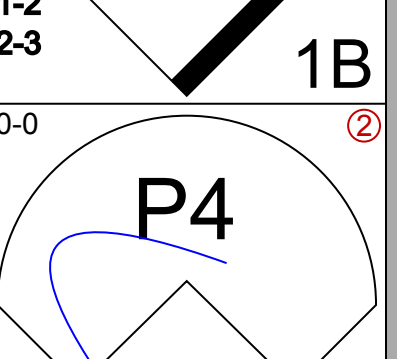
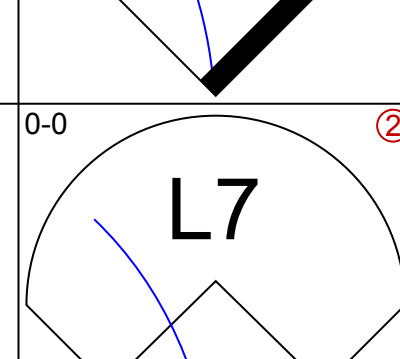
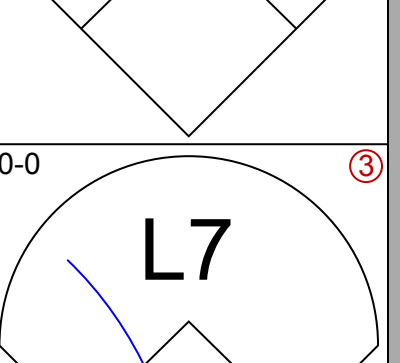
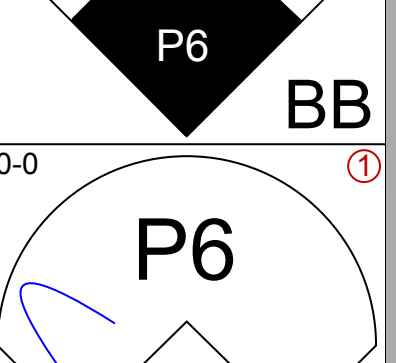
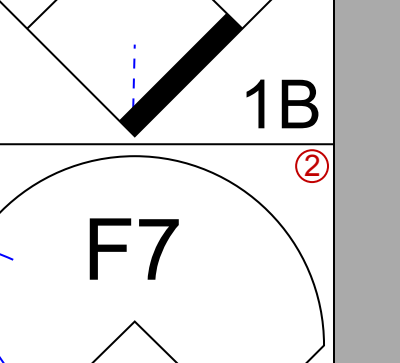
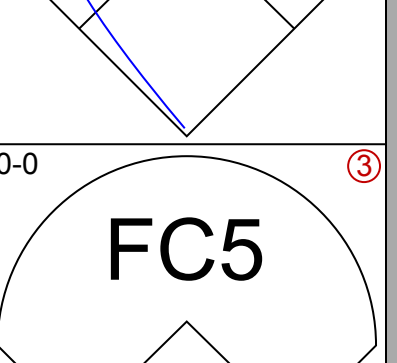
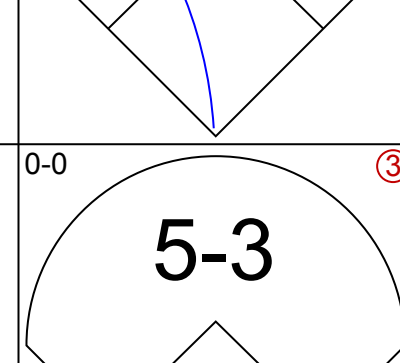
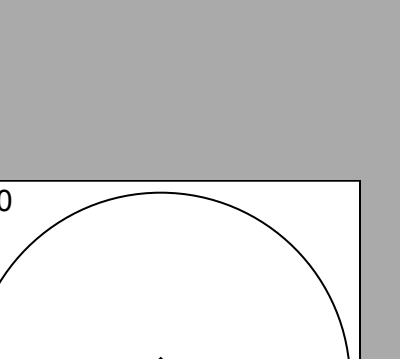
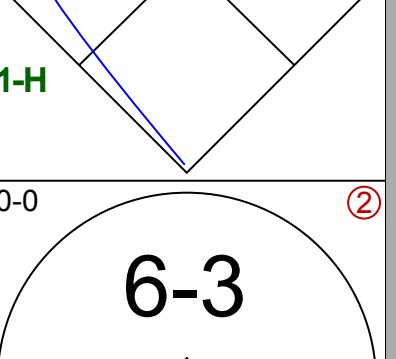
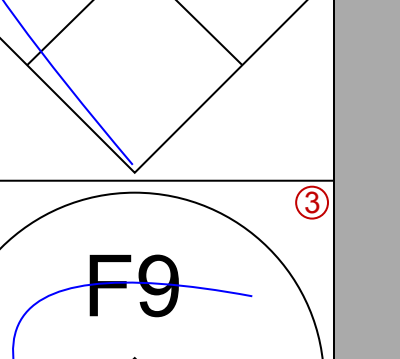
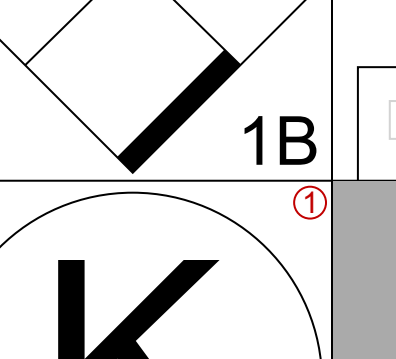
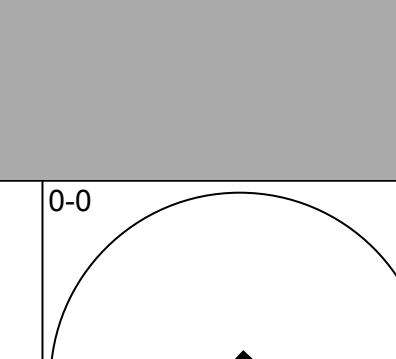
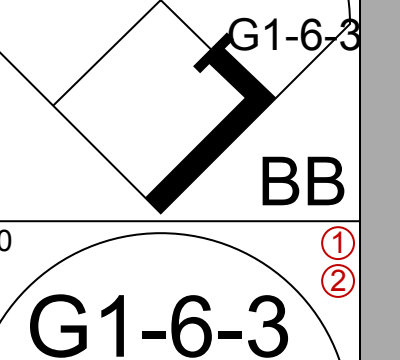
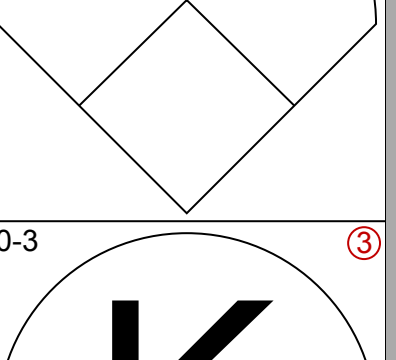
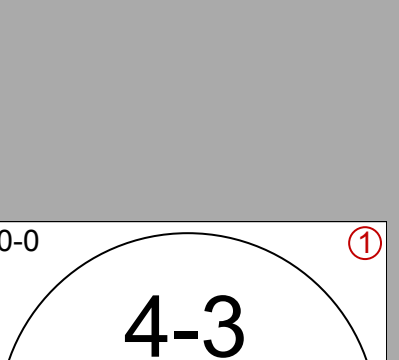
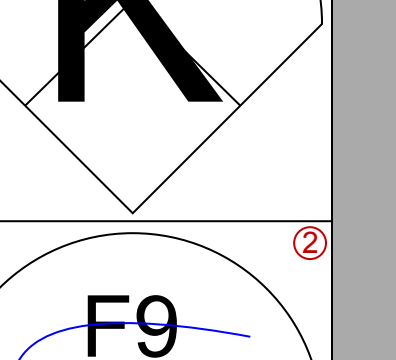
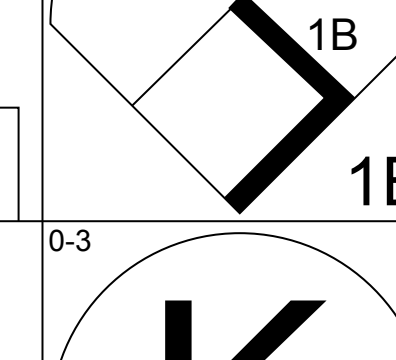
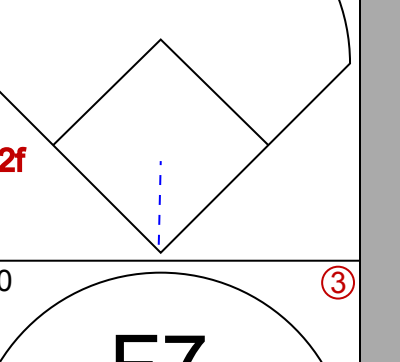
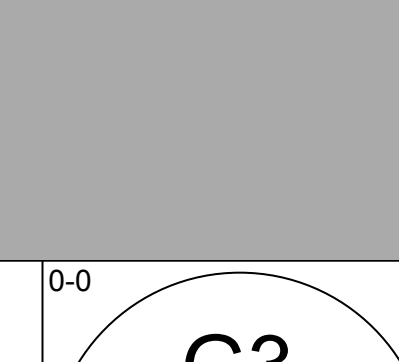
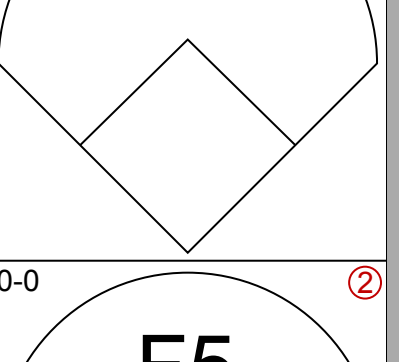
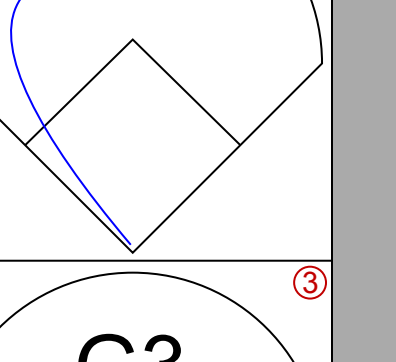
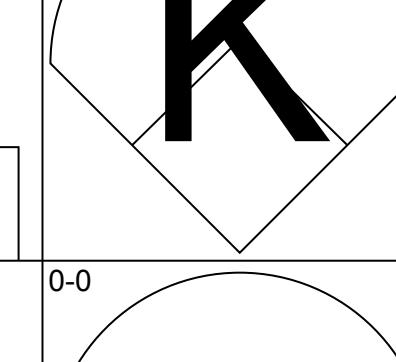

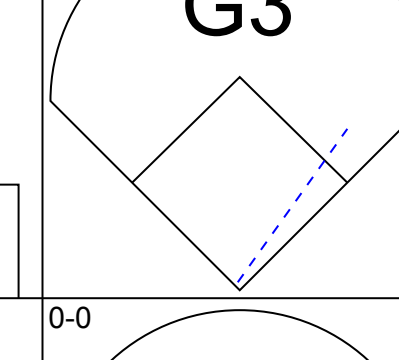
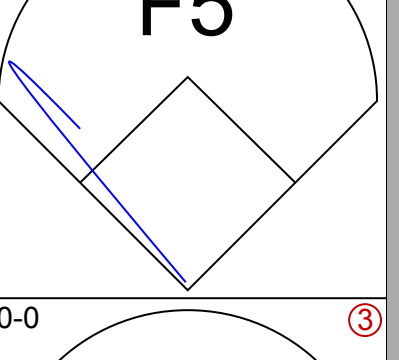
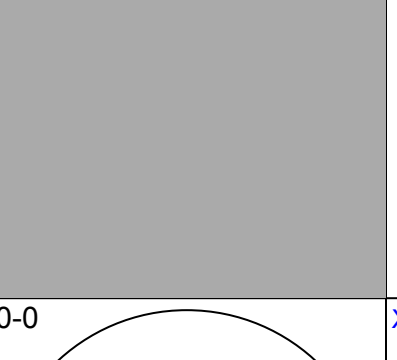
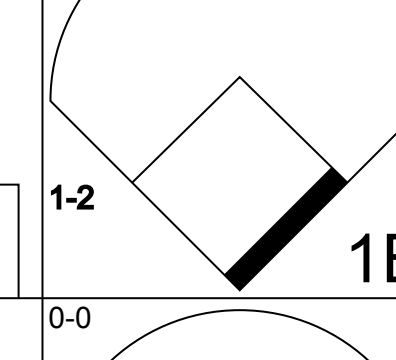
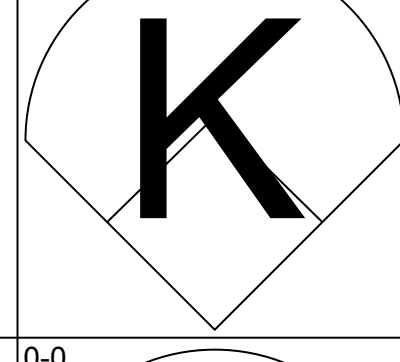
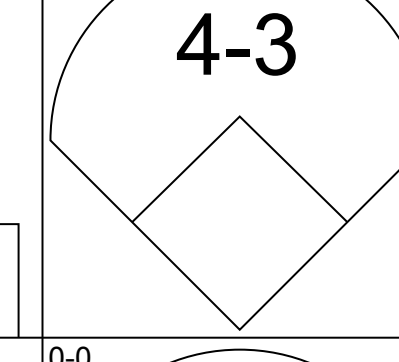

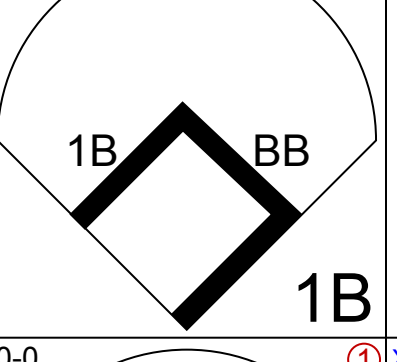
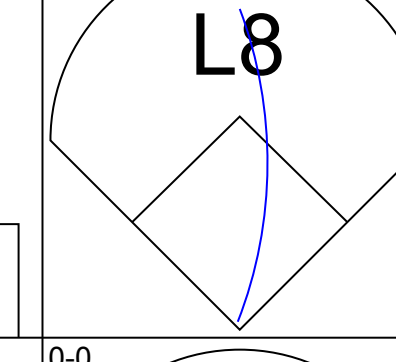
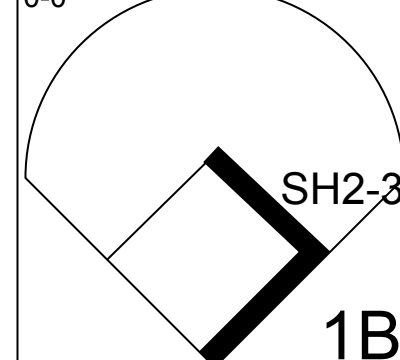
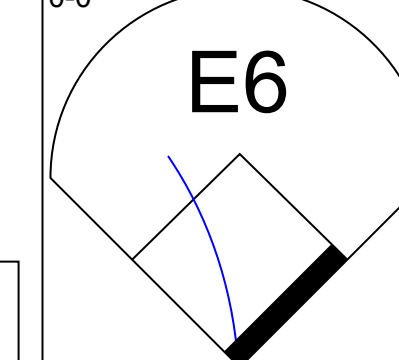
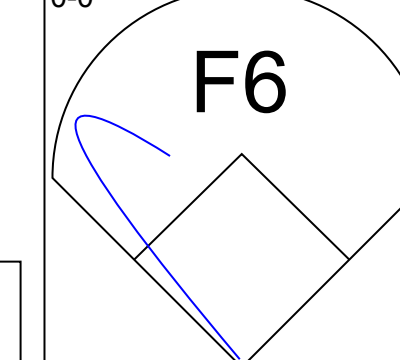
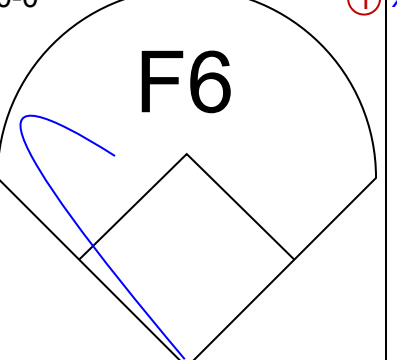

Batter	1	2	3	4	5	6	7	8	9	10	11	12	AB	R	H	RBI	BB	SO	LOB	
Roy Hartsfield, R OBP: 0.316, SLG: 0.340 (1.4)													6	0	3	1	0	1	1	
Sam Jethroe, S OBP: 0.276, SLG: 0.411 (1.8)													6	1	1	1	0	0	4	
Eddie Mathews, L OBP: 0.320, SLG: 0.496 (1.5)														5	0	2	0	0	1	0
Sid Gordon, R OBP: 0.304, SLG: 0.453 (1.7)														5	0	0	0	0	0	2
Lew Burdette, R (12.1)														0	0	0	0	0	0	0
George Crowe, L OBP: 0.353, SLG: 0.414 (1.3)														4	1	1	0	1	2	1
Bob Thorpe, R OBP: 0.305, SLG: 0.407 (1.9)														5	0	2	1	0	0	2
Ebba St. Claire, S OBP: 0.304, SLG: 0.390 (1.2)														5	0	1	0	0	0	1
Jack Daniels, L OBP: 0.333, SLG: 0.214 (12.7)														0	1	0	0	0	0	0
Sibby Sisti, R OBP: 0.255, SLG: 0.347 (1.6)														5	1	1	0	0	1	1
Warren Spahn, L OBP: 0.185, SLG: 0.296 (1.1)														4	0	1	0	0	0	0
Walker Cooper, R OBP: 0.413, SLG: 0.484 (12.2)														1	0	0	1	0	0	1
Inning Stats	R: 0 E: 0 K: 1 S: 5	H: 0 LOB: 0 BB: 5	R: 1 E: 0 K: 1 S: 7	H: 3 LOB: 1 BB: 7	R: 0 E: 0 K: 0 S: 3	H: 0 LOB: 0 BB: 3	R: 0 E: 0 K: 1 S: 4	H: 1 LOB: 1 BB: 4	R: 0 E: 0 K: 0 S: 4	H: 0 LOB: 0 BB: 3	R: 0 E: 0 K: 1 S: 5	H: 0 LOB: 0 BB: 5	R: 0 E: 0 K: 1 S: 5	H: 0 LOB: 0 BB: 5	R: 2 E: 0 K: 0 S: 6	H: 3 LOB: 2 BB: 6	1B: 7 2B: 4 3B: 0 HR: 1	SF: 0 SAC: 0 DP: 0 HBP: 0	WP: 0 PB: 0 SB: 0 CS: 0	PA: 47
PITCHER	IP WLS BF H R ER SO BB IBB HBP BLK WP HR S P ERA WHIP	PITCHER																		
Robin Roberts, R ERA: 1.91 (1.1)	8.0	31	8	2	2	3	1	0	0	0	0	0	0	0	9	9	0.00	0.500		
Jim Konstanty, R ERA: 1.59 (9.1)	2.0	7	1	0	0	1	0	0	0	0	0	0	0	0	9	9	0.00	0.500		
Ken Heintzelman, L ERA: 4.38 (11.1)	1.1	L	6	2	2	2	1	0	0	0	0	0	0	8	8	13.50	1.500			
Andy Hansen, R ERA: 4.09 (12.1)	0.2	3	1	0	0	0	0	0	0	0	0	0	0	3	3	0.00	1.500			

TOP

Boston Braves @ Philadelphia Phillies
Shibe Park, Philadelphia, PA
Tue May 27 1952, 3:33 AM EDT
Unknown

AB 46
R 4
H 12
RBI 4
BB 1
SO 5
LOB 13




Batter	1	2	3	4	5	6	7	8	9	10	11	12	AB	R	H	RBI	BB	SO	LOB	
Granny Hamner, R OBP: 0.271, SLG: 0.397 (1.6)													6	0	1	0	0	1	1	
Richie Ashburn, L OBP: 0.320, SLG: 0.292 (1.8)														5	1	1	0	1	0	4
Willie Jones, R OBP: 0.379, SLG: 0.480 (1.5)														6	0	1	1	0	0	5
Del Ennis, R OBP: 0.379, SLG: 0.508 (1.9)														4	0	1	0	1	1	2
Mel Clark, R OBP: 0.344, SLG: 0.414 (1.7)														5	0	0	0	0	2	3
Connie Ryan, R OBP: 0.333, SLG: 0.400 (1.4)														5	0	1	0	0	0	1
Smoky Burgess, L OBP: 0.333, SLG: 0.385 (1.2)														5	0	1	0	0	1	2
Eddie Waitkus, L OBP: 0.380, SLG: 0.341 (1.3)														5	0	1	0	0	0	3
Robin Roberts, S Tommy Byrne, R Jim Konstanty, R Jack Lighske, R Ken Heintzelman, R Andy Hansen, R Johnny Wynn, L OBP: 0.244, SLG: 0.327 (12.9)														1	0	0	0	0	0	1
Inning Stats	R: 0 E: 0 K: 0 S: 3	H: 0 LOB: 0 BB: 1 P: 6	R: 0 E: 0 K: 0 S: 2	H: 0 LOB: 0 BB: 1 P: 6	R: 0 E: 0 K: 2 S: 8	H: 1 LOB: 1 BB: 0 P: 8	R: 1 E: 1 K: 1 S: 5	H: 0 LOB: 0 BB: 1 P: 9	R: 0 E: 1 K: 0 S: 4	H: 0 LOB: 1 BB: 0 P: 4	R: 0 E: 0 K: 0 S: 3	H: 0 LOB: 0 BB: 1 P: 9	R: 0 E: 1 K: 0 S: 4	H: 0 LOB: 1 BB: 0 P: 4	R: 0 E: 0 K: 0 S: 6	H: 1 LOB: 1 BB: 1 P: 6	1B: 7 2B: 0 3B: 0 HR: 1	SF: 0 SAC: 1 DP: 1 HBP: 0	WP: 0 PB: 0 SB: 0 CS: 0	PA: 48
PITCHER	IP WLS BF H R ER SO BB IBB HBP BLK WP HR S P ERA WHIP	PITCHER																		
Warren Spahn, L ERA: 2.02 (8.9)	11.0	W	44	8	2	1	5	3	0	0	0	0	0	0	51	63	0.82	1.000		
Lew Burdette, R ERA: 0.52 (12.1)	1.0	S	4	0	0	0	0	0	0	0	0	0	0	0	4	4	0.00	0.000		

BOTTOM

Boston Braves @ Philadelphia Phillies
Shibe Park, Philadelphia, PA
Tue May 27 1952, 3:33 AM EDT
Unknown

AB 44
R 2
H 8
RBI 2
BB 3
SO 5
LOB 22



Batter	1	2	3	4	5	6	7	8	9	10	AB	R	H	RBI	BB	SO	LOB	TOP	
Roy Hartsfield, R (1, 4) OBP: 0.311, SLG: 0.333	0-0 3B 1B	0-0 FC6-5			0-0 4-3			0-0 SH1-4		0-0 F8	4	1	1	0	0	0	1		
Bob Thorpe, R (1, 9) OBP: 0.302, SLG: 0.429	0-0 2B 3B	0-0 4-3			0-0 5-3			0-0 4-3			4	1	1	1	0	0	2		
Sam Jethroe, S (1, 8) OBP: 0.283, SLG: 0.423	0-0 2B				0-0 F3			0-0 5-3			4	0	2	2	0	0	0		
Sid Gordon, R (1, 7) OBP: 0.357, SLG: 0.455	0-0 1B 2B				0-3 K			0-3 K			4	1	1	0	0	3	1		
Walker Cooper, R (1, 2) OBP: 0.403, SLG: 0.450	0-0 6-3				0-0 F9			0-0 F8			4	0	1	0	0	0	1		
Buzz Clarkson, R (1, 6) OBP: 0.319, SLG: 0.267	0-0 1B				0-3 K			0-0 L9			3	0	1	1	0	1	0		
Jack Cusick, R (7, 6) OBP: 0.221, SLG: 0.175	0-0 1B				0-0 F8			0-3 K			1	0	0	0	0	0	1		
Eddie Mathews, L (1, 5) OBP: 0.310, SLG: 0.479	0-0 F3				0-0 F8			0-3 K			4	0	0	0	0	2	1		
George Crowe, L (1, 3) OBP: 0.342, SLG: 0.394		0-0 FC6-5 SH3 1B			0-0 L7			0-3 K			4	0	1	0	0	1	0		
Vern Bickford, R (1, 1) OBP: 0.167, SLG: 0.222		0-0 SH3			0-0 F7			0-0 4-3 SH1-4 1B			2	1	1	0	0	0	0		
Lew Burdette, R (9, 1)										0-0 L4	0	0	0	0	0	0	0		
Bob Chipman, L (9, 1)											0	0	0	0	0	0	0		
Earl Torgeson, L (10, PH)											1	0	0	0	0	0	0		
Sheldon Jones, R (10, 1)											0	0	0	0	0	0	0		
Inning Stats	R: 3 E: 0 K: 0 S: 7	H: 5 LOB: 1 BB: 0 P: 7	R: 0 E: 0 K: 0 S: 4	H: 1 LOB: 1 BB: 0 P: 4	R: 0 E: 0 K: 1 S: 5	H: 0 LOB: 0 BB: 0 P: 5	R: 0 E: 0 K: 1 S: 5	H: 0 LOB: 0 BB: 0 P: 5	R: 0 E: 0 K: 2 S: 7	H: 0 LOB: 0 BB: 0 P: 7	R: 1 E: 0 K: 1 S: 7	H: 2 LOB: 1 BB: 0 P: 7	R: 0 E: 0 K: 1 S: 5	H: 1 LOB: 0 BB: 0 P: 5	1B: 6 2B: 2 3B: 1 HR: 0	SF: 0 SAC: 2 DP: 1 HBP: 0	WP: 0 PB: 0 SB: 1 CS: 0	PA: 37	
PITCHER	IP WLS BF H R ER SO BB IBB HBP BLK WP HR S P ERA WHIP	IP WLS BF H R ER SO BB IBB HBP BLK WP HR S P ERA WHIP	IP WLS BF H R ER SO BB IBB HBP BLK WP HR S P ERA WHIP	IP WLS BF H R ER SO BB IBB HBP BLK WP HR S P ERA WHIP	IP WLS BF H R ER SO BB IBB HBP BLK WP HR S P ERA WHIP	IP WLS BF H R ER SO BB IBB HBP BLK WP HR S P ERA WHIP	IP WLS BF H R ER SO BB IBB HBP BLK WP HR S P ERA WHIP	IP WLS BF H R ER SO BB IBB HBP BLK WP HR S P ERA WHIP	IP WLS BF H R ER SO BB IBB HBP BLK WP HR S P ERA WHIP	IP WLS BF H R ER SO BB IBB HBP BLK WP HR S P ERA WHIP	IP WLS BF H R ER SO BB IBB HBP BLK WP HR S P ERA WHIP	IP WLS BF H R ER SO BB IBB HBP BLK WP HR S P ERA WHIP	IP WLS BF H R ER SO BB IBB HBP BLK WP HR S P ERA WHIP	IP WLS BF H R ER SO BB IBB HBP BLK WP HR S P ERA WHIP	IP WLS BF H R ER SO BB IBB HBP BLK WP HR S P ERA WHIP	IP WLS BF H R ER SO BB IBB HBP BLK WP HR S P ERA WHIP	IP WLS BF H R ER SO BB IBB HBP BLK WP HR S P ERA WHIP	IP WLS BF H R ER SO BB IBB HBP BLK WP HR S P ERA WHIP	
Curt Simmons, L (1, 1) ERA: 1.7	8.0	3	1	0	0	1	0	0	0	0	0	0	0	0	0	0	0	0	0
Jim Konstanty, R (9, 1) ERA: 1.5	1.0	W	3	0	0	0	0	0	0	0	0	0	0	0	0	0	0	0	0
Andy Hansen, R (10, 1) ERA: 3.75	1.0	W	3	0	0	0	0	0	0	0	0	0	0	0	0	0	0	0	0

Boston Braves @ Philadelphia Phillies
 Shibe Park, Philadelphia, PA
 Tue May 27 1952, 3:38 AM EDT
 Att: 27,225 - Unknown

AB	35
R	4
H	9
RBI	4
BB	0
SO	7
LOB	7



Batter	1	2	3	4	5	6	7	8	9	10	AB	R	H	RBI	BB	SO	LOB	BOTTOM		
Richie Ashburn, L (1, 8) OBP: 0.329, SLG: 0.300	0-0 G3		0-0 1B 2B		4-0 CS BB			4-0 G3 1B BB	0-0 FC6-4 1B 1-2		3	1	1	0	2	0	2			
Granny Hamner, R (1, 6) OBP: 0.282, SLG: 0.404	0-0 B1-3		0-0 1B 1B 2H		0-0 F9 1-2			0-0 G3 1B 1-2	0-0 FC4-6 1B 1-3 3H		5	0	3	2	0	0	1			
Johnny Wyrostek, L (1, 9) OBP: 0.338, SLG: 0.330	0-0 F8		0-0 F5					0-0 G3 1-2 2-3	0-0 FC4-6 1-2		5	0	1	0	0	0	5			
Del Ennis, R (1, 7) OBP: 0.379, SLG: 0.518		0-0 6-3	0-0 FC5-4 1B 1-3		0-0 5-3			0-0 P6		0-0 F9 3B	5	1	2	0	0	0	2			
Willie Jones, R (1, 5) OBP: 0.372, SLG: 0.469		0-0 S 1B	0-0 FC5-4 1-2		0-0 4-3			0-0 F5	0-0 F9 3H		5	0	1	1	0	0	2			
Connie Ryan, R (1, 4) OBP: 0.331, SLG: 0.395		0-0 L9			0-0 F2			0-0 5-3	0-0 HR 1B		4	0	1	0	0	0	1			
Putsy Caballero, R (9, PR) (10, 4)		1-2									0	1	0	0	0	0	0			
Smoky Burgess, L (1, 2) OBP: 0.348, SLG: 0.398		4-0 BB			0-0 F6			0-3 K	0-0 HR 1B 1H		3	1	1	2	1	1	0			
Eddie Waitkus, L (1, 3) OBP: 0.375, SLG: 0.348		0-0 L9			0-0 F2			0-0 F9	0-0 1B 1B 2B		4	1	1	0	0	0	2			
Curt Simmons, L (1, 1) ERA: 3.86	8.1	4	3	0	0	0	0	0	0	0	0	0	0	0	0	0	0	0	0	
Lew Burdette, R (9, 1) ERA: 0.51	0.1	1	0	0	0	0	0	0	0	0	0	0	0	0	0	0	0	0	0	
Bob Chipman, L (9, 1) ERA: 3.86	0.1	L	2	1	1	1	0	0	0	0	0	0	0	0	0	0	0	0	0	
Sheldon Jones, R (10, 1) ERA: 2.35	0.1	L	2	1	1	1	0	0	0	0	0	0	0	0	0	0	0	0	0	
Inning Stats	R: 0 E: 0 K: 0 S: 3	H: 0 LOB: 0 BB: 0 P: 3	R: 0 E: 0 K: 0 S: 4	H: 1 LOB: 2 BB: 1 P: 8	R: 1 E: 0 K: 0 S: 6	H: 3 LOB: 2 BB: 0 P: 6	R: 0 E: 0 K: 0 S: 3	H: 0 LOB: 0 BB: 0 P: 3	R: 0 E: 0 K: 1 S: 5	H: 1 LOB: 0 BB: 0 P: 5	R: 0 E: 0 K: 1 S: 6	H: 1 LOB: 2 BB: 1 P: 10	R: 3 E: 0 K: 0 S: 8	H: 5 LOB: 2 BB: 0 P: 8	R: 1 E: 0 K: 0 S: 2	H: 1 LOB: 1 BB: 0 P: 2	1B: 7 2B: 3 3B: 1 HR: 1	SF: 0 SAC: 0 DP: 0 HBP: 0	WP: 0 PB: 0 SB: 1 CS: 1	PA: 41
PITCHER	IP WLS BF H R ER SO BB IBB HBP BLK WP HR S P ERA WHIP	IP WLS BF H R ER SO BB IBB HBP BLK WP HR S P ERA WHIP	IP WLS BF H R ER SO BB IBB HBP BLK WP HR S P ERA WHIP	IP WLS BF H R ER SO BB IBB HBP BLK WP HR S P ERA WHIP	IP WLS BF H R ER SO BB IBB HBP BLK WP HR S P ERA WHIP	IP WLS BF H R ER SO BB IBB HBP BLK WP HR S P ERA WHIP	IP WLS BF H R ER SO BB IBB HBP BLK WP HR S P ERA WHIP	IP WLS BF H R ER SO BB IBB HBP BLK WP HR S P ERA WHIP	IP WLS BF H R ER SO BB IBB HBP BLK WP HR S P ERA WHIP	IP WLS BF H R ER SO BB IBB HBP BLK WP HR S P ERA WHIP	IP WLS BF H R ER SO BB IBB HBP BLK WP HR S P ERA WHIP	IP WLS BF H R ER SO BB IBB HBP BLK WP HR S P ERA WHIP	IP WLS BF H R ER SO BB IBB HBP BLK WP HR S P ERA WHIP	IP WLS BF H R ER SO BB IBB HBP BLK WP HR S P ERA WHIP	IP WLS BF H R ER SO BB IBB HBP BLK WP HR S P ERA WHIP	IP WLS BF H R ER SO BB IBB HBP BLK WP HR S P ERA WHIP	IP WLS BF H R ER SO BB IBB HBP BLK WP HR S P ERA WHIP	IP WLS BF H R ER SO BB IBB HBP BLK WP HR S P ERA WHIP		
Vern Bickford, R (1, 1) ERA: 3.86	8.1	4	3	0	0	0	0	0	0	0	0	0	0	0	0	0	0	0	0	
Lew Burdette, R (9, 1) ERA: 0.51	0.1	1	0	0	0	0	0	0	0	0	0	0	0	0	0	0	0	0	0	
Bob Chipman, L (9, 1) ERA: 3.86	0.1	L	2	1	1	1	0	0	0	0	0	0	0	0	0	0	0	0	0	
Sheldon Jones, R (10, 1) ERA: 2.35	0.1	L	2	1	1	1	0	0	0	0	0	0	0	0	0	0	0	0	0	

Boston Braves @ Philadelphia Phillies
 Shibe Park, Philadelphia, PA
 Tue May 27 1952, 3:38 AM EDT
 Att: 27,225 - Unknown

AB	38
R	5
H	12
RBI	5
BB	3
SO	2
LOB	15



Batter	1	2	3	4	5	6	7	8	9	AB	R	H	RBI	BB	SO	LOB	TOP					
Roy Hartsfield, R OBP: 0.292, SLG: 0.311	F4		F7		5-3		6-3			4	0	0	0	0	0	1						
Bob Thorne, R OBP: 0.313, SLG: 0.478	K			1-3 1B	HR			1-3		4	2	2	1	0	1	0						
Sam Jethroe, S OBP: 0.282, SLG: 0.417	6-3		1B	1-3 1B	K			4-3		4	1	1	0	0	1	0						
Sid Gordon, R OBP: 0.345, SLG: 0.437		F7		1-3		5-3		F6		4	0	0	0	0	0	2						
Walker Cooper, R OBP: 0.394, SLG: 0.438	F4			F7				F4		4	0	1	1	0	0	1						
George Crowe, L OBP: 0.333, SLG: 0.378	K			1B		F2		F9		4	0	1	0	0	1	1						
Sibby Sisti, R OBP: 0.259, SLG: 0.346			5-3							3	0	1	1	0	1	1						
Earl Torgeson, L OBP: 0.396, SLG: 0.360				1-2 1B		K		4-3		1	0	0	0	0	0	0						
Eddie Mathews, L OBP: 0.303, SLG: 0.467			4-3	K				3-1		3	0	0	0	0	1	2						
Max Surkont, R OBP: 0.182, SLG: 0.273										2	0	1	0	0	1	0						
Ernie Johnson, R										0	0	0	0	0	0	0						
Jack Daniels, L OBP: 0.316, SLG: 0.200					K					1	0	0	0	0	0	0						
Lew Burdette, R				1B				F5		0	0	0	0	0	0	0						
Inning Stats	R: 0 E: 0 K: 1 S: 7	H: 0 LOB: 0 BB: 0 P: 7	R: 0 E: 0 K: 1 S: 8	H: 0 LOB: 0 BB: 0 P: 11	R: 0 E: 0 K: 0 S: 8	H: 1 LOB: 1 BB: 0 P: 14	R: 2 E: 0 K: 1 S: 23	H: 4 LOB: 2 BB: 0 P: 33	R: 1 E: 0 K: 2 S: 11	H: 1 LOB: 0 BB: 0 P: 17	R: 0 E: 0 K: 1 S: 10	H: 1 LOB: 1 BB: 0 P: 14	R: 0 E: 0 K: 0 S: 10	H: 0 LOB: 0 BB: 0 P: 11	R: 0 E: 0 K: 0 S: 7	H: 0 LOB: 0 BB: 0 P: 13	R: 0 E: 0 K: 0 S: 7	H: 0 LOB: 0 BB: 0 P: 9	1B: 6 2B: 0 3B: 0 HR: 1	SF: 0 SAC: 0 DP: 0 HBP: 0	WP: 0 PB: 0 SB: 0 CS: 0	PA: 34
PITCHER	IP	WLS	BF	H	R	ER	SO	BB	IBB	HBP	BLK	WP	HR	S	P	ERA	WHIP					
Chris Van Cuyk, L ERA: 5.35	5.0	W	21	6	3	3	5	0	0	0	0	0	1	57	82	5.40	1.200					
Joe Black, R ERA:	4.0	S	13	1	0	0	1	0	0	0	0	0	0	34	47	0.00	0.250					

Boston Braves @ Brooklyn Dodgers
Ebbets Field, Brooklyn, NY
Thu May 29 1952, 3:33 AM EDT
Att: 5,008 - Unknown


AB	34
R	3
H	7
RBI	3
BB	0
SO	6
LOB	8



Batter	1	2	3	4	5	6	7	8	9	AB	R	H	RBI	BB	SO	LOB	BOTTOM				
Bobby Morgan, R OBP: 0.415, SLG: 0.563	F8			K			F7	K		4	1	1	0	1	2	3					
Pee Wee Reese, R OBP: 0.376, SLG: 0.315	6-3	F8					4-3 HR			4	2	2	1	0	0	3					
Duke Snider, L OBP: 0.372, SLG: 0.427	F8			G6-4-3 BB		4-3	6-3 HR			3	0	0	1	1	0	1					
Jackie Robinson, R OBP: 0.493, SLG: 0.472	S		G6-4-3				F7			4	1	2	2	0	0	1					
Andy Pafko, R OBP: 0.365, SLG: 0.512	F6				5-3			6-3		4	1	1	1	0	0	1					
Gil Hodges, R OBP: 0.322, SLG: 0.347		6-3	5-3				F9			4	1	1	1	0	0	0					
Carl Furillo, R OBP: 0.301, SLG: 0.301		6-3		E SH1-4 1B		1-3		4-3		4	0	1	0	0	0	0					
Rube Walker, L OBP: 0.282, SLG: 0.333		2B		F8		1-3		E6 1B		4	1	1	0	0	0	1					
Chris Van Cuyk, L OBP: 0.400, SLG: 0.429				SH1-4		6-3				1	0	1	1	0	0	0					
Joe Black, R OBP: 0.333, SLG: 0.333										2	0	1	0	0	0	0					
Inning Stats	R: 1 E: 0 K: 0 S: 11	H: 2 LOB: 1 BB: 0 P: 15	R: 1 E: 0 K: 0 S: 11	H: 2 LOB: 2 BB: 1 P: 21	R: 1 E: 0 K: 0 S: 5	H: 1 LOB: 0 BB: 1 P: 11	R: 0 E: 1 K: 1 S: 11	H: 1 LOB: 1 BB: 0 P: 17	R: 2 E: 0 K: 0 S: 11	H: 2 LOB: 0 BB: 0 P: 16	R: 0 E: 0 K: 0 S: 7	H: 0 LOB: 0 BB: 0 P: 12	R: 1 E: 0 K: 0 S: 8	H: 1 LOB: 0 BB: 0 P: 14	R: 1 E: 1 K: 1 S: 15	H: 2 LOB: 2 BB: 0 P: 20	1B: 4 2B: 3 3B: 0 HR: 4	SF: 0 SAC: 1 DP: 1 HBP: 0	WP: 0 PB: 0 SB: 1 CS: 0	PA: 37	
PITCHER	IP	WLS	BF	H	R	ER	SO	BB	IBB	HBP	BLK	WP	HR	S	P	ERA	WHIP				
Max Surkont, R ERA: 5.08	4.1	L	22	8	5	5	1	2	0	0	0	0	0	43	71	10.38	2.308				
Ernie Johnson, R ERA: 3.39	1.2		5	0	0	0	0	0	0	0	0	0	0	13	21	0.00	0.000				
Lew Burdette, R ERA: 1.37	2.0		10	3	2	2	1	0	0	0	0	0	2	23	34	9.00	1.500				

Boston Braves @ Brooklyn Dodgers
Ebbets Field, Brooklyn, NY
Thu May 29 1952, 3:33 AM EDT
Att: 5,008 - Unknown

AB	34
R	7
H	11
RBI	7
BB	2
SO	2
LOB	10



Batter	1	2	3	4	5	6	7	8	9	AB	R	H	RBI	BB	SO	LOB	TOP									
Roy Hartsfield, R OBP: 0.329, SLG: 0.338	0-0 G3 1B		2-2 G4-6-3 1B		2-1 FC5-4 1B		0-1 G4-3 1-2		4-1 BB	4	0	3	0	1	0	1	Boston Braves @ Brooklyn Dodgers Ebbets Field, Brooklyn, NY Fri May 30 1952, 3:33 AM EDT Unknown									
Bob Thorpe, R OBP: 0.292, SLG: 0.444	3-2 G3 1-2		0-1 G4-6-3 1-2		0-0 FC5-4 1-2		2-2 3-1		2-0 1-3	5	0	0	0	0	0	5										
Sam Jethroe, S OBP: 0.281, SLG: 0.429	1-0 L7		0-2 1-3			1-1 HR 3B		1-1 F5		4	1	1	0	0	0	1										
Sid Gordon, R OBP: 0.367, SLG: 0.505	4-0 FC6-4 BB			1-1 HR		2-1 HR		4-1 BB		2	2	2	3	2	0	0										
Walker Cooper, R OBP: 0.373, SLG: 0.412	1-0 FC6-4 1-2			1-1 6-3		0-1 5-3		0-1 G4-6-3 1-2		4	0	0	0	0	0	3										
George Crowe, L OBP: 0.304, SLG: 0.341		3-2 L7		1-1 4-3		1-1 1-3			0-0 3-1	4	0	0	0	0	0	0										
Sibby Sisti, R OBP: 0.281, SLG: 0.370		2-1 4-3 2B		1-1 F2		4-0 BB		3-2 2B L8 HBP		2	0	1	0	1	0	0										
Earl Torgeson, L OBP: 0.402, SLG: 0.360		1-0 4-3		0-1 4-3		0-0 F9		0-0 2B		4	0	1	0	0	0	2										
Eddie Mathews, L OBP: 0.301, SLG: 0.468		2-3 4-3		0-1 F3		2-3 K		1-0 G4-3 1B		3	0	1	0	0	0	1										
Jim Wilson, R OBP: 0.167, SLG: 0.222		0-1 F3							1-0 L8	0	0	0	0	0	0	1										
Sheldon Jones, R OBP: 0.275, SLG: 0.415										1	0	0	1	0	0	1										
Inning Stats	R: 0 E: 0 K: 0 S: 6	H: 1 LOB: 2 BB: 1 P: 15	R: 0 E: 0 K: 0 S: 9	H: 1 LOB: 1 BB: 0 P: 15	R: 0 E: 0 K: 0 S: 8	H: 1 LOB: 0 BB: 0 P: 10	R: 1 E: 0 K: 0 S: 8	H: 1 LOB: 0 BB: 0 P: 12	R: 0 E: 0 K: 1 S: 8	H: 1 LOB: 1 BB: 0 P: 12	R: 2 E: 0 K: 0 S: 9	H: 2 LOB: 1 BB: 1 P: 17	R: 0 E: 0 K: 0 S: 6	H: 1 LOB: 0 BB: 0 P: 9	R: 0 E: 0 K: 0 S: 5	H: 0 LOB: 0 BB: 1 P: 10	R: 1 E: 0 K: 0 S: 7	H: 1 LOB: 2 BB: 1 P: 17	1B: 4 2B: 2 3B: 1 HR: 2	SF: 0 SAC: 0 DP: 3 HBP: 1	WP: 0 PB: 0 SB: 0 CS: 0	PA: 38				
PITCHER	IP WLS BF H R ER SO BB IBB HBP BLK WP HR S P ERA WHIP	7.0 L 29 8 3 3 1 2 0 0 0 0 2 54 90 3.86 1.429	1.2 W 7 1 1 1 0 1 0 1 0 0 0 10 19 5.40 1.200	0.1 S 2 0 0 0 0 1 0 0 0 0 0 2 8 0.00 3.000																						

AB	33
R	4
H	9
RBI	4
BB	4
SO	1
LOB	14



Batter	1	2	3	4	5	6	7	8	9	AB	R	H	RBI	BB	SO	LOB	BOTTOM								
Bobby Morgan, R OBP: 0.400, SLG: 0.528	1-0 E6 FC4 1B		1-3 K		3-2 1B			3-2 F8		4	0	1	1	0	1	0	Boston Braves @ Brooklyn Dodgers Ebbets Field, Brooklyn, NY Fri May 30 1952, 3:33 AM EDT Unknown								
Pee Wee Reese, R OBP: 0.386, SLG: 0.306	2-1 F9			1-0 1-3	0-0 F9			1-0 4-3		4	0	0	0	0	0	2									
Duke Snider, L OBP: 0.375, SLG: 0.437	2-1 FC4 1-2 CS			1-3 K		0-0 1B		0-0 1B 2B		4	1	2	0	0	1	1									
Jackie Robinson, R OBP: 0.500, SLG: 0.472	1-1 CS	4-2 G6-4-3 BB		3-2 BB 1B		0-0 B1		4-1 1B HR BB		2	1	1	0	2	0	1									
Andy Patko, R OBP: 0.368, SLG: 0.508		1-0 G6-4-3 1-2		4-0 FC6-4 BB		2-3 K		2-1 HR 1B		3	1	1	1	1	1	2									
Gil Hodges, R OBP: 0.327, SLG: 0.384		3-2 2B		1-1 FC6-4 1-2		1-1 F6		0-2 HR		4	1	2	3	0	0	3									
Carl Furillo, R OBP: 0.291, SLG: 0.290		2-2 5-3			0-0 F7		1-0 F7	2-0 3-1		4	0	0	0	0	0	1									
Rube Walker, L OBP: 0.286, SLG: 0.359			1-2 1-3		2-1 1B 2B		0-0 F8			3	1	1	0	0	0	0									
Preacher Roe, R OBP: 0.143, SLG: 0.100			1-1 B2		2-1 6-3 1B 2B		3-3 K			2	0	0	0	0	0	1									
Cal Abrams, L OBP: 0.354, SLG: 0.222					6-3					1	0	0	0	0	1	0									
Clem Labine, R OBP: 0.200, SLG: 0.200					2-3					0	0	0	0	0	0	0									
Inning Stats	R: 0 E: 1 K: 0 S: 6	H: 0 LOB: 0 BB: 0 P: 12	R: 0 E: 0 K: 0 S: 10	H: 1 LOB: 1 BB: 1 P: 20	R: 0 E: 0 K: 1 S: 9	H: 0 LOB: 0 BB: 0 P: 12	R: 0 E: 0 K: 1 S: 9	H: 1 LOB: 2 BB: 1 P: 19	R: 1 E: 0 K: 0 S: 9	H: 2 LOB: 1 BB: 0 P: 16	R: 0 E: 0 K: 1 S: 7	H: 1 LOB: 0 BB: 0 P: 10	R: 0 E: 0 K: 1 S: 5	H: 0 LOB: 0 BB: 0 P: 9	R: 4 E: 0 K: 0 S: 13	H: 3 LOB: 0 BB: 1 P: 25	1B: 4 2B: 3 3B: 0 HR: 1	SF: 0 SAC: 0 DP: 1 HBP: 0	WP: 0 PB: 0 SB: 0 CS: 1	PA: 35					
PITCHER	IP WLS BF H R ER SO BB IBB HBP BLK WP HR S P ERA WHIP	7.2 L 33 8 5 5 4 3 0 0 0 0 1 67 120 5.87 1.435	0.1 1 0 0 0 0 0 0 0 0 0 0 0 1 3 0.00 0.000																						


AB	31
R	5
H	8
RBI	5
BB	3
SO	4
LOB	11



Batter	1	2	3	4	5	6	7	8	9	AB	R	H	RBI	BB	SO	LOB	TOP										
Roy Hartsfield, R OBP: 0.311, SLG: 0.319 (1, 4)	0-0 B1-3		0-0 F8		0-0 6-3		2-1 FC5-4			4	0	0	0	0	0	1											
Bob Thorne, R OBP: 0.276, SLG: 0.421 (1, 9) (7, 7)	1-2 4-3		2-3 K			0-1 F4		0-0 F4		4	0	0	0	0	1	0											
Sam Jethroe, S OBP: 0.280, SLG: 0.418 (1, 8)	1-3 K		2-3 K			4-1 BB BB		1-3 K		3	0	0	0	1	3	0											
Sid Gordon, R OBP: 0.366, SLG: 0.495 Dave Cole, R (7, 1)		4-1 SH5-4 BB 1B BB		2-0 F6		3-2 F8		0-0 F8		2	1	0	0	1	0	1											
George Crowe, L OBP: 0.320, SLG: 0.326 (1, 3)		4-1 1B SH5-4 BB		0-1 F7		4-2 BB			0-2 F8	2	0	0	0	2	0	0											
Sibby Sisti, R OBP: 0.276, SLG: 0.364 Willard Marshall, L OBP: 0.271, SLG: 0.409 Jack Cusick, R OBP: 0.221, SLG: 0.175 Pete Wiseman, R OBP: 0.269, SLG: 0.250 (1, 6) (6, PH) (6, 6) (9, PH)		2-1 SH5-4		1-0 F8		3-1 F9			1-1 F9	1	0	0	0	0	0	0											
Eddie Mathews, L OBP: 0.293, SLG: 0.453 (1, 5)		3-3 K		2-2 F9		3-2 F5			0-1 3-1	4	0	0	0	0	1	2											
Paul Burris, R OBP: 0.273, SLG: 0.381 (1, 2)		3-2 1B		0-0 HR		4-2 FC5-4 BB				2	1	2	2	1	0	0											
Dick Donovan, L (1, 1)		2-3 3-H 1B		3-3 K		0-3 K				2	0	0	0	0	2	2											
Sheldon Jones, R (5, 1)										0	0	0	0	0	0	0											
Jack Daniels, L OBP: 0.300, SLG: 0.188 (7, 9) (7, 9)										1	0	0	0	0	1	1											
Inning Stats	R: 0 E: 0 K: 1 S: 7	H: 0 LOB: 0 BB: 0 P: 9	R: 1 E: 0 K: 2 S: 13	H: 1 LOB: 2 BB: 2 P: 30	R: 0 E: 0 K: 2 S: 8	H: 0 LOB: 0 BB: 0 P: 12	R: 0 E: 0 K: 0 S: 4	H: 0 LOB: 0 BB: 0 P: 7	R: 1 E: 0 K: 1 S: 8	H: 1 LOB: 2 BB: 0 P: 13	R: 0 E: 0 K: 0 S: 11	H: 0 LOB: 2 BB: 2 P: 25	R: 0 E: 0 K: 1 S: 11	H: 0 LOB: 1 BB: 1 P: 20	R: 0 E: 0 K: 1 S: 5	H: 0 LOB: 0 BB: 0 P: 6	R: 0 E: 0 K: 0 S: 7	H: 0 LOB: 0 BB: 0 P: 8	1B: 1 2B: 0 3B: 0 HR: 1	SF: 0 SAC: 1 DP: 0 HBP: 0	WP: 0 PA: 34 PB: 0 SB: 0 CS: 0						
PITCHER	IP	WLS	BF	H	R	ER	SO	BB	IBB	HBP	BLK	WP	HR	S	P	ERA	WHIP										
Johnny Schmitz, L ERA: 3.32 Carl Erskine, R ERA: 2.69	(1, 1) (3, 1)	2.0 W	9 25	1 1	1 1	1 1	3 5	2 3	0 0	0 0	0 0	0 0	0 1	20 54	39 91	4.50 1.29	1.500 0.571										

Boston Braves @ Brooklyn Dodgers
Ebbets Field, Brooklyn, NY
Fri May 30 1952, 3:38 AM EDT
Att: 30,703 - Unknown


AB 28
R 2
H 2
RBI 2
BB 5
SO 8
LOB 9



Batter	1	2	3	4	5	6	7	8	9	AB	R	H	RBI	BB	SO	LOB	BOTTOM										
Bobby Morgan, R OBP: 0.412, SLG: 0.500 (1, 5)	3-2 5-3	3-1 1-3		4-1 CS BB	4-2 BB	0-0 5-3		1-0 1B FC1-2 1B		4	0	1	0	2	0	2											
Pee Wee Reese, R OBP: 0.377, SLG: 0.312 (1, 6)	0-1 S 1B	4-0 2B BB		3-1 5-3	0-3 K		4-1 G6-4-3 1B BB	1-1 1B		4	0	2	1	2	1	3											
Duke Snider, L OBP: 0.386, SLG: 0.446 (1, 8)	2-3 K	0-0 1B		2-1 L8		4-1 1B BB	2-2 G6-4-3 1B	4-0 1B IBB		4	1	2	1	2	1	1											
Jackie Robinson, R OBP: 0.507, SLG: 0.473 Rocky Bridges, R (7, 4)	1-2 HBP	2-1 6-3			4-0 S HR BB	3-2 1B BB	0-2 G6-4-3 1B	0-3 K		2	2	1	0	1	0	3											
Andy Pafko, R OBP: 0.373, SLG: 0.500 (1, 7)	3-3 K		0-0 5-3		1-1 HR 1B	4-2 1B BB	4-1 BB	0-1 FC1-2		4	2	1	0	2	1	5											
Gil Hodges, R OBP: 0.348, SLG: 0.422 (1, 3)		2-2 SH1-4 1B 1B		4-0 1B BB	2-2 HR	2-0 2B 1B	4-2 BB			3	3	3	5	2	0	0											
Carl Furillo, R OBP: 0.303, SLG: 0.297 (1, 9)		0-0 SH1-4 1B 1B		1-0 FC6-4 1B	4-1 SH1-4 BB	0-0 B5	0-2 F8			4	1	2	0	1	0	5											
Rube Walker, L OBP: 0.304, SLG: 0.419 (1, 2)		0-1 SH1-4		0-3 K	2-1 F7	2-0 2B		3-1 FC1-5 2B		4	0	2	2	0	1	3											
Johnny Schmitz, R (1, 1)		0-0 2B 1B		1-0 FC6-4	0-0 SH1-4 BB	0-0 SH1-4 BB	3-2 F4	1-1 FC1-5 1B		0	0	0	0	0	0	0											
George Shuba, L OBP: 0.370, SLG: 0.333 Roy Campanella, R OBP: 0.363, SLG: 0.485 Carl Erskine, R OBP: 0.143, SLG: 0.077 (2, PH) (2, PR) (3, 1)		1-2 2-3 3-H 1B		1-2 1B	1-2 1B	1-2 2B		2-3 1B		1	0	1	2	0	0	0											
Inning Stats	R: 0 E: 0 K: 2 S: 15	H: 1 LOB: 2 BB: 0 P: 24	R: 3 E: 0 K: 0 S: 13	H: 4 LOB: 3 BB: 1 P: 24	R: 0 E: 0 K: 1 S: 6	H: 1 LOB: 2 BB: 1 P: 12	R: 0 E: 0 K: 0 S: 5	H: 0 LOB: 0 BB: 1 P: 14	R: 3 E: 0 K: 1 S: 16	H: 2 LOB: 2 BB: 3 P: 33	R: 4 E: 0 K: 0 S: 15	H: 3 LOB: 1 BB: 2 P: 33	R: 0 E: 0 K: 0 S: 14	H: 1 LOB: 3 BB: 3 P: 28	R: 1 E: 0 K: 1 S: 13	H: 3 LOB: 3 BB: 1 P: 23	1B: 11 2B: 3 3B: 0 HR: 1	SF: 0 SAC: 2 DP: 1 HBP: 1	WP: 0 PA: 50 PB: 0 SB: 3 CS: 1								
PITCHER	IP	WLS	BF	H	R	ER	SO	BB	IBB	HBP	BLK	WP	HR	S	P	ERA	WHIP										
Dick Donovan, R ERA: 5.25 Sheldon Jones, R ERA: 4.08 Dave Cole, R ERA: 3.75	(1, 1) (5, 1) (7, 1)	4.0 L	24 13	8 3	4 4	6 4	3 1	4 3	0 1	0 0	0 0	0 0	0 0	24 27	52 51	13.50 4.50	3.000 3.500										

Boston Braves @ Brooklyn Dodgers
Ebbets Field, Brooklyn, NY
Fri May 30 1952, 3:38 AM EDT
Att: 30,703 - Unknown

AB 35
R 11
H 15
RBI 11
BB 12
SO 5
LOB 31



Batter	1	2	3	4	5	6	7	8	9	AB	R	H	RBI	BB	SO	LOB	TOP					
Roy Hartsfield, R OBP: 0.299, SLG: 0.306 (1, 4)										3	0	0	0	0	0	0						
Bob Thorne, R OBP: 0.275, SLG: 0.413 (1, 9)										4	0	1	0	0	0	0						
Sam Jethroe, S OBP: 0.272, SLG: 0.405 (1, 8)										4	0	0	0	0	1	2						
Sid Gordon, R OBP: 0.386, SLG: 0.505 (1, 7)										2	0	2	0	2	0	0						
Walker Cooper, R OBP: 0.354, SLG: 0.389 (1, 2)										4	0	0	0	0	0	6						
George Crowe, L OBP: 0.315, SLG: 0.319 (1, 3)										4	0	1	0	0	0	1						
Sibby Sisti, R OBP: 0.258, SLG: 0.339 (1, 6)										4	0	0	0	0	0	3						
Eddie Mathews, L OBP: 0.287, SLG: 0.443 (1, 5)										3	0	0	0	0	2	0						
Vern Bickford, R OBP: 0.190, SLG: 0.238 (1, 1)										3	0	1	0	0	0	0						
Inning Stats	R: 0 E: 0 K: 0 S: 3	H: 0 LOB: 0 BB: 0 P: 3	R: 0 E: 0 K: 0 S: 3	H: 0 LOB: 1 BB: 1 P: 7	R: 0 E: 0 K: 1 S: 5	H: 0 LOB: 0 BB: 0 P: 5	R: 0 E: 0 K: 0 S: 4	H: 1 LOB: 1 BB: 0 P: 4	R: 0 E: 0 K: 0 S: 3	H: 0 LOB: 0 BB: 0 P: 3	R: 0 E: 0 K: 1 S: 7	H: 2 LOB: 3 BB: 1 P: 11	R: 0 E: 0 K: 1 S: 5	H: 0 LOB: 0 BB: 0 P: 5	R: 0 E: 0 K: 0 S: 3	H: 0 LOB: 0 BB: 0 P: 3	R: 0 E: 0 K: 0 S: 5	H: 2 LOB: 2 BB: 0 P: 5	1B: 5 2B: 0 3B: 0 HR: 0	SF: 0 SAC: 1 DP: 0 HBP: 0	WP: 0 PB: 0 SB: 0 CS: 0	PA: 34
PITCHER Ken Raffensberger, L ERA: 1.85 (1, 1)	IP: 9.0 WLS: W BF: 34 H: 5 R: 0 ER: 0 SO: 3 BB: 2 IBB: 0 HBP: 0 BLK: 0 WP: 0 HR: 0 S: 38 P: 46 ERA: 0.00 WHIP: 0.778															PITCHER Ken Raffensberger, L ERA: 1.85 (1, 1)	IP: 9.0 WLS: W BF: 34 H: 5 R: 0 ER: 0 SO: 3 BB: 2 IBB: 0 HBP: 0 BLK: 0 WP: 0 HR: 0 S: 38 P: 46 ERA: 0.00 WHIP: 0.778					

Boston Braves @ Cincinnati Reds
Crosley Field, Cincinnati, OH
Sun Jun 01 1952, 3:33 AM EDT
Unknown

AB 31
R 0
H 5
RBI 0
BB 2
SO 3
LOB 12

Batter	1	2	3	4	5	6	7	8	9	AB	R	H	RBI	BB	SO	LOB	BOTTOM			
Bob Borkowski, R OBP: 0.320, SLG: 0.329 (1, 9)										4	1	2	0	0	1	0				
Bobby Adams, R OBP: 0.385, SLG: 0.429 (1, 5)										3	0	1	0	0	0	0				
Grady Hatton, L OBP: 0.347, SLG: 0.379 (1, 4)										3	0	0	0	1	0	2				
Andy Seminick, R OBP: 0.333, SLG: 0.397 (1, 2)										4	0	2	1	0	1	2				
Wally Westlake, R OBP: 0.284, SLG: 0.250 (1, 8)										3	0	0	0	0	0	3				
Wally Post, R OBP: 0.222, SLG: 0.244 (1, 7)										3	0	0	0	0	1	1				
Eddie Pellagrini, R OBP: 0.192, SLG: 0.280 (1, 3)										3	0	0	0	0	0	0				
Roy McMillan, R OBP: 0.268, SLG: 0.348 (1, 6)										3	0	0	0	0	0	0				
Ken Raffensberger, R OBP: 0.136, SLG: 0.095 (1, 1)										3	0	0	0	0	2	0				
Inning Stats	R: 0 E: 0 K: 1 S: 5	H: 0 LOB: 0 BB: 0 P: 5	R: 0 E: 0 K: 0 S: 3	H: 0 LOB: 0 BB: 0 P: 3	R: 0 E: 0 K: 1 S: 5	H: 0 LOB: 0 BB: 0 P: 5	R: 0 E: 0 K: 1 S: 7	H: 2 LOB: 2 BB: 0 P: 7	R: 0 E: 0 K: 0 S: 3	H: 0 LOB: 0 BB: 0 P: 3	R: 0 E: 0 K: 0 S: 6	H: 1 LOB: 1 BB: 0 P: 6	R: 0 E: 0 K: 1 S: 5	H: 0 LOB: 0 BB: 0 P: 5	R: 1 E: 0 K: 0 S: 3	H: 2 LOB: 2 BB: 1 P: 7	1B: 5 2B: 0 3B: 0 HR: 0	SF: 0 SAC: 1 DP: 0 HBP: 0	WP: 0 PB: 0 SB: 0 CS: 0	PA: 31
PITCHER Vern Bickford, R ERA: 3.48 (1, 1)	IP: 8.1 WLS: L BF: 31 H: 5 R: 1 ER: 1 SO: 5 BB: 0 IBB: 1 HBP: 0 BLK: 0 WP: 0 HR: 0 S: 40 P: 44 ERA: 1.08 WHIP: 0.600															PITCHER Vern Bickford, R ERA: 3.48 (1, 1)	IP: 8.1 WLS: L BF: 31 H: 5 R: 1 ER: 1 SO: 5 BB: 0 IBB: 1 HBP: 0 BLK: 0 WP: 0 HR: 0 S: 40 P: 44 ERA: 1.08 WHIP: 0.600			

Boston Braves @ Cincinnati Reds
Crosley Field, Cincinnati, OH
Sun Jun 01 1952, 3:33 AM EDT
Unknown

AB 29
R 1
H 5
RBI 1
BB 1
SO 5
LOB 8

Batter	1	2	3	4	5	6	7	8	9	AB	R	H	RBI	BB	SO	LOB	TOP					
Sam Jethroe, S OBP: 0.289, SLG: 0.417 (1, 8)										6	2	4	1	0	0	2	Boston Braves @ Cincinnati Reds Crosley Field, Cincinnati, OH Sun Jun 01 1952, 3:38 AM EDT Att: 10,614 - Unknown					
Bob Thorpe, R OBP: 0.291, SLG: 0.430 (1, 9)										6	1	3	2	0	0	4						
Eddie Mathews, L OBP: 0.297, SLG: 0.474 (1, 5)										4	2	2	1	1	1	1						
Sid Gordon, R OBP: 0.394, SLG: 0.509 Jack Daniels, L OBP: 0.296, SLG: 0.176 (8, PR) (8, 7)										3	1	1	1	2	0	0						
Ebba St. Claire, S OBP: 0.314, SLG: 0.378 (1, 2)										4	0	1	0	1	1	2						
George Crowe, L OBP: 0.322, SLG: 0.327 (1, 3)										5	0	2	1	0	0	5						
Roy Hartsfield, R OBP: 0.293, SLG: 0.299 (1, 4)										5	0	1	0	0	0	6						
Sibby Sisti, R OBP: 0.284, SLG: 0.349 (1, 6)										4	1	2	2	1	0	1						
Warren Spahn, L OBP: 0.250, SLG: 0.323 (1, 1)										4	1	2	0	1	0	3						
Inning Stats	R: 2 E: 0 K: 0 S: 6	H: 4 LOB: 2 BB: 1 P: 10	R: 3 E: 0 K: 0 S: 7	H: 4 LOB: 2 BB: 1 P: 11	R: 0 E: 0 K: 0 S: 4	H: 1 LOB: 2 BB: 1 P: 8	R: 1 E: 0 K: 1 S: 7	H: 2 LOB: 1 BB: 0 P: 7	R: 0 E: 0 K: 0 S: 3	H: 0 LOB: 0 BB: 0 P: 5	R: 0 E: 0 K: 0 S: 5	H: 2 LOB: 2 BB: 0 P: 5	R: 3 E: 0 K: 0 S: 6	H: 3 LOB: 2 BB: 2 P: 14	R: 0 E: 0 K: 0 S: 4	H: 1 LOB: 1 BB: 0 P: 4		1B: 14 2B: 3 3B: 0 HR: 1	SF: 0 SAC: 1 DP: 2 HBP: 0	WP: 1 PB: 0 SB: 0 CS: 0	PA: 49	
PITCHER	IP WLS BF H R ER SO BB IBB HBP BLK WP HR S P ERA WHIP																					
Frank Hiller, R ERA: 4.14 (1, 1)	1.0 L 9 6 4 4 0 0 1 0 0 0 0 0 0 8 12 36.00 7.000																					
Harry Perkowski, L ERA: 4.42 (2, 1)	5.0 23 6 2 2 2 3 0 0 0 0 1 1 24 36 3.60 1.800																					
Herm Wehmeier, R ERA: 7.55 (7, 1)	1.0 9 4 3 3 0 0 2 0 0 0 0 0 0 7 15 27.00 6.000																					
Joe Nuxhall, L ERA: 4.2 (8, 1)	1.0 4 1 0 0 0 0 0 0 0 0 0 0 0 4 4 0.00 1.000																					
Frank Smith, R ERA: 3.23 (9, 1)	1.0 4 1 0 0 0 0 0 0 0 0 0 0 0 4 4 0.00 1.000																					
Batter	1	2	3	4	5	6	7	8	9	AB	R	H	RBI	BB	SO	LOB	BOTTOM					
Bob Borkowski, R OBP: 0.314, SLG: 0.322 (1, 9)										5	0	1	0	0	1	3	Boston Braves @ Cincinnati Reds Crosley Field, Cincinnati, OH Sun Jun 01 1952, 3:38 AM EDT Att: 10,614 - Unknown					
Bobby Adams, R OBP: 0.368, SLG: 0.443 (1, 5)										4	1	2	1	0	0	1						
Grady Hatton, L OBP: 0.339, SLG: 0.369 (1, 4)										4	0	0	1	0	0	2						
Andy Seminick, R OBP: 0.341, SLG: 0.416 (1, 2)										4	1	2	0	0	0	0						
Wally Westlake, R OBP: 0.283, SLG: 0.250 (1, 8)										4	0	1	0	0	1	1						
Wally Post, R OBP: 0.204, SLG: 0.222 (1, 7)										4	0	0	0	0	2	3						
Eddie Pellagrini, R OBP: 0.200, SLG: 0.276 (1, 3)										4	2	1	1	0	1	1						
Roy McMillan, R OBP: 0.268, SLG: 0.345 (1, 6)										4	0	1	0	0	0	1						
Frank Hiller, R OBP: 0.350, SLG: 0.235 Harry Perkowski, L OBP: 0.317, SLG: 0.304 Johnny Sampsel, R OBP: 0.186, SLG: 0.135 Herm Wehmeier, R OBP: 0.286, SLG: 0.235 Joe Nuxhall, L OBP: 0.285, SLG: 0.333 (1, 1) (2, 1) (7, 1) (8, PR) (9, 1)										0	0	0	0	0	0	0						
Inning Stats	R: 1 E: 0 K: 0 S: 4	H: 1 LOB: 0 BB: 0 P: 4	R: 0 E: 0 K: 0 S: 3	H: 0 LOB: 0 BB: 0 P: 3	R: 0 E: 0 K: 1 S: 5	H: 0 LOB: 0 BB: 0 P: 5	R: 0 E: 0 K: 0 S: 3	H: 0 LOB: 0 BB: 0 P: 3	R: 0 E: 0 K: 3 S: 9	H: 0 LOB: 0 BB: 0 P: 9	R: 0 E: 0 K: 0 S: 4	H: 1 LOB: 1 BB: 0 P: 4	R: 0 E: 0 K: 0 S: 4	H: 1 LOB: 1 BB: 0 P: 4	R: 1 E: 0 K: 0 S: 6	H: 3 LOB: 2 BB: 0 P: 6		R: 2 E: 0 K: 2 S: 11	H: 4 LOB: 2 BB: 0 P: 11	1B: 8 2B: 1 3B: 1 HR: 0	SF: 0 SAC: 0 DP: 0 HBP: 0	WP: 0 PB: 0 SB: 0 CS: 0
PITCHER	IP WLS BF H R ER SO BB IBB HBP BLK WP HR S P ERA WHIP																					
Warren Spahn, L ERA: 2.24 (1, 1)	9.0 W 37 10 4 4 6 0 0 0 0 0 0 0 49 49 4.00 1.111																					

AB	42
R	9
H	18
RBI	8
BB	6
SO	2
LOB	25



AB	37
R	4
H	10
RBI	4
BB	0
SO	6
LOB	13



Batter	1	2	3	4	5	6	7	8	9	AB R H RBI BB SO LOB	TOP												
Sam Jethroe, S OBP: 0.293, SLG: 0.426 (1, 8)	F9		F7				F8		F8	4 0 1 1 1 0 2	Boston Braves @ Cincinnati Reds Crosley Field, Cincinnati, OH Mon Jun 02 1952, 3:33 AM EDT Att: 4,919 - Unknown												
Bob Thorpe, R OBP: 0.275, SLG: 0.407 (1, 9)	F9		F2		5-3		F3		1-3	5 0 0 0 0 0 2													
Eddie Mathews, L OBP: 0.289, SLG: 0.460 (1, 5)	K		K		K		F4			4 0 0 0 0 3 1													
Sid Gordon, R OBP: 0.390, SLG: 0.500 Jack Daniels, L OBP: 0.296, SLG: 0.176 (8, 7)	6-3		E5		6-3		6-3			4 1 1 0 0 0 0 0 0 0 0 0 0 0													
Walker Cooper, R OBP: 0.361, SLG: 0.400 (1, 2)	6-3		2B		1B		F9			3 1 1 1 1 0 0													
George Crowe, L OBP: 0.333, SLG: 0.382 (1, 3)	F7		2B		HR		F6		WP	3 1 1 2 1 0 0													
Roy Hartsfield, R OBP: 0.302, SLG: 0.333 (1, 4)			HR		2B		F8		BB	4 1 2 0 0 1 2													
Sibby Sisti, R OBP: 0.282, SLG: 0.343 (1, 6)			5-3		1B		F4		FC6-4	4 0 1 0 0 0 4													
Max Surkont, R OBP: 0.200, SLG: 0.267 (1, 1)	6-3		1B		1B		F7		F9	4 0 1 0 0 0 1													
Inning Stats	R: 0 E: 0 K: 1 S: 5	H: 0 LOB: 0 BB: 0 P: 5	R: 0 E: 0 K: 0 S: 3	H: 0 LOB: 0 BB: 0 P: 3	R: 1 E: 0 K: 0 S: 5	H: 2 LOB: 1 BB: 0 P: 5	R: 3 E: 1 K: 2 S: 12	H: 5 LOB: 2 BB: 0 P: 12	R: 0 E: 0 K: 1 S: 5	H: 0 LOB: 0 BB: 0 P: 5	R: 0 E: 0 K: 0 S: 4	H: 1 LOB: 1 BB: 0 P: 4	R: 0 E: 0 K: 0 S: 3	H: 0 LOB: 1 BB: 1 P: 7	R: 0 E: 0 K: 0 S: 3	H: 0 LOB: 0 BB: 2 P: 11	R: 0 E: 0 K: 0 S: 3	H: 0 LOB: 0 BB: 0 P: 3	1B: 4 2B: 1 3B: 2 HR: 1	SF: 0 SAC: 0 DP: 0 HBP: 0	WP: 1 PB: 0 SB: 1 CS: 0	PA: 38	
PITCHER	IP WLS BF H R ER SO BB IBB HBP BLK WP HR S P ERA WHIP											PITCHER	IP WLS BF H R ER SO BB IBB HBP BLK WP HR S P ERA WHIP										
Bubba Church, R ERA: 8.4 (1, 1)	3.2 L 18 7 4 4 3 0 0 0 0 0 0 1 24 24 9.82 1.909																						
Phil Haugstad, R ERA: (4, 1)	4.1 17 1 0 0 1 3 0 0 0 0 1 0 16 28 0.00 0.923																						
Joe Nuxhall, L ERA: 3.94 (9, 1)	1.0 3 0 0 0 0 0 0 0 0 0 0 0 3 3 0.00 0.000																						

Batter	1	2	3	4	5	6	7	8	9	AB R H RBI BB SO LOB	BOTTOM												
Bob Borkowski, R OBP: 0.321, SLG: 0.330 (1, 9)	1B		6-3		K			1B		4 0 2 0 0 1 0	Boston Braves @ Cincinnati Reds Crosley Field, Cincinnati, OH Mon Jun 02 1952, 3:33 AM EDT Att: 4,919 - Unknown												
Bobby Adams, R OBP: 0.360, SLG: 0.433 (1, 5)	K		E3				F9			4 0 0 0 0 1 2													
Grady Hatton, L OBP: 0.348, SLG: 0.394 (1, 4)	1B		K				K2-4-2		HR	3 1 2 1 1 1 1													
Andy Seminick, R OBP: 0.326, SLG: 0.395 (1, 2)	K		K				K2-4-2		F4	4 0 0 0 0 3 4													
Wally Westlake, R OBP: 0.282, SLG: 0.245 (1, 8)	BB		F3				F4		F8	3 0 0 0 1 0 0													
Wally Post, R OBP: 0.189, SLG: 0.204 (1, 7)	K		F2				6-3		K	4 0 0 0 0 2 3													
Eddie Pellagrini, R OBP: 0.182, SLG: 0.250 (1, 3)			1-3		K		3-1			3 0 0 0 0 1 0													
Roy McMillan, R OBP: 0.263, SLG: 0.338 (1, 6)			5-3		F4		K			3 0 0 0 0 1 0													
Bubba Church, R OBP: 0.200, SLG: 0.200 Phil Haugstad, R Eddie Kazak, R Joe Nuxhall, L (8, PH) (9, 1)	K				F3		F3			1 0 0 0 0 1 0 1 0 0 0 0 0 0 1 0 0 0 0 0 0 0 0 0 0 0 0 0													
Inning Stats	R: 0 E: 0 K: 3 S: 11	H: 2 LOB: 3 BB: 1 P: 15	R: 0 E: 0 K: 1 S: 5	H: 0 LOB: 0 BB: 0 P: 5	R: 0 E: 1 K: 2 S: 8	H: 0 LOB: 1 BB: 0 P: 8	R: 0 E: 0 K: 1 S: 5	H: 0 LOB: 0 BB: 0 P: 5	R: 0 E: 0 K: 1 S: 4	H: 0 LOB: 1 BB: 1 P: 8	R: 0 E: 0 K: 0 S: 3	H: 0 LOB: 0 BB: 0 P: 3	R: 0 E: 0 K: 1 S: 6	H: 1 LOB: 1 BB: 0 P: 6	R: 1 E: 0 K: 1 S: 6	H: 1 LOB: 0 BB: 0 P: 6	1B: 3 2B: 1 3B: 0 HR: 1	SF: 0 SAC: 0 DP: 1 HBP: 0	WP: 0 PB: 0 SB: 0 CS: 0	PA: 33			
PITCHER	IP WLS BF H R ER SO BB IBB HBP BLK WP HR S P ERA WHIP											PITCHER	IP WLS BF H R ER SO BB IBB HBP BLK WP HR S P ERA WHIP										
Max Surkont, R ERA: 4.22 (1, 1)	9.0 W 33 4 1 1 11 2 0 0 0 0 1 53 61 1.00 0.667																						


AB	35
R	4
H	8
RBI	4
BB	3
SO	4
LOB	12



Batter	1	2	3	4	5	6	7	8	9	AB	R	H	RBI	BB	SO	LOB	TOP					
Sam Jethroe, S OBP: 0.289, SLG: 0.414 (1, 8)	F8	IBB		K			F2		F8	4	0	0	0	1	1	1						
Bob Thorpe, R OBP: 0.271, SLG: 0.406 (1, 9) (7, 7)	K	K			F2		2B		6-3	5	0	1	0	0	2	3						
Eddie Mathews, L OBP: 0.299, SLG: 0.469 (1, 5)	2B			K	2B	1B	BB		K	4	1	2	0	1	2	0						
Sid Gordon, R OBP: 0.393, SLG: 0.504 Jack Daniels, L OBP: 0.236, SLG: 0.176 (7, 9)	BB		F8		1-H	2B	F9			3	0	1	1	1	0	2						
Walker Cooper, R OBP: 0.345, SLG: 0.380 (1, 2)	K		K2-3		5-3		F9			4	0	0	0	0	2	5						
George Crowe, L OBP: 0.356, SLG: 0.448 (1, 3)		SH1-4	1B	FC5-4	HBP	F5		HR		3	1	2	1	0	0	1						
Roy Hartsfield, R OBP: 0.300, SLG: 0.329 (1, 4)	SH1-4	1B	FC5-4	3B		1-3		K		4	1	1	0	0	1	1						
Johnny Logan, R OBP: 0.333, SLG: 1.000 (1, 6)	SH1-4			1-H	3B		F9		5-3	3	0	1	1	0	0	0						
Jim Wilson, R OBP: 0.136, SLG: 0.182 (1, 1)	F9			6-3		5-3		F5		4	0	0	0	0	0	3						
Inning Stats	R: 0 E: 0 K: 2 S: 8	H: 1 LOB: 2 BB: 1 P: 12	R: 0 E: 0 K: 1 S: 7	H: 2 LOB: 3 BB: 1 P: 11	R: 0 E: 0 K: 2 S: 7	H: 0 LOB: 0 BB: 0 P: 7	R: 1 E: 0 K: 1 S: 6	H: 1 LOB: 1 BB: 0 P: 7	R: 1 E: 0 K: 0 S: 5	H: 2 LOB: 1 BB: 0 P: 5	R: 0 E: 0 K: 0 S: 3	H: 0 LOB: 0 BB: 0 P: 3	R: 0 E: 0 K: 0 S: 4	H: 1 LOB: 2 BB: 1 P: 8	R: 1 E: 0 K: 1 S: 6	H: 1 LOB: 0 BB: 0 P: 6	R: 0 E: 0 K: 1 S: 5	H: 0 LOB: 0 BB: 0 P: 5	1B: 3 2B: 3 3B: 1 HR: 1	SF: 0 SAC: 1 DP: 0 HBP: 1	WP: 0 PB: 0 SB: 0 CS: 0	PA: 39
PITCHER	IP	WLS	BF	H	R	ER	SO	BB	IBB	HBP	BLK	WP	HR	S	P	ERA	WHIP					
Willard Schmidt, R ERA: 4.01 Al Brazle, L ERA: 0.87	(1, 1) (9, 1)	8.0 1.0	L 3	36 0	8 0	3 0	7 1	2 0	1 0	1 0	0 0	0 0	1 0	46 5	59 5	3.38 0.00	1.250 0.000					

Boston Braves @ St. Louis Cardinals
Sportsman's Park, St. Louis, MO
Tue Jun 03 1952, 4:33 AM EDT
Att: 6,677 - Unknown


AB 34
R 3
H 8
RBI 3
BB 3
SO 8
LOB 16



Batter	1	2	3	4	5	6	7	8	9	AB	R	H	RBI	BB	SO	LOB	BOTTOM					
Solly Hemus, L OBP: 0.381, SLG: 0.423 (1, 6)	CS		F3			E3		4-3		3	0	1	0	1	0	0						
Red Schoendienst, S OBP: 0.323, SLG: 0.411 (1, 4)	F8			F8		K		4-3		4	0	0	1	0	1	4						
Stan Musial, L OBP: 0.433, SLG: 0.497 (1, 8)	E4			4-3		4-3		4-3		3	0	0	1	1	0	3						
Enos Slaughter, L OBP: 0.384, SLG: 0.383 (1, 9)	CS	L8			HBP	F7		4-3		3	0	0	0	0	0	4						
Hal Rice, L OBP: 0.400, SLG: 0.519 (1, 7)		6-3		1-3			5-3		4-3	4	0	0	0	0	0	1						
Dick Sleser, L OBP: 0.258, SLG: 0.297 (1, 3)		BB			F7		4-3		F9	3	0	0	0	1	0	0						
Billy Johnson, R OBP: 0.306, SLG: 0.219 (1, 5)		K			5-3		F3		6-3	4	0	0	0	0	1	1						
Del Rice, R OBP: 0.351, SLG: 0.386 Eddie Stanky, R OBP: 0.355, SLG: 0.245 Virgil Stallcup, R Al Brazle, L (8, PH) (8, FR) (9, 1)			F7		F9			BB	1B	2	0	0	0	0	0	0						
Willard Schmidt, R Peanuts Lowrey, R Les Fusselman, R (8, PH) (9, 2)			6-3			B2-3		BB	1B	2	0	0	0	0	0	0						
Inning Stats	R: 0 E: 1 K: 0 S: 3	H: 1 LOB: 0 BB: 0 P: 3	R: 0 E: 0 K: 1 S: 5	H: 0 LOB: 1 BB: 1 P: 9	R: 0 E: 0 K: 0 S: 3	H: 0 LOB: 0 BB: 0 P: 3	R: 0 E: 0 K: 0 S: 3	H: 0 LOB: 1 BB: 0 P: 4	R: 0 E: 0 K: 0 S: 3	H: 0 LOB: 0 BB: 0 P: 3	R: 0 E: 1 K: 1 S: 6	H: 0 LOB: 2 BB: 1 P: 10	R: 0 E: 0 K: 0 S: 3	H: 0 LOB: 0 BB: 0 P: 3	R: 2 E: 0 K: 0 S: 4	H: 1 LOB: 2 BB: 2 P: 12	R: 0 E: 0 K: 0 S: 3	H: 0 LOB: 0 BB: 0 P: 3	1B: 2 2B: 0 3B: 0 HR: 0	SF: 0 SAC: 0 DP: 0 HBP: 1	WP: 0 PB: 0 SB: 0 CS: 2	PA: 35
PITCHER	IP	WLS	BF	H	R	ER	SO	BB	IBB	HBP	BLK	WP	HR	S	P	ERA	WHIP					
Jim Wilson, R ERA: 3.32	(1, 1)	9.0	W	34	2	2	2	4	0	1	0	0	0	33	50	2.00	0.667					

Boston Braves @ St. Louis Cardinals
Sportsman's Park, St. Louis, MO
Tue Jun 03 1952, 4:33 AM EDT
Att: 6,677 - Unknown

AB 29
R 2
H 2
RBI 2
BB 4
SO 2
LOB 13



Batter	1	2	3	4	5	6	7	8	9	AB	R	H	RBI	BB	SO	LOB	TOP		
Sam Jethroe, S (1, 8) OBP: 0.288, SLG: 0.410	E3 1B		FC5-4 1B		F9			4-3		4	0	1	0	0	0	0			
Bob Thorpe, R (1, 9) OBP: 0.260, SLG: 0.390	K		K			F4		F7		4	0	0	0	0	2	2			
Eddie Mathews, L (1, 5) OBP: 0.292, SLG: 0.456	F9		K			K			F8	4	0	0	0	0	2	2			
Sid Gordon, R (1, 7) OBP: 0.396, SLG: 0.504	1-3 1B		FC5-4 1-2			1B			5-3	4	0	2	0	0	0	1			
Walker Cooper, R (1, 2) OBP: 0.330, SLG: 0.361	K			5-3		L8			F8	4	0	0	0	0	1	3			
George Crowe, L (1, 3) OBP: 0.357, SLG: 0.443				K				1-3		3	0	1	0	0	1	0			
Roy Hartsfield, R (1, 4) OBP: 0.290, SLG: 0.318		L9		5-3				G2		3	0	0	0	0	0	1			
Johnny Logan, R (1, 6) OBP: 0.167, SLG: 0.500								6-3		3	0	0	0	0	0	1			
Dick Donovan, L (1, 1) Bob Chipman, L (1, 1) Earl Torgeson, L (5, PH) Ernie Johnson, R (5, 1) Ebba St. Claire, S (8, PH) Dave Cole, R (8, 1)		K				F8			F2	0	0	0	0	0	0	0			
Inning Stats	R: 0 E: 1 K: 2 S: 9	H: 1 LOB: 2 BB: 0 P: 9	R: 0 E: 0 K: 1 S: 6	H: 1 LOB: 1 BB: 0 P: 6	R: 0 E: 0 K: 1 S: 8	H: 1 LOB: 1 BB: 0 P: 8	R: 0 E: 0 K: 0 S: 5	H: 0 LOB: 0 BB: 0 P: 5	R: 0 E: 0 K: 1 S: 3	H: 0 LOB: 0 BB: 0 P: 3	R: 0 E: 0 K: 0 S: 3	H: 0 LOB: 0 BB: 0 P: 3	R: 0 E: 0 K: 0 S: 3	H: 0 LOB: 0 BB: 0 P: 3	R: 0 E: 0 K: 0 S: 3	H: 0 LOB: 0 BB: 0 P: 3	1B: 4 2B: 0 3B: 0 HR: 0	SF: 0 SAC: 0 DP: 0 HBP: 0	WP: 0 PA: 32 PB: 0 SB: 0 CS: 0
PITCHER Cloyd Boyer, R (1, 1) ERA: 3.26	IP: 9.0 WLS: W BF: 32 H: 4 R: 0 ER: 0 SO: 7 BB: 0 IBB: 0 HBP: 0 BLK: 0 WP: 0 HR: 0 S: 46 P: 46 ERA: 0.00 WHIP: 0.444															PITCHER			

Boston Braves @ St. Louis Cardinals
Sportsman's Park, St. Louis, MO
Wed Jun 04 1952, 4:33 AM EDT
Att: 6,732 - Unknown

AB 32
R 0
H 4
RBI 0
BB 0
SO 7
LOB 11



Batter	1	2	3	4	5	6	7	8	9	AB	R	H	RBI	BB	SO	LOB	BOTTOM		
Solly Hemus, L (1, 6) OBP: 0.387, SLG: 0.428	BB FC4-6 BB	BB E FC4-6 BB		F9		3-1		1-H 2B		3	2	1	0	2	0	0			
Red Schoendienst, S (1, 4) OBP: 0.390, SLG: 0.415	FC4-6 BB 1-2	FC6 FC4-6 BB 1-2 2-3		F7				1B 2B		3	1	1	0	1	0	2			
Stan Musial, L (1, 8) OBP: 0.435, SLG: 0.490	FC4-6 BB 1-2 2-3	FC4-6 BB 1-2 2-3 3-H		F7				4-3		2	0	0	1	2	0	1			
Enos Slaughter, L (1, 9) OBP: 0.380, SLG: 0.378	FC4-6 BB 1-2 2-3 3-H	FC4-6 BB 1-2 2-3 3-H			K			WP 1B		4	0	1	3	0	1	4			
Hal Rice, L (1, 7) OBP: 0.373, SLG: 0.482	G4-6-3 1-2	K			3-1			K		4	0	0	0	0	2	5			
Dick Sisti, L (1, 3) OBP: 0.267, SLG: 0.298		1B BB		4-3				4-3		3	1	1	0	1	0	1			
Billy Johnson, R (1, 5) OBP: 0.315, SLG: 0.224		1B 4-3 1B			L6			K2-3		3	1	1	0	1	1	1			
Del Rice, R (1, 2) OBP: 0.349, SLG: 0.382		FC6 BB 1-3 2-H 1B		K				6-3		4	1	1	1	0	1	1			
Cloyd Boyer, R (1, 1) OBP: 0.538, SLG: 0.545		4-3		L8				2B 1B		4	0	2	1	0	0	2			
Inning Stats	R: 1 E: 0 K: 0 S: 2	H: 0 LOB: 1 BB: 3 P: 14	R: 4 E: 1 K: 1 S: 8	H: 2 LOB: 3 BB: 3 P: 20	R: 0 E: 0 K: 1 S: 5	H: 0 LOB: 1 BB: 1 P: 9	R: 0 E: 0 K: 0 S: 3	H: 0 LOB: 0 BB: 0 P: 3	R: 0 E: 0 K: 0 S: 3	H: 1 LOB: 1 BB: 0 P: 6	R: 0 E: 0 K: 0 S: 7	H: 2 LOB: 1 BB: 0 P: 7	R: 0 E: 0 K: 1 S: 6	H: 2 LOB: 2 BB: 0 P: 6	R: 0 E: 0 K: 1 S: 6	H: 2 LOB: 2 BB: 0 P: 6	1B: 6 2B: 2 3B: 0 HR: 0	SF: 0 SAC: 0 DP: 1 HBP: 0	WP: 1 PA: 37 PB: 0 SB: 0 CS: 0
PITCHER Dick Donovan, R (1, 1) ERA: 6.0 Bob Chipman, L (1, 1) ERA: 5.68 Ernie Johnson, R (5, 1) ERA: 3.29 Dave Cole, R (8, 1) ERA: 3.46	IP: 0.0 WLS: L BF: 18 H: 2 R: 4 ER: 3 SO: 2 BB: 4 IBB: 0 HBP: 0 BLK: 0 WP: 0 HR: 0 S: 18 P: 34 ERA: 6.75 WHIP: 1.500															PITCHER			

Boston Braves @ St. Louis Cardinals
Sportsman's Park, St. Louis, MO
Wed Jun 04 1952, 4:33 AM EDT
Att: 6,732 - Unknown

AB 30
R 6
H 8
RBI 6
BB 7
SO 5
LOB 17



Batter	1	2	3	4	5	6	7	8	9	AB	R	H	RBI	BB	SO	LOB	TOP																		
Sam Jethroe, S (1, 8) OBP: 0.286, SLG: 0.403										5	0	1	0	0	0	1																			
Bob Thorpe, R (1, 9) OBP: 0.276, SLG: 0.419										5	1	3	1	0	0	1																			
Eddie Mathews, L (1, 5) OBP: 0.289, SLG: 0.447										5	1	1	0	0	1	1																			
Sid Gordon, R (1, 7) OBP: 0.405, SLG: 0.543										4	2	3	3	0	1	0																			
Pete Whisenant, R (7, PR) OBP: 0.269, SLG: 0.250										0	0	0	0	0	0	0																			
Walker Cooper, R (1, 2) OBP: 0.340, SLG: 0.372										3	1	2	0	0	0	0																			
Ebba St. Claire, S (6, 2) OBP: 0.302, SLG: 0.362										1	0	0	0	0	0	1																			
George Crowe, L (1, 3) OBP: 0.351, SLG: 0.431										4	1	1	1	0	0	1																			
Roy Hartsfield, R (1, 4) OBP: 0.289, SLG: 0.326										4	1	1	1	0	0	1																			
Johnny Logan, R (1, 6) OBP: 0.100, SLG: 0.300										4	0	0	0	0	1	2																			
Warren Spahn, L (1, 1) OBP: 0.250, SLG: 0.314										4	1	1	2	0	2	0																			
Inning Stats	R: 7 E: 0 K: 1 S: 13	H: 9 LOB: 2 BB: 0 P: 13	R: 1 E: 0 K: 0 S: 5	H: 2 LOB: 1 BB: 0 P: 5	R: 0 E: 0 K: 1 S: 5	H: 0 LOB: 0 BB: 0 P: 5	R: 0 E: 0 K: 0 S: 3	H: 0 LOB: 0 BB: 0 P: 3	R: 0 E: 1 K: 0 S: 4	H: 0 LOB: 1 BB: 0 P: 4	R: 0 E: 0 K: 0 S: 3	H: 1 LOB: 1 BB: 0 P: 3	R: 0 E: 0 K: 0 S: 3	H: 0 LOB: 0 BB: 0 P: 3	R: 0 E: 0 K: 2 S: 8	H: 1 LOB: 1 BB: 0 P: 8	1B: 8 2B: 4 3B: 0 HR: 1	SF: 0 SAC: 0 DP: 0 HBP: 0	WP: 0 PB: 0 SB: 0 CS: 1	PA: 40															
PITCHER	IP WLS BF H R ER SO BB IBB HBP BLK WP HR S P ERA WHIP																																		
Eddie Yuhus, R (1, 1) ERA: 5.55	0.1	L	7	6	6	6	0	0	0	0	0	0	0	1	7	7	162.00	18.000																	
Joe Presko, R (1, 1) ERA: 5.35	7.2		28	6	2	2	3	0	0	0	0	0	0	0	34	34	2.35	0.783																	
Bill Werle, L (9, 1) ERA: 4.43	1.0		4	1	0	0	2	0	0	0	0	0	0	0	8	8	0.00	1.000																	

Boston Braves @ St. Louis Cardinals
 Sportsman's Park, St. Louis, MO
 Thu Jun 05 1952, 4:33 AM EDT
 Att. 4,974 - Unknown - 91 F

AB	39
R	8
H	13
RBI	8
BB	0
SO	5
LOB	8



Batter	1	2	3	4	5	6	7	8	9	AB	R	H	RBI	BB	SO	LOB	BOTTOM																		
Solly Hemus, L (1, 6) OBP: 0.387, SLG: 0.423										4	1	1	0	1	0	0																			
Red Schoendienst, S (1, 4) OBP: 0.330, SLG: 0.414										3	1	1	1	1	0	1																			
Stan Musial, L (1, 8) OBP: 0.431, SLG: 0.481										3	0	0	0	1	1	3																			
Enos Slaughter, L (1, 9) OBP: 0.368, SLG: 0.365										4	0	0	1	0	0	4																			
Hal Rice, L (1, 7) OBP: 0.355, SLG: 0.458										3	0	0	0	0	0	0																			
Tommy Glaviano, R (8, PH) OBP: 0.426, SLG: 0.327										1	0	1	1	0	0	0																			
Bill Werle, L (9, 1) ERA: 4.43										0	0	0	0	0	0	0																			
Dick Sizer, L (1, 3) OBP: 0.276, SLG: 0.306										4	0	2	0	0	0	0																			
Billy Johnson, R (1, 5) OBP: 0.312, SLG: 0.215										3	0	0	0	1	0	4																			
Del Rice, R (1, 2) OBP: 0.342, SLG: 0.374										3	0	0	0	0	1	3																			
Les Fusseman, R (8, 2) OBP: 0.190, SLG: 0.381										1	0	0	0	0	0	0																			
Eddie Yuhus, R (1, 1) OBP: 0.167, SLG: 0.167										0	0	0	0	0	0	0																			
Joe Presko, R (1, 1) OBP: 0.250, SLG: 0.200										2	0	0	0	0	1	0																			
Peanuts Lowrey, R (6, PH) OBP: 0.361, SLG: 0.357										2	1	1	0	0	0	0																			
Inning Stats	R: 0 E: 0 K: 1 S: 5	H: 0 LOB: 1 BB: 1 P: 9	R: 0 E: 0 K: 1 S: 6	H: 1 LOB: 0 BB: 0 P: 6	R: 0 E: 0 K: 0 S: 3	H: 0 LOB: 2 BB: 2 P: 11	R: 0 E: 0 K: 0 S: 3	H: 0 LOB: 1 BB: 1 P: 7	R: 0 E: 0 K: 1 S: 5	H: 0 LOB: 0 BB: 0 P: 5	R: 0 E: 0 K: 0 S: 3	H: 0 LOB: 0 BB: 0 P: 3	R: 0 E: 1 K: 0 S: 3	H: 0 LOB: 0 BB: 0 P: 3	R: 3 E: 0 K: 0 S: 8	H: 5 LOB: 2 BB: 0 P: 8	R: 0 E: 0 K: 0 S: 3	H: 0 LOB: 0 BB: 0 P: 3	1B: 6 2B: 0 3B: 0 HR: 0	SF: 0 SAC: 0 DP: 1 HBP: 0	WP: 0 PB: 2 SB: 0 CS: 0	PA: 37													
PITCHER	IP WLS BF H R ER SO BB IBB HBP BLK WP HR S P ERA WHIP																																		
Warren Spahn, L (1, 1) ERA: 2.32	9.0	W	37	6	3	3	3	4	0	0	0	0	0	0	39	55	3.00	1.111																	

Boston Braves @ St. Louis Cardinals
 Sportsman's Park, St. Louis, MO
 Thu Jun 05 1952, 4:33 AM EDT
 Att. 4,974 - Unknown - 91 F

AB	33
R	3
H	6
RBI	3
BB	4
SO	3
LOB	15



Batter	1	2	3	4	5	6	7	8	9	AB	R	H	RBI	BB	SO	LOB	TOP										
Sam Jethroe, S (1.8) OBP: 0.279, SLG: 0.392	2-3		G3			F9		FC3-6		4	0	0	0	0	0	1											
Bob Thorpe, R (1.9) OBP: 0.275, SLG: 0.413	K			G3		G3		4-3		4	0	1	0	0	1	1											
Eddie Mathews, L (1.5) OBP: 0.294, SLG: 0.468	K			G3			WP	1B		4	2	2	1	0	1	1											
Sid Gordon, R (1.7) OBP: 0.408, SLG: 0.538				F9			WP	1B		3	0	1	0	1	0	1											
Walker Cooper, R (1.2) OBP: 0.330, SLG: 0.360 Dick Donovan, L (8.1)	F3			5-3			F8			3	0	0	1	0	0	3											
Pete Whisenant, R (9. PH) OBP: 0.264, SLG: 0.245							F8			1	0	0	0	0	1	0											
George Crowe, L (1.3) OBP: 0.342, SLG: 0.418 Earl Torgeson, L (6.3)	F8					1-3	F8			2	0	0	0	0	1												
Roy Hartsfield, R (1.4) OBP: 0.280, SLG: 0.316	4-3					F6		6-3		3	0	0	0	0	2												
Johnny Logan, R (1.6) OBP: 0.154, SLG: 0.250				F8		5-3		FC3-6		2	0	0	0	1	0	0											
Vern Bickford, R (1.1) Sheldon Jones, R (3.1)				F3			F9			1	0	0	0	0	0	0											
Jack Daniels, L (6. PH) Dave Cole, R (6.1)								F3		1	0	0	0	0	0	0											
Ebba St. Claire, S (8. PH) OBP: 0.298, SLG: 0.354 (8.2)										1	0	0	0	0	0	1											
Inning Stats	R: 0 E: 0 K: 2 S: 7	H: 0 LOB: 0 BB: 0 P: 7	R: 0 E: 0 K: 0 S: 3	H: 0 LOB: 1 BB: 1 P: 7	R: 0 E: 0 K: 0 S: 3	H: 0 LOB: 0 BB: 0 P: 3	R: 0 E: 0 K: 0 S: 4	H: 1 LOB: 1 BB: 0 P: 4	R: 0 E: 0 K: 0 S: 3	H: 0 LOB: 0 BB: 0 P: 3	R: 1 E: 0 K: 0 S: 5	H: 2 LOB: 1 BB: 0 P: 5	R: 0 E: 0 K: 0 S: 3	H: 0 LOB: 1 BB: 1 P: 7	R: 1 E: 0 K: 1 S: 6	H: 1 LOB: 0 BB: 0 P: 6	1B: 3 2B: 0 3B: 0 HR: 1	SF: 0 SAC: 0 DP: 0 HBP: 0	WP: 1 PA: 33 PB: 0 SB: 0 CS: 0								
PITCHER	IP	WLS	BF	H	R	ER	SO	BB	IBB	HBP	BLK	WP	HR	S	P	ERA	WHIP										
Turk Lown, R (1.1) ERA: 4.47	9.0	W	33	4	2	2	3	2	0	0	0	1	1	37	45	2.00	0.667										

Boston Braves @ Chicago Cubs
Wrigley Field, Chicago, IL
Fri Jun 06 1952, 3:33 AM CDT
Att. 7,572 - Unknown - 90 F

AB	31
R	2
H	4
RBI	2
BB	2
SO	3
LOB	12



Batter	1	2	3	4	5	6	7	8	9	AB	R	H	RBI	BB	SO	LOB	BOTTOM										
Eddie Miksis, R (1.4) OBP: 0.297, SLG: 0.340	6-3	6-3		F8		F7		S		4	0	0	0	0	2												
Frank Baumholtz, L (1.8) OBP: 0.368, SLG: 0.467	4-3			FC6-4		PB		F8		4	2	1	0	1	0	2											
Gene Hermanski, L (1.9) OBP: 0.430, SLG: 0.471	5-3			CS		SH3		FC5-2		4	2	3	2	1	0	0											
Hank Sauer, R (1.7) OBP: 0.425, SLG: 0.655		K2-3		2B		SH3		FC5-2		4	0	3	2	1	1	0											
Toby Atwell, L (1.2) OBP: 0.403, SLG: 0.387 Johnny Pramesa, R (7.2) OBP: 0.294, SLG: 0.353		2B		F6		SH3		FC5-2		3	1	1	0	0	0	2											
Dee Fondy, L (1.3) OBP: 0.332, SLG: 0.403		2B		BB		1B		F8		1	0	0	0	0	3												
Bill Serena, R (1.5) OBP: 0.338, SLG: 0.627		2B		F3		K		K		3	1	0	0	1	2	5											
Roy Smalley, R (1.6) OBP: 0.289, SLG: 0.357		2B		K		K		1B		4	0	2	3	0	2	5											
Turk Lown, R (1.1) OBP: 0.095, SLG: 0.050	4-3			FC6-4		4-3		F5		4	0	1	0	0	2												
Inning Stats	R: 3 E: 0 K: 1 S: 8	H: 3 LOB: 1 BB: 1 P: 12	R: 2 E: 0 K: 1 S: 8	H: 3 LOB: 2 BB: 1 P: 12	R: 0 E: 0 K: 0 S: 3	H: 1 LOB: 0 BB: 0 P: 3	R: 0 E: 0 K: 2 S: 9	H: 2 LOB: 3 BB: 1 P: 13	R: 2 E: 0 K: 0 S: 5	H: 2 LOB: 1 BB: 1 P: 9	R: 0 E: 0 K: 1 S: 6	H: 1 LOB: 1 BB: 0 P: 6	R: 0 E: 0 K: 0 S: 3	H: 0 LOB: 3 BB: 2 P: 12	R: 0 E: 0 K: 0 S: 3	H: 0 LOB: 0 BB: 0 P: 12	1B: 7 2B: 4 3B: 0 HR: 1	SF: 0 SAC: 1 DP: 0 HBP: 1	WP: 0 PA: 43 PB: 1 SB: 2 CS: 1								
PITCHER	IP	WLS	BF	H	R	ER	SO	BB	IBB	HBP	BLK	WP	HR	S	P	ERA	WHIP										
Vern Bickford, R (1.1) ERA: 4.08 Sheldon Jones, R (3.1) ERA: 3.48 Dave Cole, R (6.1) ERA: 3.6 Dick Donovan, R (8.1) ERA: 5.54	2.0	L	13	6	5	5	1	0	0	0	0	0	0	17	25	0.00	1.333										

Boston Braves @ Chicago Cubs
Wrigley Field, Chicago, IL
Fri Jun 06 1952, 3:33 AM CDT
Att. 7,572 - Unknown - 90 F

AB	34
R	7
H	12
RBI	7
BB	6
SO	5
LOB	24



Batter	1	2	3	4	5	6	7	8	9	AB	R	H	RBI	BB	SO	LOB	TOP				
Sam Jethroe, S (1, 8) OBP: 0.290, SLG: 0.433	F5		HR			1B 3B		1B		4	2	3	2	0	0	0	Boston Braves @ Chicago Cubs Wrigley Field, Chicago, IL Sat Jun 07 1952, 3:33 AM CDT Att: 18,131 - Unknown				
Bob Thorpe, R (1, 9) OBP: 0.265, SLG: 0.398	L9		F8			K		F3		4	0	0	0	0	1	2					
Eddie Mathews, L (1, 5) OBP: 0.293, SLG: 0.463	F7				F3			F6		4	0	1	1	0	0	1					
Sid Gordon, R (1, 7) OBP: 0.404, SLG: 0.530		6-3			1B					4	0	1	0	0	1	1					
Walker Cooper, R (1, 2) OBP: 0.333, SLG: 0.363		F8			1B					2	0	1	0	0	0	0					
Ebba St. Claire, S (4, 2) OBP: 0.286, SLG: 0.340					1B					2	0	0	0	0	0	0					
George Crowe, L (1, 3) OBP: 0.338, SLG: 0.423		L3			G4-6-3					4	0	1	0	0	0	2					
Roy Hartsfield, R (1, 4) OBP: 0.292, SLG: 0.327			F7		1-3					3	0	1	0	0	0	0					
Sibby Sisti, R (7, 4) OBP: 0.278, SLG: 0.338								K		1	0	0	0	0	1	1					
Johnny Logan, R (1, 6) OBP: 0.125, SLG: 0.200			F8		F8					3	0	0	0	0	0	1					
Max Surkont, R (1, 1) OBP: 0.240, SLG: 0.375										1	1	1	0	0	0	0					
Pete Wisniewski, R (5, PH) OBP: 0.229, SLG: 0.240										1	0	0	0	0	1	0					
Dave Cole, R (5, 1)										0	0	0	0	0	0	0					
Sheldon Jones, R (5, 1)										0	0	0	0	0	0	0					
Jack Daniels, L (8, PH) OBP: 0.200, SLG: 0.150										1	0	0	0	0	0	0					
Bob Chipman, L (8, 1)			HR							0	0	0	0	0	0	0					
Inning Stats	R: 0 E: 0 K: 0 S: 3	H: 0 LOB: 0 BB: 0 P: 3	R: 0 E: 0 K: 0 S: 3	H: 0 LOB: 0 BB: 0 P: 3	R: 2 E: 0 K: 0 S: 5	H: 2 LOB: 0 BB: 0 P: 5	R: 0 E: 0 K: 0 S: 4	H: 2 LOB: 1 BB: 0 P: 4	R: 0 E: 0 K: 1 S: 5	H: 0 LOB: 0 BB: 0 P: 5	R: 1 E: 0 K: 1 S: 6	H: 2 LOB: 0 BB: 0 P: 6	R: 0 E: 0 K: 0 S: 4	H: 1 LOB: 1 BB: 0 P: 4	R: 0 E: 0 K: 2 S: 4	H: 1 LOB: 1 BB: 0 P: 4	R: 0 E: 0 K: 2 S: 8	H: 1 LOB: 1 BB: 0 P: 8	1B: 4 2B: 3 3B: 1 HR: 1	SF: 0 SAC: 0 DP: 2 HBP: 0	WP: 0 PA: 34 PB: 0 SB: 0 CS: 0
PITCHER Warren Hacker, R (1, 1) ERA: 3.12	IP: 9.0 WLS: W BF: 34 H: 9 R: 3 ER: 3 SO: 4 BB: 0 IBB: 0 HBP: 0 BLK: 0 WP: 0 HR: 1 S: 42 P: 42 ERA: 3.00 WHIP: 1.000																				

Batter	1	2	3	4	5	6	7	8	9	AB	R	H	RBI	BB	SO	LOB	BOTTOM			
Eddie Miksis, R (1, 4) OBP: 0.300, SLG: 0.345	F8		5-3	1B	1B		F8			4	2	1	2	1	0	0	Boston Braves @ Chicago Cubs Wrigley Field, Chicago, IL Sat Jun 07 1952, 3:33 AM CDT Att: 18,131 - Unknown			
Frank Baumholtz, L (1, 8) OBP: 0.377, SLG: 0.472				L8	1B		1-3			5	0	3	2	0	0	1				
Gene Hermanski, L (1, 9) OBP: 0.440, SLG: 0.480		F9	K	HR	1B			FC4-6		5	1	3	2	0	1	2				
Hank Sauer, R (1, 7) OBP: 0.424, SLG: 0.663	L7			BB	HR		F8	FC4-6		4	1	1	2	1	0	4				
Toby Atwell, L (1, 2) OBP: 0.395, SLG: 0.378		E4	F9	F9		F7		1B		5	0	1	0	0	0	2				
Dee Fondy, L (1, 3) OBP: 0.338, SLG: 0.405		FC1-5		1B	1B	4-3		F4		4	2	2	0	1	0	2				
Bill Serena, R (1, 5) OBP: 0.354, SLG: 0.620		FC1-5		1B	1B			K		4	1	2	0	1	1	4				
Roy Smalley, R (1, 6) OBP: 0.286, SLG: 0.348		K		SH1-4	F4	FC6-4				4	1	1	1	0	1	5				
Warren Hacker, R (1, 1) OBP: 0.111, SLG: 0.111		FC6-4		SH1-4	FC1-6		4-3			3	1	0	0	0	0	4				
Inning Stats	R: 0 E: 0 K: 0 S: 4	H: 1 LOB: 1 BB: 0 P: 4	R: 0 E: 1 K: 1 S: 7	H: 1 LOB: 2 BB: 0 P: 7	R: 0 E: 0 K: 1 S: 6	H: 1 LOB: 0 BB: 1 P: 10	R: 6 E: 0 K: 0 S: 9	H: 6 LOB: 0 BB: 0 P: 9	R: 3 E: 0 K: 0 S: 6	H: 3 LOB: 2 BB: 2 P: 14	R: 0 E: 0 K: 0 S: 3	H: 0 LOB: 1 BB: 1 P: 7	R: 0 E: 0 K: 0 S: 3	H: 0 LOB: 0 BB: 0 P: 3	R: 0 E: 0 K: 1 S: 7	H: 2 LOB: 2 BB: 0 P: 7		1B: 12 2B: 1 3B: 0 HR: 1	SF: 0 SAC: 1 DP: 0 HBP: 0	WP: 0 PA: 43 PB: 0 SB: 1 CS: 0
PITCHER Max Surkont, R (1, 1) ERA: 5.01 Dave Cole, R (5, 1) ERA: 5.17 Sheldon Jones, R (5, 1) ERA: 3.13 Bob Chipman, L (8, 1) ERA: 4.91	IP: 4.0 WLS: L BF: 23 H: 9 R: 6 ER: 6 SO: 2 BB: 1 IBB: 0 HBP: 0 BLK: 0 WP: 0 HR: 1 S: 26 P: 30 ERA: 13.50 WHIP: 2.500																			

AB	34
R	3
H	9
RBI	3
BB	0
SO	4
LOB	8



Batter	1	2	3	4	5	6	7	8	9	AB	R	H	RBI	BB	SO	LOB	TOP		
Sam Jethroe, S OBP: 0.282, SLG: 0.420										5	0	0	0	0	2	2			
Bob Thorpe, R OBP: 0.271, SLG: 0.407										5	1	2	0	0	1	1			
Eddie Mathews, L OBP: 0.291, SLG: 0.461										5	0	1	0	0	2	2			
Sid Gordon, R OBP: 0.404, SLG: 0.547										5	1	2	2	0	0	2			
Ebba St. Claire, S OBP: 0.283, SLG: 0.333										4	1	1	0	0	1	1			
George Crowe, L OBP: 0.345, SLG: 0.419										3	1	1	0	0	1	1			
Roy Hartsfield, R OBP: 0.299, SLG: 0.363										4	1	3	0	0	0	0			
Johnny Logan, R OBP: 0.200, SLG: 0.421										4	0	2	3	0	0	3			
Jim Wilson, R Lew Burdette, R Earl Torgerson, L Bob Chipman, L Pete Whisenant, R Vern Bickford, R Jack Daniels, L Sheldon Jones, R										0	0	0	0	0	0	0			
Inning Stats	R: 0 E: 0 K: 1 S: 6	H: 1 LOB: 1 BB: 0 P: 6	R: 3 E: 0 K: 0 S: 6	H: 3 LOB: 1 BB: 0 P: 7	R: 0 E: 0 K: 3 S: 10	H: 1 LOB: 1 BB: 0 P: 10	R: 0 E: 0 K: 2 S: 8	H: 1 LOB: 1 BB: 0 P: 8	R: 2 E: 0 K: 0 S: 7	H: 4 LOB: 2 BB: 0 P: 7	R: 0 E: 0 K: 0 S: 3	H: 0 LOB: 0 BB: 0 P: 3	R: 0 E: 0 K: 0 S: 4	H: 1 LOB: 1 BB: 0 P: 4	R: 0 E: 0 K: 0 S: 4	H: 1 LOB: 1 BB: 0 P: 4	1B: 6 2B: 3 3B: 2 HR: 1	SF: 0 SAC: 0 DP: 0 HBP: 1	WP: 0 PA: 40 PB: 0 SB: 0 CS: 0
PITCHER	IP WLS BF H R ER SO BB IBB HBP BLK WP HR S P ERA WHIP																		
Johnny Klippstein, R ERA: 9.53	(1, 1) 4.2 25 10 5 5 6 0 0 1 0 0 1 36 37 9.64 2.143																		
Willie Ramsdell, R ERA: 2.27	(5, 1) 4.1 W 15 2 0 0 2 0 0 0 0 0 0 19 19 0.00 0.462																		

Boston Braves @ Chicago Cubs
Wrigley Field, Chicago, IL
Sun Jun 08 1952, 3:33 AM CDT
Unknown

AB	39
R	5
H	12
RBI	5
BB	0
SO	8
LOB	15



Batter	1	2	3	4	5	6	7	8	9	AB	R	H	RBI	BB	SO	LOB	BOTTOM		
Eddie Miksis, R OBP: 0.303, SLG: 0.342										4	0	1	0	1	0	1			
Frank Baumholtz, L OBP: 0.371, SLG: 0.462										5	1	1	0	0	1	3			
Gene Hermanski, L OBP: 0.420, SLG: 0.456										4	0	0	0	0	0	2			
Hank Sauer, R OBP: 0.426, SLG: 0.676										4	1	2	2	0	1	0			
Toby Atwell, L OBP: 0.406, SLG: 0.386										3	2	2	0	1	0	0			
Dee Fondy, L OBP: 0.342, SLG: 0.423										4	2	2	2	0	0	2			
Bill Serena, R OBP: 0.386, SLG: 0.630										2	0	2	0	2	0	0			
Roy Smalley, R OBP: 0.264, SLG: 0.320										4	1	0	1	0	0	5			
Johnny Klippstein, R Willie Ramsdell, R										2	0	1	2	0	0	0			
Inning Stats	R: 4 E: 0 K: 0 S: 7	H: 4 LOB: 1 BB: 1 P: 11	R: 0 E: 0 K: 0 S: 4	H: 1 LOB: 1 BB: 0 P: 4	R: 3 E: 1 K: 0 S: 6	H: 3 LOB: 1 BB: 1 P: 10	R: 0 E: 0 K: 1 S: 5	H: 0 LOB: 0 BB: 0 P: 5	R: 0 E: 0 K: 0 S: 3	H: 0 LOB: 0 BB: 1 P: 7	R: 0 E: 0 K: 2 S: 7	H: 0 LOB: 0 BB: 0 P: 7	R: 0 E: 0 K: 0 S: 3	H: 1 LOB: 1 BB: 1 P: 7	R: 0 E: 0 K: 0 S: 5	H: 2 LOB: 2 BB: 0 P: 5	1B: 8 2B: 1 3B: 0 HR: 2	SF: 0 SAC: 0 DP: 1 HBP: 0	WP: 0 PA: 38 PB: 0 SB: 0 CS: 0
PITCHER	IP WLS BF H R ER SO BB IBB HBP BLK WP HR S P ERA WHIP																		
Jim Wilson, R ERA: 3.88	(1, 1) 0.2 L 6 3 4 4 0 0 1 0 0 0 0 0 2 5 9 54.00 6.000																		
Lew Burdette, R ERA: 2.45	(1, 1) 2.1 13 5 3 3 0 0 1 0 0 0 0 12 16 11.57 2.143																		
Bob Chipman, L ERA: 3.86	(4, 1) 2.0 7 0 0 0 1 1 0 0 0 0 0 8 12 0.00 0.500																		
Vern Bickford, R ERA: 3.95	(6, 1) 2.0 7 1 0 0 2 1 0 0 0 0 0 10 14 0.00 1.000																		
Sheldon Jones, R ERA: 3.0	(8, 1) 1.0 5 2 0 0 0 0 0 0 0 0 0 5 5 0.00 2.000																		

Boston Braves @ Chicago Cubs
Wrigley Field, Chicago, IL
Sun Jun 08 1952, 3:33 AM CDT
Unknown

AB	34
R	7
H	11
RBI	7
BB	4
SO	3
LOB	14



Batter	1	2	3	4	5	6	7	8	9	AB	R	H	RBI	BB	SO	LOB	TOP		
Sam Jethroe, S OBP: 0.285, SLG: 0.443 (1, 8)	0-3 K	0-0 HR		0-0 2B		0-0 6-3		0-0 F7		5	1	2	4	0	1	1			
Bob Thorpe, R OBP: 0.276, SLG: 0.410 (1, 9) (7, 7)	0-0 1-3	1-0 HBP		0-0 4-3		0-0 2B		0-0 F8		4	0	1	0	0	0	2			
Eddie Mathews, L OBP: 0.288, SLG: 0.453 (1, 5)	0-0 1B	0-0 F3			0-0 4-3	0-0 G3			0-0 G3	5	0	1	0	0	0	2			
Sid Gordon, R OBP: 0.400, SLG: 0.538 Jack Daniels, L OBP: 0.240, SLG: 0.143 (7, 9)	0-0 3-1		0-0 F8		0-0 FC4-6 1B HR 1B		0-0 F7		0-0 F8	4	1	1	0	0	0	1			
Ebba St. Claire, S OBP: 0.308, SLG: 0.356 (1, 2)		0-0 FC1-6 1B	0-0 FC4-6 1B		0-0 1-2 1B		0-0 4-3		0-0 F2	5	0	3	0	0	0	0			
George Crowe, L OBP: 0.337, SLG: 0.408 Earl Torgeson, L OBP: 0.390, SLG: 0.348 (4, 3)		0-0 FC1-6 1B HR 1-2	0-0 FC4-6 1B		0-0 FC4-6 HR 1-2 2-3		0-0 WP 1B			2	1	0	0	0	0	2			
Sibby Sisti, R OBP: 0.289, SLG: 0.389 (1, 4)		0-0 1B HR 1-2	0-3 K		0-0 HR		0-0 5-3			4	2	2	3	0	1	2			
Johnny Logan, R OBP: 0.250, SLG: 0.435 (1, 6)		0-0 1-2 2-3 HR 1B		0-0 6-3	0-0 6-3			0-0 FC3-6 1B		4	1	2	0	0	0	0			
Ernie Johnson, R Warren Spahn, L OBP: 0.243, SLG: 0.306 (7, 1)	0-3 K	0-3 K		0-0 F6		0-0 F8		0-0 FC3-6		3	0	0	0	0	1	3			
1B								1-2		1	0	0	0	0	0	1			
Inning Stats	R: 0 E: 0 K: 1 S: 6	H: 1 LOB: 1 BB: 0 P: 6	R: 4 E: 0 K: 1 S: 9	H: 4 LOB: 1 BB: 0 P: 10	R: 0 E: 0 K: 1 S: 6	H: 1 LOB: 1 BB: 0 P: 6	R: 0 E: 0 K: 0 S: 4	H: 1 LOB: 1 BB: 0 P: 4	R: 3 E: 0 K: 0 S: 6	H: 3 LOB: 0 BB: 0 P: 6	R: 0 E: 0 K: 0 S: 4	H: 1 LOB: 1 BB: 0 P: 4	R: 0 E: 0 K: 0 S: 4	H: 1 LOB: 1 BB: 0 P: 4	R: 0 E: 0 K: 0 S: 3	H: 0 LOB: 0 BB: 0 P: 3	1B: 9 2B: 2 3B: 0 HR: 2	SF: 0 SAC: 0 DP: 0 HBP: 1	WP: 1 PA: 41
PITCHER	IP WLS BF H R ER SO BB IBB HBP BLK WP HR S P ERA WHIP	7.0 L 34 12 7 7 3 0 0 1 0 1 2 39 40 9.00 1.714	2.0 7 1 0 0 0 0 0 0 0 0 0 0 7 7 0.00 0.500																

Boston Braves @ Chicago Cubs
Wrigley Field, Chicago, IL
Sun Jun 08 1952, 3:38 AM CDT
Att: 38,514 - Unknown

AB	40
R	7
H	13
RBI	7
BB	0
SO	3
LOB	16



Batter	1	2	3	4	5	6	7	8	9	AB	R	H	RBI	BB	SO	LOB	BOTTOM
Eddie Miksis, R OBP: 0.306, SLG: 0.344 (1, 4)	0-0 E 1B		0-0 F5		0-0 FC4-6 BB		0-0 FC5 FC6-4 HBP 1-2 3-H		0-0 4-3 SH1-4 1B	5	1	2	2	0	0	2	
Frank Baumholtz, L OBP: 0.381, SLG: 0.485 Hal Jeffcoat, R OBP: 0.252, SLG: 0.305 (1, 8) (7, PR) (8, 8)	0-0 E3 1B		0-0 HR		0-0 BB		0-0 FC6-4 HBP 1-2 2-3		0-0 SH1-4	2	2	1	1	1	0	1	
Gene Hermanski, L OBP: 0.418, SLG: 0.451 Randy Jackson, R OBP: 0.295, SLG: 0.393 Bob Schultz, R OBP: 0.333, SLG: 0.333 Johnny Pramesa, R OBP: 0.278, SLG: 0.333 (1, 9) (7, PH) (8, 1) (9, PH)	0-0 G6-4-3 1B		0-0 F4		0-0 3-1		0-0 FC6-4 1-2 2-3 3-H		0-0 4-3	3	0	1	2	0	0	2	
Hank Sauer, R OBP: 0.421, SLG: 0.663 (1, 7)	0-0 G6-4-3 1B		0-0 6-3			0-0 F2	0-0 1-3		0-0 6-3	5	0	1	0	0	0	3	
Bruce Edwards, R OBP: 0.238, SLG: 0.205 (1, 2)	0-0 G6-4-3 1-2 2-3			0-0 6-3		0-0 6-3		0-0 5-3		4	0	0	0	0	0	2	
Dee Fondy, L OBP: 0.340, SLG: 0.420 (1, 3)	0-3 K			0-0 G3		0-0 F8		0-0 BB 1B		4	0	1	0	0	1	1	
Bill Serena, R OBP: 0.391, SLG: 0.632 (1, 5)		0-0 5-3		0-0 5-3			0-0 1B FC5 2B	0-0 G6-4-3 BB		3	1	1	0	1	0	0	
Roy Smalley, R OBP: 0.246, SLG: 0.296 (1, 6)		0-0 F6			0-0 5-3		0-3 K	0-0 G6-4-3		4	0	0	0	0	1	3	
Bob Rush, R OBP: 0.343, SLG: 0.371 Bob Addis, L OBP: 0.388, SLG: 0.395 (1, 1) (7, PH) (8, 9)	0-0 6-3				0-0 FC4-6 1B		0-0 HBP E FC6-4 1B		0-0 WP 1B	2	0	1	0	0	0	0	
1B								1-2		2	2	0	0	0	0	0	
Inning Stats	R: 2 E: 1 K: 1 S: 8	H: 3 LOB: 1 BB: 0 P: 8	R: 0 E: 0 K: 0 S: 3	H: 0 LOB: 0 BB: 0 P: 3	R: 1 E: 0 K: 0 S: 4	H: 1 LOB: 0 BB: 0 P: 4	R: 0 E: 0 K: 0 S: 3	H: 0 LOB: 0 BB: 0 P: 3	R: 0 E: 0 K: 0 S: 3	H: 2 LOB: 2 BB: 0 P: 9	R: 0 E: 0 K: 0 S: 3	H: 1 LOB: 1 BB: 1 P: 7	R: 1 E: 0 K: 0 S: 5	H: 2 LOB: 1 BB: 0 P: 5	1B: 8 2B: 1 3B: 0 HR: 1	SF: 0 SAC: 1 DP: 2 HBP: 1	WP: 1 PA: 40
PITCHER	IP WLS BF H R ER SO BB IBB HBP BLK WP HR S P ERA WHIP	6.1 W 28 7 5 4 2 1 0 0 0 1 0 31 35 5.68 1.263	2.2 S 12 3 1 1 0 1 0 1 0 1 0 10 15 3.38 1.500														

Boston Braves @ Chicago Cubs
Wrigley Field, Chicago, IL
Sun Jun 08 1952, 3:38 AM CDT
Att: 38,514 - Unknown

AB	36
R	6
H	10
RBI	6
BB	2
SO	2
LOB	17



Batter	1	2	3	4	5	6	7	8	9	AB	R	H	RBI	BB	SO	LOB	TOP										
Sam Jethroe, S OBP: 0.304, SLG: 0.450 (1, 8)										2	1	2	0	2	0	0											
Bob Thorne, R OBP: 0.276, SLG: 0.408 (1, 9) (7, 7)										3	0	1	2	0	1	2											
Eddie Mathews, L OBP: 0.286, SLG: 0.443 (1, 5)										4	0	0	0	1	1	3											
Sid Gordon, R OBP: 0.402, SLG: 0.534 Jack Daniels, L OBP: 0.231, SLG: 0.136 (7, PR) (7, 9)										3	0	1	1	1	0	3											
Ebba St. Claire, S OBP: 0.304, SLG: 0.339 (1, 2)										3	0	0	0	1	0	3											
Earl Torgeson, L OBP: 0.402, SLG: 0.351 (1, 3)										2	1	1	0	2	0	1											
Roy Hartsfield, R OBP: 0.300, SLG: 0.362 (1, 4)										3	1	1	0	0	0	1											
Johnny Logan, R OBP: 0.214, SLG: 0.370 (1, 6)										4	0	0	0	0	0	3											
Jim Wilson, R OBP: 0.115, SLG: 0.154 (1, 1)										4	0	0	0	0	0	3											
Inning Stats	R: 0 E: 0 K: 0 S: 4	H: 1 LOB: 2 BB: 1 P: 8	R: 2 E: 0 K: 0 S: 6	H: 3 LOB: 3 BB: 2 P: 14	R: 0 E: 0 K: 1 S: 2	H: 0 LOB: 0 BB: 1 P: 6	R: 0 E: 0 K: 1 S: 5	H: 0 LOB: 1 BB: 0 P: 6	R: 0 E: 0 K: 0 S: 3	H: 0 LOB: 1 BB: 1 P: 7	R: 1 E: 0 K: 0 S: 5	H: 2 LOB: 1 BB: 0 P: 5	R: 0 E: 0 K: 0 S: 3	H: 0 LOB: 1 BB: 1 P: 7	R: 0 E: 0 K: 1 S: 5	H: 0 LOB: 1 BB: 1 P: 9	1B: 6 2B: 0 3B: 0 HR: 0	SF: 0 SAC: 3 DP: 1 HBP: 1	WP: 0 PB: 1 SB: 1 CS: 0	PA: 40							
PITCHER	IP	WLS	BF	H	R	ER	SO	BB	IBB	HBP	BLK	WP	HR	S	P	ERA	WHIP										
Bob Friend, R ERA: 5.22 Woody Main, R ERA: 3.0	(1, 1) (8, 1)	7.0 2.0	L 8	32 0	6 0	3 0	1 1	4 2	1 0	1 0	0 0	0 0	0 0	28 8	49 16	3.86 0.00	1.429 1.000										

Boston Braves @ Pittsburgh Pirates
Forbes Field, Pittsburgh, PA
Mon Jun 09 1952, 3:33 AM EDT
Att: 6,973 - Unknown

AB 29
R 3
H 6
RBI 3
BB 7
SO 2
LOB 20



Batter	1	2	3	4	5	6	7	8	9	AB	R	H	RBI	BB	SO	LOB	BOTTOM											
Pete Castiglione, R OBP: 0.341, SLG: 0.388 (1, 5)										3	0	0	0	1	0	1												
Bobby Del Greco, R OBP: 0.347, SLG: 0.329 (1, 8)										3	2	1	1	1	1	1												
Gus Bell, L OBP: 0.267, SLG: 0.317 (1, 9)										3	0	2	0	1	1	0												
Ralph Kiner, R OBP: 0.426, SLG: 0.453 (1, 7)										3	0	0	0	1	1	4												
Joe Garagiola, L OBP: 0.371, SLG: 0.361 (1, 2)										4	0	2	1	0	0	0												
Jack Merson, R OBP: 0.304, SLG: 0.412 (1, 4)										4	0	0	0	0	1	4												
Dick Smith, R OBP: 0.229, SLG: 0.133 (1, 6)										3	0	0	0	1	0	1												
Tony Bartolome, L OBP: 0.250, SLG: 0.287 (1, 3)										4	0	0	0	0	0	2												
Bob Friend, R OBP: 0.190, SLG: 0.150 Ed Fitz Gerald, R OBP: 0.152, SLG: 0.308 Woody Main, R OBP: 0.111, SLG: 0.111 George Melkovich, L OBP: 0.328, SLG: 0.352 (1, 1) (7, PH) (8, 1) (9, PH)										1	0	0	0	0	0	0												
Inning Stats	R: 0 E: 0 K: 0 S: 4	H: 1 LOB: 1 BB: 0 P: 4	R: 0 E: 0 K: 1 S: 5	H: 0 LOB: 0 BB: 0 P: 5	R: 0 E: 0 K: 1 S: 5	H: 0 LOB: 1 BB: 1 P: 9	R: 0 E: 0 K: 1 S: 5	H: 1 LOB: 1 BB: 1 P: 9	R: 0 E: 0 K: 0 S: 3	H: 0 LOB: 1 BB: 1 P: 7	R: 1 E: 0 K: 1 S: 6	H: 2 LOB: 0 BB: 0 P: 6	R: 0 E: 1 K: 1 S: 6	H: 0 LOB: 1 BB: 0 P: 6	R: 1 E: 0 K: 0 S: 4	H: 1 LOB: 2 BB: 2 P: 12	R: 0 E: 0 K: 0 S: 3	H: 0 LOB: 0 BB: 0 P: 3	1B: 4 2B: 1 3B: 0 HR: 1	SF: 0 SAC: 1 DP: 2 HBP: 0	WP: 0 PB: 0 SB: 0 CS: 1	PA: 36						
PITCHER	IP	WLS	BF	H	R	ER	SO	BB	IBB	HBP	BLK	WP	HR	S	P	ERA	WHIP											
Jim Wilson, R ERA: 3.63	(1, 1)	9.0	W	36	5	2	2	5	5	0	0	0	0	1	41	61	2.00	1.111										

Boston Braves @ Pittsburgh Pirates
Forbes Field, Pittsburgh, PA
Mon Jun 09 1952, 3:33 AM EDT
Att: 6,973 - Unknown

AB 30
R 2
H 5
RBI 2
BB 5
SO 5
LOB 14



Batter	1	2	3	4	5	6	7	8	9	AB	R	H	RBI	BB	SO	LOB	TOP								
Sam Jethroe, S (1, 8) OBP: 0.317, SLG: 0.465	1-0 FC6-4 HBP		0-0 2B 3B		4-0 HR BB	0-0 F7			0-0 5-3 1B	3	2	2	0	1	0	1	Boston Braves @ Pittsburgh Pirates Forbes Field, Pittsburgh, PA Tue Jun 10 1952, 3:33 AM EDT Att: 10,934 - Unknown								
Bob Thorpe, R (1, 9) OBP: 0.282, SLG: 0.426	0-0 FC6-4 FC3-6 1-2		4-0 2B BB		0-0 HR	0-0 F8			0-0 5-3 1-2	4	2	1	2	1	0	3									
Earl Torgeson, L (1, 3) OBP: 0.409, SLG: 0.361	0-0 FC3-6 1-2		0-0 1-H 3-H 2B		4-0 1B WP PB BB			0-0 F7	4-0 G6-4-3 BB	3	1	1	2	2	0	1									
Sid Gordon, R (1, 7) OBP: 0.397, SLG: 0.520	0-0 6-3		0-0 K		4-0 PB 1B BB			0-0 F8	0-0 G6-4-3 1-2	4	0	0	0	1	1	4									
Ebba St. Claire, S (1, 2) OBP: 0.301, SLG: 0.333		0-0 L4-1			0-0 F9			0-0 F3		4	0	1	0	0	0	0									
Eddie Mathews, L (1, 5) OBP: 0.285, SLG: 0.438		0-0 F2			0-0 F4			0-0 E4		2	0	0	0	0	0	0									
Sibby Sisti, R (5, PH) OBP: 0.295, SLG: 0.384					1-2 2-3 3-H BB					1	0	0	0	1	0	0									
Roy Hartsfield, R (1, 4) OBP: 0.295, SLG: 0.355					0-0 F5			0-0 F8		2	0	0	0	0	2	0									
George Crowe, L (5, PH) OBP: 0.333, SLG: 0.403					0-0 K2-3			0-0 F8		1	0	0	0	0	0	3									
Jack Cusick, R (5, 5) OBP: 0.217, SLG: 0.172								0-0 F8		1	0	0	0	0	0	1									
Johnny Logan, R (1, 6) OBP: 0.219, SLG: 0.355			0-0 4-3		0-0 F3			0-0 F3		4	0	1	0	0	0	1									
Warren Spahn, L (1, 1) Sheldon Jones, R (3, 1) Pete Whisenant, R (5, PH) Lew Burdette, R (5, 1) Jack Daniels, L (8, PH) Vern Bickford, R (8, 1) OBP: 0.222, SLG: 0.130 OBP: 0.102, SLG: 0.227			0-0 L3		0-0 K			0-0 F3		1	0	0	0	0	0	0									
Inning Stats	R: 0 E: 0 K: 0 S: 3	H: 0 LOB: 1 BB: 0 P: 4	R: 0 E: 0 K: 1 S: 5	H: 0 LOB: 0 BB: 0 P: 5	R: 2 E: 0 K: 1 S: 7	H: 2 LOB: 1 BB: 1 P: 11	R: 0 E: 0 K: 1 S: 5	H: 0 LOB: 0 BB: 0 P: 5	R: 3 E: 0 K: 1 S: 7	H: 2 LOB: 3 BB: 4 P: 23	R: 0 E: 0 K: 0 S: 4	H: 1 LOB: 1 BB: 0 P: 4	R: 0 E: 0 K: 0 S: 3	H: 0 LOB: 0 BB: 0 P: 3	R: 0 E: 1 K: 0 S: 4	H: 0 LOB: 1 BB: 0 P: 4	R: 0 E: 0 K: 0 S: 3	H: 1 LOB: 1 BB: 1 P: 7	1B: 3 2B: 1 3B: 1 HR: 1	SF: 0 SAC: 0 DP: 1 HBP: 1	WP: 1 PB: 1 SB: 0 CS: 0	PA: 40			
PITCHER	IP	WLS	BF	H	R	ER	SO	BB	IBB	HBP	BLK	WP	HR	S	P	ERA	WHIP								
Ron Kline, R (1, 1) ERA: 5.89	4.2		22	3	5	5	4	4	0	1	0	1	1	25	42	9.64	1.500								
Paul LaPalme, L (5, 1) ERA: 2.22	0.0	1	1	0	0	0	0	0	0	0	0	0	0	1	1	∞	∞								
Ted Wilks, R (5, 1) ERA: 1.49	4.1	W	17	2	0	0	0	2	0	0	0	0	0	15	23	0.00	0.923								

AB	33
R	5
H	6
RBI	4
BB	6
SO	4
LOB	16



Batter	1	2	3	4	5	6	7	8	9	AB	R	H	RBI	BB	SO	LOB	BOTTOM								
Pete Castiglione, R (1, 5) OBP: 0.338, SLG: 0.408	0-0 F3				0-0 6-3				0-0 6-3	4	1	1	1	0	0	1	Boston Braves @ Pittsburgh Pirates Forbes Field, Pittsburgh, PA Tue Jun 10 1952, 3:33 AM EDT Att: 10,934 - Unknown								
Bobby Del Greco, R (1, 8) OBP: 0.345, SLG: 0.327	0-0 2B BB 1B				0-3 K2-3				0-0 6-3	4	1	1	0	0	1	0									
Gus Bell, L (1, 9) OBP: 0.275, SLG: 0.327	0-0 BB FC6-4 1-3 2B				0-0 F8				0-3 K	3	1	1	0	0	1	0									
Ralph Kiner, R (1, 7) OBP: 0.432, SLG: 0.473	4-0 BB E IBB				0-0 F9				4-0 HR BB	2	2	1	1	2	0	1									
Ed Fitz Gerald, R (1, 2) OBP: 0.233, SLG: 0.310	4-0 FC6-4 1-2 2-3 3-H BB				0-0 BB 1B				0-0 E6 G1-6-3	3	0	1	1	1	0	1									
Jack Merson, R (1, 4) OBP: 0.296, SLG: 0.404	0-0 FC6-4 HR 1-2 2-H 3-H				0-0 K				0-0 G1-6-3 1-2	4	1	0	1	0	1	3									
George Strickland, R (1, 6) OBP: 0.274, SLG: 0.275	0-0 HR				4-0 1-2 BB				0-0 F3	3	1	1	2	1	0	0									
Tony Bartrome, L (1, 3) OBP: 0.250, SLG: 0.286	0-0 F8				0-0 4-3				0-0 F7	4	0	1	0	0	0	1									
Ron Kline, R (1, 1) Paul LaPalme, L (5, 1) Ted Wilks, R (5, 1) OBP: 0.200, SLG: 0.200					0-0 L1-3				0-0 6-3 1-2	2	0	0	0	0	1	0									
Inning Stats	R: 5 E: 1 K: 0 S: 6	H: 3 LOB: 0 BB: 2 P: 14	R: 1 E: 0 K: 0 S: 4	H: 1 LOB: 0 BB: 0 P: 5	R: 0 E: 0 K: 1 S: 5	H: 1 LOB: 1 BB: 1 P: 9	R: 0 E: 0 K: 2 S: 7	H: 0 LOB: 0 BB: 0 P: 7	R: 1 E: 0 K: 0 S: 4	H: 1 LOB: 0 BB: 0 P: 4	R: 0 E: 0 K: 0 S: 4	H: 1 LOB: 1 BB: 0 P: 4	R: 0 E: 0 K: 1 S: 5	H: 0 LOB: 1 BB: 1 P: 9	R: 0 E: 0 K: 0 S: 3	H: 0 LOB: 0 BB: 0 P: 3		R: 0 E: 0 K: 0 S: 3	H: 0 LOB: 0 BB: 0 P: 3	1B: 3 2B: 1 3B: 0 HR: 3	SF: 0 SAC: 0 DP: 1 HBP: 1	WP: 0 PB: 0 SB: 1 CS: 0	PA: 35		
PITCHER	IP	WLS	BF	H	R	ER	SO	BB	IBB	HBP	BLK	WP	HR	S	P	ERA	WHIP								
Warren Spahn, L (1, 1) ERA: 2.87	2.0	L	13	4	6	6	0	1	1	0	0	0	2	10	19	27.00	2.500								
Sheldon Jones, R (3, 1) ERA: 2.7	2.0		7	1	0	0	3	1	0	0	0	0	0	12	16	0.00	1.000								
Lew Burdette, R (5, 1) ERA: 2.52	3.0		12	2	1	1	1	1	0	0	0	0	1	13	17	3.00	1.000								
Vern Bickford, R (8, 1) ERA: 3.9	1.0		3	0	0	0	0	0	0	0	0	0	0	3	3	0.00	0.000								

AB	30
R	7
H	7
RBI	6
BB	4
SO	4
LOB	8





Batter	1	2	3	4	5	6	7	8	9	AB	R	H	RBI	BB	SO	LOB	TOP			
Sam Jethroe, S (1, 8) OBP: 0.316, SLG: 0.457	G3		BB	BB		G3		K		3	0	0	0	1	1	1	Boston Braves @ Pittsburgh Pirates Forbes Field, Pittsburgh, PA Wed Jun 11 1952, 3:33 AM EDT Att: 9,415 - Unknown			
Bob Thorpe, R (1, 7) OBP: 0.281, SLG: 0.421	6-3 1B		F8			K		1-3		4	0	1	0	0	1	2				
Earl Torgeson, L (1, 3) OBP: 0.405, SLG: 0.356	6-3 1-2			4-3		1-3			G4-6-3 1B	4	0	1	0	0	0	1				
Sid Gordon, R (1, 5) OBP: 0.399, SLG: 0.516	F8			G4-6-3 BB					G4-6-3 1-2 1B	3	0	1	0	1	0	2				
Ebba St. Claire, S (1, 2)		4-3		G4-6-3 1-2			K		L3	4	0	0	0	0	1	2				
Jack Daniels, L (1, 9) OBP: 0.233, SLG: 0.154					6-3		F9			3	0	1	0	0	0	1				
Sibby Sisti, R (1, 4) OBP: 0.284, SLG: 0.368					E8		1-3			3	0	0	0	0	1	2				
Johnny Logan, R (1, 6) OBP: 0.229, SLG: 0.353					K				E6	3	0	1	0	0	1	1				
Max Surkont, R (1, 1) OBP: 0.222, SLG: 0.333				G2-6-3 1-2		6-3			F6	2	0	0	0	0	0	2				
Buzz Clarkson, R (8, PH) OBP: 0.294, SLG: 0.250										1	0	0	0	0	0	1				
Dave Cole, R (8, 1)										0	0	0	0	0	0	0				
Inning Stats	R: 0 E: 0 K: 0 S: 4	H: 1 LOB: 1 BB: 0 P: 4	R: 0 E: 0 K: 1 S: 5	H: 1 LOB: 1 BB: 0 P: 5	R: 0 E: 0 K: 0 S: 3	H: 1 LOB: 1 BB: 1 P: 7	R: 0 E: 0 K: 0 S: 2	H: 0 LOB: 0 BB: 1 P: 6	R: 0 E: 1 K: 1 S: 6	H: 0 LOB: 1 BB: 0 P: 6	R: 0 E: 0 K: 1 S: 6	H: 1 LOB: 1 BB: 0 P: 6	R: 0 E: 1 K: 1 S: 6	H: 0 LOB: 1 BB: 0 P: 6	R: 0 E: 0 K: 0 S: 3	H: 1 LOB: 0 BB: 0 P: 3	1B: 5 2B: 1 3B: 0 HR: 0	SF: 0 SAC: 0 DP: 4 HBP: 0	WP: 0 PB: 0 SB: 0 CS: 1	PA: 32
PITCHER Murry Dickson, R (1, 1) ERA: 3.91	IP: 9.0 WLS: W BF: 32	H: 5 R: 0 ER: 0 SO: 5	BB: 2 IBB: 0 HBP: 0 BLK: 0	WP: 0 HR: 0 S: 40 P: 48	ERA: 0.00 WHIP: 0.778	PITCHER										IP: 9.0 WLS: W BF: 32	H: 5 R: 0 ER: 0 SO: 5	BB: 2 IBB: 0 HBP: 0 BLK: 0	WP: 0 HR: 0 S: 40 P: 48	ERA: 0.00 WHIP: 0.778

Batter	1	2	3	4	5	6	7	8	9	AB	R	H	RBI	BB	SO	LOB	BOTTOM			
Tony Bartolome, L (1, 3) OBP: 0.250, SLG: 0.279	4-3		4-3			4-3				3	0	0	1	1	0	1	Boston Braves @ Pittsburgh Pirates Forbes Field, Pittsburgh, PA Wed Jun 11 1952, 3:33 AM EDT Att: 9,415 - Unknown			
Pete Castiglione, R (1, 5) OBP: 0.336, SLG: 0.398	F9		5-3			K			FC6 BB	3	0	0	0	1	1	1				
Bobby Del Greco, R (1, 8) OBP: 0.343, SLG: 0.322	6-3				F7				FC6 1-2 2-3 BB	3	1	0	0	1	0	3				
Ralph Kiner, R (1, 7) OBP: 0.433, SLG: 0.490		6-3			HR				F4	3	2	1	1	1	0	0				
Gus Bell, L (1, 9) OBP: 0.282, SLG: 0.355		K			F5				1B BB	3	1	1	3	1	1	0				
Joe Garagiola, L (1, 2) OBP: 0.364, SLG: 0.352										3	0	0	0	0	1	0				
Ed Fitz Gerald, R (7, 2) OBP: 0.258, SLG: 0.333		4-3			F8				1-2 1B	1	0	1	0	0	0	0				
Jack Merson, R (1, 4) OBP: 0.297, SLG: 0.398			2B 4-3 BB			6-3			G3	3	1	0	0	1	1	2				
George Strickland, R (1, 6) OBP: 0.281, SLG: 0.301			4-3 1-3 2B			E6			BB 2B	4	0	2	0	0	1	2				
Murry Dickson, R (1, 1) OBP: 0.324, SLG: 0.412			K			G1-6-3 1-2			1-3	3	0	0	0	0	1	4				
Inning Stats	R: 0 E: 0 K: 0 S: 3	H: 0 LOB: 0 BB: 0 P: 3	R: 0 E: 0 K: 1 S: 5	H: 0 LOB: 0 BB: 0 P: 5	R: 1 E: 0 K: 1 S: 6	H: 1 LOB: 1 BB: 1 P: 10	R: 1 E: 0 K: 0 S: 4	H: 1 LOB: 0 BB: 0 P: 4	R: 0 E: 1 K: 0 S: 3	H: 0 LOB: 0 BB: 0 P: 3	R: 3 E: 0 K: 2 S: 8	H: 1 LOB: 2 BB: 2 P: 16	R: 0 E: 0 K: 0 S: 4	H: 1 LOB: 3 BB: 2 P: 12	R: 0 E: 0 K: 2 S: 8	H: 1 LOB: 2 BB: 1 P: 12	1B: 1 2B: 2 3B: 0 HR: 2	SF: 0 SAC: 0 DP: 1 HBP: 0	WP: 0 PB: 0 SB: 0 CS: 0	PA: 35
PITCHER Max Surkont, R (1, 1) ERA: 5.2	IP: 7.0 WLS: L BF: 30	H: 4 R: 5 ER: 5 SO: 4	BB: 5 IBB: 0 HBP: 0 BLK: 0	WP: 0 HR: 2 S: 33 P: 53	ERA: 6.43 WHIP: 1.286	PITCHER										IP: 7.0 WLS: L BF: 30	H: 4 R: 5 ER: 5 SO: 4	BB: 5 IBB: 0 HBP: 0 BLK: 0	WP: 0 HR: 2 S: 33 P: 53	ERA: 6.43 WHIP: 1.286
Dave Cole, R (8, 1) ERA: 4.86	IP: 1.0 WLS: 5 BF: 1	H: 1 R: 0 ER: 0 SO: 2	BB: 1 IBB: 0 HBP: 0 BLK: 0	WP: 0 HR: 0 S: 8 P: 12	ERA: 0.00 WHIP: 2.000	PITCHER										IP: 1.0 WLS: 5 BF: 1	H: 1 R: 0 ER: 0 SO: 2	BB: 1 IBB: 0 HBP: 0 BLK: 0	WP: 0 HR: 0 S: 8 P: 12	ERA: 0.00 WHIP: 2.000

Batter	1	2	3	4	5	6	7	8	9	AB	R	H	RBI	BB	SO	LOB	TOP										
Sam Jethroe, S (1.8)	6-3		G6-4-3				G6-4-3			3	1	0	0	2	0	2	Boston Braves @ Pittsburgh Pirates Forbes Field, Pittsburgh, PA Thu Jun 12 1952, 3:33 AM EDT Att: 3,223 - Unknown										
Bob Thorpe, R (1.9)	4-3			BB	1B			6-3		5	2	2	0	0	0	2											
Earl Torgeson, L (1.3)	K			F9	1B	2B	4-3	F8		4	1	0	0	1	1	1											
Sid Gordon, R (1.7)		K		E6	1B	2B	4-0	5-3		4	3	1	2	1	1	1											
Jack Daniels, L (8.7)				1B	2B	1B				0	0	0	0	0	0	0											
Buzz Clarkson, R (1.5)	L4-6			1B	2B	1B	F4		F8	3	2	1	0	2	0	1											
Paul Burris, R (1.2)				BB	1B	2B			K	5	2	4	6	0	1	0											
Sibby Sisti, R (1.4)	L4-6			BB	1B	2B				5	0	3	3	0	0	2											
Johnny Logan, R (1.6)			6-3		F4					4	0	2	0	1	0	1											
Ernie Johnson, R (1.1)				G4-3	SH1-3					0	0	0	0	0	0	0											
Lew Burdette, R (2.1)			G6-4-3	G4-3	SH1-3		F3		K	3	0	0	0	1	1	6											
Inning Stats	R: 0 E: 0 K: 1 S: 5	H: 0 LOB: 0 BB: 0 P: 5	R: 0 E: 0 K: 1 S: 6	H: 2 LOB: 1 BB: 0 P: 6	R: 0 E: 0 K: 0 S: 2	H: 0 LOB: 0 BB: 1 P: 6	R: 3 E: 1 K: 0 S: 6	H: 3 LOB: 2 BB: 2 P: 14	R: 6 E: 0 K: 0 S: 7	H: 4 LOB: 0 BB: 1 P: 23	R: 2 E: 0 K: 0 S: 4	H: 1 LOB: 0 BB: 1 P: 8	R: 0 E: 0 K: 0 S: 3	H: 0 LOB: 0 BB: 0 P: 3	R: 0 E: 0 K: 2 S: 9	H: 2 LOB: 2 BB: 0 P: 9	1B: 11 2B: 2 3B: 0 HR: 1	SF: 0 SAC: 1 DP: 4 HBP: 0	WP: 0 PB: 0 SB: 0 CS: 0	PA: 45							
PITCHER	IP	WLS	BF	H	R	ER	SO	BB	IBB	HBP	BLK	WP	HR	S	P	ERA	WHIP										
Joe Muir, L (1.1)	3.1	L	15	4	3	2	2	2	0	0	0	0	0	17	25	5.40	1.800										
Woody Main, R (4.1)	0.2		5	2	2	2	0	2	0	0	0	0	0	3	11	27.00	6.000										
Red Munger, R (5.1)	1.0		9	3	4	4	0	3	0	0	0	0	0	6	18	36.00	6.000										
Paul LaPalme, L (6.1)	4.0		16	4	2	2	2	1	0	0	0	0	1	19	23	4.50	1.250										

Batter	1	2	3	4	5	6	7	8	9	AB	R	H	RBI	BB	SO	LOB	BOTTOM										
Tony Bartrome, L (1.3)	G3							F8		1	0	0	0	1	0	0	Boston Braves @ Pittsburgh Pirates Forbes Field, Pittsburgh, PA Thu Jun 12 1952, 3:33 AM EDT Att: 3,223 - Unknown										
George Metkovich, L (3. PR)			FC3-5				FC5-4			2	0	1	0	0	0	0											
Pete Castiglione, R (1.5)	1-3		FC4				FC5-4		F9	4	0	0	0	0	0	2											
Bobby Del Greco, R (1.8)	1-3		FC3-5				F8		F8	4	0	0	0	0	0	2											
Ralph Kiner, R (1.7)		1B	G6-4-3				F7		F2	4	1	1	0	0	0	2											
Gus Bell, L (1.9)		E4		B1-3			4-3		F8	4	1	1	0	0	0	0											
Joe Garagiola, L (1.2)		1B		4-3			4-3			3	0	1	1	0	0	0											
Jack Merson, R (1.4)		2B		6-3			F4			3	0	0	0	0	0	1											
George Strickland, R (1.6)				6-3					K	3	0	0	0	0	2	1											
Joe Muir, L (1.1)										1	0	0	0	0	0	1											
Woody Main, R (4.1)									F7	0	0	0	0	0	0	0											
Red Munger, R (5.1)										0	0	0	0	0	0	0											
Murry Dickson, R (5. PH)										1	0	0	0	0	0	0											
Paul LaPalme, L (6.1)										1	0	0	0	0	0	0											
Inning Stats	R: 0 E: 0 K: 0 S: 3	H: 0 LOB: 0 BB: 0 P: 3	R: 2 E: 1 K: 0 S: 6	H: 3 LOB: 1 BB: 0 P: 6	R: 0 E: 1 K: 0 S: 3	H: 0 LOB: 1 BB: 1 P: 7	R: 0 E: 0 K: 0 S: 3	H: 0 LOB: 0 BB: 0 P: 3	R: 0 E: 0 K: 1 S: 6	H: 1 LOB: 1 BB: 0 P: 6	R: 0 E: 0 K: 0 S: 3	H: 0 LOB: 0 BB: 0 P: 3	R: 0 E: 0 K: 0 S: 5	H: 0 LOB: 0 BB: 0 P: 5	R: 0 E: 0 K: 0 S: 3	H: 0 LOB: 0 BB: 0 P: 3	1B: 3 2B: 1 3B: 0 HR: 0	SF: 0 SAC: 0 DP: 1 HBP: 0	WP: 0 PB: 0 SB: 0 CS: 0	PA: 32							
PITCHER	IP	WLS	BF	H	R	ER	SO	BB	IBB	HBP	BLK	WP	HR	S	P	ERA	WHIP										
Ernie Johnson, R (1.1)	1.0		6	3	2	2	0	0	0	0	0	0	0	6	6	18.00	3.000										
Lew Burdette, R (2.1)	8.0	W	26	1	0	0	2	1	0	0	0	0	0	29	33	0.00	0.250										

Batter	1	2	3	4	5	6	7	8	9	AB	R	H	RBI	BB	SO	LOB	TOP	
Eddie Miksis, R (1, 4) OBP: 0.306, SLG: 0.347											0	0	0	0	0	0	0	Chicago Cubs @ Boston Braves Braves Field, Boston, MA Fri Jun 13 1952, 3:33 AM EDT Att: 4,976 - Unknown livebaseballscorecards.com
Bob Addis, L (1, 8) OBP: 0.415, SLG: 0.410											0	0	0	0	0	0	0	
Gene Hermanski, L (1, 9) OBP: 0.423, SLG: 0.447											0	0	0	0	0	0	0	
Hank Sauer, R (1, 7) OBP: 0.414, SLG: 0.700											0	0	0	0	0	0	0	
Toby Atwell, L (1, 2) OBP: 0.408, SLG: 0.407											0	0	0	0	0	0	0	
Dee Fondy, L (1, 3) OBP: 0.333, SLG: 0.408											0	0	0	0	0	0	0	
Bill Serena, R (1, 5) OBP: 0.384, SLG: 0.586											0	0	0	0	0	0	0	
Roy Smalley, R (1, 6) OBP: 0.284, SLG: 0.349											0	0	0	0	0	0	0	
Bob Rush, R (1, 1) OBP: 0.343, SLG: 0.371											0	0	0	0	0	0	0	
Inning Stats											1B: 0	SF: 0	WP: 0	PA: 0				
<table border="0" style="width:100%"> <tr> <td style="width:50%"> PITCHER Vern Bickford, R (1, 1) ERA: 3.9 </td> <td style="width:50%"> PITCHER IP: 0.0 WLS: L BF: 0 H: 0 R: 0 ER: 0 SO: 0 BB: 0 IBB: 0 HBP: 0 BLK: 0 WP: 0 HR: 0 S: 0 P: 0 ERA: ∞ WHIP: ∞ </td> </tr> </table>																	PITCHER Vern Bickford, R (1, 1) ERA: 3.9	PITCHER IP: 0.0 WLS: L BF: 0 H: 0 R: 0 ER: 0 SO: 0 BB: 0 IBB: 0 HBP: 0 BLK: 0 WP: 0 HR: 0 S: 0 P: 0 ERA: ∞ WHIP: ∞
PITCHER Vern Bickford, R (1, 1) ERA: 3.9	PITCHER IP: 0.0 WLS: L BF: 0 H: 0 R: 0 ER: 0 SO: 0 BB: 0 IBB: 0 HBP: 0 BLK: 0 WP: 0 HR: 0 S: 0 P: 0 ERA: ∞ WHIP: ∞																	

Batter	1	2	3	4	5	6	7	8	9	AB	R	H	RBI	BB	SO	LOB	BOTTOM	
Sam Jethroe, S (1, 8) OBP: 0.318, SLG: 0.449											0	0	0	0	0	0	0	Chicago Cubs @ Boston Braves Braves Field, Boston, MA Fri Jun 13 1952, 3:33 AM EDT Att: 4,976 - Unknown livebaseballscorecards.com
Bob Thorne, R (1, 9) OBP: 0.286, SLG: 0.420											0	0	0	0	0	0	0	
Earl Torgeson, L (1, 3) OBP: 0.397, SLG: 0.343											0	0	0	0	0	0	0	
Sid Gordon, R (1, 7) OBP: 0.399, SLG: 0.510											0	0	0	0	0	0	0	
Buzz Clarkson, R (1, 5) OBP: 0.364, SLG: 0.263											0	0	0	0	0	0	0	
Paul Burris, R (1, 2) OBP: 0.370, SLG: 0.615											0	0	0	0	0	0	0	
Sibby Sisti, R (1, 4) OBP: 0.302, SLG: 0.383											0	0	0	0	0	0	0	
Johnny Logan, R (1, 6) OBP: 0.275, SLG: 0.368											0	0	0	0	0	0	0	
Vern Bickford, R (1, 1) OBP: 0.182, SLG: 0.227											0	0	0	0	0	0	0	
Inning Stats											1B: 0	SF: 0	WP: 0	PA: 0				
<table border="0" style="width:100%"> <tr> <td style="width:50%"> PITCHER Bob Rush, R (1, 1) ERA: 2.22 </td> <td style="width:50%"> PITCHER IP: 0.0 WLS: W BF: 0 H: 0 R: 0 ER: 0 SO: 0 BB: 0 IBB: 0 HBP: 0 BLK: 0 WP: 0 HR: 0 S: 0 P: 0 ERA: ∞ WHIP: ∞ </td> </tr> </table>																	PITCHER Bob Rush, R (1, 1) ERA: 2.22	PITCHER IP: 0.0 WLS: W BF: 0 H: 0 R: 0 ER: 0 SO: 0 BB: 0 IBB: 0 HBP: 0 BLK: 0 WP: 0 HR: 0 S: 0 P: 0 ERA: ∞ WHIP: ∞
PITCHER Bob Rush, R (1, 1) ERA: 2.22	PITCHER IP: 0.0 WLS: W BF: 0 H: 0 R: 0 ER: 0 SO: 0 BB: 0 IBB: 0 HBP: 0 BLK: 0 WP: 0 HR: 0 S: 0 P: 0 ERA: ∞ WHIP: ∞																	

Batter	1	2	3	4	5	6	7	8	9	AB	R	H	RBI	BB	SO	LOB	TOP
Eddie Miksis, R OBP: 0.305, SLG: 0.349 (1, 4)	F5		4-3		L9		F4		F7	5	0	0	0	0	0	2	Chicago Cubs @ Boston Braves Braves Field, Boston, MA Sun Jun 15 1952, 3:33 AM EDT Sunny - 86 F
Bob Addis, L OBP: 0.426, SLG: 0.427 (1, 8)	BB 1B		FC4-6 BB		L4		3-1		K	4	0	1	0	1	1	1	
Gene Hermanski, L OBP: 0.403, SLG: 0.406 (1, 9)	BB 1-2		FC4-6 1-2 2-3		G3				FC5-4 1B	3	0	1	0	1	0	2	
Hank Sauer, R OBP: 0.393, SLG: 0.654 (1, 7)	K		5-3						FC5-4 1B 1-2	4	1	0	0	0	2	5	
Toby Atwell, L OBP: 0.420, SLG: 0.411 (1, 2)	K								1B	3	0	2	0	1	1	2	
Dee Fondy, L OBP: 0.330, SLG: 0.405 (1, 3)									1B	4	0	1	1	0	0	2	
Bill Serena, R OBP: 0.360, SLG: 0.559 (1, 5)									1B	4	0	1	0	0	0	3	
Roy Smalley, R OBP: 0.272, SLG: 0.342 (1, 6)									1B	4	0	1	0	0	1	4	
Paul Minner, L OBP: 0.233, SLG: 0.357 (7, PH)									2B	1	0	0	0	1	0	2	
Bruce Edwards, R OBP: 0.224, SLG: 0.196 (7, PH)									1B	1	0	0	0	0	1	1	
Bob Kelly, R OBP: 0.333, SLG: 0.333 (7, PH)									1B	0	0	0	0	0	0	0	
Phil Cavarretta, L OBP: 0.286, SLG: 0.500 (9, PH)									1B	1	0	0	0	0	0	0	
Inning Stats	R: 0 E: 0 K: 2 S: 8	H: 1 LOB: 2 BB: 1 P: 12	R: 0 E: 0 K: 1 S: 5	H: 0 LOB: 0 BB: 0 P: 5	R: 0 E: 0 K: 0 S: 3	H: 2 LOB: 2 BB: 0 P: 5	R: 0 E: 0 K: 0 S: 5	H: 0 LOB: 0 BB: 0 P: 3	R: 0 E: 0 K: 1 S: 6	H: 1 LOB: 1 BB: 0 P: 6	R: 1 E: 0 K: 0 S: 6	H: 3 LOB: 2 BB: 0 P: 6	R: 0 E: 0 K: 1 S: 5	H: 0 LOB: 0 BB: 0 P: 5	1B: 6 2B: 1 3B: 0 HR: 0	SF: 0 SAC: 0 DP: 0 HBP: 0	WP: 0 PA: 38 PB: 0 SB: 0 CS: 0
PITCHER Jim Wilson, R ERA: 3.33 (1, 1)	IP: 9.0 WLS: W BF: 38 H: 7 R: 1 ER: 1 SO: 6 BB: 4 IBB: 0 HBP: 0 BLK: 0 WP: 0 HR: 0 S: 46 P: 62 ERA: 1.00 WHIP: 1.222																

Batter	1	2	3	4	5	6	7	8	9	AB	R	H	RBI	BB	SO	LOB	BOTTOM
Sam Jethroe, S OBP: 0.321, SLG: 0.445 (1, 8)	S E 1B		K	F4						4	1	2	0	0	1	0	Chicago Cubs @ Boston Braves Braves Field, Boston, MA Sun Jun 15 1952, 3:33 AM EDT Sunny - 86 F
Bob Thorne, R OBP: 0.276, SLG: 0.399 (1, 9)	F9		HBP 1B		1-3		F8			4	0	1	0	0	0	2	
George Crowe, L OBP: 0.316, SLG: 0.398 (1, 3)	E4 1-H 1B		F5		K		G3			4	0	1	0	0	1	2	
Sid Gordon, R OBP: 0.397, SLG: 0.491 (1, 7)	L6									3	0	1	0	0	0	1	
Jack Daniels, L OBP: 0.222, SLG: 0.188 (9, PR) (9, 7)	L6									0	0	0	0	0	0	0	
Paul Burris, R OBP: 0.294, SLG: 0.485 (1, 2)	L1		4-3						SH1-4 1B	3	0	0	0	0	1	3	
Eddie Mathews, L OBP: 0.282, SLG: 0.438 (1, 5)			F8		SH BB				SH1-4 1B	2	2	1	1	2	0	0	
Sibby Sisti, R OBP: 0.286, SLG: 0.348 (1, 4)					SH F9 1-H BB		K		F9	3	1	1	0	0	1	2	
Johnny Logan, R OBP: 0.250, SLG: 0.306 (1, 6)			F4		F9		F3		F5	4	0	0	0	0	0	4	
Jim Wilson, R OBP: 0.103, SLG: 0.138 (1, 1)			5-3		F8		F9			3	0	0	1	0	0	1	
Inning Stats	R: 1 E: 1 K: 0 S: 5	H: 2 LOB: 1 BB: 0 P: 5	R: 0 E: 0 K: 0 S: 4	H: 1 LOB: 1 BB: 0 P: 4	R: 0 E: 0 K: 1 S: 6	H: 1 LOB: 2 BB: 0 P: 7	R: 2 E: 1 K: 0 S: 4	H: 0 LOB: 0 BB: 1 P: 8	R: 0 E: 0 K: 1 S: 5	H: 0 LOB: 0 BB: 0 P: 5	R: 1 E: 0 K: 2 S: 8	H: 1 LOB: 1 BB: 0 P: 8	R: 0 E: 0 K: 0 S: 4	H: 1 LOB: 2 BB: 1 P: 8	1B: 5 2B: 1 3B: 0 HR: 1	SF: 0 SAC: 2 DP: 0 HBP: 1	WP: 0 PA: 35 PB: 0 SB: 1 CS: 0
PITCHER Paul Minner, L ERA: 3.45 (7, 1)	IP: 2.0 WLS: L BF: 9 H: 2 R: 0 ER: 0 SO: 0 BB: 1 IBB: 0 HBP: 0 BLK: 0 WP: 0 HR: 0 S: 8 P: 12 ERA: 0.00 WHIP: 1.500																

Batter	1	2	3	4	5	6	7	8	9	AB	R	H	RBI	BB	SO	LOB	TOP					
Eddie Miksis, R (1,4) OBP: 0.299, SLG: 0.342	0-3 K		0-0 6-3			0-0 F8			0-0 F8	4	0	0	0	0	1	0						
Bob Addis, L (1,8) OBP: 0.411, SLG: 0.410	0-0 4-3				0-0 F7	0-3 K			0-0 F6	4	0	0	0	0	1	0						
Gene Hermanski, L (1,9) OBP: 0.398, SLG: 0.394	0-0 F4			4-0 FC4-6 BB		0-0 G3			0-3 K	3	0	0	0	1	1	0						
Hank Sauer, R (1,7) OBP: 0.388, SLG: 0.645		0-3 K			0-0 FC4-6 1-2				0-0 L8	3	0	0	0	0	1	1						
Johnny Pramesa, R (1,2) OBP: 0.269, SLG: 0.280		0-0 1B			0-3 K				0-0 F9	3	0	1	0	0	1	1						
Dee Fondy, L (1,3) OBP: 0.331, SLG: 0.404		0-0 F9							0-0 F5	3	0	1	0	0	0	1						
Bill Serena, R (1,5) OBP: 0.350, SLG: 0.543		0-0 F4							0-0 F9	3	0	0	0	0	0	2						
Roy Smalley, R (1,6) OBP: 0.262, SLG: 0.329			0-3 K			0-3 K			0-3 K	3	0	0	0	0	3	1						
Joe Hatten, R (1,1) OBP: 0.067, SLG: 0.067						0-3 K			0-0 F8	2	0	0	0	0	1	1						
Bruce Edwards, R (8, PH) OBP: 0.220, SLG: 0.191										1	0	0	0	0	0	0						
Dutch Leonard, R (8, 1)										0	0	0	0	0	0	0						
Inning Stats	R: 0 E: 0 K: 1 S: 5	H: 0 LOB: 0 BB: 0 P: 5	R: 0 E: 0 K: 1 S: 6	H: 1 LOB: 1 BB: 0 P: 6	R: 0 E: 0 K: 1 S: 5	H: 0 LOB: 0 BB: 0 P: 5	R: 0 E: 0 K: 1 S: 5	H: 0 LOB: 1 BB: 0 P: 9	R: 0 E: 0 K: 2 S: 8	H: 1 LOB: 1 BB: 0 P: 8	R: 0 E: 0 K: 1 S: 5	H: 0 LOB: 0 BB: 0 P: 5	R: 0 E: 0 K: 0 S: 3	H: 0 LOB: 0 BB: 0 P: 3	R: 0 E: 0 K: 1 S: 5	H: 0 LOB: 0 BB: 0 P: 5	R: 0 E: 0 K: 1 S: 5	H: 0 LOB: 0 BB: 0 P: 5	1B: 2 2B: 0 3B: 0 HR: 0	SF: 0 SAC: 0 DP: 0 HBP: 0	WP: 0 PB: 0 SB: 0 CS: 0	PA: 30
PITCHER Max Surkont, R (1,1) ERA: 4.45	IP: 9.0 WLS: W BF: 30 H: 2 R: 0 ER: 0 SO: 9 BB: 1 IBB: 0 HBP: 0 BLK: 0 WP: 0 HR: 0 S: 47 P: 51 ERA: 0.00 WHIP: 0.333															PITCHER	IP: 9.0 WLS: W BF: 30 H: 2 R: 0 ER: 0 SO: 9 BB: 1 IBB: 0 HBP: 0 BLK: 0 WP: 0 HR: 0 S: 47 P: 51 ERA: 0.00 WHIP: 0.333					

Chicago Cubs @ Boston Braves
Braves Field, Boston, MA
Sun Jun 15 1952, 3:38 AM EDT
Att: 9,100 - Sunny - 90 F

AB	29
R	0
H	2
RBI	0
BB	1
SO	9
LOB	7



Batter	1	2	3	4	5	6	7	8	9	AB	R	H	RBI	BB	SO	LOB	BOTTOM					
Sam Jethroe, S (1,8) OBP: 0.315, SLG: 0.436	0-0 F7		0-0 6-3		0-3 K				0-0 5-3	4	0	0	0	0	1	0						
Bob Thorne, R (1,9) OBP: 0.277, SLG: 0.395	0-0 1B		0-0 F7		0-0 4-3			0-0 F9	4	0	1	0	0	0	0	0						
George Crowe, L (1,3) OBP: 0.304, SLG: 0.380	0-0 F6		0-0 3-1		0-0 L6			0-0 F7	4	0	0	0	0	0	1	0						
Sid Gordon, R (1,7) OBP: 0.394, SLG: 0.485	0-0 4-3				0-0 L4			0-3 K	4	0	1	0	0	1	1	0						
Jack Daniels, L (9,7) OBP: 0.222, SLG: 0.188									0	0	0	0	0	0	0	0						
Walker Cooper, R (1,2) OBP: 0.333, SLG: 0.362		0-0 6-3			0-0 BB 1B 1B			0-3 K 1-2	3	1	1	0	0	1	1	0						
Eddie Mathews, L (1,5) OBP: 0.293, SLG: 0.441		4-0 2B BB			4-0 1B BB			0-0 FC6-4 1B	1	0	1	0	2	0	0	0						
Sibby Sisti, R (1,4) OBP: 0.287, SLG: 0.358		0-0 1B 2B			0-3 K			0-0 FC6-4 1-2	3	1	1	0	0	1	3	0						
Johnny Logan, R (1,6) OBP: 0.273, SLG: 0.327		0-0 1B			0-0 1B			0-0 6-3	3	0	2	2	0	0	0	0						
Max Surkont, R (1,1) OBP: 0.190, SLG: 0.286		3-H 1-3			0-0 6-3			0-0 F3	3	0	0	0	0	0	3	0						
Inning Stats	R: 0 E: 0 K: 0 S: 4	H: 1 LOB: 1 BB: 0 P: 4	R: 1 E: 0 K: 0 S: 4	H: 2 LOB: 1 BB: 1 P: 8	R: 0 E: 0 K: 0 S: 3	H: 0 LOB: 0 BB: 0 P: 3	R: 1 E: 0 K: 1 S: 7	H: 2 LOB: 2 BB: 1 P: 11	R: 0 E: 0 K: 1 S: 5	H: 0 LOB: 0 BB: 0 P: 5	R: 0 E: 0 K: 1 S: 6	H: 2 LOB: 1 BB: 0 P: 6	R: 0 E: 0 K: 0 S: 3	H: 0 LOB: 0 BB: 0 P: 3	R: 0 E: 0 K: 1 S: 5	H: 0 LOB: 0 BB: 0 P: 5	R: 0 E: 0 K: 1 S: 5	H: 0 LOB: 0 BB: 0 P: 5	1B: 6 2B: 1 3B: 0 HR: 0	SF: 0 SAC: 0 DP: 0 HBP: 0	WP: 0 PB: 0 SB: 0 CS: 1	PA: 31
PITCHER Joe Hatten, L (1,1) ERA: 5.4	IP: 7.0 WLS: L BF: 28 H: 7 R: 2 ER: 2 SO: 3 BB: 2 IBB: 0 HBP: 0 BLK: 0 WP: 0 HR: 0 S: 32 P: 40 ERA: 2.57 WHIP: 1.286															PITCHER	IP: 7.0 WLS: L BF: 28 H: 7 R: 2 ER: 2 SO: 3 BB: 2 IBB: 0 HBP: 0 BLK: 0 WP: 0 HR: 0 S: 32 P: 40 ERA: 2.57 WHIP: 1.286					
Dutch Leonard, R (8, 1) ERA: 2.87	IP: 1.0 WLS: 3 BF: 3 H: 0 R: 0 ER: 0 SO: 1 BB: 0 IBB: 0 HBP: 0 BLK: 0 WP: 0 HR: 0 S: 5 P: 5 ERA: 0.00 WHIP: 0.000															PITCHER	IP: 1.0 WLS: 3 BF: 3 H: 0 R: 0 ER: 0 SO: 1 BB: 0 IBB: 0 HBP: 0 BLK: 0 WP: 0 HR: 0 S: 5 P: 5 ERA: 0.00 WHIP: 0.000					

Chicago Cubs @ Boston Braves
Braves Field, Boston, MA
Sun Jun 15 1952, 3:38 AM EDT
Att: 9,100 - Sunny - 90 F

AB	29
R	2
H	7
RBI	2
BB	2
SO	4
LOB	9



Batter	1	2	3	4	5	6	7	8	9	AB	R	H	RBI	BB	SO	LOB	TOP	
Bobby Adams, R OBP: 0.364, SLG: 0.419										4	0	2	1	0	0	2	Cincinnati Reds @ Boston Braves Braves Field, Boston, MA Tue Jun 17 1952, 3:33 AM EDT Att: 6,455 - Unknown	
Grady Hatton, L OBP: 0.365, SLG: 0.431										3	0	0	0	1	1	2		
Willard Marshall, L OBP: 0.333, SLG: 0.513										0	0	0	0	0	0	0		
Ted Kluszewski, L OBP: 0.331, SLG: 0.446										4	0	0	0	0	0	3		
Hank Edwards, L OBP: 0.398, SLG: 0.561										4	0	0	0	0	0	1		
Andy Seminick, R OBP: 0.353, SLG: 0.417										3	0	1	0	1	1	0		
Wally Westlake, R OBP: 0.300, SLG: 0.243										3	0	0	0	0	1	2		
Roy McMillan, R OBP: 0.273, SLG: 0.340										3	1	2	0	0	1	0		
Harry Perkowski, L OBP: 0.226, SLG: 0.290										2	0	1	0	0	0	0		
Bubba Church, R OBP: 0.200, SLG: 0.200										0	0	0	0	0	0	0		
Cal Abrams, L OBP: 0.250, SLG: 0.143										1	0	0	0	0	0	1		
Phil Haugstad, R OBP: 0.250, SLG: 0.143										0	0	0	0	0	0	0		
Inning Stats	R: 0 E: 0 K: 0 S: 4	H: 2 LOB: 1 BB: 0 P: 4	R: 0 E: 0 K: 1 S: 5	H: 0 LOB: 0 BB: 0 P: 5	R: 0 E: 0 K: 1 S: 5	H: 0 LOB: 1 BB: 0 P: 7	R: 0 E: 0 K: 0 S: 3	H: 3 LOB: 2 BB: 0 P: 5	R: 0 E: 0 K: 1 S: 5	H: 0 LOB: 1 BB: 1 P: 8	R: 1 E: 1 K: 0 S: 5	H: 2 LOB: 1 BB: 0 P: 5	R: 0 E: 0 K: 0 S: 3	H: 0 LOB: 0 BB: 0 P: 3	1B: 7 2B: 2 3B: 0 HR: 0	SF: 0 SAC: 0 DP: 3 HBP: 0	WP: 0 PB: 0 SB: 0 CS: 1	PA: 33
PITCHER Vern Bickford, R ERA: 3.78	IP: 9.0 WLS: W BF: 33	H: 7 R: 1 ER: 0	SO: 4	BB: 2	IBB: 0	HBP: 0	BLK: 0	WP: 0	HR: 0	S: 39	P: 47	ERA: 0.00	WHIP: 1.000					

Batter	1	2	3	4	5	6	7	8	9	AB	R	H	RBI	BB	SO	LOB	BOTTOM			
Sam Jethroe, S OBP: 0.321, SLG: 0.442										4	1	2	0	1	1	2	Cincinnati Reds @ Boston Braves Braves Field, Boston, MA Tue Jun 17 1952, 3:33 AM EDT Att: 6,455 - Unknown			
Bob Thorne, R OBP: 0.269, SLG: 0.382										5	0	0	0	0	2	6				
Jack Dittmer, L OBP: 0.269, SLG: 0.382										4	0	0	0	0	2	3				
Sid Gordon, R OBP: 0.401, SLG: 0.509										4	2	3	2	0	1	0				
Jack Daniels, L OBP: 0.222, SLG: 0.188										0	0	0	0	0	0	0				
Walker Cooper, R OBP: 0.330, SLG: 0.357										4	0	1	0	0	0	1				
George Crowe, L OBP: 0.311, SLG: 0.372										2	0	0	0	1	0	2				
Eddie Mathews, L OBP: 0.287, SLG: 0.432										4	1	0	0	0	0	3				
Johnny Logan, R OBP: 0.288, SLG: 0.357										4	1	2	2	0	1	1				
Vern Bickford, R OBP: 0.208, SLG: 0.250										1	0	1	1	0	0	0				
Inning Stats	R: 1 E: 0 K: 2 S: 10	H: 3 LOB: 2 BB: 0 P: 10	R: 0 E: 1 K: 2 S: 8	H: 0 LOB: 1 BB: 0 P: 8	R: 0 E: 0 K: 1 S: 5	H: 0 LOB: 0 BB: 0 P: 5	R: 0 E: 0 K: 0 S: 3	H: 0 LOB: 0 BB: 0 P: 3	R: 0 E: 0 K: 1 S: 6	H: 1 LOB: 2 BB: 1 P: 10	R: 3 E: 0 K: 0 S: 9	H: 4 LOB: 2 BB: 0 P: 10	R: 1 E: 0 K: 0 S: 4	H: 1 LOB: 1 BB: 1 P: 8	R: 0 E: 1 K: 0 S: 4	H: 0 LOB: 1 BB: 0 P: 4	1B: 6 2B: 2 3B: 0 HR: 1	SF: 0 SAC: 3 DP: 0 HBP: 1	WP: 0 PB: 0 SB: 0 CS: 0	PA: 38
PITCHER Harry Perkowski, L ERA: 4.58	IP: 5.2 WLS: L BF: 28	H: 8 R: 4 ER: 4	SO: 6	BB: 1	IBB: 0	HBP: 1	BLK: 0	WP: 0	HR: 0	S: 38	P: 43	ERA: 6.35	WHIP: 1.588							
Bubba Church, R ERA: 10.07	IP: 1.1 WLS: 6 BF: 1	H: 1 R: 1 ER: 1	SO: 1	BB: 0	IBB: 0	HBP: 0	BLK: 0	WP: 0	HR: 1	S: 7	P: 11	ERA: 6.75	WHIP: 1.500							
Phil Haugstad, R ERA: 6.23	IP: 1.0 WLS: 4 BF: 0	H: 0 R: 0 ER: 0	SO: 0	BB: 0	IBB: 0	HBP: 0	BLK: 0	WP: 0	HR: 0	S: 4	P: 4	ERA: 0.00	WHIP: 0.000							

Batter	1	2	3	4	5	6	7	8	9	AB	R	H	RBI	BB	SO	LOB	TOP					
Bobby Adams, R OBP: 0.373, SLG: 0.426 (1, 5)										3	2	2	0	2	1	0	Cincinnati Reds @ Boston Braves Braves Field, Boston, MA Wed Jun 18 1952, 3:33 AM EDT Unknown					
Grady Hatton, L OBP: 0.387, SLG: 0.430 (1, 4)										3	1	1	0	1	2	1						
Willard Marshall, L OBP: 0.344, SLG: 0.524 (1, 9)										0	2	0	0	0	0	0						
Ted Kluszewski, L OBP: 0.328, SLG: 0.456 (1, 3)										5	1	1	2	0	0	5						
Hank Edwards, L OBP: 0.400, SLG: 0.554 (1, 7)										1	0	0	0	1	0	0						
Bob Borkowski, R OBP: 0.322, SLG: 0.323 (5, PH)										0	0	0	0	0	0	0						
Cal Abrams, L OBP: 0.263, SLG: 0.176 (5, PH)										0	0	0	0	0	0	0						
Andy Seminick, R OBP: 0.350, SLG: 0.439 (1, 2)										4	1	1	1	0	2	3						
Wally Westlake, R OBP: 0.307, SLG: 0.245 (1, 8)										3	0	1	2	2	1	0						
Roy McMillan, R OBP: 0.280, SLG: 0.343 (1, 6)										4	0	2	0	1	1	4						
Herm Wehmeier, R OBP: 0.200, SLG: 0.200 (1, 1)										4	0	0	0	0	3	5						
Frank Smith, R OBP: 0.158, SLG: 0.211 (8, 1)										1	0	0	0	0	0	1						
Inning Stats	R: 3 E: 0 K: 2 S: 10	H: 3 LOB: 3 BB: 3 P: 22	R: 0 E: 0 K: 2 S: 7	H: 0 LOB: 0 BB: 0 P: 7	R: 1 E: 0 K: 1 S: 6	H: 1 LOB: 0 BB: 0 P: 6	R: 0 E: 0 K: 2 S: 8	H: 2 LOB: 1 BB: 0 P: 8	R: 1 E: 1 K: 0 S: 5	H: 2 LOB: 2 BB: 1 P: 9	R: 0 E: 1 K: 3 S: 4	H: 1 LOB: 1 BB: 1 P: 8	R: 1 E: 0 K: 3 S: 10	H: 1 LOB: 1 BB: 1 P: 14	R: 1 E: 0 K: 0 S: 4	H: 1 LOB: 1 BB: 1 P: 8	R: 0 E: 0 K: 1 S: 6	H: 1 LOB: 1 BB: 0 P: 6	1B: 8 2B: 2 3B: 0 HR: 2	SF: 0 SAC: 2 DP: 1 HBP: 0	WP: 0 PB: 1 SB: 0 CS: 1	PA: 45
PITCHER	IP	WLS	BF	H	R	ER	SO	BB	IBB	HBP	BLK	WP	HR	S	P	ERA	WHIP					
Lew Burdette, R ERA: 2.67	(1, 1)	0.2	7	3	3	3	1	2	0	0	0	0	0	7	15	40.50	7.500					
Sheldon Jones, R ERA: 2.75	(1, 1)	3.1	13	3	1	1	6	1	0	0	0	0	1	24	28	2.70	1.200					
Bob Chipman, L ERA: 3.48	(5, 1)	0.0	2	1	1	0	0	0	0	0	0	0	0	2	2	∞	∞					
Dave Cole, R ERA: 3.74	(5, 1)	2.0	9	2	0	0	0	2	0	0	0	0	0	7	15	0.00	2.000					
Virgil Jester, R ERA: 9.0	(7, 1)	2.0	L 10	2	2	2	3	2	0	0	0	0	1	14	22	9.00	2.000					

Batter	1	2	3	4	5	6	7	8	9	AB	R	H	RBI	BB	SO	LOB	BOTTOM				
Sam Jethroe, S OBP: 0.329, SLG: 0.448 (1, 8)										4	1	3	3	0	1	1	Cincinnati Reds @ Boston Braves Braves Field, Boston, MA Wed Jun 18 1952, 3:33 AM EDT Unknown				
Bob Thorpe, R OBP: 0.287, SLG: 0.377 (1, 9)										5	0	1	1	0	1	5					
Jack Dittmer, L (1, 4)										5	0	0	0	0	0	4					
Sid Gordon, R OBP: 0.396, SLG: 0.497 (1, 7)										4	0	0	1	1	0	1					
Ebba St. Claire, S OBP: 0.276, SLG: 0.300 (1, 2)										4	0	1	0	0	0	2					
Jack Cusick, R OBP: 0.217, SLG: 0.172 (7, PR)										0	0	0	0	0	0	0					
Paul Burris, R OBP: 0.286, SLG: 0.471 (8, 2)										1	0	0	0	0	0	0					
George Crowe, L OBP: 0.333, SLG: 0.429 (1, 3)										4	3	3	1	0	0	0					
Eddie Mathews, L OBP: 0.286, SLG: 0.425 (1, 5)										3	1	0	0	1	3	3					
Johnny Logan, R OBP: 0.323, SLG: 0.368 (1, 6)										1	1	1	0	2	0	0					
Lew Burdette, R Sheldon Jones, R Earl Seggest, L Bob Chipman, L Dave Cole, R Hank Edwards, L Virgil Jester, R Walker Cooper, R Pete Vermon, R Vern Bickford, R										0	0	0	0	0	0	0					
Inning Stats	R: 1 E: 0 K: 0 S: 5	H: 2 LOB: 1 BB: 0 P: 5	R: 1 E: 0 K: 3 S: 11	H: 2 LOB: 1 BB: 0 P: 11	R: 0 E: 0 K: 0 S: 3	H: 0 LOB: 1 BB: 1 P: 7	R: 2 E: 0 K: 1 S: 7	H: 2 LOB: 1 BB: 1 P: 11	R: 0 E: 0 K: 3 S: 10	H: 1 LOB: 2 BB: 1 P: 15	R: 0 E: 0 K: 1 S: 7	H: 2 LOB: 2 BB: 0 P: 7	R: 1 E: 0 K: 0 S: 4	H: 1 LOB: 2 BB: 1 P: 8	R: 0 E: 0 K: 0 S: 3	H: 0 LOB: 0 BB: 0 P: 3	1B: 8 2B: 1 3B: 0 HR: 1	SF: 0 SAC: 2 DP: 0 HBP: 1	WP: 0 PB: 1 SB: 1 CS: 0	PA: 42	
PITCHER	IP	WLS	BF	H	R	ER	SO	BB	IBB	HBP	BLK	WP	HR	S	P	ERA	WHIP				
Herm Wehmeier, R ERA: 7.12	(1, 1)	7.0	W 35	9	6	6	8	4	0	1	0	0	0	46	63	7.71	1.857				
Frank Smith, R ERA: 3.25	(8, 1)	2.0	S 7	1	0	0	0	0	0	0	0	0	0	7	7	0.00	0.500				



Batter	1	2	3	4	5	6	7	8	9	AB	R	H	RBI	BB	SO	LOB	TOP		
Bob Borkowski, R (1, 7) OBP: 0.320, SLG: 0.321	F4			1B	K			K		4	1	1	0	0	2	0	Cincinnati Reds @ Boston Braves Braves Field, Boston, MA Wed Jun 18 1952, 3:38 AM EDT Att: 6,197 - Unknown		
Bobby Adams, R (1, 5) OBP: 0.367, SLG: 0.419	K			F8			F9	F8		4	0	0	0	0	1	1			
Grady Hatton, L (1, 4) OBP: 0.365, SLG: 0.427	1-3			1B			3-1	G1		4	1	1	0	0	0	0			
Joe Adcock, R (1, 3) OBP: 0.402, SLG: 0.655		6-3		1B			F9		4	0	2	1	0	0	0	0			
Cal Abrams, L (9, PR) OBP: 0.263, SLG: 0.176				1-2 2H	1B				0	1	0	0	0	0	0	0			
Ted Kluszewski, L (9, 3) OBP: 0.328, SLG: 0.456				1-2 2H	1B				0	0	0	0	0	0	0	0			
Andy Seminick, R (1, 2) OBP: 0.354, SLG: 0.441	K			1-2 2H	1B			6-3	4	0	2	1	0	1	1				
Willard Marshall, L (1, 9) OBP: 0.336, SLG: 0.512	F8			1-2 2H	1B		SH	F5	0	0	0	0	0	0	0	0			
Wally Westlake, R (1, 8) OBP: 0.306, SLG: 0.245			K	F3			K		4	0	1	1	0	2	4				
Roy McMillan, R (1, 6) OBP: 0.275, SLG: 0.337			K		K		K	F8	4	0	0	0	0	3	4				
Ken Raffensberger, R (1, 1) OBP: 0.103, SLG: 0.071			K		K		F9		3	0	0	0	0	2	2				
Inning Stats	R: 0 E: 0 X: 1 S: 5	H: 0 LOB: 0 BB: 0 P: 5	R: 0 E: 0 X: 1 S: 5	H: 0 LOB: 0 BB: 0 P: 5	R: 0 E: 0 X: 3 S: 9	H: 4 LOB: 2 BB: 0 P: 7	R: 0 E: 0 X: 0 S: 3	H: 0 LOB: 0 BB: 0 P: 3	R: 0 E: 1 X: 2 S: 9	H: 1 LOB: 2 BB: 0 P: 9	R: 0 E: 0 X: 1 S: 5	H: 0 LOB: 0 BB: 0 P: 5	R: 1 E: 0 X: 0 S: 5	H: 2 LOB: 2 BB: 0 P: 5	1B: 6 2B: 1 3B: 0 HR: 0	SF: 0 SAC: 1 DP: 0 HBP: 0	WP: 0 PB: 0 SB: 0 CS: 0	PA: 35	
PITCHER Warren Spahn, L (1, 1) ERA: 2.75	IP: 9.0 WLS: L BF: 35 H: 7 R: 3 ER: 3 SO: 11	IP: 9.0 WLS: W BF: 36 H: 8 R: 1 ER: 1 SO: 2	IP: 9.0 WLS: W BF: 36 H: 8 R: 1 ER: 1 SO: 2	IP: 9.0 WLS: W BF: 36 H: 8 R: 1 ER: 1 SO: 2	IP: 9.0 WLS: W BF: 36 H: 8 R: 1 ER: 1 SO: 2	IP: 9.0 WLS: W BF: 36 H: 8 R: 1 ER: 1 SO: 2	IP: 9.0 WLS: W BF: 36 H: 8 R: 1 ER: 1 SO: 2	IP: 9.0 WLS: W BF: 36 H: 8 R: 1 ER: 1 SO: 2	IP: 9.0 WLS: W BF: 36 H: 8 R: 1 ER: 1 SO: 2	IP: 9.0 WLS: W BF: 36 H: 8 R: 1 ER: 1 SO: 2	IP: 9.0 WLS: W BF: 36 H: 8 R: 1 ER: 1 SO: 2	IP: 9.0 WLS: W BF: 36 H: 8 R: 1 ER: 1 SO: 2	IP: 9.0 WLS: W BF: 36 H: 8 R: 1 ER: 1 SO: 2	IP: 9.0 WLS: W BF: 36 H: 8 R: 1 ER: 1 SO: 2	IP: 9.0 WLS: W BF: 36 H: 8 R: 1 ER: 1 SO: 2	IP: 9.0 WLS: W BF: 36 H: 8 R: 1 ER: 1 SO: 2	IP: 9.0 WLS: W BF: 36 H: 8 R: 1 ER: 1 SO: 2	ERA: 2.75	WHIP: 0.778

AB	31
R	3
H	7
RBI	3
BB	0
SO	11
LOB	12



Batter	1	2	3	4	5	6	7	8	9	AB	R	H	RBI	BB	SO	LOB	BOTTOM					
Sam Jethroe, S (1, 8) OBP: 0.323, SLG: 0.440	F4		5-3		F5			F2		4	0	0	0	0	0	3	Cincinnati Reds @ Boston Braves Braves Field, Boston, MA Wed Jun 18 1952, 3:38 AM EDT Att: 6,197 - Unknown					
Bob Thorne, R (1, 9) OBP: 0.266, SLG: 0.373	6-3			F9		4-3		1B		4	0	1	0	0	0	0						
Jack Dittmer, L (1, 4) OBP: 0.077, SLG: 0.077	F4			1-3		4-3		F5		4	0	1	0	0	0	1						
Sid Gordon, R (1, 7) OBP: 0.398, SLG: 0.514		HR		5-3		4-3		1B		4	1	2	1	0	0	1						
Walker Cooper, R (1, 2) OBP: 0.324, SLG: 0.350	F4				F8	6-3		F4		4	0	0	0	0	0	3						
George Crowe, L (1, 3) OBP: 0.348, SLG: 0.436	6-3			1B	1B		5-3	SH1-3	BB	3	0	2	0	1	0	0						
Eddie Mathews, L (1, 5) OBP: 0.287, SLG: 0.423	K			1-2	1B		SH1-3	F8		3	0	1	0	0	1	1						
Johnny Logan, R (1, 6) OBP: 0.303, SLG: 0.344			F8		F3		5-3	F7		4	0	0	0	0	0	4						
Warren Spahn, L (1, 1) OBP: 0.239, SLG: 0.356			K			1-2 2-3		F5		3	0	1	0	0	1	1						
Sibby Sisti, R (9, PH) OBP: 0.284, SLG: 0.354								FC6-4		1	0	0	0	0	0	1						
Inning Stats	R: 0 E: 0 X: 0 S: 3	H: 1 LOB: 0 BB: 0 P: 6	R: 1 E: 0 X: 1 S: 6	H: 1 LOB: 0 BB: 0 P: 6	R: 0 E: 0 X: 1 S: 5	H: 0 LOB: 0 BB: 0 P: 5	R: 0 E: 0 X: 0 S: 3	H: 0 LOB: 0 BB: 0 P: 3	R: 0 E: 0 X: 0 S: 6	H: 3 LOB: 3 BB: 0 P: 6	R: 0 E: 0 X: 0 S: 4	H: 1 LOB: 1 BB: 0 P: 4	R: 0 E: 0 X: 0 S: 3	H: 0 LOB: 1 BB: 1 P: 7	R: 0 E: 0 X: 0 S: 5	H: 2 LOB: 2 BB: 0 P: 5	R: 0 E: 0 X: 0 S: 4	H: 1 LOB: 1 BB: 0 P: 4	1B: 7 2B: 0 3B: 0 HR: 1	SF: 0 SAC: 1 DP: 0 HBP: 0	WP: 0 PB: 0 SB: 0 CS: 0	PA: 36
PITCHER Ken Raffensberger, L (1, 1) ERA: 2.13	IP: 9.0 WLS: W BF: 36 H: 8 R: 1 ER: 1 SO: 2	IP: 9.0 WLS: W BF: 36 H: 8 R: 1 ER: 1 SO: 2	IP: 9.0 WLS: W BF: 36 H: 8 R: 1 ER: 1 SO: 2	IP: 9.0 WLS: W BF: 36 H: 8 R: 1 ER: 1 SO: 2	IP: 9.0 WLS: W BF: 36 H: 8 R: 1 ER: 1 SO: 2	IP: 9.0 WLS: W BF: 36 H: 8 R: 1 ER: 1 SO: 2	IP: 9.0 WLS: W BF: 36 H: 8 R: 1 ER: 1 SO: 2	IP: 9.0 WLS: W BF: 36 H: 8 R: 1 ER: 1 SO: 2	IP: 9.0 WLS: W BF: 36 H: 8 R: 1 ER: 1 SO: 2	IP: 9.0 WLS: W BF: 36 H: 8 R: 1 ER: 1 SO: 2	IP: 9.0 WLS: W BF: 36 H: 8 R: 1 ER: 1 SO: 2	IP: 9.0 WLS: W BF: 36 H: 8 R: 1 ER: 1 SO: 2	IP: 9.0 WLS: W BF: 36 H: 8 R: 1 ER: 1 SO: 2	IP: 9.0 WLS: W BF: 36 H: 8 R: 1 ER: 1 SO: 2	IP: 9.0 WLS: W BF: 36 H: 8 R: 1 ER: 1 SO: 2	IP: 9.0 WLS: W BF: 36 H: 8 R: 1 ER: 1 SO: 2	IP: 9.0 WLS: W BF: 36 H: 8 R: 1 ER: 1 SO: 2	ERA: 2.13	WHIP: 1.000			

AB	34
R	1
H	8
RBI	1
BB	1
SO	2
LOB	15



Batter	1	2	3	4	5	6	7	8	9	AB	R	H	RBI	BB	SO	LOB	TOP				
Bobby Adams, R OBP: 0.364, SLG: 0.414 (1, 5)	5-3		1-3 1B		5-3		F8	F4		5	0	1	0	0	0	2	Cincinnati Reds @ Boston Braves Braves Field, Boston, MA Thu Jun 19 1952, 3:33 AM EDT Att. 2,198 - Unknown - 73 F				
Grady Hatton, L OBP: 0.382, SLG: 0.419 (1, 4)	K		F7		F8		K		SH1-4 HR BB	4	1	0	1	1	2	1					
Willard Marshall, L OBP: 0.333, SLG: 0.504 (1, 9)	4-3		4-3				4-3		SH1-4	0	0	0	0	0	0	0					
Ted Kluszewski, L OBP: 0.341, SLG: 0.460 (9, PR) Eddie Pellagrini, R OBP: 0.182, SLG: 0.250 (9, 3) Joe Adcock, R OBP: 0.402, SLG: 0.655 (9, 3)		E 1B		F4	1-2 BB			CS 1B	HR IBB	3	0	2	0	2	0	0					
Hank Edwards, L OBP: 0.400, SLG: 0.580 (9, 7) Bob Borkowski, R OBP: 0.320, SLG: 0.321 (9, 7)	E4 G1-4-3 1-2		BB 1B	1-3			K		HR	5	2	3	0	1	4	0					
Andy Seminick, R OBP: 0.356, SLG: 0.430 (1, 2)	F8		BB 1B		5-3		1B 1B BB		K	3	1	0	0	2	1	3					
Wally Westlake, R OBP: 0.308, SLG: 0.249 (1, 8)	G1-4-3 1-2		1-2 2-H 1B		1-3		1B 1B		5-3	5	1	2	1	0	0	3					
Roy McMillan, R OBP: 0.279, SLG: 0.340 (1, 6)			F7 FC6 1B		E5		1B 1B			4	0	2	0	0	0	2					
Bubba Church, R OBP: 0.125, SLG: 0.125 (1, 1) Cal Abrams, L OBP: 0.300, SLG: 0.222 (8, PH) Frank Smith, R OBP: 0.158, SLG: 0.211 (8, 1)			FC6 1B F7		5-3		1-2 2-H 1B			3	1	0	0	0	0	4					
Inning Stats	R: 0 E: 0 K: 1 S: 5	H: 0 LOB: 0 BB: 0 P: 5	R: 0 E: 1 K: 0 S: 4	H: 1 LOB: 1 BB: 0 P: 4	R: 1 E: 0 K: 0 S: 5	H: 2 LOB: 1 BB: 0 P: 5	R: 1 E: 0 K: 0 S: 5	H: 2 LOB: 2 BB: 1 P: 9	R: 0 E: 0 K: 0 S: 4	H: 0 LOB: 1 BB: 0 P: 4	R: 0 E: 0 K: 1 S: 5	H: 0 LOB: 0 BB: 0 P: 5	R: 2 E: 0 K: 1 S: 8	H: 4 LOB: 2 BB: 1 P: 12	R: 3 E: 0 K: 1 S: 6	H: 1 LOB: 1 BB: 2 P: 14		1B: 10 2B: 1 3B: 0 HR: 1	SF: 0 SAC: 1 DP: 2 HBP: 0	WP: 0 PB: 0 SB: 0 CS: 1	PA: 43
PITCHER	IP	WLS	BF	H	R	ER	SO	BB	IBB	HBP	BLK	WP	HR	S	P	ERA	WHIP				
Ernie Johnson, R ERA: 4.71 (1, 1)	7.2		36	10	4	4	3	3	0	0	0	0	0	39	51	4.70	1.696				
Sheldon Jones, R ERA: 3.52 (8, 1)	1.1	L	7	1	3	3	1	1	1	0	0	0	1	7	15	20.25	1.500				

Batter	1	2	3	4	5	6	7	8	9	AB	R	H	RBI	BB	SO	LOB	BOTTOM				
Sam Jethroe, S OBP: 0.326, SLG: 0.445 (1, 8)	FC6-5 S 1B		1B 2B		F5		G3			4	1	2	0	0	0	0	Cincinnati Reds @ Boston Braves Braves Field, Boston, MA Thu Jun 19 1952, 3:33 AM EDT Att. 2,198 - Unknown - 73 F				
Bob Thorne, R OBP: 0.280, SLG: 0.365 (1, 9)	K		F9		G3		F6			4	0	0	0	0	1	2					
George Crowe, L OBP: 0.336, SLG: 0.419 (1, 3)	F5 1-2		4-3		F4		F7			4	0	0	0	0	0	2					
Sid Gordon, R OBP: 0.402, SLG: 0.511 (1, 7) Jack Daniels, L OBP: 0.216, SLG: 0.182 (8, 7)			1B HBP		5-3		F5			1	0	0	0	1	0	0					
Walker Cooper, R OBP: 0.322, SLG: 0.346 (1, 2)	FC6-5 2-3f		1-2 2-H 1B		F8		6-3			4	0	1	1	0	0	2					
Jack Dittmer, L OBP: 0.118, SLG: 0.176 (1, 4)			3-1 F7		2B 2B		6-3			4	1	1	0	0	0	2					
Eddie Mathews, L OBP: 0.291, SLG: 0.437 (1, 5)		HR			K		4-3			3	2	1	1	1	1	0					
Johnny Logan, R OBP: 0.329, SLG: 0.391 (1, 6)			L8		5-3 BB		1-2 2-H 2B			3	0	2	2	1	0	0					
Ernie Johnson, R Sheldon Jones, R Ebba St. Claire, S OBP: 0.273, SLG: 0.296 (9, PH)			1-3		5-3		F8		3-1	3	0	0	0	0	0	1					
Inning Stats	R: 0 E: 0 K: 1 S: 6	H: 1 LOB: 2 BB: 1 P: 10	R: 1 E: 0 K: 0 S: 4	H: 1 LOB: 0 BB: 0 P: 4	R: 1 E: 0 K: 0 S: 5	H: 2 LOB: 2 BB: 0 P: 6	R: 0 E: 0 K: 1 S: 4	H: 0 LOB: 0 BB: 1 P: 8	R: 0 E: 0 K: 0 S: 3	H: 0 LOB: 0 BB: 1 P: 3	R: 2 E: 0 K: 0 S: 4	H: 2 LOB: 0 BB: 1 P: 8	R: 0 E: 0 K: 0 S: 3	H: 0 LOB: 0 BB: 0 P: 3	R: 0 E: 0 K: 0 S: 4	H: 1 LOB: 1 BB: 0 P: 4		1B: 2 2B: 4 3B: 0 HR: 1	SF: 0 SAC: 0 DP: 0 HBP: 1	WP: 0 PB: 0 SB: 1 CS: 0	PA: 36
PITCHER	IP	WLS	BF	H	R	ER	SO	BB	IBB	HBP	BLK	WP	HR	S	P	ERA	WHIP				
Bubba Church, R ERA: 8.9 (1, 1)	7.0		29	6	4	4	2	2	1	0	0	0	0	29	42	5.14	1.143				
Frank Smith, R ERA: 3.15 (8, 1)	2.0	W	7	1	0	0	0	0	0	0	0	0	0	7	7	0.00	0.500				

Batter	1	2	3	4	5	6	7	8	9	AB	R	H	RBI	BB	SO	LOB	TOP					
Solly Hemus, L (1,6) OBP: 0.392, SLG: 0.434	F3		6-3		F9		HR	BB		4	1	1	4	1	0	0	St. Louis Cardinals @ Boston Braves Braves Field, Boston, MA Fri Jun 20 1952, 3:33 AM EDT Att. 6,458 - Unknown - 68 F					
Red Schoendienst, S (1,4) OBP: 0.310, SLG: 0.377	G3		F4			3-1	FC5	BB		5	1	1	0	0	0	1						
Stan Musial, L (1,8) OBP: 0.450, SLG: 0.527	F5					G3	1B		F9	4	1	1	0	1	0	0						
Enos Slaughter, L (1,9) OBP: 0.390, SLG: 0.431		S	F6			4-3	FC5			5	0	2	1	0	0	2						
Dick Sisler, L (1,3) OBP: 0.354, SLG: 0.365	F8								G4-6-3	5	1	3	0	0	0	2						
Peanuts Lowrey, R (1,7) OBP: 0.385, SLG: 0.382						G4-6-3				4	1	3	1	0	0	1						
Billy Johnson, R (7,5) OBP: 0.305, SLG: 0.210										0	0	0	0	0	0	0						
Tommy Glaviano, R (1,5) OBP: 0.378, SLG: 0.349										2	1	0	0	1	1	2						
Eddie Stanky, R (7, PH) OBP: 0.348, SLG: 0.245	K									1	0	0	0	0	1	3						
Harry Brecheen, L (7,1) OBP: 0.273, SLG: 0.200										0	0	0	0	0	0	0						
Del Rice, R (1,2) OBP: 0.360, SLG: 0.432						4-3				3	0	0	1	1	0	5						
Gerry Staley, R (1,1) OBP: 0.186, SLG: 0.175										2	0	0	0	0	0	3						
Bill Werle, L (6,1) OBP: 0.143, SLG: 0.140										0	0	0	0	0	0	0						
Willard Schmidt, R (6,1) OBP: 0.125, SLG: 0.125										0	0	0	0	0	0	0						
Hal Rice, R (7, PH) OBP: 0.353, SLG: 0.429										0	1	0	0	1	0	0						
Larry Miggins, R (7,7) OBP: 0.250, SLG: 0.318										1	0	0	0	0	0	0						
Inning Stats	R: 0 E: 0 K: 0 S: 3	H: 0 LOB: 0 BB: 0 P: 3	R: 0 E: 0 K: 1 S: 7	H: 2 LOB: 3 BB: 1 P: 11	R: 0 E: 0 K: 0 S: 3	H: 0 LOB: 1 BB: 1 P: 7	R: 0 E: 0 K: 0 S: 3	H: 1 LOB: 0 BB: 0 P: 3	R: 0 E: 0 K: 0 S: 3	H: 0 LOB: 0 BB: 0 P: 3	R: 0 E: 0 K: 0 S: 3	H: 0 LOB: 0 BB: 0 P: 3	R: 7 E: 1 K: 1 S: 13	H: 7 LOB: 3 BB: 2 P: 21	R: 0 E: 0 K: 0 S: 2	H: 0 LOB: 0 BB: 1 P: 6	R: 0 E: 0 K: 0 S: 3	H: 1 LOB: 0 BB: 0 P: 3	1B: 9 2B: 1 3B: 0 HR: 1	SF: 0 SAC: 0 DP: 3 HBP: 0	WP: 0 PB: 0 SB: 2 CS: 0	PA: 41
PITCHER	IP WLS BF H R ER SO BB IBB HBP BLK WP HR S P ERA WHIP																					
Jim Wilson, R (1,1) ERA: 3.61	6.1 W 28 6 5 5 1 3 1 0 0 0 1 26 42 7.11 1.421																					
Lew Burdette, R (7,1) ERA: 3.21	0.0 4 3 1 1 0 0 0 0 0 0 0 4 4 ∞ ∞																					
Warren Spahn, L (7,1) ERA: 2.69	2.2 S 9 2 1 1 1 1 0 0 0 0 0 10 14 3.38 1.125																					

Batter	1	2	3	4	5	6	7	8	9	AB	R	H	RBI	BB	SO	LOB	BOTTOM			
Sam Jethroe, S (1,8) OBP: 0.328, SLG: 0.442	G6-4-3		K2-3			K	1B			4	1	1	0	0	3	1	St. Louis Cardinals @ Boston Braves Braves Field, Boston, MA Fri Jun 20 1952, 3:33 AM EDT Att. 6,458 - Unknown - 68 F			
Bob Thome, R (1,9) OBP: 0.270, SLG: 0.371	G6-4-3								K	5	2	3	1	0	1	1				
George Crowe, L (1,3) OBP: 0.331, SLG: 0.404	1-3		G3-6-3							4	1	0	0	1	0	2				
Sid Gordon, R (1,7) OBP: 0.402, SLG: 0.505		F8								4	2	1	0	1	1	0				
Walker Cooper, R (1,2) OBP: 0.336, SLG: 0.369										4	2	3	4	0	0	0				
Paul Burris, R (6, PR) OBP: 0.286, SLG: 0.471										0	0	0	0	0	0	0				
Jack Dittmer, L (1,4) OBP: 0.143, SLG: 0.190		E1								4	1	1	1	0	0	2				
Eddie Mathews, L (1,5) OBP: 0.295, SLG: 0.436										3	1	1	1	1	0	0				
Johnny Logan, R (1,6) OBP: 0.324, SLG: 0.382										4	0	1	1	0	2	4				
Jim Wilson, R (1,1) OBP: 0.125, SLG: 0.156										3	1	1	2	0	1	3				
Lew Burdette, R (7,1) ERA: 5.29										0	0	0	0	0	0	0				
Warren Spahn, L (7,1) OBP: 0.255, SLG: 0.435										1	1	1	1	0	0	0				
Inning Stats	R: 0 E: 0 K: 0 S: 3	H: 1 LOB: 0 BB: 0 P: 3	R: 1 E: 1 K: 1 S: 8	H: 2 LOB: 2 BB: 0 P: 8	R: 0 E: 0 K: 1 S: 5	H: 0 LOB: 0 BB: 0 P: 5	R: 0 E: 0 K: 2 S: 8	H: 1 LOB: 1 BB: 0 P: 8	R: 10 E: 1 K: 0 S: 10	H: 7 LOB: 1 BB: 3 P: 23	R: 1 E: 0 K: 2 S: 8	H: 1 LOB: 0 BB: 0 P: 8	R: 0 E: 0 K: 1 S: 5	H: 0 LOB: 0 BB: 0 P: 5	1B: 11 2B: 1 3B: 0 HR: 1	SF: 0 SAC: 0 DP: 2 HBP: 1		WP: 0 PB: 0 SB: 0 CS: 0	PA: 40	
PITCHER	IP WLS BF H R ER SO BB IBB HBP BLK WP HR S P ERA WHIP																			
Gerry Staley, R (1,1) ERA: 3.45	5.1 L 24 9 5 5 5 0 0 0 0 0 0 34 34 8.44 1.688																			
Bill Werle, L (6,1) ERA: 5.29	0.1 4 1 1 1 0 1 0 1 0 0 0 2 7 27.00 6.000																			
Willard Schmidt, R (6,1) ERA: 4.86	0.1 5 2 5 5 0 2 0 0 0 0 0 3 11 135.00 12.000																			
Harry Brecheen, L (7,1) ERA: 5.03	2.0 7 1 1 1 3 0 0 0 0 0 1 13 13 4.50 0.500																			

AB 36
R 7
H 11
RBI 7
BB 5
SO 2
LOB 19



Batter	1	2	3	4	5	6	7	8	9	AB	R	H	RBI	BB	SO	LOB	TOP								
Solly Hemus, L OBP: 0.392, SLG: 0.432 (1, 6)	4-0 FC3-6 BB		0-0 F3		0-0 F8			0-0 F6	0-0 E9 1B	4	0	1	1	1	0	1									
Red Schoendienst, S OBP: 0.313, SLG: 0.380 (1, 4)	0-0 FC3-6 1B		0-3 K					0-0 F6	1-3 2-H BB	4	1	0	0	1	2	3									
Stan Musial, L OBP: 0.453, SLG: 0.535 (1, 8)	0-0 F9-3 1B			0-0 1-3				0-0 5-3	0-0 E5 1B	4	1	2	0	0	0	0									
Enos Slaughter, L OBP: 0.383, SLG: 0.418 (1, 9)	0-0 F9-3			0-0 F8				0-0 F9	0-0 6-3	4	0	0	0	0	0	3									
Dick Sisler, L OBP: 0.353, SLG: 0.359 (1, 3)		0-0 4-3		0-0 F2				0-0 3-1	0-0 2B F9 1B	4	1	1	1	0	0	0									
Hal Rice, L OBP: 0.373, SLG: 0.457 Peanuts Lowrey, R OBP: 0.356, SLG: 0.371 (9, 7)		0-3 K			0-0 2B WP 1B			0-0 L9-3 1B	0-0 1-3 1B 2B	4	2	3	0	0	1	0									
Del Rice, R OBP: 0.358, SLG: 0.425 (1, 2)		0-0 6-3			0-0 F8			0-0 L9-3	4-0 1B IBB	3	1	0	0	1	0	2									
Billy Johnson, R OBP: 0.327, SLG: 0.276 (1, 5)			0-0 F9 3B		0-0 WP 1-3 2B			0-0 6-3	0-0 F9	4	1	2	1	0	0	2									
Al Brazle, L OBP: 0.167, SLG: 0.167 (1, 1)			0-0 F9 3H		0-0 L6			0-0 6-3	0-0 E 1B 1-2 2-H 1B	4	0	1	2	0	0	2									
Inning Stats	R: 0 E: 0 K: 0 S: 3	H: 1 LOB: 1 BB: 1 P: 7	R: 0 E: 0 K: 1 S: 5	H: 0 LOB: 0 BB: 0 P: 5	R: 1 E: 0 K: 1 S: 6	H: 1 LOB: 0 BB: 0 P: 6	R: 0 E: 0 K: 0 S: 3	H: 0 LOB: 0 BB: 0 P: 3	R: 1 E: 0 K: 0 S: 5	H: 2 LOB: 1 BB: 0 P: 5	R: 0 E: 0 K: 0 S: 3	H: 1 LOB: 0 BB: 0 P: 3	R: 0 E: 0 K: 0 S: 3	H: 0 LOB: 0 BB: 0 P: 3	R: 0 E: 0 K: 0 S: 3	H: 0 LOB: 0 BB: 0 P: 3	R: 5 E: 2 K: 1 S: 10	H: 5 LOB: 2 BB: 2 P: 18	1B: 7 2B: 4 3B: 1 HR: 0	SF: 0 SAC: 0 DP: 2 HBP: 0	WP: 1 PB: 0 SB: 0 CS: 0	PA: 38			
PITCHER	IP	WLS	BF	H	R	ER	SO	BB	IBB	HBP	BLK	WP	HR	S	P	ERA	WHIP								
Vern Bickford, R ERA: 3.6 (1, 1)	8.0		28	5	2	2	2	1	0	0	0	1	0	31	35	2.25	0.750								
Lew Burdette, R ERA: 4.24 (9, 1)	0.1	L	5	3	4	4	0	1	0	0	0	0	0	4	8	108.00	12.000								
Virgil Jester, R ERA: 10.13 (9, 1)	0.2		5	2	1	1	1	0	1	0	0	0	0	6	10	13.50	3.000								

St. Louis Cardinals @ Boston Braves
Braves Field, Boston, MA
Sun Jun 22 1952, 3:33 AM EDT
Cloudy - 67 F

AB 35
R 7
H 10
RBI 5
BB 3
SO 3
LOB 13



Batter	1	2	3	4	5	6	7	8	9	AB	R	H	RBI	BB	SO	LOB	BOTTOM								
Sam Jethroe, S OBP: 0.331, SLG: 0.441 (1, 8)	0-0 1-3		0-3 K		0-3 K			0-0 SH1-4		3	0	0	0	0	2	3									
Bob Thorne, R OBP: 0.256, SLG: 0.355 (1, 9)	0-0 F7			0-0 3-1	0-0 G4-6-3			0-0 F8		4	0	0	1	0	0	4									
George Crowe, L OBP: 0.333, SLG: 0.386 (1, 3)	0-3 K			4-0 1B BB		0-0 4-3		0-0 K		3	1	0	0	1	2	1									
Sid Gordon, R OBP: 0.396, SLG: 0.500 (1, 7)		0-0 5-3		0-0 4-3		0-0 F4		0-0 F8		4	0	0	0	0	0	1									
Paul Burris, R OBP: 0.302, SLG: 0.439 (1, 2)		4-0 FC4-6 BB		0-0 2-H 1B		0-0 F8		0-0 L4		3	0	1	1	1	0	0									
Jack Dittmer, L OBP: 0.103, SLG: 0.138 (1, 4)		0-0 FC4-6 1-2		0-0 5-3		0-0 4-3		0-0 G3		4	0	0	0	0	0	2									
Eddie Mathews, L OBP: 0.293, SLG: 0.430 (1, 5)		0-3 K			0-0 1B 1B 1B			0-0 5-3		3	0	1	0	0	1	1									
Johnny Logan, R OBP: 0.333, SLG: 0.378 (1, 6)			0-0 G6-3 1B		0-0 1B 1-2 1B			0-0 F7		3	0	2	0	0	0	0									
Vern Bickford, R OBP: 0.231, SLG: 0.269 Buzz Clarkson, R OBP: 0.310, SLG: 0.200 Jack Cusick, R OBP: 0.214, SLG: 0.169 Lew Burdette, R Virgil Jester, R (9, 1)			0-0 G6-3		0-0 G4-6-3 1B			4-0 SH1-4 BLK F8 BB		2	0	1	0	0	0	1									
Inning Stats	R: 0 E: 0 K: 1 S: 5	H: 0 LOB: 0 BB: 0 P: 5	R: 0 E: 0 K: 1 S: 5	H: 0 LOB: 1 BB: 1 P: 9	R: 0 E: 0 K: 1 S: 5	H: 1 LOB: 0 BB: 0 P: 5	R: 1 E: 0 K: 0 S: 4	H: 1 LOB: 1 BB: 1 P: 8	R: 0 E: 0 K: 1 S: 7	H: 3 LOB: 2 BB: 0 P: 7	R: 0 E: 0 K: 0 S: 3	H: 0 LOB: 0 BB: 0 P: 3	R: 0 E: 0 K: 0 S: 3	H: 0 LOB: 0 BB: 0 P: 3	R: 1 E: 0 K: 1 S: 5	H: 0 LOB: 1 BB: 1 P: 9	R: 0 E: 0 K: 0 S: 3	H: 0 LOB: 0 BB: 0 P: 3	1B: 5 2B: 0 3B: 0 HR: 0	SF: 0 SAC: 1 DP: 2 HBP: 0	WP: 0 PB: 0 SB: 0 CS: 0	PA: 33			
PITCHER	IP	WLS	BF	H	R	ER	SO	BB	IBB	HBP	BLK	WP	HR	S	P	ERA	WHIP								
Al Brazle, L ERA: 1.51 (1, 1)	9.0	W	33	5	2	2	5	3	0	0	0	0	0	40	52	2.00	0.889								

St. Louis Cardinals @ Boston Braves
Braves Field, Boston, MA
Sun Jun 22 1952, 3:33 AM EDT
Cloudy - 67 F

AB 29
R 2
H 5
RBI 2
BB 3
SO 5
LOB 13



Batter	1	2	3	4	5	6	7	8	9	AB	R	H	RBI	BB	SO	LOB	TOP		
Solly Hemus, L OBP: 0.385, SLG: 0.422 (1, 6)	6-3	3-1				K	1-3		F7	5	0	0	0	0	1	1			
Red Schoendienst, S OBP: 0.311, SLG: 0.380 (1, 4)	1B	F8				F5	F3		1-3	5	1	1	1	0	0	0			
Stan Musial, L OBP: 0.456, SLG: 0.536 (1, 8)	2B	F7				F9			FC6	3	1	1	0	2	0	0			
Enos Slaughter, L OBP: 0.388, SLG: 0.422 (1, 9)	1B					1B			FC6	3	2	1	0	2	0	1			
Peanuts Lowrey, R OBP: 0.354, SLG: 0.368 (1, 7)	F9					1B	F7			4	1	1	1	0	0	5			
Billy Johnson, R OBP: 0.333, SLG: 0.278 (1, 5)	1B					1B	6-3			3	2	1	2	1	0	2			
Del Rice, R OBP: 0.361, SLG: 0.426 (1, 2)	1B					F9			K	4	0	2	2	0	1	0			
Dick Sisler, L OBP: 0.351, SLG: 0.363 (1, 3)						F3	FC3-6		6-3	4	0	1	1	0	0	2			
Harry Brecheen, L OBP: 0.200, SLG: 0.143 (1, 1)	L4					4-3	FC6-4		3-1	4	0	0	1	0	0	3			
Inning Stats	R: 4 E: 0 K: 0 S: 7	H: 4 LOB: 2 BB: 2 P: 15	R: 0 E: 0 K: 0 S: 3	H: 0 LOB: 0 BB: 0 P: 3	R: 0 E: 0 K: 0 S: 3	H: 0 LOB: 0 BB: 0 P: 3	R: 0 E: 0 K: 1 S: 5	H: 0 LOB: 0 BB: 0 P: 5	R: 0 E: 0 K: 1 S: 4	H: 1 LOB: 2 BB: 1 P: 8	R: 0 E: 0 K: 1 S: 5	H: 0 LOB: 1 BB: 1 P: 7	R: 0 E: 0 K: 0 S: 3	H: 0 LOB: 1 BB: 1 P: 7	1B: 4 2B: 4 3B: 0 HR: 0	SF: 0 SAC: 0 DP: 0 HBP: 0	WP: 0 PB: 0 SB: 1 CS: 0	PA: 40	
PITCHER	IP	WLS	BF	H	R	ER	SO	BB	IBB	HBP	BLK	WP	HR	S	P	ERA	WHIP		
Warren Spahn, L ERA: 3.03 (1, 1)	7.0	L	33	8	7	7	1	4	0	0	0	0	0	31	47	9.00	1.714		
Lew Burdette, R ERA: 4.11 (8, 1)	1.0		3	0	0	0	1	0	0	0	0	0	0	5	5	0.00	0.000		
Bob Chipman, L ERA: 3.09 (9, 1)	1.0		4	0	0	0	0	1	0	0	0	0	0	3	7	0.00	1.000		

St. Louis Cardinals @ Boston Braves
Braves Field, Boston, MA
Sun Jun 22 1952, 3:38 AM EDT
Att: 10,026 - Cloudy - 67 F

AB 35
R 7
H 8
RBI 7
BB 5
SO 2
LOB 14



Batter	1	2	3	4	5	6	7	8	9	AB	R	H	RBI	BB	SO	LOB	BOTTOM					
Sam Jethroe, S OBP: 0.329, SLG: 0.435 (1, 8)	4-1					6-3			F5	3	1	0	0	1	1	1						
Bob Thorne, R OBP: 0.256, SLG: 0.353 (1, 9)	K					6-3				4	0	1	0	0	1	2						
Earl Torgeson, L OBP: 0.379, SLG: 0.319 (1, 3)	4-1					F9			K	4	0	0	0	0	1	3						
Sid Gordon, R OBP: 0.398, SLG: 0.515 (1, 7)	2H					K			FC6-4	4	1	2	2	0	1	0						
Paul Burris, R OBP: 0.277, SLG: 0.400 (1, 2)	5-3					6-3			FC6-4	4	0	0	0	0	0	1						
Sibby Sisti, R OBP: 0.287, SLG: 0.347 (1, 4)						F9			F5	4	0	1	0	0	0	0						
Eddie Mathews, L OBP: 0.289, SLG: 0.424 (1, 5)						1B			G3	3	0	0	0	0	1	1						
Johnny Logan, R OBP: 0.321, SLG: 0.364 (1, 6)						K			F9	3	0	0	0	0	1	0						
Warren Spahn, L OBP: 0.265, SLG: 0.438 (1, 1)						1-3			F7	2	0	1	0	0	0	0						
Lew Burdette, R (8, 1)										0	0	0	0	0	0	0						
Walker Cooper, R OBP: 0.333, SLG: 0.366 (8, PH)										1	0	0	0	0	0	0						
Bob Chipman, L (9, 1)						1B				0	0	0	0	0	0	0						
Inning Stats	R: 2 E: 0 K: 1 S: 6	H: 1 LOB: 1 BB: 1 P: 10	R: 0 E: 0 K: 0 S: 3	H: 0 LOB: 0 BB: 0 P: 3	R: 0 E: 0 K: 1 S: 6	H: 1 LOB: 1 BB: 0 P: 6	R: 0 E: 0 K: 2 S: 8	H: 1 LOB: 1 BB: 0 P: 8	R: 0 E: 0 K: 1 S: 5	H: 0 LOB: 0 BB: 0 P: 5	R: 0 E: 0 K: 1 S: 6	H: 1 LOB: 1 BB: 0 P: 6	R: 0 E: 0 K: 0 S: 3	H: 0 LOB: 0 BB: 0 P: 3	R: 0 E: 0 K: 0 S: 4	H: 1 LOB: 1 BB: 0 P: 4	R: 0 E: 0 K: 0 S: 3	H: 0 LOB: 0 BB: 0 P: 3	1B: 4 2B: 0 3B: 0 HR: 1	SF: 0 SAC: 0 DP: 0 HBP: 0	WP: 0 PB: 0 SB: 0 CS: 0	PA: 33
PITCHER	IP	WLS	BF	H	R	ER	SO	BB	IBB	HBP	BLK	WP	HR	S	P	ERA	WHIP					
Harry Brecheen, L ERA: 4.4 (1, 1)	9.0	W	33	5	2	2	6	1	0	0	0	0	1	44	48	2.00	0.667					

St. Louis Cardinals @ Boston Braves
Braves Field, Boston, MA
Sun Jun 22 1952, 3:38 AM EDT
Att: 10,026 - Cloudy - 67 F

AB 32
R 2
H 5
RBI 2
BB 1
SO 6
LOB 8



Batter	1	2	3	4	5	6	7	8	9	AB	R	H	RBI	BB	SO	LOB	TOP						
Bobby Del Greco, R OBP: 0.327, SLG: 0.293 (1, 8)	0-0 6-3	0-0 6-3		0-0 F5			0-3 K		0-0 F9	5	0	0	0	0	1	1	Pittsburgh Pirates @ Boston Braves Braves Field, Boston, MA Mon Jun 23 1952, 3:33 AM EDT Att. 2,654 - Unknown - 67 F						
Dick Groat, R OBP: 0.333, SLG: 0.250 (1, 6)	4-0 BB HR BB		0-3 K		0-0 F8		0-0 4-3		0-0 F9	4	1	0	0	1	1	0							
George Metkovich, L OBP: 0.350, SLG: 0.405 (1, 3)	0-3 K		0-0 1B		0-0 1-3 1B		0-3 K			4	0	2	0	0	2	1							
Ralph Kiner, R OBP: 0.444, SLG: 0.503 (1, 7)	4-0 HR BB		0-0 1B		0-0 1-3 1B				0-0 F8	3	1	2	0	1	0	0							
Gus Bell, L OBP: 0.298, SLG: 0.424 (1, 9)	0-0 HR		4-0 1B		0-0 1-3 1B				0-0 F5	3	1	1	3	1	0	2							
Pete Castiglione, R OBP: 0.334, SLG: 0.401 (1, 5)	4-0 HR		4-0 IBB		0-0 1-2 2-3				0-0 BB 1B	3	0	1	0	1	0	4							
George Strickland, R OBP: 0.262, SLG: 0.289 (1, 4)	0-0 F9			0-0 FC3-6 1B		0-3 K		4-0 BB 1B		3	0	1	0	1	1	1							
Clyde McCullough, R OBP: 0.123, SLG: 0.111 (8, PH) Joe Garagiola, L OBP: 0.359, SLG: 0.373 (8, 2)		0-0 F6		0-0 FC3-6 SH3		0-0 B5-3 1B		0-0 F8		3	0	1	0	0	0	1							
Bob Friend, R OBP: 0.154, SLG: 0.120 (1, 1) Paul LaPalme, L OBP: 0.500, SLG: 0.500 (9, PH)		0-3 K		0-0 SH3		0-0 B5-3		0-3 K		2	0	0	0	0	1	1							
Harry Fisher, L OBP: 0.500, SLG: 0.500 (9, PH)				1-2		1-2				0	0	0	0	0	0	0							
Inning Stats	R: 3 E: 0 K: 1 S: 6	H: 1 LOB: 1 BB: 3 P: 18	R: 0 E: 0 K: 1 S: 5	H: 0 LOB: 0 BB: 0 P: 5	R: 0 E: 0 K: 1 S: 6	H: 2 LOB: 2 BB: 1 P: 10	R: 0 E: 0 K: 0 S: 4	H: 1 LOB: 1 BB: 0 P: 4	R: 0 E: 0 K: 0 S: 5	H: 2 LOB: 2 BB: 0 P: 5	R: 0 E: 0 K: 2 S: 7	H: 0 LOB: 0 BB: 0 P: 7	R: 0 E: 0 K: 0 S: 4	H: 1 LOB: 2 BB: 1 P: 8	R: 0 E: 0 K: 1 S: 5	H: 0 LOB: 0 BB: 0 P: 5	1B: 7 2B: 1 3B: 0 HR: 1	SF: 0 SAC: 1 DP: 1 HBP: 0	WP: 0 PB: 0 SB: 0 CS: 0	PA: 38			
PITCHER	IP WLS BF H R ER SO BB IBB HBP BLK WP HR S P ERA WHIP	4.0 L 19 4 3 3 3 3 1 0 0 0 1 21 37 6.75 1.750	5.0 W 19 4 0 0 4 1 0 0 0 0 0 26 30 0.00 1.000																				

AB	32
R	3
H	8
RBI	3
BB	5
SO	7
LOB	13



Batter	1	2	3	4	5	6	7	8	9	AB	R	H	RBI	BB	SO	LOB	BOTTOM					
Sam Jethroe, S OBP: 0.331, SLG: 0.434 (1, 8)	0-0 5-3	0-0 3-1		0-3 K			0-0 CS 1B	0-0 S BB E 1B		5	1	2	3	0	1	2	Pittsburgh Pirates @ Boston Braves Braves Field, Boston, MA Mon Jun 23 1952, 3:33 AM EDT Att. 2,654 - Unknown - 67 F					
Bob Thorne, R OBP: 0.256, SLG: 0.346 (1, 9)	4-0 BB 1B BB		0-3 K		0-0 6-3	0-0 CS	0-0 F8	0-0 F8		4	0	0	0	1	1	1						
Earl Torgeson, L OBP: 0.393, SLG: 0.322 (1, 3)	0-0 1-2 1B		4-0 1-4-3 BB		4-0 S BB		0-0 F3	4-0 S 1B BB		2	1	1	0	3	0	0						
Sid Gordon, R OBP: 0.394, SLG: 0.505 (1, 7)	0-0 F3		0-0 L4-3		0-0 F8		4-0 E BB	0-0 F6		4	0	0	0	1	0	5						
Paul Burris, R OBP: 0.288, SLG: 0.388 (1, 2)	4-0 1-2 2-3 BB			0-0 5-3	0-3 K		0-0 E6	0-0 1B		4	0	1	1	1	1	2						
Jack Dittmer, L OBP: 0.088, SLG: 0.118 (1, 4)	0-0 F7			0-0 F5		0-0 4-3	0-0 F9	0-0 L6		5	0	0	0	0	0	6						
Eddie Mathews, L OBP: 0.297, SLG: 0.439 (1, 5)		0-0 4-3		4-0 1B E BB		0-0 HR		4-0 SH E BB		2	3	1	1	2	0	0						
Johnny Logan, R OBP: 0.345, SLG: 0.400 (1, 6)		0-0 2B		0-0 E5 1B 1B		0-0 SH1-4 1B 1B		0-0 SH E 1B		3	3	3	0	0	0	0						
Dave Cole, R OBP: 0.338, SLG: 0.391 (4, PH) Ernie Johnson, R OBP: 0.500, SLG: 0.500 (5, 1)		0-3 K		0-0 2H 1B		0-0 SH1-4		0-0 SH 1B		1	0	0	0	0	1	1						
Inning Stats	R: 0 E: 0 K: 0 S: 4	H: 1 LOB: 3 BB: 2 P: 12	R: 0 E: 0 K: 1 S: 6	H: 1 LOB: 0 BB: 0 P: 6	R: 0 E: 0 K: 1 S: 4	H: 0 LOB: 1 BB: 1 P: 8	R: 2 E: 1 K: 1 S: 7	H: 2 LOB: 1 BB: 1 P: 11	R: 0 E: 0 K: 1 S: 5	H: 3 LOB: 0 BB: 0 P: 5	R: 0 E: 1 K: 0 S: 4	H: 0 LOB: 2 BB: 1 P: 8	R: 5 E: 2 K: 0 S: 7	H: 2 LOB: 1 BB: 2 P: 15	R: 0 E: 1 K: 0 S: 4	H: 0 LOB: 2 BB: 1 P: 8		1B: 7 2B: 2 3B: 0 HR: 1	SF: 0 SAC: 3 DP: 1 HBP: 0	WP: 0 PB: 0 SB: 4 CS: 1	PA: 43	
PITCHER	IP WLS BF H R ER SO BB IBB HBP BLK WP HR S P ERA WHIP	7.0 L 35 7 6 4 4 7 0 0 0 0 1 36 64 5.14 2.000	1.0 7 2 3 0 0 1 0 0 0 0 0 0 6 10 0.00 3.000																			

AB	31
R	9
H	9
RBI	6
BB	8
SO	4
LOB	17



Batter	1	2	3	4	5	6	7	8	9	AB	R	H	RBI	BB	SO	LOB	TOP			
Bobby Del Greco, R OBP: 0.320, SLG: 0.286 (1, 8)	0-3 K		0-0 F6		0-0 F4			0-0 L8	0-0 5-3	5	0	0	0	0	1	1	Pittsburgh Pirates @ Boston Braves Braves Field, Boston, MA Tue Jun 24 1952, 3:33 AM EDT Att. 3,736 - Unknown - 79 F			
Dick Groat, R OBP: 0.318, SLG: 0.250 (1, 6)	0-0 5-3		0-0 CS 1B			0-0 L5		0-0 6-3		4	0	1	0	0	0	0				
George Metkovich, L OBP: 0.359, SLG: 0.406 (1, 3)	4-0 BB		0-0 F8			1-0 HBP		0-0 1B HR		2	1	1	0	1	0	1				
Ralph Kiner, R OBP: 0.440, SLG: 0.497 (1, 7)	0-3 K			0-0 6-3		0-0 F5		0-0 1B HR		4	1	1	0	0	1	2				
Gus Bell, L OBP: 0.308, SLG: 0.458 (1, 9)		0-0 2B		0-0 1B		0-0 F5		0-0 1B HR		4	1	3	3	0	0	1				
Joe Garagiola, L OBP: 0.347, SLG: 0.364 (1, 2)		0-0 F6		0-0 F8			0-0 F9	0-0 4-3		4	0	0	0	0	0	2				
Jack Merson, R OBP: 0.279, SLG: 0.361 (1, 5)		4-0 FC6-4 BB		0-0 F7			0-0 1B		0-0 5-3	3	0	1	0	1	0	1				
George Strickland, R OBP: 0.262, SLG: 0.284 (1, 4)		0-0 F9			0-0 F7		0-0 F9	4-0 CS BB		3	0	0	0	1	0	3				
Murry Dickson, R OBP: 0.333, SLG: 0.422 (1, 1)		0-0 FC6-4		0-3 K			0-0 F7		0-0 2B	4	0	1	0	0	1	3				
Inning Stats	R: 0 E: 0 K: 2 S: 7	H: 0 LOB: 1 BB: 1 P: 11	R: 0 E: 0 K: 0 S: 4	H: 1 LOB: 2 BB: 1 P: 8	R: 0 E: 0 K: 0 S: 3	H: 1 LOB: 1 BB: 0 P: 3	R: 0 E: 0 K: 0 S: 4	H: 0 LOB: 0 BB: 0 P: 4	R: 0 E: 0 K: 0 S: 3	H: 0 LOB: 1 BB: 0 P: 4	R: 0 E: 0 K: 0 S: 4	H: 1 LOB: 1 BB: 0 P: 4	R: 3 E: 0 K: 0 S: 6	H: 3 LOB: 0 BB: 0 P: 6	R: 0 E: 0 K: 0 S: 3	H: 1 LOB: 1 BB: 1 P: 7		1B: 5 2B: 2 3B: 0 HR: 1	SF: 0 SAC: 0 DP: 0 HBP: 1	WP: 0 PB: 0 SB: 0 CS: 2
PITCHER Jim Wilson, R ERA: 3.56 (1, 1)	IP: 9.0 WLS: W BF: 37 H: 8 R: 3 ER: 3 SO: 3 BB: 3 IBB: 0 HBP: 1 BLK: 0 WP: 0 HR: 1 S: 39 P: 52 ERA: 3.00 WHIP: 1.222															PITCHER IP: 9.0 WLS: W BF: 37 H: 8 R: 3 ER: 3 SO: 3 BB: 3 IBB: 0 HBP: 1 BLK: 0 WP: 0 HR: 1 S: 39 P: 52 ERA: 3.00 WHIP: 1.222				

AB	33
R	3
H	8
RBI	3
BB	3
SO	3
LOB	14



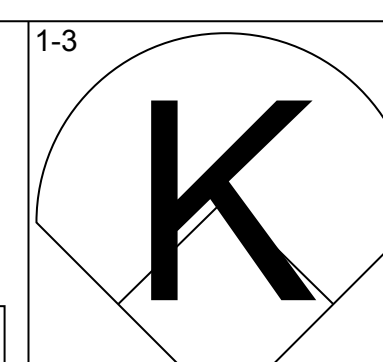
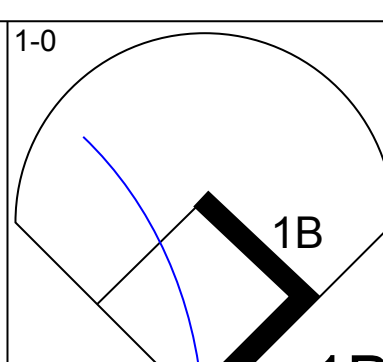
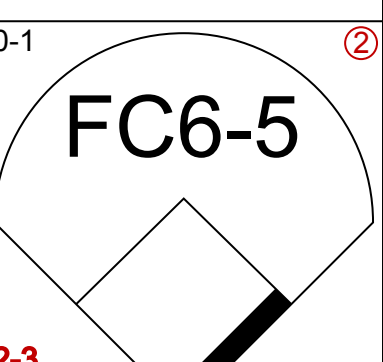
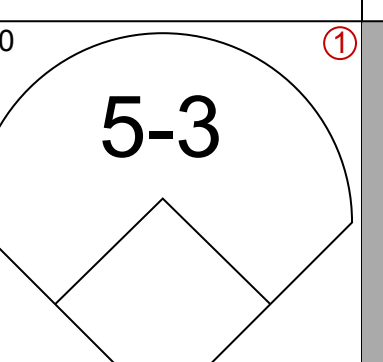
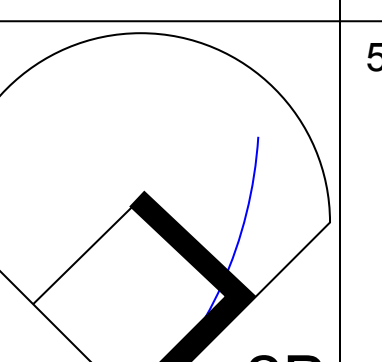
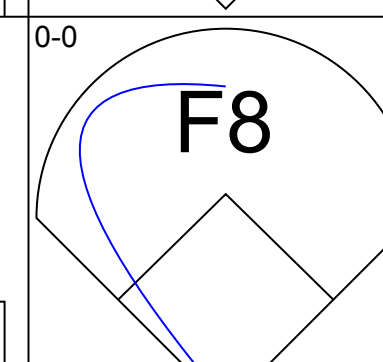
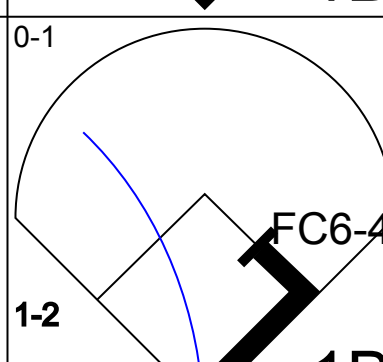
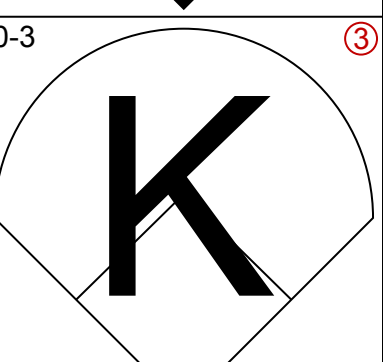
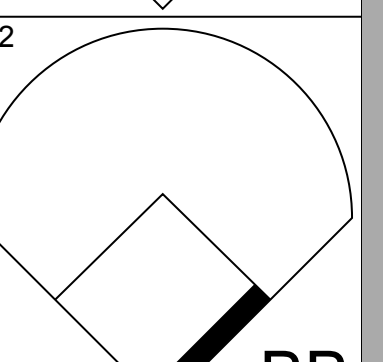
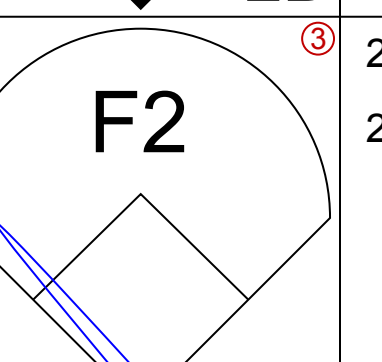
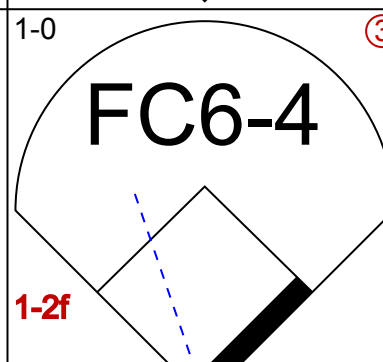


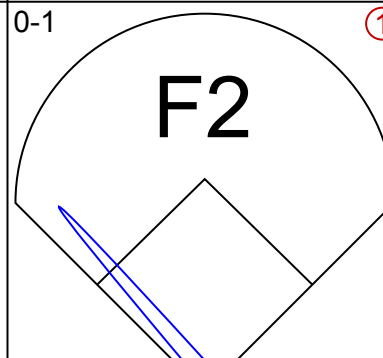
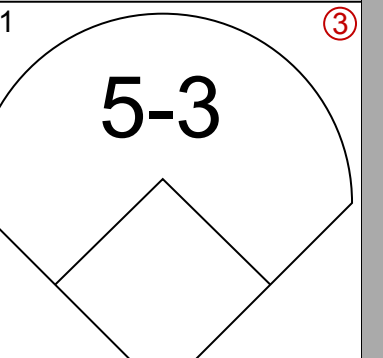
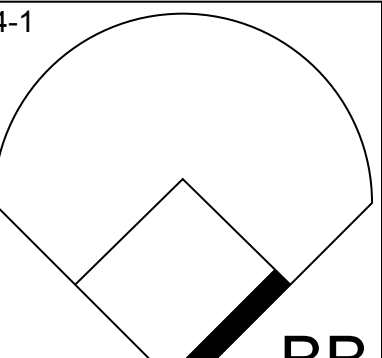
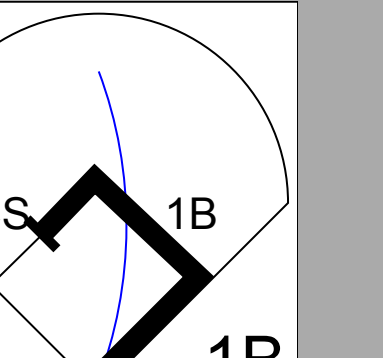
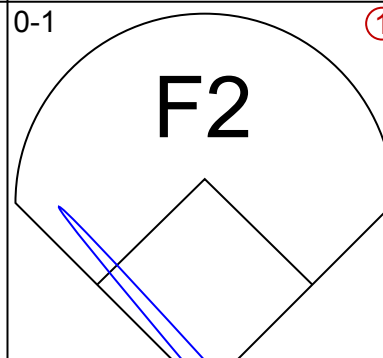
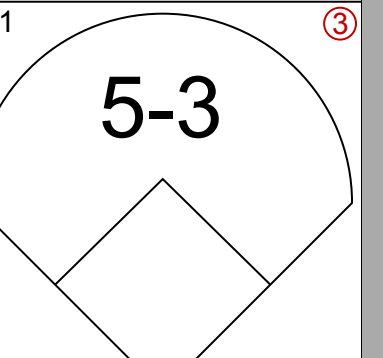
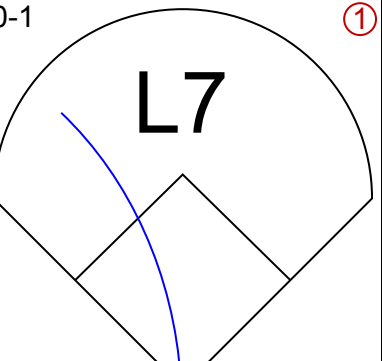
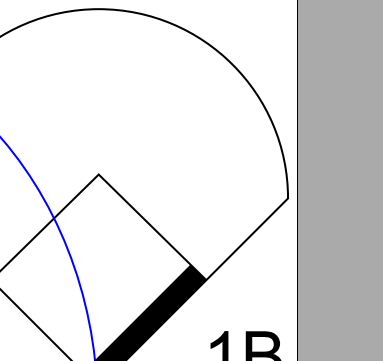
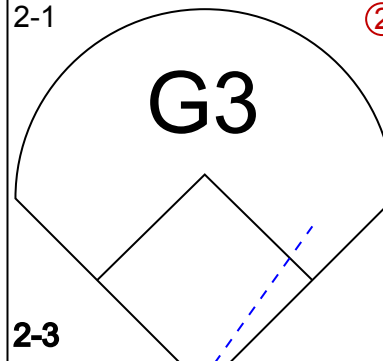
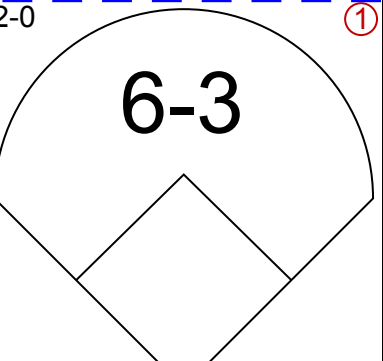
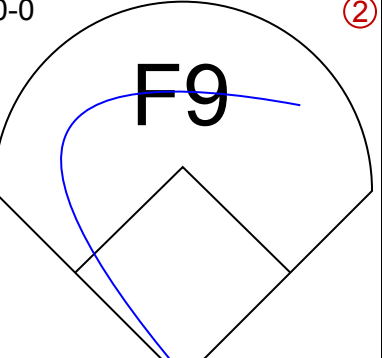
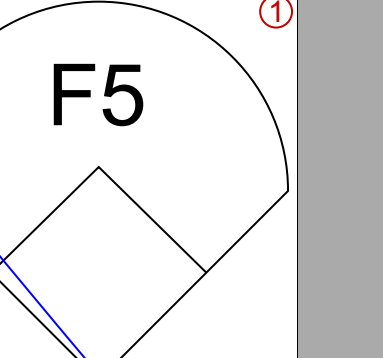
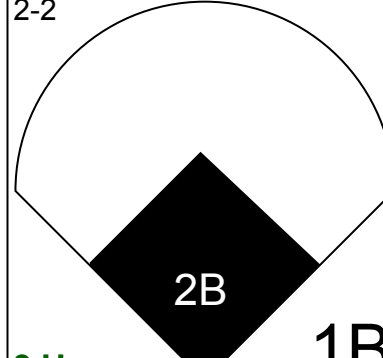

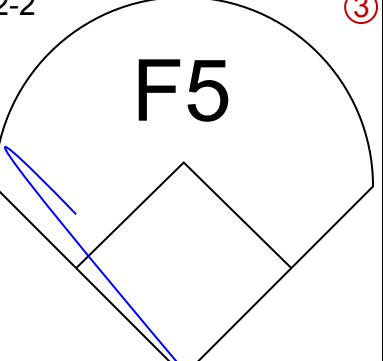

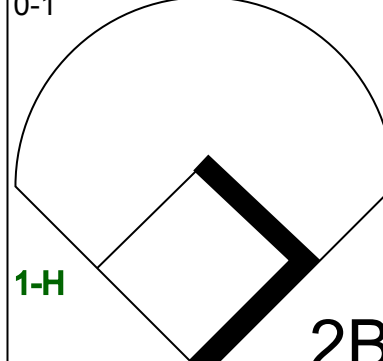
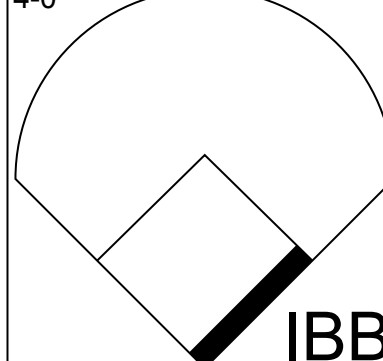

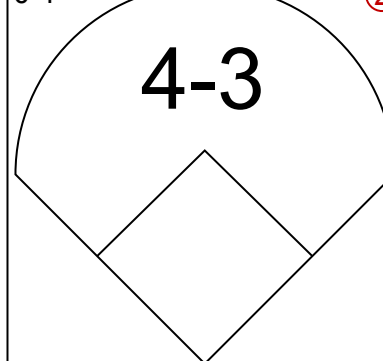
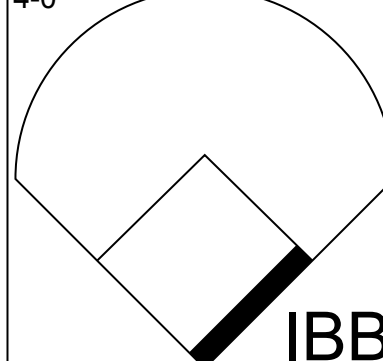

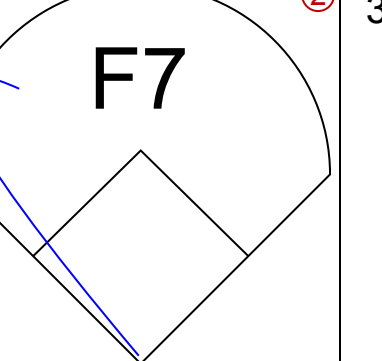


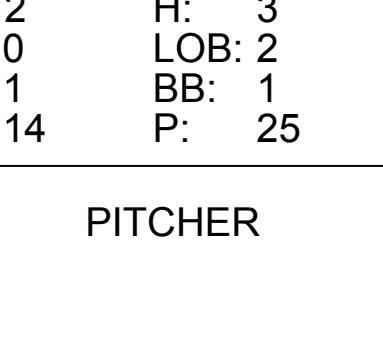
Batter	1	2	3	4	5	6	7	8	9	AB	R	H	RBI	BB	SO	LOB	BOTTOM			
Sam Jethroe, S OBP: 0.340, SLG: 0.442 (1, 8)	0-0 E6 2B		0-0 L6-3 1B		0-0 1B		0-0 SH2-3 1B		0-0 1B	5	1	4	0	0	0	0	Pittsburgh Pirates @ Boston Braves Braves Field, Boston, MA Tue Jun 24 1952, 3:33 AM EDT Att. 3,736 - Unknown - 79 F			
Bob Thorne, R OBP: 0.256, SLG: 0.345 George Crowe, L OBP: 0.343, SLG: 0.397 (9, FH)	0-3 K		0-0 E4 L6-3 1-2		0-0 1B		0-0 SH2-3		0-0 1B	3	0	1	0	0	1	2				
Earl Torgeson, L OBP: 0.390, SLG: 0.328 (1, 3)	0-0 1-3 2B		0-0 L6-3 1-2 2-3		0-0 G3		0-0 F9			4	0	1	1	0	0	4				
Sid Gordon, R OBP: 0.404, SLG: 0.507 (1, 7)	4-0 1-3 BB			0-0 SH1-4 1B		4-0 1B F8 BB		4-0 1B IBB		1	1	1	0	3	0	0				
Paul Burris, R OBP: 0.273, SLG: 0.365 (1, 2)	0-0 1-3			0-0 SH1-4		0-0 FC1 F8 1B		0-0 4-3		3	1	0	0	0	0	5				
Jack Dittmer, L OBP: 0.105, SLG: 0.132 (1, 4)	0-3 K2-3			0-0 F8		0-0 1B		0-0 F9		4	0	1	0	0	1	3				
Eddie Mathews, L OBP: 0.296, SLG: 0.433 (1, 5)		0-0 F5		4-0 BB		0-0 F8		0-0 F3		3	0	0	1	1	0	2				
Johnny Logan, R OBP: 0.330, SLG: 0.381 (1, 6)		0-3 K		0-0 F8		0-0 F9		0-0 F8		4	0	0	1	0	1	3				
Jim Wilson, R OBP: 0.139, SLG: 0.167 (1, 1)		0-3 K			0-0 4-3		0-0 5-3		0-0 1B 1B	4	1	1	0	0	1	1				
Inning Stats	R: 1 E: 1 K: 2 S: 9	H: 1 LOB: 2 BB: 1 P: 13	R: 0 E: 0 K: 2 S: 7	H: 0 LOB: 0 BB: 0 P: 7	R: 0 E: 1 K: 0 S: 3	H: 1 LOB: 0 BB: 0 P: 3	R: 0 E: 0 K: 0 S: 4	H: 1 LOB: 1 BB: 1 P: 8	R: 0 E: 0 K: 0 S: 4	H: 1 LOB: 2 BB: 1 P: 8	R: 0 E: 0 K: 0 S: 3	H: 0 LOB: 0 BB: 0 P: 3	R: 0 E: 0 K: 0 S: 3	H: 3 LOB: 2 BB: 0 P: 3	R: 1 E: 0 K: 0 S: 3	H: 3 LOB: 2 BB: 0 P: 3		1B: 9 2B: 1 3B: 1 HR: 0	SF: 0 SAC: 2 DP: 0 HBP: 0	WP: 0 PB: 0 SB: 1 CS: 0
PITCHER Murry Dickson, R ERA: 3.51 (1, 1)	IP: 8.0 WLS: L BF: 38 H: 10 R: 4 ER: 1 SO: 4 BB: 3 IBB: 1 HBP: 0 BLK: 0 WP: 0 HR: 0 S: 42 P: 58 ERA: 1.12 WHIP: 1.625															PITCHER IP: 8.0 WLS: L BF: 38 H: 10 R: 4 ER: 1 SO: 4 BB: 3 IBB: 1 HBP: 0 BLK: 0 WP: 0 HR: 0 S: 42 P: 58 ERA: 1.12 WHIP: 1.625				

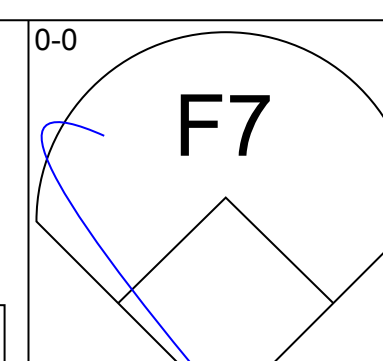
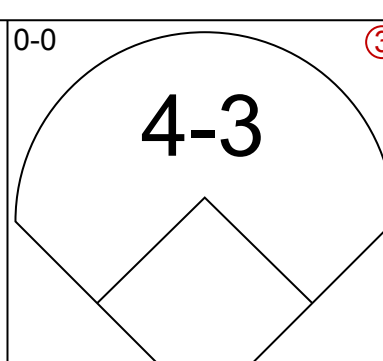
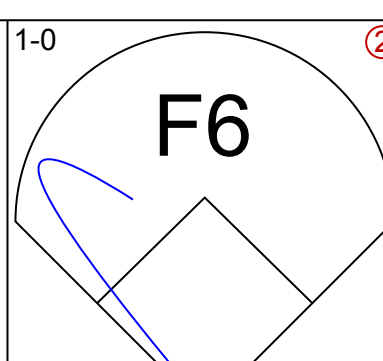
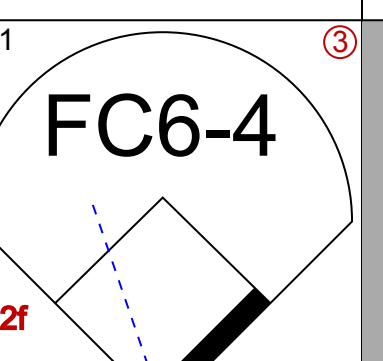
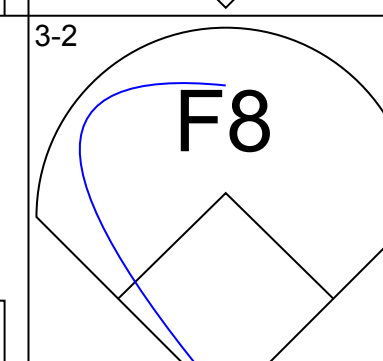
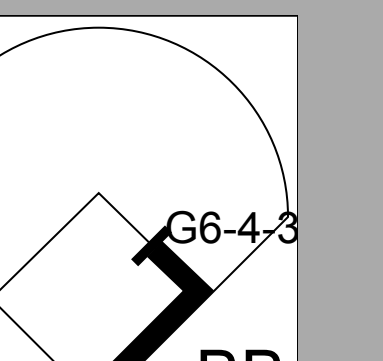
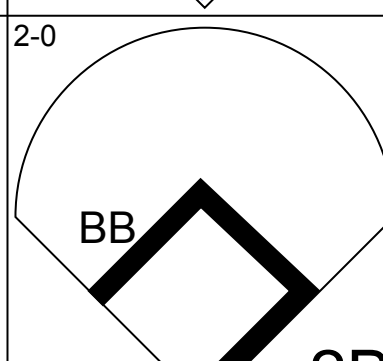

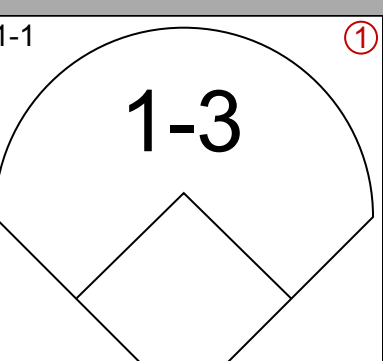
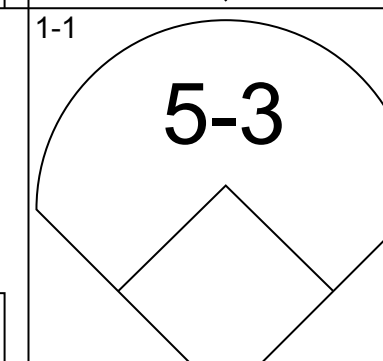
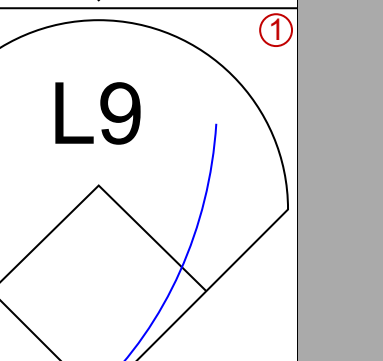
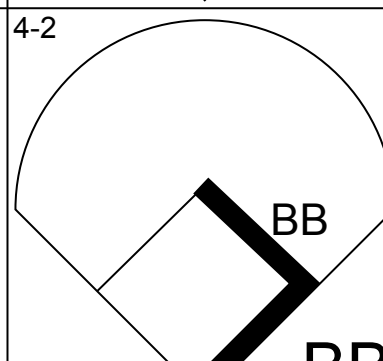

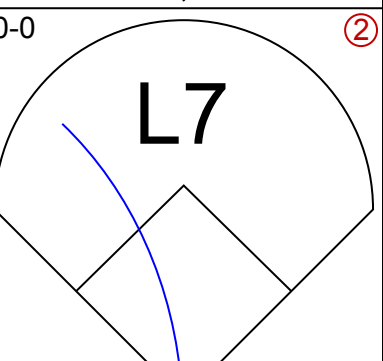
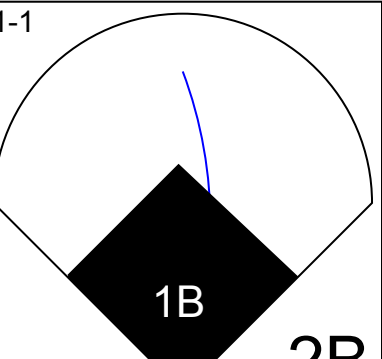
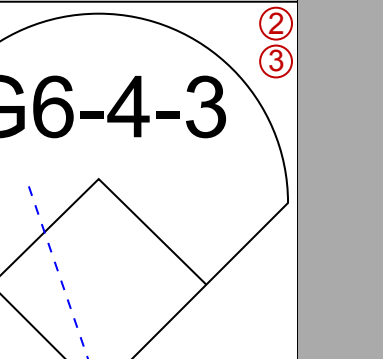
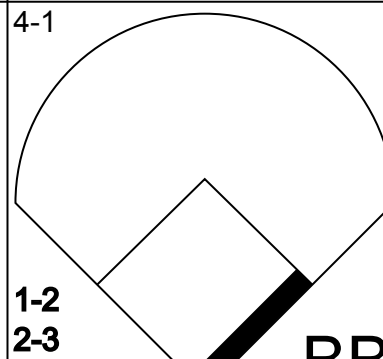

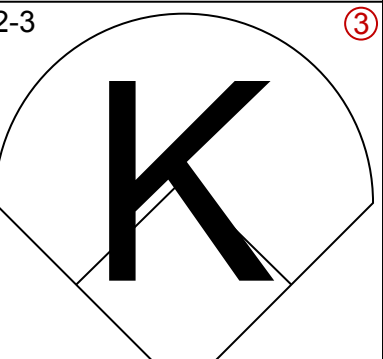
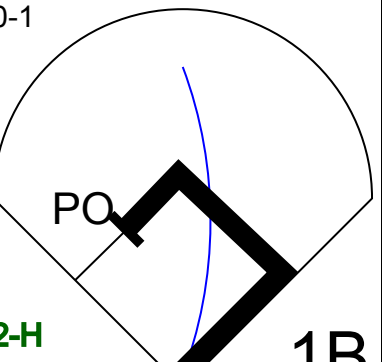
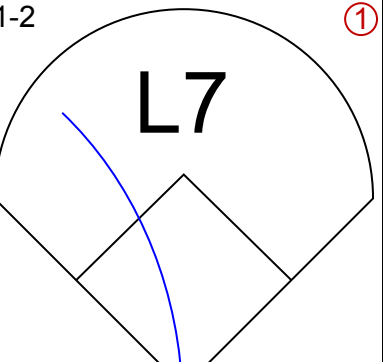
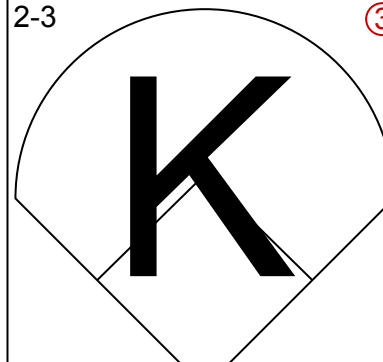
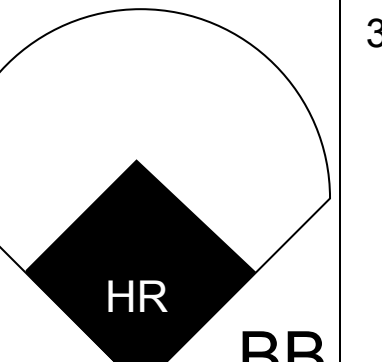
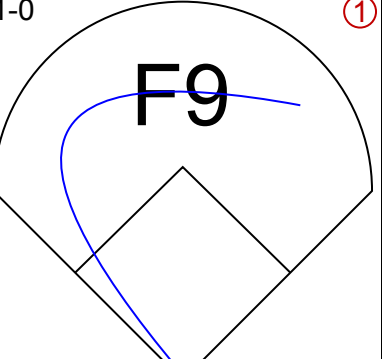
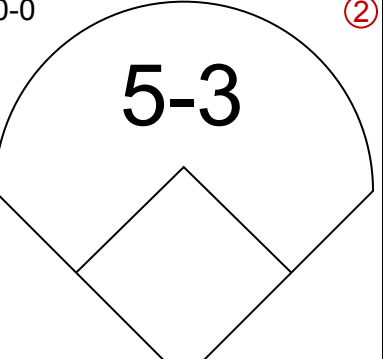
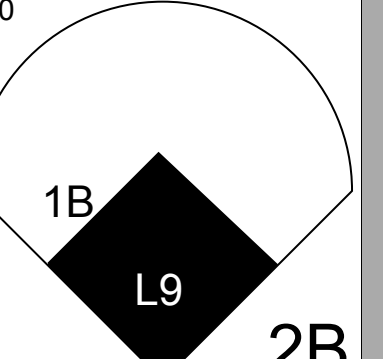
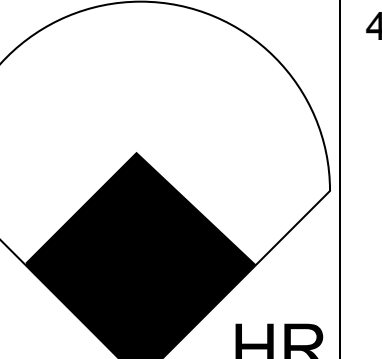
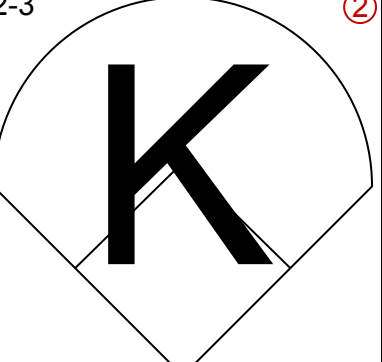
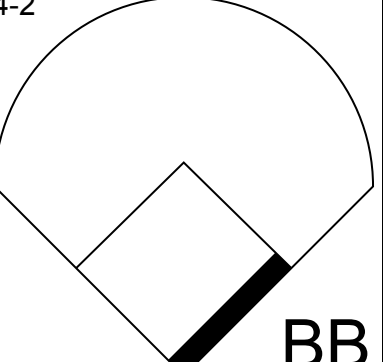
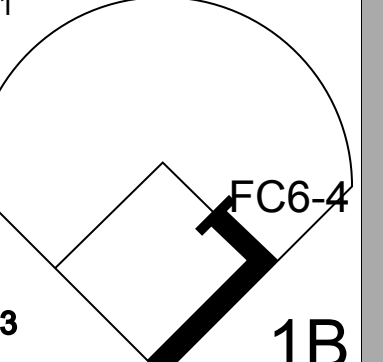
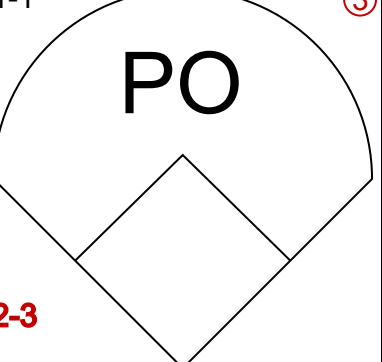
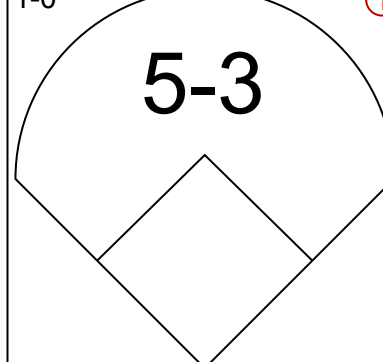
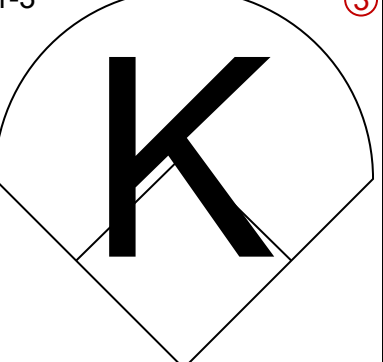
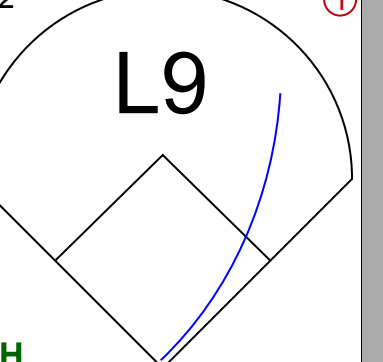

AB	32
R	4
H	10
RBI	4
BB	4
SO	4
LOB	20



Batter	1	2	3	4	5	6	7	8	9	AB	R	H	RBI	BB	SO	LOB	TOP					
Bobby Del Greco, R (1, 8) OBP: 0.315, SLG: 0.280	0-3 K		0-3 K		0-0 F4			0-0 F4		4	0	0	0	0	2	0	Pittsburgh Pirates @ Boston Braves Braves Field, Boston, MA Wed Jun 25 1952, 3:33 AM EDT Att: 1,414 - Cloudy - 80 F					
Dick Groat, R (1, 6) OBP: 0.308, SLG: 0.250	0-3 K		0-0 E3			0-0 FC3-6 1B		0-0 6-3		4	0	1	0	0	1	0						
George Metkovich, L (1, 3) OBP: 0.357, SLG: 0.452	0-0 3-1		0-0 F7			0-0 FC3-6 S WP 1-2 WP			0-0 1B 1B	4	1	1	0	0	0	2						
Ralph Kiner, R (1, 7) OBP: 0.445, SLG: 0.500		4-0 SH1-3 1B BB		0-0 1B		0-3 K 1-2			0-0 1B 1B	3	1	2	0	1	1	1						
Gus Bell, L (1, 9) OBP: 0.303, SLG: 0.449	0-0 SH1-3 1-2		0-0 F9		0-0 K 2-H				0-0 F8	3	0	0	0	0	1	3						
Joe Garagiola, L (1, 2) OBP: 0.338, SLG: 0.354	0-0 6-3		0-0 F7			0-0 F9			0-0 F4	4	0	0	0	0	0	4						
Jack Merson, R (1, 5) OBP: 0.279, SLG: 0.359	0-0 1B 2-H		0-0 1-3			0-0 5-3			0-3 K	4	0	1	1	0	1	3						
George Strickland, R (1, 4) OBP: 0.257, SLG: 0.278	0-3 K		0-0 5-3			0-0 F2				3	0	0	0	0	1	1						
Howie Pollet, L (1, 1) OBP: 0.219, SLG: 0.138			0-0 F4						0-3 K	2	0	0	0	0	1	0						
Clem Koshorek, R (8, PH) OBP: 0.315, SLG: 0.299										1	0	0	0	0	1	0						
Ted Wilks, R (8, 1) OBP: 0.167, SLG: 0.167										0	0	0	0	0	0	0						
Inning Stats	R: 0 E: 0 K: 2 S: 7	H: 0 LOB: 0 BB: 0 P: 7	R: 1 E: 0 K: 1 S: 6	H: 1 LOB: 1 BB: 1 P: 10	R: 0 E: 1 K: 1 S: 6	H: 0 LOB: 1 BB: 0 P: 6	R: 0 E: 0 K: 0 S: 4	H: 1 LOB: 1 BB: 0 P: 4	R: 0 E: 0 K: 1 S: 5	H: 0 LOB: 0 BB: 0 P: 5	R: 1 E: 0 K: 0 S: 8	H: 1 LOB: 0 BB: 0 P: 8	R: 0 E: 0 K: 0 S: 3	H: 0 LOB: 0 BB: 0 P: 3	R: 0 E: 0 K: 1 S: 5	H: 0 LOB: 0 BB: 0 P: 5	R: 0 E: 0 K: 1 S: 7	H: 2 LOB: 2 BB: 0 P: 7	1B: 5 2B: 0 3B: 0 HR: 0	SF: 0 SAC: 1 DP: 0 HBP: 0	WP: 2 PB: 0 SB: 1 CS: 0	PA: 34
PITCHER Max Surkont, R (1, 1) ERA: 4.48	IP: 9.0 WLS: W BF: 34 H: 5 R: 2 ER: 2 SO: 9 BB: 1 IBB: 0 HBP: 0 BLK: 0 WP: 2 HR: 0 S: 51 P: 55 ERA: 2.00 WHIP: 0.667															PITCHER						

Batter	1	2	3	4	5	6	7	8	9	AB	R	H	RBI	BB	SO	LOB	BOTTOM			
Sam Jethroe, S (1, 8) OBP: 0.342, SLG: 0.447	0-0 FC4-6 1B		0-0 FC9-6 1-H 2B		0-0 L7		0-0 F5			4	0	2	1	0	0	1	Pittsburgh Pirates @ Boston Braves Braves Field, Boston, MA Wed Jun 25 1952, 3:33 AM EDT Att: 1,414 - Cloudy - 80 F			
Bob Thorne, R (1, 9) OBP: 0.252, SLG: 0.338	0-0 FC4-6 1-2 K2-6-2		0-0 FC9-6 2-3			0-0 6-3		0-0 F4		4	0	0	0	0	0	2				
Earl Torgeson, L (1, 3) OBP: 0.392, SLG: 0.341	0-3 K2-6-2 1-2			0-0 1B S 1B		0-0 1-3			0-0 2B 2B	4	2	2	0	0	1	1				
Sid Gordon, R (1, 7) OBP: 0.414, SLG: 0.534		4-0 G3 4-3 BB		0-0 SH1-3 1-3 1B		0-0 HR		0-0 2B 2-H 2B		3	1	3	2	1	0	0				
Paul Burris, R (1, 2) OBP: 0.271, SLG: 0.357	0-0 4-3 1-2		0-0 L1-6 1-2 3-H 1B		0-0 L7			0-0 F8		4	0	1	1	0	0	2				
Sibby Sisti, R (1, 4) OBP: 0.288, SLG: 0.340	0-0 G3 2-3		0-0 SH1-3 1-2 2-3			0-0 F5		4-0 BB		2	0	0	0	1	0	1				
Eddie Mathews, L (1, 5) OBP: 0.295, SLG: 0.429	0-0 4-3		0-0 L1-6 2-3			0-0 E5 1B 1B		0-3 K		4	1	1	0	0	1	5				
Johnny Logan, R (1, 6) OBP: 0.340, SLG: 0.391			0-0 2B 1B		0-0 F8				0-0 SH1 1B	3	1	2	1	0	0	0				
Max Surkont, R (1, 1) OBP: 0.160, SLG: 0.240			0-3 K		0-0 1-3				0-0 SH1	2	0	0	0	0	1	1				
Inning Stats	R: 0 E: 0 K: 1 S: 5	H: 1 LOB: 1 BB: 0 P: 5	R: 0 E: 0 K: 0 S: 3	H: 0 LOB: 1 BB: 1 P: 7	R: 1 E: 0 K: 1 S: 6	H: 2 LOB: 0 BB: 0 P: 6	R: 1 E: 0 K: 0 S: 5	H: 3 LOB: 1 BB: 0 P: 5	R: 0 E: 0 K: 0 S: 3	H: 0 LOB: 0 BB: 0 P: 3	R: 1 E: 0 K: 0 S: 4	H: 1 LOB: 0 BB: 0 P: 4	R: 1 E: 1 K: 0 S: 5	H: 2 LOB: 1 BB: 0 P: 5	R: 1 E: 0 K: 1 S: 7	H: 2 LOB: 2 BB: 1 P: 11		1B: 7 2B: 6 3B: 0 HR: 1	SF: 0 SAC: 2 DP: 3 HBP: 0	WP: 0 PB: 0 SB: 1 CS: 0
PITCHER Howie Pollet, L (1, 1) ERA: 4.06	IP: 7.0 WLS: L BF: 28 H: 9 R: 4 ER: 3 SO: 2 BB: 1 IBB: 0 HBP: 0 BLK: 0 WP: 0 HR: 1 S: 31 P: 35 ERA: 3.86 WHIP: 1.429															PITCHER				
Ted Wilks, R (8, 1) ERA: 2.49	IP: 1.0 WLS: L BF: 6 H: 2 R: 1 ER: 1 SO: 1 BB: 0 IBB: 0 HBP: 0 BLK: 0 WP: 0 HR: 0 S: 7 P: 11 ERA: 9.00 WHIP: 3.000															PITCHER				


Batter	1	2	3	4	5	6	7	8	9	AB	R	H	RBI	BB	SO	LOB	TOP					
Sam Jethroe, S (1, 8) OBP: 0.338, SLG: 0.443										5	0	2	0	0	1	1	Boston Braves @ Brooklyn Dodgers Ebbets Field, Brooklyn, NY Sat Jun 28 1952, 3:33 AM EDT Att: 17,862 - Unknown					
Bob Thome, R (1, 9) OBP: 0.250, SLG: 0.333										2	0	1	0	0	0	0						
Jack Daniels, L (3, 9) OBP: 0.225, SLG: 0.171										2	0	0	0	1	1	2						
Earl Torgeson, L (1, 3) OBP: 0.392, SLG: 0.346										4	1	1	0	0	2	3						
Sid Gordon, R (1, 7) OBP: 0.417, SLG: 0.526										3	0	1	0	1	0	2						
Walker Cooper, R (1, 2) OBP: 0.331, SLG: 0.387										4	0	1	0	0	0	2						
Sibby Sisti, R (1, 4) OBP: 0.284, SLG: 0.333										4	1	1	1	0	0	3						
Eddie Mathews, L (1, 5) OBP: 0.299, SLG: 0.431										4	0	1	1	0	1	3						
Johnny Logan, R (1, 6) OBP: 0.347, SLG: 0.374										2	0	0	0	2	0	0						
Warren Spahn, L (1, 1) OBP: 0.250, SLG: 0.412										3	0	0	0	0	1	2						
Inning Stats	R: 0 E: 0 K: 2 S: 7	H: 0 LOB: 0 BB: 0 P: 9	R: 0 E: 0 K: 1 S: 7	H: 0 LOB: 1 BB: 1 P: 12	R: 0 E: 0 K: 0 S: 9	H: 2 LOB: 2 BB: 0 P: 14	R: 0 E: 0 K: 0 S: 8	H: 2 LOB: 1 BB: 0 P: 13	R: 0 E: 0 K: 1 S: 8	H: 0 LOB: 1 BB: 1 P: 12	R: 2 E: 0 K: 1 S: 14	H: 3 LOB: 2 BB: 1 P: 25	R: 0 E: 0 K: 1 S: 9	H: 0 LOB: 1 BB: 1 P: 16	R: 0 E: 0 K: 0 S: 7	H: 0 LOB: 0 BB: 0 P: 12	R: 0 E: 0 K: 0 S: 13	H: 1 LOB: 1 BB: 0 P: 18	1B: 5 2B: 3 3B: 0 HR: 0	SF: 0 SAC: 1 DP: 0 HBP: 0	WP: 0 PB: 0 SB: 1 CS: 1	PA: 38
PITCHER	IP	WLS	BF	H	R	ER	SO	BB	IBB	HBP	BLK	WP	HR	S	P	ERA	WHIP					
Chris Van Cuyk, L (1, 1) ERA: 4.64	7.0		31	7	2	2	6	3	1	0	0	0	0	62	101	2.57	1.429					
Joe Black, R (8, 1) ERA: 1.64	2.0	W	7	1	0	0	0	0	0	0	0	0	0	20	30	0.00	0.500					


Batter	1	2	3	4	5	6	7	8	9	AB	R	H	RBI	BB	SO	LOB	BOTTOM					
Carl Furillo, R (1, 9) OBP: 0.303, SLG: 0.362										4	0	0	0	0	0	1	Boston Braves @ Brooklyn Dodgers Ebbets Field, Brooklyn, NY Sat Jun 28 1952, 3:33 AM EDT Att: 17,862 - Unknown					
Billy Cox, R (1, 6) OBP: 0.338, SLG: 0.385										3	0	1	0	1	0	0						
Jackie Robinson, R (1, 4) OBP: 0.487, SLG: 0.459										3	0	0	0	1	0	1						
Roy Campanella, R (1, 2) OBP: 0.378, SLG: 0.476										3	1	1	0	1	1	1						
Andy Patko, R (1, 5) OBP: 0.404, SLG: 0.482										3	1	1	1	1	1	3						
Gil Hodges, R (1, 3) OBP: 0.362, SLG: 0.498										4	2	2	2	0	0	1						
Duke Snider, L (1, 8) OBP: 0.380, SLG: 0.494										2	0	1	0	1	1	1						
Dick Williams, R (1, 7) OBP: 0.240, SLG: 0.333										3	0	0	1	0	1	2						
Chris Van Cuyk, L (1, 1) OBP: 0.286, SLG: 0.296										2	0	0	0	0	2	0						
Pee Wee Reese, R (7, PH) OBP: 0.390, SLG: 0.360										1	0	0	0	0	0	1						
Joe Black, R (8, 1) OBP: 0.143, SLG: 0.143										0	0	0	0	0	0	0						
Inning Stats	R: 0 E: 0 K: 0 S: 6	H: 0 LOB: 0 BB: 0 P: 10	R: 1 E: 0 K: 1 S: 10	H: 2 LOB: 0 BB: 0 P: 15	R: 0 E: 0 K: 1 S: 5	H: 0 LOB: 0 BB: 0 P: 8	R: 0 E: 0 K: 0 S: 6	H: 0 LOB: 1 BB: 1 P: 12	R: 0 E: 0 K: 1 S: 9	H: 0 LOB: 1 BB: 1 P: 15	R: 0 E: 0 K: 2 S: 11	H: 1 LOB: 3 BB: 2 P: 25	R: 1 E: 0 K: 0 S: 10	H: 2 LOB: 1 BB: 0 P: 14	R: 0 E: 0 K: 1 S: 6	H: 0 LOB: 0 BB: 0 P: 9	R: 2 E: 0 K: 0 S: 1	H: 1 LOB: 0 BB: 1 P: 5	1B: 2 2B: 3 3B: 0 HR: 1	SF: 0 SAC: 0 DP: 1 HBP: 0	WP: 0 PB: 0 SB: 0 CS: 0	PA: 34
PITCHER	IP	WLS	BF	H	R	ER	SO	BB	IBB	HBP	BLK	WP	HR	S	P	ERA	WHIP					
Warren Spahn, L (1, 1) ERA: 3.12	8.0	L	33	6	4	4	6	5	0	0	0	0	1	64	113	4.50	1.375					


AB 33
R 2
H 8
RBI 2
BB 4
SO 6
LOB 18



AB 28
R 4
H 6
RBI 4
BB 5
SO 6
LOB 11



Batter	1	2	3	4	5	6	7	8	9	AB	R	H	RBI	BB	SO	LOB	TOP										
Sam Jethroe, S OBP: 0.336, SLG: 0.438 (1, 8)	5-3		F3		F5	G1-4-3 1B		4-3		5	0	1	0	0	0	0	Boston Braves @ Brooklyn Dodgers Ebbets Field, Brooklyn, NY Sun Jun 29 1952, 3:33 AM EDT Att: 15,630 - Unknown										
Sibby Sisti, R OBP: 0.289, SLG: 0.363 (1, 4)	F7		E5		HR	G1-4-3 1-2		1B		5	1	2	1	0	0	2											
Earl Torgeson, L OBP: 0.392, SLG: 0.343 (1, 9)			F9		HR			F9	F7	4	1	1	0	1	0	2											
Sid Gordon, R OBP: 0.416, SLG: 0.537 (1, 7)	5-3				F9	1-H		2B 1B	F7	5	2	2	2	0	0	2											
Walker Cooper, R OBP: 0.333, SLG: 0.411 (1, 2)		L9		FC5-6 1B	HR			K	1-3	5	1	2	1	0	1	1											
George Crowe, L OBP: 0.350, SLG: 0.410 (1, 3)				F5	HR			1B 2B	4-3	5	0	3	0	0	0	1											
Eddie Mathews, L OBP: 0.301, SLG: 0.428 (1, 5)		1B		F5	1B			1B 2B	4-3	4	0	1	0	1	2	2											
Johnny Logan, R OBP: 0.343, SLG: 0.368 (1, 6)				1B	K2-3			1B IBB	1-3	4	0	1	0	1	2	2											
Jim Wilson, R OBP: 0.154, SLG: 0.158 Lew Burdette, R (6, 1)				FC5-6 2-3f		L7		FC6-4 1B		4	0	1	1	0	0	3											
				K		F8		FC6-4 1B		2	0	0	0	1	1	0											
Inning Stats	R: 0 E: 0 K: 0 S: 11	H: 0 LOB: 1 BB: 1 P: 21	R: 0 E: 0 K: 1 S: 9	H: 1 LOB: 1 BB: 0 P: 14	R: 0 E: 1 K: 1 S: 10	H: 0 LOB: 1 BB: 0 P: 16	R: 0 E: 0 K: 0 S: 9	H: 2 LOB: 2 BB: 0 P: 17	R: 4 E: 0 K: 1 S: 16	H: 5 LOB: 1 BB: 0 P: 26	R: 0 E: 0 K: 0 S: 6	H: 1 LOB: 3 BB: 1 P: 11	R: 1 E: 0 K: 1 S: 17	H: 3 LOB: 3 BB: 1 P: 33	R: 0 E: 0 K: 0 S: 9	H: 1 LOB: 0 BB: 0 P: 9		R: 0 E: 0 K: 0 S: 6	H: 0 LOB: 0 BB: 0 P: 9	1B: 9 2B: 1 3B: 0 HR: 3	SF: 0 SAC: 0 DP: 1 HBP: 0	WP: 0 PB: 0 SB: 0 CS: 0	PA: 43				
PITCHER	IP	WLS	BF	H	R	ER	SO	BB	IBB	HBP	BLK	WP	HR	S	P	ERA	WHIP										
Preacher Roe, L ERA: 3.28 (1, 1)	4.2		24	8	4	4	2	1	0	0	0	0	3	52	90	7.71	1.929										
Billy Loes, R ERA: 2.16 (5, 1)	1.1		5	1	0	0	1	1	0	0	0	0	0	9	15	0.00	1.500										
Clyde King, R ERA: 4.66 (7, 1)	1.0		7	3	1	1	1	0	1	0	0	0	0	17	33	9.00	3.000										
Ben Wade, R ERA: 3.57 (8, 1)	2.0	W	7	1	0	0	0	0	0	0	0	0	0	15	22	0.00	0.500										

Batter	1	2	3	4	5	6	7	8	9	AB	R	H	RBI	BB	SO	LOB	BOTTOM										
Carl Furillo, R OBP: 0.305, SLG: 0.360 (1, 9)	F7		HR	B5		1B 5-3	FC5			4	1	1	2	0	0	3	Boston Braves @ Brooklyn Dodgers Ebbets Field, Brooklyn, NY Sun Jun 29 1952, 3:33 AM EDT Att: 15,630 - Unknown										
Billy Cox, R OBP: 0.340, SLG: 0.386 (1, 6)	BB S 1B		F3	F9		5-3		2B 1B		5	0	2	0	0	0	3											
Jackie Robinson, R OBP: 0.485, SLG: 0.471 (1, 4)	K		HR	F7		1B		F4		5	1	2	2	0	1	3											
Roy Campanella, R OBP: 0.387, SLG: 0.487 (1, 2)	BB BB		1B 1B		1B	1-3		2B		4	1	3	0	1	0	2											
George Shuba, L OBP: 0.423, SLG: 0.429 Dick Williams, R OBP: 0.240, SLG: 0.333 (8, PR) (9, 7)			L4		G4-6-3 1B			1B BB	G4-6-3 IBB	2	1	0	0	3	0	2											
Duke Snider, L OBP: 0.377, SLG: 0.488 (1, 8)	K		1B 1B		4-3			K	G4-6-3	5	0	1	0	0	2	7											
Gil Hodges, R OBP: 0.364, SLG: 0.495 (1, 3)		K	1B			2B 1B		F8		3	1	1	1	1	1	1											
Rocky Bridges, R OBP: 0.154, SLG: 0.160 (1, 5)		5-3	F8			1B 2B		FC5 1B		4	1	2	0	0	0	2											
Preacher Roe, R OBP: 0.188, SLG: 0.100 Billy Loes, R OBP: 0.283, SLG: 0.293 Rocky Nelson, L OBP: 0.309, SLG: 0.290 Clyde King, S OBP: 0.158, SLG: 0.200 Tommy Holmes, L OBP: 0.158, SLG: 0.200 Ben Wade, R OBP: 0.158, SLG: 0.200 (1, 1) (5, 1) (6, PR) (7, 1) (8, 1) (8, 1)		4-3			BB			F5	1B	1	0	0	0	1	0	0											
Inning Stats	R: 0 E: 0 K: 2 S: 15	H: 1 LOB: 3 BB: 2 P: 27	R: 0 E: 0 K: 1 S: 7	H: 0 LOB: 0 BB: 0 P: 9	R: 3 E: 0 K: 0 S: 10	H: 4 LOB: 2 BB: 0 P: 16	R: 0 E: 0 K: 0 S: 7	H: 0 LOB: 1 BB: 1 P: 14	R: 0 E: 0 K: 0 S: 8	H: 1 LOB: 0 BB: 0 P: 14	R: 2 E: 0 K: 0 S: 9	H: 3 LOB: 2 BB: 1 P: 19	R: 1 E: 0 K: 1 S: 10	H: 2 LOB: 2 BB: 1 P: 20	R: 0 E: 0 K: 0 S: 9	H: 2 LOB: 3 BB: 1 P: 17		1B: 10 2B: 2 3B: 0 HR: 1	SF: 0 SAC: 0 DP: 2 HBP: 1	WP: 0 PB: 0 SB: 1 CS: 0	PA: 42						
PITCHER	IP	WLS	BF	H	R	ER	SO	BB	IBB	HBP	BLK	WP	HR	S	P	ERA	WHIP										
Jim Wilson, R ERA: 3.83 Lew Burdette, R ERA: 3.77 (1, 1) (6, 1)	5.0		26	6	1	1	1	1	1	0	0	0	0	25	48	3.00	2.333										

Batter	1	2	3	4	5	6	7	8	9	AB	R	H	RBI	BB	SO	LOB	TOP										
Davey Williams, R OBP: 0.350, SLG: 0.445	0-3 K		0-0 2B		0-0 HR	0-0 1B			0-0 5-3	5	1	3	1	0	1	0	New York Giants @ Boston Braves Braves Field, Boston, MA Tue Jul 01 1952, 3:33 AM EDT Alt. 5,442 - Unknown - 71 F										
Whitey Lockman, L OBP: 0.389, SLG: 0.429	0-0 5-3		0-0 F8		4-0 1B F7 BB	0-0 4-3			4-0 BB 1B BB	3	2	0	0	2	0												
Bobby Thomson, R OBP: 0.363, SLG: 0.538	0-0 HR 1B		0-3 K		0-0 F8			0-0 5-3	4-0 1B BB	4	1	1	0	1	1	2											
Hank Thompson, L OBP: 0.344, SLG: 0.503	0-0 HR		1-0 HBP		0-0 F7 1B			4-0 BB	0-0 G4-6-3 1B	3	2	3	3	1	0	0											
Don Mueller, L OBP: 0.301, SLG: 0.406	0-0 5-3		0-0 F8		0-0 F7			0-3 K	0-0 G4-6-3	5	0	0	1	0	1	6											
George Wilson, L OBP: 0.271, SLG: 0.326		0-0 F6		0-0 1B				0-0 F4		4	0	2	1	0	0	1											
Alvin Dark, R OBP: 0.335, SLG: 0.394	0-3 K		0-0 F4		0-0 1-3			0-0 F4		4	0	0	0	0	1	2											
Sal Yvars, R OBP: 0.316, SLG: 0.302	0-0 1B		0-0 F3			0-0 6-3		0-0 L8		4	0	1	0	0	0	1											
Hal Gregg, R OBP: 0.143, SLG: 0.143	0-3 K		0-3 K			0-0 1-3		0-0 5-3		2	0	0	0	0	2	2											
Hoyt Wilhelm, R OBP: 0.133, SLG: 0.333										2	0	0	0	0	0	0											
Inning Stats	R: 2 E: 0 K: 1 S: 7	H: 2 LOB: 0 BB: 0 P: 7	R: 0 E: 0 K: 2 S: 8	H: 1 LOB: 1 BB: 0 P: 8	R: 0 E: 0 K: 1 S: 6	H: 1 LOB: 2 BB: 0 P: 7	R: 0 E: 0 K: 1 S: 6	H: 1 LOB: 1 BB: 0 P: 6	R: 3 E: 0 K: 0 S: 6	H: 3 LOB: 1 BB: 1 P: 10	R: 0 E: 0 K: 0 S: 4	H: 1 LOB: 1 BB: 0 P: 4	R: 0 E: 0 K: 1 S: 5	H: 0 LOB: 1 BB: 1 P: 9	R: 0 E: 0 K: 0 S: 3	H: 0 LOB: 0 BB: 0 P: 3	R: 1 E: 0 K: 0 S: 3	H: 1 LOB: 1 BB: 2 P: 11	1B: 7 2B: 1 3B: 0 HR: 2	SF: 0 SAC: 0 DP: 1 HBP: 1	WP: 0 PB: 0 CS: 0	PA: 41					
PITCHER	IP	WLS	BF	H	R	ER	SO	BB	IBB	HBP	BLK	WP	HR	S	P	ERA	WHIP										
Sheldon Jones, R ERA: 4.3	(1, 1)	5.0	L	25	8	5	5	1	0	1	0	0	2	33	38	9.00	1.800										
Dave Cole, R ERA: 3.5	(6, 1)	2.0		8	1	0	0	1	0	0	0	0	0	9	13	0.00	1.000										
Virgil Jester, R ERA: 4.7	(8, 1)	2.0		8	1	1	1	0	2	0	0	0	0	6	14	4.50	1.500										

Batter	1	2	3	4	5	6	7	8	9	AB	R	H	RBI	BB	SO	LOB	BOTTOM										
Sam Jethroe, S OBP: 0.344, SLG: 0.437	0-0 F9		0-3 K		1-0 HBP				4-0 1-2 BB	3	0	0	0	1	2	0	New York Giants @ Boston Braves Braves Field, Boston, MA Tue Jul 01 1952, 3:33 AM EDT Alt. 5,442 - Unknown - 71 F										
Jack Dittmer, L OBP: 0.127, SLG: 0.164	0-3 K		0-0 F8		0-0 4-3			0-0 F7	0-3 K	5	0	0	0	0	2	6											
Earl Torgeson, L OBP: 0.392, SLG: 0.333	0-0 1B					4-0 FC5-4 1B BB		0-3 K		1	0	1	0	0	0	0											
Sibby Sisti, R OBP: 0.288, SLG: 0.353	0-0 1B					0-0 FC5-4 1B		0-3 K2-3		2	1	0	0	1	1	0											
George Crowe, L OBP: 0.340, SLG: 0.393	0-0 G3		0-0 G3		0-0 G3			0-3 K		4	0	1	0	0	1	1											
Walker Cooper, R OBP: 0.317, SLG: 0.383		0-0 6-3			0-0 6-3			0-0 FC5-4 1B	0-0 6-3	4	0	0	0	0	0	2											
Eddie Mathews, L OBP: 0.310, SLG: 0.450		0-0 F7			0-0 HR			0-0 F8	0-0 1B 3B	4	2	2	2	0	0	1											
Jack Daniels, L OBP: 0.250, SLG: 0.234		0-0 L9			0-0 G3 1B			0-0 F7	0-0 1B PB 1B	4	0	2	1	0	0	1											
Johnny Logan, R OBP: 0.342, SLG: 0.358			0-0 1-6-3		4-0 G3 BB 1B			0-0 L7	0-0 BB 1B	3	0	1	0	1	0	0											
Sheldon Jones, R ERA: 4.3	(1, 1)									1	0	0	0	0	0	0											
Warren Spahn, L ERA: 4.64	(5, PH)									1	0	0	0	0	0	2											
Dave Cole, R ERA: 3.5	(6, 1)									0	0	0	0	0	0	0											
Ebba St. Claire, S OBP: 0.246, SLG: 0.307	(7, PH)									1	0	0	0	0	0	0											
Virgil Jester, R ERA: 4.7	(8, 1)									0	0	0	0	0	0	0											
Paul Burris, R OBP: 0.207, SLG: 0.351	(9, PH)									1	0	0	0	0	1	2											
Inning Stats	R: 0 E: 0 K: 1 S: 6	H: 1 LOB: 1 BB: 0 P: 6	R: 0 E: 0 K: 0 S: 3	H: 0 LOB: 0 BB: 0 P: 3	R: 0 E: 0 K: 1 S: 5	H: 0 LOB: 0 BB: 0 P: 5	R: 0 E: 0 K: 0 S: 3	H: 0 LOB: 0 BB: 0 P: 3	R: 1 E: 0 K: 0 S: 5	H: 1 LOB: 1 BB: 1 P: 10	R: 0 E: 0 K: 0 S: 4	H: 1 LOB: 1 BB: 1 P: 8	R: 0 E: 0 K: 1 S: 5	H: 0 LOB: 0 BB: 0 P: 5	R: 0 E: 0 K: 2 S: 7	H: 0 LOB: 0 BB: 0 P: 7	R: 1 E: 0 K: 2 S: 10	H: 3 LOB: 3 BB: 1 P: 14	1B: 5 2B: 0 3B: 1 HR: 1	SF: 0 SAC: 0 DP: 0 HBP: 1	WP: 0 PB: 1 CS: 0	PA: 38					
PITCHER	IP	WLS	BF	H	R	ER	SO	BB	IBB	HBP	BLK	WP	HR	S	P	ERA	WHIP										
Hal Gregg, R ERA: 4.64	(1, 1)	4.2		19	3	1	1	2	1	0	0	0	0	21	26	1.93	0.857										
Hoyt Wilhelm, R ERA: 2.6	(5, 1)	4.1	W	19	4	2	2	5	2	0	0	0	0	27	35	4.15	1.385										

AB	36
R	6
H	10
RBI	6
BB	4
SO	6
LOB	16



Batter	1	2	3	4	5	6	7	8	9	AB	R	H	RBI	BB	SO	LOB	TOP							
Davey Williams, R OBP: 0.346, SLG: 0.439 (1, 4)	L9		K		K			K		4	0	0	0	0	3	0	New York Giants @ Boston Braves Braves Field, Boston, MA Wed Jul 02 1952, 3:33 AM EDT Att: 1,923 - Sunny - 86 F							
Whitey Lockman, L OBP: 0.391, SLG: 0.430 (1, 3)	G3 1B		4-3			K		G6-4-3 1B		4	0	2	0	0	1	0								
Bobby Thomson, R OBP: 0.362, SLG: 0.533 (1, 5)	G3 1B		6-3			5-3		G6-4-3 1B		4	0	1	0	0	0	1								
Hank Thompson, L OBP: 0.339, SLG: 0.494 Bob Elliott, R OBP: 0.337, SLG: 0.406 (1, 8)	G3			F9		6-3			6-3	3	0	0	0	0	0	2								
Alvin Dark, R OBP: 0.337, SLG: 0.393 (1, 6)	IBB			F8			E7 SH3-4 F9			3	1	1	0	1	0	0								
Don Mueller, L OBP: 0.303, SLG: 0.407 Wes Westrum, R OBP: 0.398, SLG: 0.515 (1, 9)	F7						SH3-4		K	2	0	1	0	0	0	3								
Sal Yvars, R OBP: 0.311, SLG: 0.286 (1, 2)		5-3					2-3		K	1	0	0	0	0	1	1								
George Wilson, L OBP: 0.260, SLG: 0.313 Bill Rigney, R OBP: 0.346, SLG: 0.273 Chuck Diering, R OBP: 0.296, SLG: 0.304 (1, 7)	K				F4			F9		2	0	0	0	0	1	0								
Monty Kennedy, R OBP: 0.067, SLG: 0.067 (1, 1)	K						3-H	F8		0	0	0	0	0	0	0								
Inning Stats	R: 0 E: 0 K: 0 S: 5	H: 2 LOB: 3 BB: 1 P: 9	R: 0 E: 0 K: 1 S: 7	H: 0 LOB: 0 BB: 0 P: 7	R: 0 E: 0 K: 1 S: 5	H: 0 LOB: 0 BB: 0 P: 5	R: 0 E: 0 K: 1 S: 6	H: 1 LOB: 1 BB: 0 P: 6	R: 0 E: 0 K: 0 S: 7	H: 0 LOB: 0 BB: 0 P: 7	R: 0 E: 0 K: 1 S: 5	H: 0 LOB: 0 BB: 0 P: 5	R: 1 E: 1 K: 0 S: 4	H: 0 LOB: 1 BB: 1 P: 8	R: 0 E: 0 K: 1 S: 5	H: 1 LOB: 1 BB: 0 P: 5		R: 0 E: 0 K: 2 S: 8	H: 1 LOB: 1 BB: 0 P: 8	R: 0 E: 0 K: 2 S: 8	H: 1 LOB: 1 BB: 0 P: 8	1B: 5 2B: 0 3B: 0 HR: 0	SF: 0 SAC: 1 DP: 1 HBP: 0	WP: 0 PB: 0 CS: 0
PITCHER Warren Spahn, L ERA: 2.92 (1, 1)	IP: 9.0 WLS: W BF: 34 H: 5 R: 1 ER: 0 SO: 10 BB: 0 IBB: 2 HBP: 0 BLK: 0 WP: 0 HR: 0 S: 52 P: 60 ERA: 0.00 WHIP: 0.556															PITCHER								

AB	31
R	1
H	5
RBI	1
BB	2
SO	10
LOB	11



Batter	1	2	3	4	5	6	7	8	9	AB	R	H	RBI	BB	SO	LOB	BOTTOM					
Sam Jethroe, S OBP: 0.339, SLG: 0.430 (1, 8)	F9		B2-3		F3		K			4	0	0	0	0	1	2	New York Giants @ Boston Braves Braves Field, Boston, MA Wed Jul 02 1952, 3:33 AM EDT Att: 1,923 - Sunny - 86 F					
Sibby Sisti, R OBP: 0.287, SLG: 0.345 (1, 9)	F9		BB			F8		F8		3	0	0	0	1	0	0						
Earl Torgeson, L OBP: 0.395, SLG: 0.333 (1, 7)			4-3			CS BB		4-3		3	0	1	0	1	0	1						
Walker Cooper, R OBP: 0.315, SLG: 0.380 (1, 2)	F9				5-3		F9			4	0	1	0	0	0	2						
George Crowe, L OBP: 0.333, SLG: 0.384 Jack Daniels, L OBP: 0.245, SLG: 0.229 (1, 3)		F4			4-3		CS	F6	K	3	0	0	0	0	0	0						
Eddie Mathews, L OBP: 0.310, SLG: 0.453 (1, 5)		4-3			4-3			K		3	0	1	0	0	1	0						
Johnny Logan, R OBP: 0.342, SLG: 0.358 (1, 6)		4-3			5-3			HR 1B		3	1	1	0	0	0	1						
Jack Dittmer, L OBP: 0.138, SLG: 0.224 (1, 4)		K			F2			HR		3	1	1	2	0	1	1						
Warren Spahn, L OBP: 0.250, SLG: 0.400 (1, 1)			4-3		E3			1B		3	0	1	0	0	0	0						
Inning Stats	R: 0 E: 0 K: 0 S: 4	H: 1 LOB: 1 BB: 0 P: 4	R: 0 E: 0 K: 1 S: 6	H: 1 LOB: 0 BB: 0 P: 6	R: 0 E: 0 K: 0 S: 3	H: 0 LOB: 1 BB: 1 P: 7	R: 0 E: 0 K: 0 S: 3	H: 0 LOB: 0 BB: 0 P: 3	R: 0 E: 0 K: 0 S: 4	H: 0 LOB: 1 BB: 0 P: 4	R: 0 E: 0 K: 0 S: 2	H: 0 LOB: 0 BB: 1 P: 6	R: 2 E: 0 K: 2 S: 10	H: 3 LOB: 1 BB: 0 P: 10	R: 0 E: 0 K: 1 S: 6	H: 1 LOB: 1 BB: 0 P: 6		R: 0 E: 0 K: 1 S: 6	H: 1 LOB: 1 BB: 0 P: 6	1B: 4 2B: 1 3B: 0 HR: 1	SF: 0 SAC: 0 DP: 0 HBP: 0	WP: 0 PB: 0 CS: 1
PITCHER Monty Kennedy, L ERA: 3.35 (1, 1)	IP: 8.0 WLS: L BF: 32 H: 6 R: 2 ER: 2 SO: 4 BB: 2 IBB: 0 HBP: 0 BLK: 0 WP: 0 HR: 1 S: 38 P: 46 ERA: 2.25 WHIP: 1.000															PITCHER						

AB	30
R	2
H	6
RBI	2
BB	2
SO	4
LOB	8



Batter	1	2	3	4	5	6	7	8	9	AB	R	H	RBI	BB	SO	LOB	TOP														
Richie Ashburn, L OBP: 0.340, SLG: 0.320 (1, 8)	0-0 5-3		0-0 4-3			0-0 1-3		0-0 1-3		4	0	0	0	0	0	0	Philadelphia Phillies @ Boston Braves Braves Field, Boston, MA Thu Jul 03 1952, 3:33 AM EDT Att: 1,232 - Sunny - 84 F														
Eddie Waitkus, L OBP: 0.347, SLG: 0.359 (1, 3)	0-0 F4		0-0 F9			0-0 1B		0-0 4-3		4	0	1	0	0	0	0															
Granny Hamner, R OBP: 0.285, SLG: 0.380 (1, 6)	0-3 K			0-0 F8		0-0 1B		0-0 6-3		4	0	1	0	0	1	0															
Smoky Burgess, L OBP: 0.360, SLG: 0.443 (1, 2)		0-0 F6		0-0 6-3		0-0 G4-6-3		0-0 F8		4	0	0	0	0	0	2															
Johnny Wyrostek, L OBP: 0.372, SLG: 0.346 (1, 9)		4-0 FC5 BB		0-0 6-3			0-0 BB	0-0 1B		3	1	2	0	1	0	0															
Del Ennis, R OBP: 0.335, SLG: 0.476 (1, 7)		0-0 F7			0-0 HR		0-0 F4	0-0 1B		4	1	2	1	0	0	2															
Connie Ryan, R OBP: 0.337, SLG: 0.369 (1, 4)		4-0 1-2 BB			0-3 K		0-0 F9	0-3 K		3	0	0	0	1	2	3															
Willie Jones, R OBP: 0.333, SLG: 0.386 (1, 5)		0-0 FC5			0-0 F6		4-0 1-2 BB	0-0 FC6		3	0	1	1	1	0	2															
Curt Simmons, L OBP: 0.212, SLG: 0.290 (1, 1)			0-3 K		0-3 K		0-0 4-3	0-0 FC6		4	0	0	0	0	2	4															
Inning Stats	R: 0 E: 0 K: 1 S: 5	H: 0 LOB: 0 BB: 0 P: 5	R: 0 E: 0 K: 0 S: 3	H: 0 LOB: 2 BB: 2 P: 11	R: 0 E: 0 K: 1 S: 5	H: 0 LOB: 0 BB: 0 P: 5	R: 0 E: 0 K: 0 S: 3	H: 0 LOB: 0 BB: 0 P: 3	R: 1 E: 0 K: 2 S: 8	H: 1 LOB: 0 BB: 0 P: 8	R: 0 E: 0 K: 0 S: 4	H: 1 LOB: 2 BB: 1 P: 8	R: 0 E: 0 K: 0 S: 4	H: 1 LOB: 2 BB: 1 P: 8	R: 0 E: 0 K: 0 S: 3	H: 0 LOB: 0 BB: 0 P: 3	R: 1 E: 0 K: 1 S: 8	H: 3 LOB: 3 BB: 0 P: 8	1B: 6 2B: 0 3B: 0 HR: 1	SF: 0 SAC: 0 DP: 1 HBP: 0	WP: 0 PB: 0 SB: 0 CS: 0	PA: 36									
PITCHER Jim Wilson, R ERA: 3.68 (1, 1)	IP: 9.0 WLS: L BF: 36	H: 7 R: 2 ER: 2 SO: 5	BB: 3 IBB: 0 HBP: 0 BLK: 0	WP: 0 HR: 1 S: 43 P: 55	ERA: 2.00 WHIP: 1.111											PITCHER Jim Wilson, R ERA: 3.68 (1, 1)	IP: 9.0 WLS: W BF: 31	H: 4 R: 0 ER: 0 SO: 4	BB: 0 IBB: 0 HBP: 0 BLK: 0	WP: 0 HR: 0 S: 39 P: 39	ERA: 0.00 WHIP: 0.444										

AB	33
R	2
H	7
RBI	2
BB	3
SO	5
LOB	13



Batter	1	2	3	4	5	6	7	8	9	AB	R	H	RBI	BB	SO	LOB	BOTTOM														
Sam Jethroe, S OBP: 0.338, SLG: 0.431 (1, 8)	0-3 K		0-0 F7			0-0 4-3		0-0 F4		4	0	1	0	0	1	0	Philadelphia Phillies @ Boston Braves Braves Field, Boston, MA Thu Jul 03 1952, 3:33 AM EDT Att: 1,232 - Sunny - 84 F														
Sibby Sisti, R OBP: 0.276, SLG: 0.333 (1, 9)	0-0 F8		0-0 F4			0-0 5-3		0-0 L8		4	0	0	0	0	0	1															
Earl Torgeson, L OBP: 0.386, SLG: 0.324 (1, 3)	0-0 F5			0-0 4-3		0-0 4-3		0-3 K		4	0	0	0	0	1	1															
Sid Gordon, R OBP: 0.414, SLG: 0.536 (1, 7)		0-0 1B		0-0 4-3		0-3 K		0-0 6-3		4	0	1	0	0	1	1															
Walker Cooper, R OBP: 0.315, SLG: 0.379 (1, 2)		0-0 2-3		0-0 4-3			0-0 F7			3	0	1	0	0	0	0															
Eddie Mathews, L OBP: 0.310, SLG: 0.451 (1, 5)		0-0 F3			0-0 FC4-6		0-0 F5			3	0	1	0	0	0	2															
Johnny Logan, R OBP: 0.333, SLG: 0.348 (1, 6)		0-0 F9			0-0 L9		0-0 L7			3	0	0	0	0	0	3															
Jack Dittmer, L OBP: 0.131, SLG: 0.213 (1, 4)		0-0 F6			0-0 FC4-6		0-3 K2-3			3	0	0	0	0	1	3															
Jim Wilson, R OBP: 0.143, SLG: 0.146 (1, 1)			0-0 5-3		0-0 1-3		0-0 4-3			3	0	0	0	0	0	1															
Inning Stats	R: 0 E: 0 K: 1 S: 5	H: 2 LOB: 2 BB: 0 P: 5	R: 0 E: 0 K: 0 S: 3	H: 0 LOB: 0 BB: 0 P: 3	R: 0 E: 0 K: 0 S: 3	H: 0 LOB: 0 BB: 0 P: 3	R: 0 E: 0 K: 0 S: 4	H: 1 LOB: 1 BB: 0 P: 4	R: 0 E: 0 K: 1 S: 6	H: 1 LOB: 1 BB: 0 P: 6	R: 0 E: 0 K: 0 S: 3	H: 0 LOB: 0 BB: 0 P: 3	R: 0 E: 0 K: 1 S: 5	H: 0 LOB: 0 BB: 0 P: 5	R: 0 E: 0 K: 1 S: 5	H: 0 LOB: 0 BB: 0 P: 5	1B: 2 2B: 2 3B: 0 HR: 0	SF: 0 SAC: 0 DP: 0 HBP: 0	WP: 0 PB: 0 SB: 0 CS: 0	PA: 31											
PITCHER Curt Simmons, L ERA: 1.74 (1, 1)	IP: 9.0 WLS: W BF: 31	H: 4 R: 0 ER: 0 SO: 4	BB: 0 IBB: 0 HBP: 0 BLK: 0	WP: 0 HR: 0 S: 39 P: 39	ERA: 0.00 WHIP: 0.444											PITCHER Curt Simmons, L ERA: 1.74 (1, 1)	IP: 9.0 WLS: W BF: 31	H: 4 R: 0 ER: 0 SO: 4	BB: 0 IBB: 0 HBP: 0 BLK: 0	WP: 0 HR: 0 S: 39 P: 39	ERA: 0.00 WHIP: 0.444										

AB	31
R	0
H	4
RBI	0
BB	0
SO	4
LOB	12



Batter	1	2	3	4	5	6	7	8	9	10	11	AB	R	H	RBI	BB	SO	LOB	TOP							
Richie Ashburn, L OBP: 0.338, SLG: 0.315 (1, 8)	3-1		4-3			SH3-4 BB		E9		K		4	0	0	0	1	1	0								
Eddie Waitkus, L OBP: 0.345, SLG: 0.357 (1, 3)	F9		4-3			SH3-4		L8			SH3-4 1B	4	0	1	0	0	0	0								
Granny Hamner, R OBP: 0.281, SLG: 0.375 (1, 6)	K			K		6-3		F8			SH3-4	4	0	0	0	0	2	1								
Smoky Burgess, L OBP: 0.361, SLG: 0.439 (1, 2)		1B		F7		F8			FC5-6 BB		4-3	4	0	1	0	1	0	2								
Johnny Wrostock, L OBP: 0.372, SLG: 0.353 (1, 9)		3B			E S 1B BB		F2		FC5-6 1B 8-2		6-3	4	1	1	0	1	0	2								
Del Ennis, R OBP: 0.345, SLG: 0.483 (1, 7)	F3				L8 1B K 1B			E 2B				4	0	3	1	0	0	1								
Connie Ryan, R OBP: 0.336, SLG: 0.367 (1, 4)	1-3				1-2 K 1B			K			8-2	4	0	1	0	0	1	4								
Willie Jones, R OBP: 0.332, SLG: 0.381 (1, 5)			F6			L8					K	3	0	0	0	1	1	2								
Karl Drews, R OBP: 0.086, SLG: 0.086 (1, 1)			K			K		F9			K	4	0	0	0	0	3	4								
Inning Stats	R: 0 E: 0 K: 1 S: 5	H: 0 LOB: 0 BB: 0 P: 5	R: 0 E: 0 K: 0 S: 4	H: 2 LOB: 1 BB: 0 P: 4	R: 0 E: 0 K: 1 S: 5	H: 0 LOB: 0 BB: 0 P: 5	R: 0 E: 0 K: 1 S: 5	H: 0 LOB: 0 BB: 0 P: 5	R: 1 E: 0 K: 1 S: 6	H: 2 LOB: 2 BB: 1 P: 10	R: 0 E: 0 K: 0 S: 3	H: 0 LOB: 1 BB: 1 P: 7	R: 0 E: 1 K: 0 S: 3	H: 0 LOB: 0 BB: 0 P: 3	R: 0 E: 0 K: 0 S: 3	H: 1 LOB: 1 BB: 1 P: 7	R: 0 E: 0 K: 3 S: 9	H: 0 LOB: 0 BB: 0 P: 9	R: 0 E: 0 K: 0 S: 4	H: 1 LOB: 1 BB: 0 P: 4	1B: 5 2B: 2 3B: 1 HR: 0	SF: 0 SAC: 2 DP: 1 HBP: 0	WP: 0 PB: 0 SB: 2 CS: 0	PA: 41		
PITCHER	IP	WLS	BF	H	R	ER	SO	BB	IBB	HBP	BLK	WP	HR	S	P	ERA	WHIP									
Max Surkont, R ERA: 4.29 (1, 1)	8.0		30	5	1	1	5	3	0	0	0	0	0	37	49	1.12	1.000									
Lew Burdette, R ERA: 3.42 (9, 1)	3.0	W	11	2	0	0	3	1	0	0	0	0	0	16	20	0.00	1.000									

Philadelphia Phillies @ Boston Braves
Braves Field, Boston, MA
Fri Jul 04 1952, 3:33 AM EDT
Sunny - 88 F

AB 35
R 1
H 7
RBI 1
BB 4
SO 8
LOB 16



Batter	1	2	3	4	5	6	7	8	9	10	11	AB	R	H	RBI	BB	SO	LOB	BOTTOM							
Sam Jethroe, S OBP: 0.337, SLG: 0.426 (1, 8)	4-3		F9			BB		SH5-4		K		3	0	0	0	1	1	0								
Jack Dittmer, L OBP: 0.192, SLG: 0.227 (1, 4)	FC3-6 1B			4-3		F8		E 1B		F6		5	0	2	1	0	0	2								
Earl Torgeson, L OBP: 0.376, SLG: 0.314 (1, 3)	FC3-6 1-2			4-3		F8		L8			4-3	5	0	0	0	0	0	4								
Sid Gordon, R OBP: 0.410, SLG: 0.527 (1, 7)	F9				4-0	6-3		E6			F8	4	0	0	0	1	0	4								
Eddie Mathews, L OBP: 0.312, SLG: 0.466 (1, 5)		F8		G3			SH1-3 2B	4-3			HR	5	1	2	1	0	0	3								
Ebbs St. Claire, S OBP: 0.276, SLG: 0.297 (1, 2)		4-3			5-3		SH1-3	6-3				3	0	0	0	0	0	0								
Jack Daniels, L OBP: 0.228, SLG: 0.212 (1, 9)		F6			6-3		4-3	3-1				4	0	0	0	0	1									
Johnny Logan, R OBP: 0.323, SLG: 0.336 (1, 6)			F7		5-3		5-3	F7				4	0	0	0	0	1									
Max Surkont, R OBP: 0.172, SLG: 0.214 (1, 1)						BB				4-3		1	0	0	0	1	0	0								
George Crowe, L OBP: 0.338, SLG: 0.396 (8, PH)						BB		SH5-4 1B 2B				1	1	1	0	0	0	0								
Lew Burdette, R ERA: 3.05 (9, 1)	10.2	L	41	5	2	2	1	3	0	0	0	0	0	40	52	1.69	0.750									
Inning Stats	R: 0 E: 0 K: 0 S: 4	H: 1 LOB: 1 BB: 0 P: 4	R: 0 E: 0 K: 0 S: 3	H: 0 LOB: 0 BB: 0 P: 3	R: 0 E: 0 K: 0 S: 3	H: 0 LOB: 0 BB: 0 P: 3	R: 0 E: 0 K: 0 S: 3	H: 0 LOB: 1 BB: 1 P: 7	R: 0 E: 0 K: 0 S: 3	H: 1 LOB: 1 BB: 2 P: 11	R: 1 E: 1 K: 0 S: 6	H: 2 LOB: 2 BB: 0 P: 6	R: 0 E: 0 K: 0 S: 3	H: 0 LOB: 0 BB: 0 P: 3	R: 0 E: 0 K: 1 S: 5	H: 0 LOB: 0 BB: 0 P: 5	R: 1 E: 0 K: 0 S: 3	H: 1 LOB: 0 BB: 0 P: 3	1B: 2 2B: 2 3B: 0 HR: 1	SF: 0 SAC: 0 DP: 0 HBP: 0	WP: 0 PB: 0 SB: 0 CS: 0	PA: 41				

Philadelphia Phillies @ Boston Braves
Braves Field, Boston, MA
Fri Jul 04 1952, 3:33 AM EDT
Sunny - 88 F

AB 36
R 2
H 5
RBI 2
BB 3
SO 1
LOB 15



Batter	1	2	3	4	5	6	7	8	9	AB	R	H	RBI	BB	SO	LOB	TOP					
Richie Ashburn, L (1, 8) OBP: 0.335, SLG: 0.313										5	0	1	0	0	0	2	Philadelphia Phillies @ Boston Braves Braves Field, Boston, MA Fri Jul 04 1952, 3:38 AM EDT Att: 7,610 - Sunny - 85 F					
Eddie Waitkus, L (1, 3) OBP: 0.343, SLG: 0.354										5	0	1	0	0	0	1						
Granny Hamner, R (1, 6) OBP: 0.284, SLG: 0.380										4	0	2	0	0	0	0						
Stan Lopata, R (1, 2) OBP: 0.356, SLG: 0.453										4	0	1	0	0	1	4						
Jackie Mayo, L (1, 9) OBP: 0.353, SLG: 0.359										3	0	1	0	1	1	4						
Del Ennis, R (1, 7) OBP: 0.337, SLG: 0.478										3	0	0	0	0	0	3						
Connie Ryan, R (1, 4) OBP: 0.340, SLG: 0.369										1	1	1	0	0	0	0						
Bill Nicholson, L (6, PH) OBP: 0.333, SLG: 0.464										1	0	0	0	0	0	2						
Putsy Caballero, R (6, 4) OBP: 0.300, SLG: 0.316										1	0	0	0	0	0	0						
Willie Jones, R (1, 5) OBP: 0.335, SLG: 0.383										4	1	2	1	0	0	2						
Ken Heintzelman, R (1, 1) OBP: 0.371, SLG: 0.351										1	0	0	0	0	0	1						
Johanny Wyrostek, L (7, PH) OBP: 0.500, SLG: 0.333										1	0	0	0	0	0	0						
Steve Ritzik, R (7, 1) OBP: 0.500, SLG: 0.333										0	0	0	0	0	0	0						
Smoky Burgess, L (9, PH) OBP: 0.359, SLG: 0.437										1	0	0	0	0	0	1						
Inning Stats	R: 0 E: 0 K: 1 S: 7	H: 3 LOB: 2 BB: 0 P: 7	R: 1 E: 0 K: 0 S: 4	H: 1 LOB: 1 BB: 0 P: 5	R: 0 E: 0 K: 0 S: 4	H: 1 LOB: 2 BB: 1 P: 8	R: 0 E: 0 K: 0 S: 4	H: 1 LOB: 1 BB: 0 P: 4	R: 0 E: 0 K: 0 S: 3	H: 0 LOB: 0 BB: 0 P: 3	R: 0 E: 1 K: 0 S: 4	H: 1 LOB: 1 BB: 0 P: 4	R: 0 E: 0 K: 0 S: 3	H: 0 LOB: 0 BB: 0 P: 3	R: 0 E: 0 K: 1 S: 6	H: 1 LOB: 1 BB: 0 P: 6	R: 1 E: 1 K: 0 S: 5	H: 1 LOB: 1 BB: 0 P: 5	1B: 7 2B: 3 3B: 0 HR: 0	SF: 0 SAC: 2 DP: 2 HBP: 1	WP: 2 PB: 0 SB: 0 CS: 0	PA: 38
PITCHER Vern Bickford, R (1, 1) ERA: 3.8	IP: 9.0 WLS: W BF: 38 H: 9 R: 2 ER: 1 SO: 2 BB: 1 IBB: 0 HBP: 1 BLK: 0 WP: 1 HR: 0 S: 40 P: 45 ERA: 1.00 WHIP: 1.111															PITCHER IP: WLS: BF: H: R: ER: SO: BB: IBB: HBP: BLK: WP: HR: S: P: ERA: WHIP:						

Batter	1	2	3	4	5	6	7	8	9	AB	R	H	RBI	BB	SO	LOB	BOTTOM	
Sam Jethroe, S (1, 8) OBP: 0.339, SLG: 0.428										4	2	2	0	0	1	1	Philadelphia Phillies @ Boston Braves Braves Field, Boston, MA Fri Jul 04 1952, 3:38 AM EDT Att: 7,610 - Sunny - 85 F	
Sibby Sisti, R (1, 9) OBP: 0.287, SLG: 0.331										1	0	0	0	2	0	0		
Earl Torgeson, L (1, 3) OBP: 0.376, SLG: 0.310										2	0	0	0	1	0	1		
Sid Gordon, R (1, 7) OBP: 0.411, SLG: 0.524										3	0	1	1	1	0	2		
Jack Daniels, L (9, 7) OBP: 0.226, SLG: 0.212										0	0	0	0	0	0	0		
Walker Cooper, R (1, 2) OBP: 0.314, SLG: 0.375										4	0	1	0	0	0	5		
Eddie Mathews, L (1, 5) OBP: 0.311, SLG: 0.461										3	1	0	0	1	0	4		
Johnny Logan, R (1, 6) OBP: 0.315, SLG: 0.328										3	0	0	0	0	0	1		
Jack Dittmer, L (1, 4) OBP: 0.145, SLG: 0.217										3	0	0	0	0	0	1		
Vern Bickford, R (1, 1) OBP: 0.226, SLG: 0.258										3	0	1	1	0	1	0		
Inning Stats	R: 1 E: 0 K: 0 S: 4	H: 1 LOB: 1 BB: 1 P: 8	R: 1 E: 0 K: 1 S: 6	H: 1 LOB: 1 BB: 1 P: 10	R: 0 E: 0 K: 0 S: 3	H: 1 LOB: 1 BB: 1 P: 7	R: 0 E: 0 K: 0 S: 3	H: 0 LOB: 0 BB: 0 P: 3	R: 0 E: 0 K: 0 S: 3	H: 1 LOB: 1 BB: 0 P: 7	R: 0 E: 0 K: 1 S: 5	H: 0 LOB: 0 BB: 0 P: 5	R: 1 E: 1 K: 0 S: 5	H: 1 LOB: 2 BB: 1 P: 9	1B: 5 2B: 1 3B: 0 HR: 0	SF: 0 SAC: 2 DP: 2 HBP: 0	WP: 0 PB: 0 SB: 1 CS: 0	PA: 33
PITCHER Ken Heintzelman, L (1, 1) ERA: 3.12	IP: 6.0 WLS: L BF: 24 H: 4 R: 2 ER: 2 SO: 1 BB: 4 IBB: 0 HBP: 0 BLK: 0 WP: 0 HR: 0 S: 22 P: 38 ERA: 3.00 WHIP: 1.333															PITCHER IP: WLS: BF: H: R: ER: SO: BB: IBB: HBP: BLK: WP: HR: S: P: ERA: WHIP:		
Steve Ritzik, R (7, 1) ERA: 4.71	IP: 2.0 WLS: L BF: 9 H: 1 R: 1 ER: 0 SO: 1 BB: 1 IBB: 0 HBP: 0 BLK: 0 WP: 0 HR: 0 S: 10 P: 14 ERA: 0.00 WHIP: 1.000															PITCHER IP: WLS: BF: H: R: ER: SO: BB: IBB: HBP: BLK: WP: HR: S: P: ERA: WHIP:		

Batter	1	2	3	4	5	6	7	8	9	AB	R	H	RBI	BB	SO	LOB	TOP										
Billy Cox, R OBP: 0.348, SLG: 0.382 (1, 5)	0-1 6-3		1-0 L9	2-2 6-3			0-0 E S 1B	1-1 1-3 1B		5	0	2	0	0	0	0	Brooklyn Dodgers @ Boston Braves Braves Field, Boston, MA Sun Jul 06 1952, 3:33 AM EDT Att: 7,218 - Unknown										
Pee Wee Reese, R OBP: 0.391, SLG: 0.375 Rocky Bridges, R OBP: 0.138, SLG: 0.143 (9, 6)	1-1 1B		3-2 F8		0-1 F6		0-0 F4	2-3 K		5	0	1	0	0	1	3											
Jackie Robinson, R OBP: 0.471, SLG: 0.454 (1, 4)	0-2 F7		0-0 5-3		2-2 F9		1-2 5-3		2-2 F7	5	0	0	0	0	0	2											
Roy Campanella, R OBP: 0.384, SLG: 0.454 (1, 2)	1-0 5-3			4-2 1B 1B	4-0 S BB			2-1 FC1-5 BB 1B	0-0 2B	3	1	2	0	2	0	1											
Andy Patko, R OBP: 0.403, SLG: 0.473 (1, 8)		0-0 L6		0-0 1B 1B	1-2 6-3			4-2 FC1-5 BB 1B	0-1 F7	4	2	1	0	1	0	2											
Carl Furillo, R OBP: 0.295, SLG: 0.344 (1, 9)		1-1 F5		0-0 1B HR	1-2 6-3		2-2 5-3	1-1 FC1-5 BB HR	1-1 F8	5	2	1	1	0	0	3											
Gil Hodges, R OBP: 0.360, SLG: 0.494 (1, 3)		4-2 BB		2-1 L9			2-2 1-3 2-H 1B	0-0 1-H 2-H HR		3	1	1	4	1	0	1											
Dick Williams, R OBP: 0.207, SLG: 0.286 (1, 7)		0-3 K		3-H 2-2 F3			1-1 F9	2-2 6-3		4	0	0	0	0	1	2											
Ben Wade, R OBP: 0.211, SLG: 0.514 Joe Black, R OBP: 0.250, SLG: 0.250 (7, 1)			0-1 HR	0-0 HR			0-0 F8	1-0 1B		3	2	2	3	0	0	0											
										1	0	1	0	0	0	0											
Inning Stats	R: 0 E: 0 K: 0 S: 8	H: 1 LOB: 1 BB: 0 P: 10	R: 0 E: 0 K: 1 S: 8	H: 0 LOB: 1 BB: 1 P: 13	R: 1 E: 0 K: 0 S: 7	H: 1 LOB: 0 BB: 0 P: 11	R: 4 E: 0 K: 0 S: 13	H: 3 LOB: 0 BB: 1 P: 23	R: 0 E: 0 K: 0 S: 10	H: 0 LOB: 1 BB: 1 P: 17	R: 0 E: 0 K: 0 S: 6	H: 1 LOB: 0 BB: 0 P: 7	R: 3 E: 0 K: 1 S: 16	H: 4 LOB: 2 BB: 1 P: 29	R: 0 E: 0 K: 0 S: 8	H: 1 LOB: 1 BB: 0 P: 11	1B: 7 2B: 1 3B: 0 HR: 3	SF: 0 SAC: 0 DP: 0 HBP: 0	WP: 0 PB: 0 SB: 2 CS: 0	PA: 42							
PITCHER	IP	WLS	BF	H	R	ER	SO	BB	IBB	HBP	BLK	WP	HR	S	P	ERA	WHIP										
Warren Spahn, L ERA: 3.15 (1, 1)	4.0	L	19	5	5	5	1	2	0	0	0	0	2	36	57	11.25	1.750										
Max Surkont, R ERA: 4.15 (5, 1)	3.0		11	1	0	0	0	1	0	0	0	0	0	24	37	0.00	0.667										
Vern Bickford, R ERA: 3.98 (8, 1)	2.0		12	5	3	3	1	1	0	0	0	0	1	24	40	13.50	3.000										

Batter	1	2	3	4	5	6	7	8	9	AB	R	H	RBI	BB	SO	LOB	BOTTOM										
Sam Jethroe, S OBP: 0.339, SLG: 0.433 (1, 8)	2-1 F5		3-1 1B		2-2 F9		0-3 K		2-2 L8	5	0	1	0	0	1	2	Brooklyn Dodgers @ Boston Braves Braves Field, Boston, MA Sun Jul 06 1952, 3:33 AM EDT Att: 7,218 - Unknown										
Jack Dittmer, L OBP: 0.154, SLG: 0.208 (1, 4)	1-2 F2		3-2 F5			0-1 4-3	4-2 BB BB		0-3 K	4	0	0	0	1	1	2											
Earl Torgeson, L OBP: 0.376, SLG: 0.300 (1, 3)	0-2 F8			4-2 1B BB		1-1 4-3	4-1 1-2 2-3 3-H BB			2	0	0	1	2	0	0											
Sid Gordon, R OBP: 0.406, SLG: 0.519 (1, 7)		0-1 L4		3-3 K		1-2 1B	1-2 K			4	0	1	0	0	2	4											
Eddie Mathews, L OBP: 0.306, SLG: 0.450 (1, 5)		2-2 G1		0-1 1-2 1B		2-3 K		0-0 F6		4	0	1	0	0	1	1											
Ebba St. Claire, S OBP: 0.272, SLG: 0.292 (1, 2)		3-3 K		2-1 F6			1-0 1B F7 1B	1-2 4-3		4	1	1	0	0	1	2											
Johnny Logan, R OBP: 0.341, SLG: 0.347 (1, 6)			4-0 1B E BB	2-3 K			1-0 F7 BB 1B	0-0 1B		3	1	2	0	1	1	2											
Jack Daniels, L OBP: 0.231, SLG: 0.217 (1, 9)			1-3 K		0-1 F4		1-0 BB BB 1B	0-0 F9		4	0	1	0	0	1	2											
Warren Spahn, L OBP: 0.246, SLG: 0.393 (1, 1)			1-2 4-3		2-1 F7		1-1 F7		1-0 F7	1	0	0	0	0	0	1											
Max Surkont, R OBP: 0.167, SLG: 0.207 (5, 1)										1	0	0	0	0	0	0											
George Crowe, L OBP: 0.333, SLG: 0.390 (7, PH)										1	0	0	1	0	0	2											
Vern Bickford, R OBP: 0.226, SLG: 0.258 (8, 1)										0	0	0	0	0	0	0											
Sibby Sisti, R OBP: 0.283, SLG: 0.325 (9, PH)										1	0	0	0	0	0	0											
Inning Stats	R: 0 E: 0 K: 0 S: 8	H: 0 LOB: 0 BB: 0 P: 11	R: 0 E: 0 K: 1 S: 8	H: 0 LOB: 0 BB: 0 P: 13	R: 0 E: 1 K: 1 S: 11	H: 1 LOB: 2 BB: 1 P: 23	R: 0 E: 0 K: 2 S: 15	H: 1 LOB: 2 BB: 1 P: 26	R: 0 E: 0 K: 0 S: 8	H: 0 LOB: 0 BB: 0 P: 12	R: 0 E: 0 K: 1 S: 10	H: 1 LOB: 1 BB: 0 P: 14	R: 2 E: 0 K: 2 S: 20	H: 3 LOB: 3 BB: 2 P: 35	R: 0 E: 0 K: 0 S: 6	H: 1 LOB: 1 BB: 0 P: 7	R: 0 E: 0 K: 1 S: 7	H: 0 LOB: 0 BB: 0 P: 10	1B: 7 2B: 0 3B: 0 HR: 0	SF: 0 SAC: 0 DP: 0 HBP: 0	WP: 0 PB: 0 SB: 0 CS: 0	PA: 38					
PITCHER	IP	WLS	BF	H	R	ER	SO	BB	IBB	HBP	BLK	WP	HR	S	P	ERA	WHIP										
Ben Wade, R ERA: 3.38 (1, 1)	6.2	W	30	6	2	2	6	4	0	0	0	0	0	74	125	2.70	1.500										
Joe Black, R ERA: 1.63 (7, 1)	2.1	S	8	1	0	0	2	0	0	0	0	0	0	19	26	0.00	0.429										

AB	38
R	8
H	11
RBI	8
BB	4
SO	2
LOB	14



Batter	1	2	3	4	5	6	7	8	9	AB	R	H	RBI	BB	SO	LOB	TOP			
Sam Jethroe, S OBP: 0.341, SLG: 0.438 (1, 8)	5-3		F4			2B		FC5-4 1B		4	0	2	0	0	0	1	Boston Braves @ Cincinnati Reds Crosley Field, Cincinnati, OH Thu Jul 10 1952, 3:33 AM EDT Att: 9,530 - Unknown livebaseballscores.com			
Sibby Sisti, R OBP: 0.275, SLG: 0.315 (1, 9) (7, 4)	F7			6-3		F8		FC5-4 1-2		4	0	0	0	0	0	2				
Earl Torgeson, L OBP: 0.368, SLG: 0.293 (1, 3)	G3			K		F7		K		4	0	0	0	0	2	2				
Sid Gordon, R OBP: 0.404, SLG: 0.515 (1, 7)		4-3		K			F8		3B 1B	4	1	1	0	0	1	0				
Walker Cooper, R OBP: 0.306, SLG: 0.377 (1, 2)		F5			5-3		6-3		1B 3B	4	1	1	1	0	0	0				
Johnny Logan, R OBP: 0.345, SLG: 0.367 (1, 6)		F8			F7		E 3B		G6-4-3 1B	4	1	2	1	0	0	0				
Jack Cusick, R OBP: 0.230, SLG: 0.188 (1, 5)			1-6-3 1B				E6		G6-4-3 1B	4	0	2	0	0	0	1				
Jack Dittmer, L OBP: 0.150, SLG: 0.203 Paul Burns, R OBP: 0.262, SLG: 0.345 Jack Daniels, L OBP: 0.227, SLG: 0.213 (1, 4) (7, PH) (7, 9)			F8		4-3		F8		F7	2	0	0	0	0	0	2				
Jim Wilson, R OBP: 0.133, SLG: 0.136 (1, 1)			1-6-3			L7		F7		3	0	0	0	0	0	1				
Inning Stats	R: 0 E: 0 K: 0 S: 3	H: 0 LOB: 0 BB: 0 P: 3	R: 0 E: 0 K: 0 S: 3	H: 0 LOB: 0 BB: 0 P: 3	R: 0 E: 0 K: 2 S: 4	H: 1 LOB: 0 BB: 0 P: 4	R: 0 E: 0 K: 2 S: 7	H: 0 LOB: 0 BB: 0 P: 7	R: 0 E: 0 K: 0 S: 4	H: 1 LOB: 1 BB: 0 P: 4	R: 1 E: 1 K: 0 S: 5	H: 1 LOB: 1 BB: 0 P: 5	R: 0 E: 0 K: 1 S: 6	H: 1 LOB: 1 BB: 0 P: 6	R: 2 E: 0 K: 0 S: 5	H: 3 LOB: 0 BB: 0 P: 5		1B: 5 2B: 1 3B: 2 HR: 0	SF: 0 SAC: 0 DP: 1 HBP: 0	WP: 0 PB: 0 SB: 0 CS: 0
PITCHER Ken Raffensberger, L ERA: 2.37 (1, 1)	IP: 9.0 WLS: W BF: 35 H: 8 R: 3 ER: 2 SO: 3 BB: 0 IBB: 0 HBP: 0 BLK: 0 WP: 0 HR: 0 S: 41 P: 41 ERA: 2.00 WHIP: 0.889															PITCHER				

Batter	1	2	3	4	5	6	7	8	9	AB	R	H	RBI	BB	SO	LOB	BOTTOM			
Bob Borkowski, R OBP: 0.335, SLG: 0.358 (1, 8)	6-3		4-3		F4		F8			4	0	0	0	0	0	3	Boston Braves @ Cincinnati Reds Crosley Field, Cincinnati, OH Thu Jul 10 1952, 3:33 AM EDT Att: 9,530 - Unknown livebaseballscores.com			
Bobby Adams, R OBP: 0.333, SLG: 0.372 (1, 5)	K		K			F9	L6			4	0	0	0	0	2	2				
Willard Marshall, L OBP: 0.346, SLG: 0.457 (1, 9)	F6		F6					K		4	0	1	0	0	1	1				
Ted Kluszewski, L OBP: 0.335, SLG: 0.453 (1, 3)		L3		L9		F7		FC4 1B E 1B		4	1	1	0	0	0	1				
Joe Adcock, R OBP: 0.341, SLG: 0.561 (1, 7)		F2		5-3				E 1B		4	1	2	0	0	0	0				
Grady Hatton, L OBP: 0.334, SLG: 0.354 (1, 4)		4-3		F6		2B		E 1B		3	1	0	0	1	0	0				
Joe Rossi, R OBP: 0.376, SLG: 0.338 (1, 2)			2B 1B		E4 SH1-4	6-3		1B BB		3	1	1	0	1	0	3				
Roy McMillan, R OBP: 0.289, SLG: 0.361 (1, 6)			E 2B		K		F2	FC5-4 1B		4	1	2	2	0	1	1				
Ken Raffensberger, R OBP: 0.136, SLG: 0.095 (1, 1)			SH 4-3		SH1-4			FC5-4		1	0	0	0	1	0	1				
Inning Stats	R: 0 E: 0 K: 1 S: 5	H: 0 LOB: 0 BB: 0 P: 5	R: 0 E: 0 K: 0 S: 3	H: 0 LOB: 0 BB: 0 P: 3	R: 2 E: 1 K: 1 S: 8	H: 2 LOB: 1 BB: 0 P: 8	R: 0 E: 0 K: 0 S: 3	H: 0 LOB: 0 BB: 0 P: 3	R: 0 E: 0 K: 0 S: 6	H: 0 LOB: 1 BB: 0 P: 6	R: 0 E: 0 K: 0 S: 5	H: 2 LOB: 3 BB: 1 P: 9	R: 0 E: 0 K: 0 S: 3	H: 0 LOB: 1 BB: 1 P: 7	R: 3 E: 1 K: 1 S: 8	H: 3 LOB: 1 BB: 1 P: 12		1B: 5 2B: 2 3B: 0 HR: 0	SF: 0 SAC: 2 DP: 0 HBP: 0	WP: 0 PB: 0 SB: 0 CS: 0
PITCHER Jim Wilson, R ERA: 3.66 (1, 1)	IP: 8.0 WLS: L BF: 36 H: 7 R: 5 ER: 3 SO: 4 BB: 3 IBB: 0 HBP: 0 BLK: 0 WP: 0 HR: 0 S: 41 P: 53 ERA: 3.38 WHIP: 1.250															PITCHER				

Batter	1	2	3	4	5	6	7	8	9	AB	R	H	RBI	BB	SO	LOB	TOP										
Sam Jethroe, S (1, 8) OBP: 0.348, SLG: 0.447	1-0 2B HBP	4-0 1B BB		0-0 1B G5-4-3			0-0 1B 3B	0-0 4-3		3	3	2	1	1	0	1											
Johnny Logan, R (1, 6) OBP: 0.354, SLG: 0.383	0-0 1B 1-H	0-0 2B 1-H		0-0 1B G5-4-3			0-0 F4		0-0 CS 1B	5	0	3	2	0	0	2											
Earl Torgeson, L (1, 3) OBP: 0.374, SLG: 0.325	0-0 2-3 1B	0-0 1-3 2B			0-0 F8		0-0 F5		0-0 1-2 HR	5	1	3	1	0	0	1											
Sid Gordon, R (1, 7) OBP: 0.408, SLG: 0.514	4-0 1-2 BB	0-0 6-3			0-0 6-3		0-0 1B		0-0 1B	4	0	2	1	1	0	2											
Walker Cooper, R (1, 2) OBP: 0.303, SLG: 0.372	0-3 K			0-0 5-3			0-0 F4		0-0 1-2 G4-6-3 1B	5	0	1	0	0	1	4											
Eddie Mathews, L (1, 5) OBP: 0.307, SLG: 0.449	0-0 F4			0-0 1B		0-0 G3-6-3 1B		0-0 F9	0-0 G4-6-3 1-2	5	0	2	0	0	0	5											
Jack Dittmer, L (1, 4) OBP: 0.143, SLG: 0.193	0-0 4-3			0-0 F6		0-0 G3-6-3 1-2 1B		0-0 4-3		4	0	0	0	0	0	5											
Jack Daniels, L (1, 9) OBP: 0.229, SLG: 0.215		0-3 K		0-0 F6		0-0 3-1		0-0 1B S		4	1	1	0	0	1	1											
Warren Spahn, L (1, 1) OBP: 0.262, SLG: 0.417		0-0 4-3		0-0 3-1			0-0 3B 2B	0-0 1-H 1B		4	1	2	1	0	0	0											
Inning Stats	R: 1 E: 0 K: 1 S: 7	H: 2 LOB: 3 BB: 1 P: 12	R: 1 E: 0 K: 1 S: 7	H: 2 LOB: 2 BB: 1 P: 11	R: 0 E: 0 K: 0 S: 4	H: 1 LOB: 1 BB: 0 P: 4	R: 0 E: 0 K: 0 S: 3	H: 1 LOB: 0 BB: 0 P: 3	R: 0 E: 0 K: 0 S: 3	H: 1 LOB: 0 BB: 0 P: 3	R: 0 E: 0 K: 0 S: 6	H: 3 LOB: 1 BB: 0 P: 6	R: 1 E: 0 K: 0 S: 5	H: 2 LOB: 1 BB: 0 P: 5	R: 1 E: 0 K: 0 S: 5	H: 4 LOB: 1 BB: 0 P: 5	1B: 11 2B: 3 3B: 1 HR: 1	SF: 0 SAC: 0 DP: 3 HBP: 1	WP: 0 PB: 0 SB: 2 CS: 1	PA: 42							
PITCHER	IP	WLS	BF	H	R	ER	SO	BB	IBB	HBP	BLK	WP	HR	S	P	ERA	WHIP	PITCHER									
Herm Wehmeier, R (1, 1) ERA: 6.46	8.0	L	37	12	5	5	2	2	0	1	0	0	0	38	47	5.62	1.750										
Bud Podbielan, R (9, 1) ERA: 11.25	0.1		4	4	1	1	0	0	0	0	0	0	1	4	4	27.00	12.000										
Joe Nuxhall, L (9, 1) ERA: 3.28	0.2		1	0	0	0	0	0	0	0	0	0	0	1	1	0.00	0.000										

Boston Braves @ Cincinnati Reds
Crosley Field, Cincinnati, OH
Fri Jul 11 1952, 3:33 AM EDT
Att: 1,771 - Sunny - 90 F

AB 39
R 6
H 16
RBI 6
BB 2
SO 2
LOB 21



Batter	1	2	3	4	5	6	7	8	9	AB	R	H	RBI	BB	SO	LOB	BOTTOM										
Bob Borkowski, R (1, 8) OBP: 0.333, SLG: 0.355	0-0 1-3			0-0 F3		0-3 K		0-0 2B 1-3 1B		4	0	1	0	0	1	0											
Bobby Adams, R (1, 5) OBP: 0.332, SLG: 0.374	0-0 F9			0-0 6-3		0-3 K		0-0 1-3 2B		4	0	1	1	0	1	0											
Wally Westlake, R (1, 9) OBP: 0.305, SLG: 0.233	0-0 F8			0-0 E 1B		0-0 F4		0-0 F3		4	0	1	0	0	0	2											
Joe Adcock, R (1, 7) OBP: 0.339, SLG: 0.554		0-0 F8		0-0 E6 1-3 1B		0-0 F3		0-0 FC1-6 1B		4	0	1	0	0	0	1											
Ted Kluszewski, L (1, 3) OBP: 0.330, SLG: 0.445		0-0 F6		0-0 4-3		0-0 F4		0-0 1-2 FC1-6		4	0	0	0	0	0	3											
Joe Rossi, R (1, 2) OBP: 0.372, SLG: 0.333		0-0 L6			0-0 F3 1B		0-0 F8		0-0 F5	4	0	1	0	0	0	1											
Grady Hatton, L (1, 4) OBP: 0.333, SLG: 0.353				0-0 4-3		0-0 1-2 1B		0-0 F7	0-0 F5	4	0	1	0	0	0	1											
Roy McMillan, R (1, 6) OBP: 0.290, SLG: 0.361				0-0 6-3		0-0 F3		0-0 1B 2B 1B		3	1	1	0	0	0	2											
Herm Wehmeier, R (1, 1) OBP: 0.200, SLG: 0.176				0-3 K		0-0 F8		0-0 F9		2	0	0	0	0	1	1											
Andy Seminick, R (8, PH) OBP: 0.327, SLG: 0.382										1	0	0	0	0	0	1											
Bud Podbielan, R (9, 1) OBP: 0.100, SLG: 0.100										0	0	0	0	0	0	0											
Inning Stats	R: 0 E: 0 K: 0 S: 3	H: 0 LOB: 0 BB: 0 P: 3	R: 0 E: 0 K: 0 S: 3	H: 0 LOB: 0 BB: 0 P: 3	R: 0 E: 0 K: 1 S: 5	H: 0 LOB: 0 BB: 0 P: 5	R: 0 E: 0 K: 0 S: 5	H: 1 LOB: 2 BB: 0 P: 5	R: 0 E: 0 K: 2 S: 7	H: 0 LOB: 0 BB: 0 P: 7	R: 0 E: 0 K: 0 S: 3	H: 0 LOB: 0 BB: 0 P: 3	R: 1 E: 0 K: 0 S: 6	H: 3 LOB: 2 BB: 0 P: 6	R: 0 E: 0 K: 0 S: 4	H: 1 LOB: 1 BB: 0 P: 4	1B: 6 2B: 1 3B: 1 HR: 0	SF: 0 SAC: 0 DP: 0 HBP: 0	WP: 0 PB: 0 SB: 0 CS: 0	PA: 34							
PITCHER	IP	WLS	BF	H	R	ER	SO	BB	IBB	HBP	BLK	WP	HR	S	P	ERA	WHIP	PITCHER									
Warren Spahn, L (1, 1) ERA: 3.03	9.0	W	34	7	1	1	3	0	0	0	0	0	0	40	40	1.00	0.778										

Boston Braves @ Cincinnati Reds
Crosley Field, Cincinnati, OH
Fri Jul 11 1952, 3:33 AM EDT
Att: 1,771 - Sunny - 90 F

AB 34
R 1
H 7
RBI 1
BB 0
SO 3
LOB 12




Batter	1	2	3	4	5	6	7	8	9	AB	R	H	RBI	BB	SO	LOB	TOP		
Sam Jethroe, S OBP: 0.346, SLG: 0.438 (1, 8)										3	1	0	0	1	0	0	Boston Braves @ Pittsburgh Pirates Forbes Field, Pittsburgh, PA Sun Jul 13 1952, 3:33 AM EDT Unknown		
Johnny Logan, R OBP: 0.397, SLG: 0.383 (1, 6)										5	1	1	1	0	1	2			
Earl Torgeson, L OBP: 0.375, SLG: 0.318 (1, 3)										3	0	0	1	2	1	1			
Sid Gordon, R OBP: 0.397, SLG: 0.496 (1, 7)										4	0	0	2	1	0	1			
Walker Cooper, R OBP: 0.310, SLG: 0.368 (1, 2)										3	0	1	0	1	0	3			
Eddie Mathews, L OBP: 0.311, SLG: 0.451 (1, 5)										4	0	1	0	0	0	2			
Jack Dittmer, L OBP: 0.141, SLG: 0.178 (1, 4)										3	1	0	0	1	0	2			
Jack Daniels, L OBP: 0.231, SLG: 0.298 (1, 9)										3	1	1	0	0	0	3			
Max Surkont, R OBP: 0.152, SLG: 0.188 (1, 1)										3	0	0	0	0	1	2			
Inning Stats	R: 2 E: 0 K: 0 S: 4	H: 1 LOB: 1 BB: 1 P: 9	R: 2 E: 0 K: 0 S: 3	H: 0 LOB: 3 BB: 4 P: 20	R: 0 E: 0 K: 0 S: 4	H: 1 LOB: 1 BB: 0 P: 4	R: 0 E: 0 K: 1 S: 5	H: 0 LOB: 0 BB: 0 P: 5	R: 0 E: 1 K: 0 S: 5	H: 1 LOB: 2 BB: 0 P: 5	R: 0 E: 0 K: 0 S: 3	H: 0 LOB: 0 BB: 0 P: 3	R: 0 E: 0 K: 1 S: 6	H: 1 LOB: 1 BB: 0 P: 6	R: 0 E: 0 K: 1 S: 5	H: 0 LOB: 1 BB: 1 P: 9	1B: 3 2B: 1 3B: 0 HR: 0	SF: 0 SAC: 1 DP: 0 HBP: 2	WP: 1 PA: 40 PB: 0 SB: 0 CS: 0
PITCHER	IP WLS BF H R ER SO BB IBB HBP BLK WP HR S P ERA WHIP	IP WLS BF H R ER SO BB IBB HBP BLK WP HR S P ERA WHIP	IP WLS BF H R ER SO BB IBB HBP BLK WP HR S P ERA WHIP	IP WLS BF H R ER SO BB IBB HBP BLK WP HR S P ERA WHIP	IP WLS BF H R ER SO BB IBB HBP BLK WP HR S P ERA WHIP	IP WLS BF H R ER SO BB IBB HBP BLK WP HR S P ERA WHIP	IP WLS BF H R ER SO BB IBB HBP BLK WP HR S P ERA WHIP	IP WLS BF H R ER SO BB IBB HBP BLK WP HR S P ERA WHIP	IP WLS BF H R ER SO BB IBB HBP BLK WP HR S P ERA WHIP	IP WLS BF H R ER SO BB IBB HBP BLK WP HR S P ERA WHIP	IP WLS BF H R ER SO BB IBB HBP BLK WP HR S P ERA WHIP	IP WLS BF H R ER SO BB IBB HBP BLK WP HR S P ERA WHIP	IP WLS BF H R ER SO BB IBB HBP BLK WP HR S P ERA WHIP	IP WLS BF H R ER SO BB IBB HBP BLK WP HR S P ERA WHIP	IP WLS BF H R ER SO BB IBB HBP BLK WP HR S P ERA WHIP	IP WLS BF H R ER SO BB IBB HBP BLK WP HR S P ERA WHIP	IP WLS BF H R ER SO BB IBB HBP BLK WP HR S P ERA WHIP	IP WLS BF H R ER SO BB IBB HBP BLK WP HR S P ERA WHIP	IP WLS BF H R ER SO BB IBB HBP BLK WP HR S P ERA WHIP
Harry Fisher, R ERA: 5.99 (1, 1)	1.2	L	12	1	4	4	0	4	0	2	0	1	0	6	24	21.60	3.000		
Bob Friend, R ERA: 4.57 (2, 1)	6.1		24	3	0	0	2	1	0	0	0	0	0	27	31	0.00	0.632		
Paul LaPalme, L ERA: 3.22 (9, 1)	1.0		4	0	0	0	1	1	0	0	0	0	0	5	9	0.00	1.000		


AB	31
R	4
H	4
RBI	4
BB	6
SO	3
LOB	16



Batter	1	2	3	4	5	6	7	8	9	AB	R	H	RBI	BB	SO	LOB	BOTTOM		
Tony Bartolome, L OBP: 0.238, SLG: 0.233 (1, 3)										3	0	0	0	1	0	1	Boston Braves @ Pittsburgh Pirates Forbes Field, Pittsburgh, PA Sun Jul 13 1952, 3:33 AM EDT Unknown		
Dick Groat, R OBP: 0.288, SLG: 0.211 (1, 6)										4	0	0	0	0	0	1			
George Metkovich, L OBP: 0.361, SLG: 0.397 (1, 8)										4	1	3	0	0	0	0			
Ralph Kiner, R OBP: 0.412, SLG: 0.473 (1, 7)										4	1	1	2	0	1	2			
Gus Bell, L OBP: 0.294, SLG: 0.416 (1, 9)										4	0	0	0	0	1	1			
Joe Garagiola, L OBP: 0.342, SLG: 0.361 (1, 2)										4	0	1	0	0	0	0			
Jack Merson, R OBP: 0.301, SLG: 0.379 (1, 5)										4	0	0	0	0	0	1			
George Strickland, R OBP: 0.262, SLG: 0.299 (1, 4)										2	0	1	0	1	0	1			
Harry Fisher, L OBP: 0.250, SLG: 0.250 (1, 1)										0	0	0	0	0	0	0			
Bob Friend, R OBP: 0.134, SLG: 0.088 (2, 1)										2	0	0	0	0	2	2			
Pete Castiglione, R OBP: 0.332, SLG: 0.372 (8, PH)										1	0	0	0	0	0	0			
Paul LaPalme, L OBP: 0.143, SLG: 0.286 (9, 1)										0	0	0	0	0	0	0			
Inning Stats	R: 0 E: 0 K: 0 S: 2	H: 0 LOB: 0 BB: 1 P: 6	R: 0 E: 0 K: 0 S: 3	H: 0 LOB: 0 BB: 0 P: 3	R: 0 E: 0 K: 1 S: 5	H: 0 LOB: 1 BB: 1 P: 9	R: 0 E: 0 K: 1 S: 6	H: 1 LOB: 1 BB: 0 P: 6	R: 0 E: 0 K: 0 S: 6	H: 1 LOB: 1 BB: 0 P: 6	R: 0 E: 0 K: 0 S: 3	H: 0 LOB: 0 BB: 0 P: 3	R: 2 E: 0 K: 0 S: 5	H: 2 LOB: 0 BB: 0 P: 5	1B: 4 2B: 2 3B: 0 HR: 1	SF: 0 SAC: 0 DP: 1 HBP: 0	WP: 0 PA: 34 PB: 0 SB: 0 CS: 0		
PITCHER	IP WLS BF H R ER SO BB IBB HBP BLK WP HR S P ERA WHIP	IP WLS BF H R ER SO BB IBB HBP BLK WP HR S P ERA WHIP	IP WLS BF H R ER SO BB IBB HBP BLK WP HR S P ERA WHIP	IP WLS BF H R ER SO BB IBB HBP BLK WP HR S P ERA WHIP	IP WLS BF H R ER SO BB IBB HBP BLK WP HR S P ERA WHIP	IP WLS BF H R ER SO BB IBB HBP BLK WP HR S P ERA WHIP	IP WLS BF H R ER SO BB IBB HBP BLK WP HR S P ERA WHIP	IP WLS BF H R ER SO BB IBB HBP BLK WP HR S P ERA WHIP	IP WLS BF H R ER SO BB IBB HBP BLK WP HR S P ERA WHIP	IP WLS BF H R ER SO BB IBB HBP BLK WP HR S P ERA WHIP	IP WLS BF H R ER SO BB IBB HBP BLK WP HR S P ERA WHIP	IP WLS BF H R ER SO BB IBB HBP BLK WP HR S P ERA WHIP	IP WLS BF H R ER SO BB IBB HBP BLK WP HR S P ERA WHIP	IP WLS BF H R ER SO BB IBB HBP BLK WP HR S P ERA WHIP	IP WLS BF H R ER SO BB IBB HBP BLK WP HR S P ERA WHIP	IP WLS BF H R ER SO BB IBB HBP BLK WP HR S P ERA WHIP	IP WLS BF H R ER SO BB IBB HBP BLK WP HR S P ERA WHIP	IP WLS BF H R ER SO BB IBB HBP BLK WP HR S P ERA WHIP	
Max Surkont, R ERA: 3.97 (1, 1)	9.0	W	34	6	2	2	4	2	0	0	0	0	0	1	48	2.00	0.889		



Batter	1	2	3	4	5	6	7	8	9	AB	R	H	RBI	BB	SO	LOB	TOP										
Sam Jethroe, S OBP: 0.345, SLG: 0.436 (1, 8)	F7		G3					FC4-6		4	0	1	1	0	0	1	Boston Braves @ Pittsburgh Pirates Forbes Field, Pittsburgh, PA Sun Jul 13 1952, 3:38 AM EDT Att: 12,373 - Unknown - 90 F AB 30 R 2 H 7 RBI 2 BB 1 SO 5 LOB 8 										
Johnny Logan, R OBP: 0.354, SLG: 0.379 (1, 6)	K			F8		F2			SH5-3 1B	4	0	1	0	0	1												
Earl Torgeson, L OBP: 0.374, SLG: 0.318 (1, 3)				6-3			4-3		SH5-3 1-2	3	0	1	0	0	0												
Sid Gordon, R OBP: 0.392, SLG: 0.488 (1, 7)	F4			F9			6-3		5-3	4	0	0	0	0	2												
Ebba St. Claire, S OBP: 0.271, SLG: 0.290 (1, 2)		F8					F3		L4	4	0	1	0	0	0												
Eddie Mathews, L OBP: 0.306, SLG: 0.446 (1, 5)	K				K			F9		3	0	0	0	0	2												
Jack Dittmer, L OBP: 0.147, SLG: 0.204 (1, 4)				F6		F7				3	1	1	0	0	0												
Jack Daniels, L OBP: 0.247, SLG: 0.253 (1, 9)								F8		3	1	2	1	0	0												
Virgil Jester, R (1, 1)										2	0	0	0	1	2												
Inning Stats	R: 0 E: 0 K: 1 S: 6	H: 1 LOB: 1 BB: 0 P: 6	R: 0 E: 0 K: 1 S: 5	H: 0 LOB: 0 BB: 0 P: 5	R: 0 E: 0 K: 1 S: 5	H: 1 LOB: 0 BB: 0 P: 5	R: 0 E: 0 K: 0 S: 3	H: 0 LOB: 0 BB: 0 P: 3	R: 0 E: 0 K: 0 S: 3	H: 0 LOB: 0 BB: 0 P: 3	R: 1 E: 0 K: 0 S: 4	H: 1 LOB: 1 BB: 1 P: 8	R: 0 E: 0 K: 0 S: 4	H: 1 LOB: 1 BB: 0 P: 4	1B: 5 2B: 1 3B: 2 HR: 0	SF: 0 SAC: 1 DP: 1 HBP: 0	WP: 0 PB: 0 SB: 0 CS: 2	PA: 32									
PITCHER	IP	WLS	BF	H	R	ER	SO	BB	IBB	HBP	BLK	WP	HR	S	P	ERA	WHIP										
Woody Main, R ERA: 3.61 (1, 1)	7.0		23	5	1	1	5	0	0	0	0	0	0	33	33	1.29	0.714										
Ted Wilks, R ERA: 2.25 (8, 1)	2.0	L	9	2	1	1	0	1	0	0	0	0	0	8	12	4.50	1.500										

Batter	1	2	3	4	5	6	7	8	9	AB	R	H	RBI	BB	SO	LOB	BOTTOM										
Pete Castiglione, R OBP: 0.321, SLG: 0.366 (1, 5)	6-3		F9							3	0	0	0	1	0	1	Boston Braves @ Pittsburgh Pirates Forbes Field, Pittsburgh, PA Sun Jul 13 1952, 3:38 AM EDT Att: 12,373 - Unknown - 90 F AB 31 R 1 H 7 RBI 1 BB 3 SO 3 LOB 16 										
Dick Groat, R OBP: 0.290, SLG: 0.237 (1, 6)										3	0	3	1	0	0	0											
George Metkovich, L OBP: 0.359, SLG: 0.394 (1, 8)										4	0	1	0	0	0	3											
Ralph Kiner, R OBP: 0.407, SLG: 0.465 (1, 7)	F8		L7							4	0	0	0	0	0	3											
Gus Bell, L OBP: 0.297, SLG: 0.422 (1, 9)										4	0	2	0	0	0	0											
Clyde McCullough, R OBP: 0.207, SLG: 0.193 (1, 2)										3	0	0	0	0	0	2											
Joe Garagiola, L OBP: 0.341, SLG: 0.359 (8, PH) (9, 2)										1	0	0	0	0	0	0											
George Strickland, R OBP: 0.262, SLG: 0.295 (1, 4)										3	0	0	0	1	0	1											
Tony Bartolome, L OBP: 0.244, SLG: 0.236 (1, 3)										2	1	1	0	1	1	2											
Jack Merson, R OBP: 0.300, SLG: 0.377 (9, PH)										1	0	0	0	0	0	0											
Woody Main, R OBP: 0.050, SLG: 0.050 (1, 1)										2	0	0	0	0	1	4											
Clem Koshorek, R OBP: 0.310, SLG: 0.310 (7, PH)										0	0	0	0	0	0	0											
Ted Wilks, R OBP: 0.125, SLG: 0.125 (8, 1)										0	0	0	0	0	0	0											
Ed Fitz Gerald, R OBP: 0.293, SLG: 0.316 (9, PH)										1	0	0	0	0	1	0											
Inning Stats	R: 0 E: 0 K: 0 S: 4	H: 2 LOB: 1 BB: 0 P: 4	R: 0 E: 0 K: 2 S: 8	H: 1 LOB: 2 BB: 1 P: 12	R: 0 E: 0 K: 0 S: 4	H: 1 LOB: 1 BB: 0 P: 4	R: 0 E: 0 K: 0 S: 4	H: 1 LOB: 2 BB: 1 P: 8	R: 0 E: 0 K: 0 S: 3	H: 0 LOB: 1 BB: 1 P: 7	R: 0 E: 0 K: 0 S: 3	H: 0 LOB: 0 BB: 0 P: 3	R: 1 E: 0 K: 0 S: 5	H: 2 LOB: 1 BB: 0 P: 5	R: 0 E: 0 K: 0 S: 3	H: 0 LOB: 0 BB: 0 P: 3	R: 0 E: 0 K: 1 S: 5	H: 0 LOB: 0 BB: 0 P: 5	1B: 6 2B: 1 3B: 0 HR: 0	SF: 0 SAC: 2 DP: 0 HBP: 0	WP: 0 PB: 0 SB: 0 CS: 0	PA: 36					
PITCHER	IP	WLS	BF	H	R	ER	SO	BB	IBB	HBP	BLK	WP	HR	S	P	ERA	WHIP										
Virgil Jester, R ERA: 2.41 (1, 1)	9.0	W	36	7	1	1	3	3	0	0	0	0	0	39	51	1.00	1.111										

Batter	1	2	3	4	5	6	7	8	9	AB R H RBI BB SO LOB	TOP										
Sam Jethroe, S OBP: 0.345, SLG: 0.430 (1, 8)	5-3		K				4-3		K	4 1 0 1 2 2 3	Boston Braves @ Chicago Cubs Wrigley Field, Chicago, IL Tue Jul 15 1952, 3:33 AM CDT Att: 6,694 - Overcast										
Johnny Logan, R OBP: 0.392, SLG: 0.376 (1, 6)	K		F3				5-3			4 0 1 1 0 1 2											
Earl Torgeson, L OBP: 0.366, SLG: 0.310 (1, 3)	3-1		L7				K			5 0 0 0 0 2 6											
Sid Gordon, R OBP: 0.389, SLG: 0.481 (1, 7)		F9		HR	E6		K		F3	4 2 0 0 1 1 0											
Walker Cooper, R OBP: 0.313, SLG: 0.387 (1, 2)	6-3			HR	BB		5-3		6-3	5 2 2 2 0 0 0											
Eddie Mathews, L OBP: 0.310, SLG: 0.441 (1, 5)	1B	1B		F6	BB		3-1		F2	3 2 0 0 2 0 0											
Jack Dittmer, L OBP: 0.180, SLG: 0.219 (1, 4)	1B	1B		BB	BB		1B		3-1	3 2 2 1 2 0 0											
Jack Daniels, L OBP: 0.267, SLG: 0.266 (1, 9)	1B			F8	BB		4-3		4-3	4 1 2 2 1 0 1											
Jim Wilson, R OBP: 0.140, SLG: 0.143 (1, 1)	K			F7	E6		E6		1B	5 0 1 0 0 1 6											
Inning Stats	R: 0 E: 0 K: 1 S: 5	H: 0 LOB: 0 BB: 0 P: 5	R: 1 E: 0 K: 1 S: 7	H: 2 LOB: 2 BB: 1 P: 11	R: 0 E: 0 K: 1 S: 5	H: 0 LOB: 0 BB: 0 P: 5	R: 2 E: 0 K: 0 S: 4	H: 1 LOB: 1 BB: 2 P: 12	R: 6 E: 2 K: 1 S: 9	H: 2 LOB: 3 BB: 5 P: 29	R: 0 E: 0 K: 1 S: 5	H: 0 LOB: 0 BB: 0 P: 5	R: 1 E: 1 K: 1 S: 8	H: 2 LOB: 2 BB: 0 P: 8	R: 0 E: 0 K: 0 S: 3	H: 0 LOB: 0 BB: 0 P: 3	R: 0 E: 0 K: 1 S: 6	H: 1 LOB: 1 BB: 0 P: 6	1B: 7 2B: 0 3B: 0 HR: 1	SF: 0 SAC: 1 DP: 0 HBP: 0	WP: 1 PA: 46
PITCHER	IP WLS BF H R ER SO BB IBB HBP BLK WP HR S P ERA WHIP											PITCHER	IP WLS BF H R ER SO BB IBB HBP BLK WP HR S P ERA WHIP								
Turk Lown, R ERA: 5.12 (1, 1)	4.2 L 25 4 8 3 4 6 0 0 0 0 0 1 27 51 5.79 2.143																				
Willie Ramsdell, R ERA: 2.42 (5, 1)	0.0 3 0 0 0 0 0 2 0 0 0 0 0 0 1 9 ∞ ∞																				
Bob Kelly, R ERA: 4.09 (5, 1)	3.1 14 3 2 0 2 0 0 0 0 0 1 0 18 18 0.00 0.900																				
Dick Manville, R ERA: 18.0 (9, 1)	1.0 4 1 0 0 1 0 0 0 0 0 0 0 6 6 0.00 1.000																				

Batter	1	2	3	4	5	6	7	8	9	AB R H RBI BB SO LOB	BOTTOM								
Bob Addis, L OBP: 0.399, SLG: 0.424 (1, 8)	FC3-6			4-3				F8		5 1 3 1 0 0 2	Boston Braves @ Chicago Cubs Wrigley Field, Chicago, IL Tue Jul 15 1952, 3:33 AM CDT Att: 6,694 - Overcast								
Eddie Miksis, R OBP: 0.281, SLG: 0.312 (1, 4)	1B	K			5-3		G5-4-3		3-1	5 0 1 0 0 1 3									
Gene Hermanski, L OBP: 0.332, SLG: 0.358 (1, 9)	FC3-6	F6			F8		1B		F5	5 1 1 0 0 0 4									
Hank Sauer, R OBP: 0.365, SLG: 0.580 (1, 7)	2B		F4				1B		F8	5 0 3 2 0 0 0									
Toby Atwell, L OBP: 0.403, SLG: 0.417 (1, 2)							1B			2 0 1 0 1 0 1									
Johnny Pramesa, R OBP: 0.326, SLG: 0.375 (7, 2)					4-3					1 0 1 0 0 0 0									
Dee Fondy, L OBP: 0.332, SLG: 0.428 (1, 3)	G4-6-3		G1-6-3				1B		K	4 0 1 0 0 1 6									
Bill Serena, R OBP: 0.351, SLG: 0.519 (1, 5)		F8					F8		WP	4 0 2 0 0 0 1									
Roy Smalley, R OBP: 0.276, SLG: 0.353 (1, 6)		1B		F9			F8		F6	4 1 1 0 0 0 3									
Turk Lown, R OBP: 0.161, SLG: 0.133 (1, 1)										2 0 1 0 0 0 1									
Willie Ramsdell, R OBP: 0.105, SLG: 0.111 (5, 1)										0 0 0 0 0 0 0									
Bob Kelly, R OBP: 0.333, SLG: 0.333 (8, 1)		1B								1 0 0 0 0 1 1									
Randy Jackson, R OBP: 0.264, SLG: 0.363 (8, PH)		1-2								1 0 0 0 0 1 1									
Dick Manville, R (9, 1)										0 0 0 0 0 0 0									
Inning Stats	R: 1 E: 0 K: 0 S: 5	H: 3 LOB: 2 BB: 1 P: 9	R: 1 E: 0 K: 1 S: 8	H: 3 LOB: 0 BB: 0 P: 8	R: 0 E: 0 K: 0 S: 3	H: 1 LOB: 0 BB: 0 P: 3	R: 0 E: 0 K: 0 S: 4	H: 1 LOB: 1 BB: 0 P: 4	R: 0 E: 0 K: 1 S: 6	H: 1 LOB: 1 BB: 0 P: 6	R: 1 E: 0 K: 1 S: 8	H: 4 LOB: 2 BB: 0 P: 8	R: 0 E: 0 K: 1 S: 6	H: 1 LOB: 1 BB: 0 P: 6	R: 0 E: 0 K: 0 S: 3	H: 0 LOB: 0 BB: 0 P: 3	1B: 12 2B: 3 3B: 0 HR: 0	SF: 0 SAC: 0 DP: 3 HBP: 0	WP: 1 PA: 40
PITCHER	IP WLS BF H R ER SO BB IBB HBP BLK WP HR S P ERA WHIP											PITCHER	IP WLS BF H R ER SO BB IBB HBP BLK WP HR S P ERA WHIP						
Jim Wilson, R ERA: 3.61 (1, 1)	9.0 W 40 15 3 3 4 0 1 0 0 1 0 47 51 3.00 1.667																		



Batter	1	2	3	4	5	6	7	8	9	AB	R	H	RBI	BB	SO	LOB	TOP		
Sam Jethroe, S (1, 8) OBP: 0.340, SLG: 0.423	0-3 K		0-0 F4		0-0 L8		0-0 F7			4	0	0	0	0	1	3			
Johnny Logan, R (1, 6) OBP: 0.354, SLG: 0.392	0-0 4-3		0-0 2B			0-0 F9		0-0 2B		4	0	2	0	0	0	0			
Earl Torgeson, L (1, 3) OBP: 0.361, SLG: 0.302	0-0 F8			0-0 F6		0-0 1-3		0-0 F5		4	0	0	0	0	0	1			
Walker Cooper, R (1, 2) OBP: 0.312, SLG: 0.379		0-0 6-3		0-0 6-3		0-0 1B		0-0 BB		3	0	1	0	1	0	0			
Sid Gordon, R (1, 7) OBP: 0.397, SLG: 0.476		0-0 1B		0-0 1B		0-0 6-3		0-0 G1-4-3		4	0	2	0	0	0	3			
Eddie Mathews, L (1, 5) OBP: 0.313, SLG: 0.440		0-0 F8		0-0 F3			0-0 4-3 SH1-4 1B		0-0 SH1-4 1B	4	1	2	0	0	0	2			
Sibby Sisti, R (1, 9) Jack Daniels, L (7, 9) OBP: 0.275, SLG: 0.265		0-0 F8			4-0 BB		0-0 SH1-4 1-2		0-0 SH1-4 1-2	1	0	0	0	1	0	1	AB 32		
Jack Dittmer, L (1, 4) OBP: 0.191, SLG: 0.212			0-0 2B 1B		0-0 B1		0-0 4-3		0-0 F9	0	0	0	0	0	0	0	R 1		
Vern Bickford, R (1, 1) OBP: 0.231, SLG: 0.256			0-0 B1		0-0 F7		0-0 3H 1B		0-0 6-3	4	0	1	1	0	0	3	H 9		
Inning Stats	R: 0 E: 0 K: 1 S: 5	H: 0 LOB: 0 BB: 0 P: 5	R: 0 E: 0 K: 0 S: 4	H: 1 LOB: 1 BB: 0 P: 4	R: 0 E: 0 K: 0 S: 4	H: 2 LOB: 2 BB: 0 P: 4	R: 0 E: 0 K: 0 S: 4	H: 1 LOB: 1 BB: 0 P: 4	R: 0 E: 0 K: 0 S: 3	H: 0 LOB: 1 BB: 1 P: 7	R: 0 E: 0 K: 0 S: 4	H: 1 LOB: 1 BB: 0 P: 5	R: 0 E: 0 K: 0 S: 3	H: 1 LOB: 1 BB: 1 P: 7	R: 0 E: 0 K: 0 S: 4	H: 1 LOB: 1 BB: 0 P: 4	1B: 7 2B: 2 3B: 0 HR: 0	SF: 0 SAC: 2 DP: 1 HBP: 0	WP: 0 PA: 36 PB: 0 SB: 1 CS: 0
PITCHER Paul Minner, L (1, 1) ERA: 3.07	IP 9.0	WLS L	BF 36	H 9	R 1	ER 1	SO 1	BB 2	IBB 0	HBP 0	BLK 0	WP 0	HR 0	S 36	P 44	ERA 1.00	WHIP 1.222		

Boston Braves @ Chicago Cubs
Wrigley Field, Chicago, IL
Thu Jul 17 1952, 3:33 AM CDT
Att: 5,963 - Unknown

AB 32
R 1
H 9
RBI 1
BB 2
SO 1
LOB 16



Batter	1	2	3	4	5	6	7	8	9	AB	R	H	RBI	BB	SO	LOB	BOTTOM				
Bob Addis, L (1, 9) OBP: 0.392, SLG: 0.414	0-0 2B		0-0 4-3			0-0 F8	4-0 FC6-4 BB		0-0 G3	4	0	1	0	1	0	3					
Eddie Miksis, R (1, 4) OBP: 0.273, SLG: 0.302	0-0 5-3		0-0 F9			0-0 5-3	0-0 FC6-4 1-2			4	0	0	0	0	0	5					
Dee Fondy, L (1, 3) OBP: 0.336, SLG: 0.426	0-0 4-3			0-0 4-3		4-0 BB		4-0 BB		2	0	0	0	2	0	1					
Hank Sauer, R (1, 7) OBP: 0.363, SLG: 0.574	0-0 F7			0-0 G4-6-3 1B		0-0 BB	4-0 BB	0-0 G6-4-3 1-2	0-0 F7	3	0	1	0	1	0	2					
Toby Atwell, L (1, 2) OBP: 0.400, SLG: 0.413		0-0 G4-6-3 1B		0-0 G4-6-3 1-2		0-0 F7		0-0 F7		4	0	1	0	0	0	3					
Bill Serena, R (1, 5) OBP: 0.359, SLG: 0.512		0-0 G4-6-3 1-2			0-0 F6		0-0 F9		0-0 FC5-4 1B	4	0	1	0	0	0	1					
Hal Jeffcoat, R (1, 8) OBP: 0.246, SLG: 0.330		0-0 F9			0-0 2B		4-0 G3 1B BB		0-0 FC5-4 1-2	3	0	1	0	1	0	1					
Roy Smalley, R (1, 6) OBP: 0.273, SLG: 0.343			4-0 SH5-3 BB		0-0 F9		0-0 G3 1B		0-0 1B	1	0	0	0	1	0	1	AB 30				
Gene Hermanski, L (7, PH) Tommy Brown, R (7, PR) OBP: 0.281, SLG: 0.250					0-0 F7		0-0 G3		0-0 1B	1	0	1	0	0	0	0	R 0				
Paul Minner, L (1, 1) Phil Cavarretta, L (9, PH) OBP: 0.350, SLG: 0.314			0-0 SH5-3 1-2		0-0 F7		0-0 G3		0-0 F7	2	0	0	0	0	0	3	H 7				
Inning Stats	R: 0 E: 0 K: 0 S: 4	H: 1 LOB: 1 BB: 0 P: 4	R: 0 E: 0 K: 0 S: 3	H: 1 LOB: 0 BB: 0 P: 3	R: 0 E: 0 K: 0 S: 3	H: 0 LOB: 1 BB: 1 P: 7	R: 0 E: 0 K: 0 S: 3	H: 1 LOB: 0 BB: 0 P: 3	R: 0 E: 0 K: 0 S: 4	H: 1 LOB: 1 BB: 0 P: 4	R: 0 E: 0 K: 0 S: 3	H: 0 LOB: 2 BB: 2 P: 11	R: 0 E: 0 K: 0 S: 4	H: 1 LOB: 3 BB: 2 P: 12	R: 0 E: 0 K: 0 S: 2	H: 0 LOB: 0 BB: 1 P: 6	R: 0 E: 0 K: 0 S: 5	H: 2 LOB: 2 BB: 0 P: 5	1B: 5 2B: 2 3B: 0 HR: 0	SF: 0 SAC: 1 DP: 3 HBP: 0	WP: 0 PA: 37 PB: 0 SB: 0 CS: 0
PITCHER Vern Bickford, R (1, 1) ERA: 3.55	IP 9.0	WLS W	BF 37	H 7	R 0	ER 0	SO 0	BB 6	IBB 0	HBP 0	BLK 0	WP 0	HR 0	S 31	P 55	ERA 0.00	WHIP 1.444				

Boston Braves @ Chicago Cubs
Wrigley Field, Chicago, IL
Thu Jul 17 1952, 3:33 AM CDT
Att: 5,963 - Unknown

AB 30
R 0
H 7
RBI 0
BB 6
SO 0
LOB 22



Batter	1	2	3	4	5	6	7	8	9	AB	R	H	RBI	BB	SO	LOB	TOP			
Sam Jethroe, S OBP: 0.339, SLG: 0.421 (1, 8)										4	0	1	0	0	2	0	Boston Braves @ St. Louis Cardinals Sportsman's Park, St. Louis, MO Fri Jul 18 1952, 4:33 AM EDT Att: 8,535 - Unknown			
Johnny Logan, R OBP: 0.346, SLG: 0.383 (1, 6)										4	0	0	0	0	1	1				
Earl Torgeson, L OBP: 0.359, SLG: 0.297 (1, 3)										3	0	0	0	1	1	1				
Walker Cooper, R OBP: 0.307, SLG: 0.372 Paul Burns, R OBP: 0.256, SLG: 0.339 (1, 2) (6, 2)										3	0	0	0	0	0	1				
Sid Gordon, R OBP: 0.389, SLG: 0.487 (1, 7)										4	1	2	1	0	0	0				
Eddie Mathews, L OBP: 0.312, SLG: 0.437 (1, 5)										4	0	1	0	0	1	1				
Sibby Sisti, R OBP: 0.279, SLG: 0.313 (1, 9)										3	1	1	0	0	1	2				
Jack Dittmer, L OBP: 0.195, SLG: 0.215 (1, 4)										3	0	1	1	0	0	2				
Max Surkont, R OBP: 0.143, SLG: 0.176 Bob Chipman, L (6, 1)										2	0	0	0	0	1	3				
										1	0	0	0	0	0	0	AB 32 R 2 H 6 RBI 2 BB 1 SO 7 LOB 11			
Inning Stats	R: 0 E: 0 K: 1 S: 5	H: 0 LOB: 1 BB: 1 P: 9	R: 0 E: 0 K: 0 S: 5	H: 2 LOB: 2 BB: 0 P: 5	R: 0 E: 0 K: 0 S: 3	H: 1 LOB: 0 BB: 0 P: 3	R: 2 E: 1 K: 1 S: 8	H: 3 LOB: 1 BB: 0 P: 8	R: 0 E: 0 K: 1 S: 7	H: 0 LOB: 0 BB: 0 P: 7	R: 0 E: 0 K: 1 S: 5	H: 0 LOB: 0 BB: 0 P: 5	R: 0 E: 0 K: 1 S: 5	H: 0 LOB: 0 BB: 0 P: 5	R: 0 E: 1 K: 0 S: 3	H: 0 LOB: 0 BB: 0 P: 3		1B: 5 2B: 0 3B: 0 HR: 1	SF: 0 SAC: 0 DP: 2 HBP: 0	WP: 0 PB: 0 SB: 0 CS: 0
PITCHER Harry Brecheen, L ERA: 2.92 (1, 1)	IP: 9.0 WLS: W BF: 33 H: 6 R: 2 ER: 1 SO: 7 BB: 1 IBB: 0 HBP: 0 BLK: 0 WP: 0 HR: 1 S: 46 P: 50 ERA: 1.00 WHIP: 0.778															PITCHER IP: WLS: BF: H: R: ER: SO: BB: IBB: HBP: BLK: WP: HR: S: P: ERA: WHIP				

Batter	1	2	3	4	5	6	7	8	9	AB	R	H	RBI	BB	SO	LOB	BOTTOM			
Solly Hemus, L OBP: 0.388, SLG: 0.395 (1, 6)										5	0	1	0	0	1	3	Boston Braves @ St. Louis Cardinals Sportsman's Park, St. Louis, MO Fri Jul 18 1952, 4:33 AM EDT Att: 8,535 - Unknown			
Red Schoendienst, S OBP: 0.311, SLG: 0.374 (1, 4)										5	0	0	0	0	1	4				
Stan Musial, L OBP: 0.442, SLG: 0.511 (1, 8)										3	3	3	0	1	0	0				
Enos Slaughter, L OBP: 0.403, SLG: 0.451 (1, 9)										4	0	2	2	0	1	2				
Hal Rice, L OBP: 0.352, SLG: 0.475 (1, 7)										4	1	2	1	0	0	1				
Del Rice, R OBP: 0.351, SLG: 0.448 (1, 2)										4	0	0	0	0	1	4				
Dick Sisler, L OBP: 0.319, SLG: 0.357 (1, 3)										3	1	0	0	1	0	0				
Billy Johnson, R OBP: 0.340, SLG: 0.323 (1, 5)										4	1	2	4	0	0	0				
Harry Brecheen, L OBP: 0.259, SLG: 0.167 (1, 1)										4	1	1	0	0	1	1				
Inning Stats	R: 1 E: 0 K: 1 S: 7	H: 2 LOB: 1 BB: 0 P: 7	R: 0 E: 0 K: 0 S: 3	H: 0 LOB: 0 BB: 0 P: 3	R: 2 E: 0 K: 2 S: 10	H: 3 LOB: 2 BB: 1 P: 14	R: 0 E: 1 K: 0 S: 5	H: 1 LOB: 2 BB: 0 P: 5	R: 4 E: 0 K: 2 S: 10	H: 3 LOB: 0 BB: 1 P: 14	R: 0 E: 0 K: 0 S: 4	H: 1 LOB: 1 BB: 0 P: 4	R: 0 E: 0 K: 0 S: 3	H: 0 LOB: 0 BB: 0 P: 3	R: 0 E: 0 K: 0 S: 4	H: 1 LOB: 1 BB: 0 P: 4	1B: 7 2B: 2 3B: 1 HR: 1	SF: 0 SAC: 0 DP: 0 HBP: 0	WP: 0 PB: 0 SB: 0 CS: 0	PA: 38
PITCHER Max Surkont, R ERA: 4.36 Bob Chipman, L ERA: 2.35 (1, 1) (6, 1)	IP: 5.0 WLS: L BF: 27 H: 9 R: 7 ER: 7 SO: 5 BB: 1 IBB: 1 HBP: 0 BLK: 0 WP: 0 HR: 1 S: 35 P: 43 ERA: 12.60 WHIP: 2.000															PITCHER IP: WLS: BF: H: R: ER: SO: BB: IBB: HBP: BLK: WP: HR: S: P: ERA: WHIP				

Batter	1	2	3	4	5	6	7	8	9	AB	R	H	RBI	BB	SO	LOB	TOP																						
Sam Jethroe, S (1, 8) OBP: 0.339, SLG: 0.421											0	0	0	0	0	0	0	Boston Braves @ St. Louis Cardinals Sportsman's Park, St. Louis, MO Sat Jul 19 1952, 4:33 AM EDT Att: 12,833 - Unknown livebaseballscorecards.com																					
Johnny Logan, R (1, 6) OBP: 0.346, SLG: 0.383											0	0	0	0	0	0	0																						
Eddie Mathews, L (1, 5) OBP: 0.312, SLG: 0.437											0	0	0	0	0	0	0																						
Walker Cooper, R (1, 2) OBP: 0.307, SLG: 0.372											0	0	0	0	0	0	0																						
Sid Gordon, R (1, 7) OBP: 0.389, SLG: 0.487											0	0	0	0	0	0	0																						
George Crowe, L (1, 3) OBP: 0.333, SLG: 0.390											0	0	0	0	0	0	0																						
Sibby Sisti, R (1, 9) OBP: 0.279, SLG: 0.313											0	0	0	0	0	0	0																						
Jack Dittmer, L (1, 4) OBP: 0.195, SLG: 0.215											0	0	0	0	0	0	0																						
Jim Wilson, R (1, 1) OBP: 0.140, SLG: 0.143											0	0	0	0	0	0	0																						
Inning Stats											1B: 0	SF: 0	WP: 0		PA: 0																								
PITCHER	IP	WLS	BF	H	R	ER	SO	BB	IBB	HBP	BLK	WP	HR	S	P	ERA	WHIP	PITCHER	IP	WLS	BF	H	R	ER	SO	BB	IBB	HBP	BLK	WP	HR	S	P	ERA	WHIP				
Al Brazle, L (1, 1) ERA: 1.28	0.0	L	0	0	0	0	0	0	0	0	0	0	0	0	0	∞	∞																						

AB 0
R 0
H 0
RBI 0
BB 0
SO 0
LOB 0



Batter	1	2	3	4	5	6	7	8	9	AB	R	H	RBI	BB	SO	LOB	BOTTOM																						
Solly Hemus, L (1, 6) OBP: 0.388, SLG: 0.395											0	0	0	0	0	0	0	Boston Braves @ St. Louis Cardinals Sportsman's Park, St. Louis, MO Sat Jul 19 1952, 4:33 AM EDT Att: 12,833 - Unknown livebaseballscorecards.com																					
Red Schoendienst, S (1, 4) OBP: 0.311, SLG: 0.374											0	0	0	0	0	0	0																						
Stan Musial, L (1, 8) OBP: 0.442, SLG: 0.511											0	0	0	0	0	0	0																						
Enos Slaughter, L (1, 9) OBP: 0.403, SLG: 0.451											0	0	0	0	0	0	0																						
Hal Rice, L (1, 7) OBP: 0.352, SLG: 0.475											0	0	0	0	0	0	0																						
Del Rice, R (1, 2) OBP: 0.351, SLG: 0.448											0	0	0	0	0	0	0																						
Dick Sisler, L (1, 3) OBP: 0.319, SLG: 0.357											0	0	0	0	0	0	0																						
Billy Johnson, R (1, 5) OBP: 0.340, SLG: 0.323											0	0	0	0	0	0	0																						
Al Brazle, L (1, 1) OBP: 0.235, SLG: 0.294											0	0	0	0	0	0	0																						
Inning Stats											1B: 0	SF: 0	WP: 0		PA: 0																								
PITCHER	IP	WLS	BF	H	R	ER	SO	BB	IBB	HBP	BLK	WP	HR	S	P	ERA	WHIP	PITCHER	IP	WLS	BF	H	R	ER	SO	BB	IBB	HBP	BLK	WP	HR	S	P	ERA	WHIP				
Jim Wilson, R (1, 1) ERA: 3.61	0.0	W	0	0	0	0	0	0	0	0	0	0	0	0	0	∞	∞																						

AB 0
R 0
H 0
RBI 0
BB 0
SO 0
LOB 0



Batter	1	2	3	4	5	6	7	8	9	AB	R	H	RBI	BB	SO	LOB	TOP					
Bob Addis, L (1, 9) OBP: 0.373, SLG: 0.392	0-0 3-1		0-0 1-3		0-0 4-3		0-0 4-3			4	0	0	0	0	0	1						
Eddie Miksis, R (1, 4) OBP: 0.275, SLG: 0.310	0-0 F3			0-0 1B HR 1B	0-0 6-3			0-0 1B		4	1	2	0	0	0	0						
Frank Baumholtz, L (1, 8) OBP: 0.375, SLG: 0.475	0-0 F7			0-0 1-3 HR 1B		0-0 4-3		0-0 F8		4	1	1	0	0	0	1						
Hank Sauer, R (1, 7) OBP: 0.357, SLG: 0.568		0-0 F8		0-0 5-3		0-0 F8		0-3 K		4	0	0	0	0	1	3						
Toby Atwell, L (1, 2) OBP: 0.414, SLG: 0.429	0-0 F6			4-0 HR IBB		0-0 1B		0-0 1B		3	1	2	0	1	0	0						
Dee Fondy, L (1, 3) OBP: 0.339, SLG: 0.438	0-0 2B			0-0 1-1 2-H 3-H HR		0-0 F8		0-0 F8		4	1	2	4	0	0	3						
Bill Serena, R (1, 5) OBP: 0.359, SLG: 0.517	0-0 F6			0-0 K			0-0 F8		0-3 K	4	0	0	0	0	2	1						
Tommy Brown, R (1, 6) OBP: 0.279, SLG: 0.237			0-3 K	0-0 L5			4-0 BB		0-0 F7	3	0	0	0	1	1	0						
Paul Minner, L (1, 1) OBP: 0.260, SLG: 0.391			0-0 F8		0-0 F7		0-0 F7		0-0 F8	2	0	0	0	0	0	0						
Turk Lown, R (6, 1) OBP: 0.161, SLG: 0.133										0	0	0	0	0	0	0						
Gene Hermanski, L (7, PH) OBP: 0.332, SLG: 0.357										1	0	0	0	0	0	1						
Dutch Leonard, R (7, 1)										0	0	0	0	0	0	0						
Randy Jackson, R (9, PH)										1	0	0	0	0	0	0						
Inning Stats	R: 0 E: 0 K: 0 S: 3	H: 0 LOB: 0 BB: 0 P: 3	R: 0 E: 0 K: 0 S: 4	H: 1 LOB: 1 BB: 0 P: 4	R: 0 E: 0 K: 1 S: 5	H: 0 LOB: 0 BB: 0 P: 5	R: 4 E: 0 K: 1 S: 8	H: 3 LOB: 0 BB: 1 P: 12	R: 0 E: 0 K: 0 S: 3	H: 0 LOB: 0 BB: 0 P: 3	R: 0 E: 0 K: 0 S: 4	H: 1 LOB: 1 BB: 0 P: 4	R: 0 E: 0 K: 0 S: 3	H: 0 LOB: 1 BB: 1 P: 7	R: 0 E: 0 K: 1 S: 7	H: 2 LOB: 2 BB: 0 P: 7	R: 0 E: 0 K: 1 S: 5	H: 0 LOB: 0 BB: 0 P: 5	1B: 5 2B: 1 3B: 0 HR: 1	SF: 0 SAC: 0 DP: 0 HBP: 0	WP: 0 PB: 0 SB: 0 CS: 0	PA: 36
PITCHER Vern Bickford, R (1, 1) ERA: 3.58	IP: 9.0 WLS: W BF: 36 H: 7 R: 4 ER: 4 SO: 4 BB: 1 IBB: 1 HBP: 0 BLK: 0 WP: 0 HR: 1 S: 42 P: 50 ERA: 4.00 WHIP: 0.889															PITCHER						

Chicago Cubs @ Boston Braves
Braves Field, Boston, MA
Tue Jul 22 1952, 3:33 AM EDT
Att: 5,280 - Unknown - 82 F

AB 34
R 4
H 7
RBI 4
BB 2
SO 4
LOB 10



Batter	1	2	3	4	5	6	7	8	9	AB	R	H	RBI	BB	SO	LOB	BOTTOM			
Sam Jethroe, S (1, 8) OBP: 0.336, SLG: 0.408	0-0 1-3		0-0 F8		0-3 K		4-0 1B BB	0-0 F3		4	1	0	0	1	1	2				
Johnny Logan, R (1, 6) OBP: 0.339, SLG: 0.371	0-0 F7			0-0 F9		0-0 SH5-3 FC6-4 1B	0-0 5-4-3			4	1	1	0	0	0	1				
Eddie Mathews, L (1, 5) OBP: 0.307, SLG: 0.435	0-3 K			0-3 K		4-0 FC6-4 SH5-3 BLK BB	0-0 F7			3	1	0	0	1	2	1				
Walker Cooper, R (1, 2) OBP: 0.305, SLG: 0.363		0-0 1-3		0-0 4-3		0-0 SH5-3	0-0 1B			3	0	1	1	0	0	0				
Sid Gordon, R (1, 7) OBP: 0.396, SLG: 0.491		0-3 K			0-0 6-3 HR 2B	4-0 FC6-4 IBB	0-0 1-2 1B			3	1	2	0	1	1	0				
George Crowe, L (1, 3) OBP: 0.345, SLG: 0.404		0-0 1B			0-0 6-3	0-0 FC6-4 BLK	0-0 4-3			4	1	1	1	0	0	5				
Sibby Sisti, R (1, 9) OBP: 0.282, SLG: 0.336		0-0 F9			0-0 2-3	0-0 1-2 2-3 3-H				3	1	2	3	0	0	1				
Jack Daniels, L (6, PH) (9, 9) OBP: 0.280, SLG: 0.271					0-0 3-H HR	0-0 1-H 1B		0-0 SH3-4 1B		1	0	1	0	0	0	0				
Jack Dittmer, L (1, 4) OBP: 0.224, SLG: 0.271			0-0 F2		0-0 1B	0-0 1-2 1B		0-0 F9		4	0	2	0	0	0	1				
Vern Bickford, R (1, 1) OBP: 0.214, SLG: 0.238			0-0 5-3		0-3 K	0-0 F9		0-0 SH3-4		3	0	0	0	0	1	3				
Inning Stats	R: 0 E: 0 K: 1 S: 5	H: 0 LOB: 0 BB: 0 P: 5	R: 0 E: 0 K: 1 S: 6	H: 1 LOB: 1 BB: 0 P: 6	R: 0 E: 0 K: 0 S: 3	H: 0 LOB: 0 BB: 0 P: 3	R: 0 E: 0 K: 1 S: 5	H: 0 LOB: 0 BB: 0 P: 5	R: 2 E: 0 K: 2 S: 10	H: 3 LOB: 1 BB: 0 P: 10	R: 3 E: 0 K: 0 S: 6	H: 3 LOB: 2 BB: 2 P: 14	R: 1 E: 0 K: 0 S: 5	H: 2 LOB: 1 BB: 1 P: 9	R: 0 E: 0 K: 0 S: 4	H: 1 LOB: 1 BB: 0 P: 4	1B: 8 2B: 1 3B: 0 HR: 1	SF: 0 SAC: 2 DP: 0 HBP: 0	WP: 0 PB: 0 SB: 0 CS: 0	PA: 37
PITCHER Paul Minner, L (1, 1) ERA: 3.28	IP: 5.2 WLS: L BF: 26 H: 7 R: 5 ER: 5 SO: 5 BB: 1 IBB: 0 HBP: 0 BLK: 1 WP: 0 HR: 1 S: 34 P: 42 ERA: 7.94 WHIP: 1.412															PITCHER				
Turk Lown, R (6, 1) ERA: 5.11	0.1 1 0 0 0 0 0 0 0 0 0 0 1 1 0.00 0.000																			
Dutch Leonard, R (7, 1) ERA: 2.19	2.0 10 3 1 1 0 1 0 0 0 0 0 9 13 4.50 2.000																			

Chicago Cubs @ Boston Braves
Braves Field, Boston, MA
Tue Jul 22 1952, 3:33 AM EDT
Att: 5,280 - Unknown - 82 F

AB 32
R 6
H 10
RBI 5
BB 3
SO 5
LOB 14



Batter	1	2	3	4	5	6	7	8	9	AB	R	H	RBI	BB	SO	LOB	TOP							
Bob Addis, L OBP: 0.370, SLG: 0.389 Hal Jeffcoat, R OBP: 0.250, SLG: 0.326	0-0 1B		0-0 F7	0-0 F9		0-0 L9		0-0 E4		4	0	1	0	0	0	2	Chicago Cubs @ Boston Braves Braves Field, Boston, MA Wed Jul 23 1952, 3:33 AM EDT Att. 4,308 - Unknown - 86 F							
Eddie Miksis, R OBP: 0.277, SLG: 0.311	0-0 F9		0-0 1B		0-0 2B	0-0 6-3		0-3 K		5	1	2	0	0	1	4								
Frank Baumholtz, L OBP: 0.363, SLG: 0.458	0-0 F7		0-0 F7		0-0 F9		0-0 4-3	0-0 F7		5	0	0	0	0	0	6								
Hank Sauer, R OBP: 0.358, SLG: 0.569	0-3 K			0-0 F7	0-0 1B	0-0 2B		0-3 K		5	2	2	1	0	2	1								
Toby Atwell, L OBP: 0.409, SLG: 0.421		0-0 4-3		0-0 F8	0-0 1B	0-0 BB		0-0 F8		4	0	0	0	1	0	1								
Dee Fondy, L OBP: 0.340, SLG: 0.437	0-0 1-3		0-0 1B	0-0 1B	0-0 F5		0-0 CS	0-0 6-3		5	1	2	1	0	0	2								
Bill Serena, R OBP: 0.367, SLG: 0.520	0-3 K		0-0 1B	0-0 1B	0-0 1B	0-0 1B	0-0 CS	0-0 FC4-6		3	1	2	1	1	1	0								
Tommy Brown, R OBP: 0.292, SLG: 0.302			0-0 HR	0-0 1B	0-0 F2		0-0 FC4-6			4	1	2	2	0	0	3								
Bob Rush, R OBP: 0.333, SLG: 0.370			0-0 G3	0-0 1B		0-0 6-3		0-0 1B		4	0	2	1	0	0	0								
Inning Stats	R: 0 E: 0 K: 1 S: 6	H: 1 LOB: 1 BB: 0 P: 6	R: 0 E: 0 K: 1 S: 5	H: 0 LOB: 0 BB: 0 P: 5	R: 1 E: 0 K: 0 S: 5	H: 2 LOB: 1 BB: 0 P: 5	R: 2 E: 0 K: 0 S: 7	H: 4 LOB: 2 BB: 0 P: 7	R: 2 E: 0 K: 0 S: 6	H: 3 LOB: 2 BB: 1 P: 10	R: 0 E: 0 K: 0 S: 3	H: 0 LOB: 0 BB: 0 P: 3	R: 1 E: 0 K: 0 S: 4	H: 2 LOB: 0 BB: 0 P: 4	R: 0 E: 1 K: 1 S: 7	H: 1 LOB: 3 BB: 1 P: 11	R: 0 E: 0 K: 1 S: 5	H: 0 LOB: 0 BB: 0 P: 5	1B: 11 2B: 1 3B: 0 HR: 1	SF: 0 SAC: 0 DP: 0 HBP: 0	WP: 0 PB: 0 SB: 1 CS: 1	PA: 43		
PITCHER	IP WLS BF H R ER SO BB IBB HBP BLK WP HR S P ERA WHIP	4.1 L 22 9 5 5 2 0 0 0 0 0 1 26 26 10.38 2.077	(1, 1)	5.1 L 27 11 6 6 3 1 0 0 0 0 0 3 37 7 0.00 3.000	(5, 1)	6.1 L 33 14 8 7 6 4 1 0 0 0 0 0 7 7 4.50 1.000	(6, 1)	8.1 L 41 19 11 10 8 6 2 1 0 0 0 0 0 12 16 0.00 1.000	(8, 1)															

AB	40
R	6
H	13
RBI	6
BB	2
SO	4
LOB	21



Batter	1	2	3	4	5	6	7	8	9	AB	R	H	RBI	BB	SO	LOB	BOTTOM			
Sam Jethroe, S OBP: 0.335, SLG: 0.405	0-0 F7		0-0 F8			0-0 2B	0-0 L4			3	1	0	0	1	0	1	Chicago Cubs @ Boston Braves Braves Field, Boston, MA Wed Jul 23 1952, 3:33 AM EDT Att. 4,308 - Unknown - 86 F			
Johnny Logan, R OBP: 0.332, SLG: 0.363	0-0 F3			0-0 F2		0-0 F7		0-0 5-3		4	0	0	0	0	0	1				
Eddie Mathews, L OBP: 0.309, SLG: 0.437	0-0 F9			0-0 F6		0-0 1B	0-0 2B	0-0 G3	0-0 BB	3	1	1	1	1	0	0				
George Crowe, L OBP: 0.349, SLG: 0.406		0-0 1-3		0-0 FC6-4	0-0 1B	0-0 5-3	0-0 1B	0-0 G3	0-0 BB	4	0	2	1	0	0	1				
Sid Gordon, R OBP: 0.391, SLG: 0.484		0-0 5-3		0-0 FC6-4	0-0 1B	0-0 5-3	0-0 5-3	0-0 F5		4	0	0	0	0	0	3				
Ebba St. Claire, S OBP: 0.270, SLG: 0.298		0-0 2B			0-0 F5	0-0 5-3		0-0 F7		4	0	1	0	0	0	1				
Jack Dittmer, L OBP: 0.217, SLG: 0.262		0-0 5-3			0-0 E6	0-0 FC4-6	0-0 F7	0-0 1-3		4	0	0	0	0	0	1				
Jack Daniels, L OBP: 0.268, SLG: 0.258			0-0 1-3		0-0 FC4-6	0-0 FC4	0-0 3-1	0-0 F9		4	0	0	0	0	0	1				
Max Surkont, R OBP: 0.136, SLG: 0.171 Ernie Johnson, R OBP: 0.266, SLG: 0.333 Sibby Sisti, R OBP: 0.266, SLG: 0.333 Bob Chipman, L OBP: 0.302, SLG: 0.300 Earl Torgerson, L OBP: 0.302, SLG: 0.300 Sheldon Jones, R OBP: 0.302, SLG: 0.300	0-3 K		0-0 2B		0-0 FC4	0-0 1B				1	0	0	0	0	1	0				
Inning Stats	R: 0 E: 0 K: 0 S: 3	H: 0 LOB: 0 BB: 0 P: 3	R: 0 E: 0 K: 0 S: 4	H: 1 LOB: 1 BB: 0 P: 4	R: 0 E: 0 K: 1 S: 5	H: 0 LOB: 0 BB: 0 P: 5	R: 0 E: 0 K: 0 S: 4	H: 1 LOB: 1 BB: 0 P: 4	R: 0 E: 0 K: 0 S: 5	H: 2 LOB: 1 BB: 1 P: 9	R: 0 E: 0 K: 0 S: 4	H: 1 LOB: 1 BB: 0 P: 4	R: 0 E: 0 K: 0 S: 3	H: 0 LOB: 1 BB: 1 P: 7	R: 0 E: 0 K: 0 S: 3	H: 0 LOB: 0 BB: 0 P: 3	1B: 3 2B: 2 3B: 0 HR: 0	SF: 0 SAC: 0 DP: 0 HBP: 0	WP: 0 PB: 0 SB: 0 CS: 0	PA: 35
PITCHER	IP WLS BF H R ER SO BB IBB HBP BLK WP HR S P ERA WHIP	9.0 W 35 5 2 2 1 2 0 0 0 0 0 35 43 2.00 0.778	(1, 1)																	

AB	33
R	2
H	5
RBI	2
BB	2
SO	1
LOB	10



Batter	1	2	3	4	5	6	7	8	9	AB	R	H	RBI	BB	SO	LOB	TOP		
Bob Addis, L (1,9) OBP: 0.371, SLG: 0.386	4-3		4-0 IBB		0-0 F8		0-0 FC3-6		0-0 1B	4	0	1	0	1	0	2	Chicago Cubs @ Boston Braves Braves Field, Boston, MA Thu Jul 24 1952, 3:33 AM EDT Att. 1,691 - Unknown - 85 F		
Eddie Miksis, R (1,4) OBP: 0.276, SLG: 0.312	4-3		0-0 F8		0-0 2B		0-0 F2		0-0 B1	5	0	1	1	0	0	6			
Frank Baumholtz, L (1,8) OBP: 0.264, SLG: 0.456	3-1		0-0 F7		0-0 F9				0-0 1B	5	0	2	0	0	0	3			
Hank Sauer, R (1,7) OBP: 0.358, SLG: 0.565		4-0 G4-6-3 BB		0-0 1B FC5-2 1B		0-0 F3		0-0 L7	0-0 G4-6-3 1B	4	0	1	0	1	0	4			
Toby Atwell, L (1,2) OBP: 0.411, SLG: 0.427	0-0 G4-6-3			0-0 FC5-2 1B		0-0 F4		0-0		4	0	2	0	0	0	1			
Dee Fondy, L (1,3) OBP: 0.339, SLG: 0.435	0-0 F7			0-0 G5-3 FC5-2 1B		0-0 F7		0-0	0-0 1-3	4	0	1	0	0	0	2			
Bill Serena, R (1,5) OBP: 0.367, SLG: 0.517			0-0	0-0			0-0 F2		4-0	3	1	1	0	0	0	3			
Gene Hermanski, L (8, PH) OBP: 0.335, SLG: 0.357			SH5-4 F8 1B		0-0 FC5-2					0	0	0	0	1	0	0			
Randy Jackson, R (8,5) OBP: 0.261, SLG: 0.359				0-0						0	0	0	0	0	0	0			
Tommy Brown, R (1,6) OBP: 0.303, SLG: 0.313			0-0 F8 SH5-4 1B		0-0 G5-3		0-0 FC3-6 1B		0-0 F7	4	0	2	0	0	0	6			
Turk Lown, R (1,1) OBP: 0.156, SLG: 0.129			0-0		0-0				0-0	1	0	0	0	0	0	0			
Phil Cavarretta, L (7, PH) OBP: 0.368, SLG: 0.333			SH5-4		0-0		0-0		0-0	1	0	1	0	0	0	0			
Dick Manville, R (7,1) OBP: 0.266, SLG: 0.219			1-2 2-3		0-0		0-0		0-0	0	0	0	0	0	0	0			
Bruce Edwards, R (8, PH)			1-2 2-3		0-0		0-0		0-0	1	0	1	0	0	0	0			
Inning Stats	R: 0 E: 0 K: 0 S: 3	H: 0 LOB: 0 BB: 0 P: 3	R: 0 E: 0 K: 0 S: 2	H: 0 LOB: 0 BB: 1 P: 6	R: 1 E: 0 K: 0 S: 5	H: 2 LOB: 2 BB: 1 P: 9	R: 0 E: 0 K: 0 S: 5	H: 3 LOB: 2 BB: 0 P: 5	R: 0 E: 0 K: 0 S: 4	H: 1 LOB: 1 BB: 0 P: 4	R: 0 E: 0 K: 0 S: 3	H: 0 LOB: 0 BB: 0 P: 3	R: 0 E: 0 K: 0 S: 5	H: 2 LOB: 2 BB: 0 P: 5	R: 0 E: 0 K: 0 S: 5	H: 2 LOB: 3 BB: 1 P: 9	1B: 11 2B: 2 3B: 0 HR: 0	SF: 0 SAC: 1 DP: 3 HBP: 0	WP: 0 PA: 40 PB: 0 SB: 0 CS: 0
PITCHER	IP WLS BF H R ER SO BB IBB HBP BLK WP HR S P ERA WHIP																		
Jim Wilson, R (1,1) ERA: 3.37	8.0 W 37 12 1 1 0 2 1 0 0 0 0 0 34 46 1.12 1.750																		
Lew Burdette, R (9,1) ERA: 3.51	1.0 S 3 1 0 0 0 0 0 0 0 0 0 0 3 3 0.00 1.000																		

AB	36
R	1
H	13
RBI	1
BB	3
SO	0
LOB	27



Batter	1	2	3	4	5	6	7	8	9	AB	R	H	RBI	BB	SO	LOB	BOTTOM
Sam Jethroe, S (1,8) OBP: 0.337, SLG: 0.404	4-3			0-0 G6-3		0-0 S 1B				3	0	1	0	1	0	1	Chicago Cubs @ Boston Braves Braves Field, Boston, MA Thu Jul 24 1952, 3:33 AM EDT Att. 1,691 - Unknown - 85 F
Johnny Logan, R (1,6) OBP: 0.330, SLG: 0.361	0-0 F6				0-0 F9		0-0 1-3		0-0 1-2	4	0	1	0	0	0	2	
Eddie Mathews, L (1,5) OBP: 0.311, SLG: 0.446	0-0 HR				4-0 2B BB		0-0 F7			3	2	1	1	1	0	3	
Walker Cooper, R (1,2) OBP: 0.309, SLG: 0.368	4-0 BB			0-0 6-3		0-0 L7		0-0		3	0	1	1	1	0	0	
Sid Gordon, R (1,7) OBP: 0.395, SLG: 0.497	4-0 BB			0-0 HR		0-0 6-3		0-0		3	1	2	1	1	0	1	
George Crowe, L (1,3) OBP: 0.341, SLG: 0.396	0-0 F5			0-0 F9		0-0 L6		0-3 K		4	0	0	0	0	1	4	
Jack Dittmer, L (1,4) OBP: 0.218, SLG: 0.262		0-0 L4		0-0 F7		0-0 L1-6 BB 1B		0-0 4-3		4	0	1	0	0	0	0	
Jack Daniels, L (1,9) OBP: 0.277, SLG: 0.253		4-0 1B SH3-4 BB		0-0 F8		4-0 1B BB		0-0 4-3		2	0	0	0	2	0	0	
Jim Wilson, R (1,1) OBP: 0.143, SLG: 0.145		0-0 SH3-4		0-0		0-0 L1-6		0-0 F2		3	0	1	0	0	0	2	
Lew Burdette, R (9,1) OBP: 0.154, SLG: 0.083		0-0		0-0 G6-3 1B		0-0 2-3				0	0	0	0	0	0	0	
Inning Stats	R: 1 E: 0 K: 0 S: 4	H: 1 LOB: 2 BB: 2 P: 12	R: 0 E: 0 K: 0 S: 4	H: 1 LOB: 3 BB: 2 P: 12	R: 1 E: 0 K: 0 S: 4	H: 1 LOB: 0 BB: 0 P: 4	R: 0 E: 0 K: 0 S: 3	H: 1 LOB: 0 BB: 0 P: 3	R: 1 E: 0 K: 0 S: 4	H: 1 LOB: 1 BB: 1 P: 8	R: 0 E: 0 K: 1 S: 6	H: 2 LOB: 1 BB: 0 P: 6	R: 0 E: 0 K: 0 S: 3	H: 0 LOB: 0 BB: 0 P: 3	1B: 5 2B: 2 3B: 0 HR: 2	SF: 0 SAC: 1 DP: 2 HBP: 0	WP: 0 PA: 36 PB: 0 SB: 1 CS: 0
PITCHER	IP WLS BF H R ER SO BB IBB HBP BLK WP HR S P ERA WHIP																
Turk Lown, R (1,1) ERA: 5.07	6.0 L 29 7 3 3 0 5 1 0 0 0 0 0 23 47 4.50 2.000																
Dick Manville, R (7,1) ERA: 9.0	2.0 7 1 0 0 0 1 0 0 0 0 0 0 9 9 0.00 0.500																



Batter	1	2	3	4	5	6	7	8	9	AB	R	H	RBI	BB	SO	LOB	TOP			
Clem Koshorek, R OBP: 0.324, SLG: 0.340	1-3		2B		6-3		1B			4	0	2	2	0	0	0	Pittsburgh Pirates @ Boston Braves Braves Field, Boston, MA Fri Jul 25 1952, 3:33 AM EDT Att. 4,126 - Unknown - 73 F			
Dick Groat, R OBP: 0.284, SLG: 0.230	5-3		K		6-3		K			4	0	0	0	0	2	3				
George Metkovich, L OBP: 0.333, SLG: 0.452 Tony Bartolome, L OBP: 0.242, SLG: 0.234	4-3		K		4-3		CS	3-1		4	0	0	0	0	1	1				
Ralph Kiner, R OBP: 0.399, SLG: 0.475		K		WP 1B BB		K		F9		3	1	0	0	1	2	0				
Gus Bell, L OBP: 0.294, SLG: 0.412	6-3			F6		FC6-4 BB		F7		3	0	0	0	1	0	1				
Jack Merson, R OBP: 0.302, SLG: 0.371	F3			FC5 1B 1B		FC6-4 1-2		4-3		4	0	1	1	0	0	1				
Clyde McCullough, R OBP: 0.261, SLG: 0.270			SH3-4 1B 2B	FC5 1B		1-3		F3		4	1	2	0	0	0	1				
Bobby Del Greco, R OBP: 0.319, SLG: 0.296			SH3-4 1B 2B	FC5 1-2 2-3		1B CS SH3-4 BB		G3		3	1	1	0	1	0	2				
Murry Dickson, R OBP: 0.323, SLG: 0.375	SH3-4		SH3-4	K		SH3-4				1	0	0	0	0	1	2				
Inning Stats	R: 0 E: 0 K: 0 S: 3	H: 0 LOB: 0 BB: 0 P: 3	R: 0 E: 0 K: 1 S: 5	H: 0 LOB: 0 BB: 0 P: 5	R: 2 E: 0 K: 2 S: 10	H: 3 LOB: 1 BB: 0 P: 10	R: 1 E: 0 K: 1 S: 7	H: 2 LOB: 2 BB: 1 P: 11	R: 0 E: 0 K: 0 S: 3	H: 0 LOB: 0 BB: 0 P: 3	R: 0 E: 0 K: 1 S: 5	H: 1 LOB: 1 BB: 1 P: 9	R: 0 E: 0 K: 0 S: 3	H: 0 LOB: 0 BB: 0 P: 3	R: 0 E: 0 K: 0 S: 3	H: 0 LOB: 0 BB: 0 P: 3	1B: 5 2B: 1 3B: 0 HR: 0	SF: 0 SAC: 2 DP: 0 HBP: 0	WP: 1 PB: 0 CS: 1	PA: 36
PITCHER Warren Spahn, L ERA: 3.13	IP: 9.0 WLS: L BF: 35 H: 6 R: 3 ER: 3 SO: 6 BB: 3 IBB: 0 HBP: 0 BLK: 0 WP: 1 HR: 0 S: 44 P: 56 ERA: 3.00 WHIP: 1.000																			

Batter	1	2	3	4	5	6	7	8	9	AB	R	H	RBI	BB	SO	LOB	BOTTOM			
Sam Jethroe, S OBP: 0.339, SLG: 0.405	1B 1B	B2-3			G1-6-3 1B		F9			4	1	2	0	0	0	0	Pittsburgh Pirates @ Boston Braves Braves Field, Boston, MA Fri Jul 25 1952, 3:33 AM EDT Att. 4,126 - Unknown - 73 F			
Johnny Logan, R OBP: 0.333, SLG: 0.364	1B F7			6-3 1B	G1-6-3 1-2		F3			4	1	2	0	0	0	1				
Eddie Mathews, L OBP: 0.313, SLG: 0.446	BB 1B			K	K			CS SH1-4 1B		4	0	2	1	0	2	1				
Walker Cooper, R OBP: 0.305, SLG: 0.362	F7			6-3		F7		SH1-4		3	0	0	1	0	0	2				
Sid Gordon, R OBP: 0.397, SLG: 0.493	E 1B BB			F8		2B BB		5-3		2	0	0	0	2	0	2				
George Crowe, L OBP: 0.344, SLG: 0.405	E9 1B			K				L9		4	0	2	0	0	1	0				
Jack Dittmer, L OBP: 0.219, SLG: 0.262	F9				1B		F8			4	0	1	0	0	0	4				
Jack Daniels, L OBP: 0.267, SLG: 0.242		F5			F9		4-3			4	0	0	0	0	0	3				
Warren Spahn, L OBP: 0.257, SLG: 0.382	F8			4-3			K			3	0	0	0	0	1	1				
Inning Stats	R: 2 E: 1 K: 0 S: 6	H: 4 LOB: 2 BB: 1 P: 10	R: 0 E: 0 K: 0 S: 3	H: 0 LOB: 0 BB: 0 P: 3	R: 0 E: 0 K: 1 S: 6	H: 1 LOB: 1 BB: 0 P: 6	R: 0 E: 0 K: 1 S: 6	H: 1 LOB: 1 BB: 0 P: 6	R: 0 E: 0 K: 0 S: 4	H: 1 LOB: 2 BB: 1 P: 8	R: 0 E: 0 K: 1 S: 5	H: 0 LOB: 0 BB: 0 P: 5	R: 0 E: 0 K: 0 S: 3	H: 1 LOB: 0 BB: 0 P: 3	R: 0 E: 0 K: 0 S: 3	H: 0 LOB: 0 BB: 0 P: 3	1B: 8 2B: 1 3B: 0 HR: 0	SF: 0 SAC: 1 DP: 1 HBP: 0	WP: 0 PB: 0 CS: 1	PA: 35
PITCHER Murry Dickson, R ERA: 3.83	IP: 9.0 WLS: W BF: 35 H: 9 R: 2 ER: 2 SO: 4 BB: 2 IBB: 0 HBP: 0 BLK: 0 WP: 0 HR: 0 S: 41 P: 49 ERA: 2.00 WHIP: 1.222																			

Batter	1	2	3	4	5	6	7	8	9	AB	R	H	RBI	BB	SO	LOB	TOP					
Clem Koshorek, R OBP: 0.322, SLG: 0.337 (1, 5)	F6		E5 1B		FC5-6 1B		SH1-4		FC5-4 E 1B 2B	4	2	1	0	0	0	2	Pittsburgh Pirates @ Boston Braves Braves Field, Boston, MA Sat Jul 26 1952, 3:33 AM EDT Att: 2,006 - Unknown					
Dick Groat, R OBP: 0.286, SLG: 0.257 (1, 6)	G3 1B								E5 2B 1B	5	1	5	2	0	0	0						
George Melkovich, L OBP: 0.350, SLG: 0.452 Tony Bartrone, L OBP: 0.242, SLG: 0.234 (1, 3) (9, PR) (9, 3)	G3		F7		F5		F7			5	0	1	2	0	0	5						
Ralph Kiner, R OBP: 0.394, SLG: 0.467 (1, 7)	F8			E3 HR	F5		4-3		5-3	5	1	0	0	0	0	5						
Gus Bell, L OBP: 0.293, SLG: 0.420 (1, 9)		F7				G3			F2	4	1	1	2	0	0	0						
Joe Garagiola, L OBP: 0.343, SLG: 0.370 (1, 2)	F2			F9		FC5-4 1B			4-3	4	0	1	0	0	0	0						
Jack Merson, R OBP: 0.298, SLG: 0.366 (1, 4)	4-3			F8		FC5-4 1-2			F8	4	0	0	0	0	0	1						
Bobby Del Greco, R OBP: 0.315, SLG: 0.292 (1, 8)			F9	F8		5-3			F7	4	0	0	0	0	0	1						
Howie Pollet, L OBP: 0.250, SLG: 0.200 (1, 1)	F7									4	1	3	0	0	0	0						
Inning Stats	R: 0 E: 0 K: 0 S: 4	H: 1 LOB: 1 BB: 0 P: 4	R: 0 E: 0 K: 0 S: 3	H: 0 LOB: 0 BB: 0 P: 3	R: 1 E: 1 K: 0 S: 5	H: 2 LOB: 1 BB: 0 P: 5	R: 2 E: 1 K: 0 S: 5	H: 1 LOB: 0 BB: 0 P: 5	R: 0 E: 0 K: 0 S: 4	H: 2 LOB: 2 BB: 0 P: 5	R: 0 E: 0 K: 0 S: 4	H: 1 LOB: 1 BB: 0 P: 4	R: 1 E: 0 K: 0 S: 5	H: 2 LOB: 1 BB: 0 P: 5	R: 0 E: 0 K: 0 S: 3	H: 0 LOB: 0 BB: 0 P: 3		R: 2 E: 1 K: 0 S: 6	H: 3 LOB: 1 BB: 0 P: 6	1B: 10 2B: 1 3B: 0 HR: 1	SF: 0 SAC: 1 DP: 0 HBP: 0	WP: 0 PB: 0 SB: 0 CS: 0
PITCHER Virgil Jester, R ERA: 2.28 (1, 1)	IP: 9.0 WLS: L BF: 40	H: 12 R: 6 ER: 2 SO: 0	BB: 0 IBB: 0 HBP: 0 BLK: 0	WP: 0 HR: 1 S: 40 P: 40	ERA: 2.00 WHIP: 1.333											ERA: 2.00 WHIP: 1.333						

AB	39
R	6
H	12
RBI	6
BB	0
SO	0
LOB	14



Batter	1	2	3	4	5	6	7	8	9	AB	R	H	RBI	BB	SO	LOB	BOTTOM			
Sam Jethroe, S OBP: 0.337, SLG: 0.402 (1, 8)	K	K		L4-3 1B		F9		F9		5	0	1	1	0	2	0	Pittsburgh Pirates @ Boston Braves Braves Field, Boston, MA Sat Jul 26 1952, 3:33 AM EDT Att: 2,006 - Unknown			
Johnny Logan, R OBP: 0.340, SLG: 0.366 (1, 6)	FC4 1B	6-3		F8		PO 1B			BB	4	0	2	0	1	0	1				
George Crowe, L OBP: 0.335, SLG: 0.393 (1, 3)	FC4 2B	K		L4-3		PO	G3		K	5	1	0	0	0	2	3				
Walker Cooper, R OBP: 0.302, SLG: 0.363 (1, 2)	HR 2B		6-3		F9		K		F5	5	1	1	1	0	1	1				
Sid Gordon, R OBP: 0.397, SLG: 0.502 (1, 7)	HR		F9		E8		1B		F9	5	1	2	2	0	0	1				
Bob Thorpe, R OBP: 0.256, SLG: 0.340 Jack Daniels, L OBP: 0.267, SLG: 0.242 (1, 9) (8, 9)	2B 1B			1B		F8				4	0	3	0	0	0	1				
Sibby Sisti, R OBP: 0.292, SLG: 0.347 (1, 5)				1B		FC6-4 1B			F5	3	0	2	0	1	0	2				
Jack Dittmer, L OBP: 0.220, SLG: 0.256 (1, 4)			FC6-4 1B		FC6-4				F6	3	0	0	0	1	0	4				
Virgil Jester, R OBP: 0.286, SLG: 0.500 (1, 1)	K			1B 3B		6-3			F7	4	1	1	0	0	1	3				
Inning Stats	R: 3 E: 0 K: 2 S: 12	H: 5 LOB: 3 BB: 1 P: 16	R: 0 E: 0 K: 2 S: 7	H: 0 LOB: 0 BB: 0 P: 7	R: 0 E: 0 K: 0 S: 5	H: 2 LOB: 2 BB: 0 P: 5	R: 1 E: 0 K: 0 S: 4	H: 2 LOB: 0 BB: 0 P: 4	R: 0 E: 0 K: 0 S: 3	H: 1 LOB: 0 BB: 0 P: 3	R: 0 E: 0 K: 1 S: 7	H: 2 LOB: 2 BB: 0 P: 7	R: 0 E: 0 K: 0 S: 3	H: 0 LOB: 0 BB: 0 P: 3	R: 0 E: 0 K: 1 S: 5	H: 0 LOB: 1 BB: 1 P: 9		1B: 8 2B: 3 3B: 1 HR: 1	SF: 0 SAC: 0 DP: 1 HBP: 0	WP: 0 PB: 0 SB: 0 CS: 0
PITCHER Howie Pollet, L ERA: 4.1 (1, 1)	IP: 9.0 WLS: W BF: 41	H: 12 R: 4 ER: 4 SO: 6	BB: 1 IBB: 2 HBP: 0 BLK: 0	WP: 0 HR: 1 S: 50 P: 62	ERA: 4.00 WHIP: 1.444											ERA: 4.00 WHIP: 1.444				

AB	38
R	4
H	12
RBI	4
BB	3
SO	6
LOB	16



Batter	1	2	3	4	5	6	7	8	9	AB	R	H	RBI	BB	SO	LOB	TOP																					
Clem Koshorek, R OBP: 0.331, SLG: 0.343 (1, 5)	SH1-4 1B		CS HBP			B5-3		G6-4-3 1B		3	0	2	0	0	0	0	Pittsburgh Pirates @ Boston Braves Braves Field, Boston, MA Sun Jul 27 1952, 3:33 AM EDT Unknown - 72 F																					
Dick Groat, R OBP: 0.295, SLG: 0.265 (1, 6)	SH1-4 1-2		CS 1-2	F8				G6-4-3 1B		3	0	2	1	0	0	0																						
George Metkovich, L OBP: 0.340, SLG: 0.397 Harry Fisher, L OBP: 0.333, SLG: 0.417 (1, 3) (6, 1)	4-3			K		4-3		G6-4-3 1B		3	0	0	0	0	1	2																						
Ralph Kiner, R OBP: 0.395, SLG: 0.476 (1, 7)	F3			BB				F4		3	1	1	1	1	0	2																						
Gus Bell, L OBP: 0.292, SLG: 0.416 (1, 9)		F6		K					4-3	3	0	0	0	1	1	1																						
Jack Merson, R OBP: 0.295, SLG: 0.362 (1, 4)	6-3					L8		F9		4	0	0	0	0	0	1																						
Clyde McCullough, R OBP: 0.260, SLG: 0.263 (1, 2)	5-3					F9		F7		3	0	0	0	1	0	1																						
Bobby Del Greco, R OBP: 0.311, SLG: 0.287 (1, 8)			1-3			F6		F4		4	0	0	0	0	0	2																						
Cal Hogue, R OBP: 0.400, SLG: 0.250 Tony Bartrome, L OBP: 0.244, SLG: 0.236 (6, PH) (6, 3)			K			F9		1B 1B		1	0	0	0	0	1	0																						
Inning Stats	R: 0 E: 0 K: 0 S: 4	H: 1 LOB: 1 BB: 0 P: 4	R: 0 E: 0 K: 0 S: 3	H: 0 LOB: 0 BB: 0 P: 3	R: 0 E: 0 K: 1 S: 4	H: 0 LOB: 0 BB: 0 P: 5	R: 0 E: 0 K: 2 S: 7	H: 0 LOB: 1 BB: 1 P: 11	R: 0 E: 0 K: 0 S: 3	H: 0 LOB: 0 BB: 0 P: 3	R: 0 E: 0 K: 0 S: 4	H: 1 LOB: 1 BB: 0 P: 4	R: 1 E: 0 K: 0 S: 4	H: 1 LOB: 1 BB: 1 P: 8	R: 1 E: 0 K: 0 S: 5	H: 3 LOB: 1 BB: 0 P: 5	R: 0 E: 0 K: 0 S: 3	H: 0 LOB: 1 BB: 1 P: 7	1B: 5 2B: 0 3B: 0 HR: 1	SF: 0 SAC: 1 DP: 1 HBP: 1	WP: 0 PB: 0 SB: 0 CS: 1	PA: 36																
PITCHER	IP	WLS	BF	H	R	ER	SO	BB	IBB	HBP	BLK	WP	HR	S	P	ERA	WHIP	PITCHER				IP	WLS	BF	H	R	ER	SO	BB	IBB	HBP	BLK	WP	HR	S	P	ERA	WHIP
Vern Bickford, R ERA: 3.53 Lew Burdette, R ERA: 3.39 (1, 1) (8, 1)	7.0	W	29	6	2	2	3	2	0	1	0	0	1	32	41	2.57	1.143					2.0	S	6	0	0	0	0	1	0	0	0	0	5	9	0.00	0.500	

AB 30
R 2
H 6
RBI 2
BB 3
SO 3
LOB 11



Batter	1	2	3	4	5	6	7	8	9	AB	R	H	RBI	BB	SO	LOB	BOTTOM																					
Sam Jethroe, S OBP: 0.336, SLG: 0.399 (1, 8)	F2		F4		K		E SH5-3 L8 BB			3	1	0	0	1	1	0	Pittsburgh Pirates @ Boston Braves Braves Field, Boston, MA Sun Jul 27 1952, 3:33 AM EDT Unknown - 72 F																					
Johnny Logan, R OBP: 0.340, SLG: 0.363 (1, 6)	F8		L8		2B BB		SH5-3			2	1	0	0	1	0	0																						
George Crowe, L OBP: 0.339, SLG: 0.407 (1, 3)	2B		3-1		1H 2B		L8			4	0	2	2	0	0	0																						
Walker Cooper, R OBP: 0.306, SLG: 0.368 (1, 2)	6-3			G1-6-3 BB	5-3		2B 2B			3	1	1	0	1	0	2																						
Sid Gordon, R OBP: 0.401, SLG: 0.507 (1, 7)		5-3 BB		F8		SH3-4 1B	2H 2B			3	0	2	1	1	0	1																						
Sibby Sisti, R OBP: 0.287, SLG: 0.340 (1, 5)	5-3 1-2		G1-6-3 1-2		SH3-4	6-3				3	0	0	0	0	0	3																						
Jack Dittmer, L OBP: 0.221, SLG: 0.263 (1, 4)		L8			HR 2B	4-3		F7		4	1	1	0	0	0	2																						
Jack Daniels, L OBP: 0.284, SLG: 0.278 (1, 9)					2H HR		BB	K		2	1	1	2	2	1	0																						
Vern Bickford, R OBP: 0.200, SLG: 0.222 Lew Burdette, R OBP: 0.143, SLG: 0.077 (1, 1) (8, 1)	2-3				2-3	K		4-3		3	0	0	0	0	1	4																						
Inning Stats	R: 0 E: 0 K: 0 S: 4	H: 1 LOB: 1 BB: 0 P: 4	R: 0 E: 0 K: 0 S: 3	H: 0 LOB: 2 BB: 2 P: 11	R: 0 E: 0 K: 0 S: 3	H: 0 LOB: 0 BB: 0 P: 3	R: 0 E: 0 K: 0 S: 2	H: 0 LOB: 0 BB: 1 P: 6	R: 3 E: 0 K: 1 S: 8	H: 3 LOB: 1 BB: 1 P: 12	R: 0 E: 0 K: 1 S: 6	H: 1 LOB: 2 BB: 1 P: 10	R: 2 E: 1 K: 0 S: 5	H: 2 LOB: 1 BB: 1 P: 9	R: 0 E: 0 K: 1 S: 5	H: 0 LOB: 0 BB: 0 P: 5	R: 0 E: 0 K: 1 S: 3	H: 0 LOB: 0 BB: 0 P: 5	1B: 1 2B: 5 3B: 0 HR: 1	SF: 0 SAC: 2 DP: 1 HBP: 0	WP: 0 PB: 0 SB: 0 CS: 0	PA: 36																
PITCHER	IP	WLS	BF	H	R	ER	SO	BB	IBB	HBP	BLK	WP	HR	S	P	ERA	WHIP	PITCHER				IP	WLS	BF	H	R	ER	SO	BB	IBB	HBP	BLK	WP	HR	S	P	ERA	WHIP
Cal Hogue, R ERA: 7.0 Harry Fisher, R ERA: 4.6 (1, 1) (6, 1)	5.0	L	22	4	3	3	1	4	0	0	0	0	0	16	24	6.00	1.667					3.0		14	3	2	2	2	2	0	0	0	0	16	24	6.00	1.667	

AB 28
R 5
H 7
RBI 5
BB 6
SO 3
LOB 12



Batter	1	2	3	4	5	6	7	8	9	10	11	12	13	AB	R	H	RBI	BB	SO	LOB	TOP									
Solly Hemus, L OBP: 0.391, SLG: 0.395 (1.6)	G3		1B 4-3	SH5-3		3-1		G3-6-3			4-3 1B		1B SH3-4	5	2	2	0	1	0	1										
Red Schoendienst, S OBP: 0.326, SLG: 0.404 (1.4)	1B BB		1B 4-3	1B 2H			6-3		F7		4-3 1B		SH3-4	5	1	3	0	1	0	0										
Stan Musial, L OBP: 0.439, SLG: 0.514 (1.8)	F9		F5					BB 1B	F8		4-3		E FC1-2	7	2	3	1	0	0	5										
Enos Slaughter, L OBP: 0.397, SLG: 0.425 (1.9)	1B		4-3					1B BB	K				E 1BB	5	1	2	1	2	1	1										
Hal Rice, L OBP: 0.340, SLG: 0.445 (1.7)	F2		1B					1B BB			G3		K	6	0	2	1	1	1	8										
Peanuts Lowrey, R OBP: 0.351, SLG: 0.363 (13.7)			1B 2H					1B BB			F6		K	0	0	0	0	0	0	0										
Del Rice, R OBP: 0.353, SLG: 0.446 (1.2)		K						1B BB					E5	7	0	2	2	0	2	3										
Dick Sisler, L OBP: 0.315, SLG: 0.377 (1.3)			F9					1B BB			F8		F6	7	0	0	0	0	0	8										
Billy Johnson, R OBP: 0.349, SLG: 0.340 (1.5)			1-3					L9-3			F7		FC1-2	4	0	1	0	2	1	1										
Cliff Chambers, L OBP: 0.320, SLG: 0.375 (1.1)			1B					FC6-4 BB					BB	2	0	1	0	0	0	1										
Al Brazie, L OBP: 0.174, SLG: 0.217 (5.1)	F8		SH5-3 1B					G3-6-3			1-3		2-3	4	0	0	0	0	0	2										
Inning Stats	R: 0 E: 0 K: 0 S: 4	H: 1 LOB: 2 BB: 1 P: 8	R: 0 E: 0 K: 1 S: 6	H: 1 LOB: 1 BB: 0 P: 6	R: 2 E: 0 K: 0 S: 7	H: 4 LOB: 2 BB: 0 P: 7	R: 0 E: 0 K: 1 S: 6	H: 2 LOB: 2 BB: 0 P: 6	R: 1 E: 0 K: 0 S: 5	H: 2 LOB: 1 BB: 0 P: 5	R: 0 E: 0 K: 0 S: 3	H: 0 LOB: 0 BB: 0 P: 3	R: 2 E: 0 K: 0 S: 5	H: 3 LOB: 1 BB: 1 P: 9	R: 0 E: 0 K: 0 S: 2	H: 0 LOB: 0 BB: 1 P: 6	R: 0 E: 0 K: 1 S: 5	H: 0 LOB: 0 BB: 0 P: 5	R: 0 E: 1 K: 0 S: 4	H: 0 LOB: 1 BB: 1 P: 4	R: 0 E: 0 K: 0 S: 4	H: 1 LOB: 3 BB: 2 P: 12	R: 0 E: 0 K: 1 S: 5	H: 0 LOB: 1 BB: 1 P: 9	R: 1 E: 1 K: 1 S: 8	H: 2 LOB: 3 BB: 1 P: 12	1B: 15 2B: 1 3B: 0 HR: 1	SF: 0 SAC: 2 DP: 2 HBP: 0	W/P: 0 PB: 0 SB: 0 CS: 0	PA: 61
PITCHER	IP	WLS	BF	H	R	ER	SO	BB	IBB	HBP	BLK	WP	HR	S	P	ERA	WHIP													
Jim Wilson, R ERA: 3.45 (1.1)	4.1	23	10	3	3	2	1	0	0	0	0	0	1	26	30	6.23	2.538													
Lew Burdette, R ERA: 3.13 (5.1)	8.2	L	38	6	3	2	3	5	1	0	0	0	0	38	62	2.08	1.269													

St. Louis Cardinals @ Boston Braves
Braves Field, Boston, MA
Tue Jul 29 1952, 3:33 AM EDT
Att: 6,360 - Unknown - 76 F

AB 52
R 6
H 16
RBI 5
BB 7
SO 5
LOB 30



Batter	1	2	3	4	5	6	7	8	9	10	11	12	13	AB	R	H	RBI	BB	SO	LOB	BOTTOM						
Sam Jethroe, S OBP: 0.354, SLG: 0.393 (1.8)	F6	F7			1B 1B	K2-3		F7			F8			6	1	1	0	0	1	2							
Johnny Logan, R OBP: 0.336, SLG: 0.363 (1.6)	5-3		4-3 1B		1B 1B			FC5 2B		F4		G3		6	1	3	0	0	0	0							
George Crowe, L OBP: 0.335, SLG: 0.396 (1.3)	F6		4-3 1B		SH 1B			FC5 1B		F2		4-3		5	1	2	1	1	0	0							
Earl Torgerson, L OBP: 0.360, SLG: 0.299 (13.3)			1B		1B			BB						0	0	0	0	0	0	0							
Walker Cooper, R OBP: 0.310, SLG: 0.384 (1.2)			F9		SH 1B			F2		6-3		F3		6	1	2	1	0	0	4							
Sid Gordon, R OBP: 0.399, SLG: 0.500 (1.7)		1B 1B	4-3		SH 1B			FC5 1B			K		FC6-5 SH2-4 BB	4	1	1	0	1	1	4							
Bob Thorpe, R OBP: 0.283, SLG: 0.343 (1.9)		1B 1B	4-3		SH 1B			1B BB			F4		SH2-4	4	0	2	1	0	1	5							
Jack Daniels, L OBP: 0.281, SLG: 0.267 (7. PR) (8.9)		1B	4-3		K			1B			F4		SH2-4	1	0	0	0	0	0	0							
Sibby Sisti, R OBP: 0.286, SLG: 0.331 (1.5)		1B			F7			F7			F7		FC6-5	6	0	1	2	0	0	6							
Jack Dittmer, L OBP: 0.221, SLG: 0.260 (1.4)		1B			F5			G3			F8		1-3	5	0	0	0	0	1	2							
Jack Cusick, R OBP: 0.224, SLG: 0.163 (13. PH)		K						6-3						1	0	0	0	0	0	1							
Jim Wilson, R OBP: 0.138, SLG: 0.140 (1.1)		F4			L7			F4			1-3			2	0	0	0	0	0	2							
Lew Burdette, R OBP: 0.119, SLG: 0.063 (5.1)								F4						3	0	0	0	0	0	0							
Inning Stats	R: 0 E: 0 K: 0 S: 3	H: 0 LOB: 0 BB: 0 P: 3	R: 2 E: 0 K: 1 S: 9	H: 4 LOB: 2 BB: 0 P: 9	R: 0 E: 0 K: 0 S: 3	H: 0 LOB: 0 BB: 0 P: 3	R: 2 E: 0 K: 1 S: 9	H: 4 LOB: 2 BB: 0 P: 9	R: 0 E: 0 K: 0 S: 5	H: 0 LOB: 0 BB: 0 P: 5	R: 1 E: 0 K: 0 S: 5	H: 2 LOB: 2 BB: 1 P: 9	R: 0 E: 0 K: 0 S: 3	H: 0 LOB: 0 BB: 0 P: 3	R: 0 E: 0 K: 0 S: 5	H: 0 LOB: 0 BB: 0 P: 5	R: 0 E: 0 K: 0 S: 3	H: 0 LOB: 0 BB: 0 P: 3	R: 0 E: 0 K: 0 S: 3	H: 0 LOB: 1 BB: 1 P: 7	1B: 11 2B: 1 3B: 0 HR: 0	SF: 0 SAC: 2 DP: 1 HBP: 0	W/P: 0 PB: 0 SB: 0 CS: 0	PA: 53			
PITCHER	IP	WLS	BF	H	R	ER	SO	BB	IBB	HBP	BLK	WP	HR	S	P	ERA	WHIP										
Cliff Chambers, L ERA: 4.06 (1.1)	4.0	21	9	4	4	1	0	0	0	0	0	0	0	23	23	9.00	2.250										
Al Brazie, L ERA: 1.76 (5.1)	9.0	W	32	3	1	1	3	2	0	0	0	0	0	36	44	1.00	0.556										

St. Louis Cardinals @ Boston Braves
Braves Field, Boston, MA
Tue Jul 29 1952, 3:33 AM EDT
Att: 6,360 - Unknown - 76 F

AB 49
R 5
H 12
RBI 5
BB 2
SO 4
LOB 26



Batter	1	2	3	4	5	6	7	8	9	AB	R	H	RBI	BB	SO	LOB	TOP			
Solly Hemus, L (1, 6) OBP: 0.389, SLG: 0.394	F7		4-3			6-3		1B		4	0	1	0	0	0	0	St. Louis Cardinals @ Boston Braves Braves Field, Boston, MA Wed Jul 30 1952, 3:33 AM EDT Att. 5,514 - Unknown - 69 F			
Red Schoendienst, S (1, 4) OBP: 0.399, SLG: 0.402	F6					F7		F9		4	0	1	0	0	0	1				
Stan Musial, L (1, 8) OBP: 0.440, SLG: 0.522						F8		F2		4	1	2	1	0	0	2				
Enos Slaughter, L (1, 9) OBP: 0.396, SLG: 0.423	L8					4-3				4	0	1	0	0	0	2				
Peanuts Lowrey, R (1, 7) OBP: 0.346, SLG: 0.357						L8				4	0	0	0	0	0	2				
Del Rice, R (1, 2) OBP: 0.355, SLG: 0.450										4	0	2	0	0	0	0				
Tommy Glaviano, R (8, PR) OBP: 0.378, SLG: 0.349										0	0	0	0	0	0	0				
Billy Johnson, R (1, 5) OBP: 0.343, SLG: 0.333										4	0	0	0	0	0	2				
Dick Sisler, L (1, 3) OBP: 0.313, SLG: 0.373										3	0	0	0	0	0	1				
Joe Presko, R (1, 1) OBP: 0.135, SLG: 0.086										2	0	0	0	0	0	1				
Eddie Stanky, R (8, PH) OBP: 0.346, SLG: 0.242										1	0	0	0	0	0	0				
Eddie Yuhas, R (8, 1) OBP: 0.250, SLG: 0.267										0	0	0	0	0	0	0				
Inning Stats	R: 0 E: 0 K: 0 S: 4	H: 1 LOB: 1 BB: 0 P: 4	R: 0 E: 0 K: 0 S: 3	H: 0 LOB: 0 BB: 0 P: 3	R: 0 E: 0 K: 0 S: 3	H: 0 LOB: 0 BB: 0 P: 3	R: 0 E: 0 K: 0 S: 4	H: 1 LOB: 1 BB: 0 P: 4	R: 0 E: 0 K: 0 S: 3	H: 0 LOB: 0 BB: 0 P: 3	R: 0 E: 0 K: 0 S: 4	H: 1 LOB: 1 BB: 0 P: 4	R: 0 E: 0 K: 0 S: 4	H: 1 LOB: 1 BB: 0 P: 4	R: 0 E: 0 K: 0 S: 4	H: 1 LOB: 1 BB: 0 P: 4	1B: 5 2B: 1 3B: 0 HR: 1	SF: 0 SAC: 0 DP: 0 HBP: 0	WP: 0 PB: 0 SB: 0 CS: 0	PA: 34
PITCHER Warren Spahn, L (1, 1) ERA: 3.0	IP: 9.0 WLS: W BF: 34 H: 7 R: 1 ER: 1 SO: 0 BB: 0 IBB: 0 HBP: 0 BLK: 0 WP: 0 HR: 1 S: 34 P: 34 ERA: 1.00 WHIP: 0.778											PITCHER	IP: 9.0 WLS: W BF: 34 H: 7 R: 1 ER: 1 SO: 0 BB: 0 IBB: 0 HBP: 0 BLK: 0 WP: 0 HR: 1 S: 34 P: 34 ERA: 1.00 WHIP: 0.778							

AB	34
R	1
H	7
RBI	1
BB	0
SO	0
LOB	11



Batter	1	2	3	4	5	6	7	8	9	AB	R	H	RBI	BB	SO	LOB	BOTTOM			
Sam Jethroe, S (1, 8) OBP: 0.331, SLG: 0.389	F8			1-3	L7			F3		4	0	0	0	0	0	0	St. Louis Cardinals @ Boston Braves Braves Field, Boston, MA Wed Jul 30 1952, 3:33 AM EDT Att. 5,514 - Unknown - 69 F			
Johnny Logan, R (1, 6) OBP: 0.344, SLG: 0.367	F5			HR				FC6-4		3	1	2	0	1	0	0				
Eddie Mathews, L (1, 5) OBP: 0.312, SLG: 0.452	K			BB	1B			F7		4	1	1	2	0	1	2				
Walker Cooper, R (1, 2) OBP: 0.304, SLG: 0.377				HR				FC6-4		4	0	0	0	0	1	1				
Sid Gordon, R (1, 7) OBP: 0.401, SLG: 0.500				BB	1B			G1-6-3		2	0	1	0	1	0	0				
George Crowe, L (1, 3) OBP: 0.335, SLG: 0.395				BB	1B			G1-6-3		3	0	1	0	0	0	1				
Jack Daniels, L (1, 9) OBP: 0.282, SLG: 0.262				BB	BB			F9		2	0	0	0	1	0	0				
Jack Dittmer, L (1, 4) OBP: 0.217, SLG: 0.255				L9	4-3			4-3		3	0	0	0	0	0	3				
Warren Spahn, L (1, 1) OBP: 0.247, SLG: 0.366				F8				F2		3	0	0	0	0	0	0				
Inning Stats	R: 0 E: 0 K: 1 S: 5	H: 0 LOB: 0 BB: 0 P: 5	R: 0 E: 0 K: 0 S: 3	H: 0 LOB: 0 BB: 0 P: 3	R: 0 E: 0 K: 1 S: 7	H: 0 LOB: 0 BB: 0 P: 3	R: 2 E: 0 K: 1 S: 7	H: 2 LOB: 3 BB: 3 P: 19	R: 0 E: 0 K: 0 S: 3	H: 1 LOB: 0 BB: 0 P: 3	R: 0 E: 0 K: 0 S: 3	H: 0 LOB: 0 BB: 0 P: 3	R: 0 E: 0 K: 0 S: 4	H: 1 LOB: 1 BB: 0 P: 4	R: 0 E: 0 K: 0 S: 4	H: 1 LOB: 1 BB: 0 P: 4		1B: 4 2B: 0 3B: 0 HR: 1	SF: 0 SAC: 0 DP: 1 HBP: 0	WP: 0 PB: 0 SB: 0 CS: 0
PITCHER Joe Presko, R (1, 1) ERA: 3.88	IP: 7.0 WLS: L BF: 27 H: 4 R: 2 ER: 2 SO: 2 BB: 3 IBB: 0 HBP: 0 BLK: 0 WP: 0 HR: 1 S: 28 P: 40 ERA: 2.57 WHIP: 1.000											PITCHER	IP: 7.0 WLS: L BF: 27 H: 4 R: 2 ER: 2 SO: 2 BB: 3 IBB: 0 HBP: 0 BLK: 0 WP: 0 HR: 1 S: 28 P: 40 ERA: 2.57 WHIP: 1.000							
Eddie Yuhas, R (8, 1) ERA: 2.85	IP: 1.0 WLS: L BF: 4 H: 1 R: 0 ER: 0 SO: 0 BB: 0 IBB: 0 HBP: 0 BLK: 0 WP: 0 HR: 0 S: 4 P: 4 ERA: 0.00 WHIP: 1.000											PITCHER	IP: 1.0 WLS: L BF: 4 H: 1 R: 0 ER: 0 SO: 0 BB: 0 IBB: 0 HBP: 0 BLK: 0 WP: 0 HR: 0 S: 4 P: 4 ERA: 0.00 WHIP: 1.000							

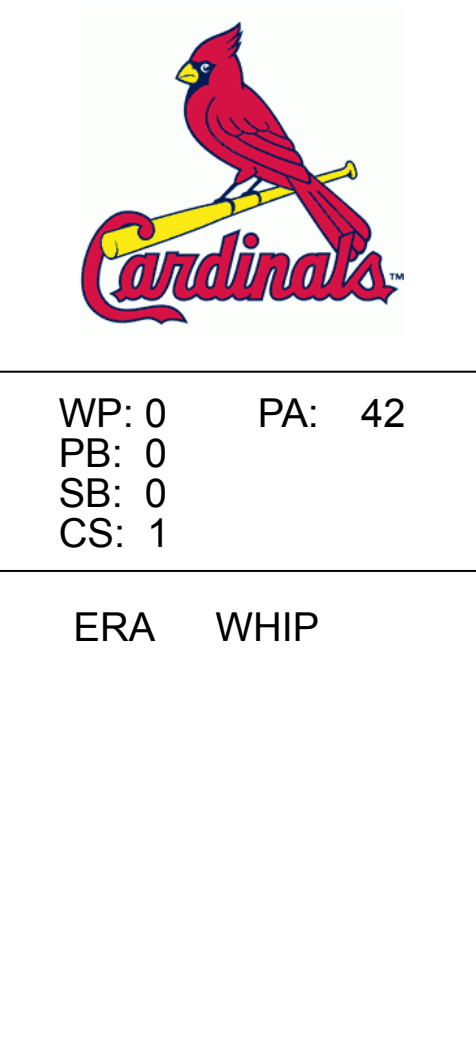


Batter	1	2	3	4	5	6	7	8	9	AB	R	H	RBI	BB	SO	LOB	TOP
Solly Hemus, L OBP: 0.389, SLG: 0.390 (1, 6)	4-0 1B FC6-4 BB		0-0 4-3		0-0 FC3 1B	0-0 G3			4-0 FC4-6 BB	3	2	0	1	2	0	2	
Red Schoendienst, S OBP: 0.359, SLG: 0.402 (1, 4)	0-0 FC6-4 1B		0-0 F7		0-0 1B 1B	0-0 F4			0-0 FC4-6 1B	5	2	2	0	0	0	2	
Stan Musial, L OBP: 0.439, SLG: 0.521 (1, 8)	0-0 FC6-4 1B			0-0 CS 1B	0-0 F3			0-0 F9	0-0 1B	5	0	2	2	0	0	4	
Enos Slaughter, L OBP: 0.396, SLG: 0.422 (1, 9)	0-0 1B			0-0 F2	0-0 1B 1B			0-0 L4	0-3 K	5	1	2	2	0	1	2	
Hal Rice, L OBP: 0.342, SLG: 0.450 (1, 7)	0-0 4-3			0-0 F9	0-0 1B 1B			0-0 2B	0-0 6-3	5	0	2	1	0	0	3	
Billy Johnson, R OBP: 0.346, SLG: 0.337 (1, 5)		0-0 6-3		0-0 CS	0-0 1B			0-0 F4		4	1	2	1	0	0	1	
Dick Sisler, L OBP: 0.312, SLG: 0.369 (1, 3)		0-0 F9						0-3 K		3	1	0	0	1	1	2	
Les Fusselman, R OBP: 0.173, SLG: 0.269 (1, 2)		0-0 F3			0-0 1B FC3 1B	0-0 E5 SH3-4		0-0 5-3		4	1	1	1	0	0	0	
Vinegar Bend Mizell, R OBP: 0.071, SLG: 0.143 (1, 1)			0-0 6-3		0-3 K	0-0 SH3-4		0-0 1-3		3	0	0	0	0	1	2	
Inning Stats	R: 1 E: 0 K: 0 S: 4	H: 2 LOB: 1 BB: 1 P: 8	R: 0 E: 0 K: 0 S: 3	H: 0 LOB: 0 BB: 0 P: 3	R: 0 E: 0 K: 0 S: 3	H: 1 LOB: 0 BB: 0 P: 3	R: 6 E: 0 K: 1 S: 12	H: 6 LOB: 2 BB: 1 P: 16	R: 0 E: 1 K: 0 S: 4	H: 0 LOB: 1 BB: 0 P: 4	R: 0 E: 0 K: 0 S: 5	H: 0 LOB: 0 BB: 0 P: 5	R: 1 E: 0 K: 1 S: 6	H: 1 LOB: 1 BB: 1 P: 10	1B: 10 2B: 1 3B: 0 HR: 0	SF: 0 SAC: 1 DP: 0 HBP: 0	WP: 0 PA: 42 CS: 1
PITCHER	IP WLS BF H R ER SO BB IBB HBP BLK WP HR S P ERA WHIP																
Vern Bickford, R ERA: 3.85 (1, 1)	4.2 L 24 9 7 7 1 2 0 0 0 0 0 24 32 13.50 2.357																
Bob Chipman, L ERA: 2.41 (5, 1)	1.1 5 0 0 0 0 0 0 0 0 0 0 0 5 5 0.00 0.000																
Virgil Jester, R ERA: 2.12 (7, 1)	2.0 7 1 0 0 1 0 0 0 0 0 0 0 9 9 0.00 0.500																
Dave Cole, R ERA: 3.6 (9, 1)	1.0 5 1 1 0 1 1 0 0 0 0 0 0 6 10 0.00 2.000																

St. Louis Cardinals @ Boston Braves
Braves Field, Boston, MA
Thu Jul 31 1952, 3:33 AM EDT
Att: 2,543 - Cloudy - 85 F

livebaseballscores.com

AB 37
R 8
H 11
RBI 8
BB 3
SO 3
LOB 18

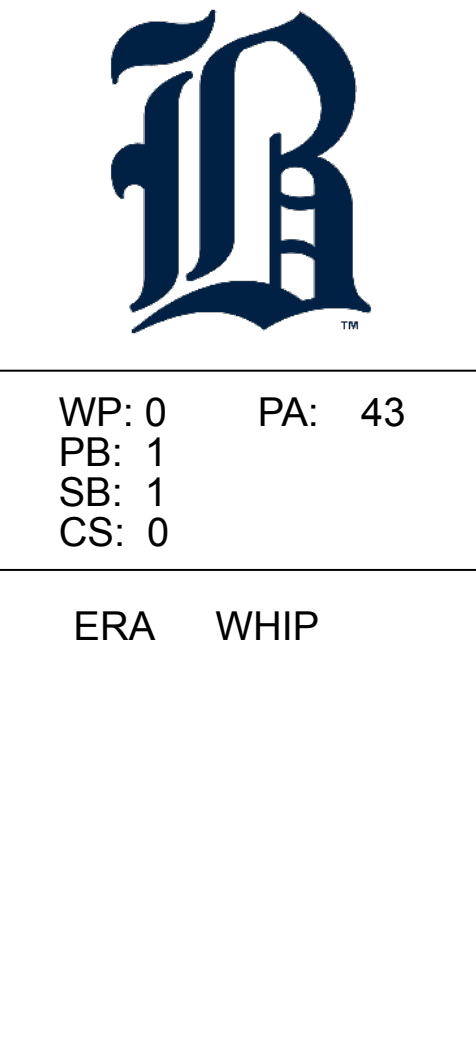


Batter	1	2	3	4	5	6	7	8	9	AB	R	H	RBI	BB	SO	LOB	BOTTOM				
Sam Jethroe, S OBP: 0.334, SLG: 0.397 (1, 8)	4-0 1B S BB		0-0 HR		0-3 K	4-0 FC5-4 BB		0-3 K		3	1	1	1	2	2	2					
Johnny Logan, R OBP: 0.348, SLG: 0.370 (1, 6)	0-0 1B		0-0 L8		0-0 4-3 BB 1B	0-0 FC5-4 1-2			4-0 DI 1-3 BB	4	1	2	0	1	0	2					
Eddie Mathews, L OBP: 0.313, SLG: 0.448 (1, 5)	0-3 K		4-0 FC4-6 BB		4-0 1-2 4-3 BB			0-0 L7	0-0 1-3	3	0	0	0	2	1	3					
Walker Cooper, R OBP: 0.298, SLG: 0.368 (1, 2)	0-3 K		0-0 FC4-6 1B		0-0 4-3			0-0 6-3	0-0 1-3	5	0	0	0	0	1	6					
Sid Gordon, R OBP: 0.401, SLG: 0.498 (1, 7)	0-0 1-3		0-0 1B		0-0 L8			0-0 F9	0-0 1B	5	0	2	1	0	0	4					
George Crowe, L OBP: 0.336, SLG: 0.395 (1, 3)		0-0 6-3	0-0 L8			0-0 1B 1B		0-0 F6	0-0 1B	5	1	2	0	0	0	2					
Bob Thorpe, R OBP: 0.266, SLG: 0.344 (1, 9)		0-0 3-1		0-0 G5-4-3 1B		0-0 G6-4-3 1B		0-0 4-3	0-3 K	5	0	2	0	0	1	2					
Jack Dittmer, L OBP: 0.230, SLG: 0.268 (1, 4)		0-0 1B		0-0 G5-4-3		0-0 G6-4-3 1B		0-0 1B PB 1B		4	0	3	1	0	0	1					
Vern Bickford, R OBP: 0.191, SLG: 0.213 (5, 1)		0-3 K		0-0 5-3		0-0 G6-4-3		0-0 1-3 1B		2	0	0	0	0	1	1					
Sibby Sisti, R OBP: 0.246, SLG: 0.329 (5, PH)										0	0	0	0	0	0	0					
Virgil Jester, R OBP: 0.336, SLG: 0.500 (7, 1)										1	0	0	0	0	0	0					
Paul Burns, R OBP: 0.156, SLG: 0.344 (8, PH)										0	0	0	0	0	0	0					
Dave Cole, R (9, 1)										0	0	0	0	0	0	0					
Inning Stats	R: 0 E: 0 K: 2 S: 8	H: 1 LOB: 2 BB: 1 P: 12	R: 0 E: 0 K: 1 S: 6	H: 1 LOB: 0 BB: 0 P: 6	R: 1 E: 0 K: 0 S: 5	H: 2 LOB: 1 BB: 1 P: 9	R: 0 E: 0 K: 0 S: 3	H: 1 LOB: 0 BB: 0 P: 3	R: 0 E: 0 K: 1 S: 6	H: 1 LOB: 2 BB: 1 P: 10	R: 1 E: 0 K: 0 S: 5	H: 3 LOB: 2 BB: 1 P: 9	R: 0 E: 0 K: 0 S: 3	H: 0 LOB: 0 BB: 0 P: 3	R: 0 E: 0 K: 1 S: 7	H: 2 LOB: 2 BB: 0 P: 7	R: 1 E: 0 K: 1 S: 7	H: 2 LOB: 2 BB: 1 P: 11	1B: 12 2B: 0 3B: 0 HR: 1	SF: 0 SAC: 0 DP: 2 HBP: 0	WP: 0 PA: 43 CS: 0
PITCHER	IP WLS BF H R ER SO BB IBB HBP BLK WP HR S P ERA WHIP																				
Vinegar Bend Mizell, L ERA: 3.84 (1, 1)	9.0 W 43 13 3 3 6 5 0 0 0 0 1 50 70 3.00 2.000																				

St. Louis Cardinals @ Boston Braves
Braves Field, Boston, MA
Thu Jul 31 1952, 3:33 AM EDT
Att: 2,543 - Cloudy - 85 F

livebaseballscores.com

AB 38
R 3
H 13
RBI 3
BB 5
SO 6
LOB 25



Batter	1	2	3	4	5	6	7	8	9	AB	R	H	RBI	BB	SO	LOB	TOP			
Bob Borkowski, R (1, 8) OBP: 0.318, SLG: 0.368	0-0 4-3		0-0 F9			0-0 6-3		0-3 K		4	0	0	0	0	1	0	Cincinnati Reds @ Boston Braves Braves Field, Boston, MA Fri Aug 01 1952, 3:33 AM EDT Att. 4,081 - Unknown - 74 F			
Bobby Adams, R (1, 5) OBP: 0.333, SLG: 0.377	0-0 1B			0-0 1B		0-0 4-3		0-3 K		4	0	2	0	0	1	0				
Willard Marshall, L (1, 9) OBP: 0.325, SLG: 0.497	0-0 F5			0-3 K		0-0 1-3			0-0 F8	0	0	0	0	0	0	0				
Ted Kluszewski, L (1, 3) OBP: 0.356, SLG: 0.455 Wally Westlake, R (9, PR) OBP: 0.315, SLG: 0.269	0-0 F6			0-0 4-3			0-0 4-3		0-0 WP PB 2B	4	0	1	0	0	0	2				
Hank Edwards, L (1, 7) OBP: 0.365, SLG: 0.516 Joe Adcock, R (9, 3) OBP: 0.335, SLG: 0.520		0-0 G3		0-0 1-3			0-0 FC4 1B		4-0 PB WP 1B IBB	3	1	1	0	1	0	1				
Andy Seminick, R (1, 2) OBP: 0.352, SLG: 0.473	0-3 K				0-0 E1 E		0-0 FC4 1B		0-0 6-3	4	0	1	0	0	1	1				
Eddie Pellagrini, R (1, 4) OBP: 0.291, SLG: 0.292	0-0 L6				0-0 F8		0-0 FC4 1-2 2-3		0-0 2B 1B	4	0	1	1	0	0	3				
Roy McMillan, R (1, 6) OBP: 0.293, SLG: 0.341			0-0 F7		0-0 6-3		0-3 K		0-0 1-3 2B	4	0	1	0	0	1	3				
Ken Raffensberger, R (1, 1) OBP: 0.118, SLG: 0.082			0-0 F6		0-0 F8			0-3 K	0-0 P4	4	0	0	0	0	1	3				
Inning Stats	R: 0 E: 0 K: 0 S: 4	H: 1 LOB: 1 BB: 0 P: 4	R: 0 E: 0 K: 1 S: 5	H: 0 LOB: 0 BB: 0 P: 5	R: 0 E: 0 K: 1 S: 3	H: 0 LOB: 0 BB: 0 P: 3	R: 0 E: 0 K: 1 S: 6	H: 1 LOB: 1 BB: 0 P: 6	R: 0 E: 2 K: 0 S: 4	H: 0 LOB: 1 BB: 0 P: 4	R: 0 E: 0 K: 0 S: 3	H: 2 LOB: 2 BB: 0 P: 7	R: 0 E: 0 K: 3 S: 9	H: 0 LOB: 0 BB: 0 P: 9	R: 2 E: 0 K: 0 S: 6	H: 3 LOB: 2 BB: 1 P: 10		1B: 5 2B: 2 3B: 0 HR: 0	SF: 0 SAC: 0 DP: 0 HBP: 0	WP: 1 PB: 1 CS: 0
PITCHER Max Surkont, R (1, 1) ERA: 4.37	IP: 9.0 WLS: L BF: 36	H: 7 R: 2 ER: 2 SO: 6	BB: 0 IBB: 1 HBP: 0 BLK: 0	WP: 1 HR: 0 S: 47 P: 51	ERA: 2.00 WHIP: 0.778											ERA: 2.00 WHIP: 0.778				

AB	31
R	2
H	7
RBI	1
BB	1
SO	5
LOB	13



Batter	1	2	3	4	5	6	7	8	9	AB	R	H	RBI	BB	SO	LOB	BOTTOM			
Sam Jethroe, S (1, 8) OBP: 0.336, SLG: 0.398	0-0 6-3 1B		0-0 1-2 1B		0-0 6-3		0-0 6-3			4	0	2	0	0	0	1	Cincinnati Reds @ Boston Braves Braves Field, Boston, MA Fri Aug 01 1952, 3:33 AM EDT Att. 4,081 - Unknown - 74 F			
Johnny Logan, R (1, 6) OBP: 0.347, SLG: 0.367	0-0 6-3		0-0 1-2 2-3 1B		0-0 L7		0-0 P1			4	0	1	0	0	0	2				
Eddie Mathews, L (1, 5) OBP: 0.310, SLG: 0.442	0-0 6-3		0-3 K		0-0 F9			0-3 K		4	0	0	0	0	2	4				
Sid Gordon, R (1, 7) OBP: 0.397, SLG: 0.492	0-0 F8		0-0 F7			0-0 L7		0-3 K		4	0	0	0	0	1	4				
Bob Thorpe, R (1, 9) OBP: 0.270, SLG: 0.347		0-0 6-3		0-0 FC6-4 1B		0-0 FC1-6 1B		0-0 F3		4	0	2	0	0	0	0				
George Crowe, L (1, 3) OBP: 0.330, SLG: 0.387		0-0 F7		0-0 FC6-4 1B		0-0 FC1-6			0-0 4-3	4	0	0	0	0	0	2				
Paul Burris, R (1, 2) OBP: 0.250, SLG: 0.323		0-0 6-3		0-3 K		0-0 F9			0-0 F7	4	0	0	0	0	1	2				
Jack Dittmer, L (1, 4) OBP: 0.236, SLG: 0.274			0-0 4-3		0-0 1-2 1B		0-0 SH5-4 1B		0-0 5-3	4	0	2	0	0	0	0				
Max Surkont, R (1, 1) OBP: 0.158, SLG: 0.189			0-0 1B 1B 1B		0-3 K		0-0 SH5-4			2	0	1	0	0	1	2				
Inning Stats	R: 0 E: 0 K: 0 S: 4	H: 1 LOB: 1 BB: 0 P: 4	R: 0 E: 0 K: 0 S: 3	H: 0 LOB: 0 BB: 0 P: 3	R: 0 E: 0 K: 1 S: 8	H: 3 LOB: 3 BB: 0 P: 8	R: 0 E: 0 K: 2 S: 9	H: 2 LOB: 2 BB: 0 P: 9	R: 0 E: 0 K: 0 S: 3	H: 0 LOB: 0 BB: 0 P: 3	R: 0 E: 0 K: 0 S: 4	H: 1 LOB: 1 BB: 0 P: 4	R: 0 E: 0 K: 2 S: 7	H: 0 LOB: 0 BB: 0 P: 7	R: 0 E: 0 K: 0 S: 3	H: 0 LOB: 0 BB: 0 P: 3		1B: 8 2B: 0 3B: 0 HR: 0	SF: 0 SAC: 1 DP: 0 HBP: 0	WP: 0 PB: 0 CS: 0
PITCHER Ken Raffensberger, L (1, 1) ERA: 2.69	IP: 9.0 WLS: W BF: 35	H: 8 R: 0 ER: 0 SO: 5	BB: 0 IBB: 0 HBP: 0 BLK: 0	WP: 0 HR: 0 S: 45 P: 45	ERA: 0.00 WHIP: 0.889											ERA: 0.00 WHIP: 0.889				



Batter	1	2	3	4	5	6	7	8	9	AB	R	H	RBI	BB	SO	LOB	TOP										
Bob Borkowski, R OBP: 0.316, SLG: 0.363 (1, 8)	4-0 1B BB	FC6-4		F9		F9	F3			4	1	0	0	1	0	3	Cincinnati Reds @ Boston Braves Braves Field, Boston, MA Sat Aug 02 1952, 3:33 AM EDT Att: 1,567 - Unknown										
Bobby Adams, R OBP: 0.334, SLG: 0.380 (1, 5)	4-3		5-3	HR 1B		4-3		2B		5	1	2	0	0	0	1											
Willard Marshall, L OBP: 0.326, SLG: 0.416 (1, 9)	F9					6-3		1-3		0	2	0	0	0	0	0											
Ted Kluszewski, L OBP: 0.361, SLG: 0.462 Wally Westlake, R OBP: 0.314, SLG: 0.268 (7, PR) (7, 7)	1B 2H		1B	6-3			2B	F4		4	0	3	1	0	0	0											
Hank Edwards, L OBP: 0.369, SLG: 0.516 Joe Adcock, R OBP: 0.333, SLG: 0.518 (1, 7) (7, 3)	1-2 1B		1B		3-1		K	F9		4	0	2	1	0	1	1											
Andy Seminick, R OBP: 0.350, SLG: 0.471 Joe Rossi, R OBP: 0.355, SLG: 0.298 (1, 2) (1, 2)	F6		F8	FC6-4 1B			2B BB	6-3		1	0	0	0	0	0	2											
Eddie Pellagrini, R OBP: 0.243, SLG: 0.271 (1, 4)		F3	F5	FC6-4 1B		F8		F6		5	0	0	0	0	0	5											
Roy McMillan, R OBP: 0.297, SLG: 0.347 (1, 6)		F7		FC5-4 1B			2B	F6		5	1	3	2	0	0	0											
Harry Perkowski, L OBP: 0.224, SLG: 0.281 (1, 1)			FC5-4 1B	1-2 HR		1-3				3	1	1	1	1	0	3											
Inning Stats	R: 1 E: 0 K: 0 S: 5	H: 2 LOB: 2 BB: 1 P: 9	R: 0 E: 0 K: 0 S: 3	H: 0 LOB: 1 BB: 1 P: 7	R: 1 E: 0 K: 0 S: 5	H: 2 LOB: 2 BB: 1 P: 9	R: 3 E: 0 K: 0 S: 6	H: 3 LOB: 0 BB: 0 P: 6	R: 0 E: 0 K: 0 S: 5	H: 2 LOB: 2 BB: 0 P: 5	R: 0 E: 0 K: 0 S: 3	H: 0 LOB: 1 BB: 0 P: 3	R: 3 E: 0 K: 1 S: 8	H: 3 LOB: 1 BB: 1 P: 12	R: 0 E: 0 K: 0 S: 4	H: 1 LOB: 1 BB: 0 P: 4		R: 0 E: 0 K: 0 S: 3	H: 0 LOB: 0 BB: 0 P: 3	1B: 8 2B: 4 3B: 0 HR: 1	SF: 0 SAC: 0 DP: 0 HBP: 0	WP: 0 PB: 0 SB: 0 CS: 0	PA: 44				
PITCHER	IP	WLS	BF	H	R	ER	SO	BB	IBB	HBP	BLK	WP	HR	S	P	ERA	WHIP										
Jim Wilson, R ERA: 3.67 (1, 1)	3.2	L	21	7	5	5	0	3	0	0	0	0	1	18	30	12.27	2.727										
Lew Burdette, R ERA: 3.39 (4, 1)	3.0		15	5	3	3	1	1	0	0	0	0	0	16	20	9.00	2.000										
Sheldon Jones, R ERA: 4.11 (7, 1)	1.1		5	1	0	0	0	0	0	0	0	0	0	5	5	0.00	0.750										
Ernie Johnson, R ERA: 5.17 (9, 1)	1.0		3	0	0	0	0	0	0	0	0	0	0	3	3	0.00	0.000										

Batter	1	2	3	4	5	6	7	8	9	AB	R	H	RBI	BB	SO	LOB	BOTTOM										
Sam Jethroe, S OBP: 0.339, SLG: 0.397 (1, 8)	SH5-3 1B E BB	K		BB BB		G5-2-3		G4-3		3	1	1	0	2	1	4	Cincinnati Reds @ Boston Braves Braves Field, Boston, MA Sat Aug 02 1952, 3:33 AM EDT Att: 1,567 - Unknown										
Johnny Logan, R OBP: 0.357, SLG: 0.372 (1, 6)	E SH5-3 1B			1-2 2-3 BB				G4-3		3	0	2	0	2	0	1											
Eddie Mathews, L OBP: 0.306, SLG: 0.437 (1, 5)	SH5-3 1-2 2-3	F8		F9		4-3		4-3		4	0	0	0	0	0	8											
Sid Gordon, R OBP: 0.395, SLG: 0.489 (1, 7)	FC6 G5-4-3			CS 1B		F3		F9		4	0	1	0	0	0	1											
Bob Thorpe, R OBP: 0.265, SLG: 0.341 (1, 9)	G5-4-3 1-2		F9			F8		L9		4	0	0	0	0	0	3											
George Crowe, L OBP: 0.329, SLG: 0.381 (1, 3)		2B BB	K			K		3-1		3	1	0	0	1	2	1											
Paul Burris, R OBP: 0.264, SLG: 0.348 (1, 2)		SH1-3 1H 1B 2B	CS	F8		HBP E G5-2-3 1B		F7		4	1	2	1	0	0	0											
Jack Dittmer, L OBP: 0.238, SLG: 0.275 (1, 4)		SH1-3 2-3		BB SH3-4 1B		FC1 G5-2-3 HBP		F3		3	0	1	0	0	0	1											
Jim Wilson, R OBP: 0.153, SLG: 0.155 Lew Burdette, R OBP: 0.167, SLG: 0.063 Sheldon Jones, R (8, PH) Sibby Sisti, R OBP: 0.282, SLG: 0.327 Ernie Johnson, R (9, 1)				SH3-4 1B		G5-2-3 HBP		F7		1	0	1	1	0	0	0											
Inning Stats	R: 1 E: 1 K: 0 S: 4	H: 1 LOB: 1 BB: 1 P: 8	R: 2 E: 0 K: 1 S: 8	H: 3 LOB: 2 BB: 1 P: 12	R: 0 E: 0 K: 1 S: 5	H: 1 LOB: 0 BB: 0 P: 5	R: 0 E: 0 K: 0 S: 4	H: 1 LOB: 3 BB: 1 P: 9	R: 0 E: 0 K: 0 S: 3	H: 0 LOB: 0 BB: 0 P: 3	R: 0 E: 0 K: 0 S: 3	H: 0 LOB: 0 BB: 0 P: 3	R: 0 E: 0 K: 0 S: 3	H: 1 LOB: 0 BB: 0 P: 3	R: 0 E: 0 K: 0 S: 3	H: 0 LOB: 0 BB: 0 P: 3		1B: 7 2B: 1 3B: 0 HR: 0	SF: 0 SAC: 3 DP: 3 HBP: 1	WP: 0 PB: 0 SB: 0 CS: 1	PA: 40						
PITCHER	IP	WLS	BF	H	R	ER	SO	BB	IBB	HBP	BLK	WP	HR	S	P	ERA	WHIP										
Harry Perkowski, L ERA: 3.98 (1, 1)	9.0	W	39	8	3	2	3	5	0	1	0	0	0	39	60	2.00	1.444										

AB	36
R	8
H	12
RBI	5
BB	3
SO	1
LOB	19



Batter	1	2	3	4	5	6	7	8	9	AB	R	H	RBI	BB	SO	LOB	TOP					
Bob Borkowski, R (1, 8) OBP: 0.312, SLG: 0.357	0-0 6-3		0-0 F4		0-0 F9	0-0 F9			0-0 F4	5	0	0	0	0	0	2	Cincinnati Reds @ Boston Braves Braves Field, Boston, MA Sun Aug 03 1952, 3:33 AM EDT Cloudy - 84 F					
Bobby Adams, R (1, 5) OBP: 0.337, SLG: 0.383	0-0 1B		0-0 1B		0-0 1B	WP 1B		0-0 F7	0-0 F3	5	1	3	0	0	0	1						
Wally Westlake, R (1, 9) OBP: 0.313, SLG: 0.265	0-0 F8		0-0 F6		4-0 1B	WP 1B		0-3 K		3	1	0	0	1	1	2						
Joe Adcock, R (1, 7) OBP: 0.336, SLG: 0.518	0-0 F8			0-0 1B	0-0 1B	HBP 1B		0-0 F3		4	1	2	2	0	0	1						
Ted Kluszewski, L (1, 3) OBP: 0.362, SLG: 0.470		0-0 3-1		0-0 1B	1-0 HBP			0-0 3-1		3	1	1	2	0	0	0						
Joe Rossi, R (1, 2) OBP: 0.351, SLG: 0.289		1-0 FC6-4 HBP		0-0 F3	0-0 F6			0-0 F5		3	0	0	0	0	0	2						
Eddie Pellagrini, R (1, 4) OBP: 0.231, SLG: 0.257		0-0 FC6-4 1-2		0-3 K		0-3 K		0-0 B3		4	0	0	0	0	2	1						
Roy McMillan, R (1, 6) OBP: 0.294, SLG: 0.344		0-0 G3		0-0 F8		0-0 5-3		0-3 K		4	0	0	0	0	1	1						
Ewell Blackwell, R (1, 1) OBP: 0.133, SLG: 0.200			0-3 K		0-0 G3		0-0 1B		0-0 2B	2	0	0	0	0	1	0						
Joe Nuxhall, L (5, 1) OBP: 0.116, SLG: 0.118										1	0	1	0	0	0	0						
Cal Abrams, L (9, PH) OBP: 0.308, SLG: 0.340										1	0	1	0	0	0	0						
Inning Stats	R: 0 E: 0 K: 0 S: 4	H: 1 LOB: 1 BB: 0 P: 4	R: 0 E: 0 K: 0 S: 3	H: 0 LOB: 1 BB: 0 P: 4	R: 0 E: 0 K: 1 S: 6	H: 1 LOB: 1 BB: 0 P: 6	R: 2 E: 0 K: 1 S: 7	H: 2 LOB: 0 BB: 0 P: 7	R: 2 E: 0 K: 1 S: 5	H: 2 LOB: 2 BB: 1 P: 10	R: 0 E: 0 K: 1 S: 6	H: 1 LOB: 1 BB: 0 P: 6	R: 0 E: 0 K: 1 S: 5	H: 0 LOB: 0 BB: 0 P: 5	R: 0 E: 0 K: 0 S: 3	H: 0 LOB: 0 BB: 0 P: 3	R: 0 E: 0 K: 1 S: 6	H: 1 LOB: 1 BB: 0 P: 6	1B: 6 2B: 1 3B: 0 HR: 1	SF: 0 SAC: 0 DP: 0 HBP: 2	WP: 1 PB: 0 SB: 0 CS: 0	PA: 38
PITCHER Warren Spahn, L (1, 1) ERA: 3.04	IP: 9.0 WLS: W BF: 38 H: 8 R: 4 ER: 4 SO: 5 BB: 1 IBB: 0 HBP: 2 BLK: 0 WP: 1 HR: 1 S: 45 P: 51 ERA: 4.00 WHIP: 1.000																					

AB	35
R	4
H	8
RBI	4
BB	1
SO	5
LOB	10



Batter	1	2	3	4	5	6	7	8	9	AB	R	H	RBI	BB	SO	LOB	BOTTOM					
Sam Jethroe, S (1, 8) OBP: 0.340, SLG: 0.396	0-0 G3	0-0 G3-6-3		0-0 F3		4-0 CS BB		0-0 1B		4	0	1	0	1	0	1	Cincinnati Reds @ Boston Braves Braves Field, Boston, MA Sun Aug 03 1952, 3:33 AM EDT Cloudy - 84 F					
Johnny Logan, R (1, 6) OBP: 0.354, SLG: 0.368	0-0 F6		0-0 F9		0-0 2B	0-3 K		0-0 F9		5	1	1	0	0	1	3						
Eddie Mathews, L (1, 5) OBP: 0.308, SLG: 0.434	4-0 1B		0-3 K		4-0 2B	0-3 K				2	2	0	0	2	2	0						
Walker Cooper, R (1, 2) OBP: 0.305, SLG: 0.379	0-0 1B		0-0 2B		0-0 2B	0-0 6-3				4	2	3	1	0	0	0						
Sid Gordon, R (1, 7) OBP: 0.396, SLG: 0.488	0-0 E8		4-0 2B		0-3 K	0-3 K				3	1	1	1	1	2	2						
George Crowe, L (1, 3) OBP: 0.332, SLG: 0.385	0-0 1-3		0-0 2B		4-0 BB	0-0 4-3				3	0	1	2	1	0	1						
Jack Daniels, L (1, 9) OBP: 0.286, SLG: 0.267		0-0 6-3		0-0 F6		0-3 K		0-0 F9		2	1	1	0	0	0	1						
Bob Thorpe, R (5, PH) OBP: 0.263, SLG: 0.338										2	0	0	0	0	1	3						
Jack Dittmer, L (1, 4) OBP: 0.238, SLG: 0.270		0-0 6-3		0-0 F8		4-0 BB		0-0 F2		3	0	0	1	1	0	1						
Warren Spahn, L (1, 1) OBP: 0.260, SLG: 0.373		0-0 G3-6-3		0-0 F2		4-3 1B		0-0 1B		4	0	2	1	0	0	3						
Inning Stats	R: 2 E: 1 K: 0 S: 5	H: 2 LOB: 1 BB: 1 P: 9	R: 1 E: 0 K: 0 S: 4	H: 2 LOB: 0 BB: 0 P: 4	R: 2 E: 0 K: 1 S: 7	H: 2 LOB: 1 BB: 1 P: 11	R: 0 E: 0 K: 0 S: 3	H: 0 LOB: 0 BB: 0 P: 3	R: 2 E: 0 K: 2 S: 9	H: 2 LOB: 3 BB: 3 P: 21	R: 0 E: 0 K: 2 S: 6	H: 0 LOB: 0 BB: 1 P: 10	R: 0 E: 0 K: 1 S: 5	H: 0 LOB: 0 BB: 0 P: 5	R: 0 E: 0 K: 0 S: 5	H: 2 LOB: 2 BB: 0 P: 5	R: 0 E: 0 K: 1 S: 5	H: 2 LOB: 2 BB: 0 P: 5	1B: 8 2B: 2 3B: 0 HR: 0	SF: 0 SAC: 0 DP: 1 HBP: 0	WP: 0 PB: 0 SB: 0 CS: 1	PA: 38
PITCHER Ewell Blackwell, R (1, 1) ERA: 5.51	IP: 4.1 WLS: L BF: 24 H: 8 R: 7 ER: 6 SO: 2 BB: 4 IBB: 0 HBP: 0 BLK: 0 WP: 0 HR: 0 S: 24 P: 40 ERA: 12.46 WHIP: 2.769																					
PITCHER Joe Nuxhall, L (5, 1) ERA: 3.49	IP: 3.2 WLS: L BF: 14 H: 2 R: 0 ER: 0 SO: 4 BB: 2 IBB: 0 HBP: 0 BLK: 0 WP: 0 HR: 0 S: 20 P: 28 ERA: 0.00 WHIP: 1.091																					



Batter	1	2	3	4	5	6	7	8	9	AB	R	H	RBI	BB	SO	LOB	TOP
Connie Ryan, R (1,4) <small>OBP: 0.353, SLG: 0.382</small>										2	1	2	0	2	0	0	Philadelphia Phillies @ Boston Braves Braves Field, Boston, MA Thu Aug 07 1952, 3:33 AM EDT Unknown - 75 F
Richie Ashburn, L (1,8) <small>OBP: 0.354, SLG: 0.350</small>										3	0	1	0	1	0	2	
Johnny Wyrostek, L (1,9) <small>OBP: 0.366, SLG: 0.364</small>										3	1	1	1	1	1	1	
Del Ennis, R (1,7) <small>OBP: 0.337, SLG: 0.469</small>										4	0	1	1	0	0	4	
Granny Hamner, R (1,6) <small>OBP: 0.302, SLG: 0.423</small>										3	0	1	0	1	0	3	
Willie Jones, R (1,5) <small>OBP: 0.338, SLG: 0.387</small>										3	0	1	0	0	0	1	
Smoky Burgess, L (1,2) <small>OBP: 0.366, SLG: 0.421</small>										3	0	0	0	1	0	1	
Eddie Waitkus, L (1,3) <small>OBP: 0.362, SLG: 0.367</small>										4	0	0	0	0	0	3	
Robin Roberts, S (1,1) <small>OBP: 0.141, SLG: 0.164</small>										4	0	0	0	0	0	0	
Inning Stats	R: 0 H: 1 E: 0 LOB: 2 K: 0 BB: 2 S: 3 P: 11	R: 0 H: 0 E: 0 LOB: 0 K: 0 BB: 0 S: 3 P: 3	R: 1 H: 1 E: 0 LOB: 1 K: 0 BB: 1 S: 4 P: 8	R: 0 H: 0 E: 0 LOB: 1 K: 0 BB: 1 S: 3 P: 7	R: 0 H: 0 E: 0 LOB: 0 K: 0 BB: 1 S: 2 P: 6	R: 1 H: 3 E: 0 LOB: 2 K: 0 BB: 1 S: 5 P: 9	R: 0 H: 1 E: 0 LOB: 0 K: 1 BB: 0 S: 3 P: 3	R: 0 H: 1 E: 0 LOB: 1 K: 1 BB: 0 S: 6 P: 6	R: 0 H: 0 E: 0 LOB: 0 K: 0 BB: 0 S: 3 P: 3	1B: 4 SF: 0 2B: 5 SAC: 1 3B: 0 DP: 3 HR: 0 HBP: 0	WP: 1 PA: 36 FB: 0 SB: 1 CS: 1						
PITCHER	IP WLS BF H R ER SO BB IBB HBP BLK WP HR S P ERA WHIP																
Vern Bickford, R (1,1) <small>ERA: 3.77</small>	8.0 L 33 7 2 2 1 6 0 0 0 0 1 0 29 53 2.25 1.625																
Lew Burdette, R (9,1) <small>ERA: 3.33</small>	1.0 3 0 0 0 0 0 0 0 0 0 0 0 3 3 0.00 0.000																

Batter	1	2	3	4	5	6	7	8	9	AB	R	H	RBI	BB	SO	LOB	BOTTOM
Sam Jethroe, S (1,8) <small>OBP: 0.336, SLG: 0.389</small>										4	0	0	0	0	1	1	Philadelphia Phillies @ Boston Braves Braves Field, Boston, MA Thu Aug 07 1952, 3:33 AM EDT Unknown - 75 F
Johnny Logan, R (1,6) <small>OBP: 0.346, SLG: 0.359</small>										4	0	0	0	0	0	0	
Eddie Mathews, L (1,5) <small>OBP: 0.310, SLG: 0.429</small>										3	0	0	0	1	1		
Walker Cooper, R (1,2) <small>OBP: 0.305, SLG: 0.377</small>										4	0	1	0	0	0	1	
Sid Gordon, R (1,7) <small>OBP: 0.392, SLG: 0.480</small>										3	0	0	0	0	0	1	
George Crowe, L (1,3) <small>OBP: 0.326, SLG: 0.382</small>										3	1	1	0	0	1	0	
Jack Daniels, L (1,9) <small>OBP: 0.278, SLG: 0.259</small>										3	0	0	0	0	0	1	
Jack Dittmer, L (1,4) <small>OBP: 0.230, SLG: 0.260</small>										3	0	0	0	0	0	1	
Vern Bickford, R (1,1) <small>OBP: 0.184, SLG: 0.204</small>										2	0	0	0	0	0	0	
Earl Torgeson, L (8,PH) <small>OBP: 0.361, SLG: 0.302</small>										1	0	1	1	0	0	0	
Lew Burdette, R (9,1) <small>OBP: 0.167, SLG: 0.063</small>										0	0	0	0	0	0	0	
Inning Stats	R: 0 H: 0 E: 0 LOB: 1 K: 0 BB: 1 S: 3 P: 7	R: 0 H: 0 E: 0 LOB: 0 K: 0 BB: 0 S: 3 P: 3	R: 0 H: 0 E: 0 LOB: 0 K: 0 BB: 0 S: 3 P: 3	R: 0 H: 1 E: 0 LOB: 1 K: 0 BB: 0 S: 4 P: 4	R: 0 H: 0 E: 0 LOB: 0 K: 1 BB: 0 S: 5 P: 5	R: 0 H: 0 E: 0 LOB: 0 K: 0 BB: 0 S: 3 P: 3	R: 0 H: 0 E: 0 LOB: 0 K: 0 BB: 0 S: 3 P: 3	R: 1 H: 2 E: 0 LOB: 1 K: 1 BB: 0 S: 7 P: 7	R: 0 H: 0 E: 0 LOB: 0 K: 1 BB: 0 S: 5 P: 5	1B: 2 SF: 0 2B: 1 SAC: 0 3B: 0 DP: 0 HR: 0 HBP: 0	WP: 0 PA: 31 FB: 0 SB: 0 CS: 0						
PITCHER	IP WLS BF H R ER SO BB IBB HBP BLK WP HR S P ERA WHIP																
Robin Roberts, R (1,1) <small>ERA: 2.42</small>	9.0 W 31 3 1 1 3 1 0 0 0 0 0 0 36 40 1.00 0.444																

Batter	1	2	3	4	5	6	7	8	9	AB	R	H	RBI	BB	SO	LOB	TOP								
Connie Ryan, R (1,4) OBP: 0.354, SLG: 0.385	F6			1B	E	F9			F9	5	2	1	0	0	0		Philadelphia Phillies @ Boston Braves Braves Field, Boston, MA Thu Aug 07 1952, 3:38 AM EDT Att. 4,829 - Unknown - 76 F								
Richie Ashburn, L (1,8) OBP: 0.357, SLG: 0.351	F7			1B	E6				5-3	4	2	0	1	0	0										
Johnny Wyrostek, L (1,9) OBP: 0.369, SLG: 0.364	K			1B	HR					3	1	1	1	2	1										
Del Ennis, R (1,7)		6-3		F8	HR				K	5	1	1	5	0	1	2									
Granny Hamner, R (1,6) OBP: 0.299, SLG: 0.419		1-3		F5	F7					4	0	0	0	0	0	1									
Willie Jones, R (1,5) OBP: 0.335, SLG: 0.383		5-3		F9	K					4	0	0	0	0	1	1									
Stan Lopata, R (1,2) OBP: 0.414, SLG: 0.472			F4		2B	HR			K	3	2	1	0	1	1	0									
Eddie Waitkus, L (1,3) OBP: 0.361, SLG: 0.369			F7		1B	5-3			5-3	4	1	1	1	0	0	1									
Russ Meyer, S (1,1) OBP: 0.109, SLG: 0.167		6-3		4-3	HR				K	4	1	1	2	0	1	1									
Inning Stats	R: 0 E: 0 K: 1 S: 5	H: 0 LOB: 0 BB: 0 P: 5	R: 0 E: 0 K: 0 S: 3	H: 0 LOB: 0 BB: 0 P: 3	R: 0 E: 0 K: 0 S: 3	H: 0 LOB: 0 BB: 0 P: 3	R: 2 E: 0 K: 0 S: 6	H: 3 LOB: 1 BB: 0 P: 6	R: 6 E: 1 K: 1 S: 10	H: 5 LOB: 0 BB: 1 P: 14	R: 2 E: 0 K: 0 S: 4	H: 1 LOB: 1 BB: 2 P: 12	R: 0 E: 0 K: 0 S: 3	H: 0 LOB: 0 BB: 0 P: 3	R: 0 E: 0 K: 2 S: 7	H: 0 LOB: 0 BB: 0 P: 7	R: 0 E: 0 K: 1 S: 5	H: 0 LOB: 1 BB: 1 P: 9	1B: 5 2B: 2 3B: 0 HR: 2	SF: 0 SAC: 0 DP: 0 HBP: 0	WP: 0 PB: 0 SB: 0 CS: 0	PA: 40			
PITCHER	IP	WLS	BF	H	R	ER	SO	BB	IBB	HBP	BLK	WP	HR	S	P	ERA	WHIP								
Jim Wilson, R (1,1) ERA: 4.02	5.0	L	24	8	8	8	2	1	0	0	0	0	1	27	31	14.40	1.800								
Sheldon Jones, R (6,1) ERA: 4.31	2.0		9	1	2	2	0	2	0	0	0	0	1	7	15	9.00	1.500								
Ernie Johnson, R (8,1) ERA: 5.23	2.0		7	0	0	0	3	1	0	0	0	0	0	12	16	0.00	0.500								

Batter	1	2	3	4	5	6	7	8	9	AB	R	H	RBI	BB	SO	LOB	BOTTOM								
Sam Jethroe, S (1,8) OBP: 0.333, SLG: 0.385	K2-3		K		4-3				4-3	4	0	0	0	0	2	1	Philadelphia Phillies @ Boston Braves Braves Field, Boston, MA Thu Aug 07 1952, 3:38 AM EDT Att. 4,829 - Unknown - 76 F								
Johnny Logan, R (1,6) OBP: 0.348, SLG: 0.362				F9		F9				4	0	2	0	0	0	0									
Eddie Mathews, L (1,5) OBP: 0.309, SLG: 0.426				HR		K			FC4-6	3	1	0	0	1	1	2									
Sid Gordon, R (1,7) OBP: 0.393, SLG: 0.490			5-3		HR				FC4-6	4	1	2	2	0	0	2									
George Crowe, L (1,3) OBP: 0.329, SLG: 0.384			E6						F8	4	0	2	0	0	0	0									
Paul Burris, R (1,2) OBP: 0.283, SLG: 0.338			G6-4-3		G6-4-3				FC6	4	0	1	0	0	0	4									
Jack Daniels, L (1,9) OBP: 0.277, SLG: 0.259			1-3						1B	4	0	1	0	0	0	1									
Jack Dittmer, L (1,4) OBP: 0.225, SLG: 0.254			F8		F7				FC6	4	0	0	0	0	0	2									
Jim Wilson, R (1,1) OBP: 0.150, SLG: 0.153			5-3		F4					1	0	0	0	0	0	0									
Bob Thorpe, R (5,PH) OBP: 0.262, SLG: 0.336										1	0	0	0	0	0	1									
Sheldon Jones, R (6,1) OBP: 0.256, SLG: 0.368										0	0	0	0	0	0	0									
Warren Spahn, L (7,PH) OBP: 0.256, SLG: 0.368										0	0	0	0	0	0	0									
Ernie Johnson, R (8,1) OBP: 0.256, SLG: 0.368										0	0	0	0	0	0	0									
Inning Stats	R: 0 E: 0 K: 1 S: 6	H: 1 LOB: 1 BB: 0 P: 6	R: 0 E: 1 K: 0 S: 3	H: 0 LOB: 0 BB: 0 P: 3	R: 0 E: 0 K: 1 S: 5	H: 0 LOB: 0 BB: 0 P: 5	R: 2 E: 0 K: 0 S: 4	H: 2 LOB: 0 BB: 1 P: 8	R: 0 E: 0 K: 0 S: 4	H: 1 LOB: 1 BB: 0 P: 4	R: 0 E: 0 K: 1 S: 7	H: 2 LOB: 2 BB: 0 P: 7	R: 0 E: 0 K: 0 S: 3	H: 0 LOB: 0 BB: 0 P: 3	R: 0 E: 0 K: 0 S: 4	H: 1 LOB: 1 BB: 0 P: 4	R: 0 E: 0 K: 0 S: 4	H: 1 LOB: 1 BB: 0 P: 4	1B: 7 2B: 0 3B: 0 HR: 1	SF: 0 SAC: 0 DP: 2 HBP: 0	WP: 0 PB: 0 SB: 0 CS: 0	PA: 35			
PITCHER	IP	WLS	BF	H	R	ER	SO	BB	IBB	HBP	BLK	WP	HR	S	P	ERA	WHIP								
Russ Meyer, R (1,1) ERA: 3.39	9.0	W	35	8	2	2	3	1	0	0	0	0	1	40	44	2.00	1.000								



Batter	1	2	3	4	5	6	7	8	9	AB	R	H	RBI	BB	SO	LOB	TOP							
Davey Williams, R OBP: 0.340, SLG: 0.405	6-3		F9					F2		4	0	1	0	0	0	0	New York Giants @ Boston Braves Braves Field, Boston, MA Fri Aug 08 1952, 3:33 AM EDT Att. 4,151 - Unknown - 67 F							
Alvin Dark, R OBP: 0.356, SLG: 0.404	E6		6-3					F6		4	0	0	0	0	0	2								
Whitey Lockman, L OBP: 0.383, SLG: 0.415	K							F8		4	0	0	0	0	1	1								
Hank Thompson, L OBP: 0.355, SLG: 0.490										1	0	0	0	3	1	0								
Dusty Rhodes, L OBP: 0.330, SLG: 0.544	4-3									3	0	0	0	1	0	4								
Bobby Thomson, R OBP: 0.336, SLG: 0.474										4	0	1	0	0	1	3								
Don Mueller, L OBP: 0.314, SLG: 0.404										4	0	1	0	0	0	2								
Sal Yvars, R OBP: 0.327, SLG: 0.351										3	0	0	0	0	0	1								
Max Lanier, R OBP: 0.290, SLG: 0.355										3	0	1	0	0	0	0								
Inning Stats	R: 0 E: 1 K: 1 S: 6	H: 0 LOB: 2 BB: 1 P: 10	R: 0 E: 0 K: 0 S: 3	H: 1 LOB: 0 BB: 0 P: 3	R: 0 E: 0 K: 0 S: 3	H: 0 LOB: 0 BB: 0 P: 3	R: 0 E: 0 K: 0 S: 3	H: 0 LOB: 1 BB: 1 P: 7	R: 0 E: 0 K: 0 S: 5	H: 2 LOB: 2 BB: 0 P: 5	R: 0 E: 0 K: 0 S: 5	H: 0 LOB: 1 BB: 1 P: 9	R: 0 E: 0 K: 0 S: 3	H: 1 LOB: 0 BB: 0 P: 3	R: 0 E: 0 K: 1 S: 5	H: 0 LOB: 1 BB: 1 P: 9	R: 0 E: 0 K: 1 S: 5	H: 0 LOB: 0 BB: 0 P: 3	R: 0 E: 0 K: 1 S: 5	H: 0 LOB: 1 BB: 1 P: 9	1B: 4 2B: 0 3B: 0 HR: 0	SF: 0 SAC: 0 DP: 2 HBP: 0	WP: 0 PB: 0 SB: 0 CS: 0	PA: 34
PITCHER Max Surkont, R ERA: 4.08	IP: 9.0 WLS: W BF: 34 H: 4 R: 0 ER: 0 SO: 3 BB: 4 IBB: 0 HBP: 0 BLK: 0 WP: 0 HR: 0 S: 36 P: 52 ERA: 0.00 WHIP: 0.889															PITCHER								


AB 30
R 0
H 4
RBI 0
BB 4
SO 3
LOB 13




Batter	1	2	3	4	5	6	7	8	9	AB	R	H	RBI	BB	SO	LOB	BOTTOM					
Sam Jethroe, S OBP: 0.332, SLG: 0.383	E7		1-3					4-3		4	1	1	0	0	0	1	New York Giants @ Boston Braves Braves Field, Boston, MA Fri Aug 08 1952, 3:33 AM EDT Att. 4,151 - Unknown - 67 F					
Johnny Logan, R OBP: 0.344, SLG: 0.356	4-3		L5					5-3		4	0	0	0	0	1	2						
Bob Thorpe, R OBP: 0.270, SLG: 0.348										4	0	3	1	0	0	0						
Walker Cooper, R OBP: 0.300, SLG: 0.371	G4-6-3		4-3					L8		4	0	0	0	0	0	3						
Sid Gordon, R OBP: 0.395, SLG: 0.490										2	0	1	0	1	0	0						
Jack Daniels, L OBP: 0.277, SLG: 0.259										0	0	0	0	0	0	0						
George Crowe, L OBP: 0.329, SLG: 0.383										3	1	1	0	0	0	2						
Sibby Sisti, R OBP: 0.289, SLG: 0.333										3	0	2	1	0	0	1						
Jack Dittmer, L OBP: 0.222, SLG: 0.250										3	0	0	0	0	1	3						
Max Surkont, R OBP: 0.150, SLG: 0.179										2	0	0	0	0	1	2						
Inning Stats	R: 1 E: 1 K: 0 S: 4	H: 2 LOB: 0 BB: 0 P: 4	R: 1 E: 0 K: 0 S: 5	H: 2 LOB: 1 BB: 0 P: 5	R: 0 E: 0 K: 0 S: 4	H: 1 LOB: 1 BB: 0 P: 4	R: 0 E: 0 K: 0 S: 2	H: 0 LOB: 0 BB: 1 P: 6	R: 0 E: 1 K: 2 S: 8	H: 0 LOB: 1 BB: 0 P: 8	R: 0 E: 0 K: 0 S: 3	H: 0 LOB: 0 BB: 0 P: 3	R: 0 E: 0 K: 1 S: 6	H: 2 LOB: 1 BB: 0 P: 6	R: 0 E: 0 K: 0 S: 4	H: 1 LOB: 1 BB: 0 P: 4	R: 0 E: 0 K: 1 S: 4	H: 1 LOB: 1 BB: 0 P: 4	1B: 7 2B: 1 3B: 0 HR: 0	SF: 0 SAC: 1 DP: 2 HBP: 0	WP: 0 PB: 0 SB: 0 CS: 1	PA: 32
PITCHER Max Lanier, L ERA: 3.92	IP: 8.0 WLS: L BF: 31 H: 8 R: 2 ER: 2 SO: 3 BB: 1 IBB: 0 HBP: 0 BLK: 0 WP: 0 HR: 0 S: 36 P: 40 ERA: 2.25 WHIP: 1.125															PITCHER						


AB 29
R 2
H 8
RBI 2
BB 1
SO 3
LOB 14




Batter	1	2	3	4	5	6	7	8	9	AB	R	H	RBI	BB	SO	LOB	TOP														
Davey Williams, R OBP: 0.339, SLG: 0.402 (1, 4)	0-3 K ①		4-0 BB K ③			0-3 K ①			0-3 K ①	3	0	0	0	1	3	0	<p>New York Giants @ Boston Braves Braves Field, Boston, MA Sat Aug 09 1952, 3:33 AM EDT Att: 3,553 - Unknown</p> <p>livebaseballscorecards.com</p> <table border="0"> <tr><td>AB</td><td>30</td></tr> <tr><td>R</td><td>0</td></tr> <tr><td>H</td><td>3</td></tr> <tr><td>RBI</td><td>0</td></tr> <tr><td>BB</td><td>1</td></tr> <tr><td>SO</td><td>10</td></tr> <tr><td>LOB</td><td>6</td></tr> </table> 	AB	30	R	0	H	3	RBI	0	BB	1	SO	10	LOB	6
AB	30																														
R	0																														
H	3																														
RBI	0																														
BB	1																														
SO	10																														
LOB	6																														
Alvin Dark, R OBP: 0.352, SLG: 0.400 (1, 6)	0-0 4-3 ②		0-3 K ③			0-0 5-3 ②			0-0 6-3 ②	4	0	0	0	0	1	1															
Whitey Lockman, L OBP: 0.384, SLG: 0.416 (1, 3)	0-0 E3 1B ③			0-0 F8 ①		0-0 F8 ③			0-0 1B ③	4	0	2	0	0	0	0															
Bobby Thomson, R OBP: 0.333, SLG: 0.469 (1, 8)	0-3 K2-3 ③			0-3 K ②			0-0 F7 ①		0-0 F8 ③	4	0	0	0	0	2	2															
Clint Hartung, R (1, 7)		0-3 K2-3 ①		0-3 K ③			0-0 F9 ②			3	0	0	0	0	2	0															
Bob Elliott, R OBP: 0.345, SLG: 0.425 (1, 9)		0-0 2-3 ②			0-0 1B ①		0-0 F9 ③			3	0	1	0	0	0	0															
Bill Rigney, R OBP: 0.340, SLG: 0.279 (1, 5)		0-0 F5 ③			0-0 F7 ①			0-0 F7 ①		3	0	0	0	0	0	1															
Sal Yvars, R OBP: 0.318, SLG: 0.340 (1, 2)			0-0 F8 ①		0-0 F2 ②			0-0 6-3 ②		3	0	0	0	0	0	1															
Jim Hearn, R OBP: 0.206, SLG: 0.311 Monte Irvin, R OBP: 0.333, SLG: 0.333 Al Corwin, R (8, 1)			0-3 K ②		0-3 K ③			0-0 4-3 ③		2	0	0	0	0	2	1															
Inning Stats	R: 0 E: 1 K: 2 S: 8	H: 1 LOB: 1 BB: 0 P: 8	R: 0 E: 0 K: 1 S: 5	H: 0 LOB: 0 BB: 0 P: 5	R: 0 E: 0 K: 2 S: 7	H: 0 LOB: 1 BB: 1 P: 11	R: 0 E: 0 K: 2 S: 7	H: 0 LOB: 0 BB: 0 P: 7	R: 0 E: 0 K: 1 S: 6	H: 1 LOB: 1 BB: 0 P: 6	R: 0 E: 0 K: 1 S: 5	H: 0 LOB: 0 BB: 0 P: 5	R: 0 E: 0 K: 0 S: 3	H: 0 LOB: 0 BB: 0 P: 3	R: 0 E: 0 K: 1 S: 6	H: 1 LOB: 1 BB: 0 P: 6	1B: 3 2B: 0 3B: 0 HR: 0	SF: 0 SAC: 0 DP: 0 HBP: 0	WP: 0 PB: 0 CS: 0	PA: 31											
PITCHER Warren Spahn, L ERA: 2.91 (1, 1)	IP: 9.0 WLS: W BF: 31 H: 3 R: 0 ER: 0 SO: 10 BB: 1 IBB: 0 HBP: 0 BLK: 0 WP: 0 HR: 0 S: 50 P: 54 ERA: 0.00 WHIP: 0.444															PITCHER															

Batter	1	2	3	4	5	6	7	8	9	AB	R	H	RBI	BB	SO	LOB	BOTTOM														
Sam Jethroe, S OBP: 0.329, SLG: 0.379 (1, 8)	0-0 B5-3 ①		0-0 4-3 ②			0-0 4-3 ②		0-3 K ②		4	0	0	0	0	1	0	<p>New York Giants @ Boston Braves Braves Field, Boston, MA Sat Aug 09 1952, 3:33 AM EDT Att: 3,553 - Unknown</p> <p>livebaseballscorecards.com</p> <table border="0"> <tr><td>AB</td><td>28</td></tr> <tr><td>R</td><td>2</td></tr> <tr><td>H</td><td>6</td></tr> <tr><td>RBI</td><td>2</td></tr> <tr><td>BB</td><td>1</td></tr> <tr><td>SO</td><td>3</td></tr> <tr><td>LOB</td><td>6</td></tr> </table> 	AB	28	R	2	H	6	RBI	2	BB	1	SO	3	LOB	6
AB	28																														
R	2																														
H	6																														
RBI	2																														
BB	1																														
SO	3																														
LOB	6																														
Johnny Logan, R OBP: 0.342, SLG: 0.358 (1, 6)	0-0 6-3 ②		0-0 F7 ③			0-0 1B 2B ③		0-0 4-3 ③		4	1	1	0	0	0	0															
Bob Thorpe, R OBP: 0.271, SLG: 0.347 (1, 9)	0-0 ③			0-0 F8 ①		0-0 2H 1B ③				3	0	1	1	0	0	0															
Walker Cooper, R OBP: 0.296, SLG: 0.366 (1, 2)		0-0 6-3 ①		0-0 F6 ②		0-0 F5 ③				3	0	0	0	0	0	1															
Sid Gordon, R OBP: 0.397, SLG: 0.490 Jack Daniels, L OBP: 0.277, SLG: 0.259 (9, 7)		0-0 1B 1B ①		0-0 5-3 ③		4-0 1B BB ①				2	1	1	0	1	0	0															
George Crowe, L OBP: 0.329, SLG: 0.382 (1, 3)		0-0 1B ①			0-0 4-3 ①		0-0 B5 ①			3	0	1	0	0	0	1															
Sibby Sisti, R OBP: 0.295, SLG: 0.339 (1, 5)		0-0 1B ①			0-3 K ②		0-0 1B ①		0-0 1B ①	3	0	2	1	0	1	0															
Jack Dittmer, L OBP: 0.218, SLG: 0.246 (1, 4)		0-0 FC5-3-6 ③			0-0 L8 ③		0-0 G6-4-3 ③		0-0 G6-4-3 ③	3	0	0	0	0	0	4															
Warren Spahn, L OBP: 0.247, SLG: 0.354 (1, 1)			0-3 K ①			0-0 G3 ①		0-0 F7 ①		3	0	0	0	0	1	0															
Inning Stats	R: 0 E: 0 K: 0 S: 3	H: 0 LOB: 0 BB: 0 P: 3	R: 1 E: 0 K: 0 S: 5	H: 3 LOB: 1 BB: 0 P: 5	R: 0 E: 0 K: 1 S: 5	H: 0 LOB: 0 BB: 0 P: 5	R: 0 E: 0 K: 0 S: 3	H: 0 LOB: 0 BB: 0 P: 3	R: 0 E: 0 K: 0 S: 5	H: 2 LOB: 1 BB: 0 P: 5	R: 0 E: 0 K: 0 S: 3	H: 1 LOB: 1 BB: 1 P: 7	R: 0 E: 0 K: 1 S: 5	H: 0 LOB: 0 BB: 0 P: 5	R: 0 E: 0 K: 1 S: 5	H: 0 LOB: 0 BB: 0 P: 5	1B: 5 2B: 2 3B: 0 HR: 0	SF: 0 SAC: 0 DP: 2 HBP: 0	WP: 0 PB: 0 CS: 0	PA: 29											
PITCHER Jim Hearn, R ERA: 3.48 Al Corwin, R ERA: 1.62 (8, 1)	IP: 7.0 WLS: L BF: 26 H: 6 R: 2 ER: 2 SO: 2 BB: 1 IBB: 0 HBP: 0 BLK: 0 WP: 0 HR: 0 S: 29 P: 33 ERA: 2.57 WHIP: 1.000															PITCHER															

Batter	1	2	3	4	5	6	7	8	9	AB	R	H	RBI	BB	SO	LOB	TOP					
Davey Williams, R OBP: 0.343, SLG: 0.404	0-0 1B		4-0 FC6-4 BB		0-0 FC6-4 2H 1B	0-0 P1		0-0 SH 2B 1B		3	1	2	1	1	0	2	New York Giants @ Boston Braves Braves Field, Boston, MA Mon Aug 11 1952, 3:33 AM EDT Unknown - 84 F					
Alvin Dark, R OBP: 0.350, SLG: 0.400	0-0 F7		0-0 FC6-4		0-0 FC6-4 S 2B	0-0 G6-4-3		0-0 1B 2B		5	2	1	2	0	0	5						
Whitey Lockman, L OBP: 0.382, SLG: 0.412	0-0 F2		0-0 F8		4-0 2B BB		0-0 B1-3	0-0 F7		4	1	0	0	1	0	4						
Hank Thompson, L OBP: 0.362, SLG: 0.498	0-0 1B			0-0 F5	0-0 HR 2B		0-0 2B 1B	0-0 FC6-4 1B		5	2	4	4	0	0	0						
Dusty Rhodes, L OBP: 0.333, SLG: 0.579	0-0 G3			0-3 K	0-0 HR		0-0 1B 2B	0-3 K		5	1	2	3	0	2	3						
Bobby Thomson, R OBP: 0.334, SLG: 0.468		0-0 F8		0-0 1B	0-0 1B		0-0 F6	0-0 FC6-4 1-2		5	0	2	0	0	0	2						
Clint Hartung, R (1, 9)		0-0 5-3		0-0 F8	0-0 F8		0-3 K		0-0 F2	5	0	0	0	0	1	3						
Wes Westrum, R OBP: 0.360, SLG: 0.436		0-0 F7			0-0 F2	0-0 E5		4-0 SH 1B 2B BB	0-0 5-3	3	0	0	0	0	0	0						
Don Mueller, L OBP: 0.316, SLG: 0.404										0	1	0	0	1	0	0						
Sal Yvars, R OBP: 0.315, SLG: 0.337										1	0	0	0	0	0	0						
Larry Jansen, R OBP: 0.327, SLG: 0.175			0-0 L9		0-0 1B	0-0 FC1		0-0 SH 2B 1B	0-0 F8	1	0	0	0	0	0	0						
Bill Rigney, R OBP: 0.323, SLG: 0.378										1	1	1	0	0	0	0						
Hoyt Wilhelm, R OBP: 0.222, SLG: 0.358										1	0	0	0	0	0	1						
George Spenser, R OBP: 0.295, SLG: 0.325										1	1	1	0	0	0	0						
George Spenser, R OBP: 0.295, SLG: 0.325										0	0	0	0	0	0	0						
Max Lanier, L OBP: 0.295, SLG: 0.325										0	0	0	0	0	0	0						
Hal Gregg, R OBP: 0.295, SLG: 0.325										0	0	0	0	0	0	0						
Monte Irvin, R OBP: 0.300, SLG: 0.300										1	0	0	0	0	0	0						
Inning Stats	R: 0 E: 0 K: 0 S: 5	H: 2 LOB: 2 BB: 0 P: 5	R: 0 E: 0 K: 0 S: 3	H: 0 LOB: 0 BB: 0 P: 3	R: 0 E: 0 K: 1 S: 3	H: 0 LOB: 1 BB: 1 P: 7	R: 0 E: 0 K: 1 S: 6	H: 1 LOB: 1 BB: 0 P: 6	R: 5 E: 0 K: 0 S: 8	H: 5 LOB: 1 BB: 1 P: 12	R: 0 E: 2 K: 0 S: 4	H: 0 LOB: 1 BB: 0 P: 4	R: 1 E: 0 K: 1 S: 7	H: 2 LOB: 1 BB: 0 P: 7	R: 4 E: 0 K: 1 S: 9	H: 3 LOB: 1 BB: 1 P: 13	R: 0 E: 0 K: 0 S: 3	H: 0 LOB: 0 BB: 0 P: 3	1B: 8 2B: 4 3B: 0 HR: 1	SF: 0 SAC: 1 DP: 1 HBP: 0	WP: 0 PB: 0 SB: 1 CS: 0	PA: 45
PITCHER	IP WLS BF H R ER SO BB IBB HBP BLK WP HR S P ERA WHIP																					
Jim Wilson, R ERA: 4.12	(1, 1) 4.2 22 6 4 4 1 2 0 0 0 0 0 0 22 30 7.71 1.714																					
Sheldon Jones, R ERA: 5.19	(5, 1) 2.1 16 6 6 6 1 1 0 0 0 0 0 1 17 21 23.14 3.000																					
Bob Chipman, L ERA: 2.18	(8, 1) 1.0 W 4 1 0 0 1 0 0 0 0 0 0 0 6 6 0.00 1.000																					
Warren Spahn, L ERA: 2.9	(9, 1) 1.0 S 3 0 0 0 0 0 0 0 0 0 0 0 3 3 0.00 0.000																					
Batter	1	2	3	4	5	6	7	8	9	AB	R	H	RBI	BB	SO	LOB	BOTTOM					
Sam Jethroe, S OBP: 0.327, SLG: 0.382	0-0 4-3	0-3 K		0-0 F7		0-3 K		0-0 1B 3B		5	1	1	1	0	2	3	New York Giants @ Boston Braves Braves Field, Boston, MA Mon Aug 11 1952, 3:33 AM EDT Unknown - 84 F					
Johnny Logan, R OBP: 0.335, SLG: 0.355	0-0 6-3		0-0 SH1-3 2B 1B		0-0 5-3		0-0 F7	0-0 L5		5	1	1	0	0	0	1						
Bob Thorpe, R OBP: 0.275, SLG: 0.350	0-3 K		0-0 SH1-3 1-2		0-0 L1		0-0 G3 1B	0-0 1B		4	0	2	1	0	1	0						
Walker Cooper, R OBP: 0.290, SLG: 0.358		0-0 L8	0-0 5-3		0-0 1-3		0-0 G3	0-0 F7		5	0	0	0	0	0	3						
Sid Gordon, R OBP: 0.400, SLG: 0.504		0-0 HR	0-0 HR 2B		0-0 1B 1B		0-0 F9			4	3	3	2	0	0	1						
Jack Daniels, L OBP: 0.277, SLG: 0.259										0	0	0	0	0	0	0						
Earl Torgeson, L OBP: 0.388, SLG: 0.322		0-0 E5 2B	0-0 HR		4-0 FC3-5 1B BB		0-0 HR	0-0 1B		3	3	2	2	1	0	0						
Sibby Sisti, R OBP: 0.289, SLG: 0.331		0-3 K	0-3 K		0-0 F3		0-0 F6			4	0	0	0	0	2	4						
Jack Dittmer, L OBP: 0.229, SLG: 0.269		4-0 2B E IBB		0-3 K		0-0 FC3-5 1B		0-0 HR		3	2	2	3	1	1	0						
Jim Wilson, R OBP: 0.161, SLG: 0.180	(1, 1) 4.0 19 5 6 4 5 1 0 0 0 0 0 0 14 18 9.00 1.250																					
Sheldon Jones, R ERA: 2.79	(5, 1) 3.0 13 3 1 1 1 1 0 0 0 0 0 0 14 18 3.00 1.333																					
Bob Chipman, L ERA: 4.82	(8, 1) 0.1 3 2 2 2 0 0 0 0 0 0 0 1 3 3 54.00 6.000																					
Eddie Mathews, L OBP: 0.311, SLG: 0.426	(8, PH) 0.0 L 2 1 1 1 0 1 0 0 0 0 0 0 1 5 ∞ ∞																					
Warren Spahn, L OBP: 0.277, SLG: 0.354	(9, 1) 0.2 3 1 1 1 0 0 0 0 0 0 0 0 3 3 13.50 1.500																					
Inning Stats	R: 0 E: 0 K: 1 S: 5	H: 0 LOB: 0 BB: 0 P: 5	R: 3 E: 2 K: 2 S: 10	H: 2 LOB: 1 BB: 1 P: 14	R: 3 E: 0 K: 1 S: 8	H: 3 LOB: 0 BB: 0 P: 8	R: 0 E: 0 K: 1 S: 5	H: 0 LOB: 0 BB: 0 P: 5	R: 0 E: 0 K: 0 S: 3	H: 0 LOB: 0 BB: 0 P: 3	R: 1 E: 0 K: 1 S: 7	H: 2 LOB: 2 BB: 1 P: 11	R: 0 E: 0 K: 0 S: 4	H: 1 LOB: 1 BB: 0 P: 4	R: 4 E: 0 K: 0 S: 7	H: 4 LOB: 1 BB: 1 P: 11	1B: 6 2B: 2 3B: 1 HR: 3	SF: 0 SAC: 1 DP: 0 HBP: 0	WP: 0 PB: 0 SB: 1 CS: 0	PA: 40		
PITCHER	IP WLS BF H R ER SO BB IBB HBP BLK WP HR S P ERA WHIP																					
Larry Jansen, R ERA: 4.05	(1, 1) 4.0 19 5 6 4 5 1 0 0 0 0 0 0 14 18 9.00 1.250																					
Hoyt Wilhelm, R ERA: 2.79	(5, 1) 3.0 13 3 1 1 1 1 0 0 0 0 0 0 14 18 3.00 1.333																					
George Spenser, R ERA: 4.82	(8, 1) 0.1 3 2 2 2 0 0 0 0 0 0 0 1 3 3 54.00 6.000																					
Max Lanier, L ERA: 4.09	(8, 1) 0.0 L 2 1 1 1 0 1 0 0 0 0 0 0 1 5 ∞ ∞																					
Hal Gregg, R ERA: 4.24	(8, 1) 0.2 3 1 1 1 0 0 0 0 0 0 0 0 3 3 13.50 1.500																					

Batter	1	2	3	4	5	6	7	8	9	AB	R	H	RBI	BB	SO	LOB	TOP										
Davey Williams, R (1, 4) OBP: 0.343, SLG: 0.404											0	0	0	0	0	0	0	New York Giants @ Boston Braves Braves Field, Boston, MA Mon Aug 11 1952, 3:38 AM EDT Att: 3,463 - Unknown livebaseballscorecards.com									
Alvin Dark, R (1, 6) OBP: 0.350, SLG: 0.400											0	0	0	0	0	0	0										
Whitey Lockman, L (1, 3) OBP: 0.382, SLG: 0.412											0	0	0	0	0	0	0										
Hank Thompson, L (1, 5) OBP: 0.362, SLG: 0.498											0	0	0	0	0	0	0										
Dusty Rhodes, L (1, 8) OBP: 0.333, SLG: 0.579											0	0	0	0	0	0	0										
George Wilson, L (1, 7) OBP: 0.278, SLG: 0.360											0	0	0	0	0	0	0										
Don Mueller, L (1, 9) OBP: 0.316, SLG: 0.404											0	0	0	0	0	0	0										
Wes Westrum, R (1, 2) OBP: 0.360, SLG: 0.436											0	0	0	0	0	0	0										
Dave Koslo, L (1, 1) OBP: 0.081, SLG: 0.083											0	0	0	0	0	0	0										
Inning Stats											1B: 0	SF: 0	WP: 0	PA: 0	2B: 0	SAC: 0	FB: 0		3B: 0	DP: 0	SB: 0	HR: 0	HBP: 0	CS: 0			
PITCHER Lew Burdette, R (1, 1) ERA: 3.33	IP	WLS	BF	H	R	ER	SO	BB	IBB	HBP	BLK	WP	HR	S	P	ERA	WHIP	PITCHER									
	0.0	W	0	0	0	0	0	0	0	0	0	0	0	0	0	∞	∞										

Batter	1	2	3	4	5	6	7	8	9	AB	R	H	RBI	BB	SO	LOB	BOTTOM										
Sam Jethroe, S (1, 8) OBP: 0.327, SLG: 0.382											0	0	0	0	0	0	0	New York Giants @ Boston Braves Braves Field, Boston, MA Mon Aug 11 1952, 3:38 AM EDT Att: 3,463 - Unknown livebaseballscorecards.com									
Johnny Logan, R (1, 6) OBP: 0.338, SLG: 0.355											0	0	0	0	0	0	0										
Bob Thorpe, R (1, 9) OBP: 0.275, SLG: 0.350											0	0	0	0	0	0	0										
Sid Gordon, R (1, 7) OBP: 0.400, SLG: 0.504											0	0	0	0	0	0	0										
Paul Burris, R (1, 2) OBP: 0.263, SLG: 0.338											0	0	0	0	0	0	0										
Earl Torgeson, L (1, 3) OBP: 0.388, SLG: 0.322											0	0	0	0	0	0	0										
Sibby Sisti, R (1, 5) OBP: 0.289, SLG: 0.331											0	0	0	0	0	0	0										
Jack Dittmer, L (1, 4) OBP: 0.229, SLG: 0.269											0	0	0	0	0	0	0										
Lew Burdette, R (1, 1) OBP: 0.167, SLG: 0.063											0	0	0	0	0	0	0										
Inning Stats											1B: 0	SF: 0	WP: 0	PA: 0	2B: 0	SAC: 0	FB: 0		3B: 0	DP: 0	SB: 0	HR: 0	HBP: 0	CS: 0			
PITCHER Dave Koslo, L (1, 1) ERA: 3.25	IP	WLS	BF	H	R	ER	SO	BB	IBB	HBP	BLK	WP	HR	S	P	ERA	WHIP	PITCHER									
	0.0	L	0	0	0	0	0	0	0	0	0	0	0	0	0	∞	∞										

Batter	1	2	3	4	5	6	7	8	9	AB	R	H	RBI	BB	SO	LOB	TOP			
Sam Jethroe, S OBP: 0.326, SLG: 0.389										4	0	0	0	0	2	0	Boston Braves @ Philadelphia Phillies Shibe Park, Philadelphia, PA Wed Aug 13 1952, 3:33 AM EDT Unknown			
Johnny Logan, R OBP: 0.333, SLG: 0.348										4	0	0	0	0	0	0				
Earl Torgeson, L OBP: 0.369, SLG: 0.319										4	0	1	0	0	0	0				
Walker Cooper, R OBP: 0.286, SLG: 0.352										4	0	0	0	0	1	1				
Sid Gordon, R OBP: 0.394, SLG: 0.494										3	0	0	0	0	2	0				
Bob Thorpe, R OBP: 0.271, SLG: 0.344										3	0	1	0	0	1	0				
Eddie Mathews, L OBP: 0.314, SLG: 0.428										3	0	2	0	0	0	0				
Jack Dittmer, L OBP: 0.227, SLG: 0.266										3	0	1	0	0	0	3				
Vern Bickford, R OBP: 0.176, SLG: 0.196										2	0	0	0	0	2	1				
Ernie Johnson, R OBP: 0.275, SLG: 0.256										0	0	0	0	0	0	0				
Jack Daniels, L OBP: 0.275, SLG: 0.256										1	0	0	0	0	0	1				
Bob Chipman, L										0	0	0	0	0	0	0				
Inning Stats	R: 0 E: 0 K: 0 S: 3	H: 0 LOB: 0 BB: 0 P: 3	R: 0 E: 0 K: 1 S: 7	H: 2 LOB: 2 BB: 0 P: 7	R: 0 E: 0 K: 1 S: 5	H: 0 LOB: 0 BB: 0 P: 5	R: 0 E: 0 K: 1 S: 5	H: 0 LOB: 0 BB: 0 P: 5	R: 0 E: 0 K: 1 S: 6	H: 1 LOB: 1 BB: 0 P: 6	R: 0 E: 0 K: 2 S: 5	H: 0 LOB: 0 BB: 0 P: 7	R: 0 E: 0 K: 0 S: 3	H: 1 LOB: 0 BB: 0 P: 3	R: 0 E: 1 K: 1 S: 6	H: 1 LOB: 1 BB: 0 P: 6	1B: 5 2B: 1 3B: 0 HR: 0	SF: 0 SAC: 0 DP: 1 HBP: 0	WP: 0 PB: 0 SB: 0 CS: 0	PA: 31
PITCHER Karl Drews, R ERA: 2.7	IP: 9.0 WLS: W BF: 31 H: 5 R: 0 ER: 0 SO: 8 BB: 0 IBB: 0 HBP: 0 BLK: 0 WP: 0 HR: 0 S: 47 P: 47 ERA: 0.00 WHIP: 0.556																			

Batter	1	2	3	4	5	6	7	8	9	AB	R	H	RBI	BB	SO	LOB	BOTTOM			
Connie Ryan, R OBP: 0.350, SLG: 0.397										3	1	1	1	1	0	1	Boston Braves @ Philadelphia Phillies Shibe Park, Philadelphia, PA Wed Aug 13 1952, 3:33 AM EDT Unknown			
Richie Ashburn, L OBP: 0.362, SLG: 0.360										3	0	0	0	1	0	2				
Johnny Wyrostek, L OBP: 0.362, SLG: 0.359										4	1	2	0	0	1	0				
Del Ennis, R OBP: 0.327, SLG: 0.469										3	1	1	1	0	0	1				
Granny Hamner, R OBP: 0.306, SLG: 0.431										3	0	1	0	0	0	1				
Willie Jones, R OBP: 0.328, SLG: 0.368										3	0	1	1	0	0	1				
Smoky Burgess, L OBP: 0.371, SLG: 0.420										2	0	0	0	1	0	1				
Eddie Waitkus, L OBP: 0.365, SLG: 0.370										2	0	1	0	1	0	1				
Karl Drews, R OBP: 0.158, SLG: 0.145										2	0	0	0	0	0	1				
Inning Stats	R: 0 E: 0 K: 0 S: 3	H: 1 LOB: 1 BB: 1 P: 7	R: 0 E: 0 K: 0 S: 3	H: 1 LOB: 1 BB: 1 P: 7	R: 0 E: 0 K: 0 S: 2	H: 0 LOB: 0 BB: 1 P: 6	R: 1 E: 1 K: 0 S: 5	H: 2 LOB: 1 BB: 0 P: 5	R: 0 E: 0 K: 0 S: 4	H: 1 LOB: 1 BB: 0 P: 4	R: 1 E: 0 K: 0 S: 4	H: 1 LOB: 0 BB: 1 P: 4	R: 0 E: 0 K: 0 S: 2	H: 0 LOB: 0 BB: 1 P: 6	R: 1 E: 0 K: 1 S: 6	H: 1 LOB: 0 BB: 0 P: 6		1B: 5 2B: 2 3B: 0 HR: 2	SF: 0 SAC: 2 DP: 3 HBP: 0	WP: 0 PB: 0 SB: 0 CS: 0
PITCHER Vern Bickford, R ERA: 3.74 Ernie Johnson, R ERA: 5.1 Bob Chipman, L ERA: 2.49	IP: 6.0 WLS: L BF: 24 H: 6 R: 2 ER: 2 SO: 2 BB: 2 IBB: 0 HBP: 0 BLK: 0 WP: 0 HR: 1 S: 21 P: 33 ERA: 3.00 WHIP: 1.500	IP: 1.0 WLS: 3 BF: 0 H: 0 R: 0 ER: 0 SO: 0 BB: 1 IBB: 0 HBP: 0 BLK: 0 WP: 0 HR: 0 S: 2 P: 6 ERA: 0.00 WHIP: 1.000	IP: 1.0 WLS: 4 BF: 1 H: 1 R: 1 ER: 1 SO: 1 BB: 0 IBB: 0 HBP: 0 BLK: 0 WP: 0 HR: 1 S: 6 P: 6 ERA: 9.00 WHIP: 1.000																	

AB	31
R	0
H	5
RBI	0
BB	0
SO	8
LOB	6

AB	25
R	3
H	7
RBI	3
BB	4
SO	1
LOB	9



Batter	1	2	3	4	5	6	7	8	9	AB	R	H	RBI	BB	SO	LOB	TOP					
Sam Jethroe, S OBP: 0.336, SLG: 0.413 (1, 8)										5	0	3	2	0	1	0	Boston Braves @ Philadelphia Phillies Shibe Park, Philadelphia, PA Thu Aug 14 1952, 3:33 AM EDT Att: 3,391 - Unknown livebaseballscorecards.com					
Johnny Logan, R OBP: 0.336, SLG: 0.351 (1, 6)										5	0	2	0	0	0	4						
Earl Torgeson, L OBP: 0.367, SLG: 0.315 (1, 3)										5	0	0	0	0	0	7						
Walker Cooper, R OBP: 0.288, SLG: 0.353 (1, 2)										5	1	2	0	0	0	4						
Sid Gordon, R OBP: 0.390, SLG: 0.496 (1, 7)										4	0	0	0	0	0	4						
Bob Thorpe, R OBP: 0.269, SLG: 0.337 (1, 9)										3	1	0	0	1	0	1						
Eddie Mathews, L OBP: 0.315, SLG: 0.441 (1, 5)										4	1	1	1	0	1	1						
Jack Dittmer, L OBP: 0.228, SLG: 0.262 (1, 4)										3	0	1	0	1	0	1						
Warren Spahn, L OBP: 0.238, SLG: 0.341 Dave Cole, R (7, 1)										3	0	0	0	0	1	4						
Jack Daniels, L OBP: 0.273, SLG: 0.254 (9, PH)										0	0	0	0	0	0	0						
Inning Stats	R: 0 E: 0 K: 0 S: 4	H: 1 LOB: 1 BB: 0 P: 4	R: 0 E: 0 K: 0 S: 3	H: 0 LOB: 0 BB: 0 P: 3	R: 0 E: 0 K: 1 S: 5	H: 0 LOB: 0 BB: 0 P: 5	R: 0 E: 0 K: 0 S: 4	H: 1 LOB: 1 BB: 0 P: 4	R: 0 E: 0 K: 1 S: 6	H: 1 LOB: 1 BB: 0 P: 6	R: 0 E: 0 K: 0 S: 5	H: 2 LOB: 2 BB: 0 P: 5	R: 2 E: 1 K: 1 S: 7	H: 1 LOB: 2 BB: 2 P: 15	R: 1 E: 0 K: 0 S: 5	H: 2 LOB: 1 BB: 0 P: 5	R: 0 E: 1 K: 0 S: 5	H: 1 LOB: 2 BB: 0 P: 5	1B: 7 2B: 1 3B: 1 HR: 0	SF: 0 SAC: 0 DP: 0 HBP: 0	WP: 0 PB: 0 SB: 0 CS: 0	PA: 40
PITCHER Russ Meyer, R ERA: 3.27 (1, 1)	IP: 9.0 WLS: W BF: 40	H: 9 R: 3 ER: 2 SO: 3	BB: 2 IBB: 0 HBP: 0 BLK: 0	WP: 0 HR: 0 S: 44 P: 52	ERA: 2.00 WHIP: 1.222	PITCHER IP: WLS: BF: H: R: ER: SO: BB: IBB: HBP: BLK: WP: HR: S: P: ERA: WHIP																

Batter	1	2	3	4	5	6	7	8	9	AB	R	H	RBI	BB	SO	LOB	BOTTOM		
Connie Ryan, R OBP: 0.348, SLG: 0.392 (1, 4)										3	0	0	0	1	2	0	Boston Braves @ Philadelphia Phillies Shibe Park, Philadelphia, PA Thu Aug 14 1952, 3:33 AM EDT Att: 3,391 - Unknown livebaseballscorecards.com		
Richie Ashburn, L OBP: 0.360, SLG: 0.357 (1, 8)										4	0	1	0	0	0	3			
Mel Clark, R OBP: 0.349, SLG: 0.456 (1, 9)										4	1	2	0	0	0	1			
Del Ennis, R OBP: 0.328, SLG: 0.471 (1, 7)										4	2	3	1	0	1	0			
Granny Hamner, R OBP: 0.307, SLG: 0.431 (1, 6)										4	1	1	0	0	0	3			
Willie Jones, R OBP: 0.329, SLG: 0.369 (1, 5)										4	1	2	1	0	0	2			
Stan Lopata, R OBP: 0.405, SLG: 0.435 (1, 2)										3	0	0	0	1	1	2			
Eddie Waitkus, L OBP: 0.365, SLG: 0.368 (1, 3)										3	0	1	2	1	0	2			
Russ Meyer, S OBP: 0.117, SLG: 0.155 (1, 1)										3	0	0	0	1	1	3			
Inning Stats	R: 0 E: 0 K: 0 S: 3	H: 1 LOB: 0 BB: 0 P: 3	R: 0 E: 0 K: 1 S: 5	H: 0 LOB: 0 BB: 0 P: 5	R: 0 E: 0 K: 1 S: 5	H: 0 LOB: 0 BB: 0 P: 5	R: 2 E: 0 K: 0 S: 5	H: 2 LOB: 3 BB: 3 P: 17	R: 3 E: 0 K: 0 S: 7	H: 4 LOB: 1 BB: 0 P: 7	R: 0 E: 0 K: 1 S: 7	H: 2 LOB: 2 BB: 0 P: 7	R: 0 E: 0 K: 0 S: 3	H: 1 LOB: 1 BB: 1 P: 7	1B: 8 2B: 1 3B: 1 HR: 0	SF: 0 SAC: 0 DP: 2 HBP: 0		WP: 0 PB: 1 SB: 0 CS: 0	PA: 36
PITCHER Warren Spahn, L ERA: 2.99 Dave Cole, R ERA: 3.35 (7, 1)	IP: 6.0 WLS: L BF: 27	H: 7 R: 5 ER: 4 SO: 4	BB: 2 IBB: 1 HBP: 0 BLK: 0	WP: 0 HR: 0 S: 32 P: 44	ERA: 6.00 WHIP: 1.500	PITCHER IP: WLS: BF: H: R: ER: SO: BB: IBB: HBP: BLK: WP: HR: S: P: ERA: WHIP													

Batter	1	2	3	4	5	6	7	8	9	AB	R	H	RBI	BB	SO	LOB	TOP		
Sam Jethroe, S (1, 8) OBP: 0.333, SLG: 0.409	1-3			G3		F2		K		4	0	0	0	0	1	3			
Johnny Logan, R (1, 6) OBP: 0.334, SLG: 0.349	4-3			6-3			F9		FC1-5 SH 1B	4	0	1	0	0	0	0			
Earl Torgeson, L (1, 3) OBP: 0.363, SLG: 0.311	4-3			K			K		SH BB FC1-5 E	3	1	0	0	0	2	0			
Walker Cooper, R (1, 2) OBP: 0.284, SLG: 0.348 Warren Spahn, L (9, PR) OBP: 0.236, SLG: 0.341 Paul Burris, R (9, 2) OBP: 0.273, SLG: 0.345		5-3			1-3			5-3		FC1-5 E BB 1B	4	0	0	0	0	2			
Sid Gordon, R (1, 7) OBP: 0.393, SLG: 0.496		G6-3 BB			K			FC5 BB 1B	FC1-5 E 1B	2	1	1	0	2	1	0			
Eddie Mathews, L (1, 5) OBP: 0.314, SLG: 0.437		G6-3 1-2f			3-1			FC5-4 BB 1B	E1 9-3-5 1B	3	1	0	1	1	0	3			
Jack Daniels, L (1, 9) OBP: 0.272, SLG: 0.254			4-3			G3		FC5 FC5-4 1-2 2-3f	1B	4	0	1	1	0	0	2			
Jack Dittmer, L (1, 4) OBP: 0.224, SLG: 0.256			K			G3		FC5-4 1B 1-2 2-3f	9-3-5 2-3f 3-H	4	0	0	1	0	1	4			
Jim Wilson, R (1, 1) OBP: 0.156, SLG: 0.175 Bob Thorpe, R (8, PH) OBP: 0.272, SLG: 0.340 Jack Cusick, R (8, PR) OBP: 0.224, SLG: 0.183 Ernie Johnson, R (8, 1) Sheldon Jones, R (9, 1)			5-3			E6		1B 1-2 3-H		2	0	0	0	0	0	0			
Inning Stats	R: 0 E: 0 K: 0 S: 3	H: 0 LOB: 0 BB: 0 P: 3	R: 0 E: 0 K: 0 S: 2	H: 0 LOB: 0 BB: 1 P: 6	R: 0 E: 0 K: 1 S: 5	H: 0 LOB: 0 BB: 0 P: 5	R: 0 E: 0 K: 1 S: 5	H: 0 LOB: 0 BB: 0 P: 5	R: 0 E: 1 K: 0 S: 4	H: 0 LOB: 1 BB: 0 P: 4	R: 0 E: 0 K: 1 S: 5	H: 0 LOB: 0 BB: 0 P: 5	R: 0 E: 0 K: 1 S: 7	H: 2 LOB: 2 BB: 1 P: 11	R: 3 E: 2 K: 0 S: 6	H: 2 LOB: 1 BB: 1 P: 10	1B: 4 2B: 1 3B: 0 HR: 0	SF: 0 SAC: 1 DP: 2 HBP: 0	WP: 0 PA: 35 PB: 0 SB: 0 CS: 0
PITCHER	IP WLS BF H R ER SO BB IBB HBP BLK WP HR S P ERA WHIP																		
Larry Jansen, R (1, 1) ERA: 3.81	8.1 L 33 3 4 1 5 3 0 0 0 0 0 0 40 52 1.08 0.720																		
Hoyt Wilhelm, R (9, 1) ERA: 2.79	0.2 2 1 0 0 0 0 0 0 0 0 0 0 2 2 0.00 1.500																		

Boston Braves @ New York Giants
Polo Grounds, New York, NY
Fri Aug 15 1952, 3:33 AM EDT
Unknown

AB	31
R	4
H	4
RBI	4
BB	3
SO	5
LOB	14



Batter	1	2	3	4	5	6	7	8	9	AB	R	H	RBI	BB	SO	LOB	BOTTOM				
Davey Williams, R (1, 4) OBP: 0.335, SLG: 0.397	HR		F9			L8		K		4	1	1	1	0	1	1					
Alvin Dark, R (1, 6) OBP: 0.344, SLG: 0.392	4-3		L5			F9		F6		4	0	0	0	0	0	1					
Whitey Lockman, L (1, 3) OBP: 0.388, SLG: 0.418	L6-3 1B			1-3		1-3			3B 1B	4	1	2	0	0	0	0					
Hank Thompson, L (1, 5) OBP: 0.359, SLG: 0.497	L6-3 1-2			4-3		4-3			1-H 3B	4	0	1	1	0	0	1					
Dusty Rhodes, L (1, 7) OBP: 0.336, SLG: 0.558		4-1		K			2B		G3	4	0	1	0	0	1	1					
Bobby Thomson, R (1, 8) OBP: 0.339, SLG: 0.478		K			K	F2			F4	4	0	0	0	0	2	2					
Clint Hartung, R (1, 9) OBP: 0.292, SLG: 0.455 George Wilson, L (9, PH) OBP: 0.259, SLG: 0.333						FC5-4 BB		K	F8	2	1	1	1	1	1	1					
Wes Westrum, R (1, 2) OBP: 0.360, SLG: 0.429		K2-3				FC5-4 1-2f		F4		3	0	0	0	0	1	1					
Larry Jansen, R (1, 1) OBP: 0.340, SLG: 0.209 Hoyt Wilhelm, R (9, 1) OBP: 0.222, SLG: 0.308			F4			K			BB	2	0	0	0	1	1	1					
Inning Stats	R: 1 E: 0 K: 0 S: 4	H: 2 LOB: 0 BB: 0 P: 4	R: 1 E: 0 K: 2 S: 8	H: 1 LOB: 0 BB: 0 P: 8	R: 0 E: 0 K: 0 S: 3	H: 0 LOB: 0 BB: 0 P: 3	R: 0 E: 0 K: 1 S: 5	H: 0 LOB: 0 BB: 0 P: 5	R: 0 E: 0 K: 2 S: 7	H: 0 LOB: 1 BB: 1 P: 11	R: 0 E: 0 K: 0 S: 3	H: 0 LOB: 0 BB: 0 P: 3	R: 0 E: 0 K: 1 S: 6	H: 1 LOB: 1 BB: 0 P: 6	R: 0 E: 0 K: 1 S: 5	H: 0 LOB: 1 BB: 1 P: 9	R: 1 E: 0 K: 0 S: 5	H: 2 LOB: 1 BB: 0 P: 5	1B: 2 2B: 2 3B: 1 HR: 2	SF: 0 SAC: 0 DP: 1 HBP: 0	WP: 0 PA: 34 PB: 0 SB: 0 CS: 0
PITCHER	IP WLS BF H R ER SO BB IBB HBP BLK WP HR S P ERA WHIP																				
Jim Wilson, R (1, 1) ERA: 4.06	7.0 W 25 4 2 2 6 1 0 0 0 0 0 0 7 11 2.57 0.714																				
Ernie Johnson, R (8, 1) ERA: 5.19	1.0 W 6 2 1 1 1 1 0 0 0 0 0 0 7 11 9.00 3.000																				
Sheldon Jones, R (9, 1) ERA: 5.08	1.0 S 3 0 0 0 0 0 0 0 0 0 0 0 3 3 0.00 0.000																				

Boston Braves @ New York Giants
Polo Grounds, New York, NY
Fri Aug 15 1952, 3:33 AM EDT
Unknown

AB	32
R	3
H	6
RBI	3
BB	2
SO	7
LOB	10



Batter	1	2	3	4	5	6	7	8	9	AB	R	H	RBI	BB	SO	LOB	TOP					
Sam Jethroe, S OBP: 0.335, SLG: 0.408										3	0	1	0	1	0	0	Boston Braves @ New York Giants Polo Grounds, New York, NY Fri Aug 15 1952, 3:38 AM EDT Att: 13,969 - Unknown					
Johnny Logan, R OBP: 0.333, SLG: 0.359										4	1	1	1	0	1	3						
Earl Torgeson, L OBP: 0.357, SLG: 0.305										4	0	0	0	0	1	0						
Sid Gordon, R OBP: 0.392, SLG: 0.496										4	0	1	0	0	0	0						
Bob Thorpe, R OBP: 0.272, SLG: 0.338										4	0	1	0	0	1	1						
Eddie Mathews, L OBP: 0.312, SLG: 0.433										3	0	0	0	0	3	2						
Paul Burnis, R OBP: 0.264, SLG: 0.333										3	0	0	0	0	1	1						
Jack Dittmer, L OBP: 0.221, SLG: 0.252										3	0	0	0	0	0	0						
Lew Burdette, R OBP: 0.167, SLG: 0.091										3	0	1	0	0	0	0						
Inning Stats	R: 0 E: 0 K: 0 S: 3	H: 1 LOB: 0 BB: 0 P: 3	R: 0 E: 0 K: 1 S: 6	H: 1 LOB: 1 BB: 0 P: 6	R: 0 E: 0 K: 0 S: 3	H: 0 LOB: 0 BB: 0 P: 3	R: 1 E: 0 K: 0 S: 4	H: 1 LOB: 0 BB: 0 P: 4	R: 0 E: 0 K: 2 S: 7	H: 0 LOB: 0 BB: 0 P: 7	R: 0 E: 0 K: 0 S: 3	H: 0 LOB: 0 BB: 0 P: 3	R: 0 E: 0 K: 2 S: 8	H: 1 LOB: 1 BB: 0 P: 8	R: 0 E: 0 K: 1 S: 6	H: 1 LOB: 2 BB: 1 P: 10	R: 0 E: 0 K: 1 S: 5	H: 0 LOB: 0 BB: 0 P: 5	1B: 3 2B: 1 3B: 0 HR: 1	SF: 0 SAC: 0 DP: 0 HBP: 0	WP: 0 PB: 0 SB: 0 CS: 0	PA: 32
PITCHER Max Lanier, L ERA: 3.87	IP: 9.0 WLS: W BF: 32	H: 5 R: 1 ER: 1 SO: 7	BB: 1 IBB: 0 HBP: 0 BLK: 0	WP: 0 HR: 1 S: 45 P: 49	ERA: 1.00 WHIP: 0.667											PITCHER	IP: 9.0 WLS: W BF: 32	H: 5 R: 1 ER: 1 SO: 7	BB: 1 IBB: 0 HBP: 0 BLK: 0	WP: 0 HR: 1 S: 45 P: 49	ERA: 1.00 WHIP: 0.667	

AB	31
R	1
H	5
RBI	1
BB	1
SO	7
LOB	7



Batter	1	2	3	4	5	6	7	8	9	AB	R	H	RBI	BB	SO	LOB	BOTTOM				
Davey Williams, R OBP: 0.333, SLG: 0.394										4	0	0	0	0	1	2	Boston Braves @ New York Giants Polo Grounds, New York, NY Fri Aug 15 1952, 3:38 AM EDT Att: 13,969 - Unknown				
Alvin Dark, R OBP: 0.344, SLG: 0.390										4	0	1	0	0	1	2					
Whitey Lockman, L OBP: 0.389, SLG: 0.419										4	1	2	0	0	0	0					
Hank Thompson, L OBP: 0.361, SLG: 0.505										3	1	1	2	1	0	2					
Dusty Rhodes, L OBP: 0.341, SLG: 0.552										3	0	1	0	1	1	1					
Bobby Thomson, R OBP: 0.336, SLG: 0.473										4	0	0	0	0	0	4					
Clint Hartung, R OBP: 0.333, SLG: 0.600										3	1	2	1	0	0	0					
Wes Westrum, R OBP: 0.360, SLG: 0.428										3	0	1	0	0	2	0					
Max Lanier, R OBP: 0.294, SLG: 0.353										3	0	1	0	0	0	0					
Inning Stats	R: 0 E: 0 K: 0 S: 5	H: 2 LOB: 3 BB: 1 P: 9	R: 0 E: 0 K: 1 S: 5	H: 0 LOB: 0 BB: 0 P: 5	R: 0 E: 0 K: 0 S: 2	H: 0 LOB: 0 BB: 1 P: 6	R: 0 E: 0 K: 2 S: 9	H: 3 LOB: 2 BB: 0 P: 9	R: 0 E: 0 K: 1 S: 5	H: 0 LOB: 0 BB: 0 P: 5	R: 1 E: 0 K: 1 S: 6	H: 1 LOB: 0 BB: 0 P: 6	R: 2 E: 0 K: 0 S: 6	H: 3 LOB: 1 BB: 0 P: 6	R: 0 E: 0 K: 0 S: 6	H: 0 LOB: 0 BB: 0 P: 6	1B: 7 2B: 0 3B: 0 HR: 2	SF: 0 SAC: 0 DP: 1 HBP: 0	WP: 0 PB: 0 SB: 0 CS: 0	PA: 33	
PITCHER Lew Burdette, R ERA: 3.2	IP: 8.0 WLS: L BF: 33	H: 9 R: 3 ER: 3 SO: 5	BB: 2 IBB: 0 HBP: 0 BLK: 0	WP: 0 HR: 2 S: 41 P: 49	ERA: 3.38 WHIP: 1.375											PITCHER	IP: 8.0 WLS: L BF: 33	H: 9 R: 3 ER: 3 SO: 5	BB: 2 IBB: 0 HBP: 0 BLK: 0	WP: 0 HR: 2 S: 41 P: 49	ERA: 3.38 WHIP: 1.375



Batter	1	2	3	4	5	6	7	8	9	AB	R	H	RBI	BB	SO	LOB	TOP					
Sam Jethroe, S OBP: 0.331, SLG: 0.404 (1, 8)	F8		4-3	F9		4-3			4-3	5	0	0	0	0	0	2	Boston Braves @ New York Giants Polo Grounds, New York, NY Sun Aug 17 1952, 3:33 AM EDT Unknown					
Johnny Logan, R OBP: 0.338, SLG: 0.372 (1, 6)	F8		F7		FC5-2 1B		1B F8 HBP		HR	4	2	2	1	0	0	0						
Earl Torgeson, L OBP: 0.365, SLG: 0.317 (1, 3)					E5 FC5-2 HR 1B		WP 1B		L8	4	1	3	0	1	0	0						
Walker Cooper, R OBP: 0.282, SLG: 0.345 (1, 2)	F7		5-3		FC5-2 HR		F8			5	1	1	1	0	0	5						
Sid Gordon, R OBP: 0.394, SLG: 0.507 (1, 7)							L7			4	2	2	3	1	0	2						
Eddie Mathews, L OBP: 0.311, SLG: 0.431 (1, 5)										4	1	1	0	0	0	3						
Jack Daniels, L OBP: 0.271, SLG: 0.254 (1, 9)										4	0	1	1	0	1	1						
Jack Dittmer, L OBP: 0.221, SLG: 0.249 (1, 4)										3	0	0	0	1	1	0						
Max Surkont, R OBP: 0.125, SLG: 0.149 (1, 1)										4	0	0	1	0	1	3						
Inning Stats	R: 0 E: 0 K: 0 S: 3	H: 0 LOB: 1 BB: 1 P: 7	R: 1 E: 1 K: 0 S: 5	H: 1 LOB: 1 BB: 0 P: 5	R: 0 E: 0 K: 0 S: 4	H: 1 LOB: 2 BB: 0 P: 12	R: 3 E: 1 K: 0 S: 6	H: 4 LOB: 0 BB: 0 P: 6	R: 0 E: 0 K: 0 S: 3	H: 0 LOB: 0 BB: 0 P: 3	R: 1 E: 0 K: 0 S: 4	H: 1 LOB: 1 BB: 0 P: 5	R: 0 E: 0 K: 3 S: 9	H: 0 LOB: 0 BB: 0 P: 9	R: 1 E: 0 K: 0 S: 5	H: 2 LOB: 1 BB: 0 P: 5		1B: 6 2B: 2 3B: 0 HR: 2	SF: 0 SAC: 0 DP: 0 HBP: 1	WP: 1 PB: 0 SB: 0 CS: 1	PA: 42	
PITCHER	IP WLS BF H R ER SO BB IBB HBP BLK WP HR S P ERA WHIP																					
Jim Hearn, R ERA: 3.65 (1, 1)	4.1 L 23 6 5 4 0 3 0 0 0 0 0 1 20 32 8.31 2.077																					
Monty Kennedy, L ERA: 3.44 (5, 1)	0.2 2 1 0 0 0 0 0 0 0 0 0 0 2 2 0.00 1.500																					
George Spencer, R ERA: 4.81 (6, 1)	2.0 8 1 1 1 0 0 0 0 1 0 0 1 0 7 8 4.50 0.500																					
Hoyt Wilhelm, R ERA: 2.77 (8, 1)	1.0 3 0 0 0 3 0 0 0 0 0 0 0 9 9 0.00 0.000																					
Hal Gregg, R ERA: 4.71 (9, 1)	1.0 5 2 1 1 0 0 0 0 0 0 0 1 5 5 9.00 2.000																					
Batter	1	2	3	4	5	6	7	8	9	AB	R	H	RBI	BB	SO	LOB	BOTTOM					
Davey Williams, R OBP: 0.331, SLG: 0.329 (1, 4)	F3		L9				G3		FC6-4	3	0	0	0	0	0	1	Boston Braves @ New York Giants Polo Grounds, New York, NY Sun Aug 17 1952, 3:33 AM EDT Unknown					
George Spencer, R OBP: 0.125, SLG: 0.125 (7, PH)										0	0	0	0	0	0	0						
George Wilson, L OBP: 0.296, SLG: 0.329 (8, 1)										1	0	0	0	0	0	1						
Hoyt Wilhelm, R OBP: 0.222, SLG: 0.338 (8, PH)										0	0	0	0	0	0	0						
Don Mueller, L OBP: 0.217, SLG: 0.064 (8, PH)										1	0	0	0	0	0	1						
Hal Gregg, R OBP: 0.125, SLG: 0.125 (9, 1)										0	0	0	0	0	0	0						
Alvin Dark, R OBP: 0.346, SLG: 0.393 (1, 6)	F8		5-3				2B G3 1B		FC6-4 1B	5	1	3	1	0	0	0						
Whitey Lockman, L OBP: 0.389, SLG: 0.421 (1, 3)	4-3						G3 2B		FC6-4 G4-3-6	5	0	2	0	0	0	2						
Hank Thompson, L OBP: 0.358, SLG: 0.498 (1, 5)							FC5-4 G3 BB		G4-3-6	4	0	0	0	1	1	2						
Dusty Rhodes, L OBP: 0.346, SLG: 0.571 (1, 7)							G3			3	1	1	2	1	0	2						
Bobby Thomson, R OBP: 0.335, SLG: 0.471 (1, 8)							F5 FC5			4	0	1	0	0	0	3						
Clint Hartung, R OBP: 0.355, SLG: 0.571 (1, 9)										3	0	1	0	1	0	1						
Wes Westrum, R OBP: 0.362, SLG: 0.425 (1, 2)										2	0	0	0	2	1	2						
Jim Hearn, R OBP: 0.197, SLG: 0.297 (1, 1)										1	0	0	0	0	0	3						
Monty Kennedy, R OBP: 0.059, SLG: 0.059 (5, 1)										0	0	0	0	0	0	0						
Bill Rigney, R OBP: 0.364, SLG: 0.333 (6, 4)										3	1	1	0	0	1	1						
Inning Stats	R: 0 E: 0 K: 0 S: 3	H: 0 LOB: 0 BB: 0 P: 3	R: 0 E: 1 K: 0 S: 3	H: 0 LOB: 3 BB: 3 P: 15	R: 0 E: 0 K: 1 S: 6	H: 1 LOB: 1 BB: 0 P: 6	R: 0 E: 0 K: 0 S: 4	H: 1 LOB: 1 BB: 0 P: 4	R: 0 E: 0 K: 1 S: 6	H: 1 LOB: 1 BB: 0 P: 6	R: 1 E: 0 K: 0 S: 7	H: 2 LOB: 1 BB: 0 P: 7	R: 2 E: 0 K: 0 S: 6	H: 3 LOB: 2 BB: 1 P: 10	R: 0 E: 0 K: 1 S: 5	H: 0 LOB: 1 BB: 1 P: 9	R: 0 E: 0 K: 0 S: 3	H: 1 LOB: 0 BB: 0 P: 3	1B: 7 2B: 1 3B: 0 HR: 1	SF: 0 SAC: 0 DP: 1 HBP: 0	WP: 0 PB: 0 SB: 0 CS: 0	PA: 40
PITCHER	IP WLS BF H R ER SO BB IBB HBP BLK WP HR S P ERA WHIP																					
Max Surkont, R ERA: 3.9 (1, 1)	9.0 W 40 9 3 3 4 5 0 0 0 0 0 1 43 63 3.00 1.556																					


Batter	1	2	3	4	5	6	7	8	9	AB	R	H	RBI	BB	SO	LOB	TOP	
Sam Jethroe, S OBP: 0.335, SLG: 0.411 (1, 8)										4	1	3	0	0	0	0	Boston Braves @ New York Giants Polo Grounds, New York, NY Sun Aug 17 1952, 3:38 AM EDT Att: 22,918 - Unknown livebaseballscorecards.com	
Johnny Logan, R OBP: 0.337, SLG: 0.370 (1, 6)										4	1	1	0	0	1	3		
Earl Torgeson, L OBP: 0.364, SLG: 0.316 (1, 3)										4	0	1	1	0	0	1		
Sid Gordon, R OBP: 0.391, SLG: 0.501 (1, 7)										4	0	0	0	0	1	2		
Bob Thorpe, R OBP: 0.271, SLG: 0.337 (1, 9)										4	0	1	0	0	0	2		
Eddie Mathews, L OBP: 0.305, SLG: 0.428 (1, 5)										3	0	0	0	0	1	3		
Paul Burns, R OBP: 0.295, SLG: 0.322 (1, 2)										3	0	0	0	0	0	2		
Jack Dittmer, L OBP: 0.219, SLG: 0.246 (7, PH)										2	0	0	0	0	1	0		
Sibby Sisti, R OBP: 0.283, SLG: 0.324 (7, 4)										1	0	0	0	0	0	0		
Warren Spahn, L OBP: 0.233, SLG: 0.333 (7, PH)										2	0	0	0	0	0	0		
Walker Cooper, R OBP: 0.281, SLG: 0.344 (7, 1)										1	0	0	0	0	1	0		
Dave Cole, R (7, 1)										0	0	0	0	0	0	0		
Inning Stats	R: 0 E: 1 K: 1 S: 6	H: 0 LOB: 1 BB: 0 P: 6	R: 0 E: 0 K: 0 S: 3	H: 0 LOB: 0 BB: 0 P: 3	R: 0 E: 0 K: 0 S: 4	H: 1 LOB: 1 BB: 0 P: 4	R: 0 E: 0 K: 0 S: 4	H: 1 LOB: 1 BB: 0 P: 4	R: 0 E: 0 K: 1 S: 5	H: 0 LOB: 0 BB: 0 P: 5	R: 2 E: 1 K: 1 S: 9	H: 3 LOB: 2 BB: 0 P: 9	R: 0 E: 0 K: 2 S: 8	H: 1 LOB: 1 BB: 0 P: 8	R: 0 E: 0 K: 0 S: 3	H: 0 LOB: 0 BB: 0 P: 3	1B: 4 SF: 0 2B: 2 SAC: 0 3B: 0 DP: 0 HR: 0 HBP: 0	WP: 0 PA: 32 FB: 0 SB: 1 CS: 0
PITCHER Dave Koslo, L ERA: 3.06 (1, 1)	IP: 8.0 WLS: W BF: 32 H: 6 R: 2 ER: 1 SO: 5 BB: 0 IBB: 0 HBP: 0 BLK: 0 WP: 0 HR: 0 S: 42 P: 42 ERA: 1.12 WHIP: 0.750																	


Batter	1	2	3	4	5	6	7	8	9	AB	R	H	RBI	BB	SO	LOB	BOTTOM	
Bill Rigney, R OBP: 0.345, SLG: 0.314 (1, 4)										3	0	0	0	0	0	2	Boston Braves @ New York Giants Polo Grounds, New York, NY Sun Aug 17 1952, 3:38 AM EDT Att: 22,918 - Unknown livebaseballscorecards.com	
Alvin Dark, R OBP: 0.344, SLG: 0.390 (1, 6)										3	0	0	1	0	0	0		
Whitey Lockman, L OBP: 0.389, SLG: 0.420 (1, 3)										3	0	1	0	0	0	0		
Monte Irvin, R OBP: 0.308, SLG: 0.308 (1, 7)										2	0	0	0	0	1	1		
Dusty Rhodes, L OBP: 0.343, SLG: 0.567 (4, 7)										1	0	0	0	0	0	0		
Bobby Thomson, R OBP: 0.335, SLG: 0.470 (1, 8)										3	1	1	0	0	0	0		
Clint Hartung, R OBP: 0.353, SLG: 0.548 (1, 9)										3	0	1	0	0	0	0		
Bobby Hofman, R OBP: 0.333, SLG: 0.421 (1, 5)										2	1	2	1	1	0	0		
Hank Thompson, L OBP: 0.358, SLG: 0.498 (7, 5)										0	0	0	0	0	0	0		
Sal Yvars, R OBP: 0.308, SLG: 0.321 (1, 2)										2	1	0	0	1	1	2		
Dave Koslo, L OBP: 0.073, SLG: 0.075 (1, 1)										3	1	0	0	0	1	2		
Inning Stats	R: 0 E: 0 K: 0 S: 3	H: 0 LOB: 0 BB: 0 P: 3	R: 0 E: 0 K: 1 S: 5	H: 0 LOB: 0 BB: 0 P: 5	R: 3 E: 1 K: 0 S: 5	H: 1 LOB: 1 BB: 2 P: 13	R: 1 E: 0 K: 1 S: 8	H: 3 LOB: 2 BB: 0 P: 8	R: 0 E: 0 K: 0 S: 3	H: 0 LOB: 0 BB: 0 P: 3	R: 0 E: 0 K: 0 S: 3	H: 1 LOB: 1 BB: 0 P: 3	R: 0 E: 0 K: 1 S: 5	H: 0 LOB: 0 BB: 0 P: 5	R: 0 E: 0 K: 1 S: 5	H: 0 LOB: 0 BB: 0 P: 5	1B: 5 SF: 0 2B: 0 SAC: 1 3B: 0 DP: 0 HR: 0 HBP: 0	WP: 0 PA: 28 FB: 0 SB: 0 CS: 0
PITCHER Warren Spahn, L ERA: 2.95 (1, 1)	IP: 6.0 WLS: L BF: 25 H: 5 R: 4 ER: 1 SO: 2 BB: 2 IBB: 0 HBP: 0 BLK: 0 WP: 0 HR: 0 S: 27 P: 35 ERA: 1.50 WHIP: 1.167																	
Dave Cole, R ERA: 3.27 (7, 1)	IP: 1.0 WLS: L BF: 3 H: 0 R: 0 ER: 0 SO: 1 BB: 0 IBB: 0 HBP: 0 BLK: 0 WP: 0 HR: 0 S: 5 P: 5 ERA: 0.00 WHIP: 0.000																	

Batter	1	2	3	4	5	6	7	8	9	AB	R	H	RBI	BB	SO	LOB	TOP			
Sam Jethroe, S OBP: 0.335, SLG: 0.415	4-0 HBP 6-3 BB		0-3 K		0-3 K		0-0 F7			3	1	0	0	1	2	2	Boston Braves @ St. Louis Cardinals Sportsman's Park, St. Louis, MO Wed Aug 20 1952, 4:33 AM EDT Alt: 8,779 - Unknown - 92 F			
Johnny Logan, R OBP: 0.333, SLG: 0.366	0-0 F9		0-0 F7			0-3 K		0-0 F4		4	0	0	0	0	1					
Earl Torgeson, L OBP: 0.376, SLG: 0.345	4-0 6-3 HBP BB		0-0 HR			0-0 S 1B		0-0 SH1-3 1B		3	1	3	1	1	0	0				
Sid Gordon, R OBP: 0.391, SLG: 0.499	1-0 6-3 HBP		0-0 F9			0-0 F8		0-0 SH1-3		2	0	0	0	0	0	1				
Bob Thorpe, R OBP: 0.270, SLG: 0.335	0-0 6-3			0-0 5-3		0-0 F2		0-0 F8		4	0	0	1	0	0	4				
Eddie Mathews, L OBP: 0.305, SLG: 0.425	0-0 F4			0-0 F8				0-0 F9		3	0	0	0	0	0	2				
Paul Burnis, R OBP: 0.258, SLG: 0.323		0-0 G4-3 1B		0-0 L8				0-0 F6		3	0	1	0	0	0	0				
Jack Dittmer, L OBP: 0.221, SLG: 0.241		0-0 G4-3		4-0 G5-4-3 BB				4-0 2B BB		1	0	0	0	2	0	1				
Lew Burdette, R OBP: 0.160, SLG: 0.087			0-0 F2		0-0 G5-4-3			0-0 2B		1	0	0	0	0	0	0				
Sheldon Jones, R								1-3 2B		0	0	0	0	0	0	0				
Jack Cusick, R OBP: 0.221, SLG: 0.181										1	0	0	0	0	0	1				
Ernie Johnson, R OBP: 0.111, SLG: 0.222										1	0	1	0	0	0	0				
Inning Stats	R: 1 E: 0 K: 0 S: 3	H: 0 LOB: 2 BB: 2 P: 12	R: 0 E: 0 K: 0 S: 3	H: 1 LOB: 0 BB: 0 P: 3	R: 1 E: 0 K: 1 S: 6	H: 1 LOB: 0 BB: 0 P: 6	R: 0 E: 0 K: 0 S: 3	H: 0 LOB: 0 BB: 0 P: 3	R: 0 E: 0 K: 1 S: 4	H: 1 LOB: 1 BB: 0 P: 6	R: 0 E: 0 K: 0 S: 4	H: 1 LOB: 2 BB: 1 P: 8	R: 0 E: 0 K: 0 S: 4	H: 1 LOB: 1 BB: 0 P: 4	R: 0 E: 0 K: 0 S: 4	H: 1 LOB: 1 BB: 0 P: 4	1B: 3 2B: 1 3B: 0 HR: 1	SF: 0 SAC: 1 DP: 2 HBP: 1	WP: 0 PB: 0 SB: 2 CS: 0	PA: 32
PITCHER Harvey Haddix, L ERA: 2.25	IP: 8.0 WLS: W BF: 32 H: 5 R: 2 ER: 2 SO: 3 BB: 4 IBB: 0 HBP: 1 BLK: 0 WP: 0 HR: 1 S: 33 P: 50 ERA: 2.25 WHIP: 1.125																			

Batter	1	2	3	4	5	6	7	8	9	AB	R	H	RBI	BB	SO	LOB	BOTTOM			
Solly Hemus, L OBP: 0.394, SLG: 0.434	0-0 FC6-4 1B	0-0 F8	0-0 F7		0-0 G3					4	0	1	1	0	0	1	Boston Braves @ St. Louis Cardinals Sportsman's Park, St. Louis, MO Wed Aug 20 1952, 4:33 AM EDT Alt: 8,779 - Unknown - 92 F			
Red Schoendienst, S OBP: 0.393, SLG: 0.421	0-0 FC6-4 1B	4-0 3-H BB	0-0 F4			0-0 FC4-6 1B				3	2	1	0	1	0	1				
Stan Musial, L OBP: 0.429, SLG: 0.492	0-0 F8	4-0 1-2 2-3 BB		4-0 G4-6-3 BB		0-0 F8				2	1	0	0	2	0	2				
Enos Slaughter, L OBP: 0.384, SLG: 0.436	4-0 1B	0-0 F9		0-0 G4-6-3		0-0 FC4-6				3	0	0	1	1	0	4				
Hal Rice, L OBP: 0.347, SLG: 0.449	0-0 1-2 2-H 1B	0-0 3-H 2B		0-0 6-3		0-3 K				4	1	2	3	0	1	1				
Vern Benson, L OBP: 0.375, SLG: 0.667	0-0 G3	0-0 2-H 2B			0-0 HR 2B					4	1	2	1	0	0	2				
Dick Sisler, L OBP: 0.318, SLG: 0.399		0-0 2B 1B			0-0 2B HR					3	2	2	2	1	0	0				
Del Rice, R OBP: 0.340, SLG: 0.426		0-0 2B 6-3			0-0 6-3					4	1	1	0	0	0	2				
Harvey Haddix, L OBP: 0.333, SLG: 0.333		0-0 BB F9 1B		0-3 K						3	1	1	1	0	2	0				
Inning Stats	R: 1 E: 0 K: 0 S: 5	H: 2 LOB: 2 BB: 1 P: 9	R: 6 E: 0 K: 0 S: 8	H: 5 LOB: 3 BB: 3 P: 20	R: 0 E: 0 K: 1 S: 5	H: 0 LOB: 0 BB: 0 P: 5	R: 0 E: 0 K: 0 S: 2	H: 0 LOB: 0 BB: 1 P: 6	R: 2 E: 0 K: 1 S: 7	H: 2 LOB: 0 BB: 0 P: 7	R: 0 E: 0 K: 1 S: 6	H: 1 LOB: 1 BB: 0 P: 6	R: 0 E: 0 K: 0 S: 3	H: 0 LOB: 0 BB: 0 P: 3	R: 0 E: 0 K: 0 S: 3	H: 0 LOB: 0 BB: 0 P: 3		1B: 5 2B: 4 3B: 0 HR: 1	SF: 0 SAC: 0 DP: 1 HBP: 0	WP: 0 PB: 0 SB: 2 CS: 0
PITCHER Lew Burdette, R ERA: 3.65	IP: 1.1 WLS: L BF: 11 H: 5 R: 5 ER: 5 SO: 0 BB: 2 IBB: 0 HBP: 0 BLK: 0 WP: 0 HR: 0 S: 9 P: 17 ERA: 3.65 WHIP: 5.250																			
Sheldon Jones, R ERA: 5.17	2.2 BF: 12 H: 2 R: 2 ER: 2 SO: 1 BB: 2 IBB: 1 HBP: 0 BLK: 0 WP: 0 HR: 0 S: 11 P: 23 ERA: 5.17 WHIP: 1.500																			
Ernie Johnson, R ERA: 5.24	3.0 BF: 12 H: 3 R: 2 ER: 2 SO: 2 BB: 0 IBB: 0 HBP: 0 BLK: 0 WP: 0 HR: 1 S: 16 P: 16 ERA: 5.24 WHIP: 1.000																			



Batter	1	2	3	4	5	6	7	8	9	AB	R	H	RBI	BB	SO	LOB	TOP			
Sam Jethroe, S (1, 8) OBP: 0.334, SLG: 0.413	0-3 K		4-0 FC4-6 1B BB		0-3 K			0-0 F7		3	0	0	0	1	2	0	Boston Braves @ St. Louis Cardinals Sportsman's Park, St. Louis, MO Thu Aug 21 1952, 4:33 AM EDT Att: 7,826 - Unknown livebaseballscorecards.com AB 30 R 2 H 5 RBI 2 BB 3 SO 9 LOB 13 			
Johnny Logan, R (1, 6) OBP: 0.335, SLG: 0.367	0-0 4-3 HR		0-0 FC4-6 1B			0-0 F9		0-0 F8		4	1	2	0	0	0	0				
Earl Torgeson, L (1, 3) OBP: 0.371, SLG: 0.339	0-0 4-3		0-0 FC4-6 G1-4-3			0-0 F5		0-0 L8		4	0	0	0	0	0	3				
Sid Gordon, R (1, 7) OBP: 0.391, SLG: 0.505	0-0 2H HR		0-0 G1-4-3			4-0 FC6-4 BB		0-0 F4		3	1	1	2	1	0	2				
Bob Thorpe, R (1, 9) OBP: 0.270, SLG: 0.333	0-0 6-3			0-3 K		0-0 FC6-4		0-0 1B		4	0	1	0	0	1	1				
Eddie Mathews, L (1, 5)		4-0 BB		0-0 G3			0-0 SH1-4 1B	0-3 K		3	0	1	0	1	1	1				
Sibby Sisti, R (1, 4) OBP: 0.278, SLG: 0.318		0-3 K		0-0 F4			0-0 SH1-4	0-3 K		3	0	0	0	0	2	2				
Paul Burris, R (1, 2) OBP: 0.250, SLG: 0.313		0-3 K			0-0 F4			0-0 6-3		3	0	0	0	0	1	2				
Warren Spahn, L (1, 1) OBP: 0.225, SLG: 0.322 (7, PH)		0-3 K			0-3 K			0-0 F4		2	0	0	0	0	2	1				
Walker Cooper, R (7, PH) OBP: 0.275, SLG: 0.336										1	0	0	0	0	0	1				
Virgil Jester, R (7, 1) OBP: 0.333, SLG: 0.500										0	0	0	0	0	0	0				
Inning Stats	R: 2 E: 0 K: 1 S: 7	H: 2 LOB: 0 BB: 0 P: 7	R: 0 E: 0 K: 3 S: 9	H: 0 LOB: 1 BB: 1 P: 13	R: 0 E: 0 K: 0 S: 3	H: 1 LOB: 1 BB: 1 P: 7	R: 0 E: 0 K: 1 S: 5	H: 0 LOB: 0 BB: 0 P: 5	R: 0 E: 0 K: 2 S: 7	H: 0 LOB: 0 BB: 0 P: 7	R: 0 E: 0 K: 0 S: 3	H: 1 LOB: 1 BB: 1 P: 7	R: 0 E: 0 K: 0 S: 4	H: 1 LOB: 0 BB: 0 P: 4	R: 0 E: 0 K: 0 S: 3	H: 1 LOB: 1 BB: 0 P: 8	1B: 4 2B: 0 3B: 0 HR: 1	SF: 0 SAC: 1 DP: 1 HBP: 0	WP: 0 PB: 0 SB: 0 CS: 0	PA: 34
PITCHER Vinegar Bend Mizell, L (1, 1) ERA: 3.5	IP: 9.0 WLS: W BF: 34 H: 5 R: 2 ER: 2 SO: 9 BB: 3 IBB: 0 HBP: 0 BLK: 0 WP: 0 HR: 1 S: 49 P: 61 ERA: 2.00 WHIP: 0.889															PITCHER	IP: 9.0 WLS: W BF: 34 H: 5 R: 2 ER: 2 SO: 9 BB: 3 IBB: 0 HBP: 0 BLK: 0 WP: 0 HR: 1 S: 49 P: 61 ERA: 2.00 WHIP: 0.889			

Batter	1	2	3	4	5	6	7	8	9	AB	R	H	RBI	BB	SO	LOB	BOTTOM			
Solly Hemus, L (1, 6) OBP: 0.393, SLG: 0.432	0-0 6-3		0-0 F9		0-0 2B 1B		0-0 G3			4	1	1	1	0	0	0	Boston Braves @ St. Louis Cardinals Sportsman's Park, St. Louis, MO Thu Aug 21 1952, 4:33 AM EDT Att: 7,826 - Unknown livebaseballscorecards.com AB 33 R 3 H 10 RBI 3 BB 3 SO 0 LOB 15 			
Red Schoendienst, S (1, 4) OBP: 0.344, SLG: 0.423	0-0 F8		0-0 F7		0-0 1-3 2B 1B		0-0 BLK S 1B			4	1	2	1	0	0	0				
Stan Musial, L (1, 8) OBP: 0.431, SLG: 0.493	4-0 BB		0-0 1B		0-0 1B 1-3 1B		0-0 F7			3	0	2	0	1	0	1				
Enos Slaughter, L (1, 9) OBP: 0.382, SLG: 0.433	0-0 1-3		0-0 F9		0-0 1-3		4-0 1-3 IBB			3	0	0	0	1	0	4				
Peanuts Lowrey, R (1, 7) OBP: 0.336, SLG: 0.344		0-0 F8		0-0 5-3		0-0 2-3 3H 1B		0-0 F3		4	0	1	1	0	0	2				
Del Rice, R (1, 2) OBP: 0.339, SLG: 0.424		0-0 FC6-4 1B		0-0 4-3		0-0 F9		0-0 F7		4	0	1	0	0	0	2				
Tommy Glaviano, R (1, 5) OBP: 0.366, SLG: 0.333		0-0 FC6-4 BB		0-0 6-3		0-0 F7		0-0 1B 1B		4	0	1	0	0	0	1				
Dick Sisler, L (1, 3) OBP: 0.322, SLG: 0.404		4-0 1-2 BB		0-0 1B 2B		0-0 F6		0-0 G4-6-3 1B		3	1	2	0	1	0	0				
Vinegar Bend Mizell, R (1, 1) OBP: 0.055, SLG: 0.109		0-0 4-3		0-0 B1		0-0 F8		0-0 G4-6-3		4	0	0	0	0	0	5				
Inning Stats	R: 0 E: 0 K: 0 S: 3	H: 0 LOB: 1 BB: 1 P: 7	R: 0 E: 0 K: 0 S: 4	H: 1 LOB: 2 BB: 1 P: 8	R: 0 E: 0 K: 0 S: 4	H: 1 LOB: 1 BB: 0 P: 4	R: 0 E: 0 K: 0 S: 3	H: 0 LOB: 0 BB: 0 P: 3	R: 3 E: 0 K: 0 S: 8	H: 5 LOB: 2 BB: 0 P: 8	R: 0 E: 0 K: 0 S: 3	H: 0 LOB: 0 BB: 0 P: 3	R: 0 E: 0 K: 0 S: 4	H: 1 LOB: 2 BB: 1 P: 8	R: 0 E: 0 K: 0 S: 4	H: 2 LOB: 1 BB: 0 P: 4	1B: 8 2B: 2 3B: 0 HR: 0	SF: 0 SAC: 0 DP: 1 HBP: 0	WP: 0 PB: 0 SB: 1 CS: 0	PA: 36
PITCHER Warren Spahn, L (1, 1) ERA: 2.99	IP: 6.0 WLS: L BF: 27 H: 7 R: 3 ER: 3 SO: 3 BB: 2 IBB: 0 HBP: 0 BLK: 0 WP: 0 HR: 0 S: 25 P: 33 ERA: 4.50 WHIP: 1.500															PITCHER Virgil Jester, R (7, 1) ERA: 2.09	IP: 2.0 WLS: 9 BF: 3 H: 3 R: 0 ER: 0 SO: 0 BB: 0 IBB: 1 HBP: 0 BLK: 1 WP: 0 HR: 0 S: 8 P: 12 ERA: 0.00 WHIP: 1.500			

Batter	1	2	3	4	5	6	7	8	9	AB	R	H	RBI	BB	SO	LOB	TOP				
Sam Jethroe, S (1, 8) OBP: 0.335, SLG: 0.411										2	0	0	0	2	2	1	Boston Braves @ Chicago Cubs Wrigley Field, Chicago, IL Fri Aug 22 1952, 3:33 AM CDT Att: 7,883 - Unknown				
Johnny Logan, R (1, 6) OBP: 0.337, SLG: 0.369										4	0	2	2	0	1	2					
Earl Torgeson, L (1, 3) OBP: 0.366, SLG: 0.333										4	0	0	0	0	0	2					
Walker Cooper, R (1, 2) OBP: 0.275, SLG: 0.335										4	0	1	0	0	0	0					
Sid Gordon, R (1, 7) OBP: 0.390, SLG: 0.503										4	0	1	0	0	0	1					
Eddie Mathews, L (1, 5) OBP: 0.306, SLG: 0.420										4	1	0	0	0	0	2					
Jack Daniels, L (1, 9) OBP: 0.284, SLG: 0.263										4	1	2	0	0	0	1					
Jack Dittmer, L (1, 4) OBP: 0.217, SLG: 0.236										4	1	0	0	0	0	3					
Max Surkont, R (1, 1) OBP: 0.122, SLG: 0.146										1	0	0	1	0	0	1					
Bob Thorpe, R (7, PH) OBP: 0.272, SLG: 0.336										1	1	1	1	0	0	0					
Ernie Johnson, R (7, 1) OBP: 0.100, SLG: 0.200										1	0	0	0	0	0	0					
Inning Stats	R: 0 E: 0 K: 2 S: 7	H: 0 LOB: 0 BB: 0 P: 7	R: 0 E: 0 K: 0 S: 3	H: 1 LOB: 0 BB: 0 P: 3	R: 0 E: 0 K: 0 S: 4	H: 1 LOB: 2 BB: 1 P: 8	R: 0 E: 0 K: 0 S: 4	H: 1 LOB: 1 BB: 0 P: 4	R: 2 E: 1 K: 1 S: 7	H: 2 LOB: 0 BB: 0 P: 7	R: 0 E: 0 K: 0 S: 3	H: 0 LOB: 0 BB: 0 P: 3	R: 2 E: 1 K: 0 S: 6	H: 2 LOB: 2 BB: 1 P: 10	R: 0 E: 0 K: 0 S: 3	H: 0 LOB: 0 BB: 0 P: 3	R: 0 E: 0 K: 0 S: 3	H: 0 LOB: 0 BB: 0 P: 3	1B: 7 2B: 0 3B: 0 HR: 0	SF: 0 SAC: 1 DP: 1 HBP: 0	WP: 0 PA: 37 PB: 0 SB: 1 CS: 1
PITCHER	IP WLS BF H R ER SO BB IBB HBP BLK WP HR S P ERA WHIP																				
Bob Kelly, R (1, 1) ERA: 3.46	8.0 L 33 7 4 0 3 0 0 0 0 0 0 0 37 45 0.00 0.875																				
Dutch Leonard, R (9, 1) ERA: 2.44	1.0 3 0 0 0 0 0 0 0 0 0 0 0 3 3 0.00 0.000																				

Batter	1	2	3	4	5	6	7	8	9	AB	R	H	RBI	BB	SO	LOB	BOTTOM				
Frank Baumholtz, L (1, 8) OBP: 0.347, SLG: 0.394										4	0	2	0	0	0	0	Boston Braves @ Chicago Cubs Wrigley Field, Chicago, IL Fri Aug 22 1952, 3:33 AM CDT Att: 7,883 - Unknown				
Dee Fondy, L (1, 3) OBP: 0.332, SLG: 0.418										4	1	1	0	0	0	2					
Gene Hermanski, L (1, 9) OBP: 0.347, SLG: 0.343										2	0	0	0	2	1	1					
Hank Sauer, R (1, 7) OBP: 0.368, SLG: 0.589										4	1	1	2	0	1	2					
Toby Atwell, L (1, 2) OBP: 0.386, SLG: 0.404										4	0	3	0	0	0	0					
Bill Serena, R (1, 4) OBP: 0.336, SLG: 0.466										3	0	0	0	0	0	2					
Randy Jackson, R (1, 5) OBP: 0.272, SLG: 0.348										4	1	2	0	0	0	1					
Roy Smalley, R (1, 6) OBP: 0.294, SLG: 0.320										3	0	1	0	0	1	1					
Phil Cavarretta, L (9, PH) OBP: 0.345, SLG: 0.356										0	0	0	0	1	0	0					
Tommy Brown, R (9, FR) OBP: 0.327, SLG: 0.380										0	0	0	0	0	0	0					
Bob Kelly, R (1, 1) OBP: 0.250, SLG: 0.250										2	0	0	0	0	0	1					
Bob Addis, L (8, PH) OBP: 0.345, SLG: 0.359										1	0	0	0	0	1	0					
Dutch Leonard, R (9, 1) ERA: 2.44										0	0	0	0	0	0	0					
Bruce Edwards, R (9, PH) OBP: 0.287, SLG: 0.310										1	0	0	0	0	0	2					
Inning Stats	R: 0 E: 0 K: 0 S: 2	H: 1 LOB: 1 BB: 0 P: 6	R: 0 E: 0 K: 1 S: 5	H: 1 LOB: 0 BB: 0 P: 5	R: 0 E: 0 K: 0 S: 3	H: 0 LOB: 0 BB: 0 P: 3	R: 2 E: 1 K: 1 S: 8	H: 3 LOB: 1 BB: 0 P: 8	R: 1 E: 0 K: 0 S: 4	H: 2 LOB: 0 BB: 0 P: 4	R: 0 E: 0 K: 0 S: 3	H: 0 LOB: 0 BB: 0 P: 3	R: 0 E: 0 K: 1 S: 6	H: 1 LOB: 1 BB: 0 P: 6	R: 0 E: 0 K: 1 S: 6	H: 1 LOB: 2 BB: 1 P: 10	R: 0 E: 0 K: 0 S: 4	H: 1 LOB: 2 BB: 1 P: 8	1B: 9 2B: 0 3B: 0 HR: 1	SF: 0 SAC: 1 DP: 3 HBP: 0	WP: 0 PA: 37 PB: 1 SB: 0 CS: 0
PITCHER	IP WLS BF H R ER SO BB IBB HBP BLK WP HR S P ERA WHIP																				
Max Surkont, R (1, 1) ERA: 3.92	6.0 W 22 7 3 3 2 1 0 0 0 0 0 1 25 29 4.50 1.333																				
Ernie Johnson, R (7, 1) ERA: 4.93	3.0 S 14 3 0 0 2 2 0 0 0 0 0 0 16 24 0.00 1.667																				



Batter	1	2	3	4	5	6	7	8	9	AB	R	H	RBI	BB	SO	LOB	TOP						
Sam Jethroe, S OBP: 0.334, SLG: 0.408 (1, 8)	E5 BB		B2-3		F7		1B 1B		5-3	5	0	1	1	0	0	1							
Johnny Logan, R OBP: 0.336, SLG: 0.368 (1, 6)	K		F9		F2		1B 1B			4	0	1	1	0	1	1							
Earl Torgeson, L OBP: 0.362, SLG: 0.328 (1, 3)	K			F4		E4	4-3			4	0	0	0	0	1	3							
Walker Cooper, R OBP: 0.278, SLG: 0.332 (1, 2)	FC6-4 BB			S BB		F8		F8		2	0	0	0	2	0	1							
Sid Gordon, R OBP: 0.389, SLG: 0.500 Jack Daniels, L OBP: 0.284, SLG: 0.263 (8, PR) (8, 9)	FC6-4			F2		F6		CS 1B		4	0	1	0	0	0	4							
Bob Thorpe, R OBP: 0.276, SLG: 0.336 (8, 7)		F4		F7		FC3-6 BB		1B 1B		3	0	1	0	1	0	1							
Eddie Mathews, L OBP: 0.307, SLG: 0.417 (1, 5)		G4-6-3 BB		4-3		FC3-6 1B		4-3		3	1	0	0	1	0	2							
Sibby Sisti, R OBP: 0.283, SLG: 0.328 (1, 4)		G4-6-3				1B 1B		1-3		4	1	2	0	0	0	1							
Jim Wilson, R OBP: 0.145, SLG: 0.162 (1, 1)			F2		F8		K	F8		4	0	0	0	0	1	3							
Inning Stats	R: 0 E: 1 K: 2 S: 8	H: 0 LOB: 2 BB: 1 P: 12	R: 0 E: 0 K: 0 S: 2	H: 0 LOB: 0 BB: 1 P: 6	R: 0 E: 0 K: 0 S: 3	H: 0 LOB: 0 BB: 0 P: 3	R: 0 E: 0 K: 0 S: 3	H: 0 LOB: 1 BB: 1 P: 7	R: 0 E: 0 K: 0 S: 4	H: 1 LOB: 1 BB: 0 P: 4	R: 0 E: 1 K: 0 S: 4	H: 0 LOB: 1 BB: 0 P: 4	R: 2 E: 0 K: 1 S: 8	H: 3 LOB: 2 BB: 1 P: 12	R: 0 E: 0 K: 0 S: 4	H: 2 LOB: 1 BB: 0 P: 4	R: 0 E: 0 K: 0 S: 3	H: 0 LOB: 0 BB: 0 P: 3	1B: 5 2B: 1 3B: 0 HR: 0	SF: 0 SAC: 0 DP: 1 HBP: 0	WP: 0 PB: 0 SB: 1 CS: 1	PA: 37	
PITCHER	IP WLS BF	H R ER SO	BB IBB HBP BLK	WP HR S P	ERA WHIP	PITCHER	IP WLS BF	H R ER SO	BB IBB HBP BLK	WP HR S P	ERA WHIP												
Bob Schultz, L ERA: 3.55 (1, 1)	7.0 L	30 4 2 2 3	4 2 2 3	4 2 2 3	4 2 2 3	2.57 1.143																	
Turk Lown, R ERA: 4.38 (8, 1)	2.0	7 2 0 0 0	2 0 0 0	2 0 0 0	2 0 0 0	0.00 1.000																	

Boston Braves @ Chicago Cubs
Wrigley Field, Chicago, IL
Sat Aug 23 1952, 3:33 AM CDT
Att: 13,702 - Unknown


AB 33
R 2
H 6
RBI 2
BB 4
SO 3
LOB 17



Batter	1	2	3	4	5	6	7	8	9	AB	R	H	RBI	BB	SO	LOB	BOTTOM						
Frank Baumholtz, L OBP: 0.352, SLG: 0.399 (1, 8)	FC3-6 1B		1B		CS 1B		K			4	0	3	0	0	1	1							
Dee Fondy, L OBP: 0.333, SLG: 0.419 (1, 3)	FC3-6 1B CS		1B		K			1B SH3-4 1B		4	0	2	0	0	1	2							
Gene Hermanski, L OBP: 0.347, SLG: 0.343 (1, 9)	1B		F5		CS	4-3		SH3-4		3	0	1	0	0	0	2							
Hank Sauer, R OBP: 0.367, SLG: 0.586 (1, 7)	K		F7		K			G6-4-3 1B		4	0	1	0	0	2	4							
Toby Atwell, L OBP: 0.388, SLG: 0.408 (1, 2)	CS	SH5-3 1B		1B 2B		P1		G6-4-3		4	0	2	0	0	0	2							
Randy Jackson, R OBP: 0.276, SLG: 0.351 (1, 5)		SH5-3		G6-4-3 1B		E F7 1B		F4		3	1	2	0	0	0	0							
Bill Serena, R OBP: 0.335, SLG: 0.463 (1, 4)		F2		K		E9 1B		K		4	0	1	0	0	2	3							
Roy Smalley, R OBP: 0.290, SLG: 0.315 Bob Addis, L OBP: 0.344, SLG: 0.357 (9, PH)		K		G6-4-3		K		K		3	0	0	0	0	2	5							
Bob Schultz, R OBP: 0.222, SLG: 0.222 Phil Cavarretta, L OBP: 0.338, SLG: 0.350 Turk Lown, R OBP: 0.146, SLG: 0.175 (8, 1)			6-3		1-3		F7			2	0	0	0	0	0	0							
Inning Stats	R: 0 E: 0 K: 1 S: 6	H: 2 LOB: 1 BB: 0 P: 6	R: 0 E: 0 K: 1 S: 6	H: 1 LOB: 0 BB: 0 P: 6	R: 0 E: 0 K: 1 S: 6	H: 2 LOB: 2 BB: 0 P: 6	R: 0 E: 0 K: 1 S: 6	H: 2 LOB: 1 BB: 0 P: 6	R: 0 E: 0 K: 1 S: 5	H: 1 LOB: 0 BB: 0 P: 5	R: 0 E: 0 K: 1 S: 5	H: 0 LOB: 0 BB: 0 P: 5	R: 1 E: 1 K: 2 S: 9	H: 2 LOB: 1 BB: 0 P: 9	R: 0 E: 0 K: 0 S: 4	H: 2 LOB: 1 BB: 0 P: 4	R: 0 E: 0 K: 2 S: 7	H: 0 LOB: 0 BB: 0 P: 7	1B: 11 2B: 1 3B: 0 HR: 0	SF: 0 SAC: 2 DP: 2 HBP: 0	WP: 0 PB: 0 SB: 0 CS: 2	PA: 37	
PITCHER	IP WLS BF	H R ER SO	BB IBB HBP BLK	WP HR S P	ERA WHIP	PITCHER	IP WLS BF	H R ER SO	BB IBB HBP BLK	WP HR S P	ERA WHIP												
Jim Wilson, R ERA: 4.07 (1, 1)	9.0 W	35 12 1 1 9	12 1 1 9	12 1 1 9	12 1 1 9	1.00 1.333																	

Boston Braves @ Chicago Cubs
Wrigley Field, Chicago, IL
Sat Aug 23 1952, 3:33 AM CDT
Att: 13,702 - Unknown

AB 33
R 1
H 12
RBI 1
BB 0
SO 9
LOB 20



Batter	1	2	3	4	5	6	7	8	9	AB	R	H	RBI	BB	SO	LOB	TOP																						
Sam Jethroe, S OBP: 0.333, SLG: 0.407 (1, 8)	F4		F7			1B 4-6-3		F3		4	1	1	0	0	0	1	Boston Braves @ Pittsburgh Pirates Forbes Field, Pittsburgh, PA Sun Aug 24 1952, 3:33 AM EDT Unknown																						
Johnny Logan, R OBP: 0.336, SLG: 0.369 (1, 6)	F8			FC6-4 BB 1B		1B 4-6-3		6-3		4	0	2	1	0	0	0																							
Earl Torgeson, L OBP: 0.363, SLG: 0.325 (1, 3)	4-1			FC6-4 BB 1B		4-6-3		FC6-4 BB		2	0	0	1	2	0	1																							
Walker Cooper, R OBP: 0.277, SLG: 0.331 (1, 2)		G1-4-3 1B		FC6-4 BB 1B		L7		FC6-4		4	0	1	0	0	0	4																							
Sid Gordon, R OBP: 0.388, SLG: 0.497 Jack Cusick, R OBP: 0.221, SLG: 0.181 (9, PR)	G1-4-3		8-4-6			5-3				4	0	1	0	0	0	4																							
Eddie Mathews, L OBP: 0.306, SLG: 0.415 (1, 5)	F8				1-3			F6		4	0	1	0	0	0	0																							
Jack Daniels, L OBP: 0.289, SLG: 0.263 Bob Thorpe, R OBP: 0.276, SLG: 0.336 (3, PR)			HBP		6-3			F8		0	0	0	0	0	0	0																							
Sibby Sisti, R OBP: 0.282, SLG: 0.326 (1, 4)			F8		K			1-3		4	0	1	1	0	1	3																							
Virgil Jester, R OBP: 0.273, SLG: 0.400 Jack Dittmer, L OBP: 0.216, SLG: 0.235 Ernie Johnson, R OBP: 0.100, SLG: 0.200 Warren Spahn, L OBP: 0.222, SLG: 0.318 (9, PH)	F3					E6 1B		G6-4-3		2	1	0	0	0	0	1																							
Inning Stats	R: 0 E: 0 K: 0 S: 3	H: 0 LOB: 0 BB: 0 P: 3	R: 0 E: 0 K: 0 S: 3	H: 1 LOB: 0 BB: 0 P: 3	R: 0 E: 0 K: 0 S: 3	H: 0 LOB: 1 BB: 0 P: 4	R: 0 E: 0 K: 1 S: 5	H: 0 LOB: 0 BB: 0 P: 5	R: 2 E: 1 K: 0 S: 6	H: 2 LOB: 1 BB: 0 P: 6	R: 0 E: 0 K: 0 S: 4	H: 2 LOB: 1 BB: 0 P: 4	R: 0 E: 0 K: 0 S: 3	H: 0 LOB: 1 BB: 1 P: 7	R: 1 E: 0 K: 0 S: 5	H: 2 LOB: 1 BB: 0 P: 5		1B: 8 2B: 1 3B: 0 HR: 0	SF: 0 SAC: 0 DP: 3 HBP: 1	WP: 0 PB: 0 SB: 0 CS: 0	PA: 36																		
PITCHER	IP	WLS	BF	H	R	ER	SO	BB	IBB	HBP	BLK	WP	HR	S	P	ERA		WHIP	PITCHER				IP	WLS	BF	H	R	ER	SO	BB	IBB	HBP	BLK	WP	HR	S	P	ERA	WHIP
Ron Necciai, R ERA: 6.67 (1, 1)	8.0	W	32	7	3	2	1	2	0	1	0	0	0	31	40	2.25		1.125																					
Murry Dickson, R ERA: 3.35 (9, 1)	1.0	S	4	1	0	0	0	0	0	0	0	0	0	4	4	0.00		1.000																					

AB	33
R	3
H	8
RBI	3
BB	2
SO	1
LOB	19



Batter	1	2	3	4	5	6	7	8	9	AB	R	H	RBI	BB	SO	LOB	BOTTOM																						
Lee Walls, R OBP: 0.288, SLG: 0.396 (1, 8)	F8		F4					F8		5	0	0	0	0	1	2	Boston Braves @ Pittsburgh Pirates Forbes Field, Pittsburgh, PA Sun Aug 24 1952, 3:33 AM EDT Unknown																						
Dick Groat, R OBP: 0.312, SLG: 0.296 (1, 6)	5-3		6-3							4	0	1	0	0	0	0																							
George Metkovich, L OBP: 0.332, SLG: 0.351 Tony Bartolome, L OBP: 0.248, SLG: 0.246 (8, 3)	HR BB		1B							3	1	1	0	1	0	1																							
Ralph Kiner, R OBP: 0.392, SLG: 0.490 (1, 7)	HR		K					F9		4	2	2	2	0	1	2																							
Gus Bell, L OBP: 0.304, SLG: 0.406 (1, 9)	F6							F6		4	0	0	0	0	0	1																							
Sonny Senerchia, R OBP: 0.400, SLG: 0.556 (1, 5)		5-3 1B						HR		4	1	3	1	0	0	0																							
Johnny Berardino, R OBP: 0.328, SLG: 0.143 (1, 4)		5-3		FC5 2B		F4		BB		3	0	1	0	1	0	3																							
Clyde McCullough, R OBP: 0.291, SLG: 0.265 (1, 2)	F6			BB		E8 1B		1B		3	0	2	1	1	0	1																							
Ron Necciai, R OBP: 0.091, SLG: 0.091 Murry Dickson, R OBP: 0.256, SLG: 0.292 (9, 1)	K			FC5 2B		5-3		K		4	0	0	0	0	2	7																							
Inning Stats	R: 2 E: 0 K: 0 S: 4	H: 1 LOB: 1 BB: 1 P: 8	R: 0 E: 0 K: 1 S: 6	H: 1 LOB: 0 BB: 0 P: 6	R: 0 E: 0 K: 1 S: 6	H: 1 LOB: 1 BB: 0 P: 6	R: 0 E: 0 K: 0 S: 4	H: 1 LOB: 2 BB: 1 P: 8	R: 0 E: 0 K: 0 S: 3	H: 0 LOB: 0 BB: 0 P: 3	R: 1 E: 1 K: 0 S: 6	H: 3 LOB: 2 BB: 0 P: 6	R: 0 E: 0 K: 0 S: 4	H: 1 LOB: 1 BB: 0 P: 4	R: 1 E: 0 K: 2 S: 9	H: 2 LOB: 2 BB: 1 P: 13		1B: 7 2B: 1 3B: 0 HR: 2	SF: 0 SAC: 0 DP: 0 HBP: 0	WP: 0 PB: 0 SB: 0 CS: 0	PA: 37																		
PITCHER	IP	WLS	BF	H	R	ER	SO	BB	IBB	HBP	BLK	WP	HR	S	P	ERA		WHIP	PITCHER				IP	WLS	BF	H	R	ER	SO	BB	IBB	HBP	BLK	WP	HR	S	P	ERA	WHIP
Virgil Jester, R ERA: 2.42 (7, 1)	6.0	L	27	7	3	3	2	2	0	0	0	0	1	29	37	4.50		1.500																					
Ernie Johnson, R ERA: 4.91 (7, 1)	2.0		10	3	1	1	2	1	0	0	0	0	1	13	17	4.50		2.000																					



Batter	1	2	3	4	5	6	7	8	9	10	AB	R	H	RBI	BB	SO	LOB	TOP			
Sam Jethroe, S OBP: 0.332, SLG: 0.495	3-4-1	G3			FC4-6		2-H			E4	5	1	1	1	0	0	2				
Johnny Logan, R OBP: 0.337, SLG: 0.368	4-3 E 1B		6-3		6-3		6-3			SH	4	2	1	0	0	0	1				
Earl Torgeson, L OBP: 0.364, SLG: 0.327	4-3				4-3			F5			5	0	2	0	0	0	2				
Sid Gordon, R OBP: 0.390, SLG: 0.498						4-0		5-3		G6-4-3	4	0	2	1	1	0	1				
Bob Thorpe, R OBP: 0.271, SLG: 0.330	3-H 0-3 K				K			1-3		4-3	5	0	0	0	0	2	3				
Eddie Mathews, L OBP: 0.308, SLG: 0.414											3	1	1	0	1	0	1				
Sibby Sisti, R OBP: 0.282, SLG: 0.325											4	0	1	0	0	0	3				
Paul Burris, R OBP: 0.250, SLG: 0.310											4	1	1	0	0	1	2				
Lew Burdette, R OBP: 0.185, SLG: 0.083											1	0	0	0	1	1	1				
Inning Stats	R: 1 E: 0 K: 1 S: 7	H: 2 LOB: 1 BB: 0 P: 7	R: 1 E: 1 K: 0 S: 5	H: 1 LOB: 1 BB: 0 P: 5	R: 0 E: 0 K: 1 S: 6	H: 2 LOB: 1 BB: 0 P: 6	R: 0 E: 0 K: 1 S: 4	H: 0 LOB: 0 BB: 1 P: 8	R: 0 E: 1 K: 0 S: 3	H: 0 LOB: 1 BB: 1 P: 7	R: 1 E: 0 K: 0 S: 4	H: 2 LOB: 0 BB: 0 P: 4	R: 0 E: 0 K: 0 S: 3	H: 0 LOB: 0 BB: 0 P: 3	R: 0 E: 0 K: 1 S: 6	H: 1 LOB: 1 BB: 0 P: 6	R: 2 E: 2 K: 0 S: 5	H: 1 LOB: 0 BB: 0 P: 5	1B: 9 2B: 0 3B: 0 HR: 0	SF: 0 SAC: 3 DP: 1 HBP: 0	WP: 0 PA: 41
PITCHER	IP WLS BF H R ER SO BB IBB HBP BLK WP HR S P ERA WHIP	IP WLS BF H R ER SO BB IBB HBP BLK WP HR S P ERA WHIP	IP WLS BF H R ER SO BB IBB HBP BLK WP HR S P ERA WHIP	IP WLS BF H R ER SO BB IBB HBP BLK WP HR S P ERA WHIP	IP WLS BF H R ER SO BB IBB HBP BLK WP HR S P ERA WHIP	IP WLS BF H R ER SO BB IBB HBP BLK WP HR S P ERA WHIP	IP WLS BF H R ER SO BB IBB HBP BLK WP HR S P ERA WHIP	IP WLS BF H R ER SO BB IBB HBP BLK WP HR S P ERA WHIP	IP WLS BF H R ER SO BB IBB HBP BLK WP HR S P ERA WHIP	IP WLS BF H R ER SO BB IBB HBP BLK WP HR S P ERA WHIP	IP WLS BF H R ER SO BB IBB HBP BLK WP HR S P ERA WHIP	IP WLS BF H R ER SO BB IBB HBP BLK WP HR S P ERA WHIP	IP WLS BF H R ER SO BB IBB HBP BLK WP HR S P ERA WHIP	IP WLS BF H R ER SO BB IBB HBP BLK WP HR S P ERA WHIP	IP WLS BF H R ER SO BB IBB HBP BLK WP HR S P ERA WHIP	IP WLS BF H R ER SO BB IBB HBP BLK WP HR S P ERA WHIP	IP WLS BF H R ER SO BB IBB HBP BLK WP HR S P ERA WHIP	IP WLS BF H R ER SO BB IBB HBP BLK WP HR S P ERA WHIP	IP WLS BF H R ER SO BB IBB HBP BLK WP HR S P ERA WHIP	IP WLS BF H R ER SO BB IBB HBP BLK WP HR S P ERA WHIP	
Cal Hogue, R ERA: 4.2	7.0	29	7	3	1	3	3	0	0	0	0	0	0	0	0	0	0	1.29	1.429		
Woody Main, R ERA: 3.83	2.0	7	1	0	0	1	0	0	0	0	0	0	0	0	0	0	0	0.00	0.500		
Ron Kline, R ERA: 5.64	1.0	5	1	2	0	0	0	0	0	0	0	0	0	0	0	0	0	0.00	1.000		

Boston Braves @ Pittsburgh Pirates
 Forbes Field, Pittsburgh, PA
 Sun Aug 24 1952, 3:38 AM EDT
 Att: 12,349 - Unknown

AB	35
R	5
H	9
RBI	2
BB	3
SO	4
LOB	16



Batter	1	2	3	4	5	6	7	8	9	10	AB	R	H	RBI	BB	SO	LOB	BOTTOM			
Lee Walls, R OBP: 0.281, SLG: 0.377	6-3		1-3			K				6-3	5	0	1	1	0	1	0				
Dick Groat, R OBP: 0.307, SLG: 0.290	4-3		6-3			6-3		4-3		6-3	5	0	0	0	0	0	2				
Gus Bell, L OBP: 0.303, SLG: 0.403	3-1		4-3			FC5 E 1B				4-3	5	0	1	0	0	0	0				
Ralph Kiner, R OBP: 0.389, SLG: 0.486			1-3			6-3					4	0	0	0	0	0	1				
Joe Garagiola, L OBP: 0.366, SLG: 0.409						3-1					4	1	1	0	0	0	2				
Sonny Senerchia, R OBP: 0.333, SLG: 0.455											4	0	0	0	0	0	1				
Johnny Berardino, R OBP: 0.340, SLG: 0.179											4	2	2	1	0	0	0				
Tony Bartolome, L OBP: 0.255, SLG: 0.261											4	0	3	1	0	0	0				
Cal Hogue, R OBP: 0.278, SLG: 0.235											2	0	0	0	0	0	1				
George Melkovich, L OBP: 0.331, SLG: 0.380											1	0	0	0	0	0	2				
Woody Main, R OBP: 0.061, SLG: 0.061											0	0	0	0	0	0	0				
Brandy Davis, R OBP: 0.333, SLG: 0.283											1	0	0	0	0	0	1				
Ron Kline, R											0	0	0	0	0	0	0				
Inning Stats	R: 0 E: 0 K: 0 S: 3	H: 0 LOB: 0 BB: 0 P: 3	R: 2 E: 0 K: 0 S: 6	H: 3 LOB: 1 BB: 0 P: 6	R: 0 E: 0 K: 0 S: 3	H: 0 LOB: 0 BB: 0 P: 3	R: 0 E: 0 K: 0 S: 3	H: 0 LOB: 0 BB: 0 P: 3	R: 0 E: 1 K: 1 S: 7	H: 1 LOB: 2 BB: 0 P: 7	R: 1 E: 0 K: 0 S: 6	H: 3 LOB: 2 BB: 0 P: 6	R: 0 E: 0 K: 0 S: 3	H: 0 LOB: 0 BB: 0 P: 3	R: 0 E: 0 K: 0 S: 4	H: 1 LOB: 1 BB: 0 P: 4	R: 0 E: 0 K: 0 S: 3	H: 0 LOB: 0 BB: 0 P: 3	1B: 6 2B: 1 3B: 1 HR: 0	SF: 0 SAC: 0 DP: 0 HBP: 0	WP: 0 PA: 39
PITCHER	IP WLS BF H R ER SO BB IBB HBP BLK WP HR S P ERA WHIP	IP WLS BF H R ER SO BB IBB HBP BLK WP HR S P ERA WHIP	IP WLS BF H R ER SO BB IBB HBP BLK WP HR S P ERA WHIP	IP WLS BF H R ER SO BB IBB HBP BLK WP HR S P ERA WHIP	IP WLS BF H R ER SO BB IBB HBP BLK WP HR S P ERA WHIP	IP WLS BF H R ER SO BB IBB HBP BLK WP HR S P ERA WHIP	IP WLS BF H R ER SO BB IBB HBP BLK WP HR S P ERA WHIP	IP WLS BF H R ER SO BB IBB HBP BLK WP HR S P ERA WHIP	IP WLS BF H R ER SO BB IBB HBP BLK WP HR S P ERA WHIP	IP WLS BF H R ER SO BB IBB HBP BLK WP HR S P ERA WHIP	IP WLS BF H R ER SO BB IBB HBP BLK WP HR S P ERA WHIP	IP WLS BF H R ER SO BB IBB HBP BLK WP HR S P ERA WHIP	IP WLS BF H R ER SO BB IBB HBP BLK WP HR S P ERA WHIP	IP WLS BF H R ER SO BB IBB HBP BLK WP HR S P ERA WHIP	IP WLS BF H R ER SO BB IBB HBP BLK WP HR S P ERA WHIP	IP WLS BF H R ER SO BB IBB HBP BLK WP HR S P ERA WHIP	IP WLS BF H R ER SO BB IBB HBP BLK WP HR S P ERA WHIP	IP WLS BF H R ER SO BB IBB HBP BLK WP HR S P ERA WHIP	IP WLS BF H R ER SO BB IBB HBP BLK WP HR S P ERA WHIP	IP WLS BF H R ER SO BB IBB HBP BLK WP HR S P ERA WHIP	
LeW Burdette, R ERA: 3.55	10.0	39	8	3	3	1	0	0	0	0	2.70	0.800									

Boston Braves @ Pittsburgh Pirates
 Forbes Field, Pittsburgh, PA
 Sun Aug 24 1952, 3:38 AM EDT
 Att: 12,349 - Unknown

AB	39
R	3
H	8
RBI	3
BB	0
SO	1
LOB	10

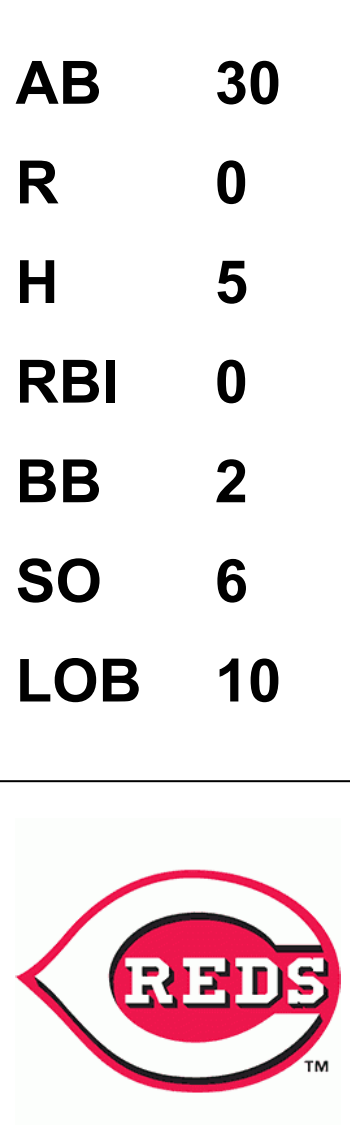


Batter	1	2	3	4	5	6	7	8	9	AB	R	H	RBI	BB	SO	LOB	TOP			
Sam Jethroe, S OBP: 0.333, SLG: 0.404	4-0 CS BB		5-3			0-0 S 1B		4-3		3	1	1	0	1	0	1	Boston Braves @ Cincinnati Reds Crosley Field, Cincinnati, OH Tue Aug 26 1952, 3:33 AM EDT Att: 4,779 - Unknown			
Johnny Logan, R OBP: 0.333, SLG: 0.363	0-0 F9				0-0 F7	0-0 5-3		0-0 F5		4	0	0	0	0	0	2				
Earl Torgeson, L OBP: 0.363, SLG: 0.326	0-0 F9				0-0 F8	0-0 FC6-4 2H 1B		0-0 P1		4	0	1	1	0	0	1				
Walker Cooper, R OBP: 0.277, SLG: 0.330	0-0 CS 1-2	0-0 5-3			0-0 L8	0-0 FC6-4 1-2		0-0 PO WP 1B		4	0	1	0	0	0	1				
Sid Gordon, R OBP: 0.391, SLG: 0.504						0-0 HR		0-0 F8		3	1	1	1	1	0	1				
Eddie Mathews, L OBP: 0.308, SLG: 0.411						0-0 4-3		4-0 G4-6-3 BB		3	0	0	0	1	0	1				
Bob Thorpe, R OBP: 0.272, SLG: 0.330						0-0 F7		0-0 PO BB 1B		3	0	1	0	0	0	0				
Sibby Sisti, R OBP: 0.278, SLG: 0.320						0-0 F4		0-0 F8 2-3		3	0	0	0	0	0	1				
Warren Spahn, L OBP: 0.226, SLG: 0.311						4-0 K BB		0-0 F7		2	0	0	0	1	1	0				
Inning Stats	R: 0 E: 0 K: 0 S: 2	H: 0 LOB: 0 BB: 1 P: 6	R: 0 E: 0 K: 0 S: 3	H: 0 LOB: 0 BB: 0 P: 3	R: 0 E: 0 K: 0 S: 3	H: 0 LOB: 1 BB: 1 P: 7	R: 0 E: 0 K: 0 S: 3	H: 0 LOB: 0 BB: 0 P: 3	R: 1 E: 0 K: 0 S: 4	H: 1 LOB: 0 BB: 0 P: 4	R: 1 E: 0 K: 1 S: 7	H: 2 LOB: 1 BB: 0 P: 7	R: 0 E: 0 K: 0 S: 3	H: 0 LOB: 0 BB: 0 P: 3	R: 0 E: 0 K: 0 S: 3	H: 1 LOB: 1 BB: 0 P: 7	1B: 4 2B: 0 3B: 0 HR: 1	SF: 0 SAC: 0 DP: 1 HBP: 0	WP: 1 PB: 0 SB: 1 CS: 1	PA: 35
PITCHER	IP WLS BF H R ER SO BB IBB HBP BLK WP HR S P ERA WHIP	8.0 L 29 4 2 2 1 3 0 0 0 0 1 28 40 2.25 0.875	1.0 4 1 0 0 0 1 0 0 0 1 0 3 7 0.00 2.000	PITCHER														ERA WHIP		

AB	29
R	2
H	5
RBI	2
BB	4
SO	1
LOB	8



Batter	1	2	3	4	5	6	7	8	9	AB	R	H	RBI	BB	SO	LOB	BOTTOM					
Bob Borkowski, R OBP: 0.308, SLG: 0.347	0-0 F9		0-3 K			0-3 K			4-0 F5 1B BB	3	0	0	0	1	2	0	Boston Braves @ Cincinnati Reds Crosley Field, Cincinnati, OH Tue Aug 26 1952, 3:33 AM EDT Att: 4,779 - Unknown					
Bobby Adams, R OBP: 0.348, SLG: 0.390	0-0 E5 BB				0-0 3B	0-3 K			0-0 1B 1-2 1B	4	0	2	0	0	1	0						
Willard Marshall, L OBP: 0.336, SLG: 0.431	4-0 1-2 BB				0-0 G3			0-0 F8	0-0 F5 2-3	3	0	0	0	1	0	3						
Ted Kluszewski, L OBP: 0.369, SLG: 0.475	0-0 5-3				0-0 6-3			0-0 1-3	0-0 1B 1-2	4	0	1	0	0	0	2						
Joe Adcock, R OBP: 0.329, SLG: 0.492			0-3 K2-3		0-0 6-3			0-0 6-3	0-3 K	4	0	0	0	0	2	3						
Andy Seminick, R OBP: 0.336, SLG: 0.447					0-0 6-3				0-0 G4-6-3 1B	3	0	1	0	0	0	0						
Roy McMillan, R OBP: 0.289, SLG: 0.339					0-3 K			0-0 G4-6-3 1-2	0-0 G4-6-3	3	0	0	0	0	1	1						
Eddie Pellagrini, R OBP: 0.232, SLG: 0.244					0-0 1-3			0-0 F9	0-0 1B	3	0	1	0	0	0	0						
Bud Podbielan, R OBP: 0.182, SLG: 0.182					0-0 1-3			0-0 4-3	0-0 F8 1B	2	0	0	0	0	0	0						
Dixie Howell, R OBP: 0.222, SLG: 0.412										1	0	0	0	0	0	1						
Joe Nuxhall, L OBP: 0.105, SLG: 0.105										0	0	0	0	0	0	0						
Inning Stats	R: 0 E: 1 K: 0 S: 3	H: 0 LOB: 1 BB: 1 P: 7	R: 0 E: 0 K: 1 S: 5	H: 0 LOB: 0 BB: 0 P: 5	R: 0 E: 0 K: 1 S: 5	H: 0 LOB: 0 BB: 0 P: 5	R: 0 E: 0 K: 0 S: 4	H: 1 LOB: 1 BB: 0 P: 4	R: 0 E: 0 K: 1 S: 5	H: 0 LOB: 0 BB: 0 P: 5	R: 0 E: 0 K: 2 S: 7	H: 0 LOB: 0 BB: 0 P: 7	R: 0 E: 0 K: 0 S: 3	H: 0 LOB: 0 BB: 0 P: 3	R: 0 E: 0 K: 0 S: 4	H: 2 LOB: 1 BB: 0 P: 4	R: 0 E: 0 K: 1 S: 6	H: 2 LOB: 2 BB: 1 P: 10	1B: 4 2B: 0 3B: 1 HR: 0	SF: 0 SAC: 0 DP: 1 HBP: 0	WP: 0 PB: 0 SB: 0 CS: 0	PA: 32
PITCHER	IP WLS BF H R ER SO BB IBB HBP BLK WP HR S P ERA WHIP	9.0 W 32 5 0 0 0 6 2 0 0 0 0 42 50 0.00 0.778	PITCHER														ERA WHIP					



Batter	1	2	3	4	5	6	7	8	9	10	11	AB	R	H	RBI	BB	SO	LOB	TOP			
Sam Jethroe, S OBP: 0.331, SLG: 0.403 (1, 8)	K	E9		F7					F5		K	6	0	2	1	0	2	3				
Johnny Logan, R OBP: 0.333, SLG: 0.362 (1, 6)	F8	F8			F8				FC4-2			6	1	3	0	0	0	2				
Earl Torgeson, L OBP: 0.364, SLG: 0.333 (1, 3)				F5					FC4-2			6	1	2	0	0	0	3				
Walker Cooper, R OBP: 0.280, SLG: 0.345 (1, 2)					K							5	0	2	3	0	1	2				
Sid Gordon, R OBP: 0.391, SLG: 0.501 (1, 7)	1-3			5-3								5	0	0	0	0	0	3				
Eddie Mathews, L OBP: 0.312, SLG: 0.424 (1, 5)												4	0	2	0	1	1	0				
Bob Thorpe, R OBP: 0.276, SLG: 0.333 (8, PH)												3	1	2	0	0	0	1				
Jack Daniels, L OBP: 0.276, SLG: 0.250 (8, 9)												2	0	0	0	0	1	0				
Sibby Sisti, R OBP: 0.289, SLG: 0.355 (1, 4)												4	1	1	0	0	0	2				
Jim Wilson, R OBP: 0.153, SLG: 0.169 (8, 1)												3	0	1	0	0	0	2				
Bob Chipman, L OBP: 0.500, SLG: 0.333 (9, PH)												1	0	0	0	0	1	1				
Jack Dittmer, L OBP: 0.216, SLG: 0.234 (9, 1)												1	0	0	0	0	0	0				
Sheldon Jones, R OBP: 0.167, SLG: 0.167 (9, 1)												1	0	0	0	0	0	0				
Inning Stats	R: 1 E: 0 K: 1 S: 7	H: 2 LOB: 1 BB: 0 P: 7	R: 1 E: 1 K: 1 S: 8	H: 3 LOB: 2 BB: 0 P: 8	R: 0 E: 0 K: 1 S: 5	H: 0 LOB: 0 BB: 0 P: 5	R: 0 E: 0 K: 0 S: 3	H: 0 LOB: 0 BB: 1 P: 7	R: 0 E: 0 K: 0 S: 5	H: 2 LOB: 2 BB: 0 P: 5	R: 0 E: 0 K: 1 S: 5	H: 0 LOB: 0 BB: 0 P: 5	R: 2 E: 0 K: 1 S: 9	H: 4 LOB: 2 BB: 0 P: 9	R: 0 E: 0 K: 0 S: 3	H: 1 LOB: 0 BB: 0 P: 3	R: 0 E: 0 K: 1 S: 6	H: 1 LOB: 1 BB: 0 P: 6	1B: 12 2B: 3 3B: 0 HR: 0	SF: 0 SAC: 1 DP: 0 HBP: 0	WP: 0 PB: 0 SB: 1 CS: 0	PA: 48
PITCHER	IP 8.0	WLS 8.0	BF 34	H 9	R 2	ER 2	SO 4	BB 1	IBB 0	HBP 0	BLK 0	WP 0	HR 0	S 41	P 45	ERA 2.25	WHIP 1.250					
Harry Perkowski, L ERA: 4.16 Frank Smith, R ERA: 3.71	(1, 1)	(1, 1)	(9, 1)	(9, 1)	(9, 1)	(9, 1)	(9, 1)	(9, 1)	(9, 1)	(9, 1)	(9, 1)	(9, 1)	(9, 1)	(9, 1)	(9, 1)	(9, 1)	(9, 1)	(9, 1)	(9, 1)	(9, 1)		

Boston Braves @ Cincinnati Reds
Crosley Field, Cincinnati, OH
Thu Aug 28 1952, 3:33 AM EDT
Att. 2,346 - Overcast - 83 F


livebaseballscores.com
AB 46
R 4
H 15
RBI 4
BB 1
SO 6
LOB 19



Batter	1	2	3	4	5	6	7	8	9	10	11	AB	R	H	RBI	BB	SO	LOB	BOTTOM			
Cal Abrams, L OBP: 0.357, SLG: 0.397 (1, 8)	K											2	0	0	0	0	1	0				
Bob Borkowski, R OBP: 0.304, SLG: 0.343 (4, 8)												3	0	0	0	0	0	1				
Bobby Adams, R OBP: 0.330, SLG: 0.390 (1, 5)												4	1	2	0	0	0	0				
Frank Smith, R OBP: 0.160, SLG: 0.200 (9, 1)	5-3											1	0	0	0	0	0	0				
Willard Marshall, L OBP: 0.339, SLG: 0.440 (1, 9)												5	0	2	1	0	0	1				
Ted Kluszewski, L OBP: 0.370, SLG: 0.480 (1, 3)												5	1	2	1	0	1	2				
Hank Edwards, L OBP: 0.356, SLG: 0.480 (1, 7)												5	1	2	0	0	0	3				
Grady Hatton, L OBP: 0.316, SLG: 0.306 (1, 4)												5	0	2	1	0	1	3				
Andy Seminick, R OBP: 0.332, SLG: 0.441 (1, 2)												5	0	0	0	0	1	3				
Roy McMillan, R OBP: 0.289, SLG: 0.344 (1, 6)												5	0	1	1	0	1	2				
Harry Perkowski, L OBP: 0.200, SLG: 0.250 (8, PH)												2	0	0	0	0	0	0				
Joe Adcock, R OBP: 0.336, SLG: 0.485 (8, PH)												1	0	1	0	0	0	0				
Eddie Pellagrini, R OBP: 0.227, SLG: 0.239 (8, 5)												1	1	0	0	0	0	0				
Inning Stats	R: 0 E: 0 K: 1 S: 5	H: 0 LOB: 0 BB: 0 P: 5	R: 1 E: 0 K: 1 S: 7	H: 2 LOB: 1 BB: 0 P: 7	R: 0 E: 0 K: 0 S: 3	H: 0 LOB: 0 BB: 0 P: 3	R: 0 E: 0 K: 1 S: 6	H: 2 LOB: 1 BB: 0 P: 6	R: 0 E: 0 K: 0 S: 3	H: 1 LOB: 1 BB: 0 P: 6	R: 1 E: 1 K: 0 S: 4	H: 0 LOB: 0 BB: 0 P: 4	R: 3 E: 1 K: 0 S: 7	H: 4 LOB: 2 BB: 0 P: 7	R: 0 E: 0 K: 0 S: 3	H: 0 LOB: 0 BB: 0 P: 3	R: 0 E: 0 K: 0 S: 3	H: 3 LOB: 2 BB: 0 P: 7	1B: 7 2B: 4 3B: 1 HR: 0	SF: 0 SAC: 0 DP: 1 HBP: 0	WP: 0 PB: 0 SB: 0 CS: 0	PA: 44
PITCHER	IP 7.1	WLS 0.2	BF 30	H 8	R 1	ER 0	SO 4	BB 0	IBB 0	HBP 0	BLK 0	WP 0	HR 0	S 38	P 38	ERA 4.91	WHIP 1.091					
Jim Wilson, R ERA: 4.1 Bob Chipman, L ERA: 3.29 Sheldon Jones, R ERA: 4.97	(1, 1)	(8, 1)	(9, 1)	(9, 1)	(9, 1)	(9, 1)	(9, 1)	(9, 1)	(9, 1)	(9, 1)	(9, 1)	(9, 1)	(9, 1)	(9, 1)	(9, 1)	(9, 1)	(9, 1)	(9, 1)	(9, 1)	(9, 1)		


Boston Braves @ Cincinnati Reds
Crosley Field, Cincinnati, OH
Thu Aug 28 1952, 3:33 AM EDT
Att. 2,346 - Overcast - 83 F


livebaseballscores.com
AB 44
R 4
H 12
RBI 4
BB 0
SO 5
LOB 15



Batter	1	2	3	4	5	6	7	8	9	AB	R	H	RBI	BB	SO	LOB	TOP			
Connie Ryan, R <small>OBP: 0.346, SLG: 0.390</small> 										4	0	0	0	0	0	1	Philadelphia Phillies @ Boston Braves Braves Field, Boston, MA Sun Aug 31 1952, 3:33 AM EDT Unknown - 69 F			
Richie Ashburn, L <small>OBP: 0.360, SLG: 0.366</small> 										4	0	0	0	0	1					
Mel Clark, R <small>OBP: 0.373, SLG: 0.473</small> 										4	0	1	0	0	0					
Del Ennis, R <small>OBP: 0.345, SLG: 0.481</small> 										4	0	1	0	0	2					
Granny Hamner, R <small>OBP: 0.310, SLG: 0.424</small> 										3	0	0	0	0	0					
Smoky Burgess, L <small>OBP: 0.376, SLG: 0.424</small> 										2	0	0	0	2	1					
Willie Jones, R <small>OBP: 0.324, SLG: 0.367</small> 										3	0	0	0	0	1					
Eddie Waitkus, L <small>OBP: 0.369, SLG: 0.371</small> 										2	0	0	0	1	0					
Steve Ritzik, R <small>OBP: 0.286, SLG: 0.167</small> 										3	0	1	0	0	1					
Inning Stats	R: 0 E: 0 K: 1 S: 6	H: 1 LOB: 1 BB: 0 P: 6	R: 0 E: 0 K: 1 S: 5	H: 0 LOB: 0 BB: 0 P: 5	R: 0 E: 0 K: 0 S: 4	H: 1 LOB: 1 BB: 0 P: 4	R: 0 E: 0 K: 0 S: 3	H: 0 LOB: 0 BB: 0 P: 3	R: 0 E: 0 K: 1 S: 5	H: 0 LOB: 1 BB: 1 P: 9	R: 0 E: 0 K: 0 S: 3	H: 0 LOB: 0 BB: 0 P: 3	R: 0 E: 0 K: 1 S: 6	H: 1 LOB: 3 BB: 2 P: 14	R: 0 E: 0 K: 0 S: 3	H: 0 LOB: 0 BB: 0 P: 5	1B: 2 2B: 1 3B: 0 HR: 0	SF: 0 SAC: 1 DP: 0 HBP: 0	WP: 0 PB: 0 SB: 1 CS: 0	PA: 33
PITCHER	IP: 9.0 WLS: W BF: 33	H: 3 R: 0 ER: 0 SO: 5	BB: 2 IBB: 1 HBP: 0 BLK: 0	WP: 0 HR: 0 S: 40 P: 52	ERA: 0.00 WHIP: 0.556												ERA: 0.00 WHIP: 0.556			

Batter	1	2	3	4	5	6	7	8	9	AB	R	H	RBI	BB	SO	LOB	BOTTOM			
Sam Jethroe, S <small>OBP: 0.329, SLG: 0.397</small> 										3	0	0	0	1	1	0	Philadelphia Phillies @ Boston Braves Braves Field, Boston, MA Sun Aug 31 1952, 3:33 AM EDT Unknown - 69 F			
Johnny Logan, R <small>OBP: 0.332, SLG: 0.360</small> 										4	0	1	0	0	0					
Earl Torgeson, L <small>OBP: 0.359, SLG: 0.322</small> 										3	0	0	0	1	2					
Walker Cooper, R <small>OBP: 0.288, SLG: 0.355</small> Jack Clusick, R <small>OBP: 0.231, SLG: 0.192</small> 										3	0	1	0	1	2					
Eddie Mathews, L <small>OBP: 0.310, SLG: 0.418</small> 										0	0	0	0	0	0					
Sibby Sisti, R <small>OBP: 0.281, SLG: 0.344</small> 										4	0	0	0	0	1					
Jack Daniels, L <small>OBP: 0.287, SLG: 0.255</small> 										4	0	2	0	0	2					
Jack Dittmer, L <small>OBP: 0.217, SLG: 0.231</small> 										3	0	0	0	1	0					
Virgil Jester, R <small>OBP: 0.267, SLG: 0.357</small> 										4	0	1	1	0	2					
Inning Stats	R: 0 E: 0 K: 1 S: 5	H: 0 LOB: 2 BB: 2 P: 13	R: 0 E: 0 K: 0 S: 4	H: 1 LOB: 1 BB: 0 P: 4	R: 0 E: 0 K: 0 S: 4	H: 1 LOB: 1 BB: 0 P: 4	R: 0 E: 0 K: 1 S: 5	H: 0 LOB: 0 BB: 0 P: 5	R: 0 E: 0 K: 0 S: 3	H: 0 LOB: 0 BB: 0 P: 3	R: 0 E: 0 K: 1 S: 4	H: 1 LOB: 1 BB: 0 P: 4	R: 0 E: 0 K: 1 S: 5	H: 0 LOB: 0 BB: 0 P: 5	R: 0 E: 0 K: 0 S: 5	H: 3 LOB: 3 BB: 1 P: 9	1B: 6 2B: 0 3B: 0 HR: 0	SF: 0 SAC: 0 DP: 0 HBP: 0	WP: 0 PB: 0 SB: 1 CS: 0	PA: 36
PITCHER	IP: 8.2 WLS: L BF: 36	H: 6 R: 1 ER: 1 SO: 4	BB: 3 IBB: 1 HBP: 0 BLK: 0	WP: 0 HR: 0 S: 40 P: 56	ERA: 1.04 WHIP: 1.038												ERA: 1.04 WHIP: 1.038			

Batter	1	2	3	4	5	6	7	8	9	AB	R	H	RBI	BB	SO	LOB	TOP			
Connie Ryan, R (1.4) OBP: 0.344, SLG: 0.388	0-0 5-3		0-0 6-3			0-0 F7		0-0 F7	0-0 1B	5	1	1	1	0	0	0	Philadelphia Phillies @ Boston Braves Braves Field, Boston, MA Sun Aug 31 1952, 3:38 AM EDT Att. 6,920 - Unknown - 67 F			
Richie Ashburn, L (1.8) OBP: 0.364, SLG: 0.367	0-0 5-3			4-0 1B BB		0-0 1B		4-0 6-3 BB	0-0 1B	3	0	2	1	2	0	0				
Mel Clark, R (1.9) OBP: 0.374, SLG: 0.470	0-3 K			0-0 1B		0-0 FC6-4 1B		0-0 6-3	0-0 F9	5	0	2	0	0	1	2				
Del Ennis, R (1.7) OBP: 0.342, SLG: 0.477		0-0 F2		0-0 F5		0-0 FC6-4 1B		0-0 F7		4	0	0	0	0	0	4				
Granny Hamner, R (1.6) OBP: 0.312, SLG: 0.427		0-0 2B		0-0 F9			0-0 SH1-4 1B		0-0 F8	4	0	2	0	0	0	1				
Smoky Burgess, L (1.2) OBP: 0.376, SLG: 0.424	0-0 1-3				0-0 4-3		0-0 SH1-4 1B		0-0 BB 2B 1B	3	1	1	0	0	0	1				
Willie Jones, R (1.5) OBP: 0.321, SLG: 0.364	0-0 F6				0-0 F5		0-0 F5		0-0 F5	4	0	0	0	0	0	3				
Eddie Waitkus, L (1.3) OBP: 0.370, SLG: 0.369		0-3 K		0-0 F9		4-0 BB		4-0 2B BB		2	1	0	0	2	1	0				
Jim Konstanty, R (1.1) OBP: 0.167, SLG: 0.182			0-0 4-3			0-0 F7	0-0 F7		0-0 1B 2B	4	1	1	2	0	0	2				
Inning Stats	R: 0 E: 0 K: 1 S: 5	H: 0 LOB: 0 BB: 0 P: 5	R: 0 E: 0 K: 0 S: 4	H: 1 LOB: 1 BB: 0 P: 4	R: 0 E: 0 K: 1 S: 5	H: 0 LOB: 0 BB: 0 P: 5	R: 0 E: 0 K: 0 S: 3	H: 1 LOB: 1 BB: 1 P: 7	R: 0 E: 0 K: 0 S: 3	H: 0 LOB: 0 BB: 0 P: 3	R: 0 E: 0 K: 0 S: 4	H: 1 LOB: 2 BB: 1 P: 8	R: 0 E: 0 K: 0 S: 3	H: 0 LOB: 1 BB: 1 P: 7	R: 4 E: 0 K: 0 S: 7	H: 4 LOB: 1 BB: 1 P: 11	1B: 7 2B: 2 3B: 0 HR: 0	SF: 0 SAC: 1 DP: 0 HBP: 0	WP: 0 PB: 0 SB: 0 CS: 0	PA: 39
PITCHER Max Surkont, R (1.1) ERA: 3.96	IP: 9.0 WLS: L BF: 39	H: 9 R: 4 ER: 4 SO: 2	BB: 4 IBB: 0 HBP: 0 BLK: 0	WP: 0 HR: 0 S: 39 P: 55	ERA: 4.00 WHIP: 1.444	PITCHER														

Batter	1	2	3	4	5	6	7	8	9	AB	R	H	RBI	BB	SO	LOB	BOTTOM			
Sam Jethroe, S (1.8) OBP: 0.329, SLG: 0.396	0-0 F7		0-0 G3			0-0 G3			0-0 1B	4	0	1	0	0	0	1	Philadelphia Phillies @ Boston Braves Braves Field, Boston, MA Sun Aug 31 1952, 3:38 AM EDT Att. 6,920 - Unknown - 67 F			
Johnny Logan, R (1.6) OBP: 0.332, SLG: 0.359	0-0 1-3			0-0 1B		0-0 6-3			0-0 4-3	4	0	1	0	0	0	0				
Earl Torgeson, L (1.3) OBP: 0.355, SLG: 0.317	0-0 1-3			0-0 F7		0-0 F6			0-0 F5	4	0	0	0	0	0	1				
Eddie Mathews, L (1.5) OBP: 0.310, SLG: 0.417		0-3 K		0-0 F3		0-0 1B				3	0	1	0	0	1	1				
Jack Daniels, L (1.9) OBP: 0.282, SLG: 0.250	0-0 F7			0-0 G3		0-0 4-3		1-2 4-3		3	0	0	0	0	0	2				
Paul Burris, R (1.2) OBP: 0.261, SLG: 0.311	0-0 1-3				0-0 F7		0-0 1-3			3	0	0	0	0	0	1				
Sibby Sisti, R (1.7) OBP: 0.276, SLG: 0.340			0-0 5-3		0-3 K			0-0 4-3		3	0	0	0	0	1	0				
Jack Dittmer, L (1.4) OBP: 0.215, SLG: 0.228			0-0 6-3		0-0 5-3			0-0 G3		3	0	0	0	0	0	0				
Max Surkont, R (1.1) OBP: 0.130, SLG: 0.135			4-0 BB			0-0 1-3		0-0 4-3		2	0	0	0	1	0	0				
Inning Stats	R: 0 E: 0 K: 0 S: 3	H: 0 LOB: 0 BB: 0 P: 3	R: 0 E: 0 K: 1 S: 5	H: 0 LOB: 0 BB: 0 P: 5	R: 0 E: 0 K: 0 S: 3	H: 0 LOB: 1 BB: 1 P: 7	R: 0 E: 0 K: 0 S: 3	H: 0 LOB: 0 BB: 0 P: 3	R: 0 E: 0 K: 0 S: 4	H: 1 LOB: 1 BB: 0 P: 4	R: 0 E: 0 K: 0 S: 3	H: 0 LOB: 0 BB: 0 P: 3	R: 0 E: 0 K: 0 S: 3	H: 0 LOB: 0 BB: 0 P: 3	R: 0 E: 0 K: 0 S: 3	H: 1 LOB: 0 BB: 0 P: 3	1B: 3 2B: 0 3B: 0 HR: 0	SF: 0 SAC: 0 DP: 0 HBP: 0	WP: 0 PB: 0 SB: 1 CS: 0	PA: 30
PITCHER Jim Konstanty, R (1.1) ERA: 3.78	IP: 9.0 WLS: W BF: 30	H: 3 R: 0 ER: 0 SO: 2	BB: 1 IBB: 0 HBP: 0 BLK: 0	WP: 0 HR: 0 S: 33 P: 37	ERA: 0.00 WHIP: 0.444	PITCHER														

Batter	1	2	3	4	5	6	7	8	9	AB	R	H	RBI	BB	SO	LOB	TOP			
Don Mueller, L (1.9) OBP: 0.321, SLG: 0.396	0-0 1B		0-0 1B		0-0 SH1-3 3B		0-3 K		0-0 5-3	5	2	3	0	0	1	2	New York Giants @ Boston Braves Braves Field, Boston, MA Mon Sep 01 1952, 3:33 AM EDT Overcast - 68 F			
Alvin Dark, R (1.6) OBP: 0.360, SLG: 0.399	0-0 F4		0-0 1B		0-0 SH1-3		0-0 F7		0-0 F3	4	1	1	1	0	0	3				
Whitey Lockman, L (1.3) OBP: 0.383, SLG: 0.418	0-0 F6		0-0 1B		0-0 4-3				0-0 F7	4	0	1	1	0	0	1				
Monte Irvin, R (1.7) Dusty Rhodes, L (6.7) OBP: 0.341, SLG: 0.350 OBP: 0.339, SLG: 0.513	0-0 6-3		0-0 1-3		0-0 5-3				0-3 K	3	0	0	1	0	0	2				
Bobby Thomson, R (1.8) OBP: 0.340, SLG: 0.475		0-0 6-3	0-0 F8		0-0 F7				0-0 BB	4	0	1	0	0	0	1				
Hank Thompson, L (1.5) OBP: 0.342, SLG: 0.453		0-0 2B		0-0 F3		0-0 CS			4-0 FC5	3	0	2	0	1	0	0				
Wes Westrum, R (1.2) OBP: 0.376, SLG: 0.401		0-3 K		0-0 5-3		0-0 CS			4-0 BB	3	0	1	0	1	1	1				
Davey Williams, R (1.4) OBP: 0.333, SLG: 0.400		0-0 F8		0-0 F2					0-0 FC5	3	0	0	0	0	0	4				
Max Lanier, R (1.1) OBP: 0.275, SLG: 0.325			0-0 F3		0-0 5-3				0-0 G3	4	0	1	0	0	0	0				
Inning Stats	R: 0 E: 0 K: 1 S: 4	H: 1 LOB: 1 BB: 0 P: 4	R: 0 E: 0 K: 1 S: 6	H: 1 LOB: 1 BB: 0 P: 6	R: 2 E: 0 K: 0 S: 6	H: 3 LOB: 1 BB: 0 P: 6	R: 0 E: 0 K: 0 S: 3	H: 0 LOB: 0 BB: 0 P: 3	R: 1 E: 0 K: 0 S: 4	H: 1 LOB: 0 BB: 0 P: 4	R: 0 E: 0 K: 1 S: 7	H: 2 LOB: 2 BB: 0 P: 7	R: 0 E: 0 K: 1 S: 6	H: 1 LOB: 3 BB: 2 P: 14	R: 0 E: 0 K: 0 S: 3	H: 0 LOB: 0 BB: 0 P: 3		1B: 8 2B: 1 3B: 1 HR: 0	SF: 0 SAC: 2 DP: 0 HBP: 0	WP: 0 PB: 0 CS: 1
PITCHER Jim Wilson, R (1.1) ERA: 4.05	IP: 9.0 WLS: L BF: 38	H: 10 R: 3 ER: 3 SO: 3	BB: 2 IBB: 0 HBP: 0 BLK: 0	WP: 0 HR: 0 S: 42 P: 50	ERA: 3.00 WHIP: 1.333	PITCHER										IP: 9.0 WLS: W BF: 33	H: 4 R: 1 ER: 1 SO: 7	BB: 3 IBB: 0 HBP: 0 BLK: 0	WP: 0 HR: 0 S: 44 P: 56	ERA: 1.00 WHIP: 0.778

AB 34
R 3
H 10
RBI 3
BB 2
SO 3
LOB 14



Batter	1	2	3	4	5	6	7	8	9	AB	R	H	RBI	BB	SO	LOB	BOTTOM					
Sam Jethroe, S (1.8) OBP: 0.330, SLG: 0.395	0-3 K		4-0 BB		0-3 K				0-0 BB	3	0	1	0	1	2	0	New York Giants @ Boston Braves Braves Field, Boston, MA Mon Sep 01 1952, 3:33 AM EDT Overcast - 68 F					
Johnny Logan, R (1.6) OBP: 0.326, SLG: 0.354	0-0 F3		0-0 BB		0-0 F7				0-0 F9	4	0	0	0	0	0	3						
Earl Torgeson, L (1.3) OBP: 0.351, SLG: 0.313	0-0 4-3			0-0 3-1		0-0 3-1			0-0 BB	4	0	0	0	0	0	1						
Walker Cooper, R (1.2) OBP: 0.288, SLG: 0.353		0-3 K		0-0 5-3		0-0 2B			0-0 L4	4	1	1	0	0	1	0						
Sid Gordon, R (1.7) OBP: 0.389, SLG: 0.496		4-0 BB		0-0 E5		0-0 1-H			0-0 6-3	3	0	1	1	1	0	0						
Eddie Mathews, L (1.5) OBP: 0.310, SLG: 0.414		0-0 BB		0-0 F7		0-0 BB			0-0 1-3	3	0	0	0	1	1	2						
Sibby Sisti, R (1.9) OBP: 0.274, SLG: 0.335		0-3 K		0-0 L3					0-0 F8	3	0	0	0	0	1	3						
Jack Dittmer, L (1.4) OBP: 0.216, SLG: 0.230			0-0 BB		0-3 K				0-0 F8	3	0	1	0	0	1	0						
Jim Wilson, R (1.1) OBP: 0.147, SLG: 0.162			0-3 K		0-0 F8				0-0 6-3	3	0	0	0	0	1	1						
Inning Stats	R: 0 E: 0 K: 1 S: 5	H: 0 LOB: 0 BB: 0 P: 5	R: 0 E: 0 K: 2 S: 7	H: 0 LOB: 1 BB: 1 P: 11	R: 0 E: 0 K: 1 S: 5	H: 1 LOB: 1 BB: 1 P: 9	R: 0 E: 1 K: 0 S: 4	H: 0 LOB: 2 BB: 1 P: 8	R: 0 E: 0 K: 2 S: 7	H: 0 LOB: 0 BB: 0 P: 7	R: 1 E: 0 K: 1 S: 7	H: 2 LOB: 1 BB: 0 P: 7	R: 0 E: 0 K: 0 S: 3	H: 0 LOB: 0 BB: 0 P: 3	R: 0 E: 0 K: 0 S: 3	H: 1 LOB: 0 BB: 0 P: 3		R: 0 E: 0 K: 0 S: 3	H: 0 LOB: 0 BB: 0 P: 3	1B: 3 2B: 1 3B: 0 HR: 0	SF: 0 SAC: 0 DP: 2 HBP: 0	WP: 0 PB: 0 CS: 0
PITCHER Max Lanier, L (1.1) ERA: 3.71	IP: 9.0 WLS: W BF: 33	H: 4 R: 1 ER: 1 SO: 7	BB: 3 IBB: 0 HBP: 0 BLK: 0	WP: 0 HR: 0 S: 44 P: 56	ERA: 1.00 WHIP: 0.778	PITCHER										IP: 9.0 WLS: W BF: 33	H: 4 R: 1 ER: 1 SO: 7	BB: 3 IBB: 0 HBP: 0 BLK: 0	WP: 0 HR: 0 S: 44 P: 56	ERA: 1.00 WHIP: 0.778		

AB 30
R 1
H 4
RBI 1
BB 3
SO 7
LOB 10



Batter	1	2	3	4	5	6	7	8	9	AB	R	H	RBI	BB	SO	LOB	TOP				
Don Mueller, L (1.9) OBP: 0.323, SLG: 0.397	0-0 4-3 1B		0-0 4-3			0-0 FC3-6 1B		0-0 1-3		4	0	2	0	0	0	0	New York Giants @ Boston Braves Braves Field, Boston, MA Mon Sep 01 1952, 3:38 AM EDT Att. 7,253 - Overcast - 68 F				
Alvin Dark, R (1.6) OBP: 0.357, SLG: 0.396	0-0 4-3 1-2		0-0 5-3			0-0 F9		0-0 F7		4	0	0	0	0	0	2					
Whitey Lockman, L (1.3) OBP: 0.383, SLG: 0.418	4-0 BB			0-0 F9		0-0 FC3-6 1-2 1B		0-0 1B		3	0	1	0	1	0	1					
Monte Irvin, R (1.7) OBP: 0.333, SLG: 0.364	0-0 F7			0-0 2B		0-3 K		0-0 F9		4	0	1	0	0	1	4					
Bobby Thomson, R (1.8) OBP: 0.339, SLG: 0.473	0-0 F8			0-3 K			0-0 G3 2B 1B		0-0 6-3	4	1	1	0	0	1	3					
Hank Thompson, L (1.5) OBP: 0.335, SLG: 0.449		0-0 6-3		0-0 F2			0-0 F5		0-0 G3	4	0	0	0	0	0	2					
Wes Westrum, R (1.2) George Wilson, L (7. PH) Sal Yvars, R (7.2) OBP: 0.264, SLG: 0.333	0-0 4-3				0-0 6-3		0-0 G3 1-2		0-0 1B	2	0	0	0	0	0	0					
Davey Williams, R (1.4) OBP: 0.333, SLG: 0.401	0-0 F2				0-0 4-3		0-0 2H 2B		0-0 F8	4	0	1	1	0	0	1					
Larry Jansen, R (1.1) Dave Koslo, L (1.1) Dusty Rhodes, L (7. PH) Hoyt Wilhelm, R (7.1) Monty Kennedy, R (7.1) OBP: 0.339, SLG: 0.200			0-0 3-1			0-0 F5		0-0 F6		0	0	0	0	0	0	0					
Inning Stats	R: 0 E: 0 K: 0 S: 4	H: 1 LOB: 2 BB: 1 P: 8	R: 0 E: 0 K: 0 S: 3	H: 0 LOB: 0 BB: 0 P: 3	R: 0 E: 0 K: 0 S: 3	H: 0 LOB: 0 BB: 0 P: 3	R: 0 E: 0 K: 1 S: 6	H: 1 LOB: 1 BB: 0 P: 6	R: 0 E: 0 K: 0 S: 3	H: 0 LOB: 0 BB: 0 P: 3	R: 0 E: 0 K: 1 S: 5	H: 2 LOB: 1 BB: 0 P: 5	R: 0 E: 0 K: 0 S: 4	H: 1 LOB: 1 BB: 0 P: 4	R: 0 E: 0 K: 0 S: 4	H: 1 LOB: 1 BB: 0 P: 4		1B: 5 2B: 2 3B: 0 HR: 0	SF: 0 SAC: 0 DP: 0 HBP: 0	WP: 0 PB: 0 SB: 0 CS: 0	PA: 35
PITCHER Ernie Johnson, R (1.1) ERA: 4.26	IP: 9.0 WLS: W BF: 35 H: 7 R: 1 ER: 1 SO: 2 BB: 1 IBB: 0 HBP: 0 BLK: 0 WP: 0 HR: 0 S: 38 P: 42 ERA: 1.00 WHIP: 0.889															PITCHER					

AB	34
R	1
H	7
RBI	1
BB	1
SO	2
LOB	15



Batter	1	2	3	4	5	6	7	8	9	AB	R	H	RBI	BB	SO	LOB	BOTTOM				
Sam Jethroe, S (1.8) OBP: 0.330, SLG: 0.394	0-0 E 1B		0-3 K			0-0 F3		4-0 6-3 1B BB		0-3 K	4	2	1	0	1	2	New York Giants @ Boston Braves Braves Field, Boston, MA Mon Sep 01 1952, 3:38 AM EDT Att. 7,253 - Overcast - 68 F				
Johnny Logan, R (1.6) OBP: 0.330, SLG: 0.359	0-0 E6 1B 2B		0-0 SH1-3 1B		0-0 L5		0-0 6-3 1-2			4	1	2	1	0	0	1					
Earl Torgeson, L (1.3) OBP: 0.354, SLG: 0.314	4-0 1B BB		0-0 SH1-3 1-2		0-0 F7		0-0 CS 1B			2	0	1	1	1	0	0					
Sid Gordon, R (1.7) OBP: 0.392, SLG: 0.496	0-0 FC5-4 1-2 1B		4-0 G4-6-3 BB		0-0 6-3		4-0 PB 2B BB			2	1	1	1	2	0	0					
Eddie Mathews, L (1.5) OBP: 0.312, SLG: 0.420	0-3 K		0-0 G4-6-3 1-2		0-0 1B 2B		0-0 1H 2B			4	1	2	1	0	1	4					
Jack Daniels, L (1.9) OBP: 0.276, SLG: 0.244	0-3 K			0-0 3-1		0-0 4-3		0-0 F9		4	0	0	0	0	1	4					
Paul Burnis, R (1.2) OBP: 0.281, SLG: 0.303	0-0 FC5-4 1-2			0-0 L6		4-0 1B BB		0-0 F6		3	0	0	0	1	0	2					
Jack Dittmer, L (1.4) OBP: 0.220, SLG: 0.234		0-3 K		0-0 1B		0-0 FC6-4 1-2 2H 1B		0-0 1-3		4	0	2	1	0	1	0					
Ernie Johnson, R (1.1) OBP: 0.143, SLG: 0.154		0-0 F3		0-3 K		0-0 FC6-4 1-2		4-0 BB		3	0	0	0	1	1	3					
Inning Stats	R: 2 E: 1 K: 2 S: 10	H: 3 LOB: 2 BB: 1 P: 14	R: 0 E: 0 K: 2 S: 7	H: 0 LOB: 0 BB: 0 P: 7	R: 0 E: 0 K: 1 S: 6	H: 1 LOB: 1 BB: 0 P: 6	R: 0 E: 0 K: 1 S: 6	H: 1 LOB: 1 BB: 0 P: 6	R: 0 E: 0 K: 0 S: 3	H: 0 LOB: 0 BB: 0 P: 3	R: 1 E: 0 K: 0 S: 5	H: 2 LOB: 2 BB: 1 P: 9	R: 2 E: 0 K: 0 S: 4	H: 2 LOB: 1 BB: 2 P: 12	R: 0 E: 0 K: 1 S: 5	H: 0 LOB: 1 BB: 1 P: 9		1B: 6 2B: 3 3B: 0 HR: 0	SF: 0 SAC: 1 DP: 1 HBP: 0	WP: 0 PB: 1 SB: 0 CS: 1	PA: 37
PITCHER Larry Jansen, R (1.1) ERA: 4.07 Dave Koslo, L (1.1) ERA: 2.97 Hoyt Wilhelm, R (7.1) ERA: 2.62 Monty Kennedy, L (7.1) ERA: 2.96	IP: 6.0 WLS: L BF: 23 H: 4 R: 1 ER: 1 SO: 2 BB: 2 IBB: 0 HBP: 0 BLK: 0 WP: 0 HR: 0 S: 31 P: 39 ERA: 1.50 WHIP: 1.000															PITCHER					


AB	30
R	5
H	9
RBI	5
BB	6
SO	6
LOB	15



Batter	1	2	3	4	5	6	7	8	9	AB	R	H	RBI	BB	SO	LOB	TOP					
Billy Cox, R OBP: 0.303, SLG: 0.341 (1, 5)	F4			5-3	F8				F7		5	0	1	0	0	0						
Pee Wee Reese, R OBP: 0.373, SLG: 0.374 (1, 6)	F4			6-3 1B 2B BB	K					3	1	0	0	1	1							
Jackie Robinson, R OBP: 0.442, SLG: 0.476 (1, 4)	K			1-2 2B 1B	K2-3				E4 SH5-3 1B	4	2	2	0	0	2	0						
George Shuba, L OBP: 0.435, SLG: 0.515 Carl Furillo, R OBP: 0.295, SLG: 0.339 (5, 9)				6-3					6-3	2	0	0	0	0	2							
Duke Snider, L OBP: 0.369, SLG: 0.468 (1, 8)				1-2 2-3					6-3	2	0	1	0	0	0	1						
Roy Campanella, R OBP: 0.364, SLG: 0.472 (1, 2)				2B					SH5-3	3	1	1	3	0	0	1						
Gil Hodges, R OBP: 0.388, SLG: 0.508 (1, 3)				2B					2B	4	1	2	1	0	1	2						
Andy Pafko, R OBP: 0.371, SLG: 0.441 (5, 7)				HR					2B	4	1	2	2	0	0	2						
Preacher Roe, R OBP: 0.130, SLG: 0.078 Tommy Holmes, L OBP: 0.125, SLG: 0.045 Joe Black, R OBP: 0.167, SLG: 0.167 (4, PH)				1B					6-3	4	0	1	0	0	1	1						
				1B					K	1	0	0	0	0	0	0						
				1B					K	1	0	0	0	0	0	1						
									K	2	0	0	0	0	2	0						
Inning Stats	R: 0 E: 0 K: 1 S: 11	H: 0 LOB: 0 BB: 0 P: 16	R: 0 E: 0 K: 1 S: 6	H: 0 LOB: 0 BB: 0 P: 7	R: 0 E: 0 K: 0 S: 5	H: 1 LOB: 0 BB: 0 P: 6	R: 5 E: 0 K: 0 S: 18	H: 5 LOB: 1 BB: 0 P: 29	R: 0 E: 0 K: 0 S: 7	H: 0 LOB: 0 BB: 0 P: 12	R: 0 E: 1 K: 0 S: 7	H: 1 LOB: 1 BB: 0 P: 9	R: 0 E: 0 K: 1 S: 6	H: 1 LOB: 1 BB: 0 P: 7	R: 1 E: 1 K: 0 S: 12	H: 2 LOB: 1 BB: 0 P: 15	R: 0 E: 0 K: 2 S: 8	H: 0 LOB: 0 BB: 0 P: 8	1B: 6 2B: 3 3B: 0 HR: 1	SF: 0 SAC: 1 DP: 2 HBP: 0	WP: 0 PB: 0 CS: 0	PA: 37
PITCHER	IP	WLS	BF	H	R	ER	SO	BB	IBB	HBP	BLK	WP	HR	S	P	ERA	WHIP					
Lew Burdette, R ERA: 3.88 Warren Spahn, L ERA: 3.0 (4, 1)	3.2	L	17	6	5	5	2	1	0	0	0	0	0	38	54	12.27	1.909					

Brooklyn Dodgers @ Boston Braves
Braves Field, Boston, MA
Wed Sep 03 1952, 3:33 AM EDT
Att: 6,756 - Unknown


AB 35
R 6
H 10
RBI 6
BB 1
SO 7
LOB 11



Batter	1	2	3	4	5	6	7	8	9	AB	R	H	RBI	BB	SO	LOB	BOTTOM					
Sam Jethroe, S OBP: 0.329, SLG: 0.394 (1, 8)	5-3				K				F8	5	1	1	1	0	2	3						
Johnny Logan, R OBP: 0.328, SLG: 0.358 (1, 6)	5-3			E 2B	6-3				E6 1B	4	1	1	0	0	0	0						
Earl Torgeson, L OBP: 0.357, SLG: 0.315 (1, 3)	K			SH 1B						2	0	1	0	1	1	0						
Walker Cooper, R OBP: 0.284, SLG: 0.349 (1, 2)				SH 1B	PO BB				1B	4	0	0	0	0	1	2						
Sid Gordon, R OBP: 0.395, SLG: 0.505 Jack Cusick, R OBP: 0.231, SLG: 0.192 (9, PR)				G6-4-3 1-2 3-H	PO				L6	4	0	0	0	0	1	2						
Eddie Mathews, L OBP: 0.313, SLG: 0.428 (1, 5)				K					F5	3	1	2	1	1	0	0						
Sibby Sisti, R OBP: 0.272, SLG: 0.332 Jack Daniels, L OBP: 0.274, SLG: 0.242 (6, 9)				HR	BB				F8	0	0	0	0	0	0	0						
Jack Dittmer, L OBP: 0.221, SLG: 0.231 (1, 4)				HR					SH5-3 1B	4	1	2	1	0	1	1						
Lew Burdette, R OBP: 0.226, SLG: 0.111 Warren Spahn, L OBP: 0.214, SLG: 0.295 (4, 1)				K					SH5-3 1B	4	1	2	1	0	1	1						
				HR					1B	4	1	2	1	0	1	1						
				K					SH5-3 1B	4	1	2	1	0	1	1						
				K					1B	4	1	2	1	0	1	1						
				K					SH5-3	2	0	0	0	0	1	0						
				F7					SH5-3	1	0	0	0	0	0	0						
				F8					1-2 2-3	3	0	0	0	1	0	0						
				L7						3	0	0	0	1	0	0						
				4-3					IBB	0	1	0	0	1	0	0						
				2B BB					K	3	0	0	0	0	1	3						
Inning Stats	R: 0 E: 0 K: 1 S: 9	H: 2 LOB: 0 BB: 0 P: 12	R: 2 E: 0 K: 2 S: 13	H: 2 LOB: 0 BB: 0 P: 20	R: 3 E: 1 K: 1 S: 17	H: 2 LOB: 1 BB: 2 P: 31	R: 0 E: 0 K: 0 S: 6	H: 0 LOB: 0 BB: 0 P: 10	R: 0 E: 0 K: 1 S: 11	H: 0 LOB: 0 BB: 1 P: 18	R: 0 E: 0 K: 0 S: 6	H: 0 LOB: 0 BB: 0 P: 9	R: 0 E: 0 K: 1 S: 6	H: 0 LOB: 0 BB: 0 P: 11	R: 0 E: 1 K: 1 S: 8	H: 1 LOB: 1 BB: 0 P: 12	R: 0 E: 0 K: 1 S: 15	H: 2 LOB: 3 BB: 1 P: 24	1B: 4 2B: 1 3B: 0 HR: 2	SF: 0 SAC: 2 DP: 1 HBP: 0	WP: 0 PB: 0 CS: 0	PA: 38
PITCHER	IP	WLS	BF	H	R	ER	SO	BB	IBB	HBP	BLK	WP	HR	S	P	ERA	WHIP					
Preacher Roe, L ERA: 3.2 Joe Black, R ERA: 2.02 (4, 1)	3.0	W	22	3	0	0	3	1	1	0	0	0	0	52	84	0.00	0.667					

Brooklyn Dodgers @ Boston Braves
Braves Field, Boston, MA
Wed Sep 03 1952, 3:33 AM EDT
Att: 6,756 - Unknown

AB 31
R 5
H 7
RBI 3
BB 4
SO 7
LOB 9



Batter	1	2	3	4	5	6	7	8	9	10	11	AB	R	H	RBI	BB	SO	LOB	TOP							
Billy Cox, R OBP: 0.302, SLG: 0.340 (1, 5)	L8		B3		G4-3 1B		SH1-4 1-2 2-3		K			4	0	1	0	0	1	0								
Pee Wee Reese, R OBP: 0.373, SLG: 0.373 (1, 6)	5-3		1B 1B		G4-3 1-2f		1B PB S			6-3		4	1	1	2	1	0	1								
Jackie Robinson, R OBP: 0.442, SLG: 0.473 (1, 4)	5-3		1B G3 1B		HBP		L6			F3		4	1	1	0	0	0	1								
George Shuba, L OBP: 0.434, SLG: 0.510 Carl Furillo, R OBP: 0.236, SLG: 0.339 (1, 7) (10, 9)		2B BB	WP G3 1B		G3		F8			F8		4	1	1	1	1	0	2								
Duke Snider, L OBP: 0.368, SLG: 0.467 (1, 8)		F9 1-H 2B	G3		F8		5-3				L8	5	0	1	2	0	0	1								
Roy Campanella, R OBP: 0.353, SLG: 0.468 Rube Walker, L OBP: 0.308, SLG: 0.355 (1, 2) (11, 2)		F9 2-3	F4		F2		5-3					4	0	0	0	1	0	2								
Gil Hodges, R OBP: 0.384, SLG: 0.502 (1, 3)	6-3		L6		F8		L8				F7	5	0	0	0	0	0	2								
Andy Pafko, R OBP: 0.372, SLG: 0.440 (1, 9) (10, 7)			F5 IBB		F5		SH1-4 FC6 1B		6-3		F4	4	1	1	0	1	0	1								
Billy Loes, R OBP: 0.136, SLG: 0.089 Ben Wade, R OBP: 0.136, SLG: 0.328 Rocky Nelson, L OBP: 0.360, SLG: 0.318 Joe Black, R OBP: 0.160, SLG: 0.160 (1, 1) (6, 1) (7, PH) (7, 1)		K	K		K		FC6 SH1-4 1B		F6			2	0	0	0	0	2	2								
Inning Stats	R: 0 E: 1 K: 0 S: 6	H: 0 LOB: 0 BB: 0 P: 11	R: 1 E: 0 K: 1 S: 11	H: 1 LOB: 2 BB: 2 P: 20	R: 2 E: 0 K: 0 S: 11	H: 2 LOB: 1 BB: 1 P: 23	R: 0 E: 0 K: 1 S: 6	H: 0 LOB: 0 BB: 0 P: 9	R: 0 E: 0 K: 0 S: 5	H: 0 LOB: 0 BB: 0 P: 9	R: 2 E: 0 K: 0 S: 13	H: 2 LOB: 1 BB: 0 P: 17	R: 0 E: 0 K: 0 S: 6	H: 0 LOB: 0 BB: 0 P: 10	R: 0 E: 0 K: 1 S: 7	H: 0 LOB: 0 BB: 0 P: 13	R: 0 E: 0 K: 0 S: 6	H: 0 LOB: 0 BB: 0 P: 11	R: 0 E: 0 K: 0 S: 6	H: 0 LOB: 1 BB: 1 P: 13	1B: 5 2B: 1 3B: 0 HR: 0	SF: 0 SAC: 1 DP: 1 HBP: 1	WP: 1 PB: 1 SB: 1 CS: 0	PA: 44		
PITCHER Max Surkont, R ERA: 3.97 (1, 1)	IP 11.0	WLS W 44	BF H 6	R 5	ER 5	SO 3	BB 3	IBB 1	HBP 1	BLK 0	WP 1	HR 0	S 84	P 148	ERA 4.09	WHIP 0.818										

Brooklyn Dodgers @ Boston Braves
Braves Field, Boston, MA
Thu Sep 04 1952, 3:33 AM EDT
Att: 6,280 - Unknown

AB 38
R 5
H 6
RBI 5
BB 4
SO 3
LOB 13



Batter	1	2	3	4	5	6	7	8	9	10	11	AB	R	H	RBI	BB	SO	LOB	BOTTOM								
Sam Jethroe, S OBP: 0.328, SLG: 0.390 (1, 8)	3-1		K		G3		L4 IBB		G3-6 1-2f		G3	5	0	0	0	1	1	1									
Johnny Logan, R OBP: 0.332, SLG: 0.358 (1, 6)	BB E 1B		1B 1B 1B		K		L4 1-2		K		F8 1B HBP	5	3	2	0	0	2	3									
Earl Torgeson, L OBP: 0.362, SLG: 0.323 (1, 3)	FC6-4 BB		1B 1B 1B		K		SH3 2B		F5		1B DI 1B	5	1	3	0	1	1	0									
Walker Cooper, R OBP: 0.286, SLG: 0.350 (1, 2)	FC6-4 1-2f 2-H		1B 1B 1B		4-3		SH3		1B		F8	5	0	2	1	0	0	3									
Sid Gordon, R OBP: 0.396, SLG: 0.505 (1, 7)	F9		1B 1-2 2-H 1B				F7		K		K	6	1	3	2	0	1	3									
Eddie Mathews, L OBP: 0.314, SLG: 0.425 (1, 5)		L3	L9			1B 2B BB					K	3	1	0	0	2	1	2									
Jack Daniels, L OBP: 0.267, SLG: 0.235 (1, 9)		F4	F3			F4		G3		K		5	0	0	0	0	1	6									
Jack Dittmer, L OBP: 0.228, SLG: 0.236 (1, 4)					4-3		2B 1B		F8		1B	4	0	2	1	1	0	0									
Max Surkont, R OBP: 0.153, SLG: 0.175 (1, 1)		K			F7		1-3 2-H 2B		G3-6 1B		K	5	0	2	1	0	2	2									
Inning Stats	R: 1 E: 1 K: 0 S: 14	H: 1 LOB: 1 BB: 1 P: 24	R: 0 E: 0 K: 1 S: 7	H: 0 LOB: 1 BB: 1 P: 14	R: 2 E: 0 K: 1 S: 20	H: 4 LOB: 2 BB: 0 P: 27	R: 0 E: 0 K: 0 S: 4	H: 0 LOB: 0 BB: 0 P: 6	R: 0 E: 0 K: 2 S: 8	H: 0 LOB: 0 BB: 0 P: 11	R: 2 E: 0 K: 0 S: 12	H: 3 LOB: 2 BB: 2 P: 24	R: 0 E: 0 K: 0 S: 10	H: 1 LOB: 2 BB: 1 P: 19	R: 0 E: 0 K: 0 S: 8	H: 1 LOB: 0 BB: 0 P: 12	R: 0 E: 0 K: 2 S: 14	H: 1 LOB: 1 BB: 0 P: 24	R: 0 E: 0 K: 3 S: 13	H: 1 LOB: 1 BB: 0 P: 18	R: 1 E: 0 K: 0 S: 15	H: 2 LOB: 2 BB: 0 P: 22	1B: 12 2B: 3 3B: 0 HR: 0	SF: 0 SAC: 1 DP: 2 HBP: 1	WP: 0 PB: 0 SB: 0 CS: 0	PA: 50	
PITCHER Billy Loes, R ERA: 2.62 Ben Wade, R ERA: 3.44 Joe Black, R ERA: 2.01 (1, 1) (6, 1) (7, 1)	IP 5.1	WLS 0.2	BF 27	H 8	R 5	ER 4	SO 4	BB 3	IBB 0	HBP 0	BLK 0	WP 0	HR 0	S 63	P 100	ERA 6.75	WHIP 2.062										

Brooklyn Dodgers @ Boston Braves
Braves Field, Boston, MA
Thu Sep 04 1952, 3:33 AM EDT
Att: 6,280 - Unknown

AB 43
R 6
H 14
RBI 5
BB 5
SO 9
LOB 20



Batter	1	2	3	4	5	6	7	8	9	AB	R	H	RBI	BB	SO	LOB	TOP			
Billy Cox, R OBP: 0.302, SLG: 0.339 (1, 5)										4	0	1	0	0	0	2	Brooklyn Dodgers @ Boston Braves Braves Field, Boston, MA Fri Sep 05 1952, 3:33 AM EDT Att: 2,749 - Unknown			
Pee Wee Reese, R OBP: 0.372, SLG: 0.372 (1, 6)										4	1	1	0	0	1	3				
Jackie Robinson, R OBP: 0.442, SLG: 0.471 (1, 4)										2	0	0	0	2	1	3				
George Shuba, L OBP: 0.427, SLG: 0.500 (1, 7)										4	0	0	0	0	0	4				
Duke Snider, L OBP: 0.369, SLG: 0.468 (1, 8)										4	0	2	1	0	0	1				
Roy Campanella, R OBP: 0.359, SLG: 0.463 (1, 2)										4	0	0	0	0	0	3				
Gil Hodges, R OBP: 0.382, SLG: 0.499 (1, 3)										3	0	0	0	0	0	2				
Andy Pafko, R OBP: 0.371, SLG: 0.439 (1, 9)										3	0	1	0	0	0	0				
Ken Lehman, L (8, PH) (1, 1)										2	0	0	0	0	0	0				
Rocky Nelson, L Clyde King, S (8, 1)										1	0	1	0	0	0	0				
Inning Stats	R: 0 E: 0 K: 1 S: 9	H: 1 LOB: 1 BB: 0 P: 17	R: 0 E: 0 K: 0 S: 7	H: 1 LOB: 0 BB: 0 P: 11	R: 0 E: 0 K: 0 S: 6	H: 0 LOB: 0 BB: 0 P: 10	R: 1 E: 0 K: 0 S: 20	H: 1 LOB: 1 BB: 1 P: 31	R: 0 E: 0 K: 1 S: 10	H: 0 LOB: 1 BB: 1 P: 17	R: 0 E: 0 K: 0 S: 6	H: 1 LOB: 0 BB: 0 P: 10	R: 0 E: 0 K: 0 S: 8	H: 2 LOB: 2 BB: 0 P: 10	R: 0 E: 0 K: 0 S: 6	H: 0 LOB: 0 BB: 0 P: 8	1B: 6 2B: 2 3B: 0 HR: 0	SF: 0 SAC: 0 DP: 2 HBP: 0	WP: 0 PB: 1 CS: 1	PA: 33
PITCHER Jim Wilson, R ERA: 3.91 (1, 1)	IP: 9.0 WLS: W BF: 33 H: 6 R: 1 ER: 1 SO: 2 BB: 2 IBB: 0 HBP: 0 BLK: 0 WP: 0 HR: 0 S: 77 P: 120 ERA: 1.00 WHIP: 0.889											PITCHER	IP: 9.0 WLS: W BF: 33 H: 6 R: 1 ER: 1 SO: 2 BB: 2 IBB: 0 HBP: 0 BLK: 0 WP: 0 HR: 0 S: 77 P: 120 ERA: 1.00 WHIP: 0.889							

Batter	1	2	3	4	5	6	7	8	9	AB	R	H	RBI	BB	SO	LOB	BOTTOM			
Sam Jethroe, S OBP: 0.325, SLG: 0.387 (1, 8)										4	1	0	0	0	2	3	Brooklyn Dodgers @ Boston Braves Braves Field, Boston, MA Fri Sep 05 1952, 3:33 AM EDT Att: 2,749 - Unknown			
Johnny Logan, R OBP: 0.331, SLG: 0.360 (1, 6)										4	1	1	1	0	0	0				
Earl Torgeson, L OBP: 0.360, SLG: 0.326 (1, 3)										4	0	1	0	0	0	2				
Walker Cooper, R OBP: 0.288, SLG: 0.355 (1, 2)										4	0	2	2	0	1	1				
Sid Gordon, R OBP: 0.396, SLG: 0.502 (1, 7)										2	0	0	0	1	0	0				
Eddie Mathews, L OBP: 0.316, SLG: 0.429 (1, 5)										3	0	2	0	1	0	2				
Sibby Sisti, R OBP: 0.266, SLG: 0.327 (1, 9)										3	0	0	0	0	1	2				
Jack Daniels, L OBP: 0.265, SLG: 0.233 (7, 9)										1	0	0	0	0	0	3				
Jack Dittmer, L OBP: 0.228, SLG: 0.233 (1, 4)										3	0	0	0	1	0	5				
Jim Wilson, R OBP: 0.165, SLG: 0.179 (1, 1)										4	1	2	0	0	1	4				
Inning Stats	R: 0 E: 0 K: 1 S: 11	H: 1 LOB: 1 BB: 0 P: 19	R: 0 E: 0 K: 1 S: 9	H: 1 LOB: 0 BB: 0 P: 18	R: 2 E: 0 K: 1 S: 12	H: 3 LOB: 2 BB: 1 P: 26	R: 0 E: 0 K: 1 S: 6	H: 0 LOB: 1 BB: 1 P: 13	R: 0 E: 0 K: 0 S: 7	H: 1 LOB: 0 BB: 0 P: 12	R: 1 E: 0 K: 0 S: 9	H: 1 LOB: 0 BB: 0 P: 13	R: 0 E: 1 K: 0 S: 11	H: 1 LOB: 3 BB: 1 P: 19	R: 0 E: 0 K: 0 S: 11	H: 1 LOB: 0 BB: 0 P: 19	1B: 4 2B: 4 3B: 0 HR: 0	SF: 0 SAC: 1 DP: 0 HBP: 0	WP: 0 PB: 0 CS: 0	PA: 36
PITCHER Ken Lehman, L ERA: 2.57 (1, 1)	IP: 7.0 WLS: L BF: 30 H: 7 R: 3 ER: 2 SO: 3 BB: 1 IBB: 1 HBP: 0 BLK: 0 WP: 0 HR: 0 S: 59 P: 108 ERA: 2.57 WHIP: 1.143											PITCHER	IP: 7.0 WLS: L BF: 30 H: 7 R: 3 ER: 2 SO: 3 BB: 1 IBB: 1 HBP: 0 BLK: 0 WP: 0 HR: 0 S: 59 P: 108 ERA: 2.57 WHIP: 1.143							
Clyde King, R ERA: 4.81 (8, 1)	IP: 1.0 WLS: L BF: 6 H: 1 R: 0 ER: 0 SO: 0 BB: 0 IBB: 1 HBP: 0 BLK: 0 WP: 0 HR: 0 S: 11 P: 19 ERA: 0.00 WHIP: 1.000											PITCHER	IP: 1.0 WLS: L BF: 6 H: 1 R: 0 ER: 0 SO: 0 BB: 0 IBB: 1 HBP: 0 BLK: 0 WP: 0 HR: 0 S: 11 P: 19 ERA: 0.00 WHIP: 1.000							

Batter	1	2	3	4	5	6	7	8	9	AB	R	H	RBI	BB	SO	LOB	TOP			
Sam Jethroe, S OBP: 0.326, SLG: 0.383 (1, 8)										3	0	1	0	1	0	0				
Johnny Logan, R OBP: 0.326, SLG: 0.355 (1, 6)										4	0	0	0	0	1	3				
Earl Torgeson, L OBP: 0.359, SLG: 0.324 (1, 3)										3	0	0	0	1	0	1				
Sid Gordon, R OBP: 0.395, SLG: 0.498 (1, 7)										4	0	0	0	0	1	2				
Eddie Mathews, L OBP: 0.323, SLG: 0.441 (1, 5)										4	1	2	0	0	0	0				
Paul Burns, R OBP: 0.242, SLG: 0.279 (1, 2)										4	0	0	0	0	0	2				
Jack Daniels, L OBP: 0.274, SLG: 0.243 (1, 9)										3	0	2	0	1	0	0				
Jack Dittmer, L OBP: 0.230, SLG: 0.234 (1, 4)										4	0	1	1	0	0	2				
Lew Burdette, R OBP: 0.206, SLG: 0.100 (1, 1)										2	0	0	0	0	0	3				
Inning Stats	R: 0 E: 0 K: 1 S: 5	H: 0 LOB: 0 BB: 0 P: 5	R: 1 E: 1 K: 1 S: 8	H: 3 LOB: 2 BB: 0 P: 8	R: 0 E: 0 K: 0 S: 4	H: 1 LOB: 1 BB: 0 P: 4	R: 0 E: 0 K: 0 S: 4	H: 0 LOB: 0 BB: 0 P: 3	R: 0 E: 0 K: 0 S: 4	H: 1 LOB: 1 BB: 0 P: 4	R: 0 E: 0 K: 0 S: 3	H: 0 LOB: 2 BB: 2 P: 11	R: 0 E: 0 K: 0 S: 2	H: 0 LOB: 0 BB: 1 P: 6	R: 0 E: 0 K: 0 S: 3	H: 0 LOB: 0 BB: 0 P: 3	1B: 5 2B: 1 3B: 0 HR: 0	SF: 0 SAC: 1 DP: 2 HBP: 0	WP: 0 PB: 0 SB: 0 CS: 0	PA: 35
PITCHER Steve Ridzik, R ERA: 3.3 (1, 1)	IP: 9.0 WLS: W BF: 35 H: 6 R: 1 ER: 0 SO: 2 BB: 3 IBB: 0 HBP: 0 BLK: 0 WP: 0 HR: 0 S: 36 P: 48 ERA: 0.00 WHIP: 1.000															PITCHER				

Boston Braves @ Philadelphia Phillies
 Shibe Park, Philadelphia, PA
 Sun Sep 07 1952, 3:33 AM EDT
 Att: 6,011 - Unknown

AB 31
 R 1
 H 6
 RBI 1
 BB 3
 SO 2
 LOB 13



Batter	1	2	3	4	5	6	7	8	9	AB	R	H	RBI	BB	SO	LOB	BOTTOM			
Connie Ryan, R OBP: 0.337, SLG: 0.381 (1, 4)										4	1	1	0	0	1	0				
Richie Ashburn, L OBP: 0.366, SLG: 0.363 (1, 8)										4	0	2	0	0	0	0				
Mel Clark, R OBP: 0.365, SLG: 0.441 Bill Nicholson, L OBP: 0.344, SLG: 0.412 (1, 7) (2, 9)										1	0	1	0	0	0	0				
Johnny Wyrostek, L OBP: 0.361, SLG: 0.352 (1, 9) (2, 7)										3	0	0	0	0	1	2				
Granny Hamner, R OBP: 0.310, SLG: 0.433 (1, 6)										3	1	2	0	0	0	0				
Smoky Burgess, L OBP: 0.378, SLG: 0.422 (1, 2)										3	0	2	1	0	0	1				
Willie Jones, R OBP: 0.323, SLG: 0.378 (1, 5)										3	0	1	0	0	0	2				
Jackie Mayo, L OBP: 0.328, SLG: 0.327 (1, 3)										3	0	0	0	0	2					
Steve Ridzik, R OBP: 0.250, SLG: 0.143 (1, 1)										3	0	0	0	0	0	0				
Inning Stats	R: 0 E: 0 K: 0 S: 4	H: 2 LOB: 2 BB: 0 P: 4	R: 0 E: 0 K: 0 S: 4	H: 1 LOB: 1 BB: 0 P: 4	R: 0 E: 0 K: 1 S: 6	H: 1 LOB: 1 BB: 0 P: 6	R: 1 E: 0 K: 0 S: 4	H: 2 LOB: 0 BB: 0 P: 4	R: 0 E: 0 K: 0 S: 3	H: 0 LOB: 0 BB: 0 P: 3	R: 0 E: 0 K: 1 S: 5	H: 0 LOB: 0 BB: 0 P: 5	R: 0 E: 0 K: 0 S: 4	H: 2 LOB: 1 BB: 0 P: 4	R: 1 E: 1 K: 1 S: 7	H: 2 LOB: 1 BB: 0 P: 7	1B: 9 2B: 3 3B: 0 HR: 0	SF: 0 SAC: 0 DP: 2 HBP: 0	WP: 0 PB: 0 SB: 0 CS: 0	PA: 31
PITCHER Lew Burdette, R ERA: 3.65 (1, 1)	IP: 8.0 WLS: L BF: 31 H: 10 R: 2 ER: 1 SO: 3 BB: 0 IBB: 0 HBP: 0 BLK: 0 WP: 0 HR: 0 S: 37 P: 37 ERA: 1.12 WHIP: 1.250															PITCHER				

Boston Braves @ Philadelphia Phillies
 Shibe Park, Philadelphia, PA
 Sun Sep 07 1952, 3:33 AM EDT
 Att: 6,011 - Unknown

AB 31
 R 2
 H 10
 RBI 1
 BB 0
 SO 3
 LOB 8



Batter	1	2	3	4	5	6	7	8	9	AB	R	H	RBI	BB	SO	LOB	TOP	
Johnny Temple, R OBP: 0.120, SLG: 0.083 (1, 4)	6-3 ①		6-3 ①		5-3 ①		F8 ③		1-3 ③	5	0	0	0	0	0	0	Cincinnati Reds @ Boston Braves Braves Field, Boston, MA Tue Sep 09 1952, 3:38 AM EDT Att. 3,175 - Unknown - 63 F	
Bobby Adams, R OBP: 0.343, SLG: 0.375 (1, 5)	1B		G3 1B		PO 1B		SH5-4 1B BB			3	1	3	0	1	0	0		
Willard Marshall, L OBP: 0.332, SLG: 0.423 (1, 9)	K		G3 1-2		F4 ②		1-2 1B			0	1	0	0	0	0	0		
Ted Kluszewski, L OBP: 0.373, SLG: 0.477 (1, 3)	1B ①		F4 ③		PO ③		F8 ①		SH5-4 ①	3	0	1	0	0	0	1		
Jim Greengrass, R OBP: 0.600, SLG: 0.600 (1, 7)	4-3 ③				FC1-6 1B ①		E 1B ②		2H 3H 1B ②	4	0	3	2	0	0	2		
Cal Abrams, L OBP: 0.333, SLG: 0.369 (1, 8)			G1 ①		FC1-6 1B ①		4-3 ②		F6 ②	4	0	0	0	0	0	3		
Roy McMillan, R OBP: 0.300, SLG: 0.353 (1, 6)			2B		1-2 1B ①		F7 ③		F3 ③	4	0	2	0	0	0	2		
Hobie Landrith, L (1, 2)			6-3 ②		K ②		3-1 ①		B3-1 ①	4	0	0	0	0	1	3		
Harry Perkowski, L OBP: 0.181, SLG: 0.225 (1, 1)			1-3 ③		K ③		6-3 ②		K ②	4	0	0	0	0	2	3		
Inning Stats	R: 0 E: 0 K: 1 S: 7	H: 2 LOB: 2 BB: 0 P: 7	R: 0 E: 0 K: 0 S: 4	H: 1 LOB: 1 BB: 0 P: 4	R: 0 E: 0 K: 2 S: 4	H: 1 LOB: 2 BB: 0 P: 9	R: 0 E: 0 K: 0 S: 3	H: 1 LOB: 0 BB: 0 P: 4	R: 0 E: 0 K: 0 S: 3	H: 0 LOB: 0 BB: 0 P: 3	R: 2 E: 0 K: 0 S: 5	H: 2 LOB: 1 BB: 0 P: 9	R: 0 E: 0 K: 1 S: 5	H: 0 LOB: 0 BB: 0 P: 5	1B: 9 2B: 1 3B: 0 HR: 0	SF: 0 SAC: 1 DP: 0 HBP: 0		WP: 0 PB: 0 CS: 0
PITCHER	IP WLS BF H R ER SO BB IBB HBP BLK WP HR S P ERA WHIP	8.0 L 34 10 2 2 3 1 0 0 0 0 0 0 39 43 2.25 1.375	1.0 3 0 0 0 1 0 0 0 0 0 0 0 5 5 0.00 0.000															

AB	31
R	2
H	9
RBI	2
BB	1
SO	3
LOB	14



Batter	1	2	3	4	5	6	7	8	9	AB	R	H	RBI	BB	SO	LOB	BOTTOM					
Sam Jethroe, S OBP: 0.327, SLG: 0.383 (1, 8)	K		1-2 1B		K			F8 ②		4	0	1	0	0	2	0	Cincinnati Reds @ Boston Braves Braves Field, Boston, MA Tue Sep 09 1952, 3:38 AM EDT Att. 3,175 - Unknown - 63 F					
Johnny Logan, R OBP: 0.326, SLG: 0.353 (1, 6)	F8 ②		F7 ③		5-3 ①		E7 1B ①			4	0	1	0	0	0	2						
Earl Torgeson, L OBP: 0.362, SLG: 0.324 (1, 3)	4-0 CS BB				1B 1B		4-0 BB		4-3 ③	2	0	1	0	2	0	1						
Sid Gordon, R OBP: 0.391, SLG: 0.490 (1, 7)	CS ③		6-3 ①		F9 ①		F9 ②		F9 ①	4	0	0	0	0	0	2						
Eddie Mathews, L OBP: 0.321, SLG: 0.435 (1, 5)			F8 ②		K ②		6-3 ③		E3 ①	4	0	0	0	0	1	2						
Paul Burris, R OBP: 0.242, SLG: 0.278 (1, 2)			K		1-2 1B		F9 ①		F7 ②	4	0	1	0	0	1	1						
Sibby Sisti, R OBP: 0.269, SLG: 0.323 (1, 9)			4-0 FC1-6 BB		K ③		K ②		L9 ③	3	0	0	0	1	2	3						
Jack Dittmer, L OBP: 0.228, SLG: 0.236 (1, 4)			FC1-6 1B ①		F9 ①		F2 ③			3	0	0	0	0	0	1						
Max Surkont, R OBP: 0.148, SLG: 0.169 Walker Cooper, R (8, PH) OBP: 0.282, SLG: 0.346 Bob Chipman, L OBP: 0.500, SLG: 0.400 (9, 1)			F9 ②		K ②		6-3 ①			2	0	0	0	0	1	1						
Inning Stats	R: 0 E: 0 K: 1 S: 4	H: 0 LOB: 0 BB: 1 P: 8	R: 0 E: 0 K: 1 S: 5	H: 0 LOB: 0 BB: 0 P: 5	R: 0 E: 0 K: 0 S: 4	H: 1 LOB: 2 BB: 1 P: 8	R: 0 E: 0 K: 2 S: 9	H: 2 LOB: 2 BB: 0 P: 9	R: 0 E: 0 K: 2 S: 7	H: 0 LOB: 0 BB: 0 P: 7	R: 0 E: 0 K: 0 S: 3	H: 0 LOB: 1 BB: 1 P: 7	R: 0 E: 0 K: 1 S: 5	H: 0 LOB: 0 BB: 0 P: 5	R: 0 E: 1 K: 0 S: 4	H: 1 LOB: 1 BB: 0 P: 4		R: 0 E: 1 K: 0 S: 4	H: 0 LOB: 1 BB: 0 P: 4	1B: 4 2B: 0 3B: 0 HR: 0	SF: 0 SAC: 0 DP: 0 HBP: 0	WP: 0 PB: 0 CS: 1
PITCHER	IP WLS BF H R ER SO BB IBB HBP BLK WP HR S P ERA WHIP	9.0 W 34 4 0 0 7 3 0 0 0 0 0 45 57 0.00 0.778																				

AB	31
R	0
H	4
RBI	0
BB	3
SO	7
LOB	13



Batter	1	2	3	4	5	6	7	8	9	AB	R	H	RBI	BB	SO	LOB	TOP					
Tony Bartome, L (1, 3) OBP: 0.272, SLG: 0.269	0-0 1B		0-0 6-3		0-0 1-2 1B		0-0 5-3			4	0	2	0	0	0	0	Pittsburgh Pirates @ Boston Braves Braves Field, Boston, MA Fri Sep 12 1952, 3:38 AM EDT Att: 2,608 - Unknown					
Dick Groat, R (1, 6) OBP: 0.306, SLG: 0.296	0-0 L9		4-0 1B BB		0-0 G6-3 1-2 2-3		0-0 6-3			3	0	0	0	1	0	3						
Gus Bell, L (1, 9) OBP: 0.306, SLG: 0.407	0-0 F8		0-0 1-2 1B		0-0 L9			0-0 F7		4	0	1	0	0	0	2						
Ralph Kiner, R (1, 7) OBP: 0.389, SLG: 0.511	0-0 6-3		0-3 K			0-3 K		4-0 BB		3	0	0	0	1	2	3						
Dick Hall, R (1, 8) OBP: 0.188, SLG: 0.179		0-0 6-3		0-0 F4		4-0 1B BB		0-0 F4		3	0	0	0	1	0	1						
Sonny Senerchia, R (1, 5) OBP: 0.275, SLG: 0.402		0-3 K		0-0 F4		0-3 K		0-3 K		4	0	0	0	0	3	2						
Clem Koshorek, R (1, 4) OBP: 0.315, SLG: 0.305		4-0 BB		0-0 2B		0-0 1-2 1B			0-0 F6	3	0	2	0	1	0	0						
Clyde McCullough, R (1, 2) OBP: 0.283, SLG: 0.286	0-0 4-3		0-0 4-3		0-0 5-3			0-0 F7		1	0	0	0	0	0	1						
Ed Fitz Gerald, R (4, PH) OBP: 0.286, SLG: 0.282									0-0 F7	3	0	0	0	0	0	3						
Ron Necciai, R (1, 1) OBP: 0.071, SLG: 0.071			0-3 K		4-0 G6-3 1B BB			0-0 F8		1	0	0	0	0	0	0						
Cal Hogue, R (3, 1) OBP: 0.286, SLG: 0.300									0-0 F9	0	0	0	0	0	0	0						
Lee Walls, R (5, PH) OBP: 0.286, SLG: 0.291										0	0	0	0	0	0	0						
Jim Dunn, R (5, 1) OBP: 0.286, SLG: 0.291										0	0	0	0	0	0	0						
George Melkovich, L (7, PH) OBP: 0.286, SLG: 0.291										0	0	0	0	0	0	0						
Bill Bell, R (7, 1) OBP: 0.286, SLG: 0.291										0	0	0	0	0	0	0						
Joe Garagiola, L (9, PH) OBP: 0.286, SLG: 0.291										1	0	0	0	0	0	0						
Inning Stats	R: 0 E: 0 K: 0 S: 4	H: 1 LOB: 1 BB: 0 P: 4	R: 0 E: 0 K: 1 S: 5	H: 0 LOB: 1 BB: 1 P: 9	R: 0 E: 0 K: 2 S: 8	H: 1 LOB: 2 BB: 1 P: 12	R: 0 E: 0 K: 0 S: 4	H: 1 LOB: 1 BB: 0 P: 4	R: 0 E: 0 K: 0 S: 3	H: 1 LOB: 1 BB: 1 P: 7	R: 0 E: 0 K: 2 S: 8	H: 1 LOB: 2 BB: 1 P: 12	R: 0 E: 0 K: 0 S: 3	H: 0 LOB: 0 BB: 0 P: 3	R: 0 E: 0 K: 1 S: 5	H: 0 LOB: 1 BB: 1 P: 9	R: 0 E: 0 K: 0 S: 3	H: 0 LOB: 0 BB: 0 P: 3	1B: 4 2B: 1 3B: 0 HR: 0	SF: 0 SAC: 0 DP: 1 HBP: 0	WP: 0 PB: 0 CS: 0	PA: 36
PITCHER Ernie Johnson, R (1, 1) ERA: 3.48	IP: 9.0 WLS: W BF: 36 H: 5 R: 0 ER: 0 SO: 6 BB: 5 IBB: 0 HBP: 0 BLK: 0 WP: 0 HR: 0 S: 43 P: 63 ERA: 0.00 WHIP: 1.111															PITCHER						

AB	31
R	0
H	5
RBI	0
BB	5
SO	6
LOB	15



Batter	1	2	3	4	5	6	7	8	9	AB	R	H	RBI	BB	SO	LOB	BOTTOM			
Sam Jethroe, S (1, 8) OBP: 0.328, SLG: 0.379	4-0 CS BB	4-0 S BB	4-0 2B BB		0-0 3-1	0-0 F7		0-0 G3		3	1	0	1	3	0	1	Pittsburgh Pirates @ Boston Braves Braves Field, Boston, MA Fri Sep 12 1952, 3:38 AM EDT Att: 2,608 - Unknown			
Johnny Logan, R (1, 6) OBP: 0.336, SLG: 0.361	4-0 CS BB	0-0 F4	0-0 2B		0-0 BB FC3-6 1B	4-0 1-2 BB		0-0 S 1B		4	1	3	3	2	0	1				
Eddie Mathews, L (1, 5) OBP: 0.318, SLG: 0.433	0-3 K		0-3 F2 K		0-0 FC3-6 1B	0-0 4-3		0-3 K		6	0	1	0	0	3	6				
Sid Gordon, R (1, 7) OBP: 0.390, SLG: 0.491	0-0 6-3		0-0 F8	0-0 1B HR	4-0 1-2 2-3 3-4 FC3-6 BB	0-0 FC3-6 1B		0-0 F3		5	1	2	0	1	0	2				
Earl Torgeson, L (1, 3) OBP: 0.360, SLG: 0.319		4-0 1B F8 BB	4-0 1B BB	0-0 1-2 HR 1B	0-0 FC3-6	0-0 1-2 2-3 3-4 FC3-6 1B		0-0 FC3-6 2B 1B		3	4	1	1	2	0	3				
Jack Dittmer, L (1, 4) OBP: 0.245, SLG: 0.286		0-0 HR 1B	4-0 BB 1B BB	0-0 1-3 HR 1B	0-0 3-1			0-0 1B 2B		4	4	3	3	1	0	2				
Paul Burris, R (1, 2) OBP: 0.255, SLG: 0.298		0-0 F8	0-0 BB BB 1B	0-0 4-3		0-0 WP 1B 2B		0-0 1B		5	2	3	4	0	0	1				
Jack Daniels, L (1, 9) OBP: 0.271, SLG: 0.254		0-0 HR	4-0 BB BB 2B BB	0-0 1-2 2-3 3-4 F8		0-0 5-3		0-0 F4		4	2	1	2	1	0	2				
Ernie Johnson, R (1, 1) OBP: 0.200, SLG: 0.167		0-0 F8	4-0 BB 2B BB	0-0 1-6-3		0-0 BB 1B		0-0 1-3		4	1	1	2	1	0	1				
Inning Stats	R: 0 E: 0 K: 1 S: 4	H: 0 LOB: 2 BB: 2 P: 12	R: 3 E: 0 K: 0 S: 5	H: 2 LOB: 2 BB: 2 P: 13	R: 6 E: 0 K: 1 S: 7	H: 2 LOB: 1 BB: 5 P: 27	R: 3 E: 0 K: 0 S: 6	H: 3 LOB: 0 BB: 0 P: 6	R: 1 E: 0 K: 0 S: 5	H: 2 LOB: 2 BB: 1 P: 9	R: 1 E: 0 K: 0 S: 5	H: 2 LOB: 1 BB: 1 P: 9	R: 2 E: 0 K: 0 S: 6	H: 3 LOB: 1 BB: 0 P: 6	R: 0 E: 0 K: 1 S: 6	H: 1 LOB: 1 BB: 0 P: 6		1B: 10 2B: 4 3B: 0 HR: 2	SF: 0 SAC: 0 DP: 1 HBP: 0	WP: 1 PB: 0 CS: 2
PITCHER Ron Necciai, R (1, 1) ERA: 8.01	IP: 2.2 WLS: L BF: 18 H: 3 R: 8 ER: 8 SO: 1 BB: 1 IBB: 0 HBP: 0 BLK: 0 WP: 0 HR: 1 S: 12 P: 44 ERA: 27.00 WHIP: 4.125															PITCHER				
Cal Hogue, R (3, 1) ERA: 5.04	1.1 4 4 4 1 1 0 0 0 0 0 1 10 14 27.00 3.750																			
Jim Dunn, R (5, 1) ERA: 3.38	2.0 12 4 2 2 0 2 0 0 0 0 1 0 10 18 9.00 3.000																			
Bill Bell, R (7, 1) ERA: 5.54	2.0 10 4 2 2 1 0 0 0 0 0 0 0 12 12 9.00 2.000																			



Batter	1	2	3	4	5	6	7	8	9	AB	R	H	RBI	BB	SO	LOB	TOP							
Brandy Davis, R OBP: 0.267, SLG: 0.220	(1,9) X F4		(2) 0-3 K		(2) 0-0 F4		(3) 0-3 K		(3) 0-3 K	5	0	0	0	0	0	3	2							
Tony Bartromeo, L OBP: 0.277, SLG: 0.273	(1,3) B 6-3 1B BB		(1) 0-0 1B		(3) 0-0 F4				(1) 0-0 G4-6-3 1B	3	0	2	0	1	0	0	0							
Dick Groat, R OBP: 0.310, SLG: 0.298	(1,6) X 6-3 1B		(1) 0-0 1B		(1) 0-0 6-3				(2) 0-0 G4-6-3 1B	4	0	2	0	0	0	1	1							
Ralph Kiner, R OBP: 0.390, SLG: 0.510	(1,7) X 6-3 1-2 2-3		(3) 0-3 K		(2) 0-0 1B 1B				(4) 0-0 FC6-4 BB	3	0	1	0	1	1	4	4							
Dick Hall, R OBP: 0.178, SLG: 0.169	(1,8) X K				(1) 0-0 6-3				(3) 0-0 FC6-4	4	0	0	0	0	1	4	4							
Ed Fitz Gerald, R OBP: 0.300, SLG: 0.288	(1,2) S K		(1) 0-3 K		(4) 0-0 BB				(4) 0-0 SH BB	2	0	1	0	1	1	0	0							
Joe Garagiola, L OBP: 0.357, SLG: 0.396	(6,2) S K		(2) 0-3 K		(2) 0-3 K				(1) 0-3 K	4	0	0	0	0	3	4	4							
Sonny Senerchia, R OBP: 0.263, SLG: 0.385	(1,5) S K		(3) 0-3 K		(3) 0-0 F5				(1) 0-0 SH	3	0	1	0	0	1	1	1							
Clem Koshorek, R OBP: 0.316, SLG: 0.305	(1,4) S K				(3) 0-0 F5				(1-3) 1B	1	0	0	0	0	1	2	2							
Ron Kline, R OBP: 0.054, SLG: 0.054	(1,1) S K		(1) 0-3 K		(1) 0-0 6-3				(2) 0-3 K	0	0	0	0	0	0	0	0							
Woody Main, R OBP: 0.261, SLG: 0.288	(6, FH) S K									2	0	0	0	0	1	0	1							
Lee Walls, R OBP: 0.261, SLG: 0.288										1	0	0	0	0	1	0	1							
Lee Walls, R OBP: 0.261, SLG: 0.288										1	0	0	0	0	1	2	2							
Inning Stats	R: 0 E: 0 K: 1 S: 6	H: 1 LOB: 2 BB: 1 P: 10	R: 0 E: 0 K: 3 S: 9	H: 0 LOB: 0 BB: 0 P: 9	R: 0 E: 0 K: 3 S: 11	H: 2 LOB: 2 BB: 0 P: 11	R: 0 E: 0 K: 1 S: 5	H: 0 LOB: 1 BB: 1 P: 9	R: 0 E: 0 K: 0 S: 3	H: 0 LOB: 0 BB: 0 P: 3	R: 0 E: 0 K: 0 S: 5	H: 2 LOB: 2 BB: 0 P: 5	R: 0 E: 0 K: 2 S: 7	H: 1 LOB: 0 BB: 0 P: 7	R: 0 E: 0 K: 0 S: 3	H: 1 LOB: 1 BB: 1 P: 7	R: 0 E: 1 K: 3 S: 10	H: 0 LOB: 2 BB: 1 P: 14	1B: 7 2B: 0 3B: 0 HR: 0	SF: 0 SAC: 1 DP: 1 HBP: 0	WP: 0 PB: 0 SB: 0 CS: 0	PA: 37		
PITCHER Warren Spahn, L ERA: 2.8	(1,1)	IP: 9.0 WLS: W BF: 37 H: 7 R: 0 ER: 0 SO: 13 BB: 4 IBB: 0 HBP: 0 BLK: 0 WP: 0 HR: 0 S: 59 P: 75 ERA: 0.00 WHIP: 1.222											PITCHER	IP: 9.0 WLS: W BF: 37 H: 7 R: 0 ER: 0 SO: 13 BB: 4 IBB: 0 HBP: 0 BLK: 0 WP: 0 HR: 0 S: 59 P: 75 ERA: 0.00 WHIP: 1.222										

Pittsburgh Pirates @ Boston Braves
Braves Field, Boston, MA
Sat Sep 13 1952, 3:33 AM EDT
Att: 1,957 - Unknown

AB 32
R 0
H 7
RBI 0
BB 4
SO 13
LOB 18



Batter	1	2	3	4	5	6	7	8	9	AB	R	H	RBI	BB	SO	LOB	BOTTOM							
Sam Jethroe, S OBP: 0.331, SLG: 0.380	(1,8) X BB G3 BB 1B		(2) 0-0 F5		(1) 0-0 4-3		(1) 0-0 2B 1B		(1) 0-0 S BB	4	2	2	1	1	0	0	0							
Johnny Logan, R OBP: 0.335, SLG: 0.367	(1,6) S K		(3) 0-0 G3		(1) 0-0 HR 2B		(1) 0-0 1B 2B		(1) 0-0 BB	4	2	2	2	1	1	1	1							
Eddie Mathews, L OBP: 0.317, SLG: 0.430	(1,5) X G3 1-2		(1) 0-0 F6		(2) 0-0 4-3		(2) 0-0 BB 1B		(3) 0-0 L9	5	0	1	1	0	0	4	4							
Sid Gordon, R OBP: 0.392, SLG: 0.497	(1,7) B BB BB BB		(2) 0-0 F6		(2) 0-0 HR		(2) 0-0 BB BB		(1) 0-0 5-3	3	2	1	2	2	0	0	0							
Earl Torgeson, L OBP: 0.366, SLG: 0.325	(1,3) B BB BB BB		(1) 0-0 2B		(1) 0-0 S 1B		(1) 0-0 1B BB		(2) 0-0 4-3	3	0	2	0	2	0	0	0							
Jack Dittmer, L OBP: 0.248, SLG: 0.283	(1,4) B 1-2 2-3 3-H		(3) 0-0 G3		(3) 0-3 K		(2) 0-0 F2		(4) 0-0 BB	3	0	0	1	2	1	5	5							
Paul Burris, R OBP: 0.261, SLG: 0.296	(1,2) B 1-2 2-3 3-H		(1) 0-0 6-3		(1) 0-0 6-3		(1) 0-0 1B F4		(3) 0-0 F6	4	1	1	1	1	0	4	4							
Jack Daniels, L OBP: 0.271, SLG: 0.254	(1,9) X 4-3		(2) 0-3 K		(1) 0-0 2B 1B		(1) 0-0 F2			4	1	1	0	0	1	3	3							
Warren Spahn, L OBP: 0.198, SLG: 0.272	(1,1) X F6		(1) 0-0 4-3		(3) 0-3 K		(2) 0-3 K			4	0	0	0	0	2	2	2							
Inning Stats	R: 2 E: 0 K: 1 S: 6	H: 1 LOB: 3 BB: 4 P: 22	R: 0 E: 0 K: 0 S: 3	H: 0 LOB: 0 BB: 0 P: 3	R: 0 E: 0 K: 0 S: 4	H: 1 LOB: 1 BB: 0 P: 4	R: 0 E: 0 K: 1 S: 5	H: 0 LOB: 0 BB: 0 P: 5	R: 2 E: 0 K: 1 S: 8	H: 3 LOB: 1 BB: 0 P: 8	R: 4 E: 0 K: 1 S: 10	H: 5 LOB: 3 BB: 2 P: 18	R: 0 E: 0 K: 1 S: 5	H: 0 LOB: 2 BB: 2 P: 13	R: 0 E: 0 K: 0 S: 3	H: 0 LOB: 1 BB: 1 P: 7	1B: 6 2B: 3 3B: 0 HR: 1	SF: 0 SAC: 0 DP: 0 HBP: 0	WP: 0 PB: 0 SB: 2 CS: 0	PA: 43				
PITCHER Ron Kline, R ERA: 5.7	(1,1)	IP: 0.2 WLS: L BF: 7 H: 1 R: 2 ER: 2 SO: 1 BB: 4 IBB: 0 HBP: 0 BLK: 0 WP: 0 HR: 0 S: 5 P: 21 ERA: 27.00 WHIP: 7.500											PITCHER Woody Main, R ERA: 4.4	IP: 4.2 WLS: 24 BF: 9 H: 6 R: 6 ER: 6 SO: 3 BB: 1 IBB: 0 HBP: 0 BLK: 0 WP: 0 HR: 1 S: 29 P: 33 ERA: 11.57 WHIP: 2.143										
PITCHER Bill Bell, R ERA: 4.6	(6,1)	IP: 2.2 WLS: 12 BF: 0 H: 0 R: 0 ER: 0 SO: 1 BB: 4 IBB: 0 HBP: 0 BLK: 0 WP: 0 HR: 0 S: 10 P: 26 ERA: 0.00 WHIP: 1.500											PITCHER	IP: 2.2 WLS: 12 BF: 0 H: 0 R: 0 ER: 0 SO: 1 BB: 4 IBB: 0 HBP: 0 BLK: 0 WP: 0 HR: 0 S: 10 P: 26 ERA: 0.00 WHIP: 1.500										

Pittsburgh Pirates @ Boston Braves
Braves Field, Boston, MA
Sat Sep 13 1952, 3:33 AM EDT
Att: 1,957 - Unknown

AB 34
R 8
H 10
RBI 8
BB 9
SO 5
LOB 19



Batter	1	2	3	4	5	6	7	8	9	AB	R	H	RBI	BB	SO	LOB	TOP			
Tommy Brown, R OBP: 0.358, SLG: 0.433										4	0	1	0	0	0	1				
Frank Baumholtz, L OBP: 0.370, SLG: 0.418										4	0	0	0	0	2	1				
Dee Fondy, L OBP: 0.336, SLG: 0.422										3	0	0	0	0	0	0				
Hank Sauer, R OBP: 0.365, SLG: 0.555										3	0	0	0	0	1	0				
Toby Atwell, L OBP: 0.368, SLG: 0.374										3	0	0	0	0	0	0				
Bill Serena, R OBP: 0.340, SLG: 0.451										3	0	1	0	0	1	0				
Randy Jackson, R OBP: 0.286, SLG: 0.364										2	0	0	0	1	1	1				
Hal Jeffcoat, R OBP: 0.268, SLG: 0.342										3	0	1	0	0	0	1				
Johnny Klippstein, R OBP: 0.296, SLG: 0.279										3	0	0	0	0	2	1				
Inning Stats	R: 0 E: 0 K: 0 S: 3	H: 1 LOB: 0 BB: 0 P: 3	R: 0 E: 0 K: 2 S: 7	H: 0 LOB: 0 BB: 0 P: 7	R: 0 E: 0 K: 1 S: 6	H: 1 LOB: 1 BB: 0 P: 6	R: 0 E: 0 K: 1 S: 5	H: 0 LOB: 0 BB: 1 P: 5	R: 0 E: 0 K: 0 S: 2	H: 0 LOB: 0 BB: 1 P: 6	R: 0 E: 0 K: 0 S: 3	H: 0 LOB: 0 BB: 0 P: 3	R: 0 E: 0 K: 1 S: 6	H: 1 LOB: 1 BB: 0 P: 6	R: 0 E: 0 K: 2 S: 7	H: 0 LOB: 0 BB: 0 P: 7	1B: 3 2B: 0 3B: 0 HR: 0	SF: 0 SAC: 0 DP: 1 HBP: 0	WP: 0 PB: 0 SB: 0 CS: 1	PA: 30
PITCHER Max Surkont, R ERA: 3.73	IP: 9.0 WLS: W BF: 29 H: 3 R: 0 ER: 0 SO: 7 BB: 1 IBB: 0 HBP: 0 BLK: 0 WP: 0 HR: 0 S: 42 P: 46 ERA: 0.00 WHIP: 0.444															PITCHER				

Chicago Cubs @ Boston Braves
Braves Field, Boston, MA
Sun Sep 14 1952, 3:33 AM EDT
Overcast - 60 F

AB 28
R 0
H 3
RBI 0
BB 1
SO 7
LOB 5



Batter	1	2	3	4	5	6	7	8	9	AB	R	H	RBI	BB	SO	LOB	BOTTOM					
Sam Jethroe, S OBP: 0.329, SLG: 0.377										4	0	0	0	0	1	1						
Johnny Logan, R OBP: 0.336, SLG: 0.364										4	0	0	0	0	0	1						
Eddie Mathews, L OBP: 0.316, SLG: 0.435										4	1	1	1	0	0	0						
Sid Gordon, R OBP: 0.392, SLG: 0.495										2	0	0	0	1	0	0						
Earl Torgeson, L OBP: 0.368, SLG: 0.326										2	0	1	0	1	0	0						
Jack Dittmer, L OBP: 0.248, SLG: 0.291										3	0	1	0	0	0	2						
Paul Burris, R OBP: 0.255, SLG: 0.290										3	0	0	0	0	0	1						
Jack Daniels, L OBP: 0.267, SLG: 0.250										3	0	0	0	0	2	0						
Max Surkont, R OBP: 0.156, SLG: 0.164										2	0	0	0	1	0	0						
Inning Stats	R: 0 E: 0 K: 1 S: 5	H: 0 LOB: 0 BB: 0 P: 5	R: 0 E: 0 K: 0 S: 2	H: 1 LOB: 1 BB: 1 P: 6	R: 0 E: 0 K: 1 S: 5	H: 0 LOB: 0 BB: 0 P: 5	R: 0 E: 0 K: 0 S: 3	H: 0 LOB: 0 BB: 0 P: 3	R: 0 E: 0 K: 0 S: 4	H: 1 LOB: 1 BB: 0 P: 4	R: 0 E: 0 K: 1 S: 5	H: 0 LOB: 1 BB: 1 P: 9	R: 0 E: 0 K: 0 S: 3	H: 0 LOB: 1 BB: 1 P: 7	R: 0 E: 0 K: 0 S: 3	H: 0 LOB: 0 BB: 0 P: 3	R: 1 E: 0 K: 0 S: 3	H: 1 LOB: 0 BB: 0 P: 3	1B: 1 2B: 0 3B: 1 HR: 1	SF: 0 SAC: 0 DP: 1 HBP: 0	WP: 0 PB: 0 SB: 1 CS: 1	PA: 30
PITCHER Johnny Klippstein, R ERA: 4.54	IP: 8.2 WLS: L BF: 30 H: 3 R: 1 ER: 1 SO: 3 BB: 3 IBB: 0 HBP: 0 BLK: 0 WP: 0 HR: 1 S: 33 P: 45 ERA: 1.04 WHIP: 0.692															PITCHER						

Chicago Cubs @ Boston Braves
Braves Field, Boston, MA
Sun Sep 14 1952, 3:33 AM EDT
Overcast - 60 F


AB 27
R 1
H 3
RBI 1
BB 3
SO 3
LOB 5



Batter	1	2	3	4	5	6	7	8	9	10	AB	R	H	RBI	BB	SO	LOB	TOP			
Tommy Brown, R OBP: 0.354, SLG: 0.427 (1, 6)	1-3		F7			3-1		4-3				5	0	1	1	0	0	0			
Frank Baumholtz, L OBP: 0.370, SLG: 0.420 (1, 9) (10, 8)	F5			F8		1B 2B			SH5-4 1B	4-3 1B		5	1	2	0	0	0	1			
Dee Fondy, L OBP: 0.339, SLG: 0.427 (1, 3)	2B			CS 1B			L6-3 1B		SH5-4			3	0	3	1	0	0	0			
Hank Sauer, R OBP: 0.354, SLG: 0.552 (1, 7)	K			K		L6-3 1B			G6-4-3 BB			3	0	0	0	1	2	3			
Bill Serena, R OBP: 0.337, SLG: 0.446 (1, 4)		F7		CS	6-3			F8		G6-4-3		4	0	0	0	0	0	2			
Randy Jackson, R OBP: 0.286, SLG: 0.363 (1, 5)	F7					BB 1B		6-3				4	0	1	0	0	1	0			
Harry Chiti, R OBP: 0.296, SLG: 0.400 (1, 2)	5-3					1-2 BB		5-3				3	1	1	0	1	0	0			
Hal Jeffcoat, R OBP: 0.266, SLG: 0.338 Gene Hermanski, L (10, PH) OBP: 0.329, SLG: 0.319 (10, 9)			2-3			K				F4		3	0	0	0	0	1	2			
Bob Schultz, R OBP: 0.222, SLG: 0.278 (1, 1)			3-1			K		L9		E6 1B 2B		4	1	1	1	0	1	2			
Inning Stats	R: 0 E: 0 K: 1 S: 6	H: 1 LOB: 1 BB: 0 P: 6	R: 0 E: 0 K: 0 S: 3	H: 0 LOB: 0 BB: 0 P: 3	R: 0 E: 0 K: 0 S: 3	H: 0 LOB: 0 BB: 0 P: 3	R: 0 E: 0 K: 1 S: 5	H: 1 LOB: 0 BB: 0 P: 5	R: 0 E: 0 K: 2 S: 8	H: 1 LOB: 2 BB: 1 P: 12	R: 1 E: 0 K: 0 S: 4	H: 2 LOB: 0 BB: 0 P: 4	R: 0 E: 0 K: 0 S: 3	H: 0 LOB: 0 BB: 0 P: 3	R: 0 E: 0 K: 0 S: 3	H: 1 LOB: 1 BB: 1 P: 7	R: 2 E: 1 K: 1 S: 8	H: 3 LOB: 1 BB: 0 P: 8	1B: 6 2B: 4 3B: 0 HR: 0	SF: 0 SAC: 1 DP: 2 HBP: 0	WP: 0 PA: 39 PB: 0 SB: 0 CS: 1
PITCHER Jim Wilson, R ERA: 3.87 (1, 1)	IP: 10.0 WLS: L BF: 38 H: 9 R: 3 ER: 3 SO: 5 BB: 2 IBB: 0 HBP: 0 BLK: 0 WP: 0 HR: 0 S: 46 P: 54 ERA: 2.70 WHIP: 1.100											PITCHER									

Chicago Cubs @ Boston Braves
Braves Field, Boston, MA
Sun Sep 14 1952, 3:38 AM EDT
Att: 3,482 - Overcast - 60 F

AB 35
R 3
H 9
RBI 3
BB 2
SO 5
LOB 11



Batter	1	2	3	4	5	6	7	8	9	10	AB	R	H	RBI	BB	SO	LOB	BOTTOM					
Sam Jethroe, S OBP: 0.328, SLG: 0.375 (1, 8)	1B 1B BB		5-3		F5		L7		L6-3		4	0	0	0	1	0	1						
Johnny Logan, R OBP: 0.334, SLG: 0.362 (1, 6)	1B FC2 1B		4-3		F8		5-3			F7		5	0	1	0	0	0						
Eddie Mathews, L OBP: 0.321, SLG: 0.438 (1, 5)	FC2 1B				CS BB					B1		4	1	3	0	1	0						
Sid Gordon, R OBP: 0.392, SLG: 0.500 (1, 7)	FC2		K		CS	L9		1B 1B			5	1	2	1	0	1	3						
Earl Torgeson, L OBP: 0.345, SLG: 0.326 (1, 3)	4-3			SH3-4 BB		4-3		1B 1B		F7		4	0	1	1	1	0						
Sibby Sisti, R OBP: 0.268, SLG: 0.322 (1, 9)		F9		SH3-4		1B 1B		K			3	0	1	0	0	1	1						
Paul Burris, R OBP: 0.262, SLG: 0.291 (1, 2)			F3		F3			F4			3	0	1	0	1	0	2						
Jack Dittmer, L OBP: 0.252, SLG: 0.289 (1, 4)		F9			F4			FC3-6 BB			2	0	0	0	2	0	3						
Jim Wilson, R OBP: 0.155, SLG: 0.169 (1, 1)	F6			K		F2		FC3-6 L6-3			4	0	0	0	0	1	4						
Inning Stats	R: 0 E: 0 K: 0 S: 4	H: 2 LOB: 2 BB: 1 P: 8	R: 0 E: 0 K: 0 S: 3	H: 0 LOB: 1 BB: 1 P: 7	R: 0 E: 0 K: 1 S: 6	H: 1 LOB: 1 BB: 0 P: 6	R: 0 E: 0 K: 1 S: 5	H: 0 LOB: 2 BB: 2 P: 13	R: 0 E: 0 K: 0 S: 2	H: 0 LOB: 0 BB: 1 P: 6	R: 0 E: 0 K: 0 S: 5	H: 2 LOB: 2 BB: 0 P: 5	R: 0 E: 0 K: 0 S: 3	H: 0 LOB: 0 BB: 0 P: 3	R: 1 E: 0 K: 1 S: 7	H: 3 LOB: 1 BB: 0 P: 7	R: 0 E: 0 K: 0 S: 2	H: 0 LOB: 0 BB: 1 P: 6	R: 1 E: 0 K: 0 S: 4	H: 1 LOB: 0 BB: 0 P: 4	1B: 8 2B: 1 3B: 0 HR: 1	SF: 0 SAC: 1 DP: 1 HBP: 0	WP: 0 PA: 42 PB: 0 SB: 0 CS: 1
PITCHER Bob Schultz, L ERA: 3.63 (1, 1)	IP: 10.0 WLS: W BF: 41 H: 9 R: 2 ER: 2 SO: 3 BB: 6 IBB: 0 HBP: 0 BLK: 0 WP: 0 HR: 1 S: 41 P: 65 ERA: 1.80 WHIP: 1.500											PITCHER											

Chicago Cubs @ Boston Braves
Braves Field, Boston, MA
Sun Sep 14 1952, 3:38 AM EDT
Att: 3,482 - Overcast - 60 F

AB 34
R 2
H 9
RBI 2
BB 6
SO 3
LOB 16



Batter	1	2	3	4	5	6	7	8	9	AB	R	H	RBI	BB	SO	LOB	TOP					
Solly Hemus, L OBP: 0.398, SLG: 0.431 (1, 6)										4	3	3	3	1	0	0	St. Louis Cardinals @ Boston Braves Braves Field, Boston, MA Tue Sep 16 1952, 3:33 AM EDT Unknown - 76 F					
Red Schoendienst, S OBP: 0.359, SLG: 0.435 (1, 4)										3	1	2	0	2	1	1						
Stan Musial, L OBP: 0.437, SLG: 0.530 (1, 3)										5	1	3	3	0	0	1						
Enos Slaughter, L OBP: 0.379, SLG: 0.444 (1, 9)										5	0	1	0	0	0	5						
Peanuts Lowrey, R OBP: 0.362, SLG: 0.366 (1, 8)										2	1	0	0	3	0	1						
Larry Miggins, R OBP: 0.296, SLG: 0.367 (1, 7)										4	1	1	2	0	2	4						
Cliff Chambers, L OBP: 0.355, SLG: 0.414 (7, 1)										0	0	0	0	0	0	0						
Eddie Yuhas, R OBP: 0.251, SLG: 0.238 (7, 1)										1	0	0	0	0	0	3						
Al Brazle, L OBP: 0.125, SLG: 0.156 (9, 1)										0	0	0	0	0	0	0						
Tommy Glaviano, R OBP: 0.370, SLG: 0.344 (7, PH)										2	0	0	0	1	1	3						
Hal Rice, L OBP: 0.331, SLG: 0.447 (7, 7)										1	0	0	0	1	0	0						
Del Rice, R OBP: 0.320, SLG: 0.398 (1, 2)										5	0	0	0	0	1	3						
Vinegar Bend Mizell, R OBP: 0.045, SLG: 0.091 (1, 1)										2	0	0	0	0	0	0						
Stu Miller, R OBP: 0.143, SLG: 0.100 (6, 1)										0	0	0	0	0	0	0						
Eddie Stankly, R OBP: 0.225, SLG: 0.269 (7, PH)										1	0	1	0	0	0	0						
Virgil Stallcup, R OBP: 0.208, SLG: 0.217 (7, PR)										0	1	0	0	0	0	0						
Vern Benson, L OBP: 0.255, SLG: 0.348 (7, 5)										2	0	0	0	0	1	0						
Inning Stats	R: 1 E: 1 K: 2 S: 10	H: 3 LOB: 3 BB: 1 P: 14	R: 0 E: 0 K: 1 S: 5	H: 0 LOB: 1 BB: 1 P: 9	R: 0 E: 0 K: 0 S: 3	H: 0 LOB: 0 BB: 0 P: 3	R: 0 E: 0 K: 1 S: 5	H: 0 LOB: 0 BB: 0 P: 5	R: 0 E: 0 K: 0 S: 4	H: 1 LOB: 1 BB: 0 P: 4	R: 2 E: 0 K: 0 S: 4	H: 2 LOB: 0 BB: 1 P: 8	R: 4 E: 0 K: 1 S: 8	H: 3 LOB: 3 BB: 3 P: 20	R: 1 E: 0 K: 0 S: 5	H: 2 LOB: 2 BB: 2 P: 13	R: 0 E: 0 K: 1 S: 5	H: 0 LOB: 0 BB: 0 P: 5	1B: 7 2B: 1 3B: 0 HR: 4	SF: 0 SAC: 0 DP: 1 HBP: 0	WP: 0 PB: 0 SB: 1 CS: 0	PA: 45
PITCHER	IP WLS BF H R ER SO BB IBB HBP BLK WP HR S P ERA WHIP	IP WLS BF H R ER SO BB IBB HBP BLK WP HR S P ERA WHIP															IP WLS BF H R ER SO BB IBB HBP BLK WP HR S P ERA WHIP					
Warren Spahn, L ERA: 2.97 (1, 1)	6.0 L 30 9 7 7 4 4 0 0 0 0 3 34 50 10.50 2.167																					
Virgil Jester, R ERA: 3.25 (7, 1)	1.0 5 0 0 0 1 2 0 0 0 0 0 0 5 13 0.00 2.000																					
Bob Chipman, L ERA: 3.13 (8, 1)	1.0 7 2 1 1 0 2 0 0 0 0 0 1 5 13 9.00 4.000																					
Dave Cole, R ERA: 3.38 (9, 1)	1.0 3 0 0 0 1 0 0 0 0 0 0 0 5 5 0.00 0.000																					
Batter	1	2	3	4	5	6	7	8	9	AB	R	H	RBI	BB	SO	LOB	BOTTOM					
Sam Jethroe, S OBP: 0.327, SLG: 0.372 (1, 8)										4	2	0	0	1	1	2	St. Louis Cardinals @ Boston Braves Braves Field, Boston, MA Tue Sep 16 1952, 3:33 AM EDT Unknown - 76 F					
Johnny Logan, R OBP: 0.335, SLG: 0.361 (1, 6)										4	1	1	1	1	0	2						
Eddie Mathews, L OBP: 0.324, SLG: 0.438 (1, 5)										4	1	2	0	1	1	2						
Walker Cooper, R OBP: 0.282, SLG: 0.351 (1, 2)										4	1	1	2	1	0	5						
Sid Gordon, R OBP: 0.392, SLG: 0.500 (1, 7)										4	1	1	1	1	0	5						
Earl Torgeson, L OBP: 0.386, SLG: 0.324 (1, 3)										5	0	1	1	0	1	6						
Sibby Sisti, R OBP: 0.232, SLG: 0.294 (1, 9)										2	0	1	1	0	0							
Jack Daniels, L OBP: 0.265, SLG: 0.247 (6, PH) (7, 9)										2	0	0	0	0	2	2						
Jack Dittmer, L OBP: 0.252, SLG: 0.292 (1, 4)										4	0	1	0	0	0	3						
Warren Spahn, L ERA: 3.52 (1, 1)	5.1 W 24 7 4 4 4 4 0 0 0 0 4 4 4 6.75 2.062																					
Virgil Jester, R ERA: 1.48 (7, 1)	0.2 4 1 1 0 0 0 0 0 0 0 0 4 4 0.00 0.000																					
Cliff Chambers, L ERA: 4.33 (7, 1)	2.1 11 0 1 0 2 2 0 0 0 0 0 13 21 0.00 0.857																					
Eddie Yuhas, R ERA: 2.65 (8, 1)	0.1 S 1 0 0 0 0 0 0 0 0 0 1 1 0.00 0.000																					
Al Brazle, L ERA: 2.74 (9, 1)										1	0	0	0	1	1	1						
Inning Stats	R: 0 E: 0 K: 2 S: 6	H: 0 LOB: 1 BB: 1 P: 10	R: 0 E: 0 K: 1 S: 4	H: 0 LOB: 0 BB: 1 P: 8	R: 0 E: 0 K: 1 S: 6	H: 1 LOB: 1 BB: 0 P: 6	R: 3 E: 0 K: 0 S: 7	H: 4 LOB: 1 BB: 0 P: 7	R: 0 E: 0 K: 0 S: 2	H: 0 LOB: 0 BB: 1 P: 6	R: 1 E: 0 K: 1 S: 7	H: 2 LOB: 2 BB: 1 P: 11	R: 1 E: 2 K: 0 S: 7	H: 1 LOB: 3 BB: 0 P: 7	R: 0 E: 0 K: 2 S: 7	H: 0 LOB: 0 BB: 0 P: 7	R: 1 E: 1 K: 0 S: 4	H: 0 LOB: 2 BB: 2 P: 12	1B: 6 2B: 2 3B: 0 HR: 0	SF: 0 SAC: 0 DP: 2 HBP: 0	WP: 0 PB: 1 SB: 0 CS: 0	PA: 42
PITCHER	IP WLS BF H R ER SO BB IBB HBP BLK WP HR S P ERA WHIP	IP WLS BF H R ER SO BB IBB HBP BLK WP HR S P ERA WHIP															IP WLS BF H R ER SO BB IBB HBP BLK WP HR S P ERA WHIP					
Vinegar Bend Mizell, L ERA: 3.52 (1, 1)	5.1 W 24 7 4 4 4 4 0 0 0 0 4 4 4 6.75 2.062																					
Stu Miller, R ERA: 1.48 (7, 1)	0.2 4 1 1 0 0 0 0 0 0 0 0 4 4 0.00 0.000																					
Cliff Chambers, L ERA: 4.33 (7, 1)	2.1 11 0 1 0 2 2 0 0 0 0 0 13 21 0.00 0.857																					
Eddie Yuhas, R ERA: 2.65 (8, 1)	0.1 S 1 0 0 0 0 0 0 0 0 0 1 1 0.00 0.000																					
Al Brazle, L ERA: 2.74 (9, 1)										1	0	0	0	1	1	1						

Batter	1	2	3	4	5	6	7	8	9	AB	R	H	RBI	BB	SO	LOB	TOP			
Solly Hemus, L OBP: 0.395, SLG: 0.427 (1, 6)	F4		3-1		F8			F6	K	5	0	0	0	0	1	2				
Red Schoendienst, S OBP: 0.359, SLG: 0.437 (1, 4)	F8		F7		5-3			1B		4	1	1	0	0	0	1				
Stan Musial, L OBP: 0.436, SLG: 0.528 (1, 8)	4-3			F8		L7		1B		3	1	0	0	1	0	0				
Enos Slaughter, L OBP: 0.380, SLG: 0.444 (1, 9)		K		1B		1-3		1B		3	1	1	0	1	1	0				
Peanuts Lowrey, R OBP: 0.361, SLG: 0.365 (1, 5)	F6			FC1		G3		1B		4	0	1	2	0	0	1				
Hal Rice, L OBP: 0.333, SLG: 0.459 (1, 7)	4-3			1B				G3-6-1		4	1	2	2	0	0	2				
Dick Sisler, L OBP: 0.311, SLG: 0.404 (1, 3)			HR	K				HR		4	1	1	1	0	1	2				
Del Rice, R OBP: 0.320, SLG: 0.397 (1, 2)			SH3-4	F8				F6		4	0	1	0	0	0	2				
Harry Brecheen, L OBP: 0.303, SLG: 0.207 (1, 1)		SH3-4			G3			4-3		2	0	0	0	1	0	0				
Inning Stats	R: 0 E: 0 K: 0 S: 3	H: 0 LOB: 0 BB: 0 P: 3	R: 0 E: 0 K: 1 S: 5	H: 0 LOB: 0 BB: 0 P: 5	R: 1 E: 0 K: 0 S: 5	H: 2 LOB: 1 BB: 0 P: 5	R: 1 E: 1 K: 1 S: 8	H: 2 LOB: 2 BB: 0 P: 8	R: 0 E: 0 K: 0 S: 3	H: 0 LOB: 0 BB: 0 P: 3	R: 1 E: 0 K: 0 S: 4	H: 1 LOB: 0 BB: 0 P: 4	R: 2 E: 0 K: 0 S: 4	H: 2 LOB: 1 BB: 2 P: 12	R: 0 E: 0 K: 1 S: 5	H: 0 LOB: 1 BB: 1 P: 9	1B: 4 2B: 0 3B: 1 HR: 2	SF: 0 SAC: 1 DP: 1 HBP: 0	WP: 0 PB: 0 SB: 1 CS: 0	PA: 37
PITCHER	IP	WLS	BF	H	R	ER	SO	BB	IBB	HBP	BLK	WP	HR	S	P	ERA	WHIP			
Ernie Johnson, R ERA: 3.57 (1, 1)	8.0	L	33	7	5	4	2	2	0	0	0	0	2	35	43	4.50	1.125			
Bob Chipman, L ERA: 3.05 (9, 1)	1.0		4	0	0	0	1	1	0	0	0	0	0	5	9	0.00	1.000			

St. Louis Cardinals @ Boston Braves
Braves Field, Boston, MA
Tue Sep 16 1952, 3:38 AM EDT
Att. 5,240 - Unknown - 69 F

AB 33
R 5
H 7
RBI 5
BB 3
SO 3
LOB 10





Batter	1	2	3	4	5	6	7	8	9	AB	R	H	RBI	BB	SO	LOB	BOTTOM					
Sam Jethroe, S OBP: 0.326, SLG: 0.371 (1, 8)	F9		K		S			F8		4	0	1	0	0	1	1						
Johnny Logan, R OBP: 0.334, SLG: 0.360 (1, 6)	F4		FC4-6		K			FC6-4		4	0	1	0	0	1	2						
Eddie Mathews, L OBP: 0.321, SLG: 0.435 (1, 5)	3-1		FC4-6			G3		F8		4	0	0	0	0	0	2						
Sid Gordon, R OBP: 0.393, SLG: 0.504 (1, 7)		1B		F7		F7				4	1	2	0	0	0	0						
Paul Burris, R OBP: 0.260, SLG: 0.288 (1, 2)		G6-4-3		F8		5-3		5-3		4	0	1	0	0	0	1						
Earl Torgeson, L OBP: 0.388, SLG: 0.322 (1, 3)		G6-4-3		G6-4-3		F7		F8		2	0	0	0	2	0	1						
Sibby Sisti, R OBP: 0.266, SLG: 0.318 (1, 9)		G6-4-3		FC6-4				K		4	0	0	0	0	1	4						
Jack Dittmer, L OBP: 0.249, SLG: 0.289 (1, 4)		F5				4-3		3-1		3	0	0	0	0	0	1						
Ernie Johnson, R OBP: 0.182, SLG: 0.150 (1, 1)						6-3				2	0	0	0	0	0	0						
Walker Cooper, R OBP: 0.285, SLG: 0.353 (8, PH)										1	0	1	0	0	0	0						
Bob Chipman, L OBP: 0.500, SLG: 0.400 (9, 1)								FC6-4		0	0	0	0	0	0	0						
Inning Stats	R: 0 E: 0 K: 0 S: 3	H: 2 LOB: 1 BB: 1 P: 8	R: 1 E: 0 K: 0 S: 4	H: 2 LOB: 1 BB: 0 P: 8	R: 0 E: 0 K: 1 S: 6	H: 1 LOB: 1 BB: 0 P: 6	R: 0 E: 0 K: 0 S: 3	H: 0 LOB: 1 BB: 1 P: 7	R: 0 E: 0 K: 1 S: 6	H: 1 LOB: 1 BB: 0 P: 6	R: 0 E: 0 K: 0 S: 3	H: 0 LOB: 0 BB: 0 P: 3	R: 0 E: 0 K: 1 S: 5	H: 0 LOB: 0 BB: 0 P: 5	R: 0 E: 0 K: 0 S: 4	H: 1 LOB: 1 BB: 0 P: 4	R: 0 E: 0 K: 0 S: 4	H: 1 LOB: 1 BB: 0 P: 4	1B: 4 2B: 2 3B: 0 HR: 0	SF: 0 SAC: 0 DP: 1 HBP: 0	WP: 0 PB: 0 SB: 1 CS: 0	PA: 34
PITCHER	IP	WLS	BF	H	R	ER	SO	BB	IBB	HBP	BLK	WP	HR	S	P	ERA	WHIP					
Harry Brecheen, L ERA: 3.34 (1, 1)	9.0	W	34	6	1	1	3	2	0	0	0	0	0	38	46	1.00	0.889					

St. Louis Cardinals @ Boston Braves
Braves Field, Boston, MA
Tue Sep 16 1952, 3:38 AM EDT
Att. 5,240 - Unknown - 69 F

AB 32
R 1
H 6
RBI 0
BB 2
SO 3
LOB 12



Batter	1	2	3	4	5	6	7	8	9	10	AB	R	H	RBI	BB	SO	LOB	TOP			
Carl Furillo, R OBP: 0.303, SLG: 0.345 (1, 9)	L7		6-3			L5	F8			E 1B IBB	4	0	0	0	1	0	2	Brooklyn Dodgers @ Boston Braves Braves Field, Boston, MA Sat Sep 20 1952, 3:33 AM EDT Att: 6,038 - Unknown livebaseballscorecards.com AB 35 R 1 H 8 RBI 1 BB 5 SO 2 LOB 19 			
Pee Wee Reese, R OBP: 0.371, SLG: 0.369 (1, 6)	F6 BB		4-3			4-3		F8		L9	4	0	0	0	1	0	2				
Jackie Robinson, R OBP: 0.436, SLG: 0.464 (1, 4)	F6 1-2					1-1		0-0		E2 1B	5	0	4	1	0	0	1				
Roy Campanella, R OBP: 0.356, SLG: 0.454 (1, 2)		0-0	5-3			4-0		G6-4-3 1-2f		4-0	3	0	0	0	2	1	1				
Andy Pafko, R OBP: 0.374, SLG: 0.449 (1, 7)		2-1				2-1		F8		F8	5	0	1	0	0	0	5				
Duke Snider, L OBP: 0.369, SLG: 0.490 (1, 8)		0-0				0-2		F8		L1	4	0	1	0	0	0	1				
Gil Hodges, R OBP: 0.390, SLG: 0.512 (1, 3)		2-1				3-1		F6		F8	4	0	1	0	0	0	2				
Billy Cox, R OBP: 0.296, SLG: 0.332 (1, 5)			F5			1-2		E5		FC1-5 IBB	3	1	1	0	1	0	1				
Carl Erskine, R OBP: 0.191, SLG: 0.156 (1, 1)			K			0-0		F9		FC1-5 IBB 1-2 2-3f	3	0	0	0	0	1	4				
										SH1-4 1B											
										SH1-4											
Inning Stats	R: 0 E: 0 K: 0 S: 10	H: 0 LOB: 0 BB: 1 P: 17	R: 0 E: 0 K: 0 S: 6	H: 1 LOB: 1 BB: 0 P: 10	R: 0 E: 0 K: 1 S: 8	H: 0 LOB: 0 BB: 0 P: 10	R: 0 E: 0 K: 1 S: 9	H: 1 LOB: 0 BB: 0 P: 14	R: 0 E: 1 K: 0 S: 11	H: 1 LOB: 2 BB: 0 P: 16	R: 0 E: 0 K: 0 S: 8	H: 1 LOB: 2 BB: 1 P: 18	R: 0 E: 0 K: 0 S: 7	H: 1 LOB: 0 BB: 0 P: 8	R: 0 E: 0 K: 0 S: 7	H: 0 LOB: 0 BB: 0 P: 12	R: 1 E: 1 K: 0 S: 6	H: 2 LOB: 3 BB: 2 P: 18	1B: 6 2B: 2 3B: 0 HR: 0	SF: 0 SAC: 1 DP: 1 HBP: 0	WP: 0 PA: 41 PB: 0 SB: 0 CS: 0
PITCHER Warren Spahn, L ERA: 2.89 (1, 1)	IP 10.0	WLS L	BF 41	H 8	R 1	ER 1	SO 2	BB 1	IBB 4	HBP 0	BLK 0	WP 0	HR 0	S 79	P 138	ERA 0.90	WHIP 0.900				

Batter	1	2	3	4	5	6	7	8	9	10	AB	R	H	RBI	BB	SO	LOB	BOTTOM					
Sam Jethroe, S OBP: 0.324, SLG: 0.368 (1, 8)	F8			K			BB SH1-4 1B			G3	4	0	1	0	0	1	0	Brooklyn Dodgers @ Boston Braves Braves Field, Boston, MA Sat Sep 20 1952, 3:33 AM EDT Att: 6,038 - Unknown livebaseballscorecards.com AB 30 R 0 H 3 RBI 0 BB 2 SO 7 LOB 6 					
Johnny Logan, R OBP: 0.330, SLG: 0.354 (1, 6)	5-3			F8			SH1-4 1-2			6-3	3	0	0	0	0	0	0						
Eddie Mathews, L OBP: 0.319, SLG: 0.431 (1, 5)	3-1			4-3			L9			4-3	4	0	0	0	0	0	1						
Walker Cooper, R OBP: 0.285, SLG: 0.359 (1, 2)		1-0	1-3			2-3	K			6-3	3	0	0	0	1	1	0						
Sid Gordon, R OBP: 0.393, SLG: 0.501 (1, 7)		3-2				1-1	F2			0-0	3	0	1	0	1	0	0						
Jack Cusick, R OBP: 0.225, SLG: 0.187 (10, PR)										G1-6-3 1B	0	0	0	0	0	0	0						
Earl Torgeson, L OBP: 0.364, SLG: 0.317 (1, 3)		1-2	1-3			0-3	K			G1-6-3	4	0	0	0	0	2	4						
Jack Dittmer, L OBP: 0.246, SLG: 0.285 (1, 4)			6-3			0-3	K			K	3	0	0	0	0	2	0						
Jack Daniels, L OBP: 0.262, SLG: 0.245 (1, 9)						3-2	G3			3-1	3	0	1	0	0	0	0						
Warren Spahn, L OBP: 0.198, SLG: 0.262 (1, 1)						1-3	K			4-3	3	0	0	0	0	1	1						
Inning Stats	R: 0 E: 0 K: 0 S: 5	H: 0 LOB: 0 BB: 0 P: 7	R: 0 E: 0 K: 0 S: 8	H: 0 LOB: 0 BB: 0 P: 13	R: 0 E: 0 K: 0 S: 7	H: 1 LOB: 0 BB: 0 P: 11	R: 0 E: 0 K: 1 S: 7	H: 0 LOB: 0 BB: 0 P: 12	R: 0 E: 0 K: 2 S: 8	H: 0 LOB: 0 BB: 0 P: 11	R: 0 E: 0 K: 2 S: 9	H: 0 LOB: 3 BB: 0 P: 13	R: 0 E: 0 K: 1 S: 9	H: 1 LOB: 2 BB: 0 P: 21	R: 0 E: 0 K: 1 S: 9	H: 0 LOB: 0 BB: 0 P: 12	R: 0 E: 0 K: 0 S: 6	H: 0 LOB: 0 BB: 0 P: 8	R: 0 E: 0 K: 0 S: 4	H: 1 LOB: 1 BB: 0 P: 5	1B: 3 2B: 1 3B: 0 HR: 0	SF: 0 SAC: 1 DP: 2 HBP: 0	WP: 0 PA: 33 PB: 0 SB: 0 CS: 0
PITCHER Carl Erskine, R ERA: 2.77 (1, 1)	IP 10.0	WLS W	BF 33	H 3	R 0	ER 0	SO 7	BB 2	IBB 0	HBP 0	BLK 0	WP 0	HR 0	S 72	P 113	ERA 0.00	WHIP 0.500						


Batter	1	2	3	4	5	6	7	8	9	AB	R	H	RBI	BB	SO	LOB	TOP					
Carl Furillo, R OBP: 0.304, SLG: 0.351 (1, 9)	F4		6-3			1-6-3 FC4 2B	5-3	1-2		5	1	2	2	0	0	1	Brooklyn Dodgers @ Boston Braves Braves Field, Boston, MA Sun Sep 21 1952, 3:33 AM EDT Att: 8,822 - Unknown					
Pee Wee Reese, R OBP: 0.370, SLG: 0.368 (1, 6)	F2					1-6-3		F7		5	0	1	0	0	0	2						
Duke Snider, L OBP: 0.367, SLG: 0.488 (1, 8)	K					FC4 F9 1B		BB 1B	F4	5	1	1	1	0	1	1						
Jackie Robinson, R OBP: 0.439, SLG: 0.465 (1, 4)		5-3				3-H 2-2 1B		1B BB 1B		3	1	2	0	2	0	0						
Andy Pafko, R OBP: 0.371, SLG: 0.444 (1, 7)	F5					F9		F7	F8	5	0	0	0	0	0	6						
Roy Campanella, R OBP: 0.356, SLG: 0.460 (1, 2)						L9	K	BB 1B	4-3	5	2	2	2	0	1	3						
Gil Hodges, R OBP: 0.391, SLG: 0.510 (1, 3)	5-3					6-3	6-3 SH1-4 BB	BB 1B IBB		2	1	0	0	2	0	0						
Billy Cox, R OBP: 0.301, SLG: 0.335 (1, 5)						SH1-4	SH1-4	1B 2B BB		2	1	2	1	1	0	0						
Joe Black, R OBP: 0.143, SLG: 0.143 (1, 1)						K	6-3	1-2 2-3 3-H 2B 1B		4	1	1	2	0	1	3						
Inning Stats	R: 0 E: 0 K: 1 S: 8	H: 0 LOB: 0 BB: 0 P: 14	R: 1 E: 0 K: 0 S: 7	H: 1 LOB: 0 BB: 0 P: 9	R: 0 E: 0 K: 0 S: 4	H: 1 LOB: 0 BB: 0 P: 6	R: 0 E: 0 K: 0 S: 6	H: 1 LOB: 1 BB: 0 P: 14	R: 0 E: 0 K: 1 S: 12	H: 1 LOB: 1 BB: 0 P: 21	R: 1 E: 0 K: 1 S: 17	H: 2 LOB: 2 BB: 0 P: 25	R: 0 E: 0 K: 0 S: 7	H: 0 LOB: 1 BB: 1 P: 14	R: 6 E: 0 K: 0 S: 17	H: 4 LOB: 1 BB: 3 P: 35		R: 0 E: 0 K: 0 S: 9	H: 1 LOB: 1 BB: 0 P: 13	1B: 8 2B: 3 3B: 0 HR: 1	SF: 0 SAC: 1 DP: 2 HBP: 0	WP: 0 PB: 0 SB: 0 CS: 0
PITCHER	IP	WLS	BF	H	R	ER	SO	BB	IBB	HBP	BLK	WP	HR	S	P	ERA	WHIP					
Jim Wilson, R ERA: 4.02 (1, 1)	7.2	L	35	8	7	7	3	4	1	0	0	0	1	70	129	8.22	1.565					
Virgil Jester, R ERA: 3.38 (8, 1)	0.1		3	2	1	1	0	0	0	0	0	0	0	8	9	27.00	6.000					
Sheldon Jones, R ERA: 4.62 (9, 1)	1.0		4	1	0	0	0	0	0	0	0	0	0	9	13	0.00	1.000					

Batter	1	2	3	4	5	6	7	8	9	AB	R	H	RBI	BB	SO	LOB	BOTTOM					
Sam Jethroe, S OBP: 0.322, SLG: 0.365 (1, 8)	F2		K			F2		4-3		4	0	0	0	0	1	1	Brooklyn Dodgers @ Boston Braves Braves Field, Boston, MA Sun Sep 21 1952, 3:33 AM EDT Att: 8,822 - Unknown					
Johnny Logan, R OBP: 0.331, SLG: 0.356 (1, 6)	F4					FC6-4 1B		6-3		4	1	2	0	0	0	0						
Eddie Mathews, L OBP: 0.318, SLG: 0.431 (1, 5)	F8					FC6-4 1-2		F3		4	1	1	0	0	0	1						
Walker Cooper, R OBP: 0.281, SLG: 0.355 (1, 2)		L7				F2		F7		4	0	0	0	0	0	1						
Sid Gordon, R OBP: 0.391, SLG: 0.498 (1, 7)	K					F3				3	0	0	0	0	1	0						
Earl Torgeson, L OBP: 0.384, SLG: 0.315 (1, 3)	F8					F8				2	0	0	0	1	0	0						
Jack Dittmer, L OBP: 0.244, SLG: 0.282 (1, 4)						4-3		4-3		3	0	0	0	0	0	0						
Jack Daniels, L OBP: 0.268, SLG: 0.244 (1, 9)						SH3-4 BB		K		1	0	0	0	2	1	0						
Jim Wilson, R OBP: 0.153, SLG: 0.167 (1, 1)						SH3-4 BB		4-3		1	0	0	0	0	1	1						
Virgil Jester, R OBP: 0.222, SLG: 0.294 (8, 1)						K				0	0	0	0	0	0	0						
Warren Spahn, L OBP: 0.196, SLG: 0.259 (6, PH)										1	0	0	0	0	0	0						
Sheldon Jones, R OBP: 0.143, SLG: 0.143 (9, 1)										0	0	0	0	0	0	0						
Inning Stats	R: 0 E: 0 K: 0 S: 9	H: 0 LOB: 0 BB: 0 P: 13	R: 0 E: 0 K: 1 S: 7	H: 0 LOB: 0 BB: 0 P: 10	R: 0 E: 0 K: 1 S: 9	H: 0 LOB: 1 BB: 1 P: 16	R: 0 E: 0 K: 0 S: 8	H: 2 LOB: 0 BB: 1 P: 14	R: 0 E: 0 K: 1 S: 7	H: 0 LOB: 0 BB: 1 P: 15	R: 0 E: 0 K: 0 S: 7	H: 1 LOB: 1 BB: 0 P: 12	R: 0 E: 0 K: 0 S: 5	H: 0 LOB: 0 BB: 0 P: 8	R: 0 E: 0 K: 1 S: 12	H: 0 LOB: 0 BB: 0 P: 16	R: 0 E: 0 K: 0 S: 7	H: 0 LOB: 0 BB: 0 P: 9	1B: 2 2B: 1 3B: 0 HR: 0	SF: 0 SAC: 1 DP: 0 HBP: 0	WP: 0 PB: 0 SB: 0 CS: 2	PA: 32
PITCHER	IP	WLS	BF	H	R	ER	SO	BB	IBB	HBP	BLK	WP	HR	S	P	ERA	WHIP					
Joe Black, R ERA: 1.9 (1, 1)	9.0	W	31	3	2	0	4	3	0	0	0	0	0	71	113	0.00	0.667					

Batter	1	2	3	4	5	6	7	8	9	AB	R	H	RBI	BB	SO	LOB	TOP					
Sam Jethroe, S (1, 8) OBP: 0.324, SLG: 0.365	5-3		F2			HBP		IHR 1B		3	1	1	0	0	0	1						
Johnny Logan, R (1, 6) OBP: 0.333, SLG: 0.370	F8			F7		F3		IHR		4	1	1	2	0	0	1						
Eddie Mathews, L (1, 5) OBP: 0.317, SLG: 0.426	K			4-3		K		4-3		4	0	0	0	0	2	1						
Sid Gordon, R (1, 7) OBP: 0.390, SLG: 0.495		6-3		F7			4-3 1B		F7	4	0	1	0	0	0	0						
Earl Torgeson, L (1, 3) OBP: 0.365, SLG: 0.312		K				FC6-4 1B		4-3	K2-3	4	0	1	0	0	2	1						
Paul Burns, R (1, 2) OBP: 0.259, SLG: 0.287		F9				FC6-4 1B		L7		4	0	1	0	0	0	2						
Sibby Sisti, R (1, 9) OBP: 0.262, SLG: 0.311						FC4 1B		F8		4	0	1	0	0	0	3						
Jack Dittmer, L (1, 4) OBP: 0.250, SLG: 0.281				F8		1-3			G4-6-3 BB	2	0	0	0	1	0	2						
Warren Spahn, L (1, 1) OBP: 0.191, SLG: 0.252										2	0	0	0	0	1	1						
Jack Cusick, R (8, PH) OBP: 0.220, SLG: 0.162										1	0	0	0	0	0	1						
Sheldon Jones, R (8, 1) OBP: 0.125, SLG: 0.125				K					G4-6-3	0	0	0	0	0	0	0						
Inning Stats	R: 0 E: 0 K: 1 S: 5	H: 0 LOB: 0 BB: 0 P: 5	R: 0 E: 0 K: 1 S: 5	H: 0 LOB: 0 BB: 0 P: 5	R: 0 E: 0 K: 1 S: 6	H: 1 LOB: 1 BB: 0 P: 6	R: 0 E: 0 K: 0 S: 3	H: 0 LOB: 0 BB: 0 P: 3	R: 0 E: 0 K: 0 S: 4	H: 1 LOB: 1 BB: 0 P: 4	R: 0 E: 0 K: 1 S: 5	H: 0 LOB: 1 BB: 0 P: 6	R: 0 E: 0 K: 0 S: 4	H: 1 LOB: 1 BB: 0 P: 4	R: 2 E: 0 K: 0 S: 4	H: 2 LOB: 2 BB: 1 P: 8	R: 0 E: 0 K: 1 S: 6	H: 1 LOB: 1 BB: 0 P: 6	1B: 5 2B: 0 3B: 0 HR: 1	SF: 0 SAC: 0 DP: 1 HBP: 1	WP: 0 PB: 0 SB: 1 CS: 0	PA: 34
PITCHER Dave Koslo, L (1, 1) ERA: 3.19	IP: 9.0 WLS: W BF: 34 H: 6 R: 2 ER: 2 SO: 5 BB: 1 IBB: 0 HBP: 1 BLK: 0 WP: 0 HR: 0 S: 42 P: 47 ERA: 2.00 WHIP: 0.778															PITCHER	IP: 9.0 WLS: W BF: 34 H: 6 R: 2 ER: 2 SO: 5 BB: 1 IBB: 0 HBP: 1 BLK: 0 WP: 0 HR: 0 S: 42 P: 47 ERA: 2.00 WHIP: 0.778					

Boston Braves @ New York Giants
Polo Grounds, New York, NY
Wed Sep 24 1952, 3:38 AM EDT
Att: 3,018 - Unknown


AB	32
R	2
H	6
RBI	2
BB	1
SO	5
LOB	13



Batter	1	2	3	4	5	6	7	8	9	AB	R	H	RBI	BB	SO	LOB	BOTTOM					
Davey Williams, R (1, 4) OBP: 0.326, SLG: 0.387	E1 WP							F5		5	1	2	0	0	1	2						
Alvin Dark, R (1, 6) OBP: 0.356, SLG: 0.424	F8							FC5-4		5	1	1	2	0	1	5						
Whitey Lockman, L (1, 3) OBP: 0.364, SLG: 0.391	K									4	0	0	0	0	1	3						
Monte Irvin, R (1, 7) OBP: 0.369, SLG: 0.455										3	0	0	0	0	1	1						
Dusty Rhodes, L (8, 7) OBP: 0.335, SLG: 0.491	K							BB 1B BB		0	1	0	0	1	0	0						
Bobby Thomson, R (1, 8) OBP: 0.334, SLG: 0.486										4	1	2	1	0	0	0						
Bob Elliott, R (1, 9) OBP: 0.324, SLG: 0.379										3	2	2	0	1	0	0						
Bill Rigney, R (1, 5) OBP: 0.379, SLG: 0.417										4	2	2	3	0	0	2						
Ray Katt, R (1, 2) OBP: 0.250, SLG: 0.250										4	0	1	0	0	0	5						
Dave Koslo, L (1, 1) OBP: 0.088, SLG: 0.056										4	0	0	1	0	2	2						
Inning Stats	R: 0 E: 1 K: 2 S: 8	H: 0 LOB: 1 BB: 0 P: 8	R: 0 E: 0 K: 0 S: 3	H: 0 LOB: 0 BB: 0 P: 3	R: 0 E: 0 K: 2 S: 9	H: 2 LOB: 2 BB: 0 P: 9	R: 1 E: 0 K: 0 S: 5	H: 3 LOB: 1 BB: 0 P: 5	R: 2 E: 0 K: 0 S: 5	H: 2 LOB: 0 BB: 0 P: 5	R: 2 E: 0 K: 1 S: 7	H: 2 LOB: 0 BB: 0 P: 7	R: 0 E: 0 K: 1 S: 5	H: 0 LOB: 0 BB: 0 P: 5	R: 3 E: 2 K: 0 S: 6	H: 1 LOB: 2 BB: 2 P: 14	R: 0 E: 0 K: 1 S: 6	H: 1 LOB: 2 BB: 2 P: 14	1B: 6 2B: 1 3B: 0 HR: 3	SF: 0 SAC: 0 DP: 1 HBP: 0	WP: 1 PB: 1 SB: 0 CS: 0	PA: 38
PITCHER Warren Spahn, L (1, 1) ERA: 2.98	IP: 7.0 WLS: L BF: 30 H: 9 R: 5 ER: 5 SO: 6 BB: 0 IBB: 0 HBP: 0 BLK: 0 WP: 1 HR: 3 S: 42 P: 42 ERA: 6.43 WHIP: 1.286															PITCHER	IP: 7.0 WLS: L BF: 30 H: 9 R: 5 ER: 5 SO: 6 BB: 0 IBB: 0 HBP: 0 BLK: 0 WP: 1 HR: 3 S: 42 P: 42 ERA: 6.43 WHIP: 1.286					
PITCHER Sheldon Jones, R (8, 1) ERA: 4.76	IP: 1.0 WLS: L BF: 8 H: 1 R: 3 ER: 1 SO: 0 BB: 2 IBB: 0 HBP: 0 BLK: 0 WP: 0 HR: 0 S: 6 P: 14 ERA: 9.00 WHIP: 3.000															PITCHER	IP: 1.0 WLS: L BF: 8 H: 1 R: 3 ER: 1 SO: 0 BB: 2 IBB: 0 HBP: 0 BLK: 0 WP: 0 HR: 0 S: 6 P: 14 ERA: 9.00 WHIP: 3.000					

Boston Braves @ New York Giants
Polo Grounds, New York, NY
Wed Sep 24 1952, 3:38 AM EDT
Att: 3,018 - Unknown

AB	36
R	8
H	10
RBI	7
BB	2
SO	6
LOB	20



Batter	1	2	3	4	5	6	7	8	9	AB	R	H	RBI	BB	SO	LOB	TOP										
Sam Jethroe, S (1, 8) OBP: 0.322, SLG: 0.362	0-3 K		0-3 K		0-0 1-3		0-3 K		0-0 L5	5	0	0	0	0	0	3											
Johnny Logan, R (1, 6) OBP: 0.332, SLG: 0.369	0-0 F7		0-0 5-3			0-0 G4-6-3 1B	0-0 FC6-4			4	0	1	0	0	0	2											
Eddie Mathews, L (1, 5) OBP: 0.316, SLG: 0.425	0-0 E4			0-0 S 1B		0-0 G4-6-3 1-2		0-0 F6		4	0	1	0	0	0	1											
Sid Gordon, R (1, 7) OBP: 0.388, SLG: 0.491	0-0 6-3			0-3 K 1-2		0-0 F7		0-0 F8		4	0	0	0	0	1	2											
Earl Torgeson, L (1, 3)		0-0 6-3		0-3 K			0-0 1B FC3	0-0 1B		4	1	2	0	0	1	1											
Paul Burris, R (1, 2) OBP: 0.285, SLG: 0.292		0-0 E5 BB		0-0 6-3			0-0 1B FC3	0-0 1B		4	1	2	0	0	0	1											
Jack Daniels, L (1, 9) OBP: 0.270, SLG: 0.241		4-0 G6-4-3 BB			4-0 G3-6-3 BB		0-0 FC3 1B	0-3 K		2	0	0	1	2	1	3	AB 35 R 2 H 8 RBI 2 BB 2 SO 7 LOB 18										
Jack Dittmer, L (1, 4) OBP: 0.250, SLG: 0.280		0-0 G6-4-3 1-2			0-0 G3-6-3 1-2		0-0 FC6-4 1B		0-0 4-3	4	0	1	1	0	0	3											
Lew Burdette, R (1, 1) OBP: 0.211, SLG: 0.118			0-0 F7				0-3 K		0-0 F8	4	0	1	0	0	1	2											
Inning Stats	R: 0 E: 1 K: 1 S: 6	H: 0 LOB: 1 BB: 0 P: 6	R: 0 E: 1 K: 0 S: 3	H: 0 LOB: 1 BB: 1 P: 7	R: 0 E: 0 K: 1 S: 5	H: 0 LOB: 0 BB: 0 P: 5	R: 0 E: 0 K: 2 S: 8	H: 1 LOB: 1 BB: 0 P: 8	R: 0 E: 0 K: 0 S: 3	H: 1 LOB: 1 BB: 1 P: 7	R: 0 E: 0 K: 0 S: 3	H: 1 LOB: 0 BB: 0 P: 3	R: 2 E: 0 K: 2 S: 11	H: 3 LOB: 2 BB: 0 P: 11	R: 0 E: 0 K: 1 S: 7	H: 2 LOB: 2 BB: 0 P: 7	R: 0 E: 0 K: 0 S: 3	H: 0 LOB: 0 BB: 0 P: 3	1B: 8 2B: 0 3B: 0 HR: 0	SF: 0 SAC: 0 DP: 3 HBP: 0	WP: 0 PB: 0 SB: 1 CS: 0	PA: 37					
PITCHER	IP	WLS	BF	H	R	ER	SO	BB	IBB	HBP	BLK	WP	HR	S	P	ERA	WHIP										
Jim Hearn, R (1, 1) ERA: 3.78	8.0		34	8	2	2	7	2	0	0	0	0	0	46	54	2.25	1.250										
Hoyt Wilhelm, R (9, 1) ERA: 2.42	1.0	W	3	0	0	0	0	0	0	0	0	0	0	3	3	0.00	0.000										

Boston Braves @ New York Giants
Polo Grounds, New York, NY
Thu Sep 25 1952, 3:33 AM EDT
Att: 1,269 - Unknown

livebaseballscores.com



Batter	1	2	3	4	5	6	7	8	9	AB	R	H	RBI	BB	SO	LOB	BOTTOM										
Don Mueller, L (1, 9) OBP: 0.328, SLG: 0.413	0-0 1-3	0-0 G3			0-0 F7			0-0 F9		4	0	0	0	0	0	3											
Alvin Dark, R (1, 6) OBP: 0.355, SLG: 0.422	0-0 1B		0-0 4-3		0-0 F8			0-0 F7		4	0	1	0	0	0	1											
Whitey Lockman, L (1, 3) OBP: 0.365, SLG: 0.393	0-0 G6-4-3 1B		0-0 6-3			0-0 F8			0-0 1B 2B	4	1	2	0	0	0	0											
Monte Irvin, R (1, 7) OBP: 0.366, SLG: 0.444	0-0 G6-4-3		0-0 4-3			0-0 4-3			4-0 1B G1-2-3 BB	3	0	0	0	1	0	2											
Clint Hartung, R (9, PR) OBP: 0.305, SLG: 0.405	0-0 G6-4-3 1-2		0-0 4-3			0-0 4-3			0-0 1B G1-2-3 BB	0	0	0	0	0	0	0											
Bobby Thomson, R (1, 8) OBP: 0.333, SLG: 0.484		0-0 6-3		0-0 5-3			0-0 F6		0-0 G1-2-3 1B 1B	4	1	1	1	0	0	0											
Bill Rigney, R (1, 5) OBP: 0.404, SLG: 0.430		0-0 2B 1B		4-0 G5-4-3 BB			0-0 CS 1B		4-0 1B G1-2-3 IBB	2	1	2	0	2	0	0											
Davey Williams, R (1, 4) OBP: 0.325, SLG: 0.388		0-0 1B 2B		0-0 G5-4-3 1-2			0-3 K		0-0 G1-2-3	4	0	1	1	0	1	5	AB 30 R 3 H 9 RBI 3 BB 5 SO 1 LOB 11										
Ray Katt, R (1, 2) OBP: 0.313, SLG: 0.267		4-0 BB BB			0-0 6-3			0-0 F5		3	0	1	1	1	0	0											
Jim Hearn, R (1, 1) OBP: 0.222, SLG: 0.325		4-0 BB BB							0-0 F5	1	0	1	0	1	0	0											
George Wilson, L (8, PH) OBP: 0.265, SLG: 0.354										1	0	0	0	0	0	0											
Hoyt Wilhelm, R (9, 1) OBP: 0.179, SLG: 0.237			0-0 1-2 BB							0	0	0	0	0	0	0											
Inning Stats	R: 0 E: 0 K: 0 S: 4	H: 2 LOB: 1 BB: 0 P: 4	R: 1 E: 0 K: 0 S: 4	H: 2 LOB: 2 BB: 2 P: 12	R: 0 E: 0 K: 0 S: 3	H: 0 LOB: 0 BB: 0 P: 3	R: 0 E: 0 K: 0 S: 2	H: 0 LOB: 0 BB: 1 P: 6	R: 0 E: 0 K: 0 S: 4	H: 1 LOB: 1 BB: 0 P: 4	R: 0 E: 0 K: 0 S: 3	H: 0 LOB: 0 BB: 0 P: 3	R: 0 E: 0 K: 1 S: 5	H: 1 LOB: 0 BB: 0 P: 5	R: 0 E: 0 K: 0 S: 3	H: 0 LOB: 0 BB: 0 P: 3	R: 2 E: 0 K: 0 S: 4	H: 3 LOB: 2 BB: 2 P: 12	1B: 7 2B: 2 3B: 0 HR: 0	SF: 0 SAC: 0 DP: 3 HBP: 0	WP: 0 PB: 0 SB: 0 CS: 1	PA: 35					
PITCHER	IP	WLS	BF	H	R	ER	SO	BB	IBB	HBP	BLK	WP	HR	S	P	ERA	WHIP										
Lew Burdette, R (1, 1) ERA: 3.72	8.2	L	35	9	3	3	1	4	1	0	0	0	0	32	52	3.12	1.500										

Boston Braves @ New York Giants
Polo Grounds, New York, NY
Thu Sep 25 1952, 3:33 AM EDT
Att: 1,269 - Unknown

livebaseballscores.com




Batter	1	2	3	4	5	6	7	8	9	AB	R	H	RBI	BB	SO	LOB	TOP																	
Sam Jethroe, S OBP: 0.321, SLG: 0.361 (1, 8)	F6	F7		FC4-6		1B			F6	5	0	1	1	0	0	3	Boston Braves @ Brooklyn Dodgers Ebbets Field, Brooklyn, NY Fri Sep 26 1952, 3:33 AM EDT Att: 1,440 - Unknown																	
Johnny Logan, R OBP: 0.335, SLG: 0.374 (1, 6)	F6		F8		1B	1B			F8	5	1	3	1	0	0	0																		
Eddie Mathews, L OBP: 0.315, SLG: 0.427 (1, 5)			FC1		K	F8			G3	5	0	1	0	0	1	4																		
Sid Gordon, R OBP: 0.387, SLG: 0.489 (1, 7)	6-3		F8		F8				G6-4-3	4	0	1	1	0	0	3																		
Earl Torgeson, L OBP: 0.366, SLG: 0.314 (1, 3)		L8			4-3				F7	4	0	1	0	0	0	2																		
Paul Burris, R OBP: 0.259, SLG: 0.285 (1, 2)	6-3		G1-4-3			5-3			G6-4-3	4	0	0	0	0	0	3																		
Jack Daniels, L OBP: 0.274, SLG: 0.242 (1, 9)					G3				4-3	3	1	1	0	1	0	0																		
Jack Dittmer, L OBP: 0.250, SLG: 0.280 (1, 4)					1-3	FC4-6			G3	4	1	1	0	0	0	1																		
Jim Wilson, R OBP: 0.182, SLG: 0.186 (1, 1)									5-3	2	1	2	1	1	0	0	B																	
Bob Chipman, L OBP: 0.500, SLG: 0.400 (6, PH)										0	0	0	0	0	0	0																		
Sibby Sisti, R OBP: 0.261, SLG: 0.310 (8, PH)										1	0	0	0	0	0	0																		
Dave Cole, R (8, 1)										0	0	0	0	0	0	0																		
Inning Stats	R: 0 E: 0 K: 0 S: 7	H: 1 LOB: 1 BB: 0 P: 11	R: 1 E: 0 K: 0 S: 12	H: 3 LOB: 2 BB: 0 P: 15	R: 1 E: 1 K: 0 S: 5	H: 2 LOB: 1 BB: 0 P: 8	R: 0 E: 0 K: 0 S: 8	H: 0 LOB: 1 BB: 1 P: 13	R: 0 E: 0 K: 1 S: 10	H: 1 LOB: 1 BB: 0 P: 17	R: 2 E: 0 K: 0 S: 12	H: 3 LOB: 2 BB: 1 P: 23	R: 0 E: 0 K: 0 S: 8	H: 1 LOB: 0 BB: 0 P: 14	R: 0 E: 0 K: 0 S: 10	H: 0 LOB: 0 BB: 0 P: 16	R: 0 E: 0 K: 0 S: 10	H: 0 LOB: 0 BB: 0 P: 15	1B: 9 2B: 1 3B: 1 HR: 0	SF: 0 SAC: 0 DP: 2 HBP: 0	WP: 0 PB: 0 SB: 0 CS: 0	PA: 39												
PITCHER	IP WLS BF H R ER SO BB IBB HBP BLK WP HR S P ERA WHIP																																	
Carl Erskine, R ERA: 2.74 (1, 1)	5.0	L	23	7	2	1	1	1	0	0	0	0	0	0	42	64	1.80	1.600																
Ken Lehman, L ERA: 5.28 (6, 1)	4.0	W	16	4	2	2	0	1	0	0	0	0	0	0	40	68	4.50	1.250																

Batter	1	2	3	4	5	6	7	8	9	AB	R	H	RBI	BB	SO	LOB	BOTTOM																	
Billy Cox, R OBP: 0.298, SLG: 0.336 (1, 5)			1-3			F8			4-3	5	1	2	3	0	0	2	Boston Braves @ Brooklyn Dodgers Ebbets Field, Brooklyn, NY Fri Sep 26 1952, 3:33 AM EDT Att: 1,440 - Unknown																	
Sandy Amoros, L OBP: 0.300, SLG: 0.333 (1, 9)	F6				F8					4	1	2	2	0	0	0																		
George Shuba, L OBP: 0.393, SLG: 0.466 (1, 7)					F2					4	1	1	1	0	1	2																		
Andy Pafko, R OBP: 0.371, SLG: 0.446 (1, 8)	6-3									2	0	1	1	0	0	0																		
Tommy Holmes, L OBP: 0.200, SLG: 0.156 (6, 9)										2	1	1	0	0	0	0																		
Gil Hodges, R OBP: 0.390, SLG: 0.506 (1, 3)		E5				E3			F7	1	0	0	0	1	0	0																		
Rocky Nelson, L OBP: 0.405, SLG: 0.314 (6, 3)										2	0	0	0	0	0	0																		
Bobby Morgan, R OBP: 0.397, SLG: 0.398 (1, 6)		G5-4-3				FC6-5			5-3	4	1	0	0	0	0	4																		
Rube Walker, L OBP: 0.303, SLG: 0.343 (1, 2)										3	1	0	0	1	0	0																		
Rocky Bridges, R OBP: 0.271, SLG: 0.245 (1, 4)										3	0	0	0	1	0	2																		
Carl Erskine, R OBP: 0.200, SLG: 0.167 (1, 1)										2	1	1	0	0	0	0	B																	
Ken Lehman, L (6, 1)										1	1	0	0	1	0	1																		
Inning Stats	R: 1 E: 0 K: 1 S: 10	H: 1 LOB: 0 BB: 0 P: 13	R: 0 E: 1 K: 0 S: 5	H: 0 LOB: 0 BB: 0 P: 8	R: 3 E: 0 K: 0 S: 19	H: 4 LOB: 2 BB: 1 P: 34	R: 0 E: 0 K: 0 S: 8	H: 0 LOB: 0 BB: 0 P: 12	R: 0 E: 0 K: 0 S: 8	H: 0 LOB: 0 BB: 0 P: 15	R: 4 E: 1 K: 0 S: 22	H: 3 LOB: 2 BB: 2 P: 40	R: 0 E: 0 K: 0 S: 7	H: 0 LOB: 0 BB: 0 P: 11	R: 0 E: 0 K: 0 S: 7	H: 0 LOB: 1 BB: 1 P: 15		R: 0 E: 0 K: 0 S: 7	H: 0 LOB: 1 BB: 1 P: 15	1B: 2 2B: 4 3B: 1 HR: 1	SF: 0 SAC: 0 DP: 1 HBP: 0	WP: 0 PB: 1 SB: 0 CS: 0	PA: 37											
PITCHER	IP WLS BF H R ER SO BB IBB HBP BLK WP HR S P ERA WHIP																																	
Jim Wilson, R ERA: 4.23 (1, 1)	5.2	L	28	7	8	8	1	2	0	0	0	0	0	0	13	19	0.00	0.750																
Bob Chipman, L ERA: 2.95 (6, 1)	1.1		5	1	0	0	0	0	0	0	0	0	0	0	7	15	0.00	1.000																
Dave Cole, R ERA: 3.63 (8, 1)	1.0		4	0	0	0	0	1	0	0	0	0	0	0	7	15	0.00	1.000																

Batter	1	2	3	4	5	6	7	8	9	AB	R	H	RBI	BB	SO	LOB	TOP								
Sam Jethroe, S OBP: 0.322, SLG: 0.361 (1, 8)	1-0 CS 1B		0-2 F6		1-0 G6-4-3 1B		0-0 F8	1-3 K		5	0	2	2	0	1	3									
Johnny Logan, R OBP: 0.332, SLG: 0.371 (1, 6)	3-1 F8		0-1 SH2-3		0-1 G6-4-3 1-2		2-1 F3		1-1 F7	4	0	0	0	0	0	3									
Eddie Mathews, L OBP: 0.318, SLG: 0.446 (1, 5)	3-3 K		3-2 HR		0-1 HR			1-1 HR	3-0 6-3	5	3	3	4	0	1	1									
Sid Gordon, R OBP: 0.384, SLG: 0.485 (1, 7)		2-1 F7	0-1 F8		1-1 F4			2-3 K	0-0 6-3	5	0	0	0	0	1	0									
Earl Torgeson, L OBP: 0.365, SLG: 0.311 (1, 3)		2-0 4-3		1-0 F6		0-2 4-3		4-1 BB E 1B BB		3	1	0	0	1	0	0									
Paul Burris, R OBP: 0.253, SLG: 0.278 (1, 2)		1-0 5-3		0-1 F4		1-3 K		0-2 E5 1B BB		4	1	0	0	0	1	1									
Jack Daniels, L OBP: 0.282, SLG: 0.241 (1, 9)			4-2 HR BB	1-0 4-3			4-2 SH3-4 E BB	4-1 1B F9 BB		1	3	0	0	3	0	0									
Jack Dittmer, L OBP: 0.256, SLG: 0.293 (1, 4)			1-0 HR BB		4-1 SH1-4 E 1B BB		1-2 E4 SH3-4	0-0 1-3 2-H 3-H 1B		3	2	2	4	1	0	1									
Virgil Jester, R OBP: 0.250, SLG: 0.316 (1, 1)			0-0 HR 1B		1-1 SH1-4		0-1 SH3-4	0-1 F9		2	1	1	1	0	0	1									
Inning Stats	R: 0 E: 0 K: 1 S: 6	H: 1 LOB: 0 BB: 0 P: 13	R: 0 E: 0 K: 0 S: 4	H: 0 LOB: 0 BB: 0 P: 9	R: 4 E: 0 K: 0 S: 14	H: 3 LOB: 0 BB: 1 P: 22	R: 0 E: 0 K: 0 S: 4	H: 0 LOB: 0 BB: 0 P: 6	R: 1 E: 1 K: 0 S: 6	H: 1 LOB: 0 BB: 0 P: 12	R: 1 E: 0 K: 1 S: 10	H: 1 LOB: 1 BB: 0 P: 12	R: 1 E: 1 K: 0 S: 11	H: 0 LOB: 1 BB: 1 P: 18	R: 4 E: 1 K: 2 S: 19	H: 2 LOB: 1 BB: 2 P: 31	R: 0 E: 0 K: 0 S: 4	H: 0 LOB: 0 BB: 0 P: 8	1B: 4 2B: 0 3B: 0 HR: 4	SF: 0 SAC: 3 DP: 1 HBP: 0	WP: 0 PB: 0 SB: 0 CS: 1	PA: 40			
PITCHER	IP	WLS	BF	H	R	ER	SO	BB	IBB	HBP	BLK	WP	HR	S	P	ERA	WHIP								
Joe Black, R ERA: 2.15 (1, 1)	5.0	L	20	5	5	5	1	2	0	0	0	0	2	34	62	9.00	1.400								
Ben Wade, R ERA: 3.5 (6, 1)	3.0		17	3	6	3	3	3	0	0	0	0	2	40	61	9.00	2.000								
Billy Loes, R ERA: 2.69 (9, 1)	1.0		3	0	0	0	0	0	0	0	0	0	0	4	8	0.00	0.000								

Boston Braves @ Brooklyn Dodgers
Ebbets Field, Brooklyn, NY
Sat Sep 27 1952, 3:33 AM EDT
Att: 4,903 - Unknown

AB 32
R 11
H 8
RBI 11
BB 5
SO 4
LOB 10



Batter	1	2	3	4	5	6	7	8	9	AB	R	H	RBI	BB	SO	LOB	BOTTOM								
Billy Cox, R OBP: 0.298, SLG: 0.336 (1, 5)	1-1 1B		0-2 L5		0-0 5-3		3-2 5-3		3-3 K	3	0	1	0	0	0	0									
Bobby Morgan, R OBP: 0.394, SLG: 0.394 (6, 5)										2	0	0	0	0	1	1									
Pee Wee Reese, R OBP: 0.397, SLG: 0.364 (1, 6)	0-1 6-3		3-2 4-3		4-1 BB			0-0 F7		3	0	0	0	1	0	0									
Duke Snider, L OBP: 0.369, SLG: 0.495 (1, 8)	3-1 HR		3-3 K		2-1 4-3			1-0 1B 4-3 2B		4	2	2	1	0	1	1									
Jackie Robinson, R OBP: 0.439, SLG: 0.466 (1, 4)	4-2 BB			4-0 E F7 BB		1-2 1B		2-2 4-3 1B		1	1	1	0	2	0	0									
Rocky Bridges, R OBP: 0.295, SLG: 0.259 (8, 4)								2-3 4-3 1B		1	0	1	0	0	0	0									
Roy Campanella, R OBP: 0.353, SLG: 0.454 Steve Lembo, R OBP: 0.200, SLG: 0.200 (1, 2)	2-2 5-3		1-2 E8 1B		3-1 F5			0-2 4-3		3	0	1	0	0	0	2									
Andy Pafko, R OBP: 0.366, SLG: 0.443 Tommy Holmes, L OBP: 0.194, SLG: 0.152 (1, 9)		1-1 6-3		1-3 1B		2-3 K		3-2 F8		3	0	0	1	0	1	2									
Gil Hodges, R OBP: 0.387, SLG: 0.502 (1, 3)		2-1 L7		3-H 1-0 L7		0-0 L9			2-3 K2-3	4	0	0	0	0	1	2									
Sandy Amoros, L OBP: 0.318, SLG: 0.350 (1, 7)		2-1 1B		1-0 F8			3-3 K		3-1 4-3 PB 1B	4	0	2	0	0	1	1									
Joe Black, R OBP: 0.139, SLG: 0.139 Rube Walker, L OBP: 0.301, SLG: 0.341 Ben Wade, R OBP: 0.131, SLG: 0.317 Billy Loes, R OBP: 0.125, SLG: 0.093 Rocky Nelson, L OBP: 0.395, SLG: 0.306 (1, 1)		0-2 F4			2-0 F7			0-2 F8		1	0	0	0	0	0	1									
Inning Stats	R: 1 E: 1 K: 0 S: 11	H: 2 LOB: 1 BB: 1 P: 21	R: 0 E: 0 K: 0 S: 9	H: 1 LOB: 0 BB: 0 P: 14	R: 0 E: 0 K: 1 S: 11	H: 0 LOB: 0 BB: 0 P: 17	R: 1 E: 1 K: 0 S: 6	H: 1 LOB: 1 BB: 1 P: 15	R: 0 E: 0 K: 1 S: 5	H: 0 LOB: 1 BB: 1 P: 13	R: 0 E: 0 K: 1 S: 13	H: 1 LOB: 0 BB: 0 P: 19	R: 0 E: 0 K: 1 S: 9	H: 0 LOB: 0 BB: 0 P: 15	R: 1 E: 0 K: 0 S: 11	H: 2 LOB: 1 BB: 0 P: 17	R: 0 E: 0 K: 2 S: 10	H: 1 LOB: 1 BB: 0 P: 20	1B: 6 2B: 1 3B: 0 HR: 1	SF: 0 SAC: 0 DP: 0 HBP: 0	WP: 0 PB: 1 SB: 0 CS: 0	PA: 37			
PITCHER	IP	WLS	BF	H	R	ER	SO	BB	IBB	HBP	BLK	WP	HR	S	P	ERA	WHIP								
Virgil Jester, R ERA: 3.33 (1, 1)	9.0	W	37	8	3	3	5	3	0	0	0	0	1	85	151	3.00	1.222								

Boston Braves @ Brooklyn Dodgers
Ebbets Field, Brooklyn, NY
Sat Sep 27 1952, 3:33 AM EDT
Att: 4,903 - Unknown

AB 34
R 3
H 8
RBI 3
BB 3
SO 5
LOB 13

