California Angels - 1966

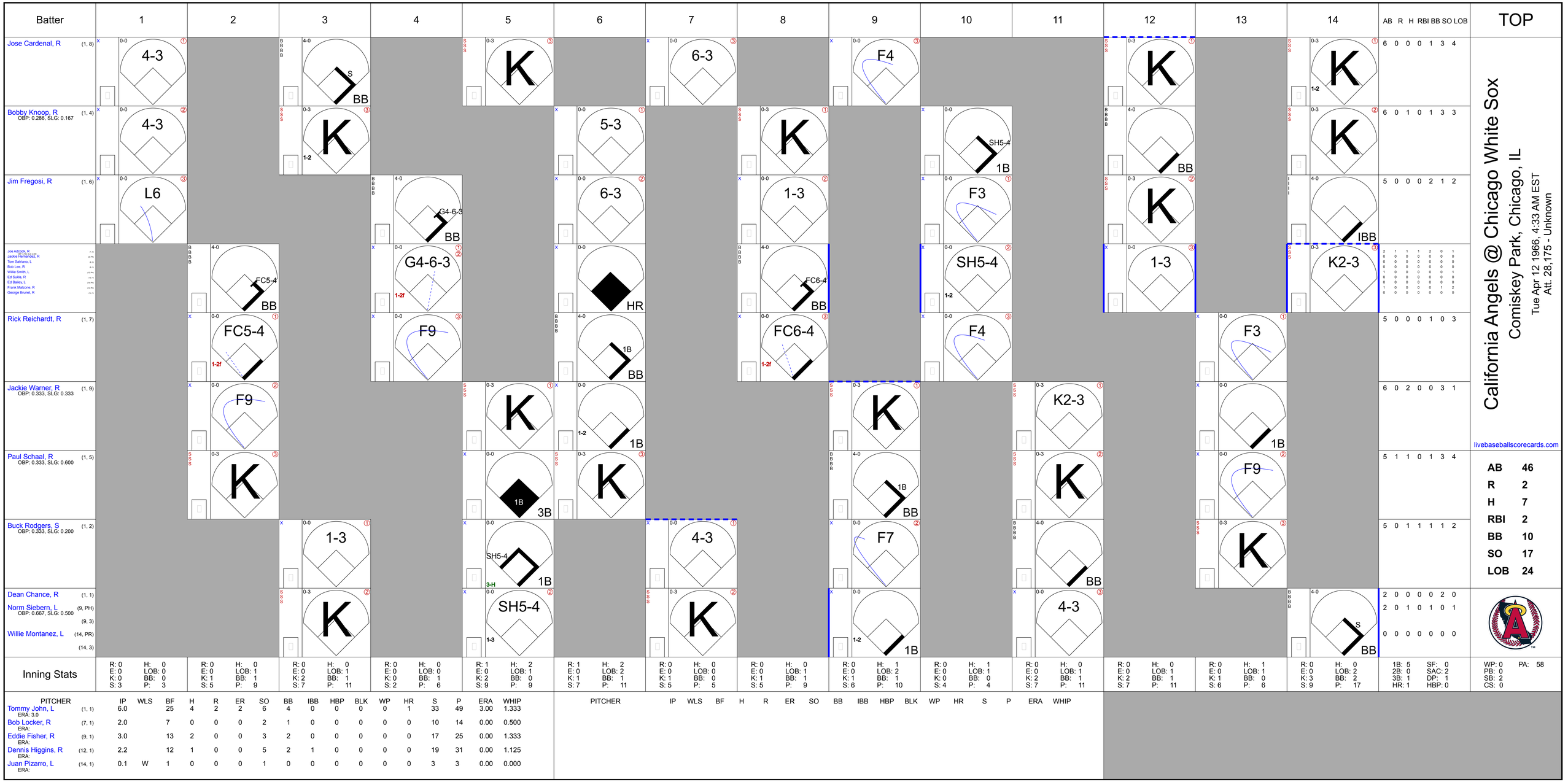
Batter
1
2
3
4
5
6
7
8
9
10
11
12
13
14
AB R H RBI BB SO LOB
TOP
Jose Cardenal, R (1, 8)
4-3
K
BB
6 0 0 0 1 3 4
Bobby Knoop, R (1, 4)
OBP: 0.286, SLG: 0.167
4-3
K
1-2
BB
SH5-4
1B
6 0 1 0 1 3 3
Jim Fregosi, R (1, 6)
L6
G4-6-3
BB
6-3
1-3
F3
IBB
5 0 0 0 2 1 2
Joe Adcock, R (1, H)
Jackie Hernandez, R (R, PR)
Tom Satriano, L (L, PH)
Bob Lee, R (R, PH)
Willie Smith, L (1, PH)
Ed Sukla, R (1B, H)
Ed Bailey, L (1, PH)
Frank Malzone, R (1, PH)
George Brunet, R (1, H)
FC5-4
BB
G4-6-3
1-2f
SH5-4
FC6-4
K2-3
Rick Reichardt, R (1, 7)
FC5-4
1-2f
F9
5-3
HR
1B
BB
FC6-4
F4
F3
5 0 0 0 1 0 3
Jackie Warner, R (1, 9)
OBP: 0.333, SLG: 0.333
F9
K
1-2
1B
K2-3
6 0 2 0 0 3 1
Paul Schaal, R (1, 5)
OBP: 0.333, SLG: 0.600
K
1B
3B
F7
5 1 1 0 1 3 4
Buck Rodgers, S (1, 2)
OBP: 0.333, SLG: 0.200
1-3
SH5-4
3-H
4-3
5 0 1 1 1 1 2
Dean Chance, R (1, 1)
Norm Siebern, L (9, PH)
OBP: 0.667, SLG: 0.500
(9, 3)
Willie Montanez, L (14, PR)
(14, 3)
SH5-4
1-3
1-2
4-3
2 0 0 0 0 2 0
2 0 1 0 1 0 1
0 0 0 0 0 0 0
California Angels @ Chicago White Sox
Comiskey Park, Chicago, IL
Tue Apr 12 1966, 4:33 AM EST
Att. 28,175 - Unknown
livebaseballscorecards.com
AB 46
R 2
H 7
RBI 2
BB 10
SO 17
LOB 24
Inning Stats
R: 0 H: 0 E: 0 LOB: 0 K: 0 BB: 0 S: 3 P: 3
R: 0 H: 0 E: 0 LOB: 1 K: 1 BB: 1 S: 5 P: 9
R: 0 H: 0 E: 0 LOB: 1 K: 2 BB: 1 S: 7 P: 11
R: 0 H: 0 E: 0 LOB: 2 K: 0 BB: 1 S: 2 P: 6
R: 1 H: 2 E: 0 LOB: 0 K: 2 BB: 0 S: 9 P: 9
R: 1 H: 2 E: 0 LOB: 2 K: 1 BB: 1 S: 7 P: 11
R: 0 H: 0 E: 0 LOB: 0 K: 1 BB: 0 S: 5 P: 5
R: 0 H: 0 E: 0 LOB: 1 K: 1 BB: 1 S: 5 P: 9
R: 0 H: 1 E: 0 LOB: 2 K: 1 BB: 1 S: 6 P: 10
R: 0 H: 1 E: 0 LOB: 1 K: 0 BB: 0 S: 4 P: 4
R: 0 H: 0 E: 0 LOB: 1 K: 2 BB: 1 S: 7 P: 11
R: 0 H: 0 E: 0 LOB: 1 K: 2 BB: 1 S: 7 P: 11
R: 0 H: 1 E: 0 LOB: 1 K: 1 BB: 0 S: 6 P: 6
R: 0 H: 0 E: 0 LOB: 2 K: 3 BB: 2 S: 9 P: 17
1B: 5 SF: 0 2B: 0 SAC: 2 3B: 1 DP: 1 HR: 1 HBP: 0
WP: 0 PA: 58 PB: 0 SB: 2 CS: 0
PITCHER IP WLS BF H R ER SO BB IBB HBP BLK WP HR S P ERA WHIP
Tommy John, L (1, 1) ERA: 3.0 6.0 W 25 4 2 2 6 4 0 0 0 0 1 33 49 3.00 1.333
Bob Locker, R (7, 1) ERA: 2.0 7 0 0 0 2 1 0 0 0 0 0 1 0 10 14 0.00 0.500
Eddie Fisher, R (9, 1) ERA: 3.0 13 2 0 0 3 2 0 0 0 0 0 0 0 17 25 0.00 1.333
Dennis Higgins, R (12, 1) ERA: 2.2 12 1 0 0 5 2 1 0 0 0 0 0 0 19 31 0.00 1.125
Juan Pizarro, L (14, 1) ERA: 0.1 W 1 0 0 0 1 0 0 0 0 0 0 0 3 3 0.00 0.000
PITCHER IP WLS BF H R ER SO BB IBB HBP BLK WP HR S P ERA WHIP

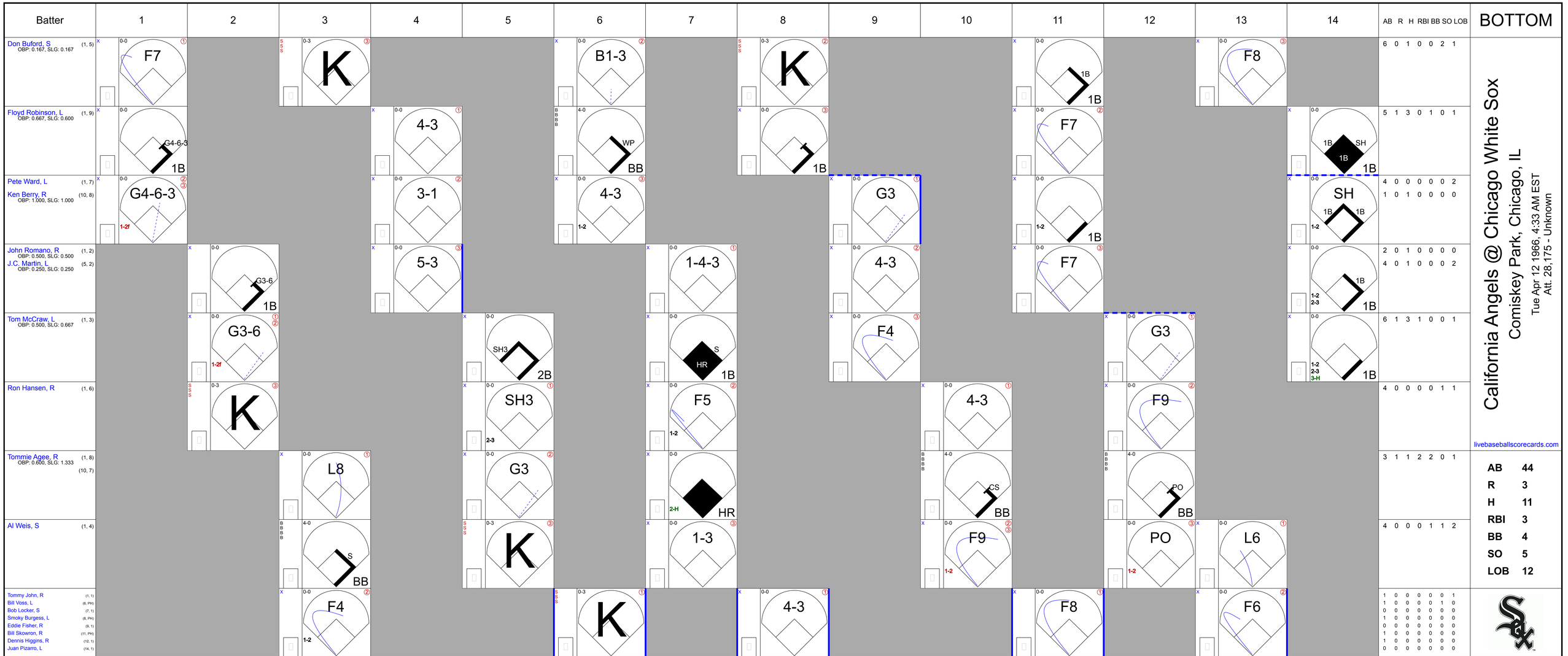
Batter
1
2
3
4
5
6
7
8
9
10
11
12
13
14
AB R H RBI BB SO LOB
BOTTOM
Don Buford, S (1, 5) OBP: 0.167, SLG: 0.167
F7
K
B1-3
K
F8
6 0 1 0 0 2 1
Floyd Robinson, L (1, 9) OBP: 0.667, SLG: 0.600
G4-6-3 1B
4-3
WP BB
1B
F7
1B SH 1B 1B
5 1 3 0 1 0 1
Pete Ward, L (1, 7)
Ken Berry, R (10, 8) OBP: 1.000, SLG: 1.000
G4-6-3
1-2f
3-1
4-3
1-2
G3
1-2
1B
SH
1-2
4 0 0 0 0 0 2
1 0 1 0 0 0 0
John Romano, R (1, 2) OBP: 0.500, SLG: 0.500
J.C. Martin, L (5, 2) OBP: 0.250, SLG: 0.250
G3-6 1B
5-3
1-4-3
4-3
F7
1B
2 0 1 0 0 0 0
4 0 1 0 0 0 2
Tom McCraw, L (1, 3) OBP: 0.500, SLG: 0.667
G3-6
1-2f
SH3 2B
S HR 1B
F4
G3
1-2
1B
6 1 3 1 0 0 1
Ron Hansen, R (1, 6)
K
SH3
2-3
F5
1-2
4-3
F9
4 0 0 0 0 1 1
Tommie Agee, R (1, 8) OBP: 0.600, SLG: 1.333
(10, 7)
L8
G3
HR
2-H
CS BB
PO BB
3 1 1 2 2 0 1
Al Weis, S (1, 4)
S BB
K
1-3
F9
1-2
PO
1-2
L6
4 0 0 0 1 1 2
Tommy John, R (1, 1)
Bill Voss, L (6, PH)
Bob Locker, S (7, 1)
Smoky Burgess, L (8, PH)
Eddie Fisher, R (9, 1)
Bill Skowron, R (11, PH)
Dennis Higgins, R (12, 1)
Juan Pizarro, L (14, 1)
F4
1-2
K
4-3
F8
F6
1 0 0 0 0 0 1
1 0 0 0 0 1 0
0 0 0 0 0 0 0
1 0 0 0 0 0 0
0 0 0 0 0 0 0
1 0 0 0 0 0 0
1 0 0 0 0 0 0
0 0 0 0 0 0 0
Inning Stats
R: 0 E: 0 K: 0 S: 3 H: 1 LOB: 0 BB: 0 P: 3
R: 0 E: 0 K: 1 S: 5 H: 1 LOB: 0 BB: 0 P: 5
R: 0 E: 0 K: 1 S: 5 H: 0 LOB: 1 BB: 1 P: 9
R: 0 E: 0 K: 0 S: 3 H: 0 LOB: 0 BB: 0 P: 3
R: 0 E: 0 K: 1 S: 6 H: 1 LOB: 1 BB: 0 P: 6
R: 0 E: 0 K: 1 S: 5 H: 0 LOB: 1 BB: 1 P: 9
R: 2 E: 0 K: 0 S: 5 H: 2 LOB: 0 BB: 0 P: 5
R: 0 E: 0 K: 1 S: 5 H: 1 LOB: 1 BB: 0 P: 5
R: 0 E: 0 K: 0 S: 3 H: 0 LOB: 0 BB: 0 P: 3
R: 0 E: 0 K: 0 S: 2 H: 0 LOB: 0 BB: 1 P: 6
R: 0 E: 0 K: 0 S: 5 H: 2 LOB: 2 BB: 0 P: 5
R: 0 E: 0 K: 0 S: 2 H: 0 LOB: 0 BB: 1 P: 6
R: 0 E: 0 K: 0 S: 3 H: 0 LOB: 0 BB: 0 P: 3
R: 1 E: 0 K: 0 S: 4 H: 3 LOB: 3 BB: 0 P: 4
1B: 9 2B: 1 3B: 0 HR: 1
SF: 0 SAC: 2 DP: 2 HBP: 0
WP: 1 PB: 0 SB: 2 CS: 1
PA: 51
PITCHER IP WLS BF H R ER SO BB IBB HBP BLK WP HR S P ERA WHIP
Dean Chance, R (1, 1) ERA: 2.25 8.0 29 6 2 2 5 2 0 0 0 1 1 37 45 2.25 1.000
Bob Lee, R (9, 1) ERA: 3.0 11 2 0 0 0 1 0 0 0 0 0 0 10 14 0.00 1.000
Ed Sukla, R (12, 1) ERA: 2.0 6 0 0 0 0 1 0 0 0 0 0 0 5 9 0.00 0.500
George Brunet, L (14, 1) ERA: 0.0 L 4 3 1 1 0 0 0 0 0 0 0 0 4 4 ∞ ∞
PITCHER IP WLS BF H R ER SO BB IBB HBP BLK WP HR S P ERA WHIP
California Angels @ Chicago White Sox
Comiskey Park, Chicago, IL
Tue Apr 12 1966, 4:33 AM EST
Att. 28,175 - Unknown
livebaseballscorecards.com
AB 44
R 3
H 11
RBI 3
BB 4
SO 5
LOB 12

Batter	1	2	3	4	5	6	7	8	9	AB	R	H	RBI	BB	SO	LOB
Jose Cardenal, R (1, 8) OBP: 0.182, SLG: 0.100	x 0-0 WP 1B	x 0-0 ③ FC6-4 1-2f			x 0-0 ① F2		x 0-0 ③ 6-3			4	0	1	0	0	0	2
Bobby Knoop, R (1, 4) OBP: 0.273, SLG: 0.500	x 0-0 ① 5-3 1-2		x 0-0 HR		S S S 0-3 ② K			x 0-0 ① F9		4	1	1	1	0	1	1
Jim Fregosi, R (1, 6)	x 0-0 ② F7		x 0-0 ① F2		B B B B 4-0 CS BB			x 0-0 ② 5-3		3	0	0	0	1	0	1
Norm Siebern, L (1, 3) OBP: 0.571, SLG: 0.400	B B B B 4-0 BB		x 0-0 ② F8		0-0 ③ CS 1-2	x 0-0 FC4-6 1B		x 0-0 ③ 4-3		3	0	1	0	1	0	0
Buck Rodgers, S (1, 2) OBP: 0.200, SLG: 0.111	x 0-0 ③ 4-3		x 0-0 ③ G3			x 0-0 ① FC4-6 FC6-4 1-2f			x 0-0 ① F2	4	0	0	0	0	0	3
Jackie Warner, R (1, 9) OBP: 0.400, SLG: 0.700		S S S 0-3 ① K		x 0-0 5-3 1B		x 0-0 ② FC6-4 FC6-4 1-2f			x 0-0 HR	4	1	2	1	0	1	1
Rick Reichardt, R (1, 7) OBP: 0.300, SLG: 0.125		H 1-0 S HBP		S S S 0-3 ① K		x 0-0 ③ FC6-4 1-2f			x 0-0 1B	3	0	1	0	0	1	2
Paul Schaal, R (1, 5) OBP: 0.300, SLG: 0.375		B B B B 4-0 FC6-4 1-2 BB		x 0-0 ② 5-3 1-2			x 0-0 ① F7		x 0-0 ② F9	3	0	0	0	1	0	2
Marcelino Lopez, R (1, 1)		S S S 0-3 ② K		S S S 0-3 ③ K			S S S 0-3 ② K		S S S 0-3 ③ K	4	0	0	0	0	4	4
Inning Stats	R: 0 H: 1 E: 0 LOB: 2 K: 0 BB: 1 S: 4 P: 8	R: 0 H: 0 E: 0 LOB: 2 K: 2 BB: 1 S: 7 P: 12	R: 1 H: 1 E: 0 LOB: 0 K: 0 BB: 0 S: 4 P: 4	R: 0 H: 1 E: 0 LOB: 1 K: 2 BB: 0 S: 8 P: 8	R: 0 H: 0 E: 0 LOB: 0 K: 1 BB: 1 S: 4 P: 8	R: 0 H: 1 E: 0 LOB: 1 K: 0 BB: 0 S: 4 P: 4	R: 0 H: 0 E: 0 LOB: 0 K: 1 BB: 0 S: 5 P: 5	R: 0 H: 0 E: 0 LOB: 0 K: 0 BB: 0 S: 3 P: 3	R: 1 H: 2 E: 0 LOB: 1 K: 1 BB: 0 S: 7 P: 7	1B: 4 SF: 0 2B: 0 SAC: 0 3B: 0 DP: 0 HR: 2 HBP: 1						

TOP

California Angels @ Chicago White Sox

Comiskey Park, Chicago, IL

Thu Apr 14 1966, 4:33 AM EST

Att. 3,766 - Unknown

livebaseballscorecards.com

AB	32
R	2
H	6
RBI	2
BB	3
SO	7
LOB	16

PITCHER		IP	WLS	BF	H	R	ER	SO	BB	IBB	HBP	BLK	WP	HR	S	P	ERA	WHIP	PITCHER		IP	WLS	BF	H	R	ER	SO	BB	IBB	HBP	BLK	WP	HR	S	P	ERA	WHIP
Joe Horlen, R (1, 1) ERA: 2.0		9.0	L	36	6	2	2	7	3	0	1	0	1	2	46	59	2.00	1.000																			

WP: 1 PA: 37
PB: 0
SB: 1
CS: 1

1B: 4 SF: 0
2B: 0 SAC: 0
3B: 0 DP: 0
HR: 2 HBP: 1

Batter	1	2	3	4	5	6	7	8	9	AB	R	H	RBI	BB	SO	LOB
Don Buford, S (1, 5) OBP: 0.200, SLG: 0.111	6-3	5-3			G6-4-3 SH HBP		F8			3	0	0	0	0	0	1
Floyd Robinson, L (1, 9) OBP: 0.556, SLG: 0.500	BB BB BB 1B		K		SH G6-4-3 1-2		F6			3	1	1	0	0	1	0
Tommie Agee, R (1, 8) OBP: 0.444, SLG: 0.667	BB BB 1-2 BB		5-3		G6-4-3 1-2f 2-3			K		3	0	0	0	1	1	2
John Romano, R (1, 2) OBP: 0.500, SLG: 0.250	BB 1-2 2-3 BB		WP BB		G3			K		2	0	0	0	2	1	1
Tom McCraw, L (1, 7) OBP: 0.500, SLG: 0.556	G6-4-3 1-2 2-3 3-H BB		F6 1-2			F2		1B		3	0	1	1	1	0	1
Bill Skowron, R (1, 3) OBP: 0.400, SLG: 0.400	G6-4-3 1-2f			1B 1-3 1B		1B		4-3		4	0	2	0	0	0	4
Ron Hansen, R (1, 6) OBP: 0.250, SLG: 0.250 Ken Berry, R (9, PR) OBP: 1.000, SLG: 1.000		4-1 1B	1-3 1-2		K			CS 1B		4 0	0 0	2 0	0 0	0 0	1 0	2 0
Al Weis, S (1, 4) OBP: 0.222, SLG: 0.125		4-1 1-2	G4-6-3 2-3 1B		6-3			K 1-2		4	0	1	0	0	1	3
Joe Horlen, R (1, 1) Gene Freese, R (9, PH)		F5	G4-6-3 1-2f				6-3	3-1		3 1	0 0	0 0	0 0	0 0	0 0	3 1
Inning Stats	R: 1 H: 1 E: 0 LOB: 2 K: 0 BB: 3 S: 3 P: 15	R: 0 H: 1 E: 0 LOB: 1 K: 0 BB: 0 S: 4 P: 4	R: 0 H: 0 E: 0 LOB: 1 K: 1 BB: 1 S: 5 P: 9	R: 0 H: 2 E: 0 LOB: 1 K: 0 BB: 0 S: 4 P: 4	R: 0 H: 0 E: 1 LOB: 1 K: 0 BB: 0 S: 3 P: 4	R: 0 H: 1 E: 0 LOB: 1 K: 1 BB: 0 S: 6 P: 6	R: 0 H: 0 E: 0 LOB: 0 K: 0 BB: 0 S: 3 P: 3	R: 0 H: 1 E: 0 LOB: 1 K: 2 BB: 0 S: 8 P: 8	R: 0 H: 1 E: 0 LOB: 1 K: 1 BB: 0 S: 5 P: 5	1B: 7 SF: 0 2B: 1 SAC: 1 3B: 0 DP: 4 HR: 0 HBP: 1				WP: 1 PA: 36 PB: 0 SB: 0 CS: 1		

PITCHER	IP	WLS	BF	H	R	ER	SO	BB	IBB	HBP	BLK	WP	HR	S	P	ERA	WHIP
Marcelino Lopez, L (1, 1) ERA: 1.0	9.0	W	36	7	1	1	5	4	0	1	0	1	0	41	58	1.00	1.222

PITCHER	IP	WLS	BF	H	R	ER	SO	BB	IBB	HBP	BLK	WP	HR	S	P	ERA	WHIP

BOTTOM

California Angels @ Chicago White Sox

Comiskey Park, Chicago, IL

Thu Apr 14 1966, 4:33 AM EST

Att. 3,766 - Unknown

livebaseballscorecards.com

AB	30
R	1
H	7
RBI	1
BB	4
SO	5
LOB	18

Batter	1	2	3	4	5	6	7	8	9	AB	R	H	RBI	BB	SO	LOB
Jose Cardenal, R (1, 8) OBP: 0.235, SLG: 0.133	1-3		F9		F7	BB		E9 2-H	K	5	2	1	1	1	1	3
Bobby Knoop, R (1, 4) OBP: 0.313, SLG: 0.533	K			E 1B 2B	BB BB 1B	K 1-2		K		5	1	2	0	0	3	2
Jim Fregosi, R (1, 6) OBP: 0.313, SLG: 0.083	K2-3			E6 S 1B 2-3	BB 1-2 BB	S 2-H 1B		E5 2-H		4	1	1	1	1	1	1
Norm Siebern, L (1, 3) OBP: 0.500, SLG: 0.667		HR		K 1-2	BB 1-2 2-3	K 1-2				4	1	1	1	1	2	4
Tom Satriano, L (9, 3)								F9		0	0	0	0	0	0	0
Buck Rodgers, S (1, 2) OBP: 0.133, SLG: 0.071		K		L3	F7		F6		F6	5	0	0	0	0	1	5
Jackie Warner, R (1, 9) OBP: 0.400, SLG: 0.600		K		BB 2-H 3-H 1B		HR 1B	K		F9	5	1	2	2	0	2	0
Rick Reichardt, R (1, 7) OBP: 0.400, SLG: 0.500		6-3		BB 1-2		HR 1-H	K		1B	4	1	2	2	1	1	0
Paul Schaal, R (1, 5) OBP: 0.400, SLG: 0.583			6-3	6-3		SF9 3B		E SH3-4 BB	S 1-3 1B	4	2	2	0	1	0	2
Jack Sanford, R (1, 1)			5-3		K	SF9 3-H		SH3-4 1-2	BB 1-2	2	0	0	1	0	1	0
Bob Lee, R (7, 1)										0	0	0	0	1	0	0
Ed Sukla, R (9, 1)										0	0	0	0	0	0	0
Inning Stats	R: 0 E: 0 K: 2 S: 7 H: 0 LOB: 0 BB: 0 P: 7	R: 1 E: 0 K: 2 S: 8 H: 1 LOB: 0 BB: 0 P: 8	R: 0 E: 0 K: 0 S: 3 H: 0 LOB: 0 BB: 0 P: 3	R: 2 E: 1 K: 1 S: 8 H: 2 LOB: 2 BB: 1 P: 12	R: 0 E: 0 K: 1 S: 6 H: 1 LOB: 3 BB: 2 P: 14	R: 4 E: 0 K: 2 S: 11 H: 4 LOB: 1 BB: 1 P: 15	R: 0 E: 0 K: 2 S: 7 H: 0 LOB: 0 BB: 0 P: 7	R: 2 E: 2 K: 1 S: 7 H: 1 LOB: 1 BB: 1 P: 11	R: 0 E: 0 K: 1 S: 7 H: 2 LOB: 3 BB: 1 P: 11	1B: 7 2B: 1 3B: 1 HR: 2 SF: 1 SAC: 1 DP: 0 HBP: 0							

TOP

California Angels @ Minnesota Twins

Metropolitan Stadium, Bloomington , MI

Fri Apr 15 1966, 7:05 PM EST

Att. 5,747 - Unknown

livebaseballscorecards.com

AB	38
R	9
H	11
RBI	8
BB	6
SO	12
LOB	17

WP: 0 PB: 0 SB: 4 CS: 0 PA: 46

PITCHER		IP	WLS	BF	H	R	ER	SO	BB	IBB	HBP	BLK	WP	HR	S	P	ERA	WHIP
Dave Boswell, R ERA: 5.4	(1, 1)	5.0	L	25	6	5	3	6	3	0	0	0	0	2	34	46	5.40	1.800
Dwight Siebler, R ERA: 18.0	(6, 1)	1.0		6	2	2	2	2	1	0	0	0	0	0	9	13	18.00	3.000
Pete Cimino, R ERA: 4.5	(7, 1)	2.0		9	1	2	1	3	1	0	0	0	0	0	14	18	4.50	1.000
Johnny Klippstein, R ERA:	(9, 1)	1.0		6	2	0	0	1	1	0	0	0	0	0	7	11	0.00	3.000

PITCHER	IP	WLS	BF	H	R	ER	SO	BB	IBB	HBP	BLK	WP	HR	S	P	ERA	WHIP

BOTTOM

California Angels @ Minnesota Twins

Metropolitan Stadium, Bloomington , MI

Fri Apr 15 1966, 7:05 PM EST

Att. 5,747 - Unknown

livebaseballscorecards.com

Batter	1	2	3	4	5	6	7	8	9	AB	R	H	RBI	BB	SO	LOB
Zoilo Versalles, R (1, 6) OBP: 0.375, SLG: 0.333	F8			G4-6-3 1B		F6		L8		4	0	1	0	0	0	0
Johnny Klippstein, R (9, 1)										0	0	0	0	0	0	0
Sandy Valdespino, L (1, 7) OBP: 0.313, SLG: 0.467	K			G4-6-3 1-2f			4-3	K		4	0	0	0	0	2	1
Tony Oliva, L (1, 9) OBP: 0.533, SLG: 1.154	F8			HR			1B 1B 1B		BB 1B BB	3	3	2	1	1	0	0
Don Mincher, L (1, 3) OBP: 0.333, SLG: 0.250		F5		G3			1B 1-2 1B		1B 1-2 BB	3	1	1	0	1	0	0
Harmon Killebrew, R (1, 5) OBP: 0.267, SLG: 0.214		5-3			G5-4-3 1B		1B 1-3 2-H 1B		F3	4	0	2	1	0	0	2
Jimmie Hall, L (1, 8) OBP: 0.286, SLG: 0.091		6-3			K		1-3 3-H 1B		L8	4	0	1	1	0	1	3
Earl Battey, R (1, 2) OBP: 0.214, SLG: 0.154			5-3		G5-4-3 1-2f		F9		BB 1-3 2-H 1B	4	0	1	1	0	0	3
Joe Nossek, R (9, PR)										0	0	0	0	0	0	0
Bernie Allen, L (1, 4) OBP: 0.286, SLG: 0.231			F7			F8	L3		1-2 BB	3	0	0	0	1	0	2
Dave Boswell, R (1, 1)			3-1			F5		4-3	F3	1	0	0	0	0	0	0
Dwight Siebler, R (6, 1)										0	0	0	0	0	0	0
Ted Uhlaender, L (6, PH)										1	0	0	0	0	0	0
Pete Cimino, R (7, 1)										0	0	0	0	0	0	0
Russ Nixon, L (8, PH)										1	0	0	0	0	0	0
Cesar Tovar, R (9, 6)										1	0	0	0	0	0	3

	AB	33
	R	4
	H	8
	RBI	4
	BB	3
	SO	3
	LOB	14

Inning Stats	1	2	3	4	5	6	7	8	9
	R: 0 H: 0 E: 0 LOB: 0 K: 1 BB: 0 S: 5 P: 5	R: 0 H: 0 E: 0 LOB: 0 K: 0 BB: 0 S: 3 P: 3	R: 0 H: 0 E: 0 LOB: 0 K: 0 BB: 0 S: 3 P: 3	R: 1 H: 2 E: 0 LOB: 0 K: 0 BB: 0 S: 4 P: 4	R: 0 H: 1 E: 0 LOB: 0 K: 1 BB: 0 S: 5 P: 5	R: 0 H: 0 E: 0 LOB: 0 K: 0 BB: 0 S: 3 P: 3	R: 2 H: 4 E: 0 LOB: 2 K: 0 BB: 0 S: 7 P: 7	R: 0 H: 0 E: 0 LOB: 0 K: 1 BB: 0 S: 5 P: 5	R: 1 H: 1 E: 0 LOB: 3 K: 0 BB: 3 S: 4 P: 16

1B: 7 SF: 0 WP: 0 PA: 36
2B: 0 SAC: 0 PB: 0
3B: 0 DP: 2 SB: 0
HR: 1 HBP: 0 CS: 0

PITCHER		IP	WLS	BF	H	R	ER	SO	BB	IBB	HBP	BLK	WP	HR	S	P	ERA	WHIP
Jack Sanford, R	(1, 1)	6.1	W	23	6	3	3	2	0	0	0	0	0	1	27	27	4.26	0.947
ERA: 4.26																		
Bob Lee, R	(7, 1)	2.1		12	2	1	1	1	3	0	0	0	0	0	11	23	3.86	2.143
ERA: 1.69																		
Ed Sukla, R	(9, 1)	0.1	S	1	0	0	0	0	0	0	0	0	0	0	1	1	0.00	0.000
ERA:																		

PITCHER	IP	WLS	BF	H	R	ER	SO	BB	IBB	HBP	BLK	WP	HR	S	P	ERA	WHIP

Batter	1	2	3	4	5	6	7	8	9	AB	R	H	RBI	BB	SO	LOB
Jose Cardenal, R (1, 8) OBP: 0.238, SLG: 0.158	6-3			L7		FC5-4, 1-2, 2-3, 1B		F7		4	0	1	0	0	0	0
Bobby Knoop, R (1, 4) OBP: 0.250, SLG: 0.444	F4			6-3		SF9, 3-H		1-3		3	0	0	1	0	0	0
Jim Fregosi, R (1, 6) OBP: 0.250, SLG: 0.063	6-3			F9		FC5-4, 1-2f		F7		4	0	0	0	0	0	2
Norm Siebern, L (1, 3) OBP: 0.467, SLG: 0.583		4-3			F8		HR, 1B		K, 3B	3	0	1	0	0	0	0
Willie Montanez, L (7, PR)										0	1	0	0	0	0	0
Tom Satriano, L (7, 3) OBP: 1.000, SLG: 3.000										1	0	1	0	0	0	0
Jackie Hernandez, R (9, PR)										0	0	0	0	0	0	0
Joe Adcock, R (9, 3) OBP: 0.750, SLG: 2.000										0	0	0	0	0	0	0
Buck Rodgers, S (1, 2) OBP: 0.105, SLG: 0.056		K			K		L9		K, 3-H	4	0	0	0	0	3	2
Jackie Warner, R (1, 9) OBP: 0.368, SLG: 0.684		K			K		1-H, HR		K	4	1	1	2	0	3	1
Rick Reichardt, R (1, 7) OBP: 0.333, SLG: 0.400			F4			5-3	F7			3	0	0	0	0	0	1
Paul Schaal, R (1, 5) OBP: 0.444, SLG: 0.538			G3			BB, 1B, 1B, SF9	BB			1	1	0	0	2	0	0
Dean Chance, R (1, 1) OBP: 0.200, SLG: 0.200			K			1-2, 1B	1-3			3	0	1	0	0	1	1
Inning Stats	R: 0 E: 0 K: 0 S: 3 H: 0 LOB: 0 BB: 0 P: 3	R: 0 E: 0 K: 2 S: 7 H: 0 LOB: 0 BB: 0 P: 7	R: 0 E: 0 K: 1 S: 5 H: 0 LOB: 0 BB: 0 P: 5	R: 0 E: 0 K: 0 S: 3 H: 0 LOB: 0 BB: 0 P: 3	R: 0 E: 0 K: 2 S: 7 H: 0 LOB: 0 BB: 0 P: 7	R: 1 E: 0 K: 0 S: 5 H: 2 LOB: 2 BB: 1 P: 9	R: 2 E: 0 K: 0 S: 5 H: 2 LOB: 1 BB: 1 P: 9	R: 0 E: 0 K: 0 S: 3 H: 0 LOB: 0 BB: 0 P: 3	R: 0 E: 0 K: 2 S: 7 H: 1 LOB: 1 BB: 0 P: 7	1B: 3 2B: 0 3B: 1 HR: 1 SF: 1 SAC: 0 DP: 0 HBP: 0	WP: 0 PB: 0 SB: 0 CS: 0 PA: 33					

PITCHER		IP	WLS	BF	H	R	ER	SO	BB	IBB	HBP	BLK	WP	HR	S	P	ERA	WHIP
Mudcat Grant, R ERA: 2.12	(1, 1)	8.0	L	30	4	3	3	5	2	0	0	0	0	1	38	46	3.38	0.750
Al Worthington, R ERA:	(9, 1)	1.0		3	1	0	0	2	0	0	0	0	0	0	7	7	0.00	1.000

PITCHER		IP	WLS	BF	H	R	ER	SO	BB	IBB	HBP	BLK	WP	HR	S	P	ERA	WHIP

TOP

California Angels @ Minnesota Twins

Metropolitan Stadium, Bloomington , MI

Sat Apr 16 1966, 4:33 AM EST
Att. 11,920 - Unknown - 63 F

livebaseballscorecards.com

AB	30
R	3
H	5
RBI	3
BB	2
SO	7
LOB	7

California Angels @ Minnesota Twins

Metropolitan Stadium, Bloomington , MI

Sat Apr 16 1966, 4:33 AM EST
Att. 11,920 - Unknown - 63 F

livebaseballscorecards.com

BOTTOM

Batter	1	2	3	4	5	6	7	8	9	AB	R	H	RBI	BB	SO	LOB
Zoilo Versalles, R (1, 6) OBP: 0.350, SLG: 0.316	6-3		4-3 HR 1B		4-3 2-3			FC6-5 2-3		4	1	1	0	0	0	2
Sandy Valdespino, L (1, 7) OBP: 0.300, SLG: 0.421	1B CS 1B		4-3 1-2			1-3		F8		4	0	1	0	0	0	3
Tony Oliva, L (1, 9) OBP: 0.579, SLG: 1.235	S 1-3 1B		2-H HR			FC5-4 1B		L4		4	1	3	2	0	0	2
Don Mincher, L (1, 3) OBP: 0.263, SLG: 0.188	K 1-2 3-H		1-3			F6			4-3	4	0	0	0	0	1	3
Harmon Killebrew, R (1, 5) OBP: 0.211, SLG: 0.167		K		K		FC5-4 1-2f			K	4	0	0	0	0	3	1
Jimmie Hall, L (1, 8) OBP: 0.222, SLG: 0.067		F4		G3			1-3		F4	4	0	0	0	0	0	0
Earl Battey, R (1, 2) OBP: 0.294, SLG: 0.200 Cesar Tovar, R (7, PR) Jerry Zimmerman, R (8, 2)	BB			F7			3-6-4-3 1B			2 0 0	0 0 0	1 0 0	0 0 0	1 0 0	0 0 0	0 0 0
Bernie Allen, L (1, 4) OBP: 0.294, SLG: 0.200	F7				4-3 SH1-4 BB		G3-6-4-3 1-2f			2	0	0	0	1	0	2
Mudcat Grant, R (1, 1) Russ Nixon, L (8, PH) OBP: 0.500, SLG: 1.000 Ted Uhlaender, L (8, PR) Al Worthington, R (9, 1)			5-3		SH1-4 1-2			FC6-5 2B		1 1 0 0	0 0 0 0	0 1 0 0	0 0 0 0	0 0 0 0	0 0 0 0	0 0 0 0
Inning Stats	R: 0 H: 2 E: 0 LOB: 1 K: 1 BB: 0 S: 6 P: 6	R: 0 H: 0 E: 0 LOB: 1 K: 1 BB: 1 S: 5 P: 9	R: 2 H: 2 E: 0 LOB: 0 K: 0 BB: 0 S: 5 P: 5	R: 0 H: 0 E: 0 LOB: 0 K: 1 BB: 0 S: 5 P: 5	R: 0 H: 0 E: 0 LOB: 0 K: 0 BB: 1 S: 2 P: 6	R: 0 H: 1 E: 0 LOB: 1 K: 0 BB: 0 S: 4 P: 4	R: 0 H: 1 E: 0 LOB: 1 K: 0 BB: 0 S: 3 P: 3	R: 0 H: 1 E: 0 LOB: 2 K: 0 BB: 0 S: 4 P: 4	R: 0 H: 0 E: 0 LOB: 0 K: 1 BB: 0 S: 5 P: 5	1B: 5 2B: 1 3B: 0 HR: 1	SF: 0 SAC: 1 DP: 1 HBP: 0						

	AB	30
	R	2
	H	7
	RBI	2
	BB	2
	SO	4
	LOB	13

WP: 0 PA: 33
PB: 0
SB: 1
CS: 1

PITCHER		IP	WLS	BF	H	R	ER	SO	BB	IBB	HBP	BLK	WP	HR	S	P	ERA	WHIP
Dean Chance, R ERA: 2.12	(1, 1)	9.0	W	33	7	2	2	4	2	0	0	0	0	1	39	47	2.00	1.000

PITCHER	IP	WLS	BF	H	R	ER	SO	BB	IBB	HBP	BLK	WP	HR	S	P	ERA	WHIP

Batter	1	2	3	4	5	6	7	8	9	AB	R	H	RBI	BB	SO	LOB
Tommie Agee, R (1, 8) (8, 7) OBP: 0.409, SLG: 0.588	6-3		6-3			HR		E7 1B		4	2	2	1	0	0	0
Don Buford, S (1, 5) (8, 4) OBP: 0.182, SLG: 0.238	4-3		K			F8		1B 2-H 1B		4	1	1	1	0	1	0
Floyd Robinson, L (1, 9) OBP: 0.545, SLG: 0.722	BB HBP			B1-3		4-3		1B 2-H		3	0	1	1	0	0	0
John Romano, R (1, 2) OBP: 0.400, SLG: 0.143 Eddie Fisher, R (8, 1)	BB 1-2			K		K		F5		3 0	0 0	0 0	0 0	1 0	2 0	1 0
Pete Ward, L (1, 7) OBP: 0.333, SLG: 0.231 Tom McCraw, L (8, 3) OBP: 0.350, SLG: 0.294	K			K			K		4-3	3 1	0 0	0 0	0 0	0 0	3 0	2 0
Bill Skowron, R (1, 3) OBP: 0.333, SLG: 0.444 J.C. Martin, L (8, 2) OBP: 0.231, SLG: 0.167		4-3			4-3 2B		1-3		K	3 1	0 0	1 0	0 0	0 0	0 1	0 0
Ron Hansen, R (1, 6) OBP: 0.333, SLG: 0.350		F8			4-3 2-3		F9		FC5-4 1B	4	0	1	0	0	0	1
Al Weis, S (1, 4) OBP: 0.294, SLG: 0.143 Gene Freese, R (8, PH) (8, 5)		F6			K			K	FC5-4 1-2f	2 2	0 0	0 0	0 0	0 0	1 1	1 1
Tommy John, R (1, 1) Danny Cater, R (8, PH) Ken Berry, R (8, 8) OBP: 0.333, SLG: 0.333			5-3		1-3			3-1		2 1 0	0 0 0	0 0 0	0 0 0	0 0 0	0 0 0	1 0 0
Inning Stats	R: 0 E: 0 K: 1 S: 5 H: 0 LOB: 2 BB: 1 P: 10	R: 0 E: 0 K: 0 S: 3 H: 0 LOB: 0 BB: 0 P: 3	R: 0 E: 0 K: 1 S: 5 H: 0 LOB: 0 BB: 0 P: 5	R: 0 E: 0 K: 2 S: 7 H: 0 LOB: 0 BB: 0 P: 7	R: 0 E: 0 K: 1 S: 6 H: 1 LOB: 1 BB: 0 P: 6	R: 1 E: 0 K: 1 S: 6 H: 1 LOB: 0 BB: 0 P: 6	R: 0 E: 0 K: 1 S: 5 H: 0 LOB: 0 BB: 0 P: 5	R: 2 E: 1 K: 1 S: 8 H: 3 LOB: 1 BB: 0 P: 8	R: 0 E: 0 K: 1 S: 6 H: 1 LOB: 1 BB: 0 P: 6	1B: 4 2B: 1 3B: 0 HR: 1	SF: 0 SAC: 0 DP: 0 HBP: 1						

TOP

Chicago White Sox @ California Angels

Anaheim Stadium, Anaheim, CA

Tue Apr 19 1966, 9:05 PM EST

Att. 31,660 - Unknown

livebaseballscorecards.com

AB	33
R	3
H	6
RBI	3
BB	1
SO	9
LOB	7

PITCHER		IP	WLS	BF	H	R	ER	SO	BB	IBB	HBP	BLK	WP	HR	S	P	ERA	WHIP
Marcelino Lopez, L ERA: 1.62	(1, 1)	7.2	L	30	5	3	2	8	1	0	1	0	0	1	44	49	2.35	0.783
Lew Burdette, R ERA:	(8, 1)	1.1		5	1	0	0	1	0	0	0	0	0	0	7	7	0.00	0.750

PITCHER	IP	WLS	BF	H	R	ER	SO	BB	IBB	HBP	BLK	WP	HR	S	P	ERA	WHIP

WP: 0 PB: 0 SB: 0 CS: 0 PA: 35

BOTTOM

Chicago White Sox @ California Angels

Anaheim Stadium, Anaheim, CA

Tue Apr 19 1966, 9:05 PM EST

Att. 31,660 - Unknown

livebaseballscorecards.com

Batter	1	2	3	4	5	6	7	8	9	AB	R	H	RBI	BB	SO	LOB
Jose Cardenal, R (1, 8) OBP: 0.208, SLG: 0.136	F4		K		6-3			F9		3	0	0	0	0	1	1
Jim Piersall, R (6, 8)										0	0	0	0	0	0	0
Norm Siebern, L (8, PH) (9, 3) OBP: 0.438, SLG: 0.538										1	0	0	0	0	0	0
Bobby Knoop, R (1, 4) OBP: 0.208, SLG: 0.364	F9		K		F8			F8		4	0	0	0	0	1	1
Jim Fregosi, R (1, 6) OBP: 0.250, SLG: 0.150	2B			F9		5-3		E6 1B		4	0	1	0	0	0	0
Joe Adcock, R (1, 3) OBP: 0.625, SLG: 1.000	K			5-3		FC5-4 BB		1-2 1B		3	0	1	0	1	1	1
Jackie Hernandez, R (8, PR)										0	0	0	0	0	0	0
Ed Kirkpatrick, L (9, 7)										0	0	0	0	0	0	0
Jackie Warner, R (1, 9) OBP: 0.348, SLG: 0.591		K		BB BB		FC5-4 1-2f		6-3		3	0	0	0	1	1	3
Rick Reichardt, R (1, 7) OBP: 0.364, SLG: 0.556		HR		1-2 BB		F4			6-3	3	1	1	1	1	0	1
(9, 8)																
Paul Schaal, R (1, 5) OBP: 0.409, SLG: 0.438		F9		F7			5-3		BB	3	0	0	0	1	0	2
Buck Rodgers, S (1, 2) OBP: 0.130, SLG: 0.091		1-3			SH3-4 1B		F8		F9	4	0	1	0	0	0	1
Marcelino Lopez, R (1, 1)			1-3		SH3-4 1-2		5-3		F7	2	0	0	0	0	0	0
Lew Burdette, R (8, 1)										0	0	0	0	0	0	0
Willie Smith, L (9, PH)										1	0	0	0	0	0	1
Inning Stats	R: 0 E: 0 K: 1 S: 6 H: 1 LOB: 1 BB: 0 P: 6	R: 1 E: 0 K: 1 S: 6 H: 1 LOB: 0 BB: 0 P: 6	R: 0 E: 0 K: 2 S: 7 H: 0 LOB: 0 BB: 0 P: 7	R: 0 E: 0 K: 0 S: 3 H: 0 LOB: 2 BB: 2 P: 11	R: 0 E: 0 K: 0 S: 4 H: 1 LOB: 1 BB: 0 P: 4	R: 0 E: 0 K: 0 S: 3 H: 0 LOB: 1 BB: 1 P: 7	R: 0 E: 0 K: 0 S: 3 H: 0 LOB: 0 BB: 0 P: 3	R: 0 E: 1 K: 0 S: 5 H: 1 LOB: 2 BB: 0 P: 5	R: 0 E: 0 K: 0 S: 3 H: 0 LOB: 1 BB: 1 P: 7	1B: 2 2B: 1 3B: 0 HR: 1	SF: 0 SAC: 1 DP: 0 HBP: 0					

	AB	31
	R	1
	H	4
	RBI	1
	BB	4
	SO	4
	LOB	11

PITCHER		IP	WLS	BF	H	R	ER	SO	BB	IBB	HBP	BLK	WP	HR	S	P	ERA	WHIP
Tommy John, L ERA: 2.08	(1, 1)	7.0	W	27	3	1	1	4	3	0	0	0	0	1	32	44	1.29	0.857
Eddie Fisher, R ERA:	(8, 1)	2.0	S	9	1	0	0	0	1	0	0	0	0	0	8	12	0.00	1.000

PITCHER	IP	WLS	BF	H	R	ER	SO	BB	IBB	HBP	BLK	WP	HR	S	P	ERA	WHIP

Chicago White Sox @ California Angels

Anaheim Stadium, Anaheim, CA

Wed Apr 20 1966, 9:05 PM EST

Att. 12,381 - Unknown

TOP

livebaseballscorecards.com

Batter	1	2	3	4	5	6	7	8	9	10	11	AB	R	H	RBI	BB	SO	LOB
Tommie Agee, R (1, 8) OBP: 0.370, SLG: 0.500	6-3		S 1B 1B		6-3		K		K			5	1	1	0	0	2	1
Don Buford, S (1, 5) (7, 4) OBP: 0.296, SLG: 0.261	G3 BB		1B 1B 1-3 BB			S 1B BB	1-3			4-3 PB CS 1B		2	2	1	0	3	0	1
Floyd Robinson, L (1, 9) OBP: 0.519, SLG: 0.652	G3 1-2		1B 1B 1-3 3-H 1B			F8 1-2		SH1-3 1B		4-3 1-3		5	0	2	1	0	0	3
John Romano, R (1, 2) OBP: 0.429, SLG: 0.200 Ken Berry, R (10, PR) OBP: 0.333, SLG: 0.333 J.C. Martin, L (10, 2) OBP: 0.231, SLG: 0.167	F9		1-H 3-H 1B			F7		SH1-3 1-2		BB CS		3 0 0	0 0 0	1 0 0	1 0 0	1 0 0	0 0 0	2 0 0
Pete Ward, L (1, 7) (7, 5) OBP: 0.300, SLG: 0.176		K		K		BB		G3		CS 1-2 3-H	F8	4	0	0	0	1	2	1
Tom McCraw, L (1, 3) OBP: 0.360, SLG: 0.286		K		K2-3		1B 1-3 2-H		IBB			F6	4	0	1	1	1	2	0
Ron Hansen, R (1, 6) OBP: 0.308, SLG: 0.292	6-3			F7		6-3		F8			BB	4	0	0	0	1	0	4
Al Weis, S (1, 4) OBP: 0.263, SLG: 0.125 Bill Skowron, R (7, PH) OBP: 0.300, SLG: 0.400 Bob Locker, S (7, 1) Gene Freese, R (11, PH) Eddie Fisher, R (11, 1)			6-3		P1		F4		K		K	2 1 1 1 0	0 0 0 0 0	0 0 0 0 0	0 0 0 0 0	0 0 1 1 0	0 0 0 0 0	0 0 0 1 0
Joe Horlen, R (1, 1) Dennis Higgins, R (2, 1) Smoky Burgess, L (7, PH) OBP: 0.333, SLG: 0.333 Bill Voss, L (7, PR) (7, 7)			4-3		4-3		1B		K			0 2 1 1	0 0 0 0	0 0 1 0	0 0 0 0	0 0 0 0	0 0 0 0	0 0 0 0
Inning Stats	R: 0 E: 0 K: 0 S: 3 H: 0 LOB: 1 BB: 1 P: 7	R: 0 E: 0 K: 2 S: 7 H: 0 LOB: 0 BB: 0 P: 7	R: 2 E: 0 K: 0 S: 5 H: 3 LOB: 2 BB: 1 P: 9	R: 0 E: 0 K: 2 S: 7 H: 0 LOB: 0 BB: 0 P: 7	R: 0 E: 0 K: 0 S: 3 H: 0 LOB: 0 BB: 0 P: 3	R: 1 E: 0 K: 0 S: 4 H: 1 LOB: 2 BB: 2 P: 12	R: 0 E: 0 K: 1 S: 6 H: 1 LOB: 1 BB: 0 P: 6	R: 0 E: 0 K: 0 S: 4 H: 1 LOB: 2 BB: 1 P: 8	R: 0 E: 0 K: 3 S: 9 H: 0 LOB: 0 BB: 0 P: 9	R: 0 E: 0 K: 0 S: 2 H: 1 LOB: 1 BB: 1 P: 6	R: 0 E: 0 K: 1 S: 5 H: 0 LOB: 1 BB: 1 P: 9	1B: 7 2B: 0 3B: 0 HR: 0	SF: 0 SAC: 1 DP: 0 HBP: 0			WP: 0 PB: 1 SB: 3 CS: 2	PA: 45	

	AB	36
	R	3
	H	7
	RBI	3
	BB	7
	SO	9
	LOB	13

PITCHER		IP	WLS	BF	H	R	ER	SO	BB	IBB	HBP	BLK	WP	HR	S	P	ERA	WHIP
Dean Chance, R ERA: 2.52	(1, 1)	8.0		34	6	3	3	5	4	1	0	0	0	0	39	59	3.38	1.250
Bob Lee, R ERA: 1.42	(9, 1)	1.0		3	0	0	0	3	0	0	0	0	0	0	9	9	0.00	0.000
George Brunet, L ERA: 27.0	(10, 1)	0.1		2	1	0	0	0	0	0	0	0	0	0	2	2	0.00	3.000
Ed Sukla, R ERA:	(10, 1)	1.2	W	5	0	0	0	1	2	0	0	0	0	0	5	13	0.00	1.200

PITCHER	IP	WLS	BF	H	R	ER	SO	BB	IBB	HBP	BLK	WP	HR	S	P	ERA	WHIP

Batter	1	2	3	4	5	6	7	8	9	10	11	AB	R	H	RBI	BB	SO	LOB
Jose Cardenal, R (1, 8) OBP: 0.207, SLG: 0.148	F8	8-2 3-Hf		4-3			PO 1B			6-3		5	0	1	0	0	0	1
Bobby Knoop, R (1, 4) OBP: 0.310, SLG: 0.519	2B		4-3 BLK 2B		CS 1B		PO 1-2	K		1B		5	1	4	0	0	1	0
Jim Fregosi, R (1, 6) OBP: 0.241, SLG: 0.125	BB		4-3 2-3		K			K		K		4	0	0	0	1	3	3
Norm Siebern, L (1, 3) OBP: 0.381, SLG: 0.412	F7		BLK BB BB		F7 1-2			4-3		F7		4	0	0	0	1	0	4
Tom Satriano, L (11, 3) OBP: 1.000, SLG: 3.000												0	0	0	0	0	0	0
Ed Kirkpatrick, L (1, 9)	F9		BLK 1-2 BB			3-1			F8		F8	4	0	0	0	1	0	2
Rick Reichardt, R (1, 7) OBP: 0.333, SLG: 0.478		1B 3B 1B	K 1-2 2-3 3-H			F7			6-3		F4	5	1	1	0	0	1	2
Buck Rodgers, S (1, 2) OBP: 0.214, SLG: 0.185		3B 1B 1-3	F8			5-3			1B		BB 1B 1B	5	2	3	0	0	0	2
Paul Schaal, R (1, 5) OBP: 0.444, SLG: 0.550		8-2 3B 1-H 3-H		K			6-3		1B 1-2		BB 1B 1-2	4	0	2	2	1	1	0
Dean Chance, R (1, 1) OBP: 0.125, SLG: 0.125	4-3			K			K		F9		1B 1-2 2-H	3	0	0	0	0	2	1
Bob Lee, R (9, 1)												0	0	0	0	0	0	0
Willie Smith, L (9, PH)												1	0	0	0	0	0	2
George Brunet, R (10, 1)												0	0	0	0	0	0	0
Ed Sukla, R (10, 1)												0	0	0	0	0	0	0
Joe Adcock, R (11, PH) OBP: 0.667, SLG: 1.000												1	0	1	1	0	0	0
Inning Stats	R: 0 E: 0 K: 0 S: 4 H: 1 LOB: 2 BB: 1 P: 8	R: 2 E: 0 K: 0 S: 5 H: 3 LOB: 0 BB: 0 P: 5	R: 1 E: 0 K: 1 S: 6 H: 1 LOB: 2 BB: 2 P: 14	R: 0 E: 0 K: 2 S: 7 H: 0 LOB: 0 BB: 0 P: 7	R: 0 E: 0 K: 1 S: 5 H: 1 LOB: 0 BB: 0 P: 5	R: 0 E: 0 K: 0 S: 3 H: 0 LOB: 0 BB: 0 P: 3	R: 0 E: 0 K: 1 S: 5 H: 1 LOB: 0 BB: 0 P: 5	R: 0 E: 0 K: 2 S: 7 H: 0 LOB: 0 BB: 0 P: 7	R: 0 E: 0 K: 0 S: 5 H: 2 LOB: 2 BB: 0 P: 5	R: 0 E: 0 K: 1 S: 6 H: 1 LOB: 1 BB: 0 P: 6	R: 1 E: 0 K: 0 S: 4 H: 2 LOB: 2 BB: 1 P: 8	1B: 9 2B: 3 3B: 1 HR: 0	SF: 0 SAC: 0 DP: 1 HBP: 0					

PITCHER		IP	WLS	BF	H	R	ER	SO	BB	IBB	HBP	BLK	WP	HR	S	P	ERA	WHIP
Joe Horlen, R ERA: 3.6	(1, 1)	1.0		8	4	2	2	0	1	0	0	0	0	0	7	11	18.00	5.000
Dennis Higgins, R ERA: 1.17	(2, 1)	5.0		17	2	1	1	4	2	0	0	1	0	0	23	31	1.80	0.800
Bob Locker, R ERA:	(7, 1)	4.0		15	4	0	0	4	0	0	0	0	0	0	23	23	0.00	1.000
Eddie Fisher, R ERA: 1.08	(11, 1)	0.2	L	5	2	1	1	0	1	0	0	0	0	0	4	8	13.50	4.500

PITCHER	IP	WLS	BF	H	R	ER	SO	BB	IBB	HBP	BLK	WP	HR	S	P	ERA	WHIP

BOTTOM

Chicago White Sox @ California Angels

Anaheim Stadium, Anaheim, CA

Wed Apr 20 1966, 9:05 PM EST

Att. 12,381 - Unknown

livebaseballscorecards.com

AB	41
R	4
H	12
RBI	3
BB	4
SO	8
LOB	17

WP: 0	PA: 46					
PB: 0						
SB: 0						
CS: 1						

Batter	1	2	3	4	5	6	7	8	9	AB	R	H	RBI	BB	SO	LOB
Tommie Agee, R (1, 8) (6, 7) (8, 8) OBP: 0.455, SLG: 0.640	0-0 SH1-3 2B 1B		4-0 HBP S 3B BB	0-0 HR		1-0 1B 6-3 HBP		4-0 FC3-6 E 1B BB	0-3 ③ K2-3	3	5	2	1	2	1	0
Don Buford, S (1, 4) (6, 5) OBP: 0.333, SLG: 0.308	0-0 ① SH1-3 1-2		0-3 ② K 1-2	0-0 1B		0-0 6-3 1-3 1B		0-0 SH FC3-6 1-2		3	0	2	0	0	1	1
Floyd Robinson, L (1, 9) OBP: 0.500, SLG: 0.630	0-0 6-3 2-H 2B		1-0 HBP 3B HBP	0-0 ③ 4-3		0-0 ① 6-3 1-2 3-H		0-0 ① FC3-6 S 1B 1-2f 2-3		4	1	1	2	0	0	4
Bill Skowron, R (1, 3) OBP: 0.286, SLG: 0.308 Ken Berry, R (6, 8) OBP: 0.333, SLG: 0.333 Smoky Burgess, L (8, PH) OBP: 0.500, SLG: 0.500 Danny Cater, R (8, PR) (8, 7)	0-0 ② 6-3 2-3		1-0 3B HBP 1-2 2-3		0-0 ① F8	0-0 ② F8		0-0 S 1B 1-2 3-H		3 0 1 0	1 0 0 0	0 0 1 0	0 0 1 0	0 0 0 0	0 0 0 0	2 0 0 0
Pete Ward, L (1, 5) OBP: 0.292, SLG: 0.286 Al Weis, S (6, 4) OBP: 0.250, SLG: 0.118	0-0 ③ F7		0-0 1B 1-H 2-H 3-H 3B		0-0 ② 6-3	0-3 ③ K		0-3 ② K		4 1	1 0	1 0	3 0	0 0	1 1	2 2
John Romano, R (1, 2) OBP: 0.526, SLG: 0.308 J.C. Martin, L (9, 2) OBP: 0.231, SLG: 0.167		0-0 G6-4-3 1B	0-0 3-H 1B		4-0 2B BB		0-0 ① F4	4-0 1-2 2-3 IBB		3 0	0 0	2 0	1 0	2 0	0 0	0 0
Tom McCraw, L (1, 7) (6, 3) OBP: 0.333, SLG: 0.308		0-0 ① ② G6-4-3 1-2f	0-0 ③ 4-3		0-0 1-3 2B		0-0 ② 3-1	0-0 ③ F8		5	0	1	0	0	0	5
Ron Hansen, R (1, 6) OBP: 0.323, SLG: 0.259		0-0 ③ 4-3		0-0 ① 4-3	4-0 IBB		4-0 BB		0-0 ① 6-3	3	0	0	0	2	0	0
Juan Pizarro, L (1, 1) Bruce Howard, S (5, 1) Jack Lamabe, R (7, 1) Eddie Fisher, R (9, 1)			0-0 ① F8	0-3 ② K	0-3 ③ K		0-0 ③ G3		0-0 ② F8	3 1 1 0	0 0 0 0	0 0 0 0	0 0 0 0	0 0 0 0	2 0 0 0	3 1 0 0
Inning Stats	R: 1 H: 2 E: 0 LOB: 1 K: 0 BB: 0 S: 5 P: 5	R: 0 H: 1 E: 0 LOB: 0 K: 0 BB: 0 S: 3 P: 3	R: 4 H: 2 E: 0 LOB: 1 K: 1 BB: 1 S: 7 P: 13	R: 1 H: 2 E: 0 LOB: 1 K: 1 BB: 0 S: 7 P: 7	R: 0 H: 1 E: 0 LOB: 3 K: 1 BB: 2 S: 6 P: 14	R: 1 H: 1 E: 0 LOB: 1 K: 1 BB: 0 S: 6 P: 7	R: 0 H: 0 E: 0 LOB: 1 K: 0 BB: 1 S: 3 P: 7	R: 1 H: 1 E: 1 LOB: 3 K: 1 BB: 2 S: 7 P: 15	R: 0 H: 0 E: 0 LOB: 0 K: 1 BB: 0 S: 5 P: 5	1B: 6 2B: 2 3B: 1 HR: 1	SF: 0 SAC: 2 DP: 1 HBP: 3					

TOP

Chicago White Sox @ California Angels

Anaheim Stadium, Anaheim, CA

Thu Apr 21 1966, 9:05 PM EST

Att. 12,726 - Unknown

livebaseballscorecards.com

AB	35
R	8
H	10
RBI	8
BB	6
SO	6
LOB	20

WP: 0 PA: 46
PB: 0
SB: 3
CS: 0

PITCHER		IP	WLS	BF	H	R	ER	SO	BB	IBB	HBP	BLK	WP	HR	S	P	ERA	WHIP
Fred Newman, R ERA: 16.88	(1, 1)	2.2	L	15	5	5	5	1	1	0	2	0	0	0	14	20	16.88	2.250
Dick Egan, L ERA: 3.86	(3, 1)	2.1		12	3	1	1	2	1	1	0	0	0	1	14	22	3.86	1.714
Jorge Rubio, R ERA: 4.5	(6, 1)	2.0		9	1	1	1	1	1	0	1	0	0	0	9	14	4.50	1.000
Lew Burdette, R ERA: 5.4	(8, 1)	0.1		3	0	1	1	0	1	0	0	0	0	0	2	6	27.00	3.000
George Brunet, L ERA: 4.5	(8, 1)	1.2		7	1	0	0	2	0	1	0	0	0	0	10	14	0.00	0.600

PITCHER	IP	WLS	BF	H	R	ER	SO	BB	IBB	HBP	BLK	WP	HR	S	P	ERA	WHIP

BOTTOM

Chicago White Sox @ California Angels

Anaheim Stadium, Anaheim, CA

Thu Apr 21 1966, 9:05 PM EST

Att. 12,726 - Unknown

livebaseballscorecards.com

Batter	1	2	3	4	5	6	7	8	9	AB	R	H	RBI	BB	SO	LOB
Jose Cardenal, R (1, 8) OBP: 0.235, SLG: 0.188	E5 1-3		F4		F9		WP 1B 1B		S 1B 1B	5	2	2	0	0	0	2
Jim Piersall, R (1, 9) OBP: 0.667, SLG: 0.500 Ed Kirkpatrick, L (7, PH) Jackie Hernandez, R (8, 9) Willie Smith, L (9, PH)	1-3 1-2		FC4-6 1B		BB 1-2 2-3		K 1-2		K 1-2	2 1 0 1	0 0 0 0	1 0 0 0	0 0 0 0	1 0 0 0	0 1 0 1	1 1 0 1
Bobby Knoop, R (1, 4) OBP: 0.324, SLG: 0.500	F8		FC4-6 1-2f		F9		1B 2-H		FC6-4 1B 2-H	5	0	2	2	0	0	4
Jim Fregosi, R (1, 6) OBP: 0.206, SLG: 0.103		E9 WP 1B		G3		F3	K		FC6-4 1-2f	5	1	0	0	0	1	2
Rick Reichardt, R (1, 7) OBP: 0.323, SLG: 0.423		1B SF9 BB 2-3		F4		K		K		3	1	0	0	1	2	0
Norm Siebern, L (1, 3) OBP: 0.400, SLG: 0.400		G4-6-3 1B 1-3 3-H		F8		G3		FC4-6 BB		3	0	1	1	1	0	0
Paul Schaal, R (1, 5) OBP: 0.452, SLG: 0.545		SF9 3-H		BB BB 1B			HR BB	FC4-6 1-2f		2	1	1	1	1	0	1
Buck Rodgers, S (1, 2) OBP: 0.219, SLG: 0.290		G4-6-3 1-2f		F8			1-H HR	4-3		4	1	1	2	0	0	3
Fred Newman, R (1, 1) Dick Egan, L (3, 1) Frank Malzone, R (5, PH) Willie Montanez, L (6, PH) Jorge Rubio, R (8, 1) Ed Bailey, L (7, PH) Lew Burdette, R (8, 1) George Brunet, R (8, 1) Tom Satriano, L (9, PH) OBP: 0.500, SLG: 1.500			F2		BB 1-2		4-3		K	0 1 0 0 0 1 0 0 1	0 0 0 0 0 0 0 0 0	0 0 0 0 0 0 0 0 0	0 0 0 0 0 0 0 0 0	0 0 0 0 0 0 0 0 0	0 0 0 0 0 0 0 0 1	0 0 0 0 0 0 0 0 0
Inning Stats	R: 0 E: 1 K: 0 S: 3 H: 0 LOB: 0 BB: 0 P: 3	R: 2 E: 1 K: 0 S: 4 H: 1 LOB: 0 BB: 1 P: 8	R: 0 E: 0 K: 0 S: 4 H: 1 LOB: 1 BB: 0 P: 4	R: 0 E: 0 K: 0 S: 3 H: 0 LOB: 0 BB: 0 P: 3	R: 0 E: 0 K: 0 S: 4 H: 1 LOB: 3 BB: 2 P: 12	R: 0 E: 0 K: 1 S: 5 H: 0 LOB: 0 BB: 0 P: 5	R: 3 E: 0 K: 2 S: 10 H: 3 LOB: 1 BB: 1 P: 14	R: 0 E: 0 K: 1 S: 5 H: 0 LOB: 1 BB: 1 P: 9	R: 1 E: 0 K: 2 S: 9 H: 2 LOB: 1 BB: 0 P: 9	1B: 7 2B: 0 3B: 0 HR: 1	SF: 1 SAC: 0 DP: 1 HBP: 0		WP: 2 PB: 0 SB: 1 CS: 0	PA: 40			

PITCHER		IP	WLS	BF	H	R	ER	SO	BB	IBB	HBP	BLK	WP	HR	S	P	ERA	WHIP
Juan Pizarro, L ERA: 1.8	(1, 1)	4.2		20	3	2	1	0	3	0	0	0	1	0	17	29	1.93	1.286
Bruce Howard, R ERA: 13.5	(5, 1)	2.0	W	10	3	3	3	2	1	0	0	0	1	1	13	17	13.50	2.000
Jack Lamabe, R ERA: 4.5	(7, 1)	2.0		9	2	1	1	4	1	0	0	0	0	0	16	20	4.50	1.500
Eddie Fisher, R ERA: 1.04	(9, 1)	0.1	S	1	0	0	0	0	0	0	0	0	0	0	1	1	0.00	0.000

PITCHER	IP	WLS	BF	H	R	ER	SO	BB	IBB	HBP	BLK	WP	HR	S	P	ERA	WHIP

Minnesota Twins @ California Angels

Anaheim Stadium, Anaheim, CA

Fri Apr 22 1966, 9:05 PM EST
Att. 23,838 - Unknown - 61 F

livebaseballscorecards.com

Batter	1	2	3	4	5	6	7	8	9	AB	R	H	RBI	BB	SO	LOB
Zoilo Versalles, R (1, 6) OBP: 0.310, SLG: 0.286	6-3		G4-6-3 1-2 1B		E5			E6 1B		4	0	2	0	0	0	1
Sandy Valdespino, L (1, 7) OBP: 0.214, SLG: 0.296	K2-3		G4-6-3 1-2f		F5			F6		4	0	0	0	0	1	5
Tony Oliva, L (1, 9) OBP: 0.556, SLG: 1.042	2B			4-3		F2		F5		4	0	1	0	0	0	1
Harmon Killebrew, R (1, 5) OBP: 0.296, SLG: 0.269	4-3			6-3		WP 1B		F8		4	0	1	0	0	0	2
Don Mincher, L (1, 3) OBP: 0.296, SLG: 0.182		F8		1B		F9 1-2			F5	4	0	1	0	0	0	1
Jimmie Hall, L (1, 8) OBP: 0.192, SLG: 0.087		F9		G3		F8			2B 1B	4	1	1	0	0	0	2
Earl Battey, R (1, 2) OBP: 0.333, SLG: 0.263		F3			G3 1B		G4-6-3 1B		F7	4	0	2	0	0	0	1
Bernie Allen, L (1, 4) OBP: 0.320, SLG: 0.273			F3		G3 1-2		G4-6-3 1-2f		1-H 2B	4	0	1	1	0	0	2
Jim Kaat, L (1, 1)			BBBB 4-0 1B BB		SSS 0-3 K		4-3		F3	1	0	0	0	1	1	1
Al Worthington, R (6, 1)										0	0	0	0	0	0	0
Russ Nixon, L (7, PH) OBP: 0.500, SLG: 0.667										1	0	0	0	0	0	0
Jim Perry, S (7, 1)										0	0	0	0	0	0	0
Bob Allison, R (9, PH)										1	0	0	0	0	0	1

Inning Stats	1	2	3	4	5	6	7	8	9	AB	R	H	RBI	BB	SO	LOB
	R: 0 E: 0 K: 1 S: 6	H: 1 LOB: 1 BB: 0 P: 6	R: 0 E: 0 K: 0 S: 3	H: 0 LOB: 0 BB: 0 P: 3	R: 0 E: 0 K: 0 S: 3	H: 1 LOB: 1 BB: 1 P: 7	R: 0 E: 0 K: 0 S: 4	H: 1 LOB: 1 BB: 0 P: 4	R: 0 E: 1 K: 1 S: 7	H: 1 LOB: 2 BB: 0 P: 7	R: 0 E: 0 K: 0 S: 4	H: 1 LOB: 1 BB: 0 P: 4	R: 0 E: 0 K: 0 S: 3	H: 1 LOB: 0 BB: 0 P: 3	R: 0 E: 1 K: 0 S: 4	H: 1 LOB: 1 BB: 0 P: 4	R: 1 E: 0 K: 0 S: 5	H: 2 LOB: 1 BB: 0 P: 5

1B: 7	SF: 0
2B: 2	SAC: 0
3B: 0	DP: 2
HR: 0	HBP: 0

WP: 1 PA: 36
PB: 0
SB: 0
CS: 0

PITCHER		IP	WLS	BF	H	R	ER	SO	BB	IBB	HBP	BLK	WP	HR	S	P	ERA	WHIP
Jim McGlothlin, R ERA:	(1, 1)	7.0	W	27	6	0	0	2	1	0	0	0	1	0	30	34	0.00	1.000
Bob Lee, R ERA: 2.16	(8, 1)	2.0	S	9	3	1	1	0	0	0	0	0	0	0	9	9	4.50	1.500

PITCHER	IP	WLS	BF	H	R	ER	SO	BB	IBB	HBP	BLK	WP	HR	S	P	ERA	WHIP

AB	35
R	1
H	9
RBI	1
BB	1
SO	2
LOB	17

Batter	1	2	3	4	5	6	7	8	9	AB	R	H	RBI	BB	SO	LOB
Jose Cardenal, R (1, 8) OBP: 0.211, SLG: 0.167	4-3		FC6-2 3-H		5-3		1-3			4	0	0	0	0	0	2
Paul Schaal, R (1, 5) OBP: 0.400, SLG: 0.462	F7		F9			4-3	F3			4	0	0	0	0	0	1
Bobby Knoop, R (1, 4) OBP: 0.316, SLG: 0.472	1-3			K		BB 1B 1B 1B		4-3		4	1	1	0	0	1	0
Rick Reichardt, R (1, 7) OBP: 0.343, SLG: 0.433		K		E1		1B BB 1-2 1B		CS 1B		4	0	2	0	0	1	0
Jackie Warner, R (1, 9) OBP: 0.370, SLG: 0.600		E 2B		K		1B 1-2 2-3 BB		K 1-2		3	1	1	0	1	2	2
Norm Siebern, L (1, 3) OBP: 0.370, SLG: 0.364 Frank Malzone, R (6, PH) Willie Smith, L (6, PH) OBP: 0.200, SLG: 0.200 Tom Satriano, L (7, 3) OBP: 0.500, SLG: 1.500		E3 G6-3 2-H		4-3		1B 1-2 2-3 3-H				2 0 1 0	0 0 0 0	0 0 1 0	0 0 1 0	0 0 0 0	0 0 0 0	1 0 0 0
Jim Fregosi, R (1, 6) OBP: 0.216, SLG: 0.125		G6-3 1-2f			FC4-6 1B	K				3	0	1	0	0	1	4
Buck Rodgers, S (1, 2) OBP: 0.200, SLG: 0.265			F9		FC4-6 FC5-4 1-2f	K				3	0	0	0	0	1	4
Jim McGlothlin, R (1, 1) OBP: 0.500, SLG: 1.500 Willie Montanez, L (7, PH) Bob Lee, R (8, 1)			FC6-2 3B		FC5-4 1-2f		K			2 1 0	0 0 0	1 0 0	0 0 0	0 1 0	0 0 0	1 0 0
Inning Stats	R: 0 E: 0 K: 0 S: 3 H: 0 LOB: 0 BB: 0 P: 3	R: 1 E: 1 K: 1 S: 6 H: 1 LOB: 0 BB: 0 P: 6	R: 0 E: 0 K: 0 S: 4 H: 1 LOB: 1 BB: 0 P: 4	R: 0 E: 1 K: 2 S: 8 H: 0 LOB: 1 BB: 0 P: 8	R: 0 E: 0 K: 0 S: 4 H: 1 LOB: 1 BB: 0 P: 4	R: 1 E: 0 K: 2 S: 10 H: 3 LOB: 3 BB: 1 P: 14	R: 0 E: 0 K: 1 S: 5 H: 0 LOB: 0 BB: 0 P: 5	R: 0 E: 0 K: 1 S: 5 H: 1 LOB: 0 BB: 0 P: 5		1B: 5 2B: 1 3B: 1 HR: 0 SF: 0 SAC: 0 DP: 1 HBP: 0						

PITCHER		IP	WLS	BF	H	R	ER	SO	BB	IBB	HBP	BLK	WP	HR	S	P	ERA	WHIP
Jim Kaat, L ERA: 1.93	(1, 1)	5.1	L	23	5	2	1	3	1	0	0	0	0	0	28	32	1.69	1.125
Al Worthington, R ERA:	(6, 1)	0.2		3	1	0	0	2	0	0	0	0	0	0	7	7	0.00	1.500
Jim Perry, R ERA:	(7, 1)	2.0		6	1	0	0	2	0	0	0	0	0	0	10	10	0.00	0.500

PITCHER	IP	WLS	BF	H	R	ER	SO	BB	IBB	HBP	BLK	WP	HR	S	P	ERA	WHIP

BOTTOM

Minnesota Twins @ California Angels

Anaheim Stadium, Anaheim, CA

Fri Apr 22 1966, 9:05 PM EST
Att. 23,838 - Unknown - 61 F

livebaseballscorecards.com

AB	31
R	2
H	7
RBI	1
BB	1
SO	7
LOB	15

WP: 0 PA: 32
PB: 0
SB: 0
CS: 1

Batter	1	2	3	4	5	6	7	8	9	AB	R	H	RBI	BB	SO	LOB
Zoilo Versalles, R (1, 6) OBP: 0.294, SLG: 0.273	1-3		F8		L7 1B		5-3		FC6-4 1-2f	5	0	1	0	0	0	1
Tony Oliva, L (1, 9) OBP: 0.484, SLG: 0.893	6-3			F8	L7 1-2		4-3			4	0	0	0	0	0	1
Bob Allison, R (1, 7) OBP: 0.167, SLG: 0.667	F2			HR	F6			6-3		4	1	1	1	0	0	0
Harmon Killebrew, R (1, 5) OBP: 0.355, SLG: 0.345		1B G4-6-3 2B		BB 1B 1B 1B		BBB 1B BB		6-3		3	2	2	0	1	0	0
Andy Kosco, R (1, 8) OBP: 0.500, SLG: 0.500		G4-6-3 2-3 1B		F4		F9		1B		4	0	2	0	0	0	2
Cesar Tovar, R (8, PR)										0	0	0	0	0	0	0
Jerry Zimmerman, R (8, 2)										0	0	0	0	0	0	0
Don Mincher, L (1, 3) OBP: 0.290, SLG: 0.192		G4-6-3 1-2f 3-H		1B BB 1-2 1B		F7		F4		4	0	1	0	0	0	3
Earl Battey, R (1, 2) OBP: 0.375, SLG: 0.286		6-3		BBB 1B 1-2 2-3 BB		1-2 1B			F5	2	0	1	0	1	0	0
Joe Nossek, R (8, 8)										0	0	0	0	0	0	0
Jimmie Hall, L (9, PH) OBP: 0.185, SLG: 0.083										1	0	0	0	0	0	0
Bernie Allen, L (1, 4) OBP: 0.310, SLG: 0.269			4-3	1-2 2-3 3-H 1B		F4			F8	4	0	1	1	0	0	2
Mudcat Grant, R (1, 1)			F8 SSS	K			4-3		FC6-4 1B	3	0	0	0	0	1	3
Jim Merritt, L (7, 1)										0	0	0	0	0	0	0
Russ Nixon, L (9, PH) OBP: 0.600, SLG: 0.750										1	0	1	0	0	0	0
Ted Uhlaender, L (9, PR)										0	0	0	0	0	0	0
Inning Stats	R: 0 E: 0 K: 0 S: 3 H: 0 LOB: 0 BB: 0 P: 3	R: 1 E: 0 K: 0 S: 4 H: 2 LOB: 0 BB: 0 P: 4	R: 0 E: 0 K: 0 S: 3 H: 0 LOB: 0 BB: 0 P: 3	R: 2 E: 0 K: 1 S: 9 H: 4 LOB: 3 BB: 1 P: 13	R: 0 E: 0 K: 0 S: 3 H: 1 LOB: 0 BB: 0 P: 3	R: 0 E: 0 K: 0 S: 4 H: 1 LOB: 2 BB: 1 P: 8	R: 0 E: 0 K: 0 S: 3 H: 0 LOB: 0 BB: 0 P: 3	R: 0 E: 0 K: 0 S: 4 H: 1 LOB: 1 BB: 0 P: 4	R: 0 E: 0 K: 0 S: 4 H: 1 LOB: 1 BB: 0 P: 4	1B: 8 2B: 1 3B: 0 HR: 1 SF: 0 SAC: 0 DP: 1 HBP: 0							

PITCHER	IP	WLS	BF	H	R	ER	SO	BB	IBB	HBP	BLK	WP	HR	S	P	ERA	WHIP
Marcelino Lopez, L (1, 1) ERA: 2.66	3.2		15	5	3	3	0	0	0	0	0	0	1	15	15	7.36	1.364
Jack Sanford, R (4, 1) ERA: 3.52	1.1		6	2	0	0	1	1	0	0	0	0	0	7	11	0.00	2.250
Ed Sukla, R (6, 1) ERA:	2.0		8	1	0	0	0	1	0	0	0	0	0	7	11	0.00	1.000
Lew Burdette, R (8, 1) ERA: 3.38	1.0	W	4	1	0	0	0	0	0	0	0	0	0	4	4	0.00	1.000
Bob Lee, R (9, 1) ERA: 1.93	1.0	S	4	1	0	0	0	0	0	0	0	0	0	4	4	0.00	1.000

PITCHER	IP	WLS	BF	H	R	ER	SO	BB	IBB	HBP	BLK	WP	HR	S	P	ERA	WHIP

TOP

Minnesota Twins @ California Angels

Anaheim Stadium, Anaheim, CA

Sat Apr 23 1966, 9:05 PM EST

Att. 37,221 - Unknown - 92 F

livebaseballscorecards.com

AB	35
R	3
H	10
RBI	2
BB	2
SO	1
LOB	12

PA: 37

Batter	1	2	3	4	5	6	7	8	9	AB	R	H	RBI	BB	SO	LOB
Jose Cardenal, R (1, 8) OBP: 0.214, SLG: 0.175	FC6-4 1B		5-3		L9		F7			4	0	1	0	0	0	4
Jim Fregosi, R (1, 6) OBP: 0.220, SLG: 0.222	FC6-4 G1-6-3 1-2f			HR		6-3		F3		4	1	1	1	0	0	1
Bobby Knoop, R (1, 4) OBP: 0.310, SLG: 0.525	G1-6-3 1-2f			L9		F3		HR		4	1	1	1	0	0	1
Norm Siebern, L (1, 3) OBP: 0.367, SLG: 0.360		3-1		F7		1B		K		3	0	1	0	0	0	0
Joe Adcock, R (8, PH) OBP: 0.600, SLG: 0.857										1	0	0	0	0	1	0
Bob Lee, R (9, 1)										0	0	0	0	0	0	0
Buck Rodgers, S (1, 2) OBP: 0.231, SLG: 0.316		WP 2B		3-1		4-3		HR 1B		4	1	2	0	0	0	1
Jackie Warner, R (1, 9) OBP: 0.387, SLG: 0.724		K 2-3			F6		1B 2B	1-H HR		4	1	2	2	0	1	1
Rick Reichardt, R (1, 7) OBP: 0.308, SLG: 0.382		6-3			5-3		1-3	F9		4	0	0	0	0	0	2
Paul Schaal, R (1, 5) OBP: 0.421, SLG: 0.483			F8		BB 1B		2-3 1B			3	0	2	0	0	0	0
Marcelino Lopez, R (1, 1) Jack Sanford, R (4, 1) Ed Bailey, L (5, PH) Willie Montanez, L (5, PR) Ed Sukla, R (6, 1) Willie Smith, L (7, PH) OBP: 0.000, SLG: 0.000 Frank Malzone, R (7, PR) Lew Burdette, R (8, 1) Tom Satriano, L (9, 3) OBP: 0.000, SLG: 1.000		6-3		BB 1-2			F2			1 0 0 0 0 0 1 0 0	0 0 0 0 0 0 0 0 0	0 0 0 0 0 0 0 0 0	0 0 0 0 1 0 0 2 0	0 0 0 0 0 0 0 0 0	0 0 0 0 0 0 0 0 0	0 0 0 0 0 0 0 0 0
Inning Stats	R: 0 E: 0 K: 0 S: 3 H: 1 LOB: 0 BB: 0 P: 3	R: 0 E: 0 K: 1 S: 6 H: 1 LOB: 1 BB: 0 P: 6	R: 0 E: 0 K: 0 S: 3 H: 0 LOB: 0 BB: 0 P: 3	R: 1 E: 0 K: 0 S: 4 H: 1 LOB: 0 BB: 0 P: 4	R: 0 E: 0 K: 0 S: 4 H: 1 LOB: 2 BB: 1 P: 8	R: 0 E: 0 K: 0 S: 4 H: 1 LOB: 1 BB: 0 P: 4	R: 0 E: 0 K: 0 S: 5 H: 2 LOB: 2 BB: 0 P: 5	R: 3 E: 0 K: 1 S: 8 H: 3 LOB: 0 BB: 0 P: 8		1B: 5 2B: 2 3B: 0 HR: 3 SF: 0 SAC: 0 DP: 1 HBP: 0						

PITCHER		IP	WLS	BF	H	R	ER	SO	BB	IBB	HBP	BLK	WP	HR	S	P	ERA	WHIP
Mudcat Grant, R ERA: 1.93	(1, 1)	6.1		26	7	1	1	1	1	0	0	0	1	1	27	31	1.42	1.263
Jim Merritt, L ERA: 5.4	(7, 1)	1.2	L	8	3	3	3	1	0	0	0	0	0	2	10	10	16.20	1.800

PITCHER	IP	WLS	BF	H	R	ER	SO	BB	IBB	HBP	BLK	WP	HR	S	P	ERA	WHIP

BOTTOM

Minnesota Twins @ California Angels

Anaheim Stadium, Anaheim, CA

Sat Apr 23 1966, 9:05 PM EST

Att. 37,221 - Unknown - 92 F

livebaseballscorecards.com

AB	33
R	4
H	10
RBI	4
BB	1
SO	2
LOB	12

WP: 1	PA: 34		
PB: 0			
SB: 0			
CS: 0			

Batter	1	2	3	4	5	6	7	8	9	AB	R	H	RBI	BB	SO	LOB
Zoilo Versalles, R (1, 6) OBP: 0.282, SLG: 0.263	F7	FC6-4 HBP 1-2f		6-3 1B 1B	4-3		5-3			5	1	1	0	0	0	4
Tony Oliva, L (1, 9) OBP: 0.472, SLG: 0.806	2B BB	FC5-4 1-2 2-3 HBP		K	F7			E3 FC4-6		3	0	0	0	1	1	2
Bob Allison, R (1, 7) OBP: 0.182, SLG: 0.727	F3	FC5-4 1-2f		6-3 1-2		HR		FC4-6 1-2f		5	1	1	1	0	0	6
Harmon Killebrew, R (1, 5) OBP: 0.389, SLG: 0.394	2B 1-3		HR 1B	1B 1B BB		F8		F3		4	2	2	0	1	0	1
Don Mincher, L (1, 3) OBP: 0.333, SLG: 0.333	IBB		HR 1-H	1B 1-3 2-H 1B		F9		K		4	1	2	3	1	1	1
Andy Kosco, R (1, 8) OBP: 0.333, SLG: 0.333 Joe Nossek, R (9, 8)	K		5-3	1B 1-3 3-H		F4			4-3	5 0	0 0	1 0	1 0	0 0	1 0	3 0
Bernie Allen, L (1, 4) OBP: 0.324, SLG: 0.300		HBP 1B BB	G3	K			2B		6-3	4	0	1	0	1	1	2
Jerry Zimmerman, R (1, 2) OBP: 0.500, SLG: 0.500		L8	FC6-4 HBP		SH1-4 1B		5-3		2B	4	0	2	0	0	0	2
Camilo Pascual, R (1, 1) OBP: 0.143, SLG: 0.143 Al Worthington, R (7, 1)		FC6-4 1-2 1B	FC6-4 1-2f		SH1-4 1-2		F8		K	3 1	0 0	1 0	0 0	0 0	0 1	2 1
Inning Stats	R: 0 E: 0 K: 1 S: 6 H: 1 LOB: 3 BB: 2 P: 14	R: 0 E: 0 K: 0 S: 4 H: 1 LOB: 3 BB: 1 P: 9	R: 2 E: 0 K: 0 S: 5 H: 2 LOB: 1 BB: 0 P: 6	R: 2 E: 0 K: 2 S: 10 H: 3 LOB: 2 BB: 1 P: 14	R: 0 E: 0 K: 0 S: 4 H: 1 LOB: 1 BB: 0 P: 4	R: 1 E: 0 K: 0 S: 4 H: 1 LOB: 0 BB: 0 P: 4	R: 0 E: 0 K: 0 S: 4 H: 1 LOB: 1 BB: 0 P: 4	R: 0 E: 1 K: 1 S: 6 H: 0 LOB: 1 BB: 0 P: 6	R: 0 E: 0 K: 1 S: 6 H: 1 LOB: 0 BB: 0 P: 6	1B: 6 2B: 3 3B: 0 HR: 2 SF: 0 SAC: 1 DP: 0 HBP: 2						

PITCHER		IP	WLS	BF	H	R	ER	SO	BB	IBB	HBP	BLK	WP	HR	S	P	ERA	WHIP
Dean Chance, R ERA: 3.45	(1, 1)	3.2	L	23	6	4	4	2	3	1	2	0	0	1	21	39	9.82	2.455
Jorge Rubio, R ERA: 2.7	(4, 1)	1.1		6	2	0	0	1	0	0	0	0	0	0	8	8	0.00	1.500
George Brunet, L ERA: 4.5	(6, 1)	2.0		8	2	1	1	0	0	0	0	0	0	1	8	8	4.50	1.000
Ed Sukla, R ERA:	(8, 1)	2.0		8	1	0	0	2	0	0	0	0	0	0	12	12	0.00	0.500

PITCHER	IP	WLS	BF	H	R	ER	SO	BB	IBB	HBP	BLK	WP	HR	S	P	ERA	WHIP

TOP

Minnesota Twins @ California Angels

Anaheim Stadium, Anaheim, CA

Sun Apr 24 1966, 6:33 AM EDT

Att. 26,039 - Unknown - 83 F

livebaseballscorecards.com

AB	38
R	5
H	11
RBI	5
BB	4
SO	5
LOB	24

WP: 0	PA: 45		
PB: 0			
SB: 0			
CS: 0			

BOTTOM

Minnesota Twins @ California Angels

Anaheim Stadium, Anaheim, CA

Sun Apr 24 1966, 6:33 AM EDT

Att. 26,039 - Unknown - 83 F

Batter	1	2	3	4	5	6	7	8	9	AB	R	H	RBI	BB	SO	LOB
Jose Cardenal, R (1, 8) OBP: 0.196, SLG: 0.159	5-3		G6-4-3 (1-2f)		F8		K		K	4	0	0	0	0	1	5
Ed Sukla, R (8, 1)										0	0	0	0	0	0	0
Ed Bailey, L (9, PH)										1	0	0	0	0	1	2
Jim Fregosi, R (1, 6) OBP: 0.196, SLG: 0.195	F6			F8		5-3	K		K	5	0	0	0	0	2	4
Bobby Knoop, R (1, 4) OBP: 0.304, SLG: 0.500	K			1B		F1		K		4	0	1	0	0	2	0
Norm Siebern, L (1, 3) OBP: 0.324, SLG: 0.310		K		F8		4-3		F8		4	0	0	0	0	1	1
Buck Rodgers, S (1, 2) OBP: 0.209, SLG: 0.286		F9		F6			1-3	F6		4	0	0	0	0	0	1
Jackie Warner, R (1, 9) OBP: 0.457, SLG: 0.813		FC6-4 BB			WP 1B		HR 1B		E 3B	3	2	3	0	1	0	0
Rick Reichardt, R (1, 7) OBP: 0.302, SLG: 0.447 (8, 8)		FC6-4 (1-2f)			K (1-3)		HR (1-H)		K	4	1	1	2	0	2	3
Paul Schaal, R (1, 5) OBP: 0.452, SLG: 0.500			G6-4-3 1B		F8		1B		E BB	3	0	2	0	1	0	1
Dean Chance, R (1, 1) OBP: 0.111, SLG: 0.111										1	0	0	0	0	1	1
Jorge Rubio, R (4, 1)										0	0	0	0	0	0	0
Ed Kirkpatrick, L (5, PH)										0	0	0	0	1	0	0
George Brunet, R (6, 1)										0	0	0	0	0	0	0
Willie Smith, L (7, PH) OBP: 0.286, SLG: 0.286 (8, 7)			K		BB		1-2		E6 (1-3) (3-H)	2	0	1	1	0	0	1
Inning Stats	R: 0 E: 0 K: 1 S: 5 H: 0 LOB: 0 BB: 0 P: 5	R: 0 E: 0 K: 1 S: 5 H: 0 LOB: 1 BB: 1 P: 9	R: 0 E: 0 K: 1 S: 5 H: 1 LOB: 0 BB: 0 P: 5	R: 0 E: 0 K: 0 S: 4 H: 1 LOB: 1 BB: 0 P: 4	R: 0 E: 0 K: 1 S: 6 H: 1 LOB: 2 BB: 1 P: 10	R: 0 E: 0 K: 0 S: 3 H: 0 LOB: 0 BB: 0 P: 3	R: 2 E: 0 K: 2 S: 11 H: 4 LOB: 2 BB: 0 P: 11	R: 0 E: 0 K: 1 S: 5 H: 0 LOB: 0 BB: 0 P: 5	R: 1 E: 1 K: 3 S: 11 H: 1 LOB: 2 BB: 1 P: 15	1B: 6 2B: 0 3B: 1 HR: 1 SF: 0 SAC: 0 DP: 1 HBP: 0	WP: 2 PB: 0 SB: 0 CS: 0 PA: 38					

livebaseballscorecards.com

	AB	35
	R	3
	H	8
	RBI	3
	BB	3
	SO	10
	LOB	19

PITCHER		IP	WLS	BF	H	R	ER	SO	BB	IBB	HBP	BLK	WP	HR	S	P	ERA	WHIP
Camilo Pascual, R ERA: 1.86	(1, 1)	6.1	W	27	7	2	2	4	2	0	0	0	1	1	33	41	2.84	1.421
Al Worthington, R ERA: 2.08	(7, 1)	2.2	S	11	1	1	1	6	1	0	0	0	0	0	22	26	3.38	0.750

PITCHER	IP	WLS	BF	H	R	ER	SO	BB	IBB	HBP	BLK	WP	HR	S	P	ERA	WHIP

Batter	1	2	3	4	5	6	7	8	9	AB	R	H	RBI	BB	SO	LOB
Jose Cardenal, R (1, 8) OBP: 0.220, SLG: 0.234	HR		F7 ③			BBBB 4-0 HR BB		F7 ①		3	2	1	1	1	0	0
Jim Fregosi, R (1, 6) OBP: 0.180, SLG: 0.178	5-3 ①			F7 ①		SSS 0-3 K ①		5-3 ②		4	0	0	0	0	1	1
Bobby Knoop, R (1, 4) OBP: 0.320, SLG: 0.563	F9 ②			4-3 ②		0-0 1-H HR		1B 1B		4	1	2	2	0	0	0
Norm Siebern, L (1, 3) OBP: 0.342, SLG: 0.313	SSS 0-3 K ③			BBBB 4-0 FC5-4 BB		0-0 4-3 ②		0-0 1-2 1B		3	0	1	0	1	1	0
Willie Montanez, L (8, PR) (8, 3)										0	0	0	0	0	0	0
Jackie Warner, R (1, 9) OBP: 0.410, SLG: 0.722		0-0 F6 ①		0-0 FC5-4 ③ 1-2f		SSS 0-3 K ③		0-0 F5 ③		4	0	0	0	0	1	3
Buck Rodgers, S (1, 2) OBP: 0.234, SLG: 0.289		BBBB 4-0 CS BB			0-0 PB 1B		SSS 0-3 K ①		0-0 B5-3 ①	3	0	1	0	1	1	0
Rick Reichardt, R (1, 7) OBP: 0.319, SLG: 0.439		SSS 0-3 K ②③ 1-2			0-0 F4 ① 1-2		H 1-0 CS HBP		0-0 1B	3	0	1	0	0	1	2
Paul Schaal, R (1, 5) OBP: 0.435, SLG: 0.472			SSS 0-3 K ①		0-0 6-3 ②		0-0 1-2 1B		SSS 0-3 K ②	4	0	1	0	0	2	2
Jim McGlothlin, R (1, 1) OBP: 0.333, SLG: 1.000			SSS 0-3 K ②		0-0 3-1 ③		SSS 0-3 K ③		0-0 F8 ③	1	0	0	0	0	1	0
Ed Bailey, L (5, PH)										1	0	0	0	0	0	1
Jack Sanford, R (5, 1)										0	0	0	0	0	0	0
Willie Smith, L (7, PH) OBP: 0.250, SLG: 0.250										1	0	0	0	0	1	1
Ed Sukla, R (7, 1)										0	0	0	0	0	0	0
Dick Egan, L (8, 1)										0	0	0	0	0	0	0
Lew Burdette, R (8, 1)										0	0	0	0	0	0	0
Ed Kirkpatrick, L (9, PH)										1	0	0	0	0	0	1
Inning Stats	R: 1 E: 0 K: 1 S: 6 H: 1 LOB: 0 BB: 0 P: 6	R: 0 E: 0 K: 1 S: 4 H: 0 LOB: 1 BB: 1 P: 8	R: 0 E: 0 K: 2 S: 7 H: 0 LOB: 0 BB: 0 P: 7	R: 0 E: 0 K: 0 S: 3 H: 0 LOB: 1 BB: 1 P: 7	R: 0 E: 0 K: 0 S: 4 H: 1 LOB: 1 BB: 0 P: 4	R: 2 E: 0 K: 2 S: 8 H: 1 LOB: 0 BB: 1 P: 12	R: 0 E: 0 K: 2 S: 7 H: 1 LOB: 1 BB: 0 P: 8	R: 0 E: 0 K: 0 S: 5 H: 2 LOB: 2 BB: 0 P: 5	R: 0 E: 0 K: 1 S: 6 H: 1 LOB: 1 BB: 0 P: 6	1B: 5 2B: 1 3B: 0 HR: 2 SF: 0 SAC: 0 DP: 1 HBP: 1						

PITCHER	IP	WLS	BF	H	R	ER	SO	BB	IBB	HBP	BLK	WP	HR	S	P	ERA	WHIP
Jim Palmer, R (1, 1) ERA: 4.82	5.1	W	21	3	3	3	5	3	0	0	0	0	2	28	40	5.06	1.125
Dick Hall, R (6, 1) ERA:	3.2	S	15	4	0	0	4	0	0	1	0	0	0	22	23	0.00	1.091

PITCHER	IP	WLS	BF	H	R	ER	SO	BB	IBB	HBP	BLK	WP	HR	S	P	ERA	WHIP

TOP

California Angels @ Baltimore Orioles

Memorial Stadium, Baltimore, MD

Tue Apr 26 1966, 7:05 PM EDT

Att. 8,208 - Unknown

livebaseballscorecards.com

AB	32
R	3
H	7
RBI	3
BB	3
SO	9
LOB	11

WP: 0 PB: 1 SB: 0 CS: 2 PA: 36

BOTTOM

California Angels @ Baltimore Orioles

Memorial Stadium, Baltimore, MD

Tue Apr 26 1966, 7:05 PM EDT

Att. 8,208 - Unknown

Batter	1	2	3	4	5	6	7	8	9	AB	R	H	RBI	BB	SO	LOB
Luis Aparicio, R (1, 6) OBP: 0.271, SLG: 0.304	WP 1B	L3			K		F3			4	0	1	0	0	1	1
Curt Blefary, L (1, 7) OBP: 0.302, SLG: 0.486	L4 1-2		3-1		F9		HR			4	1	1	1	0	0	1
Russ Snyder, L (8, 7)										0	0	0	0	0	0	0
Frank Robinson, R (1, 9) OBP: 0.600, SLG: 0.941	5-3		HR 1B		PO 1B		K			4	1	2	0	0	1	1
Brooks Robinson, R (1, 5) OBP: 0.432, SLG: 0.756	F4		1-H HR		PO 1-2	6-3		1B 1B		4	2	2	2	0	0	1
Boog Powell, L (1, 3) OBP: 0.317, SLG: 0.235		HR 2B	K			K		G4-3 1B 1-3		4	1	2	0	0	2	0
Davey Johnson, R (1, 4) OBP: 0.268, SLG: 0.308		2-H HR	5-3			BB		G4-3 1-2 3-H 1B		3	1	2	3	1	0	0
Paul Blair, R (1, 8) OBP: 0.244, SLG: 0.450		L8	G1			L4		G4-3 1-2f 2-3		4	0	0	0	0	0	3
Andy Etchebarren, R (1, 2) OBP: 0.378, SLG: 0.600		6-3	L8				HR	K		4	1	1	1	0	1	1
Jim Palmer, R (1, 1) OBP: 0.429, SLG: 1.000		2B	5-3				6-3			2	0	1	0	0	0	0
Dick Hall, R (6, 1)										1	0	0	0	0	0	0
Inning Stats	R: 0 E: 0 K: 0 S: 4 H: 1 LOB: 1 BB: 0 P: 4	R: 2 E: 0 K: 0 S: 6 H: 3 LOB: 1 BB: 0 P: 6	R: 2 E: 0 K: 1 S: 7 H: 2 LOB: 0 BB: 0 P: 7	R: 0 E: 0 K: 0 S: 3 H: 0 LOB: 0 BB: 0 P: 3	R: 0 E: 0 K: 1 S: 5 H: 1 LOB: 0 BB: 0 P: 5	R: 0 E: 0 K: 1 S: 5 H: 0 LOB: 1 BB: 1 P: 9	R: 2 E: 0 K: 1 S: 7 H: 2 LOB: 0 BB: 0 P: 7	R: 1 E: 0 K: 1 S: 7 H: 3 LOB: 1 BB: 0 P: 7		1B: 6 2B: 2 3B: 0 HR: 4	SF: 0 SAC: 0 DP: 1 HBP: 0						

	AB	34
	R	7
	H	12
	RBI	7
	BB	1
	SO	5
	LOB	8

WP: 1 PB: 0 SB: 0 CS: 0 PA: 36

livebaseballscorecards.com

PITCHER		IP	WLS	BF	H	R	ER	SO	BB	IBB	HBP	BLK	WP	HR	S	P	ERA	WHIP
Jim McGlothlin, R ERA: 3.27	(1, 1)	4.0	L	18	6	4	4	1	0	0	0	0	1	2	20	20	9.00	1.500
Jack Sanford, R ERA: 2.79	(5, 1)	2.0		7	1	0	0	2	1	0	0	0	0	0	10	14	0.00	1.000
Ed Sukla, R ERA: 3.0	(7, 1)	1.0		6	3	3	3	1	0	0	0	0	0	2	8	8	27.00	3.000
Dick Egan, L ERA: 3.86	(8, 1)	0.0		2	2	0	0	0	0	0	0	0	0	0	2	2	∞	∞
Lew Burdette, R ERA: 2.45	(8, 1)	1.0		2	0	0	0	1	0	0	0	0	0	0	4	4	0.00	0.000

PITCHER	IP	WLS	BF	H	R	ER	SO	BB	IBB	HBP	BLK	WP	HR	S	P	ERA	WHIP

Batter	1	2	3	4	5	6	7	8	9	AB	R	H	RBI	BB	SO	LOB
Jose Cardenal, R (1, 8) OBP: 0.204, SLG: 0.216	F5		F8			6-3		F4		4	0	0	0	0	0	1
Jim Fregosi, R (1, 6) OBP: 0.185, SLG: 0.184	F4			K		5-3			CS 1B	4	0	1	0	0	1	0
Bobby Knoop, R (1, 4) OBP: 0.315, SLG: 0.538	5-3			F3		K			1-2 1B	4	0	1	0	0	1	0
Norm Siebern, L (1, 3) OBP: 0.341, SLG: 0.314		F8		1B			F3		L8	3	0	1	0	0	0	0
Joe Adcock, R (9, PH) OBP: 0.545, SLG: 0.750										1	0	0	0	0	0	1
Buck Rodgers, S (1, 2) OBP: 0.216, SLG: 0.265		F3		F8			F8		6-3	4	0	0	0	0	0	2
Jackie Warner, R (1, 9) OBP: 0.381, SLG: 0.667		F8			K		K			3	0	0	0	0	2	0
Rick Reichardt, R (1, 7) OBP: 0.340, SLG: 0.512			6-3		HBP			HR		2	1	1	1	0	0	0
Paul Schaal, R (1, 5) OBP: 0.429, SLG: 0.462			SH1-3 1B		K			F8		3	0	1	0	0	1	1
Marcelino Lopez, R (1, 1)			SH1-3 1-2		K			K		1	0	0	0	0	1	1
Bob Lee, R (7, 1)										1	0	0	0	0	1	0
Inning Stats	R: 0 E: 0 K: 0 S: 3 H: 0 LOB: 0 BB: 0 P: 3	R: 0 E: 0 K: 0 S: 3 H: 0 LOB: 0 BB: 0 P: 3	R: 0 E: 0 K: 0 S: 4 H: 1 LOB: 1 BB: 0 P: 4	R: 0 E: 0 K: 1 S: 6 H: 1 LOB: 1 BB: 0 P: 6	R: 0 E: 0 K: 3 S: 9 H: 0 LOB: 1 BB: 0 P: 10	R: 0 E: 0 K: 1 S: 5 H: 0 LOB: 0 BB: 0 P: 5	R: 0 E: 0 K: 1 S: 5 H: 0 LOB: 0 BB: 0 P: 5	R: 1 E: 0 K: 1 S: 6 H: 1 LOB: 0 BB: 0 P: 6	R: 0 E: 0 K: 0 S: 4 H: 2 LOB: 1 BB: 0 P: 4	1B: 4 2B: 0 3B: 0 HR: 1	SF: 0 SAC: 1 DP: 0 HBP: 1					

PITCHER		IP	WLS	BF	H	R	ER	SO	BB	IBB	HBP	BLK	WP	HR	S	P	ERA	WHIP
Sonny Siebert, R ERA: 1.47	(1, 1)	8.1	W	30	5	1	1	7	0	0	1	0	0	1	43	44	1.08	0.600
Bob Allen, L ERA:	(9, 1)	0.2	S	2	0	0	0	0	0	0	0	0	0	0	2	2	0.00	0.000

PITCHER		IP	WLS	BF	H	R	ER	SO	BB	IBB	HBP	BLK	WP	HR	S	P	ERA	WHIP

TOP

California Angels @ Cleveland Indians

Cleveland Municipal Stadium, Cleveland, OH

Thu Apr 28 1966, 7:05 PM EDT

Att. 5,057 - Unknown

livebaseballscorecards.com

AB	30
R	1
H	5
RBI	1
BB	0
SO	7
LOB	6

WP: 0 PA: 32
PB: 0
SB: 0
CS: 1

BOTTOM

California Angels @ Cleveland Indians

Cleveland Municipal Stadium, Cleveland, OH

Thu Apr 28 1966, 7:05 PM EDT

Att. 5,057 - Unknown

livebaseballscorecards.com

Batter	1	2	3	4	5	6	7	8	9	AB	R	H	RBI	BB	SO	LOB
Vic Davalillo, L (1, 8) OBP: 0.356, SLG: 0.359	4-3		CS 1B		F5		FC4-6 BB 1-2f 2-3			4	0	1	0	0	0	2
Max Alvis, R (1, 5) OBP: 0.478, SLG: 0.537	K		1B 2B 1-2		6-3		L7			4	0	1	0	0	1	2
Jim Landis, R (1, 7) OBP: 0.600, SLG: 0.636	2B BB		6-3 2-3 1B		F4		BB 1-2			2	1	1	0	2	0	0
Rocky Colavito, R (1, 9) OBP: 0.395, SLG: 0.513	1-H 2B		6-3 1-2			1-3 1B	F9			4	0	2	1	0	0	5
Fred Whitfield, L (1, 3) OBP: 0.304, SLG: 0.591	4-3		3-1			F8		F8		4	0	0	0	0	0	4
Pedro Gonzalez, R (1, 4) OBP: 0.250, SLG: 0.231		1-3		5-3		1-3 1-2		E6 1B SF9 1B		4	1	1	0	0	0	1
Larry Brown, R (1, 6) OBP: 0.265, SLG: 0.290		5-3		1B K 1B		6-3		2-3 1B		1	0	0	0	0	0	0
Dick Howser, R (4, 6) OBP: 0.500, SLG: 0.500										3	0	2	0	0	0	1
Joe Azcue, R (1, 2) OBP: 0.455, SLG: 0.400		1B		1-3 1B			FC4-6 1B 1B	SF9 3-H		3	0	3	0	0	0	0
Leon Wagner, L (8, PH) OBP: 0.273, SLG: 0.310										0	0	0	1	0	0	0
Duke Sims, L (9, 2) OBP: 0.286, SLG: 0.692										0	0	0	0	0	0	0
Sonny Siebert, R (1, 1) OBP: 0.167, SLG: 0.167		K		K 3-H			FC4-6 1B 1-2	F6		4	0	1	0	0	2	4
Bob Allen, L (9, 1)										0	0	0	0	0	0	0

Inning Stats	1	2	3	4	5	6	7	8	9
	R: 1 H: 1 E: 0 LOB: 1 K: 1 BB: 1 S: 6 P: 10	R: 0 H: 1 E: 0 LOB: 1 K: 1 BB: 0 S: 6 P: 6	R: 0 H: 3 E: 0 LOB: 2 K: 0 BB: 0 S: 5 P: 5	R: 0 H: 2 E: 0 LOB: 1 K: 1 BB: 0 S: 6 P: 6	R: 0 H: 0 E: 0 LOB: 0 K: 0 BB: 0 S: 3 P: 3	R: 0 H: 1 E: 0 LOB: 1 K: 0 BB: 0 S: 4 P: 4	R: 0 H: 2 E: 0 LOB: 3 K: 0 BB: 1 S: 5 P: 9	R: 1 H: 2 E: 1 LOB: 1 K: 0 BB: 0 S: 5 P: 5	

1B: 10	SF: 1
2B: 2	SAC: 0
3B: 0	DP: 0
HR: 0	HBP: 0

WP: 0	PA: 36
PB: 0	
SB: 0	
CS: 1	

AB	33
R	2
H	12
RBI	2
BB	2
SO	3
LOB	19

PITCHER		IP	WLS	BF	H	R	ER	SO	BB	IBB	HBP	BLK	WP	HR	S	P	ERA	WHIP
Marcelino Lopez, L ERA: 2.36	(1, 1)	6.1		28	10	1	1	3	1	0	0	0	0	0	33	37	1.42	1.737
Bob Lee, R ERA: 1.64	(7, 1)	1.2	L	8	2	1	0	0	1	0	0	0	0	0	7	11	0.00	1.800

PITCHER	IP	WLS	BF	H	R	ER	SO	BB	IBB	HBP	BLK	WP	HR	S	P	ERA	WHIP

California Angels @ Boston Red Sox

Fenway Park, Boston, MA

Sat Apr 30 1966, 3:33 AM EDT

Att. 14,953 - Unknown

TOP

livebaseballscorecards.com

Batter	1	2	3	4	5	6	7	8	9	AB	R	H	RBI	BB	SO	LOB
Paul Schaal, R (1, 5) OBP: 0.436, SLG: 0.442	S S S 0-3 ① K	H 1-0 WP 1-2 HBP			X 0-0 ① F6		X 0-0 ②③ G4-6-3 1-2f	B B B 4-0 1-2 2B BB	X 0-0 2B 1B	4	2	1	0	1	1	1
Jim Fregosi, R (1, 6) OBP: 0.217, SLG: 0.255	S S S 0-3 ② K	S S S 0-3 ③ K 1-2 2-3 3-H			X 0-0 ② F8			2B 1B 1B HR 1-H 2-H 3-H 2B	X 0-0 1-H 2B	6	2	3	4	0	2	2
Bobby Knoop, R (1, 4) OBP: 0.333, SLG: 0.596	X 0-0 ③ F8		S S S 0-3 ① K		B B B B 4-0 BB			1B SF7 1-3 2B 2-H HR	X 0-0 ③ 6-3	5	2	2	2	1	1	1
Joe Adcock, R (1, 3) OBP: 0.625, SLG: 1.000		X 0-0 BB BB BB 1B	X 0-0 2B		S S S 0-3 ③ K			2-3 3-H HR 1B 1B 3B		5	3	4	1	0	1	1
Jackie Warner, R (1, 9) OBP: 0.383, SLG: 0.643		B B B B 4-0 BB BB 1-2 SF9 BB	X 0-0 ② 5-3			S S S 0-3 ① K		SF7 3-H HR 3-H 1B		3	2	1	2	1	1	1
Rick Reichardt, R (1, 8) Bob Lee, R (8, 1) OBP: 0.364, SLG: 0.638		B B B B 4-0 SF9 BB 1-2 2-3 WP BB	X 0-0 ③ 5-3			X 0-0 ② F3		1-H HR 1-H HR		4 0	3 0	2 0	4 0	1 0	0 0	1 0
Ed Kirkpatrick, L (1, 7) OBP: 0.308, SLG: 0.100		B B B B 4-0 WP HBP 1-2 2-3 3-H BB		X 0-0 ① F4		S S S 0-3 ③ K		1B 2B 1B 4-3		4	1	1	1	1	1	0
Buck Rodgers, S (1, 2) OBP: 0.214, SLG: 0.250		X 0-0 ① SF9 2-3 3-H		X 0-0 ② L3			B B B B 4-0 G4-6-3 BB	X 0-0 ② F4	X 0-0 ① F7	3	0	0	1	1	0	1
Dean Chance, R (1, 1) OBP: 0.091, SLG: 0.091 Norm Siebern, L (7, PH) OBP: 0.333, SLG: 0.306 Jorge Rubio, R (7, 1) Lew Burdette, R (7, 1) Willie Smith, L (8, PH) OBP: 0.333, SLG: 0.333 Jose Cardenal, R (8, 8) OBP: 0.200, SLG: 0.212		S S S 0-3 ② K		S S S 0-3 ③ K			X 0-0 ① F6	X 0-0 BB 1-3 2B 1B	X 0-0 ② F5	2 1 0 0 1 1	0 0 0 0 1 0	0 0 0 0 1 0	0 0 0 0 1 0	0 0 0 0 0 0	2 0 0 0 0 0	2 1 0 0 0 0

Inning Stats																							
	R: 0	H: 0	R: 3	H: 1	R: 0	H: 1	R: 0	H: 0	R: 0	H: 0	R: 0	H: 0	R: 0	H: 0	R: 12	H: 11	R: 1	H: 2	1B: 7	SF: 2	WP: 1	PA: 48
	E: 0	LOB: 0	E: 0	LOB: 2	E: 0	LOB: 1	E: 0	LOB: 0	E: 0	LOB: 1	E: 0	LOB: 0	E: 0	LOB: 0	E: 0	LOB: 0	E: 0	LOB: 1	2B: 4	SAC: 0	PB: 0	
	K: 2	BB: 0	K: 2	BB: 3	K: 1	BB: 0	K: 1	BB: 0	K: 1	BB: 1	K: 2	BB: 0	K: 0	BB: 1	K: 0	BB: 1	K: 0	BB: 0	3B: 1	DP: 1	SB: 0	
	S: 7	P: 7	S: 8	P: 21	S: 6	P: 6	S: 5	P: 5	S: 5	P: 9	S: 7	P: 7	S: 2	P: 6	S: 14	P: 18	S: 5	P: 5	HR: 3	HBP: 1	CS: 0	

PITCHER		IP	WLS	BF	H	R	ER	SO	BB	IBB	HBP	BLK	WP	HR	S	P	ERA	WHIP
Earl Wilson, R ERA: 7.03	(1, 1)	7.1		33	6	7	7	9	5	0	1	0	1	1	45	66	8.59	1.500
Ken Sanders, R ERA: 2.21	(8, 1)	0.1	L	4	2	0	0	0	1	0	0	0	0	0	3	7	0.00	9.000
Dick Radatz, R ERA: 5.59	(8, 1)	0.0		3	3	5	5	0	0	0	0	0	0	1	3	3	∞	∞
Dan Osinski, R ERA: 12.0	(8, 1)	0.1		3	2	3	3	0	0	0	0	0	0	1	3	3	81.00	6.000
Darrell Brandon, R ERA: 3.38	(9, 1)	1.0		5	2	1	1	0	0	0	0	0	0	0	5	5	9.00	2.000

PITCHER	IP	WLS	BF	H	R	ER	SO	BB	IBB	HBP	BLK	WP	HR	S	P	ERA	WHIP

AB	39
R	16
H	15
RBI	15
BB	6
SO	9
LOB	11

Batter	1	2	3	4	5	6	7	8	9	AB	R	H	RBI	BB	SO	LOB
Jim Gosger, L (1, 8) OBP: 0.360, SLG: 0.286	BBBB 4-0 E 1B BB	x 0-0 1-3 ①		x 0-0 L3 ②		x 0-0 3-1 ③		x 0-0 F3 ①		4	1	0	0	1	0	3
Joe Foy, R (1, 5) OBP: 0.417, SLG: 0.412	x 0-0 E6 1B 1-3	BBBB 4-0 HR BB		BBBB 4-0 CS BB			BBBB 4-0 E HR BB	x 0-0 F9 ②		2	2	0	0	3	0	2
Carl Yastrzemski, L (1, 7) OBP: 0.355, SLG: 0.561	x 0-0 BB 1-3 1B 3-H	x 0-0 1-H 2-H HR		0-0 CS ③ 1-2	x 0-0 1-3 ①		x 0-0 E4 HR 1-2	x 0-0 4-3 ③		5	2	2	4	0	0	2
George Scott, R (1, 3) OBP: 0.439, SLG: 0.689	x 0-0 F6 ①	x 0-0 5-3 ②			x 0-0 HR		x 0-0 F5 ①		x 0-0 1B 1B G1-2-3 1B	5	1	2	1	0	0	4
Tony Conigliaro, R (1, 9) OBP: 0.350, SLG: 0.431	SSS 0-3 K ②	SSS 0-3 K ③			x 0-0 6-3 ②		x 0-0 1-H 2-H HR		x 0-0 G1-2-3 1B 1-2 1B	5	1	2	3	0	2	2
Rico Petrocelli, R (1, 6) OBP: 0.296, SLG: 0.178 Jose Santiago, R (9, PR)	BBBB 4-0 1-2 BB		x 0-0 6-3 ①		x 0-0 F7 ③		BBBB 4-0 BB		x 0-0 G1-2-3 1-2 2-3 1B	3 0	0 0	1 0	0 0	2 0	0 0	0 0
Mike Ryan, R (1, 2) OBP: 0.235, SLG: 0.333	SSS 0-3 K ③		x 0-0 L3 ②			x 0-0 5-3 ①	x 0-0 F4 ②		x 0-0 ① G1-2-3 ② 1-2 2-3 3-Hf	5	0	0	0	0	1	7
George Smith, R (1, 4) OBP: 0.224, SLG: 0.222 Dalton Jones, L (9, PH) OBP: 0.308, SLG: 0.200		x 0-0 E4 E	x 0-0 5-3 ③			BBBB 4-0 SH1-3 BB	x 0-0 F8 ③		x 0-0 6-3 ③	3 1	1 0	0 0	0 0	1 0	0 0	1 3
Earl Wilson, R (1, 1) OBP: 0.333, SLG: 0.250 Ken Sanders, R (8, 1) Dick Radatz, R (8, 1) Dan Osinski, R (8, 1) Lenny Green, L (8, PH) OBP: 0.405, SLG: 0.310 Darrell Brandon, R (9, 1)		x 0-0 E6 HR 2-H	SSS 0-3 K ①			x 0-0 SH1-3 ② 1-2		BBBB 4-0 BB		2 0 0 0 0 0	1 0 0 0 0 0	0 0 0 0 0 0	0 0 0 0 0 0	0 0 0 1 0 0	1 0 0 0 0 0	0 0 0 0 0 0
Inning Stats	R: 1 H: 1 E: 1 LOB: 3 K: 2 BB: 2 S: 9 P: 17	R: 4 H: 1 E: 2 LOB: 0 K: 1 BB: 1 S: 8 P: 12	R: 0 H: 0 E: 0 LOB: 0 K: 0 BB: 0 S: 3 P: 3	R: 0 H: 0 E: 0 LOB: 0 K: 1 BB: 1 S: 4 P: 8	R: 1 H: 1 E: 0 LOB: 0 K: 0 BB: 0 S: 4 P: 4	R: 0 H: 0 E: 0 LOB: 1 K: 0 BB: 1 S: 3 P: 7	R: 3 H: 1 E: 1 LOB: 1 K: 0 BB: 2 S: 5 P: 13	R: 0 H: 0 E: 0 LOB: 1 K: 0 BB: 1 S: 3 P: 7	R: 0 H: 3 E: 0 LOB: 3 K: 0 BB: 0 S: 5 P: 5	1B: 4 2B: 0 3B: 0 HR: 3	SF: 0 SAC: 1 DP: 1 HBP: 0			WP: 0 PB: 0 SB: 0 CS: 1	PA: 45		

PITCHER		IP	WLS	BF	H	R	ER	SO	BB	IBB	HBP	BLK	WP	HR	S	P	ERA	WHIP
Dean Chance, R ERA: 3.12	(1, 1)	6.0		28	3	6	1	4	5	0	0	0	0	2	31	51	1.50	1.333
Jorge Rubio, R ERA: 7.36	(7, 1)	0.1		5	1	3	2	0	2	0	0	0	0	1	3	11	54.00	9.000
Lew Burdette, R ERA: 2.08	(7, 1)	0.2	W	2	0	0	0	0	0	0	0	0	0	0	2	2	0.00	0.000
Bob Lee, R ERA: 1.38	(8, 1)	2.0	S	9	3	0	0	0	1	0	0	0	0	0	8	12	0.00	2.000

PITCHER	IP	WLS	BF	H	R	ER	SO	BB	IBB	HBP	BLK	WP	HR	S	P	ERA	WHIP

BOTTOM

California Angels @ Boston Red Sox

Fenway Park, Boston, MA

Sat Apr 30 1966, 3:33 AM EDT

Att. 14,953 - Unknown

livebaseballscorecards.com

AB	35
R	9
H	7
RBI	8
BB	8
SO	4
LOB	24

California Angels @ Boston Red Sox

Fenway Park, Boston, MA

Sun May 01 1966, 3:33 AM EDT

Unknown

TOP

livebaseballscorecards.com

Batter	1	2	3	4	5	6	7	8	9	AB	R	H	RBI	BB	SO	LOB
Paul Schaal, R (1, 5) OBP: 0.450, SLG: 0.435	G4-6-3 1B		HR BB		F3	F8			G5-4-3 BB	3	1	1	0	2	0	0
Jim Fregosi, R (1, 6) OBP: 0.215, SLG: 0.300	K		1-H HR		F8	F5			G5-4-3 1-2f	5	1	1	2	0	1	2
Bobby Knoop, R (1, 4) OBP: 0.338, SLG: 0.581	G4-6-3 1-2f		G6-4-3 1B			2B BB 1B	F9		5-3	5	1	2	0	0	0	1
Joe Adcock, R (1, 3) OBP: 0.650, SLG: 1.188		HR	G6-4-3 1-2f			2B 1-2 BB		HR 2B		3	1	2	1	1	0	1
Jackie Hernandez, R (8, PR)										0	1	0	0	0	0	0
Tom Satriano, L (8, 3) OBP: 0.500, SLG: 1.500										0	0	0	0	0	0	0
Rick Reichardt, R (1, 7) OBP: 0.373, SLG: 0.640		S 1B BB	F9			FC5 1-3 2-H 2B		F3		3	0	1	1	1	0	1
(6, 8)																
Jackie Warner, R (1, 9) OBP: 0.373, SLG: 0.674	K			K		K		2-H HR		4	1	1	2	0	3	3
Jose Cardenal, R (1, 8) OBP: 0.211, SLG: 0.222	S 1-2 1B			6-3				FC6 BB		2	0	1	0	0	0	0
Ed Kirkpatrick, L (6, PH) OBP: 0.400, SLG: 0.100						IBB				0	0	0	0	2	0	0
(6, 7)																
Buck Rodgers, S (1, 2) OBP: 0.200, SLG: 0.232	K 1-2 2-3			F7		K		FC6 BLK 1-2f		4	0	0	0	0	2	7
Jim McGlothlin, R (1, 1) OBP: 0.167, SLG: 0.500	6-3				K	FC5 2-3f		F7 1-2		3	0	0	0	0	1	5
Lew Burdette, R (6, 1)										1	0	0	0	0	0	2

	AB	33
	R	6
	H	9
	RBI	6
	BB	6
	SO	7
	LOB	22

Inning Stats	1	2	3	4	5	6	7	8	9	1B: 4	SF: 0	WP: 0	PA: 39
R:	0	1	2	0	0	1	0	2	0	2B: 2	SAC: 0	PB: 0	
E:	0	0	0	0	0	0	0	0	0	3B: 0	DP: 3	SB: 2	
K:	1	2	0	1	1	2	0	0	0	HR: 3	HBP: 0	CS: 0	
S:	5	9	4	5	5	9	3	5	2				
H:	1	2	2	0	0	2	0	2	0				
LOB:	0	2	0	0	0	3	0	1	0				
BB:	0	1	1	0	0	2	0	1	0				
P:	5	13	8	5	5	17	3	9	6				

PITCHER		IP	WLS	BF	H	R	ER	SO	BB	IBB	HBP	BLK	WP	HR	S	P	ERA	WHIP
Dick Stigman, L ERA: 5.79	(1, 1)	2.0	L	12	5	3	3	3	2	0	0	0	0	2	16	24	13.50	3.500
Jim Lonborg, R ERA: 3.94	(3, 1)	3.0		8	0	0	0	2	0	0	0	0	0	0	12	12	0.00	0.000
Ken Sanders, R ERA: 3.09	(6, 1)	3.0		16	4	3	3	2	2	1	0	1	0	1	17	29	9.00	2.000
Darrell Brandon, R ERA: 2.45	(9, 1)	1.0		3	0	0	0	0	1	0	0	0	0	0	2	6	0.00	1.000

PITCHER	IP	WLS	BF	H	R	ER	SO	BB	IBB	HBP	BLK	WP	HR	S	P	ERA	WHIP

BOTTOM

California Angels @ Boston Red Sox

Fenway Park, Boston, MA

Sun May 01 1966, 3:33 AM EDT

Unknown

livebaseballscorecards.com

Batter	1	2	3	4	5	6	7	8	9	AB	R	H	RBI	BB	SO	LOB
Jim Gosger, L (1, 8) OBP: 0.345, SLG: 0.280	K		F3			F9		G6-4-3 1B		4	0	1	0	0	1	0
Joe Foy, R (1, 5) OBP: 0.429, SLG: 0.368	FC6-4 HBP			K		1B BB		G6-4-3		2	0	0	0	1	1	2
Carl Yastrzemski, L (1, 7) OBP: 0.379, SLG: 0.574	K			G6-4-3 1B		G6-4-3			BLK 1B	4	0	3	0	0	1	1
George Scott, R (1, 3) OBP: 0.426, SLG: 0.653	FC6-4			G6-4-3		G6-4-3			G6-4-3	4	0	1	0	0	0	4
Tony Conigliaro, R (1, 9) OBP: 0.344, SLG: 0.418		6-3			5-3		G6-4-3 1B		F4	4	0	1	0	0	0	2
Rico Petrocelli, R (1, 6) OBP: 0.293, SLG: 0.245		K			HR		F6		G6-4-3	4	1	1	1	0	1	3
Bob Tillman, R (1, 2) OBP: 0.360, SLG: 0.273		F4			1B		G6-4-3			3	0	1	0	0	0	1
George Smith, R (1, 4) OBP: 0.231, SLG: 0.229			6-3		G5-4-3			K		3	0	1	0	0	1	0
Dick Stigman, R (1, 1)			6-3		G5-4-3			1B		0	0	0	0	0	0	0
Jim Lonborg, R (3, 1)										1	0	0	0	0	0	0
Lenny Green, L (5, PH) OBP: 0.395, SLG: 0.300										1	0	0	0	0	0	2
Ken Sanders, R (6, 1)										0	0	0	0	0	0	0
Dalton Jones, L (8, PH) OBP: 0.357, SLG: 0.273										1	0	1	0	0	0	0
Darrell Brandon, R (9, 1)										0	0	0	0	0	0	0
Inning Stats	R: 0 E: 0 K: 2 S: 7 H: 0 LOB: 1 BB: 0 P: 8	R: 0 E: 0 K: 1 S: 5 H: 0 LOB: 0 BB: 0 P: 5	R: 0 E: 0 K: 0 S: 3 H: 0 LOB: 0 BB: 0 P: 3	R: 0 E: 0 K: 1 S: 5 H: 1 LOB: 0 BB: 0 P: 5	R: 1 E: 0 K: 0 S: 5 H: 3 LOB: 1 BB: 0 P: 5	R: 0 E: 0 K: 0 S: 3 H: 1 LOB: 1 BB: 1 P: 7	R: 0 E: 0 K: 0 S: 3 H: 1 LOB: 0 BB: 0 P: 3	R: 0 E: 0 K: 1 S: 6 H: 2 LOB: 1 BB: 0 P: 6	R: 0 E: 0 K: 0 S: 4 H: 2 LOB: 1 BB: 0 P: 4	1B: 9 2B: 0 3B: 0 HR: 1	SF: 0 SAC: 0 DP: 6 HBP: 1			WP: 0 PB: 0 SB: 0 CS: 0	PA: 33		

	AB	31
	R	1
	H	10
	RBI	1
	BB	1
	SO	5
	LOB	15

PITCHER		IP	WLS	BF	H	R	ER	SO	BB	IBB	HBP	BLK	WP	HR	S	P	ERA	WHIP
Jim McGlothlin, R ERA: 2.76	(1, 1)	5.1	W	20	4	1	1	4	1	0	1	0	0	1	26	31	1.69	0.938
Lew Burdette, R ERA: 1.13	(6, 1)	3.2	S	13	6	0	0	1	0	0	0	1	0	0	15	15	0.00	1.636

PITCHER	IP	WLS	BF	H	R	ER	SO	BB	IBB	HBP	BLK	WP	HR	S	P	ERA	WHIP

Batter	1	2	3	4	5	6	7	8	9	AB	R	H	RBI	BB	SO	LOB
Paul Schaal, R (1, 5) OBP: 0.431, SLG: 0.412	6-3		F7		3-1		5-3		FC6-4 1-3	5	0	1	0	0	0	0
Jim Fregosi, R (1, 6) OBP: 0.257, SLG: 0.306	BB		BB		1B BB		FC6-4 1B		FC6-4 1-3 1-2f 3-H	2	0	1	1	3	0	1
Bobby Knoop, R (1, 4) OBP: 0.329, SLG: 0.552	K		K		1-2 1B		FC6-4 FC6-4 1-2f		1-3 1-2	5	0	1	0	0	2	4
Joe Adcock, R (1, 3) OBP: 0.560, SLG: 0.950	F8		6-3		K		FC6-4 1-2f		BB	4	0	0	0	1	1	5
Rick Reichardt, R (1, 8) OBP: 0.375, SLG: 0.618		1-3 1B 1B		G5-4-3 1B		5-3		F9		5	0	2	0	0	0	2
Jackie Warner, R (1, 9) OBP: 0.400, SLG: 0.673		1-3 1-2 1B		G5-4-3 1-2f		1B 1B		BB		3	0	2	0	1	0	1
Ed Kirkpatrick, L (1, 7) OBP: 0.368, SLG: 0.077		F7		BB		K		F8		3	0	0	0	1	1	4
Tom Satriano, L (1, 2) OBP: 0.250, SLG: 0.750 Frank Malzone, R (6, PH) OBP: 0.500, SLG: 0.333 Marcelino Lopez, R (6, PR) Ed Sukla, R (6, 1) Willie Smith, L (8, PH) OBP: 0.300, SLG: 0.300 Dick Egan, L (8, 1)		1-3 1-2 2-3		K		1-3 1B		K		2 1 0 0 1 0	0 0 0 0 0 0	0 1 0 0 0 0	0 0 0 0 0 0	0 0 0 0 1 0	1 0 0 0 1 0	3 0 0 0 1 0
Jack Sanford, R (1, 1) Willie Montanez, L (5, PH) George Brunet, R (5, 1) Norm Siebern, L (6, PH) OBP: 0.326, SLG: 0.297 Buck Rodgers, S (6, 2) OBP: 0.213, SLG: 0.246		K			K	K			1B FC6-4 1B	1 1 0 1 1	0 0 0 0 1	0 0 0 0 1	0 0 0 0 0	0 0 0 0 0	1 1 0 1 0	2 0 0 2 0
Inning Stats	R: 0 E: 0 K: 1 S: 5 H: 0 LOB: 1 BB: 1 P: 9	R: 0 E: 0 K: 1 S: 7 H: 2 LOB: 2 BB: 0 P: 7	R: 0 E: 0 K: 1 S: 5 H: 0 LOB: 1 BB: 1 P: 9	R: 0 E: 0 K: 1 S: 5 H: 1 LOB: 1 BB: 1 P: 9	R: 0 E: 0 K: 2 S: 8 H: 1 LOB: 2 BB: 1 P: 12	R: 0 E: 0 K: 2 S: 9 H: 2 LOB: 2 BB: 0 P: 9	R: 0 E: 0 K: 0 S: 4 H: 1 LOB: 1 BB: 0 P: 4	R: 0 E: 0 K: 1 S: 5 H: 0 LOB: 1 BB: 1 P: 9	R: 1 E: 0 K: 0 S: 5 H: 2 LOB: 2 BB: 1 P: 9	1B: 9 2B: 0 3B: 0 HR: 0 SF: 0 SAC: 0 DP: 1 HBP: 0						

PITCHER		IP	WLS	BF	H	R	ER	SO	BB	IBB	HBP	BLK	WP	HR	S	P	ERA	WHIP
Jerry Stephenson, R ERA: 4.09	(1, 1)	9.0	W	41	9	1	1	9	6	0	0	0	0	0	53	77	1.00	1.667

PITCHER	IP	WLS	BF	H	R	ER	SO	BB	IBB	HBP	BLK	WP	HR	S	P	ERA	WHIP

TOP

California Angels @ Boston Red Sox

Fenway Park, Boston, MA

Sun May 01 1966, 3:38 AM EDT

Att. 11,228 - Unknown

livebaseballscorecards.com

AB	35
R	1
H	9
RBI	1
BB	6
SO	9
LOB	25

WP: 0	PA: 41					
PB: 0						
SB: 0						
CS: 0						

BOTTOM

California Angels @ Boston Red Sox

Fenway Park, Boston, MA

Sun May 01 1966, 3:38 AM EDT

Att. 11,228 - Unknown

livebaseballscorecards.com

Batter	1	2	3	4	5	6	7	8	9	AB	R	H	RBI	BB	SO	LOB
Jim Gosger, L (1, 8) OBP: 0.344, SLG: 0.286	BB 1B 1B		SH SF9 1-3		3-1		F9			3	1	1	0	0	0	1
Joe Foy, R (1, 5) OBP: 0.438, SLG: 0.429	B B B B 4-0 1B 1-2 G4-6-3 BB		SF9 2-3 3-H		S S S 0-3 K		1B 2-H 2B			2	2	1	2	1	1	0
Carl Yastrzemski, L (1, 7) OBP: 0.400, SLG: 0.585	G4-6-3 1-3 2-H 1B		4-3		1B		HR 2-H 1B			4	1	3	2	0	0	1
George Scott, R (1, 3) OBP: 0.415, SLG: 0.679	G4-6-3 1-2f 3-H		F5		5-3		HR 1-H			4	1	1	2	0	0	3
Tony Conigliaro, R (1, 9) OBP: 0.338, SLG: 0.407	F8			HR 1B		6-3	F8			4	1	1	0	0	0	0
Rico Petrocelli, R (1, 6) OBP: 0.290, SLG: 0.302		F3		HR 1-H		F8		5-3		4	1	1	2	0	0	0
Mike Ryan, R (1, 2) OBP: 0.237, SLG: 0.306	B B B B 4-0 G6-4-3 BB			6-3	S S S 0-3 K			F8		3	0	0	0	1	1	0
George Smith, R (1, 4) OBP: 0.232, SLG: 0.231		G6-4-3 1-2f		6-3			SH3-4 2B 1B	F9		4	1	1	0	0	0	1
Jerry Stephenson, L (1, 1) OBP: 0.200, SLG: 0.200			E SF9 1B	4-3			SH3-4 1-2			2	1	1	0	0	0	0
Inning Stats	R: 2 E: 0 K: 0 S: 4 H: 2 LOB: 0 BB: 1 P: 8	R: 0 E: 0 K: 0 S: 2 H: 0 LOB: 0 BB: 1 P: 6	R: 1 E: 1 K: 0 S: 5 H: 1 LOB: 1 BB: 0 P: 5	R: 2 E: 0 K: 0 S: 5 H: 2 LOB: 0 BB: 0 P: 5	R: 0 E: 0 K: 1 S: 6 H: 1 LOB: 1 BB: 0 P: 6	R: 0 E: 0 K: 1 S: 5 H: 0 LOB: 0 BB: 0 P: 5	R: 4 E: 0 K: 0 S: 7 H: 4 LOB: 0 BB: 0 P: 7	R: 0 E: 0 K: 0 S: 3 H: 0 LOB: 0 BB: 0 P: 3		1B: 7 2B: 1 3B: 0 HR: 2	SF: 1 SAC: 2 DP: 2 HBP: 0						

AB	30
R	9
H	10
RBI	8
BB	2
SO	2
LOB	6

WP: 0	PA: 35
PB: 0	
SB: 0	
CS: 0	

PITCHER		IP	WLS	BF	H	R	ER	SO	BB	IBB	HBP	BLK	WP	HR	S	P	ERA	WHIP
Jack Sanford, R ERA: 4.61	(1, 1)	4.0	L	18	5	5	4	0	2	0	0	0	0	1	16	24	9.00	1.750
George Brunet, L ERA: 3.6	(5, 1)	1.0		4	1	0	0	1	0	0	0	0	0	0	6	6	0.00	1.000
Ed Sukla, R ERA: 5.73	(6, 1)	2.0		10	4	4	4	1	0	0	0	0	0	1	12	12	18.00	2.000
Dick Egan, L ERA: 2.7	(8, 1)	1.0		3	0	0	0	0	0	0	0	0	0	0	3	3	0.00	0.000

PITCHER	IP	WLS	BF	H	R	ER	SO	BB	IBB	HBP	BLK	WP	HR	S	P	ERA	WHIP

Batter	1	2	3	4	5	6	7	8	9	AB	R	H	RBI	BB	SO	LOB
Bert Campaneris, R (1, 6) OBP: 0.255, SLG: 0.320	0-0 FC1-6 1B	0-0 2-H 1B		0-0 4-3			0-0 1-3		0-0 6-3	5	0	2	1	0	0	1
Jose Tartabull, L (1, 8) OBP: 0.161, SLG: 0.164	0-0 FC1-6 2B 1-2f	0-0 F9			0-0 4-3		0-0 5-3		0-0 3-1	5	0	0	0	0	0	2
Ossie Chavarria, R (1, 7) OBP: 0.346, SLG: 0.375	0-0 1-3 2B		BBBB 4-0 G6-4-3 BB		0-0 4-3		0-0 4-3			3	0	1	0	1	0	0
Dick Green, R (1, 4) OBP: 0.200, SLG: 0.204	SSS 0-3 K		0-0 G6-4-3 1-2f		0-0 F5			0-0 F9		4	0	0	0	0	1	3
Ken Harrelson, R (1, 3) OBP: 0.218, SLG: 0.160	BBBB 4-0 BB		0-0 2-3			0-0 G3		0-0 1B WP 1B		3	0	1	0	1	0	0
Mike Hershberger, R (1, 9) OBP: 0.306, SLG: 0.326 Jack Aker, R (8, 1)	0-0 4-3			0-0 1-3		0-0 G3 1B		0-0 F9 1-2		4 0	0 0	1 0	0 0	0 0	0 0	4 0
Ed Charles, R (1, 5) OBP: 0.300, SLG: 0.278		SSS 0-3 K		0-0 F9		0-0 G3 1-2 1B		0-0 2-3 1B		4	0	2	0	0	1	0
Ken Suarez, R (1, 2) OBP: 0.345, SLG: 0.240 Billy Bryan, L (8, PH) OBP: 0.100, SLG: 0.071 (8, 2)		0-0 S 1B 1B		BBBB 4-0 3B BB		0-0 G3 1-2 2-3		0-0 F8		2 1	2 0	1 0	0 0	1 0	0 0	2 2
Catfish Hunter, R (1, 1) OBP: 0.385, SLG: 0.500 John Wyatt, R (6, 1) Larry Stahl, L (8, 9) OBP: 0.150, SLG: 0.263		0-0 F3 1-2		0-0 1-H 3B		0-0 5-3		SSS 0-3 K		3 0 1	0 0 0	1 0 0	1 0 0	0 0 0	0 0 1	3 0 0
Inning Stats	R: 0 E: 0 K: 1 S: 7 H: 2 LOB: 3 BB: 1 P: 11	R: 1 E: 0 K: 1 S: 7 H: 2 LOB: 1 BB: 0 P: 7	R: 0 E: 0 K: 0 S: 2 H: 0 LOB: 0 BB: 1 P: 6	R: 1 E: 0 K: 0 S: 4 H: 1 LOB: 1 BB: 1 P: 8	R: 0 E: 0 K: 0 S: 3 H: 0 LOB: 0 BB: 0 P: 3	R: 0 E: 0 K: 0 S: 5 H: 2 LOB: 2 BB: 0 P: 5	R: 0 E: 0 K: 0 S: 3 H: 0 LOB: 0 BB: 0 P: 3	R: 0 E: 0 K: 0 S: 5 H: 2 LOB: 2 BB: 0 P: 5	R: 0 E: 0 K: 1 S: 5 H: 0 LOB: 0 BB: 0 P: 5	1B: 7 2B: 1 3B: 1 HR: 0	SF: 0 SAC: 0 DP: 1 HBP: 0						

PITCHER		IP	WLS	BF	H	R	ER	SO	BB	IBB	HBP	BLK	WP	HR	S	P	ERA	WHIP
Marcelino Lopez, L ERA: 2.48	(1, 1)	6.0	W	27	7	2	2	2	3	0	0	0	0	0	28	40	3.00	1.667
Bob Lee, R ERA: 1.13	(7, 1)	3.0	S	11	2	0	0	1	0	0	0	0	1	0	13	13	0.00	0.667

PITCHER	IP	WLS	BF	H	R	ER	SO	BB	IBB	HBP	BLK	WP	HR	S	P	ERA	WHIP

Kansas City Athletics @ California Angels

Anaheim Stadium, Anaheim, CA

Tue May 03 1966, 10:05 PM EDT

Att. 8,757 - Unknown

TOP

livebaseballscorecards.com

AB	35
R	2
H	9
RBI	2
BB	3
SO	3
LOB	17

1B: 7 2B: 1 3B: 1 HR: 0 SF: 0 SAC: 0 DP: 1 HBP: 0

WP: 1 PB: 0 SB: 1 CS: 0 PA: 38

Batter	1	2	3	4	5	6	7	8	9	AB	R	H	RBI	BB	SO	LOB
Paul Schaal, R (1, 5) OBP: 0.429, SLG: 0.400	6-3	1B 2-H			FC1-6 1-2f	F8		BB 1B		4	0	1	1	1	0	4
Jim Fregosi, R (1, 6) OBP: 0.267, SLG: 0.313	F8	6-3			F7		1-3 1B 1B	1-2 1B		5	1	2	0	0	0	2
Bobby Knoop, R (1, 4) OBP: 0.307, SLG: 0.514	K		F8		K		1-3 1-2	K		5	0	0	0	0	3	4
Norm Siebern, L (1, 3) OBP: 0.348, SLG: 0.289		BB 1B 2B	K			BB 2B	HBP 2-H 1B			1	1	0	0	2	1	0
Willie Montanez, L (6, PR)										0	1	0	0	0	0	0
Tom Satriano, L (7, 3) OBP: 0.400, SLG: 0.800										1	0	1	1	0	0	0
Rick Reichardt, R (1, 8) OBP: 0.397, SLG: 0.614		BB 1-3 2B 1B	2-4 BB			F9	1-2 HBP			2	1	1	0	1	0	1
Jackie Warner, R (1, 9) OBP: 0.407, SLG: 0.647		BB 1-2 2B	2-4 1-2	F7		2B 1-2 BB	F4			2	1	0	0	2	0	2
Ed Kirkpatrick, L (1, 7) OBP: 0.348, SLG: 0.176	K			F6		1-3 2-H 2B	F8			4	0	1	1	0	1	5
Buck Rodgers, S (1, 2) OBP: 0.231, SLG: 0.267		1B 1-H 2-H 3-H 2B		4-3		IBB		K		3	1	1	3	1	1	0
Marcelino Lopez, R (1, 1) OBP: 0.100, SLG: 0.100		F1			FC1-6 1B	K		4-3		2	0	1	0	0	0	1
Willie Smith, L (6, PH) OBP: 0.273, SLG: 0.273										1	0	0	0	0	1	3
Bob Lee, R (7, 1)										1	0	0	0	0	0	0
Inning Stats	R: 0 E: 0 K: 1 S: 5 H: 0 LOB: 0 BB: 0 P: 5	R: 4 E: 0 K: 1 S: 8 H: 3 LOB: 1 BB: 2 P: 16	R: 0 E: 0 K: 1 S: 4 H: 0 LOB: 1 BB: 1 P: 8	R: 0 E: 0 K: 0 S: 3 H: 0 LOB: 0 BB: 0 P: 3	R: 0 E: 0 K: 1 S: 6 H: 1 LOB: 1 BB: 0 P: 6	R: 1 E: 0 K: 1 S: 6 H: 1 LOB: 3 BB: 3 P: 18	R: 1 E: 0 K: 0 S: 5 H: 2 LOB: 2 BB: 0 P: 6	R: 0 E: 0 K: 2 S: 8 H: 1 LOB: 2 BB: 1 P: 12		1B: 6 2B: 2 3B: 0 HR: 0 SF: 0 SAC: 0 DP: 0 HBP: 1						

PITCHER		IP	WLS	BF	H	R	ER	SO	BB	IBB	HBP	BLK	WP	HR	S	P	ERA	WHIP
Catfish Hunter, R ERA: 3.89	(1, 1)	5.1	L	26	5	5	5	4	5	0	0	0	0	0	28	48	8.44	1.875
John Wyatt, R ERA: 3.18	(6, 1)	1.2		9	2	1	1	1	0	1	1	0	0	0	9	14	5.40	1.200
Jack Aker, R ERA: 3.0	(8, 1)	1.0		5	1	0	0	2	1	0	0	0	0	0	8	12	0.00	2.000

PITCHER	IP	WLS	BF	H	R	ER	SO	BB	IBB	HBP	BLK	WP	HR	S	P	ERA	WHIP

BOTTOM

Kansas City Athletics @ California Angels

Anaheim Stadium, Anaheim, CA

Tue May 03 1966, 10:05 PM EDT

Att. 8,757 - Unknown

livebaseballscorecards.com

AB	31
R	6
H	8
RBI	6
BB	7
SO	7
LOB	22

Batter	1	2	3	4	5	6	7	8	9	AB	R	H	RBI	BB	SO	LOB
Bert Campaneris, R (1, 6) OBP: 0.236, SLG: 0.296	K		F7		6-3 2-3		E6 G4-6-3 1-2 2-H 3-H			4	0	0	1	0	1	2
Manny Jimenez, L (1, 7) OBP: 0.281, SLG: 0.115	1B 1B		F3		F6		G4-6-3 1-2f 2-3			4	0	1	0	0	0	3
Billy Bryan, L (1, 2) OBP: 0.118, SLG: 0.094	BB 1-3 1B		K2-3			F7	F6			4	0	1	0	0	1	1
Larry Stahl, L (1, 9) OBP: 0.125, SLG: 0.217	K			4-3		K		F8		4	0	0	0	0	2	2
Jose Tartabull, L (1, 8) OBP: 0.200, SLG: 0.210 Ralph Terry, R (6, 1) Ossie Chavarria, R (8, PH) OBP: 0.333, SLG: 0.360 Jim Dickson, L (8, 1)	BB 1-2			BB		3B		4-3		1 0 1 0	0 0 0 0	1 0 0 0	0 0 0 0	2 0 0 0	0 0 0 0	0 0 0 0
Wayne Causey, L (1, 5) OBP: 0.353, SLG: 0.290	F8			F7		F8		F8		4	0	0	0	0	0	5
Ken Harrelson, R (1, 3) OBP: 0.220, SLG: 0.167		F4		L6			1B HBP E 1B		F9	4	1	1	0	0	0	1
Dick Green, R (1, 4) OBP: 0.220, SLG: 0.211		K2-3			6-3 SH1-3 1B		1B E 1-2 HBP		F6	3	1	1	0	0	1	0
Fred Talbot, R (1, 1) Ron Stone, L (6, 8) OBP: 0.167, SLG: 0.167		3-1			SH1-3 1-2		G4-6-3 E 1-2 2-3 1B		F8	1 2	0 0	0 1	0 0	0 0	0 0	0 0
Inning Stats	R: 0 H: 2 E: 0 LOB: 3 K: 2 BB: 1 S: 9 P: 13	R: 0 H: 0 E: 0 LOB: 0 K: 1 BB: 0 S: 5 P: 5	R: 0 H: 0 E: 0 LOB: 0 K: 1 BB: 0 S: 5 P: 5	R: 0 H: 0 E: 0 LOB: 1 K: 0 BB: 1 S: 3 P: 7	R: 0 H: 1 E: 0 LOB: 1 K: 0 BB: 0 S: 4 P: 4	R: 0 H: 1 E: 0 LOB: 1 K: 1 BB: 0 S: 6 P: 6	R: 2 H: 2 E: 1 LOB: 1 K: 0 BB: 0 S: 5 P: 6	R: 0 H: 0 E: 0 LOB: 0 K: 0 BB: 0 S: 3 P: 3	R: 0 H: 0 E: 0 LOB: 0 K: 0 BB: 0 S: 3 P: 3	1B: 5 SF: 0 2B: 0 SAC: 1 3B: 1 DP: 1 HR: 0 HBP: 1						WP: 0 PA: 36 PB: 0 SB: 0 CS: 0	

PITCHER	IP	WLS	BF	H	R	ER	SO	BB	IBB	HBP	BLK	WP	HR	S	P	ERA	WHIP
Dean Chance, R (1, 1) ERA: 2.68	9.0	W	36	6	2	1	5	2	0	1	0	0	0	43	52	1.00	0.889

PITCHER	IP	WLS	BF	H	R	ER	SO	BB	IBB	HBP	BLK	WP	HR	S	P	ERA	WHIP

TOP

Kansas City Athletics @ California Angels

Anaheim Stadium, Anaheim, CA

Wed May 04 1966, 10:05 PM EDT

Att. 8,145 - Unknown

livebaseballscorecards.com

AB	32
R	2
H	6
RBI	1
BB	2
SO	5
LOB	14

Batter	1	2	3	4	5	6	7	8	9	AB	R	H	RBI	BB	SO	LOB
Paul Schaal, R (1, 5) OBP: 0.427, SLG: 0.390	B B B B 4-0 F7 BB		x 0-0 1B 2B 1B	x 0-0 ① F5	x 0-0 ③ F4		x 0-0 ③ FC6-4 1-2f			4	1	1	0	1	0	2
Jim Fregosi, R (1, 6) OBP: 0.250, SLG: 0.292	x 0-0 ① ② F7 1-2		x 0-0 ① F4	S S S 0-3 ② K		x 0-0 ① 1-3		x 0-0 ① 6-3		5	0	0	0	0	1	2
Bobby Knoop, R (1, 4) OBP: 0.313, SLG: 0.506	S S S 0-3 ③ K		x 0-0 1-3 2B 1B	x 0-0 ③ 6-3		x 0-0 2B 1B		x 0-0 ② 6-3		5	1	2	0	0	1	0
Norm Siebern, L (1, 3) OBP: 0.400, SLG: 0.390 Tom Satriano, L (8, 3) OBP: 0.500, SLG: 0.833		x 0-0 1B 1B 1B	x 0-0 1-H 3-H 1B 2B		B B B 4-0 2B 3B BB	x 0-0 1-3 2B		x 0-0 BB 1B BB 1B		3 1	3 1	3 1	2 1	1 0	0 0	0 0
Rick Reichardt, R (1, 8) OBP: 0.411, SLG: 0.629		x 0-0 ① L4	x 0-0 2-H HR 1B		x 0-0 1-3 3B 2B	x 0-0 ② F2		x 0-0 BB BB 1-2 2B 1B		5	3	3	1	0	0	3
Jackie Warner, R (1, 9) OBP: 0.422, SLG: 0.691		x 0-0 1B 1-2 WP 1B	x 0-0 1-H HR		x 0-0 ① F3	x 0-0 ③ 6-3		B B B 4-0 BB 1-2 2-3 2B BB		4	3	2	2	1	0	4
Ed Kirkpatrick, L (1, 7) OBP: 0.429, SLG: 0.211	x 0-0 1B 1-3 2-H 1B	H 1-0 HBP	I I I I 4-0 3B IBB				x 0-0 ① F8	B B B B 4-0 1-2 2-3 3-H 2B BB		2	1	1	2	2	0	0
Buck Rodgers, S (1, 2) OBP: 0.271, SLG: 0.354		x 0-0 ② 1-3 3-H 1B	x 0-0 ② F7		x 0-0 1-H 2-H 3-H 3B		x 0-0 FC6-4 1B	x 0-0 ③ 1-H 2-H 3-H 2B		5	0	4	5	0	0	1
Dean Chance, R (1, 1) OBP: 0.067, SLG: 0.067		x 0-0 ③ 1-3	x 0-0 ③ 3-1		S S S 0-3 ② K		S S S 0-3 ② K			4	0	0	0	0	2	4
Inning Stats	R: 0 E: 0 K: 1 S: 4 H: 0 LOB: 0 BB: 1 P: 8	R: 2 E: 0 K: 0 S: 6 H: 4 LOB: 1 BB: 0 P: 6	R: 5 E: 0 K: 0 S: 8 H: 5 LOB: 1 BB: 0 P: 9	R: 0 E: 0 K: 1 S: 5 H: 0 LOB: 0 BB: 0 P: 5	R: 3 E: 0 K: 1 S: 7 H: 2 LOB: 1 BB: 2 P: 15	R: 0 E: 0 K: 0 S: 5 H: 2 LOB: 2 BB: 0 P: 5	R: 0 E: 0 K: 1 S: 6 H: 1 LOB: 1 BB: 0 P: 6	R: 3 E: 0 K: 0 S: 5 H: 3 LOB: 2 BB: 2 P: 13		1B: 11 2B: 4 3B: 1 HR: 1 SF: 0 SAC: 0 DP: 0 HBP: 1						

PITCHER		IP	WLS	BF	H	R	ER	SO	BB	IBB	HBP	BLK	WP	HR	S	P	ERA	WHIP
Fred Talbot, R ERA: 10.06	(1, 1)	5.0	L	28	11	10	10	3	2	1	1	0	1	1	30	43	18.00	2.600
Ralph Terry, R ERA:	(6, 1)	2.0		9	3	0	0	1	0	0	0	0	0	0	11	11	0.00	1.500
Jim Dickson, R ERA: 12.0	(8, 1)	1.0		7	3	3	3	0	2	0	0	0	0	0	5	13	27.00	5.000

PITCHER	IP	WLS	BF	H	R	ER	SO	BB	IBB	HBP	BLK	WP	HR	S	P	ERA	WHIP

BOTTOM

Kansas City Athletics @ California Angels

Anaheim Stadium, Anaheim, CA

Wed May 04 1966, 10:05 PM EDT

Att. 8,145 - Unknown

livebaseballscorecards.com

AB	38
R	13
H	17
RBI	12
BB	5
SO	4
LOB	16

WP: 1 PA: 44
PB: 0
SB: 0
CS: 0

Batter	1	2	3	4	5	6	7	8	9	AB	R	H	RBI	BB	SO	LOB
Jose Tartabull, L (1, 8) OBP: 0.217, SLG: 0.227	G3 1B		1B			F9		F9		4	0	2	0	0	0	0
Bert Campaneris, R (1, 6) OBP: 0.220, SLG: 0.276	G3 1-2		F4			E6 CS			F7	4	0	0	0	0	0	2
Manny Jimenez, L (1, 7) OBP: 0.250, SLG: 0.100	6-3			4-3		F5 1-2			5-3	4	0	0	0	0	0	2
Ken Harrelson, R (1, 3) OBP: 0.206, SLG: 0.155	F6			K			K		5-3	4	0	0	0	0	2	1
Billy Bryan, L (1, 2) OBP: 0.162, SLG: 0.118		G5-4-3 1B		BB			4-3			2	0	1	0	1	0	0
Mike Hershberger, R (1, 9) OBP: 0.288, SLG: 0.304		G5-4-3 1-2f		F8			E6			3	0	0	0	0	0	2
Wayne Causey, L (1, 5) OBP: 0.351, SLG: 0.294		F7			G4-3 1B		F9			3	0	1	0	0	0	1
Dick Green, R (1, 4) OBP: 0.210, SLG: 0.200			1-3		G4-3 1-2f			5-3		3	0	0	0	0	0	1
Rollie Sheldon, R (1, 1)										2	0	0	0	0	0	0
Larry Stahl, L (8, PH) OBP: 0.120, SLG: 0.208			3-1		4-3			F2		1	0	0	0	0	0	0
John Wyatt, R (8, 1)										0	0	0	0	0	0	0
Inning Stats	R: 0 E: 0 K: 0 S: 4 H: 1 LOB: 1 BB: 0 P: 4	R: 0 E: 0 K: 0 S: 3 H: 1 LOB: 0 BB: 0 P: 3	R: 0 E: 0 K: 0 S: 4 H: 1 LOB: 1 BB: 0 P: 4	R: 0 E: 0 K: 1 S: 5 H: 0 LOB: 1 BB: 1 P: 9	R: 0 E: 0 K: 0 S: 3 H: 1 LOB: 0 BB: 0 P: 3	R: 0 E: 1 K: 0 S: 3 H: 0 LOB: 0 BB: 0 P: 3	R: 0 E: 1 K: 1 S: 6 H: 0 LOB: 1 BB: 0 P: 6	R: 0 E: 0 K: 0 S: 3 H: 0 LOB: 0 BB: 0 P: 3	R: 0 E: 0 K: 0 S: 3 H: 0 LOB: 0 BB: 0 P: 3	1B: 4 2B: 0 3B: 0 HR: 0 SF: 0 SAC: 0 DP: 2 HBP: 0						

PITCHER		IP	WLS	BF	H	R	ER	SO	BB	IBB	HBP	BLK	WP	HR	S	P	ERA	WHIP
Fred Newman, R ERA: 5.19	(1, 1)	6.0	W	21	4	0	0	1	1	0	0	0	0	0	22	26	0.00	0.833
Bob Lee, R ERA: 0.95	(7, 1)	3.0	S	10	0	0	0	1	0	0	0	0	0	0	12	12	0.00	0.000

PITCHER	IP	WLS	BF	H	R	ER	SO	BB	IBB	HBP	BLK	WP	HR	S	P	ERA	WHIP

TOP

Kansas City Athletics @ California Angels

Anaheim Stadium, Anaheim, CA

Thu May 05 1966, 10:05 PM EDT

Att. 8,593 - Unknown

livebaseballscorecards.com

AB	30
R	0
H	4
RBI	0
BB	1
SO	2
LOB	9

WP: 0 PB: 0 SB: 0 CS: 1 PA: 31

Batter	1	2	3	4	5	6	7	8	9	AB	R	H	RBI	BB	SO	LOB
Paul Schaal, R (1, 5) OBP: 0.430, SLG: 0.377	BBBB 4-0 SH1-3 1B BB		x 0-0 ① 5-3		x 0-0 ① FC3-6 1-2f		BBBB 4-0 1-2 BB			2	1	0	0	2	0	1
Jim Fregosi, R (1, 6) OBP: 0.253, SLG: 0.293	x 0-0 ① SH1-3 1-2		x 0-0 FC5 S 1B		x 0-0 ② F8		x 0-0 ②③ L5-4 2-3			3	0	1	0	0	0	3
Bobby Knoop, R (1, 4) OBP: 0.298, SLG: 0.481	x 0-0 ② 6-3		SSS 0-3 ② K 1-2		x 0-0 ③ F8			SSS 0-3 ① K		4	0	0	0	0	2	3
Norm Siebern, L (1, 3) OBP: 0.415, SLG: 0.395 Jose Cardenal, R (7, 8) OBP: 0.207, SLG: 0.218	x 0-0 1B 2-H 1B		BBBB 4-0 BB			x 0-0 ① 4-3		SSS 0-3 ② K		2 1	0 0	1 0	1 0	1 0	0 1	0 0
Rick Reichardt, R (1, 8) (7, 7) OBP: 0.416, SLG: 0.621	x 0-0 1-2 1B		x 0-0 ③ FC5 2-3f			x 0-0 1B		SSS 0-3 ③ K		4	0	2	0	0	1	2
Jackie Warner, R (1, 9) OBP: 0.403, SLG: 0.655	SSS 0-3 ③ K			SSS 0-3 ① K		SSS 0-3 ② K				3	0	0	0	0	3	3
Ed Kirkpatrick, L (1, 7) OBP: 0.419, SLG: 0.227 Bob Lee, R (7, 1)		x 0-0 ① 4-3		x 0-0 ② 1B		x 0-0 ③ F8				3 0	0 0	1 0	0 0	0 0	0 0	1 0
Buck Rodgers, S (1, 2) OBP: 0.260, SLG: 0.338		x 0-0 ② 4-3		x 0-0 ③ F3			x 0-0 ① F9			3	0	0	0	0	0	0
Fred Newman, R (1, 1) OBP: 0.500, SLG: 0.500 Tom Satriano, L (7, 3) OBP: 0.571, SLG: 0.857		SSS 0-3 ③ K			x 0-0 FC3-6 1B		x 0-0 L5-4 BB 1B			2 1	0 0	1 1	0 0	0 0	1 0	0 0
Inning Stats	R: 1 E: 0 K: 1 S: 7 H: 2 LOB: 2 BB: 1 P: 11	R: 0 E: 0 K: 1 S: 5 H: 0 LOB: 0 BB: 0 P: 5	R: 0 E: 0 K: 1 S: 6 H: 1 LOB: 2 BB: 1 P: 10	R: 0 E: 0 K: 1 S: 5 H: 1 LOB: 0 BB: 0 P: 5	R: 0 E: 0 K: 0 S: 4 H: 1 LOB: 1 BB: 0 P: 4	R: 0 E: 0 K: 1 S: 6 H: 1 LOB: 1 BB: 0 P: 6	R: 0 E: 0 K: 0 S: 3 H: 1 LOB: 1 BB: 1 P: 7	R: 0 E: 0 K: 3 S: 9 H: 0 LOB: 0 BB: 0 P: 9		1B: 7 2B: 1 3B: 0 HR: 0 SF: 0 SAC: 1 DP: 1 HBP: 0						

PITCHER		IP	WLS	BF	H	R	ER	SO	BB	IBB	HBP	BLK	WP	HR	S	P	ERA	WHIP
Rollie Sheldon, R ERA: 1.98	(1, 1)	7.0	L	29	7	1	1	5	3	0	0	0	0	0	36	48	1.29	1.429
John Wyatt, R ERA: 2.7	(8, 1)	1.0		3	0	0	0	3	0	0	0	0	0	0	9	9	0.00	0.000

PITCHER		IP	WLS	BF	H	R	ER	SO	BB	IBB	HBP	BLK	WP	HR	S	P	ERA	WHIP

BOTTOM

Kansas City Athletics @ California Angels

Anaheim Stadium, Anaheim, CA

Thu May 05 1966, 10:05 PM EDT

Att. 8,593 - Unknown

livebaseballscorecards.com

AB	28
R	1
H	7
RBI	1
BB	3
SO	8
LOB	13

Batter	1	2	3	4	5	6	7	8	9	AB	R	H	RBI	BB	SO	LOB
Bobby Richardson, R (1, 4) OBP: 0.298, SLG: 0.338	S 1B		1B		F6		G3			4	0	2	0	0	0	2
Roy White, S (1, 7) OBP: 0.391, SLG: 0.456	F9		F9		5-3			G3		4	0	0	0	0	0	2
Mickey Mantle, S (1, 8) OBP: 0.368, SLG: 0.360	K			BB HR 1B		F4		F6		4	1	1	0	0	1	1
Dooley Womack, L (8, 1)										0	0	0	0	0	0	0
Lou Clinton, R (1, 9) OBP: 0.382, SLG: 0.464	F7 1-2			BB HR 1-2		1-3		F8		3	1	0	0	1	0	1
Tom Tresh, S (1, 5) OBP: 0.284, SLG: 0.231		F4		F3		F7			F4	4	0	0	0	0	0	2
Joe Pepitone, L (1, 3) OBP: 0.256, SLG: 0.408		K		HR 1-H 2-H			1B		F9	4	1	2	3	0	1	0
Clete Boyer, R (1, 6) OBP: 0.216, SLG: 0.299		K		G6-4-3 1B			F8		HR	4	1	2	1	0	1	1
Elston Howard, R (1, 2) OBP: 0.241, SLG: 0.260			BB G1-6-3	G6-4-3 1-2f			1B 1-2		K	3	0	1	0	1	1	1
Whitey Ford, L (1, 1)			G1-6-3 1-2f		L7		K			2	0	0	0	0	0	1
Pedro Ramos, S (6, 1)										0	0	0	0	0	0	0
Roger Maris, L (7, PH) OBP: 0.309, SLG: 0.276										1	0	0	0	0	1	2
Hal Reniff, R (7, 1)										0	0	0	0	0	0	0
Roger Repoz, L (8, 8) OBP: 0.200, SLG: 0.200										0	0	0	0	0	0	0
Inning Stats	R: 0 E: 0 K: 1 S: 6 H: 1 LOB: 1 BB: 0 P: 6	R: 0 E: 0 K: 2 S: 7 H: 0 LOB: 0 BB: 0 P: 7	R: 0 E: 0 K: 0 S: 3 H: 1 LOB: 1 BB: 1 P: 7	R: 3 E: 0 K: 0 S: 5 H: 3 LOB: 0 BB: 1 P: 9	R: 0 E: 0 K: 0 S: 3 H: 0 LOB: 0 BB: 0 P: 3	R: 0 E: 0 K: 0 S: 3 H: 0 LOB: 0 BB: 0 P: 3	R: 0 E: 0 K: 1 S: 7 H: 2 LOB: 2 BB: 0 P: 7	R: 0 E: 0 K: 0 S: 3 H: 0 LOB: 0 BB: 0 P: 3	R: 1 E: 0 K: 1 S: 6 H: 1 LOB: 0 BB: 0 P: 6	1B: 6 2B: 0 3B: 0 HR: 2 SF: 0 SAC: 0 DP: 2 HBP: 0						

TOP

New York Yankees @ California Angels

Anaheim Stadium, Anaheim, CA

Fri May 06 1966, 10:05 PM EDT

Att. 31,690 - Unknown - 70 F

livebaseballscorecards.com

AB	33
R	4
H	8
RBI	4
BB	2
SO	5
LOB	13

PITCHER		IP	WLS	BF	H	R	ER	SO	BB	IBB	HBP	BLK	WP	HR	S	P	ERA	WHIP
George Brunet, L ERA: 4.5	(1, 1)	5.0		20	5	3	3	3	2	0	0	0	0	1	24	32	5.40	1.400
Jack Sanford, R ERA: 4.2	(6, 1)	1.1	W	6	2	0	0	0	0	0	0	0	0	0	6	6	0.00	1.500
Dick Egan, L ERA: 2.45	(7, 1)	0.1		1	0	0	0	1	0	0	0	0	0	0	3	3	0.00	0.000
Lew Burdette, R ERA: 1.74	(7, 1)	2.1	S	8	1	1	1	1	0	0	0	0	0	1	10	10	3.86	0.429

PITCHER	IP	WLS	BF	H	R	ER	SO	BB	IBB	HBP	BLK	WP	HR	S	P	ERA	WHIP

Batter	1	2	3	4	5	6	7	8	9	AB	R	H	RBI	BB	SO	LOB
Paul Schaal, R (1, 5) OBP: 0.429, SLG: 0.385	F9		BB		1-3		SH3-4 2B 2B	5-3		4	1	1	0	1	0	1
Jim Fregosi, R (1, 6) OBP: 0.244, SLG: 0.282	6-3		L9		1-3		SH3-4 2-3			3	0	0	0	0	0	3
Bobby Knoop, R (1, 4) OBP: 0.295, SLG: 0.464	K			1-3		6-3	HBP 2B BB			3	1	0	0	1	1	0
Rick Reichardt, R (1, 8) OBP: 0.432, SLG: 0.623		6-3		FC6-4 1B		E 1B 1B	1-0 1-2 2B HBP			3	2	2	0	0	0	0
Jackie Warner, R (1, 9) OBP: 0.380, SLG: 0.613		K		FC6-4 PO 1-2f		E4 1B 1B 1-2	K			4	1	0	0	0	2	5
Norm Siebern, L (1, 3) OBP: 0.456, SLG: 0.478 Jackie Hernandez, R (7, PR) Tom Satriano, L (8, 3) OBP: 0.571, SLG: 0.857		BB	PO 1-2		E SF8 2B	1B 1-3 2-H 1B	1-H 2-H 3-H 2B			3 0 0	1 0 0	3 0 0	4 0 0	1 0 0	0 0 0	0 0 0
Jim Piersall, R (1, 7) OBP: 0.429, SLG: 0.333		F8			FC 1B 2-3	1-2 3-H 1B	F9			4	1	1	1	0	0	3
Buck Rodgers, S (1, 2) OBP: 0.247, SLG: 0.324			F7		SF8 3-H	F7		3-1		3	0	0	1	0	0	2
George Brunet, R (1, 1) Frank Malzone, R (5, PH) OBP: 0.600, SLG: 0.500 Marcelino Lopez, R (5, PR) OBP: 0.100, SLG: 0.100 Jack Sanford, R (6, 1) Dick Egan, L (7, 1) Lew Burdette, R (7, 1)			K2-3		1-3 2-H 1B		K	F5		1 1 0 1 0 1	0 0 0 0 0 0	0 1 0 0 0 0	0 1 0 0 0 0	1 0 0 0 0 0	0 0 0 1 0 0	0 0 0 2 0 0
Inning Stats	R: 0 E: 0 K: 1 S: 5 H: 0 LOB: 0 BB: 0 P: 5	R: 0 E: 0 K: 1 S: 5 H: 0 LOB: 1 BB: 1 P: 9	R: 0 E: 0 K: 1 S: 5 H: 0 LOB: 1 BB: 1 P: 9	R: 0 E: 0 K: 0 S: 3 H: 1 LOB: 0 BB: 0 P: 3	R: 2 E: 1 K: 0 S: 6 H: 2 LOB: 2 BB: 0 P: 6	R: 2 E: 1 K: 1 S: 9 H: 3 LOB: 2 BB: 0 P: 9	R: 3 E: 0 K: 1 S: 7 H: 2 LOB: 1 BB: 1 P: 12	R: 0 E: 0 K: 0 S: 3 H: 0 LOB: 0 BB: 0 P: 3		1B: 5 2B: 3 3B: 0 HR: 0 SF: 1 SAC: 1 DP: 0 HBP: 1				WP: 0 PB: 0 SB: 0 CS: 0 PA: 38		

BOTTOM

New York Yankees @ California Angels

Anaheim Stadium, Anaheim, CA

Fri May 06 1966, 10:05 PM EDT

Att. 31,690 - Unknown - 70 F

livebaseballscorecards.com

AB	31
R	7
H	8
RBI	7
BB	3
SO	5
LOB	16

PITCHER		IP	WLS	BF	H	R	ER	SO	BB	IBB	HBP	BLK	WP	HR	S	P	ERA	WHIP
Whitey Ford, L ERA: 2.19	(1, 1)	5.1	L	25	6	4	2	3	2	0	0	0	0	0	29	37	3.38	1.500
Pedro Ramos, R ERA: 6.1	(6, 1)	0.2		2	0	0	0	1	0	0	0	0	0	0	4	4	0.00	0.000
Hal Reniff, R ERA: 4.66	(7, 1)	1.0		7	2	3	3	1	1	0	1	0	0	0	7	12	27.00	3.000
Dooley Womack, R ERA:	(8, 1)	1.0		3	0	0	0	0	0	0	0	0	0	0	3	3	0.00	0.000

PITCHER	IP	WLS	BF	H	R	ER	SO	BB	IBB	HBP	BLK	WP	HR	S	P	ERA	WHIP

New York Yankees @ California Angels

Anaheim Stadium, Anaheim, CA

Sat May 07 1966, 10:05 PM EDT

Att. 42,851 - Unknown - 63 F

TOP

livebaseballscorecards.com

Batter	1	2	3	4	5	6	7	8	9	AB	R	H	RBI	BB	SO	LOB
Roy White, S (1, 7) OBP: 0.405, SLG: 0.468	5-3			1-3	BB BB 1-3 1B		1B SF7 1B		1B FC3-2 1B	5	1	3	0	0	0	0
Bobby Richardson, R (1, 4) OBP: 0.326, SLG: 0.369	6-3			1B 2B	BBBB BB 1-2 BB		5-3 SF7 1-3 1B		FC3-2 1-3 1B	4	1	3	0	1	0	0
Mickey Mantle, S (1, 8) OBP: 0.377, SLG: 0.365 Roger Repoz, L (7, 8) OBP: 0.167, SLG: 0.167	5-3			E 2-H 1B	BBBB 1-2 2-3 3-H BB		SF7 1-2 3-H		FC3-2 1-2 3-H	2 1	0 0	1 0	3 0	1 0	0 0	0 2
Joe Pepitone, L (1, 3) OBP: 0.241, SLG: 0.383		4-3		F2	6-3		5-3 2-3		F8	5	0	0	0	0	0	7
Tom Tresh, S (1, 5) OBP: 0.282, SLG: 0.221		SSS K		E6 1-2		BBBB 5-3 BB	F7			3	0	0	0	1	1	2
Roger Maris, L (1, 9) OBP: 0.292, SLG: 0.258		SSS K		SSS K		5-3 1-2		3-1		4	0	0	0	0	2	3
Clete Boyer, R (1, 6) OBP: 0.218, SLG: 0.296			G4-6-3 1B	5-3	F2			5-3		4	0	1	0	0	0	1
Elston Howard, R (1, 2) OBP: 0.259, SLG: 0.264			G4-6-3 1-2f	FC1-6 1B	BBBB BB			F8		3	0	1	0	1	0	1
Fritz Peterson, S (1, 1) OBP: 0.125, SLG: 0.125			SSS K	FC1-6 1B 1-2f BB	SSS K				6-3	4	1	0	0	0	2	3

AB	35
R	3
H	9
RBI	3
BB	4
SO	5
LOB	19

Inning Stats	1	2	3	4	5	6	7	8	9
	R: 0 E: 0 K: 0 S: 3	H: 0 LOB: 0 BB: 0 P: 3	R: 0 E: 0 K: 2 S: 7	H: 0 LOB: 0 BB: 0 P: 7	R: 0 E: 0 K: 1 S: 5	H: 1 LOB: 0 BB: 0 P: 5	R: 1 E: 1 K: 1 S: 8	H: 2 LOB: 2 BB: 0 P: 8	R: 1 E: 0 K: 0 S: 5	H: 2 LOB: 3 BB: 2 P: 13	R: 0 E: 0 K: 1 S: 5	H: 0 LOB: 2 BB: 2 P: 13	R: 1 E: 0 K: 0 S: 5	H: 2 LOB: 1 BB: 0 P: 5	R: 0 E: 0 K: 0 S: 3	H: 0 LOB: 0 BB: 0 P: 3	R: 0 E: 0 K: 0 S: 5	H: 2 LOB: 2 BB: 0 P: 5

1B: 8	SF: 1	WP: 0	PA: 40
2B: 1	SAC: 0	PB: 0	
3B: 0	DP: 1	SB: 0	
HR: 0	HBP: 0	CS: 0	

PITCHER		IP	WLS	BF	H	R	ER	SO	BB	IBB	HBP	BLK	WP	HR	S	P	ERA	WHIP
Marcelino Lopez, L ERA: 2.56	(1, 1)	6.0	L	27	5	2	2	5	4	0	0	0	0	0	33	49	3.00	1.500
Dick Egan, L ERA: 3.18	(7, 1)	2.0		8	2	1	1	0	0	0	0	0	0	0	8	8	4.50	1.000
Ed Sukla, R ERA: 5.25	(9, 1)	1.0		5	2	0	0	0	0	0	0	0	0	0	5	5	0.00	2.000

PITCHER		IP	WLS	BF	H	R	ER	SO	BB	IBB	HBP	BLK	WP	HR	S	P	ERA	WHIP

New York Yankees @ California Angels

Anaheim Stadium, Anaheim, CA

Sat May 07 1966, 10:05 PM EDT

Att. 42,851 - Unknown - 63 F

BOTTOM

livebaseballscorecards.com

Batter	1	2	3	4	5	6	7	8	9	AB	R	H	RBI	BB	SO	LOB
Paul Schaal, R (1, 5) OBP: 0.409, SLG: 0.362	F3			6-3		FC1-6 FC4-6 1-2f		L4		4	0	0	0	0	0	2
Jim Fregosi, R (1, 6) OBP: 0.233, SLG: 0.268	L6			F8		F7			5-3	4	0	0	0	0	0	1
Bobby Knoop, R (1, 4) OBP: 0.283, SLG: 0.443	1-3			K SSS		FC4-6 1-2f			3-4-1	4	0	0	0	0	1	1
Rick Reichardt, R (1, 8) OBP: 0.424, SLG: 0.630		F7			1B 3B		F4		5-3	4	1	1	0	0	0	0
Jackie Warner, R (1, 9) OBP: 0.365, SLG: 0.585		F6			L6		6-3			3	0	0	0	0	0	1
Norm Siebern, L (1, 3) OBP: 0.450, SLG: 0.469		4-3			3-H 1B		F4			3	0	1	1	0	0	0
Jim Piersall, R (1, 7) OBP: 0.300, SLG: 0.222			F6		K SSS			6-3		3	0	0	0	0	1	1
Buck Rodgers, S (1, 2) OBP: 0.250, SLG: 0.324			F9		F4			1B		3	0	1	0	0	0	1
Marcelino Lopez, R (1, 1) OBP: 0.091, SLG: 0.091			K SSS			FC1-6 1B		F4		1	0	0	0	0	1	0
Jose Cardenal, R (6, PH) OBP: 0.220, SLG: 0.232										1	0	1	0	0	0	0
Dick Egan, L (7, 1)										0	0	0	0	0	0	0
Frank Malzone, R (8, PH) OBP: 0.500, SLG: 0.400										1	0	0	0	0	0	1
Ed Sukla, R (9, 1)										0	0	0	0	0	0	0
Inning Stats	R: 0 E: 0 K: 0 S: 3 H: 0 LOB: 0 BB: 0 P: 3	R: 0 E: 0 K: 0 S: 3 H: 0 LOB: 0 BB: 0 P: 3	R: 0 E: 0 K: 1 S: 5 H: 0 LOB: 0 BB: 0 P: 5	R: 0 E: 0 K: 1 S: 5 H: 0 LOB: 0 BB: 0 P: 5	R: 1 E: 0 K: 1 S: 7 H: 2 LOB: 1 BB: 0 P: 7	R: 0 E: 0 K: 0 S: 4 H: 1 LOB: 1 BB: 0 P: 4	R: 0 E: 0 K: 0 S: 3 H: 0 LOB: 0 BB: 0 P: 3	R: 0 E: 0 K: 0 S: 4 H: 1 LOB: 1 BB: 0 P: 4	R: 0 E: 0 K: 0 S: 3 H: 0 LOB: 0 BB: 0 P: 3	1B: 3 2B: 0 3B: 1 HR: 0 SF: 0 SAC: 0 DP: 0 HBP: 0						

	AB	31
	R	1
	H	4
	RBI	1
	BB	0
	SO	3
	LOB	8

PITCHER	IP	WLS	BF	H	R	ER	SO	BB	IBB	HBP	BLK	WP	HR	S	P	ERA	WHIP
Fritz Peterson, L (1, 1) ERA: 3.6	9.0	W	31	4	1	1	3	0	0	0	0	0	0	37	37	1.00	0.444

PITCHER	IP	WLS	BF	H	R	ER	SO	BB	IBB	HBP	BLK	WP	HR	S	P	ERA	WHIP

Batter	1	2	3	4	5	6	7	8	9	AB	R	H	RBI	BB	SO	LOB
Roy White, S (1, 7) OBP: 0.430, SLG: 0.484	BBBB 4-0 F8 5-3 BB		BBBB 4-0 2-3 BB		BBBB 4-0 1B 1B BB	x 0-0 ②③ G4-6-3 1-2f			x 0-0 1B 2B	2	2	1	0	3	0	1
Bobby Richardson, R (1, 4) OBP: 0.340, SLG: 0.382	x 0-0 ① 5-3 1-2		x 0-0 ① 2-3 1-2		x 0-0 1B 1-3 FC4-2-5 1B		x 0-0 1B		x 0-0 2-H 1B	5	0	3	1	0	0	2
Mickey Mantle, S (1, 8) OBP: 0.364, SLG: 0.351 Roger Repoz, L (9, 8) OBP: 0.167, SLG: 0.167	x 0-0 ② F8 2-3		SSS 0-3 ② K		x 0-0 FC4-2-5 1-3 3-H 1B		x 0-0 ① F7		x 0-0 ② F5	5 0	0 0	1 0	1 0	0 0	1 0	4 0
Joe Pepitone, L (1, 3) OBP: 0.227, SLG: 0.360	x 0-0 ③ F7		x 0-0 ③ F9		x 0-0 ① FC4-2-5 1-3 3-H		x 0-0 ② F8		x 0-0 ③ 4-3	5	0	0	0	0	0	6
Tom Tresh, S (1, 5) OBP: 0.280, SLG: 0.211		x 0-0 ① G3		BBBB 4-0 G5-3 BB	SSS 0-3 ② K		x 0-0 ③ F7			3	0	0	0	1	1	3
Roger Maris, L (1, 9) OBP: 0.303, SLG: 0.262		x 0-0 1B E 1B		BBBB 4-0 G5-3 1-2 BB	x 0-0 ③ F3			x 0-0 ① F6		3	1	1	0	1	0	2
Clete Boyer, R (1, 6) OBP: 0.220, SLG: 0.293		x 0-0 E9 1-H E 1B		x 0-0 ①② G5-3 1-2 2-3f		x 0-0 ① F9		x 0-0 ② F8		4	1	1	0	0	0	2
Elston Howard, R (1, 2) OBP: 0.274, SLG: 0.286		x 0-0 E6 G1-6-3 3-H		4-0 IBB		x 0-0 1B 2B		x 0-0 ③ F8		3	1	1	0	1	0	0
Al Downing, R (1, 1) OBP: 0.125, SLG: 0.125 Pedro Ramos, S (7, 1)		x 0-0 ②③ G1-6-3 1-2f		SSS 0-3 ③ K		x 0-0 G4-6-3 2-H 1B			SSS 0-3 ① K	3 1	0 0	1 0	1 0	0 0	1 1	3 0
Inning Stats	R: 0 H: 0 E: 0 LOB: 1 K: 0 BB: 1 S: 3 P: 7	R: 2 H: 2 E: 2 LOB: 0 K: 0 BB: 0 S: 5 P: 5	R: 0 H: 0 E: 0 LOB: 1 K: 1 BB: 1 S: 5 P: 9	R: 0 H: 0 E: 0 LOB: 2 K: 1 BB: 3 S: 4 P: 16	R: 1 H: 2 E: 0 LOB: 2 K: 1 BB: 1 S: 7 P: 11	R: 1 H: 2 E: 0 LOB: 0 K: 0 BB: 0 S: 4 P: 4	R: 0 H: 1 E: 0 LOB: 1 K: 0 BB: 0 S: 4 P: 4	R: 0 H: 0 E: 0 LOB: 0 K: 0 BB: 0 S: 3 P: 3	R: 1 H: 2 E: 0 LOB: 1 K: 1 BB: 0 S: 7 P: 7	1B: 7 SF: 0 2B: 2 SAC: 0 3B: 0 DP: 3 HR: 0 HBP: 0						

TOP

New York Yankees @ California Angels

Anaheim Stadium, Anaheim, CA

Sun May 08 1966, 6:33 AM EDT

Att. 26,260 - Overcast - 66 F

livebaseballscorecards.com

AB	34
R	5
H	9
RBI	3
BB	6
SO	4
LOB	23

WP: 0 PA: 40
PB: 0
SB: 0
CS: 0

PITCHER		IP	WLS	BF	H	R	ER	SO	BB	IBB	HBP	BLK	WP	HR	S	P	ERA	WHIP
Dean Chance, R ERA: 2.64	(1, 1)	4.0	L	21	4	3	1	2	5	1	0	0	0	0	19	43	2.25	2.250
Jack Sanford, R ERA: 3.94	(5, 1)	1.0		3	0	0	0	1	0	0	0	0	0	0	5	5	0.00	0.000
Lew Burdette, R ERA: 2.19	(6, 1)	2.0		8	3	1	1	0	0	0	0	0	0	0	8	8	4.50	1.500
Bob Lee, R ERA: 1.29	(8, 1)	2.0		8	2	1	1	1	0	0	0	0	0	0	10	10	4.50	1.000

PITCHER	IP	WLS	BF	H	R	ER	SO	BB	IBB	HBP	BLK	WP	HR	S	P	ERA	WHIP

Batter	1	2	3	4	5	6	7	8	9	AB	R	H	RBI	BB	SO	LOB
Paul Schaal, R (1, 5) OBP: 0.387, SLG: 0.338	K		6-3		K		G3 2-3		5-3	5	0	0	0	0	2	3
Bobby Knoop, R (1, 4) OBP: 0.289, SLG: 0.440	E5 FC6-4		BB		1B 1-2 3-H		SF4 3-H		3-1	3	0	1	2	1	0	0
Jim Fregosi, R (1, 6) OBP: 0.223, SLG: 0.256	F2		F5		F7		5-3			4	0	0	0	0	0	5
Rick Reichardt, R (1, 7) OBP: 0.404, SLG: 0.597	FC6-4 1-2f			6-3	F9			6-3		4	0	0	0	0	0	3
Jackie Warner, R (1, 9) OBP: 0.346, SLG: 0.551		K		K		F3		K		4	0	0	0	0	3	0
Norm Siebern, L (1, 3) OBP: 0.453, SLG: 0.491 Jackie Hernandez, R (8, PR) Tom Satriano, L (9, 3) OBP: 0.571, SLG: 0.857		K		2B		G3		1B		4 0 0	0 0 0	2 0 0	0 0 0	0 0 0	1 0 0	0 0 0
Jose Cardenal, R (1, 8) OBP: 0.254, SLG: 0.283		1B		6-3		2B		1-2 1B		4	0	3	0	0	0	1
Buck Rodgers, S (1, 2) OBP: 0.250, SLG: 0.333		K			1B 1B 2B	K		L9		4	1	1	0	0	2	4
Dean Chance, R (1, 1) OBP: 0.063, SLG: 0.063 Jack Sanford, R (5, 1) Jim Piersall, R (5, PH) OBP: 0.364, SLG: 0.300 Lew Burdette, R (6, 1) Frank Malzone, R (7, PH) OBP: 0.571, SLG: 0.667 Marcelino Lopez, R (7, PR) OBP: 0.091, SLG: 0.091 Bob Lee, R (8, 1) Willie Smith, L (9, PH) OBP: 0.250, SLG: 0.250			K		1B 2-3 1B		G3 SF4 2B		4-3	1 0 1 0 1 0 0 1	0 0 0 0 0 1 0 0	0 0 1 0 1 0 1 0	0 0 0 0 0 0 0 0	0 0 0 0 0 0 0 0	1 0 0 0 0 0 0 0	0 0 0 0 0 0 0 0
Inning Stats	R: 0 E: 1 K: 1 S: 6 H: 0 LOB: 1 BB: 0 P: 6	R: 0 E: 0 K: 3 S: 10 H: 1 LOB: 1 BB: 0 P: 10	R: 0 E: 0 K: 1 S: 5 H: 0 LOB: 1 BB: 1 P: 9	R: 0 E: 0 K: 1 S: 6 H: 1 LOB: 1 BB: 0 P: 6	R: 1 E: 0 K: 1 S: 8 H: 3 LOB: 2 BB: 0 P: 8	R: 0 E: 0 K: 1 S: 6 H: 1 LOB: 1 BB: 0 P: 6	R: 1 E: 0 K: 0 S: 4 H: 1 LOB: 1 BB: 0 P: 4	R: 0 E: 0 K: 1 S: 7 H: 2 LOB: 2 BB: 0 P: 7	R: 0 E: 0 K: 0 S: 3 H: 0 LOB: 0 BB: 0 P: 3	1B: 5 2B: 4 3B: 0 HR: 0	SF: 1 SAC: 0 DP: 0 HBP: 0		WP: 0 PB: 0 SB: 0 CS: 0	PA: 38			

PITCHER		IP	WLS	BF	H	R	ER	SO	BB	IBB	HBP	BLK	WP	HR	S	P	ERA	WHIP
Al Downing, L ERA: 3.04	(1, 1)	6.0	W	27	7	2	2	8	1	0	0	0	0	0	42	46	3.00	1.333
Pedro Ramos, R ERA: 4.73	(7, 1)	3.0	S	11	2	0	0	1	0	0	0	0	0	0	13	13	0.00	0.667

PITCHER	IP	WLS	BF	H	R	ER	SO	BB	IBB	HBP	BLK	WP	HR	S	P	ERA	WHIP

BOTTOM

New York Yankees @ California Angels

Anaheim Stadium, Anaheim, CA

Sun May 08 1966, 6:33 AM EDT

Att. 26,260 - Overcast - 66 F

livebaseballscorecards.com

AB	36
R	2
H	9
RBI	2
BB	1
SO	9
LOB	16

Washington Senators @ California Angels

Anaheim Stadium, Anaheim, CA

Mon May 09 1966, 10:05 PM EDT

Att. 6,539 - Unknown

TOP

livebaseballscorecards.com

Batter	1	2	3	4	5	6	7	8	9	AB	R	H	RBI	BB	SO	LOB
Fred Valentine, S (1, 8) OBP: 0.321, SLG: 0.413	L9-3 1B		FC1-6 1-3 1B	1-2 2-3 3-H 1B		F8		1-H HR		5	1	4	3	0	0	1
Don Blasingame, L (1, 4) OBP: 0.311, SLG: 0.275	L9-3 1-2		FC1-6 1-2f	1-3			F8 1B E 1B	F3		5	1	1	0	0	0	6
Dick Nen, L (1, 3) OBP: 0.366, SLG: 0.395	L5		SF8 3-H		3-1		1-2 E 1B 1B	2B		4	1	2	1	0	0	0
Jim King, L (1, 9) OBP: 0.375, SLG: 0.357		BBBB 3-1 WP 2B BB	F2		F9		F8 2-3	L4		4	1	0	0	1	0	4
Ken McMullen, R (1, 5) OBP: 0.313, SLG: 0.440		SSS K 1-2		BB 1B 1B 1B	1B		E5 1B 1-2 3-H		SSS K	5	1	2	1	0	2	2
Willie Kirkland, L (1, 7) OBP: 0.286, SLG: 0.167		3-1 2-3		SSS K	F4		G6-4-3 1-3 2-H 1B		SSS K	5	0	1	1	0	2	3
Ed Brinkman, R (1, 6) OBP: 0.247, SLG: 0.297		2B 3-H		1B BB 1-2 1B		6-3	G6-4-3 1-2f		SSS K	5	0	2	1	0	1	2
Paul Casanova, R (1, 2) OBP: 0.667, SLG: 1.200		SSS K		BBBB 1B 1-2 2-3 BB		3-1 PB 1B		HR 1B		3	1	2	0	1	1	1
Tom Cheney, R (1, 1)			BBBB 1B SF8 BB	SSS K		3-1 1-3		F3		0	1	0	0	1	0	0
Bob Humphreys, R (3, 1)										0	0	0	0	0	0	0
Bob Chance, L (4, PH) OBP: 0.227, SLG: 0.409										1	0	0	0	0	1	3
Dick Lines, R (4, 1)										0	0	0	0	0	0	0
Bob Saverine, S (6, PH) OBP: 0.267, SLG: 0.357										1	0	0	0	0	0	1
Diego Segui, R (6, 1)										0	0	0	0	0	0	0
Frank Howard, R (8, PH) OBP: 0.274, SLG: 0.418										1	0	0	0	0	0	1
Jim Hannan, R (8, 1)										0	0	0	0	0	0	0
Inning Stats	R: 0 E: 0 K: 0 S: 3 H: 1 LOB: 0 BB: 0 P: 3	R: 1 E: 0 K: 2 S: 8 H: 1 LOB: 1 BB: 1 P: 12	R: 1 E: 0 K: 0 S: 4 H: 1 LOB: 1 BB: 1 P: 8	R: 1 E: 0 K: 2 S: 10 H: 3 LOB: 3 BB: 1 P: 14	R: 0 E: 0 K: 0 S: 4 H: 1 LOB: 1 BB: 0 P: 4	R: 0 E: 0 K: 0 S: 4 H: 1 LOB: 1 BB: 0 P: 4	R: 2 E: 1 K: 0 S: 6 H: 3 LOB: 1 BB: 0 P: 6	R: 2 E: 0 K: 0 S: 6 H: 3 LOB: 1 BB: 0 P: 6	R: 0 E: 0 K: 3 S: 9 H: 0 LOB: 0 BB: 0 P: 9	1B: 11 2B: 3 3B: 0 HR: 1 SF: 1 SAC: 0 DP: 2 HBP: 0						

AB	39
R	7
H	14
RBI	7
BB	3
SO	7
LOB	24

WP: 1 PB: 1 SB: 0 CS: 0 PA: 43

PITCHER		IP	WLS	BF	H	R	ER	SO	BB	IBB	HBP	BLK	WP	HR	S	P	ERA	WHIP
Jim McGlothlin, R ERA: 3.66	(1, 1)	3.1		17	5	3	3	3	3	0	0	0	1	0	20	32	8.10	2.400
Jack Sanford, R ERA: 4.26	(4, 1)	3.0	W	16	6	2	2	1	0	0	0	0	0	0	18	18	6.00	2.000
Ed Sukla, R ERA: 6.08	(7, 1)	1.1		6	3	2	2	0	0	0	0	0	0	1	6	6	13.50	2.250
Bob Lee, R ERA: 1.21	(8, 1)	1.1	S	4	0	0	0	3	0	0	0	0	0	0	10	10	0.00	0.000

PITCHER	IP	WLS	BF	H	R	ER	SO	BB	IBB	HBP	BLK	WP	HR	S	P	ERA	WHIP

Batter	1	2	3	4	5	6	7	8	9	AB	R	H	RBI	BB	SO	LOB
Jose Cardenal, R (1, 8) OBP: 0.265, SLG: 0.270	BBBB 4-0 E BB	SSS 0-3 ③ K		X 0-0 ① 6-3	X 0-0 ③ FC5-4 1-2f			BBBB 4-0 SH1-3 BB		3	1	0	0	2	1	3
Bobby Knoop, R (1, 4)	X 0-0 ① F8		X 0-0 ① 6-3	X 0-0 2B 1B		SSS 0-3 ① K		X 0-0 ① SH1-3 1-2		4	1	1	0	0	1	1
Rick Reichardt, R (1, 7) Jim Piersall, R (4, 7) OBP: 0.357, SLG: 0.385	X 0-0 ② 5-3 1-H		H 1-0 BB 3B HBP	X 0-0 PB 1-H 1B 2B		X 0-0 ② F9		X 0-0 ② 6-3		1 3	1 1	0 1	0 1	0 0	0 0	0 1
Norm Siebern, L (1, 3) OBP: 0.471, SLG: 0.491 Tom Satriano, L (8, 3) OBP: 0.500, SLG: 0.750	BBBB 4-0 BB		BBBB 4-0 1-2 3B BB	X 0-0 G3-6-3 2-H 1B		X 0-0 ③ 1-3		X 0-0 ③ 4-3		2 1	1 0	1 0	1 0	2 0	0 0	0 1
Ed Kirkpatrick, L (1, 9) OBP: 0.429, SLG: 0.462	X 0-0 ③ F8		X 0-0 ② 1-H 2-H 3B 3B	X 0-0 ② ③ G3-6-3 1-2f			X 0-0 HR			4	2	2	3	0	0	2
Frank Malzone, R (1, 5) OBP: 0.455, SLG: 0.444 Paul Schaal, R (8, 5) OBP: 0.387, SLG: 0.338		X 0-0 ① F7	BBBB 4-0 3B BB		X 0-0 ① L7		X 0-0 ① F8			3 0	1 0	0 0	0 0	1 0	0 0	0 0
Buck Rodgers, S (1, 2) OBP: 0.261, SLG: 0.402		X 0-0 HR	X 0-0 1-H 3-H SF7 3B		X 0-0 ② F9		X 0-0 ② 4-3			4	2	2	3	0	0	0
Jim Fregosi, R (1, 6) OBP: 0.245, SLG: 0.276		BBBB 4-0 WP BB	X 0-0 ② SF7 3-H		BBBB 4-0 BB BB		X 0-0 2B			1	0	1	1	2	0	0
Jim McGlothlin, R (1, 1) OBP: 0.125, SLG: 0.375 Jack Sanford, R (4, 1) Ed Sukla, R (7, 1) Bob Lee, R (8, 1)		X 0-0 ② F7 1-2	SSS 0-3 ③ K		BBBB 4-0 FC5-4 1-2 BB		SSS 0-3 ③ K			2 0 1 0	0 0 0 0	0 0 0 0	0 0 0 0	1 1 0 0	1 0 1 0	1 0 1 0
Inning Stats	R: 1 E: 1 K: 0 S: 3 H: 0 LOB: 1 BB: 2 P: 11	R: 1 E: 0 K: 1 S: 6 H: 1 LOB: 1 BB: 1 P: 10	R: 5 E: 0 K: 1 S: 7 H: 2 LOB: 0 BB: 2 P: 16	R: 2 E: 0 K: 0 S: 5 H: 3 LOB: 0 BB: 0 P: 5	R: 0 E: 0 K: 0 S: 3 H: 0 LOB: 2 BB: 2 P: 11	R: 0 E: 0 K: 1 S: 5 H: 0 LOB: 0 BB: 0 P: 5	R: 1 E: 0 K: 1 S: 7 H: 2 LOB: 1 BB: 0 P: 7	R: 0 E: 0 K: 0 S: 3 H: 0 LOB: 1 BB: 1 P: 7		1B: 2 2B: 2 3B: 2 HR: 2	SF: 1 SAC: 1 DP: 1 HBP: 1			WP: 1 PB: 1 SB: 0 CS: 0	PA: 40	

PITCHER		IP	WLS	BF	H	R	ER	SO	BB	IBB	HBP	BLK	WP	HR	S	P	ERA	WHIP
Tom Cheney, R ERA: 5.06	(1, 1)	2.1	L	13	1	4	3	1	4	0	1	0	1	1	10	27	11.57	2.143
Bob Humphreys, R ERA: 3.38	(3, 1)	0.2		5	2	3	3	1	1	0	0	0	0	0	6	10	40.50	4.500
Dick Lines, L ERA: 2.61	(4, 1)	2.0		10	3	2	2	0	2	0	0	0	0	0	8	16	9.00	2.500
Diego Segui, R ERA: 7.71	(6, 1)	2.0		8	2	1	1	2	0	0	0	0	0	1	12	12	4.50	1.000
Jim Hannan, R ERA: 2.7	(8, 1)	1.0		4	0	0	0	0	1	0	0	0	0	0	3	7	0.00	1.000

PITCHER	IP	WLS	BF	H	R	ER	SO	BB	IBB	HBP	BLK	WP	HR	S	P	ERA	WHIP

BOTTOM

Washington Senators @ California Angels

Anaheim Stadium, Anaheim, CA

Mon May 09 1966, 10:05 PM EDT

Att. 6,539 - Unknown

livebaseballscorecards.com

AB	29
R	10
H	8
RBI	9
BB	8
SO	4
LOB	10

Batter	1	2	3	4	5	6	7	8	9	AB	R	H	RBI	BB	SO	LOB
Fred Valentine, S (1, 8) (8, 7) OBP: 0.349, SLG: 0.488	G4-6-3 3B		K		1-2 1B			1B PB 2B	2B	5	2	4	0	0	1	0
Don Blasingame, L (1, 4) OBP: 0.340, SLG: 0.295	BBBB G4-6-3 BB		G4-3 1B		1-3			PB BLK 2-3 1B	F7	4	1	2	0	1	0	3
Dick Nen, L (1, 3) OBP: 0.341, SLG: 0.366 Ken Hamlin, R (8, PH) OBP: 0.316, SLG: 0.294 Bob Chance, L (8, 3) OBP: 0.227, SLG: 0.409	G4-6-3 1-2f 3-H		G4-3 1-2f			G3		BBBB L6-4 BLK 2-3 3-H BB		3 0 0	0 0 0	0 0 0	0 0 0	0 1 0	0 0 0	2 0 0
Frank Howard, R (1, 7) OBP: 0.260, SLG: 0.394 Don Lock, R (8, 8) OBP: 0.302, SLG: 0.356	F8			K		6-3		L6-4 1-3 3-H		4 0	0 0	0 0	0 0	0 0	1 0	1 0
Jim King, L (1, 9) OBP: 0.417, SLG: 0.387		BBBB 2B SF8 BB		4-3		FC5-4 1B		BB 1B		3	1	2	0	1	0	0
Ken McMullen, R (1, 5) OBP: 0.322, SLG: 0.449		SF8 1-3 FC1-5-2 2B		F8		FC5-4 1-2f		BBBB FC6-4 1-2 BB		3	0	1	0	1	0	1
Ed Brinkman, R (1, 6) OBP: 0.235, SLG: 0.286		SF8 2-3 3-H			4-3		5-3	FC6-4 1-2f		3	0	0	1	0	0	2
Paul Casanova, R (1, 2) OBP: 0.400, SLG: 0.667		FC1-5-2 3-H			6-3		6-3		F4	4	0	0	0	0	0	1
Pete Richert, L (1, 1) OBP: 0.059, SLG: 0.059		K			1B 1B		4-3		F5	4	0	1	0	0	1	1

Inning Stats																																			
	R: 1	H: 1		R: 1	H: 1		R: 0	H: 1		R: 0	H: 0		R: 0	H: 2		R: 0	H: 1		R: 0	H: 0		R: 2	H: 3		R: 0	H: 1		1B: 6	SF: 1		WP: 0	PA: 38	
	E: 0	LOB: 0		E: 0	LOB: 1		E: 0	LOB: 0		E: 0	LOB: 0		E: 0	LOB: 2		E: 0	LOB: 1		E: 0	LOB: 0		E: 0	LOB: 2		E: 0	LOB: 1		2B: 4	SAC: 0		PB: 1		
	K: 0	BB: 1		K: 1	BB: 1		K: 1	BB: 0		K: 1	BB: 0		K: 0	BB: 0		K: 0	BB: 0		K: 0	BB: 0		K: 0	BB: 2		K: 0	BB: 0		3B: 1	DP: 3		SB: 0		
	S: 3	P: 7		S: 6	P: 10		S: 5	P: 5		S: 5	P: 5		S: 5	P: 5		S: 4	P: 4		S: 3	P: 3		S: 5	P: 13		S: 4	P: 4		HR: 0	HBP: 0		CS: 0		

PITCHER		IP	WLS	BF	H	R	ER	SO	BB	IBB	HBP	BLK	WP	HR	S	P	ERA	WHIP
Fred Newman, R ERA: 5.17	(1, 1)	7.0	L	29	8	4	4	3	2	0	0	0	0	0	33	41	5.14	1.429
Dick Egan, L ERA: 2.84	(8, 1)	0.2		4	1	0	0	0	2	0	0	1	0	0	2	10	0.00	4.500
Lew Burdette, R ERA: 2.13	(8, 1)	0.1		1	0	0	0	0	0	0	0	0	0	0	1	1	0.00	0.000
Jim McGlothlin, R ERA: 3.48	(9, 1)	1.0		4	1	0	0	0	0	0	0	0	0	0	4	4	0.00	1.000

PITCHER	IP	WLS	BF	H	R	ER	SO	BB	IBB	HBP	BLK	WP	HR	S	P	ERA	WHIP

TOP

Washington Senators @ California Angels

Anaheim Stadium, Anaheim, CA

Tue May 10 1966, 10:05 PM EDT

Att. 8,514 - Unknown

livebaseballscorecards.com

AB	33
R	4
H	10
RBI	1
BB	4
SO	3
LOB	11

BOTTOM

Washington Senators @ California Angels

Anaheim Stadium, Anaheim, CA

Tue May 10 1966, 10:05 PM EDT

Att. 8,514 - Unknown

livebaseballscorecards.com

Batter	1	2	3	4	5	6	7	8	9	AB	R	H	RBI	BB	SO	LOB
Jose Cardenal, R (1, 8) OBP: 0.264, SLG: 0.313	F5		FC9-6 1-2f			HR			F7	4	1	1	1	0	0	1
Jim Piersall, R (1, 9) OBP: 0.278, SLG: 0.294	F7		K			F8			F8	4	0	0	0	0	1	1
Bobby Knoop, R (1, 4) OBP: 0.276, SLG: 0.414	K			6-3		5-3			1-3	4	0	0	0	0	1	0
Rick Reichardt, R (1, 7) OBP: 0.394, SLG: 0.568		6-3		6-3			1-3			3	0	0	0	0	0	0
Norm Siebern, L (1, 3) OBP: 0.451, SLG: 0.466		K		K			G3			3	0	0	0	0	2	0
Jim Fregosi, R (1, 6) OBP: 0.248, SLG: 0.278		1B			F9		K			3	0	1	0	0	1	0
Frank Malzone, R (1, 5) OBP: 0.357, SLG: 0.333		F6			F8			6-3		3	0	0	0	0	0	1
Tom Satriano, L (1, 2) OBP: 0.364, SLG: 0.545			F4		F7			F6		3	0	0	0	0	0	0
Fred Newman, R (1, 1) OBP: 0.500, SLG: 0.500			FC9-6 1B			K		K		2	0	1	0	0	1	0
Dick Egan, L (8, 1)										0	0	0	0	0	0	0
Lew Burdette, R (8, 1)										0	0	0	0	0	0	0
Paul Schaal, R (8, PH) OBP: 0.383, SLG: 0.333										1	0	0	0	0	1	0
Jim McGlothlin, R (9, 1) OBP: 0.125, SLG: 0.375										0	0	0	0	0	0	0

Inning Stats	1	2	3	4	5	6	7	8	9
	R: 0 E: 0 K: 1 S: 5	H: 0 LOB: 0 BB: 0 P: 5	R: 0 E: 0 K: 1 S: 6	H: 1 LOB: 1 BB: 0 P: 6	R: 0 E: 0 K: 1 S: 6	H: 1 LOB: 1 BB: 0 P: 6	R: 0 E: 0 K: 1 S: 5	H: 0 LOB: 0 BB: 0 P: 5	R: 0 E: 0 K: 0 S: 3	H: 0 LOB: 0 BB: 0 P: 3	R: 1 E: 0 K: 1 S: 6	H: 1 LOB: 0 BB: 0 P: 6	R: 0 E: 0 K: 1 S: 5	H: 0 LOB: 0 BB: 0 P: 5	R: 0 E: 0 K: 1 S: 5	H: 0 LOB: 0 BB: 0 P: 5	R: 0 E: 0 K: 0 S: 3	H: 0 LOB: 0 BB: 0 P: 3

AB	30
R	1
H	3
RBI	1
BB	0
SO	7
LOB	3

1B: 2 SF: 0
2B: 0 SAC: 0
3B: 0 DP: 0
HR: 1 HBP: 0

WP: 0 PA: 30
PB: 0
SB: 0
CS: 0

PITCHER	IP	WLS	BF	H	R	ER	SO	BB	IBB	HBP	BLK	WP	HR	S	P	ERA	WHIP
Pete Richert, L (1, 1) ERA: 2.96	9.0	W	30	3	1	1	7	0	0	0	0	0	1	44	44	1.00	0.333

PITCHER	IP	WLS	BF	H	R	ER	SO	BB	IBB	HBP	BLK	WP	HR	S	P	ERA	WHIP

Batter	1	2	3	4	5	6	7	8	9	10	AB	R	H	RBI	BB	SO	LOB
Fred Valentine, S (1, 8) OBP: 0.341, SLG: 0.482	5-3		K		S E 2B		6-3		4-3		5	1	1	0	0	1	0
Ron Kline, R (9, 1) OBP: 1.000, SLG: 1.000											0	0	0	0	0	0	0
Dick Lines, R (10, 1)											0	0	0	0	0	0	0
Ed Brinkman, R (1, 6) OBP: 0.244, SLG: 0.293	BLK 1B		K		E6 2-H		5-3 1B			1-3	5	0	2	0	0	1	0
Ken McMullen, R (1, 5) OBP: 0.326, SLG: 0.451	K 1-2			HR BB	K		5-3 1-2			1B 2B	4	2	1	0	1	2	3
Frank Howard, R (1, 7) OBP: 0.256, SLG: 0.421	K			1-H HR	6-3		F7			6-3	5	1	1	2	0	1	4
Willie Kirkland, L (10, 7) OBP: 0.286, SLG: 0.167											0	0	0	0	0	0	0
Don Lock, R (1, 9) OBP: 0.345, SLG: 0.440		6-3 3B		E8 1B 1B		1B 1B		1-3		2-H 1B	5	2	4	1	0	0	0
(9, 8)																	
John Orsino, R (1, 3) OBP: 0.200, SLG: 0.250		F6		5-3		F4		G4-6-3 1B		2-3	2	0	0	0	0	0	2
Dick Nen, L (4, 3) OBP: 0.340, SLG: 0.364											3	0	1	0	0	0	2
Ken Hamlin, R (1, 4) OBP: 0.310, SLG: 0.289		6-3 3-H		F3 2-H 1B		F9		G4-6-3 1-2f			4	0	1	2	0	0	2
Paul Casanova, R (1, 2) OBP: 0.357, SLG: 0.538		K		F3 1-2		1-2 1B			F9		4	0	1	0	0	1	1
Mike McCormick, L (1, 1) OBP: 0.364, SLG: 0.300			F8		3-1	K				4-3	2	0	0	0	0	0	0
Bob Chance, L (6, PH) OBP: 0.217, SLG: 0.391											1	0	0	0	0	1	2
Casey Cox, R (6, 1)											0	0	0	0	0	0	0
Jim King, L (9, PH) OBP: 0.405, SLG: 0.375											1	0	0	0	0	0	0
(9, 9)																	
Inning Stats	R: 0 E: 0 K: 2 S: 8 H: 1 LOB: 1 BB: 0 P: 8	R: 1 E: 0 K: 1 S: 6 H: 1 LOB: 0 BB: 0 P: 6	R: 0 E: 0 K: 2 S: 7 H: 0 LOB: 0 BB: 0 P: 7	R: 3 E: 1 K: 0 S: 5 H: 3 LOB: 0 BB: 1 P: 9	R: 1 E: 1 K: 1 S: 7 H: 1 LOB: 1 BB: 0 P: 7	R: 0 E: 0 K: 1 S: 7 H: 2 LOB: 2 BB: 0 P: 7	R: 0 E: 0 K: 0 S: 4 H: 1 LOB: 1 BB: 0 P: 4	R: 0 E: 0 K: 0 S: 3 H: 1 LOB: 0 BB: 0 P: 3	R: 0 E: 0 K: 0 S: 3 H: 0 LOB: 0 BB: 0 P: 3	R: 1 E: 0 K: 0 S: 5 H: 2 LOB: 1 BB: 0 P: 5	1B: 8 2B: 2 3B: 1 HR: 1 SF: 0 SAC: 0 DP: 1 HBP: 0						

PITCHER	IP	WLS	BF	H	R	ER	SO	BB	IBB	HBP	BLK	WP	HR	S	P	ERA	WHIP
George Brunet, L (1, 1) ERA: 5.02	4.1		19	6	5	3	5	1	0	0	1	0	1	28	32	6.23	1.615
Lew Burdette, R (5, 1) ERA: 2.03	0.2		3	0	0	0	1	0	0	0	0	0	0	5	5	0.00	0.000
Jack Sanford, R (6, 1) ERA: 3.68	3.0		12	4	0	0	1	0	0	0	0	0	0	14	14	0.00	1.333
Bob Lee, R (9, 1) ERA: 1.48	2.0	W	8	2	1	1	0	0	0	0	0	0	0	8	8	4.50	1.000

PITCHER	IP	WLS	BF	H	R	ER	SO	BB	IBB	HBP	BLK	WP	HR	S	P	ERA	WHIP

TOP

Washington Senators @ California Angels

Anaheim Stadium, Anaheim, CA

Wed May 11 1966, 10:05 PM EDT

Att. 9,589 - Unknown

livebaseballscorecards.com

AB	41
R	6
H	12
RBI	5
BB	1
SO	7
LOB	16

WP: 0	PA: 42		
PB: 0			
SB: 1			
CS: 0			

Washington Senators @ California Angels

Anaheim Stadium, Anaheim, CA

Wed May 11 1966, 10:05 PM EDT

Att. 9,589 - Unknown

livebaseballscorecards.com

BOTTOM

Batter	1	2	3	4	5	6	7	8	9	10	AB	R	H	RBI	BB	SO	LOB
Jose Cardenal, R (1, 8) OBP: 0.286, SLG: 0.375	E 1B		F7		HR		SH3-4 1B		F8		5	2	3	1	0	0	0
Jim Fregosi, R (1, 6) OBP: 0.238, SLG: 0.266	F3		L9		5-3		SH3-4 1-2			6-3	4	0	0	0	0	0	1
Bobby Knoop, R (1, 4) OBP: 0.300, SLG: 0.471	E4 1-H 3B		1B		HR 1B		6-3			1B 3B	5	3	4	1	0	0	1
Rick Reichardt, R (1, 7) OBP: 0.394, SLG: 0.593	K		F4		1-H HR		6-3			S 1B 3-H	5	2	2	3	0	1	2
Norm Siebern, L (1, 3) OBP: 0.421, SLG: 0.429	1-6-3			K	F5			6-3		F9 1-2	5	0	0	0	0	1	1
Jackie Warner, R (1, 9) OBP: 0.333, SLG: 0.528 Ed Kirkpatrick, L (8, PH) OBP: 0.432, SLG: 0.444 (9, 9)		K	K	K		K		4-3		1B BB	3 1	0 0	0 0	0 0	0 1	3 0	0 0
Paul Schaal, R (1, 5) OBP: 0.384, SLG: 0.363		6-3	3B			1-3		1-3		1-2 2-H 1B	5	0	2	1	0	0	0
Tom Satriano, L (1, 2) OBP: 0.400, SLG: 0.500		BB		5-3		1B			F8		3	0	1	0	1	0	1
George Brunet, R (1, 1) Lew Burdette, R (5, 1) Jim Piersall, R (5, PH) OBP: 0.263, SLG: 0.278 Jack Sanford, R (6, 1) Bob Lee, R (9, 1)		K			F7	F9			K		1 0 1 1 1	0 0 0 0 0	0 0 0 0 0	0 0 0 0 0	0 0 0 0 0	1 0 0 0 1	1 0 0 1 0
Inning Stats	R: 2 H: 2 E: 1 LOB: 0 K: 1 BB: 0 S: 7 P: 7	R: 0 H: 0 E: 0 LOB: 1 K: 2 BB: 1 S: 7 P: 11	R: 0 H: 1 E: 0 LOB: 1 K: 0 BB: 0 S: 4 P: 4	R: 0 H: 1 E: 0 LOB: 1 K: 2 BB: 0 S: 8 P: 8	R: 3 H: 3 E: 0 LOB: 0 K: 0 BB: 0 S: 6 P: 6	R: 0 H: 1 E: 0 LOB: 1 K: 1 BB: 0 S: 6 P: 6	R: 0 H: 1 E: 0 LOB: 1 K: 0 BB: 0 S: 4 P: 4	R: 0 H: 0 E: 0 LOB: 0 K: 0 BB: 0 S: 3 P: 3	R: 0 H: 0 E: 0 LOB: 0 K: 1 BB: 0 S: 5 P: 5	R: 2 H: 3 E: 0 LOB: 2 K: 0 BB: 1 S: 5 P: 9	1B: 7 SF: 0 2B: 0 SAC: 1 3B: 3 DP: 0 HR: 2 HBP: 0						

WP: 0 PA: 43
PB: 0
SB: 1
CS: 0

PITCHER		IP	WLS	BF	H	R	ER	SO	BB	IBB	HBP	BLK	WP	HR	S	P	ERA	WHIP
Mike McCormick, L ERA: 4.15	(1, 1)	5.0		23	7	5	4	5	1	0	0	0	0	2	32	36	7.20	1.600
Casey Cox, R ERA: 2.57	(6, 1)	3.0		11	2	0	0	1	0	0	0	0	0	0	13	13	0.00	0.667
Ron Kline, R ERA: 6.94	(9, 1)	1.1	L	6	2	2	2	1	0	0	0	0	0	0	8	8	13.50	1.500
Dick Lines, L ERA: 2.53	(10, 1)	0.1		3	1	0	0	0	1	0	0	0	0	0	2	6	0.00	6.000

PITCHER	IP	WLS	BF	H	R	ER	SO	BB	IBB	HBP	BLK	WP	HR	S	P	ERA	WHIP

AB	40
R	7
H	12
RBI	6
BB	2
SO	7
LOB	8

Washington Senators @ California Angels

Anaheim Stadium, Anaheim, CA

Thu May 12 1966, 10:05 PM EDT

Att. 10,310 - Unknown

livebaseballscorecards.com

Batter	1	2	3	4	5	6	7	8	9	AB	R	H	RBI	BB	SO	LOB
Fred Valentine, S (1, 8) OBP: 0.347, SLG: 0.483	0-0 G4-6-3 1B			0-3 K		0-0 G4-3 1B 3-H		0-0 F7		4	0	2	1	0	1	0
Ed Brinkman, R (1, 6) OBP: 0.244, SLG: 0.291	0-0 G4-6-3 1-2f			0-0 1-3		0-0 G4-3 1-2f			0-0 SH1 1B 1B	4	1	1	0	0	0	2
Ken McMullen, R (1, 5) OBP: 0.316, SLG: 0.435	0-0 F8			0-0 F9			0-3 K		0-0 SH1 1-2	3	0	0	0	0	1	0
Frank Howard, R (1, 7) OBP: 0.259, SLG: 0.410		0-3 K			0-3 K		4-0 WP HR BB		0-0 F7	2	0	0	0	1	2	0
Don Blasingame, L (7, PR) OBP: 0.340, SLG: 0.295										0	1	0	0	0	0	0
Willie Kirkland, L (7, 7) OBP: 0.273, SLG: 0.158										1	0	0	0	0	0	1
Don Lock, R (1, 9) OBP: 0.355, SLG: 0.500		0-3 K2-3			0-0 F8		0-0 1-H HR		0-0 2-H 1B	4	1	2	3	0	1	0
Ken Hamlin, R (1, 4) OBP: 0.304, SLG: 0.268		0-0 6-3			4-0 BB		0-0 6-3		0-0 F9	3	0	0	0	1	0	2
Dick Nen, L (1, 3) OBP: 0.320, SLG: 0.340			0-3 K		0-3 K		0-0 4-3			3	0	0	0	0	2	2
Paul Casanova, R (1, 2) OBP: 0.353, SLG: 0.563			0-0 4-3			0-0 SH2-4 1B 2B		0-0 F8		3	1	1	0	0	0	0
Phil Ortega, R (1, 1)			0-3 K			0-0 SH2-4 2-3		0-3 K		1	0	0	0	0	1	0
Ron Kline, R (7, 1) OBP: 0.500, SLG: 0.500										1	0	0	0	0	1	0

Inning Stats	1	2	3	4	5	6	7	8	9	AB	R	H	RBI	BB	SO	LOB
	R: 0 E: 0 K: 0 S: 3	H: 1 LOB: 0 BB: 0 P: 3	R: 0 E: 0 K: 2 S: 7	H: 0 LOB: 0 BB: 0 P: 7	R: 0 E: 0 K: 2 S: 7	H: 0 LOB: 0 BB: 0 P: 7	R: 0 E: 0 K: 1 S: 5	H: 0 LOB: 0 BB: 0 P: 5	R: 0 E: 0 K: 2 S: 7	H: 0 LOB: 1 BB: 1 P: 11	R: 1 E: 0 K: 0 S: 4	H: 2 LOB: 0 BB: 0 P: 4	R: 2 E: 0 K: 1 S: 6	H: 1 LOB: 1 BB: 1 P: 10	R: 0 E: 0 K: 1 S: 5	H: 0 LOB: 0 BB: 0 P: 5	R: 1 E: 0 K: 0 S: 5	H: 2 LOB: 1 BB: 0 P: 5

1B: 4	SF: 0
2B: 1	SAC: 2
3B: 0	DP: 2
HR: 1	HBP: 0
WP: 2	PA: 33
PB: 0	
SB: 0	
CS: 0	

PITCHER		IP	WLS	BF	H	R	ER	SO	BB	IBB	HBP	BLK	WP	HR	S	P	ERA	WHIP
Marcelino Lopez, L ERA: 2.76	(1, 1)	7.0	L	25	4	3	3	8	2	0	0	0	1	1	39	47	3.86	0.857
Lew Burdette, R ERA: 2.35	(8, 1)	2.0		8	2	1	1	1	0	0	0	0	0	0	10	10	4.50	1.000

PITCHER	IP	WLS	BF	H	R	ER	SO	BB	IBB	HBP	BLK	WP	HR	S	P	ERA	WHIP

Batter	1	2	3	4	5	6	7	8	9	AB	R	H	RBI	BB	SO	LOB
Jose Cardenal, R (1, 8) OBP: 0.272, SLG: 0.355	F6		FC4-6 1-2f			K		6-3		4	0	0	0	0	1	2
Ed Kirkpatrick, L (1, 9) OBP: 0.390, SLG: 0.387	K			F9		K		K		4	0	0	0	0	3	1
Bobby Knoop, R (1, 4) OBP: 0.298, SLG: 0.491	K			K		HR 2-H		F9		4	1	1	2	0	2	0
Rick Reichardt, R (1, 7) OBP: 0.388, SLG: 0.573		6-3		K		HBP			K	3	0	0	0	0	2	0
Norm Siebern, L (1, 3) OBP: 0.400, SLG: 0.403		F9			F7	K			F7	4	0	0	0	0	1	1
Paul Schaal, R (1, 5) OBP: 0.379, SLG: 0.357		F9			E6	1B		1B	F9	4	0	1	0	0	0	0
Tom Satriano, L (1, 2) OBP: 0.353, SLG: 0.438			F2		F8	F5				2	0	0	0	0	0	1
Willie Smith, L (7, PH) OBP: 0.231, SLG: 0.231										1	0	0	0	0	0	1
Jim Fregosi, R (8, 6) OBP: 0.238, SLG: 0.266										0	0	0	0	0	0	0
Jackie Hernandez, R (1, 6)			BB		F5	1-3 1B				1	0	0	0	1	0	1
Buck Rodgers, S (7, PH) (8, 2) OBP: 0.270, SLG: 0.410										1	0	1	0	0	0	0
Marcelino Lopez, R (1, 1) OBP: 0.231, SLG: 0.308			1-2 FC4-6 1B			HR 2B				2	1	2	0	0	0	0
Frank Malzone, R (7, PH) OBP: 0.333, SLG: 0.308										1	0	0	0	0	0	1
Lew Burdette, R (8, 1)										0	0	0	0	0	0	0
Inning Stats	R: 0 E: 0 K: 2 S: 7 H: 0 LOB: 0 BB: 0 P: 7	R: 0 E: 0 K: 0 S: 3 H: 0 LOB: 0 BB: 0 P: 3	R: 0 E: 0 K: 0 S: 3 H: 1 LOB: 1 BB: 1 P: 7	R: 0 E: 0 K: 2 S: 7 H: 0 LOB: 0 BB: 0 P: 7	R: 0 E: 1 K: 0 S: 4 H: 0 LOB: 1 BB: 0 P: 4	R: 2 E: 0 K: 3 S: 11 H: 2 LOB: 1 BB: 0 P: 12	R: 0 E: 0 K: 0 S: 4 H: 2 LOB: 1 BB: 0 P: 4	R: 0 E: 0 K: 1 S: 5 H: 0 LOB: 0 BB: 0 P: 5	R: 0 E: 0 K: 1 S: 5 H: 0 LOB: 0 BB: 0 P: 5	1B: 3 2B: 1 3B: 0 HR: 1 SF: 0 SAC: 0 DP: 0 HBP: 1						

PITCHER		IP	WLS	BF	H	R	ER	SO	BB	IBB	HBP	BLK	WP	HR	S	P	ERA	WHIP
Phil Ortega, R ERA: 2.1	(1, 1)	6.0	W	24	4	2	2	7	1	0	1	0	0	1	36	41	3.00	0.833
Ron Kline, R ERA: 5.52	(7, 1)	3.0	S	9	1	0	0	2	0	0	0	0	0	0	13	13	0.00	0.333

PITCHER	IP	WLS	BF	H	R	ER	SO	BB	IBB	HBP	BLK	WP	HR	S	P	ERA	WHIP

BOTTOM

Washington Senators @ California Angels

Anaheim Stadium, Anaheim, CA

Thu May 12 1966, 10:05 PM EDT

Att. 10,310 - Unknown

livebaseballscorecards.com

AB	31
R	2
H	5
RBI	2
BB	1
SO	9
LOB	8

Batter	1	2	3	4	5	6	7	8	9	AB	R	H	RBI	BB	SO	LOB
Rico Petrocelli, R (1, 6) OBP: 0.290, SLG: 0.371	4-3			F8		E7 1-H 2B		K		4	0	1	1	0	1	1
Dalton Jones, L (1, 4) OBP: 0.256, SLG: 0.306	4-3			K		6-3			K	4	0	0	0	0	2	1
Carl Yastrzemski, L (1, 7) OBP: 0.404, SLG: 0.485	4-3			6-3			F7		F7	4	0	0	0	0	0	0
George Scott, R (1, 3) OBP: 0.413, SLG: 0.753		K			K		1B 1B		F8	4	0	1	0	0	2	0
Tony Conigliaro, R (1, 9) OBP: 0.292, SLG: 0.351		K			K		G4-6-3 1-3 1B			3	0	1	0	0	2	0
George Thomas, R (1, 8) OBP: 0.409, SLG: 0.278		5-3			K		G4-6-3 1-2f			3	0	0	0	0	1	2
Joe Foy, R (1, 5) OBP: 0.365, SLG: 0.241			K			6-3		6-3		3	0	0	0	0	1	0
Mike Ryan, R (1, 2) OBP: 0.217, SLG: 0.293		5-3				E 1B		F6		3	1	1	0	0	0	0
Jerry Stephenson, L (1, 1) OBP: 0.125, SLG: 0.125			K			F3		1B		1	0	0	0	0	1	0
Jim Lonborg, R (5, 1)										0	0	0	0	0	0	0
Jim Gosger, L (6, PH) OBP: 0.304, SLG: 0.240										1	0	0	0	0	0	1
Dan Osinski, R (6, 1)										0	0	0	0	0	0	0
Lenny Green, L (8, PH) OBP: 0.333, SLG: 0.286										1	0	1	0	0	0	0
Dick Radatz, R (8, 1)										0	0	0	0	0	0	0
Inning Stats	R: 0 E: 0 K: 0 S: 3 H: 0 LOB: 0 BB: 0 P: 3	R: 0 E: 0 K: 2 S: 7 H: 0 LOB: 0 BB: 0 P: 7	R: 0 E: 0 K: 2 S: 7 H: 0 LOB: 0 BB: 0 P: 7	R: 0 E: 0 K: 1 S: 5 H: 0 LOB: 0 BB: 0 P: 5	R: 0 E: 0 K: 3 S: 9 H: 0 LOB: 0 BB: 0 P: 9	R: 1 E: 1 K: 0 S: 5 H: 2 LOB: 1 BB: 0 P: 5	R: 0 E: 0 K: 0 S: 4 H: 2 LOB: 1 BB: 0 P: 4	R: 0 E: 0 K: 1 S: 6 H: 1 LOB: 1 BB: 0 P: 6	R: 0 E: 0 K: 1 S: 5 H: 0 LOB: 0 BB: 0 P: 5	1B: 4 2B: 1 3B: 0 HR: 0 SF: 0 SAC: 0 DP: 1 HBP: 0						

PITCHER	IP	WLS	BF	H	R	ER	SO	BB	IBB	HBP	BLK	WP	HR	S	P	ERA	WHIP
Dean Chance, R (1, 1) ERA: 2.38	9.0	W	31	5	1	1	10	0	0	0	0	0	0	51	51	1.00	0.556

PITCHER	IP	WLS	BF	H	R	ER	SO	BB	IBB	HBP	BLK	WP	HR	S	P	ERA	WHIP

TOP

Boston Red Sox @ California Angels

Anaheim Stadium, Anaheim, CA

Fri May 13 1966, 10:05 PM EDT

Att. 15,206 - Unknown

livebaseballscorecards.com

AB	31
R	1
H	5
RBI	1
BB	0
SO	10
LOB	5

WP: 0 PA: 31
PB: 0
SB: 0
CS: 0

Batter	1	2	3	4	5	6	7	8	9	AB	R	H	RBI	BB	SO	LOB
Jim Fregosi, R (1, 6) OBP: 0.248, SLG: 0.268	G3-6-3 1B		BBB 4-0 FC5-4 BB		SSS 0-3 K		F8			3	0	1	0	1	1	0
Bobby Knoop, R (1, 4) OBP: 0.297, SLG: 0.491	0-0 G3-6-3 1-2f		0-0 FC5-4 4-3 1B 1-2f		0-0 1B 2B		0-0 5-3			4	2	1	0	0	0	2
Willie Smith, L (1, 9) OBP: 0.294, SLG: 0.294 Jim Piersall, R (9, 9) OBP: 0.263, SLG: 0.278	0-0 1B		0-0 4-3 1-2		0-0 HR 2-H 1B			SSS 0-3 K		4 0	1 0	2 0	1 0	0 0	1 0	1 0
Rick Reichardt, R (1, 7) OBP: 0.393, SLG: 0.602	0-0 6-3		0-0 S 1B 2-H 1B		0-0 1-H HR			0-0 F3		4	1	2	3	0	0	1
Joe Adcock, R (1, 3) OBP: 0.517, SLG: 0.833		0-0 4-3	0-0 1-H 1B		SSS 0-3 K			0-0 F7		4	0	1	0	0	1	0
Buck Rodgers, S (1, 2) OBP: 0.272, SLG: 0.419		0-0 WP 2B		SSS 0-3 K		0-0 4-3				3	0	1	0	0	1	0
Jose Cardenal, R (1, 8) OBP: 0.286, SLG: 0.367		SSS 0-3 K 2-3		0-0 CS 1B		0-0 L5-3 1B				3	0	2	0	0	1	1
Paul Schaal, R (1, 5) OBP: 0.377, SLG: 0.349		BBB 4-0 BB		0-0 L4 1-2		0-0 L5-3 1-2				2	0	0	0	1	0	2
Dean Chance, R (1, 1) OBP: 0.053, SLG: 0.053		SSS 0-3 K			SSS 0-3 K		0-0 4-3			3	0	0	0	0	2	2
Inning Stats	R: 0 E: 0 K: 0 S: 4 H: 2 LOB: 1 BB: 0 P: 4	R: 0 E: 0 K: 2 S: 8 H: 1 LOB: 2 BB: 1 P: 12	R: 1 E: 0 K: 0 S: 4 H: 2 LOB: 2 BB: 1 P: 8	R: 0 E: 0 K: 1 S: 5 H: 1 LOB: 0 BB: 0 P: 5	R: 3 E: 0 K: 3 S: 12 H: 3 LOB: 0 BB: 0 P: 12	R: 0 E: 0 K: 0 S: 3 H: 1 LOB: 0 BB: 0 P: 3	R: 0 E: 0 K: 0 S: 3 H: 0 LOB: 0 BB: 0 P: 3	R: 0 E: 0 K: 1 S: 5 H: 0 LOB: 0 BB: 0 P: 5		1B: 7 2B: 3 3B: 0 HR: 1 SF: 0 SAC: 0 DP: 2 HBP: 0						

BOTTOM

Boston Red Sox @ California Angels

Anaheim Stadium, Anaheim, CA

Fri May 13 1966, 10:05 PM EDT

Att. 15,206 - Unknown

livebaseballscorecards.com

AB	30
R	4
H	10
RBI	4
BB	2
SO	7
LOB	9

PITCHER		IP	WLS	BF	H	R	ER	SO	BB	IBB	HBP	BLK	WP	HR	S	P	ERA	WHIP
Jerry Stephenson, R ERA: 4.88	(1, 1)	4.2	L	21	8	3	3	5	2	0	0	0	1	0	29	37	5.79	2.143
Jim Lonborg, R ERA: 4.66	(5, 1)	0.1		2	1	1	1	1	0	0	0	0	0	1	4	4	27.00	3.000
Dan Osinski, R ERA: 5.87	(6, 1)	2.0		6	1	0	0	0	0	0	0	0	0	0	6	6	0.00	0.500
Dick Radatz, R ERA: 4.63	(8, 1)	1.0		3	0	0	0	1	0	0	0	0	0	0	5	5	0.00	0.000

PITCHER		IP	WLS	BF	H	R	ER	SO	BB	IBB	HBP	BLK	WP	HR	S	P	ERA	WHIP

Batter	1	2	3	4	5	6	7	8	9	AB	R	H	RBI	BB	SO	LOB
Rico Petrocelli, R (1, 6) OBP: 0.279, SLG: 0.356	SSS 0-3 ① K	SSS 0-3 ② K			x 0-0 ① F2		x 0-0 ② F9			4	0	0	0	0	2	0
Dalton Jones, L (1, 4) OBP: 0.256, SLG: 0.350	x 0-0 ② F9	x 0-0 ③ F7			x 0-0 HR 3B		x 0-0 ③ G3			4	1	1	0	0	0	0
Carl Yastrzemski, L (1, 7) OBP: 0.407, SLG: 0.490	x 0-0 E 2B	BBBB 4-0 BB			x 0-0 ② F7			x 0-0 ① F6		3	1	1	0	1	0	1
George Scott, R (1, 3) OBP: 0.407, SLG: 0.762	x 0-0 E5 BB 1B E 2-H	x 0-0 ① F5			x 0-0 3-H HR			x 0-0 ② F8		4	2	1	2	0	0	1
Tony Conigliaro, R (1, 9) OBP: 0.291, SLG: 0.347	x 0-0 E BB 1-2 1B	x 0-0 ② F7			x 0-0 ③ 6-3			x 0-0 ③ 5-3		4	0	1	0	0	0	1
Lenny Green, L (1, 8) OBP: 0.344, SLG: 0.275	BBBB 4-0 E 1-2 2-3 BB	x 0-0 ③ F8				x 0-0 ① F7			BBBB 4-0 G4-6-3 BB	2	0	0	0	2	0	1
Joe Foy, R (1, 5) OBP: 0.346, SLG: 0.224	x 0-0 E5 1-2 2-3 3-H		x 0-0 ① L4			x 0-0 ② F4			x 0-0 ① ② G4-6-3 1-2f	4	0	0	0	0	0	3
Mike Ryan, R (1, 2) OBP: 0.203, SLG: 0.274	x 0-0 ③ 1-3		x 0-0 ② 6-3			x 0-0 ③ F4			x 0-0 ③ 1-3	4	0	0	0	0	0	3
Earl Wilson, R (1, 1) OBP: 0.444, SLG: 0.533		x 0-0 ① F8	SSS 0-3 ③ K				x 0-0 ① F8			2	0	0	0	0	1	0
Darrell Brandon, R (6, 1)										0	0	0	0	0	0	0
George Thomas, R (7, PH) OBP: 0.391, SLG: 0.263										1	0	0	0	0	0	0
Dick Radatz, R (7, 1)										0	0	0	0	0	0	0
Inning Stats	R: 2 E: 2 K: 1 S: 9 H: 2 LOB: 3 BB: 1 P: 13	R: 0 E: 0 K: 1 S: 5 H: 0 LOB: 0 BB: 0 P: 5	R: 0 E: 0 K: 0 S: 3 H: 0 LOB: 1 BB: 1 P: 7	R: 0 E: 0 K: 1 S: 5 H: 0 LOB: 0 BB: 0 P: 5	R: 2 E: 0 K: 0 S: 5 H: 2 LOB: 0 BB: 0 P: 5	R: 0 E: 0 K: 0 S: 3 H: 0 LOB: 0 BB: 0 P: 3	R: 0 E: 0 K: 0 S: 3 H: 0 LOB: 0 BB: 0 P: 3	R: 0 E: 0 K: 0 S: 3 H: 0 LOB: 0 BB: 0 P: 3	R: 0 E: 0 K: 0 S: 2 H: 0 LOB: 0 BB: 1 P: 6	1B: 1 2B: 1 3B: 1 HR: 1 SF: 0 SAC: 0 DP: 1 HBP: 0						

TOP

Boston Red Sox @ California Angels

Anaheim Stadium, Anaheim, CA

Sat May 14 1966, 6:33 AM EDT

Att. 41,329 - Unknown

livebaseballscorecards.com

AB	32
R	4
H	4
RBI	2
BB	3
SO	3
LOB	10

PITCHER		IP	WLS	BF	H	R	ER	SO	BB	IBB	HBP	BLK	WP	HR	S	P	ERA	WHIP
Jim McGlothlin, R ERA: 3.51	(1, 1)	5.0		23	4	4	2	3	2	0	0	0	0	1	27	35	3.60	1.200
Jack Sanford, R ERA: 3.12	(6, 1)	4.0	W	12	0	0	0	0	1	0	0	0	0	0	11	15	0.00	0.250

PITCHER		IP	WLS	BF	H	R	ER	SO	BB	IBB	HBP	BLK	WP	HR	S	P	ERA	WHIP

Batter	1	2	3	4	5	6	7	8	9	AB	R	H	RBI	BB	SO	LOB
Jim Fregosi, R (1, 6) OBP: 0.254, SLG: 0.267	F3		G1-6-3 BB		FC5-4 HR	FC5-4 1B		FC5-4		4	1	1	0	1	0	3
Bobby Knoop, R (1, 4) OBP: 0.293, SLG: 0.504	1-3		G1-6-3		HR	FC5-4		5-3		5	1	1	2	0	0	5
Willie Smith, L (1, 9) OBP: 0.300, SLG: 0.263	1B BB		K		4-3		F4			2	0	0	0	1	1	0
Jack Sanford, R (6, 1)										1	0	0	0	0	0	0
Rick Reichardt, R (1, 7) OBP: 0.396, SLG: 0.629	1B			5-3		HR	F4			4	1	2	1	0	0	0
Joe Adcock, R (1, 3) OBP: 0.485, SLG: 0.750	F4			6-3		5-3	1B			4	0	1	0	0	0	2
Buck Rodgers, S (1, 2) OBP: 0.281, SLG: 0.456		HR		1B		F4	K			4	1	2	1	0	1	1
Jose Cardenal, R (1, 8) OBP: 0.295, SLG: 0.373		CS S 1B		F7		1B 1B		K		4	1	2	0	0	1	1
Paul Schaal, R (1, 5) OBP: 0.382, SLG: 0.367		K			F8	1B 1B		2B		4	1	2	0	0	1	1
Jim McGlothlin, R (1, 1) OBP: 0.111, SLG: 0.333		K			FC5-4 1B	1B 1B		FC5-4 BB		1	0	0	0	0	1	1
Ed Kirkpatrick, L (5, PH) OBP: 0.432, SLG: 0.424 (6, 9)										2	0	2	2	1	0	0
Inning Stats	R: 0 E: 0 K: 0 S: 4 H: 1 LOB: 2 BB: 1 P: 8	R: 1 E: 0 K: 2 S: 8 H: 2 LOB: 1 BB: 0 P: 8	R: 0 E: 0 K: 1 S: 4 H: 0 LOB: 0 BB: 1 P: 8	R: 0 E: 0 K: 0 S: 4 H: 1 LOB: 1 BB: 0 P: 4	R: 2 E: 0 K: 0 S: 5 H: 2 LOB: 0 BB: 0 P: 5	R: 3 E: 0 K: 0 S: 8 H: 5 LOB: 2 BB: 0 P: 8	R: 0 E: 0 K: 1 S: 6 H: 1 LOB: 1 BB: 0 P: 6	R: 0 E: 0 K: 1 S: 6 H: 1 LOB: 2 BB: 1 P: 10		1B: 9 2B: 2 3B: 0 HR: 3	SF: 0 SAC: 0 DP: 2 HBP: 0						

PITCHER		IP	WLS	BF	H	R	ER	SO	BB	IBB	HBP	BLK	WP	HR	S	P	ERA	WHIP
Earl Wilson, R ERA: 5.08	(1, 1)	5.2	L	26	9	6	6	3	2	0	0	0	0	3	30	38	9.53	1.941
Darrell Brandon, R ERA: 0.68	(6, 1)	0.1		3	2	0	0	0	0	0	0	0	0	0	3	3	0.00	6.000
Dick Radatz, R ERA: 3.95	(7, 1)	2.0		9	2	0	0	2	1	0	0	0	0	0	12	16	0.00	1.500

PITCHER	IP	WLS	BF	H	R	ER	SO	BB	IBB	HBP	BLK	WP	HR	S	P	ERA	WHIP

BOTTOM

Boston Red Sox @ California Angels

Anaheim Stadium, Anaheim, CA

Sat May 14 1966, 6:33 AM EDT

Att. 41,329 - Unknown

livebaseballscorecards.com

AB	35
R	6
H	13
RBI	6
BB	3
SO	5
LOB	14

1B: 9	SF: 0	WP: 0	PA: 38
2B: 2	SAC: 0	PB: 0	
3B: 0	DP: 2	SB: 1	
HR: 3	HBP: 0	CS: 1	

Batter	1	2	3	4	5	6	7	8	9	AB	R	H	RBI	BB	SO	LOB
Rico Petrocelli, R (1, 6) OBP: 0.293, SLG: 0.368	G4-6-3 1B		1B			F9	CS 2-H 3-H 1B		6-3	5	0	3	2	0	0	2
Lenny Green, L (1, 8) OBP: 0.338, SLG: 0.259	G4-6-3 1-2f		K			HBP	CS 1-2	1-3		3	0	0	0	0	1	2
Carl Yastrzemski, L (1, 7) OBP: 0.402, SLG: 0.481	L3			4-3		F7		1B		4	0	1	0	0	0	1
George Scott, R (1, 3) OBP: 0.393, SLG: 0.733		F8		K		K		F8		4	0	0	0	0	2	2
Tony Conigliaro, R (1, 9) OBP: 0.289, SLG: 0.343		5-3		6-3			SH5-4 HBP 2B 1B	F4		4	1	1	0	0	0	1
Dalton Jones, L (1, 4) OBP: 0.298, SLG: 0.357		FC4-6 1B			G3		2B SH5-4 1-2 1B HBP		1B SF8 BB	2	2	1	0	1	0	0
Bob Tillman, R (1, 2) OBP: 0.298, SLG: 0.318 Earl Wilson, R (9, PR) OBP: 0.444, SLG: 0.533		FC4-6 1-2f			F8		SH5-4 1-2 2-3		SF8 1-3 1B	3 0	0 0	1 0	0 0	0 0	0 0	1 0
Joe Foy, R (1, 5) OBP: 0.354, SLG: 0.262			6-3		1B		1B 2-3 3-H 2B		SF8 1-2 3-H	3	1	2	2	0	0	0
Dick Stigman, R (1, 1) OBP: 0.100, SLG: 0.100 Jim Gosger, L (7, PH) OBP: 0.298, SLG: 0.235 Darrell Brandon, R (7, 1) Ken Sanders, R (7, 1) George Thomas, R (9, PH) OBP: 0.375, SLG: 0.250			K		1-3		F4		4-3	2 1 0 0 1	0 0 0 0 0	0 0 0 0 0	0 0 0 0 0	1 0 0 0 0	1 0 0 0 0	1 2 0 0 2
Inning Stats	R: 0 E: 0 K: 0 S: 3 H: 1 LOB: 0 BB: 0 P: 3	R: 0 E: 0 K: 0 S: 4 H: 1 LOB: 1 BB: 0 P: 4	R: 0 E: 0 K: 2 S: 8 H: 1 LOB: 0 BB: 0 P: 8	R: 0 E: 0 K: 1 S: 5 H: 0 LOB: 0 BB: 0 P: 5	R: 0 E: 0 K: 0 S: 4 H: 1 LOB: 1 BB: 0 P: 4	R: 0 E: 0 K: 1 S: 5 H: 0 LOB: 1 BB: 0 P: 6	R: 3 E: 0 K: 0 S: 5 H: 3 LOB: 0 BB: 0 P: 6	R: 0 E: 0 K: 0 S: 4 H: 1 LOB: 1 BB: 0 P: 4	R: 1 E: 0 K: 0 S: 4 H: 1 LOB: 2 BB: 1 P: 8	1B: 8 2B: 1 3B: 0 HR: 0 SF: 1 SAC: 1 DP: 1 HBP: 2						

PITCHER		IP	WLS	BF	H	R	ER	SO	BB	IBB	HBP	BLK	WP	HR	S	P	ERA	WHIP
Fred Newman, R ERA: 4.5	(1, 1)	6.1		25	5	2	2	4	0	0	2	0	0	0	31	33	2.84	0.789
Bob Lee, R ERA: 1.8	(7, 1)	0.2	W	3	2	1	1	0	0	0	0	0	0	0	3	3	13.50	3.000
Lew Burdette, R ERA: 2.6	(8, 1)	2.0	S	9	2	1	1	0	1	0	0	0	0	0	8	12	4.50	1.500

PITCHER	IP	WLS	BF	H	R	ER	SO	BB	IBB	HBP	BLK	WP	HR	S	P	ERA	WHIP

TOP

Boston Red Sox @ California Angels

Anaheim Stadium, Anaheim, CA

Sun May 15 1966, 6:33 AM EDT

Unknown

livebaseballscorecards.com

AB	32
R	4
H	9
RBI	4
BB	1
SO	4
LOB	14

WP: 0 PB: 0 SB: 0 CS: 1 PA: 38

BOTTOM

Boston Red Sox @ California Angels

Anaheim Stadium, Anaheim, CA

Sun May 15 1966, 6:33 AM EDT

Unknown

livebaseballscorecards.com

Batter	1	2	3	4	5	6	7	8	9	AB	R	H	RBI	BB	SO	LOB
Jose Cardenal, R (1, 8) OBP: 0.293, SLG: 0.368	S S S 0-3 ① K		x 0-0 ③ 6-3		x 0-0 ③ F9		x 0-0 1B SH3-4 1-2 1B			4	0	1	0	0	1	1
Jim Fregosi, R (1, 6) OBP: 0.256, SLG: 0.269	x 0-0 ② 6-3			x 0-0 ① F8		x 0-0 SH3-4 1B	x 0-0 ① SH3-4 1-2 2-3			3	0	1	0	0	0	0
Bobby Knoop, R (1, 4) OBP: 0.302, SLG: 0.504	x 0-0 ③ 6-3			x 0-0 G3 HR 1B		x 0-0 ① SH3-4 1-2	x 4-0 1B IBB			2	1	1	0	1	0	0
Rick Reichardt, R (1, 7) OBP: 0.400, SLG: 0.620		B B B B 4-0 BB		x 0-0 ② G3 1-2		x 0-0 ② F8	x 0-0 G6-4-3 1-2 2-3 3-H 1B			3	0	1	1	1	0	2
Joe Adcock, R (1, 3) OBP: 0.486, SLG: 0.806		x 0-0 ① F7		x 0-0 2-H HR		B B B B 4-0 BB	x 0-0 ② ③ G6-4-3 1-2f			3	1	1	2	1	0	4
Buck Rodgers, S (1, 2) OBP: 0.270, SLG: 0.436		x 0-0 ② F9		x 0-0 ③ 5-3		x 0-0 ③ 5-3		x 0-0 ① F9		4	0	0	0	0	0	3
Paul Schaal, R (1, 5) OBP: 0.377, SLG: 0.383		x 0-0 ③ F7			x 0-0 ① F8		x 0-0 HR 3B	x 0-0 ② F8		4	1	1	0	0	0	1
Ed Kirkpatrick, L (1, 9) OBP: 0.417, SLG: 0.486			x 0-0 ① F6		x 0-0 ② 6-3		x 0-0 3-H HR	x 0-0 ③ 4-3		4	1	1	2	0	0	0
Fred Newman, R (1, 1) OBP: 0.500, SLG: 0.400			x 0-0 ②		B B B B 4-0 BB		B B B B 4-0 SH3-4 1B 1B BB			1	0	0	0	1	0	0
Bob Lee, R (7, 1)										0	0	0	0	0	0	0
Norm Siebern, L (7, PH) OBP: 0.407, SLG: 0.403										0	0	0	0	1	0	0
Jackie Hernandez, R (7, PR)										0	1	0	0	0	0	0
Lew Burdette, R (8, 1)										0	0	0	0	0	0	0
Inning Stats	R: 0 E: 0 K: 1 S: 5 H: 0 LOB: 0 BB: 0 P: 5	R: 0 E: 0 K: 0 S: 3 H: 0 LOB: 1 BB: 1 P: 7	R: 0 E: 0 K: 0 S: 3 H: 0 LOB: 0 BB: 0 P: 3	R: 2 E: 0 K: 0 S: 5 H: 2 LOB: 0 BB: 0 P: 5	R: 0 E: 0 K: 0 S: 3 H: 0 LOB: 1 BB: 1 P: 7	R: 0 E: 0 K: 0 S: 4 H: 1 LOB: 2 BB: 1 P: 8	R: 3 E: 0 K: 0 S: 6 H: 4 LOB: 3 BB: 2 P: 14	R: 0 E: 0 K: 0 S: 3 H: 0 LOB: 0 BB: 0 P: 3		1B: 4 2B: 0 3B: 1 HR: 2 SF: 0 SAC: 2 DP: 1 HBP: 0						

	AB	28
	R	5
	H	7
	RBI	5
	BB	5
	SO	1
	LOB	11

WP: 0 PB: 0 SB: 0 CS: 0 PA: 35

PITCHER		IP	WLS	BF	H	R	ER	SO	BB	IBB	HBP	BLK	WP	HR	S	P	ERA	WHIP
Dick Stigman, L ERA: 4.35	(1, 1)	6.0		24	3	2	2	1	3	0	0	0	0	1	23	35	3.00	1.000
Darrell Brandon, R ERA: 2.7	(7, 1)	0.0	L	3	2	3	3	0	1	0	0	0	0	1	2	6	∞	∞
Ken Sanders, R ERA: 2.78	(7, 1)	2.0		8	2	0	0	0	0	1	0	0	0	0	7	11	0.00	1.000

PITCHER	IP	WLS	BF	H	R	ER	SO	BB	IBB	HBP	BLK	WP	HR	S	P	ERA	WHIP

Batter	1	2	3	4	5	6	7	8	9	AB	R	H	RBI	BB	SO	LOB
Rico Petrocelli, R (1, 6) OBP: 0.298, SLG: 0.400	S S S 0-3 ① K		x 0-0 ③ F5			x 0-0 HR	x 0-0 1B 1-2 1B		x 0-0 ② SF9 3-H	4	1	2	2	0	1	0
Joe Foy, R (1, 5) OBP: 0.356, SLG: 0.262	S S S 0-3 ② K			B B B B 4-0 4-3 BLK 1B BB		x 0-0 ① 3-1	x 0-0 1B 1-3 2-H		x 0-0 ③ 1-3	4	1	1	1	1	1	0
Carl Yastrzemski, L (1, 7) OBP: 0.405, SLG: 0.486	B B B B 4-0 BB			x 0-0 ① 4-3 1-3		x 0-0 3B 2B	x 0-0 ③ F8			3	1	1	0	1	0	3
George Scott, R (1, 3) OBP: 0.388, SLG: 0.716	x 0-0 ③ F9			x 0-0 3-H 1B		S S S 0-3 ② K		S S S 0-3 ① K		4	0	1	1	0	2	2
Tony Conigliaro, R (1, 9) OBP: 0.288, SLG: 0.358		S S S 0-3 ① K		S S S 0-3 ② K		x 0-0 2-H 3B		x 0-0 ② F7		4	0	1	1	0	2	1
George Thomas, R (1, 8) OBP: 0.321, SLG: 0.208		S S S 0-3 ② K		x 0-0 ③ F9		S S S 0-3 ③ K		x 0-0 ③ F8		4	0	0	0	0	2	2
Mike Ryan, R (1, 2) OBP: 0.221, SLG: 0.288		x 0-0 ③ 6-3			x 0-0 ① L5		x 0-0 FC3-6 1B		x 0-0 3B 1B	4	1	2	0	0	0	0
George Smith, R (1, 4) OBP: 0.236, SLG: 0.242			x 0-0 ① F8		S S S 0-3 ② K		x 0-0 ① F9		x 0-0 1-H SF9 3B	4	1	1	1	0	1	1
Jose Santiago, R (1, 1) OBP: 0.083, SLG: 0.083			S S S 0-3 ② K		S S S 0-3 ③ K		x 0-0 ② FC3-6 1B 1-2f 1B		S S S 0-3 ① K2-3	4	1	0	0	0	3	2
Dick Radatz, R (9, 1)										0	0	0	0	0	0	0
Inning Stats	R: 0 E: 0 K: 2 S: 7 H: 0 LOB: 1 BB: 1 P: 11	R: 0 E: 0 K: 2 S: 7 H: 0 LOB: 0 BB: 0 P: 7	R: 0 E: 0 K: 1 S: 5 H: 0 LOB: 0 BB: 0 P: 5	R: 1 E: 0 K: 1 S: 6 H: 1 LOB: 1 BB: 1 P: 10	R: 0 E: 0 K: 2 S: 7 H: 0 LOB: 0 BB: 0 P: 7	R: 2 E: 0 K: 2 S: 10 H: 3 LOB: 1 BB: 0 P: 10	R: 1 E: 0 K: 0 S: 6 H: 3 LOB: 2 BB: 0 P: 6	R: 0 E: 0 K: 1 S: 5 H: 0 LOB: 0 BB: 0 P: 5	R: 2 E: 0 K: 1 S: 7 H: 2 LOB: 0 BB: 0 P: 7	1B: 5 2B: 1 3B: 2 HR: 1	SF: 1 SAC: 0 DP: 0 HBP: 0						

PITCHER		IP	WLS	BF	H	R	ER	SO	BB	IBB	HBP	BLK	WP	HR	S	P	ERA	WHIP
George Brunet, L ERA: 5.31	(1, 1)	6.0	L	25	5	4	4	10	2	0	0	1	0	1	43	51	6.00	1.167
Ed Sukla, R ERA: 5.79	(7, 1)	0.2		4	2	0	0	0	0	0	0	0	0	0	4	4	0.00	3.000
Dick Egan, L ERA: 4.15	(7, 1)	2.1		9	2	2	2	2	0	0	0	0	0	0	13	13	7.71	0.857

PITCHER	IP	WLS	BF	H	R	ER	SO	BB	IBB	HBP	BLK	WP	HR	S	P	ERA	WHIP

TOP

Boston Red Sox @ California Angels

Anaheim Stadium, Anaheim, CA

Sun May 15 1966, 6:38 AM EDT

Att. 25,164 - Unknown

livebaseballscorecards.com

AB	35
R	6
H	9
RBI	6
BB	2
SO	12
LOB	11

WP: 0	PA: 38										
PB: 0											
SB: 0											
CS: 0											

Boston Red Sox @ California Angels

Anaheim Stadium, Anaheim, CA

Sun May 15 1966, 6:38 AM EDT

Att. 25,164 - Unknown

BOTTOM

Batter	1	2	3	4	5	6	7	8	9	AB	R	H	RBI	BB	SO	LOB
Jim Fregosi, R (1, 6) OBP: 0.262, SLG: 0.269	BB HBP 1B	F8			F6		G6-4-3-4 1-2f		1B 1-2 2-3 BB	4	0	1	0	1	0	3
Bobby Knoop, R (1, 4) OBP: 0.298, SLG: 0.492	K		K		F3			G3 1B	K	5	0	1	0	0	3	5
Rick Reichardt, R (1, 7) (7, 8) OBP: 0.408, SLG: 0.615	BB 1-2 HBP		5-3			K		G3 1-2 1B	1-3 2-H 3-H 1B	4	0	2	2	0	1	0
Norm Siebern, L (1, 3) OBP: 0.395, SLG: 0.380	F7		K			1B SF8 BB		F8	K	4	1	0	0	1	2	6
Ed Kirkpatrick, L (1, 9) OBP: 0.423, SLG: 0.475	1-2 2-3 BB			4-3		FC6-4 1-3 1B		G3 1-2 2-3		3	0	1	0	1	0	2
Buck Rodgers, S (1, 2) OBP: 0.260, SLG: 0.423	F3			K		SF8 3-H		4-3		3	0	0	1	0	1	5
Jose Cardenal, R (1, 8) OBP: 0.284, SLG: 0.356 Dick Egan, L (7, 1) Tom Satriano, L (9, PH) OBP: 0.333, SLG: 0.412 Jackie Hernandez, R (9, PR)		F4		K		FC6-4 1-2f			E3 BB WP 1B	3 0 1 0	0 0 0 1	0 0 0 0	0 0 0 0	0 0 0 0	1 0 0 0	1 0 0 0
Paul Schaal, R (1, 5) OBP: 0.398, SLG: 0.396		FC1-6 1B			1B		BB 6-4-3-4		BB 1-2 1B BB	2	1	2	0	2	0	0
George Brunet, R (1, 1) Ed Sukla, R (7, 1) Willie Smith, L (7, 7) OBP: 0.273, SLG: 0.238		FC1-6 1-2f			K		F8		F9	2 0 2	0 0 0	0 0 0	0 0 0	0 0 0	1 0 0	2 0 3
Inning Stats	R: 0 E: 0 K: 1 S: 6 H: 1 LOB: 3 BB: 1 P: 11	R: 0 E: 0 K: 0 S: 4 H: 1 LOB: 1 BB: 0 P: 4	R: 0 E: 0 K: 2 S: 7 H: 0 LOB: 0 BB: 0 P: 7	R: 0 E: 0 K: 2 S: 7 H: 0 LOB: 0 BB: 0 P: 7	R: 0 E: 0 K: 1 S: 6 H: 1 LOB: 1 BB: 0 P: 6	R: 1 E: 0 K: 1 S: 6 H: 1 LOB: 1 BB: 1 P: 10	R: 0 E: 0 K: 0 S: 2 H: 0 LOB: 0 BB: 1 P: 6	R: 0 E: 0 K: 0 S: 5 H: 2 LOB: 2 BB: 0 P: 5	R: 2 E: 1 K: 2 S: 9 H: 1 LOB: 2 BB: 2 P: 17	1B: 7 2B: 0 3B: 0 HR: 0 SF: 1 SAC: 0 DP: 1 HBP: 1							

AB	33
R	3
H	7
RBI	3
BB	5
SO	9
LOB	27

WP: 1 PB: 0 SB: 0 CS: 0 PA: 40

livebaseballscorecards.com

PITCHER		IP	WLS	BF	H	R	ER	SO	BB	IBB	HBP	BLK	WP	HR	S	P	ERA	WHIP
Jose Santiago, R ERA: 3.0	(1, 1)	8.0	W	35	6	3	1	7	4	0	1	0	1	0	44	61	1.12	1.250
Dick Radatz, R ERA: 3.68	(9, 1)	1.0	S	5	1	0	0	2	1	0	0	0	0	0	8	12	0.00	2.000

PITCHER	IP	WLS	BF	H	R	ER	SO	BB	IBB	HBP	BLK	WP	HR	S	P	ERA	WHIP

California Angels @ Kansas City Athletics

Municipal Stadium, Kansas City, MO

Wed May 18 1966, 8:05 PM EDT

Unknown

TOP

livebaseballscorecards.com

Batter	1	2	3	4	5	6	7	8	9	AB	R	H	RBI	BB	SO	LOB
Jim Fregosi, R (1, 6) OBP: 0.278, SLG: 0.266	BBBB 4-0 FC5-4 BB		BBBB 4-0 S 2B BB		BBBB 4-0 BB		x 0-0 ③ F6			1	1	0	0	3	0	0
Bobby Knoop, R (1, 4) Jackie Hernandez, R (8, 4) OBP: 0.296, SLG: 0.492	SSS 0-3 ① K		x 0-0 1-H 2B		x 0-0 ① F9			x 0-0 ① F3		4 0	0 0	1 0	1 0	0 0	1 0	2 0
Willie Smith, L (1, 9) OBP: 0.231, SLG: 0.200	x 0-0 ② F9		x 0-0 ③ F3		x 0-0 ② F8			x 0-0 ② F6		4	0	0	0	0	0	3
Rick Reichardt, R (1, 8) OBP: 0.411, SLG: 0.611	x 0-0 ③ FC5-4 1-2f			x 0-0 2B 1B	x 0-0 ③ F6			x 0-0 1B		4	0	2	0	0	0	2
Joe Adcock, R (1, 3) OBP: 0.463, SLG: 0.771		SSS 0-3 ① K		x 0-0 1-3 2B		SSS 0-3 ① K		x 0-0 ③ F8		4	0	1	0	0	2	1
Ed Kirkpatrick, L (1, 7) OBP: 0.411, SLG: 0.442		x 0-0 ② F9		4-0 IBB		x 0-0 ② 4-3			x 0-0 ① F8	3	0	0	0	1	0	0
Buck Rodgers, S (1, 2) OBP: 0.250, SLG: 0.406		SSS 0-3 ③ K		SSS 0-3 ① K		SSS 0-3 ③ K			x 0-0 ② F2	4	0	0	0	0	3	3
Paul Schaal, R (1, 5) OBP: 0.385, SLG: 0.380			SSS 0-3 ① K	SSS 0-3 ② K			x 0-0 ① 5-3		x 0-0 ③ F8	4	0	0	0	0	2	3
Marcelino Lopez, R (1, 1) OBP: 0.200, SLG: 0.267			SSS 0-3 ② K	SSS 0-3 ③ K			x 0-0 ② F3			2	0	0	0	0	2	3
Jack Sanford, R (4, 1)										0	0	0	0	0	0	0
Jose Cardenal, R (7, PH) OBP: 0.281, SLG: 0.352										1	0	0	0	0	0	0
Jim McGlothlin, R (7, 1) OBP: 0.111, SLG: 0.333										0	0	0	0	0	0	0
Inning Stats	R: 0 E: 0 K: 1 S: 5 H: 0 LOB: 1 BB: 1 P: 9	R: 0 E: 0 K: 2 S: 7 H: 0 LOB: 0 BB: 0 P: 7	R: 1 E: 0 K: 2 S: 8 H: 1 LOB: 1 BB: 1 P: 12	R: 0 E: 0 K: 3 S: 11 H: 2 LOB: 3 BB: 1 P: 15	R: 0 E: 0 K: 0 S: 3 H: 0 LOB: 1 BB: 1 P: 7	R: 0 E: 0 K: 2 S: 7 H: 0 LOB: 0 BB: 0 P: 7	R: 0 E: 0 K: 0 S: 3 H: 0 LOB: 0 BB: 0 P: 3	R: 0 E: 0 K: 0 S: 4 H: 1 LOB: 1 BB: 0 P: 4	R: 0 E: 0 K: 0 S: 3 H: 0 LOB: 0 BB: 0 P: 3	1B: 2 2B: 2 3B: 0 HR: 0 SF: 0 SAC: 0 DP: 0 HBP: 0						

	AB	31
	R	1
	H	4
	RBI	1
	BB	4
	SO	10
	LOB	17

WP: 0 PB: 0 SB: 1 CS: 0 PA: 35

PITCHER	IP	WLS	BF	H	R	ER	SO	BB	IBB	HBP	BLK	WP	HR	S	P	ERA	WHIP
Catfish Hunter, R (1, 1) ERA: 3.1	9.0	W	35	4	1	1	10	3	1	0	0	0	0	51	67	1.00	0.778

PITCHER	IP	WLS	BF	H	R	ER	SO	BB	IBB	HBP	BLK	WP	HR	S	P	ERA	WHIP

Batter	1	2	3	4	5	6	7	8	9	AB	R	H	RBI	BB	SO	LOB
Bert Campaneris, R (1, 6) OBP: 0.262, SLG: 0.375	1-3		4-3		F2		E 1B 2B			4	1	1	0	0	0	0
Jose Tartabull, L (1, 8) OBP: 0.284, SLG: 0.312	3-1		K		F8		4-3 2-3			4	0	0	0	0	1	1
Mike Hershberger, R (1, 9) OBP: 0.298, SLG: 0.349	F9			3B 1B	F9		1B PB 1B BB			3	2	1	0	1	0	0
Ed Charles, R (1, 5) OBP: 0.308, SLG: 0.393		2B 2B		1-H 1B 3B		F9	1B 1-3 3-H 1B			4	2	3	2	0	0	0
Ken Harrelson, R (1, 3) OBP: 0.269, SLG: 0.227		K2-3		3B 3-H 1B		F3	1-3 3-H 1B			4	1	2	2	0	1	1
Dick Green, R (1, 4) OBP: 0.236, SLG: 0.304		6-3 2-H 2B		SF7 1-H 3B		2B	K			4	1	3	2	0	1	2
Joe Nossek, R (1, 7) OBP: 0.286, SLG: 0.167	6-3 2-3		SF7 3-H			FC4-6 IBB		G6-4-3 1B		1	0	0	0	0	0	1
Larry Stahl, L (4, PH) OBP: 0.220, SLG: 0.319 (5, 7)										1	0	1	1	1	0	0
Ken Suarez, R (1, 2) OBP: 0.364, SLG: 0.267	K		1-3			FC4-6 1-2f		G6-4-3 1-2f		4	0	0	0	0	1	4
Catfish Hunter, R (1, 1) OBP: 0.217, SLG: 0.273			K	F8			K	K		4	0	0	0	0	3	0
Inning Stats	R: 0 E: 0 K: 0 S: 3 / H: 0 LOB: 0 BB: 0 P: 3	R: 1 E: 0 K: 2 S: 9 / H: 2 LOB: 1 BB: 0 P: 9	R: 0 E: 0 K: 2 S: 7 / H: 0 LOB: 0 BB: 0 P: 7	R: 4 E: 0 K: 0 S: 7 / H: 4 LOB: 0 BB: 0 P: 7	R: 0 E: 0 K: 0 S: 3 / H: 0 LOB: 0 BB: 0 P: 3	R: 0 E: 0 K: 0 S: 4 / H: 1 LOB: 2 BB: 1 P: 8	R: 2 E: 1 K: 2 S: 10 / H: 3 LOB: 2 BB: 1 P: 14	R: 0 E: 0 K: 1 S: 5 / H: 1 LOB: 0 BB: 0 P: 5		1B: 5 2B: 4 3B: 2 HR: 0	SF: 1 SAC: 0 DP: 1 HBP: 0					

BOTTOM

California Angels @ Kansas City Athletics

Municipal Stadium, Kansas City, MO

Wed May 18 1966, 8:05 PM EDT

Unknown

livebaseballscorecards.com

AB	33
R	7
H	11
RBI	7
BB	2
SO	7
LOB	9

WP: 0 PB: 1 SB: 0 CS: 0 PA: 36

PITCHER		IP	WLS	BF	H	R	ER	SO	BB	IBB	HBP	BLK	WP	HR	S	P	ERA	WHIP
Marcelino Lopez, L ERA: 3.51	(1, 1)	3.0	L	15	6	5	5	4	0	0	0	0	0	0	23	23	15.00	2.000
Jack Sanford, R ERA: 2.79	(4, 1)	3.0		11	1	0	0	0	0	1	0	0	0	0	10	14	0.00	0.333
Jim McGlothlin, R ERA: 3.9	(7, 1)	2.0		10	4	2	2	3	1	0	0	0	0	0	15	19	9.00	2.500

PITCHER	IP	WLS	BF	H	R	ER	SO	BB	IBB	HBP	BLK	WP	HR	S	P	ERA	WHIP

California Angels @ Kansas City Athletics

Municipal Stadium, Kansas City, MO

Wed May 18 1966, 8:05 PM EDT

Att. 8,536 - Unknown

TOP

livebaseballscorecards.com

Batter	1	2	3	4	5	6	7	8	9	AB	R	H	RBI	BB	SO	LOB
Jose Cardenal, R (1, 8) OBP: 0.267, SLG: 0.333	4-3		F3		F7	1-3			K	5	0	0	0	0	1	3
Jim Fregosi, R (1, 6) OBP: 0.282, SLG: 0.272	1-3		1-2 3B 1B		2B SF7 1B		G3		F8	5	2	2	0	0	0	1
Bobby Knoop, R (1, 4) OBP: 0.307, SLG: 0.515	FC5-4 BB		1-H 2-H 3B		1-3 2B		K		FC4-6 1-2f	4	0	2	2	1	1	1
Rick Reichardt, R (1, 7) OBP: 0.414, SLG: 0.631	FC5-4 1-2f		6-3		BB		HR			3	1	1	1	1	0	2
Norm Siebern, L (1, 3) OBP: 0.398, SLG: 0.397		F8		BB 2-3-1-2 2B	SF7 3-H		F8			2	0	1	0	0	0	0
Joe Adcock, R (5, PH) OBP: 0.442, SLG: 0.750 (5, 3)										1	0	0	1	0	0	0
Ed Kirkpatrick, L (1, 9) OBP: 0.400, SLG: 0.413		F8		BB BB	4-3			4-3		3	0	0	0	1	0	2
Tom Satriano, L (1, 2) OBP: 0.350, SLG: 0.389		4-3		1-2 2-3 BB		1-3		F7		1	0	0	0	1	0	0
Jim Piersall, R (6, PH) OBP: 0.250, SLG: 0.263										1	0	0	0	0	0	0
Buck Rodgers, S (6, 2) OBP: 0.248, SLG: 0.402										1	0	0	0	0	0	0
Paul Schaal, R (1, 5) OBP: 0.389, SLG: 0.379			1B 3B BB		K	1B		3-1		3	1	1	0	1	1	3
Dean Chance, R (1, 1) OBP: 0.050, SLG: 0.050			K	2-3-1-2 3-Hf		F3			FC4-6 1B	1	0	0	0	0	1	1
Willie Smith, L (4, PH) OBP: 0.222, SLG: 0.192										1	0	0	0	0	0	3
Lew Burdette, R (4, 1)										0	0	0	0	0	0	0
Jackie Warner, R (6, PH) OBP: 0.329, SLG: 0.521										1	0	0	0	0	0	1
Dick Egan, L (6, 1)										0	0	0	0	0	0	0
Frank Malzone, R (9, PH) OBP: 0.375, SLG: 0.357										1	0	1	0	0	0	0
Jackie Hernandez, R (9, PR)										0	0	0	0	0	0	0
Inning Stats	R: 0 E: 0 K: 0 S: 3 H: 0 LOB: 1 BB: 1 P: 7	R: 0 E: 0 K: 0 S: 3 H: 0 LOB: 0 BB: 0 P: 3	R: 2 E: 0 K: 1 S: 7 H: 2 LOB: 1 BB: 1 P: 11	R: 0 E: 0 K: 1 S: 5 H: 1 LOB: 2 BB: 2 P: 13	R: 1 E: 0 K: 0 S: 5 H: 2 LOB: 2 BB: 1 P: 9	R: 0 E: 0 K: 0 S: 4 H: 1 LOB: 1 BB: 0 P: 4	R: 1 E: 0 K: 1 S: 6 H: 1 LOB: 0 BB: 0 P: 6	R: 0 E: 0 K: 0 S: 3 H: 0 LOB: 0 BB: 0 P: 3	R: 0 E: 0 K: 1 S: 6 H: 1 LOB: 1 BB: 0 P: 6	1B: 4 2B: 3 3B: 1 HR: 1	SF: 1 SAC: 0 DP: 1 HBP: 0					

AB	33
R	4
H	8
RBI	4
BB	5
SO	4
LOB	17

WP: 0 PB: 0 SB: 0 CS: 0 PA: 39

PITCHER		IP	WLS	BF	H	R	ER	SO	BB	IBB	HBP	BLK	WP	HR	S	P	ERA	WHIP
Chuck Dobson, R ERA: 4.21	(1, 1)	4.1		22	5	3	3	2	5	0	0	0	0	0	21	41	6.23	2.308
Paul Lindblad, L ERA: 6.57	(5, 1)	2.2	W	10	2	1	1	1	0	0	0	0	0	1	12	12	3.38	0.750
Jack Aker, R ERA: 0.66	(8, 1)	2.0	S	7	1	0	0	1	0	0	0	0	0	0	9	9	0.00	0.500

PITCHER	IP	WLS	BF	H	R	ER	SO	BB	IBB	HBP	BLK	WP	HR	S	P	ERA	WHIP

Batter	1	2	3	4	5	6	7	8	9	AB	R	H	RBI	BB	SO	LOB
Jose Tartabull, L (1, 8) OBP: 0.300, SLG: 0.315	4-3		S 4-3 2B BB		S 1B BB		CS 1B			2	2	1	1	2	0	0
Bert Campaneris, R (1, 6) OBP: 0.261, SLG: 0.370	S 1B		4-3 1-2		1-3 1-2		K 1-2			4	1	1	0	0	1	3
Mike Hershberger, R (1, 9) OBP: 0.316, SLG: 0.379	FC4-6 1-H 1B		4-3 1B 2-H 2B		2B 2-H 1B		K			4	2	3	3	0	1	0
Larry Stahl, L (1, 7) OBP: 0.222, SLG: 0.333	FC4-6 1-2f		4-3 2-3		1-H 2B			K		4	0	1	1	0	1	2
Ken Harrelson, R (1, 3) OBP: 0.268, SLG: 0.228	K		3-H 1B		F9			K		4	0	1	1	0	2	1
Wayne Causey, L (1, 5) OBP: 0.303, SLG: 0.237		E S 1B		FC3-6 BB		5-3		FC6-4 1B		3	0	2	0	1	0	0
Dick Green, R (1, 4) OBP: 0.227, SLG: 0.292		F6 1-3		FC3-6 1-2f WP		4-3		FC6-4 1-2f		4	1	0	0	0	0	3
Ken Suarez, R (1, 2) OBP: 0.362, SLG: 0.255		G4-3 BB		5-3 3-H		F5				2	0	0	0	1	0	0
Chuck Dobson, R (1, 1) OBP: 0.083, SLG: 0.083		G4-3 1-2f		F8			1B 3B			2	0	0	0	0	0	2
Paul Lindblad, L (5, 1)										0	0	0	0	0	0	0
Joe Nossek, R (7, PH) OBP: 0.375, SLG: 0.571										1	1	1	0	0	0	0
Jack Aker, R (8, 1)										0	0	0	0	0	0	0
Inning Stats	R: 1 E: 1 K: 1 S: 7 H: 2 LOB: 1 BB: 0 P: 7	R: 0 E: 0 K: 0 S: 3 H: 1 LOB: 1 BB: 1 P: 7	R: 2 E: 0 K: 0 S: 4 H: 2 LOB: 1 BB: 1 P: 8	R: 1 E: 1 K: 0 S: 3 H: 0 LOB: 0 BB: 1 P: 7	R: 2 E: 0 K: 0 S: 4 H: 2 LOB: 0 BB: 1 P: 8	R: 0 E: 0 K: 0 S: 3 H: 0 LOB: 0 BB: 0 P: 3	R: 1 E: 0 K: 2 S: 8 H: 2 LOB: 0 BB: 0 P: 8	R: 0 E: 0 K: 2 S: 8 H: 1 LOB: 1 BB: 0 P: 8		1B: 7 2B: 3 3B: 1 HR: 0	SF: 0 SAC: 0 DP: 2 HBP: 0					

PITCHER		IP	WLS	BF	H	R	ER	SO	BB	IBB	HBP	BLK	WP	HR	S	P	ERA	WHIP
Dean Chance, R ERA: 2.72	(1, 1)	3.0	L	14	5	3	3	1	2	0	0	0	0	0	14	22	9.00	2.333
Lew Burdette, R ERA: 3.26	(4, 1)	2.0		9	2	3	2	0	2	0	0	0	1	0	7	15	9.00	2.000
Dick Egan, L ERA: 3.86	(6, 1)	3.0		11	3	1	1	4	0	0	0	0	0	0	19	19	3.00	1.000

PITCHER	IP	WLS	BF	H	R	ER	SO	BB	IBB	HBP	BLK	WP	HR	S	P	ERA	WHIP

BOTTOM

California Angels @ Kansas City Athletics

Municipal Stadium, Kansas City, MO

Wed May 18 1966, 8:05 PM EDT

Att. 8,536 - Unknown

livebaseballscorecards.com

AB	30
R	7
H	10
RBI	6
BB	4
SO	5
LOB	11

California Angels @ Washington Senators

D.C. Stadium, Washington, DC

Fri May 20 1966, 7:05 PM EDT

Att. 14,737 - Unknown

TOP

livebaseballscorecards.com

Batter	1	2	3	4	5	6	7	8	9	AB	R	H	RBI	BB	SO	LOB
Paul Schaal, R (1, 5) OBP: 0.392, SLG: 0.421	1B 1B 2B	K			1-3			HR		4	2	2	1	0	1	1
Jim Fregosi, R (1, 6) OBP: 0.281, SLG: 0.271	1B FC1-4-6 2-3 1B		6-3		6-3			5-3		4	1	1	0	0	0	1
Rick Reichardt, R (1, 7) OBP: 0.402, SLG: 0.609	K		5-3			F9		6-3		4	0	0	0	0	1	2
Norm Siebern, L (1, 3) OBP: 0.391, SLG: 0.390	FC1-4-6 1-3 3-H 1B		3-1			F5		F7		4	0	1	1	0	0	0
Tom Satriano, L (8, 3) OBP: 0.350, SLG: 0.389										0	0	0	0	0	0	0
Bobby Knoop, R (1, 4) OBP: 0.299, SLG: 0.500	FC1-4-6 1-2f 3-H			F9		K			6-3	4	0	0	1	0	1	1
Buck Rodgers, S (1, 2) OBP: 0.248, SLG: 0.396	F2			F7			F8		FC4-6 1B	4	0	1	0	0	0	1
Ed Kirkpatrick, L (1, 9) OBP: 0.375, SLG: 0.380		F8		F8			4-3		FC4-6 1-2f	4	0	0	0	0	0	1
Lew Burdette, R (9, 1)										0	0	0	0	0	0	0
Jose Cardenal, R (1, 8) OBP: 0.267, SLG: 0.360		F9			F7		HR		K	4	1	1	1	0	1	1
George Brunet, R (1, 1) OBP: 0.200, SLG: 0.800		HR			2B		K			1	1	1	1	0	0	0
Jack Sanford, R (2, 1) OBP: 0.222, SLG: 0.286										1	0	1	0	0	0	0
Jackie Warner, R (7, PH) OBP: 0.325, SLG: 0.514										1	0	0	0	0	1	0
Bob Lee, R (7, 1)										0	0	0	0	0	0	0
Dick Egan, L (8, 1)										0	0	0	0	0	0	0
Willie Smith, L (9, 9) OBP: 0.222, SLG: 0.192										0	0	0	0	0	0	0
Inning Stats	R: 2 E: 0 K: 1 S: 8 H: 3 LOB: 1 BB: 0 P: 8	R: 1 E: 0 K: 1 S: 6 H: 1 LOB: 0 BB: 0 P: 6	R: 0 E: 0 K: 0 S: 3 H: 0 LOB: 0 BB: 0 P: 3	R: 0 E: 0 K: 0 S: 3 H: 0 LOB: 0 BB: 0 P: 3	R: 0 E: 0 K: 0 S: 4 H: 1 LOB: 1 BB: 0 P: 4	R: 0 E: 0 K: 1 S: 5 H: 0 LOB: 0 BB: 0 P: 5	R: 1 E: 0 K: 1 S: 6 H: 1 LOB: 0 BB: 0 P: 6	R: 1 E: 0 K: 0 S: 4 H: 1 LOB: 0 BB: 0 P: 4	R: 0 E: 0 K: 1 S: 6 H: 1 LOB: 1 BB: 0 P: 6	1B: 3 2B: 2 3B: 0 HR: 3 SF: 0 SAC: 0 DP: 0 HBP: 0	WP: 0 PB: 0 SB: 0 CS: 0 PA: 35					

PITCHER		IP	WLS	BF	H	R	ER	SO	BB	IBB	HBP	BLK	WP	HR	S	P	ERA	WHIP
Phil Ortega, R ERA: 2.76	(1, 1)	7.1		29	7	5	5	4	0	0	0	0	0	3	37	37	6.14	0.955
Bob Humphreys, R ERA: 2.51	(8, 1)	0.2		2	0	0	0	0	0	0	0	0	0	0	2	2	0.00	0.000
Ron Kline, R ERA: 4.34	(9, 1)	1.0	W	4	1	0	0	1	0	0	0	0	0	0	6	6	0.00	1.000

PITCHER		IP	WLS	BF	H	R	ER	SO	BB	IBB	HBP	BLK	WP	HR	S	P	ERA	WHIP

AB	35
R	5
H	8
RBI	5
BB	0
SO	5
LOB	8

BOTTOM

California Angels @ Washington Senators

D.C. Stadium, Washington, DC

Fri May 20 1966, 7:05 PM EDT

Att. 14,737 - Unknown

livebaseballscorecards.com

Batter	1	2	3	4	5	6	7	8	9	AB	R	H	RBI	BB	SO	LOB
Fred Valentine, S (1, 9) OBP: 0.379, SLG: 0.492	BBBB 4-0 FC1-6 BB	x 0-0 BB BB 1-2 1B		x 0-0 1B 1B			x 0-0 ① F7	x 0-0 FC6-4 2-H 1B		4	0	3	1	1	0	0
Bob Saverine, S (1, 5) (7, 4) OBP: 0.289, SLG: 0.353	x 0-0 ① FC1-6 1B E 1-2f	BBBB 4-0 BB 1-2 2-3 BB		x 0-0 1-2 1B			x 0-0 ② F8	x 0-0 ③ FC6-4 1-2f		4	1	1	0	1	0	2
Don Lock, R (1, 8) OBP: 0.368, SLG: 0.462	SSS 0-3 ② K	BBBB 4-0 1-2 2-3 3-H BB		x 0-0 ③ F8			x 0-0 1B		x 0-0 E6 1B E	4	1	1	1	1	1	3
Frank Howard, R (1, 7) OBP: 0.314, SLG: 0.443	x 0-0 WP 1-2 1B	x 0-0 ③ 4-3			x 0-0 5-3 1B		SSS 0-3 ③ K		x 0-0 E5 1-H 1B	5	0	3	0	0	1	4
Ken McMullen, R (1, 3) (7, 5) OBP: 0.304, SLG: 0.398	BBBBB 4-0 1-3 2-H BB		x 0-0 ① 6-3		x 0-0 ① ② 5-3 1-2			x 0-0 E6 HR		3	1	0	0	1	0	1
Paul Casanova, R (1, 2) OBP: 0.340, SLG: 0.600	x 0-0 ③ 4-3	SSS 0-3 ② K2-3			x 0-0 ③ 6-3			x 0-0 1-H HR		4	1	1	2	0	1	2
Ken Hamlin, R (1, 4) OBP: 0.273, SLG: 0.245		SSS 0-3 ① K	x 0-0 ③ F7			x 0-0 ① F7		x 0-0 ① 4-3		2	0	0	0	0	1	0
Dick Nen, L (6, PH) (7, 3) OBP: 0.289, SLG: 0.324										2	0	0	0	0	0	0
Ed Brinkman, R (1, 6) OBP: 0.233, SLG: 0.296		SSS 0-3 ② K		x 0-0 ① 4-3		x 0-0 ② F8		SSS 0-3 ② K		4	0	0	0	0	2	0
Phil Ortega, R (1, 1) OBP: 0.188, SLG: 0.071		BBBB 4-0 BB 1B BB BB		SSS 0-3 ② K		x 0-0 ③ F4		x 0-0 1B 2B		2	1	0	0	1	1	0
Bob Humphreys, R (8, 1)										0	0	0	0	0	0	0
Jim King, L (8, PH) OBP: 0.379, SLG: 0.400										1	1	1	0	0	0	0
Ron Kline, R (9, 1) OBP: 0.333, SLG: 0.333										0	0	0	0	0	0	0
Inning Stats	R: 1 E: 0 K: 1 S: 6 H: 1 LOB: 2 BB: 2 P: 14	R: 1 E: 0 K: 2 S: 8 H: 1 LOB: 3 BB: 3 P: 20	R: 0 E: 0 K: 1 S: 5 H: 0 LOB: 0 BB: 0 P: 5	R: 0 E: 0 K: 1 S: 7 H: 2 LOB: 2 BB: 0 P: 7	R: 0 E: 0 K: 0 S: 3 H: 1 LOB: 0 BB: 0 P: 3	R: 0 E: 0 K: 0 S: 3 H: 0 LOB: 0 BB: 0 P: 3	R: 0 E: 0 K: 1 S: 6 H: 1 LOB: 1 BB: 0 P: 6	R: 3 E: 1 K: 1 S: 9 H: 3 LOB: 1 BB: 0 P: 9	R: 1 E: 2 K: 0 S: 2 H: 1 LOB: 1 BB: 0 P: 2	1B: 8 2B: 1 3B: 0 HR: 1	SF: 0 SAC: 0 DP: 0 HBP: 0						

	AB	35
	R	6
	H	10
	RBI	4
	BB	5
	SO	7
	LOB	12

WP: 2 PB: 0 SB: 0 CS: 0 PA: 40

PITCHER		IP	WLS	BF	H	R	ER	SO	BB	IBB	HBP	BLK	WP	HR	S	P	ERA	WHIP
George Brunet, L ERA: 5.32	(1, 1)	1.2		12	2	2	1	3	5	0	0	0	1	0	13	33	5.40	4.200
Jack Sanford, R ERA: 2.43	(2, 1)	4.1		15	3	0	0	2	0	0	0	0	0	0	19	19	0.00	0.692
Bob Lee, R ERA: 2.03	(7, 1)	1.2		10	4	3	1	2	0	0	0	0	0	1	14	14	5.40	2.400
Dick Egan, L ERA: 3.75	(8, 1)	0.1		1	0	0	0	0	0	0	0	0	0	0	1	1	0.00	0.000
Lew Burdette, R ERA: 3.26	(9, 1)	0.0	L	2	1	1	0	0	0	0	0	0	0	0	2	2	∞	∞

PITCHER	IP	WLS	BF	H	R	ER	SO	BB	IBB	HBP	BLK	WP	HR	S	P	ERA	WHIP

Batter	1	2	3	4	5	6	7	8	9	AB	R	H	RBI	BB	SO	LOB
Paul Schaal, R (1, 5) OBP: 0.396, SLG: 0.423	CS 1B		1-3			SH1-4 1B		5-3		4	0	2	0	0	0	2
Jim Fregosi, R (1, 6) OBP: 0.283, SLG: 0.273	K2-3 1-2			6-3		SH1-4 1-2		FC5-4 1B 2-H		3	0	1	1	0	1	1
Rick Reichardt, R (1, 7) OBP: 0.390, SLG: 0.588	F4			K		F6		FC5-4 FC6-4 1-2f		4	0	0	0	0	1	2
Joe Adcock, R (1, 3) OBP: 0.404, SLG: 0.675		5-3		F6		K		FC6-4 1-2f		4	0	0	0	0	1	2
Lew Burdette, R (8, 1)										0	0	0	0	0	0	0
Bobby Knoop, R (1, 4) OBP: 0.304, SLG: 0.496		K			1B WP BB		FC5-4 1B		F5	3	1	1	0	1	1	0
Ed Kirkpatrick, L (1, 9) OBP: 0.353, SLG: 0.352		6-3			F6		F9		4-3	4	0	0	0	0	0	2
Buck Rodgers, S (1, 2) OBP: 0.256, SLG: 0.394			3-1		WP 2B 1-3		F6		BB	3	1	1	0	1	0	1
Jose Cardenal, R (1, 8) OBP: 0.275, SLG: 0.375			S 1B		CS 2B 1-H 3-H		FC5-4 1-2f		F8	4	0	2	1	0	0	2
Dean Chance, R (1, 1) OBP: 0.045, SLG: 0.045			K 1-2		K 2-3			1B 2B		2	0	0	0	0	2	2
Ed Sukla, R (7, 1)										0	0	0	0	0	0	0
Dick Egan, L (7, 1)										0	0	0	0	0	0	0
Norm Siebern, L (8, PH) OBP: 0.398, SLG: 0.410										1	1	1	0	0	0	0
(8, 3)																
Inning Stats	R: 0 E: 0 K: 1 S: 5 H: 1 LOB: 0 BB: 0 P: 5	R: 0 E: 0 K: 1 S: 5 H: 0 LOB: 0 BB: 0 P: 5	R: 0 E: 0 K: 1 S: 6 H: 1 LOB: 1 BB: 0 P: 6	R: 0 E: 0 K: 1 S: 5 H: 0 LOB: 0 BB: 0 P: 5	R: 2 E: 0 K: 1 S: 6 H: 2 LOB: 1 BB: 1 P: 10	R: 0 E: 0 K: 1 S: 6 H: 1 LOB: 1 BB: 0 P: 6	R: 0 E: 0 K: 0 S: 4 H: 1 LOB: 1 BB: 0 P: 4	R: 1 E: 0 K: 0 S: 5 H: 2 LOB: 1 BB: 0 P: 5	R: 0 E: 0 K: 0 S: 3 H: 0 LOB: 1 BB: 1 P: 7	1B: 6 2B: 3 3B: 0 HR: 0 SF: 0 SAC: 1 DP: 1 HBP: 0						

PITCHER		IP	WLS	BF	H	R	ER	SO	BB	IBB	HBP	BLK	WP	HR	S	P	ERA	WHIP
Diego Segui, R ERA: 5.21	(1, 1)	6.0		22	5	2	2	6	1	0	0	0	1	0	33	37	3.00	1.000
Bob Humphreys, R ERA: 2.35	(7, 1)	1.0	W	4	1	0	0	0	0	0	0	0	0	0	4	4	0.00	1.000
Casey Cox, R ERA: 2.7	(8, 1)	2.0	S	9	2	1	1	0	1	0	0	0	0	0	8	12	4.50	1.500

PITCHER	IP	WLS	BF	H	R	ER	SO	BB	IBB	HBP	BLK	WP	HR	S	P	ERA	WHIP

California Angels @ Washington Senators

D.C. Stadium, Washington, DC

Sat May 21 1966, 3:33 AM EDT

Att. 4,133 - Unknown

TOP

livebaseballscorecards.com

AB	32
R	3
H	8
RBI	2
BB	2
SO	6
LOB	14

WP: 1	PA: 35
PB: 0	
SB: 1	
CS: 2	

Batter	1	2	3	4	5	6	7	8	9	AB	R	H	RBI	BB	SO	LOB
Fred Valentine, S (1, 8) (9, 7) OBP: 0.390, SLG: 0.524	CS 1B		K			1B FC4-6 1B	1-H 2-H HR			4	2	3	3	0	1	0
Bob Saverine, S (1, 4) OBP: 0.286, SLG: 0.342	4-3 1-2			2-3		FC4-6 1-3 1B	F3			4	0	1	0	0	0	1
Jim King, L (1, 9) OBP: 0.355, SLG: 0.370	4-3			G3		FC4-6 1-2f E 3-H		F5		4	1	0	1	0	0	1
Frank Howard, R (1, 7) OBP: 0.328, SLG: 0.455		4-3		1B		3-H 1B		G3-6-3 1B		4	0	3	0	0	0	0
Don Lock, R (8, PR) (9, 8) OBP: 0.368, SLG: 0.462										0	0	0	0	0	0	0
Dick Nen, L (1, 3) OBP: 0.288, SLG: 0.311		BB		F7		G3		G3-6-3 1-2f		3	0	0	0	1	0	3
Ken McMullen, R (1, 5) OBP: 0.305, SLG: 0.396		K			K		E7 HR 1B			3	1	1	0	0	2	1
Paul Casanova, R (1, 2) OBP: 0.340, SLG: 0.574		K			G1-6-3 BB		F4			2	0	0	0	1	1	2
Ed Brinkman, R (1, 6) OBP: 0.228, SLG: 0.288			K		G1-6-3 1-2f		F9			3	0	0	0	0	1	2
Diego Segui, R (1, 1)			K			3-1	HR BB			1	0	0	0	0	1	0
Bob Chance, L (6, PH) OBP: 0.179, SLG: 0.321										1	0	0	0	0	0	0
Bob Humphreys, R (7, 1)										0	0	0	0	0	0	0
Willie Kirkland, L (7, PH) OBP: 0.296, SLG: 0.136										0	1	0	0	1	0	0
Casey Cox, R (8, 1)										0	0	0	0	0	0	0
Inning Stats	R: 0 E: 0 K: 0 S: 3 H: 1 LOB: 0 BB: 0 P: 3	R: 0 E: 0 K: 2 S: 7 H: 0 LOB: 1 BB: 1 P: 11	R: 0 E: 0 K: 3 S: 9 H: 0 LOB: 0 BB: 0 P: 9	R: 0 E: 0 K: 0 S: 4 H: 1 LOB: 1 BB: 0 P: 4	R: 0 E: 0 K: 1 S: 4 H: 0 LOB: 0 BB: 1 P: 8	R: 2 E: 1 K: 0 S: 6 H: 3 LOB: 1 BB: 0 P: 6	R: 3 E: 1 K: 0 S: 5 H: 2 LOB: 0 BB: 1 P: 9	R: 0 E: 0 K: 0 S: 3 H: 1 LOB: 1 BB: 0 P: 3		1B: 7 2B: 0 3B: 0 HR: 1	SF: 0 SAC: 0 DP: 2 HBP: 0						

PITCHER		IP	WLS	BF	H	R	ER	SO	BB	IBB	HBP	BLK	WP	HR	S	P	ERA	WHIP
Dean Chance, R ERA: 2.74	(1, 1)	6.0		23	5	2	2	6	2	0	0	0	0	0	33	41	3.00	1.167
Ed Sukla, R ERA: 6.75	(7, 1)	0.2	L	4	1	2	2	0	1	0	0	0	0	0	3	7	27.00	3.000
Dick Egan, L ERA: 4.38	(7, 1)	0.1		2	1	1	1	0	0	0	0	0	0	1	2	2	27.00	3.000
Lew Burdette, R ERA: 3.1	(8, 1)	1.0		3	1	0	0	0	0	0	0	0	0	0	3	3	0.00	1.000

PITCHER	IP	WLS	BF	H	R	ER	SO	BB	IBB	HBP	BLK	WP	HR	S	P	ERA	WHIP

BOTTOM

California Angels @ Washington Senators

D.C. Stadium, Washington, DC

Sat May 21 1966, 3:33 AM EDT

Att. 4,133 - Unknown

livebaseballscorecards.com

AB	29
R	5
H	8
RBI	4
BB	3
SO	6
LOB	10

WP: 0 PA: 32
PB: 0
SB: 0
CS: 1

California Angels @ Washington Senators

D.C. Stadium, Washington, DC

Sun May 22 1966, 3:33 AM EDT

Unknown

livebaseballscorecards.com

Batter	1	2	3	4	5	6	7	8	9	AB	R	H	RBI	BB	SO	LOB
Paul Schaal, R (1, 5) OBP: 0.396, SLG: 0.417	B B B B 4-0 F9 1B BB	S S S 0-3 ③ K			x 0-0 ① F7		x 0-0 FC4-6 1B		x 0-0 ② 5-3	4	0	1	0	1	1	2
Bobby Knoop, R (1, 4) OBP: 0.294, SLG: 0.479	S S S 0-3 ① K		x 0-0 ① 5-3		S S S 0-3 ② K		x 0-0 ② FC4-6 1-2f		x 0-0 ③ F9	5	0	0	0	0	2	2
Rick Reichardt, R (1, 7) OBP: 0.400, SLG: 0.618	x 0-0 1-2 1B		x 0-0 1B		x 0-0 HR		x 0-0 ③ L7			4	1	3	1	0	0	1
Joe Adcock, R (1, 3) OBP: 0.392, SLG: 0.705	x 0-0 ② F9 2-3		x 0-0 ② F7		x 0-0 ③ 6-3			x 0-0 HR		4	1	1	1	0	0	3
Jose Cardenal, R (1, 8) OBP: 0.274, SLG: 0.364	x 0-0 ③ P4		S S S 0-3 ③ K			x 0-0 ① F7		B B B B 4-0 BB		3	0	0	0	1	1	3
Jim Fregosi, R (1, 6) OBP: 0.296, SLG: 0.276		B B B B 4-0 FC6-4 BB		B B B B 4-0 BB		x 0-0 1B		S S S 0-3 ① K		2	0	1	0	2	1	1
Jackie Warner, R (1, 9) OBP: 0.310, SLG: 0.487		x 0-0 ① FC6-4 1B 1-2f		S S S 0-3 ① K		S S S 0-3 ② K		S S S 0-3 ② K		4	0	0	0	0	3	4
Buck Rodgers, S (1, 2) OBP: 0.256, SLG: 0.389		x 0-0 1-2 1B		x 0-0 ② F2		x 0-0 ③ F8		x 0-0 ③ F7		4	0	1	0	0	0	3
Fred Newman, R (1, 1) OBP: 0.375, SLG: 0.286 George Brunet, R (4, 1) OBP: 0.200, SLG: 0.800 Lew Burdette, R (6, 1) Ed Kirkpatrick, L (7, PH) OBP: 0.348, SLG: 0.345 Ed Sukla, R (7, 1) Norm Siebern, L (9, PH) OBP: 0.394, SLG: 0.405		S S S 0-3 ② K		S S S 0-3 ③ K			x 0-0 ① 4-3		S S S 0-3 ① K	2 0 0 1 0 1	0 0 0 0 0 0	0 0 0 0 0 0	0 0 0 0 0 0	0 0 0 0 0 1	2 0 0 0 0 0	3 0 0 0 0 0
Inning Stats	R: 0 E: 0 K: 1 S: 6 H: 1 LOB: 2 BB: 1 P: 10	R: 0 E: 0 K: 2 S: 8 H: 1 LOB: 2 BB: 1 P: 12	R: 0 E: 0 K: 1 S: 6 H: 1 LOB: 1 BB: 0 P: 6	R: 0 E: 0 K: 2 S: 7 H: 0 LOB: 1 BB: 1 P: 11	R: 1 E: 0 K: 1 S: 6 H: 1 LOB: 0 BB: 0 P: 6	R: 0 E: 0 K: 1 S: 6 H: 1 LOB: 1 BB: 0 P: 6	R: 0 E: 0 K: 0 S: 4 H: 1 LOB: 1 BB: 0 P: 4	R: 1 E: 0 K: 2 S: 8 H: 1 LOB: 1 BB: 1 P: 12	R: 0 E: 0 K: 1 S: 5 H: 0 LOB: 0 BB: 0 P: 5	1B: 5 2B: 0 3B: 0 HR: 2 SF: 0 SAC: 0 DP: 0 HBP: 0						

TOP	
AB	34
R	2
H	7
RBI	2
BB	4
SO	11
LOB	22

		WP: 0	PA: 38
		PB: 0	
		SB: 0	
		CS: 0	

PITCHER		IP	WLS	BF	H	R	ER	SO	BB	IBB	HBP	BLK	WP	HR	S	P	ERA	WHIP
Pete Richert, L ERA: 2.37	(1, 1)	5.0	W	22	4	1	1	7	3	0	0	0	0	1	33	45	1.80	1.400
Ron Kline, R ERA: 3.97	(6, 1)	4.0	S	16	3	1	1	4	1	0	0	0	0	1	23	27	2.25	1.000

PITCHER	IP	WLS	BF	H	R	ER	SO	BB	IBB	HBP	BLK	WP	HR	S	P	ERA	WHIP

BOTTOM

California Angels @ Washington Senators

D.C. Stadium, Washington, DC

Sun May 22 1966, 3:33 AM EDT

Unknown

livebaseballscorecards.com

Batter	1	2	3	4	5	6	7	8	9	AB	R	H	RBI	BB	SO	LOB
Fred Valentine, S (1, 8) (7, 7) OBP: 0.393, SLG: 0.528	1-3	SH, FC5-2, 1B 1-2 2-3		1-H 2B		6-3, F8 1-2 HBP		F9		3	0	1	1	0	0	0
Bob Saverine, S (1, 4) OBP: 0.298, SLG: 0.381	5-3	FC5-2, 1B, 1B 1-2 2-3 3-Hf		1B 3B		F8 1-2 2-3		BB BB BB 4-0 BB		4	2	1	0	1	0	5
Jim King, L (1, 9) OBP: 0.388, SLG: 0.386	BB, BB BB B B B 4-0 BB	1B 1-2 2-H 3-H 1B		1B 3-H 1B		6-3 BB B B B 4-0		4-3		3	0	2	2	2	0	1
Frank Howard, R (1, 7) OBP: 0.341, SLG: 0.460 Don Lock, R (7, 8) OBP: 0.368, SLG: 0.462	BB 1-2 BB B B B 4-0 BB	1-3 2-H 1B		G4-6-3 1-2 1B		6-3 1-2 2-3 3-H				3 0	0 0	2 0	2 0	1 0	0 0	2 0
Dick Nen, L (1, 3) OBP: 0.286, SLG: 0.299	FC6-4 1-2 2-3 B B B B 4-0 BB	F7		G4-6-3 1-2f		F8				3	0	0	0	1	0	6
Ken McMullen, R (1, 5) OBP: 0.311, SLG: 0.400	FC6-4 1-2f		K	G6-4-3 1B		1B				4	0	2	0	0	1	3
Paul Casanova, R (1, 2) OBP: 0.333, SLG: 0.549		1B, S, FC 1B	K	G6-4-3 1-2f		K				4	1	1	0	0	2	1
Ed Brinkman, R (1, 6) OBP: 0.228, SLG: 0.287		SH, FC, FC5-2 1-3 1B	6-3	F3		K				4	0	1	0	0	1	0
Pete Richard, L (1, 1) OBP: 0.154, SLG: 0.154 Ron Kline, R (6, 1) OBP: 0.400, SLG: 0.250	FC, FC5-2, SH 1-2 3-H 1B	2B 1B		F8, HBP 6-3 BB B B B 4-0		K				2 1	2 1	1 0	1 0	0 1	0 1	1 0
Inning Stats	R: 0 E: 0 K: 0 S: 3 H: 0 LOB: 3 BB: 3 P: 15	R: 3 E: 1 K: 0 S: 8 H: 4 LOB: 2 BB: 0 P: 8	R: 0 E: 0 K: 2 S: 7 H: 0 LOB: 0 BB: 0 P: 7	R: 2 E: 0 K: 0 S: 6 H: 5 LOB: 1 BB: 0 P: 6	R: 0 E: 0 K: 0 S: 3 H: 1 LOB: 0 BB: 0 P: 3	R: 1 E: 0 K: 0 S: 3 H: 0 LOB: 2 BB: 2 P: 12	R: 0 E: 0 K: 2 S: 7 H: 1 LOB: 0 BB: 0 P: 7	R: 0 E: 0 K: 1 S: 5 H: 0 LOB: 1 BB: 1 P: 9		1B: 9 2B: 1 3B: 1 HR: 0	SF: 0 SAC: 1 DP: 2 HBP: 1			WP: 0 PB: 0 SB: 1 CS: 0	PA: 39		

	AB	31
	R	6
	H	11
	RBI	6
	BB	6
	SO	5
	LOB	19

PITCHER		IP	WLS	BF	H	R	ER	SO	BB	IBB	HBP	BLK	WP	HR	S	P	ERA	WHIP
Fred Newman, R ERA: 5.68	(1, 1)	3.1	L	21	8	5	5	2	3	0	0	0	0	0	22	34	13.50	3.300
George Brunet, L ERA: 5.25	(4, 1)	2.0		9	2	1	1	0	2	0	1	0	0	0	6	15	4.50	2.000
Lew Burdette, R ERA: 3.0	(6, 1)	0.2		2	0	0	0	0	0	0	0	0	0	0	2	2	0.00	0.000
Ed Sukla, R ERA: 5.94	(7, 1)	2.0		7	1	0	0	3	1	0	0	0	0	0	12	16	0.00	1.000

PITCHER	IP	WLS	BF	H	R	ER	SO	BB	IBB	HBP	BLK	WP	HR	S	P	ERA	WHIP

Batter	1	2	3	4	5	6	7	8	9	AB	R	H	RBI	BB	SO	LOB
Jim Piersall, R (1, 8) OBP: 0.292, SLG: 0.318	B B B B 4-0 WP HBP SF9 BB		x 0-0 ① FC1-6 S 1-2f		x 0-0 2-H 2B			x 0-0 ① L3		3	1	1	1	1	0	1
Bobby Knoop, R (1, 4) OBP: 0.293, SLG: 0.480	S S S 0-3 ① K		S S S 0-3 ② K		S S S 0-3 ② K			x 0-0 2B		4	0	1	0	0	3	3
Rick Reichardt, R (1, 7) OBP: 0.396, SLG: 0.603	H 1-0 WP HBP 1-2		S S S 0-3 ③ K 1-2		S S S 0-3 ③ K			S S S 0-3 ② K		3	0	0	0	0	3	3
Willie Smith, L (1, 9) OBP: 0.226, SLG: 0.207 Jackie Warner, R (8, 9) OBP: 0.310, SLG: 0.487	x 0-0 ② SF9 1-2 2-H			x 0-0 ① P6		x 0-0 L1-3-5-6 PB 1B		x 0-0 ③ F9		3 0	0 0	1 0	1 0	0 0	0 0	1 0
Norm Siebern, L (1, 3) OBP: 0.378, SLG: 0.386	S S S 0-3 ③ K			x 0-0 ② F8		S S S 0-3 ① K 1-2			x 0-0 ① F8	4	0	0	0	0	2	2
Jim Fregosi, R (1, 6) OBP: 0.295, SLG: 0.283		x 0-0 ① 1-3		x 0-0 2B		x 0-0 ② ③ L1-3-5-6 2-3			x 0-0 ② F7	4	0	1	0	0	0	1
Frank Malzone, R (1, 5) OBP: 0.300, SLG: 0.278		x 0-0 ② 5-3		x 0-0 ③ P5			x 0-0 ① P4		x 0-0 ③ F8	4	0	0	0	0	0	1
Tom Satriano, L (1, 2) OBP: 0.348, SLG: 0.350		S S S 0-3 ③ K		B B B B 4-0 SH1-4 2B BB			x 0-0 ② F7			2	1	0	0	1	1	0
Jim McGlothlin, R (1, 1) OBP: 0.182, SLG: 0.300 Bob Lee, R (9, 1)			B B B B 4-0 FC1-6 BB		x 0-0 ① SH1-4 1-2		x 0-0 ③ 6-3			1 0	0 0	0 0	0 0	1 0	0 0	0 0
Inning Stats	R: 1 H: 0 E: 0 LOB: 1 K: 2 BB: 1 S: 7 P: 12	R: 0 H: 0 E: 0 LOB: 0 K: 1 BB: 0 S: 5 P: 5	R: 0 H: 0 E: 0 LOB: 1 K: 2 BB: 1 S: 7 P: 11	R: 0 H: 1 E: 0 LOB: 1 K: 0 BB: 0 S: 4 P: 4	R: 1 H: 1 E: 0 LOB: 1 K: 2 BB: 1 S: 8 P: 12	R: 0 H: 1 E: 0 LOB: 0 K: 1 BB: 0 S: 5 P: 5	R: 0 H: 0 E: 0 LOB: 0 K: 0 BB: 0 S: 3 P: 3	R: 0 H: 1 E: 0 LOB: 1 K: 1 BB: 0 S: 6 P: 6	R: 0 H: 0 E: 0 LOB: 0 K: 0 BB: 0 S: 3 P: 3	1B: 1 SF: 1 2B: 4 SAC: 1 3B: 0 DP: 1 HR: 0 HBP: 1						

TOP

California Angels @ Washington Senators

D.C. Stadium, Washington, DC

Sun May 22 1966, 3:38 AM EDT

Att. 15,404 - Unknown

livebaseballscorecards.com

AB	28
R	2
H	4
RBI	2
BB	3
SO	9
LOB	12

WP: 1 PA: 34
PB: 1
SB: 1
CS: 0

PITCHER		IP	WLS	BF	H	R	ER	SO	BB	IBB	HBP	BLK	WP	HR	S	P	ERA	WHIP
Jim Hannan, R ERA: 5.54	(1, 1)	5.0	L	21	2	2	2	7	3	0	1	0	1	0	31	44	3.60	1.000
Dick Lines, L ERA: 2.63	(6, 1)	2.0		6	1	0	0	1	0	0	0	0	0	0	8	8	0.00	0.500
Casey Cox, R ERA: 2.51	(8, 1)	2.0		7	1	0	0	1	0	0	0	0	0	0	9	9	0.00	0.500

PITCHER	IP	WLS	BF	H	R	ER	SO	BB	IBB	HBP	BLK	WP	HR	S	P	ERA	WHIP

Batter	1	2	3	4	5	6	7	8	9	AB	R	H	RBI	BB	SO	LOB
Fred Valentine, S (1, 9) OBP: 0.393, SLG: 0.530	3-1		K		K 1-2			FC1-5 1B	1-H 2-H 2B	5	0	2	1	0	2	1
Bob Saverine, S (1, 4) (9, 7) OBP: 0.294, SLG: 0.370	4-3			P4		5-3		FC6-4 FC1-5 1-2 1B		4	0	1	0	0	0	0
Don Lock, R (1, 8) OBP: 0.363, SLG: 0.449	1B			6-3		K		FC1-5 FC6-4 1-2 2-3f		4	0	1	0	0	1	2
Frank Howard, R (1, 7) OBP: 0.346, SLG: 0.462 Ken Hamlin, R (8, PR) OBP: 0.273, SLG: 0.245 (9, 4)	K			E5 1B 1B		1B		FC6-4 1-2f 2-3		4 0	0 0	2 0	0 0	0 0	1 0	3 0
Dick Nen, L (1, 3) OBP: 0.284, SLG: 0.296		E8		2-3 1B		L8		F8		4	0	1	0	0	0	3
Ken McMullen, R (1, 5) OBP: 0.302, SLG: 0.386		F9		P5			L5		F8	4	0	0	0	0	0	2
Jim French, L (1, 2) OBP: 0.353, SLG: 0.214		K			K		F9		P5	4	0	0	0	0	2	0
Ed Brinkman, R (1, 6) OBP: 0.237, SLG: 0.288			F8		WP BB		E6		1B 2B 1B	3	1	1	0	1	0	0
Jim Hannan, R (1, 1) Bob Chance, L (5, PH) OBP: 0.172, SLG: 0.310 Dick Lines, R (6, 1) Willie Kirkland, L (7, PH) OBP: 0.286, SLG: 0.130 Casey Cox, R (8, 1) Jim King, L (9, PH) OBP: 0.397, SLG: 0.397			P1		K		F7		1-2 2B 1B	1 1 0 1 0 0 1	0 0 0 0 0 0 0	0 0 0 0 0 0 1	0 0 0 0 0 0 0	0 1 0 0 0 0 0	0 0 0 0 0 0 0	0 1 0 1 0 0 0
Inning Stats	R: 0 E: 0 K: 1 S: 6 H: 1 LOB: 1 BB: 0 P: 6	R: 0 E: 1 K: 1 S: 5 H: 0 LOB: 0 BB: 0 P: 5	R: 0 E: 0 K: 1 S: 5 H: 0 LOB: 0 BB: 0 P: 5	R: 0 E: 1 K: 0 S: 5 H: 2 LOB: 2 BB: 0 P: 5	R: 0 E: 0 K: 3 S: 9 H: 0 LOB: 1 BB: 1 P: 13	R: 0 E: 0 K: 1 S: 6 H: 1 LOB: 1 BB: 0 P: 6	R: 0 E: 1 K: 0 S: 4 H: 0 LOB: 1 BB: 0 P: 4	R: 0 E: 0 K: 0 S: 5 H: 2 LOB: 2 BB: 0 P: 5	R: 1 E: 0 K: 0 S: 5 H: 3 LOB: 2 BB: 0 P: 5	1B: 8 2B: 1 3B: 0 HR: 0	SF: 0 SAC: 0 DP: 0 HBP: 0			WP: 1 PB: 0 SB: 0 CS: 0	PA: 37		

PITCHER		IP	WLS	BF	H	R	ER	SO	BB	IBB	HBP	BLK	WP	HR	S	P	ERA	WHIP
Jim McGlothlin, R ERA: 3.22	(1, 1)	8.2	W	36	8	1	1	7	1	0	0	0	1	0	49	53	1.04	1.038
Bob Lee, R ERA: 2.0	(9, 1)	0.1	S	1	1	0	0	0	0	0	0	0	0	0	1	1	0.00	3.000

PITCHER	IP	WLS	BF	H	R	ER	SO	BB	IBB	HBP	BLK	WP	HR	S	P	ERA	WHIP

BOTTOM

California Angels @ Washington Senators

D.C. Stadium, Washington, DC

Sun May 22 1966, 3:38 AM EDT

Att. 15,404 - Unknown

livebaseballscorecards.com

AB	36
R	1
H	9
RBI	1
BB	1
SO	7
LOB	13

Batter	1	2	3	4	5	6	7	8	9	AB	R	H	RBI	BB	SO	LOB
Jim Piersall, R (1, 9) OBP: 0.269, SLG: 0.292	5-3		4-3		FC1-2 FC5 2B BB		F7		1-2 1B	2	0	0	0	0	0	1
Ed Kirkpatrick, L (5, PH) OBP: 0.357, SLG: 0.345										0	1	0	0	1	0	0
George Brunet, R (5, 1) OBP: 0.286, SLG: 0.714										2	0	1	0	0	0	0
Jim Fregosi, R (1, 6) OBP: 0.291, SLG: 0.275	5-3 BB		6-3		FC5 FC1-2 2B 1-2 2-3 3-H		F2		K	4	1	0	1	1	1	5
Rick Reichardt, R (1, 7) OBP: 0.392, SLG: 0.589	5-3 1-2			G6-4-3 BB	FC1-2 2B 1-2 2-3 3-Hf		K			3	0	0	0	1	1	4
Joe Adcock, R (1, 3) OBP: 0.382, SLG: 0.688	F7			G6-4-3 1-2f	2B 1-3 2-H 3-H			6-3		4	0	1	2	0	0	2
Bobby Knoop, R (1, 4) OBP: 0.292, SLG: 0.470		K		BB	K			6-3		3	0	0	0	1	2	2
Jose Cardenal, R (1, 8) OBP: 0.274, SLG: 0.360		6-3		5-3	6-3			CS 1B		4	0	1	0	0	0	3
Paul Schaal, R (1, 5) OBP: 0.392, SLG: 0.407		K			E 2B BB	F8		CS 1-2	F6	3	1	0	0	1	1	0
Buck Rodgers, S (1, 2) OBP: 0.248, SLG: 0.376			3-1		E1 2B 1-2 FC5	6-3			F8	4	1	0	0	0	0	1
Jack Sanford, R (1, 1) OBP: 0.300, SLG: 0.500						F2			1B	1	0	1	0	0	0	0
Willie Smith, L (5, PH) OBP: 0.265, SLG: 0.281			2B		FC5 FC1-2 2B 1-3 2-H					3	0	2	1	0	0	0
(5, 9)																
Inning Stats	R: 0 E: 0 K: 0 S: 3 H: 0 LOB: 1 BB: 1 P: 7	R: 0 E: 0 K: 2 S: 7 H: 0 LOB: 0 BB: 0 P: 7	R: 0 E: 0 K: 0 S: 4 H: 1 LOB: 1 BB: 0 P: 4	R: 0 E: 0 K: 0 S: 2 H: 0 LOB: 1 BB: 2 P: 10	R: 4 E: 1 K: 1 S: 9 H: 2 LOB: 2 BB: 2 P: 17	R: 0 E: 0 K: 0 S: 3 H: 0 LOB: 0 BB: 0 P: 3	R: 0 E: 0 K: 1 S: 5 H: 0 LOB: 0 BB: 0 P: 5	R: 0 E: 0 K: 0 S: 3 H: 1 LOB: 0 BB: 0 P: 3	R: 0 E: 0 K: 1 S: 7 H: 2 LOB: 2 BB: 0 P: 7	1B: 3 2B: 3 3B: 0 HR: 0 SF: 0 SAC: 0 DP: 1 HBP: 0						

PITCHER		IP	WLS	BF	H	R	ER	SO	BB	IBB	HBP	BLK	WP	HR	S	P	ERA	WHIP
Whitey Ford, L ERA: 2.03	(1, 1)	1.0		4	0	0	0	0	1	0	0	0	0	0	3	7	0.00	1.000
Dooley Womack, R ERA: 4.38	(2, 1)	3.1	L	18	3	4	3	2	4	0	0	0	0	0	18	34	8.10	2.100
Hal Reniff, R ERA: 3.14	(5, 1)	2.2		8	0	0	0	2	0	0	0	0	0	0	12	12	0.00	0.000
Bob Friend, R ERA: 3.47	(8, 1)	2.0		8	3	0	0	1	0	0	0	0	0	0	10	10	0.00	1.500

PITCHER	IP	WLS	BF	H	R	ER	SO	BB	IBB	HBP	BLK	WP	HR	S	P	ERA	WHIP

TOP

California Angels @ New York Yankees

Yankee Stadium, Bronx, NY

Tue May 24 1966, 7:05 PM EDT

Att. 12,187 - Unknown - 70 F

livebaseballscorecards.com

AB	33
R	4
H	6
RBI	4
BB	5
SO	5
LOB	18

WP: 0 PB: 0 SB: 0 CS: 1 PA: 39

Batter	1	2	3	4	5	6	7	8	9	AB	R	H	RBI	BB	SO	LOB
Roy White, S (1, 7) OBP: 0.353, SLG: 0.432	F6		F7		K		F8			4	0	0	0	0	1	2
Bobby Richardson, R (1, 4) OBP: 0.318, SLG: 0.343	F7		1-2 1B		5-3			6-3		4	0	1	0	0	0	1
Mickey Mantle, S (1, 8) OBP: 0.337, SLG: 0.376	G3		F7			BB 1B		K		4	0	1	0	0	1	2
Joe Pepitone, L (1, 3) OBP: 0.241, SLG: 0.385		F5		SF8 3B		P3		F8		4	1	1	0	0	0	1
Tom Tresh, S (1, 5) OBP: 0.343, SLG: 0.259		L8		4-3		F3			6-3	4	0	0	0	0	0	2
Roger Maris, L (1, 9) OBP: 0.339, SLG: 0.385		HR		3-H SF8		1-2 BB			3-1	2	1	1	2	1	0	0
Clete Boyer, R (1, 6) OBP: 0.206, SLG: 0.252		1-3		1-3		F4			6-3	4	0	0	0	0	0	2
Elston Howard, R (1, 2) OBP: 0.268, SLG: 0.276			6-3		SH3 1B		K			3	0	1	0	0	1	0
Whitey Ford, L (1, 1)			1B 1B		SH3 1-2		5-3			0	0	0	0	0	0	0
Dooley Womack, L (2, 1) OBP: 1.000, SLG: 1.000										1	0	1	0	0	0	0
Hal Reniff, R (5, 1)										0	0	0	0	0	0	0
Lou Clinton, R (7, PH) OBP: 0.311, SLG: 0.359										1	0	0	0	0	0	0
Bob Friend, R (8, 1)										0	0	0	0	0	0	0
Inning Stats	R: 0 E: 0 K: 0 S: 3 H: 0 LOB: 0 BB: 0 P: 3	R: 1 E: 0 K: 0 S: 4 H: 1 LOB: 0 BB: 0 P: 4	R: 0 E: 0 K: 0 S: 5 H: 2 LOB: 2 BB: 0 P: 5	R: 1 E: 0 K: 0 S: 4 H: 1 LOB: 0 BB: 0 P: 4	R: 0 E: 0 K: 1 S: 6 H: 1 LOB: 1 BB: 0 P: 6	R: 0 E: 0 K: 0 S: 4 H: 1 LOB: 2 BB: 1 P: 8	R: 0 E: 0 K: 1 S: 5 H: 0 LOB: 0 BB: 0 P: 5	R: 0 E: 0 K: 1 S: 5 H: 0 LOB: 0 BB: 0 P: 5	R: 0 E: 0 K: 0 S: 3 H: 0 LOB: 0 BB: 0 P: 3	1B: 4 2B: 0 3B: 1 HR: 1 SF: 1 SAC: 1 DP: 0 HBP: 0						WP: 0 PB: 0 SB: 0 CS: 0 PA: 34

PITCHER	IP	WLS	BF	H	R	ER	SO	BB	IBB	HBP	BLK	WP	HR	S	P	ERA	WHIP
Jack Sanford, R (1, 1) ERA: 2.65	4.0		16	4	2	2	0	0	0	0	0	0	1	16	16	4.50	1.000
George Brunet, L (5, 1) ERA: 4.34	5.0	W	18	2	0	0	3	1	0	0	0	0	0	23	27	0.00	0.600

PITCHER	IP	WLS	BF	H	R	ER	SO	BB	IBB	HBP	BLK	WP	HR	S	P	ERA	WHIP

BOTTOM

California Angels @ New York Yankees

Yankee Stadium, Bronx, NY

Tue May 24 1966, 7:05 PM EDT
Att. 12,187 - Unknown - 70 F

livebaseballscorecards.com

AB	31
R	2
H	6
RBI	2
BB	1
SO	3
LOB	10

California Angels @ New York Yankees

Yankee Stadium, Bronx, NY

Wed May 25 1966, 7:05 PM EDT

Att. 11,643 - Unknown - 76 F

TOP

livebaseballscorecards.com

Batter	1	2	3	4	5	6	7	8	9	AB	R	H	RBI	BB	SO	LOB
Jim Piersall, R (1, 9) OBP: 0.241, SLG: 0.259	1-3	F9			F8		K			3	0	0	0	0	0	1
Willie Smith, L (7, PH) OBP: 0.257, SLG: 0.273 (7, 9)										1	0	0	0	0	1	0
Jim Fregosi, R (1, 6) OBP: 0.297, SLG: 0.276	BB		L7		F2		1B			3	1	1	0	1	0	1
Rick Reichardt, R (1, 7) OBP: 0.388, SLG: 0.579	1B		5-3			L8	L4			4	1	1	0	0	0	1
Joe Adcock, R (1, 3) OBP: 0.390, SLG: 0.673	1B		L6			FC4-6 HR		5-3		4	2	2	1	0	0	0
Frank Malzone, R (1, 5) OBP: 0.333, SLG: 0.318	1B			F7		FC4-6		G3		4	0	2	1	0	0	0
Jose Cardenal, R (1, 8) OBP: 0.273, SLG: 0.357	P2-6			K		FC4-6 HR		F8		4	1	1	1	0	1	2
Bobby Knoop, R (1, 4) OBP: 0.291, SLG: 0.484	P2-6			F9		HR			4-3	4	1	1	3	0	0	2
Buck Rodgers, S (1, 2) OBP: 0.256, SLG: 0.380		5-3			1B	1B			F6	4	0	2	0	0	0	0
Dean Chance, R (1, 1) OBP: 0.042, SLG: 0.042		6-3			K		K		K	2	0	0	0	0	1	1
Lew Burdette, R (6, 1)										0	0	0	0	0	0	0
Norm Siebern, L (7, PH) OBP: 0.374, SLG: 0.381										1	0	0	0	0	1	0
Dick Egan, L (7, 1)										0	0	0	0	0	0	0
Ed Kirkpatrick, L (9, PH) OBP: 0.352, SLG: 0.339										1	0	0	0	0	1	0
Inning Stats	R: 3 E: 0 K: 0 S: 6 H: 4 LOB: 1 BB: 1 P: 10	R: 0 E: 0 K: 0 S: 3 H: 0 LOB: 0 BB: 0 P: 3	R: 0 E: 0 K: 0 S: 3 H: 0 LOB: 0 BB: 0 P: 3	R: 0 E: 0 K: 1 S: 5 H: 0 LOB: 0 BB: 0 P: 5	R: 0 E: 0 K: 1 S: 6 H: 1 LOB: 1 BB: 0 P: 6	R: 3 E: 0 K: 0 S: 6 H: 4 LOB: 1 BB: 0 P: 6	R: 0 E: 0 K: 2 S: 8 H: 1 LOB: 1 BB: 0 P: 8	R: 0 E: 0 K: 0 S: 3 H: 0 LOB: 0 BB: 0 P: 3	R: 0 E: 0 K: 1 S: 5 H: 0 LOB: 0 BB: 0 P: 5	1B: 9 2B: 1 3B: 0 HR: 1 SF: 0 SAC: 0 DP: 1 HBP: 0	WP: 0 PB: 0 SB: 0 CS: 0 PA: 36					

	AB	35
	R	6
	H	10
	RBI	6
	BB	1
	SO	5
	LOB	8

PITCHER	IP	WLS	BF	H	R	ER	SO	BB	IBB	HBP	BLK	WP	HR	S	P	ERA	WHIP
Al Downing, L (1, 1) ERA: 2.79	5.0	W	20	5	3	3	2	1	0	0	0	0	0	23	27	5.40	1.200
Pedro Ramos, R (6, 1) ERA: 3.62	4.0	S	16	5	3	3	3	0	0	0	0	0	1	22	22	6.75	1.250

PITCHER	IP	WLS	BF	H	R	ER	SO	BB	IBB	HBP	BLK	WP	HR	S	P	ERA	WHIP

Batter	1	2	3	4	5	6	7	8	9	AB	R	H	RBI	BB	SO	LOB
Roy White, S (1, 7) OBP: 0.348, SLG: 0.423	G3		K	E2 CS 2-H		1B HR 1B		K		5	1	1	0	0	2	1
Bobby Richardson, R (1, 4) OBP: 0.333, SLG: 0.354	HR BB		PB 1B 1B	CS 1-2	5-3	HR 1-3		1B 1-3		4	3	3	0	1	0	0
Mickey Mantle, S (1, 8) OBP: 0.369, SLG: 0.466 Lou Clinton, R (8, PR) OBP: 0.311, SLG: 0.359 (9, 9)	HR 1-H		PB 1B 1-2		2B 2B BB	HR 1-H 3-H		1B IBB		3 0	3 0	3 0	5 0	2 0	0 0	0 0
Joe Pepitone, L (1, 3) OBP: 0.247, SLG: 0.393	4-3		3-1 1-2 2-3		2B 1-3	G3		1B 1-3 2-H		5	1	2	1	0	0	2
Tom Tresh, S (1, 5) OBP: 0.338, SLG: 0.250	G3			4-3	2B FC9-2 IBB		E5 FC5 BB	K		4	0	0	0	1	1	2
Roger Maris, L (1, 9) OBP: 0.339, SLG: 0.385 Roger Repoz, L (2, PH) OBP: 0.438, SLG: 0.536 (3, 9) (9, 8)		K2-3		1B 2B 1B	1-3 2-H 3-H 2B		FC5 1-2 BB			0 3	0 1	0 2	0 2	0 1	0 1	0 0
Clete Boyer, R (1, 6) OBP: 0.207, SLG: 0.252		5-3		2B 1-2 1B	FC9-2 3-H		FC5 G6-4-3 1-2 2-3f			4	1	1	0	0	0	4
Elston Howard, R (1, 2) OBP: 0.267, SLG: 0.286		K		E 1-H 2-H 2B		F9	G6-4-3 1-2f			4	1	1	2	0	1	2
Al Downing, R (1, 1) OBP: 0.118, SLG: 0.118 Pedro Ramos, S (6, 1) OBP: 0.200, SLG: 0.200			1-3	1-3		F7		1B 1B		2 2	0 0	0 1	0 0	0 0	0 0	1 0
Inning Stats	R: 2 E: 0 K: 0 S: 4 H: 1 LOB: 0 BB: 1 P: 8	R: 0 E: 0 K: 2 S: 7 H: 0 LOB: 0 BB: 0 P: 7	R: 0 E: 0 K: 1 S: 7 H: 2 LOB: 2 BB: 0 P: 7	R: 3 E: 1 K: 0 S: 6 H: 3 LOB: 0 BB: 0 P: 6	R: 2 E: 0 K: 0 S: 4 H: 2 LOB: 1 BB: 2 P: 12	R: 3 E: 0 K: 0 S: 6 H: 3 LOB: 0 BB: 0 P: 6	R: 0 E: 1 K: 0 S: 3 H: 0 LOB: 1 BB: 1 P: 7	R: 1 E: 0 K: 2 S: 9 H: 3 LOB: 2 BB: 1 P: 13		1B: 9 2B: 4 3B: 0 HR: 2 SF: 0 SAC: 0 DP: 2 HBP: 0				WP: 0 PB: 1 SB: 0 CS: 1 PA: 42		

BOTTOM

California Angels @ New York Yankees

Yankee Stadium, Bronx, NY

Wed May 25 1966, 7:05 PM EDT

Att. 11,643 - Unknown - 76 F

livebaseballscorecards.com

AB	36
R	11
H	14
RBI	10
BB	5
SO	5
LOB	12

PITCHER		IP	WLS	BF	H	R	ER	SO	BB	IBB	HBP	BLK	WP	HR	S	P	ERA	WHIP
Dean Chance, R ERA: 3.31	(1, 1)	5.0	L	25	8	7	6	3	2	1	0	0	0	1	28	40	10.80	2.000
Lew Burdette, R ERA: 4.09	(6, 1)	1.0		6	3	3	3	0	0	0	0	0	0	1	6	6	27.00	3.000
Dick Egan, L ERA: 4.4	(7, 1)	2.0		10	3	1	1	2	1	1	0	0	0	0	12	20	4.50	2.000

PITCHER	IP	WLS	BF	H	R	ER	SO	BB	IBB	HBP	BLK	WP	HR	S	P	ERA	WHIP

Batter	1	2	3	4	5	6	7	8	9	AB	R	H	RBI	BB	SO	LOB
Paul Schaal, R (1, 5) OBP: 0.381, SLG: 0.393	S S S 0-3 ① K		x 0-0 ① 6-3		x 0-0 ① 4-3		x 0-0 ③ 6-3			4	0	0	0	0	1	1
Jim Fregosi, R (1, 6) OBP: 0.296, SLG: 0.270	B B B B 4-0 6-3 1B 2B BB		S S S 0-3 ② K		x 0-0 ② 4-3			S S S 0-3 ① K		3	1	0	0	1	2	0
Rick Reichardt, R (1, 8) (8, 7) OBP: 0.397, SLG: 0.591	x 0-0 6-3 1-2 2B 1B		x 0-0 2B		S S S 0-3 ③ K			x 0-0 WP 1B		4	1	3	0	0	1	0
Joe Adcock, R (1, 3) OBP: 0.365, SLG: 0.625	x 0-0 ② 6-3 1-2 2-3		x 0-0 ③ P6			x 0-0 ① F7		x 0-0 ② F3 1-2		4	0	0	0	0	0	4
Willie Smith, L (1, 7) OBP: 0.282, SLG: 0.324 Jim Piersall, R (8, 8) OBP: 0.241, SLG: 0.259	x 0-0 2B 2-H 3-H			x 0-0 1B SF9 1B		x 0-0 ② F3		x 0-0 ③ 1-3		4 0	1 0	2 0	2 0	0 0	0 0	1 0
Ed Kirkpatrick, L (1, 9) OBP: 0.347, SLG: 0.333	x 0-0 ③ 3-1			x 0-0 4-3 SF9 1-3 1B		x 0-0 ③ 1-3			x 0-0 ① 4-3	4	0	1	0	0	0	1
Bobby Knoop, R (1, 4) OBP: 0.290, SLG: 0.481		x 0-0 ① F9		x 0-0 ① SF9 1-2 3-H			x 0-0 ① F9		x 0-0 1B	3	0	1	1	0	0	0
Buck Rodgers, S (1, 2) OBP: 0.248, SLG: 0.368		x 0-0 ② 3-1		x 0-0 ② 4-3 2-3			x 0-0 ② P4		x 0-0 ② F7	4	0	0	0	0	0	2
Marcelino Lopez, R (1, 1) OBP: 0.211, SLG: 0.222 Bob Lee, R (9, 1)		S S S 0-3 ③ K		S S S 0-3 ③ K			B B B B 4-0 BB		x 0-0 ③ 1-3	3 0	0 0	0 0	0 0	1 0	2 0	2 0
Inning Stats	R: 2 E: 0 K: 1 S: 7 H: 2 LOB: 1 BB: 1 P: 11	R: 0 E: 0 K: 1 S: 5 H: 0 LOB: 0 BB: 0 P: 5	R: 0 E: 0 K: 1 S: 6 H: 1 LOB: 1 BB: 0 P: 6	R: 1 E: 0 K: 1 S: 7 H: 2 LOB: 1 BB: 0 P: 7	R: 0 E: 0 K: 1 S: 5 H: 0 LOB: 0 BB: 0 P: 5	R: 0 E: 0 K: 0 S: 3 H: 0 LOB: 0 BB: 0 P: 3	R: 0 E: 0 K: 0 S: 3 H: 0 LOB: 1 BB: 1 P: 7	R: 0 E: 0 K: 1 S: 6 H: 1 LOB: 1 BB: 0 P: 6	R: 0 E: 0 K: 0 S: 4 H: 1 LOB: 1 BB: 0 P: 4	1B: 5 2B: 2 3B: 0 HR: 0 SF: 1 SAC: 0 DP: 0 HBP: 0						

PITCHER		IP	WLS	BF	H	R	ER	SO	BB	IBB	HBP	BLK	WP	HR	S	P	ERA	WHIP
Bill Monbouquette, R ERA: 4.83	(1, 1)	7.0	L	28	5	3	3	5	2	0	0	0	0	0	36	44	3.86	1.000
Orlando Pena, R ERA: 2.73	(8, 1)	2.0		8	2	0	0	1	0	0	0	0	1	0	10	10	0.00	1.000

PITCHER		IP	WLS	BF	H	R	ER	SO	BB	IBB	HBP	BLK	WP	HR	S	P	ERA	WHIP

California Angels @ Detroit Tigers

Tiger Stadium, Detroit, MI

Fri May 27 1966, 7:05 PM EDT

Att. 9,112 - Unknown

TOP

livebaseballscorecards.com

AB	33
R	3
H	7
RBI	3
BB	2
SO	6
LOB	11

WP: 1	PA: 36		
PB: 0			
SB: 0			
CS: 0			

California Angels @ Detroit Tigers

Tiger Stadium, Detroit, MI

Fri May 27 1966, 7:05 PM EDT

Att. 9,112 - Unknown

BOTTOM

Batter	1	2	3	4	5	6	7	8	9	AB	R	H	RBI	BB	SO	LOB
Jake Wood, R (1, 4) OBP: 0.355, SLG: 0.370	P4		L8		BB 1B		6-3		1B 1-2 2-H	4	0	1	1	1	0	0
Don Wert, R (1, 5) OBP: 0.378, SLG: 0.372	3-1		3-1 1B		1-2 1B			F7 S S S	K	5	0	2	0	0	1	2
Norm Cash, L (1, 3) OBP: 0.318, SLG: 0.479	HR		3-1 1-2		F9			K S S S		4	1	1	1	0	1	3
Al Kaline, R (1, 8) OBP: 0.397, SLG: 0.515	HBP		L5-3			L4		BB FC6-4 B B B B		2	0	0	0	1	0	1
Willie Horton, R (1, 7) OBP: 0.280, SLG: 0.308	F9			K S S S		BB B B B B		FC6-4 1-2f		3	0	0	0	1	1	2
Jim Northrup, L (1, 9) OBP: 0.338, SLG: 0.514		4-3		F9		F3			P3	3	0	0	0	0	0	1
Don Demeter, R (9, PH) OBP: 0.225, SLG: 0.377										1	0	0	0	0	0	0
Bill Freehan, R (1, 2) OBP: 0.298, SLG: 0.417		BB B B B B		F3		P4			1B 1B BB B B B B	2	1	0	0	2	0	1
Ray Oyler, R (1, 6) OBP: 0.432, SLG: 0.472		F8			5-3		K S S S		1B 1B 1-2	4	0	1	0	0	1	1
Dick McAuliffe, L (9, PR) OBP: 0.387, SLG: 0.458										0	0	0	0	0	0	0
Bill Monbouquette, R (1, 1) OBP: 0.154, SLG: 0.083		K S S S			K S S S		L9		F4	2	0	0	0	0	2	1
Orlando McFarlane, R (7, PH) OBP: 0.313, SLG: 0.400										1	0	0	0	0	0	0
Orlando Pena, R (8, 1) OBP: 0.250, SLG: 0.250										0	0	0	0	0	0	0
Jerry Lumpe, L (9, PH) OBP: 0.350, SLG: 0.377										1	0	0	0	0	0	2
Inning Stats	R: 1 H: 1 E: 0 LOB: 1 K: 0 BB: 0 S: 4 P: 5	R: 0 H: 0 E: 0 LOB: 1 K: 1 BB: 1 S: 5 P: 9	R: 0 H: 1 E: 0 LOB: 1 K: 0 BB: 0 S: 4 P: 4	R: 0 H: 0 E: 0 LOB: 0 K: 1 BB: 0 S: 5 P: 5	R: 0 H: 1 E: 0 LOB: 2 K: 1 BB: 1 S: 6 P: 10	R: 0 H: 0 E: 0 LOB: 1 K: 0 BB: 1 S: 3 P: 7	R: 0 H: 0 E: 0 LOB: 0 K: 1 BB: 0 S: 5 P: 5	R: 0 H: 0 E: 0 LOB: 1 K: 1 BB: 1 S: 5 P: 9	R: 1 H: 2 E: 0 LOB: 2 K: 1 BB: 1 S: 7 P: 11	1B: 4 SF: 0 2B: 0 SAC: 0 3B: 0 DP: 0 HR: 1 HBP: 1						

livebaseballscorecards.com

AB	32
R	2
H	5
RBI	2
BB	5
SO	6
LOB	14

PITCHER		IP	WLS	BF	H	R	ER	SO	BB	IBB	HBP	BLK	WP	HR	S	P	ERA	WHIP
Marcelino Lopez, L ERA: 3.3	(1, 1)	8.2	W	37	5	2	2	5	5	0	1	0	0	1	41	62	2.08	1.154
Bob Lee, R ERA: 1.98	(9, 1)	0.1	S	1	0	0	0	1	0	0	0	0	0	0	3	3	0.00	0.000

PITCHER	IP	WLS	BF	H	R	ER	SO	BB	IBB	HBP	BLK	WP	HR	S	P	ERA	WHIP

California Angels @ Detroit Tigers

Tiger Stadium, Detroit, MI

Sat May 28 1966, 7:05 PM EDT

Att. 13,346 - Unknown

TOP

livebaseballscorecards.com

Batter	1	2	3	4	5	6	7	8	9	AB	R	H	RBI	BB	SO	LOB
Paul Schaal, R (1, 5) OBP: 0.375, SLG: 0.381	K		1B 4-3 HBP		6-3	K			1-3	4	1	0	0	0	2	3
Jim Fregosi, R (1, 6) OBP: 0.299, SLG: 0.275	BB HBP 1B		4-3 1B 1-3		F5		F3		E3 1B 1B	5	1	2	0	0	0	0
Rick Reichardt, R (1, 8) OBP: 0.391, SLG: 0.577	K		K		6-3		K		1B 2-3	5	0	1	0	0	3	3
Willie Smith, L (1, 7) OBP: 0.326, SLG: 0.333	BB HBP 1-2		4-3 1-2 3-H			1B 1B FC6-4 HBP	2B 1B		F4	2	2	1	1	0	0	1
Joe Adcock, R (9, PH) OBP: 0.359, SLG: 0.614										1	0	0	0	0	0	2
Norm Siebern, L (1, 3) OBP: 0.404, SLG: 0.414	BB 1-2 2-3		BB			FC6-4 1B 1-2	1-H 2B		1-3 1B 3-H	3	0	3	2	2	0	0
Jackie Hernandez, R (9, PR)						1B				0	0	0	0	0	0	0
Ed Kirkpatrick, L (1, 9) OBP: 0.346, SLG: 0.333	G3		K			FC6-4 1-2 2-3 1B	5-3		5-3	3	0	1	0	0	1	5
Jim Piersall, R (7, PH) OBP: 0.226, SLG: 0.241										2	0	0	0	0	0	3
(7, 9)																
Bobby Knoop, R (1, 4) OBP: 0.283, SLG: 0.469		K		6-3		FC6-4 BB 1-2f 2-3 3-H		5-3		4	0	0	1	0	1	2
Buck Rodgers, S (1, 2) OBP: 0.241, SLG: 0.357		F5		4-3		K		K		4	0	0	0	0	2	2
Fred Newman, R (1, 1) OBP: 0.300, SLG: 0.222		K		6-3		1-2 BB		F7		2	0	0	0	0	1	0
Frank Malzone, R (6, PH) OBP: 0.360, SLG: 0.318										0	0	0	0	1	0	0
Marcelino Lopez, R (6, PR) OBP: 0.211, SLG: 0.222										0	0	0	0	0	0	0
Dean Chance, R (6, 1) OBP: 0.042, SLG: 0.042										0	0	0	0	0	0	0
Jose Cardenal, R (8, PH) OBP: 0.270, SLG: 0.353										1	0	0	0	0	0	0
Lew Burdette, R (8, 1)										0	0	0	0	0	0	0

	AB	36
	R	4
	H	8
	RBI	4
	BB	3
	SO	10
	LOB	21

Inning Stats	1	2	3	4	5	6	7	8	9	1B: 7	SF: 0	WP: 0	PA: 42
R:	0	0	1	0	0	1	1	0	1	2B: 1	SAC: 0	PB: 0	
E:	0	0	0	0	0	0	0	0	0	3B: 0	DP: 0	SB: 0	
K:	2	2	2	0	0	2	1	1	0	HR: 0	HBP: 3	CS: 0	
S:	8	7	8	3	3	9	7	5	6				
H:	1	0	1	0	0	2	2	0	2				
LOB:	3	0	2	0	0	3	2	0	2				
BB:	1	0	1	0	0	1	0	0	0				
P:	13	7	13	3	3	14	7	5	6				

PITCHER		IP	WLS	BF	H	R	ER	SO	BB	IBB	HBP	BLK	WP	HR	S	P	ERA	WHIP
Dave Wickersham, R ERA: 3.91	(1, 1)	5.2		27	4	2	2	7	3	0	3	0	0	0	35	50	3.18	1.235
Fred Gladding, R ERA: 4.8	(6, 1)	1.0		5	2	1	1	2	0	0	0	0	0	0	9	9	9.00	2.000
Johnny Podres, L ERA: 3.18	(7, 1)	1.1	W	4	0	0	0	1	0	0	0	0	0	0	6	6	0.00	0.000
Larry Sherry, R ERA: 2.55	(9, 1)	0.1		3	1	1	0	0	0	0	0	0	0	0	3	3	0.00	3.000
Mickey Lolich, L ERA: 3.5	(9, 1)	0.2	S	3	1	0	0	0	0	0	0	0	0	0	3	3	0.00	1.500

PITCHER	IP	WLS	BF	H	R	ER	SO	BB	IBB	HBP	BLK	WP	HR	S	P	ERA	WHIP

California Angels @ Detroit Tigers

Tiger Stadium, Detroit, MI

Sat May 28 1966, 7:05 PM EDT

Att. 13,346 - Unknown

BOTTOM

Batter	1	2	3	4	5	6	7	8	9	AB	R	H	RBI	BB	SO	LOB
Dick McAuliffe, L (1, 6) OBP: 0.400, SLG: 0.495	BBB 4-0 1B SF7 BB	x 0-0 ③ 2-H 1B		x 0-0 ③ F7			x 0-0 1-H HR			3	2	2	3	1	0	2
Jerry Lumpe, L (1, 4) OBP: 0.354, SLG: 0.381	x 0-0 WP 1-3 1B		x 0-0 ① 6-3		x 0-0 ① 6-3		x 0-0 L9 1B 1B			4	0	2	0	0	0	0
Norm Cash, L (1, 3) OBP: 0.316, SLG: 0.476	x 0-0 ① SF7 1-2 3-H		x 0-0 ② 5-3		x 0-0 ② 4-3		x 0-0 G4-6-3 1-2 1B			3	0	1	1	0	0	0
Al Kaline, R (1, 8) OBP: 0.392, SLG: 0.505	SSS 0-3 ② K		x 0-0 ③ L5-3		x 0-0 1B		x 0-0 ① L9 2-3			4	0	1	0	0	1	3
Jim Northrup, L (1, 9) OBP: 0.333, SLG: 0.493	BBBB 4-0 BB			x 0-0 ① 4-3	x 0-0 ③ 6-3		x 0-0 ②③ G4-6-3 1-2f			3	0	0	0	1	0	3
Bill Freehan, R (1, 2) OBP: 0.297, SLG: 0.412	SSS 0-3 ③ K			x 0-0 1B 2B 1B		x 0-0 ① 4-3		SSS 0-3 ① K		4	1	1	0	0	2	2
Gates Brown, L (1, 7) OBP: 0.385, SLG: 0.381		x 0-0 1-3 1B 1B		x 0-0 2B 1-2 1B		SSS 0-3 ② K		BBBB 4-0 G6-4-3 BB		3	1	2	0	1	1	0
Don Wert, R (1, 5) OBP: 0.375, SLG: 0.376		x 0-0 ① 1-3 1-2		x 0-0 1-3 2-H 2B		x 0-0 ③ F8		x 0-0 ②③ G6-4-3 1-2f		4	0	1	1	0	0	2
Dave Wickersham, R (1, 1)		x 0-0 ② 1-3		SSS 0-3 ② K			x 0-0 HR 1B			2	0	0	0	0	1	3
Fred Gladding, L (6, 1)										0	0	0	0	0	0	0
Johnny Podres, L (7, 1) OBP: 1.000, SLG: 1.000										1	1	1	0	0	0	0
Larry Sherry, R (9, 1) OBP: 0.500, SLG: 0.500										0	0	0	0	0	0	0
Mickey Lolich, S (9, 1) OBP: 0.190, SLG: 0.105										0	0	0	0	0	0	0
Inning Stats	R: 1 E: 0 K: 2 S: 8 H: 1 LOB: 2 BB: 2 P: 16	R: 1 E: 0 K: 0 S: 4 H: 2 LOB: 1 BB: 0 P: 4	R: 0 E: 0 K: 0 S: 3 H: 0 LOB: 0 BB: 0 P: 3	R: 1 E: 0 K: 1 S: 8 H: 3 LOB: 2 BB: 0 P: 8	R: 0 E: 0 K: 0 S: 4 H: 1 LOB: 1 BB: 0 P: 4	R: 0 E: 0 K: 1 S: 5 H: 0 LOB: 0 BB: 0 P: 5	R: 2 E: 0 K: 0 S: 6 H: 4 LOB: 1 BB: 0 P: 6	R: 0 E: 0 K: 1 S: 4 H: 0 LOB: 0 BB: 1 P: 8		1B: 9 2B: 1 3B: 0 HR: 1	SF: 1 SAC: 0 DP: 2 HBP: 0						

livebaseballscorecards.com

AB	31
R	5
H	11
RBI	5
BB	3
SO	5
LOB	15

WP: 1 PB: 0 SB: 0 CS: 0 PA: 35

PITCHER		IP	WLS	BF	H	R	ER	SO	BB	IBB	HBP	BLK	WP	HR	S	P	ERA	WHIP
Fred Newman, R (1, 1) ERA: 5.64		5.0		23	7	3	3	3	2	0	0	0	1	0	27	35	5.40	1.800
Dean Chance, R (6, 1) ERA: 3.47		2.0	L	9	4	2	2	1	0	0	0	0	0	1	11	11	9.00	2.000
Lew Burdette, R (8, 1) ERA: 3.91		1.0		3	0	0	0	1	1	0	0	0	0	0	4	8	0.00	1.000

PITCHER	IP	WLS	BF	H	R	ER	SO	BB	IBB	HBP	BLK	WP	HR	S	P	ERA	WHIP

Batter	1	2	3	4	5	6	7	8	9	AB	R	H	RBI	BB	SO	LOB
Jose Cardenal, R (1, 8) OBP: 0.278, SLG: 0.358	x 0-0 ① 5-3			x 0-0 ① 5-3		x 0-0 S HR 1B		x 0-0 G6-4-3 1-2 1B		4	1	2	0	0	0	0
Jim Fregosi, R (1, 6) OBP: 0.298, SLG: 0.269	B B B B 4-0 G4-6-3 BB			x 0-0 ② 5-3		x 0-0 ② F9 1-2		x 0-0 ② ③ G6-4-3 1-2f		3	0	0	0	1	0	3
Rick Reichardt, R (1, 7) OBP: 0.388, SLG: 0.589	x 0-0 ② ③ G4-6-3 1-2f			S S S 0-3 ③ K		x 0-0 2-H HR			S S S 0-3 ① K	4	1	1	2	0	2	1
Joe Adcock, R (1, 3) OBP: 0.338, SLG: 0.574		x 0-0 ① F6			x 0-0 ① 5-3	x 0-0 ③ F9			x 0-0 ② L8	4	0	0	0	0	0	0
Frank Malzone, R (1, 5) OBP: 0.345, SLG: 0.280		x 0-0 ② 5-3			B B B B 4-0 1B BB		x 0-0 ① L5		x 0-0 ③ 1-3	3	0	0	0	1	0	0
Bobby Knoop, R (1, 4) OBP: 0.278, SLG: 0.461		x 0-0 ③ F7			S S S 0-3 ② K		x 0-0 ② F9			3	0	0	0	0	1	1
Jim Piersall, R (1, 9) OBP: 0.235, SLG: 0.250			x 0-0 ① 5-3		x 0-0 FC5-4 1-2 1B		x 0-0 ③ 4-3			3	0	1	0	0	0	0
Buck Rodgers, S (1, 2) OBP: 0.243, SLG: 0.356			x 0-0 ② F4		x 0-0 ③ FC5-4 1-2f			x 0-0 1B 1B		3	0	1	0	0	0	2
George Brunet, R (1, 1) OBP: 0.200, SLG: 0.500			S S S 0-3 ③ K			S S S 0-3 ① K		x 0-0 ① F5		3	0	0	0	0	2	1
Inning Stats	R: 0 E: 0 K: 0 S: 2 H: 0 LOB: 0 BB: 1 P: 6	R: 0 E: 0 K: 0 S: 3 H: 0 LOB: 0 BB: 0 P: 3	R: 0 E: 0 K: 1 S: 5 H: 0 LOB: 0 BB: 0 P: 5	R: 0 E: 0 K: 1 S: 5 H: 0 LOB: 0 BB: 0 P: 5	R: 0 E: 0 K: 1 S: 6 H: 1 LOB: 2 BB: 1 P: 10	R: 2 E: 0 K: 1 S: 7 H: 2 LOB: 0 BB: 0 P: 7	R: 0 E: 0 K: 0 S: 3 H: 0 LOB: 0 BB: 0 P: 3	R: 0 E: 0 K: 0 S: 4 H: 2 LOB: 1 BB: 0 P: 4	R: 0 E: 0 K: 1 S: 5 H: 0 LOB: 0 BB: 0 P: 5	1B: 4 2B: 0 3B: 0 HR: 1	SF: 0 SAC: 0 DP: 2 HBP: 0						

TOP

California Angels @ Detroit Tigers

Tiger Stadium, Detroit, MI

Sun May 29 1966, 4:33 AM EDT

Att. 52,315 - Unknown

livebaseballscorecards.com

AB	30
R	2
H	5
RBI	2
BB	2
SO	5
LOB	8

WP: 0 PB: 0 SB: 1 CS: 0 PA: 32

PITCHER		IP	WLS	BF	H	R	ER	SO	BB	IBB	HBP	BLK	WP	HR	S	P	ERA	WHIP
Hank Aguirre, L ERA: 2.9	(1, 1)	7.0	L	25	3	2	2	4	2	0	0	0	0	1	31	39	2.57	0.714
Orlando Pena, R ERA: 2.54	(8, 1)	2.0		7	2	0	0	1	0	0	0	0	0	0	9	9	0.00	1.000

PITCHER	IP	WLS	BF	H	R	ER	SO	BB	IBB	HBP	BLK	WP	HR	S	P	ERA	WHIP

California Angels @ Detroit Tigers

Tiger Stadium, Detroit, MI

Sun May 29 1966, 4:33 AM EDT

Att. 52,315 - Unknown

BOTTOM

Batter	1	2	3	4	5	6	7	8	9	AB	R	H	RBI	BB	SO	LOB
Jake Wood, R (1, 4) OBP: 0.343, SLG: 0.355	K		F8		SH1-4 1B 1B		F3			4	1	1	0	0	1	0
Don Wert, R (1, 5) OBP: 0.374, SLG: 0.371	E BB		F8		SH1-4 1-2			F9		2	0	0	0	1	0	0
Norm Cash, L (1, 3) OBP: 0.321, SLG: 0.476	K		1B		L5-4-3 2-H 1B			4-3		4	0	2	1	0	1	1
Al Kaline, R (1, 8) OBP: 0.380, SLG: 0.486	L5 1-2		L6		L5-4-3 1-2			K		4	0	0	0	0	1	3
Willie Horton, R (1, 7) OBP: 0.270, SLG: 0.295	F3			F3	F3				E5	4	0	0	0	0	0	2
Jim Northrup, L (1, 9) OBP: 0.321, SLG: 0.474		4-3		F9	6-3				K	3	0	0	0	0	0	0
Don Demeter, R (9, PH) OBP: 0.222, SLG: 0.372										1	0	0	0	0	1	1
Bill Freehan, R (1, 2) OBP: 0.295, SLG: 0.402		K		S BB	F5				F7	3	0	0	0	1	1	1
Ray Oyler, R (1, 6) OBP: 0.447, SLG: 0.459		BB		1-2 IBB			5-3		F8	1	0	0	0	2	0	0
Dick McAuliffe, L (9, PH) OBP: 0.397, SLG: 0.490										1	0	0	0	0	0	1
Hank Aguirre, R (1, 1)		K		K			K			2	0	0	0	0	2	3
Orlando McFarlane, R (7, PH) OBP: 0.303, SLG: 0.387										1	0	0	0	0	1	0
Orlando Pena, R (8, 1) OBP: 0.250, SLG: 0.250										0	0	0	0	0	0	0

livebaseballscorecards.com

	AB	30
	R	1
	H	3
	RBI	1
	BB	4
	SO	8
	LOB	12

Inning Stats	1	2	3	4	5	6	7	8	9
	R: 0 H: 0 E: 1 LOB: 2 K: 2 BB: 1 S: 8 P: 12	R: 0 H: 0 E: 0 LOB: 1 K: 2 BB: 1 S: 7 P: 11	R: 0 H: 1 E: 0 LOB: 1 K: 0 BB: 0 S: 4 P: 4	R: 0 H: 0 E: 0 LOB: 2 K: 1 BB: 2 S: 5 P: 13	R: 1 H: 2 E: 0 LOB: 0 K: 0 BB: 0 S: 4 P: 4	R: 0 H: 0 E: 0 LOB: 0 K: 0 BB: 0 S: 3 P: 3	R: 0 H: 0 E: 0 LOB: 0 K: 1 BB: 0 S: 5 P: 5	R: 0 H: 0 E: 0 LOB: 0 K: 1 BB: 0 S: 5 P: 5	R: 0 H: 0 E: 1 LOB: 1 K: 1 BB: 0 S: 6 P: 6

	1B: 3	SF: 0	WP: 0	PA: 35
	2B: 0	SAC: 1	PB: 0	
	3B: 0	DP: 1	SB: 1	
	HR: 0	HBP: 0	CS: 0	

PITCHER	IP	WLS	BF	H	R	ER	SO	BB	IBB	HBP	BLK	WP	HR	S	P	ERA	WHIP
George Brunet, L (1, 1) ERA: 3.55	9.0	W	35	3	1	1	8	3	1	0	0	0	0	47	63	1.00	0.667

PITCHER	IP	WLS	BF	H	R	ER	SO	BB	IBB	HBP	BLK	WP	HR	S	P	ERA	WHIP

Batter	1	2	3	4	5	6	7	8	9	AB	R	H	RBI	BB	SO	LOB
Vic Davalillo, L (1, 8) OBP: 0.299, SLG: 0.338	K			FC1-5 3-1 1B	F8			F9		4	0	1	0	0	1	1
Chico Salmon, R (1, 6) OBP: 0.306, SLG: 0.328	F7			F8		5-3		5-3		4	0	0	0	0	0	1
Leon Wagner, L (1, 7) OBP: 0.319, SLG: 0.413	K			3-1 1-2		F8		FC6-4 1B		4	0	1	0	0	1	1
Rocky Colavito, R (1, 9) OBP: 0.309, SLG: 0.333		K		FC1-5 2-3		HBP		FC6-4 1-2f		3	0	0	0	0	1	2
Fred Whitfield, L (1, 3) OBP: 0.266, SLG: 0.369		F7			BB CS 1B	F7			F6	3	0	0	0	1	0	1
Max Alvis, R (1, 5) OBP: 0.341, SLG: 0.342		4-3			1-2 CS 1B 1B		6-3		6-3	4	1	1	0	0	0	0
Duke Sims, L (1, 2) OBP: 0.292, SLG: 0.477			K		F8 1-2 2-3		K		K	4	0	0	0	0	3	2
Pedro Gonzalez, R (1, 4) OBP: 0.265, SLG: 0.290			F8		1B 2-H 1B		HR			3	2	2	2	0	0	0
Lee Stange, R (1, 1) OBP: 0.250, SLG: 0.250			K		2-H 1B		K			2	0	1	1	0	1	0
Don McMahon, R (6, 1)										1	0	0	0	0	1	0
Steve Hargan, R (7, 1)										0	0	0	0	0	0	0

TOP

Cleveland Indians @ California Angels

Anaheim Stadium, Anaheim, CA

Mon May 30 1966, 6:33 AM EDT

Unknown

livebaseballscorecards.com

AB	32
R	3
H	6
RBI	3
BB	1
SO	8
LOB	8

Inning Stats	1	2	3	4	5	6	7	8	9
	R: 0 E: 0 K: 2 S: 7	H: 0 LOB: 0 BB: 0 P: 7	R: 0 E: 0 K: 1 S: 5	H: 0 LOB: 0 BB: 0 P: 5	R: 0 E: 0 K: 2 S: 7	H: 0 LOB: 0 BB: 0 P: 7	R: 0 E: 0 K: 0 S: 4	H: 1 LOB: 1 BB: 0 P: 4	R: 2 E: 0 K: 0 S: 5	H: 3 LOB: 1 BB: 1 P: 9
	R: 0 E: 0 K: 0 S: 3	H: 0 LOB: 1 BB: 0 P: 4	R: 1 E: 0 K: 2 S: 8	H: 1 LOB: 0 BB: 0 P: 8	R: 0 E: 0 K: 0 S: 4	H: 1 LOB: 1 BB: 0 P: 4	R: 0 E: 0 K: 1 S: 5	H: 0 LOB: 0 BB: 0 P: 5	1B: 5 2B: 0 3B: 0 HR: 1	SF: 0 SAC: 0 DP: 0 HBP: 1

WP: 0 PB: 0 SB: 0 CS: 2 PA: 34

PITCHER		IP	WLS	BF	H	R	ER	SO	BB	IBB	HBP	BLK	WP	HR	S	P	ERA	WHIP
Jim McGlothlin, R ERA: 3.27	(1, 1)	5.0		19	4	2	2	5	1	0	0	0	0	0	28	32	3.60	1.000
Jack Sanford, R ERA: 2.75	(6, 1)	2.0	W	8	1	1	1	2	0	0	1	0	0	1	11	12	4.50	0.500
Bob Lee, R ERA: 1.84	(8, 1)	2.0	S	7	1	0	0	1	0	0	0	0	0	0	9	9	0.00	0.500

PITCHER	IP	WLS	BF	H	R	ER	SO	BB	IBB	HBP	BLK	WP	HR	S	P	ERA	WHIP

Cleveland Indians @ California Angels

Anaheim Stadium, Anaheim, CA

Mon May 30 1966, 6:33 AM EDT

Unknown

BOTTOM

livebaseballscorecards.com

Batter	1	2	3	4	5	6	7	8	9	AB	R	H	RBI	BB	SO	LOB
Jose Cardenal, R (1, 8) OBP: 0.275, SLG: 0.360	F4		F7		SF8 1-3 3-H 2B	F8		F4		5	0	1	1	0	0	3
Jim Fregosi, R (1, 6) OBP: 0.301, SLG: 0.295	FC5-4 1B			F5	SF8 2-3 3-H		HR	K		4	1	2	2	0	1	1
Rick Reichardt, R (1, 7) OBP: 0.396, SLG: 0.588	FC5-4 S 1-2f			FC3-6 1B 1B	BBBB BB		BBBB 1-3 SH1-4 BB			2	0	1	0	2	0	1
Willie Smith, L (1, 9) OBP: 0.326, SLG: 0.333	SSS K 1-2			FC3-6 1-2 1B	F3		SH1-4 1-2			3	0	1	0	0	1	3
Jack Sanford, R (6, 1) OBP: 0.300, SLG: 0.500										0	0	0	0	0	0	0
Jim Piersall, R (7, PH) OBP: 0.235, SLG: 0.250										0	0	0	0	0	0	0
Bob Lee, R (8, 1)										0	0	0	0	0	0	0
Norm Siebern, L (1, 3) OBP: 0.407, SLG: 0.411		4-3		FC3-6 FC6-4 1-2f 2-3		SH3-4 1B WP 1B	1-3 IBB			3	1	1	0	1	0	2
Frank Malzone, R (1, 5) OBP: 0.344, SLG: 0.286		5-3		FC6-4 1-2f		SH3-4 1-2 1B	1-2 1-3 2-3			3	0	1	0	0	0	2
Paul Schaal, R (6, PR) OBP: 0.373, SLG: 0.378										1	0	0	0	0	0	2
(7, 5)																
Bobby Knoop, R (1, 4) OBP: 0.274, SLG: 0.452		1-3			4-3	SH3-4 1-2 2-3	F8			3	0	0	0	0	0	2
Tom Satriano, L (1, 2) OBP: 0.370, SLG: 0.318			4-3		BBBB 1B 2B BB	BBBB 3-H BB		SSS K 2B		2	1	0	0	2	1	0
Jim McGlothlin, R (1, 1) OBP: 0.167, SLG: 0.273			F7		2B 1-3 SF8 1B	F3				1	0	0	0	0	0	0
Ed Kirkpatrick, L (5, PH) OBP: 0.358, SLG: 0.364										3	1	2	0	0	0	2
(6, 9)																
Inning Stats	R: 0 E: 0 K: 1 S: 6 H: 1 LOB: 1 BB: 0 P: 6	R: 0 E: 0 K: 0 S: 3 H: 0 LOB: 0 BB: 0 P: 3	R: 0 E: 0 K: 0 S: 3 H: 0 LOB: 0 BB: 0 P: 3	R: 0 E: 0 K: 0 S: 5 H: 2 LOB: 2 BB: 0 P: 5	R: 2 E: 0 K: 0 S: 5 H: 2 LOB: 2 BB: 2 P: 13	R: 1 E: 0 K: 0 S: 5 H: 2 LOB: 2 BB: 1 P: 9	R: 1 E: 0 K: 0 S: 4 H: 1 LOB: 2 BB: 2 P: 12	R: 0 E: 0 K: 2 S: 8 H: 1 LOB: 1 BB: 0 P: 8		1B: 6 2B: 2 3B: 0 HR: 1	SF: 1 SAC: 2 DP: 0 HBP: 0					

AB	30
R	4
H	9
RBI	3
BB	5
SO	3
LOB	18

WP: 1 PB: 0 SB: 1 CS: 0 PA: 38

PITCHER		IP	WLS	BF	H	R	ER	SO	BB	IBB	HBP	BLK	WP	HR	S	P	ERA	WHIP
Lee Stange, R ERA: 2.81	(1, 1)	5.0		22	5	2	2	1	2	0	0	0	0	0	22	30	3.60	1.400
Don McMahon, R ERA: 3.48	(6, 1)	1.0	L	8	3	2	2	0	2	0	0	0	1	1	6	14	18.00	5.000
Steve Hargan, R ERA: 2.29	(7, 1)	2.0		8	1	0	0	2	0	1	0	0	0	0	11	15	0.00	0.500

PITCHER	IP	WLS	BF	H	R	ER	SO	BB	IBB	HBP	BLK	WP	HR	S	P	ERA	WHIP

Batter	1	2	3	4	5	6	7	8	9	AB	R	H	RBI	BB	SO	LOB
Vic Davalillo, L (1, 8) OBP: 0.291, SLG: 0.329	F6		F7		FC6 1-2f		4-3			4	0	0	0	0	0	4
Max Alvis, R (1, 5) OBP: 0.339, SLG: 0.340	6-3		F2			1B 1B		F8		4	0	1	0	0	0	1
Fred Whitfield, L (1, 3) OBP: 0.266, SLG: 0.388	HR		4-3			F5		G3		4	1	1	1	0	0	2
Rocky Colavito, R (1, 9) OBP: 0.315, SLG: 0.339	1B			F8		G4-6-3 1-2 1B		K S S S		4	0	2	0	0	1	0
Leon Wagner, L (1, 7) OBP: 0.309, SLG: 0.398	F8			3-1		G4-6-3 1-2f			F8	4	0	0	0	0	0	3
Chico Salmon, R (1, 6) OBP: 0.288, SLG: 0.306		F7		F8			6-3		6-3	4	0	0	0	0	0	0
Pedro Gonzalez, R (1, 4) OBP: 0.264, SLG: 0.289		G4-6-3 1B			6-3		F8		F3	4	0	1	0	0	0	0
Duke Sims, L (1, 2) OBP: 0.307, SLG: 0.485		G4-6-3 1-2f			FC6 1B		1B 1B			3	0	2	0	0	0	1
Jack Kralick, L (1, 1) OBP: 0.250, SLG: 0.250			1B		F2		1-2 1B			2	0	1	0	0	0	1
Tony Martinez, R (7, PH) OBP: 0.400, SLG: 0.400										1	0	1	0	0	0	0
Bob Allen, L (7, 1)										0	0	0	0	0	0	0
Don McMahon, R (7, 1)										0	0	0	0	0	0	0

TOP

Cleveland Indians @ California Angels

Anaheim Stadium, Anaheim, CA

Mon May 30 1966, 6:38 AM EDT

Att. 30,760 - Unknown

livebaseballscorecards.com

AB	34
R	1
H	9
RBI	1
BB	0
SO	1
LOB	12

Inning Stats	1	2	3	4	5	6	7	8	9
	R: 1 E: 0 K: 0 S: 5	H: 2 LOB: 1 BB: 0 P: 5	R: 0 E: 0 K: 0 S: 3	H: 1 LOB: 0 BB: 0 P: 3	R: 0 E: 0 K: 0 S: 4	H: 1 LOB: 1 BB: 0 P: 4	R: 0 E: 0 K: 0 S: 3	H: 0 LOB: 0 BB: 0 P: 3	R: 0 E: 0 K: 0 S: 4	H: 1 LOB: 1 BB: 0 P: 4	R: 0 E: 0 K: 0 S: 4	H: 2 LOB: 1 BB: 0 P: 4	R: 0 E: 0 K: 0 S: 5	H: 2 LOB: 2 BB: 0 P: 5	R: 0 E: 0 K: 1 S: 5	H: 0 LOB: 0 BB: 0 P: 5	R: 0 E: 0 K: 0 S: 3	H: 0 LOB: 0 BB: 0 P: 3

PITCHER		IP	WLS	BF	H	R	ER	SO	BB	IBB	HBP	BLK	WP	HR	S	P	ERA	WHIP	PITCHER	IP	WLS	BF	H	R	ER	SO	BB	IBB	HBP	BLK	WP	HR	S	P	ERA	WHIP
Minnie Rojas, R ERA: 1.69	(1, 1)	5.1	W	22	7	1	1	0	0	0	0	0	0	1	22	22	1.69	1.312																	
Dean Chance, R ERA: 3.3	(6, 1)	3.2	S	12	2	0	0	1	0	0	0	0	0	0	14	14	0.00	0.545																	

PITCHER		IP	WLS	BF	H	R	ER	SO	BB	IBB	HBP	BLK	WP	HR	S	P	ERA	WHIP	PITCHER	IP	WLS	BF	H	R	ER	SO	BB	IBB	HBP	BLK	WP	HR	S	P	ERA	WHIP

PITCHER		IP	WLS	BF	H	R	ER	SO	BB	IBB	HBP	BLK	WP	HR	S	P	ERA	WHIP	PITCHER	IP	WLS	BF	H	R	ER	SO	BB	IBB	HBP	BLK	WP	HR	S	P	ERA	WHIP

1B: 8	SF: 0	WP: 0	PA: 34
2B: 0	SAC: 0	PB: 0	
3B: 0	DP: 2	SB: 0	
HR: 1	HBP: 0	CS: 0	

Cleveland Indians @ California Angels

Anaheim Stadium, Anaheim, CA

Mon May 30 1966, 6:38 AM EDT

Att. 30,760 - Unknown

BOTTOM

Batter	1	2	3	4	5	6	7	8	9	AB	R	H	RBI	BB	SO	LOB
Jose Cardenal, R (1, 8) OBP: 0.274, SLG: 0.359	F8		E S 1B		G6-4-3 1-2f		SF9 3-H			3	0	1	1	0	0	1
Jim Fregosi, R (1, 6) OBP: 0.294, SLG: 0.288	1-3		F2 1-3			F8	5-3			4	0	0	0	0	0	2
Rick Reichardt, R (1, 7) OBP: 0.399, SLG: 0.583	BB B B B B			E HR 1B		F7		F3		3	1	1	0	1	0	0
Joe Adcock, R (1, 3) OBP: 0.319, SLG: 0.538	F7			F9 1-2		E5		F2		4	0	0	0	0	0	2
Bobby Knoop, R (1, 4) OBP: 0.284, SLG: 0.483		K S S S		2-H HR			SH 1B 2B	1B		4	2	3	2	0	1	0
Jim Piersall, R (1, 9) OBP: 0.216, SLG: 0.229		6-3		K S S S			SH 1B 1B 2-3	F9		3	1	0	0	0	1	1
Paul Schaal, R (1, 5) OBP: 0.372, SLG: 0.377		F5		F6			FC1-6 1B SF9 1-2 3-H 1B			3	1	1	1	0	0	0
Buck Rodgers, S (1, 2) OBP: 0.252, SLG: 0.363			L5		E5 FC5 1B		1-2 2-H	FC1-6 1B		3	0	2	1	0	0	0
Minnie Rojas, R (1, 1) Dean Chance, R (6, 1) OBP: 0.040, SLG: 0.040			G3		FC5 G6-4-3 2-3		FC1-6 1-2f 2-3			2 1	0 0	0 0	0 0	0 0	0 0	1 2
Inning Stats	R: 0 H: 0 E: 0 LOB: 1 K: 0 BB: 1 S: 3 P: 7	R: 0 H: 0 E: 0 LOB: 0 K: 1 BB: 0 S: 5 P: 5	R: 0 H: 1 E: 0 LOB: 1 K: 0 BB: 0 S: 4 P: 4	R: 2 H: 2 E: 0 LOB: 0 K: 1 BB: 0 S: 7 P: 7	R: 0 H: 1 E: 1 LOB: 0 K: 0 BB: 0 S: 3 P: 3	R: 0 H: 0 E: 1 LOB: 1 K: 0 BB: 0 S: 3 P: 3	R: 3 H: 3 E: 0 LOB: 1 K: 0 BB: 0 S: 7 P: 7	R: 0 H: 1 E: 0 LOB: 1 K: 0 BB: 0 S: 4 P: 4		1B: 6 SF: 1 2B: 1 SAC: 1 3B: 0 DP: 1 HR: 1 HBP: 0						

livebaseballscorecards.com

	AB	30
	R	5
	H	8
	RBI	5
	BB	1
	SO	2
	LOB	9

PITCHER		IP	WLS	BF	H	R	ER	SO	BB	IBB	HBP	BLK	WP	HR	S	P	ERA	WHIP
Jack Kralick, L ERA: 5.06	(1, 1)	6.0	L	22	4	2	1	2	1	0	0	0	0	1	25	29	1.50	0.833
Bob Allen, L ERA: 4.15	(7, 1)	0.0		4	3	3	3	0	0	0	0	0	0	0	4	4	∞	∞
Don McMahon, R ERA: 2.92	(7, 1)	2.0		7	1	0	0	0	0	0	0	0	0	0	7	7	0.00	0.500

PITCHER	IP	WLS	BF	H	R	ER	SO	BB	IBB	HBP	BLK	WP	HR	S	P	ERA	WHIP

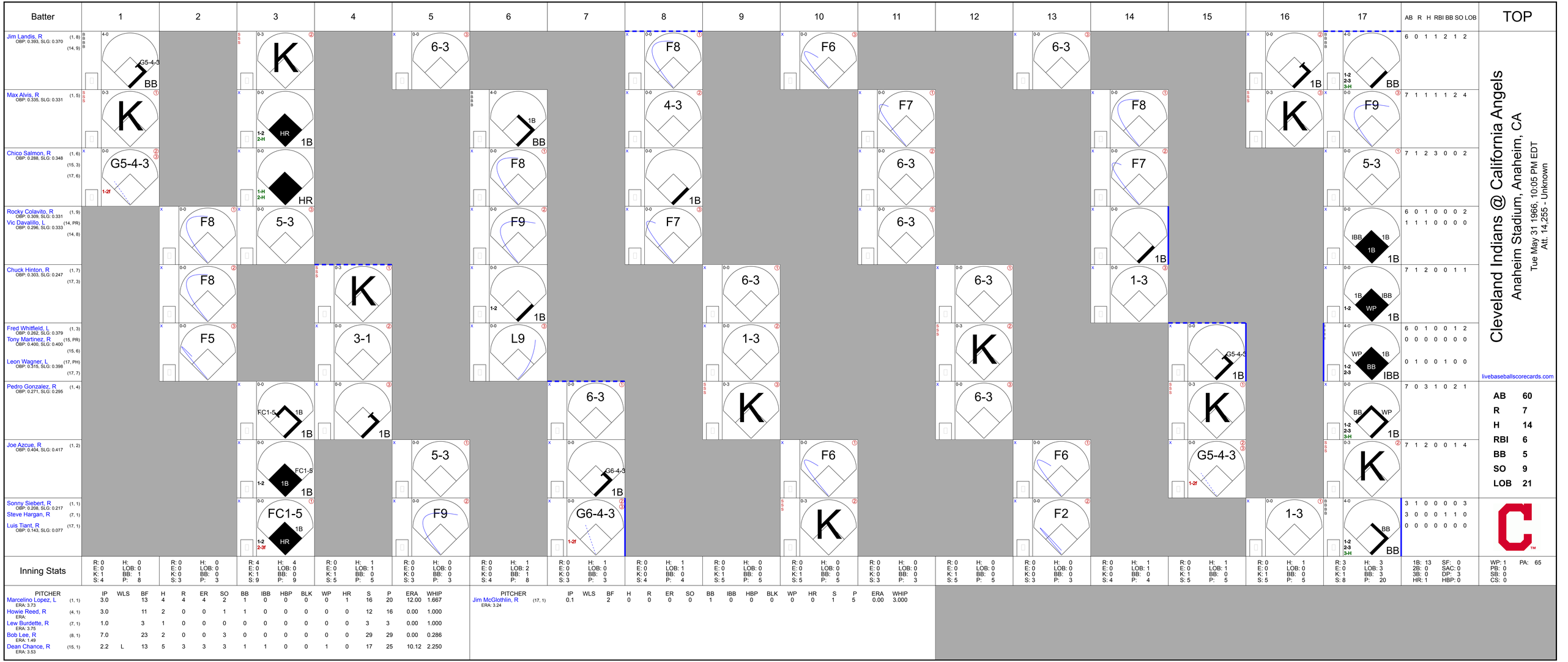
Batter
1
2
3
4
5
6
7
8
9
10
11
12
13
14
15
16
17
AB R H RBI BB SO LOB
TOP
Jim Landis, R (1, 8) (14, 9)
OBP: 0.393, SLG: 0.370
G5-4-3 BB
6-3
F8
F6
6-3
1B
BB
6 0 1 1 2 1 2
Max Alvis, R (1, 5)
OBP: 0.335, SLG: 0.331
K
HR 1B
4-3
F7
F8
K
F9
7 1 1 1 1 2 4
Chico Salmon, R (1, 6) (15, 3) (17, 6)
OBP: 0.288, SLG: 0.348
G5-4-3 1-2f
HR
F8
6-3
F7
5-3
7 1 2 3 0 0 2
Rocky Colavito, R (1, 9)
OBP: 0.309, SLG: 0.331
Vic Davalillo, L (14, PR) (14, 8)
OBP: 0.296, SLG: 0.333
F8
5-3
F7
6-3
1B
IBB 1B 1B
6 0 1 0 0 0 2
1 1 1 0 0 0 0
Chuck Hinton, R (1, 7) (17, 3)
OBP: 0.303, SLG: 0.247
F8
K
1B
6-3
6-3
1-3
1B IBB WP 1B
7 1 2 0 0 1 1
Fred Whitfield, L (1, 3)
OBP: 0.262, SLG: 0.379
Tony Martinez, R (15, PR) (15, 6)
OBP: 0.400, SLG: 0.400
Leon Wagner, L (17, PH) (17, 7)
OBP: 0.315, SLG: 0.398
F5
3-1
L9
1-3
K
G5-4-3 1B
WP 1B BB IBB
6 0 1 0 0 1 2
0 0 0 0 0 0 0
0 1 0 0 1 0 0
Pedro Gonzalez, R (1, 4)
OBP: 0.271, SLG: 0.295
FC1-5 1B 1B
1B
6-3
K
6-3
K
BB WP 1B
7 0 3 1 0 2 1
Joe Azcue, R (1, 2)
OBP: 0.404, SLG: 0.417
FC1-5 1B 1B
5-3
G6-4-3 1B
F6
F6
G5-4-3 1-2f
K
7 1 2 0 0 1 4
Sonny Siebert, R (1, 1)
OBP: 0.208, SLG: 0.217
Steve Hargan, R (7, 1)
Luis Tiant, R (17, 1)
OBP: 0.143, SLG: 0.077
FC1-5 HR 1B
F9
G6-4-3 1-2f
F2
1-3
BB BB
3 1 0 0 0 0 3
3 0 0 0 1 1 0
0 0 0 0 0 0 0
Cleveland Indians @ California Angels
Anaheim Stadium, Anaheim, CA
Tue May 31 1966, 10:05 PM EDT
Att. 14,255 - Unknown
livebaseballscorecards.com
AB 60
R 7
H 14
RBI 6
BB 5
SO 9
LOB 21
Inning Stats
R: 0 E: 0 K: 1 S: 4 H: 0 LOB: 0 BB: 1 P: 8
R: 0 E: 0 K: 0 S: 3 H: 0 LOB: 0 BB: 0 P: 3
R: 4 E: 0 K: 1 S: 9 H: 4 LOB: 0 BB: 0 P: 9
R: 0 E: 0 K: 1 S: 5 H: 1 LOB: 1 BB: 0 P: 5
R: 0 E: 0 K: 0 S: 3 H: 0 LOB: 0 BB: 0 P: 3
R: 0 E: 0 K: 0 S: 4 H: 1 LOB: 2 BB: 1 P: 8
R: 0 E: 0 K: 0 S: 3 H: 1 LOB: 0 BB: 0 P: 3
R: 0 E: 0 K: 0 S: 4 H: 1 LOB: 1 BB: 0 P: 4
R: 0 E: 0 K: 1 S: 5 H: 0 LOB: 0 BB: 0 P: 5
R: 0 E: 0 K: 1 S: 5 H: 0 LOB: 0 BB: 0 P: 5
R: 0 E: 0 K: 0 S: 3 H: 0 LOB: 0 BB: 0 P: 3
R: 0 E: 0 K: 1 S: 5 H: 0 LOB: 0 BB: 0 P: 5
R: 0 E: 0 K: 0 S: 3 H: 0 LOB: 0 BB: 0 P: 3
R: 0 E: 0 K: 0 S: 4 H: 1 LOB: 1 BB: 0 P: 4
R: 0 E: 0 K: 1 S: 5 H: 1 LOB: 1 BB: 0 P: 5
R: 0 E: 0 K: 1 S: 5 H: 1 LOB: 0 BB: 0 P: 5
R: 3 E: 0 K: 1 S: 8 H: 3 LOB: 3 BB: 3 P: 20
1B: 13 2B: 0 3B: 0 HR: 1 SF: 0 SAC: 0 DP: 3 HBP: 0
WP: 1 PB: 0 SB: 0 CS: 0 PA: 65
PITCHER IP WLS BF H R ER SO BB IBB HBP BLK WP HR S P ERA WHIP
Marcelino Lopez, L (1, 1) ERA: 3.73 3.0 13 4 4 4 2 1 0 0 0 0 1 1 5 16 20 12.00 1.667
Howie Reed, R (4, 1) ERA: 3.0 11 2 0 0 1 1 0 0 0 0 0 0 0 12 16 0.00 1.000
Lew Burdette, R (7, 1) ERA: 3.75 1.0 3 1 0 0 0 0 0 0 0 0 0 0 3 3 0.00 1.000
Bob Lee, R (8, 1) ERA: 1.49 7.0 23 2 0 0 3 0 0 0 0 0 0 0 0 29 29 0.00 0.286
Dean Chance, R (15, 1) ERA: 3.53 2.2 L 13 5 3 3 3 1 1 0 0 1 0 0 17 25 10.12 2.250
PITCHER IP WLS BF H R ER SO BB IBB HBP BLK WP HR S P ERA WHIP
Jim McGlothlin, R (17, 1) ERA: 3.24 0.1 2 0 0 0 0 1 0 0 0 0 0 0 1 5 0.00 3.000

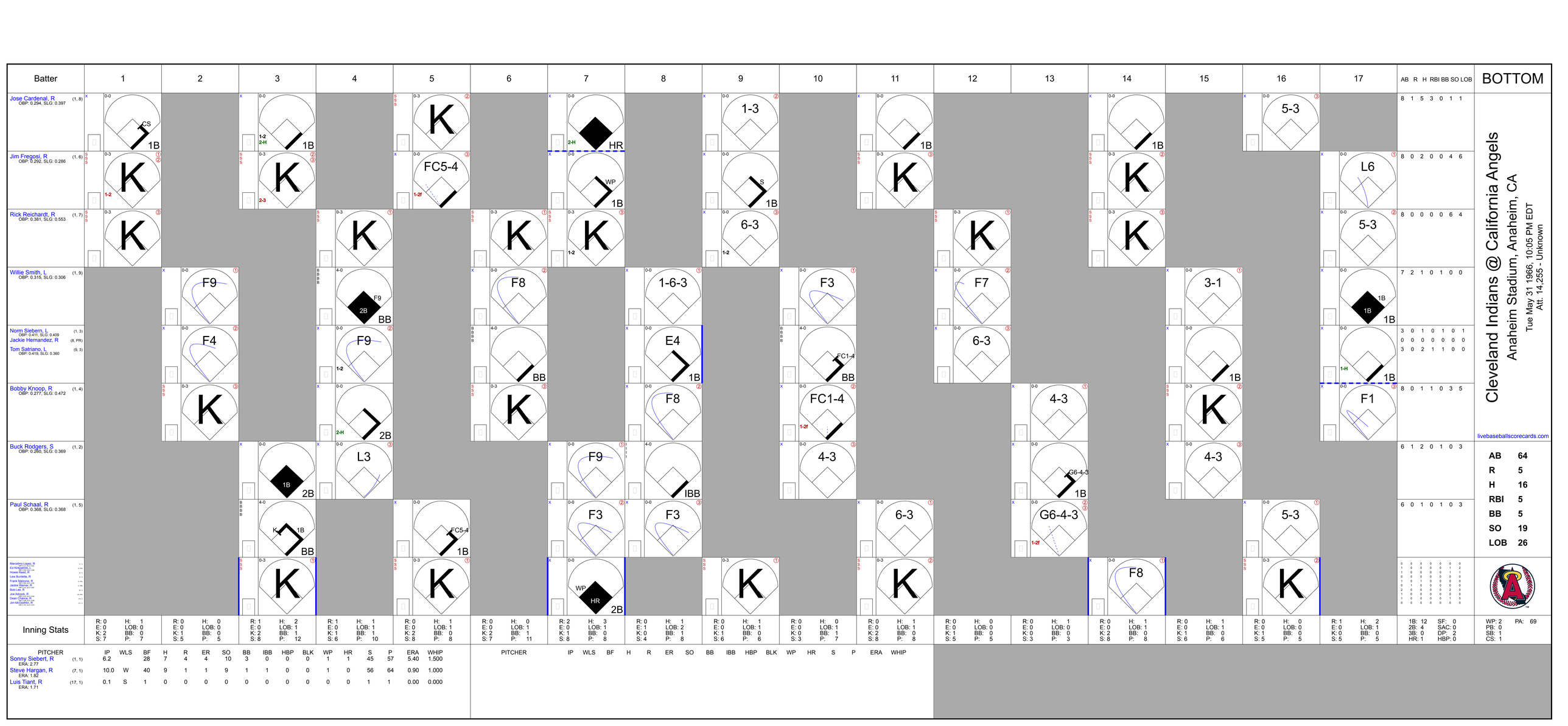
Batter
1
2
3
4
5
6
7
8
9
10
11
12
13
14
15
16
17
AB R H RBI BB SO LOB
BOTTOM
Jose Cardenal, R (1, 8) OBP: 0.294, SLG: 0.397
Jim Fregosi, R (1, 6) OBP: 0.292, SLG: 0.286
Rick Reichardt, R (1, 7) OBP: 0.381, SLG: 0.553
Willie Smith, L (1, 9) OBP: 0.315, SLG: 0.306
Norm Siebern, L (1, 3) OBP: 0.411, SLG: 0.409
Jackie Hernandez, R (8, PR)
Tom Satriano, L (9, 3) OBP: 0.419, SLG: 0.360
Bobby Knoop, R (1, 4) OBP: 0.277, SLG: 0.472
Buck Rodgers, S (1, 2) OBP: 0.260, SLG: 0.369
Paul Schaal, R (1, 5) OBP: 0.368, SLG: 0.368
Marcelino Lopez, R
Ed Kirkpatrick, L
Howie Reed, R
Lew Burdette, R
Frank Malzone, R
Jackie Warner, R
Bob Lee, R
Joe Adcock, R
Dean Chance, R
Jim McCormick, R
Cleveland Indians @ California Angels
Anaheim Stadium, Anaheim, CA
Tue May 31 1966, 10:05 PM EDT
Att. 14,255 - Unknown
livebaseballscorecards.com
AB 64
R 5
H 16
RBI 5
BB 5
SO 19
LOB 26
Inning Stats
PITCHER IP WLS BF H R ER SO BB IBB HBP BLK WP HR S P ERA WHIP
Sonny Siebert, R (1, 1) ERA: 2.77
Steve Hargan, R (7, 1) ERA: 1.82
Luis Tiant, R (17, 1) ERA: 1.71

Batter	1	2	3	4	5	6	7	8	9	10	AB	R	H	RBI	BB	SO	LOB
Luis Aparicio, R (1, 6) OBP: 0.242, SLG: 0.302	F8		6-3		F8		F5		F9	SF7 3-H	5	0	0	1	0	0	2
Russ Snyder, L (1, 8) (8, 7) OBP: 0.356, SLG: 0.338	HR 1B		6-3		FC6-4 1B		4-3		BBB BB 1-2	1-3	5	1	2	0	1	0	3
Boog Powell, L (1, 3) OBP: 0.359, SLG: 0.488	1-H HR			HR	F9		SSS K		BBBB BB 1-2 2-3		4	2	2	3	1	1	2
Brooks Robinson, R (1, 5) OBP: 0.358, SLG: 0.508	F8			G3 2B	FC6-4 1-2f			1B 2B	F8		5	2	2	0	0	0	4
Curt Blefary, L (1, 7) OBP: 0.356, SLG: 0.489	4-3			G3 2-3		F4		CS 2-H 1B		SH1-4 1B 1B	3	0	0	0	0	0	1
Frank Robinson, R (8, PH) OBP: 0.448, SLG: 0.624											1	0	1	1	0	0	0
Paul Blair, R (8, PR) (8, 8) OBP: 0.262, SLG: 0.347											1	1	1	0	0	0	0
Davey Johnson, R (1, 4) OBP: 0.305, SLG: 0.380		G6-3 1B		1B 3-H 2B		5-3		F9		1B SH1-4 SF7 1-2 1B	5	2	3	1	0	0	1
Sam Bowens, R (1, 9) OBP: 0.278, SLG: 0.269		G6-3 1-2f		1B 2-H 1B		L5	SSS K 1-2			SH1-4 1-2 2-3	4	0	1	1	0	1	2
Andy Etchebarren, R (1, 2) OBP: 0.323, SLG: 0.438		SSS K		G6-4-3 1-3 1B				HR	6-3	1B IBB	4	1	2	1	1	1	0
Wally Bunker, R (1, 1) OBP: 0.095, SLG: 0.100			SSS K	G6-4-3 1-2f				2B	BBBB BB BB	1-2 2-3 3-H 1B	2	0	0	0	0	1	2
Bob Johnson, R (7, PH) OBP: 0.353, SLG: 0.300											1	0	1	0	0	0	0
Stu Miller, R (7, 1)											0	0	0	0	0	0	0
Woodie Held, R (9, PH) OBP: 0.438, SLG: 0.480											0	0	0	0	1	0	0
Moe Drabowsky, R (9, 1) OBP: 0.500, SLG: 0.250											0	0	0	0	0	0	0
Jerry Adair, R (10, PH) OBP: 0.308, SLG: 0.277											1	0	1	1	0	0	0
Dick Hall, R (10, 1) OBP: 0.250, SLG: 0.250											0	0	0	0	0	0	0

TOP

Baltimore Orioles @ California Angels

Anaheim Stadium, Anaheim, CA

Wed Jun 01 1966, 10:05 PM EDT

Att. 22,862 - Unknown

livebaseballscorecards.com

AB	41
R	9
H	16
RBI	9
BB	4
SO	4
LOB	17

Inning Stats	1	2	3	4	5	6	7	8	9	10	1B: 9	SF: 1	WP: 0	PA: 47
R	2	0	0	3	0	0	1	1	0	2	2B: 5	SAC: 1	PB: 0	
E	0	0	0	0	0	0	0	0	0	0	3B: 0	DP: 3	SB: 0	
K	0	1	1	0	1	0	1	1	0	0	HR: 3	HBP: 0	CS: 1	
S	5	5	5	7	7	3	7	6	15	10				
H	2	1	0	5	2	0	2	2	3	3				
LOB	0	0	0	1	1	0	1	1	3	2				
BB	0	0	0	0	0	0	0	0	3	1				
P	5	5	5	7	7	3	6	6	15	10				

PITCHER	IP	WLS	BF	H	R	ER	SO	BB	IBB	HBP	BLK	WP	HR	S	P	ERA	WHIP
Fred Newman, R (1, 1) ERA: 6.42	3.1		16	7	5	5	2	0	0	0	0	0	2	20	20	13.50	2.100
Lew Burdette, R (4, 1) ERA: 3.38	2.2		9	2	0	0	0	0	0	0	0	0	0	9	9	0.00	0.750
Minnie Rojas, R (7, 1) ERA: 2.84	1.0		5	2	1	1	1	0	0	0	0	0	1	7	7	9.00	2.000
Jim McGlothlin, R (8, 1) ERA: 3.46	0.0		1	1	1	1	0	0	0	0	0	0	0	1	1	∞	∞
George Brunet, L (8, 1) ERA: 3.79	2.1	L	12	3	2	2	1	3	0	0	0	0	0	11	23	7.71	2.571

PITCHER	IP	WLS	BF	H	R	ER	SO	BB	IBB	HBP	BLK	WP	HR	S	P	ERA	WHIP
Howie Reed, R (10, 1) ERA:	0.2		4	1	0	0	0	0	1	0	0	0	0	3	7	0.00	1.500

Baltimore Orioles @ California Angels

Anaheim Stadium, Anaheim, CA

Wed Jun 01 1966, 10:05 PM EDT

Att. 22,862 - Unknown

BOTTOM

livebaseballscorecards.com

Batter	1	2	3	4	5	6	7	8	9	10	AB	R	H	RBI	BB	SO	LOB
Jose Cardenal, R (1, 8) OBP: 0.291, SLG: 0.386	E6 3B	F8			5-3		BBBBB 4-0 BB S SH5-3 BB	F7			4	2	0	0	1	0	1
Jim Fregosi, R (1, 6) OBP: 0.295, SLG: 0.301	1-H 1B 3B	F6			BB 1B 1B		SSS 0-3 K 1-2		F8		5	2	2	1	0	1	2
Rick Reichardt, R (1, 7) OBP: 0.382, SLG: 0.546	5-3		SSS 0-3 K		BBBB 4-0 1B FC4-6 1-2 BB		SH5-3 BB 1B		5-3		4	2	1	0	1	1	1
Norm Siebern, L (1, 3) OBP: 0.419, SLG: 0.412 Howie Reed, R (10, 1)	1B 3-H 1B		SSS 0-3 K		FC4-6 1-3 2-H 1B		BBBB 4-0 SH5-3 1B 1-2 2-3 BB		F7		4 0	1 0	2 0	2 0	1 0	1 0	0 0
Ed Kirkpatrick, L (1, 9) OBP: 0.341, SLG: 0.343 Willie Smith, L (7, PH) OBP: 0.309, SLG: 0.300 (8, 9)	SSS 0-3 K		SSS 0-3 K		FC4-6 FC5-4 1-2f 3-H		SH5-3 1-2 2-3 3-H			SSS 0-3 K	3 1	0 0	0 0	1 1	0 0	2 1	2 0
Bobby Knoop, R (1, 4) OBP: 0.286, SLG: 0.473	1-2 1B			BBB 4-0 G4-6-3 BB	FC5-4 1-2f		2-H 3-H 1B			0-0 1-3	4	0	2	2	1	0	1
Tom Satriano, L (1, 2) OBP: 0.412, SLG: 0.357 Marcelino Lopez, R (6, PR) OBP: 0.211, SLG: 0.222 Minnie Rojas, R (7, 1) Frank Malzone, R (7, PH) OBP: 0.353, SLG: 0.333 Jim McGlothlin, R (8, 1) OBP: 0.167, SLG: 0.273 George Brunet, R (8, 1) OBP: 0.200, SLG: 0.500 Joe Adcock, R (10, 3) OBP: 0.311, SLG: 0.522	5-3			0-0 G4-6-3 1-2f		0-0 CS 1B	0-0 F7			0-0 G3	3 0 0 1 0 0 1	0 0 0 0 0 0 0	1 0 0 0 0 0 0	0 0 0 0 0 0 0	0 0 0 0 0 0 0	0 0 0 0 0 0 0	3 0 0 1 0 0 0
Paul Schaal, R (1, 5) OBP: 0.365, SLG: 0.364		5-3		1B	B3 1-2			SSS 0-3 K			4	0	1	0	0	1	1
Fred Newman, R (1, 1) OBP: 0.364, SLG: 0.300 Lew Burdette, R (4, 1) Buck Rodgers, S (6, PH) OBP: 0.257, SLG: 0.364 (7, 2)		1B		4-3		F9		F8			1 1 2	0 0 0	1 0 0	0 0 0	0 0 0	0 0 0	0 1 1
Inning Stats	R: 2 H: 3 E: 1 LOB: 2 K: 1 BB: 0 S: 9 P: 9	R: 0 H: 1 E: 0 LOB: 1 K: 0 BB: 0 S: 4 P: 4	R: 0 H: 0 E: 0 LOB: 0 K: 3 BB: 0 S: 9 P: 9	R: 0 H: 1 E: 0 LOB: 1 K: 0 BB: 1 S: 3 P: 7	R: 2 H: 2 E: 0 LOB: 1 K: 0 BB: 1 S: 5 P: 9	R: 0 H: 1 E: 0 LOB: 1 K: 0 BB: 0 S: 3 P: 3	R: 3 H: 2 E: 0 LOB: 1 K: 1 BB: 2 S: 7 P: 15	R: 0 H: 0 E: 0 LOB: 0 K: 1 BB: 0 S: 5 P: 5	R: 0 H: 0 E: 0 LOB: 0 K: 0 BB: 0 S: 3 P: 3	R: 0 H: 0 E: 0 LOB: 0 K: 1 BB: 0 S: 5 P: 5	1B: 9 SF: 0 2B: 0 SAC: 1 3B: 1 DP: 1 HR: 0 HBP: 0						

	AB	38
	R	7
	H	10
	RBI	7
	BB	4
	SO	7
	LOB	14

WP: 0 PA: 43
PB: 0
SB: 1
CS: 1

PITCHER		IP	WLS	BF	H	R	ER	SO	BB	IBB	HBP	BLK	WP	HR	S	P	ERA	WHIP
Wally Bunker, R ERA: 3.49	(1, 1)	6.0		27	8	4	3	4	2	0	0	0	0	0	33	41	4.50	1.667
Stu Miller, L ERA: 1.82	(7, 1)	2.0		10	2	3	3	2	2	0	0	0	0	0	12	20	13.50	2.000
Moe Drabowsky, R ERA: 3.28	(9, 1)	1.0	W	3	0	0	0	0	0	0	0	0	0	0	3	3	0.00	0.000
Dick Hall, R ERA: 1.75	(10, 1)	1.0	S	3	0	0	0	1	0	0	0	0	0	0	5	5	0.00	0.000

PITCHER		IP	WLS	BF	H	R	ER	SO	BB	IBB	HBP	BLK	WP	HR	S	P	ERA	WHIP

Batter	1	2	3	4	5	6	7	8	9	10	AB	R	H	RBI	BB	SO	LOB
Luis Aparicio, R (1, 6) OBP: 0.260, SLG: 0.319	0-0 1B 2B 1B	0-0 FC4 1B			0-0 ① 4-3		0-0 1B 1B 1B		0-0 FC6-4 1B	0-0 BB 1B 1B 1-2	6	3	5	0	0	0	0
Russ Snyder, L (1, 8) (10, 7) OBP: 0.380, SLG: 0.357	0-0 2B 2B 1B 1-2	0-0 ③ FC4 1-2f			0-0 PB HR 1B		0-0 FC6-4 1B 1-3		0-0 ① F6 BBBB	4-0 1B BB 1-2 2-3	5	1	3	0	1	0	2
Boog Powell, L (1, 3) OBP: 0.358, SLG: 0.481	0-0 ① F8		0-0 ① 6-3		0-0 ② F1 1-2		0-0 FC6-4 1-2 3-H 1B		0-0 ② P2	0-0 BB 1B 1-3 2-H 3-H	6	0	2	3	0	0	4
Brooks Robinson, R (1, 5) OBP: 0.362, SLG: 0.527	0-0 2B 1-3 2-H		0-0 ② 4-3		0-0 HR 2-H		0-0 ① FC6-4 1-2f 2-3		0-0 ③ FC6-4 1-2f BBBB	4-0 BB 1-2	5	1	2	3	1	0	3
Curt Blefary, L (1, 7) Paul Blair, R (10, 8) OBP: 0.361, SLG: 0.503 OBP: 0.262, SLG: 0.347	4-0 IBB		0-0 HR		0-0 ③ F3		0-0 ② F8			4-0 SH1-4 1B SF9 BB 0-0 F7 BBBB	4 0	2 0	1 0	1 0	2 0	0 0	5 0
Davey Johnson, R (1, 4) OBP: 0.301, SLG: 0.374	0-0 ② F4		SSS 0-3 ③ K			0-0 ① F4	0-0 ③ F5			0-0 SH1-4 1B 1-2	5	1	1	0	0	1	5
Sam Bowens, R (1, 9) OBP: 0.276, SLG: 0.268	0-0 ③ F9			0-0 ① F7		0-0 FC5-4 1B		0-0 ① L5		0-0 ① SH1-4 1-2 2-3	4	0	1	0	0	0	3
Andy Etchebarren, R (1, 2) OBP: 0.313, SLG: 0.426		0-0 ① 5-3		0-0 ② F9		0-0 ② FC5-4 1-2f		0-0 ② 6-3		0-0 ② SF9 3-H	4	0	0	1	0	0	1
John Miller, R (1, 1) Frank Bertaina, L (5, 1) Moe Drabowsky, R (7, 1) OBP: 0.500, SLG: 0.250 Woodie Held, R (8, PH) OBP: 0.424, SLG: 0.462 Stu Miller, R (8, 1) OBP: 0.143, SLG: 0.143		0-0 ② 1-3		0-0 ③ L4		0-0 ③ F7		0-0 ③ F9		0-0 BB 1B 1B 2-H	2 1 0 1 1	0 0 0 0 1	0 0 0 0 1	0 0 0 0 1	0 1 0 0 0	0 0 0 0 0	0 1 0 0 0
Inning Stats	R: 1 H: 3 E: 0 LOB: 3 K: 0 BB: 1 S: 6 P: 10	R: 0 H: 1 E: 0 LOB: 1 K: 0 BB: 0 S: 4 P: 4	R: 1 H: 1 E: 0 LOB: 0 K: 1 BB: 0 S: 6 P: 6	R: 0 H: 0 E: 0 LOB: 0 K: 0 BB: 0 S: 3 P: 3	R: 2 H: 2 E: 0 LOB: 0 K: 0 BB: 0 S: 5 P: 5	R: 0 H: 1 E: 0 LOB: 1 K: 0 BB: 0 S: 4 P: 4	R: 1 H: 3 E: 0 LOB: 2 K: 0 BB: 0 S: 6 P: 6	R: 0 H: 0 E: 0 LOB: 0 K: 0 BB: 0 S: 3 P: 3	R: 0 H: 1 E: 0 LOB: 1 K: 0 BB: 0 S: 4 P: 4	R: 4 H: 4 E: 0 LOB: 3 K: 0 BB: 3 S: 7 P: 19	1B: 13 SF: 1 2B: 1 SAC: 1 3B: 0 DP: 0 HR: 2 HBP: 0						WP: 0 PA: 50 PB: 1 SB: 0 CS: 0

PITCHER	IP	WLS	BF	H	R	ER	SO	BB	IBB	HBP	BLK	WP	HR	S	P	ERA	WHIP
Jack Sanford, R (1, 1) ERA: 3.38	6.0		29	10	5	5	1	0	1	0	0	0	2	30	34	7.50	1.667
Bob Lee, R (7, 1) ERA: 2.25	3.2	L	17	5	4	4	0	1	0	0	0	0	0	16	20	9.82	1.636
Minnie Rojas, R (10, 1) ERA: 2.7	0.1		4	1	0	0	0	2	0	0	0	0	0	2	10	0.00	9.000

PITCHER	IP	WLS	BF	H	R	ER	SO	BB	IBB	HBP	BLK	WP	HR	S	P	ERA	WHIP

TOP

Baltimore Orioles @ California Angels

Anaheim Stadium, Anaheim, CA

Thu Jun 02 1966, 6:33 AM EDT

Att. 10,430 - Unknown

livebaseballscorecards.com

AB	44
R	9
H	16
RBI	9
BB	4
SO	1
LOB	24

Baltimore Orioles @ California Angels

Anaheim Stadium, Anaheim, CA

Thu Jun 02 1966, 6:33 AM EDT

Att. 10,430 - Unknown

livebaseballscorecards.com

Batter	1	2	3	4	5	6	7	8	9	10	AB	R	H	RBI	BB	SO	LOB
Jose Cardenal, R (1, 8) OBP: 0.305, SLG: 0.393	4-0 E S 1B BB	0-0 ③ F4		0-0 BB 1-2 2B 1B		0-0 1-3 1B	S S S 0-3 ③ K			0-0 1B E 1B	5	3	3	0	1	1	3
Jim Fregosi, R (1, 6) OBP: 0.296, SLG: 0.298	S S S 0-3 ① K 1-3		S S S 0-3 ① K	B B B 4-0 1-2 2B 2-3 BB		0-0 ② F9		0-0 ① 6-3		0-0 E 1-2 1B	5	0	1	0	1	2	3
Rick Reichardt, R (1, 7) OBP: 0.391, SLG: 0.554	0-0 F9 BB 1B 3-H 1B		0-0 2B SF9 1B	0-0 ③ 1-H 2-H 3-H 2B		4-0 IBB		0-0 ② G3		0-0 E5 1-3 2-H	5	2	3	3	1	0	1
Norm Siebern, L (1, 3) OBP: 0.423, SLG: 0.422	B B B B 4-0 1B 1-2 BB		0-0 SF9 1-3 2B		0-0 E8 1B	0-0 ③ F9		0-0 ③ F3		0-0 ③ F9	5	0	2	0	1	0	5
Ed Kirkpatrick, L (1, 9) OBP: 0.322, SLG: 0.324	0-0 ② F9 2-3		0-0 ② SF9 2-3 3-H		0-0 ① F9		0-0 ① F8		S S S 0-3 ① K		4	0	0	1	0	1	3
Bobby Knoop, R (1, 4) OBP: 0.294, SLG: 0.473	0-0 1-2 3-H 1B		0-0 ③ F6		B B B 4-0 G6-4-3 BB		0-0 BB WP 1B		0-0 ② 5-3		4	0	2	1	1	0	1
Frank Malzone, R (1, 5) OBP: 0.333, SLG: 0.313 Joe Adcock, R (5, PH) OBP: 0.307, SLG: 0.515 Paul Schaal, R (6, 5) OBP: 0.361, SLG: 0.359	0-0 ③ F7			S S S 0-3 ① K	0-0 ② ③ G6-4-3 1-2f	0-0 ② 5-3 1-2			0-0 ③ 5-3		2 1 2	0 0 0	0 0 0	0 0 0	0 0 0	1 0 0	2 2 1
Buck Rodgers, S (1, 2) OBP: 0.261, SLG: 0.361		0-0 ① F2		S S S 0-3 ② K		0-0 FC4-3 1B	I I I 4-0 BB IBB			S S S 0-3 ① K	4	0	1	0	1	2	0
Jack Sanford, R (1, 1) OBP: 0.308, SLG: 0.455 Bob Lee, R (7, 1) Minnie Rojas, R (10, 1) Willie Smith, L (10, PH) OBP: 0.304, SLG: 0.294		0-0 ② F9		0-0 BB 1B 2B 1B		B B B B 0-0 ① FC4-3 1B 1-2f	4-0 1-2 2-3 BB			0-0 ② 4-3	3 0 0 1	1 0 0 0	1 0 0 0	0 1 0 0	0 0 0 0	0 0 0 0	1 0 0 0
Inning Stats	R: 2 H: 2 E: 0 LOB: 2 K: 1 BB: 2 S: 7 P: 15	R: 0 H: 0 E: 0 LOB: 0 K: 0 BB: 0 S: 3 P: 3	R: 1 H: 2 E: 0 LOB: 1 K: 1 BB: 0 S: 7 P: 7	R: 2 H: 3 E: 0 LOB: 2 K: 2 BB: 1 S: 9 P: 13	R: 0 H: 1 E: 1 LOB: 1 K: 0 BB: 1 S: 3 P: 7	R: 0 H: 2 E: 0 LOB: 3 K: 0 BB: 1 S: 5 P: 9	R: 0 H: 1 E: 0 LOB: 3 K: 1 BB: 2 S: 6 P: 14	R: 0 H: 0 E: 0 LOB: 0 K: 0 BB: 0 S: 3 P: 3	R: 0 H: 0 E: 0 LOB: 0 K: 1 BB: 0 S: 5 P: 5	R: 1 H: 2 E: 1 LOB: 2 K: 1 BB: 0 S: 8 P: 8	1B: 11 SF: 1 2B: 2 SAC: 0 3B: 0 DP: 1 HR: 0 HBP: 0						

BOTTOM	
AB	41
R	6
H	13
RBI	5
BB	7
SO	7
LOB	22

WP: 1 PA: 49
PB: 0
SB: 1
CS: 0

PITCHER		IP	WLS	BF	H	R	ER	SO	BB	IBB	HBP	BLK	WP	HR	S	P	ERA	WHIP
John Miller, R ERA: 5.13	(1, 1)	4.0		21	7	5	5	4	3	0	0	0	0	0	26	38	11.25	2.500
Frank Bertaina, L ERA: 2.1	(5, 1)	2.2		15	4	0	0	0	2	2	0	0	1	0	11	27	0.00	2.250
Moe Drabowsky, R ERA: 3.24	(7, 1)	0.1		1	0	0	0	1	0	0	0	0	0	0	3	3	0.00	0.000
Stu Miller, R ERA: 1.65	(8, 1)	3.0	W	12	2	1	0	2	0	0	0	0	0	0	16	16	0.00	0.667

PITCHER	IP	WLS	BF	H	R	ER	SO	BB	IBB	HBP	BLK	WP	HR	S	P	ERA	WHIP

Batter	1	2	3	4	5	6	7	8	9	AB	R	H	RBI	BB	SO	LOB
Don Wert, R (1, 5) OBP: 0.359, SLG: 0.362	5-3		K		6-3 2-3		F9			4	0	0	0	0	1	3
Jerry Lumpe, L (1, 4) OBP: 0.335, SLG: 0.359	3-1			1B 1B	F7			4-3		4	0	1	0	0	0	1
Norm Cash, L (1, 3) OBP: 0.326, SLG: 0.482	F5			F8		F7		4-3		4	0	0	0	0	0	1
Al Kaline, R (1, 8) OBP: 0.397, SLG: 0.492		G6-4-3 1B		BB 1-3 1B		L6		FC5-4 1B		4	0	3	0	0	0	0
Don Demeter, R (1, 7) OBP: 0.222, SLG: 0.356		F8		K		5-3		FC5-4 1-2f		4	0	0	0	0	1	4
Willie Horton, R (1, 9) OBP: 0.280, SLG: 0.320		G6-4-3 1-2f		BB 1-2			HR		P4	3	1	1	1	1	0	1
Dick McAuliffe, L (1, 6) OBP: 0.388, SLG: 0.496			6-3	G3			F9		F8	4	0	0	0	0	0	3
Bill Freehan, R (1, 2) OBP: 0.293, SLG: 0.393			P6		6-3 2B		SH1-4 1B		F8	4	0	2	0	0	0	0
Hank Aguirre, R (1, 1)			BB		P1		SH1-4 1-2			1	0	0	0	1	0	1
Larry Sherry, R (8, 1) OBP: 0.500, SLG: 0.500										0	0	0	0	0	0	0
Inning Stats	R: 0 E: 0 K: 0 S: 3 H: 0 LOB: 0 BB: 0 P: 3	R: 0 E: 0 K: 0 S: 3 H: 1 LOB: 0 BB: 0 P: 3	R: 0 E: 0 K: 1 S: 5 H: 0 LOB: 1 BB: 1 P: 9	R: 0 E: 0 K: 1 S: 7 H: 2 LOB: 3 BB: 1 P: 11	R: 0 E: 0 K: 0 S: 4 H: 1 LOB: 1 BB: 0 P: 4	R: 0 E: 0 K: 0 S: 3 H: 0 LOB: 0 BB: 0 P: 3	R: 1 E: 0 K: 0 S: 5 H: 2 LOB: 1 BB: 0 P: 5	R: 0 E: 0 K: 0 S: 4 H: 1 LOB: 1 BB: 0 P: 4	R: 0 E: 0 K: 0 S: 3 H: 0 LOB: 0 BB: 0 P: 3	1B: 5 2B: 1 3B: 0 HR: 1 SF: 0 SAC: 1 DP: 1 HBP: 0	WP: 0 PB: 0 SB: 0 CS: 0 PA: 35					

PITCHER	IP	WLS	BF	H	R	ER	SO	BB	IBB	HBP	BLK	WP	HR	S	P	ERA	WHIP
Marcelino Lopez, L (1, 1) ERA: 3.38	9.0	L	35	7	1	1	2	2	0	0	0	0	1	37	45	1.00	1.000

PITCHER	IP	WLS	BF	H	R	ER	SO	BB	IBB	HBP	BLK	WP	HR	S	P	ERA	WHIP

TOP

Detroit Tigers @ California Angels

Anaheim Stadium, Anaheim, CA

Fri Jun 03 1966, 10:05 PM EDT

Att. 19,321 - Unknown

livebaseballscorecards.com

AB	32
R	1
H	7
RBI	1
BB	2
SO	2
LOB	14

Detroit Tigers @ California Angels

Anaheim Stadium, Anaheim, CA

Fri Jun 03 1966, 10:05 PM EDT

Att. 19,321 - Unknown

BOTTOM

Batter	1	2	3	4	5	6	7	8	9	AB	R	H	RBI	BB	SO	LOB
Jose Cardenal, R (1, 8) OBP: 0.310, SLG: 0.392	BB		FC6-4					F8		3	0	1	0	1	0	1
Jim Fregosi, R (1, 6) OBP: 0.305, SLG: 0.301	BB		4-3		BB			G6-4-3		2	0	1	0	2	0	1
Rick Reichardt, R (1, 7) OBP: 0.383, SLG: 0.541	FC5-4		P4		FC6-4			G6-4-3		4	0	0	0	0	0	6
Joe Adcock, R (1, 3) OBP: 0.304, SLG: 0.500	G6-4-3			E5		F7			6-3	4	0	1	0	0	0	2
Bobby Knoop, R (1, 4) OBP: 0.293, SLG: 0.474		2B		4-3		F8			5-3	4	0	1	0	0	0	1
Jackie Warner, R (1, 9) OBP: 0.300, SLG: 0.469		F7		F7		K			4-3	3	0	0	0	0	1	2
Norm Siebern, L (9, PH) OBP: 0.419, SLG: 0.417										1	0	0	0	0	0	0
Paul Schaal, R (1, 5) OBP: 0.355, SLG: 0.352		F8		6-3			F7			3	0	0	0	0	0	2
Buck Rodgers, S (1, 2) OBP: 0.256, SLG: 0.353		F8			F7		F2			3	0	0	0	0	0	1
Marcelino Lopez, R (1, 1) OBP: 0.227, SLG: 0.238			FC6-4		4-3		1-3			3	0	1	0	0	0	0
Inning Stats	R: 0 H: 0 E: 0 LOB: 1 K: 0 BB: 2 S: 2 P: 10	R: 0 H: 1 E: 0 LOB: 1 K: 0 BB: 0 S: 4 P: 4	R: 0 H: 1 E: 0 LOB: 1 K: 0 BB: 0 S: 4 P: 4	R: 0 H: 1 E: 1 LOB: 1 K: 0 BB: 0 S: 4 P: 4	R: 0 H: 1 E: 0 LOB: 2 K: 0 BB: 1 S: 4 P: 8	R: 0 H: 0 E: 0 LOB: 0 K: 1 BB: 0 S: 5 P: 5	R: 0 H: 0 E: 0 LOB: 0 K: 0 BB: 0 S: 3 P: 3	R: 0 H: 1 E: 0 LOB: 0 K: 0 BB: 0 S: 3 P: 3	R: 0 H: 0 E: 0 LOB: 0 K: 0 BB: 0 S: 3 P: 3	1B: 4 SF: 0 2B: 1 SAC: 0 3B: 0 DP: 2 HR: 0 HBP: 0						

livebaseballscorecards.com

AB	30
R	0
H	5
RBI	0
BB	3
SO	1
LOB	16

WP: 0 PA: 33
PB: 0
SB: 1
CS: 0

PITCHER		IP	WLS	BF	H	R	ER	SO	BB	IBB	HBP	BLK	WP	HR	S	P	ERA	WHIP
Hank Aguirre, L ERA: 2.37	(1, 1)	7.0	W	27	4	0	0	1	3	0	0	0	0	0	26	38	0.00	1.000
Larry Sherry, R ERA: 2.51	(8, 1)	2.0	S	6	1	0	0	0	0	0	0	0	0	0	6	6	0.00	0.500

PITCHER	IP	WLS	BF	H	R	ER	SO	BB	IBB	HBP	BLK	WP	HR	S	P	ERA	WHIP

Batter	1	2	3	4	5	6	7	8	9	AB	R	H	RBI	BB	SO	LOB
Don Wert, R (1, 5) OBP: 0.356, SLG: 0.359	SSS 0-3 ① K		x 0-0 ③ P4			x 0-0 FC3-6 1B		x 0-0 ③ P6		4	0	1	0	0	1	0
Jerry Lumpe, L (1, 4) OBP: 0.328, SLG: 0.350	x 0-0 ② 6-3			SSS 0-3 ① K		x 0-0 ① FC3-6 G5-4-3 1-2f			x 0-0 ① P6	4	0	0	0	0	1	1
Don Demeter, R (1, 3) OBP: 0.223, SLG: 0.352	x 0-0 ③ 5-3			x 0-0 1B		x 0-0 ②③ G5-4-3 1-2f			x 0-0 ② L7	4	0	1	0	0	0	1
Al Kaline, R (1, 8) OBP: 0.394, SLG: 0.485		x 0-0 ① F7		SSS 0-3 ② K			x 0-0 ① L5-3		x 0-0 1B	4	0	1	0	0	1	1
Willie Horton, R (1, 7) OBP: 0.270, SLG: 0.308		x 0-0 ② P4		x 0-0 ③ 4-3			x 0-0 ② L8		x 0-0 ③ F8	4	0	0	0	0	0	2
Jim Northrup, L (1, 9) OBP: 0.324, SLG: 0.432		SSS 0-3 ③ K			x 0-0 ① G3		x 0-0 E3			3	0	0	0	0	1	0
Bill Freehan, R (1, 2) OBP: 0.301, SLG: 0.420			x 0-0 HR		x 0-0 CS 1B		x 0-0 ③ F8			3	1	2	1	0	0	1
Dick McAuliffe, L (1, 6) OBP: 0.390, SLG: 0.492 Orlando McFarlane, R (8, PH) OBP: 0.316, SLG: 0.417 Ray Oyler, R (8, 6) OBP: 0.447, SLG: 0.459			x 0-0 ① G3	BBBB 4-0 ② 1-2 BB				x 0-0 ① F9		1 1 0	0 0 0	0 0 0	0 0 0	1 0 0	0 0 0	0 0 0
Denny McLain, R (1, 1) OBP: 0.258, SLG: 0.233 Orlando Pena, R (7, 1) OBP: 0.250, SLG: 0.250 Jake Wood, R (8, PH) OBP: 0.324, SLG: 0.333 Fred Gladding, L (8, 1)			x 0-0 ② P4		SSS 0-3 ③ K			x 0-0 ② F9		2 0 1 0	0 0 0 0	0 0 0 0	0 0 0 0	0 0 0 0	1 0 0 0	1 0 0 0
Inning Stats	R: 0 E: 0 K: 1 S: 5 H: 0 LOB: 0 BB: 0 P: 5	R: 0 E: 0 K: 1 S: 5 H: 0 LOB: 0 BB: 0 P: 5	R: 1 E: 0 K: 0 S: 4 H: 1 LOB: 0 BB: 0 P: 4	R: 0 E: 0 K: 2 S: 8 H: 1 LOB: 1 BB: 0 P: 8	R: 0 E: 0 K: 1 S: 5 H: 1 LOB: 1 BB: 1 P: 9	R: 0 E: 0 K: 0 S: 3 H: 1 LOB: 0 BB: 0 P: 3	R: 0 E: 1 K: 0 S: 4 H: 0 LOB: 1 BB: 0 P: 4	R: 0 E: 0 K: 0 S: 3 H: 0 LOB: 0 BB: 0 P: 3	R: 0 E: 0 K: 0 S: 4 H: 1 LOB: 1 BB: 0 P: 4	1B: 4 2B: 0 3B: 0 HR: 1 SF: 0 SAC: 0 DP: 1 HBP: 0						

PITCHER		IP	WLS	BF	H	R	ER	SO	BB	IBB	HBP	BLK	WP	HR	S	P	ERA	WHIP
George Brunet, L ERA: 3.28	(1, 1)	9.0	W	32	5	1	1	5	1	0	0	0	0	1	41	45	1.00	0.667

PITCHER	IP	WLS	BF	H	R	ER	SO	BB	IBB	HBP	BLK	WP	HR	S	P	ERA	WHIP

TOP

Detroit Tigers @ California Angels

Anaheim Stadium, Anaheim, CA

Sat Jun 04 1966, 6:33 AM EDT

Att. 18,118 - Unknown

livebaseballscorecards.com

AB	31
R	1
H	5
RBI	1
BB	1
SO	5
LOB	7

PA: 32

WP: 0
PB: 0
SB: 0
CS: 1

Batter	1	2	3	4	5	6	7	8	9	AB	R	H	RBI	BB	SO	LOB
Jose Cardenal, R (1, 8) OBP: 0.315, SLG: 0.391	F7		P6			SH1-4 1B SF7 BB	1-3 2-H 1B			3	1	1	1	1	0	0
Jim Fregosi, R (1, 6) OBP: 0.309, SLG: 0.311	K		K			1-2 SH1-4 1B	3-H FC3-6-3-2 2B			4	0	2	1	0	2	0
Willie Smith, L (1, 7) OBP: 0.322, SLG: 0.288 Jim Piersall, R (8, 7) OBP: 0.216, SLG: 0.229	1B BB			G3		1-2 2-3 SH1-4	FC3-6-3-2 BB			1 0	0 0	0 0	0 0	2 0	0 0	0 0
Norm Siebern, L (1, 3) OBP: 0.430, SLG: 0.425 Tom Satriano, L (9, 3) OBP: 0.412, SLG: 0.357	1-3 1B			FC4-6 1B		IBB	1-2 2-3 FC3-6-3-2			3 0	0 0	2 0	0 0	1 0	0 0	2 0
Bobby Knoop, R (1, 4) OBP: 0.287, SLG: 0.467	6-3			1-2f FC4-6		3-H SF7		K		3	0	0	1	0	1	3
Buck Rodgers, S (1, 2) OBP: 0.250, SLG: 0.344		G3		3-4-3		K		F2		4	0	0	0	0	1	3
Ed Kirkpatrick, L (1, 9) OBP: 0.319, SLG: 0.359		4-3			4-3		HR	F2		4	1	1	1	0	0	0
Paul Schaal, R (1, 5) OBP: 0.354, SLG: 0.347		P6			5-3		1B 1B BB			2	1	0	0	1	0	0
George Brunet, R (1, 1) OBP: 0.231, SLG: 0.462			K		K		1-2 1B 2B 1B			3	1	1	0	0	2	0
Inning Stats	R: 0 H: 1 E: 0 LOB: 2 K: 1 BB: 1 S: 6 P: 10	R: 0 H: 0 E: 0 LOB: 0 K: 0 BB: 0 S: 3 P: 3	R: 0 H: 0 E: 0 LOB: 0 K: 2 BB: 0 S: 7 P: 7	R: 0 H: 1 E: 0 LOB: 1 K: 0 BB: 0 S: 4 P: 4	R: 0 H: 0 E: 0 LOB: 0 K: 1 BB: 0 S: 5 P: 5	R: 1 H: 1 E: 0 LOB: 2 K: 1 BB: 2 S: 6 P: 14	R: 3 H: 4 E: 0 LOB: 1 K: 0 BB: 2 S: 5 P: 13	R: 0 H: 0 E: 0 LOB: 0 K: 1 BB: 0 S: 5 P: 5		1B: 5 SF: 1 2B: 2 SAC: 1 3B: 0 DP: 1 HR: 1 HBP: 0						

PITCHER		IP	WLS	BF	H	R	ER	SO	BB	IBB	HBP	BLK	WP	HR	S	P	ERA	WHIP
Denny McLain, R ERA: 3.14	(1, 1)	6.1	L	28	6	4	4	5	3	1	0	0	0	1	34	50	5.68	1.421
Orlando Pena, R ERA: 2.38	(7, 1)	0.2		3	1	0	0	0	1	0	0	0	0	0	2	6	0.00	3.000
Fred Gladding, R ERA: 4.98	(8, 1)	1.0		3	0	0	0	1	0	0	0	0	0	0	5	5	0.00	0.000

PITCHER	IP	WLS	BF	H	R	ER	SO	BB	IBB	HBP	BLK	WP	HR	S	P	ERA	WHIP

BOTTOM

Detroit Tigers @ California Angels

Anaheim Stadium, Anaheim, CA

Sat Jun 04 1966, 6:33 AM EDT

Att. 18,118 - Unknown

livebaseballscorecards.com

AB	27
R	4
H	7
RBI	4
BB	5
SO	6
LOB	8

WP: 0	PA: 34
PB: 0	
SB: 0	
CS: 0	

Detroit Tigers @ California Angels

Anaheim Stadium, Anaheim, CA

Sun Jun 05 1966, 6:33 AM EDT

Unknown

TOP

livebaseballscorecards.com

Batter	1	2	3	4	5	6	7	8	9	AB	R	H	RBI	BB	SO	LOB
Dick McAuliffe, L (1, 6) OBP: 0.397, SLG: 0.488	F7	BBBB FC4-6 1-2 BB		SSS K			BBBB CS BB	1B 1-2 1B		3	0	1	0	2	1	0
Jerry Lumpe, L (1, 4) OBP: 0.330, SLG: 0.364	SF9 3B	FC4-6 1-2f 2-3		F9			1-3 1-2	1-2 2-3 1B		5	1	2	0	0	0	3
Norm Cash, L (1, 3) OBP: 0.323, SLG: 0.483	SF9 3-H	SSS K			F3			1B 2B K		4	1	1	1	0	2	5
Al Kaline, R (1, 8) OBP: 0.388, SLG: 0.475 Don Demeter, R (9, 8) OBP: 0.223, SLG: 0.352	K		SSS K		L5-3			1B 3B 2-H 1B	L6-3	5 0	1 0	1 0	1 0	0 0	2 0	0 0
Jim Northrup, L (1, 9) OBP: 0.327, SLG: 0.424		BBBB 1B BB	F9		3-1			F9	1B	4	1	1	0	1	0	1
Willie Horton, R (1, 7) OBP: 0.276, SLG: 0.312		E 1B 1B 1-2 1B	1B 1B			F8		P4	F9	5	1	2	0	0	0	2
Bill Freehan, R (1, 2) OBP: 0.310, SLG: 0.426		E6 1B 1-3 2-H 1B	1B 1-2 1B			SSS K		3B 1-3 1B	6-3	5	2	3	1	0	1	1
Don Wert, R (1, 5) OBP: 0.359, SLG: 0.374		FC1-6 2-H 3-H 1B	F8			P6		E 1-H 3-H 3B		4	1	2	4	0	0	2
Bill Monbouquette, R (1, 1) OBP: 0.200, SLG: 0.143 Dave Wickersham, R (3, 1)		FC1-6 FC4-6 BB 1-2f		SSS K			F9	E3 1B 1B 3-H		1 3	0 0	0 0	0 0	0 0	0 1	1 0

	AB	39
	R	8
	H	13
	RBI	7
	BB	3
	SO	7
	LOB	15

Inning Stats																																		
	R: 1	E: 0	K: 1	S: 6	H: 1	LOB: 0	BB: 0	P: 6	R: 3	E: 1	K: 1	S: 8	H: 3	LOB: 2	BB: 2	P: 16	R: 0	E: 0	K: 1	S: 7	H: 2	LOB: 2	BB: 0	P: 7	R: 0	E: 0	K: 2	S: 7	H: 0	LOB: 0	BB: 0	P: 7	R: 0	E: 0	K: 0	S: 3	H: 0	LOB: 0	BB: 0	P: 3
	R: 0	E: 0	K: 1	S: 5	H: 0	LOB: 0	BB: 0	P: 5	R: 0	E: 0	K: 0	S: 2	H: 0	LOB: 0	BB: 1	P: 6	R: 4	E: 1	K: 1	S: 12	H: 6	LOB: 3	BB: 0	P: 12	R: 0	E: 0	K: 0	S: 4	H: 1	LOB: 1	BB: 0	P: 4	1B: 10	2B: 1	3B: 2	HR: 0	SF: 1	SAC: 0	DP: 0	HBP: 0	WP: 0	PB: 0	SB: 0	CS: 1	PA: 43

PITCHER		IP	WLS	BF	H	R	ER	SO	BB	IBB	HBP	BLK	WP	HR	S	P	ERA	WHIP
Dean Chance, R ERA: 3.86	(1, 1)	7.1	L	32	8	6	6	6	3	0	0	0	0	0	41	53	7.36	1.500
Bob Lee, R ERA: 2.45	(8, 1)	0.1		6	4	2	1	0	0	0	0	0	0	0	6	6	27.00	12.000
Lew Burdette, R ERA: 3.21	(8, 1)	1.1		5	1	0	0	1	0	0	0	0	0	0	7	7	0.00	0.750

PITCHER		IP	WLS	BF	H	R	ER	SO	BB	IBB	HBP	BLK	WP	HR	S	P	ERA	WHIP

Detroit Tigers @ California Angels

Anaheim Stadium, Anaheim, CA

Sun Jun 05 1966, 6:33 AM EDT

Unknown

BOTTOM

Batter	1	2	3	4	5	6	7	8	9	AB	R	H	RBI	BB	SO	LOB
Jose Cardenal, R (1, 8) OBP: 0.313, SLG: 0.387	1-3		K		F9		2-3 1B			4	0	1	0	0	1	0
Jim Fregosi, R (1, 6) OBP: 0.308, SLG: 0.309	5-3		1B SF7 1B		P4		F2			4	1	1	0	0	0	2
Rick Reichardt, R (1, 7) OBP: 0.390, SLG: 0.545	1B		1-3 1B			G1-6-3 1B		P4		4	0	3	0	0	0	0
Norm Siebern, L (1, 3) OBP: 0.424, SLG: 0.422	2-3		SF7 3-H			G1-6-3 1-2f		FC5-4 1B		3	0	1	1	0	0	2
Bobby Knoop, R (1, 4) OBP: 0.286, SLG: 0.477 Jackie Hernandez, R (9, 4)		HR	F9			F7		FC5-4 1-2f		4 0	1 0	1 0	1 0	0 0	0 0	2 0
Ed Kirkpatrick, L (1, 9) OBP: 0.327, SLG: 0.358		1B SF9 1B		K			BBBB 2B BB	F8		3	2	1	0	1	1	1
Buck Rodgers, S (1, 2) OBP: 0.250, SLG: 0.342		1-3 1B		P4			F7		F8	4	0	1	0	0	0	1
Paul Schaal, R (1, 5) OBP: 0.352, SLG: 0.353		SF9 3-H		5-3			1B 1-H 2B		P5	3	0	1	2	0	0	0
Dean Chance, R (1, 1) OBP: 0.034, SLG: 0.034 Bob Lee, R (8, 1) Lew Burdette, R (8, 1) Willie Smith, L (9, PH) OBP: 0.317, SLG: 0.283		6-3			1-3		K		F3	3 0 0 1	0 0 0 0	0 0 0 0	0 0 0 0	0 0 0 0	1 0 0 0	1 0 0 0
Inning Stats	R: 0 H: 1 E: 0 LOB: 1 K: 0 BB: 0 S: 4 P: 4	R: 2 H: 3 E: 0 LOB: 0 K: 0 BB: 0 S: 5 P: 5	R: 1 H: 2 E: 0 LOB: 1 K: 1 BB: 0 S: 7 P: 7	R: 0 H: 0 E: 0 LOB: 0 K: 1 BB: 0 S: 5 P: 5	R: 0 H: 0 E: 0 LOB: 0 K: 0 BB: 0 S: 3 P: 3	R: 0 H: 1 E: 0 LOB: 0 K: 0 BB: 0 S: 3 P: 3	R: 1 H: 2 E: 0 LOB: 2 K: 1 BB: 1 S: 7 P: 11	R: 0 H: 1 E: 0 LOB: 1 K: 0 BB: 0 S: 4 P: 4	R: 0 H: 0 E: 0 LOB: 0 K: 0 BB: 0 S: 3 P: 3	1B: 8 SF: 2 2B: 1 SAC: 0 3B: 0 DP: 1 HR: 1 HBP: 0						

livebaseballscorecards.com

AB	33
R	4
H	10
RBI	4
BB	1
SO	3
LOB	9

WP: 0 PB: 0 SB: 0 CS: 0 PA: 36

PITCHER		IP	WLS	BF	H	R	ER	SO	BB	IBB	HBP	BLK	WP	HR	S	P	ERA	WHIP
Bill Monbouquette, R ERA: 5.72	(1, 1)	2.1		11	5	3	3	1	0	0	0	0	0	1	13	13	11.57	2.143
Dave Wickersham, R ERA: 3.51	(3, 1)	6.2	W	25	5	1	1	2	1	0	0	0	0	0	28	32	1.35	0.900

PITCHER	IP	WLS	BF	H	R	ER	SO	BB	IBB	HBP	BLK	WP	HR	S	P	ERA	WHIP

Batter	1	2	3	4	5	6	7	8	9	AB	R	H	RBI	BB	SO	LOB
Dick McAuliffe, L (1, 6) OBP: 0.393, SLG: 0.480	4-3	G6-4-3 1-2f			K			G1-6-3 1B		4	0	1	0	0	1	3
Jerry Lumpe, L (1, 4) OBP: 0.328, SLG: 0.361	L6		3-1			CS 1B		P4		4	0	1	0	0	0	1
Dick Tracewski, R (8, 4) OBP: 0.167, SLG: 0.091										0	0	0	0	0	0	0
Norm Cash, L (1, 3) OBP: 0.316, SLG: 0.472	K2-3		G3			K 1-2		G1-6-3 1-2f		4	0	0	0	0	2	2
Al Kaline, R (1, 8) OBP: 0.384, SLG: 0.469		1B 1B 1B	L6-3			F8			F7	4	1	1	0	0	0	0
Don Demeter, R (9, 8) OBP: 0.223, SLG: 0.352										0	0	0	0	0	0	0
Jim Northrup, L (1, 9) OBP: 0.342, SLG: 0.431		BB 1-3 1B 1B		4-3			2B 1B		BBBB 1B SH1-4 BB	3	3	2	0	1	0	0
Willie Horton, R (1, 7) OBP: 0.282, SLG: 0.313		BBBB E 1B 1-2 BB		5-3			F3		SH1-4 1-3 1B	3	0	1	0	1	0	1
Bill Freehan, R (1, 2) OBP: 0.311, SLG: 0.430		P6		F8			4-3 1-H 2B		SH1-4 1-2 3-H	3	0	1	2	0	0	3
Don Wert, R (1, 5) OBP: 0.362, SLG: 0.374		E8 1-3 2-H 3-H 1B			L1		4-3 2-3		FC6-4 IBB	3	0	1	2	1	0	1
Joe Sparma, R (1, 1) OBP: 0.267, SLG: 0.333		G6-4-3 1B			4-3		K		FC6-4 1-2f	2	0	1	0	0	0	0
Orlando Pena, R (6, 1) OBP: 0.167, SLG: 0.167										2	0	0	0	0	1	3
Inning Stats	R: 0 E: 0 K: 1 S: 5 H: 0 LOB: 0 BB: 0 P: 5	R: 2 E: 1 K: 0 S: 6 H: 4 LOB: 2 BB: 1 P: 10	R: 0 E: 0 K: 0 S: 3 H: 0 LOB: 0 BB: 0 P: 3	R: 0 E: 0 K: 0 S: 3 H: 0 LOB: 0 BB: 0 P: 3	R: 0 E: 0 K: 1 S: 5 H: 0 LOB: 0 BB: 0 P: 5	R: 0 E: 0 K: 1 S: 5 H: 1 LOB: 0 BB: 0 P: 5	R: 1 E: 0 K: 1 S: 7 H: 2 LOB: 1 BB: 0 P: 7	R: 0 E: 0 K: 0 S: 3 H: 1 LOB: 0 BB: 0 P: 3	R: 1 E: 0 K: 0 S: 4 H: 1 LOB: 2 BB: 2 P: 12	1B: 8 2B: 1 3B: 0 HR: 0 SF: 0 SAC: 1 DP: 2 HBP: 0	WP: 0 PB: 0 SB: 0 CS: 1 PA: 36					

PITCHER	IP	WLS	BF	H	R	ER	SO	BB	IBB	HBP	BLK	WP	HR	S	P	ERA	WHIP
Howie Reed, R (1, 1) ERA: 2.31	6.1	L	25	7	3	3	3	1	0	0	0	0	0	30	34	4.26	1.263
Minnie Rojas, R (7, 1) ERA: 2.89	2.2		11	2	1	1	1	1	1	0	0	0	0	11	19	3.38	1.125

PITCHER	IP	WLS	BF	H	R	ER	SO	BB	IBB	HBP	BLK	WP	HR	S	P	ERA	WHIP

TOP

Detroit Tigers @ California Angels

Anaheim Stadium, Anaheim, CA

Sun Jun 05 1966, 6:38 AM EDT

Att. 26,008 - Unknown

livebaseballscorecards.com

AB	32
R	4
H	9
RBI	4
BB	3
SO	4
LOB	14

Detroit Tigers @ California Angels

Anaheim Stadium, Anaheim, CA

Sun Jun 05 1966, 6:38 AM EDT

Att. 26,008 - Unknown

livebaseballscorecards.com

BOTTOM

Batter	1	2	3	4	5	6	7	8	9	AB	R	H	RBI	BB	SO	LOB
Jim Fregosi, R (1, 6) OBP: 0.311, SLG: 0.315	WP 2B		BB BB		F8 ①		F8 ②			3	0	1	0	1	0	1
Willie Smith, L (1, 7) OBP: 0.297, SLG: 0.263	L9 ①		F9 ①		P3 ②		P6 ③			4	0	0	0	0	0	3
Rick Reichardt, R (1, 8) OBP: 0.382, SLG: 0.533	K ② 2-3		K ②		5-3 ③			1-3 ①		4	0	0	0	0	2	2
Joe Adcock, R (1, 3) OBP: 0.313, SLG: 0.533	6-3 ③		BB 1-2 BB			HR		6-3 ②		3	1	1	1	1	0	1
Bobby Knoop, R (1, 4) OBP: 0.290, SLG: 0.473		BB BB	K ③			CS BB		6-3 ③		2	0	0	0	2	1	2
Ed Kirkpatrick, L (1, 9) OBP: 0.324, SLG: 0.353		K ①	G5-4-3 1B 1B			P4 ①			F8 ①	4	0	1	0	0	1	2
Tom Satriano, L (1, 2) Minnie Rojas, R (7, 1) Frank Malzone, R (9, PH) OBP: 0.324, SLG: 0.303		F8 ②	G5-4-3 1-2 1B			4-3 ② ③ 1-2			5-3 ②	3 0 1	0 0 0	1 0 0	0 0 0	0 0 0	0 0 0	2 0 0
Paul Schaal, R (1, 5) OBP: 0.352, SLG: 0.349 Norm Siebern, L (9, PH) OBP: 0.421, SLG: 0.418		BB 1-2 BB	G5-4-3 ① ② 1-2f 2-3				1-3 ①		F2 ③	2 1	0 0	0 0	0 0	1 0	0 0	2 0
Howie Reed, R (1, 1) Buck Rodgers, S (7, 2) OBP: 0.254, SLG: 0.346		6-3 ③	K ③				1B			2 1	0 0	0 1	0 0	0 0	1 0	3 0
Inning Stats	R: 0 H: 1 E: 0 LOB: 1 K: 1 BB: 0 S: 6 P: 6	R: 0 H: 0 E: 0 LOB: 2 K: 1 BB: 2 S: 5 P: 13	R: 0 H: 0 E: 0 LOB: 2 K: 2 BB: 2 S: 7 P: 15	R: 0 H: 2 E: 0 LOB: 1 K: 1 BB: 0 S: 6 P: 6	R: 0 H: 0 E: 0 LOB: 0 K: 0 BB: 0 S: 3 P: 3	R: 1 H: 1 E: 0 LOB: 0 K: 0 BB: 1 S: 3 P: 7	R: 0 H: 1 E: 0 LOB: 1 K: 0 BB: 0 S: 4 P: 4	R: 0 H: 0 E: 0 LOB: 0 K: 0 BB: 0 S: 3 P: 3	R: 0 H: 0 E: 0 LOB: 0 K: 0 BB: 0 S: 3 P: 3	1B: 3 SF: 0 2B: 1 SAC: 0 3B: 0 DP: 1 HR: 1 HBP: 0					WP: 1 PA: 35 PB: 0 SB: 0 CS: 1		

	AB	30
	R	1
	H	5
	RBI	1
	BB	5
	SO	5
	LOB	18

PITCHER		IP	WLS	BF	H	R	ER	SO	BB	IBB	HBP	BLK	WP	HR	S	P	ERA	WHIP
Joe Sparma, R ERA: 4.89	(1, 1)	5.0	W	23	4	1	1	5	5	0	0	0	1	1	28	48	1.80	1.800
Orlando Pena, R ERA: 2.13	(6, 1)	4.0	S	12	1	0	0	0	0	0	0	0	0	0	12	12	0.00	0.250

PITCHER	IP	WLS	BF	H	R	ER	SO	BB	IBB	HBP	BLK	WP	HR	S	P	ERA	WHIP

Batter	1	2	3	4	5	6	7	8	9	AB	R	H	RBI	BB	SO	LOB
Tommie Agee, R (1, 8) OBP: 0.330, SLG: 0.401	H 1-0 S 1B HBP	B B B 4-0 FC6-4 1-2 BB		x 0-0 FC6-4 1-2f			x 0-0 6-3			2	1	0	0	1	0	1
Don Buford, S (1, 5) OBP: 0.295, SLG: 0.316	x 0-0 F7 1-2	x 0-0 FC6-4 1-2f			x 0-0 3-1 S SF8 1B		x 0-0 F8			4	1	1	0	0	0	3
Tom McCraw, L (1, 7) (5, 3) OBP: 0.298, SLG: 0.295	S S S 0-3 K		x 0-0 F7		x 0-0 3-1 1-3		S S S 0-3 K			4	0	0	0	0	2	2
Floyd Robinson, L (1, 9) OBP: 0.376, SLG: 0.413	x 0-0 2-H 1B		x 0-0 P5		x 0-0 SF8 3-H			x 0-0 P6		3	0	1	2	0	0	0
Bill Skowron, R (1, 3) Ken Berry, R (5, 7) OBP: 0.280, SLG: 0.364 OBP: 0.250, SLG: 0.257	x 0-0 F8		x 0-0 5-3		x 0-0 HR			S S S 0-3 K		3 1	1 0	1 0	1 0	0 0	0 1	1 0
J.C. Martin, L (1, 2) OBP: 0.353, SLG: 0.419		S S S 0-3 K		x 0-0 1B SF8 1B	x 0-0 P4			x 0-0 4-3		4	1	1	0	0	1	0
Lee Elia, R (1, 6) OBP: 0.295, SLG: 0.452		x 0-0 HR		x 0-0 FC6-4 1-3 1B		S S S 0-3 K			S S S 0-3 K	4	1	2	1	0	2	0
Al Weis, S (1, 4) OBP: 0.245, SLG: 0.159		x 0-0 P6		S S S 0-3 K		x 0-0 F9			x 0-0 F7	4	0	0	0	0	1	2
Juan Pizarro, L (1, 1) Dennis Higgins, R (6, 1) OBP: 0.231, SLG: 0.182 OBP: 0.167, SLG: 0.167		x 0-0 BB 1B		x 0-0 SF8 3-H		x 0-0 F9			x 0-0 6-3	2 1	0 0	1 0	1 0	0 0	0 0	0 0
Inning Stats	R: 1 E: 0 K: 1 S: 6 H: 1 LOB: 1 BB: 0 P: 7	R: 1 E: 0 K: 1 S: 7 H: 2 LOB: 2 BB: 1 P: 11	R: 0 E: 0 K: 0 S: 3 H: 0 LOB: 0 BB: 0 P: 3	R: 1 E: 0 K: 1 S: 7 H: 2 LOB: 1 BB: 0 P: 7	R: 2 E: 0 K: 0 S: 5 H: 2 LOB: 0 BB: 0 P: 5	R: 0 E: 0 K: 1 S: 5 H: 0 LOB: 0 BB: 0 P: 5	R: 0 E: 0 K: 1 S: 5 H: 0 LOB: 0 BB: 0 P: 5	R: 0 E: 0 K: 1 S: 5 H: 0 LOB: 0 BB: 0 P: 5	R: 0 E: 0 K: 1 S: 5 H: 0 LOB: 0 BB: 0 P: 5	1B: 5 2B: 0 3B: 0 HR: 2	SF: 2 SAC: 0 DP: 0 HBP: 1			WP: 0 PB: 0 SB: 2 CS: 0	PA: 36	

PITCHER	IP	WLS	BF	H	R	ER	SO	BB	IBB	HBP	BLK	WP	HR	S	P	ERA	WHIP
Jack Sanford, R (1, 1) ERA: 3.65	4.0	L	19	5	3	3	3	1	0	1	0	0	1	23	28	6.75	1.500
Jim McGlothlin, R (5, 1) ERA: 3.8	1.0		5	2	2	2	0	0	0	0	0	0	1	5	5	18.00	2.000
Minnie Rojas, R (6, 1) ERA: 2.19	3.0		9	0	0	0	3	0	0	0	0	0	0	15	15	0.00	0.000
Lew Burdette, R (9, 1) ERA: 3.1	1.0		3	0	0	0	1	0	0	0	0	0	0	5	5	0.00	0.000

PITCHER	IP	WLS	BF	H	R	ER	SO	BB	IBB	HBP	BLK	WP	HR	S	P	ERA	WHIP

TOP

Chicago White Sox @ California Angels

Anaheim Stadium, Anaheim, CA

Mon Jun 06 1966, 10:05 PM EDT

Att. 10,207 - Unknown

livebaseballscorecards.com

AB	32
R	5
H	7
RBI	5
BB	1
SO	7
LOB	9

Chicago White Sox @ California Angels

Anaheim Stadium, Anaheim, CA

Mon Jun 06 1966, 10:05 PM EDT

Att. 10,207 - Unknown

BOTTOM

livebaseballscorecards.com

Batter	1	2	3	4	5	6	7	8	9	AB	R	H	RBI	BB	SO	LOB
Jose Cardenal, R (1, 8) OBP: 0.318, SLG: 0.386	BBBB 4-0 8-5 1B BB		x 0-0 G6-4-3 2-3 1B		x 0-0 ② F7			x 0-0 ② 5-3		3	0	1	0	1	0	1
Jim Piersall, R (1, 9) OBP: 0.225, SLG: 0.237 Willie Smith, L (8, PH) OBP: 0.292, SLG: 0.259 Lew Burdette, R (9, 1)	x 0-0 1-2 1B		x 0-0 ②③ G6-4-3 1-2f		x 0-0 ③ P3			x 0-0 ③ F7		3 1 0	0 0 0	1 0 0	0 0 0	0 0 0	0 0 0	3 0 0
Rick Reichardt, R (1, 7) OBP: 0.380, SLG: 0.527	x 0-0 ① P4			SSS 0-3 ① K		x 0-0 G6-4-3 1B			SSS 0-3 ① K	4	0	1	0	0	2	2
Joe Adcock, R (1, 3) OBP: 0.310, SLG: 0.519	x 0-0 ②③ 8-5 2-3f			x 0-0 BB 1B 1B		x 0-0 ① G6-4-3 ② 1-2f			x 0-0 ② F7	4	1	1	0	0	0	3
Bobby Knoop, R (1, 4) OBP: 0.290, SLG: 0.466		x 0-0 ① 6-3		BBBB 4-0 1B 1-2 BB		SSS 0-3 ③ K			x 0-0 ③ 5-3	3	0	0	0	1	1	0
Jim Fregosi, R (1, 6) OBP: 0.312, SLG: 0.316		x 0-0 ② 6-3		x 0-0 G6-4-3 1-3 2-H 1B			x 0-0 ① P6			3	0	1	1	0	0	0
Buck Rodgers, S (1, 2) OBP: 0.250, SLG: 0.340		x 0-0 ③ F7		x 0-0 ②③ G6-4-3 1-2f			x 0-0 ② P1			3	0	0	0	0	0	2
Paul Schaal, R (1, 5) OBP: 0.357, SLG: 0.357			BBBB 4-0 1B SH1-4 BB		x 0-0 2B		x 0-0 ③ F8			2	0	1	0	1	0	0
Jack Sanford, R (1, 1) OBP: 0.308, SLG: 0.455 Jim McGlothlin, R (5, 1) OBP: 0.167, SLG: 0.273 Jackie Hernandez, R (5, PH) Minnie Rojas, R (6, 1) Ed Kirkpatrick, L (8, PH) OBP: 0.320, SLG: 0.349 (9, 9)			x 0-0 ① SH1-4 1-2		x 0-0 ① 1-3			x 0-0 ① 4-3		0 0 1 0 1	0 0 0 0 0	0 0 0 0 0	0 0 0 0 0	0 0 0 0 0	0 0 0 0 0	0 0 1 0 0

Inning Stats	1	2	3	4	5	6	7	8	9
	R: 0 E: 0 K: 0 S: 3	R: 0 E: 0 K: 0 S: 3	R: 0 E: 0 K: 0 S: 3	R: 1 E: 0 K: 1 S: 6	R: 0 E: 0 K: 0 S: 4	R: 0 E: 0 K: 1 S: 5	R: 0 E: 0 K: 0 S: 3	R: 0 E: 0 K: 0 S: 3	R: 0 E: 0 K: 1 S: 5
	H: 1 LOB: 1 BB: 1 P: 7	H: 0 LOB: 0 BB: 0 P: 3	H: 1 LOB: 1 BB: 1 P: 7	H: 2 LOB: 1 BB: 1 P: 10	H: 1 LOB: 1 BB: 0 P: 4	H: 1 LOB: 0 BB: 0 P: 5	H: 0 LOB: 0 BB: 0 P: 3	H: 0 LOB: 0 BB: 0 P: 3	H: 0 LOB: 0 BB: 0 P: 5

1B: 5	SF: 0	WP: 0
2B: 2	SAC: 1	PB: 0
3B: 0	DP: 4	SB: 0
HR: 0	HBP: 0	CS: 0

PA: 32

AB	28
R	1
H	6
RBI	1
BB	3
SO	3
LOB	12

PITCHER	IP	WLS	BF	H	R	ER	SO	BB	IBB	HBP	BLK	WP	HR	S	P	ERA	WHIP
Juan Pizarro, L (1, 1) ERA: 1.95	5.0	W	21	6	1	1	1	3	0	0	0	0	0	20	32	1.80	1.800
Dennis Higgins, R (6, 1) ERA: 1.8	4.0	S	11	0	0	0	2	0	0	0	0	0	0	15	15	0.00	0.000

PITCHER	IP	WLS	BF	H	R	ER	SO	BB	IBB	HBP	BLK	WP	HR	S	P	ERA	WHIP

Batter	1	2	3	4	5	6	7	8	9	AB	R	H	RBI	BB	SO	LOB
Ken Berry, R (1, 7) OBP: 0.253, SLG: 0.260	S S S 0-3 ① K		x 0-0 CS 1B		x 0-0 ③ 5-3			x 0-0 ① SH3-4 1-2		3	0	1	0	0	1	0
Don Buford, S (1, 5) OBP: 0.299, SLG: 0.316	B B B B 4-0 BB		0-0 ③ CS 1-2	S S S 0-3 ① K2-3		x 0-0 ① 4-3		x 0-0 S 2-H 1B		3	0	1	1	1	1	0
Tommie Agee, R (1, 8) OBP: 0.324, SLG: 0.392	x 0-0 ② F9			x 0-0 ② F9		x 0-0 ② F9		x 0-0 ② F8 1-2		4	0	0	0	0	0	2
John Romano, R (1, 2) OBP: 0.429, SLG: 0.460	S S S 0-3 ③ K			B B B B 4-0 BB 2B BB		x 0-0 ③ 5-3		x 0-0 ③ L6		3	1	0	0	1	1	3
Bill Skowron, R (1, 3) OBP: 0.281, SLG: 0.358 Tom McCraw, L (7, 3) OBP: 0.296, SLG: 0.292		x 0-0 ① 4-3		B B B B 4-0 2B 1-2 BB			x 0-0 ① 4-3		x 0-0 ① F8	2 1	0 0	0 0	0 0	1 0	0 0	0 0
Floyd Robinson, L (1, 9) OBP: 0.378, SLG: 0.421		x 0-0 ② 1-3		x 0-0 1-3 2-H 2B			x 0-0 1B		x 0-0 ② F8	4	0	2	1	0	0	0
Lee Elia, R (1, 6) OBP: 0.271, SLG: 0.413		x 0-0 ③ 5-3		x 0-0 ③ 1-3			x 0-0 ② F8		x 0-0 ③ F8	4	0	0	0	0	0	3
Al Weis, S (1, 4) OBP: 0.238, SLG: 0.154			x 0-0 ① F8		S S S 0-3 ① K		x 0-0 ③ F9			3	0	0	0	0	1	1
Tommy John, R (1, 1) OBP: 0.174, SLG: 0.304 Smoky Burgess, L (8, PH) OBP: 0.318, SLG: 0.250 Wayne Causey, L (8, PR) OBP: 0.298, SLG: 0.245 Bob Locker, S (8, 1) OBP: 0.286, SLG: 0.167 Gary Peters, L (8, 1) OBP: 0.261, SLG: 0.391			x 0-0 ② 6-3		x 0-0 ② F9			x 0-0 SH3-4 1B 1B		2 1 0 0 0	0 0 1 0 0	0 1 0 0 0	0 0 0 0 0	0 0 0 0 0	0 0 0 0 0	0 0 0 0 0

Inning Stats																															
	R: 0	H: 0		R: 0	H: 0		R: 0	H: 1		R: 1	H: 1		R: 0	H: 0		R: 0	H: 0		R: 0	H: 1		R: 1	H: 2		R: 0	H: 0		1B: 4	SF: 0		WP: 0	PA: 35
	E: 0	LOB: 1		E: 0	LOB: 0		E: 0	LOB: 0		E: 0	LOB: 2		E: 0	LOB: 0		E: 0	LOB: 0		E: 0	LOB: 1		E: 0	LOB: 2		E: 0	LOB: 0		2B: 1	SAC: 1		PB: 0	
	K: 2	BB: 1		K: 0	BB: 0		K: 0	BB: 0		K: 1	BB: 2		K: 1	BB: 0		K: 0	BB: 0		K: 0	BB: 0		K: 0	BB: 0		K: 0	BB: 0		3B: 0	DP: 0		SB: 1	
	S: 7	P: 11		S: 3	P: 3		S: 3	P: 3		S: 6	P: 14		S: 5	P: 5		S: 3	P: 3		S: 4	P: 4		S: 5	P: 5		S: 3	P: 3		HR: 0	HBP: 0		CS: 1	

PITCHER		IP	WLS	BF	H	R	ER	SO	BB	IBB	HBP	BLK	WP	HR	S	P	ERA	WHIP
Marcelino Lopez, L ERA: 3.18	(1, 1)	7.0		26	3	1	1	4	3	0	0	0	0	0	31	43	1.29	0.857
Bob Lee, R ERA: 2.61	(8, 1)	1.0	W	5	2	1	1	0	0	0	0	0	0	0	5	5	9.00	2.000
Howie Reed, R ERA: 2.13	(9, 1)	1.0	S	3	0	0	0	0	0	0	0	0	0	0	3	3	0.00	0.000

PITCHER	IP	WLS	BF	H	R	ER	SO	BB	IBB	HBP	BLK	WP	HR	S	P	ERA	WHIP

TOP

Chicago White Sox @ California Angels

Anaheim Stadium, Anaheim, CA

Tue Jun 07 1966, 10:05 PM EDT

Att. 11,760 - Unknown

livebaseballscorecards.com

AB	30
R	2
H	5
RBI	2
BB	3
SO	4
LOB	9

Batter	1	2	3	4	5	6	7	8	9	AB	R	H	RBI	BB	SO	LOB
Jose Cardenal, R (1, 8) OBP: 0.310, SLG: 0.377	5-3		B1-4		G6-4-3 1-2f		FC6-4 1-2f 3-H S			4	0	0	1	0	0	3
Paul Schaal, R (1, 5) OBP: 0.354, SLG: 0.350	WP BB		F2			5-3	K 1-2			3	0	0	0	1	1	2
Rick Reichardt, R (1, 7) OBP: 0.377, SLG: 0.532	K		6-3			5-3		1B 3B		4	1	1	0	0	1	2
Joe Adcock, R (1, 3) OBP: 0.330, SLG: 0.519	1-2 IBB			E8 1B		BB		1-3		2	0	1	0	2	0	1
Bobby Knoop, R (1, 4) OBP: 0.284, SLG: 0.457	K			K		F8		K		4	0	0	0	0	3	5
Jim Fregosi, R (1, 6) OBP: 0.315, SLG: 0.316		G4-6-3 1B		5-3			E5 SH E	BB		3	1	1	0	1	0	1
Jim Piersall, R (1, 9) OBP: 0.214, SLG: 0.225 Norm Siebern, L (8, PH) OBP: 0.425, SLG: 0.423 Jackie Warner, R (8, PR) OBP: 0.300, SLG: 0.469 (9, 9)	K			5-3			SH E 1-2 FC6-4	1-2 3-H 1B		2 1 0	1 0 0	0 1 0	0 1 0	0 1 0	1 0 0	2 0 0
Buck Rodgers, S (1, 2) OBP: 0.244, SLG: 0.331	G4-6-3 1-2f				6-3		E1 1-3 2-H	F7 FC6-4		4	0	0	0	0	0	4
Marcelino Lopez, R (1, 1) OBP: 0.292, SLG: 0.348 Frank Malzone, R (7, PH) OBP: 0.316, SLG: 0.294 Bob Lee, R (8, 1) Howie Reed, R (9, 1)			2B		G6-4-3 1B		P3			2 1 0 0	0 0 0 0	2 0 0 0	0 0 0 0	0 0 0 0	0 0 0 0	0 2 0 0
Inning Stats	R: 0 E: 0 K: 2 S: 7 H: 0 LOB: 2 BB: 2 P: 15	R: 0 E: 0 K: 1 S: 5 H: 1 LOB: 0 BB: 0 P: 5	R: 0 E: 0 K: 0 S: 4 H: 1 LOB: 1 BB: 0 P: 4	R: 0 E: 1 K: 1 S: 6 H: 1 LOB: 1 BB: 0 P: 6	R: 0 E: 0 K: 0 S: 3 H: 1 LOB: 0 BB: 0 P: 3	R: 0 E: 0 K: 0 S: 3 H: 0 LOB: 1 BB: 1 P: 7	R: 2 E: 3 K: 1 S: 8 H: 0 LOB: 1 BB: 0 P: 8	R: 1 E: 0 K: 1 S: 7 H: 2 LOB: 2 BB: 1 P: 11		1B: 4 2B: 1 3B: 1 HR: 0	SF: 0 SAC: 1 DP: 2 HBP: 0					

PITCHER		IP	WLS	BF	H	R	ER	SO	BB	IBB	HBP	BLK	WP	HR	S	P	ERA	WHIP
Tommy John, L ERA: 2.02	(1, 1)	7.0		29	4	2	0	5	2	1	0	0	1	0	36	48	0.00	0.857
Bob Locker, R ERA: 1.79	(8, 1)	0.2	L	4	1	1	1	1	1	0	0	0	0	0	5	9	13.50	3.000
Gary Peters, L ERA: 2.18	(8, 1)	0.1		2	1	0	0	0	0	0	0	0	0	0	2	2	0.00	3.000

PITCHER	IP	WLS	BF	H	R	ER	SO	BB	IBB	HBP	BLK	WP	HR	S	P	ERA	WHIP

BOTTOM

Chicago White Sox @ California Angels

Anaheim Stadium, Anaheim, CA

Tue Jun 07 1966, 10:05 PM EDT

Att. 11,760 - Unknown

livebaseballscorecards.com

AB	30
R	3
H	6
RBI	2
BB	4
SO	6
LOB	22

WP: 1 PA: 35
PB: 0
SB: 1
CS: 0

Batter	1	2	3	4	5	6	7	8	9	AB	R	H	RBI	BB	SO	LOB
Ken Berry, R (1, 7) OBP: 0.253, SLG: 0.273	F8		2B		5-3			K		4	0	1	0	0	1	1
Don Buford, S (1, 5) OBP: 0.302, SLG: 0.313	5-3 E BB		BB			F7		4-3 1-2		2	0	0	0	2	0	1
Tommie Agee, R (1, 8) OBP: 0.322, SLG: 0.386	5-3 1-3		K			5-3		BB		3	0	0	0	1	1	3
Bill Skowron, R (1, 3) OBP: 0.273, SLG: 0.347	1-3		F9			6-3		K		4	0	0	0	0	1	5
Eddie Fisher, R (8, 1)										0	0	0	0	0	0	0
Floyd Robinson, L (1, 9) OBP: 0.370, SLG: 0.411		K		1-3			4-3		1-3	4	0	0	0	0	1	0
Lee Elia, R (1, 6) OBP: 0.288, SLG: 0.396		F7		F7			BB		BB	2	0	0	0	2	0	0
J.C. Martin, L (1, 2) OBP: 0.352, SLG: 0.415		1B		K			F2		K	3	0	1	0	0	1	1
Gene Freese, R (9, PH) OBP: 0.305, SLG: 0.382										1	0	0	0	0	1	1
Al Weis, S (1, 4) OBP: 0.231, SLG: 0.149		B1-3			B1-3		F5		P6	3	0	0	0	0	0	2
Jerry McNertney, R (9, PH) OBP: 0.370, SLG: 0.292										1	0	0	0	0	0	1
Jack Lamabe, R (1, 1)			K		K			4-3 BB		2	0	0	0	0	2	0
John Romano, R (8, PH) OBP: 0.434, SLG: 0.460										0	0	0	0	1	0	0
Tom McCraw, L (8, PR) OBP: 0.296, SLG: 0.292										0	0	0	0	0	0	0
(8, 3)																
Inning Stats	R: 0 E: 1 K: 0 S: 3 H: 0 LOB: 1 BB: 1 P: 7	R: 0 E: 0 K: 1 S: 6 H: 1 LOB: 1 BB: 0 P: 6	R: 0 E: 0 K: 2 S: 8 H: 1 LOB: 2 BB: 1 P: 12	R: 0 E: 0 K: 1 S: 5 H: 0 LOB: 0 BB: 0 P: 5	R: 0 E: 0 K: 1 S: 5 H: 0 LOB: 0 BB: 0 P: 5	R: 0 E: 0 K: 0 S: 3 H: 0 LOB: 0 BB: 0 P: 3	R: 0 E: 0 K: 0 S: 3 H: 0 LOB: 1 BB: 1 P: 7	R: 0 E: 0 K: 2 S: 7 H: 0 LOB: 2 BB: 2 P: 15	R: 0 E: 0 K: 1 S: 5 H: 0 LOB: 1 BB: 1 P: 9	1B: 1 2B: 1 3B: 0 HR: 0 SF: 0 SAC: 0 DP: 0 HBP: 0						

PITCHER	IP	WLS	BF	H	R	ER	SO	BB	IBB	HBP	BLK	WP	HR	S	P	ERA	WHIP
George Brunet, L (1, 1) ERA: 2.78	9.0	W	35	2	0	0	8	6	0	0	0	0	0	45	69	0.00	0.889

PITCHER	IP	WLS	BF	H	R	ER	SO	BB	IBB	HBP	BLK	WP	HR	S	P	ERA	WHIP

TOP

Chicago White Sox @ California Angels

Anaheim Stadium, Anaheim, CA

Wed Jun 08 1966, 10:05 PM EDT

Att. 11,574 - Unknown

livebaseballscorecards.com

AB	29
R	0
H	2
RBI	0
BB	6
SO	8
LOB	15

WP: 0 PB: 0 SB: 0 CS: 0 PA: 35

Batter	1	2	3	4	5	6	7	8	9	AB	R	H	RBI	BB	SO	LOB
Jose Cardenal, R (1, 8) OBP: 0.315, SLG: 0.376	L4-3 1B			P4		6-3		CS G3 BB		3	0	1	0	1	0	0
Ed Kirkpatrick, L (1, 9) OBP: 0.308, SLG: 0.333	L4-3 1-2			F8		G3		G3 1-2		4	0	0	0	0	0	2
Rick Reichardt, R (1, 7) OBP: 0.377, SLG: 0.529	K			BLK 1B		6-3		CS 2-3		3	0	1	0	0	1	0
Norm Siebern, L (1, 3) OBP: 0.431, SLG: 0.420		F8		1-2 BB			SH1-4 E BB			1	1	0	0	2	0	0
Jim Fregosi, R (1, 6) OBP: 0.312, SLG: 0.313		K		F8			SH1-4 1-2			2	0	0	0	0	1	2
Bobby Knoop, R (1, 4) OBP: 0.289, SLG: 0.460		K			4-3 G3 1B		E8 S 2-H 1B			3	0	2	0	0	1	0
Buck Rodgers, S (1, 2) OBP: 0.240, SLG: 0.325			P6		G3 1-2		F7 1-2			3	0	0	0	0	0	2
Paul Schaal, R (1, 5) OBP: 0.349, SLG: 0.344			F9		4-3 2-3		5-3			3	0	0	0	0	0	2
George Brunet, R (1, 1) OBP: 0.188, SLG: 0.375			F7		K			K		3	0	0	0	0	2	1
Inning Stats	R: 0 E: 0 K: 1 S: 5 H: 1 LOB: 0 BB: 0 P: 5	R: 0 E: 0 K: 2 S: 7 H: 0 LOB: 0 BB: 0 P: 7	R: 0 E: 0 K: 0 S: 3 H: 0 LOB: 0 BB: 0 P: 3	R: 0 E: 0 K: 0 S: 4 H: 1 LOB: 2 BB: 1 P: 8	R: 0 E: 0 K: 1 S: 6 H: 1 LOB: 1 BB: 0 P: 6	R: 0 E: 0 K: 0 S: 3 H: 0 LOB: 0 BB: 0 P: 3	R: 1 E: 1 K: 0 S: 4 H: 1 LOB: 1 BB: 1 P: 8	R: 0 E: 0 K: 1 S: 4 H: 0 LOB: 0 BB: 1 P: 8		1B: 4 2B: 1 3B: 0 HR: 0 SF: 0 SAC: 1 DP: 1 HBP: 0				WP: 0 PB: 0 SB: 1 CS: 1	PA: 30	

PITCHER		IP	WLS	BF	H	R	ER	SO	BB	IBB	HBP	BLK	WP	HR	S	P	ERA	WHIP
Jack Lamabe, R ERA: 2.23	(1, 1)	7.0	L	26	4	1	1	4	2	0	0	1	0	0	32	40	1.29	0.857
Eddie Fisher, R ERA: 2.37	(8, 1)	1.0		3	0	0	0	1	1	0	0	0	0	0	4	8	0.00	1.000

PITCHER	IP	WLS	BF	H	R	ER	SO	BB	IBB	HBP	BLK	WP	HR	S	P	ERA	WHIP

BOTTOM

Chicago White Sox @ California Angels

Anaheim Stadium, Anaheim, CA

Wed Jun 08 1966, 10:05 PM EDT

Att. 11,574 - Unknown

livebaseballscorecards.com

AB	25
R	1
H	4
RBI	0
BB	3
SO	5
LOB	9

Kansas City Athletics @ California Angels

Anaheim Stadium, Anaheim, CA

Fri Jun 10 1966, 10:05 PM EDT

Att. 12,903 - Unknown

TOP

livebaseballscorecards.com

Batter	1	2	3	4	5	6	7	8	9	AB	R	H	RBI	BB	SO	LOB
Bert Campaneris, R (1, 6) OBP: 0.294, SLG: 0.398	F7		BBB 4-0 E, E BB		F3		SSS 0-3 K			3	1	0	0	1	1	1
Jose Tartabull, L (1, 8) Joe Nossek, R (8, PR) (8, 8) OBP: 0.295, SLG: 0.365	S 1B		E3 2-3 1-H		G3			6-3 1B		4 0	0 0	2 0	1 0	0 0	0 0	0 0
Mike Hershberger, R (1, 9) OBP: 0.310, SLG: 0.375	SSS K		2-3 1-2		CS 1B			6-3 1-2		4	0	1	0	0	1	3
Danny Cater, R (1, 5) OBP: 0.252, SLG: 0.300 Ossie Chavarria, R (8, 5) OBP: 0.246, SLG: 0.214	SSS K 1-2		1-3		CS 1-2	F8		SSS K		4 0	0 0	0 0	0 0	0 0	2 0	3 0
Larry Stahl, L (1, 7) OBP: 0.260, SLG: 0.353		G3		BBB 4-0 1-3 1B, 1B BB		6-3			F8	3	1	0	0	1	0	0
Ken Harrelson, R (1, 3) OBP: 0.321, SLG: 0.335 Ron Stone, L (9, 3) OBP: 0.250, SLG: 0.250		BBB 4-0 S BB		0-0 1-3 1B 1-2 1B		SSS 0-3 K			0-0 F7	3 0	1 0	1 0	0 0	1 0	1 0	0 0
Dick Green, R (1, 4) OBP: 0.259, SLG: 0.316		0-0 F5 1-2		0-0 1-3 1-2 2-3			0-0 F7		SSS 0-3 K	4	0	0	0	0	1	3
Phil Roof, R (1, 2) OBP: 0.241, SLG: 0.442		0-0 6-3		0-0 CS 1B 2-H 3-H			BBB 4-0 SH2-3 BB			2	0	1	2	1	0	1
Chuck Dobson, R (1, 1) OBP: 0.105, SLG: 0.105 Lew Krausse, R (5, 1) Jack Aker, R (7, 1)			SSS 0-3 K	SSS 0-3 K 1-2			0-0 SH2-3 1-2			2 0 0	0 0 0	0 0 0	0 0 0	0 0 0	2 0 0	1 0 0

	AB	29
	R	3
	H	5
	RBI	3
	BB	4
	SO	8
	LOB	12

Inning Stats																		
	R: 0	H: 1	R: 0	H: 0	R: 1	H: 0	R: 2	H: 2	R: 0	H: 1	R: 0	H: 0	R: 0	H: 0	R: 0	H: 1	R: 0	H: 0
	E: 0	LOB: 1	E: 0	LOB: 1	E: 2	LOB: 1	E: 0	LOB: 0	E: 0	LOB: 0	E: 0	LOB: 0	E: 0	LOB: 1	E: 0	LOB: 1	E: 0	LOB: 0
	K: 2	BB: 0	K: 0	BB: 1	K: 1	BB: 1	K: 1	BB: 1	K: 0	BB: 0	K: 1	BB: 0	K: 1	BB: 1	K: 1	BB: 0	K: 1	BB: 0
	S: 8	P: 8	S: 3	P: 7	S: 6	P: 10	S: 6	P: 10	S: 3	P: 3	S: 5	P: 5	S: 5	P: 9	S: 5	P: 5	S: 5	P: 5

	1B: 5	SF: 0	WP: 0	PA: 35
	2B: 0	SAC: 1	PB: 0	
	3B: 0	DP: 0	SB: 2	
	HR: 0	HBP: 0	CS: 2	

PITCHER		IP	WLS	BF	H	R	ER	SO	BB	IBB	HBP	BLK	WP	HR	S	P	ERA	WHIP
Dean Chance, R ERA: 3.76	(1, 1)	7.0	L	28	4	3	2	6	4	0	0	0	0	0	36	52	2.57	1.143
Jack Sanford, R ERA: 3.58	(8, 1)	1.0		3	1	0	0	1	0	0	0	0	0	0	5	5	0.00	1.000
Minnie Rojas, R ERA: 2.03	(9, 1)	1.0		3	0	0	0	1	0	0	0	0	0	0	5	5	0.00	0.000

PITCHER		IP	WLS	BF	H	R	ER	SO	BB	IBB	HBP	BLK	WP	HR	S	P	ERA	WHIP

Batter	1	2	3	4	5	6	7	8	9	AB	R	H	RBI	BB	SO	LOB
Jose Cardenal, R (1, 8) OBP: 0.322, SLG: 0.382	0-0 1B BB 1B		0-0 L6 ①		0-0 BB 1B 1-2		0-0 F9 ②		0-0 E FC3-2-5 1B	5	1	3	0	0	0	1
Ed Kirkpatrick, L (1, 9) OBP: 0.313, SLG: 0.330	0-0 BB BB 1B 1-3		0-0 4-3 ②		0-0 F8 ②		4-0 BB E BB 1-2		0-0 E3 FC3-2-5 1-3	4	0	1	0	1	0	3
Willie Smith, L (1, 7) OBP: 0.300, SLG: 0.246	4-0 BB BB 1-2		0-3 K ③		4-0 BB 1-2 2-3		0-0 E3 FC5 BB 1-2 2-3		0-0 F7 ①	3	0	0	0	2	1	4
Norm Siebern, L (1, 3) OBP: 0.437, SLG: 0.412	4-0 L3 BB 1-2 2-3 3-H			4-0 FC5-4 BB	0-0 4-3 ③		4-0 BB 1-2 2-3 3-H		0-0 FC3-2-5 FC5-4 ② 1-2 3-H	2	0	0	2	3	0	5
Jim Fregosi, R (1, 6) OBP: 0.305, SLG: 0.305	0-0 F9 ①			0-3 K ①		0-0 5-3 ①	0-0 FC5 ③ 2-3f		0-0 FC5-4 ③ 1-2f	5	0	0	0	0	1	9
Bobby Knoop, R (1, 4) OBP: 0.284, SLG: 0.451	0-0 L3 ②③ 1-2			0-0 FC5-4 ② 1-2f		0-3 K ②		0-3 K ①		4	0	0	0	0	2	4
Buck Rodgers, S (1, 2) OBP: 0.235, SLG: 0.318		0-0 F3 ①		0-0 4-3 ③		0-0 F2 ③		0-0 1-3 ②		4	0	0	0	0	0	1
Paul Schaal, R (1, 5) OBP: 0.354, SLG: 0.342 Joe Adcock, R (8, PH) OBP: 0.337, SLG: 0.519 Jackie Hernandez, R (8, PR) (9, 5)		4-0 CS BB			4-0 BB 1B BB		0-0 5-3 ①	4-0 BB		1 0 0	0 0 0	0 0 0	0 0 0	2 1 0	0 0 0	0 0 0
Dean Chance, R (1, 1) OBP: 0.032, SLG: 0.032 Tom Satriano, L (7, PH) OBP: 0.421, SLG: 0.355 Jackie Warner, R (7, PR) OBP: 0.300, SLG: 0.469 Jack Sanford, R (8, 1) OBP: 0.308, SLG: 0.455 Frank Malzone, R (8, PH) OBP: 0.308, SLG: 0.286 Minnie Rojas, R (9, 1)		0-3 K ②③ 1-2			0-3 K ①		4-0 E BB BB BB		0-0 5-3 ③	2 0 0 0 1 0	0 0 1 0 0 0	0 0 0 0 0 0	0 0 0 0 0 0	2 1 0 0 0 0	2 0 0 0 0 0	2 0 0 0 1 0
Inning Stats	R: 1 E: 0 K: 0 S: 4 H: 2 LOB: 2 BB: 2 P: 12	R: 0 E: 0 K: 1 S: 4 H: 0 LOB: 0 BB: 1 P: 8	R: 0 E: 0 K: 1 S: 5 H: 0 LOB: 0 BB: 0 P: 5	R: 0 E: 0 K: 1 S: 5 H: 0 LOB: 1 BB: 1 P: 9	R: 0 E: 0 K: 1 S: 6 H: 1 LOB: 3 BB: 2 P: 14	R: 0 E: 0 K: 1 S: 5 H: 0 LOB: 0 BB: 0 P: 5	R: 1 E: 1 K: 0 S: 4 H: 0 LOB: 3 BB: 3 P: 16	R: 0 E: 0 K: 1 S: 5 H: 0 LOB: 1 BB: 1 P: 9	R: 0 E: 1 K: 0 S: 5 H: 1 LOB: 2 BB: 0 P: 5	1B: 4 2B: 1 3B: 0 HR: 0	SF: 0 SAC: 0 DP: 1 HBP: 0						

PITCHER		IP	WLS	BF	H	R	ER	SO	BB	IBB	HBP	BLK	WP	HR	S	P	ERA	WHIP
Chuck Dobson, R ERA: 4.42	(1, 1)	4.2		21	3	1	1	4	6	0	0	0	0	0	23	47	1.93	1.929
Lew Krausse, R ERA: 3.28	(5, 1)	2.0	W	10	0	1	0	1	3	0	0	0	0	0	9	21	0.00	1.500
Jack Aker, R ERA: 0.78	(7, 1)	2.1	S	10	1	0	0	1	1	0	0	0	0	0	11	15	0.00	0.857

PITCHER	IP	WLS	BF	H	R	ER	SO	BB	IBB	HBP	BLK	WP	HR	S	P	ERA	WHIP

BOTTOM

Kansas City Athletics @ California Angels

Anaheim Stadium, Anaheim, CA

Fri Jun 10 1966, 10:05 PM EDT

Att. 12,903 - Unknown

livebaseballscorecards.com

AB	31
R	2
H	4
RBI	2
BB	10
SO	6
LOB	30

PA: 41

WP: 0 PB: 0 SB: 0 CS: 1

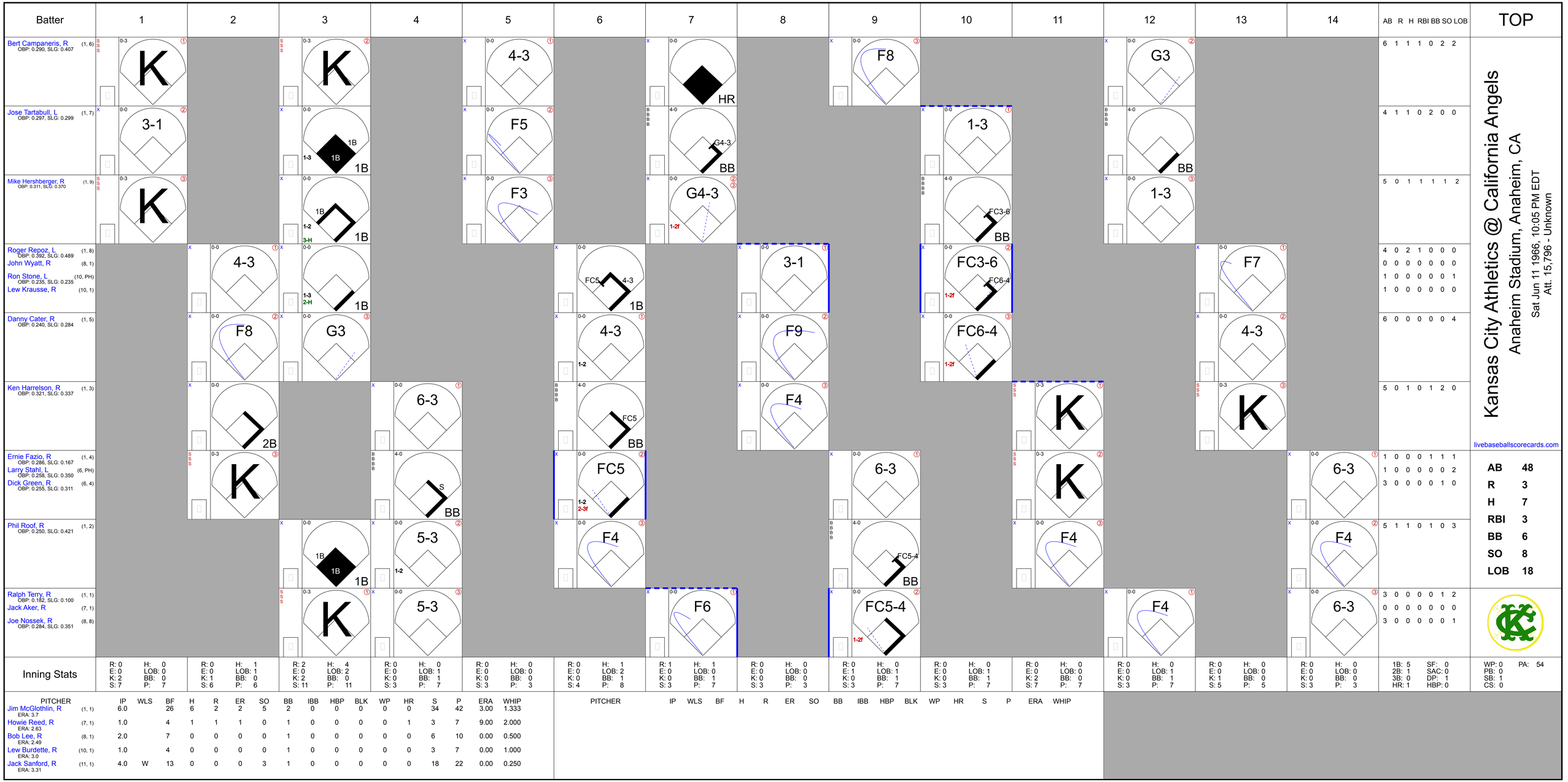
Batter
1
2
3
4
5
6
7
8
9
10
11
12
13
14
AB R H RBI BB SO LOB
TOP
Bert Campaneris, R (1, 6) OBP: 0.290, SLG: 0.407
K
0-3
3-1
0-0
Jose Tartabull, L (1, 7) OBP: 0.297, SLG: 0.299
Mike Hershberger, R (1, 9) OBP: 0.311, SLG: 0.370
Roger Repoz, L (1, 8) OBP: 0.392, SLG: 0.489
John Wyatt, R (8, 1)
Ron Stone, L (10, PH) OBP: 0.235, SLG: 0.235
Lew Krausse, R (10, 1)
Danny Cater, R (1, 5) OBP: 0.240, SLG: 0.284
Ken Harrelson, R (1, 3) OBP: 0.321, SLG: 0.337
Ernie Fazio, R (1, 4) OBP: 0.286, SLG: 0.167
Larry Stahl, L (6, PH) OBP: 0.259, SLG: 0.350
Dick Green, R (6, 4) OBP: 0.255, SLG: 0.311
Phil Roof, R (1, 2) OBP: 0.250, SLG: 0.421
Ralph Terry, R (1, 1) OBP: 0.182, SLG: 0.100
Jack Aker, R (7, 1)
Joe Nossek, R (8, 8) OBP: 0.284, SLG: 0.351
4-3
F8
G3
6-3
F5
HR
G4-3
BB
F3
1-3
FC3-6
FC6-4
F7
3-1
F9
F4
FC5
S
5-3
F6
FC5-4
1B
2B
Kansas City Athletics @ California Angels
Anaheim Stadium, Anaheim, CA
Sat Jun 11 1966, 10:05 PM EDT
Att. 15,796 - Unknown
livebaseballscorecards.com
AB 48
R 3
H 7
RBI 3
BB 6
SO 8
LOB 18
Inning Stats
PITCHER IP WLS BF H R ER SO BB IBB HBP BLK WP HR S P ERA WHIP
Jim McGlothlin, R (1, 1) ERA: 3.7 6.0 26 6 2 2 5 2 0 0 0 0 0 34 42 3.00 1.333
Howie Reed, R (7, 1) ERA: 2.63 1.0 4 1 1 1 0 1 0 0 0 0 1 3 7 9.00 2.000
Bob Lee, R (8, 1) ERA: 2.49 2.0 7 0 0 0 0 1 0 0 0 0 0 6 10 0.00 0.500
Lew Burdette, R (10, 1) ERA: 3.0 1.0 4 0 0 0 0 1 0 0 0 0 0 3 7 0.00 1.000
Jack Sanford, R (11, 1) ERA: 3.31 4.0 W 13 0 0 0 3 1 0 0 0 0 0 18 22 0.00 0.250
1B: 5 SF: 0
2B: 1 SAC: 0
3B: 0 DP: 1
HR: 1 HBP: 0
WP: 0 PA: 54
PB: 0
SB: 1
CS: 0

BOTTOM

Kansas City Athletics @ California Angels

Anaheim Stadium, Anaheim, CA

Sat Jun 11 1966, 10:05 PM EDT

Att. 15,796 - Unknown

livebaseballscorecards.com

Batter	1	2	3	4	5	6	7	8	9	10	11	12	13	14	AB	R	H	RBI	BB	SO	LOB
Jim Piersall, R (1, 8) OBP: 0.224, SLG: 0.217	5-3		BB			F4		4-3		6-3		6-3		1B	6	0	1	1	1	0	0
Ed Kirkpatrick, L (1, 9) OBP: 0.322, SLG: 0.333	3-1		1B			WP BB		4-3		S 1B		F9			5	0	2	1	1	0	0
Willie Smith, L (1, 7) OBP: 0.276, SLG: 0.224	F5			F8		F8		F9		F9		F3			6	0	0	0	0	0	2
Norm Siebern, L (1, 3) OBP: 0.438, SLG: 0.405		K		G3		BB			1B BB	BB			K		2	0	0	0	2	1	0
Jackie Warner, R (9, PR) OBP: 0.300, SLG: 0.469															0	1	0	0	0	0	0
Lew Burdette, R (10, 1)															0	0	0	0	0	0	0
Paul Schaal, R (10, PH) OBP: 0.357, SLG: 0.342															0	0	0	0	1	0	0
Jack Sanford, R (11, 1) OBP: 0.286, SLG: 0.417															1	0	0	0	0	1	0
Bobby Knoop, R (1, 4) OBP: 0.282, SLG: 0.443		F8		K		K			1B	K			F8		6	0	1	0	0	3	4
Frank Malzone, R (1, 5) OBP: 0.267, SLG: 0.244	6-3				F8		6-3		F6		F4		4-3		6	0	0	0	0	0	2
Tom Satriano, L (1, 2) OBP: 0.400, SLG: 0.333			4-3		F3		BB		K		F4			F9	2	0	0	0	0	0	0
Rick Reichardt, R (7, PH) OBP: 0.380, SLG: 0.529															0	0	0	0	1	0	0
Bob Lee, R (8, 1)															0	0	0	0	0	0	0
Joe Adcock, R (9, PH) OBP: 0.326, SLG: 0.500															3	0	0	0	0	1	2
(10, 3)																					
Jackie Hernandez, R (1, 6)			E6 BB 1B		F5	F8			1-2 2-H 1B		1B			1B 2B	2	1	0	0	0	0	0
Jim Fregosi, R (7, PH) OBP: 0.313, SLG: 0.318															4	1	3	1	0	0	1
(8, 6)																					
Jim McGlothlin, R (1, 1) OBP: 0.154, SLG: 0.250			K			HR	F5		F6		F3			F7	1	0	0	0	0	1	1
Jose Cardenal, R (6, PH) OBP: 0.326, SLG: 0.404															1	1	1	1	0	0	0
Howie Reed, R (7, 1)															0	0	0	0	0	0	0
Buck Rodgers, S (7, PH) OBP: 0.230, SLG: 0.311															4	0	0	0	0	0	5
(8, 2)																					
Inning Stats	R: 0 E: 0 K: 0 S: 3 H: 0 LOB: 0 BB: 0 P: 3	R: 0 E: 0 K: 1 S: 5 H: 0 LOB: 0 BB: 0 P: 5	R: 1 E: 1 K: 1 S: 6 H: 1 LOB: 2 BB: 1 P: 10	R: 0 E: 0 K: 1 S: 5 H: 0 LOB: 0 BB: 0 P: 5	R: 0 E: 0 K: 0 S: 3 H: 0 LOB: 0 BB: 0 P: 3	R: 1 E: 0 K: 1 S: 6 H: 1 LOB: 2 BB: 2 P: 14	R: 0 E: 0 K: 0 S: 3 H: 0 LOB: 1 BB: 1 P: 7	R: 0 E: 0 K: 0 S: 3 H: 0 LOB: 0 BB: 0 P: 3	R: 1 E: 0 K: 1 S: 7 H: 2 LOB: 2 BB: 1 P: 11	R: 0 E: 0 K: 1 S: 6 H: 1 LOB: 2 BB: 1 P: 10	R: 0 E: 0 K: 0 S: 4 H: 1 LOB: 1 BB: 0 P: 4	R: 0 E: 0 K: 0 S: 3 H: 0 LOB: 0 BB: 0 P: 3	R: 0 E: 0 K: 1 S: 5 H: 0 LOB: 0 BB: 0 P: 5	R: 1 E: 0 K: 0 S: 4 H: 2 LOB: 1 BB: 0 P: 4	1B: 6 2B: 1 3B: 0 HR: 1	SF: 0 SAC: 0 DP: 0 HBP: 0	PA: 55				

	AB	49
	R	4
	H	8
	RBI	4
	BB	6
	SO	7
	LOB	17

WP: 2 PB: 0 SB: 1 CS: 0

PITCHER		IP	WLS	BF	H	R	ER	SO	BB	IBB	HBP	BLK	WP	HR	S	P	ERA	WHIP
Ralph Terry, R ERA: 1.93	(1, 1)	6.2		26	2	2	1	4	4	0	0	0	1	1	30	46	1.35	0.900
Jack Aker, R ERA: 0.77	(7, 1)	0.1		1	0	0	0	0	0	0	0	0	0	0	1	1	0.00	0.000
John Wyatt, R ERA: 5.32	(8, 1)	2.0		9	2	1	1	1	1	0	0	0	0	0	10	14	4.50	1.500
Lew Krausse, R ERA: 3.07	(10, 1)	4.2	L	19	4	1	1	2	1	0	0	0	0	0	22	26	1.93	1.071

PITCHER	IP	WLS	BF	H	R	ER	SO	BB	IBB	HBP	BLK	WP	HR	S	P	ERA	WHIP

Batter	1	2	3	4	5	6	7	8	9	AB	R	H	RBI	BB	SO	LOB
Bert Campaneris, R (1, 6) OBP: 0.298, SLG: 0.406	K		F4		G6-4-3 BB BB		1B 1B		G6-3 BB	3	1	1	0	2	1	1
Roger Repoz, L (1, 8) OBP: 0.385, SLG: 0.479	K		E5 BB 2-3		1-2 G6-4-3 BB		1B 1-3 1B		G6-3 1-2f	1	0	0	0	0	1	0
Joe Nossek, R (3, PH) OBP: 0.294, SLG: 0.350 (3, 8)										3	0	1	0	1	0	2
Mike Hershberger, R (1, 9) OBP: 0.318, SLG: 0.369	BB		1-2 BB		1-2f 2-3 G6-4-3		F1 1-3 3-H 1B		F9	3	0	1	1	2	0	2
Danny Cater, R (1, 7) OBP: 0.232, SLG: 0.275	F9		F9		6-3		F1 1-2			4	0	0	0	0	0	7
Ken Harrelson, R (1, 3) OBP: 0.325, SLG: 0.341		4-3		S 3B 1B		F8		5-3 BLK E 1B		4	2	2	0	0	0	0
Ed Charles, R (1, 5) OBP: 0.284, SLG: 0.417		G6-4-3 BB		1-H SF8 3B		F6		1-3 5-3		3	1	1	1	1	0	1
Phil Roof, R (1, 2) OBP: 0.250, SLG: 0.417		1-2f G6-4-3		3-H SF8		1B		3-H E4 1B K2-5-2		3	0	1	2	0	0	1
Ernie Fazio, R (1, 4) OBP: 0.364, SLG: 0.300			E SH1-4 1B	F8			K	1-3 1B		4	0	2	0	0	1	1
Rollie Sheldon, R (1, 1) OBP: 0.087, SLG: 0.087			1-2 SH1-4	K			1-3	3-3 K2-5-2		3	0	0	0	0	2	2
Jack Aker, R (8, 1)										0	0	0	0	0	0	0

TOP

Kansas City Athletics @ California Angels

Anaheim Stadium, Anaheim, CA

Sun Jun 12 1966, 6:33 AM EDT

Att. 23,485 - Unknown

livebaseballscorecards.com

AB	31
R	4
H	9
RBI	4
BB	6
SO	5
LOB	17

Inning Stats	1	2	3	4	5	6	7	8	9
	R: 0 E: 0 K: 2 S: 7	R: 0 E: 0 K: 0 S: 2	R: 0 E: 1 K: 0 S: 5	R: 2 E: 0 K: 1 S: 7	R: 0 E: 0 K: 0 S: 2	R: 0 E: 0 K: 1 S: 6	R: 1 E: 0 K: 0 S: 5	R: 1 E: 1 K: 1 S: 7	R: 0 E: 0 K: 0 S: 2
	H: 0 LOB: 1 BB: 1 P: 11	H: 0 LOB: 0 BB: 1 P: 6	H: 1 LOB: 3 BB: 1 P: 9	H: 2 LOB: 0 BB: 0 P: 7	H: 0 LOB: 1 BB: 2 P: 10	H: 1 LOB: 1 BB: 0 P: 6	H: 3 LOB: 1 BB: 0 P: 5	H: 2 LOB: 2 BB: 0 P: 7	H: 0 LOB: 0 BB: 1 P: 6

| | | | | | | | | | |

Batter	1	2	3	4	5	6	7	8	9	AB	R	H	RBI	BB	SO	LOB
Paul Schaal, R (1, 5) OBP: 0.355, SLG: 0.339	L4-3 1B		F3			4-3 1-2		FC4-6 FC 1-2f		4	0	1	0	0	0	2
Jim Fregosi, R (1, 6) OBP: 0.308, SLG: 0.312	L4-3 1-2			5-3		F7		FC 1-2		4	0	0	0	0	0	3
Rick Reichardt, R (1, 7) (6, 8) Jim Piersall, R (7, 8) OBP: 0.224, SLG: 0.217 Joe Adcock, R (8, PH) OBP: 0.323, SLG: 0.494 (9, 3)	1B			F6		1B 2-H 1B		F8		3 0 1	0 0 0	2 0 0	1 0 0	0 0 0	0 0 0	0 0 2
Norm Siebern, L (1, 3) OBP: 0.433, SLG: 0.400 Howie Reed, R (9, 1)	F8			F7		1-2 1B		4-3		4 0	0 0	1 0	0 0	0 0	0 0	3 0
Jose Cardenal, R (1, 8) OBP: 0.324, SLG: 0.401 Willie Smith, L (5, PH) OBP: 0.266, SLG: 0.214 (6, 7)		1-3			K	F9			6-3	1 3	0 0	0 0	0 0	0 0	0 1	0 2
Ed Kirkpatrick, L (1, 9) OBP: 0.320, SLG: 0.324	F6				BB		3-1		K	3	0	0	0	1	1	0
Buck Rodgers, S (1, 2) OBP: 0.225, SLG: 0.304	F8				F9		F3		1-3	4	0	0	0	0	0	1
Jackie Hernandez, R (1, 4) (9, 8)			4-3		F7		4-3			3	0	0	0	0	0	1
Marcelino Lopez, R (1, 1) OBP: 0.308, SLG: 0.333 Lew Burdette, R (7, 1) Tom Satriano, L (8, PH) OBP: 0.415, SLG: 0.333 Jackie Warner, R (8, PR) OBP: 0.300, SLG: 0.469 Bobby Knoop, R (9, 4) OBP: 0.282, SLG: 0.443			K			4-3 1B BB		FC4-6 BB		1 0 0 0 0	1 0 0 0 0	0 0 0 0 0	0 0 0 0 0	1 0 1 0 0	1 0 0 0 0	0 0 0 0 0
Inning Stats	R: 0 E: 0 K: 0 S: 4 H: 2 LOB: 1 BB: 0 P: 4	R: 0 E: 0 K: 0 S: 3 H: 0 LOB: 0 BB: 0 P: 3	R: 0 E: 0 K: 1 S: 5 H: 0 LOB: 0 BB: 0 P: 5	R: 0 E: 0 K: 0 S: 3 H: 0 LOB: 0 BB: 0 P: 3	R: 0 E: 0 K: 1 S: 5 H: 0 LOB: 1 BB: 1 P: 9	R: 1 E: 0 K: 0 S: 5 H: 2 LOB: 2 BB: 1 P: 9	R: 0 E: 0 K: 0 S: 3 H: 0 LOB: 0 BB: 0 P: 3	R: 0 E: 0 K: 0 S: 4 H: 0 LOB: 2 BB: 1 P: 8	R: 0 E: 0 K: 1 S: 5 H: 0 LOB: 0 BB: 0 P: 5	1B: 4 2B: 1 3B: 0 HR: 0	SF: 0 SAC: 0 DP: 1 HBP: 0			WP: 0 PB: 0 SB: 0 CS: 0	PA: 34		

PITCHER	IP	WLS	BF	H	R	ER	SO	BB	IBB	HBP	BLK	WP	HR	S	P	ERA	WHIP
Rollie Sheldon, R (1, 1) ERA: 3.13	7.1	W	29	4	1	1	2	3	0	0	0	0	0	30	42	1.23	0.955
Jack Aker, R (8, 1) ERA: 0.74	1.2	S	5	0	0	0	1	0	0	0	0	0	0	7	7	0.00	0.000

PITCHER	IP	WLS	BF	H	R	ER	SO	BB	IBB	HBP	BLK	WP	HR	S	P	ERA	WHIP

BOTTOM

Kansas City Athletics @ California Angels

Anaheim Stadium, Anaheim, CA

Sun Jun 12 1966, 6:33 AM EDT

Att. 23,485 - Unknown

livebaseballscorecards.com

AB	31
R	1
H	4
RBI	1
BB	3
SO	3
LOB	14

Batter	1	2	3	4	5	6	7	8	9	AB	R	H	RBI	BB	SO	LOB
Jose Cardenal, R (1, 8) OBP: 0.323, SLG: 0.398	S S S 0-3 ① K		x 0-0 FC4-6 1B		x 0-0 ② F9			x 0-0 6-3		4	0	1	0	0	1	0
Willie Smith, L (1, 7) OBP: 0.277, SLG: 0.230	x 0-0 ② F9		x 0-0 ② FC4-6 1B 1-2f		x 0-0 FC6-4 1B			x 0-0 FC5-4 1B		4	0	2	0	0	0	1
Jim Fregosi, R (1, 6) OBP: 0.307, SLG: 0.311	x 0-0 ③ F7		x 0-0 1-2 1B		x 0-0 ③ FC6-4 1-2f			x 0-0 ② FC5-4 1-2f		4	0	1	0	0	0	2
Norm Siebern, L (1, 3) OBP: 0.422, SLG: 0.387		x 0-0 ① F8	x 0-0 ③ F8			x 0-0 ① F8		x 0-0 ③ 6-3		4	0	0	0	0	0	3
Bobby Knoop, R (1, 4) OBP: 0.277, SLG: 0.436		S S S 0-3 ② K		S S S 0-3 ① K		x 0-0 ② F8			x 0-0 ① 1-3	4	0	0	0	0	2	0
Ed Kirkpatrick, L (1, 9) OBP: 0.317, SLG: 0.314		B B B B 4-0 S 1B BB		x 0-0 ② F2		x 0-0 ③ 3-1			x 0-0 ② F8	3	1	0	0	1	0	0
Paul Schaal, R (1, 5) OBP: 0.358, SLG: 0.339		x 0-0 1-H 1B		B B B B 4-0 BB			x 0-0 ① F8		x 0-0 ③ 6-3	3	0	1	1	1	0	0
Buck Rodgers, S (1, 2) OBP: 0.222, SLG: 0.299		x 0-0 ③ G3		x 0-0 ③ F8			x 0-0 ② 3-1			3	0	0	0	0	0	2
George Brunet, R (1, 1) OBP: 0.176, SLG: 0.353			S S S 0-3 ① K		S S S 0-3 ① K		x 0-0 ③ 5-3			1	0	0	0	0	1	0
Howie Reed, R (4, 1)										1	0	0	0	0	1	0
Frank Malzone, R (7, PH) OBP: 0.261, SLG: 0.238										1	0	0	0	0	0	0
Lew Burdette, R (7, 1)										0	0	0	0	0	0	0
Inning Stats	R: 0 E: 0 K: 1 S: 5 H: 0 LOB: 0 BB: 0 P: 5	R: 1 E: 0 K: 1 S: 6 H: 1 LOB: 1 BB: 1 P: 10	R: 0 E: 0 K: 1 S: 7 H: 2 LOB: 2 BB: 0 P: 7	R: 0 E: 0 K: 1 S: 5 H: 0 LOB: 1 BB: 1 P: 9	R: 0 E: 0 K: 1 S: 6 H: 1 LOB: 1 BB: 0 P: 6	R: 0 E: 0 K: 0 S: 3 H: 0 LOB: 0 BB: 0 P: 3	R: 0 E: 0 K: 0 S: 3 H: 0 LOB: 0 BB: 0 P: 3	R: 0 E: 0 K: 0 S: 4 H: 1 LOB: 1 BB: 0 P: 4	R: 0 E: 0 K: 0 S: 3 H: 0 LOB: 0 BB: 0 P: 3	1B: 5 2B: 0 3B: 0 HR: 0	SF: 0 SAC: 0 DP: 0 HBP: 0						

PITCHER		IP	WLS	BF	H	R	ER	SO	BB	IBB	HBP	BLK	WP	HR	S	P	ERA	WHIP
Jack Lamabe, R ERA: 2.01	(1, 1)	9.0	W	34	5	1	1	5	2	0	0	0	0	0	42	50	1.00	0.778

PITCHER	IP	WLS	BF	H	R	ER	SO	BB	IBB	HBP	BLK	WP	HR	S	P	ERA	WHIP

TOP

California Angels @ Chicago White Sox

Comiskey Park, Chicago, IL

Mon Jun 13 1966, 8:05 PM EDT

Unknown

livebaseballscorecards.com

AB	32
R	1
H	5
RBI	1
BB	2
SO	5
LOB	8

BOTTOM

California Angels @ Chicago White Sox

Comiskey Park, Chicago, IL

Mon Jun 13 1966, 8:05 PM EDT

Unknown

livebaseballscorecards.com

Batter	1	2	3	4	5	6	7	8	9	AB	R	H	RBI	BB	SO	LOB
Tommie Agee, R (1, 8) OBP: 0.312, SLG: 0.371	0-0 E 1B 1B	BBB 4-0 1-2 2-3 2B BB		x 0-0 ① F7		x 0-0 ② F2				3	2	1	0	1	0	2
Don Buford, S (1, 7) OBP: 0.300, SLG: 0.314	x 0-0 1-H 1-3 1B	x 0-0 1-H 2-H 3-H 2B		x 0-0 ② F9		x 0-0 ③ 4-3				4	0	2	4	0	0	2
Gene Freese, R (1, 5) OBP: 0.295, SLG: 0.358	x 0-0 ① F7	x 0-0 ③ F7		BBB 4-0 1-2 BB			x 0-0 ① F8			3	0	0	0	1	0	2
John Romano, R (1, 2) OBP: 0.418, SLG: 0.442	x 0-0 ② 1-3 1-2		x 0-0 ① F8	x 0-0 ③ 5-3			SSS 0-3 ② K			4	0	0	0	0	1	3
Jerry Adair, R (1, 4) OBP: 0.344, SLG: 0.339	SSS 0-3 ③ K		x 0-0 1B SF6 2B		x 0-0 CS 1B		x 0-0 ③ L3			4	1	2	0	0	1	1
Bill Skowron, R (1, 3) OBP: 0.288, SLG: 0.346		x 0-0 FC1-5 1B 1B	x 0-0 WP 2-3 1B		x 0-0 ① ② F7 1-2			x 0-0 ① 6-3		3	0	2	0	0	0	1
Tom McCraw, L (6, 3) OBP: 0.299, SLG: 0.283										1	0	0	0	0	0	0
Lee Elia, R (1, 6) OBP: 0.313, SLG: 0.424		x 0-0 BB FC1-5 1-2 2B 1B	x 0-0 ② SF6 1-2 3-H		SSS 0-3 ③ K			x 0-0 L3 1B		3	1	2	1	0	1	0
Ken Berry, R (1, 9) OBP: 0.264, SLG: 0.274		x 0-0 ① F5	x 0-0 ③ 5-3			x 0-0 1B		x 0-0 ② ③ L3 1-2		4	0	1	0	0	0	4
Jack Lamabe, R (1, 1)		x 0-0 ② FC1-5 BB 1-2 2-3f 2B		BBB 4-0 BB BB		SSS 0-3 ① K				2	1	0	0	1	1	3

AB	31
R	5
H	10
RBI	5
BB	3
SO	4
LOB	18

Inning Stats	1	2	3	4	5	6	7	8	9
	R: 1 E: 1 K: 1 S: 7	H: 2 LOB: 1 BB: 0 P: 7	R: 3 E: 0 K: 0 S: 6	H: 3 LOB: 1 BB: 1 P: 10	R: 1 E: 0 K: 0 S: 5	H: 2 LOB: 1 BB: 0 P: 5	R: 0 E: 0 K: 0 S: 3	H: 0 LOB: 2 BB: 2 P: 11	R: 0 E: 0 K: 1 S: 5	H: 1 LOB: 0 BB: 0 P: 5	R: 0 E: 0 K: 1 S: 6	H: 1 LOB: 1 BB: 0 P: 6	R: 0 E: 0 K: 1 S: 5	H: 0 LOB: 0 BB: 0 P: 5	R: 0 E: 0 K: 0 S: 3	H: 1 LOB: 0 BB: 0 P: 3

1B: 8	SF: 1
2B: 3	SAC: 0
3B: 0	DP: 1
HR: 0	HBP: 0

WP: 1	PA: 35
PB: 0	
SB: 0	
CS: 1	

PITCHER		IP	WLS	BF	H	R	ER	SO	BB	IBB	HBP	BLK	WP	HR	S	P	ERA	WHIP
George Brunet, L ERA: 3.38	(1, 1)	3.0	L	18	7	5	5	1	2	0	0	0	1	0	18	26	15.00	3.000
Howie Reed, R ERA: 2.04	(4, 1)	3.0		11	2	0	0	2	1	0	0	0	0	0	14	18	0.00	1.000
Lew Burdette, R ERA: 2.94	(7, 1)	2.0		6	1	0	0	1	0	0	0	0	0	0	8	8	0.00	0.500

PITCHER	IP	WLS	BF	H	R	ER	SO	BB	IBB	HBP	BLK	WP	HR	S	P	ERA	WHIP

Batter	1	2	3	4	5	6	7	8	9	AB	R	H	RBI	BB	SO	LOB
Jose Cardenal, R (1, 8) OBP: 0.326, SLG: 0.400	SSS 0-3 ① K		x 0-0 1B			x 0-0 WP SH3-4 1B		SSS 0-3 ① K		4	0	2	0	0	2	0
Ed Kirkpatrick, L (1, 9) OBP: 0.310, SLG: 0.306	x 0-0 ② 5-3		x 0-0 ③ 5-3			x 0-0 ① SH3-4 1-2		x 0-0 ② 4-3		3	0	0	0	0	0	1
Jim Fregosi, R (1, 6) OBP: 0.306, SLG: 0.315	x 0-0 2B			x 0-0 ① 5-3		SSS 0-3 ② K		x 0-0 ③ 1-3		4	0	1	0	0	1	1
Willie Smith, L (1, 7) OBP: 0.264, SLG: 0.218 Jim Piersall, R (9, 7) OBP: 0.224, SLG: 0.217	x 0-0 ③ F4			x 0-0 ② F9		SSS 0-3 K FC4-6 2-3			x 0-0 ① 1-3	4 0	0 0	0 0	0 0	0 0	1 0	2 0
Joe Adcock, R (1, 3) OBP: 0.310, SLG: 0.472		x 0-0 ① 6-3		SSS 0-3 ③ K		x 0-0 ③ FC4-6 1-2f			SSS 0-3 ② K	4	0	0	0	0	2	2
Frank Malzone, R (1, 5) OBP: 0.280, SLG: 0.326		x 0-0 ② F6			x 0-0 HR		x 0-0 ① 5-3		x 0-0 3B 1B	4	2	2	1	0	0	0
Bobby Knoop, R (1, 4) OBP: 0.280, SLG: 0.445		x 0-0 ③ F8			x 0-0 ① 1-3		x 0-0 1B		x 0-0 1-H 3B	4	0	2	1	0	0	0
Tom Satriano, L (1, 2) OBP: 0.400, SLG: 0.306			x 0-0 ① 4-3		x 0-0 ② 1-3		SSS 0-3 ② K		III 4-0 S IBB	3	0	0	0	1	1	1
Minnie Rojas, R (1, 1) Bob Lee, R (7, 1) Jack Sanford, R (9, 1) OBP: 0.286, SLG: 0.417			x 0-0 ② 1-3		x 0-0 ③ 1-3		x 0-0 ③ 1-3		SSS 0-3 ③ K 1-2	3 1 0	0 0 0	0 0 0	0 0 0	0 0 0	0 1 0	1 2 0
Inning Stats	R: 0 E: 0 K: 1 S: 6 H: 1 LOB: 1 BB: 0 P: 6	R: 0 E: 0 K: 0 S: 3 H: 0 LOB: 0 BB: 0 P: 3	R: 0 E: 0 K: 0 S: 4 H: 1 LOB: 1 BB: 0 P: 4	R: 0 E: 0 K: 1 S: 5 H: 0 LOB: 0 BB: 0 P: 5	R: 1 E: 0 K: 0 S: 4 H: 1 LOB: 0 BB: 0 P: 4	R: 0 E: 0 K: 2 S: 9 H: 1 LOB: 2 BB: 0 P: 9	R: 0 E: 0 K: 1 S: 6 H: 1 LOB: 1 BB: 0 P: 6	R: 0 E: 0 K: 1 S: 5 H: 0 LOB: 0 BB: 0 P: 5	R: 1 E: 0 K: 2 S: 9 H: 2 LOB: 2 BB: 1 P: 13	1B: 4 2B: 1 3B: 1 HR: 1		SF: 0 SAC: 1 DP: 0 HBP: 0				

California Angels @ Chicago White Sox

Comiskey Park, Chicago, IL

Mon Jun 13 1966, 8:05 PM EDT

Att. 10,686 - Unknown

TOP

livebaseballscorecards.com

AB	34
R	2
H	7
RBI	2
BB	1
SO	8
LOB	10

WP: 1 PB: 0 SB: 1 CS: 0 PA: 36

PITCHER		IP	WLS	BF	H	R	ER	SO	BB	IBB	HBP	BLK	WP	HR	S	P	ERA	WHIP
Joe Horlen, R ERA: 2.41	(1, 1)	7.0	L	27	5	1	1	5	0	0	0	0	1	1	37	37	1.29	0.714
Bob Locker, R ERA: 1.85	(8, 1)	2.0		9	2	1	1	3	0	1	0	0	0	0	14	18	4.50	1.000

PITCHER	IP	WLS	BF	H	R	ER	SO	BB	IBB	HBP	BLK	WP	HR	S	P	ERA	WHIP

Batter	1	2	3	4	5	6	7	8	9	AB	R	H	RBI	BB	SO	LOB
Tommie Agee, R (1, 8) OBP: 0.311, SLG: 0.368	K		F8			1B		F4		4	0	1	0	0	1	0
Don Buford, S (1, 5) OBP: 0.308, SLG: 0.322	3-1			FC6-4 1B		1-3 1B		L6-3 1B		4	0	3	0	0	0	0
Tom McCraw, L (1, 7) OBP: 0.290, SLG: 0.274	F9			F8		F5		L6-3 1-2		4	0	0	0	0	0	4
Bill Skowron, R (1, 3) OBP: 0.287, SLG: 0.350		4-3		F5		6-3			SH BB 2B	4	0	1	0	0	0	3
Wayne Causey, L (9, PR) OBP: 0.302, SLG: 0.225										0	1	0	0	0	0	0
J.C. Martin, L (1, 2) OBP: 0.350, SLG: 0.397		6-3		FC6-4 1-2f			K		BB SH G2-1-2 HBP	3	0	0	0	0	1	1
Jerry Adair, R (1, 4) OBP: 0.359, SLG: 0.356 (8, 6)		1B			K		BB HBP 7-2 1B		SH BB 1-2 2-3	3	0	2	0	0	1	0
Lee Elia, R (1, 6) OBP: 0.303, SLG: 0.410		K			6-3		BB HBP 1-2	K		2	0	0	0	0	1	1
Floyd Robinson, L (7, PH) OBP: 0.360, SLG: 0.392 (8, 9)										1	0	0	0	0	1	3
Ken Berry, R (1, 9) OBP: 0.258, SLG: 0.267			K		5-3		BB 1-2 2-3 BB		BB 1-2 2-3 3-H BB	2	0	0	0	0	1	0
Smoky Burgess, L (7, PH) OBP: 0.385, SLG: 0.318										0	0	0	0	1	0	0
Al Weis, S (7, PR) OBP: 0.229, SLG: 0.147 (8, 4)										0	0	0	0	0	0	0
Gene Freese, R (9, PH) OBP: 0.303, SLG: 0.358										0	0	0	1	1	0	0
Joe Horlen, R (1, 1) OBP: 0.091, SLG: 0.048			K			1-3	7-2 3-Hf		G2-1-2 3-Hf	2	0	0	0	0	1	0
John Romano, R (7, PH) OBP: 0.415, SLG: 0.438										1	0	0	0	0	0	3
Bob Locker, S (8, 1) OBP: 0.286, SLG: 0.167										0	0	0	0	0	0	0
Gary Peters, L (9, PH) OBP: 0.259, SLG: 0.370										1	0	0	0	0	0	3
Inning Stats	R: 0 E: 0 K: 1 S: 5 H: 0 LOB: 0 BB: 0 P: 5	R: 0 E: 0 K: 1 S: 6 H: 1 LOB: 1 BB: 0 P: 6	R: 0 E: 0 K: 2 S: 7 H: 0 LOB: 0 BB: 0 P: 7	R: 0 E: 0 K: 0 S: 4 H: 1 LOB: 1 BB: 0 P: 4	R: 0 E: 0 K: 1 S: 5 H: 0 LOB: 0 BB: 0 P: 5	R: 0 E: 0 K: 0 S: 5 H: 2 LOB: 2 BB: 0 P: 5	R: 0 E: 0 K: 1 S: 5 H: 1 LOB: 2 BB: 1 P: 10	R: 0 E: 0 K: 0 S: 3 H: 1 LOB: 0 BB: 0 P: 3	R: 1 E: 1 K: 1 S: 6 H: 1 LOB: 2 BB: 1 P: 11	1B: 6 2B: 3 3B: 0 HR: 0 SF: 0 SAC: 1 DP: 3 HBP: 2	WP: 0 PB: 0 SB: 0 CS: 0 PA: 36					

PITCHER	IP	WLS	BF	H	R	ER	SO	BB	IBB	HBP	BLK	WP	HR	S	P	ERA	WHIP
Minnie Rojas, R (1, 1) ERA: 1.37	6.1	W	26	5	0	0	6	1	0	1	0	0	0	36	41	0.00	0.947
Bob Lee, R (7, 1) ERA: 2.38	2.0		9	2	1	0	1	1	0	1	0	0	0	9	14	0.00	1.500
Jack Sanford, R (9, 1) ERA: 3.27	0.2	S	1	0	0	0	0	0	0	0	0	0	0	1	1	0.00	0.000

PITCHER	IP	WLS	BF	H	R	ER	SO	BB	IBB	HBP	BLK	WP	HR	S	P	ERA	WHIP

BOTTOM

California Angels @ Chicago White Sox

Comiskey Park, Chicago, IL

Mon Jun 13 1966, 8:05 PM EDT

Att. 10,686 - Unknown

livebaseballscorecards.com

AB	31
R	1
H	7
RBI	1
BB	2
SO	7
LOB	18

Batter	1	2	3	4	5	6	7	8	9	AB	R	H	RBI	BB	SO	LOB
Jose Cardenal, R (1, 8) (9, 7) OBP: 0.333, SLG: 0.418	5-3		HR		1B SF9 1B 3-H		BBB 1B BB	5-3		4	2	2	2	1	0	2
Willie Smith, L (1, 7) OBP: 0.272, SLG: 0.229 Jim Piersall, R (9, 8) OBP: 0.224, SLG: 0.217	4-3		1-3		1-3 2-H 1B		1-2 1B		F7	5 0	0 0	2 0	1 0	0 0	0 0	0 0
Jim Fregosi, R (1, 6) OBP: 0.308, SLG: 0.332	F2			SF7 3B	SF9 3-H		F4		E 2B	4	2	2	1	0	0	2
Norm Siebern, L (1, 3) OBP: 0.418, SLG: 0.378 Jackie Hernandez, R (8, PR) Marcelino Lopez, R (8, 1) OBP: 0.333, SLG: 0.333	SSS K			SSS K	4-3			BBBB HR BB	BBBB FC6-4 BB	3 0 0	0 1 0	0 0 0	0 0 0	1 0 1	2 0 0	2 0 0
Ed Kirkpatrick, L (1, 9) OBP: 0.313, SLG: 0.366		HR		SF7 3-H		F6		1-H HR	FC6-4 1-2f 2-H	4	2	2	4	0	0	1
Bobby Knoop, R (1, 4) OBP: 0.276, SLG: 0.438		SSS K		SSS K		4-3		SSS K		4	0	0	0	0	3	1
Tom Satriano, L (1, 2) OBP: 0.408, SLG: 0.308		SSS K			SH1-4 BB 1B 1B	SSS K		BBBB 2B BB		3	2	1	0	1	2	0
Paul Schaal, R (1, 5) OBP: 0.361, SLG: 0.345			F7		BBBB 4-0 SH1-4 1B BB 1-2		F2	1-H 2B		3	1	1	1	1	0	0
Dean Chance, R (1, 1) OBP: 0.031, SLG: 0.031 Frank Malzone, R (7, PH) OBP: 0.275, SLG: 0.319 Jack Sanford, R (7, 1) OBP: 0.286, SLG: 0.417 Bob Lee, R (7, 1) Joe Adcock, R (8, PH) OBP: 0.307, SLG: 0.467 (8, 3)			6-3		SH1-4 1-2 2-3		6-3	F8		1 1 0 0 1	0 0 0 0 0	0 0 0 0 0	0 0 0 0 0	0 0 0 0 0	0 0 0 0 0	0 0 0 0 2

TOP

California Angels @ Chicago White Sox

Comiskey Park, Chicago, IL

Tue Jun 14 1966, 4:33 AM EDT

Att. 4,513 - Unknown

livebaseballscorecards.com

AB	33
R	10
H	10
RBI	9
BB	5
SO	7
LOB	10

Inning Stats									
	R: 0 E: 0 K: 0 S: 3	H: 0 LOB: 0 BB: 0 P: 3	R: 1 E: 0 K: 3 S: 10	H: 1 LOB: 0 BB: 0 P: 10	R: 1 E: 0 K: 0 S: 4	H: 1 LOB: 0 BB: 0 P: 4	R: 1 E: 0 K: 2 S: 8	H: 1 LOB: 0 BB: 0 P: 8	R: 3 E: 0 K: 0 S: 6	H: 3 LOB: 1 BB: 1 P: 10
	R: 0 E: 0 K: 1 S: 5	H: 0 LOB: 0 BB: 0 P: 5	R: 0 E: 0 K: 0 S: 4	H: 1 LOB: 2 BB: 1 P: 8	R: 3 E: 0 K: 1 S: 7	H: 2 LOB: 2 BB: 2 P: 15	R: 1 E: 1 K: 0 S: 3	H: 1 LOB: 2 BB: 1 P: 7	1B: 4 2B: 2 3B: 1 HR: 3	SF: 2 SAC: 1 DP: 0 HBP: 0	WP: 0 PB: 0 SB: 0 CS: 0	PA: 41

PITCHER	IP	WLS	BF	H	R	ER	SO	BB	IBB	HBP	BLK	WP	HR	S	P	ERA	WHIP
John Buzhardt, R (1, 1) ERA: 3.32	4.1	L	20	6	6	6	5	1	0	0	0	0	2	29	33	12.46	1.615
Dennis Higgins, R (5, 1) ERA: 2.51	3.0		15	3	3	3	2	3	0	0	0	0	1	16	28	9.00	2.000
Hoyt Wilhelm, R (8, 1) ERA:	1.2		6	1	1	0	0	1	0	0	0	0	0	5	9	0.00	1.200

PITCHER	IP	WLS	BF	H	R	ER	SO	BB	IBB	HBP	BLK	WP	HR	S	P	ERA	WHIP

Batter	1	2	3	4	5	6	7	8	9	AB	R	H	RBI	BB	SO	LOB
Tommie Agee, R (1, 8) OBP: 0.313, SLG: 0.369	F8	K		4-3		1B		FC5-4 1B		5	0	2	0	0	1	4
Don Buford, S (1, 5) OBP: 0.314, SLG: 0.322	G3 BB		CS BB		4-3	F8		FC5-4 1B		3	0	1	0	2	0	2
Floyd Robinson, L (1, 9) OBP: 0.361, SLG: 0.392	G3		4-1		1B 1B		1B 1B	FC5-4 FC6-4		5	1	2	0	0	0	4
John Romano, R (1, 2) OBP: 0.409, SLG: 0.430	6-3		K		F8		1B SF9 1B	FC6-4		4	0	1	0	0	1	2
Al Weis, S (7, PR) OBP: 0.229, SLG: 0.147										0	1	0	0	0	0	0
Jerry McNertney, R (8, 2) OBP: 0.355, SLG: 0.286										1	0	0	0	0	0	2
Tom McCraw, L (1, 7) OBP: 0.301, SLG: 0.302		4-3		K	S 1B		1-3 1B		3B	5	0	3	1	0	1	0
Jerry Adair, R (1, 4) OBP: 0.348, SLG: 0.349 (8, 6)	E5 WP			1B 1B	K		SF9		1-3	4	2	1	1	0	1	3
Bill Skowron, R (1, 3) OBP: 0.290, SLG: 0.352	K			1B		G6-4-3 1B	1-3		1-3	5	0	2	0	0	1	2
Lee Elia, R (1, 6) OBP: 0.314, SLG: 0.415		1B		1B		G6-4-3	F7		6-3	4	0	2	1	0	0	3
Hoyt Wilhelm, R (8, 1)										0	0	0	0	0	0	0
Gene Freese, R (9, PH) OBP: 0.300, SLG: 0.354										1	0	0	0	0	0	1
John Buzhardt, R (1, 1) OBP: 0.190, SLG: 0.105										2	0	1	0	0	1	2
Dennis Higgins, R (5, 1) OBP: 0.286, SLG: 0.167										0	0	0	0	1	0	0
Wayne Causey, L (8, 4) OBP: 0.299, SLG: 0.223		1B		K		BB		F7		1	0	0	0	0	0	0
Inning Stats	R: 0 E: 0 K: 0 S: 3	H: 0 LOB: 1 BB: 1 P: 7	R: 1 E: 1 K: 2 S: 10	H: 2 LOB: 2 BB: 0 P: 10	R: 0 E: 0 K: 1 S: 4	H: 0 LOB: 0 BB: 1 P: 8	R: 1 E: 0 K: 2 S: 10	H: 3 LOB: 2 BB: 0 P: 10	R: 0 E: 0 K: 1 S: 7	H: 2 LOB: 2 BB: 0 P: 7	R: 0 E: 0 K: 0 S: 4	H: 2 LOB: 2 BB: 1 P: 8	R: 2 E: 0 K: 0 S: 6	H: 3 LOB: 2 BB: 0 P: 6	R: 0 E: 0 K: 0 S: 5	H: 2 LOB: 2 BB: 0 P: 5	R: 0 E: 0 K: 0 S: 4	H: 1 LOB: 1 BB: 0 P: 4

PITCHER		IP	WLS	BF	H	R	ER	SO	BB	IBB	HBP	BLK	WP	HR	S	P	ERA	WHIP
Dean Chance, R ERA: 3.62	(1, 1)	6.0	W	29	9	2	1	6	3	0	0	0	1	0	38	50	1.50	2.000
Jack Sanford, R ERA: 3.6	(7, 1)	0.0		2	2	2	2	0	0	0	0	0	0	0	2	2	∞	∞
Bob Lee, R ERA: 2.33	(7, 1)	1.0		4	1	0	0	0	0	0	0	0	0	0	4	4	0.00	1.000
Marcelino Lopez, L ERA: 3.19	(8, 1)	2.0	S	9	3	0	0	0	0	0	0	0	0	0	9	9	0.00	1.500

PITCHER	IP	WLS	BF	H	R	ER	SO	BB	IBB	HBP	BLK	WP	HR	S	P	ERA	WHIP

BOTTOM

California Angels @ Chicago White Sox

Comiskey Park, Chicago, IL

Tue Jun 14 1966, 4:33 AM EDT

Att. 4,513 - Unknown

livebaseballscorecards.com

AB	40
R	4
H	15
RBI	3
BB	3
SO	6
LOB	25

1B: 14	SF: 1	WP: 2	PA: 44
2B: 0	SAC: 0	PB: 0	
3B: 1	DP: 1	SB: 2	
HR: 0	HBP: 0	CS: 1	

Batter	1	2	3	4	5	6	7	8	9	AB	R	H	RBI	BB	SO	LOB
Paul Schaal, R (1, 5) OBP: 0.357, SLG: 0.337	4-3	PO 2-3	F5		FC1-2 1B BB		6-3	F4		4	1	0	0	1	0	2
Ed Kirkpatrick, L (1, 9) OBP: 0.317, SLG: 0.368	6-3		K		FC1-2 BB 1B 1B 1-2 3-H		CS 1B	E8 1-3 3-H 1B		5	1	2	1	0	1	2
Jim Fregosi, R (1, 6) OBP: 0.310, SLG: 0.333	K		F8		BB 1B 1-2 2-H 1B		2B 1-2 1B	F8		5	2	2	1	0	1	2
Joe Adcock, R (1, 3) OBP: 0.330, SLG: 0.495		SH1-3 1B SF9 BB		FC1-6-5 2B	1B 1-2 2-3 BB		2B 1-H	K2-3		3	1	2	1	2	1	2
Jose Cardenal, R (1, 8) OBP: 0.340, SLG: 0.420		SF9 SH1-3 1B 1-2 1B		K	1-3 2-H 3-H 1B		BB		K	4	1	2	2	1	2	1
Bobby Knoop, R (1, 4) OBP: 0.272, SLG: 0.430		SH1-3 1-2 2-3		FC1-6-5 2-3	K		F8		F9	4	0	0	0	0	1	5
Jim Piersall, R (1, 7) OBP: 0.241, SLG: 0.224		SF9 2-3 3-H		1-3		5-3		E 1B 1B	BB	3	1	1	1	1	0	1
Buck Rodgers, S (1, 2) OBP: 0.221, SLG: 0.296		PO 1B 3-H 1B			E5 SH3-4 FC1-2	K		E3 1B 1-2 E	4-3	5	1	1	1	0	1	2
Clyde Wright, R (1, 1) OBP: 0.667, SLG: 0.667		1-2 1B			SH3-4 2-3	6-3		E 1B 1-3 2-H 1B		3	0	2	1	0	0	0

| Inning Stats | | |

California Angels @ Minnesota Twins

Metropolitan Stadium, Bloomington , MI

Wed Jun 15 1966, 8:05 PM EDT

Unknown - 65 F

livebaseballscorecards.com

BOTTOM

Batter	1	2	3	4	5	6	7	8	9	AB	R	H	RBI	BB	SO	LOB
Cesar Tovar, R (1, 6) OBP: 0.330, SLG: 0.383	F8			K	F8			G3		4	0	0	0	0	1	1
Rich Rollins, R (1, 5) OBP: 0.313, SLG: 0.414	6-3			FC6-4 1B		6-3		E6		4	0	1	0	0	0	0
Tony Oliva, L (1, 8) OBP: 0.387, SLG: 0.604	6-3			FC6-4 BB 1-2f		BB 1B		F2		4	0	1	0	0	0	2
Harmon Killebrew, R (1, 7) OBP: 0.365, SLG: 0.477		4-3		BB 1-2		BB 1-2		4-3		2	0	0	0	2	0	1
Don Mincher, L (1, 3) OBP: 0.333, SLG: 0.418		4-1		4-3		K			G3	4	0	0	0	0	1	4
Bob Allison, R (1, 9) OBP: 0.327, SLG: 0.333		5-3			2B 2B	F9			1-3	4	1	1	0	0	0	2
Earl Battey, R (1, 2) OBP: 0.342, SLG: 0.336			6-3		5-3		E5 G6-4-3		F4	4	0	0	0	0	0	1
Bernie Allen, L (1, 4) OBP: 0.306, SLG: 0.337			1-3		K		F8			3	0	0	0	0	1	2
Jim Kaat, L (1, 1) OBP: 0.225, SLG: 0.263			K	2-H 2B			G6-4-3 1-2f 2 3			1	0	0	0	0	1	0
Pete Cimino, R (5, 1)										0	0	0	0	0	0	0
Andy Kosco, R (5, PH) OBP: 0.271, SLG: 0.283										1	0	1	1	0	0	0
Johnny Klippstein, R (6, 1)										0	0	0	0	0	0	0
Sandy Valdespino, L (7, PH) OBP: 0.225, SLG: 0.289										1	0	0	0	0	0	1
Al Worthington, R (8, 1) OBP: 0.200, SLG: 0.400										0	0	0	0	0	0	0
Inning Stats	R: 0 E: 0 K: 0 S: 3 H: 0 LOB: 0 BB: 0 P: 3	R: 0 E: 0 K: 0 S: 3 H: 0 LOB: 0 BB: 0 P: 3	R: 0 E: 0 K: 1 S: 5 H: 0 LOB: 0 BB: 0 P: 5	R: 0 E: 0 K: 1 S: 6 H: 1 LOB: 2 BB: 1 P: 10	R: 1 E: 0 K: 1 S: 7 H: 2 LOB: 1 BB: 0 P: 7	R: 0 E: 0 K: 1 S: 6 H: 1 LOB: 2 BB: 1 P: 10	R: 0 E: 1 K: 0 S: 3 H: 0 LOB: 0 BB: 0 P: 3	R: 0 E: 1 K: 0 S: 4 H: 0 LOB: 1 BB: 0 P: 4	R: 0 E: 0 K: 0 S: 3 H: 0 LOB: 0 BB: 0 P: 3	1B: 2 2B: 2 3B: 0 HR: 0	SF: 0 SAC: 0 DP: 1 HBP: 0						

	AB	32
	R	1
	H	4
	RBI	1
	BB	2
	SO	4
	LOB	14

PITCHER	IP	WLS	BF	H	R	ER	SO	BB	IBB	HBP	BLK	WP	HR	S	P	ERA	WHIP
Clyde Wright, L (1, 1) ERA: 1.0	9.0	W	34	4	1	1	4	2	0	0	0	0	0	40	48	1.00	0.667

PITCHER	IP	WLS	BF	H	R	ER	SO	BB	IBB	HBP	BLK	WP	HR	S	P	ERA	WHIP

WP: 0 PB: 0 SB: 0 CS: 0 PA: 34

Batter	1	2	3	4	5	6	7	8	9	AB	R	H	RBI	BB	SO	LOB
Jose Cardenal, R (1, 8) OBP: 0.332, SLG: 0.409	F4		F4		FC6-4 1-2f		K2-3		6-3	5	0	0	0	0	1	1
Willie Smith, L (1, 7) OBP: 0.271, SLG: 0.253	K		4-3			E6 3B	5-3		6-3	4	1	1	0	0	1	0
Rick Reichardt, R (8, 7) OBP: 0.382, SLG: 0.528										1	0	0	0	0	0	0
Jim Fregosi, R (1, 6) OBP: 0.311, SLG: 0.332	BB			F6		1B 1B	K		F8	4	1	1	0	1	1	0
Norm Siebern, L (1, 3) OBP: 0.420, SLG: 0.382	K 1-2			K		1B 1B 1-3		G3 HR SH1-4		4	1	2	0	0	2	1
Jackie Hernandez, R (8, PR)										0	1	0	0	0	0	0
Buck Rodgers, S (8, 2) OBP: 0.221, SLG: 0.296								1B		0	0	0	0	0	0	0
Ed Kirkpatrick, L (1, 9) OBP: 0.324, SLG: 0.375		6-3		S 1B		SH3-4 1B 1-3 3-H 1B		SH1-4 1-2		3	0	2	1	0	0	0
Jim Piersall, R (8, PH) OBP: 0.241, SLG: 0.224										0	0	0	0	0	0	0
(8, 9)																
Frank Malzone, R (1, 5) OBP: 0.273, SLG: 0.314		F2		F9 1-2		SH3-4 1-2 3-H 1B		G3 2-3		4	0	1	1	0	0	3
Bobby Knoop, R (1, 4) OBP: 0.280, SLG: 0.439	1B				2B	SH3-4 1-2 2-3		HR IBB		2	1	2	0	1	0	0
Tom Satriano, L (1, 2) OBP: 0.385, SLG: 0.286	6-3				K	K		HR 1-H 3-H		3	0	0	0	0	2	3
Joe Adcock, R (8, PH) OBP: 0.336, SLG: 0.532										1	1	1	3	0	0	0
(8, 3)																
Jim McGlothlin, R (1, 1) OBP: 0.188, SLG: 0.214			K		BB FC6-4	K		K		2	0	0	0	1	2	2
Lew Burdette, R (6, 1)										1	0	0	0	0	1	1
Inning Stats	R: 0 E: 0 K: 2 S: 7 H: 0 LOB: 1 BB: 1 P: 11	R: 0 E: 0 K: 0 S: 4 H: 1 LOB: 1 BB: 0 P: 4	R: 0 E: 0 K: 1 S: 5 H: 0 LOB: 0 BB: 0 P: 5	R: 0 E: 0 K: 1 S: 6 H: 1 LOB: 1 BB: 0 P: 6	R: 0 E: 0 K: 1 S: 5 H: 1 LOB: 1 BB: 1 P: 9	R: 3 E: 1 K: 2 S: 12 H: 5 LOB: 2 BB: 0 P: 12	R: 0 E: 0 K: 2 S: 7 H: 0 LOB: 0 BB: 0 P: 7	R: 3 E: 0 K: 1 S: 7 H: 2 LOB: 1 BB: 1 P: 11	R: 0 E: 0 K: 0 S: 3 H: 0 LOB: 0 BB: 0 P: 3	1B: 7 2B: 1 3B: 1 HR: 1 SF: 0 SAC: 2 DP: 0 HBP: 0	WP: 0 PB: 0 SB: 2 CS: 0 PA: 39					

PITCHER		IP	WLS	BF	H	R	ER	SO	BB	IBB	HBP	BLK	WP	HR	S	P	ERA	WHIP
Camilo Pascual, R ERA: 5.64	(1, 1)	5.0		23	7	3	2	5	2	0	0	0	0	0	31	39	3.60	1.800
Jim Merritt, L ERA: 2.9	(6, 1)	2.2	L	11	2	2	2	4	0	1	0	0	0	0	18	22	6.75	0.750
Al Worthington, R ERA: 2.43	(8, 1)	1.1		5	1	1	1	1	0	0	0	0	0	1	7	7	6.75	0.750

PITCHER	IP	WLS	BF	H	R	ER	SO	BB	IBB	HBP	BLK	WP	HR	S	P	ERA	WHIP

TOP

California Angels @ Minnesota Twins

Metropolitan Stadium, Bloomington , MI

Wed Jun 15 1966, 8:05 PM EDT

Att. 20,435 - Unknown

livebaseballscorecards.com

AB	34
R	6
H	10
RBI	5
BB	3
SO	10
LOB	11

BOTTOM

California Angels @ Minnesota Twins

Metropolitan Stadium, Bloomington , MI

Wed Jun 15 1966, 8:05 PM EDT

Att. 20,435 - Unknown

Batter	1	2	3	4	5	6	7	8	9	AB	R	H	RBI	BB	SO	LOB
Cesar Tovar, R (1, 6) OBP: 0.328, SLG: 0.378	4-3		S 1B		F3		6-3			4	0	1	0	0	0	0
Rich Rollins, R (1, 5) OBP: 0.310, SLG: 0.440	5-3		5-3 1-2		HR			F8		4	1	1	1	0	0	1
Tony Oliva, L (1, 8) OBP: 0.380, SLG: 0.593	4-3		4-3		F5			4-3		4	0	0	0	0	0	1
Don Mincher, L (1, 3) OBP: 0.337, SLG: 0.426		BLK FC3-2-5 2B		K		WP 1B 1B		F7		4	1	2	0	0	1	0
Harmon Killebrew, R (1, 7) OBP: 0.368, SLG: 0.475		F3 2-3		1B FC5-2 BB		G6-3 1-H 1B			K	3	0	1	1	1	1	1
Jimmie Hall, L (1, 9) OBP: 0.294, SLG: 0.380		FC3-2-5 BB		FC5-2 1-3 1B		G6-3 1-2f			K	3	1	1	0	1	1	1
Bernie Allen, L (1, 4) OBP: 0.300, SLG: 0.330		FC3-2-5 1-2 3-H		FC5-2 1B 1-2 3-H		F8			4-3	4	0	0	0	0	0	4
Jerry Zimmerman, R (1, 2) OBP: 0.364, SLG: 0.292		5-3		1-3 2-H 1B			1-3			3	0	1	1	0	0	2
Camilo Pascual, R (1, 1) OBP: 0.185, SLG: 0.185 Jim Merritt, L (6, 1) Al Worthington, R (8, 1) OBP: 0.200, SLG: 0.400			1-3		6-3		5-3			2 1 0	0 0 0	0 0 0	0 0 0	0 0 0	0 0 0	0 0 0
Inning Stats	R: 0 E: 0 K: 0 S: 3 H: 0 LOB: 0 BB: 0 P: 3	R: 0 E: 0 K: 0 S: 4 H: 1 LOB: 2 BB: 1 P: 8	R: 0 E: 0 K: 0 S: 4 H: 1 LOB: 1 BB: 0 P: 4	R: 1 E: 0 K: 1 S: 6 H: 2 LOB: 2 BB: 1 P: 10	R: 1 E: 0 K: 0 S: 4 H: 1 LOB: 0 BB: 0 P: 4	R: 1 E: 0 K: 0 S: 4 H: 2 LOB: 0 BB: 0 P: 4	R: 0 E: 0 K: 0 S: 3 H: 0 LOB: 0 BB: 0 P: 3	R: 0 E: 0 K: 0 S: 3 H: 0 LOB: 0 BB: 0 P: 3	R: 0 E: 0 K: 2 S: 7 H: 0 LOB: 0 BB: 0 P: 7	1B: 5 2B: 1 3B: 0 HR: 1	SF: 0 SAC: 0 DP: 1 HBP: 0						

livebaseballscorecards.com

AB	32
R	3
H	7
RBI	3
BB	2
SO	3
LOB	10

WP: 1 PB: 0 SB: 1 CS: 0 PA: 34

PITCHER		IP	WLS	BF	H	R	ER	SO	BB	IBB	HBP	BLK	WP	HR	S	P	ERA	WHIP
Jim McGlothlin, R ERA: 3.86	(1, 1)	5.0		23	7	3	3	1	2	0	0	1	1	1	23	31	5.40	1.800
Lew Burdette, R ERA: 2.63	(6, 1)	4.0	W	11	0	0	0	2	0	0	0	0	0	0	15	15	0.00	0.000

PITCHER	IP	WLS	BF	H	R	ER	SO	BB	IBB	HBP	BLK	WP	HR	S	P	ERA	WHIP

Batter	1	2	3	4	5	6	7	8	9	AB	R	H	RBI	BB	SO	LOB
Jose Cardenal, R (1, 8) OBP: 0.335, SLG: 0.411	6-3			HR 1B		1B		F3		4	1	2	0	0	0	0
Willie Smith, L (1, 7) OBP: 0.263, SLG: 0.244	F8			F5		F9			BBBBB SH1-4 HR BB	3	0	0	0	0	0	2
Jim Piersall, R (9, PH) OBP: 0.255, SLG: 0.224										0	1	0	0	1	0	0
Jim Fregosi, R (9, 7) OBP: 0.312, SLG: 0.345	K			1-H HR		F9			SH1-4 1-2	3	1	1	2	0	1	1
Norm Siebern, L (1, 6) OBP: 0.418, SLG: 0.403		F7		K			HR		F2	3	1	1	1	0	1	0
Joe Adcock, R (9, PH) OBP: 0.333, SLG: 0.526										1	0	0	0	0	0	1
Ed Kirkpatrick, L (9, 3) OBP: 0.322, SLG: 0.366		1-2-3		L4			L3		HR IBB	3	1	0	0	1	0	0
Frank Malzone, R (1, 9) OBP: 0.271, SLG: 0.364		6-3			6-3		6-3		1-H 2-H HR	4	1	1	3	0	0	0
Bobby Knoop, R (1, 5) OBP: 0.284, SLG: 0.453			G4-6-3 1B		1-3		K		HR	4	1	2	1	0	1	0
Buck Rodgers, S (1, 4) OBP: 0.217, SLG: 0.290			G4-6-3 1-2f		G3			4-3	F7	4	0	0	0	0	0	1
George Brunet, R (1, 2) OBP: 0.150, SLG: 0.300			K			K		6-3		3	0	0	0	0	2	0
Inning Stats	R: 0 E: 0 K: 1 S: 5 H: 0 LOB: 0 BB: 0 P: 5	R: 0 E: 0 K: 0 S: 3 H: 0 LOB: 0 BB: 0 P: 3	R: 0 E: 0 K: 1 S: 5 H: 1 LOB: 0 BB: 0 P: 5	R: 2 E: 0 K: 1 S: 7 H: 2 LOB: 0 BB: 0 P: 7	R: 0 E: 0 K: 0 S: 3 H: 0 LOB: 0 BB: 0 P: 3	R: 0 E: 0 K: 1 S: 6 H: 1 LOB: 1 BB: 0 P: 6	R: 1 E: 0 K: 1 S: 6 H: 1 LOB: 0 BB: 0 P: 6	R: 0 E: 0 K: 0 S: 3 H: 0 LOB: 0 BB: 0 P: 3	R: 4 E: 0 K: 0 S: 5 H: 2 LOB: 0 BB: 2 P: 13	1B: 3 2B: 0 3B: 0 HR: 4	SF: 0 SAC: 1 DP: 1 HBP: 0						

TOP

California Angels @ Minnesota Twins

Metropolitan Stadium, Bloomington , MI

Thu Jun 16 1966, 8:05 PM EDT

Att. 14,888 - Unknown - 76 F

livebaseballscorecards.com

AB	32
R	7
H	7
RBI	7
BB	2
SO	5
LOB	5

PITCHER		IP	WLS	BF	H	R	ER	SO	BB	IBB	HBP	BLK	WP	HR	S	P	ERA	WHIP
Mudcat Grant, R ERA: 3.28	(1, 1)	8.0	L	28	5	3	3	5	0	0	0	0	0	2	38	38	3.38	0.625
Garry Roggenburk, L ERA: 5.0	(9, 1)	0.1		2	0	1	1	0	1	0	0	0	0	0	1	5	27.00	3.000
Dwight Siebler, R ERA: 4.37	(9, 1)	0.2		5	2	3	3	0	0	1	0	0	0	2	4	8	40.50	3.000

PITCHER	IP	WLS	BF	H	R	ER	SO	BB	IBB	HBP	BLK	WP	HR	S	P	ERA	WHIP

BOTTOM

California Angels @ Minnesota Twins

Metropolitan Stadium, Bloomington , MI

Thu Jun 16 1966, 8:05 PM EDT
Att. 14,888 - Unknown - 76 F

livebaseballscorecards.com

Batter	1	2	3	4	5	6	7	8	9	AB	R	H	RBI	BB	SO	LOB
Cesar Tovar, R (1, 6) OBP: 0.331, SLG: 0.391	SF8 3B		E5 4-3		BB 1B 2B		F9 ①		6-3 ①	4	2	1	0	1	0	0
Rich Rollins, R (1, 5) OBP: 0.324, SLG: 0.463	SF8 ① 3-H		F8 ①		2B 1-2 8-2 1B		2B		1B	4	0	3	1	0	0	1
Tony Oliva, L (1, 8) OBP: 0.377, SLG: 0.588	K ②		4-3 1-2		1-3 2-H 2B		4-3 ②		F7 ②	5	0	1	1	0	1	3
Harmon Killebrew, R (1, 7) OBP: 0.377, SLG: 0.473	BB		IBB		IBB		IBB		F8 ③	1	0	0	0	4	0	1
Don Mincher, L (1, 3) OBP: 0.330, SLG: 0.416	4-3 ③		F5 ③		K ①		F3 ③			4	0	0	0	0	1	8
Bob Allison, R (1, 9) OBP: 0.316, SLG: 0.319		K ①		6-3 ①	8-2 ②③ 3-Hf			4-3 ①		4	0	0	0	0	1	3
Earl Battey, R (1, 2) OBP: 0.339, SLG: 0.333		5-3 ②		FC3-6 1B		5-3 ①		6-3 ②		4	0	1	0	0	0	0
Bernie Allen, L (1, 4) OBP: 0.304, SLG: 0.338		1B		FC3-6 ② 1-2f		F7 ②		2B		4	0	2	0	0	0	1
Mudcat Grant, R (1, 1) OBP: 0.125, SLG: 0.161 Andy Kosco, R (8, PH) OBP: 0.265, SLG: 0.277 Garry Roggenburk, R (9, 1) Dwight Siebler, R (9, 1)		K ③		K		F6 ③		F4 ③		3 1 0 0	0 0 0 0	0 0 0 0	0 0 0 0	0 0 0 0	2 0 0 0	2 1 0 0
Inning Stats	R: 1 H: 1 E: 0 LOB: 1 K: 1 BB: 1 S: 6 P: 10	R: 0 H: 1 E: 0 LOB: 1 K: 2 BB: 0 S: 8 P: 8	R: 0 H: 0 E: 1 LOB: 2 K: 0 BB: 1 S: 4 P: 8	R: 0 H: 1 E: 0 LOB: 1 K: 1 BB: 0 S: 6 P: 6	R: 1 H: 2 E: 0 LOB: 2 K: 1 BB: 2 S: 6 P: 14	R: 0 H: 0 E: 0 LOB: 0 K: 0 BB: 0 S: 3 P: 3	R: 0 H: 1 E: 0 LOB: 2 K: 0 BB: 1 S: 4 P: 8	R: 0 H: 1 E: 0 LOB: 1 K: 0 BB: 0 S: 4 P: 4	R: 0 H: 1 E: 0 LOB: 1 K: 0 BB: 0 S: 4 P: 4	1B: 4 SF: 1 2B: 4 SAC: 0 3B: 1 DP: 1 HR: 0 HBP: 0						

	AB	34
	R	2
	H	8
	RBI	2
	BB	5
	SO	5
	LOB	20

PITCHER	IP	WLS	BF	H	R	ER	SO	BB	IBB	HBP	BLK	WP	HR	S	P	ERA	WHIP
George Brunet, L (1, 1) ERA: 3.2	9.0	W	40	8	2	2	5	2	3	0	0	0	0	45	65	2.00	1.111

PITCHER	IP	WLS	BF	H	R	ER	SO	BB	IBB	HBP	BLK	WP	HR	S	P	ERA	WHIP

WP: 0 PA: 40
PB: 0
SB: 0
CS: 0

Batter	1	2	3	4	5	6	7	8	9	AB	R	H	RBI	BB	SO	LOB
Jose Cardenal, R (1, 8) OBP: 0.336, SLG: 0.421	F2		F7		3B 1-H		1B 1-2 3B		1-3	5	1	2	1	0	0	0
Willie Smith, L (1, 7) OBP: 0.262, SLG: 0.266	E3 4-3		F8		F6		3B 1-H 2-H			4	0	1	2	0	0	1
Minnie Rojas, R (7, 1)										0	0	0	0	0	0	0
Jim Fregosi, R (1, 6) OBP: 0.311, SLG: 0.352	4-3 1-2			E6 G1-6-3		SF9 3B		L6		4	1	1	0	0	0	1
Norm Siebern, L (1, 3) OBP: 0.420, SLG: 0.401	BB			G1-6-3 1-2f		G3		BB 1B		3	0	1	0	1	0	2
Jackie Hernandez, R (8, PR)										0	0	0	0	0	0	0
Joe Adcock, R (8, 3) OBP: 0.333, SLG: 0.526										0	0	0	0	0	0	0
Ed Kirkpatrick, L (1, 9) OBP: 0.320, SLG: 0.360	4-3			FC5-4 BB		SF9 3-H		F8		2	0	0	1	1	0	3
Frank Malzone, R (1, 5) OBP: 0.270, SLG: 0.345		F7		FC5-4 1-2f		K		BB 1-2		3	0	0	0	1	1	1
Paul Schaal, R (8, PR)										0	0	0	0	0	0	0
(8, 5) OBP: 0.357, SLG: 0.337																
Bobby Knoop, R (1, 4) OBP: 0.279, SLG: 0.445		K			F4		5-3	F9		4	0	0	0	0	1	2
Buck Rodgers, S (1, 2) OBP: 0.222, SLG: 0.294		F9			1B 3B		1B 3B		F7	4	2	2	0	0	0	0
Marcelino Lopez, R (1, 1) OBP: 0.333, SLG: 0.333			K		K		K		4-3	0	0	0	0	0	0	0
Jack Sanford, R (2, 1) OBP: 0.250, SLG: 0.357										2	0	0	0	0	2	1
Tom Satriano, L (7, PH) OBP: 0.377, SLG: 0.279										1	0	0	0	0	1	1
Jim Piersall, R (7, 7) OBP: 0.250, SLG: 0.220										1	0	0	0	0	0	0
Inning Stats	R: 0 E: 1 K: 0 S: 4 H: 0 LOB: 2 BB: 1 P: 8	R: 0 E: 0 K: 1 S: 5 H: 0 LOB: 0 BB: 0 P: 5	R: 0 E: 0 K: 1 S: 5 H: 0 LOB: 0 BB: 0 P: 5	R: 0 E: 1 K: 0 S: 3 H: 0 LOB: 1 BB: 1 P: 7	R: 1 E: 0 K: 1 S: 7 H: 2 LOB: 1 BB: 0 P: 7	R: 1 E: 0 K: 1 S: 6 H: 1 LOB: 0 BB: 0 P: 6	R: 2 E: 0 K: 1 S: 7 H: 3 LOB: 1 BB: 0 P: 7	R: 0 E: 0 K: 0 S: 4 H: 1 LOB: 2 BB: 1 P: 8	R: 0 E: 0 K: 0 S: 3 H: 0 LOB: 0 BB: 0 P: 3	1B: 4 2B: 0 3B: 3 HR: 0	SF: 1 SAC: 0 DP: 1 HBP: 0					

TOP

California Angels @ Kansas City Athletics

Municipal Stadium, Kansas City, MO

Fri Jun 17 1966, 8:05 PM EDT

Att. 9,805 - Unknown

livebaseballscorecards.com

AB	33
R	4
H	7
RBI	4
BB	3
SO	5
LOB	12

WP: 0 PB: 0 SB: 0 CS: 0 PA: 37

PITCHER		IP	WLS	BF	H	R	ER	SO	BB	IBB	HBP	BLK	WP	HR	S	P	ERA	WHIP
Catfish Hunter, R ERA: 3.53	(1, 1)	7.1	L	31	7	4	4	5	2	0	0	0	0	0	39	47	4.91	1.227
Guido Grilli, L ERA: 5.4	(8, 1)	0.1		2	0	0	0	0	1	0	0	0	0	0	1	5	0.00	3.000
Jack Aker, R ERA: 1.13	(8, 1)	1.1		4	0	0	0	0	0	0	0	0	0	0	4	4	0.00	0.000

PITCHER	IP	WLS	BF	H	R	ER	SO	BB	IBB	HBP	BLK	WP	HR	S	P	ERA	WHIP

Batter	1	2	3	4	5	6	7	8	9	AB	R	H	RBI	BB	SO	LOB
Bert Campaneris, R (1, 6) OBP: 0.291, SLG: 0.390	S S S 0-3 K ①	x 0-0 6-3 ③			x 0-0 6-3 ③			x 0-0 F7 ②		4	0	0	0	0	1	2
Jim Gosger, L (1, 7) (8, 8) OBP: 0.304, SLG: 0.370	x 0-0 G1 ②		S S S 0-3 K ①			x 0-0 CS 1B		x 0-0 5-3 ③		4	0	1	0	0	1	0
Mike Hershberger, R (1, 9) OBP: 0.307, SLG: 0.353	x 0-0 F3 ③		x 0-0 F9 ②			x 0-0 ① ② F4 1-2			x 0-0 F8 ①	4	0	0	0	0	0	1
Danny Cater, R (1, 5) OBP: 0.253, SLG: 0.286		x 0-0 F8 ①	x 0-0 4-3 ③			x 0-0 4-3 ③			x 0-0 6-3 ②	4	0	0	0	0	0	0
Ken Harrelson, R (1, 3) OBP: 0.314, SLG: 0.325		B B B B 4-0 S BB 1B BB		x 0-0 F9 ①			x 0-0 F7 ①		x 0-0 F8 ③	3	1	0	0	1	0	0
Dick Green, R (1, 4) OBP: 0.250, SLG: 0.312		B B B B 4-0 S 1-2 1B BB		x 0-0 4-3 ②			x 0-0 5-3 ②			2	1	0	0	1	0	0
Joe Nossek, R (1, 8) OBP: 0.294, SLG: 0.346 Jack Aker, R (8, 1)	x 0-0 1B 1-H 2-H 1B			x 0-0 G3 ③			x 0-0 FC5-4 1B			3 0	0 0	2 0	2 0	0 0	0 0	0 0
Phil Roof, R (1, 2) OBP: 0.279, SLG: 0.438	x 0-0 2-3 1B				S S S 0-3 K ①		x 0-0 FC5-4 ③ 1-2f			3	0	1	0	0	1	1
Catfish Hunter, R (1, 1) OBP: 0.184, SLG: 0.243 Guido Grilli, L (8, 1) OBP: 0.500, SLG: 0.500 Larry Stahl, L (8, 7) OBP: 0.243, SLG: 0.320	S S S 0-3 K ②				S S S 0-3 K ②			x 0-0 F5 ①		2 0 1	0 0 0	0 0 0	0 0 0	0 0 0	2 0 0	2 0 0
Inning Stats	R: 0 E: 0 K: 1 S: 5 H: 0 LOB: 0 BB: 0 P: 5	R: 2 E: 0 K: 1 S: 7 H: 2 LOB: 2 BB: 2 P: 15	R: 0 E: 0 K: 1 S: 5 H: 0 LOB: 0 BB: 0 P: 5	R: 0 E: 0 K: 0 S: 3 H: 0 LOB: 0 BB: 0 P: 3	R: 0 E: 0 K: 2 S: 7 H: 0 LOB: 0 BB: 0 P: 7	R: 0 E: 0 K: 0 S: 3 H: 1 LOB: 0 BB: 0 P: 3	R: 0 E: 0 K: 0 S: 4 H: 1 LOB: 1 BB: 0 P: 4	R: 0 E: 0 K: 0 S: 3 H: 0 LOB: 0 BB: 0 P: 3	R: 0 E: 0 K: 0 S: 3 H: 0 LOB: 0 BB: 0 P: 3	1B: 4 2B: 0 3B: 0 HR: 0	SF: 0 SAC: 0 DP: 0 HBP: 0						

PITCHER		IP	WLS	BF	H	R	ER	SO	BB	IBB	HBP	BLK	WP	HR	S	P	ERA	WHIP
Marcelino Lopez, L ERA: 3.35	(1, 1)	1.1		8	2	2	2	1	2	0	0	0	0	0	8	16	13.50	3.000
Jack Sanford, R ERA: 3.32	(2, 1)	4.2	W	14	1	0	0	4	0	0	0	0	0	0	22	22	0.00	0.214
Minnie Rojas, R ERA: 1.19	(7, 1)	3.0	S	10	1	0	0	0	0	0	0	0	0	0	10	10	0.00	0.333

PITCHER	IP	WLS	BF	H	R	ER	SO	BB	IBB	HBP	BLK	WP	HR	S	P	ERA	WHIP

BOTTOM

California Angels @ Kansas City Athletics

Municipal Stadium, Kansas City, MO

Fri Jun 17 1966, 8:05 PM EDT

Att. 9,805 - Unknown

livebaseballscorecards.com

AB	30
R	2
H	4
RBI	2
BB	2
SO	5
LOB	6

WP: 0	PA: 32					
PB: 0						
SB: 2						
CS: 1						

California Angels @ Kansas City Athletics

Municipal Stadium, Kansas City, MO

Sat Jun 18 1966, 8:05 PM EDT

Att. 24,405 - Unknown

TOP

livebaseballscorecards.com

Batter	1	2	3	4	5	6	7	8	9	AB	R	H	RBI	BB	SO	LOB
Jose Cardenal, R (1, 8) OBP: 0.333, SLG: 0.417	F8		F7		K		SF8 1-2 3-H	1B 2-H		4	0	1	1	0	1	0
Willie Smith, L (1, 7) OBP: 0.262, SLG: 0.296	F9			F5	F3		HR 2-H		K	4	1	1	2	0	0	0
Bob Lee, R (7, 1)										1	0	0	0	0	1	0
Jim Fregosi, R (1, 6) OBP: 0.312, SLG: 0.353	6-3			1B 2B 1B	F7		S 1B		6-3	5	1	2	0	0	0	0
Norm Siebern, L (1, 3) OBP: 0.424, SLG: 0.407		K		HBP 2B 1B 1-3		1B	K 1-2		F7	3	1	2	0	0	1	0
Joe Adcock, R (7, PH) OBP: 0.327, SLG: 0.515										2	0	0	0	0	1	1
(7, 3)																
Ed Kirkpatrick, L (1, 9) OBP: 0.318, SLG: 0.352		K		2B HBP 1-2		F6	2-3			3	1	0	0	0	1	2
Bobby Knoop, R (1, 4) OBP: 0.283, SLG: 0.450		1B		2B 1-H 2-H 3-H		F9		F9		4	0	2	3	0	0	1
Buck Rodgers, S (1, 2) OBP: 0.227, SLG: 0.300		F7		BB		F7		1B SH3-1 2B		3	1	1	0	1	0	2
Paul Schaal, R (1, 5) OBP: 0.359, SLG: 0.346			F4	F7			WP SF8 2B	SH3-1 1B 2-3 1B		4	1	2	0	0	0	2
Dean Chance, R (1, 1) OBP: 0.029, SLG: 0.029			K	G3			BB SF8 HR 2-3	SH3-1 1-2 3-H		2	0	0	0	0	1	2
Jim Piersall, R (7, PH) OBP: 0.263, SLG: 0.220										0	1	0	1	1	0	0
(7, 7)																
Inning Stats	R: 0 E: 0 K: 0 S: 3 H: 0 LOB: 0 BB: 0 P: 3	R: 0 E: 0 K: 2 S: 8 H: 1 LOB: 1 BB: 0 P: 8	R: 0 E: 0 K: 1 S: 5 H: 0 LOB: 0 BB: 0 P: 5	R: 3 E: 0 K: 0 S: 6 H: 3 LOB: 2 BB: 1 P: 11	R: 0 E: 0 K: 1 S: 5 H: 0 LOB: 0 BB: 0 P: 5	R: 0 E: 0 K: 0 S: 4 H: 1 LOB: 1 BB: 0 P: 4	R: 3 E: 0 K: 1 S: 8 H: 3 LOB: 1 BB: 1 P: 12	R: 1 E: 0 K: 0 S: 5 H: 3 LOB: 2 BB: 0 P: 5	R: 0 E: 0 K: 1 S: 5 H: 0 LOB: 0 BB: 0 P: 5	1B: 7 2B: 3 3B: 0 HR: 1 SF: 1 SAC: 1 DP: 0 HBP: 1						

	AB	35
	R	7
	H	11
	RBI	7
	BB	2
	SO	6
	LOB	10

WP: 1 PB: 0 SB: 1 CS: 0 PA: 40

PITCHER		IP	WLS	BF	H	R	ER	SO	BB	IBB	HBP	BLK	WP	HR	S	P	ERA	WHIP
Chuck Dobson, R ERA: 4.61	(1, 1)	4.0	L	18	4	3	3	3	1	0	1	0	0	0	22	27	6.75	1.250
Jim Dickson, R ERA: 3.42	(5, 1)	2.0		7	1	0	0	1	0	0	0	0	0	0	9	9	0.00	0.500
Ken Sanders, R ERA: 4.35	(7, 1)	0.1		5	3	3	3	0	1	0	0	0	1	1	4	8	81.00	12.000
Guido Grilli, L ERA: 5.87	(7, 1)	1.0		5	2	1	1	1	0	0	0	0	0	0	7	7	9.00	2.000
Jack Aker, R ERA: 1.09	(8, 1)	1.2		5	1	0	0	1	0	0	0	0	0	0	7	7	0.00	0.600

PITCHER		IP	WLS	BF	H	R	ER	SO	BB	IBB	HBP	BLK	WP	HR	S	P	ERA	WHIP

BOTTOM

California Angels @ Kansas City Athletics

Municipal Stadium, Kansas City, MO

Sat Jun 18 1966, 8:05 PM EDT

Att. 24,405 - Unknown

livebaseballscorecards.com

Batter	1	2	3	4	5	6	7	8	9	AB	R	H	RBI	BB	SO	LOB
Bert Campaneris, R (1, 6) OBP: 0.286, SLG: 0.382	L5			6-3		6-3 1-H 3-H		6-3		4	0	0	1	0	0	1
Jim Gosger, L (1, 8) OBP: 0.309, SLG: 0.369	CS 1B			K		BB		F2		3	0	1	0	1	1	1
Mike Hershberger, R (1, 9) OBP: 0.301, SLG: 0.346	6-3 1-2			6-3		5-3		F2		4	0	0	0	0	0	3
Roger Repoz, L (1, 3) OBP: 0.379, SLG: 0.450		F8			K		1-3 E 1B		G6-3 BB	3	0	1	0	1	1	0
Danny Cater, R (1, 5) OBP: 0.247, SLG: 0.278		K			5-3		E5 1-3 1-2		G6-3 1-2f	4	0	0	0	0	1	2
Larry Stahl, L (1, 7) OBP: 0.243, SLG: 0.333		1-3			F7		K		BLK 3B	4	1	1	0	0	1	2
Dick Green, R (1, 4) OBP: 0.255, SLG: 0.315			5-3			FC4-6 BB E 1B	1-3 1-2 2-3		 3-H 1B	4	1	2	0	0	0	2
Phil Roof, R (1, 2) OBP: 0.281, SLG: 0.427 Jack Aker, R (8, 1) Ken Harrelson, R (9, PH) OBP: 0.313, SLG: 0.323			5-3			FC4-6 1-2 BB	K		K	2 0 1	0 0 0	0 0 0	0 0 0	1 0 1	1 0 1	2 0 1
Chuck Dobson, R (1, 1) OBP: 0.095, SLG: 0.095 Jim Dickson, L (5, 1) OBP: 0.500, SLG: 0.500 Ron Stone, L (6, PH) OBP: 0.222, SLG: 0.222 Ken Sanders, R (7, 1) Guido Grilli, L (7, 1) OBP: 0.500, SLG: 0.500 Ken Suarez, R (8, 2) OBP: 0.311, SLG: 0.197			4-3			FC4-6 S 6-3 1-2f 2-3		E5		1 0 1 0 0 1	0 0 1 0 0 0	0 0 0 0 0 0	0 0 0 0 0 0	0 0 1 0 0 0	0 0 0 0 0 0	0 0 2 0 0 0
Inning Stats	R: 0 E: 0 K: 0 S: 3 H: 1 LOB: 0 BB: 0 P: 3	R: 0 E: 0 K: 1 S: 5 H: 0 LOB: 0 BB: 0 P: 5	R: 0 E: 0 K: 0 S: 3 H: 0 LOB: 0 BB: 0 P: 3	R: 0 E: 0 K: 1 S: 5 H: 0 LOB: 0 BB: 0 P: 5	R: 0 E: 0 K: 1 S: 5 H: 0 LOB: 0 BB: 0 P: 5	R: 2 E: 0 K: 0 S: 4 H: 1 LOB: 1 BB: 2 P: 12	R: 0 E: 1 K: 2 S: 9 H: 1 LOB: 2 BB: 0 P: 9	R: 0 E: 1 K: 0 S: 4 H: 0 LOB: 1 BB: 0 P: 4	R: 1 E: 0 K: 1 S: 6 H: 2 LOB: 1 BB: 1 P: 10	1B: 4 2B: 0 3B: 1 HR: 0	SF: 0 SAC: 0 DP: 1 HBP: 0			WP: 0 PB: 0 SB: 2 CS: 1	PA: 35		

	AB	32
	R	3
	H	5
	RBI	1
	BB	3
	SO	6
	LOB	16

PITCHER		IP	WLS	BF	H	R	ER	SO	BB	IBB	HBP	BLK	WP	HR	S	P	ERA	WHIP
Dean Chance, R ERA: 3.5	(1, 1)	6.0	W	21	2	2	1	3	2	0	0	0	0	0	25	33	1.50	0.667
Bob Lee, R ERA: 2.37	(7, 1)	3.0	S	14	3	1	1	3	1	0	0	1	0	0	19	23	3.00	1.333

PITCHER	IP	WLS	BF	H	R	ER	SO	BB	IBB	HBP	BLK	WP	HR	S	P	ERA	WHIP

Batter	1	2	3	4	5	6	7	8	9	AB	R	H	RBI	BB	SO	LOB
Jose Cardenal, R (1, 8) OBP: 0.332, SLG: 0.414	1-3		4-3		G3 1B		6-3			4	0	1	0	0	0	1
Willie Smith, L (1, 7) OBP: 0.252, SLG: 0.284	F3		F3		G3 1-2			K		4	0	0	0	0	1	1
Jim Fregosi, R (1, 6) OBP: 0.315, SLG: 0.360	F6		2B		6-3			1B		4	0	2	0	0	0	1
Norm Siebern, L (1, 3) OBP: 0.420, SLG: 0.403		1B HBP 1B	F6			4-3		F2		4	0	1	0	0	0	2
Ed Kirkpatrick, L (1, 9) OBP: 0.310, SLG: 0.341		K		G3		L5		4-3		4	0	0	0	0	1	2
Bobby Knoop, R (1, 4) OBP: 0.282, SLG: 0.445		1B HBP 1-2		F8		4-3			5-3	3	0	0	0	0	0	0
Buck Rodgers, S (1, 2) OBP: 0.233, SLG: 0.300		1B 1-2 2-3		BB			F8		4-3	3	0	1	0	1	0	0
Paul Schaal, R (1, 5) OBP: 0.362, SLG: 0.346		K		F3			BB		1B	3	0	1	0	1	1	4
Clyde Wright, R (1, 1) OBP: 0.286, SLG: 0.286		4-3			K		F1		4-3	4	0	0	0	0	1	5
Inning Stats	R: 0 H: 0 E: 0 LOB: 0 K: 0 BB: 0 S: 3 P: 3	R: 0 H: 2 E: 0 LOB: 3 K: 2 BB: 0 S: 9 P: 10	R: 0 H: 1 E: 0 LOB: 1 K: 0 BB: 0 S: 4 P: 4	R: 0 H: 0 E: 0 LOB: 1 K: 0 BB: 1 S: 3 P: 7	R: 0 H: 1 E: 0 LOB: 1 K: 1 BB: 0 S: 6 P: 6	R: 0 H: 0 E: 0 LOB: 0 K: 0 BB: 0 S: 3 P: 3	R: 0 H: 0 E: 0 LOB: 1 K: 0 BB: 1 S: 3 P: 7	R: 0 H: 1 E: 0 LOB: 1 K: 1 BB: 0 S: 6 P: 6	R: 0 H: 1 E: 0 LOB: 1 K: 0 BB: 0 S: 4 P: 4	1B: 5 SF: 0 2B: 1 SAC: 0 3B: 0 DP: 0 HR: 0 HBP: 1						

TOP

California Angels @ Kansas City Athletics

Municipal Stadium, Kansas City, MO

Sun Jun 19 1966, 4:33 AM EDT

Unknown

livebaseballscorecards.com

AB	33
R	0
H	6
RBI	0
BB	2
SO	4
LOB	16

PITCHER		IP	WLS	BF	H	R	ER	SO	BB	IBB	HBP	BLK	WP	HR	S	P	ERA	WHIP
Lew Krausse, R ERA: 2.58	(1, 1)	9.0	W	36	6	0	0	4	2	0	1	0	0	0	41	50	0.00	0.889

PITCHER	IP	WLS	BF	H	R	ER	SO	BB	IBB	HBP	BLK	WP	HR	S	P	ERA	WHIP

Batter	1	2	3	4	5	6	7	8	9	AB	R	H	RBI	BB	SO	LOB
Bert Campaneris, R (1, 6) OBP: 0.294, SLG: 0.399	F7		1B			3B			SH3 1B 1B	4	1	3	0	0	0	0
Jim Gosger, L (1, 8) OBP: 0.304, SLG: 0.362	K		4-3			L3			SH3 1-2	3	0	0	0	0	1	2
Mike Hershberger, R (1, 9) OBP: 0.305, SLS: 0.346	1B			F8		F8			1B IBB	3	0	1	0	1	0	1
Danny Cater, R (1, 7) OBP: 0.247, SLG: 0.277	F9			1-3			F9		1-2 2-H 1B	4	0	1	1	0	0	1
Ken Harrelson, R (1, 3) OBP: 0.313, SLG: 0.323		5-3		2-4 1B			F4			3	0	1	0	0	0	0
Dick Green, R (1, 4) OBP: 0.256, SLG: 0.316		5-3		2-4 1-2	G6-4-3 1B		F8			3	0	1	0	0	0	0
Ed Charles, R (1, 5) OBP: 0.278, SLG: 0.393		F8			G6-4-3 1-2f			6-3		3	0	0	0	0	0	1
Phil Roof, R (1, 2) OBP: 0.272, SLG: 0.412			K2-3		F8			K		3	0	0	0	0	2	0
Lew Krausse, R (1, 1)			K			K		F4		3	0	0	0	0	2	0
Inning Stats	R: 0 E: 0 K: 1 S: 6 H: 1 LOB: 1 BB: 0 P: 6	R: 0 E: 0 K: 0 S: 3 H: 0 LOB: 0 BB: 0 P: 3	R: 0 E: 0 K: 2 S: 8 H: 1 LOB: 1 BB: 0 P: 8	R: 0 E: 0 K: 0 S: 3 H: 1 LOB: 1 BB: 0 P: 3	R: 0 E: 0 K: 0 S: 3 H: 1 LOB: 0 BB: 0 P: 3	R: 0 E: 0 K: 1 S: 6 H: 1 LOB: 1 BB: 0 P: 6	R: 0 E: 0 K: 0 S: 3 H: 0 LOB: 0 BB: 0 P: 3	R: 0 E: 0 K: 1 S: 5 H: 0 LOB: 0 BB: 0 P: 5	R: 1 E: 0 K: 0 S: 3 H: 2 LOB: 2 BB: 1 P: 7	1B: 6 2B: 0 3B: 1 HR: 0 SF: 0 SAC: 1 DP: 1 HBP: 0	WP: 0 PB: 0 SB: 0 CS: 0 PA: 31					

PITCHER	IP	WLS	BF	H	R	ER	SO	BB	IBB	HBP	BLK	WP	HR	S	P	ERA	WHIP
Clyde Wright, L (1, 1) ERA: 1.04	8.1	L	32	7	1	1	5	0	1	0	0	0	0	40	44	1.08	0.840

PITCHER	IP	WLS	BF	H	R	ER	SO	BB	IBB	HBP	BLK	WP	HR	S	P	ERA	WHIP

BOTTOM

California Angels @ Kansas City Athletics

Municipal Stadium, Kansas City, MO

Sun Jun 19 1966, 4:33 AM EDT

Unknown

livebaseballscorecards.com

AB	29
R	1
H	7
RBI	1
BB	1
SO	5
LOB	5

Batter	1	2	3	4	5	6	7	8	9	10	AB	R	H	RBI	BB	SO	LOB
Jose Cardenal, R (1, 8) OBP: 0.338, SLG: 0.425	SH1-3 FC6-2-1-6-4 2B		1B 1B		K 1B			6-3		G4-3 1-2f 2-3	2	0	2	0	0	0	0
Rick Reichardt, R (3, 7) OBP: 0.381, SLG: 0.525 (10, 8)											3	0	1	0	0	0	2
Jim Piersall, R (1, 7) (3, 8)	SH1-3 2-3		G6-4-3 1-3 1B		K 1-2			4-3 1B		F2	3	0	2	0	0	1	1
Willie Smith, L (10, PH) OBP: 0.250, SLG: 0.282 (10, 7)											1	0	0	0	0	0	1
Jim Fregosi, R (1, 6) OBP: 0.310, SLG: 0.354	FC6-2-1-6-4 1B 3-H		G6-4-3 1-2f			F8		4-3 1-2			4	1	0	0	0	0	4
Joe Adcock, R (1, 3) OBP: 0.333, SLG: 0.525	2-H 1B			4-3 E 2B		K		F4			4	1	2	1	0	1	1
Bobby Knoop, R (1, 4) OBP: 0.282, SLG: 0.440	K			4-3 2-3		BB			4-3		3	0	0	0	1	1	2
Frank Malzone, R (1, 5) OBP: 0.269, SLG: 0.328		6-3		E2 3-H		K			CS BB		3	0	0	0	1	1	1
Jackie Hernandez, R (9, PR)											0	0	0	0	0	0	0
Minnie Rojas, R (9, 1)											0	0	0	0	0	0	0
Jackie Warner, R (1, 9) OBP: 0.290, SLG: 0.452		K		K			L5		F9 1-2		3	0	0	0	0	2	1
Ed Kirkpatrick, L (9, PH) OBP: 0.308, SLG: 0.338 (9, 9)											1	0	0	0	0	0	1
Buck Rodgers, S (1, 2) OBP: 0.233, SLG: 0.300		K		5-3			F7			G4-3 HBP 1B	4	0	1	0	0	1	1
Jim McGlothlin, R (1, 1) OBP: 0.158, SLG: 0.176			F8		K		K			G4-3 1-2 HBP	3	0	0	0	0	2	0
Paul Schaal, R (9, 5) OBP: 0.365, SLG: 0.346											0	0	0	0	0	0	0

Inning Stats										
	R: 1 H: 2 E: 0 LOB: 1 K: 1 BB: 0 S: 7 P: 7	R: 0 H: 0 E: 0 LOB: 0 K: 2 BB: 0 S: 7 P: 7	R: 0 H: 2 E: 0 LOB: 1 K: 0 BB: 0 S: 4 P: 4	R: 1 H: 1 E: 1 LOB: 1 K: 1 BB: 0 S: 7 P: 7	R: 0 H: 1 E: 0 LOB: 1 K: 2 BB: 0 S: 7 P: 7	R: 0 H: 0 E: 0 LOB: 1 K: 2 BB: 1 S: 7 P: 11	R: 0 H: 0 E: 0 LOB: 0 K: 1 BB: 0 S: 5 P: 5	R: 0 H: 1 E: 0 LOB: 1 K: 0 BB: 0 S: 4 P: 4	R: 0 H: 0 E: 0 LOB: 1 K: 0 BB: 1 S: 2 P: 6	R: 0 H: 1 E: 0 LOB: 1 K: 0 BB: 0 S: 3 P: 4

PITCHER		IP	WLS	BF	H	R	ER	SO	BB	IBB	HBP	BLK	WP	HR	S	P	ERA	WHIP
Paul Lindblad, L ERA: 5.24	(1, 1)	8.0		31	7	2	1	9	1	0	0	0	0	0	48	52	1.12	1.000
Jack Aker, R ERA: 1.04	(9, 1)	2.0	W	7	1	0	0	0	1	0	1	0	0	0	5	10	0.00	1.000

PITCHER	IP	WLS	BF	H	R	ER	SO	BB	IBB	HBP	BLK	WP	HR	S	P	ERA	WHIP

TOP

California Angels @ Kansas City Athletics

Municipal Stadium, Kansas City, MO

Sun Jun 19 1966, 4:38 AM EDT
Att. 12,348 - Unknown

livebaseballscorecards.com

AB	34
R	2
H	8
RBI	1
BB	2
SO	9
LOB	15

1B: 6	SF: 0	WP: 0	PA: 38
2B: 2	SAC: 1	PB: 0	
3B: 0	DP: 2	SB: 0	
HR: 0	HBP: 1	CS: 1	

Batter	1	2	3	4	5	6	7	8	9	10	AB	R	H	RBI	BB	SO	LOB
Bert Campaneris, R (1, 6) OBP: 0.297, SLG: 0.401	G3		K		L7-3, BB			E5, 2B		E7, 2B	4	2	1	0	1	1	0
Jim Gosger, L (1, 8) OBP: 0.297, SLG: 0.353	F8		K		L7-3 1-2			F7			4	0	0	0	0	1	2
Mike Hershberger, R (1, 9) OBP: 0.312, SLG: 0.358	1B		1B			F8		1-H, 2B			4	0	3	1	0	0	0
Roger Repoz, L (1, 3) OBP: 0.357, SLG: 0.422	F3		F8			5-3		4-3			4	0	0	0	0	0	3
Danny Cater, R (1, 5) OBP: 0.241, SLG: 0.270		6-3		5-3		K			6-3		4	0	0	0	0	1	0
Larry Stahl, L (1, 7) OBP: 0.250, SLG: 0.360		HR		CS, 1B 1B			F7		4-3		4	1	2	1	0	0	0
Dick Green, R (1, 4) OBP: 0.264, SLG: 0.321		6-3		1-2 1B			3, BB		1B		3	0	2	0	1	0	0
Ken Suarez, R (1, 2) OBP: 0.316, SLG: 0.194		FC6, BB		K 2-3			3 1-2f		K		1	0	0	0	1	1	2
Ed Charles, R (7, PH) OBP: 0.276, SLG: 0.390											1	0	0	0	0	0	1
Phil Roof, R (8, 2) OBP: 0.269, SLG: 0.407											1	0	0	0	0	1	1
Paul Lindblad, L (1, 1)		FC6 1-2f			1-3			K		5-3	2	0	0	0	0	0	1
Ron Stone, L (8, PH) OBP: 0.211, SLG: 0.211											1	0	0	0	0	1	0
Jack Aker, R (9, 1)											0	0	0	0	0	0	0
Ken Harrelson, R (10, PH) OBP: 0.311, SLG: 0.322											1	0	0	0	0	0	0
Inning Stats	R: 0 E: 0 K: 0 S: 4 H: 1 LOB: 1 BB: 0 P: 4	R: 1 E: 0 K: 0 S: 4 H: 1 LOB: 1 BB: 1 P: 8	R: 0 E: 0 K: 2 S: 8 H: 1 LOB: 1 BB: 0 P: 8	R: 0 E: 0 K: 1 S: 6 H: 2 LOB: 1 BB: 0 P: 6	R: 0 E: 0 K: 0 S: 2 H: 0 LOB: 0 BB: 1 P: 6	R: 0 E: 0 K: 1 S: 5 H: 0 LOB: 0 BB: 0 P: 5	R: 0 E: 0 K: 0 S: 2 H: 0 LOB: 0 BB: 1 P: 6	R: 1 E: 1 K: 1 S: 7 H: 1 LOB: 1 BB: 0 P: 7	R: 0 E: 0 K: 1 S: 6 H: 1 LOB: 1 BB: 0 P: 6	R: 1 E: 1 K: 0 S: 2 H: 1 LOB: 0 BB: 0 P: 2	1B: 5 2B: 4 3B: 0 HR: 1	SF: 0 SAC: 0 DP: 2 HBP: 0					

PITCHER	IP	WLS	BF	H	R	ER	SO	BB	IBB	HBP	BLK	WP	HR	S	P	ERA	WHIP
Jim McGlothlin, R (1, 1) ERA: 3.5	8.0		31	6	2	1	5	3	0	0	0	0	1	38	50	1.12	1.125
Minnie Rojas, R (9, 1) ERA: 1.13	1.1	L	6	2	1	0	1	0	0	0	0	0	0	8	8	0.00	1.500

PITCHER	IP	WLS	BF	H	R	ER	SO	BB	IBB	HBP	BLK	WP	HR	S	P	ERA	WHIP

BOTTOM

California Angels @ Kansas City Athletics

Municipal Stadium, Kansas City, MO

Sun Jun 19 1966, 4:38 AM EDT

Att. 12,348 - Unknown

livebaseballscorecards.com

AB	34
R	3
H	8
RBI	2
BB	3
SO	6
LOB	10

1B: 5 2B: 4 3B: 0 HR: 1 SF: 0 SAC: 0 DP: 2 HBP: 0

WP: 0 PB: 0 SB: 0 CS: 1 PA: 37

Minnesota Twins @ California Angels

Anaheim Stadium, Anaheim, CA

Mon Jun 20 1966, 10:05 PM EDT

Att. 17,075 - Unknown

TOP

livebaseballscorecards.com

Batter	1	2	3	4	5	6	7	8	9	AB	R	H	RBI	BB	SO	LOB
Cesar Tovar, R (1, 6) OBP: 0.340, SLG: 0.400	K 1B		2-H 2B		6-3			6-3 2B		4	0	3	1	0	0	1
Earl Battey, R (1, 2) OBP: 0.339, SLG: 0.329	K 1-2		F6		F8			BBBB 6-3 BB		3	0	0	0	1	1	3
Tony Oliva, L (1, 8) OBP: 0.361, SLG: 0.557	K		K			1-6-3		6-3 1-2 2-3		4	0	0	0	0	2	3
Harmon Killebrew, R (1, 5) OBP: 0.373, SLG: 0.500		F7		HR		5-3		FC4-6 IBB		3	1	1	1	1	0	0
Andy Kosco, R (1, 7) OBP: 0.281, SLG: 0.327		F7		F7		F5		FC4-6 1-2f		3	0	0	0	0	0	0
Sandy Valdespino, L (8, PH) (8, 7) OBP: 0.218, SLG: 0.277										1	0	0	0	0	0	3
Don Mincher, L (1, 3) OBP: 0.328, SLG: 0.450		HR		F3			F8		4-3	4	1	1	1	0	0	0
Bob Allison, R (1, 9) OBP: 0.323, SLG: 0.314		K		F8			3-1		L6	3	0	0	0	0	1	0
Johnny Klippstein, R (8, 1)										0	0	0	0	0	0	0
Russ Nixon, L (9, PH) OBP: 0.250, SLG: 0.267										1	0	0	0	0	0	0
Bernie Allen, L (1, 4) OBP: 0.306, SLG: 0.332			BLK 2B 1B		BBBB SH1-4 BB		6-3		1-3	3	1	1	0	1	0	0
Mudcat Grant, R (1, 1) OBP: 0.121, SLG: 0.156			K 1-2		SH1-4 1-2			4-3		1	0	0	0	0	1	1
Al Worthington, R (7, 1) OBP: 0.200, SLG: 0.400										0	0	0	0	0	0	0
Jimmie Hall, L (8, PH) (8, 9) OBP: 0.305, SLG: 0.437										1	0	0	0	0	0	0
Inning Stats	R: 0 E: 0 K: 2 S: 7 / H: 1 LOB: 0 BB: 0 P: 7	R: 1 E: 0 K: 1 S: 6 / H: 1 LOB: 0 BB: 0 P: 6	R: 1 E: 0 K: 2 S: 9 / H: 2 LOB: 0 BB: 0 P: 9	R: 1 E: 0 K: 0 S: 4 / H: 1 LOB: 0 BB: 0 P: 4	R: 0 E: 0 K: 0 S: 3 / H: 0 LOB: 1 BB: 1 P: 7	R: 0 E: 0 K: 0 S: 3 / H: 0 LOB: 0 BB: 0 P: 3	R: 0 E: 0 K: 0 S: 3 / H: 0 LOB: 0 BB: 0 P: 3	R: 0 E: 0 K: 0 S: 4 / H: 1 LOB: 3 BB: 2 P: 12	R: 0 E: 0 K: 0 S: 3 / H: 0 LOB: 0 BB: 0 P: 3	1B: 2 2B: 2 3B: 0 HR: 2	SF: 0 SAC: 1 DP: 0 HBP: 0					

	AB	31
	R	3
	H	6
	RBI	3
	BB	3
	SO	5
	LOB	11

WP: 0 PB: 0 SB: 0 CS: 0 — PA: 35

PITCHER		IP	WLS	BF	H	R	ER	SO	BB	IBB	HBP	BLK	WP	HR	S	P	ERA	WHIP
George Brunet, L ERA: 3.35	(1, 1)	5.0		20	5	3	3	5	1	0	0	1	0	2	29	33	5.40	1.200
Lew Burdette, R ERA: 2.5	(6, 1)	2.0	W	6	0	0	0	0	0	0	0	0	0	0	6	6	0.00	0.000
Bob Lee, R ERA: 2.28	(8, 1)	2.0	S	9	1	0	0	0	1	1	0	0	0	0	7	15	0.00	1.000

PITCHER	IP	WLS	BF	H	R	ER	SO	BB	IBB	HBP	BLK	WP	HR	S	P	ERA	WHIP

BOTTOM

Minnesota Twins @ California Angels

Anaheim Stadium, Anaheim, CA

Mon Jun 20 1966, 10:05 PM EDT

Att. 17,075 - Unknown

livebaseballscorecards.com

Batter	1	2	3	4	5	6	7	8	9	AB	R	H	RBI	BB	SO	LOB
Jim Piersall, R (1, 8) OBP: 0.286, SLG: 0.250	FC5-4 1B		F9		1-3		4-3 2-3			3	0	1	0	0	0	0
Jose Cardenal, R (7, PH) OBP: 0.336, SLG: 0.423 (8, 7)										1	0	0	0	0	0	1
Ed Kirkpatrick, L (1, 9) OBP: 0.307, SLG: 0.336	F8		F7		F8		CS 1B 3-H			4	0	1	1	0	0	1
Jim Fregosi, R (1, 6) OBP: 0.306, SLG: 0.348	FC5-4 2B 1-2f		1-3			2-3	CS 1-2	4-3		4	1	0	0	0	0	1
Norm Siebern, L (1, 3) OBP: 0.422, SLG: 0.432	2B 1-H			K		4-3		HR		4	1	2	2	0	1	0
Rick Reichardt, R (1, 7) (8, 8) OBP: 0.374, SLG: 0.515	K			F9		F8		K		4	0	0	0	0	2	1
Bobby Knoop, R (1, 4) OBP: 0.285, SLG: 0.438		1-3		1B			F9	1B BB		3	0	1	0	1	0	0
Tom Satriano, L (1, 2) OBP: 0.404, SLG: 0.319		F7		1-2 1B			WP SF 1B	1-3 1B		4	1	3	0	0	0	0
Paul Schaal, R (1, 5) OBP: 0.367, SLG: 0.346		HBP		F8			1-2 SF WP 1B	K		3	1	1	0	0	1	4
George Brunet, R (1, 1) OBP: 0.143, SLG: 0.286		K			5-3		SF 4-3 1B 1-H 2-H			1	0	0	0	0	1	1
Frank Malzone, R (5, PH) OBP: 0.265, SLG: 0.323										1	0	0	0	0	0	0
Lew Burdette, R (6, 1)										0	0	0	0	0	0	0
Willie Smith, L (7, PH) OBP: 0.248, SLG: 0.282										0	1	0	1	0	0	0
Bob Lee, R (8, 1)										0	0	0	0	0	0	0
Inning Stats	R: 1 E: 0 K: 1 S: 7 H: 2 LOB: 1 BB: 0 P: 7	R: 0 E: 0 K: 1 S: 5 H: 0 LOB: 1 BB: 0 P: 6	R: 0 E: 0 K: 0 S: 3 H: 0 LOB: 0 BB: 0 P: 3	R: 0 E: 0 K: 1 S: 7 H: 2 LOB: 2 BB: 0 P: 7	R: 0 E: 0 K: 0 S: 3 H: 0 LOB: 0 BB: 0 P: 3	R: 0 E: 0 K: 0 S: 3 H: 0 LOB: 0 BB: 0 P: 3	R: 3 E: 1 K: 0 S: 6 H: 3 LOB: 0 BB: 0 P: 6	R: 1 E: 0 K: 2 S: 9 H: 2 LOB: 2 BB: 1 P: 13		1B: 7 2B: 1 3B: 0 HR: 1 SF: 1 SAC: 0 DP: 0 HBP: 1						

	AB	32
	R	5
	H	9
	RBI	4
	BB	1
	SO	5
	LOB	9

WP: 1 PB: 0 SB: 0 CS: 1 PA: 36

PITCHER		IP	WLS	BF	H	R	ER	SO	BB	IBB	HBP	BLK	WP	HR	S	P	ERA	WHIP
Mudcat Grant, R ERA: 3.25	(1, 1)	6.2	L	29	7	4	2	3	0	0	1	0	1	0	34	35	2.70	1.050
Al Worthington, R ERA: 2.31	(7, 1)	0.1		0	0	0	0	0	0	0	0	0	0	0	0	0	0.00	0.000
Johnny Klippstein, R ERA: 4.5	(8, 1)	1.0		6	2	1	1	2	1	0	0	0	0	1	9	13	9.00	3.000

PITCHER	IP	WLS	BF	H	R	ER	SO	BB	IBB	HBP	BLK	WP	HR	S	P	ERA	WHIP

Batter	1	2	3	4	5	6	7	8	9	AB	R	H	RBI	BB	SO	LOB
Cesar Tovar, R (1, 6) OBP: 0.329, SLG: 0.385	x 0-0 ① 6-3		S S S 0-3 ③ K		x 0-0 ② F9	x 0-0 ① 6-3 3-H		x 0-0 ③ 5-3 1-2		5	0	0	1	0	1	5
Rich Rollins, R (1, 5) OBP: 0.327, SLG: 0.456	x 0-0 ② F9			x 0-0 FC6-4 1B	x 0-0 BB 1B 1-2 2-3 1B	x 0-0 ② 5-3			x 0-0 ① 5-3	5	1	2	0	0	0	1
Tony Oliva, L (1, 9) OBP: 0.362, SLG: 0.552	x 0-0 ③ 1-3			x 0-0 ① FC6-4 S 1B 1-2f	B B B 4-0 WP 1B E 1-2 2-3 3-H BB	x 0-0 ③ F7			x 0-0 G6-4-3 1B	4	1	1	1	1	0	2
Harmon Killebrew, R (1, 7) OBP: 0.369, SLG: 0.493		x 0-0 ① 1-3		x 0-0 ② F9	x 0-0 WP E 1-2 2-H 3-H 1B		x 0-0 ① 5-3		x 0-0 ② ③ G6-4-3 1-2f	5	1	1	2	0	0	2
Don Mincher, L (1, 3) OBP: 0.327, SLG: 0.446		x 0-0 ② F3		x 0-0 S 1-2 1B	x 0-0 E3 1-H 2-H		x 0-0 ② F8			4	0	1	0	0	0	0
Andy Kosco, R (1, 8) OBP: 0.267, SLG: 0.310	S S S 0-3 ③ K		S S S 0-3 ③ K 1-2 2-3	x 0-0 ③ F4		x 0-0 ③ F8				3	0	0	0	0	2	3
Pete Cimino, R (5, 1)										0	0	0	0	0	0	0
Jim Merritt, L (6, 1)										0	0	0	0	0	0	0
Sandy Valdespino, L (7, PH) OBP: 0.216, SLG: 0.274										1	0	0	0	0	0	0
Al Worthington, R (7, 1) OBP: 0.200, SLG: 0.400										0	0	0	0	0	0	0
Earl Battey, R (1, 2) OBP: 0.350, SLG: 0.337			x 0-0 1B		x 0-0 1B HBP BB 1B	H 1-0 1B 2B HBP		x 0-0 ① F9		2	2	2	0	0	0	0
Jerry Zimmerman, R (6, 2) OBP: 0.357, SLG: 0.286										1	0	0	0	0	0	0
Bernie Allen, L (1, 4) OBP: 0.309, SLG: 0.332			S S S 0-3 ① K		H 1-0 BB 1B 1B 1-2 HBP	x 0-0 2B 6-3 1-2 1B		x 0-0 ② F9		3	2	1	0	0	1	1
Jim Perry, S (1, 1) OBP: 0.267, SLG: 0.154			S S S 0-3 ② K		x 0-0 ① F8	x 0-0 1-3 2-H 2B		x 0-0 WP 1B		0	0	0	0	0	0	0
Dwight Siebler, R (1, 1)										1	0	0	0	0	1	1
Bob Allison, R (5, PH) OBP: 0.320, SLG: 0.311										1	0	0	0	0	0	2
(5, 8)																
Jimmie Hall, L (6, PH) OBP: 0.315, SLG: 0.453										2	0	2	1	0	0	0
(6, 8)																
Inning Stats	R: 0 E: 0 K: 0 S: 3 H: 0 LOB: 0 BB: 0 P: 3	R: 0 E: 0 K: 1 S: 5 H: 0 LOB: 0 BB: 0 P: 5	R: 0 E: 0 K: 3 S: 10 H: 1 LOB: 1 BB: 0 P: 10	R: 0 E: 0 K: 1 S: 7 H: 2 LOB: 2 BB: 0 P: 7	R: 5 E: 1 K: 0 S: 7 H: 3 LOB: 1 BB: 1 P: 12	R: 2 E: 0 K: 0 S: 5 H: 2 LOB: 1 BB: 0 P: 6	R: 0 E: 0 K: 0 S: 3 H: 0 LOB: 0 BB: 0 P: 3	R: 0 E: 0 K: 0 S: 4 H: 1 LOB: 1 BB: 0 P: 4	R: 0 E: 0 K: 0 S: 3 H: 1 LOB: 0 BB: 0 P: 3	1B: 9 2B: 1 3B: 0 HR: 0 SF: 0 SAC: 0 DP: 1 HBP: 2						

PITCHER		IP	WLS	BF	H	R	ER	SO	BB	IBB	HBP	BLK	WP	HR	S	P	ERA	WHIP
Marcelino Lopez, L ERA: 3.46	(1, 1)	5.0	W	24	6	5	3	5	1	0	1	0	1	0	32	37	5.40	1.400
Jack Sanford, R ERA: 3.62	(6, 1)	0.0		3	2	2	2	0	0	0	1	0	0	0	2	3	∞	∞
Minnie Rojas, R ERA: 0.96	(6, 1)	4.0	S	13	2	0	0	0	0	0	0	0	1	0	13	13	0.00	0.500

PITCHER	IP	WLS	BF	H	R	ER	SO	BB	IBB	HBP	BLK	WP	HR	S	P	ERA	WHIP

TOP

Minnesota Twins @ California Angels

Anaheim Stadium, Anaheim, CA

Tue Jun 21 1966, 10:05 PM EDT

Att. 18,161 - Unknown

livebaseballscorecards.com

AB	37
R	7
H	10
RBI	5
BB	1
SO	5
LOB	17

WP: 2 PB: 0 SB: 2 CS: 0 PA: 40

BOTTOM

Batter	1	2	3	4	5	6	7	8	9	AB	R	H	RBI	BB	SO	LOB
Jim Piersall, R (1, 8) OBP: 0.288, SLG: 0.271 Willie Smith, L (6, PH) OBP: 0.248, SLG: 0.282 Jose Cardenal, R (6, PH) (7, 8) OBP: 0.338, SLG: 0.421	0-0 1B 2B	0-0 G5-4-3 1-2f		0-0 FC3-6 HR 1-2f 2-3		BBBB 4-0 FC3-2 1B 1-2 BB		0-0 F9		3 0 1	2 0 1	1 0 1	0 0 1	0 0 0	0 0 0	3 0 0
Ed Kirkpatrick, L (1, 9) OBP: 0.311, SLG: 0.362	0-0 WP 1B SF8 2-H 1B		SSS 0-3 K	0-0 1-H 3-H HR		0-0 FC3-2 1B 1-2 2-3 3-Hf				4	2	2	4	0	1	3
Jim Fregosi, R (1, 6) OBP: 0.309, SLG: 0.350	0-0 SF8 WP 1B 1-2 1B		0-0 F7	0-0 5-3		0-0 1-2 2-H 3-H 1B				4	1	2	2	0	0	0
Norm Siebern, L (1, 3) OBP: 0.413, SLG: 0.424	0-0 SF8 1-3 2-H		0-0 3-1		0-0 F8	SSS 0-3 K				3	0	0	1	0	1	2
Rick Reichardt, R (1, 7) OBP: 0.368, SLG: 0.505	SSS 0-3 K			0-0 E4 1B 1B	SSS 0-3 K		0-0 F8			4	1	0	0	0	2	1
Bobby Knoop, R (1, 4) OBP: 0.288, SLG: 0.439	0-0 3-H 1B			0-0 F8 1B 1-3 SH 1B	SSS 0-3 K		SSS 0-3 K			4	1	2	1	0	2	0
Tom Satriano, L (1, 2) OBP: 0.410, SLG: 0.333	0-0 F8			0-0 FC3-6 SH 1-2 HR 3-H 1B		0-0 1B FC3-2 1B	0-0 6-3			4	1	2	1	0	0	1
Paul Schaal, R (1, 5) OBP: 0.365, SLG: 0.344		SSS 0-3 K		0-0 F8 2-3		0-0 FC3-2 BB 1-3 1B 1B		0-0 F9		4	1	1	0	0	1	2
Marcelino Lopez, R (1, 1) OBP: 0.357, SLG: 0.360 Jack Sanford, R (6, 1) OBP: 0.250, SLG: 0.357 Minnie Rojas, R (6, 1)		0-0 G5-4-3 1B		0-0 SH FC3-6 1-2 3-H		SSS 0-3 K		0-0 L3		1 0 2	0 0 0	1 0 0	1 0 0	0 0 1	0 0 2	0 0 2
Inning Stats	R: 3 E: 0 K: 1 S: 9 H: 4 LOB: 1 BB: 0 P: 9	R: 0 E: 0 K: 1 S: 5 H: 1 LOB: 0 BB: 0 P: 5	R: 0 E: 0 K: 1 S: 5 H: 0 LOB: 0 BB: 0 P: 5	R: 5 E: 1 K: 0 S: 8 H: 3 LOB: 0 BB: 0 P: 8	R: 0 E: 0 K: 2 S: 7 H: 0 LOB: 0 BB: 0 P: 7	R: 2 E: 0 K: 2 S: 10 H: 3 LOB: 2 BB: 1 P: 14	R: 0 E: 0 K: 1 S: 5 H: 0 LOB: 0 BB: 0 P: 5	R: 0 E: 0 K: 0 S: 3 H: 0 LOB: 0 BB: 0 P: 3		1B: 9 2B: 1 3B: 0 HR: 1	SF: 1 SAC: 1 DP: 1 HBP: 0			WP: 1 PB: 0 SB: 0 CS: 0	PA: 37		

PITCHER		IP	WLS	BF	H	R	ER	SO	BB	IBB	HBP	BLK	WP	HR	S	P	ERA	WHIP
Jim Perry, R ERA: 3.72	(1, 1)	0.2	L	6	4	3	3	1	0	0	0	0	1	0	8	8	40.50	6.000
Dwight Siebler, R ERA: 4.15	(1, 1)	3.1		15	4	5	1	2	0	0	0	0	0	1	19	19	2.70	1.200
Pete Cimino, R ERA: 3.48	(5, 1)	1.1		6	2	2	2	3	0	0	0	0	0	0	12	12	13.50	1.500
Jim Merritt, L ERA: 3.09	(6, 1)	0.2		4	1	0	0	1	1	0	0	0	0	0	5	9	0.00	3.000
Al Worthington, R ERA: 2.19	(7, 1)	2.0		6	0	0	0	1	0	0	0	0	0	0	8	8	0.00	0.000

PITCHER	IP	WLS	BF	H	R	ER	SO	BB	IBB	HBP	BLK	WP	HR	S	P	ERA	WHIP

Minnesota Twins @ California Angels

Anaheim Stadium, Anaheim, CA

Tue Jun 21 1966, 10:05 PM EDT

Att. 18,161 - Unknown

livebaseballscorecards.com

AB	34
R	10
H	11
RBI	10
BB	1
SO	8
LOB	14

Minnesota Twins @ California Angels

Anaheim Stadium, Anaheim, CA

Wed Jun 22 1966, 10:05 PM EDT

Att. 18,341 - Unknown

TOP

livebaseballscorecards.com

Batter	1	2	3	4	5	6	7	8	9	AB	R	H	RBI	BB	SO	LOB
Cesar Tovar, R (1, 6) OBP: 0.320, SLG: 0.374	5-3	F9			F6			F8		4	0	0	0	0	0	2
Rich Rollins, R (1, 5) OBP: 0.342, SLG: 0.457	1B 1B		6-3		G4-3 HBP			BBBB FC3-6 BB		2	0	1	0	1	0	0
Tony Oliva, L (1, 9) OBP: 0.364, SLG: 0.555	1-2 1B		1B SF9 2B		G4-3 1-2f			FC3-6 1-2f		4	1	2	0	0	0	2
Jimmie Hall, L (1, 8) OBP: 0.313, SLG: 0.447	SSS K		2-3 1B			SSS K		4-3		4	0	1	0	0	2	3
Harmon Killebrew, R (1, 7) OBP: 0.371, SLG: 0.493	SSS K		3-H SF9			BBBB G4-6-3 BB			G5-4-3 1B	2	0	1	1	1	1	2
Don Mincher, L (1, 3) OBP: 0.321, SLG: 0.436		4-3	SSS K			G4-6-3 1-2f			F9	4	0	0	0	0	1	3
Bernie Allen, L (1, 4) OBP: 0.304, SLG: 0.326		F6		6-3			4-3		G5-4-3 1-2f	4	0	0	0	0	0	1
Jerry Zimmerman, R (1, 2) OBP: 0.362, SLG: 0.280		BBBB 1B BB		6-3			F5			1	0	0	0	1	0	0
Russ Nixon, L (7, PH) (7, 2) OBP: 0.235, SLG: 0.250										1	0	0	0	0	0	0
Dave Boswell, R (1, 1) OBP: 0.207, SLG: 0.241		1-2 1B		SSS K			5-3			2	0	1	0	0	1	0
Sandy Valdespino, L (7, PH) OBP: 0.213, SLG: 0.271										1	0	0	0	0	0	0
Al Worthington, R (7, 1) OBP: 0.200, SLG: 0.400										0	0	0	0	0	0	0

Inning Stats	1	2	3	4	5	6	7	8	9
	R: 0 H: 2 E: 0 LOB: 2 K: 2 BB: 0 S: 9 P: 9	R: 0 H: 1 E: 0 LOB: 2 K: 0 BB: 1 S: 4 P: 8	R: 1 H: 2 E: 0 LOB: 1 K: 1 BB: 0 S: 7 P: 7	R: 0 H: 0 E: 0 LOB: 0 K: 1 BB: 0 S: 5 P: 5	R: 0 H: 0 E: 0 LOB: 0 K: 0 BB: 1 S: 2 P: 3	R: 0 H: 0 E: 0 LOB: 0 K: 1 BB: 1 S: 4 P: 8	R: 0 H: 0 E: 0 LOB: 0 K: 0 BB: 0 S: 3 P: 3	R: 0 H: 0 E: 0 LOB: 1 K: 0 BB: 1 S: 3 P: 7	R: 0 H: 1 E: 0 LOB: 0 K: 0 BB: 0 S: 3 P: 3

1B: 5	SF: 1	WP: 0	PA: 34
2B: 1	SAC: 0	PB: 0	
3B: 0	DP: 3	SB: 0	
HR: 0	HBP: 1	CS: 0	

AB	29
R	1
H	6
RBI	1
BB	3
SO	5
LOB	13

PITCHER	IP	WLS	BF	H	R	ER	SO	BB	IBB	HBP	BLK	WP	HR	S	P	ERA	WHIP
Dean Chance, R (1, 1) ERA: 3.31	9.0	W	34	6	1	1	5	3	0	1	0	0	0	40	53	1.00	1.000

PITCHER	IP	WLS	BF	H	R	ER	SO	BB	IBB	HBP	BLK	WP	HR	S	P	ERA	WHIP

Batter	1	2	3	4	5	6	7	8	9	AB	R	H	RBI	BB	SO	LOB
Jose Cardenal, R (1, 8) OBP: 0.340, SLG: 0.436	3-1		HR		9-6 1B		K			4	1	2	1	0	1	1
Ed Kirkpatrick, L (1, 9) OBP: 0.316, SLG: 0.361	F3		1B 4-3 BB		K			FC6-4 1B		3	1	1	0	1	1	1
Jim Fregosi, R (1, 6) OBP: 0.311, SLG: 0.353	1B		4-3 1B 1-3		9-6 1-2f			FC6-4 WP G3 1-2f		4	1	2	0	0	0	2
Norm Siebern, L (1, 3) OBP: 0.404, SLG: 0.413	K		4-3 1-2 3-H			4-3		G3 1-2		4	0	0	1	0	1	3
Rick Reichardt, R (1, 7) OBP: 0.366, SLG: 0.500		5-3	CS 1B 2-H			4-3		K 2-3		4	0	1	1	0	1	1
Bobby Knoop, R (1, 4) OBP: 0.288, SLG: 0.449		HR	K 1-2			F9				3	1	1	1	0	1	1
Tom Satriano, L (1, 2) OBP: 0.406, SLG: 0.321		4-3		3-1			S BB			2	0	0	0	1	0	0
Paul Schaal, R (1, 5) OBP: 0.365, SLG: 0.340		BB		5-3			F7 1-2			2	0	0	0	1	0	1
Dean Chance, R (1, 1) OBP: 0.027, SLG: 0.027		K		K			K			3	0	0	0	0	3	2
Inning Stats	R: 0 H: 1 E: 0 LOB: 1 K: 1 BB: 0 S: 6 P: 6	R: 1 H: 1 E: 0 LOB: 1 K: 1 BB: 1 S: 6 P: 10	R: 3 H: 3 E: 0 LOB: 0 K: 1 BB: 1 S: 7 P: 11	R: 0 H: 0 E: 0 LOB: 0 K: 1 BB: 0 S: 5 P: 5	R: 0 H: 1 E: 0 LOB: 0 K: 1 BB: 0 S: 5	R: 0 H: 0 E: 0 LOB: 0 K: 0 BB: 0 S: 3 P: 3	R: 0 H: 0 E: 0 LOB: 1 K: 2 BB: 1 S: 7 P: 11	R: 0 H: 1 E: 0 LOB: 1 K: 1 BB: 0 S: 6 P: 6		1B: 5 SF: 0 2B: 1 SAC: 0 3B: 0 DP: 1 HR: 2 HBP: 0						

BOTTOM

Minnesota Twins @ California Angels

Anaheim Stadium, Anaheim, CA

Wed Jun 22 1966, 10:05 PM EDT

Att. 18,341 - Unknown

livebaseballscorecards.com

AB	29
R	4
H	7
RBI	4
BB	3
SO	8
LOB	12

WP: 1 PA: 32
PB: 0
SB: 1
CS: 1

PITCHER		IP	WLS	BF	H	R	ER	SO	BB	IBB	HBP	BLK	WP	HR	S	P	ERA	WHIP
Dave Boswell, R ERA: 3.61	(1, 1)	6.0	L	24	6	4	4	5	2	0	0	0	0	2	32	40	6.00	1.333
Al Worthington, R ERA: 2.08	(7, 1)	2.0		8	1	0	0	3	1	0	0	0	1	0	13	17	0.00	1.000

PITCHER	IP	WLS	BF	H	R	ER	SO	BB	IBB	HBP	BLK	WP	HR	S	P	ERA	WHIP

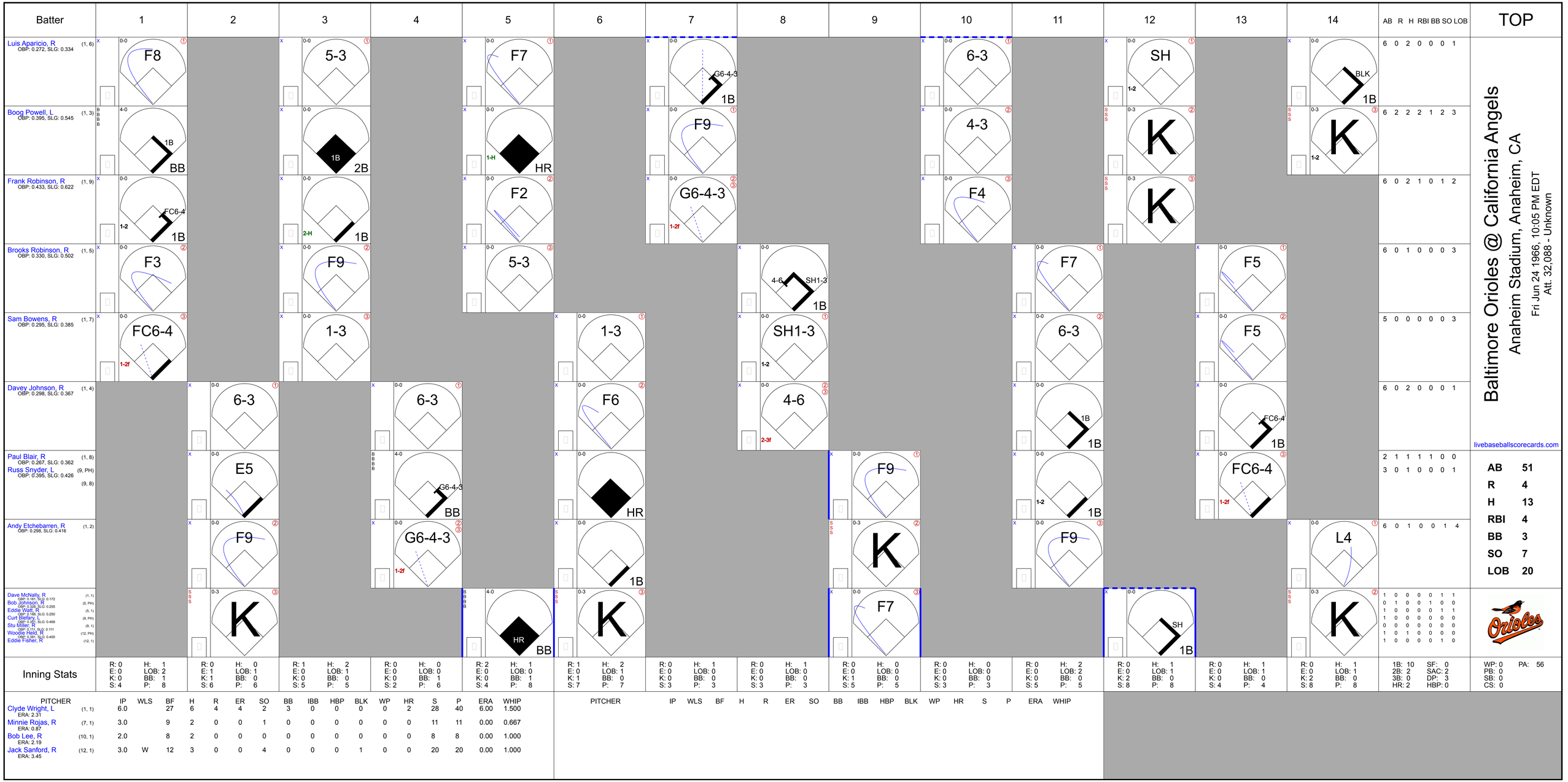
Batter
1
2
3
4
5
6
7
8
9
10
11
12
13
14
AB R H RBI BB SO LOB
TOP
Luis Aparicio, R (1, 6) OBP: 0.272, SLG: 0.334
F8
5-3
F7
G6-4-3
1B
6-3
SH
1-2
BLK
1B
6 0 2 0 0 0 1
Boog Powell, L (1, 3) OBP: 0.395, SLG: 0.545
BB
1B
1B
2B
1-H
HR
F9
4-3
K
K
6 2 2 2 1 2 3
Frank Robinson, R (1, 9) OBP: 0.433, SLG: 0.622
FC6-4
1-2
1B
2-H
1B
F2
G6-4-3
1-2f
F4
K
6 0 2 1 0 1 2
Brooks Robinson, R (1, 5) OBP: 0.330, SLG: 0.502
F3
F9
5-3
4-6
SH1-3
1B
F7
F5
6 0 1 0 0 0 3
Sam Bowens, R (1, 7) OBP: 0.295, SLG: 0.385
FC6-4
1-2f
1-3
1-3
SH1-3
1-2
6-3
F5
5 0 0 0 0 0 3
Davey Johnson, R (1, 4) OBP: 0.298, SLG: 0.367
6-3
6-3
F6
4-6
2-3f
1B
FC6-4
1B
6 0 2 0 0 0 1
Paul Blair, R (1, 8) OBP: 0.267, SLG: 0.362
Russ Snyder, L (9, PH) OBP: 0.395, SLG: 0.426 (9, 8)
E5
BB
G6-4-3
HR
F9
1-2
1B
FC6-4
1-2f
2 1 1 1 1 0 0
3 0 1 0 0 0 1
Andy Etchebarren, R (1, 2) OBP: 0.298, SLG: 0.416
F9
G6-4-3
1-2f
1B
K
F9
L4
6 0 1 0 0 1 4
Dave McNally, R (1, 1) OBP: 0.161, SLG: 0.172
Bob Johnson, R (5, PH) OBP: 0.028, SLG: 0.255
Eddie Watt, R (5, 1) OBP: 0.188, SLG: 0.250
Curt Blefary, L (9, PH) OBP: 0.238, SLG: 0.469
Stu Miller, R (9, 1) OBP: 0.111, SLG: 0.111
Woodie Held, R (12, PH) OBP: 0.361, SLG: 0.400
Eddie Fisher, R (12, 1)
K
HR
BB
K
F7
SH
1B
K
1 0 0 0 0 1 1
0 1 0 0 1 0 0
1 0 0 0 0 1 1
1 0 0 0 0 0 0
0 0 0 0 0 0 0
1 0 1 0 0 0 0
1 0 0 0 0 1 0
Baltimore Orioles @ California Angels
Anaheim Stadium, Anaheim, CA
Fri Jun 24 1966, 10:05 PM EDT
Att. 32,088 - Unknown
livebaseballscorecards.com
AB 51
R 4
H 13
RBI 4
BB 3
SO 7
LOB 20
Inning Stats
R: 0 E: 0 K: 0 S: 4 H: 1 LOB: 2 BB: 1 P: 8
R: 0 E: 1 K: 1 S: 6 H: 0 LOB: 1 BB: 0 P: 6
R: 1 E: 0 K: 0 S: 5 H: 2 LOB: 1 BB: 0 P: 5
R: 0 E: 0 K: 0 S: 2 H: 0 LOB: 0 BB: 1 P: 6
R: 2 E: 0 K: 0 S: 4 H: 1 LOB: 0 BB: 1 P: 8
R: 1 E: 0 K: 1 S: 7 H: 2 LOB: 1 BB: 0 P: 7
R: 0 E: 0 K: 0 S: 3 H: 1 LOB: 0 BB: 0 P: 3
R: 0 E: 0 K: 0 S: 3 H: 1 LOB: 0 BB: 0 P: 3
R: 0 E: 0 K: 1 S: 5 H: 0 LOB: 0 BB: 0 P: 5
R: 0 E: 0 K: 0 S: 3 H: 0 LOB: 0 BB: 0 P: 3
R: 0 E: 0 K: 0 S: 5 H: 2 LOB: 2 BB: 0 P: 5
R: 0 E: 0 K: 2 S: 8 H: 1 LOB: 1 BB: 0 P: 8
R: 0 E: 0 K: 0 S: 4 H: 1 LOB: 1 BB: 0 P: 4
R: 0 E: 0 K: 2 S: 8 H: 1 LOB: 1 BB: 0 P: 8
1B: 10 2B: 2 3B: 0 HR: 2
SF: 0 SAC: 2 DP: 3 HBP: 0
WP: 0 PB: 0 SB: 0 CS: 0
PA: 56
PITCHER IP WLS BF H R ER SO BB IBB HBP BLK WP HR S P ERA WHIP
Clyde Wright, L (1, 1) ERA: 2.31 6.0 27 6 4 4 2 3 0 0 0 0 2 28 40 6.00 1.500
Minnie Rojas, R (7, 1) ERA: 0.87 3.0 9 2 0 0 1 0 0 0 0 0 0 11 11 0.00 0.667
Bob Lee, R (10, 1) ERA: 2.19 2.0 8 2 0 0 0 0 0 0 0 0 0 8 8 0.00 1.000
Jack Sanford, R (12, 1) ERA: 3.45 3.0 W 12 3 0 0 4 0 0 0 1 0 0 20 20 0.00 1.000
PITCHER IP WLS BF H R ER SO BB IBB HBP BLK WP HR S P ERA WHIP

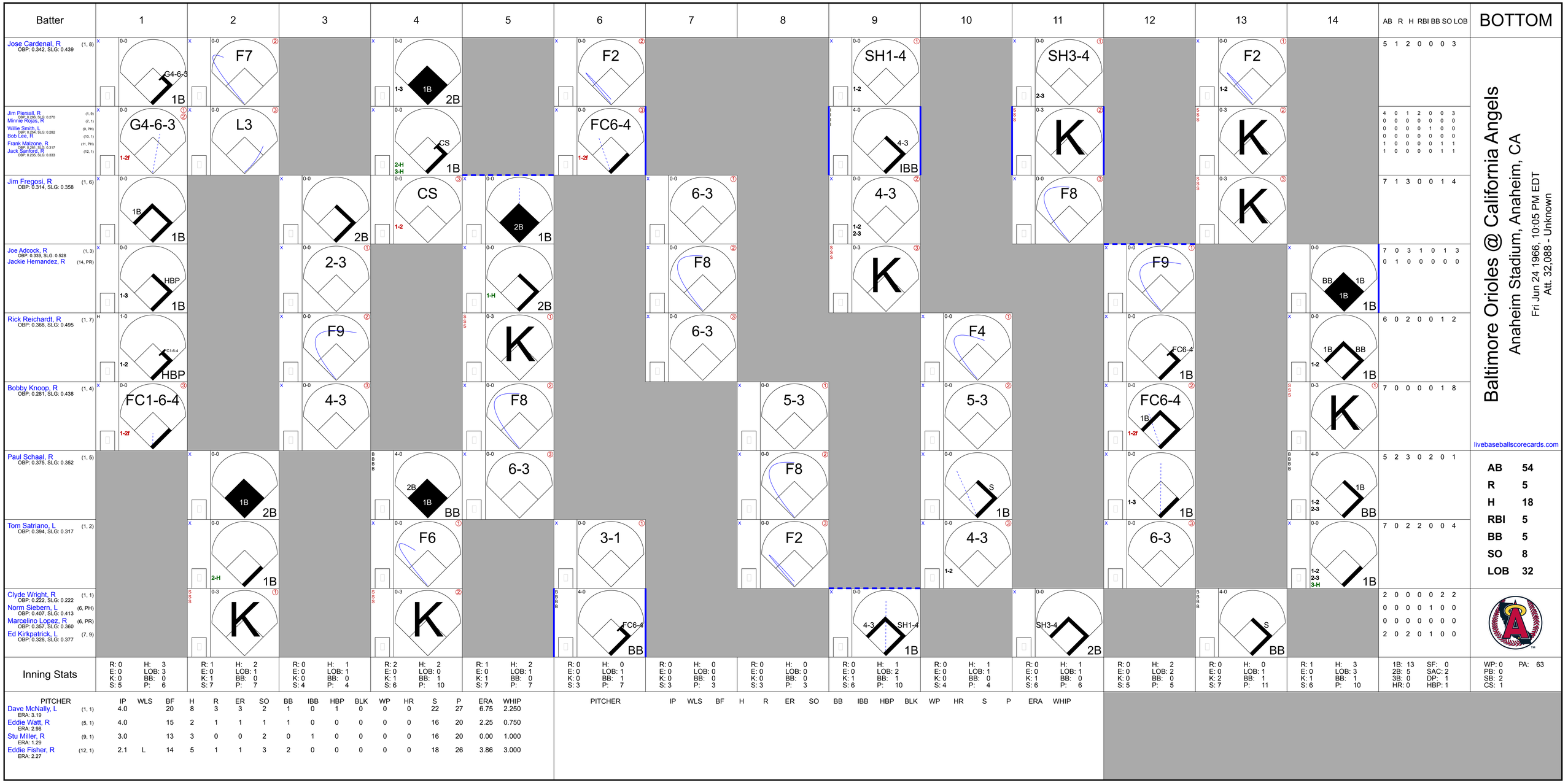
Batter
1
2
3
4
5
6
7
8
9
10
11
12
13
14
AB R H RBI BB SO LOB
BOTTOM
Jose Cardenal, R (1, 8)
OBP: 0.342, SLG: 0.439
5 1 2 0 0 0 3
Jim Piersall, R (1, 9)
OBP: 0.286, SLG: 0.270
Minnie Rojas, R (7, 1)
Willie Smith, L (9, PH)
OBP: 0.264, SLG: 0.282
Bob Lee, R (10, 1)
Frank Malzone, R (11, PH)
OBP: 0.261, SLG: 0.317
Jack Sanford, R (12, 1)
OBP: 0.255, SLG: 0.333
4 0 1 2 0 0 3
0 0 0 0 0 0 0
0 0 0 0 1 0 0
0 0 0 0 0 0 0
1 0 0 0 0 1 1
1 0 0 0 0 1 1
Jim Fregosi, R (1, 6)
OBP: 0.314, SLG: 0.358
7 1 3 0 0 1 4
Joe Adcock, R (1, 3)
OBP: 0.339, SLG: 0.528
Jackie Hernandez, R (14, PR)
7 0 3 1 0 1 3
0 1 0 0 0 0 0
Baltimore Orioles @ California Angels
Anaheim Stadium, Anaheim, CA
Fri Jun 24 1966, 10:05 PM EDT
Att. 32,088 - Unknown
Rick Reichardt, R (1, 7)
OBP: 0.368, SLG: 0.495
6 0 2 0 0 1 2
Bobby Knoop, R (1, 4)
OBP: 0.281, SLG: 0.438
7 0 0 0 0 1 8
livebaseballscorecards.com
Paul Schaal, R (1, 5)
OBP: 0.375, SLG: 0.352
5 2 3 0 2 0 1
AB 54
R 5
H 18
RBI 5
BB 5
SO 8
LOB 32
Tom Satriano, L (1, 2)
OBP: 0.394, SLG: 0.317
7 0 2 2 0 0 4
Clyde Wright, R (1, 1)
OBP: 0.222, SLG: 0.222
Norm Siebern, L (6, PH)
OBP: 0.407, SLG: 0.413
Marcelino Lopez, R (6, PR)
OBP: 0.357, SLG: 0.360
Ed Kirkpatrick, L (7, 9)
OBP: 0.328, SLG: 0.377
2 0 0 0 0 2 2
0 0 0 0 1 0 0
0 0 0 0 0 0 0
2 0 2 0 1 0 0
Inning Stats
R: 0 E: 0 K: 0 S: 5
H: 3 LOB: 3 BB: 0 P: 6
R: 1 E: 0 K: 1 S: 7
H: 2 LOB: 1 BB: 0 P: 7
R: 0 E: 0 K: 0 S: 4
H: 1 LOB: 1 BB: 0 P: 4
R: 2 E: 0 K: 1 S: 6
H: 2 LOB: 0 BB: 1 P: 10
R: 1 E: 0 K: 1 S: 7
H: 2 LOB: 1 BB: 0 P: 7
R: 0 E: 0 K: 0 S: 3
H: 0 LOB: 1 BB: 1 P: 7
R: 0 E: 0 K: 0 S: 3
H: 0 LOB: 0 BB: 0 P: 3
R: 0 E: 0 K: 0 S: 3
H: 0 LOB: 0 BB: 0 P: 3
R: 0 E: 0 K: 1 S: 6
H: 1 LOB: 2 BB: 1 P: 10
R: 0 E: 0 K: 0 S: 4
H: 1 LOB: 1 BB: 0 P: 4
R: 0 E: 0 K: 1 S: 6
H: 1 LOB: 1 BB: 0 P: 6
R: 0 E: 0 K: 0 S: 5
H: 2 LOB: 2 BB: 0 P: 5
R: 0 E: 0 K: 2 S: 7
H: 0 LOB: 1 BB: 1 P: 11
R: 1 E: 0 K: 1 S: 6
H: 3 LOB: 3 BB: 1 P: 10
1B: 13 2B: 5 3B: 0 HR: 0
SF: 0 SAC: 2 DP: 1 HBP: 1
WP: 0 PB: 0 SB: 2 CS: 1
PA: 63
PITCHER IP WLS BF H R ER SO BB IBB HBP BLK WP HR S P ERA WHIP
Dave McNally, L (1, 1) ERA: 3.19 4.0 20 8 3 3 2 1 0 1 0 0 0 0 22 27 6.75 2.250
Eddie Watt, R (5, 1) ERA: 2.98 4.0 15 2 1 1 1 0 0 0 0 0 0 0 16 20 2.25 0.750
Stu Miller, R (9, 1) ERA: 1.29 3.0 13 3 0 0 2 0 1 0 0 0 0 0 16 20 0.00 1.000
Eddie Fisher, R (12, 1) ERA: 2.27 2.1 L 14 5 1 1 3 2 0 0 0 0 0 0 18 26 3.86 3.000
PITCHER IP WLS BF H R ER SO BB IBB HBP BLK WP HR S P ERA WHIP

Baltimore Orioles @ California Angels

Anaheim Stadium, Anaheim, CA

Sat Jun 25 1966, 10:05 PM EDT

Att. 35,174 - Unknown

TOP

livebaseballscorecards.com

Batter	1	2	3	4	5	6	7	8	9	AB	R	H	RBI	BB	SO	LOB
Luis Aparicio, R (1, 6) OBP: 0.269, SLG: 0.330	S S S 0-3 ① K		x 0-0 ① 6-3		x 0-0 ③ F3			x 0-0 ② F3		4	0	0	0	0	1	1
Boog Powell, L (1, 3) OBP: 0.393, SLG: 0.540	S S S 0-3 ② K		S S S 0-3 ② K			x 0-0 ① F7		x 0-0 1-3 1B		4	0	1	0	0	2	0
Frank Robinson, R (1, 9) OBP: 0.434, SLG: 0.620	x 0-0 1B 1B		x 0-0 FC5-4 1B			x 0-0 ② F5		x 0-0 ③ F7		4	0	2	0	0	0	2
Brooks Robinson, R (1, 5) OBP: 0.329, SLG: 0.498	x 0-0 FC6-4 1-2 1B		x 0-0 ③ FC5-4 1-2f			x 0-0 ③ F8			x 0-0 ① L5	4	0	1	0	0	0	1
Sam Bowens, R (1, 7) OBP: 0.293, SLG: 0.411 Russ Snyder, L (9, 7) OBP: 0.395, SLG: 0.426	x 0-0 ③ FC6-4 1-2f			x 0-0 ① 6-3			x 0-0 ① F2		x 0-0 HR	4 0	1 0	1 0	1 0	0 0	0 0	2 0
Davey Johnson, R (1, 4) OBP: 0.297, SLG: 0.362		x 0-0 ① F9		x 0-0 ② F9			x 0-0 ② F8		B B B B 4-0 1B BB	3	0	0	0	1	0	0
Paul Blair, R (1, 8) OBP: 0.266, SLG: 0.359		x 0-0 ② F9		x 0-0 ③ 1-3			x 0-0 ③ F7		x 0-0 1-2 1B	4	0	1	0	0	0	0
Andy Etchebarren, R (1, 2) OBP: 0.301, SLG: 0.415		x 0-0 1B			S S S 0-3 ① K			B B B B 4-0 1B BB	x 0-0 ② L6	3	0	1	0	1	1	2
Wally Bunker, R (1, 1) OBP: 0.171, SLG: 0.156 Bob Johnson, R (9, PH) OBP: 0.322, SLG: 0.250 Dick Hall, R (9, 1) OBP: 0.250, SLG: 0.250		S S S 0-3 ③ K			S S S 0-3 ② K			S S S 0-3 ① K	x 0-0 ③ 3-1	3 1 0	0 0 0	0 0 0	0 0 0	0 0 0	3 0 0	2 2 0
Inning Stats	R: 0 H: 2 E: 0 LOB: 2 K: 2 BB: 0 S: 9 P: 9	R: 0 H: 1 E: 0 LOB: 1 K: 1 BB: 0 S: 6 P: 6	R: 0 H: 1 E: 0 LOB: 1 K: 1 BB: 0 S: 6 P: 6	R: 0 H: 0 E: 0 LOB: 0 K: 0 BB: 0 S: 3 P: 3	R: 0 H: 0 E: 0 LOB: 0 K: 2 BB: 0 S: 7 P: 7	R: 0 H: 0 E: 0 LOB: 0 K: 0 BB: 0 S: 3 P: 3	R: 0 H: 0 E: 0 LOB: 0 K: 0 BB: 0 S: 3 P: 3	R: 0 H: 1 E: 0 LOB: 2 K: 1 BB: 1 S: 6 P: 10	R: 1 H: 2 E: 0 LOB: 2 K: 0 BB: 1 S: 5 P: 9	1B: 6 SF: 0 2B: 0 SAC: 0 3B: 0 DP: 0 HR: 1 HBP: 0						

PITCHER	IP	WLS	BF	H	R	ER	SO	BB	IBB	HBP	BLK	WP	HR	S	P	ERA	WHIP
George Brunet, L (1, 1) ERA: 3.09	9.0	L	36	7	1	1	7	2	0	0	0	0	1	48	56	1.00	1.000

PITCHER	IP	WLS	BF	H	R	ER	SO	BB	IBB	HBP	BLK	WP	HR	S	P	ERA	WHIP

AB	34
R	1
H	7
RBI	1
BB	2
SO	7
LOB	12

WP: 0 PA: 36
PB: 0
SB: 0
CS: 0

Baltimore Orioles @ California Angels

Anaheim Stadium, Anaheim, CA

Sat Jun 25 1966, 10:05 PM EDT

Att. 35,174 - Unknown

BOTTOM

Batter	1	2	3	4	5	6	7	8	9	AB	R	H	RBI	BB	SO	LOB
Jose Cardenal, R (1, 8) OBP: 0.340, SLG: 0.436	K		6-3		CS 1B			F7		4	0	1	0	0	1	0
Ed Kirkpatrick, L (1, 9) OBP: 0.326, SLG: 0.369	K		3-1		CS 1-2	F9		1B BB		3	0	0	0	1	1	0
Jim Fregosi, R (1, 6) OBP: 0.317, SLG: 0.358	S BB		F9			FC4-6 1B		F8		3	0	1	0	1	0	1
Norm Siebern, L (1, 3) OBP: 0.415, SLG: 0.418	1-2 BB			1B		FC4-6 1-2f		1-3 1B		3	0	2	0	1	0	1
Rick Reichardt, R (1, 7) OBP: 0.362, SLG: 0.486	K			L5		4-3		L3		4	0	0	0	0	1	6
Bobby Knoop, R (1, 4) OBP: 0.278, SLG: 0.432		6-3		F9			K		K	4	0	0	0	0	2	1
Tom Satriano, L (1, 2) OBP: 0.373, SLG: 0.297		F5		F8			4-3		6-3	4	0	0	0	0	0	1
Paul Schaal, R (1, 5) OBP: 0.379, SLG: 0.354 Willie Smith, L (9, PH) OBP: 0.252, SLG: 0.279		BB			F7		1B		K	2 1	0 0	1 0	0 0	1 0	0 1	0 0
George Brunet, R (1, 1) OBP: 0.125, SLG: 0.250		F7			K		K			3	0	0	0	0	2	2

livebaseballscorecards.com

AB	31
R	0
H	5
RBI	0
BB	4
SO	8
LOB	12

Inning Stats	1	2	3	4	5	6	7	8	9	1B: 5	SF: 0	WP: 0	PA: 36
R:	0	0	0	0	0	0	0	0	0	2B: 0	SAC: 0	PB: 0	
E:	0	0	0	1	0	0	0	0	0	3B: 0	DP: 0	SB: 1	
K:	3	0	0	0	1	1	2	0	2	HR: 0	HBP: 0	CS: 1	
S:	9	3	3	4	5	4	8	4	7				
H:	0	0	0	1	1	1	1	1	0				
LOB:	2	1	0	1	0	1	1	2	0				
BB:	2	1	0	0	0	0	0	1	0				
P:	17	7	3	4	5	4	8	8	7				

PITCHER		IP	WLS	BF	H	R	ER	SO	BB	IBB	HBP	BLK	WP	HR	S	P	ERA	WHIP
Wally Bunker, R ERA: 3.95	(1, 1)	8.0	W	32	5	0	0	6	4	0	0	0	0	0	40	56	0.00	1.125
Dick Hall, R ERA: 2.64	(9, 1)	1.0	S	3	0	0	0	2	0	0	0	0	0	0	7	7	0.00	0.000

PITCHER	IP	WLS	BF	H	R	ER	SO	BB	IBB	HBP	BLK	WP	HR	S	P	ERA	WHIP

Batter	1	2	3	4	5	6	7	8	9	AB	R	H	RBI	BB	SO	LOB
Luis Aparicio, R (1, 6) OBP: 0.270, SLG: 0.340	F7	4-3		FC1-6-5 1B 2-3		HR		FC4-6 1B 1-2f E 3-H	S 1B 1B	6	3	2	2	0	0	2
Russ Snyder, L (1, 8) (8, 7) OBP: 0.410, SLG: 0.455	BB BB 1B 1B	1B 3B		1-3 1B		1B 1B		F9	1B 1-H 1B 1B	6	3	5	1	0	0	1
Frank Robinson, R (1, 9) OBP: 0.442, SLG: 0.624	BBB 4-0 BB 1-2 1B BB	0-0 3-H 1B		F3		1-3 1B		E8 1-H 1B 1B	1B 1-2 E 1B	5	3	4	1	1	0	2
Brooks Robinson, R (1, 5) OBP: 0.332, SLG: 0.497	BBBB 4-0 1B 1-2 2-3 1B BB	5-3		L4		F7		2-H 1B 1B	E 1-2 2-H 1B	5	2	2	2	1	0	5
Boog Powell, L (1, 3) OBP: 0.399, SLG: 0.541	1B 1-3 2-H 3-H 1B		BBBB 4-0 BB		F5		F8	2B 2-H 1B	E9 1-3 2-H 1B	5	0	3	4	1	0	0
Curt Blefary, L (1, 7) OBP: 0.348, SLG: 0.468 Eddie Fisher, R (8, 1)	K		F4		G3		L4	1-3 2B	K	5 1	0 0	1 0	0 0	0 0	1 1	3 2
Davey Johnson, R (1, 4) OBP: 0.295, SLG: 0.359	1-2 3-H 1B		K		5-3		F7	F8		5	0	1	1	0	1	4
Andy Etchebarren, R (1, 2) OBP: 0.299, SLG: 0.408	K		F8			F9		1B FC4-6 BB	K	4	1	0	0	1	2	3
Frank Bertaina, L (1, 1) OBP: 0.133, SLG: 0.071 Moe Drabowsky, R (3, 1) OBP: 0.500, SLG: 0.500 Bob Johnson, R (6, PH) OBP: 0.317, SLG: 0.245 John Miller, R (6, 1) Sam Bowens, R (8, PH) OBP: 0.300, SLG: 0.417 Jim Palmer, R (8, PR) OBP: 0.184, SLG: 0.229 Paul Blair, R (8, 8) OBP: 0.264, SLG: 0.356		4-3		FC1-6-3 2B		5-3		FC4-6 1-3 1B	6-3	1 1 1 0 1 1 1	0 0 0 0 0 0 0	0 1 0 0 1 0 0	0 0 0 0 0 0 0	0 0 0 0 0 0 0	0 0 0 0 0 0 0	0 0 0 0 0 0 0
Inning Stats	R: 3 E: 0 K: 2 S: 10 H: 3 LOB: 2 BB: 2 P: 18	R: 1 E: 0 K: 0 S: 5 H: 2 LOB: 1 BB: 0 P: 5	R: 0 E: 0 K: 1 S: 5 H: 0 LOB: 1 BB: 1 P: 9	R: 0 E: 0 K: 0 S: 5 H: 2 LOB: 2 BB: 0 P: 5	R: 0 E: 0 K: 0 S: 3 H: 0 LOB: 0 BB: 0 P: 3	R: 1 E: 0 K: 0 S: 6 H: 3 LOB: 2 BB: 0 P: 6	R: 0 E: 0 K: 0 S: 3 H: 0 LOB: 0 BB: 0 P: 3	R: 4 E: 1 K: 0 S: 8 H: 5 LOB: 3 BB: 1 P: 12	R: 3 E: 1 K: 2 S: 12 H: 5 LOB: 2 BB: 0 P: 12	1B: 16 2B: 2 3B: 1 HR: 1 SF: 0 SAC: 0 DP: 0 HBP: 0						

PITCHER		IP	WLS	BF	H	R	ER	SO	BB	IBB	HBP	BLK	WP	HR	S	P	ERA	WHIP
Dean Chance, R ERA: 3.56	(1, 1)	2.0		13	5	4	4	2	2	0	0	0	0	0	15	23	18.00	3.500
Howie Reed, R ERA: 2.11	(3, 1)	3.2		17	5	1	1	1	1	0	0	0	0	1	18	22	2.46	1.636
Minnie Rojas, R ERA: 1.64	(6, 1)	2.0	L	9	2	4	4	0	1	0	0	0	0	0	8	12	18.00	1.500
Bob Lee, R ERA: 2.36	(8, 1)	0.0		3	3	0	0	0	0	0	0	0	0	0	3	3	∞	∞
Jim McGlothlin, R ERA: 3.88	(8, 1)	1.0		8	5	3	3	1	0	0	0	0	0	0	10	10	27.00	5.000

PITCHER		IP	WLS	BF	H	R	ER	SO	BB	IBB	HBP	BLK	WP	HR	S	P	ERA	WHIP
Lew Burdette, R ERA: 2.48	(9, 1)	0.1		1	0	0	0	1	0	0	0	0	0	0	3	3	0.00	0.000

TOP

Baltimore Orioles @ California Angels

Anaheim Stadium, Anaheim, CA

Sun Jun 26 1966, 6:33 AM EDT

Att. 23,314 - Unknown

livebaseballscorecards.com

AB	47
R	12
H	20
RBI	11
BB	4
SO	5
LOB	22

WP: 0 PA: 51
PB: 0
SB: 1
CS: 0

BOTTOM

Baltimore Orioles @ California Angels

Anaheim Stadium, Anaheim, CA

Sun Jun 26 1966, 6:33 AM EDT

Att. 23,314 - Unknown

Batter	1	2	3	4	5	6	7	8	9	AB	R	H	RBI	BB	SO	LOB
Jose Cardenal, R (1, 8) OBP: 0.335, SLG: 0.429	F7	F7		6-3		SH1-3 1-2		FC6-4 S 1-2f 2-3		4	0	0	0	0	0	3
Paul Schaal, R (1, 5) OBP: 0.377, SLG: 0.348 Norm Siebern, L (8, PH) OBP: 0.412, SLG: 0.415 Jackie Hernandez, R (9, 5)	E5 BB HR	BBB 1-2 BB		F5		F3		SSS K 1-2		3 1 0	1 0 0	0 0 0	0 0 0	1 0 0	0 1 0	1 2 0
Jim Fregosi, R (1, 6) OBP: 0.321, SLG: 0.364	BBBB 1-2 HR BB	F5		HR 1B		F4			6-3 2B	4	2	2	0	1	0	3
Joe Adcock, R (1, 3) OBP: 0.341, SLG: 0.545	F8		BBBB 6-3 1B 1B BB	1-H HR			F9		6-3 2-3	4	2	1	2	1	0	3
Rick Reichardt, R (1, 7) OBP: 0.363, SLG: 0.498	1-H 2-H HR		1-2 6-3 1B 1B	4-3			5-3		F3	5	2	2	3	0	0	1
Jackie Warner, R (1, 9) OBP: 0.292, SLG: 0.448 Minnie Rojas, R (6, 1) Bob Lee, R (8, 1) Jim McGlothlin, R (8, 1) OBP: 0.158, SLG: 0.176 Lew Burdette, R (9, 1) Willie Smith, L (9, PH) OBP: 0.250, SLG: 0.276	1B	SSS K	SSS K		SSS K		4-3		L8	3 1 0 0 0 1	0 0 0 0 0 0	1 0 0 0 0 0	0 0 0 0 0 0	0 0 0 0 0 0	2 0 0 0 0 0	2 0 0 0 0 1
Bobby Knoop, R (1, 4) OBP: 0.277, SLG: 0.429	SSS K		1-2 2-3 6-3		F3			FC6-4 BB 1B		4	0	1	0	0	1	3
Tom Satriano, L (1, 2) OBP: 0.380, SLG: 0.299		G3	2-H 3-H 1B		F8			BBBB FC6-4 1-2 BB		3	0	1	2	1	0	0
Dean Chance, R (1, 1) OBP: 0.027, SLG: 0.027 Frank Malzone, R (2, PH) OBP: 0.271, SLG: 0.328 Howie Reed, R (3, 1) Ed Kirkpatrick, L (6, 9) OBP: 0.328, SLG: 0.367		SSS BB 1B	SSS K			BBBB SH1-3 BB		F8		0 1 1 1	0 0 0 0	0 1 0 0	0 0 0 0	0 0 0 1	0 0 1 0	0 0 1 2
Inning Stats	R: 3 E: 1 K: 1 S: 8 H: 2 LOB: 1 BB: 1 P: 12	R: 0 E: 0 K: 0 S: 4 H: 1 LOB: 2 BB: 1 P: 8	R: 2 E: 0 K: 2 S: 9 H: 2 LOB: 1 BB: 1 P: 13	R: 2 E: 0 K: 0 S: 5 H: 2 LOB: 0 BB: 0 P: 5	R: 0 E: 0 K: 1 S: 5 H: 0 LOB: 0 BB: 0 P: 5	R: 0 E: 0 K: 0 S: 3 H: 0 LOB: 1 BB: 1 P: 7	R: 0 E: 0 K: 0 S: 3 H: 0 LOB: 0 BB: 0 P: 3	R: 0 E: 0 K: 1 S: 6 H: 1 LOB: 2 BB: 1 P: 10	R: 0 E: 0 K: 0 S: 4 H: 1 LOB: 1 BB: 0 P: 4	1B: 6 2B: 1 3B: 0 HR: 2	SF: 0 SAC: 1 DP: 0 HBP: 0					

livebaseballscorecards.com

	AB	36
	R	7
	H	9
	RBI	7
	BB	5
	SO	5
	LOB	22

PITCHER		IP	WLS	BF	H	R	ER	SO	BB	IBB	HBP	BLK	WP	HR	S	P	ERA	WHIP
Frank Bertaina, L ERA: 3.02	(1, 1)	2.0		14	4	5	2	1	3	0	0	0	0	1	13	25	9.00	3.500
Moe Drabowsky, R ERA: 2.95	(3, 1)	3.0		12	3	2	2	3	0	0	0	0	0	1	18	18	6.00	1.000
John Miller, R ERA: 4.89	(6, 1)	2.0	W	7	0	0	0	0	1	0	0	0	0	0	6	10	0.00	0.500
Eddie Fisher, R ERA: 2.16	(8, 1)	2.0	S	9	2	0	0	1	1	0	0	0	0	0	10	14	0.00	1.500

PITCHER	IP	WLS	BF	H	R	ER	SO	BB	IBB	HBP	BLK	WP	HR	S	P	ERA	WHIP

Baltimore Orioles @ California Angels

Anaheim Stadium, Anaheim, CA

Mon Jun 27 1966, 10:05 PM EDT

Att. 18,321 - Unknown

TOP

livebaseballscorecards.com

Batter	1	2	3	4	5	6	7	8	9	AB	R	H	RBI	BB	SO	LOB
Luis Aparicio, R (1, 6) OBP: 0.269, SLG: 0.341	F7		L7		G6-4-3 1-2f		6-3		2B 3-H	5	0	1	1	0	0	2
Boog Powell, L (1, 3) OBP: 0.403, SLG: 0.540	1B 1B		BB			2B E 1B		K	5-3	4	1	2	0	1	1	1
Frank Robinson, R (1, 9) OBP: 0.443, SLG: 0.630	F8		K			E G6-4-3 1-3 2B		1B 2B		4	2	2	0	0	1	2
Brooks Robinson, R (1, 5) OBP: 0.337, SLG: 0.497	1B 1-2			F8		G6-4-3 E IBB		1B IBB		2	0	1	0	2	0	0
Woodie Held, R (1, 7) OBP: 0.356, SLG: 0.368 Curt Blefary, L (8, PH) OBP: 0.351, SLG: 0.470 (8, 7)	K			F3		E6 G6-4-3 1-2 2-3 3-H		G6-4-3 1-3 2-H 1B		3 1	0 0	0 1	1 1	0 0	1 0	4 0
Davey Johnson, R (1, 4) OBP: 0.291, SLG: 0.353		K		F9		G6-4-3 1-2f 2-3 3-H		G6-4-3 1-2f		4	0	0	0	0	1	4
Paul Blair, R (1, 8) OBP: 0.264, SLG: 0.353		5-3			1B 1B	F9			6-3	4	0	1	0	0	0	1
Andy Etchebarren, R (1, 2) OBP: 0.302, SLG: 0.409		K			G6-4-3 1-2 1B		6-3		E4 6-3 2B 1B	4	1	2	0	0	1	0
Steve Barber, L (1, 1) OBP: 0.088, SLG: 0.088 Stu Miller, R (7, 1) OBP: 0.100, SLG: 0.100			K		K		1-3		6-3 2-3	3 1	0 0	0 0	0 0	0 0	2 0	2 1
Inning Stats	R: 0 E: 0 K: 1 S: 7 H: 2 LOB: 2 BB: 0 P: 7	R: 0 E: 0 K: 2 S: 7 H: 0 LOB: 0 BB: 0 P: 7	R: 0 E: 0 K: 2 S: 7 H: 0 LOB: 1 BB: 1 P: 11	R: 0 E: 0 K: 0 S: 3 H: 0 LOB: 0 BB: 0 P: 3	R: 0 E: 0 K: 1 S: 6 H: 2 LOB: 1 BB: 0 P: 6	R: 2 E: 1 K: 0 S: 5 H: 2 LOB: 1 BB: 1 P: 9	R: 0 E: 0 K: 0 S: 3 H: 0 LOB: 0 BB: 0 P: 3	R: 1 E: 0 K: 1 S: 6 H: 2 LOB: 1 BB: 1 P: 10	R: 1 E: 1 K: 0 S: 5 H: 2 LOB: 1 BB: 0 P: 5	1B: 7 2B: 3 3B: 0 HR: 0 SF: 0 SAC: 0 DP: 3 HBP: 0						

	AB	35
	R	4
	H	10
	RBI	3
	BB	3
	SO	7
	LOB	17

WP: 0 PA: 38
PB: 0
SB: 0
CS: 0

PITCHER		IP	WLS	BF	H	R	ER	SO	BB	IBB	HBP	BLK	WP	HR	S	P	ERA	WHIP
Marcelino Lopez, L ERA: 3.31	(1, 1)	7.0	L	28	6	2	1	6	1	1	0	0	0	0	38	46	1.29	1.000
Jack Sanford, R ERA: 3.48	(8, 1)	2.0		10	4	2	1	1	0	1	0	0	0	0	11	15	4.50	2.000

PITCHER	IP	WLS	BF	H	R	ER	SO	BB	IBB	HBP	BLK	WP	HR	S	P	ERA	WHIP

Baltimore Orioles @ California Angels

Anaheim Stadium, Anaheim, CA

Mon Jun 27 1966, 10:05 PM EDT

Att. 18,321 - Unknown

BOTTOM

livebaseballscorecards.com

Batter	1	2	3	4	5	6	7	8	9	AB	R	H	RBI	BB	SO	LOB
Jose Cardenal, R (1, 8) OBP: 0.329, SLG: 0.421	6-3		G6-4-3 1-2f		K		F7			4	0	0	0	0	1	6
Paul Schaal, R (1, 5) OBP: 0.376, SLG: 0.345 Norm Siebern, L (8, PH) OBP: 0.415, SLG: 0.419 Jackie Hernandez, R (8, PR) (9, 5)	K			5-3		G6-4-3 BB		FC1-5 BB 1B		2 1 0	0 0 0	0 1 0	0 0 0	1 0 0	1 0 0	0 0 0
Jim Fregosi, R (1, 6) OBP: 0.320, SLG: 0.360	4-3			L4		F7		FC6-4 FC1-5 1-2 BB		3	0	0	0	1	0	1
Joe Adcock, R (1, 3) OBP: 0.338, SLG: 0.534		K		S 1B		G6-4-3 1-2f		FC1-5 FC6-4 1-2 2-3f		4	0	1	0	0	1	3
Rick Reichardt, R (1, 7) OBP: 0.357, SLG: 0.489		K		F5 1-2			F9	FC6-4 S 1-2f 2-3		4	0	0	0	0	1	3
Bobby Knoop, R (1, 4) OBP: 0.274, SLG: 0.423		4-3			K		4-3	L6 1-2		4	0	0	0	0	1	2
Jackie Warner, R (1, 9) OBP: 0.300, SLG: 0.462			5-3		1B 1B		1B 2B		K	4	1	2	0	0	1	0
Tom Satriano, L (1, 2) OBP: 0.398, SLG: 0.338			FC 2B		1-3 1B		2-H BB 1B		2-3	4	0	3	1	0	0	0
Marcelino Lopez, R (1, 1) OBP: 0.333, SLG: 0.333 Frank Malzone, R (7, PH) OBP: 0.282, SLG: 0.328 Clyde Wright, R (7, PR) OBP: 0.222, SLG: 0.222 Jack Sanford, R (8, 1) OBP: 0.235, SLG: 0.333 Ed Kirkpatrick, L (9, PH) OBP: 0.326, SLG: 0.364			FC G6-4-3 2-3		K			1-2 BB	4-3	2 0 0 0 1	0 0 0 0 0	0 0 0 0 0	0 1 0 0 0	0 0 0 0 0	1 0 0 0 0	3 0 0 0 0
Inning Stats	R: 0 E: 0 K: 1 S: 5 H: 0 LOB: 0 BB: 0 P: 5	R: 0 E: 0 K: 2 S: 7 H: 0 LOB: 0 BB: 0 P: 7	R: 0 E: 0 K: 0 S: 4 H: 1 LOB: 1 BB: 0 P: 4	R: 0 E: 0 K: 0 S: 4 H: 1 LOB: 1 BB: 0 P: 4	R: 0 E: 0 K: 3 S: 11 H: 2 LOB: 2 BB: 0 P: 11	R: 0 E: 0 K: 0 S: 2 H: 0 LOB: 0 BB: 1 P: 6	R: 1 E: 0 K: 0 S: 5 H: 2 LOB: 2 BB: 1 P: 9	R: 0 E: 0 K: 0 S: 4 H: 1 LOB: 3 BB: 1 P: 8	R: 0 E: 0 K: 1 S: 5 H: 0 LOB: 0 BB: 0 P: 5	1B: 5 2B: 2 3B: 0 HR: 0	SF: 0 SAC: 0 DP: 2 HBP: 0					

	AB	33
	R	1
	H	7
	RBI	1
	BB	3
	SO	7
	LOB	18

WP: 0 PB: 0 SB: 2 CS: 0 PA: 36

PITCHER		IP	WLS	BF	H	R	ER	SO	BB	IBB	HBP	BLK	WP	HR	S	P	ERA	WHIP
Steve Barber, L ERA: 2.12	(1, 1)	6.2	W	27	6	1	1	6	2	0	0	0	0	0	37	45	1.35	1.200
Stu Miller, R ERA: 1.24	(7, 1)	2.1	S	9	1	0	0	1	1	0	0	0	0	0	10	14	0.00	0.857

PITCHER	IP	WLS	BF	H	R	ER	SO	BB	IBB	HBP	BLK	WP	HR	S	P	ERA	WHIP

Detroit Tigers @ California Angels

Anaheim Stadium, Anaheim, CA

Tue Jun 28 1966, 10:05 PM EDT

Att. 16,393 - Unknown

livebaseballscorecards.com

Batter	1	2	3	4	5	6	7	8	9	AB	R	H	RBI	BB	SO	LOB
Dick McAuliffe, L (1, 6) (7, 5) OBP: 0.410, SLG: 0.596	G6-4-3 1B		SH5-4 1-2 2-3		1B 1B E 1B	1-3 1B 2B	G3			4	2	3	0	0	0	2
Jake Wood, R (1, 4) OBP: 0.378, SLG: 0.474	G6-4-3 1-2f		HR 2-H 3-H 1B		1B 1-2 1B 1B	1B 2-H 3-H HR 1B	F6			5	3	3	4	0	0	3
Norm Cash, L (1, 3) OBP: 0.301, SLG: 0.443	5-3		HR 1-H		E1 1-3 2-H 1B 1B	HR 1-3 1B	L4			5	3	3	2	0	0	2
Al Kaline, R (1, 8) OBP: 0.385, SLG: 0.537		HR	L3-1		1B SF7-5-4 IBB	L4		F9		3	2	1	1	1	0	2
Mickey Stanley, R (6, 8) OBP: 0.311, SLG: 0.245										1	0	0	0	0	0	0
Willie Horton, R (1, 7) OBP: 0.322, SLG: 0.428	K		1B		SF7-5-4 1-3 2-H 3-H 1B	1-H 3-H HR		B B B B G3-6-3 BB		4	1	3	5	1	1	0
Jim Northrup, L (1, 9) OBP: 0.321, SLG: 0.416	K		4-3		SF7-5-4 1-2 3-H	4-3		G3-6-3 1-2f		4	0	0	1	0	1	2
Bill Freehan, R (1, 2) OBP: 0.305, SLG: 0.383	F3			F8	1B	F8			5-3	5	0	1	0	0	0	0
Don Wert, R (1, 5) OBP: 0.370, SLG: 0.360			SH5-4 1B 1B	4-3	F3		PB 3B 1B		G6-4-3 1B	4	1	2	0	0	0	1
Ray Oyler, R (7, PR) (7, 6) OBP: 0.330, SLG: 0.291										1	1	1	0	0	0	0
Earl Wilson, R (1, 1) OBP: 0.375, SLG: 0.500			SH5-4 1-2 1B 1B	K		2B 1B 1B	1-H 3B		G6-4-3 1-2f	4	2	3	1	0	1	0
Johnny Podres, L (8, 1) OBP: 0.500, SLG: 0.333										1	0	0	0	0	0	1
Inning Stats	R: 0 E: 0 K: 0 S: 3 H: 1 LOB: 0 BB: 0 P: 3	R: 1 E: 0 K: 2 S: 8 H: 1 LOB: 0 BB: 0 P: 8	R: 4 E: 0 K: 0 S: 8 H: 5 LOB: 0 BB: 0 P: 8	R: 0 E: 0 K: 1 S: 5 H: 0 LOB: 0 BB: 0 P: 5	R: 4 E: 1 K: 0 S: 7 H: 5 LOB: 1 BB: 1 P: 11	R: 5 E: 0 K: 0 S: 8 H: 5 LOB: 0 BB: 0 P: 8	R: 1 E: 0 K: 0 S: 5 H: 2 LOB: 2 BB: 0 P: 5	R: 0 E: 0 K: 0 S: 2 H: 0 LOB: 0 BB: 1 P: 6	R: 0 E: 0 K: 0 S: 3 H: 1 LOB: 0 BB: 0 P: 3	1B: 15 2B: 2 3B: 1 HR: 3	SF: 1 SAC: 1 DP: 4 HBP: 0						

AB	41
R	15
H	20
RBI	14
BB	2
SO	3
LOB	13

WP: 0 PB: 1 SB: 0 CS: 0 PA: 45

PITCHER		IP	WLS	BF	H	R	ER	SO	BB	IBB	HBP	BLK	WP	HR	S	P	ERA	WHIP
Clyde Wright, L ERA: 3.86	(1, 1)	2.1	L	12	6	5	5	2	0	0	0	0	0	2	16	16	19.29	2.571
Lew Burdette, R ERA: 3.24	(3, 1)	1.2		11	5	4	4	1	0	1	0	0	0	0	12	16	21.60	3.000
Howie Reed, R ERA: 3.22	(5, 1)	1.0		6	4	3	3	0	0	0	0	0	0	0	6	6	27.00	4.000
Jim McGlothlin, R ERA: 4.11	(6, 1)	3.0		13	4	3	3	0	1	0	0	0	0	1	12	16	9.00	1.667
Bob Lee, R ERA: 2.32	(9, 1)	1.0		3	1	0	0	0	0	0	0	0	0	0	3	3	0.00	1.000

PITCHER	IP	WLS	BF	H	R	ER	SO	BB	IBB	HBP	BLK	WP	HR	S	P	ERA	WHIP

Detroit Tigers @ California Angels

Anaheim Stadium, Anaheim, CA

Tue Jun 28 1966, 10:05 PM EDT

Att. 16,393 - Unknown

BOTTOM

Batter	1	2	3	4	5	6	7	8	9	AB	R	H	RBI	BB	SO	LOB
Jose Cardenal, R (1, 8) OBP: 0.325, SLG: 0.416	4-3		6-3			3-1		F9		3	0	0	0	0	0	0
Jim Piersall, R (7, 8) OBP: 0.282, SLG: 0.266										1	0	0	0	0	0	0
Ed Kirkpatrick, L (1, 9) OBP: 0.324, SLG: 0.368	K			3-1		2B		F8		4	0	1	0	0	1	0
Jim Fregosi, R (1, 6) OBP: 0.319, SLG: 0.358	6-3			F9		6-3			BB E SF7 1B	4	1	1	0	0	0	1
Norm Siebern, L (1, 3) OBP: 0.407, SLG: 0.409		3-1		L8			F6		E3 1-3 BB 1-2	4	0	0	0	0	0	1
Rick Reichardt, R (1, 7) OBP: 0.359, SLG: 0.487		L8			K		1B		1-3 BB 1-2 2-3	3	0	1	0	1	1	0
Bobby Knoop, R (1, 4) OBP: 0.275, SLG: 0.431		K			3-1 3B		1B		SF7 3-H	2	1	1	0	0	1	0
Jackie Hernandez, R (6, 4) OBP: 0.200, SLG: 0.125							1-2 1B			1	0	1	1	0	0	0
Tom Satriano, L (1, 2) OBP: 0.379, SLG: 0.320			5-3		3-1 3-H		F9		1-3 1-2 2-3	4	0	0	1	0	0	4
Paul Schaal, R (1, 5) OBP: 0.374, SLG: 0.357			HR		F9		L5		5-3	4	1	1	1	0	0	4
Clyde Wright, R (1, 1) OBP: 0.222, SLG: 0.222			K			K		F4		0	0	0	0	0	0	0
Lew Burdette, R (3, 1)										1	0	0	0	0	1	0
Howie Reed, R (5, 1)										0	0	0	0	0	0	0
Jim McGlothlin, R (6, 1) OBP: 0.150, SLG: 0.167										1	0	0	0	0	1	0
Frank Malzone, R (8, PH) OBP: 0.278, SLG: 0.323										1	0	0	0	0	0	0
Bob Lee, R (9, 1)										0	0	0	0	0	0	0
Inning Stats	R: 0 E: 0 K: 1 S: 5 H: 0 LOB: 0 BB: 0 P: 5	R: 0 E: 0 K: 1 S: 5 H: 0 LOB: 0 BB: 0 P: 5	R: 1 E: 0 K: 1 S: 6 H: 1 LOB: 0 BB: 0 P: 6	R: 0 E: 0 K: 0 S: 3 H: 0 LOB: 0 BB: 0 P: 3	R: 1 E: 0 K: 1 S: 6 H: 1 LOB: 0 BB: 0 P: 6	R: 0 E: 0 K: 1 S: 6 H: 1 LOB: 1 BB: 0 P: 6	R: 0 E: 0 K: 0 S: 5 H: 2 LOB: 2 BB: 0 P: 5	R: 0 E: 0 K: 0 S: 3 H: 0 LOB: 0 BB: 0 P: 3	R: 1 E: 1 K: 0 S: 5 H: 1 LOB: 2 BB: 1 P: 9	1B: 3 2B: 1 3B: 1 HR: 1	SF: 1 SAC: 0 DP: 0 HBP: 0						

livebaseballscorecards.com

AB	33
R	3
H	6
RBI	3
BB	1
SO	5
LOB	10

WP: 0 PB: 0 SB: 0 CS: 0 PA: 35

PITCHER		IP	WLS	BF	H	R	ER	SO	BB	IBB	HBP	BLK	WP	HR	S	P	ERA	WHIP
Earl Wilson, R ERA: 3.77	(1, 1)	7.0	W	26	5	2	2	5	0	0	0	0	0	1	36	36	2.57	0.714
Johnny Podres, L ERA: 1.27	(8, 1)	2.0	S	9	1	1	0	0	1	0	0	0	0	0	8	12	0.00	1.000

PITCHER	IP	WLS	BF	H	R	ER	SO	BB	IBB	HBP	BLK	WP	HR	S	P	ERA	WHIP

Detroit Tigers @ California Angels

Anaheim Stadium, Anaheim, CA

Wed Jun 29 1966, 10:05 PM EDT

Att. 16,377 - Unknown

TOP

livebaseballscorecards.com

Batter	1	2	3	4	5	6	7	8	9	AB	R	H	RBI	BB	SO	LOB
Dick McAuliffe, L (1, 6) OBP: 0.404, SLG: 0.588	F3		SF8 3-H		3-1 2-3			4-3		3	0	0	1	0	0	1
Jake Wood, R (1, 4) OBP: 0.360, SLG: 0.450	5-3		F8		1-6-3			K		4	0	0	0	0	1	2
Norm Cash, L (1, 3) OBP: 0.301, SLG: 0.440	F7			F8		4-3		FC5-4 1B		4	0	1	0	0	0	0
Al Kaline, R (1, 8) OBP: 0.387, SLG: 0.534		F2		BBB E SF8 1B BB		1B		FC5-4 1-2f		3	1	1	0	1	0	1
Fred Gladding, L (8, 1)										0	0	0	0	0	0	0
Willie Horton, R (1, 7) OBP: 0.321, SLG: 0.424		F7		E6 1-3 1B		F6			F8	4	0	1	0	0	0	1
Jim Northrup, L (1, 9) OBP: 0.315, SLG: 0.409		4-3		SF8 3-H		4-3			G3	3	0	0	1	0	0	1
Bill Freehan, R (1, 2) OBP: 0.304, SLG: 0.381			2B SF8 1B	F9			F9		6-3	4	1	1	0	0	0	1
Don Wert, R (1, 5) OBP: 0.373, SLG: 0.374			1-3 2B		3-1 2B		6-3			3	0	2	0	0	0	0
Dave Wickersham, R (1, 1) OBP: 0.048, SLG: 0.095			SSS K		SSS K		SSS K			0	0	0	0	0	0	0
Joe Sparma, R (2, 1) OBP: 0.250, SLG: 0.300										1	0	0	0	0	1	2
Dick Tracewski, R (5, PH) OBP: 0.241, SLG: 0.154										1	0	0	0	0	1	1
Bill Monbouquette, R (5, 1) OBP: 0.176, SLG: 0.125										0	0	0	0	0	0	0
Jerry Lumpe, L (7, PH) OBP: 0.330, SLG: 0.362										1	0	0	0	0	1	0
Orlando Pena, R (7, 1) OBP: 0.143, SLG: 0.143										0	0	0	0	0	0	0
Mickey Stanley, R (8, 8) OBP: 0.311, SLG: 0.245										0	0	0	0	0	0	0
Inning Stats	R: 0 E: 0 K: 0 S: 3 H: 0 LOB: 0 BB: 0 P: 3	R: 0 E: 0 K: 0 S: 3 H: 0 LOB: 0 BB: 0 P: 3	R: 1 E: 0 K: 1 S: 7 H: 2 LOB: 1 BB: 0 P: 7	R: 1 E: 1 K: 0 S: 4 H: 1 LOB: 1 BB: 1 P: 8	R: 0 E: 0 K: 1 S: 6 H: 1 LOB: 1 BB: 0 P: 6	R: 0 E: 0 K: 0 S: 4 H: 1 LOB: 1 BB: 0 P: 4	R: 0 E: 0 K: 1 S: 5 H: 0 LOB: 0 BB: 0 P: 5	R: 0 E: 0 K: 1 S: 6 H: 1 LOB: 1 BB: 0 P: 6	R: 0 E: 0 K: 0 S: 3 H: 0 LOB: 0 BB: 0 P: 3	1B: 4 2B: 2 3B: 0 HR: 0 SF: 2 SAC: 0 DP: 0 HBP: 0	WP: 0 PB: 0 SB: 0 CS: 0 PA: 34					

	AB	31
	R	2
	H	6
	RBI	2
	BB	1
	SO	4
	LOB	10

PITCHER	IP	WLS	BF	H	R	ER	SO	BB	IBB	HBP	BLK	WP	HR	S	P	ERA	WHIP
George Brunet, L (1, 1) ERA: 3.02	5.0	W	20	4	2	1	2	1	0	0	0	0	0	23	27	1.80	1.000
Minnie Rojas, R (6, 1) ERA: 1.46	4.0	S	14	2	0	0	2	0	0	0	0	0	0	18	18	0.00	0.500

PITCHER	IP	WLS	BF	H	R	ER	SO	BB	IBB	HBP	BLK	WP	HR	S	P	ERA	WHIP

Detroit Tigers @ California Angels

Anaheim Stadium, Anaheim, CA

Wed Jun 29 1966, 10:05 PM EDT

Att. 16,377 - Unknown

BOTTOM

Batter	1	2	3	4	5	6	7	8	9	AB	R	H	RBI	BB	SO	LOB
Jose Cardenal, R (1, 8) OBP: 0.328, SLG: 0.419	0-0 2B 1B	0-0 SF7 3-H		0-0 4-3		0-0 CS 1B				3	0	2	1	0	0	0
Ed Kirkpatrick, L (1, 9) OBP: 0.323, SLG: 0.384	0-0 F9	0-0 1-H 2-H HR		0-3 K		0-0 F6 1-2				4	1	1	3	0	1	2
Jim Fregosi, R (1, 6) OBP: 0.322, SLG: 0.362	0-0 1-3 2B	1-0 FC4-6 HBP			0-0 L4		0-0 F7			3	0	1	0	0	0	0
Norm Siebern, L (1, 3) OBP: 0.404, SLG: 0.411	0-3 K	0-0 FC4-6 1-2f			0-0 1B 2B		0-0 3-1			4	1	1	0	0	1	3
Rick Reichardt, R (1, 7) OBP: 0.357, SLG: 0.481	0-3 K	0-0 5-3			1-0 1B HBP		0-0 L8			3	0	0	0	0	1	3
Bobby Knoop, R (1, 4) OBP: 0.275, SLG: 0.428		0-0 BB BB BB 1B	0-3 K		0-0 F9			0-3 K		4	1	1	0	0	2	2
Tom Satriano, L (1, 2) OBP: 0.396, SLG: 0.325		4-0 BB BB 1-2 SF7 BB	4-0 G6-4-3 BB		0-0 1-3 2-H 1B			0-0 1-3		2	1	1	1	2	0	0
Paul Schaal, R (1, 5) OBP: 0.372, SLG: 0.352		4-0 BB 1-2 2-3 HR BB	0-0 G6-4-3 1-2f		0-0 F5			0-0 F9		3	1	0	0	1	0	3
George Brunet, R (1, 1) OBP: 0.154, SLG: 0.240 Minnie Rojas, R (6, 1) OBP: 0.111, SLG: 0.222		4-0 1-2 2-3 3-H HR BB		0-3 K		0-0 2B				1 1	1 0	0 1	1 0	1 0	1 0	0 0
Inning Stats	R: 0 E: 0 K: 2 S: 9 H: 2 LOB: 2 BB: 0 P: 9	R: 5 E: 0 K: 0 S: 5 H: 2 LOB: 1 BB: 3 P: 18	R: 0 E: 0 K: 1 S: 4 H: 0 LOB: 0 BB: 1 P: 8	R: 0 E: 0 K: 2 S: 7 H: 0 LOB: 0 BB: 0 P: 7	R: 1 E: 0 K: 0 S: 5 H: 2 LOB: 2 BB: 0 P: 6	R: 0 E: 0 K: 0 S: 3 H: 2 LOB: 0 BB: 0 P: 3	R: 0 E: 0 K: 0 S: 3 H: 0 LOB: 0 BB: 0 P: 3	R: 0 E: 0 K: 1 S: 5 H: 0 LOB: 0 BB: 0 P: 5		1B: 4 2B: 3 3B: 0 HR: 1	SF: 1 SAC: 0 DP: 1 HBP: 2					

livebaseballscorecards.com

AB	28
R	6
H	8
RBI	6
BB	4
SO	6
LOB	13

PITCHER		IP	WLS	BF	H	R	ER	SO	BB	IBB	HBP	BLK	WP	HR	S	P	ERA	WHIP
Dave Wickersham, R ERA: 3.03	(1, 1)	1.1	L	12	4	5	5	2	3	0	1	0	0	1	12	25	33.75	5.250
Joe Sparma, R ERA: 5.4	(2, 1)	2.2		8	0	0	0	3	1	0	0	0	0	0	13	17	0.00	0.375
Bill Monbouquette, R ERA: 5.19	(5, 1)	2.0		9	4	1	1	0	0	0	1	0	0	0	8	9	4.50	2.000
Orlando Pena, R ERA: 2.66	(7, 1)	1.0		3	0	0	0	0	0	0	0	0	0	0	3	3	0.00	0.000
Fred Gladding, R ERA: 4.19	(8, 1)	1.0		3	0	0	0	1	0	0	0	0	0	0	5	5	0.00	0.000

PITCHER		IP	WLS	BF	H	R	ER	SO	BB	IBB	HBP	BLK	WP	HR	S	P	ERA	WHIP

California Angels @ Cleveland Indians

Cleveland Municipal Stadium, Cleveland, OH

Fri Jul 01 1966, 7:05 PM EDT

Att. 13,990 - Unknown

TOP

livebaseballscorecards.com

Batter	1	2	3	4	5	6	7	8	9	AB	R	H	RBI	BB	SO	LOB
Jose Cardenal, R (1, 8) OBP: 0.327, SLG: 0.416	FC4-6 1B		K			F4			6-3	4	0	1	0	0	1	0
Bobby Knoop, R (1, 4) OBP: 0.271, SLG: 0.422	K			K		F7			K	4	0	0	0	0	3	1
Jim Fregosi, R (1, 6) OBP: 0.318, SLG: 0.357	FC4-6 1-2f			5-3		K			F6	4	0	0	0	0	1	1
Joe Adcock, R (1, 3) OBP: 0.331, SLG: 0.521	K			F9			K			3	0	0	0	0	2	1
Rick Reichardt, R (1, 7) OBP: 0.361, SLG: 0.481		G4-3 BB			FC6-4 1B		K			2	0	1	0	1	1	0
Jackie Warner, R (1, 9) OBP: 0.291, SLG: 0.447		K			K		F8			3	0	0	0	0	2	2
Paul Schaal, R (1, 5) OBP: 0.368, SLG: 0.347		G4-3 1-2f			FC6-4 BB 1-2f			F5		3	0	0	0	0	0	2
Tom Satriano, L (1, 2) OBP: 0.394, SLG: 0.316 Jim McGlothlin, R (8, 1) OBP: 0.150, SLG: 0.167			K		1-2 BB			4-3		2 0	0 0	0 0	0 0	1 0	1 0	0 0
Dean Chance, R (1, 1) OBP: 0.026, SLG: 0.026 Frank Malzone, R (8, PH) OBP: 0.274, SLG: 0.318 Buck Rodgers, S (8, 2) OBP: 0.233, SLG: 0.300			K		K			6-3		2 1 0	0 0 0	0 0 0	0 0 0	0 0 0	2 0 0	2 0 0

Inning Stats	1	2	3	4	5	6	7	8	9
	R: 0 H: 1 E: 0 LOB: 1 K: 2 BB: 0 S: 8 P: 8	R: 0 H: 0 E: 0 LOB: 0 K: 1 BB: 1 S: 4 P: 8	R: 0 H: 0 E: 0 LOB: 0 K: 3 BB: 0 S: 9 P: 9	R: 0 H: 0 E: 0 LOB: 0 K: 1 BB: 0 S: 5 P: 5	R: 0 H: 1 E: 0 LOB: 2 K: 2 BB: 1 S: 8 P: 12	R: 0 H: 0 E: 0 LOB: 0 K: 1 BB: 0 S: 5 P: 5	R: 0 H: 0 E: 0 LOB: 0 K: 2 BB: 0 S: 7 P: 7	R: 0 H: 0 E: 0 LOB: 0 K: 0 BB: 0 S: 3 P: 3	R: 0 H: 0 E: 0 LOB: 0 K: 1 BB: 0 S: 5 P: 5

AB	28
R	0
H	2
RBI	0
BB	2
SO	13
LOB	9

1B: 2 SF: 0
2B: 0 SAC: 0
3B: 0 DP: 1
HR: 0 HBP: 0

WP: 0 PA: 30
PB: 0
SB: 0
CS: 0

PITCHER	IP	WLS	BF	H	R	ER	SO	BB	IBB	HBP	BLK	WP	HR	S	P	ERA	WHIP
Sam McDowell, L (1, 1) ERA: 2.21	9.0	W	30	2	0	0	13	2	0	0	0	0	0	54	62	0.00	0.444

PITCHER	IP	WLS	BF	H	R	ER	SO	BB	IBB	HBP	BLK	WP	HR	S	P	ERA	WHIP

Batter	1	2	3	4	5	6	7	8	9	AB	R	H	RBI	BB	SO	LOB
Jim Landis, R (1, 8) OBP: 0.362, SLG: 0.398	E6 SH3-4 BB 1B	K			G3-6-3 1-2f			FC1-6 1B		4	1	1	0	0	1	1
Leon Wagner, L (1, 7) OBP: 0.326, SLG: 0.435	SH3-4 1-2 1B BB	K			5-3			FC1-6 WP S 1-2f		2	1	0	0	1	1	0
Chuck Hinton, R (7, 7) OBP: 0.268, SLG: 0.228										1	0	0	0	0	0	1
Chico Salmon, R (1, 6) OBP: 0.350, SLG: 0.453	SH3-4 1-2 2-3	5-3			E1 K2-3 HR 1B			6-3 1-2		3	1	1	0	0	0	1
Fred Whitfield, L (1, 3) OBP: 0.279, SLG: 0.426	G5-3 1B IBB	5-3			K2-3 2-3			K 2-3		3	0	0	0	1	2	2
Rocky Colavito, R (1, 9) OBP: 0.356, SLG: 0.473	1B 1-2 2-H 3-H	F7			HR 3-H					3	1	2	4	0	0	0
Max Alvis, R (1, 5) OBP: 0.324, SLG: 0.335	G5-3 2-3f	F5			5-3					3	0	0	0	0	0	2
Pedro Gonzalez, R (1, 4) OBP: 0.253, SLG: 0.296		G3 SF7 2B	K				K			3	1	1	0	0	2	0
Del Crandall, R (1, 2) OBP: 0.347, SLG: 0.405		G3 2-3			G3-6-3 BB		5-3			2	0	0	0	1	0	1
Sam McDowell, L (1, 1) OBP: 0.259, SLG: 0.269		SF7 3-H			F8		K			2	0	0	1	0	1	1
Inning Stats	R: 2 H: 1 E: 1 LOB: 1 K: 0 BB: 2 S: 4 P: 12	R: 1 H: 1 E: 0 LOB: 0 K: 1 BB: 0 S: 6 P: 6	R: 0 H: 0 E: 0 LOB: 0 K: 1 BB: 0 S: 5 P: 5	R: 0 H: 0 E: 0 LOB: 0 K: 1 BB: 0 S: 5 P: 5	R: 0 H: 0 E: 0 LOB: 0 K: 0 BB: 1 S: 2 P: 6	R: 2 H: 2 E: 1 LOB: 0 K: 1 BB: 0 S: 7 P: 7	R: 0 H: 0 E: 0 LOB: 0 K: 2 BB: 0 S: 7 P: 7	R: 0 H: 1 E: 0 LOB: 1 K: 1 BB: 0 S: 6 P: 6		1B: 3 SF: 1 2B: 1 SAC: 1 3B: 0 DP: 2 HR: 1 HBP: 0						

PITCHER	IP	WLS	BF	H	R	ER	SO	BB	IBB	HBP	BLK	WP	HR	S	P	ERA	WHIP
Dean Chance, R (1, 1) ERA: 3.65	7.0	L	27	4	5	4	6	2	1	0	0	0	1	36	48	5.14	0.857
Jim McGlothlin, R (8, 1) ERA: 4.05	1.0		4	1	0	0	1	0	0	0	0	1	0	6	6	0.00	1.000

PITCHER	IP	WLS	BF	H	R	ER	SO	BB	IBB	HBP	BLK	WP	HR	S	P	ERA	WHIP

BOTTOM

California Angels @ Cleveland Indians

Cleveland Municipal Stadium, Cleveland, OH

Fri Jul 01 1966, 7:05 PM EDT

Att. 13,990 - Unknown

livebaseballscorecards.com

AB	26
R	5
H	5
RBI	5
BB	3
SO	7
LOB	9

WP: 1 PA: 31
PB: 0
SB: 1
CS: 0

Batter	1	2	3	4	5	6	7	8	9	AB	R	H	RBI	BB	SO	LOB
Jose Cardenal, R (1, 8) OBP: 0.330, SLG: 0.413	F5		HBP		F3			BB		2	0	0	0	1	0	0
Ed Kirkpatrick, L (1, 9) OBP: 0.316, SLG: 0.374	3-1		K			K		K		4	0	0	0	0	3	3
Bob Lee, R (8, 1)										0	0	0	0	0	0	0
Jim Fregosi, R (1, 6) OBP: 0.317, SLG: 0.353	5-3		BB			F8		F9		3	0	0	0	1	0	2
Norm Siebern, L (1, 3) OBP: 0.401, SLG: 0.404		BB	F8			3-1		4-3		3	0	0	0	1	0	4
Rick Reichardt, R (1, 7) OBP: 0.370, SLG: 0.506		FC6-4		G6-4-3			BLK		HR	4	2	4	1	0	0	0
Bobby Knoop, R (1, 4) OBP: 0.268, SLG: 0.417		K		G6-4-3			K		F9	4	0	0	0	0	2	4
Tom Satriano, L (1, 2) OBP: 0.388, SLG: 0.313 (7, 5)		F4		K			G4-6-3		F8	4	0	1	1	0	1	2
Paul Schaal, R (1, 5) OBP: 0.365, SLG: 0.344		FC6-4			5-3		G4-6-3			2	0	0	0	0	0	2
Buck Rodgers, S (7, PH) OBP: 0.235, SLG: 0.301 (7, 2)									1B	2	0	1	0	0	0	1
Marcelino Lopez, R (1, 1) OBP: 0.323, SLG: 0.321										1	0	0	0	0	1	0
Lew Burdette, R (4, 1)										0	0	0	0	0	0	0
Frank Malzone, R (5, PH) OBP: 0.270, SLG: 0.313										1	0	0	0	0	0	0
Howie Reed, R (5, 1)										0	0	0	0	0	0	0
Willie Smith, L (8, PH) OBP: 0.254, SLG: 0.280 (8, 9)			K	F6				BB	F9	2	0	1	0	0	0	1

TOP

California Angels @ Cleveland Indians

Cleveland Municipal Stadium, Cleveland, OH

Sat Jul 02 1966, 3:33 AM EDT

Att. 17,592 - Unknown

livebaseballscorecards.com

AB	32
R	2
H	7
RBI	2
BB	3
SO	7
LOB	19

Inning Stats	1	2	3	4	5	6	7	8	9	1B: 5	SF: 0	WP: 0	PA: 36
R:	0	0	0	0	0	0	1	0	1	2B: 1	SAC: 0	PB: 0	
E:	0	0	0	0	0	0	0	0	0	3B: 0	DP: 2	SB: 1	
K:	0	1	2	1	0	1	1	1	0	HR: 1	HBP: 1	CS: 0	
S:	3	6	7	5	3	5	6	6	5				
H:	0	1	0	1	0	0	2	1	2				
LOB:	0	2	0	0	0	0	0	2	1				
BB:	0	1	1	0	0	0	0	1	0				
P:	3	10	12	5	3	5	6	10	5				

PITCHER		IP	WLS	BF	H	R	ER	SO	BB	IBB	HBP	BLK	WP	HR	S	P	ERA	WHIP
Sonny Siebert, R ERA: 2.9	(1, 1)	9.0	W	36	7	2	2	7	3	0	1	1	0	1	46	59	2.00	1.111

PITCHER	IP	WLS	BF	H	R	ER	SO	BB	IBB	HBP	BLK	WP	HR	S	P	ERA	WHIP

Batter	1	2	3	4	5	6	7	8	9	AB	R	H	RBI	BB	SO	LOB
Jim Landis, R (1, 8) (8, 7) OBP: 0.351, SLG: 0.385	S S S 0-3 K ①		x 0-0 F4 ②	S S S 0-3 K ② 1-2			x 0-0 F8 ①			4	0	0	0	0	2	2
Leon Wagner, L (1, 7) OBP: 0.325, SLG: 0.445	x 0-0 6-3 ②		x 0-0 HR	x 0-0 4-3 ③			x 0-0 G3 ② 2-3			4	1	1	1	0	0	2
Vic Davalillo, L (8, 8) OBP: 0.290, SLG: 0.312										0	0	0	0	0	0	0
Chico Salmon, R (1, 6) OBP: 0.348, SLG: 0.449	x 0-0 5-3 ③		x 0-0 1B		x 0-0 3-1 ①		x 0-0 F8 ③			4	0	1	0	0	0	1
Rocky Colavito, R (1, 9) OBP: 0.351, SLG: 0.465		x 0-0 F4 ①	x 0-0 6-3 ③		x 0-0 F9 ②			x 0-0 6-3 ①		4	0	0	0	0	0	1
Fred Whitfield, L (1, 3) OBP: 0.275, SLG: 0.419		x 0-0 F7 ②		x 0-0 F8 ①	x 0-0 4-3 ③			x 0-0 F7 ②		4	0	0	0	0	0	0
Max Alvis, R (1, 5) OBP: 0.326, SLG: 0.332		B B B B 4-0 S 1B BB		B B B B 4-0 HBP HR BB		S S S 0-3 K ①		x 0-0 5-3 ③		2	2	0	0	2	1	0
Pedro Gonzalez, R (1, 4) OBP: 0.259, SLG: 0.298		x 0-0 1-H 1B		H 1-0 1-2 HR HBP		x 0-0 F3 ②				2	1	1	1	0	0	0
Joe Azcue, R (1, 2) OBP: 0.311, SLG: 0.339		x 0-0 F8 ③		x 0-0 1-H 2-H HR		x 0-0 F8 ③				3	1	1	3	0	0	1
Sonny Siebert, R (1, 1) OBP: 0.227, SLG: 0.256			x 0-0 1-5-3 ①	x 0-0 WP 1B			x 0-0 G3 2B			3	0	2	0	0	0	0
Inning Stats	R: 0 H: 0 E: 0 LOB: 0 K: 1 BB: 0 S: 5 P: 5	R: 1 H: 1 E: 0 LOB: 1 K: 0 BB: 1 S: 4 P: 8	R: 1 H: 2 E: 0 LOB: 1 K: 0 BB: 0 S: 5 P: 5	R: 3 H: 2 E: 0 LOB: 1 K: 1 BB: 1 S: 7 P: 12	R: 0 H: 0 E: 0 LOB: 0 K: 0 BB: 0 S: 3 P: 3	R: 0 H: 0 E: 0 LOB: 0 K: 1 BB: 0 S: 5 P: 5	R: 0 H: 1 E: 0 LOB: 1 K: 0 BB: 0 S: 4 P: 4	R: 0 H: 0 E: 0 LOB: 0 K: 0 BB: 0 S: 3 P: 3		1B: 3 SF: 0 2B: 1 SAC: 0 3B: 0 DP: 0 HR: 2 HBP: 1						

BOTTOM

California Angels @ Cleveland Indians

Cleveland Municipal Stadium, Cleveland, OH

Sat Jul 02 1966, 3:33 AM EDT

Att. 17,592 - Unknown

livebaseballscorecards.com

AB	30
R	5
H	6
RBI	5
BB	2
SO	3
LOB	7

PITCHER		IP	WLS	BF	H	R	ER	SO	BB	IBB	HBP	BLK	WP	HR	S	P	ERA	WHIP
Marcelino Lopez, L ERA: 3.64	(1, 1)	3.1	L	17	4	5	5	1	2	0	1	0	0	2	16	25	13.50	1.800
Lew Burdette, R ERA: 3.19	(4, 1)	0.2		3	1	0	0	1	0	0	0	0	1	0	5	5	0.00	1.500
Howie Reed, R ERA: 2.84	(5, 1)	3.0		10	1	0	0	1	0	0	0	0	0	0	12	12	0.00	0.333
Bob Lee, R ERA: 2.28	(8, 1)	1.0		3	0	0	0	0	0	0	0	0	0	0	3	3	0.00	0.000

PITCHER	IP	WLS	BF	H	R	ER	SO	BB	IBB	HBP	BLK	WP	HR	S	P	ERA	WHIP

Batter	1	2	3	4	5	6	7	8	9	AB	R	H	RBI	BB	SO	LOB
Jose Cardenal, R (1, 8) OBP: 0.327, SLG: 0.409	S S S 0-3 ① K	x 0-0 ① F8		x 0-0 ③ G6-4-3 1-2 1B		x 0-0 ③ 5-3			x 0-0 ② 6-3	5	0	1	0	0	1	2
Ed Kirkpatrick, L (9, 9) OBP: 0.316, SLG: 0.374										0	0	0	0	0	0	0
Willie Smith, L (1, 9) OBP: 0.250, SLG: 0.275	S S S 0-3 ② K	S S S 0-3 ② K		x 0-0 ②③ G6-4-3 1-2f			x 0-0 ① F9		B B B B 4-0 2B WP BB	2	0	0	0	0	2	2
Jim Piersall, R (4, PH) OBP: 0.284, SLG: 0.258										2	1	0	0	1	0	2
(4, 9)																
(9, 8)																
Jim Fregosi, R (1, 6) OBP: 0.321, SLG: 0.371	x 0-0 ③ 5-3	x 0-0 1-H 2-H HR			x 0-0 HR 1B		x 0-0 ② F5		x 0-0 WP 1-3 2B	5	2	3	3	0	0	0
Norm Siebern, L (1, 3) OBP: 0.402, SLG: 0.405		0-0 BB 1B 1B			x 0-0 1-H HR		x 0-0 ③ 4-3		x 0-0 ③ F9 2-3 3-H	2	1	1	0	0	1	0
Joe Adcock, R (5, PH) OBP: 0.331, SLG: 0.541										3	1	1	2	0	0	1
(5, 3)		0-3 ③ K														
Rick Reichardt, R (1, 7) OBP: 0.369, SLG: 0.502		x 0-0 BB 1B 1-2 1B S S S 0-3 ① K			x 0-0 ① F8			x 0-0 ① 6-3		4	1	1	0	0	1	0
Tom Satriano, L (1, 5) OBP: 0.386, SLG: 0.306	B B B B 4-0 1B 1-2 2-3 1B BB	x 0-0 ② 3-1			x 0-0 ② F4			x 0-0 CS 1B		2	1	0	0	1	0	0
Paul Schaal, R (6, 5) OBP: 0.367, SLG: 0.347										1	0	1	0	0	0	0
Bobby Knoop, R (1, 4) OBP: 0.271, SLG: 0.416	x 0-0 1B 1-2 2-H 3-H 1B 1B	x 0-0 ③ F9			S S S 0-3 ③ K			B B B B 4-0 ② 1-2 BB		3	1	1	2	1	1	0
Buck Rodgers, S (1, 2) OBP: 0.236, SLG: 0.300	x 0-0 1B 1-3 2-H HR 1B			x 0-0 ① 6-3		x 0-0 ① F8		x 0-0 ③ F9		4	1	1	1	0	0	1
George Brunet, R (1, 1) OBP: 0.207, SLG: 0.286	x 0-0 1-2 3-H HR 1B			x 0-0 1B 1B		S S S 0-3 ② K			x 0-0 ① F3	3	1	2	1	0	1	0
Minnie Rojas, R (7, 1) OBP: 0.100, SLG: 0.200										1	0	0	0	0	0	0

Inning Stats	1	2	3	4	5	6	7	8	9
	R: 0 H: 0 E: 0 LOB: 0 K: 2 BB: 0 S: 7 P: 7	R: 7 H: 6 E: 0 LOB: 0 K: 2 BB: 1 S: 13 P: 17	R: 0 H: 0 E: 0 LOB: 0 K: 1 BB: 0 S: 5 P: 5	R: 0 H: 2 E: 0 LOB: 1 K: 0 BB: 0 S: 4 P: 4	R: 2 H: 2 E: 0 LOB: 0 K: 1 BB: 0 S: 7 P: 7	R: 0 H: 0 E: 0 LOB: 0 K: 1 BB: 0 S: 5 P: 5	R: 0 H: 0 E: 0 LOB: 0 K: 0 BB: 0 S: 3 P: 3	R: 0 H: 1 E: 0 LOB: 1 K: 0 BB: 1 S: 3 P: 7	R: 1 H: 1 E: 0 LOB: 1 K: 0 BB: 1 S: 4 P: 8

	1B	2B	3B	HR	SF	SAC	DP	HBP	PA
	9	1	0	2	0	0	1	0	40

	WP	PB	SB	CS
	1	0	0	1

PITCHER		IP	WLS	BF	H	R	ER	SO	BB	IBB	HBP	BLK	WP	HR	S	P	ERA	WHIP
Gary Bell, R ERA: 2.93	(1, 1)	1.0	L	8	4	5	5	2	1	0	0	0	0	0	11	15	45.00	5.000
John O'Donoghue, L ERA: 3.7	(2, 1)	4.0		17	6	4	4	4	0	0	0	0	0	2	25	25	9.00	1.500
Jack Kralick, L ERA: 4.46	(6, 1)	2.0		6	0	0	0	1	0	0	0	0	0	0	8	8	0.00	0.000
Tom Kelley, R ERA: 4.47	(8, 1)	1.0		4	1	0	0	0	1	0	0	0	0	0	3	7	0.00	2.000
Bob Allen, L ERA: 4.02	(9, 1)	1.0		5	1	1	1	0	1	0	0	0	1	0	4	8	9.00	2.000

PITCHER	IP	WLS	BF	H	R	ER	SO	BB	IBB	HBP	BLK	WP	HR	S	P	ERA	WHIP

TOP

California Angels @ Cleveland Indians

Cleveland Municipal Stadium, Cleveland, OH

Sun Jul 03 1966, 3:33 AM EDT

Unknown

livebaseballscorecards.com

AB	37
R	10
H	12
RBI	9
BB	3
SO	7
LOB	8

BOTTOM

California Angels @ Cleveland Indians

Cleveland Municipal Stadium, Cleveland, OH

Sun Jul 03 1966, 3:33 AM EDT

Unknown

livebaseballscorecards.com

Batter	1	2	3	4	5	6	7	8	9	AB	R	H	RBI	BB	SO	LOB
Jim Landis, R (1, 8) OBP: 0.345, SLG: 0.377	1-3		F9		F9		5-3		1B	5	0	1	0	0	0	1
Leon Wagner, L (1, 7) OBP: 0.327, SLG: 0.441	F8		K		2-3 1B		BB 1B BB		F8	4	1	1	0	1	1	1
Chico Salmon, R (1, 6) OBP: 0.349, SLG: 0.445	2B 1B		F7		F9		1B 1-2 BB		F8	4	0	1	0	1	0	3
Rocky Colavito, R (1, 9) OBP: 0.356, SLG: 0.472	1-3 2B			F2		FC5-4 1B	1-2 2-H 1B		F6	5	0	3	1	0	0	1
Fred Whitfield, L (1, 3) OBP: 0.271, SLG: 0.413	F9			3-1		FC5-4 4-3 1B 1-2f	5-3			4	1	0	0	0	0	5
Max Alvis, R (1, 5) OBP: 0.325, SLG: 0.331		K		1B		4-3 1-2		6-3		4	0	1	0	0	1	1
Pedro Gonzalez, R (1, 4) OBP: 0.268, SLG: 0.307		1B		F9		2-H 1B		S 1B		4	0	3	1	0	0	1
Del Crandall, R (1, 2) OBP: 0.327, SLG: 0.378		F7			6-3	F7		K 1-2		3	0	0	0	0	0	2
Tony Curry, L (8, PH) OBP: 0.364, SLG: 0.222										1	0	0	0	0	1	1
Bob Allen, L (9, 1) OBP: 0.250, SLG: 0.143										0	0	0	0	0	0	0
Gary Bell, R (1, 1) OBP: 0.250, SLG: 0.222										0	0	0	0	0	0	0
John O'Donoghue, R (2, 1) OBP: 0.111, SLG: 0.167										1	0	0	0	0	1	1
Larry Brown, R (5, PH) OBP: 0.311, SLG: 0.288										1	0	1	0	0	0	0
Jack Kralick, L (6, 1) OBP: 0.125, SLG: 0.125										0	0	0	0	0	0	0
Dick Howser, R (7, PH) OBP: 0.316, SLG: 0.368										1	0	0	0	0	1	0
Tom Kelley, R (8, 1) OBP: 0.077, SLG: 0.077										0	0	0	0	0	0	0
Buddy Booker, L (8, PH) OBP: 0.294, SLG: 0.500										1	0	0	0	0	0	1
(9, 2)		K			2B		K	4-3								
Inning Stats	R: 0 E: 0 K: 0 S: 5 H: 2 LOB: 2 BB: 0 P: 5	R: 0 E: 0 K: 2 S: 8 H: 1 LOB: 1 BB: 0 P: 8	R: 0 E: 0 K: 1 S: 5 H: 0 LOB: 0 BB: 0 P: 5	R: 0 E: 0 K: 0 S: 4 H: 1 LOB: 1 BB: 0 P: 4	R: 0 E: 0 K: 0 S: 5 H: 2 LOB: 2 BB: 0 P: 5	R: 1 E: 0 K: 0 S: 5 H: 2 LOB: 1 BB: 0 P: 5	R: 1 E: 0 K: 1 S: 6 H: 1 LOB: 2 BB: 2 P: 14	R: 0 E: 0 K: 1 S: 6 H: 1 LOB: 1 BB: 0 P: 6	R: 0 E: 0 K: 0 S: 4 H: 1 LOB: 1 BB: 0 P: 4	1B: 9 2B: 2 3B: 0 HR: 0	SF: 0 SAC: 0 DP: 0 HBP: 0						

	AB	38
	R	2
	H	11
	RBI	2
	BB	2
	SO	5
	LOB	18

WP: 0 PB: 0 SB: 1 CS: 0 PA: 40

PITCHER		IP	WLS	BF	H	R	ER	SO	BB	IBB	HBP	BLK	WP	HR	S	P	ERA	WHIP
George Brunet, L ERA: 2.91	(1, 1)	6.2	W	30	8	2	1	4	2	0	0	0	0	0	36	44	1.35	1.500
Minnie Rojas, R ERA: 1.37	(7, 1)	2.1	S	10	3	0	0	1	0	0	0	0	0	0	12	12	0.00	1.286

PITCHER	IP	WLS	BF	H	R	ER	SO	BB	IBB	HBP	BLK	WP	HR	S	P	ERA	WHIP

California Angels @ Cleveland Indians

Cleveland Municipal Stadium, Cleveland, OH

Sun Jul 03 1966, 3:38 AM EDT

Att. 22,316 - Unknown

TOP

livebaseballscorecards.com

Batter	1	2	3	4	5	6	7	8	9	AB	R	H	RBI	BB	SO	LOB
Jose Cardenal, R (1, 8) OBP: 0.326, SLG: 0.410	0-0 1B 2B	0-3 K			0-3 K		0-0 F6			4	1	1	0	0	2	2
Willie Smith, L (1, 9) OBP: 0.250, SLG: 0.274	0-0 2-H 1B		0-0 F3		0-0 F4		0-0 F7			4	0	1	1	0	0	0
Jim Piersall, R (8, 9) OBP: 0.284, SLG: 0.258										0	0	0	0	0	0	0
Jim Fregosi, R (1, 6) OBP: 0.323, SLG: 0.379	0-0 F8		0-0 2B			0-0 6-3		0-0 4-3 5-3 2B		4	1	2	0	0	0	1
Norm Siebern, L (1, 3) OBP: 0.399, SLG: 0.401	0-0 F3		0-3 K			0-0 HR 1B		0-0 4-3 2-3		4	1	1	0	0	1	3
Rick Reichardt, R (1, 7) OBP: 0.367, SLG: 0.510	0-0 5-3		0-3 K			0-0 1-H HR		0-0 5-3 3-H		4	1	1	3	0	1	2
Tom Satriano, L (1, 2) OBP: 0.371, SLG: 0.292		0-0 F2		0-0 F7		0-0 F3		0-0 F8		4	0	0	0	0	0	0
Frank Malzone, R (1, 5) OBP: 0.295, SLG: 0.352		0-0 1B 1B		0-0 F7		0-0 2B			0-0 G6-3 1B	4	0	3	0	0	0	0
Marcelino Lopez, R (9, PR) OBP: 0.323, SLG: 0.321										0	0	0	0	0	0	0
Paul Schaal, R (9, 5) OBP: 0.367, SLG: 0.347										0	0	0	0	0	0	0
Bobby Knoop, R (1, 4) OBP: 0.271, SLG: 0.414		0-0 1-3 1B		0-0 F3		0-0 6-3			0-0 1-2f G6-3	4	0	1	0	0	0	2
Clyde Wright, R (1, 1) OBP: 0.200, SLG: 0.200	0-3 K				0-3 K		0-3 K		0-3 K	1	0	0	0	0	1	2
Lew Burdette, R (4, 1)										0	0	0	0	0	0	0
Jack Sanford, R (4, 1) OBP: 0.200, SLG: 0.278										3	0	0	0	0	3	1
Minnie Rojas, R (9, 1) OBP: 0.100, SLG: 0.200										0	0	0	0	0	0	0
Inning Stats	R: 1 E: 0 K: 0 S: 5 H: 2 LOB: 1 BB: 0 P: 5	R: 0 E: 0 K: 2 S: 9 H: 2 LOB: 2 BB: 0 P: 9	R: 0 E: 0 K: 2 S: 8 H: 1 LOB: 1 BB: 0 P: 8	R: 0 E: 0 K: 0 S: 3 H: 0 LOB: 0 BB: 0 P: 3	R: 0 E: 0 K: 2 S: 7 H: 0 LOB: 0 BB: 0 P: 7	R: 2 E: 0 K: 0 S: 6 H: 3 LOB: 1 BB: 0 P: 6	R: 0 E: 0 K: 1 S: 5 H: 0 LOB: 0 BB: 0 P: 5	R: 1 E: 0 K: 0 S: 4 H: 1 LOB: 0 BB: 0 P: 4	R: 0 E: 0 K: 1 S: 5 H: 1 LOB: 1 BB: 0 P: 5	1B: 5 2B: 4 3B: 0 HR: 1	SF: 0 SAC: 0 DP: 1 HBP: 0						

	AB	36
	R	4
	H	10
	RBI	4
	BB	0
	SO	8
	LOB	13

WP: 0 PB: 0 SB: 0 CS: 0 PA: 36

PITCHER		IP	WLS	BF	H	R	ER	SO	BB	IBB	HBP	BLK	WP	HR	S	P	ERA	WHIP
Luis Tiant, R ERA: 3.35	(1, 1)	5.2		25	8	3	3	6	0	0	0	0	0	1	37	37	4.76	1.412
Dick Radatz, R ERA: 4.57	(6, 1)	3.1	L	11	2	1	1	2	0	0	0	0	0	0	15	15	2.70	0.600

PITCHER	IP	WLS	BF	H	R	ER	SO	BB	IBB	HBP	BLK	WP	HR	S	P	ERA	WHIP

BOTTOM

California Angels @ Cleveland Indians

Cleveland Municipal Stadium, Cleveland, OH

Sun Jul 03 1966, 3:38 AM EDT

Att. 22,316 - Unknown

livebaseballscorecards.com

Batter	1	2	3	4	5	6	7	8	9	AB	R	H	RBI	BB	SO	LOB
Vic Davalillo, L (1, 8) OBP: 0.292, SLG: 0.311	6-3		1B	F8			5-3		G4-6-3 IBB	4	0	1	0	1	0	2
Chuck Hinton, R (1, 7) OBP: 0.273, SLG: 0.229	1B 1B		5-3		SH1-4 BB		K		G4-6-3 1-2f	4	0	1	0	1	1	3
Chico Salmon, R (1, 6) OBP: 0.353, SLG: 0.448	1-3 1B			WP 1B SF9 1B	SH1-4 1-2		6-3			3	1	2	0	0	0	0
Rocky Colavito, R (1, 9) OBP: 0.354, SLG: 0.468	6-3			1-2 WP 1B 1B	6-3			F5		4	1	1	0	0	0	2
Fred Whitfield, L (1, 3) OBP: 0.267, SLG: 0.409		L4		SF9 1-2 2-H	6-3			3-1		3	0	0	1	0	0	1
Max Alvis, R (1, 5) OBP: 0.330, SLG: 0.337		1B 1B		2-H 2B 1B		K 1B		F8		4	1	3	1	0	0	0
Larry Brown, R (1, 4) OBP: 0.325, SLG: 0.319 Tony Curry, L (9, PH) OBP: 0.333, SLG: 0.200		G6-4-3 1-2 1B		SH1-3 1-H 2B			K 1-2		F5	3 1	0 0	2 0	1 0	0 0	1 0	1 0
Joe Azcue, R (1, 2) OBP: 0.324, SLG: 0.346 Dick Howser, R (9, PR) OBP: 0.316, SLG: 0.368	G6-4-3 1-2f			SH1-3 1B			1B		2B BB	3 0	0 0	2 0	0 0	1 0	0 0	2 0
Luis Tiant, R (1, 1) OBP: 0.100, SLG: 0.053 Dick Radatz, R (6, 1) Leon Wagner, L (9, PH) OBP: 0.329, SLG: 0.448			F8	SH1-3 1-2 2-3			K		1-3 2B	1 1 1	0 0 0	0 0 1	0 0 0	0 1 0	0 1 0	0 1 0
Inning Stats	R: 0 E: 0 K: 0 S: 4 H: 2 LOB: 1 BB: 0 P: 4	R: 0 E: 0 K: 0 S: 4 H: 2 LOB: 1 BB: 0 P: 4	R: 0 E: 0 K: 0 S: 3 H: 1 LOB: 0 BB: 0 P: 3	R: 3 E: 0 K: 0 S: 8 H: 5 LOB: 2 BB: 0 P: 8	R: 0 E: 0 K: 0 S: 3 H: 0 LOB: 1 BB: 1 P: 7	R: 0 E: 0 K: 2 S: 8 H: 2 LOB: 1 BB: 0 P: 8	R: 0 E: 0 K: 1 S: 5 H: 0 LOB: 0 BB: 0 P: 5	R: 0 E: 0 K: 0 S: 3 H: 0 LOB: 0 BB: 0 P: 3	R: 0 E: 0 K: 0 S: 3 H: 1 LOB: 3 BB: 2 P: 11	1B: 11 2B: 2 3B: 0 HR: 0	SF: 1 SAC: 2 DP: 2 HBP: 0					

	AB	32
	R	3
	H	13
	RBI	3
	BB	3
	SO	3
	LOB	12

WP: 1 PB: 0 SB: 0 CS: 0 PA: 38

PITCHER		IP	WLS	BF	H	R	ER	SO	BB	IBB	HBP	BLK	WP	HR	S	P	ERA	WHIP
Clyde Wright, L ERA: 4.03	(1, 1)	3.1		14	7	2	2	0	0	0	0	0	1	0	14	14	5.40	2.100
Lew Burdette, R ERA: 3.4	(4, 1)	0.0		2	2	1	1	0	0	0	0	0	0	0	2	2	∞	∞
Jack Sanford, R ERA: 3.23	(4, 1)	5.0	W	21	4	0	0	3	2	1	0	0	0	0	24	36	0.00	1.200
Minnie Rojas, R ERA: 1.35	(9, 1)	0.2	S	1	0	0	0	0	0	0	0	0	0	0	1	1	0.00	0.000

PITCHER	IP	WLS	BF	H	R	ER	SO	BB	IBB	HBP	BLK	WP	HR	S	P	ERA	WHIP

California Angels @ Detroit Tigers

Tiger Stadium, Detroit, MI

Mon Jul 04 1966, 7:05 PM EDT

Att. 9,002 - Unknown

TOP

livebaseballscorecards.com

Batter	1	2	3	4	5	6	7	8	9	AB	R	H	RBI	BB	SO	LOB
Jose Cardenal, R (1, 8) OBP: 0.327, SLG: 0.421	5-3		5-3		K		1B SF8 1B 2-3	1-H 2-H HR		5	2	2	3	0	1	1
Bobby Knoop, R (1, 4) OBP: 0.272, SLG: 0.413	F9		BB 1B		F9		3B 1B 1-3 3-H	E6 HR		5	2	2	1	0	0	0
Jim Fregosi, R (1, 6) OBP: 0.327, SLG: 0.392	5-3		BB 1-2			1B	SF8 3-H	1-H HR		3	1	2	3	1	0	0
Rick Reichardt, R (1, 7) OBP: 0.367, SLG: 0.514		HR BB	F9			K	3B 1-H	K		4	1	1	1	1	2	3
Joe Adcock, R (1, 3) OBP: 0.333, SLG: 0.556		HR 1-H	5-3 BB			L8	F7		4-3	4	1	1	2	1	0	2
Frank Malzone, R (1, 5) OBP: 0.284, SLG: 0.338 Bob Lee, R (7, 1) Minnie Rojas, R (8, 1) OBP: 0.091, SLG: 0.182		F9	5-3 1-2			K		1B HR BB	K	3 0 1	0 1 0	0 0 0	0 0 0	1 1 0	2 0 0	2 0 0
Jackie Warner, R (1, 9) OBP: 0.287, SLG: 0.465		K	K				HR	F3	F9	5	1	1	1	0	2	2
Buck Rodgers, S (1, 2) OBP: 0.240, SLG: 0.304		K	F9				FC5-4 1B	HR 1B 1-2		4	1	2	0	0	1	1
Jim McGlothlin, R (1, 1) OBP: 0.150, SLG: 0.167 Howie Reed, R (2, 1) Jim Piersall, R (5, PH) OBP: 0.293, SLG: 0.269 Clyde Wright, R (5, 1) OBP: 0.200, SLG: 0.200 Paul Schaal, R (7, PH) OBP: 0.366, SLG: 0.346 (7, 5) Willie Smith, L (8, PH) OBP: 0.248, SLG: 0.272 Jackie Hernandez, R (8, 5) OBP: 0.200, SLG: 0.125	6-3				CS 1B		FC5-4 1B 1-2f	K		0 1 1 0 1 1 0	0 0 0 0 1 0 0	0 0 1 0 0 0 0	0 0 0 0 0 0 0	0 0 0 0 0 1 0	0 0 0 0 0 2 0	0 0 0 0 1 2 0
Inning Stats	R: 0 E: 0 K: 0 S: 3 H: 0 LOB: 0 BB: 0 P: 3	R: 2 E: 0 K: 2 S: 8 H: 1 LOB: 0 BB: 1 P: 12	R: 0 E: 0 K: 0 S: 4 H: 1 LOB: 2 BB: 1 P: 8	R: 0 E: 0 K: 1 S: 5 H: 0 LOB: 1 BB: 1 P: 9	R: 0 E: 0 K: 1 S: 5 H: 1 LOB: 0 BB: 0 P: 5	R: 0 E: 0 K: 2 S: 8 H: 1 LOB: 1 BB: 0 P: 8	R: 4 E: 1 K: 0 S: 8 H: 5 LOB: 1 BB: 0 P: 8	R: 5 E: 1 K: 2 S: 11 H: 3 LOB: 0 BB: 1 P: 15	R: 0 E: 0 K: 1 S: 5 H: 0 LOB: 0 BB: 0 P: 5	1B: 7 2B: 1 3B: 1 HR: 4	SF: 1 SAC: 0 DP: 1 HBP: 0			WP: 0 PB: 0 SB: 0 CS: 1	PA: 43		

	AB	38
	R	11
	H	12
	RBI	11
	BB	4
	SO	9
	LOB	14

PITCHER		IP	WLS	BF	H	R	ER	SO	BB	IBB	HBP	BLK	WP	HR	S	P	ERA	WHIP
Mickey Lolich, L ERA: 4.62	(1, 1)	6.1		28	7	5	5	6	3	0	0	0	0	2	37	49	7.11	1.579
Larry Sherry, R ERA: 3.61	(7, 1)	1.0	L	7	3	3	3	0	1	0	0	0	0	0	6	10	27.00	4.000
Orlando Pena, R ERA: 2.72	(8, 1)	0.2		5	2	3	1	2	0	0	0	0	0	2	9	9	13.50	3.000
Fred Gladding, R ERA: 3.83	(9, 1)	1.0		3	0	0	0	1	0	0	0	0	0	0	5	5	0.00	0.000

PITCHER	IP	WLS	BF	H	R	ER	SO	BB	IBB	HBP	BLK	WP	HR	S	P	ERA	WHIP

Batter	1	2	3	4	5	6	7	8	9	AB	R	H	RBI	BB	SO	LOB
Dick McAuliffe, L (1, 6) OBP: 0.391, SLG: 0.561	BBB 4-0 SH1-3 1B BB	III 4-0 1B FC3-2 E 1-2 2-3 IBB	SSS 0-3 K ③		x 0-0 F7 ③			SSS 0-3 K ① 1-2		3	2	0	0	2	2	5
Jerry Lumpe, L (1, 4) OBP: 0.319, SLG: 0.345	x 0-0 SH1-3 ① 1-2	x 0-0 FC3-2 ② 1B 1B 1-2 2-3 3-Hf		x 0-0 F6 ①		BBB 4-0 4-3 BB		x 0-0 4-1 ② 2-3		3	1	0	0	1	0	4
Norm Cash, L (1, 3) OBP: 0.301, SLG: 0.421	x 0-0 1B 1B 2-H	x 0-0 E4 1B 1B 1-3 2-H 3-H		x 0-0 G3 ②		x 0-0 4-3 ① 1-2		BBB 4-0 1B BB		4	0	2	2	1	0	1
Al Kaline, R (1, 8) OBP: 0.399, SLG: 0.582	x 0-0 G4-6-3 1B 1-2	x 0-0 1B 1-2 3-H		x 0-0 2B		x 0-0 L5-3 ②		x 0-0 1B 1-2 3-H		5	0	4	2	0	0	1
Jim Northrup, L (1, 9) OBP: 0.307, SLG: 0.392	x 0-0 G4-6-3 ②③ 1-2f	x 0-0 F9 ③		x 0-0 F7 ③		SSS 0-3 K ③		x 0-0 4-3 ③		5	0	0	0	0	1	8
Willie Horton, R (1, 7) OBP: 0.338, SLG: 0.473		x 0-0 HR	x 0-0 BB 1B		BBB 4-0 1B BB		x 0-0 1-3 ①		x 0-0 F9 ①	4	1	2	1	1	0	0
Orlando McFarlane, R (1, 2) OBP: 0.283, SLG: 0.353		x 0-0 FC1-5 1B 1B	SSS 0-3 K ①		x 0-0 F9 ①		x 0-0 4-3 ②		x 0-0 5-3 ②	5	0	1	0	0	1	2
Don Wert, R (1, 5) OBP: 0.367, SLG: 0.356		x 0-0 WP FC1-5 1-2 FC3-2 1B	x 0-0 F8 ②		x 0-0 1-3 1B		SSS 0-3 K ③		SSS 0-3 K ③	5	0	2	0	0	2	1
Mickey Lolich, S (1, 1) OBP: 0.294, SLG: 0.267		x 0-0 FC1-5 ① FC3-2 WP E 1-2 2-3f	BBB 4-0 1-2 BB		SSS 0-3 K ②			BBB 4-0 4-1 WP 1B BB		2	1	0	0	1	1	4
Larry Sherry, R (7, 1) OBP: 0.400, SLG: 0.400										0	0	0	0	0	0	0
Orlando Pena, R (8, 1) OBP: 0.125, SLG: 0.125										0	0	0	0	0	0	0
Jake Wood, R (8, PH) OBP: 0.381, SLG: 0.432										0	1	0	0	1	0	0
Fred Gladding, L (9, 1)										0	0	0	0	0	0	0
Inning Stats	R: 1 H: 2 E: 0 LOB: 1 K: 0 BB: 1 S: 4 P: 8	R: 4 H: 5 E: 1 LOB: 2 K: 0 BB: 1 S: 8 P: 12	R: 0 H: 1 E: 0 LOB: 2 K: 2 BB: 1 S: 8 P: 12	R: 0 H: 1 E: 0 LOB: 1 K: 0 BB: 0 S: 4 P: 4	R: 0 H: 1 E: 0 LOB: 2 K: 1 BB: 1 S: 6 P: 10	R: 0 H: 0 E: 0 LOB: 1 K: 1 BB: 1 S: 5 P: 9	R: 0 H: 0 E: 0 LOB: 0 K: 1 BB: 0 S: 5 P: 5	R: 1 H: 1 E: 0 LOB: 2 K: 1 BB: 2 S: 6 P: 14	R: 0 H: 0 E: 0 LOB: 0 K: 1 BB: 0 S: 5 P: 5							

PITCHER		IP	WLS	BF	H	R	ER	SO	BB	IBB	HBP	BLK	WP	HR	S	P	ERA	WHIP
Jim McGlothlin, R ERA: 4.52	(1, 1)	1.0		8	5	4	4	0	1	0	0	0	0	1	7	11	36.00	6.000
Howie Reed, R ERA: 2.86	(2, 1)	3.0		15	4	1	1	2	1	1	0	0	1	0	17	25	3.00	1.667
Clyde Wright, L ERA: 3.77	(5, 1)	2.0	W	9	1	0	0	2	2	0	0	0	0	0	11	19	0.00	1.500
Bob Lee, R ERA: 2.37	(7, 1)	1.2		8	1	1	1	2	2	0	0	0	1	0	10	18	5.40	1.800
Minnie Rojas, R ERA: 1.31	(8, 1)	1.1	S	4	0	0	0	1	0	0	0	0	0	0	6	6	0.00	0.000

PITCHER	IP	WLS	BF	H	R	ER	SO	BB	IBB	HBP	BLK	WP	HR	S	P	ERA	WHIP

BOTTOM

California Angels @ Detroit Tigers

Tiger Stadium, Detroit, MI

Mon Jul 04 1966, 7:05 PM EDT

Att. 9,002 - Unknown

livebaseballscorecards.com

AB	36
R	6
H	11
RBI	5
BB	7
SO	7
LOB	26

1B: 9	SF: 0	WP: 2	PA: 44
2B: 1	SAC: 1	PB: 0	
3B: 0	DP: 1	SB: 0	
HR: 1	HBP: 0	CS: 0	

Batter	1	2	3	4	5	6	7	8	9	AB	R	H	RBI	BB	SO	LOB
Jose Cardenal, R (1, 8) OBP: 0.330, SLG: 0.423	F6			SH3, 1B	K		HBP			4	1	2	0	0	1	1
Ed Kirkpatrick, L (1, 9) OBP: 0.321, SLG: 0.376	K			SH3 1-2		HR, 1B	1B, FC6-4 1-2 HBP			2	1	1	0	0	1	0
Jim Fregosi, R (1, 6) OBP: 0.327, SLG: 0.390	F9			F6		HR 1-2	FC6-4 1-2f			4	1	1	0	0	0	3
Norm Siebern, L (1, 3) OBP: 0.400, SLG: 0.402		F7		1B 2-H		1-H 2-H HR		L6-3, BB		2	0	1	1	0	0	0
Clyde Wright, R (4, PR) OBP: 0.200, SLG: 0.200										0	0	0	0	0	0	0
Joe Adcock, R (4, 3) OBP: 0.343, SLG: 0.583										1	1	1	3	1	0	0
Rick Reichardt, R (1, 7) OBP: 0.369, SLG: 0.514		G6-3		1B		L4		L6-3 1-2		4	0	2	0	0	0	1
Tom Satriano, L (1, 5) OBP: 0.358, SLG: 0.280		G6-3 1-2f		L8		F3		4-3		4	0	0	0	0	0	3
Lew Burdette, R (8, 1)										0	0	0	0	0	0	0
Bobby Knoop, R (1, 4) OBP: 0.269, SLG: 0.408			F3		F9	L8			K	4	0	0	0	0	1	0
Buck Rodgers, S (1, 2) OBP: 0.240, SLG: 0.300			4-3		F3		CS, BB		3-1	3	0	0	0	1	0	0
Dean Chance, R (1, 1) OBP: 0.048, SLG: 0.024			K		BB		K 1-2		F6	2	0	0	0	1	2	1
Minnie Rojas, R (8, 1) OBP: 0.091, SLG: 0.182										0	0	0	0	0	0	0
Paul Schaal, R (8, 5) OBP: 0.365, SLG: 0.344										1	0	0	0	0	0	0
Inning Stats	R: 0 E: 0 K: 1 S: 5 H: 0 LOB: 0 BB: 0 P: 5	R: 0 E: 0 K: 0 S: 3 H: 1 LOB: 0 BB: 0 P: 3	R: 0 E: 0 K: 1 S: 5 H: 0 LOB: 0 BB: 0 P: 5	R: 1 E: 0 K: 0 S: 6 H: 3 LOB: 2 BB: 0 P: 6	R: 0 E: 0 K: 1 S: 5 H: 0 LOB: 1 BB: 1 P: 9	R: 3 E: 0 K: 0 S: 6 H: 3 LOB: 0 BB: 0 P: 6	R: 0 E: 0 K: 1 S: 5 H: 1 LOB: 2 BB: 1 P: 10	R: 0 E: 0 K: 0 S: 2 H: 0 LOB: 0 BB: 1 P: 6	R: 0 E: 0 K: 1 S: 5 H: 0 LOB: 0 BB: 0 P: 5	1B: 7 2B: 1 3B: 0 HR: 1 SF: 0 SAC: 1 DP: 2 HBP: 1	WP: 0 PB: 0 SB: 0 CS: 1 PA: 36					

TOP

California Angels @ Detroit Tigers

Tiger Stadium, Detroit, MI

Tue Jul 05 1966, 7:05 PM EDT

Att. 10,015 - Unknown

livebaseballscorecards.com

AB	31
R	4
H	8
RBI	4
BB	3
SO	5
LOB	9

PITCHER		IP	WLS	BF	H	R	ER	SO	BB	IBB	HBP	BLK	WP	HR	S	P	ERA	WHIP
Denny McLain, R ERA: 3.22	(1, 1)	6.0	L	25	7	4	4	3	1	0	0	0	0	1	30	34	6.00	1.333
Joe Sparma, R ERA: 5.01	(7, 1)	2.0		8	1	0	0	1	2	0	1	0	0	0	7	16	0.00	1.500
Bill Monbouquette, R ERA: 5.04	(9, 1)	1.0		3	0	0	0	1	0	0	0	0	0	0	5	5	0.00	0.000

PITCHER	IP	WLS	BF	H	R	ER	SO	BB	IBB	HBP	BLK	WP	HR	S	P	ERA	WHIP

California Angels @ Detroit Tigers

Tiger Stadium, Detroit, MI

Tue Jul 05 1966, 7:05 PM EDT

Att. 10,015 - Unknown

livebaseballscorecards.com

BOTTOM

Batter	1	2	3	4	5	6	7	8	9	AB	R	H	RBI	BB	SO	LOB
Dick McAuliffe, L (1, 6) OBP: 0.393, SLG: 0.556	F6			WP, SH1-3, BB		K		4-3, 1B, BB		2	1	0	0	2	1	1
Jerry Lumpe, L (1, 4) OBP: 0.315, SLG: 0.340	F8			SH1-3		4-3		4-3		3	0	0	0	0	0	2
Norm Cash, L (1, 3) OBP: 0.301, SLG: 0.419	F8			K		4-1		L3		4	0	1	1	0	1	2
Al Kaline, R (1, 8) OBP: 0.404, SLG: 0.587		G6-3, 1B		BB			HR, 2B			3	1	2	0	1	0	1
Jim Northrup, L (1, 9) OBP: 0.306, SLG: 0.403		G6-3		4-3			HR		4-3	4	1	1	2	0	0	3
Willie Horton, R (1, 7) OBP: 0.336, SLG: 0.468		5-3			6-3		G1-6-3, 1B		F4	4	0	1	0	0	0	0
Bill Freehan, R (1, 2) OBP: 0.297, SLG: 0.366			F7		F8		G1-6-3		E5, 1B	4	0	0	0	0	0	1
Don Wert, R (1, 5) OBP: 0.365, SLG: 0.354			K		F2		6-3		1-3, 1B	4	0	1	0	0	1	0
Denny McLain, R (1, 1) OBP: 0.245, SLG: 0.220			K			4-3, 1B		F9	5-3	1	0	0	0	0	1	0
Mickey Stanley, R (6, PH) OBP: 0.323, SLG: 0.259										1	0	1	0	0	0	0
Joe Sparma, R (7, 1) OBP: 0.250, SLG: 0.300										0	0	0	0	0	0	0
Gates Brown, L (8, PH) OBP: 0.319, SLG: 0.417										1	0	0	0	0	0	0
Bill Monbouquette, R (9, 1) OBP: 0.222, SLG: 0.176										0	0	0	0	0	0	0
Jake Wood, R (9, PH) OBP: 0.377, SLG: 0.427										1	0	0	0	0	0	2
Inning Stats	R: 0 E: 0 K: 0 S: 3 H: 0 LOB: 0 BB: 0 P: 3	R: 0 E: 0 K: 0 S: 3 H: 1 LOB: 0 BB: 0 P: 3	R: 0 E: 0 K: 2 S: 7 H: 0 LOB: 0 BB: 0 P: 7	R: 0 E: 0 K: 1 S: 5 H: 0 LOB: 2 BB: 2 P: 13	R: 0 E: 0 K: 0 S: 3 H: 0 LOB: 0 BB: 0 P: 3	R: 0 E: 0 K: 1 S: 6 H: 1 LOB: 1 BB: 0 P: 6	R: 2 E: 0 K: 0 S: 5 H: 3 LOB: 0 BB: 0 P: 5	R: 1 E: 0 K: 0 S: 4 H: 1 LOB: 1 BB: 1 P: 8	R: 0 E: 1 K: 0 S: 5 H: 1 LOB: 2 BB: 0 P: 5	1B: 5 2B: 1 3B: 0 HR: 1	SF: 0 SAC: 1 DP: 2 HBP: 0						

	AB	32
	R	3
	H	7
	RBI	3
	BB	3
	SO	4
	LOB	12

WP: 1 PB: 0 SB: 0 CS: 0 PA: 36

PITCHER		IP	WLS	BF	H	R	ER	SO	BB	IBB	HBP	BLK	WP	HR	S	P	ERA	WHIP
Dean Chance, R (1, 1) ERA: 3.65		7.1	W	28	5	3	3	4	3	0	0	0	1	1	33	45	3.68	1.091
Minnie Rojas, R (8, 1) ERA: 1.3		0.1		2	1	0	0	0	0	0	0	0	0	0	2	2	0.00	3.000
Lew Burdette, R (8, 1) ERA: 3.3		1.1	S	6	1	0	0	0	0	0	0	0	0	0	6	6	0.00	0.750

PITCHER	IP	WLS	BF	H	R	ER	SO	BB	IBB	HBP	BLK	WP	HR	S	P	ERA	WHIP

California Angels @ Detroit Tigers

Tiger Stadium, Detroit, MI

Wed Jul 06 1966, 7:05 PM EDT

Att. 12,261 - Unknown

livebaseballscorecards.com

TOP

Batter	1	2	3	4	5	6	7	8	9	10	AB	R	H	RBI	BB	SO	LOB
Jose Cardenal, R (1, 8) OBP: 0.331, SLG: 0.420	K			5-3		HBP		F6		1-2 1B	4	0	1	0	0	1	2
Ed Kirkpatrick, L (1, 9) Jim Piersall, R (10, PH) (10, 9) OBP: 0.320, SLG: 0.369 OBP: 0.289, SLG: 0.265	4-3			K		F9			FC3-6 BB	K	3 1	0 0	0 0	0 0	1 0	1 0	1 2
Jim Fregosi, R (1, 6) OBP: 0.323, SLG: 0.385	K			F9			K		FC3-6 S 1-2f		4	0	0	0	0	2	1
Joe Adcock, R (1, 3) OBP: 0.347, SLG: 0.580		K			4-3 1B		G1-4-3 1B		K 1-2		4	0	2	0	0	2	1
Rick Reichardt, R (1, 7) OBP: 0.364, SLG: 0.506		K			F6		G1-4-3 1-2f		K		4	0	0	0	0	2	3
Tom Satriano, L (1, 5) Jackie Hernandez, R (10, PR) Paul Schaal, R (10, 5) OBP: 0.354, SLG: 0.278 OBP: 0.200, SLG: 0.125 OBP: 0.365, SLG: 0.344		3-1			4-3 1-2			6-3		SH3-4 1B 1B	4 0 0	0 1 0	1 0 0	0 0 0	0 0 0	0 0 0	1 0 0
Bobby Knoop, R (1, 4) OBP: 0.267, SLG: 0.404			F9		K			F9		SH3-4 1-2	3	0	0	0	0	1	1
Buck Rodgers, S (1, 2) OBP: 0.245, SLG: 0.304			4-3			F7		2B 1B		1B 2-H 1B	4	0	2	1	0	0	0
George Brunet, R (1, 1) Jack Sanford, R (10, 1) OBP: 0.212, SLG: 0.313 OBP: 0.200, SLG: 0.278			K			K		1-3 2B		K	4 0	0 0	1 0	0 0	0 0	3 0	1 0
Inning Stats	R: 0 E: 0 K: 2 S: 7 H: 0 LOB: 0 BB: 0 P: 7	R: 0 E: 0 K: 2 S: 7 H: 0 LOB: 0 BB: 0 P: 7	R: 0 E: 0 K: 1 S: 5 H: 0 LOB: 0 BB: 0 P: 5	R: 0 E: 0 K: 1 S: 5 H: 0 LOB: 0 BB: 0 P: 5	R: 0 E: 0 K: 1 S: 6 H: 1 LOB: 1 BB: 0 P: 6	R: 0 E: 0 K: 1 S: 5 H: 0 LOB: 1 BB: 0 P: 6	R: 0 E: 0 K: 1 S: 5 H: 1 LOB: 0 BB: 0 P: 5	R: 0 E: 0 K: 0 S: 5 H: 2 LOB: 2 BB: 0 P: 5	R: 0 E: 0 K: 2 S: 7 H: 0 LOB: 1 BB: 1 P: 11	R: 1 E: 0 K: 2 S: 10 H: 3 LOB: 2 BB: 0 P: 10	1B: 6 2B: 1 3B: 0 HR: 0 SF: 0 SAC: 1 DP: 1 HBP: 1	WP: 0 PB: 0 SB: 1 CS: 0 PA: 38					

	AB	35
	R	1
	H	7
	RBI	1
	BB	1
	SO	13
	LOB	13

PITCHER	IP	WLS	BF	H	R	ER	SO	BB	IBB	HBP	BLK	WP	HR	S	P	ERA	WHIP
Earl Wilson, R (1, 1) ERA: 3.55	9.0		32	4	0	0	11	1	0	1	0	0	0	52	57	0.00	0.556
Larry Sherry, R (10, 1) ERA: 3.77	0.2	L	5	3	1	1	1	0	0	0	0	0	0	7	7	13.50	4.500
Johnny Podres, L (10, 1) ERA: 2.63	0.1		1	0	0	0	1	0	0	0	0	0	0	3	3	0.00	0.000

PITCHER	IP	WLS	BF	H	R	ER	SO	BB	IBB	HBP	BLK	WP	HR	S	P	ERA	WHIP

California Angels @ Detroit Tigers

Tiger Stadium, Detroit, MI

Wed Jul 06 1966, 7:05 PM EDT

Att. 12,261 - Unknown

BOTTOM

Batter	1	2	3	4	5	6	7	8	9	10	AB	R	H	RBI	BB	SO	LOB
Don Wert, R (1, 5) OBP: 0.366, SLG: 0.349	L6		K2-3		G5-4-3 BB			F7		L9 1B BB	3	0	0	0	2	1	0
Jake Wood, R (1, 4) OBP: 0.387, SLG: 0.434	K BB		S BB		G5-4-3 1-2f			BB 2B		F1	3	0	1	0	2	0	3
Norm Cash, L (1, 3) OBP: 0.302, SLG: 0.416	K 1-2		F4 1-2			G3		BB BB		1-2 1B	4	0	1	0	1	1	2
Al Kaline, R (1, 8) OBP: 0.403, SLG: 0.580		SH5-4 BB		K		K		FC5-4 1-2 2-3 BB		L9 2-3	3	0	0	0	2	2	2
Willie Horton, R (1, 7) OBP: 0.338, SLG: 0.462		SH5-4 1-2 BB		4-3 BB		F8		FC5-4 1-2f		F7	3	0	0	0	2	0	5
Jim Northrup, L (1, 9) OBP: 0.306, SLG: 0.399		SH5-4 1-2 2-3		4-3 1-2			F8		WP SH2-4 BB		2	0	0	0	1	0	1
Bill Freehan, R (1, 2) OBP: 0.294, SLG: 0.362		K		F8			6-3		SH2-4 1-2		3	0	0	0	0	1	3
Dick McAuliffe, L (1, 6) OBP: 0.392, SLG: 0.554 Mickey Stanley, R (9, PH) OBP: 0.317, SLG: 0.255 Ray Oyler, R (10, 6) OBP: 0.333, SLG: 0.287		K			SH1-3 1B		K		F8 2-3		3 1 0	0 0 0	1 0 0	0 0 0	0 0 0	2 0 0	2 1 0
Earl Wilson, R (1, 1) OBP: 0.346, SLG: 0.457 Orlando McFarlane, R (9, PH) OBP: 0.278, SLG: 0.346 Larry Sherry, R (10, 1) OBP: 0.400, SLG: 0.400 Johnny Podres, L (10, 1) OBP: 0.500, SLG: 0.333			K		SH1-3 1-2			F4		F3	2 1 0 0	0 0 0 0	0 0 0 0	0 0 0 0	1 0 0 0	0 0 0 0	0 1 0 0

livebaseballscorecards.com

	AB	28
	R	0
	H	3
	RBI	0
	BB	10
	SO	8
	LOB	20

Inning Stats	1	2	3	4	5	6	7	8	9	10
	R: 0 H: 0 E: 0 LOB: 0 K: 1 BB: 1 S: 4 P: 8	R: 0 H: 0 E: 0 LOB: 2 K: 2 BB: 2 S: 7 P: 15	R: 0 H: 0 E: 0 LOB: 1 K: 2 BB: 1 S: 7 P: 11	R: 0 H: 0 E: 0 LOB: 1 K: 1 BB: 1 S: 5 P: 9	R: 0 H: 1 E: 0 LOB: 1 K: 0 BB: 1 S: 3 P: 7	R: 0 H: 0 E: 0 LOB: 0 K: 1 BB: 0 S: 5 P: 5	R: 0 H: 0 E: 0 LOB: 0 K: 1 BB: 0 S: 5 P: 5	R: 0 H: 1 E: 0 LOB: 3 K: 0 BB: 2 S: 4 P: 12	R: 0 H: 0 E: 0 LOB: 1 K: 0 BB: 1 S: 3 P: 7	R: 0 H: 1 E: 0 LOB: 2 K: 0 BB: 1 S: 4 P: 8

	1B: 2	SF: 0	WP: 1	PA: 41
	2B: 1	SAC: 3	PB: 0	
	3B: 0	DP: 1	SB: 1	
	HR: 0	HBP: 0	CS: 0	

PITCHER		IP	WLS	BF	H	R	ER	SO	BB	IBB	HBP	BLK	WP	HR	S	P	ERA	WHIP
George Brunet, L ERA: 2.65	(1, 1)	9.1	W	39	3	0	0	8	10	0	0	0	1	0	45	85	0.00	1.393
Jack Sanford, R ERA: 3.2	(10, 1)	0.2	S	2	0	0	0	0	0	0	0	0	0	0	2	2	0.00	0.000

PITCHER	IP	WLS	BF	H	R	ER	SO	BB	IBB	HBP	BLK	WP	HR	S	P	ERA	WHIP

California Angels @ Baltimore Orioles

Memorial Stadium, Baltimore, MD

Fri Jul 08 1966, 7:05 PM EDT

Att. 19,312 - Unknown

TOP

livebaseballscorecards.com

Batter	1	2	3	4	5	6	7	8	9	AB	R	H	RBI	BB	SO	LOB
Jose Cardenal, R (1, 8) OBP: 0.327, SLG: 0.414	K		FC4-6 1-2f			L6		6-3		4	0	0	0	0	1	1
Bobby Knoop, R (1, 4) OBP: 0.264, SLG: 0.399	5-3		1-3			L9		F9		4	0	0	0	0	0	0
Jim Fregosi, R (1, 6) OBP: 0.325, SLG: 0.390	K		5-3				1B 1B 1B		SH2-4 FC6-2 2B	4	1	2	0	0	1	0
Rick Reichardt, R (1, 7) OBP: 0.364, SLG: 0.504		K	1B				F8		SH2-4 2-3	3	0	1	0	0	1	1
Joe Adcock, R (1, 3) OBP: 0.344, SLG: 0.570		6-3	K				1B 1-2		FC6-2 3-H	4	0	1	0	0	1	2
Jackie Warner, R (1, 9) OBP: 0.282, SLG: 0.455 Ed Kirkpatrick, L (7, PH) (7, 9) OBP: 0.322, SLG: 0.371		3-1	K				1B 1-2 2-H		6-3	2 2	0 0	0 1	0 1	0 0	1 0	0 1
Paul Schaal, R (1, 5) OBP: 0.361, SLG: 0.339			4-3		6-3		F9			3	0	0	0	0	0	2
Buck Rodgers, S (1, 2) OBP: 0.246, SLG: 0.301			BB FC4-6		K		F8			2	0	0	0	1	1	2
Marcelino Lopez, R (1, 1) OBP: 0.294, SLG: 0.290			K			K		4-3		3	0	0	0	0	2	1

	AB	31
	R	1
	H	5
	RBI	1
	BB	1
	SO	8
	LOB	10

Inning Stats										
	R: 0 E: 0 K: 2 S: 7	H: 0 LOB: 0 BB: 0 P: 7	R: 0 E: 0 K: 1 S: 5	H: 0 LOB: 0 BB: 0 P: 5	R: 0 E: 0 K: 1 S: 5	H: 0 LOB: 1 BB: 1 P: 9	R: 0 E: 0 K: 1 S: 6	H: 1 LOB: 1 BB: 0 P: 6	R: 0 E: 0 K: 2 S: 7	H: 0 LOB: 0 BB: 0 P: 7
	R: 0 E: 0 K: 1 S: 5	H: 0 LOB: 0 BB: 0 P: 5	R: 1 E: 0 K: 0 S: 6	H: 3 LOB: 2 BB: 0 P: 6	R: 0 E: 0 K: 0 S: 3	H: 0 LOB: 0 BB: 0 P: 3	R: 0 E: 0 K: 0 S: 4	H: 1 LOB: 1 BB: 0 P: 4	1B: 4 2B: 1 3B: 0 HR: 0	SF: 0 SAC: 1 DP: 0 HBP: 0
									WP: 0 PB: 0 SB: 0 CS: 0	PA: 33

PITCHER		IP	WLS	BF	H	R	ER	SO	BB	IBB	HBP	BLK	WP	HR	S	P	ERA	WHIP
Bill Short, L ERA:	(1, 1)	5.0		17	1	0	0	7	1	0	0	0	0	0	30	34	0.00	0.400
Eddie Watt, R ERA: 3.25	(6, 1)	2.0		9	3	1	1	1	0	0	0	0	0	0	11	11	4.50	1.500
Eddie Fisher, R ERA: 1.75	(8, 1)	1.0		3	0	0	0	0	0	0	0	0	0	0	3	3	0.00	0.000
Stu Miller, R ERA: 1.74	(9, 1)	1.0	W	4	1	0	0	0	0	0	0	0	0	0	4	4	0.00	1.000

PITCHER	IP	WLS	BF	H	R	ER	SO	BB	IBB	HBP	BLK	WP	HR	S	P	ERA	WHIP

Batter	1	2	3	4	5	6	7	8	9	AB	R	H	RBI	BB	SO	LOB
Luis Aparicio, R (1, 6) OBP: 0.277, SLG: 0.359	6-3			G6-4-3 1B			4-3	4-3		4	0	1	0	0	0	3
Boog Powell, L (1, 3) OBP: 0.387, SLG: 0.552	K			G6-4-3 1-2f			K		HR	4	1	1	1	0	2	1
Frank Robinson, R (1, 9) OBP: 0.416, SLG: 0.585	F9			K			5-3			3	0	0	0	0	1	0
Brooks Robinson, R (1, 5) OBP: 0.349, SLG: 0.499		F8			F4			F4		3	0	0	0	0	0	0
Sam Bowens, R (1, 7) OBP: 0.297, SLG: 0.439		K			F5			1B 1B		3	1	1	0	0	1	0
Davey Johnson, R (1, 4) OBP: 0.299, SLG: 0.354		6-3			F9			1B 1-3		3	0	1	0	0	0	0
Paul Blair, R (1, 8) OBP: 0.269, SLG: 0.362			5-3			F9		1B 1-3 3-H		3	0	1	1	0	0	0
Andy Etchebarren, R (1, 2) OBP: 0.326, SLG: 0.434			4-3			6-3		1B IBB		2	0	0	0	1	0	0
Bill Short, L (1, 1)			K			K				1	0	0	0	0	1	0
Eddie Watt, R (6, 1) OBP: 0.190, SLG: 0.238								1-2 2-3		1	0	0	0	0	1	0
Eddie Fisher, R (8, 1)										0	0	0	0	0	0	0
Bob Johnson, R (8, PH) OBP: 0.333, SLG: 0.255										1	0	1	0	0	0	0
Stu Miller, R (9, 1) OBP: 0.091, SLG: 0.091										0	0	0	0	0	0	0
Inning Stats	R: 0 E: 0 K: 1 S: 5 H: 0 LOB: 0 BB: 0 P: 5	R: 0 E: 0 K: 1 S: 5 H: 0 LOB: 0 BB: 0 P: 5	R: 0 E: 0 K: 1 S: 5 H: 0 LOB: 0 BB: 0 P: 5	R: 0 E: 0 K: 1 S: 5 H: 1 LOB: 0 BB: 0 P: 5	R: 0 E: 0 K: 0 S: 3 H: 0 LOB: 0 BB: 0 P: 3	R: 0 E: 0 K: 1 S: 5 H: 0 LOB: 0 BB: 0 P: 5	R: 0 E: 0 K: 1 S: 5 H: 0 LOB: 0 BB: 0 P: 5	R: 1 E: 0 K: 0 S: 6 H: 4 LOB: 3 BB: 1 P: 10	R: 1 E: 0 K: 0 S: 1 H: 1 LOB: 0 BB: 0 P: 1	1B: 5 2B: 0 3B: 0 HR: 1 SF: 0 SAC: 0 DP: 1 HBP: 0						

PITCHER	IP	WLS	BF	H	R	ER	SO	BB	IBB	HBP	BLK	WP	HR	S	P	ERA	WHIP
Marcelino Lopez, L (1, 1) ERA: 3.54	8.0	L	29	6	2	2	6	0	1	0	0	0	1	40	44	2.25	0.750

PITCHER	IP	WLS	BF	H	R	ER	SO	BB	IBB	HBP	BLK	WP	HR	S	P	ERA	WHIP

BOTTOM

California Angels @ Baltimore Orioles

Memorial Stadium, Baltimore, MD

Fri Jul 08 1966, 7:05 PM EDT

Att. 19,312 - Unknown

livebaseballscorecards.com

AB	28
R	2
H	6
RBI	2
BB	1
SO	6
LOB	4

PA: 29

California Angels @ Baltimore Orioles

Memorial Stadium, Baltimore, MD

Sat Jul 09 1966, 3:33 AM EDT

Unknown

TOP

livebaseballscorecards.com

Batter	1	2	3	4	5	6	7	8	9	AB	R	H	RBI	BB	SO	LOB
Jose Cardenal, R (1, 8) OBP: 0.332, SLG: 0.417	0-0 FC3-6 1B	0-0 CS 1B			0-0 6-3 ②		4-0 FC4-6 1-2 BB		0-3 K ③	3	0	2	0	1	0	0
Tom Satriano, L (8, 3) OBP: 0.351, SLG: 0.276										1	0	0	0	0	1	0
Ed Kirkpatrick, L (1, 9) OBP: 0.316, SLG: 0.362	0-0 FC3-6 BB S 1B 1-2f ①	0-0 CS 1-2 ③	0-0 4-3 ①		0-0 F9 ③		0-0 FC4-6 CS 1-2f 2-H ②			4	1	0	0	0	0	2
Jim Fregosi, R (1, 6) OBP: 0.324, SLG: 0.386	0-3 K 1-2 ②		0-0 F7 ②			BBBB 4-0 G5-4-3 BB	0-0 CS 1-2 ③	0-0 6-3 ①		3	0	0	0	1	1	1
Rick Reichardt, R (1, 7) OBP: 0.366, SLG: 0.502	BBBB 4-0 1B BB BB		0-0 1B			0-0 G5-4-3 1-2f ① ②		0-0 F8 ②		3	0	1	0	1	0	1
Norm Siebern, L (1, 3) OBP: 0.406, SLG: 0.400	BBBB 4-0 1B 1-2 2-3 BB		0-0 F9 ③			BBBB 4-0 2B BB		BBBB 4-0 1B BB		1	0	0	0	3	0	1
Marcelino Lopez, R (8, PR) OBP: 0.294, SLG: 0.290										0	0	0	0	0	0	0
Jim Piersall, R (8, 8) OBP: 0.289, SLG: 0.265										0	0	0	0	0	0	0
Frank Malzone, R (1, 5) OBP: 0.306, SLG: 0.372	0-0 1-2 2-3 3-H 1B			0-0 F9 ①		0-0 1-3 2B		0-0 FC6-4 1-2 1B		4	0	3	1	0	0	0
Bobby Knoop, R (1, 4) OBP: 0.261, SLG: 0.394	0-0 F9 ③			0-3 K ②	0-3 K ③			0-0 FC6-4 1-2f ③		4	0	0	0	0	2	7
Buck Rodgers, S (1, 2) OBP: 0.246, SLG: 0.300		0-3 K ①		0-0 F4 ③			0-0 FC4-6 1B		0-0 G3 ①	4	0	1	0	0	1	0
Dean Chance, R (1, 1) OBP: 0.045, SLG: 0.023										2	0	0	0	0	0	0
Willie Smith, L (7, PH) OBP: 0.246, SLG: 0.270										1	1	0	0	0	0	1
Jack Sanford, R (7, 1) OBP: 0.200, SLG: 0.278										0	0	0	0	0	0	0
Bob Lee, R (7, 1)										0	0	0	0	0	0	0
Paul Schaal, R (9, PH) OBP: 0.359, SLG: 0.338										1	0	0	0	0	0	0
		0-0 B4-3 ②			0-0 F7 ①		0-0 FC4-6 BB E 1-2f ①		0-0 5-3 ②							

Inning Stats										
	R: 1	H: 2	R: 0	H: 1	R: 0	H: 1	R: 0	H: 0	R: 0	H: 0
	E: 0	LOB: 3	E: 0	LOB: 0	E: 0	LOB: 1	E: 0	LOB: 0	E: 0	LOB: 0
	K: 1	BB: 2	K: 1	BB: 0	K: 0	BB: 0	K: 1	BB: 0	K: 0	BB: 0
	S: 7	P: 15	S: 5	P: 5	S: 4	P: 4	S: 5	P: 5	S: 3	P: 3

Inning Stats										
	R: 0	H: 1	R: 1	H: 1	R: 0	H: 1	R: 0	H: 0	1B: 6	SF: 0
	E: 0	LOB: 2	E: 1	LOB: 0	E: 0	LOB: 2	E: 0	LOB: 0	2B: 1	SAC: 0
	K: 1	BB: 2	K: 0	BB: 1	K: 0	BB: 1	K: 1	BB: 0	3B: 0	DP: 1
	S: 5	P: 13	S: 3	P: 7	S: 4	P: 8	S: 5	P: 5	HR: 0	HBP: 0

	AB	31
	R	2
	H	7
	RBI	1
	BB	6
	SO	5
	LOB	13

	WP: 0	PA: 39
	PB: 0	
	SB: 1	
	CS: 2	

PITCHER		IP	WLS	BF	H	R	ER	SO	BB	IBB	HBP	BLK	WP	HR	S	P	ERA	WHIP
Jim Palmer, R ERA: 3.59	(1, 1)	6.1	W	28	6	2	1	4	5	0	0	0	0	0	31	51	1.42	1.737
Eddie Fisher, R ERA: 1.67	(7, 1)	2.2	S	9	1	0	0	1	1	0	0	0	0	0	10	14	0.00	0.750

PITCHER	IP	WLS	BF	H	R	ER	SO	BB	IBB	HBP	BLK	WP	HR	S	P	ERA	WHIP

BOTTOM

California Angels @ Baltimore Orioles

Memorial Stadium, Baltimore, MD

Sat Jul 09 1966, 3:33 AM EDT

Unknown

Batter	1	2	3	4	5	6	7	8	9	AB	R	H	RBI	BB	SO	LOB
Luis Aparicio, R (1, 6) OBP: 0.284, SLG: 0.363	B B B B 4-0 1B G5-4-3 BB		x 0-0 S 1B		x 0-0 S 1B 1B		x 0-0 S 1B SF8 1B	x 0-0 E6 HR 2-3		4	4	3	0	1	0	1
Russ Snyder, L (1, 8) (8, 7) OBP: 0.421, SLG: 0.471	x 0-0 G5-4-3 1B 1-3		B B B B 4-0 1-2 BB		x 0-0 ① L4 1-2		x 0-0 HR 1-2 1B	x 0-0 ② SF7 3-H		3	1	2	1	1	0	1
Frank Robinson, R (1, 9) OBP: 0.416, SLG: 0.593 Sam Bowens, R (9, 9) OBP: 0.297, SLG: 0.439	x 0-0 ① ② G5-4-3 1-2f 3-H		x 0-0 ② F3		B B B B 4-0 1B BB		x 0-0 ② SF8 2-H	x 0-0 1-H HR		3 0	1 0	1 0	3 0	1 0	0 0	3 0
Brooks Robinson, R (1, 5) OBP: 0.350, SLG: 0.506	x 0-0 ③ 4-3		x 0-0 ③ 5-3		x 0-0 8-3 1-2 2-H 1B		x 0-0 1-H HR	x 0-0 ③ 6-3		5	1	2	3	0	0	2
Boog Powell, L (1, 3) OBP: 0.388, SLG: 0.555		x 0-0 ① F7		x 0-0 PB 1B 2B	x 0-0 ② ③ 8-3 1-2f		x 0-0 DI 2B 1B			4	2	2	0	0	0	2
Curt Blefary, L (1, 7) OBP: 0.344, SLG: 0.438 Paul Blair, R (8, 8) OBP: 0.269, SLG: 0.362		x 0-0 FC1-6 1B		x 0-0 ① F8 2-3		x 0-0 ① F8	x 0-0 1-H 2B			4 0	0 0	2 0	1 0	0 0	0 0	1 0
Davey Johnson, R (1, 4) OBP: 0.302, SLG: 0.355		x 0-0 ② FC1-6 1-2f		x 0-0 FC5-4 3-H 1B		x 0-0 G6-4-3 1B	x 0-0 ③ F9			4	0	2	1	0	0	2
Vic Roznovsky, L (1, 2) OBP: 0.520, SLG: 0.450 Andy Etchebarren, R (1, 2) OBP: 0.325, SLG: 0.435	S S S 0-3 ③ K		x 0-0 ② F8			x 0-0 ② ③ G6-4-3 1-2f		x 0-0 E SF7 2B		0 4	0 1	0 1	0 0	0 0	0 1	0 3
Jim Palmer, R (1, 1) OBP: 0.167, SLG: 0.205 Eddie Fisher, R (7, 1)			S S S 0-3 ① K	x 0-0 ③ FC5-4 1-2f			S S S 0-3 ① K	x 0-0 ① B3		2 2	0 0	0 0	0 0	0 0	1 1	1 1
Inning Stats	R: 1 E: 0 K: 0 S: 3 H: 1 LOB: 0 BB: 1 P: 7	R: 0 E: 0 K: 1 S: 6 H: 1 LOB: 1 BB: 0 P: 6	R: 0 E: 0 K: 1 S: 6 H: 1 LOB: 2 BB: 1 P: 10	R: 1 E: 0 K: 0 S: 5 H: 2 LOB: 1 BB: 0 P: 5	R: 1 E: 0 K: 0 S: 4 H: 2 LOB: 1 BB: 1 P: 8	R: 0 E: 0 K: 0 S: 3 H: 1 LOB: 0 BB: 0 P: 3	R: 4 E: 0 K: 1 S: 10 H: 5 LOB: 1 BB: 0 P: 10	R: 3 E: 1 K: 0 S: 6 H: 2 LOB: 0 BB: 0 P: 6		1B: 10 2B: 4 3B: 0 HR: 2	SF: 2 SAC: 0 DP: 3 HBP: 0						

	AB	35
	R	10
	H	15
	RBI	9
	BB	3
	SO	3
	LOB	17

livebaseballscorecards.com

PITCHER		IP	WLS	BF	H	R	ER	SO	BB	IBB	HBP	BLK	WP	HR	S	P	ERA	WHIP
Dean Chance, R ERA: 3.69	(1, 1)	6.0	L	26	8	3	3	2	3	0	0	0	0	0	27	39	4.50	1.833
Jack Sanford, R ERA: 3.55	(7, 1)	0.2		5	3	3	3	1	0	0	0	0	0	1	7	7	40.50	4.500
Bob Lee, R ERA: 2.47	(7, 1)	1.1		9	4	4	1	0	0	0	0	0	0	1	9	9	6.75	3.000

PITCHER	IP	WLS	BF	H	R	ER	SO	BB	IBB	HBP	BLK	WP	HR	S	P	ERA	WHIP

California Angels @ Baltimore Orioles

Memorial Stadium, Baltimore, MD

Sat Jul 09 1966, 7:05 PM EDT

Att. 27,606 - Unknown

TOP

livebaseballscorecards.com

Batter	1	2	3	4	5	6	7	8	9	AB	R	H	RBI	BB	SO	LOB
Paul Schaal, R (1, 5) OBP: 0.361, SLG: 0.335	0-0 ① 5-3		0-0 ① P4		4-0 BBBB 1B			4-0 BBBB SH1-4		2	0	0	0	2	0	1
Ed Kirkpatrick, L (1, 3) (9, 9)	0-3 ② K		0-0 ② P3		0-0 1-3 1B			0-0 ① SH1-4 1-2		3	0	1	0	0	1	1
Jim Fregosi, R (1, 6) OBP: 0.320, SLG: 0.381	0-0 ③ 5-3		0-0 ③ L5		0-3 ③ K			0-0 ② F5		4	0	0	0	0	1	4
Rick Reichardt, R (1, 7) OBP: 0.364, SLG: 0.496		0-0 ① P4		1-0 4-3 6-3 HBP		0-0 ① L9		0-0 ③ F9		3	0	0	0	0	0	1
Bobby Knoop, R (1, 4) OBP: 0.261, SLG: 0.393		0-0 HR 1B		0-0 ① 6-3 1-2		0-0 ② 6-3			0-0 ① 6-3	4	1	1	0	0	0	1
Jackie Warner, R (1, 9) OBP: 0.281, SLG: 0.476 Jose Cardenal, R (9, 8) OBP: 0.332, SLG: 0.417		0-0 1-H HR		0-0 ② 4-3 2-3		0-3 ③ K			0-0 ② L7	4 0	1 0	1 0	2 0	0 0	1 0	1 0
Jim Piersall, R (1, 8) OBP: 0.278, SLG: 0.254 Buck Rodgers, S (9, PH) OBP: 0.245, SLG: 0.299 (9, 2)		0-0 ② 4-3		0-3 ③ K			0-0 ① 5-3		0-0 ③ 4-1	3 1	0 0	0 0	0 0	0 0	1 0	1 0
Tom Satriano, L (1, 2) OBP: 0.342, SLG: 0.267 (9, 3)		0-3 ③ K			0-0 ① F9		0-0 ② F9			3	0	0	0	0	1	0
Clyde Wright, R (1, 1) OBP: 0.231, SLG: 0.231 Minnie Rojas, R (8, 1) OBP: 0.091, SLG: 0.182		0-0 1B			0-3 ② K		0-0 ③ 1-3			3 0	0 0	1 0	0 0	0 0	1 0	0 0
Inning Stats	R: 0 H: 0 E: 0 LOB: 0 K: 1 BB: 0 S: 5 P: 5	R: 2 H: 2 E: 0 LOB: 0 K: 1 BB: 0 S: 7 P: 7	R: 0 H: 1 E: 0 LOB: 1 K: 0 BB: 0 S: 4 P: 4	R: 0 H: 0 E: 0 LOB: 1 K: 1 BB: 0 S: 5 P: 6	R: 0 H: 1 E: 0 LOB: 2 K: 2 BB: 1 S: 8 P: 12	R: 0 H: 0 E: 0 LOB: 0 K: 1 BB: 0 S: 5 P: 5	R: 0 H: 0 E: 0 LOB: 0 K: 0 BB: 0 S: 3 P: 3	R: 0 H: 0 E: 0 LOB: 1 K: 0 BB: 1 S: 3 P: 7	R: 0 H: 0 E: 0 LOB: 0 K: 0 BB: 0 S: 3 P: 3	1B: 3 SF: 0 2B: 0 SAC: 1 3B: 0 DP: 0 HR: 1 HBP: 1						

	AB	30
	R	2
	H	4
	RBI	2
	BB	2
	SO	6
	LOB	10

WP: 0 PA: 34
PB: 0
SB: 0
CS: 0

PITCHER		IP	WLS	BF	H	R	ER	SO	BB	IBB	HBP	BLK	WP	HR	S	P	ERA	WHIP
Dave McNally, L ERA: 3.05	(1, 1)	7.0	L	27	4	2	2	6	1	0	1	0	0	1	37	42	2.57	0.714
Stu Miller, R ERA: 1.68	(8, 1)	2.0		7	0	0	0	0	1	0	0	0	0	0	6	10	0.00	0.500

PITCHER	IP	WLS	BF	H	R	ER	SO	BB	IBB	HBP	BLK	WP	HR	S	P	ERA	WHIP

Batter	1	2	3	4	5	6	7	8	9	AB	R	H	RBI	BB	SO	LOB
Luis Aparicio, R (1, 6) OBP: 0.281, SLG: 0.359	L9		F7		L6		1-3			4	0	0	0	0	0	1
Boog Powell, L (1, 3) OBP: 0.389, SLG: 0.554	FC5-4 1B		1B		1-3			G3		4	0	2	0	0	0	0
Frank Robinson, R (1, 9) OBP: 0.417, SLG: 0.595	FC5-4 1B 1-2f		1-2 1B		1-3			1B 2B		4	0	2	0	0	0	1
Brooks Robinson, R (1, 5) OBP: 0.349, SLG: 0.503	1-3 1B		L1			P4		P5		4	0	1	0	0	0	3
Sam Bowens, R (1, 7) OBP: 0.303, SLG: 0.441		4-3		1-3 1B		5-3		FC4-6 1B 2-3		4	1	2	0	0	0	0
Davey Johnson, R (1, 4) OBP: 0.298, SLG: 0.351		F7		1-3 1-2		5-3		FC4-6 1-2f		4	0	0	0	0	0	3
Paul Blair, R (1, 8) OBP: 0.270, SLG: 0.361 Russ Snyder, L (9, PH) OBP: 0.419, SLG: 0.468	1B		F9				K	4-3		3 1	0 0	1 0	0 0	0 0	1 0	1 0
Andy Etchebarren, R (1, 2) OBP: 0.327, SLG: 0.434	4-3		1B 2-H	1B			BB	K		3	0	1	1	1	1	1
Dave McNally, R (1, 1) OBP: 0.216, SLG: 0.257 Bob Johnson, R (7, PH) OBP: 0.328, SLG: 0.250 Stu Miller, R (8, 1) OBP: 0.091, SLG: 0.091 Curt Blefary, L (9, PH) OBP: 0.343, SLG: 0.436		5-3	1-2 1B				K	4-3		2 1 0 1	0 0 0 0	1 0 0 0	0 0 0 0	0 0 0 0	0 1 0 0	0 1 0 0
Inning Stats	R: 0 E: 0 K: 0 S: 4 H: 2 LOB: 2 BB: 0 P: 4	R: 0 E: 0 K: 0 S: 4 H: 1 LOB: 1 BB: 0 P: 4	R: 0 E: 0 K: 0 S: 5 H: 2 LOB: 2 BB: 0 P: 5	R: 1 E: 0 K: 0 S: 5 H: 3 LOB: 1 BB: 0 P: 5	R: 0 E: 0 K: 0 S: 3 H: 0 LOB: 0 BB: 0 P: 3	R: 0 E: 0 K: 0 S: 3 H: 0 LOB: 0 BB: 0 P: 3	R: 0 E: 0 K: 2 S: 7 H: 0 LOB: 1 BB: 1 P: 11	R: 0 E: 0 K: 0 S: 5 H: 2 LOB: 2 BB: 0 P: 5	R: 0 E: 0 K: 1 S: 5 H: 0 LOB: 0 BB: 0 P: 5	1B: 9 2B: 1 3B: 0 HR: 0	SF: 0 SAC: 0 DP: 0 HBP: 0						

PITCHER		IP	WLS	BF	H	R	ER	SO	BB	IBB	HBP	BLK	WP	HR	S	P	ERA	WHIP
Clyde Wright, L ERA: 3.32	(1, 1)	7.0	W	28	8	1	1	2	1	0	0	0	0	0	31	35	1.29	1.286
Minnie Rojas, R ERA: 1.24	(8, 1)	2.0	S	8	2	0	0	1	0	0	0	0	0	0	10	10	0.00	1.000

PITCHER	IP	WLS	BF	H	R	ER	SO	BB	IBB	HBP	BLK	WP	HR	S	P	ERA	WHIP

BOTTOM

California Angels @ Baltimore Orioles

Memorial Stadium, Baltimore, MD

Sat Jul 09 1966, 7:05 PM EDT

Att. 27,606 - Unknown

livebaseballscorecards.com

AB	35
R	1
H	10
RBI	1
BB	1
SO	3
LOB	11

1B: 9	SF: 0	WP: 0	PA: 36
2B: 1	SAC: 0	PB: 0	
3B: 0	DP: 0	SB: 0	
HR: 0	HBP: 0	CS: 0	

California Angels @ Baltimore Orioles

Memorial Stadium, Baltimore, MD

Sun Jul 10 1966, 3:33 AM EDT

Att. 16,632 - Unknown

TOP

livebaseballscorecards.com

Batter	1	2	3	4	5	6	7	8	9	AB	R	H	RBI	BB	SO	LOB
Jose Cardenal, R (1, 8) OBP: 0.331, SLG: 0.418	5-3		F8			F9		1B SF9 2B 1-3		4	1	1	0	0	0	0
Bobby Knoop, R (1, 4) OBP: 0.261, SLG: 0.391	6-3		K			6-3		FC6-4 1B 2-3 3-H		4	0	1	1	0	1	0
Jim Fregosi, R (1, 3) OBP: 0.317, SLG: 0.378	K		6-3			G3		SF9 3-H		3	0	0	1	0	1	0
Rick Reichardt, R (1, 7) OBP: 0.366, SLG: 0.495		6-3	PO BB				1B 1B WP	FC6-4 1-2f		3	1	1	0	1	0	1
Frank Malzone, R (1, 5) OBP: 0.307, SLG: 0.370		6-3	PO 1-2	6-3		G4-6-3 1B 1-H		F6		3	0	1	1	0	0	0
Paul Schaal, R (7, PR) (7, 5) OBP: 0.360, SLG: 0.333										1	0	0	0	0	0	1
Jackie Warner, R (1, 9) OBP: 0.297, SLG: 0.491		FC6-4 BB		2B 2B		G4-6-3 1-2f			5-3 1B	3	1	2	0	1	0	1
Buck Rodgers, S (1, 2) OBP: 0.249, SLG: 0.303		FC6-4 1-2f		4-3 2-H 2B			BB		K	3	0	1	1	1	1	2
Jackie Hernandez, R (1, 6) OBP: 0.143, SLG: 0.083			F3	4-3 2-3			F7		5-3 1-2	4	0	0	0	0	0	3
George Brunet, R (1, 1) OBP: 0.216, SLG: 0.306			F8	1-3				2B 1B 1B	K2-3	4	1	1	0	0	1	2
Inning Stats	R: 0 E: 0 K: 1 S: 5 H: 0 LOB: 0 BB: 0 P: 5	R: 0 E: 0 K: 0 S: 3 H: 0 LOB: 1 BB: 1 P: 7	R: 0 E: 0 K: 0 S: 3 H: 0 LOB: 0 BB: 0 P: 3	R: 0 E: 0 K: 1 S: 4 H: 0 LOB: 0 BB: 1 P: 8	R: 1 E: 0 K: 0 S: 5 H: 2 LOB: 1 BB: 0 P: 5	R: 0 E: 0 K: 0 S: 3 H: 0 LOB: 0 BB: 0 P: 3	R: 1 E: 0 K: 0 S: 4 H: 2 LOB: 1 BB: 1 P: 8	R: 2 E: 0 K: 0 S: 6 H: 3 LOB: 1 BB: 0 P: 6	R: 0 E: 0 K: 2 S: 8 H: 1 LOB: 1 BB: 0 P: 8	1B: 5 2B: 3 3B: 0 HR: 0 SF: 1 SAC: 0 DP: 1 HBP: 0							

	AB	32
	R	4
	H	8
	RBI	4
	BB	3
	SO	4
	LOB	10

WP: 1 PB: 0 SB: 0 CS: 0 PA: 37

PITCHER		IP	WLS	BF	H	R	ER	SO	BB	IBB	HBP	BLK	WP	HR	S	P	ERA	WHIP
Steve Barber, L ERA: 1.96	(1, 1)	7.0	L	26	4	2	2	2	3	0	0	0	1	0	27	39	2.57	1.000
Eddie Watt, R ERA: 3.5	(8, 1)	0.0		3	3	2	2	0	0	0	0	0	0	0	3	3	∞	∞
Moe Drabowsky, R ERA: 3.0	(8, 1)	2.0		7	1	0	0	2	0	0	0	0	0	0	11	11	0.00	0.500

PITCHER	IP	WLS	BF	H	R	ER	SO	BB	IBB	HBP	BLK	WP	HR	S	P	ERA	WHIP

Batter	1	2	3	4	5	6	7	8	9	AB	R	H	RBI	BB	SO	LOB
Luis Aparicio, R (1, 6) OBP: 0.281, SLG: 0.358	F9		4-3 2-3			SH1-3 1B		F8		4	0	1	0	0	0	1
Boog Powell, L (1, 3) OBP: 0.386, SLG: 0.548	F7		F5			SH1-3 1-2		K		3	0	0	0	0	1	1
Frank Robinson, R (1, 9) OBP: 0.418, SLG: 0.591	BB			BB		6-3		K		2	0	0	0	2	1	1
Brooks Robinson, R (1, 5) OBP: 0.348, SLG: 0.499	F4			F9		IBB			F9	3	0	0	0	1	0	2
Sam Bowens, R (1, 7) OBP: 0.294, SLG: 0.426		F7		K		F7			F7	4	0	0	0	0	1	3
Davey Johnson, R (1, 4) OBP: 0.298, SLG: 0.350		F6		F9			1B		4-3	4	0	1	0	0	0	1
Paul Blair, R (1, 8) OBP: 0.271, SLG: 0.361		K			F4 1B		F3			3	0	1	0	0	1	1
Andy Etchebarren, R (1, 2) OBP: 0.327, SLG: 0.433			4-3 SH3-4 1B		F4 1-2		K			3	0	1	0	0	1	2
Steve Barber, L (1, 1) OBP: 0.073, SLG: 0.073			SH3-4 1-2		K		F8			1	0	0	0	0	1	0
Woodie Held, R (7, PH) OBP: 0.333, SLG: 0.341										1	0	0	0	0	0	1
Eddie Watt, R (8, 1) OBP: 0.190, SLG: 0.238										0	0	0	0	0	0	0
Moe Drabowsky, R (8, 1) OBP: 0.500, SLG: 0.500										0	0	0	0	0	0	0
Inning Stats	R: 0 H: 0 E: 0 LOB: 1 K: 0 BB: 1 S: 3 P: 7	R: 0 H: 0 E: 0 LOB: 0 K: 1 BB: 0 S: 5 P: 5	R: 0 H: 1 E: 0 LOB: 1 K: 0 BB: 0 S: 4 P: 4	R: 0 H: 0 E: 0 LOB: 1 K: 1 BB: 1 S: 5 P: 9	R: 0 H: 1 E: 0 LOB: 0 K: 1 BB: 0 S: 5 P: 5	R: 0 H: 1 E: 0 LOB: 2 K: 0 BB: 1 S: 4 P: 8	R: 0 H: 1 E: 0 LOB: 1 K: 1 BB: 0 S: 6 P: 6	R: 0 H: 0 E: 0 LOB: 0 K: 2 BB: 0 S: 7 P: 7	R: 0 H: 0 E: 0 LOB: 0 K: 0 BB: 0 S: 3 P: 3	1B: 4 2B: 0 3B: 0 HR: 0	SF: 0 SAC: 2 DP: 0 HBP: 0					

PITCHER	IP	WLS	BF	H	R	ER	SO	BB	IBB	HBP	BLK	WP	HR	S	P	ERA	WHIP
George Brunet, L (1, 1) ERA: 2.44	9.0	W	33	4	0	0	6	2	1	0	0	0	0	42	54	0.00	0.667

PITCHER	IP	WLS	BF	H	R	ER	SO	BB	IBB	HBP	BLK	WP	HR	S	P	ERA	WHIP

BOTTOM

California Angels @ Baltimore Orioles

Memorial Stadium, Baltimore, MD

Sun Jul 10 1966, 3:33 AM EDT

Att. 16,632 - Unknown

livebaseballscorecards.com

AB	28
R	0
H	4
RBI	0
BB	3
SO	6
LOB	13

WP: 0	PA: 33				
PB: 0					
SB: 0					
CS: 0					

Batter	1	2	3	4	5	6	7	8	9	10	AB	R	H	RBI	BB	SO	LOB
Rico Petrocelli, R (1, 6) OBP: 0.284, SLG: 0.407	K		K			6-3		F4		K	5	0	0	0	0	3	1
Joe Foy, R (1, 5) OBP: 0.327, SLG: 0.382	6-3			F8		1-3		E 2-H 1B			4	0	1	1	0	0	0
Carl Yastrzemski, L (1, 7) OBP: 0.354, SLG: 0.430	L6			K		F6		F5 1-3			4	0	0	0	0	1	1
Tony Conigliaro, R (1, 9) OBP: 0.338, SLG: 0.511		F6		K			1B		F6		4	0	1	0	0	1	0
George Scott, R (1, 3) OBP: 0.339, SLG: 0.501		FC6-4 BB			K		F8		F7		3	0	0	0	1	1	1
Don Demeter, R (1, 8) OBP: 0.264, SLG: 0.421		K			2B 1B		K		FC4-6 1B		4	1	2	0	0	2	2
George Smith, R (1, 4) OBP: 0.271, SLG: 0.352		FC6-4 1-2f			F8		F9		FC4-6 1-2f		4	0	0	0	0	0	4
Mike Ryan, R (1, 2) OBP: 0.258, SLG: 0.264			F5		1-H 2B			SH1-3 1B 1B		F8	4	1	2	1	0	0	0
Dennis Bennett, L (1, 1) Don McMahon, R (6, 1) Eddie Kasko, R (8, PH) OBP: 0.306, SLG: 0.339 John Wyatt, R (8, 1) Jim Lonborg, R (9, 1) OBP: 0.105, SLG: 0.103 Dick Stigman, R (9, 1) OBP: 0.118, SLG: 0.118 Dalton Jones, L (10, PH) OBP: 0.296, SLG: 0.401 Dan Osinski, R (10, 1) OBP: 0.500, SLG: 0.500			K		K			SH1-3 1-2		F8	2 0 0 0 0 0 0 1 0	0 0 0 0 0 0 0 0 0	0 0 0 0 0 0 0 0 0	0 0 0 0 0 0 0 0 0	0 0 0 0 0 0 0 0 0	2 0 0 0 0 0 0 0 0	1 0 0 0 0 0 0 0 0
Inning Stats	R: 0 E: 0 K: 1 S: 5 H: 0 LOB: 0 BB: 0 P: 5	R: 0 E: 0 K: 1 S: 5 H: 0 LOB: 1 BB: 1 P: 9	R: 0 E: 0 K: 2 S: 7 H: 0 LOB: 0 BB: 0 P: 7	R: 0 E: 0 K: 2 S: 7 H: 0 LOB: 0 BB: 0 P: 7	R: 1 E: 0 K: 2 S: 9 H: 2 LOB: 1 BB: 0 P: 9	R: 0 E: 0 K: 0 S: 3 H: 0 LOB: 0 BB: 0 P: 3	R: 0 E: 0 K: 1 S: 6 H: 1 LOB: 1 BB: 0 P: 6	R: 1 E: 1 K: 0 S: 5 H: 2 LOB: 1 BB: 0 P: 5	R: 0 E: 0 K: 0 S: 4 H: 1 LOB: 1 BB: 0 P: 4	R: 0 E: 0 K: 1 S: 5 H: 0 LOB: 0 BB: 0 P: 5	1B: 5 2B: 1 3B: 0 HR: 0	SF: 0 SAC: 1 DP: 0 HBP: 0					

PITCHER		IP	WLS	BF	H	R	ER	SO	BB	IBB	HBP	BLK	WP	HR	S	P	ERA	WHIP
Marcelino Lopez, L ERA: 3.45	(1, 1)	8.0		30	5	2	2	9	1	0	0	0	0	0	47	51	2.25	0.750
Minnie Rojas, R ERA: 1.18	(9, 1)	2.0	W	7	1	0	0	1	0	0	0	0	0	0	9	9	0.00	0.500

PITCHER	IP	WLS	BF	H	R	ER	SO	BB	IBB	HBP	BLK	WP	HR	S	P	ERA	WHIP

TOP

Boston Red Sox @ California Angels

Anaheim Stadium, Anaheim, CA

Thu Jul 14 1966, 10:05 PM EDT

Att. 16,931 - Unknown

livebaseballscorecards.com

AB	35
R	2
H	6
RBI	2
BB	1
SO	10
LOB	10

WP: 0	PA: 37		
PB: 0			
SB: 0			
CS: 0			

Boston Red Sox @ California Angels

Anaheim Stadium, Anaheim, CA

Thu Jul 14 1966, 10:05 PM EDT

Att. 16,931 - Unknown

BOTTOM

livebaseballscorecards.com

Batter	1	2	3	4	5	6	7	8	9	10	AB	R	H	RBI	BB	SO	LOB
Jose Cardenal, R (1, 8) OBP: 0.329, SLG: 0.412	S S S 0-3 ① K		x 0-0 ③ F4			x 0-0 ③ 5-3		x 0-0 ③ F8		I I I I 4-0 1B BB IBB	4	0	0	0	1	1	2
Bobby Knoop, R (1, 4) OBP: 0.262, SLG: 0.389	x 0-0 ② 6-3			S S S 0-3 ① K			x 0-0 ① F8		x 0-0 E SH3-4 1B 1-2	B B B B 4-0 1B BB 1-2 2-3	4	0	1	0	1	1	0
Jim Fregosi, R (1, 6) OBP: 0.313, SLG: 0.373	x 0-0 ③ F9			x 0-0 ② F8			x 0-0 ② F9		x 0-0 ① SH3-4 1-2	x 0-0 ② F6	4	0	0	0	0	0	3
Rick Reichardt, R (1, 7) OBP: 0.367, SLG: 0.491		S S S 0-3 ① K		x 0-0 ③ 6-3-4			x 0-0 ③ F8		I I I I 4-0 E IBB	x 0-0 1-2 2-3 3-H 1B	4	0	1	1	1	1	0
Joe Adcock, R (1, 3) OBP: 0.351, SLG: 0.569 Jackie Hernandez, R (8, PR) OBP: 0.143, SLG: 0.083 (9, 5) Willie Smith, L (9, PH) OBP: 0.244, SLG: 0.267 (10, 9)		x 0-0 ② 1-3		B B B B 4-0 CS BB				x 0-0 E 2B 1B	x 0-0 E4 1-2 2-3		2 0 1	0 1 0	1 0 0	0 0 0	1 0 0	0 0 0	0 0 2
Jackie Warner, R (1, 9) OBP: 0.292, SLG: 0.482 Ed Kirkpatrick, L (8, PH) OBP: 0.319, SLG: 0.371 (9, 9) Jim Piersall, R (9, PH) OBP: 0.275, SLG: 0.250 Tom Satriano, L (10, 5) OBP: 0.342, SLG: 0.267		x 0-0 ③ 5-3		S S S 0-3 ① K				x 0-0 G3 SF8 2B 1-H	x 0-0 ② F3		2 1 1 0	0 1 0 0	0 1 0 0	0 1 0 0	1 0 0 0	1 0 3 0	1 0 0 0
Paul Schaal, R (1, 5) OBP: 0.357, SLG: 0.330 Norm Siebern, L (8, PH) OBP: 0.403, SLG: 0.396 (9, 3)			x 0-0 ① F8	S S S 0-3 ② ③ K 1-2				x 0-0 ① G3 2-3	x 0-0 ③ F3		2 2	0 0	0 0	0 0	1 0	1 0	1 5
Buck Rodgers, S (1, 2) OBP: 0.253, SLG: 0.308			x 0-0 1B			x 0-0 ① F7		x 0-0 ② SF8 3-H		x 0-0 BB SH3-4 1B 1B	3	1	2	1	0	0	0
Marcelino Lopez, R (1, 1) OBP: 0.278, SLG: 0.273 Frank Malzone, R (8, PH) OBP: 0.315, SLG: 0.378 Clyde Wright, R (8, PR) OBP: 0.231, SLG: 0.231 Minnie Rojas, R (9, 1) OBP: 0.091, SLG: 0.182			x 0-0 ② F8			x 0-0 ② F3		x 0-0 1B		x 0-0 ① SH3-4 1-2	2 1 0 0	0 0 0 0	0 1 0 0	0 0 0 0	0 0 0 0	1 0 0 0	1 0 0 0
Inning Stats	R: 0 E: 0 K: 1 S: 5 / H: 0 LOB: 0 BB: 0 P: 5	R: 0 E: 0 K: 1 S: 5 / H: 0 LOB: 0 BB: 0 P: 5	R: 0 E: 0 K: 0 S: 4 / H: 1 LOB: 1 BB: 0 P: 4	R: 0 E: 0 K: 1 S: 5 / H: 0 LOB: 0 BB: 0 P: 5	R: 0 E: 0 K: 2 S: 6 / H: 0 LOB: 1 BB: 1 P: 10	R: 0 E: 0 K: 0 S: 3 / H: 0 LOB: 0 BB: 0 P: 3	R: 0 E: 0 K: 0 S: 3 / H: 0 LOB: 0 BB: 0 P: 3	R: 2 E: 1 K: 0 S: 6 / H: 3 LOB: 1 BB: 0 P: 6	R: 0 E: 1 K: 0 S: 5 / H: 1 LOB: 3 BB: 1 P: 9	R: 1 E: 0 K: 0 S: 4 / H: 2 LOB: 3 BB: 2 P: 12	1B: 6 2B: 2 3B: 0 HR: 0	SF: 1 SAC: 2 DP: 1 HBP: 0					

AB	33
R	3
H	7
RBI	3
BB	4
SO	5
LOB	18

WP: 0 PB: 0 SB: 0 CS: 1 PA: 40

PITCHER		IP	WLS	BF	H	R	ER	SO	BB	IBB	HBP	BLK	WP	HR	S	P	ERA	WHIP
Dennis Bennett, L ERA:	(1, 1)	5.0		16	1	0	0	5	1	0	0	0	0	0	25	29	0.00	0.400
Don McMahon, R ERA: 3.17	(6, 1)	2.0		6	0	0	0	0	0	0	0	0	0	0	6	6	0.00	0.000
John Wyatt, R ERA: 3.28	(8, 1)	1.1		9	4	2	1	0	0	1	0	0	0	0	8	12	6.75	3.000
Jim Lonborg, R ERA: 4.55	(9, 1)	0.0		1	0	0	0	0	0	0	0	0	0	0	1	1	∞	∞
Dick Stigman, L ERA: 4.57	(9, 1)	0.2		2	0	0	0	0	0	0	0	0	0	0	2	2	0.00	0.000

PITCHER		IP	WLS	BF	H	R	ER	SO	BB	IBB	HBP	BLK	WP	HR	S	P	ERA	WHIP
Dan Osinski, R ERA: 4.79	(10, 1)	0.2	L	6	2	1	1	0	1	1	0	0	0	0	4	12	13.50	4.500

Boston Red Sox @ California Angels

Anaheim Stadium, Anaheim, CA

Fri Jul 15 1966, 10:05 PM EDT

Att. 21,071 - Unknown

TOP

livebaseballscorecards.com

Batter	1	2	3	4	5	6	7	8	9	AB	R	H	RBI	BB	SO	LOB
Rico Petrocelli, R (1, 6) OBP: 0.286, SLG: 0.416	F8		F4		5-3		HR		FC6-4, 1B	5	1	2	1	0	0	0
Joe Foy, R (1, 5) OBP: 0.331, SLG: 0.392	BB		F8			HR	BB		FC6-4, 1-2f	3	1	1	1	2	0	1
Carl Yastrzemski, L (1, 7) OBP: 0.353, SLG: 0.427	F8		CS, BB			1-3	F9			3	0	0	0	1	0	2
Tony Conigliaro, R (1, 9) OBP: 0.336, SLG: 0.505	F4		CS, 1-2	6-3		WP, BB		6-3		3	0	0	0	1	0	1
George Scott, R (1, 3) OBP: 0.339, SLG: 0.504		K		6-3		K		3B		4	0	1	0	0	2	1
George Thomas, R (1, 8) OBP: 0.312, SLG: 0.308		K		BB		WP, 1-2		K		1	0	0	0	2	1	0
Dalton Jones, L (8, PH) (8, 4) OBP: 0.294, SLG: 0.399										1	0	0	0	0	1	1
George Smith, R (1, 4) OBP: 0.272, SLG: 0.349		1B, BB		F9	5-3, 1-2, 2-3			6-3		2	0	0	0	1	0	3
Jose Tartabull, L (8, PH) (8, 8) OBP: 0.282, SLG: 0.315										1	0	0	0	0	0	1
Mike Ryan, R (1, 2) OBP: 0.259, SLG: 0.265		1-2, 1B			F8		6-3		6-3	3	0	1	0	0	0	0
Don Demeter, R (9, PH) OBP: 0.262, SLG: 0.419										1	0	0	0	0	0	0
Darrell Brandon, R (1, 1) OBP: 0.188, SLG: 0.375		K			K		F9		K	2	0	0	0	0	2	2
Eddie Kasko, R (7, PH) OBP: 0.302, SLG: 0.333										1	0	0	0	0	0	0
Jim Lonborg, R (7, 1) OBP: 0.100, SLG: 0.103										0	0	0	0	0	0	0
Lenny Green, L (9, PH) OBP: 0.322, SLG: 0.301										1	0	0	0	0	1	0

	AB	31
	R	2
	H	5
	RBI	2
	BB	7
	SO	7
	LOB	12

Inning Stats	1	2	3	4	5	6	7	8	9
	R: 0 E: 0 K: 0 S: 3	H: 0 LOB: 1 BB: 1 P: 7	R: 0 E: 0 K: 3 S: 10	H: 1 LOB: 2 BB: 1 P: 14	R: 0 E: 0 K: 0 S: 2	H: 0 LOB: 0 BB: 1 P: 6	R: 0 E: 0 K: 0 S: 3	H: 0 LOB: 1 BB: 1 P: 7	R: 0 E: 0 K: 1 S: 5	H: 0 LOB: 0 BB: 0 P: 5	R: 1 E: 0 K: 1 S: 6	H: 1 LOB: 2 BB: 2 P: 14	R: 1 E: 0 K: 0 S: 4	H: 1 LOB: 1 BB: 1 P: 8	R: 0 E: 0 K: 1 S: 6	H: 1 LOB: 1 BB: 0 P: 6	R: 0 E: 0 K: 1 S: 6	H: 1 LOB: 1 BB: 0 P: 6

	1B: 2	SF: 0
	2B: 0	SAC: 0
	3B: 1	DP: 0
	HR: 2	HBP: 0

	WP: 1	PA: 39
	PB: 0	
	SB: 0	
	CS: 1	

PITCHER		IP	WLS	BF	H	R	ER	SO	BB	IBB	HBP	BLK	WP	HR	S	P	ERA	WHIP
George Brunet, L ERA: 2.45	(1, 1)	7.0	W	30	3	2	2	5	7	0	0	0	1	2	33	61	2.57	1.429
Minnie Rojas, R ERA: 1.13	(8, 1)	2.0	S	8	2	0	0	2	0	0	0	0	0	0	12	12	0.00	1.000

PITCHER	IP	WLS	BF	H	R	ER	SO	BB	IBB	HBP	BLK	WP	HR	S	P	ERA	WHIP

Red Sox @ California Angels

Anaheim Stadium, Anaheim, CA

Fri Jul 15 1966, 10:05 PM EDT

Att. 21,071 - Unknown

BOTTOM

Batter	1	2	3	4	5	6	7	8	9	AB	R	H	RBI	BB	SO	LOB
Jose Cardenal, R (1, 8) OBP: 0.331, SLG: 0.411	6-3		FC5 S BB		K			SH1-4 2B 1B		3	1	1	0	1	1	0
Ed Kirkpatrick, L (1, 9) OBP: 0.329, SLG: 0.374	6-3 BB		E 1B 1-2 BB		CS 1B			SH1-4 1-2		1	1	1	0	2	0	0
Jim Fregosi, R (1, 6) OBP: 0.313, SLG: 0.375	6-3 1-2		FC5 1B SF8 1-3 2-3		K 1-2			CS 2B 2-H		4	1	1	1	0	1	4
Norm Siebern, L (1, 3) OBP: 0.404, SLG: 0.395 Marcelino Lopez, R (8, PR) OBP: 0.278, SLG: 0.273 Tom Satriano, L (9, 3) OBP: 0.342, SLG: 0.267	F8		1B 1-3 3-H			F6		FC6-4 IBB		3 0 0	0 0 0	1 0 0	1 0 0	1 0 0	0 0 0	1 0 0
Rick Reichardt, R (1, 7) OBP: 0.365, SLG: 0.489		G6-4-3 1B 1B	SF8 3-H			6-3		FC6-4 1-2f 2-3		3	1	1	1	0	0	2
Frank Malzone, R (1, 5) OBP: 0.315, SLG: 0.376 Paul Schaal, R (7, 5) OBP: 0.357, SLG: 0.330		G6-4-3 1-2 1B	F7			5-3				3 0	0 0	1 0	0 0	0 0	0 0	1 0
Bobby Knoop, R (1, 4) OBP: 0.260, SLG: 0.386		G6-4-3 1-2f 2-3		K			K			3	0	0	0	0	2	2
Buck Rodgers, S (1, 2) OBP: 0.254, SLG: 0.308		1B 3-H		F7			6-3			3	0	1	1	0	0	0
George Brunet, R (1, 1) OBP: 0.205, SLG: 0.289 Albie Pearson, L (7, PH) Minnie Rojas, R (8, 1) OBP: 0.091, SLG: 0.182		K		F4			6-3			2 1 0	0 0 0	0 0 0	0 0 0	0 0 0	1 0 0	1 0 0
Inning Stats	R: 0 E: 0 K: 0 S: 3 H: 0 LOB: 1 BB: 1 P: 7	R: 1 E: 0 K: 1 S: 7 H: 3 LOB: 1 BB: 0 P: 7	R: 2 E: 1 K: 0 S: 4 H: 1 LOB: 1 BB: 2 P: 12	R: 0 E: 0 K: 1 S: 5 H: 0 LOB: 0 BB: 0 P: 5	R: 0 E: 0 K: 2 S: 7 H: 1 LOB: 0 BB: 0 P: 7	R: 0 E: 0 K: 0 S: 3 H: 0 LOB: 0 BB: 0 P: 3	R: 0 E: 0 K: 1 S: 5 H: 0 LOB: 0 BB: 0 P: 5	R: 1 E: 0 K: 0 S: 4 H: 2 LOB: 1 BB: 1 P: 8		1B: 6 2B: 1 3B: 0 HR: 0	SF: 1 SAC: 1 DP: 1 HBP: 0					

livebaseballscorecards.com

AB	26
R	4
H	7
RBI	4
BB	4
SO	5
LOB	11

WP: 0 PB: 0 SB: 1 CS: 2 PA: 32

PITCHER	IP	WLS	BF	H	R	ER	SO	BB	IBB	HBP	BLK	WP	HR	S	P	ERA	WHIP
Darrell Brandon, R (1, 1) ERA: 3.09	6.0	L	24	5	3	2	4	3	0	0	0	0	0	29	41	3.00	1.333
Jim Lonborg, R (7, 1) ERA: 4.55	2.0		8	2	1	1	1	0	1	0	0	0	0	9	13	4.50	1.000

PITCHER	IP	WLS	BF	H	R	ER	SO	BB	IBB	HBP	BLK	WP	HR	S	P	ERA	WHIP

Batter	1	2	3	4	5	6	7	8	9	AB	R	H	RBI	BB	SO	LOB
Rico Petrocelli, R (1, 6) OBP: 0.285, SLG: 0.414	E 2B 1B	4-3		F9			F9		4-3	4	1	1	0	0	0	0
Eddie Kasko, R (7, 6) OBP: 0.297, SLG: 0.328										1	0	0	0	0	0	0
Jose Tartabull, L (1, 8) OBP: 0.286, SLG: 0.319	F9	6-3			S 1B 1B		BB 1B			4	1	2	0	0	0	1
Carl Yastrzemski, L (1, 7) OBP: 0.351, SLG: 0.423	E6 E 2B 1-2	4-1			K 1-2		G5-4-3 BB 1-2			3	1	0	0	1	1	2
Tony Conigliaro, R (1, 9) OBP: 0.332, SLG: 0.498	K	K			5-3		G5-4-3 1-2f			4	0	0	0	0	2	5
George Scott, R (1, 3) OBP: 0.338, SLG: 0.501	E6 2B 1-2 2-3	F8			S 1B 2-H			K		4	1	1	1	0	1	2
Joe Foy, R (1, 5) OBP: 0.333, SLG: 0.408	3B 2B 1-H 2-H 3-H	HR			4-3 1-2			F8		4	2	2	4	0	0	1
George Smith, R (1, 4) OBP: 0.271, SLG: 0.345	3B BB	K				F9		K		3	1	0	0	1	2	0
Mike Ryan, R (1, 2) OBP: 0.258, SLG: 0.274	1-H 2-H 3B		K			4-3			6-3	4	0	1	2	0	1	0
Jose Santiago, R (1, 1) OBP: 0.175, SLG: 0.154	1-3			6-3		6-3			K	4	0	0	0	0	1	1
Inning Stats	R: 5 H: 3 E: 2 LOB: 1 K: 1 BB: 1 S: 10 P: 14	R: 0 H: 0 E: 0 LOB: 0 K: 0 BB: 0 S: 3 P: 3	R: 1 H: 1 E: 0 LOB: 0 K: 2 BB: 0 S: 8 P: 8	R: 0 H: 0 E: 0 LOB: 0 K: 1 BB: 0 S: 5 P: 5	R: 1 H: 2 E: 0 LOB: 1 K: 1 BB: 0 S: 7 P: 7	R: 0 H: 0 E: 0 LOB: 0 K: 0 BB: 0 S: 3 P: 3	R: 0 H: 1 E: 0 LOB: 1 K: 0 BB: 1 S: 3 P: 7	R: 0 H: 0 E: 0 LOB: 0 K: 2 BB: 0 S: 7 P: 7	R: 0 H: 0 E: 0 LOB: 0 K: 1 BB: 0 S: 5 P: 5	1B: 4 2B: 1 3B: 1 HR: 1	SF: 0 SAC: 0 DP: 1 HBP: 0					

PITCHER		IP	WLS	BF	H	R	ER	SO	BB	IBB	HBP	BLK	WP	HR	S	P	ERA	WHIP
Dean Chance, R ERA: 3.68	(1, 1)	5.0	L	24	6	7	2	5	1	0	0	0	0	1	33	37	3.60	1.400
Howie Reed, R ERA: 2.59	(6, 1)	3.0		10	1	0	0	2	1	0	0	0	0	0	13	17	0.00	0.667
Bob Lee, R ERA: 2.43	(9, 1)	1.0		3	0	0	0	1	0	0	0	0	0	0	5	5	0.00	0.000

PITCHER	IP	WLS	BF	H	R	ER	SO	BB	IBB	HBP	BLK	WP	HR	S	P	ERA	WHIP

TOP

Boston Red Sox @ California Angels

Anaheim Stadium, Anaheim, CA

Sat Jul 16 1966, 6:33 AM EDT

Att. 13,699 - Unknown

livebaseballscorecards.com

AB	35
R	7
H	7
RBI	7
BB	2
SO	8
LOB	12

BOTTOM

Batter	1	2	3	4	5	6	7	8	9	AB	R	H	RBI	BB	SO	LOB
Jose Cardenal, R (1, 8) OBP: 0.329, SLG: 0.408	SSS 0-3 K ①		x 0-0 FC5-4 ② 1-2f			x 0-0 6-3 ①		x 0-0 4-3 ③		2	0	0	0	0	1	1
Jackie Hernandez, R (6, 4) OBP: 0.125, SLG: 0.071										2	0	0	0	0	0	0
Ed Kirkpatrick, L (1, 9) OBP: 0.323, SLG: 0.366	x 0-0 F3 ②		x 0-0 F8 ③			SSS 0-3 K ②			SSS 0-3 K ①	4	0	0	0	0	2	1
Jim Fregosi, R (1, 6) OBP: 0.309, SLG: 0.370	x 0-0 5-3 ③			x 0-0 6-3 ①		x 0-0 F8 ③			x 0-0 5-3 ②	4	0	0	0	0	0	0
Norm Siebern, L (1, 3) OBP: 0.402, SLG: 0.407		x 0-0 4-3 ①		SSS 0-3 K ②			SSS 0-3 K ①		x 0-0 HR	4	1	1	1	0	2	0
Rick Reichardt, R (1, 7) OBP: 0.367, SLG: 0.488 (6, 8)		x 0-0 6-3 ②		SSS 0-3 K ③			x 0-0 1B		BBBB 4-0 BB	3	0	1	0	1	1	0
Tom Satriano, L (1, 5) OBP: 0.339, SLG: 0.260 (6, 2)		BBBB 4-0 BB			x 0-0 F8 ①		SSS 0-3 K ②		x 0-0 4-3 ③	3	0	0	0	1	1	2
Buck Rodgers, S (1, 2) OBP: 0.252, SLG: 0.306		x 0-0 1-3 ③			x 0-0 1-3 ②		SSS 0-3 K ③			2	0	0	0	0	0	1
Paul Schaal, R (6, 5) OBP: 0.356, SLG: 0.329										1	0	0	0	0	1	1
Bobby Knoop, R (1, 4) OBP: 0.264, SLG: 0.386			BBBB 4-0 FC5-4 BB		BBBB 4-0 BB			x 0-0 G3 ①		0	0	0	0	2	0	0
Howie Reed, R (6, 1)										0	0	0	0	0	0	0
Willie Smith, L (8, PH) OBP: 0.242, SLG: 0.265										1	0	0	0	0	0	0
Bob Lee, R (9, 1)										0	0	0	0	0	0	0
Dean Chance, R (1, 1) OBP: 0.044, SLG: 0.023			SSS 0-3 K ①		SSS 0-3 K ③			x 0-0 6-3 ②		1	0	0	0	0	1	1
Albie Pearson, L (5, PH) (6, 7)										2	0	0	0	0	1	1
Inning Stats	R: 0 E: 0 K: 1 S: 5 H: 0 LOB: 0 BB: 0 P: 5	R: 0 E: 0 K: 0 S: 3 H: 0 LOB: 1 BB: 1 P: 7	R: 0 E: 0 K: 1 S: 5 H: 0 LOB: 1 BB: 1 P: 9	R: 0 E: 0 K: 2 S: 7 H: 0 LOB: 0 BB: 0 P: 7	R: 0 E: 0 K: 1 S: 5 H: 0 LOB: 1 BB: 1 P: 9	R: 0 E: 0 K: 1 S: 5 H: 0 LOB: 0 BB: 0 P: 5	R: 0 E: 0 K: 3 S: 10 H: 1 LOB: 1 BB: 0 P: 10	R: 0 E: 0 K: 0 S: 3 H: 0 LOB: 0 BB: 0 P: 3	R: 1 E: 0 K: 1 S: 6 H: 1 LOB: 1 BB: 1 P: 10	1B: 1 2B: 0 3B: 0 HR: 1 SF: 0 SAC: 0 DP: 0 HBP: 0							

PITCHER	IP	WLS	BF	H	R	ER	SO	BB	IBB	HBP	BLK	WP	HR	S	P	ERA	WHIP
Jose Santiago, R (1, 1) ERA: 3.44	9.0	W	33	2	1	1	10	4	0	0	0	0	1	49	65	1.00	0.667

PITCHER	IP	WLS	BF	H	R	ER	SO	BB	IBB	HBP	BLK	WP	HR	S	P	ERA	WHIP

Boston Red Sox @ California Angels

Anaheim Stadium, Anaheim, CA

Sat Jul 16 1966, 6:33 AM EDT

Att. 13,699 - Unknown

livebaseballscorecards.com

AB	29
R	1
H	2
RBI	1
BB	4
SO	10
LOB	8

PA: 33

WP: 0 PB: 0 SB: 0 CS: 0

Batter	1	2	3	4	5	6	7	8	9	AB	R	H	RBI	BB	SO	LOB
Fred Valentine, S (1, 9) OBP: 0.338, SLG: 0.458	1-3		F8		F9			G5-4-3 1B		4	0	1	0	0	0	1
Ken McMullen, R (1, 5) OBP: 0.288, SLG: 0.344	1B		BB 1B		G4-6-3 1-2f			G5-4-3 1-2f		4	0	2	0	0	0	2
Frank Howard, R (1, 7) OBP: 0.341, SLG: 0.439	F9		BBBB 1-2 BB			F9			4-3	3	0	0	0	1	0	1
Don Lock, R (1, 8) OBP: 0.368, SLG: 0.479	K		F9			K			K	4	0	0	0	0	3	3
Ken Harrelson, R (1, 3) OBP: 0.307, SLG: 0.334		4-3	F9			6-3			1B 1B	4	0	1	0	0	0	2
Paul Casanova, R (1, 2) OBP: 0.269, SLG: 0.406		BB 1B		F9			F8		1-3 1B	4	0	2	0	0	0	0
Ken Hamlin, R (1, 4) OBP: 0.265, SLG: 0.284		BBBB 1-2 BB		F7			6-3		F5	3	0	0	0	1	0	2
Ed Brinkman, R (1, 6) OBP: 0.266, SLG: 0.340		K		F8			K			3	0	0	0	0	2	2
Dick Bosman, R (1, 1) OBP: 0.250, SLG: 0.250		4-3			G4-6-3 1B			F9		2	0	1	0	0	0	2
Casey Cox, R (5, 1)										0	0	0	0	0	0	0
Bob Saverine, S (8, PH) OBP: 0.268, SLG: 0.315										1	0	0	0	0	0	0
Bob Humphreys, R (8, 1) OBP: 0.750, SLG: 0.500										0	0	0	0	0	0	0
Inning Stats	R: 0 E: 0 K: 1 S: 6 H: 1 LOB: 1 BB: 0 P: 6	R: 0 E: 0 K: 1 S: 6 H: 1 LOB: 2 BB: 1 P: 10	R: 0 E: 0 K: 0 S: 4 H: 1 LOB: 2 BB: 1 P: 8	R: 0 E: 0 K: 0 S: 3 H: 0 LOB: 0 BB: 0 P: 3	R: 0 E: 0 K: 0 S: 3 H: 1 LOB: 0 BB: 0 P: 3	R: 0 E: 0 K: 1 S: 5 H: 0 LOB: 0 BB: 0 P: 5	R: 0 E: 0 K: 1 S: 5 H: 0 LOB: 0 BB: 0 P: 5	R: 0 E: 0 K: 0 S: 3 H: 1 LOB: 0 BB: 0 P: 3	R: 0 E: 0 K: 1 S: 7 H: 2 LOB: 2 BB: 0 P: 7	1B: 7 2B: 0 3B: 0 HR: 0 SF: 0 SAC: 0 DP: 2 HBP: 0						

TOP

Washington Senators @ California Angels

Anaheim Stadium, Anaheim, CA

Sun Jul 17 1966, 6:33 AM EDT

Unknown

livebaseballscorecards.com

AB	32
R	0
H	7
RBI	0
BB	2
SO	5
LOB	15

PITCHER	IP	WLS	BF	H	R	ER	SO	BB	IBB	HBP	BLK	WP	HR	S	P	ERA	WHIP
Clyde Wright, L (1, 1) ERA: 2.68	9.0	W	34	7	0	0	5	2	0	0	0	0	0	42	50	0.00	1.000

PITCHER	IP	WLS	BF	H	R	ER	SO	BB	IBB	HBP	BLK	WP	HR	S	P	ERA	WHIP

Batter	1	2	3	4	5	6	7	8	9	AB	R	H	RBI	BB	SO	LOB
Jose Cardenal, R (1, 8) OBP: 0.330, SLG: 0.408	6-3	1-3 1B		F5		PB 1B		K		5	0	2	0	0	1	1
Ed Kirkpatrick, L (1, 9) OBP: 0.317, SLG: 0.358	4-3	F6			4-3	K 1-2				4	0	0	0	0	1	3
Jim Fregosi, R (1, 6) OBP: 0.311, SLG: 0.375	2B		K		1B SF9 1B	5-3				4	1	2	0	0	1	1
Willie Smith, L (1, 7) OBP: 0.250, SLG: 0.273	K		2B 1B		1-3 1B 1B		F8			4	2	2	0	0	1	1
Joe Adcock, R (1, 3) OBP: 0.361, SLG: 0.586		2B 1B 1B	1-H 2B		SF9 3-H		G6-4-3 1B			3	1	3	2	0	0	0
Frank Malzone, R (1, 5) OBP: 0.333, SLG: 0.398 Paul Schaal, R (8, 5) OBP: 0.356, SLG: 0.329		1-3 1B 2B	BBB BB		1B 1-2 1B		G6-4-3 1-2f			3 0	1 0	2 0	0 0	1 0	0 0	1 0
Buck Rodgers, S (1, 2) OBP: 0.256, SLG: 0.309		1B 2-H 3-H 1B	G3		FC6-4 1-3 2-H 1B			K		4	0	2	3	0	1	1
Bobby Knoop, R (1, 4) OBP: 0.264, SLG: 0.384		F8		K	FC6-4 1-2f			SH1-4 1B		4	0	1	0	0	1	3
Clyde Wright, R (1, 1) OBP: 0.188, SLG: 0.188		F8		K		K		SH1-4 1-2		3	0	0	0	0	2	1
Inning Stats	R: 0 E: 0 K: 1 S: 6 H: 1 LOB: 1 BB: 0 P: 6	R: 2 E: 0 K: 0 S: 7 H: 4 LOB: 2 BB: 0 P: 7	R: 1 E: 0 K: 1 S: 6 H: 2 LOB: 1 BB: 1 P: 10	R: 0 E: 0 K: 2 S: 7 H: 0 LOB: 0 BB: 0 P: 7	R: 2 E: 0 K: 0 S: 7 H: 4 LOB: 2 BB: 0 P: 7	R: 0 E: 0 K: 2 S: 8 H: 1 LOB: 1 BB: 0 P: 8	R: 0 E: 0 K: 0 S: 3 H: 1 LOB: 0 BB: 0 P: 3	R: 0 E: 0 K: 2 S: 8 H: 1 LOB: 1 BB: 0 P: 8		1B: 11 2B: 3 3B: 0 HR: 0 SF: 1 SAC: 1 DP: 1 HBP: 0						

PITCHER	IP	WLS	BF	H	R	ER	SO	BB	IBB	HBP	BLK	WP	HR	S	P	ERA	WHIP
Dick Bosman, R (1, 1) ERA: 7.75	4.1	L	22	9	5	5	4	1	0	0	0	0	0	29	33	10.38	2.308
Casey Cox, R (5, 1) ERA: 3.27	2.2		11	4	0	0	2	0	0	0	0	0	0	15	15	0.00	1.500
Bob Humphreys, R (8, 1) ERA: 3.14	1.0		4	1	0	0	2	0	0	0	0	0	0	8	8	0.00	1.000

PITCHER	IP	WLS	BF	H	R	ER	SO	BB	IBB	HBP	BLK	WP	HR	S	P	ERA	WHIP

BOTTOM

Washington Senators @ California Angels

Anaheim Stadium, Anaheim, CA

Sun Jul 17 1966, 6:33 AM EDT

Unknown

livebaseballscorecards.com

AB	34
R	5
H	14
RBI	5
BB	1
SO	8
LOB	12

WP: 0 PB: 1 SB: 0 CS: 0 PA: 37

Washington Senators @ California Angels

Anaheim Stadium, Anaheim, CA

Sun Jul 17 1966, 6:38 AM EDT

Att. 22,131 - Unknown

TOP

livebaseballscorecards.com

Batter	1	2	3	4	5	6	7	8	9	AB	R	H	RBI	BB	SO	LOB
Don Blasingame, L (1, 4) OBP: 0.293, SLG: 0.289	E3 1B SF9	BB		5-3		F7			3-1	4	1	0	0	1	0	0
Bob Saverine, S (1, 6) Ed Brinkman, R (9, 6) OBP: 0.277, SLG: 0.322 OBP: 0.266, SLG: 0.340	1-3 2B 1B	F8		1B 1B			5-3		CS 1B	5 0	1 0	3 0	0 0	0 0	0 0	2 0
Fred Valentine, S (1, 8) (7, 7) OBP: 0.340, SLG: 0.458	SF9 3-H		S E SF9 BB	1-3 1B			4-3		CS 1-2	2	1	1	1	1	0	0
Jim King, L (1, 9) OBP: 0.345, SLG: 0.401	1-H 2B		E4 SF9 S 1-2	F4			1B			4	0	2	1	0	0	3
Willie Kirkland, L (1, 7) Don Lock, R (7, 8) OBP: 0.283, SLG: 0.361 OBP: 0.368, SLG: 0.479	F4		K 1-2 2-3		K		F9			4 0	0 0	0 0	0 0	0 0	2 0	4 0
Dick Nen, L (1, 3) OBP: 0.285, SLG: 0.278	F9		BB		4-3			4-3		3	0	0	0	1	0	1
Ken McMullen, R (1, 5) OBP: 0.284, SLG: 0.340		F8	SF9 2-3 3-H		6-3			F7		3	0	0	1	0	0	0
Paul Casanova, R (1, 2) OBP: 0.269, SLG: 0.400		2-3 WP BB	6-3			K		K		3	0	0	0	1	2	2
Jim Hannan, R (1, 1) OBP: 0.133, SLG: 0.071		1-3 2-3		2-3		K			K	4	0	0	0	0	2	1

	AB	32
	R	3
	H	6
	RBI	3
	BB	4
	SO	6
	LOB	13

Inning Stats										
	R: 2	H: 2	R: 0	H: 0	R: 1	H: 0	R: 0	H: 2	R: 0	H: 0
	E: 1	LOB: 1	E: 0	LOB: 2	E: 1	LOB: 2	E: 0	LOB: 2	E: 0	LOB: 0
	K: 0	BB: 0	K: 0	BB: 2	K: 1	BB: 2	K: 0	BB: 0	K: 1	BB: 0
	S: 6	P: 6	S: 3	P: 11	S: 6	P: 14	S: 5	P: 5	S: 5	P: 5

Inning Stats										
	R: 0	H: 0	R: 0	H: 1	R: 0	H: 0	R: 0	H: 1	1B: 5	SF: 2
	E: 0	LOB: 0	E: 0	LOB: 1	E: 0	LOB: 0	E: 0	LOB: 0	2B: 1	SAC: 0
	K: 2	BB: 0	K: 0	BB: 0	K: 1	BB: 0	K: 1	BB: 0	3B: 0	DP: 0
	S: 7	P: 7	S: 4	P: 4	S: 5	P: 5	S: 5	P: 5	HR: 0	HBP: 0

WP: 1 PA: 39
PB: 0
SB: 2
CS: 1

PITCHER		IP	WLS	BF	H	R	ER	SO	BB	IBB	HBP	BLK	WP	HR	S	P	ERA	WHIP
Jack Sanford, R ERA: 3.43	(1, 1)	5.0	L	25	4	3	1	2	4	0	0	0	1	0	25	41	1.80	1.600
Lew Burdette, R ERA: 3.09	(6, 1)	3.0		10	1	0	0	3	0	0	0	0	0	0	16	16	0.00	0.333
Bob Lee, R ERA: 2.39	(9, 1)	1.0		3	1	0	0	1	0	0	0	0	0	0	5	5	0.00	1.000

PITCHER	IP	WLS	BF	H	R	ER	SO	BB	IBB	HBP	BLK	WP	HR	S	P	ERA	WHIP

Batter	1	2	3	4	5	6	7	8	9	AB	R	H	RBI	BB	SO	LOB
Jose Cardenal, R (1, 8) OBP: 0.326, SLG: 0.403	S S S 0-3 K ①		x 0-0 5-3 ③			x 0-0 F8 ①		x 0-0 F7 ①		4	0	0	0	0	1	1
Ed Kirkpatrick, L (1, 9) OBP: 0.316, SLG: 0.356 Bob Lee, R (9, 1)	x 0-0 6-3 ②			S S S 0-3 K ①		x 0-0 6-3 1B		x 0-0 F5 ②		4 0	0 0	1 0	0 0	0 0	1 0	1 0
Jim Fregosi, R (1, 6) OBP: 0.308, SLG: 0.370	x 0-0 5-3 ③			x 0-0 F9 ②		x 0-0 6-3 ② 1-2		S S S 0-3 K ③		4	0	0	0	0	1	2
Willie Smith, L (1, 7) OBP: 0.250, SLG: 0.272 (9, 9)		x 0-0 1-3 ①		x 0-0 2B 1B		x 0-0 F3 ③			x 0-0 F9 ①	4	1	1	0	0	0	1
Norm Siebern, L (1, 3) OBP: 0.399, SLG: 0.409		x 0-0 3-1 ②		x 0-0 1-H 2B			x 0-0 4-3 ①		x 0-0 3-1 ②	4	0	1	1	0	0	0
Tom Satriano, L (1, 2) OBP: 0.336, SLG: 0.259		x 0-0 1B		S S S 0-3 K ③			x 0-0 1-3 ②		x 0-0 6-3 ③	4	0	1	0	0	1	1
Paul Schaal, R (1, 5) OBP: 0.359, SLG: 0.330		x 0-0 5-3 ③		B B B 4-0 G4-6-3 BB			x 0-0 1B			2	0	1	0	1	0	1
Bobby Knoop, R (1, 4) OBP: 0.262, SLG: 0.381			S S S 0-3 K ①	x 0-0 G4-6-3 ① ② 1-2f			S S S 0-3 K ③			3	0	0	0	0	2	2
Jack Sanford, R (1, 1) OBP: 0.190, SLG: 0.263 Frank Malzone, R (5, PH) OBP: 0.330, SLG: 0.393 Lew Burdette, R (6, 1) Rick Reichardt, R (8, PH) OBP: 0.369, SLG: 0.489 (9, 7)			x 0-0 4-3 ②	x 0-0 6-3 ③				x 0-0 1B		1 1 0 1	0 0 0 0	0 0 0 1	0 0 0 0	0 0 0 0	0 0 0 0	0 0 0 0
Inning Stats	R: 0 H: 0 E: 0 LOB: 0 K: 1 BB: 0 S: 5 P: 5	R: 0 H: 1 E: 0 LOB: 1 K: 0 BB: 0 S: 4 P: 4	R: 0 H: 0 E: 0 LOB: 0 K: 1 BB: 0 S: 5 P: 5	R: 1 H: 2 E: 0 LOB: 1 K: 2 BB: 0 S: 9 P: 9	R: 0 H: 0 E: 0 LOB: 0 K: 0 BB: 1 S: 2 P: 6	R: 0 H: 1 E: 0 LOB: 1 K: 0 BB: 0 S: 4 P: 4	R: 0 H: 1 E: 0 LOB: 1 K: 1 BB: 0 S: 6 P: 6	R: 0 H: 1 E: 0 LOB: 1 K: 1 BB: 0 S: 6 P: 6	R: 0 H: 0 E: 0 LOB: 0 K: 0 BB: 0 S: 3 P: 3	1B: 5 2B: 1 3B: 0 HR: 0	SF: 0 SAC: 0 DP: 1 HBP: 0					

PITCHER	IP	WLS	BF	H	R	ER	SO	BB	IBB	HBP	BLK	WP	HR	S	P	ERA	WHIP
Jim Hannan, R (1, 1) ERA: 4.78	9.0	W	33	6	1	1	6	1	0	0	0	0	0	44	48	1.00	0.778

PITCHER	IP	WLS	BF	H	R	ER	SO	BB	IBB	HBP	BLK	WP	HR	S	P	ERA	WHIP

BOTTOM

Washington Senators @ California Angels

Anaheim Stadium, Anaheim, CA

Sun Jul 17 1966, 6:38 AM EDT

Att. 22,131 - Unknown

livebaseballscorecards.com

AB	32
R	1
H	6
RBI	1
BB	1
SO	6
LOB	9

1B: 5	SF: 0	WP: 0	PA: 33
2B: 1	SAC: 0	PB: 0	
3B: 0	DP: 1	SB: 0	
HR: 0	HBP: 0	CS: 0	

Batter	1	2	3	4	5	6	7	8	9	AB	R	H	RBI	BB	SO	LOB
Jose Cardenal, R (1, 8) OBP: 0.325, SLG: 0.411	5-3		F8			HR		F9		4	1	1	1	0	0	2
Willie Smith, L (1, 7) OBP: 0.243, SLG: 0.264	F8			K		K		F8		4	0	0	0	0	2	1
Bob Lee, R (8, 1)										0	0	0	0	0	0	0
Jim Fregosi, R (1, 6) OBP: 0.310, SLG: 0.373	K			FC3-6 BB		2B			F9	3	0	1	0	1	1	0
Norm Siebern, L (1, 3) OBP: 0.392, SLG: 0.401		F9		FC3-6		4-3			F7	4	0	0	0	0	0	2
Frank Malzone, R (1, 5) OBP: 0.317, SLG: 0.376		5-3		F7			L6		F7	4	0	0	0	0	0	1
Buck Rodgers, S (1, 2) OBP: 0.253, SLG: 0.305		4-3			F9		K			3	0	0	0	0	1	0
Jackie Warner, R (1, 9) OBP: 0.285, SLG: 0.469			K		K		5-3			3	0	0	0	0	2	0
Jackie Hernandez, R (1, 4) OBP: 0.111, SLG: 0.063			5-3		K			1-3		2	0	0	0	0	1	0
Howie Reed, R (5, 1)										0	0	0	0	0	0	0
Ed Kirkpatrick, L (8, PH) OBP: 0.314, SLG: 0.354										1	0	0	0	0	0	0
(8, 7)																
Marcelino Lopez, R (1, 1) OBP: 0.297, SLG: 0.294			1B			4-3		1B		1	0	1	0	0	0	0
Tom Satriano, L (5, 4) OBP: 0.339, SLG: 0.264										2	0	1	0	0	0	0
Inning Stats	R: 0 E: 0 K: 1 S: 5	H: 0 LOB: 0 BB: 0 P: 5	R: 0 E: 0 K: 0 S: 3	H: 0 LOB: 0 BB: 0 P: 3	R: 0 E: 0 K: 1 S: 6	H: 1 LOB: 1 BB: 0 P: 6	R: 0 E: 0 K: 1 S: 5	H: 0 LOB: 1 BB: 1 P: 9	R: 0 E: 0 K: 2 S: 7	H: 0 LOB: 0 BB: 0 P: 7	R: 1 E: 0 K: 1 S: 7	H: 2 LOB: 1 BB: 0 P: 7	R: 0 E: 0 K: 1 S: 5	H: 0 LOB: 0 BB: 0 P: 5	R: 0 E: 0 K: 0 S: 4	H: 1 LOB: 1 BB: 0 P: 4	R: 0 E: 0 K: 0 S: 3	H: 0 LOB: 0 BB: 0 P: 3	1B: 2 2B: 1 3B: 0 HR: 1	SF: 0 SAC: 0 DP: 0 HBP: 0	WP: 0 PB: 0 SB: 0 CS: 0	PA: 32

PITCHER	IP	WLS	BF	H	R	ER	SO	BB	IBB	HBP	BLK	WP	HR	S	P	ERA	WHIP
Gary Bell, R (1, 1) ERA: 2.88	9.0	W	32	4	1	1	7	1	0	0	0	0	1	45	49	1.00	0.556

PITCHER	IP	WLS	BF	H	R	ER	SO	BB	IBB	HBP	BLK	WP	HR	S	P	ERA	WHIP

TOP

California Angels @ Cleveland Indians

Cleveland Municipal Stadium, Cleveland, OH

Mon Jul 18 1966, 7:05 PM EDT

Att. 7,066 - Unknown

livebaseballscorecards.com

AB	31
R	1
H	4
RBI	1
BB	1
SO	7
LOB	6

BOTTOM

California Angels @ Cleveland Indians

Cleveland Municipal Stadium, Cleveland, OH

Mon Jul 18 1966, 7:05 PM EDT

Att. 7,066 - Unknown

livebaseballscorecards.com

Batter	1	2	3	4	5	6	7	8	9	AB	R	H	RBI	BB	SO	LOB
Pedro Gonzalez, R (1, 4) OBP: 0.280, SLG: 0.310	4-3		FC6-4 (FC6-4) 1-2f 2-3	FC4 (FC4) 1-3 1B			5-3			4	0	1	0	0	0	2
Leon Wagner, L (1, 7) OBP: 0.332, SLG: 0.446	BB G5-4-3		FC6-4 1-2f	FC4 1-2f			HR			3	1	1	1	1	0	4
Fred Whitfield, L (8, 3) OBP: 0.277, SLG: 0.411										0	0	0	0	0	0	0
Chuck Hinton, R (1, 8) OBP: 0.332, SLG: 0.387	G5-4-3 1-2f			BB HR	5-3		6-3			3	1	0	0	1	0	1
Rocky Colavito, R (1, 9) OBP: 0.356, SLG: 0.480		K2-3		HR 1-H	5-3			5-3		4	1	1	2	0	1	0
Chico Salmon, R (1, 3) (8, 7) OBP: 0.327, SLG: 0.403		K		1B S HR	F8			1-3		4	1	1	0	0	1	0
Max Alvis, R (1, 5) OBP: 0.318, SLG: 0.354		G3		K 1-2	5-3			HR		4	1	1	1	0	1	1
Larry Brown, R (1, 6) OBP: 0.330, SLG: 0.323			FC2-5 E 1B	HR 2-H	F8			E5		4	1	2	2	0	0	0
Joe Azcue, R (1, 2) OBP: 0.315, SLG: 0.370			E4 FC6-4 FC2-5 1-2	1B 1B	F9			F8		4	0	1	0	0	0	2
Gary Bell, R (1, 1) OBP: 0.220, SLG: 0.196			FC2-5 (FC6-4) 1-2 2-3f	K			5-3			3	0	0	0	0	1	3

	AB	33
	R	6
	H	8
	RBI	6
	BB	2
	SO	4
	LOB	13

Inning Stats	1	2	3	4	5	6	7	8	9
	R: 0 H: 0 E: 0 LOB: 0 K: 0 BB: 1 S: 2 P: 6	R: 0 H: 0 E: 0 LOB: 0 K: 2 BB: 0 S: 7 P: 7	R: 0 H: 1 E: 1 LOB: 2 K: 0 BB: 0 S: 5 P: 5	R: 4 H: 5 E: 0 LOB: 2 K: 2 BB: 1 S: 12 P: 16	R: 0 H: 0 E: 0 LOB: 0 K: 0 BB: 0 S: 3 P: 3	R: 0 H: 0 E: 0 LOB: 0 K: 0 BB: 0 S: 3 P: 3	R: 1 H: 1 E: 0 LOB: 0 K: 0 BB: 0 S: 4 P: 4	R: 1 H: 1 E: 1 LOB: 1 K: 0 BB: 0 S: 5 P: 5	

	1B: 4	SF: 0	WP: 0	PA: 35
	2B: 0	SAC: 0	PB: 0	
	3B: 0	DP: 1	SB: 1	
	HR: 4	HBP: 0	CS: 0	

PITCHER		IP	WLS	BF	H	R	ER	SO	BB	IBB	HBP	BLK	WP	HR	S	P	ERA	WHIP
Marcelino Lopez, L ERA: 3.63	(1, 1)	4.0	L	20	6	4	4	4	2	0	0	0	0	2	26	34	9.00	2.000
Howie Reed, R ERA: 2.62	(5, 1)	3.0		10	1	1	1	0	0	0	0	0	0	1	10	10	3.00	0.333
Bob Lee, R ERA: 2.49	(8, 1)	1.0		5	1	1	1	0	0	0	0	0	0	1	5	5	9.00	1.000

PITCHER	IP	WLS	BF	H	R	ER	SO	BB	IBB	HBP	BLK	WP	HR	S	P	ERA	WHIP

California Angels @ Boston Red Sox

Fenway Park, Boston, MA

Wed Jul 20 1966, 7:05 PM EDT

Unknown

TOP

livebaseballscorecards.com

Batter	1	2	3	4	5	6	7	8	9	AB	R	H	RBI	BB	SO	LOB
Jose Cardenal, R (1, 8) OBP: 0.321, SLG: 0.405	F9		F8			4-3		FC6-4 1-2f		4	0	0	0	0	0	1
Willie Smith, L (1, 9) OBP: 0.236, SLG: 0.256	F8		F6			F2		F8		4	0	0	0	0	0	1
Bob Lee, R (8, 1)										0	0	0	0	0	0	0
Jim Fregosi, R (1, 6) OBP: 0.312, SLG: 0.371	BB WP			5-3		F7			BB G6-4-3	2	0	0	0	2	0	0
Rick Reichardt, R (1, 7) OBP: 0.364, SLG: 0.483	K 1-2			5-3			6-3		G6-4-3 1-2f	4	0	0	0	0	1	2
Norm Siebern, L (1, 3) OBP: 0.394, SLG: 0.410		F8		BB FC6-4			3B 6-3		3-1	3	1	1	0	1	0	0
Frank Malzone, R (1, 5) OBP: 0.317, SLG: 0.375		1B		FC6-4 1-2f			3-H 6-3			3	0	1	1	0	0	1
Buck Rodgers, S (1, 2) OBP: 0.250, SLG: 0.302		F7			K		6-3			3	0	0	0	0	1	1
Bobby Knoop, R (1, 4) OBP: 0.260, SLG: 0.378		K			F9			E6 FC6-4		3	0	0	0	0	1	1
George Brunet, R (1, 1) OBP: 0.200, SLG: 0.282			5-3		K			K		1	0	0	0	0	0	0
Jackie Warner, R (5, PH) OBP: 0.282, SLG: 0.465										1	0	0	0	0	1	0
Lew Burdette, R (5, 1)										0	0	0	0	0	0	0
Ed Kirkpatrick, L (8, PH) OBP: 0.313, SLG: 0.352 (8, 9)										1	0	0	0	0	1	1

	AB	29
	R	1
	H	2
	RBI	1
	BB	3
	SO	5
	LOB	8

Inning Stats	1	2	3	4	5	6	7	8	9
	R: 0 E: 0 K: 1 S: 5	H: 0 LOB: 1 BB: 1 P: 9	R: 0 E: 0 K: 1 S: 6	H: 1 LOB: 1 BB: 0 P: 6	R: 0 E: 0 K: 0 S: 3	H: 0 LOB: 0 BB: 0 P: 3	R: 0 E: 0 K: 0 S: 3	H: 0 LOB: 1 BB: 1 P: 7	R: 0 E: 0 K: 2 S: 7	H: 0 LOB: 0 BB: 0 P: 7	R: 0 E: 0 K: 0 S: 3	H: 0 LOB: 0 BB: 0 P: 3	R: 1 E: 0 K: 0 S: 4	H: 1 LOB: 0 BB: 0 P: 4	R: 0 E: 1 K: 1 S: 6	H: 0 LOB: 1 BB: 0 P: 6	R: 0 E: 0 K: 0 S: 2	H: 0 LOB: 0 BB: 1 P: 6

	1B: 1	SF: 0	WP: 1	PA: 32
	2B: 0	SAC: 0	PB: 0	
	3B: 1	DP: 1	SB: 0	
	HR: 0	HBP: 0	CS: 0	

PITCHER		IP	WLS	BF	H	R	ER	SO	BB	IBB	HBP	BLK	WP	HR	S	P	ERA	WHIP
Darrell Brandon, R ERA: 2.84	(1, 1)	9.0	W	32	2	1	1	5	3	0	0	0	1	0	39	51	1.00	0.556

PITCHER		IP	WLS	BF	H	R	ER	SO	BB	IBB	HBP	BLK	WP	HR	S	P	ERA	WHIP

Batter	1	2	3	4	5	6	7	8	9	AB	R	H	RBI	BB	SO	LOB
Rico Petrocelli, R (1, 6) OBP: 0.293, SLG: 0.424	BBBB 4-0 2B G5-4-3 BB		BBBB 4-0 G1-4-3 BB	x 0-0 ③ FC5-4 1-2f		x 0-0 ① F3		x 0-0 1B 4-3 2-H 1B		3	2	1	1	2	0	4
Joe Foy, R (1, 5) OBP: 0.332, SLG: 0.416	x 0-0 G5-4-3 1B 1-3 2B		x 0-0 ① ② G1-4-3 1-2f		x 0-0 ① 6-3	x 0-0 ② F8		x 0-0 4-3 1-3 1B		5	1	2	0	0	0	2
Carl Yastrzemski, L (1, 7) OBP: 0.347, SLG: 0.412	BBBB 4-0 G5-4-3 BB		x 0-0 ③ F5		BBBB 4-0 1B 1B BB	x 0-0 ③ FC6-4 1-2f		x 0-0 ② 4-3 1-2 3-H		3	1	0	1	2	0	2
Tony Conigliaro, R (1, 9) OBP: 0.332, SLG: 0.490	x 0-0 ① ② G5-4-3 1-2f 2-3 3-H			x 0-0 ① F6	x 0-0 1B 1-2 1B		x 0-0 ① 5-3	x 0-0 ③ 6-3		5	0	1	0	0	0	3
Don Demeter, R (1, 8) OBP: 0.271, SLG: 0.429	x 0-0 3-H 1B			x 0-0 ② F7	x 0-0 IBB 1-3 2-H 1B		x 0-0 2B			4	0	3	2	0	0	0
George Scott, R (1, 3) OBP: 0.335, SLG: 0.490	SSS 0-3 ③ K			x 0-0 2B 1B	 4-0 FC6 1-2 IBB		x 0-0 ② F7			3	1	1	0	1	1	2
Mike Ryan, R (1, 2) OBP: 0.261, SLG: 0.278		x 0-0 ① 6-3		x 0-0 1B 1-H 2B	x 0-0 ② F3		x 0-0 ③ 6-3			4	0	1	1	0	0	4
George Smith, R (1, 4) OBP: 0.278, SLG: 0.350		x 0-0 ② 6-3		 4-0 1B IBB	x 0-0 ③ FC6 1-2f			BBBB 4-0 SH1-4 1B BB		2	1	0	0	2	0	3
Darrell Brandon, R (1, 1) OBP: 0.263, SLG: 0.389		SSS 0-3 ③ K		x 0-0 FC5-4 1-2 2-3 1B		H 1-0 FC6-4 HBP		x 0-0 ① SH1-4 1-2		2	0	1	0	0	1	0
Inning Stats	R: 2 H: 2 E: 0 LOB: 1 K: 1 BB: 2 S: 6 P: 14	R: 0 H: 0 E: 0 LOB: 0 K: 1 BB: 0 S: 5 P: 5	R: 0 H: 0 E: 0 LOB: 0 K: 0 BB: 1 S: 2 P: 6	R: 1 H: 3 E: 0 LOB: 3 K: 0 BB: 1 S: 6 P: 10	R: 1 H: 2 E: 0 LOB: 3 K: 0 BB: 2 S: 5 P: 13	R: 0 H: 0 E: 0 LOB: 1 K: 0 BB: 0 S: 3 P: 4	R: 0 H: 1 E: 0 LOB: 1 K: 0 BB: 0 S: 4 P: 4	R: 2 H: 2 E: 0 LOB: 1 K: 0 BB: 1 S: 5 P: 9		1B: 7 SF: 0 2B: 3 SAC: 1 3B: 0 DP: 2 HR: 0 HBP: 1						

PITCHER		IP	WLS	BF	H	R	ER	SO	BB	IBB	HBP	BLK	WP	HR	S	P	ERA	WHIP
George Brunet, L ERA: 2.59	(1, 1)	4.0	L	19	5	3	3	2	3	1	0	0	0	0	19	35	6.75	2.000
Lew Burdette, R ERA: 3.08	(5, 1)	3.0		15	3	1	1	0	1	1	1	0	0	0	12	21	3.00	1.333
Bob Lee, R ERA: 2.74	(8, 1)	1.0		6	2	2	2	0	1	0	0	0	0	0	5	9	18.00	3.000

PITCHER	IP	WLS	BF	H	R	ER	SO	BB	IBB	HBP	BLK	WP	HR	S	P	ERA	WHIP

BOTTOM

California Angels @ Boston Red Sox

Fenway Park, Boston, MA

Wed Jul 20 1966, 7:05 PM EDT

Unknown

livebaseballscorecards.com

AB	31
R	6
H	10
RBI	5
BB	7
SO	2
LOB	20

WP: 0 PA: 40
PB: 0
SB: 0
CS: 0

Batter	1	2	3	4	5	6	7	8	9	10	AB	R	H	RBI	BB	SO	LOB
Paul Schaal, R (1, 5) OBP: 0.356, SLG: 0.326	F3		K			K		G6-4-3 1-2f		G3	3	0	0	0	0	2	0
Willie Smith, L (8, PH) OBP: 0.236, SLG: 0.256											0	0	0	0	0	0	0
Frank Malzone, R (8, PH) OBP: 0.311, SLG: 0.367											2	0	0	0	0	0	4
(8, 5)																	
Jim Fregosi, R (1, 6) OBP: 0.309, SLG: 0.366	6-3		F2			K			6-3		4	0	0	0	0	1	0
Jose Cardenal, R (1, 8) OBP: 0.320, SLG: 0.401	BB			5-3		F4			F8		3	0	0	0	1	0	0
Rick Reichardt, R (1, 7) OBP: 0.360, SLG: 0.476	F7			5-3			1-3		F3		4	0	0	0	0	0	1
Jackie Warner, R (1, 9) OBP: 0.273, SLG: 0.449		F8		5-3			F9			6-3	4	0	0	0	0	0	0
Norm Siebern, L (1, 3) OBP: 0.392, SLG: 0.407		4-3			L3		3-1			1B 1B 1B	4	0	1	0	0	0	0
Marcelino Lopez, R (10, PR) OBP: 0.297, SLG: 0.294											0	1	0	0	0	0	0
Jack Sanford, R (10, 1) OBP: 0.190, SLG: 0.263											0	0	0	0	0	0	0
Bobby Knoop, R (1, 4) OBP: 0.265, SLG: 0.379		BB			F8			1B BB		1B 1-2 1B	2	0	1	0	2	0	0
Tom Satriano, L (1, 2) OBP: 0.344, SLG: 0.272		F2			1B			G6-4-3 1-3 1B		F9	4	0	2	0	0	0	3
(10, 3)																	
Dean Chance, R (1, 1) OBP: 0.042, SLG: 0.021			K		4-3			K		1-3 2-H 1B	3	0	0	0	0	2	3
Minnie Rojas, R (9, 1) OBP: 0.091, SLG: 0.182											0	0	0	0	0	0	0
Buck Rodgers, S (10, PH) OBP: 0.253, SLG: 0.304											1	0	1	1	0	0	0
(10, 2)																	
Inning Stats	R: 0 E: 0 K: 0 S: 3 H: 0 LOB: 1 BB: 1 P: 7	R: 0 E: 0 K: 0 S: 3 H: 0 LOB: 1 BB: 1 P: 7	R: 0 E: 0 K: 2 S: 7 H: 0 LOB: 0 BB: 0 P: 7	R: 0 E: 0 K: 0 S: 3 H: 0 LOB: 0 BB: 0 P: 3	R: 0 E: 0 K: 0 S: 4 H: 1 LOB: 1 BB: 0 P: 4	R: 0 E: 0 K: 2 S: 7 H: 0 LOB: 0 BB: 0 P: 7	R: 0 E: 0 K: 0 S: 3 H: 0 LOB: 0 BB: 0 P: 3	R: 0 E: 0 K: 1 S: 5 H: 1 LOB: 1 BB: 1 P: 9	R: 0 E: 0 K: 0 S: 3 H: 0 LOB: 0 BB: 0 P: 3	R: 1 E: 0 K: 0 S: 6 H: 3 LOB: 2 BB: 0 P: 6	1B: 5 2B: 0 3B: 0 HR: 0 SF: 0 SAC: 0 DP: 1 HBP: 0						

PITCHER	IP	WLS	BF	H	R	ER	SO	BB	IBB	HBP	BLK	WP	HR	S	P	ERA	WHIP
Dennis Bennett, L (1, 1) ERA:	5.0		18	1	0	0	2	2	0	0	0	0	0	20	28	0.00	0.600
Don McMahon, R (6, 1) ERA: 2.91	2.1		9	1	0	0	3	1	0	0	0	0	0	14	18	0.00	0.857
Dick Stigman, L (8, 1) ERA: 4.5	0.2		1	0	0	0	0	0	0	0	0	0	0	1	1	0.00	0.000
John Wyatt, R (9, 1) ERA: 3.15	2.0	L	9	3	1	1	0	0	0	0	0	0	0	9	9	4.50	1.500

PITCHER	IP	WLS	BF	H	R	ER	SO	BB	IBB	HBP	BLK	WP	HR	S	P	ERA	WHIP

TOP

California Angels @ Boston Red Sox

Fenway Park, Boston, MA

Wed Jul 20 1966, 7:05 PM EDT

Att. 27,391 - Unknown

livebaseballscorecards.com

AB	34
R	1
H	5
RBI	1
BB	3
SO	5
LOB	11

WP: 0 PA: 37
PB: 0
SB: 0
CS: 0

Batter	1	2	3	4	5	6	7	8	9	10	AB	R	H	RBI	BB	SO	LOB
Rico Petrocelli, R (1, 6) OBP: 0.292, SLG: 0.421	F7			K		F9			FC1-5 BB BB		3	0	0	0	1	1	0
Jose Tartabull, L (1, 8) OBP: 0.283, SLG: 0.310	5-3			F7		F5			F9 FC1-5 1-2 BB		3	0	0	0	1	0	0
Carl Yastrzemski, L (1, 7) OBP: 0.348, SLG: 0.410	6-3			BB		CS BB			FC1-5 1-2 2-3f		2	0	0	0	2	0	2
Tony Conigliaro, R (1, 9) OBP: 0.331, SLG: 0.487		FC6-4 1B		L5		CS 1-2	F9		F9 2-3		4	0	1	0	0	0	3
Joe Foy, R (1, 5) OBP: 0.334, SLG: 0.414		FC6-4 G1-4-3 1-2f			5-3 BB		G1-3 BB		F8		2	0	0	0	2	0	3
George Scott, R (1, 3) OBP: 0.332, SLG: 0.485		G1-4-3 1-2f			5-3 1-2		G1-3 1-2f			6-3	4	0	0	0	0	0	3
Mike Ryan, R (1, 2) OBP: 0.261, SLG: 0.281			L1		K			F2		2B	4	0	1	0	0	1	1
George Smith, R (1, 4) OBP: 0.282, SLG: 0.349			F3		IBB			G4-6-3 BB		K	1	0	0	0	2	0	0
Eddie Kasko, R (10, PH) OBP: 0.288, SLG: 0.317											1	0	0	0	0	1	1
Dennis Bennett, L (1, 1)			K		F2			G4-6-3 1-2f		K	1	0	0	0	0	1	0
Don Demeter, R (5, PH) OBP: 0.270, SLG: 0.427											1	0	0	0	0	0	2
Don McMahon, R (6, 1)											0	0	0	0	0	0	0
Dick Stigman, R (8, 1) OBP: 0.118, SLG: 0.118											0	0	0	0	0	0	0
Dalton Jones, L (8, PH) OBP: 0.353, SLG: 0.401											1	0	0	0	0	0	1
John Wyatt, R (9, 1)											0	0	0	0	0	0	0
Lenny Green, L (10, PH) OBP: 0.317, SLG: 0.295											1	0	0	0	0	1	1
Inning Stats	R: 0 E: 0 K: 0 S: 3 H: 0 LOB: 0 BB: 0 P: 3	R: 0 E: 0 K: 0 S: 3 H: 1 LOB: 0 BB: 0 P: 3	R: 0 E: 0 K: 1 S: 5 H: 0 LOB: 0 BB: 0 P: 5	R: 0 E: 0 K: 1 S: 5 H: 0 LOB: 1 BB: 1 P: 9	R: 0 E: 0 K: 1 S: 5 H: 0 LOB: 2 BB: 2 P: 13	R: 0 E: 0 K: 0 S: 2 H: 0 LOB: 0 BB: 1 P: 6	R: 0 E: 0 K: 0 S: 2 H: 0 LOB: 0 BB: 1 P: 6	R: 0 E: 0 K: 0 S: 2 H: 0 LOB: 0 BB: 1 P: 6	R: 0 E: 0 K: 0 S: 3 H: 0 LOB: 2 BB: 2 P: 11	R: 0 E: 0 K: 2 S: 8 H: 1 LOB: 1 BB: 0 P: 8	1B: 1 2B: 1 3B: 0 HR: 0	SF: 0 SAC: 0 DP: 3 HBP: 0					

PITCHER		IP	WLS	BF	H	R	ER	SO	BB	IBB	HBP	BLK	WP	HR	S	P	ERA	WHIP
Dean Chance, R ERA: 3.49	(1, 1)	8.0		29	1	0	0	3	7	1	0	0	0	0	27	59	0.00	1.000
Minnie Rojas, R ERA: 1.11	(9, 1)	1.0	W	3	0	0	0	0	0	0	0	0	0	0	3	3	0.00	0.000
Jack Sanford, R ERA: 3.39	(10, 1)	1.0	S	4	1	0	0	2	0	0	0	0	0	0	8	8	0.00	1.000

PITCHER	IP	WLS	BF	H	R	ER	SO	BB	IBB	HBP	BLK	WP	HR	S	P	ERA	WHIP

BOTTOM

California Angels @ Boston Red Sox

Fenway Park, Boston, MA

Wed Jul 20 1966, 7:05 PM EDT

Att. 27,391 - Unknown

livebaseballscorecards.com

AB	28
R	0
H	2
RBI	0
BB	8
SO	5
LOB	17

WP: 0 PB: 0 SB: 0 CS: 1 PA: 37

California Angels @ Boston Red Sox

Fenway Park, Boston, MA

Thu Jul 21 1966, 3:33 AM EDT

Att. 8,176 - Unknown

TOP

livebaseballscorecards.com

Batter	1	2	3	4	5	6	7	8	9	AB	R	H	RBI	BB	SO	LOB
Jose Cardenal, R (1, 8) OBP: 0.322, SLG: 0.401	S S S 0-3 ① K		x 0-0 ③ L4			x 0-0 ① 6-3		x 0-0 F8 BB 1B	x 0-0 1-2 1B	5	0	2	0	0	1	0
Ed Kirkpatrick, L (1, 9) OBP: 0.310, SLG: 0.345	x 0-0 ② F2			x 0-0 ① F9		x 0-0 ② F7		B B B B 4-0 1-2 BB BB	x 0-0 ③ 3-1	4	0	0	0	1	0	2
Jim Fregosi, R (1, 6) OBP: 0.308, SLG: 0.363	B B B B 4-0 BB			S S S 0-3 ② K		S S S 0-3 ③ K		x 0-0 ① F8 2-3		3	0	0	0	1	2	2
Norm Siebern, L (1, 3) OBP: 0.394, SLG: 0.406 Jackie Hernandez, R (8, PR) (8, 5) OBP: 0.111, SLG: 0.063	x 0-0 ③ G3			x 0-0 ③ F8			x 0-0 1B 1B 1B	B B B B 4-0 1-2 BB		3 0	1 0	1 0	0 0	1 0	0 0	1 0
Rick Reichardt, R (1, 7) OBP: 0.361, SLG: 0.476		x 0-0 ① F9			x 0-0 1B 3B 1B		x 0-0 SH3-4 1B 1-3 FC6-2 1B	S S S 0-3 ② K		4	1	2	0	0	1	3
Buck Rodgers, S (1, 2) OBP: 0.256, SLG: 0.307		x 0-0 ② 4-3			x 0-0 1-3 3B 1B		x 0-0 SH3-4 1-2 3-H 1B	S S S 0-3 ③ K		4	1	2	1	0	1	3
Tom Satriano, L (1, 5) OBP: 0.351, SLG: 0.299 (8, 3)		x 0-0 ③ F7			x 0-0 1-H CS 3-H 3B		x 0-0 ① SH3-4 1-2 2-3		x 0-0 1B 1B	3	0	2	2	0	0	0
Bobby Knoop, R (1, 4) OBP: 0.262, SLG: 0.374		S S S 0-3 ① K			x 0-0 ①② F3 3-H		x 0-0 ② FC6-2 3-H		x 0-0 ① F9	4	0	0	0	0	1	4
Fred Newman, R (1, 1) OBP: 0.308, SLG: 0.250 Frank Malzone, R (7, PH) OBP: 0.308, SLG: 0.364 Minnie Rojas, R (7, 1) OBP: 0.091, SLG: 0.182 Howie Reed, R (8, 1) Willie Smith, L (9, PH) OBP: 0.234, SLG: 0.254		S S S 0-3 ② K			x 0-0 ③ 6-3		x 0-0 ③ 4-3		x 0-0 ② F9	2 1 0 0 1	0 0 0 0 0	0 0 0 0 0	0 0 0 0 0	1 0 0 0 0	0 0 0 0 0	0 2 0 0 1
Inning Stats	R: 0 E: 0 K: 1 S: 5 H: 0 LOB: 1 BB: 1 P: 9	R: 0 E: 0 K: 0 S: 3 H: 0 LOB: 0 BB: 0 P: 3	R: 0 E: 0 K: 2 S: 7 H: 0 LOB: 0 BB: 0 P: 7	R: 0 E: 0 K: 1 S: 5 H: 0 LOB: 0 BB: 0 P: 5	R: 2 E: 0 K: 0 S: 5 H: 3 LOB: 0 BB: 0 P: 5	R: 0 E: 0 K: 1 S: 5 H: 0 LOB: 0 BB: 0 P: 5	R: 1 E: 0 K: 0 S: 6 H: 3 LOB: 2 BB: 0 P: 6	R: 0 E: 0 K: 2 S: 8 H: 1 LOB: 3 BB: 2 P: 16	R: 0 E: 0 K: 0 S: 5 H: 2 LOB: 2 BB: 0 P: 5	1B: 8 2B: 0 3B: 1 HR: 0	SF: 0 SAC: 1 DP: 0 HBP: 0						

	AB	34
	R	3
	H	9
	RBI	3
	BB	3
	SO	7
	LOB	18

WP: 0 PB: 0 SB: 0 CS: 1 PA: 38

PITCHER		IP	WLS	BF	H	R	ER	SO	BB	IBB	HBP	BLK	WP	HR	S	P	ERA	WHIP
Jose Santiago, R ERA: 3.5	(1, 1)	6.0		24	6	3	3	5	1	0	0	0	0	0	33	37	4.50	1.167
Don McMahon, R ERA: 2.85	(7, 1)	1.0	W	3	0	0	0	0	0	0	0	0	0	0	3	3	0.00	0.000
Jim Lonborg, R ERA: 4.44	(8, 1)	0.1		4	1	0	0	0	2	0	0	0	0	0	2	10	0.00	9.000
Dan Osinski, R ERA: 4.58	(8, 1)	1.2	S	7	2	0	0	2	0	0	0	0	0	0	11	11	0.00	1.200

PITCHER		IP	WLS	BF	H	R	ER	SO	BB	IBB	HBP	BLK	WP	HR	S	P	ERA	WHIP

BOTTOM

California Angels @ Boston Red Sox

Fenway Park, Boston, MA

Thu Jul 21 1966, 3:33 AM EDT

Att. 8,176 - Unknown

Batter	1	2	3	4	5	6	7	8	9	AB	R	H	RBI	BB	SO	LOB
Rico Petrocelli, R (1, 6) OBP: 0.291, SLG: 0.418	F6		F7		F9		1B 1-3 2-H 3-H	E5 1-2		5	0	1	2	0	0	3
Joe Foy, R (1, 5) OBP: 0.332, SLG: 0.410	G6-3 1B		F8		FC6-4 1-2f		K	F8		5	0	1	0	0	1	6
Carl Yastrzemski, L (1, 7) OBP: 0.350, SLG: 0.419	G6-3 1-2f			HR 1B		HR	F5			4	2	2	1	0	0	3
Tony Conigliaro, R (1, 9) OBP: 0.333, SLG: 0.495		2B BB		1-H HR		K	F7			3	1	1	2	1	1	2
Don Demeter, R (1, 8) OBP: 0.269, SLG: 0.429		L6-4 1-3 2B		F4		F5		F7		4	0	1	0	0	0	0
George Scott, R (1, 3) OBP: 0.331, SLG: 0.481		L6-4 2-3		L6		F8		2B BB		3	1	0	0	1	0	2
Mike Ryan, R (1, 2) OBP: 0.262, SLG: 0.282		6-3		1-3			1B 1B 1B	1-H 1B 2B		3	0	1	0	0	0	1
Jose Tartabull, L (7, PR) OBP: 0.283, SLG: 0.310										0	1	0	0	0	0	0
Bob Tillman, R (8, 2) OBP: 0.281, SLG: 0.295										1	1	1	1	0	0	0
George Smith, R (1, 4) OBP: 0.281, SLG: 0.347			F9		4-3		1-2 1B 1B	K		4	1	1	0	0	1	1
Jose Santiago, R (1, 1) OBP: 0.214, SLG: 0.195			1B		FC6-4 1B		1-2 2-3 1B	E 2-H 1B		2	0	2	0	0	0	0
Don McMahon, R (7, 1)										0	0	0	0	0	0	0
Lenny Green, L (7, PH) OBP: 0.322, SLG: 0.302										1	0	1	0	0	0	0
Jim Lonborg, R (8, 1) OBP: 0.100, SLG: 0.103										0	0	0	0	0	0	0
Dan Osinski, R (8, 1) OBP: 0.667, SLG: 0.667										1	0	1	1	0	0	0
Inning Stats	R: 0 E: 0 K: 0 S: 3 H: 1 LOB: 0 BB: 0 P: 3	R: 0 E: 0 K: 0 S: 3 H: 1 LOB: 1 BB: 1 P: 7	R: 0 E: 0 K: 0 S: 4 H: 1 LOB: 1 BB: 0 P: 4	R: 2 E: 0 K: 0 S: 5 H: 2 LOB: 0 BB: 0 P: 5	R: 0 E: 0 K: 0 S: 4 H: 1 LOB: 1 BB: 0 P: 4	R: 1 E: 0 K: 1 S: 6 H: 1 LOB: 0 BB: 0 P: 6	R: 2 E: 0 K: 1 S: 9 H: 4 LOB: 2 BB: 0 P: 9	R: 2 E: 1 K: 1 S: 8 H: 2 LOB: 2 BB: 1 P: 12		1B: 9 2B: 3 3B: 0 HR: 2 SF: 0 SAC: 0 DP: 2 HBP: 0						

	AB	36
	R	7
	H	13
	RBI	7
	BB	2
	SO	3
	LOB	18

WP: 0 PB: 0 SB: 0 CS: 0 PA: 38

livebaseballscorecards.com

PITCHER		IP	WLS	BF	H	R	ER	SO	BB	IBB	HBP	BLK	WP	HR	S	P	ERA	WHIP
Fred Newman, R ERA: 6.13	(1, 1)	6.0		24	7	3	3	1	1	0	0	0	0	2	25	29	4.50	1.333
Minnie Rojas, R ERA: 1.8	(7, 1)	1.1	L	10	5	4	4	1	1	0	0	0	0	0	11	15	27.00	4.500
Howie Reed, R ERA: 2.57	(8, 1)	0.2		4	1	0	0	1	0	0	0	0	0	0	6	6	0.00	1.500

PITCHER	IP	WLS	BF	H	R	ER	SO	BB	IBB	HBP	BLK	WP	HR	S	P	ERA	WHIP

Batter	1	2	3	4	5	6	7	8	9	AB	R	H	RBI	BB	SO	LOB
Jose Cardenal, R (1, 8) OBP: 0.326, SLG: 0.406	0-0 1B 9-2 2B		0-0 FC6-4 1B	BBB 4-0 FC4-6 1-2 2-3 BB		0-0 E5 SF8 WP 1-3 3-H		0-0 F9 ②		4	1	2	1	1	0	1
Willie Smith, L (1, 9) OBP: 0.240, SLG: 0.261 Jim Piersall, R (8, 9) OBP: 0.275, SLG: 0.250	0-0 2-3 1B		0-0 F9 ①	0-0 FC4-6 ③ 1-2f		0-0 SF8 ① 2-3 3-H		0-0 1B		4 0	0 0	2 0	1 0	0 0	0 0	4 0
Jim Fregosi, R (1, 6) OBP: 0.307, SLG: 0.359	0-0 L9 ①		0-0 FC6-4 ② 1-2f		0-0 F3 ①	BBBB 4-0 FC4-6 3-H BB		0-0 F7 ③		4	0	0	0	1	0	4
Norm Siebern, L (1, 3) OBP: 0.386, SLG: 0.396	0-0 9-2 ② ③ 3-Hf		0-0 G3 ③		SSS 0-3 K ②	0-0 FC4-6 ② 1-2f			0-0 1-3 ①	5	0	0	0	0	1	4
Rick Reichardt, R (1, 7) OBP: 0.362, SLG: 0.480		0-0 E6 S		0-0 5-3 ①	H 1-0 2B HBP	0-0 F7 ③			0-0 3B 3B	4	1	1	0	0	0	1
Buck Rodgers, S (1, 2) OBP: 0.263, SLG: 0.326		0-0 F7 ①		0-0 HR	0-0 1-3 2B		0-0 4-3 ①		4-0 3B IBB	4	2	2	1	1	0	1
Tom Satriano, L (1, 5) OBP: 0.353, SLG: 0.314		BBB 4-0 1-2 BB		0-0 1-3 ②	0-0 L5 ③		0-0 3-1 ②		0-0 1-H 3-H 3B	4	0	1	2	1	0	2
Bobby Knoop, R (1, 4) OBP: 0.264, SLG: 0.380		SSS 0-3 K ②		0-0 BB E 1B		0-0 E 3B	SSS 0-3 K ③		0-0 L9 ②	5	1	2	0	0	2	3
Clyde Wright, R (1, 1) OBP: 0.167, SLG: 0.167 Ed Kirkpatrick, L (6, PH) OBP: 0.313, SLG: 0.345 Jack Sanford, R (6, 1) OBP: 0.190, SLG: 0.263 Frank Malzone, R (8, PH) OBP: 0.306, SLG: 0.360 Lew Burdette, R (8, 1)		SSS 0-3 K ③		0-0 E6 BB 1-2		BBBB 4-0 E SF8 BB		0-0 5-3 ①	SSS 0-3 K ③	2 0 0 1 1	0 1 0 0 0	0 0 0 0 0	0 1 0 0 0	1 0 0 0 0	3 0 0 0 0	
Inning Stats	R: 0 E: 0 K: 0 S: 4 H: 2 LOB: 1 BB: 0 P: 4	R: 0 E: 1 K: 2 S: 8 H: 0 LOB: 2 BB: 1 P: 12	R: 0 E: 0 K: 0 S: 4 H: 1 LOB: 1 BB: 0 P: 4	R: 1 E: 1 K: 0 S: 6 H: 2 LOB: 3 BB: 1 P: 10	R: 0 E: 0 K: 1 S: 6 H: 1 LOB: 2 BB: 0 P: 7	R: 3 E: 1 K: 0 S: 5 H: 1 LOB: 1 BB: 2 P: 13	R: 0 E: 0 K: 1 S: 5 H: 0 LOB: 0 BB: 0 P: 5	R: 0 E: 0 K: 0 S: 4 H: 1 LOB: 1 BB: 0 P: 4	R: 2 E: 0 K: 1 S: 7 H: 2 LOB: 1 BB: 1 P: 11	1B: 4 2B: 3 3B: 3 HR: 1	SF: 1 SAC: 0 DP: 1 HBP: 1						

TOP

California Angels @ New York Yankees

Yankee Stadium, Bronx, NY

Fri Jul 22 1966, 7:05 PM EDT

Att. 16,450 - Unknown - 81 F

livebaseballscorecards.com

AB	38
R	6
H	10
RBI	5
BB	5
SO	5
LOB	24

PITCHER		IP	WLS	BF	H	R	ER	SO	BB	IBB	HBP	BLK	WP	HR	S	P	ERA	WHIP
Fred Talbot, R ERA: 4.75	(1, 1)	5.0		28	7	4	3	3	3	0	1	0	0	1	30	43	5.40	2.000
Hal Reniff, R ERA: 2.13	(6, 1)	1.0		4	0	0	0	0	1	0	0	0	1	0	3	7	0.00	1.000
Jim Bouton, R ERA: 3.93	(7, 1)	3.0	L	13	3	2	2	2	0	1	0	0	0	0	16	20	6.00	1.000

PITCHER	IP	WLS	BF	H	R	ER	SO	BB	IBB	HBP	BLK	WP	HR	S	P	ERA	WHIP

Batter	1	2	3	4	5	6	7	8	9	AB	R	H	RBI	BB	SO	LOB
Horace Clarke, S (1, 6) OBP: 0.292, SLG: 0.398	6-3			5-3	F3		6-3		F8	5	0	0	0	0	0	3
Bobby Richardson, R (1, 4) OBP: 0.289, SLG: 0.341	6-3			1B	1B 1-3 2-H 3-H		E8 PO			4	0	2	2	0	0	0
Mickey Mantle, S (1, 8) OBP: 0.376, SLG: 0.549	K			F6	5-3		F8			3	0	0	0	0	1	3
Roy White, S (7, 7) OBP: 0.317, SLG: 0.367										1	0	0	0	0	0	1
Joe Pepitone, L (1, 9) OBP: 0.290, SLG: 0.499		K		F4		WP E 2B	PO 1-2	F9		4	1	1	0	0	1	1
Elston Howard, R (1, 3) OBP: 0.315, SLG: 0.394		L9			2B FC1-2 1B	4-3		6-3		4	0	1	0	0	0	1
Tom Tresh, S (1, 7) OBP: 0.334, SLG: 0.349 (7, 8)		4-3			FC1-2 1-3 BB 2B	B B B B 4-0 2-3 E BB		2B		3	1	2	0	1	0	0
Clete Boyer, R (1, 5) OBP: 0.291, SLG: 0.372			5-3		BB FC1-2 1B 1B	E1 1-2 3-H		F2		4	1	1	1	0	0	2
Jake Gibbs, L (1, 2) OBP: 0.339, SLG: 0.385			F5		FC1-2 BB 1B 1-2 2-3 3-Hf	F7			4-3	4	1	0	0	0	0	5
Fred Talbot, R (1, 1) OBP: 0.214, SLG: 0.205			L4		B B B B 4-0 1B 1-2 2-3 3-H BB	1-3			F6	1	0	0	1	1	0	0
Hal Reniff, R (6, 1) OBP: 0.333, SLG: 0.333										0	0	0	0	0	0	0
Roger Maris, L (6, PH) OBP: 0.316, SLG: 0.368										1	0	0	0	0	0	2
Jim Bouton, R (7, 1) OBP: 0.158, SLG: 0.111										0	0	0	0	0	0	0
Ray Barker, L (9, PH) OBP: 0.246, SLG: 0.383										1	0	0	0	0	0	0
Inning Stats	R: 0 E: 0 K: 1 S: 5 H: 0 LOB: 0 BB: 0 P: 5	R: 0 E: 0 K: 1 S: 5 H: 0 LOB: 0 BB: 0 P: 5	R: 0 E: 0 K: 0 S: 3 H: 0 LOB: 0 BB: 0 P: 3	R: 0 E: 0 K: 0 S: 4 H: 1 LOB: 1 BB: 0 P: 4	R: 3 E: 0 K: 0 S: 7 H: 4 LOB: 2 BB: 1 P: 11	R: 1 E: 1 K: 0 S: 5 H: 1 LOB: 2 BB: 1 P: 9	R: 0 E: 1 K: 0 S: 3 H: 0 LOB: 0 BB: 0 P: 3	R: 0 E: 0 K: 0 S: 4 H: 1 LOB: 1 BB: 0 P: 4	R: 0 E: 0 K: 0 S: 3 H: 0 LOB: 0 BB: 0 P: 3	1B: 4 2B: 3 3B: 0 HR: 0 SF: 0 SAC: 0 DP: 0 HBP: 0						

PITCHER		IP	WLS	BF	H	R	ER	SO	BB	IBB	HBP	BLK	WP	HR	S	P	ERA	WHIP
Clyde Wright, L ERA: 2.94	(1, 1)	5.0		21	5	3	3	2	1	0	0	0	0	0	24	28	5.40	1.200
Jack Sanford, R ERA: 3.42	(6, 1)	2.0		9	1	1	1	0	1	0	0	0	1	0	8	12	4.50	1.000
Lew Burdette, R ERA: 2.96	(8, 1)	2.0	W	7	1	0	0	0	0	0	0	0	0	0	7	7	0.00	0.500

PITCHER	IP	WLS	BF	H	R	ER	SO	BB	IBB	HBP	BLK	WP	HR	S	P	ERA	WHIP

BOTTOM

California Angels @ New York Yankees

Yankee Stadium, Bronx, NY

Fri Jul 22 1966, 7:05 PM EDT

Att. 16,450 - Unknown - 81 F

livebaseballscorecards.com

AB	35
R	4
H	7
RBI	4
BB	2
SO	2
LOB	18

WP: 1	PA: 38		
PB: 0			
SB: 0			
CS: 0			

Batter	1	2	3	4	5	6	7	8	9	AB	R	H	RBI	BB	SO	LOB
Jose Cardenal, R (1, 8) OBP: 0.332, SLG: 0.424	2B	1B			HR		F7 ①		F8 SH1-4 1B	5	2	4	1	0	0	0
Tom Satriano, L (1, 5) OBP: 0.350, SLG: 0.320	2B 2-H	F8 ③			L9 ②		K ②		SH1-4 ① 1-2	4	1	1	1	0	1	1
Jim Fregosi, R (1, 6) OBP: 0.306, SLG: 0.360	2B 2-H		L9 ①		4-3 ③		1-4-3 ③		F8 ② 2-3	5	0	1	1	0	0	1
Rick Reichardt, R (1, 7) OBP: 0.363, SLG: 0.477	F9 ①		4-3 ②			L6 ①		E E 1B	S IBB	4	1	1	0	1	0	1
Norm Siebern, L (1, 3) OBP: 0.382, SLG: 0.389	K ②		K ③			WP BB 1B BB		K ①	G3 ③ 1-2	4	1	0	0	1	3	4
Jackie Warner, R (1, 9) OBP: 0.269, SLG: 0.442 Howie Reed, R (4, 1) Paul Schaal, R (6, PH) OBP: 0.356, SLG: 0.326 Willie Smith, L (6, PH) OBP: 0.250, SLG: 0.266 (6, 9)	K ③			K ①		WP 1B 1-2 BB		E1 1-H 1B		2 0 0 1	0 0 0 1	0 0 0 1	0 0 0 1	0 0 0 0	2 0 0 1	1 0 0 0
Buck Rodgers, S (1, 2) OBP: 0.262, SLG: 0.322	F5 ①			G5-4-3 BB		K ② 1-2 2-3		F4 ②		3	0	0	0	1	1	3
Bobby Knoop, R (1, 4) OBP: 0.269, SLG: 0.391	HR			G5-4-3 ② ③ 1-2f		1B 2-H 3-H		IBB		3	1	2	3	1	0	1
Marcelino Lopez, R (1, 1) OBP: 0.289, SLG: 0.286 Jim Piersall, R (4, 9) OBP: 0.268, SLG: 0.243 Bob Lee, R (6, 1) Minnie Rojas, R (7, 1) OBP: 0.083, SLG: 0.167	K ②				5-3 ①	F8 ③		K ③		1 2 0 1	0 0 0 0	0 0 0 0	0 0 0 0	0 0 0 0	1 0 0 1	0 1 0 2
Inning Stats	R: 2 E: 0 K: 2 S: 10 H: 3 LOB: 1 BB: 0 P: 10	R: 1 E: 0 K: 1 S: 7 H: 2 LOB: 1 BB: 0 P: 7	R: 0 E: 0 K: 1 S: 5 H: 0 LOB: 0 BB: 0 P: 5	R: 0 E: 0 K: 1 S: 4 H: 0 LOB: 0 BB: 1 P: 8	R: 1 E: 0 K: 0 S: 4 H: 1 LOB: 0 BB: 0 P: 4	R: 2 E: 0 K: 1 S: 6 H: 1 LOB: 1 BB: 2 P: 14	R: 0 E: 0 K: 1 S: 5 H: 0 LOB: 0 BB: 0 P: 5	R: 1 E: 1 K: 2 S: 9 H: 2 LOB: 2 BB: 1 P: 13	R: 0 E: 0 K: 0 S: 4 H: 1 LOB: 2 BB: 1 P: 8	1B: 5 2B: 3 3B: 0 HR: 2 SF: 0 SAC: 1 DP: 1 HBP: 0						

PITCHER		IP	WLS	BF	H	R	ER	SO	BB	IBB	HBP	BLK	WP	HR	S	P	ERA	WHIP
Al Downing, L ERA: 3.51	(1, 1)	5.1		23	6	5	5	5	2	0	0	0	0	2	31	39	8.44	1.500
Pedro Ramos, R ERA: 3.61	(6, 1)	0.2		4	1	1	1	1	1	0	0	0	1	0	5	9	13.50	3.000
Whitey Ford, L ERA: 2.81	(7, 1)	3.0	L	14	3	1	0	3	0	2	0	0	0	0	18	26	0.00	1.000

PITCHER	IP	WLS	BF	H	R	ER	SO	BB	IBB	HBP	BLK	WP	HR	S	P	ERA	WHIP

California Angels @ New York Yankees

Yankee Stadium, Bronx, NY

Sat Jul 23 1966, 3:33 AM EDT

Att. 34,042 - Unknown - 85 F

TOP

livebaseballscorecards.com

AB	35
R	7
H	10
RBI	6
BB	5
SO	9
LOB	15

WP: 1	PA: 41		
PB: 0			
SB: 1			
CS: 0			

Batter	1	2	3	4	5	6	7	8	9	AB	R	H	RBI	BB	SO	LOB
Horace Clarke, S (1, 6) OBP: 0.277, SLG: 0.375	F9		L8	L9			F8		4-3	5	0	0	0	0	0	3
Bobby Richardson, R (1, 4) OBP: 0.293, SLG: 0.341	F8		HR 1B 1-2 2-3	6-3			BB BBBB 4-0		1B BB BBBB 4-0	3	1	1	0	2	0	1
Mickey Mantle, S (1, 8) OBP: 0.384, SLG: 0.565	1B		HR 1-H 2-H 3-H		L9		1-2 BB BBBB 4-0		1-3 1B BBBB 4-0	4	1	3	4	1	0	0
Joe Pepitone, L (1, 3) OBP: 0.286, SLG: 0.492	4-3		L6		F8		L8		F2	5	0	0	0	0	0	5
Elston Howard, R (1, 2) OBP: 0.314, SLG: 0.392		5-3	HR 1B		K SSS 0-3		K SSS 0-3			4	1	1	0	0	2	2
Tom Tresh, S (1, 7) OBP: 0.333, SLG: 0.357		6-3	HR 1B 1-H			L9		F9		4	1	1	2	0	0	0
Hector Lopez, R (1, 9) OBP: 0.286, SLG: 0.434		6-3	L9			F7		F7		4	0	0	0	0	0	0
Clete Boyer, R (1, 5) OBP: 0.297, SLG: 0.370			1B 1B HR BB BBBB 4-0	SH1-4 BB BBBB 4-0		BB BBBB 4-0		F8		1	1	0	0	3	0	0
Al Downing, R (1, 1) OBP: 0.195, SLG: 0.225 Pedro Ramos, S (6, 1) OBP: 0.125, SLG: 0.125 Roger Maris, L (6, PH) OBP: 0.315, SLG: 0.367 Whitey Ford, L (7, 1) Roy White, S (9, PH) OBP: 0.316, SLG: 0.366			1B HR 1B 1-2	SH1-4 1-2	K SSS 0-3				K SSS 0-3	1 0 1 0 1	1 0 0 0 0	1 0 0 0 0	0 0 0 0 0	0 0 1 0 1	0 0 1 0 0	0 0 1 0 0
Inning Stats	R: 0 E: 0 K: 0 S: 4 H: 1 LOB: 1 BB: 0 P: 4	R: 0 E: 0 K: 0 S: 3 H: 0 LOB: 0 BB: 0 P: 3	R: 6 E: 0 K: 0 S: 8 H: 5 LOB: 0 BB: 1 P: 12	R: 0 E: 0 K: 0 S: 3 H: 0 LOB: 1 BB: 1 P: 7	R: 0 E: 0 K: 1 S: 5 H: 0 LOB: 0 BB: 0 P: 5	R: 0 E: 0 K: 1 S: 5 H: 0 LOB: 1 BB: 1 P: 9	R: 0 E: 0 K: 1 S: 5 H: 0 LOB: 2 BB: 2 P: 13	R: 0 E: 0 K: 0 S: 3 H: 0 LOB: 0 BB: 0 P: 3	R: 0 E: 0 K: 1 S: 6 H: 1 LOB: 2 BB: 1 P: 10	1B: 5 2B: 0 3B: 0 HR: 2	SF: 0 SAC: 1 DP: 0 HBP: 0						

PITCHER	IP	WLS	BF	H	R	ER	SO	BB	IBB	HBP	BLK	WP	HR	S	P	ERA	WHIP
Marcelino Lopez, L (1, 1) ERA: 3.98	3.0		16	6	6	6	0	1	0	0	0	0	2	15	19	18.00	2.333
Howie Reed, R (4, 1) ERA: 2.43	2.0		7	0	0	0	1	1	0	0	0	0	0	8	12	0.00	0.500
Bob Lee, R (6, 1) ERA: 2.69	1.1		7	0	0	0	1	3	0	0	0	0	0	6	18	0.00	2.250
Minnie Rojas, R (7, 1) ERA: 1.71	2.2	W	10	1	0	0	2	1	0	0	0	0	0	13	17	0.00	0.750

PITCHER	IP	WLS	BF	H	R	ER	SO	BB	IBB	HBP	BLK	WP	HR	S	P	ERA	WHIP

BOTTOM

California Angels @ New York Yankees

Yankee Stadium, Bronx, NY

Sat Jul 23 1966, 3:33 AM EDT
Att. 34,042 - Unknown - 85 F

livebaseballscorecards.com

AB	33
R	6
H	7
RBI	6
BB	6
SO	4
LOB	12

WP: 0	PB: 0	SB: 0	CS: 0	PA: 40

Batter	1	2	3	4	5	6	7	8	9	AB	R	H	RBI	BB	SO	LOB
Jose Cardenal, R (1, 8) OBP: 0.334, SLG: 0.425	FC5-4 1B		1B		B2-3		F3			4	0	2	0	0	0	2
Jim Piersall, R (7, 8) OBP: 0.268, SLG: 0.243										0	0	0	0	0	0	0
Willie Smith, L (1, 9) OBP: 0.244, SLG: 0.259	K		K			K		1-3		4	0	0	0	0	3	2
(7, 7)																
Jim Fregosi, R (1, 6) OBP: 0.306, SLG: 0.365	F2			F5		5-3 3B		K		3	1	1	0	0	0	1
Jackie Hernandez, R (7, 6) OBP: 0.105, SLG: 0.059										1	0	0	0	0	1	0
Rick Reichardt, R (1, 7) OBP: 0.359, SLG: 0.472	FC5-4 1-2f			5-3		5-3 3-H		K		3	0	0	1	0	0	1
Jackie Warner, R (7, 9) OBP: 0.267, SLG: 0.438										1	0	0	0	0	1	0
Norm Siebern, L (1, 3) OBP: 0.385, SLG: 0.390		F8		1B		BB			4-3	2	0	1	0	1	0	0
Howie Reed, R (6, 1)										0	0	0	0	0	0	0
Frank Malzone, R (9, PH) OBP: 0.303, SLG: 0.356										1	0	0	0	0	0	0
Buck Rodgers, S (1, 2) OBP: 0.262, SLG: 0.321		G3-6-3 1B		1-3		K			4-3	4	0	1	0	0	1	2
Tom Satriano, L (1, 5) OBP: 0.340, SLG: 0.310		G3-6-3 1-2f			4-3		F8		3-1	4	0	0	0	0	0	1
(7, 4)																
Bobby Knoop, R (1, 4) OBP: 0.272, SLG: 0.396			5-3		2B		1B			3	0	2	0	0	0	0
Paul Schaal, R (7, 5) OBP: 0.356, SLG: 0.326										0	0	0	0	0	0	0
George Brunet, R (1, 1) OBP: 0.190, SLG: 0.268			F4		6-3		K			2	0	0	0	0	0	1
Lew Burdette, R (5, 1)										0	0	0	0	0	0	0
Ed Kirkpatrick, L (6, 3) OBP: 0.312, SLG: 0.343										1	0	0	0	0	1	1
Inning Stats	R: 0 H: 1 E: 0 LOB: 1 K: 1 BB: 0 S: 6 P: 6	R: 0 H: 1 E: 0 LOB: 0 K: 0 BB: 0 S: 3 P: 3	R: 0 H: 1 E: 0 LOB: 1 K: 1 BB: 0 S: 6 P: 6	R: 0 H: 1 E: 0 LOB: 1 K: 0 BB: 0 S: 4 P: 4	R: 0 H: 1 E: 0 LOB: 1 K: 0 BB: 0 S: 4 P: 4	R: 1 H: 1 E: 0 LOB: 1 K: 2 BB: 1 S: 8 P: 12	R: 0 H: 1 E: 0 LOB: 1 K: 1 BB: 0 S: 6 P: 6	R: 0 H: 0 E: 0 LOB: 0 K: 2 BB: 0 S: 7 P: 7	R: 0 H: 0 E: 0 LOB: 0 K: 0 BB: 0 S: 3 P: 3	1B: 5 SF: 0 2B: 1 SAC: 0 3B: 1 DP: 1 HR: 0 HBP: 0						

TOP

California Angels @ New York Yankees

Yankee Stadium, Bronx, NY

Sun Jul 24 1966, 3:33 AM EDT

Unknown - 84 F

livebaseballscorecards.com

AB	33
R	1
H	7
RBI	1
BB	1
SO	7
LOB	11

PITCHER		IP	WLS	BF	H	R	ER	SO	BB	IBB	HBP	BLK	WP	HR	S	P	ERA	WHIP
Mel Stottlemyre, R ERA: 3.07	(1, 1)	9.0	W	34	7	1	1	7	1	0	0	0	0	0	47	51	1.00	0.889

PITCHER	IP	WLS	BF	H	R	ER	SO	BB	IBB	HBP	BLK	WP	HR	S	P	ERA	WHIP

Batter	1	2	3	4	5	6	7	8	9	AB	R	H	RBI	BB	SO	LOB
Horace Clarke, S (1, 6) (6, 4) OBP: 0.283, SLG: 0.370	F9		BBB 4-0 E BB	0-0 3-1 1-2 2-3 3-H	0-0 FC4-6 1-3 1B		0-0 F9			4	1	1	1	1	0	2
Bobby Richardson, R (1, 4) OBP: 0.290, SLG: 0.338 Dick Schofield, S (6, 6) OBP: 0.231, SLG: 0.147	0-0 F3		0-0 L8	SSS 0-3 K	0-0 FC4-6 1-2f		0-0 G3			4 1	0 0	0 0	0 0	0 0	1 0	5 0
Mickey Mantle, S (1, 8) OBP: 0.389, SLG: 0.578 Ray Barker, L (6, PR) (7, 3) OBP: 0.242, SLG: 0.377	0-0 HR		0-0 E9 BB 1-H	BBB 4-0 BB 1B HR BB	0-0 HR 1B	0-0 G3				3 1	2 1	2 0	1 0	1 0	0 0	0 0
Joe Pepitone, L (1, 3) (7, 8) OBP: 0.293, SLG: 0.506	0-0 2B		BBBB 4-0 1-2 BB	0-0 BB HR 1B 1-2	0-0 1-H HR		0-0 G1			4	2	3	2	1	0	0
Elston Howard, R (1, 2) OBP: 0.315, SLG: 0.387	SSS 0-3 K		0-0 F9	BBBB 4-0 1-2 2-3 HR BB	BBB 4-0 FC5 1B BB		SSS 0-3 K			3	1	0	0	2	2	3
Tom Tresh, S (1, 7) OBP: 0.334, SLG: 0.365	0-0 5-3		BBB 4-0 1B BB 3-1 BB	0-0 1-H 2-H 3-H HR	0-0 F7		0-0 G3			4	2	1	4	1	0	1
Lou Clinton, R (1, 9) OBP: 0.289, SLG: 0.347	0-0 E5 G4-3		BBBB 4-0 3-1 1B 1-2 BB	0-0 F8	0-0 1-2 1B					3	0	1	0	1	0	0
Clete Boyer, R (1, 5) OBP: 0.299, SLG: 0.370	0-0 G4-3 1-2f		0-0 3-1 1-2 2-3 1B	BBB 4-0 FC6-4 BB	0-0 L7					3	0	1	0	1	0	3
Mel Stottlemyre, R (1, 1) OBP: 0.179, SLG: 0.189			SSS 0-3 K2-3	SSS 0-3 K	0-0 FC6-4 1B 1-2f	0-0 FC5 2-3f				4	0	0	0	0	2	6
Inning Stats	R: 1 H: 2 E: 0 LOB: 1 K: 1 BB: 0 S: 7 P: 7	R: 0 H: 0 E: 1 LOB: 0 K: 0 BB: 0 S: 3 P: 3	R: 1 H: 0 E: 1 LOB: 2 K: 1 BB: 2 S: 6 P: 14	R: 1 H: 1 E: 0 LOB: 2 K: 2 BB: 2 S: 8 P: 16	R: 4 H: 3 E: 0 LOB: 2 K: 0 BB: 3 S: 6 P: 18	R: 2 H: 3 E: 0 LOB: 0 K: 0 BB: 1 S: 6 P: 10	R: 0 H: 0 E: 0 LOB: 0 K: 0 BB: 0 S: 3 P: 3	R: 0 H: 0 E: 0 LOB: 0 K: 1 BB: 0 S: 5 P: 5		1B: 5 SF: 0 2B: 1 SAC: 0 3B: 0 DP: 1 HR: 3 HBP: 0						

PITCHER		IP	WLS	BF	H	R	ER	SO	BB	IBB	HBP	BLK	WP	HR	S	P	ERA	WHIP
George Brunet, L ERA: 2.85	(1, 1)	4.0	L	23	4	6	5	4	6	0	0	0	0	1	25	49	11.25	2.500
Lew Burdette, R ERA: 3.08	(5, 1)	1.0		6	2	1	1	0	1	0	0	0	0	1	5	9	9.00	3.000
Howie Reed, R ERA: 2.7	(6, 1)	3.0		13	3	2	2	1	1	0	0	0	0	1	14	18	6.00	1.333

PITCHER	IP	WLS	BF	H	R	ER	SO	BB	IBB	HBP	BLK	WP	HR	S	P	ERA	WHIP

BOTTOM

California Angels @ New York Yankees

Yankee Stadium, Bronx, NY

Sun Jul 24 1966, 3:33 AM EDT

Unknown - 84 F

livebaseballscorecards.com

AB	34
R	9
H	9
RBI	8
BB	8
SO	5
LOB	20

Batter	1	2	3	4	5	6	7	8	9	AB	R	H	RBI	BB	SO	LOB
Jose Cardenal, R (1, 8) OBP: 0.333, SLG: 0.423	S 1B		K		F4			FC4-6 1B S 1-2f		4	0	1	0	0	1	2
Tom Satriano, L (1, 2) (8, 5) OBP: 0.344, SLG: 0.311	K 1-2		4-3			CS 1B		BB 1B 1-2 BB		3	0	1	0	1	1	1
Jim Fregosi, R (1, 6) OBP: 0.308, SLG: 0.375	K			HR		F4		1-2 2-3 BB 1B		4	1	2	1	0	1	2
Rick Reichardt, R (1, 7) OBP: 0.361, SLG: 0.469	6-3			B1-3		1-2 BB		1-2 2-3 BB		2	0	0	0	2	0	1
Frank Malzone, R (1, 5) OBP: 0.295, SLG: 0.346		L8		F4		F9		K		3	0	0	0	0	0	1
Paul Schaal, R (6, 5) OBP: 0.356, SLG: 0.326										0	0	0	0	0	0	0
Buck Rodgers, S (8, PH) (8, 2) OBP: 0.261, SLG: 0.320		2B		5-3			6-3		L7	1	0	0	0	0	1	3
Bobby Knoop, R (1, 4) OBP: 0.272, SLG: 0.397										4	0	1	0	0	0	0
Jim Piersall, R (1, 9) OBP: 0.267, SLG: 0.244		F7			F9		G3-6-3 1B		K	4	0	1	0	0	1	1
Ed Kirkpatrick, L (1, 3) OBP: 0.311, SLG: 0.342		F9			SH3-4 1B		G3-6-3 1-2f		4-3	4	0	1	0	0	0	2
Dean Chance, R (1, 1) OBP: 0.041, SLG: 0.021			K		SH3-4 1-2			FC4-6 BB		1	0	0	0	0	1	0
Norm Siebern, L (8, PH) OBP: 0.388, SLG: 0.390										0	0	0	0	1	0	0
Jackie Hernandez, R (8, PR) OBP: 0.105, SLG: 0.059										0	0	0	0	0	0	0
Jack Sanford, R (8, 1) OBP: 0.190, SLG: 0.263										0	0	0	0	0	0	0
Inning Stats	R: 0 E: 0 K: 2 S: 8 H: 1 LOB: 1 BB: 0 P: 8	R: 0 E: 0 K: 0 S: 4 H: 1 LOB: 1 BB: 0 P: 4	R: 0 E: 0 K: 2 S: 7 H: 0 LOB: 0 BB: 0 P: 7	R: 1 E: 0 K: 0 S: 4 H: 1 LOB: 0 BB: 0 P: 4	R: 0 E: 0 K: 0 S: 4 H: 1 LOB: 1 BB: 0 P: 4	R: 0 E: 0 K: 0 S: 3 H: 1 LOB: 1 BB: 1 P: 7	R: 0 E: 0 K: 0 S: 3 H: 1 LOB: 0 BB: 0 P: 3	R: 0 E: 0 K: 1 S: 5 H: 1 LOB: 3 BB: 3 P: 17	R: 0 E: 0 K: 1 S: 5 H: 0 LOB: 0 BB: 0 P: 5	1B: 5 2B: 1 3B: 0 HR: 1	SF: 0 SAC: 1 DP: 1 HBP: 0						

PITCHER		IP	WLS	BF	H	R	ER	SO	BB	IBB	HBP	BLK	WP	HR	S	P	ERA	WHIP
Steve Hamilton, L ERA: 2.53	(1, 1)	5.0		20	5	1	1	4	0	0	0	0	0	1	28	28	1.80	1.000
Hal Reniff, R ERA: 2.1	(6, 1)	1.0		3	0	0	0	0	1	0	0	0	0	0	2	6	0.00	1.000
Dooley Womack, R ERA: 4.09	(7, 1)	1.2	W	8	2	0	0	0	3	0	0	0	0	0	5	17	0.00	3.000
Pedro Ramos, R ERA: 3.54	(8, 1)	1.1	S	4	0	0	0	2	0	0	0	0	0	0	8	8	0.00	0.000

PITCHER	IP	WLS	BF	H	R	ER	SO	BB	IBB	HBP	BLK	WP	HR	S	P	ERA	WHIP

TOP

California Angels @ New York Yankees

Yankee Stadium, Bronx, NY

Sun Jul 24 1966, 3:38 AM EDT

Att. 23,534 - Unknown - 82 F

livebaseballscorecards.com

AB	30
R	1
H	7
RBI	1
BB	4
SO	6
LOB	13

WP: 0 PB: 0 SB: 2 CS: 1 PA: 35

Batter	1	2	3	4	5	6	7	8	9	AB	R	H	RBI	BB	SO	LOB
Horace Clarke, S (1, 6) OBP: 0.272, SLG: 0.354	6-3			4-3		F9		F7 2-3		4	0	0	0	0	0	1
Bobby Richardson, R (1, 4) OBP: 0.289, SLG: 0.342	K			F8		K		1B 3B 3-H		4	1	1	1	0	2	0
Mickey Mantle, S (1, 8) OBP: 0.388, SLG: 0.575	6-3			K			FC4-6 1B	1B 3-H		3	0	1	0	0	1	0
Ray Barker, L (7, PR) OBP: 0.254, SLG: 0.387 (8, 3)										1	0	1	1	0	0	0
Joe Pepitone, L (1, 3) OBP: 0.290, SLG: 0.500 (8, 8)		K			F9		FC4-6 E S 1B 1-2f	F7		4	1	0	0	0	1	2
Roger Maris, L (1, 9) OBP: 0.315, SLG: 0.371		K			4-3 2B		F2			3	0	1	0	0	1	1
Jake Gibbs, L (1, 2) OBP: 0.339, SLG: 0.384		F9			4-3 2-3		1B 1-H			3	0	1	1	0	0	1
Roy White, S (1, 7) OBP: 0.313, SLG: 0.362			F8		K		F7			3	0	0	0	0	1	2
Clete Boyer, R (1, 5) OBP: 0.300, SLG: 0.373			5-3			G1		F7 2B 3B		3	1	1	0	0	0	0
Steve Hamilton, L (1, 1)			K			HR		FC		1	0	0	0	0	1	0
Hal Reniff, R (6, 1) OBP: 0.333, SLG: 0.333										0	0	0	0	0	0	0
Tom Tresh, S (6, PH) OBP: 0.336, SLG: 0.377										1	1	1	1	0	0	0
Dooley Womack, L (7, 1) OBP: 1.000, SLG: 1.000										0	0	0	0	0	0	0
Pedro Ramos, S (8, 1) OBP: 0.111, SLG: 0.111										1	0	0	0	0	0	1
Inning Stats	R: 0 E: 0 K: 1 S: 5 H: 0 LOB: 0 BB: 0 P: 5	R: 0 E: 0 K: 2 S: 7 H: 0 LOB: 0 BB: 0 P: 7	R: 0 E: 0 K: 1 S: 5 H: 0 LOB: 0 BB: 0 P: 5	R: 0 E: 0 K: 1 S: 5 H: 0 LOB: 0 BB: 0 P: 5	R: 0 E: 0 K: 1 S: 6 H: 1 LOB: 1 BB: 0 P: 6	R: 1 E: 0 K: 1 S: 6 H: 1 LOB: 0 BB: 0 P: 6	R: 1 E: 0 K: 0 S: 5 H: 2 LOB: 1 BB: 0 P: 5	R: 2 E: 0 K: 0 S: 6 H: 3 LOB: 1 BB: 0 P: 6		1B: 3 2B: 2 3B: 1 HR: 1		SF: 0 SAC: 0 DP: 0 HBP: 0				

PITCHER	IP	WLS	BF	H	R	ER	SO	BB	IBB	HBP	BLK	WP	HR	S	P	ERA	WHIP
Dean Chance, R (1, 1) ERA: 3.45	7.0	L	25	4	2	2	7	0	0	0	0	0	1	39	39	2.57	0.571
Jack Sanford, R (8, 1) ERA: 3.6	1.0		6	3	2	2	0	0	0	0	0	0	0	6	6	18.00	3.000

PITCHER	IP	WLS	BF	H	R	ER	SO	BB	IBB	HBP	BLK	WP	HR	S	P	ERA	WHIP

BOTTOM

California Angels @ New York Yankees

Yankee Stadium, Bronx, NY

Sun Jul 24 1966, 3:38 AM EDT
Att. 23,534 - Unknown - 82 F

livebaseballscorecards.com

AB	31
R	4
H	7
RBI	4
BB	0
SO	7
LOB	8

1B: 3 2B: 2 3B: 1 HR: 1
SF: 0 SAC: 0 DP: 0 HBP: 0

WP: 0 PB: 0 SB: 1 CS: 0
PA: 31

Batter	1	2	3	4	5	6	7	8	9	AB	R	H	RBI	BB	SO	LOB
Ed Kirkpatrick, L (1, 9) OBP: 0.318, SLG: 0.343	BBBB 4-0 FC4-6 BB		BBBB 4-0 FC4-6 BB		x 0-0 ③ 1-3		x 0-0 BB 1-2 1B			2	0	1	0	2	0	0
Willie Smith, L (1, 7) OBP: 0.244, SLG: 0.253	x 0-0 ① FC4-6 8-3 1-2f		x 0-0 ③ FC4-6 1-2f			x 0-0 ① 4-3	BBBB 4-0 1-2 2-3 BB			3	0	0	0	1	0	2
Jim Fregosi, R (1, 6) OBP: 0.305, SLG: 0.371	x 0-0 ②③ 8-3 1-2f			x 0-0 ① F6		SSS 0-3 ② K	SSS 0-3 ③ K			4	0	0	0	0	2	4
Rick Reichardt, R (1, 8) OBP: 0.365, SLG: 0.482		x 0-0 CS 1B		x 0-0 2B 1B		x 0-0 HR		x 0-0 ① 6-3		4	2	3	1	0	0	0
Joe Adcock, R (1, 3) OBP: 0.358, SLG: 0.573		SSS 0-3 ①② K 1-2		x 0-0 ② F5		BBBB 4-0 BB		x 0-0 ② F8		3	0	0	0	1	1	2
Buck Rodgers, S (1, 2) OBP: 0.265, SLG: 0.330		x 0-0 2B		x 0-0 1-H 2B		x 0-0 ③ F7		x 0-0 ③ F5		4	0	2	1	0	0	1
Tom Satriano, L (1, 5) OBP: 0.335, SLG: 0.301		x 0-0 ③ F8		x 0-0 ③ 6-3			x 0-0 ① 4-3		SSS 0-3 ① K	4	0	0	0	0	1	2
Bobby Knoop, R (1, 4) OBP: 0.269, SLG: 0.393			x 0-0 ① 5-3		x 0-0 ① F9		x 0-0 ② 4-3		SSS 0-3 ② K	4	0	0	0	0	1	0
Fred Newman, R (1, 1) OBP: 0.286, SLG: 0.231 Marcelino Lopez, R (3, 1) OBP: 0.289, SLG: 0.286 Frank Malzone, R (5, PH) OBP: 0.292, SLG: 0.343 Bob Lee, R (5, 1) Norm Siebern, L (7, PH) OBP: 0.390, SLG: 0.390 Clyde Wright, R (7, PR) OBP: 0.167, SLG: 0.167 Lew Burdette, R (7, 1) Jose Cardenal, R (9, PH) OBP: 0.332, SLG: 0.422			x 0-0 ② 5-3		x 0-0 ② F8		BBBB 4-0 BB 1B BB		x 0-0 ③ F3	1 0 1 0 0 0 0 0 1	0 0 0 0 0 0 0 0 0	0 0 0 0 0 0 0 0 0	0 0 0 0 1 0 0 0 0	0 0 0 0 0 0 0 0 0	0 0 0 0 0 0 0 0 0	0 0 0 0 0 0 0 0 0
Inning Stats	R: 0 E: 0 K: 0 S: 2 H: 0 LOB: 0 BB: 1 P: 6	R: 0 E: 0 K: 1 S: 6 H: 2 LOB: 1 BB: 0 P: 6	R: 0 E: 0 K: 0 S: 3 H: 0 LOB: 1 BB: 1 P: 7	R: 1 E: 0 K: 0 S: 5 H: 2 LOB: 1 BB: 0 P: 5	R: 0 E: 0 K: 0 S: 3 H: 0 LOB: 0 BB: 0 P: 3	R: 1 E: 0 K: 1 S: 6 H: 1 LOB: 1 BB: 1 P: 10	R: 0 E: 0 K: 1 S: 6 H: 1 LOB: 3 BB: 2 P: 14	R: 0 E: 0 K: 0 S: 3 H: 0 LOB: 0 BB: 0 P: 3	R: 0 E: 0 K: 2 S: 7 H: 0 LOB: 0 BB: 0 P: 7	1B: 3 2B: 4 3B: 0 HR: 1	SF: 0 SAC: 0 DP: 2 HBP: 0			WP: 0 PB: 0 SB: 0 CS: 1	PA: 36	

PITCHER		IP	WLS	BF	H	R	ER	SO	BB	IBB	HBP	BLK	WP	HR	S	P	ERA	WHIP
Jim Hannan, R ERA: 4.14	(1, 1)	6.2	W	29	6	2	2	2	5	0	0	0	0	1	28	48	2.70	1.650
Bob Humphreys, R ERA: 3.56	(7, 1)	2.1	S	7	0	0	0	3	0	0	0	0	0	0	13	13	0.00	0.000

PITCHER	IP	WLS	BF	H	R	ER	SO	BB	IBB	HBP	BLK	WP	HR	S	P	ERA	WHIP

California Angels @ Washington Senators

D.C. Stadium, Washington, DC

Tue Jul 26 1966, 7:05 PM EDT

Att. 4,402 - Unknown

TOP

livebaseballscorecards.com

AB	31
R	2
H	6
RBI	2
BB	5
SO	5
LOB	11

BOTTOM

California Angels @ Washington Senators

D.C. Stadium, Washington, DC

Tue Jul 26 1966, 7:05 PM EDT

Att. 4,402 - Unknown

livebaseballscorecards.com

Batter	1	2	3	4	5	6	7	8	9	AB	R	H	RBI	BB	SO	LOB
Ed Brinkman, R (1, 6) OBP: 0.283, SLG: 0.362	1-3		F9	FC5-4 1-2f		1B 3B 1B		BBBB SH1-3 BB		4	1	1	0	1	0	1
Bob Saverine, S (1, 4) (8, 7) OBP: 0.303, SLG: 0.372	F6		WP PB 1B 1B		BB 6-3 1B	1-2 3B 1B		SH1-3 1-2		4	2	3	0	0	0	0
Ken McMullen, R (1, 5) OBP: 0.297, SLG: 0.368	G3		BBBB WP 1-2 1B BB		6-3 1-2	1-H 2-H 3B		F6		4	1	1	2	1	0	2
Fred Valentine, S (1, 9) OBP: 0.339, SLG: 0.447		1-3 5-3 2B	BBBB 1B 1-2 2-3 1B BB		BBBB BB BB	G3		4-3		3	2	1	0	2	0	2
Willie Kirkland, L (1, 7) OBP: 0.279, SLG: 0.347 Frank Howard, R (3, PH) (4, 7) OBP: 0.346, SLG: 0.428 Don Blasingame, L (8, 4) OBP: 0.280, SLG: 0.275	BBBB 5-3 1-3 BB		1B 1-2 2-H 3-H 1B		SSS K		1-3			0 3 0	0 0 0	0 1 0	0 2 0	1 0 0	0 1 0	0 2 0
Don Lock, R (1, 8) OBP: 0.355, SLG: 0.458	1-3 1-2 2-3		PO 1-2 2-H 1B		BBBB FC6-4 1-2 2-3 BB		F7			3	0	1	1	1	0	2
Ken Harrelson, R (1, 3) OBP: 0.306, SLG: 0.340	5-3 2-3 3-H		PO 1-2	FC1-6 1B	FC6-4 1-2f		1B 1B			4	0	2	1	0	0	4
Paul Casanova, R (1, 2) OBP: 0.253, SLG: 0.380	5-3			SSS K		F7	1B 1-2 1B			4	0	1	0	0	1	2
Jim Hannan, R (1, 1) OBP: 0.100, SLG: 0.053 Bob Humphreys, R (7, 1) OBP: 0.600, SLG: 0.333			SSS K	FC1-6 FC5-4 1-2f		6-3	F5			3 1	0 0	0 0	0 0	0 0	1 0	1 2
Inning Stats	R: 0 H: 0 E: 0 LOB: 0 K: 0 BB: 0 S: 3 P: 3	R: 1 H: 1 E: 0 LOB: 1 K: 0 BB: 1 S: 4 P: 8	R: 3 H: 3 E: 0 LOB: 1 K: 1 BB: 2 S: 7 P: 15	R: 0 H: 1 E: 0 LOB: 1 K: 1 BB: 0 S: 6 P: 6	R: 0 H: 1 E: 0 LOB: 3 K: 1 BB: 2 S: 6 P: 14	R: 2 H: 3 E: 0 LOB: 1 K: 0 BB: 0 S: 6 P: 6	R: 0 H: 2 E: 0 LOB: 2 K: 0 BB: 0 S: 5 P: 5	R: 0 H: 0 E: 0 LOB: 1 K: 0 BB: 1 S: 3 P: 7		1B: 9 SF: 0 2B: 1 SAC: 1 3B: 1 DP: 0 HR: 0 HBP: 0				WP: 1 PA: 41 PB: 1 SB: 0 CS: 0		

	AB	33
	R	6
	H	11
	RBI	6
	BB	6
	SO	3
	LOB	18

PITCHER		IP	WLS	BF	H	R	ER	SO	BB	IBB	HBP	BLK	WP	HR	S	P	ERA	WHIP
Fred Newman, R ERA: 6.59	(1, 1)	2.2	L	13	2	4	4	1	3	0	0	0	1	0	12	24	13.50	1.875
Marcelino Lopez, L ERA: 3.94	(3, 1)	1.1		6	3	0	0	1	0	0	0	0	0	0	8	8	0.00	2.250
Bob Lee, R ERA: 2.88	(5, 1)	2.0		12	4	2	2	1	2	0	0	0	0	0	12	20	9.00	3.000
Lew Burdette, R ERA: 2.96	(7, 1)	2.0		9	2	0	0	0	1	0	0	0	0	0	8	12	0.00	1.500

PITCHER	IP	WLS	BF	H	R	ER	SO	BB	IBB	HBP	BLK	WP	HR	S	P	ERA	WHIP

California Angels @ Washington Senators

D.C. Stadium, Washington, DC

Wed Jul 27 1966, 7:05 PM EDT

Att. 4,725 - Unknown

TOP

livebaseballscorecards.com

Batter	1	2	3	4	5	6	7	8	9	AB	R	H	RBI	BB	SO	LOB
Paul Schaal, R (1, 5) OBP: 0.358, SLG: 0.326 Tom Satriano, L (9, PH) OBP: 0.340, SLG: 0.307	1-3		PB, 1B, E; 1B		BBB 4-0; 5-3; BB		F8		FC4-6; 1B	3 1	1 0	1 1	0 0	1 0	0 0	0 0
Jim Fregosi, R (1, 6) OBP: 0.304, SLG: 0.368	F7		E, 1B; 1-2; 1B		5-3; 1-2		6-3		FC4-6; 1-2f	5	0	1	0	0	0	2
Rick Reichardt, R (1, 7) OBP: 0.366, SLG: 0.481	F9		E8; BB; 1-3; 2-H; 1B		5-3			FC6-4; 1B; 1B	FC; G6-4-3	5	1	2	1	0	0	2
Joe Adcock, R (1, 3) OBP: 0.365, SLG: 0.589		HR	BBB 4-0; 1-2; BB			BBB 4-0; FC5-4; 1B; BB		SSS 0-3; K	1-2f; G6-4-3	3	1	1	1	2	1	3
Jose Cardenal, R (1, 8) OBP: 0.334, SLG: 0.423	5-3		F3			1-2; FC5-4; 1B		1-2; FC6-4; 1B		4	0	2	0	0	0	3
Bobby Knoop, R (1, 4) OBP: 0.269, SLG: 0.389	1-3			BBB 4-0; G6-4-3; BB		1-2 2-3; FC5-4		1-2f 2-3; FC6-4; 1B; 2B		3	1	0	0	1	0	4
Jim Piersall, R (1, 9) OBP: 0.258, SLG: 0.235 Norm Siebern, L (8, PH) OBP: 0.392, SLG: 0.393 Jackie Hernandez, R (8, PR) OBP: 0.105, SLG: 0.059 (8, 9)	6-3			1-2f; G6-4-3		F6		1-2; 2B; 1B 3-H		3 1 0	0 0 0	0 1 0	0 1 0	0 0 0	0 0 0	2 0 0
Buck Rodgers, S (1, 2) OBP: 0.268, SLG: 0.347			4-3; F7				HR	1-3 2-H; 2B		4	1	2	2	0	0	0
Clyde Wright, R (1, 1) OBP: 0.158, SLG: 0.158 Howie Reed, R (3, 1) Jackie Warner, R (5, PH) OBP: 0.265, SLG: 0.434 Jack Sanford, R (5, 1) OBP: 0.190, SLG: 0.263 Ed Kirkpatrick, L (7, PH) OBP: 0.317, SLG: 0.341 Minnie Rojas, R (7, 1) OBP: 0.083, SLG: 0.167 Frank Malzone, R (8, PH) OBP: 0.289, SLG: 0.340 Bob Lee, R (8, 1)			F9		SSS 0-3; K		4-3	F8		1 0 1 0 1 0 1 0 0	0 0 0 0 0 0 0 0 0	0 0 0 0 0 0 0 0 0	0 0 0 0 1 0 0 0 0	0 0 0 0 0 0 0 0 0	0 0 0 0 0 0 0 0 0	0 0 0 0 0 0 0 0 3	0 0 0 0 0 0 0 0 0
Inning Stats	R: 0 E: 0 K: 0 S: 3 H: 0 LOB: 0 BB: 0 P: 3	R: 1 E: 0 K: 0 S: 4 H: 1 LOB: 0 BB: 0 P: 4	R: 1 E: 1 K: 0 S: 6 H: 3 LOB: 3 BB: 1 P: 10	R: 0 E: 0 K: 0 S: 2 H: 0 LOB: 0 BB: 1 P: 6	R: 0 E: 0 K: 1 S: 5 H: 0 LOB: 1 BB: 1 P: 9	R: 0 E: 0 K: 0 S: 3 H: 1 LOB: 1 BB: 1 P: 7	R: 1 E: 0 K: 0 S: 4 H: 1 LOB: 0 BB: 0 P: 4	R: 2 E: 0 K: 1 S: 9 H: 4 LOB: 3 BB: 0 P: 9	R: 0 E: 1 K: 0 S: 4 H: 1 LOB: 1 BB: 0 P: 4	1B: 8 2B: 1 3B: 0 HR: 2 SF: 0 SAC: 0 DP: 3 HBP: 0						

	AB	36
	R	5
	H	11
	RBI	5
	BB	4
	SO	2
	LOB	19

WP: 0 PB: 1 SB: 0 CS: 0 PA: 40

PITCHER		IP	WLS	BF	H	R	ER	SO	BB	IBB	HBP	BLK	WP	HR	S	P	ERA	WHIP
Barry Moore, L ERA: 1.8	(1, 1)	6.0	W	25	5	2	2	1	4	0	0	0	0	1	23	39	3.00	1.500
Casey Cox, R ERA: 3.29	(7, 1)	1.2		9	4	3	3	1	0	0	0	0	0	1	11	11	16.20	2.400
Dick Lines, L ERA: 2.35	(8, 1)	0.0		1	1	0	0	0	0	0	0	0	0	0	1	1	∞	∞
Ron Kline, R ERA: 2.93	(8, 1)	1.1	S	5	1	0	0	0	0	0	0	0	0	0	5	5	0.00	0.750

PITCHER	IP	WLS	BF	H	R	ER	SO	BB	IBB	HBP	BLK	WP	HR	S	P	ERA	WHIP

BOTTOM

California Angels @ Washington Senators

D.C. Stadium, Washington, DC

Wed Jul 27 1966, 7:05 PM EDT

Att. 4,725 - Unknown

livebaseballscorecards.com

Batter	1	2	3	4	5	6	7	8	9	AB	R	H	RBI	BB	SO	LOB
Ed Brinkman, R (1, 6) OBP: 0.290, SLG: 0.376	1B 3B		1B FC HR 1B	2B		F8		6-3 S 1B		5	2	4	0	0	0	0
Bob Saverine, S (1, 4) OBP: 0.301, SLG: 0.368	2B 1B 3-H		FC 1B HR 1-2	K		F5		6-3 1-3		5	2	1	1	0	1	3
Ken McMullen, R (1, 5) OBP: 0.301, SLG: 0.374	2B 1-H		HR 1B 1-2 2-3	F7		2B 1B		F9		5	2	3	1	0	0	2
Fred Valentine, S (1, 9) OBP: 0.341, SLG: 0.460	6-3		HR 1-H 2-H 3-H	F3		2B 1-H				4	1	2	5	0	0	1
Frank Howard, R (1, 7) Casey Cox, R (7, 1) Dick Lines, R (8, 1) Ron Kline, R (8, 1) OBP: 0.400, SLG: 0.250	L9		F8 1B 1B		BB 1B B B B B	6-3				3 0 0 0	0 0 0 0	1 0 0 0	0 0 0 0	1 0 0 0	0 0 0 0	1 0 0 0
Don Lock, R (1, 8) OBP: 0.356, SLG: 0.457		BB FC6-4 B B B B	1B 1-2	K S S S		F8				3	0	1	0	1	1	1
Ken Harrelson, R (1, 3) OBP: 0.302, SLG: 0.335		FC6-4 1-2f	F8 2-3	K S S S		1-3				4	0	0	0	0	1	4
Paul Casanova, R (1, 2) OBP: 0.253, SLG: 0.378		F4	K S S S	FC4-6 1-2		F7				4	0	1	0	0	1	3
Barry Moore, L (1, 1) OBP: 0.167, SLG: 0.167 Willie Kirkland, L (7, 7) OBP: 0.277, SLG: 0.343		F6	1-3	FC4-6 1-2f				K S S S		3 1	0 0	0 0	0 0	0 0	0 1	5 0
Inning Stats	R: 2 H: 3 E: 0 LOB: 0 K: 0 BB: 0 S: 5 P: 5	R: 0 H: 0 E: 0 LOB: 1 K: 0 BB: 1 S: 3 P: 7	R: 4 H: 5 E: 0 LOB: 2 K: 1 BB: 0 S: 11 P: 11	R: 0 H: 1 E: 0 LOB: 1 K: 1 BB: 0 S: 6 P: 6	R: 0 H: 1 E: 0 LOB: 2 K: 2 BB: 1 S: 8 P: 12	R: 1 H: 2 E: 0 LOB: 1 K: 0 BB: 0 S: 5 P: 5	R: 0 H: 0 E: 0 LOB: 0 K: 0 BB: 0 S: 3 P: 3	R: 0 H: 1 E: 0 LOB: 1 K: 1 BB: 0 S: 6 P: 6		1B: 8 SF: 0 2B: 3 SAC: 0 3B: 1 DP: 0 HR: 1 HBP: 0						

	AB	37
	R	7
	H	13
	RBI	7
	BB	2
	SO	5
	LOB	20

WP: 0 PA: 39
PB: 0
SB: 1
CS: 0

PITCHER		IP	WLS	BF	H	R	ER	SO	BB	IBB	HBP	BLK	WP	HR	S	P	ERA	WHIP
Clyde Wright, L ERA: 3.83	(1, 1)	2.0	L	14	7	6	6	0	1	0	0	0	0	1	13	17	27.00	4.000
Howie Reed, R ERA: 2.57	(3, 1)	2.0		8	2	0	0	2	0	0	0	0	0	0	12	12	0.00	1.000
Jack Sanford, R ERA: 3.62	(5, 1)	2.0		10	3	1	1	2	1	0	0	0	0	0	13	17	4.50	2.000
Minnie Rojas, R ERA: 1.68	(7, 1)	1.0		3	0	0	0	0	0	0	0	0	0	0	3	3	0.00	0.000
Bob Lee, R ERA: 2.84	(8, 1)	1.0		4	1	0	0	1	0	0	0	0	0	0	6	6	0.00	1.000

PITCHER	IP	WLS	BF	H	R	ER	SO	BB	IBB	HBP	BLK	WP	HR	S	P	ERA	WHIP

Batter	1	2	3	4	5	6	7	8	9	AB	R	H	RBI	BB	SO	LOB
Pedro Gonzalez, R (1, 4) OBP: 0.273, SLG: 0.292	F9		6-3		1B		G4-6-3 1-2f			4	0	1	0	0	0	1
Leon Wagner, L (1, 7) OBP: 0.330, SLG: 0.462	F3		1B		F6			K		4	0	1	0	0	1	1
Jim Landis, R (8, 8) OBP: 0.340, SLG: 0.366										0	0	0	0	0	0	0
Chico Salmon, R (1, 6) OBP: 0.315, SLG: 0.378	BB 2B		F7			F4		F8		3	1	0	0	1	0	1
Rocky Colavito, R (1, 9) OBP: 0.344, SLG: 0.474	2B 1-2 BB		K			2B		1B		3	0	2	0	1	1	1
Chuck Hinton, R (1, 8) OBP: 0.316, SLG: 0.402 (8, 7)	1-3 2-H 2B			K		F6		K		4	0	1	1	0	2	2
Jim Gentile, L (1, 3) OBP: 0.352, SLG: 0.428	F3			K		BB			F8	3	0	0	0	1	1	2
Max Alvis, R (1, 5) OBP: 0.314, SLG: 0.361		F7		K		F3			F9	4	0	0	0	0	1	2
Joe Azcue, R (1, 2) OBP: 0.323, SLG: 0.414		K			F8		G4-6-3 1B		4-3	3	0	1	0	0	1	0
Fred Whitfield, L (9, PH) OBP: 0.276, SLG: 0.445										1	0	0	0	0	0	0
Sonny Siebert, R (1, 1) OBP: 0.169, SLG: 0.193		6-3			2-3		F6			3	0	0	0	0	0	1

TOP

Cleveland Indians @ California Angels

Anaheim Stadium, Anaheim, CA

Fri Jul 29 1966, 10:05 PM EDT

Att. 26,660 - Unknown

livebaseballscorecards.com

AB	32
R	1
H	6
RBI	1
BB	3
SO	7
LOB	11

Inning Stats	1	2	3	4	5	6	7	8	9	1B: 4	SF: 0	WP: 0	PA: 35
R	1	0	0	0	0	0	0	0	0	2B: 2	SAC: 0	PB: 0	
E	0	0	0	0	0	0	0	0	0	3B: 0	DP: 1	SB: 0	
K	0	1	1	3	0	0	0	2	0	HR: 0	HBP: 0	CS: 0	
S	4	5	6	9	4	4	3	8	3				
H	1	0	1	0	1	1	1	1	0				
LOB	2	0	0	0	1	2	0	1	0				
BB	2	0	0	0	0	1	0	0	0				
P	12	5	6	9	4	8	3	8	3				

PITCHER		IP	WLS	BF	H	R	ER	SO	BB	IBB	HBP	BLK	WP	HR	S	P	ERA	WHIP
George Brunet, L ERA: 2.75	(1, 1)	8.0	W	32	6	1	1	7	3	0	0	0	0	0	43	55	1.12	1.125
Minnie Rojas, R ERA: 1.65	(9, 1)	1.0	S	3	0	0	0	0	0	0	0	0	0	0	3	3	0.00	0.000

PITCHER	IP	WLS	BF	H	R	ER	SO	BB	IBB	HBP	BLK	WP	HR	S	P	ERA	WHIP

Batter	1	2	3	4	5	6	7	8	9	AB	R	H	RBI	BB	SO	LOB
Jose Cardenal, R (1, 8) OBP: 0.331, SLG: 0.418	6-3		6-3		F6			F6 1-2		4	0	0	0	0	0	1
Ed Kirkpatrick, L (1, 9) OBP: 0.324, SLG: 0.365	BB BB		2B			F9		2-H HR		3	1	2	2	1	0	0
Jim Fregosi, R (1, 6) OBP: 0.303, SLG: 0.366	1-2 BB		K			5-3		F6		3	0	0	0	1	1	1
Norm Siebern, L (1, 3) OBP: 0.388, SLG: 0.387	F8		F4			3-1				3	0	0	0	0	0	3
Tom Satriano, L (8, 3) OBP: 0.340, SLG: 0.307										0	0	0	0	0	0	0
Buck Rodgers, S (1, 2) OBP: 0.265, SLG: 0.343	F5			4-3			4-3			3	0	0	0	0	0	2
Frank Malzone, R (1, 5) OBP: 0.282, SLG: 0.330		F4		K			F6			3	0	0	0	0	1	0
Paul Schaal, R (8, 5) OBP: 0.358, SLG: 0.326										0	0	0	0	0	0	0
Willie Smith, L (1, 7) OBP: 0.245, SLG: 0.255		1B 1B		K			4-3			3	0	1	0	0	1	0
Minnie Rojas, R (9, 1) OBP: 0.083, SLG: 0.167										0	0	0	0	0	0	0
Bobby Knoop, R (1, 4) OBP: 0.272, SLG: 0.392		1-3 1B			F3			FC3-4 1B		3	0	2	0	0	0	0
George Brunet, R (1, 1) OBP: 0.182, SLG: 0.256		K			K			FC3-4 E, 1-2f HR		2	0	0	0	0	2	1
Jim Piersall, R (8, PH) (9, 7) OBP: 0.256, SLG: 0.232										1	1	0	0	0	0	1
Inning Stats	R: 0 E: 0 K: 0 S: 3 H: 0 LOB: 2 BB: 2 P: 11	R: 0 E: 0 K: 1 S: 6 H: 2 LOB: 1 BB: 0 P: 6	R: 0 E: 0 K: 1 S: 6 H: 1 LOB: 1 BB: 0 P: 6	R: 0 E: 0 K: 2 S: 7 H: 0 LOB: 0 BB: 0 P: 7	R: 0 E: 0 K: 1 S: 5 H: 0 LOB: 0 BB: 0 P: 5	R: 0 E: 0 K: 0 S: 3 H: 0 LOB: 0 BB: 0 P: 3	R: 0 E: 0 K: 0 S: 3 H: 0 LOB: 0 BB: 0 P: 3	R: 2 E: 1 K: 0 S: 5 H: 2 LOB: 0 BB: 0 P: 5		1B: 3 2B: 1 3B: 0 HR: 1	SF: 0 SAC: 0 DP: 0 HBP: 0					

PITCHER	IP	WLS	BF	H	R	ER	SO	BB	IBB	HBP	BLK	WP	HR	S	P	ERA	WHIP
Sonny Siebert, R (1, 1) ERA: 2.83	8.0	L	30	5	2	2	5	2	0	0	0	0	1	38	46	2.25	0.875

PITCHER	IP	WLS	BF	H	R	ER	SO	BB	IBB	HBP	BLK	WP	HR	S	P	ERA	WHIP

BOTTOM

Cleveland Indians @ California Angels

Anaheim Stadium, Anaheim, CA

Fri Jul 29 1966, 10:05 PM EDT

Att. 26,660 - Unknown

livebaseballscorecards.com

AB	28
R	2
H	5
RBI	2
BB	2
SO	5
LOB	9

PA: 30

Cleveland Indians @ California Angels

Anaheim Stadium, Anaheim, CA

Sat Jul 30 1966, 10:05 PM EDT

Att. 27,992 - Unknown

TOP

livebaseballscorecards.com

Batter	1	2	3	4	5	6	7	8	9	AB	R	H	RBI	BB	SO	LOB
Vic Davalillo, L (1, 8) OBP: 0.300, SLG: 0.315	F8		1B			S 1B		FC3-6 WP 1B		4	1	3	0	0	0	0
Leon Wagner, L (1, 7) OBP: 0.332, SLG: 0.461	G4-6-3 1B		4-3			F8 1-2		BBBB FC3-6 1-2 BB		3	0	1	0	1	0	2
Chuck Hinton, R (9, 7) OBP: 0.316, SLG: 0.402										0	0	0	0	0	0	0
Jim Gentile, L (1, 3) OBP: 0.344, SLG: 0.417	G4-6-3 1-2f			4-3		SSS K		FC3-6 1-2f 2-3		4	0	0	0	0	1	4
Chico Salmon, R (8, PR) (8, 3) OBP: 0.315, SLG: 0.378										0	0	0	0	0	0	0
Rocky Colavito, R (1, 9) OBP: 0.344, SLG: 0.469		SSS K		F7		1B IBB		SSS K		3	0	0	0	1	2	2
Max Alvis, R (1, 5) OBP: 0.314, SLG: 0.359		SSS K		6-3		1-3 2-H			6-3	4	0	1	1	0	1	0
Pedro Gonzalez, R (1, 4) OBP: 0.272, SLG: 0.291		1B			SSS K		SSS K		1-3	4	0	1	0	0	2	0
Larry Brown, R (1, 6) OBP: 0.336, SLG: 0.344		SSS K			BBBB BB		6-3		1B	3	0	1	0	1	1	1
Del Crandall, R (1, 2) OBP: 0.329, SLG: 0.413			F9		SSS K		5-3		F8	4	0	0	0	0	1	2
Gary Bell, R (1, 1) OBP: 0.207, SLG: 0.185			SSS K		SSS K			5-3		3	0	0	0	0	2	1

	AB	32
	R	1
	H	7
	RBI	1
	BB	3
	SO	10
	LOB	12

Inning Stats																																		
	R: 0	H: 1		R: 0	H: 1		R: 0	H: 1		R: 0	H: 0		R: 0	H: 0		R: 1	H: 2		R: 0	H: 0		R: 0	H: 1		R: 0	H: 1		1B: 7	SF: 0		WP: 1	PA: 35	
	E: 0	LOB: 0		E: 0	LOB: 1		E: 0	LOB: 1		E: 0	LOB: 0		E: 0	LOB: 0		E: 0	LOB: 2		E: 0	LOB: 0		E: 0	LOB: 2		E: 0	LOB: 1		2B: 0	SAC: 0		PB: 0		
	K: 0	BB: 0		K: 3	BB: 0		K: 1	BB: 0		K: 0	BB: 0		K: 3	BB: 1		K: 1	BB: 1		K: 1	BB: 0		K: 1	BB: 1		K: 0	BB: 0		3B: 0	DP: 1		SB: 1		
	S: 3	P: 3		S: 10	P: 10		S: 6	P: 6		S: 3	P: 3		S: 9	P: 13		S: 6	P: 10		S: 5	P: 5		S: 6	P: 10		S: 4	P: 4		HR: 0	HBP: 0		CS: 0		

PITCHER		IP	WLS	BF	H	R	ER	SO	BB	IBB	HBP	BLK	WP	HR	S	P	ERA	WHIP
Dean Chance, R ERA: 3.31	(1, 1)	9.0	W	35	7	1	1	10	2	1	0	0	1	0	52	64	1.00	1.000

PITCHER	IP	WLS	BF	H	R	ER	SO	BB	IBB	HBP	BLK	WP	HR	S	P	ERA	WHIP

Batter	1	2	3	4	5	6	7	8	9	AB	R	H	RBI	BB	SO	LOB
Jose Cardenal, R (1, 8) OBP: 0.327, SLG: 0.413	E6 G6-4-3		K			F3		F9		4	0	0	0	0	1	1
Jay Johnstone, L (1, 9) OBP: 0.250, SLG: 0.250	F7			4-3		1B 1B		F9		4	1	1	0	0	0	1
Jim Fregosi, R (1, 6) OBP: 0.303, SLG: 0.364	G6-4-3 1-2f			F3		BB 1B 1-3		K		4	0	1	0	0	1	1
Norm Siebern, L (1, 3) OBP: 0.393, SLG: 0.391 Jackie Hernandez, R (9, PR) OBP: 0.105, SLG: 0.059		K		1B		BB 1-2 3-H			SH3-4 1B BB	3 0	0 1	2 0	1 0	1 0	1 0	0 0
Ed Kirkpatrick, L (1, 7) OBP: 0.324, SLG: 0.362		F7		F7		BB 1-2 2-3			SH3-4 1-2	2	0	0	0	1	0	1
Buck Rodgers, S (1, 2) OBP: 0.265, SLG: 0.339		K		F7		F8			1B IBB	3	0	0	0	1	1	3
Tom Satriano, L (1, 5) OBP: 0.338, SLG: 0.305			F8	F6			F7			4	0	1	1	0	0	0
Bobby Knoop, R (1, 4) OBP: 0.270, SLG: 0.389			F5	K			6-3			3	0	0	0	0	1	0
Dean Chance, R (1, 1) OBP: 0.058, SLG: 0.020			HBP			K	K			2	0	0	0	0	2	0
Inning Stats	R: 0 E: 1 K: 0 S: 3 H: 0 LOB: 0 BB: 0 P: 3	R: 0 E: 0 K: 2 S: 7 H: 0 LOB: 0 BB: 0 P: 7	R: 0 E: 0 K: 1 S: 5 H: 0 LOB: 1 BB: 0 P: 6	R: 0 E: 0 K: 0 S: 4 H: 1 LOB: 1 BB: 0 P: 4	R: 0 E: 0 K: 1 S: 5 H: 0 LOB: 0 BB: 0 P: 5	R: 1 E: 0 K: 1 S: 8 H: 3 LOB: 3 BB: 1 P: 12	R: 0 E: 0 K: 1 S: 5 H: 0 LOB: 0 BB: 0 P: 5	R: 0 E: 0 K: 1 S: 5 H: 0 LOB: 0 BB: 0 P: 5	R: 1 E: 0 K: 0 S: 2 H: 1 LOB: 2 BB: 2 P: 10	1B: 5 2B: 0 3B: 0 HR: 0	SF: 0 SAC: 1 DP: 1 HBP: 1						

PITCHER	IP	WLS	BF	H	R	ER	SO	BB	IBB	HBP	BLK	WP	HR	S	P	ERA	WHIP
Gary Bell, R (1, 1) ERA: 3.07	8.1	L	34	5	2	2	7	2	1	1	0	0	0	44	57	2.16	0.840

PITCHER	IP	WLS	BF	H	R	ER	SO	BB	IBB	HBP	BLK	WP	HR	S	P	ERA	WHIP

BOTTOM

Cleveland Indians @ California Angels

Anaheim Stadium, Anaheim, CA

Sat Jul 30 1966, 10:05 PM EDT

Att. 27,992 - Unknown

livebaseballscorecards.com

AB	29
R	2
H	5
RBI	2
BB	3
SO	7
LOB	7

Batter	1	2	3	4	5	6	7	8	9	AB	R	H	RBI	BB	SO	LOB
Vic Davalillo, L (1, 8) OBP: 0.302, SLG: 0.311	BBBB 4-0 FC1-6 BB		x 0-0 ① FC6-4 1B 1-2f 1B	x 0-0 ③ FC6-4 1-2f		BBBB 4-0 1-2 BB		x 0-0 ③ F9		3	1	0	0	2	0	4
Larry Brown, R (1, 6) OBP: 0.331, SLG: 0.338	x 0-0 ① FC1-6 BB 1-2f		x 0-0 BB 1B 1-2 1B		x 0-0 ① F7	SSS 0-3 ③ K			x 0-0 ① 3-1	5	0	1	0	0	1	4
Leon Wagner, L (1, 7) OBP: 0.336, SLG: 0.473 Jim Landis, R (9, 7) OBP: 0.340, SLG: 0.366	x 0-0 ② F5		x 0-0 BB 1B 1-2 2-H		SSS 0-3 ② K		x 0-0 HR		x 0-0 1B	5 0	1 0	3 0	2 0	0 0	1 0	1 0
Fred Whitfield, L (1, 3) OBP: 0.278, SLG: 0.441	BBBB 4-0 FC4-6 BB 1-2		BBBB 4-0 G6-4-3 BB 1-2 2-3		SSS 0-3 ③ K		x 0-0 ① 4-3		x 0-0 ② F9	3	0	0	0	2	1	1
Rocky Colavito, R (1, 9) OBP: 0.344, SLG: 0.477	x 0-0 ③ FC4-6 1-2f		x 0-0 ② ③ G6-4-3 1-2f			x 0-0 HR	x 0-0 FC6-4 1B		SSS 0-3 ③ K	5	1	2	1	0	1	6
Max Alvis, R (1, 5) OBP: 0.316, SLG: 0.361		SSS 0-3 ① K		x 0-0 BB 1B		x 0-0 F8 1B	x 0-0 ② F5			4	0	2	0	0	1	1
Pedro Gonzalez, R (1, 4) OBP: 0.269, SLG: 0.287		x 0-0 ② F8		x 0-0 ① F8		x 0-0 ① ② F8 1-2	x 0-0 ③ FC6-4 1-2f			4	0	0	0	0	0	3
Joe Azcue, R (1, 2) OBP: 0.332, SLG: 0.418 Dick Howser, R (8, PR) OBP: 0.327, SLG: 0.391 Del Crandall, R (8, 2) OBP: 0.329, SLG: 0.413		x 0-0 ③ 6-3		BBBB 4-0 FC6-4 BB 1-2		x 0-0 E 1B	x 0-0 CS 1B			3 0 0	0 0 0	2 0 0	0 0 0	1 0 0	0 0 0	0 0 0
Steve Hargan, R (1, 1) OBP: 0.154, SLG: 0.120 Luis Tiant, R (7, 1) OBP: 0.087, SLG: 0.045			x 0-0 FC6-4 1B	SSS 0-3 ② K		x 0-0 E6 BB 1-3	SSS 0-3 ① ② K 1-2			3 1	0 0	1 0	0 0	0 0	1 1	3 1
Inning Stats	R: 0 E: 0 K: 0 S: 3 H: 0 LOB: 2 BB: 2 P: 11	R: 0 E: 0 K: 1 S: 5 H: 0 LOB: 0 BB: 0 P: 5	R: 1 E: 0 K: 0 S: 5 H: 3 LOB: 2 BB: 1 P: 9	R: 0 E: 0 K: 1 S: 6 H: 1 LOB: 2 BB: 1 P: 10	R: 0 E: 0 K: 2 S: 7 H: 0 LOB: 0 BB: 0 P: 7	R: 1 E: 1 K: 1 S: 8 H: 3 LOB: 3 BB: 1 P: 12	R: 1 E: 0 K: 0 S: 5 H: 2 LOB: 1 BB: 0 P: 5	R: 0 E: 0 K: 1 S: 5 H: 1 LOB: 1 BB: 0 P: 5	R: 0 E: 0 K: 1 S: 6 H: 1 LOB: 1 BB: 0 P: 6	1B: 9 2B: 0 3B: 0 HR: 2 SF: 0 SAC: 0 DP: 1 HBP: 0						

TOP

Cleveland Indians @ California Angels

Anaheim Stadium, Anaheim, CA

Sun Jul 31 1966, 6:33 AM EDT

Att. 19,278 - Unknown

livebaseballscorecards.com

AB	36
R	3
H	11
RBI	3
BB	5
SO	7
LOB	24

WP: 0 PB: 0 SB: 0 CS: 1 PA: 41

PITCHER		IP	WLS	BF	H	R	ER	SO	BB	IBB	HBP	BLK	WP	HR	S	P	ERA	WHIP
Fred Newman, R ERA: 6.27	(1, 1)	5.0	L	24	6	2	2	4	4	0	0	0	0	1	28	44	3.60	2.000
Jack Sanford, R ERA: 3.58	(6, 1)	1.0		5	1	0	0	1	1	0	0	0	0	0	6	10	0.00	2.000
Bob Lee, R ERA: 2.93	(7, 1)	1.0		5	2	1	1	0	0	0	0	0	0	1	5	5	9.00	2.000
Minnie Rojas, R ERA: 1.62	(8, 1)	1.0		3	1	0	0	1	0	0	0	0	0	0	5	5	0.00	1.000
Lew Burdette, R ERA: 2.91	(9, 1)	1.0		4	1	0	0	1	0	0	0	0	0	0	6	6	0.00	1.000

PITCHER	IP	WLS	BF	H	R	ER	SO	BB	IBB	HBP	BLK	WP	HR	S	P	ERA	WHIP

Cleveland Indians @ California Angels

Anaheim Stadium, Anaheim, CA

Sun Jul 31 1966, 6:33 AM EDT

Att. 19,278 - Unknown

livebaseballscorecards.com

BOTTOM

Batter	1	2	3	4	5	6	7	8	9	AB	R	H	RBI	BB	SO	LOB
Jose Cardenal, R (1, 8) OBP: 0.324, SLG: 0.408	5-3			F9		5-3		F8		4	0	0	0	0	0	0
Jay Johnstone, L (1, 9) OBP: 0.375, SLG: 0.500	K			F3		WP 1B		2B		4	0	2	0	0	1	0
Jim Fregosi, R (1, 6) OBP: 0.300, SLG: 0.361	1-3			F6		6-3 1-2		F8		4	0	0	0	0	0	2
Joe Adcock, R (1, 3) OBP: 0.368, SLG: 0.584 Jackie Hernandez, R (8, PR) OBP: 0.105, SLG: 0.059 Lew Burdette, R (9, 1)		F6			1-3		1B 1B 1B	IBB		3 0 0	1 0 0	1 0 0	0 0 0	1 0 0	0 0 0	0 0 0
Ed Kirkpatrick, L (1, 7) OBP: 0.323, SLG: 0.357		F6			BBBB 4-0 4-3 1B BB		F2	F9		3	1	0	0	1	0	3
Buck Rodgers, S (1, 2) OBP: 0.265, SLG: 0.338		F3			4-3 1-2		1B 1-3 1B		SSS 0-3 K	4	0	1	0	0	1	1
Tom Satriano, L (1, 5) OBP: 0.335, SLG: 0.303 (9, 3)			3-1		2-H 1B		F5		SSS 0-3 K	4	0	1	1	0	1	2
Bobby Knoop, R (1, 4) OBP: 0.270, SLG: 0.387			F3		SSS 0-3 K		1-3 3-H 1B		F8	4	0	1	1	0	1	1
Fred Newman, R (1, 1) OBP: 0.267, SLG: 0.214 Jack Sanford, R (6, 1) OBP: 0.190, SLG: 0.263 Willie Smith, L (6, PH) OBP: 0.244, SLG: 0.253 Bob Lee, R (7, 1) Norm Siebern, L (7, PH) OBP: 0.392, SLG: 0.389 Minnie Rojas, R (8, 1) OBP: 0.083, SLG: 0.167 Paul Schaal, R (9, 5) OBP: 0.358, SLG: 0.326			F2			F6	F8			1 0 1 0 1 0 0	0 0 0 0 0 0 0	0 0 0 0 0 0 0	0 0 0 0 0 0 0	0 0 0 0 0 0 0	0 0 0 0 0 0 0	0 0 0 0 2 0 0
Inning Stats	R: 0 E: 0 K: 1 S: 5 H: 0 LOB: 0 BB: 0 P: 5	R: 0 E: 0 K: 0 S: 3 H: 0 LOB: 0 BB: 0 P: 3	R: 0 E: 0 K: 0 S: 3 H: 0 LOB: 0 BB: 0 P: 3	R: 0 E: 0 K: 0 S: 3 H: 0 LOB: 0 BB: 0 P: 3	R: 1 E: 0 K: 1 S: 6 H: 1 LOB: 1 BB: 1 P: 10	R: 0 E: 0 K: 0 S: 4 H: 1 LOB: 1 BB: 0 P: 4	R: 1 E: 0 K: 0 S: 6 H: 3 LOB: 2 BB: 0 P: 6	R: 0 E: 0 K: 0 S: 4 H: 1 LOB: 2 BB: 1 P: 8	R: 0 E: 0 K: 2 S: 7 H: 0 LOB: 0 BB: 0 P: 7	1B: 5 2B: 1 3B: 0 HR: 0 SF: 0 SAC: 0 DP: 0 HBP: 0	WP: 1 PB: 0 SB: 0 CS: 0 PA: 35					

PITCHER		IP	WLS	BF	H	R	ER	SO	BB	IBB	HBP	BLK	WP	HR	S	P	ERA	WHIP
Steve Hargan, R ERA: 2.98	(1, 1)	6.2	W	26	5	2	2	2	1	0	0	0	1	0	29	33	2.70	0.900
Luis Tiant, R ERA: 3.21	(7, 1)	2.1	S	9	1	0	0	2	0	1	0	0	0	0	12	16	0.00	0.429

PITCHER	IP	WLS	BF	H	R	ER	SO	BB	IBB	HBP	BLK	WP	HR	S	P	ERA	WHIP

New York Yankees @ California Angels

Anaheim Stadium, Anaheim, CA

Mon Aug 01 1966, 10:05 PM EDT

Att. 21,967 - Unknown - 85 F

livebaseballscorecards.com

TOP

Batter	1	2	3	4	5	6	7	8	9	AB	R	H	RBI	BB	SO	LOB
Tom Tresh, S (1, 7) OBP: 0.333, SLG: 0.366	5-3		K			G6-4-3 1B	K2-3			4	0	1	0	0	2	2
Bobby Richardson, R (1, 4) OBP: 0.285, SLG: 0.339	1-3			F7		G6-4-3		5-3		4	0	0	0	0	0	2
Mickey Mantle, S (1, 8) OBP: 0.387, SLG: 0.562	1B			5-3		K		K		4	0	1	0	0	2	1
Joe Pepitone, L (1, 3) OBP: 0.285, SLG: 0.494	3-1			HR			4-3	6-3		4	1	1	1	0	0	1
Elston Howard, R (1, 2) OBP: 0.317, SLG: 0.381		1-3		6-3			6-3		F5	4	0	0	0	0	0	0
Roger Maris, L (1, 9) OBP: 0.317, SLG: 0.378		K			F8		HBP		F6	3	1	0	0	0	1	0
Clete Boyer, R (1, 5) OBP: 0.300, SLG: 0.377		F6			L7		BB 1B		6-3	4	1	1	0	0	0	0
Horace Clarke, S (1, 6) OBP: 0.271, SLG: 0.336			F8		4-3		BB			2	0	0	0	1	0	0
Fred Talbot, R (1, 1) OBP: 0.229, SLG: 0.205			5-3			G6-4-3 1B BB				1	0	0	0	1	0	0
Hector Lopez, R (7, PH) OBP: 0.286, SLG: 0.416										1	0	1	2	0	0	0
Hal Reniff, R (7, 1) OBP: 0.333, SLG: 0.333										0	0	0	0	0	0	0
Steve Hamilton, L (7, 1)										0	0	0	0	0	0	0

	AB	31
	R	3
	H	5
	RBI	3
	BB	2
	SO	5
	LOB	6

Inning Stats	1	2	3	4	5	6	7	8	9
	R: 0 E: 0 K: 0 S: 4	H: 1 LOB: 1 BB: 0 P: 4	R: 0 E: 0 K: 1 S: 5	H: 0 LOB: 0 BB: 0 P: 5	R: 0 E: 0 K: 1 S: 5	H: 0 LOB: 0 BB: 0 P: 5	R: 1 E: 0 K: 0 S: 4	H: 1 LOB: 0 BB: 0 P: 4	R: 0 E: 0 K: 0 S: 3	H: 0 LOB: 0 BB: 0 P: 3
	R: 0 E: 0 K: 1 S: 5	H: 1 LOB: 1 BB: 1 P: 9	R: 2 E: 0 K: 1 S: 7	H: 2 LOB: 2 BB: 1 P: 12	R: 0 E: 0 K: 1 S: 5	H: 0 LOB: 0 BB: 0 P: 5	R: 0 E: 0 K: 0 S: 3	H: 0 LOB: 0 BB: 0 P: 3		

	1B: 4	SF: 0	WP: 0	PA: 34
	2B: 0	SAC: 0	PB: 0	
	3B: 0	DP: 1	SB: 0	
	HR: 1	HBP: 1	CS: 0	

PITCHER		IP	WLS	BF	H	R	ER	SO	BB	IBB	HBP	BLK	WP	HR	S	P	ERA	WHIP
Clyde Wright, L ERA: 3.86	(1, 1)	6.2		26	4	3	3	3	2	0	1	0	0	1	29	38	4.05	0.900
Howie Reed, R ERA: 2.57	(7, 1)	0.0		1	1	0	0	0	0	0	0	0	0	0	1	1	∞	∞
Jack Sanford, R ERA: 3.56	(7, 1)	0.1	W	1	0	0	0	1	0	0	0	0	0	0	3	3	0.00	0.000
Lew Burdette, R ERA: 2.81	(8, 1)	2.0	S	6	0	0	0	1	0	0	0	0	0	0	8	8	0.00	0.000

PITCHER	IP	WLS	BF	H	R	ER	SO	BB	IBB	HBP	BLK	WP	HR	S	P	ERA	WHIP

BOTTOM

New York Yankees @ California Angels

Anaheim Stadium, Anaheim, CA

Mon Aug 01 1966, 10:05 PM EDT

Att. 21,967 - Unknown - 85 F

livebaseballscorecards.com

Batter	1	2	3	4	5	6	7	8	9	AB	R	H	RBI	BB	SO	LOB
Jay Johnstone, L (1, 8) OBP: 0.500, SLG: 0.583	F7		CS 1B		FC6-4 1B		HBP 1B 1-3 2-H			4	0	3	1	0	0	0
Willie Smith, L (1, 7) OBP: 0.250, SLG: 0.250 Lew Burdette, R (8, 1)	BB 3B		F8		FC6-4 1-2f		HBP 1-2			2 0	1 0	0 0	0 0	1 0	0 0	2 0
Jim Fregosi, R (1, 6) OBP: 0.299, SLG: 0.365	3B 1-H		CS 1-2	F6	L8		K			4	0	1	1	0	1	4
Norm Siebern, L (1, 3) OBP: 0.394, SLG: 0.389	BB G4-6-3			HR 1B		F8	K			3	1	1	0	1	1	3
Buck Rodgers, S (1, 2) OBP: 0.265, SLG: 0.347	G4-6-3 1-2f			HR 1-H		4-3		5-3		4	1	1	2	0	0	2
Ed Kirkpatrick, L (1, 9) OBP: 0.322, SLG: 0.359		4-3		4-3 2B		K		K		4	0	1	0	0	2	0
Tom Satriano, L (1, 5) OBP: 0.335, SLG: 0.311 Jackie Hernandez, R (7, PR) OBP: 0.105, SLG: 0.059 Jose Cardenal, R (8, 7) OBP: 0.323, SLG: 0.407		4-3		4-3 2-3			1B 2B	F7		3 0 1	0 1 0	1 0 0	0 0 0	0 0 0	0 0 0	1 0 0
Bobby Knoop, R (1, 4) OBP: 0.268, SLG: 0.384		5-3		6-3			K			3	0	0	0	0	1	2
Clyde Wright, R (1, 1) OBP: 0.143, SLG: 0.143 Howie Reed, R (7, 1) Jack Sanford, R (7, 1) OBP: 0.190, SLG: 0.263 Joe Adcock, R (7, PH) OBP: 0.372, SLG: 0.584 Paul Schaal, R (7, PR) OBP: 0.358, SLG: 0.326 (8, 5)			F9		5-3		1B IBB			2 0 0 0 0 0	0 0 0 0 0 0	0 0 0 0 1 0	0 0 0 0 0 0	0 0 0 0 0 0	0 0 0 0 0 0	0 0 0 0 0 0
Inning Stats	R: 1 H: 1 E: 0 LOB: 1 K: 0 BB: 2 S: 3 P: 11	R: 0 H: 0 E: 0 LOB: 0 K: 0 BB: 0 S: 3 P: 3	R: 0 H: 1 E: 0 LOB: 0 K: 0 BB: 0 S: 3 P: 3	R: 2 H: 3 E: 0 LOB: 1 K: 0 BB: 0 S: 6 P: 6	R: 0 H: 1 E: 0 LOB: 1 K: 0 BB: 0 S: 4 P: 4	R: 0 H: 0 E: 0 LOB: 0 K: 1 BB: 0 S: 5 P: 5	R: 1 H: 2 E: 0 LOB: 3 K: 3 BB: 1 S: 11 P: 16	R: 0 H: 0 E: 0 LOB: 0 K: 1 BB: 0 S: 5 P: 5		1B: 4 SF: 0 2B: 2 SAC: 0 3B: 1 DP: 1 HR: 1 HBP: 1						

	AB	30
	R	4
	H	8
	RBI	4
	BB	3
	SO	5
	LOB	14

WP: 0 PA: 35
PB: 0
SB: 0
CS: 1

PITCHER		IP	WLS	BF	H	R	ER	SO	BB	IBB	HBP	BLK	WP	HR	S	P	ERA	WHIP
Fred Talbot, R ERA: 4.63	(1, 1)	6.0		24	6	3	3	1	2	0	0	0	0	1	24	32	4.50	1.333
Hal Reniff, R ERA: 2.39	(7, 1)	0.2	L	6	2	1	1	2	0	1	1	0	0	0	8	13	13.50	3.000
Steve Hamilton, L ERA: 3.0	(7, 1)	1.1		4	0	0	0	2	0	0	0	0	0	0	8	8	0.00	0.000

PITCHER		IP	WLS	BF	H	R	ER	SO	BB	IBB	HBP	BLK	WP	HR	S	P	ERA	WHIP

New York Yankees @ California Angels

Anaheim Stadium, Anaheim, CA

Tue Aug 02 1966, 10:05 PM EDT

Att. 25,465 - Unknown - 82 F

TOP

livebaseballscorecards.com

Batter	1	2	3	4	5	6	7	8	9	10	11	AB	R	H	RBI	BB	SO	LOB
Tom Tresh, S (1, 7) OBP: 0.333, SLG: 0.367	0-0 2B 2B		0-0 ② 6-3		0-0 ① F6		BBBB 4-0 L4-6 SH1-3 BB		0-0 ③ 4-3			4	1	1	0	1	0	1
Bobby Richardson, R (1, 4) OBP: 0.287, SLG: 0.340	SSS 0-3 ① K		0-0 BB E 1B		0-0 BLK 2B 1B		0-0 ① SH1-3 1-2			0-0 ① F9		4	2	2	0	0	1	1
Mickey Mantle, S (1, 8) OBP: 0.387, SLG: 0.556	0-0 ② F3		BBBB 4-0 E E 1-2 BB		0-0 ② F7		0-0 ②③ L4-6 2-3			BBBB 4-0 G4-6-3 BB		3	1	0	0	2	0	3
Joe Pepitone, L (1, 3) OBP: 0.289, SLG: 0.500	0-0 2-H 2B		0-0 E4 E 1-3 2-H		0-0 1-H 2B			0-0 FC5-4 1B		0-0 ②③ G4-6-3 1-2f		5	1	3	2	0	0	2
Elston Howard, R (1, 2) OBP: 0.316, SLG: 0.378 Roy White, S (11, PR) OBP: 0.310, SLG: 0.359 Jake Gibbs, L (11, 2) OBP: 0.326, SLG: 0.367	0-0 ③ F8		0-0 E5 2-H 3-H		0-0 ③ G3			0-0 ① FC5-4 G6-4-3 1-2f			0-0 G6-3 1B	5 0 0	0 0 0	1 0 0	0 0 0	0 0 0	0 0 0	3 0 0
Roger Maris, L (1, 9) OBP: 0.311, SLG: 0.370		SSS 0-3 ① K	SSS 0-3 ③ K			0-0 ① F5		0-0 ②③ G6-4-3 1-2f			0-0 ①② G6-3 1-2f	5	0	0	0	0	2	3
Clete Boyer, R (1, 5) OBP: 0.299, SLG: 0.374	0-0 ② F4		SSS 0-3 ① K			0-0 ② F5			0-0 ① 5-3		0-0 1B	5	0	1	0	0	1	0
Horace Clarke, S (1, 6) OBP: 0.276, SLG: 0.333	0-0 ③ L5		SSS 0-3 ② K			0-0 FC6 1B			BBBB 4-0 CS BB		0-0 ③ F3	4	0	1	0	1	0	1
Al Downing, R (1, 1) OBP: 0.184, SLG: 0.191 Pedro Ramos, S (9, 1) OBP: 0.200, SLG: 0.200 Whitey Ford, L (9, 1) Hal Reniff, R (9, 1) OBP: 0.333, SLG: 0.333			SSS 0-3 ① K		SSS 0-3 ③ K	0-0 ③ FC6 1-2f			BBBB 4-0 ② 1-2 BB			3 0 0 0	0 0 0 0	0 0 0 0	0 0 0 0	1 0 0 0	2 0 0 0	1 0 0 0
Inning Stats	R: 1 H: 2 E: 0 LOB: 1 K: 1 BB: 0 S: 7 P: 7	R: 0 H: 0 E: 0 LOB: 0 K: 1 BB: 0 S: 5 P: 5	R: 3 H: 1 E: 2 LOB: 1 K: 2 BB: 1 S: 10 P: 14	R: 0 H: 0 E: 0 LOB: 0 K: 2 BB: 0 S: 7 P: 7	R: 1 H: 2 E: 0 LOB: 1 K: 0 BB: 0 S: 5 P: 5	R: 0 H: 1 E: 0 LOB: 1 K: 0 BB: 0 S: 4 P: 4	R: 0 H: 0 E: 0 LOB: 0 K: 0 BB: 1 S: 2 P: 6	R: 0 H: 1 E: 0 LOB: 0 K: 0 BB: 0 S: 3 P: 3	R: 0 H: 0 E: 0 LOB: 1 K: 0 BB: 2 S: 2 P: 10	R: 0 H: 0 E: 0 LOB: 0 K: 0 BB: 1 S: 2 P: 6	R: 0 H: 2 E: 0 LOB: 1 K: 0 BB: 0 S: 4 P: 4	1B: 6 SF: 0 2B: 4 SAC: 1 3B: 0 DP: 4 HR: 0 HBP: 0						

PITCHER		IP	WLS	BF	H	R	ER	SO	BB	IBB	HBP	BLK	WP	HR	S	P	ERA	WHIP
George Brunet, L ERA: 2.78	(1, 1)	5.0		23	5	5	2	6	1	0	0	1	0	0	34	38	3.60	1.200
Bob Lee, R ERA: 2.84	(6, 1)	2.0		7	1	0	0	0	1	0	0	0	0	0	6	10	0.00	1.000
Jack Sanford, R ERA: 3.48	(8, 1)	2.0		7	1	0	0	0	2	0	0	0	0	0	5	13	0.00	1.500
Minnie Rojas, R ERA: 1.56	(10, 1)	2.0	W	7	2	0	0	0	1	0	0	0	0	0	6	10	0.00	1.500

PITCHER	IP	WLS	BF	H	R	ER	SO	BB	IBB	HBP	BLK	WP	HR	S	P	ERA	WHIP

AB	38
R	5
H	9
RBI	2
BB	5
SO	6
LOB	15

WP: 0 PA: 44
PB: 0
SB: 0
CS: 1

New York Yankees @ California Angels

Anaheim Stadium, Anaheim, CA

Tue Aug 02 1966, 10:05 PM EDT

Att. 25,465 - Unknown - 82 F

livebaseballscorecards.com

BOTTOM

Batter	1	2	3	4	5	6	7	8	9	10	11	AB	R	H	RBI	BB	SO	LOB
Jay Johnstone, L (1, 9) OBP: 0.471, SLG: 0.529	L8		1B		FC1-5 1-2 2-3f			F2	1B 2-3 3-H 1B			5	0	2	1	0	0	2
Jim Fregosi, R (1, 6) OBP: 0.300, SLG: 0.363	L5		5-3		F4			HR BB	FC5-4 1-3 3-H 1B			4	1	1	1	1	0	3
Jose Cardenal, R (1, 8) OBP: 0.318, SLG: 0.401	L5			L7	K			F7	FC5-4 1-2f			5	0	0	0	0	1	5
Joe Adcock, R (1, 3) OBP: 0.367, SLG: 0.591		6-3		K		F4		1-H HR		6-3		5	1	1	2	0	1	0
Buck Rodgers, S (1, 2) OBP: 0.263, SLG: 0.342		F8		BB		L7		6-3		F7		4	0	0	0	1	0	0
Tom Satriano, L (1, 5) OBP: 0.339, SLG: 0.311 Marcelino Lopez, R (9, PR) OBP: 0.289, SLG: 0.286 Minnie Rojas, R (10, 1) OBP: 0.154, SLG: 0.167		1B		K		F9			E 1B E BB		BB	3 0 0	0 1 0	1 0 0	0 0 0	1 0 1	1 0 0	1 0 0
Bobby Knoop, R (1, 4) OBP: 0.267, SLG: 0.389	K				HR	L6			E5 1B E 1-2 1B	K		5	2	1	1	0	2	3
Ed Kirkpatrick, L (1, 7) OBP: 0.319, SLG: 0.356			F7		FC1-5 BB 1B	5-3			K 1-2 2-3		4-1	5	0	1	0	0	1	2
George Brunet, R (1, 1) OBP: 0.178, SLG: 0.250 Jim Piersall, R (5, PH) OBP: 0.284, SLG: 0.232 Bob Lee, R (6, 1) Frank Malzone, R (7, PH) OBP: 0.280, SLG: 0.327 Jack Sanford, R (8, 1) OBP: 0.190, SLG: 0.263 Paul Schaal, R (9, PH) OBP: 0.399, SLG: 0.340 (10, 5)		F8			FC1-5 1-2 BB	6-3			K		IHR	1 0 0 1 0 2	0 0 0 0 0 1	0 0 0 0 0 3	0 0 0 0 0 1	0 0 0 0 0 0	0 0 0 0 0 1	0 0 0 0 0 3
Inning Stats	R: 0 E: 0 K: 0 S: 3 H: 0 LOB: 0 BB: 0 P: 3	R: 0 E: 0 K: 1 S: 6 H: 1 LOB: 1 BB: 0 P: 6	R: 0 E: 0 K: 0 S: 4 H: 1 LOB: 1 BB: 0 P: 4	R: 0 E: 0 K: 2 S: 7 H: 0 LOB: 1 BB: 1 P: 11	R: 1 E: 0 K: 1 S: 7 H: 2 LOB: 2 BB: 1 P: 11	R: 0 E: 0 K: 0 S: 3 H: 0 LOB: 0 BB: 0 P: 3	R: 0 E: 0 K: 0 S: 3 H: 0 LOB: 0 BB: 0 P: 3	R: 2 E: 0 K: 0 S: 4 H: 1 LOB: 0 BB: 1 P: 8	R: 2 E: 2 K: 2 S: 10 H: 2 LOB: 2 BB: 1 P: 14	R: 0 E: 0 K: 1 S: 5 H: 0 LOB: 1 BB: 1 P: 9	R: 1 E: 0 K: 0 S: 2 H: 1 LOB: 0 BB: 0 P: 2	1B: 5 2B: 0 3B: 0 HR: 3 SF: 0 SAC: 0 DP: 0 HBP: 0	WP: 0 PB: 0 SB: 0 CS: 0 PA: 45					

	AB	40
	R	6
	H	8
	RBI	6
	BB	5
	SO	7
	LOB	19

PITCHER		IP	WLS	BF	H	R	ER	SO	BB	IBB	HBP	BLK	WP	HR	S	P	ERA	WHIP
Al Downing, L ERA: 3.35	(1, 1)	8.0		33	5	4	3	4	4	0	0	0	0	2	37	53	3.38	1.125
Pedro Ramos, R ERA: 3.42	(9, 1)	0.0		1	0	0	0	0	0	0	0	0	0	0	1	1	∞	∞
Whitey Ford, L ERA: 2.7	(9, 1)	0.2		4	2	1	0	2	0	0	0	0	0	0	8	8	0.00	3.000
Hal Reniff, R ERA: 2.47	(9, 1)	1.2	L	7	1	1	1	1	1	0	0	0	0	0	8	12	5.40	1.200

PITCHER	IP	WLS	BF	H	R	ER	SO	BB	IBB	HBP	BLK	WP	HR	S	P	ERA	WHIP

Batter	1	2	3	4	5	6	7	8	9	AB	R	H	RBI	BB	SO	LOB
Horace Clarke, S (1, 6) OBP: 0.293, SLG: 0.339	BBBB 4-0 BB 1B BB	SSS 0-3 ① K		BBB 4-0 BB 1B E BB	x 0-0 BB 1B		x 0-0 G4-6-3 1B		SSS 0-3 ③ K	4	2	2	0	2	2	0
Bobby Richardson, R (1, 4) OBP: 0.288, SLG: 0.339	BBBB 4-0 1B 1-2 4-3 BB	x 0-0 ② 6-3		x 0-0 E BB 1-2 2-3 BB 1B	x 0-0 ② L8		x 0-0 ①② G4-6-3 1-2f			4	2	1	0	1	0	2
Mickey Mantle, S (1, 8) OBP: 0.392, SLG: 0.556 Roy White, S (5, PR) OBP: 0.309, SLG: 0.358 (5, 7)	x 0-0 4-3 1-3 2-H 2B 1B	x 0-0 ③ 1-3		BBB 4-0 BB E 1-2 2-3 3-H BB	BBB 4-0 1-2 BB		x 0-0 ③ F7			2	1	1	2	2	0	0
										1	0	0	0	0	0	0
Joe Pepitone, L (1, 3) OBP: 0.285, SLG: 0.494	x 0-0 ① F2	x 0-0 ① L8		x 0-0 E4 BB 1-2 2-3 3-H	x 0-0 4-3			x 0-0 ① F5		5	0	0	1	0	0	6
Roger Maris, L (1, 9) OBP: 0.312, SLG: 0.368 Lou Clinton, R (8, PR) OBP: 0.286, SLG: 0.340 (8, 9)	x 0-0 ② 4-3 1-2 3-H	x 0-0 ② 5-3		BBB 4-0 1-2 2-3 3-H BB	x 0-0 ① 4-3			x 0-0 1B		4	0	1	2	1	0	1
										0	0	0	0	0	0	0
Tom Tresh, S (1, 7) OBP: 0.334, SLG: 0.364 (5, 8)	BBBB 4-0 2B BB	x 0-0 ③ F7		x 0-0 ② F4	BBBB 4-0 1B SF9 BB			x 0-0 ② F9		3	1	0	0	2	0	4
Jake Gibbs, L (1, 2) OBP: 0.336, SLG: 0.384	x 0-0 1-3 2-H 2B			x 0-0 1B SF9 1B x 0-0 F7	x 0-0 1-3 1B			x 0-0 ③ 4-3		5	1	3	1	0	0	4
Clete Boyer, R (1, 5) OBP: 0.300, SLG: 0.374	BBBB 4-0 BB			x 0-0 1B SF9 1-3 BB 1B	x 0-0 ① F5	x 0-0 ② SF9 3-H		x 0-0 ① F7		3	1	1	1	1	0	0
Mel Stottlemyre, R (1, 1) OBP: 0.177, SLG: 0.241	x 0-0 ③ 1-3			x 0-0 ① SF9 1-2 3-H	x 0-0 HR	x 0-0 ③ F6		x 0-0 ② 6-3		4	1	1	2	0	0	4
Inning Stats	R: 3 E: 0 K: 0 S: 5 H: 2 LOB: 3 BB: 4 P: 21	R: 0 E: 0 K: 1 S: 5 H: 0 LOB: 0 BB: 0 P: 5	R: 0 E: 0 K: 0 S: 3 H: 0 LOB: 0 BB: 0 P: 3	R: 4 E: 1 K: 0 S: 7 H: 3 LOB: 3 BB: 3 P: 19	R: 1 E: 0 K: 0 S: 5 H: 2 LOB: 2 BB: 1 P: 9	R: 1 E: 0 K: 0 S: 4 H: 1 LOB: 1 BB: 1 P: 8	R: 0 E: 0 K: 0 S: 3 H: 1 LOB: 0 BB: 0 P: 3	R: 0 E: 0 K: 0 S: 4 H: 1 LOB: 1 BB: 0 P: 4	R: 0 E: 0 K: 1 S: 5 H: 0 LOB: 0 BB: 0 P: 5	1B: 8 2B: 1 3B: 0 HR: 1 SF: 2 SAC: 0 DP: 1 HBP: 0						

New York Yankees @ California Angels

Anaheim Stadium, Anaheim, CA

Wed Aug 03 1966, 10:05 PM EDT

Att. 32,423 - Unknown - 81 F

TOP

livebaseballscorecards.com

AB	35
R	9
H	10
RBI	9
BB	9
SO	2
LOB	21

WP: 0 PA: 46
PB: 0
SB: 0
CS: 0

PITCHER		IP	WLS	BF	H	R	ER	SO	BB	IBB	HBP	BLK	WP	HR	S	P	ERA	WHIP
Dean Chance, R ERA: 3.57	(1, 1)	3.1	L	21	5	7	6	1	6	0	0	0	0	0	17	41	16.20	3.300
Howie Reed, R ERA: 2.82	(4, 1)	2.2		15	3	2	2	0	3	0	0	0	0	1	12	24	6.75	2.250
Fred Newman, R ERA: 6.02	(7, 1)	2.0		7	2	0	0	0	0	0	0	0	0	0	7	7	0.00	1.000
Bob Lee, R ERA: 2.8	(9, 1)	1.0		3	0	0	0	1	0	0	0	0	0	0	5	5	0.00	0.000

PITCHER	IP	WLS	BF	H	R	ER	SO	BB	IBB	HBP	BLK	WP	HR	S	P	ERA	WHIP

BOTTOM

Batter	1	2	3	4	5	6	7	8	9	AB	R	H	RBI	BB	SO	LOB
Jay Johnstone, L (1, 9) (7, 8) OBP: 0.381, SLG: 0.429	K		4-3			4-3 (2-3)			4-3	4	0	0	0	0	1	2
Jim Fregosi, R (1, 6) OBP: 0.300, SLG: 0.361	CS, BB			F7		K			K	3	0	0	0	1	2	1
Jose Cardenal, R (1, 8) OBP: 0.319, SLG: 0.402	K (1-2)			G4-6-3, 1B			5-3			2	0	1	0	0	1	1
Jim Piersall, R (7, 7) OBP: 0.261, SLG: 0.229										1	0	0	0	0	0	0
Norm Siebern, L (1, 3) OBP: 0.389, SLG: 0.384		L8		G4-6-3 (1-2f)			L1			3	0	0	0	0	0	1
Buck Rodgers, S (1, 2) OBP: 0.262, SLG: 0.340		K			K		F7			2	0	0	0	0	2	0
Frank Malzone, R (6, 5) OBP: 0.277, SLG: 0.324										1	0	0	0	0	0	0
Ed Kirkpatrick, L (1, 7) (7, 9) OBP: 0.316, SLG: 0.351		F8			F5			3-1		3	0	0	0	0	0	0
Tom Satriano, L (1, 5) (6, 2) OBP: 0.333, SLG: 0.305			6-3		4-3			2-3		3	0	0	0	0	0	0
Bobby Knoop, R (1, 4) OBP: 0.270, SLG: 0.391			SH1, BB			4-3, 1-3, 1B		K		1	0	1	0	1	0	0
Fred Newman, R (7, 1) OBP: 0.267, SLG: 0.214										0	0	0	0	0	0	0
Willie Smith, L (8, PH) OBP: 0.249, SLG: 0.248										1	0	0	0	0	1	0
Bob Lee, R (9, 1)										0	0	0	0	0	0	0
Dean Chance, R (1, 1) OBP: 0.058, SLG: 0.020			SH1 (1-2)			1-3 (1-2)			6-3	0	0	0	0	0	0	0
Howie Reed, R (4, 1)										0	0	0	0	0	0	0
Jackie Hernandez, R (6, PH) (7, 4) OBP: 0.095, SLG: 0.053										2	0	0	0	0	0	1

Inning Stats	1	2	3	4	5	6	7	8	9
R:	0	0	0	0	0	0	0	0	0
E:	0	0	0	0	0	0	0	0	0
K:	2	1	0	0	1	1	0	1	1
S:	6	5	3	3	5	6	3	5	5
H:	0	0	0	1	0	1	0	0	0
LOB:	1	0	1	0	0	1	0	0	0
BB:	1	0	1	0	0	0	0	0	0
P:	10	5	7	3	5	6	3	5	5

PITCHER	IP	WLS	BF	H	R	ER	SO	BB	IBB	HBP	BLK	WP	HR	S	P	ERA	WHIP
Mel Stottlemyre, R (1, 1) ERA: 3.05	9.0	W	29	2	0	0	7	2	0	0	0	0	0	41	49	0.00	0.444

PITCHER	IP	WLS	BF	H	R	ER	SO	BB	IBB	HBP	BLK	WP	HR	S	P	ERA	WHIP

New York Yankees @ California Angels

Anaheim Stadium, Anaheim, CA

Wed Aug 03 1966, 10:05 PM EDT

Att. 32,423 - Unknown - 81 F

livebaseballscorecards.com

AB	26
R	0
H	2
RBI	0
BB	2
SO	7
LOB	6

1B:	2	SF:	0	WP:	0	PA:	29		
2B:	1	SAC:	1	PB:	0				
3B:	0	DP:	2	SB:	0				
HR:	0	HBP:	0	CS:	1				

New York Yankees @ California Angels

Anaheim Stadium, Anaheim, CA

Thu Aug 04 1966, 6:33 AM EDT

Att. 19,512 - Unknown - 85 F

TOP

livebaseballscorecards.com

Batter	1	2	3	4	5	6	7	8	9	AB	R	H	RBI	BB	SO	LOB
Tom Tresh, S (1, 7) OBP: 0.335, SLG: 0.367	FC5-4 1B		F7		4-3 SF8 2B		F8		4-3	5	1	2	0	0	0	1
Bobby Richardson, R (1, 4) OBP: 0.287, SLG: 0.338	FC5-4 1B 1-2f		6-3		4-3 2-3		CS 1B 2-H		4-3	5	0	1	1	0	0	2
Mickey Mantle, S (1, 8) OBP: 0.396, SLG: 0.559	FC6-4 1B 1-2		BBBB BB		SF8 3-H		CS 1-2	HR 1B	F8	2	0	2	1	1	0	0
Roy White, S (8, PR) OBP: 0.309, SLG: 0.358										0	1	0	0	0	0	0
Ray Barker, L (8, 3) OBP: 0.243, SLG: 0.369										1	0	0	0	0	0	0
Joe Pepitone, L (1, 3) OBP: 0.283, SLG: 0.489	F5		F3		F7			F7		4	0	0	0	0	0	4
(8, 8)																
Elston Howard, R (1, 2) OBP: 0.318, SLG: 0.387	FC6-4 1-2f			BBBB 2B SF9 BB		F8		1-H HR		3	2	1	2	1	0	2
Clete Boyer, R (1, 5) OBP: 0.302, SLG: 0.387		HR		SF9 SF8 1-3 2B		F8		5-3		4	2	2	1	0	0	1
Hector Lopez, R (1, 9) OBP: 0.284, SLG: 0.413		F9		SF9 2-3 3-H		F6		1B 1B		3	0	1	1	0	0	0
Lou Clinton, R (8, 9) OBP: 0.286, SLG: 0.340										0	0	0	0	0	0	0
Horace Clarke, S (1, 6) OBP: 0.299, SLG: 0.346		5-3		SF8 3-H			1-3 1B 1B	1-2 1B		3	1	2	1	0	0	0
Fritz Peterson, S (1, 1) OBP: 0.205, SLG: 0.233		K		5-3			1-3 1-2	K		1	0	0	0	0	1	0
Dooley Womack, L (2, 1) OBP: 0.500, SLG: 0.500										1	0	0	0	0	0	0
Jake Gibbs, L (7, PH) OBP: 0.333, SLG: 0.381										1	0	0	0	0	0	1
Pedro Ramos, S (7, 1) OBP: 0.182, SLG: 0.182										1	0	0	0	0	1	2
Hal Reniff, R (8, 1) OBP: 0.333, SLG: 0.333										0	0	0	0	0	0	0
Inning Stats	R: 0 E: 0 K: 0 S: 5 H: 2 LOB: 2 BB: 0 P: 5	R: 1 E: 0 K: 1 S: 6 H: 1 LOB: 0 BB: 0 P: 6	R: 0 E: 0 K: 0 S: 3 H: 0 LOB: 1 BB: 1 P: 7	R: 2 E: 0 K: 0 S: 4 H: 1 LOB: 0 BB: 1 P: 8	R: 1 E: 0 K: 0 S: 4 H: 1 LOB: 0 BB: 0 P: 4	R: 0 E: 0 K: 0 S: 3 H: 0 LOB: 0 BB: 0 P: 3	R: 1 E: 0 K: 0 S: 4 H: 2 LOB: 0 BB: 0 P: 4	R: 2 E: 0 K: 1 S: 9 H: 4 LOB: 2 BB: 0 P: 9	R: 0 E: 0 K: 0 S: 3 H: 0 LOB: 0 BB: 0 P: 3	1B: 7 2B: 2 3B: 0 HR: 2	SF: 3 SAC: 0 DP: 0 HBP: 0						

AB	34
R	7
H	11
RBI	7
BB	2
SO	2
LOB	13

WP: 0 PB: 0 SB: 0 CS: 1 PA: 40

PITCHER		IP	WLS	BF	H	R	ER	SO	BB	IBB	HBP	BLK	WP	HR	S	P	ERA	WHIP
Marcelino Lopez, L ERA: 4.06	(1, 1)	5.0		22	5	4	4	1	2	0	0	0	0	1	22	30	7.20	1.400
Lew Burdette, R ERA: 2.87	(6, 1)	2.0		7	2	1	1	0	0	0	0	0	0	0	7	7	4.50	1.000
Minnie Rojas, R ERA: 1.84	(8, 1)	1.0		7	4	2	2	1	0	0	0	0	0	1	9	9	18.00	4.000
Jack Sanford, R ERA: 3.44	(9, 1)	1.0	W	3	0	0	0	0	0	0	0	0	0	0	3	3	0.00	0.000

PITCHER		IP	WLS	BF	H	R	ER	SO	BB	IBB	HBP	BLK	WP	HR	S	P	ERA	WHIP

Batter	1	2	3	4	5	6	7	8	9	AB	R	H	RBI	BB	SO	LOB
Jose Cardenal, R (1, 8) OBP: 0.320, SLG: 0.407	F6	1B 3B 1-H 3-H		K S S S			F5	E8 1-H 3-H 1B		5	1	2	3	0	1	0
Jay Johnstone, L (1, 9) OBP: 0.385, SLG: 0.423	3B 1B	FC6-4 3-H 1B			5-3		F5	F8		5	1	2	1	0	0	2
Jim Fregosi, R (1, 6) OBP: 0.304, SLG: 0.369	SF9 1-H 3B	FC6-4 1-2f			1B			3B 1B		4	2	3	1	0	0	1
Joe Adcock, R (1, 3) OBP: 0.365, SLG: 0.599 Jackie Hernandez, R (8, PR) OBP: 0.095, SLG: 0.053 (9, 5)	SF9 3-H	L1			F9			2B 3B 1-H		3 0	0 1	1 0	2 0	0 0	0 0	2 0
Frank Malzone, R (1, 5) OBP: 0.270, SLG: 0.316 Lew Burdette, R (6, 1) Minnie Rojas, R (8, 1) OBP: 0.154, SLG: 0.167 Norm Siebern, L (8, PH) OBP: 0.391, SLG: 0.384 Paul Schaal, R (8, PR) OBP: 0.359, SLG: 0.340 Jack Sanford, R (9, 1) OBP: 0.190, SLG: 0.263	5-3		6-3		L8			2B SF9 IBB		3 0 0 0 0 0	0 0 0 0 1 0	0 0 0 0 0 0	0 0 0 0 0 0	0 0 0 1 0 0	0 0 0 0 0 0	1 0 0 0 0 0
Buck Rodgers, S (1, 2) OBP: 0.268, SLG: 0.347	4-3 1B 1B 1B	G6-4-3 BB				4-3		SF9 1-3 3-H E 2B		3	2	2	1	1	0	0
Bobby Knoop, R (1, 4) OBP: 0.270, SLG: 0.391	1B 4-3 1-2 3B 1B	G6-4-3 1-2f				5-3		SF9 2-3 3-H		3	1	1	1	0	0	1
Ed Kirkpatrick, L (1, 7) OBP: 0.311, SLG: 0.345	4-3 1-2 2-3			K S S S		K S S S		K S S S		4	0	0	0	0	3	4
Marcelino Lopez, R (1, 1) OBP: 0.300, SLG: 0.297 Tom Satriano, L (6, 5) OBP: 0.335, SLG: 0.303 (9, 3)	3B 1B 2-3 3-H			4-3			4-3	1B E BB		2 1	1 1	1 0	1 0	0 1	0 0	0 0
Inning Stats	R: 2 H: 2 E: 0 LOB: 0 K: 0 BB: 0 S: 5 P: 5	R: 4 H: 5 E: 0 LOB: 1 K: 0 BB: 0 S: 8 P: 8	R: 0 H: 0 E: 0 LOB: 0 K: 0 BB: 0 S: 2 P: 6	R: 0 H: 0 E: 0 LOB: 0 K: 2 BB: 0 S: 7 P: 7	R: 0 H: 1 E: 0 LOB: 1 K: 0 BB: 0 S: 4 P: 4	R: 0 H: 0 E: 0 LOB: 0 K: 1 BB: 0 S: 5 P: 5	R: 0 H: 0 E: 0 LOB: 0 K: 0 BB: 0 S: 3 P: 3	R: 5 H: 4 E: 1 LOB: 2 K: 1 BB: 2 S: 9 P: 17		1B: 8 SF: 2 2B: 1 SAC: 0 3B: 3 DP: 1 HR: 0 HBP: 0						

PITCHER		IP	WLS	BF	H	R	ER	SO	BB	IBB	HBP	BLK	WP	HR	S	P	ERA	WHIP
Fritz Peterson, L ERA: 4.05	(1, 1)	1.1		11	7	6	6	0	0	0	0	0	0	0	11	11	40.50	5.250
Dooley Womack, R ERA: 3.24	(2, 1)	4.2		15	1	0	0	3	1	0	0	0	0	0	20	24	0.00	0.429
Pedro Ramos, R ERA: 3.63	(7, 1)	1.0	L	5	2	2	2	0	0	0	0	0	0	0	5	5	18.00	2.000
Hal Reniff, R ERA: 2.69	(8, 1)	1.0		7	2	3	2	1	1	1	0	0	0	0	7	15	18.00	3.000

PITCHER	IP	WLS	BF	H	R	ER	SO	BB	IBB	HBP	BLK	WP	HR	S	P	ERA	WHIP

BOTTOM

New York Yankees @ California Angels

Anaheim Stadium, Anaheim, CA

Thu Aug 04 1966, 6:33 AM EDT

Att. 19,512 - Unknown - 85 F

livebaseballscorecards.com

AB	33
R	11
H	12
RBI	10
BB	3
SO	4
LOB	11

Chicago White Sox @ California Angels

Anaheim Stadium, Anaheim, CA

Fri Aug 05 1966, 10:05 PM EDT

Att. 15,094 - Unknown

TOP

livebaseballscorecards.com

Batter	1	2	3	4	5	6	7	8	9	AB	R	H	RBI	BB	SO	LOB
Don Buford, S (1, 5) OBP: 0.320, SLG: 0.342	2-3			F9	BBB 4-0 1B BB		2B		L4	4	0	1	0	1	0	0
Tommie Agee, R (1, 8) OBP: 0.314, SLG: 0.400	6-3			HR	1-2 1B		4-0 IBB			3	1	2	1	1	0	0
Pete Ward, L (1, 7) OBP: 0.250, SLG: 0.195 Tom McCraw, L (7, 9) OBP: 0.297, SLG: 0.346 (8, 3)	G3			1B SF9 1B	1-3		F8			4 0	1 0	1 0	0 0	0 0	0 0	4 0
John Romano, R (1, 2) OBP: 0.360, SLG: 0.433		F4		1B 1-3 1B	SSS 0-3 K			HR		4	1	2	1	0	1	0
Ken Berry, R (1, 9) OBP: 0.328, SLG: 0.424 (7, 7)		4-3		SF9 3-H		5-3		6-3		3	0	0	1	0	0	0
Bill Skowron, R (1, 3) OBP: 0.316, SLG: 0.348 Floyd Robinson, L (8, 9) OBP: 0.339, SLG: 0.348		3-1		1-2 1B		1B		SSS 0-3 K		4 0	0 0	2 0	0 0	0 0	1 0	0 0
Jerry Adair, R (1, 6) OBP: 0.302, SLG: 0.347			F9	1-3		F9		5-3		4	0	0	0	0	0	3
Al Weis, S (1, 4) OBP: 0.194, SLG: 0.123			F6		6-3		5-3		4-3	4	0	0	0	0	0	0
Gary Peters, L (1, 1) OBP: 0.241, SLG: 0.345			4-3		F8		F8		F7	4	0	0	0	0	0	0
Inning Stats	R: 0 E: 0 K: 0 S: 3 / H: 0 LOB: 0 BB: 0 P: 3	R: 0 E: 0 K: 0 S: 3 / H: 0 LOB: 0 BB: 0 P: 3	R: 0 E: 0 K: 0 S: 3 / H: 0 LOB: 0 BB: 0 P: 3	R: 2 E: 0 K: 0 S: 7 / H: 4 LOB: 2 BB: 0 P: 7	R: 0 E: 0 K: 0 S: 4 / H: 1 LOB: 2 BB: 1 P: 8	R: 0 E: 0 K: 1 S: 6 / H: 1 LOB: 1 BB: 0 P: 6	R: 0 E: 0 K: 0 S: 4 / H: 1 LOB: 2 BB: 1 P: 8	R: 1 E: 0 K: 1 S: 6 / H: 1 LOB: 0 BB: 0 P: 6	R: 0 E: 0 K: 0 S: 3 / H: 0 LOB: 0 BB: 0 P: 3	1B: 5 2B: 1 3B: 0 HR: 2	SF: 1 SAC: 0 DP: 0 HBP: 0						

	AB	34
	R	3
	H	8
	RBI	3
	BB	2
	SO	2
	LOB	7

WP: 0 PB: 0 SB: 0 CS: 0 — PA: 37

PITCHER		IP	WLS	BF	H	R	ER	SO	BB	IBB	HBP	BLK	WP	HR	S	P	ERA	WHIP
Clyde Wright, L ERA: 3.8	(1, 1)	8.0	L	34	8	3	3	2	1	1	0	0	0	2	36	44	3.38	1.125
Bob Lee, R ERA: 2.76	(9, 1)	1.0		3	0	0	0	0	0	0	0	0	0	0	3	3	0.00	0.000

PITCHER		IP	WLS	BF	H	R	ER	SO	BB	IBB	HBP	BLK	WP	HR	S	P	ERA	WHIP

Batter	1	2	3	4	5	6	7	8	9	AB	R	H	RBI	BB	SO	LOB
Jose Cardenal, R (1, 8) OBP: 0.320, SLG: 0.408	1B 2B		F8 ①			5-3 ①		F6 ①		4	1	1	0	0	0	1
Jay Johnstone, L (1, 9) OBP: 0.333, SLG: 0.367	F7 ①		6-3 ②			F8 ②		G1-6-3 ②③ 1-2f		4	0	0	0	0	0	2
Jim Fregosi, R (1, 6) OBP: 0.303, SLG: 0.368	5-3 ②		F8 ③			1B			F3 ①	4	0	1	0	0	0	1
Joe Adcock, R (1, 3) OBP: 0.362, SLG: 0.590	E5 1B			G6-4-3 1B		K ③ S S S			4-3 ②	4	0	1	0	0	1	2
Frank Malzone, R (1, 5) OBP: 0.270, SLG: 0.314	1-2 2-H 1B			G6-4-3 ①② 1-2f			F6 ①		F8 ③	4	0	1	1	0	0	1
Buck Rodgers, S (1, 2) OBP: 0.269, SLG: 0.344	K ③ S S S			F9 ③			1-3 B B B B BB			2	0	0	0	1	1	2
Bobby Knoop, R (1, 4) OBP: 0.268, SLG: 0.388		K ① S S S			F9 ①		1-3 ② 1-2			3	0	0	0	0	1	1
Jim Piersall, R (1, 7) OBP: 0.253, SLG: 0.221		K ② S S S			6-3 ②		6-3 ③			3	0	0	0	0	1	1
Clyde Wright, R (1, 1) OBP: 0.130, SLG: 0.130		4-3 ③			F9 ③			G1-6-3 1B		2	0	0	0	0	0	0
Norm Siebern, L (8, PH) OBP: 0.394, SLG: 0.386										1	0	1	0	0	0	0
Paul Schaal, R (8, PR) OBP: 0.359, SLG: 0.340										0	0	0	0	0	0	0
Bob Lee, R (9, 1)										0	0	0	0	0	0	0
Inning Stats	R: 1 E: 1 K: 1 S: 8 H: 2 LOB: 2 BB: 0 P: 8	R: 0 E: 0 K: 2 S: 7 H: 0 LOB: 0 BB: 0 P: 7	R: 0 E: 0 K: 0 S: 3 H: 0 LOB: 0 BB: 0 P: 3	R: 0 E: 0 K: 0 S: 3 H: 1 LOB: 0 BB: 0 P: 3	R: 0 E: 0 K: 0 S: 3 H: 0 LOB: 0 BB: 0 P: 3	R: 0 E: 0 K: 1 S: 6 H: 1 LOB: 1 BB: 0 P: 6	R: 0 E: 0 K: 0 S: 3 H: 0 LOB: 1 BB: 1 P: 7	R: 0 E: 0 K: 0 S: 3 H: 1 LOB: 1 BB: 0 P: 3	R: 0 E: 0 K: 0 S: 3 H: 0 LOB: 0 BB: 0 P: 3	1B: 4 2B: 1 3B: 0 HR: 0 SF: 0 SAC: 0 DP: 2 HBP: 0						

PITCHER	IP	WLS	BF	H	R	ER	SO	BB	IBB	HBP	BLK	WP	HR	S	P	ERA	WHIP
Gary Peters, L (1, 1) ERA: 2.22	9.0	W	32	5	1	0	4	1	0	0	0	0	0	39	43	0.00	0.667

PITCHER	IP	WLS	BF	H	R	ER	SO	BB	IBB	HBP	BLK	WP	HR	S	P	ERA	WHIP

BOTTOM

Chicago White Sox @ California Angels

Anaheim Stadium, Anaheim, CA

Fri Aug 05 1966, 10:05 PM EDT

Att. 15,094 - Unknown

livebaseballscorecards.com

AB	31
R	1
H	5
RBI	1
BB	1
SO	4
LOB	11

Batter	1	2	3	4	5	6	7	8	9	AB	R	H	RBI	BB	SO	LOB
Don Buford, S (1, 5) OBP: 0.317, SLG: 0.339	F8	F8		5-3			SH1-3 (1-2)		5-3	4	0	0	0	0	0	1
Tommie Agee, R (1, 8) OBP: 0.317, SLG: 0.411	1B HBP		HR		F6		HR 2B (2-H)		4-3	4	2	2	2	0	0	0
Pete Ward, L (1, 7) OBP: 0.258, SLG: 0.198	BB BB 1B (1-2)		F3		F8		HR BB (BBBB)		4-3	3	0	1	0	1	0	0
Floyd Robinson, L (7, PR) (7, 9) OBP: 0.338, SLG: 0.346										1	1	0	0	0	0	0
John Romano, R (1, 2) OBP: 0.366, SLG: 0.463	BB BB (1-2)		HR		F9		HR (1-H 2-H)			3	2	2	4	1	0	0
Ken Berry, R (1, 9) (7, 7) OBP: 0.330, SLG: 0.434	BB (1-2 2-3)		1-3			HR	4-3			3	1	1	1	1	0	1
Bill Skowron, R (1, 3) OBP: 0.316, SLG: 0.348	F8		E6			L3 1B	F7			3	0	1	0	0	0	3
Tom McCraw, L (6, PR) (6, 3) OBP: 0.296, SLG: 0.345										1	0	0	0	0	0	1
Jerry Adair, R (1, 6) OBP: 0.298, SLG: 0.342		5-3	L6			L3 (1-2)		4-3		4	0	0	0	0	0	2
Al Weis, S (1, 4) OBP: 0.188, SLG: 0.119		F5		F5		K (SSS)		6-3		4	0	0	0	0	1	1
Tommy John, R (1, 1) OBP: 0.213, SLG: 0.267		1B		K (SSS)			SH1-3 2B 1B	F8		4	1	2	0	0	1	0
Inning Stats	R: 0 E: 0 K: 0 S: 3 H: 1 LOB: 3 BB: 2 P: 12	R: 0 E: 0 K: 0 S: 4 H: 1 LOB: 1 BB: 0 P: 4	R: 2 E: 1 K: 0 S: 6 H: 2 LOB: 1 BB: 0 P: 6	R: 0 E: 0 K: 1 S: 5 H: 0 LOB: 0 BB: 0 P: 5	R: 0 E: 0 K: 0 S: 3 H: 0 LOB: 0 BB: 0 P: 3	R: 1 E: 0 K: 1 S: 6 H: 2 LOB: 1 BB: 0 P: 6	R: 4 E: 0 K: 0 S: 6 H: 3 LOB: 1 BB: 1 P: 10	R: 0 E: 0 K: 0 S: 3 H: 0 LOB: 0 BB: 0 P: 3	R: 0 E: 0 K: 0 S: 3 H: 0 LOB: 0 BB: 0 P: 3	1B: 4 2B: 2 3B: 0 HR: 4	SF: 0 SAC: 1 DP: 1 HBP: 1						

PITCHER		IP	WLS	BF	H	R	ER	SO	BB	IBB	HBP	BLK	WP	HR	S	P	ERA	WHIP
George Brunet, L ERA: 2.87	(1, 1)	5.0	L	24	6	3	3	1	2	0	1	0	0	3	23	32	5.40	1.600
Lew Burdette, R ERA: 3.36	(6, 1)	2.0		9	3	4	4	1	1	0	0	0	0	1	10	14	18.00	2.000
Fred Newman, R ERA: 5.79	(8, 1)	2.0		6	0	0	0	0	0	0	0	0	0	0	6	6	0.00	0.000

PITCHER	IP	WLS	BF	H	R	ER	SO	BB	IBB	HBP	BLK	WP	HR	S	P	ERA	WHIP

TOP

Chicago White Sox @ California Angels

Anaheim Stadium, Anaheim, CA

Sat Aug 06 1966, 10:05 PM EDT

Att. 20,052 - Unknown

livebaseballscorecards.com

AB	34
R	7
H	9
RBI	7
BB	3
SO	2
LOB	9

WP: 0 PB: 0 SB: 0 CS: 0 PA: 39

Batter	1	2	3	4	5	6	7	8	9	AB	R	H	RBI	BB	SO	LOB
Jose Cardenal, R (1, 8) OBP: 0.319, SLG: 0.407	6-3			6-3		1B		5-3		4	0	1	0	0	0	0
Jay Johnstone, L (1, 9) OBP: 0.294, SLG: 0.324	1-3			4-3		F6			1-3	4	0	0	0	0	0	1
Jim Fregosi, R (1, 6) OBP: 0.301, SLG: 0.365	1-3			4-3		L5			F9	4	0	0	0	0	0	1
Joe Adcock, R (1, 3) OBP: 0.365, SLG: 0.588		CS 1B			1B E SF8 1B	K			F9	4	1	2	0	0	1	1
Frank Malzone, R (1, 5) OBP: 0.264, SLG: 0.306		K 1-2			K		F9			3	0	0	0	0	2	2
Buck Rodgers, S (1, 2) OBP: 0.266, SLG: 0.341		6-3			E6 SF8 1B 1-2		3-1			3	0	0	0	0	0	1
Bobby Knoop, R (1, 4) OBP: 0.269, SLG: 0.387 Fred Newman, R (8, 1) OBP: 0.267, SLG: 0.214		6-3			FC6-4 1-2 2-3 1B		K			3 0	0 0	1 0	0 0	0 0	1 0	0 0
Jim Piersall, R (1, 7) OBP: 0.245, SLG: 0.216		K			SF8 2-3 3-H			F8		2	0	0	1	0	1	0
George Brunet, R (1, 1) OBP: 0.170, SLG: 0.239 Lew Burdette, R (6, 1) Tom Satriano, L (8, 4) OBP: 0.333, SLG: 0.301		F9			FC6-4 1-2f			K		2 0 1	0 0 0	0 0 0	0 0 0	0 0 0	0 0 1	2 0 0
Inning Stats	R: 0 E: 0 K: 0 S: 3 H: 0 LOB: 0 BB: 0 P: 3	R: 0 E: 0 K: 1 S: 5 H: 1 LOB: 0 BB: 0 P: 5	R: 0 E: 0 K: 1 S: 5 H: 0 LOB: 0 BB: 0 P: 5	R: 0 E: 0 K: 0 S: 3 H: 0 LOB: 0 BB: 0 P: 3	R: 1 E: 1 K: 1 S: 8 H: 2 LOB: 2 BB: 0 P: 8	R: 0 E: 0 K: 1 S: 6 H: 1 LOB: 1 BB: 0 P: 6	R: 0 E: 0 K: 1 S: 5 H: 0 LOB: 0 BB: 0 P: 5	R: 0 E: 0 K: 1 S: 5 H: 0 LOB: 0 BB: 0 P: 5	R: 0 E: 0 K: 0 S: 3 H: 0 LOB: 0 BB: 0 P: 3	1B: 4 2B: 1 3B: 0 HR: 0 SF: 1 SAC: 0 DP: 1 HBP: 0						

PITCHER	IP	WLS	BF	H	R	ER	SO	BB	IBB	HBP	BLK	WP	HR	S	P	ERA	WHIP
Tommy John, L (1, 1) ERA: 2.39	9.0	W	31	4	1	0	6	0	0	0	0	0	0	43	43	0.00	0.444

PITCHER	IP	WLS	BF	H	R	ER	SO	BB	IBB	HBP	BLK	WP	HR	S	P	ERA	WHIP

BOTTOM

Chicago White Sox @ California Angels

Anaheim Stadium, Anaheim, CA

Sat Aug 06 1966, 10:05 PM EDT

Att. 20,052 - Unknown

livebaseballscorecards.com

AB	30
R	1
H	4
RBI	1
BB	0
SO	6
LOB	8

WP: 0 PA: 31
PB: 0
SB: 0
CS: 1

Batter	1	2	3	4	5	6	7	8	9	10	AB	R	H	RBI	BB	SO	LOB
Don Buford, S (1, 5) OBP: 0.322, SLG: 0.344	F7		BB		G5-4-3 1B		1B 1B 1-2		F5	1-H 2B	5	1	3	1	1	0	0
Tommie Agee, R (1, 8) OBP: 0.318, SLG: 0.409	K		F8 1-2		G5-4-3 1-2f		1B 1-3 2-H		G4-6-3 1B	F8	6	0	2	1	0	1	3
Pete Ward, L (1, 7) OBP: 0.272, SLG: 0.218	2B		BB		3-1		1B 1-3 3-H		G4-6-3 1-2f		3	0	2	1	1	0	0
Jim Hicks, R (7, PR)											0	0	0	0	0	0	0
Jerry McNertney, R (7, 2) OBP: 0.311, SLG: 0.244											1	0	0	0	0	0	1
John Romano, R (1, 2) OBP: 0.364, SLG: 0.457	BB		FC6-4 1-2f			E5 1B	K			1B 3B	3	0	0	0	1	1	4
Hoyt Wilhelm, R (7, 1)											0	0	0	0	0	0	0
Bob Locker, S (8, 1) OBP: 0.400, SLG: 0.308											1	1	1	0	0	0	0
Dennis Higgins, R (10, 1) OBP: 0.200, SLG: 0.111											0	0	0	0	0	0	0
Tom McCraw, L (1, 3) OBP: 0.298, SLG: 0.349	F9			E 1B 2B		G6-4-3 1-2 1B	1-3			K	5	1	2	0	0	1	5
(7, 7)																	
Ken Berry, R (1, 9) OBP: 0.331, SLG: 0.433		F3		E6 1B G4-6-3 2-3 1B		K		8-5 SH3-4 1B		P3	5	1	2	0	0	1	3
Jerry Adair, R (1, 6) OBP: 0.301, SLG: 0.344		4-3		G4-6-3 1-3 3-H 1B		G6-4-3 1-2f		SH3-4 1-2		1-3 3B 1B	4	1	2	1	0	0	2
(10, 4)																	
Al Weis, S (1, 4) OBP: 0.186, SLG: 0.118		P4		G4-6-3 1-2f 3-H			1B 1B BB	8-5 2-3f		1-H 1B 3B 3-H	1	0	0	0	0	0	0
Floyd Robinson, L (4, PH) OBP: 0.337, SLG: 0.345											1	0	0	0	0	0	1
Wayne Causey, L (4, 4) OBP: 0.325, SLG: 0.303											2	2	1	2	1	0	1
Lee Elia, R (10, 6) OBP: 0.254, SLG: 0.303											0	0	0	0	0	0	0
Joe Horlen, R (1, 1) OBP: 0.140, SLG: 0.100			P3	F9			K		HR	2B 1B 3-H	2	0	0	0	0	0	0
Juan Pizarro, L (5, 1) OBP: 0.150, SLG: 0.111											0	0	0	0	0	0	0
Bill Skowron, R (7, PH) OBP: 0.320, SLG: 0.365											3	2	2	2	0	1	1
(7, 3)																	
Inning Stats	R: 0 E: 0 K: 1 S: 6 H: 1 LOB: 2 BB: 1 P: 10	R: 0 E: 0 K: 0 S: 3 H: 0 LOB: 0 BB: 0 P: 3	R: 0 E: 0 K: 0 S: 3 H: 0 LOB: 2 BB: 2 P: 11	R: 2 E: 1 K: 0 S: 5 H: 3 LOB: 0 BB: 0 P: 5	R: 0 E: 0 K: 0 S: 3 H: 1 LOB: 0 BB: 0 P: 3	R: 0 E: 1 K: 1 S: 6 H: 1 LOB: 1 BB: 0 P: 6	R: 2 E: 0 K: 2 S: 10 H: 3 LOB: 2 BB: 1 P: 14	R: 0 E: 0 K: 0 S: 3 H: 1 LOB: 0 BB: 0 P: 3	R: 1 E: 0 K: 0 S: 4 H: 2 LOB: 0 BB: 0 P: 4	R: 4 E: 0 K: 1 S: 10 H: 5 LOB: 1 BB: 0 P: 10	1B: 12 2B: 4 3B: 1 HR: 1 SF: 0 SAC: 1 DP: 5 HBP: 0						

PITCHER		IP	WLS	BF	H	R	ER	SO	BB	IBB	HBP	BLK	WP	HR	S	P	ERA	WHIP
Dean Chance, R ERA: 3.64	(1, 1)	6.1		30	9	4	4	3	4	0	0	0	0	0	32	48	5.68	2.053
Minnie Rojas, R ERA: 1.91	(7, 1)	2.2		9	3	1	1	1	0	0	0	0	0	1	11	11	3.38	1.125
Jack Sanford, R ERA: 3.83	(10, 1)	0.2	L	7	5	4	4	1	0	0	0	0	0	0	9	9	54.00	7.500
Bob Lee, R ERA: 2.75	(10, 1)	0.1		1	0	0	0	0	0	0	0	0	0	0	1	1	0.00	0.000

PITCHER	IP	WLS	BF	H	R	ER	SO	BB	IBB	HBP	BLK	WP	HR	S	P	ERA	WHIP

TOP

Chicago White Sox @ California Angels

Anaheim Stadium, Anaheim, CA

Sun Aug 07 1966, 6:33 AM EDT

Att. 18,942 - Unknown

livebaseballscorecards.com

AB	42
R	9
H	17
RBI	8
BB	4
SO	5
LOB	21

WP: 0 PB: 0 SB: 1 CS: 0 PA: 47

Batter	1	2	3	4	5	6	7	8	9	10	AB	R	H	RBI	BB	SO	LOB
Jose Cardenal, R (1, 8) OBP: 0.322, SLG: 0.411	F9 ①		3-1 1B 1-2		FC4-6 1B		6-3 ②		2B	K ②	6	0	3	0	0	1	2
Jay Johnstone, L (1, 9) OBP: 0.300, SLG: 0.359	1B 3B		3-1 ② 1-2 2-3		FC4-6 ② E S 1-2f 2B		P5 ③		IBB	K ③	5	2	1	0	1	1	5
Jim Fregosi, R (1, 6) OBP: 0.302, SLG: 0.364	G4-6-3 3-H 1B		G3 ③		E 1-2 2B BB			K ①	F8 ③		4	1	1	1	1	1	4
Norm Siebern, L (1, 3) OBP: 0.395, SLG: 0.392 Jackie Hernandez, R (8, PR) OBP: 0.095, SLG: 0.053 (9, 5) Frank Malzone, R (10, PH) OBP: 0.269, SLG: 0.311	G4-6-3 ②③ 1-2f			3-1 ①	1-H 2-H 2B			S 1B 1B		1B 1B 1B	4 0 1	0 1 1	2 0 1	2 0 1	0 0 0	0 0 0	1 0 0
Buck Rodgers, S (1, 2) OBP: 0.271, SLG: 0.341		G3 ①		S 1B BB	5-3 ③			1B 1-2 BB		1B 1-2 1B	3	2	1	0	2	0	1
Ed Kirkpatrick, L (1, 7) OBP: 0.316, SLG: 0.348		1-3 ②	2B 1-H 1B		G6-3 BB			G4-6-3 1-2 1B 2-H		K ①	4	0	2	2	1	1	2
Tom Satriano, L (1, 5) OBP: 0.335, SLG: 0.311 (9, 3)		4-3 ③	2B 1-H		F9 ①			G4-6-3 ②③ 1-2f		1B 1-3 1B 2-H	5	1	2	1	0	0	3
Bobby Knoop, R (1, 4) OBP: 0.268, SLG: 0.385			F8 ①	6-3 ③			G6-3 ②③ 1-2f		F8 ①	1B 1-2 1B 3-H	5	0	1	1	0	0	2
Dean Chance, R (1, 1) OBP: 0.074, SLG: 0.038 Minnie Rojas, R (7, 1) OBP: 0.143, SLG: 0.154 Willie Smith, L (9, PH) OBP: 0.247, SLG: 0.247 Jack Sanford, R (10, 1) OBP: 0.190, SLG: 0.263 Bob Lee, R (10, 1) Joe Adcock, R (10, PH) OBP: 0.368, SLG: 0.590 Marcelino Lopez, R (10, PR) OBP: 0.300, SLG: 0.297			3-1 1B		K ①		K ①		3-1 ②	1B 1-2 1B 2-H	2 1 1 0 0 1 0	0 0 0 0 0 0 0	1 0 0 0 0 1 1	0 0 0 0 0 0 0	0 0 0 0 0 0 0	1 1 0 0 0 0 0	0 0 0 0 0 0 0
Inning Stats	R: 1 E: 0 K: 0 S: 4 H: 2 LOB: 0 BB: 0 P: 4	R: 0 E: 0 K: 0 S: 3 H: 0 LOB: 0 BB: 0 P: 3	R: 0 E: 0 K: 0 S: 5 H: 2 LOB: 2 BB: 0 P: 5	R: 1 E: 0 K: 0 S: 4 H: 2 LOB: 1 BB: 1 P: 8	R: 2 E: 1 K: 1 S: 7 H: 2 LOB: 1 BB: 1 P: 11	R: 0 E: 0 K: 0 S: 2 H: 0 LOB: 0 BB: 1 P: 6	R: 0 E: 0 K: 1 S: 5 H: 0 LOB: 0 BB: 0 P: 5	R: 1 E: 0 K: 1 S: 6 H: 2 LOB: 2 BB: 1 P: 10	R: 0 E: 0 K: 0 S: 4 H: 1 LOB: 2 BB: 1 P: 8	R: 3 E: 0 K: 3 S: 14 H: 5 LOB: 2 BB: 0 P: 14	1B: 12 2B: 3 3B: 1 HR: 0	SF: 0 SAC: 0 DP: 3 HBP: 0						

PITCHER		IP	WLS	BF	H	R	ER	SO	BB	IBB	HBP	BLK	WP	HR	S	P	ERA	WHIP
Joe Horlen, R ERA: 2.29	(1, 1)	4.2		22	8	4	3	1	2	0	0	0	0	0	22	30	5.79	2.143
Juan Pizarro, L ERA: 3.79	(5, 1)	1.1		4	0	0	0	0	1	0	0	0	0	0	3	7	0.00	0.750
Hoyt Wilhelm, R ERA: 1.97	(7, 1)	1.1		6	1	1	1	2	1	0	0	0	0	0	9	13	6.75	1.500
Bob Locker, R ERA: 2.23	(8, 1)	2.0	W	12	6	3	3	1	0	1	0	0	0	0	13	17	13.50	3.000
Dennis Higgins, R ERA: 2.93	(10, 1)	0.2	S	3	1	0	0	2	0	0	0	0	0	0	7	7	0.00	1.500

PITCHER	IP	WLS	BF	H	R	ER	SO	BB	IBB	HBP	BLK	WP	HR	S	P	ERA	WHIP

BOTTOM

Chicago White Sox @ California Angels

Anaheim Stadium, Anaheim, CA

Sun Aug 07 1966, 6:33 AM EDT

Att. 18,942 - Unknown

livebaseballscorecards.com

AB	42
R	8
H	16
RBI	8
BB	5
SO	6
LOB	20

WP: 0 PB: 0 SB: 3 CS: 0

PA: 47

Minnesota Twins @ California Angels

Anaheim Stadium, Anaheim, CA

Tue Aug 09 1966, 10:05 PM EDT

Att. 17,414 - Unknown

TOP

livebaseballscorecards.com

Batter	1	2	3	4	5	6	7	8	9	AB	R	H	RBI	BB	SO	LOB
Zoilo Versalles, R (1, 6) OBP: 0.301, SLG: 0.368	L5			G4-3 2B	F8			FC6-4 1B		4	0	2	0	0	0	3
Rich Rollins, R (1, 5) OBP: 0.290, SLG: 0.390	K			G4-3 HBP		1-3		FC6-4 1-2f		3	0	0	0	0	1	1
Tony Oliva, L (1, 9) OBP: 0.367, SLG: 0.545	4-3			G4-3 1-2f 2-3		P4			K	4	0	0	0	0	1	2
Harmon Killebrew, R (1, 3) OBP: 0.391, SLG: 0.497		G3-6-1 1B		K		K			6-3	4	0	1	0	0	2	1
Earl Battey, R (1, 2) OBP: 0.336, SLG: 0.345		G3-6-1 1-2f			E 1B		L4		F8	4	0	1	0	0	0	1
Jimmie Hall, L (1, 7) OBP: 0.294, SLG: 0.432		4-3			K		1-3			3	0	0	0	0	1	1
Cesar Tovar, R (1, 4) OBP: 0.328, SLG: 0.367			F9		E 1-2		F7			3	0	1	0	0	0	0
Ted Uhlaender, L (1, 8) OBP: 0.227, SLG: 0.263			G1		E4 1-2 2-3			K		3	0	0	0	0	1	2
Jim Merritt, L (1, 1) OBP: 0.217, SLG: 0.190			K		K			F9		2	0	0	0	0	2	3
Andy Kosco, R (8, PH) OBP: 0.252, SLG: 0.292										1	0	0	0	0	0	0
Al Worthington, R (8, 1) OBP: 0.286, SLG: 0.571										0	0	0	0	0	0	0

Inning Stats	1	2	3	4	5	6	7	8	9
	R: 0 E: 0 K: 1 S: 5	H: 0 LOB: 0 BB: 0 P: 5	R: 0 E: 0 K: 0 S: 3	H: 1 LOB: 0 BB: 0 P: 3	R: 0 E: 0 K: 1 S: 5	H: 0 LOB: 0 BB: 0 P: 5	R: 0 E: 1 K: 2 S: 10	H: 2 LOB: 3 BB: 0 P: 10	R: 0 E: 0 K: 1 S: 5	H: 0 LOB: 0 BB: 0 P: 5	R: 0 E: 0 K: 0 S: 3	H: 0 LOB: 0 BB: 0 P: 3	R: 0 E: 0 K: 1 S: 6	H: 1 LOB: 1 BB: 0 P: 6	R: 0 E: 0 K: 1 S: 5	H: 0 LOB: 0 BB: 0 P: 5

1B: 4	SF: 0	WP: 0
2B: 1	SAC: 0	PB: 0
3B: 0	DP: 2	SB: 0
HR: 0	HBP: 1	CS: 0

PA: 32

AB	31
R	0
H	5
RBI	0
BB	0
SO	8
LOB	14

PITCHER	IP	WLS	BF	H	R	ER	SO	BB	IBB	HBP	BLK	WP	HR	S	P	ERA	WHIP
Marcelino Lopez, L (1, 1) ERA: 3.8	9.0	W	32	5	0	0	8	0	0	1	0	0	0	47	48	0.00	0.556

PITCHER	IP	WLS	BF	H	R	ER	SO	BB	IBB	HBP	BLK	WP	HR	S	P	ERA	WHIP

Batter	1	2	3	4	5	6	7	8	9	AB	R	H	RBI	BB	SO	LOB
Jose Cardenal, R (1, 8) OBP: 0.321, SLG: 0.409	K		K			F7		G4-6-3 1B		4	0	1	0	0	2	1
Jay Johnstone, L (1, 7) OBP: 0.295, SLG: 0.349	F9		K			FC6-4 1B		G4-6-3 1-2f		4	0	1	0	0	1	2
Jim Fregosi, R (1, 6) OBP: 0.300, SLG: 0.361	F8			F8		FC6-4 WP 1-2f 2B				3	1	0	0	0	0	1
Joe Adcock, R (1, 3) OBP: 0.368, SLG: 0.592 Jackie Hernandez, R (7, 5) OBP: 0.095, SLG: 0.053		5-3		K		1-H 2B				3 0	0 0	1 0	1 0	0 0	1 0	0 0
Buck Rodgers, S (1, 2) OBP: 0.272, SLG: 0.341		P4		1B		F9				3	0	1	0	0	0	1
Tom Satriano, L (1, 5) OBP: 0.330, SLG: 0.305 (7, 3)		P4		P4			4-3			3	0	0	0	0	0	1
Bobby Knoop, R (1, 4) OBP: 0.268, SLG: 0.383			3B BB		K		F9			2	1	0	0	1	1	0
Ed Kirkpatrick, L (1, 9) OBP: 0.317, SLG: 0.356			1-H 3B		K		F9			3	0	1	1	0	1	0
Marcelino Lopez, R (1, 1) OBP: 0.279, SLG: 0.275			K		F9			K		3	0	0	0	0	2	1
Inning Stats	R: 0 E: 0 K: 1 S: 5 H: 0 LOB: 0 BB: 0 P: 5	R: 0 E: 0 K: 0 S: 3 H: 0 LOB: 0 BB: 0 P: 3	R: 1 E: 0 K: 3 S: 10 H: 1 LOB: 1 BB: 1 P: 14	R: 0 E: 0 K: 1 S: 6 H: 1 LOB: 1 BB: 0 P: 6	R: 0 E: 0 K: 2 S: 7 H: 0 LOB: 0 BB: 0 P: 7	R: 1 E: 0 K: 0 S: 5 H: 2 LOB: 1 BB: 0 P: 5	R: 0 E: 0 K: 0 S: 3 H: 0 LOB: 0 BB: 0 P: 3	R: 0 E: 0 K: 1 S: 5 H: 1 LOB: 0 BB: 0 P: 5							

PITCHER		IP	WLS	BF	H	R	ER	SO	BB	IBB	HBP	BLK	WP	HR	S	P	ERA	WHIP
Jim Merritt, L ERA: 3.5	(1, 1)	7.0	L	26	4	2	2	7	1	0	0	0	1	0	39	43	2.57	0.714
Al Worthington, R ERA: 2.19	(8, 1)	1.0		3	1	0	0	1	0	0	0	0	0	0	5	5	0.00	1.000

PITCHER	IP	WLS	BF	H	R	ER	SO	BB	IBB	HBP	BLK	WP	HR	S	P	ERA	WHIP

BOTTOM

Minnesota Twins @ California Angels

Anaheim Stadium, Anaheim, CA

Tue Aug 09 1966, 10:05 PM EDT

Att. 17,414 - Unknown

livebaseballscorecards.com

AB	28
R	2
H	5
RBI	2
BB	1
SO	8
LOB	7

1B: 3 SF: 0
2B: 1 SAC: 0
3B: 1 DP: 1
HR: 0 HBP: 0

WP: 1 PA: 29
PB: 0
SB: 0
CS: 0

Batter	1	2	3	4	5	6	7	8	9	AB	R	H	RBI	BB	SO	LOB
Zoilo Versalles, R (1, 6) OBP: 0.298, SLG: 0.365	F9		P3		F9			L1		4	0	0	0	0	0	3
Cesar Tovar, R (1, 7) OBP: 0.327, SLG: 0.363	6-3		BB		G1-6-3 1-2f			F8		3	0	0	0	1	0	1
Rich Rollins, R (1, 5) OBP: 0.289, SLG: 0.403	L4		F9			HR		F8		4	1	1	1	0	0	3
Harmon Killebrew, R (1, 3) OBP: 0.391, SLG: 0.504 Don Mincher, L (9, 3) OBP: 0.308, SLG: 0.387		BB G4-6-3		P4	F9				HR	3 0	1 0	1 0	1 0	1 0	0 0	0 0
Earl Battey, R (1, 2) OBP: 0.331, SLG: 0.340		G4-6-3 1-2f		P4	5-3				P4	4	0	0	0	0	0	1
Bernie Allen, L (1, 4) OBP: 0.308, SLG: 0.337		6-3		1B	F9				F2	4	0	1	0	0	0	0
Andy Kosco, R (1, 9) OBP: 0.260, SLG: 0.299			SH1-4 1B	FC6-4 1-2			F8		F8	4	0	2	0	0	0	0
Ted Uhlaender, L (1, 8) OBP: 0.229, SLG: 0.264			SH1-4 1-2	FC6-4 1-2f			P5			3	0	1	0	0	0	2
Mudcat Grant, R (1, 1) OBP: 0.182, SLG: 0.212			SH1-4 1-2 2-3		E5 G1-6-3		1-6-3			2	0	0	0	0	0	0
Inning Stats	R: 0 E: 0 K: 0 S: 3 H: 0 LOB: 0 BB: 0 P: 3	R: 0 E: 0 K: 0 S: 2 H: 0 LOB: 0 BB: 1 P: 6	R: 0 E: 0 K: 0 S: 5 H: 2 LOB: 3 BB: 1 P: 9	R: 0 E: 0 K: 0 S: 5 H: 2 LOB: 2 BB: 0 P: 5	R: 0 E: 1 K: 0 S: 3 H: 0 LOB: 0 BB: 0 P: 3	R: 1 E: 0 K: 0 S: 4 H: 1 LOB: 0 BB: 0 P: 4	R: 0 E: 0 K: 0 S: 3 H: 0 LOB: 0 BB: 0 P: 3	R: 0 E: 0 K: 0 S: 3 H: 0 LOB: 0 BB: 0 P: 3	R: 1 E: 0 K: 0 S: 4 H: 1 LOB: 0 BB: 0 P: 4	1B: 4 2B: 0 3B: 0 HR: 2 SF: 0 SAC: 1 DP: 2 HBP: 0						

PITCHER		IP	WLS	BF	H	R	ER	SO	BB	IBB	HBP	BLK	WP	HR	S	P	ERA	WHIP
Clyde Wright, L ERA: 3.52	(1, 1)	8.0	L	30	5	1	1	0	2	0	0	0	0	1	28	36	1.12	0.875
Minnie Rojas, R ERA: 2.02	(9, 1)	1.0		4	1	1	1	0	0	0	0	0	0	1	4	4	9.00	1.000

PITCHER	IP	WLS	BF	H	R	ER	SO	BB	IBB	HBP	BLK	WP	HR	S	P	ERA	WHIP

TOP

Minnesota Twins @ California Angels

Anaheim Stadium, Anaheim, CA

Wed Aug 10 1966, 10:05 PM EDT

Att. 17,564 - Unknown

livebaseballscorecards.com

AB	31
R	2
H	6
RBI	2
BB	2
SO	0
LOB	10

Minnesota Twins @ California Angels

Anaheim Stadium, Anaheim, CA

Wed Aug 10 1966, 10:05 PM EDT

Att. 17,564 - Unknown

BOTTOM

Batter	1	2	3	4	5	6	7	8	9	AB	R	H	RBI	BB	SO	LOB
Jose Cardenal, R (1, 8) OBP: 0.325, SLG: 0.411	S, 1B, 1B		1B			6-3		BB		3	0	2	0	1	0	0
Jay Johnstone, L (1, 7) OBP: 0.292, SLG: 0.340	P6, 1-2		P4			1B		4-3		4	0	1	0	0	0	3
Jim Fregosi, R (1, 6) OBP: 0.302, SLG: 0.362	2-H, 1B			F7		F7			G1-6-3, 1B	4	0	2	0	0	0	1
Norm Siebern, L (1, 3) OBP: 0.393, SLG: 0.388	F9			CS, BB			6-3		F7	3	0	0	0	1	0	2
Buck Rodgers, S (1, 2) OBP: 0.271, SLG: 0.340		4-3		F9, 1-2			1B, 7-2, 1B		G1-6-3, 1-2f	4	0	1	0	0	0	2
Ed Kirkpatrick, L (1, 9) OBP: 0.320, SLG: 0.360		4-3			G4-6-3, 1B		1-3, 1B			3	0	2	0	0	0	0
Tom Satriano, L (1, 5) OBP: 0.324, SLG: 0.299	S S S, K				G4-6-3, 1-2f		7-2, 3-Hf			3	0	0	0	0	1	3
Bobby Knoop, R (1, 4) OBP: 0.267, SLG: 0.380			5-3		4-3			6-3		3	0	0	0	0	0	0
Clyde Wright, R (1, 1) OBP: 0.120, SLG: 0.120 Joe Adcock, R (8, PH) OBP: 0.366, SLG: 0.588 Minnie Rojas, R (9, 1) OBP: 0.143, SLG: 0.154			4-3			4-3		6-3		2 1 0	0 0 0	0 0 0	0 0 0	0 0 0	0 0 0	0 0 0
Inning Stats	R: 0, E: 0, K: 0, S: 4, H: 2, LOB: 1, BB: 0, P: 4	R: 0, E: 0, K: 1, S: 5, H: 0, LOB: 0, BB: 0, P: 5	R: 0, E: 0, K: 0, S: 4, H: 1, LOB: 1, BB: 0, P: 4	R: 0, E: 0, K: 0, S: 2, H: 0, LOB: 0, BB: 1, P: 6	R: 0, E: 0, K: 0, S: 3, H: 1, LOB: 0, BB: 0, P: 3	R: 0, E: 0, K: 0, S: 4, H: 1, LOB: 1, BB: 0, P: 4	R: 0, E: 0, K: 0, S: 4, H: 2, LOB: 1, BB: 0, P: 4	R: 0, E: 0, K: 0, S: 3, H: 0, LOB: 1, BB: 1, P: 7	R: 0, E: 0, K: 0, S: 3, H: 1, LOB: 0, BB: 0, P: 3	1B: 8, 2B: 1, 3B: 0, HR: 0	SF: 0, SAC: 0, DP: 3, HBP: 0					

PITCHER	IP	WLS	BF	H	R	ER	SO	BB	IBB	HBP	BLK	WP	HR	S	P	ERA	WHIP
Mudcat Grant, R (1, 1) ERA: 2.95	9.0	W	32	8	0	0	1	2	0	0	0	0	0	32	40	0.00	1.111

PITCHER	IP	WLS	BF	H	R	ER	SO	BB	IBB	HBP	BLK	WP	HR	S	P	ERA	WHIP

AB	30
R	0
H	8
RBI	0
BB	2
SO	1
LOB	11

WP: 0 PA: 32
PB: 0
SB: 1
CS: 1

livebaseballscorecards.com

Batter	1	2	3	4	5	6	7	8	9	AB	R	H	RBI	BB	SO	LOB
Zoilo Versalles, R (1, 6) OBP: 0.297, SLG: 0.364	5-3		5-3		5-3		1B		SH1	4	0	1	0	0	0	0
Cesar Tovar, R (1, 7) (7, 4) OBP: 0.328, SLG: 0.359	BB		F7		BB		K		5-3	3	0	0	0	2	1	5
Rich Rollins, R (1, 5) Tony Oliva, L (7, PH) (7, 9) OBP: 0.285, SLG: 0.397 OBP: 0.368, SLG: 0.545	L6		K		F8		SF8		1B PO IBB	3 0	0 0	0 0	0 1	0 1	1 0	2 0
Harmon Killebrew, R (1, 3) OBP: 0.394, SLG: 0.511	BB			HR	6-3		K		1B	4	1	2	2	1	1	3
Earl Battey, R (1, 2) OBP: 0.330, SLG: 0.342	F8			4-3 1B 2B		F7		F8	PO	4	1	1	0	0	0	2
Bernie Allen, L (1, 4) (7, 5) OBP: 0.307, SLG: 0.344		K		4-3		K		3B		4	0	1	0	0	2	1
Andy Kosco, R (1, 9) (7, 7) OBP: 0.254, SLG: 0.292		P4		5-3		K		4-3		3	0	0	0	0	1	1
Jimmie Hall, L (8, PH) (8, 7) OBP: 0.293, SLG: 0.430										1	0	0	0	0	0	1
Ted Uhlaender, L (1, 8) OBP: 0.238, SLG: 0.270		BB		1B			SF8 1B 1B	F8		3	1	2	1	1	0	1
Jim Kaat, L (1, 1) Don Mincher, L (9, PH) Bob Allison, R (9, PR) Al Worthington, R (9, 1) OBP: 0.225, SLG: 0.286 OBP: 0.310, SLG: 0.389 OBP: 0.344, SLG: 0.380 OBP: 0.286, SLG: 0.571		K		F8			1B		SH1 1B	3 1 0 0	0 0 1 0	1 1 0 0	0 0 0 0	0 0 0 0	1 0 0 0	2 0 0 0
Inning Stats	R: 0 E: 0 K: 0 S: 3 H: 0 LOB: 2 BB: 2 P: 11	R: 0 E: 0 K: 2 S: 7 H: 0 LOB: 1 BB: 1 P: 11	R: 0 E: 0 K: 1 S: 5 H: 0 LOB: 0 BB: 0 P: 5	R: 2 E: 0 K: 0 S: 6 H: 3 LOB: 1 BB: 0 P: 6	R: 0 E: 0 K: 0 S: 3 H: 0 LOB: 1 BB: 1 P: 7	R: 0 E: 0 K: 2 S: 7 H: 0 LOB: 0 BB: 0 P: 7	R: 1 E: 0 K: 2 S: 10 H: 3 LOB: 2 BB: 0 P: 10	R: 0 E: 0 K: 0 S: 4 H: 1 LOB: 1 BB: 0 P: 4	R: 1 E: 0 K: 0 S: 4 H: 2 LOB: 1 BB: 1 P: 8	1B: 6 2B: 1 3B: 1 HR: 1	SF: 1 SAC: 1 DP: 0 HBP: 0						

TOP

Minnesota Twins @ California Angels

Anaheim Stadium, Anaheim, CA

Thu Aug 11 1966, 6:33 AM EDT

Att. 11,937 - Unknown

livebaseballscorecards.com

AB	33
R	4
H	9
RBI	4
BB	5
SO	7
LOB	18

PITCHER		IP	WLS	BF	H	R	ER	SO	BB	IBB	HBP	BLK	WP	HR	S	P	ERA	WHIP
George Brunet, L ERA: 2.93	(1, 1)	6.0		28	6	3	3	5	4	0	0	0	0	1	34	50	4.50	1.667
Jack Sanford, R ERA: 3.8	(7, 1)	3.0	L	12	3	1	1	2	0	1	0	0	0	0	15	19	3.00	1.000

PITCHER	IP	WLS	BF	H	R	ER	SO	BB	IBB	HBP	BLK	WP	HR	S	P	ERA	WHIP

WP: 0 PB: 0 SB: 1 CS: 0 PA: 41

Batter	1	2	3	4	5	6	7	8	9	AB	R	H	RBI	BB	SO	LOB
Jose Cardenal, R (1, 8) OBP: 0.324, SLG: 0.408	F8		K		2B BB		F8			3	1	0	0	1	1	1
Jay Johnstone, L (1, 7) OBP: 0.308, SLG: 0.373	HR S 1B		K		1-H 2B			F8		4	1	2	1	0	1	0
Jim Fregosi, R (1, 6) OBP: 0.301, SLG: 0.364	K 1-2			6-3	6-3			FC4-6-5-2-6-1 2B		4	0	1	0	0	1	2
Joe Adcock, R (1, 3) OBP: 0.374, SLG: 0.605	2-H HR			1B BB		K		IBB		2	1	1	2	2	1	0
Buck Rodgers, S (1, 2) OBP: 0.271, SLG: 0.339	6-3			1-2 1B		F8		FC4-6-5-2-6-1 1-2 2-3		4	0	1	0	0	0	2
Tom Satriano, L (1, 5) OBP: 0.323, SLG: 0.298		CS 1B		K		F8			K	4	0	1	0	0	2	2
Bobby Knoop, R (1, 4) OBP: 0.267, SLG: 0.380 Norm Siebern, L (9, PH) OBP: 0.392, SLG: 0.386		K 1-2		F8			CS 1B		K	3 1	0 0	1 0	0 0	0 0	1 1	3 0
Ed Kirkpatrick, L (1, 9) OBP: 0.316, SLG: 0.354		K			G3		K 1-2		K	4	0	0	0	0	3	1
George Brunet, R (1, 1) OBP: 0.163, SLG: 0.229 Jack Sanford, R (7, 1) OBP: 0.227, SLG: 0.263			K		K		BB			2 0	0 0	0 0	0 0	0 1	2 0	0 0
Inning Stats	R: 2 H: 2 E: 0 LOB: 0 K: 1 BB: 0 S: 7 P: 7	R: 0 H: 1 E: 0 LOB: 0 K: 2 BB: 0 S: 7 P: 7	R: 0 H: 0 E: 0 LOB: 0 K: 3 BB: 0 S: 9 P: 9	R: 0 H: 1 E: 0 LOB: 2 K: 1 BB: 1 S: 6 P: 10	R: 1 H: 1 E: 0 LOB: 1 K: 1 BB: 1 S: 6 P: 10	R: 0 H: 0 E: 0 LOB: 0 K: 1 BB: 0 S: 5 P: 5	R: 0 H: 1 E: 0 LOB: 1 K: 1 BB: 1 S: 5 P: 9	R: 0 H: 1 E: 0 LOB: 1 K: 0 BB: 1 S: 3 P: 7	R: 0 H: 0 E: 0 LOB: 0 K: 3 BB: 0 S: 9 P: 9	1B: 4 SF: 0 2B: 5 SAC: 0 3B: 0 DP: 3 HR: 1 HBP: 0						

PITCHER		IP	WLS	BF	H	R	ER	SO	BB	IBB	HBP	BLK	WP	HR	S	P	ERA	WHIP
Jim Kaat, L ERA: 3.08	(1, 1)	8.0	W	32	7	3	3	10	3	1	0	0	0	1	48	64	3.38	1.250
Al Worthington, R ERA: 2.15	(9, 1)	1.0	S	3	0	0	0	3	0	0	0	0	0	0	9	9	0.00	0.000

PITCHER	IP	WLS	BF	H	R	ER	SO	BB	IBB	HBP	BLK	WP	HR	S	P	ERA	WHIP

BOTTOM

Minnesota Twins @ California Angels

Anaheim Stadium, Anaheim, CA

Thu Aug 11 1966, 6:33 AM EDT

Att. 11,937 - Unknown

livebaseballscorecards.com

AB	31
R	3
H	7
RBI	3
BB	4
SO	13
LOB	11

Batter	1	2	3	4	5	6	7	8	9	AB	R	H	RBI	BB	SO	LOB
Jose Cardenal, R (1, 8) OBP: 0.321, SLG: 0.404	6-3		1-3			K			5-3	4	0	0	0	0	1	1
Jay Johnstone, L (1, 9) OBP: 0.304, SLG: 0.382	G3			B1-3			G3		2B	4	0	1	0	0	0	0
Jim Fregosi, R (1, 6) OBP: 0.301, SLG: 0.365	3-1			F8			2B		6-3	4	0	1	0	0	0	1
Joe Adcock, R (1, 3) OBP: 0.368, SLG: 0.594		K		K			5-3			3	0	0	0	0	2	1
Frank Malzone, R (1, 5) OBP: 0.263, SLG: 0.304		F9			5-3		F7			3	0	0	0	0	0	1
Buck Rodgers, S (1, 2) OBP: 0.272, SLG: 0.339		5-3			CS 1B			5-3		3	0	1	0	0	0	0
Bobby Knoop, R (1, 4) OBP: 0.265, SLG: 0.377			6-3		F9 1-2			F8		3	0	0	0	0	0	1
Jim Piersall, R (1, 7) OBP: 0.248, SLG: 0.220			PB 1B			K		K		3	0	1	0	0	2	0
Dean Chance, R (1, 1) OBP: 0.071, SLG: 0.037 Norm Siebern, L (9, PH) OBP: 0.390, SLG: 0.384			K 1-2			K			3-1	2 1	0 0	0 0	0 0	0 0	2 0	1 0
Inning Stats	R: 0 E: 0 K: 0 S: 3 H: 0 LOB: 0 BB: 0 P: 3	R: 0 E: 0 K: 1 S: 5 H: 0 LOB: 0 BB: 0 P: 5	R: 0 E: 0 K: 1 S: 6 H: 1 LOB: 1 BB: 0 P: 6	R: 0 E: 0 K: 1 S: 5 H: 0 LOB: 0 BB: 0 P: 5	R: 0 E: 0 K: 0 S: 3 H: 1 LOB: 0 BB: 0 P: 3	R: 0 E: 0 K: 3 S: 9 H: 0 LOB: 0 BB: 0 P: 9	R: 0 E: 0 K: 0 S: 4 H: 1 LOB: 1 BB: 0 P: 4	R: 0 E: 0 K: 1 S: 5 H: 0 LOB: 0 BB: 0 P: 5	R: 0 E: 0 K: 0 S: 4 H: 1 LOB: 1 BB: 0 P: 4	1B: 2 2B: 2 3B: 0 HR: 0 SF: 0 SAC: 0 DP: 0 HBP: 0						

PITCHER	IP	WLS	BF	H	R	ER	SO	BB	IBB	HBP	BLK	WP	HR	S	P	ERA	WHIP
Tommy John, L (1, 1) ERA: 2.25	9.0	W	30	4	0	0	7	0	0	0	0	0	0	44	44	0.00	0.444

PITCHER	IP	WLS	BF	H	R	ER	SO	BB	IBB	HBP	BLK	WP	HR	S	P	ERA	WHIP

TOP

California Angels @ Chicago White Sox

Comiskey Park, Chicago, IL

Fri Aug 12 1966, 8:05 PM EDT

Att. 18,905 - Unknown

livebaseballscorecards.com

AB	30
R	0
H	4
RBI	0
BB	0
SO	7
LOB	6

PB: 1

WP: 0 PA: 30

SB: 0

CS: 1

Batter	1	2	3	4	5	6	7	8	9	AB	R	H	RBI	BB	SO	LOB
Don Buford, S (1, 5) OBP: 0.324, SLG: 0.346	F8		3B		BB 1-2 3-H			K		3	0	1	0	1	1	0
Tommie Agee, R (1, 8) OBP: 0.320, SLG: 0.412	1-3		F8		6-3			S 1B		4	0	1	0	0	0	3
Floyd Robinson, L (1, 9) OBP: 0.340, SLG: 0.340	HBP			K		F9		IBB 1-2		2	0	0	0	1	1	0
John Romano, R (1, 2) OBP: 0.367, SLG: 0.474	1-3			5-3		P4		5-3		4	0	0	0	0	0	3
Tom McCraw, L (1, 3) OBP: 0.298, SLG: 0.350		F5		G3		4-3				3	0	0	0	0	0	0
Pete Ward, L (1, 7) OBP: 0.296, SLG: 0.271		F9			WP 1-3 WP 1B		F2			3	1	1	0	0	0	0
Ken Berry, R (8, 7) OBP: 0.330, SLG: 0.428										0	0	0	0	0	0	0
Jerry Adair, R (1, 6) OBP: 0.297, SLG: 0.340		6-3			1-3 1-2		1-3			3	0	0	0	0	0	1
Al Weis, S (1, 4) OBP: 0.196, SLG: 0.122			K		K 2-3		1-3			3	0	0	0	0	2	1
Tommy John, R (1, 1) OBP: 0.220, SLG: 0.255			5-3		WP BB			L5		2	0	0	0	1	0	0
Inning Stats	R: 0 E: 0 K: 0 S: 3 H: 0 LOB: 1 BB: 0 P: 4	R: 0 E: 0 K: 0 S: 3 H: 0 LOB: 0 BB: 0 P: 3	R: 0 E: 0 K: 1 S: 6 H: 1 LOB: 1 BB: 0 P: 6	R: 0 E: 0 K: 1 S: 5 H: 0 LOB: 0 BB: 0 P: 5	R: 1 E: 0 K: 1 S: 6 H: 1 LOB: 2 BB: 2 P: 14	R: 0 E: 0 K: 0 S: 3 H: 0 LOB: 0 BB: 0 P: 3	R: 0 E: 0 K: 0 S: 3 H: 0 LOB: 0 BB: 0 P: 3	R: 0 E: 0 K: 1 S: 6 H: 1 LOB: 2 BB: 1 P: 10		1B: 2 2B: 0 3B: 1 HR: 0 SF: 0 SAC: 0 DP: 0 HBP: 1						

PITCHER	IP	WLS	BF	H	R	ER	SO	BB	IBB	HBP	BLK	WP	HR	S	P	ERA	WHIP
Dean Chance, R (1, 1) ERA: 3.53	8.0	L	31	3	1	1	4	2	1	1	0	2	0	35	48	1.12	0.625

PITCHER	IP	WLS	BF	H	R	ER	SO	BB	IBB	HBP	BLK	WP	HR	S	P	ERA	WHIP

BOTTOM

California Angels @ Chicago White Sox

Comiskey Park, Chicago, IL

Fri Aug 12 1966, 8:05 PM EDT

Att. 18,905 - Unknown

livebaseballscorecards.com

AB	27
R	1
H	3
RBI	0
BB	3
SO	4
LOB	8

Batter	1	2	3	4	5	6	7	8	9	AB	R	H	RBI	BB	SO	LOB
Jose Cardenal, R (1, 8) OBP: 0.318, SLG: 0.398	6-3	F5		F6			F3		1-3	5	0	0	0	0	0	2
Jay Johnstone, L (1, 7) (8, 9) OBP: 0.279, SLG: 0.350	G3	K			4-3		F8		K	5	0	0	0	0	2	1
Jim Fregosi, R (1, 6) OBP: 0.302, SLG: 0.373	F9		BB, 1B		HR			F8		4	1	2	1	0	0	0
Norm Siebern, L (1, 3) OBP: 0.395, SLG: 0.388		2B, 1B	8-4, BB		K			BB, 1B		3	1	2	0	1	1	0
Marcelino Lopez, R (8, PR) OBP: 0.279, SLG: 0.275										0	1	0	0	0	0	0
Jim Piersall, R (8, 7) OBP: 0.248, SLG: 0.220										0	0	0	0	0	0	0
Buck Rodgers, S (1, 2) OBP: 0.274, SLG: 0.344		1-3, 1B, 2B	8-4 (1-2f)		5-3			BB, 1B (1-2)		4	2	2	0	0	0	2
Ed Kirkpatrick, L (1, 9) OBP: 0.313, SLG: 0.350		K	K			4-3		G5-3, 1B, BB (1-2, 2-3)		3	0	0	0	0	2	3
Joe Adcock, R (8, PH) (8, 3) OBP: 0.371, SLG: 0.594										0	0	0	0	1	0	0
Tom Satriano, L (1, 5) OBP: 0.337, SLG: 0.310		1B, IBB		WP, 1B		8-4-3, 1B		1B (1-2, 2-H, 3-H)		3	1	3	2	1	0	0
Bobby Knoop, R (1, 4) OBP: 0.265, SLG: 0.376		1-3, 2-H, 3-H, 1B		F5 (1-2)		8-4-3 (1-2f)		G5-3 (2-3f)		4	1	1	2	0	0	4
Fred Newman, R (1, 1) OBP: 0.278, SLG: 0.235		2-H, 3-H, 1B		K			F8		K	3	0	1	2	0	1	1
Minnie Rojas, R (8, 1) OBP: 0.133, SLG: 0.143										1	0	0	0	0	1	0
Inning Stats	R: 0 E: 0 K: 0 S: 3 H: 0 LOB: 0 BB: 0 P: 3	R: 4 E: 0 K: 2 S: 11 H: 4 LOB: 1 BB: 1 P: 15	R: 0 E: 0 K: 1 S: 5 H: 1 LOB: 1 BB: 1 P: 9	R: 0 E: 0 K: 1 S: 6 H: 1 LOB: 1 BB: 0 P: 6	R: 1 E: 0 K: 1 S: 6 H: 1 LOB: 0 BB: 0 P: 6	R: 0 E: 0 K: 0 S: 3 H: 1 LOB: 0 BB: 0 P: 3	R: 0 E: 0 K: 0 S: 3 H: 0 LOB: 0 BB: 0 P: 3	R: 2 E: 0 K: 0 S: 5 H: 3 LOB: 1 BB: 1 P: 9	R: 0 E: 0 K: 2 S: 7 H: 0 LOB: 0 BB: 0 P: 7	1B: 9 2B: 3 3B: 0 HR: 1	SF: 0 SAC: 0 DP: 3 HBP: 0						

PITCHER	IP	WLS	BF	H	R	ER	SO	BB	IBB	HBP	BLK	WP	HR	S	P	ERA	WHIP
Joe Horlen, R (1, 1) ERA: 2.51	1.1	L	9	4	4	4	1	0	1	0	0	0	0	10	14	27.00	3.000
Dennis Higgins, R (2, 1) ERA: 2.97	3.0		12	3	1	1	3	1	0	0	0	1	1	17	21	3.00	1.333
Juan Pizarro, L (5, 1) ERA: 3.99	3.0		13	4	2	2	1	1	0	0	0	0	0	14	18	6.00	1.667
Jack Lamabe, R (8, 1) ERA: 3.09	0.2		1	0	0	0	0	0	0	0	0	0	0	1	1	0.00	0.000
Bob Locker, R (9, 1) ERA: 2.21	1.0		3	0	0	0	2	0	0	0	0	0	0	7	7	0.00	0.000

PITCHER	IP	WLS	BF	H	R	ER	SO	BB	IBB	HBP	BLK	WP	HR	S	P	ERA	WHIP

TOP

California Angels @ Chicago White Sox

Comiskey Park, Chicago, IL

Sat Aug 13 1966, 4:33 AM EDT

Att. 7,130 - Unknown

livebaseballscorecards.com

AB	35
R	7
H	11
RBI	7
BB	3
SO	7
LOB	13

1B: 9	SF: 0	WP: 1	PA: 38
2B: 3	SAC: 0	PB: 0	
3B: 0	DP: 3	SB: 0	
HR: 1	HBP: 0	CS: 0	

Batter	1	2	3	4	5	6	7	8	9	AB	R	H	RBI	BB	SO	LOB
Don Buford, S (1, 5) OBP: 0.323, SLG: 0.348	F4		F6			3-1		1B 2B 1-3 3-H		4	1	1	1	0	0	0
Tommie Agee, R (1, 8) OBP: 0.319, SLG: 0.410	K			1-3		4-3		1B 2-H 3-H		4	0	1	2	0	1	0
Pete Ward, L (1, 7) OBP: 0.301, SLG: 0.277 Bob Locker, S (9, 1) OBP: 0.375, SLG: 0.286	4-3			6-3			G6-4-3 1B	1-3 1B		4 0	0 0	2 0	0 0	0 0	0 0	0 0
John Romano, R (1, 2) OBP: 0.366, SLG: 0.472 Jerry McNertney, R (4, 2) OBP: 0.313, SLG: 0.250 Smoky Burgess, L (8, PH) OBP: 0.415, SLG: 0.386 (9, 2)		4-3		1B			G6-4-3 1-2f	4-3		1 2 1	0 0 0	0 1 0	0 0 0	0 0 0	0 0 0	0 1 2
Tom McCraw, L (1, 3) OBP: 0.294, SLG: 0.345 (9, 7)		6-3		4-3			3-1		F7	4	0	0	0	0	0	1
Floyd Robinson, L (1, 9) OBP: 0.344, SLG: 0.341		BB			G4-6-3 1B			1B 2B BB	F4	2	1	1	0	2	0	0
Jerry Adair, R (1, 6) OBP: 0.293, SLG: 0.335		F9			G4-6-3 1-2f			F9	F8	4	0	0	0	0	0	3
Al Weis, S (1, 4) OBP: 0.194, SLG: 0.121 Wayne Causey, L (5, PH) OBP: 0.320, SLG: 0.298 (6, 4)			5-3		K			F8		1 2	0 0	0 0	0 0	0 0	0 1	0 1
Joe Horlen, R (1, 1) OBP: 0.140, SLG: 0.100 Dennis Higgins, R (2, 1) OBP: 0.286, SLG: 0.182 Juan Pizarro, L (5, 1) OBP: 0.136, SLG: 0.100 Jack Lamabe, R (8, 1) OBP: 0.080, SLG: 0.042 Bill Skowron, R (8, PH) OBP: 0.329, SLG: 0.372 (9, 3)			6-3			K		2B 1B 1-3 1B		0 1 1 0 1	0 0 0 0 1	0 0 0 0 1	0 0 0 0 0	0 0 0 0 0	0 0 1 0 0	0 0 0 0 0
Inning Stats	R: 0 E: 0 K: 1 S: 5 H: 0 LOB: 0 BB: 0 P: 5	R: 0 E: 0 K: 0 S: 3 H: 0 LOB: 1 BB: 1 P: 7	R: 0 E: 0 K: 0 S: 3 H: 0 LOB: 0 BB: 0 P: 3	R: 0 E: 0 K: 0 S: 4 H: 1 LOB: 1 BB: 0 P: 4	R: 0 E: 0 K: 1 S: 5 H: 1 LOB: 0 BB: 0 P: 5	R: 0 E: 0 K: 1 S: 5 H: 0 LOB: 0 BB: 0 P: 5	R: 0 E: 0 K: 0 S: 3 H: 1 LOB: 0 BB: 0 P: 3	R: 3 E: 0 K: 0 S: 7 H: 4 LOB: 2 BB: 1 P: 11	R: 0 E: 0 K: 0 S: 3 H: 0 LOB: 0 BB: 0 P: 3	1B: 6 2B: 1 3B: 0 HR: 0 SF: 0 SAC: 0 DP: 2 HBP: 0						

PITCHER	IP	WLS	BF	H	R	ER	SO	BB	IBB	HBP	BLK	WP	HR	S	P	ERA	WHIP
Fred Newman, R (1, 1) ERA: 5.49	7.2	W	28	5	3	3	3	2	0	0	0	0	0	32	40	3.52	0.913
Minnie Rojas, R (8, 1) ERA: 1.98	1.1	S	6	2	0	0	0	0	0	0	0	0	0	6	6	0.00	1.500

PITCHER	IP	WLS	BF	H	R	ER	SO	BB	IBB	HBP	BLK	WP	HR	S	P	ERA	WHIP

BOTTOM

California Angels @ Chicago White Sox

Comiskey Park, Chicago, IL

Sat Aug 13 1966, 4:33 AM EDT

Att. 7,130 - Unknown

livebaseballscorecards.com

AB	32
R	3
H	7
RBI	3
BB	2
SO	3
LOB	8

1B: 6	SF: 0	WP: 0	PA: 34
2B: 1	SAC: 0	PB: 0	
3B: 0	DP: 2	SB: 0	
HR: 0	HBP: 0	CS: 0	

Batter	1	2	3	4	5	6	7	8	9	AB	R	H	RBI	BB	SO	LOB
Jose Cardenal, R (1, 8) OBP: 0.317, SLG: 0.397	S 1B		K			1-3			FC6-4 1B 1-2f	4	0	1	0	0	1	1
Jay Johnstone, L (1, 9) OBP: 0.277, SLG: 0.344	F4 1-2			F9			F8		1-2 1B	4	0	1	0	0	0	1
Jim Fregosi, R (1, 6) OBP: 0.300, SLG: 0.370	K			F4			4-3		K	4	0	0	0	0	2	3
Joe Adcock, R (1, 3) OBP: 0.366, SLG: 0.584	F3			4-3			F9			3	0	0	0	0	0	1
Buck Rodgers, S (1, 2) OBP: 0.275, SLG: 0.343		F7			F5			G4-6-3 1B		3	0	1	0	0	0	0
Bobby Knoop, R (1, 4) OBP: 0.263, SLG: 0.374		F4			F8			G4-6-3 1-2f		3	0	0	0	0	0	1
Tom Satriano, L (1, 5) OBP: 0.332, SLG: 0.305		F9			3-1			F3		3	0	0	0	0	0	0
Jackie Hernandez, R (8, 5) OBP: 0.095, SLG: 0.053										0	0	0	0	0	0	0
Jim Piersall, R (1, 7) OBP: 0.250, SLG: 0.223			K			F8			FC6-4 1B	3	0	1	0	0	1	0
Marcelino Lopez, R (1, 1) OBP: 0.267, SLG: 0.262			6-3			K			F8	2	0	0	0	0	1	0
Bob Lee, R (7, 1)										0	0	0	0	0	0	0
Frank Malzone, R (9, PH) OBP: 0.261, SLG: 0.302										1	0	0	0	0	0	1
Inning Stats	R: 0 E: 0 K: 1 S: 6 H: 1 LOB: 1 BB: 0 P: 6	R: 0 E: 0 K: 0 S: 3 H: 0 LOB: 0 BB: 0 P: 3	R: 0 E: 0 K: 2 S: 7 H: 0 LOB: 0 BB: 0 P: 7	R: 0 E: 0 K: 0 S: 3 H: 0 LOB: 0 BB: 0 P: 3	R: 0 E: 0 K: 0 S: 3 H: 0 LOB: 0 BB: 0 P: 3	R: 0 E: 0 K: 1 S: 5 H: 0 LOB: 0 BB: 0 P: 5	R: 0 E: 0 K: 0 S: 3 H: 0 LOB: 0 BB: 0 P: 3	R: 0 E: 0 K: 0 S: 3 H: 1 LOB: 0 BB: 0 P: 3	R: 0 E: 0 K: 1 S: 7 H: 2 LOB: 2 BB: 0 P: 7	1B: 4 2B: 0 3B: 0 HR: 0 SF: 0 SAC: 0 DP: 1 HBP: 0	WP: 0 PB: 0 SB: 1 CS: 0 PA: 30					

PITCHER	IP	WLS	BF	H	R	ER	SO	BB	IBB	HBP	BLK	WP	HR	S	P	ERA	WHIP
Gary Peters, L (1, 1) ERA: 2.09	9.0	W	30	4	0	0	5	0	0	0	0	0	0	40	40	0.00	0.444

PITCHER	IP	WLS	BF	H	R	ER	SO	BB	IBB	HBP	BLK	WP	HR	S	P	ERA	WHIP

TOP

California Angels @ Chicago White Sox

Comiskey Park, Chicago, IL

Sun Aug 14 1966, 4:33 AM EDT

Unknown

livebaseballscorecards.com

AB	30
R	0
H	4
RBI	0
BB	0
SO	5
LOB	8

Batter	1	2	3	4	5	6	7	8	9	AB	R	H	RBI	BB	SO	LOB
Don Buford, S (1, 5) OBP: 0.322, SLG: 0.345	BBBB 4-0 BB BB	x 0-0 ③ F8			x 0-0 ① B1-3	x 0-0 ② F4		x 0-0 ②③ 9-4 2-3f		4	0	0	0	1	0	5
Tommie Agee, R (1, 8) OBP: 0.325, SLG: 0.420	BBBB 4-0 1-2 BB		BBBB 4-0 S WP BB		x 0-0 HBP 1B 1B	x 0-0 1-H HR				2	2	2	2	2	0	0
Pete Ward, L (1, 9) OBP: 0.300, SLG: 0.271 Ken Berry, R (7, 7) OBP: 0.330, SLG: 0.428	x 0-0 ① F3		x 0-0 ① F3 1-3		H 1-0 1B 1-2 1B HBP	SSS 0-3 ③ K				3 0	0 0	0 0	0 0	0 0	1 0	3 0
Bill Skowron, R (1, 3) OBP: 0.328, SLG: 0.370	x 0-0 ② F9		x 0-0 ② 4-3		x 0-0 1B 1-2 2-H 1B		x 0-0 ① F4			4	0	1	1	0	0	3
Jerry Adair, R (1, 4) (9, 6) OBP: 0.296, SLG: 0.337	x 0-0 ③ 1-3		x 0-0 ③ 6-3		x 0-0 ② 1-2 2-H 1B		x 0-0 1-3 1B			4	0	2	0	0	0	3
Jerry McNertney, R (1, 2) OBP: 0.327, SLG: 0.255		x 0-0 1B 4-3 FC3-2 1B		BBBB 4-0 SH1-3 BB	x 0-0 ③ 3-1		x 0-0 ② 1-3 1-2			3	0	1	0	1	0	3
Tom McCraw, L (1, 7) (7, 9) OBP: 0.295, SLG: 0.352		x 0-0 ① 4-3 1-2		x 0-0 ① SH1-3 1-2		x 0-0 1B 3B	x 0-0 ③ F9			3	1	1	0	0	0	2
Lee Elia, R (1, 6) OBP: 0.262, SLG: 0.299 Al Weis, S (8, PR) OBP: 0.194, SLG: 0.121 (9, 4)		x 0-0 FC3-2 2-3 1B		x 0-0 ② 6-3		SSS 0-3 ① K		BBBB 4-0 9-4 SH3-4 BB		3 0	0 0	1 0	0 0	1 0	1 0	2 0
Gary Peters, L (1, 1) OBP: 0.262, SLG: 0.369		x 0-0 ② FC3-2 1-2 3-H		x 0-0 ③ 5-3		x 0-0 HR 3-H 1B		x 0-0 ① SH3-4 1-2		3	1	1	1	0	0	3
Inning Stats	R: 0 H: 0 E: 0 LOB: 2 K: 0 BB: 2 S: 3 P: 11	R: 0 H: 2 E: 0 LOB: 2 K: 0 BB: 0 S: 5 P: 5	R: 0 H: 0 E: 0 LOB: 1 K: 0 BB: 1 S: 3 P: 7	R: 0 H: 0 E: 0 LOB: 1 K: 0 BB: 1 S: 3 P: 7	R: 1 H: 3 E: 0 LOB: 2 K: 0 BB: 0 S: 5 P: 6	R: 3 H: 3 E: 0 LOB: 0 K: 2 BB: 0 S: 10 P: 10	R: 0 H: 1 E: 0 LOB: 1 K: 0 BB: 0 S: 4 P: 4	R: 0 H: 0 E: 0 LOB: 1 K: 0 BB: 1 S: 2 P: 6		1B: 7 2B: 1 3B: 1 HR: 1	SF: 0 SAC: 2 DP: 1 HBP: 1					

PITCHER	IP	WLS	BF	H	R	ER	SO	BB	IBB	HBP	BLK	WP	HR	S	P	ERA	WHIP
Marcelino Lopez, L (1, 1) ERA: 3.89	6.0	L	30	8	4	4	2	4	0	1	0	1	1	29	46	6.00	2.000
Bob Lee, R (7, 1) ERA: 2.68	2.0		7	1	0	0	0	1	0	0	0	0	0	6	10	0.00	1.000

PITCHER	IP	WLS	BF	H	R	ER	SO	BB	IBB	HBP	BLK	WP	HR	S	P	ERA	WHIP

BOTTOM

California Angels @ Chicago White Sox

Comiskey Park, Chicago, IL

Sun Aug 14 1966, 4:33 AM EDT

Unknown

livebaseballscorecards.com

AB	29
R	4
H	9
RBI	4
BB	5
SO	2
LOB	24

WP: 1	PB: 0	SB: 1	CS: 0
PA: 37			

Batter	1	2	3	4	5	6	7	8	9	AB	R	H	RBI	BB	SO	LOB
Jose Cardenal, R (1, 8) OBP: 0.314, SLG: 0.393	E5 1B 1B FC6-4	FC6-4 1-2f			F8		F9			4	1	0	0	0	0	1
Jay Johnstone, L (1, 9) OBP: 0.304, SLG: 0.382	FC6-4 1B 1-2 FC4-6 1B		6-3			1B 4-3 1B		SH3-4 PB 2B		4	3	3	0	0	0	0
Jim Fregosi, R (1, 6) OBP: 0.300, SLG: 0.369	FC6-4 1-2 2-3 1B		F4			F2		SH3-4 2-3		3	0	1	0	0	0	1
Norm Siebern, L (1, 3) OBP: 0.393, SLG: 0.386	FC6-4 FC4-6 1-2f 2-3 3-H		G3			4-3 1-3 1B		4-3 3-H		4	0	1	1	0	0	2
Buck Rodgers, S (1, 2) OBP: 0.272, SLG: 0.339	FC4-6 1-2f 3-H			4-3		4-3 1-2 3-H		F7		4	0	0	2	0	0	2
Willie Smith, L (1, 7) OBP: 0.249, SLG: 0.244 Ed Kirkpatrick, L (8, 7) OBP: 0.311, SLG: 0.348	4-3			3-1		4-0 FC5-4 IBB			5-3	2 1	0 0	0 0	0 0	1 0	0 0	1 0
Frank Malzone, R (1, 5) OBP: 0.254, SLG: 0.292		6-3		F3		FC5-4 1-2f			F6	4	0	0	0	0	0	2
Bobby Knoop, R (1, 4) OBP: 0.261, SLG: 0.370		F9			1-3		6-3		6-3	4	0	0	0	0	0	0
Jim Coates, R (1, 1)		E5 FC6-4			S S S K		S S S K			3	0	0	0	0	2	0
Inning Stats	R: 2 H: 2 E: 1 LOB: 1 K: 0 BB: 0 S: 6 P: 6	R: 0 H: 0 E: 1 LOB: 1 K: 0 BB: 0 S: 4 P: 4	R: 0 H: 0 E: 0 LOB: 0 K: 0 BB: 0 S: 3 P: 3	R: 0 H: 0 E: 0 LOB: 0 K: 0 BB: 0 S: 3 P: 3	R: 0 H: 0 E: 0 LOB: 0 K: 1 BB: 0 S: 5 P: 5	R: 1 H: 2 E: 0 LOB: 2 K: 0 BB: 1 S: 5 P: 9	R: 0 H: 0 E: 0 LOB: 0 K: 1 BB: 0 S: 5 P: 5	R: 1 H: 1 E: 0 LOB: 0 K: 0 BB: 0 S: 4 P: 4	R: 0 H: 0 E: 0 LOB: 0 K: 0 BB: 0 S: 3 P: 3	1B: 4 SF: 0 2B: 1 SAC: 1 3B: 0 DP: 0 HR: 0 HBP: 0						

PITCHER		IP	WLS	BF	H	R	ER	SO	BB	IBB	HBP	BLK	WP	HR	S	P	ERA	WHIP
Bruce Howard, R ERA: 2.33	(1, 1)	6.0	L	25	4	3	1	1	0	1	0	0	0	0	26	30	1.50	0.667
Hoyt Wilhelm, R ERA: 1.95	(7, 1)	3.0		10	1	1	1	1	0	0	0	0	0	0	12	12	3.00	0.333

PITCHER		IP	WLS	BF	H	R	ER	SO	BB	IBB	HBP	BLK	WP	HR	S	P	ERA	WHIP

TOP

California Angels @ Chicago White Sox

Comiskey Park, Chicago, IL

Sun Aug 14 1966, 4:38 AM EDT
Att. 22,505 - Unknown

livebaseballscorecards.com

AB	33
R	4
H	5
RBI	3
BB	1
SO	2
LOB	9

Batter	1	2	3	4	5	6	7	8	9	AB	R	H	RBI	BB	SO	LOB
Don Buford, S (1, 5) OBP: 0.320, SLG: 0.342	L6		L4			F5			F6	3	0	0	0	0	0	1
Hoyt Wilhelm, R (7, 1)										0	0	0	0	0	0	0
Smoky Burgess, L (9, PH) OBP: 0.407, SLG: 0.378										1	0	0	0	0	0	0
Tommie Agee, R (1, 8) OBP: 0.322, SLG: 0.416	F2			F5		L5			6-3	4	0	0	0	0	0	0
Pete Ward, L (1, 9) OBP: 0.299, SLG: 0.271	F8			K			F7		1B	4	0	1	0	0	1	0
(7, 5)																
Bill Skowron, R (1, 3) OBP: 0.323, SLG: 0.364		F9		K			6-3		K	4	0	0	0	0	2	1
Tom McCraw, L (1, 7) OBP: 0.298, SLG: 0.353		BBBB 4-0 CS BB			G6-4-3 1B		F5			2	0	1	0	1	0	0
Jerry Adair, R (1, 6) OBP: 0.296, SLG: 0.337		F7 1-2			G6-4-3 1-2f			4-3 1B		3	0	1	0	0	0	2
Wayne Causey, L (1, 4) OBP: 0.321, SLG: 0.299			1-3		FC6-4 1B			F6		3	0	1	0	0	0	1
Jerry McNertney, R (1, 2) OBP: 0.309, SLG: 0.240			L5		FC6-4 1-2f			4-3 1-2		3	0	0	0	0	0	2
Bruce Howard, S (1, 1) OBP: 0.206, SLG: 0.071			BBBB 4-0 BB			F9		F7		0	0	0	0	1	0	0
Floyd Robinson, L (6, PH) OBP: 0.342, SLG: 0.339										2	0	0	0	0	0	1
(7, 9)																
Inning Stats	R: 0 E: 0 K: 0 S: 3 H: 0 LOB: 0 BB: 0 P: 3	R: 0 E: 0 K: 0 S: 2 H: 0 LOB: 0 BB: 1 P: 6	R: 0 E: 0 K: 0 S: 3 H: 0 LOB: 1 BB: 1 P: 7	R: 0 E: 0 K: 2 S: 7 H: 0 LOB: 0 BB: 0 P: 7	R: 0 E: 0 K: 0 S: 4 H: 2 LOB: 1 BB: 0 P: 4	R: 0 E: 0 K: 0 S: 3 H: 0 LOB: 0 BB: 0 P: 3	R: 0 E: 0 K: 0 S: 3 H: 0 LOB: 0 BB: 0 P: 3	R: 0 E: 0 K: 0 S: 4 H: 1 LOB: 1 BB: 0 P: 4	R: 0 E: 0 K: 1 S: 6 H: 1 LOB: 1 BB: 0 P: 6	1B: 4 2B: 0 3B: 0 HR: 0	SF: 0 SAC: 0 DP: 1 HBP: 0						

PITCHER	IP	WLS	BF	H	R	ER	SO	BB	IBB	HBP	BLK	WP	HR	S	P	ERA	WHIP
Jim Coates, R (1, 1) ERA:	9.0	W	31	4	0	0	3	2	0	0	0	0	0	35	43	0.00	0.667

PITCHER	IP	WLS	BF	H	R	ER	SO	BB	IBB	HBP	BLK	WP	HR	S	P	ERA	WHIP

BOTTOM

California Angels @ Chicago White Sox

Comiskey Park, Chicago, IL

Sun Aug 14 1966, 4:38 AM EDT

Att. 22,505 - Unknown

livebaseballscorecards.com

AB	29
R	0
H	4
RBI	0
BB	2
SO	3
LOB	8

Batter	1	2	3	4	5	6	7	8	9	AB	R	H	RBI	BB	SO	LOB
Jose Cardenal, R (1, 8) OBP: 0.313, SLG: 0.392	F9		4-3			F9		FC4-6, 1B		4	0	1	0	0	0	0
Jay Johnstone, L (1, 9) OBP: 0.301, SLG: 0.375	G1-4-3, 1B			3-1		K		FC4-6, 1-2f		4	0	1	0	0	1	1
Jim Fregosi, R (1, 6) OBP: 0.300, SLG: 0.368	G1-4-3, 1-2f			G5-4-3, 1B		K		F7		4	0	1	0	0	1	2
Joe Adcock, R (1, 3) OBP: 0.368, SLG: 0.615		F4		G5-4-3, 1-2f			HR		HR	4	2	2	2	0	0	1
Buck Rodgers, S (1, 2) OBP: 0.274, SLG: 0.344		5-3			1B, SF7, 1B		2B		F8	4	1	2	0	0	0	0
Bobby Knoop, R (1, 4) OBP: 0.263, SLG: 0.371		PO, 1B, 1B			1-3, 1B		K		4-3	4	0	2	0	0	1	1
Frank Malzone, R (1, 5) OBP: 0.261, SLG: 0.295		1-2, 1B			SF7 3-H		G6-4-3, IBB		F6	2	0	1	1	1	0	0
Jim Piersall, R (1, 7) OBP: 0.243, SLG: 0.216 Minnie Rojas, R (7, 1) OBP: 0.133, SLG: 0.143		PO, 2-3	6-3		L9		G6-4-3, 1-2f			3 0	0 0	0 0	0 0	0 0	0 0	3 0
George Brunet, R (1, 1) OBP: 0.157, SLG: 0.220 Ed Kirkpatrick, L (7, 7) OBP: 0.310, SLG: 0.347			F4		K			G3		2 1	0 0	0 0	0 0	0 0	1 0	1 0
Inning Stats	R: 0 E: 0 K: 0 S: 3 H: 1 LOB: 0 BB: 0 P: 3	R: 0 E: 0 K: 0 S: 4 H: 2 LOB: 1 BB: 0 P: 4	R: 0 E: 0 K: 0 S: 3 H: 0 LOB: 0 BB: 0 P: 3	R: 0 E: 0 K: 0 S: 3 H: 1 LOB: 0 BB: 0 P: 3	R: 1 E: 0 K: 1 S: 7 H: 2 LOB: 1 BB: 0 P: 7	R: 0 E: 0 K: 2 S: 7 H: 0 LOB: 0 BB: 0 P: 7	R: 1 E: 0 K: 1 S: 6 H: 2 LOB: 1 BB: 1 P: 10	R: 0 E: 0 K: 0 S: 4 H: 1 LOB: 1 BB: 0 P: 4	R: 1 E: 0 K: 0 S: 4 H: 1 LOB: 0 BB: 0 P: 4	1B: 7 2B: 1 3B: 0 HR: 2 SF: 1 SAC: 0 DP: 3 HBP: 0						

PITCHER	IP	WLS	BF	H	R	ER	SO	BB	IBB	HBP	BLK	WP	HR	S	P	ERA	WHIP
Jim Kaat, L (1, 1) ERA: 3.08	9.0	W	34	10	3	3	4	0	1	0	0	0	2	41	45	3.00	1.111

PITCHER	IP	WLS	BF	H	R	ER	SO	BB	IBB	HBP	BLK	WP	HR	S	P	ERA	WHIP

TOP

California Angels @ Minnesota Twins

Metropolitan Stadium, Bloomington , MI

Mon Aug 15 1966, 8:05 PM EDT

Att. 15,791 - Unknown - 71 F

livebaseballscorecards.com

AB	32
R	3
H	10
RBI	3
BB	1
SO	4
LOB	9

WP: 0 PB: 0 SB: 0 CS: 0 PA: 35

Batter	1	2	3	4	5	6	7	8	9	AB	R	H	RBI	BB	SO	LOB
Zoilo Versalles, R (1, 6) OBP: 0.299, SLG: 0.363	BBBB 4-0 G6-3 BB		x 0-0 ② FC4-3 S 1-2f			S S S 0-3 ① K	x 0-0 ③ 4-3			3	0	0	0	1	1	3
Cesar Tovar, R (1, 4) OBP: 0.332, SLG: 0.361	x 0-0 ①② G6-3 1-2f		0-0 ③ CS 1-2 3-H	x 0-0 ① L8		x 0-0 ② F9		x 0-0 ① 6-3		4	0	0	0	0	0	1
Rich Rollins, R (1, 5) OBP: 0.282, SLG: 0.379	S S S 0-3 ③ K			H 1-0 HR HBP		x 0-0 ③ F2		x 0-0 ② F7		3	1	0	0	0	1	0
Harmon Killebrew, R (1, 3) OBP: 0.395, SLG: 0.518 Bob Allison, R (8, PR) OBP: 0.344, SLG: 0.380 Don Mincher, L (9, 3) OBP: 0.314, SLG: 0.387		S S 0-3 ① K		x 0-0 1-H HR			B B B B 4-0 BB 1B BB	x 0-0 1B 1B		3 0 0	2 0 0	2 0 0	2 0 0	1 0 0	1 0 0	0 0 0
Tony Oliva, L (1, 9) OBP: 0.368, SLG: 0.537		S S S 0-3 ② K		x 0-0 ② F8			x 0-0 ① F7	x 0-0 1-3 1B		4	0	1	0	0	1	1
Earl Battey, R (1, 2) OBP: 0.327, SLG: 0.331		x 0-0 ③ L8		x 0-0 ③ F7			B B B B 4-0 1B 1-2 BB	x 0-0 ③ F8		3	0	0	0	1	0	2
Andy Kosco, R (1, 7) OBP: 0.263, SLG: 0.294			x 0-0 E 1B CS 1B		S S S 0-3 ① K		x 0-0 ② BB 1-2 2-H 3B 1B			3	1	2	1	0	1	0
Ted Uhlaender, L (1, 8) OBP: 0.243, SLG: 0.267			x 0-0 E4 FC4-3 1-3 1B		x 0-0 ② G3		B B B B 4-0 1-2 3B BB			2	1	1	0	1	0	0
Jim Kaat, L (1, 1) OBP: 0.229, SLG: 0.313			S S S 0-3 ① K		S S S 0-3 ③ K		x 0-0 1-H 2-H 3B			3	0	1	2	0	2	2
Inning Stats	R: 0 H: 0 E: 0 LOB: 0 K: 1 BB: 1 S: 4 P: 8	R: 0 H: 0 E: 0 LOB: 0 K: 2 BB: 0 S: 7 P: 7	R: 0 H: 2 E: 1 LOB: 1 K: 1 BB: 0 S: 6 P: 6	R: 2 H: 1 E: 0 LOB: 0 K: 0 BB: 0 S: 4 P: 5	R: 0 H: 0 E: 0 LOB: 0 K: 2 BB: 0 S: 7 P: 7	R: 0 H: 0 E: 0 LOB: 0 K: 1 BB: 0 S: 5 P: 5	R: 3 H: 2 E: 0 LOB: 1 K: 0 BB: 3 S: 4 P: 16	R: 0 H: 2 E: 0 LOB: 2 K: 0 BB: 0 S: 5 P: 5		1B: 5 SF: 0 2B: 0 SAC: 0 3B: 1 DP: 1 HR: 1 HBP: 1						WP: 0 PA: 34 PB: 0 SB: 1 CS: 1

PITCHER		IP	WLS	BF	H	R	ER	SO	BB	IBB	HBP	BLK	WP	HR	S	P	ERA	WHIP
George Brunet, L ERA: 3.09	(1, 1)	6.2	L	27	5	5	5	7	4	0	1	0	0	1	36	53	6.75	1.350
Minnie Rojas, R ERA: 1.94	(7, 1)	1.1		6	2	0	0	0	0	0	0	0	0	0	6	6	0.00	1.500

PITCHER	IP	WLS	BF	H	R	ER	SO	BB	IBB	HBP	BLK	WP	HR	S	P	ERA	WHIP

BOTTOM

California Angels @ Minnesota Twins

Metropolitan Stadium, Bloomington , MI

Mon Aug 15 1966, 8:05 PM EDT

Att. 15,791 - Unknown - 71 F

livebaseballscorecards.com

AB	28
R	5
H	7
RBI	5
BB	4
SO	7
LOB	9

Batter	1	2	3	4	5	6	7	8	9	AB	R	H	RBI	BB	SO	LOB
Jay Johnstone, L (1, 8) OBP: 0.299, SLG: 0.360	6-3		1-3			BBBB 4-0 E 1B BB	0-0 F9			3	1	0	0	1	0	1
Ed Kirkpatrick, L (1, 9) OBP: 0.310, SLG: 0.343	BBBB 4-0 BB		0-0 4-3			0-0 E3 4-3 1B 1-2		SSS 0-3 K		3	0	0	0	1	1	1
Jim Fregosi, R (1, 6) OBP: 0.299, SLG: 0.367 Jackie Hernandez, R (8, 6) OBP: 0.095, SLG: 0.053	SSS 0-3 K		0-0 F9			0-0 4-3 1B 1-2 2-H		0-0 F7		4 0	0 0	1 0	1 0	0 0	1 0	1 0
Norm Siebern, L (1, 3) OBP: 0.388, SLG: 0.379	SSS 0-3 K			SSS 0-3 K		0-0 4-3 1-2 2-3		SSS 0-3 K		4	0	0	0	0	3	3
Buck Rodgers, S (1, 2) OBP: 0.271, SLG: 0.340		SSS 0-3 K		0-0 4-3		0-0 F6			0-0 F4	4	0	0	0	0	1	2
Willie Smith, L (1, 7) OBP: 0.249, SLG: 0.244		0-0 S 1B		0-0 F7		0-0 F6			0-0 F4	4	0	1	0	0	0	2
Frank Malzone, R (1, 5) OBP: 0.260, SLG: 0.294		0-0 F9 1-2			0-0 F5		0-0 1B		0-0 F3	4	0	1	0	0	0	1
Bobby Knoop, R (1, 4) OBP: 0.266, SLG: 0.370		IIII 4-0 IBB			BBBB 4-0 CS BB		SSS 0-3 K			1	0	0	0	2	1	1
Dean Chance, R (1, 1) OBP: 0.070, SLG: 0.036		SSS 0-3 K			SSS 0-3 K 1-2		SSS 0-3 K			1	0	0	0	0	1	2
Jose Cardenal, R (5, PH) OBP: 0.313, SLG: 0.391										1	0	0	0	0	1	1
Lew Burdette, R (5, 1)										0	0	0	0	0	0	0
Paul Schaal, R (7, PH) OBP: 0.357, SLG: 0.339										1	0	0	0	0	1	1
Bob Lee, R (7, 1)										0	0	0	0	0	0	0
Inning Stats	R: 0 E: 0 K: 2 S: 7 H: 0 LOB: 1 BB: 1 P: 11	R: 0 E: 0 K: 2 S: 8 H: 1 LOB: 2 BB: 1 P: 12	R: 0 E: 0 K: 0 S: 3 H: 0 LOB: 0 BB: 0 P: 3	R: 0 E: 0 K: 1 S: 5 H: 0 LOB: 0 BB: 0 P: 5	R: 0 E: 0 K: 1 S: 4 H: 0 LOB: 1 BB: 1 P: 8	R: 1 E: 1 K: 0 S: 5 H: 1 LOB: 2 BB: 1 P: 9	R: 0 E: 0 K: 2 S: 8 H: 1 LOB: 1 BB: 0 P: 8	R: 0 E: 0 K: 2 S: 7 H: 0 LOB: 0 BB: 0 P: 7	R: 0 E: 0 K: 0 S: 3 H: 0 LOB: 0 BB: 0 P: 3	1B: 3 2B: 1 3B: 0 HR: 0 SF: 0 SAC: 0 DP: 1 HBP: 0						

PITCHER	IP	WLS	BF	H	R	ER	SO	BB	IBB	HBP	BLK	WP	HR	S	P	ERA	WHIP
Jim Perry, R (1, 1) ERA: 2.65	9.0	W	34	3	1	0	10	3	1	0	0	0	0	50	66	0.00	0.667

PITCHER	IP	WLS	BF	H	R	ER	SO	BB	IBB	HBP	BLK	WP	HR	S	P	ERA	WHIP

TOP

California Angels @ Minnesota Twins

Metropolitan Stadium, Bloomington , MI

Tue Aug 16 1966, 8:05 PM EDT

Att. 15,359 - Unknown - 80 F

livebaseballscorecards.com

AB	30
R	1
H	3
RBI	1
BB	4
SO	10
LOB	16

WP: 0 PB: 0 SB: 1 CS: 1 PA: 34

Batter	1	2	3	4	5	6	7	8	9	AB	R	H	RBI	BB	SO	LOB
Zoilo Versalles, R (1, 6) OBP: 0.296, SLG: 0.359	L4		K	FC6 1-2f		6-3		4-3		5	0	0	0	0	1	4
Cesar Tovar, R (1, 4) OBP: 0.330, SLG: 0.365	F8			SF8 3B	4-3		5-3	6-3		5	1	1	0	0	0	1
Tony Oliva, L (1, 9) OBP: 0.369, SLG: 0.545	F7			SF8 3-H	2B 1B		HR			3	2	2	2	0	0	0
Harmon Killebrew, R (1, 5) OBP: 0.394, SLG: 0.523		K		HR	F4		5-3			4	1	1	1	0	1	1
Don Mincher, L (1, 3) OBP: 0.316, SLG: 0.400		K		F9	1B 1-H 2B		HR			4	1	2	2	0	1	0
Earl Battey, R (1, 2) OBP: 0.333, SLG: 0.336 Jerry Zimmerman, R (7, 2) OBP: 0.321, SLG: 0.316	1B			HR BB	2-H 1B		K			2 1	1 0	2 0	0 0	1 0	0 1	0 0
Andy Kosco, R (1, 7) OBP: 0.270, SLG: 0.323		K		1-H HR		K		FC4-6 1B		4	1	2	2	0	2	1
Ted Uhlaender, L (1, 8) OBP: 0.244, SLG: 0.267			K	1B 1B		1-3		FC4-6 1-2f 2B		4	1	1	0	0	1	1
Jim Perry, S (1, 1) OBP: 0.295, SLG: 0.385			L7	FC6 1-2 1B		2B		1-H 2B		4	0	3	1	0	0	0
Inning Stats	R: 0 E: 0 K: 0 S: 3 H: 0 LOB: 0 BB: 0 P: 3	R: 0 E: 0 K: 3 S: 10 H: 1 LOB: 1 BB: 0 P: 10	R: 0 E: 0 K: 2 S: 7 H: 0 LOB: 0 BB: 0 P: 7	R: 4 E: 0 K: 0 S: 8 H: 5 LOB: 2 BB: 1 P: 12	R: 1 E: 0 K: 0 S: 5 H: 3 LOB: 2 BB: 0 P: 5	R: 0 E: 0 K: 1 S: 6 H: 1 LOB: 1 BB: 0 P: 6	R: 2 E: 0 K: 1 S: 7 H: 2 LOB: 0 BB: 0 P: 7	R: 1 E: 0 K: 0 S: 5 H: 2 LOB: 1 BB: 0 P: 5		1B: 6 2B: 3 3B: 1 HR: 4 SF: 1 SAC: 0 DP: 0 HBP: 0						

PITCHER	IP	WLS	BF	H	R	ER	SO	BB	IBB	HBP	BLK	WP	HR	S	P	ERA	WHIP
Dean Chance, R (1, 1) ERA: 3.65	4.0	L	19	6	4	4	5	1	0	0	0	0	2	28	32	9.00	1.750
Lew Burdette, R (5, 1) ERA: 3.39	2.0		9	4	1	1	1	0	0	0	0	0	0	11	11	4.50	2.000
Bob Lee, R (7, 1) ERA: 2.96	2.0		10	4	3	3	1	0	0	0	0	0	2	12	12	13.50	2.000

PITCHER	IP	WLS	BF	H	R	ER	SO	BB	IBB	HBP	BLK	WP	HR	S	P	ERA	WHIP

BOTTOM

California Angels @ Minnesota Twins

Metropolitan Stadium, Bloomington , MI

Tue Aug 16 1966, 8:05 PM EDT
Att. 15,359 - Unknown - 80 F

livebaseballscorecards.com

AB	36
R	8
H	14
RBI	8
BB	1
SO	7
LOB	8

WP: 0	PB: 0	SB: 0	CS: 0
PA: 38			

Batter	1	2	3	4	5	6	7	8	9	AB	R	H	RBI	BB	SO	LOB
Jay Johnstone, L (1, 8) (8, 7) OBP: 0.309, SLG: 0.430	HR	F9			F8			E 3B		4	2	2	1	0	0	2
Willie Smith, L (1, 7) OBP: 0.254, SLG: 0.245 Jose Cardenal, R (8, 8) OBP: 0.313, SLG: 0.391	BB 1B SF8	6-3			FC5-4 1B			F6		3 0	1 0	1 0	0 0	1 0	0 0	3 0
Jim Fregosi, R (1, 6) OBP: 0.297, SLG: 0.364	F9		F8		FC5-4 CS 1-2f			E6 3-H		4	0	0	0	0	0	2
Norm Siebern, L (1, 3) OBP: 0.390, SLG: 0.381	1-3 1B		F8 E 1B 1B		CS 1-2	S S S K		F8		4	0	2	0	0	1	1
Buck Rodgers, S (1, 2) OBP: 0.268, SLG: 0.337	SF8 3-H		F8 1-3			F8		F8		3	0	0	1	0	0	2
Frank Malzone, R (1, 5) OBP: 0.260, SLG: 0.293	F2		3-H 1B			3-1			S S S K	4	0	1	0	0	1	1
Ed Kirkpatrick, L (1, 9) OBP: 0.305, SLG: 0.337		G3		F7			F9		S S S K	4	0	0	0	0	1	0
Bobby Knoop, R (1, 4) OBP: 0.266, SLG: 0.369		1B 1B		F9			4-3		S S S K	4	0	1	0	0	1	0
Fred Newman, R (1, 1) OBP: 0.286, SLG: 0.250 Minnie Rojas, R (8, 1) OBP: 0.133, SLG: 0.143		1-2 1B		S S S K			1-3			3 0	0 0	1 0	0 0	0 0	1 0	0 0
Inning Stats	R: 2 E: 0 K: 0 S: 5 H: 2 LOB: 1 BB: 1 P: 9	R: 0 E: 0 K: 0 S: 5 H: 2 LOB: 2 BB: 0 P: 5	R: 0 E: 1 K: 0 S: 4 H: 2 LOB: 2 BB: 0 P: 4	R: 0 E: 0 K: 1 S: 5 H: 0 LOB: 0 BB: 0 P: 5	R: 0 E: 0 K: 0 S: 3 H: 1 LOB: 0 BB: 0 P: 3	R: 0 E: 0 K: 1 S: 5 H: 0 LOB: 0 BB: 0 P: 5	R: 0 E: 0 K: 0 S: 3 H: 0 LOB: 0 BB: 0 P: 3	R: 1 E: 1 K: 0 S: 5 H: 1 LOB: 1 BB: 0 P: 5	R: 0 E: 0 K: 3 S: 9 H: 0 LOB: 0 BB: 0 P: 9	1B: 6 2B: 0 3B: 1 HR: 1 SF: 1 SAC: 0 DP: 0 HBP: 0						

PITCHER		IP	WLS	BF	H	R	ER	SO	BB	IBB	HBP	BLK	WP	HR	S	P	ERA	WHIP
Camilo Pascual, R ERA: 5.08	(1, 1)	1.1		9	4	2	2	0	1	0	0	0	0	1	8	12	13.50	3.750
Dwight Siebler, R ERA: 2.89	(2, 1)	6.2	W	23	4	1	0	2	0	0	0	0	0	0	27	27	0.00	0.600
Al Worthington, R ERA: 2.1	(9, 1)	1.0	S	3	0	0	0	3	0	0	0	0	0	0	9	9	0.00	0.000

PITCHER	IP	WLS	BF	H	R	ER	SO	BB	IBB	HBP	BLK	WP	HR	S	P	ERA	WHIP

TOP

California Angels @ Minnesota Twins

Metropolitan Stadium, Bloomington , MI

Wed Aug 17 1966, 8:05 PM EDT
Att. 20,631 - Unknown - 81 F

livebaseballscorecards.com

AB	33
R	3
H	8
RBI	2
BB	1
SO	5
LOB	11

WP: 0	PB: 0	SB: 0	CS: 1
PA: 36			

BOTTOM

California Angels @ Minnesota Twins

Metropolitan Stadium, Bloomington , MI

Wed Aug 17 1966, 8:05 PM EDT

Att. 20,631 - Unknown - 81 F

Batter	1	2	3	4	5	6	7	8	9	AB	R	H	RBI	BB	SO	LOB
Zoilo Versalles, R (1, 6) OBP: 0.298, SLG: 0.360	6-3		G4-6-3 1-2f		1B 1-2			FC5 HBP 1B		4	0	2	0	0	0	1
Cesar Tovar, R (1, 4) OBP: 0.332, SLG: 0.362	6-3			1B 1B BB	4-3			WP FC5 1-2 1B HBP		2	2	0	0	1	0	2
Tony Oliva, L (1, 9) OBP: 0.370, SLG: 0.544	1B			1B 1-3 G4-6-3 1B		F7		FC5 IBB 1-2 2-3f 1B		4	2	2	0	0	0	2
Harmon Killebrew, R (1, 5) OBP: 0.395, SLG: 0.522	F7			G4-6-3 1-3 3-H 1B		6-3		1B 1-2 2-3 SF8 IBB		3	1	1	1	1	0	1
Don Mincher, L (1, 3) OBP: 0.318, SLG: 0.399		4-3		G4-6-3 1-2f 3-H		FC4-6 BB		SF8 1-3 2-H 3-H 1B		3	0	1	2	1	0	1
Earl Battey, R (1, 2) OBP: 0.333, SLG: 0.336 Jimmie Hall, L (8, PH) OBP: 0.291, SLG: 0.436 Jerry Zimmerman, R (9, 2) OBP: 0.321, SLG: 0.316		G1-4-3 1B		6-3		FC4-6 1-2f		SF8 1-2 3-H		3 0 0	0 0 0	1 0 0	0 1 0	0 0 0	0 0 0	1 0 0
Andy Kosco, R (1, 7) OBP: 0.262, SLG: 0.313		G1-4-3 1-2f			K		K	K		4	0	0	0	0	3	2
Ted Uhlaender, L (1, 8) OBP: 0.245, SLG: 0.268			6-3		1B 1B		6-3			3	0	1	0	0	0	0
Camilo Pascual, R (1, 1) OBP: 0.242, SLG: 0.219 Dwight Siebler, R (2, 1) Al Worthington, R (9, 1) OBP: 0.286, SLG: 0.571			G4-6-3 BB		K		F9			0 2 0	0 0 0	0 0 0	0 0 0	0 1 0	0 1 0	0 1 0
Inning Stats	R: 0 E: 0 K: 0 S: 4 H: 1 LOB: 1 BB: 0 P: 4	R: 0 E: 0 K: 0 S: 3 H: 1 LOB: 0 BB: 0 P: 3	R: 0 E: 0 K: 0 S: 2 H: 0 LOB: 0 BB: 1 P: 6	R: 2 E: 0 K: 0 S: 4 H: 2 LOB: 0 BB: 1 P: 8	R: 0 E: 0 K: 2 S: 9 H: 2 LOB: 2 BB: 0 P: 9	R: 0 E: 0 K: 0 S: 3 H: 0 LOB: 1 BB: 1 P: 7	R: 0 E: 0 K: 1 S: 5 H: 0 LOB: 0 BB: 0 P: 5	R: 3 E: 0 K: 1 S: 7 H: 2 LOB: 1 BB: 1 P: 12		1B: 8 2B: 0 3B: 0 HR: 0	SF: 1 SAC: 0 DP: 3 HBP: 1			WP: 1 PB: 0 SB: 0 CS: 0		PA: 34	

livebaseballscorecards.com

AB	28
R	5
H	8
RBI	4
BB	4
SO	4
LOB	11

PITCHER		IP	WLS	BF	H	R	ER	SO	BB	IBB	HBP	BLK	WP	HR	S	P	ERA	WHIP
Fred Newman, R ERA: 5.56	(1, 1)	7.1	L	32	8	5	5	3	3	1	1	0	1	0	33	50	6.14	1.500
Minnie Rojas, R ERA: 1.92	(8, 1)	0.2		2	0	0	0	1	0	0	0	0	0	0	4	4	0.00	0.000

PITCHER	IP	WLS	BF	H	R	ER	SO	BB	IBB	HBP	BLK	WP	HR	S	P	ERA	WHIP

Batter	1	2	3	4	5	6	7	8	9	AB	R	H	RBI	BB	SO	LOB
Jose Cardenal, R (1, 8) OBP: 0.310, SLG: 0.387	6-3			6-3			E5 1B E		6-3	4	1	0	0	0	0	0
Jay Johnstone, L (1, 7) OBP: 0.306, SLG: 0.422	4-3			K			E 1-2 1B		F8	4	0	1	0	0	1	0
Jim Fregosi, R (1, 6) OBP: 0.297, SLG: 0.370	F4			6-3			E6 1-3 2-H		HR	4	1	1	1	0	0	1
Norm Siebern, L (1, 3) OBP: 0.391, SLG: 0.387		G5-4-3 2B			G1-6-3 1B		K		F7	4	0	2	0	0	1	2
Ed Kirkpatrick, L (1, 9) OBP: 0.309, SLG: 0.336		BBBB G5-4-3 BB			G1-6-3 1-2f		G6-4-3 HBP			1	0	0	0	1	0	1
Frank Malzone, R (1, 5) OBP: 0.255, SLG: 0.287 Jack Sanford, R (7, 1) OBP: 0.227, SLG: 0.263		G5-4-3 1-2f 2-3f			F9		G6-4-3 1-2f			3 0	0 0	0 0	0 0	0 0	0 0	5 0
Bobby Knoop, R (1, 4) OBP: 0.264, SLG: 0.367			F8			5-3		6-3		3	0	0	0	0	0	0
Tom Satriano, L (1, 2) OBP: 0.327, SLG: 0.300			4-3			F5		F6		3	0	0	0	0	0	0
Marcelino Lopez, R (1, 1) OBP: 0.255, SLG: 0.250 Paul Schaal, R (7, 5) OBP: 0.356, SLG: 0.338			K			6-3		F6		2 1	0 0	0 0	0 0	0 0	1 0	0 0
Inning Stats	R: 0 E: 0 K: 0 S: 3 H: 0 LOB: 0 BB: 0 P: 3	R: 0 E: 0 K: 0 S: 2 H: 1 LOB: 0 BB: 1 P: 6	R: 0 E: 0 K: 1 S: 5 H: 0 LOB: 0 BB: 0 P: 5	R: 0 E: 0 K: 1 S: 5 H: 0 LOB: 0 BB: 0 P: 5	R: 0 E: 0 K: 0 S: 3 H: 1 LOB: 0 BB: 0 P: 3	R: 0 E: 0 K: 0 S: 3 H: 0 LOB: 0 BB: 0 P: 3	R: 1 E: 2 K: 1 S: 7 H: 1 LOB: 2 BB: 0 P: 8	R: 0 E: 0 K: 0 S: 3 H: 0 LOB: 0 BB: 0 P: 3	R: 1 E: 0 K: 0 S: 4 H: 1 LOB: 0 BB: 0 P: 4	1B: 2 2B: 1 3B: 1 HR: 1	SF: 0 SAC: 0 DP: 2 HBP: 1						

PITCHER	IP	WLS	BF	H	R	ER	SO	BB	IBB	HBP	BLK	WP	HR	S	P	ERA	WHIP
Mudcat Grant, R (1, 1) ERA: 2.93	9.0	W	31	4	2	1	3	1	0	1	0	0	1	35	40	1.00	0.556

PITCHER	IP	WLS	BF	H	R	ER	SO	BB	IBB	HBP	BLK	WP	HR	S	P	ERA	WHIP

California Angels @ Minnesota Twins

Metropolitan Stadium, Bloomington , MI

Thu Aug 18 1966, 8:05 PM EDT

Att. 21,868 - Unknown - 70 F

TOP

livebaseballscorecards.com

AB	29
R	2
H	4
RBI	1
BB	1
SO	3
LOB	9

WP: 0 PB: 0 SB: 0 CS: 0 PA: 31

Batter	1	2	3	4	5	6	7	8	9	AB	R	H	RBI	BB	SO	LOB
Zoilo Versalles, R (1, 6) OBP: 0.301, SLG: 0.361	0-0 1B		4-0 WP SF7 1-2 BB	0-0 E4 1B 1-2 2-H		0-0 F3		0-0 CS FC 2-3 1B		4	1	2	0	1	0	2
Cesar Tovar, R (1, 4) OBP: 0.333, SLG: 0.363	0-0 F9		0-3 K	0-0 S 1-3 2-H 1B		0-0 1B S 2-H 1B		0-0 FC 1-2 3-H		5	0	2	3	0	1	4
Tony Oliva, L (1, 9) OBP: 0.370, SLG: 0.544	0-0 1-3 1B		0-0 SF7 1-H 2-H	0-0 F4 1-2		0-0 1-3 1B		0-3 K 2-3		4	0	2	1	0	1	4
Harmon Killebrew, R (1, 3) OBP: 0.394, SLG: 0.519	0-3 K		0-0 1B 1B	0-3 K		0-0 F8				4	0	1	0	0	2	5
Rich Rollins, R (1, 5) OBP: 0.281, SLG: 0.377		0-0 6-3	0-0 1-2 1B		0-0 F1		0-0 5-3			4	0	1	0	0	0	0
Earl Battey, R (1, 2) OBP: 0.329, SLG: 0.331		0-0 5-3	0-0 F4		0-0 1-6-3		0-0 1-6-3			4	0	0	0	0	0	2
Andy Kosco, R (1, 7) OBP: 0.262, SLG: 0.312		0-0 E6		0-0 SH E 1B	0-3 K		0-0 F7			4	1	1	0	0	1	0
Ted Uhlaender, L (1, 8) OBP: 0.250, SLG: 0.267		0-0 4-3		0-0 SH E 1-2 1B		4-0 SH1-4 1B BB		4-0 1B SH3 FC BB		1	3	0	0	2	0	1
Mudcat Grant, R (1, 1) OBP: 0.207, SLG: 0.236			0-0 BB WP 1B	0-3 K		0-0 SH1-4 1-2		0-0 SH3 1-2		2	1	1	0	0	1	2
Inning Stats	R: 0 E: 0 K: 1 S: 6 H: 2 LOB: 1 BB: 0 P: 6	R: 0 E: 1 K: 0 S: 4 H: 0 LOB: 1 BB: 0 P: 4	R: 2 E: 0 K: 1 S: 8 H: 3 LOB: 2 BB: 1 P: 12	R: 2 E: 2 K: 2 S: 11 H: 2 LOB: 2 BB: 0 P: 11	R: 0 E: 0 K: 1 S: 5 H: 0 LOB: 0 BB: 0 P: 5	R: 1 E: 0 K: 0 S: 5 H: 2 LOB: 2 BB: 1 P: 9	R: 0 E: 0 K: 0 S: 3 H: 0 LOB: 0 BB: 0 P: 3	R: 1 E: 0 K: 1 S: 6 H: 1 LOB: 2 BB: 1 P: 10		1B: 10 2B: 1 3B: 0 HR: 0	SF: 1 SAC: 3 DP: 1 HBP: 0					

PITCHER		IP	WLS	BF	H	R	ER	SO	BB	IBB	HBP	BLK	WP	HR	S	P	ERA	WHIP
Marcelino Lopez, L ERA: 3.98	(1, 1)	6.0	L	31	9	5	4	5	2	0	0	0	1	0	39	47	6.00	1.833
Jack Sanford, R ERA: 3.82	(7, 1)	2.0		8	1	1	1	1	1	0	0	0	0	0	9	13	4.50	1.000

PITCHER	IP	WLS	BF	H	R	ER	SO	BB	IBB	HBP	BLK	WP	HR	S	P	ERA	WHIP

California Angels @ Minnesota Twins

Metropolitan Stadium, Bloomington , MI

Thu Aug 18 1966, 8:05 PM EDT
Att. 21,868 - Unknown - 70 F

BOTTOM

livebaseballscorecards.com

AB	32
R	6
H	10
RBI	4
BB	3
SO	6
LOB	20

WP: 3 PB: 0 SB: 2 CS: 1 PA: 39

Batter	1	2	3	4	5	6	7	8	9	AB	R	H	RBI	BB	SO	LOB
Jose Cardenal, R (1, 8) OBP: 0.309, SLG: 0.386	5-3 1B	F4		F8			F7			4	0	1	0	0	0	5
Jay Johnstone, L (1, 7) OBP: 0.315, SLG: 0.425	K		1B G6-3 1B		HR 4-3 1B		K			4	2	2	0	0	2	1
Jim Fregosi, R (1, 6) OBP: 0.296, SLG: 0.369	5-3 1-2		G6-3 1-3 1B		F4		5-3			4	0	1	0	0	0	2
Norm Siebern, L (1, 3) OBP: 0.389, SLG: 0.385	L3		G6-3 1-2f 3-H		4-3 1-2			G6-4-3 1B		4	0	1	0	0	0	3
Bobby Knoop, R (1, 4) OBP: 0.264, SLG: 0.373		6-3	F9		2-H HR			G6-4-3 1-2f		4	1	1	2	0	0	1
Tom Satriano, L (1, 2) OBP: 0.330, SLG: 0.301		BB 1B 1B		BBBB BB BB	F6			K		3	0	1	0	1	1	0
Paul Schaal, R (1, 5) OBP: 0.358, SLG: 0.337		BB 1-2 1B		BBBB 1-2 BB	6-3			F9		3	0	1	0	1	0	0
Ed Kirkpatrick, L (1, 9) OBP: 0.308, SLG: 0.332		BBBB 1-2 2-3 BB		F8	3-1			G3		3	0	0	0	1	0	2
Jim Coates, R (1, 1) Minnie Rojas, R (6, 1) OBP: 0.133, SLG: 0.143 Dean Chance, R (6, 1) OBP: 0.070, SLG: 0.036 Willie Smith, L (9, PH) OBP: 0.253, SLG: 0.244		K		K	K				K	3 0 0 1	0 0 0 0	0 0 0 0	0 0 0 0	0 0 0 0	3 0 0 1	5 0 0 0
Inning Stats	R: 0 H: 1 E: 0 LOB: 1 K: 1 BB: 0 S: 6 P: 6	R: 0 H: 2 E: 0 LOB: 3 K: 1 BB: 1 S: 7 P: 11	R: 1 H: 2 E: 0 LOB: 0 K: 0 BB: 0 S: 4 P: 4	R: 0 H: 0 E: 0 LOB: 2 K: 1 BB: 2 S: 5 P: 13	R: 2 H: 2 E: 0 LOB: 0 K: 0 BB: 0 S: 5 P: 5	R: 0 H: 0 E: 0 LOB: 0 K: 1 BB: 0 S: 5 P: 5	R: 0 H: 0 E: 0 LOB: 0 K: 1 BB: 0 S: 5 P: 5	R: 0 H: 1 E: 0 LOB: 0 K: 1 BB: 0 S: 5 P: 5	R: 0 H: 0 E: 0 LOB: 0 K: 1 BB: 0 S: 5 P: 5	1B: 7 SF: 0 2B: 0 SAC: 0 3B: 0 DP: 2 HR: 1 HBP: 0						

TOP

California Angels @ Washington Senators

D.C. Stadium, Washington, DC

Fri Aug 19 1966, 7:05 PM EDT
Att. 5,742 - Unknown

livebaseballscorecards.com

AB	33
R	3
H	8
RBI	2
BB	3
SO	7
LOB	19

WP: 0 PA: 36
PB: 0
SB: 0
CS: 0

PITCHER		IP	WLS	BF	H	R	ER	SO	BB	IBB	HBP	BLK	WP	HR	S	P	ERA	WHIP
Barry Moore, L ERA: 3.35	(1, 1)	5.0		24	7	3	3	3	3	0	0	0	0	1	27	39	5.40	2.000
Bob Humphreys, R ERA: 3.01	(6, 1)	4.0	W	12	1	0	0	4	0	0	0	0	0	0	20	20	0.00	0.250

PITCHER		IP	WLS	BF	H	R	ER	SO	BB	IBB	HBP	BLK	WP	HR	S	P	ERA	WHIP

Batter	1	2	3	4	5	6	7	8	9	AB	R	H	RBI	BB	SO	LOB
Ed Brinkman, R (1, 6) OBP: 0.282, SLG: 0.360	5-3		K		K		6-3			4	0	0	0	0	2	0
Bob Saverine, S (1, 4) OBP: 0.307, SLG: 0.356	2-3		4-3			HR, 1B	K			4	1	1	0	0	1	0
Jim King, L (1, 9) OBP: 0.344, SLG: 0.390	F9		F7			HR, 1-3	E, S			4	1	2	0	0	0	0
Fred Valentine, S (1, 8) (7, 7) OBP: 0.354, SLG: 0.461		BB, 1B, BB	4-3			F5	S, 1-3			2	1	0	0	2	0	2
Frank Howard, R (1, 7) OBP: 0.342, SLG: 0.446 Don Lock, R (7, 8) OBP: 0.348, SLG: 0.418		BB, BB, 1-2, 1B	K			HR, 1-H, 3-H	F7, 1-2			3 1	1 0	2 0	3 0	0 0	1 0	0 2
Ken McMullen, R (1, 5) OBP: 0.295, SLG: 0.365	F3		FC6-4, BB			1B, SF8		F9		3	1	1	0	1	0	2
Ken Harrelson, R (1, 3) OBP: 0.310, SLG: 0.351	BB, 1-2, 2-3		FC6-4, 1-2f			SF8, 1-3		G4-6-3, BB		2	0	1	0	2	0	1
Paul Casanova, R (1, 2) OBP: 0.267, SLG: 0.414	G4-6-3, 1-2, 2-3, 3-H				K	SF8, 1-2, 3-H		G4-6-3, 1-2f		2	0	0	2	1	1	1
Barry Moore, L (1, 1) OBP: 0.071, SLG: 0.071 Dick Nen, L (5, PH) OBP: 0.281, SLG: 0.276 Bob Humphreys, R (6, 1) OBP: 0.357, SLG: 0.182	G4-6-3, 1-2f				3-1	6-3				1 1 1	0 0 0	0 0 0	0 0 0	0 0 0	0 0 0	3 0 1
Inning Stats	R: 0, E: 0, K: 0, S: 3 H: 0, LOB: 0, BB: 0, P: 3	R: 1, E: 0, K: 0, S: 3 H: 1, LOB: 2, BB: 3, P: 15	R: 0, E: 0, K: 1, S: 5 H: 0, LOB: 0, BB: 0, P: 5	R: 0, E: 0, K: 1, S: 5 H: 0, LOB: 1, BB: 1, P: 9	R: 0, E: 0, K: 2, S: 7 H: 0, LOB: 0, BB: 0, P: 7	R: 4, E: 0, K: 0, S: 8 H: 5, LOB: 1, BB: 0, P: 8	R: 0, E: 0, K: 1, S: 6 H: 1, LOB: 2, BB: 1, P: 10	R: 0, E: 0, K: 0, S: 2 H: 0, LOB: 0, BB: 1, P: 6		1B: 6, 2B: 0, 3B: 0, HR: 1 SF: 1, SAC: 0, DP: 2, HBP: 0						WP: 0, PB: 0, SB: 2, CS: 0 PA: 35	

PITCHER		IP	WLS	BF	H	R	ER	SO	BB	IBB	HBP	BLK	WP	HR	S	P	ERA	WHIP
Jim Coates, R ERA: 2.51	(1, 1)	5.1	L	23	4	4	4	4	4	0	0	0	0	1	27	43	6.75	1.500
Minnie Rojas, R ERA: 2.06	(6, 1)	0.0		2	2	0	0	0	0	0	0	0	0	0	2	2	∞	∞
Dean Chance, R ERA: 3.6	(6, 1)	2.2		10	1	1	1	1	2	0	0	0	0	0	10	18	3.38	1.125

PITCHER	IP	WLS	BF	H	R	ER	SO	BB	IBB	HBP	BLK	WP	HR	S	P	ERA	WHIP

BOTTOM

California Angels @ Washington Senators

D.C. Stadium, Washington, DC

Fri Aug 19 1966, 7:05 PM EDT

Att. 5,742 - Unknown

livebaseballscorecards.com

AB	28
R	5
H	7
RBI	5
BB	6
SO	5
LOB	12

California Angels @ Washington Senators

D.C. Stadium, Washington, DC

Sat Aug 20 1966, 3:33 AM EDT

Att. 3,903 - Unknown

TOP

livebaseballscorecards.com

Batter	1	2	3	4	5	6	7	8	9	AB	R	H	RBI	BB	SO	LOB
Jose Cardenal, R (1, 8) OBP: 0.308, SLG: 0.382	F3		F5		BB		6-3	F3		4	0	0	0	1	0	2
Jay Johnstone, L (1, 7) OBP: 0.319, SLG: 0.457	F3		1B		F9		HR	4-3		5	1	2	1	0	0	4
Jim Fregosi, R (1, 6) OBP: 0.295, SLG: 0.365	F7		F7			1B SF8 BB	F9		6-3	4	1	0	0	1	0	1
Norm Siebern, L (1, 3) OBP: 0.386, SLG: 0.381		F8		G3		SF8 1B 1-3	4-3		4-3	5	1	1	0	0	0	0
Buck Rodgers, S (1, 2) OBP: 0.270, SLG: 0.337		BB BB		F7		SF8 1-2 3-H		E SH1-4 1B	F2	3	1	1	1	1	0	0
Bobby Knoop, R (1, 4) OBP: 0.264, SLG: 0.372		F9		5-3		1B 2-H		SH1-4 1-2		3	0	1	1	0	0	1
Paul Schaal, R (1, 5) OBP: 0.357, SLG: 0.333		BB 1-2			5-3	F6		E6 1B 2-3		3	1	0	0	1	0	2
Ed Kirkpatrick, L (1, 9) OBP: 0.314, SLG: 0.333		6-3			S BB	IBB		1B 1-2 3-H		2	0	1	1	2	0	2
George Brunet, R (1, 1) OBP: 0.148, SLG: 0.208			F3		K 1-2	F7		1-2 2-H		3	0	0	0	0	1	3
Lew Burdette, R (7, 1) OBP: 0.143, SLG: 0.143										1	0	1	1	0	0	0
Jack Sanford, R (9, 1) OBP: 0.227, SLG: 0.263										0	0	0	0	0	0	0
Inning Stats	R: 0 E: 0 K: 0 S: 3 H: 0 LOB: 0 BB: 0 P: 3	R: 0 E: 0 K: 0 S: 3 H: 0 LOB: 2 BB: 2 P: 11	R: 0 E: 0 K: 0 S: 4 H: 1 LOB: 1 BB: 0 P: 4	R: 0 E: 0 K: 0 S: 3 H: 0 LOB: 0 BB: 0 P: 3	R: 0 E: 0 K: 1 S: 5 H: 0 LOB: 2 BB: 2 P: 13	R: 2 E: 0 K: 0 S: 5 H: 2 LOB: 2 BB: 2 P: 13	R: 1 E: 0 K: 0 S: 4 H: 1 LOB: 0 BB: 0 P: 4	R: 2 E: 1 K: 0 S: 7 H: 3 LOB: 2 BB: 0 P: 7	R: 0 E: 0 K: 0 S: 3 H: 0 LOB: 0 BB: 0 P: 3	1B: 6 2B: 0 3B: 0 HR: 1 SF: 1 SAC: 1 DP: 0 HBP: 0						

	AB	33
	R	5
	H	7
	RBI	5
	BB	6
	SO	1
	LOB	15

WP: 0 PB: 0 SB: 1 CS: 0 PA: 41

PITCHER		IP	WLS	BF	H	R	ER	SO	BB	IBB	HBP	BLK	WP	HR	S	P	ERA	WHIP
Mike McCormick, L ERA: 3.81	(1, 1)	7.0		31	4	3	3	1	5	1	0	0	0	1	27	51	3.86	1.286
Casey Cox, R ERA: 3.4	(8, 1)	0.1	L	3	1	2	1	0	0	0	0	0	0	0	3	3	27.00	3.000
Dick Lines, L ERA: 2.37	(8, 1)	0.0		2	2	0	0	0	0	0	0	0	0	0	2	2	∞	∞
Ron Kline, R ERA: 2.61	(8, 1)	1.2		5	0	0	0	0	0	0	0	0	0	0	5	5	0.00	0.000

PITCHER	IP	WLS	BF	H	R	ER	SO	BB	IBB	HBP	BLK	WP	HR	S	P	ERA	WHIP

BOTTOM

California Angels @ Washington Senators

D.C. Stadium, Washington, DC

Sat Aug 20 1966, 3:33 AM EDT

Att. 3,903 - Unknown

livebaseballscorecards.com

Batter	1	2	3	4	5	6	7	8	9	AB	R	H	RBI	BB	SO	LOB
Ed Brinkman, R (1, 6) OBP: 0.279, SLG: 0.357	F8		4-3			6-3	F9			4	0	0	0	0	0	1
Bob Saverine, S (1, 8) OBP: 0.306, SLG: 0.355 (8, 4)	4-3 1B		5-3			F8		F8		4	0	1	0	0	0	0
Ken McMullen, R (1, 5) OBP: 0.292, SLG: 0.361	4-3 1-2		6-3			5-3		K		4	0	0	0	0	1	1
Fred Valentine, S (1, 9) OBP: 0.353, SLG: 0.458 (8, 8)	HBP			E6 CS			F4	G3		3	0	0	0	0	0	0
Frank Howard, R (1, 7) OBP: 0.344, SLG: 0.449	F5			F9 1-2			1B 1B 2B		2B 3-1 1B	4	1	2	0	0	0	3
Tim Cullen, R (9, PR) OBP: 0.133, SLG: 0.071										0	1	0	0	0	0	0
Ken Harrelson, R (1, 3) OBP: 0.312, SLG: 0.355		F2		6-3			1B 3B 2-3 1B		3-1 1-3 2B	4	1	2	0	0	0	0
Paul Casanova, R (1, 2) OBP: 0.267, SLG: 0.412		K			5-3		1B 3B 1-2 3-H 1B		F3	4	1	1	1	0	1	3
Ken Hamlin, R (1, 4) OBP: 0.262, SLG: 0.289		2B			5-3		F7		3-1 2-3 3-H	2	0	1	0	0	0	0
Jim King, L (7, PH) OBP: 0.342, SLG: 0.387 (8, 9)										2	0	0	1	0	0	4
Mike McCormick, L (1, 1) OBP: 0.259, SLG: 0.333		K			K		3B 1-H 2-H		F5	2	0	0	0	0	2	1
Willie Kirkland, L (7, PH) OBP: 0.254, SLG: 0.315										1	0	1	2	0	0	0
Casey Cox, R (8, 1)										0	0	0	0	0	0	0
Dick Lines, R (8, 1)										0	0	0	0	0	0	0
Ron Kline, R (8, 1) OBP: 0.400, SLG: 0.250										0	0	0	0	0	0	0
Don Lock, R (9, PH) OBP: 0.347, SLG: 0.417										1	0	0	0	0	0	2
Inning Stats	R: 0 E: 0 K: 0 S: 4 H: 1 LOB: 2 BB: 0 P: 5	R: 0 E: 0 K: 2 S: 8 H: 1 LOB: 1 BB: 0 P: 8	R: 0 E: 0 K: 0 S: 3 H: 0 LOB: 0 BB: 0 P: 3	R: 0 E: 1 K: 0 S: 3 H: 0 LOB: 0 BB: 0 P: 3	R: 0 E: 0 K: 1 S: 5 H: 0 LOB: 0 BB: 0 P: 5	R: 0 E: 0 K: 0 S: 3 H: 0 LOB: 0 BB: 0 P: 3	R: 3 E: 0 K: 0 S: 7 H: 4 LOB: 1 BB: 0 P: 7	R: 0 E: 0 K: 1 S: 5 H: 0 LOB: 0 BB: 0 P: 5	R: 1 E: 0 K: 0 S: 5 H: 2 LOB: 2 BB: 0 P: 5							

	AB	35
	R	4
	H	8
	RBI	4
	BB	0
	SO	4
	LOB	15

| | | | | | | | | | |

Batter	1	2	3	4	5	6	7	8	9	AB	R	H	RBI	BB	SO	LOB
Jay Johnstone, L (1, 8) OBP: 0.306, SLG: 0.438	S S S 0-3 ① K		x 0-0 ② F7		S S S 0-3 ③ K			x 0-0 ① G3		4	0	0	0	0	2	1
Ed Kirkpatrick, L (1, 9) OBP: 0.310, SLG: 0.328	x 0-0 ② F5		x 0-0 ③ 4-3			x 0-0 ① 4-3		x 0-0 ② F4		4	0	0	0	0	0	0
Jim Fregosi, R (1, 6) OBP: 0.297, SLG: 0.372	x 0-0 ③ 1-3			x 0-0 HR		B B B B 4-0 BB		x 0-0 ③ F7		3	1	1	1	1	0	0
Norm Siebern, L (1, 3) OBP: 0.382, SLG: 0.376		x 0-0 ① F8		x 0-0 ① F8		x 0-0 ② F8			x 0-0 ① 4-3	4	0	0	0	0	0	1
Buck Rodgers, S (1, 2) OBP: 0.272, SLG: 0.340		B B B B 4-0 HR BB		x 0-0 ② 3-1		x 0-0 ③ F5			x 0-0 1B 2B	3	2	1	0	1	0	1
Willie Smith, L (1, 7) OBP: 0.253, SLG: 0.244		x 0-0 ② F6		x 0-0 ③ F5			x 0-0 ① F2		x 0-0 2-H FC5-4 1B	4	0	1	1	0	0	1
Bobby Knoop, R (1, 4) OBP: 0.266, SLG: 0.382		x 0-0 1-H HR			S S S 0-3 ① K		x 0-0 2B		x 0-0 ② FC5-4 1B 1-2f	4	1	2	2	0	1	1
Paul Schaal, R (1, 5) OBP: 0.359, SLG: 0.333		x 0-0 ③ F8			B B B B 4-0 BB		x 0-0 ② F8		x 0-0 1-2 1B	3	0	1	0	1	0	1
Ramon Lopez, R (1, 1) Jim Piersall, R (3, PH) OBP: 0.241, SLG: 0.214 Marcelino Lopez, R (3, 1) OBP: 0.000, SLG: 0.000 Bob Lee, R (3, 1) Frank Malzone, R (5, PH) OBP: 0.333, SLG: 0.286 Minnie Rojas, R (5, 1) OBP: 0.000, SLG: 0.143 Tom Satriano, L (7, PH) OBP: 0.200, SLG: 0.200 Jack Sanford, R (7, 1) OBP: 0.227, SLG: 0.263 Jose Cardenal, R (9, PH) OBP: 0.367, SLG: 0.381			S S S 0-3 ① K		x 0-0 ② F8		x 0-0 ③ 4-3		x 0-0 ③ F8	0 1 0 0 1 0 1 0 1 0	0 0 0 0 0 0 0 0 0 1	0 1 0 0 1 0 1 0 1 2	0 0 0 0 0 0 0 0 0 1	0 1 0 0 0 0 0 0 0 0	0 0 0 0 0 0 0 0 0 0	0 0 0 0 1 0 1 0 1 0
Inning Stats	R: 0 E: 0 K: 1 S: 5 H: 0 LOB: 0 BB: 0 P: 5	R: 2 E: 0 K: 0 S: 4 H: 1 LOB: 0 BB: 1 P: 8	R: 0 E: 0 K: 1 S: 5 H: 0 LOB: 0 BB: 0 P: 5	R: 1 E: 0 K: 0 S: 4 H: 1 LOB: 0 BB: 0 P: 4	R: 0 E: 0 K: 2 S: 7 H: 0 LOB: 1 BB: 1 P: 11	R: 0 E: 0 K: 0 S: 3 H: 0 LOB: 1 BB: 1 P: 7	R: 0 E: 0 K: 0 S: 4 H: 1 LOB: 1 BB: 0 P: 4	R: 0 E: 0 K: 0 S: 3 H: 0 LOB: 0 BB: 0 P: 3	R: 1 E: 0 K: 0 S: 6 H: 3 LOB: 2 BB: 0 P: 6	1B: 2 2B: 2 3B: 0 HR: 2 SF: 0 SAC: 0 DP: 0 HBP: 0						

PITCHER		IP	W/L/S	BF	H	R	ER	SO	BB	IBB	HBP	BLK	WP	HR	S	P	ERA	WHIP
Phil Ortega, R ERA: 4.16	(1, 1)	8.2	W	35	6	4	4	4	3	0	0	0	0	2	40	52	4.15	1.038
Ron Kline, R ERA: 2.59	(9, 1)	0.1	S	1	0	0	0	0	0	0	0	0	0	0	1	1	0.00	0.000

PITCHER		IP	W/L/S	BF	H	R	ER	SO	BB	IBB	HBP	BLK	WP	HR	S	P	ERA	WHIP

TOP

California Angels @ Washington Senators

D.C. Stadium, Washington, DC

Sun Aug 21 1966, 3:33 AM EDT

Att. 9,547 - Unknown

livebaseballscorecards.com

AB	33
R	4
H	6
RBI	4
BB	3
SO	4
LOB	10

PA: 36	WP: 0	PB: 0	SB: 0	CS: 0														

BOTTOM

California Angels @ Washington Senators

D.C. Stadium, Washington, DC

Sun Aug 21 1966, 3:33 AM EDT

Att. 9,547 - Unknown

livebaseballscorecards.com

Batter	1	2	3	4	5	6	7	8	9	AB	R	H	RBI	BB	SO	LOB
Ed Brinkman, R (1, 6) OBP: 0.278, SLG: 0.353	F3	F9		BB		1-3		L4		4	0	0	0	1	0	2
Bob Saverine, S (1, 4) OBP: 0.308, SLG: 0.354	1B, 2B, 1B	F9		PB, BB 1-2		5-3		F8		4	1	1	0	1	0	2
Jim King, L (1, 9) OBP: 0.340, SLG: 0.385	1-2 2B, 1B		5-3	F7 1-2 2-3		4-3				4	1	1	0	0	0	2
Fred Valentine, S (1, 8) OBP: 0.354, SLG: 0.460	S 1-H 2-H 2B		HR, BB	F6			E1 G6-4-3			3	1	1	2	1	0	2
Frank Howard, R (1, 7) OBP: 0.343, SLG: 0.455 Willie Kirkland, L (8, 7) OBP: 0.254, SLG: 0.315	F3 2-3		1-H HR	5-3			F8			4 0	1 0	1 0	2 0	0 0	0 0	4 0
Ken McMullen, R (1, 5) OBP: 0.292, SLG: 0.367	K		HR		F8		G6-4-3 1-2f			4	1	1	1	0	1	2
Ken Harrelson, R (1, 3) OBP: 0.314, SLG: 0.355		HR, BB	6-3		5-3			2B, WP 1B		3	1	1	0	1	0	0
Paul Casanova, R (1, 2) OBP: 0.275, SLG: 0.431		1-H HR	1B		1B			1-3 2B		4	1	4	2	0	0	0
Phil Ortega, R (1, 1) OBP: 0.120, SLG: 0.044 Ron Kline, R (9, 1) OBP: 0.400, SLG: 0.250		4-3	K		K			F9		4 0	0 0	0 0	0 0	0 0	2 0	4 0
Inning Stats	R: 2 E: 0 K: 1 S: 8 H: 3 LOB: 1 BB: 0 P: 8	R: 2 E: 0 K: 0 S: 4 H: 1 LOB: 0 BB: 1 P: 8	R: 3 E: 0 K: 1 S: 8 H: 3 LOB: 1 BB: 1 P: 12	R: 0 E: 0 K: 0 S: 3 H: 0 LOB: 2 BB: 2 P: 11	R: 0 E: 0 K: 1 S: 6 H: 1 LOB: 1 BB: 0 P: 6	R: 0 E: 0 K: 0 S: 3 H: 0 LOB: 0 BB: 0 P: 3	R: 0 E: 1 K: 0 S: 3 H: 0 LOB: 0 BB: 0 P: 3	R: 0 E: 0 K: 0 S: 5 H: 2 LOB: 2 BB: 0 P: 5		1B: 5 2B: 2 3B: 0 HR: 3 SF: 0 SAC: 0 DP: 1 HBP: 0						

	AB	34
	R	7
	H	10
	RBI	7
	BB	4
	SO	3
	LOB	18

WP: 1 PB: 1 SB: 1 CS: 0 PA: 38

PITCHER		IP	WLS	BF	H	R	ER	SO	BB	IBB	HBP	BLK	WP	HR	S	P	ERA	WHIP
Ramon Lopez, R ERA: 18.0	(1, 1)	2.0	L	11	4	4	4	1	1	0	0	0	0	1	12	16	18.00	2.500
Marcelino Lopez, L ERA: 4.14	(3, 1)	0.1		4	2	3	3	0	1	0	0	0	0	2	3	7	81.00	9.000
Bob Lee, R ERA: 2.9	(3, 1)	1.2		8	1	0	0	1	2	0	0	0	0	0	8	16	0.00	1.800
Minnie Rojas, R ERA: 2.0	(5, 1)	2.0		7	1	0	0	1	0	0	0	0	0	0	9	9	0.00	0.500
Jack Sanford, R ERA: 3.69	(7, 1)	2.0		8	2	0	0	0	0	0	0	0	1	0	8	8	0.00	1.000

PITCHER		IP	WLS	BF	H	R	ER	SO	BB	IBB	HBP	BLK	WP	HR	S	P	ERA	WHIP

Batter	1	2	3	4	5	6	7	8	9	AB	R	H	RBI	BB	SO	LOB
Jose Cardenal, R (1, 8) OBP: 0.308, SLG: 0.381	6-3		L7		SH5-4 1B		6-3		CS 1B	5	0	2	0	0	0	0
Jay Johnstone, L (1, 7) OBP: 0.307, SLG: 0.434	3-1		1B		SH5-4 1-2		E3 2B		CS 1-2	3	0	1	0	0	0	0
Jim Fregosi, R (1, 6) OBP: 0.298, SLG: 0.373	BB		K		F9		1-3 2B			3	0	1	0	1	1	2
Norm Siebern, L (1, 3) OBP: 0.377, SLG: 0.371	F4			3-1	F9		G3			4	0	0	0	0	0	4
Buck Rodgers, S (1, 2) OBP: 0.272, SLG: 0.339		K		6-3 1B		F8		G3		4	1	1	0	0	1	0
Bobby Knoop, R (1, 4) OBP: 0.264, SLG: 0.379		1-3		6-3 1-2		K		K		4	0	0	0	0	2	1
Paul Schaal, R (1, 5) OBP: 0.364, SLG: 0.340		1B		S 2-H 1B		1B		6-3		4	0	3	1	0	0	0
Ed Kirkpatrick, L (1, 9) OBP: 0.309, SLG: 0.325		4-3		IBB 1-2		L6			4-3	3	0	0	0	1	0	2
Dean Chance, R (1, 1) OBP: 0.066, SLG: 0.034			K	K			K		K	4	0	0	0	0	4	2
Inning Stats	R: 0 E: 0 K: 0 S: 3	H: 0 LOB: 1 BB: 1 P: 7	R: 0 E: 0 K: 1 S: 6	H: 1 LOB: 1 BB: 0 P: 6	R: 0 E: 0 K: 2 S: 8	H: 1 LOB: 1 BB: 0 P: 8	R: 1 E: 0 K: 1 S: 7	H: 2 LOB: 2 BB: 1 P: 11	R: 0 E: 0 K: 0 S: 4	H: 1 LOB: 1 BB: 0 P: 4	R: 0 E: 0 K: 1 S: 6	H: 1 LOB: 1 BB: 0 P: 6	R: 0 E: 1 K: 1 S: 7	H: 1 LOB: 2 BB: 0 P: 7	R: 0 E: 0 K: 1 S: 5	H: 0 LOB: 0 BB: 0 P: 5	R: 0 E: 0 K: 1 S: 5	H: 1 LOB: 0 BB: 0 P: 5	1B: 7 2B: 1 3B: 0 HR: 0	SF: 0 SAC: 1 DP: 0 HBP: 0	WP: 0 PB: 0 SB: 1 CS: 1	PA: 38

PITCHER		IP	WLS	BF	H	R	ER	SO	BB	IBB	HBP	BLK	WP	HR	S	P	ERA	WHIP
Fritz Peterson, L ERA: 3.66	(1, 1)	7.0	L	31	7	1	1	6	1	1	0	0	0	0	41	49	1.29	1.143
Dooley Womack, R ERA: 2.56	(8, 1)	2.0		6	1	0	0	2	0	0	0	0	0	0	10	10	0.00	0.500

PITCHER		IP	WLS	BF	H	R	ER	SO	BB	IBB	HBP	BLK	WP	HR	S	P	ERA	WHIP

TOP

California Angels @ New York Yankees

Yankee Stadium, Bronx, NY

Tue Aug 23 1966, 7:05 PM EDT

Att. 10,926 - Overcast - 82 F

livebaseballscorecards.com

AB	34
R	1
H	8
RBI	1
BB	2
SO	8
LOB	11

Batter	1	2	3	4	5	6	7	8	9	AB	R	H	RBI	BB	SO	LOB
Tom Tresh, S (1, 7) OBP: 0.342, SLG: 0.409	BBBB 4-0 BB		x 0-0 ① 1-3		x 0-0 ② L6			SSS 0-3 ① K		3	0	0	0	1	1	2
Bobby Richardson, R (1, 5) (8, 4) OBP: 0.298, SLG: 0.349	x 0-0 ① L7		x 0-0 ② 6-3		x 0-0 ③ 6-3			x 0-0 ② 6-3		4	0	0	0	0	0	3
Steve Whitaker, L (1, 8) OBP: 0.250, SLG: 0.250	SSS 0-3 ② K		x 0-0 ③ 1-3			x 0-0 ① F7		x 0-0 1B		4	0	1	0	0	1	1
Joe Pepitone, L (1, 3) OBP: 0.295, SLG: 0.486	BBBB 4-0 1-2 BB			SSS 0-3 ① K		x 0-0 ② 4-3		x 0-0 ③ F8		3	0	0	0	1	1	1
Roger Maris, L (1, 9) OBP: 0.305, SLG: 0.372	x 0-0 ③ G3			SSS 0-3 ② K		SSS 0-3 ③ K			x 0-0 ① F8	4	0	0	0	0	2	2
Jake Gibbs, L (1, 2) OBP: 0.332, SLG: 0.347		x 0-0 2B		x 0-0 ③ 1-3			BBBB 4-0 4-3 S BB		x 0-0 ② 4-3	3	0	1	0	1	0	0
Roy White, S (1, 4) OBP: 0.309, SLG: 0.344 Clete Boyer, R (8, 5) OBP: 0.289, SLG: 0.378		x 0-0 ① F5			BBBB 4-0 1B BB		SSS 0-3 ① K		x 0-0 ③ 6-3	2 1	0 0	0 0	0 0	1 0	1 0	2 0
Horace Clarke, S (1, 6) OBP: 0.330, SLG: 0.376		x 0-0 ② 4-3			x 0-0 1-3 1B		x 0-0 ② 4-3 1-3			3	0	1	0	0	0	2
Fritz Peterson, S (1, 1) OBP: 0.196, SLG: 0.220 Elston Howard, R (7, PH) OBP: 0.325, SLG: 0.367 Dooley Womack, L (8, 1) OBP: 0.250, SLG: 0.250		x 0-0 ③ 5-3			SSS 0-3 ① K		x 0-0 ③ 6-3			2 1 0	0 0 0	0 0 0	0 0 0	0 0 0	1 0 0	3 1 0
Inning Stats	R: 0 H: 0 E: 0 LOB: 2 K: 1 BB: 2 S: 5 P: 13	R: 0 H: 1 E: 0 LOB: 1 K: 0 BB: 0 S: 4 P: 4	R: 0 H: 0 E: 0 LOB: 0 K: 0 BB: 0 S: 3 P: 3	R: 0 H: 0 E: 0 LOB: 0 K: 2 BB: 0 S: 7 P: 7	R: 0 H: 1 E: 0 LOB: 2 K: 1 BB: 1 S: 6 P: 10	R: 0 H: 0 E: 0 LOB: 0 K: 1 BB: 0 S: 5 P: 5	R: 0 H: 0 E: 0 LOB: 1 K: 1 BB: 1 S: 5 P: 9	R: 0 H: 1 E: 0 LOB: 1 K: 1 BB: 0 S: 6 P: 6	R: 0 H: 0 E: 0 LOB: 0 K: 0 BB: 0 S: 3 P: 3	1B: 2 SF: 0 2B: 1 SAC: 0 3B: 0 DP: 0 HR: 0 HBP: 0						

PITCHER	IP	WLS	BF	H	R	ER	SO	BB	IBB	HBP	BLK	WP	HR	S	P	ERA	WHIP
Dean Chance, R (1, 1) ERA: 3.44	9.0	W	34	3	0	0	7	4	0	0	0	0	0	44	60	0.00	0.778

PITCHER	IP	WLS	BF	H	R	ER	SO	BB	IBB	HBP	BLK	WP	HR	S	P	ERA	WHIP

BOTTOM

California Angels @ New York Yankees

Yankee Stadium, Bronx, NY

Tue Aug 23 1966, 7:05 PM EDT
Att. 10,926 - Overcast - 82 F

livebaseballscorecards.com

AB	30
R	0
H	3
RBI	0
BB	4
SO	7
LOB	17

California Angels @ New York Yankees

Yankee Stadium, Bronx, NY

Wed Aug 24 1966, 7:05 PM EDT
Att. 14,070 - Unknown - 78 F

livebaseballscorecards.com

Batter	1	2	3	4	5	6	7	8	9	AB	R	H	RBI	BB	SO	LOB
Jose Cardenal, R (1, 8) OBP: 0.308, SLG: 0.380	6-3			G4-6-3 1B		FC5-2-5 FC5 3-H		5-3		4	0	1	0	0	0	1
Jay Johnstone, L (1, 7) OBP: 0.314, SLG: 0.441	4-3			G4-6-3 1-2f		BB		2B		3	0	1	0	1	0	1
Jim Fregosi, R (1, 6) OBP: 0.298, SLG: 0.371	5-3			1-3		FC5 2-3f		BB		3	0	0	0	1	0	2
Norm Siebern, L (1, 3) OBP: 0.375, SLG: 0.367		1-3			FC4-6 BB		F9	G3		3	0	0	0	1	0	2
Tom Satriano, L (8, 3) OBP: 0.329, SLG: 0.299										0	0	0	0	0	0	0
Buck Rodgers, S (1, 2) OBP: 0.269, SLG: 0.335		K			FC4-6 1-2f		F8		F4	4	0	0	0	0	1	1
Bobby Knoop, R (1, 4) OBP: 0.264, SLG: 0.378		5-3			K		BB 1B		F8	4	0	1	0	0	1	1
Paul Schaal, R (1, 5) OBP: 0.365, SLG: 0.340			F8		F7		BB 1-2		HR 1B	3	1	1	0	1	0	1
Ed Kirkpatrick, L (1, 9) OBP: 0.312, SLG: 0.346			G3			FC5-2-5 3B	6-3		HR 1-H	4	1	2	2	0	0	2
Fred Newman, R (1, 1) OBP: 0.250, SLG: 0.217			K			K		6-3	K	3	0	0	0	0	2	1
Willie Smith, L (9, PH) OBP: 0.251, SLG: 0.243										1	0	0	0	0	1	0
Minnie Rojas, R (9, 1) OBP: 0.133, SLG: 0.143										0	0	0	0	0	0	0
Jack Sanford, R (9, 1) OBP: 0.227, SLG: 0.263										0	0	0	0	0	0	0

Inning Stats	1	2	3	4	5	6	7	8	9	AB	R	H	RBI	BB	SO	LOB
	R: 0 E: 0 K: 0 S: 3	H: 0 LOB: 0 BB: 0 P: 3	R: 0 E: 0 K: 1 S: 5	H: 0 LOB: 0 BB: 0 P: 5	R: 0 E: 0 K: 1 S: 5	H: 0 LOB: 0 BB: 0 P: 5	R: 0 E: 0 K: 0 S: 3	H: 1 LOB: 0 BB: 0 P: 3	R: 0 E: 0 K: 1 S: 5	H: 0 LOB: 1 BB: 1 P: 9	R: 0 E: 0 K: 1 S: 6	H: 1 LOB: 2 BB: 1 P: 10	R: 0 E: 0 K: 0 S: 4	H: 1 LOB: 2 BB: 1 P: 8	R: 0 E: 0 K: 0 S: 4	H: 1 LOB: 2 BB: 1 P: 8	R: 2 E: 0 K: 1 S: 7	H: 2 LOB: 0 BB: 0 P: 7

1B: 3	SF: 0
2B: 1	SAC: 0
3B: 1	DP: 1
HR: 1	HBP: 0

WP: 0 PA: 36
PB: 0
SB: 0
CS: 0

PITCHER	IP	WLS	BF	H	R	ER	SO	BB	IBB	HBP	BLK	WP	HR	S	P	ERA	WHIP
Fred Talbot, R (1, 1) ERA: 4.61	9.0	L	36	6	2	2	5	4	0	0	0	0	1	42	58	2.00	1.111

PITCHER	IP	WLS	BF	H	R	ER	SO	BB	IBB	HBP	BLK	WP	HR	S	P	ERA	WHIP

Batter	1	2	3	4	5	6	7	8	9	AB	R	H	RBI	BB	SO	LOB
Tom Tresh, S (1, 7) OBP: 0.345, SLG: 0.410	BBBB 4-0 G6-4-3 BB		x 0-0 1B			x 0-0 ② 4-3		I I I I 4-0 FC6-4 IBB		2	0	1	0	2	0	0
Bobby Richardson, R (1, 4) OBP: 0.296, SLG: 0.347	x 0-0 ①② G6-4-3 1-2f		SSS 0-3 ③ K			x 0-0 ③ L9		x 0-0 ③ FC6-4 1-2f		4	0	0	0	0	1	4
Steve Whitaker, L (1, 8) OBP: 0.125, SLG: 0.125	x 0-0 ③ 4-3			x 0-0 ① 4-3			x 0-0 ① F4		x 0-0 ① L3	4	0	0	0	0	0	0
Joe Pepitone, L (1, 3) OBP: 0.295, SLG: 0.491		x 0-0 ① F7		x 0-0 ② F8			x 0-0 ② 4-3		x 0-0 HR	4	1	1	1	0	0	0
Roger Maris, L (1, 9) OBP: 0.307, SLG: 0.377		x 0-0 ② F8		SSS 0-3 ③ K			x 0-0 2B		x 0-0 1B	4	0	2	0	0	1	0
Jake Gibbs, L (1, 2) OBP: 0.330, SLG: 0.344		x 0-0 1B			x 0-0 ① L7		x 0-0 ③ 6-3		x 0-0 ② F6	4	0	1	0	0	0	2
Clete Boyer, R (1, 5) OBP: 0.289, SLG: 0.377		x 0-0 ③ F9			x 0-0 ② 5-3			x 0-0 SH1-4 1B	SSS 0-3 ③ K2-3	4	0	1	0	0	1	2
Horace Clarke, S (1, 6) OBP: 0.326, SLG: 0.370			x 0-0 ① 1-3		SSS 0-3 ③ K			x 0-0 ① F7		3	0	0	0	0	1	1
Fred Talbot, R (1, 1) OBP: 0.228, SLG: 0.192			x 0-0 ② 6-3			x 0-0 ① F6		x 0-0 ② SH1-4 1-2		2	0	0	0	0	0	0
Inning Stats	R: 0 H: 0 E: 0 LOB: 0 K: 0 BB: 1 S: 2 P: 6	R: 0 H: 1 E: 0 LOB: 1 K: 0 BB: 0 S: 4 P: 4	R: 0 H: 1 E: 0 LOB: 1 K: 1 BB: 0 S: 6 P: 6	R: 0 H: 0 E: 0 LOB: 0 K: 1 BB: 0 S: 5 P: 5	R: 0 H: 0 E: 0 LOB: 0 K: 1 BB: 0 S: 5 P: 5	R: 0 H: 0 E: 0 LOB: 0 K: 0 BB: 0 S: 3 P: 3	R: 0 H: 1 E: 0 LOB: 1 K: 0 BB: 0 S: 4 P: 4	R: 0 H: 1 E: 0 LOB: 2 K: 0 BB: 1 S: 4 P: 8	R: 1 H: 2 E: 0 LOB: 1 K: 1 BB: 0 S: 7 P: 7	1B: 4 SF: 0 2B: 1 SAC: 1 3B: 0 DP: 1 HR: 1 HBP: 0						

PITCHER		IP	WLS	BF	H	R	ER	SO	BB	IBB	HBP	BLK	WP	HR	S	P	ERA	WHIP
Fred Newman, R ERA: 4.96	(1, 1)	8.0	W	29	4	0	0	3	1	1	0	0	0	0	33	41	0.00	0.625
Minnie Rojas, R ERA: 2.12	(9, 1)	0.1		3	2	1	1	0	0	0	0	0	0	1	3	3	27.00	6.000
Jack Sanford, R ERA: 3.67	(9, 1)	0.2	S	2	0	0	0	1	0	0	0	0	0	0	4	4	0.00	0.000

PITCHER	IP	WLS	BF	H	R	ER	SO	BB	IBB	HBP	BLK	WP	HR	S	P	ERA	WHIP

BOTTOM

California Angels @ New York Yankees

Yankee Stadium, Bronx, NY

Wed Aug 24 1966, 7:05 PM EDT
Att. 14,070 - Unknown - 78 F

livebaseballscorecards.com

AB	31
R	1
H	6
RBI	1
BB	2
SO	4
LOB	9

WP: 0	PA: 34		
PB: 0			
SB: 0			
CS: 0			

Batter	1	2	3	4	5	6	7	8	9	AB	R	H	RBI	BB	SO	LOB
Jose Cardenal, R (1, 8) OBP: 0.313, SLG: 0.383	3B 1B		F7			1B 2B 1B	FC4-6 BB IBB		1B	4	2	3	0	1	0	0
Jay Johnstone, L (1, 7) OBP: 0.327, SLG: 0.462	1-H SF8 3B		L5			2B 1-3 G1-2-3 1B	1-2 2-3 3-H FC4-6 BB		F5	4	1	2	2	1	0	0
Jim Fregosi, R (1, 6) OBP: 0.298, SLG: 0.372	F5			L7		G1-2-3 1-3 3-H 2B	1-2f 2-3 3-H FC4-6 S			4	0	1	2	0	0	3
Norm Siebern, L (1, 3) OBP: 0.374, SLG: 0.364	3-H SF8			1-3		G1-2-3 IBB	1-2 K			2	0	0	1	1	1	2
Ed Kirkpatrick, L (1, 9) OBP: 0.311, SLG: 0.344	K			FC6-4 1B		G1-2-3 1-2 2-3 3-Hf		F8		4	0	1	0	0	1	3
Bobby Knoop, R (1, 4) OBP: 0.266, SLG: 0.379		CS 1B		FC6-4 1-2f		5-3		FC6-4 1B		4	0	2	0	0	0	3
Tom Satriano, L (1, 2) OBP: 0.327, SLG: 0.298		K			6-3		2B BB 1B	FC6-4 1-2f		4	1	1	0	0	1	2
Paul Schaal, R (1, 5) OBP: 0.364, SLG: 0.342		K 1-2			5-3		BB 1-3 FC4-6 2B	K		4	1	1	0	0	2	2
George Brunet, R (1, 1) OBP: 0.138, SLG: 0.193			1-3		K		K		K	4	0	0	0	0	3	2
Inning Stats	R: 2 E: 0 K: 1 S: 7 H: 2 LOB: 0 BB: 0 P: 7	R: 0 E: 0 K: 2 S: 7 H: 1 LOB: 1 BB: 0 P: 7	R: 0 E: 0 K: 0 S: 3 H: 0 LOB: 0 BB: 0 P: 3	R: 0 E: 0 K: 0 S: 4 H: 1 LOB: 1 BB: 0 P: 4	R: 0 E: 0 K: 1 S: 5 H: 0 LOB: 0 BB: 0 P: 5	R: 1 E: 0 K: 0 S: 5 H: 3 LOB: 2 BB: 1 P: 9	R: 2 E: 0 K: 2 S: 9 H: 2 LOB: 2 BB: 2 P: 17	R: 0 E: 0 K: 1 S: 6 H: 1 LOB: 1 BB: 0 P: 6	R: 0 E: 0 K: 1 S: 5 H: 1 LOB: 0 BB: 0 P: 5	1B: 8 2B: 3 3B: 1 HR: 0	SF: 1 SAC: 0 DP: 2 HBP: 0					

TOP

California Angels @ New York Yankees

Yankee Stadium, Bronx, NY

Thu Aug 25 1966, 3:33 AM EDT

Att. 19,843 - Unknown

livebaseballscorecards.com

AB	34
R	5
H	11
RBI	5
BB	3
SO	8
LOB	17

WP: 0 PB: 0 SB: 1 CS: 1 PA: 38

PITCHER		IP	WLS	BF	H	R	ER	SO	BB	IBB	HBP	BLK	WP	HR	S	P	ERA	WHIP
Mel Stottlemyre, R ERA: 3.61	(1, 1)	6.1	L	28	9	5	5	5	0	2	0	0	0	0	36	44	7.11	1.421
Steve Hamilton, L ERA: 2.88	(7, 1)	0.2		3	0	0	0	1	1	0	0	0	0	0	4	8	0.00	1.500
Pedro Ramos, R ERA: 3.57	(8, 1)	2.0		7	2	0	0	2	0	0	0	0	0	0	11	11	0.00	1.000

PITCHER	IP	WLS	BF	H	R	ER	SO	BB	IBB	HBP	BLK	WP	HR	S	P	ERA	WHIP

Batter	1	2	3	4	5	6	7	8	9	AB	R	H	RBI	BB	SO	LOB
Tom Tresh, S (1, 7) OBP: 0.344, SLG: 0.410	0-0 1-3 2B		0-0 5-3		0-0 L9			0-0 F7		4	0	1	0	0	0	0
Bobby Richardson, R (1, 4) OBP: 0.294, SLG: 0.344	0-0 1-3		0-0 5-3		0-0 5-3			0-0 L8		4	0	0	0	0	0	1
Steve Whitaker, L (1, 8) OBP: 0.250, SLG: 0.182	0-0 1-3 2-3		4-0 BB B B B			0-0 F9		0-0 1B		3	0	1	0	1	0	1
Joe Pepitone, L (1, 3) OBP: 0.292, SLG: 0.486	0-0 F6		0-0 5-3			0-0 F6		0-0 F9		4	0	0	0	0	0	3
Elston Howard, R (1, 2) OBP: 0.326, SLG: 0.374		0-0 E 2B		0-0 E6 FC6-4		0-0 F8			0-0 2B	4	1	2	0	0	0	0
Clete Boyer, R (1, 5) OBP: 0.287, SLG: 0.374		0-0 5-3		0-0 F5			0-0 F7		0-0 5-3	4	0	0	0	0	0	3
Lou Clinton, R (1, 9) OBP: 0.296, SLG: 0.389		0-0 F7		0-0 FC6-4 1-2f			0-0 F2		0-0 6-3	4	0	0	0	0	0	3
Horace Clarke, S (1, 6) OBP: 0.329, SLG: 0.377		0-0 E7 2-H 1B		S S S 0-3 K			0-0 2B		0-0 F9	4	0	2	1	0	1	2
Mel Stottlemyre, R (1, 1) OBP: 0.192, SLG: 0.235 Steve Hamilton, L (7, 1) OBP: 0.053, SLG: 0.053 Hector Lopez, R (7, PH) OBP: 0.271, SLG: 0.374 Pedro Ramos, S (8, 1) OBP: 0.182, SLG: 0.182		0-0 F9			S S S 0-3 K		0-0 F4			2 0 1 0	0 0 0 0	0 0 0 0	0 0 0 0	0 0 0 0	1 0 0 0	1 0 1 0
Inning Stats	R: 0 H: 1 E: 0 LOB: 1 K: 0 BB: 0 S: 4 P: 4	R: 1 H: 2 E: 1 LOB: 1 K: 0 BB: 0 S: 5 P: 5	R: 0 H: 0 E: 0 LOB: 1 K: 0 BB: 1 S: 3 P: 7	R: 0 H: 0 E: 1 LOB: 1 K: 1 BB: 0 S: 6 P: 6	R: 0 H: 0 E: 0 LOB: 0 K: 1 BB: 0 S: 5 P: 5	R: 0 H: 0 E: 0 LOB: 0 K: 0 BB: 0 S: 3 P: 3	R: 0 H: 1 E: 0 LOB: 1 K: 0 BB: 0 S: 4 P: 4	R: 0 H: 1 E: 0 LOB: 1 K: 0 BB: 0 S: 4 P: 4	R: 0 H: 1 E: 0 LOB: 1 K: 0 BB: 0 S: 4 P: 4	1B: 2 2B: 4 3B: 0 HR: 0	SF: 0 SAC: 0 DP: 0 HBP: 0						

PITCHER	IP	WLS	BF	H	R	ER	SO	BB	IBB	HBP	BLK	WP	HR	S	P	ERA	WHIP
George Brunet, L (1, 1) ERA: 3.03	9.0	W	35	6	1	1	2	1	0	0	0	0	0	38	42	1.00	0.778

PITCHER	IP	WLS	BF	H	R	ER	SO	BB	IBB	HBP	BLK	WP	HR	S	P	ERA	WHIP

BOTTOM

California Angels @ New York Yankees

Yankee Stadium, Bronx, NY

Thu Aug 25 1966, 3:33 AM EDT

Att. 19,843 - Unknown

livebaseballscorecards.com

AB	34
R	1
H	6
RBI	1
BB	1
SO	2
LOB	15

WP: 0 PA: 35
PB: 0
SB: 0
CS: 0

Kansas City Athletics @ California Angels

Anaheim Stadium, Anaheim, CA

Fri Aug 26 1966, 10:05 PM EDT

Att. 12,292 - Unknown

livebaseballscorecards.com

Batter	1	2	3	4	5	6	7	8	9	AB	R	H	RBI	BB	SO	LOB
John Donaldson, L (1, 4)	F7		F7		F7		K		5-3	5	0	0	0	0	1	3
Jim Gosger, L (1, 7) OBP: 0.322, SLG: 0.358	1-3 1B		F9		1-2 1B		4-3 1-2		E 1B 2-H	5	1	3	1	0	0	1
Mike Hershberger, R (1, 9) OBP: 0.316, SLG: 0.362 Wes Stock, R (7, 1) Blue Moon Odom, R (9, PH) OBP: 0.286, SLG: 0.231 Jack Aker, R (9, 1) OBP: 0.077, SLG: 0.154	1-3 1-2		5-3		F4		3-1		E5 BB	4 0 0 0	0 0 0 0	0 0 0 0	0 0 0 0	0 0 1 0	0 0 0 0	4 0 0 0
Danny Cater, R (1, 3) OBP: 0.293, SLG: 0.358	F4			5-3		F3		1-5-3	E5 1-3 2-H	5	0	0	0	0	0	2
Ed Charles, R (1, 5) OBP: 0.331, SLG: 0.457		F8		1B		1B 2B		1-3		4	1	2	0	0	0	0
Roger Repoz, L (1, 8) OBP: 0.317, SLG: 0.377		F8		F4		F5		1B		4	0	1	0	0	0	2
Ossie Chavarria, R (1, 6) OBP: 0.304, SLG: 0.314		HR		F1		2-H 1B		4-3		4	1	2	2	0	0	2
Phil Roof, R (1, 2) OBP: 0.297, SLG: 0.349		2B			F7	K			5-3 1B	4	1	2	0	0	1	1
Gil Blanco, L (1, 1) Joe Nossek, R (7, PH) (7, 9) OBP: 0.264, SLG: 0.321		F8			E5 1B		4-3		5-3 1-2	2 2	0 0	0 1	0 0	0 0	0 0	1 1
Inning Stats	R: 0 E: 0 K: 0 S: 4 H: 1 LOB: 1 BB: 0 P: 4	R: 1 E: 0 K: 0 S: 5 H: 2 LOB: 1 BB: 0 P: 5	R: 0 E: 0 K: 0 S: 3 H: 0 LOB: 0 BB: 0 P: 3	R: 0 E: 0 K: 0 S: 4 H: 1 LOB: 1 BB: 0 P: 4	R: 0 E: 1 K: 0 S: 5 H: 1 LOB: 2 BB: 0 P: 5	R: 1 E: 0 K: 1 S: 7 H: 2 LOB: 1 BB: 0 P: 7	R: 0 E: 0 K: 1 S: 6 H: 1 LOB: 1 BB: 0 P: 6	R: 0 E: 0 K: 0 S: 4 H: 1 LOB: 1 BB: 0 P: 4	R: 2 E: 1 K: 0 S: 5 H: 2 LOB: 1 BB: 1 P: 9	1B: 8 2B: 2 3B: 0 HR: 1 SF: 0 SAC: 0 DP: 0 HBP: 0							

TOP	
AB	39
R	4
H	11
RBI	3
BB	1
SO	2
LOB	17

WP: 0 PB: 0 SB: 0 CS: 0 PA: 40

PITCHER		IP	WLS	BF	H	R	ER	SO	BB	IBB	HBP	BLK	WP	HR	S	P	ERA	WHIP
Jim Coates, R ERA: 2.66	(1, 1)	6.0		26	7	2	2	1	0	0	0	0	0	1	28	28	3.00	1.167
Marcelino Lopez, L ERA: 4.13	(7, 1)	2.2		13	4	2	1	1	1	0	0	0	0	0	14	18	3.38	1.875
Jack Sanford, R ERA: 3.66	(9, 1)	0.1	W	1	0	0	0	0	0	0	0	0	0	0	1	1	0.00	0.000

PITCHER	IP	WLS	BF	H	R	ER	SO	BB	IBB	HBP	BLK	WP	HR	S	P	ERA	WHIP

BOTTOM

Kansas City Athletics @ California Angels

Anaheim Stadium, Anaheim, CA

Fri Aug 26 1966, 10:05 PM EDT

Att. 12,292 - Unknown

livebaseballscorecards.com

Batter	1	2	3	4	5	6	7	8	9	AB	R	H	RBI	BB	SO	LOB
Jose Cardenal, R (1, 8) OBP: 0.315, SLG: 0.383	H 1-0 E 1B HBP	x 0-0 ① 4-3		S S S 0-3 ① K		B B B B 4-0 BB			S S S 0-3 ② K	0	0	0	0	0	0	0
Jim Piersall, R (1, PR) OBP: 0.243, SLG: 0.210 (2, 7)										2	1	0	0	1	1	0
Willie Smith, L (9, PH) OBP: 0.250, SLG: 0.241										1	0	0	0	0	1	0
Jay Johnstone, L (1, 7) OBP: 0.322, SLG: 0.477 (2, 8)	x 0-0 E6 BB 1B BB 1-2	x 0-0 ② 1-3		x 0-0 ② 4-3		x 0-0 ③ 4-3			x 0-0 HR	5	2	1	1	0	0	2
Jim Fregosi, R (1, 6) OBP: 0.301, SLG: 0.374	x 0-0 BB BB 1B 1-2 2-H 1B	B B B B 4-0 FC5 S BB		x 0-0 PO 1B			x 0-0 ① 6-3			3	1	2	1	1	0	0
Joe Adcock, R (1, 3) OBP: 0.366, SLG: 0.605	S S S 0-3 ① K	B B B B 4-0 1-2 BB		0-0 ③ PO 1-2	S S S 0-3 ① K		x 0-0 ② F2			3	0	0	0	1	2	2
Buck Rodgers, S (1, 2) OBP: 0.269, SLG: 0.332	B B B B 4-0 BB 1B 1-2 2-3 BB	x 0-0 ③ FC5 2-3f			x 0-0 ② F8		x 0-0 ③ F4			3	1	0	0	1	0	2
Bobby Knoop, R (1, 4) OBP: 0.266, SLG: 0.376	S S S 0-3 ② K	x 0-0 ① F9			B B B B 4-0 BB			x 0-0 ① F9		3	0	0	0	1	1	3
Paul Schaal, R (1, 5) OBP: 0.363, SLG: 0.338	B B B B 4-0 1B 1-2 2-3 3-H BB	x 0-0 ② 6-3			x 0-0 ③ F8			x 0-0 ② 6-3		3	0	0	1	1	0	1
Ed Kirkpatrick, L (1, 9) OBP: 0.316, SLG: 0.348	x 0-0 1-3 2-H 3-H 1B	x 0-0 1B				B B B B 4-0 K BB		S S S 0-3 ③ K		3	0	2	2	1	1	0
Jim Coates, R (1, 1) Jackie Hernandez, R (6, PH) OBP: 0.091, SLG: 0.050 Marcelino Lopez, R (7, 1) OBP: 0.255, SLG: 0.250 Jack Sanford, R (9, 1) OBP: 0.217, SLG: 0.250	S S S 0-3 ③ K	S S S 0-3 ③ K				S S S 0-3 ① ② K 1-2			S S S 0-3 ① K	2 1 0 1	0 0 0 0	0 0 0 0	0 0 0 0	0 0 0 0	2 1 0 0	3 1 0 0
Inning Stats	R: 4 H: 2 E: 1 LOB: 2 K: 3 BB: 2 S: 12 P: 21	R: 0 H: 0 E: 0 LOB: 2 K: 0 BB: 2 S: 3 P: 11	R: 0 H: 1 E: 0 LOB: 1 K: 1 BB: 0 S: 6 P: 6	R: 0 H: 1 E: 0 LOB: 0 K: 1 BB: 0 S: 5 P: 5	R: 0 H: 0 E: 0 LOB: 1 K: 1 BB: 1 S: 5 P: 9	R: 0 H: 0 E: 0 LOB: 1 K: 1 BB: 2 S: 4 P: 12	R: 0 H: 0 E: 0 LOB: 0 K: 0 BB: 0 S: 3 P: 3	R: 0 H: 0 E: 0 LOB: 0 K: 1 BB: 0 S: 5 P: 5	R: 1 H: 1 E: 0 LOB: 0 K: 2 BB: 0 S: 7 P: 7	1B: 4 SF: 0 2B: 0 SAC: 0 3B: 0 DP: 0 HR: 1 HBP: 1						

	AB	30
	R	5
	H	5
	RBI	5
	BB	7
	SO	10
	LOB	14

PITCHER		IP	WLS	BF	H	R	ER	SO	BB	IBB	HBP	BLK	WP	HR	S	P	ERA	WHIP
Gil Blanco, L ERA: 5.76	(1, 1)	6.0		29	4	4	0	7	7	0	1	0	0	0	35	64	0.00	1.833
Wes Stock, R ERA: 3.34	(7, 1)	2.0		6	0	0	0	1	0	0	0	0	0	0	8	8	0.00	0.000
Jack Aker, R ERA: 1.71	(9, 1)	0.2	L	3	1	1	1	2	0	0	0	0	0	1	7	7	13.50	1.500

PITCHER	IP	WLS	BF	H	R	ER	SO	BB	IBB	HBP	BLK	WP	HR	S	P	ERA	WHIP

WP: 0 PA: 39
PB: 0
SB: 1
CS: 0

Batter	1	2	3	4	5	6	7	8	9	10	11	AB	R	H	RBI	BB	SO	LOB
John Donaldson, L (1, 4) OBP: 0.200, SLG: 0.111	BBBB 4-0 S BB		x 0-0 ② 4-3		x 0-0 2B 3-H 1B		SSS 0-3 ②③ K 1-2		x 0-0 FC4-6 ② 1-2f			4	1	1	1	1	1	2
Jim Gosger, L (1, 7) OBP: 0.321, SLG: 0.359	x 0-0 ① F4 1-2		x 0-0 ③ G3		x 0-0 1-H 2-H 2B			x 0-0 ① F4	x 0-0 ③ L4			5	0	1	2	0	0	2
Roger Repoz, L (1, 8) OBP: 0.318, SLG: 0.377	x 0-0 ② 4-3			x 0-0 ① F5	x 0-0 ③ 4-3			x 0-0 2B 2B 1B		x 0-0 G6-4-3 1B		5	1	2	0	0	0	2
Larry Stahl, L (1, 9) OBP: 0.290, SLG: 0.379	x 0-0 ③ 6-3			x 0-0 ② F9		x 0-0 ① 3-1		x 0-0 1-3 2B 2B		x 0-0 ① F9		5	1	1	0	0	0	2
Danny Cater, R (1, 3) OBP: 0.294, SLG: 0.361		x 0-0 1B		x 0-0 ③ 1-3		x 0-0 ② F8		x 0-0 6-3 2-H 3-H 2B		x 0-0 ②③ G6-4-3 1-2f		5	0	2	2	0	0	1
Ed Charles, R (1, 5) OBP: 0.332, SLG: 0.454		SSS 0-3 ① K	x 0-0 SH1-4 1B 1B	BBBB 4-0 BB		x 0-0 ② 6-3 2-3			x 0-0 ① 6-3			4	1	1	0	1	1	2
Ossie Chavarria, R (1, 6) OBP: 0.301, SLG: 0.310		SSS 0-3 ② K	x 0-0 SH1-4 1-2 2B 1B	x 0-0 ③ 6-3			x 0-0 ③ 6-3			SSS 0-3 ② K		5	1	1	0	0	2	3
Phil Roof, R (1, 2) OBP: 0.294, SLG: 0.345		x 0-0 ③ 5-3	x 0-0 ① SH1-4 1-2 2-3				SSS 0-3 ① K		x 0-0 ① 4-3		SSS 0-3 ③ K	4	0	0	0	0	2	1
Ken Sanders, R (1, 1) OBP: 0.250, SLG: 0.143 Tim Talton, L (5, PH) OBP: 0.370, SLG: 0.630 Joe Grzenda, R (5, 1) Wes Stock, R (6, 1) Don Blasingame, L (7, PH) OBP: 0.278, SLG: 0.265 Vern Handrahan, L (7, 1) Jack Aker, R (8, 1) OBP: 0.071, SLG: 0.143 Paul Lindblad, L (9, 1) OBP: 0.179, SLG: 0.222			x 0-0 ① 4-3		x 0-0 ② F7		x 0-0 CS 1B		x 0-0 E6 FC4-6			1 1 0 0 1 0 1 0	0 0 0 0 0 0 0 0	0 0 0 0 0 0 0 0	0 0 0 0 0 0 0 0	0 0 0 0 0 0 0 0	0 2 0 0 0 0 0 0	0 0 0 0 0 0 0 0
Inning Stats	R: 0 E: 0 K: 0 S: 3 H: 0 LOB: 1 BB: 1 P: 7	R: 0 E: 0 K: 2 S: 8 H: 1 LOB: 1 BB: 0 P: 8	R: 0 E: 0 K: 0 S: 3 H: 0 LOB: 0 BB: 0 P: 3	R: 0 E: 0 K: 0 S: 3 H: 0 LOB: 0 BB: 0 P: 3	R: 3 E: 0 K: 0 S: 7 H: 4 LOB: 1 BB: 0 P: 7	R: 0 E: 0 K: 0 S: 3 H: 0 LOB: 1 BB: 1 P: 7	R: 0 E: 0 K: 2 S: 7 H: 1 LOB: 0 BB: 0 P: 7	R: 2 E: 0 K: 0 S: 6 H: 3 LOB: 1 BB: 0 P: 6	R: 0 E: 1 K: 0 S: 4 H: 0 LOB: 1 BB: 0 P: 4	R: 0 E: 0 K: 0 S: 3 H: 1 LOB: 0 BB: 0 P: 3	R: 0 E: 0 K: 2 S: 7 H: 0 LOB: 0 BB: 0 P: 7	1B: 7 2B: 3 3B: 0 HR: 0	SF: 0 SAC: 1 DP: 1 HBP: 0		WP: 0 PB: 0 SB: 1 CS: 1	PA: 44		

PITCHER		IP	WLS	BF	H	R	ER	SO	BB	IBB	HBP	BLK	WP	HR	S	P	ERA	WHIP
Dean Chance, R ERA: 3.49	(1, 1)	5.0		21	5	3	3	2	1	0	0	0	0	0	24	28	5.40	1.200
Ramon Lopez, R ERA: 12.0	(6, 1)	1.0		4	0	0	0	0	1	0	0	0	0	0	3	7	0.00	1.000
Minnie Rojas, R ERA: 2.31	(7, 1)	2.0		9	4	2	2	2	0	0	0	0	0	0	13	13	9.00	2.000
Lew Burdette, R ERA: 3.34	(9, 1)	2.0		7	1	0	0	0	0	0	0	0	0	0	7	7	0.00	0.500
Jack Sanford, R ERA: 3.62	(11, 1)	1.0	W	3	0	0	0	2	0	0	0	0	0	0	7	7	0.00	0.000

PITCHER	IP	WLS	BF	H	R	ER	SO	BB	IBB	HBP	BLK	WP	HR	S	P	ERA	WHIP

TOP

Kansas City Athletics @ California Angels

Anaheim Stadium, Anaheim, CA

Sat Aug 27 1966, 10:05 PM EDT

Att. 15,445 - Unknown

livebaseballscorecards.com

AB	41
R	5
H	10
RBI	5
BB	2
SO	6
LOB	17

Batter	1	2	3	4	5	6	7	8	9	10	11	AB	R	H	RBI	BB	SO	LOB
Jose Cardenal, R (1, 8) OBP: 0.315, SLG: 0.381	F3	6-3 2-3			FC6-4 BB SF8 1B	F2			E5 L3	IBB		5	1	1	0	1	0	2
Jay Johnstone, L (1, 7) OBP: 0.322, SLG: 0.466	2B 1B 1B	K			FC6-4 1-2 BB	F7			L3 1-2	5 2-3f		5	1	1	0	1	1	5
Jim Fregosi, R (1, 6) OBP: 0.303, SLG: 0.382 (10, 3)	1B 1-3 2B	F8	FC6-4 1-2f 2-3 2B		K		K		1B 1B 1B		BB 3B	6	3	3	0	0	1	2
Norm Siebern, L (1, 3) OBP: 0.374, SLG: 0.364 Jackie Hernandez, R (9, PR) OBP: 0.087, SLG: 0.048 (10, 6)	1B IBB	K	SF8 3-H		K	K			1B 1-3 1B		K	3 1	0 1	1 1	1 0	1 0	2 1	0 1
Buck Rodgers, S (1, 2) OBP: 0.278, SLG: 0.344	1-2 2-3 3-H 1B		1-H 2B		G3				1B 1-3 3-H 1B		BB IBB IBB	5	0	4	3	1	0	0
Bobby Knoop, R (1, 4) OBP: 0.268, SLG: 0.375	F4	F9			4-0 IBB			K	1-2 3-H 1B		BB 1-2 IBB	4	0	1	1	2	1	4
Ed Kirkpatrick, L (1, 9) OBP: 0.313, SLG: 0.342	K			F9	K			1B BB	F8		K	5	0	0	0	1	3	10
Paul Schaal, R (1, 5) OBP: 0.368, SLG: 0.345		6-3 SH4 HBP		F7		2B		G6-4-3 1-2 1B		1-3	BB 1-2 2-3 3-H	4	0	2	1	1	0	0
Dean Chance, R (1, 1) OBP: 0.364, SLG: 0.333 Ramon Lopez, R (8, 1) Frank Malzone, R (8, PH) Tom Satriano, L (8, PH) Minnie Rojas, R (7, 1) OBP: 0.333, SLG: 0.143 Joe Adcock, R (8, PH) OBP: 0.500, SLG: 0.692 Lew Burdette, R (9, 1) OBP: 0.143, SLG: 0.143 Jim Piersall, R (10, PH) OBP: 0.000, SLG: 0.000 Marcelino Lopez, R (10, PR) OBP: 0.571, SLG: 0.714 Jack Sanford, R (11, 1) OBP: 0.917, SLG: 0.000		SH4 1-2			K		G6-4-3 1-2f			5 2B		1 0 0 0 0 1 0 0 1 0	0 0 0 0 0 0 0 0 1 0	0 0 0 0 0 0 0 0 0 0	0 0 0 0 0 0 0 0 0 0	1 0 0 0 0 0 0 0 0 0	0 0 0 0 1 0 2 0 0 0	0 1 0 0 1 0 0 0 0 0
Inning Stats	R: 1 H: 3 E: 0 LOB: 3 K: 1 BB: 1 S: 8 P: 12	R: 0 H: 0 E: 0 LOB: 1 K: 1 BB: 0 S: 5 P: 6	R: 0 H: 1 E: 0 LOB: 1 K: 1 BB: 0 S: 6 P: 6	R: 0 H: 0 E: 0 LOB: 0 K: 1 BB: 0 S: 5 P: 5	R: 2 H: 2 E: 0 LOB: 2 K: 1 BB: 2 S: 7 P: 15	R: 0 H: 1 E: 0 LOB: 1 K: 1 BB: 0 S: 6 P: 6	R: 0 H: 0 E: 0 LOB: 0 K: 2 BB: 0 S: 7 P: 7	R: 0 H: 1 E: 0 LOB: 1 K: 1 BB: 1 S: 5 P: 9	R: 2 H: 4 E: 1 LOB: 2 K: 0 BB: 0 S: 7 P: 7	R: 0 H: 1 E: 0 LOB: 2 K: 0 BB: 1 S: 3 P: 7	R: 1 H: 1 E: 0 LOB: 3 K: 2 BB: 3 S: 7 P: 19	1B: 8 2B: 7 3B: 1 HR: 0	SF: 1 SAC: 1 DP: 3 HBP: 1		WP: 0 PB: 0 SB: 0 CS: 0	PA: 53		

PITCHER		IP	WLS	BF	H	R	ER	SO	BB	IBB	HBP	BLK	WP	HR	S	P	ERA	WHIP
Ken Sanders, R ERA: 3.93	(1, 1)	4.0		18	4	1	1	4	0	1	1	0	0	0	8	16	2.25	1.000
Joe Grzenda, L ERA: 4.32	(5, 1)	1.0		8	3	2	2	1	1	1	0	0	0	0	8	16	18.00	4.000
Wes Stock, R ERA: 3.24	(6, 1)	1.0		3	0	0	0	1	0	0	0	0	0	0	5	5	0.00	0.000
Vern Handrahan, R ERA: 4.32	(7, 1)	1.1		6	1	0	0	3	1	0	0	0	0	0	11	15	0.00	1.500
Jack Aker, R ERA: 1.88	(8, 1)	1.1		7	4	2	2	0	0	0	0	0	0	0	7	7	13.50	3.000

PITCHER		IP	WLS	BF	H	R	ER	SO	BB	IBB	HBP	BLK	WP	HR	S	P	ERA	WHIP
Paul Lindblad, L ERA: 4.69	(9, 1)	2.0	L	11	2	1	1	2	1	3	0	0	0	0	11	27	4.50	1.500

BOTTOM

Kansas City Athletics @ California Angels

Anaheim Stadium, Anaheim, CA

Sat Aug 27 1966, 10:05 PM EDT

Att. 15,445 - Unknown

livebaseballscorecards.com

AB	42
R	6
H	14
RBI	6
BB	8
SO	11
LOB	27

Batter	1	2	3	4	5	6	7	8	9	AB	R	H	RBI	BB	SO	LOB
John Donaldson, L (1, 4) OBP: 0.143, SLG: 0.077	3-1			6-3		1-3 2-3		3-1		4	0	0	0	0	0	1
Jim Gosger, L (1, 7) OBP: 0.322, SLG: 0.358	4-3			4-3		BB 1B			BB 1B 1B	3	0	1	0	1	0	0
Larry Stahl, L (1, 9) OBP: 0.290, SLG: 0.377	4-3			4-3		FC6-4 1-2 3-H 1B			F9	4	0	1	1	0	0	1
Danny Cater, R (1, 3) OBP: 0.293, SLG: 0.358		L3			5-3	FC6-4 1-2f			1-2 BB	3	0	0	0	1	0	2
Roger Repoz, L (1, 8) OBP: 0.318, SLG: 0.375		F5			4-3		G6-4-3 1B		F2	4	0	1	0	0	0	2
Ed Charles, R (1, 5) OBP: 0.331, SLG: 0.452		F8			K		F8		1-2 2-H 1B	4	0	1	0	0	1	1
Ossie Chavarria, R (1, 6) OBP: 0.301, SLG: 0.317			F8			E7 1B 2B	G6-4-3 1-2f			3	1	1	0	0	0	1
Phil Roof, R (1, 2) OBP: 0.294, SLG: 0.344			4-3			1-3 SH1-4 1B 3-H 1B		F9		3	1	1	1	0	0	0
Jim Nash, R (1, 1) OBP: 0.086, SLG: 0.114			5-3			SH1-4 1-2		F9		2	0	0	0	0	0	0
Inning Stats	R: 0 E: 0 K: 0 S: 3 H: 0 LOB: 0 BB: 0 P: 3	R: 0 E: 0 K: 0 S: 3 H: 0 LOB: 0 BB: 0 P: 3	R: 0 E: 0 K: 0 S: 3 H: 0 LOB: 0 BB: 0 P: 3	R: 0 E: 0 K: 0 S: 3 H: 0 LOB: 0 BB: 0 P: 3	R: 0 E: 0 K: 1 S: 5 H: 0 LOB: 0 BB: 0 P: 5	R: 2 E: 1 K: 0 S: 6 H: 3 LOB: 2 BB: 1 P: 10	R: 0 E: 0 K: 0 S: 3 H: 1 LOB: 0 BB: 0 P: 3	R: 0 E: 0 K: 0 S: 3 H: 0 LOB: 0 BB: 0 P: 3	R: 0 E: 0 K: 0 S: 4 H: 2 LOB: 2 BB: 1 P: 8	1B: 5 2B: 1 3B: 0 HR: 0 SF: 0 SAC: 1 DP: 1 HBP: 0						

PITCHER	IP	WLS	BF	H	R	ER	SO	BB	IBB	HBP	BLK	WP	HR	S	P	ERA	WHIP
Fred Newman, R (1, 1) ERA: 4.64	9.0	L	33	6	2	2	1	2	0	0	0	0	0	33	41	2.00	0.889

PITCHER	IP	WLS	BF	H	R	ER	SO	BB	IBB	HBP	BLK	WP	HR	S	P	ERA	WHIP

TOP

Kansas City Athletics @ California Angels

Anaheim Stadium, Anaheim, CA

Sun Aug 28 1966, 6:33 AM EDT

Att. 9,453 - Unknown

livebaseballscorecards.com

AB	30
R	2
H	6
RBI	2
BB	2
SO	1
LOB	8

WP: 0 PB: 0 SB: 0 CS: 0 PA: 33

Batter	1	2	3	4	5	6	7	8	9	AB	R	H	RBI	BB	SO	LOB
Jose Cardenal, R (1, 8) OBP: 0.314, SLG: 0.379	BB, BB, 1B	F7		K			6-3		F7	5	0	1	0	0	1	3
Jay Johnstone, L (1, 7) OBP: 0.312, SLG: 0.450	K		F2		F3		F8			4	0	0	0	0	1	1
Jim Fregosi, R (1, 6) OBP: 0.303, SLG: 0.379	BB, 1-2		F3		6-3		F3			3	0	0	0	1	0	0
Joe Adcock, R (1, 3) OBP: 0.367, SLG: 0.600	F3		1B		K			FC4-6, 1B		4	0	2	0	0	1	2
Jackie Hernandez, R (8, PR) OBP: 0.087, SLG: 0.048										0	0	0	0	0	0	0
Jim Piersall, R (9, 9) OBP: 0.250, SLG: 0.228										0	0	0	0	0	0	0
Buck Rodgers, S (1, 2) OBP: 0.280, SLG: 0.350	1-2, 2-3, BB		F4			4-3, 3B		FC4-6, 1-2f		3	1	1	0	1	0	2
Ed Kirkpatrick, L (1, 9) OBP: 0.311, SLG: 0.338	K			F8		K		K		3	0	0	0	0	2	4
Norm Siebern, L (8, PH) OBP: 0.373, SLG: 0.362										1	0	0	0	0	1	1
(9, 3)																
Bobby Knoop, R (1, 4) OBP: 0.268, SLG: 0.373		5-3		1B, BB		4-3, 3-H		F7		3	0	0	1	1	0	1
Paul Schaal, R (1, 5) OBP: 0.373, SLG: 0.351		1B		1-2, 1B		FC6-4, 1B			L5	4	0	3	0	0	0	0
Fred Newman, R (1, 1) OBP: 0.222, SLG: 0.192		F7		F6		FC6-4, 1-2f			K	3	0	0	0	0	0	4
Willie Smith, L (9, PH) OBP: 0.249, SLG: 0.240										1	0	0	0	0	1	0
Inning Stats	R: 0, E: 0, K: 2, S: 8; H: 1, LOB: 3, BB: 2, P: 16	R: 0, E: 0, K: 0, S: 4; H: 1, LOB: 1, BB: 0, P: 4	R: 0, E: 0, K: 0, S: 4; H: 1, LOB: 1, BB: 0, P: 4	R: 0, E: 0, K: 1, S: 6; H: 1, LOB: 2, BB: 1, P: 10	R: 0, E: 0, K: 1, S: 5; H: 0, LOB: 0, BB: 0, P: 5	R: 1, E: 0, K: 1, S: 7; H: 2, LOB: 1, BB: 0, P: 7	R: 0, E: 0, K: 0, S: 3; H: 0, LOB: 0, BB: 0, P: 3	R: 0, E: 0, K: 1, S: 6; H: 1, LOB: 1, BB: 0, P: 6	R: 0, E: 0, K: 1, S: 5; H: 0, LOB: 0, BB: 0, P: 5	1B: 6, 2B: 0, 3B: 1, HR: 0	SF: 0, SAC: 0, DP: 0, HBP: 0					

PITCHER	IP	WLS	BF	H	R	ER	SO	BB	IBB	HBP	BLK	WP	HR	S	P	ERA	WHIP
Jim Nash, R (1, 1) ERA: 2.5	9.0	W	37	7	1	1	7	3	0	0	0	0	0	48	60	1.00	1.111

PITCHER	IP	WLS	BF	H	R	ER	SO	BB	IBB	HBP	BLK	WP	HR	S	P	ERA	WHIP

BOTTOM

Kansas City Athletics @ California Angels

Anaheim Stadium, Anaheim, CA

Sun Aug 28 1966, 6:33 AM EDT

Att. 9,453 - Unknown

livebaseballscorecards.com

AB	34
R	1
H	7
RBI	1
BB	3
SO	7
LOB	18

PA: 37

WP: 0, PB: 0, SB: 0, CS: 0

Boston Red Sox @ California Angels

Anaheim Stadium, Anaheim, CA

Mon Aug 29 1966, 10:05 PM EDT

Att. 10,353 - Unknown

TOP

livebaseballscorecards.com

Batter	1	2	3	4	5	6	7	8	9	AB	R	H	RBI	BB	SO	LOB
Dalton Jones, L (1, 4) OBP: 0.302, SLG: 0.376	F9		1B			3-1 2-3	PO 2-3	4-3	F8	5	0	1	0	0	0	2
Joe Foy, R (1, 5) (9, 6) OBP: 0.361, SLG: 0.422	6-3		5-3			BB		BB		2	0	0	0	2	0	1
Don Demeter, R (1, 8) OBP: 0.293, SLG: 0.482	F7			4-6 1B		SF7 3-H		F5		3	0	1	1	0	0	1
Tony Conigliaro, R (1, 9) OBP: 0.338, SLG: 0.507		L6		4-6 1-2f		F8		F5		4	0	0	0	0	0	3
George Scott, R (1, 3) OBP: 0.332, SLG: 0.453		SH4-3 BB		F7			HR		SH2 1B 1B	3	2	2	1	1	0	0
George Thomas, R (1, 7) (9, 5) OBP: 0.308, SLG: 0.315		SH4-3 1-2			5-3 BB		F7		SH2 1-2 1B	2	1	1	0	1	0	0
Bob Tillman, R (1, 2) OBP: 0.299, SLG: 0.352		5-3			F7		L6		SH2 1-2 2-3	3	0	0	0	0	0	2
Lenny Green, L (9, PH) OBP: 0.336, SLG: 0.323										0	0	0	0	0	0	0
Mike Ryan, R (9, 2) OBP: 0.261, SLG: 0.273										0	0	0	0	0	0	0
George Smith, R (1, 6) OBP: 0.285, SLG: 0.344			6-3		5-3 1-2f		PO 1B		1B IBB	3	0	1	0	0	0	1
Carl Yastrzemski, L (9, PH) (9, 7) OBP: 0.357, SLG: 0.420										0	0	0	0	1	0	0
Jose Santiago, R (1, 1) OBP: 0.214, SLG: 0.218			5-3			3-1 SF7	1-2		1-3 2-H 3-H	3	1	2	0	0	0	0
Jose Tartabull, L (9, PH) OBP: 0.290, SLG: 0.333						2B	1B		1B	1	0	1	2	0	0	0
Don McMahon, R (9, 1) OBP: 0.143, SLG: 0.154										0	0	0	0	0	0	0

	AB	29
	R	4
	H	9
	RBI	4
	BB	5
	SO	0
	LOB	10

Inning Stats										
	R: 0 E: 0 K: 0 S: 3	H: 0 LOB: 0 BB: 0 P: 3	R: 0 E: 0 K: 0 S: 3	H: 0 LOB: 1 BB: 1 P: 7	R: 0 E: 0 K: 0 S: 4	H: 1 LOB: 1 BB: 0 P: 4	R: 0 E: 0 K: 0 S: 3	H: 1 LOB: 0 BB: 0 P: 3	R: 0 E: 0 K: 0 S: 2	H: 0 LOB: 0 BB: 1 P: 6
	R: 1 E: 0 K: 0 S: 4	H: 1 LOB: 1 BB: 1 P: 8	R: 1 E: 0 K: 0 S: 5	H: 3 LOB: 1 BB: 0 P: 5	R: 0 E: 0 K: 0 S: 3	H: 0 LOB: 1 BB: 1 P: 7	R: 2 E: 0 K: 0 S: 5	H: 3 LOB: 1 BB: 1 P: 9	1B: 7 2B: 3 3B: 0 HR: 1	SF: 1 SAC: 2 DP: 2 HBP: 0	WP: 0 PB: 0 SB: 0 CS: 0	PA: 38

PITCHER		IP	WLS	BF	H	R	ER	SO	BB	IBB	HBP	BLK	WP	HR	S	P	ERA	WHIP
George Brunet, L ERA: 3.09	(1, 1)	8.0	L	33	8	4	4	0	4	0	0	0	0	1	29	45	4.50	1.500
Jack Sanford, R ERA: 3.58	(9, 1)	1.0		4	1	0	0	0	0	1	0	0	0	0	3	7	0.00	1.000

PITCHER	IP	WLS	BF	H	R	ER	SO	BB	IBB	HBP	BLK	WP	HR	S	P	ERA	WHIP

Batter	1	2	3	4	5	6	7	8	9	AB	R	H	RBI	BB	SO	LOB
Jose Cardenal, R (1, 8) OBP: 0.315, SLG: 0.383	6-3			1B 3B		FC4-6 BB		E6 FC5-6		3	1	1	0	1	0	0
Jay Johnstone, L (1, 7) OBP: 0.310, SLG: 0.444	K			S 1B 3-H		FC4-6 1B 1-2f E		FC5-6 1-2f		4	1	1	1	0	1	2
Jim Fregosi, R (1, 6) OBP: 0.303, SLG: 0.378	6-3			F7 1-2		E6 1-H 1B		6-3		4	0	1	0	0	0	2
Norm Siebern, L (1, 3) OBP: 0.370, SLG: 0.359 Tom Satriano, L (7, 3) OBP: 0.324, SLG: 0.295		F6		F7		G3		K		3 1	0 0	0 0	0 0	0 0	0 1	2 1
Buck Rodgers, S (1, 2) OBP: 0.280, SLG: 0.349		F7		F7			G3		SH3-4 1B	4	0	1	0	0	0	1
Bobby Knoop, R (1, 4) OBP: 0.269, SLG: 0.379		F9			K		HR		SH3-4 1-2	3	1	1	1	0	1	0
Ed Kirkpatrick, L (1, 9) OBP: 0.308, SLG: 0.334 Joe Adcock, R (9, PH) OBP: 0.370, SLG: 0.600 Jackie Hernandez, R (9, PR) OBP: 0.087, SLG: 0.048			1-3		K		K		BB	3 0 0	0 0 0	0 0 0	0 1 0	0 0 0	2 0 0	0 0 0
Paul Schaal, R (1, 5) OBP: 0.371, SLG: 0.347			F9		F8		BB		F8	3	0	0	0	1	0	2
George Brunet, R (1, 1) OBP: 0.131, SLG: 0.183 Jack Sanford, R (9, 1) OBP: 0.217, SLG: 0.250 Willie Smith, L (9, PH) OBP: 0.247, SLG: 0.238			F3			K	K		K	3 0 1	0 0 0	0 0 0	0 0 0	0 0 1	2 0 2	1 0 0
Inning Stats	R: 0 H: 0 E: 0 LOB: 0 K: 1 BB: 0 S: 5 P: 5	R: 0 H: 0 E: 0 LOB: 0 K: 0 BB: 0 S: 3 P: 3	R: 0 H: 0 E: 0 LOB: 0 K: 0 BB: 0 S: 3 P: 3	R: 1 H: 2 E: 0 LOB: 1 K: 0 BB: 0 S: 5 P: 5	R: 0 H: 0 E: 0 LOB: 0 K: 2 BB: 0 S: 7 P: 7	R: 1 H: 1 E: 1 LOB: 1 K: 1 BB: 1 S: 6 P: 10	R: 1 H: 1 E: 0 LOB: 1 K: 2 BB: 1 S: 8 P: 12	R: 0 H: 0 E: 2 LOB: 1 K: 1 BB: 0 S: 6 P: 6	R: 0 H: 1 E: 0 LOB: 2 K: 1 BB: 1 S: 6 P: 10	1B: 3 SF: 0 2B: 0 SAC: 1 3B: 1 DP: 0 HR: 1 HBP: 0						WP: 0 PA: 36 PB: 0 SB: 1 CS: 0	

BOTTOM

Boston Red Sox @ California Angels

Anaheim Stadium, Anaheim, CA

Mon Aug 29 1966, 10:05 PM EDT

Att. 10,353 - Unknown

livebaseballscorecards.com

AB	32
R	3
H	5
RBI	2
BB	3
SO	8
LOB	13

PITCHER		IP	WLS	BF	H	R	ER	SO	BB	IBB	HBP	BLK	WP	HR	S	P	ERA	WHIP
Jose Santiago, R ERA: 3.52	(1, 1)	8.0	W	31	4	3	2	7	2	0	0	0	0	1	43	51	2.25	0.750
Don McMahon, R ERA: 2.86	(9, 1)	1.0	S	5	1	0	0	1	1	0	0	0	0	0	6	10	0.00	2.000

PITCHER	IP	WLS	BF	H	R	ER	SO	BB	IBB	HBP	BLK	WP	HR	S	P	ERA	WHIP

Batter	1	2	3	4	5	6	7	8	9	AB	R	H	RBI	BB	SO	LOB
Dalton Jones, L (1, 4) OBP: 0.304, SLG: 0.377	F3		4-3	G1		FC6-4 1B (1-3)		SH1-3 1B		5	0	2	0	0	0	2
Joe Foy, R (1, 5) OBP: 0.362, SLG: 0.426	1B 3B		BBBB 1B FC5-4 BB (4-0)		F4	FC6-4 HR (1-2f, 3-H)		SH1-3 (1-2)		3	3	1	1	1	0	1
Carl Yastrzemski, L (1, 7) OBP: 0.360, SLG: 0.429	1B 1B (3-H)		FC5-4 1B (1-3)		4-3	HR (1-H)		L4-3 IBB (4-0)		4	1	3	3	1	0	0
Tony Conigliaro, R (1, 9) OBP: 0.340, SLG: 0.508	FC6-4 1B (1-2)		FC5-4 (1-2f, 3-H)		FC4 1B	1B		L4-3 (1-2)		5	0	3	1	0	0	3
George Scott, R (1, 3) OBP: 0.329, SLG: 0.449	F4		SSS K		FC4 (1-2f)	F4			F4	5	0	0	0	0	1	5
Don Demeter, R (1, 8) OBP: 0.291, SLG: 0.477	FC6-4 (1-2f)			F9		2B 1B	F8		6-3	5	1	1	0	0	0	2
Bob Tillman, R (1, 2) OBP: 0.302, SLG: 0.350		5-3	BBBB 1B BB (4-0)			F3	FC5-4 1B		SSS K2-3	4	0	1	0	1	1	1
George Smith, R (1, 6) OBP: 0.287, SLG: 0.349		SSS K		1B (1-2)		1B 2B (1-H)	FC5-4 FC5-4 (1-2f)			4	1	2	1	0	1	1
Dennis Bennett, L (1, 1) OBP: 0.167, SLG: 0.294		1-3		F4		1B FC6-4 1B (2-H)	FC5-4 (1-2f)			2	0	0	0	0	0	2
Rollie Sheldon, R (4, 1) OBP: 0.098, SLG: 0.098										0	0	0	0	0	0	0
Lenny Green, L (6, PH) OBP: 0.340, SLG: 0.328										1	1	1	1	0	0	0
Dan Osinski, R (6, 1) OBP: 0.500, SLG: 0.500										1	0	0	0	0	0	1
John Wyatt, R (8, 1)										0	0	0	0	0	0	0

TOP

Boston Red Sox @ California Angels

Anaheim Stadium, Anaheim, CA

Tue Aug 30 1966, 10:05 PM EDT

Att. 9,688 - Unknown

livebaseballscorecards.com

AB	39
R	7
H	14
RBI	7
BB	3
SO	3
LOB	18

Inning Stats	1	2	3	4	5	6	7	8	9
R	1	0	1	0	0	5	0	0	0
E	0	0	0	0	0	0	0	0	0
K	0	1	1	0	0	0	0	0	1
S	6	5	6	4	4	9	4	3	5
H	3	0	1	1	1	6	1	1	0
LOB	2	0	1	2	1	1	1	1	0
BB	0	0	1	1	0	0	0	1	0
P	6	5	10	8	4	9	4	7	5

1B	11
2B	2
3B	1
HR	1
SF	0
SAC	1
DP	1
HBP	0

WP	0
PB	0
SB	0
CS	0
PA	43

PITCHER		IP	WLS	BF	H	R	ER	SO	BB	IBB	HBP	BLK	WP	HR	S	P	ERA	WHIP
Jim Coates, R (1, 1) ERA: 3.86		5.1		27	9	5	5	2	2	0	0	0	0	0	29	37	8.44	2.062
Lew Burdette, R (6, 1) ERA: 3.48		0.0		1	1	0	0	0	0	0	0	0	0	0	1	1	∞	∞
Minnie Rojas, R (6, 1) ERA: 2.35		2.2	L	12	4	2	2	0	0	1	0	0	0	1	11	15	6.75	1.500
Bob Lee, R (9, 1) ERA: 2.86		1.0		3	0	0	0	1	0	0	0	0	0	0	5	5	0.00	0.000

PITCHER	IP	WLS	BF	H	R	ER	SO	BB	IBB	HBP	BLK	WP	HR	S	P	ERA	WHIP

Batter	1	2	3	4	5	6	7	8	9	AB	R	H	RBI	BB	SO	LOB
Jose Cardenal, R (1, 8) OBP: 0.316, SLG: 0.390	0-0 1B 1B		0-0 F7 ①	0-0 1-H IHR	0-0 F8 ③			S S S 0-3 K ② 2-3		5	1	2	2	0	1	4
Jay Johnstone, L (1, 7) OBP: 0.306, SLG: 0.434	S S S 0-3 K ①		0-0 BB 1B 1B	0-0 4-3 ②		S S S 0-3 K ①		0-0 L6 ③		5	1	1	0	0	2	3
Jim Fregosi, R (1, 6) OBP: 0.303, SLG: 0.376	0-0 F4 ②		B B B 4-0 1B E 1-2 BB	B B B 4-0 BB		0-0 6-3 ②			0-0 F4 ①	3	1	0	0	2	0	1
Joe Adcock, R (1, 3) OBP: 0.366, SLG: 0.590	0-0 1-2 1B		0-0 F9 ②	S S S 0-3 K ③		0-0 F8 ③			0-0 6-3 ②	5	0	1	0	0	1	3
Buck Rodgers, S (1, 2) OBP: 0.281, SLG: 0.349	S S S 0-3 K ③		0-0 E9 1-H 2-H 1B		0-0 6-3 ①		0-0 4-3 ①		0-0 BB 1B	5	0	2	1	0	1	2
Bobby Knoop, R (1, 4) OBP: 0.270, SLG: 0.378		0-0 F4 ①	0-0 F8 ③		0-0 1B 1B 1B		0-0 F7 ②		B B B B 4-0 1-2 BB	4	1	1	0	1	0	1
Paul Schaal, R (1, 5) OBP: 0.372, SLG: 0.358		0-0 F2 ②		0-0 HR	0-0 1B 1-3 1B		0-0 F7 ③		S S S 0-3 K ③	5	1	2	1	0	1	2
Jim Piersall, R (1, 9) OBP: 0.261, SLG: 0.240 Norm Siebern, L (8, PH) OBP: 0.372, SLG: 0.359 Jackie Hernandez, R (8, PR) OBP: 0.087, SLG: 0.048 Bob Lee, R (9, 1)	0-0 1B		0-0 F9 ①	0-0 1-2 3-H 1B				B B B B 4-0 WP SH1 BB		3 0 0 0	0 0 0 0	2 0 0 0	1 0 0 0	0 1 0 0	0 0 0 0	0 0 0 0
Jim Coates, R (1, 1) OBP: 0.091, SLG: 0.091 Lew Burdette, R (6, 1) OBP: 0.143, SLG: 0.143 Minnie Rojas, R (6, 1) OBP: 0.133, SLG: 0.143 Ed Kirkpatrick, L (8, PH) OBP: 0.308, SLG: 0.334 (9, 9)	S S S 0-3 K ③			0-0 IHR 1B	S S S 0-3 K ②			0-0 SH1 ① 1-2		3 0 0 0	1 0 0 0	1 0 0 0	0 0 0 0	0 0 0 0	2 0 0 0	3 0 0 0
Inning Stats	R: 0 E: 0 K: 2 S: 9 H: 2 LOB: 2 BB: 0 P: 9	R: 0 E: 0 K: 1 S: 6 H: 1 LOB: 1 BB: 0 P: 6	R: 2 E: 1 K: 0 S: 5 H: 2 LOB: 1 BB: 1 P: 9	R: 3 E: 0 K: 1 S: 8 H: 3 LOB: 1 BB: 1 P: 12	R: 1 E: 0 K: 1 S: 8 H: 3 LOB: 2 BB: 0 P: 8	R: 0 E: 0 K: 1 S: 5 H: 0 LOB: 0 BB: 0 P: 5	R: 0 E: 0 K: 0 S: 3 H: 0 LOB: 0 BB: 0 P: 3	R: 0 E: 0 K: 1 S: 5 H: 0 LOB: 2 BB: 1 P: 9	R: 0 E: 0 K: 1 S: 6 H: 1 LOB: 2 BB: 1 P: 10	1B: 10 2B: 0 3B: 0 HR: 2		SF: 0 SAC: 1 DP: 0 HBP: 0				

PITCHER		IP	WLS	BF	H	R	ER	SO	BB	IBB	HBP	BLK	WP	HR	S	P	ERA	WHIP
Dennis Bennett, L ERA: 3.59	(1, 1)	3.1		18	7	4	3	3	1	0	0	0	0	1	23	27	8.10	2.400
Rollie Sheldon, R ERA: 4.17	(4, 1)	1.2		10	4	2	2	2	1	0	0	0	0	0	13	17	10.80	3.000
Dan Osinski, R ERA: 3.81	(6, 1)	2.1	W	8	0	0	0	1	1	0	0	0	0	0	9	13	0.00	0.429
John Wyatt, R ERA: 3.59	(8, 1)	1.2	S	7	1	0	0	2	1	0	0	0	1	0	10	14	0.00	1.200

PITCHER	IP	WLS	BF	H	R	ER	SO	BB	IBB	HBP	BLK	WP	HR	S	P	ERA	WHIP

BOTTOM

Boston Red Sox @ California Angels

Anaheim Stadium, Anaheim, CA

Tue Aug 30 1966, 10:05 PM EDT

Att. 9,688 - Unknown

livebaseballscorecards.com

AB	38
R	6
H	12
RBI	5
BB	4
SO	8
LOB	19

WP: 1 PA: 43
PB: 0
SB: 0
CS: 0

Batter	1	2	3	4	5	6	7	8	9	AB	R	H	RBI	BB	SO	LOB
Horace Clarke, S (1, 6) OBP: 0.333, SLG: 0.383	BBBB 4-0 1B BB		x 0-0 1-3 ①	x 0-0 F5 ③			B B B B 4-0 E 1-2 BB		2	0	0	0	2	0	1
Bobby Richardson, R (1, 4) OBP: 0.292, SLG: 0.342	x 0-0 G1-6-3 1-3 1B		x 0-0 F8 ②			x 0-0 6-3 ①	x 0-0 E6 1-2 2-3		4	0	1	0	0	0	2
Roger Maris, L (1, 9) OBP: 0.304, SLG: 0.370	SSS 0-3 K ①		SSS 0-3 K ③			x 0-0 F6 ②	x 0-0 F7 ②		4	0	0	0	0	2	5
Joe Pepitone, L (1, 3) OBP: 0.293, SLG: 0.492	x 0-0 G1-6-3 ② ③ 1-2f			x 0-0 G4-3 1B		x 0-0 F7 ③		x 0-0 L4 ③		4	0	1	0	0	0	5
Tom Tresh, S (1, 7) OBP: 0.342, SLG: 0.408		SSS 0-3 K ①		x 0-0 G4-3 ① ② 1-2f			x 0-0 F7 ①		x 0-0 F6 ①	4	0	0	0	0	1	1
Steve Whitaker, L (1, 8) OBP: 0.389, SLG: 0.794		x 0-0 E PB 1B		x 0-0 F8 ③			SSS 0-3 K ②		x 0-0 6-3 3B	4	2	2	0	0	1	0
Elston Howard, R (1, 2) OBP: 0.326, SLG: 0.370		x 0-0 E3 4-3 PB 1-3			x 0-0 F8 ①		SSS 0-3 K ③		x 0-0 6-3 ② 3-H	4	0	0	1	0	1	1
Clete Boyer, R (1, 5) OBP: 0.299, SLG: 0.374		x 0-0 4-3 ② 1-3 3-H			BBBB 4-0 S BB			x 0-0 1-3 ①	x 0-0 F3 ③	3	0	0	0	1	0	1
Al Downing, R (1, 1) OBP: 0.154, SLG: 0.145 Hal Reniff, R (6, 1) OBP: 0.308, SLG: 0.308 Roy White, S (8, PH) OBP: 0.310, SLG: 0.345 Pedro Ramos, S (8, 1) OBP: 0.182, SLG: 0.182		x 0-0 L3 ③			SSS 0-3 K ② 1-2			x 0-0 E BB 1B		2	0	0	0	0	1	2
										0	0	0	0	0	0	0
										1	0	1	0	0	0	0
										0	0	0	0	0	0	0
Inning Stats	R: 0 H: 1 E: 0 LOB: 1 K: 1 BB: 1 S: 5 P: 9	R: 1 H: 1 E: 1 LOB: 1 K: 1 BB: 0 S: 7 P: 7	R: 0 H: 0 E: 0 LOB: 0 K: 1 BB: 0 S: 5 P: 5	R: 0 H: 1 E: 0 LOB: 0 K: 0 BB: 0 S: 3 P: 3	R: 0 H: 0 E: 0 LOB: 1 K: 1 BB: 1 S: 5 P: 9	R: 0 H: 0 E: 0 LOB: 0 K: 0 BB: 0 S: 3 P: 3	R: 0 H: 0 E: 0 LOB: 0 K: 2 BB: 0 S: 7 P: 7	R: 0 H: 1 E: 1 LOB: 3 K: 0 BB: 1 S: 5 P: 9	R: 1 H: 1 E: 0 LOB: 0 K: 0 BB: 0 S: 4 P: 4	1B: 4 SF: 0 2B: 0 SAC: 0 3B: 1 DP: 2 HR: 0 HBP: 0						

TOP

New York Yankees @ California Angels

Anaheim Stadium, Anaheim, CA

Wed Aug 31 1966, 10:05 PM EDT

Att. 21,163 - Unknown

livebaseballscorecards.com

AB	32
R	2
H	5
RBI	1
BB	3
SO	6
LOB	18

PITCHER		IP	WLS	BF	H	R	ER	SO	BB	IBB	HBP	BLK	WP	HR	S	P	ERA	WHIP
Dean Chance, R ERA: 3.38	(1, 1)	9.0	W	35	5	2	1	6	3	0	0	0	0	0	44	56	1.00	0.889

PITCHER	IP	WLS	BF	H	R	ER	SO	BB	IBB	HBP	BLK	WP	HR	S	P	ERA	WHIP

Batter	1	2	3	4	5	6	7	8	9	AB	R	H	RBI	BB	SO	LOB
Jose Cardenal, R (1, 8) OBP: 0.319, SLG: 0.398	F7		L8		HR	BB E 1-2 2-3 BB		SH1-3 1B 1B		4	1	2	1	1	0	0
Willie Smith, L (9, 7) OBP: 0.247, SLG: 0.238										0	0	0	0	0	0	0
Jay Johnstone, L (1, 7) OBP: 0.309, SLG: 0.433	BB 1B		F4		4-3	E4 BB 1-2 2-3 3-H		SH1-3 1-2 1B		5	0	2	0	0	0	2
(9, 8)																
Jim Fregosi, R (1, 6) OBP: 0.305, SLG: 0.375	BB 1-2 BB		L7		HR HBP	BB 1-2 2-3 3-H BB		SH1-3 1-2 2-3		1	0	0	0	1	0	0
Jackie Hernandez, R (5, PR) OBP: 0.125, SLG: 0.048										0	1	0	1	1	0	0
(6, 6)																
Joe Adcock, R (1, 3) OBP: 0.367, SLG: 0.598	K			F9	1-H HR	5-3		IBB		4	1	1	2	1	1	5
Buck Rodgers, S (1, 2) OBP: 0.278, SLG: 0.345	F4			L7	F2		K	K		5	0	0	0	0	2	6
Bobby Knoop, R (1, 4) OBP: 0.271, SLG: 0.377		G4-6-3 1B		BB BB		5-3	6-3	K		4	0	1	0	1	1	3
Paul Schaal, R (1, 5) OBP: 0.376, SLG: 0.359		G4-6-3 1-2f		1-2 BB		BB WP E 1B	S BB			2	1	1	0	2	0	1
Jim Piersall, R (1, 9) OBP: 0.271, SLG: 0.245	1B		F9			E BB 1-2 BB BB	1-2 IBB			2	1	1	0	1	0	2
Ed Kirkpatrick, L (7, 9) OBP: 0.310, SLG: 0.334										0	0	0	0	1	0	0
Dean Chance, R (1, 1) OBP: 0.061, SLG: 0.031	K				K	K	K	K		4	0	0	0	0	4	5
Inning Stats	R: 0 E: 0 K: 1 S: 6 H: 1 LOB: 2 BB: 1 P: 10	R: 0 E: 0 K: 1 S: 6 H: 2 LOB: 1 BB: 0 P: 6	R: 0 E: 0 K: 0 S: 3 H: 0 LOB: 0 BB: 0 P: 3	R: 0 E: 0 K: 0 S: 3 H: 0 LOB: 2 BB: 2 P: 11	R: 3 E: 0 K: 1 S: 7 H: 2 LOB: 1 BB: 0 P: 8	R: 2 E: 1 K: 1 S: 7 H: 1 LOB: 3 BB: 3 P: 19	R: 0 E: 0 K: 2 S: 7 H: 0 LOB: 2 BB: 2 P: 15	R: 0 E: 0 K: 2 S: 9 H: 2 LOB: 3 BB: 1 P: 13		1B: 6 2B: 0 3B: 0 HR: 2 SF: 0 SAC: 1 DP: 1 HBP: 1						

PITCHER		IP	WLS	BF	H	R	ER	SO	BB	IBB	HBP	BLK	WP	HR	S	P	ERA	WHIP
Al Downing, L ERA: 3.58	(1, 1)	5.2	L	30	6	5	3	4	6	0	1	0	1	2	31	56	4.76	2.118
Hal Reniff, R ERA: 2.96	(6, 1)	1.1		6	0	0	0	2	1	1	0	0	0	0	8	16	0.00	0.750
Pedro Ramos, R ERA: 3.44	(8, 1)	1.0		6	2	0	0	2	0	1	0	0	0	0	9	13	0.00	2.000

PITCHER	IP	WLS	BF	H	R	ER	SO	BB	IBB	HBP	BLK	WP	HR	S	P	ERA	WHIP

BOTTOM

New York Yankees @ California Angels

Anaheim Stadium, Anaheim, CA

Wed Aug 31 1966, 10:05 PM EDT

Att. 21,163 - Unknown

livebaseballscorecards.com

AB	31
R	5
H	8
RBI	4
BB	9
SO	8
LOB	24

WP: 1 PA: 42
PB: 0
SB: 1
CS: 0

Batter	1	2	3	4	5	6	7	8	9	AB	R	H	RBI	BB	SO	LOB
Horace Clarke, S (1, 6) OBP: 0.327, SLG: 0.375	6-3		F8		F8		F6		F8	5	0	0	0	0	0	5
Bobby Richardson, R (1, 4) OBP: 0.291, SLG: 0.341	6-3		E, E, 2-H, 1B		5-3, 1-2		F9		F7, 1-3, 2-H	5	1	1	1	0	0	3
Clete Boyer, R (1, 5) OBP: 0.297, SLG: 0.370	5-3		E6, E, 1-3		6-3		F7			4	0	0	0	0	0	3
Joe Pepitone, L (1, 3) OBP: 0.295, SLG: 0.492		1B	E4, 1-2, 3-H			HR, 1B		F8		4	1	2	0	0	0	1
Tom Tresh, S (1, 7) OBP: 0.342, SLG: 0.413		F9, SSS	K			1-H, HR		F8		4	1	1	2	0	1	3
Steve Whitaker, L (1, 8) OBP: 0.350, SLG: 0.711		F9		G3		5-3		4-3		4	0	0	0	0	0	1
Elston Howard, R (1, 2) OBP: 0.323, SLG: 0.366		5-3		F9		6-3			SSS, K	4	0	0	0	0	1	1
Lou Clinton, R (1, 9) OBP: 0.300, SLG: 0.406			BBBB, SH3-4, 1B, BB	F3		F8			E5, WP, E, BLK	3	2	0	0	1	0	0
Fritz Peterson, S (1, 1) OBP: 0.224, SLG: 0.263 Dooley Womack, L (9, 1) OBP: 0.200, SLG: 0.200			SH3-4, 1-2		5-3, 1B		1B		E1, BLK, WP, 1-2	3 0	0 0	2 0	0 0	0 0	0 0	1 0
Inning Stats	R: 0 E: 0 K: 0 S: 3 H: 0 LOB: 0 BB: 0 P: 3	R: 0 E: 0 K: 0 S: 4 H: 1 LOB: 1 BB: 0 P: 4	R: 2 E: 2 K: 1 S: 8 H: 1 LOB: 2 BB: 1 P: 12	R: 0 E: 0 K: 0 S: 3 H: 0 LOB: 0 BB: 0 P: 3	R: 0 E: 0 K: 0 S: 4 H: 1 LOB: 2 BB: 1 P: 4	R: 2 E: 0 K: 0 S: 5 H: 2 LOB: 0 BB: 0 P: 5	R: 0 E: 0 K: 0 S: 4 H: 1 LOB: 1 BB: 0 P: 4	R: 0 E: 0 K: 0 S: 3 H: 0 LOB: 0 BB: 0 P: 3	R: 1 E: 2 K: 1 S: 7 H: 0 LOB: 1 BB: 0 P: 7	1B: 5 2B: 0 3B: 0 HR: 1	SF: 0 SAC: 1 DP: 0 HBP: 0						

PITCHER		IP	WLS	BF	H	R	ER	SO	BB	IBB	HBP	BLK	WP	HR	S	P	ERA	WHIP
Marcelino Lopez, L ERA: 4.15	(1, 1)	6.0	L	26	5	4	3	1	1	0	0	0	0	1	27	31	4.50	1.000
Lew Burdette, R ERA: 3.38	(7, 1)	2.0		7	1	0	0	0	0	0	0	0	0	0	7	7	0.00	0.500
Ramon Lopez, R ERA: 9.0	(9, 1)	1.0		5	0	1	0	1	0	0	0	1	1	0	7	7	0.00	0.000

PITCHER	IP	WLS	BF	H	R	ER	SO	BB	IBB	HBP	BLK	WP	HR	S	P	ERA	WHIP

TOP

New York Yankees @ California Angels

Anaheim Stadium, Anaheim, CA

Thu Sep 01 1966, 10:05 PM EDT

Att. 21,254 - Unknown - 72 F

livebaseballscorecards.com

AB	36
R	5
H	6
RBI	3
BB	1
SO	2
LOB	18

1B: 5 SF: 0
2B: 0 SAC: 1
3B: 0 DP: 0
HR: 1 HBP: 0

WP: 1 PA: 38
PB: 0
SB: 0
CS: 0

BOTTOM

New York Yankees @ California Angels

Anaheim Stadium, Anaheim, CA

Thu Sep 01 1966, 10:05 PM EDT

Att. 21,254 - Unknown - 72 F

livebaseballscorecards.com

Batter	1	2	3	4	5	6	7	8	9	AB	R	H	RBI	BB	SO	LOB
Jose Cardenal, R (1, 7) OBP: 0.318, SLG: 0.397	4-3		F6			4-3			1-3	1	0	0	0	0	0	0
Ed Kirkpatrick, L (2, 9) OBP: 0.308, SLG: 0.332										2	0	0	0	0	0	2
Norm Siebern, L (9, PH) OBP: 0.374, SLG: 0.361										1	0	1	0	0	0	0
Jackie Hernandez, R (9, PR) OBP: 0.125, SLG: 0.048										0	1	0	0	0	0	0
Jay Johnstone, L (1, 8) OBP: 0.308, SLG: 0.428	K		F7			1B			1-3	4	0	1	0	0	1	3
Jim Fregosi, R (1, 6) OBP: 0.305, SLG: 0.376	F9			6-3		F9				4	1	1	1	0	0	1
Joe Adcock, R (1, 3) OBP: 0.365, SLG: 0.591		F8		F4			G6-4-3		L4	4	0	1	0	0	0	2
Buck Rodgers, S (1, 2) OBP: 0.278, SLG: 0.344		6-3		F4			G6-4-3			4	0	1	1	0	0	1
Bobby Knoop, R (1, 4) OBP: 0.271, SLG: 0.376		4-3			FC6-4		6-3		5-3	4	0	1	0	0	0	1
Paul Schaal, R (1, 5) OBP: 0.376, SLG: 0.359			E		FC6-4			K		3	0	1	0	0	1	1
Jim Piersall, R (1, 9) (2, 7) OBP: 0.264, SLG: 0.239			E6		G5-4-3			5-3		3	0	0	0	0	0	2
Marcelino Lopez, R (1, 1) OBP: 0.250, SLG: 0.244			K			K		6-3		1	0	0	0	0	1	2
Tom Egan, R (6, PH)										1	0	0	0	0	1	0
Lew Burdette, R (7, 1) OBP: 0.143, SLG: 0.143										0	0	0	0	0	0	0
Frank Malzone, R (8, PH) OBP: 0.252, SLG: 0.283										1	0	0	0	0	0	0
Ramon Lopez, R (9, 1)										0	0	0	0	0	0	0

Inning Stats	1	2	3	4	5	6	7	8	9
R	0	0	0	0	0	0	0	0	2
E	0	0	1	0	0	0	0	0	0
K	1	0	1	0	0	1	0	1	0
S	5	3	7	3	3	6	3	5	6
H	0	0	1	0	1	1	1	0	3
LOB	0	0	2	0	0	1	0	0	1
BB	0	0	0	0	0	0	0	0	1
P	5	3	7	3	3	6	3	5	6

1B	6
2B	1
3B	0
HR	0
SF	0
SAC	0
DP	2
HBP	0

WP	0
PB	0
SB	0
CS	0
PA	33

AB	33
R	2
H	7
RBI	2
BB	0
SO	4
LOB	15

PITCHER	IP	WLS	BF	H	R	ER	SO	BB	IBB	HBP	BLK	WP	HR	S	P	ERA	WHIP
Fritz Peterson, L (1, 1) ERA: 3.44	8.2	W	32	7	2	2	4	0	0	0	0	0	0	40	40	2.08	0.808
Dooley Womack, R (9, 1) ERA: 2.35	0.1	S	1	0	0	0	0	0	0	0	0	0	0	1	1	0.00	0.000

PITCHER	IP	WLS	BF	H	R	ER	SO	BB	IBB	HBP	BLK	WP	HR	S	P	ERA	WHIP

Batter	1	2	3	4	5	6	7	8	9	AB	R	H	RBI	BB	SO	LOB
Bob Saverine, S (1, 4) OBP: 0.305, SLG: 0.342	K	F7		G4-6-3 1-2f		K			F7	5	0	0	0	0	2	3
Ken McMullen, R (1, 5) OBP: 0.294, SLG: 0.367	K		F9		5-3		5-3		F8	5	0	0	0	0	1	0
Fred Valentine, S (1, 8) (7, 7) OBP: 0.358, SLG: 0.470	HR		4-3		5-3		1B		F7	5	1	2	1	0	0	0
Frank Howard, R (1, 7) OBP: 0.344, SLG: 0.459	1B		K		HR		1-2 1B			4	1	3	1	0	1	0
Don Lock, R (7, PR) (7, 8) OBP: 0.339, SLG: 0.401										0	0	0	0	0	0	0
Willie Kirkland, L (1, 9) OBP: 0.278, SLG: 0.348	1-2 FC6-4 1B			HR 1B	1B		K			4	1	3	0	0	1	2
Dick Nen, L (1, 3) OBP: 0.278, SLG: 0.288	FC6-4 1-2f			1-H HR	K		4-3			4	1	1	2	0	1	5
Paul Casanova, R (1, 2) OBP: 0.280, SLG: 0.423		SH1 1B		WP 1B 2B		1-3		6-3		4	1	2	0	0	0	0
Ed Brinkman, R (1, 6) OBP: 0.271, SLG: 0.341		K		1-3 2-3		3B		K		4	0	1	0	0	2	2
Phil Ortega, R (1, 1) OBP: 0.145, SLG: 0.061		SH1 1-2		G4-6-3 3-H 1B		K		K		2	0	1	1	0	1	1
Bob Humphreys, R (7, 1) OBP: 0.333, SLG: 0.167										1	0	0	0	0	1	0
Ron Kline, R (8, 1) OBP: 0.400, SLG: 0.250										0	0	0	0	0	0	0
Inning Stats	R: 1 E: 0 K: 2 S: 10 H: 3 LOB: 2 BB: 0 P: 10	R: 0 E: 0 K: 1 S: 6 H: 1 LOB: 1 BB: 0 P: 6	R: 0 E: 0 K: 1 S: 5 H: 0 LOB: 0 BB: 0 P: 5	R: 3 E: 0 K: 0 S: 6 H: 4 LOB: 0 BB: 0 P: 6	R: 1 E: 0 K: 1 S: 7 H: 2 LOB: 1 BB: 0 P: 7	R: 0 E: 0 K: 2 S: 8 H: 1 LOB: 1 BB: 0 P: 8	R: 0 E: 0 K: 1 S: 7 H: 2 LOB: 2 BB: 0 P: 7	R: 0 E: 0 K: 2 S: 7 H: 0 LOB: 0 BB: 0 P: 7	R: 0 E: 0 K: 0 S: 3 H: 0 LOB: 0 BB: 0 P: 3	1B: 8 2B: 1 3B: 1 HR: 3 SF: 0 SAC: 1 DP: 1 HBP: 0	WP: 1 PB: 0 SB: 0 CS: 0 PA: 39					

PITCHER		IP	WLS	BF	H	R	ER	SO	BB	IBB	HBP	BLK	WP	HR	S	P	ERA	WHIP
Fred Newman, R ERA: 4.88	(1, 1)	3.1		18	8	4	4	4	0	0	0	0	1	2	26	26	10.80	2.400
Clyde Wright, L ERA: 3.47	(4, 1)	3.2		15	5	1	1	4	0	0	0	0	0	1	23	23	2.46	1.364
Bob Lee, R ERA: 2.79	(8, 1)	2.0	W	6	0	0	0	2	0	0	0	0	0	0	10	10	0.00	0.000

PITCHER	IP	WLS	BF	H	R	ER	SO	BB	IBB	HBP	BLK	WP	HR	S	P	ERA	WHIP

Washington Senators @ California Angels

Anaheim Stadium, Anaheim, CA

Fri Sep 02 1966, 10:05 PM EDT

Att. 10,559 - Unknown

TOP

livebaseballscorecards.com

AB	38
R	5
H	13
RBI	5
BB	0
SO	10
LOB	13

Batter	1	2	3	4	5	6	7	8	9	AB	R	H	RBI	BB	SO	LOB
Paul Schaal, R (1, 5) OBP: 0.371, SLG: 0.354	F8		K		K		FC5-4 1-2f			4	0	0	0	0	2	1
Jay Johnstone, L (1, 8) OBP: 0.299, SLG: 0.415	K		6-3		F8		F6			4	0	0	0	0	1	1
Jim Fregosi, R (1, 6) OBP: 0.305, SLG: 0.375	5-3		1B		K			6-3		4	0	1	0	0	1	0
Norm Siebern, L (1, 3) OBP: 0.372, SLG: 0.357 Jackie Hernandez, R (8, PR) OBP: 0.125, SLG: 0.048 Tom Egan, R (9, 2)		F7	F4			4-3		HR BB		3 0 0	0 1 0	0 0 0	0 0 0	1 0 0	0 0 0	1 0 0
Buck Rodgers, S (1, 2) OBP: 0.278, SLG: 0.344 Joe Adcock, R (8, PH) OBP: 0.368, SLG: 0.608 (9, 3)		E 3B 1B		4-3		F6		1-H HR		3 1	1 1	1 1	0 2	0 0	0 0	0 0
Willie Smith, L (1, 7) OBP: 0.242, SLG: 0.233 Jim Piersall, R (9, 7) OBP: 0.264, SLG: 0.239		E4 1-2 3B		4-3		F8		F9		4 0	1 0	0 0	0 0	0 0	0 0	2 0
Bobby Knoop, R (1, 4) OBP: 0.276, SLG: 0.394		1-H 2-H 3B		3B			HR	BB		3	2	3	3	1	0	0
Ed Kirkpatrick, L (1, 9) OBP: 0.310, SLG: 0.339		3-H 3B		BB			4-3	F7		3	0	1	1	1	0	1
Fred Newman, R (1, 1) OBP: 0.214, SLG: 0.185 Clyde Wright, R (4, 1) OBP: 0.115, SLG: 0.115 Tom Satriano, L (7, PH) OBP: 0.327, SLG: 0.295 Ramon Lopez, R (7, PR) Bob Lee, R (8, 1)		1-3		K			FC5-4 BB			1 1 0 0 0	0 0 0 0 0	0 0 0 0 0	0 0 1 0 0	0 1 0 0 0	0 0 0 0 0	0 2 0 0 0
Inning Stats	R: 0 E: 0 K: 1 S: 5 H: 0 LOB: 0 BB: 0 P: 5	R: 3 E: 1 K: 0 S: 6 H: 3 LOB: 0 BB: 0 P: 6	R: 0 E: 0 K: 1 S: 6 H: 1 LOB: 1 BB: 0 P: 6	R: 0 E: 0 K: 1 S: 6 H: 1 LOB: 2 BB: 1 P: 10	R: 0 E: 0 K: 2 S: 7 H: 0 LOB: 0 BB: 0 P: 7	R: 0 E: 0 K: 0 S: 3 H: 0 LOB: 0 BB: 0 P: 3	R: 1 E: 0 K: 0 S: 4 H: 1 LOB: 1 BB: 1 P: 8	R: 2 E: 0 K: 0 S: 4 H: 1 LOB: 1 BB: 2 P: 12		1B: 2 2B: 0 3B: 3 HR: 2	SF: 0 SAC: 0 DP: 0 HBP: 0					

PITCHER		IP	WLS	BF	H	R	ER	SO	BB	IBB	HBP	BLK	WP	HR	S	P	ERA	WHIP
Phil Ortega, R ERA: 4.0	(1, 1)	6.1		27	6	4	3	5	2	0	0	0	0	1	35	43	4.26	1.263
Bob Humphreys, R ERA: 3.09	(7, 1)	1.1	L	7	1	2	2	0	2	0	0	0	0	1	5	13	13.50	2.250
Ron Kline, R ERA: 2.44	(8, 1)	0.1		1	0	0	0	0	0	0	0	0	0	0	1	1	0.00	0.000

PITCHER	IP	WLS	BF	H	R	ER	SO	BB	IBB	HBP	BLK	WP	HR	S	P	ERA	WHIP

BOTTOM

Washington Senators @ California Angels

Anaheim Stadium, Anaheim, CA

Fri Sep 02 1966, 10:05 PM EDT

Att. 10,559 - Unknown

livebaseballscorecards.com

AB	31
R	6
H	7
RBI	6
BB	4
SO	5
LOB	8

Washington Senators @ California Angels

Anaheim Stadium, Anaheim, CA

Sat Sep 03 1966, 10:05 PM EDT

Att. 14,372 - Unknown

livebaseballscorecards.com

TOP

Batter	1	2	3	4	5	6	7	8	9	AB	R	H	RBI	BB	SO	LOB
Bob Saverine, S (1, 5) (7, 7) OBP: 0.306, SLG: 0.343	F8		6-3	FC6-4 1-2f			FC3-6 1B		E4 1B	5	1	2	0	0	0	4
Ken Hamlin, R (1, 4) OBP: 0.266, SLG: 0.292	1B		3-H 1B		6-3		FC3-6 1B BB 1-2f 3-1		L4	5	1	2	1	0	0	2
Fred Valentine, S (1, 9) (7, 8) OBP: 0.360, SLG: 0.471	F8		F8		1B 1B		B B B B 4-0 3-1 1B 1-2 BB		1B HR 2-H 1B	4	1	2	1	1	0	2
Frank Howard, R (1, 7) OBP: 0.345, SLG: 0.459 Ken McMullen, R (7, 5) OBP: 0.294, SLG: 0.367 Jim King, L (9, PH) OBP: 0.339, SLG: 0.379	F3		S S S K		G5-4-3 1-3 1B		3-1 1-2 2-3 1B		HR 1-3 1B	4 0 1	0 0 1	2 0 1	0 0 1	0 0 0	1 0 0	2 0 0
Don Lock, R (1, 8) OBP: 0.337, SLG: 0.398 Willie Kirkland, L (7, PH) (7, 9) OBP: 0.281, SLG: 0.371		S S S K		S S S K	G5-4-3 1-2f		3-1 1-2 2-3 3-H		HR 1-H 3-H	3 2	0 1	0 1	0 4	0 0	2 0	2 2
Paul Casanova, R (1, 2) OBP: 0.279, SLG: 0.420		F4		1B		F8	3-1		6-3	5	0	1	0	0	0	2
Ken Harrelson, R (1, 3) OBP: 0.314, SLG: 0.349		1B		F5		S S S K		6-3	5-3	5	0	1	0	0	1	1
Ed Brinkman, R (1, 6) OBP: 0.273, SLG: 0.342		F9		HBP 1-3 1B		1B		F8		4	0	2	0	0	0	1
Pete Richert, L (1, 1) OBP: 0.165, SLG: 0.221 Casey Cox, R (7, 1) Dick Lines, R (7, 1) Dick Nen, L (8, PH) OBP: 0.277, SLG: 0.286 Ron Kline, R (8, 1) OBP: 0.400, SLG: 0.250			1B 3B	FC6-4 1-2 HBP		4-3		S S S K		2 0 0 1 0	1 0 0 0 0	1 0 0 0 0	0 0 0 1 0	0 0 0 0 0	0 0 0 0 0	1 0 0 0 0
Inning Stats	R: 0 H: 1 E: 0 LOB: 1 K: 0 BB: 0 S: 4 P: 4	R: 0 H: 1 E: 0 LOB: 1 K: 1 BB: 0 S: 6 P: 6	R: 1 H: 2 E: 0 LOB: 1 K: 1 BB: 0 S: 7 P: 7	R: 0 H: 2 E: 0 LOB: 3 K: 1 BB: 0 S: 7 P: 8	R: 0 H: 2 E: 0 LOB: 1 K: 0 BB: 0 S: 4 P: 4	R: 0 H: 1 E: 0 LOB: 1 K: 1 BB: 0 S: 6 P: 6	R: 1 H: 2 E: 0 LOB: 2 K: 0 BB: 1 S: 5 P: 9	R: 0 H: 0 E: 0 LOB: 0 K: 1 BB: 0 S: 5 P: 5	R: 4 H: 4 E: 1 LOB: 0 K: 0 BB: 0 S: 7 P: 7	1B: 13 SF: 0 2B: 0 SAC: 0 3B: 1 DP: 1 HR: 1 HBP: 1						

	AB	41
	R	6
	H	15
	RBI	6
	BB	1
	SO	5
	LOB	19

WP: 0 PB: 0 SB: 0 CS: 0 PA: 43

PITCHER		IP	WLS	BF	H	R	ER	SO	BB	IBB	HBP	BLK	WP	HR	S	P	ERA	WHIP
George Brunet, L ERA: 3.08	(1, 1)	6.1		30	10	2	2	4	1	0	1	0	0	0	36	41	2.84	1.737
Lew Burdette, R ERA: 3.34	(7, 1)	0.2	W	3	1	0	0	0	0	0	0	0	0	0	3	3	0.00	1.500
Minnie Rojas, R ERA: 2.8	(8, 1)	1.1		8	4	4	4	1	0	0	0	0	0	1	10	10	27.00	3.000
Bob Lee, R ERA: 2.77	(9, 1)	0.2	S	2	0	0	0	0	0	0	0	0	0	0	2	2	0.00	0.000

PITCHER		IP	WLS	BF	H	R	ER	SO	BB	IBB	HBP	BLK	WP	HR	S	P	ERA	WHIP

BOTTOM

Washington Senators @ California Angels

Anaheim Stadium, Anaheim, CA

Sat Sep 03 1966, 10:05 PM EDT

Att. 14,372 - Unknown

livebaseballscorecards.com

Batter	1	2	3	4	5	6	7	8	9	AB	R	H	RBI	BB	SO	LOB
Jose Cardenal, R (1, 7) OBP: 0.319, SLG: 0.397	x 0-0 ① F3	x 0-0 ③ F7			x 0-0 1-2 1B		x 0-0 BB 1B 1B	x 0-0 ① F8		5	1	2	0	0	0	3
Jay Johnstone, L (1, 8) OBP: 0.296, SLG: 0.404	x 0-0 ② 4-3		x 0-0 ① G3		S S S 0-3 ② K		B B B B 4-0 1B 1-2 SF9 BB	x 0-0 ② 4-3		4	1	0	0	1	1	2
Jim Fregosi, R (1, 6) OBP: 0.304, SLG: 0.374	x 0-0 ③ F6		x 0-0 ② F8		x 0-0 ③ 4-3		x 0-0 SF9 1-3 2-H S 1B	S S S 0-3 ③ K		5	1	1	1	0	1	2
Joe Adcock, R (1, 3) OBP: 0.370, SLG: 0.602		S S S 0-3 ① K	x 0-0 ③ 6-3			B B B B 4-0 BB BB	I I I I 4-0 E S 1B IBB			2	1	0	0	2	1	0
Bobby Knoop, R (1, 4) OBP: 0.276, SLG: 0.392		B B B B 4-0 BB 1B BB		x 0-0 ① F7		x 0-0 ① F8	x 0-0 ② SF9 2-3 3-H			2	1	0	1	1	0	1
Paul Schaal, R (1, 5) OBP: 0.373, SLG: 0.352		x 0-0 ② F3		x 0-0 ② 6-3		B B B B 4-0 1-2 BB	B B B B 4-0 1B 1-3 S 3-H BB			2	1	0	0	2	0	1
Tom Satriano, L (1, 2) OBP: 0.330, SLG: 0.295		B B B B 4-0 BB 1B 1-2 BB		x 0-0 ③ F7		x 0-0 ② F6	x 0-0 S 1B 1-3 3-H 1B			3	1	1	1	1	0	2
Jim Piersall, R (1, 9) OBP: 0.280, SLG: 0.250		x 0-0 BB 1-2 2-H 1B			B B B B 4-0 FC5-6 BB	x 0-0 ③ F7	x 0-0 1-H 3-H 1B			3	0	2	2	1	0	2
George Brunet, R (1, 1) OBP: 0.143, SLG: 0.180		B B B B 4-0 1-2 2-3 BB			x 0-0 ① FC5-6 1B 1-2f		x 0-0 F8 x 0-0 F7			1	0	0	0	1	0	1
Lew Burdette, R (7, 1) OBP: 0.143, SLG: 0.143										0	0	0	0	0	0	0
Frank Malzone, R (7, PH) OBP: 0.248, SLG: 0.279										2	0	0	0	0	0	1
Minnie Rojas, R (8, 1) OBP: 0.133, SLG: 0.143										0	0	0	0	0	0	0
Bob Lee, R (9, 1)										0	0	0	0	0	0	0
Inning Stats	R: 0 E: 0 K: 0 S: 3 H: 0 LOB: 0 BB: 0 P: 3	R: 1 E: 0 K: 1 S: 6 H: 1 LOB: 3 BB: 3 P: 18	R: 0 E: 0 K: 0 S: 3 H: 0 LOB: 0 BB: 0 P: 3	R: 0 E: 0 K: 0 S: 3 H: 0 LOB: 0 BB: 0 P: 3	R: 0 E: 0 K: 1 S: 6 H: 1 LOB: 2 BB: 1 P: 10	R: 0 E: 0 K: 0 S: 3 H: 0 LOB: 2 BB: 2 P: 11	R: 6 E: 0 K: 0 S: 7 H: 4 LOB: 1 BB: 3 P: 19	R: 0 E: 0 K: 1 S: 5 H: 0 LOB: 0 BB: 0 P: 5		1B: 6 2B: 0 3B: 0 HR: 0	SF: 1 SAC: 0 DP: 0 HBP: 0			WP: 0 PB: 0 SB: 4 CS: 0	PA: 39		

	AB	29
	R	7
	H	6
	RBI	5
	BB	9
	SO	3
	LOB	15

PITCHER		IP	WLS	BF	H	R	ER	SO	BB	IBB	HBP	BLK	WP	HR	S	P	ERA	WHIP
Pete Richert, L ERA: 3.33	(1, 1)	6.1	L	30	4	4	4	2	7	0	0	0	0	0	27	55	5.68	1.737
Casey Cox, R ERA: 3.68	(7, 1)	0.1		5	2	3	3	0	1	1	0	0	0	0	3	11	81.00	9.000
Dick Lines, L ERA: 2.39	(7, 1)	0.1		1	0	0	0	0	0	0	0	0	0	0	1	1	0.00	0.000
Ron Kline, R ERA: 2.41	(8, 1)	1.0		3	0	0	0	1	0	0	0	0	0	0	5	5	0.00	0.000

PITCHER	IP	WLS	BF	H	R	ER	SO	BB	IBB	HBP	BLK	WP	HR	S	P	ERA	WHIP

Batter	1	2	3	4	5	6	7	8	9	AB	R	H	RBI	BB	SO	LOB
Bob Saverine, S (1, 4) (9, 7) OBP: 0.310, SLG: 0.342	F8		5-3 BB		HR BB		G3		1B 5-3 1B	3	2	1	0	2	0	0
Ken McMullen, R (1, 5) OBP: 0.297, SLG: 0.376	1-3		5-3		HR			S SH1-3 1B	5-3	5	1	3	4	0	0	1
Fred Valentine, S (1, 8) (8, 9) OBP: 0.361, SLG: 0.469	CS BB		K		BB			SH1-3	5-3	2	0	0	1	2	1	2
Frank Howard, R (1, 7) OBP: 0.346, SLG: 0.457 Bob Humphreys, R (9, 1) OBP: 0.333, SLG: 0.167	CS	2B FC5-2 1B		K	F9			S IBB	1-3	4 0	0 0	1 0	0 0	1 0	1 0	2 0
Willie Kirkland, L (1, 9) OBP: 0.276, SLG: 0.364 Ken Hamlin, R (8, PH) OBP: 0.265, SLG: 0.290 Don Lock, R (8, 8) OBP: 0.337, SLG: 0.398		F8		F8		K		K		3 1 0	0 0 0	0 0 0	0 0 0	0 0 0	1 1 0	1 2 0
Dick Nen, L (1, 3) OBP: 0.278, SLG: 0.292 Ken Harrelson, R (8, PH) OBP: 0.315, SLG: 0.349 (8, 3)		FC5-2 2B		4-1		F7		FC6-4 IBB		3 0	0 0	1 0	0 0	0 1	0 0	0 0
Paul Casanova, R (1, 2) OBP: 0.279, SLG: 0.418 Doug Camilli, R (7, 2) OBP: 0.250, SLG: 0.320	FC5-2				FC3-6 BB	F9		FC6-4		2 1	0 0	0 0	0 0	1 0	0 0	2 3
Ed Brinkman, R (1, 6) OBP: 0.271, SLG: 0.340	K				K		K		3-1	4	0	0	0	0	3	3
Jim Hannan, R (1, 1) OBP: 0.103, SLG: 0.071 Ron Kline, R (7, 1) OBP: 0.400, SLG: 0.250 Tim Cullen, R (9, PH) OBP: 0.176, SLG: 0.188 (9, 4)			K		FC3-6 BB HR		4-3		1B 1B 2B	3 0 1	1 0 1	0 0 1	0 0 0	0 0 0	1 0 0	1 0 0
Inning Stats	R: 0 E: 0 K: 0 S: 2 H: 0 LOB: 0 BB: 1 P: 6	R: 0 E: 0 K: 1 S: 7 H: 2 LOB: 2 BB: 0 P: 7	R: 0 E: 0 K: 2 S: 7 H: 0 LOB: 1 BB: 1 P: 11	R: 0 E: 0 K: 1 S: 5 H: 0 LOB: 0 BB: 0 P: 5	R: 3 E: 0 K: 1 S: 6 H: 1 LOB: 1 BB: 3 P: 18	R: 0 E: 0 K: 1 S: 5 H: 0 LOB: 0 BB: 0 P: 5	R: 0 E: 0 K: 1 S: 5 H: 0 LOB: 0 BB: 0 P: 5	R: 0 E: 0 K: 1 S: 6 H: 1 LOB: 3 BB: 2 P: 14	R: 2 E: 0 K: 0 S: 6 H: 3 LOB: 1 BB: 0 P: 6	1B: 4 2B: 2 3B: 0 HR: 1 SF: 0 SAC: 1 DP: 0 HBP: 0						

TOP

Washington Senators @ California Angels

Anaheim Stadium, Anaheim, CA

Sun Sep 04 1966, 6:33 AM EDT

Att. 12,116 - Unknown

livebaseballscorecards.com

AB	32
R	5
H	7
RBI	5
BB	7
SO	8
LOB	17

WP: 0 PB: 0 SB: 2 CS: 1 PA: 41

PITCHER		IP	WLS	BF	H	R	ER	SO	BB	IBB	HBP	BLK	WP	HR	S	P	ERA	WHIP
Dean Chance, R ERA: 3.4	(1, 1)	7.0		28	3	3	3	7	5	0	0	0	0	1	37	57	3.86	1.143
Clyde Wright, L ERA: 3.64	(8, 1)	1.1	L	9	3	2	2	1	0	2	0	0	0	0	9	17	13.50	2.250
Bob Lee, R ERA: 2.74	(9, 1)	0.2		3	1	0	0	0	0	0	0	0	0	0	3	3	0.00	1.500

PITCHER	IP	WLS	BF	H	R	ER	SO	BB	IBB	HBP	BLK	WP	HR	S	P	ERA	WHIP

Batter	1	2	3	4	5	6	7	8	9	AB	R	H	RBI	BB	SO	LOB
Jose Cardenal, R (1, 7) OBP: 0.318, SLG: 0.395	6-3		6-3		6-3		BB, 1B		F8	5	1	1	0	0	0	1
Jay Johnstone, L (1, 8) OBP: 0.299, SLG: 0.400	G3		CS, 1B		F7		BBBB, 1B, E, 1-2, BB		F8	4	1	1	0	1	0	1
Jim Fregosi, R (1, 6) OBP: 0.307, SLG: 0.384	2B		F7, 1-2		HR		S, 1-3, 2-H, 1B			4	1	3	2	0	0	1
Norm Siebern, L (1, 3) OBP: 0.371, SLG: 0.356	K			BB, 5-3, 1B	F6		G3, 1-3, 3-H			4	0	1	0	0	1	2
Bobby Knoop, R (1, 4) OBP: 0.274, SLG: 0.389		5-3		5-3, 1-2		F8		4-3		4	0	0	0	0	0	1
Tom Satriano, L (1, 2) OBP: 0.329, SLG: 0.291		E4		BBBB, BB		F2		F8		3	0	0	0	1	0	0
Paul Schaal, R (1, 5) OBP: 0.372, SLG: 0.350		F7		SSS, K		5-3		CS, 1B		4	0	1	0	0	1	3
Ed Kirkpatrick, L (1, 9) OBP: 0.313, SLG: 0.337		IIII, IBB		BBBB, 1-2, 2-3, BB			4-3	CS, 1-2	SSS, K	2	0	0	0	2	1	0
Dean Chance, R (1, 1) OBP: 0.059, SLG: 0.030 Willie Smith, L (7, PH) OBP: 0.241, SLG: 0.232 Clyde Wright, R (8, 1) OBP: 0.115, SLG: 0.115 Bob Lee, R (9, 1) Frank Malzone, R (9, PH) OBP: 0.247, SLG: 0.277 Marcelino Lopez, R (9, PR) OBP: 0.250, SLG: 0.244		4-3		SSS, K			4-3		E6	2 1 0 0 1 0	0 0 0 0 0 0	0 0 0 0 0 0	0 0 0 0 0 0	0 0 0 0 0 0	1 0 0 0 0 0	5 0 0 0 0 0
Inning Stats	R: 0 H: 1 E: 0 LOB: 1 K: 1 BB: 0 S: 6 P: 6	R: 0 H: 0 E: 1 LOB: 2 K: 0 BB: 1 S: 4 P: 8	R: 0 H: 1 E: 0 LOB: 0 K: 0 BB: 0 S: 3 P: 3	R: 0 H: 1 E: 0 LOB: 3 K: 2 BB: 2 S: 8 P: 16	R: 1 H: 1 E: 0 LOB: 0 K: 0 BB: 0 S: 4 P: 4	R: 0 H: 0 E: 0 LOB: 0 K: 0 BB: 0 S: 3 P: 3	R: 2 H: 2 E: 0 LOB: 1 K: 0 BB: 1 S: 5 P: 9	R: 0 H: 1 E: 0 LOB: 0 K: 0 BB: 0 S: 3 P: 3	R: 0 H: 0 E: 1 LOB: 1 K: 1 BB: 0 S: 6 P: 6	1B: 5 2B: 1 3B: 0 HR: 1	SF: 0 SAC: 0 DP: 0 HBP: 0						

PITCHER		IP	WLS	BF	H	R	ER	SO	BB	IBB	HBP	BLK	WP	HR	S	P	ERA	WHIP
Jim Hannan, R ERA: 3.93	(1, 1)	6.2		30	6	3	2	3	3	1	0	0	0	1	32	48	2.70	1.350
Ron Kline, R ERA: 2.38	(7, 1)	1.1	W	4	1	0	0	0	0	0	0	0	0	0	4	4	0.00	0.750
Bob Humphreys, R ERA: 3.06	(9, 1)	1.0	S	4	0	0	0	1	0	0	0	0	0	0	6	6	0.00	0.000

PITCHER	IP	WLS	BF	H	R	ER	SO	BB	IBB	HBP	BLK	WP	HR	S	P	ERA	WHIP

BOTTOM

Washington Senators @ California Angels

Anaheim Stadium, Anaheim, CA

Sun Sep 04 1966, 6:33 AM EDT

Att. 12,116 - Unknown

livebaseballscorecards.com

AB	34
R	3
H	7
RBI	2
BB	4
SO	4
LOB	14

WP: 0	PA: 39		
PB: 0			
SB: 2			
CS: 2			

Batter	1	2	3	4	5	6	7	8	9	AB	R	H	RBI	BB	SO	LOB
Jose Cardenal, R (1, 7) OBP: 0.315, SLG: 0.391	K			6-3		F7		6-3		4	0	0	0	0	1	1
Jay Johnstone, L (1, 8) OBP: 0.298, SLG: 0.403	4-3			L8		FC 1-2f		2B		4	0	1	0	0	0	1
Jim Fregosi, R (1, 6) OBP: 0.305, SLG: 0.381	F2			K		K		F5		4	0	0	0	0	2	2
Norm Siebern, L (1, 3) OBP: 0.367, SLG: 0.351		G3			F8		F6		F9	4	0	0	0	0	0	0
Bobby Knoop, R (1, 4) OBP: 0.274, SLG: 0.388		K			K		2B 1B		F3	4	1	1	0	0	2	0
Willie Smith, L (1, 9) OBP: 0.241, SLG: 0.232		F9			1B 1B		K		P3	4	0	1	0	0	1	1
Tom Satriano, L (1, 2) OBP: 0.333, SLG: 0.302			L7		1-2 1B		1-H 2B			3	0	2	1	0	0	0
Paul Schaal, R (1, 5) OBP: 0.368, SLG: 0.347			K		6-3		5-3			3	0	0	0	0	1	3
Marcelino Lopez, R (1, 1) OBP: 0.245, SLG: 0.239			F9			FC BB		F6		1	0	0	0	0	0	0
Jim Coates, R (5, 1) OBP: 0.091, SLG: 0.091										0	0	0	0	0	0	0
Ed Kirkpatrick, L (6, PH) OBP: 0.314, SLG: 0.337										0	0	0	0	1	0	0
Minnie Rojas, R (6, 1) OBP: 0.133, SLG: 0.143										0	0	0	0	0	0	0
Frank Malzone, R (8, PH) OBP: 0.245, SLG: 0.275										1	0	0	0	0	0	0
Lew Burdette, R (8, 1) OBP: 0.143, SLG: 0.143										0	0	0	0	0	0	0
Inning Stats	R: 0 E: 0 K: 1 S: 5 H: 0 LOB: 0 BB: 0 P: 5	R: 0 E: 0 K: 1 S: 5 H: 0 LOB: 0 BB: 0 P: 5	R: 0 E: 0 K: 1 S: 5 H: 0 LOB: 0 BB: 0 P: 5	R: 0 E: 0 K: 1 S: 5 H: 0 LOB: 0 BB: 0 P: 5	R: 0 E: 0 K: 1 S: 7 H: 2 LOB: 2 BB: 0 P: 7	R: 0 E: 0 K: 1 S: 5 H: 0 LOB: 1 BB: 1 P: 9	R: 1 E: 0 K: 1 S: 7 H: 2 LOB: 1 BB: 0 P: 7	R: 0 E: 0 K: 0 S: 4 H: 1 LOB: 1 BB: 0 P: 4	R: 0 E: 0 K: 0 S: 3 H: 0 LOB: 0 BB: 0 P: 3	1B: 3 2B: 2 3B: 0 HR: 0 SF: 0 SAC: 0 DP: 0 HBP: 0						

PITCHER	IP	WLS	BF	H	R	ER	SO	BB	IBB	HBP	BLK	WP	HR	S	P	ERA	WHIP
Jim Nash, R (1, 1) ERA: 2.3	9.0	W	33	5	1	1	7	1	0	0	0	0	0	46	50	1.00	0.667

PITCHER	IP	WLS	BF	H	R	ER	SO	BB	IBB	HBP	BLK	WP	HR	S	P	ERA	WHIP

TOP

California Angels @ Kansas City Athletics

Municipal Stadium, Kansas City, MO

Mon Sep 05 1966, 8:05 PM EDT

Att. 7,074 - Unknown

livebaseballscorecards.com

AB	32
R	1
H	5
RBI	1
BB	1
SO	7
LOB	8

WP: 0 PB: 0 SB: 0 CS: 0 PA: 33

Batter	1	2	3	4	5	6	7	8	9	AB	R	H	RBI	BB	SO	LOB
Bert Campaneris, R (1, 6) OBP: 0.305, SLG: 0.386	BBBB 4-0 S 1B BB		x 0-0 ① 4-3	x 0-0 ③ 4-3			x 0-0 6-3 2B			3	1	1	0	1	0	1
Mike Hershberger, R (1, 9) OBP: 0.319, SLG: 0.354	x 0-0 WP 1-H 2B 1B		BBBB 4-0 1B SF9 BB		H 1-0 WP 1B HBP		x 0-0 ① 6-3 2-3			2	3	1	1	1	0	1
Ed Charles, R (1, 5) OBP: 0.332, SLG: 0.448	x 0-0 1-H 2B		x 0-0 1B 1-3 1B		x 0-0 1-H 1B		x 0-0 ② F4			4	0	3	2	0	0	1
Danny Cater, R (1, 3) OBP: 0.297, SLG: 0.355	x 0-0 ① 6-3		x 0-0 ② SF9 3-H	SSS 0-3 ① K			x 0-0 ③ 5-3			3	0	0	1	0	1	3
Dick Green, R (1, 4) OBP: 0.310, SLG: 0.368	BBBB 4-0 G6-3 BB		x 0-0 FC5-4 1-2 1B	x 0-0 ② F8				x 0-0 ① 6-3		3	0	1	0	1	0	1
Joe Nossek, R (1, 8) OBP: 0.276, SLG: 0.340	x 0-0 ② ③ G6-3 1-2f		x 0-0 ③ FC5-4 1-2f	x 0-0 ③ 6-3				x 0-0 1B 1B		4	0	1	0	0	0	5
Ossie Chavarria, R (1, 7) OBP: 0.295, SLG: 0.315 Larry Stahl, L (6, PH) (7, 7) OBP: 0.285, SLG: 0.366		x 0-0 ① 6-3		x 0-0 PB S 1B	SSS 0-3 ① K			x 0-0 G6-4-3 1-3 1B		2 2	0 0	1 1	0 0	0 1	0 0	0 0
Phil Roof, R (1, 2) OBP: 0.282, SLG: 0.334		x 0-0 ② 6-3		x 0-0 ① F4 1-3	x 0-0 ② F8			x 0-0 ② ③ G6-4-3 1-2f		4	0	0	0	0	0	3
Jim Nash, R (1, 1) OBP: 0.079, SLG: 0.105		SSS 0-3 ③ K		SSS 0-3 ② K	x 0-0 ③ 5-3					3	0	0	0	0	2	1
Inning Stats	R: 2 H: 2 E: 0 LOB: 1 K: 0 BB: 2 S: 4 P: 12	R: 0 H: 0 E: 0 LOB: 0 K: 1 BB: 0 S: 5 P: 5	R: 1 H: 2 E: 0 LOB: 2 K: 0 BB: 1 S: 5 P: 9	R: 0 H: 1 E: 0 LOB: 1 K: 1 BB: 0 S: 6 P: 6	R: 1 H: 1 E: 0 LOB: 1 K: 1 BB: 0 S: 6 P: 7	R: 0 H: 0 E: 0 LOB: 0 K: 1 BB: 0 S: 5 P: 5	R: 0 H: 1 E: 0 LOB: 1 K: 0 BB: 0 S: 4 P: 4	R: 0 H: 2 E: 0 LOB: 1 K: 0 BB: 0 S: 4 P: 4		1B: 7 SF: 1 2B: 2 SAC: 0 3B: 0 DP: 2 HR: 0 HBP: 1						WP: 3 PA: 35 PB: 1 SB: 2 CS: 0

PITCHER		IP	WLS	BF	H	R	ER	SO	BB	IBB	HBP	BLK	WP	HR	S	P	ERA	WHIP
Marcelino Lopez, L ERA: 4.26	(1, 1)	4.0	L	20	5	4	4	2	3	0	1	0	1	0	20	33	9.00	2.000
Jim Coates, R ERA: 3.71	(5, 1)	1.0		4	1	0	0	1	0	0	0	0	1	0	6	6	0.00	1.000
Minnie Rojas, R ERA: 2.72	(6, 1)	2.0		7	1	0	0	1	0	0	0	0	0	0	9	9	0.00	0.500
Lew Burdette, R ERA: 3.3	(8, 1)	1.0		4	2	0	0	0	0	0	0	0	0	0	4	4	0.00	2.000

PITCHER	IP	WLS	BF	H	R	ER	SO	BB	IBB	HBP	BLK	WP	HR	S	P	ERA	WHIP

BOTTOM

California Angels @ Kansas City Athletics

Municipal Stadium, Kansas City, MO

Mon Sep 05 1966, 8:05 PM EDT
Att. 7,074 - Unknown

livebaseballscorecards.com

AB	30
R	4
H	9
RBI	4
BB	3
SO	4
LOB	16

California Angels @ Kansas City Athletics

Municipal Stadium, Kansas City, MO

Tue Sep 06 1966, 8:05 PM EDT

Att. 4,591 - Unknown

TOP

livebaseballscorecards.com

Batter	1	2	3	4	5	6	7	8	9	AB	R	H	RBI	BB	SO	LOB
Jose Cardenal, R (1, 8) OBP: 0.318, SLG: 0.397	S 3B 2B	4-3		2B		IBB			6-3	4	1	2	0	1	0	0
Jay Johnstone, L (1, 7) OBP: 0.295, SLG: 0.392	L9 2-3	CS BB		K		4-3			F2	4	0	0	0	1	1	5
Jim Fregosi, R (1, 6) OBP: 0.305, SLG: 0.379	3B BB	1-2 BB			5-3		K		L4	3	1	0	0	2	1	0
Joe Adcock, R (1, 3) OBP: 0.368, SLG: 0.605	1-H 3-H 2B 3B	L8			5-3		F9			4	1	1	2	0	0	1
Bobby Knoop, R (1, 4) OBP: 0.272, SLG: 0.385	K		K		F9		L4			4	0	0	0	0	2	1
Paul Schaal, R (1, 5) OBP: 0.370, SLG: 0.347	BB 2B BB		K			SH1-3 WP 1B		K		3	1	1	0	1	2	0
Tom Egan, R (1, 2)	2B 1-2 BB		K			6-3 1-2		4-3		2	0	0	0	1	1	1
Tom Satriano, L (6, 2) OBP: 0.332, SLG: 0.300										1	0	0	0	0	0	0
Jim Piersall, R (1, 9) OBP: 0.295, SLG: 0.263	1-3 2-H 3-H 2B			K		SH1-3 BB		BB		2	0	1	2	2	1	0
Fred Newman, R (1, 1) OBP: 0.207, SLG: 0.179	F7			5-3		SH1-3 1-2 2-3		L8		1	0	0	0	0	0	2
Clyde Wright, R (3, 1) OBP: 0.111, SLG: 0.111										1	0	0	0	0	0	0
Bob Lee, R (6, 1)										1	0	0	0	0	0	1

	AB	30
	R	4
	H	5
	RBI	4
	BB	8
	SO	8
	LOB	11

Inning Stats										
	R: 4 E: 0 K: 1 S: 8	H: 3 LOB: 2 BB: 3 P: 20	R: 0 E: 0 K: 0 S: 2	H: 0 LOB: 1 BB: 2 P: 10	R: 0 E: 0 K: 3 S: 9	H: 0 LOB: 0 BB: 0 P: 9	R: 0 E: 0 K: 2 S: 8	H: 1 LOB: 1 BB: 0 P: 8	R: 0 E: 0 K: 0 S: 3	H: 0 LOB: 0 BB: 0 P: 3
	R: 0 E: 0 K: 0 S: 4	H: 1 LOB: 3 BB: 2 P: 12	R: 0 E: 0 K: 1 S: 5	H: 0 LOB: 0 BB: 0 P: 5	R: 0 E: 0 K: 1 S: 5	H: 0 LOB: 1 BB: 1 P: 9	R: 0 E: 0 K: 0 S: 3	H: 0 LOB: 0 BB: 0 P: 3		

	1B: 1	SF: 0	WP: 1	PA: 39
	2B: 3	SAC: 1	PB: 0	
	3B: 1	DP: 0	SB: 1	
	HR: 0	HBP: 0	CS: 1	

PITCHER		IP	WLS	BF	H	R	ER	SO	BB	IBB	HBP	BLK	WP	HR	S	P	ERA	WHIP
Paul Lindblad, L ERA: 4.72	(1, 1)	0.2	L	8	3	4	4	1	3	0	0	0	0	0	7	19	54.00	9.000
Vern Handrahan, R ERA: 4.38	(1, 1)	1.1		5	0	0	0	0	2	0	0	0	0	0	3	11	0.00	1.500
Catfish Hunter, R ERA: 3.96	(3, 1)	3.0		10	1	0	0	5	0	0	0	0	0	0	20	20	0.00	0.333
Bill Edgerton, L ERA:	(6, 1)	1.0		6	1	0	0	0	1	1	0	0	1	0	4	12	0.00	2.000
Wes Stock, R ERA: 2.68	(7, 1)	2.0		7	0	0	0	2	1	0	0	0	0	0	10	14	0.00	0.500

PITCHER		IP	WLS	BF	H	R	ER	SO	BB	IBB	HBP	BLK	WP	HR	S	P	ERA	WHIP
Jack Aker, R ERA: 1.84	(9, 1)	1.0		3	0	0	0	0	0	0	0	0	0	0	3	3	0.00	0.000

BOTTOM

California Angels @ Kansas City Athletics

Municipal Stadium, Kansas City, MO

Tue Sep 06 1966, 8:05 PM EDT

Att. 4,591 - Unknown

livebaseballscorecards.com

Batter	1	2	3	4	5	6	7	8	9	AB	R	H	RBI	BB	SO	LOB
Bert Campaneris, R (1, 6) OBP: 0.304, SLG: 0.386	L8	1-H, 2-H, 2B			FC5-6, 4-3, 2-3	F6			L7	5	0	1	1	0	0	4
Jim Gosger, L (1, 8) OBP: 0.321, SLG: 0.352	K		6-3		4-3, 1-2		6-3		L8	1	0	0	0	0	1	0
Joe Nossek, R (3, PH) (4, 8) OBP: 0.271, SLG: 0.333										4	0	0	0	0	0	1
Mike Hershberger, R (1, 9) OBP: 0.320, SLG: 0.352	L9		5-3		BB		1B, BB			2	0	0	0	2	0	0
Larry Stahl, L (1, 7) OBP: 0.286, SLG: 0.367		WP, 1B	F8		F9		1-2, 1B			2	1	1	0	0	0	0
Danny Cater, R (5, PH) (6, 3) OBP: 0.298, SLG: 0.356										2	0	1	0	0	0	2
Ed Charles, R (1, 5) OBP: 0.334, SLG: 0.448		HBP, 1-H, 1B		FC4-6, 1B		5-3	F4			4	1	2	1	0	0	1
Roger Repoz, L (1, 3) (6, 7) OBP: 0.325, SLG: 0.371		L9		F6		E, 1B, BB		4-3		3	0	0	0	1	0	2
Dick Green, R (1, 4) OBP: 0.310, SLG: 0.367		F7		FC4-6, 1-2f		1B, 1-2		4-3		4	0	1	0	0	0	2
Phil Roof, R (1, 2) OBP: 0.283, SLG: 0.333		1B, 2B, 1-2, HBP		4-3		1-2, 2-3, 1B		K		1	1	0	0	0	0	1
Tim Talton, L (6, PH) OBP: 0.406, SLG: 0.613										1	0	1	0	0	0	0
Rick Monday, L (6, PR)										0	0	0	0	0	0	0
Wes Stock, R (7, 1)										0	0	0	0	0	0	0
Ossie Chavarria, R (8, PH) OBP: 0.294, SLG: 0.313										1	0	0	0	0	1	0
Jack Aker, R (9, 1) OBP: 0.071, SLG: 0.143										0	0	0	0	0	0	0
Paul Lindblad, L (1, 1) OBP: 0.154, SLG: 0.231										0	0	0	0	0	0	0
Vern Handrahan, L (1, 1)										0	0	0	0	0	0	0
Randy Schwartz, L (2, PH) OBP: 0.100, SLG: 0.100										1	0	0	0	0	0	0
Blue Moon Odom, R (2, PR) OBP: 0.200, SLG: 0.136										1	0	1	0	0	0	0
Catfish Hunter, R (3, 1) OBP: 0.200, SLG: 0.218										0	0	0	0	0	0	0
Sal Bando, R (5, PH) OBP: 0.200, SLG: 0.200										1	0	1	0	0	0	0
Bill Edgerton, L (6, 1)										0	0	0	0	0	0	0
John Donaldson, L (6, PH) OBP: 0.154, SLG: 0.154										1	0	0	0	0	1	3
Rene Lachemann, R (7, 2)		1-2, 2-H, 2B, 1B			E1, FC5-6, 1B	K			L9	1	0	0	0	0	0	0
Inning Stats	R: 0 E: 0 K: 1 S: 5 H: 0 LOB: 0 BB: 0 P: 5	R: 3 E: 0 K: 0 S: 6 H: 4 LOB: 3 BB: 0 P: 7	R: 0 E: 0 K: 0 S: 3 H: 0 LOB: 0 BB: 0 P: 3	R: 0 E: 0 K: 0 S: 4 H: 1 LOB: 1 BB: 0 P: 4	R: 0 E: 1 K: 0 S: 4 H: 1 LOB: 2 BB: 1 P: 8	R: 0 E: 0 K: 1 S: 7 H: 2 LOB: 3 BB: 1 P: 11	R: 0 E: 0 K: 0 S: 3 H: 1 LOB: 1 BB: 1 P: 7	R: 0 E: 0 K: 1 S: 5 H: 0 LOB: 0 BB: 0 P: 5	R: 0 E: 0 K: 0 S: 3 H: 0 LOB: 0 BB: 0 P: 3	1B: 8 2B: 1 3B: 0 HR: 0	SF: 0 SAC: 0 DP: 0 HBP: 1		WP: 1 PB: 0 SB: 0 CS: 0		PA: 38		

	AB	34
	R	3
	H	9
	RBI	3
	BB	3
	SO	3
	LOB	16

PITCHER	IP	WLS	BF	H	R	ER	SO	BB	IBB	HBP	BLK	WP	HR	S	P	ERA	WHIP
Fred Newman, R (1, 1) ERA: 5.08	2.0		10	4	3	3	1	0	0	1	0	1	0	11	12	13.50	2.000
Clyde Wright, L (3, 1) ERA: 3.49	3.1		15	3	0	0	0	2	0	0	0	0	0	13	21	0.00	1.500
Bob Lee, R (6, 1) ERA: 2.63	3.2	W	13	2	0	0	2	1	0	0	0	0	0	16	20	0.00	0.818

PITCHER	IP	WLS	BF	H	R	ER	SO	BB	IBB	HBP	BLK	WP	HR	S	P	ERA	WHIP

Batter	1	2	3	4	5	6	7	8	9	AB	R	H	RBI	BB	SO	LOB
Jose Cardenal, R (1, 8) OBP: 0.320, SLG: 0.400	F8		F2			E 1B 1B	2B			4	1	2	0	0	0	0
Jay Johnstone, L (1, 7) OBP: 0.288, SLG: 0.383	K			K		E6 1B 2B 1-2	F6			4	1	0	0	0	2	2
Jim Fregosi, R (1, 6) OBP: 0.305, SLG: 0.378	F6			5-3		2B 1B 1-2 2-H	K			4	0	1	1	0	1	1
Joe Adcock, R (1, 3) OBP: 0.367, SLG: 0.615		F8		HR		K		5-3		3	1	1	1	0	1	2
Tom Egan, R (6, 2)										1	0	0	0	0	0	0
Willie Smith, L (1, 9) OBP: 0.241, SLG: 0.238		L7		4-3		2B 1-3 2-H		K		4	0	1	1	0	1	0
Bobby Knoop, R (1, 4) OBP: 0.274, SLG: 0.388		3B			6-3	IBB		L6		3	0	1	0	1	0	0
Tom Satriano, L (1, 2) OBP: 0.330, SLG: 0.299		L8			1B	F7			L7	4	0	1	0	0	0	4
(6, 3)																
Paul Schaal, R (1, 5) OBP: 0.368, SLG: 0.344			5-3		F3	F8			K	2	0	0	0	0	0	1
Norm Siebern, L (6, PH) OBP: 0.366, SLG: 0.350										1	0	0	0	0	0	3
Jackie Hernandez, R (6, 5) OBP: 0.120, SLG: 0.045										1	0	0	0	0	1	0
George Brunet, R (1, 1) OBP: 0.138, SLG: 0.175			F8		K		K		6-3	2	0	0	0	0	1	1
Jim Coates, R (5, 1) OBP: 0.091, SLG: 0.091										0	0	0	0	0	0	0
Ed Kirkpatrick, L (7, PH) OBP: 0.314, SLG: 0.336										1	0	0	0	0	1	0
Minnie Rojas, R (7, 1) OBP: 0.133, SLG: 0.143										0	0	0	0	0	0	0
Lew Burdette, R (7, 1) OBP: 0.143, SLG: 0.143										0	0	0	0	0	0	0
Frank Malzone, R (9, PH) OBP: 0.244, SLG: 0.273										1	0	0	0	0	0	0
Inning Stats	R: 0 E: 0 K: 1 S: 5 H: 0 LOB: 0 BB: 0 P: 5	R: 0 E: 0 K: 0 S: 4 H: 1 LOB: 1 BB: 0 P: 4	R: 0 E: 0 K: 0 S: 3 H: 0 LOB: 0 BB: 0 P: 3	R: 1 E: 0 K: 1 S: 6 H: 1 LOB: 0 BB: 0 P: 6	R: 0 E: 0 K: 1 S: 6 H: 1 LOB: 1 BB: 0 P: 6	R: 2 E: 1 K: 1 S: 9 H: 3 LOB: 3 BB: 1 P: 13	R: 0 E: 0 K: 2 S: 8 H: 1 LOB: 1 BB: 0 P: 8	R: 0 E: 0 K: 1 S: 5 H: 0 LOB: 0 BB: 0 P: 5	R: 0 E: 0 K: 1 S: 5 H: 0 LOB: 0 BB: 0 P: 5	1B: 3 2B: 2 3B: 1 HR: 1 SF: 0 SAC: 0 DP: 0 HBP: 0						

PITCHER		IP	WLS	BF	H	R	ER	SO	BB	IBB	HBP	BLK	WP	HR	S	P	ERA	WHIP
Lew Krausse, R ERA: 3.15	(1, 1)	5.1	W	23	6	3	2	4	0	0	0	0	0	1	31	31	3.38	1.125
Jack Aker, R ERA: 1.77	(6, 1)	3.2	S	13	1	0	0	4	0	1	0	0	0	0	20	24	0.00	0.273

PITCHER	IP	WLS	BF	H	R	ER	SO	BB	IBB	HBP	BLK	WP	HR	S	P	ERA	WHIP

TOP

California Angels @ Kansas City Athletics

Municipal Stadium, Kansas City, MO

Wed Sep 07 1966, 8:05 PM EDT

Att. 5,119 - Unknown

livebaseballscorecards.com

AB	35
R	3
H	7
RBI	3
BB	1
SO	8
LOB	14

PA: 36

WP: 0
PB: 0
SB: 0
CS: 0

BOTTOM

California Angels @ Kansas City Athletics

Municipal Stadium, Kansas City, MO

Wed Sep 07 1966, 8:05 PM EDT

Att. 5,119 - Unknown

livebaseballscorecards.com

Batter	1	2	3	4	5	6	7	8	9	AB	R	H	RBI	BB	SO	LOB
Bert Campaneris, R (1, 6) OBP: 0.306, SLG: 0.391	1B 2B	6-3 2-3			G5-4-3 1-3 1B		BB 1B 1B 1B	6-3		5	2	3	0	0	0	2
Mike Hershberger, R (1, 9) OBP: 0.321, SLG: 0.354	1B 2B 2-H 1B	L8			SF8 3-H		BB 1-2 1B 1B	F9		4	2	2	2	0	0	2
Ed Charles, R (1, 5) OBP: 0.336, SLG: 0.447	2B SH1-3 1-2 1B		K		G5-4-3 1-2f		1B 1B FC 1-2 2-3 BB			3	1	1	0	1	1	1
Danny Cater, R (1, 3) OBP: 0.302, SLG: 0.362	SH1-3 1-3 2-H 2B		F4 1B			4-3	FC 1B 1-2 2-H 3-H 1B			4	0	3	3	0	0	0
Dick Green, R (1, 4) OBP: 0.309, SLG: 0.366	K		F4 1-2			5-3	FC 1-2 2-3 1B			4	0	1	0	0	1	3
Ossie Chavarria, R (1, 7) OBP: 0.296, SLG: 0.315 Jim Gosger, L (7, PH) OBP: 0.320, SLG: 0.351 Roger Repoz, L (8, 7) OBP: 0.325, SLG: 0.371	SH1-3 2-3 3-H			F6		1B 1B	FC 1-2 2-3 3-H			2 1 0	0 0 0	1 0 0	1 0 0	0 0 0	0 3 0	0 0 0
Joe Nossek, R (1, 8) OBP: 0.270, SLG: 0.332	6-3			F7		1B 1-2	4-1			4	0	1	0	0	0	4
Phil Roof, R (1, 2) OBP: 0.285, SLG: 0.332 Randy Schwartz, L (6, PH) OBP: 0.250, SLG: 0.250 Rene Lachemann, R (7, 2) OBP: 0.333, SLG: 0.667		6-3 SH1-4 BB	K			F5		2B		1 1 1	0 0 0	0 0 1	0 0 0	1 0 0	1 0 0	0 2 0
Lew Krausse, R (1, 1) OBP: 0.240, SLG: 0.196 Jack Aker, R (6, 1) OBP: 0.063, SLG: 0.125		SH1-4 1-2			1B SF8 1B		1-3	K		1 2	1 0	1 0	0 0	0 0	0 1	0 1
Inning Stats	R: 3 H: 4 E: 0 LOB: 1 K: 1 BB: 0 S: 9 P: 9	R: 0 H: 0 E: 0 LOB: 1 K: 0 BB: 1 S: 3 P: 7	R: 0 H: 1 E: 0 LOB: 0 K: 1 BB: 0 S: 5 P: 5	R: 0 H: 0 E: 0 LOB: 0 K: 1 BB: 0 S: 5 P: 5	R: 1 H: 2 E: 0 LOB: 0 K: 0 BB: 0 S: 4 P: 4	R: 0 H: 2 E: 0 LOB: 2 K: 0 BB: 0 S: 5 P: 5	R: 2 H: 4 E: 0 LOB: 3 K: 0 BB: 1 S: 7 P: 11	R: 0 H: 1 E: 0 LOB: 1 K: 1 BB: 0 S: 6 P: 6		1B: 11 SF: 1 2B: 3 SAC: 2 3B: 0 DP: 1 HR: 0 HBP: 0						

	AB	33
	R	6
	H	14
	RBI	6
	BB	2
	SO	4
	LOB	18

PITCHER		IP	WLS	BF	H	R	ER	SO	BB	IBB	HBP	BLK	WP	HR	S	P	ERA	WHIP
George Brunet, L ERA: 3.21	(1, 1)	4.0	L	19	7	4	4	3	1	0	0	0	0	0	24	28	9.00	2.000
Jim Coates, R ERA: 3.45	(5, 1)	2.0		7	2	0	0	0	0	0	0	0	0	0	7	7	0.00	1.000
Minnie Rojas, R ERA: 2.95	(7, 1)	0.1		4	2	2	2	0	1	0	0	0	0	0	3	7	54.00	9.000
Lew Burdette, R ERA: 3.22	(7, 1)	1.2		8	3	0	0	1	0	0	0	0	0	0	10	10	0.00	1.800

PITCHER	IP	WLS	BF	H	R	ER	SO	BB	IBB	HBP	BLK	WP	HR	S	P	ERA	WHIP

WP: 0 PA: 38
PB: 0
SB: 0
CS: 0

Batter	1	2	3	4	5	6	7	8	9	10	AB	R	H	RBI	BB	SO	LOB
Paul Schaal, R (1, 5) OBP: 0.370, SLG: 0.355	4-0 E BB		0-3 ② K		x 0-0 1-H HR		x 0-0 2B 1-2 1B 1B	x 0-0 ③ L6		x 0-0 ② FC6-4 1B 1-2f 2-3	5	2	2	2	1	1	3
Jay Johnstone, L (1, 7) OBP: 0.295, SLG: 0.389	x 0-0 E3 1-2		4-0 BB		x 0-0 ② 4-3		x 0-0 1B 1-3 2-H 2B		x 0-0 ① F6	x 0-0 1B 1-2 3-H 1B	5	1	2	2	1	0	1
Jim Fregosi, R (1, 6) OBP: 0.307, SLG: 0.379	0-3 ① K		x 0-0 ③ F4		x 0-0 1B 1B		x 0-0 F9 1B 2-H 3-H 1B		x 0-0 PB 1B	x 0-0 ③ F4	6	1	3	2	0	1	5
Jose Cardenal, R (1, 8) OBP: 0.320, SLG: 0.398	0-3 ② K			0-3 ① K	x 0-0 ③ 1B 1-3 1B		x 0-0 ② F9 1-2		4-0 IBB 1-2		4	0	1	0	1	2	3
Norm Siebern, L (1, 3) OBP: 0.364, SLG: 0.349 Clyde Wright, R (7, 1) OBP: 0.111, SLG: 0.111 Bob Lee, R (7, 1) Willie Smith, L (9, PH) OBP: 0.240, SLG: 0.237 Jack Sanford, R (9, 1) OBP: 0.217, SLG: 0.250	x 0-0 ③ F7			0-3 ② K		x 0-0 ① 5-3	x 0-0 2-H 1B		0-3 ② K		4 0 0 1 0	0 0 0 0 0	1 0 0 0 0	1 0 0 0 0	0 0 0 1 0	1 0 0 0 0	2 0 0 2 0
Buck Rodgers, S (1, 2) OBP: 0.277, SLG: 0.344		x 0-0 ① F8		x 0-0 2B		x 0-0 ② 5-3	S S S 0-3 ③ K		S S S 0-3 ③ K		5	0	1	0	0	2	3
Bobby Knoop, R (1, 4) OBP: 0.271, SLG: 0.385		x 0-0 ② 5-3	S S S 0-3 ③ K			x 0-0 ③ 1-3		S S S 0-3 ① K		x 0-0 ① F9	5	0	0	0	0	2	1
Jim Piersall, R (1, 9) OBP: 0.288, SLG: 0.256 Ed Kirkpatrick, L (8, PH) OBP: 0.317, SLG: 0.338 (8, 9)	S S S 0-3 ③ K				S S S 0-3 ① K		x 0-0 ① L8	x 0-0 3-1 1B		B B B B 4-0 FC6-4 1B BB	3 1	0 1	0 1	0 1	0 0	2 1	0 0
Dean Chance, R (1, 1) OBP: 0.071, SLG: 0.030 Frank Malzone, R (7, PH) OBP: 0.248, SLG: 0.278 Marcelino Lopez, R (7, PR) OBP: 0.245, SLG: 0.239 Tom Satriano, L (7, 3) OBP: 0.332, SLG: 0.301			S S S 0-3 ① K		B B B 4-0 HR BB		x 0-0 1B 2B 1B	x 0-0 ② 3-1 1-2		x 0-0 FC6-4 1B 1-2	1 1 0 2	1 0 1 0	0 1 0 0	0 0 0 0	1 0 0 0	1 0 0 0	0 0 0 1
Inning Stats	R: 0 H: 0 E: 1 LOB: 2 K: 2 BB: 1 S: 8 P: 12	R: 0 H: 0 E: 0 LOB: 0 K: 1 BB: 0 S: 5 P: 5	R: 0 H: 0 E: 0 LOB: 1 K: 2 BB: 1 S: 7 P: 11	R: 0 H: 1 E: 0 LOB: 1 K: 3 BB: 0 S: 10 P: 10	R: 2 H: 3 E: 0 LOB: 2 K: 1 BB: 1 S: 7 P: 11	R: 0 H: 0 E: 0 LOB: 0 K: 0 BB: 0 S: 3 P: 3	R: 4 H: 5 E: 0 LOB: 1 K: 1 BB: 0 S: 10 P: 10	R: 0 H: 1 E: 0 LOB: 1 K: 1 BB: 0 S: 6 P: 6	R: 0 H: 1 E: 0 LOB: 2 K: 2 BB: 1 S: 8 P: 12	R: 1 H: 2 E: 0 LOB: 2 K: 0 BB: 1 S: 5 P: 9	1B: 10 2B: 2 3B: 0 HR: 1	SF: 0 SAC: 0 DP: 0 HBP: 0					PA: 48 WP: 0 PB: 1 SB: 0 CS: 0	

PITCHER		IP	WLS	BF	H	R	ER	SO	BB	IBB	HBP	BLK	WP	HR	S	P	ERA	WHIP
Sam McDowell, L ERA: 3.03	(1, 1)	6.1		30	8	6	6	9	3	0	0	0	0	1	45	57	8.53	1.737
Steve Hargan, R ERA: 2.74	(7, 1)	1.2		7	2	0	0	2	0	0	0	0	0	0	11	11	0.00	1.200
Luis Tiant, R ERA: 3.37	(9, 1)	2.0	W	11	3	1	1	2	1	1	0	0	0	0	13	21	4.50	2.000

PITCHER	IP	WLS	BF	H	R	ER	SO	BB	IBB	HBP	BLK	WP	HR	S	P	ERA	WHIP

TOP

California Angels @ Cleveland Indians

Cleveland Municipal Stadium, Cleveland, OH

Fri Sep 09 1966, 7:05 PM EDT

Att. 5,693 - Unknown

livebaseballscorecards.com

AB	43
R	7
H	13
RBI	7
BB	5
SO	13
LOB	21

Batter	1	2	3	4	5	6	7	8	9	10	AB	R	H	RBI	BB	SO	LOB
Chico Salmon, R (1, 4) OBP: 0.298, SLG: 0.362	0-0 FC4-6 1B		0-0 ① F2		0-0 ① SH3-4 1-2	2-H 1B			0-0 ① F2		4	0	2	1	0	0	0
Vic Davalillo, L (1, 8) OBP: 0.295, SLG: 0.310	0-0 ① FC4-6 1B WP 1-2f		0-0 1-3 1B		0-0 ② F5	0-0 ③ 4-3			0-0 ② F8		5	1	1	0	0	0	3
Leon Wagner, L (1, 7) OBP: 0.348, SLG: 0.472	0-0 ② F5		0-0 ② 1-3 1-2		0-0 ③ 2-H 1B		0-0 HR		0-0 ③ 4-3		5	1	2	1	0	0	2
Fred Whitfield, L (1, 3) OBP: 0.291, SLG: 0.453	0-0 WP BB 1-3 1B		0-0 ③ 4-3			0-0 HR	0-0 ① 4-3			0-0 ① F3	5	1	2	1	0	0	1
Rocky Colavito, R (1, 9) OBP: 0.335, SLG: 0.441	B B B B 4-0 WP 1-2 BB			B B B B 4-0 BB		0-0 1B E 1B	0-0 ② F6			S S S 0-3 ② K	3	1	1	0	2	1	0
Max Alvis, R (1, 5) OBP: 0.303, SLG: 0.382	0-0 ③ 5-3 1-2 2-3 3-H			0-0 ① F2		0-0 E 1B 1-2	0-0 ③ 5-3			0-0 HR 1B	5	2	2	0	0	0	3
Larry Brown, R (1, 6) OBP: 0.326, SLG: 0.310		0-0 ① L6		0-0 ② F3		0-0 ① F3		S S S 0-3 ① K		0-0 1-H HR	4	0	0	0	0	1	3
Bill Davis, L (10, PH) OBP: 0.267, SLG: 0.417											1	1	1	2	0	0	0
Del Crandall, R (1, 2) OBP: 0.325, SLG: 0.368		0-0 ② F3		0-0 ③ 5-3		0-0 E5 SH1-3 1B 1-H 2-H		0-0 ② F7			3	1	0	0	0	0	1
Duke Sims, L (7, 2) OBP: 0.352, SLG: 0.495											1	0	0	0	0	0	0
Sam McDowell, L (1, 1) OBP: 0.189, SLG: 0.176		S S S 0-3 ③ K		B B B B 4-0 SH3-4 1B BB		0-0 ② SH1-3 1-2		0-0 ③ F7			1	0	0	0	1	1	0
Steve Hargan, R (7, 1) OBP: 0.159, SLG: 0.119											0	0	0	0	0	0	0
Jim Gentile, L (8, PH) OBP: 0.327, SLG: 0.416											1	0	0	0	0	0	0
Luis Tiant, R (9, 1) OBP: 0.077, SLG: 0.040											0	0	0	0	0	0	0
Inning Stats	R: 1 E: 0 K: 0 S: 5 H: 2 LOB: 2 BB: 1 P: 9	R: 0 E: 0 K: 1 S: 5 H: 0 LOB: 0 BB: 0 P: 5	R: 0 E: 0 K: 0 S: 4 H: 1 LOB: 1 BB: 0 P: 4	R: 0 E: 0 K: 0 S: 3 H: 0 LOB: 1 BB: 1 P: 7	R: 0 E: 0 K: 0 S: 3 H: 1 LOB: 2 BB: 1 P: 7	R: 4 E: 1 K: 0 S: 8 H: 4 LOB: 1 BB: 0 P: 8	R: 1 E: 0 K: 0 S: 4 H: 1 LOB: 0 BB: 0 P: 4	R: 0 E: 0 K: 1 S: 5 H: 0 LOB: 0 BB: 0 P: 5	R: 0 E: 0 K: 0 S: 3 H: 0 LOB: 0 BB: 0 P: 3	R: 2 E: 0 K: 1 S: 6 H: 2 LOB: 0 BB: 0 P: 6	1B: 8 2B: 0 3B: 0 HR: 3	SF: 0 SAC: 2 DP: 0 HBP: 0						

PITCHER		IP	WLS	BF	H	R	ER	SO	BB	IBB	HBP	BLK	WP	HR	S	P	ERA	WHIP
Dean Chance, R ERA: 3.38	(1, 1)	6.0		29	8	5	2	1	3	0	0	0	1	1	28	40	3.00	1.833
Clyde Wright, L ERA: 3.59	(7, 1)	0.1		2	1	1	1	0	0	0	0	0	0	1	2	2	27.00	3.000
Bob Lee, R ERA: 2.58	(7, 1)	1.2		5	0	0	0	1	0	0	0	0	0	0	7	7	0.00	0.000
Jack Sanford, R ERA: 3.7	(9, 1)	1.2	L	7	2	2	2	1	0	0	0	0	0	1	9	9	10.80	1.200

PITCHER	IP	WLS	BF	H	R	ER	SO	BB	IBB	HBP	BLK	WP	HR	S	P	ERA	WHIP

BOTTOM

California Angels @ Cleveland Indians

Cleveland Municipal Stadium, Cleveland, OH

Fri Sep 09 1966, 7:05 PM EDT
Att. 5,693 - Unknown

livebaseballscorecards.com

AB	38
R	8
H	11
RBI	5
BB	3
SO	3
LOB	13

1B: 8 SF: 0
2B: 0 SAC: 2
3B: 0 DP: 0
HR: 3 HBP: 0

WP: 1 PA: 43
PB: 0
SB: 0
CS: 0

California Angels @ Cleveland Indians

Cleveland Municipal Stadium, Cleveland, OH

Sat Sep 10 1966, 3:33 AM EDT

Att. 4,760 - Unknown

TOP

livebaseballscorecards.com

Batter	1	2	3	4	5	6	7	8	9	AB	R	H	RBI	BB	SO	LOB
Paul Schaal, R (1, 5) OBP: 0.370, SLG: 0.356	6-3		F5		E 1-2 E 1B	F8		SH3-4 1B 1B		5	2	2	0	0	0	0
Jay Johnstone, L (1, 7) OBP: 0.293, SLG: 0.384	F8		F7		E3 E 1-2 2-3 1B	F6		SH3-4 1-2 1B		5	2	1	0	0	0	2
Jim Piersall, R (8, 7) OBP: 0.288, SLG: 0.256										0	0	0	0	0	0	0
Jim Fregosi, R (1, 6) OBP: 0.308, SLG: 0.379	F9			L8	E8 1B E 1-3 2-H 3-H 1B	BB		SH3-4 1-2 2-3		3	1	1	2	1	0	0
Norm Siebern, L (1, 3) OBP: 0.370, SLG: 0.352		2-3 BB		1B 1B	E 1B 2-3 3-H 1B	F6		1B IBB		3	1	2	1	2	0	1
Jose Cardenal, R (1, 8) OBP: 0.321, SLG: 0.398		F7		F8	E 1-2 SF9 1B		F2	1-3 2-H 3-H 1B		5	1	2	2	0	0	2
Tom Satriano, L (1, 2) OBP: 0.333, SLG: 0.303		2-3 1-2		1-2 1B	E4 SF9 1-3 2-H 3-H 1B		1B 1B	F3		5	1	2	1	0	0	3
Bobby Knoop, R (1, 4) OBP: 0.272, SLG: 0.384		BB		4-3	SF9 1-2 3-H		1-2 1B		L4	3	0	1	1	1	0	2
Ed Kirkpatrick, L (1, 9) OBP: 0.316, SLG: 0.336		F6			F9 2-H 1B		F5		F3	5	0	1	1	0	0	4
Marcelino Lopez, R (1, 1) OBP: 0.241, SLG: 0.235			L8		E 1B 1B F3		F9		4-3	5	1	1	0	0	0	3

Inning Stats	R: 0 E: 0 K: 0 S: 3	H: 0 LOB: 0 BB: 0 P: 3	R: 0 E: 0 K: 0 S: 3	H: 0 LOB: 2 BB: 2 P: 11	R: 0 E: 0 K: 0 S: 3	H: 0 LOB: 0 BB: 0 P: 3	R: 0 E: 0 K: 0 S: 5	H: 2 LOB: 2 BB: 0 P: 5	R: 7 E: 3 K: 0 S: 11	H: 6 LOB: 1 BB: 0 P: 11	R: 0 E: 0 K: 0 S: 3	H: 0 LOB: 1 BB: 1 P: 7	R: 0 E: 0 K: 0 S: 5	H: 2 LOB: 2 BB: 0 P: 5	R: 2 E: 0 K: 0 S: 5	H: 3 LOB: 1 BB: 1 P: 9	R: 0 E: 0 K: 0 S: 3	H: 0 LOB: 0 BB: 0 P: 3	1B: 13 2B: 0 3B: 0 HR: 0	SF: 1 SAC: 1 DP: 0 HBP: 0	WP: 0 PB: 0 SB: 0 CS: 0	PA: 45

PITCHER		IP	WLS	BF	H	R	ER	SO	BB	IBB	HBP	BLK	WP	HR	S	P	ERA	WHIP
Bob Heffner, R ERA: 3.65	(1, 1)	4.1	L	21	5	4	3	0	2	0	0	0	0	0	19	27	6.23	1.615
Tom Kelley, R ERA: 4.36	(5, 1)	0.1		5	3	3	0	0	0	0	0	0	0	0	5	5	0.00	9.000
George Culver, R ERA: 8.44	(5, 1)	0.1		1	0	0	0	0	0	0	0	0	0	0	1	1	0.00	0.000
Dick Radatz, R ERA: 4.83	(6, 1)	2.2		14	5	2	2	0	1	1	0	0	0	0	12	20	6.75	2.250
Bob Allen, L ERA: 4.21	(8, 1)	0.1		1	0	0	0	0	0	0	0	0	0	0	1	1	0.00	0.000

PITCHER		IP	WLS	BF	H	R	ER	SO	BB	IBB	HBP	BLK	WP	HR	S	P	ERA	WHIP
John O'Donoghue, L ERA: 3.67	(9, 1)	1.0		3	0	0	0	0	0	0	0	0	0	0	3	3	0.00	0.000

AB	39
R	9
H	13
RBI	8
BB	4
SO	0
LOB	17

Batter	1	2	3	4	5	6	7	8	9	AB	R	H	RBI	BB	SO	LOB
Chico Salmon, R (1, 4) OBP: 0.297, SLG: 0.359	F3		FC1-6 S 1-2f		5-3			BBB 4-0 WP BB		3	0	0	0	1	0	1
Chuck Hinton, R (1, 8) OBP: 0.323, SLG: 0.401	F9		F9 1-2			F9		6-3 1-2		4	0	0	0	0	0	2
Leon Wagner, L (1, 7) OBP: 0.347, SLG: 0.470	PB 1B 1B		3-1			F8		F3		4	1	1	0	0	0	2
Rocky Colavito, R (1, 9) OBP: 0.336, SLG: 0.447	1-H 1B			HR		5-3			6-3	4	1	2	2	0	0	0
Fred Whitfield, L (1, 3) OBP: 0.290, SLG: 0.450	SSS K			4-3			BBB 4-0 G5-4-3 BB BB		SSS K	3	0	0	0	1	2	1
Joe Azcue, R (1, 2) OBP: 0.314, SLG: 0.365		L9		4-3			BBB 4-0 G5-4-3 1-2 BB		F9	3	0	0	0	1	0	0
Max Alvis, R (1, 5) OBP: 0.301, SLG: 0.380		SSS K		F9			G5-4-3 1-2f 2-3			3	0	0	0	0	1	2
Larry Brown, R (1, 6) OBP: 0.323, SLG: 0.306		L8			F8		SSS K			3	0	0	0	0	1	1
Bob Heffner, R (1, 1)			BBB 4-0 FC1-6 BB		L9			SSS K		0	0	0	0	1	0	0
Tom Kelley, R (5, 1) OBP: 0.143, SLG: 0.143										0	0	0	0	0	0	0
George Culver, R (5, 1)										0	0	0	0	0	0	0
Jose Vidal, R (5, PH)										1	0	0	0	0	0	0
Dick Radatz, R (6, 1) OBP: 0.100, SLG: 0.100										0	0	0	0	0	0	0
Bob Allen, L (8, 1) OBP: 0.200, SLG: 0.111										0	0	0	0	0	0	0
Paul Dicken, R (8, PH)										1	0	0	0	0	1	0
John O'Donoghue, R (9, 1) OBP: 0.152, SLG: 0.182										0	0	0	0	0	0	0
Inning Stats	R: 1 E: 0 K: 1 S: 7 H: 2 LOB: 1 BB: 0 P: 7	R: 0 E: 0 K: 1 S: 5 H: 0 LOB: 0 BB: 0 P: 5	R: 0 E: 0 K: 0 S: 3 H: 0 LOB: 1 BB: 1 P: 7	R: 1 E: 0 K: 0 S: 4 H: 1 LOB: 0 BB: 0 P: 4	R: 0 E: 0 K: 0 S: 3 H: 0 LOB: 0 BB: 0 P: 3	R: 0 E: 0 K: 0 S: 3 H: 0 LOB: 0 BB: 0 P: 3	R: 0 E: 0 K: 1 S: 4 H: 0 LOB: 1 BB: 2 P: 12	R: 0 E: 0 K: 1 S: 5 H: 0 LOB: 1 BB: 1 P: 9	R: 0 E: 0 K: 1 S: 5 H: 0 LOB: 0 BB: 0 P: 5	1B: 2 2B: 0 3B: 0 HR: 1	SF: 0 SAC: 0 DP: 1 HBP: 0						

PITCHER	IP	WLS	BF	H	R	ER	SO	BB	IBB	HBP	BLK	WP	HR	S	P	ERA	WHIP
Marcelino Lopez, L (1, 1) ERA: 4.09	9.0	W	33	3	2	1	5	4	0	0	0	1	1	39	55	1.00	0.778

PITCHER	IP	WLS	BF	H	R	ER	SO	BB	IBB	HBP	BLK	WP	HR	S	P	ERA	WHIP

BOTTOM

California Angels @ Cleveland Indians

Cleveland Municipal Stadium, Cleveland, OH

Sat Sep 10 1966, 3:33 AM EDT

Att. 4,760 - Unknown

livebaseballscorecards.com

AB	29
R	2
H	3
RBI	2
BB	4
SO	5
LOB	9

WP: 1 PB: 1 SB: 1 CS: 0 PA: 33

California Angels @ Cleveland Indians

Cleveland Municipal Stadium, Cleveland, OH

Sun Sep 11 1966, 3:33 AM EDT

Att. 20,075 - Unknown

TOP

livebaseballscorecards.com

Batter	1	2	3	4	5	6	7	8	9	AB	R	H	RBI	BB	SO	LOB
Paul Schaal, R (1, 5) OBP: 0.373, SLG: 0.366	K		1B		E 1-3 2B	K			2B	5	2	3	2	0	2	1
Jay Johnstone, L (1, 7) OBP: 0.290, SLG: 0.384	F2		1-3		1-3		F9		FC6-5 2B	5	0	1	1	0	0	2
Jim Fregosi, R (1, 6) OBP: 0.310, SLG: 0.379	K			HR 1B	E6		CS BB		FC6-5	3	1	1	0	1	1	0
Jackie Hernandez, R (7, 6) OBP: 0.115, SLG: 0.043										1	0	0	0	0	0	1
Norm Siebern, L (1, 3) OBP: 0.371, SLG: 0.360		F6		HR	F2		BB		F3	4	1	1	2	1	0	2
Jose Cardenal, R (1, 8) OBP: 0.321, SLG: 0.397		F9		6-3		HBP 1B 1B	4-3			4	1	1	0	0	0	1
Tom Satriano, L (1, 2) OBP: 0.328, SLG: 0.298		F7		F4		F7		F1		4	0	0	0	0	0	1
Bobby Knoop, R (1, 4) OBP: 0.274, SLG: 0.385			SH5-1 1B	K		HBP 1B		F9		4	1	2	0	0	1	0
Ed Kirkpatrick, L (1, 9) OBP: 0.319, SLG: 0.334			K		WP SH3-4 2B BB	1B S HBP		K		1	2	0	0	1	1	1
Jim Piersall, R (6, 9) OBP: 0.286, SLG: 0.254										1	0	0	0	0	1	0
Fred Newman, R (1, 1) OBP: 0.233, SLG: 0.207			SH5-1		SH3-4	S			K	1	0	1	1	0	0	0
Bob Lee, R (8, 1)										1	0	0	0	0	1	0

	AB	34
	R	8
	H	10
	RBI	6
	BB	3
	SO	7
	LOB	9

Inning Stats	1	2	3	4	5	6	7	8	9	1B: 6	SF: 0	WP: 1	PA: 40
	R: 0 E: 0 K: 2 S: 7 H: 0 LOB: 0 BB: 0 P: 7	R: 0 E: 0 K: 0 S: 3 H: 0 LOB: 0 BB: 0 P: 3	R: 1 E: 0 K: 1 S: 7 H: 2 LOB: 0 BB: 0 P: 7	R: 2 E: 0 K: 1 S: 7 H: 2 LOB: 0 BB: 0 P: 7	R: 2 E: 1 K: 0 S: 5 H: 1 LOB: 1 BB: 1 P: 9	R: 2 E: 0 K: 1 S: 7 H: 3 LOB: 1 BB: 0 P: 8	R: 0 E: 0 K: 0 S: 2 H: 0 LOB: 1 BB: 2 P: 10	R: 0 E: 0 K: 1 S: 5 H: 0 LOB: 0 BB: 0 P: 5	R: 1 E: 0 K: 1 S: 7 H: 2 LOB: 1 BB: 0 P: 7	2B: 3 3B: 0 HR: 1	SAC: 2 DP: 0 HBP: 1	PB: 0 SB: 2 CS: 1	

PITCHER		IP	WLS	BF	H	R	ER	SO	BB	IBB	HBP	BLK	WP	HR	S	P	ERA	WHIP
Gary Bell, R ERA: 3.19	(1, 1)	4.1	L	19	5	5	4	4	1	0	0	0	1	1	26	30	8.31	1.385
Jack Kralick, L ERA: 3.93	(5, 1)	0.2		3	0	0	0	0	0	0	0	0	0	0	3	3	0.00	0.000
George Culver, R ERA: 8.59	(6, 1)	2.0		10	3	2	2	1	2	0	1	0	0	0	9	18	9.00	2.500
John O'Donoghue, L ERA: 3.68	(8, 1)	2.0		8	2	1	1	2	0	0	0	0	0	0	12	12	4.50	1.000

PITCHER		IP	WLS	BF	H	R	ER	SO	BB	IBB	HBP	BLK	WP	HR	S	P	ERA	WHIP

BOTTOM

California Angels @ Cleveland Indians

Cleveland Municipal Stadium, Cleveland, OH

Sun Sep 11 1966, 3:33 AM EDT

Att. 20,075 - Unknown

livebaseballscorecards.com

Batter	1	2	3	4	5	6	7	8	9	AB	R	H	RBI	BB	SO	LOB
Dick Howser, R (1, 4) OBP: 0.303, SLG: 0.355	6-3		G4-6-3 1B		K		1-3			3	0	1	0	0	1	1
Chuck Hinton, R (7, PH) OBP: 0.322, SLG: 0.400										1	0	0	0	0	0	1
John O'Donoghue, R (8, 1) OBP: 0.152, SLG: 0.182										0	0	0	0	0	0	0
Vic Davalillo, L (1, 8) OBP: 0.294, SLG: 0.309	1B SF9 1B		G4-6-3 1-2f		1-3			K		4	1	1	0	0	1	2
Leon Wagner, L (1, 7) OBP: 0.347, SLG: 0.468	1-3 1B		F7			4-3		F7		4	0	1	0	0	0	0
Fred Whitfield, L (1, 3) OBP: 0.288, SLG: 0.447	SF9 3-H			F3		F7		F5		3	0	0	1	0	0	0
Rocky Colavito, R (1, 9) OBP: 0.334, SLG: 0.444	F8			F8		6-3			F7	4	0	0	0	0	0	1
Duke Sims, L (1, 2) OBP: 0.357, SLG: 0.500		3-1		BB			4-3 6-3 2B		F6	3	1	1	0	1	0	0
Max Alvis, R (1, 5) OBP: 0.301, SLG: 0.379		1B		K			4-3 2-3		L7	4	0	1	0	0	1	2
Larry Brown, R (1, 6) OBP: 0.323, SLG: 0.307		F8			FC4-6 1B		6-3 3-H			3	0	1	1	0	0	1
Gary Bell, R (1, 1) OBP: 0.195, SLG: 0.167		K			FC4-6 1-2f		1B			1	0	0	0	0	1	1
Jack Kralick, L (5, 1) OBP: 0.077, SLG: 0.077										0	0	0	0	0	0	0
Buddy Booker, L (5, PH) OBP: 0.259, SLG: 0.500										1	0	0	0	0	0	1
George Culver, R (6, 1)										0	0	0	0	0	0	0
Bill Davis, L (7, PH) OBP: 0.313, SLG: 0.462										1	0	1	0	0	0	0
Vern Fuller, R (8, 4)										0	0	0	0	0	0	0
Inning Stats	R: 1 E: 0 K: 0 S: 5 H: 2 LOB: 1 BB: 0 P: 5	R: 0 E: 0 K: 1 S: 6 H: 1 LOB: 1 BB: 0 P: 6	R: 0 E: 0 K: 0 S: 3 H: 1 LOB: 0 BB: 0 P: 3	R: 0 E: 0 K: 1 S: 5 H: 0 LOB: 1 BB: 1 P: 9	R: 0 E: 0 K: 1 S: 6 H: 1 LOB: 1 BB: 0 P: 6	R: 0 E: 0 K: 0 S: 3 H: 0 LOB: 0 BB: 0 P: 3	R: 1 E: 0 K: 0 S: 5 H: 2 LOB: 1 BB: 0 P: 5	R: 0 E: 0 K: 1 S: 5 H: 0 LOB: 0 BB: 0 P: 5	R: 0 E: 0 K: 0 S: 3 H: 0 LOB: 0 BB: 0 P: 3	1B: 6 2B: 1 3B: 0 HR: 0	SF: 1 SAC: 0 DP: 1 HBP: 0					

PITCHER	IP	WLS	BF	H	R	ER	SO	BB	IBB	HBP	BLK	WP	HR	S	P	ERA	WHIP
Fred Newman, R (1, 1) ERA: 4.89	7.0	W	28	7	2	2	3	1	0	0	0	0	0	33	37	2.57	1.143
Bob Lee, R (8, 1) ERA: 2.52	2.0	S	6	0	0	0	1	0	0	0	0	0	0	8	8	0.00	0.000

PITCHER	IP	WLS	BF	H	R	ER	SO	BB	IBB	HBP	BLK	WP	HR	S	P	ERA	WHIP

AB	32
R	2
H	7
RBI	2
BB	1
SO	4
LOB	10

1B: 6 SF: 1
2B: 1 SAC: 0
3B: 0 DP: 1
HR: 0 HBP: 0

WP: 0 PA: 34
PB: 0
SB: 0
CS: 0

Batter	1	2	3	4	5	6	7	8	9	AB	R	H	RBI	BB	SO	LOB
Paul Schaal, R (1, 5) OBP: 0.376, SLG: 0.377	0-0 2B 3B		0-0 ① 5-3		0-0 1-3 HR 2B		4-0 B B B FC5-6 BB	0-0 ③ 5-3		4	2	2	0	1	0	1
Jay Johnstone, L (1, 7) OBP: 0.293, SLG: 0.381	0-3 S S S ① K		0-0 ② F9		4-0 B B B HR BB		0-0 1-2f ① FC5-6 FC1-4		0-0 SH1-4 1B	4	1	1	0	1	1	2
Jim Fregosi, R (1, 6) OBP: 0.310, SLG: 0.386	0-0 3-H 2B		0-3 S S S ③ K		0-0 1-H 2-H 3-H HR		0-0 1-2f ② FC1-4 S		0-3 S S S ① K	5	1	2	5	0	2	2
Norm Siebern, L (1, 3) OBP: 0.375, SLG: 0.361 Bob Lee, R (8, 1)	4-0 B B B BB			0-0 G3 1B	0-3 S S S ② K		4-0 B B B 1-2 FC6-4 BB		0-0 ② SH1-4 1-2	2 0	0 0	1 0	0 0	2 0	1 0	1 0
Jose Cardenal, R (1, 8) OBP: 0.318, SLG: 0.393	0-0 ② F3			0-0 ① F5	0-0 ③ 6-3		0-0 1-2f ③ FC6-4		0-0 ③ F3	5	0	0	0	0	0	7
Buck Rodgers, S (1, 2) OBP: 0.279, SLG: 0.346	0-0 ③ 4-3			0-0 ② G3 1-2		0-0 1B 1B		0-0 WP SH 1-4-3 1B		4	1	2	0	0	0	3
Bobby Knoop, R (1, 4) OBP: 0.274, SLG: 0.385		0-0 ① F9		0-0 ③ 5-3		0-0 1-2 G6-4-3 1B		0-0 SH 1-2 WP		3	0	1	0	0	0	1
Willie Smith, L (1, 9) OBP: 0.240, SLG: 0.237		0-0 B1-6-4 1B			0-0 ① G3	0-3 S S S ① K		0-0 1-2 2-H ① 1-4-3		4	0	1	1	0	1	3
George Brunet, R (1, 1) Lew Burdette, R (3, 1) Frank Malzone, R (5, PH) Marcelino Lopez, R (5, PH) Jack Sanford, R (6, 1) Jim Piersall, R (6, PH) Minnie Rojas, R (6, 1) Tom Satriano, L (8, PH) (8, 3)		0-0 ② ③ 1-2f B1-6-4			0-0 2B HR 1B	0-0 ② ③ 1-2f G6-4-3		S S S 0-3 ② K		1 0 0 0 0 0 1 0 0 0 0 0 0 0 1 0 1 0 0 0 0 0 1 0 0 0 0 0 0 0 0 0 0 0 0 1 0 0 0 0 0 2 0 0 0 0 0 0 0 1 0 0 0 0 1 1						
Inning Stats	R: 1 E: 0 K: 1 S: 7 H: 2 LOB: 2 BB: 1 P: 11	R: 0 E: 0 K: 0 S: 3 H: 1 LOB: 0 BB: 0 P: 3	R: 0 E: 0 K: 1 S: 5 H: 0 LOB: 0 BB: 0 P: 5	R: 0 E: 0 K: 0 S: 4 H: 1 LOB: 1 BB: 0 P: 4	R: 4 E: 0 K: 1 S: 8 H: 3 LOB: 1 BB: 1 P: 12	R: 0 E: 0 K: 1 S: 6 H: 2 LOB: 1 BB: 0 P: 6	R: 0 E: 0 K: 0 S: 3 H: 0 LOB: 2 BB: 0 P: 11	R: 1 E: 0 K: 1 S: 7 H: 1 LOB: 1 BB: 0 P: 7	R: 0 E: 0 K: 1 S: 6 H: 1 LOB: 1 BB: 0 P: 6	1B: 7 2B: 2 3B: 1 HR: 1	SF: 0 SAC: 2 DP: 2 HBP: 0						

TOP

California Angels @ Baltimore Orioles

Memorial Stadium, Baltimore, MD

Mon Sep 12 1966, 7:05 PM EDT

Att. 5,122 - Unknown

livebaseballscorecards.com

AB	35
R	6
H	11
RBI	6
BB	4
SO	6
LOB	24

WP: 1 PB: 0 SB: 1 CS: 0 PA: 41

PITCHER		IP	WLS	BF	H	R	ER	SO	BB	IBB	HBP	BLK	WP	HR	S	P	ERA	WHIP
Wally Bunker, R ERA: 4.42	(1, 1)	5.0		25	9	5	5	3	2	0	0	0	0	1	29	37	9.00	2.200
Frank Bertaina, L ERA: 3.17	(6, 1)	1.2		6	0	0	0	1	2	0	0	0	0	0	6	14	0.00	1.200
Eddie Fisher, R ERA: 2.54	(7, 1)	1.1	L	6	1	1	1	1	0	0	0	0	1	0	8	8	6.75	0.750
Ed Barnowski, R ERA:	(9, 1)	1.0		4	1	0	0	1	0	0	0	0	0	0	6	6	0.00	1.000

PITCHER	IP	WLS	BF	H	R	ER	SO	BB	IBB	HBP	BLK	WP	HR	S	P	ERA	WHIP

BOTTOM

California Angels @ Baltimore Orioles

Memorial Stadium, Baltimore, MD

Mon Sep 12 1966, 7:05 PM EDT

Att. 5,122 - Unknown

livebaseballscorecards.com

Batter	1	2	3	4	5	6	7	8	9	AB	R	H	RBI	BB	SO	LOB
Luis Aparicio, R (1, 6) OBP: 0.307, SLG: 0.371	L8	S 2B 1B 2-3		1B		F3		F7		5	1	2	0	0	0	0
Curt Blefary, L (1, 7) OBP: 0.379, SLG: 0.463	F2	1-H 2B 3-H		F6		BB BB BBBB			G4-6-3 1B	4	0	2	2	1	0	1
Frank Robinson, R (1, 9) OBP: 0.411, SLG: 0.624	BB 1B BB BBBB	F8			HR BBBB	1-2 BB BBBB			F9	3	2	1	1	2	0	2
Brooks Robinson, R (1, 5) OBP: 0.329, SLG: 0.446	1B BB BBBB 1-2	FC5-4 BB BBBB			5-3	F8			G4-6-3 1-2f	3	0	0	0	2	0	3
Boog Powell, L (1, 3) OBP: 0.377, SLG: 0.548	FC4-6 1B 1-3 2-H	F8			1B SF8 1B		G5-4-3 BB BBBB			3	1	2	1	1	0	1
Davey Johnson, R (1, 4) OBP: 0.297, SLG: 0.351	FC4-6 1-2f	F8			1-3 1B		F3			4	0	1	0	0	0	4
Paul Blair, R (1, 8) OBP: 0.290, SLG: 0.401		K S S S	FC5-4 1-2f		SF8 3-H		G5-4-3 1-2f			3	0	0	1	0	1	2
Andy Etchebarren, R (1, 2) OBP: 0.304, SLG: 0.390 Charlie Lau, L (8, PH) OBP: 0.583, SLG: 0.714 Ed Barnowski, R (9, 1)		K S S S		4-3	5-3			L8		3 1 0	0 0 0	0 0 0	0 0 0	0 0 0	1 0 0	1 0 0
Wally Bunker, R (1, 1) OBP: 0.170, SLG: 0.182 Frank Bertaina, L (6, 1) OBP: 0.176, SLG: 0.125 Eddie Fisher, R (7, 1) OBP: 0.077, SLG: 0.077 Russ Snyder, L (8, PH) OBP: 0.370, SLG: 0.409 Larry Haney, R (9, 2) OBP: 0.220, SLG: 0.271		1B 2B 2B		4-3		F8		K S S S		2 1 0 1 0	1 0 0 0 0	1 0 0 0 0	0 0 0 0 0	0 0 0 1 0	0 0 0 0 0	0 0 0 0 0
Inning Stats	R: 1 H: 1 E: 0 LOB: 2 K: 0 BB: 2 S: 4 P: 12	R: 2 H: 3 E: 0 LOB: 1 K: 2 BB: 0 S: 10 P: 10	R: 0 H: 0 E: 0 LOB: 1 K: 0 BB: 1 S: 3 P: 7	R: 0 H: 1 E: 0 LOB: 1 K: 0 BB: 0 S: 4 P: 4	R: 2 H: 3 E: 0 LOB: 1 K: 0 BB: 0 S: 6 P: 6	R: 0 H: 0 E: 0 LOB: 2 K: 0 BB: 2 S: 3 P: 11	R: 0 H: 0 E: 0 LOB: 0 K: 0 BB: 1 S: 2 P: 6	R: 0 H: 0 E: 0 LOB: 0 K: 1 BB: 0 S: 5 P: 5	R: 0 H: 1 E: 0 LOB: 0 K: 0 BB: 0 S: 3 P: 3	1B: 6 SF: 1 2B: 2 SAC: 0 3B: 0 DP: 2 HR: 1 HBP: 0						

	AB	33
	R	5
	H	9
	RBI	5
	BB	6
	SO	3
	LOB	14

WP: 0 PA: 40
PB: 0
SB: 1
CS: 0

PITCHER		IP	WLS	BF	H	R	ER	SO	BB	IBB	HBP	BLK	WP	HR	S	P	ERA	WHIP
George Brunet, L ERA: 3.31	(1, 1)	2.0		13	4	3	3	2	3	0	0	0	0	0	14	26	13.50	3.500
Lew Burdette, R ERA: 3.13	(3, 1)	2.0		7	1	0	0	0	0	0	0	0	0	0	7	7	0.00	0.500
Jack Sanford, R ERA: 3.84	(5, 1)	1.0		6	3	2	2	0	0	0	0	0	0	1	6	6	18.00	3.000
Minnie Rojas, R ERA: 2.87	(6, 1)	2.0	W	8	0	0	0	0	3	0	0	0	0	0	5	17	0.00	1.500
Bob Lee, R ERA: 2.46	(8, 1)	2.0	S	6	1	0	0	1	0	0	0	0	0	0	8	8	0.00	0.500

PITCHER		IP	WLS	BF	H	R	ER	SO	BB	IBB	HBP	BLK	WP	HR	S	P	ERA	WHIP

Batter	1	2	3	4	5	6	7	8	9	AB	R	H	RBI	BB	SO	LOB
Paul Schaal, R (1, 5) OBP: 0.372, SLG: 0.372	SSS 0-3 ① K		x 0-0 ③ F7			x 0-0 ② F5		x 0-0 ③ F7		4	0	0	0	0	1	2
Jay Johnstone, L (1, 7) OBP: 0.292, SLG: 0.384	x 0-0 ② F8			x 0-0 ① 2B		x 0-0 ③ F6			x 0-0 ① 4-3	4	0	1	0	0	0	1
Jim Fregosi, R (1, 6) OBP: 0.312, SLG: 0.386	x 0-0 CS 1B			x 0-0 ② 6-3			BBBB 4-0 BB		x 0-0 ② 5-3	3	0	1	0	1	0	0
Norm Siebern, L (1, 3) OBP: 0.373, SLG: 0.357	0-0 ③ CS 1-2	BBBB 4-0 FC6-5 WP BB		x 0-0 ③ F7			SSS 0-3 ① K		SSS 0-3 ③ K	3	0	0	0	1	2	1
Jose Cardenal, R (1, 8) OBP: 0.316, SLG: 0.391		SSS 0-3 ① K 1-2			x 0-0 ① 6-3		x 0-0 ② F5			3	0	0	0	0	1	2
Buck Rodgers, S (1, 2) OBP: 0.277, SLG: 0.343		x 0-0 ② FC6-5 2-3			x 0-0 ② 6-3		x 0-0 ③ F9			3	0	0	0	0	0	2
Bobby Knoop, R (1, 4) OBP: 0.273, SLG: 0.383		SSS 0-3 ③ K			SSS 0-3 ③ K			SSS 0-3 ① K		3	0	0	0	0	3	1
Bubba Morton, R (1, 9) OBP: 0.667, SLG: 0.667			x 0-0 ① 6-3			x 0-0 SH3-4 1B		x 0-0 1B		3	0	2	0	0	0	0
Dean Chance, R (1, 1) OBP: 0.070, SLG: 0.029 Tom Satriano, L (8, PH) OBP: 0.325, SLG: 0.295 Bob Lee, R (8, 1)			x 0-0 ② 1-3			x 0-0 ① SH3-4 1-2		SSS 0-3 ② K		1 1 0	0 0 0	0 0 0	0 0 0	0 0 0	0 1 0	0 1 0
Inning Stats	R: 0 H: 1 E: 0 LOB: 0 K: 1 BB: 0 S: 5 P: 5	R: 0 H: 0 E: 0 LOB: 1 K: 2 BB: 1 S: 7 P: 11	R: 0 H: 0 E: 0 LOB: 0 K: 0 BB: 0 S: 3 P: 3	R: 0 H: 1 E: 0 LOB: 0 K: 0 BB: 0 S: 3 P: 3	R: 0 H: 0 E: 0 LOB: 0 K: 1 BB: 0 S: 5 P: 5	R: 0 H: 1 E: 0 LOB: 1 K: 0 BB: 0 S: 4 P: 4	R: 0 H: 0 E: 0 LOB: 1 K: 1 BB: 1 S: 5 P: 9	R: 0 H: 1 E: 0 LOB: 1 K: 2 BB: 0 S: 8 P: 8	R: 0 H: 0 E: 0 LOB: 0 K: 1 BB: 0 S: 5 P: 5	1B: 3 SF: 0 2B: 1 SAC: 1 3B: 0 DP: 0 HR: 0 HBP: 0						

PITCHER		IP	WLS	BF	H	R	ER	SO	BB	IBB	HBP	BLK	WP	HR	S	P	ERA	WHIP
Tom Phoebus, R ERA:	(1, 1)	9.0	W	31	4	0	0	8	2	0	0	0	1	0	45	53	0.00	0.667

PITCHER	IP	WLS	BF	H	R	ER	SO	BB	IBB	HBP	BLK	WP	HR	S	P	ERA	WHIP

TOP

California Angels @ Baltimore Orioles

Memorial Stadium, Baltimore, MD

Thu Sep 15 1966, 3:33 AM EDT

Unknown

livebaseballscorecards.com

AB	28
R	0
H	4
RBI	0
BB	2
SO	8
LOB	10

WP: 1	PA: 32
PB: 0	
SB: 0	
CS: 1	

Batter	1	2	3	4	5	6	7	8	9	AB	R	H	RBI	BB	SO	LOB
Luis Aparicio, R (1, 6) OBP: 0.305, SLG: 0.369	F7		6-3		6-3		6-3			4	0	0	0	0	0	0
Russ Snyder, L (1, 8) (9, 7) OBP: 0.371, SLG: 0.408	F4		1B		BB		F5			3	0	1	0	1	0	0
Frank Robinson, R (1, 9) OBP: 0.412, SLG: 0.623	F4		BB		1-2 1B		K			3	0	1	0	1	1	0
Boog Powell, L (1, 3) OBP: 0.378, SLG: 0.550		BB 1B 1B	E4 1-2		K			4-3 2B		4	0	2	0	0	1	3
Brooks Robinson, R (1, 5) OBP: 0.330, SLG: 0.452		BB 1-2 1B	F6			HR		4-3 2-3		4	1	2	1	0	0	3
Curt Blefary, L (1, 7) OBP: 0.383, SLG: 0.471 Paul Blair, R (9, 8) OBP: 0.290, SLG: 0.401		BB 1-2 2-3		G3		HR		IBB		2 0	1 0	1 0	1 0	2 0	0 0	0 0
Davey Johnson, R (1, 4) OBP: 0.295, SLG: 0.348	K			K		K		F4		4	0	0	0	0	3	5
Andy Etchebarren, R (1, 2) OBP: 0.301, SLG: 0.386	K			6-3		1-3		K		4	0	0	0	0	2	5
Tom Phoebus, R (1, 1)	K				K	5-3				3	0	0	0	0	2	3
Inning Stats	R: 0 E: 0 K: 0 S: 3 H: 0 LOB: 0 P: 3	R: 0 E: 0 K: 3 S: 11 H: 2 LOB: 3 BB: 1 P: 15	R: 0 E: 1 K: 0 S: 4 H: 1 LOB: 2 BB: 1 P: 8	R: 0 E: 0 K: 1 S: 5 H: 0 LOB: 0 BB: 0 P: 5	R: 0 E: 0 K: 2 S: 8 H: 1 LOB: 2 BB: 1 P: 12	R: 2 E: 0 K: 1 S: 7 H: 2 LOB: 0 BB: 0 P: 7	R: 0 E: 0 K: 1 S: 5 H: 0 LOB: 0 BB: 0 P: 5	R: 0 E: 0 K: 1 S: 6 H: 1 LOB: 2 BB: 1 P: 10		1B: 4 2B: 1 3B: 0 HR: 2	SF: 0 SAC: 0 DP: 0 HBP: 0						

PITCHER	IP	WLS	BF	H	R	ER	SO	BB	IBB	HBP	BLK	WP	HR	S	P	ERA	WHIP
Dean Chance, R (1, 1) ERA: 3.36	7.0	L	30	6	2	2	8	3	0	0	0	0	2	43	55	2.57	1.286
Bob Lee, R (8, 1) ERA: 2.44	1.0		5	1	0	0	1	0	1	0	0	0	0	6	10	0.00	1.000

PITCHER	IP	WLS	BF	H	R	ER	SO	BB	IBB	HBP	BLK	WP	HR	S	P	ERA	WHIP

BOTTOM

California Angels @ Baltimore Orioles

Memorial Stadium, Baltimore, MD

Thu Sep 15 1966, 3:33 AM EDT

Unknown

livebaseballscorecards.com

AB	31
R	2
H	7
RBI	2
BB	4
SO	9
LOB	19

Batter	1	2	3	4	5	6	7	8	9	AB	R	H	RBI	BB	SO	LOB
Paul Schaal, R (1, 5) OBP: 0.371, SLG: 0.371	SSS 0-3 ① K		x 0-0 ③ F8			x 0-0 ② F7			x 0-0 FC4-6 1B	4	0	1	0	0	1	2
Jay Johnstone, L (1, 8) OBP: 0.286, SLG: 0.376	SSS 0-3 ② K			SSS 0-3 ① K		x 0-0 ③ 5-3			x 0-0 ① F8	4	0	0	0	0	2	2
Jim Fregosi, R (1, 6) OBP: 0.311, SLG: 0.384	x 0-0 ③ F6			x 0-0 ② 6-3			BBBB 4-0 G4-6-3 BB		x 0-0 ② FC4-6 BB BB 1B 1-2f	3	1	0	0	1	0	1
Norm Siebern, L (1, 3) OBP: 0.372, SLG: 0.354 Jackie Hernandez, R (9, PR) OBP: 0.115, SLG: 0.043 (9, 4)		x 0-0 ① 6-3		x 0-0 ③ F7			x 0-0 ① ② G4-6-3 1-2f		BBBB 4-0 BB 1B 1-2 BB	3 0	0 1	0 0	0 0	1 0	0 0	1 0
Buck Rodgers, S (1, 2) OBP: 0.277, SLG: 0.341		x 0-0 ② F9			x 0-0 ① F8		SSS 0-3 ③ K		BBBB 4-0 1B E BB 1-2 2-3	3	1	0	0	1	1	0
Bubba Morton, R (1, 9) OBP: 0.571, SLG: 0.714		SSS 0-3 ③ K			x 0-0 ② F7			x 0-0 2B	x 0-0 E 1B 1-3 2-H 3-H	4	0	2	2	0	1	0
Willie Smith, L (1, 7) OBP: 0.241, SLG: 0.237			x 0-0 FC5-4 1B		SSS 0-3 ③ K			x 0-0 ① F5	x 0-0 E6 1-3 3-H	4	0	1	0	0	1	2
Bobby Knoop, R (1, 4) OBP: 0.272, SLG: 0.381 Frank Malzone, R (8, PH) OBP: 0.252, SLG: 0.281 Bob Lee, R (8, 1) Jose Cardenal, R (9, PH) OBP: 0.315, SLG: 0.390 Bill Kelso, R (9, 1)			x 0-0 ① FC5-4 1-2f			x 0-0 ① F9 1B		x 0-0 ② F8	x 0-0 ③ B5-3	2 1 0 1 0	0 0 0 0 0	0 0 0 0 0	0 0 0 0 0	0 0 0 0 0	1 1 0 3 0
Marcelino Lopez, R (1, 1) OBP: 0.250, SLG: 0.245 Tom Satriano, L (8, PH) OBP: 0.324, SLG: 0.294 (8, 4) (9, 3)			SSS 0-3 ② K			x 0-0		x 0-0 ③ G3		2 1	0 0	1 0	0 0	0 0	1 0	1 1
Inning Stats	R: 0 E: 0 K: 2 S: 7 H: 0 LOB: 0 BB: 0 P: 7	R: 0 E: 0 K: 1 S: 5 H: 0 LOB: 0 BB: 0 P: 5	R: 0 E: 0 K: 1 S: 6 H: 1 LOB: 1 BB: 0 P: 6	R: 0 E: 0 K: 1 S: 5 H: 0 LOB: 0 BB: 0 P: 5	R: 0 E: 0 K: 1 S: 5 H: 0 LOB: 0 BB: 0 P: 5	R: 0 E: 0 K: 0 S: 4 H: 1 LOB: 1 BB: 0 P: 4	R: 0 E: 0 K: 1 S: 4 H: 0 LOB: 0 BB: 1 P: 8	R: 0 E: 0 K: 0 S: 4 H: 1 LOB: 1 BB: 0 P: 4	R: 3 E: 1 K: 0 S: 6 H: 2 LOB: 3 BB: 2 P: 14	1B: 4 2B: 1 3B: 0 HR: 0	SF: 0 SAC: 0 DP: 1 HBP: 0						

PITCHER		IP	WLS	BF	H	R	ER	SO	BB	IBB	HBP	BLK	WP	HR	S	P	ERA	WHIP
Eddie Watt, R ERA: 3.87	(1, 1)	8.2		31	4	2	2	7	2	0	0	0	0	0	43	51	2.08	0.692
Moe Drabowsky, R ERA: 2.97	(9, 1)	0.0		2	1	0	0	0	1	0	0	0	0	0	1	5	∞	∞
Eddie Fisher, R ERA: 2.53	(9, 1)	0.1	W	2	0	1	0	0	0	0	0	0	0	0	2	2	0.00	0.000

PITCHER	IP	WLS	BF	H	R	ER	SO	BB	IBB	HBP	BLK	WP	HR	S	P	ERA	WHIP

TOP

California Angels @ Baltimore Orioles

Memorial Stadium, Baltimore, MD

Thu Sep 15 1966, 7:05 PM EDT

Att. 7,617 - Unknown

livebaseballscorecards.com

AB	32
R	3
H	5
RBI	2
BB	3
SO	7
LOB	15

WP: 0	PA: 35
PB: 0	
SB: 0	
CS: 0	

BOTTOM

California Angels @ Baltimore Orioles

Memorial Stadium, Baltimore, MD

Thu Sep 15 1966, 7:05 PM EDT

Att. 7,617 - Unknown

livebaseballscorecards.com

Batter	1	2	3	4	5	6	7	8	9	AB	R	H	RBI	BB	SO	LOB
Luis Aparicio, R (1, 6) OBP: 0.306, SLG: 0.369	0-0 5-3 2B 1B		0-0 G4-6-3 1-2f		0-0 FC4-6 1-2f			B B B B 4-0 HR BB		3	2	1	0	1	0	3
Curt Blefary, L (1, 7) (6, 3) OBP: 0.381, SLG: 0.477	0-0 5-3 1-2		0-0 F6			0-0 L1		0-0 1-H HR		4	1	1	2	0	0	1
Frank Robinson, R (1, 9) OBP: 0.411, SLG: 0.622	0-0 4-3 2-H 2B			0-0 F4		S S S 0-3 K		S S S 0-3 K		4	0	1	1	0	2	0
Brooks Robinson, R (1, 5) OBP: 0.330, SLG: 0.450	0-0 4-3 2-3			0-0 F8		0-0 F8			0-0 FC3-6 1B	4	0	1	0	0	0	1
Boog Powell, L (1, 3) OBP: 0.376, SLG: 0.548 Sam Bowens, R (6, 7) OBP: 0.283, SLG: 0.344	S S S 0-3 K			S S S 0-3 K			0-0 4-3		0-0 FC3-6 4-3 S 1-2f 1B	2 2	0 1	0 0	0 0	0 0	2 0	1 1
Davey Johnson, R (1, 4) OBP: 0.294, SLG: 0.347		0-0 F8			0-0 1B 1B		0-0 G3		0-0 4-3 1-3	4	0	1	0	0	0	1
Paul Blair, R (1, 8) OBP: 0.290, SLG: 0.401 Russ Snyder, L (9, PH) OBP: 0.373, SLG: 0.408		0-0 CS 1B			S S S 0-3 K		0-0 6-3		4-0 1B IBB	3 0	0 0	1 0	0 0	0 1	1 0	1 0
Andy Etchebarren, R (1, 2) OBP: 0.299, SLG: 0.383 Charlie Lau, L (9, PH) OBP: 0.615, SLG: 0.750	S S S 0-3 K 1-2				0-0 F9			0-0 6-3	0-0 1-2 3-H 1B	3 1	0 0	0 1	0 1	0 0	1 0	2 0
Eddie Watt, R (1, 1) OBP: 0.304, SLG: 0.444 Moe Drabowsky, R (9, 1) OBP: 0.429, SLG: 0.474 Eddie Fisher, R (9, 1) OBP: 0.077, SLG: 0.077			0-0 G4-6-3 1B		0-0 FC4-6 1-3 1B			S S S 0-3 K		3 0 0	0 0 0	2 0 0	0 0 0	0 0 0	1 0 0	0 0 0
Inning Stats	R: 1 H: 2 E: 0 LOB: 1 K: 1 BB: 0 S: 7 P: 7	R: 0 H: 1 E: 0 LOB: 0 K: 1 BB: 0 S: 5 P: 5	R: 0 H: 1 E: 0 LOB: 0 K: 0 BB: 0 S: 3 P: 3	R: 0 H: 0 E: 0 LOB: 0 K: 1 BB: 0 S: 5 P: 5	R: 0 H: 2 E: 0 LOB: 2 K: 1 BB: 0 S: 7 P: 7	R: 0 H: 0 E: 0 LOB: 0 K: 1 BB: 0 S: 5 P: 5	R: 0 H: 0 E: 0 LOB: 0 K: 0 BB: 0 S: 3 P: 3	R: 2 H: 1 E: 0 LOB: 0 K: 2 BB: 1 S: 8 P: 12	R: 1 H: 2 E: 0 LOB: 2 K: 0 BB: 1 S: 4 P: 8	1B: 7 SF: 0 2B: 1 SAC: 0 3B: 0 DP: 1 HR: 1 HBP: 0						WP: 0 PA: 35 PB: 0 SB: 1 CS: 1	

	AB	33
	R	4
	H	9
	RBI	4
	BB	2
	SO	7
	LOB	11

PITCHER		IP	WLS	BF	H	R	ER	SO	BB	IBB	HBP	BLK	WP	HR	S	P	ERA	WHIP
Marcelino Lopez, L ERA: 3.99	(1, 1)	7.0		25	6	1	1	5	0	0	0	0	0	0	35	35	1.29	0.857
Bob Lee, R ERA: 2.6	(8, 1)	1.0		5	1	2	2	2	1	0	0	0	0	1	8	12	18.00	2.000
Bill Kelso, R ERA: 13.5	(9, 1)	0.2	L	5	2	1	1	0	0	1	0	0	0	0	4	8	13.50	3.000

PITCHER	IP	WLS	BF	H	R	ER	SO	BB	IBB	HBP	BLK	WP	HR	S	P	ERA	WHIP

California Angels @ Boston Red Sox

Fenway Park, Boston, MA

Fri Sep 16 1966, 7:05 PM EDT

Att. 5,669 - Unknown

TOP

livebaseballscorecards.com

Batter	1	2	3	4	5	6	7	8	9	AB	R	H	RBI	BB	SO	LOB
Paul Schaal, R (1, 5) OBP: 0.372, SLG: 0.374	0-0 1B		0-3 K			0-0 F9	0-0 E7 1B 1-H 2-H 2B		0-0 F8	5	0	2	1	0	1	1
Jay Johnstone, L (1, 7) OBP: 0.294, SLG: 0.381	0-3 K		0-0 F8			0-0 BB 1B	0-0 2-3 1B		0-0 1B 4-3 1B	5	0	3	0	0	1	2
Jim Fregosi, R (1, 6) OBP: 0.310, SLG: 0.381	0-3 K			0-0 F4		4-0 FC6-4 1-2 BB	0-0 5-3		0-0 4-3 1-2	4	0	0	0	1	1	4
Norm Siebern, L (1, 3) OBP: 0.368, SLG: 0.350 Tom Satriano, L (8, 3) OBP: 0.327, SLG: 0.294	0-0 4-3			0-0 F8		0-3 K	0-0	0-3 K	4-0 1B BB	4	0	0	0	0	2	3
										0	0	0	0	1	0	0
Jose Cardenal, R (1, 8) OBP: 0.318, SLG: 0.394		0-0 5-3		0-0 1B		0-0 FC6-4 1-2f		0-0 FC4-6 3B 2B	0-0 1-2 2-3 1B	5	1	3	0	0	0	2
Buck Rodgers, S (1, 2) OBP: 0.278, SLG: 0.340		0-0 F8		0-3 K			0-0 1B 2B 1B	4-0 FC4-6 IBB	0-3 K	4	1	1	0	1	2	4
Bubba Morton, R (1, 9) OBP: 0.455, SLG: 0.545		0-0 6-3			0-0 3-1		0-0 2B E 1B 1-2	0-0 FC4-6 S 3B 1-2f 2-3		4	2	1	0	0	0	2
Bobby Knoop, R (1, 4) OBP: 0.274, SLG: 0.386			0-0 SH3-4 1B		0-0 F8		0-3 K	0-0 1-H 3-H 3B		4	0	2	2	0	1	2
Fred Newman, R (1, 1) OBP: 0.226, SLG: 0.200 Willie Smith, L (7, PH) OBP: 0.239, SLG: 0.236 Jack Sanford, R (7, 1) OBP: 0.208, SLG: 0.238 Clyde Wright, R (8, 1) OBP: 0.111, SLG: 0.111 Minnie Rojas, R (8, 1) OBP: 0.133, SLG: 0.143 Lew Burdette, R (9, 1) OBP: 0.143, SLG: 0.143			0-0 SH3-4 1-2		0-0 L6		0-0 F8	0-0 1-3		1	0	0	0	0	0	0
										1	0	0	0	0	0	2
										1	0	0	0	0	0	1
										0	0	0	0	0	0	0
										0	0	0	0	0	0	0
										0	0	0	0	0	0	0

	AB	38
	R	4
	H	12
	RBI	3
	BB	3
	SO	8
	LOB	23

Inning Stats	1	2	3	4	5	6	7	8	9
	R: 0 E: 0 K: 2 S: 8 H: 1 LOB: 1 BB: 0 P: 8	R: 0 E: 0 K: 0 S: 3 H: 0 LOB: 0 BB: 0 P: 3	R: 0 E: 0 K: 1 S: 6 H: 1 LOB: 1 BB: 0 P: 6	R: 0 E: 0 K: 1 S: 6 H: 1 LOB: 1 BB: 0 P: 6	R: 0 E: 0 K: 0 S: 3 H: 0 LOB: 0 BB: 0 P: 3	R: 0 E: 0 K: 1 S: 6 H: 1 LOB: 2 BB: 1 P: 10	R: 2 E: 1 K: 1 S: 9 H: 4 LOB: 2 BB: 0 P: 9	R: 2 E: 0 K: 1 S: 7 H: 2 LOB: 1 BB: 1 P: 11	R: 0 E: 0 K: 1 S: 7 H: 2 LOB: 3 BB: 1 P: 11

	1B: 9	SF: 0	WP: 0	PA: 42
	2B: 2	SAC: 1	PB: 0	
	3B: 1	DP: 0	SB: 1	
	HR: 0	HBP: 0	CS: 0	

PITCHER		IP	WLS	BF	H	R	ER	SO	BB	IBB	HBP	BLK	WP	HR	S	P	ERA	WHIP
Lee Stange, R ERA: 3.56	(1, 1)	8.0		36	10	4	4	7	1	1	0	0	0	0	48	56	4.50	1.375
Don McMahon, R ERA: 2.63	(9, 1)	1.0	W	6	2	0	0	1	1	0	0	0	0	0	7	11	0.00	3.000

PITCHER	IP	WLS	BF	H	R	ER	SO	BB	IBB	HBP	BLK	WP	HR	S	P	ERA	WHIP

Batter	1	2	3	4	5	6	7	8	9	AB	R	H	RBI	BB	SO	LOB
Jose Tartabull, L (1, 8) OBP: 0.295, SLG: 0.331	F9 ①		4-3 ①		2B		L6 ②		1-2 2B 1B	5	1	2	0	0	0	0
Joe Foy, R (1, 5) OBP: 0.370, SLG: 0.424	K ②		G3-6 1B		BB FC4-6		6-3 ③		F4 ②	4	0	1	0	1	1	2
Carl Yastrzemski, L (1, 7) OBP: 0.364, SLG: 0.430	1B 2B		G3-6 ② ③ 1-2f		FC4-6 ③ 1-2f			HR	1-H 2-H 2B	5	2	3	3	0	0	3
Tony Conigliaro, R (1, 9) OBP: 0.337, SLG: 0.497	2-H 2B 1B			2B		G6-4-3 1B		5-3 ①		4	1	3	1	0	0	0
George Scott, R (1, 3) OBP: 0.327, SLG: 0.443	1-H 2B			F4 ①		G6-4-3 ① ② 1-2f		6-3 2B		4	0	2	1	0	0	2
Dalton Jones, L (1, 4) OBP: 0.300, SLG: 0.366 George Thomas, R (8, PH) OBP: 0.325, SLG: 0.321 Don McMahon, R (9, 1) OBP: 0.143, SLG: 0.154	F8 ③			F4 ②		1B 1B		6-3 ② 2-3		3 1 0	0 0 0	1 0 0	0 0 0	0 0 0	0 0 0	2 1 0
Rico Petrocelli, R (1, 6) OBP: 0.295, SLG: 0.389		4-3 ①		3-1 ③		1-3 1B		F9 ③		4	0	1	0	0	0	2
Mike Ryan, R (1, 2) OBP: 0.266, SLG: 0.279 Lenny Green, L (9, PH) OBP: 0.331, SLG: 0.315		6-3 ②			4-3 ①	1-3 ③			BB 1B 2B	3 0	0 1	0 0	0 1	0 0	0 0	2 0
Lee Stange, R (1, 1) OBP: 0.125, SLG: 0.087 George Smith, R (9, 4) OBP: 0.285, SLG: 0.343		K ③			6-3 ②		F4 ①		K ①	3 1	0 0	0 0	0 0	0 1	1 1	0 1
Inning Stats	R: 2 E: 0 K: 1 S: 8 H: 3 LOB: 1 BB: 0 P: 8	R: 0 E: 0 K: 1 S: 5 H: 0 LOB: 0 BB: 0 P: 5	R: 0 E: 0 K: 0 S: 3 H: 1 LOB: 0 BB: 0 P: 3	R: 0 E: 0 K: 0 S: 4 H: 1 LOB: 1 BB: 0 P: 4	R: 0 E: 0 K: 0 S: 4 H: 1 LOB: 2 BB: 1 P: 8	R: 0 E: 0 K: 0 S: 5 H: 3 LOB: 2 BB: 0 P: 5	R: 0 E: 0 K: 0 S: 3 H: 0 LOB: 0 BB: 0 P: 3	R: 1 E: 0 K: 0 S: 5 H: 2 LOB: 1 BB: 0 P: 5	R: 2 E: 0 K: 1 S: 6 H: 2 LOB: 1 BB: 1 P: 10	1B: 6 2B: 6 3B: 0 HR: 1	SF: 0 SAC: 0 DP: 2 HBP: 0					WP: 0 PB: 0 SB: 0 CS: 0	PA: 39	

PITCHER		IP	WLS	BF	H	R	ER	SO	BB	IBB	HBP	BLK	WP	HR	S	P	ERA	WHIP
Fred Newman, R ERA: 4.78	(1, 1)	6.0		26	9	2	2	2	1	0	0	0	0	0	29	33	3.00	1.667
Jack Sanford, R ERA: 3.88	(7, 1)	1.1		6	2	1	1	0	0	0	0	0	0	1	6	6	6.75	1.500
Clyde Wright, L ERA: 3.57	(8, 1)	0.1		1	0	0	0	0	0	0	0	0	0	0	1	1	0.00	0.000
Minnie Rojas, R ERA: 2.97	(8, 1)	0.1		2	0	1	1	0	1	0	0	0	0	0	1	5	27.00	3.000
Lew Burdette, R ERA: 3.23	(9, 1)	0.2	L	4	2	1	1	1	0	0	0	0	0	0	6	6	13.50	3.000

PITCHER	IP	WLS	BF	H	R	ER	SO	BB	IBB	HBP	BLK	WP	HR	S	P	ERA	WHIP

BOTTOM

California Angels @ Boston Red Sox

Fenway Park, Boston, MA

Fri Sep 16 1966, 7:05 PM EDT

Att. 5,669 - Unknown

livebaseballscorecards.com

AB	37
R	5
H	13
RBI	5
BB	2
SO	3
LOB	15

California Angels @ Boston Red Sox

Fenway Park, Boston, MA

Sat Sep 17 1966, 3:33 AM EDT

Att. 4,472 - Unknown

livebaseballscorecards.com

Batter	1	2	3	4	5	6	7	8	9	AB	R	H	RBI	BB	SO	LOB
Paul Schaal, R (1, 5) OBP: 0.368, SLG: 0.370	5-3		5-3		G5-4-3 1-2f			K		4	0	0	0	0	1	2
Jay Johnstone, L (1, 7) OBP: 0.293, SLG: 0.379	FC4-6 1B		4-3			1-3		F8		4	0	1	0	0	0	1
Jim Fregosi, R (1, 6) OBP: 0.310, SLG: 0.380	FC4-6 1-2f			S 1B 1B		6-3			K	4	0	1	0	0	1	1
Jose Cardenal, R (1, 8) OBP: 0.317, SLG: 0.393	F2			S 1-2 1B		K			F6	4	0	1	0	0	1	1
Bubba Morton, R (1, 9) OBP: 0.333, SLG: 0.400		5-3		F4 1-2 2-3			F8		F2	4	0	0	0	0	0	2
Buck Rodgers, S (1, 2) OBP: 0.279, SLG: 0.347		L5		K			HR			3	1	1	1	0	1	2
Bobby Knoop, R (1, 4) OBP: 0.272, SLG: 0.384		K		F9			5-3			3	0	0	0	0	1	2
Tom Satriano, L (1, 3) OBP: 0.327, SLG: 0.291			SH3-4 BB		K		F4			2	0	0	0	1	1	0
George Brunet, R (1, 1) OBP: 0.136, SLG: 0.172 Jim Coates, R (3, 1) OBP: 0.091, SLG: 0.091 Jim Piersall, R (5, PH) OBP: 0.289, SLG: 0.258 Bill Kelso, R (5, 1) Norm Siebern, L (8, PH) OBP: 0.367, SLG: 0.349 Minnie Rojas, R (8, 1) OBP: 0.133, SLG: 0.143			SH3-4 1-2		G5-4-3 1B			K		0 0 1 0 1 0	0 0 0 0 0 0	0 0 1 0 0 0	0 0 0 0 0 0	0 0 0 0 1 0	0 0 0 0 0 0	0 0 0 0 0 0
Inning Stats	R: 0 E: 0 K: 0 S: 4 H: 1 LOB: 1 BB: 0 P: 4	R: 0 E: 0 K: 1 S: 5 H: 0 LOB: 0 BB: 0 P: 5	R: 0 E: 0 K: 0 S: 3 H: 0 LOB: 1 BB: 1 P: 7	R: 0 E: 0 K: 1 S: 7 H: 2 LOB: 2 BB: 0 P: 7	R: 0 E: 0 K: 1 S: 5 H: 1 LOB: 0 BB: 0 P: 5	R: 0 E: 0 K: 1 S: 5 H: 0 LOB: 0 BB: 0 P: 5	R: 1 E: 0 K: 0 S: 4 H: 1 LOB: 0 BB: 0 P: 4	R: 0 E: 0 K: 2 S: 7 H: 0 LOB: 0 BB: 0 P: 7	R: 0 E: 0 K: 1 S: 5 H: 0 LOB: 0 BB: 0 P: 5	1B: 4 2B: 0 3B: 0 HR: 1 SF: 0 SAC: 1 DP: 1 HBP: 0						

TOP	
AB	30
R	1
H	5
RBI	1
BB	1
SO	7
LOB	11

WP: 0 PB: 0 SB: 2 CS: 0 PA: 32

PITCHER		IP	WLS	BF	H	R	ER	SO	BB	IBB	HBP	BLK	WP	HR	S	P	ERA	WHIP
Dennis Bennett, L ERA: 3.39	(1, 1)	7.0	W	26	5	1	1	4	1	0	0	0	0	1	33	37	1.29	0.857
John Wyatt, R ERA: 3.62	(8, 1)	2.0	S	6	0	0	0	3	0	0	0	0	0	0	12	12	0.00	0.000

PITCHER	IP	WLS	BF	H	R	ER	SO	BB	IBB	HBP	BLK	WP	HR	S	P	ERA	WHIP

Batter	1	2	3	4	5	6	7	8	9	AB	R	H	RBI	BB	SO	LOB
George Thomas, R (1, 8) OBP: 0.323, SLG: 0.337	6-3		HR	K		F3				4	1	1	1	0	1	2
Joe Foy, R (1, 5) OBP: 0.369, SLG: 0.421	F8		L6		1B BB		K			3	0	0	0	1	1	0
Carl Yastrzemski, L (1, 7) OBP: 0.366, SLG: 0.437	BB		HR		1-3 1B		F7			3	1	2	1	1	0	0
Tony Conigliaro, R (1, 9) OBP: 0.336, SLG: 0.495	F7		F7		K		1B			4	0	1	0	0	1	3
George Scott, R (1, 3) OBP: 0.327, SLG: 0.440		F9	BB		K		5-3			3	0	0	0	1	1	3
Rico Petrocelli, R (1, 6) OBP: 0.296, SLG: 0.394		1B 2B	F9		F9			2B		4	1	2	0	0	0	3
Bob Tillman, R (1, 2) OBP: 0.299, SLG: 0.326		2-H 1B		K		BB		F3		3	0	1	1	1	1	1
George Smith, R (1, 4) OBP: 0.283, SLG: 0.340		K		K		K		F6		4	0	0	0	0	3	3
Dennis Bennett, L (1, 1) OBP: 0.174, SLG: 0.318		K		2B		K		K		3	0	1	0	0	2	2
John Wyatt, R (8, 1)										1	0	0	0	0	1	1
Inning Stats	R: 0 E: 0 K: 0 S: 3 H: 0 LOB: 1 BB: 1 P: 7	R: 1 E: 0 K: 2 S: 9 H: 2 LOB: 1 BB: 0 P: 9	R: 2 E: 0 K: 0 S: 5 H: 2 LOB: 1 BB: 1 P: 9	R: 0 K: 3 S: 10 H: 1 LOB: 1 BB: 0 P: 10	R: 0 E: 0 K: 2 S: 8 H: 1 LOB: 2 BB: 1 P: 12	R: 0 E: 0 K: 2 S: 7 H: 0 LOB: 1 BB: 1 P: 11	R: 0 E: 0 K: 1 S: 6 H: 1 LOB: 1 BB: 0 P: 6	R: 0 E: 0 K: 1 S: 6 H: 1 LOB: 1 BB: 0 P: 6		1B: 3 2B: 3 3B: 0 HR: 2 SF: 0 SAC: 0 DP: 0 HBP: 0						

PITCHER		IP	WLS	BF	H	R	ER	SO	BB	IBB	HBP	BLK	WP	HR	S	P	ERA	WHIP
George Brunet, L ERA: 3.4	(1, 1)	2.2	L	14	4	3	3	2	2	0	0	0	0	2	16	24	10.12	2.250
Jim Coates, R ERA: 3.3	(3, 1)	1.1		5	1	0	0	3	0	0	0	0	0	0	11	11	0.00	0.750
Bill Kelso, R ERA: 2.45	(5, 1)	3.0		13	2	0	0	5	2	0	0	0	0	0	21	29	0.00	1.333
Minnie Rojas, R ERA: 2.94	(8, 1)	1.0		4	1	0	0	1	0	0	0	0	0	0	6	6	0.00	1.000

PITCHER	IP	WLS	BF	H	R	ER	SO	BB	IBB	HBP	BLK	WP	HR	S	P	ERA	WHIP

BOTTOM

California Angels @ Boston Red Sox

Fenway Park, Boston, MA

Sat Sep 17 1966, 3:33 AM EDT

Att. 4,472 - Unknown

livebaseballscorecards.com

AB	32
R	3
H	8
RBI	3
BB	4
SO	11
LOB	18

Batter	1	2	3	4	5	6	7	8	9	AB	R	H	RBI	BB	SO	LOB
Paul Schaal, R (1, 5) OBP: 0.373, SLG: 0.387	PB 3B		2B 2B BB	HR		F2			SH1-3 2B BB	3	4	2	1	2	0	1
Jay Johnstone, L (1, 7) OBP: 0.297, SLG: 0.386	3-H 1B 1B		1-3 2B 2B	6-3			F4		SH1-3 1-2	4	1	2	0	0	0	0
Jim Fregosi, R (1, 6) OBP: 0.314, SLG: 0.388	F2		2-H 3-H E FC1-2-5 2B		4-3 WP 1B		BB 1B		2-H 2B	5	0	4	3	0	0	1
Norm Siebern, L (1, 3) OBP: 0.366, SLG: 0.345 Marcelino Lopez, R (7, PR) OBP: 0.250, SLG: 0.245 Bob Lee, R (7, 1)	F7		2-3 E8 FC1-2-5		1-3 4-3		1-2 BB		K	3 0 1	0 0 0	0 0 0	0 0 0	1 0 0	0 0 1	3 0 1
Jose Cardenal, R (1, 8) OBP: 0.316, SLG: 0.391	1-2 1B		1-2 3-3 FC1-2-5 FC5-4	F5		F8			L6	5	0	1	0	0	0	6
Buck Rodgers, S (1, 2) OBP: 0.276, SLG: 0.344	1-3		F5	F2		G3				4	0	0	0	0	0	7
Bubba Morton, R (1, 9) OBP: 0.316, SLG: 0.368		F8	1-2f FC5-4			CS 1B		F8		4	0	1	0	0	0	2
Bobby Knoop, R (1, 4) OBP: 0.274, SLG: 0.385		G5-4-3 1B	K			1-2 1B		K		4	0	2	0	0	2	0
Jorge Rubio, R (1, 1) Tom Satriano, L (7, 3) OBP: 0.325, SLG: 0.290		1-2f G5-4-3	K			F7		F4		3 1	0 0	0 0	0 0	0 0	1 0	2 0
Inning Stats	R: 1 E: 0 K: 0 S: 6 H: 3 LOB: 2 BB: 0 P: 6	R: 0 E: 0 K: 0 S: 3 H: 1 LOB: 0 BB: 0 P: 3	R: 2 E: 1 K: 0 S: 6 H: 2 LOB: 2 BB: 1 P: 10	R: 1 E: 0 K: 2 S: 8 H: 1 LOB: 0 BB: 0 P: 8	R: 0 E: 0 K: 0 S: 4 H: 1 LOB: 1 BB: 0 P: 4	R: 0 E: 0 K: 0 S: 4 H: 2 LOB: 1 BB: 0 P: 4	R: 0 E: 0 K: 0 S: 4 H: 1 LOB: 2 BB: 1 P: 8	R: 0 E: 0 K: 1 S: 5 H: 0 LOB: 0 BB: 0 P: 5	R: 1 E: 0 K: 1 S: 6 H: 1 LOB: 1 BB: 1 P: 10	1B: 7 2B: 3 3B: 1 HR: 1 SF: 0 SAC: 1 DP: 1 HBP: 0						

TOP

California Angels @ Boston Red Sox

Fenway Park, Boston, MA

Sun Sep 18 1966, 3:33 AM EDT

Att. 15,632 - Unknown

livebaseballscorecards.com

AB	37
R	5
H	12
RBI	4
BB	3
SO	4
LOB	23

PITCHER		IP	WLS	BF	H	R	ER	SO	BB	IBB	HBP	BLK	WP	HR	S	P	ERA	WHIP
Jim Lonborg, R ERA: 4.04	(1, 1)	4.0	L	20	7	4	4	2	1	0	0	0	0	1	23	27	9.00	2.000
Rollie Sheldon, R ERA: 4.17	(5, 1)	2.0		8	3	0	0	0	0	0	0	0	1	0	8	8	0.00	1.500
Garry Roggenburk, L ERA: 5.68	(7, 1)	0.1		3	1	0	0	0	1	0	0	0	0	0	2	6	0.00	6.000
Don McMahon, R ERA: 2.58	(7, 1)	1.2		5	0	0	0	1	0	0	0	0	0	0	7	7	0.00	0.000
John Wyatt, R ERA: 3.68	(9, 1)	1.0		5	1	1	1	1	1	0	0	0	0	0	6	10	9.00	2.000

PITCHER		IP	WLS	BF	H	R	ER	SO	BB	IBB	HBP	BLK	WP	HR	S	P	ERA	WHIP

WP: 1	PA: 41		
PB: 1			
SB: 0			
CS: 1			

BOTTOM

Batter	1	2	3	4	5	6	7	8	9	AB	R	H	RBI	BB	SO	LOB
Reggie Smith, S (1, 8)	6-3	F7			G3		K		L4	5	0	0	0	0	1	1
Joe Foy, R (1, 5) OBP: 0.369, SLG: 0.421	WP PB BB 1B	F4			1B		F3		6-3	5	1	2	0	0	0	1
Carl Yastrzemski, L (1, 7) OBP: 0.366, SLG: 0.435	BB WP 1-2 BB		3-1		F6		BB		4-3	3	0	0	0	2	0	1
Tony Conigliaro, R (1, 9) OBP: 0.334, SLG: 0.492	K 1-2 2-3		6-3		F8		F9			4	0	0	0	0	1	4
George Scott, R (1, 3) OBP: 0.326, SLG: 0.438	BB IBB		K			5-3		4-3		3	0	0	0	1	1	0
Rico Petrocelli, R (1, 6) OBP: 0.300, SLG: 0.394	FC6-4 1-2 2-3 3-H BB			K		FC6-4 1B		BB		2	0	1	1	2	1	0
Mike Andrews, R (1, 4)	FC6-4 1-2f			F8		FC6-4 1-2f HR		K		4	1	0	0	0	1	5
Mike Ryan, R (1, 2) OBP: 0.272, SLG: 0.289		SH3-4 BB		FC4-6 BB		1-H HR		1-2 BB		1	1	1	2	2	0	0
Bob Tillman, R (8, PH) OBP: 0.302, SLG: 0.326 (9, 2)										0	0	0	0	1	0	0
Jim Lonborg, R (1, 1) OBP: 0.132, SLG: 0.176										0	0	0	0	0	0	0
Lenny Green, L (4, PH) OBP: 0.329, SLG: 0.313										1	0	0	0	0	0	1
Rollie Sheldon, R (5, 1) OBP: 0.098, SLG: 0.098										0	0	0	0	0	0	0
Dalton Jones, L (6, PH) OBP: 0.299, SLG: 0.364										1	0	0	0	0	0	0
Garry Roggenburk, R (7, 1)										0	0	0	0	0	0	0
Don McMahon, R (7, 1) OBP: 0.143, SLG: 0.154										0	0	0	0	0	0	0
Jose Tartabull, L (8, PH) OBP: 0.294, SLG: 0.330										1	0	0	0	0	0	2
John Wyatt, R (9, 1)		SH3-4 1-2		FC4-6 1-2f		F7		F7		0	0	0	0	0	0	0
Inning Stats	R: 1 E: 0 K: 1 S: 6 H: 1 LOB: 3 BB: 3 P: 18	R: 0 E: 0 K: 0 S: 3 H: 0 LOB: 1 BB: 1 P: 7	R: 0 E: 0 K: 1 S: 5 H: 0 LOB: 0 BB: 0 P: 5	R: 0 E: 0 K: 1 S: 5 H: 0 LOB: 1 BB: 1 P: 9	R: 0 E: 0 K: 0 S: 4 H: 1 LOB: 1 BB: 0 P: 4	R: 2 E: 0 K: 0 S: 5 H: 2 LOB: 0 BB: 0 P: 5	R: 0 E: 0 K: 1 S: 5 H: 0 LOB: 1 BB: 1 P: 9	R: 0 E: 0 K: 1 S: 5 H: 0 LOB: 2 BB: 2 P: 13	R: 0 E: 0 K: 0 S: 3 H: 0 LOB: 0 BB: 0 P: 3	1B: 3 2B: 0 3B: 0 HR: 1	SF: 0 SAC: 1 DP: 0 HBP: 0					

PITCHER	IP	WLS	BF	H	R	ER	SO	BB	IBB	HBP	BLK	WP	HR	S	P	ERA	WHIP
Jorge Rubio, R (1, 1) ERA: 5.59	6.0	W	27	4	3	3	3	4	1	0	0	1	1	28	48	4.50	1.333
Bob Lee, R (7, 1) ERA: 2.52	3.0	S	12	0	0	0	2	3	0	0	0	0	0	13	25	0.00	1.000

PITCHER	IP	WLS	BF	H	R	ER	SO	BB	IBB	HBP	BLK	WP	HR	S	P	ERA	WHIP

California Angels @ Boston Red Sox

Fenway Park, Boston, MA

Sun Sep 18 1966, 3:33 AM EDT

Att. 15,632 - Unknown

livebaseballscorecards.com

AB	30
R	3
H	4
RBI	3
BB	8
SO	5
LOB	15

PA: 39

WP: 1 PB: 1 SB: 0 CS: 0

Batter	1	2	3	4	5	6	7	8	9	AB	R	H	RBI	BB	SO	LOB
Paul Schaal, R (1, 5) OBP: 0.377, SLG: 0.390	6-3		BB 1B BB	1B 1B 1B 1-3	1B 1-2 2-H		S 1B 1B		5-3	5	2	3	1	1	0	0
Jay Johnstone, L (1, 7) OBP: 0.298, SLG: 0.382	F8		BB 1B 5-3 1-2 BB	FC4 1B 1-2 3-H 1B	4-3		K 1-2		K	5	1	1	1	1	2	3
Jim Fregosi, R (1, 6) OBP: 0.318, SLG: 0.391	1B 1B		5-3 BB E 1-2 2-H 1B	FC4 1-2 2-H 1B		HR 1B	K			5	2	4	1	0	1	1
Jose Cardenal, R (1, 8) OBP: 0.319, SLG: 0.399	1-2 1B		F6	FC4 1-2f 2-3		1-H HR	2-H 1B			5	1	3	3	0	0	4
Norm Siebern, L (1, 3) OBP: 0.364, SLG: 0.341 Minnie Rojas, R (7, 1) OBP: 0.133, SLG: 0.143	F6		5-3 E 1-2 2-3 BB	F3		G3	6-3			4 0	1 0	0 0	0 0	1 0	0 0	5 0
Bubba Morton, R (1, 9) OBP: 0.292, SLG: 0.304		BB	5-3 1-2 2-3 3-H		K	F9		F3		4	0	0	1	1	1	2
Bobby Knoop, R (1, 4) OBP: 0.273, SLG: 0.385		K	E5 2-H 3-H	F3	2B			5-3		5	0	1	0	0	1	1
Buck Rodgers, S (1, 2) OBP: 0.278, SLG: 0.343		K	F9	S BB 1B 1B	IBB			L9		4	1	1	0	1	1	2
Marcelino Lopez, R (1, 1) OBP: 0.246, SLG: 0.241 Lew Burdette, R (3, 1) OBP: 0.143, SLG: 0.143 Al Spangler, L (4, PH) OBP: 1.000, SLG: 1.000 Jim Coates, R (4, 1) OBP: 0.091, SLG: 0.091 Bill Kelso, R (4, 1) Charlie Vinson, L (5, PH) Jack Sanford, R (5, 1) OBP: 0.200, SLG: 0.227 Tom Satriano, L (7, 3) OBP: 0.324, SLG: 0.288		K		1B 1B 1B	1B 1-2 BB	K			F8	1 0 1 0 0 0 0 1 1	0 0 1 0 0 0 0 0 0	0 0 1 0 0 0 0 1 2	0 0 1 0 0 0 0 0 0	1 0 0 0 0 1 0 1 2	0 0 0 0 0 0 0 0 0	1 0 0 0 0 0 0 0 0
Inning Stats	R: 0 E: 0 K: 0 S: 5 H: 2 LOB: 2 BB: 0 P: 5	R: 0 E: 0 K: 3 S: 9 H: 0 LOB: 1 BB: 1 P: 13	R: 4 E: 1 K: 0 S: 5 H: 1 LOB: 1 BB: 3 P: 17	R: 1 E: 0 K: 0 S: 6 H: 4 LOB: 2 BB: 0 P: 6	R: 1 E: 0 K: 1 S: 7 H: 2 LOB: 2 BB: 1 P: 11	R: 2 E: 0 K: 1 S: 8 H: 3 LOB: 2 BB: 1 P: 12	R: 1 E: 0 K: 2 S: 9 H: 2 LOB: 1 BB: 0 P: 9	R: 0 E: 0 K: 0 S: 3 H: 0 LOB: 0 BB: 0 P: 3	R: 0 E: 0 K: 1 S: 5 H: 0 LOB: 0 BB: 0 P: 5	1B: 12 2B: 1 3B: 0 HR: 1	SF: 0 SAC: 0 DP: 0 HBP: 0			WP: 0 PB: 0 SB: 2 CS: 0	PA: 47	

PITCHER		IP	WLS	BF	H	R	ER	SO	BB	IBB	HBP	BLK	WP	HR	S	P	ERA	WHIP
Steve Barber, L ERA: 2.4	(1, 1)	2.0		12	3	3	2	3	3	0	0	0	0	0	15	27	9.00	3.000
Eddie Watt, R ERA: 3.9	(3, 1)	1.0		6	1	2	1	0	1	0	0	0	0	0	5	9	9.00	2.000
John Miller, R ERA: 4.74	(4, 1)	2.0		13	7	3	3	1	1	0	0	0	0	1	14	18	13.50	4.000
Moe Drabowsky, R ERA: 2.93	(6, 1)	4.0	W	16	3	1	1	4	0	1	0	0	0	0	23	27	2.25	0.750

PITCHER	IP	WLS	BF	H	R	ER	SO	BB	IBB	HBP	BLK	WP	HR	S	P	ERA	WHIP

TOP

California Angels @ Baltimore Orioles

Memorial Stadium, Baltimore, MD

Mon Sep 19 1966, 3:33 AM EDT

Att. 2,280 - Unknown

livebaseballscorecards.com

AB	41
R	9
H	14
RBI	7
BB	6
SO	8
LOB	21

Batter	1	2	3	4	5	6	7	8	9	AB	R	H	RBI	BB	SO	LOB
Luis Aparicio, R (1, 6) OBP: 0.308, SLG: 0.367	6-3	5-3		F7		BB E 1B		F9		5	1	1	0	0	0	1
Paul Blair, R (1, 8) OBP: 0.302, SLG: 0.411	WP 2B 1B		4-3 2B 1B	1-2 HR 1B		BBBB 1-2 E BB		FC6-4 1B		4	4	4	0	1	0	0
Frank Robinson, R (1, 9) OBP: 0.409, SLG: 0.627	BBBB 2B 1-2 1B BB		4-3 1-2	1-H 2-H HR		E7 1-H 2-H SF8 2B		F5		4	3	2	5	1	0	2
Brooks Robinson, R (1, 5) OBP: 0.331, SLG: 0.449	1-3 2-H 1B 2B		BBBB 2B BB	1B		SF8 3-H		FC6-4 1-2f		3	2	2	2	1	0	1
Bob Johnson, R (1, 3) OBP: 0.281, SLG: 0.277	K		1-H 2-H 2B	G4		K				4	0	1	2	0	2	3
Davey Johnson, R (1, 4) OBP: 0.294, SLG: 0.350	2-H 3-H WP 1B		F3		6-3	1-3				4	0	1	2	0	0	1
Woodie Held, R (1, 7) OBP: 0.329, SLG: 0.338 Russ Snyder, L (8, 7) OBP: 0.365, SLG: 0.399	5-3 1-2		F9		1B		F4			4 0	0 0	1 0	0 0	0 0	0 0	2 0
Andy Etchebarren, R (1, 2) OBP: 0.294, SLG: 0.375		6-3		F8	K		K			4	0	0	0	0	2	1
Steve Barber, L (1, 1) OBP: 0.070, SLG: 0.070 Eddie Watt, R (3, 1) OBP: 0.304, SLG: 0.444 John Miller, R (4, 1) OBP: 0.118, SLG: 0.118 Moe Drabowsky, R (6, 1) OBP: 0.409, SLG: 0.450		K		HR 1B 1B	4-3		L7			1 0 2 1	0 0 1 0	0 0 1 0	0 0 0 0	0 0 0 0	1 0 0 0	0 0 1 0
Inning Stats	R: 3 E: 0 K: 1 S: 8 H: 3 LOB: 1 BB: 1 P: 12	R: 0 E: 0 K: 1 S: 5 H: 0 LOB: 0 BB: 0 P: 5	R: 2 E: 0 K: 0 S: 5 H: 2 LOB: 1 BB: 1 P: 9	R: 3 E: 0 K: 0 S: 7 H: 4 LOB: 1 BB: 0 P: 7	R: 0 E: 0 K: 1 S: 6 H: 1 LOB: 1 BB: 0 P: 6	R: 3 E: 1 K: 1 S: 7 H: 2 LOB: 0 BB: 1 P: 11	R: 0 E: 0 K: 1 S: 5 H: 0 LOB: 0 BB: 0 P: 5	R: 0 E: 0 K: 0 S: 4 H: 1 LOB: 1 BB: 0 P: 4		1B: 9 2B: 3 3B: 0 HR: 1	SF: 1 SAC: 0 DP: 0 HBP: 0					

PITCHER		IP	WLS	BF	H	R	ER	SO	BB	IBB	HBP	BLK	WP	HR	S	P	ERA	WHIP
Marcelino Lopez, L ERA: 4.18	(1, 1)	2.1		14	5	5	5	2	2	0	0	0	2	0	16	24	19.29	3.000
Lew Burdette, R ERA: 3.2	(3, 1)	0.2		2	0	0	0	0	0	0	0	0	0	0	2	2	0.00	0.000
Jim Coates, R ERA: 4.11	(4, 1)	0.2		5	3	3	3	0	0	0	0	0	0	1	5	5	40.50	4.500
Bill Kelso, R ERA: 2.25	(4, 1)	0.1		2	1	0	0	0	0	0	0	0	0	0	2	2	0.00	3.000
Jack Sanford, R ERA: 3.98	(5, 1)	2.0	L	10	3	3	2	2	1	0	0	0	0	0	13	17	9.00	2.000

PITCHER		IP	WLS	BF	H	R	ER	SO	BB	IBB	HBP	BLK	WP	HR	S	P	ERA	WHIP
Minnie Rojas, R ERA: 2.87	(7, 1)	2.0		7	1	0	0	1	0	0	0	0	0	0	9	9	0.00	0.500

BOTTOM

California Angels @ Baltimore Orioles

Memorial Stadium, Baltimore, MD

Mon Sep 19 1966, 3:33 AM EDT

Att. 2,280 - Unknown

livebaseballscorecards.com

AB	36
R	11
H	13
RBI	11
BB	3
SO	5
LOB	12

1B: 9 2B: 3 3B: 0 HR: 1 SF: 1 SAC: 0 DP: 0 HBP: 0

WP: 2 PB: 0 SB: 0 CS: 0 PA: 40

Batter	1	2	3	4	5	6	7	8	9	AB	R	H	RBI	BB	SO	LOB
Paul Schaal, R (1, 5) OBP: 0.379, SLG: 0.390	F7		FC6-4 1B		BB		K			3	0	1	0	1	1	1
Jay Johnstone, L (1, 7) OBP: 0.297, SLG: 0.379	WP 1B 1B		FC6-4 1-2f		F6			4-3		4	1	1	0	0	0	3
Jim Piersall, R (8, 7) OBP: 0.289, SLG: 0.258										0	0	0	0	0	0	0
Jim Fregosi, R (1, 6) OBP: 0.316, SLG: 0.389	F9 1-2		G3		F7			G3		4	0	0	0	0	0	4
Jose Cardenal, R (1, 8) OBP: 0.320, SLG: 0.400	2-H 1B			1B		F9		6-3		4	0	2	1	0	0	0
Buck Rodgers, S (1, 2) OBP: 0.279, SLG: 0.344	F4			L8		CS 1B			S 1B	4	0	2	0	0	0	2
Charlie Vinson, L (1, 3)		3-1		F2		1-2			1-2	4	0	0	0	0	2	3
Al Spangler, L (1, 9) OBP: 0.400, SLG: 0.250						SH1 BB			L8	3	0	0	0	1	2	2
Bobby Knoop, R (1, 4) OBP: 0.275, SLG: 0.384		F9			SH3-4 1B				IBB	3	0	1	0	1	1	1
Dean Chance, R (1, 1) OBP: 0.068, SLG: 0.029					SH3-4 1-2					2	0	0	0	0	2	2
Inning Stats	R: 1 E: 0 K: 0 S: 5 H: 2 LOB: 1 BB: 0 P: 5	R: 0 E: 0 K: 1 S: 5 H: 0 LOB: 0 BB: 0 P: 5	R: 0 E: 0 K: 1 S: 6 H: 1 LOB: 1 BB: 0 P: 6	R: 0 E: 0 K: 1 S: 6 H: 1 LOB: 1 BB: 0 P: 6	R: 0 E: 0 K: 0 S: 4 H: 1 LOB: 2 BB: 1 P: 8	R: 0 E: 0 K: 1 S: 5 H: 1 LOB: 1 BB: 0 P: 5	R: 0 E: 0 K: 2 S: 7 H: 0 LOB: 1 BB: 1 P: 11	R: 0 E: 0 K: 0 S: 3 H: 0 LOB: 0 BB: 0 P: 3	R: 0 E: 0 K: 2 S: 8 H: 1 LOB: 2 BB: 1 P: 12	1B: 7 2B: 1 3B: 0 HR: 0	SF: 0 SAC: 2 DP: 1 HBP: 0						

TOP

California Angels @ Detroit Tigers

Tiger Stadium, Detroit, MI

Wed Sep 21 1966, 7:05 PM EDT

Att. 4,699 - Unknown

livebaseballscorecards.com

AB	31
R	1
H	7
RBI	1
BB	3
SO	8
LOB	18

PITCHER		IP	WLS	BF	H	R	ER	SO	BB	IBB	HBP	BLK	WP	HR	S	P	ERA	WHIP
Earl Wilson, R ERA: 3.1	(1, 1)	8.0		31	6	1	1	6	2	0	0	0	1	0	41	49	1.12	1.000
Orlando Pena, R ERA: 2.79	(9, 1)	1.0	W	5	1	0	0	2	0	1	0	0	0	0	8	12	0.00	1.000

PITCHER		IP	WLS	BF	H	R	ER	SO	BB	IBB	HBP	BLK	WP	HR	S	P	ERA	WHIP

PITCHER		IP	WLS	BF	H	R	ER	SO	BB	IBB	HBP	BLK	WP	HR	S	P	ERA	WHIP

Batter	1	2	3	4	5	6	7	8	9	AB	R	H	RBI	BB	SO	LOB
Jake Wood, R (1, 4) OBP: 0.336, SLG: 0.367	5-3		K			6-3		K		4	0	0	0	0	2	1
Dick McAuliffe, L (1, 6) OBP: 0.376, SLG: 0.512	4-3, BB		K			G6-3, HBP			4-3	2	0	0	0	1	1	0
Norm Cash, L (1, 3) OBP: 0.349, SLG: 0.468	4-3			F5		G6-3			L6-3, HR, BB	3	1	0	0	1	0	2
Al Kaline, R (1, 8) OBP: 0.388, SLG: 0.529	L9			K			K		L6-3	4	0	0	0	0	2	2
Willie Horton, R (1, 7) OBP: 0.326, SLG: 0.501		6-3, G3, 1B		1-3			F8		HR, 2-H	4	1	2	2	0	0	0
Jim Northrup, L (1, 9) OBP: 0.318, SLG: 0.462		G3			F8		F8			3	0	0	0	0	0	1
Don Wert, R (1, 5) OBP: 0.338, SLG: 0.374		6-3			PB, BB			SH3-4, 1B		2	0	1	0	1	0	1
Bill Freehan, R (1, 2) OBP: 0.293, SLG: 0.356		F8			L7			SH3-4		2	0	0	0	0	0	2
Earl Wilson, R (1, 1) OBP: 0.307, SLG: 0.522			F9		K			5-3		2	0	0	0	0	1	1
Gates Brown, L (8, PH) OBP: 0.333, SLG: 0.436										1	0	0	0	0	0	1
Orlando Pena, R (9, 1) OBP: 0.111, SLG: 0.111										0	0	0	0	0	0	0
Inning Stats	R: 0 E: 0 K: 0 S: 3 H: 0 LOB: 1 BB: 1 P: 7	R: 0 E: 0 K: 0 S: 4 H: 1 LOB: 1 BB: 0 P: 4	R: 0 E: 0 K: 2 S: 7 H: 0 LOB: 0 BB: 0 P: 7	R: 0 E: 0 K: 1 S: 5 H: 0 LOB: 0 BB: 0 P: 5	R: 0 E: 0 K: 1 S: 5 H: 0 LOB: 1 BB: 1 P: 9	R: 0 E: 0 K: 0 S: 2 H: 0 LOB: 0 BB: 0 P: 3	R: 0 E: 0 K: 1 S: 5 H: 0 LOB: 0 BB: 0 P: 5	R: 0 E: 0 K: 1 S: 6 H: 1 LOB: 1 BB: 0 P: 6	R: 2 E: 0 K: 0 S: 3 H: 1 LOB: 0 BB: 1 P: 7	1B: 2 2B: 0 3B: 0 HR: 1 SF: 0 SAC: 1 DP: 1 HBP: 1						

PITCHER	IP	WLS	BF	H	R	ER	SO	BB	IBB	HBP	BLK	WP	HR	S	P	ERA	WHIP
Dean Chance, R (1, 1) ERA: 3.31	8.2	L	32	3	2	2	6	3	0	1	0	0	1	40	53	2.08	0.692

PITCHER	IP	WLS	BF	H	R	ER	SO	BB	IBB	HBP	BLK	WP	HR	S	P	ERA	WHIP

BOTTOM

California Angels @ Detroit Tigers

Tiger Stadium, Detroit, MI

Wed Sep 21 1966, 7:05 PM EDT

Att. 4,699 - Unknown

livebaseballscorecards.com

AB	27
R	2
H	3
RBI	2
BB	3
SO	6
LOB	11

California Angels @ Detroit Tigers

Tiger Stadium, Detroit, MI

Thu Sep 22 1966, 4:33 AM EDT

Unknown

TOP

Batter	1	2	3	4	5	6	7	8	9	AB	R	H	RBI	BB	SO	LOB
Paul Schaal, R (1, 5) OBP: 0.376, SLG: 0.390	SSS 0-3 ① K	SSS 0-3 ③ K		x 0-0 ① L8		x 0-0 3B 2B		x 0-0 ② F2		5	1	1	0	0	2	2
Jay Johnstone, L (1, 7) OBP: 0.308, SLG: 0.398	x 0-0 BB 1B		x 0-0 1B 1B	x 0-0 PB 1B		x 0-0 2-H SF8 3B		SSS 0-3 ③ K		5	1	4	1	0	1	0
Jim Fregosi, R (1, 6) OBP: 0.318, SLG: 0.390	BBBB 4-0 1-2 BB	x 0-0 ① 1-2 BB 1B 1B	SSS 0-3 ② 1-2 K	x 0-0 ② SF8 3-H			x 0-0 BB E 1B			3	2	2	1	1	1	1
Jose Cardenal, R (1, 8) OBP: 0.321, SLG: 0.398	SSS 0-3 ② K	x 0-0 ② F5	H 1-0 HBP	x 0-0 S 1B			x 0-0 ① F5			4	0	1	0	0	1	4
Joe Adcock, R (1, 3) OBP: 0.365, SLG: 0.606 Charlie Vinson, L (9, PH) (9, 3)	SSS 0-3 ③ K	BBBB 4-0 1-2 1B 1B BB	SSS 0-3 ③ K2-3			SSS 0-3 ③ 1-2 K			BBBB 4-0 1-2 FC5-4 BB	3 0	1 0	0 0	0 0	1 1	3 0	5 0
Bubba Morton, R (1, 9) OBP: 0.310, SLG: 0.321		x 0-0 6-3 1B	x 0-0 1B 1B 1-2 2-H 1B		SSS 0-3 ① K		x 0-0 ① 6-3		x 0-0 ② 1-2f 2-H FC5-4	5	0	2	1	0	1	1
Buck Rodgers, S (1, 2) OBP: 0.279, SLG: 0.343		x 0-0 ① 1-2 6-3	x 0-0 1B 1-2 2-H 1B		x 0-0 ② 3-1		SSS 0-3 ② K		x 0-0 ③ F9	5	0	1	1	0	1	2
Bobby Knoop, R (1, 4) OBP: 0.274, SLG: 0.384		x 0-0 ② F6	x 0-0 1-2 2-3 1B		SSS 0-3 ③ K		SSS 0-3 ③ K			4	0	1	0	0	2	1
Fred Newman, R (1, 1) OBP: 0.250, SLG: 0.200		BBBB 4-0 BB	x 0-0 ③ L8			x 0-0 ① 6-3		x 0-0 ① 4-3		0	0	0	0	1	0	0
George Brunet, R (2, 1) OBP: 0.134, SLG: 0.169										1	0	0	0	0	0	3
Bill Kelso, R (3, 1)										1	0	0	0	0	0	0
Norm Siebern, L (8, PH) OBP: 0.363, SLG: 0.340										1	0	0	0	0	0	0
Bob Lee, R (8, 1)										0	0	0	0	0	0	0
Inning Stats	R: 0 E: 0 K: 3 S: 10 H: 1 LOB: 2 BB: 1 P: 14	R: 0 E: 0 K: 1 S: 6 H: 1 LOB: 2 BB: 1 P: 10	R: 2 E: 0 K: 0 S: 7 H: 5 LOB: 3 BB: 1 P: 11	R: 0 E: 0 K: 2 S: 8 H: 1 LOB: 2 BB: 0 P: 9	R: 0 E: 0 K: 2 S: 7 H: 0 LOB: 0 BB: 0 P: 7	R: 2 E: 0 K: 1 S: 8 H: 3 LOB: 1 BB: 0 P: 8	R: 0 E: 0 K: 2 S: 7 H: 0 LOB: 0 BB: 0 P: 7	R: 0 E: 0 K: 1 S: 5 H: 0 LOB: 0 BB: 0 P: 5	R: 1 E: 1 K: 0 S: 4 H: 1 LOB: 1 BB: 1 P: 8	1B: 10 2B: 1 3B: 1 HR: 0 SF: 1 SAC: 0 DP: 0 HBP: 1						

AB	37
R	5
H	12
RBI	4
BB	4
SO	12
LOB	19

WP: 0 PB: 1 SB: 1 CS: 0 PA: 43

livebaseballscorecards.com

PITCHER		IP	WLS	BF	H	R	ER	SO	BB	IBB	HBP	BLK	WP	HR	S	P	ERA	WHIP
Mickey Lolich, L ERA: 4.79	(1, 1)	2.2	L	16	6	2	2	4	3	0	0	0	0	0	21	33	6.75	3.375
Joe Sparma, R ERA: 5.42	(3, 1)	3.1		16	5	2	2	5	0	0	1	0	0	0	25	26	5.40	1.500
Fred Gladding, R ERA: 3.5	(7, 1)	2.0		6	0	0	0	3	0	0	0	0	0	0	12	12	0.00	0.000
Larry Sherry, R ERA: 3.63	(9, 1)	1.0		5	1	1	0	0	1	0	0	0	0	0	4	8	0.00	2.000

PITCHER		IP	WLS	BF	H	R	ER	SO	BB	IBB	HBP	BLK	WP	HR	S	P	ERA	WHIP

Batter	1	2	3	4	5	6	7	8	9	AB	R	H	RBI	BB	SO	LOB
Dick McAuliffe, L (1, 6) OBP: 0.377, SLG: 0.508	F5	L9		BB		HBP		F6		3	0	0	0	1	0	3
Jerry Lumpe, L (1, 4) OBP: 0.279, SLG: 0.295	4-3		G3	L8		BB		2B		4	0	1	0	1	0	1
Dick Tracewski, R (8, PR) OBP: 0.246, SLG: 0.211 (9, 4)										0	0	0	0	0	0	0
Norm Cash, L (1, 3) OBP: 0.350, SLG: 0.472	BB		HR	K		F7		F8		4	1	1	1	1	1	4
Al Kaline, R (1, 8) OBP: 0.390, SLG: 0.529	L5-3		1B BB 1B		1B	L8		BB		4	1	2	0	1	0	1
Willie Horton, R (1, 7) OBP: 0.325, SLG: 0.497		BB	F4		F7	F9		F3		4	0	0	0	1	0	3
Jim Northrup, L (1, 9) OBP: 0.324, SLG: 0.470		1-3 1B	1B BB		F7	3B		1B		4	1	3	0	1	0	1
Don Wert, R (1, 5) OBP: 0.341, SLG: 0.376		1-3	1B		K	1B		G4-6-3		5	0	3	2	0	1	3
Bill Freehan, R (1, 2) OBP: 0.292, SLG: 0.353		IBB	K			F4		G4-6-3		4	0	0	0	1	2	6
Mickey Lolich, S (1, 1) OBP: 0.221, SLG: 0.177		K		1-3		K		F3		1	0	0	0	0	1	3
Joe Sparma, R (3, 1) OBP: 0.217, SLG: 0.261										1	0	0	0	0	0	0
Orlando McFarlane, R (6, PH) OBP: 0.304, SLG: 0.421										1	0	0	0	0	1	0
Fred Gladding, L (7, 1)										0	0	0	0	0	0	0
Gates Brown, L (8, PH) OBP: 0.331, SLG: 0.433										1	0	0	0	0	0	0
Larry Sherry, R (9, 1) OBP: 0.444, SLG: 0.667										0	0	0	0	0	0	0
Inning Stats	R: 0 E: 0 K: 0 S: 3 H: 0 LOB: 1 BB: 1 P: 7	R: 0 E: 0 K: 1 S: 6 H: 1 LOB: 3 BB: 2 P: 14	R: 1 E: 0 K: 1 S: 8 H: 3 LOB: 3 BB: 1 P: 12	R: 0 E: 0 K: 1 S: 5 H: 0 LOB: 1 BB: 1 P: 9	R: 0 E: 0 K: 1 S: 6 H: 1 LOB: 1 BB: 0 P: 6	R: 0 E: 0 K: 1 S: 5 H: 0 LOB: 2 BB: 1 P: 10	R: 1 E: 0 K: 1 S: 7 H: 2 LOB: 1 BB: 0 P: 7	R: 0 E: 0 K: 0 S: 4 H: 1 LOB: 1 BB: 0 P: 4	R: 1 E: 0 K: 0 S: 4 H: 2 LOB: 1 BB: 1 P: 8	1B: 7 2B: 1 3B: 1 HR: 1 SF: 0 SAC: 0 DP: 1 HBP: 1	WP: 0 PB: 0 SB: 0 CS: 0 PA: 44					

PITCHER		IP	WLS	BF	H	R	ER	SO	BB	IBB	HBP	BLK	WP	HR	S	P	ERA	WHIP
Fred Newman, R ERA: 4.73	(1, 1)	1.0		5	0	0	0	0	2	0	0	0	0	0	3	11	0.00	2.000
George Brunet, L ERA: 3.42	(2, 1)	1.2		10	3	1	1	1	1	1	0	0	0	1	10	18	5.40	2.400
Bill Kelso, R ERA: 2.16	(3, 1)	4.1	W	20	4	1	1	5	2	0	1	0	0	0	27	36	2.08	1.385
Bob Lee, R ERA: 2.56	(8, 1)	2.0	S	9	3	1	1	0	1	0	0	0	0	0	8	12	4.50	2.000

PITCHER	IP	WLS	BF	H	R	ER	SO	BB	IBB	HBP	BLK	WP	HR	S	P	ERA	WHIP

BOTTOM

California Angels @ Detroit Tigers

Tiger Stadium, Detroit, MI

Thu Sep 22 1966, 4:33 AM EDT

Unknown

livebaseballscorecards.com

AB	36
R	3
H	10
RBI	3
BB	7
SO	6
LOB	25

Batter	1	2	3	4	5	6	7	8	9	AB	R	H	RBI	BB	SO	LOB
Paul Schaal, R (1, 5) OBP: 0.375, SLG: 0.388	F8		1B		5-3			6-3		4	0	1	0	0	0	0
Jay Johnstone, L (1, 7) Ramon Lopez, R (5, 1) Frank Malzone, R (8, PH) OBP: 0.250, SLG: 0.279 Jim Coates, R (8, 1) OBP: 0.091, SLG: 0.091	3-1		K		K			F8		3 0 1 0	0 0 0 0	0 0 0 0	0 0 0 0	0 0 0 0	2 0 0 0	1 0 0 0
Jim Fregosi, R (1, 6) OBP: 0.319, SLG: 0.390	BB		F7			F8		1B		3	0	1	0	1	0	1
Jose Cardenal, R (1, 8) OBP: 0.320, SLG: 0.397	4-3		F4			G5-4-3 1B		F8		4	0	1	0	0	0	3
Bubba Morton, R (1, 9) OBP: 0.273, SLG: 0.281		6-3		F9		G5-4-3 1-2f			6-3	4	0	0	0	0	0	1
Buck Rodgers, S (1, 2) OBP: 0.281, SLG: 0.343 Tom Egan, R (8, 2)		1B 1B		BB 5-3			K		5-3	2 1	0 0	1 0	0 0	1 0	1 0	0 0
Bobby Knoop, R (1, 4) OBP: 0.274, SLG: 0.383		1-3 1B		5-3 1-2			F9		5-3	4	0	1	0	0	0	1
Charlie Vinson, L (1, 3)		K		3-1			HBP			2	0	0	0	0	1	3
Jorge Rubio, R (1, 1) Lew Burdette, R (3, 1) OBP: 0.143, SLG: 0.143 Clyde Wright, R (4, 1) OBP: 0.111, SLG: 0.111 Jim Piersall, R (5, PH) OBP: 0.285, SLG: 0.254 (5, 7)		K			F8		F4			1 0 0 2	0 0 0 0	0 0 0 0	0 0 0 0	0 0 0 0	1 0 0 0	2 0 0 1
Inning Stats	R: 0 E: 0 K: 0 S: 3 H: 0 LOB: 1 BB: 1 P: 7	R: 0 E: 0 K: 2 S: 9 H: 2 LOB: 2 BB: 0 P: 9	R: 0 E: 0 K: 1 S: 6 H: 1 LOB: 1 BB: 0 P: 6	R: 0 E: 0 K: 0 S: 3 H: 0 LOB: 1 BB: 1 P: 7	R: 0 E: 0 K: 1 S: 5 H: 0 LOB: 0 BB: 0 P: 5	R: 0 E: 0 K: 0 S: 3 H: 1 LOB: 0 BB: 0 P: 3	R: 0 E: 0 K: 1 S: 5 H: 0 LOB: 1 BB: 0 P: 6	R: 0 E: 0 K: 0 S: 4 H: 1 LOB: 1 BB: 0 P: 4	R: 0 E: 0 K: 0 S: 3 H: 0 LOB: 0 BB: 0 P: 3	1B: 5 2B: 0 3B: 0 HR: 0	SF: 0 SAC: 0 DP: 1 HBP: 1						

PITCHER	IP	WLS	BF	H	R	ER	SO	BB	IBB	HBP	BLK	WP	HR	S	P	ERA	WHIP
Johnny Podres, L (1, 1) ERA: 3.11	9.0	W	34	5	0	0	5	2	0	1	0	0	0	41	50	0.00	0.778

PITCHER	IP	WLS	BF	H	R	ER	SO	BB	IBB	HBP	BLK	WP	HR	S	P	ERA	WHIP

TOP

California Angels @ Detroit Tigers

Tiger Stadium, Detroit, MI

Thu Sep 22 1966, 4:38 AM EDT

Att. 3,865 - Unknown

livebaseballscorecards.com

AB	31
R	0
H	5
RBI	0
BB	2
SO	5
LOB	13

WP: 0 PB: 0 SB: 0 CS: 0 PA: 34

California Angels @ Detroit Tigers

Tiger Stadium, Detroit, MI

Thu Sep 22 1966, 4:38 AM EDT

Att. 3,865 - Unknown

BOTTOM

Batter	1	2	3	4	5	6	7	8	9	AB	R	H	RBI	BB	SO	LOB
Jake Wood, R (1, 4) OBP: 0.347, SLG: 0.369	BBBB 4-0 2B BB		BBBB 4-0 1B 1B BB	x 0-0 S 1B 2-H 3-H 1B			x 0-0 ① F8	BBBB 4-0 WP BB		2	3	1	2	3	0	0
Dick Tracewski, R (9, 4) OBP: 0.246, SLG: 0.211										0	0	0	0	0	0	0
Dick McAuliffe, L (1, 6) OBP: 0.377, SLG: 0.506	x 0-0 ① F9		x 0-0 1B 1-3 1B	x 0-0 1-H 1B			x 0-0 ② F6 SSS	0-3 ③ K 1-2 2-3		5	0	2	1	0	1	3
Norm Cash, L (1, 3) OBP: 0.352, SLG: 0.474	x 0-0 1-H 2B		x 0-0 G4-6-3 1-2 3-H 1B	x 0-0 ③ 4-3			BBBB 4-0 FC6-4 BB			3	0	2	2	1	0	1
Willie Horton, R (1, 7) OBP: 0.324, SLG: 0.494	x 0-0 ② 5-3		x 0-0 ① F9		BBBB 4-0 G5-4-3 BB		x 0-0 ③ FC6-4 1-2f			3	0	0	0	1	0	4
Jim Northrup, L (1, 9) OBP: 0.321, SLG: 0.465	x 0-0 ③ 4-3		x 0-0 ②③ G4-6-3 1-2f		x 0-0 ① F5			x 0-0 ① G3		4	0	0	0	0	0	4
Don Wert, R (1, 5) OBP: 0.342, SLG: 0.376		x 0-0 ① F5		x 0-0 6-3 1B 1B 1B	x 0-0 ②③ G5-4-3 1-2f			BBBB 4-0 E 2B BB		3	2	1	0	1	0	1
Mickey Stanley, R (1, 8) OBP: 0.339, SLG: 0.422		BBBB 4-0 5-3 BB		x 0-0 6-3 1-2 1B 1B		x 0-0 ① 3-1		x 0-0 E6 1-2 2B		3	2	1	0	1	0	1
Orlando McFarlane, R (1, 2) OBP: 0.295, SLG: 0.408		x 0-0 ② 5-3 1-2		x 0-0 ① 6-3 1-2 2-3		x 0-0 ② 6-3		SSS 0-3 ② K		4	0	0	0	0	1	5
Johnny Podres, L (1, 1) OBP: 0.281, SLG: 0.333		x 0-0 ③ G3		x 0-0 ② G3		x 0-0 ③ 4-3		x 0-0 WP 1-H 2-H 2B		4	0	1	2	0	0	3
Inning Stats	R: 1 H: 1 E: 0 LOB: 1 K: 0 BB: 1 S: 4 P: 8	R: 0 H: 0 E: 0 LOB: 1 K: 0 BB: 1 S: 3 P: 7	R: 1 H: 2 E: 0 LOB: 1 K: 0 BB: 1 S: 4 P: 8	R: 3 H: 4 E: 0 LOB: 1 K: 0 BB: 0 S: 7 P: 7	R: 0 H: 0 E: 0 LOB: 0 K: 0 BB: 1 S: 2 P: 6	R: 0 H: 0 E: 0 LOB: 0 K: 0 BB: 0 S: 3 P: 3	R: 0 H: 0 E: 0 LOB: 1 K: 0 BB: 1 S: 3 P: 7	R: 2 H: 1 E: 1 LOB: 2 K: 2 BB: 2 S: 9 P: 17		1B: 6 SF: 0 2B: 2 SAC: 0 3B: 0 DP: 2 HR: 0 HBP: 0						

livebaseballscorecards.com

AB	31
R	7
H	8
RBI	7
BB	7
SO	2
LOB	22

PITCHER		IP	WLS	BF	H	R	ER	SO	BB	IBB	HBP	BLK	WP	HR	S	P	ERA	WHIP
Jorge Rubio, R ERA: 6.17	(1, 1)	2.0	L	12	3	2	2	0	3	0	0	0	0	0	9	21	9.00	3.000
Lew Burdette, R ERA: 3.48	(3, 1)	1.2		8	4	3	3	0	0	0	0	0	0	0	8	8	16.20	2.400
Clyde Wright, L ERA: 3.56	(4, 1)	0.1		1	0	0	0	0	0	0	0	0	0	0	1	1	0.00	0.000
Ramon Lopez, R ERA: 5.14	(5, 1)	3.0		10	0	0	0	0	2	0	0	0	0	0	8	16	0.00	0.667
Jim Coates, R ERA: 3.98	(8, 1)	1.0		7	1	2	0	2	2	0	0	0	1	0	9	17	0.00	3.000

PITCHER	IP	WLS	BF	H	R	ER	SO	BB	IBB	HBP	BLK	WP	HR	S	P	ERA	WHIP

Baltimore Orioles @ California Angels

Anaheim Stadium, Anaheim, CA

Fri Sep 23 1966, 10:05 PM EDT

Att. 17,874 - Unknown

livebaseballscorecards.com

Batter	1	2	3	4	5	6	7	8	9	AB	R	H	RBI	BB	SO	LOB
Mark Belanger, R (1, 6) OBP: 0.167, SLG: 0.167	5-3		K			B1		F5		4	0	0	0	0	1	1
Curt Blefary, L (1, 3) OBP: 0.373, SLG: 0.466	K			K		3B		K		4	0	1	0	0	3	0
Bob Johnson, R (1, 5) OBP: 0.280, SLG: 0.271	6-3			1B BB		G3			F9	3	0	0	0	1	0	1
Paul Blair, R (1, 8) OBP: 0.297, SLG: 0.404		1-3		F9		K			6-3	4	0	0	0	0	1	2
Davey Johnson, R (1, 4) OBP: 0.300, SLG: 0.353		4-3		1-2 1B			BB		2B	3	0	2	0	1	0	0
Woodie Held, R (1, 7) OBP: 0.315, SLG: 0.321		K		K			K		K	4	0	0	0	0	4	4
Sam Bowens, R (1, 9) OBP: 0.280, SLG: 0.335			6-3		5-3		K			3	0	0	0	0	1	1
Larry Haney, R (1, 2) OBP: 0.204, SLG: 0.250			E6 SH1		F6		1-3			3	0	0	0	0	0	1
Steve Barber, L (1, 1) OBP: 0.068, SLG: 0.068			SH1 1-2		K			K		1	0	0	0	0	1	0
Frank Bertaina, L (6, 1) OBP: 0.167, SLG: 0.118										1	0	0	0	0	1	0

Inning Stats	1	2	3	4	5	6	7	8	9		
	R: 0 H: 0	R: 0 H: 0	R: 0 H: 0	R: 0 H: 1	R: 0 H: 0	R: 0 H: 1	R: 0 H: 0	R: 0 H: 0	R: 0 H: 1	1B: 1 SF: 0	WP: 0 PA: 33
	E: 0 LOB: 0	E: 0 LOB: 0	E: 1 LOB: 1	E: 0 LOB: 2	E: 0 LOB: 0	E: 0 LOB: 1	E: 0 LOB: 1	E: 0 LOB: 0	E: 0 LOB: 1	2B: 1 SAC: 1	PB: 0
	K: 1 BB: 0	K: 1 BB: 0	K: 1 BB: 0	K: 2 BB: 1	K: 1 BB: 0	K: 1 BB: 0	K: 2 BB: 1	K: 2 BB: 0	K: 1 BB: 0	3B: 1 DP: 0	SB: 0
	S: 5 P: 5	S: 5 P: 5	S: 6 P: 6	S: 8 P: 12	S: 5 P: 5	S: 6 P: 6	S: 7 P: 11	S: 7 P: 7	S: 6 P: 6	HR: 0 HBP: 0	CS: 0

PITCHER	IP	WLS	BF	H	R	ER	SO	BB	IBB	HBP	BLK	WP	HR	S	P	ERA	WHIP
Marcelino Lopez, L (1, 1) ERA: 3.98	9.0	W	33	3	0	0	12	2	0	0	0	0	0	55	63	0.00	0.556

PITCHER	IP	WLS	BF	H	R	ER	SO	BB	IBB	HBP	BLK	WP	HR	S	P	ERA	WHIP

AB	30
R	0
H	3
RBI	0
BB	2
SO	12
LOB	10

Baltimore Orioles @ California Angels

Anaheim Stadium, Anaheim, CA

Fri Sep 23 1966, 10:05 PM EDT

Att. 17,874 - Unknown

BOTTOM

Batter	1	2	3	4	5	6	7	8	9	AB	R	H	RBI	BB	SO	LOB
Paul Schaal, R (1, 5) OBP: 0.372, SLG: 0.384	5-3		L5			4-3		F4		4	0	0	0	0	0	1
Jay Johnstone, L (1, 7) OBP: 0.299, SLG: 0.386	3-1			F7		4-3		4-3		4	0	0	0	0	0	0
Jim Fregosi, R (1, 6) OBP: 0.320, SLG: 0.389	K			BB		5-3		1B		3	0	1	0	1	1	0
Jose Cardenal, R (1, 8) OBP: 0.320, SLG: 0.395		K		1-3			BB	F9		3	1	0	0	1	1	2
Bubba Morton, R (1, 9) OBP: 0.257, SLG: 0.265		4-3		F5			SH1-4			2	0	0	0	0	0	1
Buck Rodgers, S (1, 2) OBP: 0.279, SLG: 0.341		K			6-3		L6			3	0	0	0	0	1	1
Bobby Knoop, R (1, 4) OBP: 0.275, SLG: 0.381			5-3		K		BB			2	1	0	0	1	1	0
Charlie Vinson, L (1, 3) OBP: 0.500, SLG: 0.286			BB		BB		WP			1	0	1	2	2	0	0
Marcelino Lopez, R (1, 1) OBP: 0.233, SLG: 0.228			K		K		K			3	0	0	0	0	3	3
Inning Stats	R: 0 E: 0 K: 1 S: 5 H: 0 LOB: 0 BB: 0 P: 5	R: 0 E: 0 K: 2 S: 7 H: 0 LOB: 0 BB: 0 P: 7	R: 0 E: 0 K: 1 S: 5 H: 0 LOB: 1 BB: 1 P: 9	R: 0 E: 1 K: 0 S: 3 H: 0 LOB: 1 BB: 1 P: 7	R: 0 E: 0 K: 2 S: 7 H: 0 LOB: 1 BB: 1 P: 11	R: 0 E: 0 K: 0 S: 3 H: 0 LOB: 0 BB: 0 P: 3	R: 2 E: 0 K: 1 S: 6 H: 1 LOB: 1 BB: 2 P: 14	R: 0 E: 0 K: 0 S: 4 H: 1 LOB: 1 BB: 0 P: 4		1B: 1 2B: 1 3B: 0 HR: 0 SF: 0 SAC: 1 DP: 0 HBP: 0							

	AB	25
	R	2
	H	2
	RBI	2
	BB	5
	SO	7
	LOB	8

WP: 1 PB: 0 SB: 0 CS: 0 PA: 31

livebaseballscorecards.com

PITCHER		IP	WLS	BF	H	R	ER	SO	BB	IBB	HBP	BLK	WP	HR	S	P	ERA	WHIP
Steve Barber, L ERA: 2.31	(1, 1)	5.0		18	0	0	0	6	3	0	0	0	0	0	27	39	0.00	0.600
Frank Bertaina, L ERA: 3.19	(6, 1)	3.0	L	13	2	2	2	1	2	0	0	0	1	0	13	21	6.00	1.333

PITCHER	IP	WLS	BF	H	R	ER	SO	BB	IBB	HBP	BLK	WP	HR	S	P	ERA	WHIP

Batter	1	2	3	4	5	6	7	8	9	AB	R	H	RBI	BB	SO	LOB
Mark Belanger, R (1, 6) OBP: 0.100, SLG: 0.100	4-3		6-3			6-3	4-3			4	0	0	0	0	0	0
Curt Blefary, L (1, 7) OBP: 0.374, SLG: 0.474	4-3			F7		E 3B 1B	HR			4	2	2	1	0	0	0
Bob Johnson, R (1, 5) OBP: 0.280, SLG: 0.270	1B			F6		E4 BB 3B 1-3	G3			4	1	1	0	0	0	1
Davey Johnson, R (1, 4) OBP: 0.301, SLG: 0.352	K			BB		3B BB 1-2		4-3		2	1	0	0	2	1	1
Mike Epstein, L (1, 3) OBP: 0.333, SLG: 0.667		G4-6-3 1B		4-3		1B 3B 1-H 2-H 3-H		K		4	1	2	3	0	1	1
Paul Blair, R (1, 8) OBP: 0.303, SLG: 0.412		G4-6-3 1-2f			4-3 SF9 2B	S 1B 3-H		CS 1B		4	1	3	1	0	0	1
Sam Bowens, R (1, 9) OBP: 0.279, SLG: 0.331		F8			4-3 2-3	K 1-2		CS 1-2	HBP	3	0	0	0	0	1	2
Andy Etchebarren, R (1, 2) OBP: 0.293, SLG: 0.366			K		SF9 3-H	5-3			K 1-2	2	0	0	1	0	1	1
Stu Miller, R (6, 1) OBP: 0.111, SLG: 0.111										0	0	0	0	0	0	0
Moe Drabowsky, R (8, 1) OBP: 0.391, SLG: 0.429										1	0	0	0	0	1	1
Wally Bunker, R (1, 1) OBP: 0.176, SLG: 0.170			F4		K		K		F4	2	0	0	0	0	1	0
Vic Roznovsky, L (6, 2) OBP: 0.320, SLG: 0.341										2	0	0	0	0	1	0
Inning Stats	R: 0 E: 0 K: 1 S: 6 H: 1 LOB: 1 BB: 0 P: 6	R: 0 E: 0 K: 0 S: 3 H: 1 LOB: 0 BB: 0 P: 3	R: 0 E: 0 K: 1 S: 5 H: 0 LOB: 0 BB: 0 P: 5	R: 0 E: 0 K: 0 S: 3 H: 0 LOB: 1 BB: 1 P: 7	R: 1 E: 0 K: 1 S: 6 H: 1 LOB: 0 BB: 0 P: 6	R: 4 E: 1 K: 1 S: 9 H: 3 LOB: 1 BB: 1 P: 13	R: 1 E: 0 K: 1 S: 6 H: 1 LOB: 0 BB: 0 P: 6	R: 0 E: 0 K: 1 S: 5 H: 1 LOB: 0 BB: 0 P: 5	R: 0 E: 0 K: 1 S: 4 H: 0 LOB: 0 BB: 0 P: 5	1B: 5 2B: 1 3B: 1 HR: 1 SF: 1 SAC: 0 DP: 1 HBP: 1	WP: 0 PB: 0 SB: 1 CS: 2 PA: 37					

PITCHER		IP	WLS	BF	H	R	ER	SO	BB	IBB	HBP	BLK	WP	HR	S	P	ERA	WHIP
Clyde Wright, L ERA: 3.74	(1, 1)	5.1	L	23	5	5	4	3	2	0	0	0	0	0	27	35	6.75	1.312
Minnie Rojas, R ERA: 2.92	(6, 1)	1.2		7	2	1	1	2	0	0	0	0	0	1	11	11	5.40	1.200
Jack Sanford, R ERA: 3.91	(8, 1)	2.0		6	1	0	0	2	0	0	1	0	0	0	9	10	0.00	0.500

PITCHER	IP	WLS	BF	H	R	ER	SO	BB	IBB	HBP	BLK	WP	HR	S	P	ERA	WHIP

TOP

Baltimore Orioles @ California Angels

Anaheim Stadium, Anaheim, CA

Sat Sep 24 1966, 10:05 PM EDT

Att. 22,540 - Unknown

livebaseballscorecards.com

AB	32
R	6
H	8
RBI	6
BB	2
SO	7
LOB	8

Baltimore Orioles @ California Angels

Anaheim Stadium, Anaheim, CA

Sat Sep 24 1966, 10:05 PM EDT

Att. 22,540 - Unknown

BOTTOM

Batter	1	2	3	4	5	6	7	8	9	AB	R	H	RBI	BB	SO	LOB
Paul Schaal, R (1, 5) OBP: 0.371, SLG: 0.381	4-3		6-3		BB, E 1B		G6-3, 1-2f			3	1	0	0	1	0	1
Jay Johnstone, L (1, 7) OBP: 0.298, SLG: 0.383	F2		F5		E9, 1-H, 2-H, 3-H, 1B		F6			4	0	1	2	0	0	0
Jim Fregosi, R (1, 6) OBP: 0.320, SLG: 0.387	BB, S			G3	5-3			K		3	0	0	0	1	1	1
Jose Cardenal, R (1, 8) OBP: 0.319, SLG: 0.393	BB, 1-2			F9	6-3			1-3		3	0	0	0	1	0	1
Buck Rodgers, S (1, 2) OBP: 0.281, SLG: 0.342	F4			1B		6-3, 1B		F9		4	0	2	0	0	0	2
Charlie Vinson, L (1, 3) OBP: 0.375, SLG: 0.182		4-3		1-3		K			K	4	0	0	0	0	2	2
Bubba Morton, R (1, 9) OBP: 0.256, SLG: 0.263		1-6-3			2B, 1B, 1B	6-3, 1-2			F4	4	1	1	0	0	0	1
Bobby Knoop, R (1, 4) OBP: 0.274, SLG: 0.382		4-3			1-3, 1B, 2B	K			5-3	4	1	1	0	0	1	1
Clyde Wright, R (1, 1) OBP: 0.103, SLG: 0.103			4-3		K		G6-3, 1B			2	0	0	0	0	1	2
Minnie Rojas, R (6, 1) OBP: 0.133, SLG: 0.143										0	0	0	0	0	0	0
Al Spangler, L (7, PH) OBP: 0.500, SLG: 0.400										1	0	1	0	0	0	0
Jack Sanford, R (8, 1) OBP: 0.200, SLG: 0.227										0	0	0	0	0	0	0
Inning Stats	R: 0 E: 0 K: 0 S: 3 H: 0 LOB: 2 BB: 2 P: 11	R: 0 E: 0 K: 0 S: 3 H: 0 LOB: 0 BB: 0 P: 3	R: 0 E: 0 K: 0 S: 3 H: 0 LOB: 0 BB: 0 P: 3	R: 0 E: 0 K: 0 S: 4 H: 1 LOB: 1 BB: 0 P: 4	R: 3 E: 1 K: 1 S: 8 H: 3 LOB: 1 BB: 1 P: 12	R: 0 E: 0 K: 2 S: 8 H: 1 LOB: 1 BB: 0 P: 8	R: 0 E: 0 K: 0 S: 3 H: 1 LOB: 0 BB: 0 P: 3	R: 0 E: 0 K: 1 S: 5 H: 0 LOB: 0 BB: 0 P: 5	R: 0 E: 0 K: 1 S: 5 H: 0 LOB: 0 BB: 0 P: 5	1B: 5 2B: 1 3B: 0 HR: 0 SF: 0 SAC: 0 DP: 1 HBP: 0						

PITCHER		IP	WLS	BF	H	R	ER	SO	BB	IBB	HBP	BLK	WP	HR	S	P	ERA	WHIP
Wally Bunker, R ERA: 4.45	(1, 1)	5.0	W	22	4	3	2	1	3	0	0	0	0	0	21	33	3.60	1.400
Stu Miller, R ERA: 2.3	(6, 1)	2.0		7	2	0	0	2	0	0	0	0	0	0	11	11	0.00	1.000
Moe Drabowsky, R ERA: 2.87	(8, 1)	2.0	S	6	0	0	0	2	0	0	0	0	0	0	10	10	0.00	0.000

PITCHER	IP	WLS	BF	H	R	ER	SO	BB	IBB	HBP	BLK	WP	HR	S	P	ERA	WHIP

AB	32
R	3
H	6
RBI	2
BB	3
SO	5
LOB	11

livebaseballscorecards.com

Baltimore Orioles @ California Angels

Anaheim Stadium, Anaheim, CA

Sun Sep 25 1966, 6:33 AM EDT

Att. 14,785 - Unknown

TOP

livebaseballscorecards.com

Batter	1	2	3	4	5	6	7	8	9	AB	R	H	RBI	BB	SO	LOB
Russ Snyder, L (1, 8) (6, 9) OBP: 0.369, SLG: 0.412	F8		K			1B 2B		F9		4	1	1	0	0	1	1
Bob Johnson, R (1, 4) OBP: 0.273, SLG: 0.263	F8		F6			K		4-3		4	0	0	0	0	1	2
Frank Robinson, R (1, 9) OBP: 0.411, SLG: 0.642	1B			F8		5-3		E5		3	0	1	0	0	0	1
Paul Blair, R (6, 8) OBP: 0.302, SLG: 0.410										1	0	0	0	0	0	0
Brooks Robinson, R (1, 5) OBP: 0.332, SLG: 0.447	F2			5-3		2-H 1B		K		3	0	1	1	0	0	1
Woodie Held, R (6, 5) OBP: 0.311, SLG: 0.316										1	0	0	0	0	1	1
Boog Powell, L (1, 3) OBP: 0.373, SLG: 0.536		K		6-3		4-3			F9	3	0	0	0	0	1	1
Mike Epstein, L (6, 3) OBP: 0.286, SLG: 0.571										1	0	0	0	0	0	0
Curt Blefary, L (1, 7) OBP: 0.375, SLG: 0.476		G5-4-3 1B			4-3		K		2B	4	0	2	0	0	1	0
Vic Roznovsky, L (1, 2) OBP: 0.317, SLG: 0.330		G5-4-3 1-2f			4-3		4-3 HBP		F3	3	0	0	0	0	0	2
Mark Belanger, R (1, 6) OBP: 0.143, SLG: 0.143			B1-3		1B		4-3 1-2		6-3	4	0	1	0	0	0	2
Tom Phoebus, R (1, 1) OBP: 0.286, SLG: 0.167			BB		K		4-3			0	0	0	0	1	0	0
Charlie Lau, L (5, PH) OBP: 0.588, SLG: 0.833										1	0	0	0	0	1	1
Eddie Watt, R (5, 1) OBP: 0.304, SLG: 0.444										0	0	0	0	0	0	0
Sam Bowens, R (7, PH) OBP: 0.278, SLG: 0.329										1	0	0	0	0	0	1
Eddie Fisher, R (7, 1) OBP: 0.143, SLG: 0.214										0	0	0	0	0	0	0
Inning Stats	R: 0 E: 0 K: 0 S: 4 H: 1 LOB: 1 BB: 0 P: 4	R: 0 E: 0 K: 1 S: 5 H: 1 LOB: 0 BB: 0 P: 5	R: 0 E: 0 K: 1 S: 5 H: 0 LOB: 1 BB: 1 P: 9	R: 0 E: 0 K: 0 S: 3 H: 0 LOB: 0 BB: 0 P: 3	R: 0 E: 0 K: 1 S: 6 H: 1 LOB: 1 BB: 0 P: 6	R: 1 E: 0 K: 1 S: 7 H: 2 LOB: 1 BB: 0 P: 7	R: 0 E: 0 K: 1 S: 5 H: 0 LOB: 1 BB: 0 P: 6	R: 0 E: 1 K: 1 S: 6 H: 0 LOB: 1 BB: 0 P: 6	R: 0 E: 0 K: 0 S: 4 H: 1 LOB: 1 BB: 0 P: 4	1B: 4 2B: 2 3B: 0 HR: 0	SF: 0 SAC: 0 DP: 1 HBP: 1						

	AB	33
	R	1
	H	6
	RBI	1
	BB	1
	SO	6
	LOB	13

WP: 0 PB: 0 SB: 0 CS: 0 PA: 35

PITCHER	IP	WLS	BF	H	R	ER	SO	BB	IBB	HBP	BLK	WP	HR	S	P	ERA	WHIP
Dean Chance, R (1, 1) ERA: 3.23	9.0	W	35	6	1	1	6	1	0	1	0	0	0	45	50	1.00	0.778

PITCHER	IP	WLS	BF	H	R	ER	SO	BB	IBB	HBP	BLK	WP	HR	S	P	ERA	WHIP

Baltimore Orioles @ California Angels

Anaheim Stadium, Anaheim, CA

Sun Sep 25 1966, 6:33 AM EDT

Att. 14,785 - Unknown

BOTTOM

Batter	1	2	3	4	5	6	7	8	9	AB	R	H	RBI	BB	SO	LOB
Paul Schaal, R (1, 5) OBP: 0.370, SLG: 0.378	BBB 4-0 2B 1B BB		x 0-0 ① 6-3	x 0-0 ③ FC5-4 1-2f			x 0-0 ③ 6-3			3	1	0	0	1	0	2
Jay Johnstone, L (1, 7) OBP: 0.298, SLG: 0.385	x 0-0 1B 1-3 2B		x 0-0 ② F9		x 0-0 ① 4-3			x 0-0 ① G3		4	0	1	0	0	0	0
Jim Fregosi, R (1, 6) OBP: 0.321, SLG: 0.388	x 0-0 G6-3 2-3 3-H 1B		SSS 0-3 ③ K		x 0-0 G6-4-3 1B			x 0-0 E7 FC1		4	0	2	1	0	1	0
Jose Cardenal, R (1, 8) OBP: 0.321, SLG: 0.393	x 0-0 ① F4			x 0-0 WP S 1B 1B	x 0-0 ②③ G6-4-3 1-2f			BBBB 4-0 FC1 S HR BB		3	2	1	0	1	0	3
Buck Rodgers, S (1, 2) OBP: 0.279, SLG: 0.339	x 0-0 ②③ G6-3 1-2f			x 0-0 ① 1-3 1-3		x 0-0 ① 4-3		x 0-0 ② FC1 1-3 HR 3-H		4	1	0	0	0	0	5
Charlie Vinson, L (1, 3) OBP: 0.400, SLG: 0.467		x 0-0 ① F4		x 0-0 1B 3-H 1B 1B		SSS 0-3 ② K		x 0-0 2-H 3-H HR		4	2	2	4	0	1	0
Bubba Morton, R (1, 9) OBP: 0.279, SLG: 0.286		x 0-0 ② 6-3		x 0-0 1B 1-3 1B		x 0-0 ③ F9		x 0-0 1B 1B		4	0	2	0	0	0	0
Bobby Knoop, R (1, 4) OBP: 0.279, SLG: 0.385		x 0-0 1B		x 0-0 FC5-4 1-2 3-H 1B			BBBB 4-0 3-4 BB	x 0-0 1-2 1B		3	0	3	1	1	0	0
Dean Chance, R (1, 1) OBP: 0.065, SLG: 0.027		x 0-0 ③ 5-3		SSS 0-3 ② K			x 0-0 ①② SSS 3-4 1-2f	0-3 ③ K		4	0	0	0	0	2	6
Inning Stats	R: 1 H: 2 E: 0 LOB: 1 K: 0 BB: 1 S: 4 P: 8	R: 0 H: 1 E: 0 LOB: 1 K: 0 BB: 0 S: 4 P: 4	R: 0 H: 0 E: 0 LOB: 0 K: 1 BB: 0 S: 5 P: 5	R: 2 H: 4 E: 0 LOB: 2 K: 1 BB: 0 S: 9 P: 9	R: 0 H: 1 E: 0 LOB: 0 K: 0 BB: 0 S: 3 P: 3	R: 0 H: 0 E: 0 LOB: 0 K: 1 BB: 1 S: 5 P: 5	R: 0 H: 0 E: 0 LOB: 0 K: 0 BB: 1 S: 2 P: 6	R: 3 H: 3 E: 1 LOB: 2 K: 1 BB: 1 S: 9 P: 13		1B: 9 SF: 0 2B: 2 SAC: 0 3B: 0 DP: 3 HR: 1 HBP: 0						WP: 1 PA: 36 PB: 0 SB: 2 CS: 0	

livebaseballscorecards.com

	AB	33
	R	6
	H	11
	RBI	6
	BB	3
	SO	4
	LOB	16

PITCHER		IP	WLS	BF	H	R	ER	SO	BB	IBB	HBP	BLK	WP	HR	S	P	ERA	WHIP
Tom Phoebus, R ERA: 1.23	(1, 1)	4.0	L	19	7	3	3	2	1	0	0	0	1	0	22	26	6.75	2.000
Eddie Watt, R ERA: 3.85	(5, 1)	2.0		6	1	0	0	1	0	0	0	0	0	0	8	8	0.00	0.500
Eddie Fisher, R ERA: 2.51	(7, 1)	2.0		11	3	3	0	1	2	0	0	0	0	1	11	19	0.00	2.500

PITCHER	IP	WLS	BF	H	R	ER	SO	BB	IBB	HBP	BLK	WP	HR	S	P	ERA	WHIP

Detroit Tigers @ California Angels

Anaheim Stadium, Anaheim, CA

Mon Sep 26 1966, 10:05 PM EDT

Att. 7,447 - Unknown

livebaseballscorecards.com

TOP

Batter	1	2	3	4	5	6	7	8	9	AB	R	H	RBI	BB	SO	LOB
Jake Wood, R (1, 4) OBP: 0.342, SLG: 0.360	F8		BB		K		BB		K	3	0	0	0	2	2	3
Dick Tracewski, R (9, 4) OBP: 0.246, SLG: 0.211										0	0	0	0	0	0	0
Dick McAuliffe, L (1, 6) OBP: 0.372, SLG: 0.500	F9		F8		F4		K		1-3	5	0	0	0	0	1	6
Norm Cash, L (1, 3) OBP: 0.351, SLG: 0.473	BB			K		K		5-3		3	0	0	0	1	2	0
Al Kaline, R (1, 9) OBP: 0.390, SLG: 0.531	L8			L6-3		K		L7		4	0	0	0	0	1	1
Willie Horton, R (1, 7) OBP: 0.324, SLG: 0.488		G6-4-3 1B		1B		F7		FC6-4 1B		4	0	3	0	0	0	0
Don Wert, R (1, 5) OBP: 0.344, SLG: 0.378		G6-4-3 1-2f		6-3			5-3	FC6-4 1-2f		4	0	0	0	0	0	3
Mickey Stanley, R (1, 8) OBP: 0.336, SLG: 0.428		K			F9		WP 1B 2B		1B 3B	4	2	2	0	0	1	0
Bill Freehan, R (1, 2) OBP: 0.292, SLG: 0.352			F8		1B		BB 2-H 1B		5-3	4	0	2	1	0	0	1
Denny McLain, R (1, 1) OBP: 0.227, SLG: 0.207			K		1-2 1B		K		3-H 1B	3	0	1	0	0	2	1
Gates Brown, L (9, PH) OBP: 0.341, SLG: 0.441										1	0	1	1	0	0	0
Larry Sherry, R (9, 1) OBP: 0.444, SLG: 0.667										0	0	0	0	0	0	0
Inning Stats	R: 0 E: 0 K: 0 S: 3 H: 0 LOB: 1 BB: 1 P: 7	R: 0 E: 0 K: 1 S: 5 H: 1 LOB: 0 BB: 0 P: 5	R: 0 E: 0 K: 1 S: 5 H: 0 LOB: 1 BB: 1 P: 9	R: 0 E: 0 K: 1 S: 6 H: 1 LOB: 1 BB: 0 P: 6	R: 0 E: 0 K: 1 S: 7 H: 2 LOB: 2 BB: 0 P: 7	R: 0 E: 0 K: 2 S: 7 H: 0 LOB: 0 BB: 0 P: 7	R: 1 E: 0 K: 2 S: 9 H: 2 LOB: 2 BB: 1 P: 13	R: 0 E: 0 K: 0 S: 4 H: 1 LOB: 1 BB: 0 P: 4	R: 1 E: 0 K: 1 S: 7 H: 2 LOB: 1 BB: 0 P: 7	1B: 7 2B: 1 3B: 1 HR: 0 SF: 0 SAC: 0 DP: 1 HBP: 0						

	AB	35
	R	2
	H	9
	RBI	2
	BB	3
	SO	9
	LOB	15

WP: 1 PB: 0 SB: 0 CS: 0 PA: 38

PITCHER	IP	WLS	BF	H	R	ER	SO	BB	IBB	HBP	BLK	WP	HR	S	P	ERA	WHIP
Jorge Rubio, R (1, 1) ERA: 4.42	6.2		28	6	1	1	7	3	0	0	0	1	0	39	51	1.35	1.350
Bob Lee, R (7, 1) ERA: 2.59	2.1	L	10	3	1	1	2	0	0	0	0	0	0	14	14	3.86	1.286

PITCHER	IP	WLS	BF	H	R	ER	SO	BB	IBB	HBP	BLK	WP	HR	S	P	ERA	WHIP

Detroit Tigers @ California Angels

Anaheim Stadium, Anaheim, CA

Mon Sep 26 1966, 10:05 PM EDT

Att. 7,447 - Unknown

BOTTOM

Batter	1	2	3	4	5	6	7	8	9	AB	R	H	RBI	BB	SO	LOB
Paul Schaal, R (1, 5) OBP: 0.369, SLG: 0.375	L9		BB		F4			1-3		3	0	0	0	1	0	1
Jay Johnstone, L (1, 7) OBP: 0.293, SLG: 0.379	K		F7			K		F1		4	0	0	0	0	2	1
Jim Fregosi, R (1, 6) OBP: 0.323, SLG: 0.390	BB		5-3			1B		CS 1B		3	0	2	0	1	0	1
Charlie Vinson, L (1, 3) OBP: 0.333, SLG: 0.368	K			K		F8		CS 1-2	K	4	0	0	0	0	3	2
Jose Cardenal, R (1, 8) OBP: 0.320, SLG: 0.397		HR		L9		K			1-3	4	1	1	1	0	1	1
Buck Rodgers, S (1, 2) OBP: 0.277, SLG: 0.337		3-1		4-3			4-3		K	3	0	0	0	0	0	0
Norm Siebern, L (9, PH) OBP: 0.362, SLG: 0.339										1	0	0	0	0	1	0
Bubba Morton, R (1, 9) OBP: 0.261, SLG: 0.267		K			5-3		F8			3	0	0	0	0	1	0
Bobby Knoop, R (1, 4) OBP: 0.281, SLG: 0.386		F2			SH3-4 BB		1B			2	0	1	0	1	0	0
Jorge Rubio, R (1, 1)			6-3		SH3-4 1-2		G3			1	0	0	0	0	0	0
Bob Lee, R (7, 1)										1	0	0	0	0	0	1

livebaseballscorecards.com

AB	29
R	1
H	4
RBI	1
BB	3
SO	8
LOB	7

Inning Stats	1	2	3	4	5	6	7	8	9
	R: 0 H: 0 E: 0 LOB: 1 K: 2 BB: 1 S: 7 P: 11	R: 1 H: 1 E: 0 LOB: 0 K: 1 BB: 0 S: 6 P: 6	R: 0 H: 0 E: 0 LOB: 1 K: 0 BB: 1 S: 3 P: 7	R: 0 H: 0 E: 0 LOB: 0 K: 1 BB: 0 S: 5 P: 5	R: 0 H: 0 E: 0 LOB: 1 K: 0 BB: 1 S: 3 P: 7	R: 0 H: 1 E: 0 LOB: 1 K: 2 BB: 0 S: 8 P: 8	R: 0 H: 1 E: 0 LOB: 1 K: 0 BB: 0 S: 4 P: 4	R: 0 H: 1 E: 0 LOB: 0 K: 0 BB: 0 S: 3 P: 3	R: 0 H: 0 E: 0 LOB: 0 K: 2 BB: 0 S: 7 P: 7

PITCHER		IP	WLS	BF	H	R	ER	SO	BB	IBB	HBP	BLK	WP	HR	S	P	ERA	WHIP	PITCHER	IP	WLS	BF	H	R	ER	SO	BB	IBB	HBP	BLK	WP	HR	S	P	ERA	WHIP
Denny McLain, R ERA: 3.83	(1, 1)	8.0	W	30	4	1	1	6	3	0	0	0	0	1	39	51	1.12	0.875																	
Larry Sherry, R ERA: 3.58	(9, 1)	1.0	S	3	0	0	0	2	0	0	0	0	0	0	7	7	0.00	0.000																	

1B: 3	SF: 0	WP: 0	PA: 34
2B: 0	SAC: 1	PB: 0	
3B: 0	DP: 0	SB: 0	
HR: 1	HBP: 0	CS: 1	

Detroit Tigers @ California Angels

Anaheim Stadium, Anaheim, CA

Tue Sep 27 1966, 10:05 PM EDT

Att. 8,369 - Unknown

TOP

Batter	1	2	3	4	5	6	7	8	9	AB	R	H	RBI	BB	SO	LOB
Don Wert, R (1, 5) OBP: 0.343, SLG: 0.376	K2-3		BB		SH1-3		F9		F6	3	0	0	0	1	1	1
Jake Wood, R (1, 4) OBP: 0.339, SLG: 0.353	K		F9		F4		F9 BB		F7	4	0	0	0	1	1	3
Norm Cash, L (1, 3) OBP: 0.352, SLG: 0.472	4-3		1-2 BB		2-H 1B		F9 1-2			3	0	1	1	1	0	1
Al Kaline, R (1, 9) OBP: 0.389, SLG: 0.528		BB BB	L5-3		L6-3		L9			3	0	0	0	1	0	4
Willie Horton, R (1, 7) OBP: 0.325, SLG: 0.488		F3		FC6-4 1B		SH1-4 E FC5-4-5 1B		F7		4	1	2	0	0	0	1
Mickey Stanley, R (1, 8) OBP: 0.335, SLG: 0.422		1-2 BB		FC6-4 FC5-4 1-2f		E4 SH1-4 FC5-4-5 1-2		2-3		3	0	0	0	1	0	2
Bill Freehan, R (1, 2) OBP: 0.290, SLG: 0.350		F4		FC5-4 1-2f		SH1-4 1-2 2-3		K		3	0	0	0	0	1	3
Dick McAuliffe, L (1, 6) OBP: 0.371, SLG: 0.498		K		F6		FC5-4-5 2-3 3-H			1B	4	0	1	1	0	1	4
Mickey Lolich, S (1, 1) OBP: 0.229, SLG: 0.175 Jerry Lumpe, L (6, PH) OBP: 0.277, SLG: 0.294 Orlando Pena, R (6, 1) OBP: 0.111, SLG: 0.111 Orlando McFarlane, R (9, PH) OBP: 0.298, SLG: 0.409			K		1B SH1-3 BB		K		K	1 1 0 1	1 0 0 0	0 0 0 0	0 0 0 0	1 0 0 0	1 1 0 1	0 1 0 1
Inning Stats	R: 0 E: 0 K: 2 S: 7 H: 0 LOB: 0 BB: 0 P: 7	R: 0 E: 0 K: 1 S: 5 H: 0 LOB: 2 BB: 2 P: 13	R: 0 E: 0 K: 1 S: 5 H: 0 LOB: 2 BB: 2 P: 13	R: 0 E: 0 K: 0 S: 4 H: 1 LOB: 1 BB: 0 P: 4	R: 1 E: 0 K: 0 S: 4 H: 1 LOB: 1 BB: 1 P: 8	R: 1 E: 1 K: 1 S: 7 H: 1 LOB: 1 BB: 0 P: 7	R: 0 E: 0 K: 0 S: 3 H: 0 LOB: 1 BB: 1 P: 7	R: 0 E: 0 K: 1 S: 5 H: 0 LOB: 0 BB: 0 P: 5	R: 0 E: 0 K: 1 S: 6 H: 1 LOB: 1 BB: 0 P: 6	1B: 4 2B: 0 3B: 0 HR: 0 SF: 0 SAC: 2 DP: 0 HBP: 0	WP: 0 PB: 0 SB: 0 CS: 0 PA: 38					

PITCHER	IP	WLS	BF	H	R	ER	SO	BB	IBB	HBP	BLK	WP	HR	S	P	ERA	WHIP
George Brunet, L (1, 1) ERA: 3.32	9.0	W	38	4	2	1	7	6	0	0	0	0	0	46	70	1.00	1.111

PITCHER	IP	WLS	BF	H	R	ER	SO	BB	IBB	HBP	BLK	WP	HR	S	P	ERA	WHIP

AB	30
R	2
H	4
RBI	2
BB	6
SO	7
LOB	21

livebaseballscorecards.com

Detroit Tigers @ California Angels

Anaheim Stadium, Anaheim, CA

Tue Sep 27 1966, 10:05 PM EDT

Att. 8,369 - Unknown

BOTTOM

Batter	1	2	3	4	5	6	7	8	9	AB	R	H	RBI	BB	SO	LOB
Paul Schaal, R (1, 5) OBP: 0.370, SLG: 0.374	FC1-6 1B		BBB 4-0 G5-4-3 BB		F5 ②		F7 ②			3	0	1	0	1	0	0
Jay Johnstone, L (1, 7) OBP: 0.292, SLG: 0.377	0-0 ① FC1-6 WP 1-2f		0-0 ① F5		0-0 HR 1B		0-0 ③ F8			4	1	1	0	0	0	2
Jim Fregosi, R (1, 6) OBP: 0.324, SLG: 0.394	SSS 0-3 ② K 1-2		0-0 ②③ G5-4-3 1-2f		0-0 1-H HR			BBB 4-0 E HR BB		3	2	1	2	1	1	2
Joe Adcock, R (1, 3) OBP: 0.360, SLG: 0.595 Jackie Hernandez, R (8, PR) OBP: 0.115, SLG: 0.043 Charlie Vinson, L (9, 3) OBP: 0.333, SLG: 0.368	SSS 0-3 ③ K			0-0 ① F8	0-0 ③ F2			0-0 E6 HR 1-3		4 0 0	0 1 0	0 0 0	0 0 0	0 0 0	1 0 0	2 0 0
Jose Cardenal, R (1, 8) OBP: 0.323, SLG: 0.405		0-0 WP 1B 1B		0-0 ② F8		0-0 SH3-4 1B		0-0 1-H 3-H HR		4	2	3	3	0	0	0
Bubba Morton, R (1, 9) OBP: 0.245, SLG: 0.250		0-0 ① F2 1-2		0-0 E4 1B		0-0 ① SH3-4 1-2		0-0 ① 4-3		3	0	0	0	0	0	2
Bobby Knoop, R (1, 4) OBP: 0.282, SLG: 0.386		0-0 2-H 1B		0-0 1-2 1B		0-0 ② F8		0-0 ② 6-3		4	0	2	1	0	0	2
Tom Egan, R (1, 2)		SSS 0-3 ② K		0-0 ③ F7		0-0 ③ 5-3		SSS 0-3 ③ K		4	0	0	0	0	2	5
George Brunet, R (1, 1) OBP: 0.129, SLG: 0.162		0-0 ③ 1-3			0-0 ① F8		SSS 0-3 ① K			3	0	0	0	0	1	1
Inning Stats	R: 0 H: 1 E: 0 LOB: 1 K: 2 BB: 0 S: 8 P: 8	R: 1 H: 2 E: 0 LOB: 1 K: 1 BB: 0 S: 7 P: 7	R: 0 H: 0 E: 0 LOB: 0 K: 0 BB: 1 S: 2 P: 6	R: 0 H: 1 E: 1 LOB: 2 K: 0 BB: 0 S: 5 P: 5	R: 2 H: 2 E: 0 LOB: 0 K: 0 BB: 0 S: 5 P: 5	R: 0 H: 1 E: 0 LOB: 1 K: 0 BB: 0 S: 4 P: 4	R: 0 H: 0 E: 0 LOB: 0 K: 1 BB: 0 S: 5 P: 5	R: 3 H: 1 E: 1 LOB: 1 K: 1 BB: 1 S: 7 P: 11		1B: 6 SF: 0 2B: 0 SAC: 1 3B: 0 DP: 1 HR: 2 HBP: 0						

livebaseballscorecards.com

AB	32
R	6
H	8
RBI	6
BB	2
SO	5
LOB	16

WP: 2 PA: 35
PB: 0
SB: 0
CS: 0

PITCHER		IP	WLS	BF	H	R	ER	SO	BB	IBB	HBP	BLK	WP	HR	S	P	ERA	WHIP
Mickey Lolich, L ERA: 4.81	(1, 1)	5.0	L	22	6	3	3	3	1	0	0	0	2	1	27	31	5.40	1.400
Orlando Pena, R ERA: 2.88	(6, 1)	3.0		13	2	3	2	2	1	0	0	0	0	1	16	20	6.00	1.000

PITCHER	IP	WLS	BF	H	R	ER	SO	BB	IBB	HBP	BLK	WP	HR	S	P	ERA	WHIP

Batter	1	2	3	4	5	6	7	8	9	10	AB	R	H	RBI	BB	SO	LOB
Don Wert, R (1, 5) OBP: 0.340, SLG: 0.372	6-3		F4		L4		FC6-4 1-2f			F8	5	0	0	0	0	0	2
Jake Wood, R (1, 4) OBP: 0.337, SLG: 0.348	CS BB		G6-4-3 1-2f		F8			L1		HR 1B	3	0	0	0	1	0	1
Dick Tracewski, R (8, 4) OBP: 0.252, SLG: 0.218											1	1	1	0	0	0	0
Norm Cash, L (1, 3) OBP: 0.350, SLG: 0.469	F8 1-2			G5-4-3 BB 1B		F9		F9		F8	5	0	1	0	0	0	2
Al Kaline, R (1, 9) OBP: 0.392, SLG: 0.542		L5-3		G5-4-3 1-2 BB		HR		S BB		1-H HR	3	2	2	3	2	0	0
Willie Horton, R (1, 7) OBP: 0.322, SLG: 0.484		K		G5-4-3 1-2f 2-3		F4		K 1-2		6-3	5	0	0	0	0	2	3
Mickey Stanley, R (1, 8) OBP: 0.338, SLG: 0.423		2B 1B		5-3		F9			FC1-6 1B		4	0	2	0	0	0	1
Orlando McFarlane, R (1, 2) OBP: 0.310, SLG: 0.422		1-3 2B			HR HBP		FC3-6 1B		FC1-6 4-3 1-2f		3	1	2	0	0	0	1
Dick McAuliffe, L (1, 6) OBP: 0.370, SLG: 0.502		1-3			1-H HR		FC3-6 FC6-4 1-2f		4-3 1-2		4	1	1	2	0	0	4
Dave Wickersham, R (1, 1) OBP: 0.085, SLG: 0.067			G6-4-3 BB		K		F4		6-3		2	0	0	0	1	1	1
Larry Sherry, R (8, 1) OBP: 0.400, SLG: 0.600											1	0	0	0	0	0	1
Inning Stats	R: 0 E: 0 K: 0 S: 2 H: 0 LOB: 0 BB: 1 P: 6	R: 0 E: 0 K: 1 S: 7 H: 2 LOB: 2 BB: 0 P: 7	R: 0 E: 0 K: 0 S: 2 H: 0 LOB: 0 BB: 1 P: 6	R: 0 E: 0 K: 0 S: 3 H: 1 LOB: 1 BB: 1 P: 7	R: 2 E: 0 K: 1 S: 6 H: 1 LOB: 0 BB: 0 P: 7	R: 1 E: 0 K: 0 S: 4 H: 1 LOB: 0 BB: 0 P: 4	R: 0 E: 0 K: 0 S: 4 H: 1 LOB: 1 BB: 0 P: 4	R: 0 E: 0 K: 1 S: 5 H: 0 LOB: 1 BB: 1 P: 9	R: 0 E: 0 K: 0 S: 4 H: 1 LOB: 1 BB: 0 P: 4	R: 2 E: 0 K: 0 S: 5 H: 2 LOB: 0 BB: 0 P: 5	1B: 5 2B: 1 3B: 0 HR: 3	SF: 0 SAC: 0 DP: 2 HBP: 1					

PITCHER		IP	WLS	BF	H	R	ER	SO	BB	IBB	HBP	BLK	WP	HR	S	P	ERA	WHIP
Marcelino Lopez, L ERA: 3.97	(1, 1)	5.0		20	4	2	2	2	3	0	1	0	0	1	20	33	3.60	1.400
Bill Kelso, R ERA: 2.38	(6, 1)	3.0		12	2	1	1	1	1	0	0	0	0	1	13	17	3.00	1.000
Minnie Rojas, R ERA: 2.88	(9, 1)	1.0		4	1	0	0	0	0	0	0	0	0	0	4	4	0.00	1.000
Bob Lee, R ERA: 2.74	(10, 1)	1.0	L	5	2	2	2	0	0	0	0	0	0	1	5	5	18.00	2.000

PITCHER	IP	WLS	BF	H	R	ER	SO	BB	IBB	HBP	BLK	WP	HR	S	P	ERA	WHIP

TOP

Detroit Tigers @ California Angels

Anaheim Stadium, Anaheim, CA

Wed Sep 28 1966, 10:05 PM EDT

Att. 8,847 - Unknown

livebaseballscorecards.com

AB	36
R	5
H	9
RBI	5
BB	4
SO	3
LOB	16

WP: 0 PB: 0 SB: 1 CS: 1 PA: 41

Detroit Tigers @ California Angels

Anaheim Stadium, Anaheim, CA

Wed Sep 28 1966, 10:05 PM EDT

Att. 8,847 - Unknown

livebaseballscorecards.com

Batter	1	2	3	4	5	6	7	8	9	10	AB	R	H	RBI	BB	SO	LOB
Paul Schaal, R (1, 5) OBP: 0.369, SLG: 0.373 Tom Satriano, L (2, 5) OBP: 0.323, SLG: 0.288 (10, 2)	F5		6-3			1B		4-3 1-2	L9		1	0	0	0	0	0	0
											4	0	1	0	0	0	3
Jay Johnstone, L (1, 7) OBP: 0.298, SLG: 0.383	G5-4-3 1B			G3		F8		1B 1B HBP		5-3 SF9 2B	4	2	2	0	0	0	1
Jim Fregosi, R (1, 6) OBP: 0.325, SLG: 0.394	G5-4-3 1-2f			S 1B		F5		1B 1-3 2-H		5-3 2-3	5	0	2	1	0	0	3
Joe Adcock, R (1, 3) OBP: 0.358, SLG: 0.589 Charlie Vinson, L (8, PR) OBP: 0.360, SLG: 0.368 (9, 3)		K		K 1-2		F4		1B 1-2 3-H		BB	4	0	1	1	0	2	2
											0	0	0	0	1	0	0
Jose Cardenal, R (1, 8) OBP: 0.322, SLG: 0.403		1B BB		K			F7	K		SF9 3-H	3	0	0	1	1	2	3
Buck Rodgers, S (1, 2) OBP: 0.281, SLG: 0.342 Bubba Morton, R (9, PR) OBP: 0.245, SLG: 0.250 Frank Malzone, R (10, 5) OBP: 0.248, SLG: 0.277		1B 1-3			FC4-6 HBP		F5		1B SF9 2B	K	3	0	2	0	0	0	0
											0	1	0	0	0	0	0
											1	0	0	0	0	1	1
Bobby Knoop, R (1, 4) OBP: 0.282, SLG: 0.386		5-3		FC4-6 1-2f			6-3		1B 2-3		4	0	1	0	0	0	2
Ed Kirkpatrick, L (1, 9) OBP: 0.315, SLG: 0.330			K	L9				F5	K		4	0	0	0	0	2	4
Marcelino Lopez, R (1, 1) OBP: 0.230, SLG: 0.224 Willie Smith, L (5, PH) OBP: 0.238, SLG: 0.235 Bill Kelso, R (6, 1) Al Spangler, L (8, PH) OBP: 0.571, SLG: 0.500 Minnie Rojas, R (9, 1) OBP: 0.153, SLG: 0.143 Norm Siebern, L (9, PH) OBP: 0.361, SLG: 0.339 Bob Lee, R (10, 1)			K	F6				4-3 1B	SF9 3-H		1	0	0	0	0	1	0
											1	0	0	0	0	0	1
											0	0	0	0	0	0	0
											1	1	1	0	0	0	0
											0	0	0	0	0	0	0
											0	0	0	1	0	0	0
											0	0	0	0	0	0	0

BOTTOM

AB	36
R	4
H	10
RBI	4
BB	2
SO	8
LOB	20

Inning Stats	1	2	3	4	5	6	7	8	9	10
	R: 0 E: 0 K: 0 S: 3	H: 1 LOB: 0 BB: 0 P: 3	R: 0 E: 0 K: 1 S: 5	H: 1 LOB: 1 BB: 1 P: 9	R: 0 E: 0 K: 2 S: 7	H: 0 LOB: 0 BB: 0 P: 7	R: 0 E: 0 K: 2 S: 8	H: 1 LOB: 1 BB: 0 P: 8	R: 0 E: 0 K: 0 S: 3	H: 0 LOB: 1 BB: 0 P: 4
	R: 0 E: 0 K: 0 S: 4	H: 1 LOB: 1 BB: 0 P: 4	R: 0 E: 0 K: 0 S: 3	H: 0 LOB: 0 BB: 0 P: 3	R: 2 E: 0 K: 1 S: 8	H: 3 LOB: 2 BB: 0 P: 9	R: 1 E: 0 K: 1 S: 7	H: 2 LOB: 2 BB: 0 P: 7	R: 1 E: 0 K: 1 S: 6	H: 1 LOB: 1 BB: 1 P: 10

1B: 8 SF: 2
2B: 2 SAC: 0
3B: 0 DP: 1
HR: 0 HBP: 2

WP: 0 PA: 42
PB: 0
SB: 1
CS: 0

PITCHER		IP	WLS	BF	H	R	ER	SO	BB	IBB	HBP	BLK	WP	HR	S	P	ERA	WHIP
Dave Wickersham, R ERA: 3.3	(1, 1)	7.2		31	7	2	2	5	1	0	2	0	0	0	38	44	2.35	1.043
Larry Sherry, R ERA: 3.71	(8, 1)	2.1	W	11	3	2	2	3	1	0	0	0	0	0	16	20	7.71	1.714

PITCHER	IP	WLS	BF	H	R	ER	SO	BB	IBB	HBP	BLK	WP	HR	S	P	ERA	WHIP

Batter	1	2	3	4	5	6	7	8	9	AB	R	H	RBI	BB	SO	LOB
Vern Fuller, R (1, 4) OBP: 0.365, SLG: 0.419 Jim Gentile, L (9, PH) OBP: 0.321, SLG: 0.403	F7		5-3			F2			F8	3 1	0 0	0 0	0 0	0 0	0 0	0 1
Vic Davalillo, L (1, 8) OBP: 0.299, SLG: 0.320	E6 G1-6-3			4-3		K			F9	4	0	0	0	0	1	1
Leon Wagner, L (1, 7) OBP: 0.333, SLG: 0.440	G1-6-3 1-2f			3-1			K2-3		F7	4	0	0	0	0	1	2
Rocky Colavito, R (1, 9) OBP: 0.333, SLG: 0.432		FC5-4 1B		6-3			5-3			3	0	1	0	0	0	0
Fred Whitfield, L (1, 3) OBP: 0.283, SLG: 0.441		F8			K		L4			3	0	0	0	0	1	1
Chico Salmon, R (1, 5) OBP: 0.294, SLG: 0.352		FC5-4 1-2f			5-3			4-3		3	0	0	0	0	0	1
Joe Azcue, R (1, 2) OBP: 0.317, SLG: 0.393		G3			FC6-4 1B			F3		3	0	1	0	0	0	1
Larry Brown, R (1, 6) OBP: 0.313, SLG: 0.295			6-3		FC6-4 1-2f			5-3		3	0	0	0	0	0	1
Steve Hargan, R (1, 1) OBP: 0.150, SLG: 0.121 Dick Howser, R (6, PH) OBP: 0.299, SLG: 0.350 Gary Bell, R (6, 1) OBP: 0.185, SLG: 0.158 Bill Davis, L (9, PH) OBP: 0.293, SLG: 0.294			K			K			BB	1 1 0 0	0 0 0 0	0 0 0 0	0 0 0 1	0 0 0 0	1 1 0 0	0 0 0 0
Inning Stats	R: 0 E: 1 K: 0 S: 3 H: 0 LOB: 0 BB: 0 P: 3	R: 0 E: 0 K: 0 S: 4 H: 1 LOB: 1 BB: 0 P: 4	R: 0 E: 0 K: 1 S: 5 H: 0 LOB: 0 BB: 0 P: 5	R: 0 E: 0 K: 0 S: 3 H: 0 LOB: 0 BB: 0 P: 3	R: 0 E: 0 K: 1 S: 6 H: 1 LOB: 1 BB: 0 P: 6	R: 0 E: 0 K: 2 S: 7 H: 0 LOB: 0 BB: 0 P: 7	R: 0 E: 0 K: 1 S: 5 H: 0 LOB: 0 BB: 0 P: 5	R: 0 E: 0 K: 0 S: 3 H: 0 LOB: 0 BB: 0 P: 3	R: 0 E: 0 K: 0 S: 3 H: 0 LOB: 1 BB: 1 P: 7	1B: 2 2B: 0 3B: 0 HR: 0 SF: 0 SAC: 0 DP: 1 HBP: 0						

PITCHER		IP	WLS	BF	H	R	ER	SO	BB	IBB	HBP	BLK	WP	HR	S	P	ERA	WHIP
Dean Chance, R ERA: 3.12	(1, 1)	9.0	W	30	2	0	0	5	1	0	0	0	0	0	39	43	0.00	0.333

PITCHER	IP	WLS	BF	H	R	ER	SO	BB	IBB	HBP	BLK	WP	HR	S	P	ERA	WHIP

TOP

Cleveland Indians @ California Angels

Anaheim Stadium, Anaheim, CA

Fri Sep 30 1966, 10:05 PM EDT

Att. 9,531 - Unknown

livebaseballscorecards.com

AB	29
R	0
H	2
RBI	0
BB	1
SO	5
LOB	8

PA: 30

WP: 0
PB: 0
SB: 0
CS: 0

Batter	1	2	3	4	5	6	7	8	9	AB	R	H	RBI	BB	SO	LOB
Paul Schaal, R (1, 5) OBP: 0.366, SLG: 0.369	4-3		K		5-3		G5-4-3 1-2f			4	0	0	0	0	1	2
Jay Johnstone, L (1, 7) OBP: 0.297, SLG: 0.381	5-3		1B 1B		F4			6-3		4	1	1	0	0	0	0
Jim Fregosi, R (1, 6) OBP: 0.326, SLG: 0.394	1B BB		1B 1-3 1B		4-3			F7		3	1	1	0	1	0	0
Joe Adcock, R (1, 3) OBP: 0.356, SLG: 0.583 Charlie Vinson, L (9, 3) OBP: 0.360, SLG: 0.368	1-3 1B		K			K		K		4 0	0 0	1 0	0 0	0 0	3 0	2 0
Jose Cardenal, R (1, 8) OBP: 0.322, SLG: 0.403	F8		CS 1-H 3-H 1B			F7				3	0	1	2	0	0	2
Buck Rodgers, S (1, 2) OBP: 0.281, SLG: 0.341		G3	CS 1-2	L6-3 1B		F5				3	0	1	0	0	0	0
Bobby Knoop, R (1, 4) OBP: 0.281, SLG: 0.384		F9		L6-3 1-2			5-3			3	0	0	0	0	0	1
Al Spangler, L (1, 9) OBP: 0.700, SLG: 0.667		1B		1B			BB 1B			3	0	3	0	0	0	0
Dean Chance, R (1, 1) OBP: 0.075, SLG: 0.026		K		F3			G5-4-3 1-2 BB			2	0	0	0	1	1	2
Inning Stats	R: 0 E: 0 K: 0 S: 4 H: 1 LOB: 2 BB: 1 P: 8	R: 0 E: 0 K: 1 S: 6 H: 1 LOB: 1 BB: 0 P: 6	R: 2 E: 0 K: 2 S: 9 H: 3 LOB: 0 BB: 0 P: 9	R: 0 E: 0 K: 0 S: 4 H: 2 LOB: 1 BB: 0 P: 4	R: 0 E: 0 K: 0 S: 3 H: 0 LOB: 0 BB: 0 P: 3	R: 0 E: 0 K: 1 S: 5 H: 0 LOB: 0 BB: 0 P: 5	R: 0 E: 0 K: 0 S: 3 H: 1 LOB: 1 BB: 1 P: 7	R: 0 E: 0 K: 1 S: 5 H: 0 LOB: 0 BB: 0 P: 5		1B: 8 2B: 1 3B: 0 HR: 0	SF: 0 SAC: 0 DP: 2 HBP: 0					

PITCHER	IP	WLS	BF	H	R	ER	SO	BB	IBB	HBP	BLK	WP	HR	S	P	ERA	WHIP
Steve Hargan, R (1, 1) ERA: 2.48	5.0	L	21	7	2	2	3	1	0	0	0	0	0	26	30	3.60	1.600
Gary Bell, R (6, 1) ERA: 3.22	3.0		10	1	0	0	2	1	0	0	0	0	0	13	17	0.00	0.667

PITCHER	IP	WLS	BF	H	R	ER	SO	BB	IBB	HBP	BLK	WP	HR	S	P	ERA	WHIP

BOTTOM

Cleveland Indians @ California Angels

Anaheim Stadium, Anaheim, CA

Fri Sep 30 1966, 10:05 PM EDT

Att. 9,531 - Unknown

livebaseballscorecards.com

AB	29
R	2
H	8
RBI	2
BB	2
SO	5
LOB	9

WP: 0 PB: 0 SB: 0 CS: 1 PA: 32

Cleveland Indians @ California Angels

Anaheim Stadium, Anaheim, CA

Sat Oct 01 1966, 10:05 PM EDT

Att. 10,721 - Unknown

TOP

livebaseballscorecards.com

Batter	1	2	3	4	5	6	7	8	9	AB	R	H	RBI	BB	SO	LOB
Vern Fuller, R (1, 4) OBP: 0.357, SLG: 0.447	F5		3B		FC5-2-5-6 1-2 3-H		F2			4	0	1	0	0	0	3
Chico Salmon, R (1, 3) OBP: 0.291, SLG: 0.348	F8		G3		5-3		6-3			4	0	0	0	0	0	4
Leon Wagner, L (1, 7) OBP: 0.333, SLG: 0.439	3-1		F9			6-3 1B		F7		4	0	1	0	0	0	1
Jim Landis, R (8, 7) OBP: 0.317, SLG: 0.323						1B				0	0	0	0	0	0	0
Rocky Colavito, R (1, 9) OBP: 0.334, SLG: 0.431		BBBB HR BB		4-3	SSS K			1B		3	1	1	0	1	1	1
Joe Azcue, R (1, 2) OBP: 0.322, SLG: 0.408		1-H HR		SSS K		6-3 1-2 1B		G4-6-3 1-2 1B		4	1	3	2	0	1	0
Jose Vidal, R (1, 8) OBP: 0.297, SLG: 0.281		F2		5-3		6-3 1-2 2-3		G4-6-3 1-2f		2	0	0	0	0	0	0
Vic Davalillo, L (6, PH) OBP: 0.298, SLG: 0.318 (6, 8)										2	0	0	0	0	0	4
Pedro Gonzalez, R (1, 5) OBP: 0.267, SLG: 0.284		F6 1B			BBB 1B FC5-2-5-6 BB	4-3			F4	3	0	1	0	1	0	2
Larry Brown, R (1, 6) OBP: 0.309, SLG: 0.292		F6 1-2			F2		5-3		F9	4	0	0	0	0	0	2
Sam McDowell, L (1, 1) OBP: 0.210, SLG: 0.233			F6		1-3 FC5-2-5-6 1B		3B		SSS K	4	0	2	0	0	1	0
Inning Stats	R: 0 E: 0 K: 0 S: 3 H: 0 LOB: 0 BB: 0 P: 3	R: 2 E: 0 K: 0 S: 4 H: 2 LOB: 0 BB: 1 P: 8	R: 0 E: 0 K: 0 S: 4 H: 1 LOB: 1 BB: 0 P: 4	R: 0 E: 0 K: 1 S: 5 H: 0 LOB: 0 BB: 0 P: 5	R: 0 E: 0 K: 0 S: 4 H: 1 LOB: 2 BB: 1 P: 8	R: 0 E: 0 K: 1 S: 7 H: 2 LOB: 2 BB: 0 P: 7	R: 0 E: 0 K: 0 S: 4 H: 1 LOB: 1 BB: 0 P: 4	R: 0 E: 0 K: 0 S: 4 H: 2 LOB: 1 BB: 0 P: 4	R: 0 E: 0 K: 1 S: 5 H: 0 LOB: 0 BB: 0 P: 5	1B: 6 2B: 0 3B: 2 HR: 1 SF: 0 SAC: 0 DP: 1 HBP: 0						

	AB	34
	R	2
	H	9
	RBI	2
	BB	2
	SO	3
	LOB	17

WP: 0 PB: 0 SB: 0 CS: 0 PA: 36

PITCHER		IP	WLS	BF	H	R	ER	SO	BB	IBB	HBP	BLK	WP	HR	S	P	ERA	WHIP
George Brunet, L ERA: 3.35	(1, 1)	3.0	L	12	3	2	2	0	1	0	0	0	0	1	11	15	6.00	1.333
Jack Sanford, R ERA: 3.83	(4, 1)	2.0		8	1	0	0	1	1	0	0	0	0	0	9	13	0.00	1.000
Lew Burdette, R ERA: 3.39	(6, 1)	2.0		9	3	0	0	1	0	0	0	0	0	0	11	11	0.00	1.500
Marcelino Lopez, L ERA: 3.93	(8, 1)	2.0		7	2	0	0	1	0	0	0	0	0	0	9	9	0.00	1.000

PITCHER	IP	WLS	BF	H	R	ER	SO	BB	IBB	HBP	BLK	WP	HR	S	P	ERA	WHIP

Batter	1	2	3	4	5	6	7	8	9	AB	R	H	RBI	BB	SO	LOB
Paul Schaal, R (1, 5) OBP: 0.362, SLG: 0.366	6-3		K		4-3			K		4	0	0	0	0	2	4
Jay Johnstone, L (1, 7) OBP: 0.300, SLG: 0.382	6-3			FC4-6 1B		1B 1B		K		4	0	2	0	0	1	1
Jim Fregosi, R (1, 6) OBP: 0.326, SLG: 0.393	5-3			FC4-6 WP 1-2f		G6-4-3 1-2 1B		F8		4	0	1	0	0	0	2
Joe Adcock, R (1, 3) OBP: 0.355, SLG: 0.576 Charlie Vinson, L (9, PR) OBP: 0.360, SLG: 0.368		5-3		K 1-2		K			FC4-6 BB	3 0	0 0	0 0	0 0	1 0	2 0	3 0
Jose Cardenal, R (1, 8) OBP: 0.320, SLG: 0.400		K		F8		G6-4-3 1-2f			F9	4	0	0	0	0	1	4
Bobby Knoop, R (1, 4) OBP: 0.282, SLG: 0.383		K			G4-6-3 1B		BB		F9	3	0	1	0	1	1	1
Buck Rodgers, S (1, 2) OBP: 0.281, SLG: 0.339			FC5-4 HBP		G4-6-3 1-2f		G6-4-3 1-2f		FC4-6 1-2f	3	0	0	0	0	0	3
Bubba Morton, R (1, 9) OBP: 0.250, SLG: 0.240 Marcelino Lopez, R (8, 1) OBP: 0.230, SLG: 0.224			K		BB		K			2 0	0 0	0 0	0 0	1 0	2 0	1 0
George Brunet, R (1, 1) OBP: 0.129, SLG: 0.162 Jim Piersall, R (3, PH) OBP: 0.283, SLG: 0.252 Jack Sanford, R (4, 1) OBP: 0.200, SLG: 0.227 Frank Malzone, R (5, PH) OBP: 0.253, SLG: 0.277 Ed Kirkpatrick, L (5, PR) OBP: 0.315, SLG: 0.330 Lew Burdette, R (6, 1) OBP: 0.143, SLG: 0.143 Al Spangler, L (8, 9) OBP: 0.727, SLG: 0.667			FC5-4 1-2f		BB 1-2			BB		0 1 0 0 0 0 0 0	0 0 0 0 0 0 0 0	0 0 0 1 0 0 0 1	0 0 0 0 0 0 0 0	0 0 0 0 0 0 0 0	0 0 0 0 0 0 0 0	0 1 0 0 1 0 0 0
Inning Stats	R: 0 E: 0 K: 0 S: 3 H: 0 LOB: 0 BB: 0 P: 3	R: 0 E: 0 K: 2 S: 7 H: 0 LOB: 0 BB: 0 P: 7	R: 0 E: 0 K: 2 S: 7 H: 0 LOB: 1 BB: 0 P: 8	R: 0 E: 0 K: 1 S: 6 H: 1 LOB: 1 BB: 0 P: 6	R: 0 E: 0 K: 0 S: 3 H: 1 LOB: 2 BB: 2 P: 11	R: 0 E: 0 K: 1 S: 6 H: 2 LOB: 1 BB: 0 P: 6	R: 0 E: 0 K: 1 S: 4 H: 0 LOB: 0 BB: 1 P: 8	R: 0 E: 0 K: 2 S: 7 H: 0 LOB: 1 BB: 1 P: 11	R: 0 E: 0 K: 0 S: 3 H: 0 LOB: 1 BB: 1 P: 7	1B: 4 2B: 0 3B: 0 HR: 0	SF: 0 SAC: 0 DP: 3 HBP: 1			WP: 1 PB: 0 SB: 0 CS: 0	PA: 34		

PITCHER	IP	WLS	BF	H	R	ER	SO	BB	IBB	HBP	BLK	WP	HR	S	P	ERA	WHIP
Sam McDowell, L (1, 1) ERA: 2.87	9.0	W	34	4	0	0	9	5	0	1	0	1	0	46	67	0.00	1.000

PITCHER	IP	WLS	BF	H	R	ER	SO	BB	IBB	HBP	BLK	WP	HR	S	P	ERA	WHIP

BOTTOM

Cleveland Indians @ California Angels

Anaheim Stadium, Anaheim, CA

Sat Oct 01 1966, 10:05 PM EDT

Att. 10,721 - Unknown

livebaseballscorecards.com

AB	28
R	0
H	4
RBI	0
BB	5
SO	9
LOB	20

Batter	1	2	3	4	5	6	7	8	9	AB	R	H	RBI	BB	SO	LOB
Larry Brown, R (1, 6) OBP: 0.309, SLG: 0.291	PB 1B		K	5-3				K		4	0	1	0	0	2	1
Vic Davalillo, L (1, 8) OBP: 0.297, SLG: 0.317	K 1-2		2B 1B		K			K		4	0	1	0	0	3	2
Jose Vidal, R (8, 8) OBP: 0.297, SLG: 0.281										0	0	0	0	0	0	0
Leon Wagner, L (1, 7) OBP: 0.334, SLG: 0.441	F7		1-3 2B			G6-4-3 1B			K	4	0	2	0	0	1	1
Rocky Colavito, R (1, 9) OBP: 0.336, SLG: 0.430	BB		L6			G6-4-3 1-2f			BB	2	0	0	0	2	0	3
Bill Davis, L (1, 3) OBP: 0.267, SLG: 0.263	F8			3-1		4-3			K	4	0	0	0	0	1	3
Chico Salmon, R (1, 5) OBP: 0.289, SLG: 0.346		K		K			6-3		K	3	0	0	0	0	2	0
Fred Whitfield, L (9, PH) OBP: 0.283, SLG: 0.440										1	0	0	0	0	1	1
Joe Azcue, R (1, 2) OBP: 0.319, SLG: 0.404		F7		K			5-3			3	0	0	0	0	1	0
Pedro Gonzalez, R (1, 4) OBP: 0.268, SLG: 0.287		K			SH1-4 2B		K			3	0	1	0	0	2	0
Luis Tiant, R (1, 1) OBP: 0.135, SLG: 0.111			K		SH1-4 2-3			K		2	0	0	0	0	2	0

TOP

Cleveland Indians @ California Angels

Anaheim Stadium, Anaheim, CA

Sun Oct 02 1966, 6:33 AM EDT

Att. 13,280 - Unknown

livebaseballscorecards.com

AB	30
R	0
H	5
RBI	0
BB	2
SO	15
LOB	11

Inning Stats	1	2	3	4	5	6	7	8	9
R	0	0	0	0	0	0	0	0	0
E	0	0	0	0	0	0	0	0	0
K	1	2	2	2	1	0	1	3	3
S	6	7	9	7	6	3	5	9	9
H	1	0	2	0	1	1	0	0	0
LOB	2	0	2	0	1	0	0	0	1
BB	1	0	0	0	0	0	0	0	1
P	10	7	9	7	6	3	5	9	13

1B	3
2B	2
3B	0
HR	0
SF	0
SAC	1
DP	1
HBP	0
WP	0
PB	1
SB	0
CS	0
PA	33

PITCHER	IP	WLS	BF	H	R	ER	SO	BB	IBB	HBP	BLK	WP	HR	S	P	ERA	WHIP
Jorge Rubio, R (1, 1) ERA: 2.96	9.0	W	33	5	0	0	15	2	0	0	0	0	0	61	69	0.00	0.778

Batter	1	2	3	4	5	6	7	8	9	AB	R	H	RBI	BB	SO	LOB
Paul Schaal, R (1, 5) OBP: 0.362, SLG: 0.365	F4			G6-4-3 1B			F8			3	0	1	0	0	0	0
Jay Johnstone, L (1, 7) OBP: 0.297, SLG: 0.378	1-3			F7			F5			3	0	0	0	0	0	1
Jim Piersall, R (8, 7) OBP: 0.283, SLG: 0.252										0	0	0	0	0	0	0
Jim Fregosi, R (1, 6) OBP: 0.324, SLG: 0.391	K			G6-4-3 1-2f			K			3	0	0	0	0	2	1
Charlie Vinson, L (1, 3) OBP: 0.357, SLG: 0.409		F9			F9			1B 3B 2B		3	1	1	0	0	0	0
Jose Cardenal, R (1, 8) OBP: 0.320, SLG: 0.399		1-3			F6			2-3 3B 1B		3	1	1	0	0	0	0
Bobby Knoop, R (1, 4) OBP: 0.282, SLG: 0.386		1-3			K			2-H 3-H 3B		3	0	1	2	0	1	0
Ed Kirkpatrick, L (1, 9) OBP: 0.313, SLG: 0.327			F4			3-1		F5		3	0	0	0	0	0	1
Tom Egan, R (1, 2)			K			G3		F6		2	0	0	0	0	1	0
Rick Reichardt, R (8, PH) OBP: 0.365, SLG: 0.480										1	0	0	0	0	0	1
Tom Satriano, L (9, 2) OBP: 0.323, SLG: 0.288										0	0	0	0	0	0	0
Jorge Rubio, R (1, 1)			K			K		K		3	0	0	0	0	3	1
Inning Stats	R: 0 E: 0 K: 1 S: 5 H: 0 LOB: 0 BB: 0 P: 5	R: 0 E: 0 K: 0 S: 3 H: 0 LOB: 0 BB: 0 P: 3	R: 0 E: 0 K: 2 S: 7 H: 0 LOB: 0 BB: 0 P: 7	R: 0 E: 0 K: 0 S: 3 H: 1 LOB: 0 BB: 0 P: 3	R: 0 E: 0 K: 1 S: 5 H: 0 LOB: 0 BB: 0 P: 5	R: 0 E: 0 K: 1 S: 5 H: 0 LOB: 0 BB: 0 P: 5	R: 0 E: 0 K: 1 S: 5 H: 0 LOB: 0 BB: 0 P: 5	R: 2 E: 0 K: 1 S: 8 H: 3 LOB: 1 BB: 0 P: 8		1B: 2 2B: 1 3B: 1 HR: 0 SF: 0 SAC: 0 DP: 1 HBP: 0						

PITCHER	IP	WLS	BF	H	R	ER	SO	BB	IBB	HBP	BLK	WP	HR	S	P	ERA	WHIP
Luis Tiant, R (1, 1) ERA: 2.79	8.0	L	27	4	2	2	7	0	0	0	0	0	0	41	41	2.25	0.500

PITCHER	IP	WLS	BF	H	R	ER	SO	BB	IBB	HBP	BLK	WP	HR	S	P	ERA	WHIP

BOTTOM

Cleveland Indians @ California Angels

Anaheim Stadium, Anaheim, CA

Sun Oct 02 1966, 6:33 AM EDT

Att. 13,280 - Unknown

livebaseballscorecards.com

AB	27
R	2
H	4
RBI	2
BB	0
SO	7
LOB	5