

California Angels - 1967

Batter	1	2	3	4	5	6	7	8	9	AB	R	H	RBI	BB	SO	LOB	TOP			
Don Wert, R (1,5)										3	0	0	0	0	0	1				
Dick Tracewski, R (1,6)										4	0	0	0	0	0	1				
Norm Cash, L (1,3)										2	0	0	0	1	1	1				
Al Kaline, R (1,9)										4	1	0	0	0	1	3				
Jim Northrup, L (1,8) OBP: 0.500, SLG: 0.333										3	0	1	0	1	1	1				
Gates Brown, L (1,7) OBP: 0.250, SLG: 1.000										4	1	1	2	0	0	3				
Bill Freehan, R (1,2)										4	0	0	0	0	2	1				
Dick McAuliffe, L (1,4) OBP: 0.333, SLG: 0.667										3	0	1	0	0	1	1				
Denny McLain, R (1,1)										1	0	0	0	0	1	0				
Jim Price, R (5, PH)										1	0	0	0	0	0	1				
Fred Gladding, L (5, PH)										0	0	0	0	0	0	0				
Mickey Stanley, R (8, PH)										1	0	0	0	0	1	0				
Orlando Pena, R (8, 1)										0	0	0	0	0	0	0				
Inning Stats	R: 0 E: 0 K: 1 S: 5	H: 0 LOB: 1 BB: 0 P: 6	R: 0 E: 0 K: 1 S: 5	H: 0 LOB: 0 BB: 0 P: 5	R: 0 E: 0 K: 2 S: 7	H: 0 LOB: 0 BB: 0 P: 7	R: 0 E: 0 K: 2 S: 8	H: 1 LOB: 2 BB: 0 P: 9	R: 0 E: 0 K: 0 S: 4	H: 1 LOB: 1 BB: 0 P: 4	R: 0 E: 0 K: 0 S: 3	H: 0 LOB: 0 BB: 0 P: 3	R: 0 E: 0 K: 1 S: 5	H: 0 LOB: 1 BB: 1 P: 9	R: 2 E: 0 K: 1 S: 6	H: 1 LOB: 0 BB: 1 P: 10	1B: 1 2B: 1 3B: 0 HR: 1	SF: 0 SAC: 0 DP: 0 HBP: 2	WP: 0 PB: 0 SB: 0 CS: 0	PA: 34
PITCHER George Brunet, L (1,1) ERA: 2.0	IP: 9.0 WLS: W BF: 34 H: 3 R: 2 ER: 2 SO: 9 BB: 2 IBB: 0 HBP: 2 BLK: 0 WP: 0 HR: 1 S: 48 P: 58 ERA: 2.00 WHIP: 0.556															PITCHER				

Detroit Tigers @ California Angels
Anaheim Stadium, Anaheim, CA
Tue Apr 11 1967, 9:05 PM EST
Att: 17,839 - Unknown

AB	30
R	2
H	3
RBI	2
BB	2
SO	9
LOB	13



Batter	1	2	3	4	5	6	7	8	9	AB	R	H	RBI	BB	SO	LOB	BOTTOM			
Paul Schaaf, R (1,5)										3	0	0	0	1	0	1				
Jim Fregosi, R (1,6) OBP: 1.000, SLG: 1.000										3	1	3	0	1	0	0				
Jimmie Hall, L (1,9)										4	0	0	0	0	1	4				
Rick Reichardt, R (1,7) OBP: 0.750, SLG: 1.000										3	1	2	1	0	0	0				
Don Mincher, L (1,3) OBP: 0.750, SLG: 1.500										4	1	3	2	0	1	0				
Jose Cardenal, R (1,8) OBP: 0.250, SLG: 0.250										4	1	1	0	0	0	3				
Buck Rodgers, S (1,2)										4	0	0	0	0	2	4				
Bobby Knoop, R (1,4) OBP: 0.333, SLG: 1.000										3	0	1	1	0	0	1				
George Brunet, R (1,1)										3	0	0	0	0	3	1				
Inning Stats	R: 1 E: 0 K: 0 S: 3	H: 1 LOB: 1 BB: 1 P: 7	R: 0 E: 0 K: 1 S: 5	H: 0 LOB: 0 BB: 0 P: 5	R: 0 E: 0 K: 2 S: 8	H: 1 LOB: 2 BB: 1 P: 12	R: 3 E: 0 K: 1 S: 9	H: 4 LOB: 1 BB: 0 P: 9	R: 0 E: 0 K: 0 S: 3	H: 1 LOB: 0 BB: 0 P: 3	R: 0 E: 1 K: 1 S: 6	H: 1 LOB: 1 BB: 0 P: 6	R: 0 E: 0 K: 1 S: 5	H: 1 LOB: 1 BB: 0 P: 5	R: 0 E: 0 K: 1 S: 6	H: 1 LOB: 2 BB: 0 P: 7	1B: 7 2B: 1 3B: 1 HR: 1	SF: 0 SAC: 0 DP: 1 HBP: 1	WP: 0 PB: 0 SB: 1 CS: 0	PA: 34
PITCHER Denny McLain, R (1,1) ERA: 9.0	IP: 4.0 WLS: L BF: 19 H: 6 R: 4 ER: 4 SO: 4 BB: 2 IBB: 0 HBP: 0 BLK: 0 WP: 0 HR: 1 S: 25 P: 33 ERA: 9.00 WHIP: 2.000															PITCHER				
PITCHER Fred Gladding, R (5, 1) ERA:	IP: 3.0 WLS: L BF: 10 H: 3 R: 0 ER: 0 SO: 2 BB: 0 IBB: 0 HBP: 0 BLK: 0 WP: 0 HR: 0 S: 14 P: 14 ERA: 0.00 WHIP: 1.000															PITCHER				
PITCHER Orlando Pena, R (8, 1) ERA:	IP: 1.0 WLS: L BF: 5 H: 1 R: 0 ER: 0 SO: 1 BB: 0 IBB: 0 HBP: 1 BLK: 0 WP: 0 HR: 0 S: 6 P: 7 ERA: 0.00 WHIP: 1.000															PITCHER				

Detroit Tigers @ California Angels
Anaheim Stadium, Anaheim, CA
Tue Apr 11 1967, 9:05 PM EST
Att: 17,839 - Unknown

AB	31
R	4
H	10
RBI	4
BB	2
SO	7
LOB	14



Batter	1	2	3	4	5	6	7	8	9	AB	R	H	RBI	BB	SO	LOB	TOP			
Jake Wood, R OBP: 0.333, SLG: 0.667 Dick McAuliffe, L OBP: 0.400, SLG: 0.500	0-0 4-3 WP 2B	0-0 F3		0-0 G1-4-3		1-0 HBP		0-3 K		3	1	1	0	0	0	3				
Don Wert, R	0-0 5-3		0-0 1-3		0-3 K	0-0 F9		4-0 G1-6-3 BB		4	0	0	0	1	1	2				
Gates Brown, L OBP: 0.333, SLG: 1.000 Mickey Stanley, R	0-0 4-3		4-0 BLK BB 1B BB		0-0 HR	0-0 F8		0-0 G1-6-3		4	2	1	1	1	0	3				
Al Kaline, R OBP: 0.444, SLG: 0.286	0-0 BLK 1B		4-0 BLK 1B BB		4-0 BB 1B FC5 BB		0-0 S 2B 1B		0-0 L7	3	2	2	0	2	0	0				
Jim Northrup, L OBP: 0.556, SLG: 0.500	0-3 K		0-0 1-2 1B		0-0 FC5 BB 1B		0-0 F4		0-0 FC6-4 BB 1B	5	0	3	1	0	1	2				
Norm Cash, L		0-3 K		4-0 IBB		4-0 FC5 BB		4-0 2B BB		4-0 FC6-4 BB	1	1	0	0	4	1	0			
Bill Freehan, R OBP: 0.222, SLG: 0.250		4-0 SH5-4 1B BB		0-0 F8		0-0 FC5		0-0 F8 2B		0-0 FC6-4	4	0	1	3	1	0	6			
Dick Tracewski, R OBP: 0.111, SLG: 0.111		0-0 SH5-4 1B		0-0 F8		0-0 F7		0-0 F8		0-0 F4	5	0	1	0	0	0	5			
Mickey Lolich, S OBP: 0.333, SLG: 0.333		0-0 SH5-4		0-0 G1-4-3 1B		0-3 K		0-3 K			3	0	1	0	0	2	1			
Inning Stats	R: 1 E: 0 K: 1 S: 7	H: 2 LOB: 1 BB: 0 P: 7	R: 0 E: 0 K: 1 S: 6	H: 1 LOB: 2 BB: 1 P: 10	R: 1 E: 0 K: 0 S: 3	H: 1 LOB: 2 BB: 3 P: 15	R: 0 E: 0 K: 0 S: 3	H: 0 LOB: 1 BB: 0 P: 6	R: 2 E: 0 K: 1 S: 7	H: 2 LOB: 1 BB: 1 P: 11	R: 0 E: 0 K: 1 S: 4	H: 0 LOB: 0 BB: 1 P: 8	R: 0 E: 0 K: 0 S: 4	H: 1 LOB: 2 BB: 1 P: 8	1B: 7 2B: 2 3B: 0 HR: 1	SF: 0 SAC: 1 DP: 2 HBP: 1	WP: 1 PB: 0 SB: 1 CS: 0	PA: 44		
PITCHER	IP WLS BF H R ER SO BB IBB HBP BLK WP HR S P ERA WHIP	IP WLS BF H R ER SO BB IBB HBP BLK WP HR S P ERA WHIP	IP WLS BF H R ER SO BB IBB HBP BLK WP HR S P ERA WHIP	IP WLS BF H R ER SO BB IBB HBP BLK WP HR S P ERA WHIP	IP WLS BF H R ER SO BB IBB HBP BLK WP HR S P ERA WHIP	IP WLS BF H R ER SO BB IBB HBP BLK WP HR S P ERA WHIP	IP WLS BF H R ER SO BB IBB HBP BLK WP HR S P ERA WHIP	IP WLS BF H R ER SO BB IBB HBP BLK WP HR S P ERA WHIP	IP WLS BF H R ER SO BB IBB HBP BLK WP HR S P ERA WHIP	IP WLS BF H R ER SO BB IBB HBP BLK WP HR S P ERA WHIP	IP WLS BF H R ER SO BB IBB HBP BLK WP HR S P ERA WHIP	IP WLS BF H R ER SO BB IBB HBP BLK WP HR S P ERA WHIP	IP WLS BF H R ER SO BB IBB HBP BLK WP HR S P ERA WHIP	IP WLS BF H R ER SO BB IBB HBP BLK WP HR S P ERA WHIP	IP WLS BF H R ER SO BB IBB HBP BLK WP HR S P ERA WHIP	IP WLS BF H R ER SO BB IBB HBP BLK WP HR S P ERA WHIP	IP WLS BF H R ER SO BB IBB HBP BLK WP HR S P ERA WHIP	IP WLS BF H R ER SO BB IBB HBP BLK WP HR S P ERA WHIP		
Marcelino Lopez, L ERA: 4.5	(1, 1)	2.0	L	10	3	1	1	2	1	0	0	0	1	1	0	0	13	17	4.50	2.000
Bill Kello, R ERA: 9.0	(3, 1)	1.0	6	1	1	1	0	2	1	0	1	0	0	0	3	15	9.00	3.000		
Nick Willhite, L ERA: 13.5	(4, 1)	1.1	8	3	2	2	1	2	0	0	0	0	1	8	16	13.50	3.750			
Lew Burdette, R ERA: 9.0	(5, 1)	0.2	2	0	0	0	0	0	0	0	0	0	0	2	2	0.00	0.000			
Pete Cimino, R ERA: 9.0	(6, 1)	2.0	10	2	2	2	2	1	0	1	0	0	0	12	17	9.00	1.500			

Detroit Tigers @ California Angels
Anaheim Stadium, Anaheim, CA
Wed Apr 12 1967, 9:05 PM EST
Att: 8,344 - Unknown

AB 33
R 6
H 10
RBI 5
BB 9
SO 6
LOB 22



Batter	1	2	3	4	5	6	7	8	9	AB	R	H	RBI	BB	SO	LOB	BOTTOM		
Paul Schaaf, R	0-0 F4		0-3 K		0-0 4-3		4-0 BB			3	0	0	1	1	1	1			
Jim Fregosi, R OBP: 0.500, SLG: 0.429	0-0 4-3		0-0 5-3		0-0 6-3		0-0 1-3			4	0	0	0	0	0	4			
Rick Reichardt, R OBP: 0.375, SLG: 0.429	0-0 F8			0-0 4-3		0-0 6-3		0-0 F8		4	0	0	0	0	0	0			
Jose Cardenal, R OBP: 0.250, SLG: 0.250		0-0 E6		0-0 6-3		0-0 6-3		0-0 G4-6-3 1B		4	0	1	0	0	0	0			
Bubba Morton, R		0-0 E4		0-0 6-3		0-0 L9		0-0 G4-6-3		4	0	0	0	0	0	2			
Don Mincher, L OBP: 0.625, SLG: 1.125		0-3 K			0-0 1B 2B		0-0 2B 1B		0-3 K	4	2	2	0	0	2	2			
Bobby Knoop, R OBP: 0.286, SLG: 0.500		0-0 F8			4-0 1B 4-3 BB		0-3 K		0-0 L9	3	1	0	0	1	1	3			
Buck Rodgers, S OBP: 0.125, SLG: 0.125		0-0 L9			0-0 F7		0-0 F7		0-0 1B	4	0	1	0	0	0	5			
Inning Stats	R: 0 E: 0 K: 0 S: 3	H: 0 LOB: 0 BB: 0 P: 3	R: 0 E: 2 K: 1 S: 7	H: 0 LOB: 2 BB: 0 P: 7	R: 0 E: 0 K: 1 S: 5	H: 0 LOB: 0 BB: 0 P: 5	R: 0 E: 0 K: 0 S: 3	H: 0 LOB: 0 BB: 0 P: 3	R: 1 E: 0 K: 1 S: 7	H: 2 LOB: 2 BB: 1 P: 11	R: 0 E: 0 K: 0 S: 3	H: 1 LOB: 0 BB: 0 P: 3	R: 0 E: 0 K: 1 S: 6	H: 1 LOB: 1 BB: 0 P: 6	1B: 4 2B: 2 3B: 0 HR: 0	SF: 0 SAC: 0 DP: 1 HBP: 0	WP: 0 PB: 0 SB: 0 CS: 0	PA: 36	
PITCHER	IP WLS BF H R ER SO BB IBB HBP BLK WP HR S P ERA WHIP	IP WLS BF H R ER SO BB IBB HBP BLK WP HR S P ERA WHIP	IP WLS BF H R ER SO BB IBB HBP BLK WP HR S P ERA WHIP	IP WLS BF H R ER SO BB IBB HBP BLK WP HR S P ERA WHIP	IP WLS BF H R ER SO BB IBB HBP BLK WP HR S P ERA WHIP	IP WLS BF H R ER SO BB IBB HBP BLK WP HR S P ERA WHIP	IP WLS BF H R ER SO BB IBB HBP BLK WP HR S P ERA WHIP	IP WLS BF H R ER SO BB IBB HBP BLK WP HR S P ERA WHIP	IP WLS BF H R ER SO BB IBB HBP BLK WP HR S P ERA WHIP	IP WLS BF H R ER SO BB IBB HBP BLK WP HR S P ERA WHIP	IP WLS BF H R ER SO BB IBB HBP BLK WP HR S P ERA WHIP	IP WLS BF H R ER SO BB IBB HBP BLK WP HR S P ERA WHIP	IP WLS BF H R ER SO BB IBB HBP BLK WP HR S P ERA WHIP	IP WLS BF H R ER SO BB IBB HBP BLK WP HR S P ERA WHIP	IP WLS BF H R ER SO BB IBB HBP BLK WP HR S P ERA WHIP	IP WLS BF H R ER SO BB IBB HBP BLK WP HR S P ERA WHIP	IP WLS BF H R ER SO BB IBB HBP BLK WP HR S P ERA WHIP	IP WLS BF H R ER SO BB IBB HBP BLK WP HR S P ERA WHIP	
Mickey Lolich, L ERA: 3.0	(1, 1)	9.0	W	36	6	3	3	4	2	0	0	0	0	0	0	42	50	3.00	0.889

Detroit Tigers @ California Angels
Anaheim Stadium, Anaheim, CA
Wed Apr 12 1967, 9:05 PM EST
Att: 8,344 - Unknown

AB 34
R 3
H 6
RBI 3
BB 2
SO 4
LOB 18



Batter	1	2	3	4	5	6	7	8	9	AB	R	H	RBI	BB	SO	LOB	TOP		
Vic Davalillo, L OBP: 0.222, SLG: 0.222	0-0 SH3 1B		0-0 4-3		0-0 F9			0-0 4-3		4	1	1	0	0	0	2	Cleveland Indians @ California Angels Anaheim Stadium, Anaheim, CA Fri Apr 14 1967, 9:05 PM EST Att. 11,142 - Unknown		
Max Alvis, R (1, 5)	0-0 SH3 1-2		0-0 F4		0-0 G6-4-3 1-2			0-0 F5		3	0	0	0	0	0	2			
Leon Wagner, L (1, 7)	0-0 F7		0-0 4-3			0-3 K		0-3 K		4	0	0	0	0	2	1			
Fred Whitfield, L OBP: 0.250, SLG: 0.250	0-0 1B 2H			0-0 F8 1B		0-0 4-3		0-0 F9		4	0	2	1	0	0	0			
Chuck Hinton, R OBP: 0.500, SLG: 0.625	0-0 1-2 1B			0-0 L4-3 1B		0-0 FC5-4 1B		0-0 F7		4	0	3	0	0	0	0			
Gus Gil, R OBP: 0.250, SLG: 0.143	0-0 F9			0-0 F8		0-0 FC5-4 1-2		0-0 F8		4	0	0	0	0	0	5			
Duke Sims, L OBP: 0.286, SLG: 0.333		0-3 K2-3		0-0 L4-3 1-2			0-0 F5			3	0	0	0	0	1	2			
Larry Brown, R OBP: 0.333, SLG: 0.333		0-0 F8			0-0 1B		0-0 6-3			3	0	1	0	0	0	0			
Luis Tiant, R (5, PH) Vern Fuller, R OBP: 1.000, SLG: 1.000 John O'Donoghue, R (5, 1) Lee Maye, L (7, PH) Steve Bailey, R (7, 1)		0-3 K			0-0 1B		0-0 K			1	0	0	0	0	1	0			
Inning Stats	R: 1 E: 0 K: 0 S: 6	H: 3 LOB: 2 BB: 0 P: 6	R: 0 E: 0 K: 2 S: 7	H: 0 LOB: 0 BB: 0 P: 7	R: 0 E: 0 K: 0 S: 3	H: 0 LOB: 0 BB: 0 P: 3	R: 0 E: 0 K: 0 S: 4	H: 2 LOB: 1 BB: 0 P: 4	R: 0 E: 0 K: 1 S: 4	H: 1 LOB: 1 BB: 0 P: 6	R: 0 E: 0 K: 1 S: 5	H: 0 LOB: 0 BB: 0 P: 5	R: 0 E: 0 K: 1 S: 5	H: 0 LOB: 0 BB: 0 P: 5	R: 0 E: 0 K: 0 S: 3	H: 0 LOB: 0 BB: 0 P: 3		1B: 8 2B: 1 3B: 0 HR: 0	SF: 0 SAC: 1 DP: 2 HBP: 0
PITCHER	IP WLS BF H R ER SO BB IBB HBP BLK WP HR S P ERA WHIP																		
Jack Sanford, R ERA: 1.5	(1, 1)	6.0 W 24 8 1 1 3 0 0 0 0 0 0 0 30 30 1.50 1.333																	
Minnie Rojas, R ERA:	(7, 1)	3.0 S 9 0 0 0 2 0 0 0 0 0 0 0 13 13 0.00 0.000																	

Batter	1	2	3	4	5	6	7	8	9	AB	R	H	RBI	BB	SO	LOB	BOTTOM		
Paul Schaaf, R OBP: 0.250, SLG: 0.100	0-3 K	0-0 FC5-4 1-2		0-0 2B 1B		0-0 SH1-4 1-2	0-0 5-3			4	1	1	0	0	1	3	Cleveland Indians @ California Angels Anaheim Stadium, Anaheim, CA Fri Apr 14 1967, 9:05 PM EST Att. 11,142 - Unknown		
Jim Fregosi, R OBP: 0.538, SLG: 0.667	0-0 4-3 1B		0-0 F9	0-0 1B 1H		0-0 6-3		0-0 2B SF9 1B		5	3	3	1	0	0	2			
Jay Johnstone, L OBP: 0.833, SLG: 1.200	0-0 4-3		0-0 HR 1B	0-0 2H 1B		0-0 BB		0-0 SF9 SF8 2B		4	2	3	1	1	0	1			
Rick Reichardt, R OBP: 0.385, SLG: 0.727	0-0 HR 1B		0-0 HR	0-3 K		0-3 K		0-0 SF9		4	2	2	4	0	2	3			
Don Mincher, L OBP: 0.615, SLG: 1.364	0-0 1H HR		0-0 BB		0-0 3-1		0-0 1B 2B	0-0 SF8		3	2	2	3	1	0	0			
Jose Cardenal, R OBP: 0.231, SLG: 0.231	0-0 F8		0-3 K		0-0 F9		0-0 1B 1B	0-0 6-3		5	0	1	0	0	1	1			
Buck Rodgers, S OBP: 0.167, SLG: 0.167		0-3 K	0-3 K		0-0 1B		0-0 F9			4	0	1	0	0	2	3			
Bobby Knoop, R OBP: 0.273, SLG: 0.400		0-0 6-3		0-0 F5	0-3 K		0-0 1B			4	0	1	1	0	1	1			
Jack Sanford, R OBP: 0.667, SLG: 0.500 Don Wallace, L (6, PR) Minnie Rojas, R (7, 1)		0-0 FC5-4 BB		0-3 K		0-0 SH1-4 1B	0-3 K			2	0	1	0	1	1	0			
Inning Stats	R: 3 E: 0 K: 1 S: 8	H: 3 LOB: 0 BB: 0 P: 8	R: 0 E: 0 K: 1 S: 5	H: 0 LOB: 1 BB: 1 P: 9	R: 2 E: 0 K: 2 S: 9	H: 2 LOB: 1 BB: 1 P: 13	R: 2 E: 0 K: 2 S: 10	H: 3 LOB: 0 BB: 0 P: 10	R: 0 E: 0 K: 1 S: 6	H: 1 LOB: 1 BB: 0 P: 6	R: 0 E: 0 K: 1 S: 6	H: 1 LOB: 2 BB: 1 P: 10	R: 1 E: 0 K: 1 S: 8	H: 3 LOB: 2 BB: 0 P: 8	R: 2 E: 0 K: 0 S: 5	H: 2 LOB: 0 BB: 0 P: 5		1B: 9 2B: 4 3B: 0 HR: 2	SF: 2 SAC: 1 DP: 0 HBP: 0
PITCHER	IP WLS BF H R ER SO BB IBB HBP BLK WP HR S P ERA WHIP																		
Luis Tiant, R ERA: 15.75	(1, 1)	4.0 L 22 8 7 0 0 0 2 0 0 0 0 0 0 12 16 0.00 1.500																	
John O'Donoghue, L ERA:	(5, 1)	2.0 9 2 0 0 2 1 0 0 0 0 0 0 12 16 0.00 1.500																	
Steve Bailey, R ERA: 13.5	(7, 1)	2.0 11 5 3 3 1 0 0 0 0 0 0 0 13 13 13.50 2.500																	

Batter	1	2	3	4	5	6	7	8	9	10	AB	R	H	RBI	BB	SO	LOB	TOP						
Curt Blefary, L OBP: 0.200, SLG: 0.167 (1, 7)	F7		4-3		SH1-3		L6		F8		4	0	0	0	0	0	0							
Luis Aparicio, R OBP: 0.304, SLG: 0.316 (1, 6)	L6		4-3		4-3			4-3 1B 2B		FC6-4 1B	4	1	2	0	1	0	1							
Frank Robinson, R OBP: 0.429, SLG: 0.695 (1, 9)			F4		F8			4-3 1B BB		F9	4	1	1	0	1	0	3							
Brooks Robinson, R OBP: 0.286, SLG: 0.526 (1, 5)	F7							4-3		FC6-4	4	0	0	0	1	1	4							
Boog Powell, L OBP: 0.351, SLG: 0.450 (1, 3)								4-3		5-3	5	0	2	2	0	0	2							
Davey Johnson, R OBP: 0.263, SLG: 0.421 (1, 4)		5-3 1B			F5		G3			5-3	4	1	1	1	0	0	3							
Paul Blair, R OBP: 0.200, SLG: 0.316 (1, 8)		5-3			F9		HR			F8	4	0	0	0	0	0	3							
Andy Etchebarren, R OBP: 0.350, SLG: 0.650 (1, 2)					F3		F8			F8	4	0	0	0	0	0	3							
Dave McNally, R OBP: 0.200, SLG: 0.400 Stu Miller, R (9, 1)								5-3		4-3	4	1	1	0	0	1	1							
Inning Stats	R: 0 E: 0 K: 0 S: 4	H: 1 LOB: 1 BB: 0 P: 4	R: 0 E: 0 K: 1 S: 6	H: 1 LOB: 1 BB: 0 P: 6	R: 0 E: 0 K: 0 S: 3	H: 0 LOB: 1 BB: 1 P: 7	R: 0 E: 0 K: 0 S: 3	H: 0 LOB: 1 BB: 1 P: 7	R: 1 E: 0 K: 0 S: 5	H: 2 LOB: 1 BB: 0 P: 5	R: 1 E: 0 K: 1 S: 6	H: 1 LOB: 0 BB: 0 P: 6	R: 0 E: 0 K: 0 S: 3	H: 0 LOB: 0 BB: 0 P: 3	R: 2 E: 0 K: 0 S: 5	H: 2 LOB: 1 BB: 1 P: 9	R: 0 E: 0 K: 0 S: 3	H: 0 LOB: 0 BB: 0 P: 3	R: 0 E: 0 K: 0 S: 4	H: 1 LOB: 1 BB: 0 P: 4	1B: 3 2B: 4 3B: 0 HR: 1	SF: 0 SAC: 1 DP: 0 HBP: 0	WP: 0 PB: 0 SB: 0 CS: 0	PA: 41
PITCHER	IP	WLS	BF	H	R	ER	SO	BB	IBB	HBP	BLK	WP	HR	S	P	ERA	WHIP							
George Brunet, L ERA: 3.18	(1, 1)	8.0	34	7	4	4	2	3	0	0	0	0	1	35	47	4.50	1.250							
Lew Burdette, R ERA:	(9, 1)	2.0	7	1	0	0	0	0	0	0	0	0	0	7	7	0.00	0.500							

Baltimore Orioles @ California Angels
Anaheim Stadium, Anaheim, CA
Sun Apr 16 1967, 6:33 AM EST
Unknown

AB 37
R 4
H 8
RBI 4
BB 3
SO 2
LOB 17



Batter	1	2	3	4	5	6	7	8	9	10	AB	R	H	RBI	BB	SO	LOB	BOTTOM						
Paul Schaal, R OBP: 0.273, SLG: 0.368 (1, 5)	FC8-5 2B		F4					5-3			4	1	2	2	1	0	1							
Jim Fregosi, R OBP: 0.435, SLG: 0.500 (1, 6)	FC8-5							5-3 1B			5	0	3	1	0	0	1							
Jay Johnstone, L OBP: 0.400, SLG: 0.500 (1, 8)	K							5-3 1B			4	0	1	0	0	2	1							
Rick Reichardt, R OBP: 0.361, SLG: 0.579 (1, 7)								5-3 1B			4	0	0	0	0	1	2							
Jose Cardenal, R OBP: 0.190, SLG: 0.350 (1, 9)								5-3 1B			4	1	1	1	0	0	1							
Don Mincher, L OBP: 0.667, SLG: 1.375 (1, 3)								5-3 1B			3	1	1	1	1	0	0							
Bobby Knoop, R OBP: 0.263, SLG: 0.294 (1, 4)								5-3 1B			4	0	0	0	0	0	1							
Buck Rodgers, S OBP: 0.250, SLG: 0.211 Don Wallace, L (10, PR)								5-3 1B			3	0	1	0	1	0	0							
George Brunet, R Bubba Morton, R Lew Burdette, R Jim Piersall, R (10, PH)								5-3 1B			1	0	0	0	0	1	0							
Inning Stats	R: 0 E: 0 K: 1 S: 5	H: 1 LOB: 0 BB: 0 P: 5	R: 0 E: 0 K: 1 S: 5	H: 0 LOB: 0 BB: 0 P: 5	R: 0 E: 0 K: 0 S: 3	H: 0 LOB: 1 BB: 1 P: 7	R: 0 E: 0 K: 0 S: 4	H: 2 LOB: 1 BB: 0 P: 4	R: 0 E: 0 K: 0 S: 2	H: 0 LOB: 0 BB: 1 P: 6	R: 0 E: 0 K: 1 S: 6	H: 1 LOB: 1 BB: 0 P: 6	R: 0 E: 0 K: 0 S: 3	H: 0 LOB: 0 BB: 0 P: 3	R: 2 E: 0 K: 0 S: 5	H: 2 LOB: 0 BB: 0 P: 5	R: 2 E: 0 K: 1 S: 7	H: 2 LOB: 0 BB: 0 P: 7	R: 1 E: 0 K: 0 S: 3	H: 2 LOB: 2 BB: 1 P: 7	1B: 6 2B: 2 3B: 0 HR: 3	SF: 0 SAC: 2 DP: 3 HBP: 0	WP: 0 PB: 0 SB: 0 CS: 0	PA: 38
PITCHER	IP	WLS	BF	H	R	ER	SO	BB	IBB	HBP	BLK	WP	HR	S	P	ERA	WHIP							
Dave McNally, L ERA: 4.73	(1, 1)	8.2	33	8	4	4	4	2	0	0	0	0	3	39	47	4.15	1.154							
Stu Miller, R ERA: 4.5	(9, 1)	0.2	5	2	1	1	0	0	1	0	0	0	0	4	8	13.50	3.000							

Baltimore Orioles @ California Angels
Anaheim Stadium, Anaheim, CA
Sun Apr 16 1967, 6:33 AM EST
Unknown

AB 33
R 5
H 10
RBI 5
BB 3
SO 4
LOB 7



Batter	1	2	3	4	5	6	7	8	9	AB	R	H	RBI	BB	SO	LOB	TOP				
Luis Aparicio, R OBP: 0.321, SLG: 0.333 (1, 6)										5	1	2	0	0	0	2					
Paul Blair, R OBP: 0.240, SLG: 0.333 (1, 8)										5	0	2	0	0	0	2					
Frank Robinson, R OBP: 0.423, SLG: 0.792 (1, 9)										5	0	2	1	0	0	2					
Brooks Robinson, R OBP: 0.308, SLG: 0.478 (1, 5)										4	1	1	0	0	0	4					
Boog Powell, L OBP: 0.320, SLG: 0.375 (1, 3)										4	0	0	0	0	1	3					
Curt Blefary, L OBP: 0.292, SLG: 0.200 (1, 7)										2	1	1	1	2	0	1					
Davey Johnson, R OBP: 0.261, SLG: 0.364 (1, 4)										3	0	0	0	0	0	3					
Larry Haney, R OBP: 0.500, SLG: 0.750 (1, 2)										4	0	2	1	0	1	2					
Steve Barber, L (1, 1)										3	0	0	0	1	1	2					
Inning Stats	R: 0 E: 0 K: 0 S: 3	H: 0 LOB: 0 BB: 0 P: 3	R: 1 E: 0 K: 0 S: 5	H: 2 LOB: 2 BB: 0 P: 6	R: 0 E: 0 K: 0 S: 4	H: 1 LOB: 1 BB: 0 P: 4	R: 1 E: 0 K: 1 S: 6	H: 1 LOB: 2 BB: 2 P: 14	R: 0 E: 0 K: 0 S: 4	H: 0 LOB: 1 BB: 0 P: 8	R: 0 E: 0 K: 1 S: 6	H: 1 LOB: 1 BB: 0 P: 6	R: 0 E: 0 K: 0 S: 4	H: 1 LOB: 2 BB: 0 P: 5	R: 1 E: 0 K: 0 S: 5	H: 2 LOB: 1 BB: 0 P: 5	1B: 9 2B: 1 3B: 0 HR: 0	SF: 0 SAC: 0 DP: 1 HBP: 2	WP: 0 PB: 0 SB: 1 CS: 1	PA: 40	
PITCHER	IP	WLS	BF	H	R	ER	SO	BB	IBB	HBP	BLK	WP	HR	S	P	ERA	WHIP				
Jorge Rubio, R ERA: 3.0 (1, 1)	6.0	L	26	6	2	2	2	3	0	1	0	0	0	26	39	3.00	1.500				
Jim Coates, R ERA: (7, 1)	2.0		9	2	0	0	1	0	0	1	0	0	0	10	11	0.00	1.000				
Bill Kelso, R ERA: 9.0 (9, 1)	1.0		5	2	1	1	0	0	0	0	0	0	0	5	5	9.00	2.000				

Baltimore Orioles @ California Angels
Anaheim Stadium, Anaheim, CA
Sun Apr 16 1967, 6:38 AM EST
Att: 28,066 - Unknown

AB 35
R 3
H 10
RBI 3
BB 3
SO 3
LOB 21



Batter	1	2	3	4	5	6	7	8	9	AB	R	H	RBI	BB	SO	LOB	BOTTOM				
Paul Schaal, R OBP: 0.269, SLG: 0.318 (1, 5)										3	0	0	0	1	1	1					
Jim Fregosi, R OBP: 0.407, SLG: 0.500 (1, 6)										4	0	1	0	0	1	2					
Jay Johnstone, L OBP: 0.316, SLG: 0.389 (1, 8)										4	0	0	0	0	0	2					
Rick Reichardt, R OBP: 0.360, SLG: 0.500 (1, 7)										3	0	0	0	1	0	2					
Jose Cardenal, R OBP: 0.167, SLG: 0.304 (1, 9)										3	0	0	0	0	0	1					
Don Mincher, L OBP: 0.583, SLG: 1.158 (1, 3)										3	0	0	0	0	0	1					
Bobby Knoop, R OBP: 0.227, SLG: 0.250 (1, 4)										3	0	0	0	0	1	0					
Buck Rodgers, S OBP: 0.217, SLG: 0.182 (1, 2)										3	0	0	0	0	0	0					
Jorge Rubio, R OBP: 0.167, SLG: 0.167 (6, PH)										0	0	0	0	1	0	0					
Bubba Morton, R OBP: 0.197, SLG: 0.167 (6, PH)										1	0	0	0	0	0	0					
Jim Coates, R (7, 1)										0	0	0	0	0	0	0					
Orlando McFarlane, R OBP: 0.500, SLG: 0.500 (8, PH)										1	0	0	0	0	0	0					
Bill Kelso, R (9, 1)										0	0	0	0	0	0	0					
Inning Stats	R: 0 E: 0 K: 1 S: 5	H: 0 LOB: 1 BB: 1 P: 9	R: 0 E: 0 K: 0 S: 3	H: 0 LOB: 0 BB: 0 P: 3	R: 0 E: 0 K: 1 S: 5	H: 0 LOB: 1 BB: 1 P: 9	R: 0 E: 0 K: 0 S: 3	H: 0 LOB: 0 BB: 0 P: 3	R: 0 E: 0 K: 0 S: 3	H: 0 LOB: 0 BB: 0 P: 5	R: 0 E: 0 K: 0 S: 3	H: 0 LOB: 1 BB: 1 P: 7	R: 0 E: 0 K: 0 S: 3	H: 0 LOB: 0 BB: 0 P: 3	R: 0 E: 0 K: 0 S: 4	H: 1 LOB: 1 BB: 0 P: 4	1B: 0 2B: 1 3B: 0 HR: 0	SF: 0 SAC: 0 DP: 0 HBP: 0	WP: 0 PB: 0 SB: 0 CS: 0	PA: 31	
PITCHER	IP	WLS	BF	H	R	ER	SO	BB	IBB	HBP	BLK	WP	HR	S	P	ERA	WHIP				
Steve Barber, L ERA: (1, 1)	9.0	W	31	1	0	0	3	3	0	0	0	0	0	34	46	0.00	0.444				

Baltimore Orioles @ California Angels
Anaheim Stadium, Anaheim, CA
Sun Apr 16 1967, 6:38 AM EST
Att: 28,066 - Unknown

AB 28
R 0
H 1
RBI 0
BB 3
SO 3
LOB 9



Batter	1	2	3	4	5	6	7	8	9	AB	R	H	RBI	BB	SO	LOB	TOP			
Paul Schaaf, R OBP: 0.300, SLG: 0.292	L5		BB		BB					2	0	0	0	2	0	0	California Angels @ Detroit Tigers Tiger Stadium, Detroit, MI Tue Apr 18 1967, 3:33 AM EST Att: 30,011 - Unknown			
Jim Fregosi, R OBP: 0.419, SLG: 0.500	G5-4-3 1B		5-3		1-2 BB			F6		4	0	2	0	0	0	1				
Jay Johnstone, L OBP: 0.261, SLG: 0.318	G5-4-3				1-2 BB			G1		4	0	0	0	0	0	3				
Rick Reichardt, R OBP: 0.310, SLG: 0.423		F8		K				6-3		4	0	0	0	0	1	0				
Don Mincher, L OBP: 0.571, SLG: 1.043		K		BB 1B				K		4	0	2	0	0	2	0				
Jimmie Hall, L OBP: 0.375, SLG: 0.714		HR		1-2 BB 1B				4-3 1B		3	1	2	1	1	0	1				
Buck Rodgers, S OBP: 0.222, SLG: 0.160		G1		1-2 2-3 BB				F5		3	0	0	0	1	0	2				
Bobby Knoop, R OBP: 0.192, SLG: 0.208			K	FC4-6 BB				K		4	0	0	0	0	2	4				
Marcelino Lopez, R OBP: 0.500, SLG: 0.500			F8					K		2	0	1	0	0	0	0				
Len Gabrielson, L (7, PH)					1B BB 1B					1	0	0	0	0	1	0				
Minnie Rojas, R (7, 1)										0	0	0	0	0	0	0				
Inning Stats	R: 0 E: 0 K: 0 S: 3	H: 1 LOB: 0 BB: 0 P: 3	R: 1 E: 0 K: 1 S: 6	H: 1 LOB: 0 BB: 0 P: 6	R: 0 E: 0 K: 1 S: 5	H: 0 LOB: 1 BB: 1 P: 9	R: 0 E: 0 K: 1 S: 7	H: 2 LOB: 3 BB: 1 P: 11	R: 0 E: 0 K: 1 S: 5	H: 0 LOB: 1 BB: 1 P: 9	R: 0 E: 0 K: 1 S: 5	H: 0 LOB: 0 BB: 0 P: 5	R: 0 E: 0 K: 0 S: 3	H: 0 LOB: 1 BB: 0 P: 6	R: 0 E: 0 K: 1 S: 6	H: 1 LOB: 1 BB: 0 P: 6	1B: 6 2B: 0 3B: 0 HR: 1	SF: 0 SAC: 0 DP: 2 HBP: 0	WP: 0 PB: 0 SB: 0 CS: 0	PA: 35
PITCHER Earl Wilson, R ERA: 2.57	IP: 9.0 WLS: W BF: 35	H: 7 R: 1 ER: 1 SO: 6	BB: 4 IBB: 0 HBP: 0 BLK: 0	WP: 0 HR: 1 S: 43 P: 59	ERA: 1.00 WHIP: 1.222	PITCHER										IP: 9.0 WLS: W BF: 35	H: 7 R: 1 ER: 1 SO: 6	BB: 4 IBB: 0 HBP: 0 BLK: 0	WP: 0 HR: 1 S: 43 P: 59	ERA: 1.00 WHIP: 1.222

Batter	1	2	3	4	5	6	7	8	9	AB	R	H	RBI	BB	SO	LOB	BOTTOM			
Jake Wood, R OBP: 0.077, SLG: 0.154	L6	K			6-3			F8		4	0	0	0	0	1	2	California Angels @ Detroit Tigers Tiger Stadium, Detroit, MI Tue Apr 18 1967, 3:33 AM EST Att: 30,011 - Unknown			
Don Wert, R OBP: 0.303, SLG: 0.233	5-3		F4		6-3			E 1B FC5-4 1B		4	1	1	0	0	0	0				
Gates Brown, L OBP: 0.364, SLG: 0.500	4-0 BB		4-0 BB		F4			E 1B FC5-4 1B		2	1	1	0	2	0	0				
Mickey Stanley, R (9, 8)										0	0	0	0	0	0	0				
Al Kaline, R OBP: 0.485, SLG: 0.704	L4-3		L8				HR	L7		4	1	1	1	0	0	4				
Jim Northrup, L OBP: 0.406, SLG: 0.448		K	4-3				K	E6 FC5-4		4	0	0	0	0	2	3				
Bill Freehan, R OBP: 0.519, SLG: 0.600		1B SF8 2B		SH5-3 1B			6-3	FC5-4 FC5-4		4	1	2	2	0	0	1				
Ray Oyler, R OBP: 0.438, SLG: 0.429		2-3 1B		SH5-3 1B			6-3	FC5-4 FC5-4		3	0	1	0	0	0	1				
Dick McAuliffe, L OBP: 0.350, SLG: 0.313		SF8		K				4-3		2	0	0	1	0	1	1				
Earl Wilson, R OBP: 0.333, SLG: 0.333		3-H 1-2 1B		F9				K		3	0	1	0	0	1	1				
Inning Stats	R: 0 E: 0 K: 0 S: 3	H: 0 LOB: 1 BB: 1 P: 7	R: 1 E: 0 K: 2 S: 10	H: 3 LOB: 2 BB: 0 P: 10	R: 0 E: 0 K: 1 S: 6	H: 1 LOB: 1 BB: 0 P: 6	R: 0 E: 0 K: 1 S: 6	H: 0 LOB: 0 BB: 0 P: 3	R: 1 E: 0 K: 1 S: 6	H: 1 LOB: 0 BB: 0 P: 6	R: 0 E: 0 K: 1 S: 5	H: 0 LOB: 0 BB: 0 P: 5	R: 2 E: 1 K: 0 S: 6	H: 2 LOB: 1 BB: 0 P: 6	R: 0 E: 0 K: 1 S: 6	H: 0 LOB: 1 BB: 0 P: 6	1B: 5 2B: 1 3B: 0 HR: 1	SF: 1 SAC: 1 DP: 0 HBP: 0	WP: 0 PB: 0 SB: 0 CS: 0	PA: 34
PITCHER Marcelino Lopez, L ERA: 3.38	IP: 6.0 WLS: L BF: 25	H: 5 R: 2 ER: 2 SO: 4	BB: 2 IBB: 0 HBP: 0 BLK: 0	WP: 0 HR: 1 S: 31 P: 39	ERA: 3.00 WHIP: 1.167	PITCHER										IP: 6.0 WLS: L BF: 25	H: 5 R: 2 ER: 2 SO: 4	BB: 2 IBB: 0 HBP: 0 BLK: 0	WP: 0 HR: 1 S: 31 P: 39	ERA: 3.00 WHIP: 1.167
Minnie Rojas, R ERA:	IP: 2.0 WLS: 9 BF: 9	H: 2 R: 2 ER: 0 SO: 1	BB: 0 IBB: 0 HBP: 0 BLK: 0	WP: 0 HR: 0 S: 11 P: 11	ERA: 0.00 WHIP: 1.000	PITCHER										IP: 2.0 WLS: 9 BF: 9	H: 2 R: 2 ER: 0 SO: 1	BB: 0 IBB: 0 HBP: 0 BLK: 0	WP: 0 HR: 0 S: 11 P: 11	ERA: 0.00 WHIP: 1.000

Batter	1	2	3	4	5	6	7	8	9	AB	R	H	RBI	BB	SO	LOB	TOP																						
Paul Schaal, R OBP: 0.265, SLG: 0.250	F8		6-3		FC6-4			6-3		4	0	0	0	0	0	1																							
Jim Fregosi, R OBP: 0.371, SLG: 0.441	6-3		F4		K			4-3		4	0	0	0	0	1	1																							
Jay Johnstone, L OBP: 0.259, SLG: 0.346					K			L9		4	0	1	0	0	1	0																							
Rick Reichardt, R OBP: 0.333, SLG: 0.467	K				L9 HR			6-3		4	1	2	0	0	1	1																							
Don Mincher, L OBP: 0.531, SLG: 0.923 Don Wallace, L (9, PR)					L9			F6		3	0	0	0	1	0	2																							
Jimmie Hall, L OBP: 0.417, SLG: 0.909								F8		4	1	2	2	0	0	1																							
Tom Satriano, L OBP: 0.500, SLG: 1.250					HR					4	1	2	1	0	1	2																							
Bobby Knoop, R OBP: 0.172, SLG: 0.185					F8					3	0	0	0	0	0	1																							
George Brunet, R Minnie Rojas, R (8, 1)					K					2	0	0	0	1	2	0																							
										0	0	0	0	0	0	0																							
Inning Stats	R: 0 E: 0 K: 1 S: 6	H: 1 LOB: 1 BB: 0 P: 6	R: 0 E: 0 K: 0 S: 3	H: 1 LOB: 1 BB: 1 P: 7	R: 0 E: 0 K: 1 S: 5	H: 0 LOB: 0 BB: 0 P: 5	R: 2 E: 0 K: 1 S: 7	H: 2 LOB: 0 BB: 0 P: 7	R: 0 E: 0 K: 1 S: 5	H: 0 LOB: 1 BB: 1 P: 9	R: 0 E: 0 K: 0 S: 3	H: 0 LOB: 0 BB: 0 P: 3	R: 1 E: 0 K: 1 S: 6	H: 1 LOB: 0 BB: 0 P: 6	R: 0 E: 0 K: 0 S: 3	H: 0 LOB: 0 BB: 0 P: 3	R: 0 E: 1 K: 1 S: 6	H: 2 LOB: 2 BB: 0 P: 6	1B: 3 2B: 3 3B: 0 HR: 2	SF: 0 SAC: 0 DP: 2 HBP: 0	WP: 0 PB: 0 SB: 0 CS: 1	PA: 34																	
PITCHER	IP	WLS	BF	H	R	ER	SO	BB	IBB	HBP	BLK	WP	HR	S	P	ERA	WHIP	PITCHER					IP	WLS	BF	H	R	ER	SO	BB	IBB	HBP	BLK	WP	HR	S	P	ERA	WHIP
Joe Sparna, R ERA: 4.76	(1, 1)	7.0		27	5	3	3	5	2	0	0	0	0	2	35	43	3.86	1.000																					
Fred Gladding, R ERA:	(8, 1)	2.0	W	7	2	0	0	1	0	0	0	0	0	0	9	9	0.00	1.000																					

California Angels @ Detroit Tigers
Tiger Stadium, Detroit, MI
Thu Apr 20 1967, 6:05 PM EST
Att: 9,211 - Unknown

AB	32
R	3
H	7
RBI	3
BB	2
SO	6
LOB	9



Batter	1	2	3	4	5	6	7	8	9	AB	R	H	RBI	BB	SO	LOB	BOTTOM																						
Don Wert, R OBP: 0.297, SLG: 0.212	F7		F3					L5		3	0	0	0	1	0	1																							
Dick McAuliffe, L OBP: 0.375, SLG: 0.316			K					K		3	0	1	0	1	2	1																							
Gates Brown, L OBP: 0.351, SLG: 0.469 Mickey Stanley, R (9, 8)					F8					4	1	1	0	0	1	3																							
					K					0	0	0	0	0	0	0																							
Al Kaline, R OBP: 0.486, SLG: 0.774								L9		4	1	2	1	0	0	0																							
					HR					4	1	2	1	0	0	0																							
Jim Northrup, L OBP: 0.389, SLG: 0.424 (9, 7)								F7		4	1	1	0	0	1	2																							
					1-3					4	1	1	0	0	1	2																							
Bill Freehan, R OBP: 0.516, SLG: 0.708										4	1	2	1	0	1	2																							
					HR					4	1	2	1	0	1	2																							
Norm Cash, L OBP: 0.516, SLG: 0.222										2	0	0	0	2	0	1																							
					3-1					2	0	0	0	1	1	2																							
Ray Oyler, R OBP: 0.421, SLG: 0.375 Jerry Lumpe, L OBP: 0.266, SLG: 0.167 Dick Tracewski, R OBP: 0.250, SLG: 0.333										2	0	0	0	1	1	2																							
										1	0	0	0	0	0	1																							
										0	0	0	0	0	0	0																							
Joe Sparna, R Jake Wood, R OBP: 0.071, SLG: 0.143 Fred Gladding, L (8, 1)										2	0	0	0	0	1	1																							
										1	0	0	0	0	1	0																							
										1	0	0	0	0	2																								
Inning Stats	R: 0 E: 0 K: 0 S: 2	H: 0 LOB: 0 BB: 1 P: 6	R: 1 E: 0 K: 1 S: 6	H: 1 LOB: 0 BB: 0 P: 6	R: 0 E: 0 K: 2 S: 7	H: 0 LOB: 1 BB: 1 P: 11	R: 1 E: 0 K: 0 S: 5	H: 2 LOB: 1 BB: 0 P: 5	R: 0 E: 0 K: 2 S: 8	H: 1 LOB: 2 BB: 1 P: 12	R: 0 E: 0 K: 0 S: 4	H: 1 LOB: 0 BB: 1 P: 8	R: 0 E: 0 K: 2 S: 7	H: 0 LOB: 0 BB: 0 P: 7	R: 2 E: 1 K: 1 S: 8	H: 2 LOB: 2 BB: 1 P: 12	1B: 5 2B: 0 3B: 0 HR: 2	SF: 0 SAC: 0 DP: 1 HBP: 0	WP: 1 PB: 0 SB: 0 CS: 0	PA: 36																			
PITCHER	IP	WLS	BF	H	R	ER	SO	BB	IBB	HBP	BLK	WP	HR	S	P	ERA	WHIP	PITCHER					IP	WLS	BF	H	R	ER	SO	BB	IBB	HBP	BLK	WP	HR	S	P	ERA	WHIP
George Brunet, L ERA: 3.33	(1, 1)	7.1	L	32	7	4	3	7	4	0	0	0	0	2	42	58	3.68	1.500																					
Minnie Rojas, R ERA:	(8, 1)	0.2		4	0	0	0	1	0	1	0	0	0	1	5	9	0.00	0.000																					

California Angels @ Detroit Tigers
Tiger Stadium, Detroit, MI
Thu Apr 20 1967, 6:05 PM EST
Att: 9,211 - Unknown

AB	31
R	4
H	7
RBI	2
BB	5
SO	8
LOB	16



Batter	1	2	3	4	5	6	7	8	9	AB	R	H	RBI	BB	SO	LOB	TOP																
Paul Schaaf, R OBP: 0.256, SLG: 0.333 (1, 5)										5	1	1	1	0	1	3	California Angels @ Cleveland Indians Cleveland Municipal Stadium, Cleveland, OH Fri Apr 21 1967, 6:05 PM EST Att: 5,281 - Unknown																
Jim Fregosi, R OBP: 0.350, SLG: 0.487 (1, 6)										5	1	1	2	0	1	1																	
Jay Johnstone, L OBP: 0.276, SLG: 0.357 Jim Coates, R OBP: 0.276, SLG: 0.357 (4, 1)										2	1	1	0	0	1	0																	
Jim Pierson, R OBP: 0.276, SLG: 0.357 Nick Willhite, L OBP: 0.276, SLG: 0.357 Bill Kelso, R OBP: 0.276, SLG: 0.357 (7, 1)										0	0	0	0	0	0	0																	
Buck Rodgers, S OBP: 0.276, SLG: 0.357 (8, 2)										1	0	0	0	0	0	1																	
Rick Reichardt, R OBP: 0.405, SLG: 0.500 (1, 7)										2	1	2	0	1	0	0																	
Jose Cardenal, R OBP: 0.179, SLG: 0.296 (4, 8)										4	1	1	2	0	1	3																	
Don Mincher, L OBP: 0.556, SLG: 0.893 (1, 3)										2	0	1	0	2	0	1																	
Bobby Knoop, R OBP: 0.182, SLG: 0.194 (1, 4)										4	0	1	1	0	2	4																	
Orlando McFarlane, R OBP: 0.333, SLG: 0.333 Don Wallace, L OBP: 0.333, SLG: 0.333 Lew Burdette, R OBP: 0.333, SLG: 0.333 (9, PR)										4	0	1	0	0	1	4																	
Jack Sanford, R OBP: 0.500, SLG: 0.333 Bubba Morton, R OBP: 0.222, SLG: 0.222 (4, 9)										3	0	1	0	0	1	1																	
Inning Stats	R: 0 E: 0 K: 2 S: 7	H: 0 LOB: 0 BB: 0 P: 7	R: 0 E: 0 K: 1 S: 4	H: 0 LOB: 1 BB: 1 P: 9	R: 0 E: 0 K: 2 S: 7	H: 0 LOB: 0 BB: 0 P: 7	R: 2 E: 0 K: 1 S: 8	H: 3 LOB: 2 BB: 1 P: 12	R: 0 E: 0 K: 2 S: 8	H: 1 LOB: 1 BB: 0 P: 8	R: 1 E: 0 K: 0 S: 4	H: 2 LOB: 1 BB: 1 P: 8	R: 1 E: 0 K: 2 S: 8	H: 1 LOB: 0 BB: 0 P: 8	R: 0 E: 0 K: 1 S: 6	H: 1 LOB: 1 BB: 0 P: 6	R: 2 E: 0 K: 0 S: 5	H: 2 LOB: 1 BB: 0 P: 5	1B: 8 2B: 0 3B: 0 HR: 2	SF: 0 SAC: 0 DP: 2 HBP: 1	WP: 1 PB: 0 SB: 0 CS: 0	PA: 39											
PITCHER	IP WLS BF H R ER SO BB IBB HBP BLK WP HR S P ERA WHIP																																
Sam McDowell, L ERA: 3.43 Bob Allen, L ERA: 3.86	(1, 1) (9, 1)	8.0 L	34 5	8 2	4 2	4 2	11 0	3 0	0 0	1 0	0 0	1 0	1 5	52 5	65 5	4.50 18.00	1.375 2.000																

AB	35
R	6
H	10
RBI	6
BB	3
SO	11
LOB	19



Batter	1	2	3	4	5	6	7	8	9	AB	R	H	RBI	BB	SO	LOB	BOTTOM																	
Vic Davallo, L OBP: 0.258, SLG: 0.290 (1, 8)										5	1	2	0	0	0	3	California Angels @ Cleveland Indians Cleveland Municipal Stadium, Cleveland, OH Fri Apr 21 1967, 6:05 PM EST Att: 5,281 - Unknown																	
Max Alvis, R OBP: 0.282, SLG: 0.292 (1, 5)										3	0	0	0	0	0	0																		
Chuck Hinton, R OBP: 0.333, SLG: 0.621 (1, 9)										5	2	2	2	0	0	1																		
Fred Whitfield, L OBP: 0.379, SLG: 0.593 (1, 3)										3	1	2	2	1	0	0																		
Leon Wagner, L OBP: 0.360, SLG: 0.500 Chico Salmon, R OBP: 0.667, SLG: 0.667 (8, PR)										4	0	1	0	0	0	3																		
Duke Sims, L OBP: 0.269, SLG: 0.458 (1, 2)										4	0	1	1	0	0	1																		
Gus Gil, R OBP: 0.269, SLG: 0.261 (1, 4)										4	0	1	0	0	0	0																		
Larry Brown, R OBP: 0.435, SLG: 0.333 (1, 6)										3	0	1	0	1	0	1																		
Sam McDowell, L OBP: 0.286, SLG: 0.286 Willie Smith, L OBP: 0.250, SLG: 0.250 Bob Allen, L OBP: 0.250, SLG: 0.250 (8, PH)										3	0	2	0	0	1	1																		
Inning Stats	R: 2 E: 0 K: 0 S: 6	H: 3 LOB: 1 BB: 0 P: 6	R: 0 E: 0 K: 0 S: 4	H: 1 LOB: 0 BB: 0 P: 4	R: 2 E: 0 K: 0 S: 5	H: 2 LOB: 0 BB: 0 P: 5	R: 0 E: 0 K: 1 S: 4	H: 0 LOB: 1 BB: 1 P: 8	R: 0 E: 0 K: 0 S: 4	H: 1 LOB: 2 BB: 1 P: 8	R: 0 E: 0 K: 0 S: 5	H: 2 LOB: 2 BB: 0 P: 5	R: 0 E: 0 K: 0 S: 3	H: 0 LOB: 0 BB: 0 P: 3	R: 1 E: 0 K: 0 S: 5	H: 3 LOB: 1 BB: 0 P: 5		R: 0 E: 0 K: 0 S: 3	H: 0 LOB: 0 BB: 0 P: 3	1B: 5 2B: 5 3B: 0 HR: 2	SF: 0 SAC: 2 DP: 0 HBP: 0	WP: 0 PB: 0 SB: 0 CS: 1	PA: 40											
PITCHER	IP WLS BF H R ER SO BB IBB HBP BLK WP HR S P ERA WHIP																																	
Jack Sanford, R ERA: 5.0 Jim Coates, R ERA: 5.0 Nick Willhite, L ERA: 6.75 Bill Kelso, R ERA: 6.75 Lew Burdette, R ERA: 6.75	(1, 1) (4, 1) (5, 1) (7, 1) (9, 1)	3.0 1.0 2.0 2.0 1.0	15 3 10 8 3	6 0 3 3 0	4 0 0 1 0	4 0 0 1 0	0 1 0 0 0	0 0 0 0 0	0 0 0 0 0	0 0 0 0 0	0 0 0 0 0	0 0 0 0 0	0 0 0 0 0	0 0 0 0 0	0 0 0 0 0	0 0 0 0 0	0.00 0.00 0.00 4.50 0.00	1.000 2.000 1.500 0.000																



Batter	1	2	3	4	5	6	7	8	9	AB	R	H	RBI	BB	SO	LOB	TOP					
Paul Schaal, R (1,5) OBP: 0.273, SLG: 0.306	F8		E		K		1B	F6		3	2	0	0	2	1	0	California Angels @ Cleveland Indians Cleveland Municipal Stadium, Cleveland, OH Sat Apr 22 1967, 3:33 AM EST Att: 4,694 - Unknown					
Jim Fregosi, R (1,6) OBP: 0.333, SLG: 0.455	K		E8		F8		1B	F3		5	1	1	0	0	1	0						
Jay Johnstone, L (1,8) OBP: 0.265, SLG: 0.333	F9		F9		F9		FC4-6 1B	F8		5	1	1	1	0	0	1						
Rick Reichardt, R (1,7) OBP: 0.429, SLG: 0.595		F3		4-3 HR		F8	FC4-6 1B		HR	5	2	3	2	0	0	0						
Don Mincher, L (1,3) OBP: 0.512, SLG: 0.788	F9			4-3		BB	FC4-6 1B		3-1	5	1	1	0	0	0	3						
Jimmie Hall, L (1,9) OBP: 0.471, SLG: 1.000	K			HR		BB	1B		K	3	2	1	2	2	2	0						
Tom Satriano, L (1,2) OBP: 0.778, SLG: 1.143			FC4-6 1B		FC6 1B		G6-4-3 BB		BB	3	1	3	2	2	0	0						
Bobby Knoop, R (1,4) OBP: 0.184, SLG: 0.194			F3	K		G6-4-3 1-2	E8 1B		F3	5	0	1	1	0	1	6						
Jim McGlothlin, R (1,1)			FC4-6 1-2		FC6		K			0	0	0	0	0	0	0						
Len Gabrielson, L (3,PH)										1	1	0	0	0	0	1						
Rickey Clark, R (3,1)										1	0	0	0	0	0	1						
Bubba Morton, R (7,PH)										2	0	0	0	0	1	1						
Pete Cimino, R (7,1)										0	0	0	0	0	0	0						
Inning Stats	R: 0 E: 0 K: 1 S: 5	H: 0 LOB: 0 BB: 0 P: 5	R: 0 E: 0 K: 1 S: 5	H: 0 LOB: 0 BB: 0 P: 5	R: 2 E: 1 K: 0 S: 5	H: 1 LOB: 1 BB: 0 P: 9	R: 2 E: 0 K: 1 S: 8	H: 3 LOB: 1 BB: 0 P: 8	R: 0 E: 0 K: 1 S: 5	H: 0 LOB: 0 BB: 0 P: 5	R: 0 E: 0 K: 0 S: 3	H: 1 LOB: 2 BB: 2 P: 11	R: 6 E: 1 K: 1 S: 10	H: 5 LOB: 1 BB: 2 P: 18	R: 0 E: 0 K: 0 S: 3	H: 0 LOB: 0 BB: 0 P: 3	R: 1 E: 0 K: 1 S: 6	H: 1 LOB: 1 BB: 1 P: 10	1B: 9 2B: 0 3B: 0 HR: 2	SF: 0 SAC: 0 DP: 1 HBP: 0	WP: 0 PB: 0 SB: 0 CS: 0	PA: 44
PITCHER	IP WLS BF H R ER SO BB IBB HBP BLK WP HR S P ERA WHIP																					
Gary Bell, R (1,1) ERA: 4.73	6.1 L 31 8 8 6 5 4 0 0 0 0 0 1 37 53 8.53 1.895																					
John O'Donoghue, L (7,1) ERA: 3.38	0.2 5 2 2 1 0 1 0 0 0 0 0 0 4 8 13.50 4.500																					
Dick Radatz, R (8,1) ERA: 3.38	2.0 8 1 1 1 1 1 0 0 0 0 0 1 9 13 4.50 1.000																					

Batter	1	2	3	4	5	6	7	8	9	AB	R	H	RBI	BB	SO	LOB	BOTTOM					
Vic Davallilo, L (1,8) OBP: 0.306, SLG: 0.343	G6-4-3 1B	1B			SH1-4 1B		F5		F7	4	2	2	1	1	0	1	California Angels @ Cleveland Indians Cleveland Municipal Stadium, Cleveland, OH Sat Apr 22 1967, 3:33 AM EST Att: 4,694 - Unknown					
Max Alvis, R (1,5) OBP: 0.241, SLG: 0.333	G6-4-3 1B	1B			SH1-4		F3			3	0	2	1	0	0	0						
Chuck Hinton, R (1,9) OBP: 0.353, SLG: 0.594	G6-4-3 1-2	1-3			1B				FC4-6 BB	3	0	1	0	1	0	3						
Fred Whitfield, L (1,3) OBP: 0.394, SLG: 0.552	BB			CS	K				K	2	0	0	0	2	2	3						
Leon Wagner, L (1,7) OBP: 0.310, SLG: 0.429	F3			4-3	F7				FC4-6 1-2	4	0	0	0	0	0	5						
Duke Sims, L (1,2) OBP: 0.233, SLG: 0.393		F8		4-3			F4		F8	4	0	0	0	0	1	0						
Gus Gil, R (1,4) OBP: 0.300, SLG: 0.333		PB WP			G1-4-3 1B		6-3		K	4	1	2	0	0	1	0						
Larry Brown, R (1,6) OBP: 0.423, SLG: 0.300		WP PB			G1-4-3		5-3		K	2	1	0	0	1	0	1						
Willie Smith, L (9,PH) OBP: 0.200, SLG: 0.200		WP PB			G1-4-3 1-2				K	1	0	0	0	0	1	0						
Gary Bell, R (1,1)					6-3					2	0	0	0	0	1	1						
John O'Donoghue, R (7,1)										0	0	0	0	0	0	0						
Lee Maye, L (7,PH)										1	0	0	0	0	1	0						
Dick Radatz, R (8,1)										0	0	0	0	0	0	0						
Rocky Colavito, R (9,PH) OBP: 1.000, SLG: 1.000									1B	1	0	1	0	0	0	0						
Inning Stats	R: 1 E: 0 K: 0 S: 3	H: 1 LOB: 1 BB: 2 P: 11	R: 3 E: 0 K: 1 S: 8	H: 3 LOB: 1 BB: 1 P: 12	R: 0 E: 0 K: 0 S: 2	H: 0 LOB: 0 BB: 1 P: 6	R: 0 E: 0 K: 0 S: 3	H: 1 LOB: 0 BB: 0 P: 3	R: 0 E: 0 K: 1 S: 7	H: 2 LOB: 2 BB: 0 P: 7	R: 0 E: 0 K: 0 S: 3	H: 0 LOB: 0 BB: 0 P: 3	R: 0 E: 0 K: 1 S: 5	H: 0 LOB: 0 BB: 0 P: 5	R: 0 E: 0 K: 1 S: 5	H: 0 LOB: 1 BB: 1 P: 9	R: 0 E: 0 K: 2 S: 8	H: 1 LOB: 1 BB: 0 P: 8	1B: 6 2B: 2 3B: 0 HR: 0	SF: 0 SAC: 1 DP: 2 HBP: 0	WP: 2 PB: 1 SB: 0 CS: 1	PA: 37
PITCHER	IP WLS BF H R ER SO BB IBB HBP BLK WP HR S P ERA WHIP																					
Jim McGlothlin, R (1,1) ERA: 4.35	2.0 W 14 3 0 0 1 1 0 0 0 0 0 0 15 19 0.00 1.000																					
Rickey Clark, R (3,1)	4.0 W 14 3 0 0 1 1 0 0 0 0 0 0 15 19 0.00 1.000																					
Pete Cimino, R (7,1) ERA: 6.75	3.0 S 11 1 0 0 4 1 0 0 0 0 0 0 18 22 0.00 0.667																					

Batter	1	2	3	4	5	6	7	8	9	AB	R	H	RBI	BB	SO	LOB	TOP																		
Paul Schaaf, R (1.5) OBP: 0.255, SLG: 0.261	F6		SH1-4		E6		G6-4-3		K2-3	3	0	0	0	1	1	3	California Angels @ Cleveland Indians Cleveland Municipal Stadium, Cleveland, OH Sun Apr 23 1967, 3:38 AM EST Att: 8,993 - Unknown livebaseballscorecards.com																		
Jim Fregosi, R (1.6) OBP: 0.296, SLG: 0.382	F9		F		F7		G6-4-3		5-3	4	0	0	0	1	0	7																			
Jay Johnstone, L (1.8) OBP: 0.295, SLG: 0.372			E6		F8					4	0	2	1	0	0	1																			
Rick Reichardt, R (1.7) OBP: 0.385, SLG: 0.500	F8		G1-4-3							4	0	0	0	0	0	4																			
Buck Rodgers, S (9.2) OBP: 0.214, SLG: 0.154										0	0	0	0	0	0	0																			
Don Mincher, L (1.3) OBP: 0.451, SLG: 0.643		F8			F5				G1-6-3	4	0	0	0	0	0	1																			
Jimmie Hall, L (1.9) OBP: 0.407, SLG: 0.696					K				K	4	0	1	0	0	2	0																			
Tom Satriano, L (1.2) OBP: 0.671, SLG: 0.692										2	0	1	0	1	1	1																			
Don Wallace, L (7. PR)										0	0	0	0	0	0	0																			
Orlando McFarlane, R (7.2) OBP: 0.429, SLG: 0.429		K			1B		BB		1B	1	0	1	0	0	0	0																			
Marcelino Lopez, R (9. PR) OBP: 0.500, SLG: 0.500										0	1	0	0	0	0	0																			
Jack Sanford, R (9.1) OBP: 0.500, SLG: 0.333										0	0	0	0	0	0	0																			
Bobby Knoop, R (1.4) OBP: 0.234, SLG: 0.244							SH1-4			3	0	2	0	0	1	1																			
Jorge Rubio, R (1.1) OBP: 0.267, SLG: 0.500										2	1	1	0	0	0	2																			
Bill Ketsio, R (6.1) OBP: 0.446, SLG: 0.250					5-3					0	0	0	0	0	0	0																			
Len Gabrielson, L (7. PH) OBP: 0.446, SLG: 0.250										0	0	0	0	0	0	0																			
Minnie Rojas, R (7.1) OBP: 0.194, SLG: 0.300										0	0	0	0	0	0	0																			
Jose Cardenal, R (9. PH) OBP: 0.194, SLG: 0.300										1	0	0	0	0	0	1																			
Inning Stats	R: 0 E: 0 K: 0 S: 4	H: 1 LOB: 1 BB: 0 P: 4	R: 0 E: 0 K: 2 S: 8	H: 1 LOB: 1 BB: 0 P: 8	R: 1 E: 1 K: 0 S: 4	H: 1 LOB: 2 BB: 1 P: 8	R: 0 E: 0 K: 1 S: 6	H: 1 LOB: 2 BB: 1 P: 10	R: 0 E: 1 K: 0 S: 3	H: 0 LOB: 0 BB: 0 P: 3	R: 0 E: 0 K: 0 S: 3	H: 0 LOB: 0 BB: 0 P: 3	R: 0 E: 0 K: 0 S: 3	H: 1 LOB: 2 BB: 2 P: 11	R: 0 E: 0 K: 0 S: 3	H: 1 LOB: 0 BB: 0 P: 3	R: 1 E: 1 K: 2 S: 10	H: 2 LOB: 2 BB: 0 P: 10	1B: 8 2B: 0 3B: 0 HR: 0	SF: 0 SAC: 2 DP: 3 HBP: 0	WP: 0 PB: 1 SB: 1 CS: 1	PA: 38													
PITCHER	IP WLS BF H R ER SO BB IBB HBP BLK WP HR S P ERA WHIP	IP WLS BF H R ER SO BB IBB HBP BLK WP HR S P ERA WHIP																																	
Sonny Siebert, R (1.1) ERA: 0.66	6.1	28	5	1	0	3	4	0	0	0	0	0	0	0	0	30	46	0.00	1.421																
George Culver, R (7.1) ERA: 1.93	0.2	1	0	0	0	0	0	0	0	0	0	0	0	0	1	1	0.00	0.000																	
Jack Kralick, L (8.1) ERA: 9.0	1.1	L	6	3	1	0	1	0	0	0	0	0	0	0	8	8	0.00	2.250																	
Luis Tiant, R (9.1) ERA: 12.79	0.2	3	0	0	0	1	0	0	0	0	0	0	0	0	5	5	0.00	0.000																	

Batter	1	2	3	4	5	6	7	8	9	AB	R	H	RBI	BB	SO	LOB	BOTTOM																	
Vic Davallilo, L (1.8) OBP: 0.298, SLG: 0.326	F8		1B		2B		FC6-4		K	5	1	2	0	0	1	1	California Angels @ Cleveland Indians Cleveland Municipal Stadium, Cleveland, OH Sun Apr 23 1967, 3:38 AM EST Att: 8,993 - Unknown livebaseballscorecards.com																	
Max Alvis, R (1.5) OBP: 0.325, SLG: 0.389					E2		K		5-3	5	0	3	0	0	1	1																		
Chuck Hinton, R (1.9) OBP: 0.364, SLG: 0.548	F3									4	0	2	0	0	1	2																		
Fred Whitfield, L (1.3) OBP: 0.357, SLG: 0.459										4	0	1	0	0	0	5																		
Pedro Gonzalez, R (9. PR) OBP: 1.000, SLG: 1.000	G3		G4-6-3							0	0	0	0	0	0	0																		
Leon Wagner, L (1.7) OBP: 0.303, SLG: 0.387										3	0	0	0	0	1	2																		
Duke Sims, L (1.2) OBP: 0.294, SLG: 0.379										1	0	0	0	3	0	1																		
Gus Gil, R (1.4) OBP: 0.308, SLG: 0.294										3	0	0	0	0	2	4																		
Larry Brown, R (1.6) OBP: 0.441, SLG: 0.357										3	0	0	0	0	0	4																		
Rocky Colavito, R (9. PH) OBP: 0.625, SLG: 0.667										1	0	0	0	0	1	2																		
Vern Fuller, R (9.6) OBP: 1.000, SLG: 1.000										0	0	0	0	0	0	0																		
Sonny Siebert, R (1.1) OBP: 0.236, SLG: 0.250										2	0	0	0	0	0	0																		
George Culver, R (7.1) ERA: 1.93										0	0	0	0	0	0	0																		
Willie Smith, L (7. PH) OBP: 0.298, SLG: 0.298										1	0	1	0	0	0	0																		
Jack Kralick, L (8.1) ERA: 9.0										0	0	0	0	0	0	0																		
Luis Tiant, R (9.1) ERA: 12.79										0	0	0	0	0	0	0																		
Lee Maye, L (9. PH) ERA: 12.79										1	0	0	0	0	0	0																		
Inning Stats	R: 0 E: 0 K: 0 S: 4	H: 1 LOB: 1 BB: 0 P: 4	R: 0 E: 0 K: 0 S: 3	H: 0 LOB: 1 BB: 0 P: 4	R: 0 E: 0 K: 2 S: 6	H: 0 LOB: 0 BB: 1 P: 10	R: 1 E: 1 K: 0 S: 4	H: 2 LOB: 1 BB: 0 P: 4	R: 0 E: 0 K: 0 S: 4	H: 1 LOB: 3 BB: 1 P: 9	R: 0 E: 0 K: 2 S: 8	H: 1 LOB: 1 BB: 0 P: 8	R: 0 E: 0 K: 2 S: 8	H: 1 LOB: 2 BB: 1 P: 12	R: 0 E: 0 K: 1 S: 5	H: 0 LOB: 0 BB: 0 P: 5	1B: 8 2B: 1 3B: 0 HR: 0	SF: 0 SAC: 0 DP: 1 HBP: 2	WP: 0 PB: 0 SB: 2 CS: 1	PA: 38														
PITCHER	IP WLS BF H R ER SO BB IBB HBP BLK WP HR S P ERA WHIP	IP WLS BF H R ER SO BB IBB HBP BLK WP HR S P ERA WHIP																																
Jorge Rubio, R (1.1) ERA: 1.54	5.2	25	7	1	0	2	2	0	0	0	0	0	0	0	25	35	0.00	1.588																
Bill Ketsio, R (6.1) ERA: 6.23	0.1	1	0	0	0	0	0	0	0	0	0	0	0	1	1	0.00	0.000																	
Minnie Rojas, R (7.1) ERA: 9.0	2.0	W	9	2	0	0	4	0	1	0	0	0	0	16	20	0.00	1.000																	
Jack Sanford, R (9.1) ERA: 4.5	1.0	S	3	0	0	0	1	0	0	0	0	0	0	5	5	0.00	0.000																	

Batter	1	2	3	4	5	6	7	8	9	AB	R	H	RBI	BB	SO	LOB	TOP										
Paul Schaaf, R (1, 5) OBP: 0.267, SLG: 0.260	5-3		F8						F6	4	0	1	1	1	0	2											
Jim Fregosi, R (1, 6) OBP: 0.279, SLG: 0.356	6-3		K							4	0	0	0	0	1	5											
Jay Johnstone, L (1, 8) OBP: 0.292, SLG: 0.383	F8									4	0	1	0	0	0	0											
Rick Reichardt, R (1, 7) OBP: 0.357, SLG: 0.460		F7		L6						4	0	0	0	0	2	2											
Don Mincher, L (1, 3) OBP: 0.436, SLG: 0.609		4-3								4	0	1	0	0	0	2											
Jimmie Hall, L (1, 9) OBP: 0.387, SLG: 0.615		K								3	0	0	0	1	2	2											
Tom Satriano, L (1, 2) OBP: 0.545, SLG: 0.588										4	0	1	0	0	0	2											
Bobby Knoop, R (1, 4) OBP: 0.275, SLG: 0.327										4	1	3	0	0	0	0											
George Brunet, R (1, 1) Len Gabrielson, L (7, PH) Pete Cimino, R (7, PH) Jose Cardenal, R (9, PH)										1	0	0	0	0	1	2											
Inning Stats	R: 0 E: 0 K: 0 S: 3	H: 0 LOB: 0 BB: 0 P: 3	R: 0 E: 0 K: 1 S: 5	H: 0 LOB: 0 BB: 0 P: 5	R: 0 E: 0 K: 2 S: 9	H: 2 LOB: 2 BB: 0 P: 9	R: 0 E: 0 K: 1 S: 6	H: 1 LOB: 1 BB: 0 P: 6	R: 0 E: 0 K: 0 S: 4	H: 1 LOB: 2 BB: 1 P: 8	R: 0 E: 0 K: 1 S: 6	H: 1 LOB: 1 BB: 0 P: 6	R: 1 E: 0 K: 1 S: 7	H: 2 LOB: 1 BB: 0 P: 7	R: 0 E: 1 K: 1 S: 6	H: 0 LOB: 2 BB: 1 P: 10	R: 0 E: 0 K: 1 S: 5	H: 0 LOB: 0 BB: 0 P: 5	1B: 5 2B: 1 3B: 1 HR: 0	SF: 0 SAC: 1 DP: 0 HBP: 0	WP: 1 PB: 0 SB: 0 CS: 0	PA: 37					
PITCHER	IP	WLS	BF	H	R	ER	SO	BB	IBB	HBP	BLK	WP	HR	S	P	ERA	WHIP										
Tom Phoebus, R (1, 1) ERA: 2.55	7.2	W	33	7	1	1	7	2	0	0	0	1	0	45	53	1.17	1.174										
Stu Miller, R (8, 1) ERA: 2.45	1.1	S	4	0	0	0	1	0	0	0	0	0	0	6	6	0.00	0.000										

California Angels @ Baltimore Orioles
 Memorial Stadium, Baltimore, MD
 Tue Apr 25 1967, 6:05 PM EST
 Att: 7,587 - Unknown

AB	34
R	1
H	7
RBI	1
BB	2
SO	8
LOB	18



Batter	1	2	3	4	5	6	7	8	9	AB	R	H	RBI	BB	SO	LOB	BOTTOM										
Curt Blefary, L (1, 7) OBP: 0.420, SLG: 0.575	F7		SF9 1B							4	0	2	0	0	0	0											
Luis Aparicio, R (1, 6) OBP: 0.327, SLG: 0.431	F8		G6-4-3 1B							4	0	1	0	0	0	1											
Frank Robinson, R (1, 9) OBP: 0.491, SLG: 0.905	F9		SF9							2	1	1	1	1	0	0											
Brooks Robinson, R (1, 5) OBP: 0.358, SLG: 0.489		F7	G6-4-3							4	0	1	1	0	0	3											
Boog Powell, L (1, 3) OBP: 0.320, SLG: 0.391										2	0	0	0	1	1	1											
Davey Johnson, R (1, 4) OBP: 0.281, SLG: 0.310										2	0	0	0	1	2	1											
Paul Blair, R (1, 8) OBP: 0.167, SLG: 0.229										3	0	0	0	0	0	3											
Andy Etchebarren, R (1, 2) OBP: 0.289, SLG: 0.382										3	0	0	0	0	0	2											
Tom Phoebus, R (1, 1) Stu Miller, R (8, 1)										2	1	0	0	1	1	0											
Inning Stats	R: 0 E: 0 K: 0 S: 3	H: 0 LOB: 0 BB: 0 P: 3	R: 0 E: 0 K: 0 S: 3	H: 0 LOB: 2 BB: 2 P: 11	R: 1 E: 0 K: 0 S: 4	H: 2 LOB: 1 BB: 1 P: 8	R: 0 E: 0 K: 1 S: 5	H: 0 LOB: 0 BB: 0 P: 5	R: 0 E: 0 K: 1 S: 6	H: 1 LOB: 1 BB: 0 P: 6	R: 1 E: 0 K: 2 S: 9	H: 2 LOB: 1 BB: 0 P: 9	R: 0 E: 0 K: 0 S: 3	H: 0 LOB: 0 BB: 0 P: 3	R: 0 E: 0 K: 0 S: 2	H: 0 LOB: 0 BB: 1 P: 6	1B: 3 2B: 0 3B: 2 HR: 0	SF: 1 SAC: 0 DP: 2 HBP: 0	WP: 0 PB: 0 SB: 0 CS: 0	PA: 31							
PITCHER	IP	WLS	BF	H	R	ER	SO	BB	IBB	HBP	BLK	WP	HR	S	P	ERA	WHIP										
George Brunet, L (1, 1) ERA: 3.26	6.0	L	25	5	2	2	4	3	0	0	0	0	0	30	42	3.00	1.333										
Pete Cimino, R (7, 1) ERA: 3.66	2.0		6	0	0	0	0	1	0	0	0	0	0	5	9	0.00	0.500										

California Angels @ Baltimore Orioles
 Memorial Stadium, Baltimore, MD
 Tue Apr 25 1967, 6:05 PM EST
 Att: 7,587 - Unknown

AB	26
R	2
H	5
RBI	2
BB	4
SO	4
LOB	11



Batter	1	2	3	4	5	6	7	8	9	AB	R	H	RBI	BB	SO	LOB	TOP										
Paul Schaaf, R OBP: 0.266, SLG: 0.259 (1, 5)										4	0	1	0	0	0	0	California Angels @ New York Yankees Yankee Stadium, Bronx, NY Fri Apr 28 1967, 6:05 PM EST Att: 10,831 - Unknown										
Jim Fregosi, R OBP: 0.277, SLG: 0.349 (1, 6)										4	0	1	0	0	2	1											
Jay Johnstone, L OBP: 0.288, SLG: 0.373 (1, 8)										4	0	1	0	0	0	1											
Rick Reichardt, R OBP: 0.367, SLG: 0.453 (1, 7)										3	1	1	0	1	1	1											
Jose Cardenal, R OBP: 0.194, SLG: 0.265 Minnie Rojas, R (8, 1)										3	1	0	0	1	1	3											
Don Mincher, L OBP: 0.424, SLG: 0.640 (1, 3)										4	1	1	3	0	2	1											
Bobby Knoop, R OBP: 0.255, SLG: 0.302 (1, 4)										4	0	0	0	0	2	0											
Buck Rodgers, S OBP: 0.219, SLG: 0.167 (1, 2)										4	1	1	0	0	0	0											
Jim McGlothlin, R (1, 1)										1	0	0	0	0	0	0											
Pete Cimino, R (6, 1)										1	0	0	0	0	0	0											
Jimmie Hall, L OBP: 0.387, SLG: 0.615 (8, 9)										0	0	0	0	0	0	0											
Inning Stats	R: 0 E: 0 K: 0 S: 3	H: 0 LOB: 0 BB: 0 P: 3	R: 4 E: 1 K: 2 S: 11	H: 4 LOB: 1 BB: 1 P: 15	R: 0 E: 0 K: 1 S: 6	H: 1 LOB: 0 BB: 0 P: 6	R: 0 E: 0 K: 0 S: 3	H: 0 LOB: 0 BB: 0 P: 3	R: 0 E: 0 K: 1 S: 5	H: 0 LOB: 2 BB: 0 P: 5	R: 0 E: 0 K: 1 S: 5	H: 0 LOB: 0 BB: 0 P: 5	R: 0 E: 0 K: 1 S: 5	H: 0 LOB: 0 BB: 0 P: 5	R: 0 E: 0 K: 1 S: 5	H: 0 LOB: 0 BB: 0 P: 5	1B: 5 2B: 0 3B: 0 HR: 1	SF: 0 SAC: 1 DP: 0 HBP: 0	WP: 1 PB: 0 SB: 0 CS: 0	PA: 35							
PITCHER	IP	WLS	BF	H	R	ER	SO	BB	IBB	HBP	BLK	WP	HR	S	P	ERA	WHIP										
Fritz Peterson, L ERA: 7.88 (1, 1)	5.0		23	6	4	4	4	2	0	0	0	1	1	29	37	7.20	1.600										
Hal Reniff, R ERA (6, 1)	1.0		3	0	0	0	1	0	0	0	0	0	0	5	5	0.00	0.000										
Dooley Womack, R ERA (7, 1)	2.0	W	6	0	0	0	2	0	0	0	0	0	0	10	10	0.00	0.000										
Thad Tillotson, R ERA (9, 1)	1.0	S	3	0	0	0	1	0	0	0	0	0	0	5	5	0.00	0.000										

Batter	1	2	3	4	5	6	7	8	9	AB	R	H	RBI	BB	SO	LOB	BOTTOM										
Dick Howser, R OBP: 0.414, SLG: 0.360 (1, 4)										3	1	0	0	1	1	3	California Angels @ New York Yankees Yankee Stadium, Bronx, NY Fri Apr 28 1967, 6:05 PM EST Att: 10,831 - Unknown										
Tom Tresh, S OBP: 0.350, SLG: 0.320 (1, 7)										5	2	2	2	0	0	3											
Mickey Mantle, S OBP: 0.385, SLG: 0.200 Ray Barker, L OBP: 0.143, SLG: 0.053 (1, 3) (8, 3)										4	0	1	0	0	1	1											
Joe Pepitone, L OBP: 0.304, SLG: 0.288 (1, 8)										2	0	0	0	2	1	1											
Steve Whitaker, L OBP: 0.286, SLG: 0.440 (1, 9)										4	1	2	2	0	1	4											
Charley Smith, R OBP: 0.339, SLG: 0.327 (1, 5)										4	1	1	0	0	3	2											
Jake Gibbs, L OBP: 0.429, SLG: 0.391 (1, 2)										4	0	2	0	0	1	0											
John Kennedy, R OBP: 0.294, SLG: 0.276 (1, 6)										3	0	1	0	0	1	1											
Fritz Peterson, S Horace Clarke, S Hal Reniff, R Billy Bryan, L Dooley Womack, L Elston Howard, R Thad Tillotson, R (1, 1) (5, PH) (8, 1) (6, PH) (7, 1) (8, PH) (9, 1)										1	0	0	0	0	0	1											
Inning Stats	R: 1 E: 0 K: 3 S: 12	H: 2 LOB: 2 BB: 0 P: 12	R: 0 E: 1 K: 1 S: 6	H: 1 LOB: 1 BB: 0 P: 6	R: 0 E: 0 K: 0 S: 3	H: 0 LOB: 0 BB: 0 P: 3	R: 1 E: 0 K: 3 S: 10	H: 1 LOB: 0 BB: 0 P: 10	R: 0 E: 0 K: 1 S: 7	H: 2 LOB: 3 BB: 1 P: 11	R: 0 E: 0 K: 2 S: 8	H: 1 LOB: 1 BB: 0 P: 8	R: 2 E: 0 K: 0 S: 3	H: 1 LOB: 0 BB: 2 P: 11	R: 1 E: 0 K: 0 S: 6	H: 2 LOB: 2 BB: 0 P: 6		1B: 8 2B: 0 3B: 0 HR: 2	SF: 1 SAC: 2 DP: 0 HBP: 0	WP: 0 PB: 1 SB: 0 CS: 1	PA: 39						
PITCHER	IP	WLS	BF	H	R	ER	SO	BB	IBB	HBP	BLK	WP	HR	S	P	ERA	WHIP										
Jim McGlothlin, R ERA: 3.12 (1, 1)	5.0		23	6	2	1	8	1	0	0	0	0	1	38	42	1.80	1.400										
Pete Cimino, R ERA: 4.75 (6, 1)	2.0		9	2	2	2	2	2	0	0	0	0	1	11	19	9.00	2.000										
Minnie Rojas, R ERA: 0.73 (8, 1)	1.0	L	6	2	1	1	0	0	0	0	0	0	0	6	6	9.00	2.000										

Batter	1	2	3	4	5	6	7	8	9	AB	R	H	RBI	BB	SO	LOB	TOP					
Paul Schaaf, R OBP: 0.250, SLG: 0.246 (1, 5)										3	0	0	1	0	0	3	California Angels @ New York Yankees Yankee Stadium, Bronx, NY Sat Apr 29 1967, 3:33 AM EST Att: 12,126 - Unknown					
Jim Fregosi, R OBP: 0.275, SLG: 0.333 (1, 6)										3	0	0	0	1	2	0						
Jay Johnstone, L OBP: 0.268, SLG: 0.345 (1, 8)										4	0	0	0	0	1	1						
Don Mincher, L OBP: 0.397, SLG: 0.593 (1, 3)										4	0	0	0	0	0	1						
Jimmie Hall, L OBP: 0.343, SLG: 0.533 (1, 9)										4	0	0	0	0	1	1						
Len Gabrielson, L OBP: 0.300, SLG: 0.125 (1, 7)										3	0	0	0	1	1	0						
Bobby Knoop, R OBP: 0.254, SLG: 0.298 (1, 4)										4	0	1	0	0	0	1						
Buck Rodgers, S OBP: 0.257, SLG: 0.161 (1, 2)										1	2	0	0	2	0	1						
Jack Sanford, R OBP: 0.600, SLG: 1.000 Bill Kelso, R (5, 1)										1	0	1	1	0	0	0						
Tom Satriano, L OBP: 0.565, SLG: 0.588 Marcelino Lopez, R OBP: 0.500, SLG: 0.500 Lew Burdette, R (7, 1)										0	0	0	0	0	0	0						
Inning Stats	R: 0 E: 0 K: 1 S: 5	H: 0 LOB: 0 BB: 0 P: 5	R: 0 E: 0 K: 0 S: 3	H: 0 LOB: 1 BB: 1 P: 7	R: 1 E: 0 K: 1 S: 5	H: 0 LOB: 0 BB: 1 P: 9	R: 0 E: 0 K: 0 S: 3	H: 0 LOB: 0 BB: 0 P: 3	R: 1 E: 0 K: 1 S: 6	H: 1 LOB: 1 BB: 1 P: 10	R: 0 E: 0 K: 2 S: 7	H: 0 LOB: 1 BB: 1 P: 11	R: 0 E: 0 K: 0 S: 4	H: 1 LOB: 2 BB: 1 P: 8	R: 0 E: 0 K: 0 S: 3	H: 0 LOB: 0 BB: 0 P: 3	R: 0 E: 0 K: 0 S: 3	H: 0 LOB: 0 BB: 0 P: 3	1B: 1 2B: 0 3B: 1 HR: 0	SF: 1 SAC: 1 DP: 0 HBP: 0	WP: 0 PB: 1 SB: 0 CS: 0	PA: 34
PITCHER Fred Talbot, R ERA: 4.34 (1, 1)	IP: 9.0 WLS: W BF: 34 H: 2 R: 2 ER: 1 SO: 5 BB: 5 IBB: 0 HBP: 0 BLK: 0 WP: 0 HR: 0 S: 39 P: 59 ERA: 1.00 WHIP: 0.778															PITCHER						

Batter	1	2	3	4	5	6	7	8	9	AB	R	H	RBI	BB	SO	LOB	BOTTOM			
Dick Howser, R OBP: 0.424, SLG: 0.357 (1, 4)										3	0	1	0	1	0	1	California Angels @ New York Yankees Yankee Stadium, Bronx, NY Sat Apr 29 1967, 3:33 AM EST Att: 12,126 - Unknown			
Jake Gibbs, L OBP: 0.406, SLG: 0.407 (1, 2)										4	1	1	0	0	0	4				
Mickey Mantle, S OBP: 0.395, SLG: 0.324 Ray Barker, L OBP: 0.143, SLG: 0.053 (9, 3)										4	1	2	3	0	0	2				
Tom Tresh, S OBP: 0.328, SLG: 0.296 (1, 7)										4	0	0	0	0	1	4				
Steve Whitaker, L OBP: 0.281, SLG: 0.414 (1, 9)										4	0	1	1	0	0	0				
Charley Smith, R OBP: 0.317, SLG: 0.302 (1, 5)										4	0	0	0	0	1	1				
Bill Robinson, R OBP: 0.314, SLG: 0.286 (1, 8)										3	1	1	0	0	0	0				
John Kennedy, R OBP: 0.324, SLG: 0.290 (1, 6)										2	1	1	1	1	0	0				
Fred Talbot, R (1, 1)										1	1	0	0	1	1	0				
Inning Stats	R: 0 E: 0 K: 0 S: 4	H: 1 LOB: 1 BB: 0 P: 4	R: 1 E: 0 K: 1 S: 6	H: 2 LOB: 1 BB: 0 P: 6	R: 2 E: 0 K: 0 S: 4	H: 1 LOB: 0 BB: 1 P: 8	R: 0 E: 0 K: 0 S: 3	H: 0 LOB: 0 BB: 0 P: 3	R: 1 E: 0 K: 1 S: 6	H: 1 LOB: 2 BB: 2 P: 14	R: 0 E: 0 K: 0 S: 3	H: 0 LOB: 0 BB: 0 P: 3	R: 0 E: 0 K: 1 S: 5	H: 0 LOB: 0 BB: 0 P: 5	R: 1 E: 0 K: 0 S: 5	H: 2 LOB: 1 BB: 0 P: 5		1B: 4 2B: 2 3B: 0 HR: 1	SF: 0 SAC: 1 DP: 0 HBP: 0	WP: 0 PB: 0 SB: 0 CS: 0
PITCHER Jack Sanford, R ERA: 5.52 Bill Kelso, R ERA: 4.79 Lew Burdette, R ERA: 1.5 (7, 1)	IP: 4.2 WLS: L BF: 21 H: 5 R: 4 ER: 4 SO: 4 BB: 3 IBB: 0 HBP: 0 BLK: 0 WP: 0 HR: 1 S: 20 P: 32 ERA: 7.71 WHIP: 1.714															PITCHER				

Batter	1	2	3	4	5	6	7	8	9	AB	R	H	RBI	BB	SO	LOB	TOP					
Jim Fregosi, R OBP: 0.316, SLG: 0.360										5	1	2	0	0	0	1						
Jay Johnstone, L OBP: 0.298, SLG: 0.385										5	0	2	0	0	1	2						
Jose Cardenal, R OBP: 0.222, SLG: 0.225										3	0	0	0	1	1	2						
Rick Reichardt, R OBP: 0.391, SLG: 0.492										3	1	2	1	1	0	2						
Bobby Knoop, R OBP: 0.246, SLG: 0.284										5	1	1	0	0	1	5						
Don Mincher, L OBP: 0.403, SLG: 0.607										4	1	2	2	0	2	0						
Paul Schaal, R OBP: 0.263, SLG: 0.254										2	0	1	1	1	0	0						
Tom Satriano, L OBP: 0.481, SLG: 0.476										4	0	0	0	0	2	3						
Rickey Clark, R Bill Kelso, R										3	0	0	0	0	0	0						
Inning Stats	R: 1 E: 0 K: 0 S: 5	H: 2 LOB: 1 BB: 0 P: 5	R: 0 E: 0 K: 1 S: 5	H: 0 LOB: 0 BB: 0 P: 5	R: 0 E: 1 K: 1 S: 7	H: 1 LOB: 2 BB: 0 P: 7	R: 0 E: 0 K: 1 S: 6	H: 1 LOB: 1 BB: 0 P: 6	R: 0 E: 0 K: 1 S: 3	H: 0 LOB: 0 BB: 0 P: 3	R: 2 E: 0 K: 1 S: 8	H: 3 LOB: 1 BB: 2 P: 8	R: 0 E: 0 K: 1 S: 6	H: 1 LOB: 3 BB: 2 P: 14	R: 1 E: 0 K: 1 S: 6	H: 1 LOB: 1 BB: 1 P: 10	R: 0 E: 0 K: 1 S: 6	H: 1 LOB: 1 BB: 0 P: 6	1B: 8 2B: 0 3B: 1 HR: 1	SF: 2 SAC: 2 DP: 0 HBP: 0	WP: 0 PB: 0 SB: 0 CS: 0	PA: 41
PITCHER	IP	WLS	BF	H	R	ER	SO	BB	IBB	HBP	BLK	WP	HR	S	P	ERA	WHIP					
Al Downing, L ERA: 1.5	7.0	L	32	8	3	3	5	2	0	0	0	0	0	40	48	3.86	1.429					
Steve Hamilton, L ERA: 13.5	2.0	S	9	2	1	1	2	1	0	0	0	0	1	12	16	4.50	1.500					

California Angels @ New York Yankees
Yankee Stadium, Bronx, NY
Sun Apr 30 1967, 3:38 AM EDT
Att: 47,960 - Unknown

AB	34
R	4
H	10
RBI	4
BB	3
SO	7
LOB	15



Batter	1	2	3	4	5	6	7	8	9	AB	R	H	RBI	BB	SO	LOB	BOTTOM					
Horace Clarke, S OBP: 0.405, SLG: 0.333										4	0	1	1	1	0	1						
Jake Gibbs, L OBP: 0.378, SLG: 0.375										4	0	1	0	0	1	5						
Tom Tresh, S OBP: 0.342, SLG: 0.355										3	1	1	1	0	1	2						
Lou Clinton, R OBP: 0.600, SLG: 0.750										0	0	0	0	0	0	0						
Steve Whitaker, L OBP: 0.275, SLG: 0.378										4	0	0	0	0	1	3						
Charley Smith, R OBP: 0.294, SLG: 0.295										4	0	0	0	0	0	3						
Ray Barker, L OBP: 0.120, SLG: 0.043										4	0	0	0	0	0	0						
Bill Robinson, R OBP: 0.302, SLG: 0.257										3	0	0	0	1	1	0						
John Kennedy, R OBP: 0.317, SLG: 0.286										2	1	1	0	0	0	0						
Elston Howard, R OBP: 0.325, SLG: 0.400										1	0	0	0	0	1	0						
Al Downing, R OBP: 0.333, SLG: 0.200										2	0	0	0	0	0	2						
Billy Bryan, L Steve Hamilton, L Mickey Mantle, S Ruben Amaro, R										0	0	0	0	1	0	0						
Inning Stats	R: 0 E: 1 K: 1 S: 7	H: 1 LOB: 2 BB: 0 P: 7	R: 0 E: 1 K: 0 S: 4	H: 0 LOB: 3 BB: 2 P: 12	R: 0 E: 0 K: 0 S: 3	H: 0 LOB: 0 BB: 0 P: 3	R: 0 E: 0 K: 0 S: 3	H: 0 LOB: 0 BB: 0 P: 3	R: 0 E: 0 K: 1 S: 5	H: 0 LOB: 0 BB: 0 P: 5	R: 0 E: 0 K: 0 S: 2	H: 0 LOB: 0 BB: 0 P: 3	R: 1 E: 0 K: 0 S: 5	H: 2 LOB: 2 BB: 1 P: 9	R: 0 E: 0 K: 1 S: 6	H: 1 LOB: 0 BB: 0 P: 6	R: 0 E: 0 K: 2 S: 8	H: 1 LOB: 1 BB: 0 P: 8	1B: 3 2B: 1 3B: 0 HR: 1	SF: 0 SAC: 1 DP: 1 HBP: 1	WP: 0 PB: 0 SB: 0 CS: 0	PA: 37
PITCHER	IP	WLS	BF	H	R	ER	SO	BB	IBB	HBP	BLK	WP	HR	S	P	ERA	WHIP					
Rickey Clark, R ERA: 1.64	7.0	W	30	4	2	2	2	3	0	1	0	0	0	30	43	2.57	1.000					
Bill Kelso, R ERA: 3.52	2.0	S	7	1	0	0	3	0	0	0	0	0	0	13	13	0.00	0.500					

California Angels @ New York Yankees
Yankee Stadium, Bronx, NY
Sun Apr 30 1967, 3:38 AM EDT
Att: 47,960 - Unknown

AB	32
R	2
H	5
RBI	2
BB	3
SO	5
LOB	16




Batter	1	2	3	4	5	6	7	8	9	AB	R	H	RBI	BB	SO	LOB	TOP								
Reggie Smith, S OBP: 0.333, SLG: 0.391 (1, 8)	G3		G5-4-3 BB	SH5-3 HBP		1B			F7-5 1B BB	2	0	1	0	2	0	0									
Mike Andrews, R OBP: 0.371, SLG: 0.469 (1, 4)	F7		G5-4-3	SH5-3		5-3			1B	4	0	1	0	0	0	2									
Carl Yastrzemski, L OBP: 0.339, SLG: 0.477 (1, 7)	4-3			F8				F8	F7-5 2-3	4	0	0	0	1	0	3									
Tony Conigliaro, R OBP: 0.351, SLG: 0.453 (1, 9)		5-3	F9		F8 1B			K	5-3	5	0	1	0	0	1	2									
Dalton Jones, L OBP: 0.517, SLG: 0.640 (1, 5)		BB 1B		4-3	1-2 CS 1B			1B		4	0	3	0	0	0	0									
George Scott, R OBP: 0.358, SLG: 0.318 (1, 3)	F9			HR	F8 2-3			5-3		4	1	1	1	0	0	4									
Rico Petrocelli, R OBP: 0.456, SLG: 0.517 (1, 6)				HR BB 1B	K 1-2			L5-3 1B		4	1	3	0	0	1	2									
Russ Gibson, R OBP: 0.354, SLG: 0.357 (1, 2)		1-2 2-3 BB		HR BB	1-3			F4		2	1	0	0	2	0	1									
Dennis Bennett, L OBP: 0.111, SLG: 0.444 (1, 1)	F8			HR	4-3			L5-3 1-2		4	1	1	3	0	0	4									
Inning Stats	R: 0 E: 0 K: 0 S: 3	H: 0 LOB: 0 BB: 0 P: 3	R: 0 E: 0 K: 0 S: 5	H: 2 LOB: 3 BB: 1 P: 9	R: 0 E: 0 K: 0 S: 2	H: 0 LOB: 1 BB: 2 P: 10	R: 4 E: 0 K: 0 S: 6	H: 3 LOB: 1 BB: 1 P: 11	R: 0 E: 0 K: 1 S: 6	H: 2 LOB: 1 BB: 0 P: 6	R: 0 E: 0 K: 0 S: 4	H: 1 LOB: 1 BB: 0 P: 4	R: 0 E: 0 K: 1 S: 6	H: 1 LOB: 1 BB: 0 P: 6	R: 0 E: 0 K: 0 S: 3	H: 1 LOB: 0 BB: 0 P: 3	R: 0 E: 0 K: 0 S: 3	H: 1 LOB: 1 BB: 1 P: 7	1B: 9 2B: 2 3B: 0 HR: 2	SF: 0 SAC: 1 DP: 3 HBP: 1	WP: 0 PB: 0 SB: 0 CS: 1	PA: 40			
PITCHER	IP	WLS	BF	H	R	ER	SO	BB	IBB	HBP	BLK	WP	HR	S	P	ERA	WHIP								
Jorge Rubio, R ERA: 3.6 (1, 1)	3.1	L	19	5	4	4	0	4	0	1	0	0	2	14	31	10.80	2.700								
Lew Burdette, R ERA: 1.17 (4, 1)	1.2		6	2	0	0	1	0	0	0	0	0	0	8	8	0.00	1.200								
Minnie Rojas, R ERA: 1.26 (6, 1)	2.0		8	2	0	0	1	0	0	0	0	0	0	10	10	0.00	1.000								
Pete Cimino, R ERA: 4.05 (8, 1)	2.0		7	2	0	0	0	1	0	0	0	0	0	6	10	0.00	1.500								

Boston Red Sox @ California Angels
Anaheim Stadium, Anaheim, CA
Mon May 01 1967, 10:05 PM EDT
Att: 8,956 - Unknown

livebaseballscorecards.com

AB 33
R 4
H 11
RBI 4
BB 5
SO 2
LOB 18




Batter	1	2	3	4	5	6	7	8	9	AB	R	H	RBI	BB	SO	LOB	BOTTOM								
Jim Fregosi, R OBP: 0.313, SLG: 0.354 (1, 6)			F7		F3			4-3		4	0	1	0	0	0	0									
Jay Johnstone, L OBP: 0.286, SLG: 0.377 (1, 8)	1B				1-3			F9		4	0	1	0	0	0	1									
Jose Cardenal, R OBP: 0.245, SLG: 0.250 (1, 9)	F8					5-3				4	0	2	0	0	0	1									
Rick Reichardt, R OBP: 0.384, SLG: 0.492 (1, 7)	K		F9					F7		4	0	1	0	0	1	4									
Bobby Knoop, R OBP: 0.233, SLG: 0.268 (1, 4)		F8	L6			5-3		L5		4	0	0	0	0	0	3									
Don Mincher, L OBP: 0.382, SLG: 0.569 (1, 3)		F9			F6			F6		4	0	0	0	0	0	1									
Buck Rodgers, S OBP: 0.326, SLG: 0.243 (1, 2)		WP BB BB			6-3					2	0	1	0	2	0	0									
Paul Schaal, R OBP: 0.263, SLG: 0.242 (1, 5)		WP BB			F4			L5		3	0	0	0	1	0	2									
Jorge Rubio, R BP: 0.260, SLG: 0.333 (4, 1)					F6					1	0	0	0	0	0	2									
Lew Burdette, R OBP: 0.291, SLG: 0.167 (5, PH)										0	0	0	0	0	0	0									
Bubba Morton, R OBP: 0.291, SLG: 0.167 (6, 1)										0	0	0	0	0	0	0									
Minnie Rojas, R (7, PH)										1	0	0	0	0	0	1									
Jim Piersall, R (8, 1)										0	0	0	0	0	0	0									
Pete Cimino, R (8, 1)										0	0	0	0	0	0	0									
Inning Stats	R: 0 E: 0 K: 1 S: 6	H: 1 LOB: 1 BB: 0 P: 6	R: 0 E: 0 K: 0 S: 3	H: 0 LOB: 2 BB: 2 P: 11	R: 0 E: 0 K: 0 S: 5	H: 2 LOB: 0 BB: 0 P: 5	R: 0 E: 0 K: 0 S: 3	H: 0 LOB: 0 BB: 0 P: 3	R: 0 E: 0 K: 0 S: 4	H: 1 LOB: 1 BB: 0 P: 4	R: 0 E: 0 K: 1 S: 4	H: 0 LOB: 1 BB: 1 P: 8	R: 0 E: 0 K: 0 S: 4	H: 1 LOB: 1 BB: 0 P: 4	R: 0 E: 0 K: 0 S: 4	H: 1 LOB: 1 BB: 0 P: 4	R: 0 E: 0 K: 0 S: 4	H: 1 LOB: 1 BB: 0 P: 4	1B: 5 2B: 2 3B: 0 HR: 0	SF: 0 SAC: 0 DP: 1 HBP: 0	WP: 1 PB: 0 SB: 0 CS: 1	PA: 35			
PITCHER	IP	WLS	BF	H	R	ER	SO	BB	IBB	HBP	BLK	WP	HR	S	P	ERA	WHIP								
Dennis Bennett, L ERA: 1.96 (1, 1)	9.0	W	35	6	0	0	2	3	0	0	0	1	0	36	48	0.00	1.000								

Boston Red Sox @ California Angels
Anaheim Stadium, Anaheim, CA
Mon May 01 1967, 10:05 PM EDT
Att: 8,956 - Unknown

livebaseballscorecards.com


AB 32
R 0
H 6
RBI 0
BB 3
SO 2
LOB 15



Batter	1	2	3	4	5	6	7	8	9	AB	R	H	RBI	BB	SO	LOB	TOP		
Reggie Smith, S (1, 8) OBP: 0.316, SLG: 0.368	0-3 K			0-3 K			0-3 K	0-3 K		4	0	0	0	0	4	1			
Mike Andrews, R (1, 4) OBP: 0.388, SLG: 0.441 Jose Tartabull, L (9, PH) OBP: 0.333, SLG: 0.200	0-0 6-3			0-0 1-3			4-0 2B SF9 BB		0-3 K	2	1	0	0	1	0	0			
Carl Yastrzemski, L (1, 7) OBP: 0.333, SLG: 0.478	0-0 6-3			0-0 3-1			0-0 SF9 1-3 2B		0-0 F7	4	0	1	0	0	0	0			
Tony Conigliaro, R (1, 9) OBP: 0.344, SLG: 0.446		0-0 F5			0-0 F2		0-0 SF9		0-0	3	0	1	1	0	0	0			
Dalton Jones, L (1, 5) OBP: 0.455, SLG: 0.552	0-3 K			0-3 F7			0-0 F7		0-0 1B	4	0	0	0	0	1	2			
George Scott, R (1, 3) OBP: 0.357, SLG: 0.383	0-3 K			0-3 K					0-0 HR	3	1	1	1	0	2	0			
Rico Petrocelli, R (1, 6) OBP: 0.437, SLG: 0.492			0-3 K			0-0 F8			0-0 3-1	3	0	0	0	0	1	0			
Russ Gibson, R (1, 2) OBP: 0.333, SLG: 0.333			0-3 K			0-0 4-3			0-0 E6	3	0	0	0	0	1	0			
Hank Fischer, R (1, 1) OBP: 0.167, SLG: 0.167 Tony Horton, R (6, PH) OBP: 0.160, SLG: 0.208 Jose Santiago, R (6, PH) Joe Foy, R (8, PH) John Wyatt, R (8, 1)			0-0 F8			0-0 6-3			0-3 K	1	0	0	0	0	0	0			
Inning Stats	R: 0 E: 0 K: 1 S: 5	H: 0 LOB: 0 BB: 0 P: 5	R: 0 E: 0 K: 2 S: 7	H: 0 LOB: 0 BB: 0 P: 7	R: 0 E: 0 K: 2 S: 7	H: 0 LOB: 0 BB: 0 P: 7	R: 0 E: 0 K: 1 S: 5	H: 0 LOB: 0 BB: 0 P: 5	R: 0 E: 0 K: 0 S: 3	H: 0 LOB: 0 BB: 0 P: 3	R: 1 E: 0 K: 1 S: 6	H: 1 LOB: 1 BB: 1 P: 10	R: 1 E: 1 K: 2 S: 9	H: 1 LOB: 1 BB: 0 P: 9	R: 0 E: 0 K: 1 S: 6	H: 1 LOB: 1 BB: 0 P: 6	1B: 1 2B: 1 3B: 0 HR: 1	SF: 1 SAC: 0 DP: 0 HBP: 0	WP: 0 PA: 32 PB: 0 SB: 0 CS: 0
PITCHER Jim McGlothlin, R (1, 1) ERA: 2.73	IP: 9.0 WLS: W BF: 32 H: 3 R: 2 ER: 2 SO: 11 BB: 1 IBB: 0 HBP: 0 BLK: 0 WP: 0 HR: 1 S: 53 P: 57 ERA: 2.00 WHIP: 0.444															PITCHER			

Boston Red Sox @ California Angels
Anaheim Stadium, Anaheim, CA
Tue May 02 1967, 10:05 PM EDT
Att: 8,167 - Unknown


AB 30
R 2
H 3
RBI 2
BB 1
SO 11
LOB 4



Batter	1	2	3	4	5	6	7	8	9	AB	R	H	RBI	BB	SO	LOB	BOTTOM		
Paul Schaal, R (1, 5) OBP: 0.250, SLG: 0.229	0-0 1-3		0-0 G6-4-3		0-0 4-3			0-0 F6		4	0	0	0	0	0	1			
Jim Fregosi, R (1, 6) OBP: 0.310, SLG: 0.386	0-0 F7			0-0 HR		0-0 3-1		0-0 F4		4	1	1	1	0	0	0			
Jay Johnstone, L (1, 8) OBP: 0.270, SLG: 0.356	0-0 G3			0-0 F6		0-0 L3		0-0 F7		4	0	0	0	0	0	0			
Rick Reichardt, R (1, 7) OBP: 0.395, SLG: 0.492		0-0 5-3		4-0 2B BB		0-0 1B 1B				2	1	1	0	1	0	0			
Jimmie Hall, L (1, 9) OBP: 0.368, SLG: 0.576		0-0 F7		0-0 F9 1-H 2B		0-0 1B 1B				3	0	2	1	0	0	0			
Don Mincher, L (1, 3) OBP: 0.367, SLG: 0.544		0-3 K		0-0 F9 2-3		0-3 K				3	0	0	0	0	2	3			
Buck Rodgers, S (1, 2) OBP: 0.304, SLG: 0.225			0-0 F8		0-0 3-1		0-0 G3			3	0	0	0	0	0	1			
Bobby Knoop, R (1, 4) OBP: 0.237, SLG: 0.297			0-0 1B 3B		0-0 6-3		0-3 K			3	1	1	0	0	1	0			
Jim McGlothlin, R (1, 1) OBP: 0.167, SLG: 0.167			0-0 G6-4-3 3H 1B		0-3 K		0-0 6-3			3	0	1	1	0	1	0			
Inning Stats	R: 0 E: 0 K: 0 S: 3	H: 0 LOB: 0 BB: 0 P: 3	R: 0 E: 0 K: 1 S: 5	H: 0 LOB: 0 BB: 0 P: 5	R: 1 E: 0 K: 0 S: 4	H: 2 LOB: 0 BB: 0 P: 4	R: 0 E: 0 K: 0 S: 5	H: 2 LOB: 0 BB: 0 P: 5	R: 0 E: 0 K: 1 S: 7	H: 2 LOB: 2 BB: 0 P: 7	R: 0 E: 0 K: 1 S: 5	H: 0 LOB: 0 BB: 0 P: 5	R: 0 E: 0 K: 0 S: 3	H: 0 LOB: 0 BB: 0 P: 3	R: 0 E: 0 K: 0 S: 3	H: 0 LOB: 0 BB: 0 P: 3	1B: 3 2B: 1 3B: 1 HR: 1	SF: 0 SAC: 0 DP: 1 HBP: 0	WP: 0 PA: 30 PB: 0 SB: 0 CS: 0
PITCHER Hank Fischer, R (1, 1) ERA: 2.7 Jose Santiago, R (6, 1) ERA: 2.25 John Wyatt, R (8, 1) ERA:	IP: 5.0 WLS: L BF: 19 H: 4 R: 3 ER: 3 SO: 2 BB: 1 IBB: 0 HBP: 0 BLK: 0 WP: 0 HR: 1 S: 22 P: 26 ERA: 5.40 WHIP: 1.000															PITCHER			

Boston Red Sox @ California Angels
Anaheim Stadium, Anaheim, CA
Tue May 02 1967, 10:05 PM EDT
Att: 8,167 - Unknown

AB 29
R 3
H 6
RBI 3
BB 1
SO 4
LOB 5



Batter	1	2	3	4	5	6	7	8	9	AB	R	H	RBI	BB	SO	LOB	TOP			
Reggie Smith, S OBP: 0.301, SLG: 0.347	5-3		F6			K	F6			4	0	0	0	0	1	3				
Joe Foy, R OBP: 0.259, SLG: 0.200	1B			F7		F2		6-3		4	0	1	0	0	0	0				
Carl Yastrzemski, L OBP: 0.342, SLG: 0.472	F8			PB BB				G3		3	0	1	0	1	0	1				
Tony Conigliaro, R OBP: 0.323, SLG: 0.417	F8			K				6-3		4	0	0	0	0	1	3				
George Scott, R OBP: 0.367, SLG: 0.380		E7 BB		F9				1B	K	3	0	1	0	1	1	1				
Rico Petrocelli, R OBP: 0.427, SLG: 0.477	E7 CS				F4			F2		4	0	1	0	0	0	1				
Russ Gibson, R OBP: 0.327, SLG: 0.313	F8				6-3		G3			3	0	0	0	1	0	3				
Mike Andrews, R OBP: 0.381, SLG: 0.514			5-3					K2-3		3	1	1	1	1	1	1				
Jim Lonborg, R OBP: 0.167, SLG: 0.091			K					F3		3	0	0	0	0	2	3				
Inning Stats	R: 0 E: 0 K: 0 S: 4	H: 1 LOB: 1 BB: 0 P: 4	R: 0 E: 1 K: 0 S: 2	H: 0 LOB: 0 BB: 1 P: 6	R: 0 E: 0 K: 1 S: 5	H: 0 LOB: 0 BB: 1 P: 5	R: 0 E: 0 K: 1 S: 5	H: 0 LOB: 1 BB: 1 P: 9	R: 1 E: 0 K: 1 S: 6	H: 1 LOB: 0 BB: 0 P: 6	R: 0 E: 0 K: 0 S: 5	H: 2 LOB: 3 BB: 1 P: 9	R: 0 E: 0 K: 0 S: 3	H: 0 LOB: 0 BB: 0 P: 3	R: 0 E: 0 K: 2 S: 7	H: 0 LOB: 1 BB: 1 P: 11	1B: 4 2B: 0 3B: 0 HR: 1	SF: 0 SAC: 0 DP: 0 HBP: 0	WP: 0 PB: 1 SB: 0 CS: 1	PA: 35
PITCHER	IP	WLS	BF	H	R	ER	SO	BB	IBB	HBP	BLK	WP	HR	S	P	ERA	WHIP			
Nick Willhite, L ERA: 3.6	(1, 1)	6.0	24	5	1	1	4	2	0	0	0	0	1	30	38	1.50	1.167			
Minnie Rojas, R ERA: 1.1	(7, 1)	2.0	7	0	0	0	0	0	1	0	0	0	0	6	10	0.00	0.000			
Bill Kelso, R ERA: 3.12	(9, 1)	1.0	W	4	0	0	0	2	1	0	0	0	0	7	11	0.00	1.000			

Boston Red Sox @ California Angels
 Anaheim Stadium, Anaheim, CA
 Wed May 03 1967, 10:05 PM EDT
 Att: 8,880 - Unknown

AB	31
R	1
H	5
RBI	1
BB	4
SO	6
LOB	16



Batter	1	2	3	4	5	6	7	8	9	AB	R	H	RBI	BB	SO	LOB	BOTTOM				
Paul Schaaf, R OBP: 0.241, SLG: 0.219	F9					F9			6-3	3	0	0	0	0	0	0					
Jose Cardenal, R OBP: 0.240, SLG: 0.244										1	0	0	0	0	0	0					
Jim Fregosi, R OBP: 0.319, SLG: 0.391	K			K			SH5-3 1B		1B 1B	4	1	2	0	0	2	0					
Jay Johnstone, L OBP: 0.273, SLG: 0.355	K			6-3			SH5-3 1B		1B WP 1B	3	1	1	0	0	1	0					
Rick Reichardt, R OBP: 0.388, SLG: 0.478		6-3			6-3			F4	WP IBB 1B	4	0	1	1	0	0	1					
Jimmie Hall, L OBP: 0.357, SLG: 0.528	F8				4-3			F2	WP IBB	3	0	0	0	1	0	1					
Don Mincher, L OBP: 0.378, SLG: 0.536									F7	1	0	0	0	2	1	0					
Don Wallace, L (8, FR)										1	0	0	0	0	0	3					
Buck Rodgers, S OBP: 0.286, SLG: 0.209			F8			F7			WP	4	0	0	0	0	0	4					
Bobby Knoop, R OBP: 0.231, SLG: 0.289										2	0	0	0	0	1	0					
Len Gabrielson, L OBP: 0.273, SLG: 0.111						5-3			FC7-4	1	0	0	0	0	0	1					
Bill Kelso, R										0	0	0	0	0	0	0					
Nick Willhite, L										2	0	0	0	0	1	0					
Minnie Rojas, R										0	0	0	0	0	0	0					
Tom Satriano, L OBP: 0.464, SLG: 0.455										1	0	0	0	0	0	1					
Inning Stats	R: 0 E: 0 K: 2 S: 7	H: 0 LOB: 0 BB: 0 P: 7	R: 0 E: 0 K: 1 S: 5	H: 0 LOB: 0 BB: 0 P: 5	R: 0 E: 0 K: 2 S: 7	H: 0 LOB: 0 BB: 0 P: 7	R: 0 E: 0 K: 1 S: 5	H: 0 LOB: 0 BB: 0 P: 5	R: 0 E: 0 K: 0 S: 3	H: 0 LOB: 1 BB: 1 P: 7	R: 0 E: 0 K: 0 S: 4	H: 1 LOB: 1 BB: 0 P: 4	R: 0 E: 0 K: 0 S: 3	H: 0 LOB: 1 BB: 1 P: 7	R: 2 E: 0 K: 0 S: 5	H: 3 LOB: 2 BB: 1 P: 9	1B: 4 2B: 0 3B: 0 HR: 0	SF: 0 SAC: 1 DP: 0 HBP: 0	WP: 1 PB: 0 SB: 0 CS: 0	PA: 34	
PITCHER	IP	WLS	BF	H	R	ER	SO	BB	IBB	HBP	BLK	WP	HR	S	P	ERA	WHIP				
Jim Lonborg, R ERA: 3.15	(1, 1)	8.2	L	34	4	2	2	6	2	1	0	0	1	0	42	54	2.08	0.692			

Boston Red Sox @ California Angels
 Anaheim Stadium, Anaheim, CA
 Wed May 03 1967, 10:05 PM EDT
 Att: 8,880 - Unknown

AB	30
R	2
H	4
RBI	1
BB	3
SO	6
LOB	11



Batter	1	2	3	4	5	6	7	8	9	AB	R	H	RBI	BB	SO	LOB	TOP								
Bob Saverine, S (1,4) OBP: 0.321, SLG: 0.296 Tim Cullen, R (9,4) OBP: 0.538, SLG: 0.500	0-3 K		0-0 1-3		0-0 6-3		0-0 1-4-3			4	0	0	0	0	1	5									
Fred Valentine, S (1,8) OBP: 0.350, SLG: 0.270	4-0 F6 BB			0-0 6-3		0-0 3-1		0-0 6-3		3	0	0	0	1	0	0									
Jim King, L (1,9) OBP: 0.319, SLG: 0.432	0-0 F6			0-0 WP 1B		0-0 1B		0-0 4-3		4	0	2	0	0	0	1									
Frank Howard, R (1,7) OBP: 0.382, SLG: 0.531 Hank Allen, R (8,7) OBP: 0.293, SLG: 0.389		0-0 5-3		0-3 K		0-0 1B		0-3 K		4	0	1	0	0	2	1									
Bob Chance, L (1,3) OBP: 0.389, SLG: 0.533 Dick Nen, L (9,3) OBP: 0.182, SLG: 0.143		0-0 6-3		0-0 4-3		0-0 K			0-0 HR	4	1	1	1	0	1	3									
Ken McMullen, R (1,5) OBP: 0.299, SLG: 0.372		0-3 K			0-0 5-3		0-0 F4		0-0 5-3	4	0	0	0	0	1	2									
Paul Casanova, R (1,2) OBP: 0.433, SLG: 0.545			0-0 1-3 1B		0-0 3-1 1B		0-0 1B		0-0 HR	4	1	4	1	0	0	0									
Ed Brinkman, R (1,6) OBP: 0.247, SLG: 0.253			0-0 F3		0-0 3-1 1B		0-3 K		0-0 F2	4	0	1	0	0	1	2									
Barry Moore, L (1,1) OBP: 0.286, SLG: 0.333 Darold Knowles, L (4,1)			0-0 1-2 1B		0-0 3-1		0-3 K		0-0 F3	1	0	1	0	0	0	0									
					1-2 2-3					3	0	0	0	0	1	3									
Inning Stats	R: 0 E: 0 K: 1 S: 4	H: 0 LOB: 0 BB: 1 P: 8	R: 0 E: 0 K: 1 S: 5	H: 0 LOB: 0 BB: 0 P: 5	R: 0 E: 0 K: 0 S: 4	H: 2 LOB: 2 BB: 0 P: 4	R: 0 E: 0 K: 1 S: 6	H: 1 LOB: 1 BB: 0 P: 6	R: 0 E: 0 K: 0 S: 5	H: 2 LOB: 2 BB: 0 P: 5	R: 0 E: 0 K: 1 S: 7	H: 2 LOB: 2 BB: 0 P: 7	R: 0 E: 0 K: 2 S: 8	H: 1 LOB: 1 BB: 0 P: 8	R: 0 E: 0 K: 1 S: 5	H: 0 LOB: 0 BB: 0 P: 5	R: 2 E: 0 K: 0 S: 5	H: 2 LOB: 2 BB: 0 P: 5	1B: 8 2B: 0 3B: 0 HR: 2	SF: 0 SAC: 0 DP: 0 HBP: 0	WP: 1 PB: 0 CS: 0	PA: 36			
PITCHER	IP WLS BF H R ER SO BB IBB HBP BLK WP HR S P ERA WHIP	8.1 L 34 10 2 2 7 1 0 0 0 1 2 47 51 2.16 1.320	0.2 W 2 0 0 0 0 0 0 0 0 0 0 2 2 0.00 0.000																						

Washington Senators @ California Angels
Anaheim Stadium, Anaheim, CA
Sat May 06 1967, 10:05 PM EDT
Att: 16,476 - Unknown

AB 35
R 2
H 10
RBI 2
BB 1
SO 7
LOB 17



Batter	1	2	3	4	5	6	7	8	9	AB	R	H	RBI	BB	SO	LOB	BOTTOM								
Jose Cardenal, R (1,9) OBP: 0.291, SLG: 0.320	0-0 K2-4-2 BB 1B		0-0 5-3 BB 1B		0-0 G3 2B		0-0 6-3		0-0 1-2 1B	5	0	4	0	0	0	0									
Jay Johnstone, L (1,8) OBP: 0.271, SLG: 0.337 Jim Hibbs, R (9, PH)	4-0 1-2 BB		0-0 F7		0-0 G3		0-0 4-3		0-3 K	3	0	0	0	1	0	2									
Jim Fregosi, R (1,6) OBP: 0.313, SLG: 0.372	0-3 K2-4-2		4-0 1-2 BB		0-3 K		0-0 G3			3	0	0	0	1	2	3									
Rick Reichardt, R (1,7) OBP: 0.352, SLG: 0.429	0-3 K		0-0 5-3		0-0 6-3			0-3 K		4	0	0	0	0	2	4									
Bobby Knoop, R (1,4) OBP: 0.299, SLG: 0.288		4-0 FC4-6 BB	4-0 IBB		4-0 G4-6-3 BB		0-0 F9		0-0 F9	1	0	0	0	3	0	0									
Don Mincher, L (1,3) OBP: 0.380, SLG: 0.493 Minnie Rojas, R (9, PH)		0-0 FC4-6 FC4-6 1B	0-0 F9		0-0 G4-6-3		0-0 F9			4	0	0	0	0	0	5									
Buck Rodgers, S (1,2) OBP: 0.286, SLG: 0.220		0-0 FC4-6 1B		0-0 4-3		0-0 E9		0-3 K		4	0	1	0	0	1	0									
Tom Satriano, L (1,5) OBP: 0.452, SLG: 0.417 Bubba Morton, R (9, PH)		0-0 FC4-6 FC6-4		0-0 4-3		4-0 IBB		0-0 6-3		2	0	0	0	1	0	2									
Rickey Clark, R (1,1) Paul Schaaf, R (9, PH) Orlando McFarlane, R (9, PH) Don Wallace, L (9, PR)		0-0 FC6-4		0-0 K		0-3 K		4-0 1B BB		3	0	0	0	0	2	4									
										0	0	0	0	1	0	0									
										0	0	0	0	0	0	0									
Inning Stats	R: 0 E: 0 K: 2 S: 7	H: 1 LOB: 1 BB: 1 P: 11	R: 0 E: 0 K: 0 S: 4	H: 1 LOB: 2 BB: 1 P: 8	R: 0 E: 0 K: 0 S: 4	H: 1 LOB: 3 BB: 2 P: 12	R: 0 E: 0 K: 1 S: 5	H: 0 LOB: 0 BB: 0 P: 5	R: 0 E: 0 K: 1 S: 6	H: 1 LOB: 1 BB: 0 P: 6	R: 0 E: 1 K: 1 S: 5	H: 0 LOB: 2 BB: 2 P: 13	R: 0 E: 0 K: 0 S: 3	H: 0 LOB: 0 BB: 0 P: 3	R: 0 E: 0 K: 1 S: 5	H: 0 LOB: 0 BB: 0 P: 5	R: 0 E: 0 K: 2 S: 8	H: 1 LOB: 2 BB: 1 P: 12	1B: 4 2B: 2 3B: 0 HR: 0	SF: 0 SAC: 0 DP: 2 HBP: 0	WP: 0 PB: 0 CS: 0	PA: 38			
PITCHER	IP WLS BF H R ER SO BB IBB HBP BLK WP HR S P ERA WHIP	3.0 W 15 3 0 0 2 3 0 0 0 0 0 15 31 0.00 2.000	6.0 W 23 2 0 0 6 2 1 0 0 0 0 32 44 0.00 0.667																						

Washington Senators @ California Angels
Anaheim Stadium, Anaheim, CA
Sat May 06 1967, 10:05 PM EDT
Att: 16,476 - Unknown

AB 31
R 0
H 5
RBI 0
BB 7
SO 8
LOB 22



Batter	1	2	3	4	5	6	7	8	9	AB	R	H	RBI	BB	SO	LOB	TOP		
Bob Saverine, S (1.4) OBP: 0.281, SLG: 0.258	4-3			F8	F7			F6		4	0	0	0	0	0	2			
Fred Valentine, S (1.8) OBP: 0.357, SLG: 0.288	G4-6-3 BB			4-3 2B				F6	3-1	3	0	1	0	1	0	0			
Jim King, L (1.9) OBP: 0.294, SLG: 0.396	G4-6-3 1-2			4-3 2-3				F2	F2	4	0	0	0	0	0	2			
Frank Howard, R (1.7) OBP: 0.375, SLG: 0.507		5-3		FC6 BB				K	K	3	0	0	0	1	2	0			
Bob Chance, L (1.3) OBP: 0.359, SLG: 0.485		K		FC6 1-2				K		3	0	0	0	0	2	2			
Ken McMullen, R (1.5) Casey Cox, R (7.1) OBP: 0.250, SLG: 0.358		K						K		3	0	0	0	0	3	0			
Paul Casanova, R (1.2) OBP: 0.413, SLG: 0.517								K		0	0	0	0	0	0	0			
Ed Brinkman, R (1.6) OBP: 0.250, SLG: 0.268									6-3	3	0	1	0	0	0	0			
Pete Richert, L (1.1) Dick Nen, L (5, PH) Bob Humphreys, R (5.1) Tim Cullen, R (7.5) OBP: 0.125, SLG: 0.125										1	0	0	0	0	0	0			
				3-1				F8		0	0	0	0	1	0	0			
					2-3 BB					1	0	0	0	0	0	0			
Inning Stats	R: 0 E: 0 K: 0 S: 2	H: 0 LOB: 0 BB: 1 P: 6	R: 0 E: 0 K: 2 S: 7	H: 0 LOB: 0 BB: 0 P: 7	R: 0 E: 0 K: 0 S: 3	H: 0 LOB: 0 BB: 0 P: 3	R: 0 E: 0 K: 0 S: 4	H: 1 LOB: 2 BB: 1 P: 8	R: 0 E: 0 K: 2 S: 8	H: 1 LOB: 0 BB: 0 P: 12	R: 0 E: 0 K: 3 S: 9	H: 0 LOB: 0 BB: 0 P: 9	R: 0 E: 0 K: 0 S: 3	H: 0 LOB: 0 BB: 0 P: 3	R: 0 E: 0 K: 1 S: 5	H: 0 LOB: 0 BB: 0 P: 5	1B: 0 2B: 2 3B: 0 HR: 0	SF: 0 SAC: 0 DP: 1 HBP: 0	WP: 1 PA: 31 CS: 0
PITCHER Jim McGlothlin, R (1.1) ERA: 2.04	IP: 9.0 WLS: W BF: 31 H: 2 R: 0 ER: 0 SO: 9 BB: 3 IBB: 0 HBP: 0 BLK: 0 WP: 1 HR: 0 S: 46 P: 58 ERA: 0.00 WHIP: 0.556															PITCHER			

Washington Senators @ California Angels
Anaheim Stadium, Anaheim, CA
Sun May 07 1967, 6:33 AM EDT
Att: 13,280 - Unknown

AB	28
R	0
H	2
RBI	0
BB	3
SO	9
LOB	6

1B: 0	SF: 0	WP: 1	PA: 31
2B: 2	SAC: 0	CS: 0	
3B: 0	DP: 1		
HR: 0	HBP: 0		

Batter	1	2	3	4	5	6	7	8	9	AB	R	H	RBI	BB	SO	LOB	BOTTOM		
Jay Johnstone, L (1.8) OBP: 0.270, SLG: 0.333	K				3-1			F7		4	1	1	0	0	1	0			
Jim Fregosi, R (1.6) OBP: 0.320, SLG: 0.402	K			BB E 1B				6-3		3	1	1	1	1	1	0			
Jose Cardenal, R (1.9) Jimmie Hall, L (7.9) OBP: 0.302, SLG: 0.302	F3			E BB 1-2					HR	3	0	0	0	0	1	1			
Rick Reichardt, R (1.7) OBP: 0.359, SLG: 0.432					F5			F6		1	0	0	0	0	0	0			
Bobby Knoop, R (1.4) OBP: 0.258, SLG: 0.321				1-3 2-H						4	1	2	0	0	0	0			
Don Mincher, L (1.3) OBP: 0.359, SLG: 0.487					4-3			4-3		4	1	2	0	0	0	0			
Orlando McFarlane, R (1.2) OBP: 0.455, SLG: 0.400				1B				6-3		4	1	1	1	0	1	2			
Paul Schaal, R (1.5) OBP: 0.223, SLG: 0.203					F9			HR		3	1	1	0	0	1	1			
Jim McGlothlin, R (1.1) OBP: 0.111, SLG: 0.111								F6		3	1	1	0	0	1	1			
Inning Stats	R: 0 E: 0 K: 2 S: 7	H: 1 LOB: 1 BB: 0 P: 7	R: 0 E: 0 K: 3 S: 10	H: 1 LOB: 0 BB: 0 P: 10	R: 1 E: 1 K: 1 S: 6	H: 1 LOB: 1 BB: 1 P: 10	R: 2 E: 0 K: 1 S: 8	H: 3 LOB: 1 BB: 0 P: 8	R: 1 E: 0 K: 0 S: 4	H: 1 LOB: 0 BB: 0 P: 4	R: 1 E: 0 K: 1 S: 6	H: 1 LOB: 0 BB: 0 P: 6	R: 0 E: 0 K: 0 S: 3	H: 0 LOB: 0 BB: 0 P: 3	R: 0 E: 0 K: 0 S: 3	H: 0 LOB: 0 BB: 0 P: 3	1B: 5 2B: 0 3B: 0 HR: 2	SF: 1 SAC: 0 DP: 0 HBP: 0	WP: 0 PA: 32 CS: 0
PITCHER Pete Richert, L (1.1) ERA: 6.59 Bob Humphreys, R (5.1) Casey Cox, R (7.1) ERA: 1.35	IP: 4.0 WLS: L BF: 18 H: 5 R: 3 ER: 2 SO: 7 BB: 1 IBB: 0 HBP: 0 BLK: 0 WP: 0 HR: 0 S: 31 P: 35 ERA: 4.50 WHIP: 1.500															PITCHER			


Washington Senators @ California Angels
Anaheim Stadium, Anaheim, CA
Sun May 07 1967, 6:33 AM EDT
Att: 13,280 - Unknown

AB	30
R	5
H	7
RBI	4
BB	1
SO	8
LOB	6


1B: 5	SF: 1	WP: 0	PA: 32
2B: 0	SAC: 0	CS: 0	
3B: 0	DP: 0		
HR: 2	HBP: 0		

Batter	1	2	3	4	5	6	7	8	9	AB	R	H	RBI	BB	SO	LOB	TOP										
Horace Clarke, S OBP: 0.305, SLG: 0.245	F8		K		F6		F8			4	0	0	0	0	1	2	New York Yankees @ California Angels Anaheim Stadium, Anaheim, CA Mon May 08 1967, 10:05 PM EDT Att: 15,445 - Unknown										
Tom Tresh, S OBP: 0.355, SLG: 0.385	K		6-3			BB		4-3		3	0	0	0	1	1	0											
Mickey Mantle, S OBP: 0.391, SLG: 0.446	F8			F7		F5				3	0	0	0	1	0	1											
Joe Pepitone, L OBP: 0.348, SLG: 0.344		BB		F8				F4		3	0	1	0	1	0	1											
Elston Howard, R OBP: 0.314, SLG: 0.356	F6			K		K		5-3		4	0	0	0	0	2	4											
Charley Smith, R OBP: 0.277, SLG: 0.289	F7					F7				3	1	1	0	0	0	3											
Dick Howser, R OBP: 0.467, SLG: 0.395					1B					1	0	0	0	0	0	0											
Bill Robinson, R OBP: 0.263, SLG: 0.229	5-3				2B					4	0	0	0	0	2	2											
John Kennedy, R OBP: 0.322, SLG: 0.265			F7					F7		3	0	1	1	0	0	0											
Billy Bryan, L (9, PH)					WP					1	0	0	0	0	0	0											
Fred Talbot, R OBP: 0.250, SLG: 0.400										2	1	1	1	0	1	1											
Steve Whitaker, L OBP: 0.288, SLG: 0.411										1	0	1	0	0	0	0											
Hal Reniff, R (7, 1)										0	0	0	0	0	0	0											
Steve Hamilton, L (7, 1)				HR						0	0	0	0	0	0	0											
Inning Stats	R: 0 E: 0 K: 1 S: 5	H: 0 LOB: 0 BB: 0 P: 5	R: 0 E: 0 K: 0 S: 3	H: 0 LOB: 1 BB: 1 P: 7	R: 1 E: 0 K: 1 S: 6	H: 1 LOB: 0 BB: 0 P: 6	R: 0 E: 0 K: 1 S: 5	H: 0 LOB: 0 BB: 0 P: 5	R: 1 E: 0 K: 2 S: 9	H: 2 LOB: 1 BB: 0 P: 9	R: 0 E: 0 K: 1 S: 6	H: 1 LOB: 2 BB: 1 P: 10	R: 0 E: 0 K: 0 S: 4	H: 1 LOB: 1 BB: 0 P: 4	R: 0 E: 0 K: 0 S: 3	H: 0 LOB: 0 BB: 1 P: 7	R: 0 E: 0 K: 1 S: 5	H: 0 LOB: 0 BB: 0 P: 5	1B: 3 2B: 1 3B: 0 HR: 1	SF: 0 SAC: 0 DP: 0 HBP: 0	WP: 1 PB: 0 CS: 0	PA: 35					
PITCHER	IP	WLS	BF	H	R	ER	SO	BB	IBB	HBP	BLK	WP	HR	S	P	ERA	WHIP										
Nick Willhite, L ERA: 3.6	(1, 1)	5.0	20	3	2	2	5	2	0	0	0	1	1	28	36	3.60	1.000										
Bill Kelso, R ERA: 3.39	(6, 1)	1.0	4	1	0	0	1	0	0	0	0	0	0	6	6	0.00	1.000										
Minnie Rojas, R ERA: 0.9	(7, 1)	3.0	W	11	1	0	0	1	1	0	0	0	0	12	16	0.00	0.667										

AB	32
R	2
H	5
RBI	2
BB	3
SO	7
LOB	14



Batter	1	2	3	4	5	6	7	8	9	AB	R	H	RBI	BB	SO	LOB	BOTTOM										
Jay Johnstone, L OBP: 0.255, SLG: 0.315	4-3		4-3		4-3		3-1	F3		5	0	0	0	0	0	1	New York Yankees @ California Angels Anaheim Stadium, Anaheim, CA Mon May 08 1967, 10:05 PM EDT Att: 15,445 - Unknown										
Jim Fregosi, R OBP: 0.324, SLG: 0.396	F7		6-3		E5		1B			4	1	1	0	1	0	0											
Jimmie Hall, L OBP: 0.558							1B			3	1	2	1	1	1	0											
Jose Cardenal, R OBP: 0.271, SLG: 0.296	HR						1B			1	0	0	0	0	0	2											
Rick Reichardt, R OBP: 0.365, SLG: 0.435	F4				BB		1B			4	1	2	1	0	0	2											
Don Mincher, L OBP: 0.365, SLG: 0.494					1B					3	0	1	0	1	1	2											
Tom Satriano, L OBP: 0.486, SLG: 0.481	F8									3	0	2	1	1	0	1											
Bobby Knoop, R OBP: 0.258, SLG: 0.310	FC6-5									3	0	0	0	1	0	5											
Paul Schaal, R OBP: 0.235, SLG: 0.207	F9									3	0	1	0	1	0	4											
Nick Willhite, L (1, 1)										2	0	0	0	0	1	0											
Bill Kelso, R (6, 1)										0	0	0	0	0	0	0											
Len Gabrielson, L OBP: 0.231, SLG: 0.091										1	0	0	0	0	0	2											
Minnie Rojas, R (7, 1)										1	0	0	0	0	1	1											
Inning Stats	R: 1 E: 0 K: 0 S: 4	H: 1 LOB: 0 BB: 0 P: 4	R: 0 E: 0 K: 0 S: 4	H: 1 LOB: 1 BB: 0 P: 4	R: 0 E: 0 K: 1 S: 5	H: 0 LOB: 0 BB: 0 P: 5	R: 1 E: 0 K: 1 S: 6	H: 2 LOB: 2 BB: 2 P: 14	R: 0 E: 0 K: 0 S: 4	H: 0 LOB: 2 BB: 1 P: 8	R: 0 E: 0 K: 0 S: 4	H: 1 LOB: 3 BB: 1 P: 8	R: 1 E: 0 K: 1 S: 8	H: 3 LOB: 3 BB: 1 P: 12	R: 0 E: 0 K: 1 S: 6	H: 1 LOB: 2 BB: 1 P: 10	1B: 6 2B: 2 3B: 0 HR: 1	SF: 0 SAC: 0 DP: 1 HBP: 0	WP: 0 PB: 0 CS: 0	PA: 39							
PITCHER	IP	WLS	BF	H	R	ER	SO	BB	IBB	HBP	BLK	WP	HR	S	P	ERA	WHIP										
Fred Talbot, R ERA: 3.58	(1, 1)	6.0		27	5	2	2	2	2	0	0	0	0	27	43	3.00	1.167										
Hal Reniff, R ERA: 0.77	(7, 1)	0.1	L	4	3	1	1	0	0	0	0	0	0	4	4	27.00	9.000										
Steve Hamilton, L ERA: 8.31	(7, 1)	1.2		8	1	0	0	2	1	1	0	0	0	10	18	0.00	1.200										



Batter	1	2	3	4	5	6	7	8	9	AB	R	H	RBI	BB	SO	LOB	TOP				
Horace Clarke, S OBP: 0.302, SLG: 0.246 (1, 4)	E8		F6				5-3			4	0	1	0	0	0	1	<p>New York Yankees @ California Angels Anaheim Stadium, Anaheim, CA Tue May 09 1967, 10:05 PM EDT Att: 15,387 - Unknown</p>				
Tom Tresh, S OBP: 0.351, SLG: 0.370 (1, 7)	F6						K			3	0	0	0	1	2	3					
Mickey Mantle, S OBP: 0.384, SLG: 0.424 Ray Barker, L OBP: 0.179, SLG: 0.080 (1, 3)			E6				6-3			3	0	0	0	1	1	1					
Joe Pepitone, L OBP: 0.329, SLG: 0.324 (1, 8)	1-3									0	0	0	0	0	0	0					
Elston Howard, R OBP: 0.309, SLG: 0.347 (1, 2)		6-3								4	1	1	0	0	0	0					
Dick Howser, R OBP: 0.469, SLG: 0.375 (1, 5)										2	0	0	0	2	1	0					
Bill Robinson, R OBP: 0.250, SLG: 0.216 (1, 9)										3	0	0	0	0	2	1					
John Kennedy, R OBP: 0.333, SLG: 0.294 (1, 6)										2	1	1	1	0	0	0					
Mel Stottlemyre, R OBP: 0.154, SLG: 0.154 (1, 1)										3	0	0	0	0	1	3					
Inning Stats	R: 0 E: 1 K: 0 S: 3	H: 0 LOB: 1 BB: 1 P: 7	R: 0 E: 0 K: 2 S: 7	H: 0 LOB: 0 BB: 0 P: 7	R: 1 E: 1 K: 0 S: 5	H: 1 LOB: 2 BB: 1 P: 9	R: 1 E: 1 K: 1 S: 8	H: 2 LOB: 3 BB: 1 P: 12	R: 0 E: 0 K: 0 S: 3	H: 0 LOB: 0 BB: 0 P: 3	R: 0 E: 0 K: 1 S: 5	H: 0 LOB: 0 BB: 0 P: 5	R: 0 E: 0 K: 1 S: 5	H: 0 LOB: 0 BB: 0 P: 5	R: 0 E: 0 K: 2 S: 6	H: 0 LOB: 1 BB: 1 P: 11		1B: 2 2B: 2 3B: 0 HR: 0	SF: 1 SAC: 2 DP: 1 HBP: 1	WP: 0 PB: 0 CS: 1	PA: 36
PITCHER	IP	WLS	BF	H	R	ER	SO	BB	IBB	HBP	BLK	WP	HR	S	P	ERA	WHIP				
George Brunet, L ERA: 3.02 (1, 1)	8.0	L	32	3	2	1	5	3	0	0	0	0	0	39	51	1.12	0.750				
Bill Kelso, R ERA: 3.09 (9, 1)	1.0		4	0	0	0	2	1	0	1	0	0	0	6	11	0.00	1.000				

AB	28
R	2
H	3
RBI	1
BB	4
SO	7
LOB	12



Batter	1	2	3	4	5	6	7	8	9	AB	R	H	RBI	BB	SO	LOB	BOTTOM					
Jay Johnstone, L OBP: 0.245, SLG: 0.302 (1, 8)	1-3		4-3							4	0	0	0	0	0	0	<p>New York Yankees @ California Angels Anaheim Stadium, Anaheim, CA Tue May 09 1967, 10:05 PM EDT Att: 15,387 - Unknown</p>					
Jim Fregosi, R OBP: 0.330, SLG: 0.400 (1, 6)										4	1	2	0	0	1	0						
Jimmie Hall, L OBP: 0.370, SLG: 0.543 (1, 9)										3	0	1	0	1	1	1						
Rick Reichardt, R OBP: 0.350, SLG: 0.416 (1, 7)										4	0	0	0	0	2	3						
Don Mincher, L OBP: 0.364, SLG: 0.488 (1, 3)										3	0	1	1	0	0	0						
Tom Satriano, L OBP: 0.474, SLG: 0.467 (1, 2)										3	0	1	0	0	0	2						
Bobby Knoop, R OBP: 0.260, SLG: 0.322 (1, 4)										3	0	1	0	0	1	1						
Paul Schaal, R OBP: 0.230, SLG: 0.202 Len Gabrielson, L OBP: 0.214, SLG: 0.083 Bill Kelso, R (8, PH) (9, 1)										2	0	0	0	0	0	1						
George Brunet, R (1, 1)										1	0	0	0	0	1	0						
Bill Skowron, R (8, PH) Don Wallace, L (9, 5)										0	0	0	0	0	0	0						
Inning Stats	R: 1 E: 0 K: 1 S: 7	H: 2 LOB: 2 BB: 1 P: 11	R: 0 E: 0 K: 0 S: 3	H: 0 LOB: 0 BB: 0 P: 3	R: 0 E: 0 K: 1 S: 5	H: 0 LOB: 0 BB: 0 P: 5	R: 0 E: 0 K: 1 S: 5	H: 0 LOB: 0 BB: 0 P: 5	R: 0 E: 0 K: 0 S: 3	H: 1 LOB: 0 BB: 0 P: 3	R: 0 E: 0 K: 0 S: 3	H: 1 LOB: 1 BB: 0 P: 3	R: 0 E: 0 K: 1 S: 6	H: 1 LOB: 1 BB: 0 P: 6	R: 0 E: 0 K: 2 S: 7	H: 0 LOB: 0 BB: 0 P: 7	R: 0 E: 0 K: 1 S: 5	H: 1 LOB: 0 BB: 0 P: 5	1B: 5 2B: 1 3B: 0 HR: 0	SF: 0 SAC: 0 DP: 1 HBP: 0	WP: 0 PB: 0 CS: 0	PA: 31
PITCHER	IP	WLS	BF	H	R	ER	SO	BB	IBB	HBP	BLK	WP	HR	S	P	ERA	WHIP					
Mel Stottlemyre, R ERA: 2.08 (1, 1)	9.0	W	32	6	1	1	7	1	0	0	0	0	0	44	48	1.00	0.778					

AB	30
R	1
H	6
RBI	1
BB	1
SO	7
LOB	9



Batter	1	2	3	4	5	6	7	8	9	AB	R	H	RBI	BB	SO	LOB	TOP
Horace Clarke, S (1.4) OBP: 0.279, SLG: 0.226	1-3		K		4-3		4-3		L6	5	0	0	0	0	1	2	
Tom Tresh, S (1.7) OBP: 0.347, SLG: 0.376	E		F8		L3			K		4	1	1	0	0	1	1	
Mickey Mantle, S (1.3) OBP: 0.390, SLG: 0.419	E3 F9 2H 1B			FC4-6 1B		4-3		WP BB		3	1	1	0	1	0	0	
Joe Pepitone, L (1.8) OBP: 0.312, SLG: 0.306	F9			FC4-6 1B 1-2		1-3		F6		4	0	0	0	0	3		
Steve Whitaker, L (1.9) OBP: 0.317, SLG: 0.441				F9						3	0	2	1	1	0	1	
Jake Gibbs, L (1.2) OBP: 0.385, SLG: 0.341		4-3			1-3 1B				F9	3	0	1	0	1	0	2	
Dick Howser, R (1.5) OBP: 0.453, SLG: 0.364		F7		4-3						4	0	1	0	0	0	4	
John Kennedy, R (1.6) OBP: 0.333, SLG: 0.283		F9			4-3 5-3 BB			F6	SH3-4 1B	2	0	0	0	1	0	0	
Fritz Peterson, S (1.1) E: 1 LOB: 1 K: 0 BB: 0 S: 5			6-3		5-3			K	K	3	0	0	0	0	1	1	
E: 0 LOB: 0 K: 0 BB: 0 S: 3										1	0	0	0	0	1	1	
E: 0 LOB: 0 K: 0 BB: 0 S: 5										0	0	0	0	0	0	0	
Inning Stats	R: 2 H: 2 E: 1 LOB: 1 K: 0 BB: 0 S: 5	R: 0 H: 0 E: 0 LOB: 0 K: 0 BB: 0 S: 3	R: 0 H: 0 E: 0 LOB: 0 K: 1 BB: 0 S: 5	R: 0 H: 2 E: 0 LOB: 2 K: 0 BB: 0 S: 5	R: 0 H: 0 E: 0 LOB: 1 K: 0 BB: 1 S: 3	R: 0 H: 1 E: 0 LOB: 2 K: 0 BB: 1 S: 4	R: 0 H: 0 E: 0 LOB: 0 K: 1 BB: 0 S: 5	R: 0 H: 0 E: 0 LOB: 2 K: 1 BB: 0 S: 6	R: 0 H: 1 E: 0 LOB: 1 K: 1 BB: 0 S: 6	R: 0 H: 1 E: 0 LOB: 1 K: 1 BB: 0 S: 6	1B: 4 SF: 0 2B: 2 SAC: 1 3B: 0 DP: 0 HR: 0 HBP: 0	WP: 1 PA: 37 PB: 0 SB: 0 CS: 0					
PITCHER	IP WLS BF H R ER SO BB IBB HBP BLK WP HR S P ERA WHIP											PITCHER	IP WLS BF H R ER SO BB IBB HBP BLK WP HR S P ERA WHIP				
Rickey Clark, R (1.1) ERA: 1.42	6.0	W 25	5	2	0	1	2	0	0	0	0	0	25	33	0.00	1.167	
Minnie Rojas, R (7.1) ERA: 0.75	3.0	L 12	1	0	0	3	1	1	0	0	1	0	16	24	0.00	0.667	

New York Yankees @ California Angels
Anaheim Stadium, Anaheim, CA
 Wed May 10 1967, 10:05 PM EDT
 Att: 18,362 - Unknown

AB	32
R	2
H	6
RBI	1
BB	4
SO	4
LOB	15



Batter	1	2	3	4	5	6	7	8	9	AB	R	H	RBI	BB	SO	LOB	BOTTOM
Jose Cardenal, R (1.8) OBP: 0.297, SLG: 0.345	6-3		5-3							4	1	2	0	1	0	0	
Jim Fregosi, R (1.6) OBP: 0.336, SLG: 0.407	1B 2B		E3		6-3			SH1-3	1B 3B	3	1	1	0	1	0	1	
Jimmie Hall, L (1.9) OBP: 0.356, SLG: 0.500	F4		K				4-3	4-3	1B IBB	4	0	0	0	1	1	3	
Rick Reichardt, R (1.7) OBP: 0.371, SLG: 0.430	FC6-4 2H 1B		6-3				E6 1B SF9	1B IBB	1B	4	1	3	2	1	0	1	
Bill Skowron, R (1.3) OBP: 0.077, SLG: 0.077	FC6-4 1-2				6-3		SF9 IBB	4-3		4	0	1	0	0	0	3	
Bobby Knoop, R (1.4) OBP: 0.280, SLG: 0.312		F8			6-3		SF9 IBB	6-3		3	0	0	0	1	0	0	
Orlando McFarlane, R (1.2) OBP: 0.400, SLG: 0.385			6-3				SF9			3	0	1	1	0	1	0	
Don Wallace, L (8. PR)										0	0	0	0	0	0	0	
Tom Satriano, L (9. 2)					K					0	0	0	0	0	0	0	
Paul Schaaf, R (1.5) OBP: 0.240, SLG: 0.230						5-3			F9	3	0	1	0	1	0	1	
Rickey Clark, R (1.1)										2	0	0	0	0	0	1	
Buck Rodgers, S (6. PH)										1	0	0	0	0	0	3	
Minnie Rojas, R (7.1)										1	0	0	0	0	1	1	
Inning Stats	R: 1 H: 2 E: 0 LOB: 1 K: 0 BB: 0 S: 5	R: 0 H: 1 E: 0 LOB: 1 K: 0 BB: 0 S: 4	R: 0 H: 0 E: 1 LOB: 1 K: 1 BB: 0 S: 6	R: 0 H: 0 E: 0 LOB: 0 K: 1 BB: 0 S: 5	R: 0 H: 0 E: 0 LOB: 1 K: 0 BB: 1 S: 3	R: 1 H: 2 E: 1 LOB: 3 K: 0 BB: 2 S: 5	R: 0 H: 1 E: 0 LOB: 2 K: 0 BB: 1 S: 4	R: 0 H: 1 E: 0 LOB: 1 K: 1 BB: 0 S: 6	R: 1 H: 2 E: 0 LOB: 2 K: 0 BB: 2 S: 2	R: 1 H: 2 E: 0 LOB: 2 K: 0 BB: 2 S: 2	1B: 6 SF: 1 2B: 1 SAC: 1 3B: 2 DP: 0 HR: 0 HBP: 0	WP: 0 PA: 40 PB: 0 SB: 0 CS: 0					
PITCHER	IP WLS BF H R ER SO BB IBB HBP BLK WP HR S P ERA WHIP											PITCHER	IP WLS BF H R ER SO BB IBB HBP BLK WP HR S P ERA WHIP				
Fritz Peterson, L (1.1) ERA: 7.56	8.0	L 36	7	2	2	3	1	3	0	0	0	0	38	54	2.25	1.000	
Dooley Womack, R (9.1) ERA: 1.35	0.0	L 4	2	1	1	0	0	2	0	0	0	0	2	10	∞	∞	

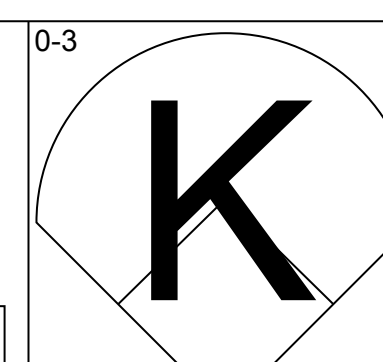
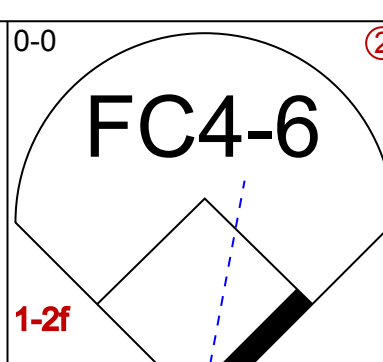
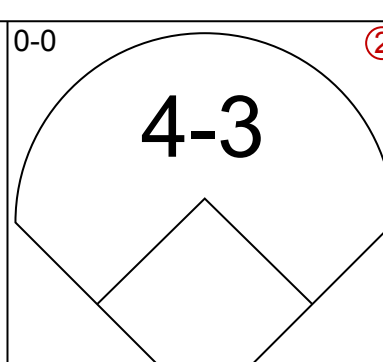
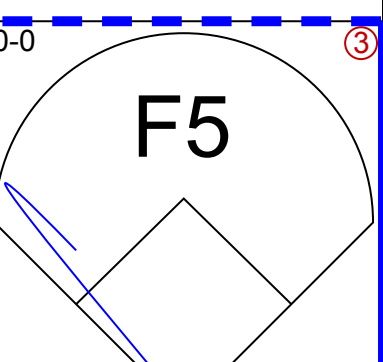
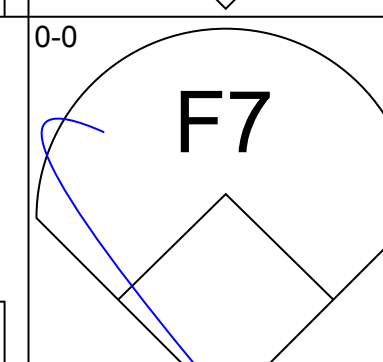
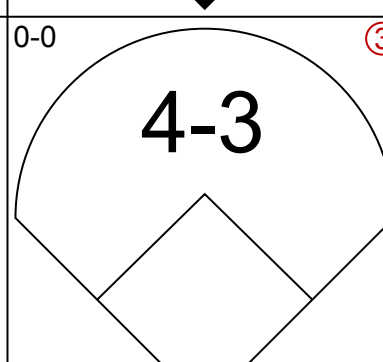
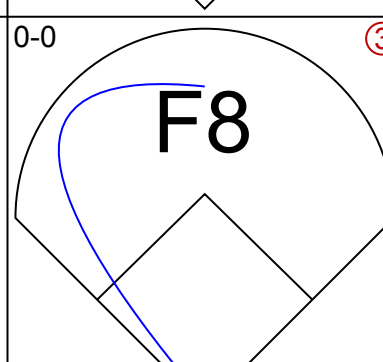
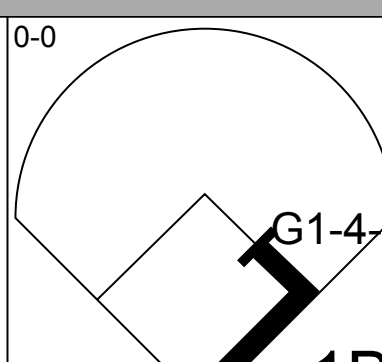
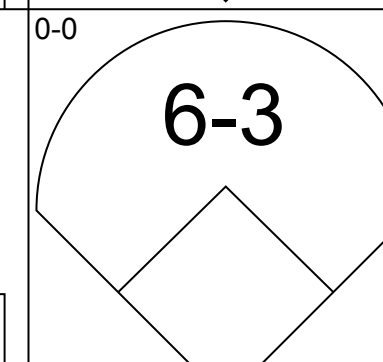
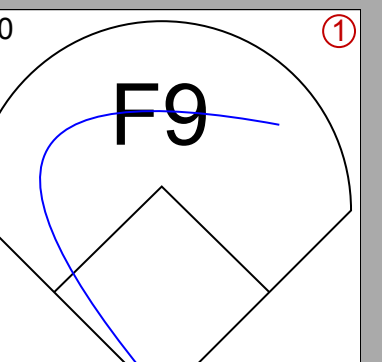
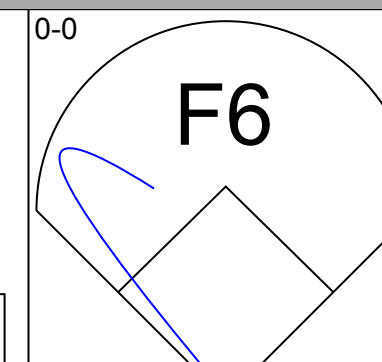
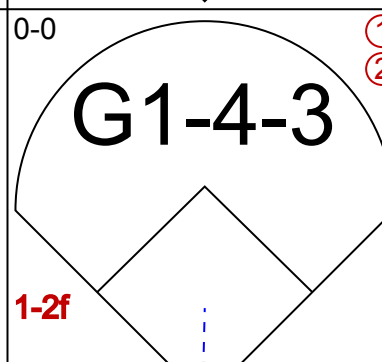
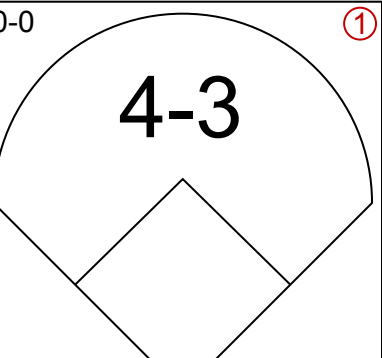
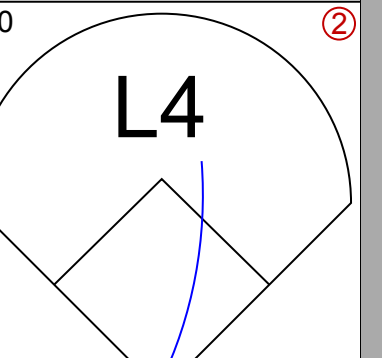
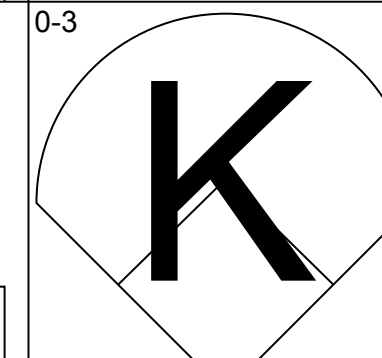
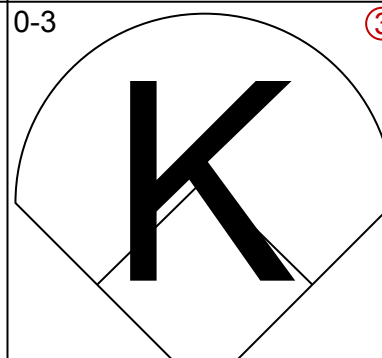
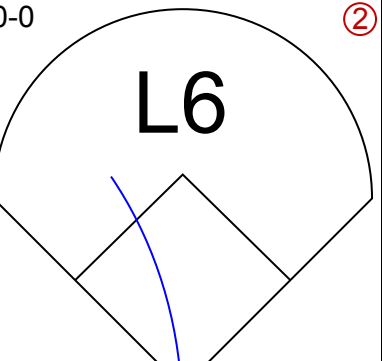
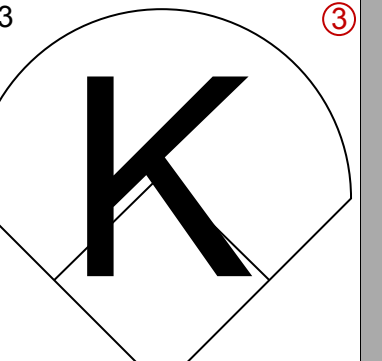
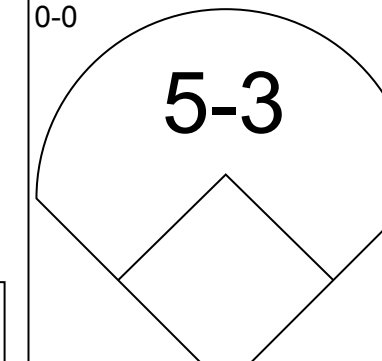
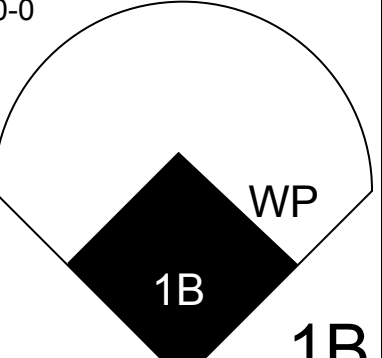
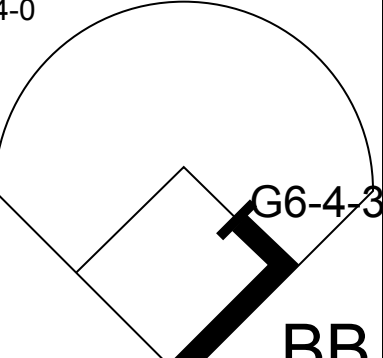
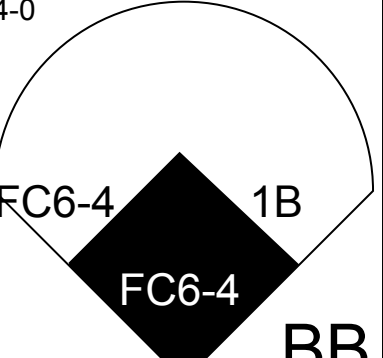
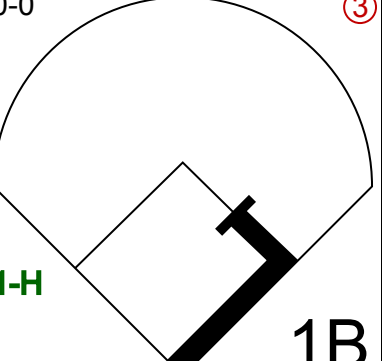
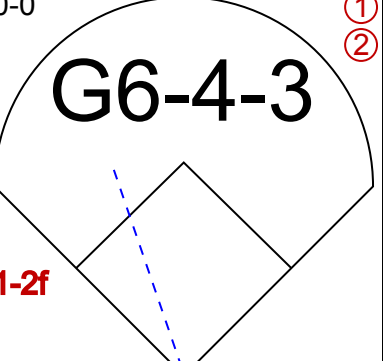
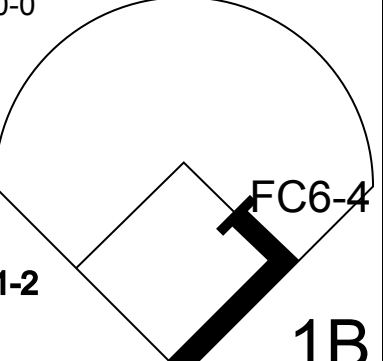
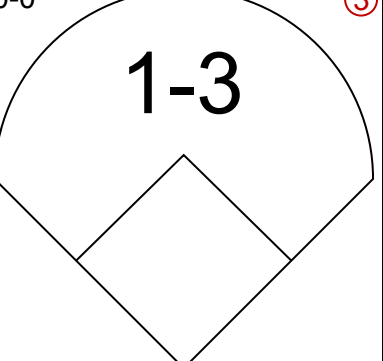
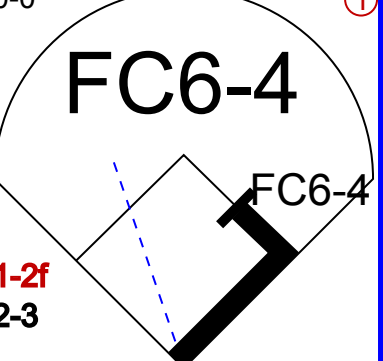


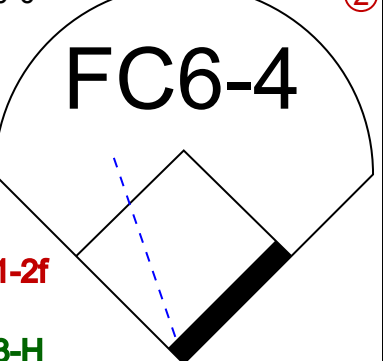
New York Yankees @ California Angels
Anaheim Stadium, Anaheim, CA
 Wed May 10 1967, 10:05 PM EDT
 Att: 18,362 - Unknown

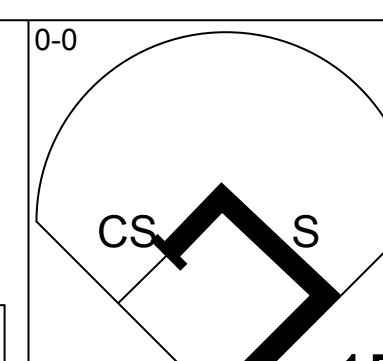
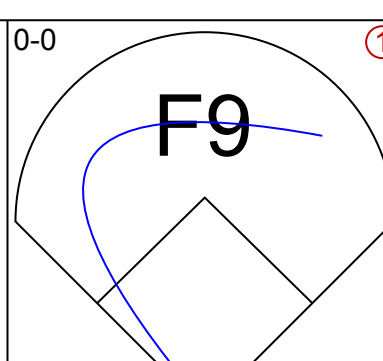
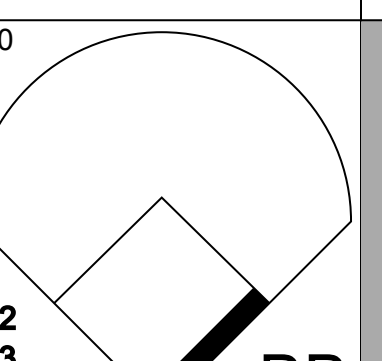
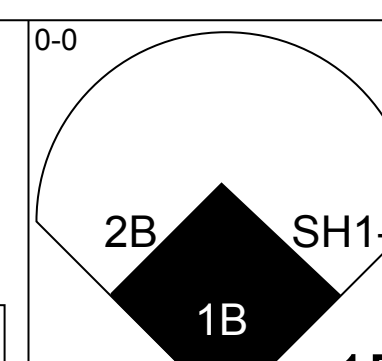
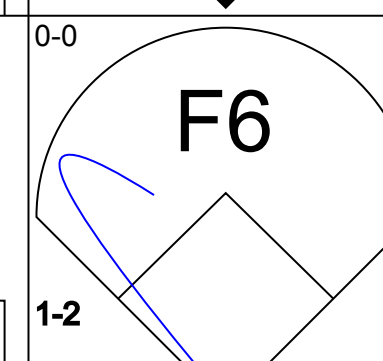
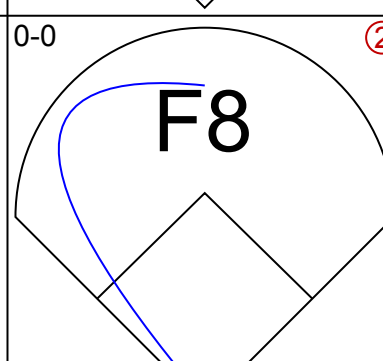
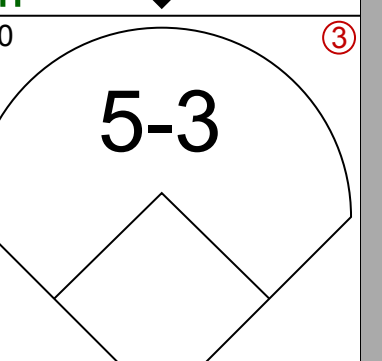
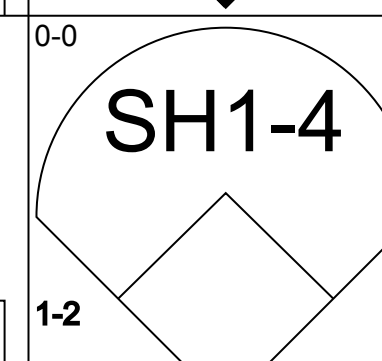
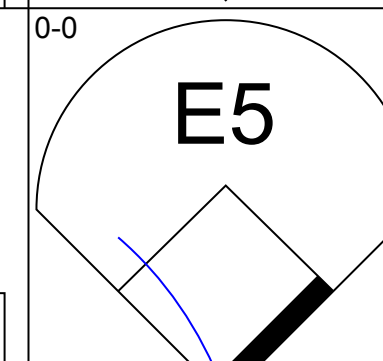
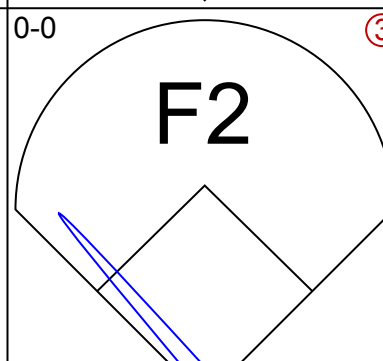
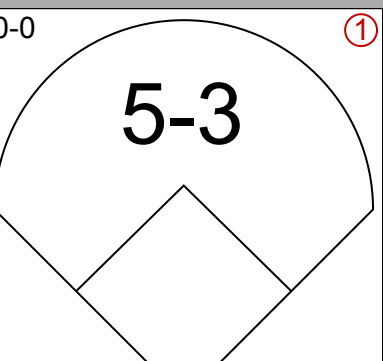
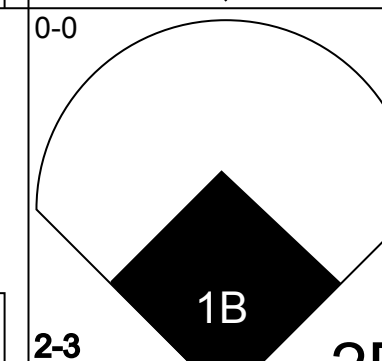
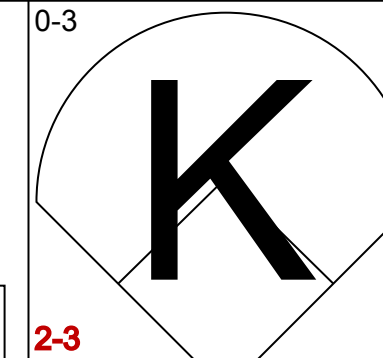
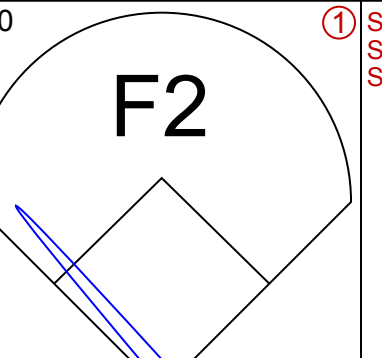
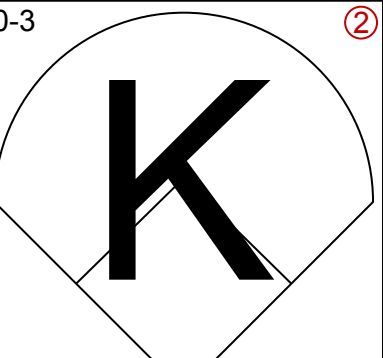
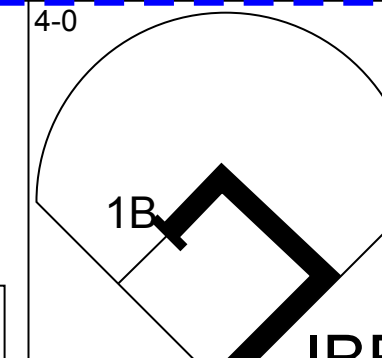
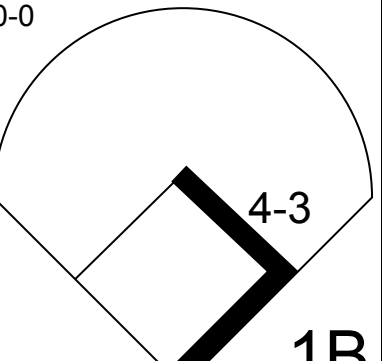
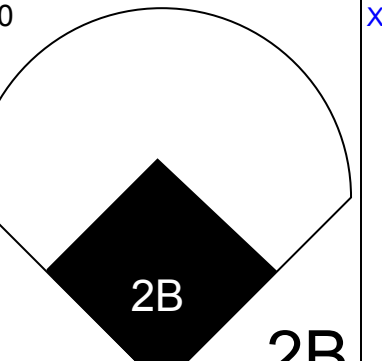
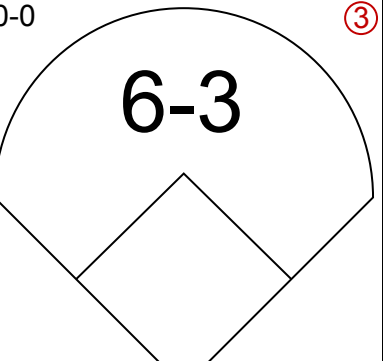
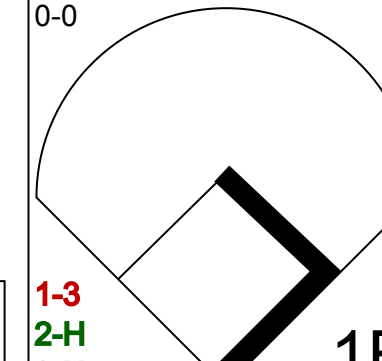
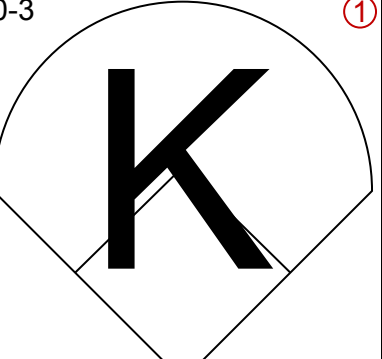

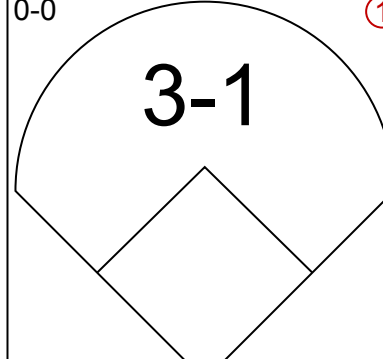
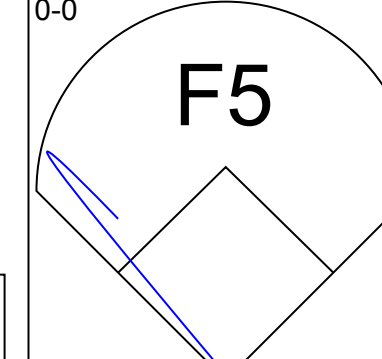
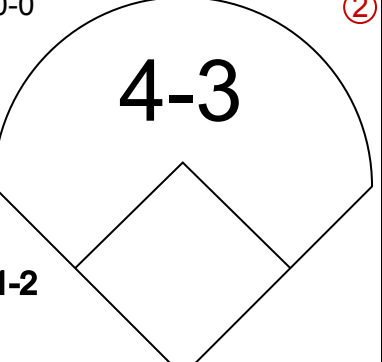
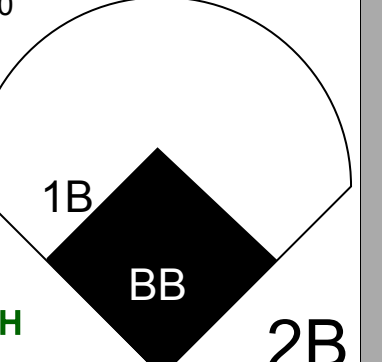
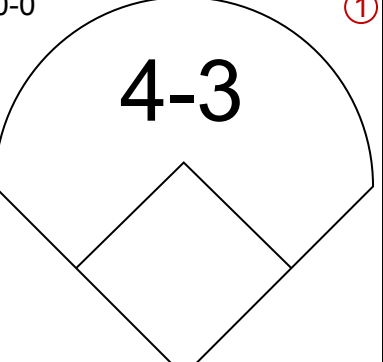
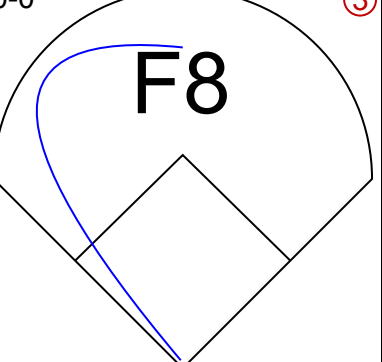
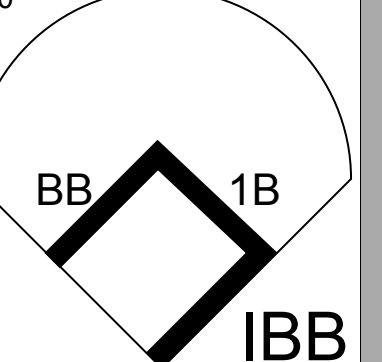
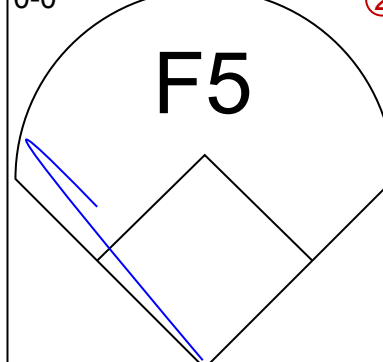
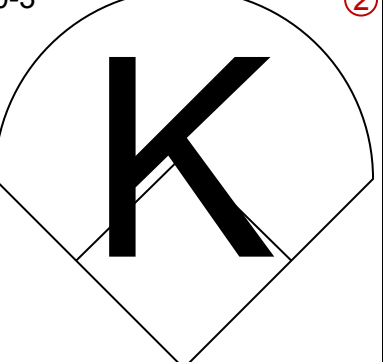
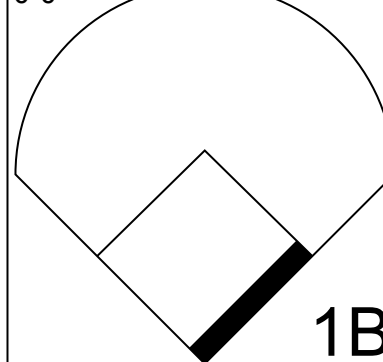
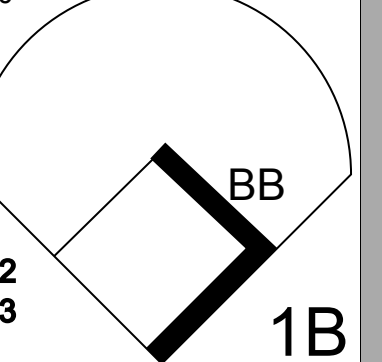
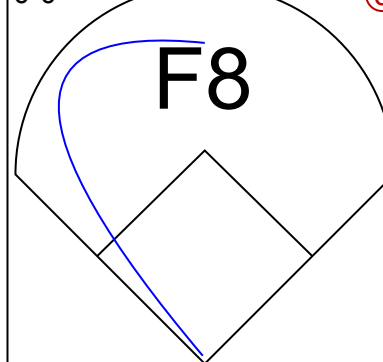
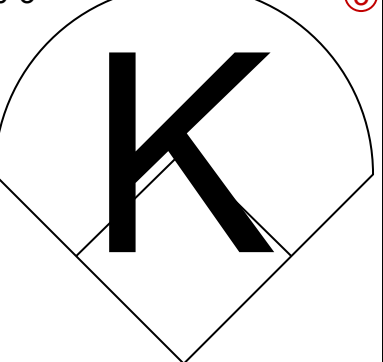
AB	32
R	3
H	9
RBI	3
BB	6
SO	3
LOB	14



Batter	1	2	3	4	5	6	7	8	9	10	AB	R	H	RBI	BB	SO	LOB	TOP	
Jay Johnstone, L (1.8) OBP: 0.233, SLG: 0.287	F6		L3			K			F8		4	0	0	0	0	1	0	California Angels @ Chicago White Sox Comiskey Park, Chicago, IL Sat May 13 1967, 4:33 AM EDT Att: 4,479 - Unknown	
Jim Fregosi, R (1.6) OBP: 0.331, SLG: 0.405	6-3			F8		5-3			F7		4	0	0	0	0	0	0		
Jose Cardenal, R (1.9) OBP: 0.264, SLG: 0.303	K			5-3			G3			6-3	4	0	0	0	0	1	0		
Rick Reichardt, R (1.7) OBP: 0.354, SLG: 0.406		E3 1B		F8			F2				4	0	1	0	0	0	0		
Bill Skowron, R (1.3) OBP: 0.118, SLG: 0.118					5-3			6-3			4	0	1	0	0	1	1		
Johnny Werhas, R (1.5) OBP: 0.182, SLG: 0.100		K						F3			3	0	0	0	1	1	3		
Orlando McFarlane, R (1.2) OBP: 0.333, SLG: 0.313											3	0	0	0	0	2	3		
Buck Rodgers, S (8.2) OBP: 0.253, SLG: 0.208	G1-6-3					K					0	0	0	0	0	0	0		
Bobby Knoop, R (1.4) OBP: 0.252, SLG: 0.293			K								3	0	0	0	0	3	1		
Nick Willhite, L (1.1) OBP: 0.118, SLG: 0.118											2	0	0	0	0	1	0		
Jim Hibbs, R (9. PH) OBP: 0.118, SLG: 0.118			4-3								1	0	0	0	0	1	0		
Minnie Rojas, R (9.1) OBP: 0.118, SLG: 0.118											0	0	0	0	0	0	0		
Inning Stats	R: 0 E: 0 K: 1 S: 5	H: 0 LOB: 0 BB: 0 P: 5	R: 0 E: 1 K: 1 S: 6	H: 1 LOB: 1 BB: 0 P: 6	R: 0 E: 0 K: 1 S: 5	H: 0 LOB: 0 BB: 0 P: 5	R: 0 E: 0 K: 2 S: 7	H: 0 LOB: 0 BB: 0 P: 7	R: 0 E: 0 K: 2 S: 7	H: 0 LOB: 0 BB: 0 P: 3	R: 0 E: 0 K: 2 S: 7	H: 0 LOB: 0 BB: 0 P: 7	R: 0 E: 0 K: 1 S: 5	H: 0 LOB: 0 BB: 0 P: 5	R: 0 E: 0 K: 1 S: 6	H: 1 LOB: 1 BB: 0 P: 6	1B: 2 2B: 0 3B: 0 HR: 0	SF: 0 SAC: 0 DP: 1 HBP: 0	WP: 0 PA: 33 PB: 0 SB: 0 CS: 0
PITCHER Jim O'Toole, L ERA: 1.17	IP: 10.0 WLS: W BF: 33 H: 2 R: 0 ER: 0 SO: 11 BB: 1 IBB: 0 HBP: 0 BLK: 0 WP: 0 HR: 0 S: 54 P: 58 ERA: 0.00 WHIP: 0.300																		

Batter	1	2	3	4	5	6	7	8	9	10	AB	R	H	RBI	BB	SO	LOB	BOTTOM	
Don Buford, S (1.5) OBP: 0.292, SLG: 0.247	F8		K			6-3			6-3		4	0	0	0	0	1	0	California Angels @ Chicago White Sox Comiskey Park, Chicago, IL Sat May 13 1967, 4:33 AM EDT Att: 4,479 - Unknown	
Wayne Causey, L (1.4) OBP: 0.438, SLG: 0.500											3	0	1	0	0	1	0		
Al Weis, S (6. PR) OBP: 0.222, SLG: 0.222	K		F7						4-3		1	0	0	0	0	0	0		
Tommie Agee, R (1.8) OBP: 0.364, SLG: 0.470	6-3										3	0	0	0	1	1	1		
Pete Ward, L (1.7) OBP: 0.352, SLG: 0.443											4	0	1	0	0	1	1		
Walt Williams, R (10. PR) OBP: 0.167, SLG: 0.222		L5									0	1	0	0	0	0	0		
Ken Berry, R (1.9) OBP: 0.340, SLG: 0.291											3	0	0	0	1	0	1		
Duane Josephson, R (1.2) OBP: 0.304, SLG: 0.295											3	0	1	0	0	0	1		
Jerry Adair, R (10. PH) OBP: 0.246, SLG: 0.250											1	0	0	0	0	0	2		
Tom McCraw, L (1.3) OBP: 0.325, SLG: 0.408											4	0	1	0	0	0	3		
Ron Hansen, R (1.6) OBP: 0.250, SLG: 0.194											3	0	0	0	0	0	2		
Smoky Burgess, L (10. PH) OBP: 0.250, SLG: 0.167											0	0	0	1	0	0	0		
Jim O'Toole, S (1.1) OBP: 0.118, SLG: 0.118											3	0	0	0	0	0	0		
Inning Stats	R: 0 E: 0 K: 1 S: 5	H: 2 LOB: 2 BB: 0 P: 5	R: 0 E: 0 K: 0 S: 5	H: 0 LOB: 0 BB: 0 P: 5	R: 0 E: 0 K: 1 S: 5	H: 0 LOB: 1 BB: 1 P: 9	R: 0 E: 0 K: 0 S: 3	H: 1 LOB: 1 BB: 0 P: 3	R: 0 E: 0 K: 0 S: 3	H: 0 LOB: 0 BB: 0 P: 3	R: 0 E: 0 K: 0 S: 3	H: 0 LOB: 0 BB: 0 P: 3	R: 0 E: 0 K: 1 S: 5	H: 0 LOB: 0 BB: 0 P: 5	R: 1 E: 1 K: 0 S: 4	H: 1 LOB: 2 BB: 1 P: 8	1B: 3 2B: 1 3B: 0 HR: 0	SF: 1 SAC: 0 DP: 0 HBP: 0	WP: 0 PA: 35 PB: 0 SB: 1 CS: 1
PITCHER Nick Willhite, L ERA: 2.35	IP: 8.0 WLS: L BF: 27 H: 3 R: 1 ER: 0 SO: 3 BB: 1 IBB: 0 HBP: 0 BLK: 0 WP: 0 HR: 0 S: 32 P: 36 ERA: 0.00 WHIP: 0.500																		
PITCHER Minnie Rojas, R ERA: 0.73	IP: 1.2 WLS: L BF: 8 H: 1 R: 1 ER: 0 SO: 1 BB: 0 IBB: 0 HBP: 0 BLK: 0 WP: 0 HR: 0 S: 9 P: 13 ERA: 0.00 WHIP: 0.600																		

Batter	1	2	3	4	5	6	7	8	9	AB	R	H	RBI	BB	SO	LOB	TOP	
Paul Schaaf, R (1,5) OBP: 0.239, SLG: 0.220 Jay Johnstone, L (8, PH) OBP: 0.231, SLG: 0.284 Pete Cimino, R (8,1)										3	0	0	0	0	1	1	California Angels @ Chicago White Sox Comiskey Park, Chicago, IL Sun May 14 1967, 4:33 AM EDT Unknown	
Jimmie Hall, L (1,9) OBP: 0.343, SLG: 0.456										4	0	1	0	0	0	1		
Jim Fregosi, R (1,6) OBP: 0.320, SLG: 0.392											4	0	0	0	0	1		
Rick Reichardt, R (1,7) OBP: 0.342, SLG: 0.390											4	0	0	0	2	0		
Jose Cardenal, R (1,8) OBP: 0.253, SLG: 0.290											3	0	0	0	1	0		
Don Mincher, L (1,3) OBP: 0.396, SLG: 0.539										1	2	1	0	2	0	0		
Buck Rodgers, S (1,2) OBP: 0.302, SLG: 0.232										3	0	2	1	0	0	1		
Bobby Knoop, R (1,4) OBP: 0.257, SLG: 0.297 Bill Skowron, R (8, PH) OBP: 0.111, SLG: 0.111 Don Wallace, L (8,4)										2	0	1	0	0	0	0		
George Brunet, R (1,1) Bill Kelso, R (7,1) Johnny Werhas, R (8, PH) OBP: 0.167, SLG: 0.091 (8,5)											2	0	0	0	2	1		
Inning Stats	R: 0 E: 0 K: 1 S: 5	H: 0 LOB: 0 BB: 0 P: 5	R: 1 E: 0 K: 0 S: 4	H: 2 LOB: 1 BB: 0 P: 4	R: 0 E: 0 K: 1 S: 6	H: 1 LOB: 1 BB: 0 P: 6	R: 0 E: 0 K: 1 S: 5	H: 0 LOB: 0 BB: 0 P: 5	R: 0 E: 0 K: 1 S: 5	H: 0 LOB: 0 BB: 0 P: 5	R: 0 E: 0 K: 1 S: 5	H: 1 LOB: 1 BB: 1 P: 8	R: 0 E: 0 K: 1 S: 5	H: 1 LOB: 0 BB: 0 P: 5	1B: 5 2B: 0 3B: 0 HR: 0	SF: 0 SAC: 0 DP: 2 HBP: 0		WP: 1 PB: 0 SB: 0 CS: 0
PITCHER	IP WLS BF H R ER SO BB IBB HBP BLK WP HR S P ERA WHIP																	
Tommy John, L (1,1) ERA: 2.7	7.2 W 27 4 2 2 5 2 0 0 0 1 0 35 43 2.35 0.783																	
Bob Locker, R (8,1) ERA: 0.49	1.1 S 4 1 0 0 1 0 0 0 0 0 0 6 6 0.00 0.750																	

Batter	1	2	3	4	5	6	7	8	9	AB	R	H	RBI	BB	SO	LOB	BOTTOM			
Don Buford, S (1,5) OBP: 0.310, SLG: 0.261										3	1	2	1	1	0	1	California Angels @ Chicago White Sox Comiskey Park, Chicago, IL Sun May 14 1967, 4:33 AM EDT Unknown			
Wayne Causey, L (1,4) OBP: 0.412, SLG: 0.467 Jerry Adair, R (4, PH) OBP: 0.243, SLG: 0.246 (5,4)										2	0	0	0	0	2					
Tommie Agee, R (1,8) OBP: 0.359, SLG: 0.471										4	1	1	0	0	2					
Pete Ward, L (1,7) OBP: 0.357, SLG: 0.427										3	0	0	0	1	2	2				
Ken Berry, R (1,9) OBP: 0.356, SLG: 0.322										4	1	3	2	0	0					
Duane Josephson, R (1,2) OBP: 0.280, SLG: 0.234										4	0	0	0	2	3					
Tom McCraw, L (1,3) OBP: 0.333, SLG: 0.438										4	1	2	1	0	1					
Ron Hansen, R (1,6) OBP: 0.250, SLG: 0.185										3	0	0	0	1	2					
Tommy John, R (1,1) OBP: 0.125, SLG: 0.133 Bob Locker, S (8,1)										3	0	2	0	0	1					
Inning Stats	R: 0 E: 1 K: 1 S: 6	H: 1 LOB: 2 BB: 0 P: 6	R: 0 E: 0 K: 1 S: 6	H: 1 LOB: 1 BB: 0 P: 6	R: 0 E: 0 K: 0 S: 4	H: 1 LOB: 1 BB: 0 P: 4	R: 2 E: 0 K: 1 S: 8	H: 3 LOB: 3 BB: 2 P: 16	R: 0 E: 0 K: 0 S: 5	H: 0 LOB: 0 BB: 0 P: 5	R: 0 E: 0 K: 0 S: 4	H: 1 LOB: 1 BB: 0 P: 4	R: 2 E: 0 K: 0 S: 5	H: 3 LOB: 1 BB: 1 P: 9	R: 0 E: 0 K: 2 S: 7	H: 0 LOB: 0 BB: 0 P: 7		1B: 6 2B: 5 3B: 0 HR: 0	SF: 0 SAC: 1 DP: 1 HBP: 0	WP: 0 PB: 0 SB: 1 CS: 1
PITCHER	IP WLS BF H R ER SO BB IBB HBP BLK WP HR S P ERA WHIP																			
George Brunet, L (1,1) ERA: 3.3	6.1 L 30 9 4 4 4 1 1 0 0 0 0 36 44 5.68 1.579																			
Bill Kelso, R (7,1) ERA: 2.7	0.2 3 1 0 0 0 0 1 0 0 0 0 2 6 0.00 1.500																			
Pete Cimino, R (8,1) ERA: 3.31	1.0 3 0 0 0 2 0 0 0 0 0 0 7 7 0.00 0.000																			

Batter	1	2	3	4	5	6	7	8	9	AB	R	H	RBI	BB	SO	LOB	TOP					
Jose Cardenal, R (1, 8) OBP: 0.253, SLG: 0.278	0-3 K		0-3 K			4-0 BB			0-0 4-3	3	0	0	0	1	2	0	California Angels @ Chicago White Sox Comiskey Park, Chicago, IL Sun May 14 1967, 4:38 AM EDT Att: 10,516 - Unknown livebaseballscorecards.com					
Jimmie Hall, L (1, 9) OBP: 0.324, SLG: 0.426	0-0 F9			0-0 F9		0-3 K			0-3 K	4	0	0	0	0	2	1						
Jim Fregosi, R (1, 6) OBP: 0.311, SLG: 0.379	0-0 F8			0-0 6-3			0-0 1-3		0-0 F9	4	0	0	0	0	0	0						
Rick Reichardt, R (1, 7) OBP: 0.339, SLG: 0.387 Paul Schaaf, R (2, 5) OBP: 0.243, SLG: 0.217		0-3 K		0-3 K			4-0 BB			1	0	0	0	0	1	0						
Bill Skowron, R (1, 3) OBP: 0.143, SLG: 0.286		0-0 HR			0-0 4-3		0-0 F7			3	1	1	1	0	0	1						
Johnny Werhas, R (1, 5) OBP: 0.133, SLG: 0.071		0-0 5-3			0-0 F7		0-3 K			3	0	0	0	0	1	1						
Buck Rodgers, S (1, 2) OBP: 0.288, SLG: 0.220		0-0 F4			0-0 5-3			0-0 6-3		3	0	0	0	0	0	0						
Bobby Knoop, R (1, 4) OBP: 0.250, SLG: 0.288			0-0 F9			0-0 F8		0-0 5-3		3	0	0	0	0	0	0						
Jim Coates, R (1, 1) Orlando McFarlane, R (6, PH) Pete Cimino, R (6, 1) Tom Satriano, L (8, PH) Lew Burdette, R (8, 1)			0-3 K			0-3 K		0-3 K		1	0	0	0	0	1	0						
Inning Stats	R: 0 E: 0 K: 1 S: 5	H: 0 LOB: 0 BB: 0 P: 5	R: 1 E: 0 K: 1 S: 6	H: 1 LOB: 0 BB: 0 P: 6	R: 0 E: 0 K: 2 S: 7	H: 0 LOB: 0 BB: 0 P: 7	R: 0 E: 0 K: 1 S: 5	H: 0 LOB: 0 BB: 0 P: 5	R: 0 E: 0 K: 0 S: 3	H: 0 LOB: 0 BB: 0 P: 3	R: 0 E: 0 K: 2 S: 7	H: 0 LOB: 1 BB: 1 P: 11	R: 0 E: 0 K: 1 S: 5	H: 0 LOB: 1 BB: 1 P: 9	R: 0 E: 0 K: 1 S: 5	H: 0 LOB: 0 BB: 0 P: 5		R: 0 E: 0 K: 1 S: 5	H: 0 LOB: 0 BB: 0 P: 5	1B: 0 2B: 0 3B: 0 HR: 1	SF: 0 SAC: 0 DP: 0 HBP: 0	WP: 0 PB: 0 CS: 0
PITCHER Gary Peters, L (1, 1) ERA: 2.16	IP: 9.0 WLS: W BF: 30 H: 1 R: 1 ER: 1 SO: 10 BB: 2 IBB: 0 HBP: 0 BLK: 0 WP: 0 HR: 1 S: 48 P: 56 ERA: 1.00 WHIP: 0.333																					

Batter	1	2	3	4	5	6	7	8	9	AB	R	H	RBI	BB	SO	LOB	BOTTOM			
Don Buford, S (1, 5) OBP: 0.298, SLG: 0.250	0-0 F7	0-0 G1			0-0 F2		0-3 K			4	0	0	0	0	1	3	California Angels @ Chicago White Sox Comiskey Park, Chicago, IL Sun May 14 1967, 4:38 AM EDT Att: 10,516 - Unknown livebaseballscorecards.com			
Jerry Adair, R (1, 4) OBP: 0.243, SLG: 0.246	0-0 F9		0-0 FC6-4 1B		0-0 5-3			0-0 4-3		4	0	1	0	0	0	0				
Tommie Agee, R (1, 8) OBP: 0.355, SLG: 0.495	0-3 K		0-0 FC6-4 1-2			0-0 HR		0-0 5-3		4	1	1	1	0	1	1				
Pete Ward, L (1, 7) OBP: 0.353, SLG: 0.412		4-0 BB 1B BB	0-0 F7		0-3 K		0-0 F7			3	1	0	0	1	1	1				
Tom McCraw, L (1, 3) OBP: 0.322, SLG: 0.422		0-0 F8	0-0 F8			0-0 4-3				3	0	0	0	0	2	2				
Ken Berry, R (1, 9) OBP: 0.356, SLG: 0.323		0-0 BB 1-2 1B		0-0 F2		0-0 F9				3	1	1	0	0	0	0				
J.C. Martin, L (1, 2) OBP: 0.237, SLG: 0.182 Al Weis, S (7, PR) Jerry McNertney, R (8, 2) OBP: 0.333, SLG: 0.333		0-0 F4		0-0 4-3			0-0 2B			3	0	1	0	0	2	2				
Ron Hansen, R (1, 6) OBP: 0.253, SLG: 0.179		4-0 1B 1-2 2-4 1B		0-3 K			0-3 K			2	0	0	0	1	2	1				
Gary Peters, L (1, 1) OBP: 0.222, SLG: 0.333		0-0 1-3 2-4 1B		0-0 F4			0-0 F9			3	0	1	2	0	0	1				
Inning Stats	R: 0 E: 0 K: 1 S: 5	H: 0 LOB: 0 BB: 0 P: 5	R: 2 E: 0 K: 0 S: 5	H: 2 LOB: 2 BB: 2 P: 13	R: 0 E: 0 K: 1 S: 4	H: 1 LOB: 1 BB: 0 P: 4	R: 0 E: 0 K: 1 S: 5	H: 0 LOB: 0 BB: 0 P: 5	R: 0 E: 0 K: 0 S: 3	H: 0 LOB: 0 BB: 0 P: 3	R: 1 E: 0 K: 2 S: 6	H: 1 LOB: 0 BB: 0 P: 6	R: 0 E: 0 K: 2 S: 8	H: 1 LOB: 1 BB: 0 P: 8	R: 0 E: 0 K: 0 S: 3	H: 0 LOB: 0 BB: 0 P: 3		1B: 3 2B: 1 3B: 0 HR: 1	SF: 0 SAC: 0 DP: 0 HBP: 0	WP: 0 PB: 0 CS: 0
PITCHER Jim Coates, R (1, 1) ERA: 3.95 Pete Cimino, R (6, 1) ERA: 3.44 Lew Burdette, R (8, 1) ERA: 1.04	IP: 5.0 WLS: L BF: 20 H: 3 R: 2 ER: 2 SO: 2 BB: 2 IBB: 0 HBP: 0 BLK: 0 WP: 0 HR: 0 S: 22 P: 30 ERA: 3.60 WHIP: 1.000																			

Batter	1	2	3	4	5	6	7	8	9	AB	R	H	RBI	BB	SO	LOB	TOP					
Jose Cardenal, R (1.8) OBP: 0.273, SLG: 0.304	F5		K			6-3		F8		4	0	0	0	0	1	1						
Jim Fregosi, R (1.6) OBP: 0.312, SLG: 0.366	1B BB		K			3-1		F9		3	0	0	0	1	1	1						
Jimmie Hall, L (1.9) OBP: 0.308, SLG: 0.397	FC6-4 1B			G3				E6 FC6-4 HBP	K	4	0	1	0	0	1	0						
Don Mincher, L (1.3) OBP: 0.395, SLG: 0.552	K			G5-4-3 BB				K	F2	3	0	0	0	1	2	3						
Rick Reichardt, R (1.7) OBP: 0.349, SLG: 0.384	FC6-4			G5-4-3 BB				FC6-4 HBP		3	0	1	0	0	0	3						
Buck Rodgers, S (1.2) OBP: 0.284, SLG: 0.224		G3			5-3			FC6-4	4-3	4	0	0	0	0	0	3						
Tom Satriono, L (1.4) OBP: 0.383, SLG: 0.359		F4			F4			4-3		3	0	0	0	0	0	2						
Johnny Werhas, R (1.5) OBP: 0.200, SLG: 0.111		F8			K				1B	3	0	1	0	0	1	0						
Jim McGlothlin, R (1.1) Lew Burdette, R (5.1) Jay Johnstone, L (6. Ph) Pete Cimino, R (6.1) Don Wallace, L (8. Ph) Bill Kelso, R (8.1)			5-3			F4		K		1	0	0	0	0	0	0						
Inning Stats	R: 0 E: 0 K: 1 S: 6	H: 1 LOB: 2 BB: 1 P: 10	R: 0 E: 0 K: 0 S: 3	H: 0 LOB: 0 BB: 0 P: 3	R: 0 E: 0 K: 2 S: 7	H: 0 LOB: 0 BB: 0 P: 7	R: 0 E: 0 K: 0 S: 2	H: 0 LOB: 0 BB: 1 P: 6	R: 0 E: 0 K: 1 S: 5	H: 0 LOB: 0 BB: 0 P: 5	R: 0 E: 0 K: 0 S: 3	H: 0 LOB: 0 BB: 0 P: 3	R: 0 E: 1 K: 1 S: 6	H: 0 LOB: 0 BB: 0 P: 7	R: 0 E: 0 K: 1 S: 6	H: 1 LOB: 1 BB: 0 P: 6	R: 0 E: 0 K: 1 S: 6	H: 1 LOB: 1 BB: 0 P: 6	1B: 3 2B: 0 3B: 0 HR: 0	SF: 0 SAC: 0 DP: 1 HBP: 1	WP: 0 PB: 0 SB: 0 CS: 0	PA: 33
PITCHER Cattfish Hunter, R (1.1) ERA: 2.88	IP: 9.0 WLS: W BF: 33 H: 3 R: 0 ER: 0 SO: 7 BB: 2 IBB: 0 HBP: 1 BLK: 0 WP: 0 HR: 0 S: 44 P: 53 ERA: 0.00 WHIP: 0.556															PITCHER						

California Angels @ Kansas City Athletics
Municipal Stadium, Kansas City, MO
Tue May 16 1967, 8:05 PM EDT
Att: 4,793 - Unknown

AB 30
R 0
H 3
RBI 0
BB 2
SO 7
LOB 14



Batter	1	2	3	4	5	6	7	8	9	AB	R	H	RBI	BB	SO	LOB	BOTTOM			
Bert Campaneris, R (1.6) OBP: 0.346, SLG: 0.356	K		CS 1B		K			F9		4	0	1	0	0	2	2				
Rick Monday, L (1.8) OBP: 0.333, SLG: 0.483	BB BB		CS	4-3	2B 2B			K		3	1	1	2	1	1	0				
Ray Webster, L (1.3) OBP: 0.349, SLG: 0.488	BB BB			4-3	2B 2B			1B		3	0	2	1	1	0	0				
Danny Cater, R (1.7) OBP: 0.296, SLG: 0.395	FC6-4			5-3				F9		4	1	1	0	0	0	3				
Joe Nosske, R (9.7) OBP: 0.250, SLG: 0.250	FC6-4			1B 1B						0	0	0	0	0	0	0				
Jim Gosger, L (1.9) OBP: 0.359, SLG: 0.381		L3		1B				K		4	0	2	1	0	1	0				
Dick Green, R (1.4) OBP: 0.278, SLG: 0.299		F9		1-3				2B		4	0	1	0	0	1	2				
Sal Bando, R (1.5) OBP: 0.348, SLG: 0.167		F9			E 2B 1B	WP BB BB		K		3	1	1	0	1	1	1				
Phil Roof, R (1.2) OBP: 0.271, SLG: 0.260			CS BB		F9	WP BB		K		2	0	0	0	2	1	2				
Cattfish Hunter, R (1.1) OBP: 0.118, SLG: 0.118			K		E1 2B			K		3	1	0	0	0	2	4				
Inning Stats	R: 0 E: 0 K: 1 S: 4	H: 0 LOB: 1 BB: 2 P: 12	R: 0 E: 0 K: 0 S: 3	H: 0 LOB: 0 BB: 0 P: 3	R: 0 E: 0 K: 1 S: 4	H: 1 LOB: 1 BB: 1 P: 8	R: 1 E: 0 K: 0 S: 5	H: 2 LOB: 1 BB: 0 P: 5	R: 3 E: 1 K: 1 S: 9	H: 3 LOB: 1 BB: 0 P: 9	R: 0 E: 0 K: 2 S: 7	H: 1 LOB: 2 BB: 2 P: 15	R: 0 E: 0 K: 1 S: 6	H: 1 LOB: 1 BB: 0 P: 6	R: 0 E: 0 K: 3 S: 10	H: 1 LOB: 1 BB: 0 P: 10	1B: 6 2B: 4 3B: 0 HR: 0	SF: 0 SAC: 0 DP: 1 HBP: 0	WP: 1 PB: 0 SB: 1 CS: 3	PA: 36
PITCHER Jim McGlothlin, R (1.1) ERA: 2.03 Lew Burdette, R (5.1) ERA: 0.82 Pete Cimino, R (6.1) ERA: 3.1 Bill Kelso, R (8.1) ERA: 2.25	IP: 4.2 WLS: L BF: 21 H: 6 R: 4 ER: 1 SO: 3 BB: 3 IBB: 0 HBP: 0 BLK: 0 WP: 0 HR: 0 S: 24 P: 36 ERA: 1.93 WHIP: 1.929															PITCHER				

California Angels @ Kansas City Athletics
Municipal Stadium, Kansas City, MO
Tue May 16 1967, 8:05 PM EDT
Att: 4,793 - Unknown


AB 30
R 4
H 9
RBI 4
BB 5
SO 9
LOB 14



Batter	1	2	3	4	5	6	7	8	9	AB	R	H	RBI	BB	SO	LOB	TOP										
Jose Cardenal, R OBP: 0.258, SLG: 0.286 (1, 8)	0-3 K		0-0 1-3		0-0 F7		0-0 6-3		0-0 5-3	5	0	0	0	0	1	2											
Rick Reichardt, R OBP: 0.362, SLG: 0.412 (1, 7)	4-0 WP 1B BB		0-0 2H HR		4-0 SH1-4 E BB		0-0 F9			2	3	1	2	2	0	0											
Jimmie Hall, L OBP: 0.296, SLG: 0.380 (1, 9)	0-0 F5		0-0 1-3		0-0 SH1-4			0-3 K		3	0	0	0	0	1	1											
Don Mincher, L OBP: 0.407, SLG: 0.580 (1, 3)	0-0 2-4 2H 1B			0-0 F5		0-0 E9 3B		0-0 3B 1B		4	2	3	2	0	0	0											
Jim Fregosi, R OBP: 0.317, SLG: 0.393 (1, 6)	0-0 2-4	0-0 6-3		0-0 F7		0-0 1B 2B		0-0 1H SH1-4 3B		4	1	2	1	0	0	0											
Tom Satriano, L OBP: 0.380, SLG: 0.357 (1, 2)		0-0 4-3		0-0 G3		0-0 2H 1B		0-0 SH1-4		3	0	1	1	0	0	0											
Johnny Werhas, R OBP: 0.208, SLG: 0.095 (1, 5)		0-3 K		0-0 6-3		4-0 FC6 BB		0-0 1-3		3	0	0	0	1	1	0											
Bobby Knoop, R OBP: 0.250, SLG: 0.313 (1, 4)			0-0 HR 2B		0-0 3B		0-0 FC6		0-3 K	4	1	2	0	0	1	2											
Jack Sanford, R OBP: 0.333, SLG: 0.500 Minnie Rojas, R (6, 1)			0-3 K		0-3 K		0-0 1-3		0-3 K	2	0	0	0	0	2	2											
Inning Stats	R: 1 E: 0 K: 1 S: 5	H: 1 LOB: 1 BB: 1 P: 9	R: 0 E: 0 K: 1 S: 5	H: 0 LOB: 0 BB: 0 P: 5	R: 2 E: 0 K: 1 S: 7	H: 2 LOB: 0 BB: 0 P: 7	R: 0 E: 0 K: 0 S: 3	H: 0 LOB: 0 BB: 0 P: 3	R: 0 E: 0 K: 1 S: 6	H: 1 LOB: 1 BB: 0 P: 6	R: 2 E: 1 K: 0 S: 5	H: 3 LOB: 2 BB: 2 P: 13	R: 0 E: 0 K: 0 S: 3	H: 0 LOB: 0 BB: 0 P: 3	R: 2 E: 0 K: 1 S: 7	H: 2 LOB: 0 BB: 0 P: 7	R: 0 E: 0 K: 2 S: 7	H: 0 LOB: 0 BB: 0 P: 7	1B: 3 2B: 2 3B: 3 HR: 1	SF: 0 SAC: 0 DP: 0 HBP: 0	WP: 1 PB: 0 SB: 0 CS: 0	PA: 37					
PITCHER	IP	WLS	BF	H	R	ER	SO	BB	IBB	HBP	BLK	WP	HR	S	P	ERA	WHIP										
Jim Nash, R ERA: 3.1 (1, 1)	3.0	L	13	3	3	3	3	1	0	0	0	1	1	17	21	9.00	1.333										
Roberto Rodriguez, R ERA: 4.15 (4, 1)	3.0		14	4	2	2	1	2	0	0	0	0	0	14	22	6.00	2.000										
Chuck Dobson, R ERA: 4.4 (7, 1)	1.0		3	0	0	0	0	0	0	0	0	0	0	3	3	0.00	0.000										
Paul Lindblad, L ERA: 3.63 (8, 1)	1.0		5	2	2	2	1	0	0	0	0	0	0	7	7	18.00	2.000										
Jack Aker, R ERA: 4.13 (9, 1)	1.0		3	0	0	0	2	0	0	0	0	0	0	7	7	0.00	0.000										

California Angels @ Kansas City Athletics
Municipal Stadium, Kansas City, MO
Wed May 17 1967, 8:05 PM EDT
Att: 7,010 - Unknown


AB 32
R 7
H 9
RBI 6
BB 3
SO 7
LOB 7




Batter	1	2	3	4	5	6	7	8	9	AB	R	H	RBI	BB	SO	LOB	BOTTOM										
Bert Campaneris, R OBP: 0.351, SLG: 0.361 (1, 6)	0-0 F8		0-0 F9			0-0 E9 1B 1B		0-0 1B 1B		4	1	2	0	0	0	0											
Rick Monday, L OBP: 0.230, SLG: 0.473 (1, 8)	0-3 K			0-0 3-1		0-0 L6-3 1B		0-0 F8		4	0	1	2	0	1	2											
Ray Webster, L OBP: 0.340, SLG: 0.467 (1, 3)	0-0 6-3			0-0 5-3		0-0 L6-3 1B		0-0 1B		4	0	1	1	0	0	1											
Danny Cater, R OBP: 0.295, SLG: 0.385 Jack Aker, R OBP: 0.167, SLG: 0.167 (1, 7) (9, 1)		0-0 F3		4-0 BB		0-0 F3		0-0 5-3		3	0	0	0	1	0	2											
Jim Gosger, L OBP: 0.341, SLG: 0.358 (1, 9)		0-3 K		0-0 F7			0-0 F5		0-0 F8	4	0	0	0	0	1	1											
Dick Green, R OBP: 0.277, SLG: 0.317 (1, 4)		0-0 3B			0-0 4-3		0-0 F7		0-3 K	4	0	1	0	0	1	0											
Sal Bando, R OBP: 0.296, SLG: 0.136 (1, 5)		0-0 5-3			0-0 F4		0-0 F8		0-0 F8	4	0	0	0	0	0	1											
Phil Roof, R OBP: 0.262, SLG: 0.250 Joe Nosssek, R OBP: 0.238, SLG: 0.238 (1, 2) (8, PH) (9, 7)			0-0 1-3		0-0 6-3			0-0 F7		2	0	0	0	0	0	0											
Jim Nash, R Roger Repoz, L Roberto Rodriguez, R Mike Herzberger, R Chuck Dobson, R Paul Lindblad, L Tim Taylor, L (1, 1) (3, PH) (4, 1) (6, PH) (7, 1) (8, 1) (8, PH) (9, 2)			0-0 1-3		0-0 1B 1B			0-0 1B 1B		0	0	0	0	0	0	0											
Inning Stats	R: 0 E: 0 K: 1 S: 5	H: 0 LOB: 0 BB: 0 P: 5	R: 0 E: 0 K: 1 S: 6	H: 1 LOB: 0 BB: 0 P: 6	R: 0 E: 0 K: 0 S: 3	H: 0 LOB: 0 BB: 0 P: 3	R: 0 E: 0 K: 0 S: 3	H: 0 LOB: 0 BB: 0 P: 3	R: 2 E: 1 K: 0 S: 5	H: 3 LOB: 0 BB: 0 P: 5	R: 0 E: 0 K: 0 S: 3	H: 0 LOB: 0 BB: 0 P: 3	R: 1 E: 0 K: 0 S: 6	H: 3 LOB: 2 BB: 0 P: 6	R: 0 E: 0 K: 1 S: 5	H: 0 LOB: 0 BB: 0 P: 5	1B: 6 2B: 1 3B: 1 HR: 0	SF: 0 SAC: 0 DP: 1 HBP: 0	WP: 0 PB: 0 SB: 0 CS: 0	PA: 34							
PITCHER	IP	WLS	BF	H	R	ER	SO	BB	IBB	HBP	BLK	WP	HR	S	P	ERA	WHIP										
Jack Sanford, R ERA: 3.38 (1, 1)	5.0	W	20	4	2	1	2	1	0	0	0	0	0	16	16	2.25	0.750										
Minnie Rojas, R ERA: 0.91 (6, 1)	4.0	S	14	3	1	1	1	0	0	0	0	0	0	16	16	2.25	0.750										

California Angels @ Kansas City Athletics
Municipal Stadium, Kansas City, MO
Wed May 17 1967, 8:05 PM EDT
Att: 7,010 - Unknown

AB 33
R 3
H 7
RBI 3
BB 1
SO 3
LOB 7



Batter	1	2	3	4	5	6	7	8	9	AB	R	H	RBI	BB	SO	LOB	TOP								
Cesar Tovar, R (1, 8) OBP: 0.397, SLG: 0.368	F7			SH5-3 2B 1B		SH3-4		WP 1B 1B	1B BB	3	2	2	0	1	0	0	Minnesota Twins @ California Angels Anaheim Stadium, Anaheim, CA Fri May 19 1967, 10:05 PM EDT Att: 16,257 - Unknown								
Rod Carew, L (1, 4) OBP: 0.394, SLG: 0.440	4-3			SH5-3				1B E5 1B	1B BB	4	0	3	3	0	0										
Zolio Versalles, R (1, 6) OBP: 0.325, SLG: 0.417	K			2B				F7	K	4	0	1	1	1	2	4									
Harmon Killebrew, R (1, 3) OBP: 0.377, SLG: 0.454		K		5-3				E5		4	0	0	0	0	1	4									
Tony Oliva, L (1, 9) OBP: 0.258, SLG: 0.273		3-1		4-3					G3	4	0	0	0	0	1	3									
Bob Allison, R (1, 7) OBP: 0.343, SLG: 0.440		F5								3	0	0	0	1	1	0									
Ron Clark, R (1, 5) OBP: 0.192, SLG: 0.327				K				F9	CS BB	4	1	0	0	0	1	1									
Jerry Zimmerman, R (1, 2) OBP: 0.265, SLG: 0.107				F8				F8	1B 1B IBB	3	1	0	0	1	0	0									
Mudcat Grant, R (1, 1) OBP: 0.235, SLG: 0.188 Al Worthington, R (9, 1)				5-3				K	E5 1B 1B	3	1	1	1	1	1	0									
Inning Stats	R: 0 E: 0 K: 1 S: 5	H: 0 LOB: 0 BB: 0 P: 5	R: 0 E: 0 K: 1 S: 5	H: 0 LOB: 0 BB: 0 P: 5	R: 0 E: 0 K: 1 S: 5	H: 0 LOB: 1 BB: 0 P: 5	R: 1 E: 0 K: 0 S: 5	H: 2 LOB: 1 BB: 0 P: 5	R: 0 E: 0 K: 1 S: 5	H: 0 LOB: 0 BB: 0 P: 5	R: 1 E: 0 K: 1 S: 6	H: 1 LOB: 2 BB: 2 P: 14	R: 0 E: 0 K: 0 S: 3	H: 0 LOB: 0 BB: 0 P: 3	R: 1 E: 1 K: 1 S: 7	H: 2 LOB: 1 BB: 0 P: 7	R: 2 E: 2 K: 1 S: 7	H: 2 LOB: 3 BB: 3 P: 19	1B: 5 2B: 2 3B: 0 HR: 0	SF: 0 SAC: 2 DP: 0 HBP: 0	WP: 1 PB: 0 CS: 1	PA: 39			
PITCHER	IP	WLS	BF	H	R	ER	SO	BB	IBB	HBP	BLK	WP	HR	S	P	ERA	WHIP								
George Brunet, L (1, 1) ERA: 3.31	8.0	L	31	5	3	3	6	2	0	0	0	1	0	41	49	3.38	0.875								
Bill Kelso, R (9, 1) ERA: 2.16	0.2		6	1	2	0	0	2	1	0	0	0	0	3	15	0.00	4.500								
Lew Burdette, R (9, 1) ERA: 0.79	0.1		2	1	0	0	1	0	0	0	0	0	0	4	4	0.00	3.000								

Batter	1	2	3	4	5	6	7	8	9	AB	R	H	RBI	BB	SO	LOB	BOTTOM								
Jose Cardenal, R (1, 8) OBP: 0.247, SLG: 0.273 Bill Kelso, R (9, 1) Lew Burdette, R (9, 1)	6-3		5-3		6-3			F3		4	0	0	0	0	0	1	Minnesota Twins @ California Angels Anaheim Stadium, Anaheim, CA Fri May 19 1967, 10:05 PM EDT Att: 16,257 - Unknown								
Jim Fregosi, R (1, 6) OBP: 0.322, SLG: 0.410			1B FC3-2 3B				F4	4-3		4	0	2	0	0	1										
Jimmie Hall, L (1, 9) OBP: 0.306, SLG: 0.387			FC3-2 BB				F8		E4 1B 1B	4	1	2	0	0	1										
Don Mincher, L (1, 3) OBP: 0.410, SLG: 0.573			3H BB				4-3		1B 1B 1B	3	1	1	1	1	0	2									
Rick Reichardt, R (1, 7) OBP: 0.351, SLG: 0.398			PO BB						F8	4	0	0	0	0	1	3									
Tom Satriano, L (1, 2) OBP: 0.389, SLG: 0.370 Don Wallace, L (9, FR)			PO F9						K	4	0	0	0	0	1	3									
Bobby Knoop, R (1, 4) OBP: 0.250, SLG: 0.310			FC5-4 1-2t						F8	4	0	2	0	0	0	0									
Johnny Werhas, R (1, 5) OBP: 0.214, SLG: 0.083			1-3						1B	4	0	2	0	0	0	0									
George Brunet, R (1, 1) Jay Johnstone, L (8, PH) OBP: 0.234, SLG: 0.286			FC6-4 HBP						1B	4	0	1	1	0	1	1									
Inning Stats	R: 0 E: 0 K: 0 S: 5	H: 2 LOB: 2 BB: 0 P: 5	R: 0 E: 0 K: 1 S: 5	H: 0 LOB: 1 BB: 0 P: 6	R: 0 E: 0 K: 0 S: 3	H: 1 LOB: 1 BB: 1 P: 7	R: 0 E: 0 K: 0 S: 3	H: 0 LOB: 0 BB: 0 P: 3	R: 0 E: 0 K: 1 S: 5	H: 0 LOB: 0 BB: 0 P: 5	R: 0 E: 0 K: 0 S: 3	H: 0 LOB: 0 BB: 0 P: 3	R: 0 E: 0 K: 1 S: 5	H: 1 LOB: 1 BB: 0 P: 5	R: 0 E: 0 K: 0 S: 4	H: 1 LOB: 2 BB: 0 P: 4	R: 2 E: 1 K: 0 S: 6	H: 4 LOB: 2 BB: 0 P: 6	1B: 8 2B: 0 3B: 1 HR: 0	SF: 0 SAC: 0 DP: 2 HBP: 1	WP: 0 PB: 0 CS: 0	PA: 36			
PITCHER	IP	WLS	BF	H	R	ER	SO	BB	IBB	HBP	BLK	WP	HR	S	P	ERA	WHIP								
Mudcat Grant, R (1, 1) ERA: 3.72 Al Worthington, R (9, 1) ERA: 2.01	8.1	W	34	9	2	2	3	1	0	1	0	0	0	38	43	2.16	1.200								
	0.2	S	1	0	0	0	0	0	0	0	0	0	0	1	1	0.00	0.000								



Batter	1	2	3	4	5	6	7	8	9	AB	R	H	RBI	BB	SO	LOB	TOP						
Cesar Tovar, R OBP: 0.366, SLG: 0.380 (1, 8)										4	2	2	1	1	0	0	Minnesota Twins @ California Angels Anaheim Stadium, Anaheim, CA Sat May 20 1967, 10:05 PM EDT Att: 29,622 - Unknown						
Rod Carew, L OBP: 0.386, SLG: 0.438 (1, 4)										5	0	1	1	0	0	2							
Zolio Versalles, R OBP: 0.320, SLG: 0.408 (1, 6)										5	0	1	0	0	2	2							
Harmon Killebrew, R OBP: 0.378, SLG: 0.480 Rich Reese, L OBP: 0.286, SLG: 0.480 (9, PR)										5	1	2	2	0	1	2							
Tony Oliva, L OBP: 0.269, SLG: 0.283 (1, 9)										5	1	2	0	0	0	3							
Bob Allison, R OBP: 0.346, SLG: 0.425 (1, 7)										3	1	0	0	2	1	4							
Ron Clark, R OBP: 0.211, SLG: 0.340 (1, 5)										4	1	1	0	1	1	2							
Jerry Zimmerman, R OBP: 0.316, SLG: 0.161 (1, 2)										3	1	2	2	1	0	0							
Dean Chance, R (1, 1)										3	0	0	0	0	2	4							
Inning Stats	R: 1 E: 0 K: 0 S: 6	H: 3 LOB: 2 BB: 0 P: 6	R: 0 E: 0 K: 1 S: 5	H: 0 LOB: 0 BB: 0 P: 5	R: 5 E: 1 K: 1 S: 8	H: 3 LOB: 1 BB: 3 P: 20	R: 0 E: 0 K: 2 S: 9	H: 2 LOB: 3 BB: 1 P: 13	R: 0 E: 0 K: 0 S: 3	H: 0 LOB: 0 BB: 0 P: 3	R: 0 E: 0 K: 1 S: 5	H: 0 LOB: 1 BB: 1 P: 9	R: 1 E: 0 K: 0 S: 5	H: 2 LOB: 1 BB: 0 P: 5	R: 0 E: 0 K: 1 S: 6	H: 1 LOB: 1 BB: 0 P: 6	1B: 7 2B: 3 3B: 0 HR: 1	SF: 0 SAC: 1 DP: 0 HBP: 0	WP: 0 PB: 0 CS: 1	PA: 43			
PITCHER	IP WLS BF H R ER SO BB IBB HBP BLK WP HR S P ERA WHIP																						
Nick Willhite, L ERA: 3.86 Jim Coates, R ERA: 3.18 Pete Cimino, R ERA: 3.22 Bill Kelso, R ERA: 2.04	(1, 1) (3, 1) (7, 1) (9, 1)	2.2 3.1 2.0 1.0	L 14 9 4	16 3 2 1	5 0 1 0	6 0 1 0	5 0 1 0	2 3 1 1	3 0 1 0	0 1 0 0	0 0 0 0	0 0 0 0	0 0 0 0	0 19 23 6	29 14 4.50 0.00	16.88 0.00 4.50 0.00	3.000 0.900 1.500 1.000						
Batter	1	2	3	4	5	6	7	8	9	AB	R	H	RBI	BB	SO	LOB	BOTTOM						
Jay Johnstone, L OBP: 0.234, SLG: 0.284 (1, 8)										4	0	1	0	0	0	1	Minnesota Twins @ California Angels Anaheim Stadium, Anaheim, CA Sat May 20 1967, 10:05 PM EDT Att: 29,622 - Unknown						
Jim Fregosi, R OBP: 0.314, SLG: 0.399 (1, 6)										4	0	0	0	0	1	3							
Jimmie Hall, L OBP: 0.292, SLG: 0.367 (1, 9)										4	0	0	0	0	1	2							
Don Mincher, L OBP: 0.405, SLG: 0.561 (1, 3)										4	1	1	0	0	0	2							
Rick Reichardt, R OBP: 0.348, SLG: 0.418 (1, 7)										4	1	1	2	0	0	0							
Tom Satriano, L OBP: 0.397, SLG: 0.380 Paul Schaal, R OBP: 0.243, SLG: 0.217 (9, FR)										4	0	2	0	0	0	0							
Bobby Knoop, R OBP: 0.250, SLG: 0.308 (1, 4)										4	0	1	0	0	1	2							
Johnny Werhas, R OBP: 0.194, SLG: 0.074 Bill Skowron, R OBP: 0.130, SLG: 0.261 (9, PH)										3	0	0	0	0	1	1							
Nick Willhite, L Jim Coates, R Don Wallis, L Pete Cimino, R Buck Rodgers, S Bill Kelso, R	(1, 1) (3, 1) (6, PH) (7, 1) (8, PH) (9, 1)									0	0	0	0	0	0	0							
Inning Stats	R: 0 E: 0 K: 1 S: 5	H: 0 LOB: 0 BB: 0 P: 5	R: 0 E: 0 K: 1 S: 6	H: 1 LOB: 1 BB: 0 P: 6	R: 0 E: 0 K: 0 S: 4	H: 1 LOB: 1 BB: 0 P: 4	R: 0 E: 0 K: 0 S: 3	H: 0 LOB: 0 BB: 0 P: 3	R: 0 E: 0 K: 1 S: 6	H: 1 LOB: 2 BB: 1 P: 10	R: 0 E: 0 K: 1 S: 6	H: 1 LOB: 1 BB: 0 P: 6	R: 0 E: 0 K: 0 S: 3	H: 0 LOB: 0 BB: 0 P: 3	R: 2 E: 0 K: 0 S: 6	H: 3 LOB: 1 BB: 0 P: 6	1B: 5 2B: 1 3B: 0 HR: 1	SF: 0 SAC: 0 DP: 0 HBP: 0	WP: 0 PB: 0 CS: 0	PA: 35			
PITCHER	IP WLS BF H R ER SO BB IBB HBP BLK WP HR S P ERA WHIP																						
Dean Chance, R ERA: 2.17 (1, 1)	9.0 W 35	7 2 2 4	2 2 2 4	1 0 0 0	0 0 0 0	0 1 42 46	2.00 0.889																


Batter	1	2	3	4	5	6	7	8	9	AB	R	H	RBI	BB	SO	LOB	TOP										
Cesar Tovar, R OBP: 0.379, SLG: 0.457 (1, 8)	L4									6	3	4	4	0	1	0	Minnesota Twins @ California Angels Anaheim Stadium, Anaheim, CA Sun May 21 1967, 6:33 AM EDT Att: 16,001 - Unknown										
Frank Quilici, R (9, PR) (9, 4)			HR		HR					0	0	0	0	0	0												
Rod Carew, L OBP: 0.385, SLG: 0.435 Ted Uhlhaender, L OBP: 0.256, SLG: 0.421 (1, 4) (5, 8)	4-3		G3							3	1	1	0	0	0												
Zolio Versailles, R OBP: 0.315, SLG: 0.408 (1, 6)	L4		1-3							5	1	1	0	0	1												
Harmon Killebrew, R OBP: 0.386, SLG: 0.514 Rich Reese, L OBP: 0.286, SLG: 0.480 (1, 3) (8, PR) (8, 3)		HBP	HR							3	2	2	3	0	1	0											
Tony Oliva, L OBP: 0.306, SLG: 0.344 (1, 9)										4	2	3	2	1	0												
Bob Allison, R OBP: 0.348, SLG: 0.451 (1, 7)										4	1	1	2	1	0												
Ron Clark, R OBP: 0.210, SLG: 0.362 (1, 5)										5	0	1	1	0	0												
Jerry Zimmerman, R OBP: 0.302, SLG: 0.167 (1, 2)										5	0	1	0	0	1												
Dave Boswell, R OBP: 0.200, SLG: 0.500 (1, 1)										5	2	1	0	0	1												
Inning Stats	R: 0 E: 0 K: 0 S: 3	H: 0 LOB: 0 BB: 0 P: 3	R: 1 E: 1 K: 0 S: 3	H: 1 LOB: 1 BB: 1 P: 8	R: 3 E: 2 K: 0 S: 7	H: 2 LOB: 1 BB: 0 P: 7	R: 0 E: 0 K: 0 S: 3	H: 0 LOB: 0 BB: 0 P: 3	R: 5 E: 0 K: 1 S: 11	H: 6 LOB: 1 BB: 0 P: 11	R: 0 E: 0 K: 1 S: 5	H: 0 LOB: 0 BB: 0 P: 5	R: 1 E: 0 K: 2 S: 9	H: 2 LOB: 1 BB: 0 P: 9	R: 2 E: 1 K: 1 S: 9	H: 3 LOB: 3 BB: 1 P: 13	R: 0 E: 0 K: 0 S: 4	H: 1 LOB: 1 BB: 0 P: 4	1B: 5 2B: 5 3B: 1 HR: 4	SF: 1 SAC: 0 DP: 1 HBP: 1	WP: 1 PB: 0 CS: 1	PA: 47					
PITCHER	IP	WLS	BF	H	R	ER	SO	BB	IBB	HBP	BLK	WP	HR	S	P	ERA	WHIP										
Rickey Clark, R ERA: 1.99 (1, 1)	3.0	L	15	3	4	1	0	1	0	0	0	0	2	13	18	3.00	1.333										
Lew Burdette, R ERA: 2.92 (4, 1)	1.0		6	3	3	3	0	0	0	0	0	0	1	6	6	27.00	3.000										
Pete Cimino, R ERA: 3.7 (5, 1)	2.0		9	3	2	2	2	0	0	0	0	0	1	13	13	9.00	1.500										
Jim Coates, R ERA: 4.26 (7, 1)	2.0		13	5	3	3	3	1	0	0	0	1	0	18	22	13.50	3.000										
Minnie Rojas, R ERA: 0.69 (9, 1)	1.0		4	1	0	0	0	0	0	0	0	0	0	4	4	0.00	1.000										

Batter	1	2	3	4	5	6	7	8	9	AB	R	H	RBI	BB	SO	LOB	BOTTOM										
Paul Schaaf, R OBP: 0.259, SLG: 0.240 (1, 5)	K									4	2	2	0	1	1	0	Minnesota Twins @ California Angels Anaheim Stadium, Anaheim, CA Sun May 21 1967, 6:33 AM EDT Att: 16,001 - Unknown										
Jay Johnstone, L OBP: 0.235, SLG: 0.283 (1, 8)										4	0	1	1	0	0												
Jim Fregosi, R OBP: 0.312, SLG: 0.395 (1, 6)	K									4	0	1	1	0	2												
Don Mincher, L OBP: 0.400, SLG: 0.577 (1, 3)										4	1	1	1	0	2												
Jimmie Hall, L OBP: 0.290, SLG: 0.361 (1, 9)										4	0	1	0	0	2												
Rick Reichardt, R OBP: 0.338, SLG: 0.405 (1, 7)										4	0	0	0	0	1												
Tom Satriano, L OBP: 0.400, SLG: 0.373 (1, 2)										1	0	0	0	1	1												
Bobby Knoop, R OBP: 0.262, SLG: 0.309 (1, 4)										3	0	1	0	0	0												
Jim Coates, R OBP: 0.333, SLG: 0.667 (7, 1)										0	0	0	0	0	0												
Minnie Rojas, R (9, 1)										0	0	0	0	0	0												
Bill Skowron, R OBP: 0.125, SLG: 0.250 (9, PH)										1	0	0	0	0	0												
Rickey Clark, R Jose Cardenal, R Lew Burdette, R Buck Rodgers, S Pete Cimino, R Don Wallace, L (1, 1) (3, PR) (4, 1) (5, 2) (5, 1) (6, PR) (7, 4)										0	0	0	0	0	0												
Inning Stats	R: 0 E: 0 K: 2 S: 7	H: 0 LOB: 0 BB: 0 P: 7	R: 0 E: 0 K: 1 S: 6	H: 1 LOB: 0 BB: 0 P: 6	R: 0 E: 0 K: 1 S: 7	H: 2 LOB: 2 BB: 0 P: 7	R: 1 E: 0 K: 2 S: 8	H: 1 LOB: 1 BB: 1 P: 12	R: 1 E: 0 K: 1 S: 6	H: 1 LOB: 1 BB: 1 P: 10	R: 0 E: 0 K: 1 S: 5	H: 0 LOB: 1 BB: 1 P: 9	R: 1 E: 0 K: 3 S: 11	H: 2 LOB: 1 BB: 0 P: 11	R: 0 E: 0 K: 0 S: 3	H: 0 LOB: 0 BB: 0 P: 3	R: 0 E: 0 K: 0 S: 3	H: 0 LOB: 0 BB: 0 P: 3	1B: 5 2B: 1 3B: 0 HR: 1	SF: 0 SAC: 0 DP: 0 HBP: 0	WP: 0 PB: 0 CS: 0	PA: 37					
PITCHER	IP	WLS	BF	H	R	ER	SO	BB	IBB	HBP	BLK	WP	HR	S	P	ERA	WHIP										
Dave Boswell, R ERA: 4.5 (1, 1)	9.0	W	37	7	3	3	11	3	0	0	0	0	1	56	68	3.00	1.111										

AB	43
R	12
H	15
RBI	12
BB	2
SO	5
LOB	16



AB	34
R	3
H	7
RBI	3
BB	3
SO	11
LOB	13



Batter	1	2	3	4	5	6	7	8	9	AB	R	H	RBI	BB	SO	LOB	TOP			
Dick Green, R OBP: 0.266, SLG: 0.302 (1,4)										3	0	0	0	0	2	1				
Ray Webster, L OBP: 0.333, SLG: 0.449 (1,7)										4	0	1	1	0	0	1				
Rick Monday, L OBP: 0.342, SLG: 0.491 (1,8)										3	1	1	1	1	0	1				
Danny Cater, R OBP: 0.315, SLG: 0.390 (1,3)										4	0	1	0	0	0	0				
Jim Gosger, L OBP: 0.326, SLG: 0.338 (1,9)										4	0	1	0	0	0	3				
Sal Bando, R OBP: 0.302, SLG: 0.167 (1,5)										4	0	0	0	0	0	3				
Phil Roof, R OBP: 0.284, SLG: 0.323 (1,2)										4	0	1	0	0	1	1	AB 34			
Ted Kubiak, S OBP: 0.357, SLG: 0.364 (1,6)										4	1	1	0	0	0	1	R 3			
Chuck Dobson, R OBP: 0.167, SLG: 0.167 Roger Repoz, L OBP: 0.371, SLG: 0.491 Tony Pierce, R Blue Moon Odom, R OBP: 0.500, SLG: 0.500 Mike Hershberger, R OBP: 0.359, SLG: 0.363										2	1	0	0	0	0	1	H 6			
	R: 0 E: 0 K: 0 S: 3	H: 0 LOB: 0 BB: 0 P: 3	R: 0 E: 1 K: 0 S: 4	H: 1 LOB: 1 BB: 0 P: 4	R: 3 E: 2 K: 0 S: 7	H: 2 LOB: 1 BB: 0 P: 7	R: 0 E: 0 K: 1 S: 5	H: 0 LOB: 0 BB: 0 P: 5	R: 0 E: 0 K: 1 S: 6	H: 1 LOB: 1 BB: 0 P: 6	R: 0 E: 0 K: 0 S: 3	H: 0 LOB: 0 BB: 0 P: 3	R: 0 E: 0 K: 0 S: 4	H: 1 LOB: 2 BB: 1 P: 8	R: 0 E: 0 K: 0 S: 3	H: 0 LOB: 0 BB: 0 P: 3	1B: 4 2B: 1 3B: 1 HR: 0	SF: 0 SAC: 1 DP: 0 HBP: 0	WP: 1 PB: 0 SB: 1 CS: 0	PA: 36
PITCHER Jim McGlothlin, R ERA: 1.65	IP: 9.0 WLS: W BF: 36 H: 6 R: 3 ER: 0 SO: 4 BB: 1 IBB: 0 HBP: 0 BLK: 0 WP: 1 HR: 0 S: 43 P: 47 ERA: 0.00 WHIP: 0.778															PITCHER				

Kansas City Athletics @ California Angels
Anaheim Stadium, Anaheim, CA
Mon May 22 1967, 10:05 PM EDT
Att: 7,502 - Unknown

AB	34
R	3
H	6
RBI	2
BB	1
SO	4
LOB	13



Batter	1	2	3	4	5	6	7	8	9	AB	R	H	RBI	BB	SO	LOB	BOTTOM			
Paul Schaal, R OBP: 0.258, SLG: 0.240 (1,5)										4	1	1	0	0	0	1				
Jay Johnstone, L OBP: 0.237, SLG: 0.284 Jose Cardenal, R OBP: 0.242, SLG: 0.267										3	0	1	0	0	0	0				
Jim Fregosi, R OBP: 0.311, SLG: 0.391 (1,6)										4	1	1	0	0	1	3				
Don Mincher, L OBP: 0.403, SLG: 0.600 (1,3)										4	1	2	3	0	0	2				
Jimmie Hall, L OBP: 0.289, SLG: 0.356 (1,9)										4	1	1	0	0	0	1				
Rick Reichardt, R OBP: 0.336, SLG: 0.395 (1,7)										3	0	0	0	1	0	2				
Tom Satriono, L OBP: 0.391, SLG: 0.382 (1,2)										4	0	1	2	0	0	1				
Bobby Knoop, R OBP: 0.259, SLG: 0.304 (1,4)										2	1	0	0	2	1	1				
Jim McGlothlin, R OBP: 0.167, SLG: 0.091 (1,1)										1	1	0	0	1	1	2				
	R: 0 E: 0 K: 1 S: 5	H: 0 LOB: 0 BB: 0 P: 5	R: 1 E: 0 K: 0 S: 4	H: 1 LOB: 1 BB: 1 P: 8	R: 0 E: 0 K: 0 S: 2	H: 0 LOB: 0 BB: 1 P: 6	R: 2 E: 0 K: 1 S: 8	H: 3 LOB: 2 BB: 1 P: 12	R: 0 E: 0 K: 0 S: 4	H: 1 LOB: 1 BB: 0 P: 4	R: 0 E: 0 K: 0 S: 3	H: 0 LOB: 0 BB: 0 P: 3	R: 3 E: 0 K: 0 S: 6	H: 2 LOB: 1 BB: 1 P: 10	R: 0 E: 0 K: 1 S: 5	H: 0 LOB: 0 BB: 0 P: 5	1B: 5 2B: 1 3B: 0 HR: 1	SF: 0 SAC: 1 DP: 1 HBP: 0	WP: 1 PB: 0 SB: 0 CS: 0	PA: 35
PITCHER Chuck Dobson, R ERA: 4.42 Tony Pierce, L ERA: 4.7 Blue Moon Odom, R ERA: 5.7	IP: 6.0 WLS: L BF: 3 H: 1 R: 3 ER: 3 SO: 2 BB: 1 IBB: 0 HBP: 0 BLK: 0 WP: 0 HR: 1 S: 26 P: 38 ERA: 4.50 WHIP: 1.167															PITCHER				

Kansas City Athletics @ California Angels
Anaheim Stadium, Anaheim, CA
Mon May 22 1967, 10:05 PM EDT
Att: 7,502 - Unknown


AB	30
R	6
H	7
RBI	5
BB	4
SO	3
LOB	15



Batter	1	2	3	4	5	6	7	8	9	AB	R	H	RBI	BB	SO	LOB	TOP								
Ted Kubiak, S OBP: 0.278, SLG: 0.267 (1, 6)	4-3		F9		6-3			F5		4	0	0	0	0	0	1									
Ray Webster, L OBP: 0.309, SLG: 0.415 (1, 7)	4-3		F9			F8		FC6-4		4	0	0	0	0	0	1									
Rick Monday, L OBP: 0.339, SLG: 0.482 (1, 8)	1B		F7			6-3			F8	4	0	1	0	0	0	0									
Danny Cater, R OBP: 0.313, SLG: 0.386 (1, 3)	4-3			1B		F7			5-3	4	0	1	0	0	0	1									
Jim Gosger, L OBP: 0.323, SLG: 0.333 (1, 9)		K		F6			G6-4-3	1B	K	4	0	1	0	0	2	1									
Dick Green, R OBP: 0.267, SLG: 0.303 (1, 4)		CS		F8			G6-4-3	1B		3	0	1	0	0	0	2									
Sal Bando, R OBP: 0.304, SLG: 0.158 (1, 5)		2B		6-3						2	1	0	0	1	0	1									
Phil Roof, R OBP: 0.286, SLG: 0.338 (1, 2)		2B				F8		F7		3	0	1	0	0	0	0									
Lew Krausse, R Roberto Rodriguez, R Tony Pierce, R Roger Repoz, L Jack Aker, R	F8					K		FC6-4	BB	2	0	0	0	0	1	1									
Inning Stats	R: 0 E: 0 K: 0 S: 4	H: 1 LOB: 1 BB: 0 P: 4	R: 1 E: 0 K: 1 S: 6	H: 2 LOB: 1 BB: 1 P: 10	R: 0 E: 0 K: 0 S: 3	H: 0 LOB: 0 BB: 0 P: 3	R: 0 E: 0 K: 0 S: 4	H: 1 LOB: 1 BB: 0 P: 4	R: 0 E: 0 K: 1 S: 5	H: 0 LOB: 0 BB: 0 P: 5	R: 0 E: 0 K: 0 S: 3	H: 0 LOB: 0 BB: 0 P: 3	R: 0 E: 0 K: 0 S: 3	H: 1 LOB: 0 BB: 0 P: 3	R: 0 E: 0 K: 0 S: 3	H: 0 LOB: 1 BB: 1 P: 7	R: 0 E: 0 K: 1 S: 5	H: 0 LOB: 0 BB: 0 P: 5	1B: 4 2B: 1 3B: 0 HR: 0	SF: 0 SAC: 0 DP: 1 HBP: 0	WP: 0 PB: 0 SB: 0 CS: 1	PA: 32			
PITCHER	IP	WLS	BF	H	R	ER	SO	BB	IBB	HBP	BLK	WP	HR	S	P	ERA	WHIP								
Jack Sanford, R ERA: 2.94	7.0	W	25	5	1	1	2	1	0	0	1	0	0	28	32	1.29	0.857								
Minnie Rojas, R ERA: 0.63	2.0	S	7	0	0	0	1	1	0	0	0	0	0	8	12	0.00	0.500								

Kansas City Athletics @ California Angels
Anaheim Stadium, Anaheim, CA
Tue May 23 1967, 10:05 PM EDT
Att: 8,710 - Unknown

AB 30
R 1
H 5
RBI 0
BB 2
SO 3
LOB 8





Batter	1	2	3	4	5	6	7	8	9	AB	R	H	RBI	BB	SO	LOB	BOTTOM								
Paul Schaal, R OBP: 0.252, SLG: 0.233 Bill Skowron, R Minnie Rojas, R	F9		K		6-3		1-3			3	0	0	0	0	1	3									
Jay Johnstone, L	4-3		G3			K	1B	CS	BB	3	1	0	0	1	1	2									
Jim Fregosi, R	5-3			4-3	BB	HR		CS	1B	3	1	2	1	1	0	0									
Don Mincher, L		F8		F7		HR	1B	CS	G3	4	1	2	0	0	0	1									
Jimmie Hall, L		F4		4-3		HR		G3	1B	4	1	1	2	0	0	2									
Rick Reichardt, R		5-3		6-3		K			BB	3	0	0	0	1	1	1									
Tom Satriano, L			S	BB	1B		4-3		F7	4	0	1	0	0	0	2									
Bobby Knoop, R			S	BB		K		E7	K	3	1	1	0	1	2	2									
Jack Sanford, R Don Wallace, L Buck Rodgers, S			K		1B		SH5-4	1B	SH5-4	2	0	1	0	0	1	2									
Inning Stats	R: 0 E: 0 K: 0 S: 3	H: 0 LOB: 0 BB: 0 P: 3	R: 0 E: 0 K: 2 S: 8	H: 0 LOB: 2 BB: 1 P: 12	R: 0 E: 0 K: 0 S: 3	H: 0 LOB: 1 BB: 1 P: 7	R: 0 E: 0 K: 1 S: 6	H: 1 LOB: 1 BB: 0 P: 6	R: 3 E: 0 K: 2 S: 10	H: 3 LOB: 0 BB: 0 P: 10	R: 2 E: 1 K: 0 S: 4	H: 2 LOB: 0 BB: 1 P: 8	R: 0 E: 0 K: 1 S: 6	H: 1 LOB: 2 BB: 1 P: 10	R: 0 E: 0 K: 1 S: 6	H: 0 LOB: 0 BB: 0 P: 5	1B: 6 2B: 0 3B: 0 HR: 2	SF: 0 SAC: 1 DP: 0 HBP: 0	WP: 0 PB: 0 SB: 0 CS: 2	PA: 36					
PITCHER	IP	WLS	BF	H	R	ER	SO	BB	IBB	HBP	BLK	WP	HR	S	P	ERA	WHIP								
Lew Krausse, R ERA: 4.18	6.0	L	26	6	4	4	5	2	0	0	0	0	2	34	42	6.00	1.333								
Roberto Rodriguez, R ERA: 5.14	0.2		4	1	0	0	0	1	0	0	0	0	0	3	7	0.00	3.000								
Tony Pierce, L ERA: 4.6	0.1		0	0	1	1	0	0	0	0	0	0	0	0	0	27.00	0.000								
Jack Aker, R ERA: 4.21	1.0		5	1	0	0	1	1	0	0	0	0	0	6	10	0.00	2.000								

Kansas City Athletics @ California Angels
Anaheim Stadium, Anaheim, CA
Tue May 23 1967, 10:05 PM EDT
Att: 8,710 - Unknown

AB 30
R 5
H 8
RBI 4
BB 4
SO 6
LOB 15



Batter	1	2	3	4	5	6	7	8	9	AB	R	H	RBI	BB	SO	LOB	TOP											
Don Buford, S OBP: 0.308, SLG: 0.285 (1, 5)	0-3 K2-3		4-0 CS 1B BB		0-0 3-1			0-0 F8		3	0	0	0	1	1	0	Chicago White Sox @ California Angels Anaheim Stadium, Anaheim, CA Fri May 26 1967, 10:05 PM EDT Unknown livebaseballscorecards.com											
Tom McCraw, L OBP: 0.321, SLG: 0.459 (1, 3)	0-0 4-3		0-0 1-2 1B				0-0 F8	0-0 F9		4	0	1	0	0	0	0												
Tommie Agee, R OBP: 0.333, SLG: 0.425 (1, 8)	0-0 5-3		0-3 K				0-0 F5		0-0 F7	4	0	0	0	0	1	2												
Ken Berry, R OBP: 0.361, SLG: 0.397 (1, 9)		0-0 HR	4-3				0-3 K		0-0 6-3	4	1	1	1	0	1	2												
Pete Ward, L OBP: 0.365, SLG: 0.425 (1, 7)		0-0 F7 2B		4-0 CS BB					0-0 K	3	1	1	0	1	1	0												
Ron Hansen, R OBP: 0.272, SLG: 0.263 (1, 6)		0-0 F7		0-3 K			0-0 E6 FC6-4			3	0	0	0	0	1	2												
Jerry McNertney, R OBP: 0.333, SLG: 0.500 (1, 2)		0-0 2B		0-0 K			0-3 K			3	0	1	1	0	1	1												
Jerry Adair, R OBP: 0.240, SLG: 0.245 (1, 4)		0-3 K			0-0 F6		0-0 FC6-4			3	0	0	0	0	1	2												
Tommy John, R OBP: 0.111, SLG: 0.118 Bruce Howard, S OBP: 0.273, SLG: 0.364 Dennis Higgins, R (5, 1) Walt Williams, R (8, FH) Wilbur Wood, R (8, 1)	0-3 K				0-0 F7			0-0 F9		1	0	0	0	0	1	1		AB 30 R 2 H 4 RBI 2 BB 2 SO 8 LOB 10 										
Inning Stats	R: 0 E: 0 K: 1 S: 5	H: 0 LOB: 0 BB: 0 P: 5	R: 2 E: 0 K: 2 S: 10	H: 3 LOB: 1 BB: 0 P: 10	R: 0 E: 0 K: 1 S: 5	H: 1 LOB: 1 BB: 1 P: 9	R: 0 E: 0 K: 1 S: 4	H: 0 LOB: 0 BB: 0 P: 8	R: 0 E: 0 K: 0 S: 3	H: 0 LOB: 0 BB: 0 P: 3	R: 0 E: 1 K: 2 S: 8	H: 0 LOB: 1 BB: 0 P: 8	R: 0 E: 0 K: 0 S: 3	H: 0 LOB: 0 BB: 0 P: 3	R: 0 E: 0 K: 0 S: 3	H: 0 LOB: 0 BB: 0 P: 3			1B: 1 2B: 3 3B: 0 HR: 1	SF: 0 SAC: 0 DP: 1 HBP: 0	WP: 0 PB: 0 SB: 0 CS: 2	PA: 32						
PITCHER	IP	WLS	BF	H	R	ER	SO	BB	IBB	HBP	BLK	WP	HR	S	P	ERA	WHIP											
George Brunet, L ERA: 3.5 Pete Cimino, R ERA: 2.61	(1, 1)	1.1	7	3	2	2	1	0	0	0	0	0	0	1	9	9	13.50	2.250										
	(2, 1)	7.2	W	25	1	0	0	7	2	0	0	0	0	0	37	45	0.00	0.391										

Batter	1	2	3	4	5	6	7	8	9	AB	R	H	RBI	BB	SO	LOB	BOTTOM											
Paul Schaaf, R OBP: 0.266, SLG: 0.250 (1, 5)	0-0 5-3	0-0 1-3		0-0 2H 1B		0-0 BB 1B	0-0 1B			5	1	3	1	0	0	0	Chicago White Sox @ California Angels Anaheim Stadium, Anaheim, CA Fri May 26 1967, 10:05 PM EDT Unknown livebaseballscorecards.com											
Jose Cardenal, R OBP: 0.250, SLG: 0.274 (1, 9)	0-0 HR 1B	0-0 F7		0-0 6-3		0-0 1B BB 1B	0-0 F9			5	1	2	0	0	0	3												
Jim Fregosi, R OBP: 0.324, SLG: 0.411 (1, 6)	0-0 1-2 HR 1B		0-0 4-3		4-0 E S 1B BB	0-3 K		0-0 6-3		4	2	1	0	1	1	2												
Don Mincher, L OBP: 0.420, SLG: 0.623 (1, 3)	0-0 1-2 HR		0-0 FC3-6 1B		0-0 F4	4-0 1B BB		4-0 G6-4-3 BB		3	1	2	3	2	0	1												
Rick Reichardt, R OBP: 0.335, SLG: 0.382 (1, 7)	0-0 1-3		0-0 F8		4-0 1B BB	0-0 1B		0-0 G6-4-3		4	0	1	1	1	0	2												
Bobby Knoop, R OBP: 0.296, SLG: 0.303 (1, 4)	0-0 E8 1B		0-0 FC3-6		0-0 1-2 3H 1B	0-0 F9				4	1	1	1	0	0	4												
Buck Rodgers, S OBP: 0.280, SLG: 0.227 (1, 2)	0-0 2H 1B		0-0 E5 1B CS		0-0 F7			0-0 1B 1B		4	0	2	1	0	0	2												
Jay Johnstone, L OBP: 0.238, SLG: 0.276 (1, 8)	0-0 5-3		0-0 1-3 1B CS		0-0 F7			0-0 F9		4	1	1	0	0	0	4												
George Brunet, R Pete Cimino, R	(1, 1)	(2, 1)	0-3 K		0-3 1-2 3H K		0-3 K	0-0 F1		0	0	0	0	0	0	0		AB 37 R 7 H 13 RBI 7 BB 4 SO 4 LOB 21 										
Inning Stats	R: 4 E: 1 K: 0 S: 8	H: 4 LOB: 1 BB: 0 P: 8	R: 0 E: 0 K: 1 S: 5	H: 0 LOB: 0 BB: 0 P: 5	R: 0 E: 0 K: 0 S: 4	H: 1 LOB: 1 BB: 0 P: 4	R: 1 E: 1 K: 1 S: 7	H: 2 LOB: 1 BB: 0 P: 7	R: 1 E: 0 K: 0 S: 4	H: 3 LOB: 3 BB: 1 P: 14	R: 0 E: 0 K: 0 S: 5	H: 2 LOB: 2 BB: 0 P: 5	R: 0 E: 0 K: 0 S: 2	H: 0 LOB: 0 BB: 1 P: 6	R: 0 E: 0 K: 0 S: 2	H: 0 LOB: 0 BB: 0 P: 6			1B: 12 2B: 0 3B: 0 HR: 1	SF: 0 SAC: 0 DP: 1 HBP: 0	WP: 0 PB: 0 SB: 1 CS: 2	PA: 41						
PITCHER	IP	WLS	BF	H	R	ER	SO	BB	IBB	HBP	BLK	WP	HR	S	P	ERA	WHIP											
Tommy John, L ERA: 3.31 Bruce Howard, R ERA: 2.99 Dennis Higgins, R ERA: 5.84 Wilbur Wood, L ERA: 1.5	(1, 1)	3.2	L	19	7	5	3	2	0	0	0	0	0	0	3	23	7.36	1.909										
	(4, 1)	0.2	5	1	1	1	0	2	0	0	0	0	0	0	3	11	13.50	4.500										
	(5, 1)	2.2	14	5	1	1	2	1	0	0	0	0	0	0	17	21	3.38	2.250										
	(8, 1)	1.0	3	0	0	0	0	1	0	0	0	0	0	2	6	0.00	1.000											

Batter	1	2	3	4	5	6	7	8	9	AB	R	H	RBI	BB	SO	LOB	TOP								
Walt Williams, R OBP: 0.265, SLG: 0.303 (1, 7)	0-0 4-3		0-0 6-3		0-0 1-2 2-3 1B		0-0 F8		0-0 1B	5	0	2	0	0	0	0									
Tom McCraw, L OBP: 0.316, SLG: 0.449 (1, 3)	0-0 4-3			0-0 F4	0-3 K			0-0 BB SF9 1B	0-0 F6	5	1	1	0	0	1	4									
Tommie Agee, R OBP: 0.338, SLG: 0.427 (1, 8)	0-3 K			0-0 4-3 1B	0-0 F4			0-0 BB 1B		4	0	2	0	0	1	3									
Ken Berry, R OBP: 0.351, SLG: 0.385 (1, 9)		0-0 6-3		0-0 4-3	0-0 F6			0-0 F2		4	0	0	0	0	0	6									
Dick Kenworthy, R OBP: 0.400, SLG: 0.889 Pete Ward, L OBP: 0.370, SLG: 0.425 Bob Locker, S Hoyt Wilhelm, R (8, 1) (9, 1)		0-0 6-3 1B		4-0 BB		0-0 6-3		4-0 BB 1-2 2-3 BB		2	0	1	0	1	0	0									
Ron Hansen, R OBP: 0.283, SLG: 0.255 (1, 6)	0-0 6-3			0-0 F7		0-0 F8		0-0 SF9		3	0	0	1	0	0	3									
J.C. Martin, L OBP: 0.300, SLG: 0.288 (1, 2)	0-0 G3				0-0 1B 1B 2B		0-0 1-3		0-0 F9	4	1	1	0	0	0	3									
Al Weis, S OBP: 0.333, SLG: 0.333 (1, 4)			0-0 F8		0-0 1B 1B 2-3 1B		0-0 F7		0-0 F7	4	0	1	0	0	0	0									
Jim O'Toole, S OBP: 0.143, SLG: 0.143 Don Buford, S OBP: 0.306, SLG: 0.282 (8, 5)			0-0 6-3		0-0 1B 1-2 3-H 1B		0-0 F4		0-0 F9	3	0	1	1	0	0	0									
Inning Stats	R: 0 E: 0 K: 1 S: 5	H: 0 LOB: 0 BB: 0 P: 5	R: 0 E: 0 K: 0 S: 4	H: 1 LOB: 1 BB: 0 P: 4	R: 0 E: 0 K: 0 S: 3	H: 0 LOB: 0 BB: 0 P: 3	R: 0 E: 0 K: 0 S: 4	H: 1 LOB: 2 BB: 1 P: 8	R: 1 E: 0 K: 1 S: 9	H: 4 LOB: 3 BB: 0 P: 9	R: 0 E: 0 K: 0 S: 3	H: 0 LOB: 0 BB: 0 P: 3	R: 0 E: 0 K: 0 S: 3	H: 0 LOB: 0 BB: 0 P: 3	R: 1 E: 0 K: 0 S: 5	H: 2 LOB: 2 BB: 1 P: 9	R: 0 E: 0 K: 0 S: 4	H: 1 LOB: 1 BB: 0 P: 4	1B: 8 2B: 1 3B: 0 HR: 0	SF: 1 SAC: 0 DP: 0 HBP: 0	WP: 0 PB: 0 SB: 0 CS: 0	PA: 38			
PITCHER	IP	WLS	BF	H	R	ER	SO	BB	IBB	HBP	BLK	WP	HR	S	P	ERA	WHIP								
Nick Willhite, L ERA: 3.31 Minnie Rojas, R ERA: 1.04	7.0		28	6	1	1	2	1	0	0	0	0	0	31	35	1.29	1.000								

Chicago White Sox @ California Angels
Anaheim Stadium, Anaheim, CA
Fri May 26 1967, 10:05 PM EDT
Att: 15,565 - Unknown

AB 35
R 2
H 9
RBI 2
BB 2
SO 2
LOB 19



Batter	1	2	3	4	5	6	7	8	9	AB	R	H	RBI	BB	SO	LOB	BOTTOM								
Paul Schaaf, R OBP: 0.256, SLG: 0.239 (1, 5)	0-0 6-3		0-0 F8		0-0 F8		0-0 F7		0-0 5-3	5	0	0	0	0	0	3									
Jose Cardenal, R OBP: 0.248, SLG: 0.270 (1, 9)	0-3 K2-3		0-0 FC5-4 1B			0-0 5-3		0-3 K	0-0 5-3	5	0	1	0	0	2	1									
Jim Fregosi, R OBP: 0.328, SLG: 0.420 (1, 6)	0-0 2B		0-0 FC5-4 1-2			0-0 FC4-6 1B		0-0 6-3		4	0	2	0	0	0	1									
Bill Skowron, R OBP: 0.138, SLG: 0.241 Don Wallace, L (8, PR) (9, 4)	0-3 K			0-0 3-1		0-0 F7		0-0 1B 1B		4	0	1	0	0	1	2									
Rick Reichardt, R OBP: 0.346, SLG: 0.393 (1, 7)		0-0 6-3 5-3 1B		0-0 E S BLK 1B		0-0 FC4-6 1-2		0-0 BB 1B		4	1	3	0	0	0	1									
Bobby Knoop, R OBP: 0.297, SLG: 0.299 Jimmie Hall, L OBP: 0.294, SLG: 0.385 Johnny Werhas, R OBP: 0.194, SLG: 0.074 (1, 4) (8, PH) (9, 3)		0-0 5-3		0-0 F9		4-0 SH BB		4-0 BB 1-2 BB		2	0	0	0	1	0	2									
Buck Rodgers, S OBP: 0.271, SLG: 0.218 (1, 2)	0-0 6-3		0-3 K		0-3 K		0-0 SH		0-0 F8	3	0	0	0	0	1	4									
Jay Johnstone, L OBP: 0.238, SLG: 0.276 (1, 8)	0-0 4-3				0-0 1-3		0-0 F7		0-0 1-4-3 1B	4	0	1	0	0	0	3									
Nick Willhite, L Don Mincher, L OBP: 0.417, SLG: 0.618 Minnie Rojas, R Tom Satriano, L OBP: 0.377, SLG: 0.367 (7, PH) (8, 1) (9, PH)			0-0 F7		0-3 K		0-0 F6		0-0 1-4-3	2	0	0	0	0	1	0									
Inning Stats	R: 0 E: 0 K: 2 S: 8	H: 1 LOB: 1 BB: 0 P: 8	R: 0 E: 0 K: 0 S: 4	H: 1 LOB: 1 BB: 0 P: 4	R: 0 E: 0 K: 0 S: 4	H: 1 LOB: 1 BB: 0 P: 4	R: 1 E: 0 K: 1 S: 6	H: 1 LOB: 0 BB: 0 P: 6	R: 0 E: 0 K: 1 S: 5	H: 0 LOB: 0 BB: 0 P: 5	R: 0 E: 0 K: 0 S: 4	H: 1 LOB: 1 BB: 0 P: 4	R: 0 E: 0 K: 0 S: 4	H: 0 LOB: 2 BB: 1 P: 8	R: 0 E: 0 K: 1 S: 7	H: 2 LOB: 3 BB: 1 P: 11	R: 0 E: 0 K: 0 S: 4	H: 1 LOB: 1 BB: 0 P: 4	1B: 7 2B: 1 3B: 0 HR: 0	SF: 0 SAC: 1 DP: 0 HBP: 0	WP: 0 PB: 0 SB: 1 CS: 0	PA: 38			
PITCHER	IP	WLS	BF	H	R	ER	SO	BB	IBB	HBP	BLK	WP	HR	S	P	ERA	WHIP								
Jim O'Toole, L ERA: 2.16 Bob Locker, R ERA: 1.25 Hoyt Wilhelm, R ERA:	7.0		28	5	1	0	4	1	0	0	1	0	0	35	39	0.00	0.857								

Chicago White Sox @ California Angels
Anaheim Stadium, Anaheim, CA
Fri May 26 1967, 10:05 PM EDT
Att: 15,565 - Unknown

AB 35
R 1
H 8
RBI 0
BB 2
SO 5
LOB 20



Batter	1	2	3	4	5	6	7	8	9	AB	R	H	RBI	BB	SO	LOB	TOP			
Tommie Agee, R OBP: 0.335, SLG: 0.422										4	1	1	0	0	0	2	Chicago White Sox @ California Angels Anaheim Stadium, Anaheim, CA Sat May 27 1967, 10:05 PM EDT Att: 13,920 - Unknown			
Don Buford, S OBP: 0.298, SLG: 0.274										4	0	0	0	0	0	1				
Pete Ward, L OBP: 0.373, SLG: 0.422										3	0	1	1	1	1	0				
Tom McCraw, L OBP: 0.314, SLG: 0.450										4	1	1	0	0	1	2				
Ken Berry, R OBP: 0.342, SLG: 0.374											4	0	0	0	0	2				
J.C. Martin, L OBP: 0.281, SLG: 0.268											4	0	0	0	0	1				
Ron Hansen, R OBP: 0.262, SLG: 0.283											4	1	1	2	0	1				
Al Weis, S OBP: 0.389, SLG: 0.444											3	0	2	0	0	1				
Joe Horlen, R OBP: 0.182, SLG: 0.190											3	0	1	0	0	2				
Inning Stats	R: 1 E: 0 K: 0 S: 5	H: 2 LOB: 1 BB: 0 P: 5	R: 0 E: 0 K: 2 S: 8	H: 1 LOB: 1 BB: 0 P: 8	R: 0 E: 0 K: 0 S: 3	H: 0 LOB: 0 BB: 0 P: 3	R: 2 E: 0 K: 1 S: 9	H: 4 LOB: 2 BB: 0 P: 9	R: 0 E: 0 K: 0 S: 7	H: 0 LOB: 0 BB: 0 P: 3	R: 0 E: 0 K: 0 S: 7	H: 0 LOB: 0 BB: 0 P: 7	R: 0 E: 0 K: 2 S: 2	H: 0 LOB: 0 BB: 1 P: 6	R: 0 E: 0 K: 0 S: 3	H: 0 LOB: 0 BB: 0 P: 3	1B: 4 2B: 2 3B: 0 HR: 1	SF: 0 SAC: 0 DP: 1 HBP: 0	WP: 0 PB: 0 SB: 1 CS: 0	PA: 34
PITCHER	IP WLS BF H R ER SO BB IBB HBP BLK WP HR S P ERA WHIP																			
Rickey Clark, R ERA: 2.27	(1, 1) 8.0 L 31 7 3 3 7 1 0 0 0 0 0 1 44 48 3.38 1.000																			
Bill Kelso, R ERA: 1.93	(9, 1) 1.0 3 0 0 0 0 0 0 0 0 0 0 0 3 3 0.00 0.000																			

Batter	1	2	3	4	5	6	7	8	9	AB	R	H	RBI	BB	SO	LOB	BOTTOM			
Paul Schaal, R OBP: 0.248, SLG: 0.231										4	0	0	0	0	0	1	Chicago White Sox @ California Angels Anaheim Stadium, Anaheim, CA Sat May 27 1967, 10:05 PM EDT Att: 13,920 - Unknown			
Bill Kelso, R ERA: 1.93										0	0	0	0	0	0	0				
Jay Johnstone, L OBP: 0.231, SLG: 0.267										4	0	0	0	0	0	1				
Jim Fregosi, R OBP: 0.331, SLG: 0.440										4	1	2	1	0	0	0				
Don Mincher, L OBP: 0.412, SLG: 0.603										3	0	0	0	1	0	0				
Jimmie Hall, L OBP: 0.283, SLG: 0.368										4	0	0	0	0	0	2				
Rick Reichardt, R OBP: 0.344, SLG: 0.385										3	0	0	0	1	0	0				
Buck Rodgers, S OBP: 0.273, SLG: 0.222										3	0	1	0	0	0	1				
Bobby Knoop, R OBP: 0.262, SLG: 0.292										3	0	0	0	0	0	1				
Rickey Clark, R ERA: 2.05	(1, 1) 9.0 W 33 3 1 1 3 2 0 0 0 0 0 1 37 45 1.00 0.556																			
Tom Satriano, L OBP: 0.371, SLG: 0.361	(8, PH) (9, 5)									2	0	0	0	0	2	1				
Inning Stats	R: 0 E: 0 K: 0 S: 4	H: 1 LOB: 2 BB: 1 P: 8	R: 0 E: 0 K: 1 S: 6	H: 1 LOB: 0 BB: 0 P: 6	R: 0 E: 0 K: 0 S: 3	H: 0 LOB: 0 BB: 0 P: 3	R: 0 E: 0 K: 0 S: 3	H: 0 LOB: 1 BB: 1 P: 7	R: 0 E: 0 K: 2 S: 7	H: 0 LOB: 0 BB: 0 P: 7	R: 0 E: 0 K: 0 S: 3	H: 0 LOB: 0 BB: 0 P: 3	R: 0 E: 1 K: 0 S: 4	H: 0 LOB: 1 BB: 0 P: 4	R: 0 E: 0 K: 0 S: 4	H: 1 LOB: 0 BB: 0 P: 4	1B: 2 2B: 0 3B: 0 HR: 1	SF: 0 SAC: 0 DP: 0 HBP: 0	WP: 0 PB: 0 SB: 0 CS: 0	PA: 33
PITCHER	IP WLS BF H R ER SO BB IBB HBP BLK WP HR S P ERA WHIP																			
Joe Horlen, R ERA: 2.05	(1, 1) 9.0 W 33 3 1 1 3 2 0 0 0 0 0 1 37 45 1.00 0.556																			

Batter	1	2	3	4	5	6	7	8	9	AB	R	H	RBI	BB	SO	LOB	TOP					
Tommie Agee, R OBP: 0.346, SLG: 0.435	0-0 1B		4-0 BB			0-3 K		0-0 2B		3	0	2	0	1	1	0	Chicago White Sox @ California Angels Anaheim Stadium, Anaheim, CA Sun May 28 1967, 6:33 AM EDT Att: 13,882 - Unknown					
Don Buford, S OBP: 0.290, SLG: 0.266	0-0 F9		0-0 G3			0-0 1-3		0-0 F5		4	0	0	0	0	0	3						
Pete Ward, L OBP: 0.370, SLG: 0.417	0-0 G4-6-3 1B			0-0 5-3		0-0 6-3			0-0 F4	4	0	1	0	0	0	0						
Tom McCraw, L OBP: 0.313, SLG: 0.444	0-0 G4-6-3			0-0 4-3			0-0 F8		0-0 1B	4	0	1	0	0	0	2						
Ken Berry, R OBP: 0.340, SLG: 0.371		0-0 5-3		0-0 6-3			0-0 FC6-4 1B		0-3 K	4	0	1	0	0	1	1						
J.C. Martin, L OBP: 0.279, SLG: 0.267	0-0 F9				0-0 1B		0-0 FC6-4 FC6-4		0-0 G3	4	0	1	0	0	0	2						
Ron Hansen, R OBP: 0.256, SLG: 0.275					0-0 F6		0-0 FC6-4			3	0	0	0	0	0	2						
Bob Locker, S (7, 1)					1-3		0-0 FC6-4			0	0	0	0	0	0	0						
Al Weis, S OBP: 0.400, SLG: 0.421			1-0 CS HBP		0-3 K			0-3 K		1	0	0	0	0	1	1						
Wayne Causey, L OBP: 0.375, SLG: 0.444						0-0 K				1	0	0	0	0	1	0						
John Buzhardt, R OBP: 0.364, SLG: 0.364			0-3 K			0-0 4-3				2	0	0	0	0	1	2						
Wilbur Wood, R (5, 1)										0	0	0	0	0	0	0						
Dick Kenworthy, R OBP: 0.364, SLG: 0.800			1-2 K							1	0	0	0	0	1	0						
Inning Stats	R: 0 E: 0 K: 0 S: 4	H: 2 LOB: 1 BB: 0 P: 4	R: 0 E: 0 K: 0 S: 3	H: 0 LOB: 0 BB: 0 P: 3	R: 0 E: 0 K: 1 S: 4	H: 0 LOB: 1 BB: 1 P: 9	R: 0 E: 0 K: 0 S: 3	H: 0 LOB: 0 BB: 0 P: 3	R: 0 E: 0 K: 1 S: 6	H: 1 LOB: 1 BB: 0 P: 6	R: 0 E: 0 K: 1 S: 5	H: 0 LOB: 0 BB: 0 P: 5	R: 0 E: 0 K: 0 S: 4	H: 1 LOB: 1 BB: 0 P: 4	R: 0 E: 0 K: 2 S: 8	H: 1 LOB: 1 BB: 0 P: 8	R: 0 E: 0 K: 1 S: 6	H: 1 LOB: 1 BB: 0 P: 6	1B: 5 2B: 1 3B: 0 HR: 0	SF: 0 SAC: 0 DP: 1 HBP: 1	WP: 0 PB: 0 SB: 0 CS: 1	PA: 33
PITCHER Jim McGlothlin, R ERA: 1.4	IP: 9.0 WLS: W BF: 33 H: 6 R: 0 ER: 0 SO: 6 BB: 1 IBB: 0 HBP: 1 BLK: 0 WP: 0 HR: 0 S: 43 P: 48 ERA: 0.00 WHIP: 0.778											PITCHER	IP: 9.0 WLS: W BF: 33 H: 6 R: 0 ER: 0 SO: 6 BB: 1 IBB: 0 HBP: 1 BLK: 0 WP: 0 HR: 0 S: 43 P: 48 ERA: 0.00 WHIP: 0.778									

Batter	1	2	3	4	5	6	7	8	9	AB	R	H	RBI	BB	SO	LOB	BOTTOM						
Paul Schaal, R OBP: 0.261, SLG: 0.240	0-0 FC5 1B		4-0 FC5-4 BB		0-0 F9	0-0 F8		0-0 E 1B		4	1	2	0	1	0	1	Chicago White Sox @ California Angels Anaheim Stadium, Anaheim, CA Sun May 28 1967, 6:33 AM EDT Att: 13,882 - Unknown						
Jose Cardenal, R OBP: 0.254, SLG: 0.276	0-0 FC5 1B		0-0 F2		0-0 F8	0-0 WP S 1B		0-3 K		5	0	2	1	0	1	2							
Jim Fregosi, R OBP: 0.339, SLG: 0.447	0-0 FC5 G4-6-3 1-2 2-3f		0-0 FC5-4		0-0 2B	4-0 WP BB		0-0 E9 4-3 1B		4	2	2	0	1	0	3							
Don Mincher, L OBP: 0.418, SLG: 0.605	0-0 G4-6-3			0-0 WP 1B 2B	4-0 2B IBB	4-0 FC4-6 IBB		0-0 4-3		3	1	1	1	2	0	2							
Jimmie Hall, L OBP: 0.297, SLG: 0.390		0-0 S 1B		0-0 G4-6-3 2H 1B	0-0 1-3 2H 2B	0-0 FC4-6		0-0 G3		5	0	3	2	0	0	3							
Rick Reichardt, R OBP: 0.353, SLG: 0.386		0-3 K		4-0 G4-6-3 1-2 BB	4-0 1-2 IBB		0-0 1B		0-0 2	2	0	1	0	2	1	1							
Buck Rodgers, S OBP: 0.281, SLG: 0.212		0-0 6-3		0-0 G4-6-3 1-2 2-3	0-0 F7		0-0 F8			4	0	0	0	0	0	7							
Bobby Knoop, R OBP: 0.268, SLG: 0.300		0-0 F8		4-0 BB		0-0 1B 2B		0-0 F4		3	1	1	0	1	0	2							
Jim McGlothlin, R OBP: 0.125, SLG: 0.067			0-3 K		0-0 1-3		0-0 F2		0-0 6-3	4	0	0	0	0	1	4							
Inning Stats	R: 0 E: 0 K: 0 S: 4	H: 2 LOB: 1 BB: 0 P: 4	R: 0 E: 0 K: 1 S: 6	H: 1 LOB: 1 BB: 0 P: 6	R: 0 E: 0 K: 1 S: 5	H: 0 LOB: 1 BB: 1 P: 9	R: 1 E: 0 K: 0 S: 4	H: 2 LOB: 2 BB: 2 P: 12	R: 1 E: 0 K: 0 S: 5	H: 2 LOB: 3 BB: 2 P: 13	R: 1 E: 0 K: 0 S: 5	H: 2 LOB: 2 BB: 2 P: 13	R: 0 E: 0 K: 0 S: 4	H: 1 LOB: 1 BB: 0 P: 4	R: 2 E: 1 K: 1 S: 7	H: 2 LOB: 0 BB: 0 P: 7		R: 2 E: 0 K: 1 S: 7	H: 2 LOB: 0 BB: 0 P: 7	1B: 8 2B: 4 3B: 0 HR: 0	SF: 0 SAC: 0 DP: 2 HBP: 0	WP: 2 PB: 0 SB: 0 CS: 0	PA: 41
PITCHER John Buzhardt, R ERA: 4.3	IP: 4.3 WLS: L BF: 23 H: 7 R: 2 ER: 2 SO: 2 BB: 3 IBB: 1 HBP: 0 BLK: 0 WP: 1 HR: 0 S: 23 P: 39 ERA: 3.86 WHIP: 2.143											PITCHER	IP: 4.3 WLS: L BF: 23 H: 7 R: 2 ER: 2 SO: 2 BB: 3 IBB: 1 HBP: 0 BLK: 0 WP: 1 HR: 0 S: 23 P: 39 ERA: 3.86 WHIP: 2.143										
Wilbur Wood, L ERA: 2.03	1.1 9 2 1 1 0												1.1 9 2 1 1 0										
Bob Locker, R ERA: 1.52	2.0 9 3 2 1 1												2.0 9 3 2 1 1										

Batter	1	2	3	4	5	6	7	8	9	AB	R	H	RBI	BB	SO	LOB	TOP		
Paul Schaal, R (1, 5) OBP: 0.253, SLG: 0.232 Jay Johnstone, L (9, PH) OBP: 0.230, SLG: 0.265	F3		F8		E5		F7		K	4	0	0	0	0	0	0			
Jose Cardenal, R (1, 8) OBP: 0.244, SLG: 0.264	K		F2		K		F2		K	5	0	0	0	0	3	2			
Jim Fregosi, R (1, 6) OBP: 0.335, SLG: 0.440	F8		HR		K		F8		F8	5	1	1	0	0	1	2			
Don Mincher, L (1, 3) OBP: 0.427, SLG: 0.636 Don Wallace, L (8, PR) Tom Satriano, L (8, 3) OBP: 0.371, SLG: 0.361		F3	HR							3	1	2	2	1	0	0			
Rick Reichardt, R (1, 7) OBP: 0.351, SLG: 0.389		HR	6-3							4	1	1	0	0	1	3			
Jimmie Hall, L (1, 9) OBP: 0.313, SLG: 0.437		HR								3	1	2	2	1	1	0			
Buck Rodgers, S (1, 2) OBP: 0.280, SLG: 0.213		1-3								4	0	1	0	0	0	3			
Bobby Knoop, R (1, 4) OBP: 0.268, SLG: 0.299										4	0	1	0	0	1	4			
Jack Sanford, R (1, 1) OBP: 0.286, SLG: 0.385 Pete Cimino, R (6, 1) Bill Kelso, R (6, 1) Bill Skowron, R (9, PH) OBP: 0.167, SLG: 0.267		G3								3	0	0	0	0	2	3			
Inning Stats	R: 0 E: 0 K: 1 S: 5	H: 0 LOB: 0 BB: 0 P: 5	R: 2 E: 0 K: 0 S: 6	H: 3 LOB: 1 BB: 0 P: 6	R: 2 E: 0 K: 0 S: 5	H: 2 LOB: 0 BB: 0 P: 5	R: 0 E: 0 K: 1 S: 6	H: 1 LOB: 1 BB: 0 P: 6	R: 0 E: 1 K: 3 S: 10	H: 0 LOB: 2 BB: 1 P: 10	R: 0 E: 0 K: 0 S: 3	H: 0 LOB: 0 BB: 0 P: 3	R: 0 E: 1 K: 0 S: 4	H: 1 LOB: 2 BB: 1 P: 8	R: 0 E: 0 K: 2 S: 8	H: 1 LOB: 1 BB: 0 P: 8	1B: 4 2B: 3 3B: 0 HR: 2	SF: 0 SAC: 0 DP: 0 HBP: 0	WP: 0 PA: 39 PB: 0 SB: 1 CS: 0
PITCHER	IP	WLS	BF	H	R	ER	SO	BB	IBB	HBP	BLK	WP	HR	S	P	ERA	WHIP		
Jose Santiago, R (1, 1) ERA: 6.23	3.0		14	5	4	4	1	0	0	0	0	0	2	16	30	12.00	1.667		
Lee Stange, R (4, 1) ERA: 4.57	3.0		13	2	0	0	7	0	1	0	0	0	0	26	30	0.00	0.667		
Dan Osinski, R (7, 1) ERA: 1.29	2.0	W	8	1	0	0	0	0	1	0	0	0	0	7	11	0.00	0.500		
John Wyatt, R (9, 1) ERA: 3.25	1.0	S	4	1	0	0	2	0	0	0	0	0	0	8	8	0.00	1.000		

California Angels @ Boston Red Sox
Fenway Park, Boston, MA
Tue May 30 1967, 3:33 AM EDT
Unknown

AB 37
R 4
H 9
RBI 4
BB 2
SO 10
LOB 18



Batter	1	2	3	4	5	6	7	8	9	AB	R	H	RBI	BB	SO	LOB	BOTTOM		
Jose Tartabull, L (1, 9) OBP: 0.324, SLG: 0.255	1B		F3			2B	FC1-6		K	5	1	2	0	0	1	3			
Mike Andrews, R (1, 4) OBP: 0.377, SLG: 0.419	K			3-1		BB	L3			4	1	2	1	0	1	2			
Carl Yastrzemski, L (1, 7) OBP: 0.384, SLG: 0.541				3-1		BB				2	1	1	0	2	0	1			
George Scott, R (1, 3) OBP: 0.342, SLG: 0.394		G6-4-3		1-3		BB				3	0	0	1	1	1	5			
Reggie Smith, S (1, 8) OBP: 0.303, SLG: 0.360				5-3		E1				3	1	0	1	1	1	2			
Rico Petrocelli, R (1, 6) OBP: 0.388, SLG: 0.497						F7				3	0	0	0	1	2	2			
Joe Foy, R (1, 5) OBP: 0.275, SLG: 0.325 Dan Osinski, R (7, 1) OBP: 0.250, SLG: 0.250 Dalton Jones, L (8, PH) OBP: 0.333, SLG: 0.419						F9	F2			3	0	0	0	0	1	2			
Mike Ryan, R (1, 2) OBP: 0.386, SLG: 0.393 Tony Horton, R (8, PH) OBP: 0.208, SLG: 0.385 Russ Gibson, R (9, 2) OBP: 0.317, SLG: 0.302						K	K			3	0	0	0	0	2	2			
Jose Santiago, R (1, 1) OBP: 0.275, SLG: 1.000 George Thomas, R (3, PH) OBP: 0.287, SLG: 0.238 Lee Stange, R (4, 1) Don Demeter, R (6, PH) OBP: 0.341, SLG: 0.474 John Wyatt, R (9, 1)						1B	FC1-6			0	0	0	0	0	0	0			
Inning Stats	R: 0 E: 0 K: 1 S: 6	H: 2 LOB: 1 BB: 0 P: 6	R: 0 E: 0 K: 3 S: 9	H: 0 LOB: 0 BB: 0 P: 9	R: 0 E: 0 K: 0 S: 3	H: 0 LOB: 0 BB: 0 P: 3	R: 0 E: 0 K: 0 S: 4	H: 1 LOB: 1 BB: 0 P: 4	R: 0 E: 0 K: 1 S: 5	H: 0 LOB: 0 BB: 0 P: 5	R: 4 E: 1 K: 2 S: 11	H: 3 LOB: 2 BB: 2 P: 19	R: 0 E: 0 K: 1 S: 5	H: 0 LOB: 2 BB: 2 P: 13	R: 1 E: 0 K: 3 S: 10	H: 1 LOB: 2 BB: 2 P: 18	1B: 4 2B: 3 3B: 0 HR: 0	SF: 0 SAC: 0 DP: 1 HBP: 0	WP: 0 PA: 37 PB: 0 SB: 2 CS: 0
PITCHER	IP	WLS	BF	H	R	ER	SO	BB	IBB	HBP	BLK	WP	HR	S	P	ERA	WHIP		
Jack Sanford, R (1, 1) ERA: 3.26	5.0		20	6	3	3	5	0	0	0	0	0	0	30	30	5.40	1.200		
Pete Cimino, R (6, 1) ERA: 2.81	0.0		2	0	0	0	0	2	0	0	0	0	0	0	8	∞	∞		
Bill Kelso, R (6, 1) ERA: 2.08	3.0	L	15	1	2	1	6	3	1	0	0	0	0	23	39	3.00	1.333		

California Angels @ Boston Red Sox
Fenway Park, Boston, MA
Tue May 30 1967, 3:33 AM EDT
Unknown

AB 31
R 5
H 7
RBI 4
BB 6
SO 11
LOB 23



Batter	1	2	3	4	5	6	7	8	9	AB	R	H	RBI	BB	SO	LOB	TOP					
Jose Cardenal, R OBP: 0.236, SLG: 0.254	F8		F8			L5		FC5-4		4	0	0	0	0	0	2						
Jimmie Hall, L OBP: 0.303, SLG: 0.421	F2			K		K			G3	4	0	0	0	0	2	0						
Jim Fregosi, R OBP: 0.333, SLG: 0.436	F3			F8			F9 1B		K	4	0	1	0	0	1	0						
Bill Skowron, R OBP: 0.176, SLG: 0.265		6-3		F5			1B		6-3	4	0	1	0	0	0	0						
Rick Reichardt, R OBP: 0.345, SLG: 0.382		4-3			6-3		F9			3	0	0	0	0	0	2						
Orlando McFarlane, R OBP: 0.261, SLG: 0.238			K		6-3		G3-6-3			3	0	0	0	0	1	2						
Bobby Knoop, R OBP: 0.275, SLG: 0.327				G1-5-3 1B					6-3	3	1	2	1	0	0	0						
Paul Schaal, R OBP: 0.257, SLG: 0.236										2	0	1	0	0	0	0						
Pete Cimino, R (8, 1)				G1-5-3 1B		F7			5-3	0	0	0	0	0	0	0						
George Brunet, R (1, 1)				G1-5-3						1	0	0	0	0	0	2						
Jim Coates, R OBP: 0.333, SLG: 0.667										0	0	0	0	0	0	0						
Johnny Werhas, R OBP: 0.212, SLG: 0.071										1	0	0	0	1	1	0						
Buck Rodgers, S OBP: 0.268, SLG: 0.211									FC5-4 BB	1	0	0	0	0	0	0						
Inning Stats	R: 0 E: 0 K: 0 S: 3	H: 0 LOB: 0 BB: 0 P: 3	R: 0 E: 0 K: 1 S: 5	H: 0 LOB: 0 BB: 0 P: 5	R: 0 E: 0 K: 0 S: 4	H: 2 LOB: 1 BB: 0 P: 4	R: 0 E: 0 K: 1 S: 5	H: 0 LOB: 0 BB: 0 P: 5	R: 1 E: 0 K: 0 S: 4	H: 1 LOB: 0 BB: 0 P: 4	R: 0 E: 0 K: 2 S: 7	H: 0 LOB: 0 BB: 0 P: 7	R: 0 E: 0 K: 0 S: 4	H: 2 LOB: 1 BB: 0 P: 4	R: 0 E: 0 K: 0 S: 3	H: 0 LOB: 1 BB: 1 P: 7	R: 0 E: 0 K: 1 S: 5	H: 0 LOB: 0 BB: 0 P: 5	1B: 4 2B: 0 3B: 0 HR: 1	SF: 0 SAC: 0 DP: 2 HBP: 0	WP: 0 PB: 0 SB: 0 CS: 0	PA: 31
PITCHER Dennis Bennett, L ERA: 3.14	IP: 9.0 WLS: W BF: 31 H: 5 R: 1 ER: 1 SO: 5 BB: 1 IBB: 0 HBP: 0 BLK: 0 WP: 0 HR: 1 S: 40 P: 44 ERA: 1.00 WHIP: 0.667															PITCHER						

California Angels @ Boston Red Sox
Fenway Park, Boston, MA
Tue May 30 1967, 3:38 AM EDT
Att: 32,012 - Unknown

AB 30
R 1
H 5
RBI 1
BB 1
SO 5
LOB 8



Batter	1	2	3	4	5	6	7	8	9	AB	R	H	RBI	BB	SO	LOB	BOTTOM					
Reggie Smith, S OBP: 0.296, SLG: 0.350	6-3	5-3		6-3		F9				4	0	0	0	0	0	2						
Mike Andrews, R OBP: 0.373, SLG: 0.408	F9		F8		1B BB	K				3	1	0	0	1	1	0						
Carl Yastrzemski, L OBP: 0.386, SLG: 0.540			F8		1B	F9				4	1	2	0	0	0	0						
George Scott, R OBP: 0.346, SLG: 0.393			6-3		1B E 1B			6-3		3	1	1	1	1	0	0						
Don Demeter, R OBP: 0.333, SLG: 0.476	F3			1B	F4			5-3		4	1	1	0	0	0	4						
Rico Petrocelli, R OBP: 0.396, SLG: 0.503			WP 1B	1B E 1B	1B	E 1B				4	2	3	2	0	1	0						
Joe Foy, R OBP: 0.307, SLG: 0.331		K		1B	E2			K		4	0	2	0	0	2	1						
Russ Gibson, R OBP: 0.328, SLG: 0.304			SH5-3 1B		F9	G6-4-3		K		3	0	1	1	1	1	1						
Dennis Bennett, L OBP: 0.105, SLG: 0.263		SH5-3		K	G6-4-3			6-3		3	0	0	0	0	1	4						
Inning Stats	R: 0 E: 0 K: 0 S: 4	H: 1 LOB: 2 BB: 1 P: 8	R: 1 E: 0 K: 1 S: 7	H: 2 LOB: 1 BB: 0 P: 7	R: 0 E: 0 K: 0 S: 3	H: 0 LOB: 0 BB: 0 P: 3	R: 2 E: 1 K: 1 S: 8	H: 3 LOB: 1 BB: 0 P: 8	R: 3 E: 1 K: 0 S: 6	H: 4 LOB: 2 BB: 2 P: 14	R: 0 E: 0 K: 1 S: 5	H: 0 LOB: 0 BB: 0 P: 5	R: 0 E: 0 K: 1 S: 5	H: 0 LOB: 0 BB: 0 P: 5	R: 0 E: 0 K: 2 S: 7	H: 0 LOB: 0 BB: 0 P: 7	R: 0 E: 0 K: 0 S: 3	H: 0 LOB: 0 BB: 0 P: 5	1B: 9 2B: 1 3B: 0 HR: 0	SF: 0 SAC: 1 DP: 1 HBP: 0	WP: 1 PB: 1 SB: 0 CS: 0	PA: 36
PITCHER George Brunet, L ERA: 3.8	IP: 4.0 WLS: L BF: 21 H: 7 R: 5 ER: 4 SO: 2 BB: 2 IBB: 0 HBP: 0 BLK: 0 WP: 0 HR: 0 S: 23 P: 31 ERA: 9.00 WHIP: 2.250															PITCHER						
Jim Coates, R ERA: 4.09	IP: 3.0 WLS: L BF: 12 H: 3 R: 1 ER: 1 SO: 2 BB: 0 IBB: 0 HBP: 0 BLK: 0 WP: 0 HR: 0 S: 15 P: 19 ERA: 3.00 WHIP: 1.000															PITCHER						
Pete Cimino, R ERA: 2.73	IP: 1.0 WLS: L BF: 3 H: 0 R: 0 ER: 0 SO: 2 BB: 0 IBB: 0 HBP: 0 BLK: 0 WP: 0 HR: 0 S: 7 P: 7 ERA: 0.00 WHIP: 0.000															PITCHER						

California Angels @ Boston Red Sox
Fenway Park, Boston, MA
Tue May 30 1967, 3:38 AM EDT
Att: 32,012 - Unknown

AB 32
R 6
H 10
RBI 4
BB 3
SO 6
LOB 12



Batter	1	2	3	4	5	6	7	8	9	AB	R	H	RBI	BB	SO	LOB	TOP			
Jose Cardenal, R OBP: 0.242, SLG: 0.261 (1, 7)			5-3						FC6-4	5	0	2	0	0	1	1				
Jay Johnstone, L OBP: 0.230, SLG: 0.265 (1, 8)	F6									4	0	1	0	0	1	2				
Jim Fregosi, R OBP: 0.327, SLG: 0.426 (1, 6)	E6		CS	F7	F6					4	1	0	0	0	0	2				
Don Mincher, L OBP: 0.435, SLG: 0.640 (1, 3)				1B						4	1	3	1	0	1	0				
Jimmie Hall, L OBP: 0.301, SLG: 0.414 (1, 9)	K			F7					G4-6-3	4	1	1	0	0	1	3				
Tom Satriano, L OBP: 0.378, SLG: 0.359 (1, 5)										3	0	1	0	1	0	0				
Buck Rodgers, S OBP: 0.257, SLG: 0.213 (1, 2)	K									4	0	1	2	0	2	1				
Bobby Knoop, R OBP: 0.270, SLG: 0.320 (9, PH)	5-3									3	0	0	0	0	1	3				
Bill Skowron, R OBP: 0.200, SLG: 0.286 (9, PH)										1	0	1	0	0	0	0				
Nick Willhite, L Lew Burdette, R Don Wallace, L Pete Cimino, R Johnny Werhas, R Bill Kelso, R Rick Reichardt, R			4-3		F7				K	1	0	0	0	0	0	0				
Inning Stats	R: 1 E: 1 K: 2 S: 9	H: 1 LOB: 1 BB: 0 P: 9	R: 0 E: 0 K: 1 S: 5	H: 0 LOB: 0 BB: 0 P: 5	R: 0 E: 0 K: 0 S: 3	H: 1 LOB: 0 BB: 0 P: 3	R: 1 E: 0 K: 1 S: 8	H: 3 LOB: 2 BB: 0 P: 8	R: 0 E: 0 K: 1 S: 6	H: 1 LOB: 1 BB: 1 P: 10	R: 0 E: 0 K: 0 S: 4	H: 1 LOB: 0 BB: 0 P: 4	R: 0 E: 0 K: 0 S: 3	H: 1 LOB: 0 BB: 0 P: 3	R: 0 E: 0 K: 2 S: 8	H: 1 LOB: 1 BB: 0 P: 8	1B: 10 2B: 0 3B: 0 HR: 0	SF: 0 SAC: 0 DP: 1 HBP: 0	WP: 1 PB: 1 SB: 1 CS: 1	PA: 38
PITCHER Joe Coleman, R ERA: 4.93 (1, 1)	IP: 9.0 WLS: W BF: 37 H: 10 R: 3 ER: 1 SO: 8 BB: 1 IBB: 0 HBP: 0 BLK: 0 WP: 1 HR: 0 S: 52 P: 56 ERA: 1.00 WHIP: 1.222															PITCHER				

California Angels @ Washington Senators
D.C. Stadium, Washington, DC
Wed May 31 1967, 7:05 PM EDT
Att: 5,324 - Unknown

AB	36
R	3
H	10
RBI	3
BB	1
SO	8
LOB	13



Batter	1	2	3	4	5	6	7	8	9	AB	R	H	RBI	BB	SO	LOB	BOTTOM			
Tim Cullen, R OBP: 0.313, SLG: 0.253 (1, 4)	F7			5-3						4	1	1	0	0	1	1				
Ken McMullen, R OBP: 0.238, SLG: 0.324 (1, 5)	F8									4	1	1	2	0	1	1				
Hank Allen, R OBP: 0.291, SLG: 0.385 (1, 8)	5-3									4	2	2	0	0	1	0				
Frank Howard, R OBP: 0.364, SLG: 0.538 Fred Valentine, S OBP: 0.357, SLG: 0.362 (9, 7)										3	1	0	0	1	3	1				
Cap Peterson, R OBP: 0.364, SLG: 0.421 (1, 9)										0	0	0	0	0	0	0				
Paul Casanova, R OBP: 0.317, SLG: 0.368 (1, 2)										3	1	1	3	1	0	1				
Paul Casanova, R OBP: 0.317, SLG: 0.368 (1, 2)										4	0	2	1	0	0	1				
Ken Harrelson, R OBP: 0.259, SLG: 0.278 (1, 3)										4	0	0	0	0	0	3				
Ed Brinkman, R OBP: 0.242, SLG: 0.245 (1, 6)										3	0	0	0	0	0	0				
Joe Coleman, R OBP: 0.188, SLG: 0.143 (1, 1)										2	0	0	0	1	1	0				
Inning Stats	R: 0 E: 0 K: 0 S: 3	H: 0 LOB: 0 BB: 0 P: 3	R: 0 E: 0 K: 1 S: 5	H: 0 LOB: 1 BB: 1 P: 9	R: 5 E: 0 K: 1 S: 10	H: 5 LOB: 1 BB: 1 P: 14	R: 0 E: 0 K: 0 S: 3	H: 0 LOB: 0 BB: 0 P: 3	R: 0 E: 0 K: 2 S: 7	H: 0 LOB: 0 BB: 0 P: 7	R: 0 E: 0 K: 0 S: 3	H: 0 LOB: 1 BB: 1 P: 11	R: 0 E: 0 K: 1 S: 7	H: 2 LOB: 1 BB: 0 P: 7	R: 1 E: 0 K: 1 S: 7	H: 2 LOB: 1 BB: 0 P: 7	1B: 4 2B: 1 3B: 0 HR: 2	SF: 0 SAC: 0 DP: 0 HBP: 0	WP: 1 PB: 0 SB: 0 CS: 0	PA: 34
PITCHER Nick Willhite, L ERA: 4.33 Lew Burdette, R ERA: 2.53 Pete Cimino, R ERA: 2.57 Bill Kelso, R ERA: 2.28	IP: 2.2 WLS: L BF: 15 H: 5 R: 5 ER: 5 SO: 2 BB: 2 IBB: 0 HBP: 0 BLK: 0 WP: 0 HR: 2 S: 17 P: 25 ERA: 16.88 WHIP: 2.625															PITCHER				

California Angels @ Washington Senators
D.C. Stadium, Washington, DC
Wed May 31 1967, 7:05 PM EDT
Att: 5,324 - Unknown

AB	31
R	6
H	7
RBI	6
BB	3
SO	7
LOB	8



Batter	1	2	3	4	5	6	7	8	9	AB	R	H	RBI	BB	SO	LOB	TOP					
Jose Cardenal, R (1, 7) OBP: 0.242, SLG: 0.268	F6		K			F8 CS 2B		F4		4	0	1	0	0	1	0	California Angels @ Washington Senators D.C. Stadium, Washington, DC Thu Jun 01 1967, 7:05 PM EDT Att: 6,411 - Unknown livebaseballscorecards.com					
Jay Johnstone, L (1, 8) OBP: 0.231, SLG: 0.264	WP 1B		1-3			F8		5-3		4	0	1	0	0	0	1						
Jim Fregosi, R (1, 6) OBP: 0.325, SLG: 0.422	F9			1-3		CS		6-3		4	0	1	0	0	0	1						
Don Mincher, L (1, 3) OBP: 0.427, SLG: 0.626	F8			K				F8		3	0	0	0	0	1	2						
Jimmie Hall, L (1, 9) OBP: 0.294, SLG: 0.404	F4			3-1				F4		3	0	0	0	0	0	0						
Tom Satriano, L (1, 5) OBP: 0.377, SLG: 0.348	G3 BB					F6		G3		2	0	0	0	1	0	0						
Buck Rodgers, S (1, 2) OBP: 0.250, SLG: 0.206	G3					F9		F8		3	0	0	0	0	0	1						
Don Wallace, L (1, 4) Bill Skowron, R (8, PH) Paul Schaal, R (8, PR) Bobby Knopp, R (8, 4) OBP: 0.270, SLG: 0.320	K					4-3		1B		2	0	0	0	0	1	1						
Rickey Clark, R (1, 1) Rick Reichardt, R (8, PH) Bill Kelso, R (8, 1)			K					K		1	0	0	0	0	1	1						
										0	0	0	0	0	0	0						
Inning Stats	R: 0 E: 0 K: 0 S: 4	H: 1 LOB: 1 BB: 0 P: 4	R: 0 E: 0 K: 1 S: 5	H: 0 LOB: 1 BB: 1 P: 9	R: 0 E: 0 K: 2 S: 7	H: 0 LOB: 0 BB: 0 P: 7	R: 0 E: 0 K: 1 S: 5	H: 0 LOB: 0 BB: 0 P: 5	R: 0 E: 0 K: 0 S: 3	H: 0 LOB: 0 BB: 0 P: 3	R: 0 E: 0 K: 1 S: 5	H: 1 LOB: 0 BB: 0 P: 5	R: 0 E: 0 K: 0 S: 3	H: 1 LOB: 0 BB: 0 P: 3	R: 0 E: 0 K: 1 S: 6	H: 1 LOB: 1 BB: 0 P: 6	R: 0 E: 0 K: 0 S: 3	H: 0 LOB: 0 BB: 0 P: 3	1B: 3 2B: 1 3B: 0 HR: 0	SF: 0 SAC: 0 DP: 0 HBP: 0	WP: 1 PB: 0 SB: 0 CS: 2	PA: 31
PITCHER Camilo Pascual, R (1, 1) ERA: 2.66	IP: 9.0 WLS: W BF: 30 H: 4 R: 0 ER: 0 SO: 6 BB: 1 IBB: 0 HBP: 0 BLK: 0 WP: 1 HR: 0 S: 41 P: 45 ERA: 0.00 WHIP: 0.556															PITCHER						

Batter	1	2	3	4	5	6	7	8	9	AB	R	H	RBI	BB	SO	LOB	BOTTOM			
Bob Saverine, S (1, 4) OBP: 0.328, SLG: 0.328	5-3									4	0	2	1	0	0	1	California Angels @ Washington Senators D.C. Stadium, Washington, DC Thu Jun 01 1967, 7:05 PM EDT Att: 6,411 - Unknown livebaseballscorecards.com			
Tim Cullen, R (8, 4) OBP: 0.313, SLG: 0.253			6-3 1B		L6		WP S 1B			0	0	0	0	0	0	0				
Ken McMullen, R (1, 5) OBP: 0.252, SLG: 0.326	FC6-4 BB		6-3				BB			2	0	1	0	2	0	1				
Fred Valentine, S (1, 8) OBP: 0.354, SLG: 0.353	F8		1-3				BB			3	0	0	0	1	0	4				
Frank Howard, R (1, 7) OBP: 0.361, SLG: 0.527	FC6-4						BB			3	0	0	0	1	0	6				
Hank Allen, R (8, 7) OBP: 0.291, SLG: 0.385	1-2			G6-4-3 BB	5-3		F7			0	0	0	0	0	0	0				
Cap Peterson, R (1, 9) OBP: 0.351, SLG: 0.404		F8						F8		4	0	0	0	0	0	1				
Dick Nen, L (1, 3) OBP: 0.277, SLG: 0.328		3-1					1B BB			3	0	0	0	1	0	0				
Paul Casanova, R (1, 2) OBP: 0.315, SLG: 0.364		F7						F4		4	0	1	0	0	1	0				
Ed Brinkman, R (1, 6) OBP: 0.244, SLG: 0.246										3	1	1	0	0	1	2				
Camilo Pascual, R (1, 1) OBP: 0.211, SLG: 0.167			SH1-4 1B							1	0	0	0	1	0	0				
			SH1-4																	
Inning Stats	R: 0 E: 0 K: 0 S: 3	H: 0 LOB: 0 BB: 1 P: 7	R: 1 E: 0 K: 0 S: 5	H: 2 LOB: 1 BB: 0 P: 5	R: 0 E: 0 K: 1 S: 5	H: 1 LOB: 2 BB: 2 P: 13	R: 0 E: 0 K: 0 S: 3	H: 0 LOB: 0 BB: 0 P: 3	R: 0 E: 0 K: 0 S: 4	H: 1 LOB: 3 BB: 2 P: 12	R: 0 E: 0 K: 1 S: 5	H: 0 LOB: 0 BB: 0 P: 5	R: 0 E: 0 K: 0 S: 3	H: 0 LOB: 0 BB: 0 P: 5	R: 0 E: 0 K: 0 S: 3	H: 0 LOB: 0 BB: 0 P: 5	1B: 5 2B: 0 3B: 0 HR: 0	SF: 0 SAC: 1 DP: 1 HBP: 0	WP: 1 PB: 0 SB: 1 CS: 0	PA: 34
PITCHER Rickey Clark, R (1, 1) ERA: 2.12 Bill Kelso, R (8, 1) ERA: 2.19	IP: 7.0 WLS: L BF: 31 H: 5 R: 1 ER: 1 SO: 1 BB: 1 IBB: 0 HBP: 0 BLK: 0 WP: 0 HR: 0 S: 27 P: 51 ERA: 1.29 WHIP: 1.571															PITCHER				

Batter	1	2	3	4	5	6	7	8	9	AB	R	H	RBI	BB	SO	LOB	TOP										
Jose Cardenal, R OBP: 0.257, SLG: 0.278 (1, 8)	0-0 FC7-1 1B		0-0 4-3		0-0 2B 1B		0-0 SH1-4		4-0 CS BB	3	1	2	0	1	0	0											
Paul Schaaf, R OBP: 0.263, SLG: 0.252 (1, 5)	0-0 FC7-1 FC5-4 1-2		0-3 K		0-0 WP 1-H 2-H 2B		0-0 FC5-2-4 1B		0-0 CS 1-2	4	0	2	2	0	1	1											
Jim Fregosi, R OBP: 0.319, SLG: 0.414 (1, 6)	0-0 FC5-4 1-2		0-0 4-3		0-0 F3 2-3		0-0 FC5-2-5 1B			4	0	0	0	0	0	4											
Don Mincher, L OBP: 0.423, SLG: 0.615 (1, 3)	0-3 K			0-0 5-3 1B		0-0 F8		0-3 K			4	0	1	0	0	2	4										
Rick Reichardt, R OBP: 0.339, SLG: 0.373 (1, 7)		0-3 K		0-0 5-3		0-0 G3-6-3 1B		0-3 K			4	0	1	0	0	2	1										
Bubba Morton, R OBP: 0.333, SLG: 0.200 (1, 9)		4-0 1B BB		4-0 G4-6-3 BB		0-0 G3-6-3 1B		0-0 F8			2	0	1	0	2	0	0										
Buck Rodgers, S OBP: 0.250, SLG: 0.208 (1, 2)		0-0 1B		0-0 G4-6-3 1-2		0-0 G3-6-3 1-2 2-3		0-3 K			4	0	1	0	0	1	4										
Bobby Knoop, R OBP: 0.263, SLG: 0.312 (1, 4)		0-3 K			0-0 F8		0-3 K		0-3 K	4	0	0	0	0	3	3											
Jim McGlothlin, R OBP: 0.200, SLG: 0.158 (1, 1)		0-3 K			0-0 1B 2B 1B		0-0 1B SH1-4 FC5-2-5 1B		0-0 F7	4	1	2	0	0	1	2											
Inning Stats	R: 0 E: 0 K: 1 S: 6	H: 1 LOB: 1 BB: 0 P: 6	R: 0 E: 0 K: 3 S: 10	H: 1 LOB: 2 BB: 1 P: 14	R: 0 E: 0 K: 1 S: 5	H: 0 LOB: 0 BB: 0 P: 5	R: 0 E: 0 K: 0 S: 3	H: 1 LOB: 1 BB: 1 P: 7	R: 2 E: 0 K: 1 S: 6	H: 3 LOB: 1 BB: 0 P: 6	R: 0 E: 0 K: 1 S: 6	H: 2 LOB: 1 BB: 0 P: 6	R: 0 E: 0 K: 1 S: 7	H: 2 LOB: 2 BB: 0 P: 7	R: 0 E: 0 K: 2 S: 7	H: 0 LOB: 0 BB: 0 P: 7	R: 0 E: 0 K: 1 S: 4	H: 0 LOB: 0 BB: 1 P: 8	1B: 9 2B: 1 3B: 0 HR: 0	SF: 0 SAC: 1 DP: 2 HBP: 0	WP: 1 PB: 0 SB: 0 CS: 1	PA: 38					
PITCHER	IP	WLS	BF	H	R	ER	SO	BB	IBB	HBP	BLK	WP	HR	S	P	ERA	WHIP										
Jim Kaat, L ERA: 6.38 (1, 1)	5.0	L	24	8	2	2	5	2	0	0	0	1	0	32	40	3.60	2.000										
Ron Kline, R ERA: 2.91 (6, 1)	1.0		2	0	0	0	1	0	0	0	0	0	0	4	4	0.00	0.000										
Al Worthington, R ERA: 2.32 (7, 1)	3.0		11	2	0	0	4	1	0	0	0	0	0	18	22	0.00	1.000										

California Angels @ Minnesota Twins
Metropolitan Stadium, Bloomington, MI

AB 33
R 2
H 10
RBI 2
BB 3
SO 10
LOB 19



WP: 1
PB: 0
SB: 0
CS: 1
PA: 38

Batter	1	2	3	4	5	6	7	8	9	AB	R	H	RBI	BB	SO	LOB	BOTTOM										
Cesar Tovar, R OBP: 0.364, SLG: 0.441 (1, 8)	0-0 F9	0-0 FC6-4 1-2		4-0 BB			0-3 K		0-0 F8	4	0	0	0	1	1	2											
Rod Carew, L OBP: 0.355, SLG: 0.410 (1, 4)	0-0 F7		0-0 5-3	0-0 F7			0-0 F7			4	0	0	0	0	0	2											
Rich Rollins, R OBP: 0.313, SLG: 0.275 (1, 5)	0-0 BB 1B		0-0 1B		0-0 F6		0-0 F9			4	0	2	0	0	0	0											
Harmon Killebrew, R OBP: 0.384, SLG: 0.520 (1, 3)	4-0 BB		0-0 F3		0-0 F4			0-0 G3 1B		3	0	1	0	1	0	1											
Rich Reese, L OBP: 0.295, SLG: 0.400 (1, 7)	0-0 3-1		0-0 1B		0-0 F5			0-0 G3		4	0	1	0	0	0	3											
Bob Allison, R OBP: 0.356, SLG: 0.439 (1, 9)		0-0 F9	0-0 6-3			0-3 K		0-3 K		4	0	0	0	0	2	3											
Zolio Versalles, R OBP: 0.301, SLG: 0.353 (1, 6)		0-0 F9		0-3 K		0-0 PB 1B		0-3 K		4	0	1	0	0	2	1											
Russ Nixon, L OBP: 0.256, SLG: 0.308 (1, 2)		4-0 BB BB		0-0 E3 BB		0-0 F4		0-3 K		3	0	0	0	1	1	1											
Jim Kaat, L OBP: 0.238, SLG: 0.316 (1, 1)		4-0 BB BB		0-3 K			0-0 F7		0-0 6-3	1	0	0	0	1	1	1											
Ron Kline, R (6, 1)										0	0	0	0	0	0	0											
Sandy Valdespino, L OBP: 0.355, SLG: 0.635 (6, PH)										1	0	0	0	0	0	1											
Al Worthington, R (7, 1)										0	0	0	0	0	0	0											
Ted Uhlander, L OBP: 0.244, SLG: 0.400 (9, PH)										1	0	0	0	0	0	0											
Inning Stats	R: 0 E: 0 K: 0 S: 4	H: 1 LOB: 2 BB: 1 P: 8	R: 0 E: 0 K: 0 S: 3	H: 0 LOB: 2 BB: 2 P: 11	R: 0 E: 0 K: 0 S: 5	H: 2 LOB: 0 BB: 0 P: 5	R: 0 E: 1 K: 2 S: 8	H: 0 LOB: 2 BB: 1 P: 12	R: 0 E: 0 K: 0 S: 3	H: 0 LOB: 0 BB: 0 P: 3	R: 0 E: 0 K: 1 S: 6	H: 1 LOB: 1 BB: 0 P: 6	R: 0 E: 0 K: 1 S: 5	H: 0 LOB: 0 BB: 0 P: 5	R: 0 E: 0 K: 2 S: 8	H: 1 LOB: 1 BB: 0 P: 8	R: 0 E: 0 K: 1 S: 5	H: 0 LOB: 0 BB: 0 P: 5	1B: 5 2B: 0 3B: 0 HR: 0	SF: 0 SAC: 0 DP: 0 HBP: 0	WP: 0 PB: 1 SB: 0 CS: 0	PA: 37					
PITCHER	IP	WLS	BF	H	R	ER	SO	BB	IBB	HBP	BLK	WP	HR	S	P	ERA	WHIP										
Jim McGlothlin, R ERA: 1.21 (1, 1)	9.0	W	37	5	0	0	7	4	0	0	0	0	0	47	63	0.00	1.000										

California Angels @ Minnesota Twins
Metropolitan Stadium, Bloomington, MI

AB 33
R 0
H 5
RBI 0
BB 4
SO 7
LOB 15



WP: 0
PB: 1
SB: 0
CS: 0
PA: 37

Batter	1	2	3	4	5	6	7	8	9	AB	R	H	RBI	BB	SO	LOB	TOP								
Jose Cardenal, R OBP: 0.255, SLG: 0.275	(1,8) X F7		X F9		X BB 1B	X F2		X 5-3		5	0	1	0	0	0	3	California Angels @ Minnesota Twins Metropolitan Stadium, Bloomington, MI Sat Jun 03 1967, 4:33 AM EDT Att: 12,337 - Unknown								
Paul Schaaf, R OBP: 0.287, SLG: 0.271	(1,5) B BB BB BB BB BB BB BB BB BB	4-0 BB BB	X 0-0 1B 2B		X 1-2 BB 1-3 2-H 1B	X 0-0 BB 1-2 2-H 1B		X FC5-4 BB		2	1	2	0	3	0	0									
Jim Fregosi, R OBP: 0.321, SLG: 0.410	(1,6) S S S S S S S S S S	0-3 K	X 0-0 1B		X 0-0 F3	X 4-0 BB 1-2 BB		X FC5-4		4	0	1	1	1	1	5									
Don Mincher, L OBP: 0.428, SLG: 0.626	(1,3) B BB BB BB BB BB BB BB BB BB	4-0 1-2 BB	X 0-0 G3		X 0-0 2B F3	X 4-0 BB 1-2 BB		X 2B 2B		4	2	2	0	1	0	4									
Jimmie Hall, L OBP: 0.290, SLG: 0.390	(1,9) X 4-3		X 0-0 3-1		X 4-0 BB HR BB	X 0-0 4-3		X K		4	1	0	0	1	1	3									
Rick Reichardt, R OBP: 0.341, SLG: 0.393		S S S S S S S S S S	0-3 K	X 0-0 G4-6-3 1B		X 0-0 F3		X 6-3		5	1	2	3	0	1	1									
Tom Satriano, L OBP: 0.378, SLG: 0.408		X 0-0 F8	X 0-0 G4-6-3 1B		X 0-0 HR 1-H 2-H HR	X 0-0 G3		X 2B		5	1	2	2	0	0	1									
Bobby Knoop, R OBP: 0.263, SLG: 0.310	(1,4) X 0-3 K		X 0-0 F7		X 0-0 1B 1B	X 0-0 1B 1B		X K		4	0	1	0	0	2	0									
Otlando McFarlane, R OBP: 0.250, SLG: 0.227	(9, PH)	0-0 K		X 0-0 F8		X 0-0 1B 1B		X 6-3		1	0	0	0	0	0	1									
George Brunet, R Lew Burdette, R Jim Ollom, L Jim Coates, R Bill Kelso, R Don Wilhoit, L Minnie Rojas, R Pete Cimino, R			X 0-3 K		X 0-0 F8	X 0-0 1B 1-2 1B		X 5-3 1B		1	0	0	0	0	0	0									
Inning Stats	R: 0 E: 0 K: 1 S: 5	H: 0 LOB: 2 BB: 2 P: 13	R: 0 E: 0 K: 2 S: 7	H: 0 LOB: 0 BB: 0 P: 7	R: 1 E: 0 K: 1 S: 7	H: 2 LOB: 1 BB: 0 P: 7	R: 0 E: 0 K: 0 S: 3	H: 1 LOB: 0 BB: 0 P: 3	R: 0 E: 0 K: 0 S: 4	H: 1 LOB: 2 BB: 1 P: 8	R: 4 E: 0 K: 0 S: 8	H: 6 LOB: 3 BB: 2 P: 16	R: 0 E: 0 K: 0 S: 3	H: 0 LOB: 0 BB: 0 P: 3	R: 0 E: 0 K: 1 S: 6	H: 1 LOB: 2 BB: 1 P: 10	R: 1 E: 0 K: 1 S: 7	H: 2 LOB: 1 BB: 0 P: 7	1B: 7 2B: 4 3B: 0 HR: 2	SF: 0 SAC: 0 DP: 1 HBP: 0	WP: 0 PB: 0 SB: 0 CS: 0	PA: 44			
PITCHER	IP WLS BF H R ER SO BB IBB HBP BLK WP HR S P ERA WHIP	5.0 W 24 6 4 4 4 4 0 0 0 0 0 1 28 44 7.20 2.000	0.0 2 2 1 1 0 0 0 0 0 0 0 0 1 2 2 ∞ ∞	2.0 8 2 2 0 0 0 1 0 0 0 0 0 0 7 11 0.00 1.500	2.0 S 10 3 1 1 2 1 0 0 0 0 0 0 13 17 4.50 2.000																				

Batter	1	2	3	4	5	6	7	8	9	AB	R	H	RBI	BB	SO	LOB	BOTTOM							
Cesar Tovar, R OBP: 0.374, SLG: 0.444	(1,8) X 1B PB 1B		X 0-0 6-3		X 1-3 1B		X 4-0 4-3 BB	X 4-0 SH5-4 1B BB BB		3	0	2	0	2	0	2	California Angels @ Minnesota Twins Metropolitan Stadium, Bloomington, MI Sat Jun 03 1967, 4:33 AM EDT Att: 12,337 - Unknown							
Ted Uhlhaender, L OBP: 0.244, SLG: 0.400	(8, FR)	0-0 K	X 0-0 2B BB	X 0-0 HBP HR 1B		X 0-0 4-3	X 0-0 BB SH5-4 1B		4	3	2	1	1	1	3									
Rod Carew, L OBP: 0.362, SLG: 0.412	(1,4) S S S S S S S S S S	0-3 K	X 0-0 2B BB	X 0-0 HR 1B		X 0-0 4-3	X 0-0 BB SH5-4 1B		3	2	2	0	0	0	2									
Rich Rollins, R OBP: 0.328, SLG: 0.295	(1,5) X 0-0 FC5-4 1B		X 0-0 2B BB	X 0-0 HR HBP		X 0-0 5-3	X 0-0 SH5-4		3	2	2	0	0	0	2									
Harmon Killebrew, R OBP: 0.389, SLG: 0.535	(1,3) S S S S S S S S S S	0-3 K	X 0-0 1-3	X 0-0 HR HBP		X 4-0 IBB	X 4-0 HBP BB IBB		3	1	1	3	2	1	4									
Bob Allison, R OBP: 0.358, SLG: 0.441	(1,7) X 0-0 FC5-4		X 0-0 2B	X 0-0 1-3		X 0-3 K	X 4-0 HBP BB		4	0	1	3	1	1	5									
Sandy Valdespino, L OBP: 0.444, SLG: 0.571	(1,9) B BB BB BB BB BB BB BB BB BB	4-0 SH1-4 1B BB	X 0-0 5-3	X 0-0 CS 1B		X 4-0 PB BB	X 0-3 K		3	0	1	0	2	1	4									
Zolio Versalles, R OBP: 0.303, SLG: 0.350	(1,6) X 0-0 SH1-4 1B		X 0-0 F7	X 0-0 F7		X 0-3 K	X 1-0 K		4	0	1	1	0	1	3									
Jerry Zimmerman, R OBP: 0.244, SLG: 0.139	(1,2) X 0-0 SH1-4		X 0-0 FC5-6 BB	X 0-0 K		X 0-3 K	X 0-0 F5		3	0	0	0	1	2	5									
Dave Boswell, R OBP: 0.250, SLG: 0.400	(1,1) X 0-0 5-3		X 0-0 FC5-6 1B 1B	X 0-0 4-3 BB		X 0-0 6-3	X 0-0 6-3		2	1	0	0	0	0	3									
George Brunet, L Lew Burdette, R Jim Coates, R Bill Kelso, R Minnie Rojas, R Pete Cimino, R			X 0-0 5-3	X 0-0 FC5-6 1B 1B		X 0-0 6-3	X 0-0 6-3		0	0	0	0	0	0	0									
Inning Stats	R: 0 E: 0 K: 2 S: 9	H: 2 LOB: 2 BB: 0 P: 9	R: 0 E: 0 K: 0 S: 4	H: 1 LOB: 1 BB: 1 P: 8	R: 2 E: 0 K: 0 S: 5	H: 2 LOB: 1 BB: 1 P: 9	R: 4 E: 0 K: 0 S: 5	H: 3 LOB: 0 BB: 1 P: 10	R: 0 E: 0 K: 1 S: 6	H: 1 LOB: 3 BB: 2 P: 14	R: 0 E: 0 K: 2 S: 7	H: 0 LOB: 1 BB: 1 P: 11	R: 2 E: 0 K: 1 S: 6	H: 1 LOB: 3 BB: 3 P: 19	R: 0 E: 0 K: 1 S: 6	H: 0 LOB: 1 BB: 0 P: 11	1B: 8 2B: 3 3B: 0 HR: 1	SF: 0 SAC: 2 DP: 1 HBP: 2	WP: 0 PB: 2 SB: 0 CS: 1	PA: 44				
PITCHER	IP WLS BF H R ER SO BB IBB HBP BLK WP HR S P ERA WHIP	3.2 L 20 7 4 4 2 3 0 0 0 0 0 1 2 3 54.00 3.000	0.1 3 1 2 2 0 0 0 0 0 0 0 0 0 5 5 0.00 1.000	1.0 3 1 0 0 1 0 0 0 0 0 0 0 0 5 5 0.00 1.000	2.0 10 1 0 0 3 2 1 0 0 0 0 0 0 13 25 0.00 1.500	0.1 5 1 2 2 0 2 1 0 0 0 0 0 2 14 54.00 9.000																		

AB	38
R	6
H	13
RBI	6
BB	6
SO	6
LOB	18




Batter	1	2	3	4	5	6	7	8	9	10	AB	R	H	RBI	BB	SO	LOB	TOP			
Jose Cardenal, R OBP: 0.267, SLG: 0.289 (1, 8)	F7		1B E		F8		1B 1B		SH1-4 BB		4	2	2	0	1	0	0	California Angels @ Minnesota Twins Metropolitan Stadium, Bloomington, MI Sun Jun 04 1967, 4:33 AM EDT Att: 35,033 - Unknown			
Paul Schaaf, R OBP: 0.286, SLG: 0.270 (1, 5)	6-3		F9		F8		1B 2B		SH1-4		4	1	1	0	0	0	1				
Jim Fregosi, R OBP: 0.327, SLG: 0.412 (1, 6)	F8		FC5-4 E 1B		6-3		1B		BB		4	0	2	2	1	0	0				
Don Mincher, L OBP: 0.421, SLG: 0.618 (1, 3)		HR 2B	E3 FC5-4		F8		K		F9		5	1	1	1	0	1	4				
Rick Reichardt, R OBP: 0.337, SLG: 0.405 (1, 7)		HR	FC5-4		F9		F8		L1-6-3		5	1	1	2	0	0	5				
Bubba Morton, R OBP: 0.333, SLG: 0.238 (1, 9)	F9				F7				F9		5	0	1	0	0	0	0				
Buck Rodgers, S OBP: 0.257, SLG: 0.245 (1, 2)		1B	FC4-6 FC5-4				HR		F8		5	1	2	1	0	0	1				
Bobby Knoop, R OBP: 0.261, SLG: 0.307 (1, 4)	F8		FC5-4		F4				6-3		5	0	1	0	0	0	2				
Jack Sanford, R OBP: 0.250, SLG: 0.333 (5, 1)	F9						HR		4-3		2	0	0	0	0	1	2				
Bill Kelso, R (5, 1)											0	0	0	0	0	0	0				
Johnny Werhas, R OBP: 0.229, SLG: 0.200 (7, PH)					K						1	1	1	1	0	0	0				
Minnie Rojas, R (7, 1)							HR				1	0	0	0	0	0	1				
Inning Stats	R: 0 E: 0 K: 0 S: 3	H: 0 LOB: 0 BB: 0 P: 3	R: 2 E: 0 K: 0 S: 6	H: 3 LOB: 1 BB: 0 P: 6	R: 1 E: 1 K: 0 S: 5	H: 2 LOB: 1 BB: 0 P: 5	R: 0 E: 0 K: 1 S: 6	H: 1 LOB: 1 BB: 0 P: 3	R: 0 E: 0 K: 0 S: 3	H: 0 LOB: 0 BB: 0 P: 3	R: 4 E: 0 K: 1 S: 10	H: 5 LOB: 1 BB: 0 P: 10	R: 0 E: 0 K: 0 S: 4	H: 1 LOB: 1 BB: 0 P: 4	R: 0 E: 0 K: 0 S: 3	H: 0 LOB: 0 BB: 0 P: 3	1B: 7 2B: 2 3B: 0 HR: 3	SF: 0 SAC: 1 DP: 1 HBP: 0	WP: 0 PA: 44 PB: 0 SB: 0 CS: 0		
PITCHER	IP WLS BF H R ER SO BB IBB HBP BLK WP HR S P ERA WHIP	6.1 3 27 8 5 5 1 0 0 0 0 0 3 29 29 7.11 1.263	7.1 3 3 2 2 0 0 0 0 0 0 0 0 3 3 ∞ ∞	7.1 2 9 1 0 0 1 2 0 0 0 0 9 17 0.00 1.500	9.1 0 2 2 0 0 0 0 0 0 0 0 2 2 0.00 0.000	10.1 1 0 3 0 0 0 0 0 0 0 0 3 3 0.00 0.000	PITCHER														IP WLS BF H R ER SO BB IBB HBP BLK WP HR S P ERA WHIP

AB	41
R	7
H	12
RBI	7
BB	2
SO	2
LOB	16



Batter	1	2	3	4	5	6	7	8	9	10	AB	R	H	RBI	BB	SO	LOB	BOTTOM			
Cesar Tovar, R OBP: 0.367, SLG: 0.435 (1, 8)	F8		G6-3		SH 1B SF8		K		F8		4	1	0	0	0	1	1	California Angels @ Minnesota Twins Metropolitan Stadium, Bloomington, MI Sun Jun 04 1967, 4:33 AM EDT Att: 35,033 - Unknown			
Rod Carew, L OBP: 0.363, SLG: 0.411 (1, 4)	F6 BB				SF7		6-3		K		3	1	1	1	1	1	0				
Rich Rollins, R OBP: 0.308, SLG: 0.309 (1, 5)	F6				F8		1B		1B		5	0	3	0	0	0	2				
Ted Uhlaender, L OBP: 0.244, SLG: 0.400 (10, PR)					SF8 1B		1B		1B		0	1	0	0	0	0	0				
Harmon Killebrew, R OBP: 0.405, SLG: 0.563 (1, 3)		HR			1B HR 1B		1B		1B		3	2	3	1	2	0	0				
Tony Oliva, L OBP: 0.291, SLG: 0.304 (1, 9)	F7				SF8		1-3		1B		4	1	1	2	0	0	4				
Bob Allison, R OBP: 0.353, SLG: 0.433 (1, 7)	6-3				HR 1B		1-2 2-3 3-4		1B		5	0	1	1	0	1	4				
Zoilo Versalles, R OBP: 0.302, SLG: 0.365 (1, 6)	5-3				F6 F6		K		1B		4	1	1	3	0	1	0				
Jerry Zimmerman, R OBP: 0.233, SLG: 0.132 (1, 2)					F6 5-3		1-3		6-3		4	0	0	0	0	0	0				
Jim Merritt, L OBP: 0.231, SLG: 0.285 (7, 1)					SH SF7 2B		K		F8		3	1	2	0	0	1	0				
Al Worthington, R (7, 1)											0	0	0	0	0	0	0				
Jim Roland, R (7, 1)											0	0	0	0	0	0	0				
Ron Kline, R (8, 1)											0	0	0	0	0	0	0				
Sandy Valdespino, L OBP: 0.143, SLG: 0.143 (10, PH)											1	0	0	0	0	0	0				
Jim Perry, R (10, 1)											0	0	0	0	0	0	0				
Inning Stats	R: 0 E: 0 K: 0 S: 2	H: 0 LOB: 0 BB: 1 P: 6	R: 1 E: 0 K: 0 S: 4	H: 1 LOB: 0 BB: 0 P: 4	R: 0 E: 0 K: 0 S: 3	H: 1 LOB: 0 BB: 0 P: 3	R: 4 E: 0 K: 2 S: 7	H: 4 LOB: 0 BB: 0 P: 7	R: 2 E: 1 K: 0 S: 6	H: 2 LOB: 2 BB: 1 P: 10	R: 0 E: 0 K: 2 S: 7	H: 0 LOB: 0 BB: 0 P: 7	R: 0 E: 0 K: 1 S: 5	H: 0 LOB: 0 BB: 0 P: 5	R: 0 E: 0 K: 1 S: 5	H: 0 LOB: 0 BB: 0 P: 5	R: 1 E: 0 K: 0 S: 3	H: 2 LOB: 2 BB: 1 P: 7	1B: 9 2B: 1 3B: 0 HR: 2	SF: 2 SAC: 1 DP: 1 HBP: 0	WP: 0 PA: 42 PB: 0 SB: 0 CS: 0
PITCHER	IP WLS BF H R ER SO BB IBB HBP BLK WP HR S P ERA WHIP	4.0 2 18 7 6 6 0 1 0 0 0 0 2 17 21 13.50 2.000	2.0 9 1 1 0 2 0 1 0 0 0 0 0 12 16 0.00 0.500	3.1 L 15 4 1 1 3 1 0 0 0 0 0 20 24 2.70 1.500	PITCHER														IP WLS BF H R ER SO BB IBB HBP BLK WP HR S P ERA WHIP		

AB	36
R	8
H	12
RBI	8
BB	3
SO	5
LOB	11



Batter	1	2	3	4	5	6	7	8	9	AB	R	H	RBI	BB	SO	LOB	TOP			
Paul Blair, R OBP: 0.311, SLG: 0.394 (1, 8)	0-0 HR		4-0 BB		0-0 6-3			0-0 F8		3	1	1	1	1	0	0				
Curt Blefary, L OBP: 0.371, SLG: 0.411 (1, 3)	0-0 F8		0-0 F6		0-0 2B			0-0 F8		4	0	1	0	0	0	1				
Davey Johnson, R OBP: 0.331, SLG: 0.385 (1, 4)	0-0 6-3		0-0 F4		0-0 4-3			0-0 F3		4	0	0	0	0	0	2				
Frank Robinson, R OBP: 0.433, SLG: 0.699 (1, 9)	0-0 F7			0-0 F7 1B 2B				0-0 F8		4	1	1	0	0	0	0				
Brooks Robinson, R OBP: 0.307, SLG: 0.362 (1, 5)		0-0 F8		0-0 F7 2-3				0-0 F7		4	0	0	0	0	0	1				
Sam Bowens, R OBP: 0.289, SLG: 0.303 (1, 7)		0-3 K		0-0 CS 1B				0-0 CS BB		3	0	1	1	1	2	0				
Andy Etchebarren, R OBP: 0.319, SLG: 0.444 (1, 2)		4-0 BB		0-0 1-2 1B				0-0 CS 1-2		2	0	1	0	1	0	0				
Mark Belanger, R OBP: 0.217, SLG: 0.364 (1, 6)		0-3 K		0-0 F7				0-0 F3		3	0	0	0	0	1	2				
Dave McNally, R OBP: 0.190, SLG: 0.238 (1, 1)			0-3 K		0-0 F7			0-0 F8		3	0	0	0	0	1	0				
Inning Stats	R: 1 E: 0 K: 0 S: 4	H: 1 LOB: 0 BB: 0 P: 4	R: 0 E: 0 K: 2 S: 7	H: 0 LOB: 1 BB: 1 P: 11	R: 0 E: 0 K: 1 S: 5	H: 0 LOB: 1 BB: 1 P: 9	R: 1 E: 0 K: 0 S: 5	H: 3 LOB: 1 BB: 0 P: 5	R: 0 E: 0 K: 0 S: 4	H: 1 LOB: 1 BB: 0 P: 4	R: 0 E: 0 K: 0 S: 2	H: 0 LOB: 0 BB: 1 P: 6	R: 0 E: 0 K: 0 S: 3	H: 0 LOB: 0 BB: 0 P: 3	R: 0 E: 0 K: 1 S: 5	H: 0 LOB: 0 BB: 0 P: 5	1B: 2 2B: 2 3B: 0 HR: 1	SF: 0 SAC: 0 DP: 0 HBP: 0	WP: 0 PB: 0 SB: 0 CS: 2	PA: 34
PITCHER	IP	WLS	BF	H	R	ER	SO	BB	IBB	HBP	BLK	WP	HR	S	P	ERA	WHIP			
Nick Willhite, L ERA: 4.35 (1, 1)	4.0		17	4	2	2	3	2	0	0	0	0	1	21	29	4.50	1.500			
Bill Kelso, R ERA: 1.6 (5, 1)	5.0	W	16	1	0	0	1	1	0	0	0	0	0	17	21	0.00	0.400			

Baltimore Orioles @ California Angels
Anaheim Stadium, Anaheim, CA
Mon Jun 05 1967, 10:05 PM EDT
Att: 9,788 - Unknown

AB 30
R 2
H 5
RBI 2
BB 3
SO 4
LOB 6





Batter	1	2	3	4	5	6	7	8	9	AB	R	H	RBI	BB	SO	LOB	BOTTOM			
Jose Cardenal, R OBP: 0.267, SLG: 0.288 (1, 8) (2, 7) (9, 8)	0-0 6-3		0-0 E 1B FC6-4 1B		0-0 6-3			0-0 F7		4	1	1	1	0	0	0				
Paul Schaal, R OBP: 0.291, SLG: 0.271 (1, 5)	4-0 G4-3 BB		0-0 E3 FC6-4 1B		0-0 F9			0-3 K		3	0	1	0	1	1	0				
Jim Fregosi, R OBP: 0.326, SLG: 0.409 (1, 6)	0-0 G4-3 1-2		0-0 FC6-4 BB 1B		0-0 L6			0-0 4-3 1B		4	0	1	1	0	0	2				
Don Mincher, L OBP: 0.423, SLG: 0.613 (1, 3)		0-0 G1-6-3 1B		4-0 1-2 BB				0-0 4-3		3	0	1	0	1	1	1				
Rick Reichardt, R OBP: 0.337, SLG: 0.405 (1, 7)		0-0 G1-6-3		0-0 F8				0-3 K		0	0	0	0	0	0	0				
Jay Johnstone, L OBP: 0.224, SLG: 0.257 (2, 8)		0-0 G1-6-3		0-0 F8				0-0 F8		3	0	0	0	0	0	3				
Johnny Werhas, R OBP: 0.222, SLG: 0.194 (6, PH)								0-0 K		1	0	0	0	0	1	1				
Jimmie Hall, L OBP: 0.290, SLG: 0.390 (9, 7)								0-0 K		0	0	0	0	0	0	0				
Bubba Morton, R OBP: 0.333, SLG: 0.250 (1, 9)		0-0 F9			0-0 F9			0-0 1B		3	0	1	0	0	0	0				
Buck Rodgers, S OBP: 0.267, SLG: 0.257 (1, 2)			0-0 2B 4-3 1B		0-0 1B			0-0 F6		3	1	2	0	0	0	1				
Bobby Knoop, R OBP: 0.268, SLG: 0.319 (1, 4)			0-0 4-3 1B 2B		0-0 G6-4-3 1B			0-0 F8		3	1	2	0	0	0	0				
Nick Willhite, L (1, 1)			0-0 4-3 2B		0-0 G6-4-3			0-3 K		1	0	0	1	0	0	1				
Bill Skowron, R OBP: 0.237, SLG: 0.316 (4, PH)			0-0 4-3		0-0 G6-4-3			0-0 K		1	0	0	0	0	0	2				
Bill Kelso, R (5, 1)			2-3 3H		1-2			0-0 K		1	0	0	0	0	1	0				
Inning Stats	R: 0 E: 0 K: 0 S: 2	H: 0 LOB: 0 BB: 1 P: 6	R: 0 E: 0 K: 0 S: 3	H: 1 LOB: 0 BB: 0 P: 3	R: 3 E: 1 K: 0 S: 7	H: 4 LOB: 2 BB: 1 P: 11	R: 0 E: 0 K: 0 S: 4	H: 2 LOB: 1 BB: 0 P: 4	R: 0 E: 0 K: 1 S: 6	H: 1 LOB: 1 BB: 0 P: 6	R: 0 E: 0 K: 1 S: 5	H: 0 LOB: 0 BB: 0 P: 5	R: 0 E: 0 K: 2 S: 8	H: 1 LOB: 1 BB: 0 P: 8	R: 0 E: 0 K: 2 S: 8	H: 1 LOB: 1 BB: 0 P: 8	1B: 8 2B: 1 3B: 0 HR: 0	SF: 0 SAC: 0 DP: 3 HBP: 0	WP: 0 PB: 0 SB: 0 CS: 0	PA: 32
PITCHER	IP	WLS	BF	H	R	ER	SO	BB	IBB	HBP	BLK	WP	HR	S	P	ERA	WHIP			
Dave McNally, L ERA: 5.43 (1, 1)	8.0	L	32	9	3	2	4	2	0	0	0	0	0	38	46	2.25	1.375			

Baltimore Orioles @ California Angels
Anaheim Stadium, Anaheim, CA
Mon Jun 05 1967, 10:05 PM EDT
Att: 9,788 - Unknown

AB 30
R 3
H 9
RBI 3
BB 2
SO 4
LOB 11



Batter	1	2	3	4	5	6	7	8	9	AB	R	H	RBI	BB	SO	LOB	TOP					
Paul Blair, R OBP: 0.333, SLG: 0.422 (1, 8)	6-3		SH5-4		F4		K	SF7 1B 2B		4	1	1	0	0	1	0	<p>Baltimore Orioles @ California Angels Anaheim Stadium, Anaheim, CA Tue Jun 06 1967, 10:05 PM EDT Att: 14,071 - Unknown</p> <p>livebaseballscorecards.com</p> <p>AB 40 R 11 H 15 RBI 11 BB 2 SO 7 LOB 12</p> 					
Russ Snyder, L OBP: 0.390, SLG: 0.506 Sam Bowers, R OBP: 0.300, SLG: 0.294 (1, 7) (7, 7)	F7		1B		K		1B	F4		3	2	1	0	1	1	0						
Curt Bielefy, L OBP: 0.370, SLG: 0.470 (1, 3)	K		1B		F8		F7	SF7		4	0	1	3	0	1	1						
Frank Robinson, R OBP: 0.439, SLG: 0.701 (1, 9)		F7	1B		K		1B	1B		5	1	3	2	0	1	0						
Brooks Robinson, R OBP: 0.310, SLG: 0.375 Woodie Held, R OBP: 0.289, SLG: 0.316 (1, 5) (9, 5)	F8	F4	1B		HR		1B	L1		5	2	2	2	0	0	3						
Davey Johnson, R OBP: 0.327, SLG: 0.379 (1, 4)	1-3	F3			BB		1B			4	0	1	1	1	0	2						
Andy Etchebarren, R OBP: 0.329, SLG: 0.442 (1, 2)			1B		F9		F7	5-3		5	1	2	1	0	0	1						
Mark Belanger, R OBP: 0.273, SLG: 0.355 (1, 6)			SH5-4 1B		F4		F7	K		5	1	1	0	0	2	3						
Tom Phoebus, R OBP: 0.269, SLG: 0.304 (1, 1)			1B		K			2B SF7 1B		4	3	3	2	0	1	0						
Inning Stats	R: 0 E: 0 K: 1 S: 5	H: 0 LOB: 0 BB: 0 P: 5	R: 0 E: 0 K: 0 S: 3	H: 0 LOB: 0 BB: 0 P: 3	R: 4 E: 0 K: 0 S: 8	H: 5 LOB: 2 BB: 1 P: 12	R: 0 E: 0 K: 1 S: 5	H: 0 LOB: 0 BB: 0 P: 5	R: 0 E: 0 K: 1 S: 6	H: 1 LOB: 1 BB: 1 P: 10	R: 4 E: 0 K: 2 S: 13	H: 6 LOB: 2 BB: 0 P: 13	R: 2 E: 0 K: 0 S: 6	H: 3 LOB: 1 BB: 0 P: 6	R: 0 E: 0 K: 1 S: 5	H: 0 LOB: 0 BB: 0 P: 5		1B: 12 2B: 1 3B: 0 HR: 2	SF: 1 SAC: 1 DP: 0 HBP: 0	WP: 0 PB: 0 SB: 0 CS: 0	PA: 44	
PITCHER	IP WLS BF H R ER SO BB IBB HBP BLK WP HR S P ERA WHIP	IP WLS BF H R ER SO BB IBB HBP BLK WP HR S P ERA WHIP	IP WLS BF H R ER SO BB IBB HBP BLK WP HR S P ERA WHIP	IP WLS BF H R ER SO BB IBB HBP BLK WP HR S P ERA WHIP	IP WLS BF H R ER SO BB IBB HBP BLK WP HR S P ERA WHIP	IP WLS BF H R ER SO BB IBB HBP BLK WP HR S P ERA WHIP	IP WLS BF H R ER SO BB IBB HBP BLK WP HR S P ERA WHIP	IP WLS BF H R ER SO BB IBB HBP BLK WP HR S P ERA WHIP	IP WLS BF H R ER SO BB IBB HBP BLK WP HR S P ERA WHIP	IP WLS BF H R ER SO BB IBB HBP BLK WP HR S P ERA WHIP	IP WLS BF H R ER SO BB IBB HBP BLK WP HR S P ERA WHIP	IP WLS BF H R ER SO BB IBB HBP BLK WP HR S P ERA WHIP	IP WLS BF H R ER SO BB IBB HBP BLK WP HR S P ERA WHIP	IP WLS BF H R ER SO BB IBB HBP BLK WP HR S P ERA WHIP	IP WLS BF H R ER SO BB IBB HBP BLK WP HR S P ERA WHIP	IP WLS BF H R ER SO BB IBB HBP BLK WP HR S P ERA WHIP	IP WLS BF H R ER SO BB IBB HBP BLK WP HR S P ERA WHIP	IP WLS BF H R ER SO BB IBB HBP BLK WP HR S P ERA WHIP	IP WLS BF H R ER SO BB IBB HBP BLK WP HR S P ERA WHIP	IP WLS BF H R ER SO BB IBB HBP BLK WP HR S P ERA WHIP	IP WLS BF H R ER SO BB IBB HBP BLK WP HR S P ERA WHIP	IP WLS BF H R ER SO BB IBB HBP BLK WP HR S P ERA WHIP
Rickey Clark, R ERA: 2.76 (1, 1)	2.1	L	13	5	4	4	1	1	0	0	0	0	0	0	0	0	15.43	2.571				
Pete Cimino, R ERA: 2.97 (3, 1)	2.2		8	0	0	0	2	0	0	0	0	0	0	0	0	0	0.00	0.000				
Jim Coates, R ERA: 5.06 (6, 1)	1.2		11	5	5	5	2	1	0	0	0	0	0	2	14	18	27.00	3.600				
Minnie Rojas, R ERA: 2.54 (7, 1)	0.1		3	2	0	0	1	0	0	0	0	0	0	0	5	5	0.00	6.000				
Jack Sanford, R ERA: 4.57 (8, 1)	2.0		9	3	2	2	1	0	0	0	0	0	0	0	11	11	9.00	1.500				

Batter	1	2	3	4	5	6	7	8	9	AB	R	H	RBI	BB	SO	LOB	BOTTOM					
Jay Johnstone, L OBP: 0.217, SLG: 0.248 (1, 8)	F8		L6		K			F5		4	0	0	0	0	1	2	<p>Baltimore Orioles @ California Angels Anaheim Stadium, Anaheim, CA Tue Jun 06 1967, 10:05 PM EDT Att: 14,071 - Unknown</p> <p>livebaseballscorecards.com</p> <p>AB 32 R 1 H 5 RBI 1 BB 1 SO 7 LOB 11</p> 					
Paul Schaal, R OBP: 0.293, SLG: 0.275 Tom Satriano, L OBP: 0.364, SLG: 0.390 (1, 5) (2, 5) (8, 4)	CS 1B				E7 1B		F8	4-3		1	0	1	0	0	0	0						
Jim Fregosi, R OBP: 0.323, SLG: 0.408 (1, 6)	5-3				E S 1B		E5 1B	5-3		4	0	1	1	0	0	1						
Don Mincher, L OBP: 0.411, SLG: 0.589 (1, 3)	F8				K			4-3		4	0	1	0	0	1	1						
Jimmie Hall, L OBP: 0.288, SLG: 0.405 (1, 9)	K				FC1-5-2-5-2		K	K		4	0	0	0	0	3	3						
Rick Reichardt, R OBP: 0.323, SLG: 0.386 (1, 7)	K				6-3		F8	5-3		4	0	0	0	0	1	3						
Buck Rodgers, S OBP: 0.276, SLG: 0.267 (1, 2)			F8		F8		4-1			3	0	0	0	0	0	0						
Bobby Knoop, R OBP: 0.269, SLG: 0.331 Jack Sanford, R OBP: 0.250, SLG: 0.333 (1, 4) (8, 1)			6-3		BB		F4			2	0	0	0	1	0	0						
Rickey Clark, R Pete Cimino, R Bubba Morton, R Jim Coates, R Minnie Rojas, R Johnny Veritas, R (1, 1) (3, 1) (5, PH) (6, 1) (7, 1) (7, PH) (8, 5)					K		F8			0	0	0	0	0	0	0						
Inning Stats	R: 0 E: 0 K: 0 S: 3	H: 1 LOB: 0 BB: 0 P: 3	R: 0 E: 0 K: 2 S: 7	H: 0 LOB: 0 BB: 0 P: 7	R: 0 E: 0 K: 0 S: 4	H: 1 LOB: 1 BB: 0 P: 4	R: 1 E: 2 K: 1 S: 7	H: 2 LOB: 1 BB: 0 P: 7	R: 0 E: 0 K: 2 S: 7	H: 0 LOB: 1 BB: 1 P: 11	R: 0 E: 1 K: 1 S: 7	H: 1 LOB: 2 BB: 0 P: 7	R: 0 E: 0 K: 0 S: 3	H: 0 LOB: 0 BB: 0 P: 3	R: 0 E: 0 K: 1 S: 5	H: 0 LOB: 0 BB: 0 P: 5		1B: 5 2B: 0 3B: 0 HR: 0	SF: 0 SAC: 0 DP: 0 HBP: 0	WP: 0 PB: 0 SB: 1 CS: 1	PA: 33	
PITCHER	IP WLS BF H R ER SO BB IBB HBP BLK WP HR S P ERA WHIP	IP WLS BF H R ER SO BB IBB HBP BLK WP HR S P ERA WHIP	IP WLS BF H R ER SO BB IBB HBP BLK WP HR S P ERA WHIP	IP WLS BF H R ER SO BB IBB HBP BLK WP HR S P ERA WHIP	IP WLS BF H R ER SO BB IBB HBP BLK WP HR S P ERA WHIP	IP WLS BF H R ER SO BB IBB HBP BLK WP HR S P ERA WHIP	IP WLS BF H R ER SO BB IBB HBP BLK WP HR S P ERA WHIP	IP WLS BF H R ER SO BB IBB HBP BLK WP HR S P ERA WHIP	IP WLS BF H R ER SO BB IBB HBP BLK WP HR S P ERA WHIP	IP WLS BF H R ER SO BB IBB HBP BLK WP HR S P ERA WHIP	IP WLS BF H R ER SO BB IBB HBP BLK WP HR S P ERA WHIP	IP WLS BF H R ER SO BB IBB HBP BLK WP HR S P ERA WHIP	IP WLS BF H R ER SO BB IBB HBP BLK WP HR S P ERA WHIP	IP WLS BF H R ER SO BB IBB HBP BLK WP HR S P ERA WHIP	IP WLS BF H R ER SO BB IBB HBP BLK WP HR S P ERA WHIP	IP WLS BF H R ER SO BB IBB HBP BLK WP HR S P ERA WHIP	IP WLS BF H R ER SO BB IBB HBP BLK WP HR S P ERA WHIP	IP WLS BF H R ER SO BB IBB HBP BLK WP HR S P ERA WHIP	IP WLS BF H R ER SO BB IBB HBP BLK WP HR S P ERA WHIP	IP WLS BF H R ER SO BB IBB HBP BLK WP HR S P ERA WHIP	IP WLS BF H R ER SO BB IBB HBP BLK WP HR S P ERA WHIP	IP WLS BF H R ER SO BB IBB HBP BLK WP HR S P ERA WHIP
Tom Phoebus, R ERA: 2.4 (1, 1)	9.0	W	33	5	1	0	7	1	0	0	0	0	0	0	46	50	0.00	0.667				


Batter	1	2	3	4	5	6	7	8	9	AB	R	H	RBI	BB	SO	LOB	TOP								
Paul Blair, R OBP: 0.323, SLG: 0.408 (1, 8)										4	0	0	0	0	1	0	<p>Baltimore Orioles @ California Angels Anaheim Stadium, Anaheim, CA Wed Jun 07 1967, 10:05 PM EDT Att: 10,963 - Unknown</p>								
Davey Johnson, R OBP: 0.319, SLG: 0.368 (1, 4)										4	0	0	0	0	1	0									
Curt Blefary, L OBP: 0.373, SLG: 0.471 (1, 7)										4	0	2	0	0	0	0									
Frank Robinson, R OBP: 0.440, SLG: 0.693 (1, 9)										2	0	0	0	1	1	2									
Boog Powell, L OBP: 0.349, SLG: 0.372 (1, 3)										3	0	1	0	1	1	2									
Brooks Robinson, R OBP: 0.311, SLG: 0.374 (1, 5)										3	0	1	0	0	0	1									
Vic Roznovsky, L OBP: 0.400, SLG: 0.400 (1, 2)										3	0	0	0	0	1	3									
Andy Etchebarena, R OBP: 0.328, SLG: 0.442 (7, 2)										0	0	0	0	0	0	0									
Mark Belanger, R OBP: 0.278, SLG: 0.333 (1, 6)										2	0	0	0	1	1	0									
Pete Richert, L OBP: 0.087, SLG: 0.087 (1, 1)										2	0	0	0	0	2	3									
Russ Snyder, L OBP: 0.306, SLG: 0.500 (8, PH)										1	0	0	0	0	1	0									
Eddie Fisher, R (8, 1)										0	0	0	0	0	0	0									
Eddie Watt, R (8, 1)										0	0	0	0	0	0	0									
Inning Stats	R: 0 E: 0 K: 1 S: 5	H: 0 LOB: 0 BB: 0 P: 5	R: 0 E: 0 K: 0 S: 2	H: 0 LOB: 0 BB: 1 P: 6	R: 0 E: 0 K: 2 S: 7	H: 0 LOB: 0 BB: 0 P: 7	R: 0 E: 0 K: 1 S: 5	H: 2 LOB: 3 BB: 0 P: 11	R: 0 E: 0 K: 0 S: 4	H: 1 LOB: 1 BB: 0 P: 4	R: 0 E: 0 K: 0 S: 2	H: 0 LOB: 0 BB: 1 P: 6	R: 0 E: 0 K: 2 S: 7	H: 0 LOB: 0 BB: 0 P: 7	R: 0 E: 0 K: 2 S: 8	H: 1 LOB: 1 BB: 0 P: 8	1B: 4 2B: 0 3B: 0 HR: 0	SF: 0 SAC: 0 DP: 2 HBP: 1	WP: 0 PB: 0 SB: 0 CS: 0	PA: 32					
PITCHER Jim McGlothlin, R ERA: 1.07 (1, 1)	IP: 9.0 WLS: W BF: 32 H: 4 R: 0 ER: 0 SO: 9	BB: 2 IBB: 1 HBP: 1 BLK: 0	WP: 0 HR: 0 S: 46 P: 59	ERA: 0.00 WHIP: 0.667											ERA: 0.00 WHIP: 0.667										

Batter	1	2	3	4	5	6	7	8	9	AB	R	H	RBI	BB	SO	LOB	BOTTOM								
Jose Cardenal, R OBP: 0.272, SLG: 0.295 (1, 8)										3	0	1	0	1	0	2	<p>Baltimore Orioles @ California Angels Anaheim Stadium, Anaheim, CA Wed Jun 07 1967, 10:05 PM EDT Att: 10,963 - Unknown</p>								
Tom Satriano, L OBP: 0.348, SLG: 0.370 (1, 5)										4	2	0	0	0	1	4									
Jim Fregosi, R OBP: 0.326, SLG: 0.407 (1, 6)										3	0	1	1	1	0	0									
Bill Skowron, R OBP: 0.238, SLG: 0.293 (1, 3)										3	0	0	0	0	2	1									
Rick Reichardt, R OBP: 0.322, SLG: 0.380 (1, 7)										3	0	0	0	1	0	3									
Bubba Morton, R OBP: 0.281, SLG: 0.207 (1, 9)										3	0	0	0	0	0	1									
Buck Rodgers, S OBP: 0.278, SLG: 0.277 (1, 2)										3	0	1	0	0	0	0									
Bobby Knoop, R OBP: 0.270, SLG: 0.331 (1, 4)										3	0	1	0	0	1	0									
Jim McGlothlin, R OBP: 0.174, SLG: 0.136 (1, 1)										3	0	0	0	0	1	2									
Inning Stats	R: 1 E: 1 K: 0 S: 3	H: 0 LOB: 1 BB: 2 P: 11	R: 0 E: 0 K: 1 S: 5	H: 0 LOB: 0 BB: 0 P: 5	R: 0 E: 0 K: 0 S: 3	H: 0 LOB: 0 BB: 0 P: 3	R: 0 E: 0 K: 1 S: 5	H: 2 LOB: 2 BB: 0 P: 9	R: 0 E: 0 K: 1 S: 3	H: 0 LOB: 0 BB: 0 P: 3	R: 0 E: 0 K: 0 S: 5	H: 2 LOB: 2 BB: 0 P: 6	R: 1 E: 1 K: 0 S: 5	H: 2 LOB: 2 BB: 0 P: 6	1B: 3 2B: 1 3B: 0 HR: 0	SF: 0 SAC: 0 DP: 0 HBP: 1		WP: 0 PB: 0 SB: 1 CS: 0	PA: 32						
PITCHER Pete Richert, L ERA: 3.89 (1, 1)	IP: 7.0 WLS: L BF: 26 H: 2 R: 1 ER: 1 SO: 5	BB: 3 IBB: 0 HBP: 0 BLK: 0	WP: 0 HR: 0 S: 33 P: 45	ERA: 0.00 WHIP: 0.714											ERA: 0.00 WHIP: 0.714										
Eddie Fisher, R ERA: 2.67 (8, 1)	0.2	5	2	1	1	0	0	0	0	0	0	4	5	13.50	3.000										
Eddie Watt, R ERA: 0.59 (8, 1)	0.1	1	0	0	0	0	0	0	0	0	1	1	0.00	0.000											

Batter	1	2	3	4	5	6	7	8	9	AB	R	H	RBI	BB	SO	LOB	TOP					
Mickey Stanley, R (1, 8) OBP: 0.246, SLG: 0.210	0-0 6-3		0-0 FC5-4			0-0 6-3		0-0 6-3		4	0	0	0	0	0	1						
Dick McAuliffe, L (1, 4) OBP: 0.380, SLG: 0.460	0-0 4-3		0-3 K			0-0 1B			0-0 F2	4	0	1	0	0	1	1						
Al Kaline, R (1, 9) OBP: 0.435, SLG: 0.591	0-3 K2-3			0-0 L9		0-0 L6			0-0 L8	4	0	0	0	0	1	1						
Willie Horton, R (1, 7)		0-0 4-3		0-3 K		0-0 F2			0-0 1-3	4	0	0	0	0	1	1						
Bill Freehan, R (1, 2) OBP: 0.437, SLG: 0.545		4-0 BB		0-0 5-3			0-0 F7			2	0	0	0	1	0	0						
Don Wert, R (1, 5) OBP: 0.297, SLG: 0.300		0-0 F8			0-0 1B		0-0 F7			3	0	1	0	0	0	1						
Norm Cash, L (1, 3) OBP: 0.389, SLG: 0.395		0-0 F8			0-3 K		0-3 K			3	0	0	0	0	2	2						
Ray Oyler, R (1, 6) OBP: 0.279, SLG: 0.269			0-3 K		0-0 L4			0-0 F7		3	0	0	0	0	1	1						
Denny McLain, R (1, 1) OBP: 0.121, SLG: 0.065			0-0 K		0-3 K			0-3 K		2	0	1	0	0	1	1						
Dick Tracewski, R (8, PH) OBP: 0.261, SLG: 0.391										1	0	0	0	0	1	0						
Larry Sherry, R (8, 1)										0	0	0	0	0	0	0						
Inning Stats	R: 0 E: 0 K: 1 S: 5	H: 0 LOB: 0 BB: 0 P: 5	R: 0 E: 0 K: 0 S: 3	H: 0 LOB: 1 BB: 1 P: 7	R: 0 E: 0 K: 2 S: 8	H: 1 LOB: 0 BB: 0 P: 8	R: 0 E: 0 K: 1 S: 5	H: 0 LOB: 0 BB: 0 P: 5	R: 0 E: 0 K: 2 S: 8	H: 1 LOB: 1 BB: 0 P: 8	R: 0 E: 0 K: 1 S: 4	H: 1 LOB: 1 BB: 0 P: 4	R: 0 E: 0 K: 1 S: 5	H: 0 LOB: 0 BB: 0 P: 5	R: 0 E: 0 K: 1 S: 5	H: 0 LOB: 0 BB: 0 P: 3	R: 0 E: 0 K: 0 S: 3	H: 0 LOB: 0 BB: 0 P: 3	1B: 3 2B: 0 3B: 0 HR: 0	SF: 0 SAC: 0 DP: 0 HBP: 0	WP: 0 PB: 0 SB: 0 CS: 0	PA: 31
PITCHER George Brunet, L (1, 1) ERA: 3.7	IP: 9.0 WLS: W BF: 31 H: 3 R: 0 ER: 0 SO: 8 BB: 1 IBB: 0 HBP: 0 BLK: 0 WP: 0 HR: 0 S: 46 P: 50 ERA: 0.00 WHIP: 0.444															PITCHER						

Detroit Tigers @ California Angels
Anaheim Stadium, Anaheim, CA
Fri Jun 09 1967, 10:05 PM EDT
Att: 15,222 - Unknown


AB 30
R 0
H 3
RBI 0
BB 1
SO 8
LOB 9



Batter	1	2	3	4	5	6	7	8	9	AB	R	H	RBI	BB	SO	LOB	BOTTOM					
Jose Cardenal, R (1, 8) OBP: 0.283, SLG: 0.301	0-0 F8		0-0 SH3-4 1B		0-0 SH3-4 HR		0-3 K			4	2	2	0	0	1	0						
Paul Schaaf, R (1, 5) OBP: 0.290, SLG: 0.271	0-0 L6		0-0 SH 1B		0-0 SH3-4		0-0 F4			2	0	0	0	0	0	0						
Jim Fregosi, R (1, 6) OBP: 0.325, SLG: 0.416	0-0 1B		0-0 SH3-4		0-0 L9		0-0 1-3			3	0	1	0	0	0	1						
Don Mincher, L (1, 3) OBP: 0.404, SLG: 0.588	0-0 G3		4-0 BB		0-0 HR		0-0 F4			3	1	1	2	1	0	1						
Jimmie Hall, L (1, 9) OBP: 0.299, SLG: 0.429		4-0 2B BB	0-0 1B		0-0 5-3		0-0 G3			3	1	1	1	1	0	0						
Rick Reichardt, R (1, 7) OBP: 0.319, SLG: 0.390		0-0 L9	0-3 K		0-0 L9		0-0 1B			4	0	1	0	0	1	3						
Buck Rodgers, S (1, 2) OBP: 0.276, SLG: 0.276		0-0 L9		0-0 F7		0-0 E4		0-0 G3		4	0	0	0	0	2	2						
Bobby Knoop, R (1, 4) OBP: 0.277, SLG: 0.348		0-0 2B		0-0 F8		0-0 2B		0-0 G3		3	0	2	1	0	0	0						
George Brunet, R (1, 1) OBP: 0.077, SLG: 0.040		0-0 5-3		0-3 K		0-3 K				3	0	0	0	0	2	2						
Inning Stats	R: 0 E: 0 K: 0 S: 4	H: 1 LOB: 1 BB: 0 P: 4	R: 1 E: 0 K: 0 S: 4	H: 1 LOB: 1 BB: 1 P: 8	R: 1 E: 1 K: 1 S: 7	H: 2 LOB: 2 BB: 1 P: 11	R: 0 E: 0 K: 1 S: 5	H: 0 LOB: 0 BB: 0 P: 5	R: 2 E: 0 K: 0 S: 5	H: 2 LOB: 0 BB: 0 P: 5	R: 0 E: 1 K: 1 S: 6	H: 1 LOB: 1 BB: 0 P: 6	R: 0 E: 0 K: 1 S: 5	H: 0 LOB: 0 BB: 0 P: 5	R: 0 E: 0 K: 0 S: 4	H: 1 LOB: 1 BB: 0 P: 4	R: 0 E: 0 K: 0 S: 4	H: 1 LOB: 1 BB: 0 P: 4	1B: 5 2B: 2 3B: 0 HR: 1	SF: 0 SAC: 3 DP: 0 HBP: 0	WP: 0 PB: 0 SB: 0 CS: 0	PA: 34
PITCHER Denny McLain, R (1, 1) ERA: 3.71	IP: 7.0 WLS: L BF: 30 H: 7 R: 4 ER: 4 SO: 4 BB: 2 IBB: 0 HBP: 0 BLK: 0 WP: 1 HR: 1 S: 36 P: 44 ERA: 5.14 WHIP: 1.286															PITCHER						
Larry Sherry, R (8, 1) ERA: 7.31	IP: 1.0 WLS: L BF: 4 H: 1 R: 0 ER: 0 SO: 0 BB: 0 IBB: 0 HBP: 0 BLK: 0 WP: 0 HR: 0 S: 4 P: 4 ERA: 0.00 WHIP: 1.000															PITCHER						

Detroit Tigers @ California Angels
Anaheim Stadium, Anaheim, CA
Fri Jun 09 1967, 10:05 PM EDT
Att: 15,222 - Unknown


AB 29
R 4
H 8
RBI 4
BB 2
SO 4
LOB 9



Batter	1	2	3	4	5	6	7	8	9	AB	R	H	RBI	BB	SO	LOB	TOP			
Mickey Stanley, R (1,8) OBP: 0.260, SLG: 0.215	4-0 BB L4-3		0-0 1B			0-0 1-3		0-0 6-3		3	0	1	0	1	0	0				
Dick McAuliffe, L (1,4) OBP: 0.373, SLG: 0.450	0-0 L4-3 1-2		0-0 1-3			0-0 F6			0-3 K	4	0	0	0	0	1	2				
Al Kaline, R (1,9) OBP: 0.427, SLG: 0.578	0-3 K			0-0 L7		0-0 L7			0-0 L9	4	0	0	0	0	1	0				
Willie Horton, R (1,7) OBP: 0.320, SLG: 0.533		0-0 G4-6-3 1B		0-0 F7		0-0 F7			0-3 K	4	0	1	0	0	1	0				
Bill Freehan, R (1,3) OBP: 0.435, SLG: 0.541		0-0 G4-6-3 1B		0-0 F9		0-0 F9				3	0	1	0	0	0	0				
Don Wert, R (1,5) OBP: 0.302, SLG: 0.302		0-0 G4-6-3			4-0 BB					2	0	1	0	1	0	2				
Jim Price, R (1,2) Dick Tracewski, R (8,6) OBP: 0.291, SLG: 0.391	0-3 K			0-3 K		0-0 5-3				3	0	0	0	0	2	3				
Ray Oyler, R (1,6) Norm Cash, L (8,PH) OBP: 0.387, SLG: 0.392			0-0 6-3		0-0 F9			0-0 G3		2	0	0	0	0	0	1				
Earl Wilson, R (1,1) Gates Brown, L (8,PH) Hank Aguirre, R (8,1) OBP: 0.500, SLG: 1.500			0-3 K		0-0 F4			0-0 5-3		2	0	0	0	0	1	1				
Inning Stats	R: 0 E: 0 K: 1 S: 4	H: 0 LOB: 0 BB: 1 P: 8	R: 0 E: 0 K: 1 S: 6	H: 2 LOB: 1 BB: 0 P: 6	R: 0 E: 0 K: 1 S: 6	H: 1 LOB: 1 BB: 0 P: 6	R: 0 E: 0 K: 0 S: 3	H: 0 LOB: 0 BB: 0 P: 3	R: 0 E: 0 K: 1 S: 5	H: 0 LOB: 1 BB: 1 P: 9	R: 0 E: 0 K: 0 S: 3	H: 1 LOB: 1 BB: 0 P: 4	R: 0 E: 0 K: 0 S: 4	H: 0 LOB: 0 BB: 0 P: 3	R: 0 E: 0 K: 2 S: 7	H: 0 LOB: 0 BB: 0 P: 7	1B: 4 2B: 1 3B: 0 HR: 0	SF: 0 SAC: 0 DP: 2 HBP: 0	WP: 0 PB: 0 SB: 0 CS: 0	PA: 31
PITCHER	IP WLS BF H R ER SO BB IBB HBP BLK WP HR S P ERA WHIP																			
Clyde Wright, L (1,1) ERA: 2.25	7.0 W 25 4 0 0 4 2 0 0 0 0 0 0 0 0 0.00 0.857																			
Minnie Rojas, R (8,1) ERA: 2.25	2.0 S 6 0 0 0 2 0 0 0 0 0 0 0 0 10 0.00 0.000																			

Detroit Tigers @ California Angels
Anaheim Stadium, Anaheim, CA
Sat Jun 10 1967, 10:05 PM EDT
Att: 19,417 - Unknown


AB 29
R 0
H 4
RBI 0
BB 2
SO 6
LOB 9



Batter	1	2	3	4	5	6	7	8	9	AB	R	H	RBI	BB	SO	LOB	BOTTOM	
Jose Cardenal, R (1,8) OBP: 0.288, SLG: 0.325	0-0 6-3		0-3 K			0-0 HR	0-0 BB			4	1	2	2	0	1	0		
Paul Schaaf, R (1,5) Minnie Rojas, R (8,1) OBP: 0.295, SLG: 0.279	0-0 F8			0-0 5-3		0-0 SH3 2B	4-0 BB			3	0	1	0	1	0	0		
Jim Fregosi, R (1,6) OBP: 0.325, SLG: 0.413	0-0 F3			4-0 BB		0-0 SH3	0-3 K			2	0	0	0	1	1	2		
Don Mincher, L (1,3) OBP: 0.396, SLG: 0.575		0-0 6-3		0-0 F8		0-0 F2		0-0 L9		4	0	0	0	0	0	2		
Jimmie Hall, L (1,9) OBP: 0.305, SLG: 0.426		0-0 1B		0-3 K		4-0 FC6-4 IBB		0-0 6-3		3	0	1	0	1	1	1		
Rick Reichardt, R (1,7) OBP: 0.318, SLG: 0.387		0-3 K			0-0 SH1 1B	0-0 FC6-4		0-3 K		4	0	1	0	0	2	3		
Buck Rodgers, S (1,2) OBP: 0.279, SLG: 0.287		0-0 F5			0-0 SH1			0-0 SH3-4 1B 2B		2	1	1	0	0	0	1		
Bobby Knoop, R (1,4) OBP: 0.274, SLG: 0.344			0-0 L9		0-0 F8			0-0 SH3-4		2	0	0	0	0	0	1		
Clyde Wright, R (1,1) Tom Satriano, L (7,PH) OBP: 0.340, SLG: 0.360			0-3 K		0-3 K			0-0 1-3		2	0	0	0	0	2	1		
Inning Stats	R: 0 E: 0 K: 0 S: 3	H: 0 LOB: 0 BB: 0 P: 3	R: 0 E: 0 K: 1 S: 6	H: 1 LOB: 0 BB: 0 P: 6	R: 0 E: 0 K: 2 S: 7	H: 0 LOB: 0 BB: 0 P: 7	R: 0 E: 0 K: 1 S: 5	H: 0 LOB: 1 BB: 1 P: 9	R: 1 E: 0 K: 0 S: 5	H: 2 LOB: 2 BB: 1 P: 9	R: 1 E: 0 K: 1 S: 7	H: 2 LOB: 2 BB: 1 P: 11	R: 0 E: 0 K: 1 S: 5	H: 0 LOB: 0 BB: 0 P: 5	1B: 3 2B: 2 3B: 0 HR: 1	SF: 0 SAC: 3 DP: 0 HBP: 0	WP: 0 PB: 0 SB: 0 CS: 0	PA: 33
PITCHER	IP WLS BF H R ER SO BB IBB HBP BLK WP HR S P ERA WHIP																	
Earl Wilson, R (1,1) ERA: 3.17	7.0 L 30 6 2 2 6 2 1 0 0 0 0 0 0 1 2.57 1.143																	
Hank Aguirre, L (8,1) ERA: 1.5	1.0 3 0 0 0 1 0 0 0 0 0 0 0 5 5 0.00 0.000																	

Detroit Tigers @ California Angels
Anaheim Stadium, Anaheim, CA
Sat Jun 10 1967, 10:05 PM EDT
Att: 19,417 - Unknown

AB 27
R 2
H 6
RBI 2
BB 3
SO 7
LOB 12



Batter	1	2	3	4	5	6	7	8	9	AB	R	H	RBI	BB	SO	LOB	TOP																	
Dick McAuliffe, L (1,4) OBP: 0.371, SLG: 0.443										3	0	0	0	1	1	1																		
Mickey Stanley, R (1,8) OBP: 0.247, SLG: 0.203										4	0	0	0	0	0	2																		
Al Kaline, R (1,9) OBP: 0.433, SLG: 0.593										2	3	1	1	2	0	0																		
Willie Horton, R (1,7) OBP: 0.325, SLG: 0.532										4	0	2	0	0	2	0																		
Gates Brown, L (8, PR) OBP: 0.299, SLG: 0.333										0	0	0	0	0	0	0																		
Norm Cash, L (1,3) OBP: 0.384, SLG: 0.389										4	0	1	1	0	0	2																		
Bill Freehan, R (1,2) OBP: 0.436, SLG: 0.547										4	1	2	1	0	0	2																		
Don Wert, R (1,5) OBP: 0.297, SLG: 0.296										4	0	0	0	0	0	2																		
Ray Oyler, R (1,6) OBP: 0.281, SLG: 0.267										3	0	1	1	1	1	0																		
Joe Sparma, R (1,1) Fred Gladding, L (6,1)										1	0	0	0	0	0	1																		
										2	0	0	0	0	2	0																		
Inning Stats	R: 0 E: 0 K: 1 S: 5	H: 0 LOB: 0 BB: 0 P: 5	R: 0 E: 0 K: 1 S: 5	H: 0 LOB: 0 BB: 0 P: 5	R: 0 E: 0 K: 0 S: 3	H: 0 LOB: 1 BB: 1 P: 7	R: 1 E: 0 K: 1 S: 6	H: 1 LOB: 0 BB: 0 P: 6	R: 1 E: 0 K: 0 S: 4	H: 2 LOB: 2 BB: 1 P: 9	R: 0 E: 0 K: 1 S: 5	H: 0 LOB: 0 BB: 0 P: 5	R: 1 E: 0 K: 0 S: 4	H: 2 LOB: 2 BB: 1 P: 8	R: 0 E: 0 K: 1 S: 7	H: 0 LOB: 0 BB: 0 P: 7	1B: 5 2B: 1 3B: 0 HR: 1	SF: 0 SAC: 1 DP: 2 HBP: 0	WP: 0 PB: 0 SB: 0 CS: 0	PA: 36														
PITCHER	IP WLS BF H R ER SO BB IBB HBP BLK WP HR S P ERA WHIP																																	
Jim McGlothlin, R (1,1) ERA: 1.4	7.1	31	6	4	4	4	3	1	0	0	0	0	0	1	35	51	4.91	1.227																
Ken Turner, L (8,1) ERA:	0.0	1	1	0	0	0	0	0	0	0	0	0	0	1	1	1	∞	∞																
Minnie Rojas, R (8,1) ERA: 2.17	1.2	W	4	0	0	0	2	0	0	0	0	0	0	0	8	8	0.00	0.000																

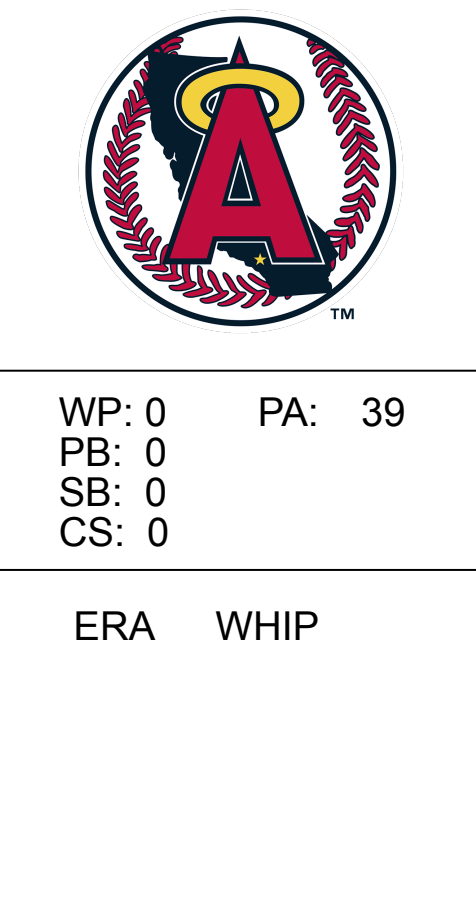
Detroit Tigers @ California Angels
Anaheim Stadium, Anaheim, CA
Sun Jun 11 1967, 6:33 AM EDT
Att: 18,059 - Unknown


AB 31
R 4
H 7
RBI 4
BB 4
SO 6
LOB 10


Batter	1	2	3	4	5	6	7	8	9	AB	R	H	RBI	BB	SO	LOB	BOTTOM																	
Jose Cardenal, R (1,8) OBP: 0.291, SLG: 0.333										5	1	2	0	0	3	1																		
Paul Schaal, R (1,5) OBP: 0.298, SLG: 0.278										4	0	1	0	1	1	1																		
Jay Johnstone, L (8, PR) OBP: 0.217, SLG: 0.248										0	1	0	0	0	0	0																		
Jim Fregosi, R (1,6) OBP: 0.327, SLG: 0.423										4	2	1	3	1	0	3																		
Don Mincher, L (1,3) OBP: 0.398, SLG: 0.573										4	1	2	0	0	0	0																		
Jimmie Hall, L (1,9) OBP: 0.310, SLG: 0.450										4	1	2	3	0	0	0																		
Rick Reichardt, R (1,7) OBP: 0.321, SLG: 0.390										4	0	2	0	0	1	2																		
Buck Rodgers, S (1,2) OBP: 0.271, SLG: 0.278										4	0	0	0	0	0	5																		
Bobby Knoop, R (1,4) OBP: 0.269, SLG: 0.337										4	0	0	0	0	1	4																		
Jim McGlothlin, R (1,1) OBP: 0.192, SLG: 0.160										3	0	1	0	0	2	0																		
Ken Turner, R (8,1) Minnie Rojas, R (8,1)										0	0	0	0	0	0	0																		
Bill Skowron, R (8, PH) OBP: 0.227, SLG: 0.279										1	0	0	0	0	1	0																		
Inning Stats	R: 0 E: 0 K: 2 S: 7	H: 0 LOB: 0 BB: 0 P: 7	R: 0 E: 1 K: 0 S: 5	H: 1 LOB: 2 BB: 0 P: 5	R: 0 E: 0 K: 1 S: 6	H: 1 LOB: 1 BB: 0 P: 6	R: 0 E: 0 K: 0 S: 3	H: 0 LOB: 0 BB: 0 P: 3	R: 0 E: 0 K: 2 S: 7	H: 0 LOB: 0 BB: 0 P: 7	R: 3 E: 0 K: 1 S: 8	H: 3 LOB: 1 BB: 1 P: 12	R: 0 E: 0 K: 1 S: 7	H: 2 LOB: 2 BB: 0 P: 7	R: 0 E: 0 K: 1 S: 7	H: 2 LOB: 2 BB: 0 P: 7	R: 3 E: 0 K: 1 S: 5	H: 2 LOB: 1 BB: 1 P: 9	1B: 8 2B: 1 3B: 0 HR: 2	SF: 0 SAC: 0 DP: 0 HBP: 0	WP: 0 PB: 0 SB: 0 CS: 0	PA: 39												
PITCHER	IP WLS BF H R ER SO BB IBB HBP BLK WP HR S P ERA WHIP																																	
Joe Sparma, R (1,1) ERA: 3.69	5.2	24	5	3	3	6	1	0	0	0	0	0	1	35	39	4.76	1.059																	
Fred Gladding, R (6,1) ERA: 1.38	2.2	L	15	6	3	3	3	1	0	0	0	0	0	1	20	24	10.12	2.625																

Detroit Tigers @ California Angels
Anaheim Stadium, Anaheim, CA
Sun Jun 11 1967, 6:33 AM EDT
Att: 18,059 - Unknown

AB 37
R 6
H 11
RBI 6
BB 2
SO 9
LOB 16



Batter	1	2	3	4	5	6	7	8	9	AB	R	H	RBI	BB	SO	LOB	TOP					
Max Alvis, R OBP: 0.338, SLG: 0.444 (1, 5)	4-0 CS BB		4-0 FC6-4 BB			0-0 HR 2B		0-3 K		2	1	1	0	2	1	0	Cleveland Indians @ California Angels Anaheim Stadium, Anaheim, CA Tue Jun 13 1967, 10:05 PM EDT Unknown					
Chuck Hinton, R OBP: 0.320, SLG: 0.371 (1, 9)	4-0 BB		0-0 FC6-4			0-0 6-3		0-0 HR		3	1	1	1	1	0	2						
Don Demeter, R OBP: 0.288, SLG: 0.464 (1, 8)	0-0 F4			0-0 F7		0-0 HR		0-0 F4		4	1	1	2	0	0	1						
Rocky Colavito, R OBP: 0.336, SLG: 0.404 (1, 7)	0-0 F8			0-0 6-3 2B		0-0 F4		0-0 F7		4	0	1	0	0	0	1						
Joe Azcue, R OBP: 0.360, SLG: 0.511 (1, 2)		0-3 K		0-0 6-3		0-0 1B		0-0 6-3		4	0	1	0	0	1	1						
Tony Horton, R OBP: 0.297, SLG: 0.310 (1, 3)		0-0 F8		0-3 K		0-0 F4		0-0 G6-3 1B		4	0	1	0	0	1	2						
Pedro Gonzalez, R OBP: 0.298, SLG: 0.298 (1, 4)		0-3 K			0-3 K		0-0 F9		0-0 G6-3 1-2	4	0	0	0	0	2	1						
Larry Brown, R OBP: 0.350, SLG: 0.405 (1, 6)			0-0 F5		0-0 5-3		0-0 F8			3	0	0	0	0	0	0						
Steve Hargan, R OBP: 0.212, SLG: 0.161 Bob Allen, L (7, 1)			0-3 K		0-0 G3		0-0 5-3			3	0	0	0	0	1	0						
Inning Stats	R: 0 E: 0 K: 0 S: 2	H: 0 LOB: 1 BB: 2 P: 10	R: 0 E: 0 K: 2 S: 7	H: 0 LOB: 0 BB: 0 P: 7	R: 0 E: 0 K: 1 S: 5	H: 0 LOB: 1 BB: 1 P: 9	R: 0 E: 0 K: 1 S: 6	H: 1 LOB: 1 BB: 0 P: 6	R: 0 E: 0 K: 1 S: 5	H: 0 LOB: 0 BB: 0 P: 5	R: 2 E: 0 K: 0 S: 6	H: 3 LOB: 1 BB: 0 P: 6	R: 0 E: 0 K: 0 S: 3	H: 0 LOB: 0 BB: 0 P: 3	R: 1 E: 0 K: 0 S: 6	H: 1 LOB: 0 BB: 0 P: 6		R: 0 E: 0 K: 0 S: 3	H: 1 LOB: 0 BB: 0 P: 3	1B: 2 2B: 2 3B: 0 HR: 2	SF: 0 SAC: 0 DP: 1 HBP: 0	WP: 0 PB: 0 SB: 0 CS: 1
PITCHER George Brunet, L ERA: 3.64 (1, 1)	IP: 9.0 WLS: W BF: 34 H: 6 R: 3 ER: 3 SO: 6 BB: 3 IBB: 0 HBP: 0 BLK: 0 WP: 0 HR: 2 S: 43 P: 55 ERA: 3.00 WHIP: 1.000															PITCHER						

Batter	1	2	3	4	5	6	7	8	9	AB	R	H	RBI	BB	SO	LOB	BOTTOM	
Jose Cardenal, R OBP: 0.286, SLG: 0.326 (1, 7) (8, 8)	0-0 6-3	0-0 5-3		0-0 F7			0-0 SH1-4	0-0 6-3		4	0	0	0	0	0	3	Cleveland Indians @ California Angels Anaheim Stadium, Anaheim, CA Tue Jun 13 1967, 10:05 PM EDT Unknown	
Paul Schaal, R OBP: 0.296, SLG: 0.284 (1, 5)	0-0 1-3		0-0 SH1-3 1B 2B		0-3 K		0-0 2B 1B	0-0 F9		5	2	2	0	0	1	0		
Jim Fregosi, R OBP: 0.329, SLG: 0.421 (1, 6)	0-0 2B		0-0 SH1-3 2-3		0-0 F2		4-0 2B 1B BB	0-0 1B		3	1	2	0	1	0	0		
Don Mincher, L OBP: 0.406, SLG: 0.588 (1, 3)	0-3 K		0-0 HR 1B		4-0 BB		0-0 1B 2B	0-0 1-3 2H 3H		4	2	2	3	1	1	2		
Jimmie Hall, L OBP: 0.319, SLG: 0.469 (1, 9) (8, 7)		4-0 1B 1B BB	0-0 HR		0-3 K		0-0 WP 1B 5-3 IBB			2	2	1	2	2	1	1		
Jay Johnstone, L OBP: 0.224, SLG: 0.255 Bubba Morton, R (7, PH) (8, 9)		0-0 1B	0-0 3-1			0-3 K	0-0 WP 1B			3	0	1	0	0	1	0		
Buck Rodgers, S OBP: 0.255, SLG: 0.261 (1, 2)		0-0 F8	0-0 F7			0-3 K	0-0 5-3			4	0	0	1	0	1	3		
Bobby Knoop, R OBP: 0.281, SLG: 0.340 (1, 4)		0-0 1B		0-3 K		0-0 5-3	4-0 IBB			3	0	1	0	1	1	0		
George Brunet, R OBP: 0.100, SLG: 0.069 (1, 1)		0-3 K		0-3 K			0-0 1B SH1-4 2B 1B 2-3			4	1	1	0	0	2	5		
Inning Stats	R: 0 E: 0 K: 1 S: 6	H: 1 LOB: 1 BB: 0 P: 6	R: 0 E: 0 K: 1 S: 7	H: 2 LOB: 3 BB: 1 P: 11	R: 3 E: 0 K: 0 S: 6	H: 3 LOB: 0 BB: 0 P: 6	R: 0 E: 0 K: 2 S: 7	H: 0 LOB: 0 BB: 0 P: 7	R: 0 E: 0 K: 2 S: 7	H: 0 LOB: 1 BB: 1 P: 11	R: 5 E: 0 K: 0 S: 7	H: 4 LOB: 2 BB: 3 P: 19	R: 0 E: 0 K: 0 S: 4	H: 1 LOB: 1 BB: 0 P: 4	1B: 7 2B: 3 3B: 0 HR: 1	SF: 0 SAC: 2 DP: 0 HBP: 0		WP: 2 PB: 0 SB: 0 CS: 0
PITCHER Steve Hargan, R ERA: 2.4 Bob Allen, L ERA: 2.95 (7, 1)	IP: 6.1 WLS: L BF: 32 H: 9 R: 8 ER: 8 SO: 8 BB: 3 IBB: 1 HBP: 0 BLK: 0 WP: 1 HR: 1 S: 44 P: 60 ERA: 11.37 WHIP: 1.895															PITCHER		

Batter	1	2	3	4	5	6	7	8	9	AB	R	H	RBI	BB	SO	LOB	TOP			
Lee Mays, L OBP: 0.280, SLG: 0.425 (1, 9)	4-3		4-3		3-1		K			4	0	0	0	0	1	0	Cleveland Indians @ California Angels Anaheim Stadium, Anaheim, CA Tue Jun 13 1967, 10:05 PM EDT Att: 11,064 - Unknown			
Chuck Hinton, R OBP: 0.323, SLG: 0.370 (1, 8)	6-3		BB			F 1B	F3			3	1	1	0	1	0	0				
Leon Wagner, L OBP: 0.294, SLG: 0.459 (1, 7)	4-3		F9			K		F4		4	0	0	0	0	1	2				
Fred Whitfield, L OBP: 0.302, SLG: 0.426 (1, 3)		FC3-6 1B	4-3			E3 1B		F7		4	2	1	0	0	0	2				
Max Alvis, R OBP: 0.340, SLG: 0.442 (1, 5)		FC3-6 1B		L6		1B		4-3		3	0	1	0	1	0	0				
Duke Sims, L OBP: 0.290, SLG: 0.278 (1, 2)		FC3-6 1B		4-3		F3			F2	4	0	0	0	0	0	5				
Gus Gil, R OBP: 0.190, SLG: 0.179 (1, 4)		FC4-6		F9					K	2	0	0	1	0	0	1				
Rocky Colavito, R OBP: 0.341, SLG: 0.409 (6, PH)		BLK								1	0	1	2	0	0	0				
Pedro Gonzalez, R OBP: 0.286, SLG: 0.298 (6, PH)		1-2 2-3 3-H								0	0	0	0	0	0	0				
Don Demeter, R OBP: 0.283, SLG: 0.456 (9, PH)		4-0				1-2 2-H 3-H				1	0	0	0	0	1	0				
Larry Brown, R OBP: 0.348, SLG: 0.398 (1, 6)		2-3				K	K		F4	3	0	0	0	1	2	2				
Sam McDowell, L OBP: 0.231, SLG: 0.346 (1, 1)										2	0	0	0	0	2	2				
Vic Davallillo, L OBP: 0.277, SLG: 0.313 (7, PH)										1	0	0	0	0	0	0				
Orlando Pena, R (7, 1)										0	0	0	0	0	0	0				
Inning Stats	R: 0 E: 0 K: 0 S: 3	H: 0 LOB: 0 BB: 0 P: 3	R: 1 E: 1 K: 1 S: 7	H: 2 LOB: 2 BB: 1 P: 11	R: 0 E: 0 K: 0 S: 3	H: 0 LOB: 1 BB: 1 P: 7	R: 0 E: 0 K: 0 S: 3	H: 0 LOB: 0 BB: 0 P: 3	R: 0 E: 0 K: 2 S: 10	H: 2 LOB: 2 BB: 1 P: 14	R: 0 E: 0 K: 1 S: 5	H: 0 LOB: 0 BB: 0 P: 5	R: 0 E: 0 K: 0 S: 3	H: 0 LOB: 0 BB: 0 P: 3	R: 0 E: 0 K: 1 S: 5	H: 0 LOB: 0 BB: 0 P: 5	1B: 4 2B: 0 3B: 0 HR: 0	SF: 0 SAC: 0 DP: 0 HBP: 0	WP: 0 PB: 0 SB: 1 CS: 0	PA: 35
PITCHER	IP WLS BF H R ER SO BB IBB HBP BLK WP HR S P ERA WHIP																			
Rickey Clark, R ERA: 2.79 (1, 1)	5.2 W 25 4 3 1 4 3 0 0 0 0 0 0 30 42 1.59 1.235																			
Bill Kelso, R ERA: 2.29 (6, 1)	3.1 S 10 0 0 0 3 0 0 0 0 0 0 0 16 16 0.00 0.000																			

AB 32
R 3
H 4
RBI 3
BB 3
SO 7
LOB 14



Batter	1	2	3	4	5	6	7	8	9	AB	R	H	RBI	BB	SO	LOB	BOTTOM			
Jose Cardenal, R OBP: 0.284, SLG: 0.333 (1, 8)	1B		6-3	FC6		K		6-3		5	1	1	0	0	1	3	Cleveland Indians @ California Angels Anaheim Stadium, Anaheim, CA Tue Jun 13 1967, 10:05 PM EDT Att: 11,064 - Unknown			
Paul Schaaf, R OBP: 0.306, SLG: 0.287 (1, 5)	3B		FC5-4	F5						2	0	1	1	2	0	3				
Jim Fregosi, R OBP: 0.324, SLG: 0.414 (1, 6)	K		FC5-4	L6		6-3				4	0	0	0	0	1	6				
Bubba Morton, R OBP: 0.375, SLG: 0.314 (1, 9)	K			1B	E7		K			3	2	1	0	1	2	1				
Rick Reichardt, R OBP: 0.325, SLG: 0.392 (1, 7)	6-3		1B	1B	SH5-3 CS		6-3			4	1	2	1	0	0	1				
Bill Skowron, R OBP: 0.234, SLG: 0.283 (1, 3)			K							2	1	1	1	0	1	0				
Don Mincher, L OBP: 0.404, SLG: 0.585 (5, 3)				E	SH5-3		4-3			1	0	0	0	0	0	0				
Buck Rodgers, S OBP: 0.285, SLG: 0.260 (1, 2)	F9			E				3-1		4	0	1	1	0	1	1				
Bobby Knoop, R OBP: 0.280, SLG: 0.335 (1, 4)	K			K				E4		3	0	0	0	1	2	2				
Rickey Clark, R (1, 1)										2	0	0	0	0	1	2				
Bill Kelso, R (6, 1)			K	E1	CS			SH1-3		1	0	0	0	0	1	0				
Inning Stats	R: 1 E: 0 K: 2 S: 9	H: 2 LOB: 1 BB: 0 P: 9	R: 0 E: 0 K: 2 S: 7	H: 0 LOB: 0 BB: 0 P: 7	R: 0 E: 0 K: 1 S: 5	H: 0 LOB: 1 BB: 1 P: 9	R: 3 E: 2 K: 1 S: 10	H: 3 LOB: 3 BB: 1 P: 14	R: 1 E: 1 K: 1 S: 6	H: 2 LOB: 1 BB: 1 P: 10	R: 0 E: 0 K: 2 S: 7	H: 0 LOB: 0 BB: 1 P: 11	R: 0 E: 0 K: 1 S: 5	H: 0 LOB: 0 BB: 0 P: 5	R: 0 E: 1 K: 0 S: 4	H: 0 LOB: 1 BB: 0 P: 4	1B: 5 2B: 1 3B: 1 HR: 0	SF: 0 SAC: 2 DP: 0 HBP: 0	WP: 0 PB: 0 SB: 0 CS: 1	PA: 38
PITCHER	IP WLS BF H R ER SO BB IBB HBP BLK WP HR S P ERA WHIP																			
Sam McDowell, L ERA: 4.54 (1, 1)	6.0 L 30 7 5 3 9 3 1 0 0 0 0 0 44 60 4.50 1.667																			
Orlando Pena, R ERA: 2.31 (7, 1)	2.0 7 0 0 0 1 0 0 0 0 0 0 0 9 9 0.00 0.000																			

AB 31
R 5
H 7
RBI 4
BB 4
SO 10
LOB 19



Batter	1	2	3	4	5	6	7	8	9	AB	R	H	RBI	BB	SO	LOB	TOP										
Max Alvis, R OBP: 0.335, SLG: 0.434 (1, 5)										4	0	0	0	0	1	2											
Chuck Hinton, R OBP: 0.322, SLG: 0.368 (1, 9)										4	0	1	0	0	0	1											
Don Demeter, R OBP: 0.286, SLG: 0.450 Vic Davalillo, L OBP: 0.275, SLG: 0.310 (8, 8)										3	1	1	0	0	0	1											
Rocky Colavito, R OBP: 0.338, SLG: 0.430 (1, 7)										4	1	1	2	0	0	0											
Joe Azcue, R OBP: 0.365, SLG: 0.511 (1, 2)										4	0	2	0	0	0	0											
Tony Horton, R OBP: 0.294, SLG: 0.295 Fred Whitfield, L OBP: 0.300, SLG: 0.423 (9, PH) (9, 3)										3	0	0	0	0	0	1											
Pedro Gonzalez, R OBP: 0.279, SLG: 0.291 (1, 4)										3	0	0	0	0	0	0											
Larry Brown, R OBP: 0.348, SLG: 0.397 (1, 6)										3	0	1	0	0	0	0											
Sonny Siebert, R OBP: 0.273, SLG: 0.682 George Culver, R OBP: 1.000, SLG: 1.000 (9, 1)										2	0	1	0	0	0	0											
										0	0	0	0	0	0	0											
Inning Stats	R: 2 E: 0 K: 0 S: 5	H: 2 LOB: 0 BB: 0 P: 5	R: 0 E: 0 K: 0 S: 3	H: 0 LOB: 0 BB: 0 P: 3	R: 0 E: 0 K: 0 S: 4	H: 1 LOB: 1 BB: 0 P: 4	R: 0 E: 0 K: 0 S: 3	H: 1 LOB: 0 BB: 0 P: 3	R: 0 E: 0 K: 0 S: 6	H: 1 LOB: 1 BB: 0 P: 6	R: 0 E: 0 K: 0 S: 3	H: 0 LOB: 0 BB: 0 P: 3	R: 0 E: 0 K: 0 S: 3	H: 0 LOB: 0 BB: 0 P: 3	R: 0 E: 0 K: 0 S: 4	H: 1 LOB: 1 BB: 0 P: 4	R: 0 E: 0 K: 0 S: 4	H: 1 LOB: 1 BB: 0 P: 4	1B: 5 2B: 0 3B: 1 HR: 1	SF: 0 SAC: 1 DP: 0 HBP: 0	WP: 0 PB: 0 SB: 0 CS: 1	PA: 33					
PITCHER	IP	WLS	BF	H	R	ER	SO	BB	IBB	HBP	BLK	WP	HR	S	P	ERA	WHIP										
Clyde Wright, L ERA: 1.26 Minnie Rojas, R ERA: 1.99	(1, 1) (8, 1)	7.1 W	27 6	6 1	2 0	2 0	1 0	0 0	0 0	0 0	0 0	0 0	1 0	29 6	29 6	2.46 0.00	0.818 0.600										

Cleveland Indians @ California Angels
Anaheim Stadium, Anaheim, CA
Wed Jun 14 1967, 10:05 PM EDT
Att: 19,108 - Unknown


AB 32
R 2
H 7
RBI 2
BB 0
SO 1
LOB 6



Batter	1	2	3	4	5	6	7	8	9	AB	R	H	RBI	BB	SO	LOB	BOTTOM										
Jose Cardenal, R OBP: 0.278, SLG: 0.326 (8, 7)										4	0	0	0	0	2	0											
Paul Schaaf, R OBP: 0.305, SLG: 0.286 (1, 5)										4	0	1	0	0	1	0											
Jim Fregosi, R OBP: 0.331, SLG: 0.415 (1, 6)										2	0	1	0	2	0	0											
Don Mincher, L OBP: 0.401, SLG: 0.578 Marcelino Lopez, R OBP: 0.390, SLG: 0.590 (9, PR)										4	0	1	0	0	0	5											
Jimmie Hall, L OBP: 0.317, SLG: 0.463 (1, 9)										4	1	1	0	0	0	2											
Rick Reichardt, R OBP: 0.320, SLG: 0.386 Minnie Rojas, R OBP: 0.390, SLG: 0.314 (9, PH)										3	0	0	0	0	2	0											
Buck Rodgers, S OBP: 0.281, SLG: 0.287 (1, 2)										4	1	2	3	0	0	0											
Bobby Knoop, R OBP: 0.276, SLG: 0.330 (1, 4)										3	0	0	0	0	0	0											
Clyde Wright, R OBP: 0.223, SLG: 0.253 (8, 8)										2	0	0	0	0	1	0											
										1	0	0	0	0	0	0											
Inning Stats	R: 0 E: 0 K: 0 S: 4	H: 1 LOB: 2 BB: 1 P: 8	R: 0 E: 0 K: 1 S: 5	H: 0 LOB: 0 BB: 0 P: 5	R: 0 E: 1 K: 2 S: 8	H: 0 LOB: 2 BB: 1 P: 12	R: 1 E: 0 K: 0 S: 4	H: 1 LOB: 0 BB: 0 P: 4	R: 0 E: 0 K: 0 S: 3	H: 0 LOB: 0 BB: 0 P: 3	R: 0 E: 0 K: 0 S: 3	H: 1 LOB: 0 BB: 0 P: 3	R: 0 E: 0 K: 1 S: 5	H: 0 LOB: 0 BB: 0 P: 5	R: 0 E: 0 K: 2 S: 7	H: 0 LOB: 0 BB: 0 P: 7	R: 2 E: 0 K: 0 S: 4	H: 3 LOB: 2 BB: 1 P: 8	1B: 5 2B: 0 3B: 0 HR: 1	SF: 0 SAC: 0 DP: 1 HBP: 0	WP: 0 PB: 1 SB: 0 CS: 0	PA: 34					
PITCHER	IP	WLS	BF	H	R	ER	SO	BB	IBB	HBP	BLK	WP	HR	S	P	ERA	WHIP										
Sonny Siebert, R ERA: 2.78 George Culver, R ERA: 3.66	(1, 1) (9, 1)	8.1 L	33 1	5 1	3 0	3 0	6 0	3 0	0 0	0 0	0 0	0 0	1 0	42 1	54 1	3.24 *	0.960 *										

Cleveland Indians @ California Angels
Anaheim Stadium, Anaheim, CA
Wed Jun 14 1967, 10:05 PM EDT
Att: 19,108 - Unknown

AB 31
R 3
H 6
RBI 3
BB 3
SO 6
LOB 7



Batter	1	2	3	4	5	6	7	8	9	AB	R	H	RBI	BB	SO	LOB	TOP			
Jose Cardenal, R OBP: 0.278, SLG: 0.324 (1, 8)	F9		6-3		F4			F9-3 1B		4	0	1	0	0	0	0	California Angels @ Baltimore Orioles Memorial Stadium, Baltimore, MD Fri Jun 16 1967, 7:05 PM EDT Unknown			
Paul Schaaf, R OBP: 0.303, SLG: 0.291 (1, 5)			F8		1-3			F9-3 1-2		4	0	1	0	0	0	1				
Jim Fregosi, R OBP: 0.330, SLG: 0.413 Woodie Held, R OBP: 0.308, SLG: 0.386 (1, 6) (2, 6)	K		K		P1-3 1B			HR		1	0	0	0	0	1	1				
Don Mincher, L OBP: 0.398, SLG: 0.571 (1, 3)	K				F3			SH3-4 1B		4	0	1	0	0	1	2				
Bubba Morton, R OBP: 0.386, SLG: 0.342 (1, 9)					F8			SH3-4 1-2		3	1	1	0	0	0	0				
Rick Reichardt, R OBP: 0.323, SLG: 0.386 Jay Johnstone, L OBP: 0.223, SLG: 0.253 (1, 7) (9, 8)	K				BB 1B			IBB		3	0	1	0	1	1	1				
Buck Rodgers, S OBP: 0.267, SLG: 0.288 (1, 2)					1-2 BB			F6		3	0	1	1	1	0	2				
Bobby Knoop, R OBP: 0.271, SLG: 0.324 (1, 4)	FC6-4 1-2				F9			K		4	0	0	0	0	2	5				
Jack Hamilton, R OBP: 0.143, SLG: 0.571 Bill Kelso, R Ken Turner, R Minnie Rojas, R (1, 1) (7, 1) (8, 1) (8, 1)	K				K			K		2	0	0	0	0	2	1				
Inning Stats	R: 0 E: 0 K: 2 S: 8	H: 1 LOB: 1 BB: 0 P: 8	R: 1 E: 0 K: 2 S: 9	H: 2 LOB: 1 BB: 0 P: 9	R: 0 E: 0 K: 1 S: 5	H: 0 LOB: 0 BB: 0 P: 5	R: 0 E: 0 K: 0 S: 4	H: 1 LOB: 2 BB: 1 P: 8	R: 0 E: 0 K: 1 S: 5	H: 0 LOB: 0 BB: 0 P: 5	R: 0 E: 0 K: 1 S: 3	H: 0 LOB: 0 BB: 0 P: 5	R: 0 E: 0 K: 1 S: 5	H: 1 LOB: 0 BB: 0 P: 5	R: 1 E: 0 K: 1 S: 7	H: 2 LOB: 2 BB: 1 P: 11		1B: 5 2B: 4 3B: 0 HR: 1	SF: 0 SAC: 1 DP: 2 HBP: 0	WP: 0 PB: 0 SB: 0 CS: 0
PITCHER Pete Richert, L ERA: 3.5 (1, 1)	IP: 9.0 WLS: L BF: 35	H: 8 R: 2 ER: 2 SO: 9	BB: 1 IBB: 1 HBP: 0 BLK: 0	WP: 0 HR: 1 S: 51 P: 59	ERA: 2.00 WHIP: 1.000	PITCHER										IP: 9.0 WLS: L BF: 35	H: 8 R: 2 ER: 2 SO: 9	BB: 1 IBB: 1 HBP: 0 BLK: 0	WP: 0 HR: 1 S: 51 P: 59	ERA: 2.00 WHIP: 1.000

Batter	1	2	3	4	5	6	7	8	9	AB	R	H	RBI	BB	SO	LOB	BOTTOM					
Luis Aparicio, R OBP: 0.274, SLG: 0.321 (1, 6)	WP 3B		6-3			1B FC5-2 1B	F8		4-3	5	1	2	0	0	0	2	California Angels @ Baltimore Orioles Memorial Stadium, Baltimore, MD Fri Jun 16 1967, 7:05 PM EDT Unknown					
Paul Blair, R OBP: 0.351, SLG: 0.456 (1, 8)	4-3		F8			FC5-2 1B BB		CS SH3-4 1B		3	0	1	0	1	0	0						
Curt Blefary, L OBP: 0.361, SLG: 0.462 (1, 7)	1-3				1-3	FC5-2 1B		SH3-4		3	0	1	0	0	0	0						
Frank Robinson, R OBP: 0.439, SLG: 0.682 (1, 9)	5-3				E5 1B WP	FC5-2		BB IBB		3	0	0	0	1	0	3						
Boog Powell, L OBP: 0.352, SLG: 0.414 (1, 3)			1-3		G1-4-3 1B	K		1-2 2-3 3-H		3	0	1	0	1	1	3						
Brooks Robinson, R OBP: 0.323, SLG: 0.381 (1, 5)			F7		G1-4-3 1-2	K		BB		4	0	0	0	0	1	7						
Davey Johnson, R OBP: 0.337, SLG: 0.385 (1, 4)					F7			K		3	0	1	0	1	1	0						
Andy Etchebarren, R OBP: 0.325, SLG: 0.419 (1, 2)			F9		K			SH1-4 1B		4	0	1	0	0	2	2						
Pete Richert, L OBP: 0.069, SLG: 0.071 Russ Snyder, L OBP: 0.347, SLG: 0.430 (1, 1) (9, PH)			K		K			SH1-4 1-2		2	0	0	0	0	2	0						
Inning Stats	R: 1 E: 0 K: 0 S: 4	H: 1 LOB: 0 BB: 0 P: 4	R: 0 E: 0 K: 0 S: 3	H: 0 LOB: 1 BB: 1 P: 7	R: 0 E: 0 K: 1 S: 5	H: 0 LOB: 0 BB: 0 P: 5	R: 0 E: 1 K: 0 S: 4	H: 1 LOB: 1 BB: 0 P: 4	R: 0 E: 0 K: 2 S: 7	H: 0 LOB: 0 BB: 0 P: 7	R: 0 E: 0 K: 2 S: 9	H: 2 LOB: 3 BB: 1 P: 13	R: 0 E: 0 K: 1 S: 6	H: 1 LOB: 1 BB: 0 P: 6	R: 0 E: 0 K: 0 S: 3	H: 1 LOB: 2 BB: 2 P: 11		R: 0 E: 0 K: 1 S: 6	H: 1 LOB: 1 BB: 0 P: 6	1B: 5 2B: 1 3B: 1 HR: 0	SF: 0 SAC: 2 DP: 1 HBP: 0	WP: 2 PB: 0 SB: 0 CS: 1
PITCHER Jack Hamilton, R ERA: 3.55 Bill Kelso, R ERA: 2.51 Ken Turner, L ERA: Minnie Rojas, R ERA: 1.93 (1, 1) (7, 1) (8, 1) (8, 1)	IP: 6.0 WLS: BF: 24	H: 4 R: 1 ER: 1 SO: 5	BB: 2 IBB: 0 HBP: 0 BLK: 0	WP: 2 HR: 0 S: 32 P: 40	ERA: 1.50 WHIP: 1.000	PITCHER										IP: 6.0 WLS: BF: 24	H: 4 R: 1 ER: 1 SO: 5	BB: 2 IBB: 0 HBP: 0 BLK: 0	WP: 2 HR: 0 S: 32 P: 40	ERA: 1.50 WHIP: 1.000		

Batter	1	2	3	4	5	6	7	8	9	AB	R	H	RBI	BB	SO	LOB	TOP				
Jose Cardenal, R OBP: 0.281, SLG: 0.342 (1, 7)	F8		FC4-6 1B	HR			6-3		F7	5	1	2	2	0	0	1					
Paul Schaaf, R OBP: 0.302, SLG: 0.286 (1, 5)	BB		FC4-6 HR	6-3			F7			3	1	0	0	1	0	1					
Woodie Held, R OBP: 0.304, SLG: 0.438 (1, 6)	K		HR					4-3		4	1	1	2	0	2	1					
Don Mincher, L OBP: 0.396, SLG: 0.563 (1, 3)	BB		F7				F6			3	0	0	0	1	0	0					
Jimmie Hall, L OBP: 0.315, SLG: 0.453 (1, 9)	F7		F8				4-3			3	0	0	0	1	0	2					
Jay Johnstone, L OBP: 0.224, SLG: 0.253 (1, 8)			F5				F5			4	1	1	0	0	0	1					
Buck Rodgers, S OBP: 0.287, SLG: 0.287 (1, 2)			4-3				4-3			4	0	1	0	0	0	1					
Bobby Knoop, R OBP: 0.277, SLG: 0.325 (1, 4)			1B				F7			2	1	1	0	1	0	0					
Jim McGlothlin, R OBP: 0.185, SLG: 0.154 Ken Turner, R (5, 1)	K		SH1-4				K			1	0	0	1	0	1	1					
			1B				BB			1	0	0	0	1	1	0					
Inning Stats	R: 0 E: 0 K: 1 S: 5	H: 0 LOB: 2 BB: 2 P: 13	R: 0 E: 0 K: 1 S: 6	H: 1 LOB: 1 BB: 0 P: 6	R: 2 E: 0 K: 0 S: 5	H: 2 LOB: 0 BB: 1 P: 5	R: 3 E: 0 K: 0 S: 5	H: 2 LOB: 0 BB: 1 P: 9	R: 0 E: 0 K: 1 S: 5	H: 0 LOB: 0 BB: 0 P: 3	R: 0 E: 0 K: 1 S: 5	H: 0 LOB: 0 BB: 0 P: 5	R: 0 E: 0 K: 0 S: 3	H: 0 LOB: 1 BB: 1 P: 7	R: 0 E: 0 K: 0 S: 3	H: 1 LOB: 1 BB: 1 P: 7	1B: 4 2B: 0 3B: 0 HR: 2	SF: 0 SAC: 2 DP: 0 HBP: 0	WP: 0 PB: 0 SB: 2 CS: 1	PA: 37	
PITCHER	IP	WLS	BF	H	R	ER	SO	BB	IBB	HBP	BLK	WP	HR	S	P	ERA	WHIP				
Bill Dillman, R ERA: 3.8 (1, 1)	4.0	L	20	5	5	5	2	3	0	0	0	0	2	21	33	11.25	2.000				
Eddie Fisher, R ERA: 3.92 (5, 1)	1.0		3	0	0	0	1	0	0	0	0	0	0	5	5	0.00	0.000				
Stu Miller, R ERA: 2.7 (6, 1)	4.0		14	1	0	0	1	2	0	0	0	0	0	14	22	0.00	0.750				

California Angels @ Baltimore Orioles
Memorial Stadium, Baltimore, MD
Fri Jun 16 1967, 7:05 PM EDT
Att: 16,313 - Unknown

AB	30
R	5
H	6
RBI	5
BB	5
SO	4
LOB	8



Batter	1	2	3	4	5	6	7	8	9	AB	R	H	RBI	BB	SO	LOB	BOTTOM					
Mark Belanger, R OBP: 0.350, SLG: 0.389 (1, 6)	F9		G6-4-3 1B					F9		4	0	2	1	0	0	0						
Paul Blair, R OBP: 0.350, SLG: 0.460 Russ Snyder, L OBP: 0.344, SLG: 0.426 (1, 8) (6, 8)	L5		G6-4-3				2B	4-3		3	0	1	0	0	0	2						
Curt Bielefy, L OBP: 0.359, SLG: 0.458 (1, 7)	1B						F8	F3		4	0	1	0	0	0	2						
Frank Robinson, R OBP: 0.436, SLG: 0.688 (1, 9)	F9						F8	6-3		4	1	1	1	0	0	1						
Boog Powell, L OBP: 0.345, SLG: 0.404 (1, 3)			K				K	G3		4	0	0	0	0	3	0						
Brooks Robinson, R OBP: 0.321, SLG: 0.383 (1, 5)	F9						2B	F8		4	1	1	0	0	0	0						
Davey Johnson, R OBP: 0.335, SLG: 0.387 (1, 4)	6-3						1B	F9		4	1	1	1	0	0	0						
Vic Roznovsky, L OBP: 0.304, SLG: 0.286 (1, 2)			1B				F5	4-3		3	0	1	0	0	0	1						
Bill Dillman, R OBP: 0.308, SLG: 0.308 Eddie Fisher, R (5, 1)			K				5-3	F9		1	0	0	0	0	1	1						
Sam Bowers, R OBP: 0.286, SLG: 0.278 Stu Miller, R (6, 1)										1	0	0	0	0	0	1						
Inning Stats	R: 0 E: 0 K: 0 S: 4	H: 1 LOB: 1 BB: 0 P: 4	R: 0 E: 0 K: 1 S: 5	H: 0 LOB: 0 BB: 0 P: 5	R: 0 E: 0 K: 1 S: 6	H: 2 LOB: 1 BB: 0 P: 6	R: 0 E: 0 K: 1 S: 5	H: 0 LOB: 0 BB: 0 P: 5	R: 2 E: 0 K: 0 S: 7	H: 4 LOB: 2 BB: 0 P: 7	R: 0 E: 0 K: 0 S: 3	H: 0 LOB: 0 BB: 0 P: 3	R: 0 E: 0 K: 0 S: 3	H: 0 LOB: 0 BB: 0 P: 3	R: 0 E: 0 K: 0 S: 3	H: 0 LOB: 0 BB: 0 P: 3	R: 1 E: 0 K: 1 S: 6	H: 1 LOB: 0 BB: 0 P: 6	1B: 4 2B: 3 3B: 0 HR: 1	SF: 0 SAC: 0 DP: 1 HBP: 0	WP: 0 PB: 0 SB: 0 CS: 0	PA: 34
PITCHER	IP	WLS	BF	H	R	ER	SO	BB	IBB	HBP	BLK	WP	HR	S	P	ERA	WHIP					
Jim McGlothlin, R ERA: 1.53 (1, 1)	4.2		20	7	2	2	3	0	0	0	0	0	1	16	16	2.08	0.231					
Ken Turner, L ERA: 1.6 (5, 1)	4.1	W	14	1	1	1	1	0	0	0	0	0	1	16	16	2.08	0.231					

California Angels @ Baltimore Orioles
Memorial Stadium, Baltimore, MD
Fri Jun 16 1967, 7:05 PM EDT
Att: 16,313 - Unknown

AB	34
R	3
H	8
RBI	3
BB	0
SO	4
LOB	8



Batter	1	2	3	4	5	6	7	8	9	AB	R	H	RBI	BB	SO	LOB	TOP								
Jose Cardenal, R OBP: 0.284, SLG: 0.344 (1, 8)	0-0 4-3			0-3 K		0-0 F9		0-0 FC4-6 1B	0-0 1-2 1B	5	0	2	0	0	1	2									
Paul Schaaf, R OBP: 0.295, SLG: 0.278 (1, 5)	0-0 F4			0-0 F9		0-0 1-3		0-0 FC4-6 1-2	0-0 FC5 2-3	5	0	0	1	0	0	4									
Woodie Held, R OBP: 0.317, SLG: 0.462 (1, 6)	0-3 K			0-0 2B		0-0 BB 1B		0-3 K		4	0	2	1	0	2	1									
Don Mincher, L OBP: 0.397, SLG: 0.557 (1, 3)		4-0 G6-4-3 BB		0-0 4-3		4-0 1-2 BB		0-0 F8		2	0	0	0	2	0	2									
Bubba Morton, R OBP: 0.375, SLG: 0.333 (1, 9)		0-3 K			0-0 L6	0-0 F8			0-0 HR 1B	4	1	1	0	0	1	3									
Rick Reichardt, R OBP: 0.322, SLG: 0.383 (1, 7)		0-0 G6-4-3 1-2			0-0 5-3			0-0 1B G6-4-3	0-3 K	4	1	1	0	0	1	2									
Buck Rodgers, S OBP: 0.272, SLG: 0.311 (1, 2)			0-3 K		0-0 F8			0-0 1-3 G6-4-3 1B	0-0 1-H HR	4	1	2	2	0	1	0									
Bobby Knoop, R OBP: 0.276, SLG: 0.321 (1, 4)			0-0 E1 G1-6-3		4-0 F9 BB 1-3 BB	0-0 G6-4-3		0-0 F9		3	1	0	0	1	0	1									
George Brunet, R OBP: 0.207, SLG: 0.267 (5, PH) Johnny Wichas, R OBP: 0.231, SLG: 0.182 (5, 1) Lew Burdette, R OBP: 0.222, SLG: 0.250 (7, PH) Pete Cimino, R OBP: 0.142, SLG: 0.143 (7, 1) Jimmie Hall, L OBP: 0.320, SLG: 0.457 (5, PH)			0-0 G1-6-3		4-0 1-2 1B BB	0-3 K		0-0 FC5 1B	0-0 1B	1	0	0	0	0	0	1									
Inning Stats	R: 0 E: 0 K: 1 S: 5	H: 0 LOB: 0 BB: 0 P: 5	R: 0 E: 0 K: 1 S: 4	H: 0 LOB: 0 BB: 1 P: 8	R: 0 E: 1 K: 1 S: 5	H: 0 LOB: 0 BB: 0 P: 5	R: 0 E: 0 K: 1 S: 6	H: 1 LOB: 1 BB: 0 P: 6	R: 0 E: 0 K: 0 S: 3	H: 0 LOB: 0 BB: 0 P: 3	R: 2 E: 0 K: 0 S: 4	H: 1 LOB: 2 BB: 3 P: 16	R: 1 E: 0 K: 1 S: 6	H: 2 LOB: 0 BB: 0 P: 6	R: 0 E: 0 K: 1 S: 6	H: 1 LOB: 1 BB: 0 P: 6	R: 2 E: 0 K: 1 S: 9	H: 4 LOB: 2 BB: 0 P: 9	1B: 7 2B: 1 3B: 0 HR: 1	SF: 0 SAC: 0 DP: 3 HBP: 0	WP: 0 PB: 0 SB: 0 CS: 0	PA: 38			
PITCHER	IP	WLS	BF	H	R	ER	SO	BB	IBB	HBP	BLK	WP	HR	S	P	ERA	WHIP								
Steve Barber, L ERA: 3.92 (1, 1)	6.0	W	23	2	2	2	4	4	0	0	0	0	0	27	43	3.00	1.000								
Moe Drabowsky, R ERA: 1.09 (7, 1)	2.2		13	6	3	3	3	0	0	0	0	0	1	19	19	10.12	2.250								
Eddie Watt, R ERA: 1.8 (9, 1)	0.1	S	2	1	0	0	0	0	0	0	0	0	0	2	2	0.00	3.000								

California Angels @ Baltimore Orioles
Memorial Stadium, Baltimore, MD
Sat Jun 17 1967, 7:05 PM EDT
Att: 21,089 - Unknown

AB	34
R	5
H	9
RBI	4
BB	4
SO	7
LOB	16



Batter	1	2	3	4	5	6	7	8	9	AB	R	H	RBI	BB	SO	LOB	BOTTOM								
Curt Blefary, L OBP: 0.361, SLG: 0.483 (1, 7)	0-0 1B 3B		0-3 K	0-3 K			0-0 HR			4	2	2	1	0	2	2									
Luis Aparicio, R OBP: 0.278, SLG: 0.325 (1, 6)	0-0 WP SF7 1B		0-0 F7		0-0 E4 F8 1B		0-0 1-3			4	2	2	1	0	0	0									
Paul Blair, R OBP: 0.348, SLG: 0.457 (1, 8)	0-0 SF7 1-H		0-0 6-3		0-0 L4		0-0 1B			3	0	1	1	0	0	1									
Frank Robinson, R OBP: 0.437, SLG: 0.697 (1, 9)	0-0 HR			0-0 5-3	4-0 1B IBB		0-3 K			3	1	1	1	1	1	1									
Brooks Robinson, R OBP: 0.320, SLG: 0.378 (1, 5)	0-0 F8			4-0 1B BB	0-0 F8		0-0 F3			3	1	0	0	1	0	3									
Boog Powell, L OBP: 0.353, SLG: 0.412 (1, 3)	0-3 K			0-0 1B BB	0-0 1-3 3-H 1B			0-0 1B		4	1	3	1	0	1	0									
Davey Johnson, R OBP: 0.329, SLG: 0.379 (1, 4)		0-3 K		0-0 F6		0-0 6-3		0-3 K		4	0	0	0	0	2	3									
Andy Etchebarren, R OBP: 0.323, SLG: 0.410 (1, 2)		0-0 F4		4-0 1B BB		0-3 K		0-3 K		3	0	0	0	1	2	1									
Steve Barber, L OBP: 0.190, SLG: 0.105 (6, PH) Sam Bowers, R OBP: 0.279, SLG: 0.270 (7, 1) Moe Drabowsky, R OBP: 0.385, SLG: 0.333 (9, 1)		0-3 K		0-0 F4		0-0 6-3		0-0 F4		2	0	1	2	0	1	0									
Inning Stats	R: 3 E: 0 K: 1 S: 8	H: 3 LOB: 0 BB: 0 P: 8	R: 0 E: 0 K: 2 S: 7	H: 0 LOB: 0 BB: 0 P: 7	R: 0 E: 0 K: 1 S: 5	H: 0 LOB: 0 BB: 0 P: 5	R: 2 E: 0 K: 1 S: 7	H: 2 LOB: 2 BB: 2 P: 15	R: 1 E: 1 K: 0 S: 4	H: 2 LOB: 2 BB: 1 P: 8	R: 0 E: 0 K: 1 S: 5	H: 0 LOB: 0 BB: 0 P: 5	R: 1 E: 0 K: 1 S: 7	H: 2 LOB: 1 BB: 0 P: 7	R: 0 E: 0 K: 2 S: 8	H: 1 LOB: 1 BB: 0 P: 8	1B: 7 2B: 0 3B: 1 HR: 2	SF: 1 SAC: 0 DP: 0 HBP: 0	WP: 1 PB: 0 SB: 1 CS: 0	PA: 36					
PITCHER	IP	WLS	BF	H	R	ER	SO	BB	IBB	HBP	BLK	WP	HR	S	P	ERA	WHIP								
George Brunet, L ERA: 3.98 (1, 1)	5.0	L	24	7	6	6	5	2	1	0	0	0	0	31	43	10.80	1.800								
Lew Burdette, R ERA: 3.94 (6, 1)	1.0		3	0	0	0	1	0	0	0	0	0	0	5	5	0.00	0.000								
Pete Cimino, R ERA: 2.93 (7, 1)	2.0		9	3	1	1	3	0	0	0	0	0	1	15	15	4.50	1.500								

California Angels @ Baltimore Orioles
Memorial Stadium, Baltimore, MD
Sat Jun 17 1967, 7:05 PM EDT
Att: 21,089 - Unknown


AB	32
R	7
H	10
RBI	7
BB	3
SO	9
LOB	12



Batter	1	2	3	4	5	6	7	8	9	AB	R	H	RBI	BB	SO	LOB	TOP										
Jose Cardenal, R OBP: 0.286, SLG: 0.360 (1, 8)										5	2	2	1	0	1	1	California Angels @ Baltimore Orioles Memorial Stadium, Baltimore, MD Sun Jun 18 1967, 3:33 AM EDT Att: 12,121 - Unknown										
Paul Schaaf, R OBP: 0.295, SLG: 0.277 (1, 5)										4	1	1	0	1	1	0											
Woodie Held, R OBP: 0.323, SLG: 0.446 (1, 6)										4	0	1	2	1	1	0											
Don Mincher, L OBP: 0.397, SLG: 0.551 (1, 3)										4	1	1	0	0	1	3											
Bubba Morton, R OBP: 0.365, SLG: 0.326 (1, 9)										4	1	1	0	0	0	2											
Rick Reichardt, R OBP: 0.321, SLG: 0.378 (1, 7)										3	0	0	0	1	1	1											
Buck Rodgers, S OBP: 0.272, SLG: 0.309 (1, 2)										4	0	1	2	0	0	0											
Bobby Knoop, R OBP: 0.280, SLG: 0.324 (1, 4)										4	0	2	0	0	0	2											
Rickey Clark, R (1, 1)										2	0	0	0	0	1	1											
Minnie Rojas, R (8, 1)										0	0	0	0	0	0	0											
Jimmie Hall, L OBP: 0.318, SLG: 0.454 (8, 9)										1	0	0	0	0	0	0											
Inning Stats	R: 2 E: 0 K: 0 S: 6	H: 3 LOB: 1 BB: 0 P: 6	R: 0 E: 0 K: 0 S: 4	H: 1 LOB: 1 BB: 0 P: 4	R: 2 E: 0 K: 0 S: 6	H: 3 LOB: 2 BB: 1 P: 10	R: 0 E: 0 K: 1 S: 5	H: 0 LOB: 0 BB: 0 P: 5	R: 0 E: 0 K: 0 S: 3	H: 1 LOB: 1 BB: 0 P: 4	R: 1 E: 0 K: 2 S: 8	H: 1 LOB: 1 BB: 0 P: 9	R: 0 E: 0 K: 1 S: 5	H: 0 LOB: 0 BB: 0 P: 5	R: 0 E: 0 K: 2 S: 7	H: 0 LOB: 2 BB: 2 P: 15	1B: 8 2B: 0 3B: 0 HR: 1	SF: 0 SAC: 1 DP: 0 HBP: 1	WP: 0 PB: 0 SB: 0 CS: 0	PA: 40							
PITCHER	IP	WLS	BF	H	R	ER	SO	BB	IBB	HBP	BLK	WP	HR	S	P	ERA	WHIP										
Dave McNally, L ERA: 5.71 (1, 1)	2.2	L	16	7	4	4	0	1	0	0	0	0	0	15	19	13.50	3.000										
Eddie Fisher, R ERA: 3.44 (3, 1)	4.1		16	2	1	1	3	0	0	1	0	0	1	21	22	2.08	0.462										
Eddie Watt, R ERA: 1.7 (8, 1)	2.0		8	0	0	0	3	2	0	0	0	0	0	12	20	0.00	1.000										

Batter	1	2	3	4	5	6	7	8	9	AB	R	H	RBI	BB	SO	LOB	BOTTOM										
Luis Aparicio, R OBP: 0.282, SLG: 0.333 (1, 6)										4	1	2	0	0	0	2	California Angels @ Baltimore Orioles Memorial Stadium, Baltimore, MD Sun Jun 18 1967, 3:33 AM EDT Att: 12,121 - Unknown										
Paul Blair, R OBP: 0.341, SLG: 0.446 (1, 8)										4	1	0	0	0	1	3											
Curt Blefary, L OBP: 0.360, SLG: 0.478 (1, 7)										4	0	1	1	0	0	1											
Frank Robinson, R OBP: 0.431, SLG: 0.688 (1, 9)										3	0	0	1	0	1	1											
Boog Powell, L OBP: 0.346, SLG: 0.403 (1, 3)										4	0	0	0	0	1	1											
Brooks Robinson, R OBP: 0.319, SLG: 0.380 (1, 5)										4	1	1	0	0	0	1											
Davey Johnson, R OBP: 0.327, SLG: 0.373 (1, 4)										3	0	0	0	1	1	1											
Andy Etchebarren, R OBP: 0.333, SLG: 0.423 (1, 2)										3	0	2	1	1	1	1											
Dave McNally, R OBP: 0.167, SLG: 0.208 (1, 1)										1	0	0	0	0	1	1											
Rickey Clark, R ERA: 2.83 (3, 1)										1	0	0	0	0	1	1											
Russ Snyder, L OBP: 0.341, SLG: 0.422 (7, PH)										1	0	0	0	0	0	1											
Eddie Watt, R (8, 1)										0	0	0	0	0	0	0											
Vic Roznovsky, L OBP: 0.292, SLG: 0.273 (8, PH)										1	0	0	0	0	0	1											
Inning Stats	R: 2 E: 1 K: 0 S: 6	H: 2 LOB: 1 BB: 0 P: 6	R: 0 E: 0 K: 2 S: 8	H: 1 LOB: 0 BB: 0 P: 8	R: 0 E: 0 K: 0 S: 3	H: 0 LOB: 0 BB: 0 P: 3	R: 0 E: 0 K: 1 S: 5	H: 0 LOB: 1 BB: 1 P: 9	R: 0 E: 0 K: 1 S: 5	H: 0 LOB: 0 BB: 0 P: 5	R: 0 E: 0 K: 1 S: 5	H: 0 LOB: 1 BB: 1 P: 9	R: 0 E: 0 K: 1 S: 6	H: 1 LOB: 1 BB: 0 P: 6	R: 1 E: 0 K: 1 S: 7	H: 2 LOB: 1 BB: 0 P: 7	1B: 3 2B: 3 3B: 0 HR: 0	SF: 1 SAC: 0 DP: 0 HBP: 0	WP: 0 PB: 0 SB: 0 CS: 0	PA: 36							
PITCHER	IP	WLS	BF	H	R	ER	SO	BB	IBB	HBP	BLK	WP	HR	S	P	ERA	WHIP										
Rickey Clark, R ERA: 2.83 (1, 1)	7.0		28	4	2	1	5	2	0	0	0	0	0	36	44	1.29	0.857										
Minnie Rojas, R ERA: 2.03 (8, 1)	2.0	S	8	2	1	1	2	0	0	0	0	0	0	12	12	4.50	1.000										



Batter	1	2	3	4	5	6	7	8	9	AB	R	H	RBI	BB	SO	LOB	TOP					
Jose Cardenal, R (1, 8) OBP: 0.281, SLG: 0.353	F7		5-3		K		FC5		CS	4	0	0	0	0	1	2	California Angels @ Detroit Tigers Tiger Stadium, Detroit, MI Mon Jun 19 1967, 7:05 PM EDT Unknown					
Paul Schaaf, R (1, 5) OBP: 0.301, SLG: 0.278	K		G6-4-3 HBP		K			SH1-4 HR	1B	3	1	1	0	0	2	1						
Woodie Held, R (1, 6) OBP: 0.338, SLG: 0.448			G6-4-3					SH1-4		2	0	1	0	1	0	1						
Bubba Morton, R (1, 9) OBP: 0.357, SLG: 0.320	K							SH1-4		4	0	1	0	0	1	3						
Rick Reichardt, R (1, 7) OBP: 0.324, SLG: 0.391								SH1-4		3	1	1	2	0	1	2						
Bill Skowron, R (1, 3) OBP: 0.235, SLG: 0.280								SH1-4		4	0	1	0	0	1	2						
Don Mincher, L (8, 3) OBP: 0.397, SLG: 0.551								SH1-4		0	0	0	0	0	0	0						
Buck Rodgers, S (1, 2) OBP: 0.286, SLG: 0.302								SH1-4		4	0	0	0	0	1	3						
Bobby Knoop, R (1, 4) OBP: 0.288, SLG: 0.326								SH1-4		2	0	1	0	2	0	2						
Clyde Wright, R (1, 1) Minnie Rojas, R (8, 1)								SH1-4		1	0	0	0	0	0	2						
Inning Stats	R: 0 E: 0 K: 2 S: 8	H: 1 LOB: 1 BB: 0 P: 8	R: 0 E: 0 K: 0 S: 4	H: 1 LOB: 2 BB: 0 P: 5	R: 0 E: 0 K: 0 S: 2	H: 0 LOB: 0 BB: 0 P: 3	R: 0 E: 0 K: 2 S: 8	H: 1 LOB: 1 BB: 0 P: 8	R: 0 E: 0 K: 2 S: 7	H: 0 LOB: 1 BB: 1 P: 11	R: 0 E: 0 K: 0 S: 3	H: 0 LOB: 1 BB: 1 P: 7	R: 0 E: 0 K: 1 S: 5	H: 0 LOB: 1 BB: 1 P: 9	R: 2 E: 0 K: 0 S: 5	H: 2 LOB: 0 BB: 0 P: 5		R: 0 E: 0 K: 1 S: 5	H: 1 LOB: 0 BB: 0 P: 5	1B: 5 2B: 0 3B: 0 HR: 1	SF: 0 SAC: 3 DP: 1 HBP: 2	WP: 0 PB: 0 SB: 0 CS: 1
PITCHER	IP WLS BF H R ER SO BB IBB HBP BLK WP HR S P ERA WHIP	8.0 L 33 5 2 2 7 3 0 2 0 0 1 42 56 2.25 1.000	1.0 S 3 1 0 0 1 0 0 0 0 0 0 5 5 0.00 1.000																			

Batter	1	2	3	4	5	6	7	8	9	AB	R	H	RBI	BB	SO	LOB	BOTTOM					
Don Wert, R (1, 5) OBP: 0.309, SLG: 0.314	BB		F9			F4		FC1-5		3	0	0	0	1	0	2	California Angels @ Detroit Tigers Tiger Stadium, Detroit, MI Mon Jun 19 1967, 7:05 PM EDT Unknown					
Dick McAuliffe, L (1, 4) OBP: 0.365, SLG: 0.445	BB		1-3					G3		3	0	1	0	1	0	2						
Al Kaline, R (1, 9) OBP: 0.420, SLG: 0.555	L8				L5-3			L5		3	0	0	0	1	0	3						
Willie Horton, R (1, 7) OBP: 0.353, SLG: 0.539	G4-6-3				G6-3			F7		4	0	1	0	0	0	5						
Jim Northrup, L (1, 8) OBP: 0.359, SLG: 0.440			4-3		G6-3			4-3		4	0	1	0	0	0	1						
Bill Freehan, R (1, 2) OBP: 0.432, SLG: 0.536			1-3			F8		F4		4	0	1	0	0	0	1						
Norm Cash, L (1, 3) OBP: 0.383, SLG: 0.419						F8		3-1		4	0	1	0	0	0	2						
Ray Oyler, R (1, 6) OBP: 0.273, SLG: 0.261										2	0	0	0	0	2	1						
Jim Price, R (8, PH) OBP: 0.357, SLG: 0.464										1	0	1	0	0	0	0						
Dick Tracewski, R (9, 6) OBP: 0.273, SLG: 0.344										0	0	0	0	0	0	0						
Gates Brown, L (9, PH) OBP: 0.289, SLG: 0.299										1	0	0	0	0	0	1						
Mickey Lolich, S (1, 1) OBP: 0.267, SLG: 0.154										2	0	0	0	0	1	0						
Mickey Stanley, R (8, PH) OBP: 0.248, SLG: 0.253										1	0	0	0	0	0	1						
Dave Wickersham, R (9, 1) ERA: 1.99										0	0	0	0	0	0	0						
Inning Stats	R: 0 E: 0 K: 0 S: 2	H: 0 LOB: 1 BB: 2 P: 10	R: 0 E: 0 K: 1 S: 6	H: 1 LOB: 0 BB: 0 P: 6	R: 0 E: 0 K: 1 S: 5	H: 0 LOB: 0 BB: 0 P: 5	R: 0 E: 0 K: 0 S: 3	H: 1 LOB: 0 BB: 0 P: 3	R: 0 E: 0 K: 1 S: 5	H: 0 LOB: 0 BB: 0 P: 5	R: 0 E: 0 K: 0 S: 4	H: 1 LOB: 1 BB: 0 P: 4	R: 0 E: 1 K: 0 S: 4	H: 1 LOB: 3 BB: 1 P: 4	R: 0 E: 1 K: 0 S: 5	H: 1 LOB: 3 BB: 1 P: 9	R: 0 E: 0 K: 0 S: 4	H: 1 LOB: 1 BB: 0 P: 4	1B: 5 2B: 1 3B: 0 HR: 0	SF: 0 SAC: 0 DP: 2 HBP: 0	WP: 0 PB: 0 SB: 0 CS: 0	PA: 35
PITCHER	IP WLS BF H R ER SO BB IBB HBP BLK WP HR S P ERA WHIP	7.2 W 29 5 0 0 3 2 0 0 0 0 0 33 41 0.00 0.913	1.1 S 6 1 0 0 0 0 1 0 0 0 0 5 9 0.00 0.750																			



Batter	1	2	3	4	5	6	7	8	9	AB	R	H	RBI	BB	SO	LOB	TOP			
Paul Schaaf, R (1.5) OBP: 0.300, SLG: 0.277	F8		1B			5-3		F4		4	0	1	0	0	0	2				
Jay Johnstone, L (1.8) OBP: 0.217, SLG: 0.245	K		K			K			F8	4	0	0	0	0	3	1				
Woodie Held, R (1.6) OBP: 0.347, SLG: 0.452	K			G1-6-3 1B			K	FC4-6 1B		4	0	2	0	0	2	0				
Don Mincher, L (1.3) OBP: 0.391, SLG: 0.541		F9		G1-6-3 1-2			K	FC4-6 1-2		4	0	0	0	0	1	2				
Jimmie Hall, L (1.9) OBP: 0.312, SLG: 0.445		F9		K			3-1	K		3	0	0	0	0	1	0				
Rick Reichardt, R (1.7) OBP: 0.324, SLG: 0.387		K			4-3			E BB		2	0	0	0	1	1	0				
Buck Rodgers, S (1.2) OBP: 0.261, SLG: 0.297			F9		F8			F8		3	0	0	0	0	0	1				
Bobby Knoop, R (1.4) OBP: 0.289, SLG: 0.339				HR	6-3			E5 1-2		3	1	1	1	0	0	1				
Ken Turner, R (1.1) OBP: 0.351, SLG: 0.314			K			K		K		2	0	0	0	0	2	0				
Bill Kelso, R (7.1) OBP: 0.351, SLG: 0.314										0	0	0	0	0	0	0				
Bubba Morton, R (7.9) OBP: 0.351, SLG: 0.314										1	0	0	0	1	2					
Tom Satriano, L (9, PH) OBP: 0.333, SLG: 0.352										1	0	0	0	0	1	1				
Inning Stats	R: 0 E: 0 K: 2 S: 7	H: 0 LOB: 0 BB: 7 P: 7	R: 0 E: 0 K: 1 S: 5	H: 0 LOB: 0 BB: 0 P: 5	R: 1 E: 0 K: 2 S: 9	H: 2 LOB: 1 BB: 0 P: 9	R: 0 E: 0 K: 1 S: 5	H: 1 LOB: 0 BB: 0 P: 5	R: 0 E: 0 K: 0 S: 3	H: 0 LOB: 0 BB: 0 P: 3	R: 0 E: 0 K: 2 S: 7	H: 0 LOB: 0 BB: 7 P: 7	R: 0 E: 1 K: 1 S: 6	H: 0 LOB: 2 BB: 1 P: 10	R: 0 E: 0 K: 1 S: 6	H: 1 LOB: 1 BB: 0 P: 6	1B: 3 2B: 0 3B: 0 HR: 1	SF: 0 SAC: 0 DP: 1 HBP: 0	WP: 0 PB: 0 SB: 0 CS: 0	PA: 32
PITCHER Denny McLain, R (1.1) ERA: 3.89	IP: 9.0 WLS: W BF: 32 H: 4 R: 1 ER: 1 SO: 12 BB: 1 IBB: 0 HBP: 0 BLK: 0 WP: 0 HR: 1 S: 55 P: 59 ERA: 1.00 WHIP: 0.556																			

California Angels @ Detroit Tigers
Tiger Stadium, Detroit, MI
Mon Jun 19 1967, 7:05 PM EDT
Att: 16,428 - Unknown

AB	31
R	1
H	4
RBI	1
BB	1
SO	12
LOB	10



Batter	1	2	3	4	5	6	7	8	9	AB	R	H	RBI	BB	SO	LOB	BOTTOM	
Don Wert, R (1.5) OBP: 0.312, SLG: 0.320	F4		4-3 1-2			FC1-6 1B	1-1H 2H	2B		4	0	2	2	0	0	1		
Dick McAuliffe, L (1.4) OBP: 0.367, SLG: 0.441	5-3		S 2H	1B		FC1-6 1B	K			4	1	1	1	0	1	2		
Bill Freehan, R (1.3) OBP: 0.429, SLG: 0.530			6-3 1-2			FC6 1B		F7		4	0	1	0	0	0	2		
Willie Horton, R (1.7) OBP: 0.353, SLG: 0.535										3	0	1	1	0	0	1		
Al Kaline, R (8.9) OBP: 0.422, SLG: 0.555	F8							4-3 1B	BB	0	1	0	0	1	0	0		
Jim Northrup, L (1.9) OBP: 0.353, SLG: 0.432		4-3			6-3			4-3		4	0	0	0	0	0	2		
Mickey Stanley, R (1.8) OBP: 0.257, SLG: 0.255		L4			5-3					3	1	1	1	1	0	0		
Jim Price, R (1.2) OBP: 0.323, SLG: 0.419		5-3				F8		SH1-4 2B	BB	3	0	0	0	0	0	1		
Dick Tracewski, R (1.6) OBP: 0.286, SLG: 0.333			4-3 1B							1	1	0	0	1	0	0		
Norm Cash, L (7, PH) OBP: 0.386, SLG: 0.419						F9				0	1	0	0	1	0	0		
Ray Oyler, R (8.6) OBP: 0.273, SLG: 0.261			4-3 1B							0	0	0	0	0	0	0		
Denny McLain, R (1.1) OBP: 0.128, SLG: 0.081			K		1-3			F3		3	0	0	0	0	1	3		
Inning Stats	R: 0 E: 0 K: 0 S: 4	H: 1 LOB: 1 BB: 0 P: 4	R: 0 E: 0 K: 0 S: 3	H: 0 LOB: 0 BB: 0 P: 3	R: 1 E: 0 K: 1 S: 6	H: 1 LOB: 1 BB: 1 P: 10	R: 0 E: 0 K: 0 S: 3	H: 0 LOB: 0 BB: 0 P: 3	R: 0 E: 1 K: 0 S: 5	H: 2 LOB: 1 BB: 0 P: 5	R: 2 E: 0 K: 1 S: 6	H: 1 LOB: 1 BB: 2 P: 14	R: 1 E: 0 K: 0 S: 4	H: 1 LOB: 1 BB: 1 P: 8	1B: 5 2B: 1 3B: 0 HR: 0	SF: 0 SAC: 1 DP: 0 HBP: 0	WP: 0 PB: 0 SB: 1 CS: 0	PA: 34
PITCHER Ken Turner, L (1.1) ERA: 2.45	IP: 6.0 WLS: L BF: 24 H: 4 R: 3 ER: 2 SO: 3 BB: 2 IBB: 0 HBP: 0 BLK: 0 WP: 0 HR: 0 S: 24 P: 32 ERA: 3.00 WHIP: 1.000																	
PITCHER Bill Kelso, R (7.1) ERA: 2.53	IP: 2.0 WLS: L BF: 10 H: 2 R: 2 ER: 2 SO: 1 BB: 1 IBB: 1 HBP: 0 BLK: 0 WP: 0 HR: 0 S: 10 P: 18 ERA: 9.00 WHIP: 1.500																	

California Angels @ Detroit Tigers
Tiger Stadium, Detroit, MI
Mon Jun 19 1967, 7:05 PM EDT
Att: 16,428 - Unknown


AB	29
R	5
H	6
RBI	5
BB	4
SO	2
LOB	12



Batter	1	2	3	4	5	6	7	8	9	AB	R	H	RBI	BB	SO	LOB	TOP										
Jose Cardenal, R OBP: 0.285, SLG: 0.361 (1, 8)										4	0	2	0	0	1	0	California Angels @ Detroit Tigers Tiger Stadium, Detroit, MI Tue Jun 20 1967, 7:05 PM EDT Att: 13,043 - Unknown										
Paul Schaaf, R OBP: 0.300, SLG: 0.273 (1, 5)										3	0	0	0	1	1	1											
Woodie Held, R OBP: 0.342, SLG: 0.485 (1, 6)										4	1	1	1	0	0	2											
Bubba Morton, R OBP: 0.333, SLG: 0.296 Jimmie Hall, L OBP: 0.316, SLG: 0.449 (9, PH)										3	0	0	0	0	0	1											
Rick Reichardt, R OBP: 0.323, SLG: 0.385 (1, 7)										4	0	1	0	0	1	1											
Johnny Werhas, R OBP: 0.238, SLG: 0.194 George Brunet, R OBP: 0.097, SLG: 0.067 Tom Satriano, L OBP: 0.330, SLG: 0.348 (9, PH)										3	0	1	0	0	0	0											
Buck Rodgers, S OBP: 0.262, SLG: 0.297 (1, 2)										3	0	1	0	0	0	2											
Bobby Knoop, R OBP: 0.285, SLG: 0.335 (1, 4)										3	0	0	0	0	2	1											
Jack Hamilton, R OBP: 0.111, SLG: 0.444 Don Mincher, L OBP: 0.389, SLG: 0.538 (7, 3)										2	0	0	0	0	1	0											
Inning Stats	R: 0 E: 0 K: 1 S: 6	H: 1 LOB: 1 BB: 0 P: 6	R: 0 E: 0 K: 1 S: 5	H: 0 LOB: 0 BB: 0 P: 5	R: 0 E: 0 K: 1 S: 5	H: 0 LOB: 0 BB: 0 P: 5	R: 1 E: 0 K: 0 S: 6	H: 3 LOB: 2 BB: 0 P: 6	R: 0 E: 0 K: 2 S: 7	H: 1 LOB: 1 BB: 0 P: 7	R: 0 E: 0 K: 0 S: 3	H: 0 LOB: 0 BB: 0 P: 3	R: 0 E: 0 K: 0 S: 4	H: 1 LOB: 1 BB: 0 P: 4	R: 0 E: 0 K: 1 S: 5	H: 0 LOB: 1 BB: 1 P: 9		R: 0 E: 0 K: 0 S: 3	H: 1 LOB: 0 BB: 0 P: 3	1B: 5 2B: 1 3B: 0 HR: 1	SF: 0 SAC: 0 DP: 1 HBP: 0	WP: 0 PB: 0 SB: 0 CS: 0	PA: 33				
PITCHER	IP	WLS	BF	H	R	ER	SO	BB	IBB	HBP	BLK	WP	HR	S	P	ERA	WHIP										
Johnny Podres, L ERA: 3.08 Dave Wickersham, R ERA: 1.99	(1, 1) (8, 1)	7.0 W	26 7	6 1	1 0	1 0	5 1	0 1	0 0	0 0	0 0	0 0	1 0	36 8	36 12	1.29 0.00	0.857 1.000										

Batter	1	2	3	4	5	6	7	8	9	AB	R	H	RBI	BB	SO	LOB	BOTTOM										
Dick McAuliffe, L OBP: 0.365, SLG: 0.438 (1, 4)										4	0	1	0	0	0	1	California Angels @ Detroit Tigers Tiger Stadium, Detroit, MI Tue Jun 20 1967, 7:05 PM EDT Att: 13,043 - Unknown										
Don Wert, R OBP: 0.315, SLG: 0.318 (1, 5)										2	1	0	0	1	0	1											
Al Kaline, R OBP: 0.420, SLG: 0.553 (1, 9)										4	1	1	1	0	0	3											
Bill Freehan, R OBP: 0.426, SLG: 0.522 (1, 2)										3	0	0	0	1	0	2											
Jim Northrup, L OBP: 0.351, SLG: 0.429 (1, 7)										4	0	1	1	0	2	2											
Norm Cash, L OBP: 0.392, SLG: 0.420 (1, 3)										2	0	1	0	2	0	1											
Mickey Stanley, R OBP: 0.259, SLG: 0.257 (1, 8)										3	0	1	0	0	1	2											
Ray Oyler, R OBP: 0.275, SLG: 0.264 Gates Brown, L OBP: 0.297, SLG: 0.308 Jerry Lumpe, L OBP: 0.355, SLG: 0.167 Dick Tracewski, R OBP: 0.286, SLG: 0.333 (8, 6)										2	0	1	0	0	0	1											
Johnny Podres, L OBP: 0.167, SLG: 0.167 Jim Price, R OBP: 0.313, SLG: 0.406 Dave Wickersham, R ERA: 4.09 (8, 1)										1	0	0	0	0	0	2											
Inning Stats	R: 0 E: 0 K: 0 S: 2	H: 0 LOB: 0 BB: 1 P: 6	R: 0 E: 0 K: 1 S: 5	H: 1 LOB: 1 BB: 0 P: 5	R: 0 E: 0 K: 0 S: 4	H: 1 LOB: 1 BB: 0 P: 4	R: 0 E: 0 K: 0 S: 3	H: 0 LOB: 0 BB: 0 P: 3	R: 0 E: 0 K: 2 S: 8	H: 1 LOB: 2 BB: 1 P: 12	R: 0 E: 0 K: 0 S: 5	H: 1 LOB: 2 BB: 0 P: 5	R: 0 E: 0 K: 0 S: 3	H: 1 LOB: 2 BB: 1 P: 7	R: 2 E: 0 K: 0 S: 4	H: 2 LOB: 1 BB: 1 P: 9		R: 0 E: 0 K: 0 S: 3	H: 1 LOB: 0 BB: 0 P: 3	1B: 6 2B: 1 3B: 0 HR: 0	SF: 0 SAC: 0 DP: 2 HBP: 1	WP: 0 PB: 1 SB: 0 CS: 0	PA: 33				
PITCHER	IP	WLS	BF	H	R	ER	SO	BB	IBB	HBP	BLK	WP	HR	S	P	ERA	WHIP										
Jack Hamilton, R ERA: 3.05 George Brunet, L ERA: 4.09	(1, 1) (7, 1)	6.1 L	27 7	5 2	2 2	0 2	3 0	3 0	1 1	0 0	0 0	0 0	0 5	29 10	41 10	0.00 10.80	1.263 1.200										

AB	32
R	1
H	7
RBI	1
BB	1
SO	6
LOB	8



Batter	1	2	3	4	5	6	7	8	9	AB	R	H	RBI	BB	SO	LOB	TOP					
Paul Schaaf, R OBP: 0.306, SLG: 0.289 (1, 5)	4-0 BB G6-4-3		0-0 F7		0-0 HR		0-0 FC6-4 HBP		4-0 SH3 1B BB	3	2	1	1	2	0	2						
Jim Fregosi, R OBP: 0.328, SLG: 0.408 (1, 6)	0-0 G6-4-3 1-2		0-0 F2		0-0 E5		1-0 HBP		0-0 SH3	3	0	0	0	0	0	1						
Woodie Held, R OBP: 0.346, SLG: 0.471 (1, 8) (7, 7)	0-3 K			4-0 BB 1B BB	0-3 K		0-0 F5		0-0 1B 4-3 1B 2-H	4	1	1	1	1	2	3						
Rick Reichardt, R OBP: 0.319, SLG: 0.380 Don Mincher, L OBP: 0.394, SLG: 0.547 (1, 7) (7, 3)		0-3 K		0-3 K	0-0 F8			0-0 FC1-5 2B	0-0 4-3 1B	3	0	0	0	0	2	2						
Bubba Morton, R OBP: 0.354, SLG: 0.298 (1, 9)		4-0 HR BB		0-0 BB 1B		0-0 6-3		4-0 FC1-5 2B BB	0-0 4-3	3	2	1	1	2	0	1						
Johnny Werhas, R OBP: 0.287, SLG: 0.289 Jay Johnstone, L OBP: 0.214, SLG: 0.242 (1, 3) (7, 8)		0-0 HR		4-0 BB 1B	0-0 F3		0-0 F3	0-0 FC1-5 2B WP	0-0 F9	2	1	1	2	1	0	0						
Buck Rodgers, S OBP: 0.262, SLG: 0.302 (1, 2)		0-0 4-3		0-3 K	0-0 F8			0-0 WP 2B		4	0	1	1	0	1	3						
Bobby Knoop, R OBP: 0.285, SLG: 0.333 (1, 4)		0-3 K		0-3 K			0-0 FC6-4 HBP 1B	0-3 K		4	0	1	0	0	3	4						
Jim McGlothlin, R OBP: 0.194, SLG: 0.138 (1, 1)			0-3 K		0-3 K		4-0 FC6-4 BB	0-0 F4		3	0	0	0	1	2	1						
Inning Stats	R: 0 E: 0 K: 1 S: 4	H: 0 LOB: 0 BB: 1 P: 8	R: 2 E: 0 K: 2 S: 8	H: 1 LOB: 0 BB: 1 P: 12	R: 0 E: 0 K: 1 S: 5	H: 0 LOB: 0 BB: 0 P: 5	R: 0 E: 0 K: 3 S: 10	H: 1 LOB: 3 BB: 2 P: 18	R: 1 E: 1 K: 2 S: 9	H: 1 LOB: 1 BB: 0 P: 9	R: 0 E: 0 K: 0 S: 3	H: 0 LOB: 0 BB: 0 P: 3	R: 0 E: 0 K: 0 S: 3	H: 1 LOB: 2 BB: 1 P: 8	R: 2 E: 0 K: 1 S: 7	H: 2 LOB: 1 BB: 1 P: 11	R: 2 E: 0 K: 0 S: 5	H: 2 LOB: 1 BB: 1 P: 9	1B: 4 2B: 2 3B: 0 HR: 2	SF: 0 SAC: 1 DP: 1 HBP: 1	WP: 1 PB: 0 SB: 0 CS: 0	PA: 42
PITCHER	IP	WLS	BF	H	R	ER	SO	BB	IBB	HBP	BLK	WP	HR	S	P	ERA	WHIP					
Sam McDowell, L ERA: 4.55 George Culver, R ERA: 4.15 Bob Allen, L ERA: 3.47 (1, 1) (7, 1) (9, 1)	6.0	L	25	3	3	3	9	4	0	0	0	0	2	39	55	4.50	1.167					

California Angels @ Cleveland Indians
Cleveland Municipal Stadium, Cleveland, OH
Thu Jun 22 1967, 7:05 PM EDT
Att: 13,476 - Unknown

AB 33
R 7
H 8
RBI 6
BB 7
SO 10
LOB 20



Batter	1	2	3	4	5	6	7	8	9	AB	R	H	RBI	BB	SO	LOB	BOTTOM				
Lee Maye, L OBP: 0.307, SLG: 0.457 (1, 9)	0-0 F7		0-0 F8			0-0 1B		4-0 FC5-4 BB		3	0	1	0	1	0	0					
Chuck Hinton, R OBP: 0.317, SLG: 0.361 (1, 8)	0-0 5-3			0-0 F9		0-3 K		0-0 FC5-4		4	0	0	0	0	1	2					
Leon Wagner, L OBP: 0.293, SLG: 0.453 (1, 7)	4-0 BB		0-3 K		0-0 F7				0-0 F8	3	0	0	0	1	1	1					
Fred Whitfield, L OBP: 0.289, SLG: 0.394 (1, 3)	0-3 K		0-0 F4			0-0 F9			0-0 F9	4	0	0	0	0	1	1					
Max Alvis, R OBP: 0.328, SLG: 0.424 (1, 5)		0-0 F4			0-0 FC5-4 1B		0-0 6-3		0-0 F3	4	0	1	0	0	0	0					
Joe Azcue, R OBP: 0.386, SLG: 0.491 (1, 2)		0-0 F9			0-0 FC5-4 1B		4-0 BB			2	0	1	0	1	0	0					
Pedro Gonzalez, R OBP: 0.270, SLG: 0.274 (1, 4)		0-0 F8			0-0 FC5-4 G6-4-3		0-3 K			3	0	0	0	0	1	3					
Larry Brown, R OBP: 0.342, SLG: 0.383 (1, 6)			0-0 F5		0-0 G6-4-3			0-0 5-3		3	0	0	0	0	0	2					
Sam McDowell, L OBP: 0.200, SLG: 0.300 Tony Horton, R OBP: 0.250, SLG: 0.286 George Culver, R OBP: 1.000, SLG: 1.000 Vic Davallilo, L OBP: 0.273, SLG: 0.308 Bob Allen, L (1, 1) (6, PH) (7, 1) (8, PH) (9, 1)			0-3 K			0-3 K		0-0 F5		1	0	0	0	0	1	0					
Inning Stats	R: 0 E: 0 K: 1 S: 5	H: 0 LOB: 1 BB: 1 P: 9	R: 0 E: 0 K: 0 S: 3	H: 0 LOB: 0 BB: 0 P: 3	R: 0 E: 0 K: 1 S: 5	H: 0 LOB: 0 BB: 0 P: 5	R: 0 E: 0 K: 1 S: 5	H: 0 LOB: 0 BB: 0 P: 5	R: 0 E: 0 K: 2 S: 8	H: 1 LOB: 1 BB: 0 P: 8	R: 0 E: 0 K: 1 S: 5	H: 0 LOB: 1 BB: 1 P: 9	R: 0 E: 0 K: 0 S: 3	H: 0 LOB: 1 BB: 1 P: 7	R: 0 E: 0 K: 0 S: 3	H: 0 LOB: 0 BB: 0 P: 3	1B: 3 2B: 0 3B: 0 HR: 0	SF: 0 SAC: 0 DP: 1 HBP: 0	WP: 0 PB: 0 SB: 0 CS: 0	PA: 32	
PITCHER	IP	WLS	BF	H	R	ER	SO	BB	IBB	HBP	BLK	WP	HR	S	P	ERA	WHIP				
Jim McGlothlin, R ERA: 1.39 (1, 1)	9.0	W	32	3	0	0	6	3	0	0	0	0	0	41	53	0.00	0.667				

California Angels @ Cleveland Indians
Cleveland Municipal Stadium, Cleveland, OH
Thu Jun 22 1967, 7:05 PM EDT
Att: 13,476 - Unknown

AB 29
R 0
H 3
RBI 0
BB 3
SO 6
LOB 9



Batter	1	2	3	4	5	6	7	8	9	AB	R	H	RBI	BB	SO	LOB	TOP										
Jay Johnstone, L (1,8) OBP: 0.220, SLG: 0.253	F7		F6			K2-3		1B	FC6-4	5	1	2	0	0	1	1											
Jim Fregosi, R (1,6) OBP: 0.333, SLG: 0.412	K			1B		1B		2B	FC6-4	5	0	3	1	0	1	2											
Jimmie Hall, L (1,9) OBP: 0.309, SLG: 0.438	F5			K		F8		K		4	0	0	0	0	2	3											
Don Mincher, L (1,3) OBP: 0.396, SLG: 0.544		K		F8			SH1-4	IBB		3	0	1	0	1	1	1											
Woodie Held, R (1,5) OBP: 0.333, SLG: 0.452		K		4-3			SH1-4	K		3	0	0	0	0	2	3											
Jose Cardenal, R (9,7) OBP: 0.285, SLG: 0.361		K					1-2	K		0	0	0	0	0	0	0											
Rick Reichardt, R (1,7) OBP: 0.315, SLG: 0.375		K								3	0	0	0	0	3	1											
Paul Schaal, R (7,5) OBP: 0.305, SLG: 0.288		K				K				1	0	0	0	0	1	0											
Buck Rodgers, S (1,2) OBP: 0.282, SLG: 0.297			F9		L3			BB		3	0	0	0	1	0	0											
Bobby Knoop, R (1,4) OBP: 0.288, SLG: 0.341				SH1-4	F8			F3		4	1	2	0	0	0	2											
Rickey Clark, R (1,1)										2	0	0	0	0	0	0											
Minnie Rojas, R (8,1) OBP: 0.222, SLG: 0.125			SH1-4			6-3		F8	1B	1	0	1	1	0	0	0											
Inning Stats	R: 0 E: 0 K: 1 S: 5	H: 0 LOB: 0 BB: 0 P: 5	R: 0 E: 0 K: 3 S: 9	H: 0 LOB: 0 BB: 0 P: 9	R: 0 E: 0 K: 0 S: 4	H: 1 LOB: 1 BB: 0 P: 4	R: 0 E: 0 K: 1 S: 6	H: 1 LOB: 1 BB: 0 P: 6	R: 0 E: 0 K: 1 S: 5	H: 0 LOB: 0 BB: 0 P: 5	R: 0 E: 0 K: 1 S: 6	H: 1 LOB: 2 BB: 1 P: 10	R: 1 E: 0 K: 2 S: 9	H: 2 LOB: 2 BB: 1 P: 13	R: 1 E: 0 K: 1 S: 8	H: 3 LOB: 2 BB: 0 P: 8	1B: 7 2B: 2 3B: 0 HR: 0	SF: 0 SAC: 2 DP: 0 HBP: 0	WP: 0 PB: 0 SB: 1 CS: 1	PA: 38							
PITCHER	IP	WLS	BF	H	R	ER	SO	BB	IBB	HBP	BLK	WP	HR	S	P	ERA	WHIP										
Catfish Hunter, R (1,1) ERA: 2.52	8.0	L	32	6	1	1	10	1	1	0	0	0	0	50	58	1.12	0.875										
Jack Aker, R (9,1) ERA: 3.2	1.0		6	3	1	1	1	0	0	0	0	0	0	8	8	9.00	3.000										

California Angels @ Kansas City Athletics
Municipal Stadium, Kansas City, MO
Fri Jun 23 1967, 8:05 PM EDT
Att: 8,244 - Unknown

AB	34
R	2
H	9
RBI	2
BB	2
SO	11
LOB	13





Batter	1	2	3	4	5	6	7	8	9	AB	R	H	RBI	BB	SO	LOB	BOTTOM										
Bert Campaneris, R (1,6) OBP: 0.315, SLG: 0.344	G3		K		1-3			E7		3	0	1	0	0	1	1											
John Donaldson, L (1,4) OBP: 0.276, SLG: 0.340	3-1		G3			G6-4-3		K		3	0	0	0	1	1	3											
Ray Webster, L (1,3) OBP: 0.298, SLG: 0.393	G3			4-3		G6-4-3		5-3		4	0	0	0	0	0	4											
Rick Monday, L (1,8) OBP: 0.335, SLG: 0.458	1-3			6-3		6-3		6-3		4	0	0	0	0	1	1											
Jim Gosger, L (1,9) OBP: 0.348, SLG: 0.370		6-3			FC4-6		1-3		F9	4	0	1	0	0	0	0											
Reggie Jackson, L (1,7) OBP: 0.329, SLG: 0.344					FC4-6		F7		F8	4	0	1	0	0	0	1											
Ossie Chavarria, R (1,5) OBP: 0.256, SLG: 0.139		5-3					5-3			3	0	0	0	0	0	1											
Phil Roof, R (1,2) OBP: 0.291, SLG: 0.345										1	0	0	0	1	0	1											
Ken Hershberger, R (8, PH) OBP: 0.255, SLG: 0.293		5-3								1	0	0	0	0	0	0											
Dave Duncan, R (9,2) OBP: 0.237, SLG: 0.500										0	0	0	0	0	0	0											
Catfish Hunter, R (1,1) OBP: 0.158, SLG: 0.237										2	0	0	0	0	0	1											
Mike Hershberger, R (8, PH) OBP: 0.353, SLG: 0.366										0	0	0	0	1	0	0											
Jack Aker, R (9,1) OBP: 0.143, SLG: 0.143										0	0	0	0	0	0	0											
Inning Stats	R: 0 E: 0 K: 0 S: 3	H: 0 LOB: 1 BB: 0 P: 4	R: 0 E: 0 K: 0 S: 4	H: 1 LOB: 1 BB: 0 P: 4	R: 0 E: 0 K: 1 S: 5	H: 0 LOB: 0 BB: 0 P: 5	R: 0 E: 0 K: 0 S: 4	H: 1 LOB: 1 BB: 0 P: 4	R: 0 E: 0 K: 0 S: 3	H: 0 LOB: 0 BB: 0 P: 3	R: 0 E: 1 K: 1 S: 6	H: 1 LOB: 2 BB: 1 P: 10	R: 0 E: 0 K: 1 S: 5	H: 0 LOB: 0 BB: 0 P: 5	1B: 3 2B: 0 3B: 0 HR: 0	SF: 0 SAC: 0 DP: 1 HBP: 1	WP: 0 PB: 0 SB: 1 CS: 0	PA: 33									
PITCHER	IP	WLS	BF	H	R	ER	SO	BB	IBB	HBP	BLK	WP	HR	S	P	ERA	WHIP										
Rickey Clark, R (1,1) ERA: 2.36	7.1	W	28	3	0	0	1	0	0	1	0	0	0	26	39	0.00	0.818										
Minnie Rojas, R (8,1) ERA: 1.92	1.2	S	5	0	0	0	2	0	0	0	0	0	0	9	9	0.00	0.000										

California Angels @ Kansas City Athletics
Municipal Stadium, Kansas City, MO
Fri Jun 23 1967, 8:05 PM EDT
Att: 8,244 - Unknown

AB	29
R	0
H	3
RBI	0
BB	3
SO	3
LOB	13



Batter	1	2	3	4	5	6	7	8	9	AB	R	H	RBI	BB	SO	LOB	TOP			
Ed Brinkman, R OBP: 0.250, SLG: 0.245 (1, 6)	0-3 K		0-0 5-3		0-0 F9	0-3 K			0-0 5-3	5	0	0	0	0	2	2	Washington Senators @ California Angels Anaheim Stadium, Anaheim, CA Mon Jun 26 1967, 10:05 PM EDT Att: 10,629 - Unknown 			
Ed Stroud, L OBP: 0.349, SLG: 0.321 Hank Allen, R OBP: 0.295, SLG: 0.293 (7, PH) (7, 8)	0-0 G6-4-3 1B		0-0 1B		0-0 4-3		0-3 K		0-0 4-3	3	0	2	0	0	0	1				
Frank Howard, R OBP: 0.332, SLG: 0.500 (1, 7)	0-0 G6-4-3		0-0 5-3		0-0 2B		0-0 F8			4	0	1	1	0	0	2				
Cap Peterson, R OBP: 0.339, SLG: 0.402 (1, 9)		0-0 3-1 2B		4-0 FC5-4 BB	0-0 F9		0-0 F8			3	0	1	0	1	0	1				
Mike Epstein, L OBP: 0.315, SLG: 0.347 (1, 3)		0-0 3-1		0-0 F8		0-0 F9		0-0 F4		4	0	0	0	0	0	2				
Paul Casanova, R OBP: 0.298, SLG: 0.384 (1, 2)		0-3 K		0-0 FC5-4 1B		0-0 BB 2B		0-0 1B		4	1	2	0	0	1	2				
Ken McMullen, R OBP: 0.271, SLG: 0.305 (1, 5)		4-0 FC4-6 BB		0-0 1B		0-0 F5		0-0 F8		3	0	1	0	1	0	2				
Tim Cullen, R OBP: 0.312, SLG: 0.223 Fred Valentine, S OBP: 0.330, SLG: 0.335 Dave Baldwin, R (8, PH) (8, 1)		0-0 FC4-6		0-0 4-3		4-0 2B BB		0-0 4-3		2	1	0	0	1	0	4				
Barry Moore, L OBP: 0.298, SLG: 0.296 Bob Humphreys, R OBP: 0.299, SLG: 0.143 Bob Priddy, R OBP: 0.275, SLG: 0.167 Dick Lines, L OBP: 0.300, SLG: 0.358 Dick Lines, L OBP: 0.300, SLG: 0.200 Bernie Allen, L OBP: 0.228, SLG: 0.210 (1, 1) (3, 1) (4, 1) (6, PH) (8, 1) (8, 1)			0-0 F8		4-0 2B BB		0-0 1-1 2-H 2B		0-0 F9	1	0	0	0	0	0	0				
Inning Stats	R: 0 E: 0 K: 1 S: 5	H: 1 LOB: 0 BB: 0 P: 5	R: 0 E: 0 K: 1 S: 6	H: 1 LOB: 2 BB: 1 P: 10	R: 0 E: 0 K: 0 S: 4	H: 1 LOB: 1 BB: 0 P: 4	R: 0 E: 0 K: 0 S: 4	H: 1 LOB: 2 BB: 1 P: 8	R: 1 E: 0 K: 1 S: 7	H: 1 LOB: 1 BB: 1 P: 11	R: 0 E: 0 K: 1 S: 5	H: 0 LOB: 0 BB: 0 P: 5	R: 0 E: 0 K: 0 S: 4	H: 1 LOB: 1 BB: 0 P: 4	R: 0 E: 0 K: 0 S: 3	H: 0 LOB: 0 BB: 0 P: 3		1B: 5 2B: 3 3B: 0 HR: 0	SF: 0 SAC: 0 DP: 1 HBP: 0	WP: 0 PB: 0 CS: 0
PITCHER	IP WLS BF H R ER SO BB IBB HBP BLK WP HR S P ERA WHIP	5.0 W 22 5 1 1 2 3 0 0 0 0 0 0 23 35 1.80 1.600	1.0 6 2 2 2 1 1 0 0 0 0 0 0 7 11 18.00 3.000	1.1 5 1 0 0 1 0 0 0 0 0 0 0 7 7 0.00 0.750	1.2 S 5 0 0 0 0 0 0 0 0 0 0 5 5 0.00 0.000	PITCHER										IP WLS BF H R ER SO BB IBB HBP BLK WP HR S P ERA WHIP	IP WLS BF H R ER SO BB IBB HBP BLK WP HR S P ERA WHIP			

Batter	1	2	3	4	5	6	7	8	9	AB	R	H	RBI	BB	SO	LOB	BOTTOM	
Jose Cardenal, R OBP: 0.279, SLG: 0.355 (1, 8) (9, 7)	0-0 SH1-3 G3 2B		0-0 5-3		0-0 5-3		0-0 FC6-4			4	1	1	0	0	0	3	Washington Senators @ California Angels Anaheim Stadium, Anaheim, CA Mon Jun 26 1967, 10:05 PM EDT Att: 10,629 - Unknown 	
Paul Schaaf, R OBP: 0.296, SLG: 0.278 (1, 5)	0-0 SH1-3		0-0 F1		0-0 F8		0-0 F3			3	0	0	0	0	0	0		
Jim Fregosi, R OBP: 0.337, SLG: 0.414 (1, 6)	0-0 G3		0-0 5-3		0-0 F8		0-0 F7			4	0	0	1	0	0	0		
Rick Reichardt, R OBP: 0.312, SLG: 0.379 Jay Johnstone, L OBP: 0.215, SLG: 0.247 (1, 7) (8, 8)	0-0 6-3		0-0 5-3		0-0 F9		4-0 BB BB			3	0	0	0	1	0	0		
Bubba Morton, R OBP: 0.373, SLG: 0.339 Jimmie Hall, L OBP: 0.316, SLG: 0.428 (1, 9) (6, 9)		0-0 SH1-4 1B 2B		4-0 BB 1B		0-3 K		4-0 BB		2	2	2	0	0	0	0		
Johnny Werhas, R OBP: 0.281, SLG: 0.282 Don Mincher, L OBP: 0.395, SLG: 0.527 (1, 3) (4, 3)		0-0 SH1-4		4-0 1B G6-3 BB		0-0 4-3		0-0 4-3		0	0	0	0	0	0	0		
Buck Rodgers, S OBP: 0.284, SLG: 0.298 (1, 2)		0-0 1B		0-0 G6-3 1B		0-3 K				3	0	2	2	0	1	0		
Bobby Knoop, R OBP: 0.296, SLG: 0.342 (1, 4)		0-0 1B		0-0 G6-3		0-0 FC6-4 1B				3	0	2	0	0	0	1		
Jack Hamilton, R OBP: 0.091, SLG: 0.364 Bill Kelso, R Ken Turner, R Minnie Rojas, R OBP: 0.200, SLG: 0.111 (1, 1) (6, 1) (7, 1) (8, 1)		0-3 K		0-3 K		0-3 K				2	0	0	0	0	2	2		
Inning Stats	R: 1 E: 0 K: 0 S: 4	H: 1 LOB: 0 BB: 0 P: 4	R: 1 E: 0 K: 1 S: 8	H: 3 LOB: 0 BB: 0 P: 8	R: 0 E: 0 K: 0 S: 3	H: 0 LOB: 0 BB: 0 P: 3	R: 2 E: 0 K: 1 S: 6	H: 2 LOB: 0 BB: 1 P: 10	R: 0 E: 0 K: 0 S: 5	H: 0 LOB: 0 BB: 0 P: 5	R: 0 E: 0 K: 2 S: 8	H: 1 LOB: 1 BB: 0 P: 8	R: 0 E: 0 K: 0 S: 3	H: 0 LOB: 2 BB: 2 P: 11	1B: 5 2B: 2 3B: 0 HR: 0	SF: 0 SAC: 2 DP: 1 HBP: 0		WP: 0 PB: 0 CS: 0
PITCHER	IP WLS BF H R ER SO BB IBB HBP BLK WP HR S P ERA WHIP	2.0 L 10 4 2 2 1 0 0 0 0 0 0 5 9 18.00 3.000	1.0 6 2 2 2 0 1 0 0 0 0 0 0 5 9 18.00 3.000	2.0 5 0 0 0 1 0 0 0 0 0 0 0 7 7 0.00 0.000	4.5 7 1 0 0 3 0 0 0 0 0 0 0 13 13 0.00 0.500	3.0 1 0 0 0 0 2 0 0 0 0 0 0 3 11 0.00 2.000	PITCHER										IP WLS BF H R ER SO BB IBB HBP BLK WP HR S P ERA WHIP	IP WLS BF H R ER SO BB IBB HBP BLK WP HR S P ERA WHIP

Batter	1	2	3	4	5	6	7	8	9	AB	R	H	RBI	BB	SO	LOB	TOP									
Ed Stroud, L OBP: 0.362, SLG: 0.333 (1, 8)											4	0	2	1	1	1	4									
Ken McMullen, R OBP: 0.273, SLG: 0.318 (1, 5)										6	1	2	3	0	1	4										
Frank Howard, R OBP: 0.331, SLG: 0.496 (6, PR)											4	0	1	0	0	3	3									
Fred Valentine, S OBP: 0.329, SLG: 0.333 (6, 7)											1	0	0	0	0	1	0									
Cap Peterson, R OBP: 0.336, SLG: 0.397 (1, 9)											5	0	1	0	0	1	4									
Mike Epstein, L OBP: 0.328, SLG: 0.412 (1, 3)										4	3	2	2	1	0	1										
Paul Casanova, R OBP: 0.305, SLG: 0.403 (1, 2)										5	2	3	1	0	0	1										
Bernie Allen, L OBP: 0.246, SLG: 0.238 (1, 4)										5	1	3	1	0	1	2										
Ed Brinkman, R OBP: 0.257, SLG: 0.256 (1, 6)										5	2	3	1	0	0	1										
Joe Coleman, R OBP: 0.167, SLG: 0.095 (8, 1)										1	0	0	0	1	1	2										
Casey Cox, R (8, 1)										1	0	0	0	0	1	2										
Inning Stats	R: 0 E: 0 K: 1 S: 5	H: 1 LOB: 0 BB: 0 P: 5	R: 0 E: 0 K: 0 S: 4	H: 1 LOB: 1 BB: 0 P: 4	R: 1 E: 0 K: 1 S: 6	H: 1 LOB: 0 BB: 0 P: 6	R: 1 E: 0 K: 2 S: 8	H: 1 LOB: 1 BB: 1 P: 12	R: 0 E: 0 K: 1 S: 7	H: 2 LOB: 3 BB: 1 P: 11	R: 5 E: 0 K: 1 S: 11	H: 6 LOB: 1 BB: 0 P: 11	R: 1 E: 0 K: 1 S: 8	H: 3 LOB: 2 BB: 0 P: 8	R: 0 E: 0 K: 2 S: 7	H: 0 LOB: 0 BB: 0 P: 7	R: 1 E: 1 K: 1 S: 8	H: 2 LOB: 3 BB: 1 P: 12	1B: 10 2B: 3 3B: 1 HR: 3	SF: 1 SAC: 2 DP: 1 HBP: 0	WP: 0 PB: 0 SB: 0 CS: 0	PA: 47				
PITCHER	IP	WLS	BF	H	R	ER	SO	BB	IBB	HBP	BLK	WP	HR	S	P	ERA	WHIP									
Jim McGlothlin, R ERA: 1.68	(1, 1)	5.0	L	24	8	4	4	5	2	0	0	0	0	1	32	40	7.20	2.000								
Lew Burdette, R ERA: 5.09	(6, 1)	0.0		2	2	0	0	0	0	0	0	0	0	0	2	2	∞	∞								
Ken Turner, L ERA: 2.51	(6, 1)	0.2		4	2	3	3	1	0	0	0	0	0	1	6	6	40.50	3.000								
Pete Cimino, R ERA: 3.04	(6, 1)	1.1		7	3	1	1	1	0	0	0	0	0	1	9	9	6.75	2.250								
Bill Kelso, R ERA: 2.66	(8, 1)	1.0		3	0	0	0	2	0	0	0	0	0	0	7	7	0.00	0.000								
PITCHER	IP	WLS	BF	H	R	ER	SO	BB	IBB	HBP	BLK	WP	HR	S	P	ERA	WHIP									
Clyde Wright, L ERA: 1.67	(9, 1)	1.0		7	2	1	1	1	1	0	0	0	0	0	8	12	9.00	3.000								

Batter	1	2	3	4	5	6	7	8	9	AB	R	H	RBI	BB	SO	LOB	BOTTOM									
Jose Cardenal, R OBP: 0.275, SLG: 0.350 (7, 8)										3	0	0	0	0	1	0										
Roger Repoz, L OBP: 0.333, SLG: 0.393 (7, 8)										2	0	0	0	0	0	2										
Jay Johnstone, L OBP: 0.214, SLG: 0.251 (7, 7)										5	0	1	1	0	1	0										
Jim Fregosi, R OBP: 0.331, SLG: 0.406 (1, 6)									5	0	0	0	0	0	0	3										
Don Mincher, L OBP: 0.402, SLG: 0.531 (1, 3)										4	1	3	0	1	0	1										
Jimmie Hall, L OBP: 0.319, SLG: 0.426 (1, 9)										3	0	1	0	1	0	3										
Buck Rodgers, S OBP: 0.284, SLG: 0.302 (1, 2)										4	1	1	0	0	1	5										
Paul Schaal, R OBP: 0.300, SLG: 0.285 (1, 5)										2	2	1	1	1	0	2										
Bobby Knoop, R OBP: 0.297, SLG: 0.342 (8, 1)										3	0	1	1	0	1	2										
Bill Kelso, R (8, 1)										0	0	0	0	0	0	0										
Rick Reichardt, R OBP: 0.315, SLG: 0.382 (9, 1)										1	0	1	1	0	0	0										
Clyde Wright, R (9, 1)										0	0	0	0	0	0	0										
Jim McGlothlin, R OBP: 0.182, SLG: 0.129 (8, 1)										2	0	0	0	0	2	0										
Lew Burdette, R (8, 1)										0	0	0	0	0	0	0										
Ken Turner, R (8, 1)										0	0	0	0	0	0	0										
Pete Cimino, R OBP: 0.142, SLG: 0.143 (7, PH)										0	0	0	0	0	0	0										
Tom Satriano, L OBP: 0.127, SLG: 0.337 (8, 4)										2	0	0	0	0	0	3										
Inning Stats	R: 0 E: 1 K: 0 S: 5	H: 1 LOB: 2 BB: 0 P: 5	R: 1 E: 0 K: 1 S: 6	H: 1 LOB: 0 BB: 0 P: 6	R: 0 E: 0 K: 2 S: 7	H: 0 LOB: 0 BB: 0 P: 7	R: 0 E: 0 K: 2 S: 8	H: 1 LOB: 2 BB: 1 P: 12	R: 0 E: 0 K: 1 S: 5	H: 0 LOB: 0 BB: 0 P: 5	R: 0 E: 0 K: 0 S: 4	H: 1 LOB: 1 BB: 0 P: 4	R: 1 E: 0 K: 0 S: 5	H: 2 LOB: 2 BB: 1 P: 9	R: 2 E: 0 K: 0 S: 5	H: 3 LOB: 1 BB: 1 P: 9	R: 0 E: 1 K: 0 S: 4	H: 0 LOB: 1 BB: 0 P: 4	1B: 6 2B: 3 3B: 0 HR: 0	SF: 0 SAC: 1 DP: 1 HBP: 0	WP: 0 PB: 0 SB: 0 CS: 0	PA: 40				
PITCHER	IP	WLS	BF	H	R	ER	SO	BB	IBB	HBP	BLK	WP	HR	S	P	ERA	WHIP									
Joe Coleman, R ERA: 5.01	(1, 1)	7.0		32	7	4	4	6	3	0	0	0	0	0	41	53	5.14	1.429								
Casey Cox, R ERA: 3.68	(8, 1)	2.0	S	8	2	0	0	0	0	0	0	0	0	0	8	8	0.00	1.000								
PITCHER	IP	WLS	BF	H	R	ER	SO	BB	IBB	HBP	BLK	WP	HR	S	P	ERA	WHIP									

Washington Senators @ California Angels
Anaheim Stadium, Anaheim, CA
Tue Jun 27 1967, 10:05 PM EDT
Att: 13,152 - Unknown

AB 41
R 9
H 17
RBI 9
BB 3
SO 10
LOB 24



Washington Senators @ California Angels
Anaheim Stadium, Anaheim, CA
Tue Jun 27 1967, 10:05 PM EDT
Att: 13,152 - Unknown

AB 36
R 4
H 9
RBI 4
BB 3
SO 6
LOB 21



Batter	1	2	3	4	5	6	7	8	9	AB	R	H	RBI	BB	SO	LOB	TOP				
Ed Stroud, L OBP: 0.342, SLG: 0.313 (1, 8)	F7			K	F7		K			4	0	0	0	0	2	1	Washington Senators @ California Angels Anaheim Stadium, Anaheim, CA Wed Jun 28 1967, 10:05 PM EDT Att: 9,800 - Unknown				
Ken McMullen, R OBP: 0.276, SLG: 0.316 (1, 5)	5-3			HR	BB			K		2	1	0	0	2	1	0					
Frank Howard, R OBP: 0.333, SLG: 0.506 Fred Valentine, S OBP: 0.329, SLG: 0.333 (8, 7)	K			HR	BB			K		3	1	1	2	1	2	0					
Cap Peterson, R OBP: 0.335, SLG: 0.394 (1, 9)		5-3		F9	5-3					4	0	1	0	0	0	3					
Mike Epstein, L OBP: 0.325, SLG: 0.400 (1, 3)		3-1		FC5	BB		K			3	0	0	0	1	1	1					
Paul Casanova, R OBP: 0.304, SLG: 0.400 (1, 2)		L4			BB		F8			4	0	1	0	0	1	0					
Bernie Allen, L OBP: 0.237, SLG: 0.229 (1, 4)			5-3	FC5	BB		F8			4	0	0	0	0	2						
Ed Brinkman, R OBP: 0.253, SLG: 0.252 (1, 6)			6-3		5-3		6-3			4	0	0	0	0	0	0					
Phil Ortega, R OBP: 0.138, SLG: 0.074 Dave Baldwin, R (7, 1)			1-3				F9			3	0	1	0	0	0	0					
Dick Lines, R OBP: 0.429, SLG: 0.200 Bob Priddy, R OBP: 0.375, SLG: 0.167 (8, 1)				WP	BB					0	0	0	0	0	0	0					
Inning Stats	R: 0 E: 0 K: 1 S: 5	H: 0 LOB: 0 BB: 0 P: 5	R: 0 E: 0 K: 0 S: 3	H: 0 LOB: 0 BB: 0 P: 3	R: 0 E: 0 K: 0 S: 3	H: 0 LOB: 0 BB: 0 P: 3	R: 2 E: 0 K: 1 S: 7	H: 2 LOB: 2 BB: 2 P: 15	R: 0 E: 0 K: 0 S: 4	H: 1 LOB: 3 BB: 2 P: 12	R: 0 E: 0 K: 1 S: 5	H: 0 LOB: 0 BB: 0 P: 5	R: 0 E: 0 K: 2 S: 8	H: 1 LOB: 1 BB: 0 P: 8	R: 0 E: 0 K: 1 S: 5	H: 0 LOB: 0 BB: 0 P: 5	1B: 3 2B: 0 3B: 0 HR: 1	SF: 0 SAC: 0 DP: 0 HBP: 0	WP: 2 PB: 0 CS: 0	PA: 35	
PITCHER	IP	WLS	BF	H	R	ER	SO	BB	IBB	HBP	BLK	WP	HR	S	P	ERA	WHIP				
Rickey Clark, R ERA: 2.38 Minnie Rojas, R ERA: 1.75	(1, 1)	7.0	28	3	2	2	4	4	0	0	0	1	1	32	48	2.57	1.000				

Batter	1	2	3	4	5	6	7	8	9	AB	R	H	RBI	BB	SO	LOB	BOTTOM				
Jose Cardenal, R OBP: 0.272, SLG: 0.345 (1, 8)	F3		SH1-3		K		6-3			3	0	0	0	0	1	3	Washington Senators @ California Angels Anaheim Stadium, Anaheim, CA Wed Jun 28 1967, 10:05 PM EDT Att: 9,800 - Unknown				
Paul Schaal, R OBP: 0.297, SLG: 0.281 Jay Johnstone, L OBP: 0.213, SLG: 0.250 (8, PH)	K		F8		F5			F9		3	0	0	0	0	1	2					
Jim Fregosi, R OBP: 0.330, SLG: 0.404 (1, 6)		4-3		K			4-3	BB		4	1	1	0	0	1	1					
Don Mincher, L OBP: 0.400, SLG: 0.526 (1, 3)				F8		F8		F6		4	0	1	0	0	0	1					
Jimmie Hall, L OBP: 0.320, SLG: 0.421 Johnny Werhas, R OBP: 0.277, SLG: 0.300 Tom Saltriano, L OBP: 0.327, SLG: 0.337 (8, PH)				F4		F8		BB		2	0	0	0	1	0	0					
Rick Reichardt, R OBP: 0.318, SLG: 0.381 (1, 7)				F7				BB		3	1	1	1	1	1	2					
Buck Rodgers, S OBP: 0.273, SLG: 0.318 (1, 2)		F9			BB			BB		3	1	2	2	1	0	2					
Bobby Knoop, R OBP: 0.300, SLG: 0.342 (1, 4)					BB			BB		3	0	1	1	1	1	4					
Rickey Clark, R OBP: 0.048, SLG: 0.048 Roger Repoz, L OBP: 0.330, SLG: 0.389 Minnie Rojas, R OBP: 0.182, SLG: 0.100 (7, PH)				SH2-4				BB		1	0	1	0	0	0	0					
				SH1-3				F7		1	0	0	0	0	1	2					
Inning Stats	R: 0 E: 0 K: 1 S: 5	H: 1 LOB: 2 BB: 1 P: 12	R: 0 E: 0 K: 2 S: 8	H: 1 LOB: 1 BB: 0 P: 6	R: 0 E: 0 K: 0 S: 3	H: 0 LOB: 0 BB: 0 P: 3	R: 1 E: 0 K: 1 S: 7	H: 2 LOB: 1 BB: 0 P: 7	R: 0 E: 0 K: 0 S: 3	H: 0 LOB: 0 BB: 0 P: 3	R: 0 E: 0 K: 0 S: 3	H: 0 LOB: 2 BB: 2 P: 11	R: 3 E: 0 K: 1 S: 9	H: 4 LOB: 2 BB: 1 P: 13	R: 0 E: 0 K: 1 S: 5	H: 0 LOB: 0 BB: 0 P: 5	1B: 6 2B: 2 3B: 0 HR: 0	SF: 0 SAC: 2 DP: 0 HBP: 0	WP: 0 PB: 0 CS: 0	PA: 36	
PITCHER	IP	WLS	BF	H	R	ER	SO	BB	IBB	HBP	BLK	WP	HR	S	P	ERA	WHIP				
Phil Ortega, R ERA: 3.59 Dave Baldwin, R ERA: 1.13 Dick Lines, L ERA: 3.21 Bob Priddy, R ERA: 4.33	(1, 1)	6.0	25	4	1	1	5	3	0	0	0	0	0	5	5	6.75	0.750				

Batter	1	2	3	4	5	6	7	8	9	AB	R	H	RBI	BB	SO	LOB	TOP					
Horace Clarke, S OBP: 0.301, SLG: 0.271	F2		1B			6-3	5-3			4	0	1	0	0	0	1	New York Yankees @ California Angels Anaheim Stadium, Anaheim, CA Fri Jun 30 1967, 10:05 PM EDT Att: 23,374 - Unknown					
Bill Robinson, R OBP: 0.248, SLG: 0.272	5-3		K			F3		1B		4	0	1	0	0	1							
Mickey Mantle, S OBP: 0.388, SLG: 0.490	5-3			BB		2B	1B	BB	G6-4-3	2	1	1	0	2	0							
Tom Tresh, S OBP: 0.279, SLG: 0.343		F6		F7		1B		F9		4	1	1	0	0	3							
Charley Smith, R OBP: 0.262, SLG: 0.294				F5		2B		G6-4-3		4	0	2	2	0	3							
Joe Pepitone, L OBP: 0.317, SLG: 0.371		F9		F2		1B			F8	4	0	0	0	0	3							
Ruben Amaro, R OBP: 0.286, SLG: 0.256		F5		F9		BB	FC4-6	F3		3	0	0	0	1	0							
Jake Gibbs, L OBP: 0.292, SLG: 0.276			G3	F5		FC4-6	1-2			4	0	1	0	0	1							
Mel Stottlemyre, R OBP: 0.139, SLG: 0.088			4-3	F2		1-3		G3		2	0	0	0	0	0	AB 33 R 2 H 7 RBI 2 BB 3 SO 1 LOB 15						
Dick Howser, R OBP: 0.416, SLG: 0.323										1	0	0	0	0	0							
Bill Monbouquette, R OBP: 0.289, SLG: 0.389										0	0	0	0	0	0							
Steve Whitaker, L OBP: 0.289, SLG: 0.389										1	0	0	0	0	1							
Inning Stats	R: 0 E: 0 K: 0 S: 3	H: 0 LOB: 0 BB: 0 P: 3	R: 0 E: 0 K: 0 S: 4	H: 1 LOB: 1 BB: 0 P: 4	R: 0 E: 0 K: 1 S: 6	H: 1 LOB: 1 BB: 0 P: 6	R: 0 E: 0 K: 0 S: 3	H: 0 LOB: 0 BB: 0 P: 3	R: 2 E: 0 K: 0 S: 5	H: 2 LOB: 1 BB: 1 P: 9	R: 0 E: 0 K: 0 S: 3	H: 0 LOB: 1 BB: 0 P: 7	R: 0 E: 0 K: 0 S: 4	H: 2 LOB: 1 BB: 0 P: 4	R: 0 E: 0 K: 0 S: 4		H: 1 LOB: 1 BB: 0 P: 4	1B: 6 2B: 1 3B: 0 HR: 0	SF: 0 SAC: 0 DP: 1 HBP: 0	WP: 0 PB: 0 CS: 0	PA: 36	
PITCHER	IP	WLS	BF	H	R	ER	SO	BB	IBB	HBP	BLK	WP	HR	S	P		ERA	WHIP				
George Brunet, L ERA: 3.98	(1, 1)	7.0	W	30	6	2	2	1	3	0	0	0	0	29	41		2.57	1.286				
Minnie Rojas, R ERA: 1.7	(8, 1)	2.0	S	6	1	0	0	0	0	0	0	0	0	6	6		0.00	0.500				

Batter	1	2	3	4	5	6	7	8	9	AB	R	H	RBI	BB	SO	LOB	BOTTOM					
Jose Cardenal, R OBP: 0.272, SLG: 0.343	SH1-4	K		5-3			5-3			4	1	1	1	0	1	New York Yankees @ California Angels Anaheim Stadium, Anaheim, CA Fri Jun 30 1967, 10:05 PM EDT Att: 23,374 - Unknown						
Paul Schaaf, R OBP: 0.300, SLG: 0.282	SH1-4		1B	FC6-4	K	F9				3	2	1	0	1	0							
Jim Fregosi, R OBP: 0.330, SLG: 0.403	SH1-4		FC6-4	1B	F8		5-3			3	0	1	0	0	0							
Don Mincher, L OBP: 0.398, SLG: 0.521	FC4-6		FC6-4	3B	3-1		F8			4	1	1	3	0	0							
Jimmie Hall, L OBP: 0.318, SLG: 0.429	FC4-6		SF8	3B	4-3		F7			4	1	1	1	0	0							
Rick Reichardt, R OBP: 0.314, SLG: 0.378	K		SF8		F8		F8			2	0	0	1	0	1							
Buck Rodgers, S OBP: 0.274, SLG: 0.318		FC6-4	6-3		F9					3	0	1	0	0	0							
Bobby Knoop, R OBP: 0.300, SLG: 0.341		FC6-4		6-3		WP	E	5-3	1B	3	1	1	0	0	0							
George Brunet, R OBP: 0.081, SLG: 0.056		FC5-4		6-3		F3				3	0	0	0	0	2	AB 29 R 6 H 7 RBI 6 BB 1 SO 3 LOB 7						
Minnie Rojas, R OBP: 0.182, SLG: 0.100										0	0	0	0	0	0							
Inning Stats	R: 2 E: 0 K: 1 S: 7	H: 2 LOB: 1 BB: 1 P: 11	R: 0 E: 0 K: 1 S: 6	H: 1 LOB: 0 BB: 0 P: 6	R: 3 E: 0 K: 0 S: 6	H: 3 LOB: 0 BB: 0 P: 6	R: 0 E: 0 K: 0 S: 3	H: 0 LOB: 0 BB: 0 P: 3	R: 0 E: 0 K: 0 S: 3	H: 0 LOB: 0 BB: 0 P: 3	R: 1 E: 0 K: 0 S: 4	H: 1 LOB: 0 BB: 0 P: 4	R: 0 E: 0 K: 0 S: 3	H: 0 LOB: 0 BB: 0 P: 3	1B: 6 2B: 0 3B: 1 HR: 0		SF: 1 SAC: 1 DP: 0 HBP: 0	WP: 1 PB: 0 CS: 0	PA: 32			
PITCHER	IP	WLS	BF	H	R	ER	SO	BB	IBB	HBP	BLK	WP	HR	S	P		ERA	WHIP				
Mel Stottlemyre, R ERA: 2.97	(1, 1)	6.0	L	25	6	5	5	3	1	0	0	0	0	30	34		7.50	1.167				
Bill Monbouquette, R ERA: 3.04	(7, 1)	2.0		7	1	1	0	0	0	0	0	0	0	7	7		0.00	0.500				

Batter	1	2	3	4	5	6	7	8	9	AB	R	H	RBI	BB	SO	LOB	TOP										
Dick Howser, R OBP: 0.407, SLG: 0.316 (1, 4)	6-3	5-3				F8		F9		5	1	1	0	0	0	2											
Bill Robinson, R OBP: 0.283, SLG: 0.277 Steve Whitaker, L OBP: 0.293, SLG: 0.391 (1, 9)	1B		4-3			1B	SH3 BB		1-3	1	0	1	0	0	0	0											
Mickey Mantle, S OBP: 0.396, SLG: 0.495 Mike Hegan, L OBP: 0.147, SLG: 0.097 (9, 3)	F9		G5-4-3			G6-4-3	SH3		1B	4	0	3	2	1	0	1											
Elston Howard, R OBP: 0.256, SLG: 0.255 (1, 2)	1B		G5-4-3			G6-4-3	SH3		F8	4	0	1	0	0	0	3											
Tom Tresh, S OBP: 0.281, SLG: 0.357 (1, 7)	F8				4-3		K		1B	5	1	2	1	0	1	4											
Joe Pepitone, L OBP: 0.319, SLG: 0.381 (1, 8)		4-3		4-3		HR			F3	4	1	1	1	1	0	2											
Charley Smith, R OBP: 0.267, SLG: 0.312 (1, 5)		HR		F4		1B			K	4	1	2	1	0	1	3											
Ruben Amaro, R OBP: 0.286, SLG: 0.251 (1, 6)		BB		6-3		4-3			F8	3	0	0	0	1	0	1											
Fred Talbot, R OBP: 0.333, SLG: 0.318 Steve Hamilton, L OBP: 0.333, SLG: 0.333 Dooley Womack, L OBP: 0.200, SLG: 0.200 (9, 1)		K				1B			6-3	3	1	0	0	1	2	2											
Inning Stats	R: 0 E: 0 K: 0 S: 5	H: 2 LOB: 2 BB: 0 P: 5	R: 1 E: 0 K: 1 S: 6	H: 1 LOB: 1 BB: 1 P: 10	R: 0 E: 0 K: 0 S: 3	H: 1 LOB: 0 BB: 0 P: 3	R: 1 E: 0 K: 0 S: 4	H: 1 LOB: 0 BB: 0 P: 4	R: 3 E: 0 K: 0 S: 5	H: 3 LOB: 1 BB: 1 P: 9	R: 1 E: 0 K: 1 S: 7	H: 2 LOB: 1 BB: 0 P: 7	R: 0 E: 0 K: 2 S: 8	H: 1 LOB: 3 BB: 2 P: 16	R: 0 E: 0 K: 0 S: 3	H: 0 LOB: 0 BB: 0 P: 3	R: 0 E: 0 K: 0 S: 5	H: 2 LOB: 2 BB: 0 P: 5	1B: 10 2B: 0 3B: 0 HR: 3	SF: 0 SAC: 1 DP: 2 HBP: 0	WP: 0 PB: 0 CS: 0	PA: 42					
PITCHER	IP	WLS	BF	H	R	ER	SO	BB	IBB	HBP	BLK	WP	HR	S	P	ERA	WHIP										
Clyde Wright, L ERA: 2.9 Bill Kelso, R ERA: 2.51 Pete Cimino, R ERA: 3.04 Ken Turner, L ERA: 2.35	4.0	L	20	7	5	5	1	2	0	0	0	0	2	20	28	11.25	2.250										

New York Yankees @ California Angels
Anaheim Stadium, Anaheim, CA
Sat Jul 01 1967, 10:05 PM EDT
Att: 31,916 - Unknown

AB 37
R 6
H 13
RBI 5
BB 4
SO 4
LOB 18



Batter	1	2	3	4	5	6	7	8	9	AB	R	H	RBI	BB	SO	LOB	BOTTOM										
Jose Cardenal, R OBP: 0.271, SLG: 0.342 Ken Turner, R (9, 1)	5-3		F8					F7		4	0	1	0	0	0	0											
Paul Schaaf, R OBP: 0.293, SLG: 0.286 (1, 5)	E5					F8		5-3		4	1	1	0	0	0	1											
Jim Fregosi, R OBP: 0.332, SLG: 0.404 (1, 6)	1B		L5			5-3			1B	4	2	2	0	0	0	1											
Don Mincher, L OBP: 0.399, SLG: 0.521 (1, 3)	1B		6-3			F3			1B	4	0	2	1	0	0	1											
Jimmie Hall, L OBP: 0.313, SLG: 0.424 Bubba Morton, R OBP: 0.368, SLG: 0.333 (9, PH)	SF8				4-3			F6		2	0	0	1	0	0	0											
Rick Reichardt, R OBP: 0.310, SLG: 0.372 (1, 7)	F7				5-3				K	1	0	0	0	0	1	2											
Buck Rodgers, S OBP: 0.276, SLG: 0.322 (1, 2)			K		3-1				1B	4	0	2	1	0	1	0											
Bobby Knoop, R OBP: 0.297, SLG: 0.337 Tom Satriano, L OBP: 0.333, SLG: 0.337 (9, PH)			K					G3-6		3	0	0	0	0	2	1											
Clyde Wright, R Bill Kelso, R Roger Repoz, L Pete Cimino, R Jay Johnstone, L (9, 8)			K					F8		1	0	0	0	0	1	0											
Inning Stats	R: 2 E: 1 K: 0 S: 6	H: 2 LOB: 1 BB: 0 P: 6	R: 0 E: 0 K: 3 S: 9	H: 0 LOB: 0 BB: 0 P: 9	R: 0 E: 0 K: 0 S: 4	H: 1 LOB: 1 BB: 0 P: 4	R: 0 E: 0 K: 0 S: 3	H: 0 LOB: 0 BB: 0 P: 3	R: 0 E: 0 K: 1 S: 6	H: 1 LOB: 1 BB: 0 P: 6	R: 0 E: 0 K: 0 S: 3	H: 0 LOB: 0 BB: 0 P: 3	R: 0 E: 0 K: 0 S: 3	H: 1 LOB: 0 BB: 0 P: 3	R: 0 E: 0 K: 0 S: 3	H: 0 LOB: 0 BB: 0 P: 3	R: 1 E: 0 K: 2 S: 10	H: 3 LOB: 3 BB: 1 P: 14	1B: 7 2B: 1 3B: 0 HR: 0	SF: 1 SAC: 0 DP: 1 HBP: 0	WP: 0 PB: 0 CS: 0	PA: 36					
PITCHER	IP	WLS	BF	H	R	ER	SO	BB	IBB	HBP	BLK	WP	HR	S	P	ERA	WHIP										
Fred Talbot, R ERA: 3.52 Steve Hamilton, L ERA: 2.57 Dooley Womack, R ERA: 2.43	8.0	W	30	6	3	1	4	0	0	0	0	0	0	8	8	0.00	3.000										

New York Yankees @ California Angels
Anaheim Stadium, Anaheim, CA
Sat Jul 01 1967, 10:05 PM EDT
Att: 31,916 - Unknown

AB 34
R 3
H 8
RBI 3
BB 1
SO 6
LOB 12



Batter	1	2	3	4	5	6	7	8	9	AB	R	H	RBI	BB	SO	LOB	TOP					
Horace Clarke, S OBP: 0.296, SLG: 0.266 (1,4)	0-0 4-3		0-0 5-3	0-0 1-3		0-0 6-3		0-0 F8		5	0	0	0	0	0	2						
Jake Gibbs, L OBP: 0.296, SLG: 0.275 (1,2)	0-3 K		0-0 4-3		4-0 1B BB	0-0 1B		0-0 4-3		4	1	1	0	1	1	0						
Mickey Mantle, S OBP: 0.400, SLG: 0.495 (1,3)	4-0 1B BB		0-0 1B		0-0 1B E	0-0 F3			0-3 K	4	1	2	0	1	1	1						
Joe Pepitone, L OBP: 0.320, SLG: 0.381 (1,8)	0-0 1-2 1B		0-0 4-3		0-0 1B E	0-0 F8			0-0 F4	5	1	2	1	0	0	2						
Steve Whitaker, L OBP: 0.295, SLG: 0.396 (1,9)	0-0 4-3			0-0 1B 2B	0-0 5-3 1B				0-3 K	5	1	2	1	0	1	3						
Tom Tresh, S OBP: 0.280, SLG: 0.355 (1,7)		0-0 F9		0-0 F9	0-0 5-3 1B					4	0	1	0	0	0	2						
Charley Smith, R OBP: 0.271, SLG: 0.317 (1,5)		0-0 F4		4-0 SH5-4 1B BB	0-0 5-3					3	0	1	1	1	0	2						
Ruben Amaro, R OBP: 0.290, SLG: 0.253 (1,6)		4-0 BB		0-0 SH5-4 1B	0-0 F4					3	0	1	1	1	0	3						
Al Downing, R OBP: 0.194, SLG: 0.242 (1,1)		0-0 F4		0-0 SH5-4	0-0 4-3					2	0	0	0	0	0	3						
Thad Tiltonson, R OBP: 0.200, SLG: 0.077 (6, PH)				1-2 2-3						0	0	0	0	0	0	0						
Dick Howser, R OBP: 0.403, SLG: 0.313 (8, PH)				1-2 2-3						1	0	0	0	0	0	0						
Dooley Womack, L OBP: 0.200, SLG: 0.200 (8,1)				1-2 2-3						0	0	0	0	0	0	0						
Inning Stats	R: 0 E: 0 K: 1 S: 6	H: 1 LOB: 2 BB: 1 P: 10	R: 0 E: 0 K: 0 S: 3	H: 0 LOB: 1 BB: 1 P: 7	R: 0 E: 0 K: 0 S: 4	H: 1 LOB: 1 BB: 0 P: 4	R: 1 E: 0 K: 0 S: 5	H: 2 LOB: 2 BB: 1 P: 9	R: 3 E: 1 K: 0 S: 7	H: 3 LOB: 2 BB: 1 P: 11	R: 0 E: 0 K: 0 S: 4	H: 1 LOB: 1 BB: 0 P: 4	R: 0 E: 0 K: 0 S: 4	H: 2 LOB: 0 BB: 0 P: 4	R: 0 E: 0 K: 2 S: 3	H: 0 LOB: 0 BB: 0 P: 3	R: 0 E: 0 K: 2 S: 7	H: 0 LOB: 0 BB: 0 P: 7	1B: 8 2B: 2 3B: 0 HR: 0	SF: 0 SAC: 1 DP: 0 HBP: 0	WP: 0 PA: 41 CS: 1	
PITCHER	IP WLS BF H R ER SO BB IBB HBP BLK WP HR S P ERA WHIP	IP WLS BF H R ER SO BB IBB HBP BLK WP HR S P ERA WHIP	IP WLS BF H R ER SO BB IBB HBP BLK WP HR S P ERA WHIP	IP WLS BF H R ER SO BB IBB HBP BLK WP HR S P ERA WHIP	IP WLS BF H R ER SO BB IBB HBP BLK WP HR S P ERA WHIP	IP WLS BF H R ER SO BB IBB HBP BLK WP HR S P ERA WHIP	IP WLS BF H R ER SO BB IBB HBP BLK WP HR S P ERA WHIP	IP WLS BF H R ER SO BB IBB HBP BLK WP HR S P ERA WHIP	IP WLS BF H R ER SO BB IBB HBP BLK WP HR S P ERA WHIP	IP WLS BF H R ER SO BB IBB HBP BLK WP HR S P ERA WHIP	IP WLS BF H R ER SO BB IBB HBP BLK WP HR S P ERA WHIP	IP WLS BF H R ER SO BB IBB HBP BLK WP HR S P ERA WHIP	IP WLS BF H R ER SO BB IBB HBP BLK WP HR S P ERA WHIP	IP WLS BF H R ER SO BB IBB HBP BLK WP HR S P ERA WHIP	IP WLS BF H R ER SO BB IBB HBP BLK WP HR S P ERA WHIP	IP WLS BF H R ER SO BB IBB HBP BLK WP HR S P ERA WHIP	IP WLS BF H R ER SO BB IBB HBP BLK WP HR S P ERA WHIP	IP WLS BF H R ER SO BB IBB HBP BLK WP HR S P ERA WHIP	IP WLS BF H R ER SO BB IBB HBP BLK WP HR S P ERA WHIP	IP WLS BF H R ER SO BB IBB HBP BLK WP HR S P ERA WHIP	IP WLS BF H R ER SO BB IBB HBP BLK WP HR S P ERA WHIP	IP WLS BF H R ER SO BB IBB HBP BLK WP HR S P ERA WHIP

New York Yankees @ California Angels
Anaheim Stadium, Anaheim, CA
Sun Jul 02 1967, 6:33 AM EDT
Att: 39,042 - Unknown

AB 36
R 4
H 10
RBI 4
BB 4
SO 3
LOB 18



Batter	1	2	3	4	5	6	7	8	9	AB	R	H	RBI	BB	SO	LOB	BOTTOM					
Jose Cardenal, R OBP: 0.268, SLG: 0.338 (1,8)	0-0 F5		0-3 K		0-3 K					3	0	0	0	0	2	1						
Paul Schaaf, R OBP: 0.298, SLG: 0.282 (1,5)	0-0 F7			4-0 1B BB	0-0 F2					3	1	0	0	1	0	1						
Jim Fregosi, R OBP: 0.338, SLG: 0.409 (1,6)	0-0 5-3			0-0 1B 1B	0-0 1B 1B					4	2	3	1	0	0	0						
Don Mincher, L OBP: 0.401, SLG: 0.519 (1,3)		0-0 F7		0-0 1B 1B	0-3 K					3	1	1	0	1	1	1						
Bubba Morton, R OBP: 0.380, SLG: 0.349 (1,9)		0-3 K		0-0 1B	0-0 1B					3	0	2	1	0	1	0						
Jay Johnstone, L OBP: 0.210, SLG: 0.246 (7, PR)				0-0 1B	0-0 1B					1	0	0	0	0	1	2						
Minnie Rojas, R OBP: 0.182, SLG: 0.100 (8,1)				2-3 3-H	0-0 1B					0	0	0	0	0	0	0						
Rick Reichardt, R OBP: 0.309, SLG: 0.370 (1,7)		0-3 K		0-3 K						4	0	1	1	0	3	2						
Buck Rodgers, S OBP: 0.287, SLG: 0.345 (1,2)				0-0 SH1-4 1B	0-0 G6-4-3 1B					4	1	3	2	0	0	2						
Bobby Knoop, R OBP: 0.296, SLG: 0.333 (1,4)				0-0 F8	0-0 G6-4-3					3	0	0	0	1	0	6						
Jim McGlothlin, R OBP: 0.182, SLG: 0.129 (1,1)				0-0 SH1-4						0	0	0	0	0	0	0						
Ken Turner, R (5,1)					0-0 6-3					0	0	0	0	0	0	0						
Bill Kelso, R (5,1)										1	0	0	0	0	0	0						
Jimmie Hall, L OBP: 0.315, SLG: 0.425 (7, PH)				1-2						2	1	1	0	0	0	1						
Inning Stats	R: 0 E: 0 K: 0 S: 3	H: 0 LOB: 0 BB: 0 P: 3	R: 0 E: 0 K: 2 S: 7	H: 0 LOB: 0 BB: 0 P: 7	R: 0 E: 0 K: 1 S: 6	H: 1 LOB: 1 BB: 0 P: 6	R: 3 E: 0 K: 1 S: 8	H: 4 LOB: 1 BB: 1 P: 12	R: 0 E: 0 K: 1 S: 5	H: 0 LOB: 0 BB: 0 P: 5	R: 1 E: 0 K: 1 S: 8	H: 3 LOB: 3 BB: 0 P: 8	R: 1 E: 0 K: 1 S: 7	H: 2 LOB: 2 BB: 1 P: 11	R: 1 E: 0 K: 1 S: 5	H: 1 LOB: 1 BB: 1 P: 9	R: 1 E: 0 K: 1 S: 5	H: 1 LOB: 0 BB: 1 P: 9	1B: 10 2B: 0 3B: 0 HR: 1	SF: 0 SAC: 2 DP: 2 HBP: 0	WP: 0 PA: 36 CS: 0	
PITCHER	IP WLS BF H R ER SO BB IBB HBP BLK WP HR S P ERA WHIP	IP WLS BF H R ER SO BB IBB HBP BLK WP HR S P ERA WHIP	IP WLS BF H R ER SO BB IBB HBP BLK WP HR S P ERA WHIP	IP WLS BF H R ER SO BB IBB HBP BLK WP HR S P ERA WHIP	IP WLS BF H R ER SO BB IBB HBP BLK WP HR S P ERA WHIP	IP WLS BF H R ER SO BB IBB HBP BLK WP HR S P ERA WHIP	IP WLS BF H R ER SO BB IBB HBP BLK WP HR S P ERA WHIP	IP WLS BF H R ER SO BB IBB HBP BLK WP HR S P ERA WHIP	IP WLS BF H R ER SO BB IBB HBP BLK WP HR S P ERA WHIP	IP WLS BF H R ER SO BB IBB HBP BLK WP HR S P ERA WHIP	IP WLS BF H R ER SO BB IBB HBP BLK WP HR S P ERA WHIP	IP WLS BF H R ER SO BB IBB HBP BLK WP HR S P ERA WHIP	IP WLS BF H R ER SO BB IBB HBP BLK WP HR S P ERA WHIP	IP WLS BF H R ER SO BB IBB HBP BLK WP HR S P ERA WHIP	IP WLS BF H R ER SO BB IBB HBP BLK WP HR S P ERA WHIP	IP WLS BF H R ER SO BB IBB HBP BLK WP HR S P ERA WHIP	IP WLS BF H R ER SO BB IBB HBP BLK WP HR S P ERA WHIP	IP WLS BF H R ER SO BB IBB HBP BLK WP HR S P ERA WHIP	IP WLS BF H R ER SO BB IBB HBP BLK WP HR S P ERA WHIP	IP WLS BF H R ER SO BB IBB HBP BLK WP HR S P ERA WHIP	IP WLS BF H R ER SO BB IBB HBP BLK WP HR S P ERA WHIP	IP WLS BF H R ER SO BB IBB HBP BLK WP HR S P ERA WHIP

New York Yankees @ California Angels
Anaheim Stadium, Anaheim, CA
Sun Jul 02 1967, 6:33 AM EDT
Att: 39,042 - Unknown

AB 31
R 6
H 11
RBI 5
BB 3
SO 8
LOB 16



Batter	1	2	3	4	5	6	7	8	9	AB	R	H	RBI	BB	SO	LOB	TOP										
Mike Andrews, R (1.4) OBP: 0.333, SLG: 0.329	5-3		HR		BB		F2		5-3 1B BB	3	2	1	1	2	0	0											
Joe Foy, R (1.5) OBP: 0.336, SLG: 0.453	1-3		FC6-4 WP SF9 BB		F9			HR BB	5-3	3	2	0	0	2	0	2											
Carl Yastrzemski, L (1.7) OBP: 0.425, SLG: 0.613 George Thomas, R (9.7) OBP: 0.297, SLG: 0.219	F8		FC6-4 BB		F8			F4	1B 1B	4	0	1	1	1	0	2											
Tony Conigliaro, R (1.9) OBP: 0.366, SLG: 0.535 Jose Tartabull, L (9.7) OBP: 0.306, SLG: 0.246		FC6-4 BB SF8 BB	FC6-4 CS		5-3			HR	FC6-4 1B	4	2	2	2	1	0	2											
George Scott, R (1.3) OBP: 0.358, SLG: 0.466		E BB BB	SF9		6-3			1B 1B	FC6-4 1B	3	1	2	2	1	0	0											
Jerry Adair, R (1.6) OBP: 0.240, SLG: 0.253 Ken Poulsen, L (9.7) OBP: 0.297, SLG: 0.346	B3		CS		4-3			1B 1B	FC6-4 BB	5	0	0	0	0	1	5											
Reggie Smith, S (1.8) OBP: 0.297, SLG: 0.346	E6				3-1			HR	1B BB	4	1	2	1	1	0	2											
Mike Ryan, R (1.2) OBP: 0.300, SLG: 0.294	SF8				F5			K	F2	4	0	1	2	0	1	3											
Lee Stange, R (1.1) OBP: 0.100, SLG: 0.150	K							F3	5-3	4	0	0	0	0	2	4											
Inning Stats	R: 0 E: 0 K: 0 S: 3	H: 0 LOB: 0 BB: 0 P: 3	R: 1 E: 1 K: 1 S: 6	H: 0 LOB: 2 BB: 2 P: 14	R: 2 E: 0 K: 0 S: 3	H: 1 LOB: 0 BB: 2 P: 11	R: 0 E: 0 K: 0 S: 3	H: 0 LOB: 0 BB: 0 P: 3	R: 0 E: 0 K: 1 S: 5	H: 0 LOB: 1 BB: 1 P: 9	R: 1 E: 0 K: 1 S: 6	H: 1 LOB: 0 BB: 0 P: 6	R: 3 E: 0 K: 1 S: 9	H: 4 LOB: 2 BB: 2 P: 13	R: 2 E: 0 K: 0 S: 6	H: 3 LOB: 3 BB: 2 P: 14	1B: 6 2B: 0 3B: 0 HR: 3	SF: 2 SAC: 0 DP: 0 HBP: 0	WP: 1 PA: 45 PB: 0 SB: 1 CS: 1								
PITCHER	IP	WLS	BF	H	R	ER	SO	BB	IBB	HBP	BLK	WP	HR	S	P	ERA	WHIP										
Jack Hamilton, R (1.1) ERA: 3.16	2.0	L	12	1	3	2	1	4	0	0	0	1	1	10	26	9.00	2.500										
Pete Cimino, R (3.1) ERA: 2.92	4.0		12	0	0	0	1	1	0	0	0	0	0	13	17	0.00	0.250										
Bill Kelso, R (7.1) ERA: 3.06	1.2		10	4	4	4	2	1	0	0	0	0	2	13	17	21.60	3.000										
Lew Burdette, R (8.1) ERA: 4.96	0.1		2	1	0	0	0	0	0	0	0	0	0	2	2	0.00	3.000										
Clyde Wright, L (9.1) ERA: 3.38	1.0		8	3	2	2	0	2	0	0	0	0	0	6	14	18.00	5.000										

Boston Red Sox @ California Angels
Anaheim Stadium, Anaheim, CA
Mon Jul 03 1967, 10:05 PM EDT
Att: 17,005 - Unknown

AB 34
R 9
H 9
RBI 9
BB 8
SO 4
LOB 20





Batter	1	2	3	4	5	6	7	8	9	AB	R	H	RBI	BB	SO	LOB	BOTTOM										
Jose Cardenal, R (1.8) OBP: 0.265, SLG: 0.333	F9		FC6-4 CS			F8		F5		3	0	0	1	0	0	1											
Bill Kelso, R (7.1) OBP: 0.330, SLG: 0.333			CS							0	0	0	0	0	0	0											
Lew Burdette, R (8.1) OBP: 0.330, SLG: 0.333			CS							0	0	0	0	0	0	0											
Tom Satriano, L (8.7) OBP: 0.330, SLG: 0.333			CS							1	0	0	0	0	0	2											
Clyde Wright, R (9.1) OBP: 0.302, SLG: 0.299	5-3		CS		K			FC5-4 1B	HR	4	1	2	1	0	1	0											
Jim Fregosi, R (1.6) OBP: 0.337, SLG: 0.407					4-3			FC5-4 G1-6-3	1B	4	0	1	0	0	1	1											
Johnny Werhas, R (9.7) OBP: 0.277, SLG: 0.300	K							1B		0	0	0	0	0	0	0											
Don Mincher, L (1.3) OBP: 0.395, SLG: 0.510		4-3			F5			G1-6-3	F8	4	0	0	0	0	0	2											
Jimmie Hall, L (1.9) OBP: 0.309, SLG: 0.415		1-3							F9	4	0	0	0	0	0	1											
Roger Repoz, L (1.7) OBP: 0.315, SLG: 0.368		F5							G3	4	0	0	0	0	0	1											
Buck Rodgers, S (1.2) OBP: 0.292, SLG: 0.349										3	2	2	0	0	0	0											
Bobby Knoop, R (1.4) OBP: 0.296, SLG: 0.331			1B 5-3 FC6-4 1B					1B		2	0	0	0	1	0	1											
Jack Hamilton, R (1.1) OBP: 0.091, SLG: 0.364										0	0	0	0	0	0	0											
Pete Cimino, R (3.1) OBP: 0.250, SLG: 0.250										1	0	1	0	0	0	0											
Jay Johnstone, L (6.7) OBP: 0.213, SLG: 0.249			FC6-4 1B							2	0	1	1	0	0	0											
Inning Stats	R: 0 E: 0 K: 1 S: 5	H: 0 LOB: 0 BB: 0 P: 5	R: 0 E: 0 K: 0 S: 3	H: 0 LOB: 0 BB: 0 P: 3	R: 1 E: 0 K: 0 S: 4	H: 2 LOB: 0 BB: 0 P: 4	R: 0 E: 0 K: 1 S: 5	H: 0 LOB: 0 BB: 0 P: 5	R: 0 E: 0 K: 0 S: 3	H: 0 LOB: 0 BB: 0 P: 3	R: 0 E: 0 K: 0 S: 3	H: 1 LOB: 0 BB: 0 P: 3	R: 1 E: 0 K: 0 S: 5	H: 2 LOB: 2 BB: 1 P: 9	R: 0 E: 0 K: 0 S: 5	H: 1 LOB: 1 BB: 0 P: 5	1B: 6 2B: 0 3B: 0 HR: 1	SF: 0 SAC: 0 DP: 1 HBP: 0	WP: 0 PA: 34 PB: 0 SB: 0 CS: 1								
PITCHER	IP	WLS	BF	H	R	ER	SO	BB	IBB	HBP	BLK	WP	HR	S	P	ERA	WHIP										
Lee Stange, R (1.1) ERA: 3.83	9.0	W	33	7	3	3	2	1	0	0	0	0	1	36	40	3.00	0.889										

Boston Red Sox @ California Angels
Anaheim Stadium, Anaheim, CA
Mon Jul 03 1967, 10:05 PM EDT
Att: 17,005 - Unknown

AB 32
R 3
H 7
RBI 3
BB 1
SO 2
LOB 9



Batter	1	2	3	4	5	6	7	8	9	AB	R	H	RBI	BB	SO	LOB	TOP					
Mike Andrews, R (1.4) OBP: 0.337, SLG: 0.335	0-0 6-3		0-0 6-3			0-0 4-3 1B		0-0 F7 1-2		4	0	1	0	0	0	1	Boston Red Sox @ California Angels Anaheim Stadium, Anaheim, CA Wed Jul 05 1967, 10:05 PM EDT Att: 12,080 - Unknown AB 31 R 3 H 5 RBI 3 BB 3 SO 8 LOB 12 					
Joe Foy, R (1.5) OBP: 0.339, SLG: 0.463	4-0 BB			0-0 HR		0-0 F7		0-3 K		3	1	1	1	1	1	3						
Carl Yastrzemski, L (1.7) OBP: 0.421, SLG: 0.599	0-3 K			4-0 BB		0-0 4-3		0-0 F8		3	0	0	0	0	1	2						
Tony Conigliaro, R (1.9) OBP: 0.358, SLG: 0.519	0-3 K			0-0 F7		0-3 K		0-3 K		4	0	0	0	0	3	3						
Jerry Adair, R (1.6) OBP: 0.240, SLG: 0.253 Bill Landis, L (9, PR)		0-0 L5		0-3 K			0-0 5-3		0-0 HR 1B	4	0	1	0	0	0	1						
Rico Petrocelli, R (9, 6) OBP: 0.375, SLG: 0.457										0	1	0	0	0	0	0						
George Thomas, R (1.3) OBP: 0.250, SLG: 0.297		0-0 F9		0-0 F8			0-0 6-3		0-0 HR 1B	4	1	1	2	0	0	1						
Reggie Smith, S (1.8) OBP: 0.296, SLG: 0.346		0-0 CS 1B				0-0 F8		0-0 F9		4	0	1	0	0	0	1						
Bob Tillman, R (1.2) OBP: 0.254, SLG: 0.286		0-0 CS 1-2	0-0 F2			0-0 F8		0-3 K		3	0	0	0	0	1	0						
Jim Lonborg, R (1, 1) OBP: 0.143, SLG: 0.106 George Scott, R (8, PH) Jose Tartabull, L (8, PR) Jose Santiago, R (8, 1) OBP: 0.308, SLG: 0.750				0-0 F8		0-3 K		4-0 WP BB		2	0	0	0	0	1	0						
										0	0	0	0	1	0	0						
										0	0	0	0	0	0	0						
										0	0	0	0	0	0	0						
										0	0	0	0	0	0	0						
Inning Stats	R: 0 E: 0 K: 2 S: 7	H: 0 LOB: 1 BB: 1 P: 11	R: 0 E: 0 K: 0 S: 3	H: 1 LOB: 0 BB: 0 P: 3	R: 0 E: 0 K: 0 S: 3	H: 0 LOB: 0 BB: 0 P: 3	R: 1 E: 0 K: 1 S: 6	H: 1 LOB: 1 BB: 1 P: 10	R: 0 E: 0 K: 1 S: 5	H: 0 LOB: 0 BB: 0 P: 5	R: 0 E: 0 K: 0 S: 6	H: 1 LOB: 1 BB: 0 P: 6	R: 0 E: 0 K: 0 S: 3	H: 0 LOB: 0 BB: 0 P: 3	R: 0 E: 0 K: 2 S: 7	H: 0 LOB: 2 BB: 1 P: 11		R: 2 E: 0 K: 1 S: 7	H: 2 LOB: 1 BB: 0 P: 7	1B: 3 2B: 0 3B: 0 HR: 2	SF: 0 SAC: 0 DP: 0 HBP: 0	WP: 1 PB: 0 SB: 0 CS: 1
PITCHER George Brunet, L (1, 1) ERA: 3.91	IP: 9.0 WLS: W BF: 34 H: 5 R: 3 ER: 3 SO: 8 BB: 3 IBB: 0 HBP: 0 BLK: 0 WP: 1 HR: 2 S: 47 P: 59 ERA: 3.00 WHIP: 0.889															PITCHER	IP: WLS: BF: H: R: ER: SO: BB: IBB: HBP: BLK: WP: HR: S: P: ERA: WHIP:					

Batter	1	2	3	4	5	6	7	8	9	AB	R	H	RBI	BB	SO	LOB	BOTTOM					
Paul Schaal, R (1.5) OBP: 0.306, SLG: 0.312	0-0 4-3		0-0 HR			0-0 F7		0-0 6-3		4	1	1	1	0	0	0	Boston Red Sox @ California Angels Anaheim Stadium, Anaheim, CA Wed Jul 05 1967, 10:05 PM EDT Att: 12,080 - Unknown AB 28 R 4 H 4 RBI 4 BB 2 SO 5 LOB 6 					
Roger Repoz, L (1.8) OBP: 0.313, SLG: 0.394	0-0 HR		0-0 F5			0-3 K		0-0 6-3		4	1	1	1	0	1	0						
Jim Fregosi, R (1.6) OBP: 0.336, SLG: 0.401	4-0 HBP BB		0-0 5-3			0-0 6-3		0-0 HR 1B		3	1	1	0	1	0	0						
Don Mincher, L (1.3) OBP: 0.395, SLG: 0.514	1-0 FC6-4 HBP		0-0 3-1			0-0 F7		0-0 HR		3	1	1	2	0	0	0						
Jimmie Hall, L (1.9) OBP: 0.313, SLG: 0.413	0-0 F8			0-0 F5		0-0 4-3				3	0	0	0	0	0	2						
Rick Reichardt, R (1.7) OBP: 0.308, SLG: 0.365 Jose Cardenal, R (9, 7) OBP: 0.265, SLG: 0.333	0-0 FC6-4 1-2			0-0 F9			0-0 5-3			3	0	0	0	0	0	2						
Buck Rodgers, S (1.2) OBP: 0.292, SLG: 0.344		0-0 F8		0-0 E3		4-0 CS BB				2	0	0	0	1	0	0						
Tom Satriano, L (1.4) OBP: 0.336, SLG: 0.333 Bobby Knopp, R (8, 4) OBP: 0.296, SLG: 0.331		0-3 K		0-3 K			0-0 4-3			3	0	0	0	0	2	2						
										0	0	0	0	0	0	0						
George Brunet, R (1, 1) OBP: 0.075, SLG: 0.051		0-3 K			0-0 5-3			0-3 K		3	0	0	0	0	2	0						
Inning Stats	R: 1 E: 0 K: 0 S: 4	H: 1 LOB: 2 BB: 1 P: 9	R: 0 E: 0 K: 2 S: 7	H: 0 LOB: 0 BB: 0 P: 7	R: 1 E: 0 K: 0 S: 4	H: 1 LOB: 0 BB: 0 P: 4	R: 0 E: 1 K: 1 S: 6	H: 0 LOB: 1 BB: 0 P: 6	R: 0 E: 0 K: 1 S: 5	H: 0 LOB: 0 BB: 0 P: 5	R: 0 E: 0 K: 0 S: 3	H: 0 LOB: 0 BB: 0 P: 3	R: 0 E: 0 K: 0 S: 2	H: 0 LOB: 0 BB: 1 P: 6	R: 0 E: 0 K: 1 S: 5	H: 0 LOB: 0 BB: 0 P: 5		R: 2 E: 0 K: 0 S: 2	H: 2 LOB: 0 BB: 0 P: 2	1B: 1 2B: 0 3B: 0 HR: 3	SF: 0 SAC: 0 DP: 0 HBP: 1	WP: 0 PB: 0 SB: 0 CS: 1
PITCHER Jim Lonborg, R (1, 1) ERA: 2.95 Jose Santiago, R (8, 1) ERA: 4.06	IP: 7.0 WLS: L BF: 26 H: 2 R: 2 ER: 2 SO: 2 BB: 2 IBB: 0 HBP: 1 BLK: 0 WP: 0 HR: 2 S: 31 P: 40 ERA: 2.57 WHIP: 0.571															PITCHER	IP: WLS: BF: H: R: ER: SO: BB: IBB: HBP: BLK: WP: HR: S: P: ERA: WHIP:					

Batter	1	2	3	4	5	6	7	8	9	AB	R	H	RBI	BB	SO	LOB	TOP					
Rick Monday, L OBP: 0.324, SLG: 0.436 (1, 8)										4	0	1	0	0	0	0						
Mike Hershberger, R OBP: 0.353, SLG: 0.553 (1, 9)										4	0	0	0	0	0	2						
John Donaldson, L OBP: 0.361, SLG: 0.410 (1, 4)										4	0	3	0	0	0	0						
Danny Cater, R OBP: 0.290, SLG: 0.330 (1, 5)										3	0	0	0	1	0	3						
Ray Webster, L OBP: 0.341, SLG: 0.422 (1, 3)										4	2	1	0	0	0	1						
Jim Gosger, L OBP: 0.347, SLG: 0.374 (1, 7)										3	0	2	1	1	0	0						
Dick Green, R OBP: 0.288, SLG: 0.304 (1, 6)										4	0	0	0	0	2	4						
Ken Suarez, R OBP: 0.395, SLG: 0.545 (1, 2)										2	0	0	1	0	1	0						
Paul Lindblad, L OBP: 0.217, SLG: 0.217 (1, 1)										2	0	1	0	0	0	0						
Ken Harrelson, R OBP: 0.256, SLG: 0.291 (7, PH)										1	0	0	0	0	1	1						
Diego Segui, R (7, 1)										0	0	0	0	0	0	0						
Inning Stats	R: 0 E: 0 K: 0 S: 4	H: 1 LOB: 1 BB: 0 P: 4	R: 0 E: 0 K: 0 S: 2	H: 0 LOB: 0 BB: 1 P: 6	R: 0 E: 0 K: 0 S: 4	H: 2 LOB: 1 BB: 0 P: 4	R: 1 E: 0 K: 0 S: 4	H: 1 LOB: 1 BB: 0 P: 8	R: 0 E: 0 K: 1 S: 5	H: 0 LOB: 0 BB: 0 P: 5	R: 0 E: 0 K: 0 S: 3	H: 1 LOB: 0 BB: 0 P: 3	R: 1 E: 0 K: 2 S: 9	H: 2 LOB: 1 BB: 0 P: 9	R: 0 E: 0 K: 0 S: 4	H: 1 LOB: 1 BB: 0 P: 4	R: 0 E: 0 K: 1 S: 5	H: 0 LOB: 0 BB: 0 P: 5	1B: 7 2B: 1 3B: 1 HR: 0	SF: 1 SAC: 0 DP: 2 HBP: 0	WP: 0 PB: 0 SB: 0 CS: 1	PA: 34
PITCHER Jim McGlothlin, R ERA: 1.8 (1, 1)	IP: 9.0 WLS: W BF: 34 H: 8 R: 2 ER: 2 SO: 4 BB: 2 IBB: 0 HBP: 0 BLK: 0 WP: 0 HR: 0 S: 40 P: 48 ERA: 2.00 WHIP: 1.111															PITCHER						

Kansas City Athletics @ California Angels
Anaheim Stadium, Anaheim, CA
Fri Jul 07 1967, 10:05 PM EDT
Unknown


AB	31
R	2
H	8
RBI	2
BB	2
SO	4
LOB	11



Batter	1	2	3	4	5	6	7	8	9	AB	R	H	RBI	BB	SO	LOB	BOTTOM			
Jose Cardenal, R OBP: 0.261, SLG: 0.328 (1, 8)										4	1	0	0	0	0	1				
Paul Schaaf, R OBP: 0.309, SLG: 0.325 (1, 5)										3	1	1	1	1	0	2				
Jim Fregosi, R OBP: 0.339, SLG: 0.402 (1, 6)										4	1	2	0	0	1	1				
Don Mincher, L OBP: 0.396, SLG: 0.524 (1, 3)										3	1	1	3	1	1	1				
Bubba Morton, R OBP: 0.378, SLG: 0.338 (6, PR)										2	0	0	0	1	1	0				
Roger Repoz, L OBP: 0.319, SLG: 0.394 (7, 9)										0	1	0	0	1	0	0				
Rick Reichardt, R OBP: 0.314, SLG: 0.394 (1, 7)										4	2	3	3	0	0	0				
Buck Rodgers, S OBP: 0.287, SLG: 0.338 (1, 2)										4	0	0	0	0	2	3				
Bobby Knoop, R OBP: 0.297, SLG: 0.339 (1, 4)										3	0	1	0	0	0	1				
Jim McGlothlin, R OBP: 0.167, SLG: 0.118 (1, 1)										3	0	0	0	0	1	1				
Inning Stats	R: 1 E: 0 K: 1 S: 6	H: 1 LOB: 0 BB: 0 P: 6	R: 0 E: 0 K: 1 S: 5	H: 0 LOB: 0 BB: 0 P: 5	R: 0 E: 0 K: 1 S: 6	H: 1 LOB: 1 BB: 0 P: 6	R: 0 E: 0 K: 2 S: 7	H: 1 LOB: 0 BB: 0 P: 7	R: 1 E: 0 K: 1 S: 6	H: 1 LOB: 0 BB: 0 P: 6	R: 5 E: 1 K: 0 S: 7	H: 3 LOB: 1 BB: 1 P: 11	R: 0 E: 0 K: 0 S: 3	H: 0 LOB: 1 BB: 1 P: 7	R: 0 E: 0 K: 0 S: 2	H: 1 LOB: 2 BB: 2 P: 10	1B: 3 2B: 0 3B: 1 HR: 4	SF: 0 SAC: 0 DP: 1 HBP: 0	WP: 0 PB: 0 SB: 0 CS: 2	PA: 34
PITCHER Paul Lindblad, L ERA: 2.81 (1, 1)	IP: 6.0 WLS: L BF: 26 H: 7 R: 7 ER: 6 SO: 6 BB: 1 IBB: 0 HBP: 0 BLK: 0 WP: 0 HR: 4 S: 37 P: 41 ERA: 9.00 WHIP: 1.333															PITCHER				
Diego Segui, R ERA: 2.85 (7, 1)	IP: 2.0 WLS: L BF: 8 H: 1 R: 0 ER: 0 SO: 0 BB: 3 IBB: 0 HBP: 0 BLK: 0 WP: 0 HR: 0 S: 5 P: 17 ERA: 0.00 WHIP: 2.000															PITCHER				

Kansas City Athletics @ California Angels
Anaheim Stadium, Anaheim, CA
Fri Jul 07 1967, 10:05 PM EDT
Unknown

AB	30
R	7
H	8
RBI	7
BB	4
SO	6
LOB	10



Batter	1	2	3	4	5	6	7	8	9	AB	R	H	RBI	BB	SO	LOB	TOP										
Rick Monday, L OBP: 0.323, SLG: 0.424 (1, 8)	0-0 6-3		0-3 K			0-3 K			0-0 F4	4	0	0	0	0	2	0											
John Donaldson, L OBP: 0.397, SLG: 0.394 (1, 4)	0-0 1-3			0-3 K			4-0 BB		0-0 6-3	3	0	0	0	1	1	0											
Mike Hershberger, R OBP: 0.352, SLG: 0.356 (1, 9)	0-0 1-3			0-0 F6			0-0 F7		0-0 1B 2B	4	1	1	0	0	0	1											
Danny Cater, R OBP: 0.294, SLG: 0.331 (1, 5)		0-0 1B		0-0 5-3			0-0 F8		0-0 1B 2B	4	1	2	1	0	0	1											
Ken Harrelson, R OBP: 0.258, SLG: 0.284 (1, 3)	0-0 F4				0-0 5-3		0-0 F6		0-0 E5	4	0	0	0	0	0	2											
Ossie Chavarria, R OBP: 0.231, SLG: 0.114 (1, 6)	0-0 F9				0-0 F7			0-0 5-3	0-0 F6	3	0	0	0	0	0	1											
Jim Gosger, L OBP: 0.341, SLG: 0.372 (9, PH)					0-0 F7				0-0 F6	1	0	0	0	0	0	1											
Joe Nossek, R OBP: 0.184, SLG: 0.241 (1, 7)	0-0 F3				0-0 5-3			0-0 6-3		3	0	0	0	0	0	1											
Ken Suarez, R OBP: 0.373, SLG: 0.462 (1, 2)			0-3 K			0-0 F7		4-0 2B BB		2	0	0	0	1	1	0											
Lew Krausse, R OBP: 0.107, SLG: 0.074 (1, 1)			0-3 K			0-3 K		0-0 1-H 2B		2	0	0	0	0	2	0											
Dick Green, R OBP: 0.288, SLG: 0.310 (8, PH)										1	0	1	0	0	0	0											
Tony Pierce, R OBP: 0.341, SLG: 0.372 (8, 1)										0	0	0	0	0	0	0											
Inning Stats	R: 0 E: 0 K: 0 S: 3	H: 0 LOB: 0 BB: 0 P: 3	R: 0 E: 0 K: 0 S: 4	H: 1 LOB: 1 BB: 0 P: 4	R: 0 E: 0 K: 3 S: 9	H: 0 LOB: 0 BB: 0 P: 9	R: 0 E: 0 K: 1 S: 5	H: 0 LOB: 0 BB: 0 P: 5	R: 0 E: 0 K: 2 S: 7	H: 0 LOB: 0 BB: 0 P: 7	R: 0 E: 0 K: 0 S: 3	H: 0 LOB: 1 BB: 1 P: 7	R: 0 E: 0 K: 0 S: 3	H: 1 LOB: 2 BB: 1 P: 7	R: 2 E: 1 K: 0 S: 6	H: 2 LOB: 1 BB: 0 P: 6	1B: 2 2B: 2 3B: 0 HR: 0	SF: 0 SAC: 0 DP: 0 HBP: 0	WP: 0 PA: 33 CS: 0								
PITCHER	IP	WLS	BF	H	R	ER	SO	BB	IBB	HBP	BLK	WP	HR	S	P	ERA	WHIP										
George Brunet, L ERA: 3.73 (1, 1)	8.2	W	32	4	2	1	6	2	0	0	0	0	0	42	50	1.04	0.692										
Minnie Rojas, R ERA: 1.64 (9, 1)	0.1	S	1	0	0	0	0	0	0	0	0	0	0	1	1	0.00	0.000										

Kansas City Athletics @ California Angels
Anaheim Stadium, Anaheim, CA
Sun Jul 09 1967, 6:33 AM EDT
Att: 12,061 - Unknown

livebaseballscorecards.com

AB 31
R 2
H 4
RBI 1
BB 2
SO 6
LOB 7




Batter	1	2	3	4	5	6	7	8	9	AB	R	H	RBI	BB	SO	LOB	BOTTOM										
Tom Satriano, L OBP: 0.315, SLG: 0.310 (1, 5)	0-0 F5		0-0 F8			0-0 G3	0-0 F7			4	0	0	0	0	0	4											
Roger Repoz, L OBP: 0.344, SLG: 0.431 (1, 8)	0-0 1-3			0-0 HR 1B		0-3 K		0-0 6-3		4	1	1	0	0	1	0											
Jim Fregosi, R OBP: 0.338, SLG: 0.401 (1, 6)	0-0 6-3			0-0 F4		0-0 1-3		0-0 1B 2B		4	1	1	0	0	0	1											
Don Mincher, L OBP: 0.397, SLG: 0.534 (1, 3)		0-0 4-3		0-0 1-H HR		0-0 F6		0-3 K		4	1	1	2	0	1	1											
Jimmie Hall, L OBP: 0.317, SLG: 0.426 (1, 9)		0-3 K		0-0 4-3		4-0 1B BB		0-0 1B BB		2	1	0	0	1	1	0											
Bubba Morton, R OBP: 0.387, SLG: 0.348 (8, PH)								0-0 1B BB		1	0	1	1	0	0	0											
Jose Cardenal, R OBP: 0.257, SLG: 0.323 (9, 8)								0-0 1B BB	0-3 1B	0	0	0	0	0	0	0											
Rick Reichardt, R OBP: 0.308, SLG: 0.384 (1, 7)	0-0 3-1			0-0 F7		0-0 1B 1B		0-3 K		4	0	1	0	0	1	1											
Buck Rodgers, S OBP: 0.286, SLG: 0.333 (1, 2)			0-0 F4		0-3 K		0-0 1B BB			3	0	1	1	0	1	0											
Bobby Knoop, R OBP: 0.296, SLG: 0.331 (1, 4)			4-0 FC1-B BB		0-0 F7		4-0 1B BB			1	0	0	0	2	0	0											
George Brunet, R OBP: 0.070, SLG: 0.048 (1, 1)			0-0 FC1-6		0-3 K					3	0	0	0	0	1	4											
Minnie Rojas, R OBP: 0.167, SLG: 0.091 (9, 1)			1-2					0-0 F3		0	0	0	0	0	0	0											
Inning Stats	R: 0 E: 0 K: 0 S: 3	H: 0 LOB: 0 BB: 0 P: 3	R: 0 E: 0 K: 1 S: 5	H: 0 LOB: 0 BB: 0 P: 5	R: 0 E: 0 K: 0 S: 3	H: 0 LOB: 1 BB: 1 P: 7	R: 2 E: 0 K: 0 S: 5	H: 2 LOB: 0 BB: 0 P: 5	R: 0 E: 0 K: 2 S: 7	H: 0 LOB: 0 BB: 0 P: 7	R: 1 E: 0 K: 0 S: 5	H: 2 LOB: 2 BB: 2 P: 13	R: 1 E: 0 K: 2 S: 9	H: 2 LOB: 1 BB: 0 P: 9	1B: 4 2B: 1 3B: 0 HR: 1	SF: 0 SAC: 0 DP: 0 HBP: 0	WP: 0 PA: 33 CS: 0										
PITCHER	IP	WLS	BF	H	R	ER	SO	BB	IBB	HBP	BLK	WP	HR	S	P	ERA	WHIP										
Lew Krausse, R ERA: 4.69 (1, 1)	7.0	L	28	4	3	3	4	3	0	0	0	0	0	33	45	3.86	1.000										
Tony Pierce, L ERA: 3.86 (8, 1)	1.0		5	2	1	1	2	0	0	0	0	0	0	9	9	9.00	2.000										

Kansas City Athletics @ California Angels
Anaheim Stadium, Anaheim, CA
Sun Jul 09 1967, 6:33 AM EDT
Att: 12,061 - Unknown

livebaseballscorecards.com

AB 30
R 4
H 6
RBI 4
BB 3
SO 6
LOB 11



Batter	1	2	3	4	5	6	7	8	9	AB	R	H	RBI	BB	SO	LOB	TOP										
Jose Cardenal, R (1, 8) OBP: 0.281, SLG: 0.328 Jimmie Hall, L (8, PH) OBP: 0.315, SLG: 0.423	0-0 5-3			0-0 4-3 2B		4-0 1B BB		0-0 FC1-2-5		2	0	1	0	1	0	0											
Paul Schaaf, R (1, 5) OBP: 0.310, SLG: 0.325 Roger Repoz, L (8, PH) OBP: 0.341, SLG: 0.427 Minnie Rojas, R (8, 1) OBP: 0.167, SLG: 0.091	0-0 F9			0-0 1-3		0-0 1-2 1B		0-0 F8		3	0	1	0	0	0	1											
Jim Fregosi, R (1, 6) OBP: 0.334, SLG: 0.395	0-3 K			0-0 4-3		0-0 G3		0-0 2-3		4	0	0	0	0	1	5											
Don Mincher, L (1, 3) OBP: 0.392, SLG: 0.526		0-0 4-3		0-0 4-3			0-0 4-3		0-0 5-3	4	0	0	0	0	0	1											
Rick Reichardt, R (1, 7) OBP: 0.308, SLG: 0.382		0-0 4-3			0-0 5-3		0-0 BB 1B		0-0 6-3	4	0	1	0	0	0	0											
Bubba Morton, R (1, 9) OBP: 0.392, SLG: 0.348		0-0 1-3			0-0 6-3		4-0 BB G6-4-3 1-2 BB		0-0 CS 1B	3	0	1	0	1	0	0											
Buck Rodgers, S (1, 2) OBP: 0.284, SLG: 0.330 Woodie Held, R (7, PH) OBP: 0.318, SLG: 0.429 Tom Satriano, L (7, 2) OBP: 0.315, SLG: 0.310			0-0 F6		0-0 F3		0-0 G6-4-3 1-2 BB		0-0 CS	2	0	0	0	0	0	0											
Bobby Knoop, R (1, 4) OBP: 0.296, SLG: 0.331			0-0 4-3			0-0 F7		0-0 1B FC1-2-5 1B		3	0	1	0	0	0	0											
George Brunet, R (1, 1) OBP: 0.067, SLG: 0.045 Bill Skowron, R (8, PH) OBP: 0.250, SLG: 0.294 Johnny Werhas, R (8, 5) OBP: 0.277, SLG: 0.300			0-0 F8			0-3 K		0-0 FC1-2-5 1-3 1B		2	0	0	0	0	1	0											
Inning Stats	R: 0 E: 0 K: 1 S: 5	H: 0 LOB: 0 BB: 0 P: 5	R: 0 E: 0 K: 0 S: 3	H: 0 LOB: 0 BB: 0 P: 3	R: 0 E: 0 K: 0 S: 3	H: 0 LOB: 0 BB: 0 P: 3	R: 0 E: 0 K: 0 S: 4	H: 1 LOB: 1 BB: 0 P: 4	R: 0 E: 0 K: 1 S: 6	H: 1 LOB: 2 BB: 1 P: 10	R: 0 E: 0 K: 0 S: 3	H: 1 LOB: 1 BB: 1 P: 7	R: 0 E: 0 K: 0 S: 5	H: 2 LOB: 2 BB: 0 P: 5	R: 0 E: 0 K: 0 S: 3	H: 1 LOB: 0 BB: 0 P: 3	1B: 5 2B: 1 3B: 0 HR: 0	SF: 0 SAC: 0 DP: 1 HBP: 0	WP: 0 PA: 34								
PITCHER	IP	WLS	BF	H	R	ER	SO	BB	IBB	HBP	BLK	WP	HR	S	P	ERA	WHIP										
Gary Peters, L (1, 1) ERA: 2.14 Hoyt Wilhelm, R (8, 1) ERA: 0.63	7.0	W	27	5	0	0	2	2	0	0	0	0	0	29	37	0.00	1.000										

California Angels @ Chicago White Sox
Comiskey Park, Chicago, IL
Thu Jul 13 1967, 8:05 PM EDT
Att: 13,664 - Unknown

AB	31
R	0
H	6
RBI	0
BB	2
SO	2
LOB	13



Batter	1	2	3	4	5	6	7	8	9	AB	R	H	RBI	BB	SO	LOB	BOTTOM										
Walt Williams, R (1, 7) OBP: 0.343, SLG: 0.418	0-0 F6		0-0 5-3			0-0 SH1-4		0-0 F8		3	0	0	0	0	0	0											
Tom McCraw, L (1, 3) OBP: 0.296, SLG: 0.380	0-3 K			0-3 K		0-0 5-3		0-0 F7		4	0	0	0	0	2	1											
Ken Berry, R (1, 8) OBP: 0.326, SLG: 0.345	4-0 BB			0-0 1-3		0-0 2-3		0-3 K		3	0	1	1	1	1	0											
Tommy Agee, R (1, 9) OBP: 0.316, SLG: 0.400	0-3 K			0-0 F7		4-0 BB				2	0	0	0	1	1	1											
Ron Hansen, R (1, 6) OBP: 0.282, SLG: 0.315		0-0 4-3 1B			0-3 K	0-3 K				3	0	1	0	0	2	2											
Dick Kenworthy, R (1, 5) OBP: 0.308, SLG: 0.486 Don Buford, S (7, FR) OBP: 0.305, SLG: 0.281		0-0 4-3			0-0 4-3		0-0 SH1-4 1B			3	0	1	0	0	0	1											
Jerry McNertney, R (1, 2) OBP: 0.315, SLG: 0.495		0-0 G3			0-0 2B		0-0 SH1-4			2	0	1	0	0	0	0											
Mary Staehle, L (1, 4) OBP: 0.211, SLG: 0.147			0-0 F6		0-3 K		0-0 F8			3	0	0	0	0	1	3											
Gary Peters, L (1, 1) ERA: 3.81 Hoyt Wilhelm, R (8, 1) ERA: 1.82	7.0	L	27	5	1	1	6	2	0	0	0	0	0	5	5	0.00	0.000										
Inning Stats	R: 0 E: 0 K: 2 S: 7	H: 0 LOB: 1 BB: 1 P: 11	R: 0 E: 0 K: 0 S: 3	H: 1 LOB: 0 BB: 0 P: 3	R: 0 E: 0 K: 0 S: 3	H: 0 LOB: 0 BB: 0 P: 3	R: 0 E: 0 K: 1 S: 5	H: 0 LOB: 0 BB: 0 P: 5	R: 0 E: 0 K: 2 S: 8	H: 1 LOB: 1 BB: 0 P: 8	R: 1 E: 0 K: 1 S: 7	H: 2 LOB: 2 BB: 1 P: 11	R: 0 E: 0 K: 0 S: 4	H: 1 LOB: 2 BB: 0 P: 4	R: 0 E: 0 K: 1 S: 5	H: 0 LOB: 0 BB: 0 P: 5	1B: 3 2B: 2 3B: 0 HR: 0	SF: 0 SAC: 2 DP: 0 HBP: 0	WP: 0 PA: 30								
PITCHER	IP	WLS	BF	H	R	ER	SO	BB	IBB	HBP	BLK	WP	HR	S	P	ERA	WHIP										

California Angels @ Chicago White Sox
Comiskey Park, Chicago, IL
Thu Jul 13 1967, 8:05 PM EDT
Att: 13,664 - Unknown

AB	26
R	1
H	5
RBI	1
BB	2
SO	7
LOB	10



Batter	1	2	3	4	5	6	7	8	9	AB	R	H	RBI	BB	SO	LOB	TOP						
Jose Cardenal, R OBP: 0.258, SLG: 0.324 Don Mincher, L OBP: 0.389, SLG: 0.522	1-3	FC6-4			5-3		F8		P6-3	3	0	0	0	0	0	2	California Angels @ Chicago White Sox Comiskey Park, Chicago, IL Fri Jul 14 1967, 8:05 PM EDT Unknown						
Paul Schaaf, R OBP: 0.306, SLG: 0.321 Jimmie Hall, L OBP: 0.318, SLG: 0.426	6-3		1-3		6-3		FC6-4 1B			3	0	0	0	0	0	0							
Jim Fregosi, R OBP: 0.333, SLG: 0.394	6-3		5-3			FC6-4 1B	FC6-4			4	0	1	0	0	0	2							
Bill Skowron, R OBP: 0.236, SLG: 0.278 Tom Satriano, L OBP: 0.320, SLG: 0.316		1-3	5-3			F2		SH1-4 1B		3	0	0	0	0	0	1							
Bubba Morton, R OBP: 0.390, SLG: 0.347 Minnie Rojas, R OBP: 0.167, SLG: 0.091		E 2B 1B		5-3		FC6-4 1-2		SH1-4 1-2		3	1	1	0	0	0	1							
Rick Reichardt, R OBP: 0.304, SLG: 0.377		E6 2B PB 1-2		1-3		F9		1-3		4	1	0	0	0	0	3							
Bobby Knoop, R OBP: 0.302, SLG: 0.338		PB 1-3 2-H 2B			4-0 BB		SH2-3 1B	L6		3	1	2	1	1	0	1							
Buck Rodgers, S OBP: 0.285, SLG: 0.328		K		6-3			SH2-3 1-2		P6-3 BB	2	0	0	0	1	1	3							
Rickey Clark, R OBP: 0.038, SLG: 0.038 Woodie Held, R OBP: 0.326, SLG: 0.429 Roger Repoz, L OBP: 0.339, SLG: 0.423		K					1B BB	F1		2	0	0	0	0	2	1							
Inning Stats	R: 0 E: 0 K: 0 S: 3	H: 0 LOB: 0 BB: 0 P: 3	R: 2 E: 1 K: 2 S: 11	H: 2 LOB: 2 BB: 0 P: 11	R: 0 E: 0 K: 0 S: 3	H: 0 LOB: 1 BB: 1 P: 7	R: 0 E: 0 K: 0 S: 5	H: 1 LOB: 1 BB: 0 P: 4	R: 1 E: 0 K: 0 S: 5	H: 2 LOB: 2 BB: 1 P: 9	R: 0 E: 0 K: 0 S: 4	H: 1 LOB: 2 BB: 0 P: 4	R: 0 E: 0 K: 0 S: 2	H: 0 LOB: 0 BB: 1 P: 6	1B: 5 2B: 2 3B: 0 HR: 0	SF: 0 SAC: 2 DP: 1 HBP: 0		WP: 0 PB: 1 SB: 0 CS: 0	PA: 37				
PITCHER	IP WLS BF H R ER SO BB IBB HBP BLK WP HR S P ERA WHIP		IP WLS BF H R ER SO BB IBB HBP BLK WP HR S P ERA WHIP																				
Tommy John, L ERA: 2.16	6.1	L	27	4	3	1	3	2	0	0	0	0	0	0	0	0	0	0	0	31	39	1.42	0.947
Bob Locker, R ERA: 2.03	0.2	S	3	1	0	0	0	0	0	0	0	0	0	0	0	0	0	0	0	3	3	0.00	1.500
Don McMahon, R ERA: 2.0	2.0	S	7	1	0	0	0	1	0	0	0	0	0	0	0	0	0	0	0	6	10	0.00	1.000

Batter	1	2	3	4	5	6	7	8	9	AB	R	H	RBI	BB	SO	LOB	BOTTOM						
Walt Williams, R OBP: 0.339, SLG: 0.412	5-3		F7		5-3 1B		F8			4	0	1	0	0	0	1	California Angels @ Chicago White Sox Comiskey Park, Chicago, IL Fri Jul 14 1967, 8:05 PM EDT Unknown						
Mary Staehle, L OBP: 0.214, SLG: 0.158 Don Buford, S OBP: 0.305, SLG: 0.281	1-3		1-3		5-3 1-2			CS 1B		4	0	1	0	0	0	1							
Ken Berry, R OBP: 0.323, SLG: 0.341	5-3			5-3	6-3			K 1-2		4	0	0	0	0	1	2							
Pete Ward, L OBP: 0.371, SLG: 0.378 Jimmy Stewart, S OBP: 0.200, SLG: 0.200		3-1 2B		WP 1B 1B		K		S HBP		3	1	2	0	0	1	0							
Tom McCraw, L OBP: 0.298, SLG: 0.380		3-1 2-3		1B WP SF7 1B		G6-4-3 BB		F9		3	1	1	0	1	0	2							
Tommie Agee, R OBP: 0.315, SLG: 0.398		5-3			FC4-6 1B		G6-4-3 1-2			4	0	1	1	0	1	2							
Ron Hansen, R OBP: 0.282, SLG: 0.313				SF7			F8		1-3	2	0	0	1	1	0	0							
Jerry McNertney, R OBP: 0.308, SLG: 0.395 Wayne Causey, L OBP: 0.328, SLG: 0.324 Don McMahon, R OBP: 0.200, SLG: 0.200 Jim King, L OBP: 0.297, SLG: 0.256 Dick Kenworthy, R OBP: 0.308, SLG: 0.486		5-3			FC4-6 1-2		K			2	0	0	0	0	0	3							
Tommy John, R OBP: 0.150, SLG: 0.154 Bob Locker, S ERA: 1.74				F9			F2		4-3	2	0	0	0	0	0	0							
J.C. Martin, L OBP: 0.324, SLG: 0.305										2	0	1	0	0	0	1							
Inning Stats	R: 0 E: 0 K: 0 S: 3	H: 0 LOB: 0 BB: 0 P: 3	R: 0 E: 0 K: 0 S: 4	H: 1 LOB: 2 BB: 1 P: 8	R: 0 E: 0 K: 0 S: 3	H: 0 LOB: 0 BB: 0 P: 3	R: 2 E: 0 K: 0 S: 6	H: 3 LOB: 1 BB: 0 P: 6	R: 0 E: 0 K: 0 S: 4	H: 1 LOB: 1 BB: 0 P: 4	R: 0 E: 0 K: 1 S: 4	H: 0 LOB: 0 BB: 1 P: 8	R: 0 E: 0 K: 1 S: 5	H: 1 LOB: 2 BB: 0 P: 6	R: 0 E: 0 K: 1 S: 6	H: 1 LOB: 1 BB: 0 P: 6	1B: 7 2B: 1 3B: 0 HR: 0	SF: 1 SAC: 0 DP: 1 HBP: 1	WP: 1 PB: 0 SB: 1 CS: 1	PA: 36			
PITCHER	IP WLS BF H R ER SO BB IBB HBP BLK WP HR S P ERA WHIP		IP WLS BF H R ER SO BB IBB HBP BLK WP HR S P ERA WHIP																				
Rickey Clark, R ERA: 2.57	6.0	W	24	5	2	2	1	2	0	0	0	0	0	0	0	0	0	0	0	24	32	3.00	1.167
Minnie Rojas, R ERA: 1.74	3.0	S	12	3	0	0	3	0	0	1	0	0	0	0	0	0	0	0	0	17	18	0.00	1.000

Batter	1	2	3	4	5	6	7	8	9	AB	R	H	RBI	BB	SO	LOB	TOP				
Paul Schaal, R OBP: 0.306, SLG: 0.320 (1, 5) (6, 6)	F6		1B		F4			F4		4	0	1	0	0	0	1	California Angels @ Chicago White Sox Comiskey Park, Chicago, IL Fri Jul 14, 1967, 8:05 PM EDT Att: 17,780 - Unknown				
Ed Kirkpatrick, L (1, 7) (5, 2)	G3		4-3			F8		4-3		4	0	0	0	0	0	1					
Jim Fregosi, R OBP: 0.339, SLG: 0.491 Johnny Werhas, R OBP: 0.271, SLG: 0.293 (1, 6) (6, 5)	1B			FC3-6 BB		4-3 2B		L3		2	0	2	0	1	0	0					
Don Mincher, L OBP: 0.384, SLG: 0.515 (1, 3)	G3			FC3-6 FC3-6		4-3				4	0	0	0	0	0	3					
Jimmie Hall, L OBP: 0.313, SLG: 0.418 (1, 9)		F7		FC3-6		4-3				4	0	0	0	0	0	2					
Roger Repoz, L OBP: 0.344, SLG: 0.426 (1, 8)				F8						4	0	2	0	0	0	1					
Tom Satriono, L OBP: 0.318, SLG: 0.308 (1, 2) (5, 4)	G4-6-3 1B				F7			F8		3	0	0	0	1	0	2					
Bobby Knoop, R OBP: 0.300, SLG: 0.336 Rick Reichardt, R OBP: 0.303, SLG: 0.375 (1, 4) (5, 7)			K		6-3			F9		2	0	0	0	0	1	0					
Clyde Wright, R OBP: 0.280, SLG: 0.500 Pete Cimino, R OBP: 0.300, SLG: 0.300 Woodie Held, R OBP: 0.322, SLG: 0.423 Bill Kelso, R Lew Burdette, R (1, 1) (2, 1) (7, PH) (7, 1) (8, 1)			F3					F7		0	0	0	0	0	0	0					
Inning Stats	R: 0 E: 0 K: 0 S: 4	H: 1 LOB: 1 BB: 0 P: 4	R: 0 E: 0 K: 0 S: 3	H: 1 LOB: 0 BB: 0 P: 3	R: 0 E: 0 K: 1 S: 6	H: 0 LOB: 1 BB: 0 P: 6	R: 0 E: 0 K: 0 S: 3	H: 1 LOB: 1 BB: 0 P: 7	R: 0 E: 0 K: 0 S: 4	H: 1 LOB: 1 BB: 0 P: 4	R: 0 E: 0 K: 0 S: 3	H: 0 LOB: 1 BB: 1 P: 7	R: 0 E: 0 K: 0 S: 3	H: 0 LOB: 0 BB: 0 P: 3	R: 0 E: 0 K: 0 S: 4	H: 1 LOB: 1 BB: 0 P: 4		1B: 5 2B: 1 3B: 0 HR: 0	SF: 0 SAC: 0 DP: 1 HBP: 0	WP: 0 PB: 0 SB: 0 CS: 0	PA: 34
PITCHER Joe Horlen, R ERA: 2.1 (1, 1)	IP: 9.0 WLS: W BF: 34 H: 6 R: 0 ER: 0 SO: 1 BB: 2 IBB: 0 HBP: 0 BLK: 0 WP: 0 HR: 0 S: 34 P: 42 ERA: 0.00 WHIP: 0.889															PITCHER					

AB	32
R	0
H	6
RBI	0
BB	2
SO	1
LOB	12



Batter	1	2	3	4	5	6	7	8	9	AB	R	H	RBI	BB	SO	LOB	BOTTOM				
Walt Williams, R OBP: 0.342, SLG: 0.411 (1, 7)	1B SF9	FC1-2 2B E		FC6-4 1B		F4		F8		5	2	2	0	0	0	4	California Angels @ Chicago White Sox Comiskey Park, Chicago, IL Fri Jul 14, 1967, 8:05 PM EDT Att: 17,780 - Unknown				
Tom McCraw, L OBP: 0.298, SLG: 0.380 (1, 3)	1B 1-3 1B	SF8		F3		1-3				3	1	1	1	0	0	2					
Dick Kenworthy, R OBP: 0.317, SLG: 0.500 (1, 5)	SF9	E2 HR		FC6-4			BB BB			2	1	1	2	1	0	1					
Pete Ward, L OBP: 0.377, SLG: 0.395 Tommie Agee, R OBP: 0.315, SLG: 0.398 (1, 9) (7, PR) (8, 9)	1B 1-3 1B	HR		K			L1-3 BB			3	1	2	2	1	1	1					
Ron Hansen, R OBP: 0.285, SLG: 0.313 Mary Staehle, L OBP: 0.214, SLG: 0.158 (1, 6) (8, 6)	G5-4-3 1B	BB			6-3		L1-3			0	0	0	0	0	0	0					
Ken Berry, R OBP: 0.319, SLG: 0.337 (1, 8)	G5-4-3	F6		K		K				4	0	0	0	0	2	5					
Wayne Causey, L OBP: 0.325, SLG: 0.321 (1, 4)		1B FC1-2 1B	K		F7			F7		4	0	1	0	0	1	0					
J.C. Martin, L OBP: 0.336, SLG: 0.341 (1, 2)		FC1-2 SF8 1B	K			1B		HR		4	2	3	1	0	1	0					
Joe Horlen, R OBP: 0.152, SLG: 0.159 (1, 1)		SF8 FC1-2 2B 1B	K		F3			4-3		4	1	1	0	0	1	1					
Inning Stats	R: 2 E: 0 K: 0 S: 6	H: 4 LOB: 1 BB: 0 P: 6	R: 5 E: 1 K: 0 S: 8	H: 5 LOB: 1 BB: 1 P: 12	R: 0 E: 0 K: 3 S: 9	H: 0 LOB: 0 BB: 0 P: 9	R: 0 E: 0 K: 1 S: 6	H: 1 LOB: 1 BB: 0 P: 6	R: 0 E: 0 K: 1 S: 5	H: 0 LOB: 0 BB: 0 P: 5	R: 0 E: 0 K: 0 S: 4	H: 1 LOB: 1 BB: 0 P: 4	R: 0 E: 0 K: 1 S: 4	H: 0 LOB: 2 BB: 2 P: 12	R: 1 E: 0 K: 0 S: 4	H: 1 LOB: 0 BB: 0 P: 4		1B: 9 2B: 2 3B: 0 HR: 2	SF: 2 SAC: 0 DP: 2 HBP: 0	WP: 0 PB: 0 SB: 0 CS: 0	PA: 37
PITCHER Clyde Wright, L ERA: 3.66 Pete Cimino, R ERA: 2.58 Bill Kelso, R ERA: 2.81 Lew Burdette, R ERA: 5.19 (1, 1) (2, 1) (7, 1) (8, 1)	IP: 1.0 WLS: L BF: 9 H: 7 R: 4 ER: 4 SO: 4 BB: 0 IBB: 0 HBP: 0 BLK: 0 WP: 0 HR: 0 S: 9 P: 9 ERA: 36.00 WHIP: 7.000															PITCHER					

AB	32
R	8
H	12
RBI	7
BB	3
SO	6
LOB	16



Batter	1	2	3	4	5	6	7	8	9	AB	R	H	RBI	BB	SO	LOB	TOP								
Paul Schaaf, R OBP: 0.300, SLG: 0.313 (1, 5)	F3		4-3		F5		F7		K	5	0	0	0	0	1	0	California Angels @ Chicago White Sox Comiskey Park, Chicago, IL Sat Jul 15 1967, 4:33 AM EDT Att: 8,014 - Unknown livebaseballscorecards.com AB 32 R 4 H 5 RBI 4 BB 5 SO 7 LOB 18								
Jim Fregosi, R OBP: 0.340, SLG: 0.399 (1, 6)	F7			BB 1B BB	G3 1B		K		K	4	2	1	0	1	2	0									
Don Mincher, L OBP: 0.386, SLG: 0.516 (1, 3)	K			E 1B BB	G3					3	1	1	0	1	1	1									
Jimmie Hall, L OBP: 0.325, SLG: 0.424 (1, 9)		BB		E SF7 1B			FC4-6 IBB			2	1	2	2	2	0	0									
Roger Repoz, L OBP: 0.333, SLG: 0.412 (1, 8)	F8			1-2 2H 1B			FC4-6			4	0	0	0	0	1	6									
Rick Reichardt, R OBP: 0.302, SLG: 0.374 (1, 7)	K			E4 1-2 2-3		F9		G6-4-3 1B		4	0	1	0	0	1	3									
Bobby Knoop, R OBP: 0.299, SLG: 0.332 (1, 4)	5-3			E6 1-2 2-3 3H		BB		G6-4-3 1-2		3	0	0	1	1	0	4									
Buck Rodgers, S OBP: 0.280, SLG: 0.323 (1, 2)			F7	SF7	F5		F9		F9	3	0	0	1	0	0	1									
Jack Hamilton, R OBP: 0.059, SLG: 0.235 (1, 1)			F8		1-3				F8	4	0	0	0	0	1	3									
Minnie Rojas, R OBP: 0.167, SLG: 0.091 (9, 1)				K						0	0	0	0	0	0	0									
Inning Stats	R: 0 E: 0 K: 1 S: 5	H: 0 LOB: 0 BB: 0 P: 5	R: 0 E: 0 K: 1 S: 5	H: 0 LOB: 1 BB: 1 P: 9	R: 0 E: 0 K: 0 S: 3	H: 0 LOB: 0 BB: 0 P: 3	R: 3 E: 2 K: 1 S: 8	H: 1 LOB: 2 BB: 2 P: 16	R: 1 E: 0 K: 0 S: 7	H: 2 LOB: 1 BB: 1 P: 7	R: 0 E: 0 K: 0 S: 3	H: 0 LOB: 1 BB: 1 P: 7	R: 0 E: 0 K: 1 S: 6	H: 1 LOB: 2 BB: 1 P: 10	R: 0 E: 0 K: 0 S: 3	H: 1 LOB: 0 BB: 0 P: 3	R: 0 E: 0 K: 2 S: 7	H: 0 LOB: 0 BB: 0 P: 7	1B: 4 2B: 1 3B: 0 HR: 0	SF: 1 SAC: 0 DP: 1 HBP: 0	WP: 0 PB: 0 SB: 0 CS: 0	PA: 38			
PITCHER	IP	WLS	BF	H	R	ER	SO	BB	IBB	HBP	BLK	WP	HR	S	P	ERA	WHIP								
Bruce Howard, R ERA: 2.66 (1, 1)	5.0	L	23	3	4	2	4	3	0	0	0	0	0	28	40	3.60	1.200								
John Buzhardt, R ERA: 4.14 (6, 1)	2.0		9	1	0	0	1	1	1	0	0	0	0	9	17	0.00	1.000								
Don McMahon, R ERA: 1.91 (8, 1)	2.0		6	1	0	0	2	0	0	0	0	0	0	10	10	0.00	0.500								

Batter	1	2	3	4	5	6	7	8	9	AB	R	H	RBI	BB	SO	LOB	BOTTOM								
Walt Williams, R OBP: 0.345, SLG: 0.420 (1, 7)	1-3		1-3						F7	5	0	2	0	0	0	2	California Angels @ Chicago White Sox Comiskey Park, Chicago, IL Sat Jul 15 1967, 4:33 AM EDT Att: 8,014 - Unknown livebaseballscorecards.com AB 31 R 1 H 5 RBI 1 BB 5 SO 7 LOB 13								
Don Buford, S OBP: 0.301, SLG: 0.277 (1, 5)	K		K		F8		1-3			4	0	0	0	0	2	2									
Pete Ward, L OBP: 0.371, SLG: 0.388 (1, 3)	K		1-3		G3				5-3	4	0	0	0	0	1	1									
Jim King, L OBP: 0.289, SLG: 0.248 (1, 9)		4-3		4-3		K		K		4	0	0	0	0	2	0									
Ron Hansen, R OBP: 0.291, SLG: 0.314 (1, 6)		1B SF7 BB		1B 1B		BB		L6		2	1	1	0	2	0	0									
J.C. Martin, L OBP: 0.333, SLG: 0.338 (1, 2)		S 1B		F8		F7		4-3		4	0	1	0	0	0	2									
Wayne Causey, L OBP: 0.331, SLG: 0.324 (1, 4)		SF7		1-2 1B		F5		FC4-6 BB		2	0	1	1	1	0	1									
Ken Berry, R OBP: 0.319, SLG: 0.334 (1, 8)		3H		4-3				FC4-6 BB		2	0	0	0	1	0	2									
Smoky Burgess, L OBP: 0.223, SLG: 0.258 (9, PH)					4-3			FC4-6 BB		1	0	0	0	0	0	1									
Joe Horlen, R OBP: 0.152, SLG: 0.159 (9, FR)		1-2 IBB						1-2 BB		0	0	0	0	0	0	0									
Bruce Howard, S OBP: 0.186, SLG: 0.200 (1, 1)										1	0	0	0	0	1	2									
Jimmy Stewart, S OBP: 0.186, SLG: 0.190 (5, PH)										1	0	0	0	0	1	0									
John Buzhardt, R OBP: 0.267, SLG: 0.287 (8, 1)										0	0	0	0	0	0	0									
Marv Stachula, R OBP: 0.207, SLG: 0.154 (7, PH)										1	0	0	0	0	0	0									
Don McMahon, R OBP: 0.300, SLG: 0.320 (9, 1)										0	0	0	0	0	0	0									
Tommie Agee, R OBP: 0.311, SLG: 0.338 (9, PH)										0	0	0	0	1	0	0									
Inning Stats	R: 0 E: 0 K: 2 S: 7	H: 0 LOB: 0 BB: 0 P: 7	R: 1 E: 0 K: 1 S: 6	H: 1 LOB: 2 BB: 2 P: 14	R: 0 E: 0 K: 1 S: 5	H: 0 LOB: 0 BB: 0 P: 5	R: 0 E: 0 K: 0 S: 5	H: 2 LOB: 2 BB: 0 P: 5	R: 0 E: 0 K: 1 S: 6	H: 1 LOB: 1 BB: 0 P: 6	R: 0 E: 0 K: 1 S: 5	H: 0 LOB: 1 BB: 1 P: 9	R: 0 E: 0 K: 0 S: 4	H: 1 LOB: 1 BB: 0 P: 4	R: 0 E: 0 K: 1 S: 5	H: 0 LOB: 0 BB: 0 P: 5	R: 0 E: 0 K: 0 S: 3	H: 0 LOB: 2 BB: 2 P: 11	1B: 4 2B: 1 3B: 0 HR: 0	SF: 1 SAC: 0 DP: 0 HBP: 0	WP: 0 PB: 0 SB: 1 CS: 0	PA: 37			
PITCHER	IP	WLS	BF	H	R	ER	SO	BB	IBB	HBP	BLK	WP	HR	S	P	ERA	WHIP								
Jack Hamilton, R ERA: 2.91 (1, 1)	8.2	W	36	5	1	1	7	4	0	0	0	0	0	45	65	1.04	1.038								
Minnie Rojas, R ERA: 1.73 (9, 1)	0.1	S	1	0	0	0	0	0	0	0	0	0	0	1	1	0.00	0.000								

Batter	1	2	3	4	5	6	7	8	9	AB	R	H	RBI	BB	SO	LOB	TOP			
Paul Schaaf, R OBP: 0.300, SLG: 0.310 (1, 5)	0-0 5-3		0-0 F8			4-0 FC5-4 BB		0-0 F4		3	0	0	0	1	0	2				
Roger Repoz, L OBP: 0.324, SLG: 0.398 (1, 8)	0-0 4-3		0-0 F5			0-3 K			0-3 K	4	0	0	0	0	2	3				
Jim Fregosi, R OBP: 0.339, SLG: 0.397 (1, 6)	0-0 F7			0-0 1B G4-6-3 1B		0-0 FC5-4 1-2			0-0 5-3	4	1	1	0	0	0	1				
Don Mincher, L OBP: 0.387, SLG: 0.516 (1, 3)		0-0 F9		0-0 G4-6-3 1B		0-0 4-3			0-0 FC5-4 1B	4	0	2	0	0	0	1				
Jimmie Hall, L OBP: 0.319, SLG: 0.415 (1, 9)		0-0 F8		0-0 G4-6-3 1-2 3-H			0-0 F8		0-0 FC5-4 1-2	4	0	0	0	0	0	2				
Rick Reichardt, R OBP: 0.299, SLG: 0.370 (1, 7)		0-0 F4		0-0 5-3			0-3 K			3	0	0	0	0	1	0				
Buck Rodgers, S OBP: 0.281, SLG: 0.321 (1, 2)			1-0 FC3-5 1B HBP		0-0 4-3		0-3 K			2	0	0	0	0	1	0				
Bobby Knoop, R OBP: 0.300, SLG: 0.332 (1, 4)			0-0 FC3-5 1B		0-3 K			0-0 F4		3	0	1	0	0	1	0				
Bill Kelso, R Ken Turner, R Ed Kirkpatrick, L Lew Burdette, R (1, 1) (7, 1) (8, PH) (8, 1)			0-0 FC3-5		0-0 6-3			0-3 K		2	0	0	0	0	0	2				
Inning Stats	R: 0 E: 0 K: 0 S: 3	H: 0 LOB: 0 BB: 0 P: 3	R: 0 E: 0 K: 0 S: 3	H: 0 LOB: 0 BB: 0 P: 3	R: 0 E: 0 K: 0 S: 4	H: 1 LOB: 2 BB: 0 P: 5	R: 1 E: 0 K: 0 S: 4	H: 2 LOB: 0 BB: 0 P: 4	R: 0 E: 0 K: 1 S: 5	H: 0 LOB: 0 BB: 0 P: 5	R: 0 E: 0 K: 2 S: 7	H: 0 LOB: 0 BB: 0 P: 7	R: 0 E: 0 K: 1 S: 5	H: 0 LOB: 0 BB: 0 P: 5	R: 0 E: 0 K: 1 S: 6	H: 1 LOB: 1 BB: 0 P: 6	1B: 4 2B: 0 3B: 0 HR: 0	SF: 0 SAC: 0 DP: 1 HBP: 1	WP: 0 PB: 0 SB: 0 CS: 0	PA: 32
PITCHER Dave Boswell, R ERA: 3.15 (1, 1)	IP: 9.0 WLS: W BF: 32 H: 4 R: 1 ER: 1 SO: 6 BB: 1 IBB: 0 HBP: 1 BLK: 0 WP: 0 HR: 0 S: 42 P: 47 ERA: 1.00 WHIP: 0.556																			

California Angels @ Minnesota Twins
Metropolitan Stadium, Bloomington, MI
Sun Jul 16 1967, 4:33 AM EDT
Unknown

AB 30
R 1
H 4
RBI 0
BB 1
SO 6
LOB 11



Batter	1	2	3	4	5	6	7	8	9	AB	R	H	RBI	BB	SO	LOB	BOTTOM			
Cesar Tovar, R OBP: 0.338, SLG: 0.378 (1, 7) (8, 8)	0-0 S 1B		0-0 6-3			1-0 G5-4-3 HBP	0-0 F7			3	1	1	0	0	0	0				
Rod Carew, L OBP: 0.358, SLG: 0.432 (1, 4)	0-0 F9 1-2		0-0 F8			0-0 F8		0-0 6-3		4	0	0	0	0	0	2				
Harmon Killebrew, R OBP: 0.410, SLG: 0.579 (1, 3)	0-0 5-3		0-0 6-3			0-0 G5-4-3 1-2		0-0 E6 G6-3		4	0	0	0	0	0	2				
Tony Oliva, L OBP: 0.307, SLG: 0.440 (1, 9)	1-0 1B HBP			0-3 K		4-0 S 1B SH5-4 BB	0-0 G6-3 1-2			2	1	0	0	1	1	1				
Rich Rollins, R Frank Quilici, R (1, 5) (9, 5)	0-0 1B			4-0 CS BB		0-0 SH5-4 1-2				1	0	1	1	1	0	0				
Zoilo Versalles, R OBP: 0.282, SLG: 0.314 (1, 6)		0-0 6-3 2B		0-3 K 1-2		1-0 1B HR HBP				2	1	1	0	0	1	1				
Earl Batley, R Rich Reese, L Jerry Zimmerman, R (1, 2) (7, PH) (8, 2)		0-0 6-3 2-3			0-3 K	0-0 HR 1B				2	0	0	0	0	1	1				
Ted Uhlhaender, L Bob Allison, R (1, 8) (7, PH) (8, 7)		0-0 4-3			0-0 F6	0-0 HR				2	0	0	0	0	0	1				
Dave Boswell, R OBP: 0.238, SLG: 0.275 (1, 1)		0-3 K			0-3 K	0-0 6-3				3	0	0	0	0	2	1				
Inning Stats	R: 1 E: 0 K: 0 S: 4	H: 2 LOB: 2 BB: 0 P: 5	R: 0 E: 0 K: 1 S: 6	H: 1 LOB: 1 BB: 0 P: 6	R: 0 E: 0 K: 2 S: 6	H: 0 LOB: 0 BB: 1 P: 10	R: 0 E: 0 K: 2 S: 7	H: 0 LOB: 0 BB: 0 P: 7	R: 0 E: 0 K: 0 S: 2	H: 0 LOB: 0 BB: 0 P: 3	R: 4 E: 0 K: 0 S: 5	H: 2 LOB: 0 BB: 1 P: 10	R: 0 E: 1 K: 0 S: 3	H: 0 LOB: 0 BB: 0 P: 3	R: 0 E: 0 K: 0 S: 3	H: 0 LOB: 0 BB: 0 P: 3	1B: 3 2B: 1 3B: 0 HR: 1	SF: 0 SAC: 1 DP: 2 HBP: 3	WP: 0 PB: 0 SB: 2 CS: 1	PA: 31
PITCHER Bill Kelso, R Ken Turner, L Lew Burdette, R ERA: 3.09 ERA: 3.86 ERA: 4.91 (1, 1) (7, 1) (8, 1)	IP: 6.1 WLS: L BF: 25 H: 4 R: 4 ER: 4 SO: 4 BB: 2 IBB: 0 HBP: 3 BLK: 0 WP: 0 HR: 0 S: 30 P: 41 ERA: 5.68 WHIP: 0.947																			

California Angels @ Minnesota Twins
Metropolitan Stadium, Bloomington, MI
Sun Jul 16 1967, 4:33 AM EDT
Unknown

AB 25
R 5
H 5
RBI 5
BB 2
SO 5
LOB 9



Batter	1	2	3	4	5	6	7	8	9	AB	R	H	RBI	BB	SO	LOB	TOP										
Tommie Agee, R OBP: 0.311, SLG: 0.385	5-3	HBP			F9	6-3			K	4	0	0	1	0	1	2											
Walt Williams, R OBP: 0.333, SLG: 0.419	HBP	6-3			F8	5-3			HR	5	1	2	1	0	0	5											
Pete Ward, L OBP: 0.365, SLG: 0.374	G6-4-3		4-3		1B				K	4	0	1	0	0	1	0											
Ron Hansen, R OBP: 0.295, SLG: 0.322	G6-4-3		5-3		1B					4	0	1	0	0	0	2											
J.C. Martin, L OBP: 0.338, SLG: 0.350			F8		F6				K	4	0	1	0	0	1	2											
Dick Kenworthy, R OBP: 0.293, SLG: 0.465			5-3		F7				F4	4	0	0	0	0	0	1											
Wayne Causey, L OBP: 0.324, SLG: 0.311				3-1					F8	4	2	2	0	0	0	0											
Ken Berry, R OBP: 0.318, SLG: 0.329		WP	6-3						5-3	2	0	0	0	2	0	0											
Gary Peters, L OBP: 0.286, SLG: 0.426									K	2	0	1	1	0	0	0											
Don McMahon, R OBP: 0.200, SLG: 0.200			6-3							0	0	0	0	0	0	0											
Don Buford, S OBP: 0.301, SLG: 0.277										1	0	0	0	0	0	2											
John Buzhardt, R OBP: 0.267, SLG: 0.267										0	0	0	0	0	0	0											
Jimmy Stewart, S OBP: 0.174, SLG: 0.174										1	0	0	0	0	1	0											
Inning Stats	R: 0 E: 0 K: 0 S: 3	H: 1 LOB: 1 BB: 0 P: 4	R: 1 E: 0 K: 0 S: 5	H: 2 LOB: 3 BB: 1 P: 10	R: 0 E: 0 K: 0 S: 4	H: 1 LOB: 1 BB: 0 P: 4	R: 0 E: 0 K: 0 S: 3	H: 0 LOB: 0 BB: 0 P: 3	R: 0 E: 0 K: 0 S: 5	H: 2 LOB: 2 BB: 1 P: 9	R: 0 E: 0 K: 1 S: 5	H: 0 LOB: 0 BB: 0 P: 5	R: 0 E: 0 K: 0 S: 3	H: 0 LOB: 0 BB: 0 P: 3	R: 1 E: 0 K: 3 S: 10	H: 1 LOB: 0 BB: 0 P: 10	1B: 7 2B: 0 3B: 0 HR: 1	SF: 0 SAC: 0 DP: 1 HBP: 2	WP: 1 PB: 0 SB: 0 CS: 0	PA: 39							
PITCHER	IP	WLS	BF	H	R	ER	SO	BB	IBB	HBP	BLK	WP	HR	S	P	ERA	WHIP										
Rickey Clark, R ERA: 2.51	5.2	W	28	7	2	1	0	2	0	2	0	1	0	24	34	1.59	1.588										
Bill Kelso, R ERA: 3.07	3.1	S	11	1	1	1	4	0	0	0	0	0	1	19	19	2.70	0.300										

Chicago White Sox @ California Angels
Anaheim Stadium, Anaheim, CA
Tue Jul 18, 1967, 10:05 PM EDT
Att: 23,988 - Unknown

AB 35
R 3
H 8
RBI 3
BB 2
SO 4
LOB 14



Batter	1	2	3	4	5	6	7	8	9	AB	R	H	RBI	BB	SO	LOB	BOTTOM										
Jose Cardenal, R OBP: 0.270, SLG: 0.331	F8	F9		K						5	0	2	0	0	1	1											
Johnny Werhas, R OBP: 0.250, SLG: 0.306	E5				G3					4	1	0	0	0	1	1											
Paul Schaal, R OBP: 0.299, SLG: 0.309	1B	K			G2-6-3					1	0	0	0	0	0	1											
Jim Fregosi, R OBP: 0.346, SLG: 0.404	1B	K			BB	HBP				3	2	2	0	1	1	0											
Bill Skowron, R OBP: 0.238, SLG: 0.262	2B	1B		3-1	FC6-4	BB				3	2	1	1	0	0	1											
Bubba Morton, R OBP: 0.409, SLG: 0.370	1B	2B		F9	FC6-4					3	1	1	1	1	0	0											
Rick Reichardt, R OBP: 0.295, SLG: 0.361	1B	IBB		G3	FC6-4	BB				3	0	0	1	1	0	2											
Buck Rodgers, S OBP: 0.286, SLG: 0.325	F9			SH2-4	1B	BB				4	0	2	1	0	0	3											
Bobby Knoop, R OBP: 0.304, SLG: 0.333				F9						3	0	1	2	1	0	1											
Rickey Clark, R OBP: 0.036, SLG: 0.036				SH2-4	1-3					2	0	0	0	0	0	5											
Bill Kelso, R ERA: 3.76										1	0	0	0	0	1	0											
Inning Stats	R: 4 E: 1 K: 0 S: 8	H: 4 LOB: 2 BB: 1 P: 12	R: 0 E: 0 K: 2 S: 7	H: 0 LOB: 0 BB: 0 P: 7	R: 0 E: 0 K: 1 S: 6	H: 1 LOB: 1 BB: 0 P: 6	R: 2 E: 0 K: 0 S: 5	H: 2 LOB: 3 BB: 2 P: 14	R: 0 E: 0 K: 0 S: 3	H: 1 LOB: 1 BB: 1 P: 7	R: 0 E: 0 K: 0 S: 3	H: 0 LOB: 0 BB: 0 P: 3	R: 0 E: 0 K: 1 S: 6	H: 1 LOB: 1 BB: 0 P: 6	1B: 8 2B: 1 3B: 0 HR: 0	SF: 0 SAC: 1 DP: 1 HBP: 1	WP: 0 PB: 0 SB: 1 CS: 0	PA: 38									
PITCHER	IP	WLS	BF	H	R	ER	SO	BB	IBB	HBP	BLK	WP	HR	S	P	ERA	WHIP										
Gary Peters, L ERA: 2.26	4.2	L	25	7	6	3	3	1	1	1	0	0	0	28	37	5.79	1.714										
Don McMahon, R ERA: 1.94	0.1		2	0	0	0	0	1	0	0	0	0	0	1	5	0.00	3.000										
John Buzhardt, R ERA: 3.76	3.0		11	2	0	0	1	1	0	0	0	0	0	12	16	0.00	1.000										


Chicago White Sox @ California Angels
Anaheim Stadium, Anaheim, CA
Tue Jul 18, 1967, 10:05 PM EDT
Att: 23,988 - Unknown

AB 32
R 6
H 9
RBI 6
BB 4
SO 4
LOB 15




Batter	1	2	3	4	5	6	7	8	9	AB	R	H	RBI	BB	SO	LOB	TOP			
Walt Williams, R OBP: 0.331, SLG: 0.422 (1, 7)										4	1	1	0	0	0	2	Chicago White Sox @ California Angels Anaheim Stadium, Anaheim, CA Wed Jul 19 1967, 10:05 PM EDT Att: 24,293 - Unknown			
Don Buford, S OBP: 0.301, SLG: 0.277 (1, 5)										4	0	1	0	0	1	1				
Pete Ward, L OBP: 0.367, SLG: 0.381 (1, 3)										4	0	2	1	0	0	0				
Ron Hansen, R OBP: 0.291, SLG: 0.317 (1, 6)										4	0	0	0	0	1	3				
J.C. Martin, L OBP: 0.335, SLG: 0.347 (1, 2)										4	1	1	0	0	0	0				
Tommie Agee, R OBP: 0.306, SLG: 0.380 (1, 8)										4	0	0	0	0	1	1				
Wayne Causey, L OBP: 0.208, SLG: 0.323 (5, 1)										2	0	1	0	0	0	0				
Bruce Howard, S OBP: 0.265, SLG: 0.200 (5, 1)										0	0	0	0	0	0	0				
Smoky Burgess, S OBP: 0.226, SLG: 0.226 (7, PH)										0	0	0	0	0	0	0				
Gary Peters, R OBP: 0.228, SLG: 0.426 (7, PH)										0	0	0	0	0	0	0				
Bob Locker, S OBP: 0.226, SLG: 0.460 (7, PH)										1	0	0	0	0	0	0				
Dick Kenworthy, R OBP: 0.290, SLG: 0.460 (7, PH)										0	0	0	0	0	0	0				
Ken Berry, R OBP: 0.319, SLG: 0.329 (1, 9)										3	0	1	1	0	0	1				
Joe Horlen, R OBP: 0.149, SLG: 0.156 (1, 1)										1	0	0	0	0	0	0				
Mary Staehle, L OBP: 0.200, SLG: 0.146 (5, 4)										1	0	0	0	0	1	0				
Jim King, L OBP: 0.288, SLG: 0.248 (7, PH)										1	0	0	0	0	2	0				
Jimmy Stewart, S OBP: 0.174, SLG: 0.174 (7, 4)										0	0	0	0	0	0	0				
Inning Stats	R: 0 E: 0 K: 0 S: 4	H: 2 LOB: 1 BB: 0 P: 4	R: 0 E: 0 K: 0 S: 3	H: 0 LOB: 0 BB: 0 P: 3	R: 0 E: 0 K: 0 S: 3	H: 0 LOB: 0 BB: 0 P: 3	R: 0 E: 0 K: 0 S: 6	H: 1 LOB: 1 BB: 0 P: 6	R: 1 E: 0 K: 3 S: 11	H: 2 LOB: 1 BB: 0 P: 11	R: 1 E: 0 K: 0 S: 5	H: 2 LOB: 2 BB: 1 P: 9	R: 0 E: 0 K: 0 S: 3	H: 0 LOB: 0 BB: 0 P: 3	R: 0 E: 0 K: 0 S: 3	H: 0 LOB: 0 BB: 0 P: 3	1B: 4 2B: 3 3B: 0 HR: 0	SF: 0 SAC: 0 DP: 1 HBP: 0	WP: 1 PB: 0 SB: 1 CS: 0	PA: 34
PITCHER	IP WLS BF H R ER SO BB IBB HBP BLK WP HR S P ERA WHIP	6.1 W 26 7 2 2 4 1 0 0 0 0 0 0 8 8 2.84 1.263	2.2 S 8 0 0 0 0 0 0 0 0 0 0 0 0 8 0.00 0.000																	
Jack Hamilton, R ERA: 2.9 (1, 1)																				
Minnie Rojas, R ERA: 1.67 (7, 1)																				

AB	33
R	2
H	7
RBI	2
BB	1
SO	4
LOB	10



Batter	1	2	3	4	5	6	7	8	9	AB	R	H	RBI	BB	SO	LOB	BOTTOM			
Jose Cardenal, R OBP: 0.267, SLG: 0.326 (1, 7)										4	0	0	0	0	0	3	Chicago White Sox @ California Angels Anaheim Stadium, Anaheim, CA Wed Jul 19 1967, 10:05 PM EDT Att: 24,293 - Unknown			
Roger Repoz, L OBP: 0.331, SLG: 0.411 (1, 8)										4	1	1	0	0	0	0				
Jim Fregosi, R OBP: 0.345, SLG: 0.405 (1, 6)										4	0	1	1	0	0	0				
Don Mincher, L OBP: 0.380, SLG: 0.502 (1, 3)										3	1	0	0	1	0	1				
Jimmie Hall, L OBP: 0.317, SLG: 0.428 (1, 9)										3	2	2	1	0	0	0				
Tom Satriano, L OBP: 0.314, SLG: 0.336 (1, 5)										3	0	1	2	0	1	0				
Buck Rodgers, S OBP: 0.287, SLG: 0.325 (1, 2)										3	0	1	0	0	0	1				
Bobby Knoop, R OBP: 0.311, SLG: 0.351 (1, 4)										3	1	3	1	0	0	0				
Jack Hamilton, R OBP: 0.105, SLG: 0.263 (1, 1)										2	0	1	0	0	1	1				
Minnie Rojas, R OBP: 0.154, SLG: 0.083 (7, 1)										1	0	0	0	0	0	1				
Inning Stats	R: 0 E: 0 K: 0 S: 3	H: 0 LOB: 0 BB: 0 P: 3	R: 0 E: 0 K: 1 S: 6	H: 2 LOB: 1 BB: 0 P: 6	R: 3 E: 0 K: 0 S: 5	H: 4 LOB: 0 BB: 1 P: 9	R: 1 E: 0 K: 0 S: 4	H: 2 LOB: 0 BB: 0 P: 4	R: 1 E: 0 K: 1 S: 6	H: 1 LOB: 0 BB: 0 P: 6	R: 0 E: 0 K: 0 S: 4	H: 1 LOB: 1 BB: 0 P: 4	R: 0 E: 1 K: 0 S: 3	H: 0 LOB: 0 BB: 0 P: 3	R: 0 E: 0 K: 0 S: 3	H: 0 LOB: 0 BB: 0 P: 3	1B: 5 2B: 4 3B: 0 HR: 2	SF: 0 SAC: 0 DP: 3 HBP: 0	WP: 0 PB: 0 SB: 0 CS: 0	PA: 31
PITCHER	IP WLS BF H R ER SO BB IBB HBP BLK WP HR S P ERA WHIP	4.0 L 16 6 3 3 1 0 0 0 0 0 0 2 10 10 9.00 1.750	2.0 8 3 2 2 1 0 0 0 0 0 0 0 7 7 0.00 0.500																	
Joe Horlen, R ERA: 2.23 (5, 1)																				
Bruce Howard, R ERA: 2.87 (7, 1)																				
Bob Locker, R ERA: 2.19 (7, 1)																				

AB	30
R	5
H	10
RBI	5
BB	1
SO	2
LOB	7



Batter	1	2	3	4	5	6	7	8	9	AB	R	H	RBI	BB	SO	LOB	TOP					
Cesar Tovar, R OBP: 0.339, SLG: 0.378 (1, 8)										4	0	1	0	0	2	1	Minnesota Twins @ California Angels Anaheim Stadium, Anaheim, CA Fri Jul 21 1967, 10:05 PM EDT Att: 29,639 - Unknown					
Rod Carew, L OBP: 0.350, SLG: 0.416 (1, 4)										4	0	1	0	0	0	1						
Harmon Killebrew, R OBP: 0.419, SLG: 0.589 (1, 3)										3	1	2	1	1	1	1						
Tony Oliva, L OBP: 0.305, SLG: 0.426 (1, 9)										4	0	1	0	0	0	1						
Rich Rollins, R OBP: 0.331, SLG: 0.361 (1, 5)										4	0	1	0	0	0	1						
Bob Allison, R OBP: 0.356, SLG: 0.442 (1, 7)										2	0	0	0	2	2	2						
Zolio Versalles, R OBP: 0.280, SLG: 0.307 (1, 6)										4	0	1	0	0	0	1						
Earl Batley, R OBP: 0.271, SLG: 0.235 (1, 2)										3	0	0	0	0	1	0						
Rich Reese, L OBP: 0.279, SLG: 0.393 (9, PH)										1	0	0	0	0	1	2						
Dave Boswell, R OBP: 0.227, SLG: 0.262 (1, 1)										2	0	0	0	0	0	0						
Jim Perry, S OBP: 0.308, SLG: 0.538 (6, 1)										0	0	0	0	0	0	0						
Frank Kostro, R OBP: 0.400, SLG: 0.308 (6, PH)										1	0	0	0	0	0	0						
Jim Roland, R OBP: 0.400, SLG: 0.308 (8, 1)										0	0	0	0	0	0	0						
Inning Stats	R: 0 E: 0 K: 0 S: 2	H: 0 LOB: 0 BB: 1 P: 6	R: 0 E: 0 K: 0 S: 3	H: 0 LOB: 1 BB: 1 P: 7	R: 0 E: 0 K: 1 S: 5	H: 0 LOB: 0 BB: 0 P: 5	R: 0 E: 0 K: 2 S: 9	H: 3 LOB: 2 BB: 0 P: 9	R: 0 E: 1 K: 1 S: 6	H: 0 LOB: 1 BB: 0 P: 6	R: 0 E: 0 K: 0 S: 4	H: 1 LOB: 1 BB: 0 P: 4	R: 0 E: 0 K: 2 S: 7	H: 0 LOB: 0 BB: 0 P: 7	R: 0 E: 0 K: 0 S: 3	H: 1 LOB: 0 BB: 0 P: 3	R: 1 E: 0 K: 1 S: 7	H: 2 LOB: 2 BB: 1 P: 11	1B: 6 2B: 1 3B: 0 HR: 1	SF: 0 SAC: 0 DP: 2 HBP: 0	WP: 0 PB: 0 CS: 1	PA: 36
PITCHER	IP WLS BF H R ER SO BB IBB HBP BLK WP HR S P ERA WHIP																					
George Brunet, L ERA: 3.27 (1, 1)	8.2 W 34 7 1 1 6 2 1 0 0 0 1 43 55 1.04 1.038																					
Minnie Rojas, R ERA: 1.95 (9, 1)	0.1 S 1 0 0 0 1 0 0 0 0 0 0 3 3 0.00 0.000																					

AB	32
R	1
H	7
RBI	1
BB	3
SO	7
LOB	10



Batter	1	2	3	4	5	6	7	8	9	AB	R	H	RBI	BB	SO	LOB	BOTTOM			
Jose Cardenal, R OBP: 0.263, SLG: 0.321 (1, 7)										4	0	0	0	0	1	0	Minnesota Twins @ California Angels Anaheim Stadium, Anaheim, CA Fri Jul 21 1967, 10:05 PM EDT Att: 29,639 - Unknown			
Roger Repoz, L OBP: 0.329, SLG: 0.406 (1, 8)										4	0	1	0	0	1	0				
Woodie Held, R OBP: 0.316, SLG: 0.410 (1, 6)										4	1	1	0	0	2	1				
Don Mincher, L OBP: 0.378, SLG: 0.497 (1, 3)										3	0	0	0	1	1	1				
Jimmie Hall, L OBP: 0.320, SLG: 0.429 (1, 9)										4	0	2	0	0	1	0				
Tom Satriano, L OBP: 0.319, SLG: 0.336 (1, 5)										3	0	1	1	1	1	0				
Buck Rodgers, S OBP: 0.290, SLG: 0.325 (1, 2)										3	1	1	0	1	1	5				
Bobby Knoop, R OBP: 0.316, SLG: 0.357 (1, 4)										3	0	2	1	1	1	0				
George Brunet, R OBP: 0.077, SLG: 0.059 (1, 1)										3	0	0	0	0	1	4				
Minnie Rojas, R OBP: 0.154, SLG: 0.083 (9, 1)										0	0	0	0	0	0	0				
Inning Stats	R: 0 E: 0 K: 3 S: 9	H: 2 LOB: 3 BB: 1 P: 9	R: 0 E: 1 K: 0 S: 5	H: 2 LOB: 3 BB: 1 P: 9	R: 0 E: 0 K: 2 S: 8	H: 1 LOB: 1 BB: 0 P: 8	R: 1 E: 0 K: 1 S: 6	H: 1 LOB: 1 BB: 1 P: 10	R: 1 E: 0 K: 1 S: 7	H: 2 LOB: 3 BB: 2 P: 15	R: 0 E: 0 K: 2 S: 7	H: 0 LOB: 0 BB: 0 P: 7	R: 0 E: 0 K: 0 S: 3	H: 0 LOB: 0 BB: 0 P: 3	R: 0 E: 0 K: 1 S: 6	H: 2 LOB: 2 BB: 0 P: 6	1B: 7 2B: 1 3B: 0 HR: 0	SF: 0 SAC: 0 DP: 0 HBP: 0	WP: 0 PB: 0 CS: 0	PA: 35
PITCHER	IP WLS BF H R ER SO BB IBB HBP BLK WP HR S P ERA WHIP																			
Dave Boswell, R ERA: 3.16 (1, 1)	5.0 L 25 6 2 2 2 7 3 1 0 0 0 0 10 10 3.60 1.800																			
Jim Perry, R ERA: 3.98 (6, 1)	2.0 6 0 0 0 2 0 0 0 0 0 0 10 10 0.00 0.000																			
Jim Roland, L ERA: 3.21 (8, 1)	1.0 4 2 0 0 1 0 0 0 0 0 0 6 6 0.00 2.000																			

AB	31
R	2
H	8
RBI	2
BB	4
SO	10
LOB	11



Batter	1	2	3	4	5	6	7	8	9	AB	R	H	RBI	BB	SO	LOB	TOP				
Rod Carew, L OBP: 0.349, SLG: 0.417 (1, 4)	FC1-5 2B		3-1		F7		6-3			4	0	1	0	0	0	2	Minnesota Twins @ California Angels Anaheim Stadium, Anaheim, CA Sat Jul 22 1967, 10:05 PM EDT Att: 38,850 - Unknown livebaseballscorecards.com				
Cesar Tovar, R OBP: 0.345, SLG: 0.382 (1, 5)	FC1-5 CS							G6-4-3 1B		4	0	3	1	0	0	1					
Harmon Killebrew, R OBP: 0.417, SLG: 0.583 (1, 3)	2B 1-2		1B		F7			G6-4-3 1-2		3	0	0	0	1	1	4					
Tony Oliva, L OBP: 0.304, SLG: 0.427 (1, 9)	2B				F9		G3	K2-3		4	0	1	0	0	1	2					
Bob Allison, R OBP: 0.352, SLG: 0.435 (1, 7)	5-3				F6		1-3		F4	4	0	0	0	0	0	2					
Zoilo Versalles, R OBP: 0.280, SLG: 0.304 (1, 6)		5-3					F8		F3	3	0	0	0	1	0	0					
Russ Nixon, L OBP: 0.313, SLG: 0.309 Sandy Valdespino, L OBP: 0.261, SLG: 0.268 (9, PH)	L6						4-3		K	3	0	0	0	0	1	1					
Ted Uhlhaender, L OBP: 0.241, SLG: 0.359 (1, 8)	4-3						SH 1B		4-3	3	1	1	0	0	0	0					
Jim Merritt, L OBP: 0.200, SLG: 0.211 Al Worthington, R (8, 1)			K				SH 1B		6-3	2	0	0	0	0	1	0					
										0	0	0	0	0	0	0					
Inning Stats	R: 0 E: 0 K: 0 S: 4	H: 2 LOB: 2 BB: 1 P: 8	R: 0 E: 0 K: 0 S: 3	H: 0 LOB: 0 BB: 0 P: 3	R: 0 E: 0 K: 2 S: 8	H: 1 LOB: 1 BB: 0 P: 8	R: 0 E: 0 K: 1 S: 5	H: 0 LOB: 1 BB: 1 P: 9	R: 1 E: 0 K: 0 S: 6	H: 2 LOB: 2 BB: 0 P: 6	R: 0 E: 0 K: 0 S: 3	H: 0 LOB: 0 BB: 0 P: 3	R: 0 E: 0 K: 1 S: 5	H: 1 LOB: 0 BB: 0 P: 5	R: 0 E: 0 K: 1 S: 5	H: 0 LOB: 0 BB: 0 P: 5	1B: 4 2B: 2 3B: 0 HR: 0	SF: 0 SAC: 1 DP: 1 HBP: 0	WP: 0 PB: 0 CS: 1	PA: 34	
PITCHER	IP WLS BF H R ER SO BB IBB HBP BLK WP HR S P ERA WHIP	IP WLS BF H R ER SO BB IBB HBP BLK WP HR S P ERA WHIP	IP WLS BF H R ER SO BB IBB HBP BLK WP HR S P ERA WHIP	IP WLS BF H R ER SO BB IBB HBP BLK WP HR S P ERA WHIP	IP WLS BF H R ER SO BB IBB HBP BLK WP HR S P ERA WHIP	IP WLS BF H R ER SO BB IBB HBP BLK WP HR S P ERA WHIP	IP WLS BF H R ER SO BB IBB HBP BLK WP HR S P ERA WHIP	IP WLS BF H R ER SO BB IBB HBP BLK WP HR S P ERA WHIP	IP WLS BF H R ER SO BB IBB HBP BLK WP HR S P ERA WHIP	IP WLS BF H R ER SO BB IBB HBP BLK WP HR S P ERA WHIP	IP WLS BF H R ER SO BB IBB HBP BLK WP HR S P ERA WHIP	IP WLS BF H R ER SO BB IBB HBP BLK WP HR S P ERA WHIP	IP WLS BF H R ER SO BB IBB HBP BLK WP HR S P ERA WHIP	IP WLS BF H R ER SO BB IBB HBP BLK WP HR S P ERA WHIP	IP WLS BF H R ER SO BB IBB HBP BLK WP HR S P ERA WHIP	IP WLS BF H R ER SO BB IBB HBP BLK WP HR S P ERA WHIP	IP WLS BF H R ER SO BB IBB HBP BLK WP HR S P ERA WHIP	IP WLS BF H R ER SO BB IBB HBP BLK WP HR S P ERA WHIP	IP WLS BF H R ER SO BB IBB HBP BLK WP HR S P ERA WHIP	IP WLS BF H R ER SO BB IBB HBP BLK WP HR S P ERA WHIP	IP WLS BF H R ER SO BB IBB HBP BLK WP HR S P ERA WHIP

AB	31
R	1
H	6
RBI	1
BB	2
SO	5
LOB	12



Batter	1	2	3	4	5	6	7	8	9	AB	R	H	RBI	BB	SO	LOB	BOTTOM				
Jose Cardenal, R OBP: 0.266, SLG: 0.325 (1, 8)	K					F9		WP 1B		3	1	1	0	0	1	0	Minnesota Twins @ California Angels Anaheim Stadium, Anaheim, CA Sat Jul 22 1967, 10:05 PM EDT Att: 38,850 - Unknown livebaseballscorecards.com				
Johnny Werhas, R OBP: 0.287, SLG: 0.321 Roger Repoz, L OBP: 0.329, SLG: 0.406 (8, FR)			HBP		F6			CS 1B		4	0	2	1	0	1	1					
Woodie Held, R OBP: 0.313, SLG: 0.402 (1, 6)	F8							2-H		4	0	1	0	0	0	2					
Bubba Morton, R OBP: 0.396, SLG: 0.357 Jimmie Hall, L OBP: 0.320, SLG: 0.429 (8, PH)	F9				FC6-4 1B			G6-3		3	0	0	0	0	0	3					
Bill Skowron, R OBP: 0.242, SLG: 0.254 (1, 3)		F8			G3-6			CS		2	1	0	0	0	0	1					
Rick Reichardt, R OBP: 0.296, SLG: 0.361 Bill Kelso, R (9, 1)		6-3						1B HBP		3	0	1	0	0	1	0					
Bobby Knoop, R OBP: 0.316, SLG: 0.357 (1, 4)		F8						1B		3	0	1	1	0	0	0					
Buck Rodgers, S OBP: 0.287, SLG: 0.322 (1, 2)					5-3			1-3 2-H		3	0	0	0	0	0	2					
Jim McGlothlin, R OBP: 0.158, SLG: 0.111 Paul Schaal, R OBP: 0.298, SLG: 0.307 (8, PH)					K			F8		2	0	0	0	0	2	0					
										1	0	0	0	0	0	0					
Inning Stats	R: 0 E: 0 K: 1 S: 6	H: 1 LOB: 1 BB: 0 P: 6	R: 0 E: 0 K: 0 S: 3	H: 0 LOB: 0 BB: 0 P: 3	R: 0 E: 0 K: 1 S: 5	H: 0 LOB: 1 BB: 0 P: 6	R: 0 E: 0 K: 0 S: 3	H: 1 LOB: 0 BB: 0 P: 3	R: 0 E: 0 K: 1 S: 5	H: 0 LOB: 0 BB: 0 P: 6	R: 0 E: 0 K: 2 S: 7	H: 0 LOB: 0 BB: 0 P: 7	R: 1 E: 1 K: 0 S: 5	H: 2 LOB: 2 BB: 0 P: 6	R: 1 E: 0 K: 0 S: 4	H: 2 LOB: 1 BB: 0 P: 4	1B: 5 2B: 1 3B: 0 HR: 0	SF: 0 SAC: 0 DP: 2 HBP: 2	WP: 1 PB: 0 CS: 1	PA: 31	
PITCHER	IP WLS BF H R ER SO BB IBB HBP BLK WP HR S P ERA WHIP	IP WLS BF H R ER SO BB IBB HBP BLK WP HR S P ERA WHIP	IP WLS BF H R ER SO BB IBB HBP BLK WP HR S P ERA WHIP	IP WLS BF H R ER SO BB IBB HBP BLK WP HR S P ERA WHIP	IP WLS BF H R ER SO BB IBB HBP BLK WP HR S P ERA WHIP	IP WLS BF H R ER SO BB IBB HBP BLK WP HR S P ERA WHIP	IP WLS BF H R ER SO BB IBB HBP BLK WP HR S P ERA WHIP	IP WLS BF H R ER SO BB IBB HBP BLK WP HR S P ERA WHIP	IP WLS BF H R ER SO BB IBB HBP BLK WP HR S P ERA WHIP	IP WLS BF H R ER SO BB IBB HBP BLK WP HR S P ERA WHIP	IP WLS BF H R ER SO BB IBB HBP BLK WP HR S P ERA WHIP	IP WLS BF H R ER SO BB IBB HBP BLK WP HR S P ERA WHIP	IP WLS BF H R ER SO BB IBB HBP BLK WP HR S P ERA WHIP	IP WLS BF H R ER SO BB IBB HBP BLK WP HR S P ERA WHIP	IP WLS BF H R ER SO BB IBB HBP BLK WP HR S P ERA WHIP	IP WLS BF H R ER SO BB IBB HBP BLK WP HR S P ERA WHIP	IP WLS BF H R ER SO BB IBB HBP BLK WP HR S P ERA WHIP	IP WLS BF H R ER SO BB IBB HBP BLK WP HR S P ERA WHIP	IP WLS BF H R ER SO BB IBB HBP BLK WP HR S P ERA WHIP	IP WLS BF H R ER SO BB IBB HBP BLK WP HR S P ERA WHIP	IP WLS BF H R ER SO BB IBB HBP BLK WP HR S P ERA WHIP

AB	28
R	2
H	6
RBI	2
BB	0
SO	5
LOB	9



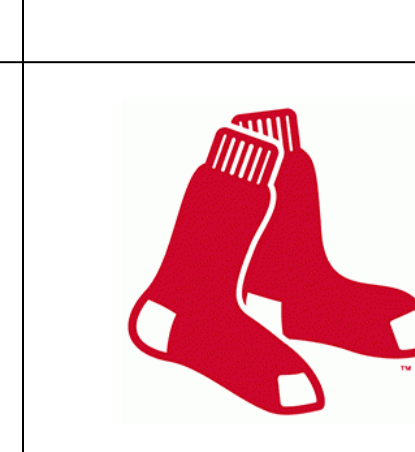
Batter	1	2	3	4	5	6	7	8	9	10	AB	R	H	RBI	BB	SO	LOB	TOP	
Jose Cardenal, R (1, 7) OBP: 0.266, SLG: 0.329 (10, 8)	4-3		F8			F9			K		4	1	0	0	1	1	3	California Angels @ Boston Red Sox Fenway Park, Boston, MA Thu Jul 27 1967, 3:33 AM EDT Att: 34,193 - Unknown	
Woodie Held, R (1, 5) OBP: 0.316, SLG: 0.413 (10, 7)	K		K						K		5	1	1	1	0	3	1		
Jim Fregosi, R (1, 6) OBP: 0.345, SLG: 0.401	4-3			4-3							4	1	1	1	1	0	0		
Don Mincher, L (1, 3) OBP: 0.376, SLG: 0.503		F6		F5							5	1	2	3	0	0	1		
Jimmie Hall, L (1, 9) OBP: 0.228, SLG: 0.442 Bill Skowron, R (10, PH) OBP: 0.250, SLG: 0.250 Paul Schaal, R (10, 5) OBP: 0.297, SLG: 0.306				E8		4-3			F7		4	0	2	0	0	0	0		
Roger Repoz, L (1, 8) OBP: 0.331, SLG: 0.404 Bubba Morton, R (10, PH) OBP: 0.398, SLG: 0.360 (10, 9)		F6		3-1							4	0	1	0	0	0	2		
Buck Rodgers, S (1, 2) OBP: 0.284, SLG: 0.314						F8					1	0	1	0	0	0	0		
Bobby Knoop, R (1, 4) OBP: 0.316, SLG: 0.365			K								3	1	1	0	1	1	1		
Jim McGlothlin, R (1, 1) OBP: 0.167, SLG: 0.125 Clyde Wright, R (9, 1) OBP: 0.354, SLG: 0.545 Bill Kelso, R (9, 1) Minnie Rojas, R (10, 1) OBP: 0.154, SLG: 0.083						K			F7		4	0	1	0	0	1	2		
Inning Stats	R: 0 E: 0 K: 1 S: 5	H: 0 LOB: 0 BB: 0 P: 5	R: 0 E: 0 K: 0 S: 4	H: 1 LOB: 1 BB: 0 P: 4	R: 0 E: 0 K: 2 S: 8	H: 1 LOB: 1 BB: 0 P: 8	R: 0 E: 1 K: 0 S: 4	H: 1 LOB: 1 BB: 0 P: 4	R: 0 E: 0 K: 0 S: 5	H: 0 LOB: 0 BB: 1 P: 6	R: 0 E: 0 K: 0 S: 4	H: 1 LOB: 1 BB: 0 P: 4	R: 0 E: 0 K: 2 S: 7	H: 0 LOB: 0 BB: 0 P: 7	R: 0 E: 0 K: 0 S: 5	H: 3 LOB: 2 BB: 0 P: 5	1B: 9 2B: 1 3B: 0 HR: 1		SF: 0 SAC: 0 DP: 1 HBP: 0
PITCHER	IP 6.0	WLS 28	BF 7	H 5	R 5	ER 5	SO 4	BB 2	IBB 0	HBP 0	BLK 0	WP 0	HR 1	S 34	P 42	ERA 7.50	WHIP 1.500		
Lee Stange, R (1, 1) ERA: 3.02	2.0	7	1	0	0	0	1	0	0	0	0	0	0	6	10	0.00	1.000		
Jose Santiago, R (7, 1) ERA: 4.32	1.0	3	0	0	0	2	0	0	0	0	0	0	0	7	7	0.00	0.000		
Dan Osinski, R (9, 1) ERA: 2.37	1.0	W	5	3	0	0	0	0	0	0	0	0	0	5	5	0.00	3.000		
Sparky Lyle, L (10, 1) ERA: 1.98																			

AB	40
R	5
H	11
RBI	5
BB	3
SO	6
LOB	13



Batter	1	2	3	4	5	6	7	8	9	10	AB	R	H	RBI	BB	SO	LOB	BOTTOM			
Mike Andrews, R (1, 4) OBP: 0.336, SLG: 0.344	F9		L6			F9					4	1	1	0	0	0	0	California Angels @ Boston Red Sox Fenway Park, Boston, MA Thu Jul 27 1967, 3:33 AM EDT Att: 34,193 - Unknown			
Joe Foy, R (1, 5) OBP: 0.339, SLG: 0.480	5-3		K			6-3					4	1	1	2	0	1	0				
Carl Yastrzemski, L (1, 7) OBP: 0.414, SLG: 0.621						F8			F8		4	1	1	1	0	0	0				
Tony Conigliaro, R (1, 9) OBP: 0.356, SLG: 0.589											4	1	2	1	0	0	0				
George Scott, R (1, 3) OBP: 0.363, SLG: 0.466						L4-3					4	1	1	1	0	1	2				
Rico Petrocelli, R (1, 6) OBP: 0.361, SLG: 0.435						L4-3			K		4	0	0	0	0	1	1				
Reggie Smith, S (1, 8) OBP: 0.314, SLG: 0.370											4	1	1	0	0	0	0				
Mike Ryan, R (1, 2) OBP: 0.283, SLG: 0.263 Dalton Jones, L (8, PH) OBP: 0.250, SLG: 0.325 Russ Gibson, R (9, 2) OBP: 0.265, SLG: 0.262											2	0	0	0	0	0	0				
Lee Stange, R (1, 1) OBP: 0.294, SLG: 0.097 Jose Tartabull, L (8, PH) OBP: 0.311, SLG: 0.500 Jose Santiago, R (7, 1) ERA: 4.03 Norm Siebern, L (8, PH) OBP: 0.269, SLG: 0.190 Dan Osinski, R (9, 1) OBP: 0.167, SLG: 0.167 Sparky Lyle, L (10, 1) OBP: 0.154, SLG: 0.083 Jerry Mander, R (10, PH) OBP: 0.256, SLG: 0.279											1	0	0	0	0	0	0				
Inning Stats	R: 1 E: 0 K: 0 S: 4	H: 1 LOB: 0 BB: 0 P: 4	R: 1 E: 0 K: 0 S: 4	H: 1 LOB: 0 BB: 0 P: 4	R: 0 E: 0 K: 1 S: 5	H: 0 LOB: 0 BB: 0 P: 5	R: 0 E: 0 K: 0 S: 3	H: 1 LOB: 0 BB: 0 P: 3	R: 0 E: 0 K: 0 S: 3	H: 0 LOB: 0 BB: 0 P: 3	R: 0 E: 1 K: 1 S: 6	H: 0 LOB: 1 BB: 0 P: 6	R: 0 E: 0 K: 1 S: 5	H: 0 LOB: 0 BB: 0 P: 5	R: 3 E: 0 K: 1 S: 8	H: 3 LOB: 3 BB: 0 P: 8	R: 1 E: 1 K: 0 S: 3		H: 1 LOB: 1 BB: 0 P: 3	1B: 2 2B: 1 3B: 1 HR: 4	SF: 0 SAC: 0 DP: 1 HBP: 0
PITCHER	IP 8.0	WLS 29	BF 5	H 4	R 4	ER 4	SO 4	BB 0	IBB 0	HBP 0	BLK 0	WP 0	HR 3	S 37	P 37	ERA 4.50	WHIP 0.625				
Jim McGlothlin, R (1, 1) ERA: 1.92	0.1	1	0	0	0	0	0	0	0	0	0	0	0	1	1	0.00	0.000				
Clyde Wright, L (9, 1) ERA: 4.03	0.2	L	4	2	2	1	1	0	0	0	0	0	1	6	6	13.50	3.000				
Bill Kelso, R (9, 1) ERA: 3.33	0.1		2	0	0	0	0	0	0	0	0	0	0	2	2	0.00	0.000				
Minnie Rojas, R (10, 1) ERA: 1.98																					

AB	36
R	6
H	7
RBI	5
BB	0
SO	5
LOB	4



Batter	1	2	3	4	5	6	7	8	9	AB	R	H	RBI	BB	SO	LOB	TOP			
Jose Cardenal, R OBP: 0.266, SLG: 0.328 Rick Reichardt, R OBP: 0.299, SLG: 0.361	0-0 4-3	0-0 1B			0-0 5-3			0-0 5-3		4	0	1	0	0	0	0	California Angels @ Washington Senators D.C. Stadium, Washington, DC Fri Jul 28 1967, 7:05 PM EDT Att: 8,755 - Unknown			
Roger Repoz, L OBP: 0.329, SLG: 0.400	0-0 2B	0-0 1B			0-0 F8			0-0 4-3		4	1	1	0	0	0	1				
Jim Fregosi, R OBP: 0.344, SLG: 0.402	0-0 1B		0-0 4-3		0-0 F7			0-0 5-3		4	1	1	1	0	0	0				
Don Mincher, L OBP: 0.377, SLG: 0.502	4-0 1B			0-0 F7			0-0 G4-6-3		0-0 3-1	3	0	1	0	1	0	0				
Jimmie Hall, L OBP: 0.327, SLG: 0.439	0-0 BB			0-0 F7			0-0 F9		0-0 F8	4	0	1	1	0	0	1				
Tom Satriano, L OBP: 0.305, SLG: 0.319	0-0 F6			0-3 K			0-0 G4-6-3		0-0 3-1	4	0	0	0	0	1	3				
Buck Rodgers, S OBP: 0.281, SLG: 0.310 Hawk Taylor, R OBP: 0.282, SLG: 0.324	0-0 F9			0-0 L4			0-0 F4			3	0	0	0	0	0	2				
Bobby Knoop, R OBP: 0.316, SLG: 0.365		0-0 F8		0-0 1B			0-0 5-3			3	0	1	0	0	0	0				
Jack Hamilton, R OBP: 0.091, SLG: 0.227 Woodie Held, R OBP: 0.314, SLG: 0.410 Pete Cimino, R OBP: 0.300, SLG: 0.300 Jim Coates, R OBP: 0.333, SLG: 0.667		0-3 K		0-3 K			0-0 6-3			2	0	0	0	0	2	1				
Inning Stats	R: 2 E: 0 K: 0 S: 6	H: 3 LOB: 2 BB: 1 P: 10	R: 0 E: 0 K: 1 S: 6	H: 1 LOB: 1 BB: 0 P: 6	R: 0 E: 0 K: 2 S: 3	H: 0 LOB: 0 BB: 0 P: 3	R: 0 E: 0 K: 2 S: 8	H: 1 LOB: 1 BB: 0 P: 8	R: 0 E: 0 K: 0 S: 3	H: 0 LOB: 0 BB: 0 P: 3	R: 0 E: 0 K: 0 S: 3	H: 0 LOB: 0 BB: 0 P: 3	R: 0 E: 0 K: 0 S: 3	H: 0 LOB: 0 BB: 0 P: 3	R: 0 E: 0 K: 0 S: 3	H: 0 LOB: 0 BB: 0 P: 3		1B: 5 2B: 1 3B: 0 HR: 0	SF: 0 SAC: 0 DP: 1 HBP: 0	WP: 0 PB: 0 SB: 0 CS: 0
PITCHER Phil Ortega, R ERA: 3.4	IP: 9.0 WLS: W BF: 33 H: 6 R: 2 ER: 2 SO: 3 BB: 1 IBB: 0 HBP: 0 BLK: 0 WP: 0 HR: 0 S: 38 P: 42 ERA: 2.00 WHIP: 0.778																			

Batter	1	2	3	4	5	6	7	8	9	AB	R	H	RBI	BB	SO	LOB	BOTTOM			
Ed Stroud, L OBP: 0.289, SLG: 0.262	0-0 4-3	0-0 G6-3			0-0 4-3			0-0 F8		4	2	1	0	1	0	3	California Angels @ Washington Senators D.C. Stadium, Washington, DC Fri Jul 28 1967, 7:05 PM EDT Att: 8,755 - Unknown			
Ken McMullen, R OBP: 0.289, SLG: 0.366	0-0 1B		0-0 BB		0-0 4-3		0-0 1B	0-3 K		5	1	3	2	0	1	1				
Frank Howard, R OBP: 0.332, SLG: 0.528 Hank Allen, R OBP: 0.273, SLG: 0.326	0-0 G4-6-3		0-3 K		0-0 6-3		0-0 FC5-4	0-0 2B		4	0	1	2	0	1	2				
Fred Valentine, S OBP: 0.342, SLG: 0.337 Cap Peterson, R OBP: 0.317, SLG: 0.376		4-0 1B	0-0 F7		0-0 K		0-0 FC6	0-0 FC5-4		2	1	0	0	1	1	1				
Mike Epstein, L OBP: 0.325, SLG: 0.374		0-0 BB	4-0 BB		0-0 K		0-0 F5		3	1	1	0	1	1	2					
Paul Casanova, R OBP: 0.279, SLG: 0.355		4-0 1B	0-0 4-3		0-0 6-3		0-0 FC5-4	0-0 2B		3	0	0	0	1	0	4				
Bob Saverine, S OBP: 0.294, SLG: 0.289		4-0 1B		0-0 G3		0-0 F8	0-0 2B		3	0	1	2	1	0	0					
Tim Cullen, R OBP: 0.346, SLG: 0.290		0-0 1B		0-0 4-3			0-0 K		4	1	2	1	0	1	3					
Phil Ortega, R OBP: 0.152, SLG: 0.071		0-3 K		0-3 K			0-0 1B	0-3 K		4	1	1	0	0	3	3				
Inning Stats	R: 0 E: 0 K: 0 S: 3	H: 1 LOB: 0 BB: 0 P: 3	R: 2 E: 0 K: 1 S: 6	H: 2 LOB: 3 BB: 3 P: 18	R: 0 E: 0 K: 1 S: 6	H: 1 LOB: 2 BB: 1 P: 10	R: 0 E: 0 K: 1 S: 5	H: 0 LOB: 0 BB: 0 P: 5	R: 1 E: 0 K: 1 S: 6	H: 1 LOB: 0 BB: 0 P: 6	R: 0 E: 0 K: 1 S: 5	H: 0 LOB: 0 BB: 0 P: 5	R: 5 E: 1 K: 1 S: 11	H: 5 LOB: 3 BB: 1 P: 15	R: 0 E: 0 K: 2 S: 7	H: 0 LOB: 0 BB: 0 P: 7		1B: 8 2B: 2 3B: 0 HR: 0	SF: 0 SAC: 0 DP: 2 HBP: 0	WP: 0 PB: 0 SB: 0 CS: 0
PITCHER Jack Hamilton, R ERA: 2.92 Pete Cimino, R ERA: 2.97 Jim Coates, R ERA: 4.71	IP: 6.0 WLS: L BF: 25 H: 5 R: 3 ER: 3 SO: 3 BB: 4 IBB: 0 HBP: 0 BLK: 0 WP: 0 HR: 0 S: 31 P: 47 ERA: 4.50 WHIP: 1.500																			

Batter	1	2	3	4	5	6	7	8	9	AB	R	H	RBI	BB	SO	LOB	TOP										
Roger Repoz, L (1, 8) OBP: 0.327, SLG: 0.396	L6		F9														3 0 1 0 0 0 0										
Bill Skowron, R (7, PH) OBP: 0.250, SLG: 0.239																	1 1 1 2 0 0 0										
Bill Kelso, R (7, 1)																	1 0 0 0 0 1 1										
Jim Fregosi, R (1, 6) OBP: 0.341, SLG: 0.401	F8		F9														5 1 2 3 0 0 1										
Jimmie Hall, L (1, 9) OBP: 0.337, SLG: 0.455				F9													3 1 1 1 2 1 0										
Don Mincher, L (1, 3) OBP: 0.378, SLG: 0.495	F8				K												3 1 0 0 1 1 3										
Rick Reichardt, R (1, 7) OBP: 0.310, SLG: 0.367																	4 1 2 0 0 1 0										
Tom Satriano, L (1, 5) OBP: 0.303, SLG: 0.317																	3 0 1 1 0 0 0										
Paul Schaal, R (7, PR) OBP: 0.293, SLG: 0.303																	1 1 0 1 0 0 1										
Bobby Knoop, R (1, 4) OBP: 0.321, SLG: 0.367																	3 1 2 0 1 1 2										
Hawk Taylor, R (1, 2) OBP: 0.279, SLG: 0.317																	2 0 0 0 0 0 2										
Buck Rodgers, S (7, PH) OBP: 0.276, SLG: 0.301																	2 1 0 0 1 0 2										
George Brunet, R (1, 1) OBP: 0.089, SLG: 0.073																	2 0 0 0 0 1 1										
Woodie Held, R (7, PH) OBP: 0.315, SLG: 0.407																	0 1 0 0 1 0 0										
Jose Cardenal, R (7, 8) OBP: 0.266, SLG: 0.326																	2 1 1 0 0 1 2										
Inning Stats	R: 0 E: 0 K: 0 S: 3	H: 0 LOB: 1 BB: 1 P: 7	R: 0 E: 0 K: 1 S: 6	H: 1 LOB: 1 BB: 0 P: 6	R: 0 E: 0 K: 0 S: 3	H: 0 LOB: 0 BB: 0 P: 3	R: 0 E: 0 K: 1 S: 5	H: 0 LOB: 0 BB: 0 P: 5	R: 0 E: 0 K: 1 S: 6	H: 1 LOB: 1 BB: 0 P: 6	R: 0 E: 0 K: 1 S: 5	H: 1 LOB: 0 BB: 0 P: 5	R: 9 E: 1 K: 1 S: 11	H: 5 LOB: 2 BB: 3 P: 24	R: 1 E: 0 K: 1 S: 7	H: 2 LOB: 2 BB: 1 P: 11	R: 0 E: 0 K: 1 S: 6	H: 1 LOB: 2 BB: 1 P: 10	1B: 10 2B: 0 3B: 1 HR: 0	SF: 1 SAC: 2 DP: 0 HBP: 1	WP: 1 PB: 0 SB: 1 CS: 1	PA: 45					
PITCHER	IP	WLS	BF	H	R	ER	SO	BB	IBB	HBP	BLK	WP	HR	S	P	ERA	WHIP										
Joe Coleman, R (1, 1) ERA: 4.45	6.0	L	24	5	3	3	4	1	0	1	0	0	0	30	35	4.50	1.000										
Dave Baldwin, R (7, 1) ERA: 1.94	0.0		3	0	0	0	0	1	1	0	0	1	0	1	9	∞	∞										
Dick Lines, L (7, 1) ERA: 3.05	0.0		4	3	5	4	0	1	0	0	0	0	0	3	7	∞	∞										
Casey Cox, R (7, 1) ERA: 2.88	2.0		9	2	2	1	2	1	0	0	0	0	0	12	16	4.50	1.500										
Darold Knowles, L (9, 1) ERA: 2.14	1.0		5	1	0	0	1	1	0	0	0	0	0	6	10	0.00	2.000										

California Angels @ Washington Senators
D.C. Stadium, Washington, DC
Sun Jul 30 1967, 3:38 AM EDT
Att: 21,368 - Unknown

AB	35
R	10
H	11
RBI	8
BB	6
SO	7
LOB	15

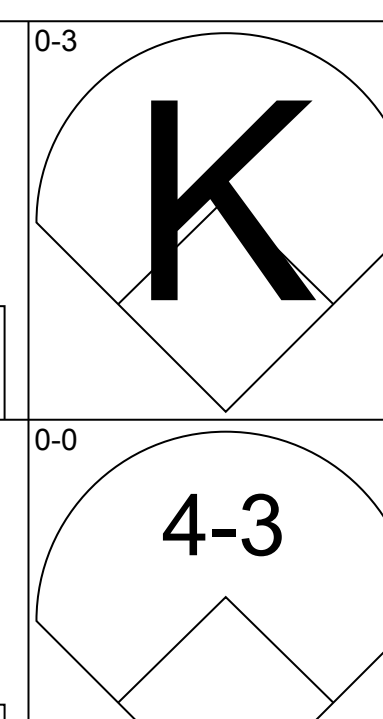
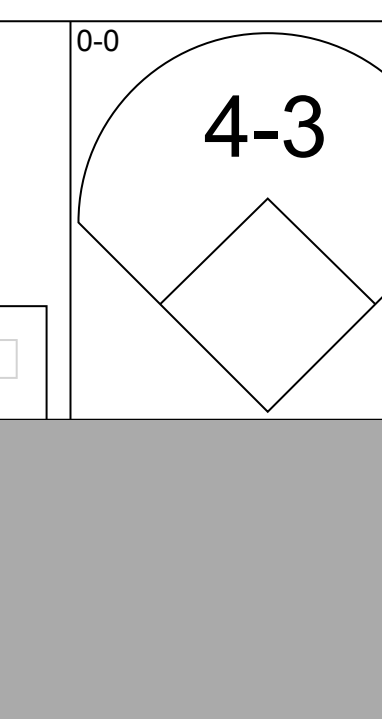
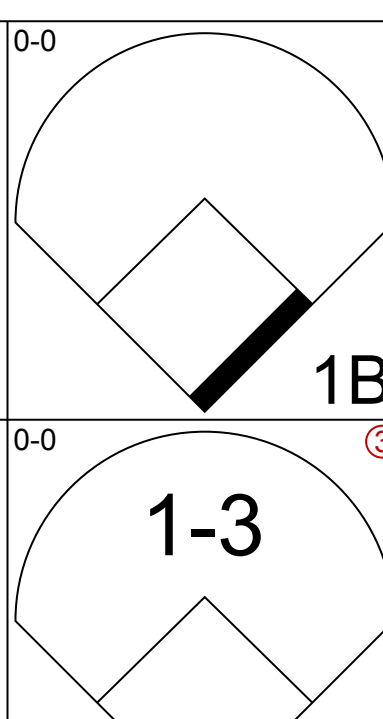
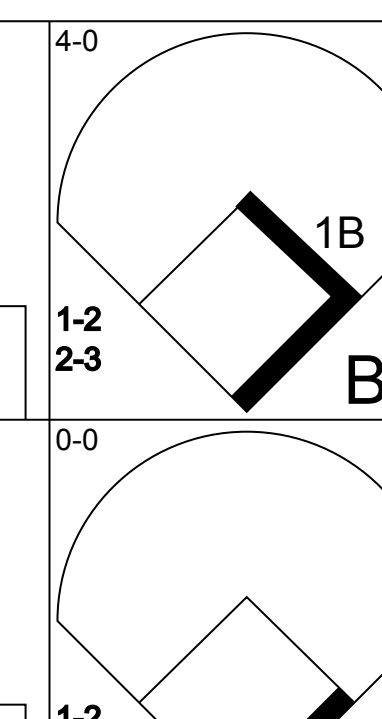
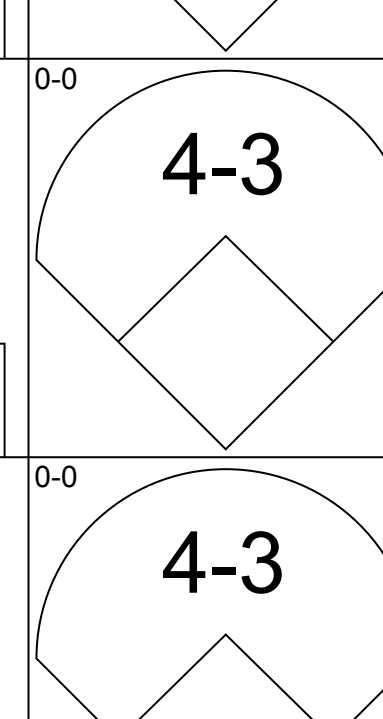
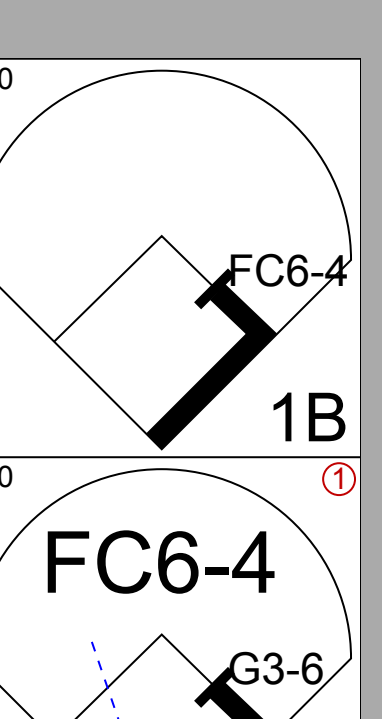

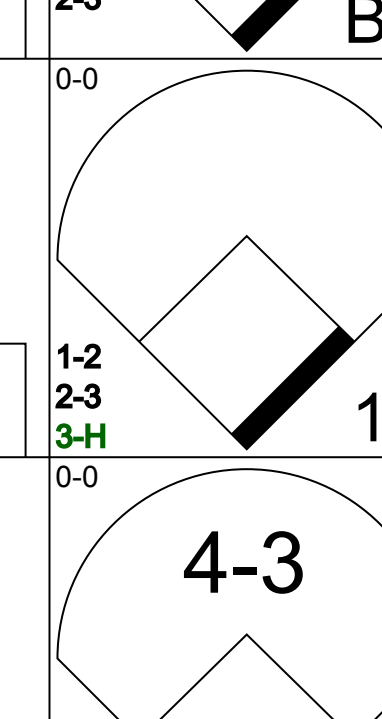
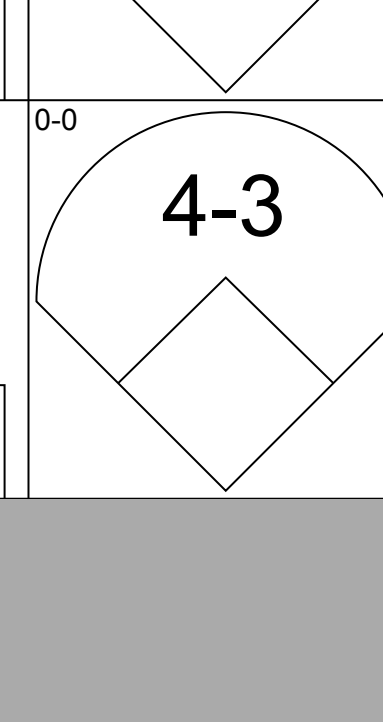
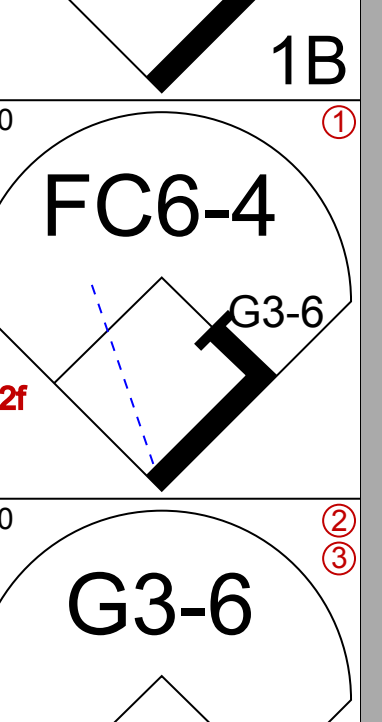
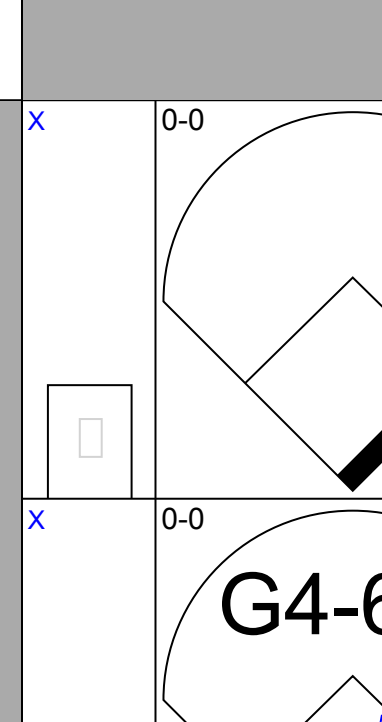
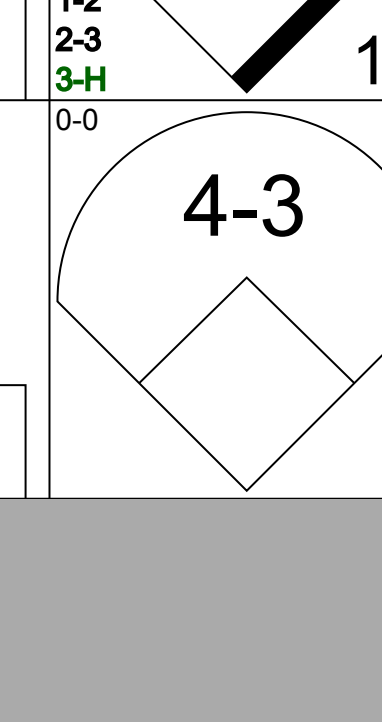
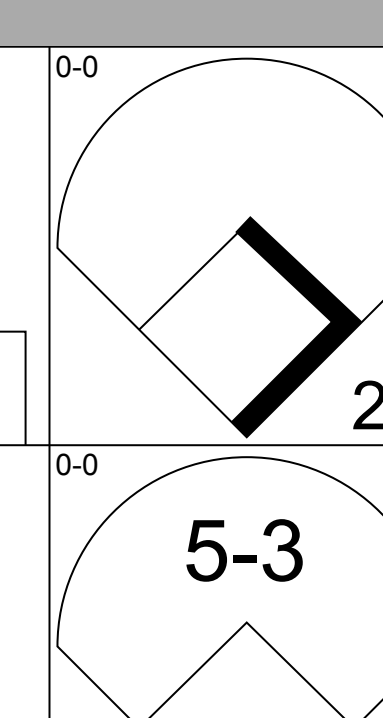
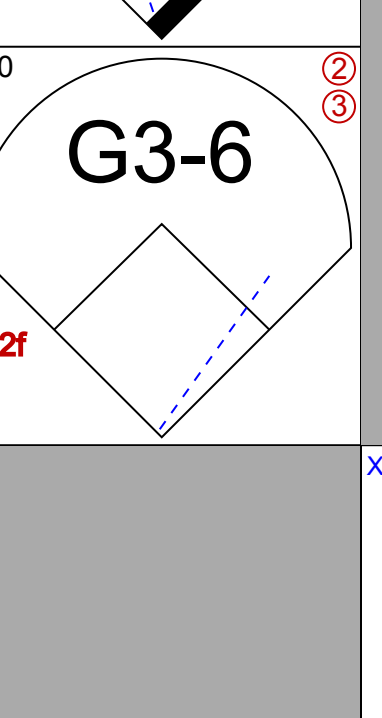
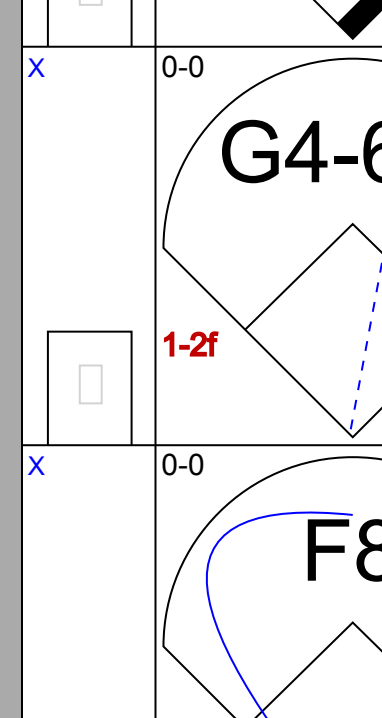
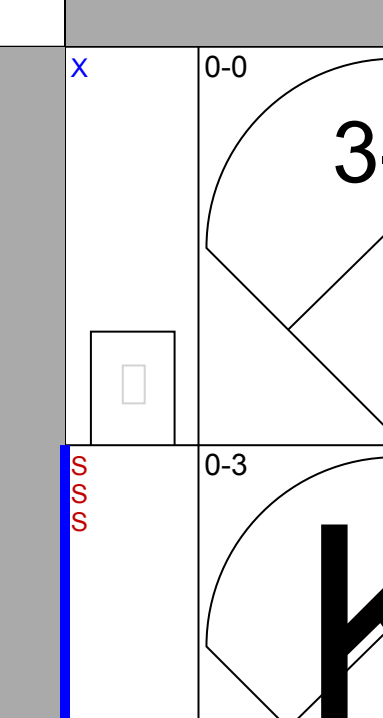
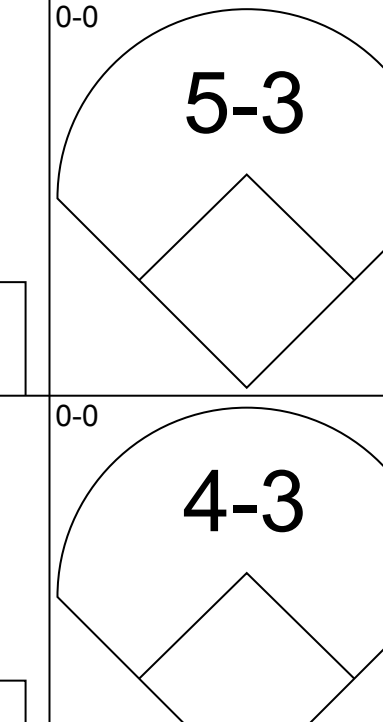
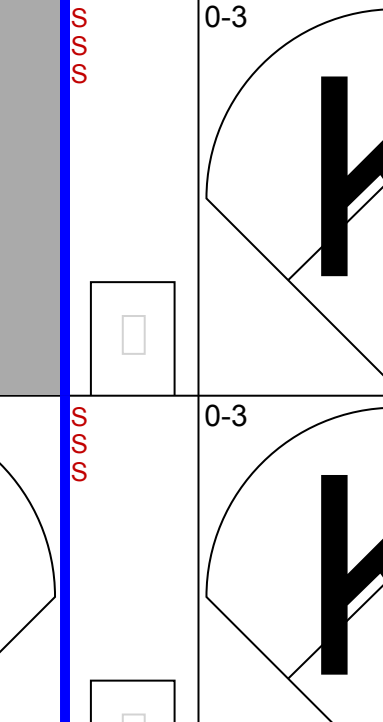
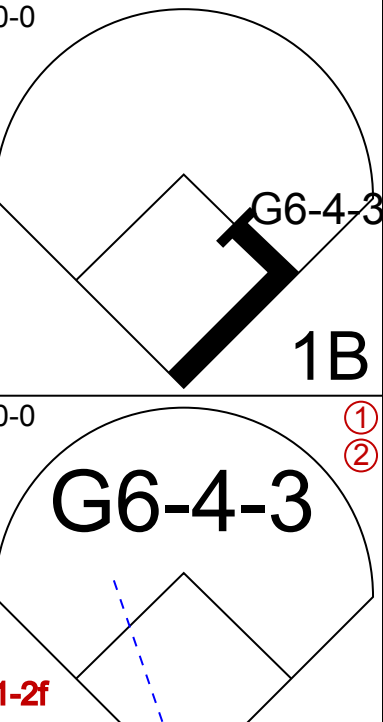
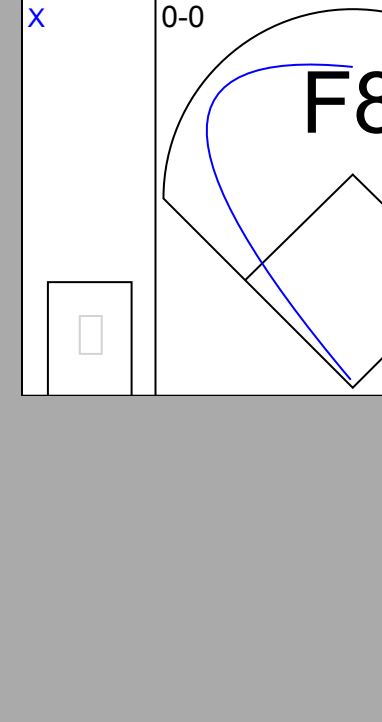
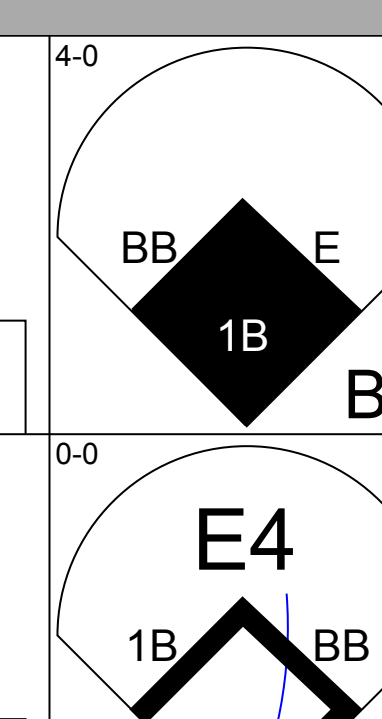
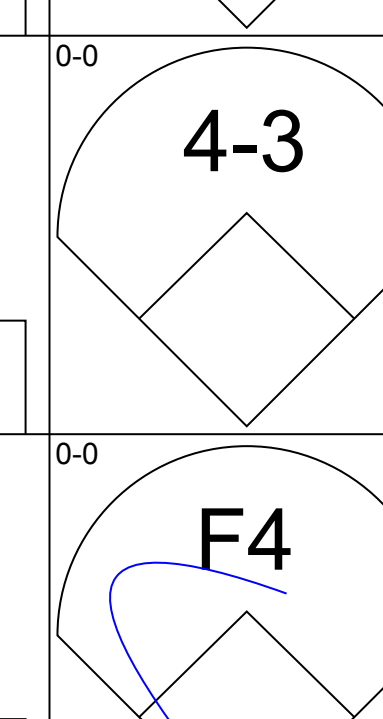
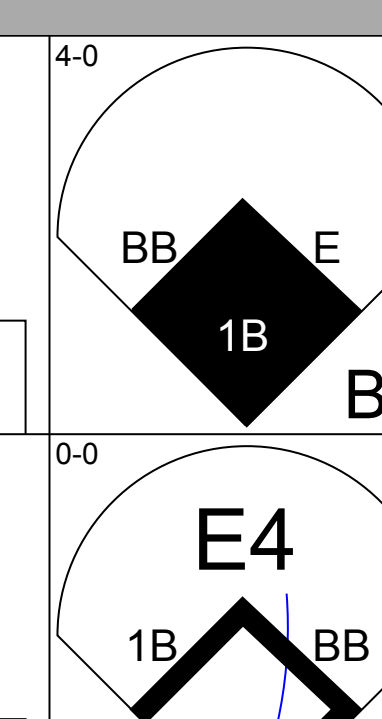
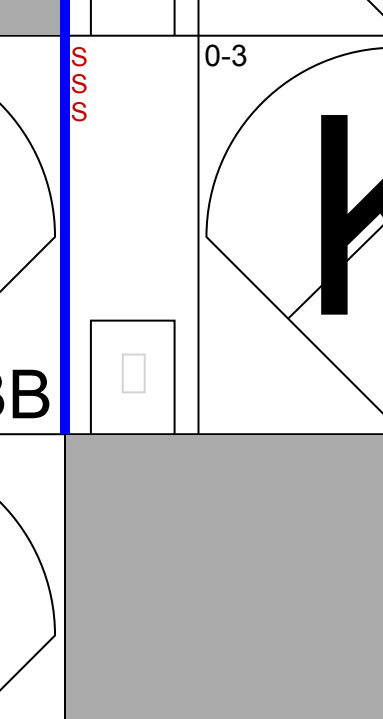
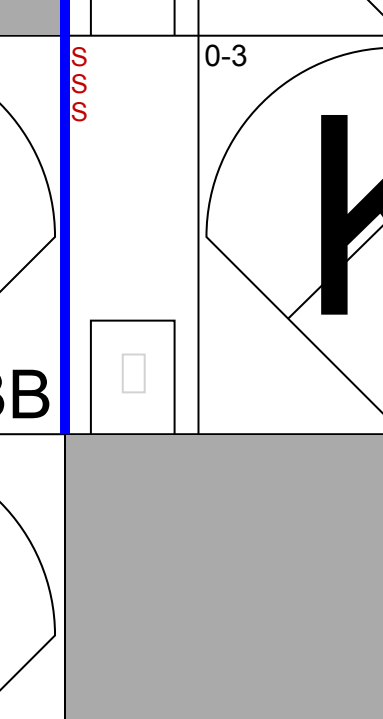
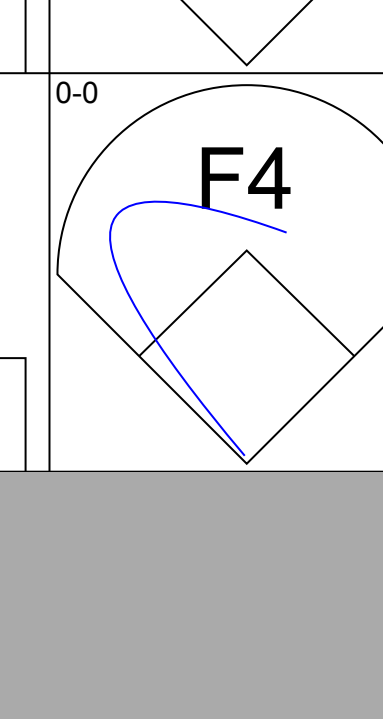
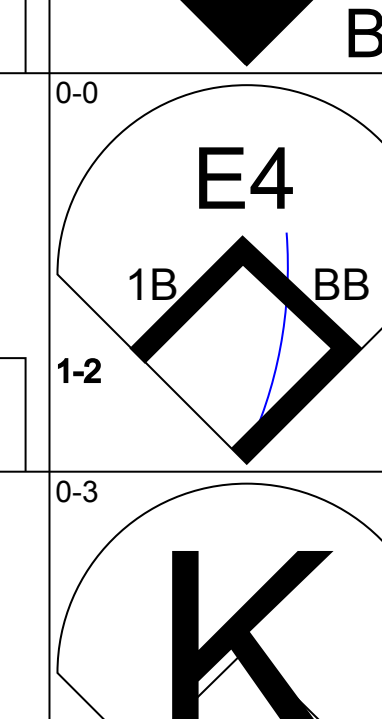
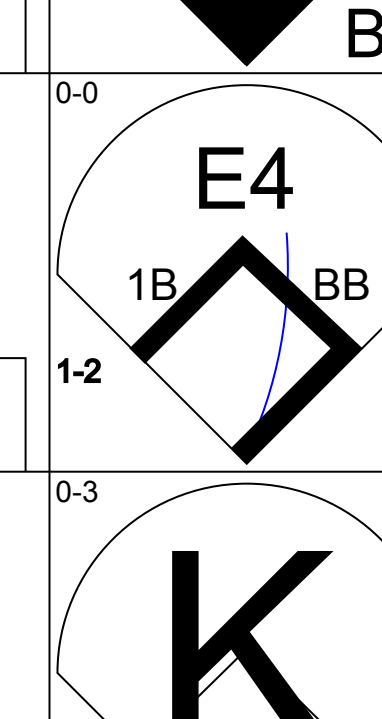
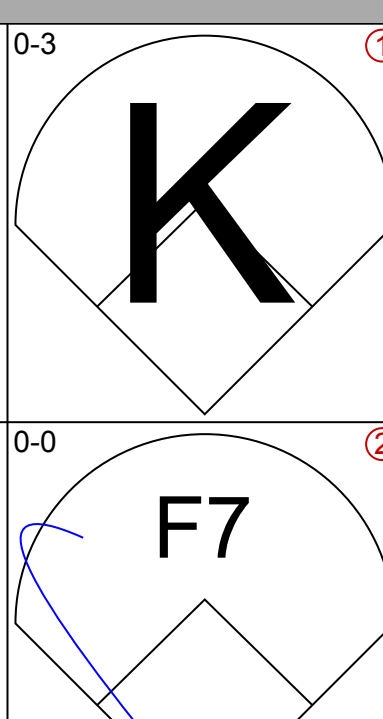
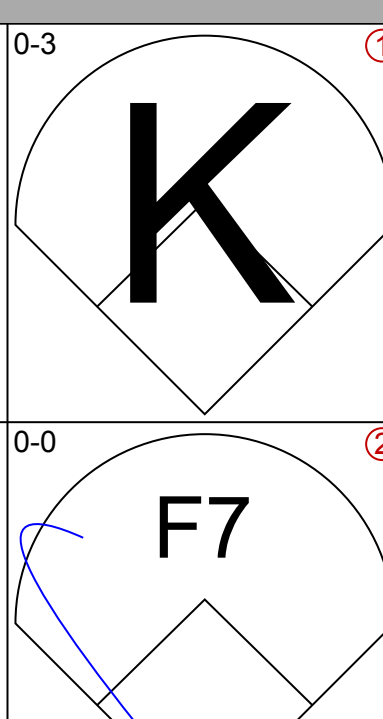
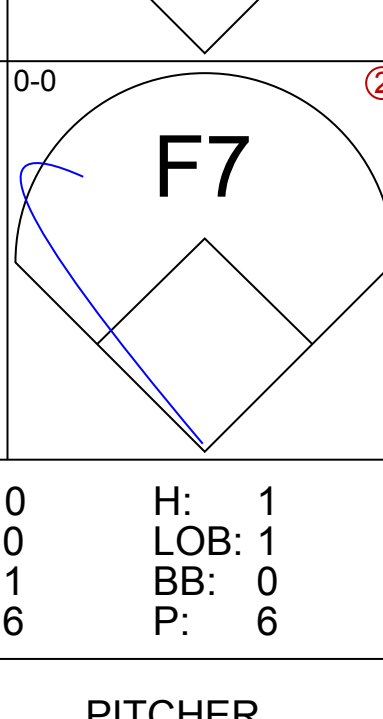
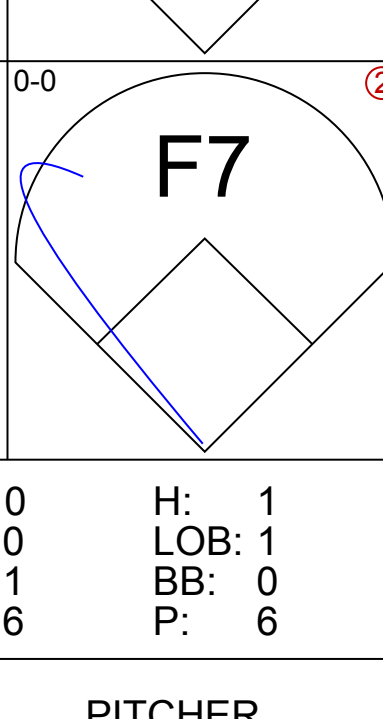
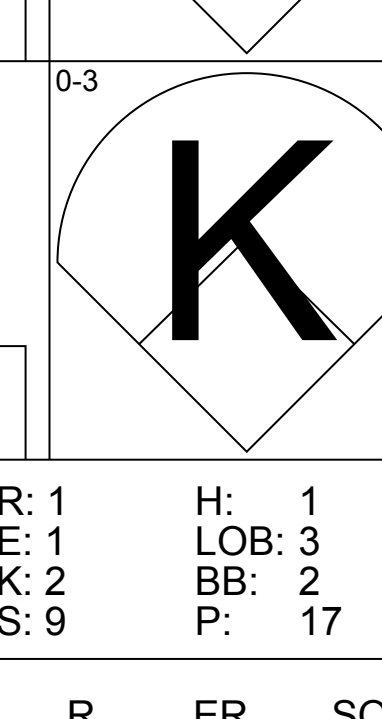
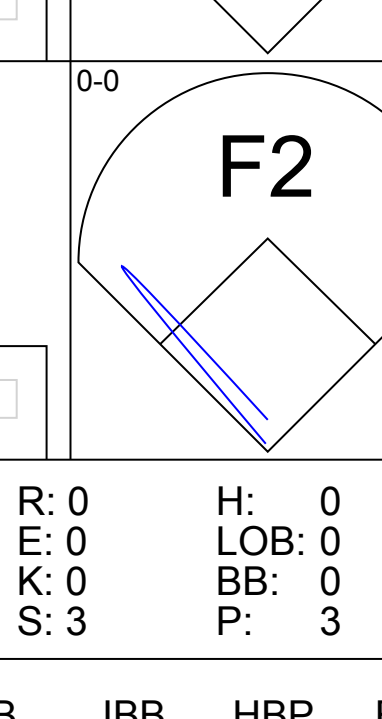
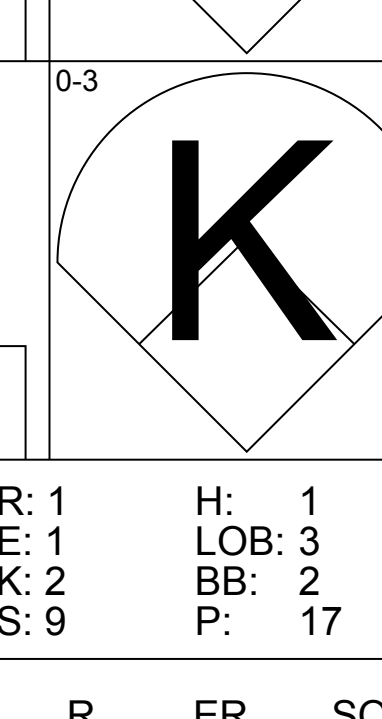


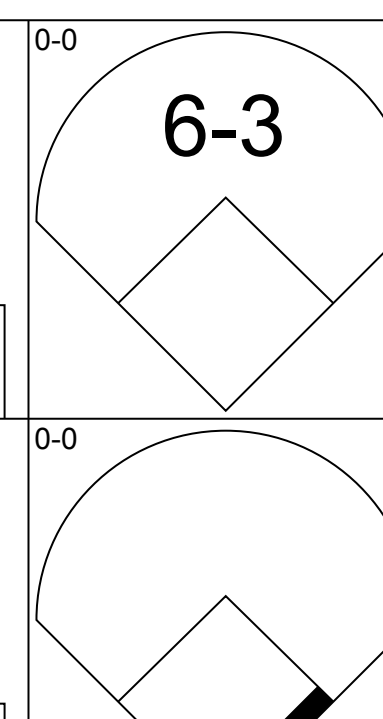
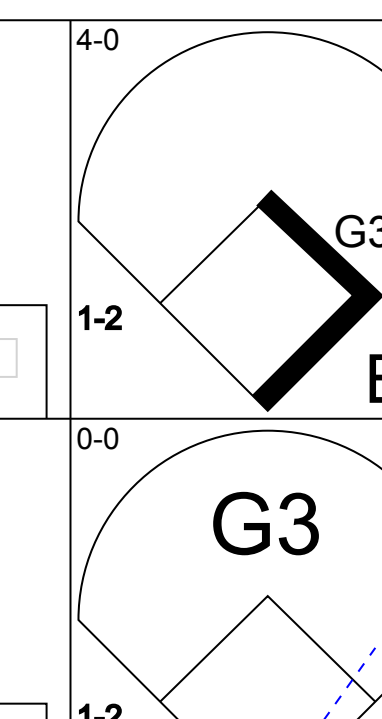
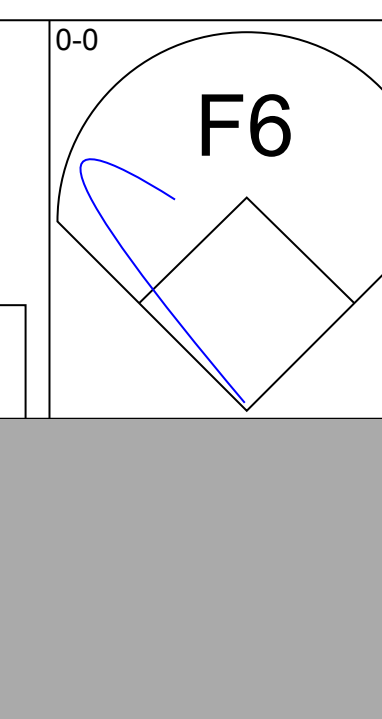
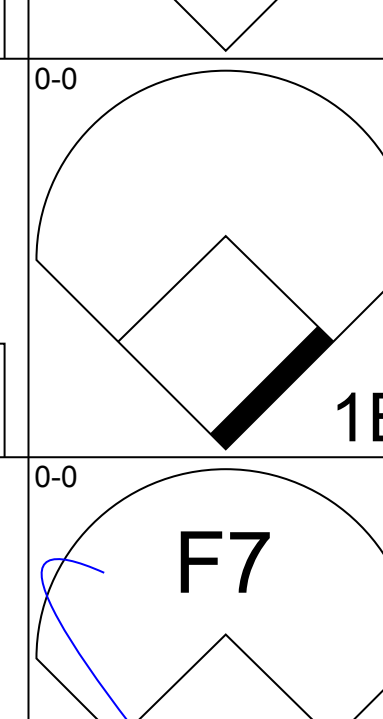
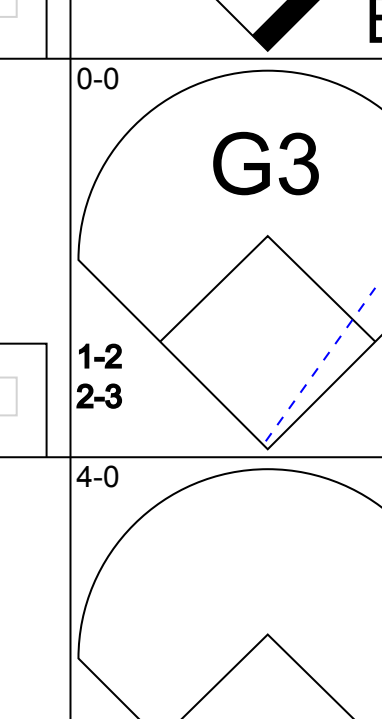
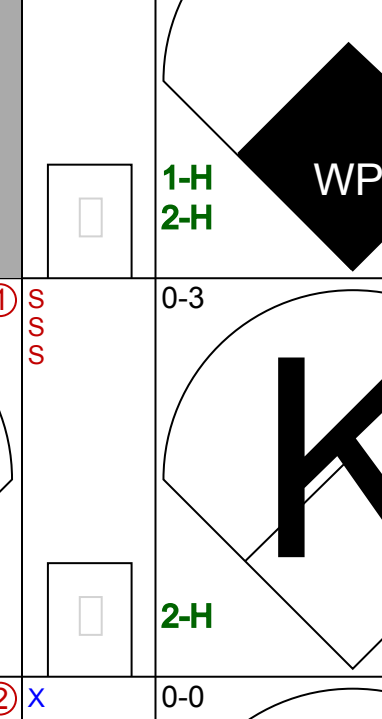
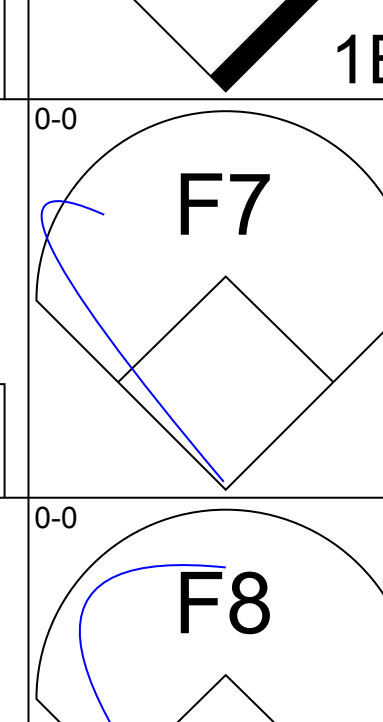
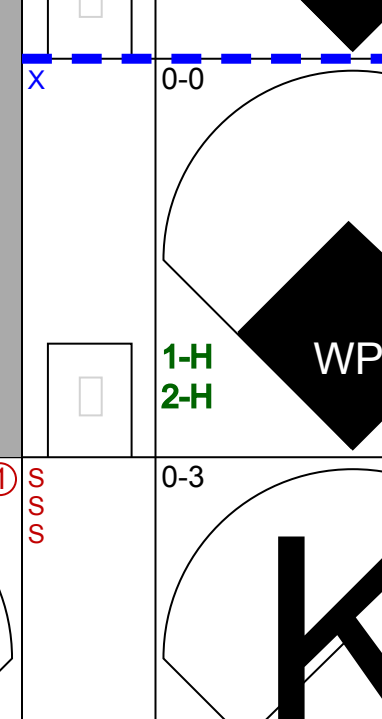
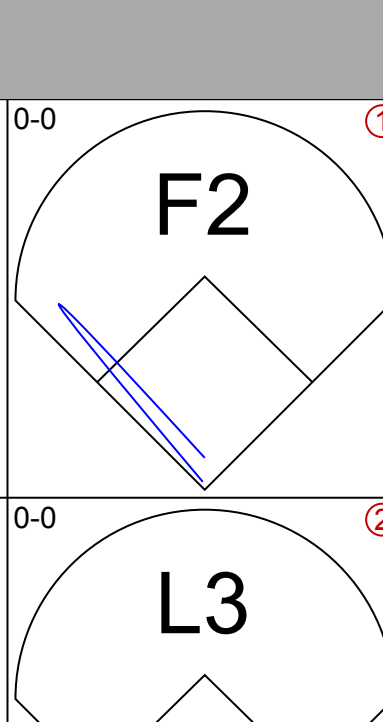

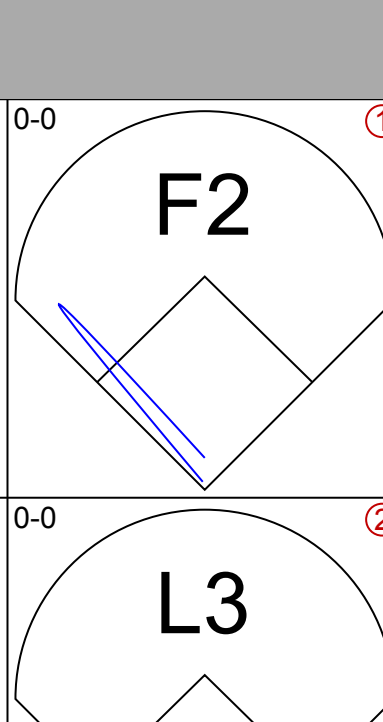
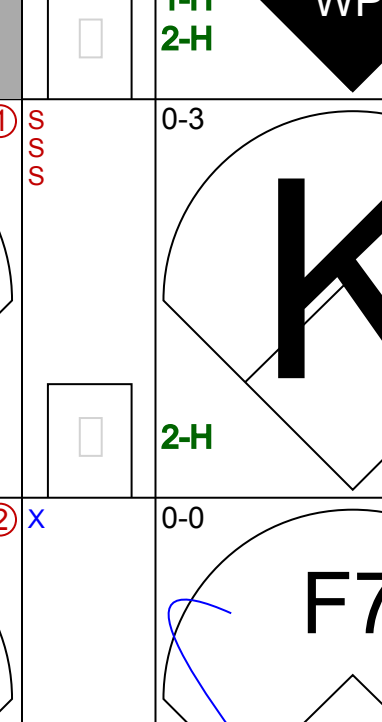
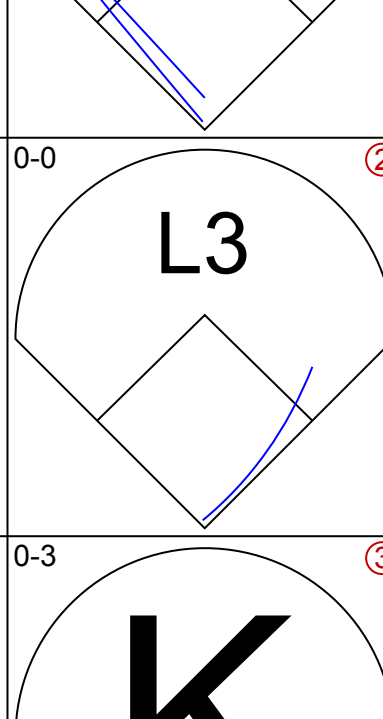

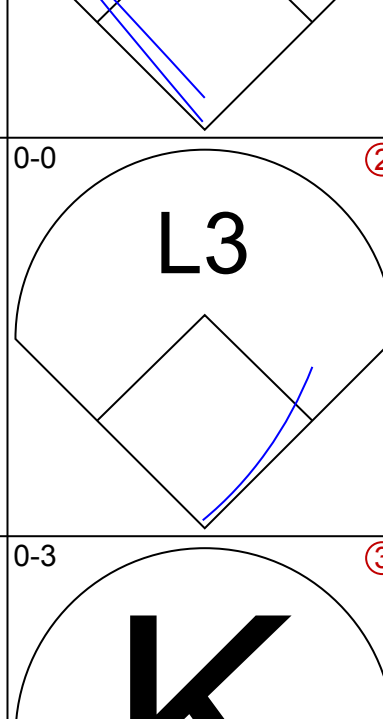
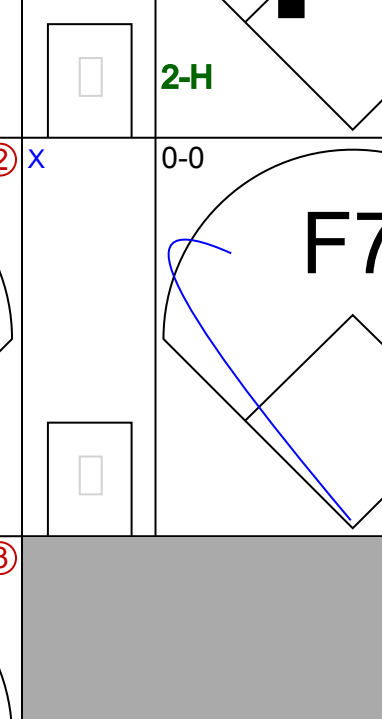
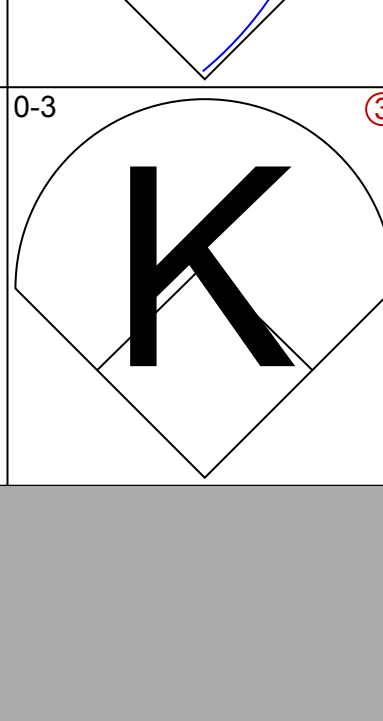
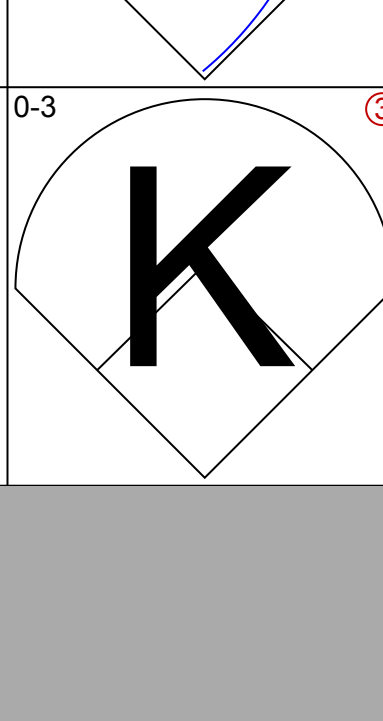
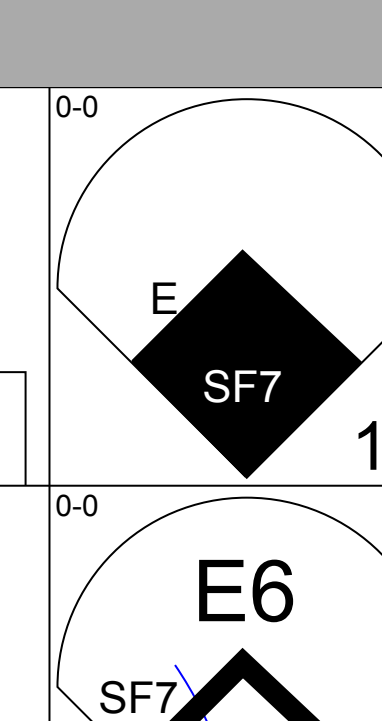
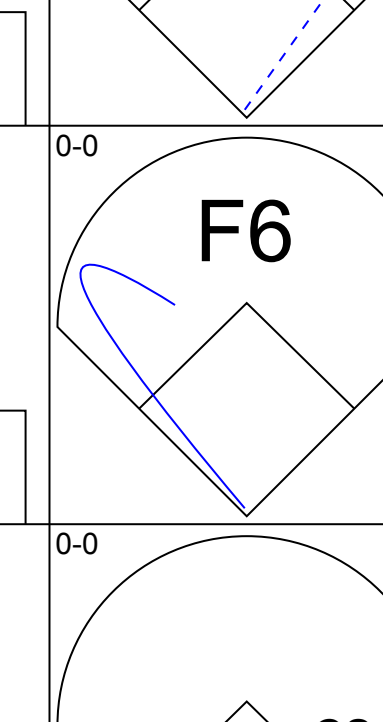
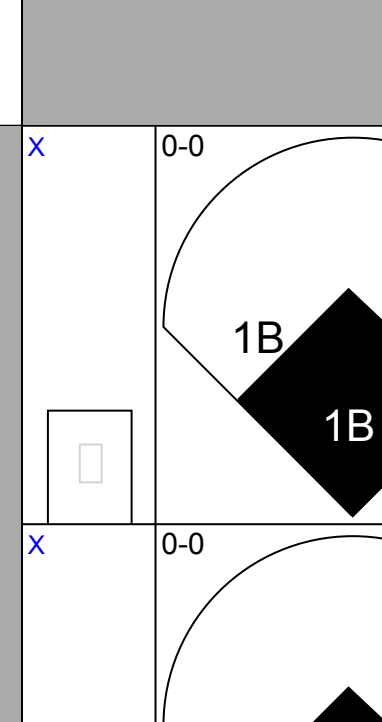
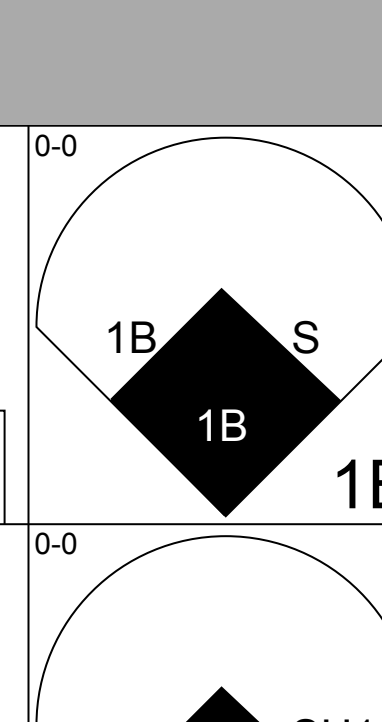
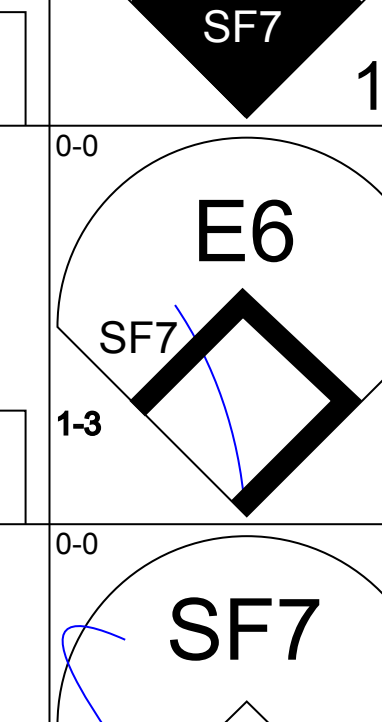
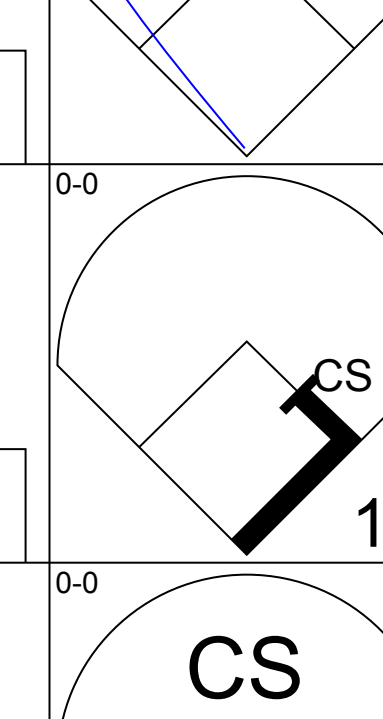
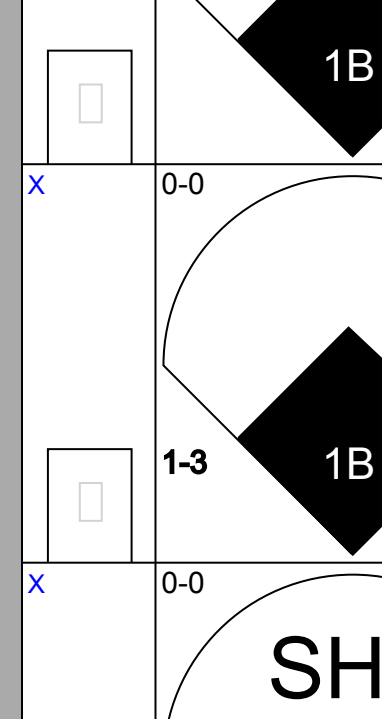
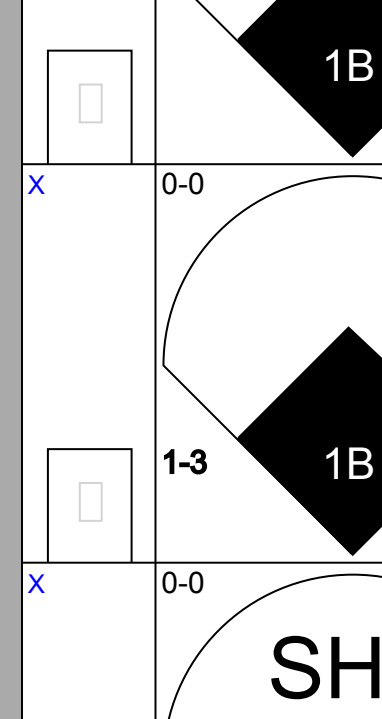
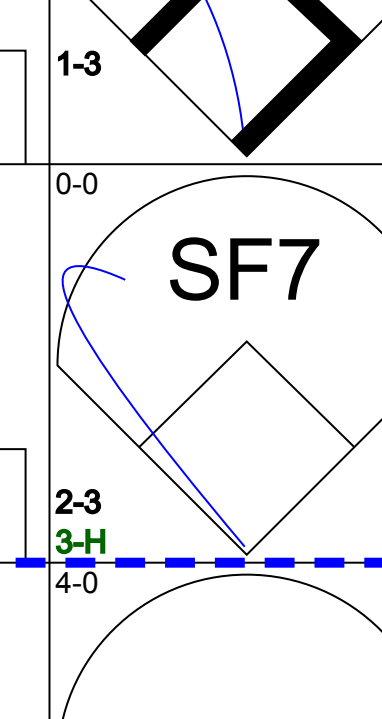
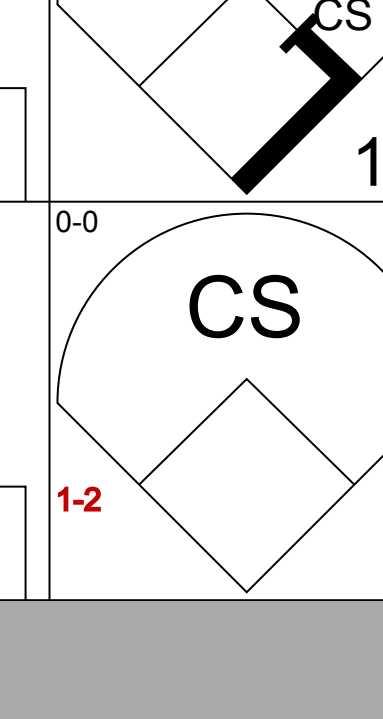
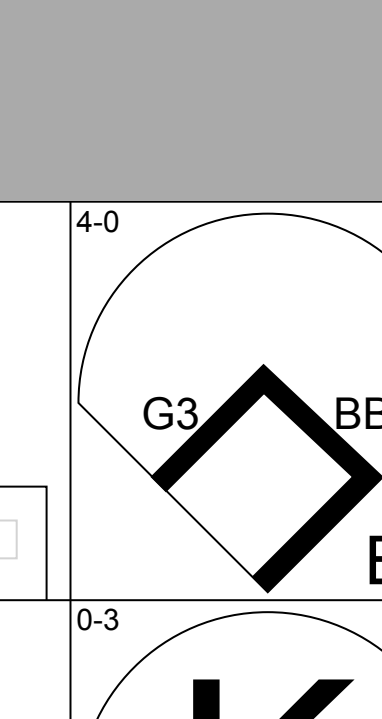
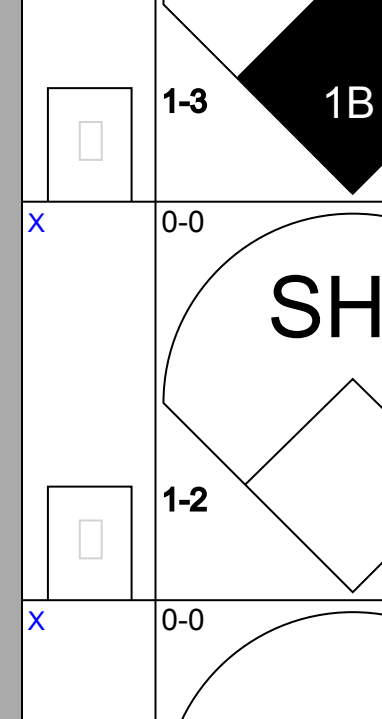
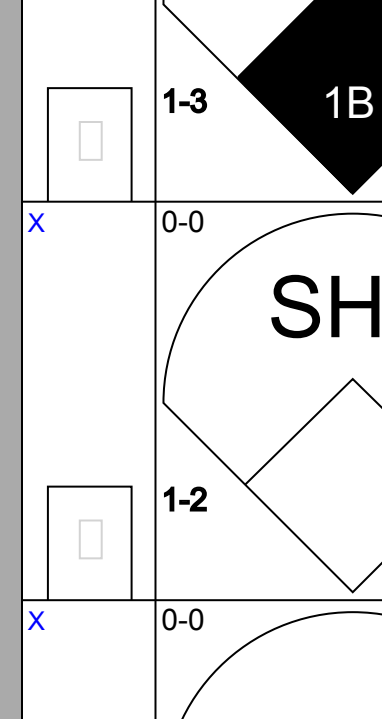
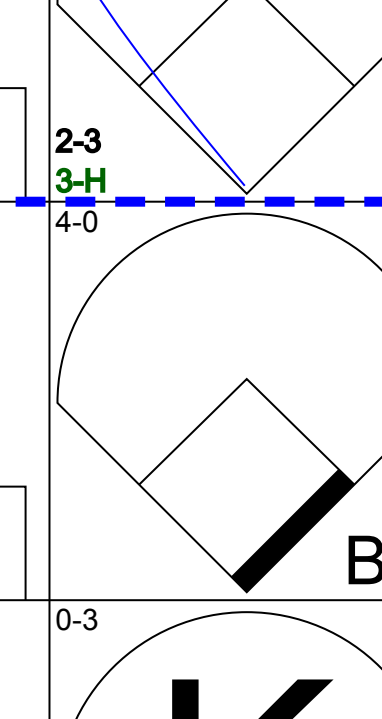
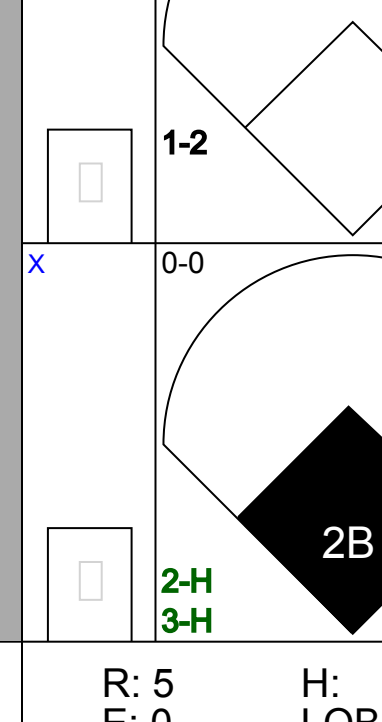
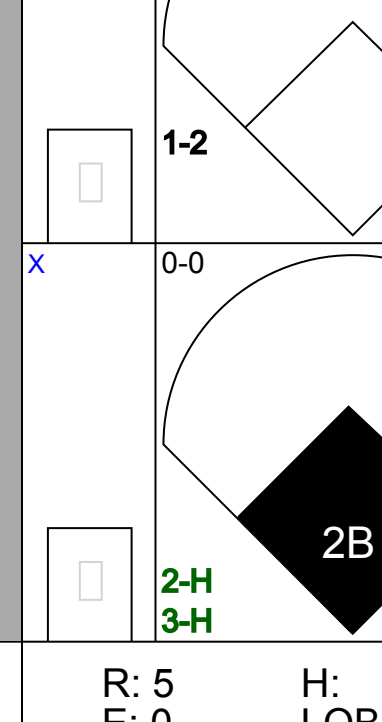
Batter	1	2	3	4	5	6	7	8	9	AB	R	H	RBI	BB	SO	LOB	BOTTOM										
Tim Cullen, R (1, 6) OBP: 0.354, SLG: 0.292																	4 0 1 0 1 1 1										
Ken McMullen, R (1, 5) OBP: 0.293, SLG: 0.370																	3 2 1 0 1 1 2										
Frank Howard, R (1, 7) OBP: 0.345, SLG: 0.553																	4 0 3 0 0 1 1										
Cap Peterson, R (1, 9) OBP: 0.316, SLG: 0.375																	4 0 1 2 0 2 3										
Hank Allen, R (1, 8) OBP: 0.280, SLG: 0.333																	4 0 1 0 0 1 3										
Bob Saverine, S (1, 4) OBP: 0.291, SLG: 0.285																	4 0 0 0 0 2 5										
Dick Nen, L (1, 3) OBP: 0.314, SLG: 0.408																	3 0 1 0 0 0 2										
Darold Knowles, L (9, 1) OBP: 0.111, SLG: 0.111																	0 0 0 0 0 0 0										
Doug Camilli, R (1, 2) OBP: 0.215, SLG: 0.242																	4 0 0 0 0 2 1										
Joe Coleman, R (1, 1) ERA: 4.45																	1 0 0 0 0 1 0										
Dave Baldwin, R (7, 1) ERA: 1.94																	0 0 0 0 0 0 0										
Dick Lines, L (7, 1) ERA: 3.05																	0 0 0 0 0 1 0										
Mike Epstein, R (7, 1) ERA: 2.88																	0 0 0 0 0 0 0										
Casey Cox, R (7, 1) ERA: 2.88																	0 0 0 0 0 0 0										
Fred Valentine, S (8, PH) ERA: 2.14																	1 0 0 0 0 1 2										
Inning Stats	R: 0 E: 0 K: 2 S: 8	H: 1 LOB: 0 BB: 0 P: 8	R: 0 E: 0 K: 0 S: 3	H: 0 LOB: 0 BB: 0 P: 3	R: 0 E: 0 K: 3 S: 9	H: 0 LOB: 0 BB: 0 P: 9	R: 1 E: 0 K: 1 S: 7	H: 3 LOB: 1 BB: 0 P: 7	R: 0 E: 0 K: 0 S: 4	H: 1 LOB: 1 BB: 0 P: 4	R: 1 E: 1 K: 1 S: 7	H: 2 LOB: 2 BB: 1 P: 11	R: 0 E: 0 K: 1 S: 5	H: 0 LOB: 1 BB: 1 P: 9	R: 0 E: 1 K: 3 S: 11	H: 1 LOB: 2 BB: 0 P: 11	R: 0 E: 0 K: 2 S: 7	H: 0 LOB: 0 BB: 0 P: 7	1B: 7 2B: 1 3B: 0 HR: 0	SF: 0 SAC: 1 DP: 0 HBP: 0	WP: 0 PB: 0 SB: 1 CS: 0	PA: 37					
PITCHER	IP	WLS	BF	H	R	ER	SO	BB	IBB	HBP	BLK	WP	HR	S	P	ERA	WHIP										
George Brunet, L (1, 1) ERA: 3.3	6.0	W	25	7	2	2	7	1	0	0	0	0	0	23	27	0.00	0.667										
Bill Kelso, R (7, 1) ERA: 3.19	3.0	S	12	1	0	0	6	1	0	0	0	0	0	23	27	0.00	0.667										

California Angels @ Washington Senators
D.C. Stadium, Washington, DC
Sun Jul 30 1967, 3:38 AM EDT
Att: 21,368 - Unknown

AB	34
R	2
H	8
RBI	2
BB	2
SO	13
LOB	20



Batter	1	2	3	4	5	6	7	8	9	AB	R	H	RBI	BB	SO	LOB	TOP			
Roger Repoz, L (1, 8) OBP: 0.331, SLG: 0.395										3	0	1	0	1	1	0	California Angels @ New York Yankees Yankee Stadium, Bronx, NY Tue Aug 01 1967, 7:05 PM EDT Att: 11,924 - Unknown			
Jim Fregosi, R (1, 6) OBP: 0.342, SLG: 0.402										4	0	2	1	0	0	1				
Jimmie Hall, L (1, 9) OBP: 0.336, SLG: 0.451										4	0	1	0	0	0	4				
Don Mincher, L (1, 3) OBP: 0.377, SLG: 0.495										4	0	1	0	0	0	2				
Rick Reichardt, R (1, 7) OBP: 0.310, SLG: 0.366										3	0	1	0	0	0	1				
Clyde Wright, R (7, 1) OBP: 0.385, SLG: 0.538										0	0	0	0	0	0	0				
Pete Cimino, R (8, 1) OBP: 0.300, SLG: 0.300										0	0	0	0	0	0	0				
Bill Skowron, R (8, PH) OBP: 0.247, SLG: 0.236										1	0	0	0	0	1	0				
Tom Satrino, L (1, 5) OBP: 0.304, SLG: 0.312										2	0	0	0	1	0	2				
Paul Schaal, R (8, PR) OBP: 0.292, SLG: 0.302										1	1	0	0	0	1	0				
Buck Rodgers, S (1, 2) OBP: 0.275, SLG: 0.298										3	0	0	0	0	0	2				
Bobby Knoop, R (1, 4) OBP: 0.319, SLG: 0.364										3	0	0	0	0	2	2				
Jim McGlothlin, R (1, 1) OBP: 0.159, SLG: 0.119										2	0	0	0	0	0	0				
Woodie Held, R (7, 7) OBP: 0.313, SLG: 0.404										1	0	0	0	0	1	2				
Inning Stats	R: 0 E: 0 K: 1 S: 5	H: 0 LOB: 0 BB: 0 P: 5	R: 0 E: 0 K: 0 S: 4	H: 1 LOB: 1 BB: 0 P: 4	R: 0 E: 0 K: 0 S: 3	H: 0 LOB: 0 BB: 0 P: 3	R: 0 E: 0 K: 0 S: 3	H: 1 LOB: 0 BB: 0 P: 3	R: 0 E: 0 K: 1 S: 6	H: 1 LOB: 1 BB: 0 P: 6	R: 0 E: 0 K: 0 S: 3	H: 1 LOB: 0 BB: 0 P: 3	R: 1 E: 1 K: 2 S: 9	H: 1 LOB: 3 BB: 2 P: 17	R: 0 E: 0 K: 2 S: 7	H: 0 LOB: 0 BB: 0 P: 7	1B: 5 2B: 1 3B: 0 HR: 0	SF: 0 SAC: 0 DP: 3 HBP: 0	WP: 0 PB: 0 SB: 0 CS: 0	PA: 33
PITCHER Mel Stottlemyre, R (1, 1) ERA: 2.81	IP: 9.0 WLS: W BF: 33 H: 6 R: 1 ER: 0 SO: 6 BB: 2 IBB: 0 HBP: 0 BLK: 0 WP: 0 HR: 0 S: 43 P: 51 ERA: 0.00 WHIP: 0.889																			

Batter	1	2	3	4	5	6	7	8	9	AB	R	H	RBI	BB	SO	LOB	BOTTOM				
Horace Clarke, S (1, 4) OBP: 0.309, SLG: 0.299										4	1	1	0	1	0	2	California Angels @ New York Yankees Yankee Stadium, Bronx, NY Tue Aug 01 1967, 7:05 PM EDT Att: 11,924 - Unknown				
Roy White, S (1, 5) OBP: 0.242, SLG: 0.230										4	1	2	2	0	0	2					
John Kennedy, R (8, 5) OBP: 0.294, SLG: 0.271										0	0	0	0	0	0	0					
Mickey Mantle, S (1, 3) OBP: 0.385, SLG: 0.478										3	0	0	0	1	1	1					
Joe Pepitone, L (1, 8) OBP: 0.314, SLG: 0.388										4	0	0	0	0	0	4					
Steve Whitaker, L (1, 7) OBP: 0.304, SLG: 0.408										4	1	2	0	0	1	0					
Bill Robinson, R (1, 9) OBP: 0.255, SLG: 0.283										4	1	1	0	0	1	2					
Jake Gibbs, L (1, 2) OBP: 0.287, SLG: 0.282										3	1	2	1	0	1	1					
Ruben Amaro, R (1, 6) OBP: 0.295, SLG: 0.247										1	0	0	0	2	0	1					
Mel Stottlemyre, R (1, 1) OBP: 0.148, SLG: 0.115										4	1	1	2	0	3	3					
Inning Stats	R: 0 E: 0 K: 0 S: 4	H: 1 LOB: 1 BB: 0 P: 4	R: 0 E: 0 K: 0 S: 3	H: 1 LOB: 0 BB: 0 P: 3	R: 0 E: 0 K: 1 S: 5	H: 0 LOB: 3 BB: 3 P: 17	R: 0 E: 0 K: 2 S: 8	H: 1 LOB: 0 BB: 0 P: 8	R: 0 E: 0 K: 1 S: 5	H: 0 LOB: 0 BB: 0 P: 5	R: 0 E: 0 K: 1 S: 5	H: 0 LOB: 0 BB: 0 P: 5	R: 5 E: 0 K: 1 S: 10	H: 5 LOB: 0 BB: 0 P: 10	R: 1 E: 1 K: 1 S: 7	H: 1 LOB: 2 BB: 1 P: 11		1B: 8 2B: 1 3B: 0 HR: 0	SF: 1 SAC: 1 DP: 0 HBP: 0	WP: 2 PB: 0 SB: 2 CS: 1	PA: 38
PITCHER Jim McGlothlin, R (1, 1) ERA: 2.1	IP: 6.1 WLS: L BF: 28 H: 7 R: 4 ER: 4 SO: 5 BB: 3 IBB: 0 HBP: 0 BLK: 0 WP: 1 HR: 0 S: 35 P: 47 ERA: 5.68 WHIP: 1.579																				
Clyde Wright, L (7, 1) ERA: 3.96	1.0	6	2	2	1	1	0	0	0	0	0	0	0	0	0	1		0	8	8	9.00
Pete Cimino, R (8, 1) ERA: 2.87	0.2	3	0	0	0	1	1	0	0	0	0	0	0	0	0	0	0	4	8	0.00	1.500


Batter	1	2	3	4	5	6	7	8	9	AB	R	H	RBI	BB	SO	LOB	TOP								
Jose Cardenal, R OBP: 0.268, SLG: 0.333 (1, 8)	4-3		E5				F6		1B	5	1	2	2	0	0	0	California Angels @ New York Yankees Yankee Stadium, Bronx, NY Wed Aug 02 1967, 7:05 PM EDT Att: 10,467 - Unknown								
Woodie Held, R OBP: 0.331, SLG: 0.410 (1, 5)	4-0					4-3			3B	3	0	2	1	2	0	1									
Jim Fregosi, R OBP: 0.338, SLG: 0.397 (1, 6)	1-2		1-3				F9		K	5	0	0	0	0	2	5									
Don Mincher, L OBP: 0.377, SLG: 0.494 Bill Skowron, R OBP: 0.253, SLG: 0.243 (8, PH)		5-3		G4-6-3			3-1			3	0	1	0	0	0	0									
Rick Reichardt, R OBP: 0.311, SLG: 0.370 Bill Kelso, R (9, 1)				F9			1B		K	5	1	2	0	0	1	3									
Bubba Morton, R OBP: 0.393, SLG: 0.344 Paul Schaal, R OBP: 0.291, SLG: 0.300 (8, 5)				G4-6-3			E8		F7	3	0	1	0	1	1	2									
Buck Rodgers, S OBP: 0.278, SLG: 0.302 (1, 2)							1B			3	1	1	0	1	0	2									
Bobby Knoop, R OBP: 0.319, SLG: 0.373 Jimmie Hall, L OBP: 0.335, SLG: 0.449 (8, PH)				F4			K		F8	3	1	1	1	0	1	1									
Jack Hamilton, R OBP: 0.080, SLG: 0.200 Minnie Rojas, R OBP: 0.154, SLG: 0.083 Roger Repoz, L OBP: 0.335, SLG: 0.399 (9, PH)							K			1	0	0	0	0	0	2									
									3B	3	0	0	0	0	1	1									
Inning Stats	R: 0 E: 0 K: 1 S: 4	H: 0 LOB: 1 BB: 1 P: 8	R: 0 E: 0 K: 1 S: 6	H: 1 LOB: 2 BB: 0 P: 6	R: 0 E: 1 K: 0 S: 4	H: 0 LOB: 2 BB: 1 P: 8	R: 0 E: 0 K: 0 S: 3	H: 1 LOB: 0 BB: 0 P: 3	R: 1 E: 0 K: 0 S: 9	H: 2 LOB: 1 BB: 0 P: 9	R: 1 E: 1 K: 0 S: 5	H: 2 LOB: 1 BB: 0 P: 5	R: 1 E: 0 K: 0 S: 5	H: 2 LOB: 1 BB: 0 P: 5	R: 0 E: 0 K: 0 S: 3	H: 0 LOB: 2 BB: 2 P: 11	R: 2 E: 0 K: 2 S: 11	H: 4 LOB: 2 BB: 0 P: 11	1B: 8 2B: 3 3B: 1 HR: 1	SF: 0 SAC: 0 DP: 2 HBP: 0	WP: 0 PB: 0 SB: 1 CS: 1	PA: 42			
PITCHER	IP WLS BF H R ER SO BB IBB HBP BLK WP HR S P ERA WHIP																								
Fritz Peterson, L ERA: 3.98 Doolley Womack, R ERA: 2.72 Steve Hamilton, L ERA: 2.74 Bill Monbouquette, R ERA: 1.99 Joe Verbanc, R ERA: 3.98	(1, 1) (7, 1) (8, 1) (8, 1) (9, 1)	6.2 0.1 0.2 0.2 0.2	29 1 4 6 2	8 0 0 4 0	3 0 0 2 0	2 0 0 2 0	4 0 0 1 0	0 0 2 0 0	0 0 0 0 0	0 0 2 8 4	1 1 10 8 4	35 1 1 8 4	43 1 1 8 4	2.70 0.00 0.00 27.00 0.00	1.500 0.000 3.000 6.000 0.000										

Batter	1	2	3	4	5	6	7	8	9	AB	R	H	RBI	BB	SO	LOB	BOTTOM								
Horace Clarke, S OBP: 0.304, SLG: 0.294 (1, 4)	6-3		F7				E5		F8	5	0	0	0	0	0	3	California Angels @ New York Yankees Yankee Stadium, Bronx, NY Wed Aug 02 1967, 7:05 PM EDT Att: 10,467 - Unknown								
Roy White, S OBP: 0.257, SLG: 0.292 Steve Hamilton, L OBP: 0.200, SLG: 0.200 Bill Monbouquette, R OBP: 0.200, SLG: 0.200 Joe Verbanc, R OBP: 0.192, SLG: 0.273 Elston Howard, R OBP: 0.247, SLG: 0.271 (1, 5)	4-0						F8			4	1	2	2	0	0	2									
Mickey Mantle, S OBP: 0.386, SLG: 0.475 (1, 3)	1-2		2H				FC4-2		K	4	0	0	0	0	0	0									
Joe Pepitone, L OBP: 0.314, SLG: 0.386 (1, 8)	L5		1B				F2			2	0	0	0	2	1	1									
Steve Whitaker, L OBP: 0.300, SLG: 0.403 (1, 7)							K			4	0	0	0	0	1	2									
Bill Robinson, R OBP: 0.250, SLG: 0.277 (1, 9)	4-3						K			4	0	0	0	0	1	0									
Jake Gibbs, L OBP: 0.286, SLG: 0.282 (1, 2)	4-3						K			4	1	1	0	0	1	0									
Ruben Amaro, R OBP: 0.301, SLG: 0.252 (1, 6)							K			3	2	2	0	1	0	0									
Fritz Peterson, S OBP: 0.273, SLG: 0.179 Doolley Womack, L OBP: 0.167, SLG: 0.167 Tom Tresh, S OBP: 0.294, SLG: 0.363 John Kennedy, R OBP: 0.294, SLG: 0.271 (1, 1)							K			1	0	0	0	0	0	0									
										1	0	1	1	0	0	0									
Inning Stats	R: 0 E: 0 K: 1 S: 6	H: 1 LOB: 0 BB: 0 P: 6	R: 0 E: 0 K: 0 S: 3	H: 0 LOB: 0 BB: 0 P: 3	R: 2 E: 0 K: 0 S: 5	H: 2 LOB: 2 BB: 2 P: 13	R: 0 E: 0 K: 1 S: 5	H: 0 LOB: 0 BB: 0 P: 5	R: 0 E: 0 K: 2 S: 7	H: 0 LOB: 0 BB: 0 P: 7	R: 2 E: 1 K: 2 S: 11	H: 3 LOB: 3 BB: 1 P: 15	R: 0 E: 0 K: 0 S: 3	H: 0 LOB: 0 BB: 0 P: 3	R: 0 E: 0 K: 1 S: 6	H: 1 LOB: 1 BB: 0 P: 6	1B: 6 2B: 0 3B: 0 HR: 1	SF: 0 SAC: 2 DP: 0 HBP: 0	WP: 1 PB: 0 SB: 1 CS: 0	PA: 38					
PITCHER	IP WLS BF H R ER SO BB IBB HBP BLK WP HR S P ERA WHIP																								
Jack Hamilton, R ERA: 3.01 Minnie Rojas, R ERA: 1.59 Bill Kelso, R ERA: 3.15	(1, 1) (7, 1) (9, 1)	6.1 1.2 1.0	26 8 4	5 1 1	4 0 0	3 0 0	5 1 1	0 0 0	0 0 1	0 0 6	1 9 6	34 13 6	42 13 6	4.26 0.00 0.00	1.105 0.600 1.000										

Batter	1	2	3	4	5	6	7	8	9	AB	R	H	RBI	BB	SO	LOB	TOP																	
Tim Cullen, R OBP: 0.347, SLG: 0.293 (1, 4)										4	1	1	0	0	0	0	Washington Senators @ California Angels Anaheim Stadium, Anaheim, CA Fri Aug 04 1967, 10:05 PM EDT Att: 14,876 - Unknown																	
Ken McMullen, R OBP: 0.300, SLG: 0.391 (1, 5)										3	2	3	4	1	0	0																		
Frank Howard, R OBP: 0.338, SLG: 0.538 (1, 7)										4	0	0	0	0	1	2																		
Cap Peterson, R OBP: 0.319, SLG: 0.375 (1, 9)										2	0	0	0	2	0	0																		
Hank Allen, R OBP: 0.288, SLG: 0.338 Dick Lines, R OBP: 0.375, SLG: 0.167 (8, 1)										4	0	1	0	0	0	2																		
Paul Casanova, R OBP: 0.274, SLG: 0.354 (1, 2)										4	0	0	0	0	0	4																		
Dick Nen, L OBP: 0.315, SLG: 0.398 (1, 3)										3	0	1	0	1	2	2																		
Ed Brinkman, R OBP: 0.246, SLG: 0.239 Mike Epstein, L OBP: 0.326, SLG: 0.370 (9, PH)										3	0	0	0	0	1	2																		
Joe Coleman, R OBP: 0.128, SLG: 0.083 Bob Saverine, S OBP: 0.294, SLG: 0.301 Bob Humphreys, R OBP: 0.308, SLG: 0.100 Fred Valentine, S OBP: 0.341, SLG: 0.337 (8, 8)										1	0	0	0	0	1	0																		
Inning Stats	R: 1 E: 0 K: 1 S: 6	H: 1 LOB: 0 BB: 0 P: 6	R: 0 E: 0 K: 1 S: 6	H: 1 LOB: 1 BB: 0 P: 6	R: 0 E: 0 K: 1 S: 5	H: 0 LOB: 1 BB: 1 P: 9	R: 0 E: 0 K: 1 S: 5	H: 1 LOB: 2 BB: 1 P: 9	R: 0 E: 0 K: 0 S: 4	H: 0 LOB: 0 BB: 0 P: 4	R: 0 E: 0 K: 0 S: 2	H: 0 LOB: 0 BB: 1 P: 6	R: 2 E: 0 K: 0 S: 6	H: 3 LOB: 2 BB: 1 P: 10	R: 0 E: 0 K: 2 S: 7	H: 0 LOB: 0 BB: 0 P: 7		1B: 4 2B: 2 3B: 0 HR: 2	SF: 0 SAC: 0 DP: 2 HBP: 0	WP: 0 PB: 0 SB: 0 CS: 1	PA: 36													
PITCHER	IP WLS BF H R ER SO BB IBB HBP BLK WP HR S P ERA WHIP																																	
George Brunet, L ERA: 3.38 Minnie Rojas, R ERA: 1.94	(1, 1) (8, 1)	7.0 S	28 8	6 1	4 0	4 0	5 2	3 1	0 0	0 0	0 0	0 0	0 0	2 11	35 15	47 15	5.14 0.00	1.286 1.000																

Batter	1	2	3	4	5	6	7	8	9	AB	R	H	RBI	BB	SO	LOB	BOTTOM																		
Jose Cardenal, R OBP: 0.268, SLG: 0.332 (7, 7)										4	1	1	0	0	0	0	Washington Senators @ California Angels Anaheim Stadium, Anaheim, CA Fri Aug 04 1967, 10:05 PM EDT Att: 14,876 - Unknown																		
Jim Fregosi, R OBP: 0.340, SLG: 0.398 (1, 6)										4	1	2	0	0	0	0																			
Jimmie Hall, L OBP: 0.333, SLG: 0.446 (1, 9)										4	1	1	1	0	1	1																			
Don Mincher, L OBP: 0.383, SLG: 0.508 (1, 3)										3	2	3	1	0	0	0																			
Woodie Held, R OBP: 0.328, SLG: 0.413 (1, 5)										4	0	1	3	0	0	2																			
Rick Reichardt, R OBP: 0.309, SLG: 0.367 Roger Repoz, L OBP: 0.333, SLG: 0.396 (7, 8)										3	0	0	0	0	0	2																			
Buck Rodgers, S OBP: 0.276, SLG: 0.299 (1, 2)										3	0	0	0	0	1	2																			
Bobby Knoop, R OBP: 0.316, SLG: 0.369 (1, 4)										3	0	0	0	0	2	1																			
George Brunet, R OBP: 0.085, SLG: 0.069 Minnie Rojas, R OBP: 0.154, SLG: 0.083 (8, 1)										3	0	0	0	0	0	0																			
Inning Stats	R: 0 E: 0 K: 1 S: 5	H: 0 LOB: 0 BB: 0 P: 5	R: 0 E: 0 K: 0 S: 4	H: 1 LOB: 1 BB: 0 P: 4	R: 4 E: 0 K: 1 S: 9	H: 4 LOB: 1 BB: 0 P: 10	R: 0 E: 0 K: 2 S: 7	H: 0 LOB: 0 BB: 0 P: 7	R: 0 E: 0 K: 0 S: 3	H: 1 LOB: 0 BB: 0 P: 3	R: 1 E: 1 K: 0 S: 5	H: 1 LOB: 1 BB: 0 P: 5	R: 0 E: 0 K: 0 S: 3	H: 0 LOB: 0 BB: 0 P: 3	R: 0 E: 0 K: 0 S: 4	H: 1 LOB: 1 BB: 0 P: 4		1B: 6 2B: 2 3B: 0 HR: 1	SF: 0 SAC: 0 DP: 1 HBP: 1	WP: 0 PB: 0 SB: 0 CS: 0	PA: 33														
PITCHER	IP WLS BF H R ER SO BB IBB HBP BLK WP HR S P ERA WHIP																																		
Joe Coleman, R ERA: 4.6 Bob Humphreys, R ERA: 4.0 Dick Lines, L ERA: 2.91	(1, 1) (5, 1) (8, 1)	4.0 L	18 11	5 2	4 1	4 1	4 0	4 0	4 0	0 0	0 0	0 0	0 0	0 0	0 4	25 4	26 4	9.00 0.00	1.250 1.000																

AB	32
R	4
H	7
RBI	4
BB	4
SO	7
LOB	12



Batter	1	2	3	4	5	6	7	8	9	AB	R	H	RBI	BB	SO	LOB	TOP								
Horace Clarke, S OBP: 0.306, SLG: 0.293 (1, 4)	5-3		1-3		6-3		6-3			4	0	0	0	0	0	1									
Roy White, S OBP: 0.270, SLG: 0.280 Ross Moschitto, R (8, 8)	5-3		F7			4-3		HR		4	1	1	0	0	0	0									
Mickey Mantle, S OBP: 0.384, SLG: 0.468 (1, 3)	BB			4-3		K		HR		3	1	1	2	1	1	0									
Tom Tresh, S OBP: 0.296, SLG: 0.353 (1, 7)	FC6			G3		F8		F8		3	0	0	0	1	0	0									
Jake Gibbs, L OBP: 0.308, SLG: 0.307 (1, 2)	FC6			1B				1-3		4	1	2	0	0	0	2									
Charley Smith, R OBP: 0.167, SLG: 0.357 (1, 5)				1B				6-3		4	0	2	0	0	1	1									
Bill Robinson, R OBP: 0.248, SLG: 0.270 (8, 9)				1B		K2-3				3	1	1	0	1	2	3									
Ruben Amaro, R OBP: 0.300, SLG: 0.257 (1, 6)	5-3							G5-4-3		4	0	1	1	0	0	1									
Fritz Peterson, S OBP: 0.250, SLG: 0.161 Doolley Womack, L OBP: 0.286, SLG: 0.286 Steve Hamilton, L OBP: 0.200, SLG: 0.200 Thad Tillotson, R OBP: 0.167, SLG: 0.063 John Kennedy, R OBP: 0.293, SLG: 0.270 (9, PH)			F8		F7			2-3		3	0	0	0	0	1	1									
Inning Stats	R: 0 E: 0 K: 0 S: 3	H: 0 LOB: 2 BB: 2 P: 11	R: 0 E: 0 K: 1 S: 5	H: 1 LOB: 0 BB: 0 P: 5	R: 0 E: 0 K: 0 S: 3	H: 0 LOB: 0 BB: 0 P: 3	R: 0 E: 0 K: 1 S: 7	H: 2 LOB: 2 BB: 0 P: 7	R: 0 E: 0 K: 0 S: 3	H: 0 LOB: 0 BB: 0 P: 3	R: 0 E: 0 K: 1 S: 5	H: 0 LOB: 0 BB: 0 P: 5	R: 2 E: 1 K: 2 S: 9	H: 2 LOB: 1 BB: 1 P: 13	R: 2 E: 0 K: 0 S: 5	H: 2 LOB: 0 BB: 0 P: 5	R: 0 E: 0 K: 0 S: 3	H: 1 LOB: 0 BB: 0 P: 3	1B: 7 2B: 1 3B: 0 HR: 1	SF: 0 SAC: 0 DP: 2 HBP: 0	WP: 1 PB: 0 SB: 1 CS: 1	PA: 36			
PITCHER	IP	WLS	BF	H	R	ER	SO	BB	IBB	HBP	BLK	WP	HR	S	P	ERA	WHIP	PITCHER							
Jack Hamilton, R ERA: 2.85 Minnie Rojas, R ERA: 2.17 Bill Kelso, R ERA: 3.38	5.0		19	3	0	0	2	2	0	0	0	0	0	21	29	0.00	1.000								
	3.0	W	14	4	4	3	3	1	0	0	0	1	1	19	23	9.00	1.667								
	1.0	S	3	1	0	0	0	0	0	0	0	0	0	3	3	0.00	1.000								

New York Yankees @ California Angels
Anaheim Stadium, Anaheim, CA
Mon Aug 07 1967, 10:05 PM EDT
Att: 17,836 - Unknown

AB 33
R 4
H 8
RBI 3
BB 3
SO 5
LOB 9



Batter	1	2	3	4	5	6	7	8	9	AB	R	H	RBI	BB	SO	LOB	BOTTOM								
Jose Cardenal, R OBP: 0.266, SLG: 0.337 (1, 8)	SH3		4-3		1-3					5	2	2	0	0	0	1									
Johnny Werhas, R OBP: 0.279, SLG: 0.333 Don Mincher, L OBP: 0.382, SLG: 0.505 (8, PH)	SH3		1B			6-3		1B		1	0	0	0	1	0	0									
Jim Fregosi, R OBP: 0.347, SLG: 0.399 (1, 6)	2-3		BB			F7		1B		1	1	1	0	0	0	0									
Bill Skowron, R OBP: 0.264, SLG: 0.272 Jimmie Hall, L OBP: 0.333, SLG: 0.445 Bobby Knoop, R OBP: 0.317, SLG: 0.376 (9, 4)	3-H		1B		4-3			1B		3	0	0	0	0	0	2									
Woodie Held, R OBP: 0.324, SLG: 0.394 (9, 7)				1-3				SH		1	1	0	0	2	0	0									
Rick Reichardt, R OBP: 0.306, SLG: 0.362 Paul Schaal, R OBP: 0.289, SLG: 0.298 (9, 5)						K		1B		4	1	1	2	0	1	2									
Bubba Morton, R OBP: 0.405, SLG: 0.356 Bill Kelso, R (9, 1)					F2			1B		4	0	3	2	0	0	0									
Buck Rodgers, S OBP: 0.272, SLG: 0.294 (1, 2)								SH1-3		3	0	0	0	0	0	3									
Jack Hamilton, R OBP: 0.074, SLG: 0.185 Minnie Rojas, R OBP: 0.154, SLG: 0.083 Hawk Taylor, R OBP: 0.289, SLG: 0.310 Roger Repoz, L OBP: 0.328, SLG: 0.389 (9, 9)								1B		2	0	0	0	0	1	0									
Inning Stats	R: 1 E: 0 K: 0 S: 4	H: 2 LOB: 0 BB: 0 P: 4	R: 0 E: 0 K: 0 S: 3	H: 1 LOB: 1 BB: 1 P: 7	R: 0 E: 0 K: 1 S: 6	H: 1 LOB: 2 BB: 1 P: 10	R: 0 E: 0 K: 1 S: 5	H: 0 LOB: 0 BB: 0 P: 5	R: 0 E: 0 K: 0 S: 3	H: 0 LOB: 0 BB: 0 P: 3	R: 0 E: 0 K: 0 S: 3	H: 0 LOB: 0 BB: 0 P: 3	R: 0 E: 0 K: 0 S: 3	H: 1 LOB: 1 BB: 1 P: 7	R: 7 E: 1 K: 0 S: 10	H: 6 LOB: 1 BB: 1 P: 14	1B: 10 2B: 1 3B: 0 HR: 0	SF: 0 SAC: 3 DP: 1 HBP: 0	WP: 0 PB: 0 SB: 0 CS: 1	PA: 37					
PITCHER	IP	WLS	BF	H	R	ER	SO	BB	IBB	HBP	BLK	WP	HR	S	P	ERA	WHIP	PITCHER							
Fritz Peterson, L ERA: 3.94 Doolley Womack, R ERA: 2.79 Steve Hamilton, L ERA: 3.09 Thad Tillotson, R ERA: 3.99	7.0		28	6	3	3	2	4	0	0	0	0	0	28	44	3.86	1.429								
	0.0	L	2	2	0	0	0	0	0	0	0	0	0	2	2	∞	∞								
	0.0		3	2	3	3	0	0	0	0	0	0	0	3	3	∞	∞								
	1.0		4	1	2	1	0	0	0	0	0	0	0	4	4	9.00	1.000								

New York Yankees @ California Angels
Anaheim Stadium, Anaheim, CA
Mon Aug 07 1967, 10:05 PM EDT
Att: 17,836 - Unknown

AB 30
R 8
H 11
RBI 8
BB 4
SO 2
LOB 9




Batter	1	2	3	4	5	6	7	8	9	AB	R	H	RBI	BB	SO	LOB	TOP	
Horace Clarke, S OBP: 0.307, SLG: 0.292 (1, 4)	0-0 6-3	0-0 FC4-6 1B		4-0 F9-3 BB		0-0 4-3			0-0 F8	4	0	1	0	1	0	0	New York Yankees @ California Angels Anaheim Stadium, Anaheim, CA Tue Aug 08 1967, 10:05 PM EDT Att: 21,787 - Unknown	
Roy White, S OBP: 0.289, SLG: 0.271 Ross Moschitto, R (7, 8)	4-0 1B BB	0-0 FC4-6		0-0 F9-3		0-0 G3			0-0 F9	3	1	0	0	1	0	4		
Mickey Mantle, S OBP: 0.384, SLG: 0.467 (1, 3)	0-0 1B		0-0 FC1-6 BB 1B		0-0 F9				0-0 F8	5	0	2	0	0	0	0		
Tom Tresh, S OBP: 0.303, SLG: 0.355 (1, 7)	0-0 1B		4-0 FC1-6 BB		4-0 FC1-6 1B BB				4-0 5-3 BB	1	0	1	1	3	0	0		
Charley Smith, R OBP: 0.293, SLG: 0.355 (1, 5)	0-0 L6		0-0 F9		0-0 FC1-6 1B				0-0 5-3	4	0	1	0	0	0	5		
Bill Robinson, R OBP: 0.244, SLG: 0.265 (1, 8) (7, 9)	0-0 F3		0-0 FC1-6		0-0 FC1-6 WP				0-0 6-3	4	0	0	0	0	0	7		
Jake Gibbs, L OBP: 0.307, SLG: 0.303 (1, 2)		0-3 K	0-3 K		4-0 1B IBB				0-0 6-3	3	0	0	0	1	2	2		
Ruben Amaro, R OBP: 0.302, SLG: 0.255 (1, 6)		4-0 1B BB		4-0 FC2-6 BB		0-3 K			0-0 F8	2	0	0	0	2	1	3		
Fred Talbot, R OBP: 0.324, SLG: 0.379 Bill Monbouquette, R OBP: 0.154, SLG: 0.154 (1, 1) (3, 1)		0-0 F4		0-0 FC2-6 BB		0-0 5-3			0-3 K	1	0	0	0	0	0	1		
Inning Stats	R: 1 E: 0 K: 0 S: 5	H: 2 LOB: 2 BB: 1 P: 9	R: 0 E: 0 K: 1 S: 6	H: 1 LOB: 2 BB: 1 P: 10	R: 0 E: 0 K: 1 S: 6	H: 0 LOB: 1 BB: 2 P: 10	R: 0 E: 0 K: 0 S: 3	H: 0 LOB: 0 BB: 0 P: 3	R: 0 E: 0 K: 0 S: 3	H: 0 LOB: 1 BB: 1 P: 7	R: 0 E: 0 K: 1 S: 5	H: 0 LOB: 0 BB: 0 P: 5	R: 0 E: 0 K: 0 S: 3	H: 0 LOB: 0 BB: 0 P: 3	1B: 5 2B: 1 3B: 0 HR: 0	SF: 0 SAC: 0 DP: 1 HBP: 0	WP: 1 PA: 39	
PITCHER	IP WLS BF H R ER SO BB IBB HBP BLK WP HR S P ERA WHIP																	
George Brunet, L ERA: 3.36 Jim Coates, R ERA: 5.11 Rickey Clark, R ERA: 2.71 Bill Kelso, R ERA: 3.29	(1, 1) (4, 1) (6, 1) (8, 1)	3.1 1.2 2.0 2.0	L 7 7 6	19 1 0 0	4 0 0 0	1 0 0 0	2 0 0 1	5 1 0 0	0 1 0 0	0 0 0 0	0 1 0 0	0 0 0 0	0 0 0 0	0 1 6 8	18 7 10 8	38 15 10 8	2.70 0.00 0.00 0.00	2.700 1.200 0.500 0.000

AB	31
R	1
H	5
RBI	1
BB	8
SO	4
LOB	23




Batter	1	2	3	4	5	6	7	8	9	AB	R	H	RBI	BB	SO	LOB	BOTTOM		
Jose Cardenal, R OBP: 0.269, SLG: 0.339 (1, 8)	0-3 K	0-0 5-3			0-0 S 1B		0-0 1B			4	0	2	0	0	1	2	New York Yankees @ California Angels Anaheim Stadium, Anaheim, CA Tue Aug 08 1967, 10:05 PM EDT Att: 21,787 - Unknown		
Jim Fregosi, R OBP: 0.348, SLG: 0.400 (1, 6)	0-0 6-3		0-0 G6-3 1B		0-0 F8				0-0 FC3-6 1B	4	0	2	0	0	0	1			
Jimmie Hall, L OBP: 0.332, SLG: 0.440 (1, 9)	4-0 S BB		0-0 G6-3		0-0 4-3				0-0 F7	3	0	0	0	1	0	2			
Don Mincher, L OBP: 0.381, SLG: 0.500 (1, 3)	4-0 1B BB		0-0 4-3		0-0 F4				0-0 FC3-6 1B	3	0	0	0	1	0	1			
Woodie Held, R OBP: 0.329, SLG: 0.397 (1, 5)	0-0 F7		0-3 K		0-0 1B				0-0 1B	4	0	2	0	0	1	2			
Rick Reichardt, R OBP: 0.303, SLG: 0.358 (1, 7)		0-0 F8		0-0 1-3		0-0 F4			0-0 F9	4	0	0	0	0	0	3			
Buck Rodgers, S OBP: 0.275, SLG: 0.304 (1, 2)		0-0 SH1-5-4 1B 1B		0-3 K		0-0 FC6-2 3B			0-0 F6	4	0	2	0	0	1	0			
Bobby Knoop, R OBP: 0.319, SLG: 0.378 (1, 4)		0-0 SH1-5-4 1B		0-0 6-3		0-0 F9			0-0 G6-3 1B	4	0	2	0	0	0	1			
George Brunet, R ERA: 3.36 Jim Coates, R ERA: 5.11 Rickey Clark, R ERA: 2.71 Bill Kelso, R ERA: 3.29	(1, 1) (4, 1) (6, 1) (8, 1)	0.0 2.0	WLS 10	BF 26	H 8	R 0	ER 0	SO 2	BB 0	IBB 0	HBP 0	BLK 0	WP 0	HR 0	S 30	P 30	0.00 1.143	2.000	
Inning Stats	R: 0 E: 0 K: 1 S: 5	H: 0 LOB: 2 BB: 2 P: 13	R: 0 E: 0 K: 0 S: 5	H: 2 LOB: 2 BB: 0 P: 5	R: 0 E: 0 K: 0 S: 3	H: 1 LOB: 0 BB: 0 P: 3	R: 0 E: 0 K: 2 S: 7	H: 0 LOB: 0 BB: 0 P: 7	R: 0 E: 0 K: 0 S: 4	H: 1 LOB: 1 BB: 0 P: 4	R: 0 E: 0 K: 0 S: 4	H: 2 LOB: 2 BB: 0 P: 4	R: 0 E: 0 K: 0 S: 5	H: 2 LOB: 2 BB: 0 P: 5	R: 0 E: 0 K: 0 S: 3	H: 1 LOB: 0 BB: 0 P: 3	1B: 9 2B: 0 3B: 1 HR: 0	SF: 0 SAC: 1 DP: 2 HBP: 0	WP: 0 PA: 36
PITCHER	IP WLS BF H R ER SO BB IBB HBP BLK WP HR S P ERA WHIP																		
Fred Talbot, R ERA: 4.03 Bill Monbouquette, R ERA: 1.86	(1, 1) (3, 1)	2.0 7.0	WLS W	BF 26	H 8	R 0	ER 0	SO 2	BB 0	IBB 0	HBP 0	BLK 0	WP 0	HR 0	S 30	P 30	0.00 1.143	2.000	



Batter	1	2	3	4	5	6	7	8	9	AB	R	H	RBI	BB	SO	LOB	TOP				
Horace Clarke, S (1.4) OBP: 0.312, SLG: 0.295										3	0	2	0	1	0	0	<p>New York Yankees @ California Angels Anaheim Stadium, Anaheim, CA Wed Aug 09 1967, 10:05 PM EDT Att: 19,384 - Unknown</p> <p>livebaseballscores.com</p> <p>AB 33 R 0 H 10 RBI 0 BB 2 SO 1 LOB 19</p>				
Bill Robinson, R (1.9) OBP: 0.248, SLG: 0.269										4	0	2	0	0	0	2					
Mickey Mantle, S (1.3) OBP: 0.385, SLG: 0.471										4	0	2	0	0	0	2					
Tom Tresh, S (1.7) OBP: 0.303, SLG: 0.352										3	0	0	0	1	1	6					
Charley Smith, R (1.5) OBP: 0.289, SLG: 0.350										4	0	0	0	0	0	5					
Joe Pepitone, L (1.8) OBP: 0.314, SLG: 0.385										4	0	2	0	0	0	0					
Bob Tillman, R (1.2) OBP: 0.225, SLG: 0.250										4	0	1	0	0	0	2					
Ruben Amaro, R (1.6) OBP: 0.301, SLG: 0.255										4	0	1	0	0	0	1					
Steve Barber, L (1.1) OBP: 0.179, SLG: 0.189										1	0	0	0	0	0	0					
Roy White, S (5, PH) OBP: 0.266, SLG: 0.267										1	0	0	0	0	0	0					
Thad Tillotson, R (5, PH) OBP: 0.167, SLG: 0.063										0	0	0	0	0	0	0					
Ross Moschitto, R (7, PH)										1	0	0	0	0	0	1					
Steve Hamilton, L (7.1) OBP: 0.200, SLG: 0.200										0	0	0	0	0	0	0					
Inning Stats	R: 0 E: 0 K: 0 S: 5	H: 2 LOB: 2 BB: 0 P: 5	R: 0 E: 0 K: 0 S: 3	H: 1 LOB: 0 BB: 0 P: 3	R: 0 E: 0 K: 1 S: 6	H: 1 LOB: 2 BB: 1 P: 10	R: 0 E: 0 K: 0 S: 3	H: 1 LOB: 0 BB: 0 P: 3	R: 0 E: 0 K: 0 S: 4	H: 1 LOB: 1 BB: 0 P: 4	R: 0 E: 0 K: 0 S: 2	H: 0 LOB: 0 BB: 1 P: 6	R: 0 E: 0 K: 0 S: 4	H: 1 LOB: 1 BB: 0 P: 4	R: 0 E: 0 K: 0 S: 5	H: 2 LOB: 2 BB: 0 P: 5	R: 0 E: 0 K: 0 S: 3	H: 1 LOB: 0 BB: 0 P: 3	1B: 9 2B: 1 3B: 0 HR: 0	SF: 0 SAC: 0 DP: 4 HBP: 0	WP: 0 PA: 35 CS: 0
PITCHER Curt Simmons, L (1.1) ERA: 4.45	IP: 9.0 WLS: W BF: 35 H: 10 R: 0 ER: 0 SO: 1 BB: 2 IBB: 0 HBP: 0 BLK: 0 WP: 0 HR: 0 S: 35 P: 43 ERA: 0.00 WHIP: 1.333															PITCHER					


Batter	1	2	3	4	5	6	7	8	9	AB	R	H	RBI	BB	SO	LOB	BOTTOM		
Jose Cardenal, R (1.8) OBP: 0.274, SLG: 0.341										4	1	2	3	1	0	1	<p>New York Yankees @ California Angels Anaheim Stadium, Anaheim, CA Wed Aug 09 1967, 10:05 PM EDT Att: 19,384 - Unknown</p> <p>livebaseballscores.com</p> <p>AB 31 R 7 H 14 RBI 6 BB 3 SO 4 LOB 11</p>		
Jim Fregosi, R (1.6) OBP: 0.349, SLG: 0.401										4	0	2	0	0	0	5			
Woodie Held, R (1.5) OBP: 0.333, SLG: 0.396										3	1	1	0	1	0	1			
Don Mincher, L (1.3) OBP: 0.378, SLG: 0.496										3	0	0	0	0	2	1			
Bubba Morton, R (1.9) OBP: 0.405, SLG: 0.377										4	1	2	1	0	0	1			
Rick Reichardt, R (1.7) OBP: 0.302, SLG: 0.356										4	1	1	0	0	0	0			
Bobby Knoop, R (1.4) OBP: 0.321, SLG: 0.380										3	2	2	1	0	0	0			
Buck Rodgers, S (1.2) OBP: 0.280, SLG: 0.307										3	1	2	0	1	1	1			
Curt Simmons, L (1.1) OBP: 0.194, SLG: 0.226										3	0	2	1	0	1	1			
Inning Stats	R: 0 E: 0 K: 0 S: 3	H: 1 LOB: 0 BB: 0 P: 3	R: 2 E: 1 K: 1 S: 9	H: 4 LOB: 3 BB: 1 P: 13	R: 0 E: 0 K: 1 S: 5	H: 1 LOB: 0 BB: 0 P: 5	R: 3 E: 0 K: 0 S: 5	H: 3 LOB: 0 BB: 1 P: 9	R: 0 E: 0 K: 0 S: 3	H: 0 LOB: 0 BB: 0 P: 3	R: 1 E: 0 K: 1 S: 8	H: 3 LOB: 2 BB: 0 P: 8	R: 1 E: 0 K: 0 S: 3	H: 1 LOB: 0 BB: 1 P: 7	R: 0 E: 1 K: 1 S: 6	H: 1 LOB: 1 BB: 0 P: 6		1B: 12 2B: 1 3B: 1 HR: 0	SF: 1 SAC: 2 DP: 2 HBP: 0
PITCHER Steve Barber, L (1.1) ERA: 4.18	IP: 4.0 WLS: L BF: 20 H: 4 R: 0 ER: 0 SO: 2 BB: 2 IBB: 0 HBP: 0 BLK: 0 WP: 0 HR: 0 S: 22 P: 30 ERA: 11.25 WHIP: 2.750															PITCHER			
Thad Tillotson, R (5.1) ERA: 4.0	IP: 2.0 WLS: 9 BF: 3 H: 1 R: 1 ER: 1 SO: 1 BB: 0 IBB: 0 HBP: 0 BLK: 0 WP: 0 HR: 0 S: 11 P: 11 ERA: 4.50 WHIP: 1.500															PITCHER			
Steve Hamilton, L (7.1) ERA: 3.14	IP: 2.0 WLS: 8 BF: 2 H: 1 R: 1 ER: 1 SO: 1 BB: 1 IBB: 0 HBP: 0 BLK: 0 WP: 0 HR: 0 S: 9 P: 13 ERA: 4.50 WHIP: 1.500															PITCHER			

Batter	1	2	3	4	5	6	7	8	9	AB	R	H	RBI	BB	SO	LOB	TOP					
Mike Andrews, R OBP: 0.338, SLG: 0.351 (1, 4)	0-0 4-3 ①		0-0 FC6 1B			0-0 FC4-6 1B		0-0 CS 1-2	0-0 F7	4	0	2	0	0	0	0						
Jerry Adair, R OBP: 0.270, SLG: 0.289 (1, 5)	0-0 F9		0-0 FC6 1-2			0-0 FC4-6 FC6 1-2			0-0 6-3	4	0	0	0	0	0	2						
Carl Yastrzemski, L OBP: 0.400, SLG: 0.599 (1, 7)	0-0 4-3			0-0 F7		0-0 FC6 1-2			0-0 F7	4	0	0	0	0	0	1						
Tony Conigliaro, R OBP: 0.350, SLG: 0.539 (1, 9)		0-0 F9		0-0 6-3			0-0 5-3			3	0	0	0	0	0	0						
Norm Siebern, L OBP: 0.298, SLG: 0.192 (1, 3)		0-3 K		0-0 4-3			0-0 F8			3	0	0	0	0	1	0						
Rico Petrocelli, R OBP: 0.337, SLG: 0.423 (1, 6)		0-0 1B			0-0 5-3		0-3 K			3	0	1	0	0	1	0						
Elston Howard, R OBP: 0.239, SLG: 0.262 (1, 2)		0-0 F4			0-0 4-3		0-3 K			3	0	0	0	0	1	1	AB 29					
Reggie Smith, S OBP: 0.316, SLG: 0.359 (1, 8)			0-0 6-3		0-0 4-3		0-0 F8			3	0	0	0	0	0	0	R 0					
Lee Stange, R OBP: 0.077, SLG: 0.081 (1, 1)			0-3 K			0-0 1-3		4-0 CS BB		2	0	0	0	0	1	0	H 3					
George Scott, R OBP: 0.361, SLG: 0.455 (8, PH)										0	0	0	0	0	1	0	RBI 0					
John Wyatt, R (8, 1)										0	0	0	0	0	0	0	BB 1					
																	SO 4					
																	LOB 4					
																						
Inning Stats	R: 0 E: 0 K: 0 S: 3	H: 0 LOB: 0 BB: 0 P: 3	R: 0 E: 0 K: 1 S: 6	H: 1 LOB: 1 BB: 0 P: 6	R: 0 E: 0 K: 1 S: 6	H: 1 LOB: 1 BB: 0 P: 6	R: 0 E: 0 K: 0 S: 3	H: 0 LOB: 0 BB: 0 P: 3	R: 0 E: 0 K: 0 S: 3	H: 0 LOB: 0 BB: 0 P: 3	R: 0 E: 0 K: 1 S: 4	H: 0 LOB: 0 BB: 0 P: 4	R: 0 E: 0 K: 1 S: 5	H: 0 LOB: 0 BB: 0 P: 5	R: 0 E: 0 K: 1 S: 4	H: 0 LOB: 0 BB: 1 P: 8	R: 0 E: 0 K: 0 S: 3	H: 0 LOB: 0 BB: 0 P: 3	1B: 3 2B: 0 3B: 0 HR: 0	SF: 0 SAC: 0 DP: 0 HBP: 0	WP: 0 PB: 0 SB: 0 CS: 1	PA: 31
PITCHER Jim McGlothlin, R ERA: 2.16 (1, 1)	IP: 9.0 WLS: W BF: 30 H: 3 R: 0 ER: 0 SO: 4 BB: 1 IBB: 0 HBP: 0 BLK: 0 WP: 0 HR: 0 S: 37 P: 41 ERA: 0.00 WHIP: 0.444															PITCHER	IP: 9.0 WLS: W BF: 30 H: 3 R: 0 ER: 0 SO: 4 BB: 1 IBB: 0 HBP: 0 BLK: 0 WP: 0 HR: 0 S: 37 P: 41 ERA: 0.00 WHIP: 0.444					

Boston Red Sox @ California Angels
Anaheim Stadium, Anaheim, CA
Fri Aug 11 1967, 10:05 PM EDT
Att: 26,773 - Unknown

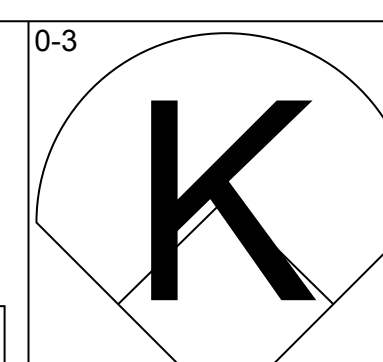
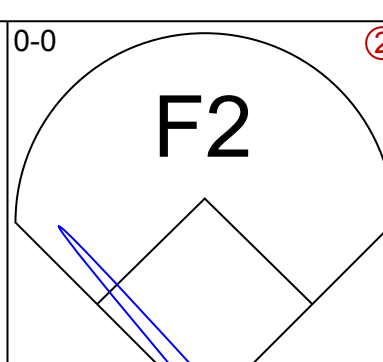
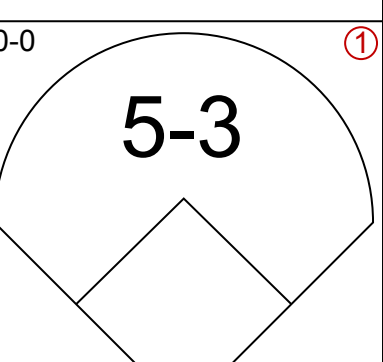
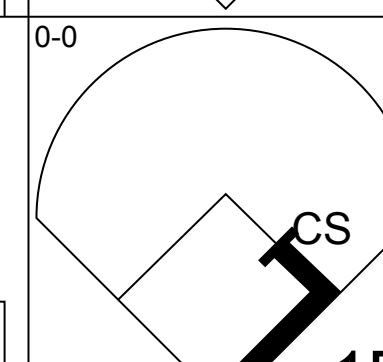
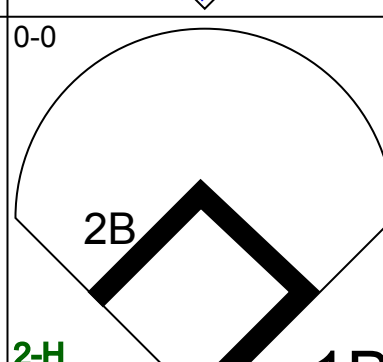
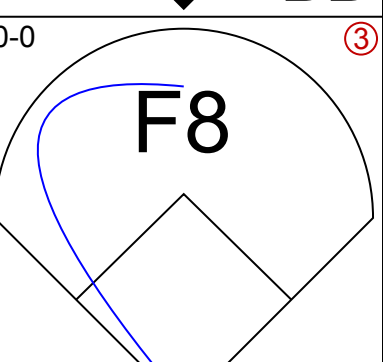
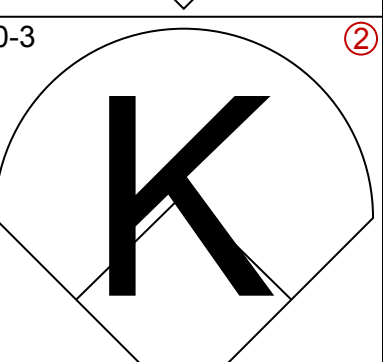
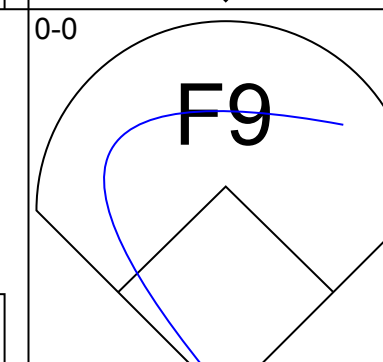
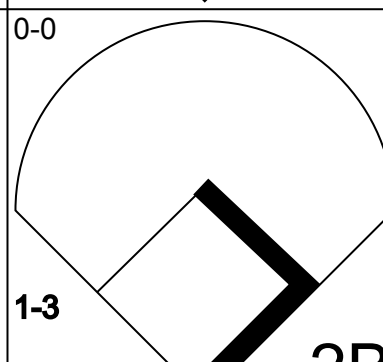
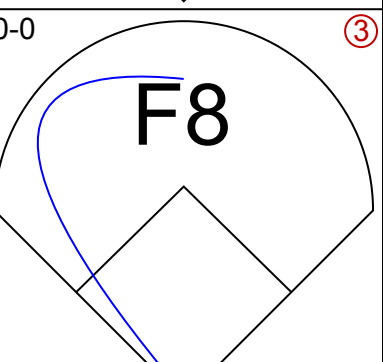
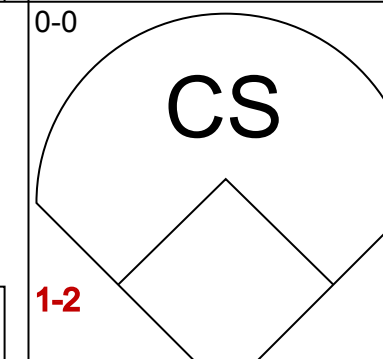
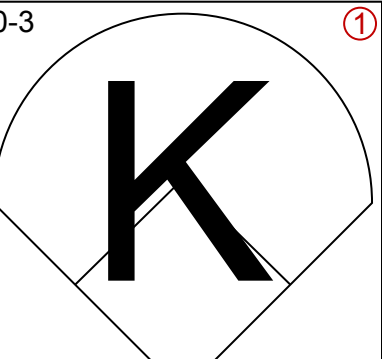
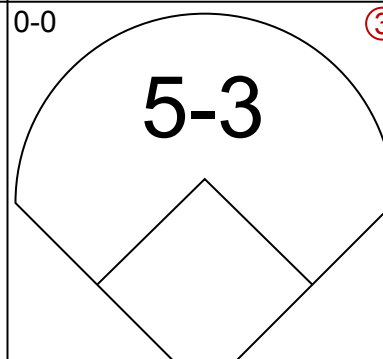
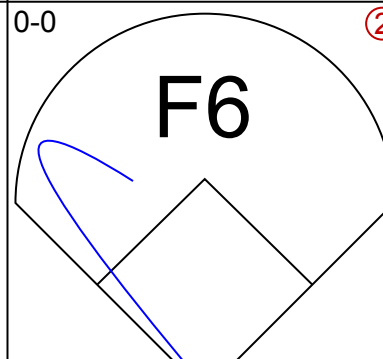
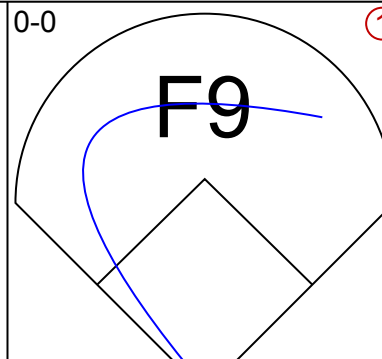
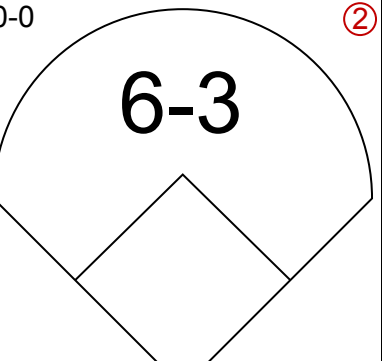
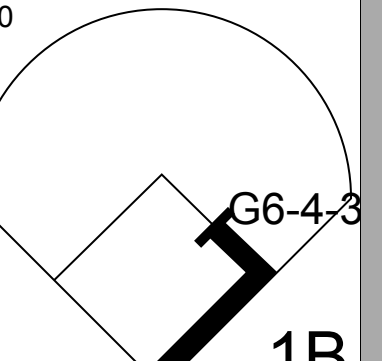
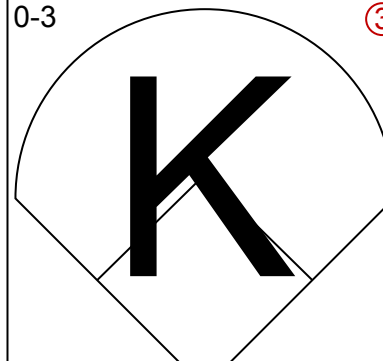
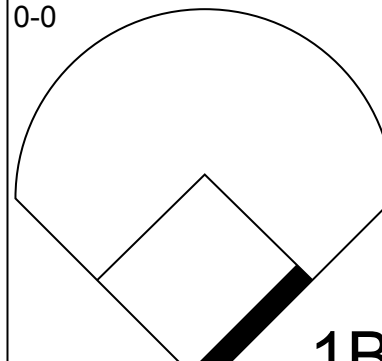
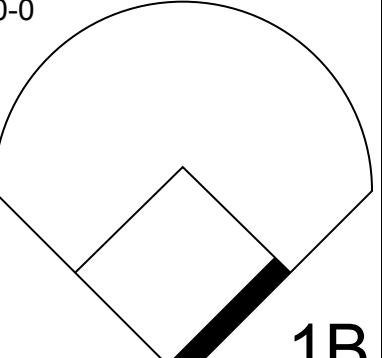
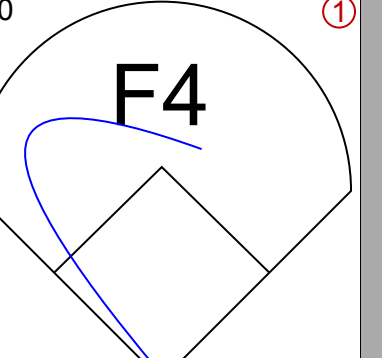
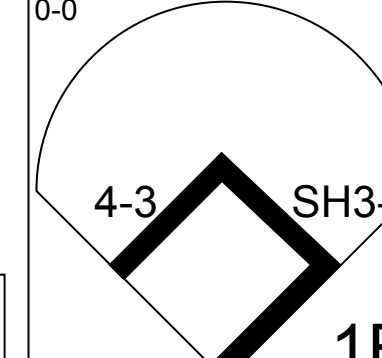
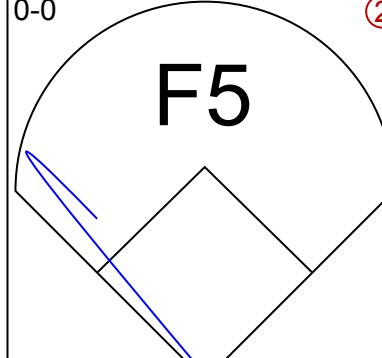
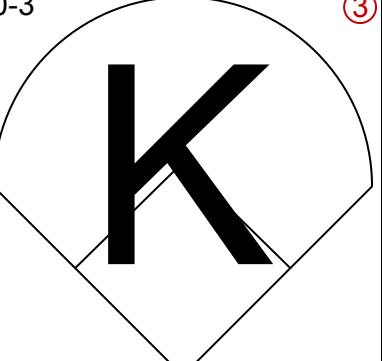
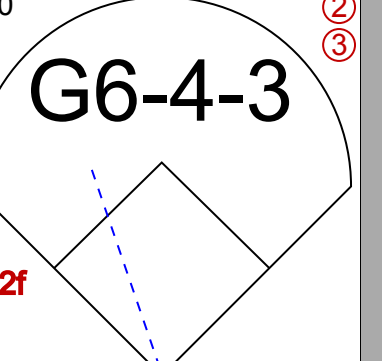
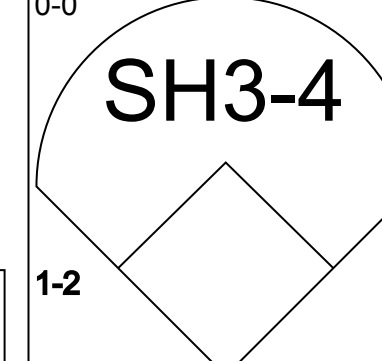
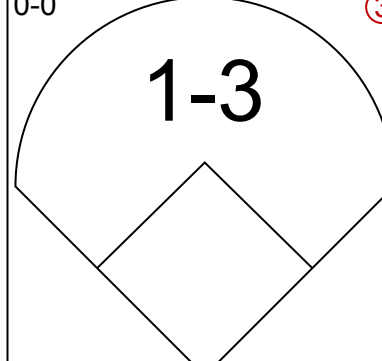
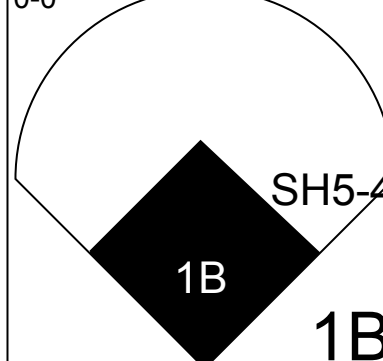
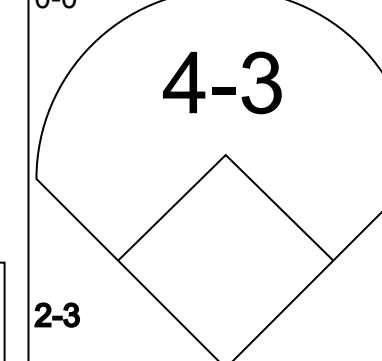
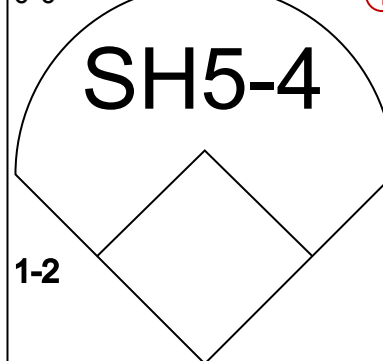
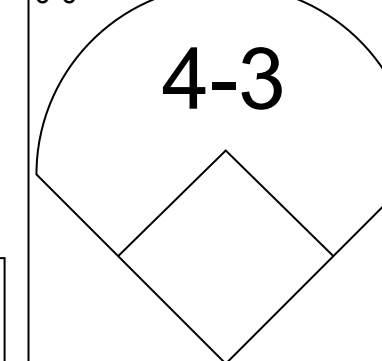
AB 29
R 0
H 3
RBI 0
BB 1
SO 4
LOB 4




Batter	1	2	3	4	5	6	7	8	9	AB	R	H	RBI	BB	SO	LOB	BOTTOM					
Jose Cardenal, R OBP: 0.273, SLG: 0.340 (1, 7)	0-0 S 1B		0-0 E1 G6-3		0-0 F3			0-0 F9		4	0	1	0	0	0	1						
Jim Fregosi, R OBP: 0.346, SLG: 0.397 (1, 6)	0-0 F9 1-2		0-0 G6-3 1-2		0-0 F8			0-0 F7		4	0	0	0	0	0	3						
Jimmie Hall, L OBP: 0.331, SLG: 0.437 (1, 9)	0-3 K 2-3			0-0 1B WP 1B		0-0 F7		0-0 4-3		4	1	1	0	0	1	2						
Don Mincher, L OBP: 0.378, SLG: 0.494 (1, 3)	0-0 F7			0-0 WP 1B 1-3		0-0 F5				3	0	1	0	0	0	1						
Roger Repoz, L OBP: 0.326, SLG: 0.385 (1, 8)		0-0 1-3 S 1B		0-3 K 1-2 3-H		0-0 4-3				3	0	1	0	0	1	1						
Woodie Held, R OBP: 0.327, SLG: 0.387 (1, 5)		0-3 K 1-2		0-0 F2		0-3 K				3	0	0	0	0	2	2						
Tom Satriano, L OBP: 0.299, SLG: 0.301 (1, 2)		0-0 1-3 2-3		4-0 BB BB BB BB		0-0 F6		0-0 F6		2	0	0	0	1	0	1	AB 29					
Bobby Knoop, R OBP: 0.319, SLG: 0.377 (1, 4)		0-0 6-3		0-0 F8		0-0 5-3				3	0	0	0	0	0	3	R 1					
Jim McGlothlin, R OBP: 0.167, SLG: 0.130 (1, 1)			0-3 K		0-0 F7			0-0 1B		3	0	1	0	0	1	0	H 5					
																	RBI 0					
																	BB 1					
																	SO 5					
																	LOB 14					
																						
Inning Stats	R: 0 E: 0 K: 1 S: 6	H: 1 LOB: 1 BB: 0 P: 6	R: 0 E: 0 K: 1 S: 5	H: 0 LOB: 0 BB: 0 P: 5	R: 1 E: 0 K: 1 S: 7	H: 2 LOB: 2 BB: 1 P: 11	R: 0 E: 0 K: 0 S: 3	H: 0 LOB: 0 BB: 0 P: 3	R: 0 E: 0 K: 1 S: 5	H: 0 LOB: 0 BB: 0 P: 5	R: 0 E: 0 K: 0 S: 4	H: 1 LOB: 1 BB: 0 P: 4	R: 0 E: 0 K: 0 S: 3	H: 0 LOB: 0 BB: 0 P: 5	R: 0 E: 0 K: 1 S: 4	H: 1 LOB: 1 BB: 0 P: 4	R: 0 E: 0 K: 0 S: 3	H: 0 LOB: 0 BB: 0 P: 3	1B: 5 2B: 0 3B: 0 HR: 0	SF: 0 SAC: 0 DP: 1 HBP: 0	WP: 1 PB: 0 SB: 3 CS: 0	PA: 30
PITCHER Lee Stange, R ERA: 2.89 John Wyatt, R ERA: 2.77 (1, 1)	IP: 7.0 WLS: L BF: 26 H: 4 R: 1 ER: 1 SO: 5 BB: 1 IBB: 0 HBP: 0 BLK: 0 WP: 1 HR: 0 S: 35 P: 39 ERA: 1.29 WHIP: 0.714															PITCHER	IP: 7.0 WLS: L BF: 26 H: 4 R: 1 ER: 1 SO: 5 BB: 1 IBB: 0 HBP: 0 BLK: 0 WP: 1 HR: 0 S: 35 P: 39 ERA: 1.29 WHIP: 0.714					
PITCHER John Wyatt, R ERA: 2.77 (8, 1)	IP: 1.0 WLS: L BF: 4 H: 1 R: 0 ER: 0 SO: 0 BB: 0 IBB: 0 HBP: 0 BLK: 0 WP: 0 HR: 0 S: 4 P: 4 ERA: 0.00 WHIP: 1.000															PITCHER	IP: 1.0 WLS: L BF: 4 H: 1 R: 0 ER: 0 SO: 0 BB: 0 IBB: 0 HBP: 0 BLK: 0 WP: 0 HR: 0 S: 4 P: 4 ERA: 0.00 WHIP: 1.000					

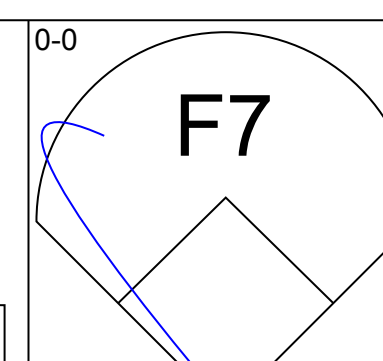
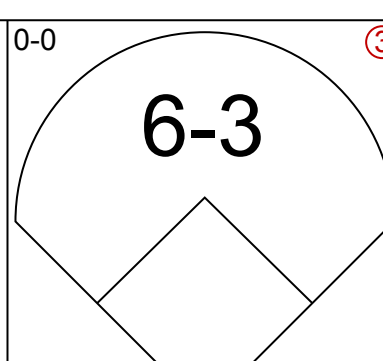
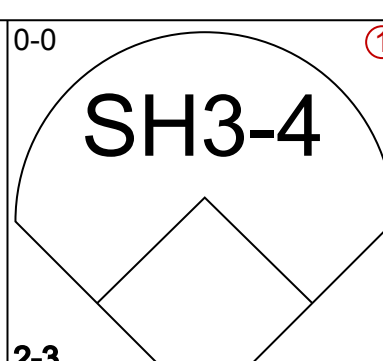
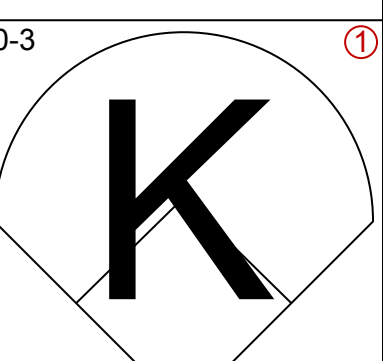
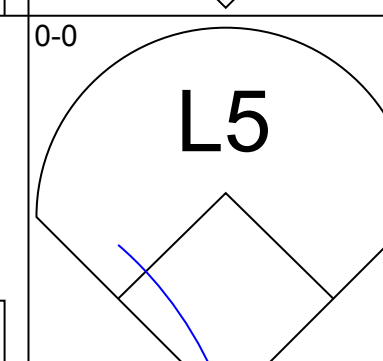
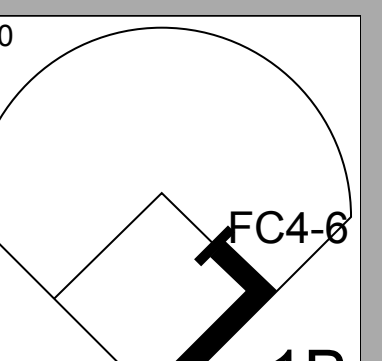
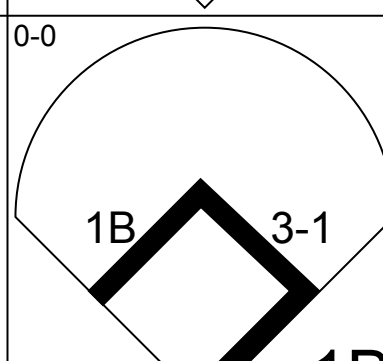

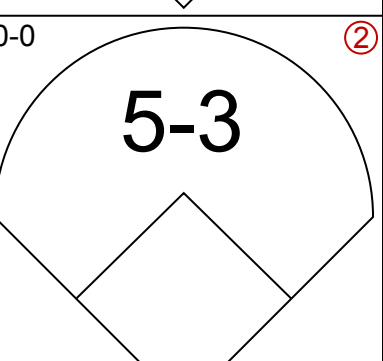
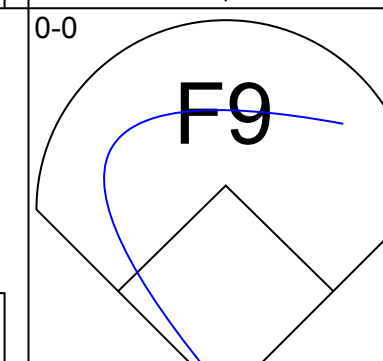
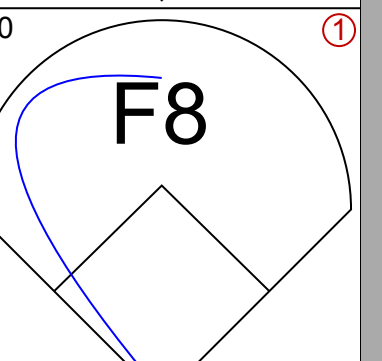
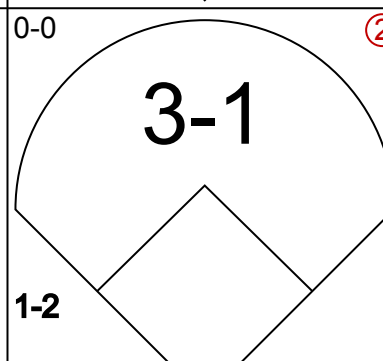
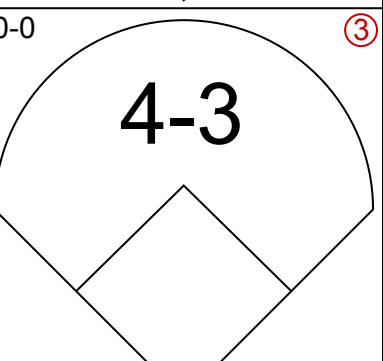
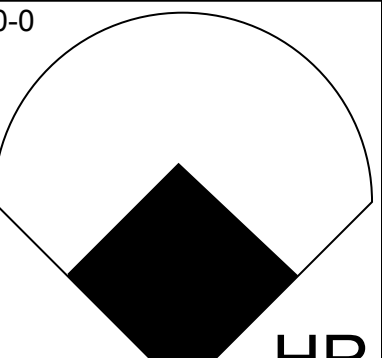
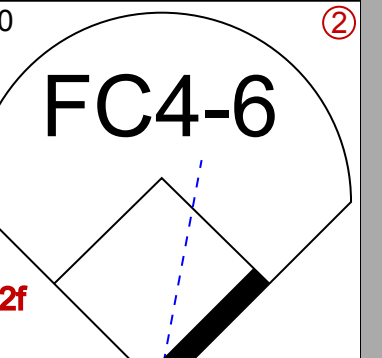
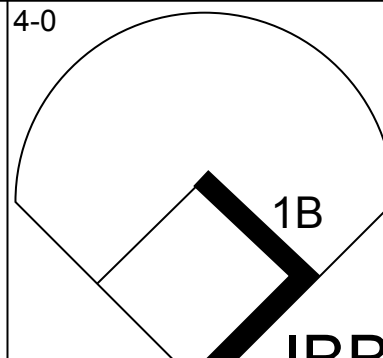


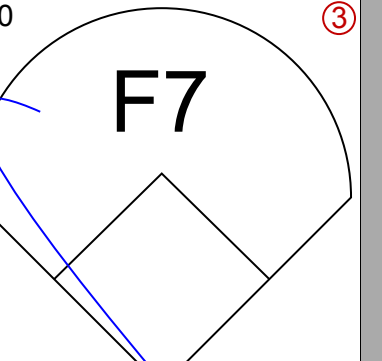
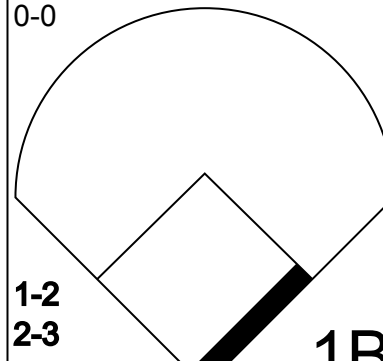


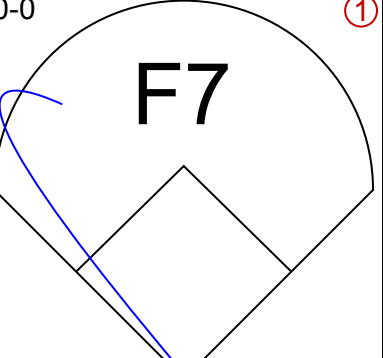
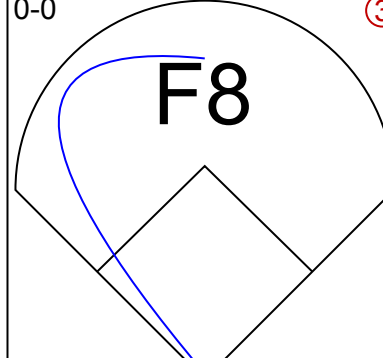
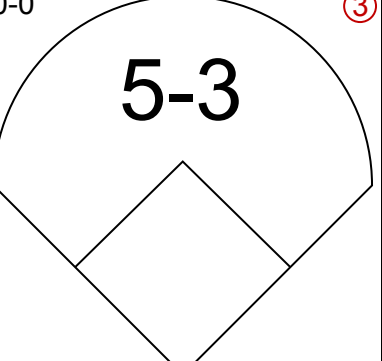
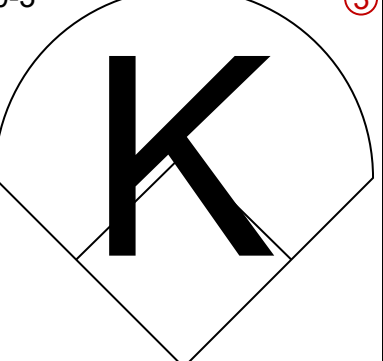
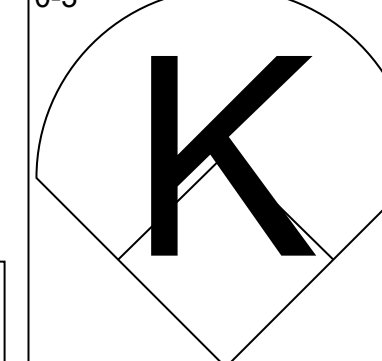
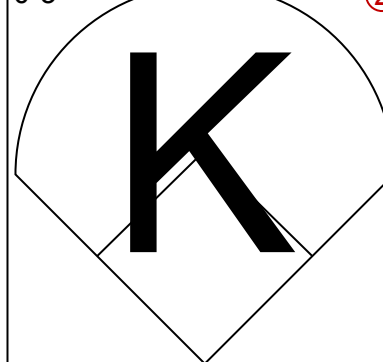
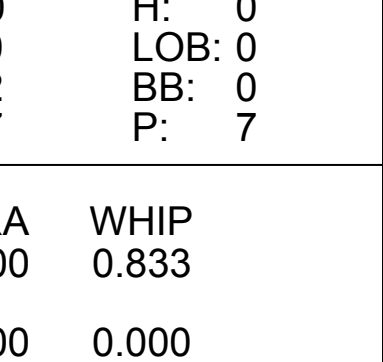
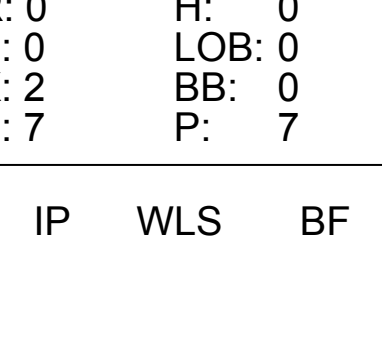



Boston Red Sox @ California Angels
Anaheim Stadium, Anaheim, CA
Fri Aug 11 1967, 10:05 PM EDT
Att: 26,773 - Unknown

AB 29
R 1
H 5
RBI 0
BB 1
SO 5
LOB 14


Batter	1	2	3	4	5	6	7	8	9	AB	R	H	RBI	BB	SO	LOB	TOP				
Mike Andrews, R OBP: 0.337, SLG: 0.348 (1, 4)										3	0	0	0	1	1	1	Boston Red Sox @ California Angels Anaheim Stadium, Anaheim, CA Sat Aug 12 1967, 10:05 PM EDT Att: 32,821 - Unknown				
Joe Foy, R OBP: 0.332, SLG: 0.446 (1, 5)										4	0	2	1	0	1	1					
Carl Yastrzemski, L OBP: 0.399, SLG: 0.588 (1, 7)										4	0	1	0	0	0	1					
Tony Conigliaro, R OBP: 0.346, SLG: 0.533 (1, 9)										4	0	0	0	0	1	2					
Norm Siebern, L OBP: 0.306, SLG: 0.207 George Thomas, R OBP: 0.267, SLG: 0.286 (9, PR)										4	0	2	0	0	1	0					
Rico Petrocelli, R OBP: 0.339, SLG: 0.424 (1, 6)										4	0	2	0	0	0	2					
Elston Howard, R OBP: 0.259, SLG: 0.259 George Scott, R OBP: 0.360, SLG: 0.454 (9, PH)										2	0	0	0	0	1	2					
Reggie Smith, S OBP: 0.316, SLG: 0.358 (1, 8)										3	1	1	0	0	0	1					
Gary Bell, R OBP: 0.102, SLG: 0.122 Dalton Jones, L OBP: 0.287, SLG: 0.327 John Wyatt, R (7, 1)										1	0	0	0	0	0	0					
Inning Stats	R: 0 E: 0 K: 1 S: 5	H: 1 LOB: 0 BB: 0 P: 5	R: 0 E: 0 K: 2 S: 8	H: 1 LOB: 1 BB: 0 P: 8	R: 1 E: 0 K: 0 S: 6	H: 3 LOB: 2 BB: 0 P: 6	R: 0 E: 0 K: 0 S: 3	H: 1 LOB: 1 BB: 0 P: 3	R: 0 E: 0 K: 1 S: 5	H: 0 LOB: 1 BB: 1 P: 7	R: 0 E: 0 K: 0 S: 4	H: 1 LOB: 1 BB: 0 P: 4	R: 0 E: 0 K: 1 S: 5	H: 0 LOB: 0 BB: 0 P: 5	R: 0 E: 0 K: 0 S: 4	H: 1 LOB: 1 BB: 0 P: 4		1B: 7 2B: 1 3B: 0 HR: 0	SF: 0 SAC: 2 DP: 1 HBP: 0	WP: 0 PB: 0 SB: 0 CS: 1	PA: 35
PITCHER	IP WLS BF H R ER SO BB IBB HBP BLK WP HR S P ERA WHIP	6.0 W 23 6 1 1 4 1 0 0 0 0 0 30 34 1.50 1.167	3.0 S 11 2 0 0 1 0 0 0 0 0 0 13 13 0.00 0.667																		

AB	31
R	1
H	8
RBI	1
BB	1
SO	5
LOB	12



Batter	1	2	3	4	5	6	7	8	9	AB	R	H	RBI	BB	SO	LOB	BOTTOM				
Jose Cardenal, R OBP: 0.271, SLG: 0.337 (1, 7)										3	0	0	0	0	1	0	Boston Red Sox @ California Angels Anaheim Stadium, Anaheim, CA Sat Aug 12 1967, 10:05 PM EDT Att: 32,821 - Unknown				
Jim Fregosi, R OBP: 0.348, SLG: 0.398 (1, 6)										4	0	2	1	0	0	0					
Jimmie Hall, L OBP: 0.327, SLG: 0.430 (1, 9)										4	0	0	0	0	0	3					
Don Mincher, L OBP: 0.380, SLG: 0.503 (1, 3)										2	1	1	1	1	0	1					
Roger Repoz, L OBP: 0.326, SLG: 0.384 (1, 8)										3	0	1	0	0	0	1					
Buck Rodgers, S OBP: 0.278, SLG: 0.304 (1, 2)										3	0	0	0	0	0	3					
Bobby Knoop, R OBP: 0.316, SLG: 0.374 (1, 4)										3	0	0	0	0	1	0					
Johnny Werhas, R OBP: 0.268, SLG: 0.317 (1, 5)										3	0	0	0	0	3	0					
Jack Hamilton, R OBP: 0.071, SLG: 0.179 Tom Satriano, L OBP: 0.303, SLG: 0.313 Rick Reichardt, R OBP: 0.302, SLG: 0.356 Minnie Rojas, R OBP: 0.143, SLG: 0.077 (7, 1)										1	0	0	0	0	1	0					
Inning Stats	R: 0 E: 0 K: 0 S: 3	H: 0 LOB: 0 BB: 0 P: 3	R: 1 E: 0 K: 0 S: 4	H: 1 LOB: 0 BB: 0 P: 4	R: 0 E: 0 K: 2 S: 7	H: 0 LOB: 0 BB: 0 P: 7	R: 0 E: 0 K: 0 S: 4	H: 1 LOB: 1 BB: 0 P: 4	R: 0 E: 0 K: 2 S: 7	H: 0 LOB: 0 BB: 0 P: 7	R: 1 E: 0 K: 0 S: 6	H: 3 LOB: 3 BB: 1 P: 10	R: 0 E: 0 K: 2 S: 7	H: 0 LOB: 0 BB: 0 P: 7	R: 0 E: 0 K: 1 S: 5	H: 0 LOB: 0 BB: 0 P: 5		1B: 3 2B: 1 3B: 0 HR: 1	SF: 0 SAC: 1 DP: 0 HBP: 0	WP: 0 PB: 0 SB: 0 CS: 0	PA: 30
PITCHER	IP WLS BF H R ER SO BB IBB HBP BLK WP HR S P ERA WHIP	6.0 L 24 5 2 2 4 0 0 0 0 0 1 12 12 3.00 0.833	2.0 6 0 0 0 3 0 0 0 0 0 0 0 12 12 0.00 0.000																		

AB	28
R	2
H	5
RBI	2
BB	1
SO	7
LOB	8



Batter	1	2	3	4	5	6	7	8	9	AB	R	H	RBI	BB	SO	LOB	TOP			
Reggie Smith, S (1, 8) OBP: 0.318, SLG: 0.360										4	0	2	0	0	1	1	Boston Red Sox @ California Angels Anaheim Stadium, Anaheim, CA Sun Aug 13 1967, 6:33 AM EDT Att: 22,008 - Unknown			
Joe Foy, R (1, 5) OBP: 0.331, SLG: 0.442										3	0	0	0	1	0	2				
Carl Yastrzemski, L (1, 7) OBP: 0.490, SLG: 0.587										4	0	2	0	0	0	2				
Norm Siebern, L (1, 3) OBP: 0.307, SLG: 0.202 Mike Andrews, R (9, PH) OBP: 0.337, SLG: 0.347										2	0	0	0	1	0	2				
Tony Conigliaro, R (1, 9) OBP: 0.342, SLG: 0.526										4	0	0	0	0	0	2				
Jerry Adair, R (1, 4) OBP: 0.270, SLG: 0.289										4	1	1	0	0	0	2				
Rico Petrocelli, R (1, 6) OBP: 0.341, SLG: 0.433										3	1	1	2	1	1	1				
Mike Ryan, R (1, 2) OBP: 0.298, SLG: 0.275 George Scott, R (9, PH) OBP: 0.362, SLG: 0.455										2	0	0	0	1	0	1				
Jim Lonborg, R (1, 1) Eliot Hoenes, R (5, PH) OBP: 0.127, SLG: 0.100 Darrell Brandon, R (5, 1) OBP: 0.236, SLG: 0.298 Dalton Johnson, L (8, PH) OBP: 0.266, SLG: 0.273 Bill Landis, L (8, 1) OBP: 0.262, SLG: 0.323 George Thomas, R (8, PH) OBP: 0.252, SLG: 0.281										1	0	0	0	0	0	1				
Inning Stats	R: 0 E: 0 K: 1 S: 6	H: 1 LOB: 1 BB: 0 P: 6	R: 0 E: 0 K: 0 S: 3	H: 0 LOB: 0 BB: 0 P: 3	R: 0 E: 0 K: 0 S: 3	H: 0 LOB: 1 BB: 1 P: 7	R: 0 E: 0 K: 0 S: 4	H: 1 LOB: 1 BB: 0 P: 4	R: 0 E: 0 K: 0 S: 2	H: 0 LOB: 0 BB: 1 P: 6	R: 0 E: 0 K: 0 S: 3	H: 1 LOB: 0 BB: 1 P: 9	R: 0 E: 0 K: 1 S: 5	H: 1 LOB: 2 BB: 1 P: 10	R: 2 E: 0 K: 1 S: 8	H: 3 LOB: 1 BB: 0 P: 8		1B: 6 2B: 0 3B: 0 HR: 1	SF: 0 SAC: 0 DP: 2 HBP: 0	WP: 2 PB: 2 SB: 0 CS: 0
PITCHER	IP WLS BF H R ER SO BB IBB HBP BLK WP HR S P ERA WHIP	7.2 W 29 4 0 0 3 4 0 0 0 0 1 0 31 47 0.00 1.043	1.0 5 2 2 2 0 0 0 0 0 0 1 1 5 5 18.00 2.000	0.1 S 2 1 0 0 1 0 0 0 0 0 0 0 4 4 0.00 3.000																

Boston Red Sox @ California Angels
 Anaheim Stadium, Anaheim, CA
 Sun Aug 13 1967, 6:33 AM EDT
 Att: 22,008 - Unknown

AB 32
 R 2
 H 7
 RBI 2
 BB 4
 SO 4
 LOB 15



Batter	1	2	3	4	5	6	7	8	9	AB	R	H	RBI	BB	SO	LOB	BOTTOM			
Jose Cardenal, R (1, 7) OBP: 0.274, SLG: 0.353										4	1	2	1	0	1	2	Boston Red Sox @ California Angels Anaheim Stadium, Anaheim, CA Sun Aug 13 1967, 6:33 AM EDT Att: 22,008 - Unknown			
Jim Fregosi, R (1, 6) OBP: 0.347, SLG: 0.395										3	0	0	0	1	0	1				
Jimmie Hall, L (1, 9) OBP: 0.322, SLG: 0.424										4	0	0	0	0	1	2				
Don Mincher, L (1, 3) OBP: 0.379, SLG: 0.500										4	0	1	0	0	1	1				
Roger Repoz, L (1, 8) OBP: 0.330, SLG: 0.405										4	2	2	1	0	1	1				
Buck Rodgers, S (1, 2) OBP: 0.275, SLG: 0.300										4	0	0	0	0	1	1				
Tom Satriano, L (1, 5) OBP: 0.304, SLG: 0.309										2	0	0	0	1	0	1				
Bobby Knoop, R (1, 4) OBP: 0.316, SLG: 0.376										3	0	1	0	0	0	1				
Rickey Clark, R (1, 1) OBP: 0.088, SLG: 0.061 Jim Weaver, L (8, 1) OBP: 0.275, SLG: 0.300 Bill Kelso, R (9, 1) OBP: 0.275, SLG: 0.300										3	0	1	0	0	1	1				
Inning Stats	R: 1 E: 0 K: 1 S: 6	H: 1 LOB: 0 BB: 0 P: 6	R: 1 E: 0 K: 2 S: 8	H: 1 LOB: 1 BB: 1 P: 12	R: 0 E: 0 K: 1 S: 5	H: 0 LOB: 1 BB: 1 P: 9	R: 1 E: 0 K: 0 S: 6	H: 3 LOB: 2 BB: 0 P: 6	R: 0 E: 0 K: 0 S: 4	H: 1 LOB: 1 BB: 0 P: 4	R: 0 E: 0 K: 0 S: 3	H: 0 LOB: 0 BB: 0 P: 3	R: 0 E: 0 K: 0 S: 4	H: 1 LOB: 1 BB: 0 P: 4	R: 0 E: 0 K: 2 S: 7	H: 0 LOB: 0 BB: 0 P: 7		1B: 3 2B: 1 3B: 1 HR: 2	SF: 0 SAC: 0 DP: 0 HBP: 0	WP: 1 PB: 0 SB: 0 CS: 0
PITCHER	IP WLS BF H R ER SO BB IBB HBP BLK WP HR S P ERA WHIP	4.0 L 19 2 0 0 0 0 0 0 0 0 0 0 11 11 0.00 0.667	3.0 11 2 0 0 0 0 0 0 0 0 0 0 11 11 0.00 0.667	1.0 3 0 0 0 0 2 0 0 0 0 0 0 7 7 0.00 0.000																

Boston Red Sox @ California Angels
 Anaheim Stadium, Anaheim, CA
 Sun Aug 13 1967, 6:33 AM EDT
 Att: 22,008 - Unknown

AB 31
 R 3
 H 7
 RBI 2
 BB 2
 SO 6
 LOB 11



Batter	1	2	3	4	5	6	7	8	9	AB	R	H	RBI	BB	SO	LOB	TOP						
Zoilo Versalles, R OBP: 0.268, SLG: 0.285	F3		F7		6-3		F9		F8	5	0	0	0	0	0	3	Minnesota Twins @ California Angels Anaheim Stadium, Anaheim, CA Mon Aug 14 1967, 10:05 PM EDT Att: 23,722 - Unknown livebaseballscorecards.com						
Cesar Tovar, R OBP: 0.335, SLG: 0.363	2B		BB		F9		F7		1-3	4	0	1	0	1	0	3							
Tony Oliva, L OBP: 0.319, SLG: 0.437	F8		F8		4-3		F8		1B	5	0	1	0	0	0	5							
Harmon Killebrew, R OBP: 0.412, SLG: 0.553 Sandy Valdespino, L OBP: 0.232, SLG: 0.250	K		1-2		BB		BB		F2	3	0	0	0	2	2	2							
Bob Allison, R OBP: 0.354, SLG: 0.479 Rich Reese, L OBP: 0.253, SLG: 0.329	E5		K		F5		F9		K	4	0	0	0	0	1	3							
Rich Rollins, R OBP: 0.318, SLG: 0.347 Hank Iztquierdo, R OBP: 0.333, SLG: 0.200	F8				F2		F7		E6	3	0	0	0	0	2	2							
Jerry Zimmerman, R OBP: 0.287, SLG: 0.179 Jackie Hernandez, R OBP: 0.250, SLG: 0.250	1-2		BB		F6		1B		2B	2	0	1	0	1	0	0							
Ted Uhlaender, L OBP: 0.259, SLG: 0.360	F3				4-3		1B		1B	4	0	2	1	0	0	2							
Dave Boswell, R OBP: 0.250, SLG: 0.283 Jim Kaat, L OBP: 0.290, SLG: 0.333 Al Worthington, R OBP: 0.290, SLG: 0.333	K				K		1-2		K	4	0	1	0	0	3	3							
Inning Stats	R: 0 E: 0 K: 1 S: 6	H: 1 LOB: 1 BB: 0 P: 6	R: 0 E: 1 K: 1 S: 6	H: 0 LOB: 2 BB: 1 P: 10	R: 0 E: 0 K: 1 S: 5	H: 0 LOB: 0 BB: 2 P: 13	R: 0 E: 0 K: 0 S: 3	H: 0 LOB: 0 BB: 0 P: 3	R: 0 E: 0 K: 1 S: 5	H: 0 LOB: 0 BB: 0 P: 5	R: 0 E: 0 K: 0 S: 3	H: 0 LOB: 1 BB: 1 P: 7	R: 0 E: 0 K: 0 S: 6	H: 3 LOB: 3 BB: 0 P: 6	R: 2 E: 1 K: 1 S: 8	H: 2 LOB: 1 BB: 0 P: 8		R: 0 E: 0 K: 1 S: 6	H: 1 LOB: 1 BB: 0 P: 6	1B: 5 2B: 2 3B: 0 HR: 0	SF: 0 SAC: 0 DP: 0 HBP: 0	WP: 0 PB: 0 CS: 0	PA: 40
PITCHER George Brunet, L ERA: 3.21	IP: 9.0 WLS: L BF: 40	H: 7 R: 2 ER: 0 SO: 6	BB: 4 IBB: 0 HBP: 0 BLK: 0	WP: 0 HR: 0 S: 48 P: 64	ERA: 0.00 WHIP: 1.222	PITCHER										ERA: 0.00 WHIP: 1.222							

Batter	1	2	3	4	5	6	7	8	9	AB	R	H	RBI	BB	SO	LOB	BOTTOM						
Jose Cardenal, R OBP: 0.273, SLG: 0.352	F9		CS		6-3		F5			4	0	1	0	0	0	0	Minnesota Twins @ California Angels Anaheim Stadium, Anaheim, CA Mon Aug 14 1967, 10:05 PM EDT Att: 23,722 - Unknown livebaseballscorecards.com						
Jim Fregosi, R OBP: 0.344, SLG: 0.391	5-3		CS		5-3		F9		K	4	0	0	0	0	1	0							
Jimmie Hall, L OBP: 0.318, SLG: 0.418	4-3				F6		F4		F8	4	0	0	0	0	0	0							
Don Mincher, L OBP: 0.380, SLG: 0.499			CS		4-3		4-3		F5	3	0	1	0	1	0	0							
Roger Repoz, L OBP: 0.333, SLG: 0.424			1B		F7		HR		PB	4	1	2	1	0	1	2							
Buck Rodgers, S OBP: 0.280, SLG: 0.304 Rick Reichardt, R OBP: 0.302, SLG: 0.356			1B		K		5-3		PB	3	0	2	0	1	1	0							
Tom Satriono, L OBP: 0.304, SLG: 0.316 Bubba Morton, R OBP: 0.402, SLG: 0.374			BB		K		1B		PB	0	0	0	0	0	0	0							
Bobby Knoop, R OBP: 0.316, SLG: 0.374 Moose Stubing, L OBP: 0.316, SLG: 0.374			BB		F5		2B		F9	3	0	1	0	0	0	2							
George Brunet, R OBP: 0.081, SLG: 0.066			5-3		K		1B		K	1	0	0	0	0	1	3							
Inning Stats	R: 0 E: 0 K: 0 S: 3	H: 0 LOB: 0 BB: 0 P: 3	R: 0 E: 0 K: 1 S: 5	H: 1 LOB: 1 BB: 1 P: 9	R: 0 E: 0 K: 0 S: 3	H: 1 LOB: 0 BB: 0 P: 3	R: 0 E: 0 K: 0 S: 3	H: 0 LOB: 1 BB: 1 P: 7	R: 0 E: 0 K: 2 S: 8	H: 1 LOB: 1 BB: 0 P: 8	R: 0 E: 0 K: 0 S: 3	H: 0 LOB: 0 BB: 0 P: 3	R: 1 E: 0 K: 0 S: 5	H: 2 LOB: 2 BB: 1 P: 9	R: 0 E: 0 K: 1 S: 5	H: 0 LOB: 0 BB: 0 P: 5		R: 0 E: 0 K: 1 S: 7	H: 2 LOB: 2 BB: 0 P: 7	1B: 5 2B: 1 3B: 0 HR: 1	SF: 0 SAC: 0 DP: 0 HBP: 0	WP: 0 PB: 1 CS: 2	PA: 36
PITCHER Dave Boswell, R ERA: 3.22 Jim Kaat, L ERA: 3.53 Al Worthington, R ERA: 3.52	IP: 8.1 WLS: W BF: 33	H: 7 R: 1 ER: 1 SO: 4	BB: 2 IBB: 0 HBP: 0 BLK: 0	WP: 0 HR: 1 S: 38 P: 50	ERA: 1.08 WHIP: 1.080	PITCHER										ERA: 0.00 WHIP: 0.000							

Batter	1	2	3	4	5	6	7	8	9	AB	R	H	RBI	BB	SO	LOB	TOP			
Zoilo Versalles, R OBP: 0.288, SLG: 0.285 (1, 6)	0-0 1-3		0-0 5-3				0-0 F6	0-0 CS 1B		4	0	1	0	0	0	0	Minnesota Twins @ California Angels Anaheim Stadium, Anaheim, CA Tue Aug 15 1967, 10:05 PM EDT Att: 25,637 - Unknown livebaseballscorecards.com			
Cesar Tovar, R OBP: 0.338, SLG: 0.365 (1, 4)	0-0 6-3			0-0 S 1B 1B		4-0 1B BB	0-0 CS 1-2	0-0 CS 1B		3	2	2	0	1	0	0				
Tony Oliva, L OBP: 0.323, SLG: 0.443 (1, 9)	0-0			0-0 G6-4-3 1-H 1B		0-0 1B 4-1 1B		0-3 K 1-2		4	1	3	1	0	1	1				
Harmon Killebrew, R OBP: 0.410, SLG: 0.550 Rich Reese, L OBP: 0.253, SLG: 0.329 (1, 3) (8, 3)	0-0 5-3			0-0 G6-4-3 1-2		0-0 4-1 1B 1B		0-0 5-3		4	1	1	1	0	0	2				
Bob Allison, R OBP: 0.350, SLG: 0.473 Sandy Valdespino, L OBP: 0.232, SLG: 0.250 (1, 7) (9, 7)		0-0 F6		0-0 6-3		0-0 4-1		0-0 F6		4	0	0	1	0	0	1				
Rich Rollins, R OBP: 0.321, SLG: 0.348 Jackie Hernandez, R OBP: 0.222, SLG: 0.222 (1, 5) (6, PR) (6, 5)		0-0 F7			0-0 SH1-4 1B		0-0 1B IBB		0-0 5-3	2	0	1	0	1	0	0				
Jerry Zimmerman, R OBP: 0.249, SLG: 0.182 (1, 2)		0-0 F7			0-0 SH1-4 1-2		0-0 1-3 2-H 1B		0-0 F7	3	0	1	1	0	0	0				
Ted Uhlhaender, L OBP: 0.256, SLG: 0.355 (1, 8)			0-0 3-1		0-0 F5			0-0 4-3		3	0	0	0	0	0	1				
Jim Perry, S OBP: 0.200, SLG: 0.360 (1, 1)			0-0 6-3		0-0 F6			0-0 F5		3	0	0	0	0	0	1				
Inning Stats	R: 0 E: 0 K: 0 S: 4	H: 1 LOB: 1 BB: 0 P: 4	R: 0 E: 0 K: 0 S: 3	H: 0 LOB: 0 BB: 0 P: 3	R: 0 E: 0 K: 0 S: 3	H: 0 LOB: 0 BB: 0 P: 3	R: 1 E: 0 K: 0 S: 4	H: 2 LOB: 0 BB: 0 P: 4	R: 0 E: 0 K: 0 S: 4	H: 1 LOB: 1 BB: 0 P: 4	R: 3 E: 0 K: 0 S: 5	H: 3 LOB: 2 BB: 2 P: 13	R: 0 E: 0 K: 0 S: 3	H: 1 LOB: 0 BB: 0 P: 3	R: 0 E: 0 K: 0 S: 3	H: 0 LOB: 0 BB: 0 P: 3		1B: 8 2B: 1 3B: 0 HR: 0	SF: 0 SAC: 1 DP: 1 HBP: 0	WP: 0 PB: 0 SB: 1 CS: 2
PITCHER	IP WLS BF H R ER SO BB IBB HBP BLK WP HR S P ERA WHIP	5.1 L 22 6 4 4 0 1 0 0 0 0 0 21 25 6.75 1.312	1.2 6 2 0 0 0 0 0 1 0 0 0 0 5 9 0.00 1.200	2.0 6 1 0 0 1 0 0 0 0 0 0 0 8 8 0.00 0.500											IP WLS BF H R ER SO BB IBB HBP BLK WP HR S P ERA WHIP	9.0 W 37 6 0 0 10 3 0 0 0 0 0 54 66 0.00 1.000				

Batter	1	2	3	4	5	6	7	8	9	AB	R	H	RBI	BB	SO	LOB	BOTTOM					
Jose Cardenal, R OBP: 0.271, SLG: 0.348 Jim Coates, R OBP: 0.333, SLG: 0.667 Bill Skowron, R OBP: 0.258, SLG: 0.265 (1, 7) (8, 1) (9, PH)	0-0 F6	0-0 E6 FC6			0-0 G4-6-3 1-2		0-0 F8		0-3 K	4	0	0	0	0	0	2	Minnesota Twins @ California Angels Anaheim Stadium, Anaheim, CA Tue Aug 15 1967, 10:05 PM EDT Att: 25,637 - Unknown livebaseballscorecards.com					
Jim Fregosi, R OBP: 0.345, SLG: 0.391 (1, 6)	0-0 BB 1B	0-0 FC6 1-2			4-0 BB		0-0 F2			3	0	1	0	1	0	2						
Jimmie Hall, L OBP: 0.317, SLG: 0.415 (1, 9)	0-0 BB 1-2 1B		0-0 F1		0-0 F8			0-0 4-3		4	0	1	0	0	0	1						
Don Mincher, L OBP: 0.381, SLG: 0.497 (1, 3)	4-0 BB 1-2 2-3 BB		0-0 F6		0-0 1B 1B			0-0 6-3		3	0	1	0	1	0	0						
Roger Repoz, L OBP: 0.326, SLG: 0.415 (1, 8)	0-3 K		0-3 K			0-3 K		0-0 F9		4	0	0	0	0	3	4						
Buck Rodgers, S OBP: 0.280, SLG: 0.303 (1, 2)	0-3 K			0-0 F8		0-0 1B		0-0 F5		4	0	1	0	0	1	3						
Tom Satriano, L OBP: 0.301, SLG: 0.312 Moose Stubing, L OBP: 0.278, SLG: 0.317 (1, 5) (6, PH) (7, 5)		0-0 4-3		0-3 K		0-3 K		4-0 1-3 1B BB		2	0	0	0	0	1	0						
Bobby Knoop, R OBP: 0.318, SLG: 0.378 (1, 4)		0-0 E 2B		0-3 K		0-3 K		0-0 1-3 1B		4	0	2	0	0	2	2						
Curt Simmons, L OBP: 0.182, SLG: 0.212 Bill Kelso, R OBP: 0.278, SLG: 0.381 (1, 1) (6, 1) (7, PH) (8, 7)		0-3 K		0-0 E6 G4-6-3			0-0 F9		0-0 1-3	2	0	0	0	0	1	1						
Inning Stats	R: 0 E: 0 K: 2 S: 9	H: 2 LOB: 3 BB: 1 P: 13	R: 0 E: 1 K: 1 S: 7	H: 1 LOB: 2 BB: 0 P: 7	R: 0 E: 0 K: 1 S: 5	H: 0 LOB: 0 BB: 0 P: 5	R: 0 E: 0 K: 2 S: 7	H: 0 LOB: 0 BB: 0 P: 7	R: 0 E: 1 K: 0 S: 3	H: 0 LOB: 1 BB: 1 P: 7	R: 0 E: 0 K: 3 S: 11	H: 2 LOB: 2 BB: 0 P: 11	R: 0 E: 0 K: 0 S: 3	H: 0 LOB: 0 BB: 0 P: 3	R: 0 E: 0 K: 0 S: 3	H: 0 LOB: 0 BB: 0 P: 3		R: 0 E: 0 K: 1 S: 6	H: 1 LOB: 2 BB: 1 P: 10	1B: 5 2B: 1 3B: 0 HR: 0	SF: 0 SAC: 0 DP: 1 HBP: 0	WP: 0 PB: 0 SB: 0 CS: 0
PITCHER	IP WLS BF H R ER SO BB IBB HBP BLK WP HR S P ERA WHIP	9.0 W 37 6 0 0 10 3 0 0 0 0 0 54 66 0.00 1.000											IP WLS BF H R ER SO BB IBB HBP BLK WP HR S P ERA WHIP	9.0 W 37 6 0 0 10 3 0 0 0 0 0 54 66 0.00 1.000								

Batter	1	2	3	4	5	6	7	8	9	AB	R	H	RBI	BB	SO	LOB	TOP			
Zoilo Versalles, R OBP: 0.268, SLG: 0.289										4	1	1	0	0	1	0				
Cesar Tovar, R OBP: 0.337, SLG: 0.366										4	1	1	1	0	0	0				
Tony Oliva, L OBP: 0.324, SLG: 0.443										4	1	2	1	0	1	0				
Harmon Killebrew, R OBP: 0.411, SLG: 0.547										2	0	0	0	2	2	0				
Rich Reese, L OBP: 0.253, SLG: 0.329										0	0	0	0	0	0	0				
Bob Allison, R OBP: 0.349, SLG: 0.469										3	0	0	0	1	1	2				
Sandy Valdespino, L OBP: 0.232, SLG: 0.250										0	0	0	0	0	0	0				
Rich Rollins, R OBP: 0.319, SLG: 0.344										3	1	0	1	0	0	2				
Jackie Hernandez, R OBP: 0.200, SLG: 0.200										1	0	0	0	0	1	0				
Jerry Zimmerman, R OBP: 0.243, SLG: 0.177										4	1	0	0	0	0	2				
Ted Uhlaender, L OBP: 0.260, SLG: 0.362										4	0	2	2	0	0	0				
Dean Chance, R OBP: 0.107, SLG: 0.029										4	0	0	0	0	4	2				
Inning Stats	R: 5 E: 0 K: 1 S: 9	H: 4 LOB: 1 BB: 2 P: 17	R: 0 E: 0 K: 1 S: 5	H: 0 LOB: 0 BB: 0 P: 5	R: 0 E: 0 K: 1 S: 5	H: 0 LOB: 0 BB: 0 P: 5	R: 0 E: 0 K: 1 S: 6	H: 1 LOB: 2 BB: 1 P: 10	R: 0 E: 0 K: 0 S: 3	H: 0 LOB: 0 BB: 0 P: 3	R: 0 E: 0 K: 1 S: 5	H: 0 LOB: 0 BB: 0 P: 5	R: 0 E: 0 K: 2 S: 7	H: 0 LOB: 0 BB: 0 P: 7	R: 0 E: 0 K: 2 S: 8	H: 1 LOB: 1 BB: 0 P: 8	1B: 3 2B: 2 3B: 1 HR: 0	SF: 0 SAC: 0 DP: 0 HBP: 0	WP: 0 PB: 0 CS: 0	PA: 36
PITCHER	IP WLS BF H R ER SO BB IBB HBP BLK WP HR S P ERA WHIP																			
Jim McGlothlin, R ERA: 2.44	(1, 1) 0.2 L 8 4 5 5 0 2 0 0 0 0 0 0 6 14 67.50 9.000																			
Pete Cimino, R ERA: 2.74	(1, 1) 3.1 10 0 0 0 4 0 0 0 0 0 0 0 18 18 0.00 0.000																			
Jim Weaver, L ERA: 4.5	(5, 1) 3.0 11 1 0 0 2 1 0 0 0 0 0 0 14 18 0.00 0.667																			
Bill Kelso, R ERA: 3.13	(8, 1) 2.0 7 1 0 0 4 0 0 0 0 0 0 0 15 15 0.00 0.500																			

Minnesota Twins @ California Angels
Anaheim Stadium, Anaheim, CA
Wed Aug 16 1967, 10:05 PM EDT
Att: 33,621 - Unknown

AB 33
R 5
H 6
RBI 5
BB 3
SO 10
LOB 8



Batter	1	2	3	4	5	6	7	8	9	AB	R	H	RBI	BB	SO	LOB	BOTTOM					
Roger Repoz, L OBP: 0.328, SLG: 0.411										4	0	1	0	1	1	5						
Jim Fregosi, R OBP: 0.348, SLG: 0.392										4	0	2	1	1	1	0						
Jimmie Hall, L OBP: 0.316, SLG: 0.413										4	0	1	0	0	0	4						
Bill Kelso, R OBP: 0.270, SLG: 0.347										0	0	0	0	0	0	0						
Jose Cardenal, R OBP: 0.270, SLG: 0.347										1	0	0	0	0	0	2						
Don Mincher, L OBP: 0.376, SLG: 0.490										5	0	0	0	0	2	7						
Rick Reichardt, R OBP: 0.302, SLG: 0.355										4	0	1	0	0	1	3						
Buck Rodgers, S OBP: 0.285, SLG: 0.304										2	0	1	0	1	0	1						
Tom Satriano, L OBP: 0.299, SLG: 0.306										3	0	0	0	1	0	3						
Bobby Knoop, R OBP: 0.315, SLG: 0.374										4	0	0	0	0	4	5						
Jim McGlothlin, R OBP: 0.167, SLG: 0.130										0	0	0	0	0	0	0						
Pete Cimino, R OBP: 0.265, SLG: 0.304										1	0	1	0	0	0	0						
Woodie Held, R OBP: 0.221, SLG: 0.379										1	0	0	0	0	1	2						
Jim Weaver, L OBP: 0.270, SLG: 0.347										0	0	0	0	0	0	0						
Bubba Morton, R OBP: 0.411, SLG: 0.535										2	1	2	0	0	0	0						
Inning Stats	R: 0 E: 0 K: 2 S: 7	H: 0 LOB: 2 BB: 2 P: 15	R: 0 E: 0 K: 1 S: 6	H: 1 LOB: 2 BB: 1 P: 10	R: 0 E: 0 K: 0 S: 4	H: 1 LOB: 1 BB: 0 P: 4	R: 0 E: 0 K: 2 S: 7	H: 0 LOB: 2 BB: 1 P: 12	R: 0 E: 0 K: 1 S: 5	H: 0 LOB: 0 BB: 0 P: 5	R: 0 E: 0 K: 1 S: 6	H: 1 LOB: 1 BB: 0 P: 6	R: 1 E: 0 K: 0 S: 5	H: 3 LOB: 1 BB: 0 P: 5	R: 0 E: 0 K: 1 S: 6	H: 1 LOB: 2 BB: 0 P: 6	R: 0 E: 0 K: 2 S: 9	H: 2 LOB: 2 BB: 0 P: 9	1B: 9 2B: 0 3B: 0 HR: 0	SF: 0 SAC: 0 DP: 1 HBP: 1	WP: 0 PB: 0 CS: 0	PA: 40
PITCHER	IP WLS BF H R ER SO BB IBB HBP BLK WP HR S P ERA WHIP																					
Dean Chance, R ERA: 2.46	(1, 1) 9.0 W 40 9 1 1 10 4 0 0 1 0 0 0 55 72 1.00 1.444																					

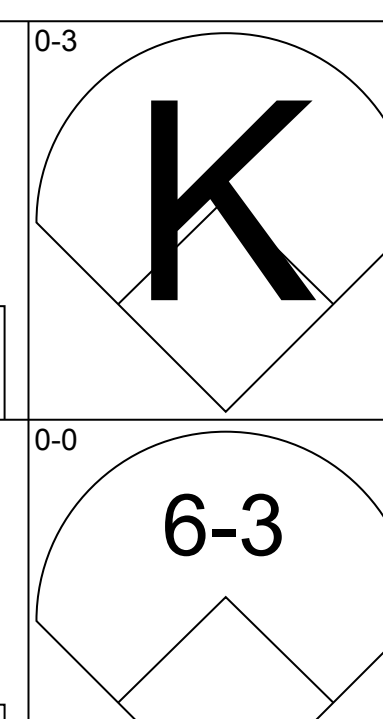
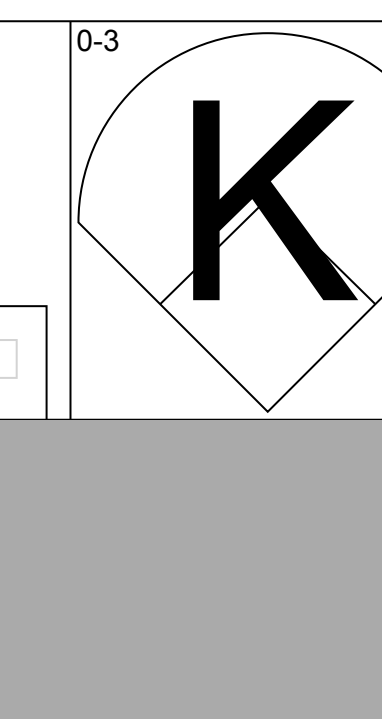
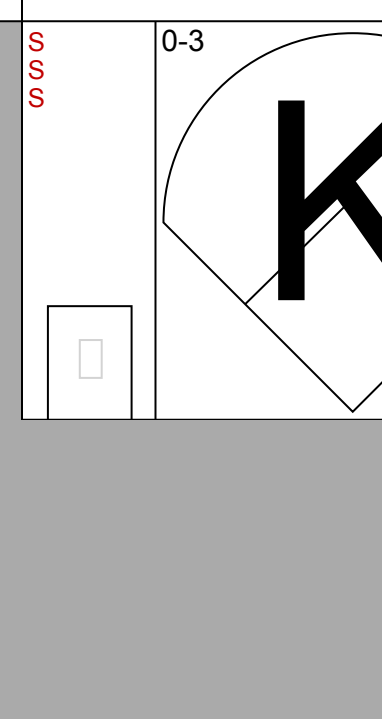
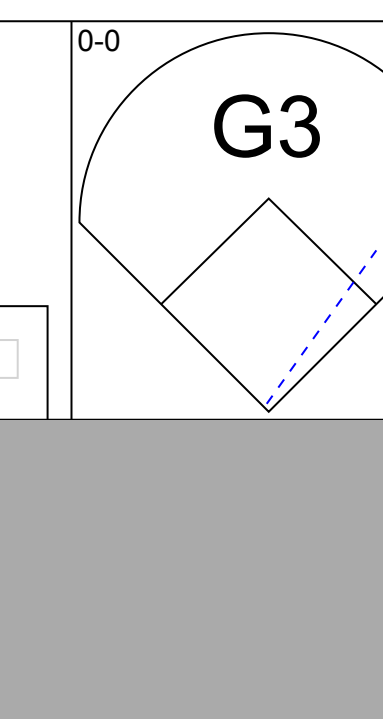
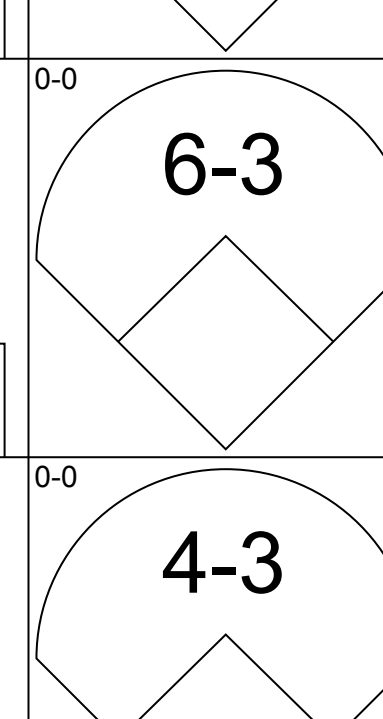
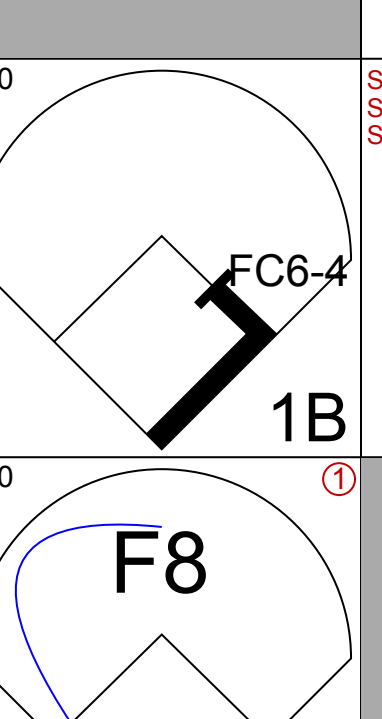
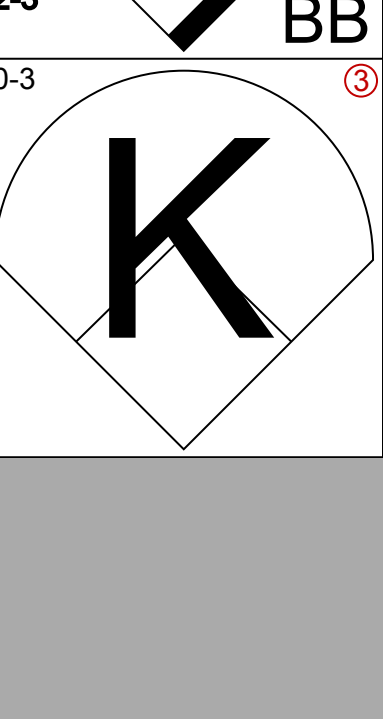
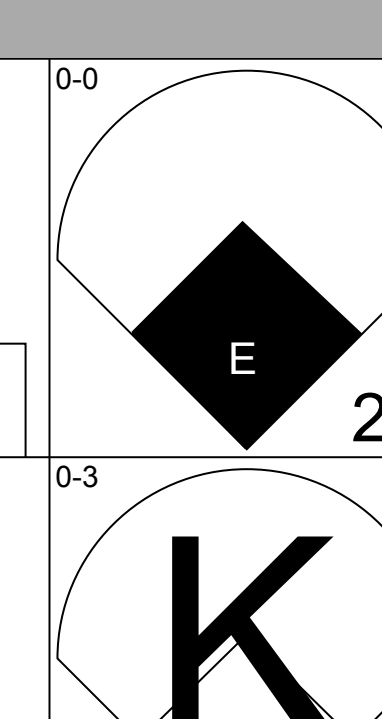
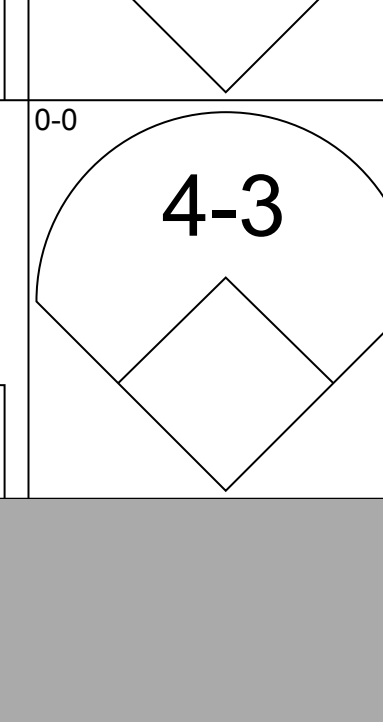
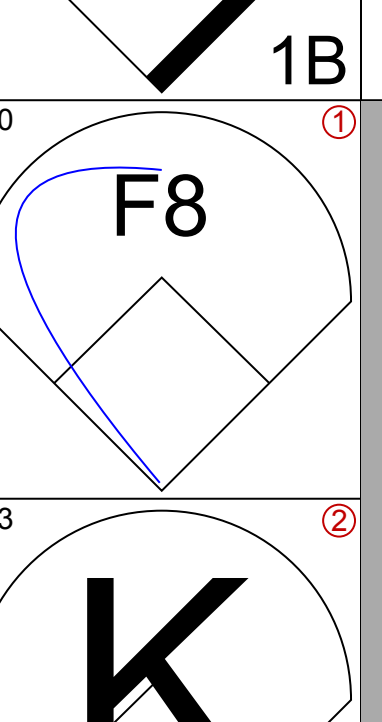
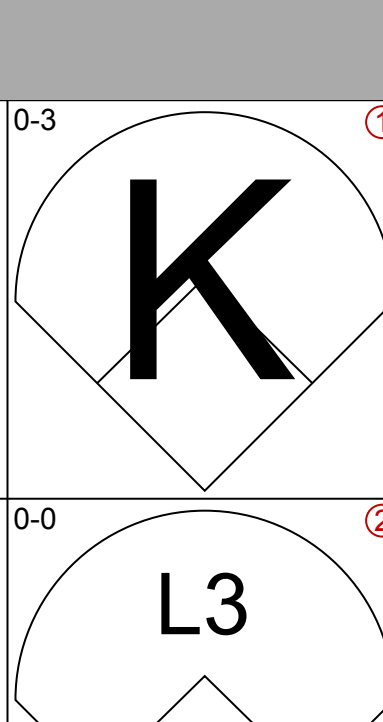
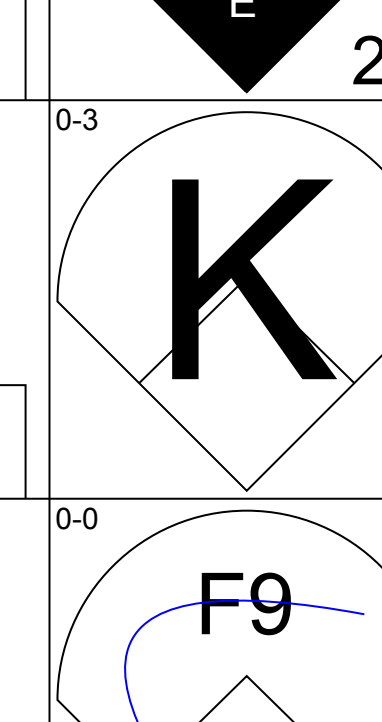
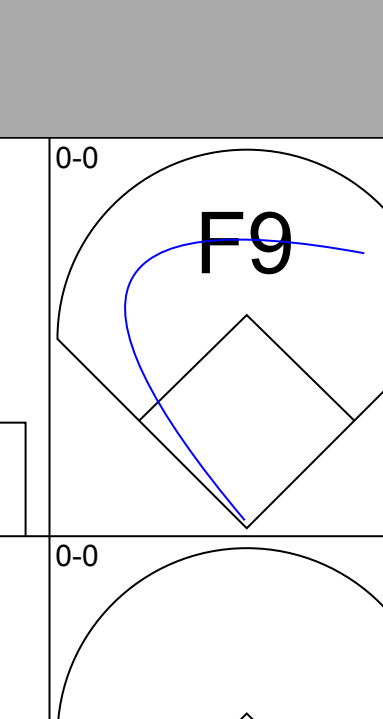
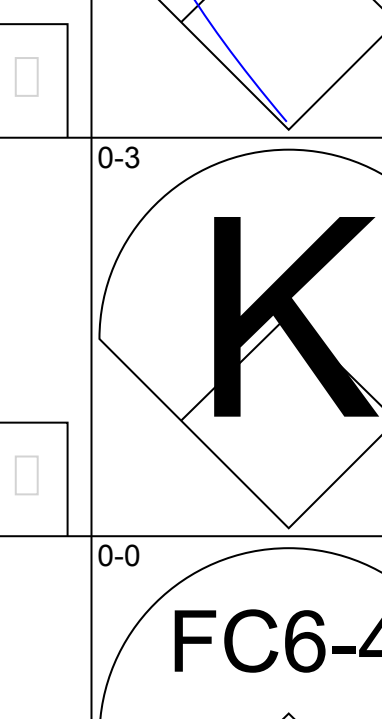
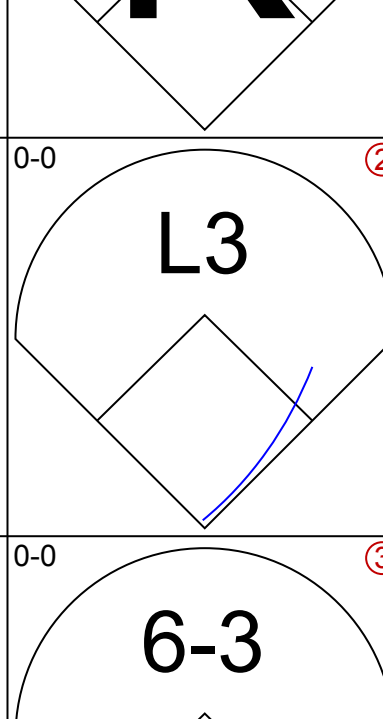
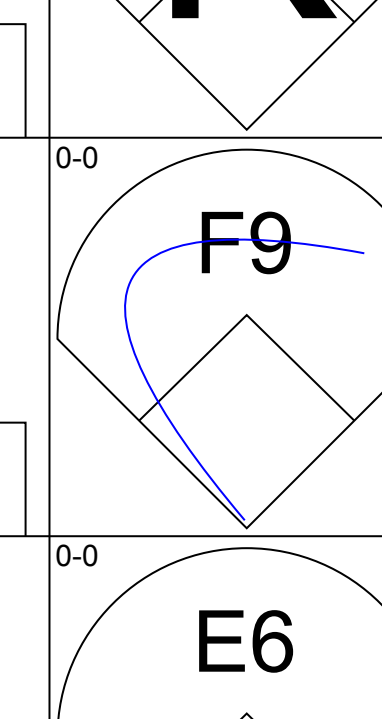
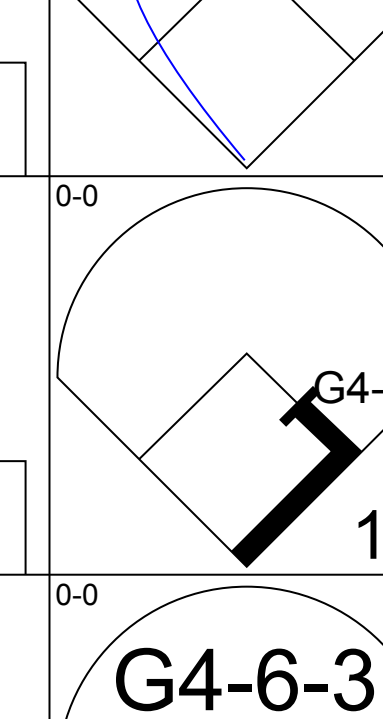
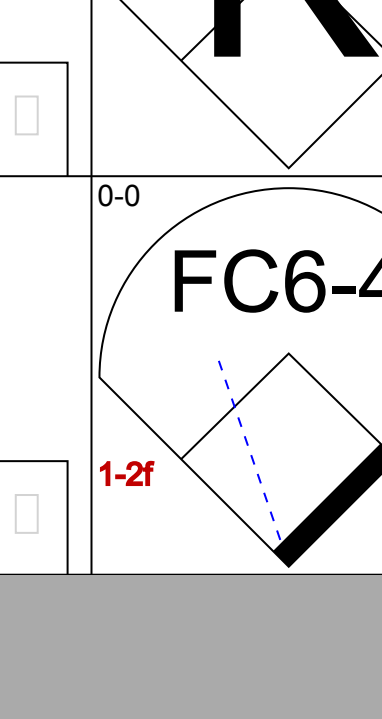
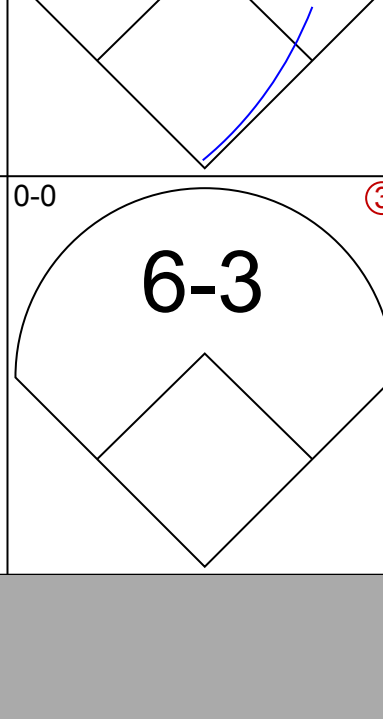
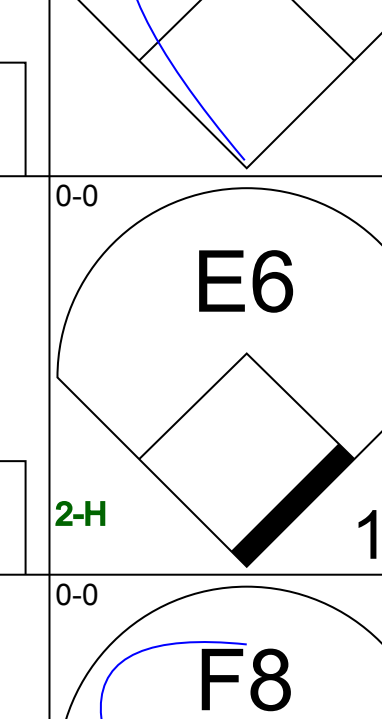
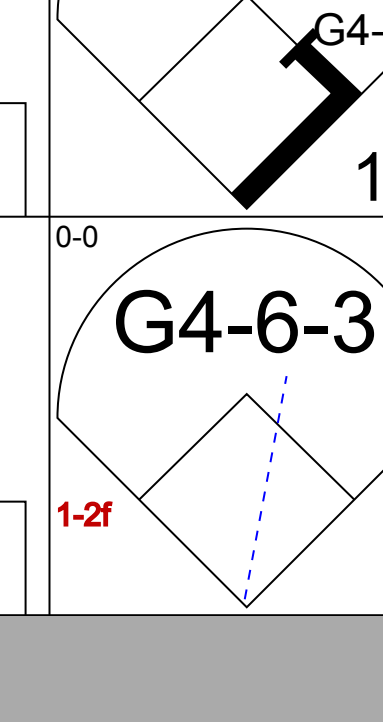
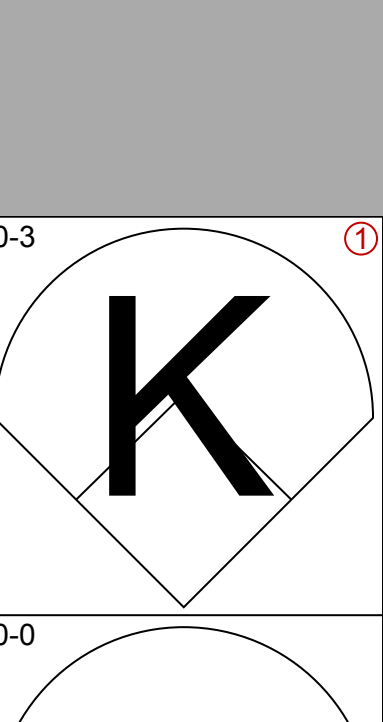
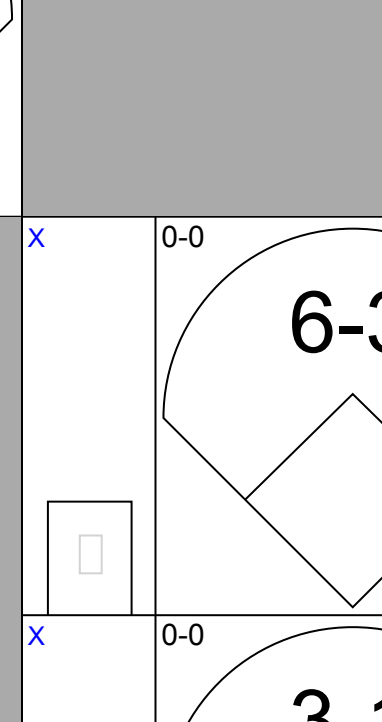
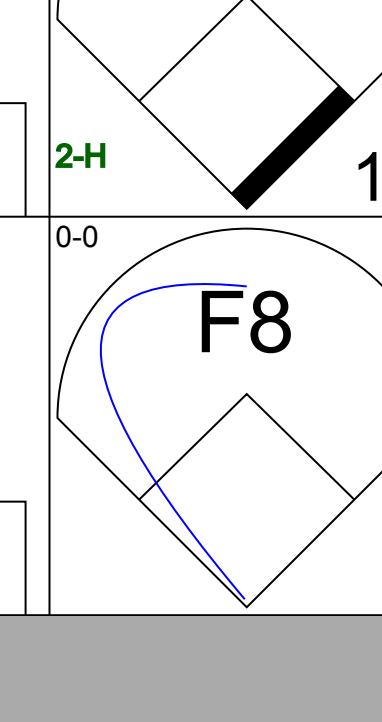
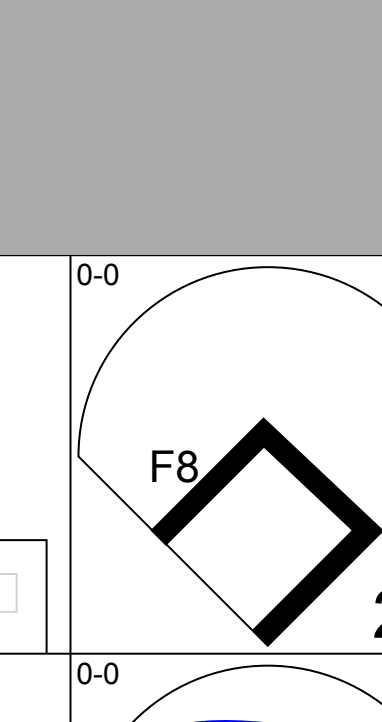
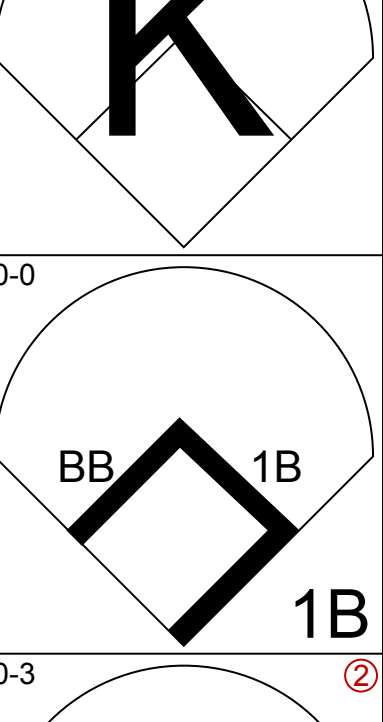
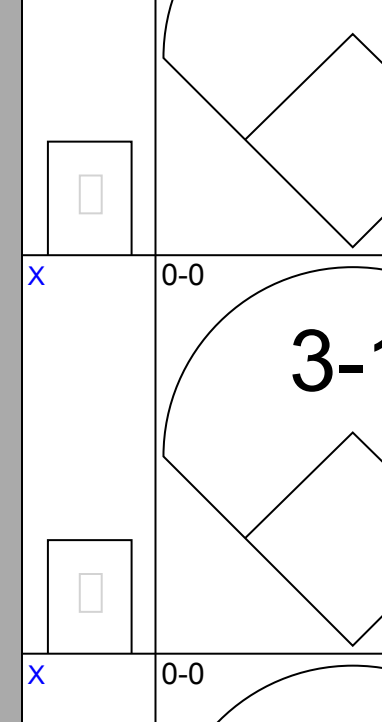
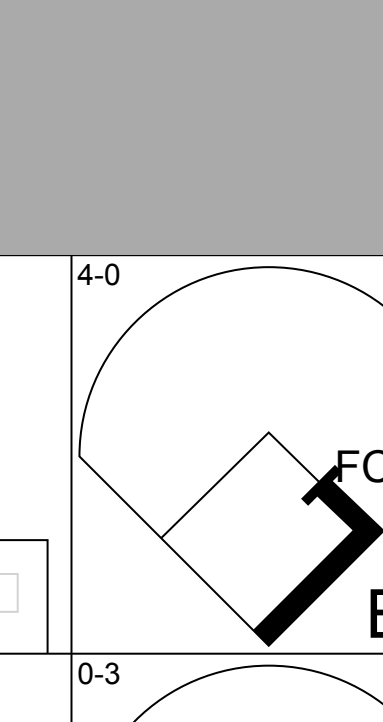
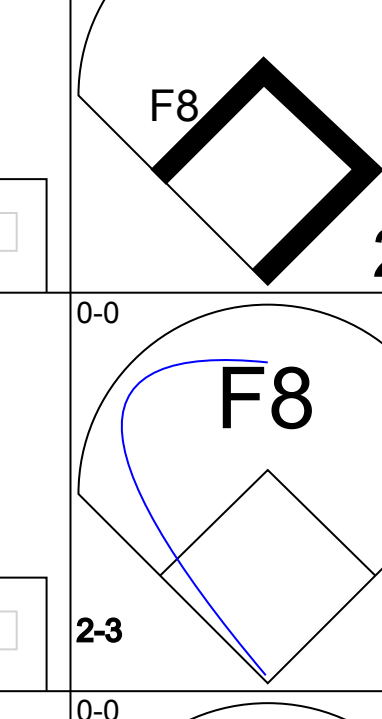
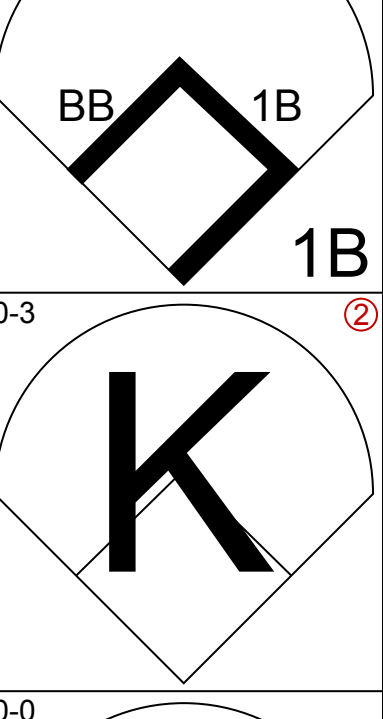
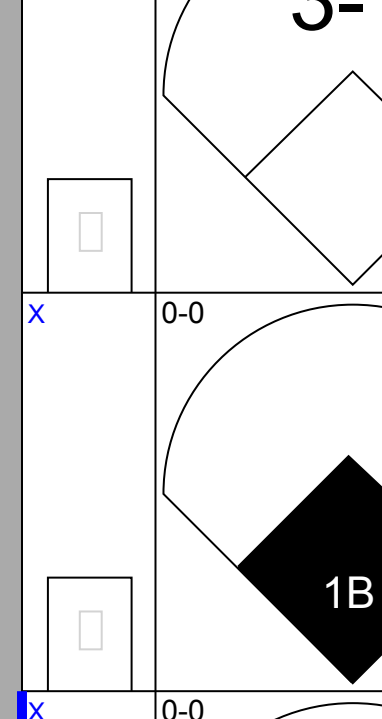
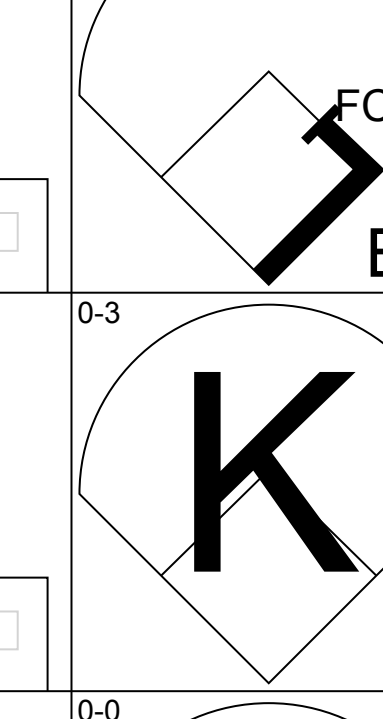
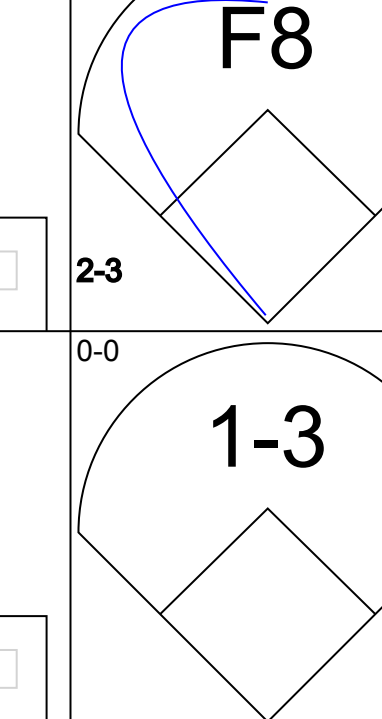
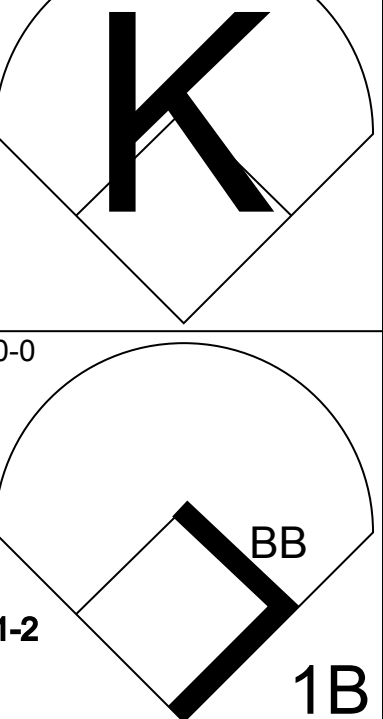
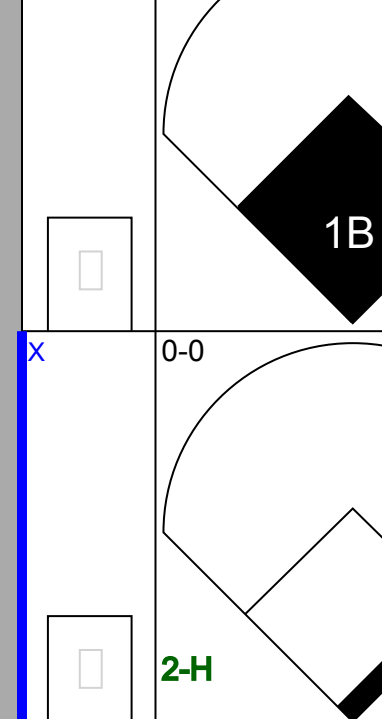
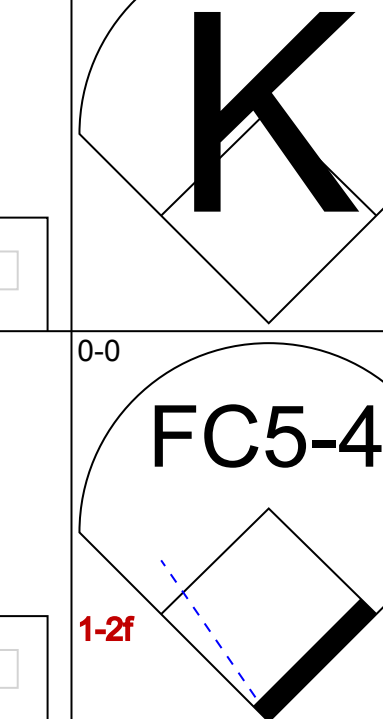
Minnesota Twins @ California Angels
Anaheim Stadium, Anaheim, CA
Wed Aug 16 1967, 10:05 PM EDT
Att: 33,621 - Unknown

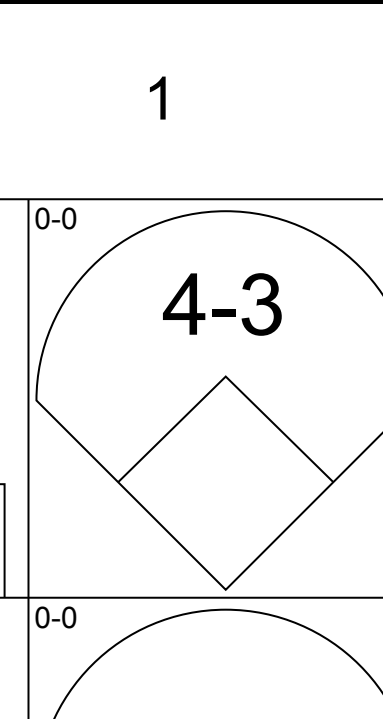
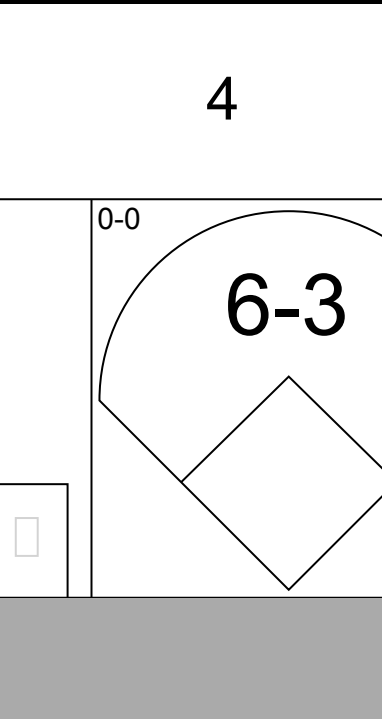
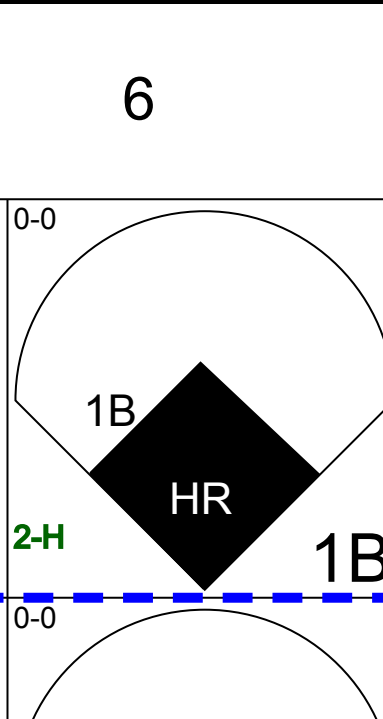
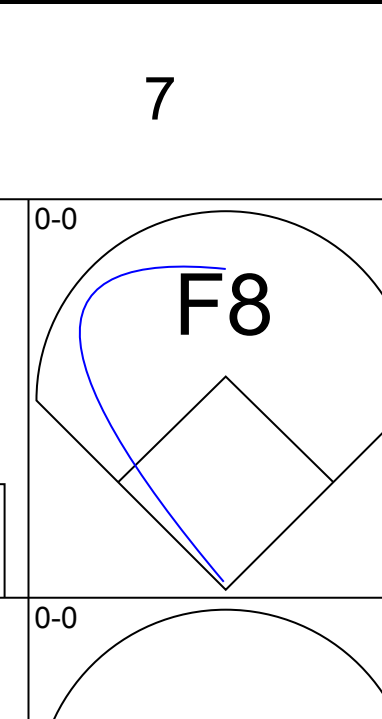
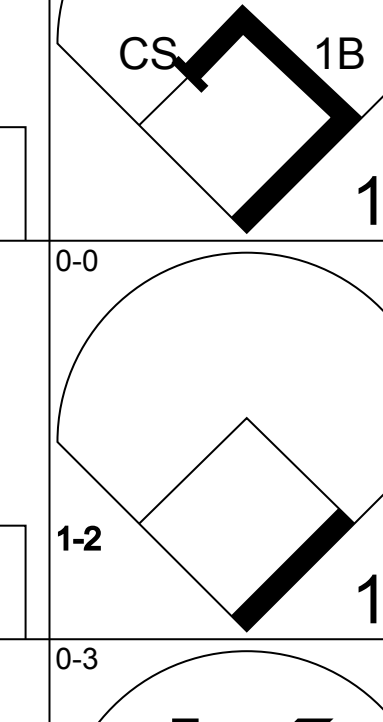
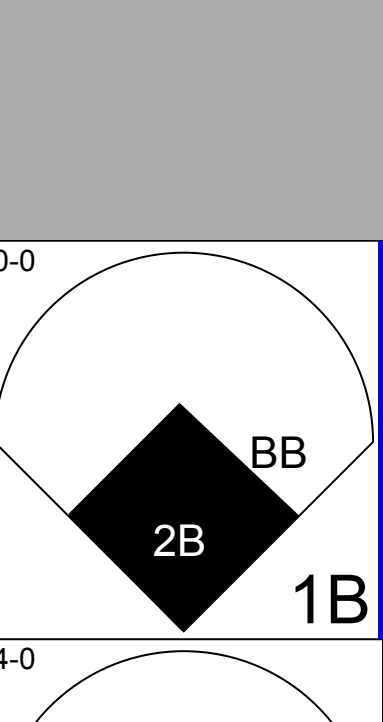
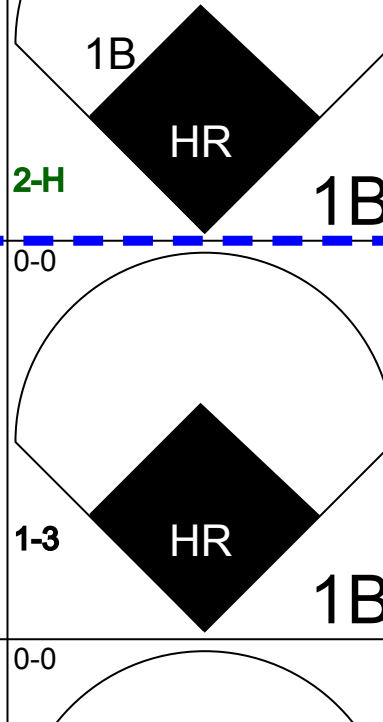
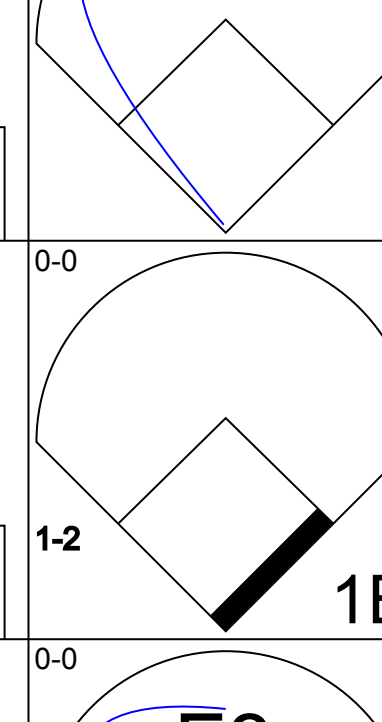
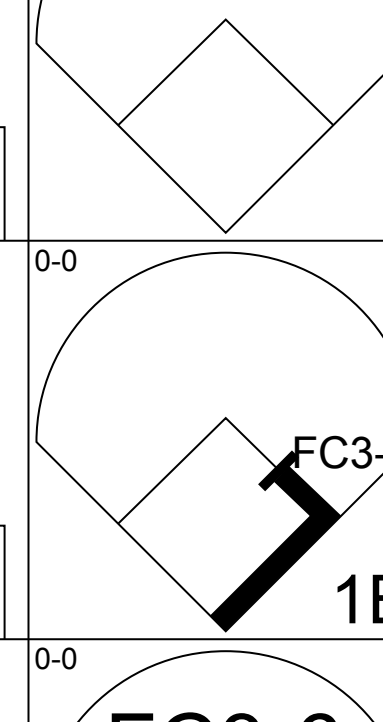
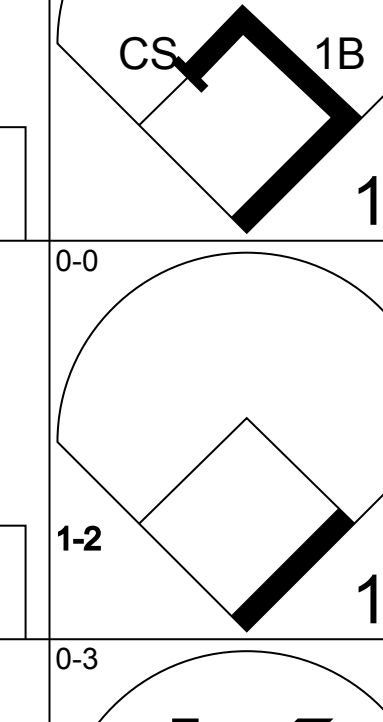
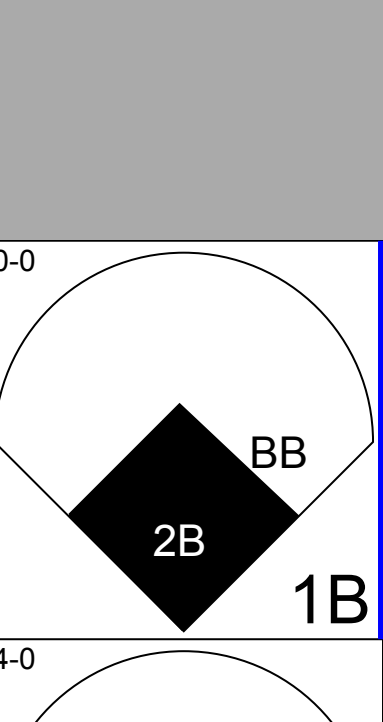
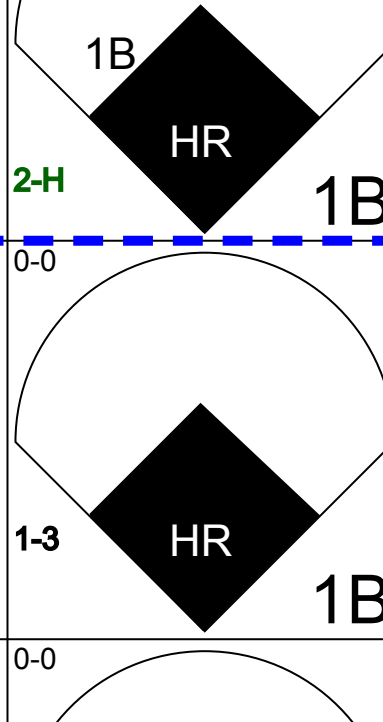
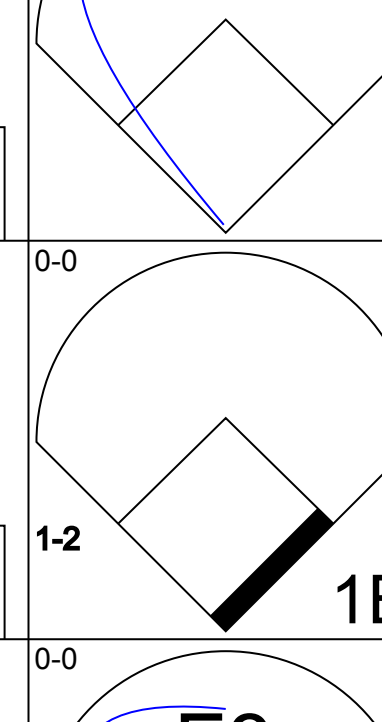
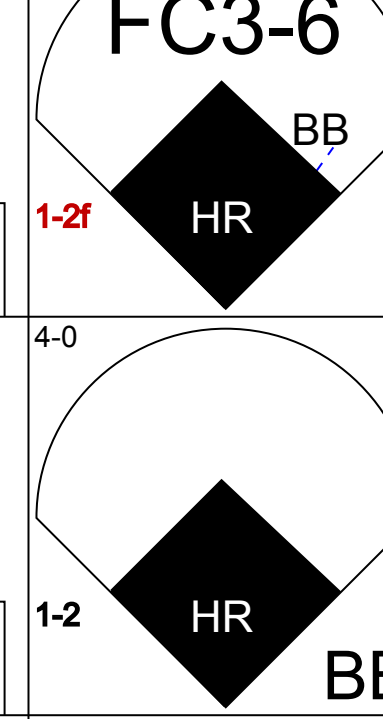
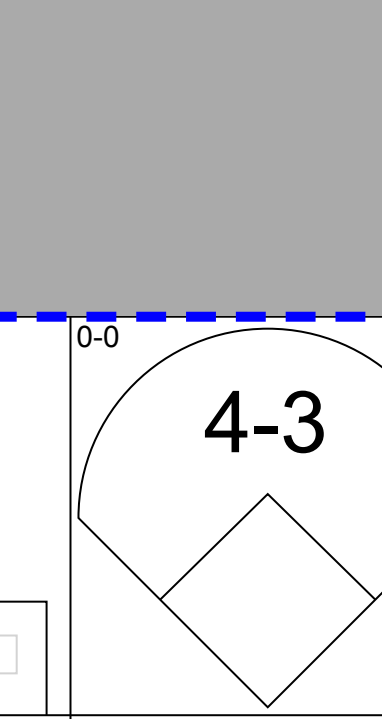
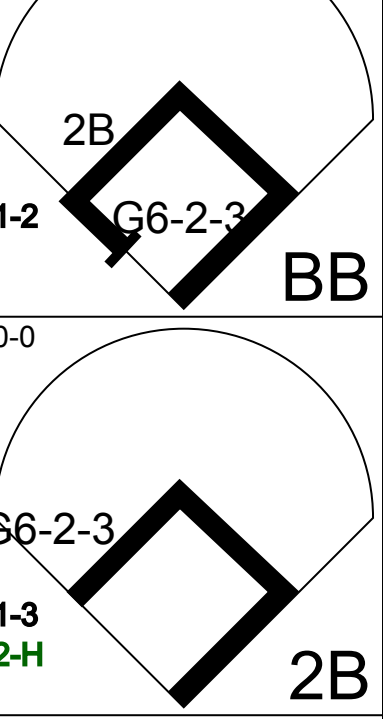
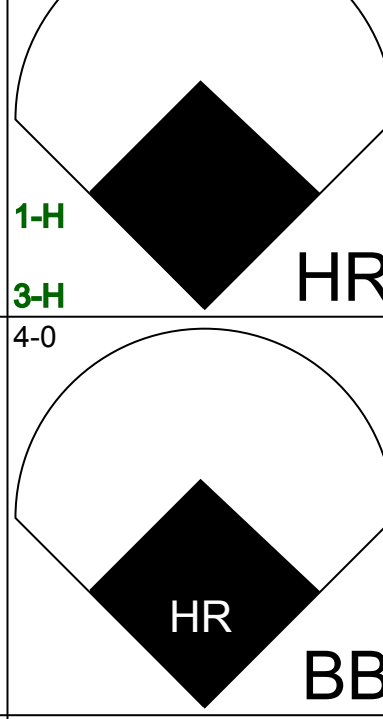
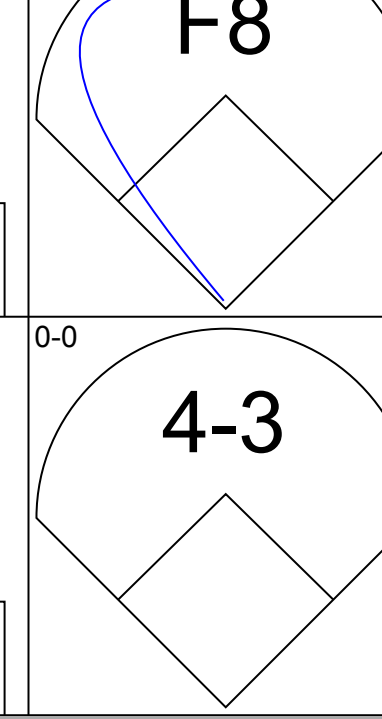
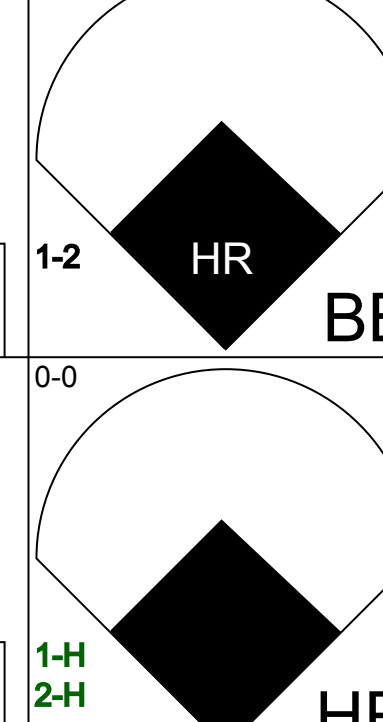
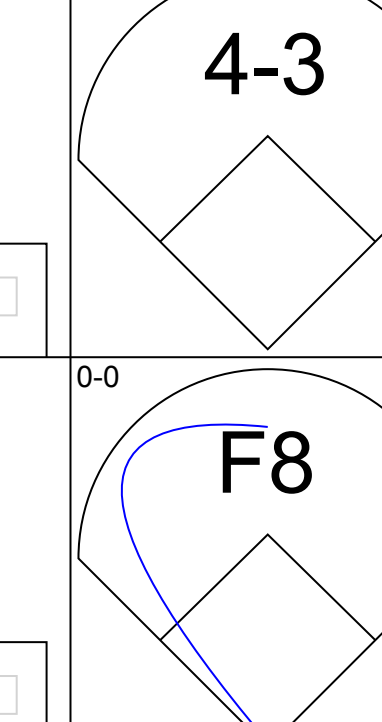
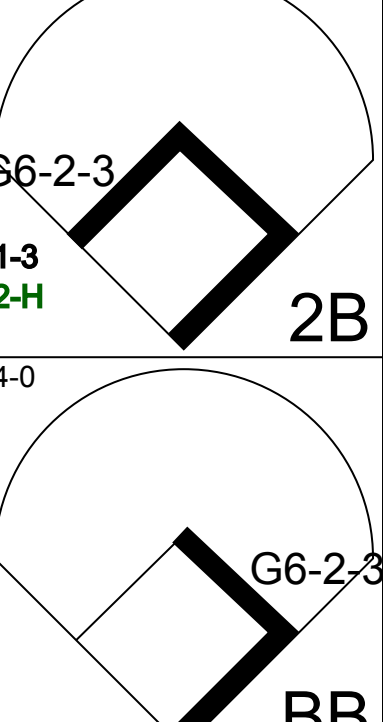
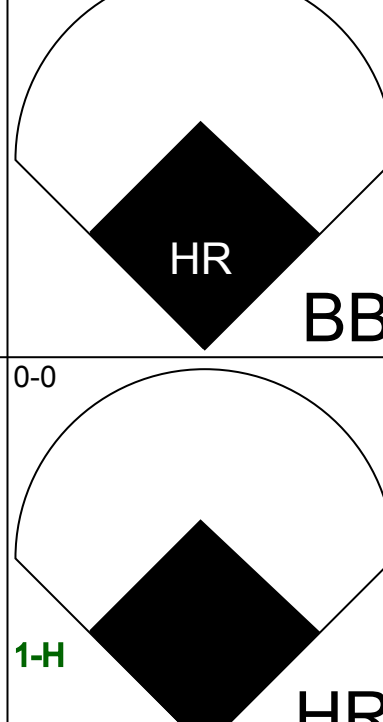
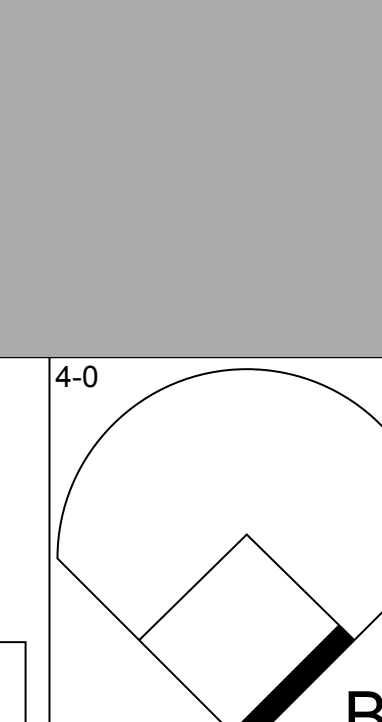
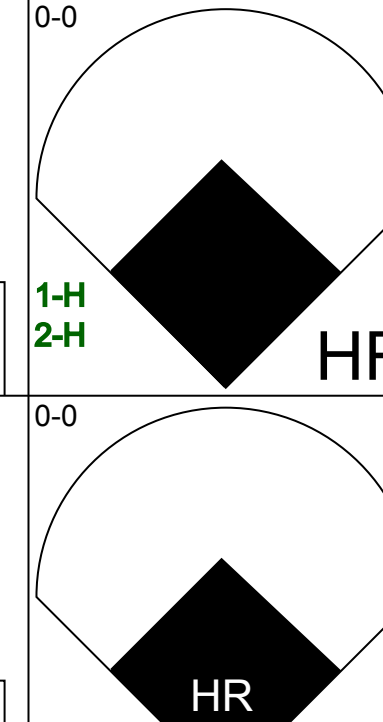
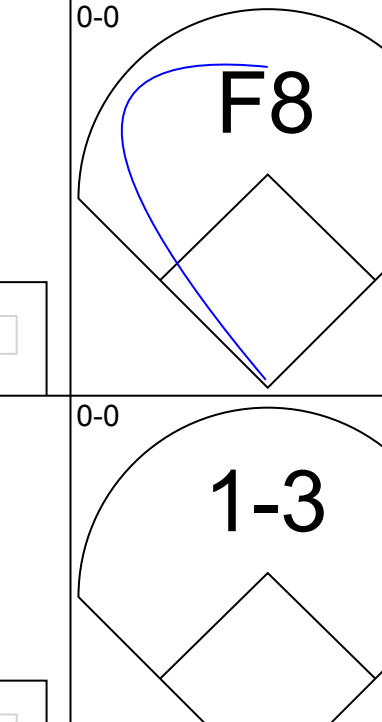
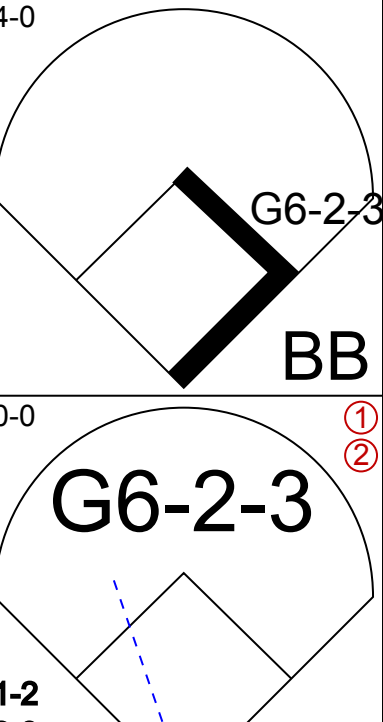
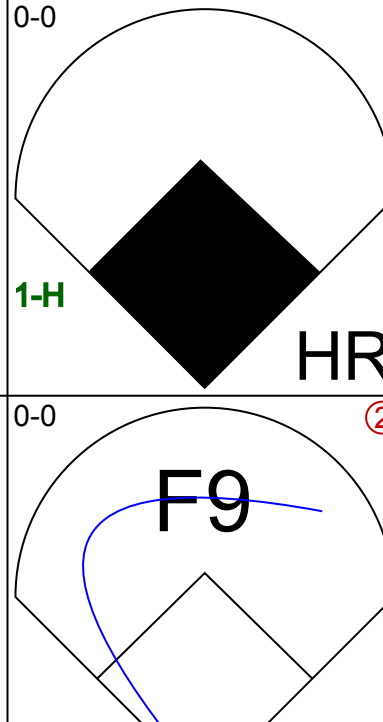
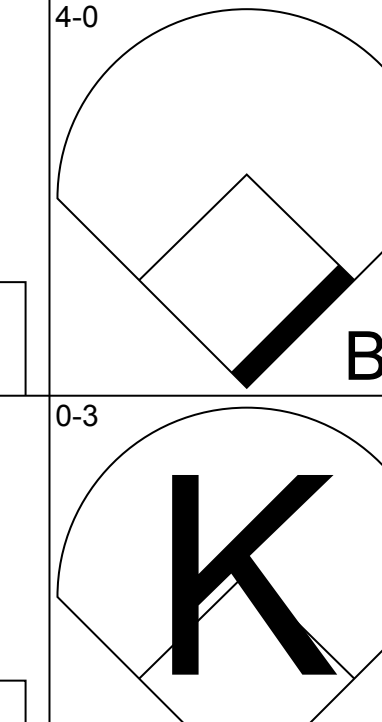
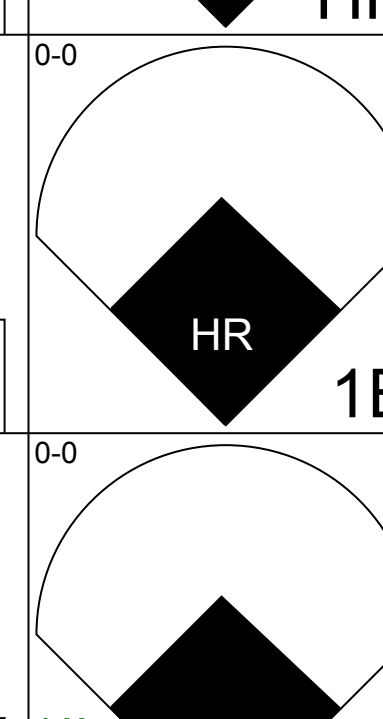
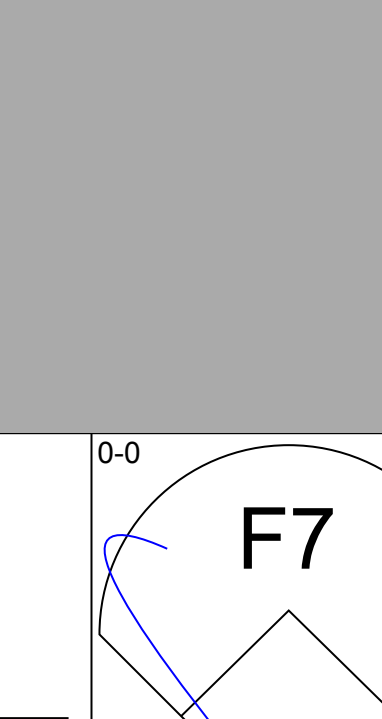
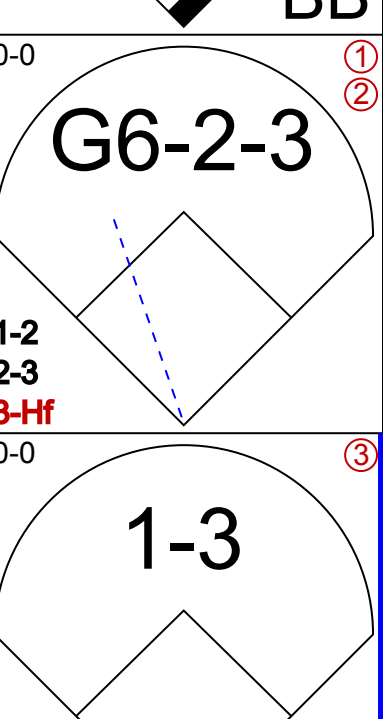
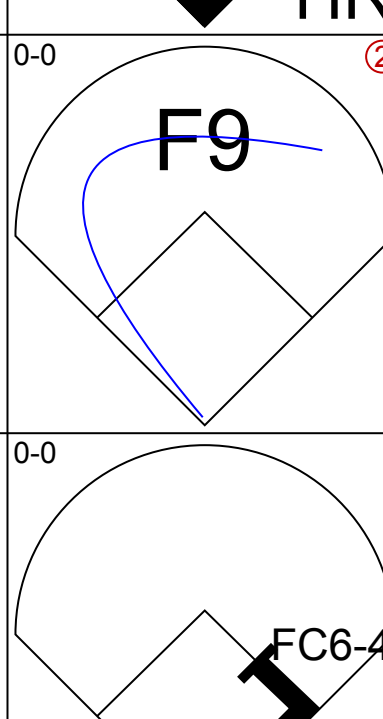
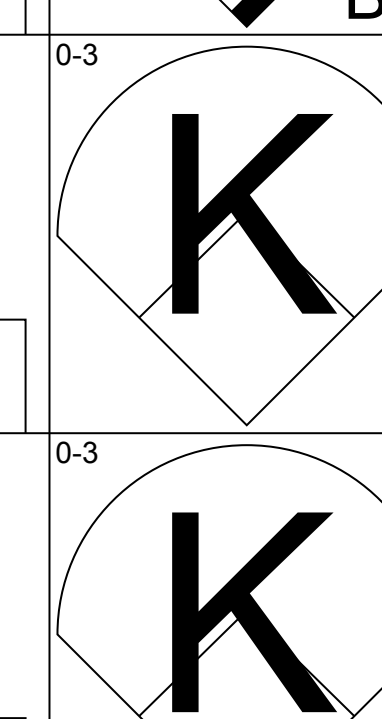
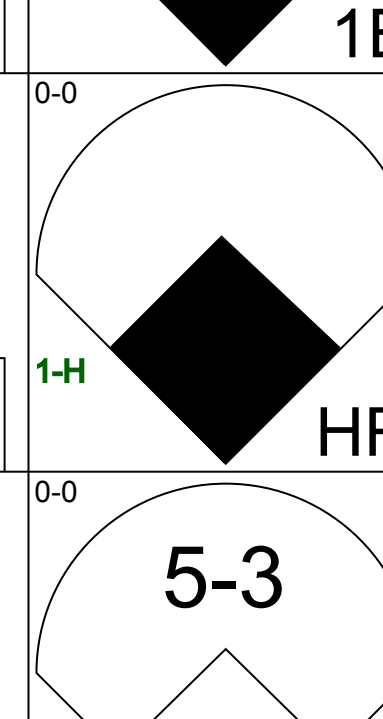
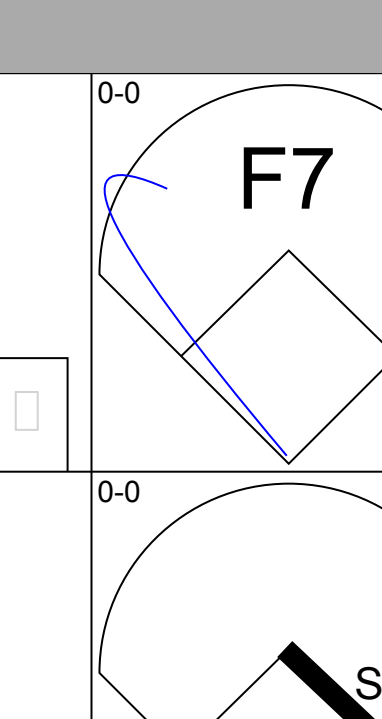
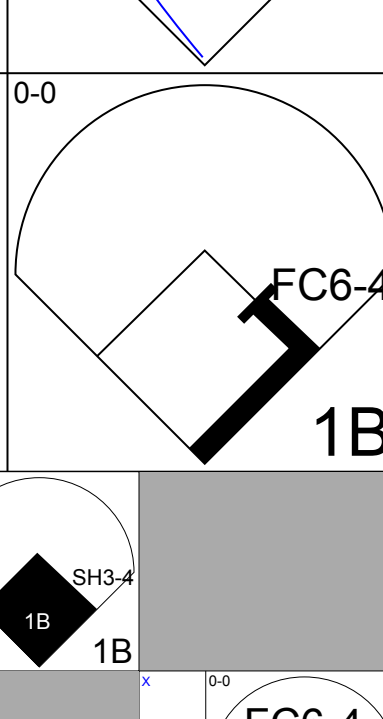
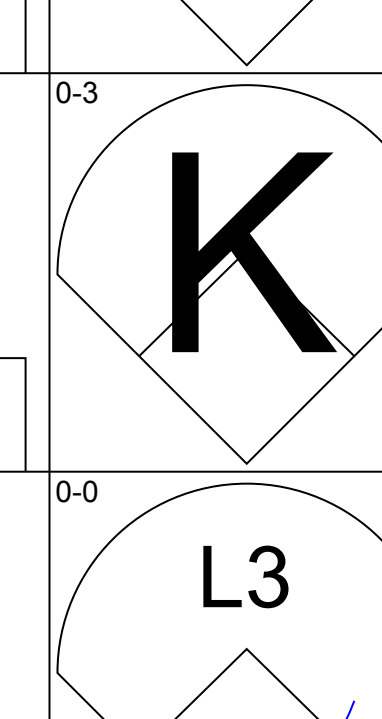
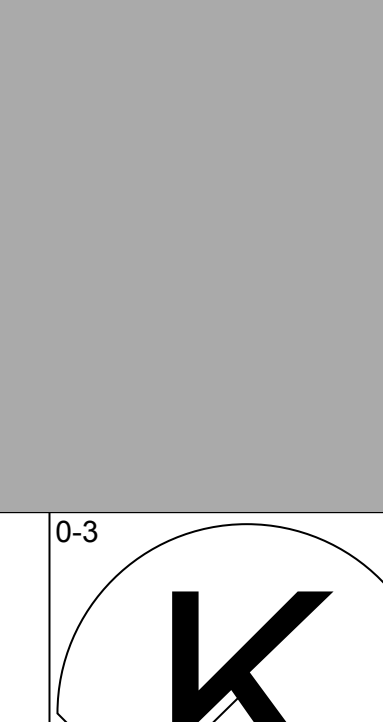
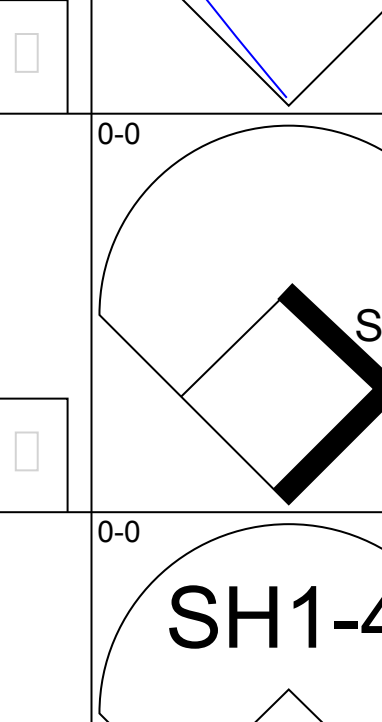
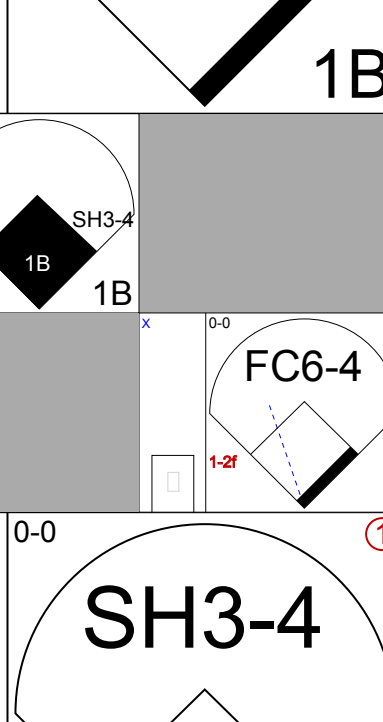
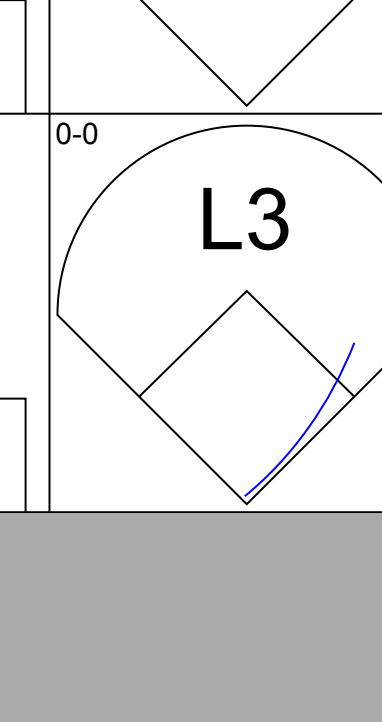
AB 35
R 1
H 9
RBI 1
BB 4
SO 10
LOB 32



Batter	1	2	3	4	5	6	7	8	9	AB	R	H	RBI	BB	SO	LOB	TOP			
Jose Cardenal, R (1, 8) OBP: 0.267, SLG: 0.343	0-3 K			0-0 F2		0-3 K			0-0 6-3	4	0	0	0	0	2	0	California Angels @ Boston Red Sox Fenway Park, Boston, MA Fri Aug 18 1967, 7:05 PM EDT Att: 31,027 - Unknown			
Jim Fregosi, R (1, 6) OBP: 0.345, SLG: 0.388	0-3 K			0-0 F9			0-0 4-3		0-0 4-3	4	0	0	0	0	1	0				
Jimmie Hall, L (1, 9) OBP: 0.319, SLG: 0.435	0-0 6-3			0-0 L4			0-0 HR		0-0 HR	4	2	2	2	0	0	0				
Don Mincher, L (1, 3) OBP: 0.375, SLG: 0.488		0-0 F8			0-0 G3		0-0 1B		0-0 L1	4	0	1	0	0	0	0				
Rick Reichardt, R (1, 7) OBP: 0.299, SLG: 0.352		0-0 F9			0-0 6-3		0-3 K			3	0	0	0	0	1	1				
Buck Rodgers, S (1, 2) OBP: 0.286, SLG: 0.302		0-0 F5			4-0 FC6-4 BB		0-0 F8			2	0	0	0	1	0	1				
Bobby Knoop, R (1, 4) OBP: 0.315, SLG: 0.374			0-0 F8		0-0 FC6-4			0-0 G4-6-3 1B		3	0	1	0	0	0	1				
Johnny Werhas, R (1, 5) OBP: 0.270, SLG: 0.308			0-0 F8			0-3 K		0-0 F3	2	0	0	0	0	1	0	0				
Roger Repoz, L (8, PH) OBP: 0.327, SLG: 0.409									0-0 F3	1	0	0	0	0	0	1				
Woodie Held, R (8, 5) OBP: 0.321, SLG: 0.379									0-0 G4-6-3	0	0	0	0	0	0	0				
Jack Hamilton, R (1, 1) OBP: 0.266, SLG: 0.172										1	0	0	0	0	0	0				
Tom Satriano, L (6, PH) OBP: 0.298, SLG: 0.304										0	0	0	0	0	0	0				
Bill Kelso, R (6, 1) OBP: 0.283, SLG: 0.367										0	0	0	0	0	0	0				
Jim Coates, R (8, PH) OBP: 0.406, SLG: 0.382										1	0	0	0	0	0	1				
Bubba Morton, R (8, PH) OBP: 0.304, SLG: 0.394										0	0	0	0	0	0	0				
Pete Cimino, R (8, 1) OBP: 0.304, SLG: 0.394										0	0	0	0	0	0	0				
Inning Stats	R: 0 E: 0 K: 2 S: 7	H: 0 LOB: 0 BB: 0 P: 7	R: 0 E: 0 K: 0 S: 3	H: 0 LOB: 0 BB: 0 P: 3	R: 0 E: 0 K: 0 S: 3	H: 0 LOB: 0 BB: 0 P: 3	R: 0 E: 0 K: 0 S: 3	H: 0 LOB: 1 BB: 1 P: 7	R: 0 E: 0 K: 2 S: 7	H: 0 LOB: 0 BB: 0 P: 7	R: 1 E: 0 K: 1 S: 7	H: 2 LOB: 1 BB: 0 P: 7	R: 0 E: 0 K: 0 S: 3	H: 1 LOB: 0 BB: 0 P: 3	R: 1 E: 0 K: 0 S: 4	H: 1 LOB: 0 BB: 0 P: 4	1B: 2 2B: 0 3B: 0 HR: 2	SF: 0 SAC: 0 DP: 1 HBP: 0	WP: 0 PB: 0 SB: 0 CS: 0	PA: 31
PITCHER Gary Bell, R (1, 1) ERA: 3.46	IP: 9.0 WLS: W BF: 31 H: 4 R: 2 ER: 2 SO: 5 BB: 1 IBB: 0 HBP: 0 BLK: 0 WP: 0 HR: 2 S: 40 P: 44 ERA: 2.00 WHIP: 0.556															PITCHER				

Batter	1	2	3	4	5	6	7	8	9	AB	R	H	RBI	BB	SO	LOB	BOTTOM	
Mike Andrews, R (1, 4) OBP: 0.336, SLG: 0.344	4-0 BB		0-0 6-3		0-0 6-3	0-0 F7				3	0	0	0	1	0	3	California Angels @ Boston Red Sox Fenway Park, Boston, MA Fri Aug 18 1967, 7:05 PM EDT Att: 31,027 - Unknown	
Jerry Adair, R (1, 5) OBP: 0.285, SLG: 0.306	0-0 4-3		4-0 BB		0-0 3-1		0-0 CS 1B			3	0	1	0	1	0	2		
Carl Yastrzemski, L (1, 7) OBP: 0.399, SLG: 0.563	0-3 K		0-0 G3		4-0 IBB		0-0 F5			3	0	0	0	1	1	3		
George Scott, R (1, 3) OBP: 0.364, SLG: 0.475	0-0 4-3			0-0 1B	0-0 F8		0-3 K			4	0	1	0	0	1	4		
Reggie Smith, S (1, 8) OBP: 0.315, SLG: 0.370		0-0 F7		0-0 F8		0-0 F7		0-3 K		4	0	0	0	0	1	0		
Tony Conigliaro, R (1, 9) OBP: 0.341, SLG: 0.519										1	0	1	0	0	0	0		
Jose Tartabull, L (4, FR) OBP: 0.318, SLG: 0.255										1	1	0	0	1	0	0		
Rico Petrocelli, R (1, 6) OBP: 0.337, SLG: 0.426		0-3 K		0-0 E6 HBP		4-0 FC5 BB		0-3 K		3	2	1	1	1	2	1		
Elston Howard, R (1, 2) OBP: 0.238, SLG: 0.256		0-0 4-3		0-0 6-3		0-0 FC5 1B				3	0	0	0	0	0	4		
Gary Bell, R (1, 1) OBP: 0.135, SLG: 0.173			0-0 F8		0-0 3-1 2B	0-0 1-2 2H 1B				3	0	2	1	0	0	0		
Inning Stats	R: 0 E: 0 K: 1 S: 5	H: 0 LOB: 1 BB: 1 P: 9	R: 0 E: 0 K: 1 S: 6	H: 1 LOB: 0 BB: 0 P: 6	R: 0 E: 0 K: 0 S: 3	H: 0 LOB: 1 BB: 1 P: 7	R: 2 E: 1 K: 0 S: 4	H: 2 LOB: 1 BB: 0 P: 5	R: 0 E: 0 K: 0 S: 4	H: 1 LOB: 2 BB: 2 P: 12	R: 0 E: 0 K: 1 S: 5	H: 1 LOB: 1 BB: 0 P: 5	R: 0 E: 0 K: 2 S: 7	H: 0 LOB: 0 BB: 0 P: 7	1B: 4 2B: 2 3B: 1 HR: 0	SF: 0 SAC: 0 DP: 1 HBP: 1	WP: 0 PB: 0 SB: 0 CS: 1	PA: 34
PITCHER Jack Hamilton, R (1, 1) ERA: 2.73	IP: 5.0 WLS: L BF: 22 H: 4 R: 2 ER: 1 SO: 2 BB: 2 IBB: 1 HBP: 0 BLK: 0 WP: 0 HR: 0 S: 22 P: 35 ERA: 1.80 WHIP: 1.200															PITCHER		
Bill Kelso, R (6, 1) ERA: 3.21	0.2	5	1	1	1	0	2	0	0	0	0	3	11	13.50	4.500			
Jim Coates, R (6, 1) ERA: 4.69	1.1	4	1	0	0	1	0	0	0	0	6	6	0.00	0.750				
Pete Cimino, R (8, 1) ERA: 2.7	1.0	3	0	0	0	2	0	0	0	0	7	7	0.00	0.000				

Batter	1	2	3	4	5	6	7	8	9	AB	R	H	RBI	BB	SO	LOB	TOP			
Roger Repoz, L OBP: 0.332, SLG: 0.426 Jim Weaver, L (7, 1)										3	0	0	0	1	3	2	California Angels @ Boston Red Sox Fenway Park, Boston, MA Sun Aug 20 1967, 3:33 AM EDT Unknown			
Jim Fregosi, R OBP: 0.345, SLG: 0.394 Jose Cardenal, R OBP: 0.267, SLG: 0.343 Buck Rodgers, S OBP: 0.284, SLG: 0.303 (8, PH) (8, 7)				 1B				 2B		3	0	1	0	0	1	3				
Jimmie Hall, L OBP: 0.323, SLG: 0.443 Pete Cimino, R OBP: 0.417, SLG: 0.417 Johnny Werhas, R OBP: 0.276, SLG: 0.313 (1, 9) (6, 1) (7, 5)										3	0	0	0	0	1	1				
Don Mincher, L OBP: 0.373, SLG: 0.482 Bill Skowron, R OBP: 0.294, SLG: 0.271 (1, 3) (7, 3)										3	0	0	0	0	1	1				
Rick Reichardt, R OBP: 0.305, SLG: 0.366 (1, 7) (8, 8)		 1B		 1-2				 1B		4	0	2	0	0	0	1				
Woodie Held, R OBP: 0.305, SLG: 0.358 (1, 5) (7, 6)	 1-2									4	0	0	0	0	1	2				
Tom Satirano, L OBP: 0.306, SLG: 0.315 (1, 2) (7, 4)			 2B		 1B			 BB		3	0	2	0	1	0	0				
Bobby Knoop, R OBP: 0.315, SLG: 0.373 Hawk Taylor, R OBP: 0.285, SLG: 0.302 (1, 4) (7, 2)			 2-3				 2B			3	1	1	0	0	1	2				
George Brunet, R OBP: 0.081, SLG: 0.066 Moose Stubing, L (3, PH) Bill Kelso, R OBP: 0.071, SLG: 0.071 Bubba Morton, R OBP: 0.409, SLG: 0.384 (1, 1) (3, PH) (3, 1) (6, 9)					 1B		 1B	 1-2		0	0	0	0	0	0	0				
Inning Stats	R: 0 E: 0 K: 1 S: 5	H: 0 LOB: 0 BB: 0 P: 5	R: 0 E: 0 K: 0 S: 3	H: 1 LOB: 0 BB: 0 P: 3	R: 0 E: 0 K: 1 S: 6	H: 1 LOB: 1 BB: 0 P: 6	R: 0 E: 0 K: 1 S: 6	H: 2 LOB: 3 BB: 1 P: 15	R: 0 E: 0 K: 1 S: 5	H: 0 LOB: 0 BB: 0 P: 5	R: 1 E: 0 K: 1 S: 7	H: 2 LOB: 1 BB: 0 P: 7	R: 1 E: 1 K: 1 S: 7	H: 2 LOB: 1 BB: 0 P: 7	R: 0 E: 0 K: 1 S: 5	H: 0 LOB: 1 BB: 1 P: 9		1B: 6 2B: 3 3B: 0 HR: 0	SF: 0 SAC: 0 DP: 1 HBP: 0	WP: 0 PB: 0 SB: 0 CS: 0
PITCHER Lee Stange, R ERA: 2.67 (1, 1)	IP: 9.0 WLS: W BF: 37	H: 9 R: 2 ER: 1 SO: 10	BB: 2 IBB: 0 HBP: 0 BLK: 0	WP: 0 HR: 0 S: 55 P: 63	ERA: 1.00 WHIP: 1.222	PITCHER										IP: 9.0 WLS: W BF: 37	H: 9 R: 2 ER: 1 SO: 10	BB: 2 IBB: 0 HBP: 0 BLK: 0	WP: 0 HR: 0 S: 55 P: 63	ERA: 1.00 WHIP: 1.222

Batter	1	2	3	4	5	6	7	8	9	AB	R	H	RBI	BB	SO	LOB	BOTTOM					
Mike Andrews, R OBP: 0.340, SLG: 0.348 (1, 4) (6, 6)						 HR 1B				5	1	2	1	0	0	2	California Angels @ Boston Red Sox Fenway Park, Boston, MA Sun Aug 20 1967, 3:33 AM EDT Unknown					
Jerry Adair, R OBP: 0.291, SLG: 0.315 Joe Foy, R OBP: 0.330, SLG: 0.442 (1, 5) (6, 5)	 1B				 2B	 HR 1B				3	1	3	0	0	0	0						
Carl Yastrzemski, L OBP: 0.404, SLG: 0.600 Norm Siebern, L OBP: 0.308, SLG: 0.230 (1, 7) (7, 3)	 1B				 1B	 HR 1B				3	2	1	3	1	1	3						
George Scott, R OBP: 0.370, SLG: 0.486 Jose Tartabull, L OBP: 0.310, SLG: 0.247 (1, 3) (6, PR) (7, 7)	 BB				 2B	 BB				2	1	1	1	2	0	0						
Reggie Smith, S OBP: 0.321, SLG: 0.391 (1, 8)	 1H 2H				 G6-2-3	 1H				3	2	2	5	2	0	0						
Elston Howard, R OBP: 0.244, SLG: 0.264 (1, 2)	 1B				 1-2 2-3 3H					5	1	1	0	0	1	5						
Rico Petrocelli, R OBP: 0.335, SLG: 0.431 Dalton Jones, L OBP: 0.292, SLG: 0.330 (1, 6) (6, 4)	 1H					 1B				3	1	1	2	0	0	2						
George Thomas, R OBP: 0.279, SLG: 0.297 (1, 9)				 1B		 1B				5	1	2	0	0	2							
Lee Stange, R OBP: 0.095, SLG: 0.077 (1, 1)				 1-2		 1-2				1	0	0	0	1	1	0						
Inning Stats	R: 5 E: 0 K: 0 S: 7	H: 4 LOB: 0 BB: 1 P: 11	R: 0 E: 0 K: 2 S: 8	H: 2 LOB: 0 BB: 0 P: 8	R: 0 E: 0 K: 0 S: 4	H: 1 LOB: 0 BB: 0 P: 4	R: 1 E: 0 K: 0 S: 4	H: 2 LOB: 2 BB: 2 P: 12	R: 6 E: 0 K: 0 S: 9	H: 6 LOB: 1 BB: 1 P: 13	R: 0 E: 0 K: 2 S: 4	H: 1 LOB: 1 BB: 1 P: 8	R: 0 E: 0 K: 2 S: 7	H: 0 LOB: 1 BB: 1 P: 11	R: 0 E: 0 K: 2 S: 5	H: 0 LOB: 1 BB: 1 P: 9		1B: 11 2B: 2 3B: 0 HR: 4	SF: 0 SAC: 2 DP: 2 HBP: 0	WP: 0 PB: 0 SB: 0 CS: 1	PA: 44	
PITCHER George Brunet, L ERA: 3.4 Bill Kelso, R ERA: 3.36 Pete Cimino, R ERA: 3.24 Jim Weaver, L ERA: 4.05 (1, 1) (3, 1) (6, 1) (7, 1)	IP: 2.0 WLS: L	BF: 12	H: 6 R: 5 ER: 5 SO: 2	BB: 1 IBB: 0 HBP: 0 BLK: 0	WP: 0 HR: 2 S: 15 P: 19	ERA: 22.50 WHIP: 3.500	PITCHER										IP: 2.0 WLS: L	BF: 12	H: 6 R: 5 ER: 5 SO: 2	BB: 1 IBB: 0 HBP: 0 BLK: 0	WP: 0 HR: 2 S: 15 P: 19	ERA: 22.50 WHIP: 3.500

Batter	1	2	3	4	5	6	7	8	9	AB	R	H	RBI	BB	SO	LOB	TOP						
Jose Cardenal, R (1, 8) OBP: 0.270, SLG: 0.345	L1		G4-6-3 1B			F6	K			4	0	1	0	0	1	3	California Angels @ Cleveland Indians Cleveland Municipal Stadium, Cleveland, OH Thu Aug 24 1967, 7:05 PM EDT Att: 4,872 - Unknown						
Jim Fregosi, R (1, 6) OBP: 0.356, SLG: 0.406	6-3		G4-6-3 1-2			FC5-4 BB		4-3		3	0	0	0	1	0	1							
Bubba Morton, R (1, 9) OBP: 0.414, SLG: 0.402	1B BB			F8		F9		6-3		3	0	0	0	1	0	1							
Rick Reichardt, R (1, 7) OBP: 0.307, SLG: 0.378	1-2 1B			6-3		FC5-4 1-2		K		4	0	1	0	0	1	1							
Bill Skowron, R (1, 3) OBP: 0.277, SLG: 0.284 Roger Repoz, L (7, PR) OBP: 0.332, SLG: 0.423 Don Mincher, L (7, 3) OBP: 0.375, SLG: 0.490	6-3			1-3			E2 1B		E4 2B SF7	3	0	1	0	0	0	2							
Hawk Taylor, R (1, 2) OBP: 0.339, SLG: 0.453		3-4-9			K		BB 1B		1-3 2B	4	0	2	0	0	1	0							
Bobby Knoop, R (1, 4) OBP: 0.315, SLG: 0.373		K2-3			1B		2-3 1B		1-3 2B	4	0	1	0	0	3	5							
Johnny Werhas, R (1, 5) OBP: 0.274, SLG: 0.301			K		K		4-0 1-2 BB		SF7 3-H	2	0	0	1	1	2	1							
Rickey Clark, R (1, 1) OBP: 0.081, SLG: 0.056 Woodie Held, R (7, PH) OBP: 0.299, SLG: 0.348 Minnie Rojas, R (7, 1) OBP: 0.133, SLG: 0.071 Buck Rodgers, S (9, PH) OBP: 0.278, SLG: 0.299			K		F8		0-0 F5		0-0 F5	2	0	0	0	0	1	1							
										1	0	0	0	0	0	3							
										0	0	0	0	0	0	0							
										1	0	0	0	0	0	1							
Inning Stats	R: 0 E: 0 K: 0 S: 4	H: 1 LOB: 2 BB: 1 P: 8	R: 0 E: 0 K: 2 S: 7	H: 0 LOB: 0 BB: 0 P: 7	R: 0 E: 0 K: 1 S: 5	H: 1 LOB: 0 BB: 0 P: 5	R: 0 E: 0 K: 0 S: 3	H: 0 LOB: 0 BB: 0 P: 3	R: 0 E: 0 K: 2 S: 8	H: 1 LOB: 1 BB: 0 P: 8	R: 0 E: 0 K: 0 S: 3	H: 0 LOB: 1 BB: 1 P: 7	R: 0 E: 0 K: 2 S: 9	H: 2 LOB: 3 BB: 1 P: 13	R: 0 E: 0 K: 1 S: 5	H: 0 LOB: 0 BB: 0 P: 5	R: 1 E: 1 K: 1 S: 7	H: 1 LOB: 1 BB: 0 P: 7	1B: 5 2B: 1 3B: 0 HR: 0	SF: 1 SAC: 0 DP: 1 HBP: 0	WP: 0 PB: 0 SB: 0 CS: 0	PA: 36	
PITCHER Sam McDowell, L (1, 1) ERA: 3.59	IP: 9.0 WLS: W BF: 36 H: 6 R: 1 ER: 0 SO: 9 BB: 3 IBB: 0 HBP: 0 BLK: 0 WP: 0 HR: 0 S: 51 P: 63 ERA: 0.00 WHIP: 1.000											PITCHER	IP: 9.0 WLS: W BF: 36 H: 6 R: 1 ER: 0 SO: 9 BB: 3 IBB: 0 HBP: 0 BLK: 0 WP: 0 HR: 0 S: 51 P: 63 ERA: 0.00 WHIP: 1.000										

Batter	1	2	3	4	5	6	7	8	9	AB	R	H	RBI	BB	SO	LOB	BOTTOM						
Chuck Hinton, R (1, 8) OBP: 0.324, SLG: 0.373	F7			HR		F9		4-3		4	1	1	1	0	0	0	California Angels @ Cleveland Indians Cleveland Municipal Stadium, Cleveland, OH Thu Aug 24 1967, 7:05 PM EDT Att: 4,872 - Unknown						
Lee Maye, L (1, 9) OBP: 0.305, SLG: 0.439	F8			G3		BB 1B		1B 2B		4	1	2	0	0	0	0							
Leon Wagner, L (1, 7) OBP: 0.318, SLG: 0.412 Don Demeter, R (9, 7) OBP: 0.262, SLG: 0.383	K			F5		F6		1B IBB		3	0	0	0	1	1	1							
Tony Horton, R (1, 3) OBP: 0.335, SLG: 0.422		4-3		5-3		4-0 1-2 BB		1-3 2-H 1B		3	0	1	1	1	0	0							
Max Alvis, R (1, 5) OBP: 0.310, SLG: 0.407		6-3			5-3	F7		5-3		4	0	0	0	0	0	3							
Duke Sims, L (1, 2) OBP: 0.287, SLG: 0.356		4-3			WP 1B BB		G3			2	0	0	0	1	0	0							
Vern Fuller, R (1, 4) OBP: 0.275, SLG: 0.368			5-3		K		K			3	0	0	0	0	2	1							
Larry Brown, R (1, 6) OBP: 0.313, SLG: 0.322			6-3		WP 1B		2B			3	0	2	0	0	0	0							
Sam McDowell, L (1, 1) OBP: 0.217, SLG: 0.269			F2		4-3		K			3	0	0	0	0	1	3							
										1B: 3 2B: 2 3B: 0 HR: 1	SF: 0 SAC: 0 DP: 0 HBP: 0	WP: 1 PB: 0 SB: 0 CS: 0	PA: 32										
Inning Stats	R: 0 E: 0 K: 1 S: 5	H: 0 LOB: 0 BB: 0 P: 5	R: 0 E: 0 K: 0 S: 3	H: 0 LOB: 0 BB: 0 P: 3	R: 0 E: 0 K: 0 S: 3	H: 0 LOB: 0 BB: 0 P: 3	R: 1 E: 0 K: 0 S: 4	H: 1 LOB: 0 BB: 0 P: 4	R: 0 E: 0 K: 1 S: 6	H: 1 LOB: 2 BB: 1 P: 10	R: 0 E: 0 K: 0 S: 4	H: 1 LOB: 1 BB: 1 P: 8	R: 0 E: 0 K: 2 S: 8	H: 1 LOB: 1 BB: 0 P: 8	R: 1 E: 0 K: 0 S: 4	H: 2 LOB: 1 BB: 1 P: 8	1B: 3 2B: 2 3B: 0 HR: 1	SF: 0 SAC: 0 DP: 0 HBP: 0	WP: 1 PB: 0 SB: 0 CS: 0	PA: 32			
PITCHER Rickey Clark, R (1, 1) ERA: 2.71 Minnie Rojas, R (7, 1) ERA: 2.5	IP: 6.0 WLS: L BF: 23 H: 3 R: 1 ER: 1 SO: 2 BB: 2 IBB: 0 HBP: 0 BLK: 0 WP: 1 HR: 1 S: 25 P: 33 ERA: 1.50 WHIP: 0.833											PITCHER	IP: 6.0 WLS: L BF: 23 H: 3 R: 1 ER: 1 SO: 2 BB: 2 IBB: 0 HBP: 0 BLK: 0 WP: 1 HR: 1 S: 25 P: 33 ERA: 1.50 WHIP: 0.833										

Batter	1	2	3	4	5	6	7	8	9	AB	R	H	RBI	BB	SO	LOB	TOP					
Lenny Green, L OBP: 0.285, SLG: 0.333										5	2	3	4	0	1	2						
Norm Cash, L OBP: 0.371, SLG: 0.441										2	0	1	2	1	0	0						
Mickey Stanley, R OBP: 0.270, SLG: 0.315										1	0	0	0	0	0	1						
Dick McAuliffe, L OBP: 0.369, SLG: 0.439										5	0	1	1	0	1	3						
Al Kaline, R OBP: 0.397, SLG: 0.558										3	0	0	0	1	0	2						
Dick Tracewski, R OBP: 0.311, SLG: 0.343										1	0	0	0	0	1	0						
Eddie Mathews, L OBP: 0.337, SLG: 0.389										5	1	1	0	0	3	3						
Jim Northrup, L OBP: 0.326, SLG: 0.373										4	3	2	0	1	0	0						
Bill Freehan, R OBP: 0.383, SLG: 0.450										5	2	3	3	0	0	0						
Ray Oyler, R OBP: 0.285, SLG: 0.273										4	2	2	0	0	1	2						
Mickey Lolich, S OBP: 0.250, SLG: 0.182										4	0	1	0	0	3	5						
Inning Stats	R: 0 E: 0 K: 1 S: 5	H: 1 LOB: 1 BB: 1 P: 9	R: 4 E: 0 K: 2 S: 11	H: 4 LOB: 1 BB: 1 P: 15	R: 0 E: 0 K: 1 S: 5	H: 0 LOB: 0 BB: 0 P: 5	R: 2 E: 0 K: 0 S: 6	H: 3 LOB: 3 BB: 1 P: 11	R: 1 E: 1 K: 2 S: 9	H: 2 LOB: 1 BB: 0 P: 9	R: 0 E: 0 K: 0 S: 3	H: 0 LOB: 0 BB: 0 P: 3	R: 3 E: 0 K: 2 S: 11	H: 4 LOB: 1 BB: 0 P: 11	R: 0 E: 0 K: 0 S: 7	H: 0 LOB: 0 BB: 0 P: 7	R: 0 E: 0 K: 0 S: 3	H: 0 LOB: 0 BB: 0 P: 3	1B: 10 2B: 5 3B: 0 HR: 0	SF: 0 SAC: 1 DP: 1 HBP: 1	WP: 1 PB: 0 SB: 0 CS: 0	PA: 44
PITCHER	IP WLS BF H R ER SO BB IBB HBP BLK WP HR S P ERA WHIP																					
Jack Hamilton, R ERA: 3.42	(1, 1) 1.2 L 10 4 4 4 3 2 0 0 0 0 1 0 14 22 21.60 3.600																					
Jim Weaver, L ERA: 5.0	(2, 1) 2.1 13 4 2 2 1 0 1 1 0 0 0 0 13 18 7.71 1.714																					
Jim Coates, R ERA: 4.66	(5, 1) 2.0 8 2 1 1 2 0 0 0 0 0 0 0 12 12 4.50 1.000																					
Pete Cimino, R ERA: 3.51	(7, 1) 2.0 10 4 3 3 4 0 0 0 0 0 0 0 18 18 13.50 2.000																					
Bill Kelso, R ERA: 3.21	(9, 1) 1.0 3 0 0 0 0 0 0 0 0 0 0 0 3 3 0.00 0.000																					

Detroit Tigers @ California Angels
Anaheim Stadium, Anaheim, CA
Mon Aug 28 1967, 10:05 PM EDT
Att: 14,877 - Unknown

AB 39
R 10
H 14
RBI 10
BB 3
SO 10
LOB 18



Batter	1	2	3	4	5	6	7	8	9	AB	R	H	RBI	BB	SO	LOB	BOTTOM					
Jose Cardenal, R OBP: 0.268, SLG: 0.344										3	0	0	0	0	1	1						
Pete Cimino, R OBP: 0.417, SLG: 0.417										0	0	0	0	0	0	0						
Tom Saltriano, L OBP: 0.317, SLG: 0.331										1	0	0	0	0	0	0						
Jim Fregosi, R OBP: 0.361, SLG: 0.407										2	0	2	0	1	0	0						
Roger Repoz, L OBP: 0.329, SLG: 0.419										1	0	0	0	0	0	0						
Bubba Morton, R OBP: 0.418, SLG: 0.414										4	0	2	0	0	1	2						
Rick Reichardt, R OBP: 0.305, SLG: 0.374										4	0	0	0	0	1	2						
Bill Skowron, R OBP: 0.267, SLG: 0.273										4	0	0	0	0	0	1						
Hawk Taylor, R OBP: 0.339, SLG: 0.446										3	0	1	0	0	0	0						
Woodie Held, R OBP: 0.294, SLG: 0.342										3	0	0	0	0	0	1						
Bobby Knoop, R OBP: 0.313, SLG: 0.368										2	0	0	0	1	1	0						
Bill Kelso, R OBP: 0.067, SLG: 0.067										0	0	0	0	0	0	0						
Jack Hamilton, R OBP: 0.118, SLG: 0.206										0	0	0	0	0	0	0						
Jim Weaver, L										1	0	0	0	0	1	0						
Jim Coates, R OBP: 0.333, SLG: 0.667										0	0	0	0	0	0	0						
Johnny Werhas, R OBP: 0.267, SLG: 0.293										2	0	0	0	0	1	1						
Inning Stats	R: 0 E: 0 K: 1 S: 6	H: 1 LOB: 0 BB: 0 P: 6	R: 0 E: 0 K: 0 S: 3	H: 0 LOB: 0 BB: 0 P: 3	R: 0 E: 0 K: 2 S: 7	H: 0 LOB: 0 BB: 0 P: 7	R: 0 E: 0 K: 0 S: 3	H: 1 LOB: 0 BB: 0 P: 3	R: 0 E: 0 K: 0 S: 3	H: 0 LOB: 0 BB: 0 P: 3	R: 0 E: 0 K: 1 S: 5	H: 1 LOB: 2 BB: 2 P: 13	R: 0 E: 0 K: 1 S: 6	H: 1 LOB: 1 BB: 0 P: 6	R: 0 E: 0 K: 1 S: 5	H: 0 LOB: 0 BB: 0 P: 5	R: 0 E: 0 K: 0 S: 4	H: 1 LOB: 1 BB: 0 P: 4	1B: 4 2B: 1 3B: 0 HR: 0	SF: 0 SAC: 0 DP: 1 HBP: 0	WP: 0 PB: 0 SB: 0 CS: 0	PA: 32
PITCHER	IP WLS BF H R ER SO BB IBB HBP BLK WP HR S P ERA WHIP																					
Mickey Lolich, L ERA: 3.85	(1, 1) 9.0 W 32 5 0 0 6 2 0 0 0 0 0 0 42 50 0.00 0.778																					

Detroit Tigers @ California Angels
Anaheim Stadium, Anaheim, CA
Mon Aug 28 1967, 10:05 PM EDT
Att: 14,877 - Unknown


AB 30
R 0
H 5
RBI 0
BB 2
SO 6
LOB 8



Batter	1	2	3	4	5	6	7	8	9	AB	R	H	RBI	BB	SO	LOB	TOP																					
Lenny Green, L OBP: 0.284, SLG: 0.326 (1, 7)										3	0	0	0	1	0	1																						
Norm Cash, L OBP: 0.370, SLG: 0.439 (1, 3)										4	1	1	0	0	0	3																						
Dick McAuliffe, L OBP: 0.367, SLG: 0.442 (1, 4)										3	0	0	0	0	0	0																						
Eddie Mathews, L OBP: 0.336, SLG: 0.387 (1, 5)										4	0	1	0	0	0	0																						
Bill Freehan, R OBP: 0.386, SLG: 0.457 (1, 2)										4	1	1	2	0	0	1																						
Jim Northrup, L OBP: 0.326, SLG: 0.371 (1, 9)										3	0	0	0	1	1	0																						
Mickey Stanley, R OBP: 0.268, SLG: 0.309 (1, 8)										4	0	0	0	0	0	2																						
Ray Oyler, R OBP: 0.292, SLG: 0.275 (1, 6)										2	0	1	0	1	1	0																						
John Hiller, R OBP: 0.200, SLG: 0.111 Fred Lasher, R (9, 1)										2	0	0	0	0	2	1																						
Inning Stats	R: 0 E: 1 K: 0 S: 3	H: 0 LOB: 0 BB: 0 P: 3	R: 0 E: 0 K: 0 S: 3	H: 0 LOB: 0 BB: 0 P: 3	R: 0 E: 0 K: 2 S: 7	H: 0 LOB: 0 BB: 0 P: 7	R: 0 E: 0 K: 0 S: 3	H: 0 LOB: 0 BB: 0 P: 3	R: 0 E: 0 K: 1 S: 5	H: 0 LOB: 0 BB: 0 P: 5	R: 1 E: 0 K: 0 S: 4	H: 1 LOB: 0 BB: 0 P: 4	R: 0 E: 0 K: 0 S: 4	H: 1 LOB: 1 BB: 0 P: 4	R: 1 E: 0 K: 0 S: 5	H: 2 LOB: 2 BB: 1 P: 9	1B: 3 2B: 0 3B: 0 HR: 1	SF: 0 SAC: 2 DP: 1 HBP: 0	WP: 0 PB: 1 SB: 0 CS: 0	PA: 34																		
PITCHER	IP	WLS	BF	H	R	ER	SO	BB	IBB	HBP	BLK	WP	HR	S	P	ERA	WHIP	PITCHER				IP	WLS	BF	H	R	ER	SO	BB	IBB	HBP	BLK	WP	HR	S	P	ERA	WHIP
Rickey Clark, R ERA: 2.62 Minnie Rojas, R ERA: 2.49	(1, 1)	8.0	L	28	2	1	1	4	2	0	0	0	0	1	34	42	1.12	0.500					(9, 1)	1.0	6	2	1	1	0	0	1	0	0	0	5	9	9.00	2.000

Detroit Tigers @ California Angels
Anaheim Stadium, Anaheim, CA
Tue Aug 29 1967, 10:05 PM EDT
Att: 19,178 - Unknown


AB 29
R 2
H 4
RBI 2
BB 3
SO 4
LOB 8

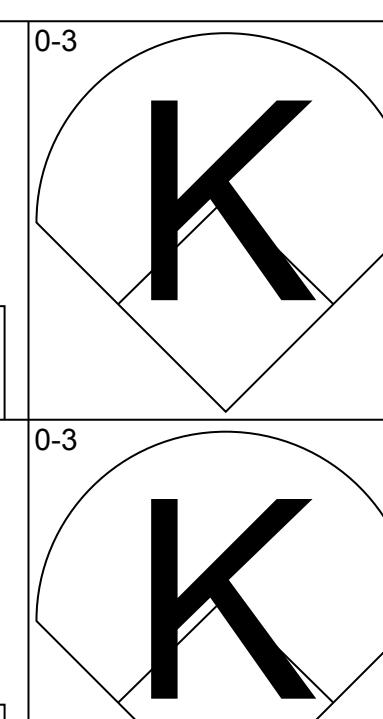
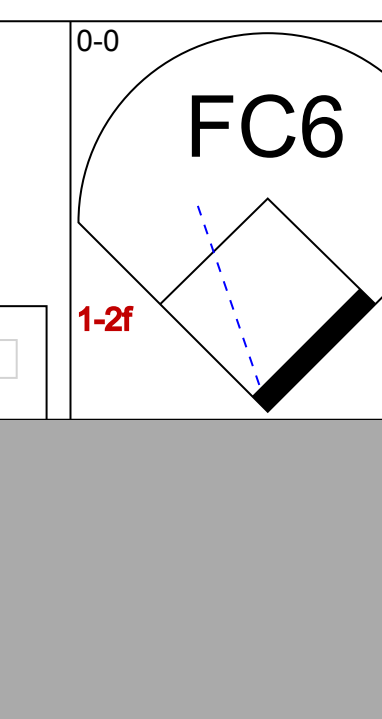
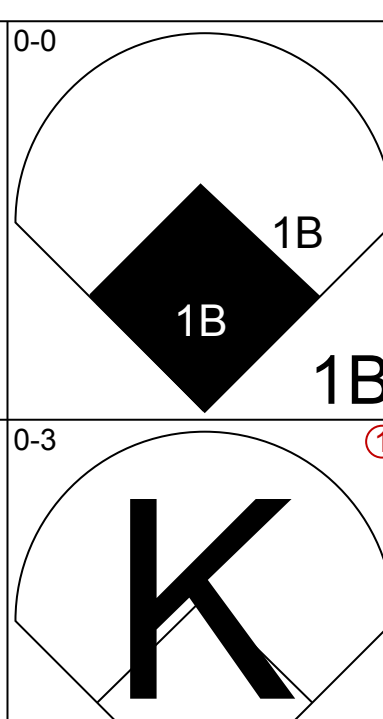
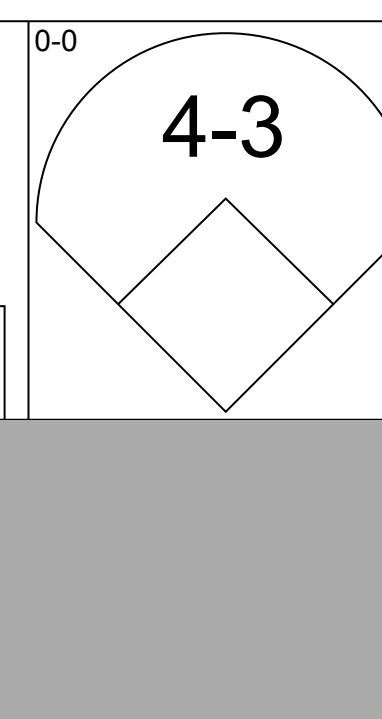
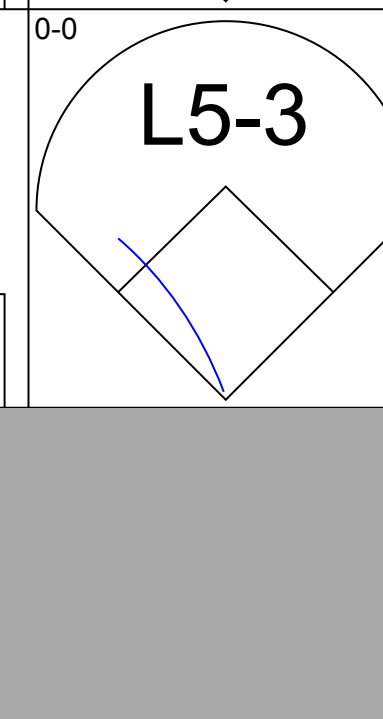
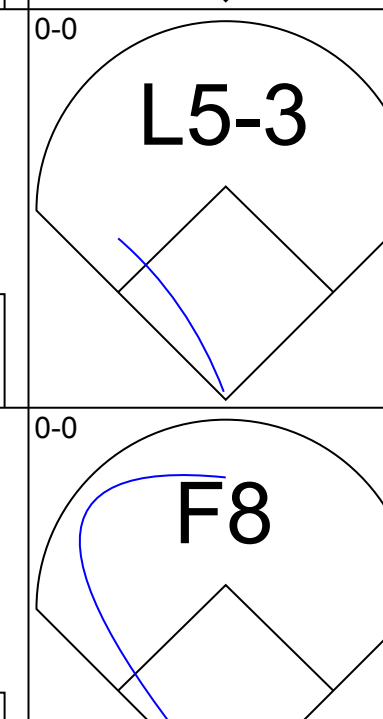
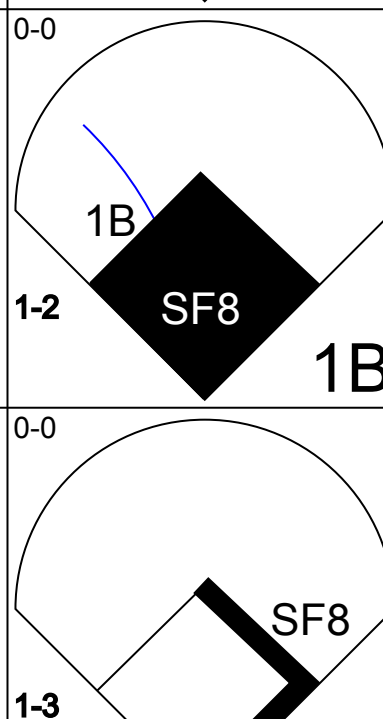
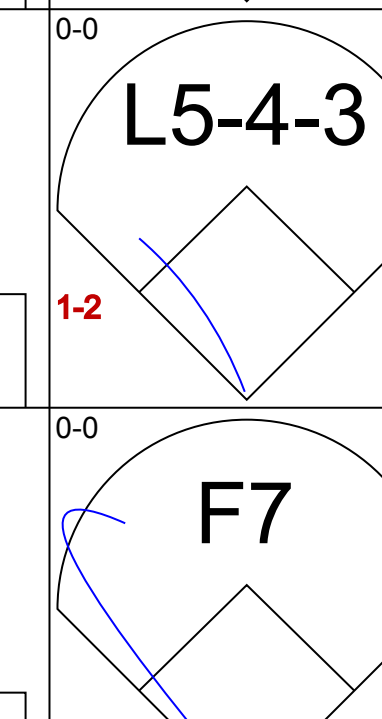


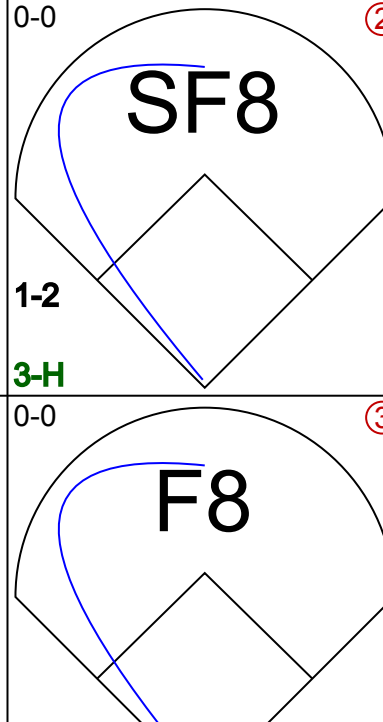

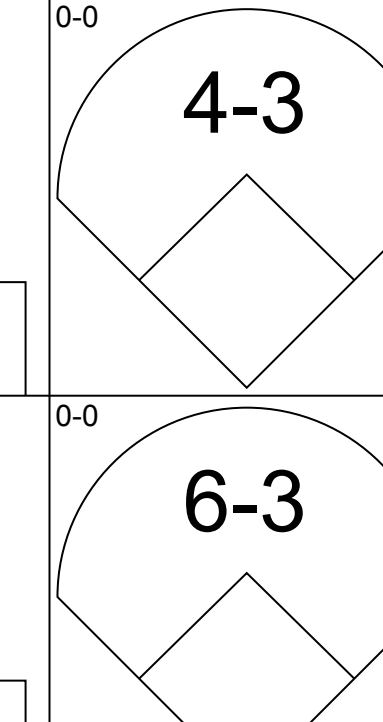

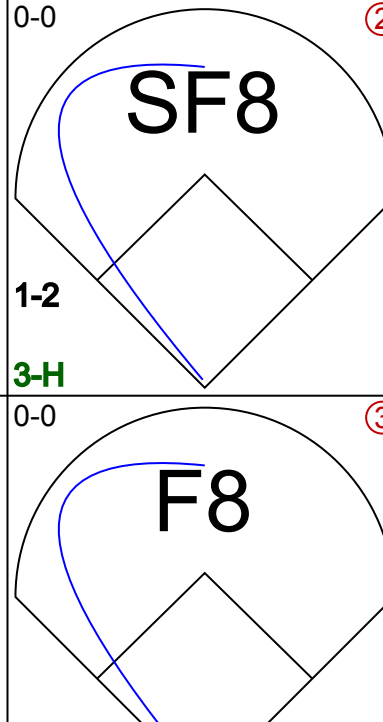


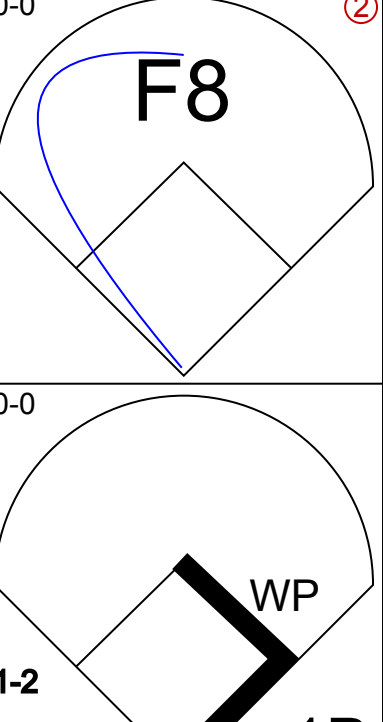

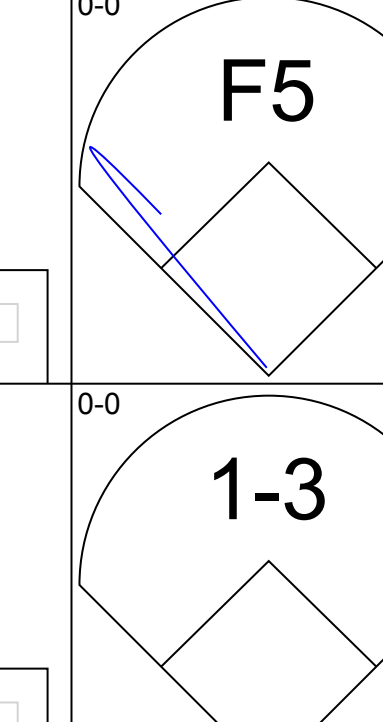

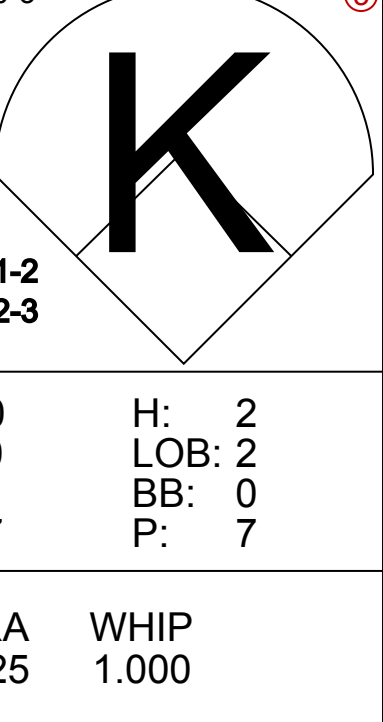
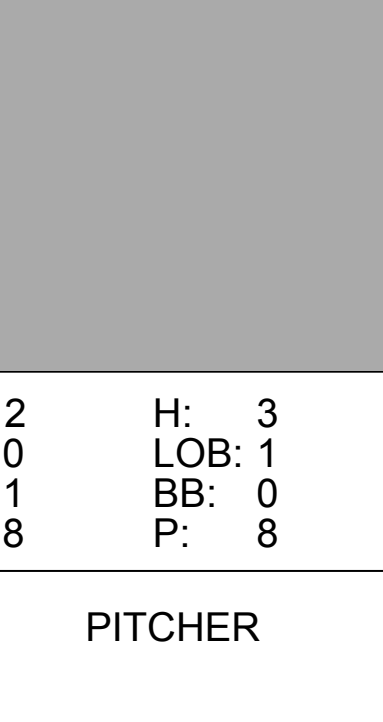
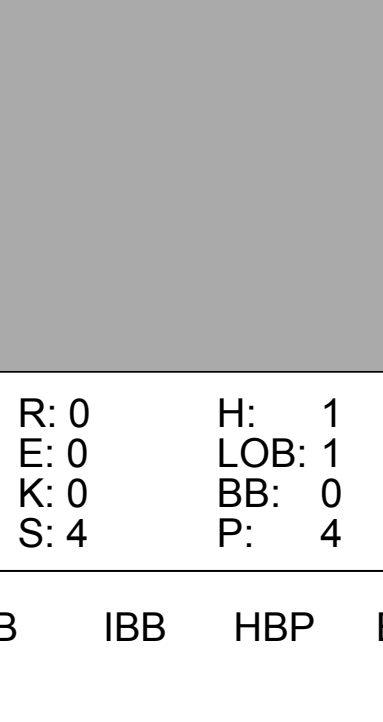
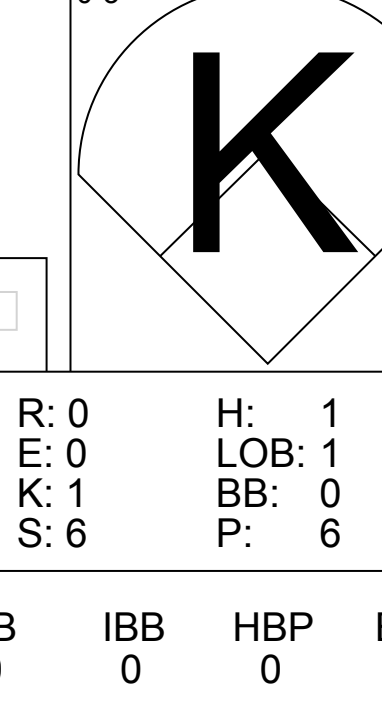
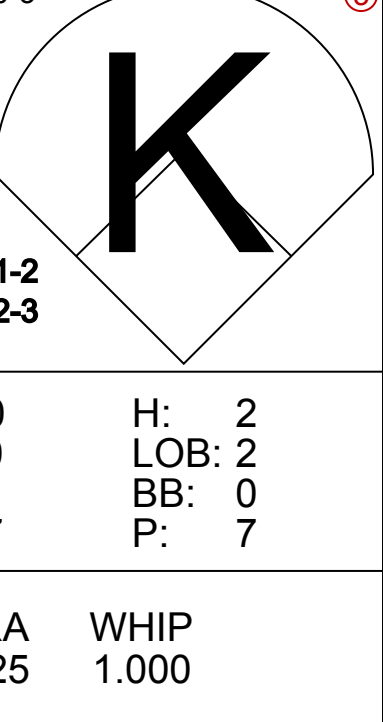
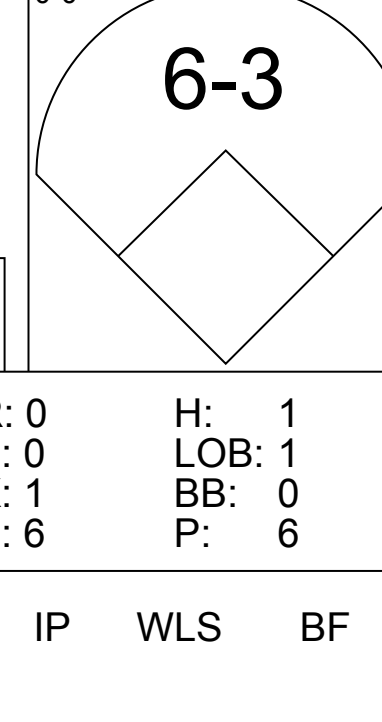
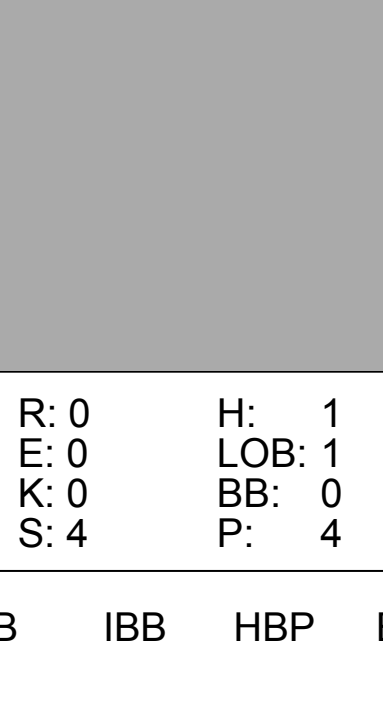
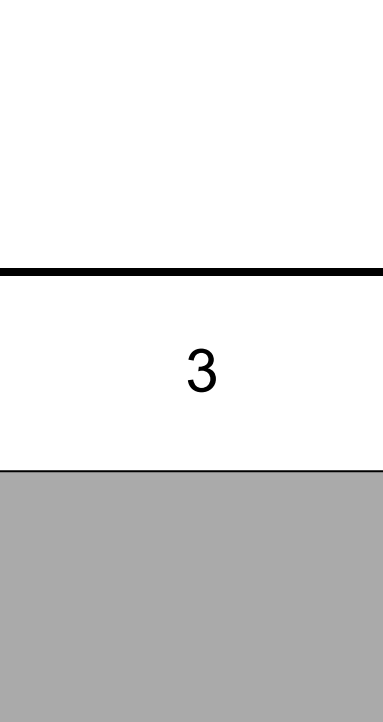
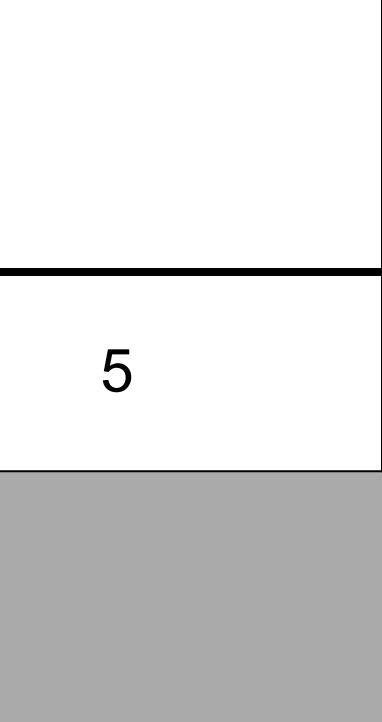
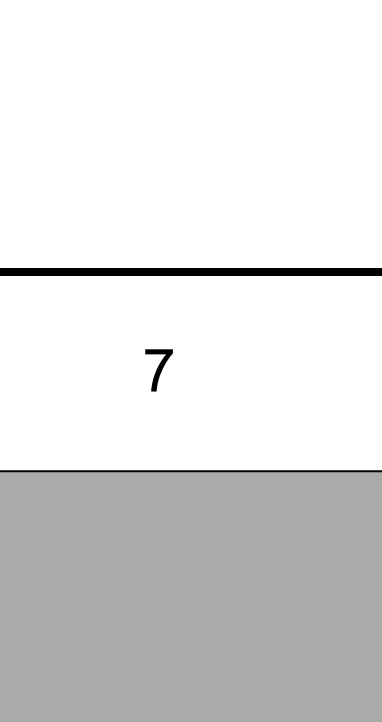
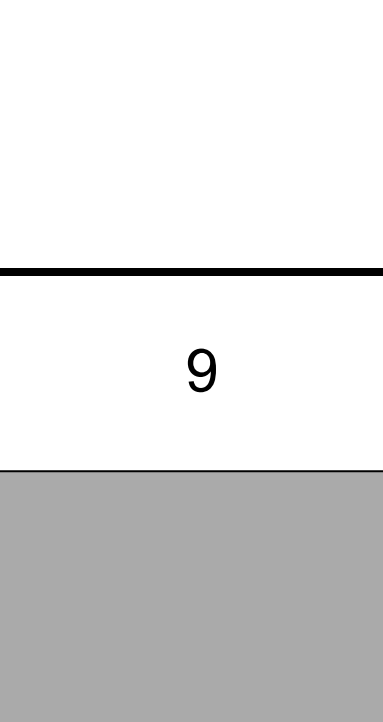


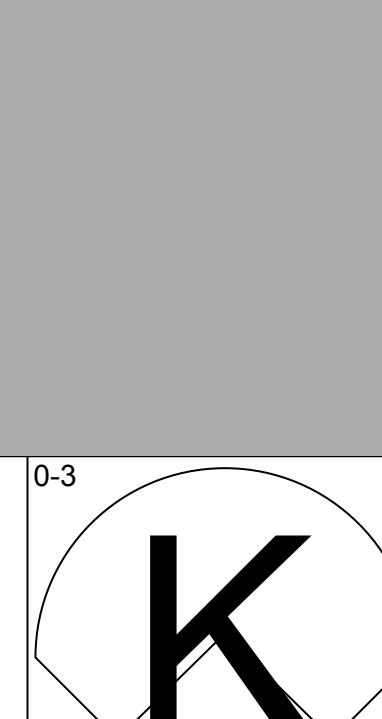
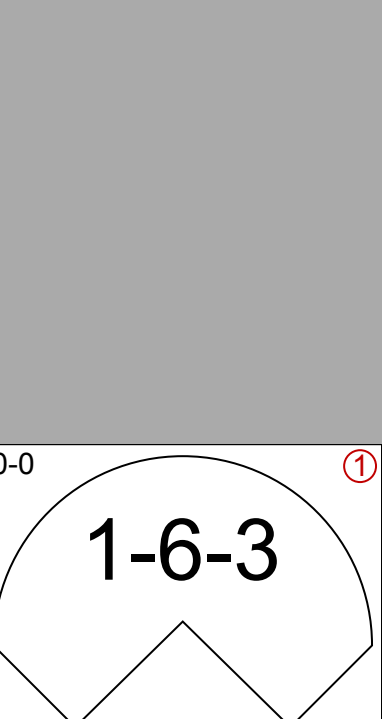


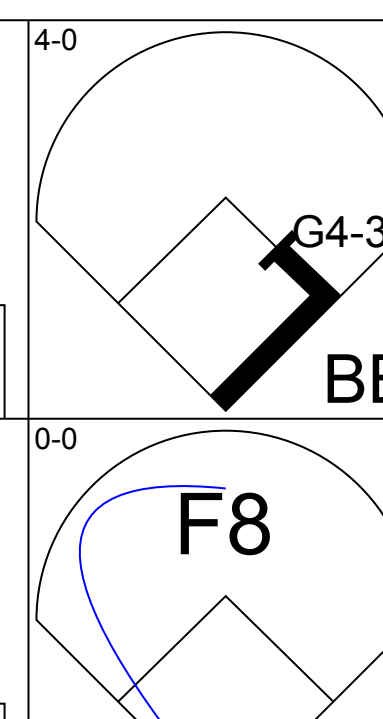
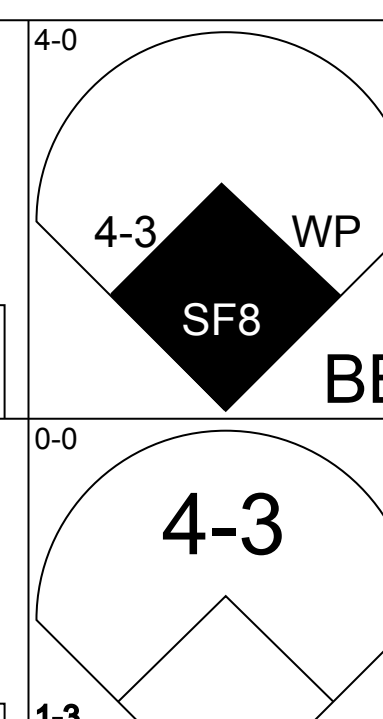
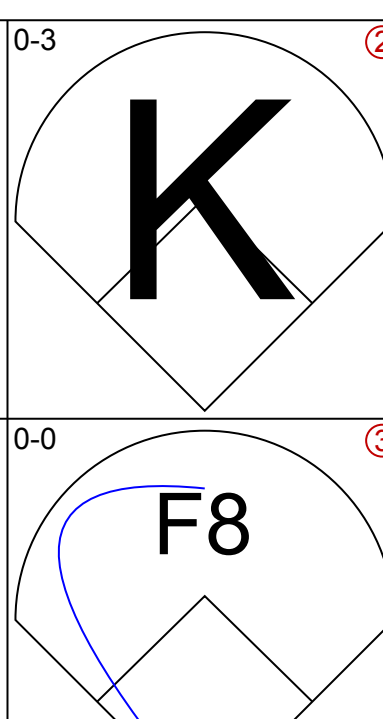
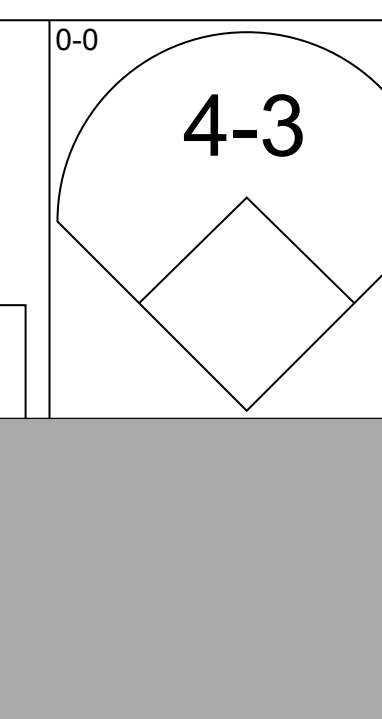
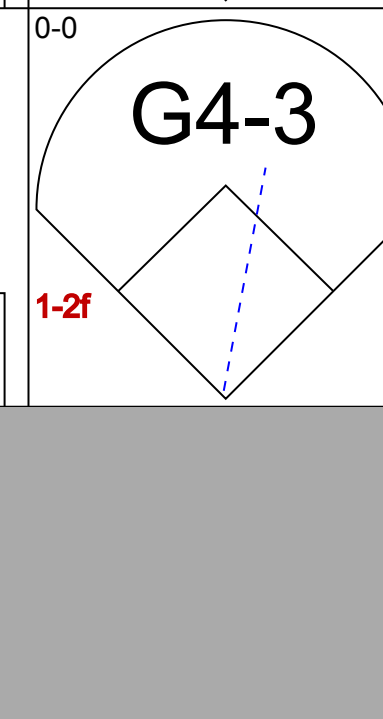
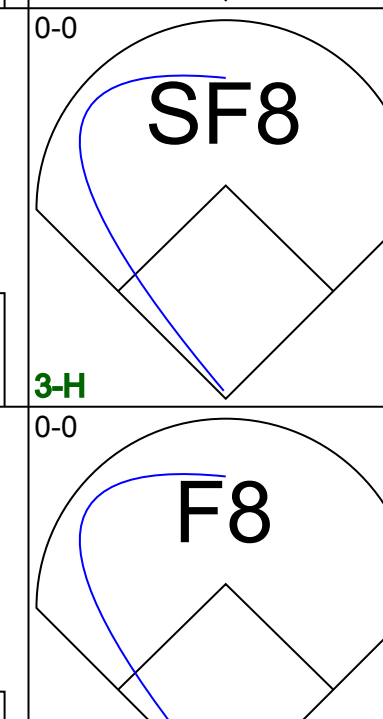



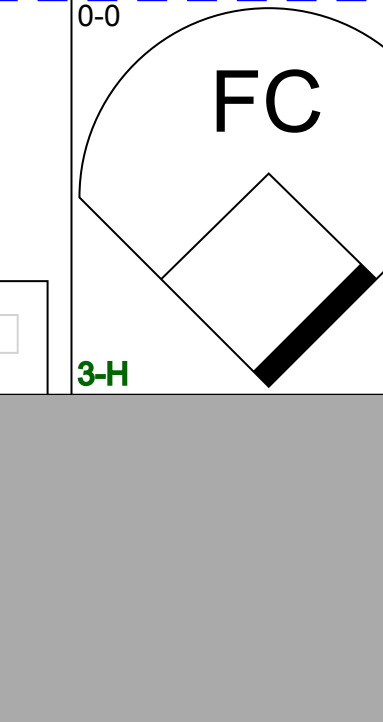


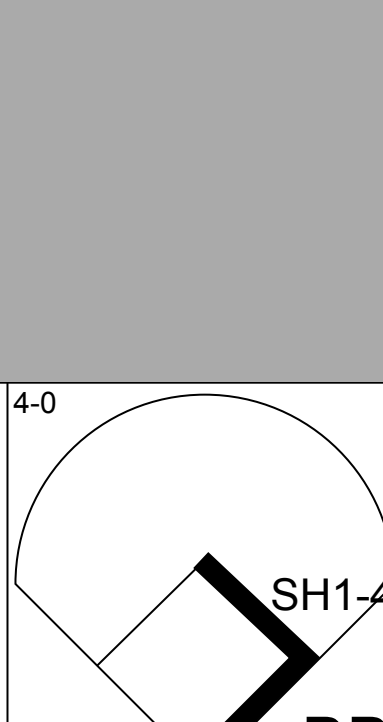



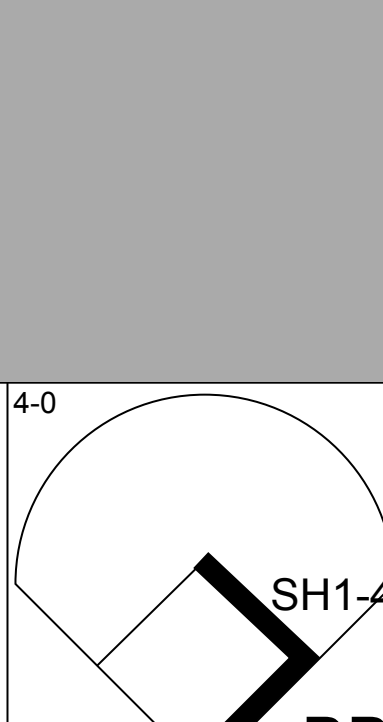


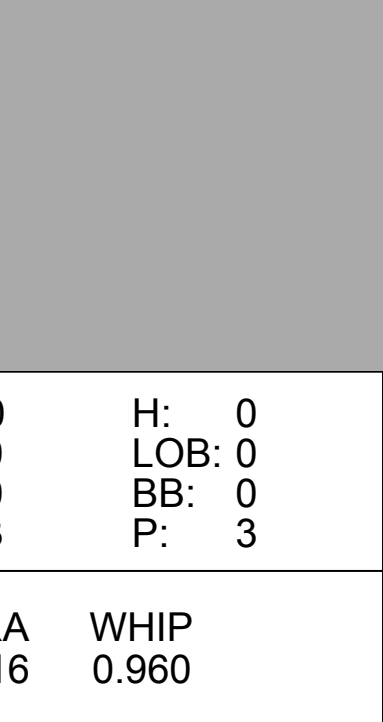
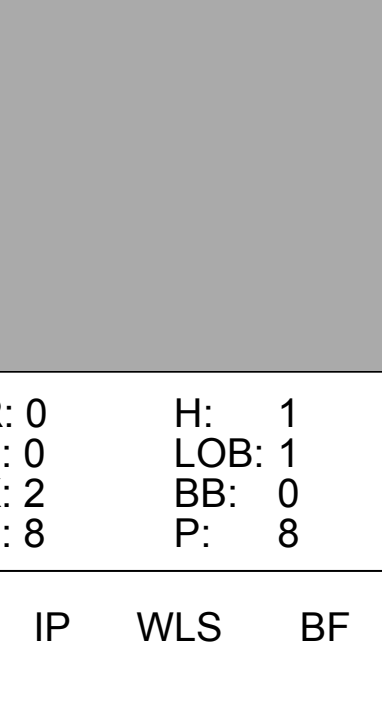
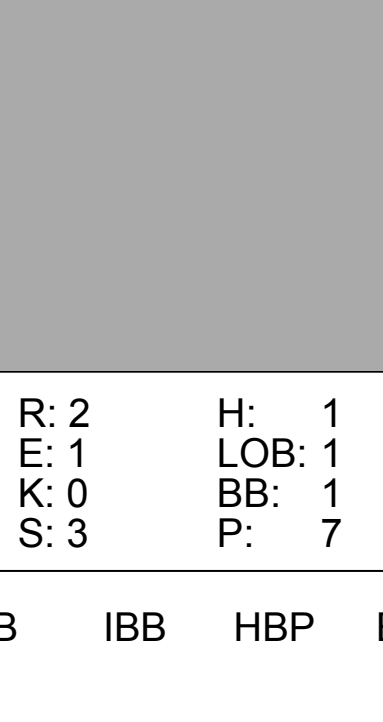






Batter	1	2	3	4	5	6	7	8	9	AB	R	H	RBI	BB	SO	LOB	BOTTOM																					
Woodie Held, R OBP: 0.298, SLG: 0.346 (1, 8)										4	0	2	0	0	1	0																						
Jim Fregosi, R OBP: 0.356, SLG: 0.400 (1, 6)										4	0	0	0	0	0	2																						
Bubba Morton, R OBP: 0.420, SLG: 0.417 (1, 9)										4	1	2	0	0	1	1																						
Rick Reichardt, R OBP: 0.306, SLG: 0.375 (1, 7)										4	0	1	0	0	0	3																						
Bill Skowron, R OBP: 0.266, SLG: 0.282 Don Mincher, L OBP: 0.372, SLG: 0.490 (9, PH)										3	0	1	0	0	0	2																						
Hawk Taylor, R OBP: 0.323, SLG: 0.424 Jimmie Hall, L OBP: 0.319, SLG: 0.430 (9, PH)										3	0	0	0	0	1	1																						
Bobby Knoop, R OBP: 0.313, SLG: 0.367 Roger Repoz, L OBP: 0.326, SLG: 0.413 (9, PH)										3	0	2	0	0	0	0																						
Johnny Werhas, R OBP: 0.258, SLG: 0.282 (1, 5)										3	0	0	0	0	0	2																						
Rickey Clark, R OBP: 0.077, SLG: 0.053 Buck Rodgers, S OBP: 0.277, SLG: 0.296 Minnie Rojas, R OBP: 0.133, SLG: 0.071 (9, 1)										2	0	0	0	0	2	0																						
Inning Stats	R: 0 E: 0 K: 0 S: 5	H: 2 LOB: 2 BB: 0 P: 5	R: 0 E: 0 K: 0 S: 3	H: 0 LOB: 0 BB: 0 P: 3	R: 0 E: 0 K: 1 S: 5	H: 0 LOB: 0 BB: 0 P: 5	R: 0 E: 0 K: 0 S: 4	H: 1 LOB: 1 BB: 0 P: 4	R: 0 E: 0 K: 1 S: 5	H: 1 LOB: 0 BB: 0 P: 5	R: 0 E: 0 K: 1 S: 6	H: 1 LOB: 1 BB: 0 P: 6	R: 0 E: 0 K: 0 S: 5	H: 0 LOB: 0 BB: 0 P: 5	R: 1 E: 0 K: 0 S: 5	H: 2 LOB: 1 BB: 0 P: 5	1B: 7 2B: 1 3B: 0 HR: 0	SF: 0 SAC: 0 DP: 1 HBP: 0	WP: 0 PB: 0 SB: 0 CS: 0	PA: 34																		
PITCHER	IP	WLS	BF	H	R	ER	SO	BB	IBB	HBP	BLK	WP	HR	S	P	ERA	WHIP	PITCHER				IP	WLS	BF	H	R	ER	SO	BB	IBB	HBP	BLK	WP	HR	S	P	ERA	WHIP
John Hiller, L ERA: 1.22 Fred Lasher, R ERA: 2.0	(1, 1)	8.0	W	31	8	1	1	5	0	0	0	0	0	0	41	41	1.12	1.000					(9, 1)	1.0	S	3	0	0	0	0	0	0	0	3	3	0.00	0.000	

Detroit Tigers @ California Angels
Anaheim Stadium, Anaheim, CA
Tue Aug 29 1967, 10:05 PM EDT
Att: 19,178 - Unknown

AB 34
R 1
H 8
RBI 1
BB 0
SO 5
LOB 15



Batter	1	2	3	4	5	6	7	8	9	AB	R	H	RBI	BB	SO	LOB	TOP																	
Dick McAuliffe, L (1,4) OBP: 0.367, SLG: 0.441										4	1	1	0	0	1	2	<p>Detroit Tigers @ California Angels Anaheim Stadium, Anaheim, CA Wed Aug 30 1967, 10:05 PM EDT Att: 16,385 - Unknown</p>																	
Norm Cash, L (1,3) OBP: 0.366, SLG: 0.438										4	0	1	0	0	2	1																		
Al Kaline, R (1,9) OBP: 0.398, SLG: 0.551										4	1	1	0	0	0	1																		
Willie Horton, R (1,7) OBP: 0.354, SLG: 0.521										4	0	1	1	0	0	0																		
Mickey Stanley, R (8,8) OBP: 0.296, SLG: 0.309										0	0	0	0	0	0	0																		
Eddie Mathews, L (1,5) OBP: 0.333, SLG: 0.384										3	0	0	1	0	0	0																		
Bill Freehan, R (1,2) OBP: 0.387, SLG: 0.457										4	0	2	0	0	0	1																		
Jim Northrup, L (1,8) OBP: 0.329, SLG: 0.374										4	0	2	0	0	0	2																		
Ray Oyler, R (1,6) OBP: 0.292, SLG: 0.275										4	0	1	0	0	1	3																		
Earl Wilson, R (1,1) OBP: 0.247, SLG: 0.303										3	0	0	0	0	2	4																		
Fred Lasher, R (9,1)										0	0	0	0	0	0	0																		
Inning Stats	R: 0 E: 0 K: 2 S: 7	H: 0 LOB: 0 BB: 0 P: 7	R: 0 E: 0 K: 0 S: 3	H: 0 LOB: 0 BB: 0 P: 3	R: 0 E: 0 K: 1 S: 6	H: 1 LOB: 1 BB: 0 P: 6	R: 0 E: 0 K: 0 S: 3	H: 0 LOB: 0 BB: 0 P: 3	R: 0 E: 0 K: 1 S: 7	H: 2 LOB: 2 BB: 0 P: 7	R: 2 E: 0 K: 1 S: 8	H: 3 LOB: 1 BB: 0 P: 8	R: 0 E: 0 K: 0 S: 6	H: 1 LOB: 1 BB: 0 P: 6	R: 0 E: 0 K: 0 S: 3	H: 1 LOB: 0 BB: 0 P: 3	R: 0 E: 0 K: 0 S: 4	H: 1 LOB: 1 BB: 0 P: 4	1B: 8 2B: 1 3B: 0 HR: 0	SF: 1 SAC: 0 DP: 1 HBP: 0	WP: 1 PA: 35 PB: 0 SB: 0 CS: 0													
PITCHER	IP WLS BF H R ER SO BB IBB HBP BLK WP HR S P ERA WHIP																																	
Jim McGlothlin, R (1,1) ERA: 2.67	8.0		31	8	2	2	6	0	0	0	0	0	1	0	43	43	2.25	1.000																
Bill Kelso, R (9,1) ERA: 3.17	1.0	W	4	1	0	0	0	0	0	0	0	0	0	0	4	4	0.00	1.000																

Batter	1	2	3	4	5	6	7	8	9	AB	R	H	RBI	BB	SO	LOB	BOTTOM																	
Roger Repoz, L (1,8) OBP: 0.329, SLG: 0.410										2	1	0	0	2	1	2	<p>Detroit Tigers @ California Angels Anaheim Stadium, Anaheim, CA Wed Aug 30 1967, 10:05 PM EDT Att: 16,385 - Unknown</p>																	
Bill Kelso, R (9,1) OBP: 0.067, SLG: 0.067										0	0	0	0	0	0	0																		
Jim Fregosi, R (1,6) OBP: 0.353, SLG: 0.396										4	0	0	0	0	0	3																		
Jimmie Hall, L (1,9) OBP: 0.318, SLG: 0.428										2	1	0	1	1	1	1																		
Bubba Morton, R (1,7) OBP: 0.416, SLG: 0.419										4	1	1	1	0	1	0																		
Bill Skowron, R (1,3) OBP: 0.265, SLG: 0.280										4	0	1	1	0	0	0																		
Buck Rodgers, S (1,2) OBP: 0.275, SLG: 0.294										3	0	0	0	0	0	1																		
Tom Satriano, L (1,5) OBP: 0.316, SLG: 0.326										3	0	1	0	0	0	0																		
Bobby Knoop, R (1,4) OBP: 0.313, SLG: 0.365										2	0	0	0	1	0	1																		
Jim McGlothlin, R (1,1) OBP: 0.173, SLG: 0.122										1	0	0	0	0	1	0																		
Rick Reichardt, R (8,PH) OBP: 0.308, SLG: 0.377										1	0	1	0	0	0	0																		
Inning Stats	R: 0 E: 0 K: 0 S: 2	H: 0 LOB: 1 BB: 1 P: 6	R: 0 E: 0 K: 0 S: 3	H: 0 LOB: 0 BB: 0 P: 3	R: 0 E: 0 K: 1 S: 5	H: 1 LOB: 0 BB: 0 P: 5	R: 1 E: 0 K: 0 S: 3	H: 0 LOB: 0 BB: 1 P: 7	R: 0 E: 0 K: 0 S: 3	H: 0 LOB: 0 BB: 0 P: 3	R: 0 E: 0 K: 1 S: 5	H: 0 LOB: 1 BB: 1 P: 9	R: 0 E: 0 K: 2 S: 8	H: 1 LOB: 1 BB: 0 P: 8	R: 0 E: 0 K: 0 S: 4	H: 1 LOB: 1 BB: 0 P: 4	R: 2 E: 1 K: 0 S: 3	H: 1 LOB: 1 BB: 1 P: 7	1B: 3 2B: 1 3B: 0 HR: 0	SF: 1 SAC: 1 DP: 2 HBP: 0	WP: 1 PA: 32 PB: 0 SB: 0 CS: 0													
PITCHER	IP WLS BF H R ER SO BB IBB HBP BLK WP HR S P ERA WHIP																																	
Earl Wilson, R (1,1) ERA: 3.38	8.1	L	31	4	3	2	4	4	0	0	0	0	0	0	35	51	2.16	0.960																
Fred Lasher, R (9,1) ERA: 2.0	0.0		1	0	0	0	0	0	0	0	0	0	0	0	1	1	∞	∞																

Batter	1	2	3	4	5	6	7	8	9	AB	R	H	RBI	BB	SO	LOB	TOP			
Curt Blefary, L OBP: 0.336, SLG: 0.422 (1, 7)	4-0 WP FC6-4 1B BB		0-3 K		0-0 F7			0-0 G3		3	1	0	0	1	1	0				
Luis Aparicio, R OBP: 0.292, SLG: 0.322 (1, 6)	0-0 FC6-4 WP 1-2 1B		0-0 5-3		0-0 5-3			4-0 BB		3	0	1	0	1	0	0				
Paul Blair, R OBP: 0.360, SLG: 0.468 (1, 8)	0-0 F8		0-0 FC6-4 1B		0-0 F4			0-0 F8		4	0	1	0	0	0	3				
Frank Robinson, R OBP: 0.421, SLG: 0.600 (1, 9)	4-0 FC6-4 1-2 2-3 IBB		0-0 FC6-4		4-0 BB			0-0 F2		2	0	0	0	2	0	2				
Brooks Robinson, R OBP: 0.324, SLG: 0.429 (1, 5)	0-0 FC6-4			0-0 HR	0-0 F8			0-0 F8		4	1	1	2	0	0	3				
Boog Powell, L OBP: 0.328, SLG: 0.356 Sam Bowers, R OBP: 0.217, SLG: 0.240 (1, 3) (2, 7)	0-0 4-3		0-3 K		0-0 F9			0-0 5-3		1	0	0	0	0	0	2				
Davey Johnson, R OBP: 0.324, SLG: 0.381 (1, 4)		0-3 K		0-0 F8			0-0 F7	0-0 1B		4	0	1	0	0	1	0				
Larry Haney, R OBP: 0.315, SLG: 0.339 (1, 2)	0-0 F8		0-0 2-1		0-3 K			0-0 1-3		4	0	0	0	0	1	1				
Pete Richert, L OBP: 0.094, SLG: 0.098 Bill Dillman, R OBP: 0.179, SLG: 0.179 Dave May, L OBP: 0.163, SLG: 0.195 Eddie Fisher, R OBP: 0.333, SLG: 0.200 (1, 1) (5, 1) (7, PH) (7, 1)	0-0 3-1			0-0 F6			0-0 6-3			2	0	0	0	0	0	0				
Inning Stats	R: 1 E: 0 K: 0 S: 4	H: 1 LOB: 2 BB: 2 P: 12	R: 0 E: 0 K: 1 S: 5	H: 0 LOB: 0 BB: 0 P: 5	R: 0 E: 0 K: 1 S: 6	H: 1 LOB: 1 BB: 0 P: 6	R: 1 E: 0 K: 1 S: 6	H: 1 LOB: 0 BB: 0 P: 6	R: 0 E: 0 K: 0 S: 3	H: 0 LOB: 1 BB: 1 P: 7	R: 0 E: 0 K: 1 S: 5	H: 0 LOB: 0 BB: 0 P: 5	R: 0 E: 0 K: 0 S: 3	H: 1 LOB: 1 BB: 0 P: 4	R: 0 E: 0 K: 0 S: 4	H: 1 LOB: 1 BB: 0 P: 4	1B: 3 2B: 0 3B: 0 HR: 1	SF: 0 SAC: 0 DP: 0 HBP: 0	WP: 1 PB: 0 SB: 0 CS: 0	PA: 35
PITCHER Clyde Wright, L ERA: 3.64 (1, 1)	IP: 9.0 WLS: W BF: 35 H: 4 R: 2 ER: 2 SO: 4 BB: 3 IBB: 1 HBP: 0 BLK: 0 WP: 1 HR: 1 S: 39 P: 55 ERA: 2.00 WHIP: 0.778															PITCHER				

Baltimore Orioles @ California Angels
Anaheim Stadium, Anaheim, CA
Tue Sep 05 1967, 6:33 AM EDT
Unknown

AB 31
R 2
H 4
RBI 2
BB 4
SO 4
LOB 12





Batter	1	2	3	4	5	6	7	8	9	AB	R	H	RBI	BB	SO	LOB	BOTTOM			
Aurelio Rodriguez, R OBP: 0.321, SLG: 0.444 (1, 5)	0-3 K		0-0 E8 2B 1B		0-0 1B 2B 1B		0-0 HR	0-0 1-3		5	3	3	1	0	1	1				
Jim Fregosi, R OBP: 0.355, SLG: 0.398 (1, 6)	0-0 F9		0-3 K		0-0 2B 1B		0-0 SH2-4 1B			4	1	2	0	0	1	2				
Bubba Morton, R OBP: 0.411, SLG: 0.429 (1, 9)	0-0 1-3		0-0 2B		0-0 2B		0-0 SH2-4			3	0	2	4	0	0	0				
Rick Reichardt, R OBP: 0.311, SLG: 0.383 Roger Repoz, L OBP: 0.321, SLG: 0.398 (1, 7) (8, 8)		0-0 HR	0-0 6-3		0-0 BB		0-0 6-3			3	1	1	1	1	0	2				
Bill Skowron, R OBP: 0.250, SLG: 0.263 Don Mincher, L OBP: 0.373, SLG: 0.485 (1, 3) (5, PH) (6, 3)	0-0 6-3		0-0 5-3		0-3 K		0-0 4-3			2	0	0	0	0	0	0				
Woodie Held, R OBP: 0.305, SLG: 0.335 (1, 8) (8, 7)	0-0 F5		0-0 6-3		4-0 WP BB		4-0 G6-4-3 BB			2	0	0	0	2	0	0				
Hawk Taylor, R OBP: 0.311, SLG: 0.408 (1, 2)	0-0 6-3		0-0 4-3		0-0 F9		0-0 G6-4-3			4	0	0	0	0	0	2				
Bobby Knoop, R OBP: 0.309, SLG: 0.361 (1, 4)			0-0 E 2B 1B		0-3 K		0-0 F4			4	2	2	0	0	1	1				
Clyde Wright, R OBP: 0.353, SLG: 0.471 (1, 1)	0-0 F8		0-0 K		0-0 F8		0-0 2B			4	0	1	1	0	1	2				
Inning Stats	R: 0 E: 0 K: 1 S: 5	H: 0 LOB: 0 BB: 0 P: 5	R: 1 E: 0 K: 0 S: 4	H: 1 LOB: 0 BB: 0 P: 4	R: 2 E: 1 K: 1 S: 8	H: 3 LOB: 1 BB: 0 P: 8	R: 0 E: 0 K: 0 S: 3	H: 0 LOB: 0 BB: 0 P: 3	R: 2 E: 0 K: 3 S: 12	H: 3 LOB: 2 BB: 1 P: 16	R: 0 E: 0 K: 0 S: 3	H: 0 LOB: 1 BB: 1 P: 7	R: 1 E: 0 K: 0 S: 5	H: 2 LOB: 1 BB: 0 P: 5	R: 1 E: 0 K: 0 S: 4	H: 2 LOB: 1 BB: 1 P: 8	1B: 6 2B: 3 3B: 0 HR: 2	SF: 0 SAC: 1 DP: 1 HBP: 0	WP: 1 PB: 0 SB: 0 CS: 0	PA: 37
PITCHER Pete Richert, L ERA: 3.45 Bill Dillman, R ERA: 4.32 Eddie Fisher, R ERA: 3.83 (1, 1) (5, 1) (7, 1)	IP: 4.2 WLS: L BF: 22 H: 7 R: 5 ER: 5 SO: 4 BB: 1 IBB: 0 HBP: 0 BLK: 0 WP: 1 HR: 1 S: 29 P: 33 ERA: 9.64 WHIP: 1.714															PITCHER				

Baltimore Orioles @ California Angels
Anaheim Stadium, Anaheim, CA
Tue Sep 05 1967, 6:33 AM EDT
Unknown

AB 33
R 7
H 11
RBI 7
BB 3
SO 5
LOB 13



Batter	1	2	3	4	5	6	7	8	9	AB	R	H	RBI	BB	SO	LOB	TOP					
Davey Johnson, R (1,4) OBP: 0.324, SLG: 0.380	F8		F8			F9				4	1	1	0	0	0	0	<p>Baltimore Orioles @ California Angels Anaheim Stadium, Anaheim, CA Tue Sep 05 1967, 6:38 AM EDT Att: 8,840 - Unknown</p> <p>livebaseballscorecards.com</p> <p>AB 31 R 4 H 6 RBI 4 BB 4 SO 6 LOB 11</p> 					
Dave May, L (1,9) OBP: 0.213, SLG: 0.209	G5-4-3 1B		4-3			SF7 1B				2	1	1	0	2	0	0						
Paul Blair, R (1,8) OBP: 0.359, SLG: 0.466	G5-4-3 1-2			K		1B BB				4	1	1	1	0	2	2						
Frank Robinson, R (1,7) OBP: 0.419, SLG: 0.597		BB 1B		5-3		F4				4	0	1	0	0	1	3						
Brooks Robinson, R (1,5) OBP: 0.322, SLG: 0.426		F2		L6		SF7				3	0	0	1	0	0	1						
Curt Blefary, L (1,3) OBP: 0.336, SLG: 0.419		F8			4-3	1B BB				3	0	0	0	1	1	1						
Andy Etchebarren, R (1,2) OBP: 0.310, SLG: 0.324		1-2 BB			F7	1-3 2-H 3-H 1B				3	0	1	2	1	0	0						
Mark Belanger, R (1,6) OBP: 0.230, SLG: 0.232		G3			F4	K				4	0	0	0	0	1	4						
John Buzhardt, R (1,1) OBP: 0.190, SLG: 0.190				L3		BB 1B				1	0	0	0	0	0	0						
Wally Bunker, R (4,1) OBP: 0.077, SLG: 0.077						BB 1B				1	1	1	0	0	0	0						
Russ Snyder, L (7,PH) OBP: 0.317, SLG: 0.328						BB 1B				1	0	0	0	0	1	0						
Stu Miller, R (7,1) OBP: 0.282, SLG: 0.322						BB 1B				1	0	0	0	0	0	0						
Luis Aparicio, R (9,PH) OBP: 0.282, SLG: 0.322						BB 1B				1	0	0	0	0	0	0						
Inning Stats	R: 0 E: 0 K: 0 S: 3	H: 1 LOB: 0 BB: 0 P: 3	R: 0 E: 0 K: 0 S: 4	H: 1 LOB: 2 BB: 1 P: 8	R: 0 E: 0 K: 0 S: 3	H: 0 LOB: 0 BB: 0 P: 3	R: 0 E: 0 K: 1 S: 5	H: 0 LOB: 0 BB: 0 P: 5	R: 0 E: 0 K: 0 S: 3	H: 0 LOB: 0 BB: 0 P: 3	R: 4 E: 0 K: 1 S: 9	H: 4 LOB: 2 BB: 2 P: 17	R: 0 E: 0 K: 2 S: 7	H: 0 LOB: 1 BB: 1 P: 11	R: 0 E: 0 K: 2 S: 7	H: 0 LOB: 0 BB: 0 P: 7	R: 0 E: 0 K: 0 S: 3	H: 0 LOB: 0 BB: 0 P: 3	1B: 6 2B: 0 3B: 0 HR: 0	SF: 1 SAC: 0 DP: 1 HBP: 0	WP: 0 PB: 0 SB: 0 CS: 0	PA: 36
PITCHER	IP WLS BF H R ER SO BB IBB HBP BLK WP HR S P ERA WHIP																					
Bobby Locke, R (1,1) ERA: 5.4	5.0 W 21 5 4 4 1 2 0 0 0 0 0 21 29 7.20 1.400																					
Bill Kelso, R (6,1) ERA: 3.16	4.0 S 15 1 0 0 5 2 0 0 0 0 0 0 23 31 0.00 0.750																					

Batter	1	2	3	4	5	6	7	8	9	AB	R	H	RBI	BB	SO	LOB	BOTTOM			
Aurelio Rodriguez, R (1,5) OBP: 0.303, SLG: 0.406	F9		1B S 1B	G6-4-3 1-2		E6 1B				5	2	1	0	0	1	1	<p>Baltimore Orioles @ California Angels Anaheim Stadium, Anaheim, CA Tue Sep 05 1967, 6:38 AM EDT Att: 8,840 - Unknown</p> <p>livebaseballscorecards.com</p> <p>AB 34 R 11 H 13 RBI 11 BB 3 SO 5 LOB 6</p> 			
Jim Fregosi, R (1,6) OBP: 0.358, SLG: 0.400	K		1B 2B 1B		1B 2B 1B	2B 1B				4	2	3	1	0	1	0				
Jimmie Hall, L (1,9) OBP: 0.317, SLG: 0.416	BB BB		1B 2B 1B		F5	2B 1B				3	1	1	1	1	0	1				
Don Mincher, L (1,3) OBP: 0.379, SLG: 0.490	BB BB		1B 2B 1B		2B 1B	1B 1B				2	3	2	2	2	0	0				
Roger Repoz, L (1,8) OBP: 0.328, SLG: 0.423	3-1		HR 2B		1B 2B	1B 2B				4	3	3	3	0	0	2				
Bubba Morton, R (1,7) OBP: 0.413, SLG: 0.430		K	F8		CS 1B	G4-6-3 1B				4	0	2	4	0	1	0				
Buck Rodgers, S (1,2) OBP: 0.270, SLG: 0.293		4-3	F8		5-3	G4-6-3 1-2				4	0	0	0	0	0	2				
Bobby Knoop, R (1,4) OBP: 0.307, SLG: 0.358		F8		F8		5-3				4	0	0	0	0	0	0				
Bobby Locke, R (1,1) OBP: 0.500, SLG: 0.500			1-3			K				2	0	1	0	0	0	0				
Bill Kelso, R (6,1) OBP: 0.105, SLG: 0.105			G6-4-3 1B			K				2	0	0	0	0	2	0				
Inning Stats	R: 0 E: 0 K: 1 S: 5	H: 0 LOB: 2 BB: 2 P: 13	R: 0 E: 0 K: 1 S: 5	H: 0 LOB: 0 BB: 0 P: 5	R: 5 E: 0 K: 0 S: 8	H: 5 LOB: 0 BB: 0 P: 8	R: 0 E: 0 K: 0 S: 3	H: 1 LOB: 0 BB: 0 P: 3	R: 3 E: 0 K: 0 S: 6	H: 4 LOB: 0 BB: 0 P: 6	R: 1 E: 1 K: 1 S: 6	H: 1 LOB: 1 BB: 0 P: 6	R: 2 E: 0 K: 0 S: 4	H: 2 LOB: 0 BB: 1 P: 8	R: 0 E: 0 K: 2 S: 7	H: 0 LOB: 0 BB: 0 P: 7	1B: 10 2B: 2 3B: 0 HR: 1	SF: 0 SAC: 0 DP: 2 HBP: 0	WP: 0 PB: 0 SB: 1 CS: 1	PA: 37
PITCHER	IP WLS BF H R ER SO BB IBB HBP BLK WP HR S P ERA WHIP																			
John Buzhardt, R (1,1) ERA: 4.34	3.0 L 16 6 4 3 1 0 0 0 0 0 0 0 18 15 9.00 2.333																			
Wally Bunker, R (4,1) ERA: 4.05	3.0 13 6 4 3 1 0 0 0 0 0 0 0 15 15 9.00 2.000																			
Stu Miller, R (7,1) ERA: 2.69	2.0 8 2 2 2 2 1 0 0 0 0 0 0 11 15 9.00 1.500																			

Batter	1	2	3	4	5	6	7	8	9	10	11	12	13	AB	R	H	RBI	BB	SO	LOB	TOP
Aurelio Rodriguez, R (1.5) OBP: 0.306, SLG: 0.399	1-3			1B FC3-2	5-3			FC3-6		F3		SH1-4 1B		6	0	2	0	0	0	2	
Jim Fregosi, R (1.6) OBP: 0.356, SLG: 0.396	F8			F8				F8		K		SH1-4 1-2		5	0	0	0	0	1	2	
Jimmie Hall, L (1.9) OBP: 0.315, SLG: 0.411	1-3			FC3-2 1-3 1B				F7			K	F8		6	0	1	0	0	1	2	
Don Mincher, L (1.3) OBP: 0.383, SLG: 0.494		F8												3	0	2	0	2	0	0	
Clyde Wright, R (11. PR) OBP: 0.353, SLG: 0.471				FC3-2 IBB								6-3		0	1	0	0	0	0	0	
Bill Skowron, R (11.3) OBP: 0.246, SLG: 0.261														1	0	0	0	0	0	1	
Roger Repoz, L (1.8) OBP: 0.324, SLG: 0.417		F6		FC3-2										3	0	0	0	0	0	4	
Woody Held, R (9. PH) OBP: 0.306, SLG: 0.331				1-2 2-3 3-H										2	1	0	0	1	1	1	
Bubba Morton, R (1.7) OBP: 0.416, SLG: 0.429		4-3												5	0	2	1	1	1	3	
Buck Rodgers, S (1.2) OBP: 0.266, SLG: 0.293														6	0	1	1	0	0	5	
Bobby Knoop, R (1.4) OBP: 0.306, SLG: 0.354														4	0	0	0	1	3	3	
George Brown, S (11.3) OBP: 0.288, SLG: 0.311														2	0	0	0	0	0	1	
Don Mincher, L (1.3) OBP: 0.383, SLG: 0.494														1	0	0	0	0	0	0	
Clyde Wright, R (11. PR) OBP: 0.353, SLG: 0.471														0	1	0	0	0	0	0	
Bill Skowron, R (11.3) OBP: 0.246, SLG: 0.261														0	0	0	0	0	0	0	
Roger Repoz, L (1.8) OBP: 0.324, SLG: 0.417														0	0	0	0	0	0	0	
Woody Held, R (9. PH) OBP: 0.306, SLG: 0.331														0	0	0	0	0	0	0	
Bubba Morton, R (1.7) OBP: 0.416, SLG: 0.429														0	0	0	0	0	0	0	
Buck Rodgers, S (1.2) OBP: 0.266, SLG: 0.293														0	0	0	0	0	0	0	
Bobby Knoop, R (1.4) OBP: 0.306, SLG: 0.354														0	0	0	0	0	0	0	
George Brown, S (11.3) OBP: 0.288, SLG: 0.311														0	0	0	0	0	0	0	
Don Mincher, L (1.3) OBP: 0.383, SLG: 0.494														0	0	0	0	0	0	0	
Clyde Wright, R (11. PR) OBP: 0.353, SLG: 0.471														0	0	0	0	0	0	0	
Bill Skowron, R (11.3) OBP: 0.246, SLG: 0.261														0	0	0	0	0	0	0	
Roger Repoz, L (1.8) OBP: 0.324, SLG: 0.417														0	0	0	0	0	0	0	
Woody Held, R (9. PH) OBP: 0.306, SLG: 0.331														0	0	0	0	0	0	0	
Bubba Morton, R (1.7) OBP: 0.416, SLG: 0.429														0	0	0	0	0	0	0	
Buck Rodgers, S (1.2) OBP: 0.266, SLG: 0.293														0	0	0	0	0	0	0	
Bobby Knoop, R (1.4) OBP: 0.306, SLG: 0.354														0	0	0	0	0	0	0	
George Brown, S (11.3) OBP: 0.288, SLG: 0.311														0	0	0	0	0	0	0	
Don Mincher, L (1.3) OBP: 0.383, SLG: 0.494														0	0	0	0	0	0	0	
Clyde Wright, R (11. PR) OBP: 0.353, SLG: 0.471														0	0	0	0	0	0	0	
Bill Skowron, R (11.3) OBP: 0.246, SLG: 0.261														0	0	0	0	0	0	0	
Roger Repoz, L (1.8) OBP: 0.324, SLG: 0.417														0	0	0	0	0	0	0	
Woody Held, R (9. PH) OBP: 0.306, SLG: 0.331														0	0	0	0	0	0	0	
Bubba Morton, R (1.7) OBP: 0.416, SLG: 0.429														0	0	0	0	0	0	0	
Buck Rodgers, S (1.2) OBP: 0.266, SLG: 0.293														0	0	0	0	0	0	0	
Bobby Knoop, R (1.4) OBP: 0.306, SLG: 0.354														0	0	0	0	0	0	0	
George Brown, S (11.3) OBP: 0.288, SLG: 0.311														0	0	0	0	0	0	0	
Don Mincher, L (1.3) OBP: 0.383, SLG: 0.494														0	0	0	0	0	0	0	
Clyde Wright, R (11. PR) OBP: 0.353, SLG: 0.471														0	0	0	0	0	0	0	
Bill Skowron, R (11.3) OBP: 0.246, SLG: 0.261														0	0	0	0	0	0	0	
Roger Repoz, L (1.8) OBP: 0.324, SLG: 0.417														0	0	0	0	0	0	0	
Woody Held, R (9. PH) OBP: 0.306, SLG: 0.331														0	0	0	0	0	0	0	
Bubba Morton, R (1.7) OBP: 0.416, SLG: 0.429														0	0	0	0	0	0	0	
Buck Rodgers, S (1.2) OBP: 0.266, SLG: 0.293														0	0	0	0	0	0	0	
Bobby Knoop, R (1.4) OBP: 0.306, SLG: 0.354														0	0	0	0	0	0	0	
George Brown, S (11.3) OBP: 0.288, SLG: 0.311														0	0	0	0	0	0	0	
Don Mincher, L (1.3) OBP: 0.383, SLG: 0.494														0	0	0	0	0	0	0	
Clyde Wright, R (11. PR) OBP: 0.353, SLG: 0.471														0	0	0	0	0	0	0	
Bill Skowron, R (11.3) OBP: 0.246, SLG: 0.261														0	0	0	0	0	0	0	
Roger Repoz, L (1.8) OBP: 0.324, SLG: 0.417														0	0	0	0	0	0	0	
Woody Held, R (9. PH) OBP: 0.306, SLG: 0.331														0	0	0	0	0	0	0	
Bubba Morton, R (1.7) OBP: 0.416, SLG: 0.429														0	0	0	0	0	0	0	
Buck Rodgers, S (1.2) OBP: 0.266, SLG: 0.293														0	0	0	0	0	0	0	
Bobby Knoop, R (1.4) OBP: 0.306, SLG: 0.354														0	0	0	0	0	0	0	
George Brown, S (11.3) OBP: 0.288, SLG: 0.311														0	0	0	0	0	0	0	
Don Mincher, L (1.3) OBP: 0.383, SLG: 0.494														0	0	0	0	0	0	0	
Clyde Wright, R (11. PR) OBP: 0.353, SLG: 0.471														0	0	0	0	0	0	0	
Bill Skowron, R (11.3) OBP: 0.246, SLG: 0.261														0	0	0	0	0	0	0	
Roger Repoz, L (1.8) OBP: 0.324, SLG: 0.417														0	0	0	0	0	0	0	
Woody Held, R (9. PH) OBP: 0.306, SLG: 0.331														0	0	0	0	0	0	0	
Bubba Morton, R (1.7) OBP: 0.416, SLG: 0.429														0	0	0	0	0	0	0	
Buck Rodgers, S (1.2) OBP: 0.266, SLG: 0.293														0	0	0	0	0	0	0	
Bobby Knoop, R (1.4) OBP: 0.306, SLG: 0.354														0	0	0	0	0	0	0	
George Brown, S (11.3) OBP: 0.288, SLG: 0.311														0	0	0	0	0	0	0	
Don Mincher, L (1.3) OBP: 0.383, SLG: 0.494														0	0	0	0	0	0	0	
Clyde Wright, R (11. PR) OBP: 0.353, SLG: 0.471														0	0	0	0	0	0	0	
Bill Skowron, R (11.3) OBP: 0.246, SLG: 0.261														0	0	0	0	0	0	0	
Roger Repoz, L (1.8) OBP: 0.324, SLG: 0.417														0	0	0	0	0	0	0	
Woody Held, R (9. PH) OBP: 0.306, SLG: 0.331														0	0	0	0	0	0	0	
Bubba Morton, R (1.7) OBP: 0.416, SLG: 0.429														0	0	0	0	0	0	0	
Buck Rodgers, S (1.2) OBP: 0.266, SLG: 0.293														0	0	0	0	0	0	0	

Batter	1	2	3	4	5	6	7	8	9	AB	R	H	RBI	BB	SO	LOB	TOP								
Aurelio Rodriguez, R OBP: 0.295, SLG: 0.419	F4		F8		1B		K		K	5	1	1	0	0	2	0	California Angels @ Washington Senators D.C. Stadium, Washington, DC Fri Sep 08 1967, 7:05 PM EDT Att: 6,472 - Unknown livebaseballscorecards.com								
Jim Fregosi, R OBP: 0.357, SLG: 0.398	F9		1B		1B			6-3		5	0	3	1	0	0	0									
Jimmie Hall, L OBP: 0.316, SLG: 0.409	BB		K		K			1B	SF8	4	1	1	0	1	3	3									
Don Mincher, L OBP: 0.382, SLG: 0.492	F8				F9			1B	1B	4	1	1	0	0	0	2									
Roger Repoz, L OBP: 0.327, SLG: 0.418		F7		F8	1B			SF8	1B	2	0	1	1	1	0	0									
Bubba Morton, R OBP: 0.418, SLG: 0.431	5-3			1B		G6-4-3		3H	1B	4	1	2	0	0	0	1									
Buck Rodgers, S OBP: 0.271, SLG: 0.294		BB		F8		F5		E9	1B	3	0	1	1	1	0	2									
Bobby Knoop, R OBP: 0.303, SLG: 0.351	K			K				F7		4	0	0	0	0	2	4									
Rickey Clark, R OBP: 0.067, SLG: 0.045			F7		5-3		K		K	4	0	0	0	0	2	0									
Inning Stats	R: 0 E: 0 K: 0 S: 3	H: 0 LOB: 1 BB: 1 P: 7	R: 0 E: 0 K: 1 S: 5	H: 0 LOB: 1 BB: 1 P: 9	R: 0 E: 0 K: 1 S: 6	H: 1 LOB: 1 BB: 0 P: 6	R: 0 E: 0 K: 1 S: 7	H: 2 LOB: 2 BB: 0 P: 7	R: 1 E: 0 K: 1 S: 7	H: 2 LOB: 1 BB: 0 P: 7	R: 0 E: 0 K: 0 S: 2	H: 0 LOB: 0 BB: 1 P: 6	R: 0 E: 0 K: 2 S: 7	H: 0 LOB: 0 BB: 0 P: 7	R: 3 E: 1 K: 0 S: 7	H: 4 LOB: 1 BB: 0 P: 7	R: 0 E: 0 K: 3 S: 10	H: 1 LOB: 1 BB: 0 P: 10	1B: 9 2B: 0 3B: 1 HR: 0	SF: 1 SAC: 0 DP: 1 HBP: 0	WP: 0 PB: 0 SB: 0 CS: 0	PA: 39			
PITCHER	IP	WLS	BF	H	R	ER	SO	BB	IBB	HBP	BLK	WP	HR	S	P	ERA	WHIP								
Phil Ortega, R ERA: 3.06	(1, 1)	7.2	L	34	9	4	3	6	3	0	0	0	0	43	55	3.52	1.565								
Dave Baldwin, R ERA: 1.62	(8, 1)	1.1		5	1	0	0	3	0	0	0	0	0	11	11	0.00	0.750								

Batter	1	2	3	4	5	6	7	8	9	AB	R	H	RBI	BB	SO	LOB	BOTTOM								
Fred Valentine, S OBP: 0.325, SLG: 0.331	F9			S		F8			F8	3	0	0	0	1	0	0	California Angels @ Washington Senators D.C. Stadium, Washington, DC Fri Sep 08 1967, 7:05 PM EDT Att: 6,472 - Unknown livebaseballscorecards.com								
Ken McMullen, R OBP: 0.303, SLG: 0.396	4-3			F7					F8	4	0	1	0	0	0	1									
Frank Howard, R OBP: 0.339, SLG: 0.528	K			F8					F8	3	0	0	0	0	1	2									
Dick Nen, L OBP: 0.291, SLG: 0.344		4-3		5-3					G4-6-3	3	0	0	0	0	0	2									
Cap Peterson, R OBP: 0.298, SLG: 0.347		F7							FC6-4	2	0	1	0	1	0	0									
Paul Casanova, R OBP: 0.273, SLG: 0.343		K			G1-6-3				FC3-6	3	0	0	0	0	1	2									
Bernie Allen, L OBP: 0.249, SLG: 0.262				K					FC3-6	3	0	0	0	0	1	1									
Ed Brinkman, R OBP: 0.252, SLG: 0.244				5-3					FC6-4	3	0	0	0	0	0	1									
Phil Ortega, R OBP: 0.143, SLG: 0.069										2	0	0	0	0	1	0									
Dave Baldwin, R OBP: 0.328, SLG: 0.369				K					1-3	0	0	0	0	0	0	0									
Inning Stats	R: 0 E: 0 K: 1 S: 5	H: 0 LOB: 0 BB: 0 P: 5	R: 0 E: 0 K: 1 S: 5	H: 0 LOB: 0 BB: 0 P: 5	R: 0 E: 0 K: 2 S: 7	H: 0 LOB: 0 BB: 0 P: 7	R: 0 E: 0 K: 0 S: 3	H: 0 LOB: 1 BB: 1 P: 7	R: 0 E: 0 K: 0 S: 3	H: 1 LOB: 0 BB: 0 P: 3	R: 0 E: 0 K: 0 S: 3	H: 0 LOB: 0 BB: 0 P: 3	R: 0 E: 0 K: 0 S: 3	H: 1 LOB: 0 BB: 0 P: 3	R: 0 E: 0 K: 0 S: 3	H: 0 LOB: 1 BB: 1 P: 7	R: 0 E: 0 K: 0 S: 3	H: 0 LOB: 0 BB: 0 P: 3	1B: 2 2B: 0 3B: 0 HR: 0	SF: 0 SAC: 0 DP: 2 HBP: 0	WP: 0 PB: 0 SB: 1 CS: 0	PA: 29			
PITCHER	IP	WLS	BF	H	R	ER	SO	BB	IBB	HBP	BLK	WP	HR	S	P	ERA	WHIP								
Rickey Clark, R ERA: 2.47	(1, 1)	9.0	W	29	2	0	0	4	2	0	0	0	0	35	43	0.00	0.444								

Batter	1	2	3	4	5	6	7	8	9	AB	R	H	RBI	BB	SO	LOB	TOP			
Aurelio Rodriguez, R OBP: 0.292, SLG: 0.404 (1, 5)										4	0	1	0	0	1	0	California Angels @ Washington Senators D.C. Stadium, Washington, DC Sat Sep 09 1967, 3:33 AM EDT Att: 2,918 - Unknown			
Jim Fregosi, R OBP: 0.356, SLG: 0.397 (1, 6)										4	0	1	0	0	0	1				
Jimmie Hall, L OBP: 0.319, SLG: 0.414 (1, 9)										3	0	1	0	0	0	1				
Rick Reichardt, R OBP: 0.310, SLG: 0.381 (8, PH) (8, 7)										1	0	0	0	0	0	1				
Don Mincher, L OBP: 0.381, SLG: 0.488 (1, 3)										3	0	0	0	1	1	2				
Roger Repoz, L OBP: 0.331, SLG: 0.419 (1, 8)										2	0	1	0	1	0	0				
Paul Schaal, R OBP: 0.288, SLG: 0.297 (9, PH)										1	0	0	0	0	1	0				
Bubba Morton, R OBP: 0.409, SLG: 0.421 (1, 7) (8, 9)										4	0	0	0	0	0	3				
Tom Satrino, L OBP: 0.316, SLG: 0.328 (1, 4)										1	0	0	0	0	1	1				
Woodie Held, R OBP: 0.316, SLG: 0.335 (4, PH) (4, 4)										1	0	1	0	1	0	0				
Buck Rodgers, S OBP: 0.271, SLG: 0.291 (1, 2)										3	0	0	0	1	1	4				
Jim McGlothlin, R OBP: 0.182, SLG: 0.154 (1, 1)										2	0	0	0	0	0	2				
Bill Skowron, R OBP: 0.246, SLG: 0.259 (7, PH)										1	0	0	0	0	0	1				
Bill Kelso, R OBP: 0.105, SLG: 0.105 (7, 1)										0	0	0	0	0	0	0				
Inning Stats	R: 0 E: 0 K: 0 S: 4	H: 1 LOB: 1 BB: 0 P: 4	R: 0 E: 0 K: 1 S: 6	H: 1 LOB: 2 BB: 1 P: 10	R: 0 E: 0 K: 1 S: 5	H: 1 LOB: 0 BB: 0 P: 5	R: 0 E: 0 K: 1 S: 4	H: 0 LOB: 2 BB: 3 P: 16	R: 0 E: 0 K: 0 S: 3	H: 0 LOB: 0 BB: 0 P: 3	R: 0 E: 0 K: 0 S: 3	H: 0 LOB: 0 BB: 0 P: 3	R: 0 E: 0 K: 1 S: 6	H: 1 LOB: 1 BB: 0 P: 6	R: 0 E: 0 K: 1 S: 6	H: 1 LOB: 1 BB: 0 P: 6	1B: 4 2B: 0 3B: 1 HR: 0	SF: 0 SAC: 0 DP: 1 HBP: 1	WP: 0 PB: 0 SB: 0 CS: 0	PA: 35
PITCHER	IP WLS BF H R ER SO BB IBB HBP BLK WP HR S P ERA WHIP																			
Camilo Pascual, R ERA: 3.28 (1, 1)	3.0	W	12	3	0	0	2	0	1	0	0	0	0	0	15	19	0.00	1.000		
Darold Knowles, L ERA: 2.31 (4, 1)	6.0	L	23	2	0	0	3	3	0	1	0	0	0	0	25	38	0.00	0.833		

Batter	1	2	3	4	5	6	7	8	9	AB	R	H	RBI	BB	SO	LOB	BOTTOM				
Fred Valentine, S OBP: 0.329, SLG: 0.338 (1, 8) (8, 7)										4	1	3	0	0	0	0	California Angels @ Washington Senators D.C. Stadium, Washington, DC Sat Sep 09 1967, 3:33 AM EDT Att: 2,918 - Unknown				
Ken McMullen, R OBP: 0.303, SLG: 0.396 (1, 5)										4	1	1	0	0	0	3					
Frank Howard, R OBP: 0.339, SLG: 0.524 (1, 7)										3	1	0	0	0	1	1					
Ed Stroud, L OBP: 0.298, SLG: 0.280 (7, PR) (8, 8)										0	0	0	0	0	0	0					
Dick Nen, L OBP: 0.290, SLG: 0.352 (1, 3)										4	1	1	3	0	0	1					
Cap Peterson, R OBP: 0.300, SLG: 0.348 (1, 9)										4	0	2	1	0	2	0					
Paul Casanova, R OBP: 0.272, SLG: 0.342 (1, 2)										4	0	1	0	0	1	1					
Bernie Allen, L OBP: 0.245, SLG: 0.258 (1, 4)										4	0	0	0	0	0	2					
Tim Cullen, R OBP: 0.307, SLG: 0.266 (1, 6)										3	0	0	0	0	0	0					
Camilo Pascual, R OBP: 0.236, SLG: 0.196 (1, 1)										1	0	1	0	0	0	0					
Bob Priddy, R OBP: 0.281, SLG: 0.150 (3, PR)										0	0	0	0	0	0	0					
Darold Knowles, L OBP: 0.063, SLG: 0.063 (4, 1)										2	0	0	0	0	2	0					
Inning Stats	R: 0 E: 0 K: 1 S: 5	H: 0 LOB: 0 BB: 0 P: 5	R: 0 E: 0 K: 1 S: 5	H: 0 LOB: 0 BB: 0 P: 5	R: 0 E: 0 K: 0 S: 5	H: 2 LOB: 2 BB: 0 P: 5	R: 0 E: 0 K: 0 S: 5	H: 0 LOB: 0 BB: 0 P: 5	R: 0 E: 0 K: 2 S: 7	H: 1 LOB: 1 BB: 0 P: 7	R: 0 E: 0 K: 2 S: 7	H: 0 LOB: 0 BB: 0 P: 7	1B: 6 2B: 2 3B: 1 HR: 0	SF: 0 SAC: 0 DP: 0 HBP: 1	WP: 1 PB: 0 SB: 0 CS: 0	PA: 34					
PITCHER	IP WLS BF H R ER SO BB IBB HBP BLK WP HR S P ERA WHIP																				
Jim McGlothlin, R ERA: 2.81 (1, 1)	6.0	L	27	8	4	4	4	0	0	0	0	0	0	1	0	11	11	0.00	0.500		
Bill Kelso, R ERA: 3.1 (7, 1)	2.0		7	1	0	0	2	0	0	0	0	0	0	0	1	1	0.00	0.500			

Batter	1	2	3	4	5	6	7	8	9	10	11	12	AB	R	H	RBI	BB	SO	LOB	TOP				
Aurelio Rodriguez, R OBP: 0.276, SLG: 0.368	F2		5-3		F8		5-3		F5		FC6-4		6	0	0	0	0	0	3					
Jay Johnstone, L OBP: 0.220, SLG: 0.269	CS 1B		1B 1B		L6		FC4 1B		K		F7		6	1	3	0	0	1	2					
Jim Fregosi, R OBP: 0.357, SLG: 0.396	1-2 BB		1B 1B		F7		FC4				SH1-3 1B		5	1	3	0	1	0	2					
Jimmie Hall, L OBP: 0.317, SLG: 0.414	G3																							
Woodie Held, R OBP: 0.316, SLG: 0.335																								
Hawk Taylor, R OBP: 0.320, SLG: 0.417			1-2 3H 1B																					
Don Mincher, L OBP: 0.381, SLG: 0.486		4-0																						
Bill Skowron, R OBP: 0.246, SLG: 0.259																								
Tom Satriano, L OBP: 0.315, SLG: 0.321																								
Roger Repoz, L OBP: 0.330, SLG: 0.410																								
Buck Rodgers, S OBP: 0.288, SLG: 0.288																								
Bubba Morton, R OBP: 0.405, SLG: 0.416																								
Bobby Knop, R OBP: 0.305, SLG: 0.352																								
Jack Hamilton, R OBP: 0.193, SLG: 0.179																								
Johnny Werhas, R OBP: 0.284, SLG: 0.278																								
Curt Simmons, L OBP: 0.187, SLG: 0.194																								
Inning Stats	R: 0 E: 0 K: 3	H: 1 LOB: 1 BB: 7	R: 0 E: 0 K: 7	H: 0 LOB: 1 BB: 11	R: 1 E: 0 K: 1	H: 3 LOB: 2 BB: 8	R: 0 E: 1 K: 1	H: 0 LOB: 0 BB: 6	R: 0 E: 0 K: 3	H: 0 LOB: 1 BB: 3	R: 0 E: 0 K: 2	H: 1 LOB: 2 BB: 0	R: 0 E: 0 K: 5	H: 0 LOB: 1 BB: 7	R: 0 E: 0 K: 1	H: 1 LOB: 1 BB: 6	R: 0 E: 0 K: 4	H: 1 LOB: 2 BB: 4	R: 1 E: 0 K: 5	H: 2 LOB: 1 BB: 6	1B: 11 2B: 1 3B: 0 HR: 0	SF: 1 SAC: 2 DP: 0 HBP: 0	WP: 0 PB: 0 SB: 0 CS: 1	PA: 52
PITCHER	IP WLS BF H R ER SO BB IBB HBP BLK WP HR S P ERA WHIP	PITCHER												IP WLS BF H R ER SO BB IBB HBP BLK WP HR S P ERA WHIP										
Mel Stottlemyre, R ERA: 2.76	1.1	6	2	0	0	1	0	0	0	0	0	0	0	0	8	8	0.00	1.500						
Steve Hamilton, L ERA: 3.58	(9, 1)																							
Dooley Womack, R ERA: 2.77	(10, 1)	L	12	3	1	1	0	0	1	0	0	0	0	0	11	15	3.38	1.125						

California Angels @ New York Yankees
Yankee Stadium, Bronx, NY
Tue Sep 12 1967, 7:05 PM EDT
Unknown

AB 45
R 2
H 12
RBI 2
BB 4
SO 7
LOB 26

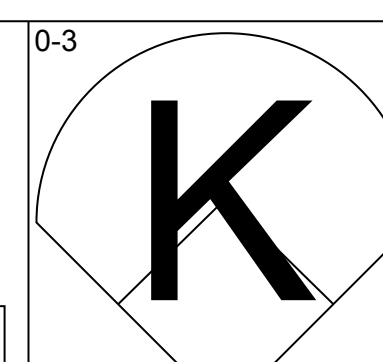
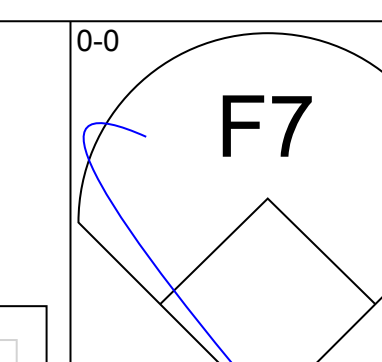
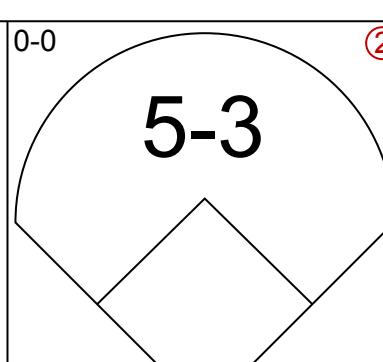
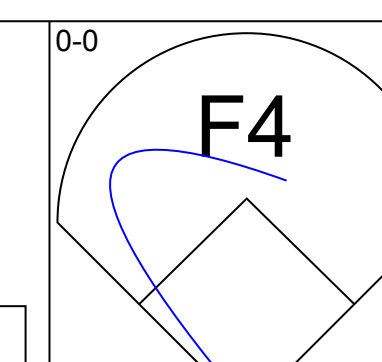
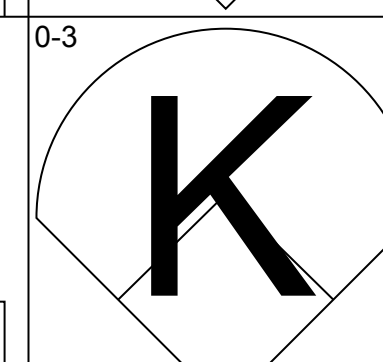
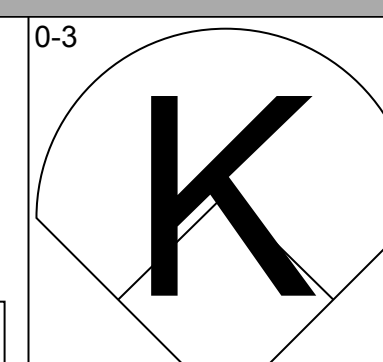
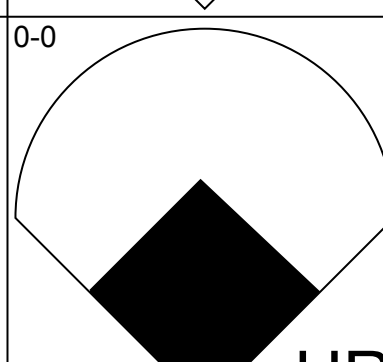
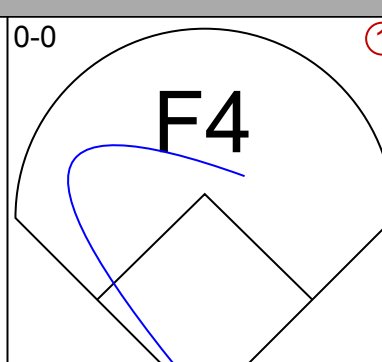
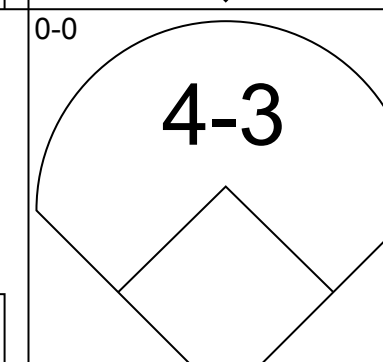
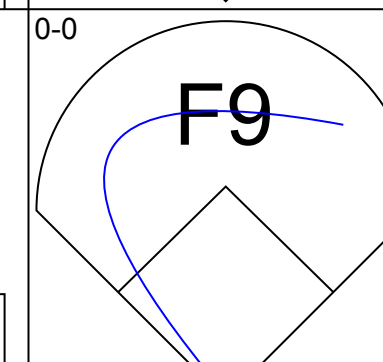
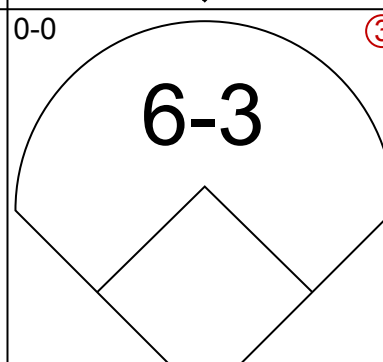
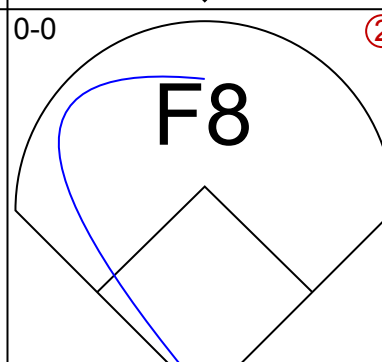
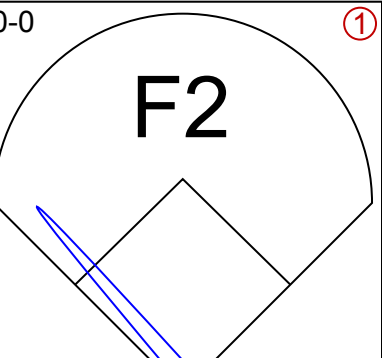
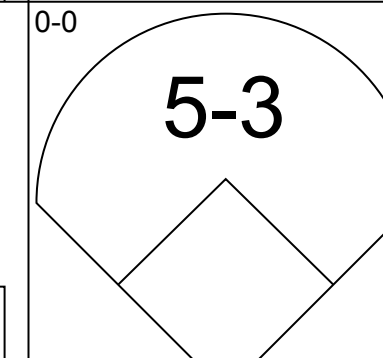
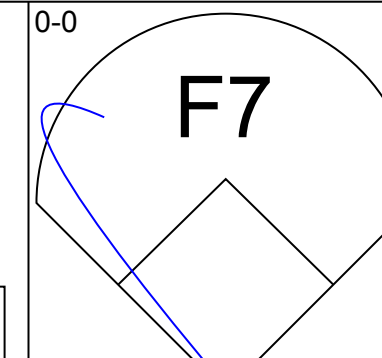
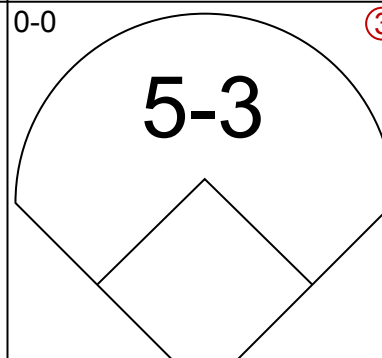
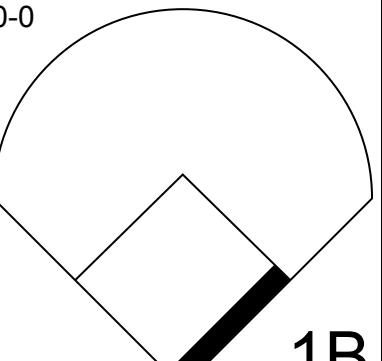
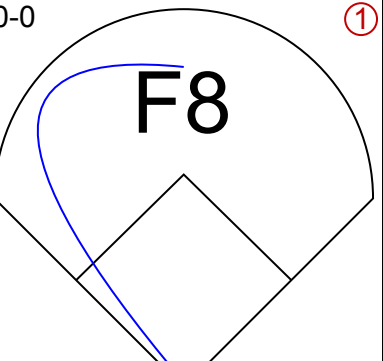
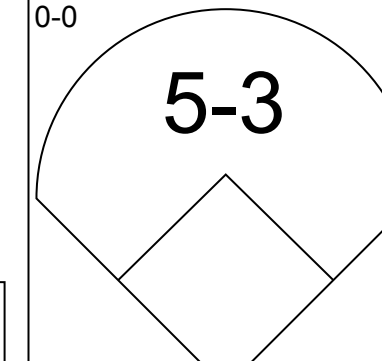

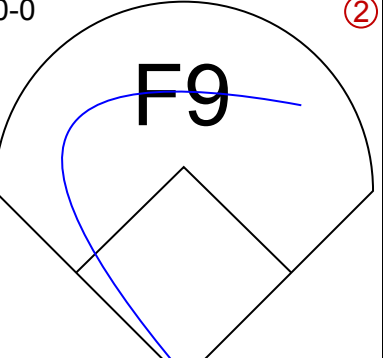
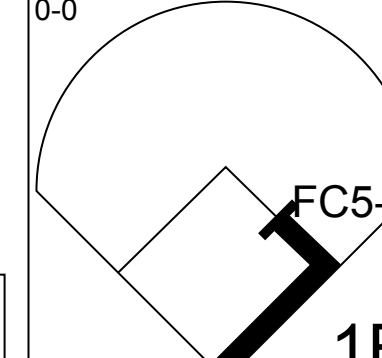
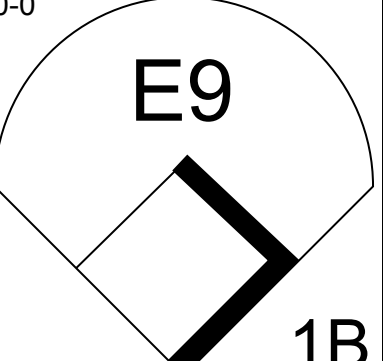
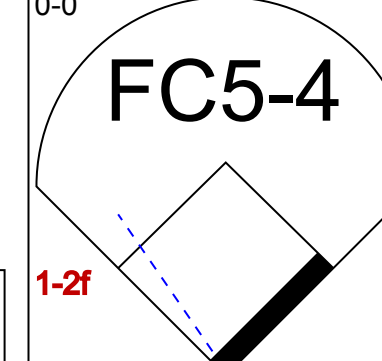

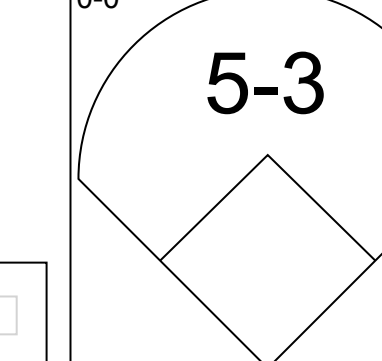
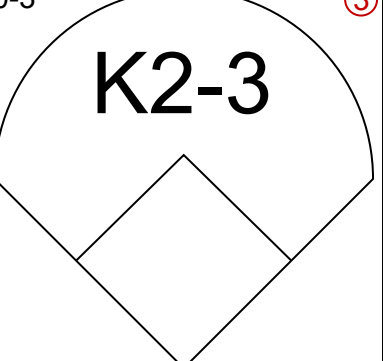
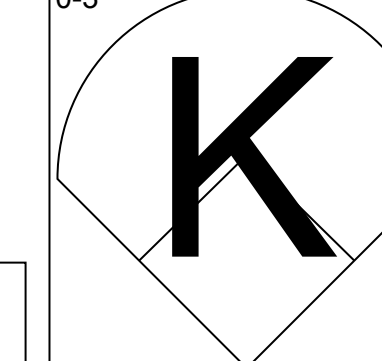
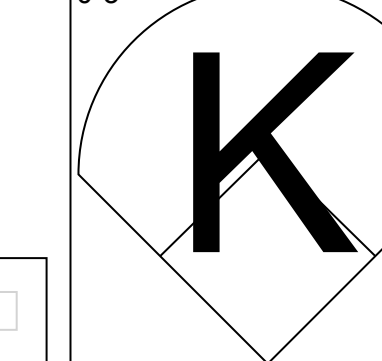
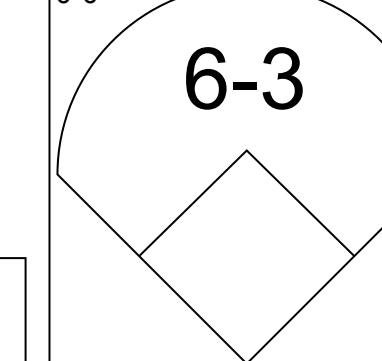



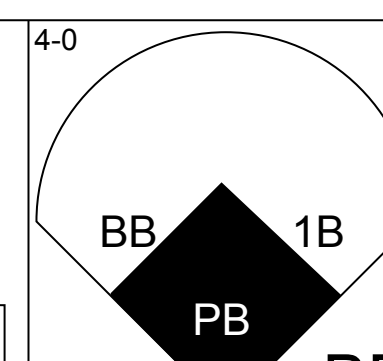
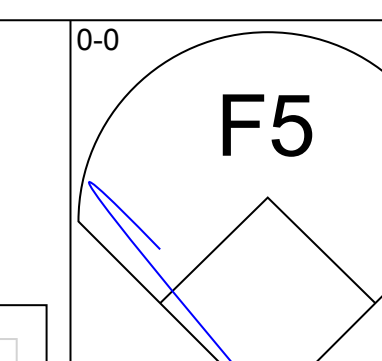
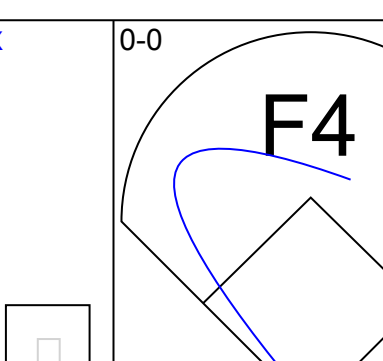
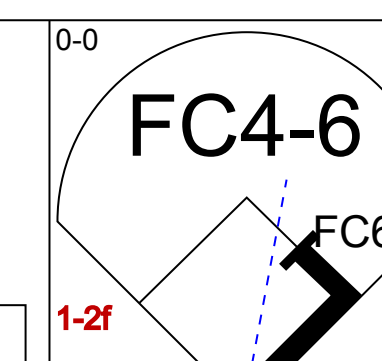
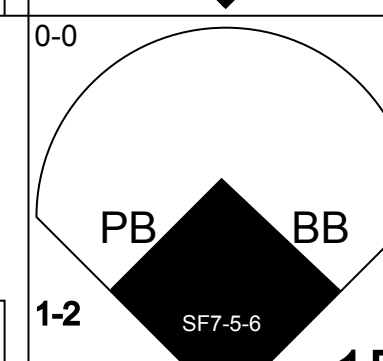
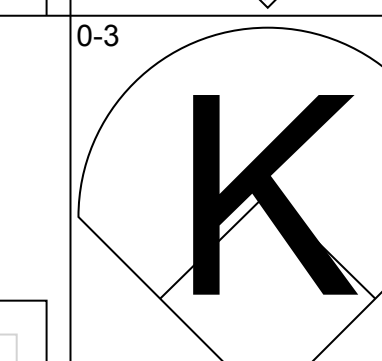
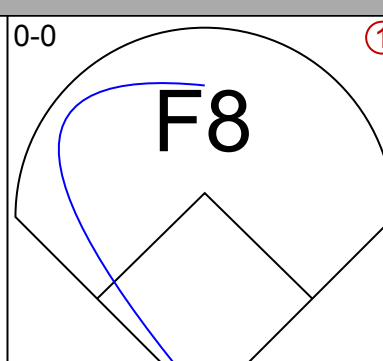
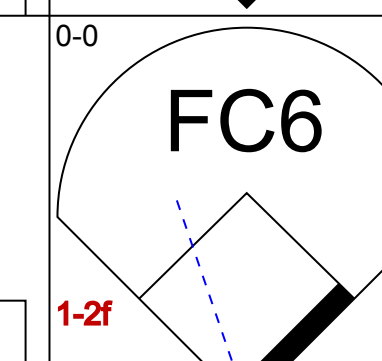
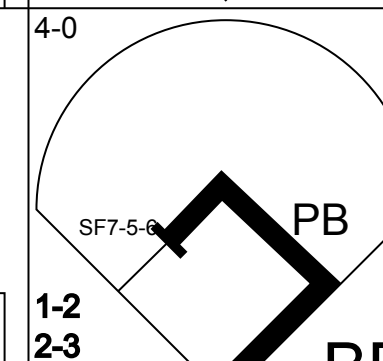
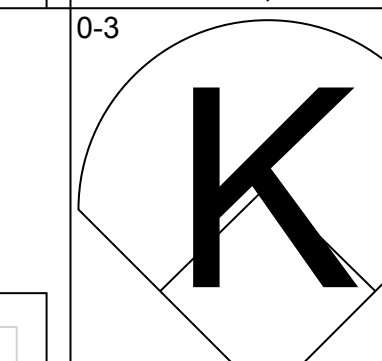
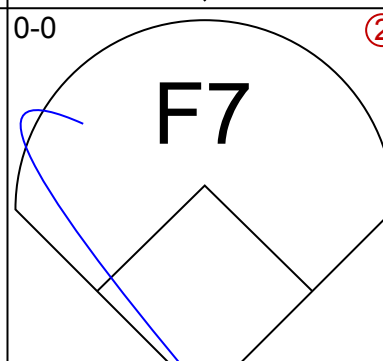
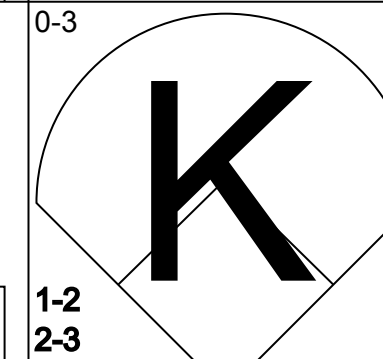
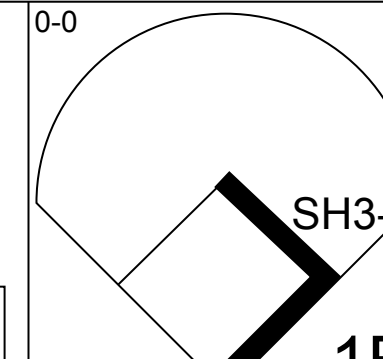
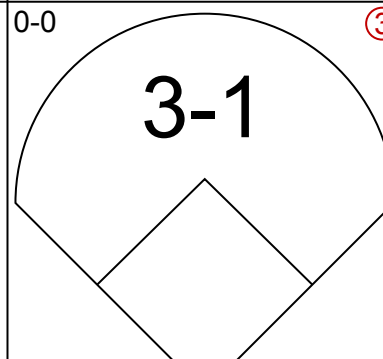
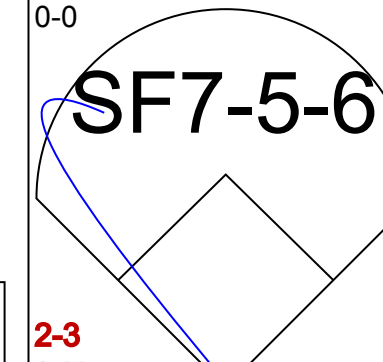
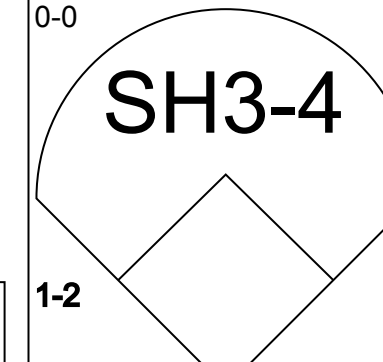
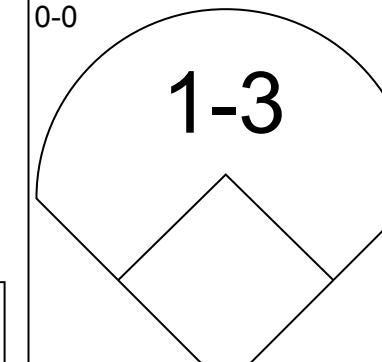
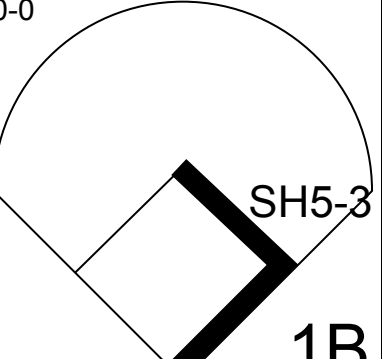
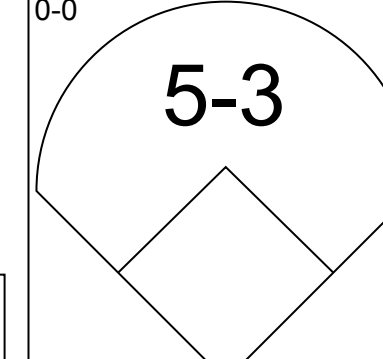
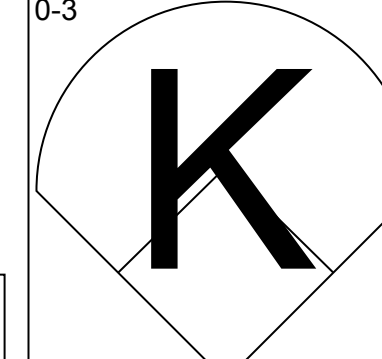
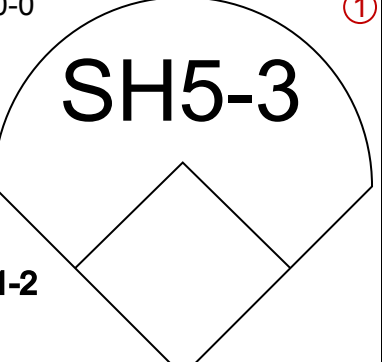
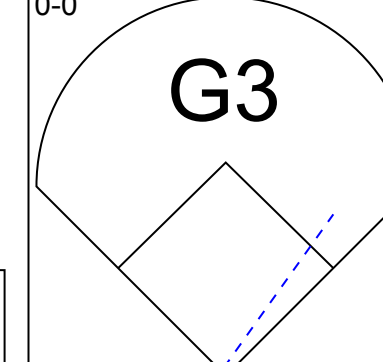
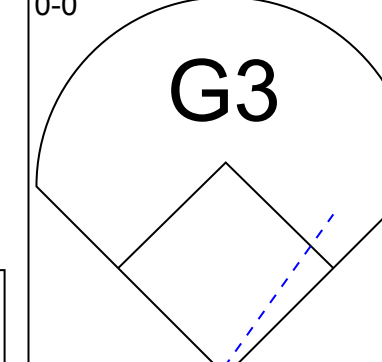
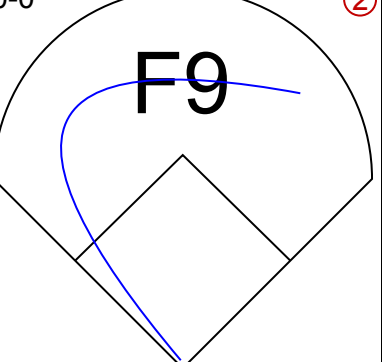
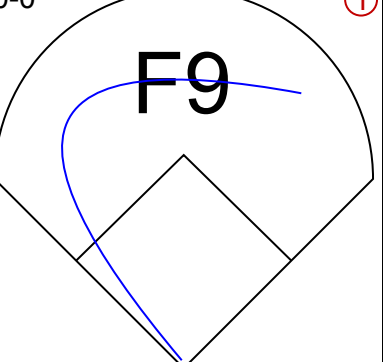
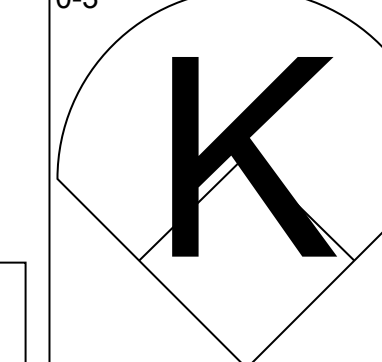
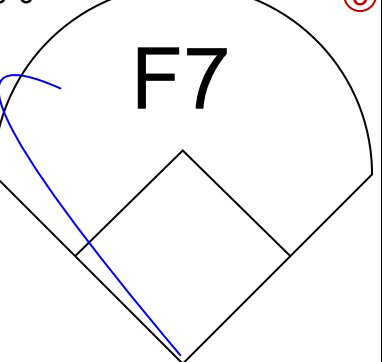
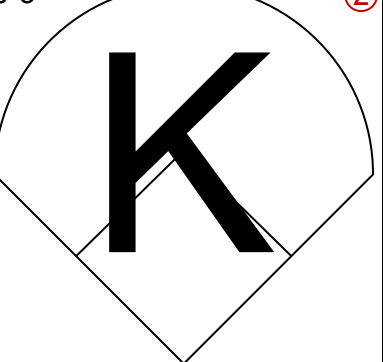
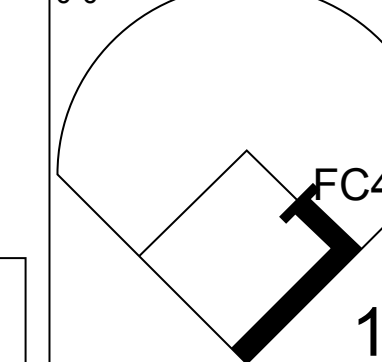
Batter	1	2	3	4	5	6	7	8	9	10	11	12	AB	R	H	RBI	BB	SO	LOB	BOTTOM		
Horace Clarke, S OBP: 0.317, SLG: 0.307	G3 SH1-3 1B		K			FC6 BB		K			S 1B		4	0	2	0	1	2	2			
Jerry Kenney, L OBP: 0.294, SLG: 0.290	SH1-3		CS BB			F7		K2-3			K		3	0	0	0	1	2	4			
Jake Gibbs, L OBP: 0.294, SLG: 0.290	G3		CS		F5	FC6		F2			F8		5	0	0	0	0	2				
Joe Pepitone, L OBP: 0.299, SLG: 0.376	3-1				4-3			K			F8		5	1	1	0	0	1	1			
Steve Whitaker, L OBP: 0.282, SLG: 0.380			FC4-6 1B		F9			F8			F6		5	0	1	0	0	1	1			
Roy White, S OBP: 0.263, SLG: 0.273			F9					5-3			E4 1B		5	0	1	0	0	0	1			
Mike Hegan, L OBP: 0.294, SLG: 0.202								F7			4-3		4	0	0	0	2	2				
Bob Tiltman, R OBP: 0.288, SLG: 0.322			K					K					1	0	0	0	0	1	0			
John Kennedy, R OBP: 0.281, SLG: 0.248													2	0	0	0	0	1				
Billy Bryan, L OBP: 0.300, SLG: 0.125			FC4-6										1	0	1	0	0	0	0			
Ross Moschitto, R OBP: 0.250, SLG: 0.143													0	0	0	0	0	0	0			
Ruben Amaro, R OBP: 0.300, SLG: 0.261													2	0	0	0	0	0	0			
Mel Stottlemyre, R ERA: 3.18	(1, 1)												2	0	0	0	0	0	0			
Mickey Mantle, S OBP: 0.398, SLG: 0.458	(8, PH)												0	0	0	0	1	0	0			
Dick Howser, R OBP: 0.381, SLG: 0.309	(8, PR)												0	0	0	0	0	0	0			
Steve Hamilton, L OBP: 0.111, SLG: 0.111	(9, 1)												0	0	0	0	0	0	0			
Dooley Womack, L OBP: 0.300, SLG: 0.300	(10, 1)												1	0	0	0	0	0	0			
Inning Stats	R: 0 E: 0 K: 0	H: 1 LOB: 1 BB: 4	R: 0 E: 0 K: 1	H: 1 LOB: 1 BB: 0	R: 0 E: 0 K: 1	H: 0 LOB: 0 BB: 8	R: 0 E: 0 K: 0	H: 0 LOB: 0 BB: 3	R: 0 E: 0 K: 1	H: 0 LOB: 1 BB: 1	R: 0 E: 0 K: 3	H: 1 LOB: 3 BB: 1	R: 0 E: 0 K: 5	H: 1 LOB: 1 BB: 6	R: 0 E: 0 K: 5	H: 0 LOB: 0 BB: 5	R: 0 E: 0 K: 5	H: 0 LOB: 0 BB: 5	1B: 5 2B: 1 3B: 0 HR: 0	SF: 0 SAC: 1 DP: 0 HBP: 0	WP: 1 PB: 0 SB: 1 CS: 1	PA: 45
PITCHER	IP WLS BF H R ER SO BB IBB HBP BLK WP HR S P ERA WHIP	PITCHER												IP WLS BF H R ER SO BB IBB HBP BLK WP HR S P ERA WHIP								
Jack Hamilton, R ERA: 3.18	(1, 1)	10.0	W	6	0	0	0	2	0	0	0	0	0	0	10	10	0.00	0.000				
Curt Simmons, L ERA: 4.54	(11, 1)																					


California Angels @ New York Yankees
Yankee Stadium, Bronx, NY
Tue Sep 12 1967, 7:05 PM EDT
Unknown


AB 40
R 1
H 6
RBI 0
BB 3
SO 9
LOB 14



Batter	1	2	3	4	5	6	7	8	9	AB	R	H	RBI	BB	SO	LOB	TOP			
Aurelio Rodriguez, R OBP: 0.259, SLG: 0.344 (1, 5)										4	0	0	0	0	1	0	California Angels @ New York Yankees Yankee Stadium, Bronx, NY Tue Sep 12 1967, 7:05 PM EDT Att: 6,505 - Unknown			
Jay Johnstone, L OBP: 0.221, SLG: 0.284 (1, 8)										4	1	1	1	0	2	0				
Jim Fregosi, R OBP: 0.354, SLG: 0.393 (1, 6)										4	0	0	0	0	0	0				
Bubba Morton, R OBP: 0.397, SLG: 0.407 (1, 9)											4	0	0	0	0	0				
Rick Reichardt, R OBP: 0.309, SLG: 0.382 (1, 7)											3	0	1	0	0	0				
Bill Skowron, R OBP: 0.248, SLG: 0.261 (1, 3)											3	0	1	0	0	1				
Tom Egan, R (1, 2)											1	0	0	0	0	1				
Hawk Taylor, R OBP: 0.325, SLG: 0.419 (4, 2)											2	0	1	0	0	1				
Bobby Knoop, R OBP: 0.303, SLG: 0.350 (1, 4)										3	0	0	0	0	2	1				
Clyde Wright, R OBP: 0.316, SLG: 0.421 (1, 1)										2	0	0	0	0	2	0				
Woodie Held, R OBP: 0.315, SLG: 0.333 (8, PH)										1	0	0	0	0	0	0				
Bobby Locke, R OBP: 0.500, SLG: 0.500 (8, 1)										0	0	0	0	0	0	0				
Inning Stats	R: 0 E: 0 K: 2 S: 7	H: 0 LOB: 0 BB: 0 P: 7	R: 0 E: 0 K: 1 S: 6	H: 1 LOB: 1 BB: 0 P: 6	R: 0 E: 0 K: 1 S: 5	H: 0 LOB: 0 BB: 0 P: 5	R: 0 E: 0 K: 1 S: 5	H: 0 LOB: 0 BB: 0 P: 5	R: 1 E: 0 K: 1 S: 6	H: 1 LOB: 0 BB: 0 P: 6	R: 0 E: 0 K: 0 S: 4	H: 1 LOB: 1 BB: 0 P: 4	R: 0 E: 0 K: 1 S: 5	H: 0 LOB: 0 BB: 0 P: 5	R: 0 E: 0 K: 0 S: 3	H: 0 LOB: 0 BB: 0 P: 3	1B: 3 2B: 0 3B: 0 HR: 1	SF: 0 SAC: 0 DP: 0 HBP: 0	WP: 0 PB: 0 SB: 0 CS: 0	PA: 31
PITCHER Fritz Peterson, L ERA: 3.54 (1, 1)	IP: 9.0 WLS: W BF: 31 H: 4 R: 1 ER: 1 SO: 8 BB: 0 IBB: 0 HBP: 0 BLK: 0 WP: 0 HR: 1 S: 47 P: 47 ERA: 1.00 WHIP: 0.444															PITCHER				

Batter	1	2	3	4	5	6	7	8	9	AB	R	H	RBI	BB	SO	LOB	BOTTOM			
Horace Clarke, S OBP: 0.316, SLG: 0.305 (1, 4)										3	1	0	0	1	0	1	California Angels @ New York Yankees Yankee Stadium, Bronx, NY Tue Sep 12 1967, 7:05 PM EDT Att: 6,505 - Unknown			
Roy White, S OBP: 0.283, SLG: 0.272 (1, 9)										4	1	1	0	0	1	1				
Mickey Mantle, S OBP: 0.397, SLG: 0.456 (1, 3)										2	0	0	0	1	1	0				
Joe Pepitone, L OBP: 0.299, SLG: 0.376 (1, 8)										3	0	1	0	0	1	2				
Steve Whitaker, L OBP: 0.291, SLG: 0.379 (1, 7)										1	0	0	1	0	0	0				
Frank Fernandez, R OBP: 0.333, SLG: 0.333 (1, 2)										3	0	1	0	0	1	1				
Jerry Kenney, L (1, 6)										2	0	0	0	0	0	1				
John Kennedy, R OBP: 0.276, SLG: 0.244 (1, 5)										3	0	0	0	0	1	1				
Fritz Peterson, S OBP: 0.235, SLG: 0.174 (1, 1)										3	0	1	0	0	1	1				
Inning Stats	R: 2 E: 0 K: 1 S: 5	H: 1 LOB: 2 BB: 2 P: 13	R: 0 E: 0 K: 0 S: 4	H: 1 LOB: 0 BB: 0 P: 4	R: 0 E: 0 K: 2 S: 7	H: 0 LOB: 0 BB: 0 P: 7	R: 0 E: 0 K: 0 S: 4	H: 1 LOB: 1 BB: 0 P: 4	R: 0 E: 0 K: 1 S: 5	H: 0 LOB: 0 BB: 0 P: 5	R: 0 E: 0 K: 0 S: 3	H: 0 LOB: 0 BB: 0 P: 3	R: 0 E: 0 K: 1 S: 5	H: 1 LOB: 1 BB: 0 P: 5	R: 0 E: 0 K: 1 S: 6	H: 1 LOB: 0 BB: 0 P: 6		1B: 4 2B: 1 3B: 0 HR: 0	SF: 1 SAC: 2 DP: 1 HBP: 0	WP: 0 PB: 1 SB: 0 CS: 0
PITCHER Clyde Wright, L ERA: 3.39 Bobby Locke, R ERA: 4.7 (8, 1)	IP: 7.0 WLS: L BF: 25 H: 3 R: 2 ER: 1 SO: 5 BB: 2 IBB: 0 HBP: 0 BLK: 0 WP: 0 HR: 0 S: 33 P: 41 ERA: 1.29 WHIP: 0.714															PITCHER				

Batter	1	2	3	4	5	6	7	8	9	AB	R	H	RBI	BB	SO	LOB	TOP									
Aurelio Rodriguez, R OBP: 0.289, SLG: 0.364 (1.5)	4-3			1B FC6-4	F8		L1-6 2B		F7	5	1	2	1	0	0	1	California Angels @ New York Yankees Yankee Stadium, Bronx, NY Wed Sep 13 1967, 7:05 PM EDT Att: 4,615 - Unknown AB 35 R 4 H 9 RBI 4 BB 1 SO 4 LOB 16 									
Jay Johnstone, L OBP: 0.221, SLG: 0.283 (1.8)	6-3			1B FC6-4		F7	L1-6 2B			4	0	1	0	0	0	1										
Jim Fregosi, R OBP: 0.355, SLG: 0.392 (1.6)	1-3			FC6-4 4-3 3B		1B HBP		1B BB		2	2	0	1	1	0	1										
Jimmie Hall, L OBP: 0.319, SLG: 0.415 (1.9)		3-1		4-3		1B 1B		FC5-4 1B		4	0	2	0	0	0	1										
Don Mincher, L OBP: 0.380, SLG: 0.488 (1.3)	F5			3B		L1		F4		4	0	1	1	0	0	4										
Roger Repoz, L OBP: 0.330, SLG: 0.409 Bubba Morton, R OBP: 0.395, SLG: 0.404 (8, PH) (8, 7)	K			K		1B		K		3	0	1	1	0	2	1										
Hawk Taylor, R OBP: 0.313, SLG: 0.403 Jim Weaver, L (6, 1)			F7		F7	6-3		FC5-4		3	0	0	0	0	0	2										
Rick Reichardt, R OBP: 0.309, SLG: 0.381 Pete Cimino, R OBP: 0.417, SLG: 0.417 (8, PH) (8, 1)										1	0	0	0	0	0	2										
Bobby Knoop, R OBP: 0.303, SLG: 0.351 (1.4)		L5				5-3			K	4	0	1	0	0	1	0										
Rickey Clark, R OBP: 0.064, SLG: 0.043 Bill Kelso, R OBP: 0.105, SLG: 0.105 Minnie Rojas, R OBP: 0.125, SLG: 0.067 Buck Rodgers, S OBP: 0.269, SLG: 0.292 (1, 1) (6, 1) (6, 1) (6, 2)	F5				1-3-1			1-3		2	0	0	0	0	0	1										
										0	0	0	0	0	0	0										
										2	1	1	0	0	0	0										
Inning Stats	R: 0 E: 0 K: 0 S: 3	H: 0 LOB: 0 BB: 0 P: 3	R: 0 E: 0 K: 1 S: 5	H: 0 LOB: 0 BB: 0 P: 5	R: 0 E: 0 K: 0 S: 3	H: 0 LOB: 0 BB: 0 P: 3	R: 2 E: 0 K: 1 S: 8	H: 3 LOB: 1 BB: 0 P: 8	R: 0 E: 0 K: 0 S: 4	H: 1 LOB: 1 BB: 0 P: 4	R: 1 E: 0 K: 0 S: 5	H: 2 LOB: 2 BB: 0 P: 6	R: 1 E: 0 K: 0 S: 4	H: 2 LOB: 0 BB: 0 P: 4	R: 0 E: 0 K: 1 S: 6	H: 1 LOB: 2 BB: 1 P: 10		R: 0 E: 0 K: 1 S: 5	H: 0 LOB: 0 BB: 0 P: 5	1B: 5 2B: 3 3B: 2 HR: 0	SF: 0 SAC: 0 DP: 1 HBP: 1	WP: 0 PB: 0 SB: 0 CS: 0	PA: 37			
PITCHER	IP	WLS	BF	H	R	ER	SO	BB	IBB	HBP	BLK	WP	HR	S	P	ERA		WHIP								
Bill Monbouquette, R ERA: 2.39 Joe Verbanic, R ERA: 2.51 Steve Hamilton, L ERA: 3.96 Dooley Womack, R ERA: 2.72 (1, 1) (7, 1) (8, 1) (8, 1)	6.0	W	25	6	3	3	2	0	0	1	0	0	0	28	29	4.50		1.000								
	1.0		6	3	1	1	0	1	0	0	0	0	0	5	9	9.00	4.000									
	0.1		1	0	0	0	0	0	0	0	0	0	0	1	1	0.00	0.000									
	1.2	S	5	0	0	0	2	0	0	0	0	0	0	9	9	0.00	0.000									


Batter	1	2	3	4	5	6	7	8	9	AB	R	H	RBI	BB	SO	LOB	BOTTOM								
Horace Clarke, S OBP: 0.319, SLG: 0.308 (1.4)	F8			BB 1B	IHR 1B	BB FC3-2 1B		F8		5	1	3	1	0	0	0	California Angels @ New York Yankees Yankee Stadium, Bronx, NY Wed Sep 13 1967, 7:05 PM EDT Att: 4,615 - Unknown AB 30 R 6 H 8 RBI 5 BB 7 SO 3 LOB 15 								
Jerry Kenney, L OBP: 0.429, SLG: 0.500 (1.6)	WP BB			BB 1B	IHR 1B	FC3-2 BB		F7		3	2	2	2	2	0	0									
Mickey Mantle, S OBP: 0.400, SLG: 0.459 Mike Hegan, L OBP: 0.254, SLG: 0.202 (1, 3) (6, PR) (7, 3)	K			BB	3-1 2B	PB FC3-2 BB				2	0	1	1	2	1	1									
										0	0	0	0	0	0	0									
Joe Pepitone, L OBP: 0.297, SLG: 0.373 (1.8)	4-3			K	3-1	FC3-2 PB				4	0	0	0	0	1	8									
Steve Whitaker, L OBP: 0.290, SLG: 0.376 (1.7)		6-3		C6-4-3 BB	K	3-1				3	0	0	0	1	1	3									
Roy White, S OBP: 0.288, SLG: 0.273 (1.9)		4-3		G6-4-3 BB		SH 1B		F4		3	1	1	0	1	0	0									
Jake Gibbs, L OBP: 0.294, SLG: 0.290 (1.2)	6-3			G6-4-3		BB SH 1B		G1		4	1	1	0	0	2										
John Kennedy, R OBP: 0.272, SLG: 0.239 (1.5)				5-3	F8	SH 1B		F9		3	0	0	0	0	1										
										2	0	0	0	0	0	0									
										0	0	0	1	1	0	0									
										0	1	0	0	0	0	0									
										0	0	0	0	0	0	0									
										0	0	0	0	0	0	0									
										1	0	0	0	0	0	0									
Inning Stats	R: 0 E: 0 K: 1 S: 5	H: 0 LOB: 1 BB: 1 P: 9	R: 0 E: 0 K: 0 S: 3	H: 0 LOB: 0 BB: 0 P: 3	R: 0 E: 0 K: 1 S: 7	H: 2 LOB: 3 BB: 1 P: 11	R: 0 E: 0 K: 0 S: 2	H: 0 LOB: 1 BB: 2 P: 10	R: 2 E: 0 K: 1 S: 8	H: 3 LOB: 1 BB: 0 P: 8	R: 4 E: 0 K: 0 S: 6	H: 3 LOB: 3 BB: 3 P: 18	R: 0 E: 0 K: 0 S: 3	H: 0 LOB: 0 BB: 0 P: 3	R: 0 E: 0 K: 0 S: 3	H: 0 LOB: 0 BB: 0 P: 3	1B: 6 2B: 1 3B: 0 HR: 1	SF: 0 SAC: 1 DP: 1 HBP: 0	WP: 1 PB: 1 SB: 0 CS: 0	PA: 38					
PITCHER	IP	WLS	BF	H	R	ER	SO	BB	IBB	HBP	BLK	WP	HR	S	P	ERA	WHIP								
Rickey Clark, R ERA: 2.61 Bill Kelso, R ERA: 3.1 Minnie Rojas, R ERA: 2.51 Jim Weaver, L ERA: 4.5 Pete Cimino, R ERA: 3.36 (1, 1) (6, 1) (6, 1) (8, 1) (8, 1)	5.0	L	25	7	4	4	3	4	0	0	0	0	0	1	1	2.00	2.200								
	0.0		1	0	0	0	0	0	0	0	0	0	0	1	1	∞	∞								
	0.1		4	1	1	1	0	3	0	0	0	0	0	1	13	27.00	12.000								
	1.2		5	0	1	0	0	0	0	0	0	0	0	5	5	0.00	0.000								
	1.0		3	0	0	0	0	0	0	0	0	0	0	3	3	0.00	0.000								

Batter	1	2	3	4	5	6	7	8	9	10	11	AB	R	H	RBI	BB	SO	LOB							
Ted Kubiak, S OBP: 0.244, SLG: 0.211 (1, 6)	5-3		F4			F7		1B			1-3	5	0	1	0	0	0	0							
John Donaldson, L OBP: 0.358, SLG: 0.358 (1, 4)	FC5-4 1B			4-3		F7		F8			1B	5	0	2	0	0	0	1							
Joe Rudi, R OBP: 0.227, SLG: 0.200 (1, 3)	FC5-4 FC6-4 1-2			K		5-3					1-3	5	0	0	0	0	1	2							
Danny Cater, R OBP: 0.314, SLG: 0.339 (1, 7)	FC6-4 1-2			5-3				1B G4-6-3 1B			F7	4	1	1	0	0	0	1							
Sal Bando, R OBP: 0.290, SLG: 0.209 (1, 5)		4-3				K		1B G4-6-3 1B			K	4	0	1	0	0	2	0							
Reggie Jackson, L OBP: 0.278, SLG: 0.309 (1, 9)		F8				F8		G4-6-3 1-2 3-H K			G3	4	0	0	0	0	0	1							
Joe Nosssek, R OBP: 0.222, SLG: 0.255 (1, 8)				K				K			F8	4	0	1	0	0	2	0							
Dave Duncan, R OBP: 0.222, SLG: 0.362 (1, 2)				K				F6			K	3	0	0	0	1	2	0							
Chuck Dobson, R OBP: 0.179, SLG: 0.179 (1, 1)				K				K				3	0	0	0	0	3	2							
Lew Krausse, R OBP: 0.167, SLG: 0.244 (10, 1)				K				K			F4	1	0	0	0	0	0	0							
Inning Stats	R: 0 E: 0 K: 0 S: 4	H: 1 LOB: 1 BB: 0 P: 4	R: 0 E: 0 K: 1 S: 5	H: 0 LOB: 0 BB: 0 P: 5	R: 0 E: 0 K: 2 S: 7	H: 0 LOB: 0 BB: 0 P: 7	R: 0 E: 0 K: 1 S: 5	H: 0 LOB: 0 BB: 0 P: 5	R: 0 E: 0 K: 2 S: 8	H: 1 LOB: 2 BB: 1 P: 12	R: 0 E: 0 K: 1 S: 6	H: 1 LOB: 1 BB: 0 P: 6	R: 0 E: 0 K: 1 S: 5	H: 0 LOB: 0 BB: 0 P: 5	R: 0 E: 0 K: 1 S: 5	H: 0 LOB: 0 BB: 0 P: 5	R: 0 E: 0 K: 0 S: 4	H: 1 LOB: 1 BB: 0 P: 4	1B: 6 2B: 0 3B: 0 HR: 0	SF: 0 SAC: 0 DP: 1 HBP: 0	WP: 0 PB: 0 SB: 0 CS: 0	PA: 39			
PITCHER	IP 10.0	WLS 10	BF 35	H 5	R 1	ER 1	SO 10	BB 1	IBB 0	HBP 0	BLK 0	WP 0	HR 0	S 54	P 58	ERA 0.90	WHIP 0.600								
George Brunet, L ERA: 3.03 (1, 1)																									
Bobby Locke, R ERA: 4.15 (11, 1)	1.0	W	4	1	0	0	0	0	0	0	0	0	0	4	4	0.00	1.000								

Kansas City Athletics @ California Angels
Anaheim Stadium, Anaheim, CA

Fri Sep 15 1967, 10:05 PM EDT
Att: 11,922 - Unknown

AB	38
R	1
H	6
RBI	0
BB	1
SO	10
LOB	7




Batter	1	2	3	4	5	6	7	8	9	10	11	AB	R	H	RBI	BB	SO	LOB						
Aurelio Rodriguez, R OBP: 0.278, SLG: 0.380 (1, 5)	F4		5-3								F9	5	0	2	0	0	0	0						
Jay Johnstone, L OBP: 0.221, SLG: 0.281 (1, 8)	1B		4-3					2B			4-3	5	0	1	0	0	1	4						
Jim Fregosi, R OBP: 0.356, SLG: 0.392 (1, 6)	FC4-6 1B							F7			1-3	5	1	2	0	0	0	2						
Jimmie Hall, L OBP: 0.315, SLG: 0.409 (1, 9)	FC4-6 1-2			K				4-3			F7	5	0	0	0	0	1	3						
Don Mincher, L OBP: 0.382, SLG: 0.492 (1, 3)								4-3			K	5	1	3	1	0	1	0						
Rick Reichardt, R OBP: 0.338, SLG: 0.379 (1, 7)								1B			WP 1B 2B	5	0	1	1	0	0	2						
Buck Rodgers, S OBP: 0.286, SLG: 0.289 (1, 2)								F7			4-3	4	0	0	0	0	0	2						
Bobby Knoop, R OBP: 0.302, SLG: 0.353 (1, 4)								FC1-5 2B			6-3	4	0	1	0	0	0	1						
George Brunet, R OBP: 0.079, SLG: 0.066 (1, 1)								FC1-5 1B				3	0	1	0	0	1	1						
Roger Repoz, L OBP: 0.328, SLG: 0.408 (10, PH)								2B			F9	1	0	0	0	0	0	0						
Bobby Locke, R OBP: 0.500, SLG: 0.500 (11, 1)								2B 1B				0	0	0	0	0	0	0						
Inning Stats	R: 0 E: 0 K: 0 S: 4	H: 2 LOB: 2 BB: 0 P: 4	R: 0 E: 0 K: 0 S: 4	H: 1 LOB: 1 BB: 0 P: 4	R: 0 E: 0 K: 1 S: 5	H: 0 LOB: 0 BB: 0 P: 5	R: 1 E: 0 K: 1 S: 7	H: 2 LOB: 1 BB: 0 P: 7	R: 0 E: 0 K: 0 S: 3	H: 0 LOB: 0 BB: 0 P: 3	R: 0 E: 0 K: 1 S: 5	H: 2 LOB: 2 BB: 0 P: 5	R: 0 E: 0 K: 0 S: 3	H: 0 LOB: 0 BB: 0 P: 3	R: 0 E: 0 K: 0 S: 3	H: 0 LOB: 0 BB: 0 P: 3	R: 0 E: 0 K: 0 S: 4	H: 2 LOB: 1 BB: 0 P: 4	1B: 8 2B: 3 3B: 0 HR: 0	SF: 0 SAC: 0 DP: 0 HBP: 0	WP: 1 PB: 0 SB: 0 CS: 0	PA: 42		
PITCHER	IP 9.0	WLS 7	BF 35	H 9	R 1	ER 1	SO 4	BB 0	IBB 0	HBP 0	BLK 0	WP 0	HR 0	S 43	P 43	ERA 1.00	WHIP 1.000							
Chuck Dobson, R ERA: 3.71 (1, 1)																								
Lew Krausse, R ERA: 4.21 (10, 1)	1.2	L	7	2	1	1	0	0	0	0	0	1	0	7	7	5.40	1.200							

Kansas City Athletics @ California Angels
Anaheim Stadium, Anaheim, CA

Fri Sep 15 1967, 10:05 PM EDT
Att: 11,922 - Unknown

AB	42
R	2
H	11
RBI	2
BB	0
SO	4
LOB	15



Batter	1	2	3	4	5	6	7	8	9	AB	R	H	RBI	BB	SO	LOB	TOP										
Ted Kubiak, S OBP: 0.264, SLG: 0.215 (1, 6)										3	0	1	0	2	1	0	Kansas City Athletics @ California Angels Anaheim Stadium, Anaheim, CA Sat Sep 16 1967, 10:05 PM EDT Att: 17,410 - Unknown										
Weldon Bowlin, R OBP: 0.333, SLG: 0.333 Sal Bando, R OBP: 0.284, SLG: 0.205 (1, 5) (7, PH) (7, 5)										3	0	1	0	0	0	2											
John Donaldson, L OBP: 0.354, SLG: 0.356 (1, 4)										5	0	1	0	0	0	2											
Reggie Jackson, L OBP: 0.279, SLG: 0.309 (1, 9) (8, 8)										3	1	1	0	0	1	0											
Danny Cater, R OBP: 0.317, SLG: 0.342 (1, 7)										4	0	3	0	0	0	2											
Jim Cozzer, L OBP: 0.339, SLG: 0.345 Mike Hershberger, R OBP: 0.324, SLG: 0.327 (1, 8) (8, PH) (8, 9)										2	0	0	0	1	1	3											
Joe Rudi, R OBP: 0.231, SLG: 0.208 (1, 3)										4	0	1	0	0	0	3											
Dave Duncan, R OBP: 0.224, SLG: 0.370 (1, 2)										4	0	1	0	0	2	4											
Tony Pierce, R Ray Webster, L Dick Green, R Diego Segui, R Paul Lindblad, L Tim Lillard, L OBP: 0.326, SLG: 0.324 OBP: 0.320, SLG: 0.304 (1, 1) (7, PH) (7, PH) (7, 1) (8, 1) (8, PH)										2	0	0	0	0	0	1											
Inning Stats	R: 0 E: 0 K: 0 S: 3	H: 0 LOB: 0 BB: 0 P: 3	R: 0 E: 0 K: 2 S: 8	H: 1 LOB: 1 BB: 0 P: 8	R: 0 E: 0 K: 1 S: 5	H: 0 LOB: 0 BB: 0 P: 5	R: 0 E: 0 K: 0 S: 5	H: 2 LOB: 2 BB: 0 P: 5	R: 0 E: 0 K: 1 S: 6	H: 1 LOB: 2 BB: 1 P: 10	R: 1 E: 0 K: 1 S: 7	H: 2 LOB: 2 BB: 1 P: 11	R: 0 E: 0 K: 0 S: 3	H: 0 LOB: 1 BB: 1 P: 7	R: 0 E: 0 K: 1 S: 7	H: 2 LOB: 2 BB: 0 P: 7		R: 0 E: 0 K: 1 S: 6	H: 1 LOB: 1 BB: 0 P: 6	1B: 8 2B: 1 3B: 0 HR: 0	SF: 0 SAC: 1 DP: 0 HBP: 0	WP: 1 PB: 0 SB: 0 CS: 0	PA: 39				
PITCHER	IP	WLS	BF	H	R	ER	SO	BB	IBB	HBP	BLK	WP	HR	S	P	ERA	WHIP										
Jack Hamilton, R ERA: 3.11 (1, 1)	6.0	W	26	6	1	1	5	2	0	0	0	1	0	34	42	1.50	1.333										
Curt Simmons, L ERA: 4.47 (7, 1)	1.2		8	2	0	0	0	1	0	0	0	0	0	7	11	0.00	1.800										
Minnie Rojas, R ERA: 2.48 (8, 1)	1.1	S	5	1	0	0	2	0	0	0	0	0	0	9	9	0.00	0.750										

Batter	1	2	3	4	5	6	7	8	9	AB	R	H	RBI	BB	SO	LOB	BOTTOM										
Aurelio Rodriguez, R OBP: 0.276, SLG: 0.373 (1, 5)										4	1	1	0	0	0	1	Kansas City Athletics @ California Angels Anaheim Stadium, Anaheim, CA Sat Sep 16 1967, 10:05 PM EDT Att: 17,410 - Unknown										
Jay Johnstone, L OBP: 0.230, SLG: 0.286 (1, 8)										3	0	2	0	1	1	1											
Jim Fregosi, R OBP: 0.353, SLG: 0.389 (1, 6)										4	0	0	0	0	1	4											
Rick Reichardt, R OBP: 0.313, SLG: 0.391 (1, 7)										4	1	4	2	0	0	0											
Bubba Morton, R OBP: 0.394, SLG: 0.403 (1, 9)										3	0	1	0	0	0	2											
Bill Skowron, R OBP: 0.242, SLG: 0.254 Don Mincher, L OBP: 0.383, SLG: 0.492 (1, 3) (8, PH) (9, 3)										3	0	0	0	0	0	2											
Hawk Taylor, R OBP: 0.313, SLG: 0.400 Jimmie Hall, L OBP: 0.315, SLG: 0.409 Woodie Held, R OBP: 0.313, SLG: 0.331 Buck Rodgers, S OBP: 0.286, SLG: 0.289 (1, 2) (8, PH) (8, PH) (8, 2)										3	0	1	0	0	0	0											
Bobby Knoop, R OBP: 0.300, SLG: 0.350 (1, 4)										4	0	0	0	0	0	3											
Jack Hamilton, R OBP: 0.122, SLG: 0.195 Curt Simmons, L OBP: 0.162, SLG: 0.189 Minnie Rojas, R OBP: 0.125, SLG: 0.067 (1, 1) (7, 1) (8, 1)										2	0	1	0	0	1	0											
Inning Stats	R: 1 E: 0 K: 1 S: 8	H: 3 LOB: 2 BB: 0 P: 8	R: 0 E: 0 K: 1 S: 5	H: 0 LOB: 0 BB: 0 P: 5	R: 0 E: 0 K: 0 S: 4	H: 1 LOB: 2 BB: 1 P: 8	R: 0 E: 0 K: 0 S: 3	H: 0 LOB: 0 BB: 0 P: 3	R: 0 E: 0 K: 1 S: 6	H: 2 LOB: 1 BB: 0 P: 6	R: 1 E: 0 K: 0 S: 5	H: 2 LOB: 1 BB: 0 P: 5	R: 0 E: 0 K: 0 S: 4	H: 1 LOB: 1 BB: 0 P: 4	R: 0 E: 0 K: 0 S: 4	H: 1 LOB: 2 BB: 1 P: 8		1B: 9 2B: 1 3B: 0 HR: 1	SF: 0 SAC: 1 DP: 1 HBP: 0	WP: 0 PB: 0 SB: 1 CS: 0	PA: 35						
PITCHER	IP	WLS	BF	H	R	ER	SO	BB	IBB	HBP	BLK	WP	HR	S	P	ERA	WHIP										
Tony Pierce, L ERA: 3.01 (1, 1)	6.0	L	26	8	2	2	3	1	0	0	0	0	1	31	35	3.00	1.500										
Diego Segui, R ERA: 2.64 (7, 1)	1.1		7	2	0	0	0	0	1	0	0	0	0	6	10	0.00	1.500										
Paul Lindblad, L ERA: 3.72 (8, 1)	0.2		2	0	0	0	0	0	0	0	0	0	0	2	2	0.00	0.000										

AB 35
R 1
H 9
RBI 0
BB 3
SO 7
LOB 20




AB 32
R 2
H 10
RBI 2
BB 2
SO 3
LOB 15



Batter	1	2	3	4	5	6	7	8	9	AB	R	H	RBI	BB	SO	LOB	TOP										
Ken Berry, R OBP: 0.310, SLG: 0.333 (1, 8)	5-3			6-3			6-3	FC6		4	0	0	0	0	0	2											
Don Buford, S OBP: 0.324, SLG: 0.322 (1, 4)	G3			K			6-3		F7	4	0	0	0	0	1	0											
Pete Ward, L OBP: 0.335, SLG: 0.391 (1, 7)	G3			F9			F4		4-3	4	0	0	0	0	0	0											
Ken Boyer, R OBP: 0.319, SLG: 0.363 Tommie Agee, R OBP: 0.306, SLG: 0.369 (8, 8)				5-3				E6	F8	3	0	1	0	0	0	0											
Tom McCraw, L OBP: 0.287, SLG: 0.361 (1, 3)				4-3				F5		3	0	0	0	0	1	2											
Ron Hansen, R OBP: 0.323, SLG: 0.333 Buddy Bradford, R OBP: 0.167, SLG: 0.091 J.C. Martin, L OBP: 0.332, SLG: 0.362 (8, 2)				5-3				1B	4-3	1B	3	0	1	0	0	0											
Rocky Colavito, R OBP: 0.322, SLG: 0.333 Bill Voss, L OBP: 0.059, SLG: 0.059 (8, 7)				F7			6-3		4-3	1B	3	0	1	1	0	0											
Duane Josephson, R OBP: 0.279, SLG: 0.312 Smoky Burgess, L OBP: 0.292, SLG: 0.246 Rich Morales, R (8, 6)				6-3			F9		4-3	1B	2	0	0	0	0	0											
Cisco Carlos, R OBP: 0.071, SLG: 0.071 Don McMahon, R OBP: 0.167, SLG: 0.167 Walt Williams, R OBP: 0.293, SLG: 0.358 Wayne Causey, L OBP: 0.301, SLG: 0.294 Bob Locker, S (8, 1)				K			K		FC6	IBB	2	0	0	0	0	2	0										
Inning Stats	R: 0 E: 0 K: 0 S: 3	H: 0 LOB: 0 BB: 0 P: 3	R: 0 E: 0 K: 1 S: 5	H: 1 LOB: 0 BB: 0 P: 5	R: 0 E: 0 K: 1 S: 5	H: 0 LOB: 0 BB: 0 P: 5	R: 0 E: 0 K: 0 S: 3	H: 0 LOB: 0 BB: 0 P: 3	R: 0 E: 0 K: 1 S: 5	H: 0 LOB: 0 BB: 0 P: 5	R: 0 E: 0 K: 0 S: 3	H: 0 LOB: 0 BB: 0 P: 3	R: 0 E: 0 K: 0 S: 6	H: 2 LOB: 2 BB: 1 P: 10	R: 0 E: 0 K: 0 S: 3	H: 0 LOB: 0 BB: 0 P: 3	1B: 3 2B: 1 3B: 0 HR: 0	SF: 0 SAC: 0 DP: 1 HBP: 0	WP: 0 PB: 0 SB: 1 CS: 1	PA: 31							
PITCHER	IP	WLS	BF	H	R	ER	SO	BB	IBB	HBP	BLK	WP	HR	S	P	ERA	WHIP										
Rickey Clark, R ERA: 2.5 (1, 1)	7.1		25	3	2	0	4	0	0	0	0	0	0	33	33	0.00	0.409										
Curt Simmons, L ERA: 4.46 (8, 1)	0.1		1	0	0	0	0	0	0	0	0	0	0	1	1	0.00	0.000										
Minnie Rojas, R ERA: 2.45 (8, 1)	1.1	W	5	0	0	0	0	0	1	0	0	0	0	4	8	0.00	0.000										

Chicago White Sox @ California Angels
Anaheim Stadium, Anaheim, CA
Mon Sep 18 1967, 10:05 PM EDT
Att: 11,875 - Unknown


AB 30
R 2
H 3
RBI 2
BB 1
SO 4
LOB 5





Batter	1	2	3	4	5	6	7	8	9	AB	R	H	RBI	BB	SO	LOB	BOTTOM										
Aurelio Rodriguez, R OBP: 0.262, SLG: 0.349 (1, 5)	F9			K				K		4	1	1	0	0	2	0											
Jay Johnstone, L OBP: 0.223, SLG: 0.277 (1, 8)	K			L1				4-3		3	0	0	0	0	1	0											
Jim Fregosi, R OBP: 0.350, SLG: 0.385 (1, 6)	6-3			F9				K		4	0	1	1	0	1	0											
Don Mincher, L OBP: 0.379, SLG: 0.485 Roger Repoz, L OBP: 0.326, SLG: 0.408 (9, PR)				G3				F8		4	0	1	0	0	1	1											
Jimmie Hall, L OBP: 0.314, SLG: 0.404 (1, 9)				F5				F9		4	0	0	0	0	0	2											
Rick Reichardt, R OBP: 0.315, SLG: 0.392 (1, 7)				1B				F2		4	1	2	1	0	0	0											
Buck Rodgers, S OBP: 0.287, SLG: 0.290 (1, 2)				E8				E3		3	0	1	0	0	0	0											
Bobby Knoop, R OBP: 0.302, SLG: 0.357 (1, 4)				K				F9		3	0	0	0	0	2	2											
Rickey Clark, R OBP: 0.061, SLG: 0.042 Curt Simmons, L OBP: 0.162, SLG: 0.189 Minnie Rojas, R OBP: 0.118, SLG: 0.063 (8, 1)				K				L4		2	0	0	0	0	1	1											
Inning Stats	R: 0 E: 0 K: 1 S: 5	H: 2 LOB: 1 BB: 0 P: 9	R: 0 E: 0 K: 2 S: 7	H: 0 LOB: 0 BB: 0 P: 7	R: 0 E: 0 K: 0 S: 3	H: 0 LOB: 0 BB: 0 P: 3	R: 0 E: 0 K: 0 S: 4	H: 0 LOB: 1 BB: 0 P: 4	R: 1 E: 0 K: 0 S: 5	H: 2 LOB: 1 BB: 0 P: 5	R: 0 E: 0 K: 1 S: 5	H: 0 LOB: 0 BB: 0 P: 5	R: 0 E: 0 K: 2 S: 7	H: 0 LOB: 0 BB: 0 P: 7	R: 0 E: 0 K: 0 S: 6	H: 2 LOB: 1 BB: 0 P: 6	1B: 6 2B: 0 3B: 0 HR: 0	SF: 0 SAC: 1 DP: 0 HBP: 0	WP: 0 PB: 0 SB: 0 CS: 0	PA: 33							
PITCHER	IP	WLS	BF	H	R	ER	SO	BB	IBB	HBP	BLK	WP	HR	S	P	ERA	WHIP										
Cisco Carlos, R ERA: 0.93 (1, 1)	5.1		21	4	2	1	5	0	0	0	0	0	0	31	31	1.69	0.750										
Don McMahon, R ERA: 2.17 (6, 1)	1.2		5	0	0	0	1	0	0	0	0	0	0	7	7	0.00	0.000										
Bob Locker, R ERA: 2.22 (8, 1)	1.2	L	7	2	1	1	3	0	0	0	0	0	0	13	13	5.40	1.200										

Chicago White Sox @ California Angels
Anaheim Stadium, Anaheim, CA
Mon Sep 18 1967, 10:05 PM EDT
Att: 11,875 - Unknown

AB 32
R 3
H 6
RBI 2
BB 0
SO 9
LOB 6




Batter	1	2	3	4	5	6	7	8	9	AB	R	H	RBI	BB	SO	LOB	TOP										
Tommie Agee, R OBP: 0.306, SLG: 0.368 (1, 8)	0-0 6-3		0-3 K			0-0 3B 1B		0-0 F8		4	1	1	1	0	1	1	Chicago White Sox @ California Angels Anaheim Stadium, Anaheim, CA Tue Sep 19 1967, 10:05 PM EDT Att: 15,094 - Unknown AB 32 R 3 H 7 RBI 3 BB 2 SO 6 LOB 12 										
Don Buford, S OBP: 0.323, SLG: 0.320 (1, 4)	0-0 G3			0-0 F8		0-0 F8		4-0 S BB		3	0	0	0	1	0	1											
Tom McCraw, L OBP: 0.291, SLG: 0.368 (1, 3)	0-0 PO 1B			0-3 K		0-0 1B 3B		4-0 BB		3	1	2	1	1	1	0											
Ken Boyer, R OBP: 0.318, SLG: 0.362 (1, 5)	0-0 PO 1-2	0-0 6-3		0-0 5-3		0-0 1B		0-3 K		4	0	1	1	0	1	2											
J.C. Martin, L OBP: 0.327, SLG: 0.356 (1, 2)		0-3 K			0-0 1-3	0-0 F3		0-0 1-3		4	0	0	0	0	1	3											
Rocky Colavito, R OBP: 0.322, SLG: 0.333 Buddy Bradford, R OBP: 0.154, SLG: 0.083 (7, PR) (7, 7)		0-0 G3			0-0 F8		0-0 SH2-4 1B		0-0 F3	3	0	1	0	0	0	0											
Ron Hansen, R OBP: 0.321, SLG: 0.331 (1, 6)			0-3 K		0-0 F9		0-0 SH2-4 1-2		0-0 F8	3	0	0	0	0	1	0											
Ken Berry, R OBP: 0.310, SLG: 0.333 (1, 9)			0-0 FC3-6 1B		0-0 F7		0-3 K		0-0 5-3	4	0	1	0	0	1	2											
Joe Horlen, R OBP: 0.190, SLG: 0.184 (1, 1)			0-0 FC3-6 WP 1-2		0-0 WP 1B		0-0 F5			3	1	1	0	0	0	3											
Inning Stats	R: 0 E: 0 K: 0 S: 3	H: 1 LOB: 0 BB: 0 P: 3	R: 0 E: 0 K: 1 S: 5	H: 0 LOB: 0 BB: 0 P: 5	R: 0 E: 0 K: 2 S: 8	H: 1 LOB: 1 BB: 0 P: 8	R: 0 E: 0 K: 1 S: 5	H: 0 LOB: 0 BB: 0 P: 5	R: 0 E: 0 K: 0 S: 3	H: 0 LOB: 0 BB: 0 P: 3	R: 3 E: 0 K: 0 S: 7	H: 4 LOB: 1 BB: 0 P: 7	R: 0 E: 0 K: 1 S: 6	H: 1 LOB: 2 BB: 0 P: 6	R: 0 E: 0 K: 1 S: 5	H: 0 LOB: 0 BB: 0 P: 3		1B: 6 2B: 0 3B: 1 HR: 0	SF: 0 SAC: 1 DP: 0 HBP: 0	WP: 2 PB: 0 SB: 1 CS: 0	PA: 36						
PITCHER	IP	WLS	BF	H	R	ER	SO	BB	IBB	HBP	BLK	WP	HR	S	P	ERA	WHIP										
Jim McGlothlin, R ERA: 2.87 (1, 1)	5.2	L	22	6	3	3	4	0	0	0	0	2	0	30	30	4.76	1.059										
Clyde Wright, L ERA: 3.39 (6, 1)	0.1		1	0	0	0	0	0	0	0	0	0	0	1	1	0.00	0.000										
Bill Kelso, R ERA: 3.06 (7, 1)	1.1		7	1	0	0	1	2	0	0	0	0	0	7	15	0.00	2.250										
Bobby Locke, R ERA: 3.18 (8, 1)	0.2		2	0	0	0	1	0	0	0	0	0	0	4	4	0.00	0.000										
Pete Cimino, R ERA: 3.32 (9, 1)	1.0		3	0	0	0	0	0	0	0	0	0	0	3	3	0.00	0.000										

Batter	1	2	3	4	5	6	7	8	9	AB	R	H	RBI	BB	SO	LOB	BOTTOM										
Aurelio Rodriguez, R OBP: 0.273, SLG: 0.356 (1, 5)	0-3 K		0-0 1B			0-0 1B		0-0 6-3		4	0	2	0	0	1	0	Chicago White Sox @ California Angels Anaheim Stadium, Anaheim, CA Tue Sep 19 1967, 10:05 PM EDT Att: 15,094 - Unknown AB 32 R 0 H 6 RBI 0 BB 1 SO 6 LOB 13 										
Jim Fregosi, R OBP: 0.349, SLG: 0.388 (1, 6)	0-0 3B		0-0 5-3			0-0 F7		0-0 5-3		4	0	1	0	0	0	2											
Don Mincher, L OBP: 0.378, SLG: 0.483 (1, 3)	0-3 K			0-0 FC1-6 1B		0-0 4-3		0-0 L4		4	0	1	0	0	1	2											
Jimmie Hall, L OBP: 0.316, SLG: 0.405 (1, 9)	0-3 K			0-0 FC1-6 G5-4-3 1-2		0-0 FC4-6 1B		0-0 FC5-4 1B		4	0	2	0	0	1	2											
Rick Reichardt, R OBP: 0.313, SLG: 0.388 (1, 7)		0-0 6-3		0-0 G5-4-3 1-2		0-0 F8		0-0 FC5-4 1-2		4	0	0	0	0	0	3											
Roger Repoz, L OBP: 0.324, SLG: 0.401 (1, 8)		0-0 F7			0-0 F9		0-0 FC4-6 BB 1-2		0-0 F8	4	0	0	0	0	0	2											
Buck Rodgers, S OBP: 0.287, SLG: 0.288 (1, 2)		0-3 K			0-0 G1		4-0 BB			2	0	0	0	1	1	0											
Bobby Knoop, R OBP: 0.301, SLG: 0.354 (1, 4)			0-0 4-3		0-3 K		0-0 F8			3	0	0	0	0	1	2											
Jim McGlothlin, R OBP: 0.179, SLG: 0.151 Clyde Wright, L OBP: 0.316, SLG: 0.421 Jay Johnson, L OBP: 0.155, SLG: 0.095 Bill Kelso, R OBP: 0.155, SLG: 0.095 Bobby Locke, R OBP: 0.155, SLG: 0.095 Tom Satriano, L OBP: 0.155, SLG: 0.095 Pete Cimino, R OBP: 0.155, SLG: 0.095 (1, 1) (6, 1) (6, PR) (7, 1) (8, 1) (8, PR) (9, 1)			0-3 K			0-0 G3		0-0 F8		1	0	0	0	0	1	0											
Inning Stats	R: 0 E: 0 K: 3 S: 10	H: 1 LOB: 0 BB: 0 P: 10	R: 0 E: 0 K: 1 S: 5	H: 0 LOB: 0 BB: 0 P: 5	R: 0 E: 0 K: 1 S: 6	H: 1 LOB: 1 BB: 0 P: 6	R: 0 E: 0 K: 0 S: 3	H: 1 LOB: 0 BB: 0 P: 3	R: 0 E: 0 K: 0 S: 5	H: 0 LOB: 0 BB: 0 P: 5	R: 0 E: 0 K: 0 S: 4	H: 1 LOB: 1 BB: 0 P: 4	R: 0 E: 0 K: 0 S: 4	H: 1 LOB: 2 BB: 1 P: 8	R: 0 E: 0 K: 0 S: 3	H: 0 LOB: 0 BB: 0 P: 3		R: 0 E: 0 K: 0 S: 4	H: 1 LOB: 1 BB: 0 P: 4	1B: 5 2B: 0 3B: 1 HR: 0	SF: 0 SAC: 0 DP: 1 HBP: 0	WP: 0 PB: 0 SB: 0 CS: 0	PA: 33				
PITCHER	IP	WLS	BF	H	R	ER	SO	BB	IBB	HBP	BLK	WP	HR	S	P	ERA	WHIP										
Joe Horlen, R ERA: 2.12 (1, 1)	9.0	W	33	6	0	0	6	1	0	0	0	0	0	44	48	0.00	0.778										

Batter	1	2	3	4	5	6	7	8	9	AB	R	H	RBI	BB	SO	LOB	TOP										
Don Buford, S OBP: 0.326, SLG: 0.321 (1, 4)	4-0 BB 1B BB	4-0 BB 2B BB		0-0 4-3 1-2			0-0 CS 1B			2	2	1	0	2	0	1											
Tom McCraw, L OBP: 0.290, SLG: 0.365 (1, 3)	4-0 1B BB	0-0 F9		0-0 F9			0-0 F9 1-2			3	1	0	0	1	0	3											
Tommie Agee, R OBP: 0.309, SLG: 0.379 (1, 8)	0-0 1B 2B 1B	0-0 1-H 2B			0-0 6-3			0-0 HR		4	2	3	3	0	0	0											
Ken Boyer, R OBP: 0.317, SLG: 0.361 (1, 5)	0-0 2B 5-3 1B	0-3 K			0-0 F9			0-0 F9		4	1	1	1	0	1	1											
Rocky Colavito, R OBP: 0.322, SLG: 0.336 Buddy Bradford, R OBP: 0.143, SLG: 0.077 (1, 9) (5, 7)	0-0 5-3 1-3 3-H 2B		0-0 F7		0-0 F7			0-0 6-3		3	0	1	1	0	0	0											
Ron Hansen, R OBP: 0.319, SLG: 0.328 (1, 6)	0-3 K		0-0 5-3		0-0 5-3			0-0 F3		4	0	0	0	0	1	2											
Ken Berry, R OBP: 0.309, SLG: 0.332 (1, 7) (5, 9)	0-0 5-3		0-3 K2-3		0-0 CS 1B			0-0 6-3		4	0	1	1	0	1	1											
J.C. Martin, L OBP: 0.324, SLG: 0.351 Bob Locker, S (6, 1)	0-0 F2			0-0 F8		0-0 F2 1-2		0-0 F1		3	0	0	0	0	0	2											
Tommy John, R OBP: 0.173, SLG: 0.160 Duane Josephson, R OBP: 0.276, SLG: 0.309 (1, 1) (6, 2)		0-0 5-3		4-0 BB			0-3 K		0-0 G3	1	0	0	0	1	0	0											
Inning Stats	R: 4 E: 0 K: 1 S: 8	H: 3 LOB: 1 BB: 2 P: 16	R: 1 E: 0 K: 1 S: 6	H: 1 LOB: 1 BB: 1 P: 10	R: 0 E: 0 K: 1 S: 5	H: 0 LOB: 0 BB: 0 P: 5	R: 0 E: 0 K: 0 S: 3	H: 1 LOB: 0 BB: 0 P: 7	R: 0 E: 0 K: 0 S: 3	H: 0 LOB: 0 BB: 0 P: 3	R: 0 E: 0 K: 1 S: 5	H: 1 LOB: 0 BB: 0 P: 5	R: 1 E: 0 K: 0 S: 4	H: 1 LOB: 0 BB: 0 P: 4	R: 0 E: 0 K: 0 S: 3	H: 0 LOB: 0 BB: 0 P: 3	1B: 4 2B: 2 3B: 0 HR: 1	SF: 0 SAC: 0 DP: 0 HBP: 0	WP: 0 PB: 0 SB: 0 CS: 2	PA: 36							
PITCHER	IP	WLS	BF	H	R	ER	SO	BB	IBB	HBP	BLK	WP	HR	S	P	ERA	WHIP										
George Brunet, L ERA: 3.18 (1, 1)	0.0	L	4	2	4	4	0	2	0	0	0	0	0	2	10	∞	∞										
Pete Cimino, R ERA: 3.35 (3, 1)	2.0	9	2	1	1	2	1	0	0	0	0	0	0	12	16	4.50	1.500										
Jim Coates, R ERA: 4.47 (5, 1)	3.0	9	2	0	0	1	0	0	0	0	0	0	0	11	11	0.00	0.667										
Clyde Wright, L ERA: 3.23 Bobby Locke, R ERA: 3.39 (8, 1)	2.0	7	1	1	1	0	0	0	0	0	0	0	1	7	7	4.50	0.500										

Chicago White Sox @ California Angels
Anaheim Stadium, Anaheim, CA
Wed Sep 20 1967, 10:05 PM EDT
Att: 17,532 - Unknown


AB 32
R 6
H 7
RBI 6
BB 4
SO 4
LOB 10





Batter	1	2	3	4	5	6	7	8	9	AB	R	H	RBI	BB	SO	LOB	BOTTOM										
Aurelio Rodriguez, R OBP: 0.298, SLG: 0.337 (1, 5)	0-0 1-3		0-0 4-3		0-0 6-3		0-0 6-3		0-0 6-3	5	0	0	0	0	0	1											
Jim Fregosi, R OBP: 0.350, SLG: 0.391 (1, 6)	4-0 1B BB		0-0 1-3		0-0 1B 3B		0-3 K			3	1	1	0	1	1	0											
Rick Reichardt, R OBP: 0.314, SLG: 0.396 (1, 7)	0-0 1-3 1B		0-0 HR		0-3 K			0-0 4-3		4	1	2	1	0	1	1											
Bubba Morton, R OBP: 0.391, SLG: 0.400 (1, 9)	0-3 K		0-0 6-3		0-0 1B			0-3 K		4	0	1	1	0	2	2											
Don Mincher, L OBP: 0.375, SLG: 0.479 (1, 3)	0-0 F8			0-0 4-3		0-0 F9		0-0 4-3		4	0	0	0	0	0	3											
Woodie Held, R OBP: 0.315, SLG: 0.333 Jay Johnstone, L OBP: 0.225, SLG: 0.275 (1, 8) (6, PH) (7, 8)		0-3 K		0-0 1B SF8 1B		0-3 K		4-0 G6-4-3 1B BB		2	1	1	0	0	1	0											
Hawk Taylor, R OBP: 0.326, SLG: 0.400 Tom Satriano, L OBP: 0.316, SLG: 0.323 (1, 2) (9, PH)		0-0 1B		0-0 1B		0-0 G3		0-0 G6-4-3 1B		3	0	2	0	0	0	0											
Bobby Knoop, R OBP: 0.298, SLG: 0.352 (1, 4)	0-0 F9		0-0 SF8		0-0 6-3			0-0 G6-4-3		3	0	0	1	0	0	3											
George Brunet, R Pete Cimino, R Jim Coates, R Clyde Wright, L Bobby Locke, R (1, 1) (6, 1) (1, 1) (5, 1) (8, 1)	0-0 F3		0-0 5-3		0-0 F9			0-0 1B		0	0	0	0	0	0	0											
Inning Stats	R: 0 E: 0 K: 1 S: 6	H: 1 LOB: 2 BB: 1 P: 10	R: 0 E: 0 K: 1 S: 6	H: 1 LOB: 0 BB: 0 P: 6	R: 1 E: 0 K: 0 S: 4	H: 1 LOB: 0 BB: 0 P: 4	R: 1 E: 0 K: 0 S: 5	H: 2 LOB: 1 BB: 0 P: 5	R: 1 E: 0 K: 1 S: 7	H: 2 LOB: 1 BB: 0 P: 7	R: 0 E: 0 K: 1 S: 5	H: 0 LOB: 0 BB: 0 P: 5	R: 0 E: 0 K: 1 S: 5	H: 0 LOB: 0 BB: 0 P: 5	R: 0 E: 0 K: 0 S: 4	H: 2 LOB: 1 BB: 1 P: 8	1B: 7 2B: 0 3B: 1 HR: 1	SF: 1 SAC: 0 DP: 1 HBP: 0	WP: 0 PB: 0 SB: 0 CS: 0	PA: 37							
PITCHER	IP	WLS	BF	H	R	ER	SO	BB	IBB	HBP	BLK	WP	HR	S	P	ERA	WHIP										
Tommy John, L ERA: 2.55 (1, 1)	5.0	W	23	7	3	3	3	1	0	0	0	0	0	28	32	5.40	1.600										
Bob Locker, R ERA: 2.22 (6, 1)	4.0	S	14	2	1	1	3	1	0	0	0	0	0	19	23	2.25	0.750										

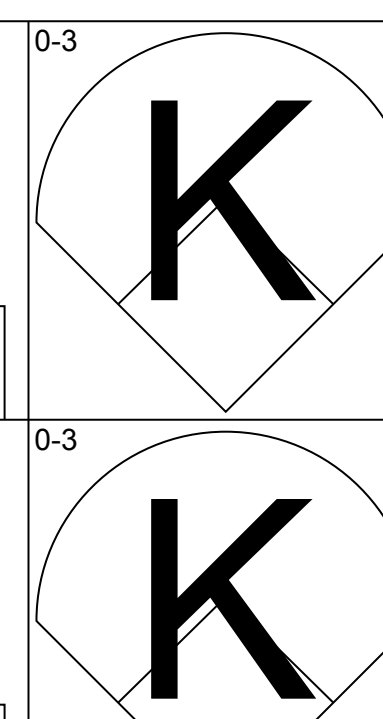
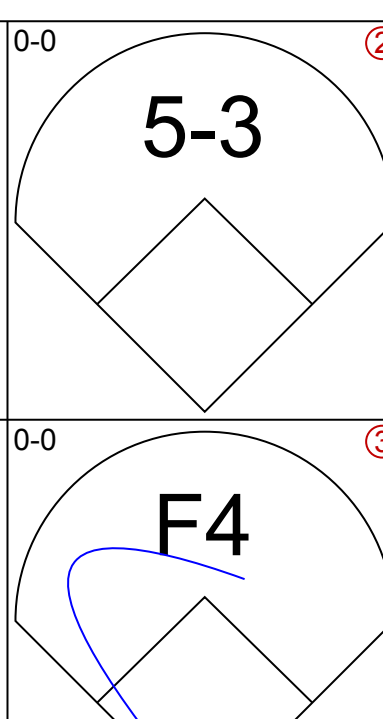
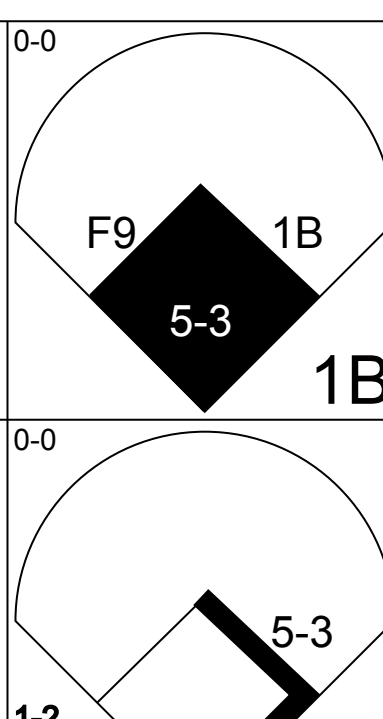
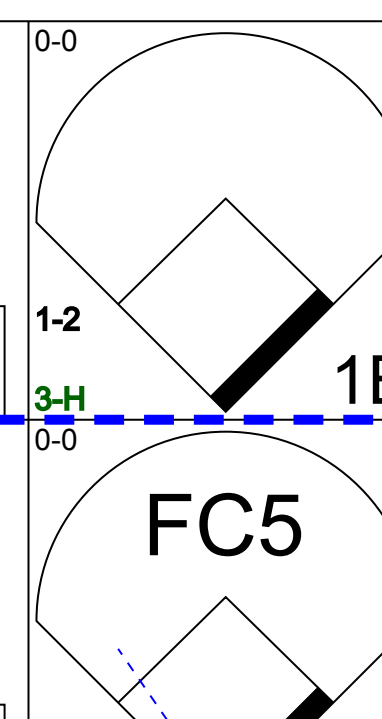
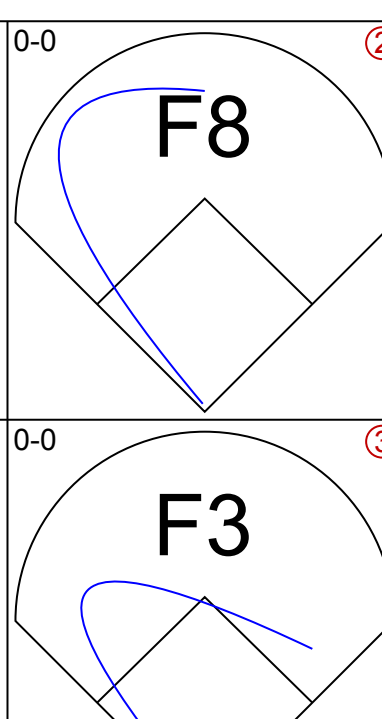
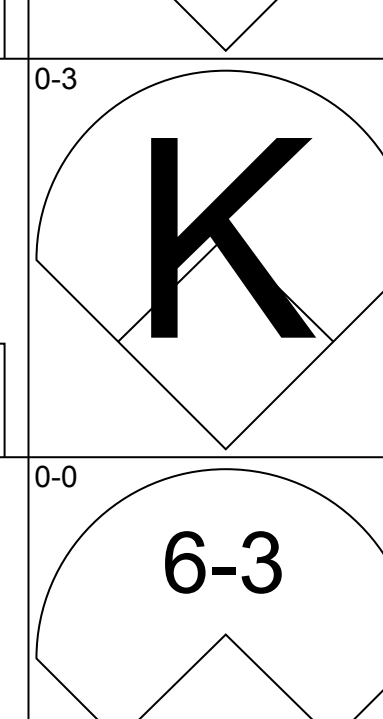
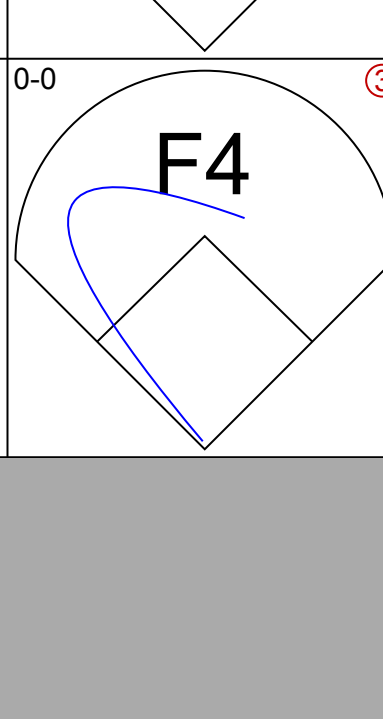
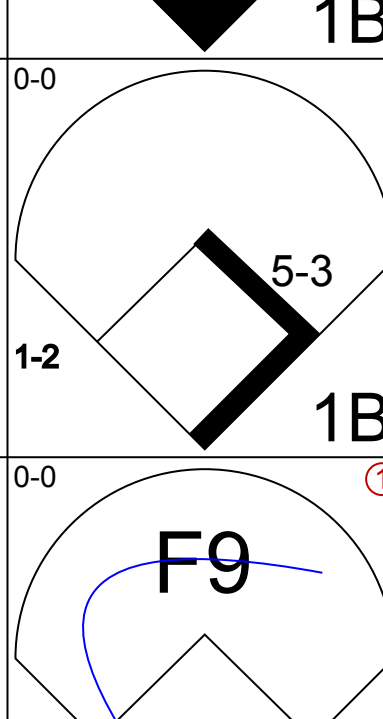
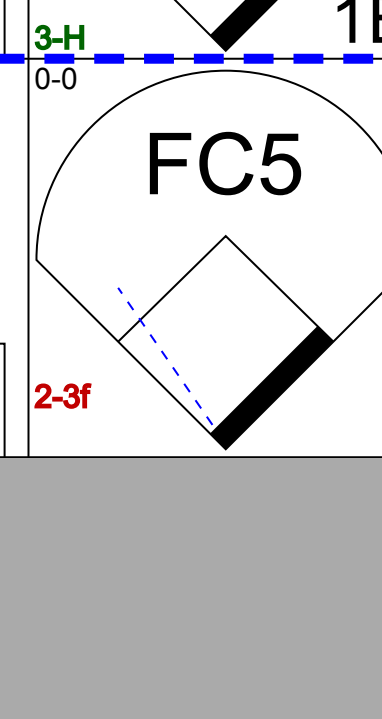
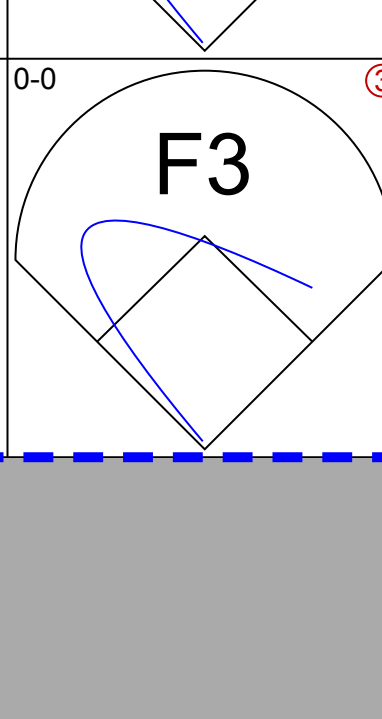
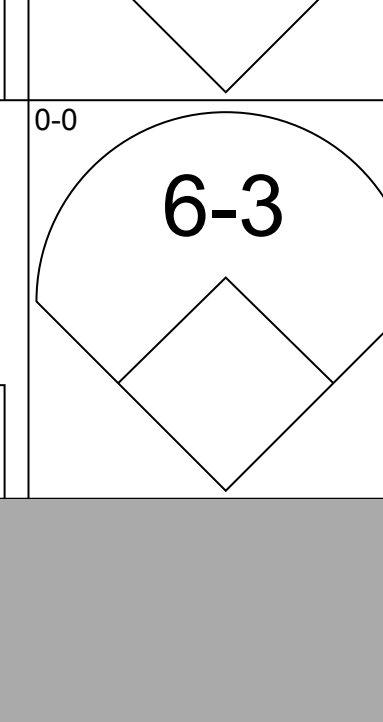
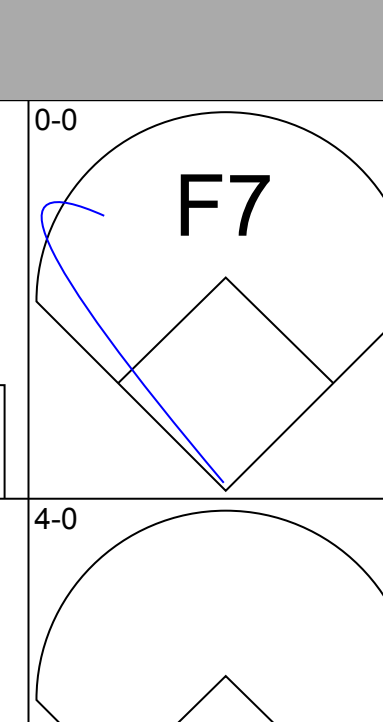
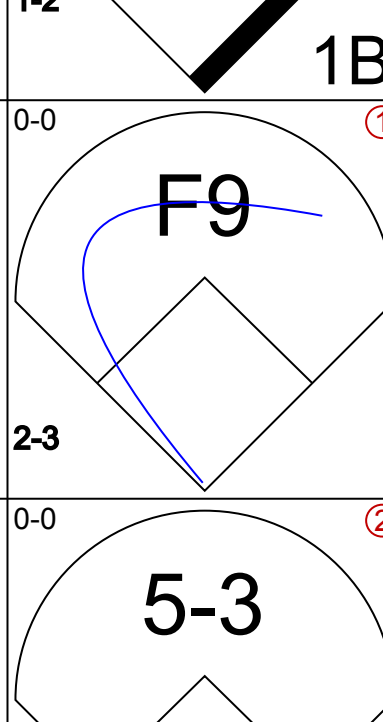
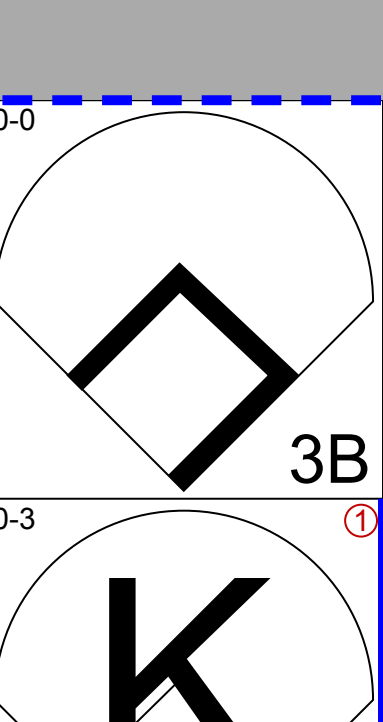
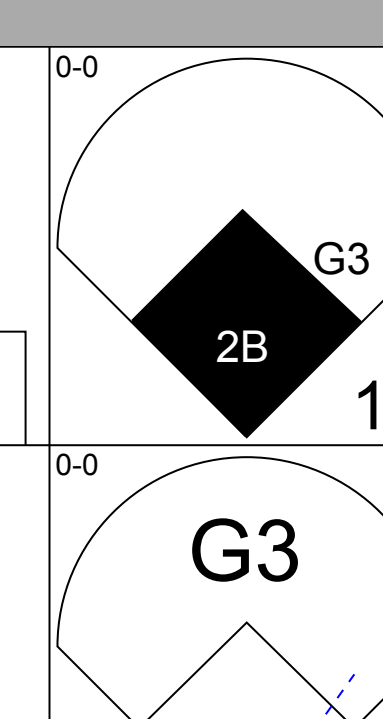
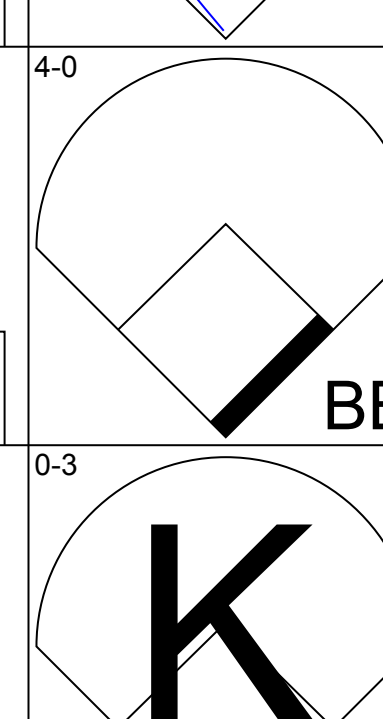
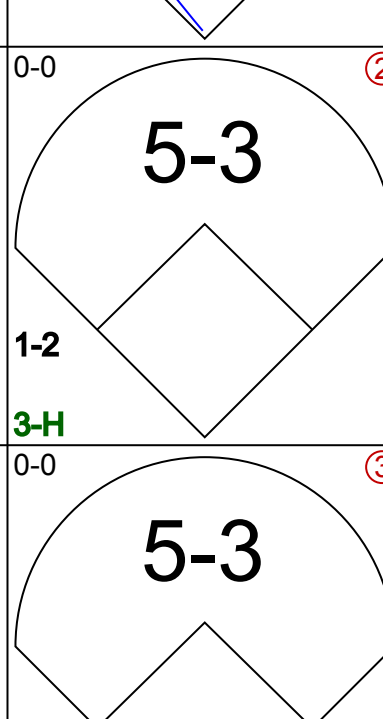
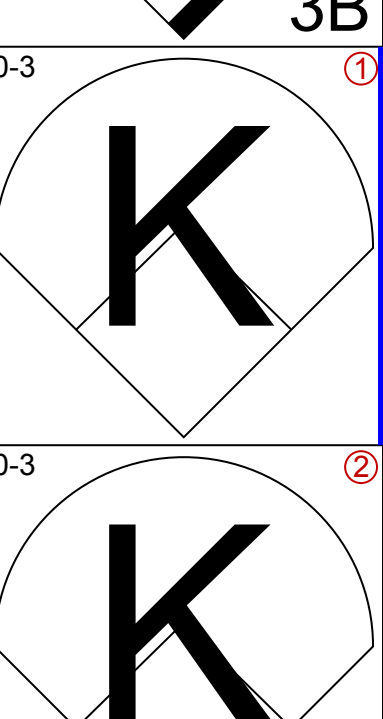
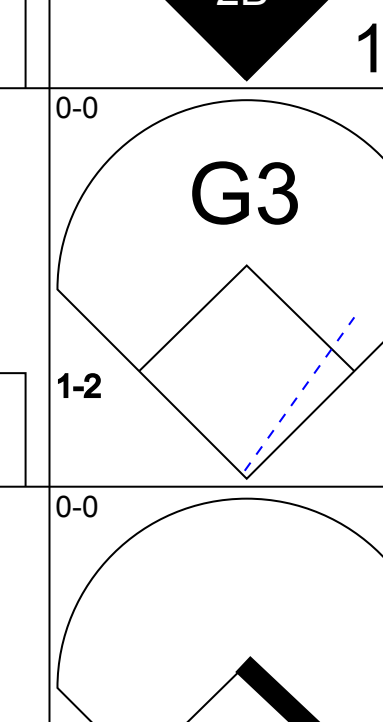
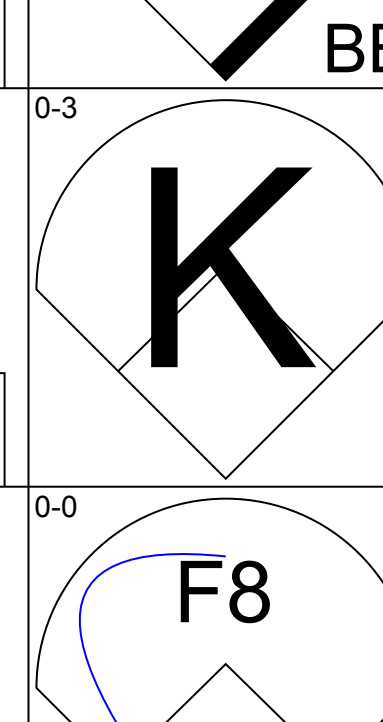
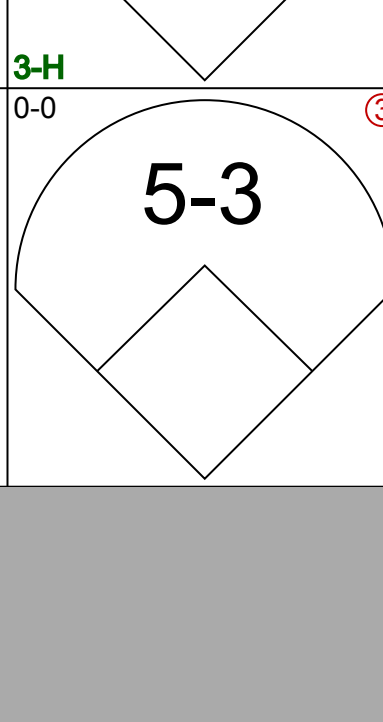
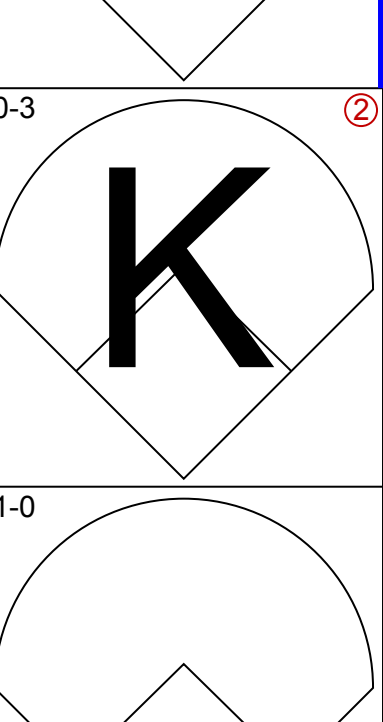
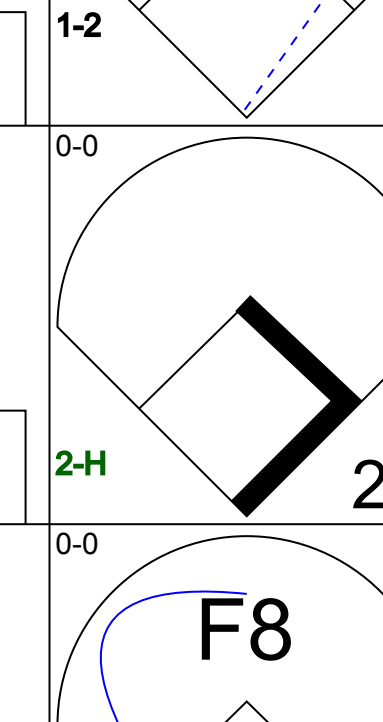
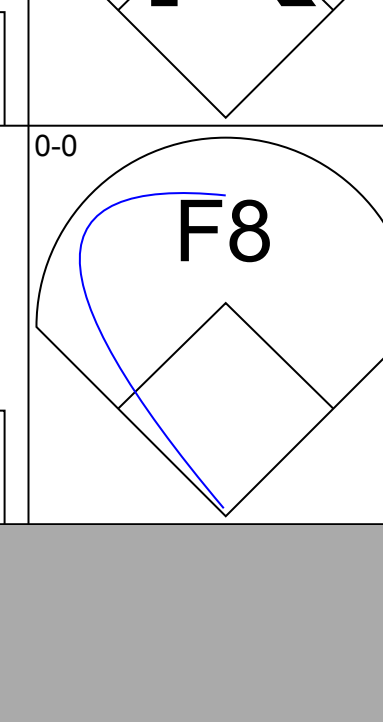
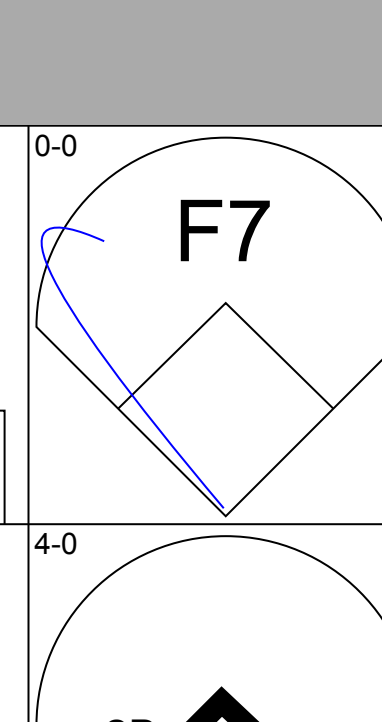
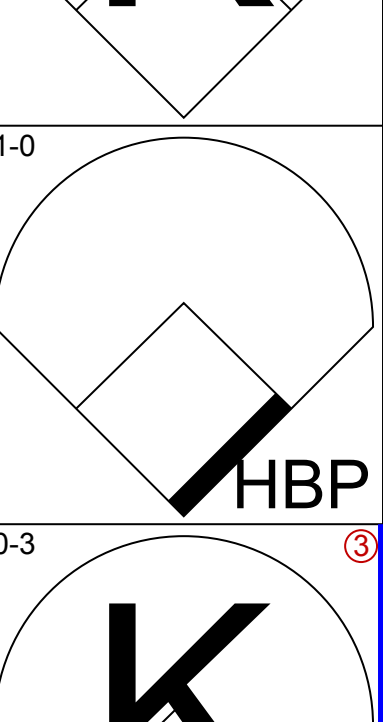
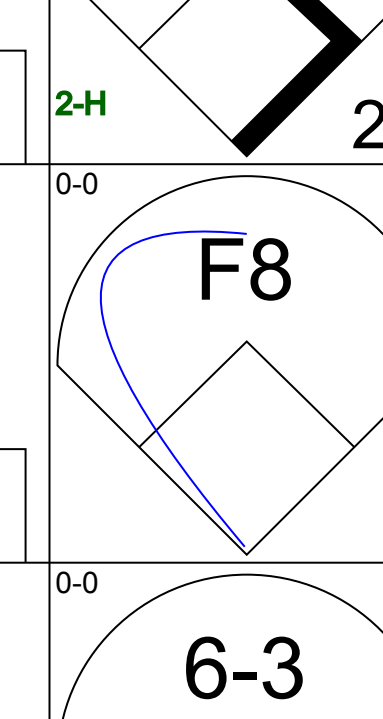
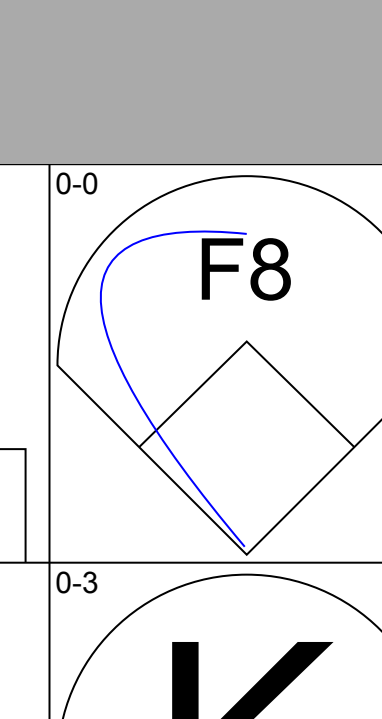
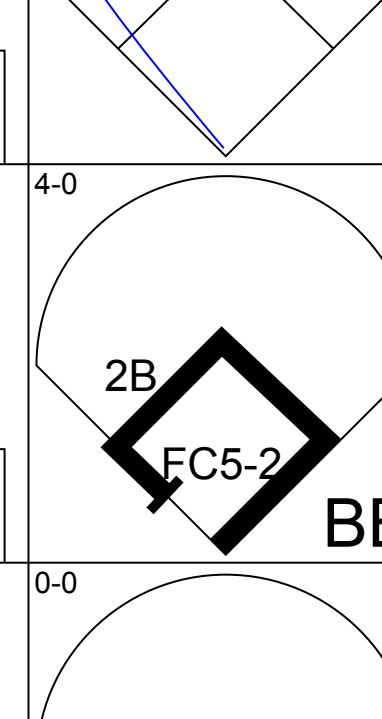
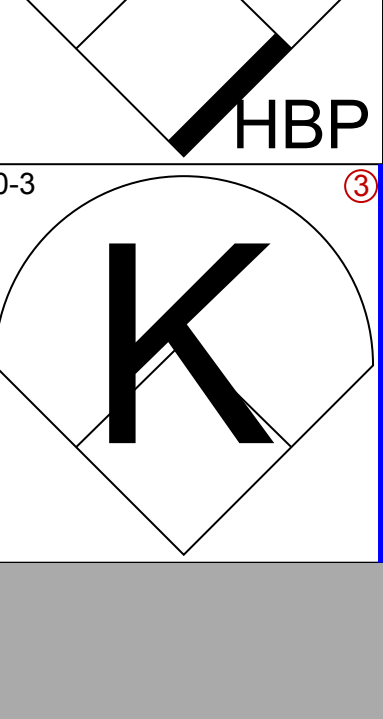
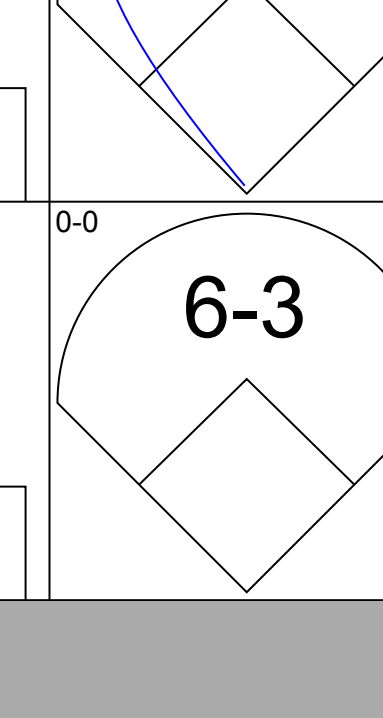
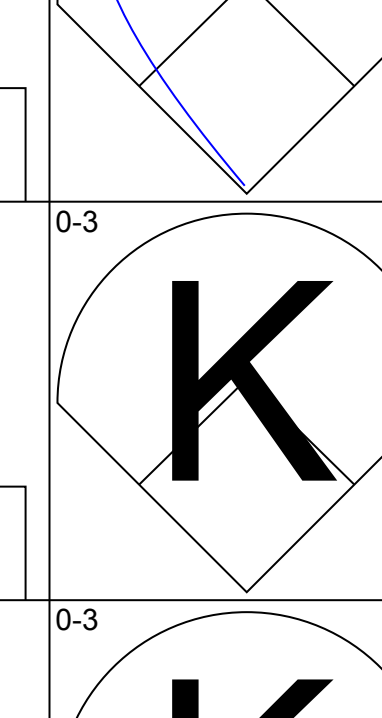
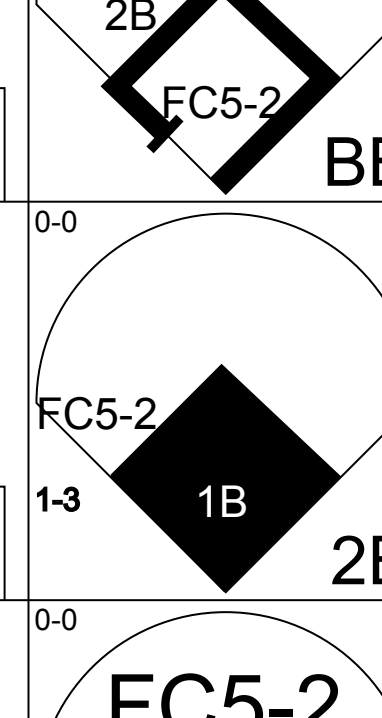
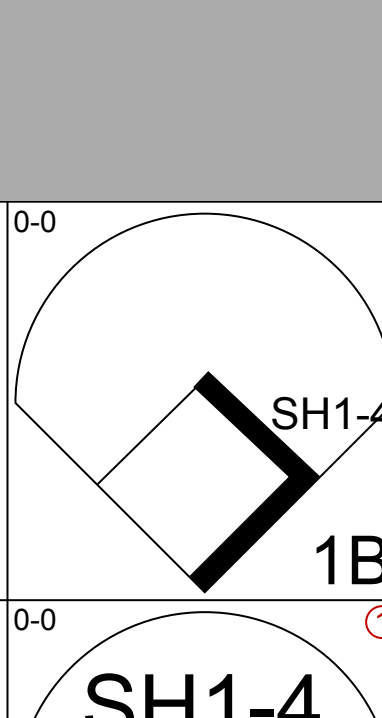
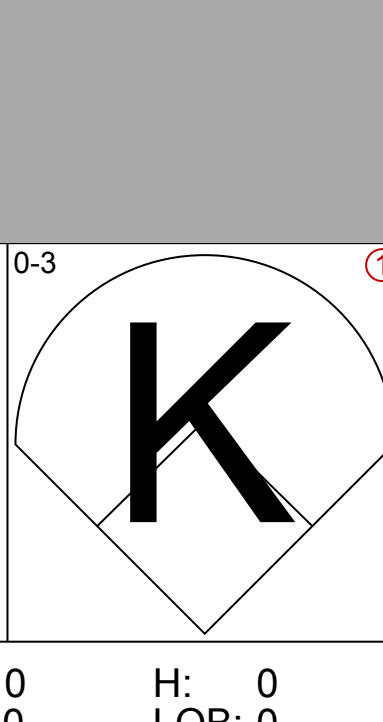
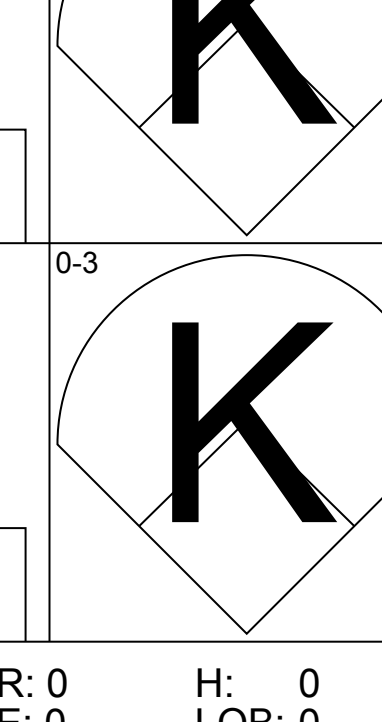
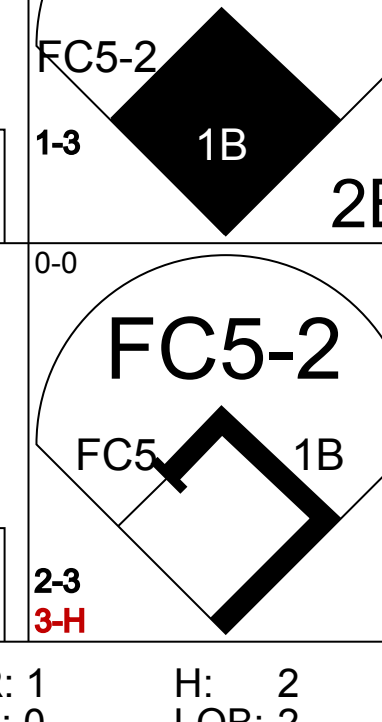
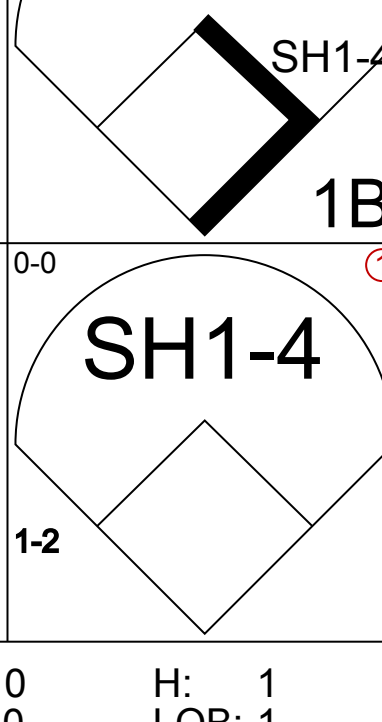
Chicago White Sox @ California Angels
Anaheim Stadium, Anaheim, CA
Wed Sep 20 1967, 10:05 PM EDT
Att: 17,532 - Unknown

AB 34
R 4
H 9
RBI 4
BB 2
SO 6
LOB 12



Batter	1	2	3	4	5	6	7	8	9	AB	R	H	RBI	BB	SO	LOB	TOP			
Aurelio Rodriguez, R OBP: 0.247, SLG: 0.323 (1, 5)	F3		F7			6-3		F8		4	0	0	0	0	0	1	California Angels @ Kansas City Athletics Municipal Stadium, Kansas City, MO Fri Sep 22 1967, 8:05 PM EDT Att: 2,640 - Unknown 			
Jim Fregosi, R OBP: 0.350, SLG: 0.390 (1, 6)	F3		F9					K		4	0	1	0	0	1	1				
Don Mincher, L OBP: 0.372, SLG: 0.475 (1, 3)	K			K		F5			4-3	4	0	0	0	0	2	1				
Jimmie Hall, L OBP: 0.321, SLG: 0.411 (1, 9)									1-3	3	1	2	0	1	0	0				
Rick Reichardt, R OBP: 0.312, SLG: 0.392 (1, 7)									F3	4	0	0	0	0	1	3				
Roger Repoz, L OBP: 0.322, SLG: 0.402 (1, 8)										3	0	1	1	0	1	1				
Buck Rodgers, S OBP: 0.285, SLG: 0.286 (1, 2)										3	0	0	0	0	0	2				
Bobby Knoop, R OBP: 0.297, SLG: 0.351 (7, PH)										2	0	0	0	0	1	0				
Tom Satirano, L OBP: 0.315, SLG: 0.321 (7, 4)										1	0	0	0	0	0	1				
Jack Hamilton, R OBP: 0.143, SLG: 0.214 (3, 1)										1	0	1	0	0	0	0				
Curt Simmons, L OBP: 0.182, SLG: 0.189 (3, 1)										0	0	0	0	0	0	0				
Jay Johnson, L OBP: 0.224, SLG: 0.274 (6, PH)										1	0	0	0	0	1	0				
Jim Coates, R OBP: 0.303, SLG: 0.607 (6, 1)										0	0	0	0	0	0	0				
Bubba Morton, R OBP: 0.249, SLG: 0.328 (8, PH)										1	0	0	0	0	1	0				
Bill Kelso, R OBP: 0.105, SLG: 0.105 (8, 1)										0	0	0	0	0	0	0				
Inning Stats	R: 0 E: 0 K: 1 S: 5	H: 0 LOB: 0 BB: 0 P: 5	R: 0 E: 0 K: 2 S: 7	H: 0 LOB: 1 BB: 1 P: 11	R: 0 E: 0 K: 0 S: 4	H: 1 LOB: 0 BB: 0 P: 4	R: 0 E: 0 K: 1 S: 5	H: 1 LOB: 0 BB: 0 P: 5	R: 0 E: 0 K: 1 S: 6	H: 1 LOB: 1 BB: 0 P: 6	R: 1 E: 0 K: 2 S: 5	H: 2 LOB: 1 BB: 0 P: 5	R: 0 E: 0 K: 0 S: 7	H: 0 LOB: 0 BB: 0 P: 7	R: 0 E: 0 K: 0 S: 3	H: 0 LOB: 0 BB: 0 P: 3	1B: 3 2B: 3 3B: 0 HR: 0	SF: 0 SAC: 0 DP: 1 HBP: 0	WP: 0 PB: 0 SB: 0 CS: 0	PA: 32
PITCHER Cattfish Hunter, R ERA: 2.89 (1, 1)	IP: 9.0 WLS: W BF: 32 H: 5 R: 1 ER: 1 SO: 8 BB: 1 IBB: 0 HBP: 0 BLK: 0 WP: 0 HR: 0 S: 47 P: 51 ERA: 1.00 WHIP: 0.667															PITCHER				

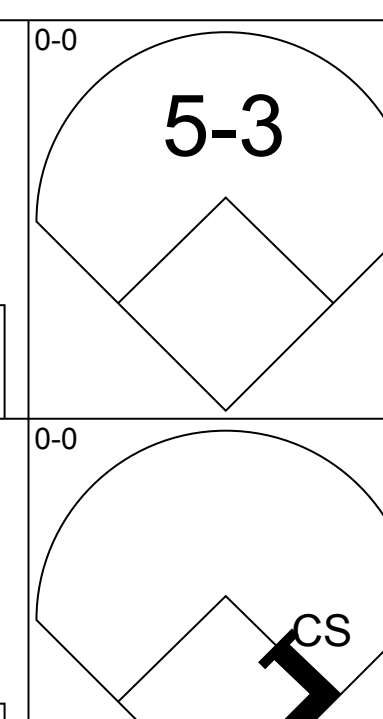
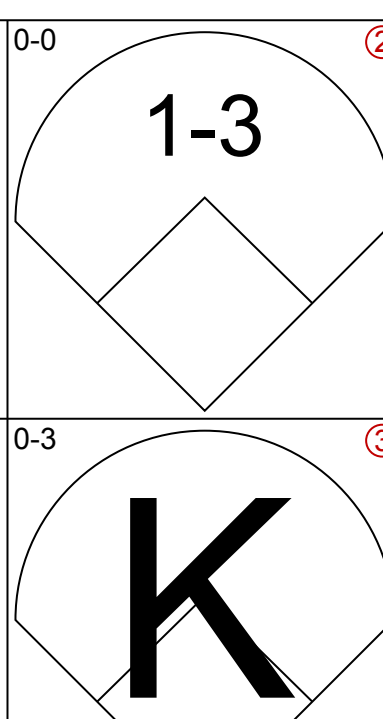
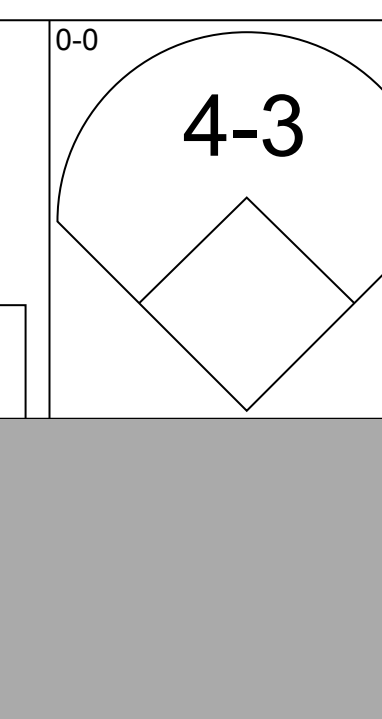
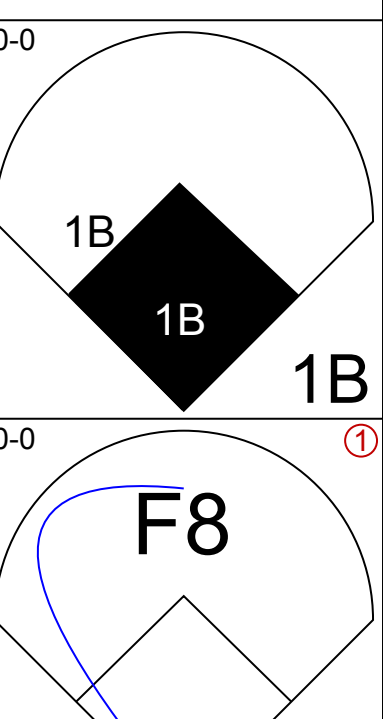
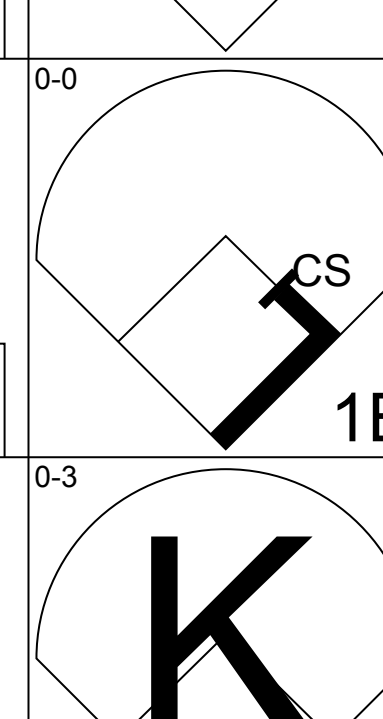

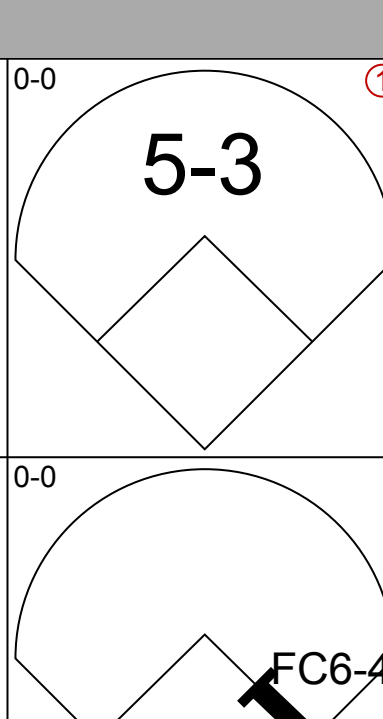
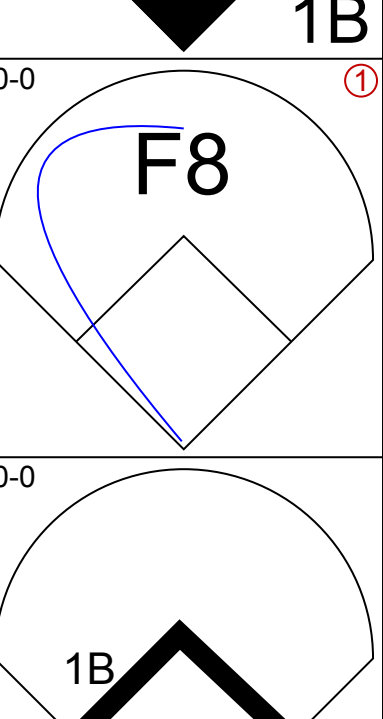
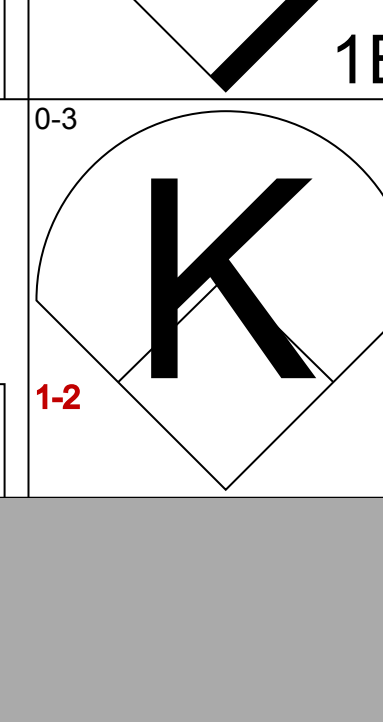
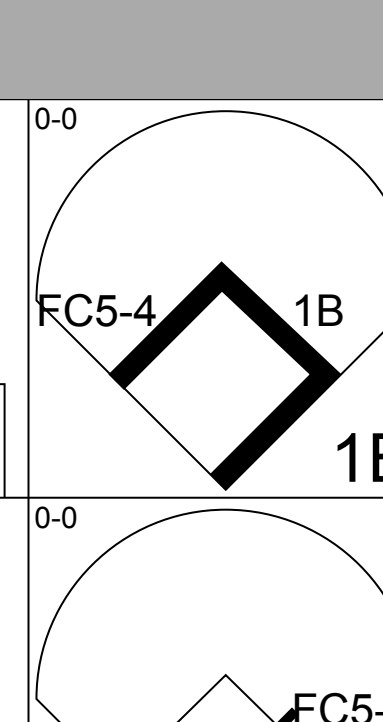
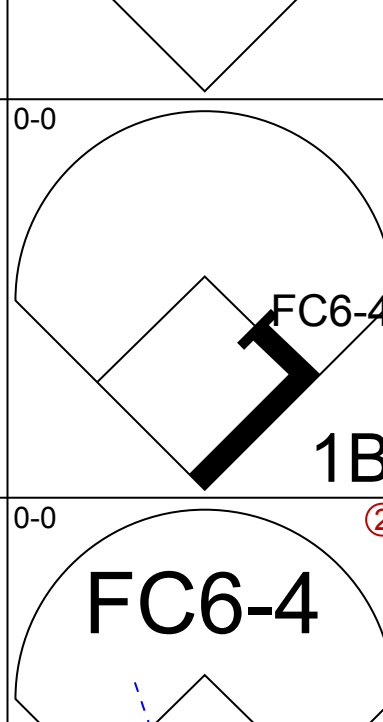
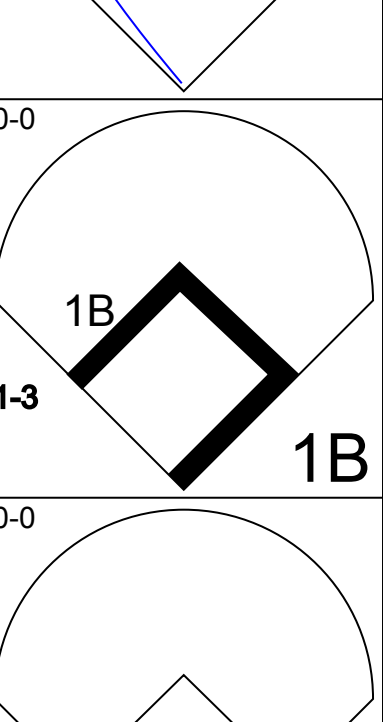
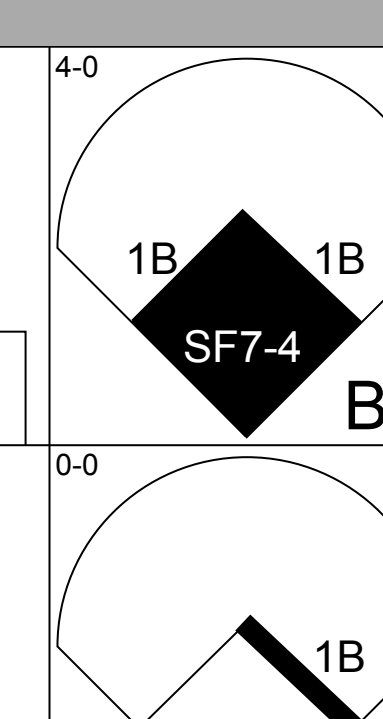
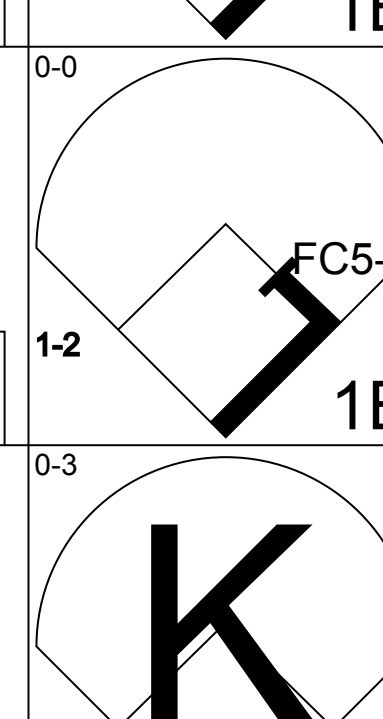
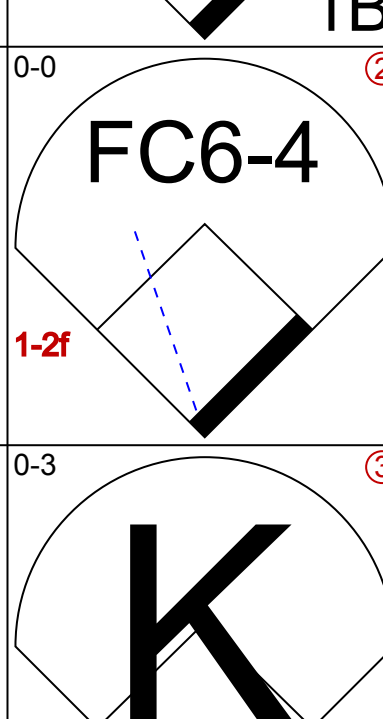
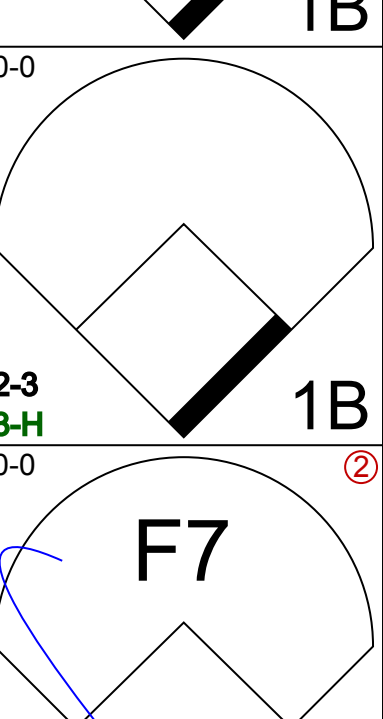
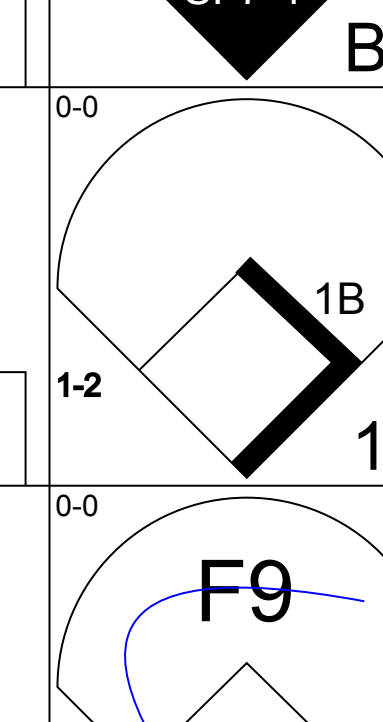
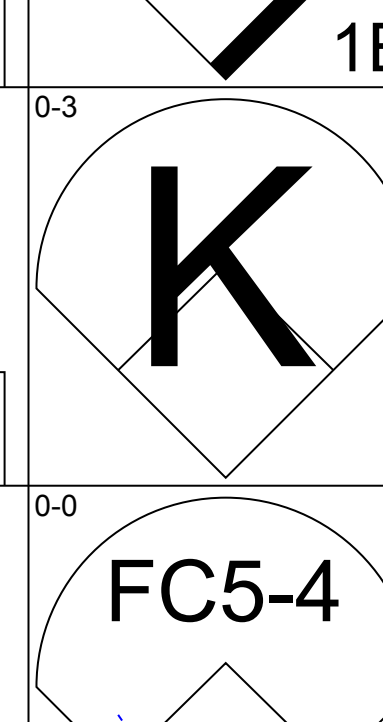
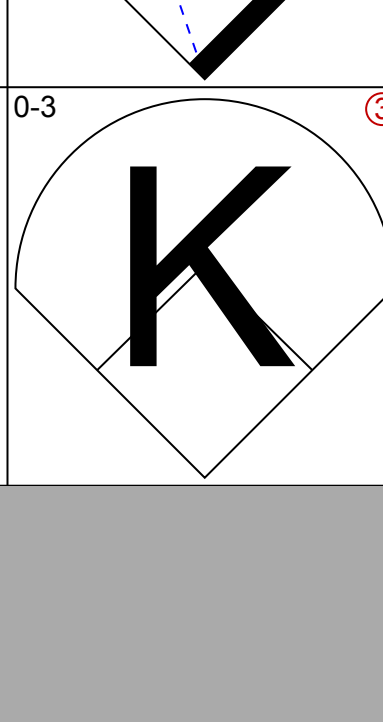
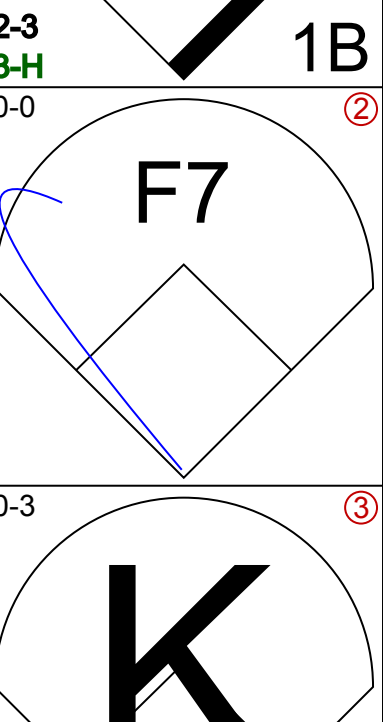
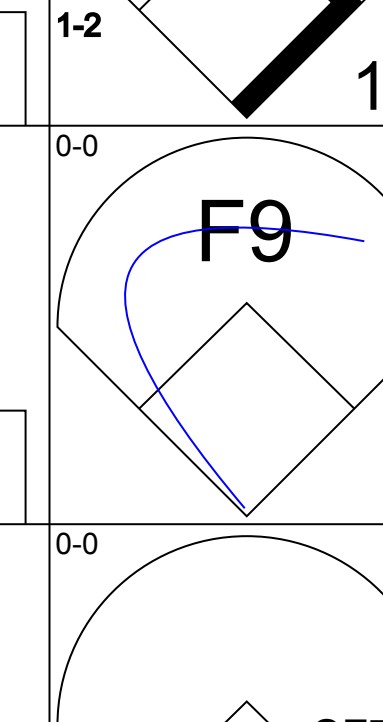
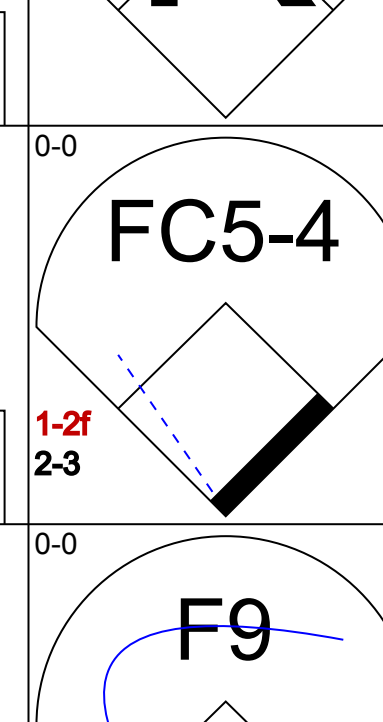
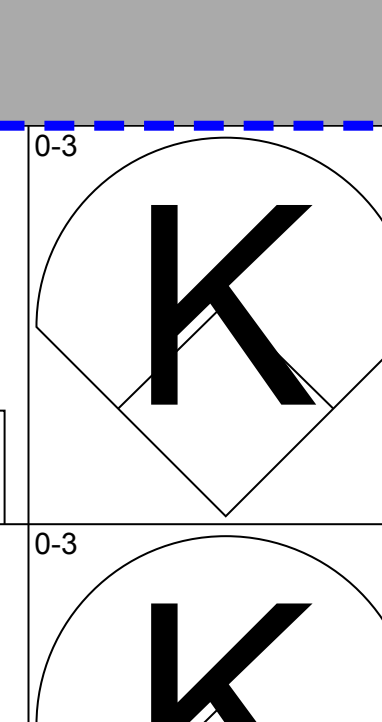
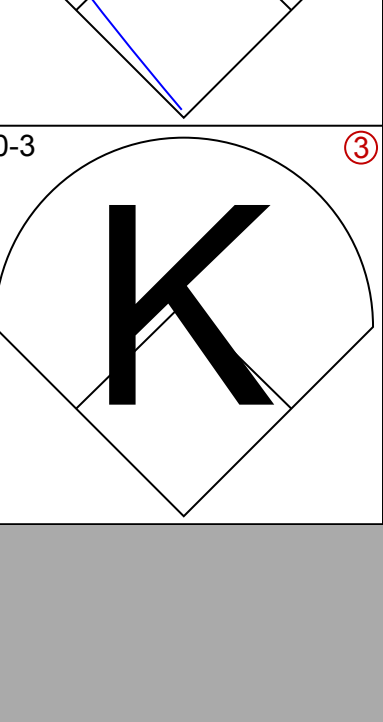
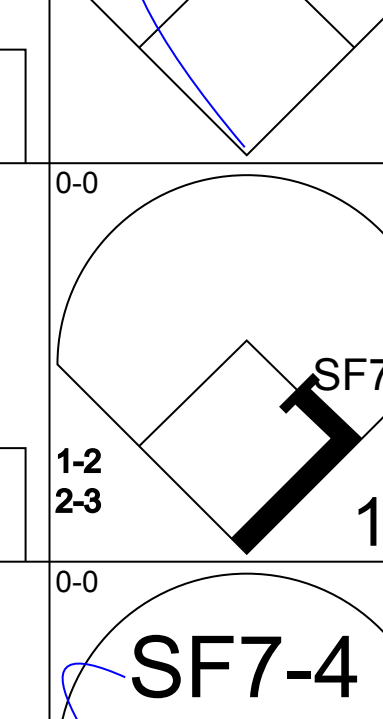
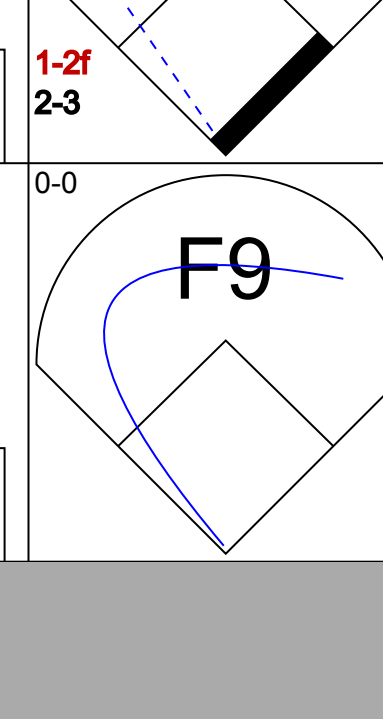
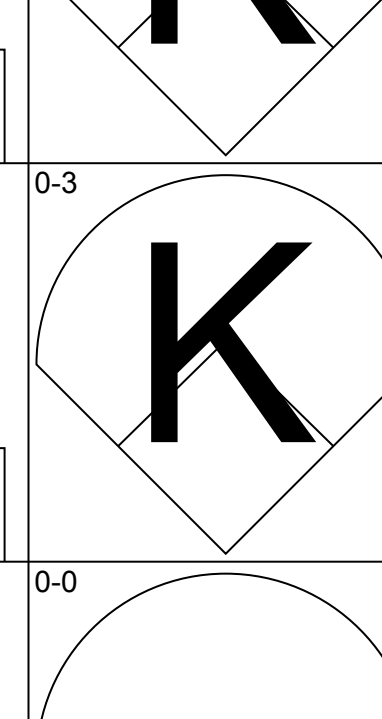
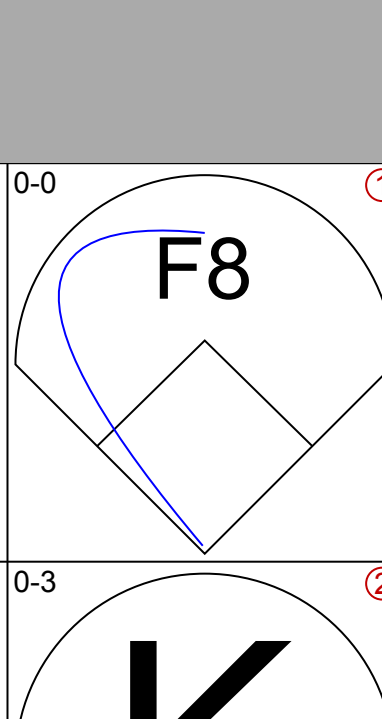
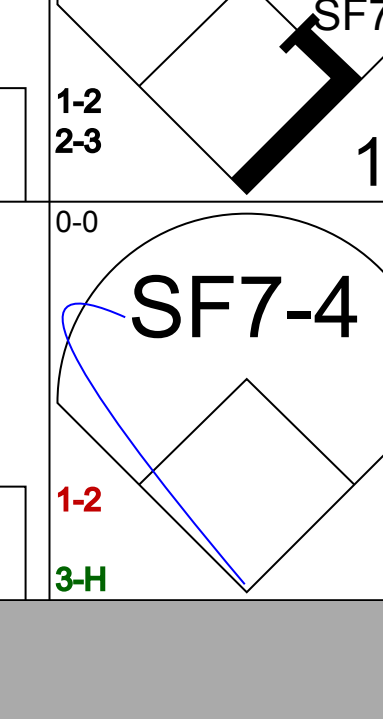
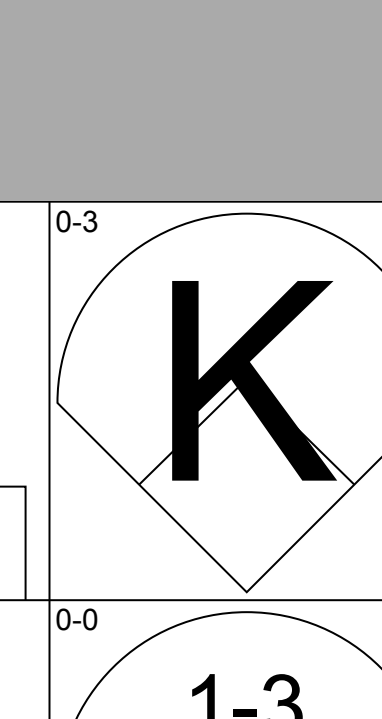
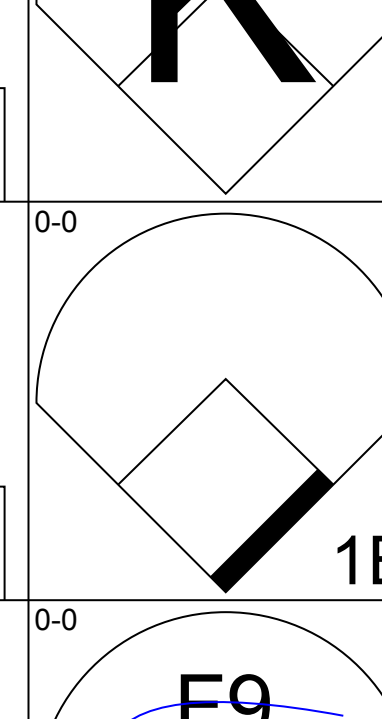
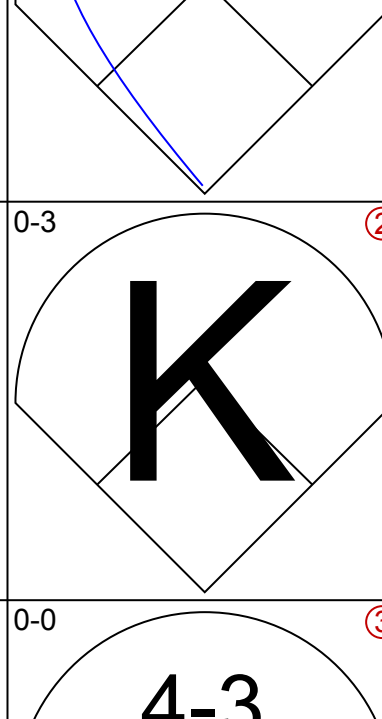
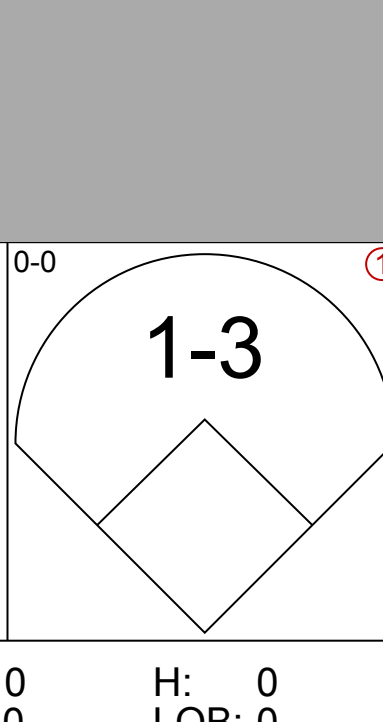
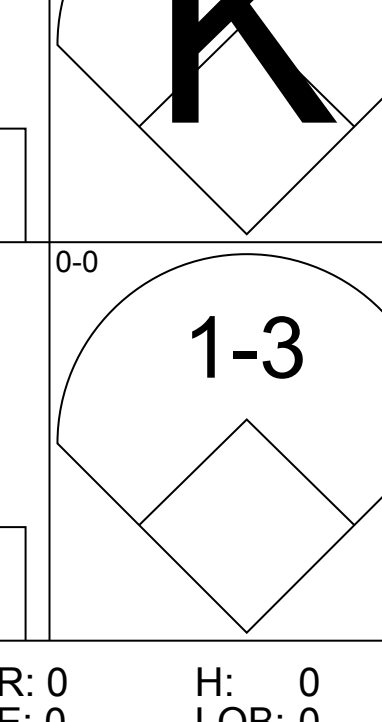
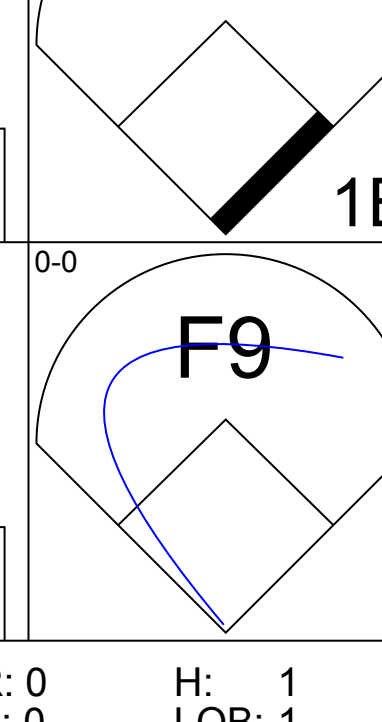
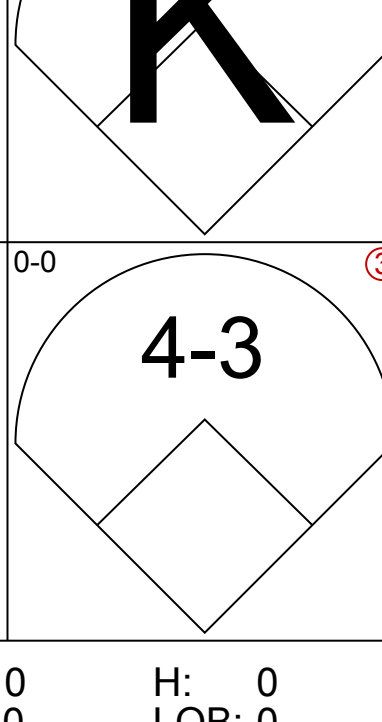
Batter	1	2	3	4	5	6	7	8	9	AB	R	H	RBI	BB	SO	LOB	BOTTOM	
Bert Campaneris, R OBP: 0.295, SLG: 0.330 (1, 6)	6-3		F8							4	0	1	0	0	0	1	California Angels @ Kansas City Athletics Municipal Stadium, Kansas City, MO Fri Sep 22 1967, 8:05 PM EDT Att: 2,640 - Unknown 	
John Donaldson, L OBP: 0.348, SLG: 0.348 (1, 4)	K									4	1	2	0	0	1	1		
Rick Monday, L OBP: 0.315, SLG: 0.415 (1, 8)	4-3									2	1	0	0	2	0	1		
Ray Webster, L OBP: 0.322, SLG: 0.415 (1, 3)										2	0	0	1	2	0	0		
Mike Hershberger, R OBP: 0.318, SLG: 0.318 (1, 7)										4	0	1	2	0	0	2		
Reggie Jackson, L OBP: 0.289, SLG: 0.307 (1, 9)										3	0	1	0	0	0	2		
Sal Bando, R OBP: 0.281, SLG: 0.234 (1, 5)										3	0	1	0	0	1	1		
Phil Roof, R OBP: 0.276, SLG: 0.344 (1, 2)										3	0	1	0	0	1	1		
Cattfish Hunter, R OBP: 0.174, SLG: 0.279 (1, 1)										3	1	1	0	0	1	1		
Inning Stats	R: 0 E: 0 K: 1 S: 5	H: 0 LOB: 0 BB: 0 P: 5	R: 0 E: 0 K: 1 S: 6	H: 1 LOB: 0 BB: 0 P: 6	R: 3 E: 0 K: 0 S: 6	H: 3 LOB: 2 BB: 2 P: 14	R: 0 E: 0 K: 0 S: 3	H: 1 LOB: 0 BB: 0 P: 3	R: 0 E: 0 K: 2 S: 7	H: 1 LOB: 0 BB: 0 P: 7	R: 0 E: 0 K: 0 S: 3	H: 1 LOB: 2 BB: 2 P: 11	R: 0 E: 0 K: 0 S: 3	H: 0 LOB: 2 BB: 2 P: 11	1B: 8 2B: 2 3B: 0 HR: 0	SF: 0 SAC: 0 DP: 2 HBP: 0		WP: 1 PB: 0 SB: 0 CS: 1
PITCHER Jack Hamilton, R ERA: 3.24 (1, 1)	IP: 2.2 WLS: L BF: 14 H: 4 R: 3 ER: 3 SO: 2 BB: 2 IBB: 0 HBP: 0 BLK: 0 WP: 1 HR: 0 S: 16 P: 24 ERA: 10.12 WHIP: 2.250															PITCHER		
Curt Simmons, L ERA: 4.37 (3, 1)	2.1 7 2 0 0 0 0 0 0 0 0 0 7 7 0.00 0.857																	
Jim Coates, R ERA: 4.29 (6, 1)	2.0 6 1 0 0 2 0 0 0 0 0 0 10 10 0.00 0.500																	
Bill Kelso, R ERA: 3.04 (8, 1)	1.0 5 1 0 0 0 2 0 0 0 0 0 3 11 0.00 3.000																	

Batter	1	2	3	4	5	6	7	8	9	AB	R	H	RBI	BB	SO	LOB	TOP					
Aurelio Rodriguez, R OBP: 0.255, SLG: 0.327 (1, 5)										5	1	2	1	0	1	1						
Jim Fregosi, R OBP: 0.345, SLG: 0.388 (1, 6)										5	0	1	0	0	1	3						
Rick Reichardt, R OBP: 0.311, SLG: 0.395 (1, 7)										4	0	1	0	0	0	2						
Bubba Morton, R OBP: 0.392, SLG: 0.397 Roger Repoz, L OBP: 0.322, SLG: 0.402 (1, 9)										3	1	1	1	1	1	2						
Woodie Held, R OBP: 0.310, SLG: 0.328 Jimmie Hall, L OBP: 0.321, SLG: 0.410 (1, 8)										3	0	0	0	0	1	3						
Bill Skowron, R OBP: 0.250, SLG: 0.264 (1, 3)										3	0	1	1	0	0	1						
Hawk Taylor, R OBP: 0.286, SLG: 0.286 Buck Rodgers, S OBP: 0.285, SLG: 0.286 (1, 2)										3	0	0	0	1	1	3						
Bobby Knoop, R OBP: 0.299, SLG: 0.354 (1, 4)										4	1	2	0	0	1	1						
Jim Weaver, L Paul Schaal, R OBP: 0.286, SLG: 0.295 Minnie Rojas, R OBP: 0.118, SLG: 0.063 (1, 1)										2	0	0	0	0	2	0						
Inning Stats	R: 0 E: 0 K: 2 S: 7	H: 0 LOB: 0 BB: 0 P: 7	R: 1 E: 0 K: 0 S: 5	H: 2 LOB: 1 BB: 0 P: 5	R: 0 E: 0 K: 1 S: 5	H: 0 LOB: 0 BB: 0 P: 5	R: 0 E: 0 K: 1 S: 5	H: 0 LOB: 1 BB: 1 P: 9	R: 0 E: 0 K: 2 S: 7	H: 0 LOB: 0 BB: 0 P: 7	R: 1 E: 0 K: 0 S: 5	H: 2 LOB: 1 BB: 0 P: 5	R: 1 E: 0 K: 0 S: 5	H: 2 LOB: 2 BB: 1 P: 9	R: 0 E: 0 K: 3 S: 10	H: 1 LOB: 2 BB: 0 P: 11	R: 0 E: 0 K: 0 S: 4	H: 1 LOB: 1 BB: 0 P: 4	1B: 5 2B: 2 3B: 1 HR: 0	SF: 0 SAC: 1 DP: 0 HBP: 1	WP: 0 PB: 0 SB: 0 CS: 0	PA: 38
PITCHER	IP	WLS	BF	H	R	ER	SO	BB	IBB	HBP	BLK	WP	HR	S	P	ERA	WHIP					
Tony Pierce, L ERA: 3.09 (1, 1)	6.2	L	28	6	3	3	6	2	0	0	0	0	0	38	46	4.05	1.200					
Roberto Rodriguez, R ERA: 3.79 (7, 1)	0.1		1	0	0	0	0	0	0	0	0	0	0	1	1	0.00	0.000					
George Lauzerique, R ERA: 3.0 (8, 1)	2.0		9	2	0	0	3	0	0	1	0	0	0	14	15	0.00	1.000					

California Angels @ Kansas City Athletics
Municipal Stadium, Kansas City, MO
Sat Sep 23 1967, 4:33 AM EDT
Att: 3,731 - Unknown

AB 34
R 3
H 8
RBI 3
BB 2
SO 9
LOB 19

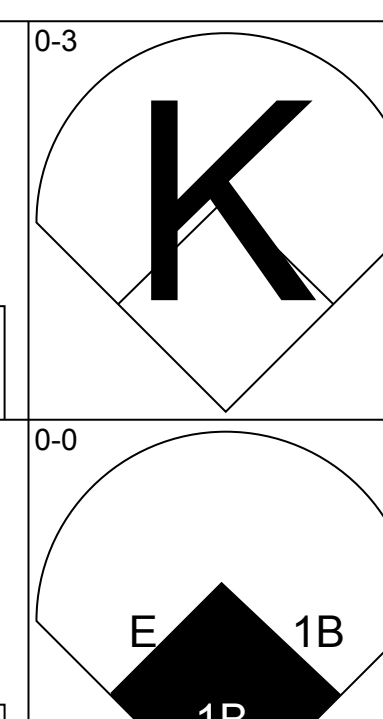
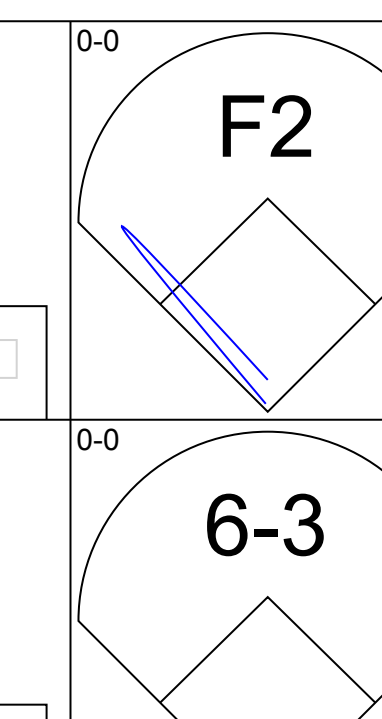
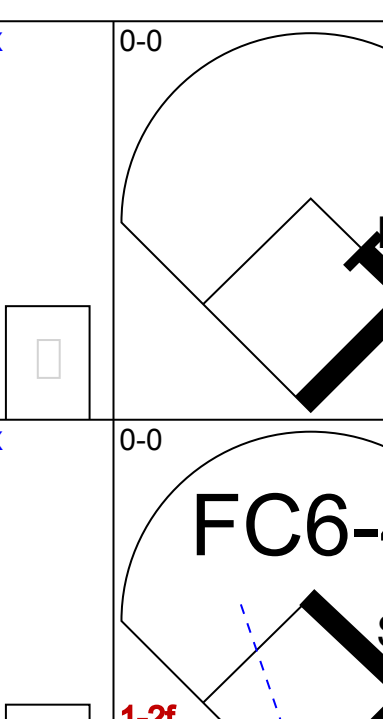
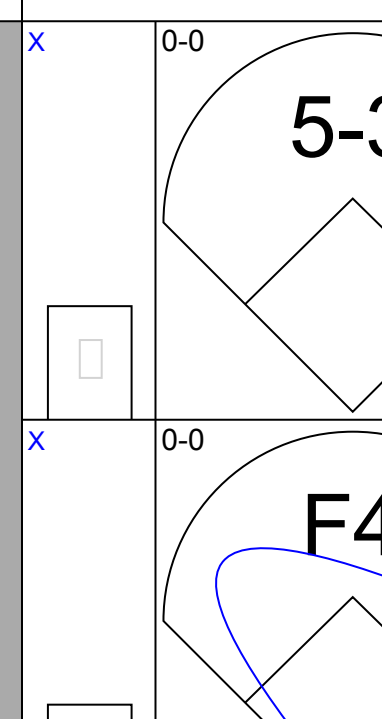
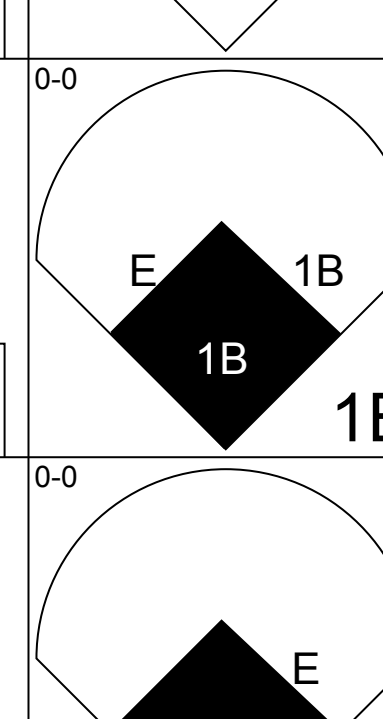
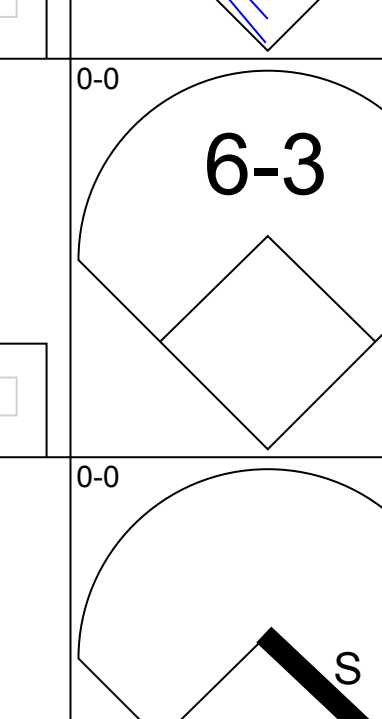
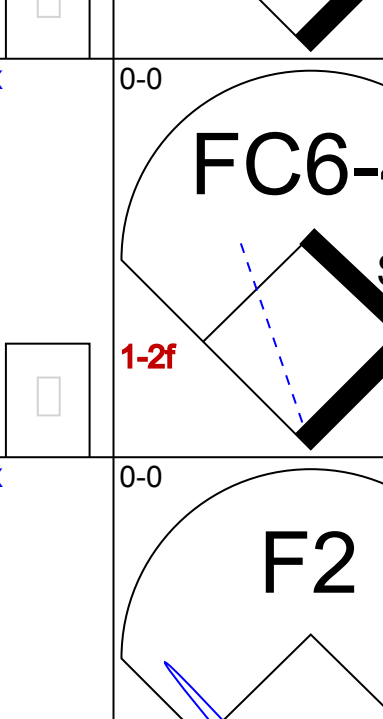
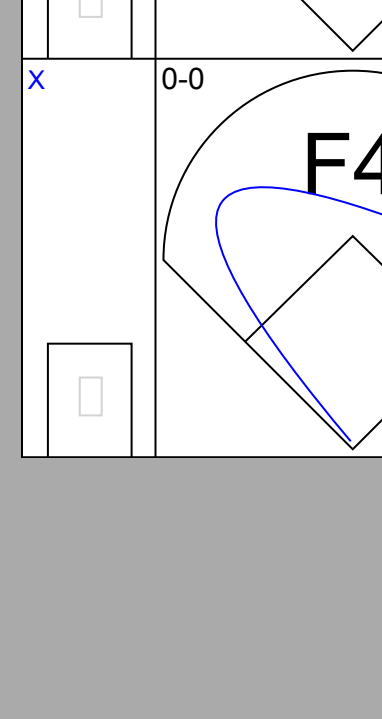
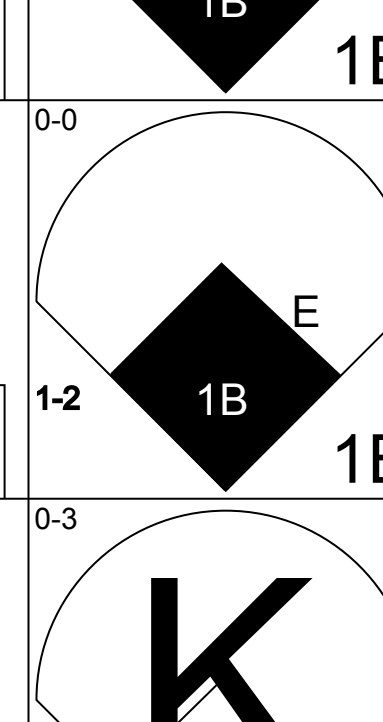
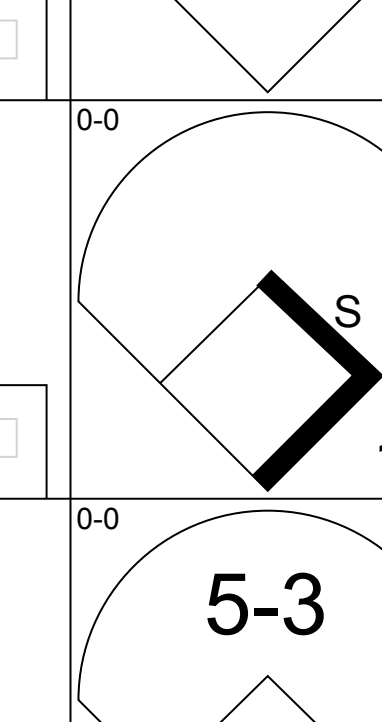
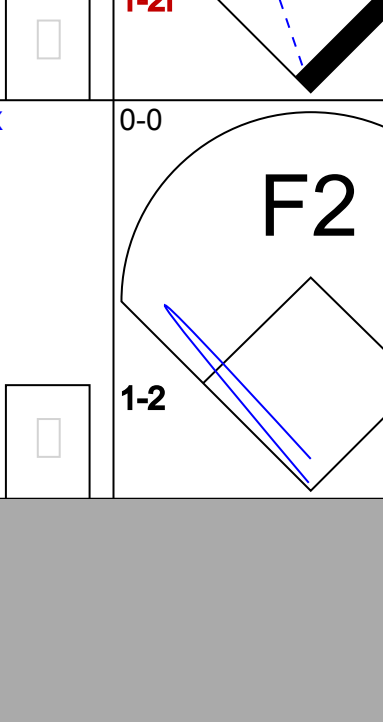
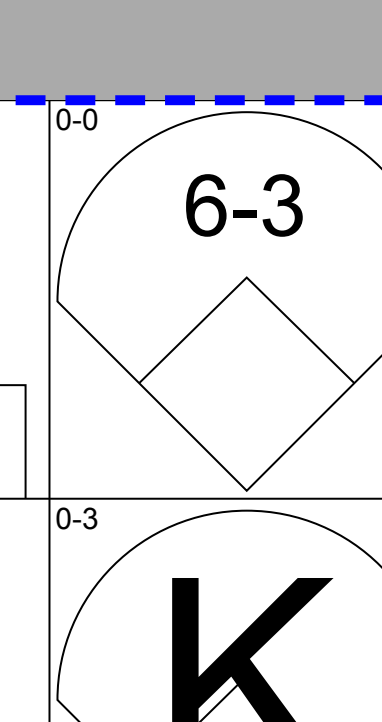
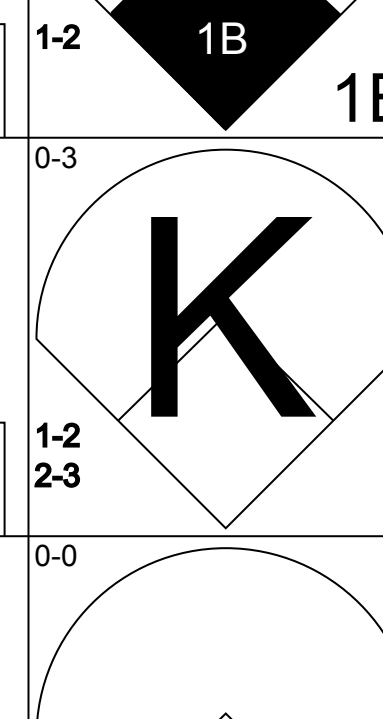
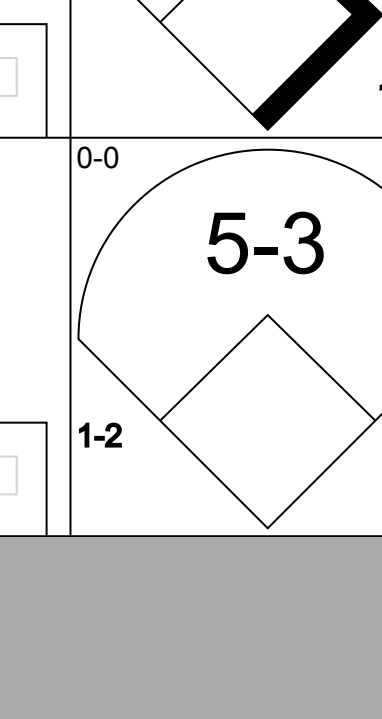
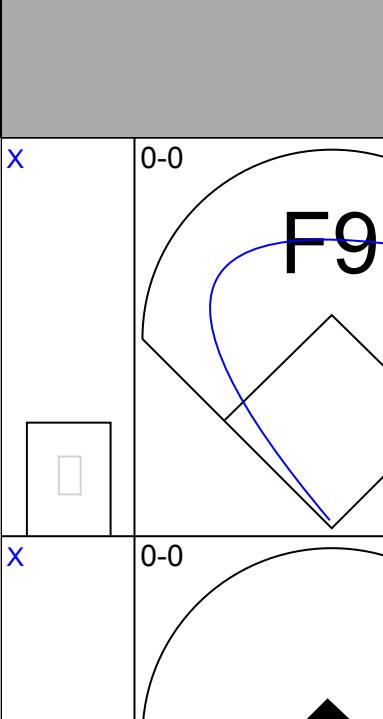
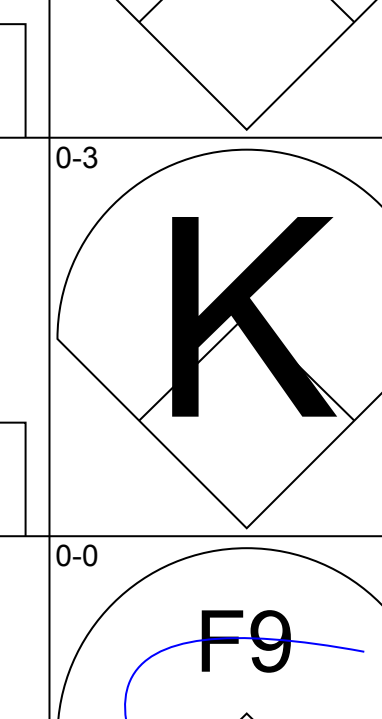

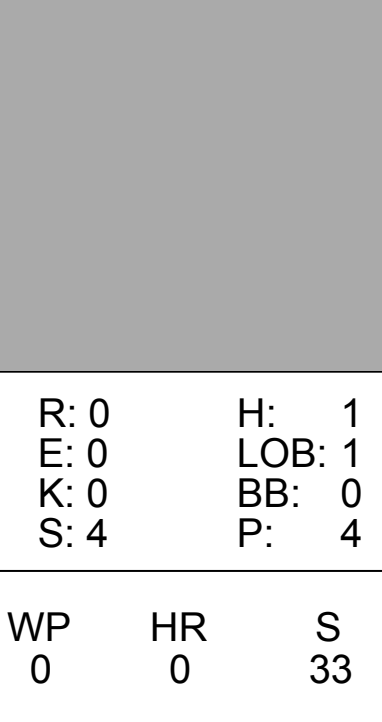
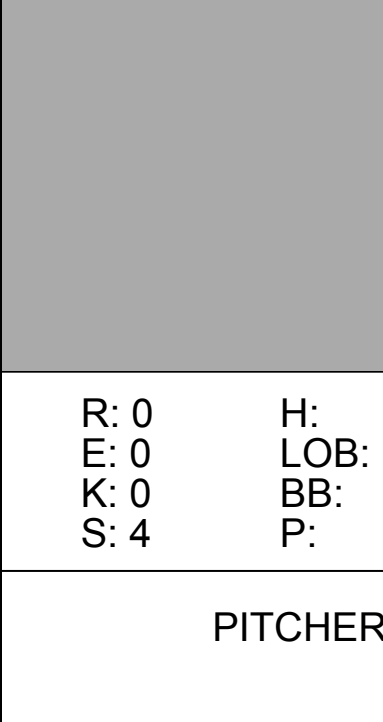
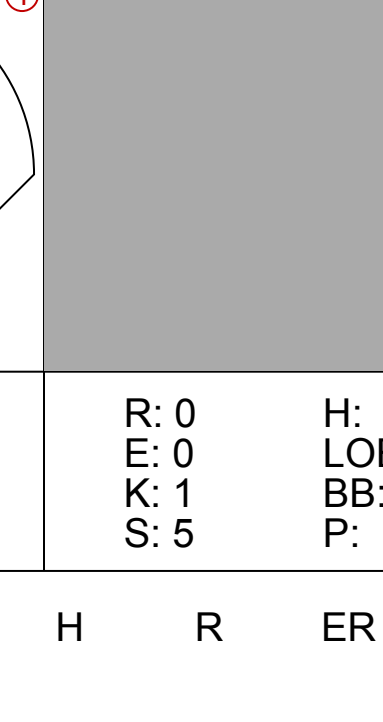
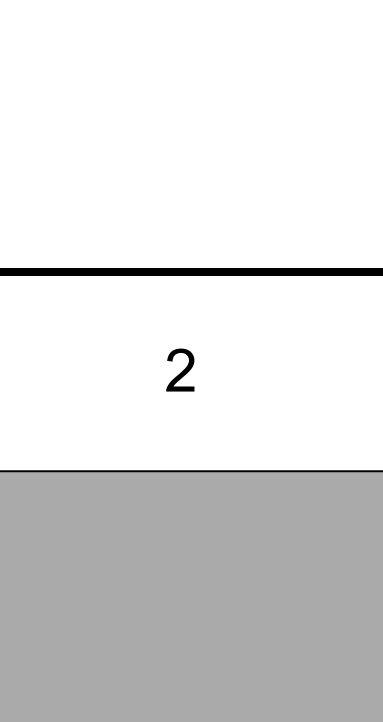
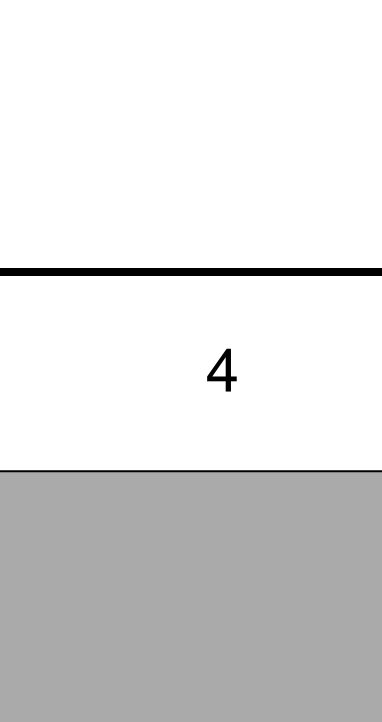
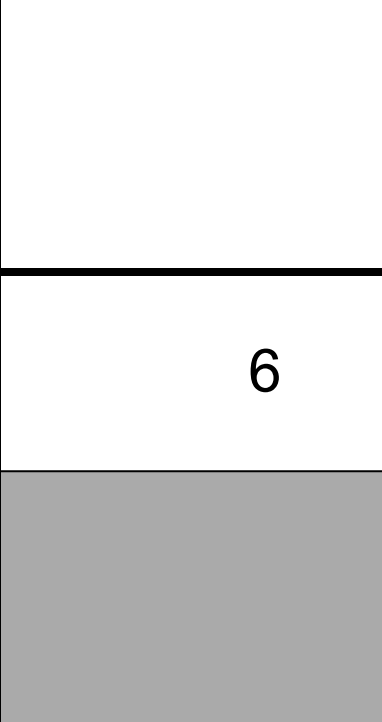
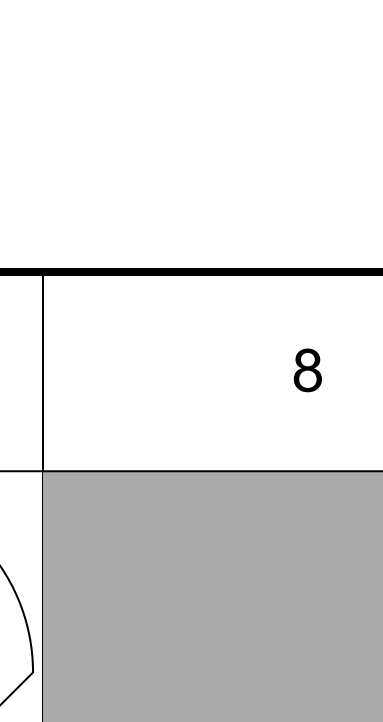

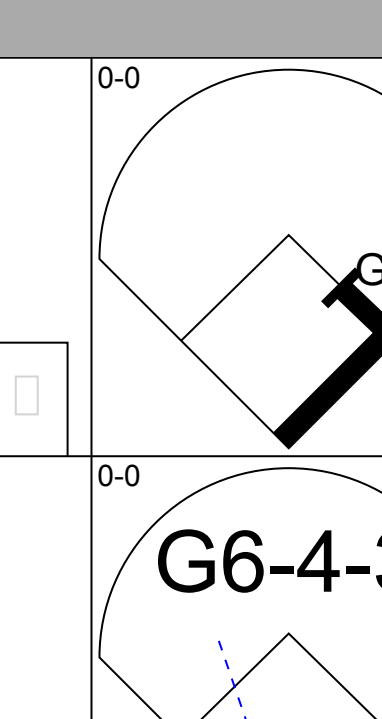

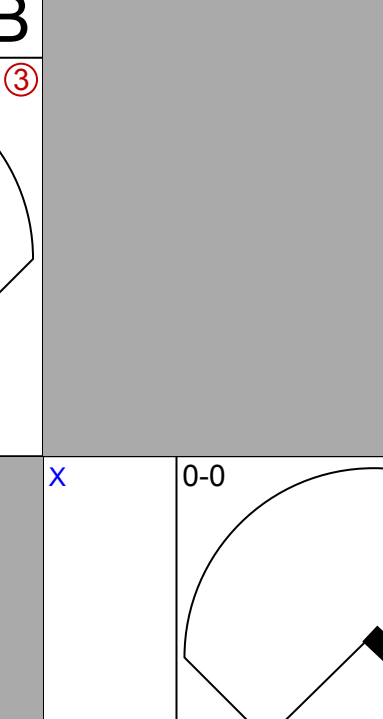

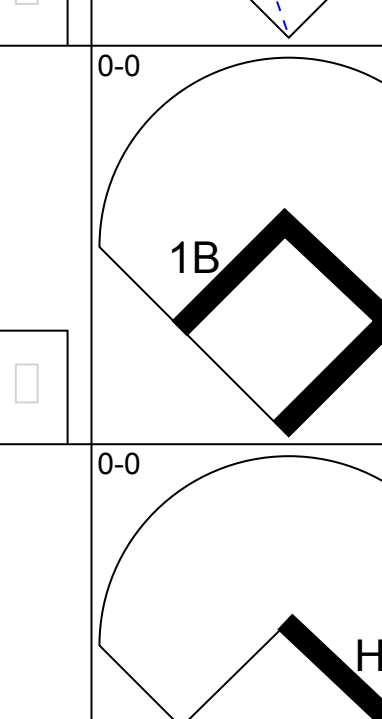

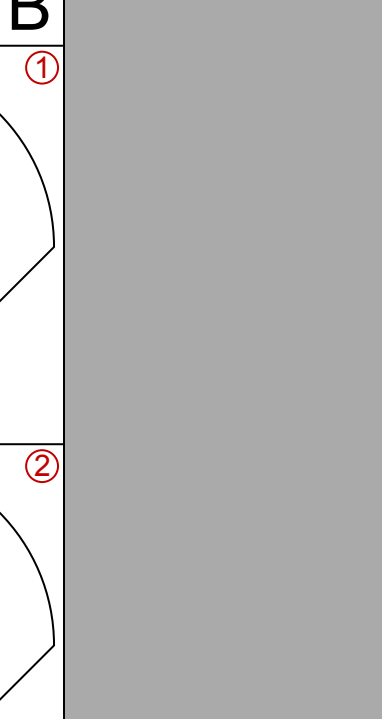
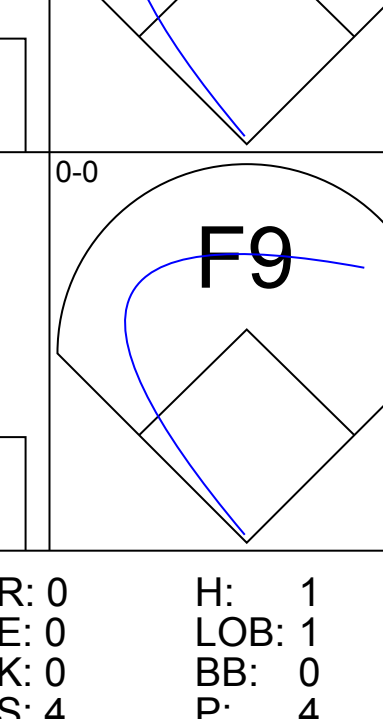
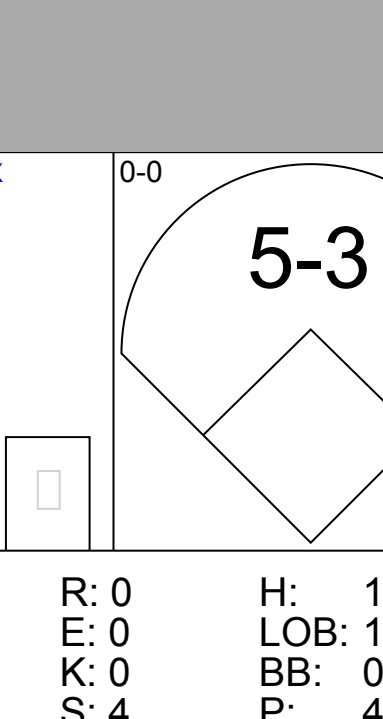
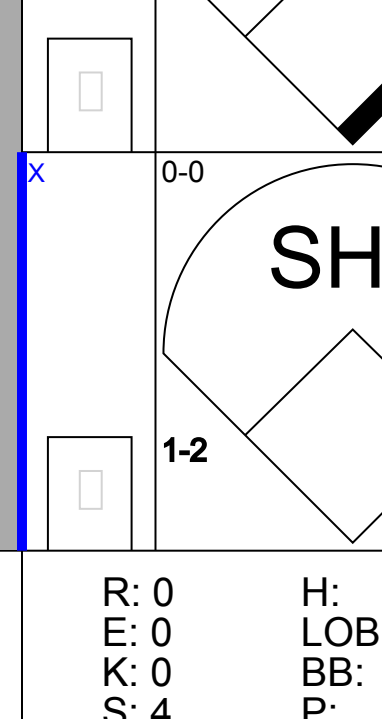
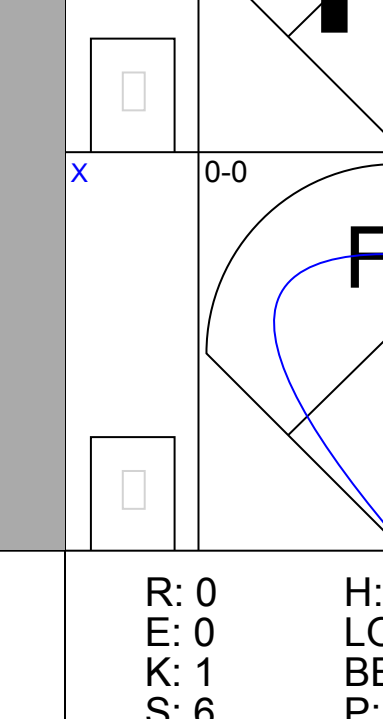


Batter	1	2	3	4	5	6	7	8	9	AB	R	H	RBI	BB	SO	LOB	BOTTOM				
Bert Campaneris, R OBP: 0.294, SLG: 0.330 (1, 6)										4	1	1	0	0	0	0					
John Donaldson, L OBP: 0.347, SLG: 0.347 (1, 4)										4	0	1	0	0	1	1					
Rick Monday, L OBP: 0.319, SLG: 0.419 (1, 8)										4	0	3	0	0	1	1					
Mike Hershberger, R OBP: 0.321, SLG: 0.321 (1, 7)										3	1	2	1	1	0	1					
Ray Webster, L OBP: 0.321, SLG: 0.413 (1, 3)										4	0	1	0	0	2	5					
Sal Bando, R OBP: 0.272, SLG: 0.225 (1, 5)										4	0	0	0	0	2	6					
Reggie Jackson, L OBP: 0.289, SLG: 0.305 (1, 9)										4	0	1	0	0	1	2					
Phil Roof, R OBP: 0.276, SLG: 0.344 (1, 2)										3	0	1	1	0	2	0					
Tony Pierce, R Roberto Rodriguez, R Jim Gosger, L OBP: 0.333, SLG: 0.342 George Lauzerique, R Tim Talton, L OBP: 0.333, SLG: 0.357 (1, 1)										2	0	0	0	0	0	0					
Inning Stats	R: 0 E: 0 K: 1 S: 5	H: 1 LOB: 1 BB: 0 P: 5	R: 1 E: 0 K: 0 S: 4	H: 2 LOB: 1 BB: 1 P: 8	R: 0 E: 0 K: 1 S: 5	H: 0 LOB: 0 BB: 0 P: 5	R: 0 E: 0 K: 1 S: 7	H: 2 LOB: 2 BB: 0 P: 7	R: 0 E: 0 K: 1 S: 6	H: 1 LOB: 1 BB: 0 P: 6	R: 0 E: 0 K: 2 S: 8	H: 1 LOB: 1 BB: 0 P: 8	R: 1 E: 0 K: 1 S: 8	H: 3 LOB: 2 BB: 0 P: 8	R: 0 E: 0 K: 1 S: 5	H: 0 LOB: 0 BB: 0 P: 5	1B: 10 2B: 2 3B: 0 HR: 0	SF: 1 SAC: 0 DP: 2 HBP: 0	WP: 0 PB: 0 SB: 0 CS: 1	PA: 36	
PITCHER	IP	WLS	BF	H	R	ER	SO	BB	IBB	HBP	BLK	WP	HR	S	P	ERA	WHIP				
Jim Weaver, L ERA: 3.24 (1, 1)	6.0	W	23	6	1	1	5	1	0	0	0	0	0	32	36	1.50	1.167				
Minnie Rojas, R ERA: 2.46 (7, 1)	3.0	S	13	4	1	1	4	0	0	0	0	0	0	21	21	3.00	1.333				

California Angels @ Kansas City Athletics
Municipal Stadium, Kansas City, MO
Sat Sep 23 1967, 4:33 AM EDT
Att: 3,731 - Unknown

AB 34
R 2
H 10
RBI 2
BB 1
SO 9
LOB 17

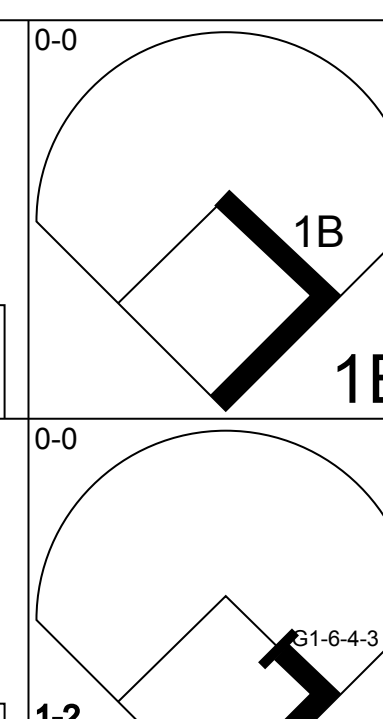
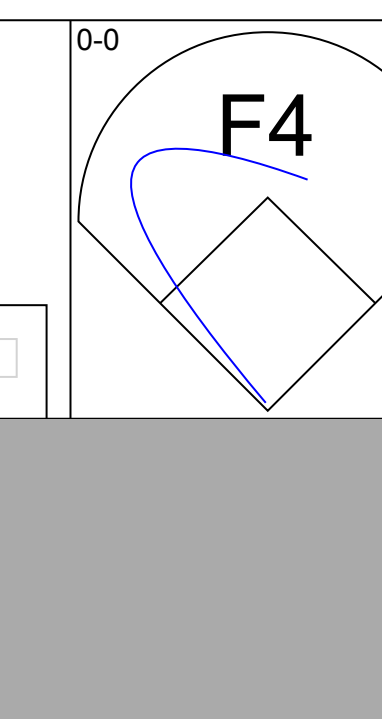
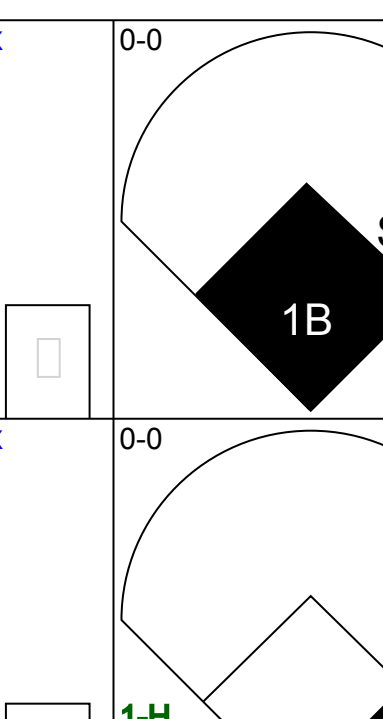
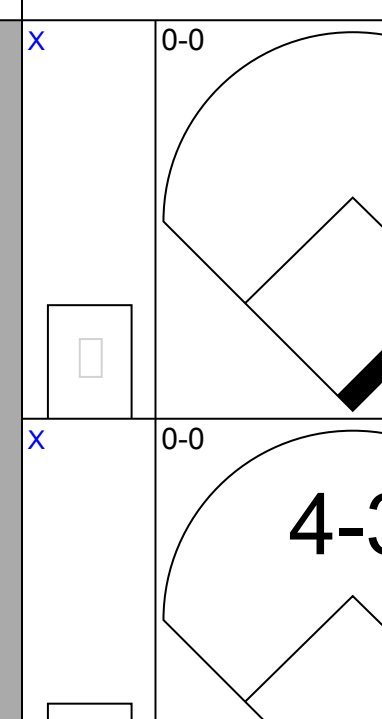
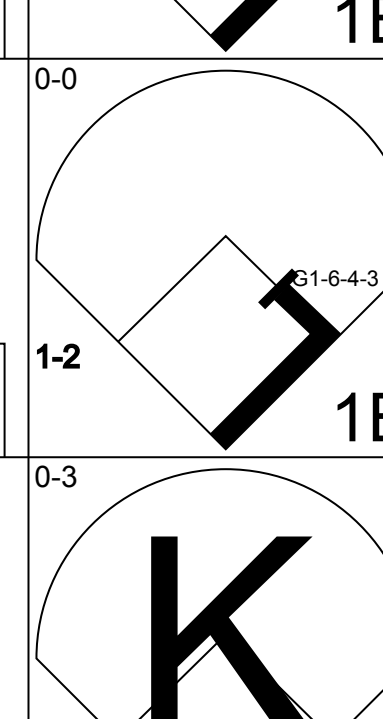
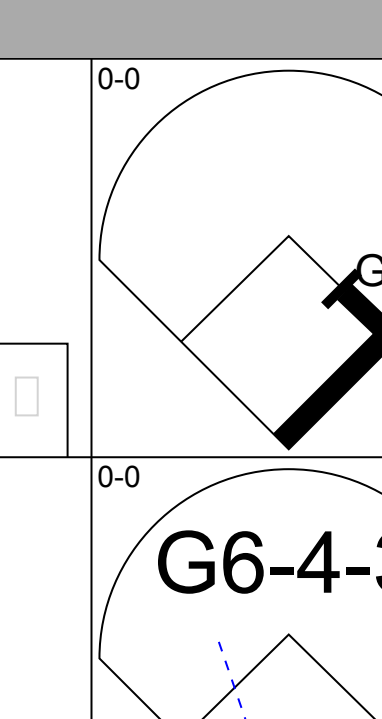
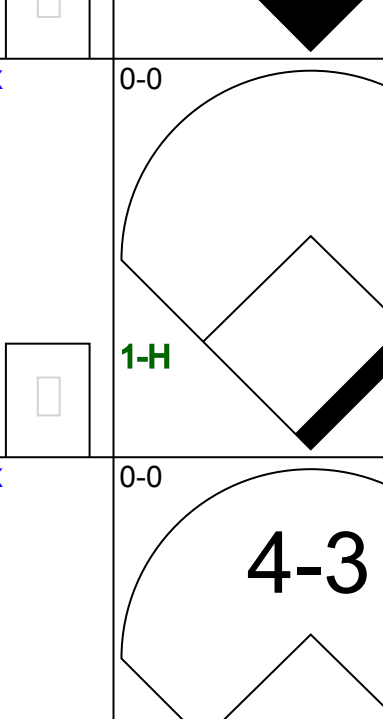
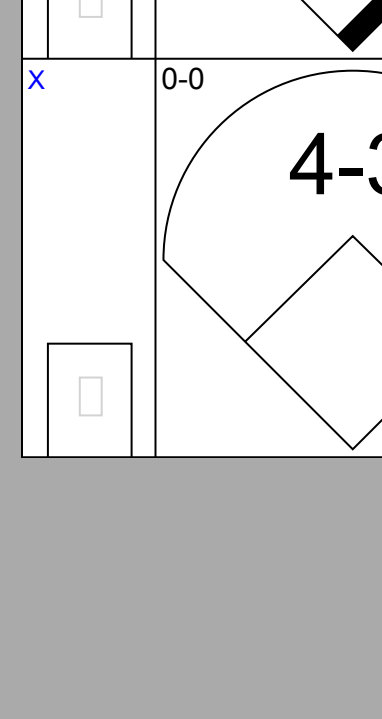
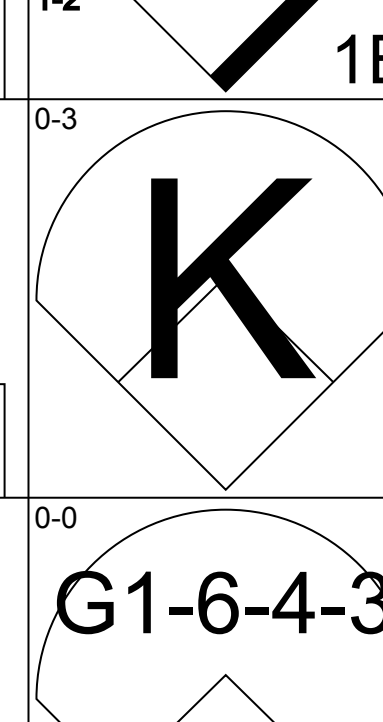
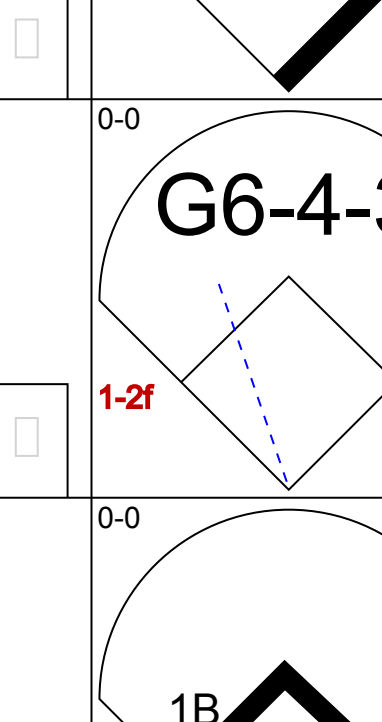
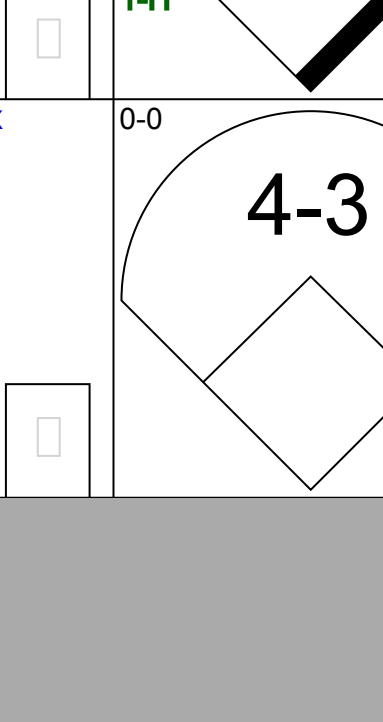
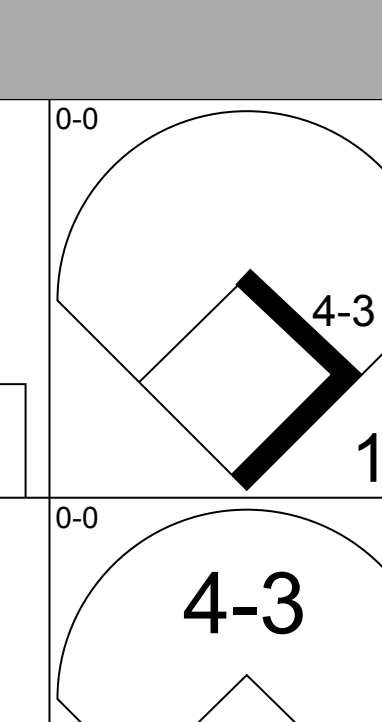
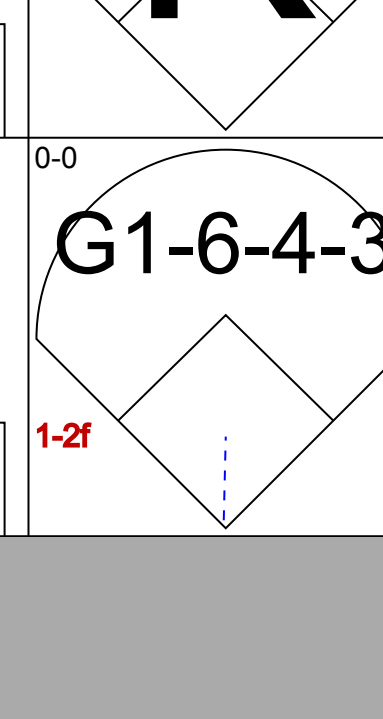
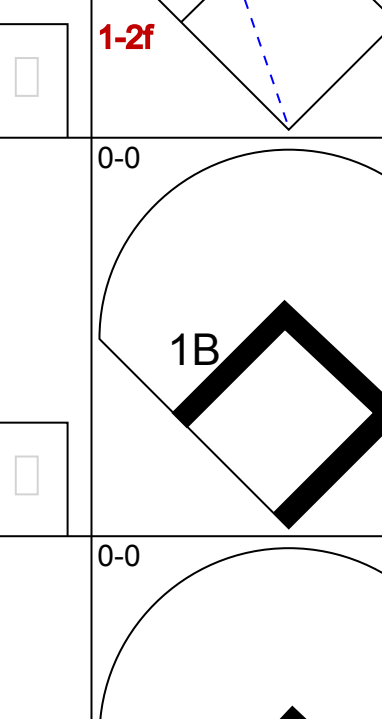
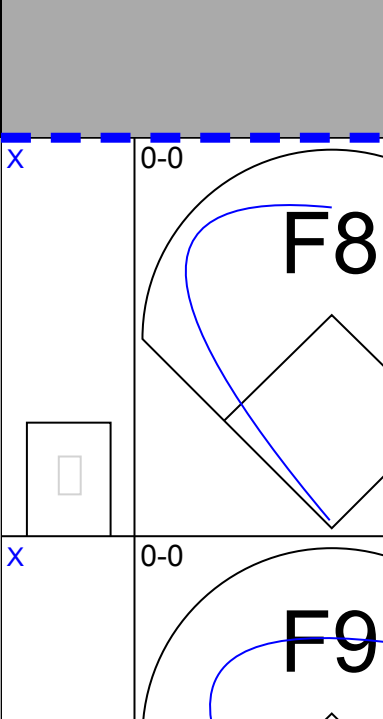
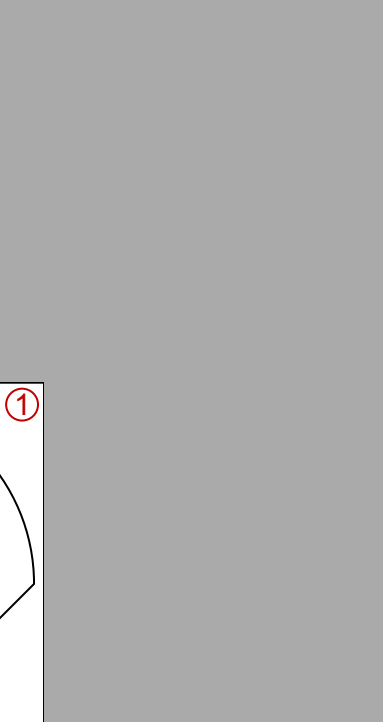
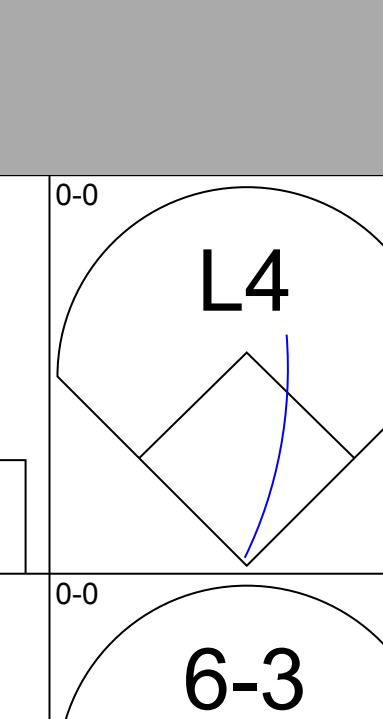
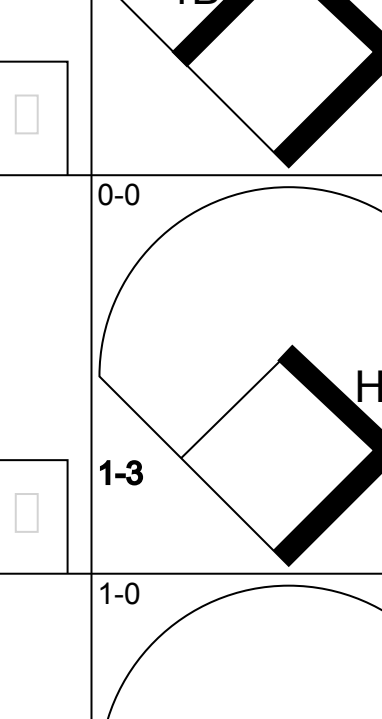
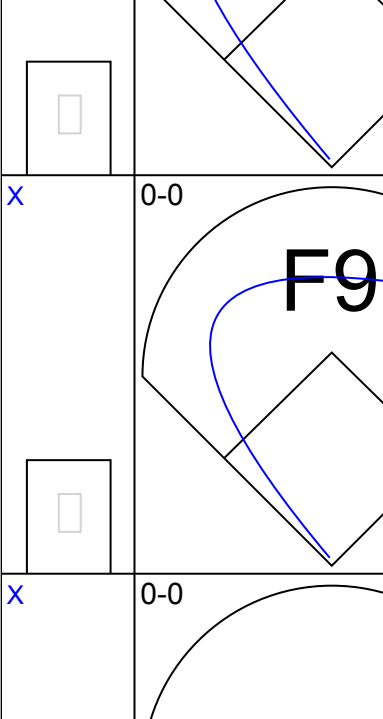
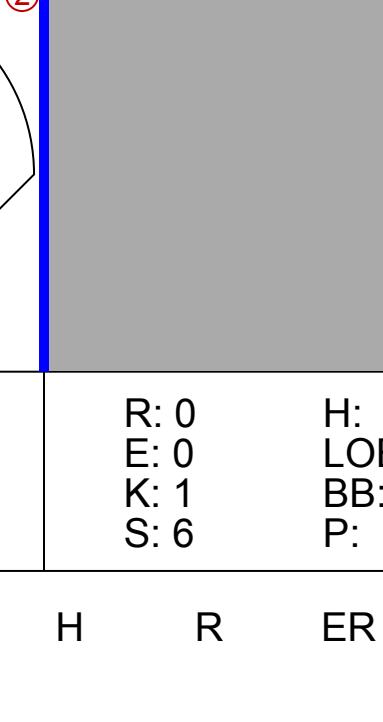
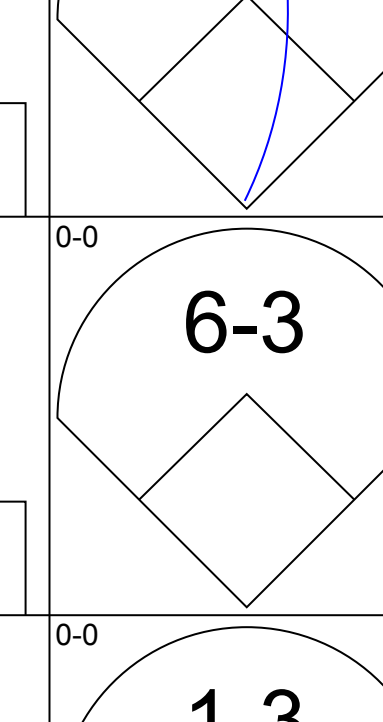
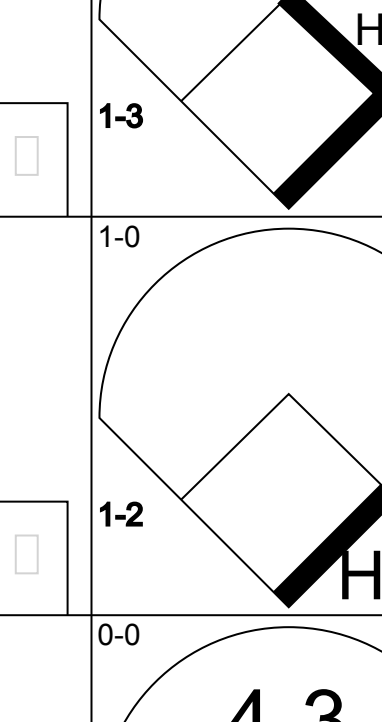
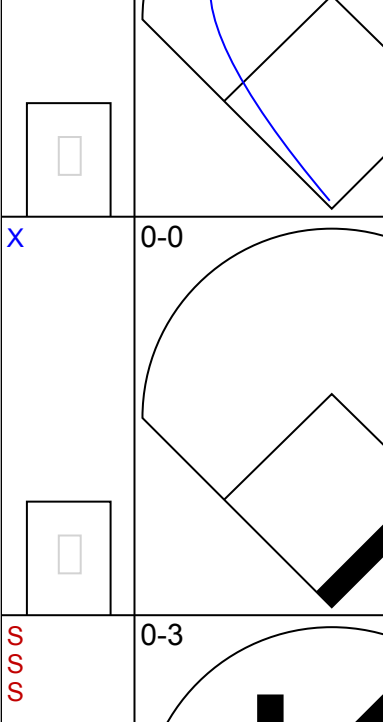



Batter	1	2	3	4	5	6	7	8	9	AB	R	H	RBI	BB	SO	LOB	TOP	
Aurelio Rodriguez, R OBP: 0.255, SLG: 0.324 (1, 5)										4	0	1	0	0	1	1		
Jay Johnstone, L OBP: 0.224, SLG: 0.273 (1, 8)										4	1	1	0	0	0	2		
Rick Reichardt, R OBP: 0.313, SLG: 0.396 (1, 7)										4	1	2	0	0	0	1		
Jimmie Hall, L OBP: 0.318, SLG: 0.406 (1, 9)										4	0	0	0	0	2	3		
Buck Rodgers, S OBP: 0.288, SLG: 0.293 (1, 2)										4	0	2	2	0	0	0		
Bill Skowron, R OBP: 0.292, SLG: 0.266 Bobby Locke, R OBP: 0.667, SLG: 0.667 (6, 1)										3	0	1	0	0	0	1		
Tom Satriano, L OBP: 0.314, SLG: 0.320 (6, 3)										4	0	1	0	0	0	3		
Paul Schaal, R OBP: 0.286, SLG: 0.294 (1, 6)										4	0	1	0	0	1	3		
Clyde Wright, R OBP: 0.286, SLG: 0.381 Bobby Knoop, R OBP: 0.298, SLG: 0.353 (6, 4)										2	0	0	0	0	0	1		
Inning Stats	R: 2 E: 1 K: 2 S: 9	H: 3 LOB: 1 BB: 0 P: 9	R: 0 E: 0 K: 0 S: 4	H: 1 LOB: 1 BB: 0 P: 4	R: 0 E: 0 K: 0 S: 4	H: 1 LOB: 1 BB: 0 P: 4	R: 0 E: 0 K: 0 S: 4	H: 1 LOB: 1 BB: 0 P: 4	R: 0 E: 0 K: 1 S: 5	H: 0 LOB: 0 BB: 0 P: 5	R: 0 E: 0 K: 1 S: 6	H: 1 LOB: 1 BB: 0 P: 6	1B: 9 2B: 0 3B: 1 HR: 0	SF: 0 SAC: 1 DP: 0 HBP: 0	WP: 0 PB: 0 SB: 2 CS: 0	PA: 36		
PITCHER	IP	WLS	BF	H	R	ER	SO	BB	IBB	HBP	BLK	WP	HR	S	P	ERA	WHIP	
Jim Nash, R ERA: 3.82	7.0	L	29	9	2	1	2	0	0	0	0	0	0	33	33	1.29	1.286	
Lew Krausse, R ERA: 4.12	2.0	S	7	1	0	0	2	0	0	0	0	0	0	11	11	0.00	0.500	

California Angels @ Kansas City Athletics
Municipal Stadium, Kansas City, MO
Sun Sep 24 1967, 4:33 AM EDT
Att: 3,887 - Unknown

AB 35
R 2
H 10
RBI 2
BB 0
SO 4
LOB 16



Batter	1	2	3	4	5	6	7	8	9	AB	R	H	RBI	BB	SO	LOB	BOTTOM			
Bert Campaneris, R OBP: 0.297, SLG: 0.333 (1, 6)										4	1	3	0	0	0	0				
John Donaldson, L OBP: 0.351, SLG: 0.351 (1, 4)										4	0	3	1	0	0	1				
Rick Monday, L OBP: 0.319, SLG: 0.417 (1, 8)										4	0	1	0	0	1	4				
Mike Hershberger, R OBP: 0.321, SLG: 0.320 (1, 9)										4	0	1	0	0	0	3				
Jim Gosger, L OBP: 0.334, SLG: 0.341 (1, 7)										4	0	1	0	0	1	1				
Sal Bando, R OBP: 0.276, SLG: 0.228 (1, 5)										3	0	1	0	0	0	1				
Ray Webster, L OBP: 0.318, SLG: 0.408 (1, 3)										4	0	0	0	0	1	4				
Phil Roof, R OBP: 0.273, SLG: 0.340 (1, 2)										4	0	0	0	0	1	0				
Jim Nash, R OBP: 0.153, SLG: 0.104 Tim Talton, L OBP: 0.328, SLG: 0.351 Lew Krausse, R OBP: 0.167, SLG: 0.244 Ted Kubiak, S OBP: 0.247, SLG: 0.200 (7, PH)										2	0	0	0	0	1	0				
Inning Stats	R: 0 E: 0 K: 1 S: 6	H: 2 LOB: 1 BB: 0 P: 6	R: 0 E: 0 K: 0 S: 3	H: 0 LOB: 0 BB: 0 P: 3	R: 0 E: 0 K: 0 S: 5	H: 3 LOB: 3 BB: 0 P: 6	R: 1 E: 0 K: 2 S: 9	H: 2 LOB: 1 BB: 0 P: 9	R: 0 E: 0 K: 1 S: 6	H: 1 LOB: 1 BB: 0 P: 6	R: 0 E: 0 K: 1 S: 4	H: 1 LOB: 1 BB: 0 P: 4	R: 0 E: 0 K: 1 S: 6	H: 1 LOB: 1 BB: 0 P: 6	R: 0 E: 0 K: 1 S: 5	H: 0 LOB: 0 BB: 0 P: 5	1B: 10 2B: 0 3B: 0 HR: 0	SF: 0 SAC: 0 DP: 2 HBP: 1	WP: 0 PB: 0 SB: 1 CS: 0	PA: 36
PITCHER	IP	WLS	BF	H	R	ER	SO	BB	IBB	HBP	BLK	WP	HR	S	P	ERA	WHIP			
Clyde Wright, L ERA: 3.13	5.0	W	21	7	1	1	3	0	0	1	0	0	0	26	27	1.80	1.400			
Bobby Locke, R ERA: 2.6	4.0	S	15	3	0	0	3	0	0	0	0	0	0	21	21	0.00	0.750			

California Angels @ Kansas City Athletics
Municipal Stadium, Kansas City, MO
Sun Sep 24 1967, 4:33 AM EDT
Att: 3,887 - Unknown

AB 35
R 1
H 10
RBI 1
BB 0
SO 6
LOB 14



Batter	1	2	3	4	5	6	7	8	9	AB	R	H	RBI	BB	SO	LOB	TOP										
Aurelio Rodriguez, R OBP: 0.261, SLG: 0.327	F4	3B		F7	FC6-4					5	1	2	2	0	0	1											
Jim Fregosi, R OBP: 0.351, SLG: 0.394	1B	1B		1B	L1-3		F9			5	3	3	2	0	0	2											
Rick Reichardt, R OBP: 0.315, SLG: 0.398	G3	E2		1B			F9			5	1	3	0	0	0	0											
Bubba Morton, R OBP: 0.393, SLG: 0.398	G3	FC6-4		1B						2	0	1	1	0	0	1											
Jimmie Hall, L OBP: 0.320, SLG: 0.408	G3	FC6-4		1B			L5-3			3	1	2	1	0	0	0											
Don Mincher, L OBP: 0.371, SLG: 0.472	G3	4-3					L5-3			5	0	1	1	0	1	4											
Woodie Held, R OBP: 0.317, SLG: 0.328										0	0	0	0	2	0	0											
Roger Repoz, L OBP: 0.323, SLG: 0.401	BB			SF7			SH1-4			1	1	0	1	1	0	0											
Bobby Knoop, R OBP: 0.299, SLG: 0.352	K			L5-3			SH1-4			4	1	1	0	1	2	5											
Buck Rodgers, S OBP: 0.267, SLG: 0.291		F9			F5		SH1-4			3	0	0	0	1	0	1											
George Brunet, R OBP: 0.089, SLG: 0.077										2	1	1	0	0	1	1											
Jack Hamilton, R OBP: 0.163, SLG: 0.233				K						1	0	1	0	0	0	0											
Bill Skowron, R OBP: 0.257, SLG: 0.266	1B						FC6-4			0	0	0	0	1	0	0											
Curt Simmons, L OBP: 0.162, SLG: 0.189	3B	1B								0	0	0	0	0	0	0											
Inning Stats	R: 1 E: 0 K: 1 S: 8	H: 3 LOB: 3 BB: 1 P: 12	R: 3 E: 1 K: 0 S: 7	H: 4 LOB: 1 BB: 7 P: 7	R: 0 E: 0 K: 1 S: 4	H: 0 LOB: 1 BB: 2 P: 12	R: 3 E: 0 K: 1 S: 9	H: 4 LOB: 1 BB: 0 P: 9	R: 0 E: 0 K: 0 S: 4	H: 1 LOB: 1 BB: 0 P: 4	R: 0 E: 0 K: 0 S: 3	H: 1 LOB: 0 BB: 0 P: 3	R: 2 E: 0 K: 0 S: 4	H: 2 LOB: 1 BB: 2 P: 12	R: 0 E: 0 K: 1 S: 5	H: 0 LOB: 0 BB: 0 P: 5	R: 0 E: 0 K: 0 S: 2	H: 0 LOB: 0 BB: 1 P: 6	1B: 14 2B: 2 3B: 1 HR: 0	SF: 1 SAC: 1 DP: 3 HBP: 0	WP: 0 PB: 0 SB: 0 CS: 0	PA: 44					
PITCHER	IP	WLS	BF	H	R	ER	SO	BB	IBB	HBP	BLK	WP	HR	S	P	ERA	WHIP										
Jim Merritt, L ERA: 2.49	1.1	L	11	6	4	3	1	1	0	0	0	0	0	12	16	20.25	5.250										
Jim Perry, R ERA: 2.95	1.2		7	1	0	0	1	2	0	0	0	0	0	7	15	0.00	1.800										
Dave Boswell, R ERA: 3.27	0.1		5	4	3	3	0	0	0	0	0	0	0	5	5	81.00	12.000										
Mudcat Grant, R ERA: 4.82	0.2		2	0	0	0	1	0	0	0	0	0	0	4	4	0.00	0.000										
Ron Kline, R ERA: 3.69	2.0		7	2	0	0	0	0	0	0	0	0	0	7	7	0.00	1.000										

California Angels @ Minnesota Twins
Metropolitan Stadium, Bloomington, MI
Mon Sep 25 1967, 4:33 AM EDT
Att: 9,876 - Unknown

AB 36
R 9
H 15
RBI 8
BB 6
SO 4
LOB 15



Batter	1	2	3	4	5	6	7	8	9	AB	R	H	RBI	BB	SO	LOB	BOTTOM										
Zoilo Versalles, R OBP: 0.254, SLG: 0.288	F6		K	1-3					5-3	3	0	0	0	0	1	3											
Ron Kline, R										0	0	0	0	0	0	0											
Sandy Valdespino, L OBP: 0.206, SLG: 0.219										1	0	1	0	0	0	0											
Jim Roland, R										0	0	0	0	0	0	0											
Ron Clark, R OBP: 0.215, SLG: 0.350										1	0	0	0	0	0	0											
Cesar Tovar, R OBP: 0.327, SLG: 0.367	5-3		G5-4-3		1B		F3		F5	5	0	2	0	0	0	1											
Harmon Killebrew, R OBP: 0.400, SLG: 0.539			G5-4-3		K					4	0	1	0	0	2	3											
Tony Oliva, L OBP: 0.348, SLG: 0.468	4-3				4-3					4	0	1	0	0	1	1											
Bob Allison, R OBP: 0.348, SLG: 0.458										2	1	1	0	2	0	0											
Rod Carew, L OBP: 0.346, SLG: 0.416										4	1	2	0	0	0	4											
Jerry Zimmerman, R OBP: 0.245, SLG: 0.196										1	0	0	0	0	0	1											
Rich Rollins, R OBP: 0.308, SLG: 0.345										3	0	1	1	0	0	4											
Ted Uhlhaender, L OBP: 0.286, SLG: 0.381										4	0	1	1	0	1	1											
Jim Merritt, L ERA: 2.49										0	0	0	0	0	0	0											
Jim Perry, R ERA: 2.95										0	0	0	0	0	0	0											
Dave Boswell, R ERA: 3.27										0	0	0	0	0	0	0											
Mudcat Grant, R ERA: 4.82										0	0	0	0	0	0	0											
Ron Kline, R ERA: 3.69										0	0	0	0	0	0	0											
Inning Stats	R: 0 E: 0 K: 0 S: 4	H: 1 LOB: 1 BB: 0 P: 4	R: 0 E: 0 K: 0 S: 3	H: 0 LOB: 1 BB: 1 P: 7	R: 0 E: 0 K: 1 S: 6	H: 2 LOB: 2 BB: 0 P: 6	R: 2 E: 0 K: 0 S: 7	H: 4 LOB: 2 BB: 0 P: 7	R: 0 E: 0 K: 1 S: 7	H: 2 LOB: 3 BB: 1 P: 11	R: 0 E: 0 K: 0 S: 4	H: 1 LOB: 1 BB: 0 P: 4	R: 0 E: 0 K: 2 S: 7	H: 0 LOB: 0 BB: 0 P: 7	R: 0 E: 0 K: 1 S: 5	H: 1 LOB: 0 BB: 0 P: 5	R: 0 E: 0 K: 0 S: 3	H: 0 LOB: 0 BB: 0 P: 3	1B: 11 2B: 0 3B: 0 HR: 0	SF: 0 SAC: 0 DP: 2 HBP: 0	WP: 0 PB: 0 SB: 0 CS: 0	PA: 38					
PITCHER	IP	WLS	BF	H	R	ER	SO	BB	IBB	HBP	BLK	WP	HR	S	P	ERA	WHIP										
George Brunet, L ERA: 3.21	3.1		17	7	2	2	1	1	0	0	0	0	0	18	22	5.40	2.400										
Jack Hamilton, R ERA: 3.18	2.2	W	12	3	0	0	1	1	0	0	0	0	0	13	17	0.00	1.500										
Curt Simmons, L ERA: 4.26	3.0	S	9	1	0	0	3	0	0	0	0	0	0	15	15	0.00	0.333										

California Angels @ Minnesota Twins
Metropolitan Stadium, Bloomington, MI
Mon Sep 25 1967, 4:33 AM EDT
Att: 9,876 - Unknown

AB 36
R 2
H 11
RBI 2
BB 2
SO 5
LOB 20



Batter	1	2	3	4	5	6	7	8	9	AB	R	H	RBI	BB	SO	LOB	TOP			
Aurelio Rodriguez, R OBP: 0.281, SLG: 0.325 (1.5)	0-0 6-3		0-0 FC6-4 1B		0-0 6-3		0-0 1-3			4	0	1	2	0	0	0				
Jim Fregosi, R OBP: 0.348, SLG: 0.391 (1.6)	0-3 K		0-0 FC6-4 1B HBP		0-0 4-3		0-3 K			4	0	0	0	0	2	2				
Rick Reichardt, R OBP: 0.317, SLG: 0.400 (1.7)	0-0 F9		1-0 1B HBP		0-0 2B			0-0 F9		3	0	1	0	0	0	0				
Bubba Morton, R OBP: 0.390, SLG: 0.395 (1.9)		0-3 K	0-0 1B		0-0 4-3			0-3 K		4	0	1	1	0	2	1				
Don Mincher, L OBP: 0.370, SLG: 0.470 (1.3)	0-0 F8		0-3 K		0-0 F4			0-0 1B		4	0	1	0	0	1	3				
Woodie Held, R OBP: 0.311, SLG: 0.320 (1.8)	0-3 K		0-3 K		0-0 1-3			0-3 K		4	0	0	0	0	3	4				
Bobby Knoop, R OBP: 0.301, SLG: 0.352 (1.4)			0-0 E BB 1B	0-0 F3		4-0 BB		0-0 F7		3	1	1	0	1	0	0				
Buck Rodgers, S OBP: 0.287, SLG: 0.289 (1.2)			4-0 E BB 1B	0-3 K		0-3 K		0-0 1-3		3	1	0	0	1	2	1				
Jim McGlothlin, R OBP: 0.172, SLG: 0.145 (5.1) Jim Wagner, L (5.1) Jim Coates, R OBP: 0.285, SLG: 0.287 (7. PH) Johnny Werhas, R OBP: 0.253, SLG: 0.272 (7. PH) Pete Cimino, R OBP: 0.447, SLG: 0.457 (7.1) Bill Skowron, R OBP: 0.295, SLG: 0.294 (9. PH)			0-0 FC1 FC6-4 1B	0-3 K		0-3 K		0-3 K		2	1	0	0	0	1	2				
Inning Stats	R: 0 E: 0 K: 1 S: 5	H: 0 LOB: 0 BB: 0 P: 5	R: 0 E: 0 K: 2 S: 7	H: 0 LOB: 0 BB: 0 P: 7	R: 3 E: 1 K: 2 S: 11	H: 3 LOB: 3 BB: 1 P: 16	R: 0 E: 0 K: 0 S: 7	H: 0 LOB: 0 BB: 0 P: 7	R: 0 E: 0 K: 1 S: 5	H: 1 LOB: 1 BB: 1 P: 9	R: 0 E: 0 K: 2 S: 7	H: 0 LOB: 0 BB: 0 P: 7	R: 0 E: 0 K: 2 S: 8	H: 1 LOB: 1 BB: 0 P: 8	R: 0 E: 0 K: 1 S: 5	H: 0 LOB: 0 BB: 0 P: 5	1B: 4 2B: 1 3B: 0 HR: 0	SF: 0 SAC: 0 DP: 0 HBP: 1	WP: 0 PB: 0 SB: 0 CS: 0	PA: 36
PITCHER Jim Kaat, L ERA: 3.07 (1.1)	IP: 9.0 WLS: W BF: 36 H: 5 R: 3 ER: 2 SO: 13 BB: 2 IBB: 0 HBP: 1 BLK: 0 WP: 0 HR: 0 S: 59 P: 68 ERA: 2.00 WHIP: 0.778																			

California Angels @ Minnesota Twins
Metropolitan Stadium, Bloomington, MI
Tue Sep 26 1967, 4:33 AM EDT
Att: 8,012 - Unknown

AB 33
R 3
H 5
RBI 3
BB 2
SO 13
LOB 13



Batter	1	2	3	4	5	6	7	8	9	AB	R	H	RBI	BB	SO	LOB	BOTTOM			
Zoilo Versalles, R OBP: 0.252, SLG: 0.286 (1.6)	0-0 F1		0-0 2-3		0-0 F7	0-3 K		0-0 6-3		5	0	0	0	0	1	3				
Cesar Tovar, R OBP: 0.326, SLG: 0.366 (1.5)	0-3 K		0-0 F4			0-0 WP HR 1B	0-0 F7			4	1	1	0	0	1	0				
Harmon Killebrew, R OBP: 0.491, SLG: 0.550 (1.3)	0-0 6-3			0-0 F8		0-0 HR 1B	0-0 HR			4	2	2	3	0	0	0				
Tony Oliva, L OBP: 0.346, SLG: 0.464 (1.9)		0-0 4-3		0-0 4-3		0-0 6-3	0-0 F7			4	0	0	0	0	0	0				
Bob Allison, R OBP: 0.353, SLG: 0.471 (1.7)		0-0 1B 3B		0-0 HR		4-0 1B E BB	0-0 1B			3	3	3	1	1	0	0				
Rod Carew, L OBP: 0.348, SLG: 0.418 (1.4)		0-0 S 1B		0-0 5-3		0-0 FC6 1B	0-0 1B			4	0	3	1	0	0	0				
Ted Uhlaender, L OBP: 0.286, SLG: 0.380 (1.8)	0-0 F6				0-0 G1-6-4 1B	0-0 FC6 E	0-0 F6			4	1	1	0	0	0	4				
Jerry Zimmerman, R OBP: 0.245, SLG: 0.193 (1.2)	0-0 5-3				0-0 G1-6-4 1B	4-0 E IBB		0-0 F8		3	0	0	0	1	0	2				
Jim Kaat, L OBP: 0.229, SLG: 0.255 (1.1)			0-0 G3		0-0 1B	0-0 E4		0-3 K		4	0	1	0	0	1	1				
Inning Stats	R: 0 E: 0 K: 1 S: 5	H: 0 LOB: 0 BB: 0 P: 5	R: 1 E: 0 K: 0 S: 5	H: 2 LOB: 1 BB: 0 P: 5	R: 0 E: 0 K: 0 S: 3	H: 0 LOB: 0 BB: 0 P: 3	R: 1 E: 0 K: 0 S: 4	H: 1 LOB: 0 BB: 0 P: 4	R: 0 E: 0 K: 0 S: 4	H: 2 LOB: 1 BB: 0 P: 4	R: 4 E: 2 K: 1 S: 9	H: 3 LOB: 2 BB: 2 P: 17	R: 1 E: 0 K: 0 S: 6	H: 3 LOB: 2 BB: 0 P: 6	R: 0 E: 0 K: 1 S: 5	H: 0 LOB: 0 BB: 0 P: 5	1B: 7 2B: 0 3B: 1 HR: 3	SF: 0 SAC: 0 DP: 1 HBP: 0	WP: 1 PB: 0 SB: 1 CS: 0	PA: 37
PITCHER Jim McGlothlin, R ERA: 2.97 (1.1) Jim Weaver, L ERA: 3.2 (6.1) Jim Coates, R ERA: 4.26 (6.1) Pete Cimino, R ERA: 3.38 (7.1)	IP: 5.1 WLS: L BF: 23 H: 7 R: 5 ER: 4 SO: 4 BB: 1 IBB: 0 HBP: 0 BLK: 0 WP: 1 HR: 2 S: 24 P: 28 ERA: 6.75 WHIP: 1.500																			

California Angels @ Minnesota Twins
Metropolitan Stadium, Bloomington, MI
Tue Sep 26 1967, 4:33 AM EDT
Att: 8,012 - Unknown

AB 35
R 7
H 11
RBI 5
BB 2
SO 3
LOB 10



Batter	1	2	3	4	5	6	7	8	9	AB	R	H	RBI	BB	SO	LOB	TOP										
Aurelio Rodriguez, R OBP: 0.258, SLG: 0.319 (1, 5)	0-0 4-3		0-0 FC6-5	0-0 1B			0-0 5-3		0-0 F8	5	0	1	1	0	0	1											
Jim Fregosi, R OBP: 0.347, SLG: 0.389 (1, 6)	0-0 F2		0-0 1-6-3		0-0 1B FC8-2		0-0 5-3		0-0 4-3	5	0	1	0	0	0	1											
Don Mincher, L OBP: 0.368, SLG: 0.473 (1, 3)	0-0 1-6-3			0-0 HR		0-0 F8	0-3 K		0-0 F6	5	1	1	1	0	1	1											
Rick Reichardt, R OBP: 0.320, SLG: 0.402 (1, 7)		4-0 FC6-4 BB		0-0 1B 1B		0-0 1B 1B	0-3 K			3	1	2	0	1	1	0											
Jimmie Hall, L OBP: 0.322, SLG: 0.414 (1, 9)		0-0 FC6-4 G3		0-0 1B 1B		0-0 FC8-2		0-0 WP 3B		4	2	2	0	0	0	3											
Roger Repoz, L OBP: 0.323, SLG: 0.400 (8, PH)	0-0 G3		0-0 1B 1B		0-0 1B 1B		0-0 F8	4-0 1B BB		3	1	1	1	0	0	1											
Bubba Morton, R OBP: 0.393, SLG: 0.395 (8, PR)	0-0 1-2		0-0 1B 1B		0-0 1B 1B			0-3 3B		0	0	0	0	1	0	0											
Jay Johnstone, L OBP: 0.224, SLG: 0.273 (8, 8)			0-3 K		0-0 1B IBB		0-0 K		0-0 K	3	0	1	0	1	2	2											
Buck Rodgers, S OBP: 0.269, SLG: 0.292 (1, 2)			0-0 FC6-5 SH1-4	0-0 1B		0-3 K		0-0 K		4	0	3	1	0	1	1											
Bobby Knoop, R OBP: 0.304, SLG: 0.355 (1, 4)			0-0 SH1-4	0-0 1B		0-0 K		0-0 K		2	0	0	0	0	1	4											
Rickey Clark, R OBP: 0.059, SLG: 0.040 (7, 1)			0-0 SH1-4	0-0 K		0-0 L3		0-0 G3		1	0	0	0	0	0	2											
Inning Stats	R: 0 E: 0 K: 0 S: 3	H: 0 LOB: 0 BB: 0 P: 3	R: 0 E: 0 K: 1 S: 5	H: 0 LOB: 1 BB: 1 P: 9	R: 0 E: 0 K: 0 S: 4	H: 1 LOB: 1 BB: 0 P: 4	R: 4 E: 0 K: 1 S: 9	H: 6 LOB: 2 BB: 1 P: 13	R: 0 E: 0 K: 1 S: 6	H: 1 LOB: 1 BB: 0 P: 6	R: 0 E: 0 K: 1 S: 5	H: 0 LOB: 0 BB: 0 P: 5	R: 1 E: 0 K: 2 S: 9	H: 2 LOB: 2 BB: 1 P: 13	R: 0 E: 0 K: 0 S: 3	H: 0 LOB: 0 BB: 0 P: 3	1B: 9 2B: 2 3B: 1 HR: 1	SF: 0 SAC: 1 DP: 1 HBP: 0	WP: 1 PB: 0 SB: 0 CS: 0	PA: 39							
PITCHER	IP	WLS	BF	H	R	ER	SO	BB	IBB	HBP	BLK	WP	HR	S	P	ERA	WHIP										
Dean Chance, R ERA: 2.62	3.0	L	17	6	4	4	1	1	1	0	0	0	1	17	25	12.00	2.333										
Ron Kline, R ERA: 3.59	2.0		6	3	0	0	1	0	0	0	0	0	0	8	8	0.00	1.500										
Al Worthington, R ERA: 3.07	2.0		7	1	0	0	2	0	0	0	0	0	0	11	11	0.00	0.500										
Jim Merritt, L ERA: 2.51	2.0		9	2	1	1	2	1	0	0	0	1	0	12	16	4.50	1.500										

California Angels @ Minnesota Twins
Metropolitan Stadium, Bloomington, MI
Wed Sep 27 1967, 4:33 AM EDT
Att: 16,523 - Unknown

AB 35
R 5
H 12
RBI 4
BB 3
SO 6
LOB 16





Batter	1	2	3	4	5	6	7	8	9	AB	R	H	RBI	BB	SO	LOB	BOTTOM										
Zoilo Versalles, R OBP: 0.250, SLG: 0.284 (7, PH)	0-0 6-3		0-3 K		0-0 4-3		0-0 1B		0-0 K	3	0	0	0	0	1	0											
Rich Reese, L OBP: 0.297, SLG: 0.404 (7, PR)							0-0 1B		0-0 2B	1	0	1	0	0	0	0											
Jackie Hernandez, R OBP: 0.143, SLG: 0.143 (8, 8)							1-2 1B			0	0	0	0	0	0	0											
Graig Nettles, L OBP: 0.333, SLG: 0.667 (9, PH)							1-2 2H			1	0	1	0	0	0	0											
Cesar Tovar, R OBP: 0.327, SLG: 0.367 (1, 5)	0-0 6-3		0-0 S 1B		0-0 5-3		0-0 1B		0-0 F8	5	0	2	1	0	0	1											
Harmon Killebrew, R OBP: 0.493, SLG: 0.549 (1, 3)	4-0 FC6-4 BB		4-0 1-2 BB		4-0 G5-4-3 1B BB		0-0 F8			1	0	0	0	3	0	2											
Tony Oliva, L OBP: 0.345, SLG: 0.463 (1, 9)	0-0 FC6-4		0-0 4-3		0-0 G5-4-3 1B		0-0 F7			4	0	1	0	0	0	3											
Bob Allison, R OBP: 0.354, SLG: 0.471 (1, 7)		0-3 K2-3		0-0 1B		0-0 G5-4-3	0-0 1B		0-0 1B	4	0	2	0	0	1	2											
Rod Carew, L OBP: 0.346, SLG: 0.415 (1, 4)		0-3 K		0-0 F7		0-0 1-3		0-0 F7		4	0	0	0	0	1	3											
Jerry Zimmerman, R OBP: 0.247, SLG: 0.195 (7, PH)							0-0 4-3		0-0 4-3	2	0	1	0	0	1	1											
Russ Nixon, R OBP: 0.207, SLG: 0.304 (8, 2)										0	0	0	0	0	0	0											
Hank Izoquendo, R OBP: 0.206, SLG: 0.346 (8, PR)										0	0	0	0	0	0	1											
Rich Kitting, R OBP: 0.297, SLG: 0.344 (8, PR)										1	0	0	0	0	0	1											
Earl Battley, R OBP: 0.254, SLG: 0.211 (8, 2)										0	0	0	0	0	0	0											
Ted Uhlhaender, L OBP: 0.283, SLG: 0.376 (1, 8)		0-0 4-3		0-0 F8		0-0 3-1		0-0 F9		4	0	0	0	0	0	2											
Dean Chance, R OBP: 0.132, SLG: 0.033 (4, 1)							0-0 K		0-0 F4	1	0	0	0	0	1	0											
Ron Kline, R OBP: 0.204, SLG: 0.216 (5, PR)										0	0	0	0	0	0	0											
Sandy Valdespino, L OBP: 0.204, SLG: 0.216 (8, 1)										0	0	0	0	0	0	0											
Frank Kostro, R OBP: 0.207, SLG: 0.333 (7, PR)										0	1	1	0	0	0	0											
Jim Merritt, L OBP: 0.232, SLG: 0.176 (8, 1)										0	0	0	0	0	0	0											
Carroll Hardy, R OBP: 0.444, SLG: 0.750 (8, PH)							0-0 1B 1B			1	0	0	0	0	0	0											
Inning Stats	R: 0 E: 0 K: 0 S: 3	H: 0 LOB: 1 BB: 1 P: 7	R: 0 E: 0 K: 2 S: 8	H: 1 LOB: 0 BB: 0 P: 8	R: 0 E: 0 K: 2 S: 8	H: 1 LOB: 2 BB: 1 P: 12	R: 0 E: 0 K: 1 S: 6	H: 1 LOB: 1 BB: 0 P: 6	R: 0 E: 0 K: 0 S: 3	H: 1 LOB: 1 BB: 1 P: 7	R: 1 E: 0 K: 0 S: 6	H: 3 LOB: 2 BB: 0 P: 6	R: 0 E: 0 K: 0 S: 4	H: 1 LOB: 1 BB: 0 P: 4	R: 0 E: 0 K: 0 S: 4	H: 1 LOB: 1 BB: 0 P: 4	1B: 8 2B: 1 3B: 0 HR: 0	SF: 0 SAC: 0 DP: 1 HBP: 0	WP: 0 PB: 0 SB: 1 CS: 0	PA: 38							
PITCHER	IP	WLS	BF	H	R	ER	SO	BB	IBB	HBP	BLK	WP	HR	S	P	ERA	WHIP										
Rickey Clark, R ERA: 2.45	6.2	W	28	6	1	1	6	3	0	0	0	0	0	37	49	1.35	1.350										
Minnie Rojas, R ERA: 2.41	2.1	S	10	3	0	0	0	0	0	0	0	0	0	10	10	0.00	1.286										

California Angels @ Minnesota Twins
Metropolitan Stadium, Bloomington, MI
Wed Sep 27 1967, 4:33 AM EDT
Att: 16,523 - Unknown

AB 35
R 1
H 9
RBI 1
BB 3
SO 6
LOB 15



Batter	1	2	3	4	5	6	7	8	9	AB	R	H	RBI	BB	SO	LOB	TOP										
Aurelio Rodriguez, R OBP: 0.259, SLG: 0.311	4-0 FC5-4 BB		0-3 K			0-3 K		0-0 F4		3	0	0	0	1	2	2	California Angels @ Detroit Tigers Tiger Stadium, Detroit, MI Sat Sep 30 1967, 4:33 AM EDT Unknown 										
Roger Repoz, L OBP: 0.322, SLG: 0.395	0-0 F7		0-0 4-1			4-0 BB		0-0 F6		3	0	0	0	1	0	3											
Jim Fregosi, R OBP: 0.347, SLG: 0.388	0-0 FC5-4			0-0 CS 1B		0-3 K			0-3 K	4	0	1	0	0	2	2											
Rick Reichardt, R OBP: 0.319, SLG: 0.399	0-3 K			0-3 K		0-0 F8			4-0 PB BB	3	0	0	0	1	2	3											
Bubba Morton, R OBP: 0.386, SLG: 0.387		0-0 6-3		0-3 K			0-0 L9		0-0 L9	4	0	0	0	0	1	1											
Don Mincher, L OBP: 0.366, SLG: 0.469		0-0 6-3			0-0 F2		0-3 K		0-3 K	4	0	0	0	0	2	1											
Bobby Knoop, R OBP: 0.304, SLG: 0.355		0-3 K			0-0 1B		0-0 F4			3	0	1	0	0	1	0											
Buck Rodgers, S OBP: 0.270, SLG: 0.294			0-0 2B		0-0 F6			0-3 K		3	0	1	0	0	1	1											
Pete Cimino, R OBP: 0.417, SLG: 0.417			4-3 2B		0-0 F6			0-0 K		0	0	0	0	0	0	0											
George Brunet, R OBP: 0.289, SLG: 0.277			4-3		0-0 6-3			4-0 BB		0	0	0	0	0	0	0											
Inning Stats	R: 0 E: 0 K: 1 S: 5	H: 0 LOB: 1 BB: 1 P: 9	R: 0 E: 0 K: 1 S: 5	H: 0 LOB: 0 BB: 0 P: 5	R: 0 E: 0 K: 1 S: 6	H: 1 LOB: 1 BB: 0 P: 6	R: 0 E: 0 K: 2 S: 7	H: 1 LOB: 0 BB: 0 P: 7	R: 0 E: 0 K: 0 S: 4	H: 1 LOB: 1 BB: 0 P: 4	R: 0 E: 0 K: 1 S: 5	H: 0 LOB: 0 BB: 0 P: 5	R: 0 E: 0 K: 1 S: 5	H: 0 LOB: 1 BB: 1 P: 9	R: 0 E: 0 K: 2 S: 7	H: 0 LOB: 1 BB: 1 P: 11	R: 0 E: 0 K: 1 S: 5	H: 0 LOB: 1 BB: 1 P: 9	R: 0 E: 0 K: 2 S: 7	H: 0 LOB: 1 BB: 1 P: 11	1B: 2 2B: 2 3B: 0 HR: 0	SF: 0 SAC: 0 DP: 1 HBP: 0	WP: 0 PB: 1 SB: 0 CS: 1	PA: 33			
PITCHER	IP	WLS	BF	H	R	ER	SO	BB	IBB	HBP	BLK	WP	HR	S	P	ERA	WHIP										
Mickey Lolich, L ERA: 3.07	(1, 1)	9.0	W	33	3	0	0	11	4	0	0	0	0	51	67	0.00	0.778										

Batter	1	2	3	4	5	6	7	8	9	AB	R	H	RBI	BB	SO	LOB	BOTTOM										
Dick Tracewski, R OBP: 0.318, SLG: 0.380	0-0 1-3			0-0 1B		0-0 L1-6		0-0 4-3		4	1	1	1	0	0	5	California Angels @ Detroit Tigers Tiger Stadium, Detroit, MI Sat Sep 30 1967, 4:33 AM EDT Unknown 										
Dick McAuliffe, L OBP: 0.363, SLG: 0.409	4-0 HR BB	0-0 G3		0-0 1B		0-0 3-1				3	1	1	1	1	0	1											
Al Kaline, R OBP: 0.413, SLG: 0.548	0-0 L8		0-0 L6	0-0 L9		4-0 G5-4-3 BB				3	0	0	0	1	0	2											
Willie Horton, R OBP: 0.338, SLG: 0.478	0-0 HR				0-0 FC1-6 1B		0-0 G5-4-3			4	1	3	2	0	0	1											
Jim Northrup, L OBP: 0.330, SLG: 0.381	1-0 HR			0-0 1B		0-0 FC1-6 1B		0-0 G5-4-3		0	0	0	0	0	0	0											
Bill Freehan, R OBP: 0.385, SLG: 0.443	0-0 F7		0-0 F7		0-0 FC1-6 G1-4-3 1B			0-0 1-3		4	0	0	0	0	0	2											
Don Wert, R OBP: 0.314, SLG: 0.339		0-0 1B 2B	4-0 1-2 BB		0-0 G1-4-3			0-0 1B G3 1B		3	1	2	0	1	0	1											
Eddie Mathews, L OBP: 0.335, SLG: 0.396		0-0 SH5-4 2H 1B		0-0 4-3		0-3 K		0-0 G3		3	1	1	1	0	1	2											
Norm Cash, L OBP: 0.353, SLG: 0.431						0-0 K		0-0 G3		1	0	0	0	0	0	1											
Mickey Stanley, R OBP: 0.277, SLG: 0.317		0-0 SH5-4 1B		0-0 F9		4-0 L1-6 E BB		4-0 1B IBB		2	0	1	0	2	0	0											
Mickey Lolich, S OBP: 0.279, SLG: 0.197		0-0 SH5-4		0-0 6-3		0-0 E3		0-0 1B		3	0	1	0	0	0	1											
Inning Stats	R: 2 E: 0 K: 0 S: 4	H: 1 LOB: 0 BB: 1 P: 8	R: 2 E: 0 K: 0 S: 6	H: 3 LOB: 1 BB: 0 P: 6	R: 0 E: 0 K: 0 S: 4	H: 1 LOB: 2 BB: 1 P: 8	R: 1 E: 0 K: 0 S: 5	H: 2 LOB: 1 BB: 0 P: 5	R: 0 E: 0 K: 0 S: 3	H: 1 LOB: 0 BB: 0 P: 3	R: 0 E: 1 K: 1 S: 5	H: 0 LOB: 1 BB: 1 P: 9	R: 0 E: 0 K: 0 S: 2	H: 0 LOB: 0 BB: 1 P: 6	R: 0 E: 0 K: 0 S: 5	H: 2 LOB: 3 BB: 1 P: 9	R: 0 E: 0 K: 0 S: 5	H: 2 LOB: 3 BB: 1 P: 9	1B: 7 2B: 2 3B: 1 HR: 1	SF: 1 SAC: 1 DP: 3 HBP: 0	WP: 0 PB: 0 SB: 0 CS: 0	PA: 37					
PITCHER	IP	WLS	BF	H	R	ER	SO	BB	IBB	HBP	BLK	WP	HR	S	P	ERA	WHIP										
George Brunet, L ERA: 3.33	(1, 1)	2.0	L	11	4	4	4	0	1	0	0	0	0	8	12	5.40	2.400										
Jim Coates, R ERA: 4.3	(3, 1)	1.2		9	3	1	1	0	1	0	0	0	0	8	12	5.40	2.400										
Bill Kelso, R ERA: 3.03	(4, 1)	0.1		1	0	0	0	0	0	0	0	0	0	1	1	0.00	0.000										
Jim Weaver, L ERA: 2.86	(5, 1)	3.0		10	1	0	0	1	2	0	0	0	0	10	18	0.00	1.000										
Pete Cimino, R ERA: 3.34	(8, 1)	1.0		6	2	0	0	0	0	1	0	0	0	5	9	0.00	2.000										

Batter	1	2	3	4	5	6	7	8	9	AB	R	H	RBI	BB	SO	LOB	TOP		
Aurelio Rodriguez, R OBP: 0.252, SLG: 0.300	6-3		E HBP FC3-2 1B		4-3		L9		6-3	5	0	1	0	0	0	1			
Jim Fregosi, R OBP: 0.347, SLG: 0.392	L5		FC3-2 E 1-2 HBP		3-1		G6-4-3		1-3	4	0	0	0	0	0	1			
Jimmie Hall, L OBP: 0.322, SLG: 0.409	F2		E1 FC3-2 1-2 2-3		F4				HR 1B	4	1	1	0	0	0	2			
Don Mincher, L OBP: 0.369, SLG: 0.483			FC3-2 G6-4-3 1-2 2-3 3-H		L3				HR 1B	4	2	2	3	0	0	3			
Rick Reichardt, R OBP: 0.316, SLG: 0.394	F4		G6-4-3 1-2		5-3				K	4	0	0	0	0	1	3			
Roger Repoz, L OBP: 0.328, SLG: 0.395					K				L3	3	0	1	0	1	1	0			
Buck Rodgers, S OBP: 0.275, SLG: 0.305										4	1	3	1	0	0	1			
Bobby Knoop, R OBP: 0.303, SLG: 0.352					6-3				K2-3	3	0	0	0	1	2	3			
Clyde Wright, R OBP: 0.272, SLG: 0.364					1-3					1	0	0	0	0	1	2			
Bill Kelso, R OBP: 0.105, SLG: 0.105										0	0	0	0	0	0	0			
Jack Hamilton, R OBP: 0.322, SLG: 0.260										0	0	0	0	0	0	0			
Jay Johnstone, L OBP: 0.222, SLG: 0.223										0	0	0	0	0	0	0			
Pete Cimino, R OBP: 0.417, SLG: 0.417										0	0	0	0	0	0	0			
Tom Satriano, L OBP: 0.321, SLG: 0.325										1	0	0	0	0	0	0			
Inning Stats	R: 0 E: 0 K: 0 S: 3	H: 0 LOB: 0 BB: 0 P: 3	R: 1 E: 0 K: 1 S: 6	H: 1 LOB: 2 BB: 2 P: 14	R: 0 E: 1 K: 0 S: 4	H: 1 LOB: 2 BB: 0 P: 5	R: 1 E: 0 K: 1 S: 6	H: 1 LOB: 0 BB: 0 P: 6	R: 0 E: 0 K: 0 S: 3	H: 2 LOB: 2 BB: 0 P: 7	R: 0 E: 1 K: 0 S: 3	H: 0 LOB: 0 BB: 0 P: 3	R: 2 E: 0 K: 2 S: 10	H: 3 LOB: 1 BB: 0 P: 10	R: 0 E: 0 K: 0 S: 3	H: 0 LOB: 0 BB: 0 P: 3	1B: 5 2B: 0 3B: 0 HR: 3	SF: 0 SAC: 0 DP: 2 HBP: 1	WP: 0 PA: 38 PB: 0 SB: 0 CS: 0
PITCHER	IP WLS BF H R ER SO BB IBB HBP BLK WP HR S P ERA WHIP	IP WLS BF H R ER SO BB IBB HBP BLK WP HR S P ERA WHIP																	
Joe Sparna, R ERA: 3.76	(1, 1) 7.0 W 31 7 4 4 3 1 1 1 0 0 3 34 43 5.14 1.143	(8, 1) 2.0 S 7 1 0 0 2 0 0 0 0 0 0 11 11 0.00 0.500																	

California Angels @ Detroit Tigers
Tiger Stadium, Detroit, MI
Sun Oct 01 1967, 4:33 AM EDT
Unknown

AB 35
R 4
H 8
RBI 4
BB 2
SO 5
LOB 16



Batter	1	2	3	4	5	6	7	8	9	AB	R	H	RBI	BB	SO	LOB	BOTTOM		
Dick Tracewski, R OBP: 0.330, SLG: 0.390	HR 1B	6-3		CS 1B						4	1	3	0	0	0	0			
Dick McAuliffe, L OBP: 0.362, SLG: 0.407	F8		3-1	K					K	4	0	0	0	0	2	3			
Al Kaline, R OBP: 0.410, SLG: 0.542	L7		L5-3						L5-3	4	0	1	0	0	0	1			
Willie Horton, R OBP: 0.341, SLG: 0.486	HR		E8 1B						K	4	3	2	2	0	1	0			
Bill Freehan, R OBP: 0.388, SLG: 0.444	1B		1B IBB						1B	3	1	3	1	1	0	0			
Don Wert, R OBP: 0.317, SLG: 0.340	1B		1B 1B						F8 F7	4	1	2	1	0	0	2			
Eddie Mathews, L OBP: 0.333, SLG: 0.391	F7		1B						F7	4	0	1	2	0	1	3			
Mickey Stanley, R OBP: 0.273, SLG: 0.312			F9						F7	4	0	0	0	0	0	1			
Joe Sparna, R ERA: 3.26	(1, 1) 2.2 L	(3, 1) 0.1	(4, 1) 3.0	(7, 1) 2.0	(1, 1) 2.2	(8, 1) 2.0	(1, 1) 2.2	(3, 1) 0.1	(4, 1) 3.0	(7, 1) 2.0	(1, 1) 2.2	(8, 1) 2.0	(1, 1) 2.2	(3, 1) 0.1	(4, 1) 3.0	(7, 1) 2.0			
Inning Stats	R: 2 E: 0 K: 0 S: 7	H: 4 LOB: 2 BB: 0 P: 7	R: 0 E: 0 K: 0 S: 3	H: 0 LOB: 0 BB: 0 P: 3	R: 3 E: 1 K: 0 S: 6	H: 2 LOB: 1 BB: 1 P: 10	R: 0 E: 0 K: 2 S: 7	H: 1 LOB: 1 BB: 0 P: 7	R: 1 E: 0 K: 0 S: 5	H: 3 LOB: 1 BB: 0 P: 5	R: 0 E: 0 K: 1 S: 6	H: 1 LOB: 1 BB: 0 P: 6	R: 0 E: 0 K: 1 S: 6	H: 1 LOB: 1 BB: 0 P: 6	R: 0 E: 0 K: 2 S: 7	H: 0 LOB: 0 BB: 0 P: 7	1B: 10 2B: 2 3B: 0 HR: 1	SF: 0 SAC: 0 DP: 1 HBP: 0	WP: 0 PA: 36 PB: 0 SB: 0 CS: 1
PITCHER	IP WLS BF H R ER SO BB IBB HBP BLK WP HR S P ERA WHIP	IP WLS BF H R ER SO BB IBB HBP BLK WP HR S P ERA WHIP																	
Clyde Wright, L ERA: 3.26	(1, 1) 2.2 L	(3, 1) 0.1	(4, 1) 3.0	(7, 1) 2.0	(1, 1) 2.2	(8, 1) 2.0	(1, 1) 2.2	(3, 1) 0.1	(4, 1) 3.0	(7, 1) 2.0	(1, 1) 2.2	(8, 1) 2.0	(1, 1) 2.2	(3, 1) 0.1	(4, 1) 3.0	(7, 1) 2.0			
Bill Kelso, R ERA: 2.97	(3, 1) 0.1	(4, 1) 3.0	(7, 1) 2.0	(1, 1) 2.2	(8, 1) 2.0	(1, 1) 2.2	(3, 1) 0.1	(4, 1) 3.0	(7, 1) 2.0	(1, 1) 2.2	(8, 1) 2.0	(1, 1) 2.2	(3, 1) 0.1	(4, 1) 3.0	(7, 1) 2.0				
Jack Hamilton, R ERA: 3.35	(4, 1) 3.0	(7, 1) 2.0	(1, 1) 2.2	(8, 1) 2.0	(1, 1) 2.2	(3, 1) 0.1	(4, 1) 3.0	(7, 1) 2.0	(1, 1) 2.2	(8, 1) 2.0	(1, 1) 2.2	(3, 1) 0.1	(4, 1) 3.0	(7, 1) 2.0					
Pete Cimino, R ERA: 3.26	(7, 1) 2.0	(1, 1) 2.2	(8, 1) 2.0	(1, 1) 2.2	(3, 1) 0.1	(4, 1) 3.0	(7, 1) 2.0	(1, 1) 2.2	(8, 1) 2.0	(1, 1) 2.2	(3, 1) 0.1	(4, 1) 3.0	(7, 1) 2.0	(1, 1) 2.2	(8, 1) 2.0				

California Angels @ Detroit Tigers
Tiger Stadium, Detroit, MI
Sun Oct 01 1967, 4:33 AM EDT
Unknown

AB 35
R 6
H 12
RBI 6
BB 1
SO 6
LOB 10



