

California Angels - 1968

Batter	1	2	3	4	5	6	7	8	9	AB	R	H	RBI	BB	SO	LOB	TOP			
Paul Schaal, R (1,5)	E5 		F7 			K 			P6 	4	0	0	0	0	1	0				
Jim Fregosi, R (1,6) OBP: 0.250, SLG: 0.500	K 			F8 			K 		2B 	4	0	1	0	0	2	1				
Don Mincher, L (1,3)	1B 			3-1 			3-1 		4-3 	4	0	1	0	0	0	1				
Chuck Hinton, R (1,9) OBP: 0.250, SLG: 0.250	K 			5-3 			1B 		6-3 	4	0	1	0	0	1	2				
Rick Reichardt, R (1,7)		5-3 			F6 		F8 			3	0	0	0	0	0	1				
Roger Repoz, L (1,8) OBP: 0.333, SLG: 0.333		F6 			4-1 			FC5-4 1B 		3	0	1	0	0	0	0				
Buck Rodgers, S (1,2)		F8 			1-3 			B2 		3	0	0	0	0	0	1				
Bobby Knoop, R (1,4)			F2 			F4 		F8 		2	0	0	0	0	0	0				
Jay Johnstone, L (8,PH)										1	0	0	0	0	0	1				
Tom Satriano, L (8,4)										0	0	0	0	0	0	0				
George Brunet, R (1,1)										2	0	0	0	0	2	0				
Jimmie Hall, L (8,PH)										1	0	0	0	0	0	1				
Tom Burgmeier, L (8,1)								FC5-4 1-2 		0	0	0	0	0	0	0				
Inning Stats	R: 0 E: 1 K: 2 S: 8	H: 1 LOB: 1 BB: 0 P: 8	R: 0 E: 0 K: 0 S: 3	H: 0 LOB: 0 BB: 0 P: 3	R: 0 E: 0 K: 1 S: 5	H: 0 LOB: 0 BB: 0 P: 5	R: 0 E: 0 K: 0 S: 3	H: 0 LOB: 0 BB: 0 P: 3	R: 0 E: 0 K: 2 S: 7	H: 0 LOB: 0 BB: 0 P: 7	R: 0 E: 0 K: 1 S: 6	H: 1 LOB: 1 BB: 0 P: 6	R: 0 E: 0 K: 0 S: 4	H: 1 LOB: 1 BB: 0 P: 4	R: 0 E: 0 K: 0 S: 4	H: 1 LOB: 1 BB: 0 P: 4	1B: 3 2B: 1 3B: 0 HR: 0	SF: 0 SAC: 0 DP: 0 HBP: 0	WP: 0 PB: 0 SB: 0 CS: 1	PA: 31
PITCHER Mel Stottlemyre, R (1,1) ERA:	IP: 9.0 WLS: W BF: 31 H: 4 R: 0 ER: 0 SO: 6 BB: 0 IBB: 0 HBP: 0 BLK: 0 WP: 0 HR: 0 S: 43 P: 43 ERA: 0.00 WHIP: 0.444															PITCHER Mel Stottlemyre, R (1,1) ERA:	IP: 9.0 WLS: W BF: 31 H: 4 R: 0 ER: 0 SO: 6 BB: 0 IBB: 0 HBP: 0 BLK: 0 WP: 0 HR: 0 S: 43 P: 43 ERA: 0.00 WHIP: 0.444			

California Angels @ New York Yankees
Yankee Stadium, Bronx, NY
Wed Apr 10 1968, 3:33 AM EST
Att: 15,744 - Unknown - 68 F

AB 31
R 0
H 4
RBI 0
BB 0
SO 6
LOB 8



Batter	1	2	3	4	5	6	7	8	9	AB	R	H	RBI	BB	SO	LOB	BOTTOM			
Horace Clarke, S (1,4)	F8 		F8 			F7 				3	0	0	0	0	0	0				
Mike Ferraro, R (1,5)	F4 		F9 			6-3 				3	0	0	0	0	0	0				
Mickey Mantle, S (1,3) OBP: 0.667, SLG: 0.667	1B 			6-3 			CS 1B 			3	0	2	0	0	0	0				
Tom Tresh, S (1,7)	P6 			6-3 			F8 			3	0	0	0	0	2					
Bill Robinson, R (1,9)		F5 		L7 			K 1-2 			3	0	0	0	0	1	1				
Joe Pepitone, L (1,8)		F5 			P4 			3-1 		3	0	0	0	0	0	0				
Frank Fernandez, R (1,2) OBP: 0.333, SLG: 1.333		HR 			P6 			6-3 		3	1	1	1	0	0	0				
Gene Michael, S (1,6)		P4 			6-3 			1-3 		3	0	0	0	0	0	0				
Mel Stottlemyre, R (1,1)			K 			F3 				2	0	0	0	0	1	0				
Inning Stats	R: 0 E: 0 K: 0 S: 4	H: 1 LOB: 1 BB: 0 P: 4	R: 1 E: 0 K: 0 S: 4	H: 1 LOB: 0 BB: 0 P: 4	R: 0 E: 0 K: 1 S: 5	H: 0 LOB: 0 BB: 0 P: 5	R: 0 E: 0 K: 0 S: 3	H: 0 LOB: 0 BB: 0 P: 3	R: 0 E: 0 K: 0 S: 3	H: 0 LOB: 0 BB: 0 P: 3	R: 0 E: 0 K: 1 S: 5	H: 1 LOB: 1 BB: 0 P: 5	R: 0 E: 0 K: 0 S: 3	H: 0 LOB: 0 BB: 0 P: 3	R: 0 E: 0 K: 0 S: 3	H: 0 LOB: 0 BB: 0 P: 3	1B: 2 2B: 1 3B: 0 HR: 1	SF: 0 SAC: 0 DP: 1 HBP: 0	WP: 0 PB: 0 SB: 0 CS: 1	PA: 26
PITCHER George Brunet, L (1,1) ERA: 1.29	IP: 7.0 WLS: L BF: 23 H: 3 R: 1 ER: 1 SO: 2 BB: 0 IBB: 0 HBP: 0 BLK: 0 WP: 0 HR: 1 S: 27 P: 27 ERA: 1.29 WHIP: 0.429															PITCHER Tom Burgmeier, L (8,1) ERA:	IP: 1.0 WLS: L BF: 3 H: 0 R: 0 ER: 0 SO: 0 BB: 0 IBB: 0 HBP: 0 BLK: 0 WP: 0 HR: 0 S: 3 P: 3 ERA: 0.00 WHIP: 0.000			

California Angels @ New York Yankees
Yankee Stadium, Bronx, NY
Wed Apr 10 1968, 3:33 AM EST
Att: 15,744 - Unknown - 68 F

AB 26
R 1
H 3
RBI 1
BB 0
SO 2
LOB 3



Batter	1	2	3	4	5	6	7	8	9	AB	R	H	RBI	BB	SO	LOB	TOP																				
Paul Schaal, R (1, 5) OBP: 0.444, SLG: 0.429										3	1	2	1	2	0	1																					
Jim Fregosi, R (1, 6) OBP: 0.333, SLG: 0.500										4	0	1	0	1	2	3																					
Rick Reichardt, R (1, 7) OBP: 0.250, SLG: 0.143										4	0	1	2	0	2	2																					
Chuck Hinton, R (1, 8) OBP: 0.222, SLG: 0.556										5	1	1	1	0	2	6																					
Don Mincher, L (1, 3) OBP: 0.333, SLG: 0.200										1	0	0	0	0	1	2																					
Roger Repoz, L (3, PR) OBP: 0.500, SLG: 0.400										2	2	1	0	1	0	2																					
Bubba Morton, R (1, 9) OBP: 0.400, SLG: 0.600										5	1	2	0	0	0	3																					
Buck Rodgers, S (1, 2) OBP: 0.286, SLG: 0.167										3	0	1	1	1	2	2																					
Bobby Knoop, R (1, 4) OBP: 0.429, SLG: 0.750										2	1	1	2	2	0	0																					
Rickey Clark, R (1, 1)										2	1	0	0	0	1	3																					
Jack Hamilton, R (4, 1)										0	0	0	0	0	0	0																					
Jay Johnstone, L (6, PH)										1	0	0	0	0	0	0																					
Bobby Locke, R (6, 1)										1	0	0	0	0	2																						
Minnie Rojas, R (8, 1)										1	0	0	0	0	1																						
Inning Stats	R: 0 E: 0 K: 3 S: 9	H: 0 LOB: 2 BB: 1 P: 14	R: 1 E: 0 K: 1 S: 7	H: 2 LOB: 1 BB: 0 P: 7	R: 0 E: 0 K: 2 S: 8	H: 1 LOB: 2 BB: 0 P: 9	R: 3 E: 0 K: 0 S: 5	H: 2 LOB: 2 BB: 3 P: 17	R: 0 E: 0 K: 1 S: 5	H: 0 LOB: 0 BB: 0 P: 5	R: 0 E: 0 K: 1 S: 5	H: 1 LOB: 1 BB: 0 P: 5	R: 2 E: 0 K: 1 S: 8	H: 3 LOB: 2 BB: 1 P: 12	R: 0 E: 0 K: 0 S: 3	H: 0 LOB: 1 BB: 1 P: 7	R: 1 E: 0 K: 2 S: 8	H: 1 LOB: 1 BB: 1 P: 12	1B: 5 2B: 4 3B: 1 HR: 1	SF: 1 SAC: 1 DP: 1 HBP: 2	WP: 0 PB: 1 SB: 0 CS: 0	PA: 45															
PITCHER	IP WLS BF H R ER SO BB IBB HBP BLK WP HR S P ERA WHIP																																				
Sam McDowell, L (1, 1) ERA: 10.8	3.1		19	4	4	4	6	3	0	2	0	0	0	0	26	40	10.80	2.100																			
Luis Tiant, R (4, 1) ERA: 5.4	3.1	L	15	5	2	2	3	0	1	0	0	0	1	20	24	5.40	1.500																				
Eddie Fisher, R (7, 1) ERA:	0.1		2	0	0	0	0	1	0	0	0	0	0	1	5	0.00	3.000																				
Stan Williams, R (8, 1) ERA: 4.5	2.0		9	1	1	1	2	2	0	0	0	0	0	11	19	4.50	1.500																				

California Angels @ Cleveland Indians
Cleveland Municipal Stadium, Cleveland, OH
Thu Apr 11 1968, 3:33 AM EST
Att: 29,241 - Unknown

AB 34
R 7
H 10
RBI 7
BB 7
SO 11
LOB 27



Batter	1	2	3	4	5	6	7	8	9	AB	R	H	RBI	BB	SO	LOB	BOTTOM					
Tommy Harper, R (1, 7) OBP: 0.200, SLG: 0.333										4	1	1	0	1	1	1						
Vern Fuller, R (1, 4) OBP: 0.333, SLG: 0.750										3	0	1	2	0	1	0						
Jose Cardenal, R (1, 8) OBP: 0.444, SLG: 0.778										4	0	1	0	0	1	2						
Duke Sims, L (1, 2) OBP: 0.556, SLG: 1.286										3	1	1	0	1	2	1						
Davey Nelson, R (8, PR)										0	0	0	0	0	0	0						
Ken Suarez, R (9, 2)										0	0	0	0	0	0	0						
Tony Horton, R (1, 3) OBP: 0.333, SLG: 0.556										4	1	1	0	0	1	2						
Vic Davallito, L (1, 9) OBP: 0.222, SLG: 0.333										4	1	1	1	0	0	2						
Max Alvis, R (1, 5) OBP: 0.222, SLG: 0.556										4	0	1	0	0	0	1						
Larry Brown, R (1, 6) OBP: 0.714, SLG: 0.500										1	1	0	1	1	0	1						
Leon Wagner, L (9, PH)										1	0	0	0	0	0	1						
Sam McDowell, L (1, 1) ERA: 9.0	3.0		15	3	4	3	3	3	0	0	0	0	0	0	0	0						
Rickey Clark, R (4, 1) ERA: 4.5	2.0		8	2	1	1	1	0	0	0	0	0	0	10	10	4.50	1.000					
Jack Hamilton, R (6, 1) ERA:	2.2	W	9	1	0	0	2	0	0	0	0	0	1	0	13	13	0.00	0.375				
Bobby Locke, R (8, 1) ERA:	1.1	S	5	1	0	0	0	0	0	0	0	0	0	5	5	0.00	0.750					
Inning Stats	R: 0 E: 0 K: 2 S: 7	H: 0 LOB: 0 BB: 0 P: 7	R: 0 E: 0 K: 1 S: 5	H: 0 LOB: 0 BB: 0 P: 5	R: 1 E: 0 K: 0 S: 4	H: 1 LOB: 2 BB: 1 P: 12	R: 3 E: 0 K: 0 S: 5	H: 2 LOB: 0 BB: 1 P: 9	R: 1 E: 0 K: 1 S: 7	H: 2 LOB: 1 BB: 0 P: 7	R: 0 E: 1 K: 0 S: 3	H: 0 LOB: 0 BB: 0 P: 3	R: 0 E: 0 K: 2 S: 8	H: 0 LOB: 0 BB: 0 P: 3	R: 0 E: 0 K: 0 S: 8	H: 1 LOB: 2 BB: 0 P: 8	R: 0 E: 0 K: 0 S: 4	H: 1 LOB: 1 BB: 0 P: 4	1B: 6 2B: 0 3B: 1 HR: 0	SF: 1 SAC: 2 DP: 1 HBP: 0	WP: 1 PB: 1 SB: 2 CS: 0	PA: 37
PITCHER	IP WLS BF H R ER SO BB IBB HBP BLK WP HR S P ERA WHIP																					
Rickey Clark, R (1, 1) ERA: 9.0	3.0		15	3	4	3	3	3	0	0	0	0	0	0	0	0						
Jack Hamilton, R (4, 1) ERA: 4.5	2.0		8	2	1	1	1	0	0	0	0	0	0	10	10	4.50	1.000					
Bobby Locke, R (6, 1) ERA:	2.2	W	9	1	0	0	2	0	0	0	0	0	1	0	13	13	0.00	0.375				
Minnie Rojas, R (8, 1) ERA:	1.1	S	5	1	0	0	0	0	0	0	0	0	0	5	5	0.00	0.750					

California Angels @ Cleveland Indians
Cleveland Municipal Stadium, Cleveland, OH
Thu Apr 11 1968, 3:33 AM EST
Att: 29,241 - Unknown


AB 31
R 5
H 7
RBI 4
BB 3
SO 6
LOB 12



Batter	1	2	3	4	5	6	7	8	9	AB	R	H	RBI	BB	SO	LOB	TOP								
Paul Schaaf, R (1.5) OBP: 0.308, SLG: 0.273	F8		F7			5-3		K		4	0	0	0	0	1	1									
Jim Fregosi, R (1.6) OBP: 0.385, SLG: 0.400	K			F4		BB			BB	2	0	0	0	2	1	0									
Jay Johnstone, L (1.8) OBP: 0.167, SLG: 0.167	F5			G3					F8	4	0	1	0	0	0	1									
Rick Reichardt, R (1.7) OBP: 0.250, SLG: 0.100		K			HBP			F8		3	0	0	0	0	2	3									
Chuck Hinton, R (1.3) OBP: 0.154, SLG: 0.385	F9			F3				F8		4	0	0	0	0	1	2									
Roger Repoz, L (1.9) OBP: 0.333, SLG: 0.250	4-3				G3			F3		3	0	0	0	0	0	0									
Buck Rodgers, S (1.2) OBP: 0.300, SLG: 0.222					F8			4-3		3	0	1	0	0	0	0									
Bobby Knoop, R (1.4) OBP: 0.333, SLG: 0.500										2	0	0	0	0	1	1									
Ed Kirkpatrick, L (8, PH)			FC4-6			K				1	0	0	0	0	1	0									
Tom Satriono, L (8.4)			FC1-6					K		0	0	0	0	0	0	0									
Jim McGlothlin, R (1.1)										2	0	0	0	0	1	1									
Jimmie Hall, L (8, PH)										1	0	0	0	0	0	0									
Minnie Rojas, R (8.1)										0	0	0	0	0	0	0									
Tom Burgmeier, L (8.1)										0	0	0	0	0	0	0									
Inning Stats	R: 0 E: 0 K: 1 S: 5	H: 0 LOB: 0 BB: 0 P: 5	R: 0 E: 0 K: 1 S: 5	H: 0 LOB: 0 BB: 0 P: 5	R: 0 E: 0 K: 0 S: 4	H: 1 LOB: 1 BB: 0 P: 4	R: 0 E: 0 K: 0 S: 3	H: 0 LOB: 1 BB: 0 P: 4	R: 0 E: 0 K: 1 S: 5	H: 0 LOB: 0 BB: 0 P: 5	R: 0 E: 0 K: 1 S: 6	H: 1 LOB: 2 BB: 1 P: 10	R: 0 E: 0 K: 0 S: 3	H: 0 LOB: 0 BB: 0 P: 3	R: 0 E: 0 K: 2 S: 7	H: 0 LOB: 0 BB: 0 P: 7	R: 0 E: 0 K: 2 S: 7	H: 0 LOB: 1 BB: 1 P: 11	1B: 2 2B: 0 3B: 0 HR: 0	SF: 0 SAC: 0 DP: 0 HBP: 1	WP: 0 PB: 0 SB: 0 CS: 0	PA: 32			
PITCHER	IP	WLS	BF	H	R	ER	SO	BB	IBB	HBP	BLK	WP	HR	S	P	ERA	WHIP								
Jim Hardin, R (1.1) ERA:	7.0	W	25	2	0	0	4	1	0	1	0	0	0	31	36	0.00	0.429								
Eddie Watt, R (8.1) ERA:	2.0	S	7	0	0	0	4	1	0	0	0	0	0	14	18	0.00	0.500								

California Angels @ Baltimore Orioles
Memorial Stadium, Baltimore, MD
Sat Apr 13 1968, 3:33 AM EST
Att: 6,559 - Unknown


AB 29
R 0
H 2
RBI 0
BB 2
SO 8
LOB 9



Batter	1	2	3	4	5	6	7	8	9	AB	R	H	RBI	BB	SO	LOB	BOTTOM								
Don Buford, S (1.4) OBP: 0.375, SLG: 0.429	F7					3-1		K		3	0	0	0	1	1	2									
Paul Blair, R (1.8) OBP: 0.250, SLG: 0.250	F3									4	1	1	0	0	0	3									
Brooks Robinson, R (1.5) OBP: 0.125, SLG: 0.500	5-3									4	0	0	0	0	1	4									
Frank Robinson, R (1.7)										3	1	0	0	1	0	0									
Boog Powell, L (1.3) OBP: 0.625, SLG: 0.857	3-1									4	1	3	2	0	0	0									
Curt Blefary, L (1.9) OBP: 0.286, SLG: 0.167	L3									3	0	1	0	0	0	1									
Davey Johnson, R (1.6) OBP: 0.429, SLG: 0.571										4	0	1	0	0	0	5									
Andy Etchebarren, R (1.2)										2	0	0	0	2	1	2									
Jim Hardin, R (1.1)										1	0	0	0	0	0	0									
Eliot Hendricks, L (7, PH) ERA: 1.29										1	0	1	1	0	0	0									
Eddie Watt, R (8.1) ERA: 10.9										1	0	0	0	0	0	3									
Tom Burgmeier, L (8.1) ERA:										0	2	4	1	0	0	0									
Inning Stats	R: 0 E: 0 K: 0 S: 3	H: 0 LOB: 0 BB: 0 P: 3	R: 0 E: 0 K: 0 S: 3	H: 0 LOB: 0 BB: 0 P: 3	R: 0 E: 0 K: 1 S: 6	H: 1 LOB: 2 BB: 2 P: 14	R: 0 E: 0 K: 0 S: 4	H: 1 LOB: 1 BB: 0 P: 4	R: 0 E: 0 K: 0 S: 3	H: 0 LOB: 0 BB: 0 P: 3	R: 0 E: 0 K: 0 S: 3	H: 0 LOB: 0 BB: 0 P: 3	R: 1 E: 0 K: 2 S: 9	H: 2 LOB: 2 BB: 0 P: 10	R: 2 E: 0 K: 0 S: 6	H: 3 LOB: 3 BB: 2 P: 14	1B: 6 2B: 1 3B: 0 HR: 0	SF: 0 SAC: 1 DP: 0 HBP: 1	WP: 0 PB: 0 SB: 0 CS: 0	PA: 36					
PITCHER	IP	WLS	BF	H	R	ER	SO	BB	IBB	HBP	BLK	WP	HR	S	P	ERA	WHIP								
Jim McGlothlin, R (1.1) ERA: 1.29	7.0	L	28	4	1	1	3	2	0	1	0	0	0	31	40	1.29	0.857								
Minnie Rojas, R (8.1) ERA: 10.9	0.1		4	2	2	2	0	1	0	0	0	0	0	3	7	54.00	9.000								
Tom Burgmeier, L (8.1) ERA:	0.2		4	1	0	0	0	0	1	0	0	0	0	3	7	0.00	1.500								

California Angels @ Baltimore Orioles
Memorial Stadium, Baltimore, MD
Sat Apr 13 1968, 3:33 AM EST
Att: 6,559 - Unknown

AB 30
R 3
H 7
RBI 3
BB 4
SO 3
LOB 20



Batter	1	2	3	4	5	6	7	8	9	AB	R	H	RBI	BB	SO	LOB	TOP					
Roger Repoz, L (1, 8) OBP: 0.389, SLG: 0.500										3	0	1	0	1	1	2						
Jim Fregosi, R (1, 6) OBP: 0.318, SLG: 0.278										4	0	1	0	0	0	2						
Jimmie Hall, L (1, 9) OBP: 0.300, SLG: 0.222										4	0	1	0	0	0	2						
Chuck Hinton, R (1, 3) OBP: 0.273, SLG: 0.381										4	0	1	0	0	2	1						
Rick Reichardt, R (1, 7) OBP: 0.190, SLG: 0.111										4	0	0	0	0	3	2						
Paul Schaaf, R (1, 5) OBP: 0.286, SLG: 0.222										4	0	0	0	0	0	0						
Buck Rodgers, S (1, 2) OBP: 0.278, SLG: 0.294										4	0	1	0	0	1	1						
Bobby Knoop, R (1, 4) OBP: 0.353, SLG: 0.615										4	0	2	0	0	1	1						
Sammy Ellis, L (1, 1)										2	0	0	0	0	1	1						
Jack Hamilton, R (5, 1)										0	0	0	0	0	0	0						
Jay Johnstone, L (7, PH) OBP: 0.286, SLG: 0.167										0	0	0	0	0	1	0						
Tom Burgmeier, L (7, 1)										0	0	0	0	0	0	0						
Minnie Rojas, R (8, 1)										0	0	0	0	0	0	0						
Inning Stats	R: 0 E: 0 K: 0 S: 4	H: 1 LOB: 1 BB: 0 P: 4	R: 0 E: 0 K: 0 S: 3	H: 0 LOB: 0 BB: 0 P: 3	R: 0 E: 0 K: 1 S: 5	H: 0 LOB: 1 BB: 1 P: 9	R: 0 E: 0 K: 2 S: 7	H: 0 LOB: 0 BB: 0 P: 7	R: 0 E: 1 K: 1 S: 6	H: 1 LOB: 1 BB: 0 P: 6	R: 0 E: 0 K: 2 S: 9	H: 2 LOB: 2 BB: 0 P: 9	R: 0 E: 0 K: 1 S: 6	H: 1 LOB: 2 BB: 1 P: 10	R: 0 E: 0 K: 1 S: 5	H: 1 LOB: 0 BB: 0 P: 5	R: 0 E: 0 K: 1 S: 6	H: 1 LOB: 1 BB: 0 P: 6	1B: 5 2B: 1 3B: 1 HR: 0	SF: 0 SAC: 0 DP: 2 HBP: 0	WP: 0 PB: 0 SB: 1 CS: 0	PA: 35
PITCHER Camilo Pascual, R (1, 1) ERA: 1.06	IP: 9.0 WLS: W BF: 35 H: 7 R: 0 ER: 0 SO: 9 BB: 2 IBB: 0 HBP: 0 BLK: 0 WP: 0 HR: 0 S: 51 P: 59 ERA: 0.00 WHIP: 1.000															PITCHER	IP: 9.0 WLS: W BF: 35 H: 7 R: 0 ER: 0 SO: 9 BB: 2 IBB: 0 HBP: 0 BLK: 0 WP: 0 HR: 0 S: 51 P: 59 ERA: 0.00 WHIP: 1.000					

California Angels @ Washington Senators
D.C. Stadium, Washington, DC
Mon Apr 15 1968, 3:33 AM EST
Att. 4,570 - Unknown

AB 33
R 0
H 7
RBI 0
BB 2
SO 9
LOB 12





Batter	1	2	3	4	5	6	7	8	9	AB	R	H	RBI	BB	SO	LOB	BOTTOM			
Del Unser, L (1, 8) OBP: 0.429, SLG: 0.571										4	1	1	2	0	0	0				
Sam Bowens, R (1, 9) OBP: 0.333, SLG: 0.778										4	2	2	2	0	1	0				
Mike Epstein, L (1, 3) OBP: 0.143, SLG: 0.100										4	0	1	0	0	2	0				
Frank Howard, R (1, 7) OBP: 0.350, SLG: 0.737										4	0	1	1	0	3	0				
Ed Stroud, L (9, 7) OBP: 1.000, SLG: 3.000										0	0	0	0	0	0	0				
Ken McMullen, R (1, 5) OBP: 0.350, SLG: 0.471										4	1	2	1	0	1	2				
Ron Hansen, R (1, 6) OBP: 0.300, SLG: 0.421										4	1	1	0	0	0	1				
Billy Bryan, L (1, 2) OBP: 0.333, SLG: 0.583										4	0	1	0	0	1	1				
Frank Coggins, S (1, 4) OBP: 0.176, SLG: 0.067										3	1	0	0	1	1	2				
Camilo Pascual, R (1, 1) OBP: 0.200, SLG: 0.200										3	1	1	1	0	1	0				
Inning Stats	R: 0 E: 0 K: 1 S: 5	H: 0 LOB: 0 BB: 0 P: 5	R: 1 E: 0 K: 2 S: 8	H: 1 LOB: 0 BB: 0 P: 8	R: 0 E: 0 K: 1 S: 5	H: 0 LOB: 0 BB: 0 P: 5	R: 0 E: 0 K: 3 S: 9	H: 0 LOB: 0 BB: 0 P: 9	R: 5 E: 0 K: 1 S: 11	H: 6 LOB: 2 BB: 1 P: 15	R: 0 E: 0 K: 0 S: 3	H: 0 LOB: 0 BB: 0 P: 3	R: 1 E: 0 K: 0 S: 4	H: 1 LOB: 0 BB: 0 P: 4	R: 0 E: 0 K: 2 S: 9	H: 2 LOB: 2 BB: 0 P: 9	1B: 4 2B: 4 3B: 0 HR: 2	SF: 0 SAC: 0 DP: 0 HBP: 0	WP: 0 PB: 0 SB: 0 CS: 0	PA: 35
PITCHER Sammy Ellis, R (1, 1) ERA: 11.57	IP: 4.2 WLS: L BF: 22 H: 7 R: 6 ER: 6 SO: 8 BB: 0 IBB: 0 HBP: 0 BLK: 0 WP: 0 HR: 1 S: 37 P: 41 ERA: 11.57 WHIP: 1.500															PITCHER	IP: 4.2 WLS: L BF: 22 H: 7 R: 6 ER: 6 SO: 8 BB: 0 IBB: 0 HBP: 0 BLK: 0 WP: 0 HR: 1 S: 37 P: 41 ERA: 11.57 WHIP: 1.500			
Jack Hamilton, R (5, 1) ERA: 2.25	1.1 4 0 0 0 0 0 0 0 0 0 0 4 4 0.00 0.000																			
Tom Burgmeier, L (7, 1) ERA: 3.38	1.0 4 1 1 1 0 0 0 0 0 0 1 4 4 9.00 1.000																			
Minnie Rojas, R (8, 1) ERA: 6.75	1.0 5 2 0 0 0 2 0 0 0 0 0 9 9 0.00 2.000																			

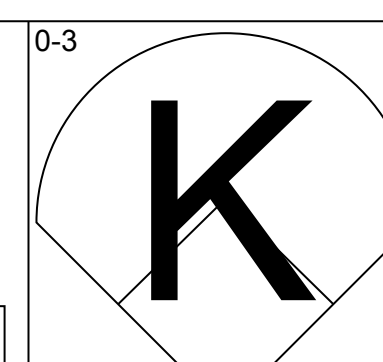
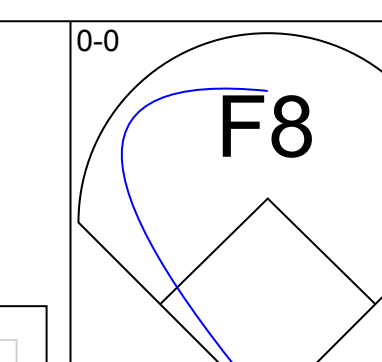
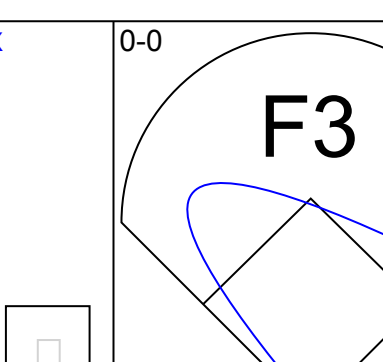
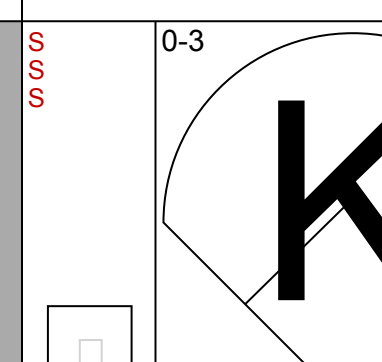
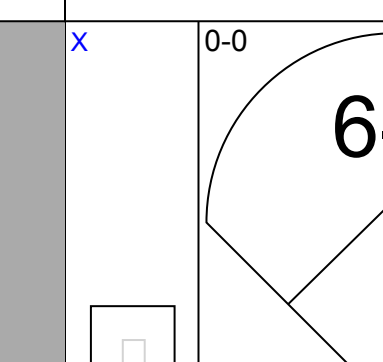
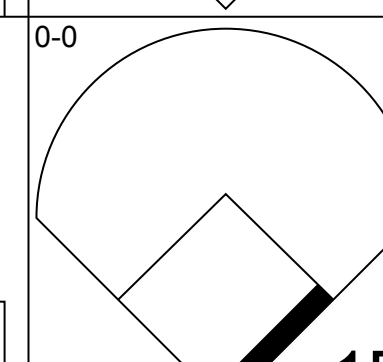
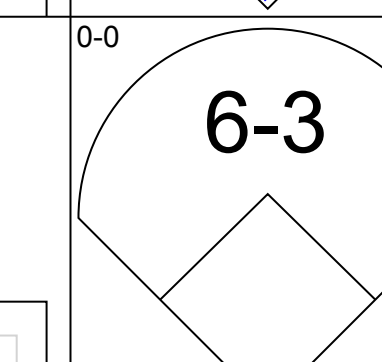
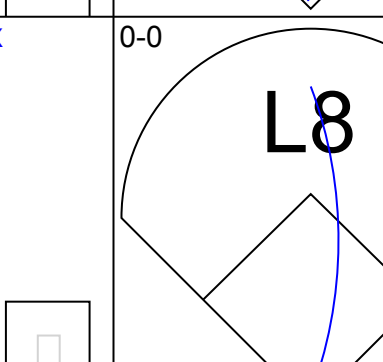
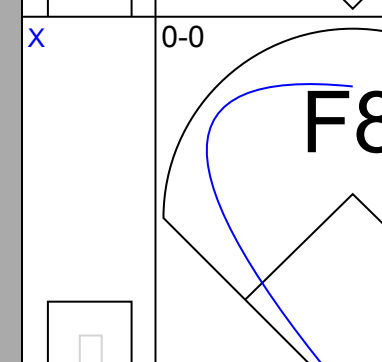
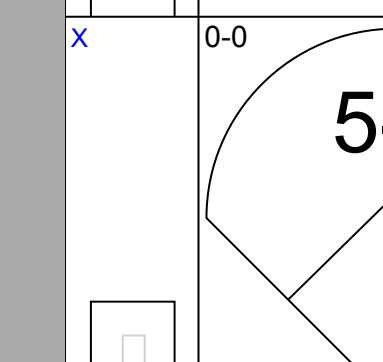
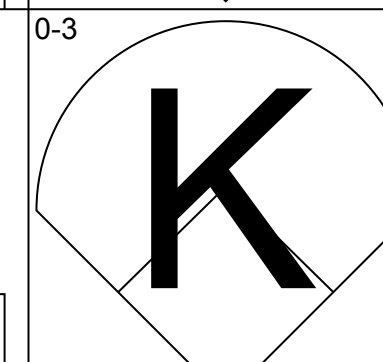
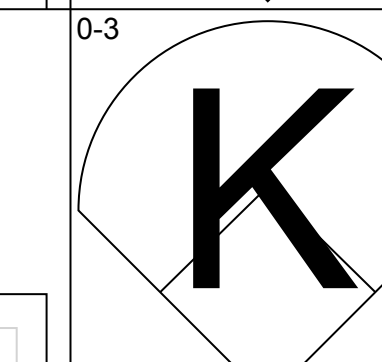
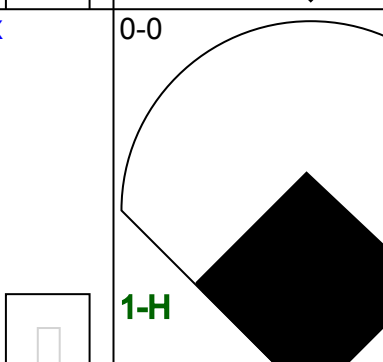
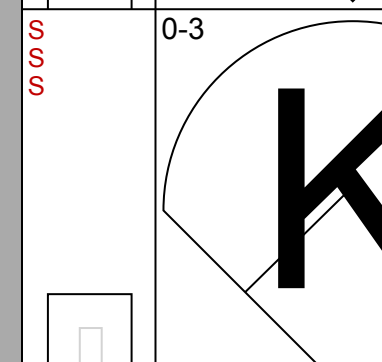
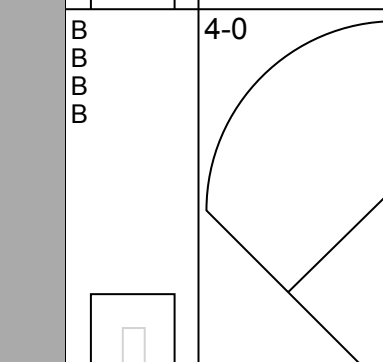
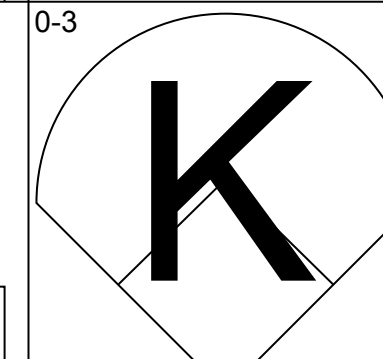
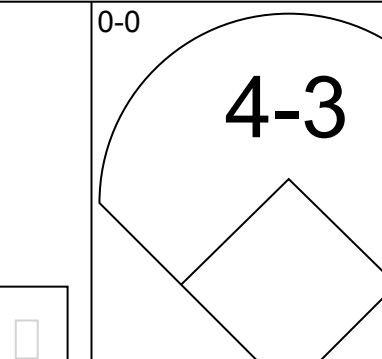
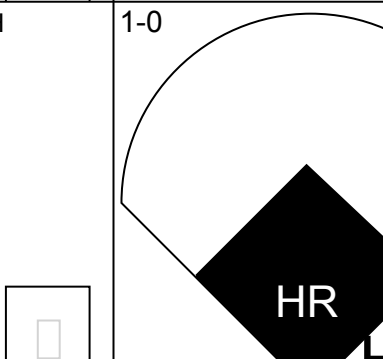
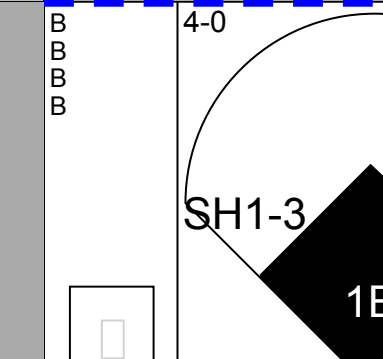
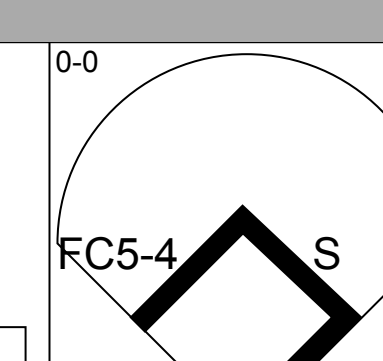
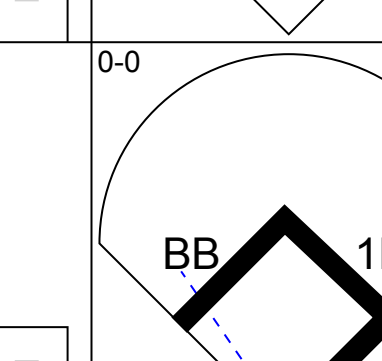
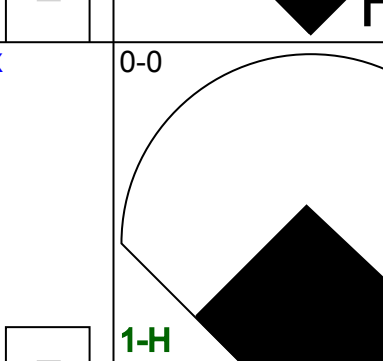
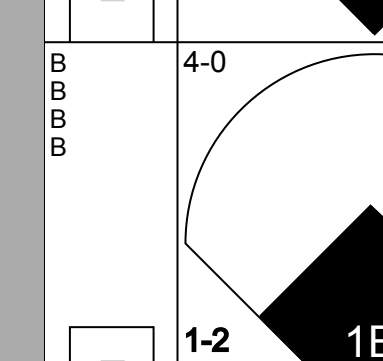
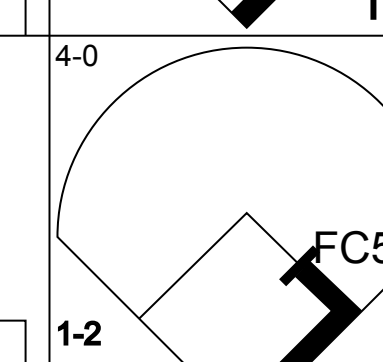
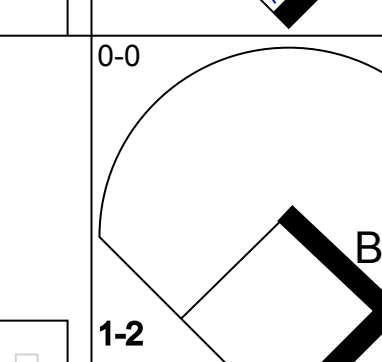
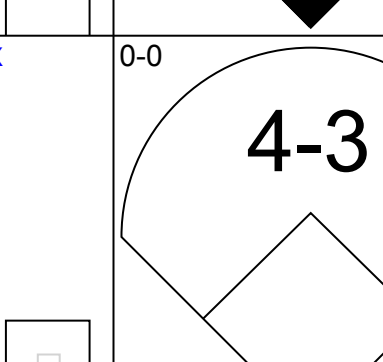
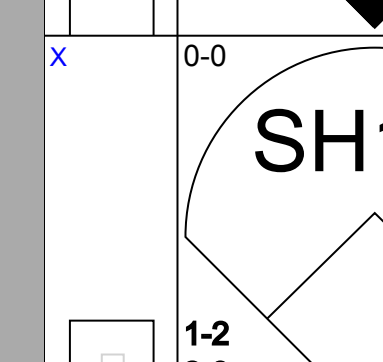

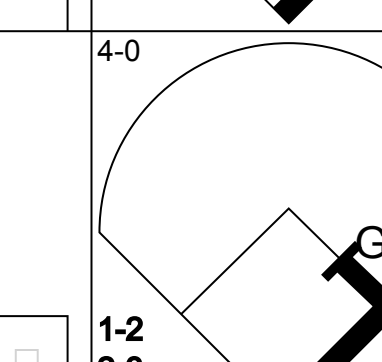

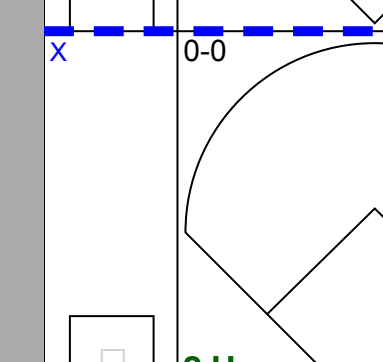
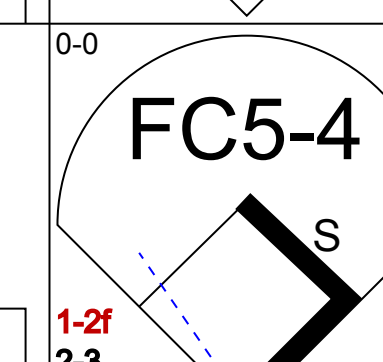
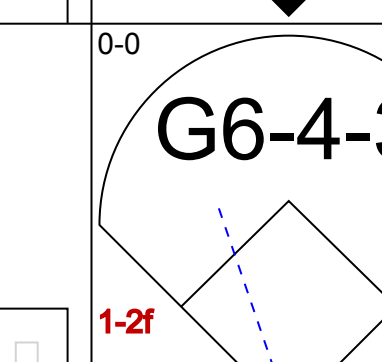

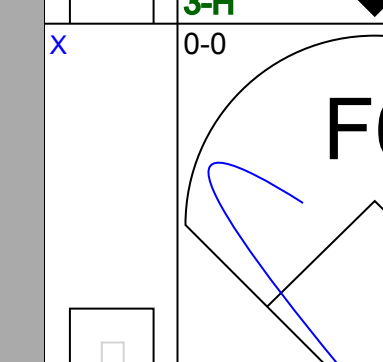

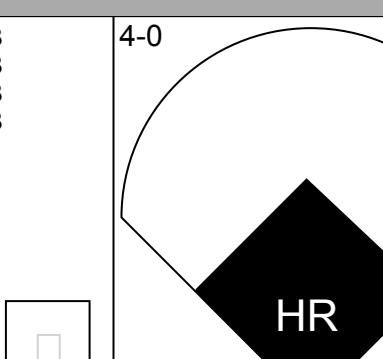

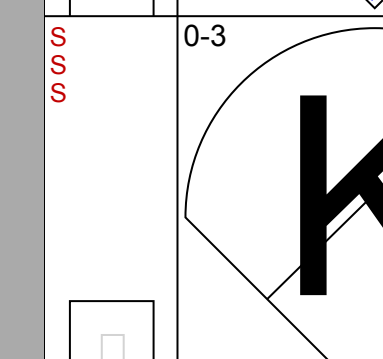
California Angels @ Washington Senators
D.C. Stadium, Washington, DC
Mon Apr 15 1968, 3:33 AM EST
Att. 4,570 - Unknown

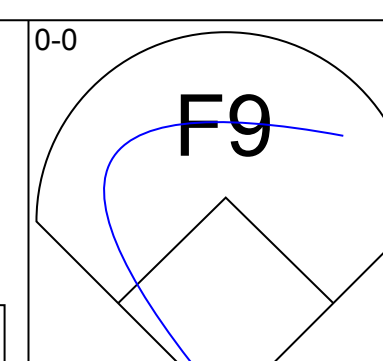
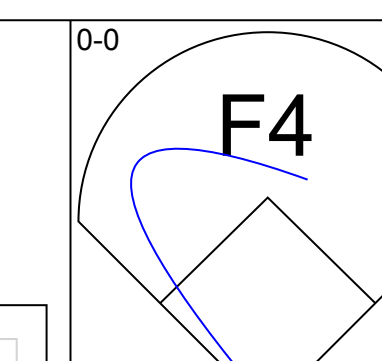
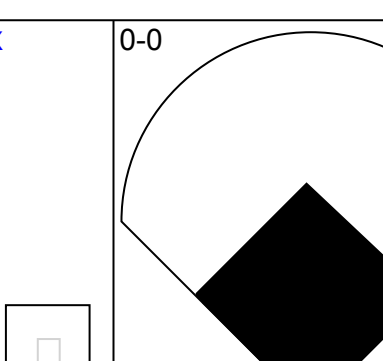
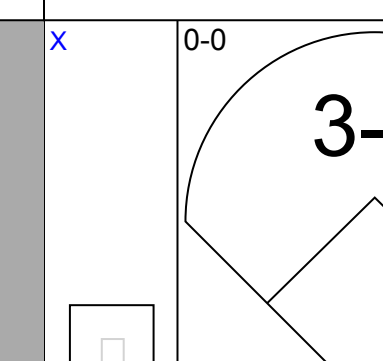
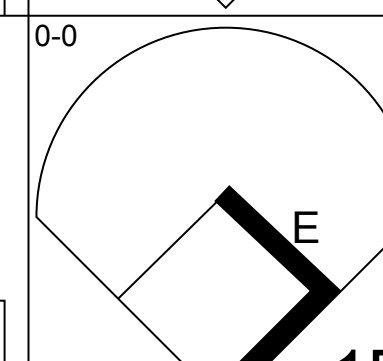
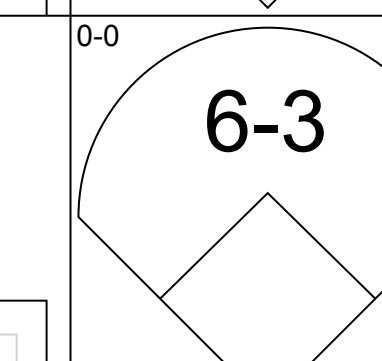
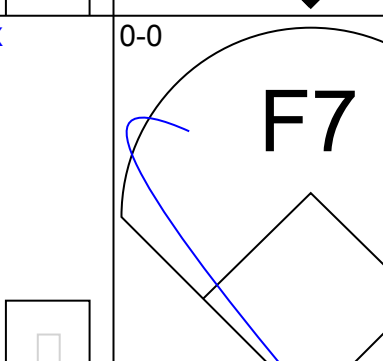
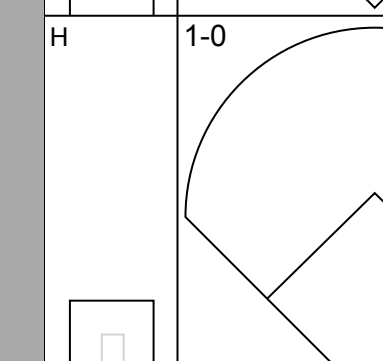
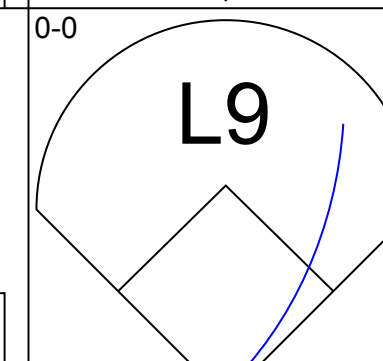
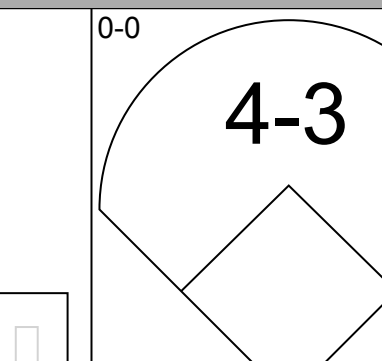
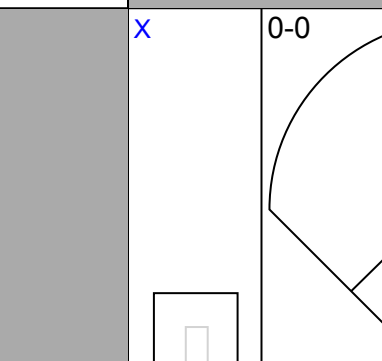
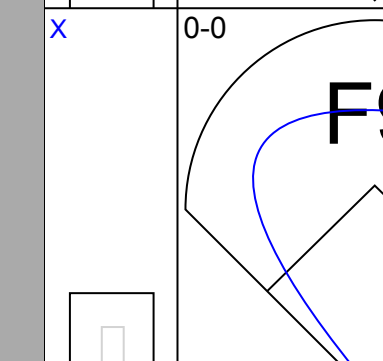
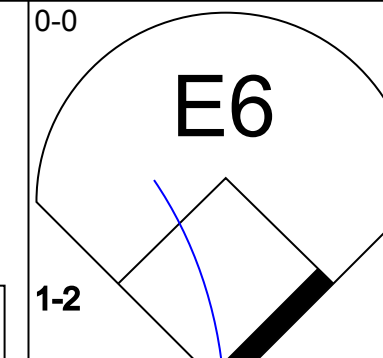
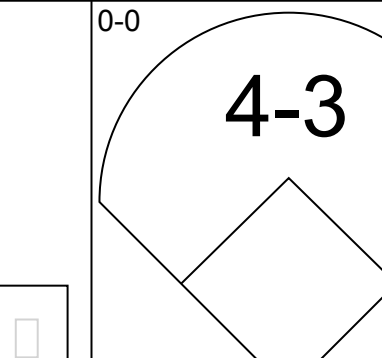
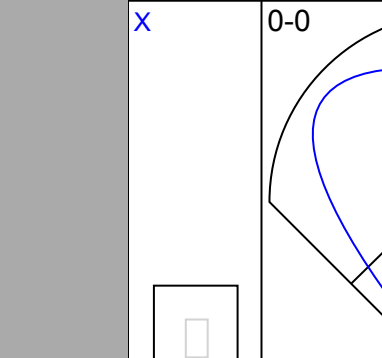
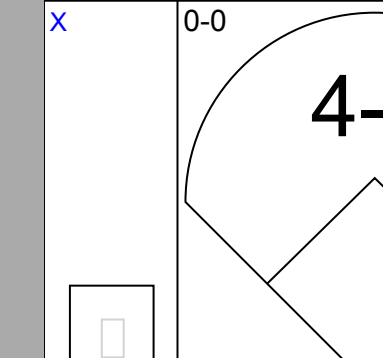
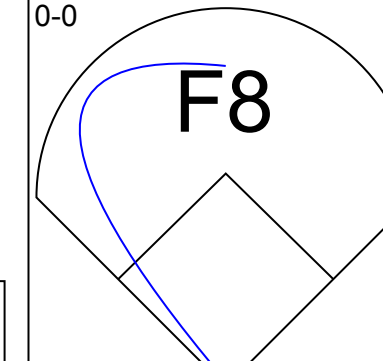
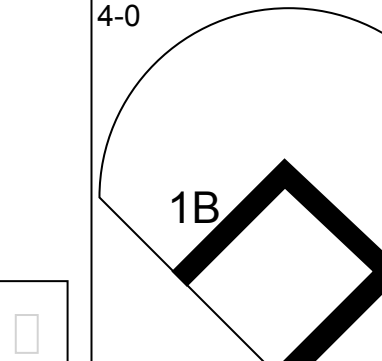
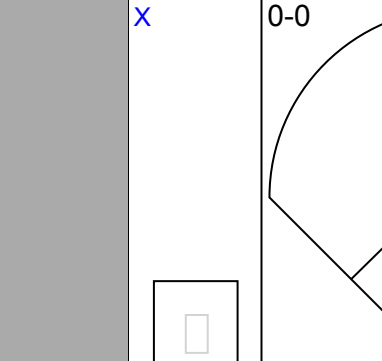

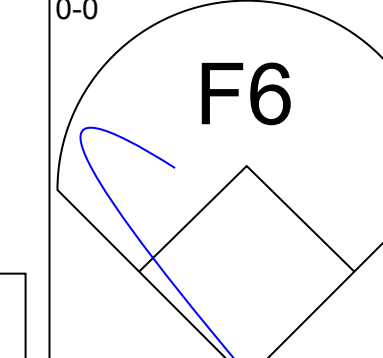
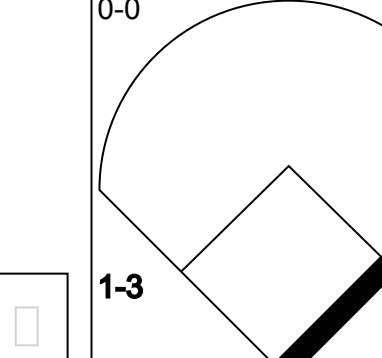
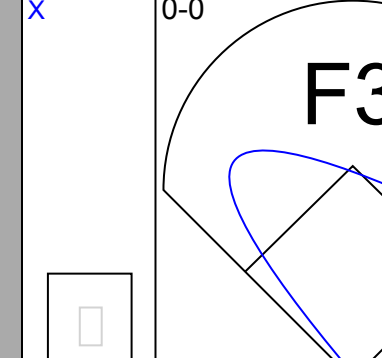
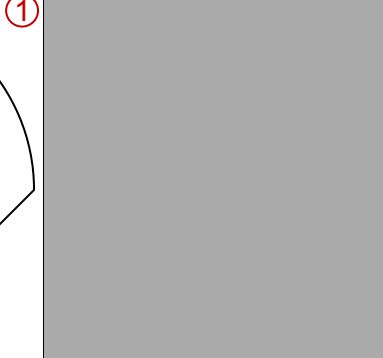
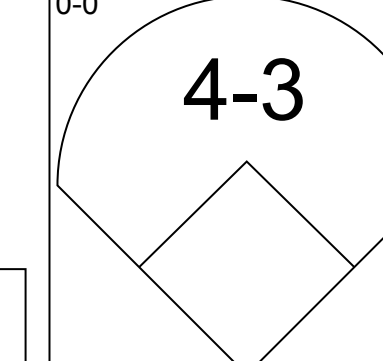
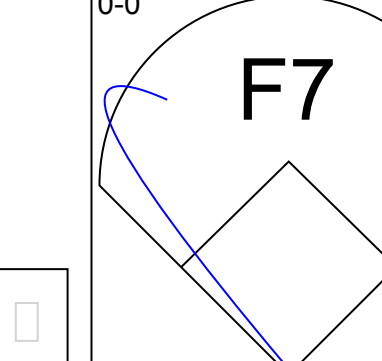
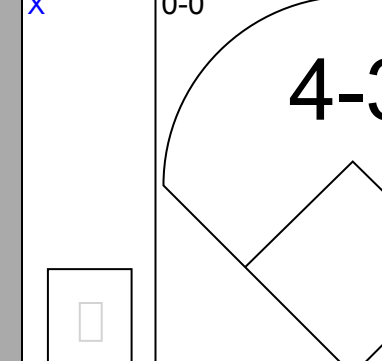

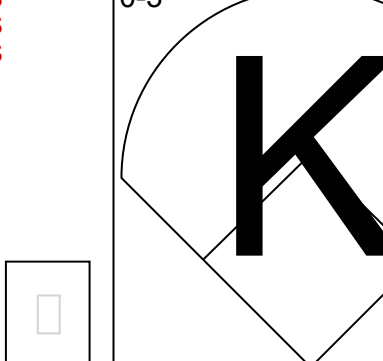
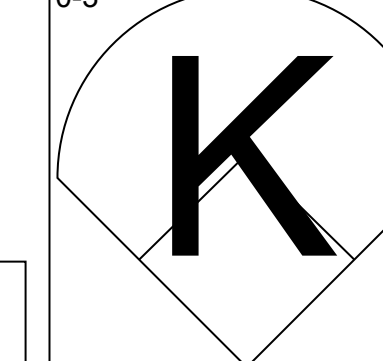
AB 34
R 7
H 10
RBI 7
BB 1
SO 10
LOB 6



Batter	1	2	3	4	5	6	7	8	9	AB	R	H	RBI	BB	SO	LOB	TOP					
Dick Howser, R OBP: 0.313, SLG: 0.214	5-3		1B		F5		FC6-4		FC6-4 1B SF9	5	1	1	0	0	0	4	New York Yankees @ California Angels Anaheim Stadium, Anaheim, CA Wed Apr 17 1968, 9:05 PM EST Att: 20,068 - Unknown - 61 F AB 32 R 3 H 5 RBI 2 BB 7 SO 4 LOB 21					
Mike Ferraro, R OBP: 0.250, SLG: 0.250	6-3		F7			E6 FC1-6		1B G3 1B	5	1	2	0	0	0	1							
Mickey Mantle, S OBP: 0.417, SLG: 0.316			G3			F7		F8 G3 1B E	3	1	1	1	1	0	2							
Tom Tresh, S OBP: 0.217, SLG: 0.286					4-3		FC1-6	G3	FC5-4	4	0	0	1	1	0	3						
Steve Whitaker, L OBP: 0.158, SLG: 0.059	1-3				G3		F8	F8		4	0	0	0	0	0	4						
Bill Robinson, R OBP: 0.167, SLG: 0.176					L7			E6		3	0	1	0	1	0	0						
Frank Fernandez, R OBP: 0.375, SLG: 0.667			K			F7		5-3	FC6-4 BB	3	0	0	0	1	1	2						
Gene Michael, S OBP: 0.125, SLG: 0.188			K			B5-3		FC6-4 BB	2	0	0	0	0	1	1							
Roy White, S OBP: 0.400, SLG: 0.250								FC6-4	0	0	0	0	1	0	0							
Ruben Amaro, R OBP: 0.333, SLG: 0.333								FC6-4	1	0	0	0	0	0	2							
Stan Bahnsen, R Joe Verbanic, R			K					K	FC6-4 BB	2	0	0	0	2	2	2						
Inning Stats	R: 0 E: 0 K: 0 S: 3	H: 0 LOB: 2 BB: 2 P: 11	R: 0 E: 0 K: 2 S: 6	H: 0 LOB: 1 BB: 1 P: 10	R: 0 E: 0 K: 1 S: 6	H: 1 LOB: 1 BB: 0 P: 6	R: 0 E: 0 K: 0 S: 3	H: 0 LOB: 0 BB: 0 P: 3	R: 0 E: 0 K: 0 S: 3	H: 0 LOB: 1 BB: 1 P: 7	R: 0 E: 1 K: 0 S: 4	H: 0 LOB: 1 BB: 0 P: 4	R: 0 E: 0 K: 1 S: 6	H: 1 LOB: 2 BB: 1 P: 10	R: 2 E: 1 K: 0 S: 6	H: 2 LOB: 2 BB: 1 P: 10	R: 1 E: 0 K: 0 S: 4	H: 1 LOB: 1 BB: 1 P: 8	1B: 4 2B: 2 3B: 0 HR: 0	SF: 1 SAC: 0 DP: 1 HBP: 0	WP: 0 PB: 0 CS: 1	PA: 40
PITCHER	IP WLS BF H R ER SO BB IBB HBP BLK WP HR S P ERA WHIP																					
Rickey Clark, R ERA: 3.27	(1, 1)	8.0 L 35 4 2 1 4 6 0 0 0 0 0 0 37 61 1.12 1.250																				
Bobby Locke, R ERA: 3.0	(9, 1)	0.1 3 1 1 1 0 1 0 0 0 0 0 0 2 6 27.00 6.000																				
Clyde Wright, L ERA:	(9, 1)	0.2 2 0 0 0 0 0 0 0 0 0 0 0 2 2 0.00 0.000																				

Batter	1	2	3	4	5	6	7	8	9	AB	R	H	RBI	BB	SO	LOB	BOTTOM					
Roger Repoz, L OBP: 0.409, SLG: 0.474	F7		G6-4-3 BB			4-3				3	0	1	0	1	0	0	New York Yankees @ California Angels Anaheim Stadium, Anaheim, CA Wed Apr 17 1968, 9:05 PM EST Att: 20,068 - Unknown - 61 F AB 32 R 2 H 8 RBI 2 BB 2 SO 4 LOB 14					
Jim Fregosi, R OBP: 0.346, SLG: 0.364			G6-4-3					1B		4	0	2	0	0	1	3						
Jimmie Hall, L OBP: 0.286, SLG: 0.231					4-3		F4			4	1	1	0	0	0	2						
Chuck Hinton, R OBP: 0.231, SLG: 0.320					K		F8		HR 1B	4	0	0	0	1	3							
Rick Reichardt, R OBP: 0.200, SLG: 0.273			1-3		5-3				HR	4	1	1	2	0	0	0						
Paul Schaaf, R OBP: 0.360, SLG: 0.318							F7		G6-4-3	4	0	3	0	0	0	0						
Buck Rodgers, S OBP: 0.258, SLG: 0.250										3	0	0	0	0	0	2						
Bubba Morton, R OBP: 0.333, SLG: 0.500							FC3-6		G6-4-3	1	0	0	0	0	0	1						
Bobby Knoop, R OBP: 0.350, SLG: 0.533							F8			2	0	0	0	1	1	1						
Rickey Clark, R Jay Johnstone, L Bobby Locke, R Clyde Wright, R										2	0	0	0	0	1	2						
Inning Stats	R: 0 E: 0 K: 0 S: 4	H: 1 LOB: 1 BB: 0 P: 4	R: 0 E: 0 K: 0 S: 3	H: 1 LOB: 0 BB: 0 P: 3	R: 0 E: 0 K: 1 S: 4	H: 0 LOB: 2 BB: 2 P: 12	R: 0 E: 0 K: 1 S: 5	H: 0 LOB: 0 BB: 0 P: 5	R: 0 E: 0 K: 0 S: 4	H: 1 LOB: 1 BB: 0 P: 4	R: 0 E: 0 K: 0 S: 4	H: 1 LOB: 0 BB: 0 P: 4	R: 0 E: 0 K: 2 S: 8	H: 0 LOB: 0 BB: 0 P: 3	R: 0 E: 0 K: 2 S: 8	H: 1 LOB: 1 BB: 0 P: 8	R: 2 E: 0 K: 0 S: 5	H: 3 LOB: 0 BB: 0 P: 5	1B: 6 2B: 1 3B: 0 HR: 1	SF: 0 SAC: 0 DP: 2 HBP: 0	WP: 1 PB: 0 CS: 0	PA: 34
PITCHER	IP WLS BF H R ER SO BB IBB HBP BLK WP HR S P ERA WHIP																					
Stan Bahnsen, R ERA: 2.61	(1, 1)	8.1 W 32 7 2 2 4 2 0 0 0 0 0 0 38 46 2.16 1.080																				
Joe Verbanic, R ERA:	(9, 1)	0.2 S 2 1 0 0 0 0 0 0 0 0 0 0 2 2 0.00 1.500																				


Batter	1	2	3	4	5	6	7	8	9	AB	R	H	RBI	BB	SO	LOB	TOP					
Dick Howser, R OBP: 0.238, SLG: 0.158 (1, 4)										5	0	0	0	0	2	1	<p>New York Yankees @ California Angels Anaheim Stadium, Anaheim, CA</p> <p>Thu Apr 18 1968, 9:05 PM EST Att: 11,170 - Unknown - 62 F</p> <p>livebaseballscores.com</p>					
Mike Ferraro, R OBP: 0.241, SLG: 0.241 (1, 5)										5	0	1	0	0	0	1						
Mickey Mantle, S OBP: 0.414, SLG: 0.435 (1, 3)										4	1	1	2	1	3	1						
Tom Tresh, S OBP: 0.286, SLG: 0.261 (1, 7)										2	2	0	0	2	1	1						
Roy White, S OBP: 0.600, SLG: 0.875 (1, 9)										4	2	3	2	1	0	2						
Bill Robinson, R OBP: 0.238, SLG: 0.211 (1, 8)										2	0	1	0	1	0	0						
Frank Fernandez, R OBP: 0.417, SLG: 0.556 (1, 2)										3	0	1	2	1	2	2						
Gene Michael, S OBP: 0.100, SLG: 0.150 (1, 6)										4	0	0	0	0	0	6						
Bill Monbouquette, R (1, 1)										3	1	0	0	1	1	3						
Inning Stats	R: 0 E: 0 K: 3 S: 10	H: 1 LOB: 1 BB: 0 P: 10	R: 0 E: 0 K: 1 S: 6	H: 1 LOB: 2 BB: 1 P: 10	R: 0 E: 0 K: 1 S: 5	H: 0 LOB: 0 BB: 0 P: 5	R: 0 E: 0 K: 0 S: 4	H: 2 LOB: 2 BB: 1 P: 8	R: 4 E: 0 K: 0 S: 5	H: 2 LOB: 0 BB: 1 P: 10	R: 0 E: 0 K: 1 S: 5	H: 0 LOB: 0 BB: 0 P: 5	R: 0 E: 0 K: 0 S: 7	H: 0 LOB: 0 BB: 0 P: 7	R: 2 E: 0 K: 1 S: 6	H: 1 LOB: 1 BB: 2 P: 14	R: 0 E: 0 K: 0 S: 3	H: 0 LOB: 2 BB: 2 P: 11	1B: 5 2B: 0 3B: 0 HR: 2	SF: 0 SAC: 1 DP: 1 HBP: 1	WP: 0 PB: 0 CS: 0	PA: 41
PITCHER	IP WLS BF H R ER SO BB IBB HBP BLK WP HR S P ERA WHIP																					
Jim McGlothlin, R ERA: 3.75 (1, 1)	5.0 L 24 6 4 4 5 3 0 0 0 0 0 2 30 43 7.20 1.800																					
Jack Hamilton, R ERA: 1.5 (6, 1)	2.0 6 0 0 0 3 0 0 0 0 0 0 0 12 12 0.00 0.000																					
Tom Burgmeier, L ERA: 9.0 (8, 1)	0.1 3 0 2 2 0 2 0 0 0 0 0 0 1 9 54.00 6.000																					
Bobby Locke, R ERA: 1.93 (8, 1)	1.2 8 1 0 0 1 2 0 0 0 0 0 0 8 16 0.00 1.800																					

Batter	1	2	3	4	5	6	7	8	9	AB	R	H	RBI	BB	SO	LOB	BOTTOM					
Roger Repoz, L OBP: 0.385, SLG: 0.565 (1, 8)										4	1	1	1	0	0	0	<p>New York Yankees @ California Angels Anaheim Stadium, Anaheim, CA</p> <p>Thu Apr 18 1968, 9:05 PM EST Att: 11,170 - Unknown - 62 F</p> <p>livebaseballscores.com</p>					
Jim Fregosi, R OBP: 0.367, SLG: 0.360 (1, 6)										3	0	1	0	0	0	0						
Jimmie Hall, L OBP: 0.222, SLG: 0.176 (1, 9)										4	0	0	0	0	0	2						
Chuck Hinton, R OBP: 0.200, SLG: 0.276 (1, 3)										4	0	0	0	0	0	2						
Rick Reichardt, R OBP: 0.207, SLG: 0.240 (1, 7)										3	0	0	0	1	1	2						
Paul Schaaf, R OBP: 0.379, SLG: 0.346 (1, 5)										4	0	2	0	0	0	0						
Buck Rodgers, S OBP: 0.280, SLG: 0.208 (1, 2)										4	0	0	0	0	0	3						
Bobby Knoop, R OBP: 0.318, SLG: 0.471 (7, PH)										2	0	0	0	0	2	0						
Ed Kirkpatrick, L OBP: 0.500, SLG: 1.000 (8, 1)										1	0	1	0	0	0	0						
Tom Burgmeier, L (8, 1)										0	0	0	0	0	0	0						
Bobby Locke, R (8, 1)										0	0	0	0	0	0	0						
Jim McGlothlin, R (1, 1)										1	0	0	0	0	0	0						
Jay Johnstone, L OBP: 0.222, SLG: 0.125 (5, PH)										1	0	0	0	0	0	0						
Jack Hamilton, R (7, PH)										0	0	0	0	0	0	0						
Woodie Held, R (7, PH)										1	0	0	0	0	1	1						
Inning Stats	R: 0 E: 1 K: 0 S: 5	H: 1 LOB: 2 BB: 0 P: 5	R: 0 E: 0 K: 1 S: 5	H: 0 LOB: 0 BB: 0 P: 5	R: 0 E: 0 K: 0 S: 3	H: 0 LOB: 0 BB: 0 P: 3	R: 0 E: 0 K: 0 S: 4	H: 1 LOB: 2 BB: 1 P: 8	R: 1 E: 0 K: 1 S: 6	H: 1 LOB: 0 BB: 0 P: 6	R: 0 E: 0 K: 0 S: 3	H: 0 LOB: 0 BB: 0 P: 3	R: 0 E: 0 K: 1 S: 6	H: 1 LOB: 1 BB: 0 P: 6	R: 0 E: 0 K: 0 S: 3	H: 0 LOB: 1 BB: 0 P: 4	R: 0 E: 0 K: 1 S: 5	H: 1 LOB: 0 BB: 0 P: 5	1B: 3 2B: 1 3B: 0 HR: 1	SF: 0 SAC: 0 DP: 1 HBP: 1	WP: 0 PB: 0 CS: 0	PA: 34
PITCHER	IP WLS BF H R ER SO BB IBB HBP BLK WP HR S P ERA WHIP																					
Bill Monbouquette, R ERA: 1.2 (1, 1)	9.0 W 34 5 1 1 4 1 0 0 0 0 1 40 45 1.00 0.667																					

Batter	1	2	3	4	5	6	7	8	9	AB	R	H	RBI	BB	SO	LOB	TOP								
Curt Blefary, L OBP: 0.306, SLG: 0.226 (1, 9)	F3		F9		FC5-6 BB	4-3		FC4-6 G4-3		4	0	0	0	1	0	1	Baltimore Orioles @ California Angels Anaheim Stadium, Anaheim, CA Sat Apr 20 1968, 9:05 PM EST Att: 15,173 - Unknown								
Dave May, L OBP: 0.188, SLG: 0.071 (1, 8)	K		L9		FC5-6 1B		1B BB	G4-3		4	1	0	0	1	1	2									
Brooks Robinson, R OBP: 0.286, SLG: 0.424 (1, 5)	F9			E5 1B HR			1B BB			5	1	2	0	0	0	0									
Frank Robinson, R OBP: 0.382, SLG: 0.286 Merv Rettenmund, R OBP: 0.097, SLG: 1.000 (7, PR)		S 2B		HR 1B	F7		FC3-2 2B 1B			4	1	3	1	0	0	2									
Boog Powell, L OBP: 0.343, SLG: 0.548 (1, 3)	K			HR	4-3		E3 FC3-2 2B			5	2	1	3	0	1	6									
Davey Johnson, R OBP: 0.424, SLG: 0.462 (1, 4)		BB		HR		2B BB	FC3-2 2B			3	3	1	1	2	0	4									
Andy Etchebarren, R OBP: 0.412, SLG: 0.690 (1, 2)	FC1-2-5-2-5			6-3		WP 2B				4	1	2	4	0	0	2									
Mark Belanger, R OBP: 0.190, SLG: 0.316 (1, 6)	K			K		K	F8			4	0	0	0	0	3	3									
Tom Phoebus, R (1, 1)			K	4-3		1-3		FC4-6 1B		3	0	0	0	0	1	0									
Chico Fernandez, R OBP: 1.000, SLG: 1.000 Roger Nelson, R (8, PH)										1	0	1	0	0	0	0									
Roger Nelson, R (8, 1)										0	0	0	0	0	0	0									
Inning Stats	R: 0 E: 0 K: 1 S: 5	H: 0 LOB: 0 BB: 0 P: 5	R: 0 E: 0 K: 2 S: 8	H: 1 LOB: 2 BB: 1 P: 12	R: 0 E: 0 K: 1 S: 5	H: 0 LOB: 0 BB: 0 P: 5	R: 4 E: 1 K: 1 S: 9	H: 3 LOB: 0 BB: 0 P: 9	R: 0 E: 0 K: 0 S: 4	H: 1 LOB: 2 BB: 1 P: 8	R: 2 E: 0 K: 1 S: 6	H: 1 LOB: 0 BB: 1 P: 10	R: 4 E: 0 K: 0 S: 6	H: 3 LOB: 1 BB: 1 P: 10	R: 0 E: 0 K: 0 S: 3	H: 1 LOB: 0 BB: 0 P: 3	R: 0 E: 0 K: 0 S: 4	H: 1 LOB: 1 BB: 0 P: 4	1B: 6 2B: 3 3B: 0 HR: 2	SF: 0 SAC: 0 DP: 1 HBP: 0	WP: 1 PB: 0 SB: 1 CS: 0	PA: 42			
PITCHER	IP	WLS	BF	H	R	ER	SO	BB	IBB	HBP	BLK	WP	HR	S	P	ERA	WHIP								
Sammy Ellis, R ERA: 9.35 (1, 1)	4.0	L	18	4	4	3	5	1	0	0	0	0	2	27	31	6.75	1.250								
Clyde Wright, L ERA: 4.5 (5, 1)	2.0		10	2	2	2	1	2	0	0	0	1	0	10	18	9.00	2.000								
Pete Cimino, R ERA: 9.0 (7, 1)	1.0		7	3	4	1	0	1	0	0	0	0	0	6	10	9.00	4.000								
Bobby Locke, R ERA: 1.35 (8, 1)	2.0		7	2	0	0	0	0	0	0	0	0	0	7	7	0.00	1.000								

Batter	1	2	3	4	5	6	7	8	9	AB	R	H	RBI	BB	SO	LOB	BOTTOM								
Jay Johnstone, L OBP: 0.333, SLG: 0.231 (1, 8)	BB 1B		FC6-4 1B		1B BB	G3		F8		4	0	2	0	1	0	4	Baltimore Orioles @ California Angels Anaheim Stadium, Anaheim, CA Sat Apr 20 1968, 9:05 PM EST Att: 15,173 - Unknown								
Jim Fregosi, R OBP: 0.385, SLG: 0.323 (1, 6)	F4		FC6-4 1B SF7		F8		FC5-4 BB			4	1	0	0	1	1	3									
Roger Repoz, L OBP: 0.382, SLG: 0.516 (1, 9)	K		1B		1B		F8			5	0	2	0	0	1	2									
Rick Reichardt, R OBP: 0.237, SLG: 0.323 (1, 7)	BB		SF7		K		FC5-4			3	0	0	1	1	1	3									
Ed Kirkpatrick, L OBP: 0.167, SLG: 0.333 Bobby Locke, R (8, 1)	BB		3-H F6		K		G3			4	0	0	0	0	2	6									
Bobby Locke, R (8, 1)	K		F6		K		G3			0	0	0	0	0	0	0									
Paul Schaaf, R OBP: 0.333, SLG: 0.281 Pete Cimino, R (7, 1)			F3		5-3		K			3	0	0	0	0	1	0									
Chuck Hinton, R OBP: 0.250, SLG: 0.276 (8, 3)								HBP BB		0	0	0	0	1	0	0									
Buck Rodgers, S OBP: 0.273, SLG: 0.207 (1, 2)			F6		1B		FC6-4 BB			2	0	1	0	1	0	0									
Bobby Knoop, R OBP: 0.333, SLG: 0.429 (1, 4)			FC5-4 BB		F9		FC6-4 1B			3	0	0	0	1	1	4									
Sammy Ellis, L Woodie Held, R Clyde Wright, R Tom Satriano, L Aurelio Rodriguez, R OBP: 0.200, SLG: 0.200 (7, 5)			FC5-4		K		1B			1	0	0	0	0	0	1									
Inning Stats	R: 0 E: 0 K: 2 S: 8	H: 1 LOB: 2 BB: 1 P: 12	R: 0 E: 0 K: 0 S: 3	H: 0 LOB: 1 BB: 1 P: 7	R: 1 E: 0 K: 0 S: 5	H: 2 LOB: 1 BB: 0 P: 5	R: 0 E: 0 K: 1 S: 6	H: 1 LOB: 1 BB: 0 P: 6	R: 0 E: 0 K: 2 S: 8	H: 1 LOB: 2 BB: 1 P: 12	R: 0 E: 0 K: 1 S: 6	H: 1 LOB: 2 BB: 1 P: 10	R: 0 E: 0 K: 0 S: 3	H: 0 LOB: 1 BB: 1 P: 7	R: 0 E: 0 K: 1 S: 5	H: 0 LOB: 2 BB: 1 P: 10	R: 0 E: 0 K: 1 S: 5	H: 0 LOB: 0 BB: 0 P: 5	1B: 6 2B: 0 3B: 0 HR: 0	SF: 1 SAC: 0 DP: 0 HBP: 1	WP: 0 PB: 0 SB: 0 CS: 0	PA: 40			
PITCHER	IP	WLS	BF	H	R	ER	SO	BB	IBB	HBP	BLK	WP	HR	S	P	ERA	WHIP								
Tom Phoebus, R ERA: 2.18 (1, 1)	7.0	W	32	6	1	1	6	5	0	0	0	0	0	39	59	1.29	1.571								
Roger Nelson, R ERA: (8, 1)	2.0	S	8	0	0	0	2	1	0	1	0	0	0	10	15	0.00	0.500								

AB	38
R	10
H	11
RBI	9
BB	4
SO	6
LOB	20



Batter	1	2	3	4	5	6	7	8	9	AB	R	H	RBI	BB	SO	LOB	TOP
Del Unser, L OBP: 0.375, SLG: 0.522 (1.8)	F7		3-1			5-3		F7		4	0	0	0	0	0	1	
Ed Stroud, L OBP: 0.348, SLG: 0.478 (1.9)	2B		K			6-3		G3		4	0	1	0	0	1	0	
Ken McMullen, R OBP: 0.348, SLG: 0.415 (1.5)	5-3		F7			6-3		5-3		4	0	0	0	0	0	1	
Frank Howard, R OBP: 0.356, SLG: 0.561 (1.7)	F8			FC3-6 BB				F4		3	0	0	0	1	1	1	
Mike Epstein, L OBP: 0.133, SLG: 0.205 (1.3)		2B		FC3-6 G6-4-3				F9		3	1	1	0	0	0	1	
Ron Hansen, R OBP: 0.273, SLG: 0.390 (1.6)		G3 SF7 2B		G6-4-3				5-3		3	1	1	1	0	0	1	
Billy Bryan, L OBP: 0.343, SLG: 0.452 (1.2)		G3				4-1		F8		3	0	0	0	0	0	1	
Frank Coggins, S OBP: 0.225, SLG: 0.278 (1.4)		SF7				6-3		K		2	0	0	1	0	1	0	
Dick Bosman, R OBP: 0.250, SLG: 0.500 (1.1)		3-1				K				2	0	0	0	0	1	0	
Dennis Higgins, R (6.1)										0	0	0	0	0	0	0	
Fred Valentine, S OBP: 0.267, SLG: 0.286 (8. PH)										0	0	0	0	1	0	0	
Dave Baldwin, R (8.1)								BB		0	0	0	0	0	0	0	
Inning Stats	R: 0 E: 0 K: 0 S: 4	H: 1 LOB: 1 BB: 0 P: 4	R: 2 E: 0 K: 0 S: 5	H: 2 LOB: 0 BB: 0 P: 5	R: 0 E: 0 K: 1 S: 5	H: 0 LOB: 0 BB: 1 P: 6	R: 0 E: 0 K: 1 S: 3	H: 0 LOB: 0 BB: 0 P: 3	R: 0 E: 0 K: 0 S: 3	H: 0 LOB: 0 BB: 0 P: 3	R: 0 E: 0 K: 1 S: 5	H: 0 LOB: 1 BB: 1 P: 9	R: 0 E: 0 K: 1 S: 5	H: 0 LOB: 0 BB: 0 P: 5	1B: 0 2B: 3 3B: 0 HR: 0	SF: 1 SAC: 0 DP: 1 HBP: 0	WP: 0 PA: 31
PITCHER Jack Hamilton, R ERA: 1.8 (1.1)	IP: 9.0 WLS: W BF: 31 H: 3 R: 2 ER: 2 SO: 4 BB: 2 IBB: 0 HBP: 0 BLK: 0 WP: 0 HR: 0 S: 37 P: 45 ERA: 2.00 WHIP: 0.556																

Washington Senators @ California Angels
Anaheim Stadium, Anaheim, CA
Mon Apr 22 1968, 9:05 PM EST
Att: 6,945 - Unknown

AB	28
R	2
H	3
RBI	2
BB	2
SO	4
LOB	6



Batter	1	2	3	4	5	6	7	8	9	AB	R	H	RBI	BB	SO	LOB	BOTTOM
Paul Schaaf, R OBP: 0.311, SLG: 0.250 (1.5)	5-3		F7	1B		4-0 BB		K		4	0	1	0	1	1	0	
Jim Fregosi, R OBP: 0.395, SLG: 0.368 (1.6)	F9		FC3-6 BB	L6		F9		1-3		4	0	0	0	1	0	5	
Roger Repoz, L OBP: 0.361, SLG: 0.553 (1.8)		HR	FC3-6 1B		K2-3		F8 BB			3	3	1	1	1	1	1	
Jimmie Hall, L OBP: 0.276, SLG: 0.192 (1.9)	4-3			1B		4-3		F8		4	0	1	1	0	0	1	
Rick Reichardt, R OBP: 0.239, SLG: 0.410 (1.7)			K		K		F9			4	0	1	0	0	2	2	
Chuck Hinton, R OBP: 0.250, SLG: 0.351 (1.3)		5-3				F8		BB 2B		4	0	2	1	0	0	1	
Buck Rodgers, S OBP: 0.288, SLG: 0.194 (1.2)		F7		WP 1B		K		K		3	1	1	0	0	1	2	
Bobby Knoop, R OBP: 0.343, SLG: 0.370 (1.4)				1B		6-3		BB IBB		2	0	0	0	2	1	3	
Jack Hamilton, R OBP: 0.250, SLG: 0.250 (1.1)		K		1B		K		K		4	0	1	1	0	3	4	
Inning Stats	R: 1 E: 0 K: 0 S: 4	H: 1 LOB: 0 BB: 0 P: 4	R: 0 E: 0 K: 1 S: 6	H: 1 LOB: 1 BB: 1 P: 10	R: 1 E: 0 K: 1 S: 6	H: 1 LOB: 1 BB: 1 P: 10	R: 1 E: 0 K: 2 S: 7	H: 3 LOB: 2 BB: 0 P: 7	R: 0 E: 0 K: 2 S: 8	H: 1 LOB: 3 BB: 2 P: 16	R: 1 E: 0 K: 1 S: 6	H: 1 LOB: 2 BB: 1 P: 11	R: 0 E: 0 K: 2 S: 7	H: 0 LOB: 0 BB: 0 P: 7	1B: 4 2B: 2 3B: 1 HR: 1	SF: 0 SAC: 0 DP: 0 HBP: 1	WP: 1 PA: 38
PITCHER Dick Bosman, R ERA: 5.27 (1.1)	IP: 5.1 WLS: L BF: 26 H: 7 R: 3 ER: 3 SO: 5 BB: 1 IBB: 2 HBP: 0 BLK: 0 WP: 1 HR: 1 S: 33 P: 45 ERA: 5.06 WHIP: 1.500																
Dennis Higgins, R ERA: 1.38 (6.1)	1.2	9	1	1	1	2	2	0	1	0	0	0	10	19	5.40	1.800	
Dave Baldwin, R ERA: 3.38 (8.1)	1.0	3	0	0	0	2	0	0	0	0	0	0	7	7	0.00	0.000	

Washington Senators @ California Angels
Anaheim Stadium, Anaheim, CA
Mon Apr 22 1968, 9:05 PM EST
Att: 6,945 - Unknown

AB	32
R	4
H	8
RBI	4
BB	5
SO	9
LOB	19



Batter	1	2	3	4	5	6	7	8	9	AB	R	H	RBI	BB	SO	LOB	TOP			
Del Unser, L OBP: 0.365, SLG: 0.500 (1, 8)										4	1	1	0	0	0	1	Washington Senators @ California Angels Anaheim Stadium, Anaheim, CA Tue Apr 23 1968, 9:05 PM EST Att: 7,554 - Unknown livebaseballscorecards.com			
Hank Allen, R OBP: 0.250, SLG: 0.250 (1, 9)										4	1	1	0	0	2	1				
Ken McMullen, R OBP: 0.340, SLG: 0.467 (1, 5)										4	1	1	3	0	0	0				
Frank Howard, R OBP: 0.388, SLG: 0.568 (8, PR)										3	0	2	0	1	0	0				
Ed Stroud, L OBP: 0.346, SLG: 0.478 (8, 7)										0	0	0	0	0	0	0				
Mike Epstein, L OBP: 0.122, SLG: 0.188 (1, 3)										4	0	0	0	0	1	3				
Ron Hansen, R OBP: 0.271, SLG: 0.400 (1, 6)										4	0	1	0	0	3	2				
Paul Casanova, R OBP: 0.091, SLG: 0.091 (1, 2)										4	0	1	0	0	0	2				
Frank Coggins, S OBP: 0.227, SLG: 0.256 (1, 4)										3	0	0	0	1	0	1				
Phil Ortega, R OBP: 0.167, SLG: 0.167 (1, 1)										1	0	0	0	0	0	0				
Darold Knowles, L (6, 1)										1	0	0	0	0	1	0				
Inning Stats	R: 3 E: 0 K: 1 S: 9	H: 4 LOB: 1 BB: 0 P: 9	R: 0 E: 0 K: 1 S: 5	H: 0 LOB: 1 BB: 1 P: 9	R: 0 E: 0 K: 1 S: 6	H: 1 LOB: 0 BB: 0 P: 6	R: 0 E: 0 K: 0 S: 3	H: 1 LOB: 0 BB: 0 P: 3	R: 0 E: 0 K: 1 S: 5	H: 0 LOB: 0 BB: 0 P: 5	R: 0 E: 0 K: 0 S: 4	H: 1 LOB: 1 BB: 0 P: 4	R: 0 E: 0 K: 1 S: 5	H: 0 LOB: 1 BB: 0 P: 5	R: 0 E: 0 K: 1 S: 5	H: 0 LOB: 1 BB: 1 P: 9	1B: 5 2B: 1 3B: 0 HR: 1	SF: 0 SAC: 1 DP: 1 HBP: 0	WP: 0 PB: 0 CS: 0	PA: 35
PITCHER	IP WLS BF H R ER SO BB IBB HBP BLK WP HR S P ERA WHIP																			
George Brunet, L ERA: 2.66 (1, 1)	1.2 L 10 4 2 3 3 1 1 0 0 0 0 0 1 11 15 16.20 3.000																			
Sammy Ellis, R ERA: 6.75 (2, 1)	3.1 11 2 0 0 3 0 0 0 0 0 0 0 0 17 17 0.00 0.600																			
Bobby Locke, R ERA: 4.5 (6, 1)	1.0 4 1 0 0 0 0 0 0 0 0 0 0 0 4 4 0.00 1.000																			
Tom Burgmeier, L ERA: 9.45 (7, 1)	2.0 7 0 0 0 2 1 0 0 0 0 0 0 0 10 14 0.00 0.500																			
Minnie Rojas, R ERA: 4.05 (9, 1)	1.0 3 0 0 0 1 0 0 0 0 0 0 0 0 5 5 0.00 0.000																			

Batter	1	2	3	4	5	6	7	8	9	AB	R	H	RBI	BB	SO	LOB	BOTTOM	
Paul Schaal, R OBP: 0.300, SLG: 0.227 (1, 5)										4	0	0	0	1	0	4	Washington Senators @ California Angels Anaheim Stadium, Anaheim, CA Tue Apr 23 1968, 9:05 PM EST Att: 7,554 - Unknown livebaseballscorecards.com	
Minnie Rojas, R (9, 1)										0	0	0	0	0	0	0		
Jim Fregosi, R OBP: 0.376, SLG: 0.372 (1, 6)										5	0	2	0	0	0	2		
Roger Repoz, L OBP: 0.362, SLG: 0.500 (1, 8)										4	0	0	0	1	3	3		
Don Mincher, L OBP: 0.375, SLG: 0.286 (1, 3)										2	0	1	0	0	0	0		
Chuck Hinton, R OBP: 0.256, SLG: 0.350 (5, 3)										3	0	1	0	0	0	2		
Jimmie Hall, L OBP: 0.313, SLG: 0.185 (1, 9)										1	1	0	0	2	0	2		
Bubba Morton, R OBP: 0.375, SLG: 0.429 (7, PH) (8, 9)										1	0	0	0	0	1	2		
Rick Reichardt, R OBP: 0.280, SLG: 0.442 (1, 7)										4	0	2	0	0	0	3		
Buck Rodgers, S OBP: 0.287, SLG: 0.225 (1, 2)										4	0	1	1	0	0	3		
Bobby Knoop, R OBP: 0.324, SLG: 0.345 (1, 4)										2	0	0	0	0	0	2		
Tom Satriano, L OBP: 0.286, SLG: 0.286 (6, PH) (7, 4)										2	0	1	0	0	0	1		
Aurelio Rodriguez, R OBP: 0.200, SLG: 0.200 (8, PR) (9, 5)										0	0	0	0	0	0	0		
George Brunet, R OBP: 0.286, SLG: 0.286 (1, 1)										0	0	0	0	0	0	0		
Sammy Ellis, L (2, 1)										1	0	0	0	0	0	0		
Jay Johnstone, L OBP: 0.291, SLG: 0.291 (5, PH)										0	0	0	0	0	0	0		
Bobby Locke, R (8, 1)										0	0	0	0	0	0	0		
Ed Kirkpatrick, L OBP: 0.333, SLG: 0.333 (5, PH)										0	0	0	0	0	0	0		
Tom Burgmeier, L (7, 1)										0	0	0	0	0	0	0		
Woodie Held, R (8, PH) (9, 4)										1	0	0	0	0	1	1		
Inning Stats	R: 0 E: 0 K: 1 S: 6	H: 1 LOB: 2 BB: 1 P: 10	R: 0 E: 0 K: 0 S: 3	H: 1 LOB: 0 BB: 0 P: 3	R: 0 E: 0 K: 0 S: 4	H: 1 LOB: 1 BB: 0 P: 4	R: 0 E: 0 K: 0 S: 4	H: 1 LOB: 2 BB: 1 P: 8	R: 0 E: 0 K: 2 S: 9	H: 2 LOB: 2 BB: 0 P: 9	R: 0 E: 0 K: 1 S: 6	H: 1 LOB: 1 BB: 0 P: 6	R: 0 E: 0 K: 1 S: 5	H: 0 LOB: 0 BB: 0 P: 5	1B: 6 2B: 3 3B: 0 HR: 0	SF: 0 SAC: 0 DP: 1 HBP: 0	WP: 0 PB: 0 CS: 0	PA: 40
PITCHER	IP WLS BF H R ER SO BB IBB HBP BLK WP HR S P ERA WHIP																	
Phil Ortega, R ERA: 5.71 (1, 1)	5.2 W 27 5 2 1 1 1 6 0 0 0 0 0 0 23 47 1.59 1.941																	
Darold Knowles, L ERA: 2.39 (6, 1)	3.1 S 13 3 0 0 4 0 0 0 0 0 0 0 0 21 21 0.00 0.900																	

Batter	1	2	3	4	5	6	7	8	9	AB	R	H	RBI	BB	SO	LOB	TOP			
Del Unser, L OBP: 0.397, SLG: 0.472 (1, 8)										3	1	0	0	1	0	0	Washington Senators @ California Angels Anaheim Stadium, Anaheim, CA Wed Apr 24 1968, 9:05 PM EST Att: 7,452 - Unknown livebaseballscorecards.com			
Hank Allen, R OBP: 0.250, SLG: 0.250 (1, 9)										4	0	1	0	0	1	0				
Ken McMullen, R OBP: 0.333, SLG: 0.438 (1, 5)										3	0	0	0	1	0	0				
Frank Howard, R OBP: 0.377, SLG: 0.532 (1, 7)										3	0	0	1	1	1	0				
Mike Epstein, L OBP: 0.113, SLG: 0.173 (1, 3)										4	0	0	0	0	1	3				
Ron Hansen, R OBP: 0.289, SLG: 0.375 (1, 6)										3	0	0	0	1	1	3				
Paul Casanova, R OBP: 0.143, SLG: 0.143 (1, 2)										3	0	1	0	0	1	4				
Frank Coggins, S OBP: 0.217, SLG: 0.244 (7, PH)										2	0	0	0	0	0	1				
Cap Peterson, R OBP: 0.500, SLG: 0.333 (7, 4)										1	0	0	0	0	0	1				
Bernie Allen, L (7, 4)										0	0	0	0	0	0	0				
Joe Coleman, R (1, 1)										2	0	0	0	0	0	0				
Sam Bowers, R OBP: 0.200, SLG: 0.467 (7, PH)										1	0	0	0	0	0	1				
Dennis Higgins, R (7, 1)										0	0	0	0	0	0	0				
Inning Stats	R: 1 E: 0 K: 3 S: 10	H: 1 LOB: 3 BB: 3 P: 22	R: 0 E: 0 K: 0 S: 3	H: 0 LOB: 0 BB: 0 P: 3	R: 0 E: 0 K: 2 S: 7	H: 0 LOB: 0 BB: 0 P: 7	R: 0 E: 0 K: 0 S: 3	H: 0 LOB: 1 BB: 1 P: 7	R: 0 E: 0 K: 0 S: 3	H: 0 LOB: 0 BB: 0 P: 3	R: 0 E: 0 K: 0 S: 4	H: 1 LOB: 1 BB: 0 P: 4	R: 0 E: 0 K: 0 S: 3	H: 0 LOB: 0 BB: 0 P: 3	R: 0 E: 0 K: 0 S: 3	H: 0 LOB: 0 BB: 0 P: 3	1B: 2 2B: 0 3B: 0 HR: 0	SF: 0 SAC: 0 DP: 0 HBP: 0	WP: 0 PB: 0 SB: 0 CS: 0	PA: 33
PITCHER Clyde Wright, L ERA: 2.08 (1, 1)	IP: 9.0 WLS: W BF: 33 H: 2 R: 1 ER: 1 SO: 5 BB: 4 IBB: 0 HBP: 0 BLK: 0 WP: 0 HR: 0 S: 39 P: 55 ERA: 1.00 WHIP: 0.667															PITCHER				

Batter	1	2	3	4	5	6	7	8	9	AB	R	H	RBI	BB	SO	LOB	BOTTOM			
Paul Schaaf, R OBP: 0.315, SLG: 0.313 (1, 5)										4	1	2	3	0	0	0	Washington Senators @ California Angels Anaheim Stadium, Anaheim, CA Wed Apr 24 1968, 9:05 PM EST Att: 7,452 - Unknown livebaseballscorecards.com			
Jim Fregosi, R OBP: 0.386, SLG: 0.404 (1, 6)										4	0	1	0	0	1	0				
Roger Repoz, L OBP: 0.353, SLG: 0.543 (1, 8)										4	1	1	1	0	1	1				
Don Mincher, L OBP: 0.333, SLG: 0.364 (1, 3)										4	1	1	0	0	0	1				
Jimmie Hall, L OBP: 0.333, SLG: 0.200 (1, 9)										3	2	1	0	1	0	0				
Rick Reichardt, R OBP: 0.296, SLG: 0.457 (1, 7)										3	1	2	0	1	0	0				
Buck Rodgers, S OBP: 0.285, SLG: 0.227 (1, 2)										4	0	1	2	0	0	3				
Bobby Knoop, R OBP: 0.293, SLG: 0.303 (1, 4)										4	0	0	0	0	2	5				
Clyde Wright, R (1, 1)										2	0	0	0	1	0	0				
Inning Stats	R: 1 E: 0 K: 0 S: 4	H: 1 LOB: 0 BB: 0 P: 4	R: 0 E: 0 K: 0 S: 3	H: 0 LOB: 1 BB: 1 P: 7	R: 1 E: 0 K: 1 S: 6	H: 1 LOB: 0 BB: 0 P: 6	R: 0 E: 0 K: 0 S: 3	H: 0 LOB: 0 BB: 0 P: 3	R: 0 E: 0 K: 0 S: 5	H: 0 LOB: 0 BB: 0 P: 5	R: 0 E: 0 K: 0 S: 4	H: 1 LOB: 1 BB: 0 P: 4	R: 2 E: 0 K: 1 S: 7	H: 3 LOB: 3 BB: 1 P: 11	R: 2 E: 0 K: 1 S: 8	H: 3 LOB: 2 BB: 1 P: 12		1B: 5 2B: 1 3B: 1 HR: 2	SF: 0 SAC: 0 DP: 0 HBP: 0	WP: 0 PB: 0 SB: 1 CS: 0
PITCHER Joe Coleman, R ERA: 1.02 (1, 1)	IP: 6.0 WLS: L BF: 22 H: 3 R: 2 ER: 2 SO: 2 BB: 1 IBB: 0 HBP: 0 BLK: 0 WP: 0 HR: 2 S: 25 P: 29 ERA: 3.00 WHIP: 0.667															PITCHER				
Dennis Higgins, R ERA: 3.6 (7, 1)	IP: 2.0 WLS: L BF: 13 H: 6 R: 4 ER: 4 SO: 2 BB: 1 IBB: 1 HBP: 0 BLK: 0 WP: 0 HR: 0 S: 15 P: 23 ERA: 18.00 WHIP: 3.500															PITCHER				

Batter	1	2	3	4	5	6	7	8	9	AB	R	H	RBI	BB	SO	LOB	TOP										
Bert Campaneris, R OBP: 0.338, SLG: 0.316 (1, 6)										5	2	3	2	0	0	0											
Reggie Jackson, L OBP: 0.450, SLG: 0.686 (1, 9)										4	1	1	1	0	0	3											
Sal Bando, R OBP: 0.233, SLG: 0.304 (1, 5)										5	0	1	2	0	1	2											
Ray Webster, L OBP: 0.200, SLG: 0.255 (1, 3)										4	0	0	1	0	2	1											
Danny Cater, R OBP: 0.281, SLG: 0.207 Mike Hershberger, R OBP: 0.116, SLG: 0.067 (1, 7) (5, 7)										3	0	0	0	0	1	1											
Dick Green, R OBP: 0.750, SLG: 0.750 (1, 4)										4	2	3	0	0	0	0											
Rene Lachemann, R OBP: 0.150, SLG: 0.150 (1, 2)										3	0	1	0	0	0	2											
Rick Monday, L OBP: 0.262, SLG: 0.359 (1, 8)										4	2	2	2	0	0	2											
Blue Moon Odom, R OBP: 0.375, SLG: 0.375 Jack Aker, R OBP: 0.333, SLG: 0.333 (1, 1) (9, 1)										4	1	1	0	0	0	2											
Inning Stats	R: 1 E: 1 K: 0 S: 5	H: 1 LOB: 1 BB: 0 P: 5	R: 2 E: 1 K: 0 S: 6	H: 3 LOB: 1 BB: 0 P: 6	R: 0 E: 0 K: 1 S: 5	H: 0 LOB: 0 BB: 0 P: 5	R: 4 E: 0 K: 0 S: 8	H: 5 LOB: 1 BB: 0 P: 8	R: 0 E: 0 K: 0 S: 4	H: 1 LOB: 1 BB: 0 P: 4	R: 0 E: 0 K: 1 S: 5	H: 0 LOB: 0 BB: 0 P: 5	R: 0 E: 0 K: 0 S: 4	H: 1 LOB: 1 BB: 0 P: 4	R: 1 E: 0 K: 2 S: 8	H: 1 LOB: 0 BB: 0 P: 8	1B: 9 2B: 2 3B: 0 HR: 1	SF: 1 SAC: 2 DP: 0 HBP: 0	WP: 1 PB: 0 SB: 1 CS: 0	PA: 40							
PITCHER	IP	WLS	BF	H	R	ER	SO	BB	IBB	HBP	BLK	WP	HR	S	P	ERA	WHIP										
Tom Burgmeier, L ERA: 9.9 (1, 1)	3.1	L	17	6	5	4	1	0	0	0	0	0	0	19	19	10.80	1.800										
Bobby Locke, R ERA: 6.23 (4, 1)	0.2		5	3	2	2	0	0	0	0	0	0	0	5	5	27.00	4.500										
Pete Cimino, R ERA: 2.25 (5, 1)	3.0		10	1	0	0	1	0	0	0	0	1	0	12	12	0.00	0.333										
Sammy Ellis, R ERA: 6.43 (8, 1)	2.0		8	2	1	1	2	0	0	0	0	0	1	12	12	4.50	1.000										

Oakland Athletics @ California Angels
Anaheim Stadium, Anaheim, CA
Fri Apr 26 1968, 9:05 PM EST
Att: 9,481 - Unknown

AB	37
R	8
H	12
RBI	8
BB	0
SO	4
LOB	13



Batter	1	2	3	4	5	6	7	8	9	AB	R	H	RBI	BB	SO	LOB	BOTTOM										
Paul Schaal, R OBP: 0.305, SLG: 0.288 (1, 5)										4	1	0	0	1	0	4											
Jim Fregosi, R OBP: 0.371, SLG: 0.385 (1, 6)										5	0	1	1	0	0	2											
Roger Repoz, L OBP: 0.327, SLG: 0.510 (1, 8)										3	0	0	1	0	0	0											
Don Mincher, L OBP: 0.313, SLG: 0.286 (1, 3)										3	0	0	0	1	0	0											
Jimmie Hall, L OBP: 0.325, SLG: 0.294 (1, 9)										4	1	1	1	0	0	2											
Rick Reichardt, R OBP: 0.293, SLG: 0.440 (1, 7)										4	0	1	0	0	2	0											
Buck Rodgers, S OBP: 0.302, SLG: 0.292 (1, 2)										4	1	3	0	0	0	1											
Aurelio Rodriguez, R OBP: 0.333, SLG: 0.500 (1, 4)										3	1	1	1	1	0	2											
Tom Burgmeier, L Bobby Locke, R Ed Kirkpatrick, L Pete Cimino, R Jay Johnstone, L Sammy Ellis, L Chuck Hinton, R (1, 1) (4, 1) (4, PH) (5, 1) (7, PH) (8, 1) (9, PH)										1	0	0	0	0	0	1											
Inning Stats	R: 0 E: 0 K: 0 S: 3	H: 0 LOB: 0 BB: 0 P: 3	R: 0 E: 0 K: 1 S: 5	H: 0 LOB: 0 BB: 0 P: 5	R: 3 E: 0 K: 0 S: 6	H: 3 LOB: 2 BB: 2 P: 14	R: 0 E: 0 K: 0 S: 5	H: 1 LOB: 2 BB: 0 P: 5	R: 0 E: 0 K: 0 S: 3	H: 0 LOB: 0 BB: 0 P: 3	R: 0 E: 0 K: 0 S: 4	H: 1 LOB: 1 BB: 0 P: 4	R: 0 E: 0 K: 0 S: 3	H: 0 LOB: 0 BB: 0 P: 3	R: 1 E: 0 K: 1 S: 6	H: 1 LOB: 0 BB: 0 P: 6	R: 0 E: 1 K: 0 S: 4	H: 1 LOB: 2 BB: 1 P: 8	1B: 4 2B: 1 3B: 1 HR: 1	SF: 1 SAC: 0 DP: 0 HBP: 0	WP: 0 PB: 0 SB: 0 CS: 0	PA: 38					
PITCHER	IP	WLS	BF	H	R	ER	SO	BB	IBB	HBP	BLK	WP	HR	S	P	ERA	WHIP										
Blue Moon Odom, R ERA: 3.68 (1, 1)	8.0	W	35	7	4	4	2	2	1	0	0	0	0	36	48	4.50	1.125										
Jack Aker, R ERA: (9, 1)	1.0	S	3	0	0	0	0	0	0	0	0	0	0	3	3	0.00	0.000										

Oakland Athletics @ California Angels
Anaheim Stadium, Anaheim, CA
Fri Apr 26 1968, 9:05 PM EST
Att: 9,481 - Unknown

AB	34
R	4
H	7
RBI	4
BB	3
SO	2
LOB	15



Batter	1	2	3	4	5	6	7	8	9	AB	R	H	RBI	BB	SO	LOB	TOP
Bert Campaneris, R OBP: 0.343, SLG: 0.323 (1, 6)										5	1	2	0	0	0	0	
Reggie Jackson, L OBP: 0.431, SLG: 0.643 (1, 9)										5	1	1	0	0	0	1	
Sal Bando, R OBP: 0.246, SLG: 0.300 (1, 5)										4	2	1	0	1	0	0	
Ray Webster, L OBP: 0.203, SLG: 0.271 (1, 3)										4	0	1	1	0	1	2	
Danny Cater, R OBP: 0.333, SLG: 0.226 Mike Hershberger, R OBP: 0.116, SLG: 0.067 (7, 7)										2	1	1	0	2	0	0	
Rick Monday, L OBP: 0.283, SLG: 0.395 (1, 8)										4	1	2	4	0	1	2	
Rene Lachemann, R OBP: 0.125, SLG: 0.125 (1, 2)										4	0	0	0	0	0	3	
Dick Green, R OBP: 0.625, SLG: 0.571 (1, 4)										3	0	1	0	1	0	0	
Caffish Hunter, R OBP: 0.200, SLG: 0.200 Tony Pierce, R (8, 1) Jack Aker, R OBP: 0.333, SLG: 0.333 (9, 1)										4	0	0	0	0	0	4	
Inning Stats	R: 2 E: 0 K: 0 S: 5	H: 2 LOB: 2 BB: 2 P: 13	R: 0 E: 0 K: 0 S: 3	H: 0 LOB: 0 BB: 0 P: 3	R: 0 E: 0 K: 0 S: 3	H: 2 LOB: 2 BB: 1 P: 8	R: 4 E: 2 K: 0 S: 8	H: 5 LOB: 2 BB: 1 P: 12	R: 0 E: 0 K: 2 S: 7	H: 0 LOB: 0 BB: 0 P: 7	R: 0 E: 0 K: 0 S: 3	H: 0 LOB: 0 BB: 0 P: 3	R: 0 E: 0 K: 0 S: 3	H: 0 LOB: 0 BB: 0 P: 3	1B: 7 2B: 2 3B: 0 HR: 0	SF: 0 SAC: 0 DP: 0 HBP: 0	WP: 0 PA: 39 PB: 0 SB: 2 CS: 0
PITCHER	IP WLS BF H R ER SO BB IBB HBP BLK WP HR S P ERA WHIP																
Jack Hamilton, R ERA: 3.66 Bobby Locke, R ERA: 5.4 Tom Burgmeier, L ERA: 8.25 Minnie Rojas, R ERA: 3.52	4.2 L 25 8 6 5 0 3 1 0 0 0 0 0 5 5 9.64 2.357																

Oakland Athletics @ California Angels
Anaheim Stadium, Anaheim, CA
Sat Apr 27 1968, 10:05 PM EST
Att: 10,120 - Unknown

AB 35
R 6
H 9
RBI 5
BB 4
SO 2
LOB 12



Batter	1	2	3	4	5	6	7	8	9	AB	R	H	RBI	BB	SO	LOB	BOTTOM				
Paul Schaal, R OBP: 0.317, SLG: 0.291 (1, 4)										3	1	1	0	1	0	0					
Jim Fregosi, R OBP: 0.375, SLG: 0.382 (1, 6)										3	1	1	0	1	0	1					
Roger Repoz, L OBP: 0.322, SLG: 0.547 (1, 8)										4	1	1	3	0	2	1					
Don Mincher, L OBP: 0.300, SLG: 0.235 Minnie Rojas, R (9, 1)										3	0	0	0	1	0	1					
Jimmie Hall, L OBP: 0.302, SLG: 0.270 Woodie Held, R OBP: 0.143, SLG: 0.143 (9, PH)										3	0	0	0	0	1	1					
Bubba Morton, R OBP: 0.250, SLG: 0.273 (1, 7)										4	0	0	0	0	0	2					
Buck Rodgers, S OBP: 0.291, SLG: 0.280 Tom Satirano, L OBP: 0.375, SLG: 0.375 Rick Reichardt, R OBP: 0.288, SLG: 0.431 (9, PH)										2	0	0	0	0	0	0					
Aurelio Rodriguez, R OBP: 0.231, SLG: 0.333 (1, 5)										4	0	0	0	0	0	1					
Jack Hamilton, R OBP: 0.266, SLG: 0.200 Bobby Locke, R ERA: 5.4 Jay Johnstone, L OBP: 0.333, SLG: 0.200 Tom Burgmeier, L OBP: 0.333, SLG: 0.200 Chuck Hinton, R OBP: 0.244, SLG: 0.333 (9, 3)										1	0	0	0	0	1	0					
Inning Stats	R: 0 E: 0 K: 1 S: 5	H: 0 LOB: 0 BB: 1 P: 9	R: 0 E: 0 K: 0 S: 3	H: 0 LOB: 0 BB: 0 P: 3	R: 0 E: 0 K: 1 S: 5	H: 0 LOB: 0 BB: 1 P: 9	R: 0 E: 0 K: 2 S: 7	H: 0 LOB: 0 BB: 0 P: 7	R: 0 E: 0 K: 0 S: 3	H: 0 LOB: 0 BB: 0 P: 3	R: 0 E: 0 K: 1 S: 5	H: 0 LOB: 0 BB: 0 P: 5	R: 0 E: 1 K: 0 S: 4	H: 1 LOB: 2 BB: 1 P: 8	R: 3 E: 0 K: 1 S: 8	H: 3 LOB: 0 BB: 0 P: 8	R: 0 E: 0 K: 1 S: 6	H: 1 LOB: 1 BB: 0 P: 6	1B: 4 2B: 0 3B: 0 HR: 1	SF: 0 SAC: 0 DP: 0 HBP: 0	WP: 0 PA: 35 PB: 0 SB: 0 CS: 0
PITCHER	IP WLS BF H R ER SO BB IBB HBP BLK WP HR S P ERA WHIP																				
Caffish Hunter, R ERA: 3.25 Tony Pierce, L ERA: 5.87 Jack Aker, R ERA:	7.2 W 30 4 3 3 6 3 0 0 0 0 0 0 3 3 3.52 0.913																				

Oakland Athletics @ California Angels
Anaheim Stadium, Anaheim, CA
Sat Apr 27 1968, 10:05 PM EST
Att: 10,120 - Unknown

AB 32
R 3
H 5
RBI 3
BB 3
SO 7
LOB 8



Batter	1	2	3	4	5	6	7	8	9	AB	R	H	RBI	BB	SO	LOB	TOP																									
Bert Campaneris, R (1, 6) OBP: 0.391, SLG: 0.323	4-0 CS BB			0-0 F5		0-0 G6-4-3		0-0 1-2 2-H 1B		3	0	1	1	1	0	1	Oakland Athletics @ California Angels Anaheim Stadium, Anaheim, CA Sun Apr 28 1968, 6:33 AM EDT Att: 10,964 - Unknown																									
Reggie Jackson, L (1, 9) OBP: 0.406, SLG: 0.600	0-3 K			0-3 K			0-0 F1	0-0 F4		4	0	0	0	0	2	3																										
Sal Bando, R (1, 5) OBP: 0.232, SLG: 0.281	0-0 6-3			0-3 K			0-0 6-3		0-0 6-3	4	0	0	0	0	1	0																										
Ray Webster, L (1, 3) OBP: 0.206, SLG: 0.286		0-0 F3			0-0 L8		0-0 4-3		0-0 1B 2B	4	1	1	0	0	0	0																										
Danny Cater, R (1, 7) OBP: 0.325, SLG: 0.257		0-0 5-3			0-0 1B L5 2B			0-0 L8	0-0 F8	4	0	1	0	0	0	1																										
Rick Monday, L (1, 8) OBP: 0.320, SLG: 0.426		0-0 1-3			0-0 2-3 1B			0-0 BB 1B	0-0 1B	4	1	3	1	0	0	0																										
Rene Lachemann, R (1, 2) OBP: 0.143, SLG: 0.111			0-0 F3		0-0 L5			4-0 BB 1B 1B	0-0 L4	3	1	0	0	1	0	3																										
Dick Green, R (1, 4) OBP: 0.500, SLG: 0.444			0-0 F7			0-0 6-3		0-3 K		2	0	0	0	0	0	0																										
Floyd Robinson, L (8, PH) OBP: 0.300, SLG: 0.600								0-0 K		1	0	0	0	0	1	2																										
Diego Segui, R (8, 1)								0-0 K		0	0	0	0	0	0	0																										
Lew Krausse, R (1, 1)			0-3 K					0-0 1B		1	0	0	0	0	1	0																										
Paul Lindblad, L (4, 1) OBP: 0.697, SLG: 0.667						0-0 G6-4-3 1B		0-0 1-2 2-H 1B		1	0	1	0	0	0	0																										
John Donaldson, L (8, PH) OBP: 0.218, SLG: 0.216								0-0 1B		1	0	1	1	0	0	0																										
Inning Stats	R: 0 E: 0 K: 1 S: 4	H: 0 LOB: 0 BB: 1 P: 8	R: 0 E: 0 K: 0 S: 3	H: 0 LOB: 0 BB: 0 P: 3	R: 0 E: 0 K: 1 S: 5	H: 0 LOB: 0 BB: 0 P: 5	R: 0 E: 0 K: 2 S: 7	H: 0 LOB: 0 BB: 0 P: 7	R: 0 E: 0 K: 0 S: 4	H: 2 LOB: 1 BB: 0 P: 4	R: 0 E: 0 K: 0 S: 3	H: 1 LOB: 0 BB: 0 P: 3	R: 0 E: 0 K: 0 S: 3	H: 0 LOB: 0 BB: 0 P: 3	R: 2 E: 0 K: 1 S: 8	H: 3 LOB: 2 BB: 1 P: 12	R: 1 E: 0 K: 0 S: 5	H: 2 LOB: 1 BB: 0 P: 5	1B: 6 2B: 3 3B: 0 HR: 0	SF: 0 SAC: 0 DP: 2 HBP: 0	WP: 0 PB: 0 SB: 0 CS: 1	PA: 34																				
PITCHER	IP	WLS	BF	H	R	ER	SO	BB	IBB	HBP	BLK	WP	HR	S	P	ERA	WHIP	PITCHER								IP	WLS	BF	H	R	ER	SO	BB	IBB	HBP	BLK	WP	HR	S	P	ERA	WHIP
Sammy Ellis, R (1, 1) ERA: 5.06	7.1	W	25	4	2	2	4	2	0	0	0	0	0	0	31	39	2.46	0.818																								
Minnie Rojas, R (8, 1) ERA: 3.95	1.2	S	9	4	1	1	1	0	0	0	0	0	0	0	11	11	5.40	2.400																								

AB	32
R	3
H	8
RBI	3
BB	2
SO	5
LOB	10



Batter	1	2	3	4	5	6	7	8	9	AB	R	H	RBI	BB	SO	LOB	BOTTOM																									
Paul Schaal, R (1, 5) OBP: 0.328, SLG: 0.310	0-0 5-3		0-0 1B SF8-4 2B	0-0 SH1-4		4-0 2B BB		0-0 4-3		3	2	1	0	1	0	2	Oakland Athletics @ California Angels Anaheim Stadium, Anaheim, CA Sun Apr 28 1968, 6:33 AM EDT Att: 10,964 - Unknown																									
Jim Fregosi, R (1, 6) OBP: 0.394, SLG: 0.417	0-0 F7		0-0 SF8-4 BB 1B	0-0 FC5-2		0-0 1-H 2B		0-0 SH1-3 1B		5	0	3	1	0	0	2																										
Roger Repoz, L (1, 8) OBP: 0.344, SLG: 0.596	0-0 HR		4-0 SF8-4 BB	0-0 1-3		0-3 K		0-0 SH1-3 1B		4	1	2	1	1	1	3																										
Don Mincher, L (1, 3) OBP: 0.250, SLG: 0.200	0-0 6-3		0-0 SF8-4		0-3 K	0-3 K		0-0 SH1-3		3	0	0	1	0	2	1																										
Jimmie Hall, L (1, 9) OBP: 0.333, SLG: 0.300		0-0 F6	4-0 BB IBB		0-0 2B		0-0 4-3	4-0 BB		3	0	1	0	2	0	0																										
Rick Reichardt, R (1, 7) OBP: 0.313, SLG: 0.481		0-0 E6 1B	4-0 BB		4-0 BB		0-0 HR	0-3 K		3	1	1	1	2	1	3																										
Buck Rodgers, S (1, 2) OBP: 0.300, SLG: 0.291		0-0 1-2 1B	0-0 F6		0-0 F7		0-0 1B 1B	0-3 K		5	0	2	0	0	1	8																										
Bobby Knoop, R (1, 4) OBP: 0.311, SLG: 0.351		0-3 K		0-0 SH1-4 FC5-2 2B	0-3 K		0-0 1-2 1B			4	0	2	0	0	2	4																										
Sammy Ellis, L (1, 1) Minnie Rojas, R (8, 1)		0-3 K		1-0 FC5-2 SH1-4 HBP		0-0 F8	0-3 K			3	0	0	0	0	2	4																										
Inning Stats	R: 1 E: 0 K: 0 S: 4	H: 1 LOB: 0 BB: 0 P: 4	R: 0 E: 1 K: 2 S: 9	H: 1 LOB: 2 BB: 0 P: 9	R: 1 E: 0 K: 0 S: 4	H: 2 LOB: 3 BB: 3 P: 16	R: 0 E: 0 K: 0 S: 4	H: 1 LOB: 2 BB: 0 P: 5	R: 0 E: 0 K: 2 S: 8	H: 1 LOB: 1 BB: 1 P: 12	R: 1 E: 0 K: 2 S: 8	H: 1 LOB: 1 BB: 1 P: 12	R: 1 E: 0 K: 1 S: 8	H: 3 LOB: 2 BB: 0 P: 8	R: 0 E: 0 K: 2 S: 9	H: 2 LOB: 3 BB: 1 P: 13		1B: 6 2B: 5 3B: 0 HR: 2	SF: 1 SAC: 2 DP: 1 HBP: 1	WP: 0 PB: 0 SB: 0 CS: 0	PA: 43																					
PITCHER	IP	WLS	BF	H	R	ER	SO	BB	IBB	HBP	BLK	WP	HR	S	P	ERA	WHIP	PITCHER								IP	WLS	BF	H	R	ER	SO	BB	IBB	HBP	BLK	WP	HR	S	P	ERA	WHIP
Lew Krausse, R (1, 1) ERA: 4.24	3.2	L	20	5	2	2	2	2	0	0	0	0	0	1	25	33	4.91	1.909																								
Paul Lindblad, L (4, 1) ERA: 1.5	3.1		17	5	2	2	5	2	0	0	0	0	0	1	25	33	5.40	2.100																								
Diego Segui, R (8, 1) ERA:	1.0		6	2	0	0	2	1	0	0	0	0	0	0	9	13	0.00	3.000																								



Batter	1	2	3	4	5	6	7	8	9	AB	R	H	RBI	BB	SO	LOB	TOP			
Paul Schaaf, R (1.5) X OBP: 0.333, SLG: 0.308	0-0 6-3		0-0 G3 BB 1-2 1B		0-0 6-3		0-0 5-3 1B		0-0 SH1-4	4	0	2	0	0	0	0				
Jim Fregosi, R (1.6) B OBP: 0.386, SLG: 0.379	4-0 BB		4-0 G3 1-2 2-3 BB		0-3 K		0-0 5-3 1-2		4-0 FC4-6 BB	2	0	0	0	3	1	1				
Roger Repoz, L (1.9) S OBP: 0.333, SLG: 0.547	0-3 K		0-0 G3		0-3 K		0-0 1-3		0-0 FC4-6	4	0	0	1	0	2	4				
Bubba Morton, R (9, PH) (9, 9) OBP: 0.231, SLG: 0.250			1-2 2-3 3-H 4-0						1-2 3-H	1	0	0	1	0	0	1				
Don Mincher, L (1.3) X OBP: 0.273, SLG: 0.185	0-0 6-3								0-0 F8	4	0	0	0	1	0	2				
Jimmie Hall, L (1.7) S OBP: 0.321, SLG: 0.311			0-3 K						0-3 K	4	1	1	0	0	2	3				
Chuck Hinton, R (8.7) S OBP: 0.239, SLG: 0.326										0	0	0	0	0	0	0				
Jay Johnstone, L (1.8) X OBP: 0.320, SLG: 0.318	0-0 F2				0-0 1-3				0-0 E4 E	4	2	1	0	0	0	0				
Buck Rodgers, S (1.2) S OBP: 0.309, SLG: 0.302	0-3 K				0-3 K				0-0 E3 FC6 1-H	4	0	1	1	0	2	0				
Bobby Knoop, R (1.4) S OBP: 0.275, SLG: 0.302			0-3 K		0-0 F7				0-0 FC6 1-2	4	0	0	0	0	1	2				
George Brunet, R (1.1) S OBP: 0.364, SLG: 0.364					0-3 K				0-0 E6 SH1-4 FC4-6	4	2	2	0	0	2	0				
Minnie Rojas, R (9, 1) S OBP: 0.275, SLG: 0.302										0	0	0	0	0	0	0				
Clyde Wright, R (9, 1) S OBP: 0.275, SLG: 0.302			BB 1B G3 1B							0	0	0	0	0	0	0				
Inning Stats	R: 0 E: 0 K: 1 S: 5	H: 0 LOB: 1 BB: 1 P: 9	R: 0 E: 0 K: 2 S: 7	H: 0 LOB: 0 BB: 0 P: 7	R: 1 E: 0 K: 1 S: 7	H: 2 LOB: 2 BB: 2 P: 15	R: 0 E: 0 K: 1 S: 5	H: 0 LOB: 0 BB: 0 P: 5	R: 0 E: 0 K: 2 S: 8	H: 1 LOB: 1 BB: 0 P: 8	R: 0 E: 0 K: 1 S: 6	H: 1 LOB: 1 BB: 0 P: 6	R: 1 E: 0 K: 1 S: 7	H: 2 LOB: 1 BB: 0 P: 7	R: 1 E: 1 K: 0 S: 4	H: 1 LOB: 1 BB: 1 P: 8	1B: 5 2B: 1 3B: 1 HR: 0	SF: 0 SAC: 1 DP: 0 HBP: 0	WP: 0 PB: 0 SB: 1 CS: 0	PA: 40
PITCHER	IP WLS BF H R ER SO BB IBB HBP BLK WP HR S P ERA WHIP	8.0 L 35 6 4 2 10 2 1 0 0 0 0 0 2 64 2.25 1.000	0.1 3 1 1 0 0 1 0 0 0 0 0 0 2 6 0.00 6.000	0.2 2 0 0 0 0 0 0 0 0 0 0 0 2 2 0.00 0.000																

California Angels @ Cleveland Indians
Cleveland Municipal Stadium, Cleveland, OH
Tue Apr 30 1968, 7:05 PM EDT
Att: 3,638 - Unknown

AB 35
R 5
H 7
RBI 3
BB 4
SO 10
LOB 13



Batter	1	2	3	4	5	6	7	8	9	AB	R	H	RBI	BB	SO	LOB	BOTTOM			
Jose Cardenal, R (1.8) X OBP: 0.278, SLG: 0.273	0-0 1B SF7 1B		0-0 1B			0-0 F6			0-0 6-3	4	1	2	0	0	0	0				
Chico Salmon, R (1.4) X OBP: 0.200, SLG: 0.235	0-0 E SF7 1B		0-0 3-1			0-0 G5-4-3 1B			0-0 1B WP SF7 1B	4	1	3	0	0	0	0				
Max Alvis, R (1.5) X OBP: 0.426, SLG: 0.567	0-0 SF7				0-0 F8				0-0 WP 1B 1B	3	0	1	1	0	0	1				
Tony Horton, R (1.3) X OBP: 0.333, SLG: 0.548	0-0 E6 G4-3				0-0 F7				0-0 SF7	3	0	0	1	0	0	1				
Joe Azcue, R (1.2) X OBP: 0.200, SLG: 0.444	0-0 G4-3				0-0 HR				0-0 WP 1B	3	1	1	1	0	0	2				
Leon Wagner, L (9, PH) (9, PH) OBP: 0.250, SLG: 0.267									0-0 K 1B	1	0	1	0	0	0	0				
Davey Nelson, R (9, PR) (9, PR) OBP: 0.267, SLG: 0.214									1-2 2-3	0	0	0	0	0	0	0				
Tommy Harper, R (1.7) S OBP: 0.240, SLG: 0.261			0-3 K						0-3 K	3	0	1	0	0	1	0				
Willie Smith, L (9, PH) (9, PH) OBP: 0.167, SLG: 0.100										0	0	0	0	0	0	0				
Ken Suarez, R (9, PH) (9, PH) OBP: 0.167, SLG: 0.100									1-2 2-3	1	0	0	0	0	1	2				
Vic Davalillo, L (1.9) X OBP: 0.286, SLG: 0.390	0-0 F7				0-0 PO				0-0 F7	3	0	0	0	0	1	0				
Larry Brown, R (1.6) S OBP: 0.271, SLG: 0.212	0-3 K				0-3 K				0-0 4-3	3	0	0	0	0	2	0				
Sonny Siebert, R (1.1) S OBP: 0.182, SLG: 0.100									0-0 F3	2	0	0	0	0	0	0				
Jose Vidal, R (8, PH) (8, PH) OBP: 0.111, SLG: 0.111										1	0	0	0	0	0	0				
Eddie Fisher, R (9, 1) S OBP: 0.111, SLG: 0.111										0	0	0	0	0	0	0				
Billy Rohr, L (9, 1) S OBP: 0.111, SLG: 0.111										0	0	0	0	0	0	0				
Inning Stats	R: 1 E: 1 K: 0 S: 5	H: 2 LOB: 1 BB: 0 P: 5	R: 0 E: 0 K: 2 S: 7	H: 0 LOB: 0 BB: 0 P: 7	R: 0 E: 0 K: 0 S: 3	H: 1 LOB: 0 BB: 0 P: 3	R: 1 E: 0 K: 0 S: 4	H: 2 LOB: 0 BB: 0 P: 4	R: 0 E: 0 K: 2 S: 7	H: 0 LOB: 0 BB: 0 P: 7	R: 0 E: 0 K: 0 S: 3	H: 1 LOB: 0 BB: 0 P: 3	R: 0 E: 0 K: 0 S: 3	H: 0 LOB: 0 BB: 0 P: 3	R: 1 E: 0 K: 1 S: 8	H: 3 LOB: 3 BB: 0 P: 8	1B: 8 2B: 0 3B: 0 HR: 1	SF: 2 SAC: 0 DP: 2 HBP: 0	WP: 2 PB: 0 SB: 0 CS: 0	PA: 34
PITCHER	IP WLS BF H R ER SO BB IBB HBP BLK WP HR S P ERA WHIP	8.1 W 30 8 3 3 4 1 1 0 0 0 0 2 38 3.24 0.960	0.1 2 1 0 0 0 0 0 0 0 0 0 0 2 2 0.00 3.000	0.1 S 1 0 0 0 1 0 0 0 0 1 0 3 3 0.00 0.000																

California Angels @ Cleveland Indians
Cleveland Municipal Stadium, Cleveland, OH
Tue Apr 30 1968, 7:05 PM EDT
Att: 3,638 - Unknown

AB 31
R 3
H 9
RBI 3
BB 0
SO 5
LOB 6



Batter	1	2	3	4	5	6	7	8	9	AB	R	H	RBI	BB	SO	LOB	TOP								
Paul Schaaf, R OBP: 0.313, SLG: 0.286	(1, 5) K		(2) 6-3		(3) 6-3		(2) F6		(2) FC 1B	5	1	0	0	0	1	2									
Jim Fregosi, R OBP: 0.388, SLG: 0.380	(1, 6) F7		1B			1B			(2) K	5	1	2	0	0	2	3									
Roger Repoz, L OBP: 0.351, SLG: 0.544	(1, 8) BB		1B						(1) K	4	0	2	2	1	1	1									
Don Mincher, L OBP: 0.297, SLG: 0.172	(1, 3) F7		(3) F8						(3) CS	2	2	0	0	2	0	3									
Jimmie Hall, L OBP: 0.321, SLG: 0.313		(1) F8		(1) F8						3	0	1	1	0	0	0									
Bubba Morton, R OBP: 0.286, SLG: 0.308	(8, PH)									1	0	1	0	0	0	0									
Rick Reichardt, R OBP: 0.348, SLG: 0.500	(1, 7) FC3-6									1	0	1	0	1	0	0									
Chuck Hinton, R OBP: 0.229, SLG: 0.318	(4, PR) BB									1	0	0	2	0	0	1									
Buck Rodgers, S OBP: 0.292, SLG: 0.284	(1, 2) FC3-6									4	0	0	0	0	0	4									
Bobby Knoop, R OBP: 0.291, SLG: 0.319	(1, 4) FC6-4									4	1	2	0	0	0	1									
Rickey Clark, R OBP: 0.125, SLG: 0.125	(1, 1) F9									3	0	0	0	0	1	1									
Tom Burgmeier, L OBP: 0.167, SLG: 0.167	(8, 1) K									0	0	0	0	0	0	0									
Jack Hamilton, R OBP: 0.167, SLG: 0.167	(8, 1) K									1	0	0	0	0	1	1									
Inning Stats	R: 0 E: 0 K: 1 S: 5	H: 0 LOB: 1 BB: 1 P: 9	R: 0 E: 0 K: 0 S: 3	H: 0 LOB: 1 BB: 1 P: 7	R: 0 E: 0 K: 0 S: 5	H: 2 LOB: 2 BB: 0 P: 5	R: 0 E: 0 K: 0 S: 3	H: 1 LOB: 1 BB: 0 P: 3	R: 0 E: 0 K: 1 S: 5	H: 0 LOB: 0 BB: 0 P: 5	R: 2 E: 0 K: 0 S: 5	H: 2 LOB: 1 BB: 1 P: 9	R: 0 E: 0 K: 1 S: 6	H: 1 LOB: 1 BB: 0 P: 6	R: 1 E: 0 K: 1 S: 6	H: 1 LOB: 1 BB: 1 P: 10	R: 2 E: 1 K: 2 S: 9	H: 2 LOB: 0 BB: 0 P: 9	1B: 9 2B: 0 3B: 0 HR: 0	SF: 1 SAC: 0 DP: 1 HBP: 0	WP: 1 PB: 0 SB: 3 CS: 1	PA: 40			
PITCHER	IP	WLS	BF	H	R	ER	SO	BB	IBB	HBP	BLK	WP	HR	S	P	ERA	WHIP								
Gary Waslewski, R ERA: 1.86	(1, 1) 7.0		29	6	2	2	3	3	0	0	0	1	0	32	44	2.57	1.286								
Sparky Lyle, L ERA: 4.91	(8, 1) 0.1		3	1	1	1	1	1	0	0	0	0	0	4	8	27.00	6.000								
John Wyatt, R ERA: 5.87	(8, 1) 1.2	L	7	2	2	0	2	0	0	0	0	0	0	11	11	0.00	1.200								

California Angels @ Boston Red Sox
Fenway Park, Boston, MA
Wed May 01 1968, 7:05 PM EDT
Att: 12,001 - Unknown

AB 34
R 5
H 9
RBI 5
BB 4
SO 6
LOB 17



Batter	1	2	3	4	5	6	7	8	9	AB	R	H	RBI	BB	SO	LOB	BOTTOM								
Mike Andrews, R OBP: 0.391, SLG: 0.458	(1, 4) 6-3		(3) 5-3						(3) F9	5	0	0	0	0	0	2									
Joe Foy, R OBP: 0.396, SLG: 0.378	(1, 5) 1B									2	1	1	0	2	0	0									
Carl Yastrzemski, L OBP: 0.384, SLG: 0.500	(1, 7) 6-3									4	1	1	0	0	0	1									
Reggie Smith, S OBP: 0.328, SLG: 0.357		(1) 4-3								3	1	0	0	1	0	1									
Ken Harrelson, R OBP: 0.357, SLG: 0.280	(1, 9) 1B									3	0	2	2	1	0	1									
George Scott, R OBP: 0.206, SLG: 0.111	(1, 3) G5-4-3									4	0	1	0	0	1	3									
Rico Petrocelli, R OBP: 0.344, SLG: 0.509	(1, 6) K									4	0	1	0	0	2	3									
Russ Gibson, R OBP: 0.333, SLG: 0.500	(1, 2) 1B									2	0	1	0	0	0	1									
Dalton Jones, L OBP: 0.147, SLG: 0.147	(7, PH) 1B									1	0	1	1	0	0	0									
Elston Howard, R OBP: 0.313, SLG: 0.296	(8, 2) 1B									1	0	1	0	0	0	0									
Jose Santiago, R OBP: 0.231, SLG: 0.091	(9, PR) FC2-4									0	0	0	0	0	0	0									
Gary Waslewski, R OBP: 0.167, SLG: 0.091	(1, 1) FC2-4									2	0	0	0	0	1	2									
Norm Siebern, L OBP: 0.167, SLG: 0.091	(7, PH) K									1	0	0	0	0	0	3									
Sparky Lyle, L OBP: 0.167, SLG: 0.091	(8, 1) K									0	0	0	0	0	0	0									
John Wyatt, R OBP: 0.167, SLG: 0.091	(8, 1) K									0	0	0	0	0	0	0									
Gene Oliver, R OBP: 0.231, SLG: 0.091	(9, PH) K									1	0	0	0	0	1	1									
Inning Stats	R: 0 E: 0 K: 0 S: 3	H: 1 LOB: 0 BB: 0 P: 3	R: 0 E: 0 K: 0 S: 3	H: 1 LOB: 0 BB: 0 P: 3	R: 0 E: 0 K: 1 S: 6	H: 1 LOB: 1 BB: 0 P: 6	R: 0 E: 0 K: 0 S: 3	H: 0 LOB: 1 BB: 1 P: 7	R: 0 E: 0 K: 1 S: 6	H: 1 LOB: 1 BB: 0 P: 6	R: 0 E: 0 K: 0 S: 3	H: 0 LOB: 0 BB: 0 P: 3	R: 1 E: 1 K: 0 S: 5	H: 2 LOB: 2 BB: 1 P: 9	R: 2 E: 0 K: 1 S: 6	H: 2 LOB: 2 BB: 2 P: 14	R: 0 E: 0 K: 2 S: 8	H: 1 LOB: 1 BB: 0 P: 8	1B: 8 2B: 2 3B: 0 HR: 0	SF: 0 SAC: 0 DP: 3 HBP: 0	WP: 1 PB: 0 SB: 0 CS: 1	PA: 37			
PITCHER	IP	WLS	BF	H	R	ER	SO	BB	IBB	HBP	BLK	WP	HR	S	P	ERA	WHIP								
Rickey Clark, R ERA: 2.99	(1, 1) 7.1		29	6	2	1	2	3	0	0	0	1	0	30	42	1.23	1.227								
Tom Burgmeier, L ERA: 9.0	(8, 1) 0.0		2	1	0	0	0	1	0	0	0	1	0	1	5	∞	∞								
Jack Hamilton, R ERA: 3.13	(8, 1) 1.2	W	6	2	1	1	3	0	0	0	0	0	0	12	12	5.40	1.200								

California Angels @ Boston Red Sox
Fenway Park, Boston, MA
Wed May 01 1968, 7:05 PM EDT
Att: 12,001 - Unknown


AB 33
R 3
H 9
RBI 3
BB 4
SO 5
LOB 18




Batter	1	2	3	4	5	6	7	8	9	AB	R	H	RBI	BB	SO	LOB	TOP			
Paul Schaal, R (1,5) OBP: 0.321, SLG: 0.288	F9		FC6-4 BB		S 1B		F7			3	0	1	1	1	0	1	California Angels @ Boston Red Sox Fenway Park, Boston, MA Thu May 02 1968, 3:33 AM EDT Att: 4,699 - Unknown			
Jim Fregosi, R (1,6) OBP: 0.382, SLG: 0.373	1B		FC6-4 1-2		6-3			K		4	0	1	0	0	1	2				
Roger Repoz, L (1,8) OBP: 0.333, SLG: 0.514	K				K		K	F5		4	0	0	0	0	3	1				
Don Mincher, L (1,3) OBP: 0.293, SLG: 0.212	4-3				F5			4-3		4	0	1	0	0	0	1				
Jimmie Hall, L (1,9) OBP: 0.300, SLG: 0.288	K				4-3		E4	F7		4	0	0	0	0	1	1				
Chuck Hinton, R (1,7) OBP: 0.212, SLG: 0.292	F4				F4		F6	E3 FC6-4		4	0	0	0	0	0	2				
Buck Rodgers, S (1,2) OBP: 0.276, SLG: 0.268	K				F7		4-3	F9		4	0	0	0	0	1	1				
Bobby Knoop, R (1,4) OBP: 0.288, SLG: 0.300			K		SH3-4 1B BB		K	FC6-4		3	1	0	0	1	2	1				
Sammy Ellis, L (1,1) Ed Kirkpatrick, L (7,PH) Bob Hefner, R (7,1) Pete Cimino, R (7,1) Tom Burgmeier, L (8,1)			K		SH3-4		HBP			1	0	0	0	0	1	0				
Inning Stats	R: 0 E: 0 K: 1 S: 6	H: 1 LOB: 1 BB: 0 P: 6	R: 0 E: 0 K: 2 S: 7	H: 0 LOB: 0 BB: 7	R: 0 E: 0 K: 2 S: 7	H: 0 LOB: 1 BB: 1 P: 11	R: 0 E: 0 K: 1 S: 6	H: 1 LOB: 1 BB: 0 P: 6	R: 1 E: 0 K: 0 S: 4	H: 1 LOB: 1 BB: 1 P: 8	R: 0 E: 1 K: 1 S: 6	H: 0 LOB: 1 BB: 0 P: 6	R: 0 E: 0 K: 1 S: 5	H: 0 LOB: 0 BB: 5	R: 0 E: 1 K: 0 S: 4	H: 0 LOB: 1 BB: 4		1B: 2 2B: 1 3B: 0 HR: 0	SF: 0 SAC: 1 DP: 0 HBP: 1	WP: 0 PB: 0 SB: 1 CS: 0
PITCHER Jose Santiago, R (1,1) ERA: 1.08	IP: 9.0 WLS: W BF: 35 H: 3 R: 1 ER: 1 SO: 9 BB: 2 IBB: 0 HBP: 1 BLK: 0 WP: 0 HR: 0 S: 50 P: 59 ERA: 1.00 WHIP: 0.556															PITCHER				

Batter	1	2	3	4	5	6	7	8	9	AB	R	H	RBI	BB	SO	LOB	BOTTOM			
Mike Andrews, R (1,4) OBP: 0.392, SLG: 0.444	F9		F3		BB 1B	F8		BB		4	0	1	0	1	0	1	California Angels @ Boston Red Sox Fenway Park, Boston, MA Thu May 02 1968, 3:33 AM EDT Att: 4,699 - Unknown			
Joe Foy, R (1,5) OBP: 0.415, SLG: 0.359	F3		K		BB	WP 2B BB		G4-6-3 BB		2	1	0	0	3	1	0				
Carl Yastrzemski, L (1,7) OBP: 0.385, SLG: 0.494	1B		F5		BB	E3 2B WP		G4-6-3		4	0	1	0	1	0	4				
Reggie Smith, S (1,8) Joe Tartabull, L (7,PR) ERA: 4.61	F9				F9					4	1	2	1	0	0	4				
Ken Harrelson, R (1,9) OBP: 0.406, SLG: 0.448			1B 2B		1B 2B	1-3 2H		2B		0	0	0	0	0	0	0				
George Scott, R (1,3) OBP: 0.209, SLG: 0.105			BB 1B		L4-3 1B	HR		K		4	1	3	2	0	1	2				
Rico Petrocelli, R (1,6) OBP: 0.323, SLG: 0.475			BB		L4-3	E6 SF8		6-3		3	1	0	0	1	0	3				
Russ Gibson, R (1,2) OBP: 0.300, SLG: 0.375			K		5-3	E6		F8		4	0	0	0	0	1	5				
Jose Santiago, R (1,1) ERA: 1.69			K		F4	SF8		BB SH3-1 BB		2	0	0	1	1	1	2				
Inning Stats	R: 0 E: 0 K: 0 S: 4	H: 1 LOB: 2 BB: 1 P: 4	R: 0 E: 0 K: 2 S: 8	H: 1 LOB: 2 BB: 1 P: 12	R: 0 E: 0 K: 1 S: 5	H: 0 LOB: 0 BB: 0 P: 5	R: 1 E: 0 K: 0 S: 4	H: 2 LOB: 0 BB: 0 P: 4	R: 0 E: 0 K: 0 S: 4	H: 1 LOB: 3 BB: 2 P: 12	R: 2 E: 2 K: 1 S: 8	H: 1 LOB: 1 BB: 0 P: 8	R: 1 E: 1 K: 1 S: 7	H: 1 LOB: 2 BB: 1 P: 11	R: 0 E: 0 K: 0 S: 2	H: 0 LOB: 2 BB: 3 P: 14		1B: 4 2B: 3 3B: 0 HR: 1	SF: 1 SAC: 1 DP: 2 HBP: 0	WP: 1 PB: 0 SB: 1 CS: 0
PITCHER Sammy Ellis, R (1,1) Bob Hefner, R (7,1) Pete Cimino, R (7,1) Tom Burgmeier, L (8,1) ERA: 8.53	IP: 6.0 WLS: L BF: 28 H: 6 R: 3 ER: 2 SO: 4 BB: 3 IBB: 0 HBP: 0 BLK: 0 WP: 1 HR: 1 S: 33 P: 45 ERA: 3.00 WHIP: 1.500															PITCHER				

AB	31
R	1
H	3
RBI	1
BB	2
SO	9
LOB	10



AB	30
R	4
H	7
RBI	4
BB	7
SO	5
LOB	24



Batter	1	2	3	4	5	6	7	8	9	AB	R	H	RBI	BB	SO	LOB	TOP					
Paul Schaaf, R (1.5) OBP: 0.315, SLG: 0.286										4	0	1	2	0	0	2	California Angels @ Detroit Tigers Tiger Stadium, Detroit, MI Fri May 03 1968, 7:05 PM EDT Att: 16,242 - Unknown					
Jim Fregosi, R (1.6) OBP: 0.394, SLG: 0.364										2	0	0	0	2	1	4						
Chuck Hinton, R (1.7) OBP: 0.211, SLG: 0.283										5	0	1	1	0	3	2						
Bubba Morton, R (1.9) OBP: 0.263, SLG: 0.278										5	1	1	0	0	0	2						
Don Mincher, L (1.3) OBP: 0.283, SLG: 0.211										5	0	1	0	0	4	4						
Woodie Held, R (1.8) OBP: 0.273, SLG: 0.111										2	1	0	0	0	0	0						
Minnie Rojas, R (6.1)										2	0	0	0	0	1	1						
Sammy Ellis, L (9.1)										0	0	0	0	0	0	0						
Buck Rodgers, S (1.2) OBP: 0.288, SLG: 0.280										4	1	2	1	0	0	0						
Bobby Knoop, R (1.4) OBP: 0.302, SLG: 0.333										4	2	2	1	0	1	1						
Clyde Wright, R (1.1) OBP: 0.500, SLG: 0.333										1	1	1	0	0	0	0						
Jack Hamilton, R (4.1) OBP: 0.143, SLG: 0.143										1	0	0	0	0	0	0						
Roger Repoz, L (6. PH) OBP: 0.349, SLG: 0.514										0	0	0	0	2	0	0						
Daryl Patterson, R (9.1) ERA: 0.96										0	0	0	0	2	0	0						
Inning Stats	R: 0 E: 0 K: 1 S: 4	H: 0 LOB: 1 BB: 0 P: 5	R: 0 E: 0 K: 1 S: 5	H: 0 LOB: 0 BB: 0 P: 5	R: 2 E: 1 K: 1 S: 9	H: 3 LOB: 1 BB: 1 P: 13	R: 0 E: 0 K: 1 S: 5	H: 0 LOB: 0 BB: 0 P: 5	R: 0 E: 0 K: 1 S: 5	H: 0 LOB: 1 BB: 1 P: 9	R: 3 E: 0 K: 2 S: 10	H: 3 LOB: 2 BB: 1 P: 15	R: 0 E: 0 K: 2 S: 7	H: 0 LOB: 0 BB: 0 P: 7	R: 1 E: 1 K: 0 S: 5	H: 2 LOB: 2 BB: 1 P: 9	R: 0 E: 0 K: 1 S: 6	H: 1 LOB: 1 BB: 0 P: 6	1B: 8 2B: 2 3B: 0 HR: 0	SF: 1 SAC: 0 DP: 1 HBP: 2	WP: 0 PB: 0 SB: 0 CS: 1	PA: 42
PITCHER	IP WLS BF H R ER SO BB IBB HBP BLK WP HR S P ERA WHIP																					
Mickey Lolich, L (1.1) ERA: 3.08	5.1 L 26 6 5 4 6 2 0 2 0 0 0 0 0 34 44 6.75 1.500																					
Pat Dobson, R (6.1) ERA: 2.7	0.2 3 0 0 0 1 1 0 0 0 0 0 0 4 8 0.00 1.500																					
Fred Lasher, R (7.1) ERA: 3.18	2.0 9 2 1 1 2 0 1 0 0 0 0 0 12 16 4.50 1.000																					
Daryl Patterson, R (9.1) ERA: 0.96	1.0 4 1 0 0 1 0 0 0 0 0 0 0 6 6 0.00 1.000																					

Batter	1	2	3	4	5	6	7	8	9	AB	R	H	RBI	BB	SO	LOB	BOTTOM					
Mickey Stanley, R (1.3) OBP: 0.288, SLG: 0.309										4	0	0	0	1	1	4	California Angels @ Detroit Tigers Tiger Stadium, Detroit, MI Fri May 03 1968, 7:05 PM EDT Att: 16,242 - Unknown					
Dick McAuliffe, L (1.4) OBP: 0.305, SLG: 0.383										5	0	1	0	0	0	2						
Al Kaline, R (1.9) OBP: 0.341, SLG: 0.312										5	1	3	0	0	0	1						
Willie Horton, R (1.7) OBP: 0.375, SLG: 0.600										5	2	3	3	0	2	2						
Bill Freehan, R (1.2) OBP: 0.388, SLG: 0.520										4	1	2	0	0	0	1						
Don Wert, R (1.5) OBP: 0.275, SLG: 0.312										4	0	0	0	1	0	4						
Jim Northrup, L (1.8) OBP: 0.350, SLG: 0.426										4	1	1	0	1	2	2						
Ray Oyler, R (1.6) OBP: 0.275, SLG: 0.255										1	0	0	0	1	1	1						
Gates Brown, L (6. PH) OBP: 0.000, SLG: 0.200										1	0	1	0	0	0	0						
Dick Tracewski, R (7.6) OBP: 0.285, SLG: 0.119										0	0	0	0	0	0	0						
Norm Cash, L (8. PH) OBP: 0.285, SLG: 0.119										1	0	0	0	0	0	1						
Daryl Patterson, L (9.1) OBP: 0.285, SLG: 0.200										1	0	0	0	0	0	3						
Mickey Lolich, S (1.1) ERA: 3.08										2	0	0	1	0	0	2						
Pat Dobson, R (6.1) ERA: 2.7										0	0	0	0	0	0	0						
Eddie Mathews, L (6. PH) OBP: 0.143, SLG: 0.143										1	0	0	0	0	1	2						
Fred Lasher, R (7.1) ERA: 3.18										0	0	0	0	0	0	0						
Tom Matchick, L (8. PH) OBP: 0.333, SLG: 0.200										1	0	1	1	0	0	0						
Inning Stats	R: 0 E: 0 K: 1 S: 6	H: 1 LOB: 1 BB: 0 P: 6	R: 0 E: 0 K: 2 S: 8	H: 1 LOB: 0 BB: 0 P: 8	R: 0 E: 0 K: 0 S: 3	H: 0 LOB: 0 BB: 0 P: 3	R: 3 E: 0 K: 0 S: 7	H: 4 LOB: 2 BB: 1 P: 11	R: 0 E: 0 K: 1 S: 6	H: 1 LOB: 1 BB: 0 P: 6	R: 0 E: 0 K: 2 S: 8	H: 1 LOB: 2 BB: 1 P: 12	R: 1 E: 0 K: 0 S: 4	H: 1 LOB: 0 BB: 0 P: 4	R: 1 E: 0 K: 1 S: 7	H: 1 LOB: 2 BB: 1 P: 11	R: 0 E: 0 K: 0 S: 5	H: 2 LOB: 3 BB: 1 P: 9	1B: 9 2B: 0 3B: 1 HR: 2	SF: 0 SAC: 1 DP: 0 HBP: 0	WP: 1 PB: 0 SB: 1 CS: 0	PA: 44
PITCHER	IP WLS BF H R ER SO BB IBB HBP BLK WP HR S P ERA WHIP																					
Clyde Wright, L (1.1) ERA: 3.08	3.1 W 17 6 3 3 3 1 0 0 0 0 0 0 8 8 0.00 0.600																					
Jack Hamilton, R (4.1) ERA: 2.92	1.2 W 6 1 0 0 1 0 0 0 0 0 0 0 8 8 0.00 0.600																					
Minnie Rojas, R (6.1) ERA: 4.26	3.0 17 5 2 2 3 2 0 0 0 0 1 1 21 29 6.00 2.333																					
Sammy Ellis, R (9.1) ERA: 4.45	1.0 S 4 0 0 0 0 0 0 1 0 0 0 0 3 7 0.00 0.000																					

Batter	1	2	3	4	5	6	7	8	9	AB	R	H	RBI	BB	SO	LOB	TOP			
Paul Schaal, R (1.5)	L6		1B HR BB	K		1B HR 1B		BB		3	2	1	0	2	1	1	California Angels @ Detroit Tigers Tiger Stadium, Detroit, MI Sat May 04 1968, 4:33 AM EDT Att: 8,997 - Unknown			
Jim Fregosi, R (1.6)	2B		1B HR 1B	E6 BB BB		1B HR 1B		K		5	2	3	0	0	1	2				
Roger Repoz, L (1.9)	F7		1B HR	BB BB		1B HR		P6		4	2	2	6	1	0	2				
Don Mincher, L (1.3)	BB		1B BB	1B BB		K			G3	2	0	0	1	3	1	0				
Jimmie Hall, L (1.7) Chuck Hinton, R (6, PH) (6.7)	K		K	F8		K			P4	3	0	0	0	0	2	6				
Jay Johnstone, L (1.8)										2	0	0	0	0	1	0				
Tom Satirano, L (1.2)										5	0	1	0	0	1	2				
Bobby Knoop, R (1.4)										3	1	1	0	2	1	0				
Jim McGlothlin, R (1.1)										5	0	0	0	0	2	5				
Inning Stats	R: 0 E: 0 K: 1 S: 6	H: 1 LOB: 2 BB: 1 P: 10	R: 0 E: 0 K: 0 S: 4	H: 1 LOB: 1 BB: 0 P: 4	R: 3 E: 0 K: 1 S: 7	H: 3 LOB: 1 BB: 2 P: 15	R: 1 E: 1 K: 1 S: 6	H: 0 LOB: 3 BB: 3 P: 18	R: 0 E: 0 K: 0 S: 3	H: 0 LOB: 0 BB: 0 P: 3	R: 3 E: 0 K: 3 S: 12	H: 3 LOB: 0 BB: 0 P: 12	R: 0 E: 0 K: 2 S: 7	H: 0 LOB: 0 BB: 0 P: 7	R: 0 E: 0 K: 1 S: 5	H: 2 LOB: 3 BB: 1 P: 11	1B: 7 2B: 1 3B: 0 HR: 2	SF: 0 SAC: 0 DP: 1 HBP: 0	WP: 0 PB: 0 SB: 0 CS: 0	PA: 45
PITCHER	IP WLS BF H R ER SO BB IBB HBP BLK WP HR S P ERA WHIP																			
Earl Wilson, R (1.1)	2.1 L 15 5 3 3 2 3 0 0 0 0 1 16 28 11.57 3.429																			
Les Cain, L (3.1)	2.2 11 0 1 0 1 3 0 0 0 0 0 10 22 0.00 1.125																			
Jon Warden, L (6.1)	3.0 13 3 3 3 6 1 0 0 0 0 1 24 28 9.00 1.333																			
Dennis Ribant, R (9.1)	1.0 6 2 0 0 1 1 0 0 0 0 0 7 11 0.00 3.000																			

Batter	1	2	3	4	5	6	7	8	9	AB	R	H	RBI	BB	SO	LOB	BOTTOM					
Dick McAuliffe, L (1.4)	K		4-3			K		4-3		4	0	0	0	0	2	1	California Angels @ Detroit Tigers Tiger Stadium, Detroit, MI Sat May 04 1968, 4:33 AM EDT Att: 8,997 - Unknown					
Tom Matchick, L (1.6)	4-3				K		P4	G3		4	0	0	0	0	1	1						
Al Kaline, R (1.9)	L5-3				L9		FC6-4 BB	L6		3	0	0	0	1	0	1						
Willie Horton, R (1.7)					K		FC6-4		6-3	4	1	1	1	0	1	1						
Bill Freehan, R (1.2)					K			G3 1B		4	1	2	1	0	1	0						
Jim Northrup, L (1.8)					4-3		P5	G3		4	0	0	0	0	1	1						
Eddie Mathews, L (1.3)					4-3		4-3	K		4	0	1	0	0	1	1						
Don Wert, R (1.5)					1-6-3		1B	F7		3	0	1	0	0	0	0						
Earl Wilson, R (1.1) Les Cain, L (3.1) Norm Cash, L (5, PH) (5, PH) Jon Warden, L (6.1) Dick Tracewski, R (8, PH) (8, PH) Dennis Ribant, R (9.1)					G3		K	G3 4-3 1B		0	0	0	0	0	0	0						
Inning Stats	R: 0 E: 0 K: 1 S: 5	H: 0 LOB: 0 BB: 0 P: 5	R: 1 E: 0 K: 1 S: 6	H: 1 LOB: 0 BB: 0 P: 6	R: 0 E: 0 K: 0 S: 3	H: 0 LOB: 0 BB: 0 P: 3	R: 0 E: 0 K: 2 S: 7	H: 0 LOB: 0 BB: 0 P: 7	R: 0 E: 0 K: 2 S: 9	H: 2 LOB: 2 BB: 0 P: 9	R: 0 E: 0 K: 1 S: 5	H: 0 LOB: 1 BB: 1 P: 9	R: 1 E: 0 K: 0 S: 4	H: 1 LOB: 0 BB: 0 P: 4	R: 0 E: 0 K: 0 S: 4	H: 1 LOB: 1 BB: 0 P: 4	R: 0 E: 0 K: 1 S: 6	H: 1 LOB: 1 BB: 0 P: 6	1B: 4 2B: 0 3B: 0 HR: 2	SF: 0 SAC: 0 DP: 0 HBP: 0	WP: 0 PB: 0 SB: 0 CS: 0	PA: 34
PITCHER	IP WLS BF H R ER SO BB IBB HBP BLK WP HR S P ERA WHIP																					
Jim McGlothlin, R (1.1)	9.0 W 34 6 2 2 8 1 0 0 0 0 2 49 53 2.00 0.778																					

Batter	1	2	3	4	5	6	7	8	9	AB	R	H	RBI	BB	SO	LOB	TOP					
Paul Schaaf, R (1,5) OBP: 0.327, SLG: 0.277	4-0 1B BB		0-0 F7		0-0 G6-4-3			0-0 4-3		3	1	0	0	1	0	2						
Jim Fregosi, R (1,6) OBP: 0.396, SLG: 0.384	0-0 P4		0-3 K					0-0 F8		4	0	1	0	0	0	1						
Roger Repoz, L (1,9) OBP: 0.359, SLG: 0.575	0-0 1B							0-0 P6		4	0	1	0	0	0	1						
Don Mincher, L (1,3) OBP: 0.327, SLG: 0.250	0-0 1B									4	0	2	1	0	1	0						
Jimmie Hall, L (1,7) OBP: 0.269, SLG: 0.254	0-0 G6-3							0-0 F2		4	0	0	0	0	0	4						
Jay Johnstone, L (1,8) OBP: 0.294, SLG: 0.290								0-0 F6		4	0	0	0	0	1	2						
Buck Rodgers, S (1,2) OBP: 0.289, SLG: 0.282										3	1	1	0	0	1	0						
Bobby Knoop, R (1,4) OBP: 0.324, SLG: 0.333										3	0	1	0	0	1	0						
George Brunet, R (1,1) OBP: 0.385, SLG: 0.385										2	0	1	1	0	1	0						
Ed Kirkpatrick, L (7,PH) OBP: 0.300, SLG: 0.250										1	0	0	0	0	0	0						
Jack Hamilton, R (7,1) OBP: 0.143, SLG: 0.143										0	0	0	0	0	0	0						
Bob Heffner, R (8,1) OBP: 0.143, SLG: 0.143										0	0	0	0	0	0	0						
Tom Burgmeier, L (8,1) OBP: 0.143, SLG: 0.143										0	0	0	0	0	0	0						
Inning Stats	R: 1 E: 0 K: 0 S: 4	H: 2 LOB: 1 BB: 1 P: 8	R: 0 E: 0 K: 2 S: 7	H: 0 LOB: 0 BB: 0 P: 7	R: 0 E: 0 K: 2 S: 7	H: 0 LOB: 0 BB: 0 P: 7	R: 0 E: 0 K: 2 S: 7	H: 0 LOB: 0 BB: 0 P: 7	R: 1 E: 0 K: 0 S: 5	H: 3 LOB: 1 BB: 0 P: 5	R: 0 E: 0 K: 0 S: 5	H: 2 LOB: 2 BB: 0 P: 5	R: 0 E: 0 K: 1 S: 5	H: 0 LOB: 0 BB: 0 P: 5	R: 0 E: 0 K: 0 S: 3	H: 0 LOB: 0 BB: 0 P: 3	R: 0 E: 0 K: 0 S: 3	H: 0 LOB: 0 BB: 0 P: 3	1B: 6 2B: 1 3B: 0 HR: 0	SF: 0 SAC: 0 DP: 2 HBP: 0	WP: 0 PB: 0 SB: 0 CS: 0	PA: 33
PITCHER Denny McLain, R (1,1) ERA: 1.98	IP: 9.0 WLS: W BF: 33 H: 7 R: 2 ER: 2 SO: 7 BB: 1 IBB: 0 HBP: 0 BLK: 0 WP: 0 HR: 0 S: 46 P: 50 ERA: 2.00 WHIP: 0.889											PITCHER	IP: 9.0 WLS: W BF: 33 H: 7 R: 2 ER: 2 SO: 7 BB: 1 IBB: 0 HBP: 0 BLK: 0 WP: 0 HR: 0 S: 46 P: 50 ERA: 2.00 WHIP: 0.889									

California Angels @ Detroit Tigers
Tiger Stadium, Detroit, MI
Sun May 05 1968, 4:33 AM EDT
Att: 14,125 - Unknown

AB 32
R 2
H 7
RBI 2
BB 1
SO 7
LOB 10



Batter	1	2	3	4	5	6	7	8	9	AB	R	H	RBI	BB	SO	LOB	BOTTOM			
Mickey Stanley, R (1,3) OBP: 0.302, SLG: 0.373	0-0 1B		0-0		0-0 2H HR			0-0 F9		4	1	2	2	0	0	1				
Dick McAuliffe, L (1,4) OBP: 0.294, SLG: 0.352	0-0 F8		0-0		0-0 G3			4-0 BB BB		3	1	0	0	1	0	1				
Al Kaline, R (1,9) OBP: 0.344, SLG: 0.301	0-0 L9				0-0 1B			4-0 1B BB		3	0	1	0	1	0	1				
Willie Horton, R (1,7) OBP: 0.361, SLG: 0.603	0-3 K				0-3 K			0-0 P4		4	0	1	0	0	2	4				
Bill Freehan, R (1,2) OBP: 0.398, SLG: 0.590					0-3 K			0-0 F7		4	2	2	2	0	1	2				
Don Wert, R (1,5) OBP: 0.276, SLG: 0.310					0-0 P4			0-0 4-3		4	0	1	1	0	1	2				
Jim Northrup, L (1,8) OBP: 0.330, SLG: 0.395					0-0 K			0-0 4-3		4	0	1	0	0	1	1				
Dick Tracewski, R (1,6) OBP: 0.222, SLG: 0.125					0-0 F9			4-0 SH1-4 HR BB		2	1	0	0	1	0	1				
Denny McLain, R (1,1) OBP: 0.176, SLG: 0.176					0-0			0-0 SH1-4		1	0	0	0	0	0	0				
Inning Stats	R: 0 E: 0 K: 1 S: 6	H: 1 LOB: 1 BB: 0 P: 6	R: 1 E: 0 K: 2 S: 8	H: 1 LOB: 0 BB: 0 P: 8	R: 0 E: 0 K: 0 S: 3	H: 0 LOB: 0 BB: 0 P: 3	R: 0 E: 0 K: 2 S: 8	H: 1 LOB: 1 BB: 0 P: 8	R: 2 E: 0 K: 0 S: 4	H: 1 LOB: 1 BB: 1 P: 8	R: 0 E: 0 K: 0 S: 4	H: 1 LOB: 1 BB: 0 P: 4	R: 0 E: 0 K: 0 S: 4	H: 1 LOB: 1 BB: 0 P: 4	R: 2 E: 0 K: 0 S: 4	H: 2 LOB: 1 BB: 2 P: 12	1B: 6 2B: 0 3B: 0 HR: 2	SF: 0 SAC: 2 DP: 0 HBP: 0	WP: 0 PB: 1 SB: 0 CS: 0	PA: 34
PITCHER George Brunet, L (1,1) ERA: 3.08	IP: 6.0 WLS: L BF: 24 H: 5 R: 3 ER: 3 SO: 5 BB: 1 IBB: 0 HBP: 0 BLK: 0 WP: 0 HR: 2 S: 33 P: 37 ERA: 4.50 WHIP: 1.000											PITCHER	IP: 6.0 WLS: L BF: 24 H: 5 R: 3 ER: 3 SO: 5 BB: 1 IBB: 0 HBP: 0 BLK: 0 WP: 0 HR: 2 S: 33 P: 37 ERA: 4.50 WHIP: 1.000							
Jack Hamilton, R (7,1) ERA: 3.16	1.0 5 1 1 1 0 1 0 0 0 0 0 4 8 9.00 2.000																			
Bob Heffner, R (8,1) ERA: 27.0	0.2 4 2 1 1 0 1 0 0 0 0 0 3 7 13.50 4.500																			
Tom Burgmeier, L (8,1) ERA: 8.31	0.1 1 0 0 0 0 0 0 0 0 0 0 1 1 0.00 0.000																			

California Angels @ Detroit Tigers
Tiger Stadium, Detroit, MI
Sun May 05 1968, 4:33 AM EDT
Att: 14,125 - Unknown

AB 29
R 5
H 8
RBI 5
BB 3
SO 5
LOB 13



Batter	1	2	3	4	5	6	7	8	9	AB	R	H	RBI	BB	SO	LOB	TOP					
Luis Aparicio, R (1, 6) OBP: 0.235, SLG: 0.280	5-3			F4	F7			SH5-3 1B	5-3	5	0	1	0	0	0	0						
Ken Berry, R (1, 8) OBP: 0.301, SLG: 0.357	6-3			4-3				SH5-3 1-2		3	0	0	0	0	0	1						
Pete Ward, L (1, 7) OBP: 0.233, SLG: 0.534 Buddy Bradford, R (8, PR) OBP: 0.222, SLG: 0.353	1-3			E 1B 1B				F7		3	1	1	0	1	0	0						
Duane Josephson, R (1, 2) OBP: 0.352, SLG: 0.349		5-3		E 1B 1B				1-4-3		4	1	2	0	0	0	2						
Tom McCraw, L (1, 3) OBP: 0.265, SLG: 0.242		3-1		E4 1B 1-2 2-3				F9		4	1	1	0	0	0	3						
Bill Melton, R (1, 5) OBP: 0.154, SLG: 0.167										3	0	1	2	0	2	0						
Bill Voss, L (1, 9) OBP: 0.053, SLG: 0.105				K	4-3					4	1	1	1	0	1	2						
Tim Cullen, R (1, 4) OBP: 0.255, SLG: 0.256				K						4	1	1	2	0	1	0						
Tommy John, R (1, 1) OBP: 0.167, SLG: 0.167				K						4	0	0	0	0	1	0						
Inning Stats	R: 0 E: 0 K: 0 S: 3	H: 0 LOB: 0 BB: 0 P: 3	R: 0 E: 0 K: 1 S: 5	H: 0 LOB: 0 BB: 0 P: 5	R: 0 E: 0 K: 3 S: 9	H: 0 LOB: 0 BB: 0 P: 9	R: 2 E: 1 K: 0 S: 7	H: 3 LOB: 2 BB: 0 P: 7	R: 0 E: 0 K: 0 S: 3	H: 0 LOB: 0 BB: 0 P: 3	R: 0 E: 0 K: 1 S: 6	H: 1 LOB: 1 BB: 0 P: 6	R: 0 E: 0 K: 1 S: 5	H: 0 LOB: 0 BB: 0 P: 5	R: 0 E: 0 K: 0 S: 4	H: 1 LOB: 2 BB: 1 P: 8	R: 3 E: 0 K: 0 S: 6	H: 3 LOB: 0 BB: 0 P: 6	1B: 6 2B: 1 3B: 0 HR: 1	SF: 0 SAC: 2 DP: 0 HBP: 0	WP: 0 PB: 0 SB: 0 CS: 0	PA: 37
PITCHER	IP	WLS	BF	H	R	ER	SO	BB	IBB	HBP	BLK	WP	HR	S	P	ERA	WHIP					
Rickey Clark, R (1, 1) ERA: 1.95	8.0	L	31	5	2	0	6	0	1	0	0	0	0	42	46	0.00	0.625					
Minnie Rojas, R (9, 1) ERA: 5.93	1.0		6	3	3	3	0	0	0	0	0	0	1	6	6	27.00	3.000					

Chicago White Sox @ California Angels
 Anaheim Stadium, Anaheim, CA
 Mon May 06 1968, 10:05 PM EDT
 Att: 8,213 - Unknown


AB 34
 R 5
 H 8
 RBI 5
 BB 1
 SO 6
 LOB 7



Batter	1	2	3	4	5	6	7	8	9	AB	R	H	RBI	BB	SO	LOB	BOTTOM					
Paul Schaaf, R (1, 5) OBP: 0.314, SLG: 0.264	5-3		F8			1-3			F7	4	0	0	0	0	0	0						
Jim Fregosi, R (1, 6) OBP: 0.393, SLG: 0.378	2-3		4-3						6-3	4	0	1	0	0	0	0						
Roger Repoz, L (1, 8) OBP: 0.354, SLG: 0.554				F8		4-3			G3	3	0	0	0	1	0	1						
Rick Reichardt, R (1, 7) OBP: 0.333, SLG: 0.475			K				L1			3	0	0	0	0	2	1						
Bubba Morton, R (1, 9) OBP: 0.273, SLG: 0.429							6-3			3	1	1	1	0	1	0						
Chuck Hinton, R (1, 3) OBP: 0.194, SLG: 0.259			K				F9			3	0	0	0	0	1	0						
Buck Rodgers, S (1, 2) OBP: 0.291, SLG: 0.284		F7							6-3	3	0	1	0	0	0	0						
Bobby Knoop, R (1, 4) OBP: 0.311, SLG: 0.317		1-6-3					L4-3		6-3	3	0	0	0	0	0	1						
Rickey Clark, R (1, 1) OBP: 0.100, SLG: 0.100 Woodie Held, R (8, PH) OBP: 0.250, SLG: 0.100 Minnie Rojas, R (9, 1)			F6						K	2	0	0	0	0	1	0						
Inning Stats	R: 0 E: 0 K: 1 S: 5	H: 0 LOB: 1 BB: 1 P: 9	R: 1 E: 0 K: 1 S: 6	H: 1 LOB: 0 BB: 0 P: 6	R: 0 E: 0 K: 0 S: 3	H: 0 LOB: 0 BB: 0 P: 3	R: 0 E: 0 K: 2 S: 7	H: 0 LOB: 0 BB: 0 P: 7	R: 0 E: 0 K: 0 S: 3	H: 1 LOB: 0 BB: 0 P: 3	R: 0 E: 0 K: 1 S: 6	H: 1 LOB: 1 BB: 0 P: 6	R: 0 E: 0 K: 0 S: 3	H: 0 LOB: 0 BB: 0 P: 3	R: 0 E: 0 K: 1 S: 5	H: 0 LOB: 0 BB: 0 P: 5	R: 0 E: 0 K: 0 S: 3	H: 0 LOB: 0 BB: 0 P: 3	1B: 2 2B: 1 3B: 0 HR: 1	SF: 0 SAC: 0 DP: 1 HBP: 0	WP: 0 PB: 0 SB: 0 CS: 0	PA: 30
PITCHER	IP	WLS	BF	H	R	ER	SO	BB	IBB	HBP	BLK	WP	HR	S	P	ERA	WHIP					
Tommy John, L (1, 1) ERA: 2.0	9.0	W	30	3	1	1	6	1	0	0	0	0	1	41	45	1.00	0.444					

Chicago White Sox @ California Angels
 Anaheim Stadium, Anaheim, CA
 Mon May 06 1968, 10:05 PM EDT
 Att: 8,213 - Unknown

AB 29
 R 1
 H 3
 RBI 1
 BB 1
 SO 6
 LOB 3



Batter	1	2	3	4	5	6	7	8	9	AB	R	H	RBI	BB	SO	LOB	TOP					
Rod Carew, L (1,4) OBP: 0.337, SLG: 0.384	F8		K		K			F3		4	0	0	0	0	2	0	Minnesota Twins @ California Angels Anaheim Stadium, Anaheim, CA Fri May 10 1968, 10:05 PM EDT Unknown - 69 F					
Cesar Tovar, R (1,8) OBP: 0.336, SLG: 0.398	L3		WP BB			CS 1B		F8		3	0	1	0	1	0	0						
Tony Oliva, L (1,9) OBP: 0.296, SLG: 0.317			K			F8		6-3		3	0	0	0	1	1	2						
Harmon Killebrew, R (1,3) OBP: 0.395, SLG: 0.581	K				F7	FC6-4 BB			G5-4-3 BB	2	0	0	0	2	1	1						
Bob Allison, R (1,7) OBP: 0.389, SLG: 0.476					K	FC6-4 BB			G5-4-3	3	0	0	0	1	1	2						
Ron Clark, R (1,5) OBP: 0.417, SLG: 0.350									K	2	0	0	0	2	1	1						
Jerry Zimmerman, R (1,2) Frank Kostro, R (7,PH) Bruce Look, L (7,2) OBP: 0.286, SLG: 0.167										2	0	0	0	0	1	2						
Jackie Hernandez, R (1,6) OBP: 0.256, SLG: 0.298										1	0	0	0	0	1	0						
Jim Kaat, L (1,1) Rich Rollins, R (7,PH) Bob Miller, R (7,1) OBP: 0.067, SLG: 0.067										0	0	0	0	0	0	0						
										0	0	0	0	0	0	0						
Inning Stats	R: 0 E: 0 K: 1 S: 5	H: 0 LOB: 1 BB: 1 P: 9	R: 0 E: 0 K: 1 S: 5	H: 0 LOB: 1 BB: 1 P: 9	R: 0 E: 0 K: 2 S: 7	H: 0 LOB: 1 BB: 1 P: 11	R: 0 E: 0 K: 1 S: 5	H: 0 LOB: 1 BB: 1 P: 9	R: 0 E: 0 K: 1 S: 5	H: 1 LOB: 0 BB: 0 P: 5	R: 0 E: 0 K: 0 S: 3	H: 1 LOB: 1 BB: 1 P: 7	R: 0 E: 0 K: 0 S: 3	H: 0 LOB: 1 BB: 1 P: 7	R: 0 E: 0 K: 0 S: 3	H: 0 LOB: 0 BB: 0 P: 3	R: 0 E: 0 K: 1 S: 4	H: 0 LOB: 0 BB: 1 P: 8	1B: 2 2B: 0 3B: 0 HR: 0	SF: 0 SAC: 0 DP: 2 HBP: 0	WP: 1 PB: 0 SB: 0 CS: 1	PA: 33
PITCHER George Brunet, L (1,1) ERA: 2.49	IP: 9.0 WLS: W BF: 33 H: 2 R: 0 ER: 0 SO: 7 BB: 7 IBB: 0 HBP: 0 BLK: 0 WP: 1 HR: 0 S: 40 P: 68 ERA: 0.00 WHIP: 1.000															PITCHER	IP: 9.0 WLS: W BF: 33 H: 2 R: 0 ER: 0 SO: 7 BB: 7 IBB: 0 HBP: 0 BLK: 0 WP: 1 HR: 0 S: 40 P: 68 ERA: 0.00 WHIP: 1.000					

livebaseballscores.com



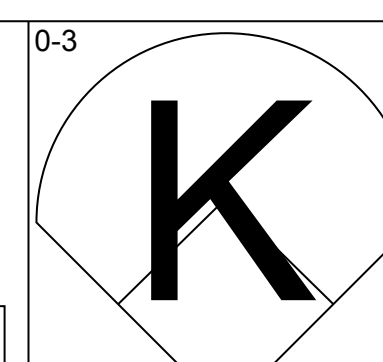
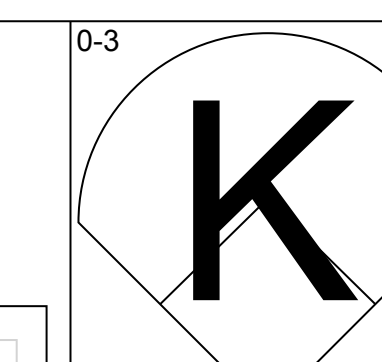
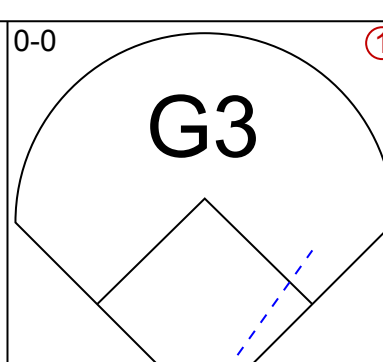
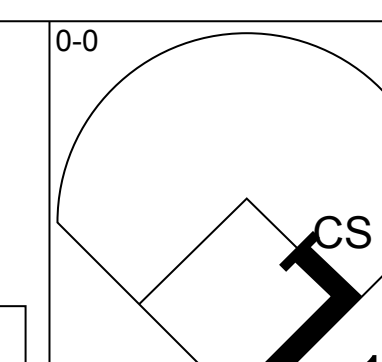
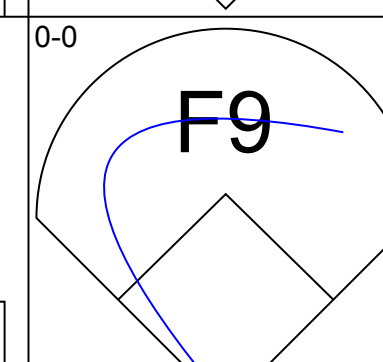
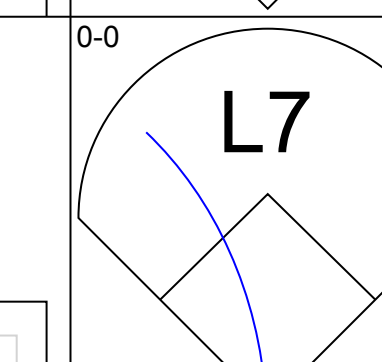
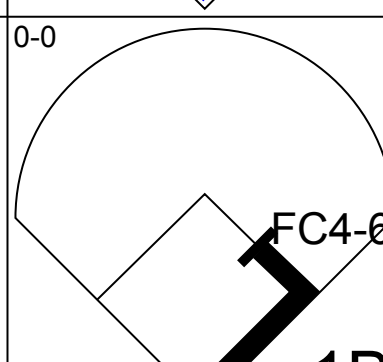
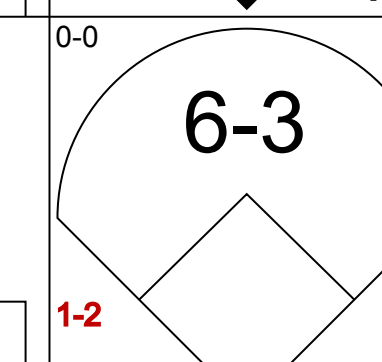
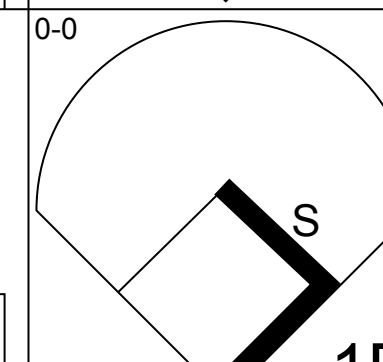
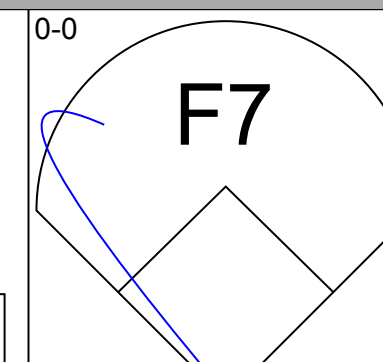
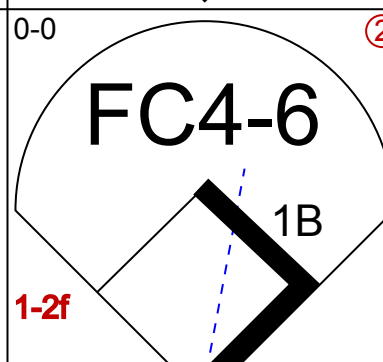
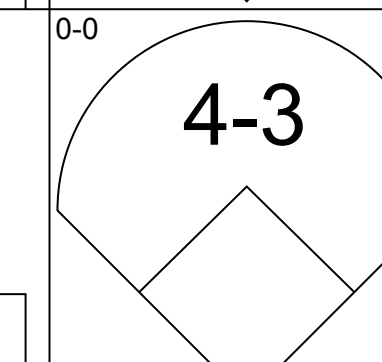
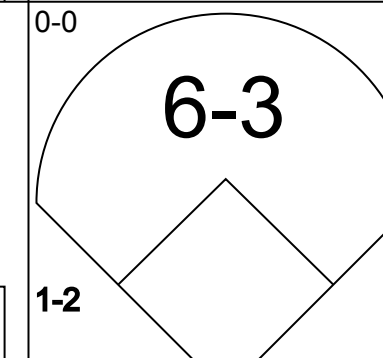
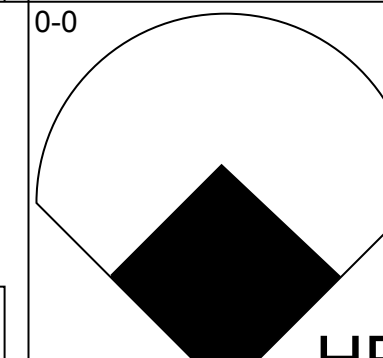
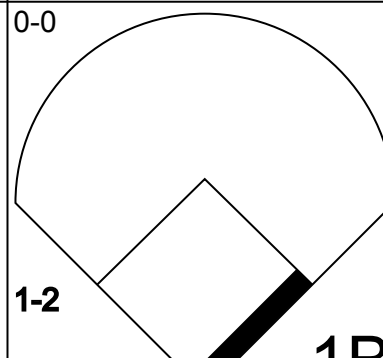
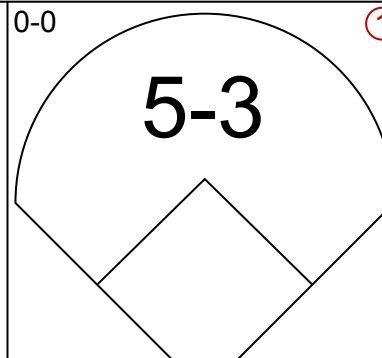
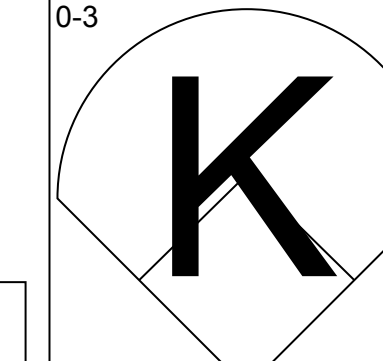
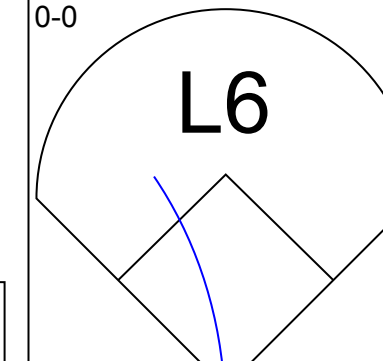
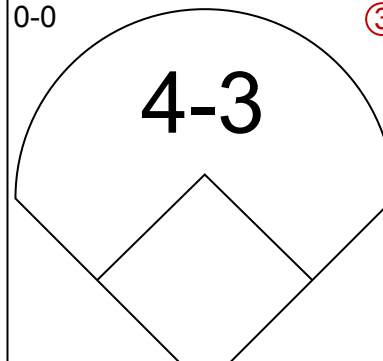
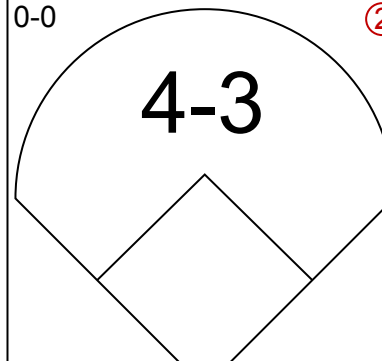
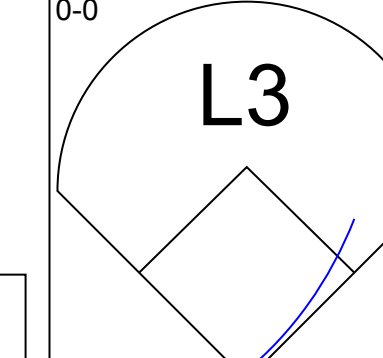
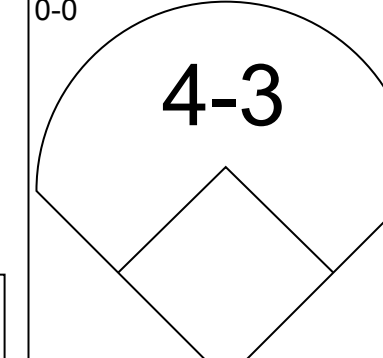
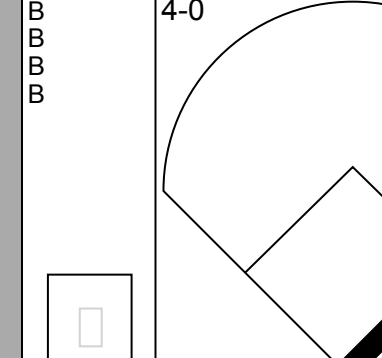
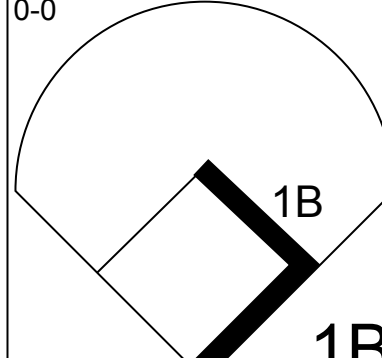
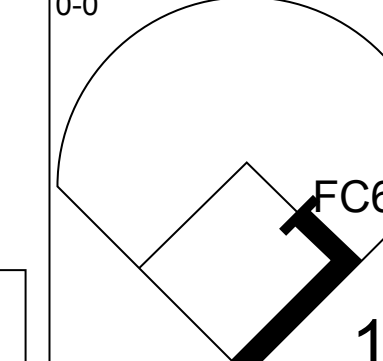
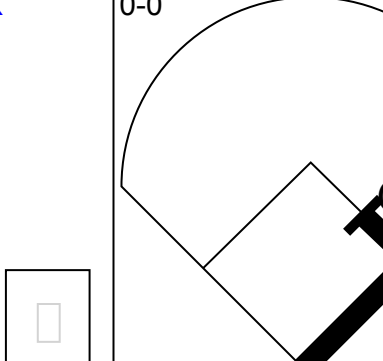
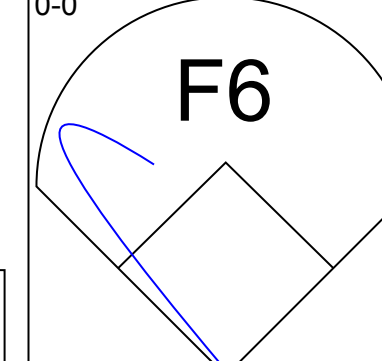
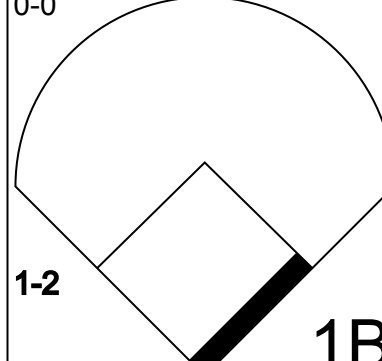
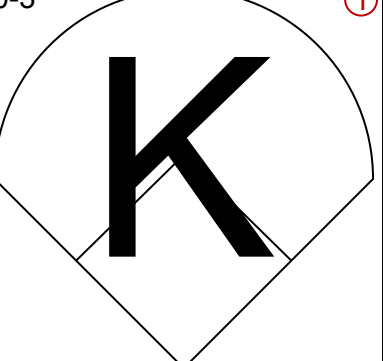
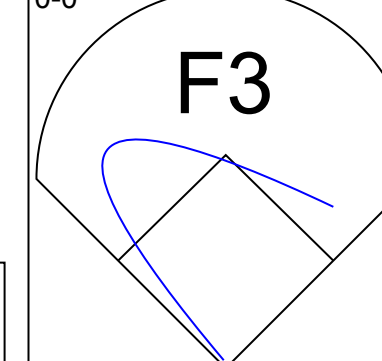
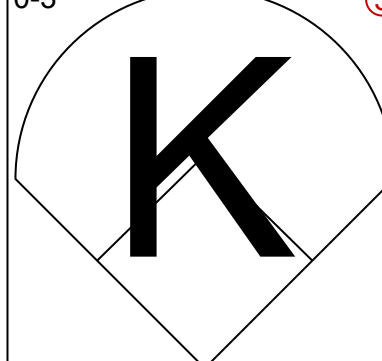
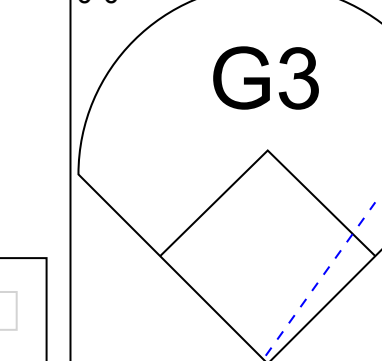
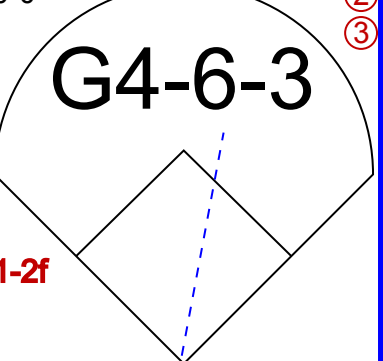
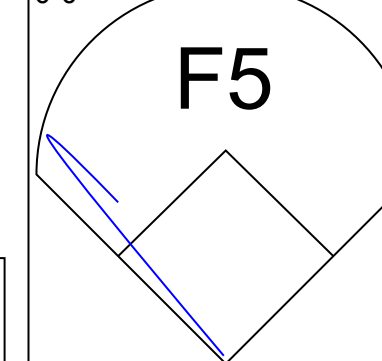
Batter	1	2	3	4	5	6	7	8	9	AB	R	H	RBI	BB	SO	LOB	BOTTOM			
Paul Schaaf, R (1,5) OBP: 0.317, SLG: 0.279	4-3					SH1-4 HR BB				3	1	1	0	1	1	0	Minnesota Twins @ California Angels Anaheim Stadium, Anaheim, CA Fri May 10 1968, 10:05 PM EDT Unknown - 69 F			
Woodie Held, R (1,6) OBP: 0.227, SLG: 0.200					2B	SH1-4				3	0	1	0	0	1	1				
Rick Reichardt, R (1,7) OBP: 0.315, SLG: 0.468						1-2				4	1	1	2	0	0	1				
Bubba Morton, R (1,9) OBP: 0.300, SLG: 0.346 Don Mincher, L (8,3) OBP: 0.343, SLG: 0.328						2H HR				3	0	0	0	0	0	1				
Chuck Hinton, R (1,3) (8,9) OBP: 0.221, SLG: 0.270						6-3				1	0	1	0	1	0	1				
Buck Rodgers, S (1,2) OBP: 0.292, SLG: 0.286						FC6-4 BB				3	0	1	1	0	0	1				
Bobby Knoop, R (1,4) OBP: 0.295, SLG: 0.299						S 1B				3	0	1	1	0	0	1				
Jay Johnstone, L (1,8) OBP: 0.256, SLG: 0.250						1H 1B				3	0	0	0	0	2	1				
George Brunet, R (1,1) OBP: 0.313, SLG: 0.313										3	0	0	0	0	2	0				
										3	0	0	0	0	2	0				
Inning Stats	R: 0 E: 0 K: 0 S: 4	H: 1 LOB: 0 BB: 0 P: 4	R: 0 E: 0 K: 1 S: 5	H: 0 LOB: 0 BB: 0 P: 5	R: 0 E: 0 K: 1 S: 6	H: 1 LOB: 0 BB: 0 P: 6	R: 0 E: 0 K: 0 S: 3	H: 0 LOB: 1 BB: 1 P: 7	R: 0 E: 0 K: 2 S: 7	H: 0 LOB: 0 BB: 0 P: 7	R: 3 E: 0 K: 1 S: 8	H: 3 LOB: 1 BB: 1 P: 12	R: 0 E: 0 K: 2 S: 7	H: 0 LOB: 0 BB: 0 P: 7	R: 0 E: 0 K: 1 S: 6	H: 1 LOB: 1 BB: 0 P: 6	1B: 4 2B: 1 3B: 0 HR: 1	SF: 0 SAC: 1 DP: 0 HBP: 0	WP: 0 PB: 0 SB: 1 CS: 0	PA: 32
PITCHER Jim Kaat, L (1,1) ERA: 3.0 Bob Miller, R (7,1) ERA: 1.6	IP: 6.0 WLS: L BF: 25 H: 5 R: 3 ER: 3 SO: 5 BB: 5 IBB: 3 HBP: 3 BLK: 5 WP: 0 HR: 1 S: 33 P: 41 ERA: 4.50 WHIP: 1.167															PITCHER	IP: 6.0 WLS: L BF: 25 H: 5 R: 3 ER: 3 SO: 5 BB: 5 IBB: 3 HBP: 3 BLK: 5 WP: 0 HR: 1 S: 33 P: 41 ERA: 4.50 WHIP: 1.167			

livebaseballscores.com



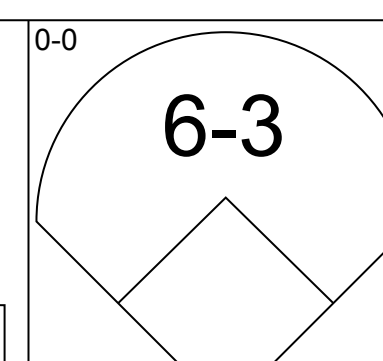
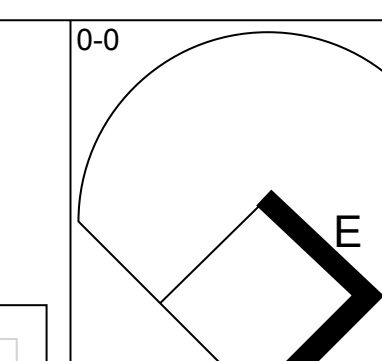
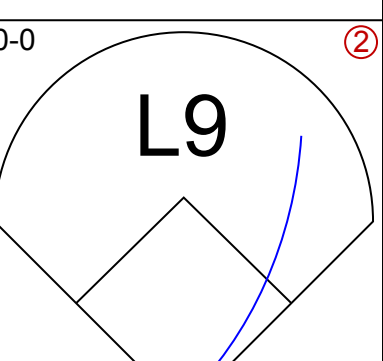
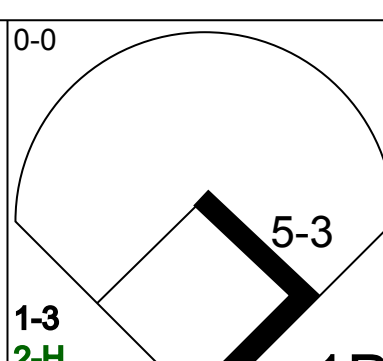
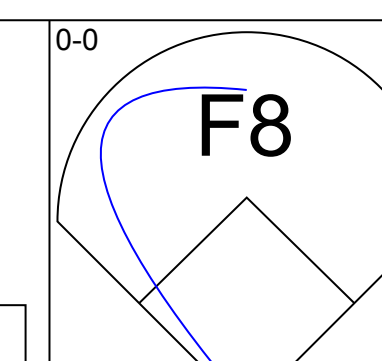
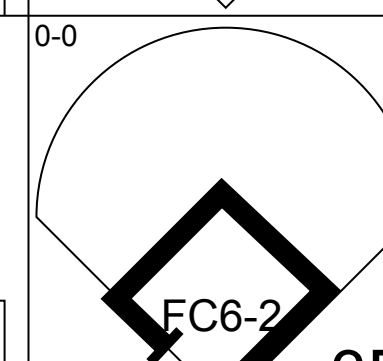
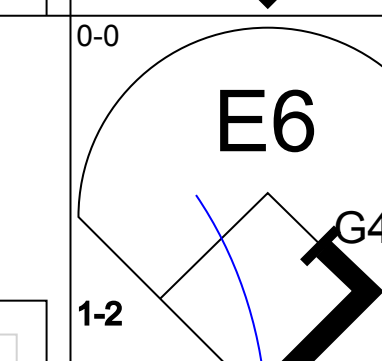
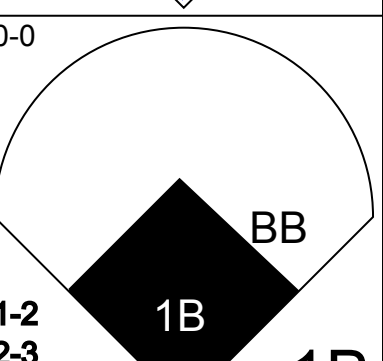
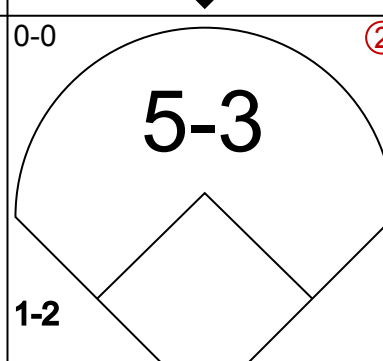
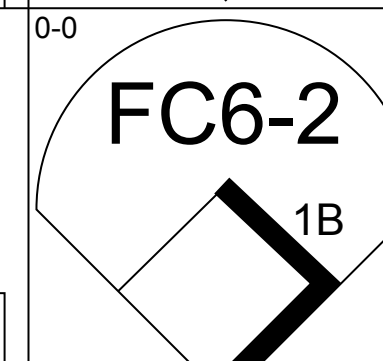
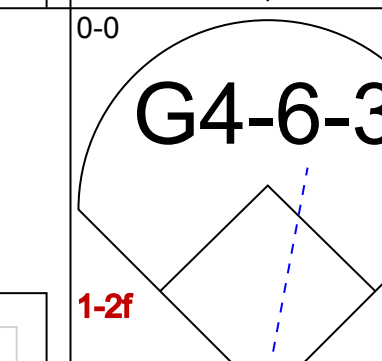
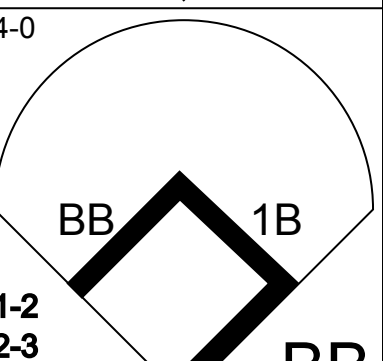
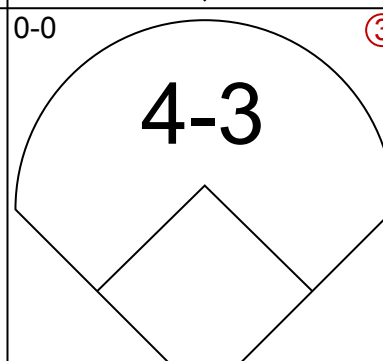
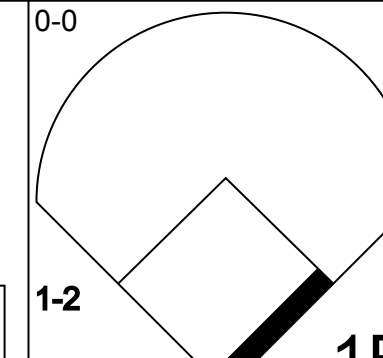
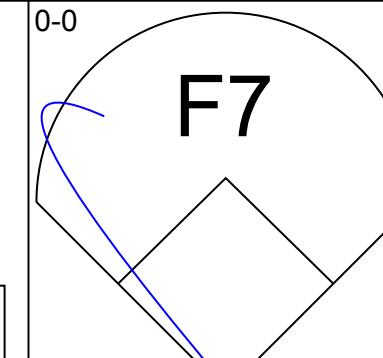
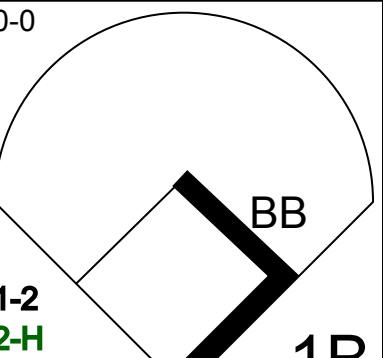
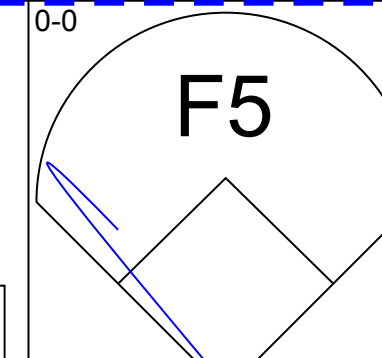
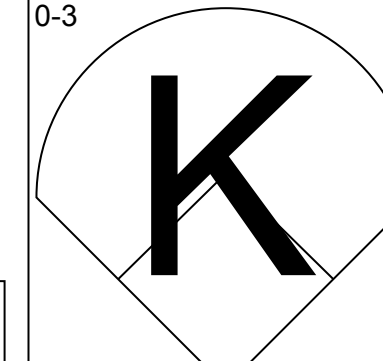
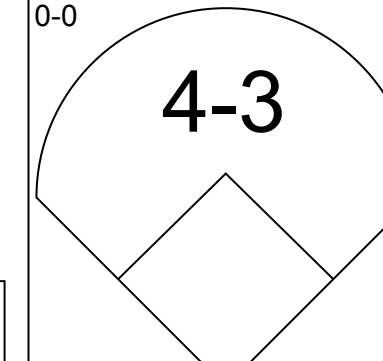
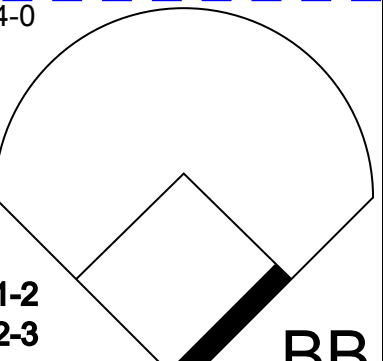
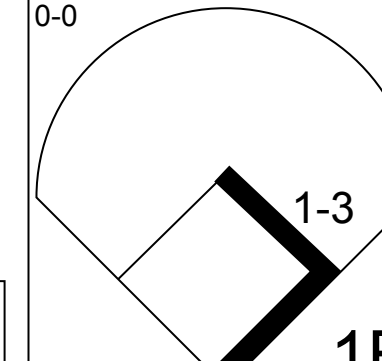
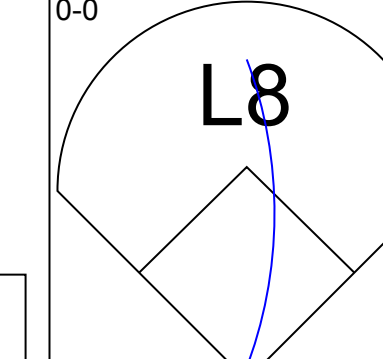
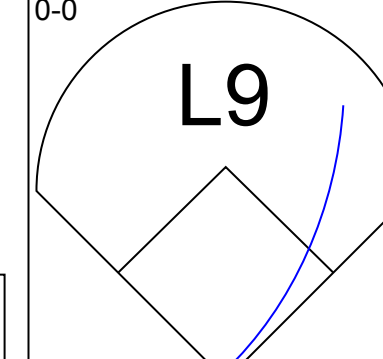
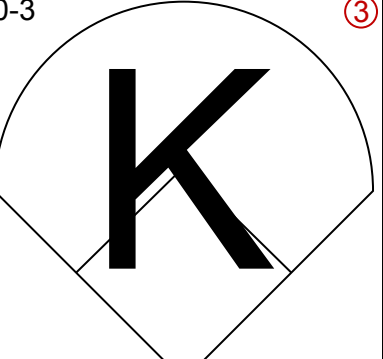
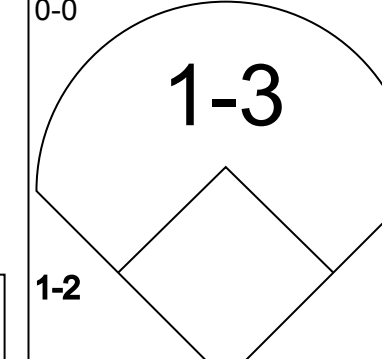
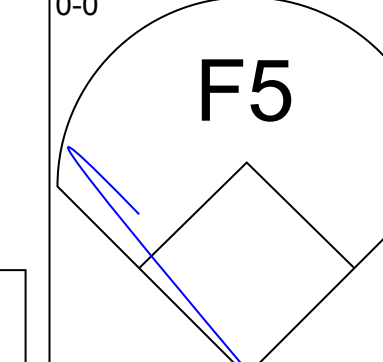
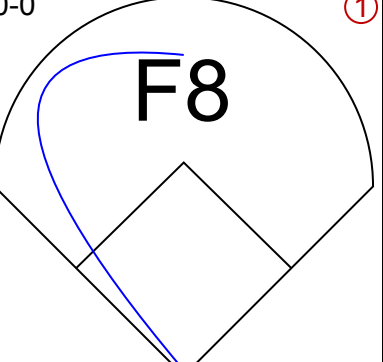
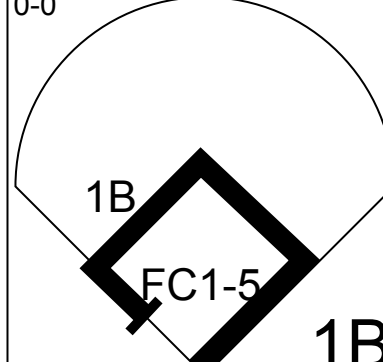

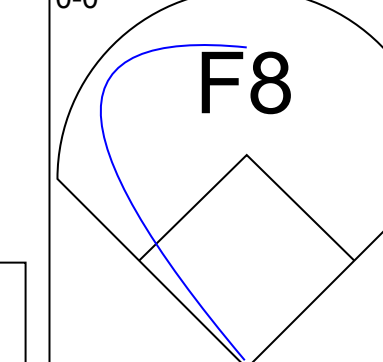
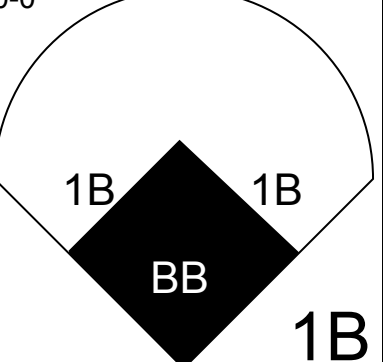
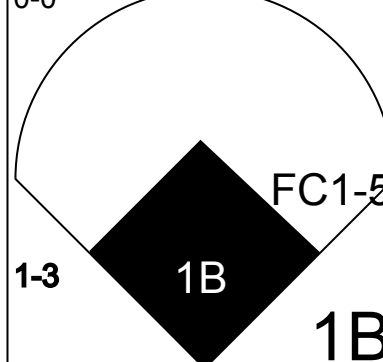
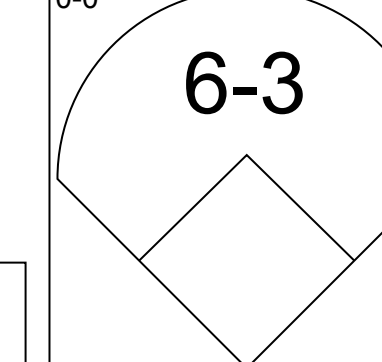
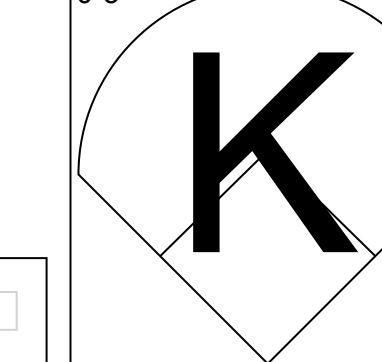
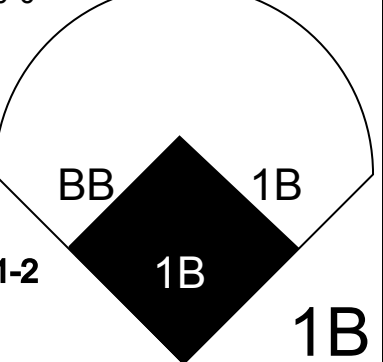
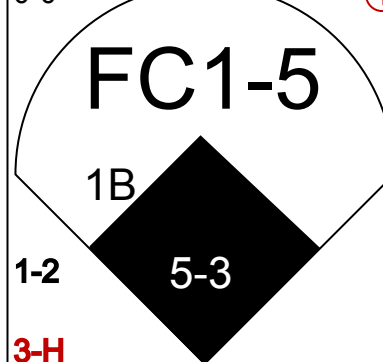
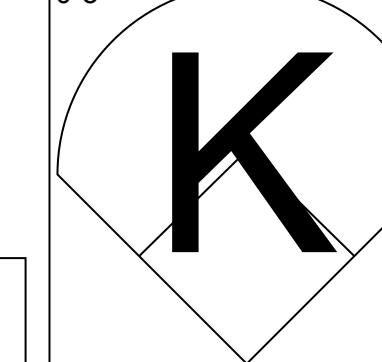
Batter	1	2	3	4	5	6	7	8	9	AB	R	H	RBI	BB	SO	LOB	TOP										
Rod Carew, L OBP: 0.333, SLG: 0.379 Ron Clark, R OBP: 0.400, SLG: 0.333	0-0 4-3		0-0 G3 1B	0-0 1-3			0-0 4-3		0-3 K	4	0	1	1	0	0	1	Minnesota Twins @ California Angels Anaheim Stadium, Anaheim, CA Fri May 10 1968, 10:05 PM EDT Att: 21,270 - Unknown										
Cesar Tovar, R OBP: 0.322, SLG: 0.380	0-0 5-3		0-3 K	0-0 F3			0-0 4-3		0-0 F4	5	0	0	0	0	1	1											
Rich Reese, L OBP: 0.174, SLG: 0.238 Bob Allison, R OBP: 0.385, SLG: 0.470	0-0 F9		0-0 G3				0-0 F4		0-0 G3	4	0	0	0	0	0	1											
Harmon Killebrew, R OBP: 0.390, SLG: 0.567		0-0 BB 1B	0-3 K				0-0 5-3		0-0 E5 HR	4	1	1	0	0	1	1											
Tony Oliva, L OBP: 0.294, SLG: 0.343		0-0 L5		0-0 E3 1B SH			0-0 L6		0-0 HR	4	2	1	2	0	0	1											
Ted Uhlhaender, L OBP: 0.290, SLG: 0.437		0-0 BB 1B		0-0 SH 1B			0-0 G3		0-0 F8	4	1	2	0	0	0	0											
Jackie Hernandez, R OBP: 0.259, SLG: 0.299		0-3 K		0-0 SH 1B 1-3			0-0 6-3		0-0 CS 1B	3	1	1	1	0	1	2											
John Roseboro, L OBP: 0.245, SLG: 0.198		4-0 BB		0-0 1-3 WP S 1B			0-0 F6		4-0 IBB	2	1	1	1	2	0	0											
Dean Chance, R OBP: 0.100, SLG: 0.053 Ron Perranoski, L OBP: 0.117 Al Worthington, R OBP: 0.117	0-3 K		0-3 K				0-3 K		0-3 K	3	0	0	0	0	3	5	AB 36 R 6 H 7 RBI 5 BB 2 SO 8 LOB 14										
Inning Stats	R: 0 E: 0 K: 0 S: 3	H: 0 LOB: 0 BB: 0 P: 3	R: 0 E: 0 K: 2 S: 9	H: 2 LOB: 3 BB: 1 P: 13	R: 0 E: 0 K: 2 S: 8	H: 1 LOB: 1 BB: 0 P: 8	R: 4 E: 1 K: 1 S: 9	H: 2 LOB: 0 BB: 0 P: 9	R: 0 E: 0 K: 0 S: 3	H: 0 LOB: 0 BB: 0 P: 3	R: 0 E: 0 K: 1 S: 5	H: 0 LOB: 0 BB: 0 P: 5	R: 2 E: 1 K: 1 S: 8	H: 2 LOB: 2 BB: 1 P: 12	R: 0 E: 0 K: 1 S: 5	H: 0 LOB: 0 BB: 0 P: 5		1B: 6 2B: 0 3B: 0 HR: 1	SF: 0 SAC: 1 DP: 0 HBP: 0	WP: 1 PB: 0 CS: 1	PA: 39						
PITCHER	IP	WLS	BF	H	R	ER	SO	BB	IBB	HBP	BLK	WP	HR	S	P	ERA	WHIP										
Rickey Clark, R ERA: 1.98 Tom Burgmeier, L ERA: 6.23 Minnie Rojas, R ERA: 5.29	4.0		20	5	4	1	5	1	0	0	0	1	0	29	33	2.25	1.500										

Batter	1	2	3	4	5	6	7	8	9	AB	R	H	RBI	BB	SO	LOB	BOTTOM										
Jay Johnstone, L OBP: 0.271, SLG: 0.250	0-0 F8		4-0 S BB	0-0 6-3			0-0 E 1B		0-0 F5	4	1	1	0	1	0	1	Minnesota Twins @ California Angels Anaheim Stadium, Anaheim, CA Fri May 10 1968, 10:05 PM EDT Att: 21,270 - Unknown										
Paul Schaaf, R OBP: 0.320, SLG: 0.284	0-0 FC4-6 1B		0-0 4-3				0-0 E4 SH1-3 1-H FC5-2		0-0 4-3	5	0	2	0	0	0	1											
Don Mincher, L OBP: 0.324, SLG: 0.306	0-0 FC4-6 1-2		0-0 G3				0-0 SH1-3		0-3 K	4	0	0	0	0	1	3											
Rick Reichardt, R OBP: 0.319, SLG: 0.457	0-3 K			0-0 6-3			0-0 5-3		0-0 FC5-2 BB	4	0	1	0	1	1	2											
Jimmie Hall, L OBP: 0.274, SLG: 0.250 Chuck Hinton, R OBP: 0.214, SLG: 0.262		0-0 WP 1B		4-0 BB E E4 BB			0-0 K		0-0 FC5-2 1-2 3-H	2	1	1	0	1	1	1											
Tom Satriano, L OBP: 0.370, SLG: 0.462 Clyde Wright, R OBP: 0.429, SLG: 0.500 Minnie Rojas, R	0-0 F7		0-0 E4 BB				0-0 WP BB		0-3 K	2	1	0	0	1	0	2											
Woodie Held, R OBP: 0.231, SLG: 0.174	0-3 K		4-0 E4 BB				0-3 K		0-0 5-3	3	0	0	0	1	2	2											
Bobby Knoop, R OBP: 0.293, SLG: 0.288	0-0 4-3		0-0 E4 HR				0-3 K		4-0 BB	3	1	0	1	1	1	4											
Rickey Clark, R OBP: 0.091, SLG: 0.091 Ed Kirkpatrick, L OBP: 0.364, SLG: 0.667 Tom Burgmeier, L OBP: 0.117 Buck Rodgers, S OBP: 0.286, SLG: 0.279	0-0 K		0-3 K				0-0 F9		0-0 F8	1	0	0	0	0	1	0	AB 34 R 5 H 6 RBI 3 BB 6 SO 8 LOB 24										
Inning Stats	R: 0 E: 0 K: 1 S: 6	H: 1 LOB: 1 BB: 0 P: 6	R: 0 E: 0 K: 1 S: 6	H: 1 LOB: 0 BB: 0 P: 6	R: 0 E: 0 K: 1 S: 5	H: 0 LOB: 1 BB: 1 P: 9	R: 4 E: 2 K: 0 S: 5	H: 1 LOB: 2 BB: 2 P: 13	R: 0 E: 0 K: 1 S: 6	H: 1 LOB: 1 BB: 0 P: 6	R: 0 E: 0 K: 2 S: 7	H: 0 LOB: 2 BB: 1 P: 11	R: 1 E: 1 K: 1 S: 7	H: 1 LOB: 2 BB: 1 P: 11	R: 0 E: 0 K: 0 S: 3	H: 0 LOB: 1 BB: 1 P: 7		R: 0 E: 0 K: 1 S: 6	H: 1 LOB: 1 BB: 0 P: 6	1B: 5 2B: 0 3B: 0 HR: 1	SF: 0 SAC: 1 DP: 0 HBP: 0	WP: 2 PB: 0 CS: 0	PA: 41				
PITCHER	IP	WLS	BF	H	R	ER	SO	BB	IBB	HBP	BLK	WP	HR	S	P	ERA	WHIP										
Dean Chance, R ERA: 2.79 Ron Perranoski, L ERA: 1.17 Al Worthington, R ERA: 1.59	6.0		29	5	5	0	6	4	0	0	0	0	0	12	20	0.00	0.750										

Batter	1	2	3	4	5	6	7	8	9	AB	R	H	RBI	BB	SO	LOB	TOP			
Jim Holt, L OBP: 0.125, SLG: 0.125 (1, 7)										4	0	1	0	0	2	0	Minnesota Twins @ California Angels Anaheim Stadium, Anaheim, CA Sat May 11 1968, 10:05 PM EDT Att: 17,307 - Unknown - 69 F			
Cesar Tovar, R OBP: 0.319, SLG: 0.375 (1, 5) (7, 6)										4	0	1	0	0	0	1				
Rod Carew, L OBP: 0.330, SLG: 0.374 (1, 4)										4	0	1	0	0	0	1				
Harmon Killebrew, R OBP: 0.393, SLG: 0.594 (1, 3)										4	1	2	1	0	0	1				
Tony Oliva, L OBP: 0.285, SLG: 0.330 (1, 9)										4	0	0	0	0	1	2				
Ted Uhlhaender, L OBP: 0.297, SLG: 0.434 (1, 8)										3	0	1	0	1	0	0				
John Roseboro, L OBP: 0.265, SLG: 0.224 (1, 2)										4	0	3	0	0	0	1				
Jackie Hernandez, R OBP: 0.253, SLG: 0.292 (7, PH)										2	0	0	0	0	1	2				
Rich Reese, L OBP: 0.167, SLG: 0.227 (7, 1)										1	0	0	0	0	0	1				
Bob Allison, R OBP: 0.381, SLG: 0.464 (9, PH)										0	0	0	0	0	0	0				
Jim Perry, S OBP: 0.176, SLG: 0.313 Bob Miller, R (5, 1)										2	0	0	0	0	0	1				
Rich Rollins, R OBP: 0.063, SLG: 0.063 (7, 5)										0	0	0	0	0	0	0				
Bob Allison, R OBP: 0.381, SLG: 0.464 (9, PH)										1	0	0	0	0	1	2				
Inning Stats	R: 0 E: 0 K: 1 S: 6	H: 1 LOB: 1 BB: 0 P: 6	R: 0 E: 0 K: 1 S: 6	H: 1 LOB: 1 BB: 0 P: 6	R: 0 E: 0 K: 1 S: 5	H: 0 LOB: 0 BB: 0 P: 5	R: 1 E: 0 K: 0 S: 4	H: 1 LOB: 0 BB: 0 P: 4	R: 0 E: 0 K: 0 S: 5	H: 2 LOB: 2 BB: 0 P: 5	R: 0 E: 0 K: 0 S: 3	H: 0 LOB: 1 BB: 1 P: 7	R: 0 E: 0 K: 1 S: 7	H: 1 LOB: 0 BB: 0 P: 3	R: 0 E: 0 K: 1 S: 7	H: 2 LOB: 2 BB: 0 P: 7	1B: 8 2B: 0 3B: 0 HR: 1	SF: 0 SAC: 0 DP: 1 HBP: 0	WP: 0 PB: 0 SB: 1 CS: 1	PA: 35
PITCHER Sammy Ellis, R ERA: 4.46 (1, 1)	IP: 9.0 WLS: W BF: 35 H: 9 R: 1 ER: 1 SO: 5 BB: 1 IBB: 0 HBP: 0 BLK: 0 WP: 0 HR: 1 S: 44 P: 48 ERA: 1.00 WHIP: 1.111															PITCHER				

AB	34
R	1
H	9
RBI	1
BB	1
SO	5
LOB	13



Batter	1	2	3	4	5	6	7	8	9	AB	R	H	RBI	BB	SO	LOB	BOTTOM			
Jay Johnstone, L OBP: 0.283, SLG: 0.265 (1, 8)										5	0	2	1	0	0	2	Minnesota Twins @ California Angels Anaheim Stadium, Anaheim, CA Sat May 11 1968, 10:05 PM EDT Att: 17,307 - Unknown - 69 F			
Jim Fregosi, R OBP: 0.402, SLG: 0.398 (1, 6)										4	1	2	1	0	0	2				
Don Mincher, L OBP: 0.321, SLG: 0.292 (1, 3)										3	0	0	1	1	0	4				
Jimmie Hall, L OBP: 0.286, SLG: 0.265 (1, 9)										4	0	2	2	0	0	0				
Rick Reichardt, R OBP: 0.327, SLG: 0.452 (1, 7)										3	0	1	0	1	1	2				
Paul Schaaf, R OBP: 0.310, SLG: 0.274 (1, 5)										4	0	0	0	0	1	4				
Buck Rodgers, S OBP: 0.284, SLG: 0.278 (1, 2)										4	0	1	0	0	0	1				
Bobby Knoop, R OBP: 0.302, SLG: 0.298 (1, 4)										4	2	2	0	0	0	0				
Sammy Ellis, L OBP: 0.143, SLG: 0.077 (1, 1)										4	2	1	0	0	2	2				
Inning Stats	R: 0 E: 0 K: 1 S: 7	H: 2 LOB: 2 BB: 0 P: 7	R: 0 E: 0 K: 0 S: 3	H: 0 LOB: 0 BB: 0 P: 3	R: 0 E: 1 K: 1 S: 6	H: 1 LOB: 1 BB: 0 P: 6	R: 0 E: 0 K: 0 S: 3	H: 0 LOB: 0 BB: 0 P: 3	R: 3 E: 0 K: 1 S: 9	H: 4 LOB: 3 BB: 2 P: 17	R: 2 E: 0 K: 0 S: 6	H: 3 LOB: 1 BB: 0 P: 6	R: 0 E: 0 K: 1 S: 5	H: 1 LOB: 1 BB: 0 P: 4	R: 0 E: 0 K: 1 S: 5	H: 0 LOB: 0 BB: 0 P: 5		1B: 10 2B: 0 3B: 1 HR: 0	SF: 0 SAC: 0 DP: 1 HBP: 0	WP: 0 PB: 0 SB: 0 CS: 0
PITCHER Jim Perry, R ERA: 2.35 Bob Miller, R ERA: 4.26 Jim Roland, L ERA: (1, 1) (5, 1) (7, 1)	IP: 4.2 WLS: L BF: 22 H: 7 R: 3 ER: 3 SO: 2 BB: 1 IBB: 0 HBP: 0 BLK: 0 WP: 0 HR: 0 S: 25 P: 29 ERA: 5.79 WHIP: 1.714															PITCHER				

AB	35
R	5
H	11
RBI	5
BB	2
SO	4
LOB	17



Batter	1	2	3	4	5	6	7	8	9	10	AB	R	H	RBI	BB	SO	LOB	TOP
Rod Carew, L OBP: 0.333, SLG: 0.384 (1, 4)	F8						F8					5	1	2	0	0	1	2
Cesar Tovar, R OBP: 0.315, SLG: 0.371 (1, 6)	F7		SF8				FC4-6			E6		4	1	1	1	0	0	1
Tony Oliva, L OBP: 0.289, SLG: 0.333 (1, 9)	E S 1B		F7				6-3			E6		5	0	2	0	0	0	2
Harmon Killebrew, R OBP: 0.373, SLG: 0.577 (10, 5) Ron Clark, R OBP: 0.400, SLG: 0.333				6-3			K			G5-4-3		3	0	0	0	2	1	3
Bob Allison, R OBP: 0.125, SLG: 0.125 (10, 7) Jim Holt, L OBP: 0.125, SLG: 0.125 (10, 7)					K		5-3			5-3		4	0	0	1	1	2	3
Rich Rollins, R OBP: 0.095, SLG: 0.238 (10, 1) Al Worthington, R OBP: 0.263, SLG: 0.221 (9, 2)		F8			F4					5-3		5	1	1	1	0	0	3
Ted Uhlaender, L OBP: 0.296, SLG: 0.427 (1, 8)					3-1			HR		4-3		4	0	1	0	0	0	0
Jerry Zimmerman, R OBP: 0.143, SLG: 0.143 (9, PH) John Roseboro, L OBP: 0.263, SLG: 0.221 (9, 2)							6-3					3	0	1	0	0	0	1
Dave Boswell, R OBP: 0.294, SLG: 0.500 (6, 1) Ron Perranoski, L OBP: 0.160, SLG: 0.217 (10, 3)										F7		1	0	0	0	0	0	0
Rich Reese, L OBP: 0.160, SLG: 0.217 (10, 3)										6-3		2	1	2	0	0	0	0
Inning Stats	R: 0 E: 0 K: 1 S: 6	H: 1 LOB: 2 BB: 1 P: 10	R: 0 E: 0 K: 0 S: 3	H: 1 LOB: 0 BB: 0 P: 3	R: 1 E: 0 K: 0 S: 5	H: 2 LOB: 1 BB: 0 P: 5	R: 0 E: 0 K: 1 S: 5	H: 0 LOB: 0 BB: 0 P: 5	R: 0 E: 0 K: 1 S: 6	H: 1 LOB: 1 BB: 0 P: 6	R: 0 E: 0 K: 0 S: 3	R: 0 E: 0 K: 0 S: 3	H: 0 LOB: 0 BB: 0 P: 3	R: 0 E: 0 K: 0 S: 5	H: 2 LOB: 3 BB: 2 P: 13	1B: 8 2B: 1 3B: 0 HR: 1	SF: 1 SAC: 0 DP: 2 HBP: 0	WP: 0 PA: 42
PITCHER	IP WLS BF H R ER SO ERA WHIP	IP WLS BF H R ER SO ERA WHIP	IP WLS BF H R ER SO ERA WHIP	IP WLS BF H R ER SO ERA WHIP	IP WLS BF H R ER SO ERA WHIP	IP WLS BF H R ER SO ERA WHIP	IP WLS BF H R ER SO ERA WHIP	IP WLS BF H R ER SO ERA WHIP	IP WLS BF H R ER SO ERA WHIP	IP WLS BF H R ER SO ERA WHIP	IP WLS BF H R ER SO ERA WHIP	IP WLS BF H R ER SO ERA WHIP	IP WLS BF H R ER SO ERA WHIP	IP WLS BF H R ER SO ERA WHIP	IP WLS BF H R ER SO ERA WHIP	IP WLS BF H R ER SO ERA WHIP	IP WLS BF H R ER SO ERA WHIP	IP WLS BF H R ER SO ERA WHIP
Clyde Wright, L ERA: 2.73	7.0	0	30	8	2	2	4	BB: 1	IBB: 0	HBP: 0	BLK: 0	WP: 0	HR: 1	S: 37	P: 41	ERA: 2.57	WHIP: 1.286	
Minnie Rojas, R ERA: 5.12	2.1	L	8	2	2	1	0	BB: 0	IBB: 0	HBP: 0	BLK: 0	WP: 0	HR: 0	S: 8	P: 8	ERA: 3.86	WHIP: 0.857	
Tom Burgmeier, L ERA: 6.23	0.0		3	0	0	0	0	BB: 1	IBB: 1	HBP: 0	BLK: 0	WP: 0	HR: 0	S: 1	P: 9	ERA: ∞	WHIP: ∞	
Bob Hefner, R ERA: 9.0	0.2		1	0	0	0	0	BB: 0	IBB: 0	HBP: 0	BLK: 0	WP: 0	HR: 0	S: 1	P: 1	ERA: 0.00	WHIP: 0.000	

Minnesota Twins @ California Angels
Anaheim Stadium, Anaheim, CA
Sun May 12 1968, 6:33 AM EDT
Att: 19,148 - Unknown - 66 F

AB 38
R 4
H 10
RBI 3
BB 3
SO 4
LOB 16



Batter	1	2	3	4	5	6	7	8	9	10	AB	R	H	RBI	BB	SO	LOB	BOTTOM			
Jay Johnstone, L OBP: 0.293, SLG: 0.278 (1, 8)	F8											5	1	2	0	0	0	1			
Jim Fregosi, R OBP: 0.393, SLG: 0.382 (1, 6)	F5											4	0	0	0	1	1	2			
Jimmie Hall, L OBP: 0.268, SLG: 0.268 (7, PH) Bubba Morton, R OBP: 0.281, SLG: 0.321 (8, 9)												3	1	1	0	0	0	1			
Don Mincher, L OBP: 0.329, SLG: 0.284 (1, 3)												2	0	0	0	2	1	0			
Rick Reichardt, R OBP: 0.324, SLG: 0.437 (1, 7)												3	0	0	1	1	1	2			
Paul Schaaf, R OBP: 0.308, SLG: 0.267 (1, 5)												3	0	0	1	1	1	0			
Buck Rodgers, S OBP: 0.276, SLG: 0.269 (9, PH) Chuck Hinton, R OBP: 0.211, SLG: 0.258 (10, 2) Tom Satriano, L OBP: 0.370, SLG: 0.462												3	0	0	0	0	0	3			
Bobby Knoop, R OBP: 0.300, SLG: 0.295 (1, 4)												4	0	1	0	0	1	0			
Clyde Wright, R OBP: 0.300, SLG: 0.333 (8, 1) Minnie Rojas, R OBP: 0.211, SLG: 0.258 (10, 1) Tom Burgmeier, L OBP: 0.370, SLG: 0.462 Bob Hefner, R OBP: 0.300, SLG: 0.333 (10, 1)												3	0	0	0	0	1	1			
Inning Stats	R: 0 E: 0 K: 0 S: 3	H: 0 LOB: 0 BB: 0 P: 3	R: 0 E: 0 K: 1 S: 5	H: 0 LOB: 0 BB: 0 P: 5	R: 0 E: 0 K: 2 S: 7	H: 0 LOB: 0 BB: 0 P: 7	R: 0 E: 0 K: 0 S: 4	H: 1 LOB: 2 BB: 1 P: 8	R: 0 E: 0 K: 1 S: 5	H: 0 LOB: 0 BB: 0 P: 5	R: 2 E: 0 K: 1 S: 7	H: 2 LOB: 3 BB: 3 P: 19	R: 0 E: 0 K: 0 S: 4	H: 1 LOB: 2 BB: 1 P: 8	R: 0 E: 0 K: 1 S: 5	H: 0 LOB: 0 BB: 0 P: 5	R: 0 E: 0 K: 1 S: 5	H: 0 LOB: 0 BB: 0 P: 5	1B: 4 2B: 0 3B: 0 HR: 0	SF: 0 SAC: 0 DP: 0 HBP: 0	WP: 0 PA: 39
PITCHER	IP WLS BF H R ER SO ERA WHIP	IP WLS BF H R ER SO ERA WHIP	IP WLS BF H R ER SO ERA WHIP	IP WLS BF H R ER SO ERA WHIP	IP WLS BF H R ER SO ERA WHIP	IP WLS BF H R ER SO ERA WHIP	IP WLS BF H R ER SO ERA WHIP	IP WLS BF H R ER SO ERA WHIP	IP WLS BF H R ER SO ERA WHIP	IP WLS BF H R ER SO ERA WHIP	IP WLS BF H R ER SO ERA WHIP	IP WLS BF H R ER SO ERA WHIP	IP WLS BF H R ER SO ERA WHIP	IP WLS BF H R ER SO ERA WHIP	IP WLS BF H R ER SO ERA WHIP	IP WLS BF H R ER SO ERA WHIP	IP WLS BF H R ER SO ERA WHIP	IP WLS BF H R ER SO ERA WHIP			
Dave Boswell, L ERA: 3.56	5.2		24	3	2	2	5	BB: 3	IBB: 1	HBP: 0	BLK: 0	WP: 0	HR: 0	S: 30	P: 46	ERA: 3.18	WHIP: 1.059				
Ron Perranoski, L ERA: 0.96	3.1	W	12	1	0	0	3	BB: 0	IBB: 1	HBP: 0	BLK: 0	WP: 0	HR: 0	S: 17	P: 21	ERA: 0.00	WHIP: 0.300				
Al Worthington, R ERA: 1.5	1.0	S	3	0	0	0	1	BB: 0	IBB: 0	HBP: 0	BLK: 0	WP: 0	HR: 0	S: 5	P: 5	ERA: 0.00	WHIP: 0.000				

Minnesota Twins @ California Angels
Anaheim Stadium, Anaheim, CA
Sun May 12 1968, 6:33 AM EDT
Att: 19,148 - Unknown - 66 F

AB 34
R 2
H 4
RBI 2
BB 5
SO 9
LOB 12



Batter	1	2	3	4	5	6	7	8	9	AB	R	H	RBI	BB	SO	LOB	TOP										
Paul Schaaf, R (1,5) OBP: 0.310, SLG: 0.266	0-0 6-3		0-0 4-3			0-0 F8		0-0 L6		4	0	1	2	0	0	0	California Angels @ Chicago White Sox Milwaukee County Stadium, Milwaukee, WI Wed May 15 1968, 8:05 PM EDT Att: 23,510 - Unknown										
Roger Repoz, L (1,8) OBP: 0.328, SLG: 0.510	0-0 1-3		0-0 1-3			0-3 K		0-3 K		4	0	0	0	0	2	2											
Jim Fregosi, R (1,6) OBP: 0.374, SLG: 0.355	0-3 K			0-0 G3		0-0 4-3		0-0 L6		4	0	0	0	0	1	2											
Rick Reichardt, R (1,7) OBP: 0.315, SLG: 0.411		1-0 BLK S 1B HBP		0-0 F8			0-0 F3		0-0 6-3	3	1	0	0	0	0	0											
Chuck Hinton, R (1,9) OBP: 0.225, SLG: 0.360		0-3 K		0-0 K			0-0 F8		0-0 HR	4	1	2	1	0	1	1											
Don Mincher, L (1,3) OBP: 0.330, SLG: 0.268		4-0 1B BB		0-0 4-3			0-0 F8		0-0 4-3	3	0	0	0	1	0	1											
Buck Rodgers, S (1,2) Clyde Wright, R (8, PR) Jim McGlothlin, R (8, 1) OBP: 0.302, SLG: 0.297 OBP: 0.300, SLG: 0.333 OBP: 0.067, SLG: 0.067		0-0 G4-6-3 1B		0-0 5-3				0-0 2B 1B	0-0 5-3	3	0	2	1	0	0	0											
Bobby Knoop, R (1,4) OBP: 0.302, SLG: 0.319		0-0 G4-6-3 1-2 3-H		0-0 F8				0-0 1B 2B		3	1	1	0	0	0	2											
George Brunet, R (1,1) Tom Satriano, L (8, PH) OBP: 0.278, SLG: 0.278 OBP: 0.414, SLG: 0.481			0-0 1-3		0-3 K			4-0 1B IBB		2	0	0	0	0	1	0											
Inning Stats	R: 0 E: 0 K: 1 S: 5	H: 0 LOB: 0 BB: 0 P: 5	R: 1 E: 0 K: 1 S: 5	H: 1 LOB: 1 BB: 1 P: 10	R: 0 E: 0 K: 0 S: 3	H: 0 LOB: 0 BB: 0 P: 3	R: 0 E: 0 K: 0 S: 4	H: 1 LOB: 1 BB: 0 P: 4	R: 0 E: 0 K: 1 S: 5	H: 0 LOB: 0 BB: 0 P: 5	R: 0 E: 0 K: 0 S: 3	H: 0 LOB: 0 BB: 0 P: 3	R: 0 E: 0 K: 0 S: 7	H: 3 LOB: 2 BB: 1 P: 11	R: 1 E: 0 K: 0 S: 4	H: 1 LOB: 0 BB: 0 P: 4		1B: 3 2B: 3 3B: 0 HR: 1	SF: 0 SAC: 0 DP: 2 HBP: 1	WP: 0 PB: 0 SB: 1 CS: 0	PA: 34						
PITCHER	IP	WLS	BF	H	R	ER	SO	BB	IBB	HBP	BLK	WP	HR	S	P	ERA	WHIP										
Tommy John, L (1,1) ERA: 1.78	7.0		24	2	1	1	4	1	0	1	1	0	0	30	35	1.29	0.429										
Bob Locker, R (8,1) ERA: 4.5	0.0	L	3	2	2	2	0	0	1	0	0	0	0	2	6	∞	∞										
Wilbur Wood, L (8,1) ERA: 2.28	2.0		7	2	1	1	1	0	0	0	0	0	1	9	9	4.50	1.000										

Batter	1	2	3	4	5	6	7	8	9	AB	R	H	RBI	BB	SO	LOB	BOTTOM										
Luis Aparicio, R (1,6) OBP: 0.300, SLG: 0.391	0-0 1B		0-0 F4		0-3 K		0-0 K		0-0 2B	4	0	2	1	0	1	1	California Angels @ Chicago White Sox Milwaukee County Stadium, Milwaukee, WI Wed May 15 1968, 8:05 PM EDT Att: 23,510 - Unknown										
Bill Voos, L (1,9) OBP: 0.235, SLG: 0.174	0-0 F2		0-0 F8			0-0 4-3		0-0 1-3		4	0	0	0	0	0	3											
Pete Ward, L (1,7) OBP: 0.388, SLG: 0.530	0-0 1-3 1B		0-3 K			0-0 BB 1B		0-0 4-3		4	0	2	0	0	1	0											
Duane Josephson, R (1,2) OBP: 0.305, SLG: 0.323	0-0 F9			0-0 F8		4-0 BB 1B		0-0 5-3		3	0	0	0	1	0	2											
Ken Berry, R (1,8) OBP: 0.274, SLG: 0.363	0-3 K			0-0 L5		0-0 F3		0-3 K		4	0	0	0	0	2	4											
Tom McCraw, L (1,3) OBP: 0.285, SLG: 0.326		0-0 4-3		0-0 F9		0-0 F8			0-0 HR	4	1	1	1	0	0	2											
Bill Melton, R (1,5) Sandy Alomar Sr., S (7, PR) Bob Locker, R (8,1) Wilbur Wood, R (8,1) Russ Snyder, L (9, PH) OBP: 0.289, SLG: 0.289 OBP: 0.333, SLG: 0.333 OBP: 0.067, SLG: 0.067 OBP: 0.139, SLG: 0.114		0-0 K		0-3 K			0-0 SH1-4 2B 1B		0-0 F7	3	0	2	0	0	1	0											
Tim Cullen, R (1,4) OBP: 0.289, SLG: 0.265	0-3 K			0-0 6-3			0-0 SH1-4		0-0 4-3	3	0	0	0	0	1	1											
Tommy John, R (1,1) Buddy Bradford, R (7, PH) OBP: 0.176, SLG: 0.176 OBP: 0.167, SLG: 0.261		0-0 5-3			0-0 1B			0-0 F8		2	0	1	0	0	0	1											
Inning Stats	R: 0 E: 0 K: 1 S: 7	H: 2 LOB: 2 BB: 0 P: 7	R: 0 E: 0 K: 1 S: 6	H: 1 LOB: 0 BB: 0 P: 6	R: 0 E: 0 K: 0 S: 3	H: 0 LOB: 0 BB: 0 P: 3	R: 0 E: 0 K: 2 S: 8	H: 1 LOB: 1 BB: 0 P: 8	R: 0 E: 0 K: 0 S: 4	H: 1 LOB: 2 BB: 1 P: 8	R: 1 E: 0 K: 0 S: 5	H: 2 LOB: 0 BB: 0 P: 5	R: 0 E: 0 K: 1 S: 5	H: 0 LOB: 0 BB: 0 P: 5	R: 1 E: 0 K: 0 S: 4	H: 1 LOB: 0 BB: 0 P: 4		1B: 6 2B: 1 3B: 0 HR: 1	SF: 0 SAC: 1 DP: 0 HBP: 0	WP: 0 PB: 0 SB: 1 CS: 0	PA: 36						
PITCHER	IP	WLS	BF	H	R	ER	SO	BB	IBB	HBP	BLK	WP	HR	S	P	ERA	WHIP										
George Brunet, L (1,1) ERA: 2.33	7.0		29	7	1	1	5	1	0	0	0	0	0	38	42	1.29	1.143										
Jim McGlothlin, R (8,1) ERA: 4.3	2.0	S	7	1	1	1	1	0	0	0	0	0	1	9	9	4.50	0.500										

Batter	1	2	3	4	5	6	7	8	9	AB	R	H	RBI	BB	SO	LOB	TOP					
Paul Schaaf, R (1,5) OBP: 0.308, SLG: 0.260	F7		5-3			HBP		5-3		3	0	0	0	0	0	1						
Jim Fregosi, R (1,6) OBP: 0.370, SLG: 0.351	F8		F9			K			FC4-6 1B	4	0	1	0	0	0	1						
Roger Repoz, L (1,8) OBP: 0.317, SLG: 0.490	K				K				F2	4	0	0	0	0	2	1						
Jimmie Hall, L (1,9) OBP: 0.282, SLG: 0.263		F2							4-3	4	1	1	0	0	0	1						
Rick Reichardt, R (1,7) OBP: 0.322, SLG: 0.414		1B SF9 1B				F9			K	4	1	2	0	0	1	1						
Don Mincher, L (1,3) OBP: 0.337, SLG: 0.280						L7			K	4	0	2	1	0	1	1						
Buck Rodgers, S (1,2) OBP: 0.291, SLG: 0.288		SF9 1B							3-1	3	0	0	1	0	1	2						
Bobby Knoop, R (1,4) OBP: 0.303, SLG: 0.313		3-H F9							1-3	2	0	0	0	1	1	1						
Sammy Ellis, L (1,1) OBP: 0.125, SLG: 0.067									SH1-4 BB	2	0	0	0	0	1	0						
Minnie Rojas, R (9,1)									SH1-4	0	0	0	0	0	0	0						
Inning Stats	R: 0 E: 0 K: 1 S: 5	H: 0 LOB: 0 BB: 0 P: 5	R: 1 E: 0 K: 0 S: 5	H: 2 LOB: 1 BB: 0 P: 5	R: 0 E: 0 K: 0 S: 3	H: 0 LOB: 0 BB: 0 P: 3	R: 0 E: 0 K: 1 S: 6	H: 1 LOB: 1 BB: 0 P: 6	R: 0 E: 0 K: 3 S: 9	H: 0 LOB: 0 BB: 0 P: 9	R: 0 E: 0 K: 1 S: 4	H: 0 LOB: 0 BB: 0 P: 5	R: 0 E: 0 K: 2 S: 7	H: 0 LOB: 0 BB: 0 P: 7	R: 0 E: 0 K: 0 S: 3	H: 0 LOB: 1 BB: 1 P: 7	R: 1 E: 0 K: 0 S: 6	H: 3 LOB: 2 BB: 0 P: 6	1B: 6 2B: 0 3B: 0 HR: 0	SF: 1 SAC: 1 DP: 0 HBP: 1	WP: 0 PB: 0 SB: 0 CS: 0	PA: 34
PITCHER	IP WLS BF H R ER SO BB IBB HBP BLK WP HR S P ERA WHIP																					
Dave Boswell, R (1,1) ERA: 3.34	8.2 L 32 5 2 2 8 1 0 1 0 0 0 46 51 2.08 0.692																					
Ron Perranoski, L (9,1) ERA: 0.66	0.1 2 1 0 0 0 0 0 0 0 0 0 2 2 0.00 3.000																					

California Angels @ Minnesota Twins
Metropolitan Stadium, Bloomington, MI
Sun May 19 1968, 4:33 AM EDT
Unknown - 54 F

AB 30
R 2
H 6
RBI 2
BB 1
SO 8
LOB 9



Batter	1	2	3	4	5	6	7	8	9	AB	R	H	RBI	BB	SO	LOB	BOTTOM					
Rod Carew, L (1,4) OBP: 0.320, SLG: 0.392	F8		G3			K			6-3	4	0	0	0	0	1	1						
Cesar Tovar, R (1,6) OBP: 0.307, SLG: 0.352	F8					G3			F4	4	1	1	0	0	0	0						
Harmon Killebrew, R (1,3) OBP: 0.393, SLG: 0.544						F6			4-3	4	0	0	0	0	0	1						
Jim Holt, L (9, PR) OBP: 0.125, SLG: 0.125	F8								E5 1B	0	0	0	0	0	0	0						
Tony Oliva, L (1,9) OBP: 0.291, SLG: 0.362		F7				L8			F2	4	0	1	1	0	0	0						
Rich Rollins, R (1,5) OBP: 0.206, SLG: 0.344		F7							F8	4	0	0	0	0	1	2						
Rich Reese, L (1,7) OBP: 0.167, SLG: 0.214		F2				4-3			K	3	0	0	0	0	1	0						
Ted Uhlaender, L (1,8) OBP: 0.302, SLG: 0.438						5-3				3	0	2	0	0	0	0						
John Roseboro, L (1,2) OBP: 0.279, SLG: 0.232						SH3 1B				3	0	1	0	0	0	2						
Dave Boswell, R (1,1) OBP: 0.278, SLG: 0.471						F6			F3 1B	1	0	0	0	0	0	1						
Ron Perranoski, L (9,1) ERA: 0.66						SH3			F3	0	0	0	0	0	0	0						
Frank Kostro, R (9, PH) OBP: 0.167, SLG: 0.273						1-2 SH3			F7	1	0	0	0	0	0	0						
Inning Stats	R: 0 E: 0 K: 0 S: 3	H: 0 LOB: 0 BB: 0 P: 3	R: 0 E: 0 K: 0 S: 3	H: 0 LOB: 0 BB: 0 P: 3	R: 0 E: 0 K: 0 S: 4	H: 1 LOB: 1 BB: 0 P: 4	R: 0 E: 0 K: 0 S: 3	H: 0 LOB: 0 BB: 0 P: 3	R: 0 E: 0 K: 0 S: 3	H: 0 LOB: 0 BB: 0 P: 3	R: 0 E: 0 K: 1 S: 5	H: 1 LOB: 0 BB: 0 P: 5	R: 0 E: 0 K: 0 S: 3	H: 0 LOB: 0 BB: 0 P: 3	R: 0 E: 0 K: 1 S: 6	H: 1 LOB: 1 BB: 0 P: 6	R: 1 E: 1 K: 1 S: 8	H: 2 LOB: 2 BB: 0 P: 8	1B: 4 2B: 1 3B: 0 HR: 0	SF: 0 SAC: 1 DP: 0 HBP: 0	WP: 0 PB: 0 SB: 0 CS: 0	PA: 32
PITCHER	IP WLS BF H R ER SO BB IBB HBP BLK WP HR S P ERA WHIP																					
Sammy Ellis, R (1,1) ERA: 3.67	8.2 W 31 5 1 0 2 0 0 0 0 0 0 35 35 0.00 0.577																					
Minnie Rojas, R (9,1) ERA: 5.23	0.1 S 1 0 0 0 1 0 0 0 0 0 0 3 3 0.00 0.000																					

California Angels @ Minnesota Twins
Metropolitan Stadium, Bloomington, MI
Sun May 19 1968, 4:33 AM EDT
Unknown - 54 F


AB 31
R 1
H 5
RBI 1
BB 0
SO 3
LOB 7




Batter	1	2	3	4	5	6	7	8	9	AB	R	H	RBI	BB	SO	LOB	TOP								
Paul Schaaf, R (1.5) OBP: 0.307, SLG: 0.260	F4		G4-6-3			5-3				4	0	1	1	0	0	1	California Angels @ Minnesota Twins Metropolitan Stadium, Bloomington, MI Sun May 19 1968, 4:38 AM EDT Att: 16,856 - Unknown - 52 F								
Roger Repoz, L (1.8) OBP: 0.317, SLG: 0.481 Bubba Morton, R (8.9) OBP: 0.278, SLG: 0.290	K			G4-3 BB		1-3		K		2	0	0	0	1	1	0									
Jim Fregosi, R (1.6) OBP: 0.360, SLG: 0.339	F8			G4-3			K	L7		4	0	0	0	0	1	4									
Rick Reichardt, R (1.7) OBP: 0.319, SLG: 0.408		F8					6-3			4	0	1	0	0	1	0									
Chuck Hinton, R (1.9) OBP: 0.214, SLG: 0.342		5-3						F8		4	0	0	0	0	1	1									
Don Mincher, L (1.3) OBP: 0.354, SLG: 0.304										4	1	3	0	0	0	0									
Tom Satriono, L (1.2) OBP: 0.438, SLG: 0.500 Tom Burgmeier, L (8. PR) Minnie Rojas, R (8.1) Ed Kirkpatrick, L (9. PH) OBP: 0.333, SLG: 0.600		L4						1B 4-3 1B		3	0	2	0	0	0	1									
Bobby Knoop, R (1.4) OBP: 0.297, SLG: 0.306 Jimmie Hall, L (8. PH) OBP: 0.276, SLG: 0.256			F4			FC5-4 1B		4-3		2	0	0	0	0	0	1									
Clyde Wright, R (1.1) OBP: 0.344, SLG: 0.400 Bob Heffner, R (3.1) Woodie Held, R (6. PH) OBP: 0.250, SLG: 0.160 Marty Pattin, R (8.1) Buck Rodgers, S (8. PH) OBP: 0.280, SLG: 0.280						5-3		FC S 1B 2-3		1	0	1	0	0	0	0									
Inning Stats	R: 0 E: 0 K: 1 S: 5	H: 0 LOB: 0 BB: 0 P: 5	R: 0 E: 0 K: 0 S: 4	H: 1 LOB: 1 BB: 0 P: 4	R: 0 E: 0 K: 0 S: 3	H: 1 LOB: 0 BB: 0 P: 3	R: 0 E: 0 K: 1 S: 4	H: 0 LOB: 0 BB: 1 P: 8	R: 0 E: 0 K: 1 S: 6	H: 1 LOB: 1 BB: 0 P: 6	R: 0 E: 0 K: 0 S: 3	H: 0 LOB: 0 BB: 0 P: 3	R: 0 E: 0 K: 1 S: 5	H: 0 LOB: 0 BB: 0 P: 5	R: 2 E: 0 K: 1 S: 9	H: 3 LOB: 3 BB: 0 P: 9		R: 0 E: 0 K: 2 S: 9	H: 2 LOB: 2 BB: 0 P: 9	1B: 8 2B: 0 3B: 0 HR: 0	SF: 0 SAC: 0 DP: 2 HBP: 0	WP: 0 PB: 0 SB: 2 CS: 0	PA: 35		
PITCHER	IP	WLS	BF	H	R	ER	SO	BB	IBB	HBP	BLK	WP	HR	S	P	ERA	WHIP								
Jim Kaat, L (1.1) ERA: 2.81	7.0	W	25	5	2	2	4	1	0	0	0	0	0	32	36	2.57	0.857								
Ai Worthington, R (8.1) ERA: 1.27	0.1		3	1	0	0	0	0	0	0	0	0	0	3	3	0.00	3.000								
Ron Perranoski, L (8.1) ERA: 0.79	1.2	S	7	2	0	0	3	0	0	0	0	0	0	13	13	0.00	1.200								

Batter	1	2	3	4	5	6	7	8	9	AB	R	H	RBI	BB	SO	LOB	BOTTOM								
Ted Uhlaender, L (1.8) OBP: 0.300, SLG: 0.427	L9	G3						L8		3	0	0	0	1	0	2	California Angels @ Minnesota Twins Metropolitan Stadium, Bloomington, MI Sun May 19 1968, 4:38 AM EDT Att: 16,856 - Unknown - 52 F								
Cesar Tovar, R (1.6) OBP: 0.298, SLG: 0.341	6-3	F7				2-3		6-3		4	0	0	0	0	0	3									
Tony Oliva, L (1.9) OBP: 0.297, SLG: 0.361						F3		4-3		3	2	1	0	1	0	0									
Harmon Killebrew, R (1.3) OBP: 0.403, SLG: 0.552 Rich Reese, L (8. PR) OBP: 0.167, SLG: 0.214				L6						2	1	1	1	2	0	1									
Rich Rollins, R (1.5) OBP: 0.250, SLG: 0.382 Ron Clark, R (6. PR) OBP: 0.385, SLG: 0.318		1B					SH BB			0	0	0	0	0	0	0									
Rich Rollins, R (1.5) OBP: 0.250, SLG: 0.382 Ron Clark, R (6. PR) OBP: 0.385, SLG: 0.318							SH BB			2	0	2	1	0	0	0									
Bob Allison, R (1.7) OBP: 0.351, SLG: 0.444 Jackie Hernandez, R (7.6) OBP: 0.253, SLG: 0.292								5-3		1	0	0	0	0	0	1									
Bob Allison, R (1.7) OBP: 0.351, SLG: 0.444 Jackie Hernandez, R (7.6) OBP: 0.253, SLG: 0.292										2	0	0	1	0	0	3									
Rod Carew, L (1.4) OBP: 0.321, SLG: 0.391										3	0	1	0	0	0	2									
Jerry Zimmerman, R (1.2) OBP: 0.100, SLG: 0.100										3	0	0	0	0	1	1									
Jim Kaat, L (1.1) OBP: 0.200, SLG: 0.200 Ai Worthington, R (8.1) Ron Perranoski, L (8.1)										3	0	1	0	0	0	0									
Inning Stats	R: 2 E: 0 K: 0 S: 5	H: 2 LOB: 1 BB: 1 P: 9	R: 0 E: 0 K: 1 S: 7	H: 2 LOB: 2 BB: 0 P: 7	R: 1 E: 0 K: 0 S: 4	H: 2 LOB: 0 BB: 0 P: 4	R: 0 E: 0 K: 0 S: 3	H: 0 LOB: 0 BB: 0 P: 3	R: 0 E: 0 K: 0 S: 2	H: 0 LOB: 0 BB: 1 P: 6	R: 0 E: 0 K: 0 S: 3	H: 0 LOB: 2 BB: 1 P: 7	R: 0 E: 0 K: 0 S: 3	H: 0 LOB: 0 BB: 0 P: 3	R: 0 E: 0 K: 0 S: 3	H: 0 LOB: 1 BB: 1 P: 7	R: 0 E: 0 K: 0 S: 3	H: 0 LOB: 1 BB: 1 P: 7	1B: 5 2B: 2 3B: 0 HR: 0	SF: 1 SAC: 1 DP: 2 HBP: 0	WP: 0 PB: 0 SB: 1 CS: 1	PA: 33			
PITCHER	IP	WLS	BF	H	R	ER	SO	BB	IBB	HBP	BLK	WP	HR	S	P	ERA	WHIP								
Clyde Wright, L (1.1) ERA: 3.31	2.1	L	14	6	3	3	1	1	0	0	0	0	0	15	19	11.57	3.000								
Bob Heffner, R (3.1) ERA: 2.35	2.2		7	0	0	0	0	1	0	0	0	0	0	6	10	0.00	0.375								
Marty Pattin, R (6.1) ERA: 2.35	2.0		7	0	0	0	0	1	0	0	0	0	0	6	10	0.00	0.500								
Minnie Rojas, R (8.1) ERA: 4.98	1.0		4	0	0	0	0	1	0	0	0	0	0	3	7	0.00	1.000								

AB 34
R 2
H 8
RBI 2
BB 1
SO 7
LOB 17



AB 26
R 3
H 6
RBI 3
BB 4
SO 1
LOB 13



Batter	1	2	3	4	5	6	7	8	9	AB	R	H	RBI	BB	SO	LOB	TOP					
Mike Andrews, R (1,4) OBP: 0.340, SLG: 0.362	0-0 6-3		0-0 F9			0-0 CS 1B		0-3 K		4	0	1	0	0	1	1	Boston Red Sox @ California Angels Anaheim Stadium, Anaheim, CA Tue May 21 1968, 10:05 PM EDT Att: 10,502 - Unknown					
Joe Foy, R (1,5) OBP: 0.389, SLG: 0.420	0-0 6-3		0-0 FC6-4			0-0 F9		0-0 1B		4	0	1	0	0	0	2						
Carl Yastrzemski, L (1,7) OBP: 0.429, SLG: 0.444	0-3 K			0-0 4-3		4-0 BB		0-0 F5		3	0	0	0	1	1	1						
Reggie Smith, S (1,8) OBP: 0.369, SLG: 0.433		0-0 4-3 WP SF8 1B		0-0 2B		0-0 F8			0-0 1B	4	1	3	0	0	0	1						
Ken Harrelson, R (1,9) OBP: 0.369, SLG: 0.458		0-0 4-3		0-3 K			0-3 K		0-0 F7	4	0	0	0	0	2	3						
George Scott, R (1,3) OBP: 0.228, SLG: 0.212		0-0 SF8		0-0 6-3			0-3 K		0-0 L6	3	0	0	1	0	1	2						
Rico Petrocelli, R (1,6) OBP: 0.290, SLG: 0.377		0-0 3-H 5-3			0-0 F8			0-0 2B	0-0 F8	4	0	1	0	0	0	1						
Elston Howard, R (1,2) OBP: 0.366, SLG: 0.371			0-0 FC6-4 1B		0-3 K		0-0 4-3			3	0	1	0	0	1	1						
Dick Ellsworth, L (1,1) OBP: 0.095, SLG: 0.050			0-3 K		0-3 K			0-0 4-3		2	0	0	0	0	2	1						
Jose Tartabull, L (8, PH) OBP: 0.171, SLG: 0.171										1	0	0	0	0	0	0						
Ray Culp, R (8, 1)										0	0	0	0	0	0	0						
Inning Stats	R: 0 E: 0 K: 1 S: 5	H: 0 LOB: 0 BB: 0 P: 5	R: 1 E: 0 K: 0 S: 4	H: 1 LOB: 0 BB: 0 P: 4	R: 0 E: 0 K: 1 S: 6	H: 1 LOB: 1 BB: 0 P: 6	R: 0 E: 0 K: 1 S: 6	H: 1 LOB: 0 BB: 0 P: 6	R: 0 E: 0 K: 2 S: 7	H: 0 LOB: 0 BB: 0 P: 7	R: 0 E: 0 K: 0 S: 3	H: 1 LOB: 1 BB: 1 P: 7	R: 0 E: 0 K: 2 S: 8	H: 1 LOB: 0 BB: 0 P: 8	R: 0 E: 0 K: 1 S: 6	H: 1 LOB: 1 BB: 0 P: 6	R: 0 E: 0 K: 0 S: 4	H: 1 LOB: 1 BB: 0 P: 4	1B: 5 2B: 2 3B: 0 HR: 0	SF: 1 SAC: 0 DP: 0 HBP: 0	WP: 1 PB: 0 SB: 0 CS: 1	PA: 34
PITCHER Jim McGlothlin, R (1,1) ERA: 3.66	IP: 9.0 WLS: W BF: 34 H: 7 R: 1 ER: 1 SO: 8 BB: 1 IBB: 0 HBP: 0 BLK: 0 WP: 1 HR: 0 S: 49 P: 53 ERA: 1.00 WHIP: 0.889											PITCHER	IP: 9.0 WLS: W BF: 34 H: 7 R: 1 ER: 1 SO: 8 BB: 1 IBB: 0 HBP: 0 BLK: 0 WP: 1 HR: 0 S: 49 P: 53 ERA: 1.00 WHIP: 0.889									

Batter	1	2	3	4	5	6	7	8	9	AB	R	H	RBI	BB	SO	LOB	BOTTOM			
Paul Schaaf, R (1,5) OBP: 0.306, SLG: 0.270	0-0 1B		0-0 6-3			0-0 5-3	0-0 1-H 1B 2B			4	1	2	1	0	0	0	Boston Red Sox @ California Angels Anaheim Stadium, Anaheim, CA Tue May 21 1968, 10:05 PM EDT Att: 10,502 - Unknown			
Roger Repoz, L (1,8) OBP: 0.318, SLG: 0.470	0-3 K		0-3 K			0-0 HR 1B	0-0 2-H 1B			4	1	2	1	0	2	1				
Jim Fregosi, R (1,6) OBP: 0.383, SLG: 0.433	0-0 1-2 1B			0-0 6-3		0-0 1-H HR	0-0 5-3			4	1	2	2	0	0	1				
Rick Reichardt, R (1,7) OBP: 0.320, SLG: 0.438	0-0 F8			0-0 HR		0-0 E5		0-0 6-3		4	1	1	1	0	0	2				
Don Mincher, L (1,3) OBP: 0.352, SLG: 0.322	0-0 F9			0-3 K		0-3 K		0-3 K		4	0	0	0	0	3	3				
Chuck Hinton, R (1,9) OBP: 0.200, SLG: 0.318		0-3 K		0-3 K		0-3 K		0-0 F7		4	0	0	0	0	3	1				
Buck Rodgers, S (1,2) OBP: 0.277, SLG: 0.274		0-0 5-3			0-0 5-3		0-3 K			3	0	0	0	0	1	0				
Bobby Knoop, R (1,4) OBP: 0.297, SLG: 0.298		0-3 K			0-0 E3		0-0 L4			3	0	0	0	0	1	0				
Jim McGlothlin, R (1,1) OBP: 0.111, SLG: 0.111			0-0 6-3		0-3 K		0-0 2B 1B			3	1	1	0	0	1	1				
Inning Stats	R: 0 E: 0 K: 1 S: 7	H: 2 LOB: 2 BB: 0 P: 7	R: 0 E: 0 K: 2 S: 7	H: 0 LOB: 0 BB: 0 P: 7	R: 0 E: 0 K: 1 S: 5	H: 0 LOB: 0 BB: 0 P: 5	R: 1 E: 0 K: 2 S: 8	H: 1 LOB: 0 BB: 0 P: 8	R: 0 E: 1 K: 1 S: 5	H: 0 LOB: 1 BB: 0 P: 5	R: 2 E: 1 K: 2 S: 10	H: 2 LOB: 1 BB: 0 P: 10	R: 2 E: 0 K: 1 S: 8	H: 3 LOB: 1 BB: 0 P: 8	R: 0 E: 0 K: 1 S: 5	H: 0 LOB: 0 BB: 0 P: 5		1B: 5 2B: 1 3B: 0 HR: 2	SF: 0 SAC: 0 DP: 0 HBP: 0	WP: 0 PB: 0 SB: 0 CS: 0
PITCHER Dick Ellsworth, L (1,1) ERA: 4.04	IP: 7.0 WLS: L BF: 30 H: 8 R: 5 ER: 5 SO: 10 BB: 0 IBB: 0 HBP: 0 BLK: 0 WP: 0 HR: 2 S: 50 P: 50 ERA: 6.43 WHIP: 1.143											PITCHER	IP: 7.0 WLS: L BF: 30 H: 8 R: 5 ER: 5 SO: 10 BB: 0 IBB: 0 HBP: 0 BLK: 0 WP: 0 HR: 2 S: 50 P: 50 ERA: 6.43 WHIP: 1.143							
Ray Culp, R (8, 1) ERA: 5.47	IP: 1.0 WLS: L BF: 3 H: 0 R: 0 ER: 0 SO: 1 BB: 0 IBB: 0 HBP: 0 BLK: 0 WP: 0 HR: 0 S: 5 P: 5 ERA: 0.00 WHIP: 0.000											PITCHER	IP: 1.0 WLS: L BF: 3 H: 0 R: 0 ER: 0 SO: 1 BB: 0 IBB: 0 HBP: 0 BLK: 0 WP: 0 HR: 0 S: 5 P: 5 ERA: 0.00 WHIP: 0.000							

Batter	1	2	3	4	5	6	7	8	9	AB R H RBI BB SO LOB	TOP							
Jose Tartabull, L (1,9) OBP: 0.150, SLG: 0.150	4-3		K	4-3			4-3		5-3	5 0 0 0 0 1 3	Boston Red Sox @ California Angels Anaheim Stadium, Anaheim, CA Wed May 22 1968, 10:05 PM EDT Att: 13,267 - Unknown							
Mike Andrews, R (1,4) OBP: 0.342, SLG: 0.359	L8		E 1B BB			CS 1B	F9		1-3	4 1 1 0 1 0 1								
Carl Yastrzemski, L (1,7) OBP: 0.439, SLG: 0.461			E9 WP 1-H 2-H			G3				4 0 3 1 0 0 1								
Reggie Smith, S (1,8) OBP: 0.359, SLG: 0.420	F5		K			K			F8	4 0 0 0 0 2 3								
Rico Petrocelli, R (1,6) OBP: 0.297, SLG: 0.376		5-3							5-3	3 1 1 0 1 0 0								
Joe Foy, R (1,5) OBP: 0.393, SLG: 0.448	4-3					1B F6				4 1 2 2 0 0 1								
George Scott, R (1,3) OBP: 0.229, SLG: 0.222	K						F5		G5-4-3 1B	4 0 1 0 0 1 2								
Elston Howard, R (1,2) OBP: 0.373, SLG: 0.369			E SH1-4 BB						E3 FC2-6 1B	3 1 1 0 1 0 1								
Gary Bell, R (1,1) OBP: 0.125, SLG: 0.250			SH1-4				FC6-4		FC2-6 5-3	3 0 0 0 0 0 4								
Inning Stats	R: 0 E: 0 K: 0 S: 4	H: 1 LOB: 1 BB: 0 P: 4	R: 0 E: 0 K: 1 S: 5	H: 0 LOB: 0 BB: 0 P: 5	R: 2 E: 1 K: 2 S: 8	H: 1 LOB: 1 BB: 2 P: 16	R: 2 E: 0 K: 0 S: 5	H: 2 LOB: 1 BB: 1 P: 9	R: 0 E: 0 K: 1 S: 5	H: 1 LOB: 0 BB: 0 P: 5	R: 0 E: 0 K: 0 S: 3	H: 1 LOB: 0 BB: 0 P: 3	R: 0 E: 1 K: 0 S: 4	H: 0 LOB: 1 BB: 0 P: 4	1B: 6 2B: 2 3B: 0 HR: 1	SF: 0 SAC: 1 DP: 1 HBP: 0	WP: 1 PB: 0 SB: 0 CS: 1	PA: 38
PITCHER	IP WLS BF H R ER SO BB IBB HBP BLK WP HR S P ERA WHIP											PITCHER	IP WLS BF H R ER SO BB IBB HBP BLK WP HR S P ERA WHIP					
Rickey Clark, R (1,1) ERA: 2.75	3.0 L 16 4 4 4 3 3 0 0 0 0 1 1 19 31 12.00 2.333																	
Marty Pattin, R (4,1) ERA:	3.0 11 3 0 0 1 0 0 0 0 0 0 0 13 13 0.00 1.000																	
Jim Weaver, L (7,1) ERA: 1.59	2.0 7 2 0 0 0 0 0 0 0 0 0 0 7 7 0.00 1.000																	
Tom Burgmeier, L (9,1) ERA: 6.05	1.0 4 0 0 0 0 0 0 0 0 0 0 0 4 4 0.00 0.000																	

AB	34
R	4
H	9
RBI	3
BB	3
SO	4
LOB	16



Batter	1	2	3	4	5	6	7	8	9	AB R H RBI BB SO LOB	BOTTOM							
Paul Schaaf, R (1,5) OBP: 0.305, SLG: 0.283	5-3		F7						K	4 0 1 0 0 1 0	Boston Red Sox @ California Angels Anaheim Stadium, Anaheim, CA Wed May 22 1968, 10:05 PM EDT Att: 13,267 - Unknown							
Jim Fregosi, R (1,6) OBP: 0.379, SLG: 0.423	K					K			BB BB	3 0 0 0 1 3 1								
Roger Repoz, L (1,8) OBP: 0.324, SLG: 0.475									G4-6-3 BB	3 0 1 0 1 0 1								
Don Mincher, L (1,3) OBP: 0.349, SLG: 0.319	3-1								G4-6-3	4 0 1 0 0 0 3								
Rick Reichardt, R (1,7) OBP: 0.321, SLG: 0.435	K								G3-6-3 1B	3 0 1 0 0 1 1								
Jimmie Hall, L (1,9) OBP: 0.269, SLG: 0.241	K								G3-6-3	3 0 0 0 0 2 1								
Tom Satriono, L (1,2) OBP: 0.417, SLG: 0.455	K								L1	3 0 0 0 0 1 0								
Bobby Knoop, R (1,4) OBP: 0.289, SLG: 0.290			5-3						K	3 0 0 0 0 1 0								
Rickey Clark, R (1,1) OBP: 0.383, SLG: 0.383										1 0 0 0 0 0 0	Boston Red Sox @ California Angels Anaheim Stadium, Anaheim, CA Wed May 22 1968, 10:05 PM EDT Att: 13,267 - Unknown							
Marty Pattin, R (4,1) ERA:										0 0 0 0 0 0 0								
Bobby Trevino, R (6,10) ERA:										1 0 0 0 0 0 0								
Jim Weaver, L (7,1) ERA: 1.59										0 0 0 0 0 0 0								
Ed Kirkpatrick, L (8,10) OBP: 0.296, SLG: 0.500										1 0 0 0 0 0 0								
Tom Burgmeier, L (9,1) ERA: 6.05										0 0 0 0 0 0 0								
Inning Stats	R: 0 E: 0 K: 1 S: 6	H: 1 LOB: 1 BB: 0 P: 6	R: 0 E: 0 K: 3 S: 9	H: 0 LOB: 0 BB: 0 P: 9	R: 0 E: 0 K: 0 S: 3	H: 0 LOB: 0 BB: 0 P: 3	R: 0 E: 0 K: 1 S: 6	H: 1 LOB: 1 BB: 0 P: 6	R: 0 E: 0 K: 1 S: 5	H: 0 LOB: 0 BB: 0 P: 5		R: 0 E: 0 K: 1 S: 3	H: 1 LOB: 0 BB: 0 P: 3	R: 0 E: 0 K: 1 S: 5	H: 0 LOB: 1 BB: 2 P: 12	1B: 2 2B: 1 3B: 1 HR: 0	SF: 0 SAC: 0 DP: 2 HBP: 0	WP: 0 PB: 0 SB: 0 CS: 0
PITCHER	IP WLS BF H R ER SO BB IBB HBP BLK WP HR S P ERA WHIP											PITCHER	IP WLS BF H R ER SO BB IBB HBP BLK WP HR S P ERA WHIP					
Gary Bell, R (1,1) ERA: 3.22	9.0 W 31 4 0 0 9 2 0 0 0 0 0 0 47 55 0.00 0.667																	



Batter	1	2	3	4	5	6	7	8	9	AB	R	H	RBI	BB	SO	LOB	TOP										
Chico Salmon, R OBP: 0.256, SLG: 0.293 (1, 4)	0-3 K	0-0 FC6-4 1B		0-0 SH1-4		0-0 CS 1B		0-0 6-3		4	0	2	0	0	1	0											
Vic Davallio, L OBP: 0.284, SLG: 0.322 (1, 9) (7, 8)	0-0 FC3-6 1B	0-0 FC6-4		4-0 FC6 BB		0-0 4-3		0-0 L7		4	0	1	0	1	0	3											
Lee Mays, L OBP: 0.267, SLG: 0.341 Tommy Harper, R OBP: 0.283, SLG: 0.417 (1, 7) (4, PH) (4, 7)	0-0 FC3-6 1-2		0-0 4-3	0-0 F6			0-0 HR		0-0 HR 2B	2	0	0	0	0	0	1											
Duke Sims, L OBP: 0.386, SLG: 0.484 (1, 2)	0-0 F8		0-0 F2	0-0 FC6			0-0 G3 SF9 1B		0-0 F8	5	1	1	0	0	0	4											
Jose Cardenal, R OBP: 0.294, SLG: 0.360 Jose Vidal, R OBP: 0.182, SLG: 0.455 (1, 8) (7, 9)		0-0 1B	0-0 HR 2B		0-0 HR		0-0 G3 1B		0-0 HR 2B	4	2	4	1	0	0	0											
Max Alvis, R OBP: 0.355, SLG: 0.461 (1, 5)		0-0 5-3 1B	0-0 HR 2H		0-0 L6		0-0 G3		0-0 6-3	5	2	2	2	0	0	2											
Tony Horton, R OBP: 0.314, SLG: 0.384 (1, 3)		0-0 5-3 1B	0-0 1B		0-0 G5-4-3 1B		0-0 SF9 IBB		0-0 6-3	4	1	3	0	1	0	0											
Larry Brown, R OBP: 0.289, SLG: 0.288 (1, 6)		0-0 5-3	0-0 L7		0-0 G5-4-3		0-0 SF9			3	0	0	1	0	0	4											
Sonny Siebert, R OBP: 0.222, SLG: 0.192 (1, 1)	0-0 1B			0-0 SH1-4 1B		0-0 6-3		0-0 F8		4	0	2	2	0	0	0											
Inning Stats	R: 0 E: 0 K: 1 S: 6	H: 1 LOB: 1 BB: 1 P: 6	R: 2 E: 0 K: 0 S: 7	H: 5 LOB: 2 BB: 0 P: 7	R: 2 E: 0 K: 0 S: 6	H: 3 LOB: 1 BB: 0 P: 6	R: 0 E: 0 K: 0 S: 4	H: 1 LOB: 2 BB: 1 P: 8	R: 1 E: 0 K: 0 S: 4	H: 2 LOB: 0 BB: 0 P: 4	R: 0 E: 0 K: 0 S: 3	H: 1 LOB: 0 BB: 0 P: 3	R: 2 E: 0 K: 0 S: 5	H: 3 LOB: 2 BB: 1 P: 9	R: 0 E: 0 K: 0 S: 3	H: 0 LOB: 0 BB: 0 P: 3	R: 2 E: 0 K: 0 S: 5	H: 2 LOB: 0 BB: 0 P: 5	1B: 12 2B: 2 3B: 0 HR: 4	SF: 1 SAC: 1 DP: 1 HBP: 0	WP: 0 PB: 0 SB: 0 CS: 1	PA: 43					
PITCHER	IP	WLS	BF	H	R	ER	SO	BB	IBB	HBP	BLK	WP	HR	S	P	ERA	WHIP										
Sammy Ellis, R ERA: 3.91 (1, 1)	1.2	L	10	6	2	2	1	0	0	0	0	0	0	12	12	10.80	3.600										
Tom Burgmeier, L ERA: 6.53 (2, 1)	1.1		7	3	2	2	0	0	0	0	0	0	1	7	7	13.50	2.250										
Jim Weaver, L ERA: 2.35 (4, 1)	2.0		9	3	1	1	0	1	0	0	0	0	1	8	12	4.50	2.000										
Marty Pattin, R ERA: (6, 1)	1.0		3	1	0	0	0	0	0	0	0	0	0	3	3	0.00	1.000										
Clyde Wright, L ERA: 3.83 (7, 1)	3.0		14	5	4	4	0	0	1	0	0	0	2	13	17	12.00	1.667										
Batter	1	2	3	4	5	6	7	8	9	AB	R	H	RBI	BB	SO	LOB	BOTTOM										
Paul Schaaf, R OBP: 0.296, SLG: 0.273 (1, 5)	0-3 K		0-0 F8		0-0 FC4 3-1 BB		0-0 F2		0-3 K	5	0	0	1	0	2	1											
Jim Fregosi, R OBP: 0.385, SLG: 0.424 (1, 6)	0-0 1-3		4-0 E BB		0-0 3-1 BB		0-0 1B			2	1	1	0	2	0	0											
Roger Repoz, L OBP: 0.329, SLG: 0.471 (1, 8)	4-0 1B BB		0-0 E8 1H 1B		0-0 3-1		0-0 L7			3	0	1	0	1	0	3											
Don Mincher, L OBP: 0.354, SLG: 0.319 (1, 3)	0-0 1B		0-0 6-3		4-0 FC6 IBB		0-0 G3			3	0	1	0	1	0	2											
Rick Reichardt, R OBP: 0.311, SLG: 0.420 (1, 7)	0-0 5-3		0-3 K		0-0 FC6		0-0 F2			4	0	0	0	0	1	5											
Jimmie Hall, L OBP: 0.266, SLG: 0.253 (1, 9)		0-0 F9	0-3 K		0-0 K 2B		0-0 F8			4	0	1	0	0	1	0											
Buck Rodgers, S OBP: 0.276, SLG: 0.274 (1, 2)		0-0 G1-6-3 1B		0-0 F2		0-0 F7		0-0 F3		4	0	1	0	0	0	1											
Bobby Knoop, R OBP: 0.288, SLG: 0.288 (1, 4)		0-0 G1-6-3		0-0 1B FC4 1B		0-3 K		0-0 6-3		4	1	1	0	0	1	2											
Inning Stats	R: 0 E: 0 K: 1 S: 6	H: 1 LOB: 2 BB: 1 P: 10	R: 0 E: 0 K: 0 S: 3	H: 1 LOB: 0 BB: 0 P: 3	R: 1 E: 1 K: 0 S: 4	H: 1 LOB: 1 BB: 1 P: 8	R: 0 E: 0 K: 2 S: 7	H: 0 LOB: 0 BB: 0 P: 7	R: 1 E: 0 K: 0 S: 5	H: 2 LOB: 3 BB: 2 P: 13	R: 0 E: 0 K: 2 S: 8	H: 1 LOB: 1 BB: 0 P: 8	R: 0 E: 0 K: 0 S: 4	H: 1 LOB: 0 BB: 0 P: 4	R: 0 E: 0 K: 0 S: 3	H: 0 LOB: 0 BB: 0 P: 3	R: 0 E: 0 K: 1 S: 5	H: 0 LOB: 0 BB: 0 P: 5	1B: 6 2B: 1 3B: 0 HR: 0	SF: 0 SAC: 0 DP: 1 HBP: 0	WP: 0 PB: 0 SB: 0 CS: 0	PA: 37					
PITCHER	IP	WLS	BF	H	R	ER	SO	BB	IBB	HBP	BLK	WP	HR	S	P	ERA	WHIP										
Sonny Siebert, R ERA: 2.11 (1, 1)	9.0	W	37	7	2	1	6	3	1	0	0	0	0	45	61	1.00	1.111										

Cleveland Indians @ California Angels
Anaheim Stadium, Anaheim, CA
Thu May 23 1968, 10:05 PM EDT
Att: 7,892 - Unknown

AB 39
R 9
H 18
RBI 9
BB 2
SO 1
LOB 16



Cleveland Indians @ California Angels
Anaheim Stadium, Anaheim, CA
Thu May 23 1968, 10:05 PM EDT
Att: 7,892 - Unknown

AB 33
R 2
H 7
RBI 1
BB 4
SO 6
LOB 15



Batter	1	2	3	4	5	6	7	8	9	AB	R	H	RBI	BB	SO	LOB	TOP					
Chico Salmon, R OBP: 0.248, SLG: 0.283 (1,4)	5-3		F8			5-3		5-3	5-3	4	0	0	0	0	0	1	Cleveland Indians @ California Angels Anaheim Stadium, Anaheim, CA Fri May 24, 1968, 10:05 PM EDT Att: 12,610 - Unknown					
Tommy Harper, R OBP: 0.291, SLG: 0.402 (1,7)	F6			K			F8		6-3 BB	3	0	0	0	1	1	0						
Jose Vidal, R OBP: 0.133, SLG: 0.333 (1,9)	K			5-3			F3		6-3	4	0	0	0	0	1	1						
Joe Azcue, R OBP: 0.320, SLG: 0.400 Vic Davalillo, L OBP: 0.294, SLG: 0.322 (9, PR)		L1		K			F4		BB	3	0	0	0	1	1	0						
Jose Cardenal, R OBP: 0.293, SLG: 0.357 (1,8)	4-3					G4-6-3 1B		F9	F3	4	0	1	0	0	0	2						
Max Alvis, R OBP: 0.348, SLG: 0.451 (1,5)	4-3					G4-6-3 1-2		F3		3	0	0	0	0	0	1						
Tony Horton, R OBP: 0.314, SLG: 0.390 (1,3)			F7			5-3			1B 2B	3	1	1	0	0	0	0						
Larry Brown, R OBP: 0.290, SLG: 0.289 Davey Nelson, R OBP: 0.250, SLG: 0.200 (8, PR)			F8			5-3			1B	3	0	1	1	0	0	0						
Steve Hargan, R OBP: 0.182, SLG: 0.238 Vern Fuller, R OBP: 0.239, SLG: 0.400 Eddie Fisher, R OBP: 0.239, SLG: 0.400 Billy Rohr, L OBP: 0.250, SLG: 0.200 (8, PH)						6-3		F8		2	0	1	0	0	0	0						
Inning Stats	R: 0 E: 0 K: 1 S: 5	H: 0 LOB: 0 BB: 0 P: 5	R: 0 E: 0 K: 0 S: 3	H: 0 LOB: 0 BB: 0 P: 3	R: 0 E: 0 K: 0 S: 4	H: 1 LOB: 1 BB: 0 P: 4	R: 0 E: 0 K: 2 S: 7	H: 0 LOB: 0 BB: 0 P: 7	R: 0 E: 0 K: 0 S: 3	H: 1 LOB: 0 BB: 0 P: 3	R: 0 E: 0 K: 0 S: 3	H: 0 LOB: 0 BB: 0 P: 3	R: 0 E: 0 K: 0 S: 3	H: 0 LOB: 0 BB: 0 P: 3	R: 1 E: 0 K: 0 S: 5	H: 2 LOB: 1 BB: 0 P: 5		R: 0 E: 0 K: 0 S: 3	H: 0 LOB: 2 BB: 2 P: 11	1B: 3 2B: 1 3B: 0 HR: 0	SF: 0 SAC: 0 DP: 1 HBP: 0	WP: 0 PB: 0 SB: 0 CS: 0
PITCHER George Brunet, L ERA: 2.19 (1,1)	IP: 9.0 WLS: W BF: 32 H: 4 R: 1 ER: 1 SO: 3 BB: 2 IBB: 0 HBP: 0 BLK: 0 WP: 0 HR: 0 S: 36 P: 44 ERA: 1.00 WHIP: 0.667															PITCHER IP: 9.0 WLS: W BF: 32 H: 4 R: 1 ER: 1 SO: 3 BB: 2 IBB: 0 HBP: 0 BLK: 0 WP: 0 HR: 0 S: 36 P: 44 ERA: 1.00 WHIP: 0.667						

Batter	1	2	3	4	5	6	7	8	9	AB	R	H	RBI	BB	SO	LOB	BOTTOM			
Paul Schaat, R OBP: 0.301, SLG: 0.279 (1,5)	CS 1B		G6-4-3 1-2 1B			1-3		E6 SH3-4		4	0	2	0	0	0	0	Cleveland Indians @ California Angels Anaheim Stadium, Anaheim, CA Fri May 24, 1968, 10:05 PM EDT Att: 12,610 - Unknown			
Jim Fregosi, R OBP: 0.381, SLG: 0.415 (1,6)	F2 1-2		G6-4-3 1-2			5-3		SH3-4		3	0	0	0	0	0	3				
Roger Repoz, L OBP: 0.333, SLG: 0.468 (1,8)	3-1			1B 1B			CS BB	K		3	1	1	0	1	1	1				
Don Mincher, L OBP: 0.359, SLG: 0.327 (1,3)							F9	K		4	0	2	0	0	1	2				
Rick Reichardt, R OBP: 0.312, SLG: 0.418 (1,7)		FC6-4 1B						F6		3	0	1	1	0	0	1				
Jimmie Hall, L OBP: 0.270, SLG: 0.247 Chuck Hinton, R OBP: 0.200, SLG: 0.318 (7, PR)		K		FC4-6 1B				1B BB		2	0	0	0	1	1	2				
Buck Rodgers, S OBP: 0.278, SLG: 0.275 (1,2)		FC6-4 1-2						1B CS 1B		0	1	0	0	0	0	2				
Bobby Knoop, R OBP: 0.289, SLG: 0.289 (1,4)								CS 1B		3	0	1	1	0	0	0				
George Brunet, R OBP: 0.261, SLG: 0.227 (1,1)								K		2	0	0	0	1	1	2				
Inning Stats	R: 0 E: 0 K: 0 S: 3	H: 1 LOB: 0 BB: 0 P: 3	R: 0 E: 0 K: 1 S: 6	H: 1 LOB: 1 BB: 0 P: 6	R: 0 E: 0 K: 0 S: 3	H: 1 LOB: 1 BB: 1 P: 7	R: 1 E: 0 K: 0 S: 5	H: 3 LOB: 1 BB: 0 P: 5	R: 0 E: 0 K: 0 S: 2	H: 0 LOB: 0 BB: 1 P: 6	R: 1 E: 0 K: 1 S: 6	H: 2 LOB: 2 BB: 1 P: 10	R: 0 E: 1 K: 2 S: 8	H: 0 LOB: 1 BB: 0 P: 8	R: 0 E: 0 K: 2 S: 8	H: 0 LOB: 1 BB: 0 P: 8		1B: 8 2B: 0 3B: 0 HR: 0	SF: 0 SAC: 1 DP: 1 HBP: 0	WP: 0 PB: 0 SB: 0 CS: 4
PITCHER Steve Hargan, R ERA: 2.84 Eddie Fisher, R ERA: 2.4 Billy Rohr, L ERA: 3.38 (8,1)	IP: 7.0 WLS: L BF: 27 H: 8 R: 2 ER: 2 SO: 2 BB: 3 IBB: 0 HBP: 0 BLK: 0 WP: 0 HR: 0 S: 28 P: 40 ERA: 2.57 WHIP: 1.571															PITCHER IP: 7.0 WLS: L BF: 27 H: 8 R: 2 ER: 2 SO: 2 BB: 3 IBB: 0 HBP: 0 BLK: 0 WP: 0 HR: 0 S: 28 P: 40 ERA: 2.57 WHIP: 1.571				

Batter	1	2	3	4	5	6	7	8	9	AB	R	H	RBI	BB	SO	LOB	TOP			
Chico Salmon, R OBP: 0.248, SLG: 0.282 (1, 4)	F9		1-3			E 1B HBP 1B	K			4	1	1	0	0	1	0				
Vic Davallilo, L OBP: 0.283, SLG: 0.327 (1, 9)	E8 2B		F8			F5		F6		4	0	1	0	0	0	1				
Lee Mays, L OBP: 0.265, SLG: 0.333 (1, 7)	4-3		5-3			F9		G3-6-3 1B		4	0	1	0	0	0	2				
Duke Sims, L OBP: 0.390, SLG: 0.474 (1, 2)	FC6-4 BB			F7		1B E HBP		G3-6-3 1B		2	0	0	0	1	0	1				
Jose Cardenal, R OBP: 0.286, SLG: 0.348 (1, 8)	FC6-4 1-2			F9		E4 1B			6-3	4	0	0	0	0	0	4				
Max Alvis, R OBP: 0.346, SLG: 0.446 (1, 5)		6-3		K		FC5-4 1B		F4		4	0	1	1	0	1	0				
Tony Horton, R OBP: 0.313, SLG: 0.382 (1, 3)				1-3		FC5-4 1-2		5-3		3	0	0	0	1	0	3				
Larry Brown, R OBP: 0.284, SLG: 0.282 (1, 6)		F7		F7			5-3			3	0	0	0	0	0	1				
Sam McDowell, L OBP: 0.185, SLG: 0.185 (1, 1)								G3		2	0	0	0	0	1	1				
Leon Wagner, L OBP: 0.293, SLG: 0.293 (7, PH)										1	0	0	0	0	0	0				
Hal Kurtz, R (7, 1)										0	0	0	0	0	0	0				
Inning Stats	R: 0 E: 1 K: 0 S: 4	H: 1 LOB: 2 BB: 1 P: 8	R: 0 E: 0 K: 0 S: 3	H: 0 LOB: 1 BB: 1 P: 7	R: 0 E: 0 K: 1 S: 5	H: 0 LOB: 0 BB: 0 P: 5	R: 0 E: 0 K: 1 S: 5	H: 0 LOB: 0 BB: 0 P: 5	R: 1 E: 1 K: 0 S: 6	H: 2 LOB: 2 BB: 0 P: 7	R: 0 E: 0 K: 1 S: 5	H: 0 LOB: 0 BB: 0 P: 5	R: 0 E: 0 K: 0 S: 3	H: 1 LOB: 0 BB: 0 P: 3	R: 0 E: 0 K: 0 S: 3	H: 0 LOB: 0 BB: 0 P: 3	1B: 3 2B: 1 3B: 0 HR: 0	SF: 0 SAC: 0 DP: 1 HBP: 1	WP: 0 PB: 0 SB: 0 CS: 0	PA: 34
PITCHER Jim McGlothlin, R ERA: 3.07 (1, 1)	IP: 9.0 WLS: W BF: 34 H: 4 R: 1 ER: 0 SO: 3 BB: 2 IBB: 0 HBP: 1 BLK: 0 WP: 0 HR: 0 S: 37 P: 46 ERA: 0.00 WHIP: 0.667															PITCHER				

Cleveland Indians @ California Angels
Anaheim Stadium, Anaheim, CA
Sat May 25 1968, 10:05 PM EDT
Att: 16,024 - Unknown

AB 31
R 1
H 4
RBI 1
BB 2
SO 3
LOB 13



Batter	1	2	3	4	5	6	7	8	9	AB	R	H	RBI	BB	SO	LOB	BOTTOM			
Paul Schaal, R OBP: 0.303, SLG: 0.274 (1, 5)	CS BB BB		K		SH1-4 HR BB	6-3		F8		3	1	0	0	2	1	2				
Jim Fregosi, R OBP: 0.387, SLG: 0.416 (1, 6)	1-2 BB		K		CI SH1-4 HR	1B				2	1	1	1	1	1	1				
Rick Reichardt, R OBP: 0.312, SLG: 0.416 (1, 7)	K 2-3			F7	SH1-4	FC6-4 1B				3	0	1	0	0	1	2				
Bubba Morton, R OBP: 0.268, SLG: 0.278 Roger Repoz, L OBP: 0.353, SLG: 0.468 (1, 9) (8, 8)	4-3			E 1B S 1B	K	FC6-4 1-2				4	1	1	0	0	1	5				
Chuck Hinton, R OBP: 0.202, SLG: 0.348 (1, 3)		K		K			F9			4	1	1	3	0	2	1				
Bobby Trevino, R OBP: 0.200, SLG: 0.200 (1, 8) (8, 9)		K		IBB PB 1B	E6		K			4	0	1	1	0	2	0				
Tom Satriano, L OBP: 0.390, SLG: 0.405 (1, 2)		K		3-H 1B	K		4-3			3	0	0	0	1	2	1				
Bobby Knoop, R OBP: 0.295, SLG: 0.291 (1, 4)			5-3	1-2 2-3 IBB		6-3 SH1 1B 1B		3-1		3	1	1	0	1	0	0				
Jim McGlothlin, R OBP: 0.143, SLG: 0.143 (1, 1)				F8 1B		SH1		F8		3	0	1	0	0	0	3				
Inning Stats	R: 0 E: 0 K: 1 S: 4	H: 0 LOB: 1 BB: 2 P: 12	R: 0 E: 0 K: 3 S: 9	H: 0 LOB: 0 BB: 0 P: 9	R: 0 E: 0 K: 2 S: 8	H: 1 LOB: 1 BB: 0 P: 8	R: 1 E: 0 K: 1 S: 7	H: 2 LOB: 3 BB: 2 P: 15	R: 3 E: 2 K: 2 S: 10	H: 1 LOB: 1 BB: 1 P: 14	R: 1 E: 0 K: 0 S: 6	H: 3 LOB: 2 BB: 0 P: 6	R: 0 E: 0 K: 1 S: 5	H: 0 LOB: 0 BB: 0 P: 5	R: 0 E: 0 K: 0 S: 3	H: 0 LOB: 0 BB: 0 P: 3	1B: 6 2B: 0 3B: 0 HR: 1	SF: 0 SAC: 2 DP: 0 HBP: 0	WP: 0 PB: 1 SB: 1 CS: 1	PA: 37
PITCHER Sam McDowell, L ERA: 1.82 Hal Kurtz, R ERA: 2.61 (1, 1) (7, 1)	IP: 6.0 WLS: L BF: 31 H: 7 R: 5 ER: 1 SO: 9 BB: 4 IBB: 1 HBP: 0 BLK: 0 WP: 0 HR: 1 S: 44 P: 64 ERA: 1.50 WHIP: 1.833															PITCHER				

Cleveland Indians @ California Angels
Anaheim Stadium, Anaheim, CA
Sat May 25 1968, 10:05 PM EDT
Att: 16,024 - Unknown

AB 29
R 5
H 7
RBI 5
BB 5
SO 10
LOB 15



Batter	1	2	3	4	5	6	7	8	9	AB	R	H	RBI	BB	SO	LOB	TOP								
Chico Salmon, R OBP: 0.254, SLG: 0.287 (1, 4)										5	0	2	0	0	0	0	Cleveland Indians @ California Angels Anaheim Stadium, Anaheim, CA Sun May 26 1968, 6:33 AM EDT Att: 32,002 - Unknown								
Vic Davallio, L OBP: 0.263, SLG: 0.325 (1, 9)										4	0	1	0	0	0	1									
Lee Maye, L OBP: 0.314, SLG: 0.314 (7, PH)										3	0	0	0	0	1	0									
Tommy Harner, R OBP: 0.278, SLG: 0.398 (7, 7)										1	0	0	0	0	0	0									
Joe Azcue, R OBP: 0.296, SLG: 0.367 (1, 2)										4	0	0	0	0	1	0									
Jose Cardenal, R OBP: 0.297, SLG: 0.350 (1, 8)										2	2	1	0	2	0	0									
Tony Horton, R OBP: 0.317, SLG: 0.385 (1, 3)										4	1	2	0	0	0	3									
Max Alvis, R OBP: 0.355, SLG: 0.474 (1, 5)										4	2	3	3	0	0	2									
Larry Brown, R OBP: 0.290, SLG: 0.300 (1, 6)										3	0	1	2	1	0	0									
Luis Tiant, R OBP: 0.111, SLG: 0.148 (1, 1)										4	0	0	0	0	1	4									
Inning Stats	R: 0 E: 0 K: 0 S: 3	H: 1 LOB: 0 BB: 0 P: 3	R: 2 E: 0 K: 0 S: 6	H: 3 LOB: 1 BB: 0 P: 6	R: 0 E: 0 K: 0 S: 3	H: 0 LOB: 0 BB: 0 P: 3	R: 0 E: 1 K: 1 S: 6	H: 0 LOB: 3 BB: 2 P: 14	R: 0 E: 0 K: 0 S: 5	H: 0 LOB: 0 BB: 0 P: 5	R: 2 E: 0 K: 0 S: 4	H: 1 LOB: 0 BB: 1 P: 8	R: 0 E: 0 K: 0 S: 3	H: 2 LOB: 0 BB: 0 P: 3	R: 1 E: 0 K: 0 S: 7	H: 3 LOB: 3 BB: 0 P: 7	R: 0 E: 0 K: 0 S: 3	H: 0 LOB: 0 BB: 0 P: 3	1B: 8 2B: 0 3B: 1 HR: 1	SF: 0 SAC: 0 DP: 0 HBP: 0	WP: 0 PB: 0 SB: 1 CS: 3	PA: 38			
PITCHER	IP	WLS	BF	H	R	ER	SO	BB	IBB	HBP	BLK	WP	HR	S	P	ERA	WHIP								
Marty Pattin, R ERA: 2.77 (1, 1)	6.0	L	26	5	4	4	2	3	0	0	0	0	1	27	39	6.00	1.333								
Clyde Wright, L ERA: 3.89 (7, 1)	1.2		7	4	1	1	1	0	0	0	0	0	0	9	9	5.40	2.400								
Minnie Rojas, R ERA: 5.04 (8, 1)	1.1		4	1	0	0	0	0	0	0	0	0	0	4	4	0.00	0.750								

livebaseballscores.com

AB 34
R 5
H 10
RBI 5
BB 3
SO 3
LOB 10



Batter	1	2	3	4	5	6	7	8	9	AB	R	H	RBI	BB	SO	LOB	BOTTOM								
Paul Schaaf, R OBP: 0.302, SLG: 0.292 (1, 5)										4	1	1	1	0	1	0	Cleveland Indians @ California Angels Anaheim Stadium, Anaheim, CA Sun May 26 1968, 6:33 AM EDT Att: 32,002 - Unknown								
Jim Fregosi, R OBP: 0.377, SLG: 0.404 (1, 6)										4	0	0	0	0	1	0									
Roger Repoz, L OBP: 0.324, SLG: 0.453 (1, 8)										4	0	0	0	0	3	0									
Don Mincher, L OBP: 0.347, SLG: 0.314 (1, 3)										4	0	0	0	0	2	0									
Rick Reichardt, R OBP: 0.310, SLG: 0.411 (1, 7)										4	0	1	0	0	1	0									
Ed Kirkpatrick, L OBP: 0.389, SLG: 0.500 (8, 2)										1	0	0	0	2	1	0									
Minnie Rojas, R (8, 1)										0	0	0	0	0	0	0									
Woodie Held, R OBP: 0.200, SLG: 0.148 (9, PH)										1	0	0	0	0	1	0									
Buck Rodgers, S OBP: 0.273, SLG: 0.270 (1, 2)										2	0	0	0	0	0	1									
Jimmie Hall, L OBP: 0.277, SLG: 0.247 (7, PH)										0	0	0	0	1	0	0									
Bobby Knoop, R OBP: 0.299, SLG: 0.294 (7, PH)										2	0	1	0	0	1	0									
Tom Satriano, L OBP: 0.381, SLG: 0.395 (8, 4)										1	0	0	0	0	1	3									
Marty Pattin, R (1, 1)										1	0	0	0	0	0	1									
Bubba Morton, R OBP: 0.282, SLG: 0.270 (6, PH)										1	0	0	0	0	0	0									
Clyde Wright, R OBP: 0.384, SLG: 0.400 (7, 1)										0	0	0	0	0	0	0									
Chuck Hinton, R OBP: 0.211, SLG: 0.389 (8, 4)										1	1	1	1	0	0	0									
Inning Stats	R: 0 E: 0 K: 1 S: 5	H: 0 LOB: 0 BB: 0 P: 5	R: 0 E: 0 K: 0 S: 3	H: 0 LOB: 1 BB: 1 P: 7	R: 0 E: 0 K: 1 S: 5	H: 1 LOB: 0 BB: 0 P: 5	R: 0 E: 0 K: 2 S: 7	H: 0 LOB: 0 BB: 0 P: 7	R: 1 E: 0 K: 2 S: 8	H: 1 LOB: 0 BB: 0 P: 8	R: 0 E: 0 K: 3 S: 10	H: 1 LOB: 3 BB: 2 P: 18	R: 1 E: 0 K: 0 S: 4	H: 1 LOB: 0 BB: 0 P: 4	R: 0 E: 0 K: 2 S: 7	H: 0 LOB: 0 BB: 0 P: 7	1B: 2 2B: 0 3B: 0 HR: 2	SF: 0 SAC: 0 DP: 1 HBP: 0	WP: 0 PB: 0 SB: 0 CS: 0	PA: 33					
PITCHER	IP	WLS	BF	H	R	ER	SO	BB	IBB	HBP	BLK	WP	HR	S	P	ERA	WHIP								
Luis Tiant, R ERA: 1.3 (1, 1)	9.0	W	33	4	2	2	12	3	0	0	0	0	2	54	66	2.00	0.778								



Batter	1	2	3	4	5	6	7	8	9	AB	R	H	RBI	BB	SO	LOB	TOP			
Mickey Stanley, R OBP: 0.282, SLG: 0.355 (1, 8)	F8	F8		1-3 2B			F9		1-3	5	0	1	0	0	0	0				
Dick Tracewski, R OBP: 0.195, SLG: 0.189 (1, 4)	1B 2B	F9		4-3			K		F7	5	1	1	0	0	1	2				
Jim Northrup, L OBP: 0.346, SLG: 0.421 (1, 9)	1-3 2B 1B	K					4-3		G3	5	1	1	0	0	1	0				
Bill Freehan, R OBP: 0.343, SLG: 0.510 (1, 3)	1-3 HR 2B			F9					BB 2B	3	1	2	2	1	0	0				
Willie Horton, R OBP: 0.372, SLG: 0.623 (1, 7)	2H HR			F9			K		5-3	4	1	1	2	0	1	2				
Don Wert, R OBP: 0.280, SLG: 0.385 (1, 5)	WP 2B			F8			F9		5-3	4	0	1	0	0	0	2				
Jim Price, R OBP: 0.227, SLG: 0.150 (1, 2)	WP BB			L5			L5		BB IBB	2	0	0	0	2	0	0				
Ray Oyler, R OBP: 0.241, SLG: 0.250 (1, 6)	K			P4			5-3		1-2 2-3 BB	3	0	0	0	1	1	2				
Les Cain, L OBP: 0.143, SLG: 0.286 John Hiller, R (3, 1)	K			K 2B			6-3		4-3	1	0	0	0	0	1	2				
										3	0	0	0	0	1	3				
Inning Stats	R: 4 E: 0 K: 2 S: 12	H: 5 LOB: 2 BB: 1 P: 16	R: 0 E: 0 K: 1 S: 5	H: 0 LOB: 0 BB: 0 P: 5	R: 0 E: 0 K: 0 S: 3	H: 0 LOB: 0 BB: 0 P: 3	R: 0 E: 0 K: 1 S: 7	H: 1 LOB: 2 BB: 0 P: 7	R: 0 E: 0 K: 1 S: 5	H: 0 LOB: 1 BB: 1 P: 9	R: 0 E: 0 K: 1 S: 5	H: 0 LOB: 0 BB: 0 P: 5	R: 0 E: 0 K: 0 S: 4	H: 1 LOB: 3 BB: 2 P: 12	R: 0 E: 0 K: 0 S: 3	H: 0 LOB: 0 BB: 0 P: 3	1B: 2 2B: 4 3B: 0 HR: 1	SF: 0 SAC: 0 DP: 0 HBP: 0	WP: 2 PB: 2 SB: 0 CS: 0	PA: 39
PITCHER	IP WLS BF H R ER SO BB IBB HBP BLK WP HR S P ERA WHIP																			
George Brunet, L ERA: 2.69 (1, 1)	0.1 L 5 4 4 4 0 0 0 0 0 0 0 1 5 5 108.00 12.000																			
Minnie Rojas, R ERA: 4.57 (1, 1)	3.2 15 2 0 0 4 1 0 0 0 2 0 22 26 0.00 0.818																			
Tom Burgmeier, L ERA: 5.96 (5, 1)	2.0 7 0 0 0 1 1 0 0 0 0 0 0 8 12 0.00 0.500																			
Jim Weaver, L ERA: 1.46 (7, 1)	3.0 12 1 0 0 1 1 1 0 0 0 0 0 12 20 0.00 0.667																			

Detroit Tigers @ California Angels
 Anaheim Stadium, Anaheim, CA
 Tue May 28 1968, 10:05 PM EDT
 Att: 19,601 - Unknown

AB 35
 R 4
 H 7
 RBI 4
 BB 4
 SO 6
 LOB 13



Batter	1	2	3	4	5	6	7	8	9	AB	R	H	RBI	BB	SO	LOB	BOTTOM					
Paul Schaaf, R OBP: 0.311, SLG: 0.300 (1, 5)	FC1-6 BB	G4-6-3		1-3 1B			1B BB		5-3	3	0	1	0	2	0	1						
Jim Fregosi, R OBP: 0.360, SLG: 0.382 (1, 6)	FC1-6 1B BB			F9			F9		K	5	1	0	0	0	2	4						
Chuck Hinton, R OBP: 0.250, SLG: 0.423 (1, 3)	BB 1B BB			1B BB			F8		1-2 1B	2	0	1	0	2	0	0						
Rick Reichardt, R OBP: 0.323, SLG: 0.424 (1, 7)	BB 1-2 2H 1B			1-2 1B			L5		P6	4	0	2	1	0	0	2						
Bubba Morton, R OBP: 0.308, SLG: 0.289 (1, 9)	1-2 2-3 BB			F7			5-3		3-1	3	0	0	0	1	0	4						
Bobby Trevino, R OBP: 0.333, SLG: 0.400 (1, 8)	K			F8			FC3-6 1B		F7	4	0	1	0	0	1	5						
Tom Satriono, L OBP: 0.362, SLG: 0.395 (1, 2)	F5			F9			FC3-6 FC6-4		P6	4	0	0	0	0	0	4						
Bobby Knoop, R OBP: 0.301, SLG: 0.297 (1, 4)				FC1-6 1B			FC6-4		4-3	4	0	1	0	0	0	1						
George Brunet, R OBP: 0.281, SLG: 0.227 (1, 1)				FC1-6			4-3		F8	0	0	0	0	0	0	0						
Minnie Rojas, R OBP: 0.194, SLG: 0.143 (4, PH)										1	0	0	0	0	1	1						
Woodie Held, R OBP: 0.194, SLG: 0.143 (5, PH)										0	0	0	0	0	0	0						
Tom Burgmeier, L OBP: 0.280, SLG: 0.280 (5, PH)										1	0	0	0	0	0	1						
Buck Rodgers, S OBP: 0.280, SLG: 0.280 (7, PH)										0	0	0	0	0	0	0						
Jim Weaver, L OBP: 0.346, SLG: 0.311 (9, PH)										1	0	0	0	0	0	0						
Inning Stats	R: 1 E: 0 K: 1 S: 6	H: 1 LOB: 3 BB: 3 P: 18	R: 0 E: 0 K: 0 S: 3	H: 1 LOB: 0 BB: 0 P: 3	R: 0 E: 0 K: 0 S: 4	H: 1 LOB: 2 BB: 1 P: 8	R: 0 E: 1 K: 1 S: 7	H: 1 LOB: 2 BB: 0 P: 7	R: 0 E: 0 K: 0 S: 3	H: 0 LOB: 0 BB: 0 P: 3	R: 0 E: 0 K: 0 S: 4	H: 1 LOB: 1 BB: 0 P: 4	R: 0 E: 0 K: 1 S: 6	H: 1 LOB: 2 BB: 1 P: 10	R: 0 E: 0 K: 0 S: 3	H: 0 LOB: 0 BB: 0 P: 3	R: 0 E: 0 K: 1 S: 5	H: 0 LOB: 0 BB: 0 P: 5	1B: 6 2B: 0 3B: 0 HR: 0	SF: 0 SAC: 0 DP: 1 HBP: 0	WP: 0 PB: 0 SB: 0 CS: 0	PA: 38
PITCHER	IP WLS BF H R ER SO BB IBB HBP BLK WP HR S P ERA WHIP																					
Les Cain, L ERA: 0.83 (3, 1)	2.1 W 25 3 0 0 3 1 0 0 0 0 0 0 30 34 0.00 0.600																					

Detroit Tigers @ California Angels
 Anaheim Stadium, Anaheim, CA
 Tue May 28 1968, 10:05 PM EDT
 Att: 19,601 - Unknown

AB 33
 R 1
 H 6
 RBI 1
 BB 5
 SO 4
 LOB 24



Batter	1	2	3	4	5	6	7	8	9	10	11	12	AB	R	H	RBI	BB	SO	LOB	TOP		
Paul Schaaf, R OBP: 0.304, SLG: 0.286 (1, 5)	4-0 CS BB			F9		4-3			6-3		F9		4 0 0 0 1 0 0									
Jim Fregosi, R OBP: 0.349, SLG: 0.364 (1, 6)	0-3 K			F9			K				K		4 0 0 0 1 3 1									
Chuck Hinton, R OBP: 0.250, SLG: 0.398 (1, 8)	0-0 G3			6-3			K		F9			5 1 1 0 0 1 1										
Don Mincher, L OBP: 0.321, SLG: 0.313 (1, 3)		0-0 F8			4-3					F5		SH1-4 1B	4 0 0 0 0 1 0									
Rick Reichardt, R OBP: 0.329, SLG: 0.416 (1, 7)		0-3 K								F8		1-3	5 0 2 0 0 1 1									
Jimmie Hall, L OBP: 0.278, SLG: 0.242 (1, 9)		0-3 K			F7			FC6-4 1B			BB 1B	HR IBB	4 1 1 0 1 1 2									
Buck Rodgers, S OBP: 0.268, SLG: 0.282 (1, 2)			0-0 G3			K							4 1 1 3 1 2 2									
Bobby Knoop, R OBP: 0.284, SLG: 0.290 (1, 4)			0-0 F9			K							3 0 0 0 0 2 1									
Tom Satrino, L OBP: 0.397, SLG: 0.380 (10, PH) (10, 4)										F8		K	2 0 0 0 0 1 2									
Sammy Ellis, L OBP: 0.056, SLG: 0.050 (1, 1)			0-0 1-3						0-3 K				2 0 0 0 0 0 0									
Ed Kirkpatrick, L OBP: 0.333, SLG: 0.412 (9, PH)													1 0 0 0 0 1 0									
Minnie Rojas, R OBP: 0.296, SLG: 0.277 (11, PH)													0 0 0 0 0 0 0									
Bubba Morton, R OBP: 0.296, SLG: 0.277 (11, PH)													1 0 0 0 0 0 0									
Clyde Wright, R OBP: 0.333, SLG: 0.364 (11, 1)													0 0 0 0 0 0 0									
Inning Stats	R: 0 E: 0 K: 1 S: 4	H: 0 LOB: 0 BB: 1 P: 6	R: 0 E: 0 K: 2 S: 7	H: 0 LOB: 0 BB: 0 P: 7	R: 0 E: 0 K: 0 S: 3	H: 0 LOB: 0 BB: 0 P: 3	R: 0 E: 0 K: 1 S: 3	H: 0 LOB: 0 BB: 0 P: 3	R: 0 E: 0 K: 1 S: 6	H: 1 LOB: 1 BB: 0 P: 6	R: 0 E: 0 K: 3 S: 9	H: 0 LOB: 0 BB: 0 P: 9	R: 0 E: 0 K: 2 S: 8	H: 1 LOB: 1 BB: 0 P: 8	R: 0 E: 0 K: 1 S: 5	H: 0 LOB: 2 BB: 1 P: 8	R: 3 E: 0 K: 1 S: 7	H: 2 LOB: 0 BB: 11 P: 11	1B: 4 2B: 0 3B: 0 HR: 1	SF: 0 SAC: 1 DP: 0 HBP: 0	WP: 0 PB: 0 SB: 0 CS: 1	PA: 44
PITCHER Chuck Dobson, R ERA: 2.33 (1, 1)	IP: 12.0 WLS: 12 BF: 44 L: 5	H: 5 R: 3 ER: 3 SO: 13	BB: 3 IBB: 1 HBP: 0 BLK: 0	WP: 0 HR: 1 S: 66 P: 82	ERA: 2.25 WHIP: 0.667	PITCHER IP: 12.0 WLS: 12 BF: 44 L: 5 H: 5 R: 3 ER: 3 SO: 13 BB: 3 IBB: 1 HBP: 0 BLK: 0 WP: 0 HR: 1 S: 66 P: 82 ERA: 2.25 WHIP: 0.667																

California Angels @ Oakland Athletics
Oakland-Alameda County Coliseum, Oakland, CA

Fri May 31 1968, 7:05 PM PDT
Att: 6,415 - Unknown

AB 39
R 3
H 5
RBI 3
BB 4
SO 13
LOB 10



Batter	1	2	3	4	5	6	7	8	9	10	11	12	AB	R	H	RBI	BB	SO	LOB	BOTTOM				
Bert Campaneris, R OBP: 0.327, SLG: 0.337 (1, 6)	0-0 5-3			FC6-4 1B		6-3			F4		F9		5 0 1 0 0 0 1											
John Donaldson, L OBP: 0.241, SLG: 0.190 (1, 4)	0-0 2B			G6-4-3 1-2f		3-1			F7		5-3		5 0 1 0 0 0 3											
Sal Bando, R OBP: 0.285, SLG: 0.352 (1, 5)	0-0 F3				5-3				F7		F8		5 0 0 0 0 0 1											
Floyd Robinson, L OBP: 0.313, SLG: 0.379 (1, 7)													3 0 0 0 1 0 1											
Reggie Jackson, L OBP: 0.280, SLG: 0.366 (10, 9)	0-0 6-3			BB BB		4-3			F8			FC6-4 BB	0 0 0 0 1 0 0											
Jim Pagliaroni, R OBP: 0.383, SLG: 0.390 (1, 2)		0-0 F7						FC3-6 BB		4-3		FC6-4 G6-3	4 0 0 0 1 0 2											
Danny Cater, R OBP: 0.333, SLG: 0.337 (1, 3)		0-0 F9						FC3-6 CS			F9	G6-3 1-2f	4 0 0 0 1 0 2											
Jim Gosger, L OBP: 0.191, SLG: 0.127 (1, 8)		0-0 3-1						F8 1-2f			3-1		4 0 0 0 0 1 3											
Mike Hershberger, R OBP: 0.157, SLG: 0.106 (10, 7)			0-0 F3										4 0 2 0 0 0 0											
Chuck Dobson, R OBP: 0.276, SLG: 0.345 (1, 1)				1B 1B		5-3					F4		4 0 1 0 0 1 2											
Inning Stats	R: 0 E: 0 K: 0 S: 4	H: 1 LOB: 1 BB: 4 P: 4	R: 0 E: 0 K: 0 S: 3	H: 0 LOB: 0 BB: 0 P: 3	R: 0 E: 0 K: 0 S: 4	H: 2 LOB: 1 BB: 0 P: 4	R: 0 E: 0 K: 1 S: 3	H: 0 LOB: 0 BB: 2 P: 13	R: 0 E: 0 K: 0 S: 3	H: 0 LOB: 0 BB: 0 P: 3	R: 0 E: 0 K: 0 S: 3	H: 0 LOB: 0 BB: 0 P: 3	R: 0 E: 0 K: 0 S: 3	H: 1 LOB: 1 BB: 0 P: 4	R: 0 E: 0 K: 0 S: 4	H: 0 LOB: 1 BB: 0 P: 4	R: 0 E: 0 K: 0 S: 3	H: 0 LOB: 0 BB: 1 P: 6	1B: 4 2B: 1 3B: 0 HR: 0	SF: 0 SAC: 0 DP: 2 HBP: 0	WP: 0 PB: 0 SB: 1 CS: 1	PA: 42		
PITCHER Sammy Ellis, R ERA: 3.62 (1, 1)	IP: 8.0 WLS: 8 BF: 29 L: 4	H: 7 R: 1 ER: 0 SO: 2	BB: 3 IBB: 0 HBP: 0 BLK: 0	WP: 0 HR: 0 S: 30 P: 42	ERA: 0.00 WHIP: 0.875	PITCHER IP: 8.0 WLS: 8 BF: 29 L: 4 H: 7 R: 1 ER: 0 SO: 2 BB: 3 IBB: 0 HBP: 0 BLK: 0 WP: 0 HR: 0 S: 30 P: 42 ERA: 0.00 WHIP: 0.875																		
Minnie Rojas, R ERA: 4.6 (9, 1)	2.0 W	7 6	1 0	0 0	0 0	0 0	0 0	0 0	0 0	0 0	0 0	0 0	0 0	0 0	0 0	0 0	0 0	0 0	0 0	0 0	0 0	0 0	0 0	0 0
Clyde Wright, L ERA: 3.4 (11, 1)	2.0	W	6	0	0	0	0	0	0	0	0	0	0	0	0	0	0	0	0	0	0	0	0	0

California Angels @ Oakland Athletics
Oakland-Alameda County Coliseum, Oakland, CA

Fri May 31 1968, 7:05 PM PDT
Att: 6,415 - Unknown

AB 38
R 0
H 5
RBI 0
BB 4
SO 2
LOB 15



Batter	1	2	3	4	5	6	7	8	9	AB	R	H	RBI	BB	SO	LOB	TOP			
Paul Schaaf, R (1, 5) OBP: 0.303, SLG: 0.281	K	FC5-4 BB			K			1-3		3	0	0	0	1	2	0	California Angels @ Oakland Athletics Oakland-Alameda County Coliseum, Oakland, CA Sat Jun 01 1968, 3:33 AM PDT Att: 8,455 - Unknown livebaseballscorecards.com			
Jim Fregosi, R (1, 6) OBP: 0.347, SLG: 0.361	6-3 1B	FC5-4			F7			E6 G5-4-3		4	0	1	0	0	0	3				
Chuck Hinton, R (1, 8) OBP: 0.242, SLG: 0.384	6-3 1-2				F8			G5-4-3		4	0	0	0	0	1	2				
Don Mincher, L (1, 3) OBP: 0.319, SLG: 0.305	BB				G1			K		3	0	0	0	1	1	0				
Rick Reichardt, R (1, 7) OBP: 0.322, SLG: 0.405	F2				F8			5-3		4	0	0	0	0	0	2				
Jimmie Hall, L (1, 9) OBP: 0.277, SLG: 0.235		1B BB			4-3			4-3		3	0	0	0	1	0	0				
Buck Rodgers, S (1, 2) OBP: 0.270, SLG: 0.284		F7			FC6-4 1B			4-3		3	0	1	0	0	0	1				
Bobby Knoop, R (1, 4) OBP: 0.295, SLG: 0.291		BB 1B			K			F3		3	0	1	0	0	1	1				
George Brunet, R (1, 1) Marty Pattin, R (1, 1) Ed Kirkpatrick, L (2, PH) Tom Burgmeier, L (2, 1) Bobby Trevino, R (7, PH) Jim Weaver, L (7, 1)		F8			FC6-4			5-3		0	0	0	0	0	0	0				
Inning Stats	R: 0 E: 0 K: 1 S: 6	H: 1 LOB: 2 BB: 1 P: 10	R: 0 E: 0 K: 0 S: 4	H: 1 LOB: 3 BB: 2 P: 12	R: 0 E: 0 K: 1 S: 5	H: 0 LOB: 0 BB: 0 P: 5	R: 0 E: 0 K: 1 S: 6	H: 1 LOB: 1 BB: 0 P: 6	R: 0 E: 0 K: 1 S: 5	H: 0 LOB: 0 BB: 0 P: 5	R: 0 E: 0 K: 0 S: 3	H: 0 LOB: 0 BB: 0 P: 3	R: 0 E: 1 K: 0 S: 3	H: 0 LOB: 0 BB: 0 P: 3	R: 0 E: 0 K: 1 S: 5	H: 0 LOB: 0 BB: 0 P: 5		1B: 3 2B: 0 3B: 0 HR: 0	SF: 0 SAC: 0 DP: 1 HBP: 0	WP: 0 PB: 0 SB: 0 CS: 0
PITCHER Blue Moon Odom, R (1, 1) ERA: 2.09	IP: 9.0 WLS: W BF: 33 H: 3 R: 0 ER: 0 SO: 5 BB: 3 IBB: 0 HBP: 0 BLK: 0 WP: 0 HR: 0 S: 40 P: 52 ERA: 0.00 WHIP: 0.667																			

Batter	1	2	3	4	5	6	7	8	9	AB	R	H	RBI	BB	SO	LOB	BOTTOM			
Bert Campaneris, R (1, 6) OBP: 0.320, SLG: 0.330	F8	1-3			K			5-3		4	0	0	0	0	1	1	California Angels @ Oakland Athletics Oakland-Alameda County Coliseum, Oakland, CA Sat Jun 01 1968, 3:33 AM PDT Att: 8,455 - Unknown livebaseballscorecards.com			
John Donaldson, L (1, 4) OBP: 0.241, SLG: 0.185	1B SF8 BB	5-3			G5-4-3			4-3		3	1	0	0	1	0	1				
Sal Bando, R (1, 5) OBP: 0.284, SLG: 0.357	1B				K			G1-6-3 1B		3	1	2	0	1	1	0				
Jim Pagliaroni, R (1, 2) OBP: 0.370, SLG: 0.379	SF8				1-3			G1-6-3 1-2		3	0	0	1	0	0	2				
Danny Cater, R (1, 3) OBP: 0.342, SLG: 0.347	1B WP				F9			1B		3	1	2	1	0	0	0				
Floyd Robinson, L (1, 7) OBP: 0.314, SLG: 0.375	WP 1B				F8			F7		3	1	1	0	0	0	1				
Mike Hershberger, R (1, 9) OBP: 0.204, SLG: 0.160					G4-6-3 1B			G4-6-3 1B		3	0	3	1	0	0	0				
Jim Gosger, L (1, 8) OBP: 0.183, SLG: 0.121	G3				G4-6-3 1-2			G4-6-3 1-2		3	0	0	0	0	0	3				
Blue Moon Odom, R (1, 1) OBP: 0.250, SLG: 0.250		K			G5-4-3 1B			K		3	0	1	0	0	2	0				
Inning Stats	R: 4 E: 0 K: 0 S: 7	H: 4 LOB: 1 BB: 1 P: 11	R: 0 E: 0 K: 1 S: 5	H: 0 LOB: 0 BB: 0 P: 5	R: 0 E: 0 K: 1 S: 5	H: 0 LOB: 0 BB: 0 P: 5	R: 0 E: 0 K: 0 S: 3	H: 1 LOB: 0 BB: 0 P: 3	R: 0 E: 0 K: 1 S: 5	H: 1 LOB: 0 BB: 0 P: 5	R: 0 E: 0 K: 0 S: 4	H: 2 LOB: 1 BB: 0 P: 4	R: 0 E: 0 K: 1 S: 5	H: 1 LOB: 0 BB: 0 P: 5	R: 0 E: 0 K: 0 S: 3	H: 0 LOB: 1 BB: 1 P: 7		1B: 9 2B: 0 3B: 0 HR: 0	SF: 1 SAC: 0 DP: 4 HBP: 0	WP: 2 PB: 0 SB: 0 CS: 0
PITCHER George Brunet, L (1, 1) ERA: 3.17 Marty Pattin, R (1, 1) ERA: 3.39 Tom Burgmeier, L (2, 1) ERA: 4.71 Jim Weaver, L (7, 1) ERA: 1.56	IP: 0.2 WLS: L BF: 2 H: 1 R: 0 ER: 0 SO: 0 BB: 0 IBB: 0 HBP: 0 BLK: 0 WP: 1 HR: 0 S: 5 P: 9 ERA: 0.00 WHIP: 3.000	IP: 5.0 WLS: L BF: 16 H: 4 R: 0 ER: 0 SO: 3 BB: 0 IBB: 0 HBP: 0 BLK: 0 WP: 0 HR: 0 S: 22 P: 22 ERA: 0.00 WHIP: 0.800	IP: 2.0 WLS: L BF: 7 H: 1 R: 0 ER: 0 SO: 1 BB: 0 IBB: 0 HBP: 0 BLK: 0 WP: 1 HR: 0 S: 8 P: 12 ERA: 0.00 WHIP: 1.000																	



Batter	1	2	3	4	5	6	7	8	9	AB	R	H	RBI	BB	SO	LOB	TOP										
Paul Schaaf, R OBP: 0.298, SLG: 0.275 Jack Hamilton, R OBP: 0.143, SLG: 0.143	(1,5) 0-3 K		(1,6) 0-0 6-3			(1,6) 0-0 F4		(1,6) 0-0 F8		4	0	0	0	0	1	1											
Jim Fregosi, R OBP: 0.340, SLG: 0.353	(1,6) 0-3 K					(1,6) 0-0 5-3		(1,6) 0-0 F7		4	0	0	0	0	1	1											
Don Mincher, L OBP: 0.331, SLG: 0.361	(1,3) 0-0 2B					(1,6) 0-0 F7				4	1	3	1	0	0	0											
Rick Reichardt, R OBP: 0.314, SLG: 0.395	(1,7) 0-3 K					(1,6) 0-0 F7				4	0	0	0	0	1	2											
Jimmie Hall, L OBP: 0.276, SLG: 0.235						(1,9) 0-0 F6				4	0	1	0	0	0	1											
Chuck Hinton, R OBP: 0.234, SLG: 0.371	(1,8) 0-3 K					(1,8) 0-0 F7				4	0	0	0	0	1	2											
Buck Rodgers, S OBP: 0.271, SLG: 0.279	(1,2) 0-3 K					(1,2) 0-0 F7				2	1	0	0	1	1	0											
Bobby Knoop, R OBP: 0.296, SLG: 0.299	(1,4) 0-0 F8					(1,4) 0-3 K				3	0	1	1	0	1	0											
Jim McGlothlin, R OBP: 0.120, SLG: 0.120 Tom Satriano, L OBP: 0.351, SLG: 0.373	(1,1) 0-3 K					(1,1) 0-3 K				2	0	0	0	0	2	0											
Inning Stats	R: 0 E: 0 K: 3 S: 10	H: 1 LOB: 1 BB: 0 P: 10	R: 0 E: 0 K: 2 S: 7	H: 0 LOB: 0 BB: 0 P: 7	R: 0 E: 0 K: 1 S: 5	H: 0 LOB: 0 BB: 0 P: 5	R: 1 E: 0 K: 0 S: 5	H: 2 LOB: 1 BB: 0 P: 5	R: 0 E: 0 K: 2 S: 7	H: 0 LOB: 0 BB: 0 P: 7	R: 0 E: 0 K: 0 S: 3	H: 0 LOB: 0 BB: 0 P: 3	R: 0 E: 0 K: 0 S: 3	H: 0 LOB: 0 BB: 0 P: 3	R: 1 E: 0 K: 0 S: 4	H: 1 LOB: 1 BB: 1 P: 8	R: 0 E: 0 K: 0 S: 4	H: 1 LOB: 1 BB: 0 P: 4	1B: 1 2B: 3 3B: 0 HR: 1	SF: 0 SAC: 0 DP: 0 HBP: 0	WP: 0 PB: 0 SB: 0 CS: 0	PA: 33					
PITCHER Jim Nash, R ERA: 1.83	(1,1) 9.0	WLS 32	BF 33	H 5	R 2	ER 2	SO 8	BB 1	IBB 0	HBP 0	BLK 0	WP 0	HR 1	S 48	P 52	ERA 2.00	WHIP 0.667										

California Angels @ Oakland Athletics
Oakland-Alameda County Coliseum, Oakland, CA
Sun Jun 02 1968, 3:33 AM PDT
Att: 10,936 - Unknown

AB	32
R	2
H	5
RBI	2
BB	1
SO	8
LOB	8

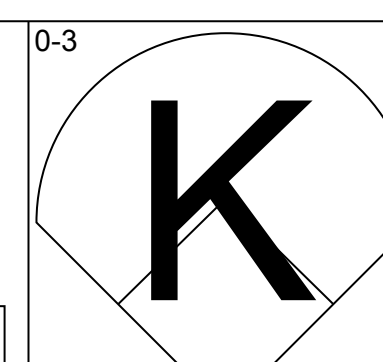
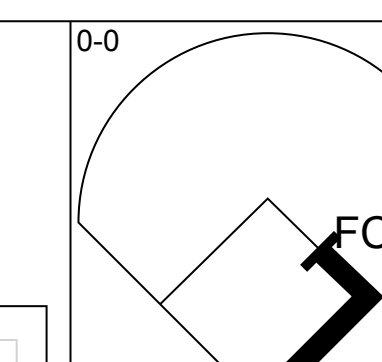
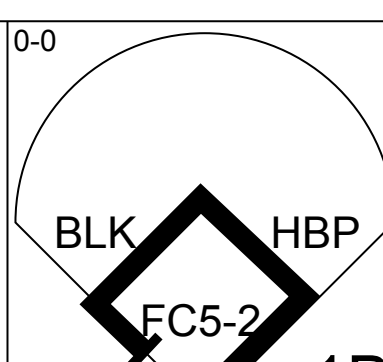
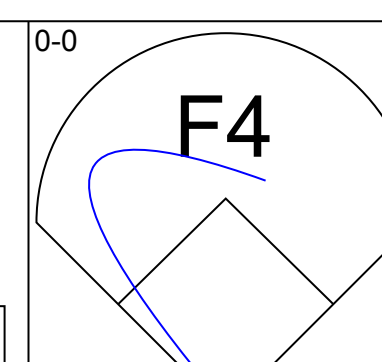
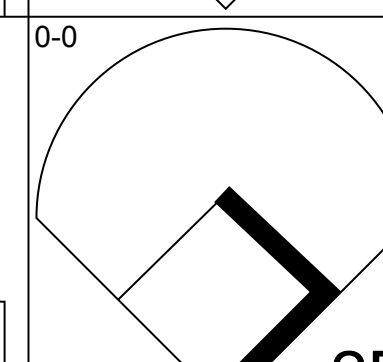
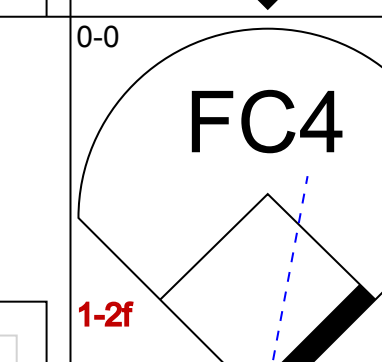
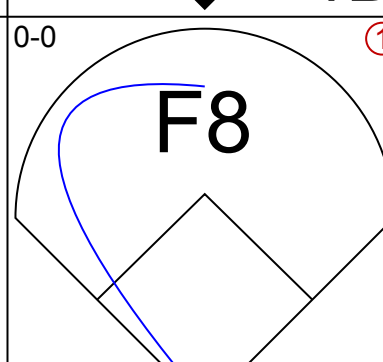
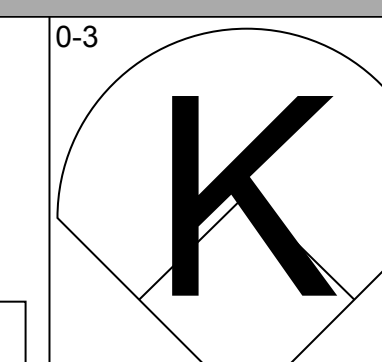
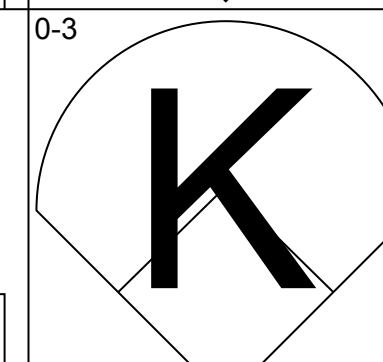
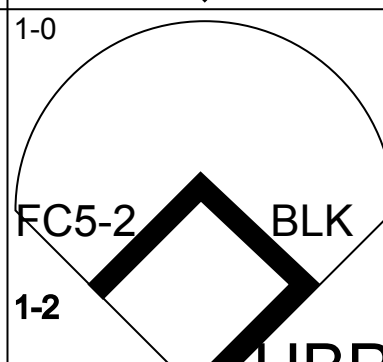
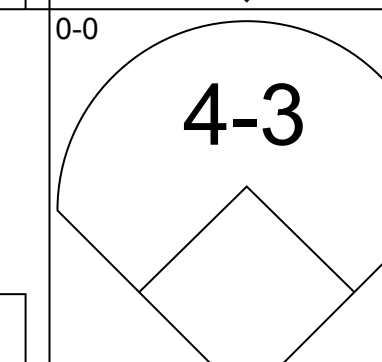
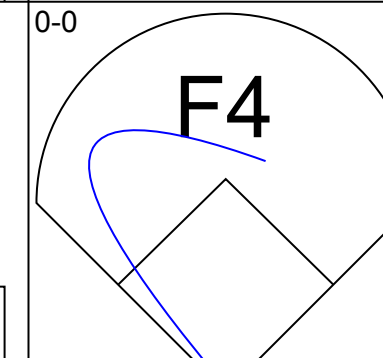
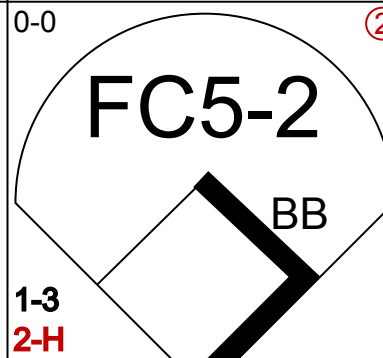
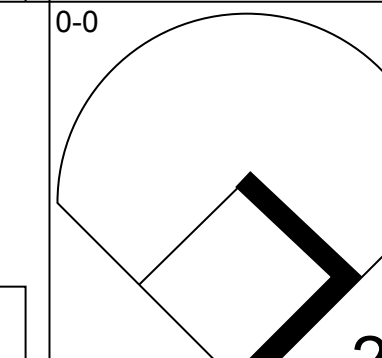
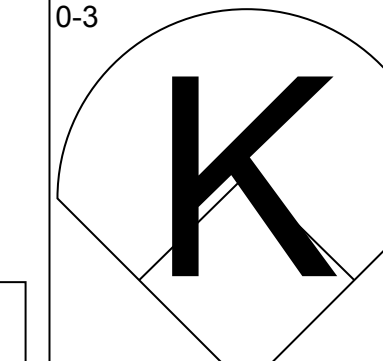
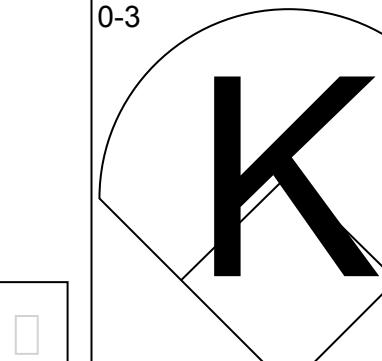
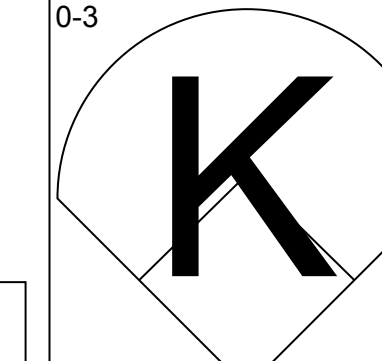
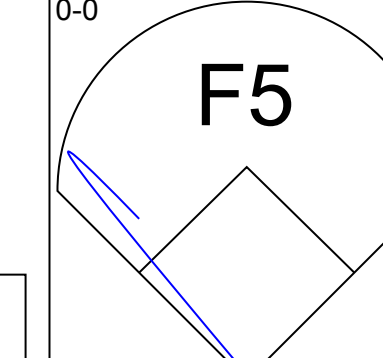
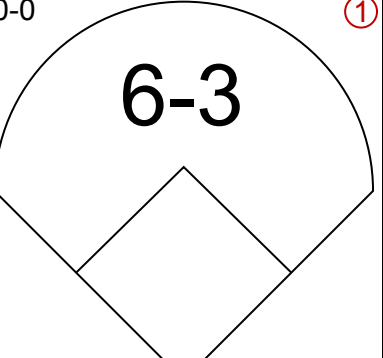
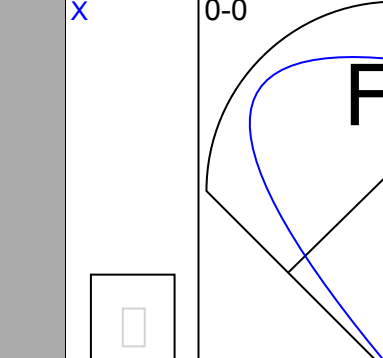
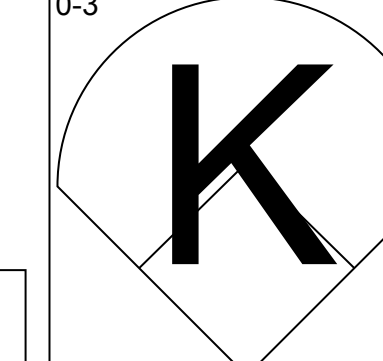
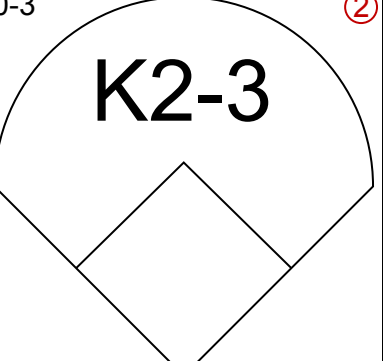
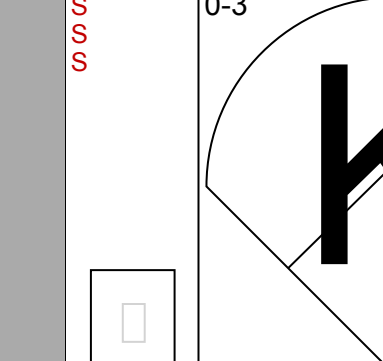
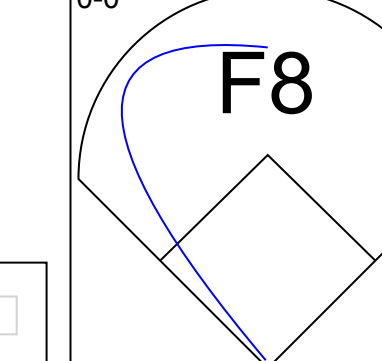
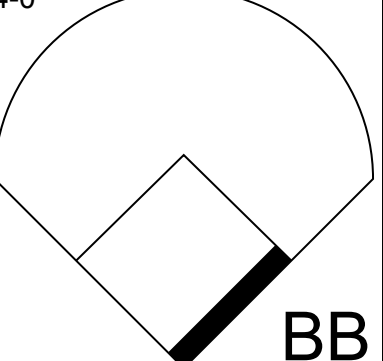
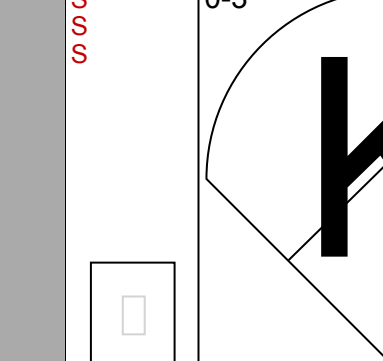
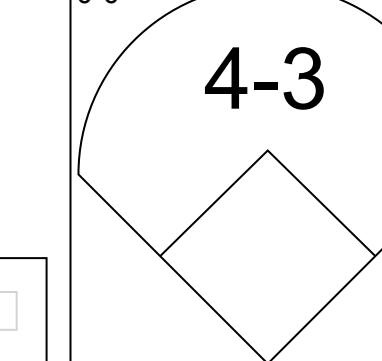
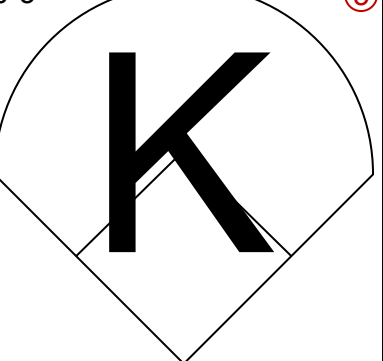
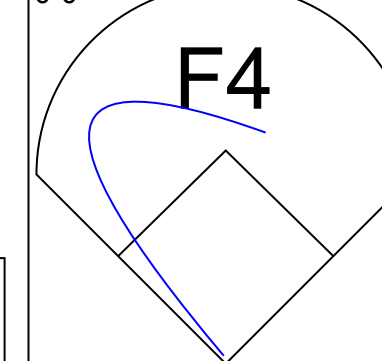
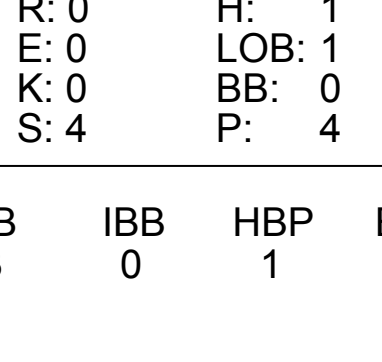
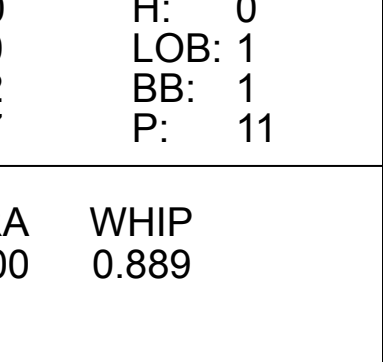
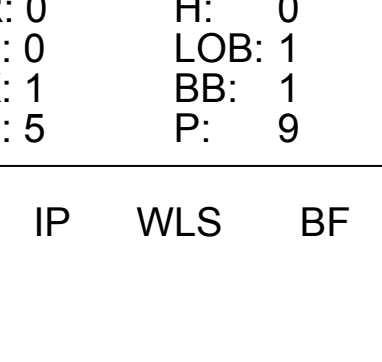





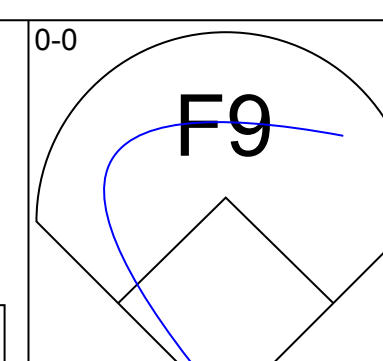
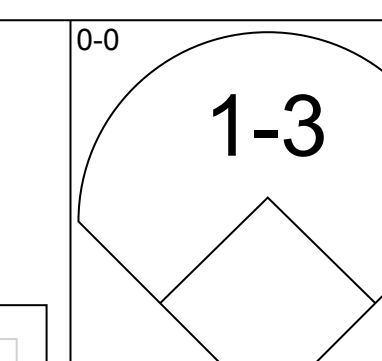
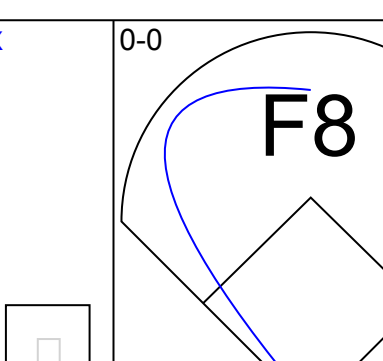
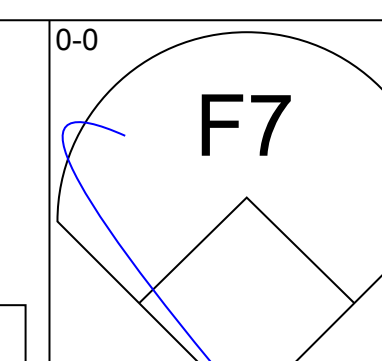
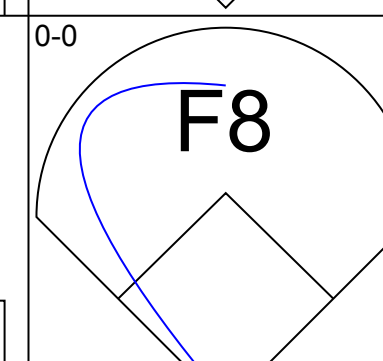


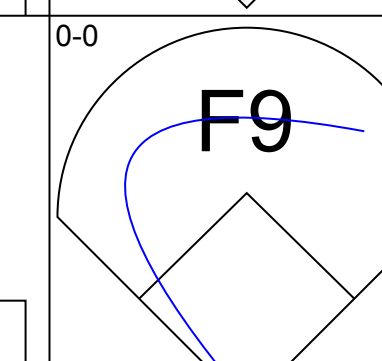


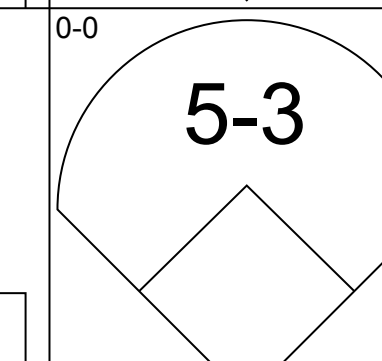
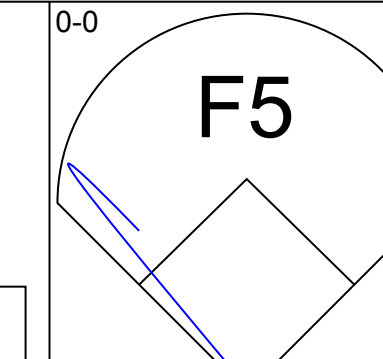


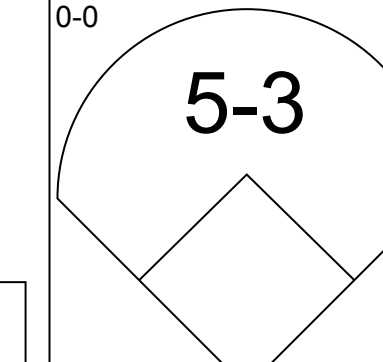


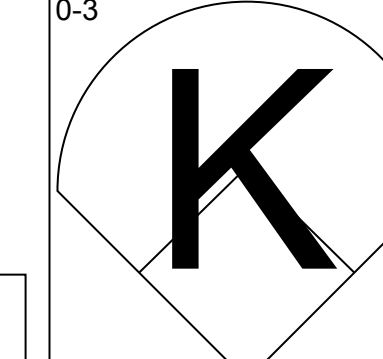



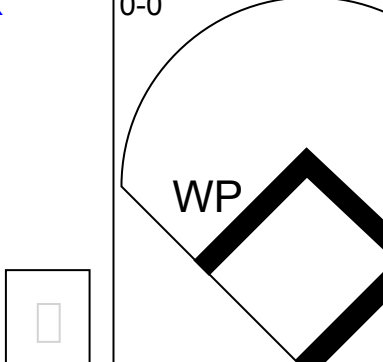

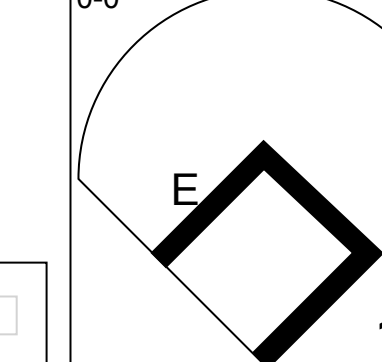
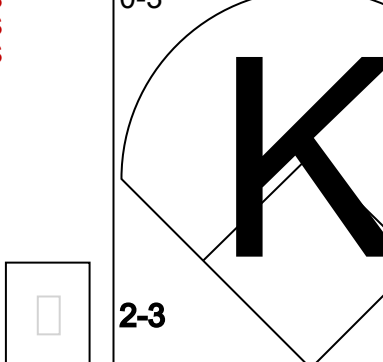

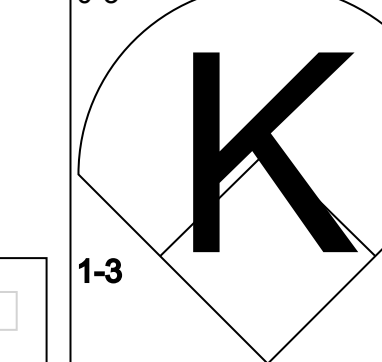
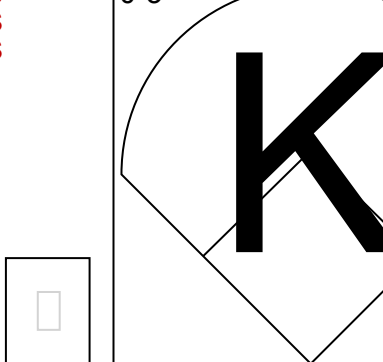

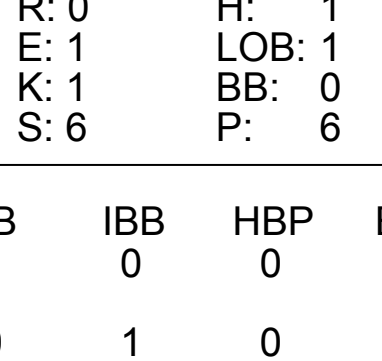
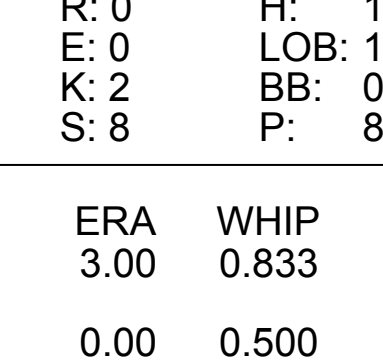
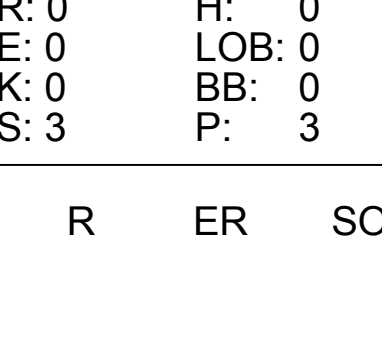
Batter	1	2	3	4	5	6	7	8	9	AB	R	H	RBI	BB	SO	LOB	BOTTOM										
Bert Campaneris, R OBP: 0.317, SLG: 0.332	(1,6) 0-0 6-3		(1,6) 0-0 5-3			(1,6) 0-0 G3		(1,6) 0-3 E7		5	1	1	0	0	1	2											
John Donaldson, L OBP: 0.234, SLG: 0.181	(1,4) 0-0 6-3		(1,4) 0-0 4-3			(1,4) 0-0 F8		(1,4) 0-0 SF8		3	0	0	1	0	0	0											
Sal Bando, R OBP: 0.299, SLG: 0.365	(1,5) 0-3 K					(1,5) 0-0 2B		(1,5) 0-0 6-3		4	1	2	0	0	1	0											
Floyd Robinson, L OBP: 0.359, SLG: 0.472 Jim Gosger, L OBP: 0.163, SLG: 0.121						(1,7) 0-0 1B		(1,7) 0-0 4-3		4	2	3	1	0	0	1											
Jim Pagliaroni, R OBP: 0.374, SLG: 0.383						(1,8) 0-0 2B		(1,8) 0-0 FC5-4		0	0	0	0	0	0	0											
Danny Cater, R OBP: 0.339, SLG: 0.343						(1,2) 0-0 1B		(1,2) 0-0 FC5-4		4	0	2	1	0	0	1											
Reggie Jackson, L OBP: 0.291, SLG: 0.389						(1,3) 0-0 G1-6-3		(1,3) 0-0 FC4-6		4	0	1	0	0	0	2											
Mike Hershberger, R OBP: 0.241, SLG: 0.208						(1,8) 0-0 1B		(1,8) 0-0 FC4-6		3	1	2	1	1	0	1											
Jim Nash, R OBP: 0.045, SLG: 0.182						(1,9) 0-0 BB		(1,9) 0-0 1B		3	1	2	1	1	0	1											
Mike Hershberger, R OBP: 0.241, SLG: 0.208						(1,9) 0-0 5-3		(1,9) 0-0 1B		3	0	2	0	1	0	1											
Jim Nash, R OBP: 0.045, SLG: 0.182						(1,1) 0-3 K		(1,1) 0-3 K		4	0	0	0	0	3	4											
Inning Stats	R: 0 E: 0 K: 1 S: 5	H: 0 LOB: 0 BB: 0 P: 5	R: 1 E: 0 K: 0 S: 4	H: 2 LOB: 1 BB: 1 P: 8	R: 0 E: 0 K: 1 S: 5	H: 0 LOB: 0 BB: 0 P: 5	R: 3 E: 0 K: 1 S: 9	H: 5 LOB: 1 BB: 0 P: 9	R: 0 E: 0 K: 0 S: 4	H: 1 LOB: 1 BB: 0 P: 4	R: 0 E: 0 K: 0 S: 4	H: 1 LOB: 2 BB: 1 P: 8	R: 1 E: 1 K: 0 S: 5	H: 2 LOB: 1 BB: 0 P: 5	R: 0 E: 0 K: 2 S: 9	H: 2 LOB: 2 BB: 0 P: 9	1B: 7 2B: 5 3B: 0 HR: 1	SF: 1 SAC: 0 DP: 2 HBP: 0	WP: 3 PB: 0 SB: 2 CS: 0	PA: 37							
PITCHER Jim McGlothlin, R ERA: 3.44 Jack Hamilton, R ERA: 3.3	(1,1) 7.0	WLS 32	BF 32	H 11	R 5	ER 5	SO 3	BB 2	IBB 0	HBP 0	BLK 0	WP 1	HR 0	S 36	P 44	ERA 6.43	WHIP 1.857										
PITCHER	(8,1) 1.0	WLS 5	BF 5	H 2	R 0	ER 0	SO 2	BB 0	IBB 0	HBP 0	BLK 0	WP 1	HR 0	S 9	P 9	ERA 0.00	WHIP 2.000										

California Angels @ Oakland Athletics
Oakland-Alameda County Coliseum, Oakland, CA
Sun Jun 02 1968, 3:33 AM PDT
Att: 10,936 - Unknown

AB	34
R	5
H	13
RBI	4
BB	2
SO	5
LOB	12



Batter	1	2	3	4	5	6	7	8	9	AB	R	H	RBI	BB	SO	LOB	TOP									
Bobby Trevino, R OBP: 0.350, SLG: 0.400 (1, 8)										4	0	2	0	0	1	1	California Angels @ Baltimore Orioles Memorial Stadium, Baltimore, MD Mon Jun 03 1968, 7:05 PM EDT Att: 4,140 - Unknown									
Jim Fregosi, R OBP: 0.338, SLG: 0.356 (1, 6)										4	0	1	0	0	1	2										
Bubba Morton, R OBP: 0.310, SLG: 0.280 (1, 7)										3	0	1	0	0	1	1										
Chuck Hinton, R OBP: 0.234, SLG: 0.375 (1, 9)										4	0	1	0	0	0	4										
Don Mincher, L OBP: 0.329, SLG: 0.352 (1, 3)										3	0	0	0	1	3	1										
Paul Schaaf, R OBP: 0.292, SLG: 0.269 (1, 5)										4	0	0	0	0	0	3										
Buck Rodgers, S OBP: 0.270, SLG: 0.273 (1, 2)										3	0	0	0	1	3	0										
Bobby Knoop, R OBP: 0.294, SLG: 0.293 (1, 4)										3	0	0	0	1	2	1										
Rickey Clark, R OBP: 0.067, SLG: 0.067 (7, PH)										2	0	0	0	0	1	1										
Rick Reichardt, R OBP: 0.313, SLG: 0.392 (7, 1)										1	0	0	0	0	0	1										
Minnie Rojas, R (7, 1)										0	0	0	0	0	0	0										
Inning Stats	R: 0 E: 0 K: 2 S: 8	H: 1 LOB: 1 BB: 0 P: 8	R: 0 E: 0 K: 2 S: 7	H: 0 LOB: 0 BB: 0 P: 7	R: 0 E: 0 K: 0 S: 4	H: 1 LOB: 1 BB: 0 P: 4	R: 0 E: 0 K: 1 S: 5	H: 1 LOB: 0 BB: 0 P: 5	R: 0 E: 0 K: 2 S: 7	H: 0 LOB: 1 BB: 1 P: 11	R: 0 E: 0 K: 0 S: 4	H: 1 LOB: 1 BB: 1 P: 9	R: 0 E: 0 K: 1 S: 5	H: 0 LOB: 1 BB: 1 P: 9	R: 0 E: 0 K: 2 S: 8	H: 1 LOB: 1 BB: 0 P: 8	R: 0 E: 0 K: 7 S: 7	H: 0 LOB: 0 BB: 0 P: 7	R: 0 E: 0 K: 2 S: 8	H: 1 LOB: 1 BB: 0 P: 8	R: 0 E: 0 K: 7 S: 7	H: 0 LOB: 0 BB: 0 P: 7	1B: 3 2B: 2 3B: 0 HR: 0	SF: 0 SAC: 0 DP: 1 HBP: 1	WP: 0 PB: 0 SB: 0 CS: 0	PA: 35
PITCHER Dave McNally, L ERA: 2.09 (1, 1)	IP: 9.0 WLS: W BF: 35 H: 5 R: 0 ER: 0 SO: 12 BB: 3 IBB: 0 HBP: 1 BLK: 1 WP: 0 HR: 0 S: 55 P: 68 ERA: 0.00 WHIP: 0.889															PITCHER										

Batter	1	2	3	4	5	6	7	8	9	AB	R	H	RBI	BB	SO	LOB	BOTTOM			
Paul Blair, R OBP: 0.272, SLG: 0.293 (1, 8)										4	0	0	0	0	0	2	California Angels @ Baltimore Orioles Memorial Stadium, Baltimore, MD Mon Jun 03 1968, 7:05 PM EDT Att: 4,140 - Unknown			
Curt Blefary, L OBP: 0.307, SLG: 0.277 (1, 9) (9, 7)										4	0	0	0	0	0	0				
Curt Motton, R OBP: 0.333, SLG: 0.375 (1, 7)										3	1	1	0	1	1	0				
Dave May, L OBP: 0.231, SLG: 0.195 (9, 9)										0	0	0	0	0	0	0				
Boog Powell, L OBP: 0.348, SLG: 0.427 (1, 3)										3	1	1	2	0	0	1				
Brooks Robinson, R OBP: 0.299, SLG: 0.380 (1, 5)										3	0	1	0	0	0	0				
Davey Johnson, R OBP: 0.386, SLG: 0.372 (1, 4)										3	0	0	0	0	1	1				
Elirod Hendricks, L OBP: 0.349, SLG: 0.500 Andy Etchebarren, R OBP: 0.315, SLG: 0.407 (1, 2) (8, 2)										2	0	1	0	1	0	0				
Mark Belanger, R OBP: 0.239, SLG: 0.278 (1, 6)										3	0	1	0	0	1	3				
Dave McNally, R (1, 1)										3	0	0	0	0	3	4				
Inning Stats	R: 0 E: 0 K: 1 S: 5	H: 0 LOB: 0 BB: 0 P: 5	R: 0 E: 0 K: 1 S: 5	H: 0 LOB: 0 BB: 0 P: 5	R: 0 E: 1 K: 1 S: 6	H: 1 LOB: 1 BB: 0 P: 6	R: 2 E: 0 K: 0 S: 4	H: 1 LOB: 0 BB: 1 P: 8	R: 0 E: 0 K: 2 S: 8	H: 1 LOB: 1 BB: 0 P: 8	R: 0 E: 0 K: 0 S: 3	H: 1 LOB: 0 BB: 0 P: 3	R: 0 E: 0 K: 1 S: 6	H: 1 LOB: 2 BB: 1 P: 10	R: 0 E: 0 K: 0 S: 3	H: 0 LOB: 0 BB: 0 P: 3	1B: 2 2B: 3 3B: 0 HR: 1	SF: 0 SAC: 0 DP: 1 HBP: 0	WP: 1 PB: 0 SB: 0 CS: 0	PA: 30
PITCHER Rickey Clark, R ERA: 2.92 Minnie Rojas, R ERA: 4.32 (1, 1) (7, 1)	IP: 6.0 WLS: L BF: 22 H: 4 R: 2 ER: 2 SO: 5 BB: 1 IBB: 0 HBP: 0 BLK: 0 WP: 1 HR: 1 S: 31 P: 35 ERA: 3.00 WHIP: 0.833															PITCHER				

Batter	1	2	3	4	5	6	7	8	9	10	AB	R	H	RBI	BB	SO	LOB	
Paul Schaal, R OBP: 0.288, SLG: 0.265 Jimmie Hall, L OBP: 0.232, SLG: 0.235 Woody Held, R OBP: 0.188, SLG: 0.138	F3		F6	FC5			2B BB		5-3		3	0	0	0	0	0	2	
Jim Fregosi, R OBP: 0.344, SLG: 0.361	4-3		BB BB		L9		2B		SH1-4 WP 1B BB		3	2	1	1	2	0	0	
Roger Repoz, L OBP: 0.350, SLG: 0.475	1B 2B		BB		K		2B		SH1-4 1B IBB		3	2	2	1	2	1	0	
Don Mincher, L OBP: 0.333, SLG: 0.352	FC4-6 1B		BB		F9		K		SH1-4		3	0	1	1	1	1	1	
Rick Reichardt, R OBP: 0.309, SLG: 0.383	FC4-6 1-2f		F7		F4		L7		3-4-1 1B IBB		4	0	0	0	1	0	4	
Ed Kirkpatrick, L OBP: 0.346, SLG: 0.381 Bubba Morton, R OBP: 0.310, SLG: 0.280 Tom Satriano, L OBP: 0.352, SLG: 0.385 Chuck Hinton, R OBP: 0.234, SLG: 0.375	CS 1B		FC5 1B BB		4-3		K		3-4-1 1B		3	0	1	0	1	1	0	
Buck Rodgers, S OBP: 0.261, SLG: 0.264	F6		F7		4-3		6-3		3-4-1 1B		5	0	0	0	0	0	4	
Bobby Knoop, R OBP: 0.298, SLG: 0.298	6-3		K				SH1-4 2B 2B		K		4	1	1	0	1	2	1	
Sammy Ellis, L OBP: 0.125, SLG: 0.087 Minnie Rojas, R (9, 1)			K				SH1-4		4-3		3	0	1	0	0	1	0	
Inning Stats	R: 1 E: 0 K: 0 S: 5	H: 2 LOB: 1 BB: 0 P: 5	R: 0 E: 0 K: 0 S: 3	H: 1 LOB: 0 BB: 0 P: 3	R: 0 E: 0 K: 1 S: 5	H: 0 LOB: 3 BB: 3 P: 17	R: 0 E: 0 K: 1 S: 5	H: 0 LOB: 0 BB: 0 P: 3	R: 2 E: 0 K: 1 S: 7	H: 3 LOB: 1 BB: 1 P: 11	R: 0 E: 0 K: 1 S: 5	H: 0 LOB: 0 BB: 0 P: 5	R: 0 E: 0 K: 1 S: 6	H: 0 LOB: 3 BB: 4 P: 22	1B: 4 2B: 4 3B: 0 HR: 0	SF: 0 SAC: 2 DP: 0 HBP: 0	WP: 1 PB: 0 SB: 0 CS: 1	PA: 45
PITCHER	IP WLS BF H R ER SO BB IBB HBP BLK WP HR S P ERA WHIP	IP WLS BF H R ER SO BB IBB HBP BLK WP HR S P ERA WHIP	PITCHER Roger Nelson, R (10, 1) ERA: 1.5 IP: 0.2, WLS: 4, BF: 4, H: 1, R: 0, ER: 0, SO: 1, BB: 0, IBB: 1, HBP: 0, BLK: 0, WP: 0, HR: 0, S: 9, P: 9, ERA: 0.00, WHIP: 1.500															

California Angels @ Baltimore Orioles
Memorial Stadium, Baltimore, MD
Tue Jun 04 1968, 7:05 PM EDT
Att: 9,579 - Unknown


AB	34
R	5
H	8
RBI	5
BB	9
SO	7
LOB	15



Batter	1	2	3	4	5	6	7	8	9	10	AB	R	H	RBI	BB	SO	LOB			
Paul Blair, R OBP: 0.270, SLG: 0.296	1B SF9 2B		F8			F7		F3	1-3		5	1	1	0	0	0	3			
Curt Blefary, L OBP: 0.314, SLG: 0.278	BB 1B		L9			G6-4-3 BB		1-2 BB		F7	3	0	1	0	2	0	0			
Curt Motton, R OBP: 0.322, SLG: 0.360	K		F2			G6-4-3		F6		F3	5	0	0	0	0	1	5			
Boog Powell, L OBP: 0.345, SLG: 0.429	SF9		L6			F5			HR 2B	F8	4	1	1	1	0	0	0			
Brooks Robinson, R OBP: 0.303, SLG: 0.365	3H 4-0		F8			F8		2B		6-3	3	0	1	0	1	0	1			
Davey Johnson, R OBP: 0.358, SLG: 0.383	F8		F9			F8		F8		K	4	0	0	0	0	1	4			
Eliud Hendricks, L OBP: 0.333, SLG: 0.571			K			1-3			HR		4	1	1	2	0	2	1			
Mark Belanger, R OBP: 0.236, SLG: 0.274 Don Buford, S OBP: 0.386, SLG: 0.371			K			K			2H HR		2	0	0	0	0	2	0			
Dave Leonhard, R OBP: 0.154, SLG: 0.083 Pete Richert, L OBP: 0.133, SLG: 0.049 Frank Robinson, R OBP: 0.236, SLG: 0.274 Eddie Watt, R OBP: 0.125, SLG: 0.087 Moe Drabowsky, R OBP: 0.125, SLG: 0.087 John O'Donoghue, R OBP: 0.125, SLG: 0.087 Roger Nelson, R (10, 1)			K			K		F4		BB S	2	0	0	0	0	2	0			
Inning Stats	R: 1 E: 0 K: 1 S: 7	H: 2 LOB: 2 BB: 1 P: 11	R: 0 E: 0 K: 3 S: 9	H: 0 LOB: 0 BB: 0 P: 9	R: 0 E: 0 K: 0 S: 3	H: 0 LOB: 0 BB: 0 P: 3	R: 0 E: 0 K: 3 S: 9	H: 0 LOB: 0 BB: 0 P: 9	R: 0 E: 0 K: 0 S: 2	H: 1 LOB: 1 BB: 0 P: 6	R: 0 E: 0 K: 0 S: 3	H: 0 LOB: 2 BB: 1 P: 8	R: 2 E: 0 K: 1 S: 7	H: 2 LOB: 2 BB: 1 P: 15	R: 0 E: 0 K: 0 S: 3	H: 0 LOB: 0 BB: 0 P: 3	1B: 1 2B: 3 3B: 0 HR: 1	SF: 1 SAC: 0 DP: 1 HBP: 1	WP: 0 PB: 0 SB: 1 CS: 0	PA: 40
PITCHER	IP WLS BF H R ER SO BB IBB HBP BLK WP HR S P ERA WHIP	IP WLS BF H R ER SO BB IBB HBP BLK WP HR S P ERA WHIP	PITCHER Sammy Ellis, R (1, 1) ERA: 3.58 IP: 8.2, WLS: 3, BF: 35, H: 5, R: 3, ER: 3, SO: 8, BB: 4, IBB: 0, HBP: 1, BLK: 0, WP: 0, HR: 1, S: 46, P: 63, ERA: 3.12, WHIP: 1.038 Minnie Rojas, R (9, 1) ERA: 4.15 IP: 1.1, WLS: 5, BF: 5, H: 0, R: 0, ER: 0, SO: 1, BB: 0, IBB: 0, HBP: 0, BLK: 0, WP: 0, HR: 0, S: 4, P: 8, ERA: 0.00, WHIP: 0.750																	

California Angels @ Baltimore Orioles
Memorial Stadium, Baltimore, MD
Tue Jun 04 1968, 7:05 PM EDT
Att: 9,579 - Unknown

AB	33
R	3
H	5
RBI	3
BB	5
SO	8
LOB	15



Batter	1	2	3	4	5	6	7	8	9	AB	R	H	RBI	BB	SO	LOB	TOP					
Ed Kirkpatrick, L (1,9) OBP: 0.300, SLG: 0.320 Jim Weaver, L (8,1)										4	0	0	0	0	2	1	<p>California Angels @ Baltimore Orioles Memorial Stadium, Baltimore, MD Wed Jun 05 1968, 7:05 PM EDT Att: 6,485 - Unknown</p>					
Jim Fregosi, R (1,6) OBP: 0.343, SLG: 0.359			4-3							4	0	1	0	0	1	1						
Roger Repoz, L (1,8) OBP: 0.347, SLG: 0.469										4	0	1	0	0	1	1						
Don Mincher, L (1,3) OBP: 0.325, SLG: 0.341				4-3						4	0	0	0	0	0	1						
Rick Reichardt, R (1,7) OBP: 0.314, SLG: 0.388										3	0	1	0	1	1	0						
Tom Satriano, L (1,5) OBP: 0.361, SLG: 0.436										3	1	1	1	0	0	2						
Buck Rodgers, S (1,2) OBP: 0.256, SLG: 0.259										3	0	0	0	0	1	1						
Bobby Knoop, R (1,4) OBP: 0.294, SLG: 0.294 Jay Johnstone, L (8, PH) OBP: 0.297, SLG: 0.317 Paul Schaaf, R (8,5) OBP: 0.288, SLG: 0.265	4-3									2	0	0	0	0	1	1						
Clyde Wright, R (1,1) OBP: 0.286, SLG: 0.308 Tom Burgmeier, L (6,1) Jimmie Hall, L (8, PH) OBP: 0.288, SLG: 0.243			1-3							0	0	0	0	0	0	0						
										1	0	1	0	0	0	0						
Inning Stats	R: 0 E: 0 K: 1 S: 6	H: 1 LOB: 1 BB: 0 P: 6	R: 0 E: 0 K: 1 S: 6	H: 1 LOB: 1 BB: 0 P: 6	R: 0 E: 0 K: 1 S: 5	H: 0 LOB: 0 BB: 0 P: 5	R: 0 E: 0 K: 0 S: 3	H: 1 LOB: 1 BB: 1 P: 7	R: 0 E: 0 K: 2 S: 7	H: 0 LOB: 0 BB: 0 P: 7	R: 0 E: 0 K: 1 S: 5	H: 0 LOB: 0 BB: 0 P: 5	R: 1 E: 0 K: 0 S: 4	H: 1 LOB: 0 BB: 0 P: 4	R: 0 E: 0 K: 0 S: 4	H: 1 LOB: 1 BB: 0 P: 4	R: 0 E: 0 K: 2 S: 7	H: 0 LOB: 0 BB: 0 P: 7	1B: 3 2B: 1 3B: 0 HR: 1	SF: 0 SAC: 0 DP: 0 HBP: 0	WP: 0 PB: 0 SB: 0 CS: 0	PA: 32
PITCHER Jim Hardin, R (1,1) ERA: 2.38	IP: 9.0 WLS: W BF: 32 H: 5 R: 1 ER: 1 SO: 8 BB: 1 IBB: 0 HBP: 0 BLK: 0 WP: 0 HR: 1 S: 47 P: 51 ERA: 1.00 WHIP: 0.667															PITCHER	IP: WLS: BF: H: R: ER: SO: BB: IBB: HBP: BLK: WP: HR: S: P: ERA: WHIP:					

Batter	1	2	3	4	5	6	7	8	9	AB	R	H	RBI	BB	SO	LOB	BOTTOM					
Curt Blefary, L (1,9) OBP: 0.313, SLG: 0.273	4-3									3	0	0	0	1	1	0	<p>California Angels @ Baltimore Orioles Memorial Stadium, Baltimore, MD Wed Jun 05 1968, 7:05 PM EDT Att: 6,485 - Unknown</p>					
Paul Blair, R (1,8) OBP: 0.265, SLG: 0.289	5-3					6-3-5-2-6-1-6 2-H				4	0	0	0	0	0	2						
Curt Motton, R (1,7) OBP: 0.327, SLG: 0.383										3	2	1	1	1	1	0						
Brooks Robinson, R (1,5) OBP: 0.302, SLG: 0.382	E5 WP 1B BB									4	2	1	0	0	0	0						
Boog Powell, L (1,3) OBP: 0.348, SLG: 0.427	BB WP 1B									3	1	1	0	1	1	0						
Davey Johnson, R (1,4) OBP: 0.366, SLG: 0.387	4-0 1-2 2-3 BB			5-3						3	2	2	4	1	0	0						
Andy Etchebarren, R (1,2) OBP: 0.323, SLG: 0.405	4-0 1-2 2-3 3-H BB					5-3				3	0	1	1	1	1	0						
Mark Belanger, R (1,6) OBP: 0.242, SLG: 0.275	FC6-4 1-2 2-3 3-H BB									3	0	1	0	1	1	4						
Jim Hardin, R (1,1) OBP: 0.154, SLG: 0.231										3	0	0	0	0	3	1						
Inning Stats	R: 2 E: 1 K: 0 S: 6	H: 2 LOB: 3 BB: 2 P: 14	R: 0 E: 0 K: 1 S: 5	H: 0 LOB: 0 BB: 0 P: 5	R: 0 E: 0 K: 2 S: 7	H: 0 LOB: 0 BB: 0 P: 7	R: 0 E: 0 K: 2 S: 8	H: 1 LOB: 1 BB: 0 P: 8	R: 4 E: 0 K: 1 S: 7	H: 2 LOB: 0 BB: 2 P: 15	R: 0 E: 0 K: 0 S: 2	H: 0 LOB: 1 BB: 2 P: 10	R: 0 E: 0 K: 0 S: 3	H: 0 LOB: 0 BB: 0 P: 3	R: 1 E: 0 K: 2 S: 8	H: 2 LOB: 0 BB: 0 P: 8		R: 0 E: 0 K: 2 S: 8	H: 0 LOB: 0 BB: 0 P: 8	1B: 5 2B: 1 3B: 0 HR: 2	SF: 0 SAC: 1 DP: 1 HBP: 0	WP: 1 PB: 1 SB: 0 CS: 0
PITCHER Clyde Wright, L (1,1) ERA: 3.93 Tom Burgmeier, L (6,1) ERA: 4.4 Jim Weaver, L (8,1) ERA: 1.47	IP: 5.0 WLS: L BF: 26 H: 5 R: 6 ER: 5 SO: 6 BB: 5 IBB: 0 HBP: 0 BLK: 0 WP: 0 HR: 2 S: 33 P: 53 ERA: 9.00 WHIP: 2.000															PITCHER	IP: WLS: BF: H: R: ER: SO: BB: IBB: HBP: BLK: WP: HR: S: P: ERA: WHIP:					

Batter	1	2	3	4	5	6	7	8	9	AB	R	H	RBI	BB	SO	LOB	TOP								
Paul Schaal, R OBP: 0.291, SLG: 0.270 (1, 5)	4-0 BB		0-0 5-3		0-0 1-3		0-0 1B 2B	0-0 FC5-4		4	1	1	1	1	0	2									
Jim Fregosi, R OBP: 0.344, SLG: 0.365 (1, 6)	0-3 K		0-0 2B		0-3 K		0-0 PB 1B 1B		0-0 F4	5	1	2	1	0	2	2									
Roger Repoz, L OBP: 0.349, SLG: 0.466 (1, 8)	0-0 F5		0-3 K		0-0 F8		0-0 PB 1B 1B		0-0 1B 1B SF9	5	2	2	0	0	1	2									
Don Mincher, L OBP: 0.327, SLG: 0.343 (1, 3)	0-0 G3			0-0 G3		0-0 F8	0-0 2B 1B		0-0 SF9 1B 1B	5	1	2	2	0	0	1									
Rick Reichardt, R OBP: 0.317, SLG: 0.393 Minnie Rojas, R OBP: 0.111, SLG: 0.111 (7, 1)		0-0 6-3		4-0 BB		0-0 G3	0-0 1B 2B		0-0 1B 1B	3	0	1	1	1	0	0									
Jimmie Hall, L OBP: 0.287, SLG: 0.243 Chuck Hinton, R OBP: 0.233, SLG: 0.375 (9, PH) (9, 9)		0-0 3-1		0-0 F4		0-0 1B			0-0 SF9	4	1	1	0	0	0	1									
Tom Satriono, L OBP: 0.364, SLG: 0.441 (1, 2)	4-0 BB		0-0 F8		0-0 4-1 1B 2B		0-3 K		0-0 F5	4	1	1	1	1	1	3									
Bobby Knoop, R OBP: 0.293, SLG: 0.299 (1, 4)	0-0 F9				0-0 2B		0-0 4-1	0-0 5-3		4	0	1	0	0	0	2									
Marty Pattin, R (1, 1)			0-0 F8		0-0 F2		0-0 2B 1B		0-0 FC5-4 1B	2	0	0	0	0	0	1									
Tom Burgmeier, L (6, 1)										0	0	0	0	0	0	0									
Ed Kirkpatrick, L OBP: 0.344, SLG: 0.370 (7, PH) (7, 7)										2	1	2	1	0	0	0									
Inning Stats	R: 0 E: 0 K: 1 S: 5	H: 0 LOB: 1 BB: 1 P: 9	R: 0 E: 0 K: 0 S: 3	H: 0 LOB: 1 BB: 1 P: 7	R: 0 E: 0 K: 1 S: 6	H: 1 LOB: 1 BB: 0 P: 6	R: 0 E: 0 K: 0 S: 3	H: 0 LOB: 1 BB: 1 P: 7	R: 0 E: 0 K: 1 S: 6	H: 1 LOB: 1 BB: 0 P: 6	R: 0 E: 0 K: 0 S: 3	H: 0 LOB: 0 BB: 0 P: 3	R: 7 E: 0 K: 0 S: 10	H: 8 LOB: 0 BB: 0 P: 10	R: 0 E: 0 K: 1 S: 6	H: 1 LOB: 1 BB: 0 P: 6	R: 1 E: 0 K: 0 S: 6	H: 3 LOB: 2 BB: 0 P: 6	1B: 9 2B: 5 3B: 0 HR: 0	SF: 1 SAC: 0 DP: 0 HBP: 0	WP: 0 PB: 1 SB: 0 CS: 0	PA: 43			
PITCHER	IP	WLS	BF	H	R	ER	SO	BB	IBB	HBP	BLK	WP	HR	S	P	ERA	WHIP								
Gene Brabender, R ERA: 3.3 (1, 1)	6.1		27	5	3	3	3	3	0	0	0	0	0	30	42	4.26	1.263								
Eddie Watt, R ERA: 2.57 (7, 1)	0.0	L	2	2	1	1	0	0	0	0	0	0	0	2	2	∞	∞								
John O'Donoghue, L ERA: 5.52 (7, 1)	2.2		14	7	4	4	1	0	0	0	0	0	0	16	16	13.50	2.625								

California Angels @ Baltimore Orioles
Memorial Stadium, Baltimore, MD
Thu Jun 06 1968, 7:05 PM EDT
Att: 7,189 - Unknown

AB 39
R 8
H 14
RBI 8
BB 3
SO 4
LOB 14



Batter	1	2	3	4	5	6	7	8	9	AB	R	H	RBI	BB	SO	LOB	BOTTOM								
Paul Blair, R OBP: 0.268, SLG: 0.289 (1, 8)	4-0 BB BB		0-0 BB 1B		0-0 F9	0-0 1-3			0-0 FC1-4 HR	4	1	1	0	1	0	3									
Curt Blefary, L OBP: 0.315, SLG: 0.289 (1, 9)	0-0 F6		4-0 1-2 BB		0-0 F8		0-0 F8		0-0 HR	4	1	1	2	1	0	1									
Curt Motton, R OBP: 0.323, SLG: 0.376 (1, 7)	0-0 F7		0-3 K		0-0 1B		0-3 K		0-0 F7	5	0	1	0	0	2	3									
Boog Powell, L OBP: 0.344, SLG: 0.418 (1, 3)	4-0 1-2 BB		0-0 6-3		0-0 F2		0-0 4-3		0-0 F8	4	0	0	0	1	0	3									
Brooks Robinson, R OBP: 0.301, SLG: 0.379 (1, 5)	0-3 K			0-0 F7		0-0 E7 FC 1B 1B		0-0 F5		4	1	1	0	0	1	2									
Davey Johnson, R OBP: 0.364, SLG: 0.383 (1, 4)		0-0 6-3		0-0 HR 1B		0-0 FC 1B 2-3		0-3 K		4	1	1	0	0	1	1									
Elirod Hendricks, L OBP: 0.351, SLG: 0.656 (1, 2)		0-0 F9		0-0 HR		0-0 1-3 3-H 1B		0-3 K		4	1	2	3	0	1	0									
Mark Belanger, R OBP: 0.238, SLG: 0.270 Don Buford, S OBP: 0.400, SLG: 0.472 (9, PH) (7, 1)		0-0 F7		0-3 K		0-3 K			0-0 HR	3	0	0	0	0	2	2									
Gene Brabender, R OBP: 0.143, SLG: 0.250 Eddie Watt, R (7, 1)			0-3 K		0-3 K		0-3 K		0-0 FC1-4 1B	0	0	0	0	0	0	0									
John O'Donoghue, R (7, 1)										0	0	0	0	0	0	0									
Frank Robinson, R OBP: 0.306, SLG: 0.284 (9, PH) (7, 7)										1	0	1	0	0	0	0									
Inning Stats	R: 0 E: 0 K: 1 S: 5	H: 0 LOB: 2 BB: 2 P: 13	R: 0 E: 0 K: 0 S: 3	H: 0 LOB: 0 BB: 0 P: 3	R: 0 E: 0 K: 2 S: 8	H: 1 LOB: 2 BB: 1 P: 12	R: 2 E: 0 K: 2 S: 9	H: 2 LOB: 0 BB: 0 P: 9	R: 0 E: 0 K: 0 S: 4	H: 1 LOB: 1 BB: 0 P: 4	R: 1 E: 1 K: 2 S: 10	H: 2 LOB: 2 BB: 0 P: 10	R: 0 E: 0 K: 1 S: 5	H: 0 LOB: 0 BB: 0 P: 5	R: 0 E: 0 K: 2 S: 7	H: 0 LOB: 0 BB: 0 P: 7	R: 3 E: 0 K: 0 S: 6	H: 3 LOB: 0 BB: 0 P: 6	1B: 6 2B: 0 3B: 0 HR: 3	SF: 0 SAC: 0 DP: 0 HBP: 0	WP: 0 PB: 0 SB: 0 CS: 0	PA: 40			
PITCHER	IP	WLS	BF	H	R	ER	SO	BB	IBB	HBP	BLK	WP	HR	S	P	ERA	WHIP								
Marty Pattin, R ERA: 3.44 (1, 1)	5.0		24	5	3	2	5	3	0	0	0	0	0	31	43	3.60	1.600								
Tom Burgmeier, L ERA: 4.26 (6, 1)	1.0	W	4	1	0	0	2	0	0	0	0	0	0	8	8	0.00	1.000								
Minnie Rojas, R ERA: 4.54 (7, 1)	3.0	S	12	3	3	3	3	0	0	0	0	0	2	18	18	9.00	1.000								


California Angels @ Baltimore Orioles
Memorial Stadium, Baltimore, MD
Thu Jun 06 1968, 7:05 PM EDT
Att: 7,189 - Unknown

AB 37
R 6
H 9
RBI 6
BB 3
SO 10
LOB 17



Batter	1	2	3	4	5	6	7	8	9	AB	R	H	RBI	BB	SO	LOB	TOP			
Paul Schaaf, R (1.5) OBP: 0.290, SLG: 0.270	F9		F8			1B		5-3		4	1	1	0	0	0	0	California Angels @ New York Yankees Yankee Stadium, Bronx, NY Fri Jun 07 1968, 7:05 PM EDT Unknown - 92 F			
Jim Fregosi, R (1.6) OBP: 0.347, SLG: 0.368	L4-3		5-3			1B		F8		4	0	2	0	0	0	0				
Chuck Hinton, R (1.3) OBP: 0.226, SLG: 0.363	L4-3			K		F9			6-3	4	0	0	0	0	1	3				
Rick Reichardt, R (1.7) OBP: 0.321, SLG: 0.395		6-3		K						4	0	2	1	0	1	0				
Bubba Morton, R (1.9) OBP: 0.311, SLG: 0.283																				
Jack Hamilton, R (6.1) OBP: 0.143, SLG: 0.143																				
Jim Weaver, L (8.1)																				
Don Mincher, L (9, PH) OBP: 0.331, SLG: 0.348																				
Bobby Trevino, R (1.8) OBP: 0.333, SLG: 0.375																				
Buck Rodgers, S (1.2) OBP: 0.253, SLG: 0.255																				
Tom Satriano, L (7, PH) OBP: 0.353, SLG: 0.426																				
Bobby Knoop, R (1.4) OBP: 0.288, SLG: 0.294																				
George Brunet, R (1.1) OBP: 0.250, SLG: 0.217																				
Woodie Held, R (6, PH) OBP: 0.162, SLG: 0.133																				
Roger Repoz, L (6.8) OBP: 0.347, SLG: 0.463																				
Inning Stats	R: 0 E: 0 K: 0 S: 3	H: 1 LOB: 0 BB: 0 P: 3	R: 0 E: 0 K: 1 S: 7	H: 2 LOB: 2 BB: 0 P: 7	R: 0 E: 0 K: 2 S: 7	H: 0 LOB: 0 BB: 0 P: 3	R: 0 E: 0 K: 2 S: 7	H: 0 LOB: 0 BB: 0 P: 7	R: 1 E: 0 K: 1 S: 8	H: 3 LOB: 2 BB: 0 P: 8	R: 0 E: 0 K: 0 S: 3	H: 0 LOB: 0 BB: 0 P: 3	R: 0 E: 0 K: 1 S: 5	H: 0 LOB: 0 BB: 0 P: 5	R: 0 E: 0 K: 0 S: 5	H: 2 LOB: 2 BB: 0 P: 5	1B: 8 2B: 1 3B: 0 HR: 0	SF: 0 SAC: 0 DP: 1 HBP: 0	WP: 0 PB: 0 SB: 0 CS: 0	PA: 34
PITCHER Fritz Peterson, L (1.1) ERA: 3.25	IP: 9.0 WLS: W BF: 34 H: 8 R: 1 ER: 1 SO: 7 BB: 0 IBB: 0 HBP: 0 BLK: 0 WP: 0 HR: 0 S: 48 P: 48 ERA: 1.00 WHIP: 0.889																			

AB	34
R	1
H	8
RBI	1
BB	0
SO	7
LOB	13



Batter	1	2	3	4	5	6	7	8	9	AB	R	H	RBI	BB	SO	LOB	BOTTOM			
Horace Clarke, S (1.4) OBP: 0.247, SLG: 0.228	F5									3	0	1	0	1	0	0	California Angels @ New York Yankees Yankee Stadium, Bronx, NY Fri Jun 07 1968, 7:05 PM EDT Unknown - 92 F			
Roy White, S (1.7) OBP: 0.340, SLG: 0.387	5-3									4	1	1	0	0	1	2				
Tom Tresh, S (1.6) OBP: 0.282, SLG: 0.261	G3									4	1	1	1	0	0	1				
Andy Kosco, R (1.9) OBP: 0.288, SLG: 0.420		F4								4	0	0	0	0	0	2				
Joe Pepitone, L (1.3) OBP: 0.370, SLG: 0.500		1-3								3	0	1	0	1	0	0				
Bobby Cox, R (1.5) OBP: 0.304, SLG: 0.307										2	0	1	1	1	1	0				
Bill Robinson, R (1.8) OBP: 0.247, SLG: 0.271										4	1	1	1	0	2	4				
Ellie Rodriguez, R (1.2) OBP: 0.235, SLG: 0.188										3	1	1	0	0	0	0				
Fritz Peterson, S (1.1)										2	0	0	0	0	1	0				
Inning Stats	R: 0 E: 0 K: 0 S: 3	H: 0 LOB: 0 BB: 0 P: 3	R: 0 E: 0 K: 1 S: 5	H: 0 LOB: 0 BB: 0 P: 5	R: 1 E: 0 K: 2 S: 9	H: 2 LOB: 1 BB: 0 P: 9	R: 1 E: 1 K: 1 S: 7	H: 1 LOB: 1 BB: 0 P: 7	R: 1 E: 0 K: 0 S: 4	H: 1 LOB: 1 BB: 1 P: 8	R: 0 E: 0 K: 1 S: 5	H: 0 LOB: 1 BB: 1 P: 9	R: 0 E: 0 K: 0 S: 3	H: 0 LOB: 0 BB: 0 P: 3	R: 1 E: 0 K: 0 S: 5	H: 3 LOB: 2 BB: 1 P: 9		1B: 5 2B: 1 3B: 0 HR: 1	SF: 1 SAC: 1 DP: 1 HBP: 0	WP: 1 PB: 0 SB: 1 CS: 0
PITCHER George Brunet, L (1.1) ERA: 3.08	IP: 5.0 WLS: L BF: 21 H: 4 R: 3 ER: 1 SO: 4 BB: 1 IBB: 0 HBP: 0 BLK: 0 WP: 1 HR: 1 S: 28 P: 32 ERA: 1.80 WHIP: 1.000																			
Jack Hamilton, R (6.1) ERA: 3.31	2.2 10 2 1 1 1 1 0 0 0 0 0 0 11 15 3.38 1.125																			
Jim Weaver, L (8.1) ERA: 1.45	0.1 3 1 0 0 0 1 0 0 0 0 0 2 6 0.00 6.000																			

AB	29
R	4
H	7
RBI	3
BB	3
SO	5
LOB	9



Batter	1	2	3	4	5	6	7	8	9	AB	R	H	RBI	BB	SO	LOB	TOP				
Paul Schaal, R (1.5) OBP: 0.292, SLG: 0.269										4	2	1	0	1	0	2	California Angels @ New York Yankees Yankee Stadium, Bronx, NY Fri Jun 07 1968, 7:05 PM EDT Att: 19,791 - Unknown - 91 F				
Jim Fregosi, R (1.6) OBP: 0.352, SLG: 0.394										5	2	3	1	0	0	0					
Roger Repoz, L (1.8) OBP: 0.348, SLG: 0.458										4	0	1	1	1	1	2					
Don Mincher, L (1.3) OBP: 0.345, SLG: 0.380										4	1	3	3	1	0	2					
Rick Reichardt, R (1.7) OBP: 0.328, SLG: 0.401										5	1	3	0	0	0	1					
Chuck Hinton, R (8.7) OBP: 0.226, SLG: 0.363										0	0	0	0	0	0	0					
Jimmie Hall, L (1.9) OBP: 0.299, SLG: 0.252										4	1	2	0	1	1	4					
Tom Satriano, L (1.2) OBP: 0.370, SLG: 0.477										4	1	2	2	1	0	2					
Bobby Knoop, R (1.4) OBP: 0.286, SLG: 0.291										5	0	1	0	0	0	2					
Jim McGlothlin, R (1.1) OBP: 0.100, SLG: 0.100										5	0	0	0	0	2	3					
Inning Stats	R: 3 E: 0 K: 0 S: 7	H: 4 LOB: 1 BB: 0 P: 7	R: 2 E: 0 K: 1 S: 7	H: 3 LOB: 2 BB: 1 P: 11	R: 2 E: 0 K: 0 S: 6	H: 3 LOB: 1 BB: 0 P: 6	R: 0 E: 0 K: 1 S: 7	H: 2 LOB: 2 BB: 0 P: 7	R: 1 E: 0 K: 1 S: 6	H: 1 LOB: 0 BB: 0 P: 6	R: 0 E: 0 K: 0 S: 3	H: 0 LOB: 1 BB: 1 P: 7	R: 0 E: 0 K: 0 S: 3	H: 1 LOB: 1 BB: 1 P: 7	R: 0 E: 0 K: 0 S: 3	H: 1 LOB: 1 BB: 1 P: 7	1B: 12 2B: 2 3B: 2 HR: 2	SF: 0 SAC: 0 DP: 2 HBP: 0	WP: 1 PB: 2 SB: 0 CS: 0	PA: 45	
PITCHER	IP WLS BF H R ER SO BB IBB HBP BLK WP HR S P ERA WHIP	IP WLS BF H R ER SO BB IBB HBP BLK WP HR S P ERA WHIP	IP WLS BF H R ER SO BB IBB HBP BLK WP HR S P ERA WHIP	IP WLS BF H R ER SO BB IBB HBP BLK WP HR S P ERA WHIP	IP WLS BF H R ER SO BB IBB HBP BLK WP HR S P ERA WHIP	IP WLS BF H R ER SO BB IBB HBP BLK WP HR S P ERA WHIP	IP WLS BF H R ER SO BB IBB HBP BLK WP HR S P ERA WHIP	IP WLS BF H R ER SO BB IBB HBP BLK WP HR S P ERA WHIP	IP WLS BF H R ER SO BB IBB HBP BLK WP HR S P ERA WHIP	IP WLS BF H R ER SO BB IBB HBP BLK WP HR S P ERA WHIP	IP WLS BF H R ER SO BB IBB HBP BLK WP HR S P ERA WHIP	IP WLS BF H R ER SO BB IBB HBP BLK WP HR S P ERA WHIP	IP WLS BF H R ER SO BB IBB HBP BLK WP HR S P ERA WHIP	IP WLS BF H R ER SO BB IBB HBP BLK WP HR S P ERA WHIP	IP WLS BF H R ER SO BB IBB HBP BLK WP HR S P ERA WHIP	IP WLS BF H R ER SO BB IBB HBP BLK WP HR S P ERA WHIP	IP WLS BF H R ER SO BB IBB HBP BLK WP HR S P ERA WHIP	IP WLS BF H R ER SO BB IBB HBP BLK WP HR S P ERA WHIP	IP WLS BF H R ER SO BB IBB HBP BLK WP HR S P ERA WHIP	IP WLS BF H R ER SO BB IBB HBP BLK WP HR S P ERA WHIP	IP WLS BF H R ER SO BB IBB HBP BLK WP HR S P ERA WHIP

AB	40
R	8
H	16
RBI	7
BB	5
SO	4
LOB	18



Batter	1	2	3	4	5	6	7	8	9	AB	R	H	RBI	BB	SO	LOB	BOTTOM					
Horace Clarke, S (1.4) OBP: 0.242, SLG: 0.223										4	0	0	0	0	1	1	California Angels @ New York Yankees Yankee Stadium, Bronx, NY Fri Jun 07 1968, 7:05 PM EDT Att: 19,791 - Unknown - 91 F					
Roy White, S (1.7) OBP: 0.348, SLG: 0.397										3	1	2	0	1	0	0						
Mickey Mantle, S (1.3) OBP: 0.374, SLG: 0.415										4	1	1	2	0	0	2						
Joe Pepitone, L (1.8) OBP: 0.357, SLG: 0.480										4	0	0	0	0	0	1						
Andy Kosco, R (1.9) OBP: 0.281, SLG: 0.409										4	0	0	0	0	1	0						
Jake Gibbs, L (1.2) OBP: 0.300, SLG: 0.303										4	1	1	0	0	2	0						
Bobby Cox, R (1.5) OBP: 0.298, SLG: 0.303										2	0	0	1	0	0	0						
Gene Michael, S (1.6) OBP: 0.206, SLG: 0.234										3	1	1	0	0	1	0						
Bill Monbouquette, R (1.1) OBP: 0.208, SLG: 0.182										0	0	0	0	0	0	0						
Charley Smith, R (2.0) OBP: 0.274, SLG: 1.000										1	0	1	0	0	0	0						
Jim Bouton, R (3.1) OBP: 0.314, SLG: 0.300										0	0	0	0	0	0	0						
Dick Howser, R (5.0) OBP: 0.285, SLG: 0.129										1	0	0	0	0	0	0						
John Wyatt, R (8.1) OBP: 0.200, SLG: 0.259										0	0	0	0	0	0	0						
Tom Trash, S (8.0) OBP: 0.200, SLG: 0.259										1	0	0	0	0	0	0						
Dooley Womack, L (9.1) OBP: 0.200, SLG: 0.259										0	0	0	0	0	0	0						
Inning Stats	R: 2 E: 0 K: 1 S: 7	H: 2 LOB: 0 BB: 0 P: 7	R: 1 E: 0 K: 1 S: 7	H: 2 LOB: 1 BB: 0 P: 7	R: 0 E: 0 K: 0 S: 3	H: 0 LOB: 0 BB: 0 P: 3	R: 0 E: 0 K: 0 S: 3	H: 0 LOB: 0 BB: 0 P: 3	R: 0 E: 0 K: 2 S: 7	H: 0 LOB: 0 BB: 0 P: 7	R: 0 E: 0 K: 0 S: 3	H: 1 LOB: 0 BB: 0 P: 3	R: 1 E: 0 K: 0 S: 4	H: 1 LOB: 0 BB: 0 P: 4	R: 0 E: 0 K: 0 S: 3	H: 0 LOB: 1 BB: 1 P: 7	R: 0 E: 0 K: 1 S: 5	H: 0 LOB: 0 BB: 0 P: 5	1B: 2 2B: 1 3B: 2 HR: 1	SF: 1 SAC: 0 DP: 1 HBP: 0	WP: 0 PB: 0 SB: 0 CS: 0	PA: 33
PITCHER	IP WLS BF H R ER SO BB IBB HBP BLK WP HR S P ERA WHIP	IP WLS BF H R ER SO BB IBB HBP BLK WP HR S P ERA WHIP	IP WLS BF H R ER SO BB IBB HBP BLK WP HR S P ERA WHIP	IP WLS BF H R ER SO BB IBB HBP BLK WP HR S P ERA WHIP	IP WLS BF H R ER SO BB IBB HBP BLK WP HR S P ERA WHIP	IP WLS BF H R ER SO BB IBB HBP BLK WP HR S P ERA WHIP	IP WLS BF H R ER SO BB IBB HBP BLK WP HR S P ERA WHIP	IP WLS BF H R ER SO BB IBB HBP BLK WP HR S P ERA WHIP	IP WLS BF H R ER SO BB IBB HBP BLK WP HR S P ERA WHIP	IP WLS BF H R ER SO BB IBB HBP BLK WP HR S P ERA WHIP	IP WLS BF H R ER SO BB IBB HBP BLK WP HR S P ERA WHIP	IP WLS BF H R ER SO BB IBB HBP BLK WP HR S P ERA WHIP	IP WLS BF H R ER SO BB IBB HBP BLK WP HR S P ERA WHIP	IP WLS BF H R ER SO BB IBB HBP BLK WP HR S P ERA WHIP	IP WLS BF H R ER SO BB IBB HBP BLK WP HR S P ERA WHIP	IP WLS BF H R ER SO BB IBB HBP BLK WP HR S P ERA WHIP	IP WLS BF H R ER SO BB IBB HBP BLK WP HR S P ERA WHIP	IP WLS BF H R ER SO BB IBB HBP BLK WP HR S P ERA WHIP	IP WLS BF H R ER SO BB IBB HBP BLK WP HR S P ERA WHIP	IP WLS BF H R ER SO BB IBB HBP BLK WP HR S P ERA WHIP	IP WLS BF H R ER SO BB IBB HBP BLK WP HR S P ERA WHIP	IP WLS BF H R ER SO BB IBB HBP BLK WP HR S P ERA WHIP



Batter	1	2	3	4	5	6	7	8	9	AB	R	H	RBI	BB	SO	LOB	TOP				
Paul Schaaf, R (1.5) OBP: 0.303, SLG: 0.280										3	0	2	0	2	0	0	California Angels @ New York Yankees Yankee Stadium, Bronx, NY Sun Jun 09 1968, 3:33 AM EDT Unknown - 87 F				
Jim Fregosi, R (1.6) OBP: 0.355, SLG: 0.396										4	0	2	1	0	0	3					
Roger Repoz, L (1.8) OBP: 0.344, SLG: 0.449										5	0	1	0	0	1	6					
Don Mincher, L (1.3) OBP: 0.343, SLG: 0.377										4	0	1	0	0	0	3					
Rick Reichardt, R (1.7) OBP: 0.323, SLG: 0.394 Jim Weaver, L (6.1)										3	0	0	0	0	0	1					
Chuck Hinton, R (8. PH) OBP: 0.224, SLG: 0.360 Marty Pattin, R (8.1)										0	0	0	0	0	0	0					
Jimmie Hall, L (1.9) OBP: 0.298, SLG: 0.252										4	0	1	0	0	0	3					
Tom Satriono, L (1.2) OBP: 0.364, SLG: 0.464										4	0	1	0	0	1	1					
Bobby Knoop, R (1.4) OBP: 0.286, SLG: 0.292 Woodie Held, R (7.4) OBP: 0.176, SLG: 0.129										3	0	1	0	0	0	2					
Rickey Clark, R (1.1) OBP: 0.063, SLG: 0.063 Tom Burgmeier, L (5.1)										1	0	0	0	0	1	0					
Jack Hamilton, R (6.1) OBP: 0.143, SLG: 0.143 Ed Kirkpatrick, L (6.7) OBP: 0.353, SLG: 0.379										0	0	0	0	0	0	0					
										2	1	1	0	0	0	0					
Inning Stats	R: 0 E: 0 K: 1 S: 6	H: 1 LOB: 1 BB: 0 P: 6	R: 0 E: 0 K: 1 S: 5	H: 0 LOB: 0 BB: 0 P: 5	R: 0 E: 1 K: 0 S: 4	H: 1 LOB: 2 BB: 1 P: 8	R: 0 E: 0 K: 0 S: 5	H: 0 LOB: 1 BB: 1 P: 9	R: 0 E: 0 K: 0 S: 3	H: 2 LOB: 1 BB: 0 P: 4	R: 0 E: 0 K: 0 S: 5	H: 0 LOB: 0 BB: 0 P: 3	R: 0 E: 0 K: 0 S: 5	H: 2 LOB: 2 BB: 0 P: 5	R: 1 E: 0 K: 0 S: 6	H: 3 LOB: 2 BB: 0 P: 6		1B: 9 2B: 1 3B: 0 HR: 0	SF: 0 SAC: 2 DP: 1 HBP: 0	WP: 0 PB: 0 SB: 0 CS: 0	PA: 39
PITCHER Stan Bahnsen, R (1.1) ERA: 2.27	IP: 9.0 WLS: W BF: 39 H: 10 R: 1 ER: 1 SO: 3 BB: 2 IBB: 0 HBP: 0 BLK: 0 WP: 0 HR: 0 S: 43 P: 51 ERA: 1.00 WHIP: 1.333															PITCHER					

AB	35
R	1
H	10
RBI	1
BB	2
SO	3
LOB	21



Batter	1	2	3	4	5	6	7	8	9	AB	R	H	RBI	BB	SO	LOB	BOTTOM				
Horace Clarke, S (1.4) OBP: 0.242, SLG: 0.223										4	0	1	2	0	0	1	California Angels @ New York Yankees Yankee Stadium, Bronx, NY Sun Jun 09 1968, 3:33 AM EDT Unknown - 87 F				
Roy White, S (1.7) OBP: 0.349, SLG: 0.397										5	0	2	2	0	0	2					
Mickey Mantle, S (1.3) OBP: 0.382, SLG: 0.416										2	0	1	1	2	0	0					
Joe Pepitone, L (1.8) OBP: 0.371, SLG: 0.505										3	1	2	0	1	0	2					
Andy Kosco, R (1.9) OBP: 0.280, SLG: 0.414										3	1	1	1	0	1	5					
Tom Tresh, S (1.6) OBP: 0.280, SLG: 0.259										4	1	1	0	0	0	0					
Jake Gibbs, L (1.2) OBP: 0.299, SLG: 0.302										4	1	1	1	0	1	0					
Bobby Cox, R (1.5) OBP: 0.297, SLG: 0.308										4	2	1	1	0	1	1					
Stan Bahnsen, R (1.1) OBP: 0.259, SLG: 0.130										1	2	0	0	1	1	0					
Inning Stats	R: 0 E: 0 K: 0 S: 3	H: 0 LOB: 0 BB: 0 P: 3	R: 1 E: 0 K: 1 S: 6	H: 1 LOB: 0 BB: 0 P: 6	R: 1 E: 0 K: 1 S: 8	H: 3 LOB: 3 BB: 1 P: 12	R: 0 E: 0 K: 0 S: 3	H: 0 LOB: 0 BB: 0 P: 3	R: 1 E: 1 K: 0 S: 3	H: 1 LOB: 1 BB: 2 P: 11	R: 5 E: 1 K: 0 S: 9	H: 5 LOB: 2 BB: 1 P: 13	R: 0 E: 0 K: 1 S: 5	H: 0 LOB: 0 BB: 0 P: 5	R: 0 E: 0 K: 1 S: 5	H: 0 LOB: 0 BB: 0 P: 5		1B: 7 2B: 2 3B: 1 HR: 0	SF: 1 SAC: 3 DP: 1 HBP: 0	WP: 0 PB: 0 SB: 1 CS: 1	PA: 38
PITCHER Rickey Clark, R (1.1) ERA: 3.19 Tom Burgmeier, L (5.1) ERA: 5.29 Jack Hamilton, R (6.1) ERA: 3.24 Jim Weaver, L (6.1) ERA: 1.35 Marty Pattin, R (8.1) ERA: 3.28	IP: 4.1 WLS: L BF: 21 H: 5 R: 3 ER: 3 SO: 2 BB: 3 IBB: 0 HBP: 0 BLK: 0 WP: 0 HR: 0 S: 22 P: 34 ERA: 6.23 WHIP: 1.846															PITCHER					

AB	30
R	8
H	10
RBI	8
BB	4
SO	4
LOB	11




Batter	1	2	3	4	5	6	7	8	9	AB	R	H	RBI	BB	SO	LOB	TOP									
Paul Schaaf, R (1, 5) OBP: 0.301, SLG: 0.278	F4		F3			F8		FC1-4 FC6-4 1B	F4	5	1	1	0	0	0	2	California Angels @ New York Yankees Yankee Stadium, Bronx, NY Sun Jun 09 1968, 3:38 AM EDT Att: 56,614 - Unknown - 89 F livebaseballscorecards.com									
Jim Fregosi, R (1, 6) OBP: 0.382, SLG: 0.397	BB		BB			K		FC1-4 1B		2	0	1	0	2	1	0										
Rick Reichardt, R (1, 7) OBP: 0.322, SLG: 0.388	BB		4-3			K		FC1-4 FC6-4		3	0	0	0	1	1	3										
Bubba Morton, R (1, 9) OBP: 0.308, SLG: 0.281	K							F8 FC6-4		4	0	1	1	0	1	3										
Don Mincher, L (1, 3)	4-3							F8 K		4	0	0	0	0	2	4										
Bobby Trevino, R (1, 8) OBP: 0.333, SLG: 0.346										2	1	0	0	1	0	0										
Roger Repoz, L (9, PH) OBP: 0.348, SLG: 0.453										1	0	1	0	0	0	0										
Bobby Knoop, R (1, 4) OBP: 0.286, SLG: 0.291										4	0	1	0	0	2	2										
Buck Rodgers, S (1, 2) OBP: 0.250, SLG: 0.252										2	0	0	0	0	0	0										
Chuck Hinton, R (7, PH) OBP: 0.222, SLG: 0.357										1	0	0	0	0	0	1										
Minnie Rojas, R (7, 1) OBP: 0.111, SLG: 0.111										0	0	0	0	0	0	0										
Jimmie Hall, L (9, PH) OBP: 0.295, SLG: 0.250										1	0	0	0	0	1	1										
Marty Pattin, R (9, 1)										0	0	0	0	0	0	0										
Sammy Ellis, L (1, 1) OBP: 0.115, SLG: 0.080										2	0	0	0	0	2	0										
Tom Satriano, L (7, PH) OBP: 0.367, SLG: 0.457										1	0	0	0	1	0	2										
Inning Stats	R: 0 E: 0 K: 1 S: 5	H: 0 LOB: 2 BB: 2 P: 13	R: 0 E: 0 K: 1 S: 4	H: 0 LOB: 0 BB: 1 P: 8	R: 0 E: 0 K: 1 S: 5	H: 0 LOB: 1 BB: 1 P: 9	R: 0 E: 0 K: 0 S: 3	H: 1 LOB: 0 BB: 0 P: 3	R: 0 E: 0 K: 1 S: 5	H: 0 LOB: 0 BB: 0 P: 5	R: 0 E: 0 K: 2 S: 7	H: 0 LOB: 0 BB: 0 P: 7	R: 1 E: 2 K: 1 S: 8	H: 1 LOB: 2 BB: 0 P: 8	R: 1 E: 0 K: 1 S: 7	H: 2 LOB: 1 BB: 1 P: 7		R: 0 E: 0 K: 2 S: 8	H: 1 LOB: 2 BB: 1 P: 12	1B: 5 2B: 0 3B: 0 HR: 0	SF: 0 SAC: 0 DP: 1 HBP: 0	WP: 0 PB: 0 SB: 0 CS: 1	PA: 37			
PITCHER	IP	WLS	BF	H	R	ER	SO	BB	IBB	HBP	BLK	WP	HR	S	P	ERA		WHIP								
Steve Barber, L (1, 1) ERA: 2.45	8.0		32	4	2	1	8	4	0	0	0	0	0	44	60	1.12		1.000								
Joe Verbanic, R (9, 1) ERA: 1.53	0.1		2	1	0	0	1	0	0	0	0	0	0	4	4	0.00	3.000									
Steve Hamilton, L (9, 1) ERA: 2.25	0.2	W	3	0	0	0	1	1	0	0	0	0	0	4	8	0.00	1.500									

Batter	1	2	3	4	5	6	7	8	9	AB	R	H	RBI	BB	SO	LOB	BOTTOM									
Horace Clarke, S (1, 4) OBP: 0.247, SLG: 0.225	4-3 S 1B BB		6-3			SH5-4 SF8 1B	F7			3	2	1	0	1	0	1	California Angels @ New York Yankees Yankee Stadium, Bronx, NY Sun Jun 09 1968, 3:38 AM EDT Att: 56,614 - Unknown - 89 F livebaseballscorecards.com									
Roy White, S (1, 7) OBP: 0.347, SLG: 0.394	4-3		4-3			SH5-4 1B		F6		4	0	1	0	0	0	1										
Tom Tresh, S (1, 6) OBP: 0.281, SLG: 0.260	9-6 HBP 1B		F8			SH5-4		F8		3	0	1	1	0	0	0										
Joe Pepitone, L (1, 3) OBP: 0.378, SLG: 0.500	1-0									1	0	0	0	1	0	0										
Ruben Amaro, R (7, 3) OBP: 0.231, SLG: 0.174										0	0	0	0	0	0	0										
Mickey Mantle, S (8, PH) OBP: 0.385, SLG: 0.416	1-2 HBP									0	0	0	0	1	0	0										
Andy Kosco, R (1, 9) OBP: 0.274, SLG: 0.406	9-6							F7		3	0	0	1	0	0	3										
Bill Robinson, R (1, 8) OBP: 0.247, SLG: 0.270			F4							4	1	1	0	0	0	2										
Bobby Cox, R (1, 5) OBP: 0.304, SLG: 0.315										3	0	2	0	0	1	0										
Ellie Rodriguez, R (1, 2) OBP: 0.250, SLG: 0.167										2	0	0	0	1	0	1										
Jake Gibbs, L (9, PH) OBP: 0.303, SLG: 0.302										0	0	0	0	1	0	0										
Steve Barber, L (1, 1)										3	0	0	0	0	2	2										
Joe Verbanic, R (9, 1)										0	0	0	0	0	0	0										
Steve Hamilton, L (9, 1)										0	0	0	0	0	0	0										
Charley Smith, R (9, PH) OBP: 0.750, SLG: 1.000										1	0	1	1	0	0	0										
Inning Stats	R: 1 E: 0 K: 0 S: 3	H: 1 LOB: 1 BB: 1 P: 8	R: 0 E: 0 K: 1 S: 5	H: 1 LOB: 1 BB: 1 P: 9	R: 0 E: 0 K: 0 S: 3	H: 0 LOB: 0 BB: 0 P: 3	R: 0 E: 0 K: 0 S: 3	H: 0 LOB: 0 BB: 0 P: 3	R: 0 E: 0 K: 1 S: 5	H: 0 LOB: 0 BB: 0 P: 5	R: 1 E: 0 K: 0 S: 5	H: 2 LOB: 2 BB: 1 P: 9	R: 0 E: 0 K: 1 S: 6	H: 1 LOB: 1 BB: 0 P: 6	R: 0 E: 0 K: 0 S: 3	H: 0 LOB: 1 BB: 1 P: 7		R: 1 E: 0 K: 0 S: 3	H: 2 LOB: 2 BB: 1 P: 7	1B: 7 2B: 1 3B: 0 HR: 0	SF: 1 SAC: 2 DP: 1 HBP: 1	WP: 0 PB: 0 SB: 2 CS: 0	PA: 36			
PITCHER	IP	WLS	BF	H	R	ER	SO	BB	IBB	HBP	BLK	WP	HR	S	P	ERA		WHIP								
Sammy Ellis, R (1, 1) ERA: 3.52	6.0		24	4	2	2	2	2	1	0	0	0	0	24	37	3.00		1.000								
Minnie Rojas, R (7, 1) ERA: 4.31	2.0		8	1	0	0	1	0	1	0	0	0	0	9	13	0.00	0.500									
Marty Pattin, R (9, 1) ERA: 3.66	0.1	L	4	2	1	1	0	0	1	0	0	0	0	3	7	27.00	6.000									

Batter	1	2	3	4	5	6	7	8	9	AB	R	H	RBI	BB	SO	LOB	TOP					
Paul Schaaf, R (1, 5) Woodie Held, R (4, FR) OBP: 0.309, SLG: 0.281 OBP: 0.194, SLG: 0.152	G3 1B		1B BB	HBP			1B	F4		1	1	1	0	1	0	0	California Angels @ Boston Red Sox Fenway Park, Boston, MA Thu Jun 13 1968, 3:33 AM EDT Unknown					
Jim Fregosi, R (1, 6) OBP: 0.356, SLG: 0.392	G3		F3	F3			K	1B FC5-4		5	0	1	1	0	1	7						
Roger Repoz, L (1, 8) Chuck Hinton, R (7, PH) OBP: 0.219, SLG: 0.352	F9		1B 1B		F9		K	FC5-4		3	0	1	0	0	0	1						
Don Mincher, L (1, 3) OBP: 0.343, SLG: 0.366	FC6-4 BB		1B 1B		G3		F6		FC5-4 BB	3	0	1	1	2	0	2						
Rick Reichardt, R (1, 7) OBP: 0.319, SLG: 0.380	FC6-4		FC6-4		F8			FC5-4 BB		4	1	0	0	1	0	5						
Jimmie Hall, L (1, 9) Bobby Trevino, R (9, 8) OBP: 0.299, SLG: 0.256 OBP: 0.333, SLG: 0.346		G3		F9		G6-4-3 1B		1B 1B	G6-3	5	1	2	0	0	0	1						
Tom Satriano, L (1, 2) OBP: 0.361, SLG: 0.446	G3			HBP 1B		F9		K		4	0	1	0	0	1	3						
Bobby Knoop, R (1, 4) OBP: 0.290, SLG: 0.295	4-3			FC 1B		G6-4-3		1B 1B		4	1	2	1	0	0	1						
Tom Murphy, R (7, PH) Ed Kirkpatrick, L (7, PH) Minnie Rojas, R (8, PH) Bubba Morton, R (8, PH) Sammy Ellis, L (9, 1) Clyde Wright, L (9, 1) OBP: 0.296, SLG: 0.308			K	FC HBP			1B BB	1B 1B		2	0	0	0	0	1	2						
Inning Stats	R: 0 E: 0 K: 0 S: 4	H: 1 LOB: 2 BB: 1 P: 8	R: 0 E: 0 K: 0 S: 3	H: 0 LOB: 0 BB: 0 P: 3	R: 1 E: 0 K: 1 S: 7	H: 2 LOB: 2 BB: 1 P: 11	R: 0 E: 0 K: 0 S: 5	H: 2 LOB: 3 BB: 0 P: 6	R: 0 E: 0 K: 0 S: 3	H: 1 LOB: 0 BB: 0 P: 3	R: 0 E: 0 K: 2 S: 8	H: 1 LOB: 2 BB: 1 P: 12	R: 3 E: 0 K: 1 S: 9	H: 4 LOB: 2 BB: 1 P: 13	R: 0 E: 0 K: 0 S: 2	H: 0 LOB: 0 BB: 1 P: 6		1B: 11 2B: 0 3B: 0 HR: 0	SF: 0 SAC: 0 DP: 2 HBP: 1	WP: 0 PB: 0 SB: 0 CS: 0	PA: 42	
PITCHER	IP WLS BF H R ER SO BB IBB HBP BLK WP HR S P ERA WHIP	6.1 29 7 1 1 2 3 0 0 0 0 0 0 29 42 1.42 1.579	0.2 2 0 0 0 1 0 0 0 0 0 0 4 4 0.00 0.000	0.0 L 2 1 2 2 0 0 0 0 0 0 1 5 ∞ ∞	1.0 6 3 1 1 1 0 0 0 0 0 0 8 8 9.00 3.000	1.0 3 0 0 0 0 1 0 0 0 0 0 2 6 0.00 1.000																

AB	36
R	4
H	11
RBI	4
BB	5
SO	4
LOB	28



Batter	1	2	3	4	5	6	7	8	9	AB	R	H	RBI	BB	SO	LOB	BOTTOM					
Mike Andrews, R (1, 4) OBP: 0.324, SLG: 0.318	BB		K		K			G5-4-3		3	0	0	0	1	2	1	California Angels @ Boston Red Sox Fenway Park, Boston, MA Thu Jun 13 1968, 3:33 AM EDT Unknown					
Joe Foy, R (1, 5) OBP: 0.364, SLG: 0.343	K		K		F8			K		4	0	0	0	0	3	1						
Carl Yastrzemski, L (1, 7) OBP: 0.455, SLG: 0.555	F5			1B 2B BB		G6-4-3 BB		F5		2	1	0	0	2	0	1						
Ken Harrelson, R (1, 9) OBP: 0.366, SLG: 0.528	4-3			2B SF8 1B		G6-4-3		HBP 1B		4	1	2	0	0	0	2						
Reggie Smith, S (1, 8) OBP: 0.350, SLG: 0.393		5-3		1-3 3-H 2B		CS 1B		HBP		3	0	2	1	0	0	0						
George Scott, R (1, 3) Dalton Jones, L (9, PH) Gene Oliver, R (9, PH) OBP: 0.227, SLG: 0.236 OBP: 0.198, SLG: 0.169 OBP: 0.243, SLG: 0.125		K		K		CS	F8	K		3	0	0	0	0	2	2						
Rico Petrocelli, R (1, 6) OBP: 0.283, SLG: 0.368				SF8		F8		5-3		3	0	1	1	0	0	2						
Elston Howard, R (1, 2) OBP: 0.339, SLG: 0.327				5-3		F4				3	0	0	0	0	1	2						
Jose Santiago, R (1, 1) Bill Landis, L (7, 1) Jim Lonborg, R (8, 1) Sparky Lyle, L (8, 1) Joe Lahoud, L (9, PH) Lee Stange, R (9, 1) OBP: 0.267, SLG: 0.219 ERA: 4.2 ERA: 3.46 OBP: 0.375, SLG: 0.295			F8		4-3			G5-4-3 1B		2	0	0	0	0	0	0						
Inning Stats	R: 0 E: 0 K: 1 S: 5	H: 0 LOB: 1 BB: 1 P: 9	R: 0 E: 0 K: 2 S: 8	H: 1 LOB: 0 BB: 0 P: 8	R: 0 E: 0 K: 2 S: 7	H: 0 LOB: 0 BB: 0 P: 7	R: 2 E: 0 K: 1 S: 7	H: 2 LOB: 1 BB: 1 P: 11	R: 0 E: 0 K: 1 S: 5	H: 0 LOB: 0 BB: 0 P: 5	R: 0 E: 0 K: 0 S: 2	H: 1 LOB: 0 BB: 1 P: 6	R: 0 E: 0 K: 0 S: 3	H: 0 LOB: 0 BB: 0 P: 3	R: 0 E: 0 K: 1 S: 5	H: 1 LOB: 0 BB: 0 P: 5		R: 0 E: 0 K: 1 S: 6	H: 1 LOB: 2 BB: 0 P: 7	1B: 4 2B: 2 3B: 0 HR: 0	SF: 1 SAC: 0 DP: 2 HBP: 1	WP: 0 PB: 0 SB: 0 CS: 1
PITCHER	IP WLS BF H R ER SO BB IBB HBP BLK WP HR S P ERA WHIP	6.0 23 4 2 2 7 3 0 0 0 0 0 0 3 3 0.00 0.000	1.0 W 3 0 0 0 0 0 0 0 0 0 3 3 0.00 0.000	1.1 6 2 0 0 1 0 0 0 1 0 0 7 8 0.00 1.500	0.2 S 2 0 0 0 1 0 0 0 0 0 4 4 0.00 0.000																	

AB	29
R	2
H	6
RBI	2
BB	3
SO	9
LOB	13




Batter	1	2	3	4	5	6	7	8	9	10	AB	R	H	RBI	BB	SO	LOB								
Del Unser, L OBP: 0.286, SLG: 0.305 (1, 8)	L4		E		S		K		FC5-4		4	0	2	0	1	1	0								
Ed Stroud, L OBP: 0.295, SLG: 0.449 (1, 9)	K		K		K		4-3		FC5-4		5	0	0	0	0	3	4								
Frank Howard, R OBP: 0.384, SLG: 0.689 (1, 7)	F6		E6		E5				F8		5	0	0	0	0	1	3								
Ken McMullen, R OBP: 0.310, SLG: 0.408 (1, 5)		G3	F5		G6-4-3						3	1	0	0	2	0	4								
Billy Bryan, L OBP: 0.344, SLG: 0.397 (1, 2)											4	1	3	0	1	0	2								
Mike Epstein, L OBP: 0.246, SLG: 0.242 (1, 3)											4	1	2	0	1	0	2								
Frank Coggins, S OBP: 0.224, SLG: 0.246 (8, PH)											3	0	0	0	0	0	4								
Ron Hansen, R OBP: 0.271, SLG: 0.326 (8, 6)											1	0	0	0	0	0	3								
Ed Brinkman, R OBP: 0.214, SLG: 0.132 (8, PH)											2	1	0	0	1	0	3								
Bernie Allen, L OBP: 0.320, SLG: 0.380 (8, 4)											2	0	1	3	0	0	1								
Camilo Pascual, R OBP: 0.182, SLG: 0.182 (8, 1)											1	0	0	0	0	0	2								
Bob Humphreys, R OBP: 0.287, SLG: 0.287 (7, PH)											0	0	0	0	0	0	0								
Cap Peterson, R OBP: 0.232, SLG: 0.179 (7, 1)											0	0	0	0	0	0	0								
Dennis Higgins, R OBP: 0.111, SLG: 0.111 (8, PH)											0	0	0	0	0	0	1								
Sam Bowers, R OBP: 0.271, SLG: 0.382 (8, PH)											1	0	0	0	0	0	1								
Darold Knowles, L OBP: 0.276, SLG: 0.170 (10, PH)											0	0	0	0	0	0	0								
Paul Garber, R OBP: 0.196, SLG: 0.287 (10, 1)											0	0	0	0	0	0	0								
Dave Baldwin, R (10, 1)											0	0	0	0	0	0	0								
Inning Stats	R: 0 E: 0 K: 1 S: 5	H: 0 LOB: 0 BB: 0 P: 5	R: 0 E: 0 K: 0 S: 3	H: 0 LOB: 1 BB: 1 P: 7	R: 1 E: 1 K: 1 S: 7	H: 1 LOB: 2 BB: 1 P: 11	R: 0 E: 0 K: 0 S: 5	H: 2 LOB: 2 BB: 0 P: 5	R: 0 E: 1 K: 1 S: 5	H: 0 LOB: 1 BB: 1 P: 9	R: 0 E: 0 K: 0 S: 4	H: 1 LOB: 2 BB: 0 P: 4	R: 0 E: 0 K: 1 S: 5	H: 0 LOB: 0 BB: 0 P: 5	R: 3 E: 0 K: 0 S: 5	H: 2 LOB: 1 BB: 2 P: 13	R: 0 E: 0 K: 1 S: 6	H: 1 LOB: 2 BB: 1 P: 10	R: 0 E: 0 K: 1 S: 6	H: 1 LOB: 1 BB: 0 P: 6	1B: 6 2B: 2 3B: 0 HR: 0	SF: 0 SAC: 2 DP: 1 HBP: 0	WP: 0 PB: 0 SB: 1 CS: 0	PA: 45	
PITCHER	IP WLS BF H R ER SO ERA WHIP	IP WLS BF H R ER SO ERA WHIP	IP WLS BF H R ER SO ERA WHIP	IP WLS BF H R ER SO ERA WHIP	IP WLS BF H R ER SO ERA WHIP	IP WLS BF H R ER SO ERA WHIP	IP WLS BF H R ER SO ERA WHIP	IP WLS BF H R ER SO ERA WHIP	IP WLS BF H R ER SO ERA WHIP	IP WLS BF H R ER SO ERA WHIP	IP WLS BF H R ER SO ERA WHIP	IP WLS BF H R ER SO ERA WHIP	IP WLS BF H R ER SO ERA WHIP	IP WLS BF H R ER SO ERA WHIP	IP WLS BF H R ER SO ERA WHIP	IP WLS BF H R ER SO ERA WHIP	IP WLS BF H R ER SO ERA WHIP	IP WLS BF H R ER SO ERA WHIP	IP WLS BF H R ER SO ERA WHIP	IP WLS BF H R ER SO ERA WHIP	IP WLS BF H R ER SO ERA WHIP	IP WLS BF H R ER SO ERA WHIP	IP WLS BF H R ER SO ERA WHIP	IP WLS BF H R ER SO ERA WHIP	IP WLS BF H R ER SO ERA WHIP
Sammy Ellis, R ERA: 3.28 (6, 1)	5.0	2.1	10	1	3	3	1	1	1	0	0	0	0	0	10	18	11.57	0.857							
Clyde Wright, L ERA: 4.2 (8, 1)	1.2	8	2	0	0	1	1	0	0	0	0	0	0	9	13	0.00	1.800								
Minnie Rojas, R ERA: 4.04 (10, 1)	0.2	3	1	0	0	0	0	0	0	0	0	0	0	3	3	0.00	1.500								
Jim Weaver, L ERA: 1.31 (10, 1)	0.1	W	1	0	0	0	1	0	0	0	0	0	0	3	3	0.00	0.000								

Washington Senators @ California Angels
 Anaheim Stadium, Anaheim, CA
 Sat Jun 15 1968, 6:33 AM EDT
 Att: 10,239 - Unknown

livebaseballscorecards.com

AB	37
R	4
H	8
RBI	3
BB	6
SO	6
LOB	30




Batter	1	2	3	4	5	6	7	8	9	10	AB	R	H	RBI	BB	SO	LOB								
Aurelio Rodriguez, R OBP: 0.217, SLG: 0.273 (1, 5)	L5		F6		6-3		4-3				5	1	1	0	0	0	0								
Jim Fregosi, R OBP: 0.352, SLG: 0.392 (1, 6)											5	0	3	2	0	0	0								
Roger Repoz, L OBP: 0.342, SLG: 0.442 (1, 8)											4	0	0	0	0	0	2								
Don Mincher, L OBP: 0.330, SLG: 0.345 (1, 3)											5	0	1	0	0	0	2								
Rick Reichardt, R OBP: 0.324, SLG: 0.403 (1, 7)											5	2	3	1	0	1	1								
Ed Kirkpatrick, L OBP: 0.385, SLG: 0.387 (1, 9)											2	1	1	0	1	0	0								
Chuck Hinton, R OBP: 0.216, SLG: 0.346 (8, PH)											1	0	0	0	0	0	1								
Tom Satriano, L OBP: 0.366, SLG: 0.427 (1, 2)											3	0	1	1	1	0	3								
Bobby Knoop, R OBP: 0.281, SLG: 0.285 (1, 4)											4	0	0	1	0	0	4								
Sammy Ellis, L ERA: 2.44 (6, 1)	5.0	1.0	3	0	0	0	0	0	0	0	2	6	0	0	0	0	1.000								
Bob Humphreys, R ERA: 3.68 (7, 1)	1.0	3	0	0	0	0	0	0	0	0	3	3	0	0	0	0	0.000								
Dennis Higgins, R ERA: 3.2 (8, 1)	2.0	10	3	2	2	0	0	0	0	0	10	10	9	0	0	0	1.500								
Darold Knowles, L ERA: 2.51 (10, 1)	0.1	L	2	1	1	1	0	0	0	0	2	2	27.00	3.000											
Inning Stats	R: 0 E: 0 K: 0 S: 4	H: 1 LOB: 1 BB: 0 P: 4	R: 0 E: 0 K: 1 S: 5	H: 0 LOB: 1 BB: 1 P: 9	R: 0 E: 0 K: 0 S: 4	H: 1 LOB: 1 BB: 0 P: 4	R: 2 E: 0 K: 0 S: 6	H: 3 LOB: 1 BB: 0 P: 6	R: 0 E: 0 K: 0 S: 3	H: 0 LOB: 0 BB: 0 P: 3	R: 0 E: 0 K: 0 S: 4	H: 2 LOB: 2 BB: 1 P: 8	R: 0 E: 0 K: 0 S: 4	H: 0 LOB: 0 BB: 0 P: 3	R: 0 E: 1 K: 0 S: 4	H: 0 LOB: 1 BB: 0 P: 4	R: 2 E: 0 K: 0 S: 6	H: 3 LOB: 1 BB: 0 P: 6	R: 1 E: 0 K: 0 S: 2	H: 1 LOB: 0 BB: 0 P: 2	1B: 8 2B: 2 3B: 1 HR: 1	SF: 0 SAC: 1 DP: 1 HBP: 0	WP: 0 PB: 0 SB: 1 CS: 0	PA: 41	
PITCHER	IP WLS BF H R ER SO ERA WHIP	IP WLS BF H R ER SO ERA WHIP	IP WLS BF H R ER SO ERA WHIP	IP WLS BF H R ER SO ERA WHIP	IP WLS BF H R ER SO ERA WHIP	IP WLS BF H R ER SO ERA WHIP	IP WLS BF H R ER SO ERA WHIP	IP WLS BF H R ER SO ERA WHIP	IP WLS BF H R ER SO ERA WHIP	IP WLS BF H R ER SO ERA WHIP	IP WLS BF H R ER SO ERA WHIP	IP WLS BF H R ER SO ERA WHIP	IP WLS BF H R ER SO ERA WHIP	IP WLS BF H R ER SO ERA WHIP	IP WLS BF H R ER SO ERA WHIP	IP WLS BF H R ER SO ERA WHIP	IP WLS BF H R ER SO ERA WHIP	IP WLS BF H R ER SO ERA WHIP	IP WLS BF H R ER SO ERA WHIP	IP WLS BF H R ER SO ERA WHIP	IP WLS BF H R ER SO ERA WHIP	IP WLS BF H R ER SO ERA WHIP	IP WLS BF H R ER SO ERA WHIP	IP WLS BF H R ER SO ERA WHIP	IP WLS BF H R ER SO ERA WHIP
Camilo Pascual, R ERA: 2.44 (6, 1)	5.0	1.0	3	0	0	0	0	0	0	0	2	6	0	0	0	0	1.000								
Bob Humphreys, R ERA: 3.68 (7, 1)	1.0	3	0	0	0	0	0	0	0	0	3	3	0	0	0	0	0.000								
Dennis Higgins, R ERA: 3.2 (8, 1)	2.0	10	3	2	2	0	0	0	0	0	10	10	9	0	0	0	1.500								
Darold Knowles, L ERA: 2.51 (10, 1)	0.1	L	2	1	1	1	0	0	0	0	2	2	27.00	3.000											

Washington Senators @ California Angels
 Anaheim Stadium, Anaheim, CA
 Sat Jun 15 1968, 6:33 AM EDT
 Att: 10,239 - Unknown

livebaseballscorecards.com

AB	38
R	5
H	11
RBI	5
BB	2
SO	1
LOB	14




Batter	1	2	3	4	5	6	7	8	9	AB	R	H	RBI	BB	SO	LOB	TOP											
Horace Clarke, S OBP: 0.251, SLG: 0.243	L7		3-1			L4		HR		4	1	1	2	0	0	1	New York Yankees @ California Angels Anaheim Stadium, Anaheim, CA Sun Jun 16 1968, 6:33 AM EDT Att: 22,176 - Unknown - 83 F											
Roy White, S OBP: 0.350, SLG: 0.403	4-3		3-1			4-3		HR		3	1	0	0	1	0	1												
Mickey Mantle, S OBP: 0.394, SLG: 0.439	F6			G4-3 BB				HR		2	1	1	2	2	0	0												
Joe Pepitone, L OBP: 0.336, SLG: 0.455		E1		G4-3		F8		F7		4	0	0	0	0	0	2												
Andy Kosco, R OBP: 0.270, SLG: 0.403		6-3		F7			K	F2		4	0	0	0	0	1	1												
Tom Tresh, S OBP: 0.273, SLG: 0.271		L8			G3		1-3		6-3	4	0	0	0	0	0	1												
Jake Gibbs, L OBP: 0.286, SLG: 0.280		F8				F4		F4		4	0	1	0	0	0	1												
Bobby Cox, R OBP: 0.299, SLG: 0.307			3-1 SH5-4 1B					HR	4-3	3	1	2	0	1	0	0												
Fritz Peterson, S (1, 1)			SH5-4					F7		1	0	0	0	0	0	1												
Dick Howser, R OBP: 0.317, SLG: 0.138 (8, PH)					G3					1	0	0	0	0	0	1												
Dooley Womack, L (8, 1)										0	0	0	0	0	0	0												
Steve Hamilton, L (9, 1)										0	0	0	0	0	0	0												
Inning Stats	R: 0 E: 0 K: 0 S: 3	H: 0 LOB: 0 BB: 0 P: 3	R: 0 E: 1 K: 0 S: 4	H: 0 LOB: 1 BB: 0 P: 4	R: 0 E: 0 K: 0 S: 4	H: 1 LOB: 1 BB: 0 P: 4	R: 0 E: 0 K: 0 S: 2	H: 0 LOB: 0 BB: 1 P: 6	R: 0 E: 0 K: 0 S: 3	H: 1 LOB: 1 BB: 1 P: 7	R: 0 E: 0 K: 1 S: 5	H: 0 LOB: 0 BB: 0 P: 5	R: 4 E: 0 K: 0 S: 6	H: 3 LOB: 0 BB: 1 P: 10	R: 0 E: 0 K: 0 S: 3	H: 0 LOB: 0 BB: 0 P: 3	1B: 3 2B: 0 3B: 0 HR: 2	SF: 0 SAC: 1 DP: 1 HBP: 0	WP: 0 PB: 0 SB: 0 CS: 1	PA: 35								
PITCHER	IP	WLS	BF	H	R	ER	SO	BB	IBB	HBP	BLK	WP	HR	S	P	ERA	WHIP											
Rickey Clark, R ERA: 3.25	(1, 1)	7.1	L	29	4	3	3	1	4	0	0	0	0	1	27	43	3.68	1.091										
Clyde Wright, L ERA: 4.31	(8, 1)	0.2		3	1	1	1	0	0	0	0	0	0	1	3	3	13.50	1.500										
Tom Burgmeier, L ERA: 5.13	(9, 1)	1.0		3	0	0	0	0	0	0	0	0	0	0	3	3	0.00	0.000										

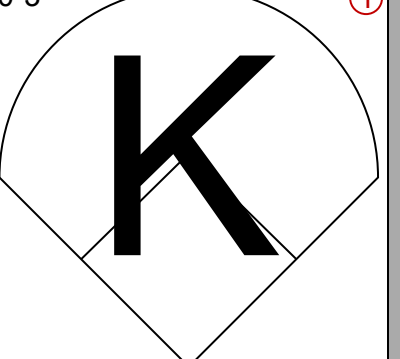
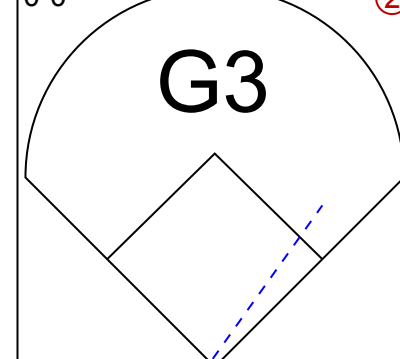
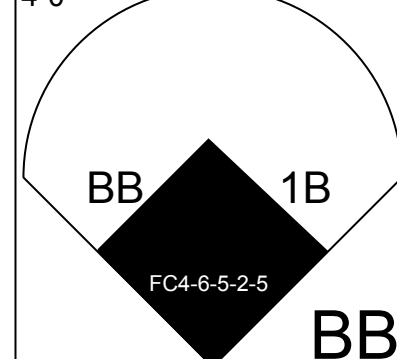
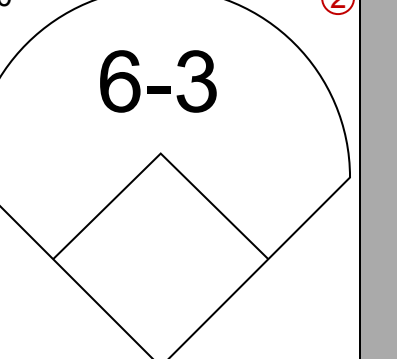
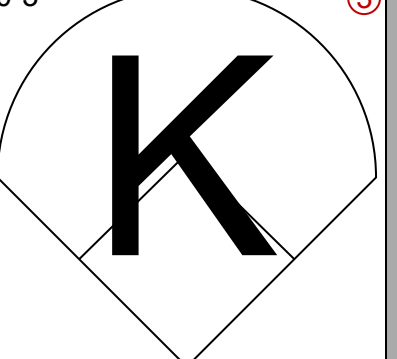
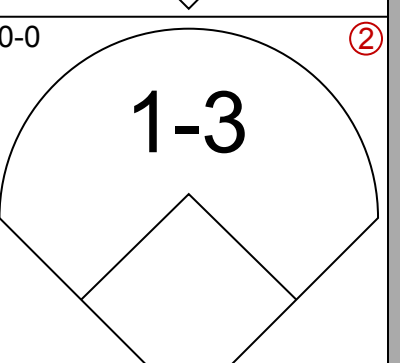
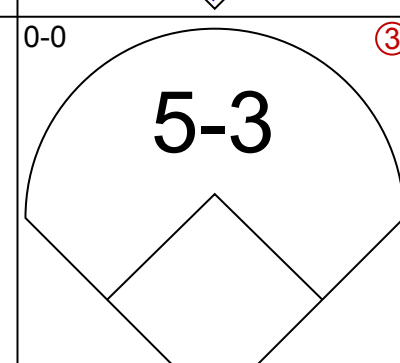
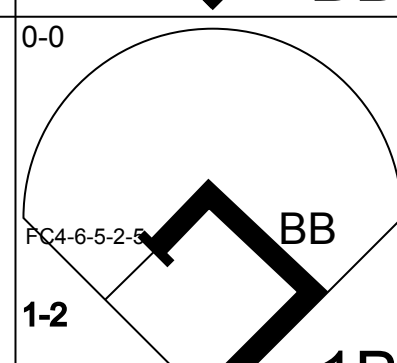
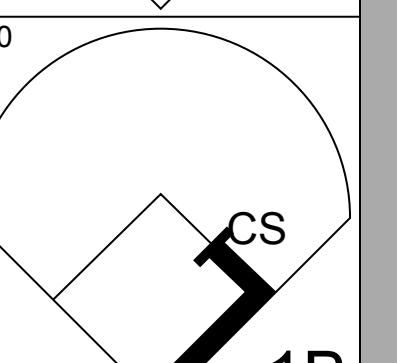
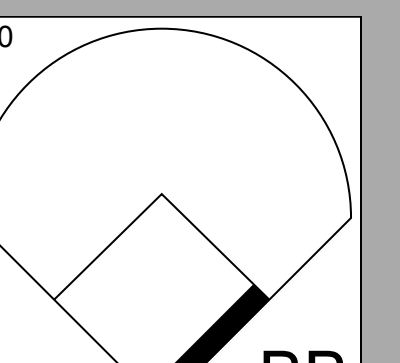
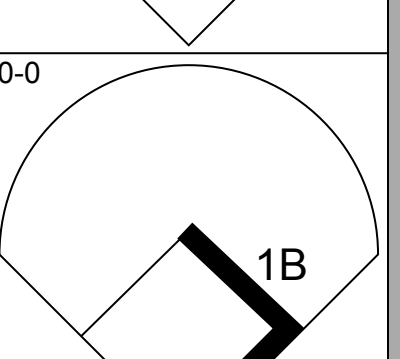
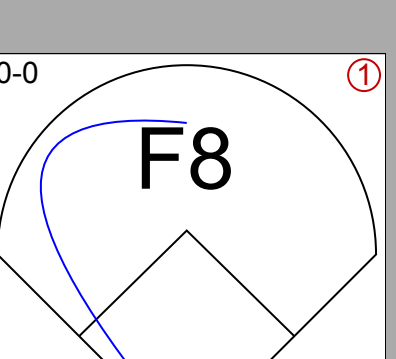
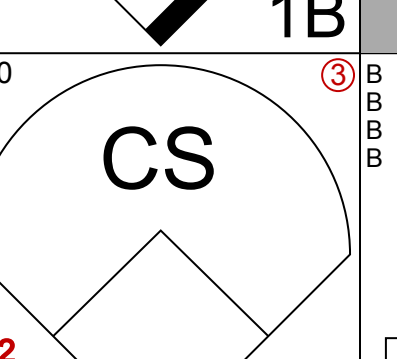
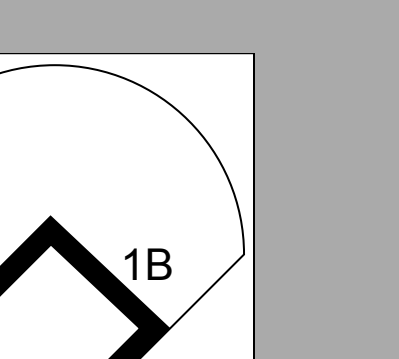
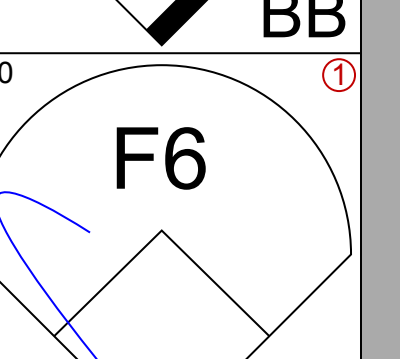
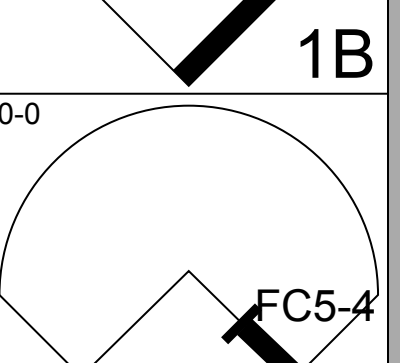
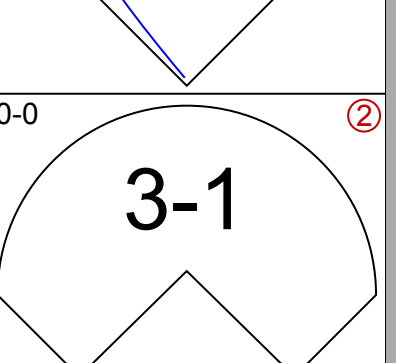
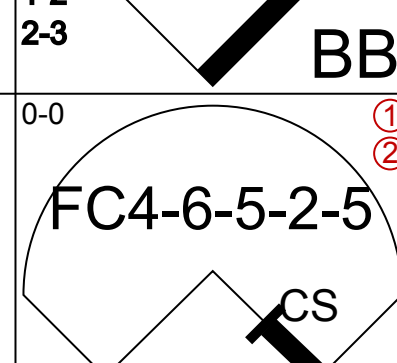
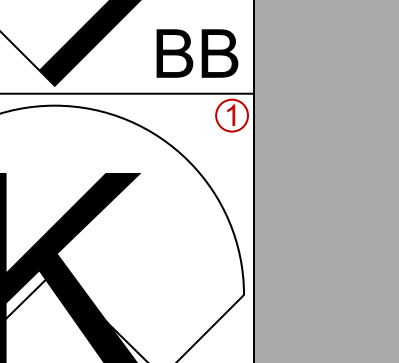
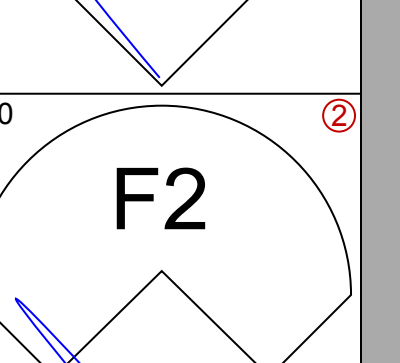
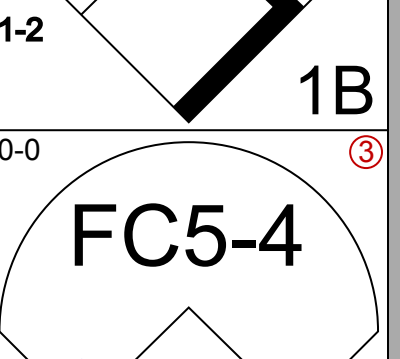
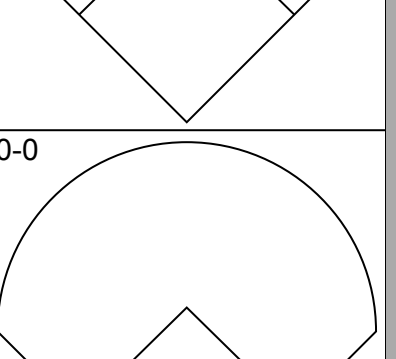
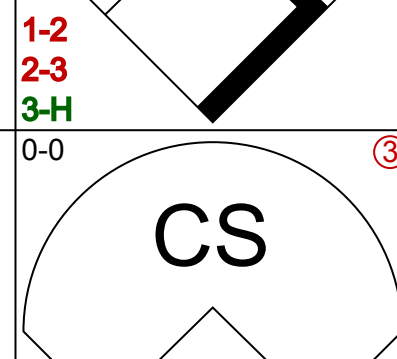
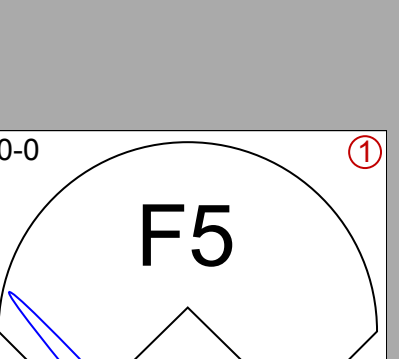
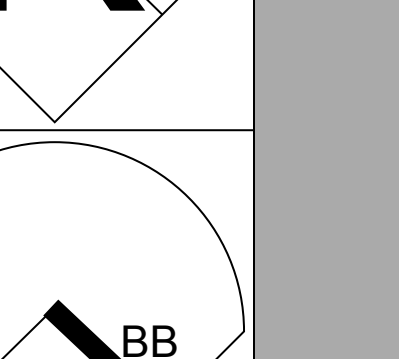
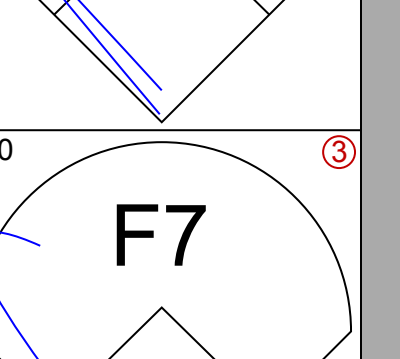
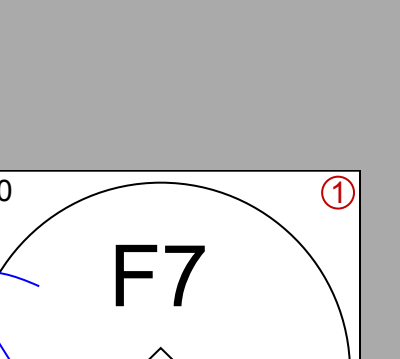
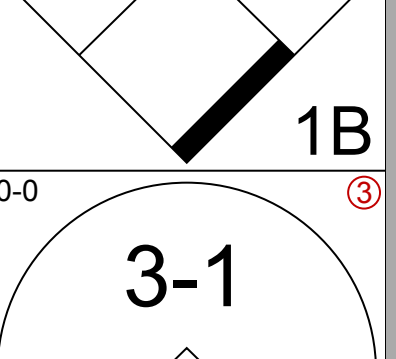
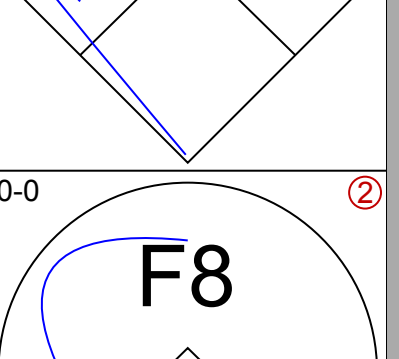
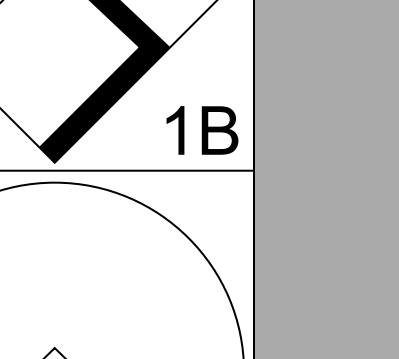
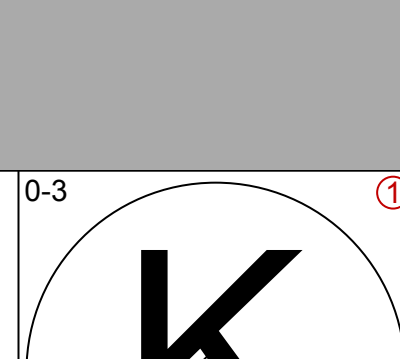
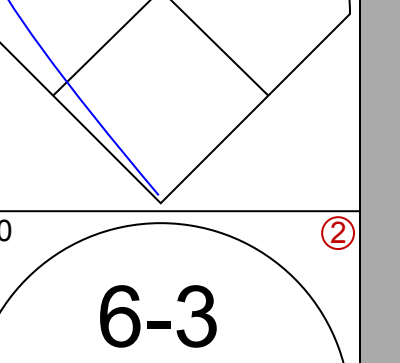
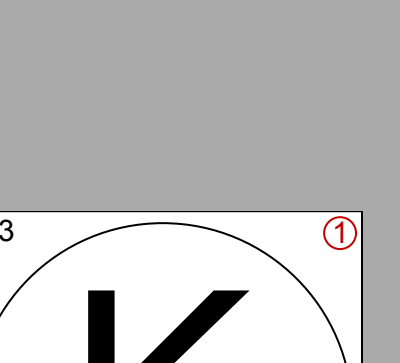
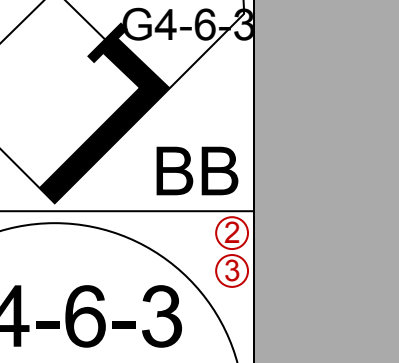
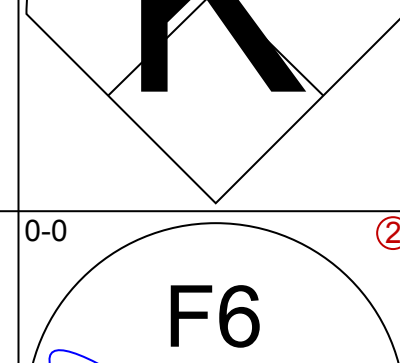
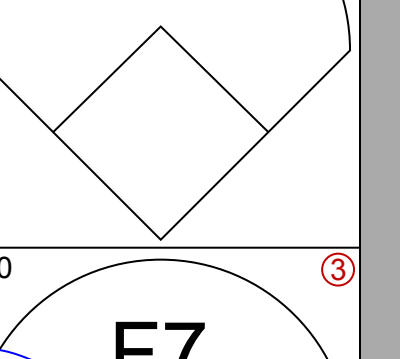
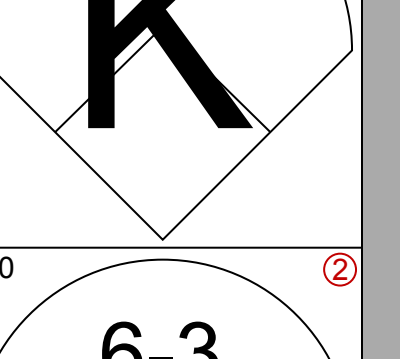
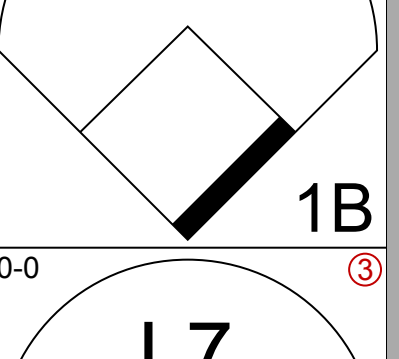
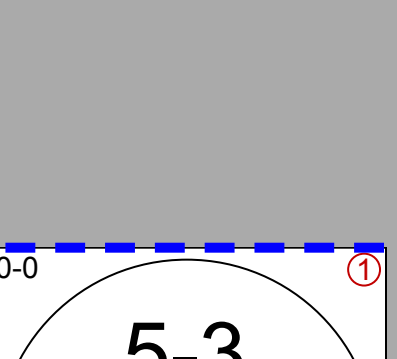
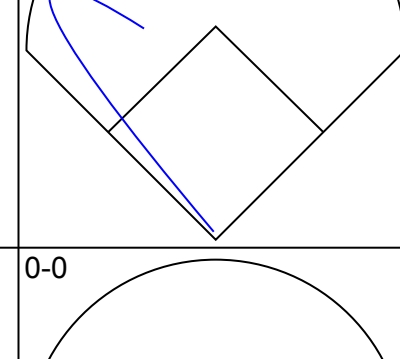
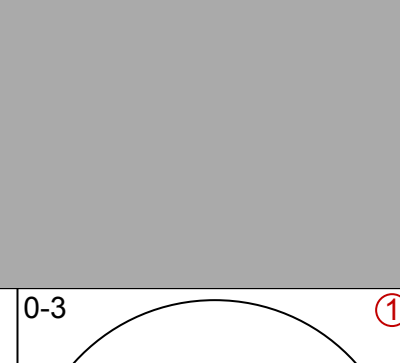
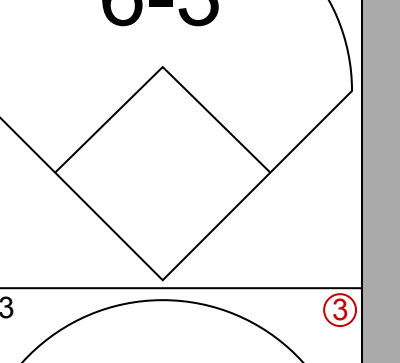
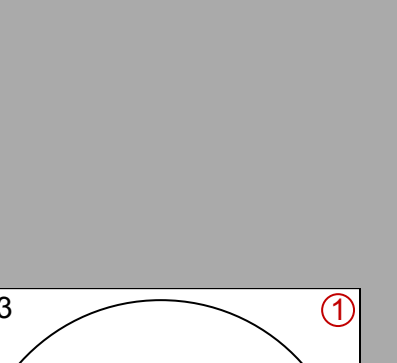
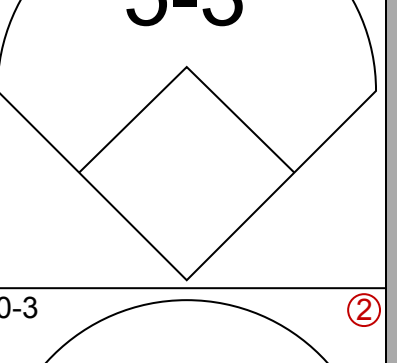
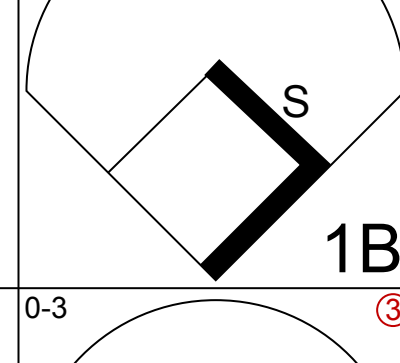
AB	30
R	4
H	5
RBI	4
BB	4
SO	1
LOB	9



Batter	1	2	3	4	5	6	7	8	9	AB	R	H	RBI	BB	SO	LOB	BOTTOM											
Aurelio Rodriguez, R OBP: 0.185, SLG: 0.231	F4			6-3		4-3		K		4	0	0	0	0	1	0	New York Yankees @ California Angels Anaheim Stadium, Anaheim, CA Sun Jun 16 1968, 6:33 AM EDT Att: 22,176 - Unknown - 83 F											
Roger Repoz, L OBP: 0.335, SLG: 0.432	F5			K		4-3		K		4	0	0	0	0	2	0												
Jim Fregosi, R OBP: 0.350, SLG: 0.389	6-3			F9		6-3			1B	4	1	1	0	0	0	0												
Rick Reichardt, R OBP: 0.327, SLG: 0.420		K			HR		F9		1B	4	2	2	1	0	1	0												
Don Mincher, L OBP: 0.325, SLG: 0.339		4-3			K		F4		1B	3	0	0	0	0	1	0												
Bubba Morton, R OBP: 0.338, SLG: 0.317								2B	1B	1	0	1	1	0	0	0												
Bobby Trevino, R OBP: 0.294, SLG: 0.303		F4			F7			F3		4	0	1	0	0	0	2												
Bobby Knoop, R OBP: 0.285, SLG: 0.300				F9		6-3			2B	4	0	2	1	0	0	1												
Buck Rodgers, S OBP: 0.253, SLG: 0.250				L8				6-3		1	0	0	0	1	0	0												
Tom Satriano, L OBP: 0.362, SLG: 0.422										1	0	0	0	0	0	0												
Rickey Clark, R OBP: 0.056, SLG: 0.056										2	0	0	0	0	2	2												
Clyde Wright, R OBP: 0.287, SLG: 0.286										0	0	0	0	0	0	0												
Vic Davalillo, L OBP: 0.253, SLG: 0.315										1	0	0	0	0	1	0												
Tom Burgmeier, L (9, 1)										0	0	0	0	0	0	0												
Inning Stats	R: 0 E: 0 K: 0 S: 3	H: 0 LOB: 0 BB: 0 P: 3	R: 0 E: 0 K: 1 S: 5	H: 0 LOB: 0 BB: 0 P: 5	R: 0 E: 0 K: 1 S: 5	H: 0 LOB: 0 BB: 0 P: 5	R: 1 E: 0 K: 2 S: 9	H: 2 LOB: 2 BB: 1 P: 13	R: 0 E: 0 K: 0 S: 3	H: 0 LOB: 0 BB: 0 P: 3	R: 0 E: 0 K: 0 S: 4	H: 1 LOB: 1 BB: 0 P: 4	R: 0 E: 0 K: 2 S: 7	H: 0 LOB: 0 BB: 0 P: 7	R: 2 E: 0 K: 1 S: 8	H: 4 LOB: 2 BB: 0 P: 8	1B: 4 2B: 2 3B: 0 HR: 1	SF: 0 SAC: 0 DP: 0 HBP: 0	WP: 0 PB: 0 SB: 0 CS: 0	PA: 34								
PITCHER	IP	WLS	BF	H	R	ER	SO	BB	IBB	HBP	BLK	WP	HR	S	P	ERA	WHIP											
Fritz Peterson, L ERA: 3.02	(1, 1)	7.0		25	3	1	1	5	0	0	0	0	0	1	34	38	1.29	0.429										
Dooley Womack, R ERA: 4.88	(8, 1)	1.1		6	2	2	2	3	0	0	0	0	0	12	12	13.50	1.500											
Steve Hamilton, L ERA: 2.08	(9, 1)	0.2	S	3	2	0	0	0	0	0	0	0	0	3	3	0.00	3.000											

AB	33
R	3
H	7
RBI	3
BB	1
SO	8
LOB	5




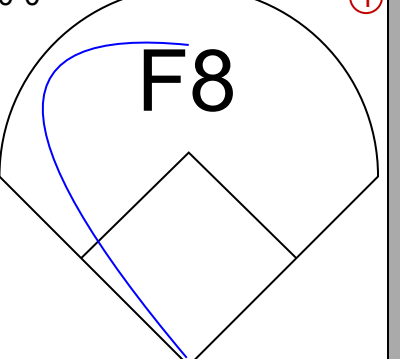
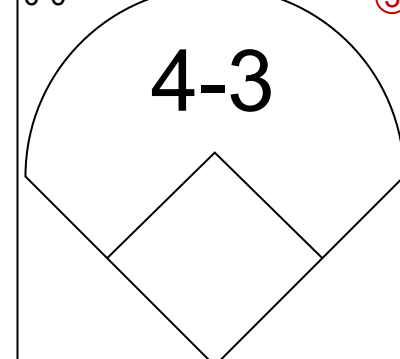
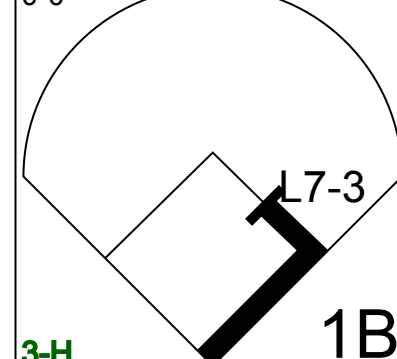
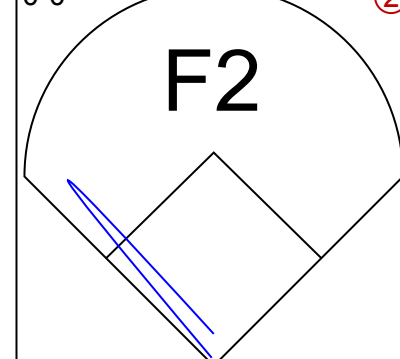
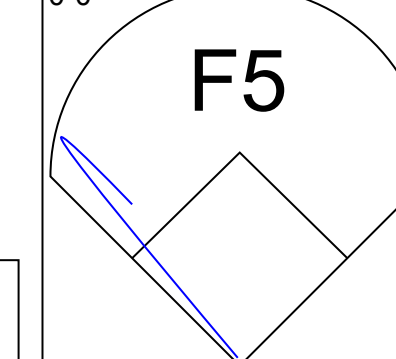
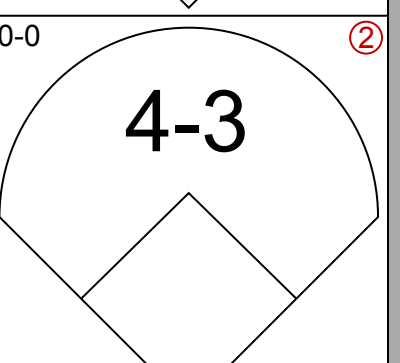
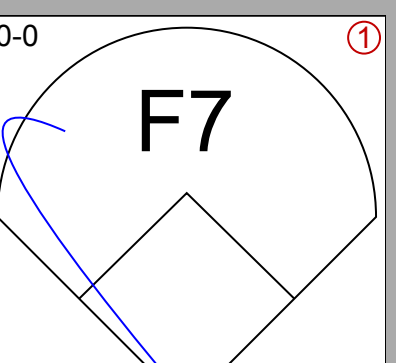
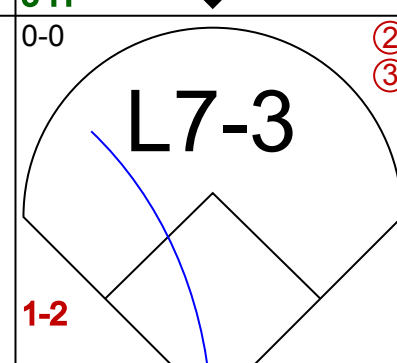
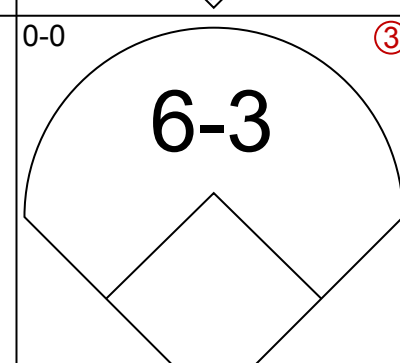
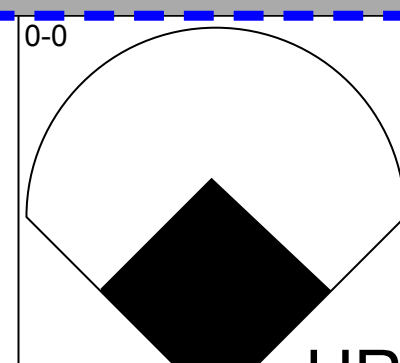
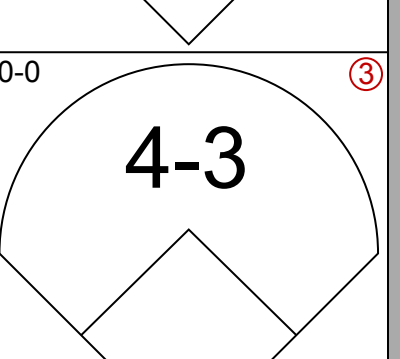
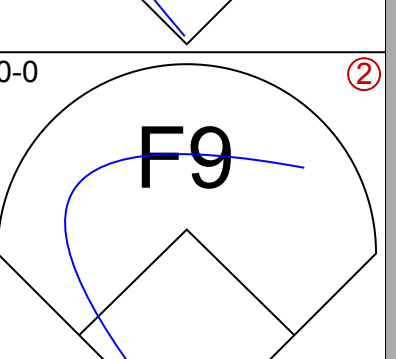
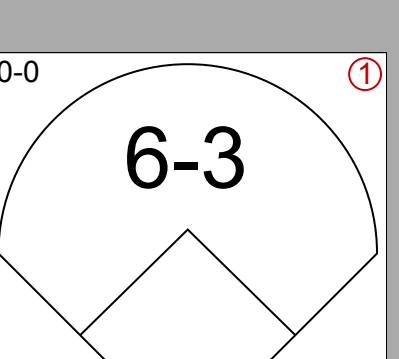
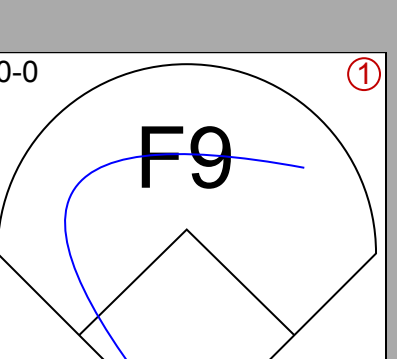
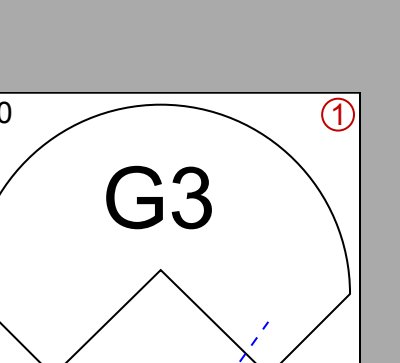
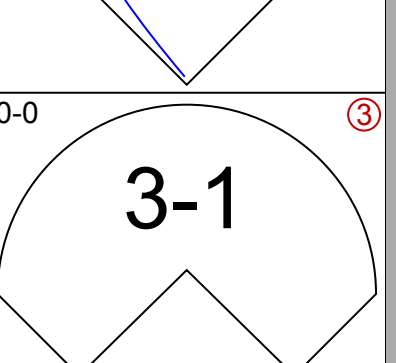
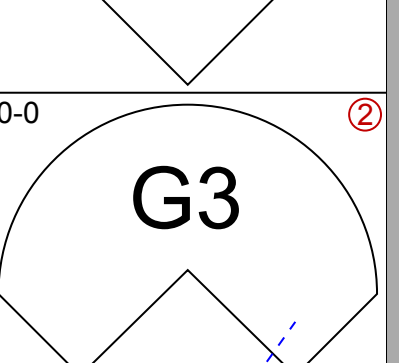
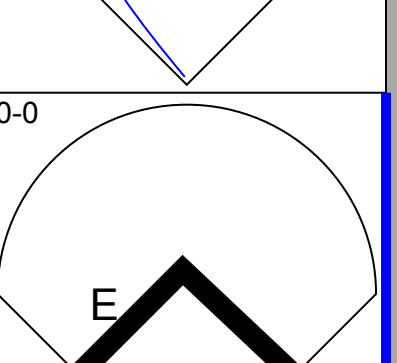
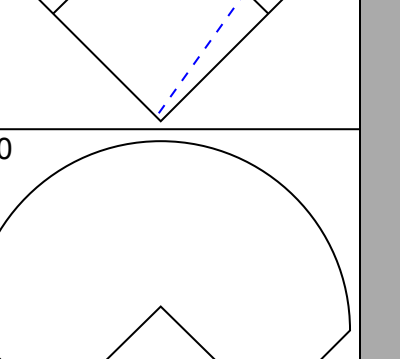
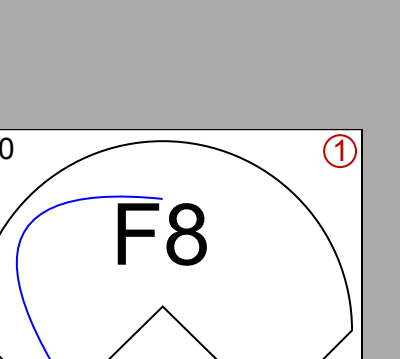
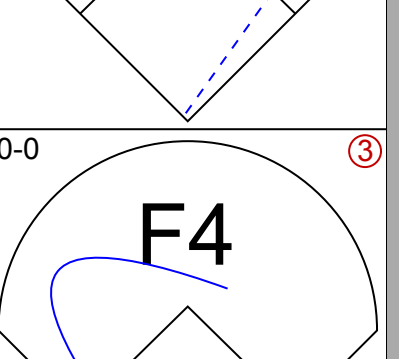
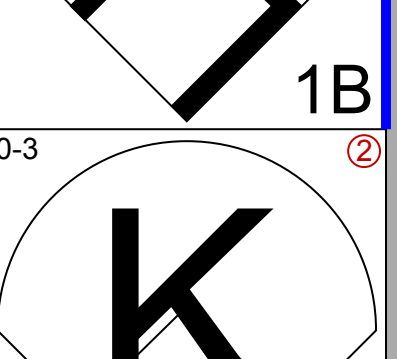
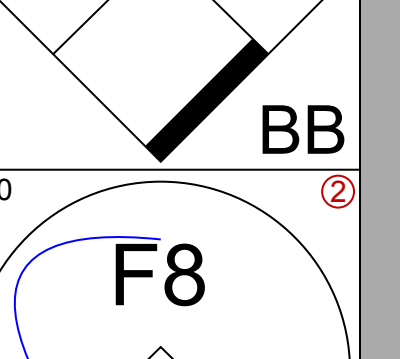
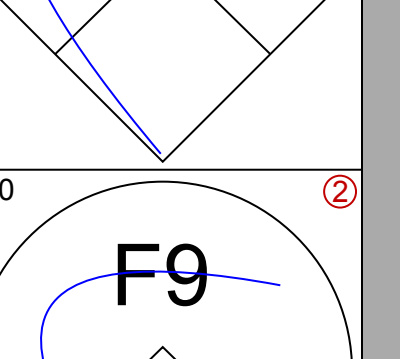

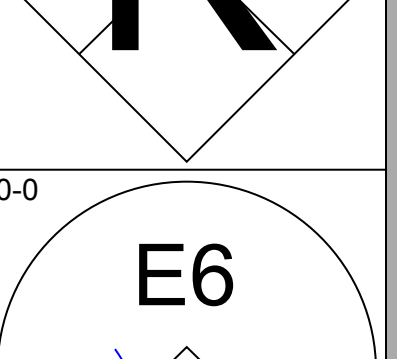
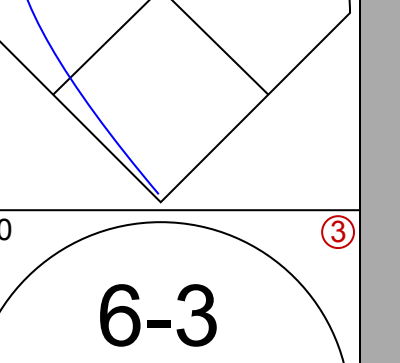
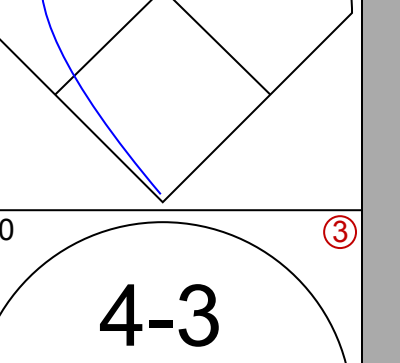
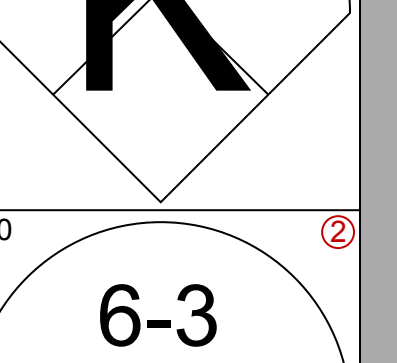
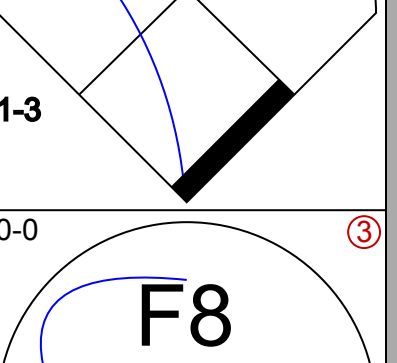
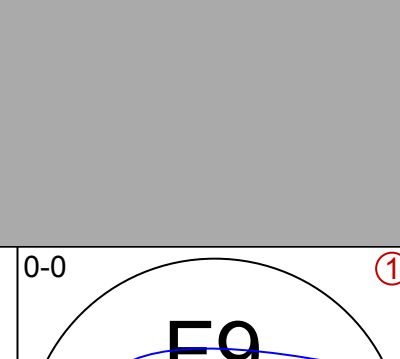
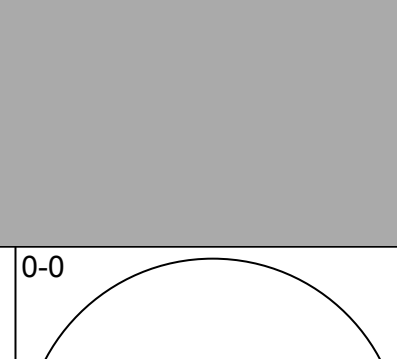
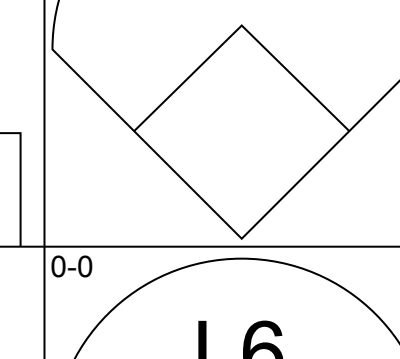
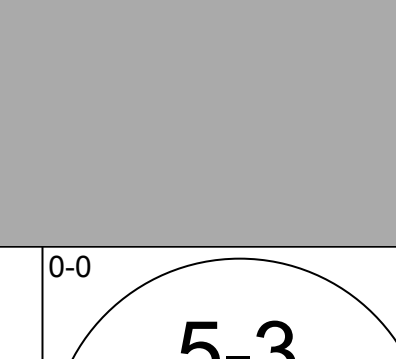
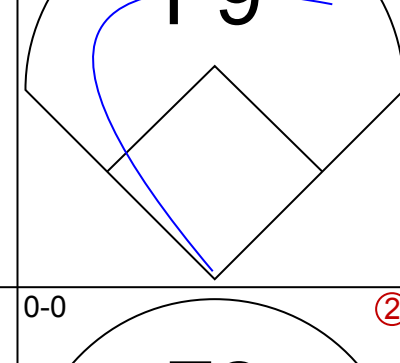
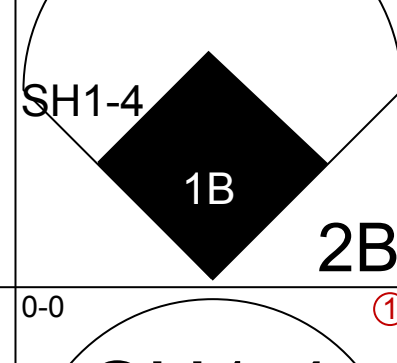
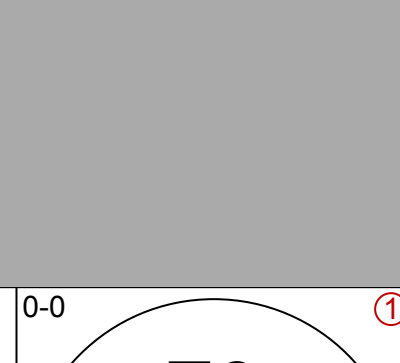
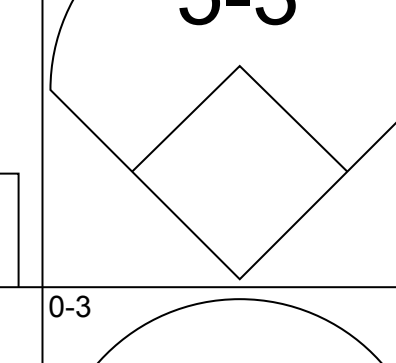
Batter	1	2	3	4	5	6	7	8	9	10	11	12	AB	R	H	RBI	BB	SO	LOB					
Horace Clarke, S OBP: 0.290, SLG: 0.238 (1.4)													4	1	0	0	1	2	0					
Roy White, S OBP: 0.355, SLG: 0.405 (1.7)														4	0	2	0	1	0	0				
Mickey Mantle, S OBP: 0.399, SLG: 0.437 (1.3)														3	0	1	0	2	0	1				
Joe Pepitone, L OBP: 0.331, SLG: 0.445 (1.8)														5	0	1	1	0	1	4				
Andy Kosco, R OBP: 0.273, SLG: 0.403 (1.9)															5	0	2	0	0	0	3			
Tom Tresh, S OBP: 0.271, SLG: 0.266 (1.6)														4	0	0	0	1	1	1				
Jake Gibbs, L OBP: 0.284, SLG: 0.277 (1.2)														5	0	1	0	0	1	3				
Bobby Cox, R OBP: 0.297, SLG: 0.304 (1.5)															5	0	1	0	0	0	1			
Stan Bahnsen, R OBP: 0.219, SLG: 0.107 Charley Smith, R OBP: 0.727, SLG: 1.000 Joe Verbanic, R OBP: 0.273, SLG: 0.403 (1.1)															4	0	0	0	0	4	0			
Inning Stats	R: 0 E: 0 K: 1 S: 7	H: 2 LOB: 2 BB: 0 P: 7	R: 0 E: 0 K: 0 S: 3	H: 0 LOB: 0 BB: 0 P: 3	R: 0 E: 0 K: 1 S: 5	H: 0 LOB: 0 BB: 0 P: 5	R: 0 E: 0 K: 0 S: 4	H: 1 LOB: 1 BB: 0 P: 4	R: 0 E: 0 K: 2 S: 7	H: 0 LOB: 0 BB: 0 P: 7	R: 1 E: 0 K: 0 S: 2	H: 1 LOB: 0 BB: 2 P: 10	R: 0 E: 0 K: 1 S: 5	H: 1 LOB: 2 BB: 0 P: 13	R: 0 E: 0 K: 2 S: 7	H: 0 LOB: 0 BB: 0 P: 7	R: 0 E: 0 K: 0 S: 3	H: 1 LOB: 1 BB: 1 P: 7	R: 0 E: 0 K: 2 S: 8	H: 1 LOB: 0 BB: 0 P: 8	1B: 8 2B: 1 3B: 0 HR: 0	SF: 0 SAC: 0 DP: 2 HBP: 0	WP: 0 PB: 0 SB: 1 CS: 2	PA: 47
PITCHER	IP WLS BF H R ER SO BB IBB HBP BLK WP HR S P ERA WHIP	PITCHER												IP WLS BF H R ER SO BB IBB HBP BLK WP HR S P ERA WHIP										
Jim McGlothlin, R ERA: 3.17 Minnie Rojas, R ERA: 3.77 (1.1)	9.0	34	7	1	0	0	4	1	0	0	0	0	0	0	18	22	0.00	0.667						

TOP

New York Yankees @ California Angels
Anaheim Stadium, Anaheim, CA
Mon Jun 17 1968, 10:05 PM EDT
Att. 15,502 - Unknown - 75 F

AB 40
R 1
H 8
RBI 1
BB 5
SO 10
LOB 14




Batter	1	2	3	4	5	6	7	8	9	10	11	12	AB	R	H	RBI	BB	SO	LOB		
Vic Davallo, L OBP: 0.291, SLG: 0.312 (1.9)														5	0	1	1	0	0	0	
Jim Fregosi, R OBP: 0.347, SLG: 0.398 (1.6)														5	1	1	1	0	0	1	
Roger Repoz, L OBP: 0.329, SLG: 0.422 (1.8)														4	0	0	0	0	0	0	
Don Mincher, L OBP: 0.323, SLG: 0.337 Chuck Hinton, R OBP: 0.216, SLG: 0.346 (10, PH) (11, 3)														4	0	1	0	0	0	0	
Rick Reichardt, R OBP: 0.326, SLG: 0.414 (1.7)														3	0	0	0	1	1	1	
Tom Satriano, L OBP: 0.347, SLG: 0.402 (1.2)														4	0	0	0	0	1	2	
Aurelio Rodriguez, R OBP: 0.161, SLG: 0.200 (1.5)														4	0	0	0	0	0	3	
Bobby Knoop, R OBP: 0.284, SLG: 0.304 (1.4)														4	1	1	0	0	0	0	
Jim McGlothlin, R ERA: 2.1 Ed Kirkpatrick, L OBP: 0.385, SLG: 0.375 (9, PH) Minnie Rojas, R OBP: 0.100, SLG: 0.100 (10, 1)														1	0	0	0	0	0	0	
Inning Stats	R: 0 E: 0 K: 0 S: 3	H: 0 LOB: 0 BB: 0 P: 3	R: 0 E: 0 K: 0 S: 3	H: 0 LOB: 1 BB: 1 P: 7	R: 0 E: 0 K: 0 S: 3	H: 0 LOB: 0 BB: 0 P: 3	R: 0 E: 0 K: 0 S: 3	H: 0 LOB: 0 BB: 0 P: 3	R: 0 E: 0 K: 1 S: 5	H: 0 LOB: 0 BB: 0 P: 5	R: 0 E: 1 K: 1 S: 7	H: 1 LOB: 2 BB: 0 P: 7	R: 0 E: 0 K: 1 S: 5	H: 0 LOB: 0 BB: 0 P: 5	R: 1 E: 0 K: 0 S: 1	H: 1 LOB: 0 BB: 0 P: 1	1B: 2 2B: 2 3B: 0 HR: 1	SF: 0 SAC: 1 DP: 1 HBP: 0	WP: 0 PB: 0 SB: 0 CS: 0	PA: 38	
PITCHER	IP WLS BF H R ER SO BB IBB HBP BLK WP HR S P ERA WHIP	PITCHER												IP WLS BF H R ER SO BB IBB HBP BLK WP HR S P ERA WHIP							
Stan Bahnsen, R ERA: 2.12 Joe Verbanic, R ERA: 2.12 (1.1)	11.0	37	3	1	1	1	3	1	0	0	0	0	0	0	1	1	1	1	1	1	1

BOTTOM

New York Yankees @ California Angels
Anaheim Stadium, Anaheim, CA
Mon Jun 17 1968, 10:05 PM EDT
Att. 15,502 - Unknown - 75 F

AB 36
R 2
H 4
RBI 2
BB 1
SO 3
LOB 7



Batter	1	2	3	4	5	6	7	8	9	AB	R	H	RBI	BB	SO	LOB	TOP			
Horace Clarke, S OBP: 0.245, SLG: 0.233 (1, 4)	4-3		E1 3-6		F9		L4			4	0	0	0	0	0	3	New York Yankees @ California Angels Anaheim Stadium, Anaheim, CA Tue Jun 18 1968, 10:05 PM EDT Att: 14,168 - Unknown			
Roy White, S OBP: 0.353, SLG: 0.402 (1, 7)	4-3		K		1B			K		4	0	1	0	0	2	2				
Mickey Mantle, S OBP: 0.396, SLG: 0.429 (1, 3)	BB		3-6		K			4-3		3	0	0	0	1	1	4				
Joe Pepitone, L OBP: 0.322, SLG: 0.432 (1, 8)	4-3				4-3		L8		L7	4	0	0	0	0	0	1				
Andy Kosco, R OBP: 0.273, SLG: 0.397 (1, 9)		6-3		E5		L3 BB		6-3		3	0	0	0	1	0	0				
Tom Tresh, S OBP: 0.267, SLG: 0.260 (1, 6)	B1-3			L9		L3		F8		4	0	0	0	0	0	2				
Jake Gibbs, L OBP: 0.284, SLG: 0.277 (1, 2)				F7			G3		L5	4	0	1	0	0	0	1				
Bobby Cox, R OBP: 0.308, SLG: 0.312 (1, 5)		CS 1B		BB E 1B		1B		BB		2	1	2	0	1	0	0				
Al Downing, R OBP: 0.355, SLG: 0.138 (3, PH)										0	0	0	0	0	0	0				
Dick Howser, R OBP: 0.192, SLG: 0.167 (3, 1)										0	0	0	0	1	0	0				
Bill Monbouquette, R OBP: 0.687, SLG: 0.909 (7, PH)										1	0	0	0	0	1	1				
Charley Smith, R OBP: 0.687, SLG: 0.909 (7, PH)										1	0	0	0	0	1	1				
Fred Talbot, R OBP: 0.154, SLG: 0.385 (7, 1)										0	0	0	0	0	0	0				
Inning Stats	R: 0 E: 0 K: 0 S: 3	H: 0 LOB: 1 BB: 1 P: 7	R: 0 E: 0 K: 0 S: 3	H: 1 LOB: 0 BB: 0 P: 3	R: 1 E: 1 K: 1 S: 6	H: 1 LOB: 1 BB: 1 P: 10	R: 0 E: 1 K: 0 S: 4	H: 0 LOB: 1 BB: 0 P: 4	R: 0 E: 0 K: 2 S: 9	H: 2 LOB: 2 BB: 0 P: 9	R: 0 E: 0 K: 1 S: 5	H: 0 LOB: 1 BB: 1 P: 9	R: 0 E: 0 K: 1 S: 5	H: 0 LOB: 0 BB: 0 P: 5	R: 0 E: 0 K: 0 S: 3	H: 0 LOB: 0 BB: 0 P: 3	1B: 4 2B: 2 3B: 0 HR: 0	SF: 0 SAC: 0 DP: 2 HBP: 0	WP: 0 PB: 0 SB: 0 CS: 1	PA: 35
PITCHER Tom Murphy, R ERA: 1.2 (1, 1)	IP: 9.0 WLS: W BF: 34 H: 4 R: 1 ER: 0 SO: 5 BB: 4 IBB: 0 HBP: 0 BLK: 0 WP: 0 HR: 0 S: 40 P: 56 ERA: 0.00 WHIP: 0.889															PITCHER				

Batter	1	2	3	4	5	6	7	8	9	AB	R	H	RBI	BB	SO	LOB	BOTTOM			
Vic Davallo, L OBP: 0.246, SLG: 0.305 (1, 8)	4-3		E4 3B		F3		K			4	1	0	0	0	1	1	New York Yankees @ California Angels Anaheim Stadium, Anaheim, CA Tue Jun 18 1968, 10:05 PM EDT Att: 14,168 - Unknown			
Jim Fregosi, R OBP: 0.346, SLG: 0.404 (1, 6)	B1-3		SF8 3B		F6			5-3		4	1	1	1	0	0	0				
Rick Reichardt, R OBP: 0.325, SLG: 0.413 (1, 7)	K		SF8		6-3			BB 1B		3	0	1	1	0	1	0				
Bubba Morton, R OBP: 0.352, SLG: 0.323 (8, PH)			L7					BB		2	0	1	0	1	0	0				
Roger Repoz, L OBP: 0.332, SLG: 0.422 (9, 8)		FC6-4 1B					CS BB	BB		0	0	0	0	1	0	0				
Chuck Hinton, R OBP: 0.213, SLG: 0.341 (6, PH)		FC6-4 1B BLK					F6		F8	2	1	0	0	0	1	1				
Don Mincher, L OBP: 0.320, SLG: 0.333 (7, 3)		1-2 BLK					F6		F8	2	0	0	0	0	0	3				
Aurelio Rodriguez, R OBP: 0.171, SLG: 0.206 (1, 5)		BLK BB 1B			6-3		6-3		F9	4	0	1	0	0	0	3				
Tom Satriano, L OBP: 0.356, SLG: 0.404 (1, 2)		BLK BB					F7			2	0	1	0	1	0	0				
Bobby Knoop, R OBP: 0.285, SLG: 0.301 (1, 4)		K			F9			BB		2	0	0	0	1	1	3				
Tom Murphy, R (1, 1)		5-3			F9		F2			3	0	0	0	0	0	4				
Inning Stats	R: 0 E: 0 K: 1 S: 5	H: 0 LOB: 0 BB: 0 P: 5	R: 1 E: 0 K: 1 S: 7	H: 2 LOB: 2 BB: 1 P: 11	R: 2 E: 1 K: 1 S: 7	H: 1 LOB: 0 BB: 0 P: 7	R: 0 E: 0 K: 0 S: 4	H: 1 LOB: 1 BB: 0 P: 4	R: 0 E: 0 K: 0 S: 3	H: 0 LOB: 0 BB: 0 P: 3	R: 0 E: 0 K: 0 S: 2	H: 0 LOB: 0 BB: 1 P: 6	R: 0 E: 0 K: 1 S: 5	H: 0 LOB: 1 BB: 1 P: 9	R: 0 E: 0 K: 0 S: 4	H: 1 LOB: 2 BB: 1 P: 8	1B: 4 2B: 0 3B: 1 HR: 0	SF: 1 SAC: 0 DP: 0 HBP: 0	WP: 0 PB: 0 SB: 0 CS: 1	PA: 33
PITCHER Al Downing, L ERA: 7.71 Bill Monbouquette, R ERA: 4.08 Fred Talbot, R ERA: 3.72 (1, 1)	IP: 2.0 WLS: L BF: 15 H: 2 R: 2 ER: 1 SO: 1 BB: 1 IBB: 0 HBP: 0 BLK: 0 WP: 0 HR: 0 S: 16 P: 20 ERA: 2.25 WHIP: 0.750															PITCHER				

Batter	1	2	3	4	5	6	7	8	9	AB	R	H	RBI	BB	SO	LOB	TOP					
Horace Clarke, S OBP: 0.246, SLG: 0.234 (1, 4)	F5		L8					L9		4	0	1	0	0	0	0	New York Yankees @ California Angels Anaheim Stadium, Anaheim, CA Wed Jun 19 1968, 10:05 PM EDT Att: 13,787 - Unknown					
Roy White, S OBP: 0.349, SLG: 0.396 Bill Robinson, R OBP: 0.245, SLG: 0.267 (1, 7) (6, 7)	1-4-3			F4		FC3-6 1B		F5		3	0	0	0	0	0	1						
Mickey Mantle, S OBP: 0.389, SLG: 0.420 (1, 3)	F8			F4		E4		4-3		4	0	0	0	0	0	1						
Joe Pepitone, L OBP: 0.320, SLG: 0.449 (1, 8)		F8				4-3			F8	4	1	1	1	0	0	2						
Andy Kosco, R OBP: 0.277, SLG: 0.399 (1, 9)						HR			6-3	4	0	2	0	0	0	2						
Tom Tresh, S OBP: 0.266, SLG: 0.260 (1, 6)		1B								4	0	1	0	0	0	2						
Jake Gibbs, L OBP: 0.283, SLG: 0.293 (1, 2)									1B	4	1	1	1	0	0	2						
Bobby Cox, R OBP: 0.303, SLG: 0.307 (1, 5)										3	0	0	0	0	0	0						
Steve Barber, L (1, 1)										3	0	0	0	0	0	2						
Inning Stats	R: 0 E: 0 K: 0 S: 3	H: 0 LOB: 0 BB: 0 P: 3	R: 0 E: 0 K: 0 S: 4	H: 1 LOB: 1 BB: 0 P: 4	R: 0 E: 0 K: 0 S: 3	H: 0 LOB: 0 BB: 0 P: 3	R: 1 E: 0 K: 0 S: 5	H: 2 LOB: 1 BB: 0 P: 5	R: 0 E: 0 K: 1 S: 5	H: 0 LOB: 0 BB: 0 P: 5	R: 0 E: 1 K: 0 S: 5	H: 1 LOB: 2 BB: 0 P: 5	R: 1 E: 0 K: 1 S: 6	H: 1 LOB: 0 BB: 0 P: 6	R: 0 E: 0 K: 0 S: 3	H: 0 LOB: 0 BB: 0 P: 3	R: 0 E: 0 K: 0 S: 4	H: 1 LOB: 1 BB: 0 P: 4	1B: 4 2B: 0 3B: 0 HR: 2	SF: 0 SAC: 0 DP: 0 HBP: 0	WP: 0 PB: 0 CS: 0	PA: 34
PITCHER Sammy Ellis, R ERA: 3.14 (1, 1)	IP: 9.0 WLS: W BF: 34 H: 6 R: 2 ER: 2 SO: 2 BB: 0 IBB: 0 HBP: 0 BLK: 0 WP: 0 HR: 2 S: 38 P: 38 ERA: 2.00 WHIP: 0.667															PITCHER						

AB	34
R	2
H	6
RBI	2
BB	0
SO	2
LOB	10



Batter	1	2	3	4	5	6	7	8	9	AB	R	H	RBI	BB	SO	LOB	BOTTOM					
Vic Davallo, L OBP: 0.250, SLG: 0.313 (1, 8)		6-3		L3					E9	5	0	2	0	0	0	3	New York Yankees @ California Angels Anaheim Stadium, Anaheim, CA Wed Jun 19 1968, 10:05 PM EDT Att: 13,787 - Unknown					
Jim Fregosi, R OBP: 0.348, SLG: 0.401 (1, 6)		1B		6-3					2B	2	0	0	0	2	0	1						
Rick Reichardt, R OBP: 0.323, SLG: 0.407 (1, 7)										3	1	0	0	1	0	3						
Bubba Morton, R OBP: 0.347, SLG: 0.318 (1, 9)										4	1	1	0	0	0	1						
Chuck Hinton, R OBP: 0.228, SLG: 0.338 (1, 3)										1	0	0	0	3	1	0						
Aurelio Rodriguez, R OBP: 0.205, SLG: 0.216 (1, 5)										3	0	1	2	1	0	1						
Tom Satriono, L OBP: 0.343, SLG: 0.387 (1, 2)										4	0	0	0	0	2	5						
Bobby Knoop, R OBP: 0.289, SLG: 0.298 (1, 4)										2	0	0	0	2	1	0						
Sammy Ellis, L OBP: 0.097, SLG: 0.067 Woodie Held, R OBP: 0.225, SLG: 0.143 Tom Burgmeier, L (9, PR)										3	0	0	0	0	0	6						
Inning Stats	R: 0 E: 0 K: 0 S: 4	H: 1 LOB: 1 BB: 0 P: 4	R: 0 E: 0 K: 0 S: 3	H: 0 LOB: 3 BB: 3 P: 15	R: 2 E: 0 K: 1 S: 7	H: 2 LOB: 3 BB: 3 P: 19	R: 0 E: 0 K: 0 S: 2	H: 0 LOB: 0 BB: 1 P: 6	R: 0 E: 0 K: 1 S: 5	H: 0 LOB: 0 BB: 1 P: 9	R: 0 E: 0 K: 1 S: 5	H: 0 LOB: 0 BB: 0 P: 5	R: 0 E: 0 K: 0 S: 2	H: 0 LOB: 0 BB: 1 P: 6	R: 0 E: 0 K: 1 S: 5	H: 0 LOB: 2 BB: 0 P: 5	R: 1 E: 1 K: 0 S: 2	H: 1 LOB: 2 BB: 1 P: 6	1B: 3 2B: 1 3B: 0 HR: 0	SF: 0 SAC: 0 DP: 2 HBP: 0	WP: 0 PB: 0 CS: 0	PA: 37
PITCHER Steve Barber, L ERA: 2.48 (1, 1)	IP: 8.1 WLS: L BF: 37 H: 4 R: 3 ER: 2 SO: 4 BB: 9 IBB: 1 HBP: 0 BLK: 0 WP: 0 HR: 0 S: 35 P: 75 ERA: 2.16 WHIP: 1.560															PITCHER						



Batter	1	2	3	4	5	6	7	8	9	AB	R	H	RBI	BB	SO	LOB	TOP											
Don Buford, S (1,4) OBP: 0.321, SLG: 0.375	6-3		5-3				E6		F3	5	0	1	1	0	0	0	Baltimore Orioles @ California Angels Anaheim Stadium, Anaheim, CA Fri Jun 21 1968, 10:05 PM EDT Att: 15,795 - Unknown											
Fred Valentine, S (1,9) OBP: 0.296, SLG: 0.379	HR		5-3			F8	F8		K	5	1	1	0	0	1	3												
Boog Powell, L (1,3) OBP: 0.331, SLG: 0.425	HR		G3			L9			4-1	5	1	2	2	0	2													
Frank Robinson, R (1,7) OBP: 0.366, SLG: 0.369				F4						3	1	2	0	1	0	0												
Brooks Robinson, R (1,5) OBP: 0.284, SLG: 0.375	F6		5-3			5-3	F3			4	0	0	0	0	4													
Davey Johnson, R (1,6) OBP: 0.384, SLG: 0.391	K		5-3							4	0	2	1	0	1	1												
Paul Blair, R (1,8) OBP: 0.258, SLG: 0.270		F3				5-3		F9		4	1	1	0	0	2													
Andy Etchebarren, R (1,2) OBP: 0.322, SLG: 0.388	F3							4-3		2	0	0	0	2	0	1												
Dave McNally, R (1,1)										4	0	0	0	0	3	5												
Moe Drabowsky, R (9,1) OBP: 0.333, SLG: 0.333										0	0	0	0	0	0	0												
Pete Richert, L (9,1) OBP: 0.333, SLG: 0.667										0	0	0	0	0	0	0												
Inning Stats	R: 2 E: 0 K: 1 S: 7	H: 2 LOB: 1 BB: 1 P: 11	R: 0 E: 0 K: 1 S: 5	H: 0 LOB: 0 BB: 0 P: 5	R: 0 E: 0 K: 0 S: 3	H: 0 LOB: 0 BB: 0 P: 3	R: 0 E: 0 K: 0 S: 3	H: 0 LOB: 0 BB: 0 P: 3	R: 1 E: 0 K: 1 S: 7	H: 2 LOB: 2 BB: 1 P: 11	R: 0 E: 1 K: 0 S: 5	H: 2 LOB: 2 BB: 0 P: 5	R: 0 E: 0 K: 0 S: 4	H: 1 LOB: 1 BB: 0 P: 4	R: 0 E: 0 K: 1 S: 5	H: 0 LOB: 0 BB: 0 P: 5	1B: 5 2B: 3 3B: 0 HR: 1	SF: 0 SAC: 0 DP: 0 HBP: 0	WP: 0 PB: 0 SB: 0 CS: 1	PA: 39								
PITCHER	IP	WLS	BF	H	R	ER	SO	BB	IBB	HBP	BLK	WP	HR	S	P	ERA	WHIP											
George Brunet, L (1,1) ERA: 2.99	5.1	L	24	6	4	4	3	2	0	0	0	0	0	1	28	36	6.75	1.500										
Marty Pattin, R (6,1) ERA: 3.48	0.2		3	0	0	0	1	0	1	0	0	0	0	4	8	0.00	0.000											
Jack Hamilton, R (7,1) ERA: 3.06	2.0		9	3	0	0	0	0	0	0	0	0	0	9	9	0.00	1.500											
Tom Burgmeier, L (9,1) ERA: 4.98	1.0		3	0	0	0	1	0	0	0	0	0	0	5	5	0.00	0.000											

AB	36
R	4
H	9
RBI	4
BB	3
SO	5
LOB	18



Batter	1	2	3	4	5	6	7	8	9	AB	R	H	RBI	BB	SO	LOB	BOTTOM											
Vic Davallo, L (1,8) OBP: 0.250, SLG: 0.312	1-3					F8			4-3	4	0	1	1	0	0	0	Baltimore Orioles @ California Angels Anaheim Stadium, Anaheim, CA Fri Jun 21 1968, 10:05 PM EDT Att: 15,795 - Unknown											
Jim Fregosi, R (1,6) OBP: 0.347, SLG: 0.398	G3					F9				4	1	1	0	0	1	1												
Rick Reichardt, R (1,7) OBP: 0.322, SLG: 0.408	F3									4	0	1	1	0	2	0												
Bubba Morton, R (1,9) OBP: 0.354, SLG: 0.319										3	0	1	0	1	0	0												
Ed Kirkpatrick, L (9, PR) OBP: 0.395, SLG: 0.375	F8					F9-3				0	0	0	0	0	0	0												
Chuck Hinton, R (1,3) OBP: 0.223, SLG: 0.331										3	0	0	0	0	2	1												
Roger Repoz, L (9, PH) OBP: 0.335, SLG: 0.422	K					F9-3				0	0	0	0	1	0	0												
Aurelio Rodriguez, R (1,5) OBP: 0.291, SLG: 0.244										4	0	1	0	0	0	3												
Tom Satriono, L (1,2) OBP: 0.330, SLG: 0.371										4	0	0	0	0	1	4												
Bobby Knoop, R (1,4) OBP: 0.290, SLG: 0.299										3	1	1	0	0	1	1												
George Brunet, R (1,1) OBP: 0.250, SLG: 0.192										1	0	0	0	0	0	1												
Marty Pattin, R (6,1) ERA: 3.48										0	0	0	0	0	0	0												
Bobby Trevino, R (6, PH) OBP: 0.296, SLG: 0.294										1	0	0	0	0	0	0												
Jack Hamilton, R (7,1) ERA: 3.06										0	0	0	0	0	0	0												
Woodie Held, R (9, PH) OBP: 0.220, SLG: 0.139										1	0	0	0	0	0	1												
Tom Burgmeier, L (9,1) ERA: 4.98										0	0	0	0	0	0	0												
Inning Stats	R: 0 E: 0 K: 0 S: 3	H: 0 LOB: 0 BB: 0 P: 3	R: 0 E: 0 K: 1 S: 5	H: 0 LOB: 0 BB: 0 P: 5	R: 1 E: 0 K: 1 S: 7	H: 2 LOB: 1 BB: 0 P: 7	R: 0 E: 0 K: 1 S: 5	H: 1 LOB: 0 BB: 0 P: 5	R: 0 E: 0 K: 1 S: 3	H: 0 LOB: 0 BB: 0 P: 3	R: 0 E: 0 K: 2 S: 7	H: 0 LOB: 0 BB: 0 P: 7	R: 0 E: 0 K: 1 S: 6	H: 1 LOB: 1 BB: 0 P: 6	R: 1 E: 0 K: 0 S: 5	H: 2 LOB: 2 BB: 2 P: 13	1B: 4 2B: 3 3B: 0 HR: 0	SF: 0 SAC: 0 DP: 1 HBP: 0	WP: 0 PB: 0 SB: 1 CS: 0	PA: 34								
PITCHER	IP	WLS	BF	H	R	ER	SO	BB	IBB	HBP	BLK	WP	HR	S	P	ERA	WHIP											
Dave McNally, L (1,1) ERA: 2.12	8.1	W	31	6	2	2	7	1	0	0	0	0	0	1	44	48	2.16	0.840										
Moe Drabowsky, R (9,1) ERA: 1.95	0.1		2	0	0	0	0	1	0	0	0	0	0	1	5	0.00	3.000											
Pete Richert, L (9,1) ERA: 4.5	0.1	S	1	0	0	0	0	0	0	0	0	0	0	1	1	0.00	0.000											

AB	32
R	2
H	6
RBI	2
BB	2
SO	7
LOB	12



Batter	1	2	3	4	5	6	7	8	9	AB	R	H	RBI	BB	SO	LOB	TOP										
Don Buford, S (1, 4) OBP: 0.307, SLG: 0.355	F4	K		G3			K			4	0	0	0	0	2	1	Baltimore Orioles @ California Angels Anaheim Stadium, Anaheim, CA Sat Jun 22 1968, 10:05 PM EDT Att: 18,271 - Unknown										
Fred Valentine, S (1, 9) OBP: 0.309, SLG: 0.389	2B		FC6-4 1B BB		G4-6-3 HBP		G3			2	0	1	0	1	0	1											
Frank Robinson, R (1, 7) OBP: 0.356, SLG: 0.357	F9		K		K			F6		4	0	0	0	0	2	3											
Boog Powell, L (1, 3) OBP: 0.337, SLG: 0.428	BB		FC6-4 1B		G4-6-3			1B		3	0	2	0	1	0	1											
Brooks Robinson, R (1, 5) OBP: 0.279, SLG: 0.369	F8		FC6-4 BB			F3		F7		4	0	0	0	0	0	5											
Curt Blefary, L (1, 2) OBP: 0.302, SLG: 0.316		HR	BB		G3			K		3	1	1	1	1	1	1											
Davey Johnson, R (1, 6) OBP: 0.363, SLG: 0.398		6-3 3B	F9		5-3			4-3		4	1	1	0	0	0	3											
Paul Blair, R (1, 8) OBP: 0.254, SLG: 0.265	6-3			1-3			L5		F8	4	0	0	1	0	0	0											
Jim Hardin, R (1, 1) OBP: 0.118, SLG: 0.176	K			F4					F7	2	0	0	0	0	1	0											
Dave Leonhard, R (5, 1) OBP: 0.154, SLG: 0.083										0	0	0	0	0	0	0											
Eliot Hendricks, L (7, PH) OBP: 0.340, SLG: 0.558										0	0	0	0	0	0	0											
Eddie Watt, R (7, 1) OBP: 0.304, SLG: 0.335										0	0	0	0	0	0	0											
Curt Molton, R (9, PH) OBP: 0.304, SLG: 0.335							HBP			1	0	0	0	0	0	0											
Inning Stats	R: 0 E: 0 K: 0 S: 4	H: 1 LOB: 2 BB: 1 P: 8	R: 2 E: 0 K: 2 S: 9	H: 2 LOB: 0 BB: 0 P: 9	R: 0 E: 0 K: 1 S: 6	H: 1 LOB: 3 BB: 2 P: 14	R: 0 E: 0 K: 0 S: 3	H: 0 LOB: 0 BB: 0 P: 3	R: 0 E: 0 K: 1 S: 4	H: 0 LOB: 0 BB: 0 P: 5	R: 0 E: 0 K: 0 S: 3	H: 0 LOB: 0 BB: 0 P: 3	R: 0 E: 0 K: 1 S: 5	H: 0 LOB: 1 BB: 0 P: 6	R: 0 E: 0 K: 1 S: 6	H: 1 LOB: 1 BB: 0 P: 6	R: 0 E: 0 K: 0 S: 3	H: 0 LOB: 0 BB: 0 P: 3	1B: 2 2B: 1 3B: 1 HR: 1	SF: 0 SAC: 0 DP: 1 HBP: 2	WP: 0 PB: 0 SB: 0 CS: 0	PA: 36					
PITCHER	IP	WLS	BF	H	R	ER	SO	BB	IBB	HBP	BLK	WP	HR	S	P	ERA	WHIP										
Jim McGlothlin, R (1, 1) ERA: 3.13	7.0	W	29	4	2	2	5	3	0	2	0	0	1	34	48	2.57	1.000										
Minnie Rojas, R (8, 1) ERA: 3.61	2.0	S	7	1	0	0	1	0	0	0	0	0	0	9	9	0.00	0.500										

AB	31
R	2
H	5
RBI	2
BB	3
SO	6
LOB	15



Batter	1	2	3	4	5	6	7	8	9	AB	R	H	RBI	BB	SO	LOB	BOTTOM										
Vic Davallilo, L (1, 9) OBP: 0.250, SLG: 0.310	F7	CS 1B			K			1-3		4	0	1	0	0	1	0	Baltimore Orioles @ California Angels Anaheim Stadium, Anaheim, CA Sat Jun 22 1968, 10:05 PM EDT Att: 18,271 - Unknown										
Jim Fregosi, R (1, 6) OBP: 0.345, SLG: 0.408	HR	CS	6-3		F8			F7		4	1	1	1	0	0	0											
Roger Repoz, L (1, 8) OBP: 0.333, SLG: 0.418	F		K		F8			K		4	1	1	0	0	2	0											
Don Mincher, L (1, 3) OBP: 0.319, SLG: 0.337	E9 1B 2B		G3			K		K		4	1	1	1	0	2	0											
Rick Reichardt, R (1, 7) OBP: 0.326, SLG: 0.412	1B			E5 HR		BLK 1B				3	1	2	1	0	0	0											
Tom Satriano, L (1, 2) OBP: 0.330, SLG: 0.400	L4			HR		F8				3	1	1	2	0	0	2											
Aurelio Rodriguez, R (1, 5) OBP: 0.196, SLG: 0.227	L1			4-3		F6				3	0	0	0	0	0	2											
Bobby Knoop, R (1, 4) OBP: 0.286, SLG: 0.294		4-3			F8			6-3		3	0	0	0	0	0	0											
Jim McGlothlin, R (1, 1) OBP: 0.114, SLG: 0.114					F8					2	0	0	0	0	1	0											
Ed Kirkpatrick, L (7, PH) OBP: 0.375, SLG: 0.364										1	0	0	0	0	0	0											
Minnie Rojas, R (8, 1) OBP: 0.100, SLG: 0.100										0	0	0	0	0	0	0											
Inning Stats	R: 3 E: 1 K: 0 S: 7	H: 4 LOB: 1 BB: 0 P: 7	R: 0 E: 0 K: 1 S: 5	H: 1 LOB: 0 BB: 0 P: 5	R: 0 E: 0 K: 1 S: 5	H: 0 LOB: 0 BB: 0 P: 5	R: 2 E: 1 K: 0 S: 5	H: 1 LOB: 0 BB: 0 P: 5	R: 0 E: 0 K: 1 S: 6	H: 1 LOB: 1 BB: 0 P: 6	R: 0 E: 0 K: 0 S: 3	H: 0 LOB: 0 BB: 0 P: 3	R: 0 E: 0 K: 2 S: 7	H: 0 LOB: 0 BB: 0 P: 7	R: 0 E: 0 K: 0 S: 7	H: 0 LOB: 0 BB: 0 P: 7	1B: 4 2B: 1 3B: 0 HR: 2	SF: 0 SAC: 0 DP: 0 HBP: 0	WP: 0 PB: 0 SB: 0 CS: 1	PA: 32							
PITCHER	IP	WLS	BF	H	R	ER	SO	BB	IBB	HBP	BLK	WP	HR	S	P	ERA	WHIP										
Jim Hardin, R (1, 1) ERA: 2.45	4.0	L	18	6	5	4	2	0	0	0	0	0	2	22	22	9.00	1.500										
Dave Leonhard, R (5, 1) ERA: 3.51	2.0		7	1	0	0	2	0	0	0	1	0	0	11	11	0.00	0.500										
Eddie Watt, R (7, 1) ERA: 2.68	2.0		6	0	0	0	2	0	0	0	0	0	0	10	10	0.00	0.000										



Batter	1	2	3	4	5	6	7	8	9	AB	R	H	RBI	BB	SO	LOB	TOP										
John Donaldson, L (1, 4) OBP: 0.270, SLG: 0.242	FC6-4 BB BB		F7			G3	4-3		4-3	4	0	0	0	1	0	2											
Bert Campaneris, R (1, 6) OBP: 0.314, SLG: 0.324	F8		K			K		6-3 2B	BB BB	4	0	1	0	1	2	1											
Rick Monday, L (1, 8) OBP: 0.420, SLG: 0.467	FC6-4 1-2 BB		K			1B HR		FC5 6-3 BB	BB BB	1	1	0	0	4	1	0											
Sal Bando, R (1, 5) OBP: 0.303, SLG: 0.353	FC6-4 1-2 2-3					1B HR		6-3	BB BB	5	1	1	0	0	1	7											
Reggie Jackson, L (1, 9) OBP: 0.335, SLG: 0.404	4-3					1B HR			BB BB	3	1	1	3	1	0	2											
Danny Cater, R (1, 3) OBP: 0.327, SLG: 0.340						F3			BB BB	4	0	0	0	0	1	3											
Mike Hershberger, R (1, 7) OBP: 0.320, SLG: 0.356								FC5	BB BB	3	0	1	0	1	1	3											
Dave Duncan, R (1, 2) OBP: 0.269, SLG: 0.244									BB BB	4	0	0	0	0	3	2											
Blue Moon Odom, R (1, 1) OBP: 0.229, SLG: 0.294									BB BB	4	0	1	0	0	1	2											
Ed Sprague, R (9, 1)	6-3								BB BB	0	0	0	0	0	0	0											
Inning Stats	R: 0 E: 0 K: 0 S: 3	H: 0 LOB: 2 BB: 2 P: 11	R: 0 E: 0 K: 2 S: 7	H: 0 LOB: 1 BB: 1 P: 11	R: 0 E: 0 K: 2 S: 7	H: 0 LOB: 0 BB: 0 P: 7	R: 0 E: 0 K: 0 S: 3	H: 0 LOB: 0 BB: 0 P: 3	R: 0 E: 0 K: 2 S: 7	H: 0 LOB: 0 BB: 0 P: 7	R: 3 E: 0 K: 1 S: 7	H: 2 LOB: 0 BB: 1 P: 11	R: 0 E: 0 K: 2 S: 8	H: 1 LOB: 1 BB: 0 P: 8	R: 0 E: 0 K: 0 S: 4	H: 1 LOB: 3 BB: 2 P: 12	R: 0 E: 1 K: 1 S: 6	H: 1 LOB: 3 BB: 2 P: 14	1B: 3 2B: 1 3B: 0 HR: 1	SF: 0 SAC: 0 DP: 0 HBP: 0	WP: 2 PB: 0 SB: 1 CS: 0	PA: 40					
PITCHER	IP	WLS	BF	H	R	ER	SO	BB	IBB	HBP	BLK	WP	HR	S	P	ERA	WHIP										
Rickey Clark, R (1, 1) ERA: 3.31	7.0	L	28	3	3	3	9	4	0	0	0	2	1	42	58	3.86	1.000										
Minnie Rojas, R (8, 1) ERA: 3.49	1.2		10	2	0	0	0	2	1	0	0	0	0	7	19	0.00	2.400										
Tom Burgmeier, L (9, 1) ERA: 4.98	0.0		1	0	0	0	0	1	0	0	0	0	0	4													
Marty Pattin, R (9, 1) ERA: 3.43	0.1		1	0	0	0	1	0	0	0	0	0	0	3	3	0.00	0.000										

Oakland Athletics @ California Angels
Anaheim Stadium, Anaheim, CA
Mon Jun 24 1968, 10:05 PM EDT
Att: 10,021 - Unknown

AB 32
R 3
H 5
RBI 3
BB 8
SO 10
LOB 22





Batter	1	2	3	4	5	6	7	8	9	AB	R	H	RBI	BB	SO	LOB	BOTTOM										
Vic Davallo, L (1, 9) OBP: 0.250, SLG: 0.322	4-3		L6			4-3		1-3		4	0	0	0	0	0	0											
Jim Fregosi, R (1, 6) OBP: 0.343, SLG: 0.415	6-3		K			5-3		S 1B		4	0	1	0	0	1	0											
Roger Repoz, L (1, 8) OBP: 0.327, SLG: 0.405	K		4-3			4-3		K		4	0	0	0	0	2	1											
Don Mincher, L (1, 3) OBP: 0.313, SLG: 0.330						4-3		F7		4	0	0	0	0	0	1											
Rick Reichardt, R (1, 7) OBP: 0.333, SLG: 0.425						HR		HBP		2	2	2	1	1	0	0											
Tom Satriano, L (1, 2) OBP: 0.336, SLG: 0.385						HR		BB S FC5-2 BB		2	0	0	0	2	0	1											
Clyde Wright, R (9, FR) OBP: 0.267, SLG: 0.286						4-3		FC5-2 BB		0	0	0	0	0	0	0											
Aurelio Rodriguez, R (1, 5) OBP: 0.226, SLG: 0.224						HBP		FC5-2 BB		2	0	1	1	1	1	0											
Bobby Knoop, R (1, 4) OBP: 0.278, SLG: 0.286								FC5-2 BB		3	0	0	0	0	1	3											
Bubba Morton, R (9, PH) OBP: 0.350, SLG: 0.314								FC5-2 G4-6-3		1	0	0	0	0	0	3											
Rickey Clark, R (1, 1) OBP: 0.250, SLG: 0.250								FC5-2 BB		2	0	0	0	0	1	2											
Ed Killebrew, L (7, PH) OBP: 0.381, SLG: 0.371								FC5-2 BB		1	0	0	0	0	1	0											
Minnie Rojas, R (8, 1) OBP: 0.343, SLG: 0.415								FC5-2 BB		0	0	0	0	0	0	0											
Tom Burgmeier, L (9, 1) ERA: 4.98								FC5-2 BB		0	0	0	0	0	0	0											
Marty Pattin, R (9, 1) ERA: 3.43								FC5-2 BB		0	0	0	0	0	0	0											
Buck Rodgers, S (9, PH) OBP: 0.350, SLG: 0.248								FC5-2 BB		1	0	0	0	0	0	3											
Inning Stats	R: 0 E: 0 K: 1 S: 5	H: 2 LOB: 2 BB: 1 P: 5	R: 1 E: 0 K: 1 S: 7	H: 2 LOB: 2 BB: 1 P: 11	R: 0 E: 0 K: 1 S: 5	H: 0 LOB: 0 BB: 0 P: 5	R: 1 E: 0 K: 0 S: 4	H: 1 LOB: 1 BB: 0 P: 5	R: 0 E: 0 K: 1 S: 5	H: 0 LOB: 0 BB: 0 P: 5	R: 0 E: 0 K: 2 S: 7	H: 0 LOB: 0 BB: 0 P: 7	R: 0 E: 0 K: 1 S: 6	H: 1 LOB: 1 BB: 0 P: 6	R: 0 E: 0 K: 0 S: 2	H: 0 LOB: 3 BB: 3 P: 14	1B: 3 2B: 0 3B: 0 HR: 1	SF: 0 SAC: 0 DP: 1 HBP: 2	WP: 0 PB: 0 SB: 3 CS: 0	PA: 36							
PITCHER	IP	WLS	BF	H	R	ER	SO	BB	IBB	HBP	BLK	WP	HR	S	P	ERA	WHIP										
Blue Moon Odom, R (1, 1) ERA: 1.83	8.0	W	33	4	2	2	7	3	0	2	0	0	1	42	56	2.25	0.875										
Ed Sprague, R (9, 1) ERA: 1.39	1.0	S	3	0	0	0	0	1	0	0	0	0	0	2	6	0.00	1.000										

Oakland Athletics @ California Angels
Anaheim Stadium, Anaheim, CA
Mon Jun 24 1968, 10:05 PM EDT
Att: 10,021 - Unknown

AB 30
R 2
H 4
RBI 2
BB 4
SO 7
LOB 14



Batter	1	2	3	4	5	6	7	8	9	AB	R	H	RBI	BB	SO	LOB	TOP					
John Donaldson, L (1.4) OBP: 0.273, SLG: 0.243	6-3		3-1					G4-6-3		4	0	1	0	1	0	4	<p>Oakland Athletics @ California Angels Anaheim Stadium, Anaheim, CA Tue Jun 25 1968, 10:05 PM EDT Att: 10,367 - Unknown</p> <p>livebaseballscores.com</p> <p>AB 35 R 6 H 8 RBI 5 BB 5 SO 5 LOB 22</p> 					
Ted Kubiak, S (1.6) OBP: 0.388, SLG: 0.429	2-3		F9				6-3	4-3		5	0	0	0	0	0	5						
Rick Monday, L (1.8) OBP: 0.420, SLG: 0.459							K			3	0	0	0	1	2	2						
Sal Bando, R (1.5) OBP: 0.298, SLG: 0.347	F8		FC6-4				F8			5	0	0	0	0	1	6						
Reggie Jackson, L (1.9) OBP: 0.343, SLG: 0.405			3-1							2	3	1	0	2	0	0						
Danny Cater, R (1.3) OBP: 0.335, SLG: 0.367	6-3							FC6-4		5	2	3	2	0	0	1						
Mike Hershberger, R (1.7) OBP: 0.317, SLG: 0.351	F2						4-3			4	1	1	2	0	0	1						
Dave Duncan, R (1.2) OBP: 0.273, SLG: 0.250										3	0	1	0	0	2	1						
Ray Webster, L (8, PH) OBP: 0.258, SLG: 0.343										1	0	1	1	0	0	0						
Phil Roof, R (8.2) OBP: 0.125, SLG: 0.125										0	0	0	0	0	0	0						
Calfish Hunter, R (1.1) OBP: 0.333, SLG: 0.487										1	0	0	0	0	0	0						
Diego Segui, R (3.1)										0	0	0	0	0	0	0						
Floyd Robinson, L (4, PH) OBP: 0.271, SLG: 0.354										1	0	0	0	0	0	0						
Paul Lindblad, L (4.1) OBP: 0.268, SLG: 0.298										1	0	0	0	0	0	0						
Jack Aker, R (8.1) OBP: 0.250, SLG: 0.250										0	0	0	0	0	0	0						
Jim Gosper, R (8, PH) OBP: 0.185, SLG: 0.118										0	0	0	0	0	0	0						
Ed Sprague, R (8.1)										0	0	0	0	0	0	0						
Inning Stats	R: 0 E: 0 K: 0 S: 3	H: 0 LOB: 1 BB: 0 P: 4	R: 0 E: 0 K: 0 S: 3	H: 0 LOB: 0 BB: 0 P: 3	R: 0 E: 1 K: 0 S: 5	H: 1 LOB: 3 BB: 1 P: 9	R: 1 E: 0 K: 1 S: 7	H: 2 LOB: 1 BB: 0 P: 7	R: 0 E: 0 K: 0 S: 3	H: 0 LOB: 1 BB: 1 P: 7	R: 2 E: 0 K: 1 S: 6	H: 1 LOB: 0 BB: 1 P: 10	R: 0 E: 0 K: 1 S: 6	H: 1 LOB: 1 BB: 0 P: 6	R: 3 E: 0 K: 0 S: 5	H: 3 LOB: 1 BB: 1 P: 10	R: 0 E: 0 K: 2 S: 7	H: 0 LOB: 1 BB: 1 P: 11	1B: 7 2B: 0 3B: 0 HR: 1	SF: 0 SAC: 0 DP: 1 HBP: 2	WP: 0 PB: 0 SB: 0 CS: 0	PA: 42
PITCHER	IP WLS BF H R ER SO BB IBB HBP BLK WP HR S P ERA WHIP																					
Sammy Ellis, R (1.1) ERA: 3.25	5.0 W 24 4 3 3 1 2 1 1 0 0 1 22 35 5.40 1.200																					
Marty Pattin, R (6.1) ERA: 3.27	1.0 3 0 0 0 1 0 0 0 0 0 0 0 5 5 0.00 0.000																					
Clyde Wright, L (7.1) ERA: 4.63	1.0 7 3 3 3 1 0 0 1 0 0 0 8 9 27.00 3.000																					
Jack Hamilton, R (8.1) ERA: 2.89	0.0 2 1 0 0 0 1 0 0 0 0 0 1 5 ∞ ∞																					
Jim McGlothlin, R (8.1) ERA: 3.07	2.0 S 6 0 0 0 2 1 0 0 0 0 0 9 13 0.00 0.500																					

Batter	1	2	3	4	5	6	7	8	9	AB	R	H	RBI	BB	SO	LOB	BOTTOM			
Vic Davallo, L (1.9) OBP: 0.249, SLG: 0.319	L8							4-3		5	1	1	0	0	2	1	<p>Oakland Athletics @ California Angels Anaheim Stadium, Anaheim, CA Tue Jun 25 1968, 10:05 PM EDT Att: 10,367 - Unknown</p> <p>livebaseballscores.com</p> <p>AB 34 R 7 H 9 RBI 6 BB 4 SO 9 LOB 17</p> 			
Jim Fregosi, R (1.6) OBP: 0.351, SLG: 0.418								6-3		3	3	2	0	1	0	0				
Roger Repoz, L (1.8) OBP: 0.333, SLG: 0.422										2	1	2	2	0	0	0				
Chuck Hinton, R (6, PH) OBP: 0.227, SLG: 0.333										2	0	1	0	0	1	2				
Don Mincher, L (1.3) OBP: 0.315, SLG: 0.344										4	1	1	2	1	2	3				
Rick Reichardt, R (1.7) OBP: 0.332, SLG: 0.420										3	0	0	0	1	1	4				
Tom Satriano, L (1.2) OBP: 0.341, SLG: 0.383										3	0	1	1	1	0	0				
Aurelio Rodriguez, R (1.5) OBP: 0.211, SLG: 0.288										4	0	0	0	0	1	3				
Bobby Knoop, R (1.4) OBP: 0.274, SLG: 0.280										4	1	0	0	0	0	2				
Sammy Ellis, L (1.1) OBP: 0.291, SLG: 0.083										2	0	0	0	0	1	1				
Marty Pattin, R (6.1) ERA: 2.89										0	0	0	0	0	0	0				
Bubba Morton, R (6, PH) OBP: 0.268, SLG: 0.324										1	0	1	0	0	0	0				
Tom Burgmeier, R (6, PH) ERA: 1.35										0	0	0	0	0	0	0				
Clyde Wright, R (7.1) ERA: 0.267										1	0	0	0	0	1	1				
Jack Hamilton, R (8.1) OBP: 0.143, SLG: 0.143										0	0	0	0	0	0	0				
Jim McGlothlin, R (8.1) ERA: 1.35										0	0	0	0	0	0	0				
Inning Stats	R: 1 E: 0 K: 2 S: 8	H: 1 LOB: 1 BB: 0 P: 9	R: 0 E: 1 K: 1 S: 6	H: 0 LOB: 0 BB: 0 P: 6	R: 4 E: 1 K: 0 S: 7	H: 4 LOB: 0 BB: 0 P: 7	R: 0 E: 0 K: 1 S: 5	H: 0 LOB: 0 BB: 0 P: 5	R: 1 E: 0 K: 1 S: 6	H: 1 LOB: 2 BB: 1 P: 14	R: 1 E: 1 K: 2 S: 10	H: 2 LOB: 3 BB: 1 P: 14	R: 0 E: 0 K: 2 S: 7	H: 0 LOB: 1 BB: 1 P: 11	R: 0 E: 0 K: 0 S: 4	H: 1 LOB: 1 BB: 0 P: 4	1B: 7 2B: 0 3B: 1 HR: 1	SF: 0 SAC: 1 DP: 0 HBP: 1	WP: 0 PB: 0 SB: 0 CS: 0	PA: 40
PITCHER	IP WLS BF H R ER SO BB IBB HBP BLK WP HR S P ERA WHIP																			
Calfish Hunter, R (1.1) ERA: 3.73	2.0 L 13 5 5 5 3 0 0 0 0 0 0 1 18 19 22.50 2.500																			
Diego Segui, R (3.1) ERA: 2.29	1.0 3 0 0 0 0 0 0 0 0 0 0 3 3 0.00 0.000																			
Paul Lindblad, L (4.1) ERA: 1.35	2.1 13 3 2 1 3 1 1 0 0 0 0 17 25 3.86 1.714																			
Jack Aker, R (6.1) ERA: 3.72	1.2 7 0 0 0 3 2 0 0 0 0 0 11 19 0.00 1.200																			
Ed Sprague, R (8.1) ERA: 1.35	1.0 4 1 0 0 0 0 0 0 0 0 0 4 4 0.00 1.000																			


Batter	1	2	3	4	5	6	7	8	9	AB	R	H	RBI	BB	SO	LOB	TOP					
John Donaldson, L (1, 4) OBP: 0.277, SLG: 0.244										3	1	1	0	1	0	1	<p>Oakland Athletics @ California Angels Anaheim Stadium, Anaheim, CA Wed Jun 26 1968, 10:05 PM EDT Att: 11,103 - Unknown</p>					
Mike Hershberger, R (1, 7) OBP: 0.324, SLG: 0.268										1	1	1	1	0	0	0						
Joe Rudi, R (2, 7) OBP: 0.287, SLG: 0.288										2	0	0	0	0	1	1						
Rick Monday, L (1, 8) OBP: 0.411, SLG: 0.449										4	0	0	0	0	0	2						
Sal Bando, R (1, 5) OBP: 0.298, SLG: 0.343										3	0	0	0	1	0	2						
Danny Cater, R (1, 3) OBP: 0.328, SLG: 0.358										4	0	0	1	0	0	2						
Reggie Jackson, L (1, 9) OBP: 0.338, SLG: 0.398										4	0	0	0	0	1	2						
Phil Roof, R (1, 2) OBP: 0.150, SLG: 0.300										4	1	1	1	0	2	0						
Ted Kubiak, S (1, 6) OBP: 0.386, SLG: 0.423										3	0	1	0	0	0	0						
Chuck Dobson, R (1, 1) OBP: 0.216, SLG: 0.270										2	0	0	0	0	0	0						
Inning Stats	R: 2 E: 1 K: 1 S: 6	H: 1 LOB: 1 BB: 2 P: 14	R: 1 E: 0 K: 1 S: 7	H: 2 LOB: 1 BB: 0 P: 7	R: 0 E: 0 K: 0 S: 3	H: 0 LOB: 0 BB: 0 P: 3	R: 0 E: 0 K: 1 S: 5	H: 0 LOB: 0 BB: 0 P: 5	R: 0 E: 0 K: 0 S: 3	H: 0 LOB: 0 BB: 0 P: 3	R: 0 E: 0 K: 0 S: 4	H: 0 LOB: 0 BB: 0 P: 4	R: 0 E: 0 K: 1 S: 5	H: 0 LOB: 0 BB: 0 P: 5	R: 0 E: 0 K: 0 S: 4	H: 1 LOB: 1 BB: 0 P: 4	R: 0 E: 0 K: 0 S: 3	H: 0 LOB: 0 BB: 0 P: 3	1B: 2 2B: 1 3B: 0 HR: 1	SF: 0 SAC: 2 DP: 0 HBP: 0	WP: 0 PB: 0 SB: 2 CS: 0	PA: 34
PITCHER	IP WLS BF H R ER SO BB IBB HBP BLK WP HR S P ERA WHIP																					
George Brunet, L (1, 1) ERA: 3.02	8.0 L 31 4 3 3 4 2 0 0 0 0 0 1 37 45 3.38 0.750																					
Marty Pattin, R (9, 1) ERA: 3.13	1.0 3 0 0 0 0 0 0 0 0 0 0 0 3 3 0.00 0.000																					

AB	30
R	3
H	4
RBI	3
BB	2
SO	4
LOB	10



Batter	1	2	3	4	5	6	7	8	9	AB	R	H	RBI	BB	SO	LOB	BOTTOM					
Vic Davallo, L (1, 9) OBP: 0.244, SLG: 0.314										4	0	0	0	0	1	0	<p>Oakland Athletics @ California Angels Anaheim Stadium, Anaheim, CA Wed Jun 26 1968, 10:05 PM EDT Att: 11,103 - Unknown</p>					
Marty Pattin, R (9, 1)										0	0	0	0	0	0	0						
Jim Fregosi, R (1, 6) OBP: 0.353, SLG: 0.419										4	0	2	0	0	0	0						
Roger Repoz, L (1, 8) OBP: 0.336, SLG: 0.421										3	0	1	0	1	1	1						
Don Mincher, L (1, 3) OBP: 0.314, SLG: 0.339										3	0	0	0	1	0	3						
Rick Reichardt, R (1, 7) OBP: 0.328, SLG: 0.414										3	0	0	0	0	1	3						
Tom Satriano, L (1, 2) OBP: 0.333, SLG: 0.373										3	0	0	0	0	0	0						
Aurelio Rodriguez, R (1, 5) OBP: 0.200, SLG: 0.196										3	0	0	0	0	1	0						
Bobby Knoop, R (1, 4) OBP: 0.270, SLG: 0.276										3	0	0	0	0	0	0						
George Brunet, R (1, 1) OBP: 0.233, SLG: 0.179										2	0	0	0	0	2	0						
Ed Kirkpatrick, L (8, PH) OBP: 0.372, SLG: 0.361										1	0	0	0	0	0	0						
Inning Stats	R: 0 E: 0 K: 0 S: 4	H: 1 LOB: 2 BB: 1 P: 8	R: 0 E: 0 K: 0 S: 3	H: 0 LOB: 0 BB: 0 P: 3	R: 0 E: 0 K: 1 S: 6	H: 1 LOB: 1 BB: 0 P: 6	R: 0 E: 0 K: 0 S: 2	H: 0 LOB: 0 BB: 1 P: 6	R: 0 E: 0 K: 2 S: 7	H: 0 LOB: 0 BB: 0 P: 7	R: 0 E: 0 K: 1 S: 6	H: 1 LOB: 1 BB: 0 P: 6	R: 0 E: 0 K: 1 S: 5	H: 0 LOB: 0 BB: 0 P: 5	R: 0 E: 0 K: 0 S: 3	H: 0 LOB: 0 BB: 0 P: 3	R: 0 E: 0 K: 1 S: 5	H: 0 LOB: 0 BB: 0 P: 5	1B: 3 2B: 0 3B: 0 HR: 0	SF: 0 SAC: 0 DP: 1 HBP: 0	WP: 0 PB: 0 SB: 0 CS: 0	PA: 31
PITCHER	IP WLS BF H R ER SO BB IBB HBP BLK WP HR S P ERA WHIP																					
Chuck Dobson, R (1, 1) ERA: 2.45	9.0 W 31 3 0 0 6 2 0 0 0 0 0 0 41 49 0.00 0.556																					

AB	29
R	0
H	3
RBI	0
BB	2
SO	6
LOB	7



Batter	1	2	3	4	5	6	7	8	9	AB	R	H	RBI	BB	SO	LOB	TOP			
Vic Davallio, L (1, 9) OBP: 0.249, SLG: 0.317	F8		1-2 HR 1B		1-3			SH1-4 1B 1B		4	2	2	0	0	0	1				
Jim Fregosi, R (1, 6) OBP: 0.352, SLG: 0.430	1-3		1-H 2-H HR		F9			SH1-4		3	1	1	3	0	0	1				
Roger Repoz, L (1, 8) OBP: 0.335, SLG: 0.417	E4		F5			G4-6-3 1B		F8		4	0	1	0	0	0	1				
Don Mincher, L (1, 3) OBP: 0.313, SLG: 0.337	4-3		F4			K		1B 1B		4	0	1	1	0	1	2				
Rick Reichardt, R (1, 7) OBP: 0.331, SLG: 0.416					F8					4	0	2	0	0	0	1				
Tom Satriano, L (1, 2) OBP: 0.323, SLG: 0.360					F4					4	0	0	0	0	1	3				
Aurelio Rodriguez, R (1, 5) OBP: 0.219, SLG: 0.293					F9					3	0	1	0	1	0	1				
Bobby Knoop, R (1, 4) OBP: 0.274, SLG: 0.281										4	1	2	0	0	1	2				
Tom Murphy, R (1, 1)					F2					3	0	0	0	0	0	3				
Jack Hamilton, R (8, 1) OBP: 0.143, SLG: 0.143										0	0	0	0	0	0	0				
Ed Kirkpatrick, L (9, PH) OBP: 0.364, SLG: 0.351										1	0	0	0	0	1	0				
Tom Burgmeier, L (9, 1) OBP: 0.364, SLG: 0.351										0	0	0	0	0	0	0				
Inning Stats	R: 0 E: 1 K: 0 S: 4	H: 0 LOB: 1 BB: 0 P: 4	R: 0 E: 0 K: 0 S: 3	H: 1 LOB: 0 BB: 0 P: 3	R: 3 E: 0 K: 0 S: 6	H: 3 LOB: 0 BB: 0 P: 6	R: 0 E: 0 K: 0 S: 3	H: 0 LOB: 0 BB: 0 P: 3	R: 0 E: 0 K: 1 S: 5	H: 1 LOB: 1 BB: 0 P: 5	R: 0 E: 0 K: 0 S: 4	H: 1 LOB: 1 BB: 0 P: 4	R: 1 E: 0 K: 1 S: 8	H: 3 LOB: 2 BB: 0 P: 8	R: 0 E: 0 K: 2 S: 6	H: 0 LOB: 0 BB: 1 P: 10	1B: 9 2B: 1 3B: 0 HR: 1	SF: 0 SAC: 1 DP: 2 HBP: 0	WP: 1 PB: 0 CS: 1	PA: 36
PITCHER	IP WLS BF H R ER SO BB IBB HBP BLK WP HR S P ERA WHIP																			
Phil Ortega, R (1, 1) ERA: 4.88	5.0 L 20 5 3 3 0 0 0 0 0 0 1 20 20 5.40 1.000																			
Darold Knowles, L (6, 1) ERA: 2.19	2.0 7 2 0 0 1 0 0 0 0 1 0 9 9 0.00 1.000																			
Bob Humphreys, R (8, 1) ERA: 3.5	2.0 9 3 1 1 3 1 0 0 0 0 0 14 18 4.50 2.000																			

California Angels @ Washington Senators
D.C. Stadium, Washington, DC
Fri Jun 28 1968, 7:05 PM EDT
Unknown

AB	34
R	4
H	10
RBI	4
BB	1
SO	4
LOB	15



Batter	1	2	3	4	5	6	7	8	9	AB	R	H	RBI	BB	SO	LOB	BOTTOM			
Ed Stroud, L (1, 9) OBP: 0.282, SLG: 0.412	F8		G3-6-3 BB					6-3		4	0	0	0	1	2	3				
Frank Coggins, S (1, 4) OBP: 0.224, SLG: 0.238	E6		G3-6-3 1-2		F2			HR BB		4	1	0	0	1	0	4				
Bernie Allen, L (1, 5) OBP: 0.319, SLG: 0.397	3-1		K					HR BB		4	1	1	0	1	1	2				
Frank Howard, R (1, 7) OBP: 0.356, SLG: 0.628	5-3				F4			F7		4	0	0	0	0	1	4				
Mike Epstein, L (1, 3) OBP: 0.278, SLG: 0.271					F9					4	1	1	3	0	1	1				
Jim French, L (1, 2) OBP: 0.500, SLG: 0.571					F8					4	0	2	0	0	1	1				
Ron Hansen, R (1, 6) OBP: 0.287, SLG: 0.327										3	0	0	0	0	0	1				
Ken McMullen, R (8, PH) OBP: 0.322, SLG: 0.398										0	0	0	0	1	0	0				
Ed Brinkman, R (9, 6) OBP: 0.191, SLG: 0.116										0	0	0	0	0	0	0				
Del Unser, L (1, 8) OBP: 0.281, SLG: 0.295										3	0	0	0	1	0	3				
Phil Ortega, R (1, 1) OBP: 0.273, SLG: 0.250										1	0	0	0	0	0	2				
Gary Holman, L (5, PH) OBP: 1.000, SLG: 1.000										1	0	1	0	0	0	0				
Darold Knowles, L (8, 1) OBP: 0.226, SLG: 0.238										0	0	0	0	0	0	0				
Sam Bowens, R (7, PH) OBP: 0.199, SLG: 0.199										1	0	0	0	0	0	0				
Bob Humphreys, R (9, 1) OBP: 0.364, SLG: 0.351										0	0	0	0	0	0	0				
Cap Peterson, R (9, PH) OBP: 0.276, SLG: 0.259										1	0	1	0	0	0	0				
Inning Stats	R: 0 E: 1 K: 0 S: 4	H: 0 LOB: 1 BB: 0 P: 4	R: 0 E: 1 K: 0 S: 5	H: 1 LOB: 2 BB: 0 P: 5	R: 0 E: 0 K: 1 S: 4	H: 0 LOB: 0 BB: 1 P: 8	R: 0 E: 0 K: 0 S: 3	H: 0 LOB: 0 BB: 0 P: 3	R: 0 E: 0 K: 3 S: 10	H: 1 LOB: 1 BB: 0 P: 10	R: 0 E: 0 K: 0 S: 3	H: 0 LOB: 0 BB: 0 P: 3	R: 3 E: 0 K: 0 S: 5	H: 2 LOB: 3 BB: 3 P: 17	R: 0 E: 0 K: 1 S: 6	H: 1 LOB: 1 BB: 0 P: 6	1B: 3 2B: 2 3B: 0 HR: 1	SF: 0 SAC: 0 DP: 1 HBP: 0	WP: 1 PB: 0 CS: 0	PA: 39
PITCHER	IP WLS BF H R ER SO BB IBB HBP BLK WP HR S P ERA WHIP																			
Tom Murphy, R (1, 1) ERA: 2.2	7.2 W 32 4 3 3 5 4 0 0 0 0 1 38 54 3.52 1.043																			
Jack Hamilton, R (8, 1) ERA: 2.87	0.1 3 1 0 0 0 1 0 0 0 1 0 2 6 0.00 6.000																			
Tom Burgmeier, L (9, 1) ERA: 4.84	1.0 S 4 1 0 0 1 0 0 0 0 0 0 6 6 0.00 1.000																			

California Angels @ Washington Senators
D.C. Stadium, Washington, DC
Fri Jun 28 1968, 7:05 PM EDT
Unknown

AB	34
R	3
H	6
RBI	3
BB	5
SO	6
LOB	21



Batter	1	2	3	4	5	6	7	8	9	AB	R	H	RBI	BB	SO	LOB	TOP								
Vic Davalillo, L OBP: 0.251, SLG: 0.319										5	1	2	0	0	0	1									
Jim Fregosi, R OBP: 0.356, SLG: 0.427										4	2	2	2	0	1	0									
Don Mincher, L OBP: 0.319, SLG: 0.338										3	0	2	1	1	0	1									
Rick Reichardt, R OBP: 0.336, SLG: 0.420										5	2	2	1	0	1	4									
Tom Satriano, L OBP: 0.333, SLG: 0.371										4	0	2	1	0	0	2									
Marty Pattin, R										1	0	0	0	0	0	0									
Tom Burgmeier, L										0	0	0	0	0	0	0									
Chuck Hinton, R OBP: 0.239, SLG: 0.345										5	1	1	2	0	0	4									
Buck Rodgers, S OBP: 0.266, SLG: 0.255										4	0	0	0	1	1	3									
Bobby Knoop, R OBP: 0.271, SLG: 0.277										5	1	1	0	0	1	2									
Rickey Clark, R OBP: 0.091, SLG: 0.091										2	1	1	0	0	0	2									
Aurelio Rodriguez, R OBP: 0.236, SLG: 0.150										1	0	0	0	0	0	0									
Inning Stats	R: 4 E: 1 K: 0 S: 8	H: 4 LOB: 2 BB: 1 P: 12	R: 1 E: 2 K: 0 S: 7	H: 2 LOB: 3 BB: 0 P: 7	R: 1 E: 0 K: 2 S: 10	H: 3 LOB: 2 BB: 0 P: 10	R: 0 E: 0 K: 0 S: 3	H: 0 LOB: 0 BB: 0 P: 3	R: 1 E: 0 K: 0 S: 5	H: 2 LOB: 1 BB: 0 P: 5	R: 1 E: 1 K: 0 S: 5	H: 2 LOB: 1 BB: 0 P: 5	R: 0 E: 0 K: 1 S: 5	H: 0 LOB: 0 BB: 0 P: 5	R: 0 E: 0 K: 0 S: 2	H: 0 LOB: 0 BB: 1 P: 6	R: 0 E: 0 K: 1 S: 5	H: 0 LOB: 0 BB: 0 P: 5	1B: 10 2B: 3 3B: 1 HR: 0	SF: 2 SAC: 1 DP: 2 HBP: 0	WP: 0 PB: 0 SB: 0 CS: 0	PA: 44			
PITCHER	IP	WLS	BF	H	R	ER	SO	BB	IBB	HBP	BLK	WP	HR	S	P	ERA	WHIP								
Joe Coleman, R ERA: 3.17	1.1	L	14	6	5	3	0	1	0	0	0	0	0	13	17	20.25	5.250								
Dick Bosman, R ERA: 3.99	4.2		21	7	3	3	2	0	0	0	0	0	0	25	25	5.79	1.500								
Dave Baldwin, R ERA: 4.45	3.0		9	0	0	0	2	1	0	0	0	0	0	12	16	0.00	0.333								

California Angels @ Washington Senators
D.C. Stadium, Washington, DC
Sun Jun 30 1968, 3:33 AM EDT
Att: 7,424 - Unknown


AB	39
R	8
H	13
RBI	7
BB	2
SO	4
LOB	19



Batter	1	2	3	4	5	6	7	8	9	AB	R	H	RBI	BB	SO	LOB	BOTTOM								
Ed Stroud, L OBP: 0.277, SLG: 0.408										4	0	0	0	0	1	4									
Sam Bowers, R OBP: 0.250, SLG: 0.346										1	1	0	0	0	0	2									
Bernie Allen, L OBP: 0.322, SLG: 0.386										4	1	1	0	1	0	0									
Frank Howard, R OBP: 0.355, SLG: 0.622										4	0	0	1	1	2	3									
Ken McMullen, R OBP: 0.322, SLG: 0.392										4	0	2	2	1	1	1									
Mike Epstein, L OBP: 0.283, SLG: 0.286										4	0	0	0	1	0	3									
Jim French, L OBP: 0.375, SLG: 0.533										4	0	0	0	0	1	3									
Del Unser, L OBP: 0.279, SLG: 0.289										4	0	0	0	0	0	0									
Ed Brinkman, R OBP: 0.293, SLG: 0.180										2	2	1	0	2	0	0									
Joe Coleman, R OBP: 0.290, SLG: 0.310										0	0	0	0	0	0	0									
Dick Bosman, R OBP: 0.278, SLG: 0.294										2	0	1	1	0	0	1									
Gary Holman, L OBP: 1.000, SLG: 1.000										0	0	0	0	1	0	0									
Dave Baldwin, R										0	0	0	0	0	0	0									
Cap Peterson, R OBP: 0.286, SLG: 0.209										0	0	0	0	1	0	0									
Inning Stats	R: 0 E: 0 K: 3 S: 11	H: 2 LOB: 3 BB: 1 P: 15	R: 0 E: 1 K: 0 S: 4	H: 0 LOB: 1 BB: 0 P: 4	R: 0 E: 0 K: 0 S: 3	H: 0 LOB: 1 BB: 1 P: 7	R: 1 E: 0 K: 0 S: 4	H: 1 LOB: 1 BB: 1 P: 8	R: 0 E: 0 K: 0 S: 3	H: 0 LOB: 0 BB: 1 P: 7	R: 0 E: 0 K: 2 S: 7	H: 0 LOB: 0 BB: 0 P: 7	R: 0 E: 0 K: 0 S: 3	H: 0 LOB: 0 BB: 0 P: 3	R: 0 E: 0 K: 0 S: 4	H: 0 LOB: 1 BB: 3 P: 16	1B: 5 2B: 0 3B: 0 HR: 0	SF: 0 SAC: 0 DP: 0 HBP: 0	WP: 1 PB: 0 SB: 0 CS: 0	PA: 41					
PITCHER	IP	WLS	BF	H	R	ER	SO	BB	IBB	HBP	BLK	WP	HR	S	P	ERA	WHIP								
Rickey Clark, R ERA: 3.21	5.0	W	23	3	1	1	3	4	0	0	0	0	0	25	41	1.80	1.400								
Marty Pattin, R ERA: 3.21	3.0		13	1	2	2	2	3	0	0	0	0	0	14	26	6.00	1.333								
Tom Burgmeier, L ERA: 4.74	1.0	S	5	1	1	1	0	1	0	0	0	0	0	4	8	9.00	2.000								

California Angels @ Washington Senators
D.C. Stadium, Washington, DC
Sun Jun 30 1968, 3:33 AM EDT
Att: 7,424 - Unknown

AB	33
R	4
H	5
RBI	4
BB	8
SO	5
LOB	17



Batter	1	2	3	4	5	6	7	8	9	AB	R	H	RBI	BB	SO	LOB	TOP					
Vic Davallilo, L (1.8) OBP: 0.251, SLG: 0.318	L3-1				L5-3			K		4	0	1	0	0	1	0	California Angels @ Detroit Tigers Tiger Stadium, Detroit, MI Mon Jul 01 1968, 7:05 PM EDT Att: 24,659 - Unknown					
Jim Fregosi, R (1.6) OBP: 0.361, SLG: 0.433			K							3	0	2	0	0	1							
Rick Reichardt, R (1.7) OBP: 0.331, SLG: 0.413			K							4	0	0	0	0	3	4						
Bubba Morton, R (1.9) OBP: 0.337, SLG: 0.303	F8									4	0	0	0	0	1	3						
Chuck Hinton, R (1.3) OBP: 0.233, SLG: 0.336		L1-3								4	0	0	0	0	2	1						
Bobby Knoop, R (1.4) OBP: 0.275, SLG: 0.294										4	1	2	1	0	2	0						
Buck Rodgers, S (1.2) OBP: 0.260, SLG: 0.249					HR					4	0	0	0	0	1	1						
Aurelio Rodriguez, R (1.5) OBP: 0.197, SLG: 0.162										3	0	0	0	0	1	1						
George Brunet, R (1.1) OBP: 0.212, SLG: 0.161										3	0	0	0	0	2	1						
Minnie Rojas, R (8.1) OBP: 0.100, SLG: 0.100			K					F3		0	0	0	0	0	0	0						
Inning Stats	R: 0 E: 0 K: 1 S: 6	H: 1 LOB: 1 BB: 0 P: 6	R: 0 E: 0 K: 0 S: 4	H: 1 LOB: 1 BB: 0 P: 4	R: 0 E: 0 K: 3 S: 10	H: 1 LOB: 1 BB: 0 P: 10	R: 1 E: 0 K: 2 S: 8	H: 1 LOB: 0 BB: 0 P: 8	R: 0 E: 0 K: 1 S: 7	H: 0 LOB: 0 BB: 0 P: 7	R: 0 E: 0 K: 1 S: 6	H: 1 LOB: 1 BB: 0 P: 6	R: 0 E: 1 K: 1 S: 6	H: 0 LOB: 1 BB: 0 P: 6	R: 0 E: 0 K: 1 S: 5	H: 0 LOB: 1 BB: 0 P: 6	R: 0 E: 0 K: 3 S: 9	H: 0 LOB: 0 BB: 0 P: 9	1B: 3 2B: 1 3B: 0 HR: 1	SF: 0 SAC: 0 DP: 0 HBP: 1	WP: 0 PB: 0 SB: 0 CS: 0	PA: 34
PITCHER Mickey Lolich, L (1.1) ERA: 2.78	IP: 9.0 WLS: W BF: 34 H: 5 R: 1 ER: 1 SO: 14 BB: 0 IBB: 0 HBP: 1 BLK: 0 WP: 0 HR: 1 S: 61 P: 62 ERA: 1.00 WHIP: 0.556															PITCHER						

Batter	1	2	3	4	5	6	7	8	9	AB	R	H	RBI	BB	SO	LOB	BOTTOM			
Dick McAuliffe, L (1.4) OBP: 0.334, SLG: 0.404	4-3		F6		F9			K		4	0	0	0	0	1	2	California Angels @ Detroit Tigers Tiger Stadium, Detroit, MI Mon Jul 01 1968, 7:05 PM EDT Att: 24,659 - Unknown			
Dick Tracewski, R (1.5) OBP: 0.255, SLG: 0.303	F7		P3		F8					4	1	1	1	0	0	1				
Mickey Stanley, R (1.8) OBP: 0.305, SLG: 0.373	E5		1-3							4	1	1	0	0	0	0				
Al Kaline, R (1.3) OBP: 0.372, SLG: 0.381										3	1	1	1	1	0	1				
Norm Cash, L (9.3) OBP: 0.293, SLG: 0.401	L4									0	0	0	0	0	0	0				
Willie Horton, R (1.7) OBP: 0.358, SLG: 0.563										4	0	0	0	0	2	2				
Bill Freehan, R (1.2) OBP: 0.360, SLG: 0.452										4	2	2	3	0	0	1				
Jim Northrup, L (1.9) OBP: 0.309, SLG: 0.399										4	0	1	0	0	0	1				
Ray Oyler, R (1.6) OBP: 0.243, SLG: 0.223										0	0	0	0	3	0	0				
Mickey Lolich, S (1.1) OBP: 0.231, SLG: 0.147										3	0	0	0	0	2	4				
Inning Stats	R: 0 E: 1 K: 0 S: 4	H: 0 LOB: 1 BB: 0 P: 4	R: 0 E: 0 K: 0 S: 4	H: 1 LOB: 2 BB: 1 P: 8	R: 0 E: 0 K: 0 S: 3	H: 0 LOB: 0 BB: 0 P: 3	R: 1 E: 0 K: 1 S: 6	H: 1 LOB: 0 BB: 0 P: 6	R: 0 E: 0 K: 1 S: 5	H: 0 LOB: 1 BB: 1 P: 9	R: 1 E: 0 K: 0 S: 5	H: 2 LOB: 1 BB: 0 P: 5	R: 0 E: 0 K: 2 S: 6	H: 0 LOB: 1 BB: 1 P: 10	R: 3 E: 0 K: 1 S: 7	H: 2 LOB: 0 BB: 1 P: 11	1B: 1 2B: 1 3B: 2 HR: 3	SF: 0 SAC: 0 DP: 1 HBP: 0	WP: 0 PB: 0 SB: 0 CS: 1	PA: 34
PITCHER George Brunet, L (1.1) ERA: 3.15	IP: 7.1 WLS: L BF: 31 H: 5 R: 4 ER: 4 SO: 4 BB: 4 IBB: 0 HBP: 0 BLK: 0 WP: 0 HR: 2 S: 35 P: 51 ERA: 4.91 WHIP: 1.227															PITCHER				
Minnie Rojas, R (8.1) ERA: 3.62	IP: 0.2 WLS: L BF: 3 H: 1 R: 1 ER: 1 SO: 1 BB: 0 IBB: 0 HBP: 0 BLK: 0 WP: 0 HR: 1 S: 5 P: 5 ERA: 13.50 WHIP: 1.500															PITCHER				

Batter	1	2	3	4	5	6	7	8	9	AB	R	H	RBI	BB	SO	LOB	TOP					
Vic Davallo, L (1, 8) OBP: 0.247, SLG: 0.313	0-3 K		0-3 K		0-0 F8			0-3 K		4	0	0	0	0	3	2						
Jim Fregosi, R (1, 6) OBP: 0.359, SLG: 0.441	0-3 K		0-0 F8		0-0 1-3			0-0 HR		4	1	1	1	0	1	2						
Don Mincher, L (1, 3) OBP: 0.314, SLG: 0.332	0-0 F7		0-3 K		0-0 F8			0-0 P5		4	0	0	0	0	1	0						
Roger Repoz, L (1, 9) OBP: 0.331, SLG: 0.408		0-0 4-3 1B		0-0 G5-4-3 1B		0-0 P4		0-0 F9		4	0	2	0	0	0	0						
Rick Reichardt, R (1, 7) OBP: 0.330, SLG: 0.410		0-0 4-3 1B		0-0 G5-4-3 1-2		0-3 K		0-0 6-3		4	0	1	0	0	1	1						
Tom Satriano, L (1, 5) OBP: 0.333, SLG: 0.370		0-0 4-3		0-0 P6				0-0 F9		3	0	1	0	0	0	2						
Aurelio Rodriguez, R (7, PR) OBP: 0.197, SLG: 0.182		0-0 4-3						0-0 1B		0	0	0	0	0	0	0						
Bubba Morton, R (9, PH) OBP: 0.333, SLG: 0.299		1-2 2-3						0-0 1B		1	0	0	0	0	0	0						
Buck Rodgers, S (1, 2) OBP: 0.259, SLG: 0.249		0-3 K				0-0 FC1-5 1B		0-0 F9		4	0	1	0	0	1	3						
Bobby Knoop, R (1, 4) OBP: 0.279, SLG: 0.295		4-0 IBB				0-0 FC1-5 1B		0-3 K		2	0	1	0	1	1	1						
Tom Murphy, R (1, 1) OBP: 0.362, SLG: 0.350		0-3 K				0-0 FC1-5		0-0 4-3		2	0	0	0	0	1	5						
Ed Kirkpatrick, L (7, PH) OBP: 0.362, SLG: 0.350						1-2 2-3				1	0	0	0	0	0	1						
Larry Sherry, R (7, 1) OBP: 0.250, SLG: 0.267										0	0	0	0	0	0	0						
Clyde Wright, R (8, 1)										0	0	0	0	0	0	0						
Inning Stats	R: 0 E: 0 K: 2 S: 7	H: 0 LOB: 0 BB: 0 P: 7	R: 0 E: 0 K: 2 S: 9	H: 2 LOB: 3 BB: 1 P: 13	R: 0 E: 0 K: 2 S: 7	H: 0 LOB: 0 BB: 0 P: 7	R: 0 E: 0 K: 0 S: 3	H: 1 LOB: 0 BB: 0 P: 3	R: 0 E: 0 K: 0 S: 5	H: 2 LOB: 2 BB: 0 P: 5	R: 0 E: 0 K: 1 S: 5	H: 0 LOB: 0 BB: 0 P: 5	R: 0 E: 0 K: 1 S: 6	H: 1 LOB: 1 BB: 0 P: 6	R: 1 E: 0 K: 1 S: 6	H: 1 LOB: 0 BB: 0 P: 6	R: 0 E: 0 K: 0 S: 3	H: 0 LOB: 0 BB: 0 P: 3	1B: 6 2B: 0 3B: 0 HR: 1	SF: 0 SAC: 0 DP: 1 HBP: 0	WP: 0 PB: 0 SB: 0 CS: 0	PA: 34
PITCHER Earl Wilson, R (1, 1) ERA: 2.93	IP: 9.0 WLS: W BF: 34 H: 7 R: 1 ER: 1 SO: 9 BB: 0 IBB: 1 HBP: 0 BLK: 0 WP: 0 HR: 1 S: 51 P: 55 ERA: 1.00 WHIP: 0.778															PITCHER	IP: 9.0 WLS: W BF: 34 H: 7 R: 1 ER: 1 SO: 9 BB: 0 IBB: 1 HBP: 0 BLK: 0 WP: 0 HR: 1 S: 51 P: 55 ERA: 1.00 WHIP: 0.778					

California Angels @ Detroit Tigers
Tiger Stadium, Detroit, MI
Tue Jul 02 1968, 7:05 PM EDT
Att: 17,892 - Unknown

AB 33
R 1
H 7
RBI 1
BB 1
SO 9
LOB 17



Batter	1	2	3	4	5	6	7	8	9	AB	R	H	RBI	BB	SO	LOB	BOTTOM			
Dick McAuliffe, L (1, 4) OBP: 0.333, SLG: 0.400	0-0 F7		0-0 G3		0-0 F8			4-0 G1-6-3 BB		3	0	0	0	1	0	1				
Mickey Stanley, R (1, 8) OBP: 0.301, SLG: 0.367	0-0 G3		0-0 6-3		0-3 K			0-0 F7		4	0	0	0	0	1	2				
Jim Northrup, L (1, 9) OBP: 0.309, SLG: 0.401	0-0 WP 1B		0-0 F7		0-0 4-3			0-0 G1-6-3 1-2		4	1	1	0	0	0	1				
Norm Cash, L (1, 3) OBP: 0.294, SLG: 0.396	4-0 WP 1B				0-0 F3			0-0 4-3		2	1	0	0	1	0	0				
Willie Horton, R (1, 7) OBP: 0.358, SLG: 0.560	0-0 1H 2H 1B				0-0 P4			0-0 5-3		3	0	1	2	0	0	0				
Bill Freehan, R (1, 2) OBP: 0.360, SLG: 0.450	0-0 L6				0-0 1B			0-3 K		3	0	1	0	0	1	1				
Tom Matchick, L (1, 6) OBP: 0.263, SLG: 0.289			0-0 F7		0-0 F9			0-0 HR		3	1	1	1	0	0	1				
Ray Oyler, R (8, 6) OBP: 0.243, SLG: 0.223								0-0 HR		0	0	0	0	0	0	0				
Dick Tracewski, R (1, 5) OBP: 0.261, SLG: 0.304			0-0 F2		0-0 SH1-4 1B			0-0 P4		3	0	1	0	0	0	0				
Earl Wilson, R (1, 1) OBP: 0.227, SLG: 0.409			0-0 F9		0-0 SH1-4			0-3 K		2	0	0	0	0	1	0				
Inning Stats	R: 2 E: 0 K: 0 S: 5	H: 2 LOB: 1 BB: 1 P: 9	R: 0 E: 0 K: 0 S: 3	H: 0 LOB: 0 BB: 0 P: 3	R: 0 E: 0 K: 0 S: 3	H: 0 LOB: 0 BB: 0 P: 3	R: 0 E: 0 K: 0 S: 4	H: 1 LOB: 1 BB: 0 P: 4	R: 0 E: 0 K: 1 S: 6	H: 1 LOB: 1 BB: 0 P: 6	R: 0 E: 0 K: 0 S: 3	H: 0 LOB: 0 BB: 0 P: 3	R: 1 E: 0 K: 2 S: 8	H: 1 LOB: 0 BB: 0 P: 8	R: 0 E: 0 K: 0 S: 2	H: 0 LOB: 0 BB: 1 P: 6	1B: 3 2B: 1 3B: 0 HR: 1	SF: 0 SAC: 1 DP: 1 HBP: 0	WP: 1 PB: 0 SB: 0 CS: 0	PA: 30
PITCHER Tom Murphy, R (1, 1) ERA: 2.34	IP: 6.0 WLS: L BF: 23 H: 4 R: 2 ER: 2 SO: 1 BB: 1 IBB: 0 HBP: 0 BLK: 0 WP: 1 HR: 0 S: 24 P: 28 ERA: 3.00 WHIP: 0.833															PITCHER	IP: 6.0 WLS: L BF: 23 H: 4 R: 2 ER: 2 SO: 1 BB: 1 IBB: 0 HBP: 0 BLK: 0 WP: 1 HR: 0 S: 24 P: 28 ERA: 3.00 WHIP: 0.833			
PITCHER Larry Sherry, R (7, 1) ERA: 6.75	IP: 1.1 WLS: 6 BF: 1 H: 1 R: 1 ER: 1 SO: 2 BB: 1 IBB: 0 HBP: 0 BLK: 0 WP: 0 HR: 1 S: 9 P: 13 ERA: 6.75 WHIP: 1.500															PITCHER	IP: 1.1 WLS: 6 BF: 1 H: 1 R: 1 ER: 1 SO: 2 BB: 1 IBB: 0 HBP: 0 BLK: 0 WP: 0 HR: 1 S: 9 P: 13 ERA: 6.75 WHIP: 1.500			
PITCHER Clyde Wright, L (8, 1) ERA: 4.58	IP: 0.2 WLS: 1 BF: 0 H: 0 R: 0 ER: 0 SO: 0 BB: 0 IBB: 0 HBP: 0 BLK: 0 WP: 0 HR: 0 S: 1 P: 1 ERA: 0.00 WHIP: 0.000															PITCHER	IP: 0.2 WLS: 1 BF: 0 H: 0 R: 0 ER: 0 SO: 0 BB: 0 IBB: 0 HBP: 0 BLK: 0 WP: 0 HR: 0 S: 1 P: 1 ERA: 0.00 WHIP: 0.000			

California Angels @ Detroit Tigers
Tiger Stadium, Detroit, MI
Tue Jul 02 1968, 7:05 PM EDT
Att: 17,892 - Unknown

AB 27
R 3
H 5
RBI 3
BB 2
SO 3
LOB 6




Batter	1	2	3	4	5	6	7	8	9	AB	R	H	RBI	BB	SO	LOB	TOP		
Vic Davallilo, L OBP: 0.243, SLG: 0.308 Clyde Wright, R OBP: 0.250, SLG: 0.267	L6		F7		F2		F8			4	0	0	0	0	0	3			
Jim Fregosi, R OBP: 0.356, SLG: 0.439	K		P6			WP E 1B		P3		4	1	1	0	0	1	1			
Roger Repoz, L OBP: 0.325, SLG: 0.400	K			P4		K		K		4	0	0	0	0	3	1			
Don Mincher, L OBP: 0.309, SLG: 0.326		3-1		F2		E3		F8		4	0	0	0	0	0	0			
Rick Reichardt, R OBP: 0.329, SLG: 0.406		G3 BB		F8		F7		K		3	0	0	0	1	1	1			
Tom Satriano, L OBP: 0.331, SLG: 0.362		G3			2B BB	K		4-3		3	0	0	0	1	1	2			
Buck Rodgers, S OBP: 0.257, SLG: 0.246 Chuck Hinton, R OBP: 0.230, SLG: 0.331	K				K		F9	K		2	0	0	0	0	2	2			
Bobby Knoop, R OBP: 0.287, SLG: 0.321			SH3-4 1B							3	1	3	1	0	0	0			
Jim McGlothlin, R OBP: 0.105, SLG: 0.105 Marty Pattin, R OBP: 0.354, SLG: 0.341			SH3-4		K		4-3			1	0	0	0	0	1	2			
Inning Stats	R: 0 E: 0 K: 2 S: 7	H: 0 LOB: 0 BB: 0 P: 7	R: 0 E: 0 K: 1 S: 5	H: 0 LOB: 1 BB: 1 P: 9	R: 0 E: 0 K: 0 S: 4	H: 1 LOB: 1 BB: 0 P: 4	R: 0 E: 0 K: 0 S: 3	H: 0 LOB: 0 BB: 0 P: 3	R: 1 E: 0 K: 2 S: 8	H: 1 LOB: 2 BB: 1 P: 12	R: 1 E: 0 K: 0 S: 4	H: 1 LOB: 0 BB: 0 P: 4	R: 0 E: 0 K: 1 S: 5	H: 0 LOB: 0 BB: 0 P: 5	R: 0 E: 0 K: 2 S: 7	H: 0 LOB: 0 BB: 0 P: 7	1B: 2 2B: 1 3B: 0 HR: 1	SF: 0 SAC: 1 DP: 0 HBP: 0	WP: 1 PA: 34
PITCHER Denny McLain, R ERA: 1.99	IP: 9.0 WLS: W BF: 34 H: 4 R: 2 ER: 1 SO: 10 BB: 2 IBB: 0 HBP: 0 BLK: 0 WP: 1 HR: 1 S: 52 P: 60 ERA: 1.00 WHIP: 0.667															PITCHER			

California Angels @ Detroit Tigers
Tiger Stadium, Detroit, MI
Wed Jul 03 1968, 7:05 PM EDT
Att: 23,109 - Unknown

livebaseballscorecards.com

AB 31
R 2
H 4
RBI 1
BB 2
SO 10
LOB 12




Batter	1	2	3	4	5	6	7	8	9	AB	R	H	RBI	BB	SO	LOB	BOTTOM		
Dick McAuliffe, L OBP: 0.332, SLG: 0.396	4-3		FC5-4			SH1-4 HR BB	4-3			3	1	0	0	1	0	1			
Mickey Stanley, R OBP: 0.301, SLG: 0.364			K			SH1-4	5-3			2	0	0	0	1	1	1			
Jim Northrup, L OBP: 0.305, SLG: 0.395					F7	K	K			4	0	0	0	0	2	2			
Norm Cash, L OBP: 0.293, SLG: 0.411	K				K			F3		4	1	1	2	0	2	1			
Willie Horton, R OBP: 0.360, SLG: 0.572					K					4	2	2	1	0	1	0			
Bill Freehan, R OBP: 0.365, SLG: 0.459						2B 1B		HR		4	0	3	1	0	0	0			
Tom Matchick, L OBP: 0.265, SLG: 0.282 Ray Oyler, R OBP: 0.242, SLG: 0.222						CS 1B	FC2 2B			2	0	0	0	1	1	1			
Dick Tracewski, R OBP: 0.272, SLG: 0.341						1B IBB				1	0	0	0	0	1	1			
Denny McLain, R OBP: 0.192, SLG: 0.192			P4			HR	BB			3	1	1	1	1	0	1			
Inning Stats	R: 0 E: 0 K: 1 S: 5	H: 0 LOB: 1 BB: 1 P: 9	R: 0 E: 0 K: 0 S: 3	H: 0 LOB: 0 BB: 0 P: 3	R: 0 E: 0 K: 1 S: 6	H: 1 LOB: 1 BB: 0 P: 6	R: 0 E: 0 K: 2 S: 7	H: 0 LOB: 0 BB: 0 P: 7	R: 1 E: 0 K: 1 S: 6	H: 2 LOB: 0 BB: 0 P: 6	R: 3 E: 0 K: 1 S: 8	H: 3 LOB: 3 BB: 3 P: 20	R: 0 E: 0 K: 1 S: 5	H: 0 LOB: 0 BB: 0 P: 5	R: 1 E: 0 K: 1 S: 7	H: 2 LOB: 1 BB: 0 P: 7	1B: 4 2B: 1 3B: 0 HR: 3	SF: 0 SAC: 1 DP: 0 HBP: 0	WP: 0 PA: 35
PITCHER Jim McGlothlin, R ERA: 2.99 Marty Pattin, R ERA: 3.18 Clyde Wright, L ERA: 4.57	IP: 5.2 WLS: L BF: 24 H: 6 R: 4 ER: 4 SO: 6 BB: 2 IBB: 0 HBP: 0 BLK: 0 WP: 0 HR: 2 S: 34 P: 42 ERA: 6.35 WHIP: 1.412															PITCHER			

California Angels @ Detroit Tigers
Tiger Stadium, Detroit, MI
Wed Jul 03 1968, 7:05 PM EDT
Att: 23,109 - Unknown


livebaseballscorecards.com

AB 30
R 5
H 8
RBI 5
BB 4
SO 8
LOB 11



Batter	1	2	3	4	5	6	7	8	9	AB	R	H	RBI	BB	SO	LOB	TOP					
Ed Kirkpatrick, L OBP: 0.358, SLG: 0.333 (1, 9)	P4	4-3			2B		F9		HR	4	2	1	0	1	0	1	California Angels @ Detroit Tigers Tiger Stadium, Detroit, MI Thu Jul 04 1968, 4:33 AM EDT Att: 18,186 - Unknown					
Jim Fregosi, R OBP: 0.382, SLG: 0.459 (1, 6)	K	F9			2B		F9		HR	5	3	3	2	0	1	1						
Roger Repoz, L OBP: 0.339, SLG: 0.373 Chuck Hinton, R OBP: 0.228, SLG: 0.329 (9, PH)	4-3		E6		2B		F9		P4	4	0	1	2	0	0	1						
Don Mincher, L OBP: 0.311, SLG: 0.355 (1, 3)			F9		K				4-3	5	2	2	3	0	1	2						
Rick Reichardt, R OBP: 0.323, SLG: 0.398 (1, 7)	K	K			K		F8		P4	5	0	0	0	0	3	2						
Bobby Knoop, R OBP: 0.291, SLG: 0.324 (1, 4)		2B			4-3				F8	4	1	2	0	0	0	1						
Tom Satriano, L OBP: 0.286, SLG: 0.373 Aurelio Rodriguez, R OBP: 0.197, SLG: 0.182 Minnie Rojas, R OBP: 0.100, SLG: 0.100 (8, PR)		E			F8		6-3			4	1	2	1	0	0	1						
Woodie Held, R OBP: 0.222, SLG: 0.128 (1, 5)					F9		5-3		F3	3	1	0	0	1	0	2						
Sammy Ellis, L OBP: 0.086, SLG: 0.059 Tom Burmeister, L Marty Pattin, R Larry Sherry, R Andy Messersmith, R Vic Davallo, L OBP: 0.042, SLG: 0.307 (8, 9)		E1			K		K		4-3	1	0	0	0	0	0	0						
Inning Stats	R: 0 E: 0 K: 1 S: 5	H: 0 LOB: 0 BB: 0 P: 5	R: 4 E: 1 K: 1 S: 9	H: 3 LOB: 1 BB: 1 P: 13	R: 0 E: 1 K: 1 S: 5	H: 0 LOB: 1 BB: 0 P: 5	R: 0 E: 0 K: 1 S: 6	H: 1 LOB: 1 BB: 0 P: 6	R: 2 E: 0 K: 2 S: 10	H: 3 LOB: 1 BB: 0 P: 10	R: 0 E: 0 K: 1 S: 5	H: 0 LOB: 0 BB: 0 P: 5	R: 2 E: 0 K: 0 S: 5	H: 2 LOB: 0 BB: 0 P: 5	R: 0 E: 0 K: 0 S: 4	H: 1 LOB: 1 BB: 0 P: 4		R: 2 E: 0 K: 0 S: 4	H: 1 LOB: 0 BB: 1 P: 8	1B: 4 2B: 5 3B: 0 HR: 3	SF: 0 SAC: 0 DP: 1 HBP: 0	WP: 0 PB: 0 SB: 0 CS: 1
PITCHER	IP	WLS	BF	H	R	ER	SO	BB	IBB	HBP	BLK	WP	HR	S	P	ERA	WHIP					
Joe Sparma, R ERA: 4.03 (1, 1)	1.1		8	3	4	2	2	1	0	0	0	0	1	11	15	13.50	3.000					
Dennis Ribant, R ERA: 1.51 (2, 1)	0.2	W	3	0	0	0	0	0	0	0	0	0	0	3	3	0.00	0.000					
John Wyatt, R ERA: 3.76 (3, 1)	2.0		10	4	2	2	2	0	0	0	0	0	0	14	14	9.00	2.000					
Fred Lasher, R ERA: 3.34 (5, 1)	4.0		17	4	4	4	3	1	0	0	0	0	2	22	26	9.00	1.250					
John Hiller, L ERA: 1.53 (9, 1)	1.0	S	3	0	0	0	0	0	0	0	0	0	0	3	3	0.00	0.000					

AB	39
R	10
H	11
RBI	8
BB	2
SO	7
LOB	13



Batter	1	2	3	4	5	6	7	8	9	AB	R	H	RBI	BB	SO	LOB	BOTTOM				
Dick McAuliffe, L OBP: 0.330, SLG: 0.396 (1, 4)	F8	S	F7		K		L4			5	1	1	2	0	1	0	California Angels @ Detroit Tigers Tiger Stadium, Detroit, MI Thu Jul 04 1968, 4:33 AM EDT Att: 18,186 - Unknown				
Mickey Stanley, R OBP: 0.306, SLG: 0.374 (1, 8)	E	3B	F9		6-3				HR	4	2	2	1	1	0	0					
Jim Northrup, L OBP: 0.309, SLG: 0.427 (1, 9)	F9	HR	P4						3B	5	3	3	5	0	0	1					
Norm Cash, L OBP: 0.303, SLG: 0.453 Ray Oyler, R OBP: 0.241, SLG: 0.220 (7, 6)	F3	HR							HR	4	2	3	3	0	0	1					
Willie Horton, R OBP: 0.357, SLG: 0.577 (1, 7)		6-3							HR	1	0	1	1	0	1	1					
Bill Freehan, R OBP: 0.385, SLG: 0.467 (1, 2)		HR								4	1	1	1	1	1	0					
Tom Matchick, L OBP: 0.276, SLG: 0.293 (7, 3)										4	1	2	0	0	1	2					
Dick Tracewski, R OBP: 0.281, SLG: 0.341 (1, 5)										3	1	1	0	1	0	2					
Joe Sparma, R ERA: 3.69 Dennis Ribant, R Gates Brown, R John Wyatt, R Fred Lasher, R John Hiller, L OBP: 0.100, SLG: 0.100 (8, 9)										0	0	0	0	0	0	0					
Inning Stats	R: 0 E: 1 K: 0 S: 3	H: 0 LOB: 1 BB: 1 P: 7	R: 9 E: 0 K: 0 S: 12	H: 9 LOB: 2 BB: 2 P: 20	R: 0 E: 0 K: 2 S: 8	H: 1 LOB: 2 BB: 1 P: 12	R: 0 E: 0 K: 1 S: 5	H: 0 LOB: 0 BB: 0 P: 5	R: 2 E: 0 K: 0 S: 5	H: 2 LOB: 0 BB: 0 P: 5	R: 0 E: 0 K: 0 S: 3	H: 0 LOB: 0 BB: 0 P: 3	R: 2 E: 0 K: 1 S: 7	H: 2 LOB: 0 BB: 0 P: 7	1B: 5 2B: 1 3B: 2 HR: 6	SF: 0 SAC: 0 DP: 0 HBP: 0		WP: 0 PB: 0 SB: 1 CS: 0	PA: 42		
PITCHER	IP	WLS	BF	H	R	ER	SO	BB	IBB	HBP	BLK	WP	HR	S	P	ERA	WHIP				
Sammy Ellis, R ERA: 4.97 (1, 1)	1.1		9	3	4	4	0	2	0	0	0	0	0	1	1	18.00	3.750				
Tom Burmeister, L ERA: 4.97 (2, 1)	0.0	L	1	1	0	0	0	0	0	0	0	0	0	1	1	18.00	3.750				
Marty Pattin, R ERA: 4.13 (2, 1)	0.0		3	3	4	4	0	0	0	0	0	0	1	3	3	18.00	3.750				
Larry Sherry, R ERA: 10.8 (2, 1)	0.1		4	2	1	1	0	1	0	0	0	0	1	3	7	27.00	9.000				
Andy Messersmith, R ERA: 9.06 (2, 1)	5.1		20	3	2	2	3	1	0	0	0	0	2	25	29	3.38	0.750				

AB	38
R	13
H	14
RBI	13
BB	4
SO	4
LOB	9



Batter	1	2	3	4	5	6	7	8	9	AB	R	H	RBI	BB	SO	LOB	TOP		
Vic Davallio, L (1, 9) OBP: 0.246, SLG: 0.318	0-0 3B		0-0 G3 S 9-2 1B		0-0 3-1			0-0 4-3		4	0	2	0	0	0	1			
Jim Fregosi, R (1, 6) OBP: 0.357, SLG: 0.452	0-0 F4		0-0 G3			0-0 5-3		0-0 3-1		4	0	0	0	0	0	2			
Don Mincher, L (1, 3) OBP: 0.310, SLG: 0.366	0-3 K		0-0 9-2			0-0 F9		0-0 HR		4	1	1	1	0	1	2			
Roger Repoz, L (1, 8) OBP: 0.323, SLG: 0.399	0-0 F7		0-0 3-1			0-0 G3		0-0 BB 1B		4	0	1	0	0	0	1			
Ed Kirkpatrick, L (1, 7) OBP: 0.368, SLG: 0.333		4-0 BB 6-3 BB		0-0 4-3				0-0 FC3-6 1B		3	0	1	0	1	0	1			
Tom Satrino, L (1, 2) OBP: 0.333, SLG: 0.365 Tom Burgmeier, L (9, PR)	0-3 K		0-0 F7			0-0 FC3-6 G5-4-3 1-2		4-0 FC6-4 BB		3	0	0	0	1	1	2			
Bobby Knoop, R (1, 4) OBP: 0.286, SLG: 0.319	0-0 6-3 1-2		0-0 K		0-3 K			0-0 G5-4-3 1-2		4	0	0	0	0	1	4			
Aurelio Rodriguez, R (1, 5) OBP: 0.205, SLG: 0.179 Chuck Hinton, R (8, PH) S: 1 P: 1	4-0 IBB		0-0 F5					0-0 6-3		1	0	0	0	1	0	0			
Rickey Clark, R (11, 1) Bobby Trivette, R (5, PH) Clyde Wright, L (5, 1) Sammy Ellis, R (7, 1) Bubba Morton, R (8, PH) Marty Pattin, R (8, 1)	0-0 2-1		0-0 E3					0-0 F9		1	0	0	0	0	0	2			
Inning Stats	R: 0 E: 0 K: 1 S: 6	H: 1 LOB: 1 BB: 0 P: 6	R: 0 E: 0 K: 1 S: 5	H: 0 LOB: 2 BB: 2 P: 13	R: 0 E: 0 K: 0 S: 3	H: 1 LOB: 0 BB: 0 P: 3	R: 0 E: 0 K: 0 S: 3	H: 0 LOB: 0 BB: 0 P: 3	R: 0 E: 0 K: 0 S: 3	H: 1 LOB: 0 BB: 0 P: 3	R: 0 E: 0 K: 0 S: 3	H: 0 LOB: 0 BB: 0 P: 3	R: 0 E: 0 K: 0 S: 3	H: 0 LOB: 0 BB: 0 P: 3	R: 1 E: 0 K: 0 S: 5	H: 2 LOB: 2 BB: 1 P: 9	1B: 3 2B: 1 3B: 1 HR: 1	SF: 0 SAC: 0 DP: 2 HBP: 0	WP: 0 PA: 34 PB: 0 SB: 1 CS: 0
PITCHER	IP WLS BF H R ER SO BB IBB HBP BLK WP HR S P ERA WHIP																		
Sonny Siebert, R (1, 1) ERA: 2.19	8.2 W 33 5 1 1 3 2 1 0 0 0 1 36 48 1.04 0.808																		
Stan Williams, R (9, 1) ERA: 1.99	0.1 S 1 0 0 0 0 0 0 0 0 0 0 0 1 1 0.00 0.000																		

California Angels @ Cleveland Indians
Cleveland Municipal Stadium, Cleveland, OH
Fri Jul 05 1968, 7:05 PM EDT
Att: 11,592 - Unknown

AB	31
R	1
H	5
RBI	1
BB	3
SO	3
LOB	15



Batter	1	2	3	4	5	6	7	8	9	AB	R	H	RBI	BB	SO	LOB	BOTTOM
Russ Snyder, L (1, 8) OBP: 0.290, SLG: 0.295 Jose Cardenal, R (5, PH) OBP: 0.282, SLG: 0.319	0-0 6-3		4-0 WP 2B BB		0-0 L5		0-0 SH1-3	0-0 6-3		1	1	0	0	1	0	0	
Jimmie Hall, L (1, 9) OBP: 0.286, SLG: 0.256 Tommy Harper, R (5, PH) OBP: 0.292, SLG: 0.392	0-0 5-3		0-0 1-H 2B		0-0 6-3		0-3 K			2	0	1	1	0	0	0	
Lou Johnson, R (1, 7) OBP: 0.293, SLG: 0.388	0-0 2B		0-3 K		0-3 K		0-0 F9			4	0	1	0	0	2	2	
Joe Azcue, R (1, 2) OBP: 0.329, SLG: 0.338	0-0 5-3		0-0 1-3		0-0 FC5 1B		0-0 PB BB 1B			4	1	2	0	0	0	1	
Duke Sims, L (1, 3) OBP: 0.380, SLG: 0.433		0-0 F8		4-0 4-3 1B BB		0-0 F3		4-0 PB 1B BB		2	2	0	0	2	0	1	
Billy Harris, L (1, 5) OBP: 0.309, SLG: 0.404 Max Alvis, R (6, PH) OBP: 0.301, SLG: 0.345	0-0 4-3		0-0 4-3		0-0 F8		0-0 1B SF7 BB			2	0	0	0	0	0	1	
Larry Brown, R (1, 6) OBP: 0.277, SLG: 0.287	0-0 5-3		0-0 BB 1B		0-0 1-2 1B		0-0 E 1B			4	0	3	3	0	0	0	
Vern Fuller, R (1, 4) OBP: 0.305, SLG: 0.260		0-0 5-3		0-0 5-3		0-0 FC5		0-0 SF7		2	0	0	1	1	0	2	
Sonny Siebert, R (1, 1) OBP: 0.212, SLG: 0.220 Stan Williams, R (9, 1) OBP: 0.300, SLG: 0.250	0-0 6-3		0-0 F4		0-0 SH1-3 2B		0-0 L4			4	0	1	0	0	0	3	
Inning Stats	R: 0 E: 0 K: 0 S: 4	H: 1 LOB: 1 BB: 0 P: 4	R: 0 E: 0 K: 0 S: 3	H: 0 LOB: 0 BB: 0 P: 3	R: 1 E: 0 K: 1 S: 6	H: 1 LOB: 1 BB: 1 P: 10	R: 1 E: 0 K: 0 S: 4	H: 1 LOB: 2 BB: 2 P: 12	R: 0 E: 0 K: 0 S: 5	H: 2 LOB: 2 BB: 0 P: 5	R: 0 E: 0 K: 1 S: 6	H: 1 LOB: 1 BB: 0 P: 6	R: 3 E: 1 K: 0 S: 5	H: 2 LOB: 1 BB: 2 P: 13	1B: 5 2B: 3 3B: 0 HR: 0	SF: 1 SAC: 1 DP: 0 HBP: 0	WP: 1 PA: 37 PB: 1 SB: 1 CS: 0
PITCHER	IP WLS BF H R ER SO BB IBB HBP BLK WP HR S P ERA WHIP																
Rickey Clark, R (1, 1) ERA: 3.27	4.0 L 18 3 2 2 1 3 2 2 0 0 0 0 17 29 4.50 1.500																
Clyde Wright, L (5, 1) ERA: 4.41	2.1 10 3 0 0 1 0 0 0 0 0 0 0 12 12 0.00 1.286																
Sammy Ellis, R (7, 1) ERA: 3.66	0.2 2 0 0 0 1 0 0 0 0 0 0 0 4 4 0.00 0.000																
Marty Pattin, R (8, 1) ERA: 4.91	1.0 7 2 3 3 0 2 0 0 0 0 0 0 5 13 27.00 4.000																

California Angels @ Cleveland Indians
Cleveland Municipal Stadium, Cleveland, OH
Fri Jul 05 1968, 7:05 PM EDT
Att: 11,592 - Unknown

AB	30
R	5
H	8
RBI	5
BB	5
SO	3
LOB	13



Batter	1	2	3	4	5	6	7	8	9	AB	R	H	RBI	BB	SO	LOB	TOP					
Bobby Trevino, R (1, 8) OBP: 0.262, SLG: 0.250 Roger Repoz, L (8, 9) OBP: 0.323, SLG: 0.399	F7					K		K		3	0	0	0	1	2	1	California Angels @ Cleveland Indians Cleveland Municipal Stadium, Cleveland, OH Sat Jul 06 1968, 3:33 AM EDT Att: 11,300 - Unknown livebaseballscorecards.com					
Jim Fregosi, R (1, 6) OBP: 0.356, SLG: 0.450	F4						5-3			4	0	1	0	0	1	1						
Bubba Morton, R (1, 9) OBP: 0.319, SLG: 0.284 Vic Davalillo, L (8, 8) OBP: 0.246, SLG: 0.318	K						5-3			3	0	0	0	0	1	1						
Rick Reichardt, R (1, 7) OBP: 0.319, SLG: 0.392										4	0	0	0	0	4	2						
Chuck Hinton, R (1, 3) OBP: 0.222, SLG: 0.318										4	0	0	0	0	1	1						
Bobby Knoop, R (1, 4) OBP: 0.283, SLG: 0.315										3	1	0	0	0	2	0						
Tom Satriono, L (1, 2) OBP: 0.333, SLG: 0.360										2	1	0	0	1	2	0						
Aurelio Rodriguez, R (1, 5) OBP: 0.224, SLG: 0.200										3	0	2	1	0	0	0						
George Brunet, R (1, 1) OBP: 0.200, SLG: 0.152										2	0	0	0	0	1	1						
Inning Stats	R: 0 E: 0 K: 1 S: 5	H: 0 LOB: 0 BB: 0 P: 5	R: 0 E: 0 K: 2 S: 7	H: 0 LOB: 0 BB: 0 P: 7	R: 0 E: 0 K: 2 S: 7	H: 0 LOB: 0 BB: 0 P: 7	R: 0 E: 0 K: 2 S: 7	H: 0 LOB: 1 BB: 1 P: 11	R: 0 E: 0 K: 3 S: 9	H: 0 LOB: 0 BB: 0 P: 9	R: 0 E: 0 K: 1 S: 5	H: 1 LOB: 0 BB: 0 P: 5	R: 0 E: 0 K: 1 S: 5	H: 0 LOB: 0 BB: 0 P: 5	R: 2 E: 1 K: 1 S: 7	H: 1 LOB: 1 BB: 1 P: 11		R: 0 E: 0 K: 1 S: 6	H: 1 LOB: 1 BB: 0 P: 6	1B: 3 2B: 0 3B: 0 HR: 0	SF: 0 SAC: 2 DP: 1 HBP: 0	WP: 0 PB: 2 SB: 0 CS: 0
PITCHER Sam McDowell, L (1, 1) ERA: 1.55	IP: 9.0 WLS: L BF: 32	H: 3 R: 2 ER: 0 SO: 14	BB: 2 IBB: 0 HBP: 0 BLK: 0	WP: 0 HR: 0 S: 58 P: 66	ERA: 0.00 WHIP: 0.556	PITCHER	IP: 9.0 WLS: L BF: 32	H: 3 R: 2 ER: 0 SO: 14	BB: 2 IBB: 0 HBP: 0 BLK: 0	WP: 0 HR: 0 S: 58 P: 66	ERA: 0.00 WHIP: 0.556											

Batter	1	2	3	4	5	6	7	8	9	AB	R	H	RBI	BB	SO	LOB	BOTTOM					
Max Alvis, R (1, 5) OBP: 0.300, SLG: 0.341	K									3	0	0	0	1	2	0	California Angels @ Cleveland Indians Cleveland Municipal Stadium, Cleveland, OH Sat Jul 06 1968, 3:33 AM EDT Att: 11,300 - Unknown livebaseballscorecards.com					
Duke Sims, L (1, 3) OBP: 0.382, SLG: 0.431										3	0	1	0	1	0	0						
Lou Johnson, R (1, 7) OBP: 0.290, SLG: 0.383										3	0	0	0	0	3	0						
Joe Azcue, R (1, 2) OBP: 0.329, SLG: 0.338										3	0	1	0	0	2	0						
Jose Cardenal, R (1, 8) OBP: 0.282, SLG: 0.319										3	0	1	0	0	1	1						
Tommy Harper, R (1, 9) OBP: 0.287, SLG: 0.385										3	0	0	0	0	1	1						
Larry Brown, R (1, 6) OBP: 0.281, SLG: 0.291										3	0	2	0	0	0	0						
Vern Fuller, R (1, 4) OBP: 0.298, SLG: 0.252										3	0	0	0	0	2	0						
Sam McDowell, L (1, 1) OBP: 0.160, SLG: 0.125 Chico Salmon, R (8, PH) OBP: 0.280, SLG: 0.299										2	0	0	0	0	0	0						
Inning Stats	R: 0 E: 0 K: 1 S: 4	H: 0 LOB: 0 BB: 1 P: 8	R: 0 E: 0 K: 2 S: 7	H: 0 LOB: 0 BB: 0 P: 7	R: 0 E: 0 K: 0 S: 3	H: 1 LOB: 0 BB: 0 P: 3	R: 0 E: 0 K: 0 S: 3	H: 1 LOB: 1 BB: 1 P: 7	R: 0 E: 0 K: 0 S: 3	H: 1 LOB: 0 BB: 0 P: 3	R: 0 E: 0 K: 1 S: 5	H: 0 LOB: 0 BB: 0 P: 5	R: 0 E: 0 K: 0 S: 4	H: 1 LOB: 1 BB: 0 P: 4	R: 0 E: 0 K: 0 S: 3	H: 1 LOB: 0 BB: 0 P: 3		R: 0 E: 0 K: 0 S: 3	H: 0 LOB: 0 BB: 0 P: 3	1B: 5 2B: 1 3B: 0 HR: 0	SF: 0 SAC: 0 DP: 5 HBP: 0	WP: 0 PB: 0 SB: 0 CS: 0
PITCHER George Brunet, L (1, 1) ERA: 2.9	IP: 9.0 WLS: W BF: 29	H: 5 R: 0 ER: 0 SO: 4	BB: 2 IBB: 0 HBP: 0 BLK: 0	WP: 0 HR: 0 S: 35 P: 43	ERA: 0.00 WHIP: 0.778	PITCHER	IP: 9.0 WLS: W BF: 29	H: 5 R: 0 ER: 0 SO: 4	BB: 2 IBB: 0 HBP: 0 BLK: 0	WP: 0 HR: 0 S: 35 P: 43	ERA: 0.00 WHIP: 0.778											

Batter	1	2	3	4	5	6	7	8	9	AB	R	H	RBI	BB	SO	LOB	TOP										
Vic Davallio, L OBP: 0.246, SLG: 0.317 (1, 8)										4	1	1	0	0	0	4	California Angels @ Cleveland Indians Cleveland Municipal Stadium, Cleveland, OH Sun Jul 07 1968, 3:33 AM EDT Unknown 										
Jim Fregosi, R OBP: 0.382, SLG: 0.444 Woodie Held, R OBP: 0.222, SLG: 0.128 (1, 6) (8, 6)										4	0	0	0	0	2	2											
Don Mincher, L OBP: 0.313, SLG: 0.366 (1, 3)										3	0	1	0	1	1	1											
Roger Repoz, L OBP: 0.318, SLG: 0.392 (1, 9)										4	0	0	1	0	2	2											
Ed Kirkpatrick, L OBP: 0.344, SLG: 0.308 (1, 7)										4	0	0	0	0	0	2											
Tom Satriano, L OBP: 0.325, SLG: 0.350 (1, 2)										4	0	0	0	0	1	0											
Bobby Knoop, R OBP: 0.286, SLG: 0.318 (1, 4)										4	1	2	0	0	2	0											
Aurelio Rodriguez, R OBP: 0.238, SLG: 0.219 (1, 5)										3	1	1	0	1	2	0											
Jim McGlothlin, R OBP: 0.136, SLG: 0.128 Bubba Morton, R OBP: 0.306, SLG: 0.293 Andy Messersmith, R OBP: 0.293, SLG: 0.316 Chuck Hinton, R OBP: 0.262, SLG: 0.287 Clyde Wright, L OBP: 0.262, SLG: 0.287 Larry Sherry, R OBP: 0.262, SLG: 0.287 (1, 1) (5, PH) (5, 1) (7, PH) (7, 1) (7, 1)										1	0	1	0	0	0	0											
Inning Stats	R: 1 E: 0 K: 0 S: 5	H: 2 LOB: 1 BB: 0 P: 5	R: 0 E: 0 K: 3 S: 9	H: 0 LOB: 0 BB: 0 P: 9	R: 0 E: 0 K: 2 S: 8	H: 1 LOB: 1 BB: 0 P: 8	R: 0 E: 0 K: 0 S: 3	H: 0 LOB: 0 BB: 0 P: 3	R: 2 E: 0 K: 1 S: 7	H: 3 LOB: 0 BB: 0 P: 7	R: 0 E: 0 K: 1 S: 5	H: 0 LOB: 0 BB: 0 P: 5	R: 0 E: 0 K: 0 S: 4	H: 1 LOB: 2 BB: 1 P: 8	R: 0 E: 0 K: 1 S: 5	H: 0 LOB: 1 BB: 1 P: 9	R: 0 E: 0 K: 2 S: 7	H: 0 LOB: 0 BB: 0 P: 7	1B: 6 2B: 2 3B: 0 HR: 0	SF: 0 SAC: 0 DP: 1 HBP: 0	WP: 0 PB: 0 SB: 0 CS: 0	PA: 35					
PITCHER	IP	WLS	BF	H	R	ER	SO	BB	IBB	HBP	BLK	WP	HR	S	P	ERA	WHIP										
Luis Tiant, R ERA: 1.24 Vicente Romo, R ERA:	(1, 1) (7, 1)	6.1 2.2	W S	26 9	7 0	3 0	3 7	1 0	0 0	0 0	0 0	0 0	0 0	39 14	43 18	4.26 0.00	1.263 0.375										

Batter	1	2	3	4	5	6	7	8	9	AB	R	H	RBI	BB	SO	LOB	BOTTOM										
Jose Cardenal, R OBP: 0.290, SLG: 0.328 (1, 8)										4	3	3	0	1	0	1	California Angels @ Cleveland Indians Cleveland Municipal Stadium, Cleveland, OH Sun Jul 07 1968, 3:33 AM EDT Unknown 										
Russ Snyder, L OBP: 0.296, SLG: 0.301 (1, 9)										4	1	2	0	0	0	1											
Lou Johnson, R OBP: 0.292, SLG: 0.382 (1, 7)										3	1	1	1	0	0	1											
Joe Azcue, R OBP: 0.328, SLG: 0.338 (1, 2)										3	1	1	2	0	0	1											
Duke Sims, L OBP: 0.388, SLG: 0.450 (1, 3)										3	2	2	4	1	0	0											
Billy Harris, L OBP: 0.304, SLG: 0.396 Max Alvis, R OBP: 0.299, SLG: 0.340 Lee Mays, L OBP: 0.323, SLG: 0.431 Chico Salmon, R OBP: 0.264, SLG: 0.303 (1, 5) (4, 5) (5, PH) (6, 5)										1	0	0	0	0	1	0											
Larry Brown, R OBP: 0.284, SLG: 0.294 (1, 6)										4	0	2	1	0	0	0											
Vern Fuller, R OBP: 0.296, SLG: 0.262 (1, 4)										4	0	1	0	0	0	3											
Luis Tiant, R OBP: 0.078, SLG: 0.098 Vicente Romo, R ERA:	(1, 1) (7, 1)									2	0	0	0	0	2	0											
Inning Stats	R: 4 E: 0 K: 1 S: 9	H: 4 LOB: 0 BB: 0 P: 9	R: 0 E: 0 K: 0 S: 3	H: 1 LOB: 0 BB: 0 P: 3	R: 0 E: 0 K: 1 S: 6	H: 1 LOB: 1 BB: 0 P: 6	R: 1 E: 0 K: 2 S: 8	H: 1 LOB: 3 BB: 2 P: 17	R: 0 E: 0 K: 1 S: 5	H: 0 LOB: 0 BB: 0 P: 5	R: 3 E: 0 K: 0 S: 8	H: 4 LOB: 2 BB: 0 P: 8	R: 0 E: 0 K: 0 S: 4	H: 2 LOB: 1 BB: 0 P: 4	1B: 10 2B: 3 3B: 0 HR: 1	SF: 2 SAC: 2 DP: 1 HBP: 1	WP: 0 PB: 0 SB: 0 CS: 0	PA: 39									
PITCHER	IP	WLS	BF	H	R	ER	SO	BB	IBB	HBP	BLK	WP	HR	S	P	ERA	WHIP										
Jim McGlothlin, R ERA: 3.19 Andy Messersmith, R ERA: 4.91 Clyde Wright, L ERA: 4.76 Larry Sherry, R ERA: 6.0	(1, 1) (5, 1) (7, 1) (7, 1)	4.0 2.0 0.2 1.1	L	17 10 5 7	4 1 2 4	4 1 3 0	2 3 0 0	0 1 0 0	0 1 0 0	0 1 0 0	0 0 0 0	0 0 0 0	0 0 5 7	21 13 5 7	21 22 5 7	9.00 4.50 40.50 0.00	1.500 1.000 3.000 3.000										

Batter	1	2	3	4	5	6	7	8	9	AB	R	H	RBI	BB	SO	LOB	TOP					
Vic Davallilo, L OBP: 0.257, SLG: 0.333										5	3	4	1	0	0	0						
Jim Fregosi, R OBP: 0.355, SLG: 0.443										3	1	1	1	2	2	3						
Don Mincher, L OBP: 0.318, SLG: 0.384										5	2	3	4	0	0	2						
Roger Repoz, L OBP: 0.316, SLG: 0.388										5	0	1	1	0	0	3						
Ed Kirkpatrick, L OBP: 0.328, SLG: 0.296										2	0	0	1	0	1	2						
Sammy Ellis, L OBP: 0.253, SLG: 0.057										1	0	0	0	0	0	0						
Rickey Clark, R OBP: 0.125, SLG: 0.125										1	0	1	0	0	0	0						
Andy Messersmith, R										0	0	0	0	0	0	0						
Tom Burgmeier, L										0	0	0	0	0	0	0						
Tom Satriano, L OBP: 0.315, SLG: 0.338										5	0	0	0	0	1	5						
Bobby Knoop, R OBP: 0.286, SLG: 0.317										4	1	1	0	0	1	0						
Aurelio Rodriguez, R OBP: 0.238, SLG: 0.221										4	1	1	0	0	2	1						
Tom Murphy, R										0	0	0	0	0	0	0						
Chuck Hinton, R OBP: 0.224, SLG: 0.314										1	1	0	0	1	0	0						
Inning Stats	R: 1 E: 0 K: 0 S: 5	H: 2 LOB: 2 BB: 1 P: 9	R: 1 E: 1 K: 1 S: 6	H: 1 LOB: 0 BB: 0 P: 6	R: 1 E: 0 K: 0 S: 4	H: 1 LOB: 1 BB: 1 P: 8	R: 1 E: 0 K: 2 S: 9	H: 2 LOB: 1 BB: 0 P: 9	R: 0 E: 0 K: 1 S: 5	H: 0 LOB: 0 BB: 0 P: 5	R: 0 E: 0 K: 1 S: 6	H: 0 LOB: 0 BB: 0 P: 5	R: 3 E: 0 K: 0 S: 6	H: 3 LOB: 0 BB: 0 P: 6	R: 0 E: 0 K: 1 S: 5	H: 0 LOB: 0 BB: 0 P: 5	R: 2 E: 0 K: 1 S: 8	H: 3 LOB: 2 BB: 1 P: 12	1B: 9 2B: 2 3B: 0 HR: 1	SF: 1 SAC: 2 DP: 0 HBP: 0	WP: 1 PB: 0 SB: 0 CS: 1	PA: 43
PITCHER	IP WLS BF H R ER SO BB IBB HBP BLK WP HR S P ERA WHIP																					
Steve Hargan, R ERA: 3.86	(1, 1) 3.0 L 16 5 4 3 1 2 0 0 0 0 0 0 16 24 9.00 2.333																					
Hal Kurtz, R ERA: 4.1	(4, 1) 1.0 4 1 0 0 2 0 0 0 0 0 1 0 8 8 0.00 1.000																					
Mike Paul, L ERA: 5.67	(5, 1) 2.0 6 0 0 0 2 0 0 0 0 0 0 0 10 10 0.00 0.000																					
Eddie Fisher, R ERA: 3.86	(7, 1) 2.0 9 3 3 3 1 0 0 0 0 0 1 11 11 13.50 1.500																					
Stan Williams, R ERA: 2.17	(9, 1) 1.0 7 3 2 2 1 1 0 0 0 0 0 0 8 12 18.00 4.000																					

California Angels @ Cleveland Indians
Cleveland Municipal Stadium, Cleveland, OH
Sun Jul 07 1968, 3:38 AM EDT
Att: 37,529 - Unknown

AB 36
R 9
H 12
RBI 8
BB 3
SO 7
LOB 16




Batter	1	2	3	4	5	6	7	8	9	AB	R	H	RBI	BB	SO	LOB	BOTTOM					
Jose Cardenal, R OBP: 0.294, SLG: 0.341										6	1	3	3	0	2	4						
Russ Snyder, L OBP: 0.305, SLG: 0.306										4	2	2	0	1	0	4						
Jimmie Hall, L OBP: 0.284, SLG: 0.254										5	0	1	2	0	1	4						
Joe Azcue, R OBP: 0.335, SLG: 0.342										4	0	2	0	1	0	1						
Stan Williams, R OBP: 0.300, SLG: 0.250										0	0	0	0	0	0	0						
Duke Sims, L OBP: 0.389, SLG: 0.449										5	1	2	1	0	0	2						
Chico Salmon, R OBP: 0.282, SLG: 0.300										5	1	1	0	0	0	4						
Larry Brown, R OBP: 0.286, SLG: 0.296										5	0	2	0	0	2	2						
Vern Fuller, R OBP: 0.308, SLG: 0.270										4	1	2	0	1	1	3						
Steve Hargan, R ERA: 2.33	(1, 1) 4.0 21 9 1 0 0 0 0 0 0 0 1 0 19 31 7.36 1.909																					
Hal Kurtz, R ERA: 3.79	(4, PH) 1.0 6 2 3 3 1 1 0 0 0 0 1 0 7 11 27.00 3.000																					
Lee Mays, L ERA: 0.98	(4, PH) 0.0 1 1 0 0 0 0 0 0 0 0 0 0 1 1 = =																					
Mike Paul, L ERA: 5.67	(5, PH) 0.0 1 1 0 0 0 0 0 0 0 0 0 0 0 0 0 0 0																					
Tommy Harper, R OBP: 0.301, SLG: 0.385	(5, PH) 0.0 1 1 0 0 0 0 0 0 0 0 0 0 0 0 0 0 0																					
Eddie Fisher, R ERA: 3.86	(7, 1) 1.0 7 3 2 2 1 1 0 0 0 0 0 0 8 12 18.00 4.000																					
Max Alvis, R OBP: 0.261, SLG: 0.339	(8, PH) 0.0 1 1 0 0 0 0 0 0 0 0 0 0 0 0 0 0 0																					
Ken Suarez, R ERA: 4.91	(9, 2) 0.1 S 1 0 0 0 0 0 0 0 0 0 0 0 0 0 0 0 0																					
Inning Stats	R: 1 E: 0 K: 1 S: 7	H: 2 LOB: 2 BB: 1 P: 11	R: 0 E: 0 K: 1 S: 7	H: 3 LOB: 0 BB: 0 P: 7	R: 0 E: 0 K: 1 S: 6	H: 1 LOB: 1 BB: 0 P: 6	R: 0 E: 0 K: 2 S: 10	H: 3 LOB: 3 BB: 0 P: 10	R: 0 E: 0 K: 0 S: 3	H: 0 LOB: 0 BB: 0 P: 3	R: 0 E: 0 K: 1 S: 6	H: 1 LOB: 2 BB: 1 P: 10	R: 0 E: 0 K: 0 S: 4	H: 1 LOB: 1 BB: 0 P: 4	R: 3 E: 0 K: 1 S: 7	H: 2 LOB: 1 BB: 2 P: 15	R: 3 E: 0 K: 1 S: 7	H: 3 LOB: 1 BB: 1 P: 11	1B: 14 2B: 1 3B: 1 HR: 0	SF: 0 SAC: 0 DP: 0 HBP: 0	WP: 2 PB: 0 SB: 0 CS: 1	PA: 46
PITCHER	IP WLS BF H R ER SO BB IBB HBP BLK WP HR S P ERA WHIP																					
Tom Murphy, R ERA: 2.33	(1, 1) 4.0 21 9 1 0 0 0 0 0 0 0 1 0 19 31 7.36 1.909																					
Sammy Ellis, R ERA: 3.79	(4, PH) 1.0 6 2 3 3 1 1 0 0 0 0 1 0 7 11 27.00 3.000																					
Rickey Clark, R ERA: 0.98	(4, PH) 0.0 1 1 0 0 0 0 0 0 0 0 0 0 1 1 = =																					
Andy Messersmith, R ERA: 4.91	(5, PH) 0.0 1 1 0 0 0 0 0 0 0 0 0 0 0 0 0 0 0																					
Tom Burgmeier, L ERA: 4.91	(9, 1) 0.1 S 1 0 0 0 0 0 0 0 0 0 0 0 0 0 0 0 0																					

California Angels @ Cleveland Indians
Cleveland Municipal Stadium, Cleveland, OH
Sun Jul 07 1968, 3:38 AM EDT
Att: 37,529 - Unknown

AB 41
R 7
H 16
RBI 6
BB 5
SO 8
LOB 26



Batter	1	2	3	4	5	6	7	8	9	AB	R	H	RBI	BB	SO	LOB	TOP								
Mike Andrews, R (1,4) OBP: 0.349, SLG: 0.309	F9			4-3		F9		SH1-4		3	0	0	1	0	0	0	Boston Red Sox @ California Angels Anaheim Stadium, Anaheim, CA Fri Jul 12 1968, 10:05 PM EDT Att: 18,314 - Unknown - 79 F								
Dalton Jones, L (1,3) George Scott, R (7,FR) OBP: 0.214, SLG: 0.213 OBP: 0.229, SLG: 0.230	F9			F7			E4 1B	4-3		3	0	1	0	0	0	0									
Carl Yastrzemski, L (1,7) OBP: 0.442, SLG: 0.495	K			6-3			K		K	4	0	0	0	0	3	1									
Ken Harrelson, R (1,9) OBP: 0.364, SLG: 0.560		K			6-3		F8		F8	4	0	0	0	0	1	1									
Reggie Smith, S (1,8) OBP: 0.360, SLG: 0.395		K					3-1		1-3	4	0	1	0	0	1	1									
Rico Petrocelli, R (1,6) OBP: 0.295, SLG: 0.396		6-3								2	1	0	0	1	1	1									
Joe Foy, R (1,5) OBP: 0.346, SLG: 0.312										3	2	2	0	0	0	0									
Russ Gibson, R (1,2) OBP: 0.208, SLG: 0.281										2	0	1	1	0	0	1									
Gary Bell, R (1,1) Sparky Lyle, L (8,1)										2	0	0	1	0	0	2									
Inning Stats	R: 0 E: 0 K: 1 S: 5	H: 0 LOB: 0 BB: 0 P: 5	R: 0 E: 0 K: 2 S: 7	H: 0 LOB: 0 BB: 0 P: 7	R: 0 E: 0 K: 0 S: 3	H: 1 LOB: 0 BB: 0 P: 3	R: 0 E: 0 K: 0 S: 3	H: 0 LOB: 0 BB: 0 P: 3	R: 0 E: 0 K: 1 S: 5	H: 1 LOB: 0 BB: 0 P: 5	R: 1 E: 1 K: 0 S: 4	H: 0 LOB: 0 BB: 0 P: 4	R: 0 E: 1 K: 1 S: 6	H: 1 LOB: 1 BB: 0 P: 6	R: 2 E: 0 K: 0 S: 5	H: 2 LOB: 1 BB: 1 P: 9	R: 0 E: 0 K: 1 S: 5	H: 0 LOB: 0 BB: 0 P: 5	1B: 5 2B: 0 3B: 0 HR: 0	SF: 1 SAC: 2 DP: 1 HBP: 0	WP: 0 PB: 0 SB: 1 CS: 1	PA: 32			
PITCHER	IP	WLS	BF	H	R	ER	SO	BB	IBB	HBP	BLK	WP	HR	S	P	ERA	WHIP								
Tom Murphy, R (1,1) ERA: 2.31	8.0	L	29	5	3	2	5	1	0	0	0	0	0	38	42	2.25	0.750								
Marty Pattin, R (9,1) ERA: 4.75	1.0	S	3	0	0	0	1	0	0	0	0	0	0	5	5	0.00	0.000								

Batter	1	2	3	4	5	6	7	8	9	AB	R	H	RBI	BB	SO	LOB	BOTTOM								
Vic Davallo, L (1,8) OBP: 0.256, SLG: 0.332	L6		4-3			F7		SF8		3	0	0	1	0	0	0	Boston Red Sox @ California Angels Anaheim Stadium, Anaheim, CA Fri Jul 12 1968, 10:05 PM EDT Att: 18,314 - Unknown - 79 F								
Jim Fregosi, R (1,6) OBP: 0.347, SLG: 0.431	K			4-3		5-3		F3		4	0	0	0	0	1	1									
Roger Repoz, L (1,9) Woodie Held, R (9,PH) OBP: 0.311, SLG: 0.381 OBP: 0.213, SLG: 0.122	F9			6-3					F9	3	0	0	0	0	1	0									
Don Mincher, L (1,3) OBP: 0.311, SLG: 0.374		K			K					4	0	0	0	0	2	0									
Rick Reichardt, R (1,7) OBP: 0.323, SLG: 0.395										4	0	1	0	0	1	0									
Tom Satriano, L (1,2) Tom Burgmeier, L (8,FR)										2	0	1	0	1	0	1									
Buck Rodgers, S (9,2) OBP: 0.236, SLG: 0.247										0	1	0	0	0	0	0									
Bobby Knoop, R (1,4) OBP: 0.287, SLG: 0.317										1	0	0	0	0	2	2									
Aurelio Rodriguez, R (1,5) Ed Kirkpatrick, L (8,PH) Chuck Hinton, R (8,PH) OBP: 0.227, SLG: 0.210 OBP: 0.338, SLG: 0.296 OBP: 0.226, SLG: 0.333										2	0	0	0	0	1	1									
Tom Murphy, R (1,1) Bubba Morton, R (8,PH) Marty Pattin, R (9,1)										0	0	0	0	0	0	0									
Inning Stats	R: 0 E: 0 K: 1 S: 5	H: 0 LOB: 0 BB: 0 P: 5	R: 0 E: 0 K: 1 S: 6	H: 1 LOB: 1 BB: 0 P: 6	R: 0 E: 0 K: 1 S: 5	H: 0 LOB: 0 BB: 0 P: 5	R: 0 E: 0 K: 1 S: 5	H: 0 LOB: 0 BB: 0 P: 5	R: 0 E: 0 K: 2 S: 8	H: 1 LOB: 1 BB: 0 P: 8	R: 0 E: 0 K: 1 S: 5	H: 0 LOB: 0 BB: 0 P: 5	R: 0 E: 0 K: 1 S: 5	H: 0 LOB: 0 BB: 0 P: 5	R: 2 E: 0 K: 1 S: 7	H: 2 LOB: 1 BB: 1 P: 11	R: 0 E: 1 K: 0 S: 4	H: 0 LOB: 1 BB: 0 P: 4	1B: 4 2B: 0 3B: 0 HR: 0	SF: 1 SAC: 0 DP: 0 HBP: 0	WP: 0 PB: 0 SB: 0 CS: 0	PA: 33			
PITCHER	IP	WLS	BF	H	R	ER	SO	BB	IBB	HBP	BLK	WP	HR	S	P	ERA	WHIP								
Gary Bell, R (1,1) ERA: 2.66	7.0	W	25	3	2	2	8	1	0	0	0	0	0	40	44	2.57	0.571								
Sparky Lyle, L (8,1) ERA: 3.5	2.0	S	8	1	0	0	1	0	0	0	0	0	0	10	10	0.00	0.500								

Batter	1	2	3	4	5	6	7	8	9	AB	R	H	RBI	BB	SO	LOB	TOP					
Mike Andrews, R OBP: 0.354, SLG: 0.322	F6		F6	F6			4-3 WP BB		4-0 BB	3	2	1	2	2	0	2						
Dalton Jones, L OBP: 0.208, SLG: 0.207	K		F7		F9		4-3		3-4-3	4	0	0	0	0	1	1						
Bill Landis, L OBP: 0.077, SLG: 0.077	K						1-2			1	0	0	0	0	0	1						
Norm Siebern, L OBP: 0.250, SLG: 0.182	4-3						4-3			3	1	0	0	1	0	1						
Carl Yastrzemski, L OBP: 0.439, SLG: 0.499	4-3			BB WP 1B BB	1-3		4-3			3	1	0	0	1	0	1						
Ken Harrelson, R OBP: 0.362, SLG: 0.555	K			WP BB 1B	5-3		F4			4	1	1	0	0	1	0						
Reggie Smith, S OBP: 0.362, SLG: 0.392	L3			BB WP E BB			F7			2	2	0	0	2	0	0						
Rico Petrocelli, R OBP: 0.295, SLG: 0.391	K			1-2 2-3 3-H BB	5-3		L8			3	0	0	0	1	1	1						
Joe Foy, R OBP: 0.345, SLG: 0.308			F7				K		F8	3	0	0	1	1	1	1						
Russ Gibson, R OBP: 0.210, SLG: 0.280	K		K						6-3	4	0	1	1	0	2	2						
Ray Culp, R OBP: 0.133, SLG: 0.071				1-1 3-H BB					F9	3	1	1	0	0	2	3						
Sparky Lyle, L OBP: 0.083, SLG: 0.043										0	0	0	0	0	0	0						
Gary Waslewski, R OBP: 0.228, SLG: 0.229			HR							1	0	0	0	0	0	0						
George Scott, R OBP: 0.228, SLG: 0.229										0	0	0	0	0	0	0						
Inning Stats	R: 0 E: 0 K: 1 S: 5	H: 0 LOB: 0 BB: 5 P: 5	R: 0 E: 0 K: 2 S: 7	H: 0 LOB: 0 BB: 0 P: 7	R: 2 E: 0 K: 1 S: 7	H: 2 LOB: 0 BB: 0 P: 7	R: 3 E: 1 K: 2 S: 8	H: 1 LOB: 4 BB: 24 P: 24	R: 0 E: 0 K: 0 S: 3	H: 0 LOB: 0 BB: 0 P: 3	R: 1 E: 0 K: 2 S: 8	H: 1 LOB: 1 BB: 1 P: 12	R: 1 E: 0 K: 0 S: 3	H: 0 LOB: 0 BB: 1 P: 7	R: 0 E: 0 K: 0 S: 3	H: 0 LOB: 1 BB: 1 P: 3	R: 0 E: 0 K: 0 S: 3	H: 0 LOB: 1 BB: 1 P: 7	1B: 3 2B: 0 3B: 0 HR: 1	SF: 0 SAC: 0 DP: 0 HBP: 0	WP: 2 PB: 0 SB: 0 CS: 0	PA: 38
PITCHER	IP WLS BF H R ER SO BB IBB HBP BLK WP HR S P ERA WHIP																					
Jim McGlothlin, R ERA: 3.4	3.0 L 14 3 5 4 4 2 0 0 0 0 1 20 28 12.00 1.667																					
Andy Messersmith, R ERA: 4.35	3.0 13 1 1 1 4 3 0 0 1 1 0 18 30 3.00 1.333																					
Minnie Rojas, R ERA: 3.93	2.0 7 0 1 1 0 1 0 0 0 1 0 6 10 4.50 0.500																					
Bobby Locke, R ERA: 4.91	1.0 4 0 0 0 0 1 0 0 0 0 0 0 3 7 0.00 1.000																					

Boston Red Sox @ California Angels
Anaheim Stadium, Anaheim, CA
Sat Jul 13 1968, 6:33 AM EDT
Att: 11,923 - Unknown

AB 31
R 7
H 4
RBI 4
BB 7
SO 8
LOB 12



Batter	1	2	3	4	5	6	7	8	9	AB	R	H	RBI	BB	SO	LOB	BOTTOM					
Vic Davallo, L OBP: 0.254, SLG: 0.328	K			3-1		F6			1-2 E 1B	3	0	0	0	0	1	0						
Bubba Morton, R OBP: 0.330, SLG: 0.299	K									1	1	1	0	0	0	0						
Jim Fregosi, R OBP: 0.344, SLG: 0.426	K			F8			F4		E1	4	0	0	0	0	1	0						
Roger Repoz, L OBP: 0.290, SLG: 0.377									1-H 2-H	3	0	0	0	0	1	0						
Orlando McFarlane, R OBP: 0.330, SLG: 0.299	L9			F3						1	0	0	0	0	1	1						
Bobby Locke, R OBP: 0.330, SLG: 0.299										0	0	0	0	0	0	0						
Don Mincher, L OBP: 0.314, SLG: 0.401	K									4	2	2	2	0	2	1						
Rick Reichardt, R OBP: 0.319, SLG: 0.389	1-3									4	0	0	0	0	1	0						
Tom Satriano, L OBP: 0.313, SLG: 0.329	F8									4	0	0	0	0	1	0						
Bobby Knoop, R OBP: 0.317, SLG: 0.317				F7						3	1	1	0	1	0	0						
Tom Burgmeier, L OBP: 0.317, SLG: 0.317										0	0	0	0	0	0	0						
Buck Rodgers, S OBP: 0.288, SLG: 0.253	F8									4	1	1	0	0	1	1						
Jim McGlothlin, R OBP: 0.125, SLG: 0.192										1	0	0	0	0	1	0						
Andy Messersmith, R ERA: 3.5										0	0	0	0	0	0	0						
Woodie Held, R ERA: 3.28										1	0	0	0	0	0	0						
Minnie Rojas, R ERA: 3.93										0	0	0	0	0	0	0						
Ed Kirkpatrick, L OBP: 0.344, SLG: 0.309										1	1	1	2	0	0	0						
Inning Stats	R: 0 E: 0 K: 2 S: 7	H: 0 LOB: 0 BB: 0 P: 7	R: 0 E: 0 K: 1 S: 5	H: 0 LOB: 0 BB: 0 P: 5	R: 0 E: 0 K: 1 S: 5	H: 0 LOB: 0 BB: 0 P: 5	R: 0 E: 0 K: 0 S: 3	H: 0 LOB: 0 BB: 0 P: 3	R: 1 E: 0 K: 1 S: 6	H: 1 LOB: 0 BB: 0 P: 6	R: 0 E: 0 K: 1 S: 5	H: 0 LOB: 0 BB: 0 P: 5	R: 1 E: 0 K: 1 S: 6	H: 1 LOB: 0 BB: 0 P: 6	R: 4 E: 1 K: 2 S: 11	H: 3 LOB: 1 BB: 1 P: 15	R: 0 E: 0 K: 1 S: 6	H: 1 LOB: 1 BB: 0 P: 6	1B: 3 2B: 1 3B: 0 HR: 2	SF: 0 SAC: 0 DP: 0 HBP: 0	WP: 0 PB: 0 SB: 0 CS: 0	PA: 35
PITCHER	IP WLS BF H R ER SO BB IBB HBP BLK WP HR S P ERA WHIP																					
Ray Culp, R ERA: 4.4	7.1 W 27 4 5 4 7 1 0 0 0 0 2 40 44 4.91 0.682																					
Sparky Lyle, L ERA: 3.5	0.0 2 1 1 0 0 0 0 0 0 0 0 2 2 * *																					
Gary Waslewski, R ERA: 3.28	0.1 1 0 0 0 1 0 0 0 0 0 0 3 3 0.00 0.000																					
Bill Landis, L ERA: 3.21	0.1 1 0 0 0 1 0 0 0 0 0 0 3 3 0.00 0.000																					
Lee Stange, R ERA: 3.96	1.0 S 4 1 0 0 1 0 0 0 0 0 0 6 6 0.00 1.000																					

Boston Red Sox @ California Angels
Anaheim Stadium, Anaheim, CA
Sat Jul 13 1968, 6:33 AM EDT
Att: 11,923 - Unknown

AB 34
R 6
H 6
RBI 4
BB 1
SO 10
LOB 3




Batter	1	2	3	4	5	6	7	8	9	AB	R	H	RBI	BB	SO	LOB	TOP					
Dick McAuliffe, L (1.4)	F9		1B		K		P4			4	0	1	0	0	1	3	Detroit Tigers @ California Angels Anaheim Stadium, Anaheim, CA Sun Jul 14 1968, 6:33 AM EDT Att: 19,971 - Unknown					
Mickey Stanley, R (1.8)	4-3		1B		G6-4-3		F9			4	0	2	0	0	0	3						
Jim Northrup, L (1.9)	4-3		G3				4-3			4	0	0	0	0	0	3						
Norm Cash, L (1.3)	F9				F9		HR			3	2	1	1	0	0	1						
Willie Horton, R (1.7)		F3			K		K			4	0	1	1	0	2	0						
Bill Freehan, R (1.2)	P2						F7			4	0	1	0	0	0	1						
Don Wert, R (1.5)					F4		HR			4	1	1	1	0	2	1						
Ray Oyler, R (1.6)					K		F7			3	0	0	0	1	1	0						
Earl Wilson, R (1.1)					6-3					1	0	0	0	0	0	0						
Daryl Patterson, L (4.1)										0	0	0	0	0	0	0						
Gates Brown, L (5. Ph)										0	0	0	0	0	0	0						
Jon Warden, S (5.1)										0	0	0	0	0	0	0						
Wayne Comer, R (7. Ph)										0	0	0	0	0	0	0						
John Wyatt, R (7.1)										0	0	0	0	0	0	0						
Jim Price, R (9. Ph)										1	0	0	0	0	0	0						
Inning Stats	R: 0 E: 0 K: 0 S: 4	H: 1 LOB: 1 BB: 0 P: 4	R: 0 E: 0 K: 1 S: 5	H: 0 LOB: 0 BB: 0 P: 5	R: 0 E: 0 K: 1 S: 7	H: 2 LOB: 2 BB: 0 P: 7	R: 0 E: 0 K: 1 S: 6	H: 1 LOB: 1 BB: 0 P: 6	R: 0 E: 0 K: 1 S: 5	H: 1 LOB: 0 BB: 1 P: 9	R: 1 E: 0 K: 0 S: 6	H: 1 LOB: 0 BB: 0 P: 6	R: 1 E: 0 K: 0 S: 4	H: 1 LOB: 1 BB: 1 P: 8	R: 1 E: 0 K: 0 S: 3	H: 1 LOB: 0 BB: 0 P: 4	R: 0 E: 0 K: 1 S: 5	H: 0 LOB: 0 BB: 0 P: 5	1B: 4 2B: 3 3B: 0 HR: 2	SF: 0 SAC: 0 DP: 2 HBP: 1	WP: 0 PB: 0 SB: 0 CS: 0	PA: 36
PITCHER	IP WLS BF H R ER SO BB IBB HBP BLK WP HR S P ERA WHIP																					
Sammy Ellis, R (1.1)	6.1 W 27 7 2 2 5 2 0 0 0 0 2 35 43 2.84 1.421																					
Clyde Wright, L (7.1)	1.0 5 1 1 1 0 0 0 1 0 0 0 4 5 9.00 1.000																					
Bobby Locke, R (8.1)	1.2 S 4 0 0 0 1 0 0 0 0 0 0 6 6 0.00 0.000																					

Batter	1	2	3	4	5	6	7	8	9	AB	R	H	RBI	BB	SO	LOB	BOTTOM					
Vic Davallo, L (1.8)	HR		SH3 1B 2B		4-3		G4-6-3			4	2	2	1	0	0	2	Detroit Tigers @ California Angels Anaheim Stadium, Anaheim, CA Sun Jul 14 1968, 6:33 AM EDT Att: 19,971 - Unknown					
Jim Fregosi, R (1.6)	CS BB		SH3		K					2	1	1	0	1	1	0						
Don Mincher, L (1.3)	F8		G3-6-3 1B		5-3					3	0	1	1	0	0	1						
Ed Kirkpatrick, L (1.9)	E3 HR		G3-6-3		4-3					3	1	0	1	0	0	1						
Rick Reichardt, R (1.7)	1-H HR				G3					4	2	2	2	0	0	0						
Tom Satriano, L (1.5)	F8				E9 1B					3	1	1	0	0	0	0						
Bobby Knoop, R (1.4)			CS 1B		L5-3 1B		6-3			3	0	2	2	0	0	0						
Buck Rodgers, S (1.2)		K			L5-3		1B PB HBP			2	0	0	0	0	1	2						
Sammy Ellis, L (1.1)					6-3					2	0	0	0	0	1	0						
Clyde Wright, R (7.1)										1	0	1	0	0	0	0						
Bobby Locke, R (8.1)										0	0	0	0	0	0	0						
Inning Stats	R: 3 E: 1 K: 0 S: 5	H: 2 LOB: 0 BB: 1 P: 9	R: 0 E: 0 K: 2 S: 7	H: 1 LOB: 0 BB: 0 P: 7	R: 1 E: 0 K: 0 S: 4	H: 2 LOB: 0 BB: 0 P: 4	R: 2 E: 1 K: 0 S: 5	H: 3 LOB: 0 BB: 0 P: 5	R: 0 E: 0 K: 1 S: 5	H: 0 LOB: 0 BB: 0 P: 5	R: 0 E: 0 K: 0 S: 3	H: 0 LOB: 0 BB: 0 P: 3	R: 0 E: 0 K: 0 S: 3	H: 1 LOB: 1 BB: 0 P: 4	R: 1 E: 0 K: 0 S: 4	H: 1 LOB: 0 BB: 0 P: 4	R: 0 E: 0 K: 1 S: 5	H: 0 LOB: 0 BB: 0 P: 5	1B: 6 2B: 4 3B: 0 HR: 2	SF: 0 SAC: 3 DP: 4 HBP: 1	WP: 0 PB: 1 SB: 0 CS: 2	PA: 32
PITCHER	IP WLS BF H R ER SO BB IBB HBP BLK WP HR S P ERA WHIP																					
Earl Wilson, R (1.1)	3.0 L 15 7 6 3 2 1 0 0 0 0 0 2 18 22 9.00 2.667																					
Daryl Patterson, R (4.1)	1.0 3 1 0 0 0 0 0 0 0 0 0 3 3 0.00 1.000																					
Jon Warden, L (5.1)	2.0 6 0 0 0 1 0 0 0 0 0 0 8 8 0.00 0.000																					
John Wyatt, R (7.1)	2.0 8 2 1 0 0 0 0 0 1 0 0 0 7 8 0.00 1.000																					




Batter	1	2	3	4	5	6	7	8	9	AB	R	H	RBI	BB	SO	LOB	TOP					
Dick McAuliffe, L (1,4) OBP: 0.334, SLG: 0.424	G3		F9			FC6-4 BB		G3		3	0	0	0	1	0	0	Detroit Tigers @ California Angels Anaheim Stadium, Anaheim, CA Mon Jul 15 1968, 10:05 PM EDT Att: 22,098 - Unknown					
Mickey Stanley, R (1,8) OBP: 0.304, SLG: 0.386	6-3		5-3			FC6-4 1B 1-2		4-3		4	0	0	0	0	0	1						
Al Kaline, R (1,3) OBP: 0.399, SLG: 0.412						0-3 K				4	0	3	0	0	1	1						
Bill Freehan, R (1,2) OBP: 0.356, SLG: 0.459	F7					0-0 K		F8		4	0	1	0	0	1	3						
Willie Horton, R (1,7) OBP: 0.354, SLG: 0.574			P3			0-0 F8				4	0	0	0	0	0	3						
Don Wert, R (1,5) OBP: 0.281, SLG: 0.357			P6			0-0 P5				4	0	0	0	0	0	1						
Jim Northrup, L (1,9) OBP: 0.306, SLG: 0.420						0-0 F8		L9		3	0	1	0	1	0	1						
Dick Tracewski, R (1,6) OBP: 0.267, SLG: 0.322	F8					0-3 K		P4		4	0	0	0	0	1	3						
Mickey Lolich, S (1,1) OBP: 0.196, SLG: 0.122			F7			0-0 F9				2	0	0	0	0	0	0						
Jim Price, R (7, PH) OBP: 0.262, SLG: 0.267						0-0 F9		FC5-4		1	0	0	0	0	0	1						
Daryl Patterson, L (7, 1)										0	0	0	0	0	0	0						
Inning Stats	R: 0 E: 0 K: 0 S: 4	H: 1 LOB: 1 BB: 0 P: 4	R: 0 E: 0 K: 0 S: 4	H: 1 LOB: 1 BB: 0 P: 4	R: 0 E: 0 K: 0 S: 3	H: 0 LOB: 0 BB: 0 P: 3	R: 0 E: 0 K: 1 S: 6	H: 1 LOB: 1 BB: 0 P: 6	R: 0 E: 0 K: 1 S: 5	H: 0 LOB: 0 BB: 0 P: 5	R: 0 E: 0 K: 1 S: 6	H: 1 LOB: 2 BB: 1 P: 10	R: 0 E: 1 K: 0 S: 4	H: 0 LOB: 1 BB: 0 P: 4	R: 0 E: 0 K: 0 S: 4	H: 1 LOB: 1 BB: 0 P: 4	R: 0 E: 0 K: 0 S: 3	H: 0 LOB: 1 BB: 1 P: 7	1B: 5 2B: 0 3B: 0 HR: 0	SF: 0 SAC: 0 DP: 0 HBP: 0	WP: 0 PB: 0 SB: 0 CS: 0	PA: 35
PITCHER George Brunet, L (1,1) ERA: 2.62	IP: 9.0 WLS: W BF: 35 H: 5 R: 0 ER: 0 SO: 3 BB: 2 IBB: 0 HBP: 0 BLK: 0 WP: 0 HR: 0 S: 39 P: 47 ERA: 0.00 WHIP: 0.778											PITCHER	IP: 9.0 WLS: W BF: 35 H: 5 R: 0 ER: 0 SO: 3 BB: 2 IBB: 0 HBP: 0 BLK: 0 WP: 0 HR: 0 S: 39 P: 47 ERA: 0.00 WHIP: 0.778									

AB	33
R	0
H	5
RBI	0
BB	2
SO	3
LOB	14



Batter	1	2	3	4	5	6	7	8	9	AB	R	H	RBI	BB	SO	LOB	BOTTOM			
Vic Davallo, L (1,8) OBP: 0.257, SLG: 0.348	F7		HR					L4-3		4	1	1	0	0	0	0	Detroit Tigers @ California Angels Anaheim Stadium, Anaheim, CA Mon Jul 15 1968, 10:05 PM EDT Att: 22,098 - Unknown			
Jim Fregosi, R (1,6) OBP: 0.345, SLG: 0.437	P4		HR					K		4	1	1	2	0	1	0				
Rick Reichardt, R (1,7) OBP: 0.322, SLG: 0.399			P4					L6-3		2	0	0	0	1	0	0				
Bubba Morton, R (1,9) OBP: 0.320, SLG: 0.289	F3							L5-3		3	0	0	0	0	0	1				
Roger Repoz, L (8,9) OBP: 0.307, SLG: 0.377								L5-3		0	0	0	0	0	0	0				
Bobby Knoop, R (1,4) OBP: 0.291, SLG: 0.318			L6-3					L4-3		3	0	0	0	0	1	0				
Chuck Hinton, R (1,3) OBP: 0.222, SLG: 0.327			K					L3		3	1	0	0	0	1	0				
Aurelio Rodriguez, R (1,5) OBP: 0.231, SLG: 0.250			K					L4-3		3	1	1	2	0	1	0				
Buck Rodgers, S (1,2) OBP: 0.255, SLG: 0.246			L6-3					L3-1		3	0	0	0	0	1	0				
George Brunet, R (1,1) OBP: 0.200, SLG: 0.135			F9					L5-3		3	0	0	0	0	1	0				
Inning Stats	R: 0 E: 0 K: 0 S: 3	H: 0 LOB: 1 BB: 1 P: 7	R: 0 E: 0 K: 2 S: 7	H: 0 LOB: 0 BB: 0 P: 7	R: 2 E: 0 K: 0 S: 5	H: 2 LOB: 0 BB: 0 P: 5	R: 2 E: 1 K: 1 S: 7	H: 1 LOB: 0 BB: 0 P: 7	R: 0 E: 0 K: 1 S: 5	H: 0 LOB: 0 BB: 0 P: 5	R: 0 E: 0 K: 1 S: 5	H: 0 LOB: 0 BB: 0 P: 5	R: 0 E: 0 K: 1 S: 3	H: 0 LOB: 0 BB: 0 P: 3	R: 0 E: 0 K: 1 S: 5	H: 0 LOB: 0 BB: 0 P: 5	1B: 0 2B: 1 3B: 0 HR: 2	SF: 0 SAC: 0 DP: 0 HBP: 0	WP: 0 PB: 0 SB: 0 CS: 0	PA: 29
PITCHER Mickey Lolich, L (1,1) ERA: 3.07	IP: 6.0 WLS: L BF: 23 H: 3 R: 4 ER: 2 SO: 5 BB: 1 IBB: 0 HBP: 0 BLK: 0 WP: 0 HR: 2 S: 32 P: 36 ERA: 3.00 WHIP: 0.667											PITCHER	IP: 6.0 WLS: L BF: 23 H: 3 R: 4 ER: 2 SO: 5 BB: 1 IBB: 0 HBP: 0 BLK: 0 WP: 0 HR: 2 S: 32 P: 36 ERA: 3.00 WHIP: 0.667							
PITCHER Daryl Patterson, R (7, 1) ERA: 1.91	IP: 2.0 WLS: 6 BF: 6 H: 0 R: 0 ER: 0 SO: 1 BB: 0 IBB: 0 HBP: 0 BLK: 0 WP: 0 HR: 0 S: 8 P: 8 ERA: 0.00 WHIP: 0.000											PITCHER	IP: 2.0 WLS: 6 BF: 6 H: 0 R: 0 ER: 0 SO: 1 BB: 0 IBB: 0 HBP: 0 BLK: 0 WP: 0 HR: 0 S: 8 P: 8 ERA: 0.00 WHIP: 0.000							

AB	28
R	4
H	3
RBI	4
BB	1
SO	6
LOB	1



Batter	1	2	3	4	5	6	7	8	9	AB	R	H	RBI	BB	SO	LOB	TOP																																				
Russ Snyder, L OBP: 0.304, SLG: 0.318 Lou Johnson, R OBP: 0.293, SLG: 0.376	1-3	FC4-6		6-3		5-3			G5-4-3	4	0	0	0	1	0	3																																					
Jose Cardenal, R OBP: 0.324, SLG: 0.352	1B	PO	F8		FC4-6		K		G5-4-3	5	1	2	0	0	1	1																																					
Lee Maye, L OBP: 0.324, SLG: 0.418 Vicente Romo, R (7.1)	K		4-3		FC4-6		F5		K	4	0	0	0	0	1	2																																					
Duke Sims, L OBP: 0.386, SLG: 0.442	1B WP		K		G3		K			4	0	1	1	0	2	1																																					
Joe Azcue, R OBP: 0.346, SLG: 0.356	1B			1B PB					1-3 SH2-4	3	2	3	0	1	0	0																																					
Vern Fuller, R OBP: 0.301, SLG: 0.259	1-2		F8		F8				SH2-4	2	0	0	0	1	0	3																																					
Davey Nelson, R OBP: 0.257, SLG: 0.235	F4			1B S		K			1-3	4	1	1	0	0	1	4																																					
Larry Brown, R OBP: 0.302, SLG: 0.315		5-3		1B						4	0	3	3	0	0	0																																					
Steve Hargan, R OBP: 0.209, SLG: 0.238 Tommy Harper, R OBP: 0.288, SLG: 0.376				1B		K			FC4-6	3	0	1	0	0	2	2																																					
Inning Stats	R: 1 E: 0 K: 1 S: 8	H: 3 LOB: 3 BB: 1 P: 12	R: 0 E: 0 K: 0 S: 3	H: 1 LOB: 0 BB: 0 P: 3	R: 0 E: 0 K: 1 S: 5	H: 0 LOB: 0 BB: 0 P: 5	R: 2 E: 0 K: 1 S: 8	H: 3 LOB: 1 BB: 0 P: 8	R: 0 E: 0 K: 0 S: 4	H: 1 LOB: 1 BB: 0 P: 8	R: 0 E: 0 K: 2 S: 7	H: 0 LOB: 0 BB: 0 P: 7	R: 1 E: 0 K: 0 S: 5	H: 2 LOB: 1 BB: 0 P: 5	R: 0 E: 0 K: 1 S: 4	H: 0 LOB: 0 BB: 1 P: 8	1B: 10 2B: 1 3B: 0 HR: 0	SF: 0 SAC: 1 DP: 1 HBP: 0	WP: 1 PB: 1 SB: 1 CS: 0	PA: 40																																	
PITCHER	IP	WLS	BF	H	R	ER	SO	BB	IBB	HBP	BLK	WP	HR	S	P	ERA	WHIP	PITCHER		IP	WLS	BF	H	R	ER	SO	BB	IBB	HBP	BLK	WP	HR	S	P	ERA	WHIP																	
Rickey Clark, R ERA: 3.62 Andy Messersmith, R ERA: 3.38 Jim McGlothlin, R ERA: 3.42	(1.1)	4.0	L	19	7	3	2	3	1	0	0	0	1	0	24	28	4.50	2.000			(5.1)	3.0	12	2	0	0	4	0	1	0	0	0	19	23	0.00	0.667	(8.1)	2.0	8	2	1	1	1	1	0	0	0	0	0	9	13	4.50	1.500

Cleveland Indians @ California Angels
Anaheim Stadium, Anaheim, CA
Wed Jul 17 1968, 10:05 PM EDT
Att. 13,117 - Unknown

AB 35
R 4
H 11
RBI 4
BB 3
SO 8
LOB 17



Batter	1	2	3	4	5	6	7	8	9	AB	R	H	RBI	BB	SO	LOB	BOTTOM																				
Vic Davallilo, L OBP: 0.257, SLG: 0.345 Jim McGlothlin, R OBP: 0.125, SLG: 0.125	4-3		6-3		F7		SH1-3			3	0	0	0	0	0	0																					
Jim Fregosi, R OBP: 0.350, SLG: 0.438	BB		5-3		G3-6-3		F8			3	0	1	0	1	0	1																					
Don Mincher, L OBP: 0.312, SLG: 0.394	1B		F7		G3-6-3		G3			3	0	0	0	1	0	2																					
Ed Kirkpatrick, L OBP: 0.338, SLG: 0.290	K			2B BB		K		K		3	1	0	0	1	3	2																					
Rick Reichardt, R OBP: 0.322, SLG: 0.390	F9		L9			G3		6-3		3	0	0	0	1	0	3																					
Tom Satriano, L OBP: 0.310, SLG: 0.321		4-3		2B BB		G3		6-3		3	1	0	0	1	0	1																					
Aurelio Rodriguez, R OBP: 0.273, SLG: 0.300				4-3				4-3		3	0	2	2	1	0	0																					
Woodie Held, R OBP: 0.200, SLG: 0.114 Roger Repoz, L OBP: 0.305, SLG: 0.373 Buck Rodgers, S OBP: 0.255, SLG: 0.242	1B			1-H					4-3	2	0	0	0	0	1	2																					
Rickey Clark, R OBP: 0.120, SLG: 0.120 Orlando McFarlane, R OBP: 0.228, SLG: 0.320	K			4-3		4-1		L6		1	0	0	0	0	0	2																					
Andy Messersmith, R OBP: 0.228, SLG: 0.320 Chuck Hinton, R OBP: 0.228, SLG: 0.320	K			5-3				F9		1	0	0	0	0	1	1																					
Inning Stats	R: 0 E: 0 K: 1 S: 6	H: 1 LOB: 2 BB: 1 P: 10	R: 0 E: 0 K: 2 S: 8	H: 1 LOB: 1 BB: 0 P: 8	R: 0 E: 0 K: 0 S: 3	H: 0 LOB: 0 BB: 0 P: 3	R: 2 E: 0 K: 0 S: 4	H: 1 LOB: 1 BB: 2 P: 12	R: 0 E: 0 K: 0 S: 2	H: 0 LOB: 0 BB: 1 P: 6	R: 0 E: 0 K: 1 S: 5	H: 0 LOB: 2 BB: 2 P: 13	R: 0 E: 0 K: 0 S: 3	H: 0 LOB: 1 BB: 1 P: 7	R: 0 E: 0 K: 1 S: 5	H: 0 LOB: 0 BB: 0 P: 5	R: 0 E: 0 K: 0 S: 3	H: 0 LOB: 0 BB: 0 P: 3	1B: 2 2B: 1 3B: 0 HR: 0	SF: 0 SAC: 1 DP: 1 HBP: 0	WP: 0 PB: 0 SB: 0 CS: 0	PA: 36															
PITCHER	IP	WLS	BF	H	R	ER	SO	BB	IBB	HBP	BLK	WP	HR	S	P	ERA	WHIP	PITCHER		IP	WLS	BF	H	R	ER	SO	BB	IBB	HBP	BLK	WP	HR	S	P	ERA	WHIP	
Steve Hargan, R ERA: 3.8 Vicente Romo, R ERA: 1.09	(1.1)	6.0	W	26	3	2	2	4	6	0	0	0	0	0	11	15	3.00	1.500			(7.1)	3.0	S	10	0	0	0	1	1	0	0	0	0	11	15	0.00	0.333

Cleveland Indians @ California Angels
Anaheim Stadium, Anaheim, CA
Wed Jul 17 1968, 10:05 PM EDT
Att. 13,117 - Unknown

AB 28
R 2
H 3
RBI 2
BB 7
SO 5
LOB 15



Batter	1	2	3	4	5	6	7	8	9	AB	R	H	RBI	BB	SO	LOB	TOP										
Vic Davallo, L (1.8) OBP: 0.260, SLG: 0.347	F6		F8		F8					4	0	2	0	0	0	0	California Angels @ Chicago White Sox Comiskey Park, Chicago, IL Fri Jul 19 1968, 8:05 PM EDT Att: 11,907 - Unknown										
Jim Fregosi, R (1.6) OBP: 0.347, SLG: 0.433	F8		K			E4	F7			4	1	0	0	0	1	2											
Roger Repoz, L (1.9) OBP: 0.308, SLG: 0.388			F6			HR	F8			4	1	2	2	0	0	1											
Don Mincher, L (1.3) OBP: 0.311, SLG: 0.391	F9				F8	1B	FC1-2	F8		4	0	1	0	0	0	1											
Rick Reichardt, R (1.7) OBP: 0.321, SLG: 0.388					5-3	K	K			4	0	1	0	0	2	1											
Tom Satriano, L (1.4) OBP: 0.319, SLG: 0.331							FC1-2	4-3		4	0	3	0	0	0	0											
Aurelio Rodriguez, R (1.5) OBP: 0.262, SLG: 0.267					F6		FC1-2	F7		4	0	0	0	0	0	4											
Buck Rodgers, S (1.2) OBP: 0.250, SLG: 0.237						F9	F7	F7		4	0	0	0	0	1	4											
George Brunet, R (1.1) OBP: 0.182, SLG: 0.122					K			L3		4	0	0	0	0	3	2											
Inning Stats	R: 0 E: 0 K: 0 S: 4	H: 1 LOB: 1 BB: 0 P: 4	R: 0 E: 1 K: 2 S: 9	H: 2 LOB: 2 BB: 0 P: 9	R: 0 E: 0 K: 1 S: 5	H: 1 LOB: 0 BB: 0 P: 5	R: 0 E: 0 K: 0 S: 4	H: 1 LOB: 1 BB: 0 P: 4	R: 0 E: 0 K: 1 S: 5	H: 0 LOB: 0 BB: 0 P: 5	R: 2 E: 1 K: 1 S: 9	H: 3 LOB: 2 BB: 0 P: 9	R: 0 E: 0 K: 1 S: 6	H: 1 LOB: 1 BB: 0 P: 6	R: 0 E: 0 K: 0 S: 5	H: 0 LOB: 0 BB: 0 P: 5	R: 0 E: 0 K: 0 S: 3	H: 0 LOB: 0 BB: 0 P: 3	1B: 8 2B: 0 3B: 0 HR: 1	SF: 0 SAC: 0 DP: 0 HBP: 0	WP: 0 PB: 0 SB: 1 CS: 2	PA: 36					
PITCHER	IP	WLS	BF	H	R	ER	SO	BB	IBB	HBP	BLK	WP	HR	S	P	ERA	WHIP										
Bob Priddy, R (1.1) ERA: 2.97	5.1	L	24	8	2	1	5	0	0	0	0	0	1	34	34	1.69	1.500										
Bob Locker, R (6.1) ERA: 3.19	1.2		6	1	0	0	1	0	0	0	0	0	0	8	8	0.00	0.600										
Don McMahon, R (8.1) ERA: 2.09	2.0		6	0	0	0	1	0	0	0	0	0	0	8	8	0.00	0.000										

Batter	1	2	3	4	5	6	7	8	9	AB	R	H	RBI	BB	SO	LOB	BOTTOM										
Luis Aparicio, R (1.6) OBP: 0.304, SLG: 0.347	5-3		F3					F7		4	0	1	0	0	0	0	California Angels @ Chicago White Sox Comiskey Park, Chicago, IL Fri Jul 19 1968, 8:05 PM EDT Att: 11,907 - Unknown										
Tom McCraw, L (1.3) OBP: 0.295, SLG: 0.399			F8				G3	1-3		4	0	1	0	0	0	1											
Walt Williams, R (1.9) OBP: 0.160, SLG: 0.160							F8	4-3		4	0	1	0	0	0	1											
Tommy Davis, R (1.7) OBP: 0.238, SLG: 0.284			F8				G3			4	0	0	0	0	0	2											
Pete Ward, L (1.5) OBP: 0.363, SLG: 0.375							F9	F8		3	0	0	0	0	0	0											
Ken Berry, R (1.8) OBP: 0.295, SLG: 0.344								F9		4	0	0	0	0	1	2											
Sandy Alomar Sr., S (1.4) OBP: 0.370, SLG: 0.281										2	0	1	0	0	1	2											
Dick Kenworthy, R (7, PH) OBP: 0.289, SLG: 0.264										1	0	1	0	0	0	0											
Tim Cullen, R (8.4) OBP: 0.274, SLG: 0.270										0	0	0	0	0	0	0											
Jerry McNertney, R (1.2) OBP: 0.315, SLG: 0.240										3	0	0	0	0	0	2											
Don McMahon, R (8.1) OBP: 0.333, SLG: 0.333										0	0	0	0	0	0	0											
Bob Priddy, R (1.1) OBP: 0.067, SLG: 0.267										2	0	0	0	0	0	0											
Bob Locker, S (6.1)										0	0	0	0	0	0	0											
Duane Josephson, R (7, PH) OBP: 0.299, SLG: 0.369										1	0	0	0	0	0	1											
Inning Stats	R: 0 E: 0 K: 0 S: 4	H: 1 LOB: 1 BB: 0 P: 4	R: 0 E: 0 K: 0 S: 4	H: 1 LOB: 0 BB: 0 P: 4	R: 0 E: 0 K: 1 S: 6	H: 0 LOB: 0 BB: 0 P: 3	R: 0 E: 0 K: 1 S: 6	H: 1 LOB: 2 BB: 0 P: 7	R: 0 E: 0 K: 0 S: 4	H: 1 LOB: 1 BB: 0 P: 4	R: 0 E: 0 K: 0 S: 3	H: 0 LOB: 0 BB: 0 P: 3	R: 0 E: 0 K: 1 S: 6	H: 1 LOB: 1 BB: 0 P: 6	R: 0 E: 0 K: 0 S: 3	H: 0 LOB: 0 BB: 0 P: 3	R: 0 E: 0 K: 0 S: 3	H: 0 LOB: 0 BB: 0 P: 3	1B: 5 2B: 0 3B: 0 HR: 0	SF: 0 SAC: 0 DP: 0 HBP: 1	WP: 1 PB: 0 SB: 1 CS: 0	PA: 33					
PITCHER	IP	WLS	BF	H	R	ER	SO	BB	IBB	HBP	BLK	WP	HR	S	P	ERA	WHIP										
George Brunet, L (1.1) ERA: 2.45	9.0	W	33	5	0	0	2	0	0	1	0	1	0	36	37	0.00	0.556										

Batter	1	2	3	4	5	6	7	8	9	AB	R	H	RBI	BB	SO	LOB	TOP										
Vic Davallilo, L OBP: 0.262, SLG: 0.348 (1, 8)	6-3		1B		FC 1B		FC6-4 1B		K	5	1	2	0	0	1	2											
Jim Fregosi, R OBP: 0.350, SLG: 0.438 (1, 6)	2B		G5-4-3 1B		G6-3 1B		FC6-4 1B		K	5	1	3	1	0	1	2											
Bubba Morton, R OBP: 0.278, SLG: 0.278 Marty Pattin, R OBP: 0.282, SLG: 0.354 Bobby Knopp, R OBP: 0.312, SLG: 0.354 Clyde Ottone, R OBP: 0.313, SLG: 0.313 Bobby Locke, R OBP: 0.313, SLG: 0.313 Minnie Rojas, R OBP: 0.100, SLG: 0.100 (1, 9) (5, 1) (7, PH) (7, PH) (7, 1) (5, 1)	5-3		G5-4-3 1B		G6-3 1B		HR 1B			3	0	0	0	0	0	4											
Rick Reichardt, R OBP: 0.323, SLG: 0.398 (1, 7)	BB				6-3		HR			3	1	1	3	1	1	0											
Chuck Hinton, R OBP: 0.226, SLG: 0.324 (1, 3)	K				2B		F9		F6	4	0	1	0	0	1	3											
Orlando McFarlane, R (1, 2)		K			K		F9		6-3	4	0	0	0	0	2	1											
Tom Satriano, L OBP: 0.313, SLG: 0.324 (1, 4)	4-3				K		K		G3	4	0	0	0	0	2	1											
Aurelio Rodriguez, R OBP: 0.262, SLG: 0.296 (1, 5)	5-3				FC E 2B		F5		6-3	4	1	1	0	0	0	0											
Sammy Ellis, L OBP: 0.077, SLG: 0.093 Andy Messersmith, R OBP: 0.251, SLG: 0.133 Woodie Held, R OBP: 0.251, SLG: 0.133 Ed Kirkpatrick, L OBP: 0.100, SLG: 0.286 (1, 1) (4, 1) (5, PH) (5, 9) (7, PH) (7, 9)			K				HBP		4-3	1	0	0	0	0	1	0											
Inning Stats	R: 0 E: 0 K: 1 S: 6	H: 1 LOB: 2 BB: 1 P: 10	R: 0 E: 0 K: 1 S: 5	H: 0 LOB: 0 BB: 0 P: 5	R: 0 E: 0 K: 1 S: 6	H: 2 LOB: 1 BB: 0 P: 6	R: 0 E: 0 K: 2 S: 8	H: 1 LOB: 0 BB: 0 P: 8	R: 3 E: 1 K: 1 S: 7	H: 2 LOB: 0 BB: 0 P: 8	R: 0 E: 0 K: 1 S: 5	H: 0 LOB: 0 BB: 0 P: 5	R: 4 E: 0 K: 0 S: 7	H: 4 LOB: 1 BB: 0 P: 7	R: 0 E: 0 K: 0 S: 3	H: 0 LOB: 0 BB: 0 P: 3	R: 0 E: 0 K: 2 S: 7	H: 0 LOB: 0 BB: 0 P: 7	1B: 6 2B: 3 3B: 0 HR: 1	SF: 0 SAC: 0 DP: 2 HBP: 1	WP: 0 PA: 38 PB: 0 SB: 0 CS: 0						
PITCHER	IP	WLS	BF	H	R	ER	SO	BB	IBB	HBP	BLK	WP	HR	S	P	ERA	WHIP										
Tommy John, L ERA: 2.02 (1, 1)	4.0		20	6	3	1	5	1	0	1	0	0	0	28	33	2.25	1.750										
Wilbur Wood, L ERA: 2.05 (5, 1)	3.0	L	12	4	4	4	2	0	0	0	0	0	1	16	16	12.00	1.333										
Bob Locker, R ERA: 3.11 (8, 1)	1.0		3	0	0	0	0	0	0	0	0	0	0	3	3	0.00	0.000										
Hoyt Wilhelm, R ERA: 1.35 (9, 1)	1.0		3	0	0	0	2	0	0	0	0	0	0	7	7	0.00	0.000										

California Angels @ Chicago White Sox
Comiskey Park, Chicago, IL
Sat Jul 20 1968, 8:05 PM EDT
Att: 5,993 - Unknown

AB 35
R 7
H 9
RBI 5
BB 1
SO 9
LOB 13



Batter	1	2	3	4	5	6	7	8	9	AB	R	H	RBI	BB	SO	LOB	BOTTOM										
Luis Aparicio, R OBP: 0.308, SLG: 0.351 (1, 6)	6-3		E S 1B				F8		FC1-6 1B	5	1	3	1	0	0	0											
Tom McCraw, L OBP: 0.293, SLG: 0.395 (1, 3)	S 1B		E4 1B		K		G3		FC1-6 FC6-4	5	1	1	0	0	1	3											
Leon Wagner, L OBP: 0.369, SLG: 0.360 Walt Williams, R OBP: 0.143, SLG: 0.143 (1, 9) (3, PH) (4, 9)	F8		1B SF9		K		3-1		F8	2	0	1	1	0	0	1											
Tommy Davis, R OBP: 0.246, SLG: 0.291 (1, 7)	L4		FC5-4 1B		G3-6-3 1B				FC6-4	5	1	3	1	0	0	2											
Pete Ward, L OBP: 0.362, SLG: 0.375 (1, 5)			SF9		G3-6-3				F5	3	0	1	1	0	0	2											
Duane Josephson, R OBP: 0.298, SLG: 0.367 (1, 2)	F8		F9		K				1B WP 4-1 1B	4	1	1	0	0	1	2											
Ken Berry, R OBP: 0.295, SLG: 0.342 (1, 8)	FC3-6 BB		FC5-4				F7		4-1 1B	4	0	1	0	0	0	2											
Sandy Alomar Sr., S OBP: 0.318, SLG: 0.284 Gail Hopkins, L OBP: 0.308, SLG: 0.250 Hoyt Wilhelm, R (1, 4) (8, PH) (9, 1)					SH2-4 1B		G3		4-1	2	1	1	0	1	0	0											
Tommy John, R OBP: 0.182, SLG: 0.273 Wilbur Wood, R OBP: 0.284, SLG: 0.200 (1, 1) (5, 1) (8, PH) (9, 4)					SH2-4 1B		K		G3	1	0	0	0	0	1	2											
Inning Stats	R: 0 E: 0 K: 0 S: 4	H: 1 LOB: 1 BB: 0 P: 4	R: 0 E: 0 K: 1 S: 6	H: 1 LOB: 2 BB: 1 P: 10	R: 3 E: 1 K: 0 S: 7	H: 3 LOB: 1 BB: 0 P: 7	R: 1 E: 0 K: 2 S: 9	H: 2 LOB: 0 BB: 0 P: 9	R: 0 E: 0 K: 1 S: 5	H: 1 LOB: 0 BB: 0 P: 5	R: 0 E: 0 K: 1 S: 5	H: 0 LOB: 0 BB: 0 P: 5	R: 0 E: 0 K: 0 S: 3	H: 0 LOB: 0 BB: 0 P: 3	R: 2 E: 0 K: 0 S: 6	H: 3 LOB: 1 BB: 0 P: 6	R: 0 E: 0 K: 0 S: 4	H: 1 LOB: 1 BB: 0 P: 4	1B: 12 2B: 0 3B: 0 HR: 0	SF: 1 SAC: 1 DP: 1 HBP: 0	WP: 1 PA: 40 PB: 0 SB: 2 CS: 0						
PITCHER	IP	WLS	BF	H	R	ER	SO	BB	IBB	HBP	BLK	WP	HR	S	P	ERA	WHIP										
Sammy Ellis, R ERA: 3.79 (1, 1)	3.1		19	7	4	3	1	1	0	0	0	0	0	20	24	8.10	2.400										
Andy Messersmith, R ERA: 3.21 (4, 1)	0.2		2	0	0	0	2	0	0	0	0	0	0	6	6	0.00	0.000										
Marty Pattin, R ERA: 4.41 (5, 1)	2.0	W	6	1	0	0	2	0	0	0	0	0	0	10	10	0.00	0.500										
Bobby Locke, R ERA: 5.4 (7, 1)	2.0		9	3	2	2	0	0	0	0	0	1	0	9	9	9.00	1.500										
Minnie Rojas, R ERA: 3.86 (9, 1)	1.0	S	4	1	0	0	0	0	0	0	0	0	0	4	4	0.00	1.000										

California Angels @ Chicago White Sox
Comiskey Park, Chicago, IL
Sat Jul 20 1968, 8:05 PM EDT
Att: 5,993 - Unknown

AB 37
R 6
H 12
RBI 5
BB 1
SO 5
LOB 18



Batter	1	2	3	4	5	6	7	8	9	AB	R	H	RBI	BB	SO	LOB	TOP										
Vic Davallo, L OBP: 0.255, SLG: 0.337 (1, 8)	F7	K		G1		G3		E4		5	0	0	0	0	1	2											
Jim Fregosi, R OBP: 0.343, SLG: 0.427 (1, 6)	F2		4-3 WP 1B	PB 1B		F9		FC6-4		5	1	2	0	0	0	2											
Rick Reichardt, R OBP: 0.319, SLG: 0.399 (1, 7)	F6		4-3 1-3	F2		K			F3	5	0	0	0	0	1	2											
Bubba Morton, R OBP: 0.318, SLG: 0.283 Wayne Causey, L OBP: 0.292, SLG: 0.182 Tom Burgmeier, L (9, 1)		FC1-6 1B	HBP 1B	BB		F7			K	1	1	1	0	1	0	0											
Don Mincher, L OBP: 0.313, SLG: 0.385 (1, 3)	FC1-6 1B	2B	1-2 1B	HBP		G3		F8		4	2	0	0	0	0	1											
Chuck Hinton, R OBP: 0.230, SLG: 0.328 Roger Repoz, L OBP: 0.313, SLG: 0.396 (3, PH) (3, 9)	2B E	1B	F6			FC5 S		F9		1	1	1	0	0	0	0											
Aurelio Rodriguez, R OBP: 0.297, SLG: 0.349 (1, 5)	E7 1B	2B	1B	1B		F8			E 1B	4	1	3	3	0	0	1											
Orlando McFarlane, R OBP: 0.300, SLG: 0.222 (1, 2)	SH1-4 1B	2H	1B	1B				K		3	0	2	2	1	1	1											
Marty Pattin, R Andy Messersmith, R Clyde Wright, R Minnie Rojas, R Sammy Ellis, L Bobby Locke, R Bobby Knorr, R (1, 1) (4, 1) (6, PH) (8, 1) (8, 1) (8, 1) (8, 1) (9, 4)	SH1-4 1-2	2H	4-3			FC5 2-3H		L9		1	0	0	0	0	0	2											
Inning Stats	R: 0 E: 1 K: 0 S: 3	H: 0 LOB: 0 BB: 0 P: 3	R: 3 E: 1 K: 1 S: 9	H: 4 LOB: 1 BB: 0 P: 9	R: 3 E: 0 K: 0 S: 6	H: 3 LOB: 2 BB: 1 P: 11	R: 0 E: 0 K: 0 S: 4	H: 1 LOB: 1 BB: 0 P: 4	R: 0 E: 0 K: 1 S: 5	H: 0 LOB: 0 BB: 0 P: 5	R: 0 E: 0 K: 0 S: 3	H: 0 LOB: 0 BB: 0 P: 3	R: 0 E: 1 K: 1 S: 7	H: 1 LOB: 2 BB: 0 P: 7	R: 0 E: 0 K: 1 S: 5	H: 0 LOB: 0 BB: 0 P: 5	1B: 9 2B: 1 3B: 0 HR: 0	SF: 0 SAC: 1 DP: 0 HBP: 1	WP: 1 PB: 1 SB: 1 CS: 0	PA: 41							
PITCHER	IP	WLS	BF	H	R	ER	SO	BB	IBB	HBP	BLK	WP	HR	S	P	ERA	WHIP										
Jim Roland, L ERA: 3.97 Bob Miller, R ERA: 3.03 Ron Perranoski, L ERA: 2.52 Dean Chance, R ERA: 2.6	(1, 1)	2.1	L	14	5	6	6	1	1	0	0	1	0	14	19	23.14	2.571										
	(3, 1)	4.2		19	4	0	0	1	0	1	0	0	0	20	24	0.00	0.857										
	(8, 1)	1.0		5	1	0	0	1	0	0	0	0	0	7	7	0.00	1.000										
	(9, 1)	1.0		3	0	0	0	1	0	0	0	0	0	5	5	0.00	0.000										

California Angels @ Minnesota Twins
Metropolitan Stadium, Bloomington, MI
Mon Jul 22 1968, 8:05 PM EDT
Att: 10,716 - Unknown - 76 F

AB 37
R 6
H 10
RBI 5
BB 2
SO 4
LOB 18



Batter	1	2	3	4	5	6	7	8	9	AB	R	H	RBI	BB	SO	LOB	BOTTOM										
Cesar Tovar, R OBP: 0.319, SLG: 0.370 (1, 6)	K		K	F8			1-3	L7		5	0	0	0	0	2	5											
Rich Reese, L OBP: 0.297, SLG: 0.326 (1, 3)	E3 S		K		K2-3			1B	4-3	5	1	1	0	0	2	0											
Ted Uhlhaender, L OBP: 0.319, SLG: 0.407 (1, 8)	F6		K		L8			1B	K	5	1	1	0	0	2	1											
Tony Oliva, L OBP: 0.354, SLG: 0.517 (1, 9)	5-3			HR	4-1			F5		5	1	2	1	0	0	3											
Rod Carew, L OBP: 0.338, SLG: 0.352 (1, 4)		K		G3		L7		BB	3-1	5	1	1	1	0	1	1											
Frank Quijci, R OBP: 0.343, SLG: 0.400 (1, 5)	5-3			6-3		F7		K		4	0	0	0	0	1	2											
Bob Allison, R OBP: 0.319, SLG: 0.421 (1, 7)		BB		1B	1B		K	BB	1B	3	1	2	0	1	1	0											
John Roseboro, L OBP: 0.289, SLG: 0.268 Ron Clark, R OBP: 0.242, SLG: 0.182 Jerry Zimmerman, R OBP: 0.235, SLG: 0.167 (1, 2) (8, PR) (9, 2)		BB		1B	1B		G3	BB	BB	2	0	1	1	2	0	0											
Jim Roland, R Bob Miller, R Jim Holt, R Ron Perranoski, L Rich Rollins, R Dean Chance, R (1, 1) (3, 1) (7, PH) (8, 1) (8, PH) (9, 1)		K		1-2 1B		1-3		BB		1	0	0	0	0	1	2											
Inning Stats	R: 0 E: 1 K: 1 S: 6	H: 0 LOB: 1 BB: 0 P: 6	R: 0 E: 0 K: 2 S: 7	H: 0 LOB: 2 BB: 2 P: 15	R: 0 E: 0 K: 3 S: 9	H: 0 LOB: 0 BB: 0 P: 9	R: 2 E: 0 K: 0 S: 7	H: 4 LOB: 2 BB: 0 P: 7	R: 0 E: 0 K: 1 S: 5	H: 0 LOB: 0 BB: 0 P: 5	R: 0 E: 0 K: 0 S: 3	H: 0 LOB: 0 BB: 0 P: 3	R: 3 E: 0 K: 1 S: 9	H: 4 LOB: 3 BB: 2 P: 17	R: 0 E: 0 K: 1 S: 6	H: 1 LOB: 1 BB: 0 P: 6	1B: 7 2B: 0 3B: 1 HR: 1	SF: 0 SAC: 0 DP: 0 HBP: 0	WP: 0 PB: 0 SB: 1 CS: 0	PA: 41							
PITCHER	IP	WLS	BF	H	R	ER	SO	BB	IBB	HBP	BLK	WP	HR	S	P	ERA	WHIP										
Marty Pattin, R ERA: 4.46 Andy Messersmith, R ERA: 2.5 Minnie Rojas, R ERA: 4.19 Sammy Ellis, R ERA: 3.85 Bobby Locke, R ERA: 4.96	(1, 1)	3.2		18	4	2	2	6	2	0	0	0	0	14	14	0.00	0.000										
	(4, 1)	3.1	W	10	0	0	0	2	0	0	0	0	0	2	2	*	*										
	(8, 1)	0.0		2	2	2	2	0	0	0	0	0	0	6	2	*	*										
	(8, 1)	0.2		6	2	1	1	1	2	0	0	0	0	6	14	13.50	6.000										
	(8, 1)	0.1		1	0	0	0	0	0	0	0	0	0	1	1	0.00	0.000										
PITCHER	IP	WLS	BF	H	R	ER	SO	BB	IBB	HBP	BLK	WP	HR	S	P	ERA	WHIP										
Tom Burgmeier, L ERA: 5.03	(9, 1)	1.0	S	4	1	0	0	1	0	0	0	0	0	6	6	0.00	1.000										

California Angels @ Minnesota Twins
Metropolitan Stadium, Bloomington, MI
Mon Jul 22 1968, 8:05 PM EDT
Att: 10,716 - Unknown - 76 F

AB 37
R 5
H 9
RBI 5
BB 4
SO 10
LOB 14



Batter	1	2	3	4	5	6	7	8	9	AB	R	H	RBI	BB	SO	LOB	TOP			
Vic Davallo, L (1,8) OBP: 0.281, SLG: 0.345										4	2	3	0	0	0	0				
Jim Fregosi, R (1,6) OBP: 0.342, SLG: 0.425										4	1	1	1	0	1	1				
Roger Repoz, L (1,9) OBP: 0.312, SLG: 0.395										3	0	1	1	0	0	1				
Don Mincher, L (1,3) OBP: 0.309, SLG: 0.379										4	0	0	1	0	1	1				
Bobby Knoop, R (8,4) OBP: 0.298, SLG: 0.314										0	0	0	0	0	0	0				
Rick Reichardt, R (1,7) OBP: 0.321, SLG: 0.399										3	0	1	0	0	1	1				
Aurelio Rodriguez, R (1,5) OBP: 0.303, SLG: 0.354										4	0	2	0	0	0	1				
Chuck Hinton, R (1,4) OBP: 0.236, SLG: 0.331										4	0	2	0	0	1	2				
Buck Rodgers, S (1,2) OBP: 0.298, SLG: 0.243										4	0	2	0	0	1	1				
George Brunet, R (1,1) OBP: 0.167, SLG: 0.111										4	0	0	0	0	2	3				
Inning Stats	R: 2 E: 0 K: 1 S: 9	H: 4 LOB: 2 P: 9	R: 0 E: 0 K: 1 S: 5	H: 1 LOB: 0 BB: 0 P: 5	R: 0 E: 0 K: 2 S: 8	H: 1 LOB: 1 BB: 0 P: 8	R: 0 E: 0 K: 1 S: 6	H: 3 LOB: 0 BB: 0 P: 6	R: 1 E: 0 K: 0 S: 4	H: 1 LOB: 1 BB: 0 P: 4	R: 0 E: 0 K: 2 S: 7	H: 0 LOB: 0 BB: 0 P: 7	R: 0 E: 0 K: 0 S: 3	H: 0 LOB: 0 BB: 0 P: 3	R: 0 E: 0 K: 0 S: 4	H: 1 LOB: 1 BB: 0 P: 4	1B: 10 2B: 2 3B: 0 HR: 0	SF: 1 SAC: 0 DP: 1 HBP: 1	WP: 0 PB: 0 CS: 2	PA: 37
PITCHER	IP WLS BF H R ER SO BB IBB HBP BLK WP HR S P ERA WHIP																			
Ron Keller, R (1,1) ERA: 3.0	6.0 L 26 11 3 2 5 0 0 0 0 0 0 0 35 36 3.00 1.833																			
Jim Perry, R (7,1) ERA: 2.72	2.0 6 0 0 0 2 0 0 0 0 0 0 0 10 10 0.00 0.000																			
Ron Perranoski, L (9,1) ERA: 2.48	1.0 4 1 0 0 0 0 0 0 0 0 0 0 4 4 0.00 1.000																			

California Angels @ Minnesota Twins
Metropolitan Stadium, Bloomington, MI
Tue Jul 23 1968, 4:33 AM EDT
Unknown

AB 34
R 3
H 12
RBI 3
BB 0
SO 7
LOB 11



Batter	1	2	3	4	5	6	7	8	9	AB	R	H	RBI	BB	SO	LOB	BOTTOM					
Cesar Tovar, R (1,5) OBP: 0.321, SLG: 0.372										4	0	2	0	0	0	0						
Ted Uhlhaender, L (1,8) OBP: 0.319, SLG: 0.414										4	1	1	1	0	0	2						
Ron Perranoski, L (9,1)										0	0	0	0	0	0	0						
Frank Kostro, R (1,3) OBP: 0.238, SLG: 0.275										4	0	2	0	0	0	1						
Tony Oliva, L (1,9) OBP: 0.350, SLG: 0.511										4	0	0	0	0	0	4						
Bob Allison, R (1,7) OBP: 0.314, SLG: 0.414										4	0	0	0	0	1	1						
Frank Quijci, R (1,4) OBP: 0.343, SLG: 0.406										3	0	1	0	0	0	0						
Rick Renick, R (1,6) OBP: 0.222, SLG: 0.326										3	0	0	0	0	3	1						
Jerry Zimmerman, R (1,2) OBP: 0.222, SLG: 0.156										2	0	0	0	0	0	0						
Rich Rollins, R (7, PH) OBP: 0.288, SLG: 0.362										1	0	0	0	0	0	1						
John Roseboro, L (8,2) OBP: 0.289, SLG: 0.268										0	0	0	0	0	0	0						
Ron Keller, R (1,1)										1	0	0	0	0	1	0						
Ron Clark, R (6, PH) OBP: 0.238, SLG: 0.179										1	0	0	0	0	1	0						
Jim Perry, S (7,1) OBP: 0.200, SLG: 0.379										0	0	0	0	0	0	0						
Rod Carew, L (8, PH) OBP: 0.337, SLG: 0.351										1	0	0	0	0	0	0						
Inning Stats	R: 0 E: 0 K: 0 S: 4	H: 1 LOB: 1 BB: 0 P: 4	R: 0 E: 0 K: 2 S: 7	H: 0 LOB: 0 BB: 0 P: 7	R: 0 E: 0 K: 1 S: 5	H: 0 LOB: 0 BB: 0 P: 5	R: 1 E: 0 K: 0 S: 4	H: 2 LOB: 0 BB: 0 P: 4	R: 0 E: 0 K: 1 S: 5	H: 0 LOB: 0 BB: 0 P: 5	R: 0 E: 0 K: 1 S: 7	H: 2 LOB: 2 BB: 0 P: 7	R: 0 E: 0 K: 1 S: 6	H: 1 LOB: 1 BB: 0 P: 6	R: 0 E: 0 K: 0 S: 3	H: 0 LOB: 0 BB: 0 P: 3	R: 0 E: 0 K: 0 S: 3	H: 0 LOB: 0 BB: 0 P: 3	1B: 4 2B: 1 3B: 0 HR: 1	SF: 0 SAC: 0 DP: 1 HBP: 0	WP: 1 PB: 0 CS: 0	PA: 32
PITCHER	IP WLS BF H R ER SO BB IBB HBP BLK WP HR S P ERA WHIP																					
George Brunet, L (1,1) ERA: 2.36	9.0 W 32 6 1 1 6 0 0 0 0 1 1 1 44 44 1.00 0.667																					

California Angels @ Minnesota Twins
Metropolitan Stadium, Bloomington, MI
Tue Jul 23 1968, 4:33 AM EDT
Unknown

AB 32
R 1
H 6
RBI 1
BB 0
SO 6
LOB 10



Batter	1	2	3	4	5	6	7	8	9	AB	R	H	RBI	BB	SO	LOB	TOP					
Vic Davallo, L (1,8) OBP: 0.260, SLG: 0.346	0-0 E 2B		0-0 1-3		0-0 F7		0-0 5-3		0-0 F6	5	0	1	0	0	0	1						
Jim Fregosi, R (1,6) OBP: 0.343, SLG: 0.424	0-0 1-6-3		0-0 2B 1B		0-0 6-3		4-0 BB			3	0	1	0	1	0	2						
Rick Reichardt, R (1,7) OBP: 0.320, SLG: 0.400	0-0 E4 FC5-4 2-3		0-3 K		0-0 1B SF8 2B		0-0 F6			4	1	1	0	0	1	3						
Bubba Morton, R (1,9) OBP: 0.325, SLG: 0.294	0-0 F7		0-0 1-H 2B		4-0 1B BB				0-0 6-3	3	0	1	0	1	0	2						
Aurelio Rodriguez, R (1,5) OBP: 0.317, SLG: 0.376	0-0 FC5-4 1-2			0-0 G5-4-3 1B		0-0 1-2 2-3 1B			0-0 2B	4	0	3	0	0	0	2						
Chuck Hinton, R (1,3) OBP: 0.231, SLG: 0.326		0-0 6-3		0-0 G5-4-3 1-2		0-0 SF8			0-0 6-3	3	0	0	1	0	0	2						
Bobby Knoop, R (1,4) OBP: 0.284, SLG: 0.310		0-0 F4		0-0 6-3		0-0 K			0-0 F7	4	0	0	0	0	1	3						
Orlando McFarlane, R (1,2) OBP: 0.385, SLG: 0.273		0-0			4-0 BLK BB		0-0 F7		0-0 F9	2	0	1	0	1	0	2						
Tom Burgmeier, L (6,1) OBP: 0.311, SLG: 0.394		0-0 1B			0-0 K					0	0	0	0	0	0	0						
Roger Repoz, L (9,PH) OBP: 0.311, SLG: 0.394					0-3 K					1	0	0	0	0	1	1						
Tom Murphy, R (1,1) OBP: 0.310, SLG: 0.316		0-3 K			0-3 K				0-0 5-3	1	0	0	0	0	1	1						
Tom Satriano, L (5,PH) OBP: 0.120, SLG: 0.120					1-2					0	0	0	0	0	0	0						
Rickey Clark, R (5,1) OBP: 0.248, SLG: 0.240										2	0	0	0	0	0	0						
Buck Rodgers, S (6,2) OBP: 0.248, SLG: 0.240										2	0	0	0	0	0	0						
Inning Stats	R: 0 E: 1 K: 0 S: 5	H: 1 LOB: 2 BB: 0 P: 5	R: 0 E: 0 K: 1 S: 6	H: 1 LOB: 1 BB: 0 P: 6	R: 0 E: 0 K: 1 S: 6	H: 2 LOB: 2 BB: 0 P: 6	R: 0 E: 0 K: 0 S: 3	H: 1 LOB: 0 BB: 0 P: 3	R: 0 E: 0 K: 0 S: 5	H: 0 LOB: 1 BB: 1 P: 9	R: 1 E: 0 K: 1 S: 7	H: 2 LOB: 2 BB: 1 P: 11	R: 0 E: 0 K: 0 S: 3	H: 0 LOB: 1 BB: 0 P: 7	R: 0 E: 0 K: 0 S: 4	H: 1 LOB: 1 BB: 0 P: 4	R: 0 E: 0 K: 0 S: 3	H: 0 LOB: 0 BB: 0 P: 3	1B: 4 2B: 4 3B: 0 HR: 0	SF: 1 SAC: 0 DP: 1 HBP: 0	WP: 0 PB: 0 SB: 0 CS: 0	PA: 37
PITCHER Jim Merritt, L (1,1) ERA: 3.19	IP: 9.0 WLS: W BF: 37 H: 8 R: 1 ER: 1 SO: 4 BB: 3 IBB: 0 HBP: 0 BLK: 1 WP: 0 HR: 0 S: 42 P: 54 ERA: 1.00 WHIP: 1.222															PITCHER	IP: 9.0 WLS: W BF: 37 H: 8 R: 1 ER: 1 SO: 4 BB: 3 IBB: 0 HBP: 0 BLK: 1 WP: 0 HR: 0 S: 42 P: 54 ERA: 1.00 WHIP: 1.222					

California Angels @ Minnesota Twins
Metropolitan Stadium, Bloomington, MI
Tue Jul 23 1968, 8:05 PM EDT
Att: 14,646 - Unknown

AB 33
R 1
H 8
RBI 1
BB 3
SO 4
LOB 19



Batter	1	2	3	4	5	6	7	8	9	AB	R	H	RBI	BB	SO	LOB	BOTTOM	
Cesar Tovar, R (1,7) OBP: 0.323, SLG: 0.371	0-0 E6 4-3 WP G3		1-0 1B E HBP		0-0 G4-3 1B		0-0 F4			3	2	1	0	0	0	0		
Rich Reese, L (1,3) OBP: 0.302, SLG: 0.346	0-0 G3 1-2		0-0 E 1B		0-0 G4-3 1-2		0-0 FC1-5 3B			4	0	2	0	0	0	2		
Ted Uhlhaender, L (1,8) OBP: 0.318, SLG: 0.412	0-0 4-3 2-3		0-0 E3 1-3 3-H 1B		0-0 G3		0-0 FC1-5 E			4	0	1	0	0	0	2		
Tony Oliva, L (1,9) OBP: 0.356, SLG: 0.513	0-0 E 3-H 1B		4-0 G6-4-3 1-2 BB		4-0 PB WP 5-3 BB		1-2 IBB			1	1	1	0	3	0	0		
Rod Carew, L (1,4) OBP: 0.332, SLG: 0.345	0-3 K 1-3		0-0 F8		0-3 K		0-3 K			4	0	0	0	0	3	7		
Frank Quilici, R (1,5) OBP: 0.333, SLG: 0.394		0-0 5-3		0-0 G6-4-3 1-2		0-0 5-3 1-2		0-0 6-3		4	0	0	0	0	0	4		
Bruce Look, L (1,2) OBP: 0.347, SLG: 0.266		0-3 K		0-0 4-3		0-0 BB 1B		0-3 K		4	0	1	0	0	2	0		
Rick Renick, R (1,6) OBP: 0.245, SLG: 0.326		0-0 1B		0-0 5-3		4-0 1-2 BB		0-0 F9		3	0	1	0	1	0	0		
Jim Merritt, L (1,1) OBP: 0.231, SLG: 0.208		0-0 F4		0-0 4-3		0-3 K				3	0	0	0	0	1	3		
Inning Stats	R: 1 E: 2 K: 1 S: 7	H: 1 LOB: 1 BB: 0 P: 7	R: 0 E: 0 K: 1 S: 6	H: 1 LOB: 0 BB: 0 P: 6	R: 1 E: 1 K: 0 S: 4	H: 2 LOB: 2 BB: 1 P: 9	R: 0 E: 0 K: 0 S: 3	H: 0 LOB: 0 BB: 0 P: 3	R: 0 E: 0 K: 2 S: 8	H: 1 LOB: 2 BB: 2 P: 16	R: 0 E: 1 K: 1 S: 6	H: 1 LOB: 2 BB: 1 P: 10	R: 0 E: 0 K: 1 S: 5	H: 0 LOB: 0 BB: 0 P: 5	1B: 6 2B: 0 3B: 1 HR: 0	SF: 0 SAC: 0 DP: 2 HBP: 1	WP: 2 PB: 1 SB: 1 CS: 0	PA: 35
PITCHER Tom Murphy, R (1,1) ERA: 1.96	IP: 4.0 WLS: L BF: 18 H: 4 R: 2 ER: 0 SO: 2 BB: 1 IBB: 0 HBP: 0 BLK: 0 WP: 1 HR: 0 S: 20 P: 25 ERA: 0.00 WHIP: 1.250															PITCHER	IP: 4.0 WLS: L BF: 18 H: 4 R: 2 ER: 0 SO: 2 BB: 1 IBB: 0 HBP: 0 BLK: 0 WP: 1 HR: 0 S: 20 P: 25 ERA: 0.00 WHIP: 1.250	
PITCHER Rickey Clark, R (5,1) ERA: 3.47	IP: 1.2 WLS: 8 BF: 2 H: 2 R: 1 ER: 0 SO: 1 BB: 0 IBB: 0 HBP: 0 BLK: 0 WP: 1 HR: 0 S: 8 P: 16 ERA: 0.00 WHIP: 2.400															PITCHER	IP: 1.2 WLS: 8 BF: 2 H: 2 R: 1 ER: 0 SO: 1 BB: 0 IBB: 0 HBP: 0 BLK: 0 WP: 1 HR: 0 S: 8 P: 16 ERA: 0.00 WHIP: 2.400	
PITCHER Tom Burgmeier, L (6,1) ERA: 4.75	IP: 2.1 WLS: 9 BF: 1 H: 1 R: 0 ER: 0 SO: 3 BB: 0 IBB: 1 HBP: 0 BLK: 0 WP: 0 HR: 0 S: 14 P: 18 ERA: 0.00 WHIP: 0.429															PITCHER	IP: 2.1 WLS: 9 BF: 1 H: 1 R: 0 ER: 0 SO: 3 BB: 0 IBB: 1 HBP: 0 BLK: 0 WP: 0 HR: 0 S: 14 P: 18 ERA: 0.00 WHIP: 0.429	

California Angels @ Minnesota Twins
Metropolitan Stadium, Bloomington, MI
Tue Jul 23 1968, 8:05 PM EDT
Att: 14,646 - Unknown

AB 30
R 3
H 7
RBI 0
BB 4
SO 6
LOB 18



Batter	1	2	3	4	5	6	7	8	9	AB	R	H	RBI	BB	SO	LOB	TOP										
Luis Aparicio, R OBP: 0.307, SLG: 0.348 (1, 6)										4	0	0	0	0	0	2	Chicago White Sox @ California Angels Anaheim Stadium, Anaheim, CA Sat Jul 27 1968, 10:05 PM EDT Att: 16,589 - Unknown										
Woodie Held, R OBP: 0.250, SLG: 0.164 (1, 9)										2	0	1	1	1	0	0											
Walt Williams, R Hoyt Wilhelm, R Wilbur Wood, R (1, 7) (8, 1) (9, 1)										4	0	0	0	0	1	3											
Tommy Davis, R OBP: 0.259, SLG: 0.292 (1, 3) (8, 7)										4	0	1	0	0	1	2											
Duane Josephson, R OBP: 0.295, SLG: 0.370 (1, 2)										4	0	0	0	0	0	1											
Ken Berry, R OBP: 0.291, SLG: 0.345 (1, 8)										4	0	0	0	0	0	0											
Dick Kenworthy, R OBP: 0.282, SLG: 0.272 (1, 5)										3	0	0	0	0	0	1											
Sandy Alomar Sr., S OBP: 0.329, SLG: 0.309 (1, 4)										3	1	2	0	0	0	0											
Bob Priddy, R OBP: 0.099, SLG: 0.235 Tom McCraw, L OBP: 0.279, SLG: 0.373 (1, 1) (8, PH) (8, 3)										2	0	0	0	0	1	1											
Inning Stats	R: 0 E: 0 K: 0 S: 4	H: 1 LOB: 1 BB: 0 P: 4	R: 0 E: 0 K: 0 S: 3	H: 0 LOB: 0 BB: 0 P: 3	R: 0 E: 0 K: 1 S: 5	H: 0 LOB: 0 BB: 0 P: 5	R: 0 E: 0 K: 1 S: 6	H: 1 LOB: 1 BB: 0 P: 6	R: 0 E: 0 K: 0 S: 4	H: 1 LOB: 1 BB: 0 P: 4	R: 0 E: 0 K: 0 S: 5	H: 0 LOB: 0 BB: 0 P: 9	R: 0 E: 1 K: 0 S: 3	H: 0 LOB: 0 BB: 0 P: 3	R: 1 E: 1 K: 0 S: 5	H: 1 LOB: 1 BB: 0 P: 5		R: 0 E: 0 K: 0 S: 3	H: 0 LOB: 0 BB: 0 P: 3	1B: 4 2B: 0 3B: 0 HR: 0	SF: 1 SAC: 0 DP: 0 HBP: 0	WP: 0 PB: 1 SB: 0 CS: 1	PA: 33				
PITCHER	IP	WLS	BF	H	R	ER	SO	BB	IBB	HBP	BLK	WP	HR	S	P	ERA	WHIP										
George Brunet, L ERA: 2.24 Andy Messersmith, R ERA: 2.37 (1, 1) (9, 1)	8.0	L	30	4	1	0	3	1	0	0	0	0	0	35	39	0.00	0.625										

Batter	1	2	3	4	5	6	7	8	9	AB	R	H	RBI	BB	SO	LOB	BOTTOM										
Vic Davalillo, L OBP: 0.260, SLG: 0.345 Andy Messersmith, R (1, 8) (9, 1)										4	0	0	0	0	1	1	Chicago White Sox @ California Angels Anaheim Stadium, Anaheim, CA Sat Jul 27 1968, 10:05 PM EDT Att: 16,589 - Unknown										
Jim Fregosi, R OBP: 0.336, SLG: 0.413 (1, 6)										4	0	0	0	0	0	1											
Roger Repoz, L OBP: 0.308, SLG: 0.387 (1, 9) (9, 8)										4	0	1	0	0	0	0											
Don Mincher, L OBP: 0.305, SLG: 0.376 (1, 3)										3	0	1	0	0	0	0											
Rick Reichardt, R OBP: 0.321, SLG: 0.394 (1, 7)										3	0	1	0	1	0	2											
Aurelio Rodriguez, R OBP: 0.328, SLG: 0.380 (1, 5)										4	0	2	0	0	0	2											
Tom Satriono, L OBP: 0.309, SLG: 0.311 (1, 4)										3	0	0	0	0	0	4											
Buck Rodgers, S OBP: 0.248, SLG: 0.241 (1, 2)										3	0	0	0	0	0	2											
George Brunet, R OBP: 0.160, SLG: 0.106 Chuck Hinton, R OBP: 0.230, SLG: 0.323 (1, 1) (8, PH) (9, 9)										2	0	0	0	0	1	0											
Inning Stats	R: 0 E: 0 K: 1 S: 5	H: 0 LOB: 0 BB: 0 P: 5	R: 0 E: 0 K: 0 S: 4	H: 1 LOB: 2 BB: 1 P: 8	R: 0 E: 0 K: 1 S: 5	H: 0 LOB: 0 BB: 0 P: 5	R: 0 E: 0 K: 0 S: 4	H: 1 LOB: 1 BB: 0 P: 4	R: 0 E: 0 K: 0 S: 3	H: 0 LOB: 0 BB: 0 P: 3	R: 0 E: 0 K: 0 S: 3	H: 2 LOB: 1 BB: 0 P: 4	R: 0 E: 0 K: 0 S: 4	H: 1 LOB: 1 BB: 0 P: 4	R: 0 E: 0 K: 0 S: 4	H: 1 LOB: 1 BB: 0 P: 4		1B: 6 2B: 0 3B: 0 HR: 0	SF: 0 SAC: 1 DP: 1 HBP: 0	WP: 0 PB: 0 SB: 0 CS: 0	PA: 33						
PITCHER	IP	WLS	BF	H	R	ER	SO	BB	IBB	HBP	BLK	WP	HR	S	P	ERA	WHIP										
Bob Priddy, R ERA: 2.69 Hoyt Wilhelm, R ERA: 1.54 Wilbur Wood, L ERA: 1.95 (1, 1) (8, 1) (9, 1)	7.0	W	25	4	0	0	2	1	0	0	0	0	0	5	5	0.00	2.000										

Batter	1	2	3	4	5	6	7	8	9	AB	R	H	RBI	BB	SO	LOB	TOP			
Luis Aparicio, R (1, 6) OBP: 0.306, SLG: 0.346	4-0 S HBP 1B BB	0-0 FC6-4						0-0 6-3									3 1 0 0 1 0 2			
Tom McCraw, L (1, 3) OBP: 0.279, SLG: 0.369	1-0 S HBP 1B		0-0 F8					0-0 G3									3 1 0 0 0 0 0			
Leon Wagner, L (1, 9) OBP: 0.347, SLG: 0.336	0-3 K		0-0 F8					0-0 G3									4 0 0 0 0 1 2			
Woodie Held, R (8, 9) OBP: 0.250, SLG: 0.164	1-2 2-3 K		0-0 F8					0-0 F9									0 0 0 0 0 0 0			
Pete Ward, L (1, 5) OBP: 0.349, SLG: 0.361	0-0 CS 1B		0-0 4-3					0-3 K									1 0 1 2 0 0 0			
Dick Kenworthy, R (1, PR) OBP: 0.273, SLG: 0.262	2H 3H 1B							0-0 K									3 0 0 0 0 1 0			
Tommy Davis, R (1, 7) OBP: 0.259, SLG: 0.288	0-3 K		0-0 F3					0-0 F7									3 0 0 0 1 1 1			
Duane Josephson, R (1, 2) OBP: 0.294, SLG: 0.368		0-0 F8						0-0 F8									4 0 1 0 0 0 0			
Ken Berry, R (1, 8) OBP: 0.291, SLG: 0.344		0-0 F3						0-0 4-3									4 0 1 0 0 0 2			
Sandy Alomar Sr., S (1, 4) OBP: 0.329, SLG: 0.305		4-0 E BB						0-0 F7									2 0 0 0 1 0 1			
Jack Fisher, R (1, 1) OBP: 0.172, SLG: 0.179		0-0 E1						0-0 6-3									3 0 0 0 0 0 2			
Wilbur Wood, R (8, 1)		1-2 FC6-4						1-2 FC6-4									0 0 0 0 0 0 0			
Inning Stats	R: 2 E: 0 K: 2 S: 7	H: 1 LOB: 1 BB: 1 P: 12	R: 0 E: 1 K: 0 S: 4	H: 0 LOB: 2 BB: 1 P: 8	R: 0 E: 0 K: 0 S: 3	H: 0 LOB: 0 BB: 0 P: 3	R: 0 E: 0 K: 0 S: 4	H: 1 LOB: 1 BB: 0 P: 4	R: 0 E: 0 K: 1 S: 5	H: 0 LOB: 0 BB: 0 P: 5	R: 0 E: 1 K: 0 S: 4	H: 0 LOB: 1 BB: 0 P: 4	R: 0 E: 0 K: 0 S: 3	H: 0 LOB: 0 BB: 0 P: 3	R: 0 E: 0 K: 0 S: 3	H: 1 LOB: 1 BB: 1 P: 7	1B: 3 2B: 0 3B: 0 HR: 0	SF: 0 SAC: 0 DP: 1 HBP: 1	WP: 0 PB: 0 SB: 2 CS: 1	PA: 34
PITCHER	IP WLS BF H R ER SO BB IBB HBP BLK WP HR S P ERA WHIP	IP WLS BF H R ER SO BB IBB HBP BLK WP HR S P ERA WHIP																		
Tom Murphy, R (1, 1) ERA: 2.0	8.0 L 30 2 2 2 3 2 0 1 0 0 0 0 33 42 2.25 0.500	1.0 4 1 0 0 0 1 0 0 0 0 0 0 3 7 0.00 2.000																		
Jim McGlothlin, R (9, 1) ERA: 3.91																				

Chicago White Sox @ California Angels
Anaheim Stadium, Anaheim, CA
Sun Jul 28 1968, 6:33 AM EDT
Att. 11,187 - Unknown

AB 30
R 2
H 3
RBI 2
BB 3
SO 3
LOB 10



Batter	1	2	3	4	5	6	7	8	9	AB	R	H	RBI	BB	SO	LOB	BOTTOM					
Vic Davallilo, L (1, 8) OBP: 0.262, SLG: 0.347	0-0 1-3		0-0 FC6-4 1B					0-0 1-3									4 0 2 0 0 0 0					
Jim Fregosi, R (1, 6) OBP: 0.333, SLG: 0.408	0-0 6-3		0-0 FC6-4					0-0 F4									4 0 0 0 0 0 3					
Roger Repoz, L (1, 9) OBP: 0.311, SLG: 0.387	0-0 G3							0-0 F5									3 0 1 0 1 0 0					
Don Mincher, L (1, 3) OBP: 0.302, SLG: 0.372		0-0 4-3						0-0 F7									3 0 0 0 0 0 1					
Bubba Morton, R (8, PH) OBP: 0.329, SLG: 0.291								0-0 G4-6-3									1 0 0 0 0 0 2					
Jim McGlothlin, R (9, 1) OBP: 0.122, SLG: 0.122								1-2 FC6-4									0 0 0 0 0 0 0					
Rick Reichardt, R (1, 7) OBP: 0.322, SLG: 0.404		0-0 G5-4-3 1B						0-0 F7									4 1 2 1 0 0 0					
Aurelio Rodriguez, R (1, 5) OBP: 0.324, SLG: 0.376		0-0 G5-4-3						0-0 E5 1B									4 0 1 0 0 0 1					
Tom Satriano, L (1, 2) OBP: 0.309, SLG: 0.311			0-0 F6					0-0 F7									3 0 1 0 0 0 1					
Tom Burgmeier, L (7, PR)																	0 0 0 0 0 0 0					
Buck Rodgers, S (8, 2) OBP: 0.248, SLG: 0.241								0-0 G6-4-3									0 0 0 0 0 0 0					
Orlando McFarlane, R (9, PH) OBP: 0.467, SLG: 0.385								1-2 1B									1 0 1 0 0 0 0					
Chuck Hinton, R (1, 4) OBP: 0.231, SLG: 0.321			0-0 1B SH3-4 1B					0-0 F8									4 0 1 0 0 0 3					
Tom Murphy, R (1, 1)								0-3 K									1 0 0 0 0 1 0					
Ed Kirkpatrick, L (8, PH) OBP: 0.325, SLG: 0.279			0-0 SH3-4														1 0 0 0 0 0 0					
Bobby Knopp, R (9, 4) OBP: 0.284, SLG: 0.310			1-2 K														0 0 0 0 0 0 0					
Inning Stats	R: 0 E: 0 K: 0 S: 3	H: 0 LOB: 0 BB: 0 P: 3	R: 0 E: 0 K: 0 S: 5	H: 1 LOB: 0 BB: 0 P: 3	R: 0 E: 0 K: 0 S: 5	H: 2 LOB: 2 BB: 0 P: 5	R: 1 E: 0 K: 0 S: 5	H: 2 LOB: 1 BB: 0 P: 5	R: 0 E: 0 K: 1 S: 5	H: 0 LOB: 0 BB: 0 P: 5	R: 0 E: 0 K: 0 S: 3	H: 1 LOB: 2 BB: 0 P: 3	R: 0 E: 1 K: 0 S: 4	H: 1 LOB: 2 BB: 0 P: 4	R: 0 E: 0 K: 0 S: 4	H: 1 LOB: 1 BB: 1 P: 8	R: 0 E: 0 K: 0 S: 4	H: 1 LOB: 1 BB: 0 P: 4	1B: 8 2B: 0 3B: 0 HR: 1	SF: 0 SAC: 1 DP: 3 HBP: 0	WP: 0 PB: 0 SB: 0 CS: 0	PA: 35
PITCHER	IP WLS BF H R ER SO BB IBB HBP BLK WP HR S P ERA WHIP	IP WLS BF H R ER SO BB IBB HBP BLK WP HR S P ERA WHIP																				
Jack Fisher, R (1, 1) ERA: 3.07	7.2 W 30 8 1 1 1 1 0 0 0 0 0 5 5 0.00 0.750	1.1 S 5 1 0 0 0 0 0 0 0 0 0 5 5 0.00 0.750																				
Wilbur Wood, L (8, 1) ERA: 1.92																						

Chicago White Sox @ California Angels
Anaheim Stadium, Anaheim, CA
Sun Jul 28 1968, 6:33 AM EDT
Att. 11,187 - Unknown

AB 33
R 1
H 9
RBI 1
BB 1
SO 1
LOB 11



Batter	1	2	3	4	5	6	7	8	9	AB	R	H	RBI	BB	SO	LOB	TOP									
Cesar Tovar, R OBP: 0.319, SLG: 0.364 (1, 5)										4	1	2	0	0	1	1	Minnesota Twins @ California Angels Anaheim Stadium, Anaheim, CA Mon Jul 29 1968, 10:05 PM EDT Att: 14,237 - Unknown									
Rich Reese, L OBP: 0.296, SLG: 0.336 (1, 3)										4	0	0	0	0	1	3										
Ted Uhlhaender, L OBP: 0.328, SLG: 0.415 (1, 8)										4	0	1	1	0	1	1										
Bob Allison, R OBP: 0.331, SLG: 0.451 (1, 7)										4	0	1	0	0	0	1										
John Roseboro, L OBP: 0.308, SLG: 0.302 (1, 2)										4	0	0	0	0	0	2										
Frank Quijici, R OBP: 0.319, SLG: 0.367 (1, 4)										3	0	0	0	0	0	1										
Jim Holt, L OBP: 0.222, SLG: 0.246 (1, 9)										3	0	0	0	0	0	1										
Rick Renick, R OBP: 0.227, SLG: 0.381 (1, 6)										3	0	0	0	0	2	0										
Dean Chance, R OBP: 0.115, SLG: 0.069 (8, PH)										1	0	0	0	0	1	0										
Rod Carew, L OBP: 0.331, SLG: 0.347 (8, PH)										1	0	0	0	0	0	0										
Ron Ferranoski, L OBP: 0.230, SLG: 0.319 (8, 1)										0	0	0	0	0	0	0										
Inning Stats	R: 1 E: 0 K: 0 S: 5	H: 2 LOB: 1 BB: 0 P: 5	R: 0 E: 0 K: 0 S: 3	H: 0 LOB: 3 BB: 0 P: 3	R: 0 E: 0 K: 2 S: 8	H: 1 LOB: 1 BB: 0 P: 8	R: 0 E: 0 K: 0 S: 4	H: 1 LOB: 1 BB: 0 P: 4	R: 0 E: 0 K: 3 S: 9	H: 0 LOB: 1 BB: 0 P: 10	R: 0 E: 0 K: 1 S: 5	H: 0 LOB: 0 BB: 0 P: 5	R: 0 E: 0 K: 0 S: 3	H: 0 LOB: 0 BB: 0 P: 3	R: 0 E: 0 K: 0 S: 3	H: 0 LOB: 0 BB: 0 P: 3	1B: 4 2B: 0 3B: 0 HR: 0	SF: 0 SAC: 0 DP: 0 HBP: 1	WP: 0 PB: 0 CS: 0	PA: 32						
PITCHER Sammy Ellis, R ERA: 3.85 (1, 1)	IP: 9.0 WLS: W BF: 32	H: 4 R: 1 ER: 1 SO: 6	BB: 0 IBB: 0 HBP: 1 BLK: 0	WP: 0 HR: 0 S: 43 P: 44	ERA: 1.00 WHIP: 0.444											ERA: 1.00 WHIP: 0.444										

livebaseballscores.com



AB 31
R 1
H 4
RBI 1
BB 0
SO 6
LOB 10

Batter	1	2	3	4	5	6	7	8	9	AB	R	H	RBI	BB	SO	LOB	BOTTOM									
Vic Davalillo, L OBP: 0.271, SLG: 0.353 (1, 8)										3	0	3	0	1	0	0	Minnesota Twins @ California Angels Anaheim Stadium, Anaheim, CA Mon Jul 29 1968, 10:05 PM EDT Att: 14,237 - Unknown									
Jim Fregosi, R OBP: 0.331, SLG: 0.406 (1, 6)										5	0	1	0	0	1	7										
Roger Repoz, L OBP: 0.309, SLG: 0.384 (1, 9)										5	0	1	1	0	3	3										
Rick Reichardt, R OBP: 0.322, SLG: 0.402 (1, 7)										4	0	1	0	0	0	3										
Don Mincher, L OBP: 0.311, SLG: 0.382 (1, 3)										3	1	3	0	0	0	0										
Aurelio Rodriguez, R OBP: 0.322, SLG: 0.372 (1, 5)										4	0	1	0	0	0	4										
Tom Satriono, L OBP: 0.322, SLG: 0.319 (1, 2)										2	0	2	1	2	0	0										
Bobby Knoop, R OBP: 0.282, SLG: 0.308 (1, 4)										2	0	0	0	0	2	3										
Ed Kirkpatrick, L OBP: 0.321, SLG: 0.275 (5, PH)										1	0	0	0	0	0	3										
Chuck Hinton, R OBP: 0.230, SLG: 0.319 (6, 4)										1	0	0	0	0	0	2										
Sammy Ellis, L OBP: 0.098, SLG: 0.051 (1, 1)										1	1	0	0	0	1	0										
Inning Stats	R: 0 E: 0 K: 1 S: 6	H: 2 LOB: 1 BB: 0 P: 6	R: 1 E: 0 K: 1 S: 8	H: 3 LOB: 3 BB: 1 P: 12	R: 0 E: 0 K: 1 S: 6	H: 1 LOB: 1 BB: 0 P: 6	R: 0 E: 0 K: 1 S: 7	H: 2 LOB: 2 BB: 0 P: 7	R: 0 E: 0 K: 0 S: 4	H: 1 LOB: 3 BB: 1 P: 9	R: 1 E: 0 K: 1 S: 6	H: 1 LOB: 1 BB: 0 P: 7	R: 0 E: 0 K: 0 S: 3	H: 1 LOB: 1 BB: 0 P: 8	R: 0 E: 0 K: 2 S: 8	H: 1 LOB: 1 BB: 0 P: 8	1B: 11 2B: 2 3B: 0 HR: 0	SF: 0 SAC: 3 DP: 2 HBP: 2	WP: 1 PB: 0 CS: 0	PA: 39						
PITCHER Dean Chance, R ERA: 2.52 (1, 1)	IP: 7.0 WLS: L BF: 35	H: 11 R: 2 ER: 2 SO: 5	BB: 0 IBB: 3 HBP: 2 BLK: 0	WP: 1 HR: 0 S: 40 P: 54	ERA: 2.57 WHIP: 1.571											ERA: 2.57 WHIP: 1.571										
Ron Ferranoski, L ERA: 2.52 (8, 1)	IP: 1.0 WLS: L BF: 4	H: 1 R: 0 ER: 0 SO: 2	BB: 0 IBB: 0 HBP: 0 BLK: 0	WP: 0 HR: 0 S: 8 P: 8	ERA: 0.00 WHIP: 1.000											ERA: 0.00 WHIP: 1.000										

livebaseballscores.com



AB 31
R 2
H 12
RBI 2
BB 3
SO 7
LOB 25


Batter	1	2	3	4	5	6	7	8	9	AB	R	H	RBI	BB	SO	LOB	TOP			
Vic Davallilo, L (1.8) OBP: 0.271, SLG: 0.352	4-3		F8				FC6-4			4	0	1	0	0	0	1	California Angels @ Oakland Athletics Oakland-Alameda County Coliseum, Oakland, CA Wed Jul 31 1968, 7:05 PM PDT Unknown			
Jim Fregosi, R (1.6) OBP: 0.333, SLG: 0.407	2B						CS	G3		4	1	2	0	0	0	1				
Roger Repoz, L (1.9) OBP: 0.311, SLG: 0.389	1B									4	0	2	1	0	0	2				
Rick Reichardt, R (1.7) OBP: 0.318, SLG: 0.398	1H		F7							4	0	0	0	0	2	3				
Don Mincher, L (1.3) OBP: 0.310, SLG: 0.381	F3		2-3							4	0	1	0	0	0	2				
Aurelio Rodriguez, R (1.5) OBP: 0.320, SLG: 0.369	6-3									4	0	1	0	0	1	1				
Orlando McFarlane, R (1.2) OBP: 0.474, SLG: 0.333										2	0	0	0	2	0	1				
Bobby Knoop, R (1.4) OBP: 0.282, SLG: 0.307										4	0	1	0	0	1	3				
Bill Harellson, S (1.1) OBP: 0.263, SLG: 0.368										3	0	0	0	0	2	2				
Inning Stats	R: 1 E: 0 K: 0 S: 5	H: 2 LOB: 1 BB: 0 P: 5	R: 0 E: 0 K: 2 S: 7	H: 0 LOB: 1 BB: 1 P: 11	R: 0 E: 0 K: 0 S: 4	H: 1 LOB: 1 BB: 0 P: 4	R: 0 E: 0 K: 0 S: 3	H: 1 LOB: 1 BB: 1 P: 7	R: 0 E: 0 K: 1 S: 6	H: 1 LOB: 0 BB: 0 P: 6	R: 0 E: 0 K: 0 S: 3	H: 1 LOB: 0 BB: 0 P: 3	R: 0 E: 0 K: 1 S: 6	H: 1 LOB: 1 BB: 0 P: 6	R: 0 E: 0 K: 1 S: 5	H: 0 LOB: 0 BB: 0 P: 5	1B: 7 2B: 1 3B: 0 HR: 0	SF: 0 SAC: 0 DP: 1 HBP: 0	WP: 0 PB: 0 SB: 1 CS: 1	PA: 36
PITCHER Caffish Hunter, R (1.1) ERA: 3.56	IP: 9.0 WLS: W BF: 35	H: 8 R: 1 ER: 1 SO: 6	BB: 2 IBB: 0 HBP: 0 BLK: 0	WP: 0 HR: 0 S: 45 P: 53	ERA: 1.00 WHIP: 1.111															

Batter	1	2	3	4	5	6	7	8	9	AB	R	H	RBI	BB	SO	LOB	BOTTOM			
Bert Campaneris, R (1.6) OBP: 0.308, SLG: 0.325	WP		K					5-3		4	1	2	0	0	1	0	California Angels @ Oakland Athletics Oakland-Alameda County Coliseum, Oakland, CA Wed Jul 31 1968, 7:05 PM PDT Unknown			
Ted Kubiak, S (1.4) OBP: 0.322, SLG: 0.317	FC6-4		G3							2	1	1	0	2	0	0				
Rick Monday, L (1.8) OBP: 0.402, SLG: 0.436	1B									4	0	0	1	0	2	4				
Sal Bando, R (1.5) OBP: 0.331, SLG: 0.381	FC6-4		6-3							4	1	1	0	0	1	3				
Mike Hershberger, R (1.9) OBP: 0.326, SLG: 0.387	F9									4	1	1	3	0	1	3				
Danny Cater, R (1.3) OBP: 0.328, SLG: 0.363	F8		1-3							4	1	1	3	0	1	3				
Jim Gosger, L (1.7) OBP: 0.211, SLG: 0.168										3	0	0	0	0	1	0				
Dave Duncan, R (1.2) OBP: 0.241, SLG: 0.266										3	0	0	0	0	0	2				
Caffish Hunter, R (1.1) OBP: 0.263, SLG: 0.368										3	0	0	0	0	1	3				
Inning Stats	R: 1 E: 0 K: 0 S: 4	H: 1 LOB: 1 BB: 1 P: 8	R: 0 E: 1 K: 1 S: 6	H: 1 LOB: 2 BB: 0 P: 6	R: 0 E: 0 K: 1 S: 5	H: 0 LOB: 0 BB: 0 P: 5	R: 0 E: 0 K: 2 S: 7	H: 0 LOB: 0 BB: 0 P: 7	R: 0 E: 0 K: 0 S: 3	H: 0 LOB: 0 BB: 0 P: 3	R: 0 E: 0 K: 2 S: 9	H: 2 LOB: 2 BB: 0 P: 9	R: 0 E: 0 K: 0 S: 3	H: 0 LOB: 1 BB: 1 P: 7	R: 3 E: 0 K: 1 S: 7	H: 2 LOB: 0 BB: 1 P: 11	1B: 5 2B: 1 3B: 0 HR: 1	SF: 0 SAC: 0 DP: 1 HBP: 0	WP: 1 PB: 0 SB: 1 CS: 0	PA: 33
PITCHER Bill Harellson, R (1.1) ERA: 5.73	IP: 8.0 WLS: L BF: 33	H: 6 R: 4 ER: 4 SO: 7	BB: 3 IBB: 0 HBP: 0 BLK: 0	WP: 1 HR: 1 S: 44 P: 56	ERA: 4.50 WHIP: 1.125															

Batter	1	2	3	4	5	6	7	8	9	AB	R	H	RBI	BB	SO	LOB	TOP			
Vic Davalillo, L OBP: 0.271, SLG: 0.348 (1, 8)	0-0 4-3	0-0 1-3		0-0 F8		0-0 BB		0-0 SH1-4 1B	4 0 1 0 1 0 2											
Aurelio Rodriguez, R OBP: 0.329, SLG: 0.389 (1, 5)	0-0 FC1-6 1B		0-0 BB	0-0 FC5		0-0 F3		0-0 SH1-4 1-2	4 0 2 0 0 0 4											
Jim Fregosi, R OBP: 0.333, SLG: 0.404 (1, 6)	0-0 FC1-6 BB 2B		4-0 BB	0-0 1B		0-0 4-3		0-0 G6-4-3 1B	4 1 1 0 1 0 2											
Chuck Hinton, R OBP: 0.238, SLG: 0.328 (1, 3)	4-0 1-2 2B BB		0-0 1-2	0-0 1B		0-0 4-3 2B		0-0 G6-4-3 1-2	4 1 2 0 1 0 2											
Bubba Morton, R OBP: 0.325, SLG: 0.299 Roger Repoz, L OBP: 0.311, SLG: 0.387 (1, 9) (7, 9)	0-0 1-1 2-H 1B 2B		0-0 F8	0-0 F8		0-0 4-3		0-0 F8	4 1 1 2 0 0 3 0 0 0 0 0 0 0											
Rick Reichardt, R OBP: 0.317, SLG: 0.392 (1, 7)	0-0 2-H 1B		0-0 F4	0-0 F4		0-0 6-3		4-0 G5-4-3 BB	3 0 1 1 1 0 3											
Orlando McFarlane, R OBP: 0.476, SLG: 0.333 (1, 2)	0-0 F8			0-0 FC5 1B		0-3 K		4-0 G5-4-3 BB	3 0 1 0 1 1 1											
Bobby Knoop, R OBP: 0.284, SLG: 0.306 (1, 4)		0-0 4-3		0-0 1-2		4-0 SH2-3 BB		0-0 G5-4-3 1-2 2-3	3 0 1 0 1 0 2											
Tom Murphy, R (1, 1)		0-0 6-3		0-3 K		0-0 SH2-3		0-3 K2-3	3 0 0 0 0 2 3											
Inning Stats	R: 3 E: 0 K: 0 S: 6	H: 3 LOB: 1 BB: 1 P: 10	R: 0 E: 0 K: 0 S: 3	H: 0 LOB: 0 BB: 0 P: 3	R: 0 E: 0 K: 0 S: 4	H: 2 LOB: 2 BB: 1 P: 8	R: 0 E: 0 K: 1 S: 7	H: 2 LOB: 2 BB: 0 P: 7	R: 0 E: 0 K: 0 S: 4	H: 1 LOB: 1 BB: 0 P: 4	R: 0 E: 0 K: 0 S: 3	H: 1 LOB: 0 BB: 0 P: 3	R: 0 E: 0 K: 1 S: 4	H: 0 LOB: 1 BB: 2 P: 12	R: 0 E: 0 K: 0 S: 4	H: 1 LOB: 1 BB: 0 P: 4	1B: 8 2B: 2 3B: 0 HR: 0	SF: 0 SAC: 2 DP: 2 HBP: 0	WP: 0 PB: 0 SB: 0 CS: 0	PA: 40
PITCHER	IP WLS BF H R ER SO BB IBB HBP BLK WP HR S P ERA WHIP	IP WLS BF H R ER SO BB IBB HBP BLK WP HR S P ERA WHIP																		
Juan Pizarro, L ERA: 3.05 (1, 1)	7.0 L 34 9 3 3 2 6 0 0 0 0 0 0 32 56 3.86 2.143																			
Sparky Lyle, L ERA: 3.35 (8, 1)	1.0 2 0 0 0 1 0 0 0 0 0 0 0 4 4 0.00 0.000																			
Lee Stange, R ERA: 4.77 (9, 1)	1.0 4 1 0 0 0 0 0 0 0 0 0 0 4 4 0.00 1.000																			

California Angels @ Boston Red Sox
Fenway Park, Boston, MA
Fri Aug 02 1968, 7:05 PM EDT
Unknown - 72 F

AB	32
R	3
H	10
RBI	3
BB	6
SO	3
LOB	22



Batter	1	2	3	4	5	6	7	8	9	AB	R	H	RBI	BB	SO	LOB	BOTTOM			
Mike Andrews, R OBP: 0.365, SLG: 0.343 (1, 4)	0-0 1-3 4-3 1B		0-0 F8		0-0 F7			0-0 1B	4 0 2 0 0 0 2											
Dalton Jones, L OBP: 0.241, SLG: 0.246 (1, 3)	0-0 4-3 1-2		0-0 4-3 1-2 2-3			0-0 4-3		0-0 FC6-4 1B	4 0 1 0 0 0 3											
Carl Yastrzemski, L OBP: 0.429, SLG: 0.475 (1, 7)	0-0 1-3 2-3		0-0 2-H 3-H 1B			0-0 F7		0-0 F7	4 0 1 2 0 0 3											
Ken Harrelson, R OBP: 0.364, SLG: 0.571 (1, 9)	0-0 F9		0-0 K			4-0 BB		0-0 FC6-4 1-2	3 0 0 0 1 1 4											
Reggie Smith, S OBP: 0.359, SLG: 0.432 (1, 8)		0-0 F7		0-0 F9		0-0 F8		0-0 4-3	4 0 0 0 0 0 1											
Rico Petrocelli, R OBP: 0.294, SLG: 0.382 (1, 6)		0-0 F3		0-0 6-3			0-0 5-3	0-0 6-3	4 0 0 0 0 0 0											
Joe Foy, R OBP: 0.339, SLG: 0.312 (1, 5)		0-3 K2-3		0-0 6-3			0-0 CS 1B	0-0 F8	4 0 1 0 0 1 0											
Elston Howard, R OBP: 0.330, SLG: 0.343 Russ Gibson, R OBP: 0.213, SLG: 0.267 (6, PH) (6, 2)			4-0 4-3 1B 1B BB		0-0 5-3		0-0 F4		0 1 0 0 1 0 0 2 0 0 0 0 0 1											
Juan Pizarro, L OBP: 0.200, SLG: 0.222 Sparky Lyle, L (8, 1) Jose Tartabull, L OBP: 0.272, SLG: 0.286 Lee Stange, R OBP: 0.250, SLG: 0.182 (9, 1)			0-0 4-3 1B 1B		0-0 G3		0-0 F9		2 1 1 0 0 0 0 0 0 0 0 0 0 0 1 0 0 0 0 0 0 0 0 0 0 0 0 0											
Inning Stats	R: 0 E: 0 K: 0 S: 4	H: 1 LOB: 1 BB: 0 P: 4	R: 0 E: 0 K: 1 S: 5	H: 0 LOB: 0 BB: 0 P: 5	R: 2 E: 0 K: 1 S: 7	H: 2 LOB: 1 BB: 1 P: 11	R: 0 E: 0 K: 0 S: 3	H: 0 LOB: 0 BB: 0 P: 3	R: 0 E: 0 K: 0 S: 3	H: 0 LOB: 1 BB: 1 P: 7	R: 0 E: 0 K: 0 S: 3	H: 1 LOB: 0 BB: 0 P: 3	R: 0 E: 0 K: 0 S: 5	H: 2 LOB: 2 BB: 0 P: 5	R: 0 E: 0 K: 0 S: 3	H: 0 LOB: 0 BB: 0 P: 3	1B: 6 2B: 0 3B: 0 HR: 0	SF: 0 SAC: 0 DP: 0 HBP: 0	WP: 0 PB: 0 SB: 0 CS: 1	PA: 34
PITCHER	IP WLS BF H R ER SO BB IBB HBP BLK WP HR S P ERA WHIP	IP WLS BF H R ER SO BB IBB HBP BLK WP HR S P ERA WHIP																		
Tom Murphy, R ERA: 2.0 (1, 1)	9.0 W 34 6 2 2 2 2 0 0 0 0 0 36 44 2.00 0.889																			

California Angels @ Boston Red Sox
Fenway Park, Boston, MA
Fri Aug 02 1968, 7:05 PM EDT
Unknown - 72 F

AB	32
R	2
H	6
RBI	2
BB	2
SO	2
LOB	14



Batter	1	2	3	4	5	6	7	8	9	AB	R	H	RBI	BB	SO	LOB	TOP			
Vic Davalillo, L OBP: 0.271, SLG: 0.347 Tom Burgmeier, L (7, 1) Orlando McFarlane, R OBP: 0.458, SLG: 0.316 (9, PH)										4	0	1	0	0	1	3	California Angels @ Boston Red Sox Fenway Park, Boston, MA Fri Aug 02 1968, 7:05 PM EDT Att: 30,462 - Unknown			
Aurelio Rodriguez, R OBP: 0.327, SLG: 0.266 (1, 5)										4	0	1	0	0	2	1				
Jim Fregosi, R OBP: 0.332, SLG: 0.402 (1, 6)										4	1	1	0	0	1	2				
Roger Repoz, L OBP: 0.314, SLG: 0.393 (7, 8)										3	0	2	1	0	0	0				
Bubba Morton, R OBP: 0.322, SLG: 0.296 (8, PH)										1	0	0	0	0	0	0				
Don Mincher, L OBP: 0.306, SLG: 0.373 Chuck Hinton, R OBP: 0.237, SLG: 0.327 (8, PH)										3	0	0	0	0	0	3				
Rick Reichardt, R OBP: 0.316, SLG: 0.391 (1, 7)										4	0	1	0	0	0	1				
Bobby Knoop, R OBP: 0.290, SLG: 0.313 (1, 4)										3	0	2	0	1	1	1				
Buck Rodgers, S OBP: 0.244, SLG: 0.233 (1, 2)										3	0	0	0	1	0	2				
Rickey Clark, R OBP: 0.111, SLG: 0.111 Marty Pattin, R OBP: 0.317, SLG: 0.271 Ed Kirkpatrick, L OBP: 0.271, SLG: 0.271 Paul Schaal, R OBP: 0.200, SLG: 0.200 (9, PH)										2	0	0	0	0	1	3				
Inning Stats	R: 0 E: 0 K: 1 S: 7	H: 2 LOB: 2 BB: 0 P: 7	R: 0 E: 0 K: 1 S: 5	H: 0 LOB: 2 BB: 2 P: 13	R: 1 E: 0 K: 1 S: 7	H: 2 LOB: 1 BB: 0 P: 7	R: 0 E: 0 K: 0 S: 4	H: 1 LOB: 1 BB: 0 P: 4	R: 0 E: 0 K: 0 S: 5	H: 0 LOB: 0 BB: 0 P: 5	R: 0 E: 0 K: 0 S: 4	H: 1 LOB: 1 BB: 0 P: 4	R: 0 E: 0 K: 1 S: 6	H: 1 LOB: 1 BB: 0 P: 6	R: 0 E: 0 K: 0 S: 3	H: 0 LOB: 0 BB: 0 P: 3	1B: 6 2B: 2 3B: 0 HR: 0	SF: 0 SAC: 0 DP: 0 HBP: 0	WP: 0 PB: 0 SB: 0 CS: 0	PA: 37
PITCHER	IP WLS BF H R ER SO BB IBB HBP BLK WP HR S P ERA WHIP																			
Jim Lonborg, R ERA: 4.13	(1, 1) 7.0 W 30 7 1 1 5 2 0 0 0 0 0 0 0 38 46 1.29 1.286																			
Sparky Lyle, L ERA: 3.2	(8, 1) 2.0 S 7 1 0 0 1 0 0 0 0 0 0 0 0 9 9 0.00 0.500																			

Batter	1	2	3	4	5	6	7	8	9	AB	R	H	RBI	BB	SO	LOB	BOTTOM			
Mike Andrews, R OBP: 0.363, SLG: 0.340 (1, 4)										3	1	0	0	1	0	1	California Angels @ Boston Red Sox Fenway Park, Boston, MA Fri Aug 02 1968, 7:05 PM EDT Att: 30,462 - Unknown			
Dalton Jones, L OBP: 0.241, SLG: 0.246 Sparky Lyle, L (8, 1)										4	0	1	0	0	0	2				
Carl Yastrzemski, L OBP: 0.429, SLG: 0.474 (1, 7)										3	1	1	0	1	0	0				
Ken Harrelson, R OBP: 0.371, SLG: 0.574 (1, 9)										2	2	2	1	2	0	0				
Reggie Smith, S OBP: 0.355, SLG: 0.427 (1, 8)										4	1	0	0	0	0	5				
Jerry Adair, R OBP: 0.277, SLG: 0.265 (1, 6)										4	1	2	2	0	0	3				
Joe Foy, R OBP: 0.339, SLG: 0.315 (1, 5)										3	0	1	2	0	0	1				
Russ Nixon, L OBP: 0.216, SLG: 0.200 (1, 2)										4	0	1	0	0	0	2				
Jim Lonborg, R OBP: 0.273, SLG: 0.545 George Scott, R OBP: 0.224, SLG: 0.231 (7, PH)										1	0	0	0	0	0	0				
Inning Stats	R: 1 E: 0 K: 0 S: 4	H: 1 LOB: 2 BB: 2 P: 12	R: 0 E: 0 K: 0 S: 3	H: 0 LOB: 0 BB: 0 P: 3	R: 0 E: 0 K: 0 S: 3	H: 0 LOB: 0 BB: 0 P: 3	R: 0 E: 0 K: 0 S: 3	H: 0 LOB: 1 BB: 1 P: 7	R: 0 E: 0 K: 0 S: 4	H: 1 LOB: 1 BB: 0 P: 4	R: 3 E: 1 K: 0 S: 5	H: 2 LOB: 0 BB: 1 P: 9	R: 0 E: 0 K: 0 S: 3	H: 1 LOB: 0 BB: 0 P: 3	R: 2 E: 1 K: 0 S: 6	H: 3 LOB: 1 BB: 0 P: 6		1B: 7 2B: 1 3B: 0 HR: 0	SF: 1 SAC: 1 DP: 1 HBP: 0	WP: 0 PB: 0 SB: 1 CS: 1
PITCHER	IP WLS BF H R ER SO BB IBB HBP BLK WP HR S P ERA WHIP																			
Rickey Clark, R ERA: 3.53	(1, 1) 5.0 L 23 3 4 2 0 0 4 0 0 0 0 0 0 19 35 3.60 1.400																			
Marty Pattin, R ERA: 4.46	(6, 1) 1.0 3 1 0 0 0 0 0 0 0 0 0 0 3 3 0.00 1.000																			
Tom Burgmeier, L ERA: 4.53	(7, 1) 2.0 9 4 2 1 0 0 0 0 0 0 0 0 9 9 4.50 2.000																			

Batter	1	2	3	4	5	6	7	8	9	AB	R	H	RBI	BB	SO	LOB	TOP			
Vic Davallo, L OBP: 0.288, SLG: 0.343 Roger Repoz, L OBP: 0.313, SLG: 0.392	F4		F9		6-3			6-3	F8	4	0	0	0	0	0	1				
Aurelio Rodriguez, R OBP: 0.323, SLG: 0.380	K				6-3			K	4-3	5	0	1	1	0	2	2				
Jim Fregosi, R OBP: 0.331, SLG: 0.400	L5		F9							4	0	1	0	0	0	1				
Chuck Hinton, R OBP: 0.247, SLG: 0.340										4	0	3	0	0	0	1				
Rick Reichardt, R OBP: 0.318, SLG: 0.401										4	1	2	1	0	0	2				
Bubba Morton, R OBP: 0.320, SLG: 0.295	K									4	0	1	0	0	1	3				
Orlando McFarlane, R OBP: 0.464, SLG: 0.346	G6-4-3									4	1	2	0	0	0	4				
Bobby Knoop, R OBP: 0.292, SLG: 0.316										4	1	2	0	0	0	3				
Sammy Ellis, L OBP: 0.098, SLG: 0.095 Andy Messersmith, R OBP: 0.207, SLG: 0.279 Paul Schaal, R OBP: 0.122, SLG: 0.177 Tom Burgmeier, L OBP: 0.208, SLG: 0.375 Don Mincher, L OBP: 0.208, SLG: 0.375										0	0	0	0	0	0	0				
Inning Stats	R: 0 E: 0 K: 1 S: 5	H: 0 LOB: 0 BB: 0 P: 5	R: 0 E: 0 K: 1 S: 6	H: 2 LOB: 1 BB: 0 P: 6	R: 1 E: 0 K: 0 S: 5	H: 2 LOB: 1 BB: 0 P: 5	R: 0 E: 0 K: 0 S: 5	H: 2 LOB: 2 BB: 0 P: 5	R: 0 E: 0 K: 0 S: 4	H: 1 LOB: 1 BB: 0 P: 4	R: 0 E: 0 K: 0 S: 3	H: 1 LOB: 0 BB: 0 P: 3	R: 0 E: 0 K: 1 S: 6	H: 1 LOB: 1 BB: 0 P: 6	R: 2 E: 1 K: 0 S: 7	H: 4 LOB: 2 BB: 0 P: 7	1B: 11 2B: 1 3B: 0 HR: 1	SF: 0 SAC: 1 DP: 2 HBP: 0	WP: 1 PB: 0 SB: 0 CS: 0	PA: 38
PITCHER Dick Ellsworth, L ERA: 3.28	IP: 9.0 WLS: W BF: 38 H: 13 R: 3 ER: 3 SO: 3 BB: 0 IBB: 0 HBP: 0 BLK: 0 WP: 1 HR: 1 S: 44 P: 44 ERA: 3.00 WHIP: 1.444											PITCHER	IP: 9.0 WLS: W BF: 38 H: 13 R: 3 ER: 3 SO: 3 BB: 0 IBB: 0 HBP: 0 BLK: 0 WP: 1 HR: 1 S: 44 P: 44 ERA: 3.00 WHIP: 1.444							

California Angels @ Boston Red Sox
Fenway Park, Boston, MA
Sat Aug 03 1968, 3:33 AM EDT
Att. 23,929 - Cloudy

AB 37
R 3
H 13
RBI 3
BB 0
SO 3
LOB 19



Batter	1	2	3	4	5	6	7	8	9	AB	R	H	RBI	BB	SO	LOB	BOTTOM			
Mike Andrews, R OBP: 0.363, SLG: 0.337 George Scott, R OBP: 0.227, SLG: 0.238	G3		5-3							2	0	0	0	1	0	0				
Dalton Jones, L OBP: 0.246, SLG: 0.272	F7									4	2	2	2	0	0	2				
Carl Yastrzemski, L OBP: 0.429, SLG: 0.473 Russ Gibson, R OBP: 0.213, SLG: 0.267										3	2	1	1	1	1	2				
Ken Harrelson, R OBP: 0.375, SLG: 0.587 Floyd Robinson, L OBP: 0.276, SLG: 0.346										3	1	2	3	1	0	0				
Reggie Smith, S OBP: 0.353, SLG: 0.423 Jose Tartabull, L OBP: 0.270, SLG: 0.283	L3									3	0	0	0	0	1	1				
Jerry Adair, R OBP: 0.286, SLG: 0.275										4	1	2	0	0	1	1				
Joe Foy, R OBP: 0.338, SLG: 0.323										4	1	1	2	0	0	1				
Russ Nixon, L OBP: 0.220, SLG: 0.184										3	0	0	0	1	1	0				
Dick Ellsworth, L OBP: 0.058, SLG: 0.039										3	0	0	0	0	2	0				
Inning Stats	R: 1 E: 0 K: 0 S: 4	H: 1 LOB: 1 BB: 1 P: 8	R: 0 E: 0 K: 0 S: 3	H: 1 LOB: 0 BB: 0 P: 3	R: 3 E: 0 K: 1 S: 8	H: 3 LOB: 0 BB: 0 P: 8	R: 2 E: 0 K: 0 S: 5	H: 2 LOB: 2 BB: 2 P: 13	R: 0 E: 0 K: 1 S: 5	H: 0 LOB: 0 BB: 0 P: 5	R: 2 E: 0 K: 2 S: 9	H: 2 LOB: 1 BB: 1 P: 13	R: 0 E: 0 K: 1 S: 5	H: 0 LOB: 0 BB: 0 P: 5	R: 0 E: 0 K: 1 S: 5	H: 0 LOB: 0 BB: 0 P: 5	1B: 3 2B: 3 3B: 0 HR: 3	SF: 0 SAC: 1 DP: 1 HBP: 0	WP: 0 PB: 0 SB: 2 CS: 0	PA: 36
PITCHER Sammy Ellis, R ERA: 3.97 Andy Messersmith, R ERA: 2.05 Jim McGlothlin, R ERA: 4.01 Tom Burgmeier, L ERA: 4.44	IP: 3.0 WLS: L BF: 16 H: 7 R: 6 ER: 6 SO: 1 BB: 1 IBB: 0 HBP: 0 BLK: 0 WP: 0 HR: 2 S: 17 P: 21 ERA: 18.00 WHIP: 2.667											PITCHER	IP: 3.0 WLS: L BF: 16 H: 7 R: 6 ER: 6 SO: 1 BB: 1 IBB: 0 HBP: 0 BLK: 0 WP: 0 HR: 2 S: 17 P: 21 ERA: 18.00 WHIP: 2.667							

California Angels @ Boston Red Sox
Fenway Park, Boston, MA
Sat Aug 03 1968, 3:33 AM EDT
Att. 23,929 - Cloudy


AB 31
R 8
H 9
RBI 8
BB 4
SO 6
LOB 8



Batter	1	2	3	4	5	6	7	8	9	AB	R	H	RBI	BB	SO	LOB	TOP										
Vic Davallio, L OBP: 0.269, SLG: 0.343 Chuck Hinton, R OBP: 0.245, SLG: 0.338	0-0 4-3		0-0 1-2 1B		0-0 F8		0-0 L4			3	0	1	0	0	0	0											
Aurelio Rodriguez, R OBP: 0.316, SLG: 0.370	0-3 K		0-3 K		0-0 F9		0-3 K			4	0	0	0	0	0	3											
Jim Fregosi, R OBP: 0.330, SLG: 0.398	4-0 BB		0-0 F8		0-0 6-3			0-0 F9		3	0	0	0	1	0	2											
Roger Repoz, L OBP: 0.312, SLG: 0.390	0-0 L6		0-0 F9			0-0 F6				4	0	1	0	0	0	3											
Jim McGlothlin, R OBP: 0.122, SLG: 0.122										0	0	0	0	0	0	0											
Don Mincher, L OBP: 0.305, SLG: 0.370		0-0 F5		0-0 F4		0-0 G3		0-0 F7		4	0	0	0	0	0	1											
Rick Reichardt, R OBP: 0.322, SLG: 0.416		0-0 HR		0-0 2B		0-0 1-3				4	1	3	1	0	0	0											
Tom Satriano, L OBP: 0.337, SLG: 0.317 Tom Burgmeier, L OBP: 0.448, SLG: 0.333	0-0 4-3		0-0 BB		4-0 BB		4-0 2B 3-1 BB		0-3 K	1	0	0	0	2	0	0											
Bobby Knoop, R OBP: 0.292, SLG: 0.318	0-3 K		0-0 F4		0-0 3-1 PB 2B			0-0 F4		4	1	1	0	0	1	3											
Dennis Bennett, L OBP: 0.500, SLG: 0.500 Marty Pattin, R OBP: 0.313, SLG: 0.268 Bobby Locke, R OBP: 0.317, SLG: 0.292			0-0 1B		0-3 K		0-0 3-1		0-0 FC6-4	2	0	1	0	0	1	2											
Bubba Morton, R OBP: 0.292, SLG: 0.292			0-0 1B				2-3 3H		1-2 1B	1	0	0	0	0	0	1											
Inning Stats	R: 0 E: 0 K: 1 S: 5	H: 0 LOB: 1 BB: 1 P: 9	R: 1 E: 0 K: 1 S: 6	H: 1 LOB: 0 BB: 0 P: 6	R: 0 E: 0 K: 1 S: 7	H: 2 LOB: 2 BB: 0 P: 7	R: 0 E: 0 K: 1 S: 6	H: 1 LOB: 2 BB: 1 P: 10	R: 0 E: 0 K: 0 S: 3	H: 0 LOB: 0 BB: 0 P: 3	R: 0 E: 0 K: 1 S: 6	H: 1 LOB: 1 BB: 1 P: 10	R: 0 E: 0 K: 0 S: 3	H: 1 LOB: 1 BB: 0 P: 3	R: 0 E: 0 K: 1 S: 6	H: 1 LOB: 1 BB: 0 P: 6	1B: 4 2B: 2 3B: 0 HR: 1	SF: 0 SAC: 0 DP: 0 HBP: 0	WP: 0 PB: 1 SB: 0 CS: 0	PA: 36							
PITCHER	IP	WLS	BF	H	R	ER	SO	BB	IBB	HBP	BLK	WP	HR	S	P	ERA	WHIP										
Ray Culp, R ERA: 3.99	6.1		27	5	3	2	4	3	0	0	0	0	1	32	44	2.84	1.263										
Sparky Lyle, L ERA: 3.09	1.2	W	5	1	0	0	1	0	0	0	0	0	0	7	7	0.00	0.600										
Lee Stange, R ERA: 4.71	1.0	S	4	1	0	0	1	0	0	0	0	0	0	6	6	0.00	1.000										

California Angels @ Boston Red Sox
Fenway Park, Boston, MA
Sat Aug 03 1968, 7:05 PM EDT
Att: 26,195 - Overcast - 90 F

AB 33
R 3
H 7
RBI 2
BB 3
SO 6
LOB 19



Batter	1	2	3	4	5	6	7	8	9	AB	R	H	RBI	BB	SO	LOB	BOTTOM										
Jose Tartabull, L OBP: 0.290, SLG: 0.315	0-0 CS 1B		0-0 S 2B 1B		0-0 1B 2B		0-0 2-3 SH3 1B	0-0 SF8		4	2	4	1	0	0	0											
Mike Andrews, R OBP: 0.370, SLG: 0.345	0-0 1-2 1B		0-0 1-H 2B		4-0 1B BB		0-0 SH3	4-0 BB BB		2	0	2	1	2	0	0											
Carl Yastrzemski, L OBP: 0.429, SLG: 0.469	0-0 F7		0-3 K		0-0 F8		4-0 2-3 IBB	4-0 1-2 BB		3	0	0	0	2	1	5											
Ken Harrelson, R OBP: 0.373, SLG: 0.581	0-3 K			0-0 6-3	0-0 1-2 2H 1B		0-0 2-3	0-0 F4		5	0	1	1	0	1	7											
Jerry Adair, R OBP: 0.294, SLG: 0.311		0-0 G5-4-3 1B		0-0 HR	0-0 K		0-0 K			4	1	2	1	0	2	4											
Joe Foy, R OBP: 0.337, SLG: 0.322		0-0 G5-4-3		0-3 K		0-0 F9		0-0 FC1-5 1B		4	0	1	0	0	1	1											
George Scott, R OBP: 0.231, SLG: 0.243		0-3 K		4-0 FC6 BB		0-0 F8 2B		0-0 E3 FC1-5 1B		3	1	1	0	1	1												
Russ Gibson, R OBP: 0.206, SLG: 0.258			0-0 F8		0-0 FC6		0-0 F8	0-0 FC1-5 1B SF8		4	1	0	0	0	4												
Ray Culp, R OBP: 0.098, SLG: 0.051 Sparky Lyle, L OBP: 0.250, SLG: 0.276 Lee Stange, R OBP: 0.250, SLG: 0.182			0-0 4-3		0-0 K		0-3 K	0-0 SF8		3	0	0	0	0	2	1											
Inning Stats	R: 0 E: 0 K: 1 S: 6	H: 2 LOB: 2 BB: 0 P: 6	R: 0 E: 0 K: 1 S: 5	H: 1 LOB: 0 BB: 0 P: 5	R: 1 E: 0 K: 1 S: 7	H: 2 LOB: 1 BB: 0 P: 7	R: 1 E: 0 K: 2 S: 9	H: 2 LOB: 2 BB: 1 P: 13	R: 0 E: 0 K: 1 S: 6	H: 1 LOB: 1 BB: 0 P: 6	R: 0 E: 0 K: 1 S: 6	H: 1 LOB: 2 BB: 1 P: 10	R: 0 E: 1 K: 0 S: 6	H: 2 LOB: 2 BB: 2 P: 14	R: 2 E: 1 K: 0 S: 6	H: 2 LOB: 3 BB: 2 P: 14	1B: 8 2B: 4 3B: 0 HR: 1	SF: 1 SAC: 1 DP: 2 HBP: 0	WP: 0 PB: 0 SB: 1 CS: 1	PA: 40							
PITCHER	IP	WLS	BF	H	R	ER	SO	BB	IBB	HBP	BLK	WP	HR	S	P	ERA	WHIP										
Dennis Bennett, L ERA: 5.79	4.2		22	8	3	3	5	2	0	0	0	0	0	9	9	0.00	0.750										
Marty Pattin, R ERA: 4.32	1.1		5	1	0	0	2	0	0	0	0	0	0	9	9	0.00	2.400										
Bobby Locke, R ERA: 5.95	1.2	L	11	3	2	0	1	1	1	0	0	0	0	11	19	0.00	3.000										
Jim McGlothlin, R ERA: 4.0	0.1		2	0	0	0	0	1	0	0	0	0	0	1	5	0.00	3.000										

California Angels @ Boston Red Sox
Fenway Park, Boston, MA
Sat Aug 03 1968, 7:05 PM EDT
Att: 26,195 - Overcast - 90 F

AB 33
R 5
H 12
RBI 5
BB 5
SO 8
LOB 23



Batter	1	2	3	4	5	6	7	8	9	AB	R	H	RBI	BB	SO	LOB	TOP										
Woodie Held, R (1.5) OBP: 0.205, SLG: 0.143 Chuck Hinton, R (6.9) OBP: 0.217, SLG: 0.349	F6		FC6-4 BB		K			L6		2	0	0	0	1	1	0											
Jim Fregosi, R (1.6) OBP: 0.352, SLG: 0.385	K		FC6-4			F8			4-3	4	0	0	0	0	1	2											
Roger Repoz, L (1.8) OBP: 0.346, SLG: 0.445			SF7			4-3			4-3	2	0	0	1	1	0	0											
Don Mincher, L (1.3) OBP: 0.341, SLG: 0.359	G3		F7			F8				3	0	0	0	1	0	2											
Rick Reichardt, R (1.7) OBP: 0.318, SLG: 0.377					K			F4		4	0	1	0	0	1	1											
Jimmie Hall, L (1.9) OBP: 0.302, SLG: 0.260 Bill Harrelson, S (6.1)					G3			K		2	0	1	0	0	0	0											
Vic Davallio, L (9.8) OBP: 0.254, SLG: 0.317 Andy Messersmith, R (9.1)										0	0	0	0	0	0	0											
Tom Satriano, L (1.2) OBP: 0.360, SLG: 0.434					4-3			F5		2	0	0	0	1	0	0											
Bobby Knoop, R (1.4) OBP: 0.286, SLG: 0.291										3	0	0	0	0	1	2											
Jim McGlothlin, R (1.1) OBP: 0.125, SLG: 0.125 Aurelio Rodriguez, R (6.5) OBP: 0.214, SLG: 0.358										2	1	1	0	0	1	0											
										1	0	0	0	0	0	0											
Inning Stats	R: 0 E: 0 K: 1 S: 5	H: 0 LOB: 1 BB: 1 P: 9	R: 0 E: 0 K: 0 S: 3	H: 2 LOB: 1 BB: 1 P: 7	R: 1 E: 0 K: 0 S: 4	H: 1 LOB: 1 BB: 1 P: 8	R: 0 E: 0 K: 1 S: 5	H: 0 LOB: 0 BB: 0 P: 5	R: 0 E: 0 K: 0 S: 9	H: 0 LOB: 0 BB: 0 P: 9	R: 0 E: 0 K: 1 S: 5	H: 0 LOB: 0 BB: 0 P: 5	R: 0 E: 0 K: 0 S: 3	H: 0 LOB: 0 BB: 0 P: 3	R: 0 E: 0 K: 0 S: 3	H: 0 LOB: 0 BB: 0 P: 3	R: 0 E: 0 K: 0 S: 3	H: 0 LOB: 1 BB: 1 P: 7	1B: 3 2B: 0 3B: 0 HR: 0	SF: 1 SAC: 0 DP: 1 HBP: 0	WP: 0 PB: 0 SB: 1 CS: 0	PA: 32					
PITCHER	IP	WLS	BF	H	R	ER	SO	BB	IBB	HBP	BLK	WP	HR	S	P	ERA	WHIP										
Gary Bell, R (1.1) ERA: 2.19 Lee Stange, R (7.1) ERA: 4.33	6.0		22	3	1	1	5	3	0	0	0	0	0	29	41	1.50	1.000										
	3.0	W	10	0	0	0	1	1	0	0	0	0	0	11	15	0.00	0.333										

California Angels @ Boston Red Sox
Fenway Park, Boston, MA
Sun Aug 04 1968, 3:33 AM EDT
Att: 15,112 - Unknown

AB 27
R 1
H 3
RBI 1
BB 4
SO 6
LOB 7



Batter	1	2	3	4	5	6	7	8	9	AB	R	H	RBI	BB	SO	LOB	BOTTOM										
Mike Andrews, R (1.4) OBP: 0.328, SLG: 0.318	1-3		K							3	1	1	0	1	1	0											
Joe Foy, R (1.5) OBP: 0.362, SLG: 0.337	6-3		4-3							3	1	0	0	1	0	1											
Carl Yastrzemski, L (1.7) OBP: 0.456, SLG: 0.549						F8				2	1	0	0	2	0	0											
Ken Harrelson, R (1.3) OBP: 0.369, SLG: 0.545										3	1	1	4	1	0	0											
Reggie Smith, S (1.8) OBP: 0.350, SLG: 0.397										3	1	1	0	0	0	1											
Joe Lahoud, L (1.9) OBP: 0.346, SLG: 0.302 Jerry Adair, R (7.6) OBP: 0.273, SLG: 0.279										2	0	1	0	0	0	0											
Rico Petrocelli, R (1.6) OBP: 0.280, SLG: 0.366 Lee Stange, R (7.1) OBP: 0.333, SLG: 0.250										1	0	0	1	0	1	0											
Russ Gibson, R (1.2) OBP: 0.175, SLG: 0.273										3	0	0	0	0	0	1											
Gary Bell, R (1.1) OBP: 0.167, SLG: 0.222 Jose Tartabull, L (6. PH) OBP: 0.218, SLG: 0.211										1	0	0	0	0	0	0											
										2	0	0	0	0	0	1											
Inning Stats	R: 0 E: 0 K: 0 S: 2	H: 0 LOB: 0 BB: 1 P: 6	R: 1 E: 0 K: 0 S: 5	H: 2 LOB: 1 BB: 0 P: 5	R: 0 E: 0 K: 1 S: 5	H: 0 LOB: 0 BB: 0 P: 5	R: 0 E: 0 K: 0 S: 3	H: 0 LOB: 0 BB: 0 P: 3	R: 0 E: 0 K: 1 S: 5	H: 0 LOB: 0 BB: 0 P: 5	R: 0 E: 0 K: 0 S: 2	H: 0 LOB: 0 BB: 1 P: 6	R: 0 E: 0 K: 0 S: 2	H: 0 LOB: 0 BB: 1 P: 6	R: 0 E: 1 K: 0 S: 4	H: 0 LOB: 1 BB: 0 P: 4	R: 4 E: 0 K: 0 S: 2	H: 2 LOB: 2 BB: 2 P: 10	1B: 2 2B: 1 3B: 0 HR: 1	SF: 1 SAC: 0 DP: 1 HBP: 0	WP: 0 PB: 0 SB: 0 CS: 1	PA: 32					
PITCHER	IP	WLS	BF	H	R	ER	SO	BB	IBB	HBP	BLK	WP	HR	S	P	ERA	WHIP										
Jim McGlothlin, R (1.1) ERA: 3.4 Bill Harrelson, R (6.1) ERA: 9.0 Andy Messersmith, R (9.1) ERA:	5.0		17	2	1	1	2	1	0	0	0	0	0	20	24	1.80	0.600										
	3.0	L	13	1	3	3	0	4	0	0	0	0	0	9	25	9.00	1.667										
	0.0		1	1	1	1	0	0	0	0	0	0	1	1	1	*	*										

California Angels @ Boston Red Sox
Fenway Park, Boston, MA
Sun Aug 04 1968, 3:33 AM EDT
Att: 15,112 - Unknown


AB 25
R 5
H 4
RBI 5
BB 5
SO 2
LOB 4



Batter	1	2	3	4	5	6	7	8	9	AB	R	H	RBI	BB	SO	LOB	TOP			
Ed Kirkpatrick, L (1,9) Marty Pattin, R (8,1)	4-0 CS BB		0-0 F2			0-0 F4		0-0 F3		3	0	0	0	1	0	2				
Jim Fregosi, R (1,6)	0-0 F2			0-0 6-3		0-0 1B		0-0 F8		4	0	1	0	0	0	1				
Vic Davallillo, L (1,8)	0-0 6-3			0-0 F6		0-0 F6		0-0 6-3		4	0	0	0	0	0	2				
Don Mincher, L (1,3) Tom Burgmeier, L (9, PR)		0-0 4-3		0-0 4-3		0-0 F6		0-0 1B		4	0	1	0	0	0	0				
Rick Reichardt, R (1,7)		0-0 6-3			0-3 K		0-3 K		0-0 F1		4	0	0	0	0	2	1			
Chuck Hinton, R (1,5)		0-0 1B			0-3 K		0-3 K				3	0	1	0	0	2	0			
Buck Rodgers, S (1,2)		0-0 F8			0-3 K			0-3 K			3	0	0	0	0	2	1			
Bobby Knoop, R (1,4)			0-3 K			4-0 FC1-6 BB		0-0 F8			2	0	0	0	1	1	0			
Jim McGlothlin, R (1,1) Roger Repoz, L (8, PH)			0-3 K			0-0 FC1-6 1B		0-0 1B			2	0	0	0	0	1	1			
											1	0	1	0	0	0				
Inning Stats	R: 0 E: 0 K: 0 S: 2	H: 0 LOB: 0 BB: 1 P: 6	R: 0 E: 0 K: 0 S: 4	H: 1 LOB: 1 BB: 0 P: 4	R: 0 E: 0 K: 2 S: 7	H: 0 LOB: 0 BB: 0 P: 7	R: 0 E: 0 K: 0 S: 3	H: 0 LOB: 0 BB: 0 P: 3	R: 0 E: 0 K: 3 S: 9	H: 0 LOB: 0 BB: 0 P: 9	R: 0 E: 0 K: 2 S: 7	H: 0 LOB: 0 BB: 0 P: 7	R: 0 E: 0 K: 1 S: 6	H: 1 LOB: 1 BB: 0 P: 6	R: 0 E: 0 K: 0 S: 4	H: 1 LOB: 1 BB: 0 P: 4	1B: 4 2B: 0 3B: 0 HR: 0	SF: 0 SAC: 0 DP: 0 HBP: 0	WP: 0 PB: 0 SB: 0 CS: 1	PA: 32
PITCHER Joe Coleman, R (1,1) ERA: 3.24	IP: 9.0 WLS: W BF: 32 H: 4 R: 0 ER: 0 SO: 8 BB: 2 IBB: 0 HBP: 0 BLK: 0 WP: 0 HR: 0 S: 46 P: 54 ERA: 0.00 WHIP: 0.667															PITCHER				

California Angels @ Washington Senators
D.C. Stadium, Washington, DC
Tue Aug 06 1968, 7:05 PM EDT
Att: 7,249 - Unknown


AB	30
R	0
H	4
RBI	0
BB	2
SO	8
LOB	8



Batter	1	2	3	4	5	6	7	8	9	AB	R	H	RBI	BB	SO	LOB	BOTTOM			
Del Unser, L (1,8)	0-0 4-3 WP 1B		0-0 F5			0-0 G4-6-3 1B		0-3 K		4	0	2	0	0	1	0				
Cap Peterson, R (1,9)	0-0 4-3			0-0 1B S WP 1B		0-0 F8				3	1	1	0	0	0	2				
Hank Allen, R (1,4)	0-3 K			0-0 G6-4-3 BB 1B		0-0 G4-6-3				3	0	1	0	0	1	2				
Mike Epstein, L (1,3) Gary Holman, L (8,3)	0-0 L3			4-0 G6-4-3 BB		0-0 1-3				2	0	0	0	1	0	1				
Brant Aylea, R (1,7)		0-0 F9		0-0 G6-4-3		0-3 K				3	0	0	0	0	1	2				
Jim French, L (1,2)		4-0 G4-6-3 BB		0-0 4-3		1-0 FC6-4 HBP				1	0	0	0	1	0	1				
Tim Cullen, R (1,5)		0-0 G4-6-3			0-0 F8		0-0 FC6-4			3	0	0	0	0	0	2				
Ed Brinkman, R (1,6)			0-0 L3		0-0 5-3		0-0 6-3			3	0	0	0	0	0	0				
Joe Coleman, R (1,1)			0-0 4-3		0-3 K		0-0 1-3			3	0	0	0	0	1	0				
Inning Stats	R: 0 E: 0 K: 1 S: 6	H: 1 LOB: 1 BB: 0 P: 6	R: 0 E: 0 K: 0 S: 2	H: 0 LOB: 0 BB: 1 P: 6	R: 0 E: 0 K: 0 S: 3	H: 0 LOB: 0 BB: 0 P: 3	R: 1 E: 0 K: 0 S: 4	H: 2 LOB: 1 BB: 1 P: 8	R: 0 E: 0 K: 1 S: 5	H: 0 LOB: 0 BB: 0 P: 5	R: 0 E: 0 K: 0 S: 3	H: 1 LOB: 0 BB: 0 P: 3	R: 0 E: 0 K: 1 S: 5	H: 0 LOB: 1 BB: 0 P: 6	R: 0 E: 0 K: 1 S: 5	H: 0 LOB: 0 BB: 0 P: 5	1B: 4 2B: 0 3B: 0 HR: 0	SF: 0 SAC: 0 DP: 3 HBP: 1	WP: 2 PB: 0 SB: 1 CS: 0	PA: 28
PITCHER Jim McGlothlin, R (1,1) Marty Pattin, R (8,1) ERA: 3.87 ERA: 4.03	IP: 7.0 WLS: L BF: 25 H: 4 R: 1 ER: 1 SO: 3 BB: 2 IBB: 0 HBP: 1 BLK: 0 WP: 0 HR: 0 S: 28 P: 37 ERA: 1.29 WHIP: 0.857															PITCHER				

California Angels @ Washington Senators
D.C. Stadium, Washington, DC
Tue Aug 06 1968, 7:05 PM EDT
Att: 7,249 - Unknown

AB	25
R	1
H	4
RBI	0
BB	2
SO	4
LOB	10



Batter	1	2	3	4	5	6	7	8	9	AB	R	H	RBI	BB	SO	LOB	TOP								
Ed Kirkpatrick, L (1, 9) OBP: 0.370, SLG: 0.329	4-3			E3		FC3-6 1B		SH3-4 PB 1B		4	1	2	0	1	0	0	California Angels @ Washington Senators D.C. Stadium, Washington, DC Wed Aug 07 1968, 7:05 PM EDT Att: 2,170 - Unknown livebaseballscorecards.com								
Jim Fregosi, R (1, 6) OBP: 0.323, SLG: 0.387	L1			K		K		SH3-4	F7	4	0	0	0	0	2	4									
Vic Davallio, L (1, 8) OBP: 0.276, SLG: 0.349	F4			1-3		FC3-6 CS		1B	S 1B	4	0	1	1	0	0	1									
Don Mincher, L (1, 3) OBP: 0.315, SLG: 0.385										4	1	2	0	0	1	1									
Rick Reichardt, R (1, 7) OBP: 0.321, SLG: 0.415										3	0	1	0	1	1	1									
Chuck Hinton, R (1, 5) OBP: 0.284, SLG: 0.367 Chuck Cottier, R (8, 5)										4	1	2	1	0	0	2									
Buck Rodgers, S (1, 2) OBP: 0.245, SLG: 0.231										0	0	0	0	0	0	0									
Bobby Knoop, R (1, 4) OBP: 0.303, SLG: 0.329										3	1	1	0	0	1	0									
Sammy Ellis, L (1, 1) OBP: 0.093, SLG: 0.049 Roger Repoz, L (7, PH) Andy Messersmith, R (7, 1)										2	0	0	0	0	1	1									
Inning Stats	R: 0 E: 0 K: 0 S: 3	H: 0 LOB: 0 BB: 0 P: 3	R: 0 E: 0 K: 0 S: 3	H: 1 LOB: 0 BB: 0 P: 3	R: 0 E: 0 K: 0 S: 3	H: 0 LOB: 0 BB: 0 P: 3	R: 0 E: 1 K: 1 S: 5	H: 0 LOB: 0 BB: 0 P: 5	R: 2 E: 0 K: 2 S: 10	H: 3 LOB: 1 BB: 0 P: 10	R: 0 E: 0 K: 1 S: 5	H: 1 LOB: 0 BB: 0 P: 5	R: 1 E: 0 K: 1 S: 7	H: 2 LOB: 2 BB: 1 P: 11	R: 1 E: 0 K: 1 S: 8	H: 3 LOB: 2 BB: 0 P: 8	R: 0 E: 0 K: 1 S: 5	H: 0 LOB: 2 BB: 2 P: 13	1B: 7 2B: 4 3B: 0 HR: 0	SF: 0 SAC: 3 DP: 2 HBP: 0	WP: 0 PB: 1 SB: 1 CS: 2	PA: 39			
PITCHER	IP	WLS	BF	H	R	ER	SO	BB	IBB	HBP	BLK	WP	HR	S	P	ERA	WHIP								
Camilo Pascual, R (1, 1) ERA: 2.7	6.0	L	24	7	3	3	4	1	0	0	0	0	0	31	35	4.50	1.333								
Dennis Higgins, R (7, 1) ERA: 3.75	1.0		3	0	0	1	1	0	0	0	0	0	0	5	5	0.00	0.000								
Barry Moore, L (8, 1) ERA: 4.19	0.2		5	3	1	1	1	0	0	0	0	0	0	7	7	13.50	4.500								
Bruce Howard, R (8, 1) ERA: 4.7	1.1		6	0	0	0	1	2	0	0	0	0	0	6	14	0.00	1.500								

Batter	1	2	3	4	5	6	7	8	9	AB	R	H	RBI	BB	SO	LOB	BOTTOM								
Del Unser, L (1, 8) OBP: 0.298, SLG: 0.291										4	0	1	0	0	0	1	California Angels @ Washington Senators D.C. Stadium, Washington, DC Wed Aug 07 1968, 7:05 PM EDT Att: 2,170 - Unknown livebaseballscorecards.com								
Cap Peterson, R (1, 9) OBP: 0.286, SLG: 0.310	F1									4	1	1	1	0	0	2									
Hank Allen, R (1, 4) OBP: 0.227, SLG: 0.277	F8									4	0	0	0	0	0	1									
Frank Howard, R (1, 7) OBP: 0.341, SLG: 0.584	K									4	1	2	1	0	1	1									
Mike Epstein, L (1, 3) OBP: 0.318, SLG: 0.336										2	0	0	0	2	1	1									
Jim French, L (1, 2) OBP: 0.264, SLG: 0.244										4	0	1	0	0	0	3									
Tim Cullen, R (1, 5) OBP: 0.282, SLG: 0.288 Bernie Allen, L (9, PH) OBP: 0.295, SLG: 0.342										2	0	1	0	1	0	1									
Ed Brinkman, R (1, 6) OBP: 0.247, SLG: 0.167 Ken McMullen, R (9, PH) OBP: 0.336, SLG: 0.400										1	0	0	0	0	0	0									
Camilo Pascual, R (1, 1) OBP: 0.174, SLG: 0.174 Dennis Higgins, R (7, PH) OBP: 0.182, SLG: 0.182 Gary Hoffman, R (7, PH) OBP: 0.333, SLG: 0.315 Barry Moore, L (8, 1) OBP: 0.142, SLG: 0.142 Bruce Howard, S (9, PH) OBP: 0.122, SLG: 0.263 Brant Aiyem, R (9, PH) OBP: 0.195, SLG: 0.195										1	0	0	0	0	0	0									
Inning Stats	R: 0 E: 0 K: 1 S: 6	H: 1 LOB: 1 BB: 0 P: 6	R: 0 E: 0 K: 0 S: 3	H: 1 LOB: 0 BB: 0 P: 3	R: 0 E: 0 K: 0 S: 4	H: 1 LOB: 1 BB: 0 P: 4	R: 1 E: 0 K: 0 S: 5	H: 2 LOB: 2 BB: 1 P: 9	R: 1 E: 0 K: 0 S: 4	H: 1 LOB: 0 BB: 0 P: 4	R: 0 E: 0 K: 0 S: 3	H: 0 LOB: 2 BB: 2 P: 11	R: 0 E: 0 K: 0 S: 3	H: 0 LOB: 0 BB: 0 P: 3	R: 0 E: 0 K: 1 S: 6	H: 1 LOB: 1 BB: 0 P: 6	R: 0 E: 0 K: 1 S: 5	H: 0 LOB: 0 BB: 0 P: 5	1B: 4 2B: 1 3B: 0 HR: 2	SF: 0 SAC: 1 DP: 0 HBP: 0	WP: 0 PB: 0 SB: 1 CS: 1	PA: 36			
PITCHER	IP	WLS	BF	H	R	ER	SO	BB	IBB	HBP	BLK	WP	HR	S	P	ERA	WHIP								
Sammy Ellis, R (1, 1) ERA: 3.95	6.0	W	26	6	2	2	1	3	0	0	0	0	0	25	37	3.00	1.500								
Andy Messersmith, R (7, 1) ERA: 1.8	3.0	S	10	1	0	0	2	0	0	0	0	0	0	14	14	0.00	0.333								


Batter	1	2	3	4	5	6	7	8	9	AB	R	H	RBI	BB	SO	LOB	TOP			
Ed Kirkpatrick, L (1, 9) OBP: 0.362, SLG: 0.315	0-3 K		4-0 WP 1B BB		0-3 K		0-0 4-3		0-0 F9	4	1	0	0	1	2	1	California Angels @ Washington Senators D.C. Stadium, Washington, DC Thu Aug 08 1968, 7:05 PM EDT Att: 3,868 - Unknown livebaseballscorecards.com			
Jim Fregosi, R (1, 6) OBP: 0.327, SLG: 0.389	0-0 1B		4-0 1B WP FC6-4 BB		0-0 1B		0-0 5-3			3	1	2	0	1	0	0				
Vic Davallillo, L (1, 8) OBP: 0.280, SLG: 0.353	0-0 S 1B		0-0 FC6-4 1-3 2-H 1B		0-0 G3-6 1B			0-0 5-3		4	0	3	1	0	0	0				
Don Mincher, L (1, 3) OBP: 0.311, SLG: 0.380	0-0 F6		0-0 FC6-4 1-2 3-H		0-0 G3-6			0-3 K		4	0	0	1	0	1	5				
Rick Reichardt, R (1, 7) OBP: 0.321, SLG: 0.413	0-0 F4		0-3 K			0-3 K		0-0 1B		4	0	1	0	0	2	3				
Chuck Hinton, R (1, 5) OBP: 0.259, SLG: 0.361		0-0 F8		0-0 5-3		0-0 6-3		0-3 K		4	0	0	0	0	1	1				
Buck Rodgers, S (1, 2) OBP: 0.245, SLG: 0.232		0-0 3-1		0-3 K		0-0 1B		0-0 F8		4	0	1	0	0	1	0				
Bobby Knoop, R (1, 4) OBP: 0.304, SLG: 0.327		0-0 6-3		4-0 FC6 BB		0-3 K		0-0 FC6-4 1B		2	0	0	0	1	1	1				
Tom Burgmeier, L (7, 1) OBP: 0.315, SLG: 0.392										0	0	0	0	0	0	0				
Roger Repoz, L (9, PH) OBP: 0.315, SLG: 0.392										1	0	1	0	0	0	0				
George Brunet, R (1, 1) OBP: 0.161, SLG: 0.113			0-0 6-3		0-0 FC6			0-0 FC6-4		0	0	0	0	0	0	0				
Bobby Locke, R (2, 1) OBP: 0.161, SLG: 0.113										2	0	0	0	0	0	1				
Chuck Cottier, R (7, 4) OBP: 0.161, SLG: 0.113										2	0	0	0	0	0	1				
Inning Stats	R: 0 E: 0 K: 1 S: 7	H: 2 LOB: 2 BB: 0 P: 7	R: 0 E: 0 K: 0 S: 3	H: 0 LOB: 0 BB: 0 P: 3	R: 2 E: 0 K: 1 S: 6	H: 1 LOB: 1 BB: 2 P: 14	R: 0 E: 0 K: 1 S: 5	H: 0 LOB: 1 BB: 0 P: 9	R: 0 E: 0 K: 2 S: 8	H: 1 LOB: 1 BB: 0 P: 8	R: 0 E: 0 K: 0 S: 3	H: 0 LOB: 0 BB: 0 P: 3	R: 0 E: 0 K: 2 S: 8	H: 1 LOB: 1 BB: 0 P: 8	R: 0 E: 0 K: 0 S: 4	H: 1 LOB: 1 BB: 0 P: 4	1B: 8 2B: 0 3B: 0 HR: 0	SF: 0 SAC: 0 DP: 1 HBP: 0	WP: 1 PB: 0 SB: 1 CS: 0	PA: 37
PITCHER Jim Hannan, R (1, 1) ERA: 2.75	IP: 9.0 WLS: W BF: 37 H: 8 R: 2 ER: 2 SO: 8 BB: 3 IBB: 0 HBP: 0 BLK: 0 WP: 1 HR: 0 S: 50 P: 62 ERA: 2.00 WHIP: 1.222															PITCHER				

Batter	1	2	3	4	5	6	7	8	9	AB	R	H	RBI	BB	SO	LOB	BOTTOM			
Del Unser, L (1, 8) OBP: 0.299, SLG: 0.291	4-0 FC5 BB	0-0 F7		0-0 L3		0-0 FC6-4 1B		0-0 5-3		4	0	1	0	1	0	2	California Angels @ Washington Senators D.C. Stadium, Washington, DC Thu Aug 08 1968, 7:05 PM EDT Att: 3,868 - Unknown livebaseballscorecards.com			
Hank Allen, R (1, 4) OBP: 0.257, SLG: 0.338	4-0 FC5 1B BB	0-0 HR			0-0 HR 1B	0-0 FC6-4				3	3	2	2	1	0	1				
Ken McMullen, R (1, 5) OBP: 0.340, SLG: 0.418	0-0 FC5 1B BB	0-0 F9			0-0 HR 1B					4	3	2	3	0	0	2				
Frank Howard, R (1, 3) OBP: 0.342, SLG: 0.583	0-0 1B		0-3 K		0-3 K		0-0 HR			4	0	2	1	0	2	0				
Gary Holman, L (7, PR) OBP: 0.333, SLG: 0.315	0-0 1B						0-0 HR			0	0	0	0	0	0	0				
Cap Peterson, R (1, 9) OBP: 0.280, SLG: 0.303	0-0 F3		0-0 6-3		0-0 5-3		0-0 G1-6-3			4	0	0	0	0	0	3				
Bernie Allen, L (8, 4) OBP: 0.295, SLG: 0.342	0-0 F3						0-0 G1-6-3			0	0	0	0	0	0	0				
Brant Aleva, R (1, 7) OBP: 0.280, SLG: 0.261	0-0 FC6 1B		0-0 5-3		0-0 1B					4	0	3	1	0	0	0				
Ed Brinkman, R (1, 6) OBP: 0.237, SLG: 0.159	0-0 FC6		0-0 6-3		0-3 K		0-0 L3			4	0	0	0	0	1	5				
Jim French, L (1, 2) OBP: 0.264, SLG: 0.244		0-0 F7		0-0 1B		0-0 L4		0-0 F7		4	0	1	0	0	0	0				
Jim Hannan, R (1, 1) OBP: 0.156, SLG: 0.069		4-0 HR BB		0-3 K		0-3 K		0-3 K		3	1	0	0	1	3	1				
Inning Stats	R: 2 E: 0 K: 0 S: 5	H: 2 LOB: 2 BB: 2 P: 13	R: 2 E: 0 K: 0 S: 4	H: 1 LOB: 0 BB: 1 P: 8	R: 0 E: 0 K: 1 S: 5	H: 0 LOB: 0 BB: 0 P: 5	R: 0 E: 0 K: 1 S: 6	H: 1 LOB: 1 BB: 0 P: 6	R: 2 E: 0 K: 2 S: 10	H: 3 LOB: 1 BB: 0 P: 10	R: 0 E: 0 K: 1 S: 6	H: 1 LOB: 1 BB: 0 P: 6	R: 1 E: 0 K: 0 S: 5	H: 3 LOB: 2 BB: 0 P: 5	R: 0 E: 0 K: 1 S: 5	H: 0 LOB: 0 BB: 0 P: 5	1B: 7 2B: 1 3B: 0 HR: 3	SF: 0 SAC: 0 DP: 1 HBP: 0	WP: 0 PB: 0 SB: 0 CS: 0	PA: 37
PITCHER George Brunet, L (1, 1) ERA: 2.67	IP: 1.2 WLS: L BF: 11 H: 3 R: 4 ER: 4 SO: 4 BB: 3 IBB: 0 HBP: 0 BLK: 0 WP: 0 HR: 1 S: 8 P: 20 ERA: 21.60 WHIP: 3.600															PITCHER				
Bobby Locke, R (2, 1) ERA: 5.53	IP: 4.1 WLS: 18 BF: 5 H: 2 R: 2 ER: 2 SO: 5 BB: 0 IBB: 0 HBP: 0 BLK: 0 WP: 0 HR: 1 S: 28 P: 28 ERA: 4.15 WHIP: 1.154																			
Tom Burgmeier, L (7, 1) ERA: 4.44	IP: 2.0 WLS: 8 BF: 3 H: 1 R: 1 ER: 1 SO: 1 BB: 0 IBB: 0 HBP: 0 BLK: 0 WP: 0 HR: 1 S: 10 P: 10 ERA: 4.50 WHIP: 1.500																			

Batter	1	2	3	4	5	6	7	8	9	AB	R	H	RBI	BB	SO	LOB	TOP					
Chuck Cottier, R (1.5) X	0-0 6-3			0-0 F6		0-0 F8			0-0 F7	4	0	0	0	0	0	0						
Vic Davallo, L (1.8) X	0-0 G3-6 1B			0-0 L6			0-0 F4		0-0 6-3	4	0	1	0	0	0	0						
Jim Fregosi, R (1.6) X	0-0 G3-6 1-2			0-0 2B			0-0 4-3		0-0 6-3	4	0	1	0	0	0	1						
Rick Reichardt, R (1.7) X		0-0 F9		0-0 F8			0-3 K			3	0	0	0	0	1	1						
Chuck Hinton, R (1.3) X		0-0 F8			0-0 5-3			0-0 L9 1B 1B		3	0	1	0	0	0	0						
Bubba Morton, R (1.9) X		0-0 F2			0-3 K			0-0 1-2 1B		3	0	1	0	0	1	0						
Bobby Knoop, R (1.4) X			0-3 K		0-0 5-3			0-0 L9 2-3		3	0	0	0	0	1	2						
Buck Rodgers, S (1.2) X			0-3 K			0-0 4-3		0-3 K		2	0	0	0	0	1	0						
Otlando McFarlane, R (8. PH) X			0-3 K							1	0	0	0	0	1	2						
Bill Harrelson, S (1.1) X			0-3 K					0-3 K		2	0	0	0	0	2	0						
Marty Pattin, R (7.1) X										0	0	0	0	0	0	0						
Dennis Bennett, L (7.1) X										0	0	0	0	0	0	0						
Don Mincher, L (8. PH) X										1	0	0	0	0	1	2						
Andy Messersmith, R (8.1) X										0	0	0	0	0	0	0						
Inning Stats	R: 0 E: 0 K: 0 S: 3	H: 1 LOB: 0 BB: 0 P: 3	R: 0 E: 0 K: 0 S: 3	H: 0 LOB: 0 BB: 0 P: 3	R: 0 E: 0 K: 3 S: 9	H: 0 LOB: 0 BB: 0 P: 9	R: 0 E: 0 K: 0 S: 4	H: 1 LOB: 1 BB: 0 P: 4	R: 0 E: 0 K: 1 S: 5	H: 0 LOB: 0 BB: 0 P: 5	R: 0 E: 0 K: 1 S: 5	H: 0 LOB: 0 BB: 0 P: 5	R: 0 E: 0 K: 1 S: 5	H: 0 LOB: 0 BB: 0 P: 5	R: 0 E: 0 K: 2 S: 9	H: 2 LOB: 2 BB: 0 P: 9	R: 0 E: 0 K: 0 S: 3	H: 0 LOB: 0 BB: 0 P: 3	1B: 3 2B: 1 3B: 0 HR: 0	SF: 0 SAC: 0 DP: 1 HBP: 0	WP: 0 PB: 0 SB: 0 CS: 0	PA: 30
PITCHER Dave McNally, L (1.1) ERA: 1.83	IP: 9.0 WLS: W BF: 30 H: 4 R: 0 ER: 0 SO: 8 BB: 0 IBB: 0 HBP: 0 BLK: 0 WP: 0 HR: 0 S: 46 P: 46 ERA: 0.00 WHIP: 0.444															PITCHER	IP: WLS: BF: H: R: ER: SO: BB: IBB: HBP: BLK: WP: HR: S: P: ERA: WHIP:					

California Angels @ Baltimore Orioles
 Memorial Stadium, Baltimore, MD
 Fri Aug 09 1968, 7:05 PM EDT
 Att: 12,414 - Unknown


AB	30
R	0
H	4
RBI	0
BB	0
SO	8
LOB	8



Batter	1	2	3	4	5	6	7	8	9	AB	R	H	RBI	BB	SO	LOB	BOTTOM			
Don Buford, S (1.4) H	1-0 1B PB HBP		4-0 BB 1B BB		0-0 F4		0-0 F8		0-0 F8	2	2	1	2	1	0	1				
Davey Johnson, R (8.4) X										1	0	0	0	0	0	0				
Mark Belanger, R (1.6) X	0-0 F8 1-2		4-0 G4-6-3 1B BB 1-2		0-0 FC6-4 FC5-4 1-2		1-0 HBP HBP HBP			2	0	0	0	1	0	2				
Frank Robinson, R (1.9) B	4-0 1B BB		0-0 G4-6-3 1B 1-2 2-H		0-0 FC5-4 1-2		1-0 HBP HBP			2	0	1	1	1	0	1				
Boog Powell, L (1.3) X	0-0 FC6-4 1-2 2-3 1B		0-0 G4-6-3 1-2 2-3		0-3 K		0-3 K			4	0	1	0	0	2	4				
Eliud Hendricks, L (1.2) X	0-3 K		0-0 G3		0-0 K		0-0 F7			3	0	1	0	0	1	4				
Andy Etchebarren, R (7. PH) X										1	0	0	0	0	0	2				
Brooks Robinson, R (1.5) X	0-0 FC6-4 1-2			0-0 5-3		4-0 BB	1-0 HBP			2	0	0	0	1	0	3				
Curt Blefary, L (1.7) X		0-0 F8		0-0 4-3		0-0 F8	0-0 F7			4	0	0	0	0	0	5				
Paul Blair, R (1.8) X		0-0 6-3		0-0 F8		0-0 1-3		0-3 K		4	0	0	0	0	1	2				
Dave McNally, R (1.1) X		0-0 L4			4-0 FC6-4 BB		0-0 1-3			3	1	1	0	1	0	0				
Inning Stats	R: 0 E: 0 K: 1 S: 6	H: 1 LOB: 3 BB: 1 P: 11	R: 0 E: 0 K: 0 S: 3	H: 0 LOB: 0 BB: 0 P: 3	R: 1 E: 0 K: 0 S: 3	H: 1 LOB: 2 BB: 2 P: 11	R: 0 E: 0 K: 0 S: 3	H: 0 LOB: 0 BB: 0 P: 3	R: 0 E: 0 K: 0 S: 3	H: 0 LOB: 1 BB: 1 P: 7	R: 0 E: 0 K: 1 S: 6	H: 1 LOB: 2 BB: 1 P: 10	R: 2 E: 0 K: 1 S: 7	H: 2 LOB: 3 BB: 0 P: 10	R: 0 E: 0 K: 1 S: 5	H: 0 LOB: 0 BB: 0 P: 5	1B: 3 2B: 1 3B: 0 HR: 1	SF: 0 SAC: 0 DP: 1 HBP: 4	WP: 0 PB: 1 SB: 0 CS: 0	PA: 37
PITCHER Bill Harrelson, R (1.1) ERA: 5.29 Marty Pattin, R (7.1) ERA: 4.03 Dennis Bennett, L (7.1) ERA: 2.75 Andy Messersmith, R (8.1) ERA: 1.73	IP: 6.0 WLS: L BF: 28 H: 5 R: 3 ER: 3 SO: 3 BB: 5 IBB: 3 HBP: 3 BLK: 2 WP: 0 HR: 1 S: 26 P: 47 ERA: 4.50 WHIP: 1.667															PITCHER	IP: WLS: BF: H: R: ER: SO: BB: IBB: HBP: BLK: WP: HR: S: P: ERA: WHIP:			

California Angels @ Baltimore Orioles
 Memorial Stadium, Baltimore, MD
 Fri Aug 09 1968, 7:05 PM EDT
 Att: 12,414 - Unknown

AB	28
R	3
H	5
RBI	3
BB	5
SO	4
LOB	24



Batter	1	2	3	4	5	6	7	8	9	AB	R	H	RBI	BB	SO	LOB	TOP	
Ed Kirkpatrick, L (1,9) OBP: 0.374, SLG: 0.322	0-0 1B		4-0 BB							1	0	1	0	1	0	0	California Angels @ Baltimore Orioles Memorial Stadium, Baltimore, MD Sat Aug 10 1968, 7:05 PM EDT Att: 10,921 - Unknown livebaseballscorecards.com	
Jim Fregosi, R (1,6) OBP: 0.325, SLG: 0.388	0-3 K		0-0 F9							2	0	0	0	0	1	2		
Vic Davaillo, L (1,8) OBP: 0.279, SLG: 0.350	0-0 F4			0-0 6-3						2	0	0	0	0	0	1		
Don Mincher, L (1,3) OBP: 0.311, SLG: 0.378	0-0 F9			4-0 BB						1	0	0	0	1	0	1		
Rick Reichardt, R (1,7)		0-0 F5		0-0 F4						2	0	0	0	0	0	1		
Tom Satriano, L (1,2) OBP: 0.326, SLG: 0.316		0-0 1B		0-0 F7						2	0	1	0	0	0	1		
Chuck Hinton, R (1,5) OBP: 0.298, SLG: 0.357		0-0 F8			0-0 6-3					2	0	0	0	0	0	1		
Bobby Knoop, R (1,4) OBP: 0.299, SLG: 0.322		0-3 K			0-0 6-3					2	0	0	0	0	1	1		
Tom Murphy, R (1,1)			0-0 F6		0-0 F7					2	0	0	0	0	0	0		
Inning Stats	R: 0 E: 0 K: 1 S: 6	H: 1 LOB: 1 BB: 0 P: 6	R: 0 E: 0 K: 1 S: 6	H: 1 LOB: 1 BB: 0 P: 6	R: 0 E: 0 K: 0 S: 2	H: 0 LOB: 0 BB: 1 P: 6	R: 0 E: 0 K: 0 S: 3	H: 0 LOB: 1 BB: 1 P: 7	R: 0 E: 0 K: 0 S: 3	H: 0 LOB: 0 BB: 0 P: 3								
PITCHER Gene Brabender, R (1,1) ERA: 3.42	IP: 5.0 WLS: W BF: 18	H: 2 R: 0 ER: 0 SO: 2	BB: 2 IBB: 0 HBP: 0 BLK: 0	WP: 0 HR: 0 S: 20 P: 28	ERA: 0.00 WHIP: 0.800													

Batter	1	2	3	4	5	6	7	8	9	AB	R	H	RBI	BB	SO	LOB	BOTTOM	
Don Buford, S (1,8) OBP: 0.369, SLG: 0.459	0-0 1B		0-0 SF7		0-0 1B					2	0	2	1	0	0	0	California Angels @ Baltimore Orioles Memorial Stadium, Baltimore, MD Sat Aug 10 1968, 7:05 PM EDT Att: 10,921 - Unknown livebaseballscorecards.com	
Curt Blefary, L (1,7) OBP: 0.311, SLG: 0.334	0-3 K		3-H BB		0-0 CS					1	0	0	0	1	1	1		
Frank Robinson, R (1,9) OBP: 0.375, SLG: 0.437	0-3 K		0-0 4-3							2	0	0	0	0	1	2		
Boog Powell, L (1,3) OBP: 0.353, SLG: 0.453		4-0 CS BB		0-3 K						1	0	0	0	1	1	0		
Elirod Hendricks, L (1,2) OBP: 0.316, SLG: 0.518		0-0 F9		0-0 F6						2	0	0	0	0	0	1		
Brooks Robinson, R (1,5) OBP: 0.292, SLG: 0.387		0-0 F8		0-0 5-3						2	0	0	0	0	0	0		
Davey Johnson, R (1,4) OBP: 0.334, SLG: 0.390			0-0 SH1-4 BB SF7 1B		0-0 6-3					2	1	1	0	0	0	0		
Mark Belanger, R (1,6) OBP: 0.264, SLG: 0.241			4-0 SH1-4 BB		4-0 1B CS BB					0	0	0	0	2	0	0		
Gene Brabender, R (1,1) OBP: 0.138, SLG: 0.259			0-0 SH1-4		0-3 K					1	0	0	0	0	1	1		
Inning Stats	R: 0 E: 0 K: 2 S: 7	H: 1 LOB: 0 BB: 0 P: 7	R: 0 E: 0 K: 0 S: 2	H: 0 LOB: 0 BB: 1 P: 6	R: 1 E: 0 K: 0 S: 4	H: 1 LOB: 2 BB: 2 P: 12	R: 0 E: 0 K: 1 S: 5	H: 0 LOB: 0 BB: 0 P: 5	R: 0 E: 0 K: 1 S: 5	H: 1 LOB: 1 BB: 1 P: 9								
PITCHER Tom Murphy, R (1,1) ERA: 2.08	IP: 5.0 WLS: L BF: 19	H: 3 R: 1 ER: 1 SO: 4	BB: 4 IBB: 0 HBP: 0 BLK: 0	WP: 0 HR: 0 S: 23 P: 39	ERA: 1.80 WHIP: 1.400													

AB	16
R	0
H	2
RBI	0
BB	2
SO	2
LOB	8



WP	0	PA	18
FB	0		
SB	0		
CS	0		

AB	13
R	1
H	3
RBI	1
BB	4
SO	4
LOB	5



WP	0	PA	20
FB	0		
SB	0		
CS	2		

Batter	1	2	3	4	5	6	7	8	9	AB	R	H	RBI	BB	SO	LOB	TOP								
Ed Kirkpatrick, L OBP: 0.363, SLG: 0.305 (1, 9)										5	2	0	0	1	1	2									
Jim Fregosi, R OBP: 0.325, SLG: 0.388 (1, 6)										5	2	2	1	0	0	0									
Vic Davallo, L OBP: 0.284, SLG: 0.358 (1, 8)										6	1	4	0	0	0	3									
Don Mincher, L OBP: 0.313, SLG: 0.377 Chuck Cottier, R OBP: 0.125, SLG: 0.250 (1, 3) (6, 5)										1	1	0	1	1	0	1									
Rick Reichardt, R OBP: 0.319, SLG: 0.415 (1, 7)										6	1	3	6	0	1	4									
Tom Satriano, L OBP: 0.341, SLG: 0.359 (1, 2)										5	1	5	2	0	0	0									
Chuck Hinton, R OBP: 0.253, SLG: 0.349 (1, 5) (6, 3)										5	0	0	0	0	0	5									
Bobby Knoop, R OBP: 0.301, SLG: 0.319 (1, 4)										3	1	0	0	1	2	2									
Jim McGlothlin, R OBP: 0.146, SLG: 0.149 (1, 1)										4	1	1	0	1	2	4									
Inning Stats	R: 1 E: 0 K: 1 S: 7	H: 2 LOB: 1 BB: 0 P: 7	R: 0 E: 0 K: 2 S: 8	H: 1 LOB: 1 BB: 0 P: 8	R: 4 E: 0 K: 0 S: 6	H: 3 LOB: 2 BB: 3 P: 18	R: 0 E: 0 K: 1 S: 6	H: 1 LOB: 2 BB: 0 P: 7	R: 1 E: 0 K: 0 S: 5	H: 2 LOB: 1 BB: 0 P: 5	R: 0 E: 0 K: 0 S: 4	H: 1 LOB: 1 BB: 0 P: 4	R: 0 E: 0 K: 2 S: 8	H: 1 LOB: 1 BB: 0 P: 8	R: 2 E: 1 K: 0 S: 7	H: 3 LOB: 2 BB: 0 P: 7	R: 3 E: 1 K: 1 S: 7	H: 2 LOB: 2 BB: 1 P: 12	1B: 9 2B: 5 3B: 1 HR: 1	SF: 2 SAC: 0 DP: 0 HBP: 2	WP: 1 PB: 1 SB: 0 CS: 0	PA: 50			
PITCHER	IP	WLS	BF	H	R	ER	SO	BB	IBB	HBP	BLK	WP	HR	S	P	ERA	WHIP								
Jim Hardin, R ERA: 2.34 (1, 1)	2.1	L	14	5	5	5	3	2	0	0	0	0	0	18	26	19.29	3.000								
John Morris, L ERA: 3.38 (3, 1)	2.2		14	4	1	1	1	1	0	1	0	0	1	14	19	3.38	1.875								
Wally Bunker, R ERA: 3.14 (6, 1)	2.0		8	2	0	0	2	0	0	0	0	1	0	12	12	0.00	1.000								
Eddie Watt, R ERA: 2.36 (8, 1)	2.0		14	5	5	1	1	1	0	1	0	0	0	14	19	4.50	3.000								

California Angels @ Baltimore Orioles
Memorial Stadium, Baltimore, MD
Sun Aug 11 1968, 3:33 AM EDT
Att: 10,943 - Unknown

AB	42
R	11
H	16
RBI	10
BB	4
SO	7
LOB	23

Batter	1	2	3	4	5	6	7	8	9	AB	R	H	RBI	BB	SO	LOB	BOTTOM								
Don Buford, S OBP: 0.366, SLG: 0.451 (1, 8) (8, 4)										4	0	0	0	1	0	2									
Curt Blefary, L OBP: 0.306, SLG: 0.330 (1, 7)										4	0	0	0	0	1	3									
Frank Robinson, R OBP: 0.373, SLG: 0.434 (1, 9)										4	0	1	0	0	0	0									
Boog Powell, L OBP: 0.350, SLG: 0.449 (1, 3)										4	0	0	0	0	1	3									
Elirod Hendricks, L OBP: 0.323, SLG: 0.528 (1, 2)										4	1	2	0	0	0	2									
Brooks Robinson, R OBP: 0.289, SLG: 0.383 (1, 5)										4	0	0	0	0	0	2									
Davey Johnson, R OBP: 0.331, SLG: 0.386 (1, 4) (8, 6)										4	0	0	0	0	2	1									
Mark Belanger, R OBP: 0.265, SLG: 0.240 Dave May, L OBP: 0.272, SLG: 0.240 (7, PH) (8, 8)										1	0	0	0	1	1	0									
Jim Hardin, R OBP: 0.282, SLG: 0.115 (3, 1) John Morris, R OBP: 0.207, SLG: 0.154 (5, PH) Curt Motton, R OBP: 0.227, SLG: 0.395 (8, 1) Wally Bunker, R OBP: 0.289, SLG: 0.383 (7, PH) Fred Valentine, S OBP: 0.229, SLG: 0.154 (8, 1) Eddie Watt, R OBP: 0.272, SLG: 0.300 (9, PH)										0	0	0	0	0	0	0									
Inning Stats	R: 0 E: 0 K: 1 S: 5	H: 0 LOB: 0 BB: 0 P: 5	R: 0 E: 0 K: 0 S: 3	H: 0 LOB: 0 BB: 0 P: 3	R: 0 E: 0 K: 0 S: 3	H: 0 LOB: 2 BB: 2 P: 11	R: 0 E: 0 K: 0 S: 4	H: 1 LOB: 1 BB: 0 P: 4	R: 0 E: 0 K: 1 S: 5	H: 0 LOB: 0 BB: 0 P: 5	R: 0 E: 1 K: 0 S: 5	H: 1 LOB: 2 BB: 0 P: 5	R: 0 E: 0 K: 1 S: 6	H: 1 LOB: 1 BB: 0 P: 6	R: 0 E: 1 K: 1 S: 6	H: 0 LOB: 1 BB: 0 P: 6	R: 1 E: 0 K: 1 S: 8	H: 3 LOB: 2 BB: 0 P: 8	1B: 4 2B: 2 3B: 0 HR: 0	SF: 0 SAC: 0 DP: 0 HBP: 0	WP: 0 PB: 0 SB: 0 CS: 0	PA: 37			
PITCHER	IP	WLS	BF	H	R	ER	SO	BB	IBB	HBP	BLK	WP	HR	S	P	ERA	WHIP								
Jim McGlothlin, R ERA: 3.7 (1, 1)	9.0	W	37	6	1	1	5	2	0	0	0	0	0	45	53	1.00	0.889								

California Angels @ Baltimore Orioles
Memorial Stadium, Baltimore, MD
Sun Aug 11 1968, 3:33 AM EDT
Att: 10,943 - Unknown

AB	35
R	1
H	6
RBI	1
BB	2
SO	5
LOB	15

Batter	1	2	3	4	5	6	7	8	9	AB	R	H	RBI	BB	SO	LOB	TOP									
Horace Clarke, S OBP: 0.242, SLG: 0.251	6-3		F8		L8		L7		BB 1B 1-2	4	0	0	0	1	0	2	New York Yankees @ California Angels Anaheim Stadium, Anaheim, CA Mon Aug 12 1968, 10:05 PM EDT Att: 14,520 - Unknown - 75 F									
Roy White, S OBP: 0.355, SLG: 0.415	CS 1B		5-3			HR BB		F5	BB 1B 1-3 2-H 3-H	4	1	2	2	1	0	1										
Mickey Mantle, S OBP: 0.395, SLG: 0.406	F8			5-3		HR		5-3	L7	5	1	1	2	0	0	3										
Joe Pepitone, L OBP: 0.295, SLG: 0.432 Andy Kosco, R OBP: 0.295, SLG: 0.346	CS 1-2	4-3		1B		HR		3-1		4	0	2	0	0	0	0										
Bill Robinson, R OBP: 0.278, SLG: 0.362		3B		L8		1B			1B 1B 2B	4	1	3	0	0	0	1										
Tom Tresh, S OBP: 0.302, SLG: 0.323	K			L7		FC5-2-5-2			1B 1B	4	1	1	0	0	1	3										
Frank Fernandez, R OBP: 0.283, SLG: 0.322 Jake Gibbs, L OBP: 0.289, SLG: 0.290	K				F9	F2			BB 1B 1-3 3-H	3	0	0	0	0	1	2										
Bobby Cox, R OBP: 0.299, SLG: 0.310				BB		SH5-4 BB		5-3	F3	2	0	0	0	2	0	2										
Fritz Peterson, S OBP: 0.111, SLG: 0.167 Lindy McDaniel, R OBP: 0.111, SLG: 0.167	K			SH5-4		K			K	2	0	0	0	0	2	1										
Inning Stats	R: 0 E: 0 K: 0 S: 3	H: 1 LOB: 0 BB: 0 P: 3	R: 0 E: 0 K: 2 S: 8	H: 1 LOB: 1 BB: 0 P: 8	R: 0 E: 0 K: 1 S: 5	H: 0 LOB: 1 BB: 1 P: 9	R: 0 E: 0 K: 0 S: 4	H: 1 LOB: 1 BB: 0 P: 4	R: 0 E: 0 K: 0 S: 3	H: 0 LOB: 1 BB: 1 P: 7	R: 2 E: 0 K: 0 S: 5	H: 3 LOB: 1 BB: 1 P: 9	R: 0 E: 0 K: 1 S: 5	H: 0 LOB: 0 BB: 0 P: 5	R: 0 E: 0 K: 0 S: 3	H: 0 LOB: 0 BB: 0 P: 3		R: 3 E: 0 K: 1 S: 9	H: 4 LOB: 2 BB: 1 P: 13	1B: 6 2B: 2 3B: 1 HR: 1	SF: 0 SAC: 1 DP: 0 HBP: 0	WP: 0 PB: 0 SB: 0 CS: 1	PA: 40			
PITCHER	IP	WLS	BF	H	R	ER	SO	BB	IBB	HBP	BLK	WP	HR	S	P	ERA	WHIP									
George Brunet, L ERA: 2.76	(1, 1)	8.0	L	33	8	4	4	4	3	0	0	0	0	1	38	50	4.50	1.375								
Andy Messersmith, R ERA: 2.03	(9, 1)	0.2		5	2	1	1	1	1	0	0	0	0	0	6	10	13.50	4.500								
Dennis Bennett, L ERA: 2.7	(9, 1)	0.1		1	0	0	0	0	0	0	0	0	0	0	1	1	0.00	0.000								

AB 34
R 5
H 10
RBI 5
BB 4
SO 5
LOB 17



Batter	1	2	3	4	5	6	7	8	9	AB	R	H	RBI	BB	SO	LOB	BOTTOM									
Chuck Cottier, R OBP: 0.083, SLG: 0.167	K		F4		F9			K		4	0	0	0	0	2	1	New York Yankees @ California Angels Anaheim Stadium, Anaheim, CA Mon Aug 12 1968, 10:05 PM EDT Att: 14,520 - Unknown - 75 F									
Vic Davallilo, L OBP: 0.282, SLG: 0.354	5-3		F6		F8			1-3		4	0	0	0	0	0	1										
Jim Fregosi, R OBP: 0.329, SLG: 0.396	FC4-6 1B		F6			SF9 3B		1B 1B		4	1	3	0	0	0	0										
Rick Reichardt, R OBP: 0.319, SLG: 0.414	FC4-6 1-2			6-3		SF9			1B 1-3	3	0	1	1	0	0	1										
Chuck Hinton, R OBP: 0.254, SLG: 0.346 Don Mincher, L OBP: 0.313, SLG: 0.375		L9		1B BB		4-3		1-3		2	0	0	0	1	0	0										
Bubba Morton, R OBP: 0.333, SLG: 0.320		1B 2B		G1-6-3 1B		F7			G5-4-3 1B	4	1	3	0	0	0	0										
Tom Satriano, L OBP: 0.339, SLG: 0.356				G1-6-3 1-2					K	4	0	1	1	0	1	3										
Bobby Knoop, R OBP: 0.303, SLG: 0.321		FC5-4 1-2			SH1-4 1B			G5-6-4 1B		4	0	2	0	0	0	2										
George Brunet, R OBP: 0.155, SLG: 0.109 Andy Messersmith, R OBP: 0.313, SLG: 0.375 Dennis Bennett, L OBP: 0.333, SLG: 0.333		K			SH1-4			G5-6-4		2	0	0	0	0	1	2										
Inning Stats	R: 0 E: 0 K: 1 S: 6	H: 1 LOB: 1 BB: 0 P: 6	R: 1 E: 0 K: 1 S: 7	H: 2 LOB: 1 BB: 0 P: 7	R: 0 E: 0 K: 0 S: 3	H: 0 LOB: 0 BB: 0 P: 3	R: 0 E: 0 K: 0 S: 3	H: 1 LOB: 1 BB: 1 P: 7	R: 0 E: 0 K: 0 S: 4	H: 1 LOB: 1 BB: 0 P: 4	R: 1 E: 0 K: 0 S: 4	H: 1 LOB: 0 BB: 0 P: 4	R: 0 E: 0 K: 0 S: 3	H: 1 LOB: 0 BB: 0 P: 3	R: 0 E: 0 K: 1 S: 7	H: 2 LOB: 2 BB: 0 P: 7		R: 0 E: 0 K: 1 S: 5	H: 1 LOB: 0 BB: 0 P: 5	1B: 8 2B: 1 3B: 1 HR: 0	SF: 1 SAC: 1 DP: 3 HBP: 0	WP: 0 PB: 0 SB: 0 CS: 0	PA: 35			
PITCHER	IP	WLS	BF	H	R	ER	SO	BB	IBB	HBP	BLK	WP	HR	S	P	ERA	WHIP									
Fritz Peterson, L ERA: 3.32	(1, 1)	7.2		31	9	2	2	3	1	0	0	0	0	0	36	40	2.35	1.304								
Lindy McDaniel, R ERA: 4.95	(8, 1)	1.1	W	4	1	0	0	1	0	0	0	0	0	6	6	0.00	0.750									

AB 32
R 2
H 10
RBI 2
BB 1
SO 4
LOB 12



Batter	1	2	3	4	5	6	7	8	9	AB	R	H	RBI	BB	SO	LOB	TOP					
Tom Tresh, S OBP: 0.303, SLG: 0.320										3	0	0	0	2	3	2						
Jake Gibbs, L OBP: 0.288, SLG: 0.288										5	0	1	0	0	2	2						
Mickey Mantle, S OBP: 0.398, SLG: 0.404										2	1	0	0	3	1	2						
Roy White, S OBP: 0.358, SLG: 0.416										4	1	2	0	1	0	2						
Bill Robinson, R OBP: 0.276, SLG: 0.355										4	1	0	0	1	2	5						
Andy Kosco, R OBP: 0.296, SLG: 0.345										4	0	1	2	0	0	2						
Bobby Cox, R OBP: 0.301, SLG: 0.310										3	0	1	0	1	0	0						
Horace Clarke, S OBP: 0.244, SLG: 0.252										3	0	1	1	1	0	0						
Steve Barber, L										4	0	0	0	0	2	5						
Lindy McDaniel, R										0	0	0	0	0	0	0						
Inning Stats	R: 3 E: 0 K: 0 S: 4	H: 2 LOB: 3 BB: 5 P: 24	R: 0 E: 0 K: 2 S: 7	H: 0 LOB: 1 BB: 1 P: 11	R: 0 E: 0 K: 1 S: 5	H: 0 LOB: 0 BB: 0 P: 5	R: 0 E: 0 K: 2 S: 7	H: 0 LOB: 0 BB: 0 P: 7	R: 0 E: 0 K: 2 S: 8	H: 1 LOB: 2 BB: 1 P: 12	R: 0 E: 0 K: 0 S: 3	H: 0 LOB: 0 BB: 0 P: 3	R: 0 E: 0 K: 0 S: 3	H: 0 LOB: 2 BB: 2 P: 11	R: 0 E: 0 K: 2 S: 9	H: 2 LOB: 2 BB: 0 P: 9	R: 0 E: 0 K: 1 S: 6	H: 1 LOB: 1 BB: 0 P: 6	1B: 6 2B: 0 3B: 0 HR: 0	SF: 0 SAC: 0 DP: 1 HBP: 0	WP: 0 PB: 0 CS: 0	PA: 41
PITCHER	IP WLS BF H R ER SO BB IBB HBP BLK WP HR S P ERA WHIP																					
Sammy Ellis, R ERA: 4.1	(1, 1) 0.2 L 8 2 3 3 0 5 0 0 0 0 0 0 3 23 40.50 10.500																					
Andy Messersmith, R ERA: 1.64	(1, 1) 6.1 24 1 0 0 7 3 1 0 0 0 0 0 34 50 0.00 0.632																					
Marty Pattin, R ERA: 0.86	(8, 1) 2.0 9 3 0 0 3 0 0 0 0 0 0 0 15 15 0.00 1.500																					

New York Yankees @ California Angels
Anaheim Stadium, Anaheim, CA
Tue Aug 13 1968, 10:05 PM EDT
Att: 14,391 - Unknown - 69 F


AB	32
R	3
H	6
RBI	3
BB	9
SO	10
LOB	20

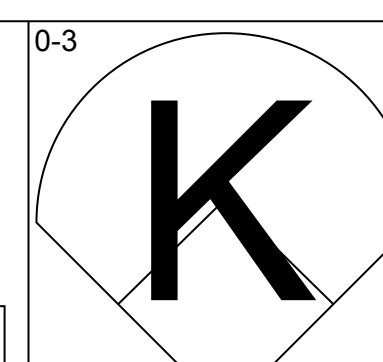
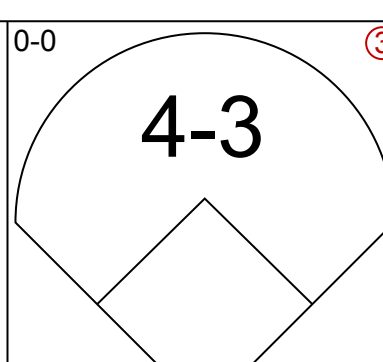
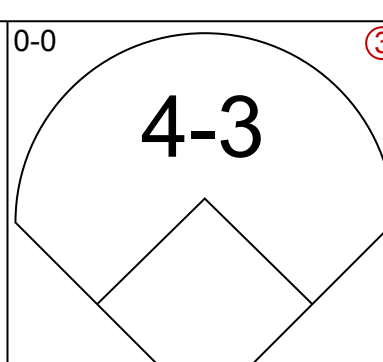
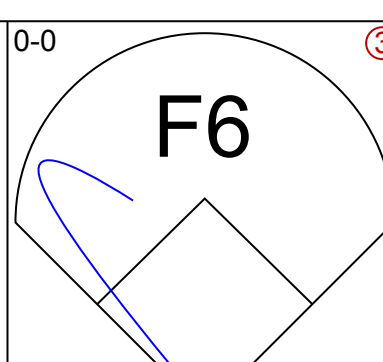
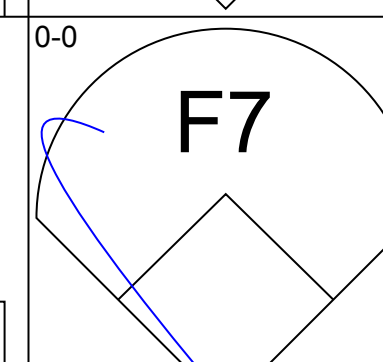
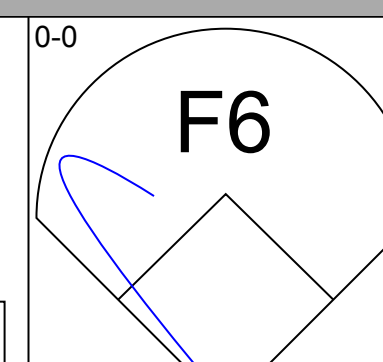
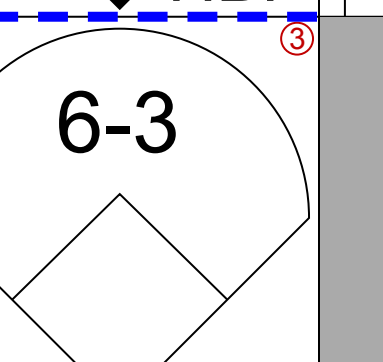
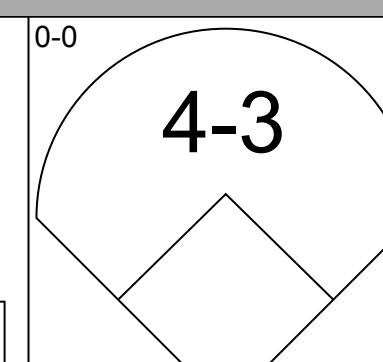
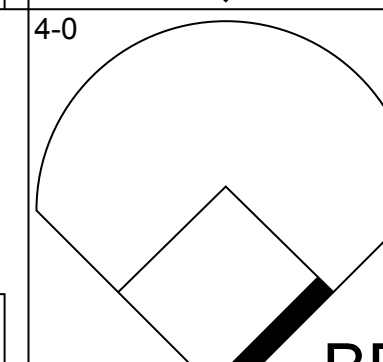
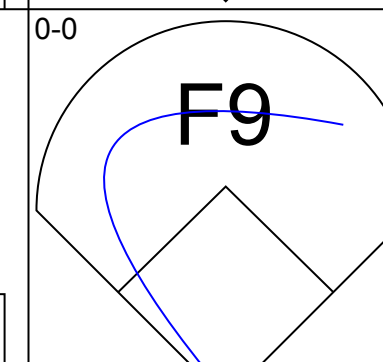
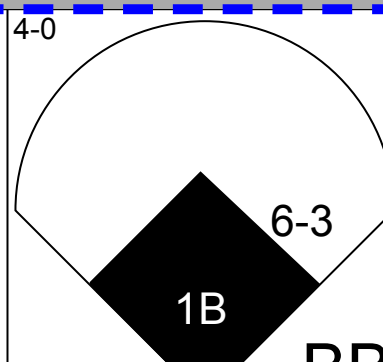
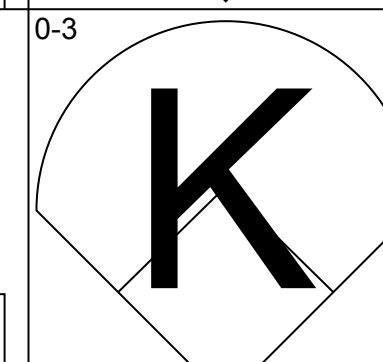
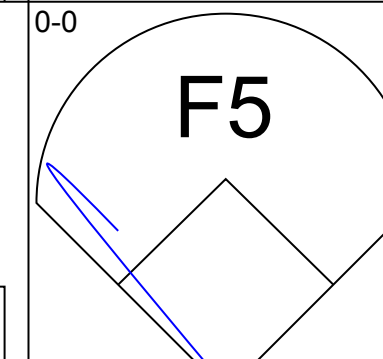
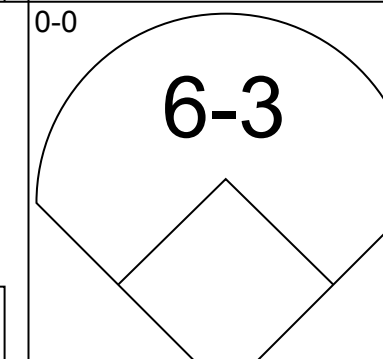
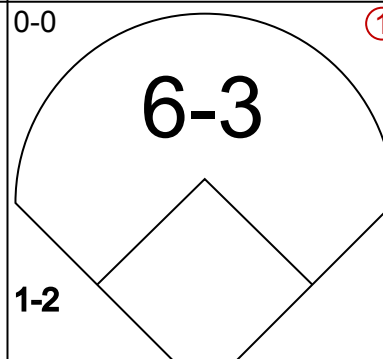
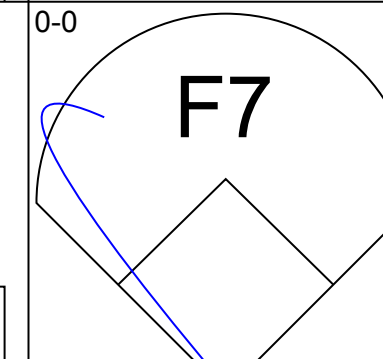
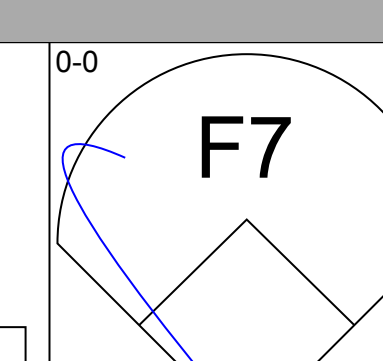
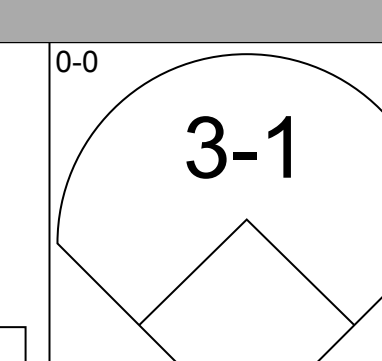
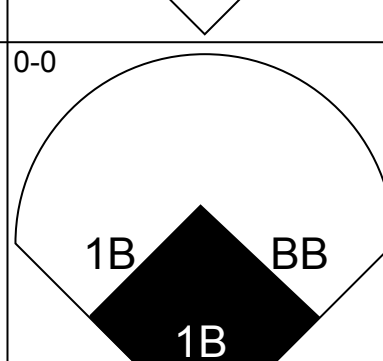
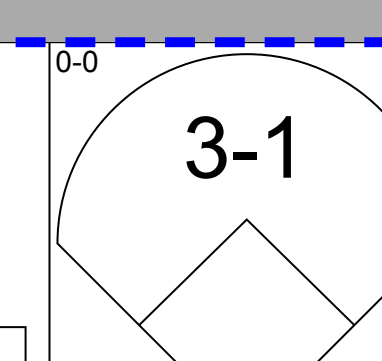
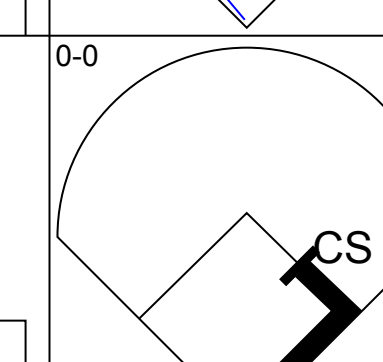
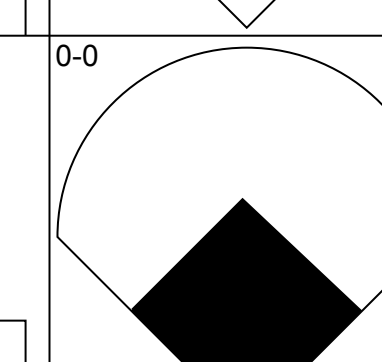
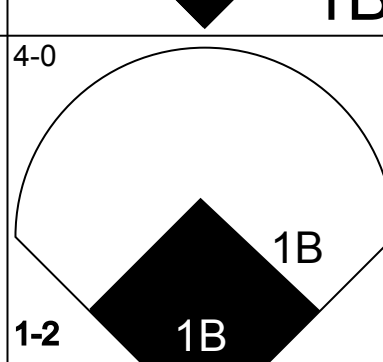
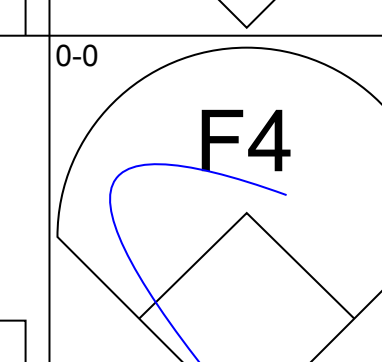

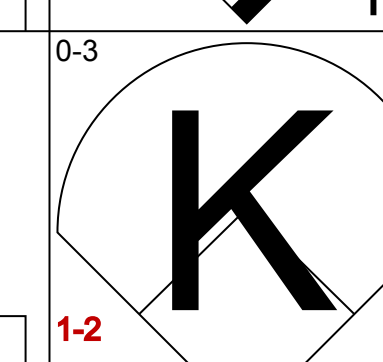
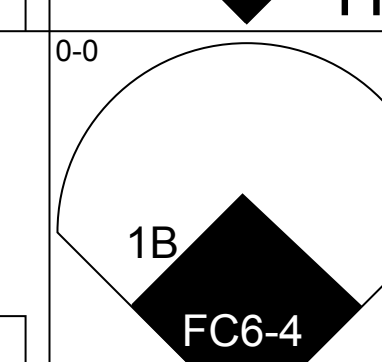
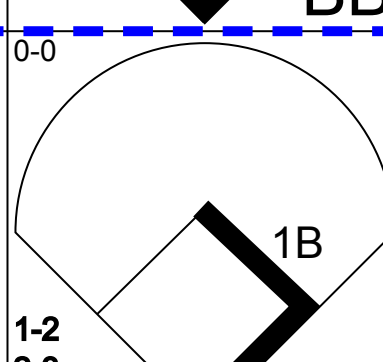
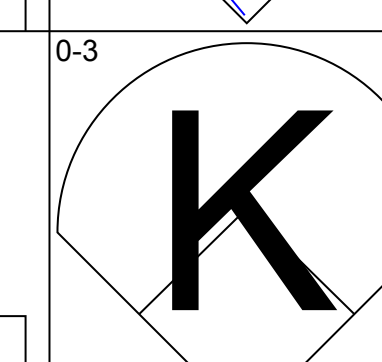
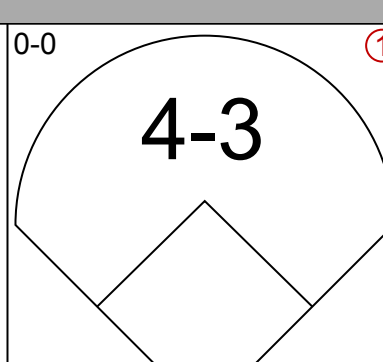
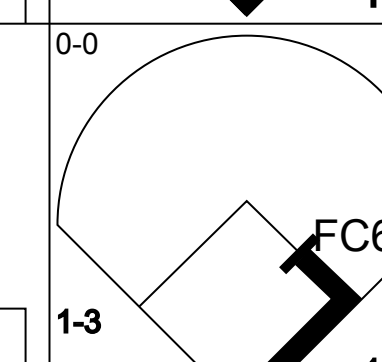
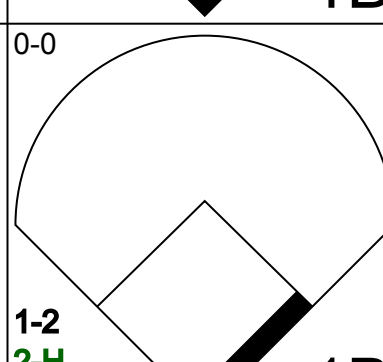
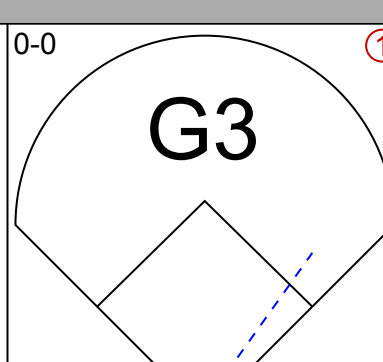
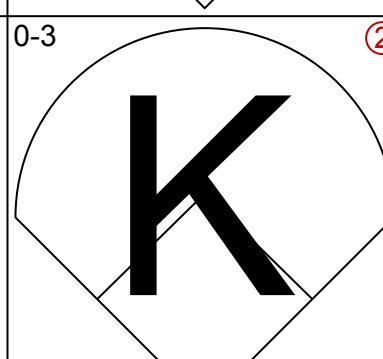
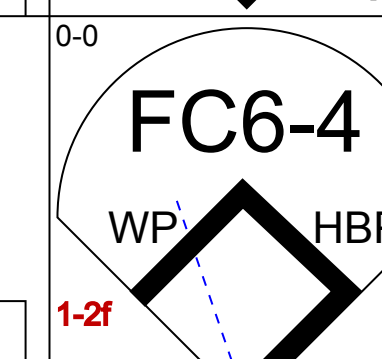
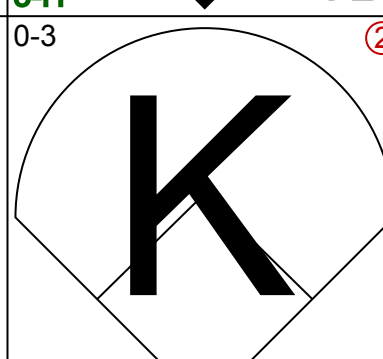
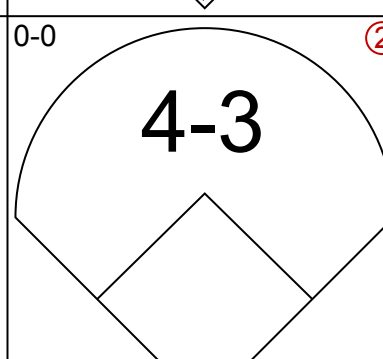


Batter	1	2	3	4	5	6	7	8	9	AB	R	H	RBI	BB	SO	LOB	BOTTOM					
Chuck Hinton, R OBP: 0.260, SLG: 0.361										2	2	2	0	0	0	0						
Don Mincher, L OBP: 0.310, SLG: 0.372										3	0	0	0	0	0	3						
Vic Davallilo, L OBP: 0.281, SLG: 0.354										3	0	1	1	0	1	1						
Jim Fregosi, R OBP: 0.328, SLG: 0.395										4	0	1	0	0	0	2						
Rick Reichardt, R OBP: 0.320, SLG: 0.412										2	0	0	0	2	0	1						
Bubba Morton, R OBP: 0.333, SLG: 0.323										2	0	1	1	0	0	1						
Ed Kirkpatrick, L OBP: 0.360, SLG: 0.302										1	0	0	0	0	0	1						
Bobby Knoop, R OBP: 0.302, SLG: 0.320										4	0	1	0	0	2	4						
Tom Satriono, L OBP: 0.338, SLG: 0.351										3	0	0	0	1	1	2						
Tom Burgmeier, L										0	0	0	0	0	0	0						
Chuck Cottier, R OBP: 0.063, SLG: 0.125										4	0	0	0	0	0	2						
Sammy Ellis, L OBP: 0.093, SLG: 0.049										0	0	0	0	0	0	0						
Andy Messersmith, R										2	0	0	0	0	1	1						
Orlando McFarlane, R OBP: 0.334, SLG: 0.321										1	0	1	0	0	0	0						
Marty Pattin, R										0	0	0	0	0	0	0						
Roger Resco, L OBP: 0.514, SLG: 0.391										1	0	0	0	0	0	1						
Inning Stats	R: 1 E: 0 K: 0 S: 5	H: 2 LOB: 1 BB: 0 P: 5	R: 0 E: 0 K: 0 S: 4	H: 1 LOB: 0 BB: 0 P: 4	R: 1 E: 0 K: 1 S: 7	H: 2 LOB: 0 BB: 1 P: 11	R: 0 E: 0 K: 2 S: 7	H: 0 LOB: 0 BB: 0 P: 7	R: 0 E: 0 K: 0 S: 3	H: 0 LOB: 0 BB: 0 P: 3	R: 0 E: 0 K: 1 S: 6	H: 1 LOB: 1 BB: 0 P: 6	R: 0 E: 0 K: 1 S: 6	H: 1 LOB: 1 BB: 0 P: 6	R: 0 E: 0 K: 0 S: 3	H: 0 LOB: 1 BB: 1 P: 7	R: 0 E: 1 K: 0 S: 3	H: 0 LOB: 2 BB: 1 P: 7	1B: 6 2B: 0 3B: 1 HR: 0	SF: 2 SAC: 0 DP: 0 HBP: 0	WP: 0 PB: 0 CS: 0	PA: 37
PITCHER	IP WLS BF H R ER SO BB IBB HBP BLK WP HR S P ERA WHIP																					
Steve Barber, L ERA: 2.47	(1, 1) 7.1 W 31 7 2 2 5 2 0 0 0 0 0 0 39 47 2.46 1.227																					
Lindy McDaniel, R ERA: 4.75	(8, 1) 1.2 S 6 0 0 0 0 1 0 0 0 0 0 0 5 9 0.00 0.600																					

New York Yankees @ California Angels
Anaheim Stadium, Anaheim, CA
Tue Aug 13 1968, 10:05 PM EDT
Att: 14,391 - Unknown - 69 F


AB	32
R	2
H	7
RBI	2
BB	3
SO	5
LOB	19

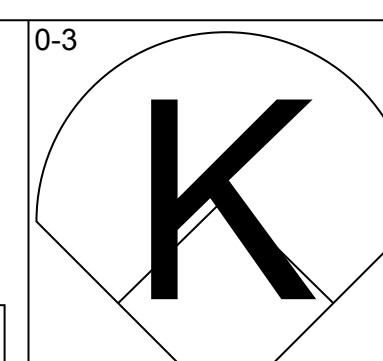
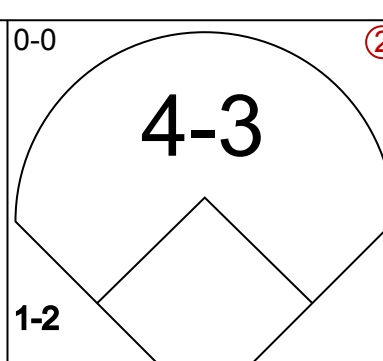
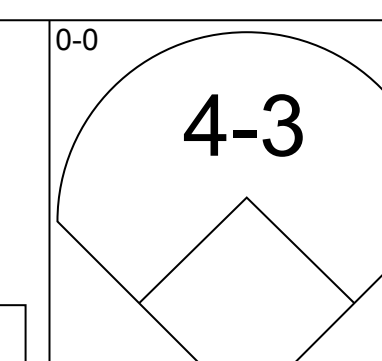
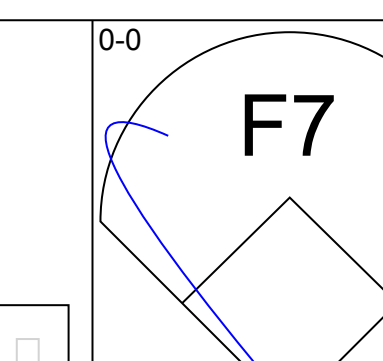
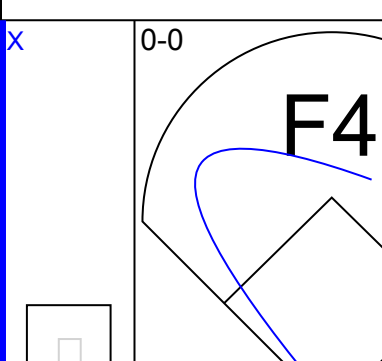
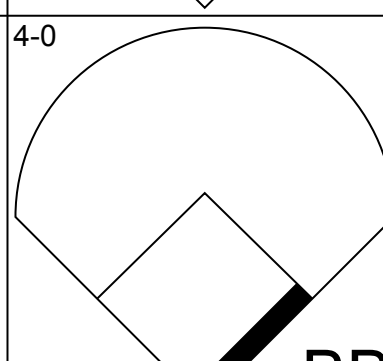
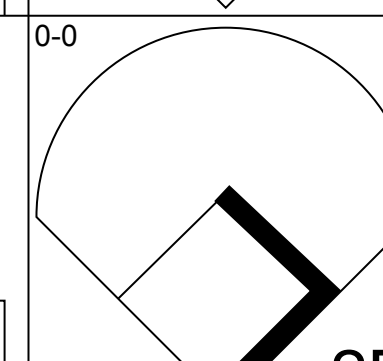
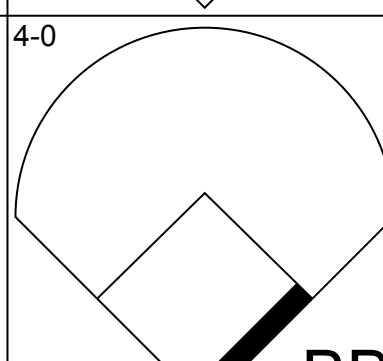
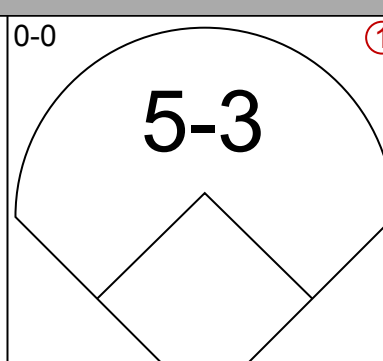
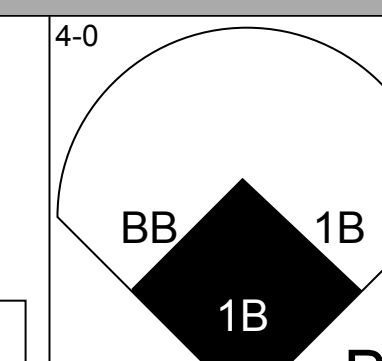
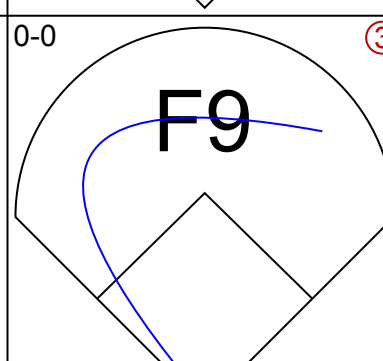
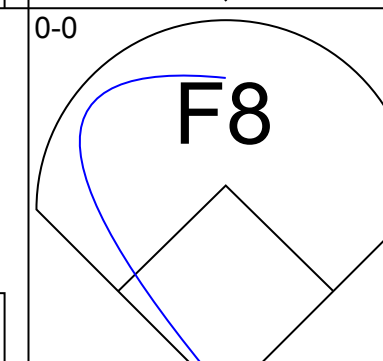
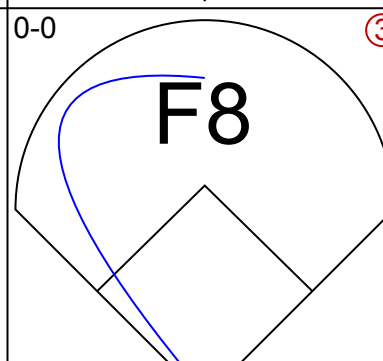
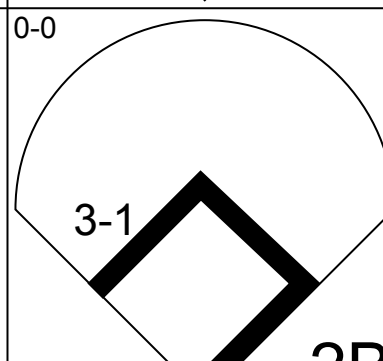
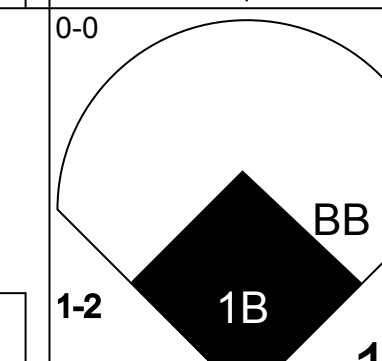

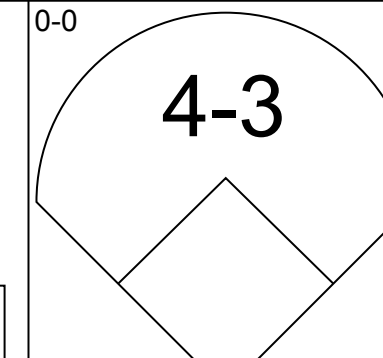
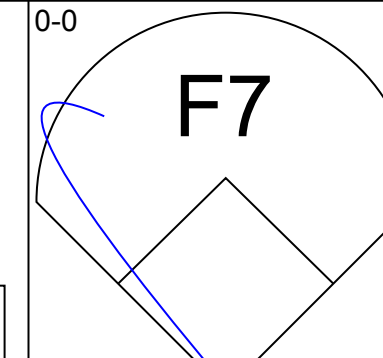
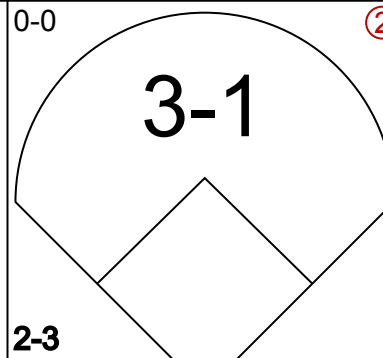
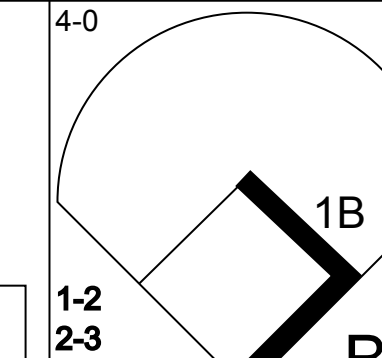

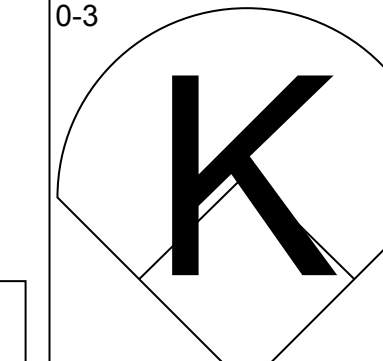
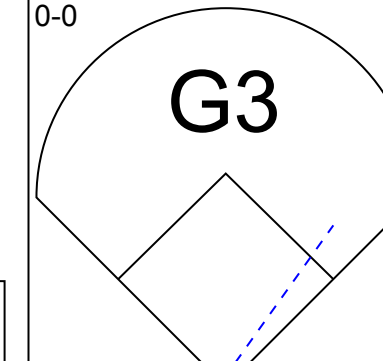
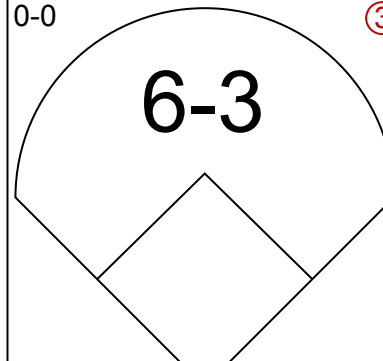
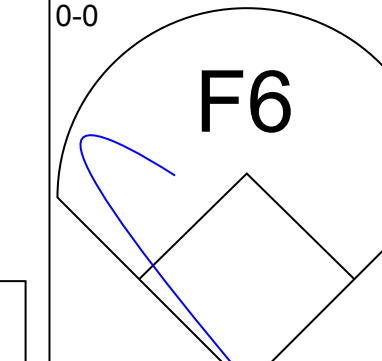
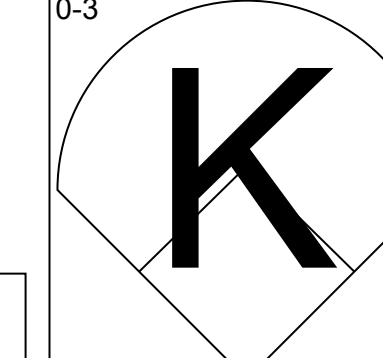
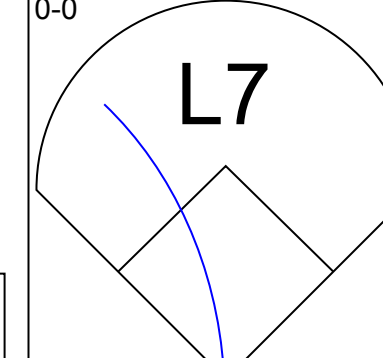
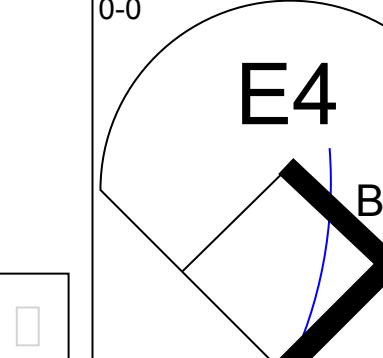

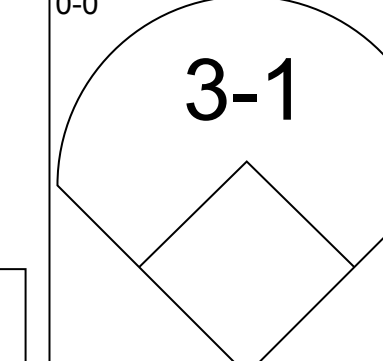
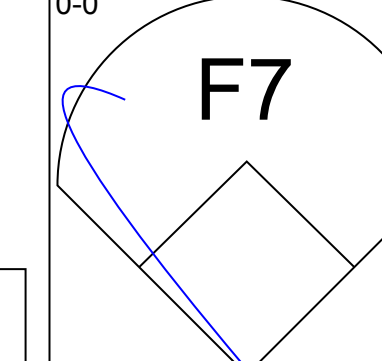
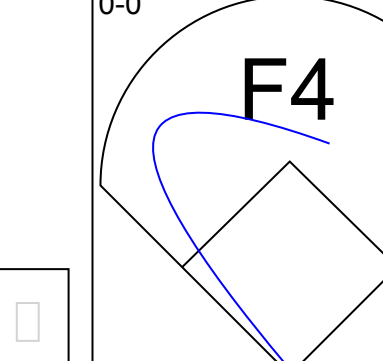

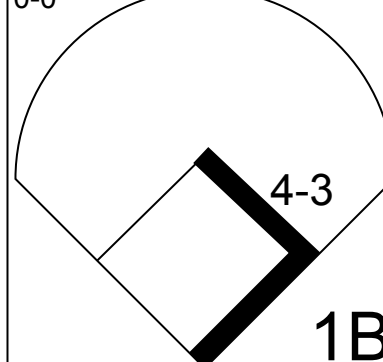
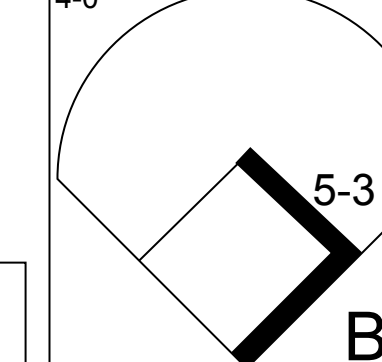
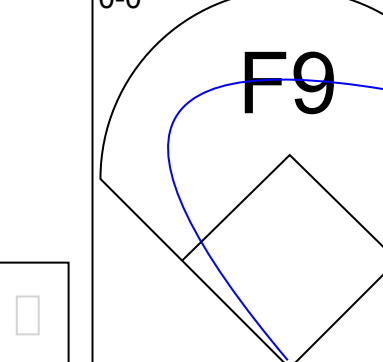

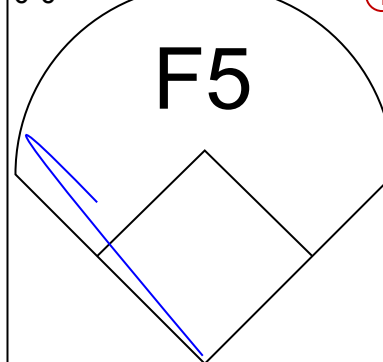
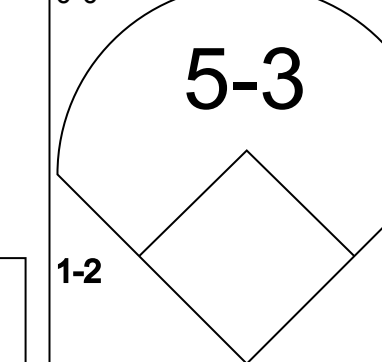
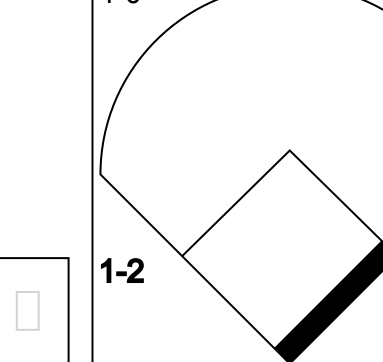
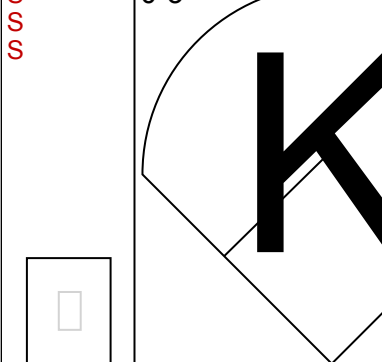


Batter	1	2	3	4	5	6	7	8	9	AB	R	H	RBI	BB	SO	LOB	TOP			
Tom Tresh, S OBP: 0.302, SLG: 0.317 (1, 6)										4	0	0	0	0	1	2				
Jake Gibbs, L OBP: 0.284, SLG: 0.284 (1, 2)										4	0	0	0	0	0	2				
Mickey Mantle, S OBP: 0.399, SLG: 0.401 (1, 3)										2	1	0	0	2	1	0				
Roy White, S OBP: 0.355, SLG: 0.412 (1, 7) (8, 8)										4	0	0	0	0	0	2				
Joe Pepitone, L OBP: 0.295, SLG: 0.429 Rocky Colavito, R OBP: 0.305, SLG: 0.331 (1, 8) (8, 7)										4	1	1	1	0	0	0				
Bill Robinson, R OBP: 0.286, SLG: 0.376 Andy Kosco, R OBP: 0.256, SLG: 0.344 (1, 9) (6, 9)										2	2	2	1	1	0	0				
Bobby Cox, R OBP: 0.304, SLG: 0.313 (1, 5)									4	1	2	0	0	2	1					
Horace Clarke, S OBP: 0.246, SLG: 0.254 (1, 4)										4	0	2	2	0	0	0				
Stan Bahnsen, R OBP: 0.117, SLG: 0.055 Steve Hamilton, L (8, 1)										3	0	0	1	0	2	3				
Inning Stats	R: 0 E: 0 K: 1 S: 5	H: 0 LOB: 1 BB: 1 P: 9	R: 0 E: 0 K: 1 S: 5	H: 1 LOB: 1 BB: 0 P: 5	R: 0 E: 0 K: 1 S: 5	H: 0 LOB: 0 BB: 0 P: 5	R: 0 E: 0 K: 0 S: 3	H: 0 LOB: 0 BB: 0 P: 3	R: 2 E: 0 K: 0 S: 6	H: 3 LOB: 2 BB: 0 P: 7	R: 3 E: 0 K: 1 S: 8	H: 3 LOB: 2 BB: 2 P: 16	R: 0 E: 0 K: 1 S: 5	H: 0 LOB: 0 BB: 0 P: 5	R: 0 E: 0 K: 0 S: 3	H: 0 LOB: 0 BB: 0 P: 3	1B: 6 2B: 1 3B: 0 HR: 1	SF: 0 SAC: 0 DP: 1 HBP: 1	WP: 1 PB: 0 CS: 1	PA: 37
PITCHER	IP	WLS	BF	H	R	ER	SO	BB	IBB	HBP	BLK	WP	HR	S	P	ERA	WHIP			
Tom Murphy, R ERA: 2.17 Clyde Wright, L ERA: 4.14 Tom Burgmeier, L ERA: 4.96 Bobby Locke, R ERA: 5.26 Marty Pattin, R ERA: 3.7	4.2	L	19	4	2	2	3	1	0	1	0	0	1	23	28	3.86	1.071			
	0.1		1	0	0	0	0	0	0	0	0	1	0	1	10	0.00	0.000			
	0.1		4	1	3	3	0	2	0	0	0	0	0	2	11	81.00	9.000			
	1.2		7	2	0	0	2	0	0	0	0	0	0	11	11	0.00	1.200			
	2.0		6	0	0	0	1	0	0	0	0	0	0	8	8	0.00	0.000			

New York Yankees @ California Angels
Anaheim Stadium, Anaheim, CA
Wed Aug 14 1968, 10:05 PM EDT
Att: 14,104 - Unknown - 75 F


AB 33
R 5
H 7
RBI 5
BB 3
SO 6
LOB 10



Batter	1	2	3	4	5	6	7	8	9	AB	R	H	RBI	BB	SO	LOB	BOTTOM			
Ed Kirkpatrick, L OBP: 0.347, SLG: 0.290 Marty Pattin, R (8, 1)										4	0	0	0	0	1	4				
Chuck Cottier, R OBP: 0.059, SLG: 0.118 (9, PH)										0	0	0	0	0	0	0				
Jim Fregosi, R OBP: 0.331, SLG: 0.396 (1, 6)										3	1	1	0	2	0	0				
Vic Davallillo, L OBP: 0.283, SLG: 0.358 (1, 8)										4	1	2	0	0	0	3				
Roger Repoz, L OBP: 0.313, SLG: 0.387 (1, 9)										3	0	0	0	1	0	2				
Don Mincher, L OBP: 0.307, SLG: 0.367 (1, 3)										4	0	0	0	0	1	4				
Tom Satriano, L OBP: 0.336, SLG: 0.349 (9, 2)										4	0	1	2	0	1	0				
Buck Rodgers, S OBP: 0.227 Rick Reichardt, R OBP: 0.320, SLG: 0.411 (1, 2) (6, PH) (9, 7)										3	0	0	0	0	0	1				
Bobby Knoop, R OBP: 0.305, SLG: 0.321 (1, 4)										3	0	1	0	1	1	3				
Tom Murphy, R Clyde Wright, L Orlando Merced, R Tom Burgmeier, L Bobby Locke, R Bubba Morton, R (1, 1) (5, 1) (5, PH) (6, 1) (6, 1) (7, PH) (8, 7) (8, 5)										1	0	0	0	0	0	1				
Inning Stats	R: 0 E: 0 K: 1 S: 6	H: 1 LOB: 0 BB: 0 P: 6	R: 0 E: 0 K: 2 S: 7	H: 0 LOB: 0 BB: 0 P: 7	R: 0 E: 0 K: 0 S: 4	H: 1 LOB: 1 BB: 1 P: 8	R: 0 E: 0 K: 0 S: 3	H: 0 LOB: 0 BB: 0 P: 3	R: 0 E: 0 K: 0 S: 4	H: 1 LOB: 1 BB: 0 P: 4	R: 0 E: 1 K: 0 S: 4	H: 0 LOB: 2 BB: 1 P: 8	R: 0 E: 0 K: 1 S: 7	H: 2 LOB: 2 BB: 2 P: 15	R: 0 E: 0 K: 1 S: 5	H: 0 LOB: 0 BB: 0 P: 5	1B: 3 2B: 2 3B: 0 HR: 0	SF: 0 SAC: 0 DP: 0 HBP: 0	WP: 0 PB: 0 CS: 0	PA: 38
PITCHER	IP	WLS	BF	H	R	ER	SO	BB	IBB	HBP	BLK	WP	HR	S	P	ERA	WHIP			
Stan Bahnsen, R ERA: 2.13 Steve Hamilton, L ERA: 2.65	7.1	S	33	5	2	2	3	5	0	0	0	0	0	9	54	2.46	1.364			
	1.2		5	0	0	0	2	0	0	0	0	0	0	9	9	0.00	0.000			

New York Yankees @ California Angels
Anaheim Stadium, Anaheim, CA
Wed Aug 14 1968, 10:05 PM EDT
Att: 14,104 - Unknown - 75 F

AB 33
R 2
H 5
RBI 2
BB 5
SO 5
LOB 21



Batter	1	2	3	4	5	6	7	8	9	AB	R	H	RBI	BB	SO	LOB	TOP			
Del Unser, L OBP: 0.291, SLG: 0.279 (1.8)										4	1	1	0	0	0	0	Washington Senators @ California Angels Anaheim Stadium, Anaheim, CA Thu Aug 15 1968, 10:05 PM EDT Att: 9,135 - Unknown livebaseballscorecards.com			
Ed Stroud, L OBP: 0.297, SLG: 0.430 (1.9)										4	0	1	0	0	0	0				
Ken McMullen, R OBP: 0.333, SLG: 0.408 (1.5)										4	0	0	0	0	0	2				
Frank Howard, R OBP: 0.339, SLG: 0.577 (1.7)										3	0	0	0	0	1	2				
Mike Epstein, L OBP: 0.322, SLG: 0.330 (1.3)										2	0	1	0	1	0	0				
Bernie Allen, L OBP: 0.290, SLG: 0.328 (1.4)										3	0	0	0	0	0	3				
Paul Casanova, R OBP: 0.193, SLG: 0.251 (1.2)										3	0	0	0	0	1	0				
Ed Brinkman, R OBP: 0.246, SLG: 0.188 (1.6)										3	0	1	0	0	0	0				
Frank Bertaina, L OBP: 0.208, SLG: 0.174 (1.1)										2	0	0	0	0	1	0				
Gary Holman, L OBP: 0.354, SLG: 0.304 (8, PH)										1	0	0	0	0	0	1				
Bob Humphreys, R OBP: 0.667, SLG: 0.667 (8.1)										0	0	0	0	0	0	0				
Inning Stats	R: 1 E: 1 K: 0 S: 5	H: 2 LOB: 2 BB: 1 P: 9	R: 0 E: 0 K: 1 S: 5	H: 0 LOB: 0 BB: 0 P: 5	R: 0 E: 0 K: 1 S: 3	H: 1 LOB: 0 BB: 0 P: 5	R: 0 E: 0 K: 1 S: 5	H: 0 LOB: 0 BB: 0 P: 5	R: 0 E: 0 K: 0 S: 3	H: 0 LOB: 0 BB: 0 P: 3	R: 0 E: 0 K: 0 S: 3	H: 0 LOB: 0 BB: 0 P: 3	R: 0 E: 0 K: 0 S: 3	H: 1 LOB: 0 BB: 0 P: 3	R: 0 E: 0 K: 0 S: 3	H: 0 LOB: 0 BB: 0 P: 3	1B: 4 2B: 0 3B: 0 HR: 0	SF: 0 SAC: 0 DP: 3 HBP: 0	WP: 0 PB: 0 CS: 0	PA: 30
PITCHER Jim McGlothlin, R ERA: 3.49 (1.1)	IP: 9.0 WLS: W BF: 30 H: 4 R: 1 ER: 0 SO: 3 BB: 1 IBB: 0 HBP: 0 BLK: 0 WP: 0 HR: 0 S: 35 P: 39 ERA: 0.00 WHIP: 0.556															PITCHER				

Batter	1	2	3	4	5	6	7	8	9	AB	R	H	RBI	BB	SO	LOB	BOTTOM			
Vic Davallilo, L OBP: 0.283, SLG: 0.357 (1.8)										4	1	1	0	0	3	0	Washington Senators @ California Angels Anaheim Stadium, Anaheim, CA Thu Aug 15 1968, 10:05 PM EDT Att: 9,135 - Unknown livebaseballscorecards.com			
Jim Fregosi, R OBP: 0.328, SLG: 0.393 (1.6)										4	0	0	0	0	0	1				
Rick Reichardt, R OBP: 0.320, SLG: 0.410 (1.7)										3	0	1	1	0	1	0				
Bubba Morton, R OBP: 0.336, SLG: 0.320 (1.9)										3	0	1	0	0	0	0				
Roger Repoz, L OBP: 0.313, SLG: 0.387 (6, PR) (7.9)										0	0	0	0	0	0	0				
Don Mincher, L OBP: 0.307, SLG: 0.367 (1.3)										3	1	1	0	0	1	2				
Winston Llenas, R OBP: 0.333, SLG: 0.667 (1.5)										3	1	1	0	0	0	0				
Chuck Cottier, R OBP: 0.059, SLG: 0.118 (8.5)										0	0	0	0	0	0	0				
Tom Satriano, L OBP: 0.336, SLG: 0.349 (1.2)										3	0	1	2	0	0	0				
Bobby Knoop, R OBP: 0.302, SLG: 0.318 (1.4)										3	0	0	0	0	2	1				
Jim McGlothlin, R OBP: 0.137, SLG: 0.140 (1.1)										3	0	0	0	0	2	0				
Inning Stats	R: 0 E: 0 K: 1 S: 5	H: 0 LOB: 0 BB: 0 P: 5	R: 2 E: 0 K: 0 S: 5	H: 3 LOB: 0 BB: 0 P: 5	R: 0 E: 0 K: 2 S: 7	H: 0 LOB: 0 BB: 0 P: 7	R: 0 E: 0 K: 1 S: 5	H: 0 LOB: 0 BB: 0 P: 5	R: 0 E: 0 K: 1 S: 5	H: 0 LOB: 0 BB: 0 P: 5	R: 1 E: 0 K: 2 S: 10	H: 3 LOB: 2 BB: 0 P: 10	R: 0 E: 0 K: 1 S: 5	H: 0 LOB: 0 BB: 0 P: 5	R: 0 E: 0 K: 1 S: 5	H: 0 LOB: 0 BB: 0 P: 5	1B: 5 2B: 2 3B: 0 HR: 0	SF: 0 SAC: 0 DP: 1 HBP: 0	WP: 2 PB: 0 CS: 0	PA: 29
PITCHER Frank Bertaina, L ERA: 5.72 (8.1)	IP: 7.0 WLS: L BF: 26 H: 6 R: 3 ER: 3 SO: 8 BB: 0 IBB: 0 HBP: 0 BLK: 0 WP: 1 HR: 0 S: 42 P: 42 ERA: 3.86 WHIP: 0.857															PITCHER				
Bob Humphreys, R ERA: 3.66 (8.1)	IP: 1.0 WLS: 3 BF: 0 H: 0 R: 0 ER: 0 SO: 1 BB: 0 IBB: 0 HBP: 0 BLK: 0 WP: 0 HR: 0 S: 5 P: 5 ERA: 0.00 WHIP: 0.000															PITCHER				

Batter	1	2	3	4	5	6	7	8	9	AB	R	H	RBI	BB	SO	LOB	TOP										
Del Unser, L (1.8) OBP: 0.293, SLG: 0.280	4-0 BB		0-0 L5		0-0 SF7		0-0 BB 1B			2	0	1	1	1	0	0											
Ed Stroud, L (1.9) OBP: 0.301, SLG: 0.429	0-3 K			0-3 K	0-0 S 1B		4-0 FC5-4 BB			3	1	1	0	1	2	1											
Ken McMullen, R (1.5) OBP: 0.332, SLG: 0.406	0-3 K			0-0 E5 BB 1B	0-0 1B		0-0 FC5-4			4	1	1	1	0	1	3											
Frank Howard, R (1.7) OBP: 0.336, SLG: 0.572	0-3 K			0-3 K	0-0 1-3				0-3 K	4	0	0	0	0	3	3											
Hank Allen, R (8.7) OBP: 0.255, SLG: 0.319										0	0	0	0	0	0	0											
Mike Epstein, L (1.3) OBP: 0.321, SLG: 0.327		0-0 L3		4-0 1B WP BB		0-3 K			0-0 F5	3	1	0	0	1	1	0											
Bernie Allen, L (1.4) OBP: 0.289, SLG: 0.327		0-0 L3		0-0 WP 1B		0-0 4-3			0-0 3-1	4	0	1	1	0	0	0											
Paul Casanova, R (1.2) OBP: 0.190, SLG: 0.247		0-0 5-3		0-0 F8		0-0 1-3			0-3 K	4	0	0	0	0	1	1											
Tim Cullen, R (1.6) OBP: 0.269, SLG: 0.289			0-0 F6		0-0 E6 WP SF7		0-0 F3		0-3 K	4	1	0	0	0	1	0											
Joe Coleman, R (1.1) OBP: 0.182, SLG: 0.189			0-3 K		0-3 K		0-0 6-3		0-0 3-1	3	0	0	0	0	2	1											
Barry Moore, L (8.1) OBP: 0.167, SLG: 0.167										1	0	0	0	0	0	0											
Dave Baldwin, R (9.1) OBP: 0.167, SLG: 0.167										0	0	0	0	0	0	0											
Inning Stats	R: 0 E: 0 K: 3 S: 9	H: 0 LOB: 1 BB: 1 P: 13	R: 0 E: 0 K: 0 S: 3	H: 0 LOB: 0 BB: 0 P: 3	R: 0 E: 0 K: 1 S: 5	H: 0 LOB: 0 BB: 0 P: 5	R: 2 E: 1 K: 2 S: 9	H: 1 LOB: 1 BB: 1 P: 13	R: 2 E: 1 K: 1 S: 8	H: 2 LOB: 1 BB: 0 P: 8	R: 0 E: 0 K: 1 S: 5	H: 0 LOB: 0 BB: 0 P: 5	R: 0 E: 0 K: 0 S: 4	H: 1 LOB: 2 BB: 1 P: 8	R: 0 E: 0 K: 1 S: 5	H: 0 LOB: 0 BB: 0 P: 5	R: 0 E: 0 K: 2 S: 7	H: 0 LOB: 0 BB: 0 P: 7	1B: 4 2B: 0 3B: 0 HR: 0	SF: 1 SAC: 0 DP: 0 HBP: 0	WP: 2 PB: 0 CS: 2	PA: 36					
PITCHER	IP	WLS	BF	H	R	ER	SO	BB	IBB	HBP	BLK	WP	HR	S	P	ERA	WHIP										
Bill Harelson, R (1.1) ERA: 4.08	5.0	L	22	3	4	0	7	2	0	0	0	2	0	34	42	0.00	1.000										
Dennis Bennett, L (8.1) ERA: 2.25	2.0		8	1	0	0	1	1	0	0	0	0	0	9	13	0.00	1.000										
Andy Messersmith, R (8.1) ERA: 1.54	2.0		6	0	0	0	3	0	0	0	0	0	0	12	12	0.00	0.000										

Washington Senators @ California Angels
Anaheim Stadium, Anaheim, CA
Fri Aug 16 1968, 10:05 PM EDT
Att: 21,361 - Unknown

AB 32
R 4
H 4
RBI 3
BB 3
SO 11
LOB 9

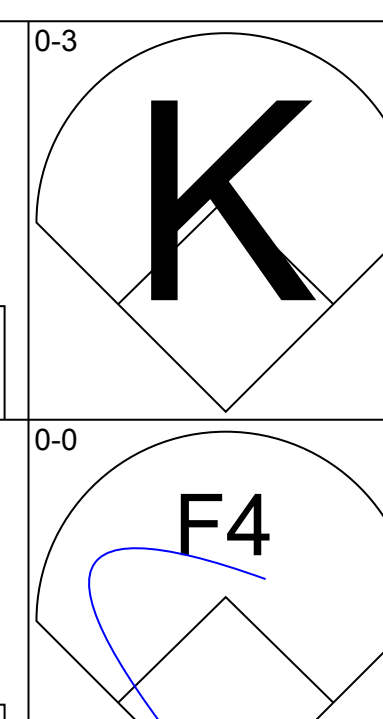
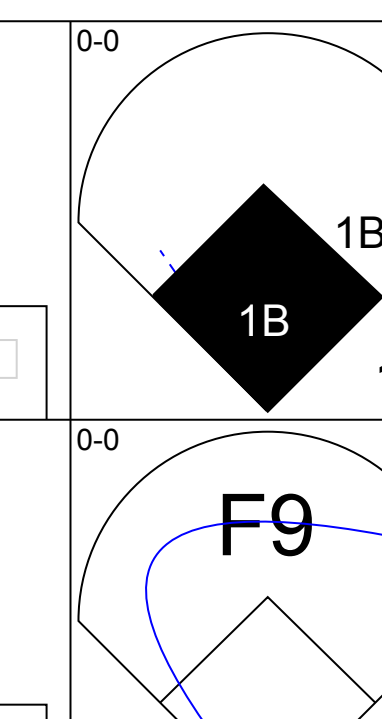
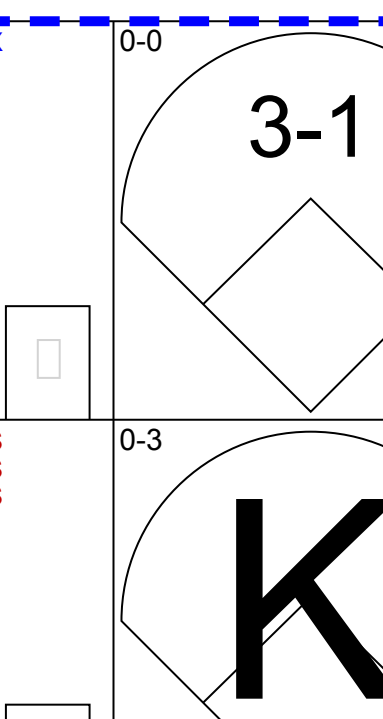
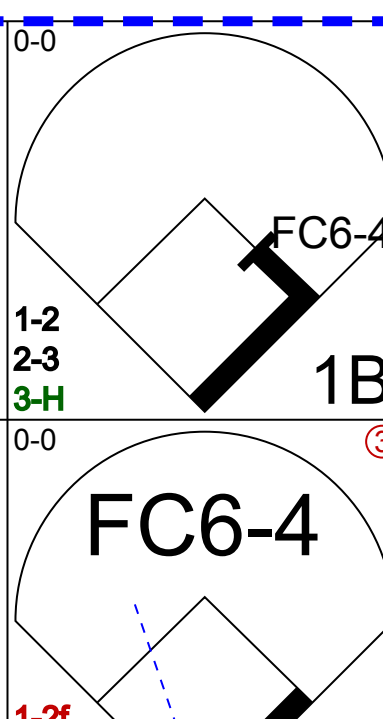
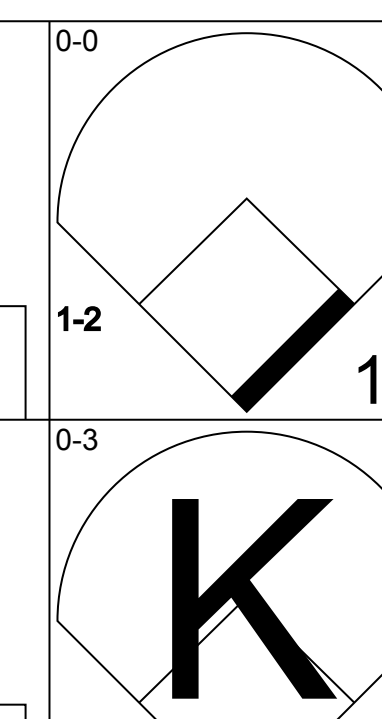
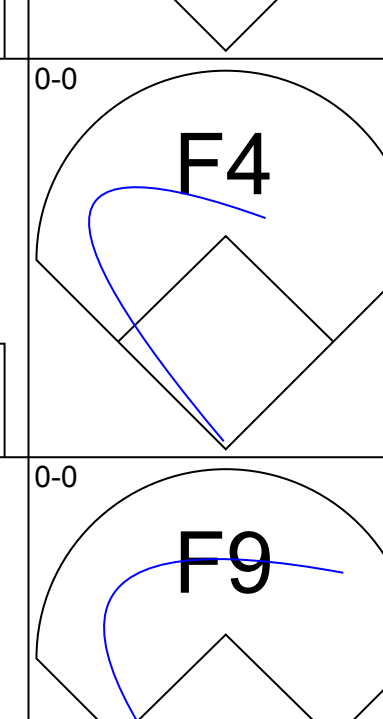
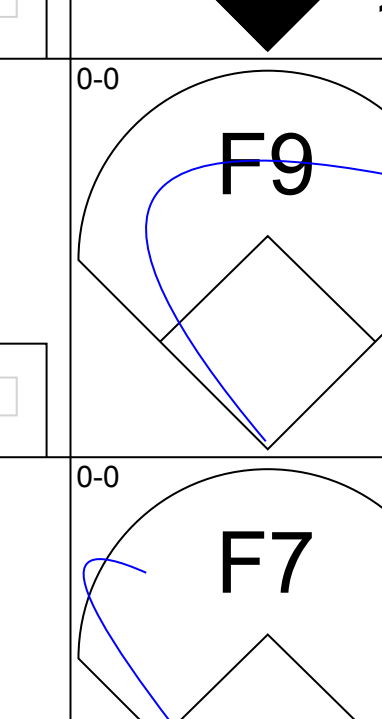
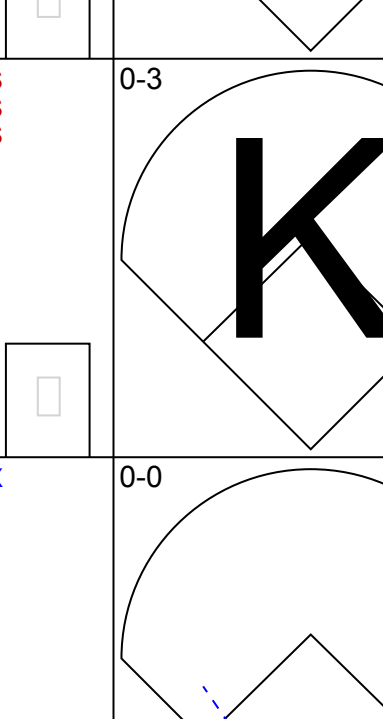
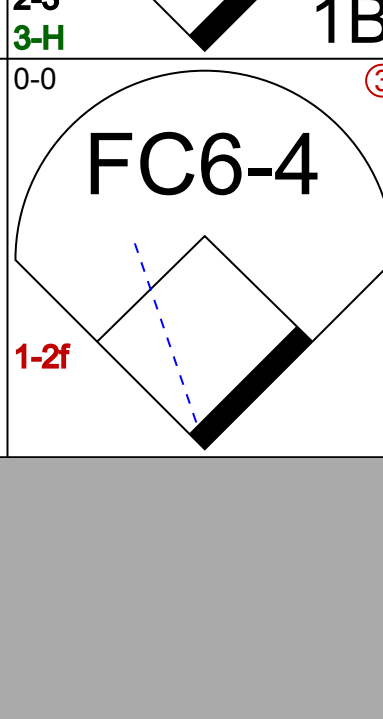
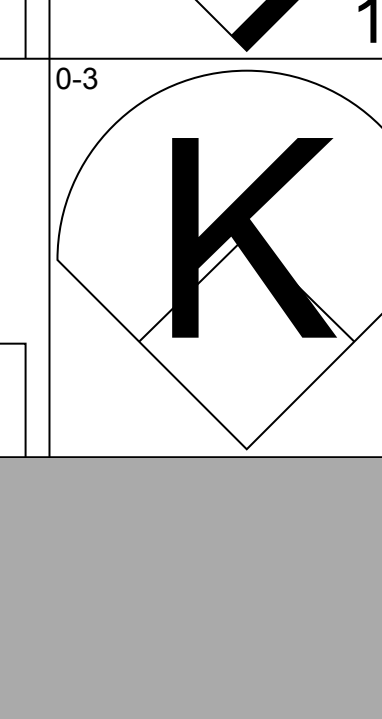
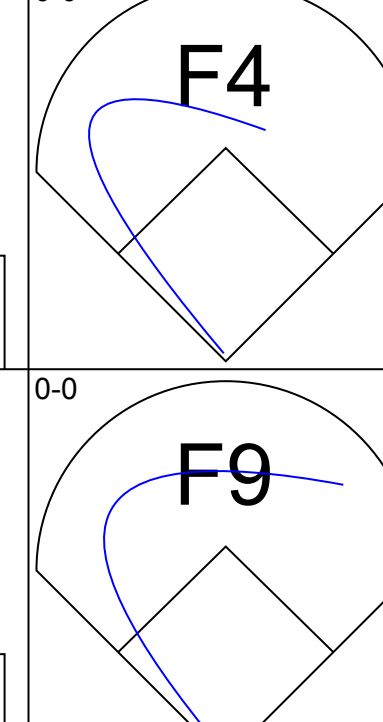
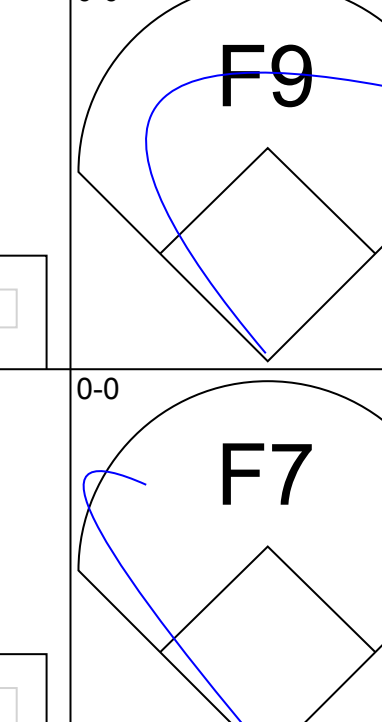
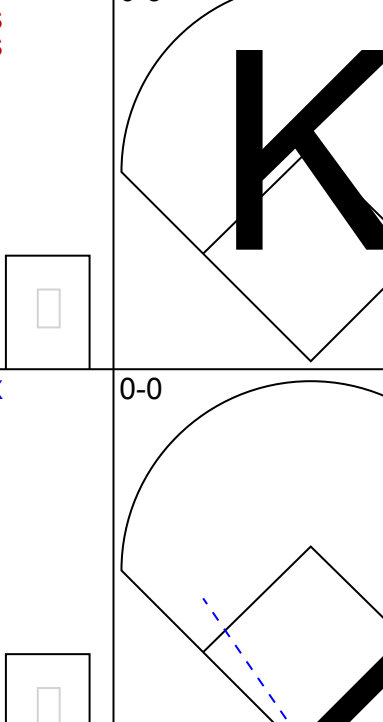
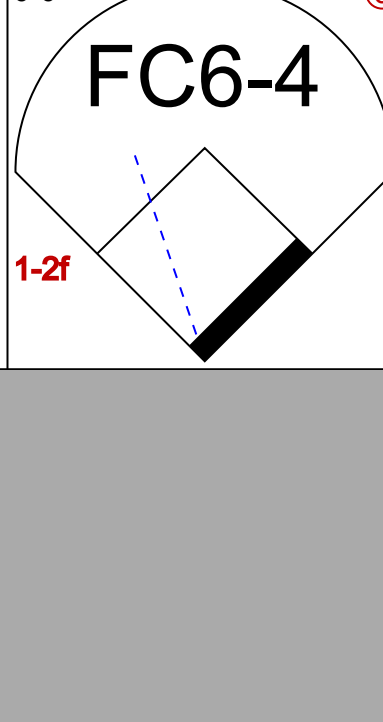
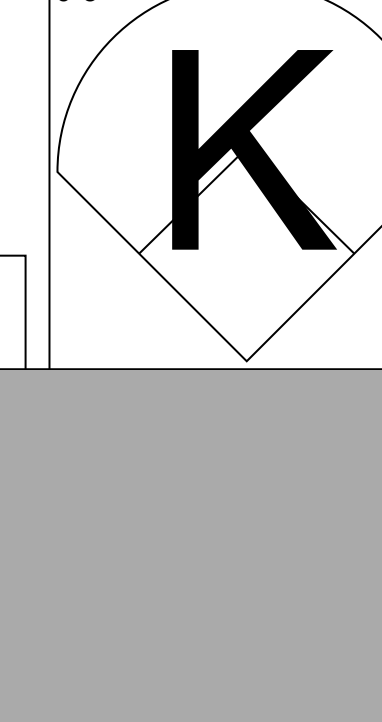
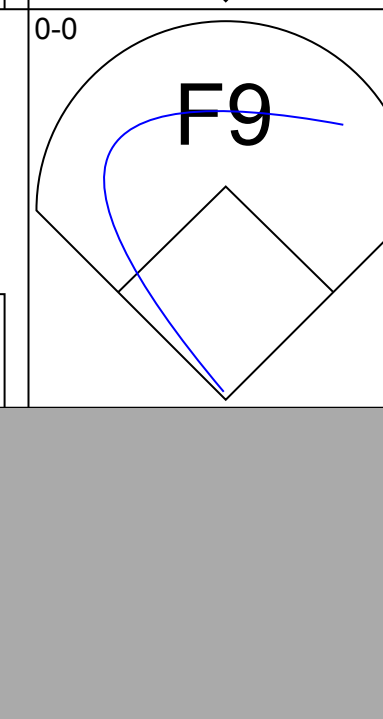
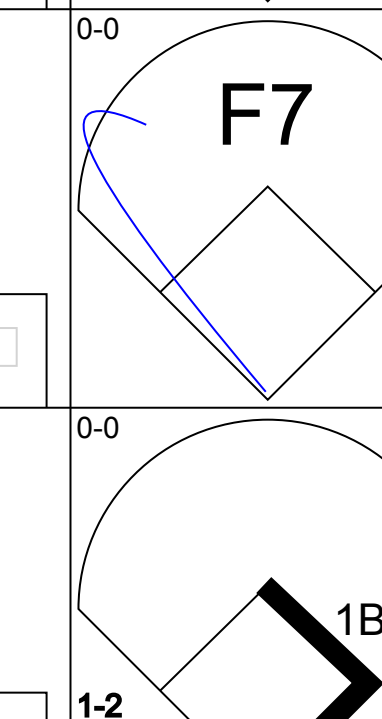
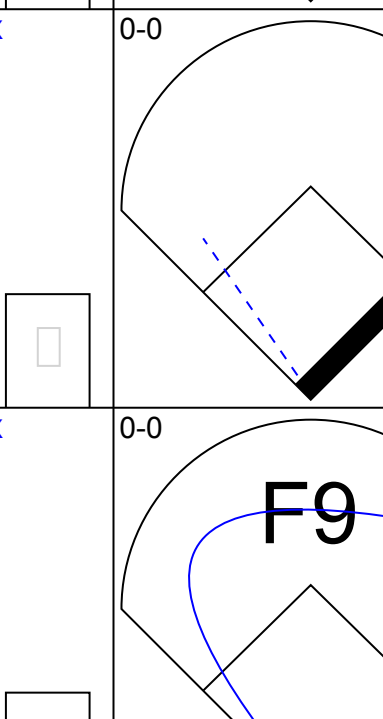
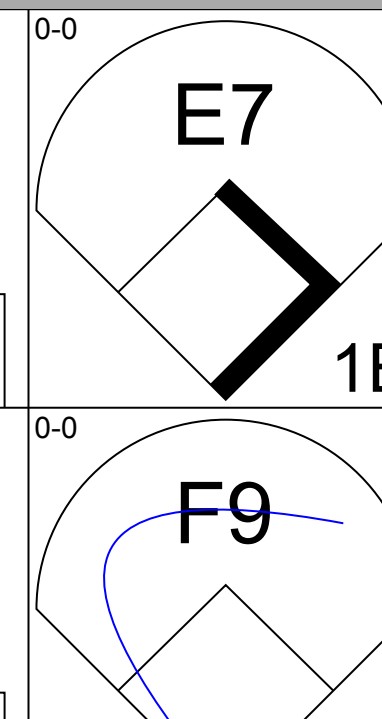
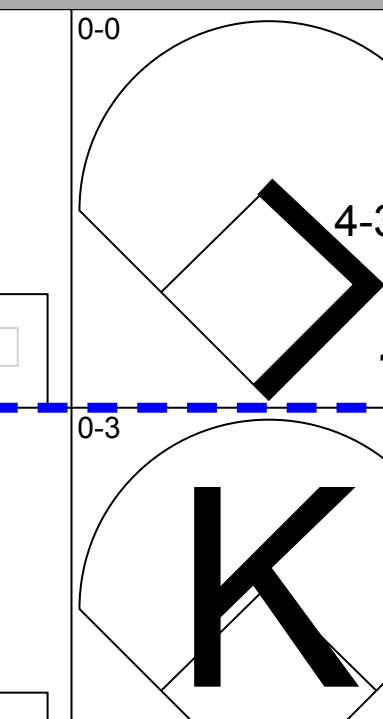
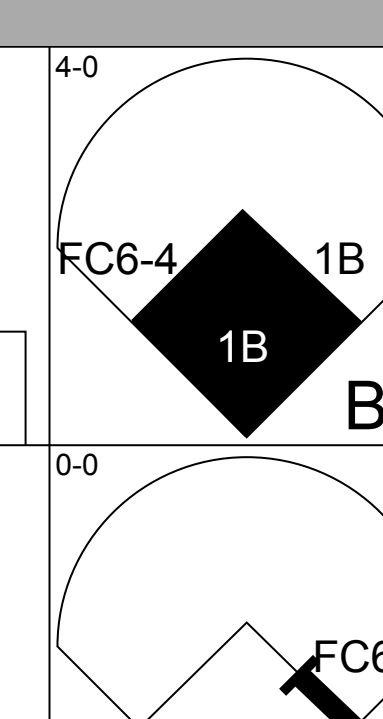
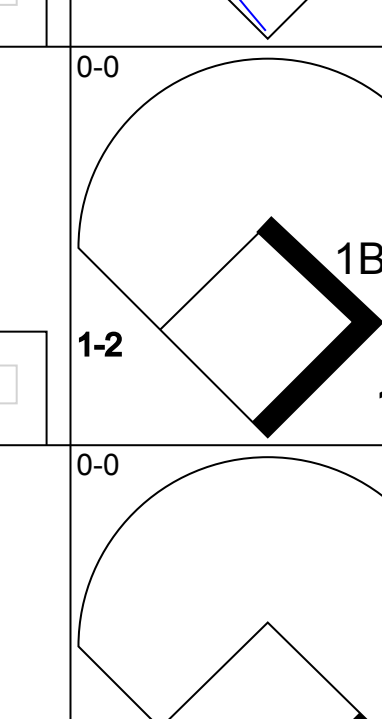
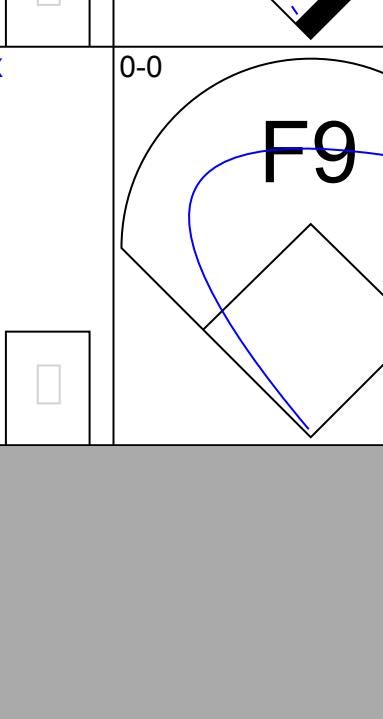
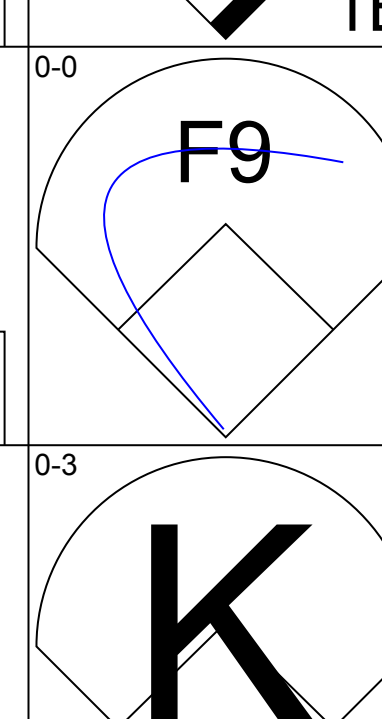
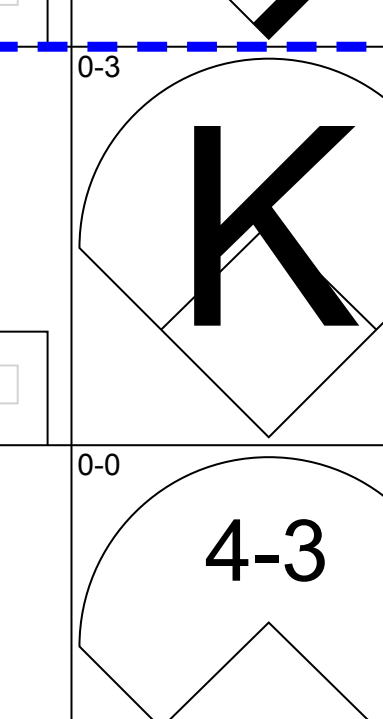
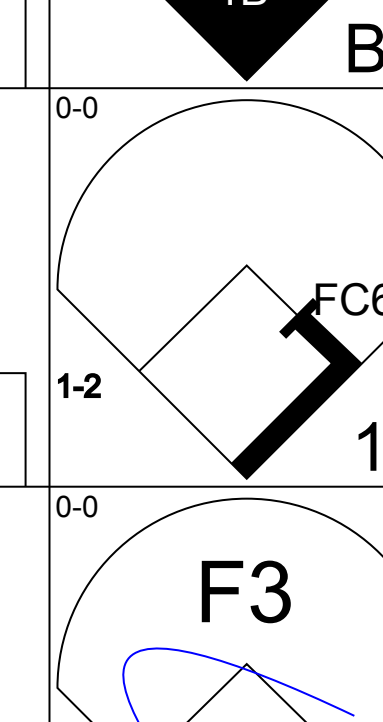
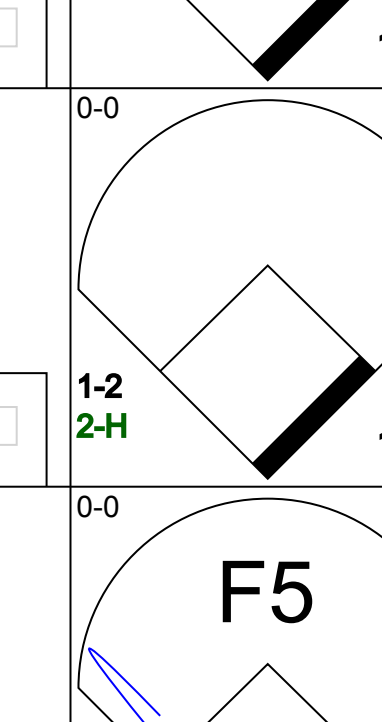
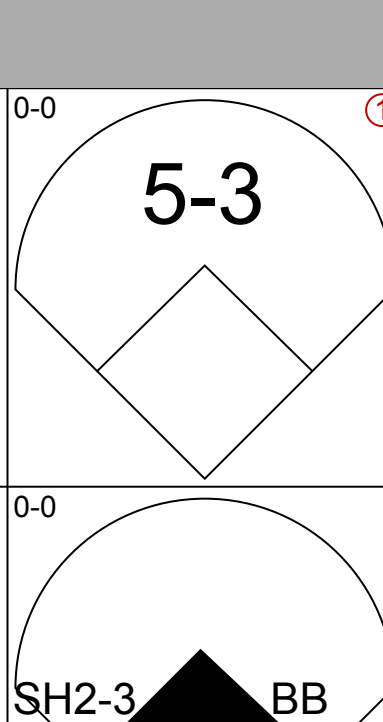
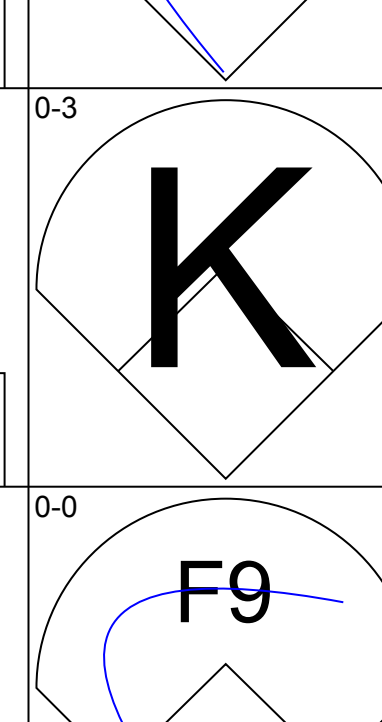
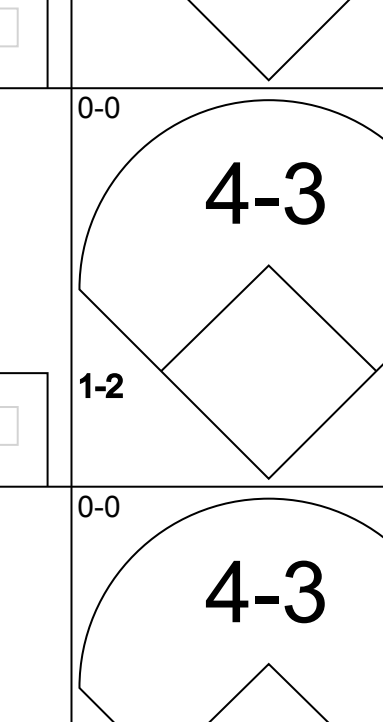
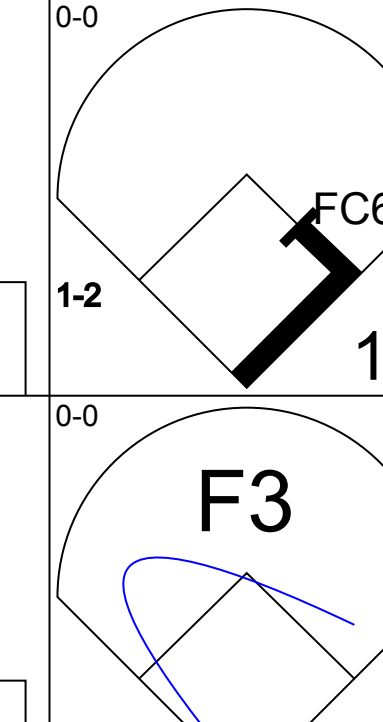
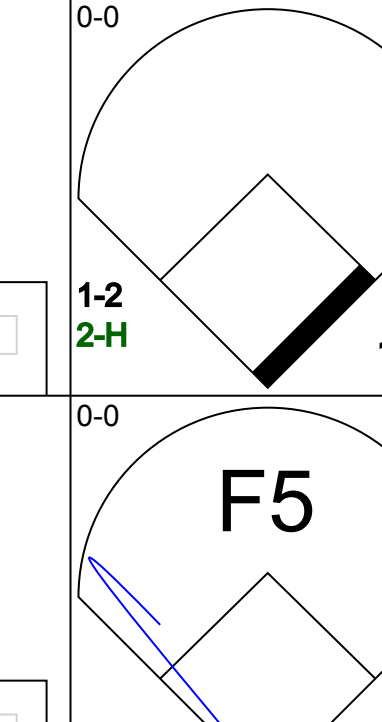
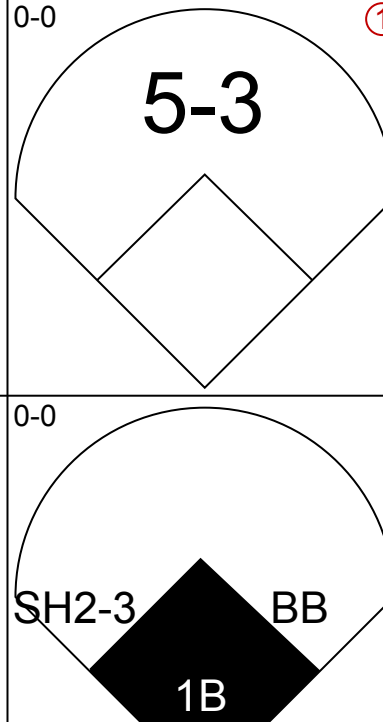
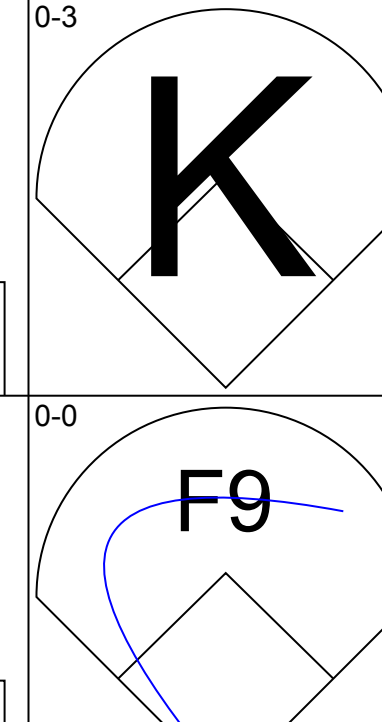
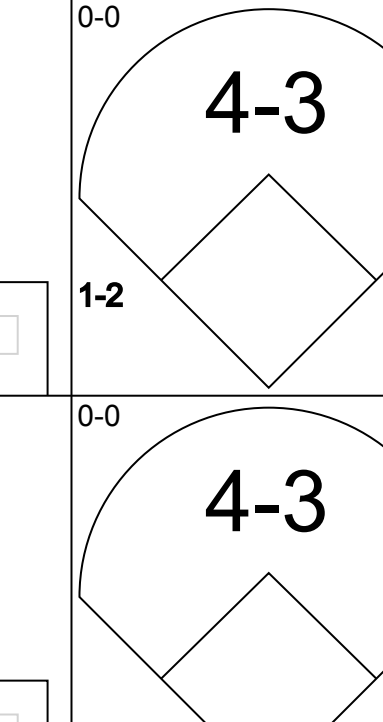

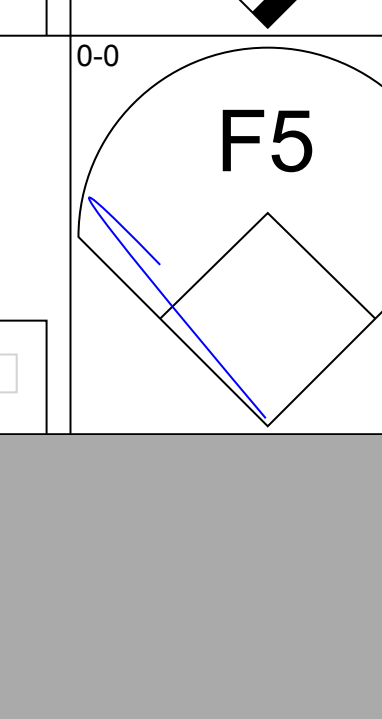
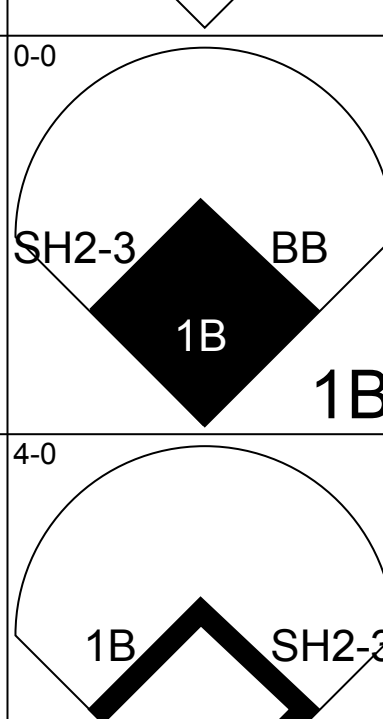
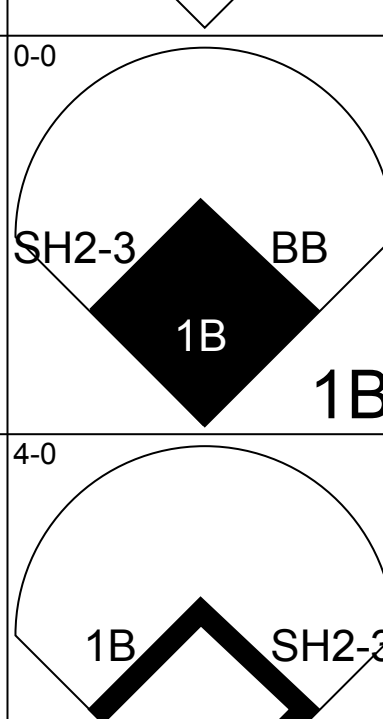
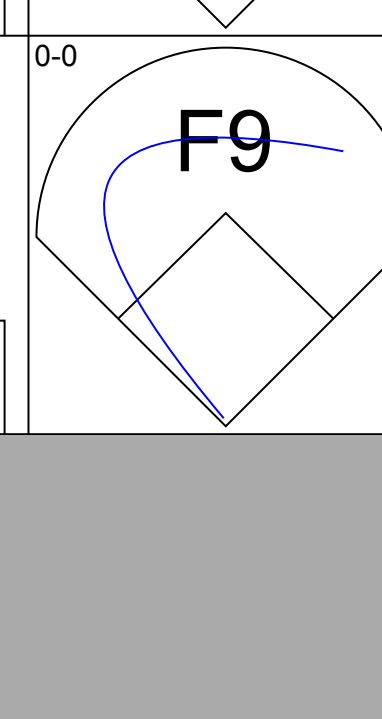
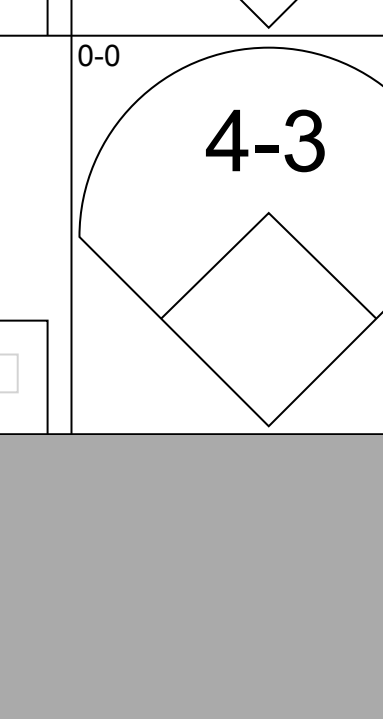
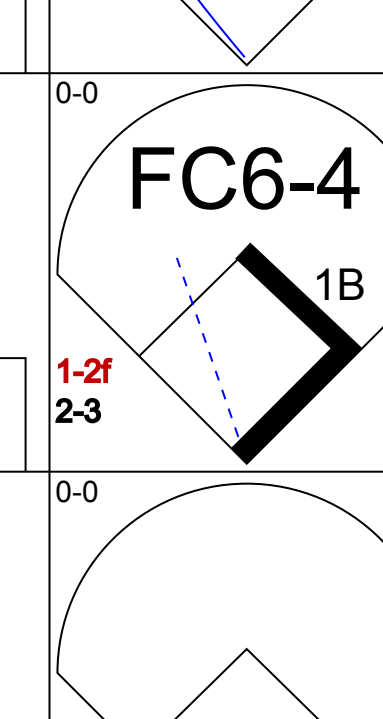
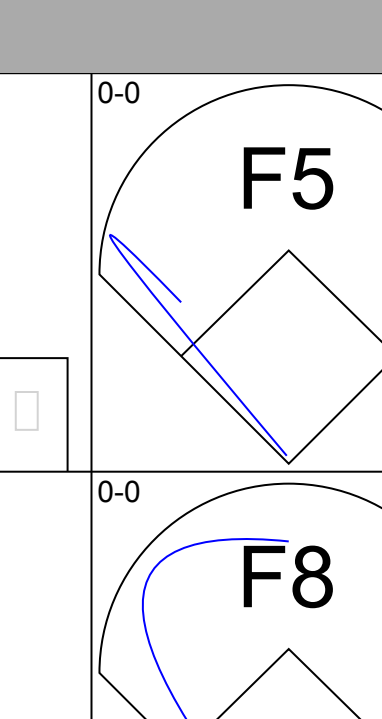
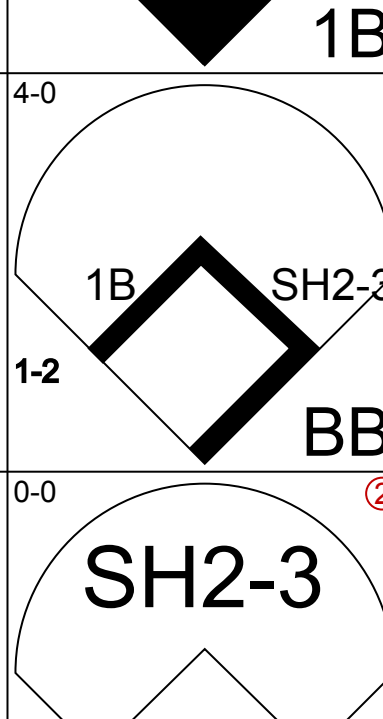
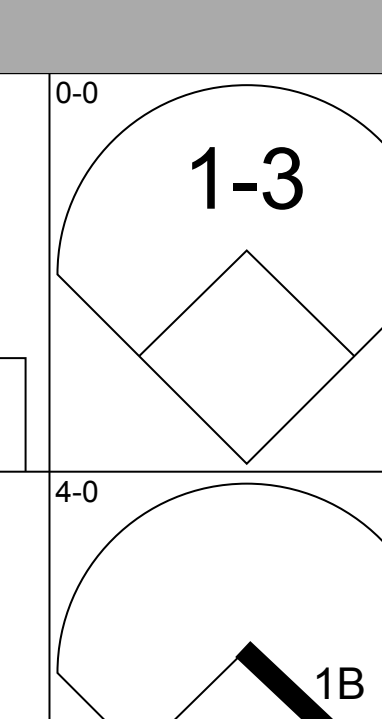
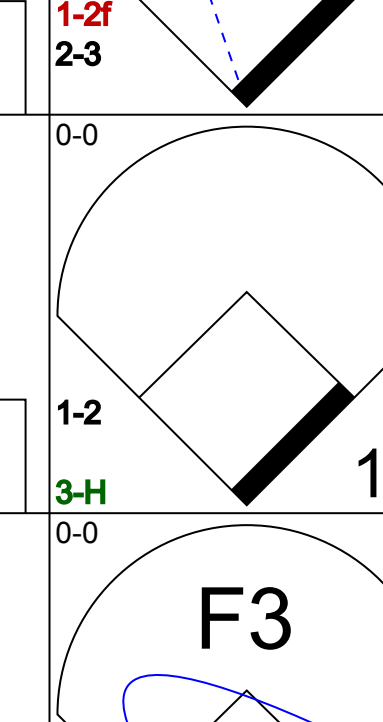
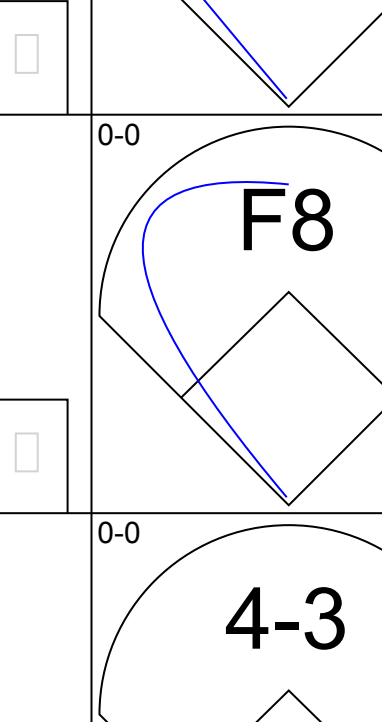
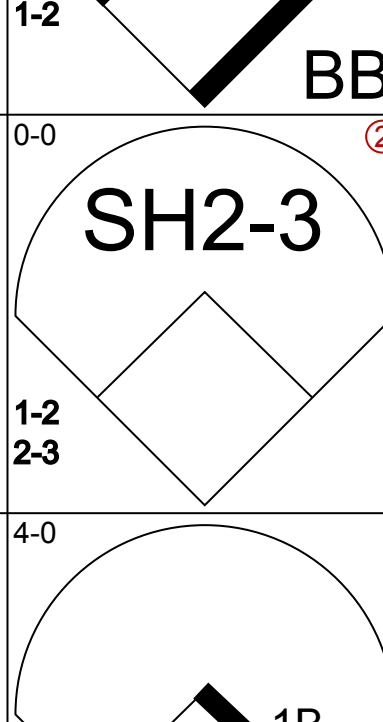
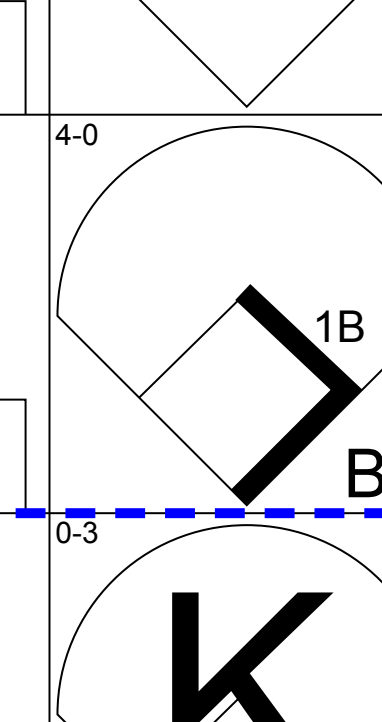
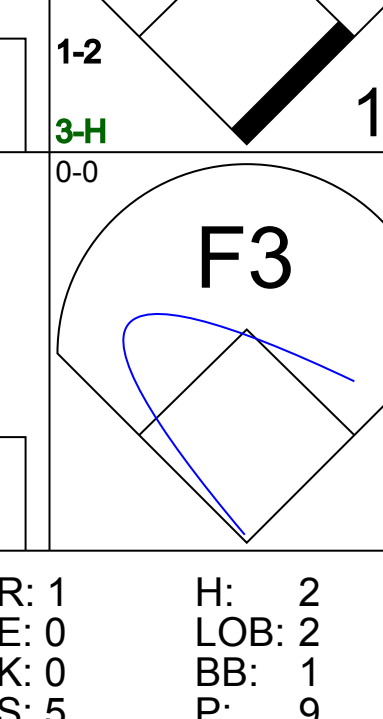
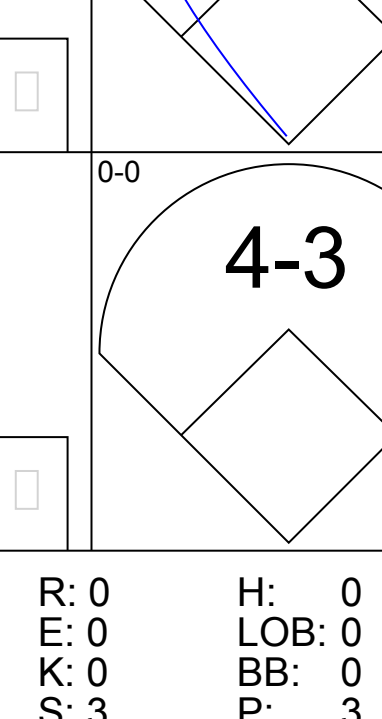
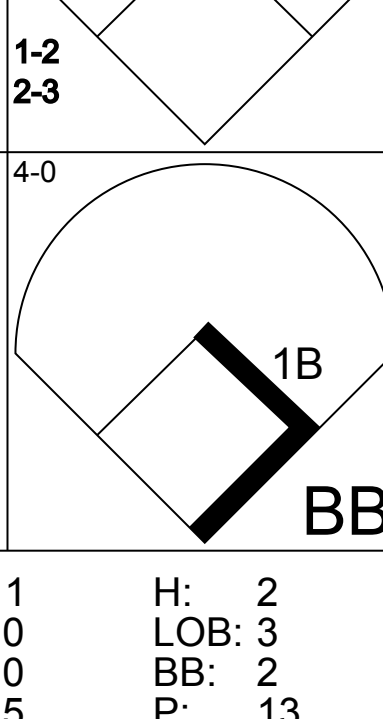
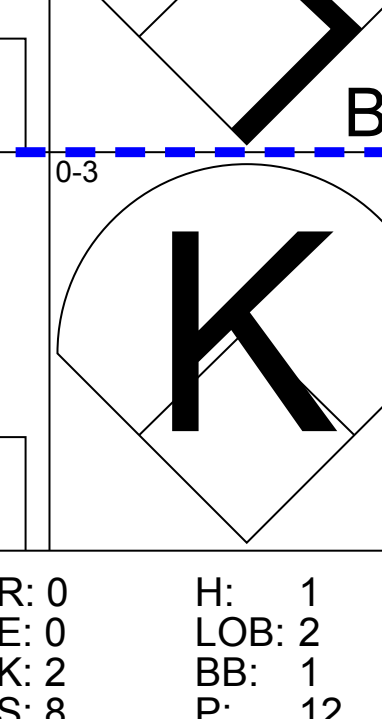

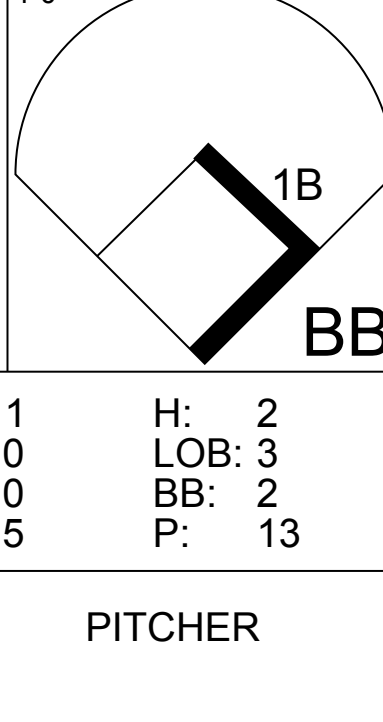
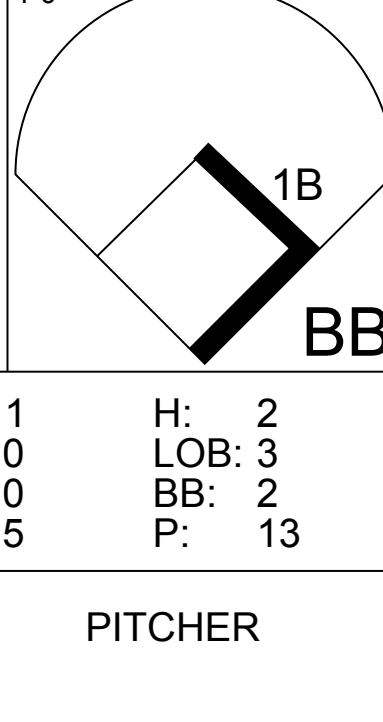
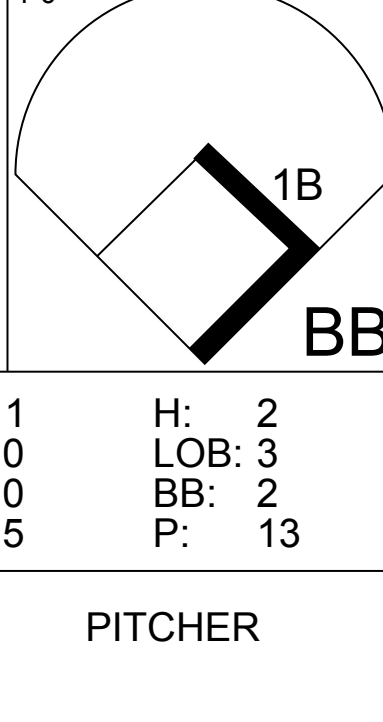
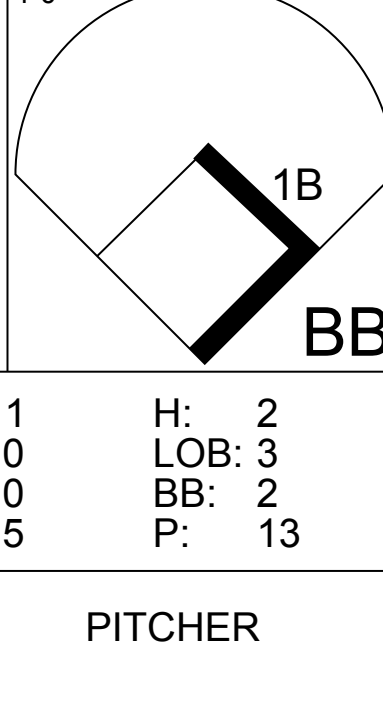


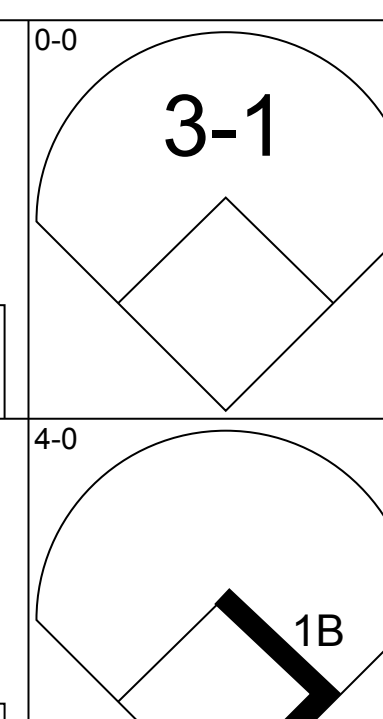
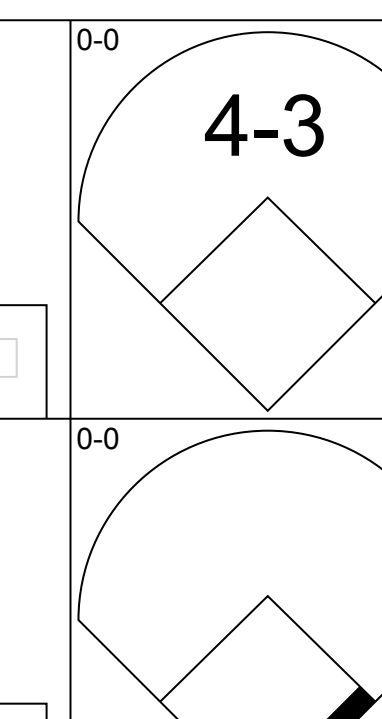
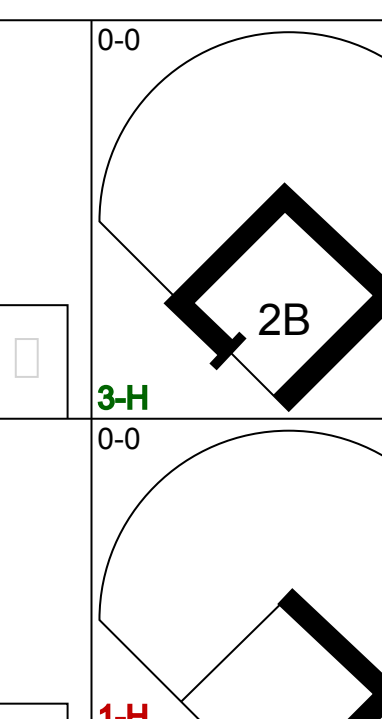
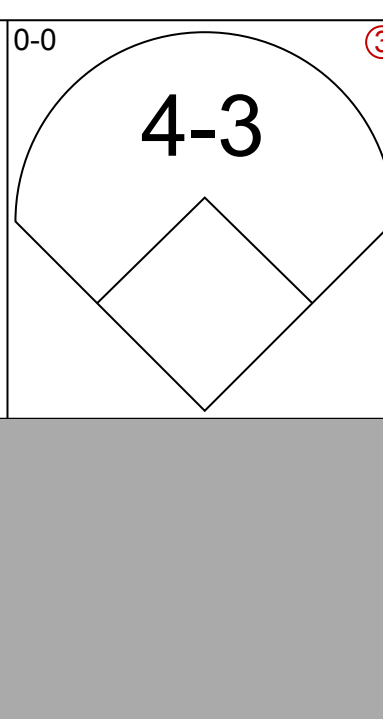
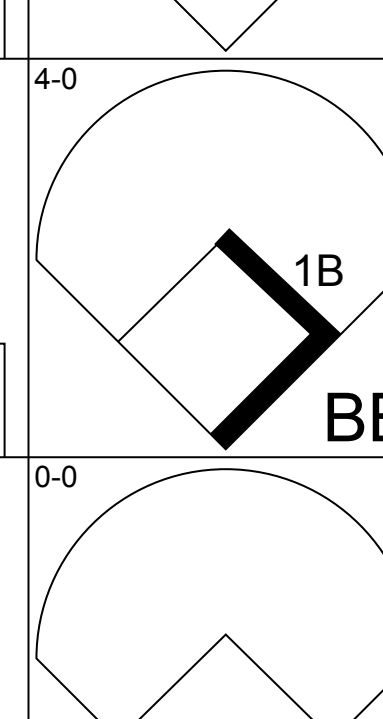
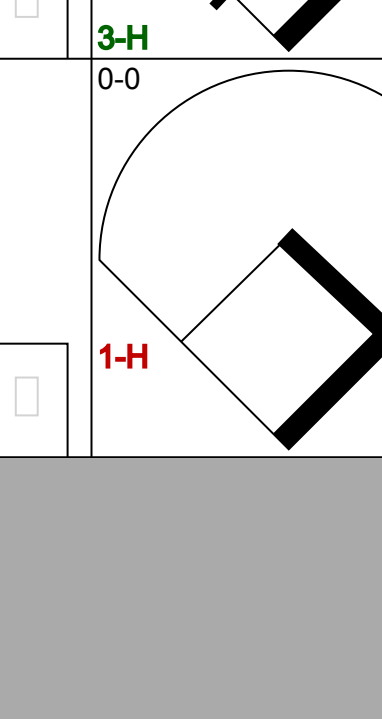
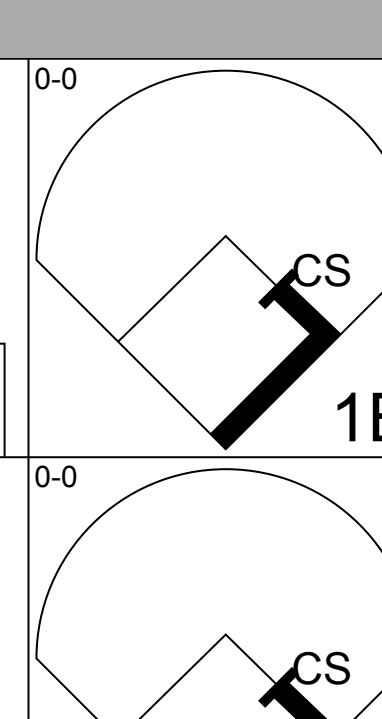
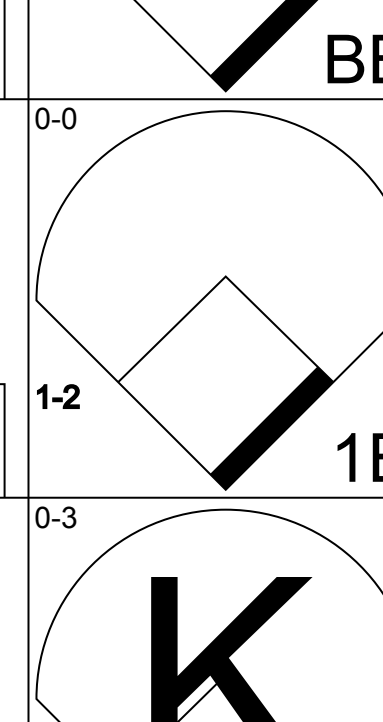
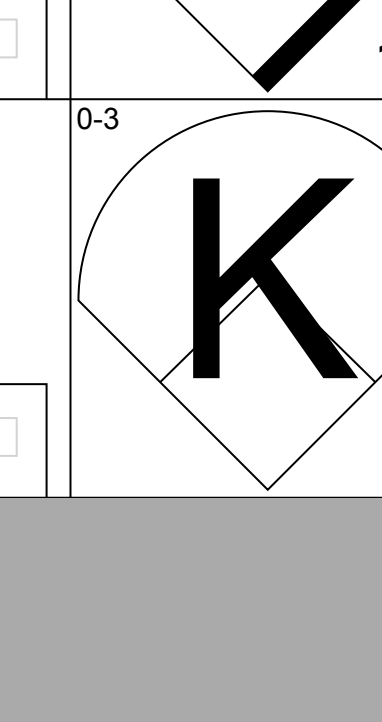
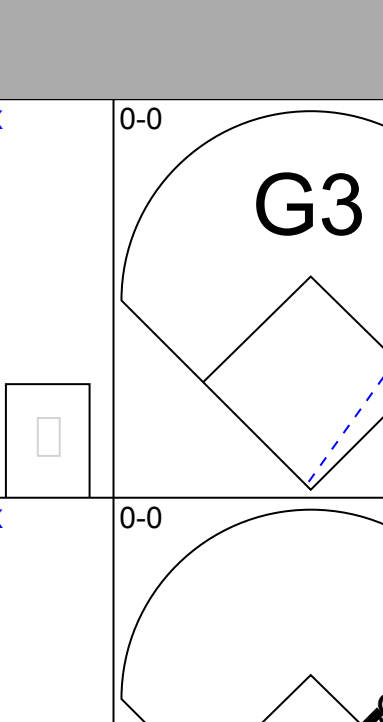
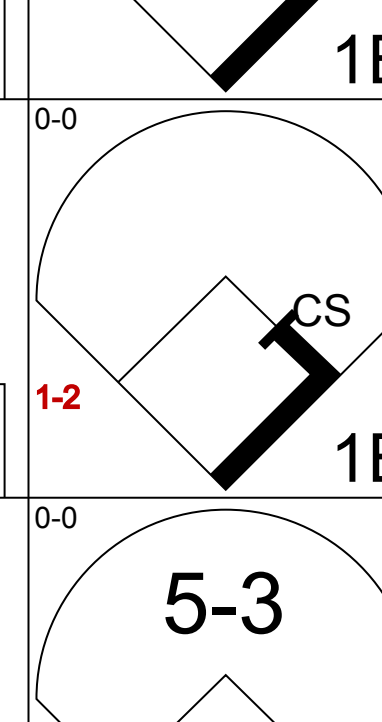

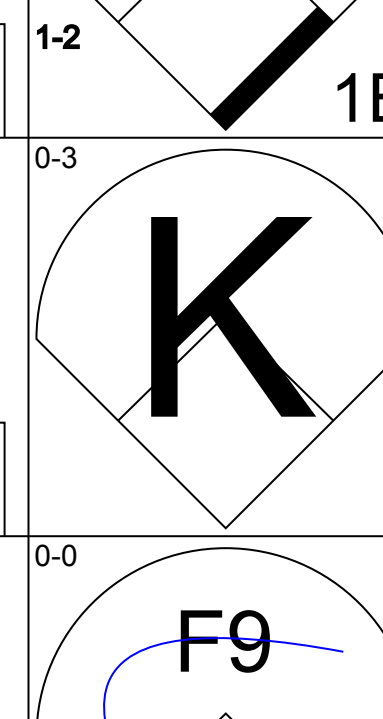
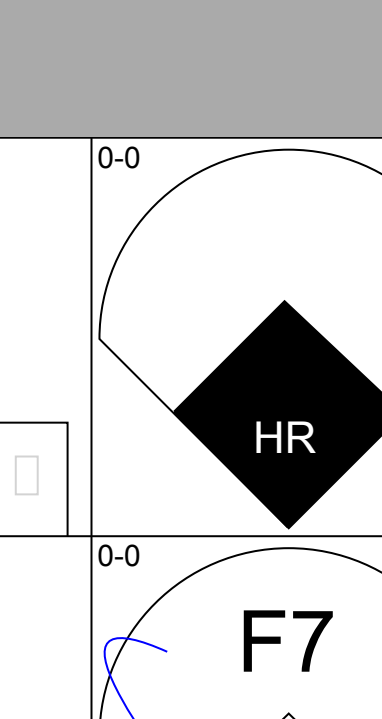
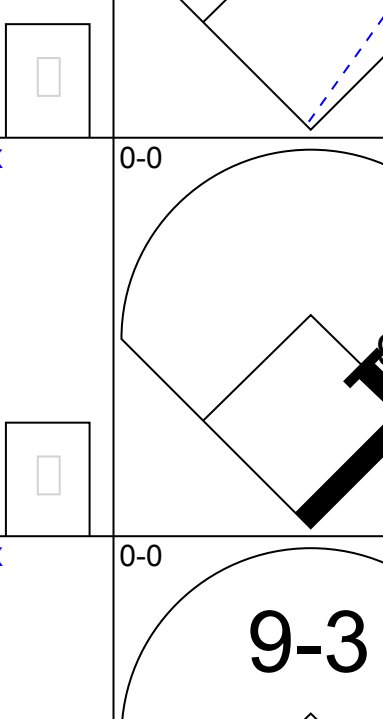
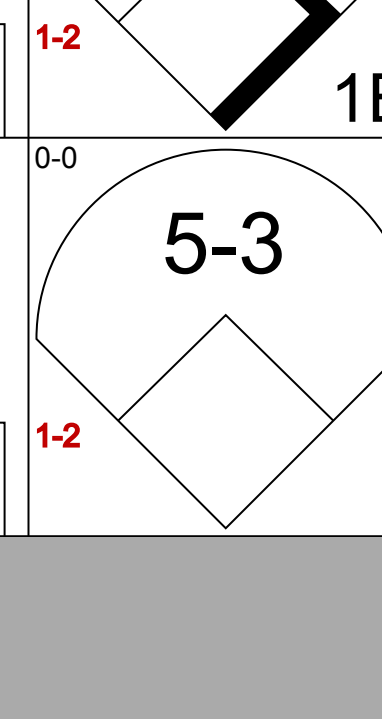
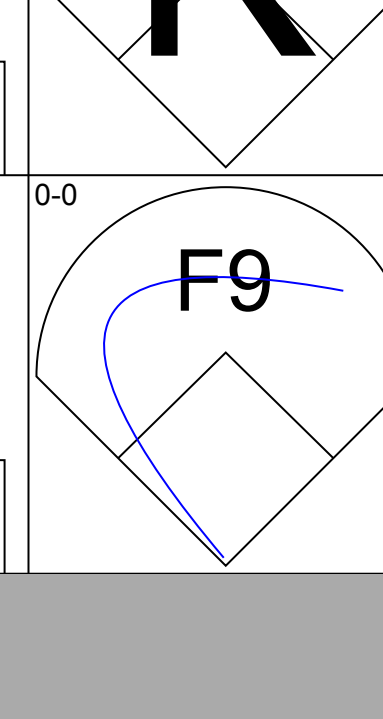
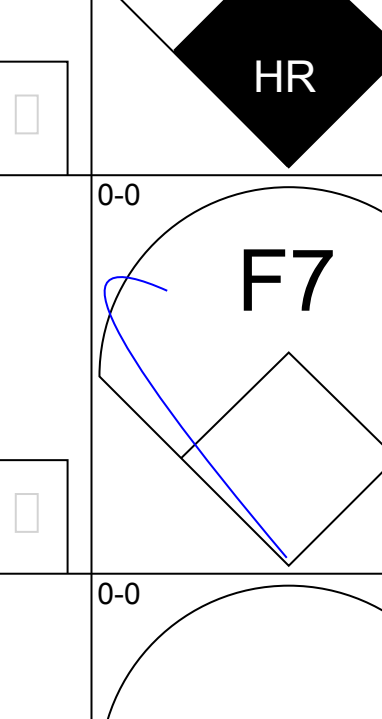
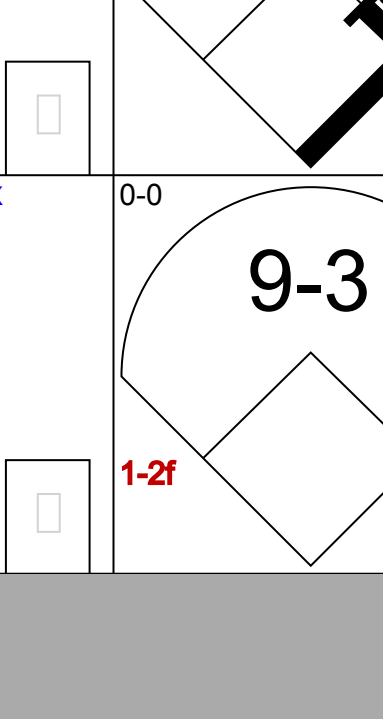
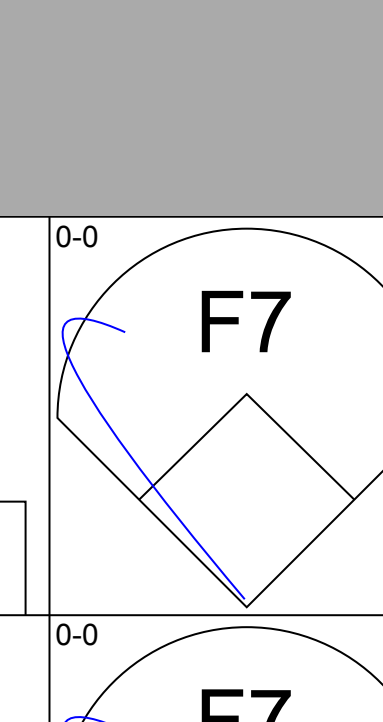
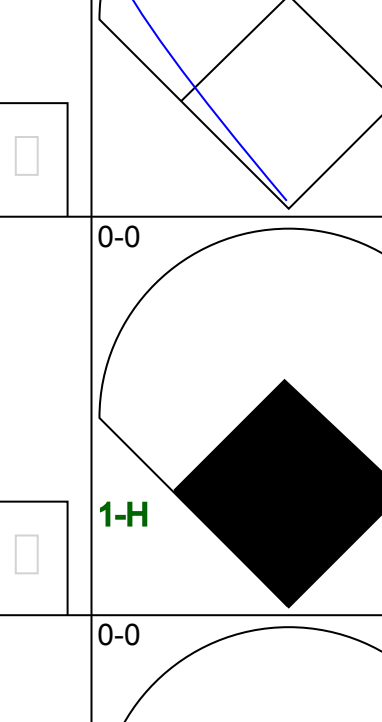
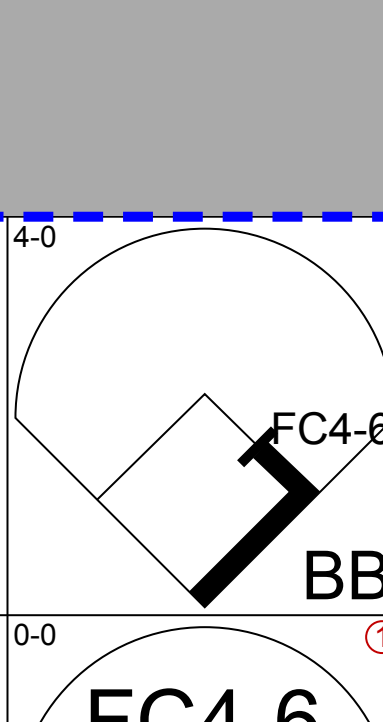
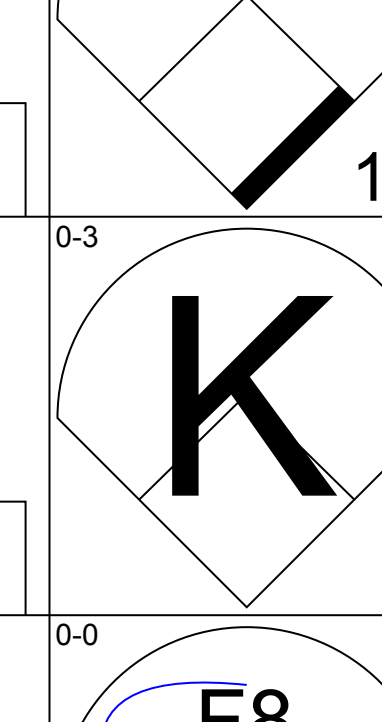
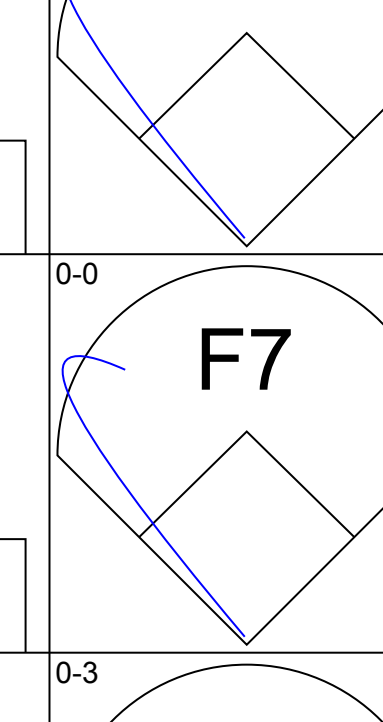
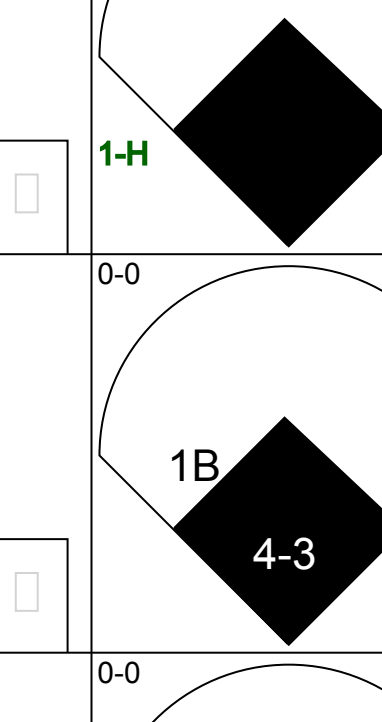
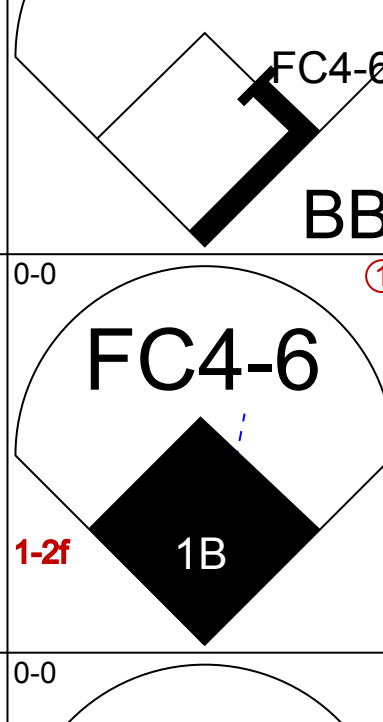
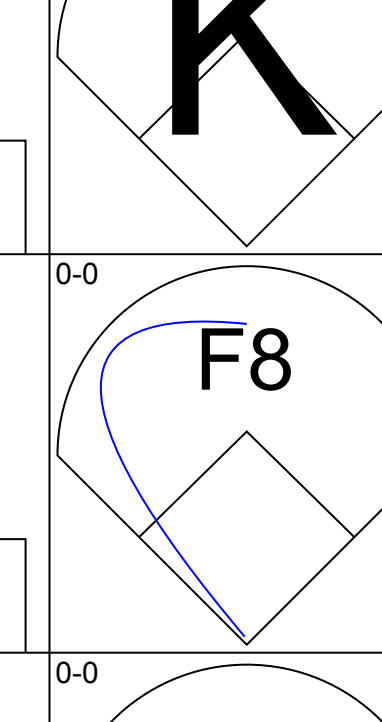
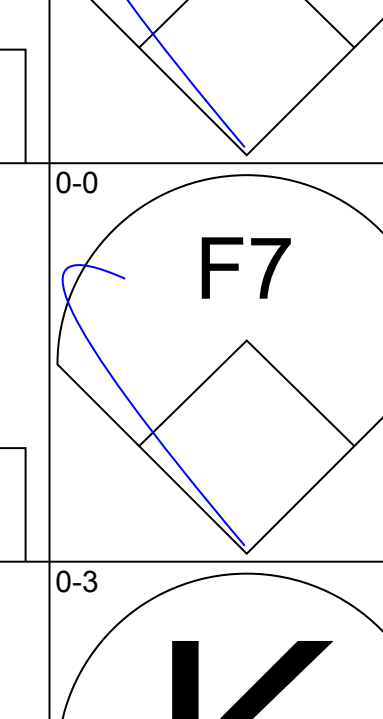
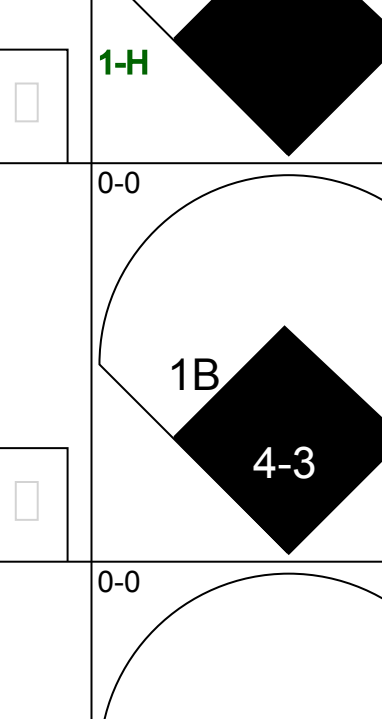
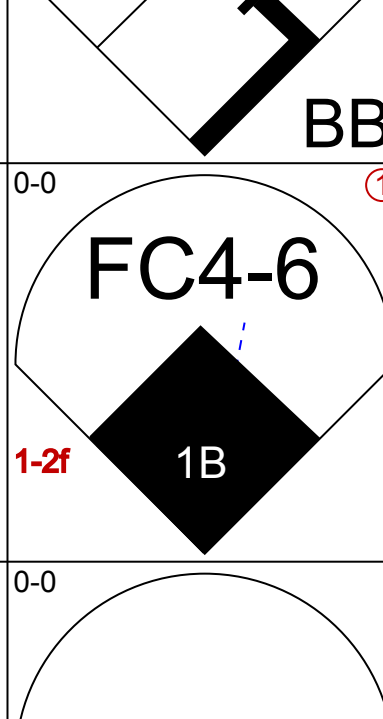
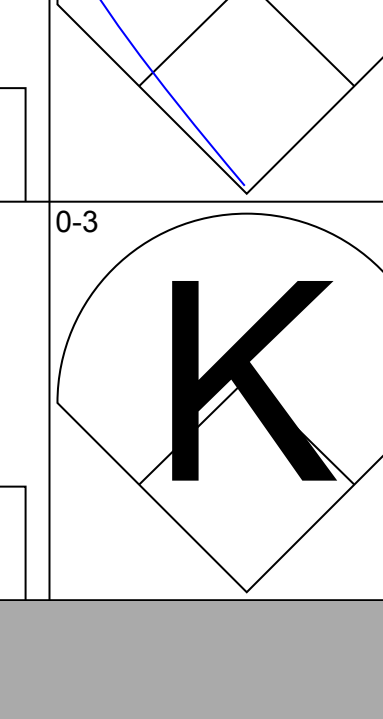
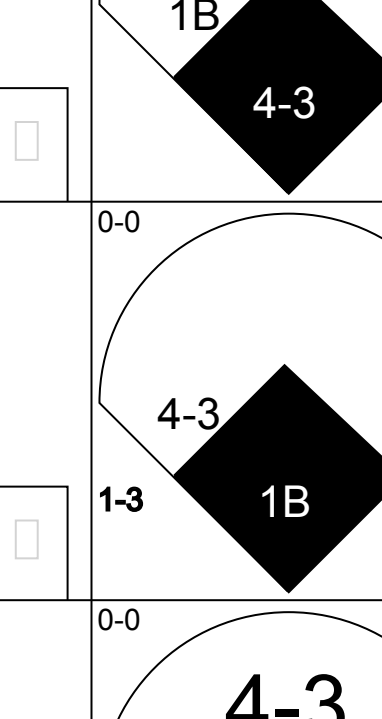
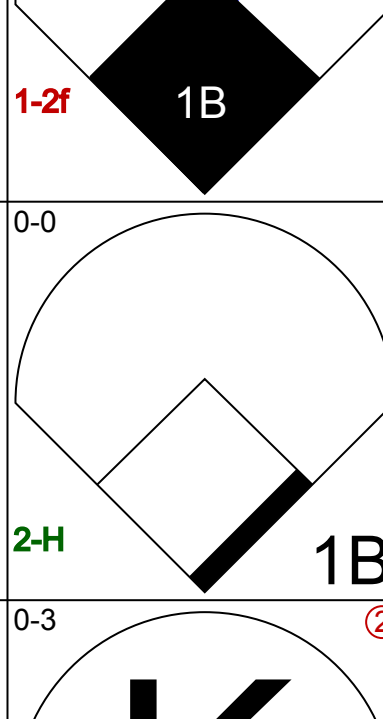
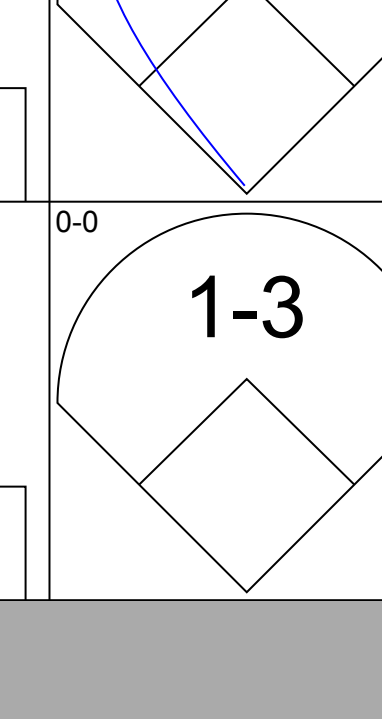
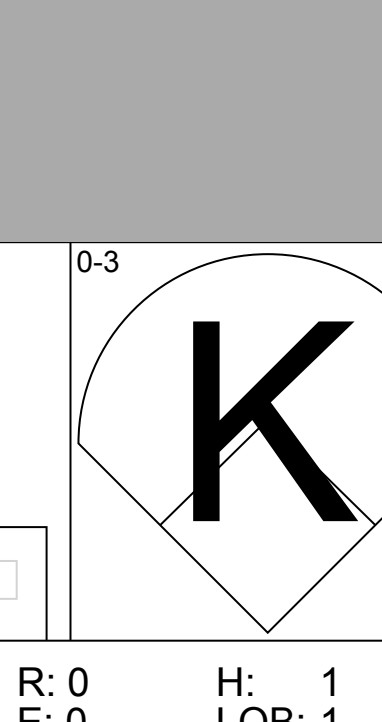
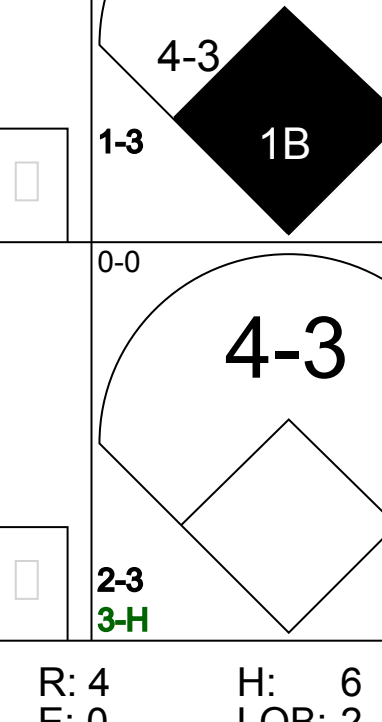
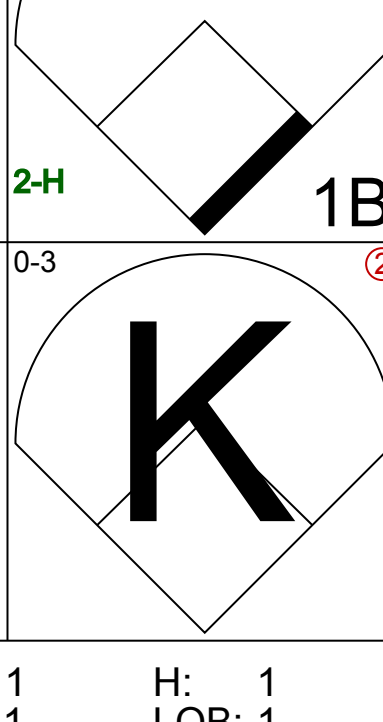
Batter	1	2	3	4	5	6	7	8	9	AB	R	H	RBI	BB	SO	LOB	BOTTOM										
Ed Kirkpatrick, L (1.9) OBP: 0.358, SLG: 0.298	0-0 G4-6-3 BB 1B		0-0 3-1			0-0 1B		0-0 4-3	4-0 BB	4	0	2	0	1	0	0											
Jim Fregosi, R (1.6) OBP: 0.327, SLG: 0.389	4-0 G4-6-3 BB			0-0 F9		0-3 K		0-0 G3	0-0 F8	4	0	0	0	1	1	3											
Vic Davallilo, L (1.8) OBP: 0.283, SLG: 0.356	0-0 G4-6-3			0-0 2-3		0-0 F5		0-0 1B		4	0	1	0	0	0	3											
Rick Reichardt, R (1.7) OBP: 0.321, SLG: 0.410	0-0 L8			0-0 5-3		4-0 4-3 WP BB 1B		0-0 BB 1B		3	1	1	0	1	0	1											
Don Mincher, L (1.3) OBP: 0.304, SLG: 0.364		0-0 L4		0-0 F6		0-0 4-3		4-0 BB		3	0	0	0	0	0	1											
Bubba Morton, R (8.9) OBP: 0.340, SLG: 0.320						1-3 BB		1-2 BB		0	0	0	0	1	0	0											
Tom Satriano, L (1.2) OBP: 0.339, SLG: 0.349		0-0 4-3		4-0 1B BB		0-0 E SF9 1B		0-0 3-1		3	1	1	1	1	0	3											
Winston Llenas, R (1.5) OBP: 0.429, SLG: 0.571		0-0 6-3		0-0 G6-4-3 1B		0-0 E5 FC6-4			0-0 BB 1B	4	0	2	0	0	0	1											
Bobby Knoop, R (1.4) OBP: 0.301, SLG: 0.316			0-0 F6		0-0 G6-4-3		0-0 SF9		0-3 K	2	0	0	0	0	0	2											
Roger Repoz, L (7.9) OBP: 0.312, SLG: 0.387										0	0	0	1	0	0	0											
Andy Messersmith, R (8.1) OBP: 0.239, SLG: 0.226										0	0	0	0	0	0	0											
Buck Rodgers, S (9.9) OBP: 0.239, SLG: 0.226										1	0	0	0	0	1	1											
Bill Harelson, S (1.1) OBP: 0.250, SLG: 0.250										1	0	0	0	0	1	0											
Dennis Bennett, L (6.1) OBP: 0.250, SLG: 0.250										1	0	0	0	0	1	0											
Orlando McFarlane, R (7.9) OBP: 0.400, SLG: 0.300										1	0	0	0	0	0	1											
Chuck Cottier, R (8.4) OBP: 0.056, SLG: 0.111										1	0	0	0	0	0	1											
Inning Stats	R: 0 E: 0 K: 0 S: 3	H: 1 LOB: 1 BB: 1 P: 7	R: 0 E: 0 K: 0 S: 3	H: 0 LOB: 0 BB: 0 P: 3	R: 0 E: 0 K: 1 S: 5	H: 0 LOB: 0 BB: 0 P: 5	R: 0 E: 0 K: 0 S: 3	H: 0 LOB: 0 BB: 0 P: 3	R: 0 E: 0 K: 2 S: 8	H: 1 LOB: 1 BB: 0 P: 8	R: 2 E: 1 K: 0 S: 5	H: 1 LOB: 1 BB: 1 P: 9	R: 0 E: 0 K: 0 S: 5	H: 2 LOB: 3 BB: 1 P: 9	R: 0 E: 0 K: 1 S: 6	H: 1 LOB: 2 BB: 1 P: 10	1B: 7 2B: 0 3B: 0 HR: 0	SF: 1 SAC: 0 DP: 2 HBP: 0	WP: 1 PB: 0 CS: 0	PA: 38							
PITCHER	IP	WLS	BF	H	R	ER	SO	BB	IBB	HBP	BLK	WP	HR	S	P	ERA	WHIP										
Joe Coleman, R (1.1) ERA: 3.39	7.2	W	31	6	2	1	3	3	0	0	0	1	0	34	46	1.17	1.174										
Barry Moore, L (8.1) ERA: 3.09	1.0		6	1	0	0	1	2	0	0	0	0	0	6	14	0.00	3.000										
Dave Baldwin, R (9.1) ERA: 4.08	0.1	S	1	0	0	0	0	0	0	0	0	0	0	1	1	0.00	0.000										

Washington Senators @ California Angels
Anaheim Stadium, Anaheim, CA
Fri Aug 16 1968, 10:05 PM EDT
Att: 21,361 - Unknown

AB 32
R 2
H 7
RBI 2
BB 5
SO 4
LOB 17





Batter	1	2	3	4	5	6	7	8	9	AB	R	H	RBI	BB	SO	LOB	TOP										
Del Unser, L OBP: 0.296, SLG: 0.284 (1, 8)										5	1	3	1	0	1	0	Washington Senators @ California Angels Anaheim Stadium, Anaheim, CA Sat Aug 17 1968, 10:05 PM EDT Att: 11,675 - Unknown livebaseballscorecards.com										
Hank Allen, R OBP: 0.245, SLG: 0.306 (1, 9)										4	0	0	0	0	1	4											
Ed Stroud, L OBP: 0.300, SLG: 0.427 (8, PH) (8, 9)										1	0	0	0	0	1	2											
Ken McMullen, R OBP: 0.335, SLG: 0.409 (1, 5)										5	0	3	0	0	0	1											
Frank Howard, R OBP: 0.337, SLG: 0.569 (1, 3)										4	1	1	0	1	1	3											
Brant Aylea, R OBP: 0.310, SLG: 0.300 (1, 7)										4	0	2	1	0	1	1											
Gary Holman, L OBP: 0.348, SLG: 0.298 (9, PH) (8, 9)										1	0	0	0	0	0	1											
Paul Casanova, R OBP: 0.190, SLG: 0.246 (1, 2)											5	1	1	0	0	6											
Bernie Allen, L OBP: 0.289, SLG: 0.323 (1, 4)										3	0	0	0	1	0	2											
Tim Cullen, R OBP: 0.274, SLG: 0.291 (1, 6)										2	0	1	1	1	0	0											
Camilo Pascual, R OBP: 0.192, SLG: 0.192 (1, 1)										2	0	0	0	0	0	2											
Mike Epstein, L OBP: 0.323, SLG: 0.327 (6, PH)										0	0	0	0	1	0	0											
Bill Haywood, R OBP: 0.274, SLG: 0.298 (8, PH)										0	0	0	0	0	0	0											
Cap Peterson, R OBP: 0.274, SLG: 0.298 (8, PH)										1	0	0	0	0	1	1											
Bob Humphreys, R OBP: 0.667, SLG: 0.667 (8, 1)										0	0	0	0	0	0	0											
Inning Stats	R: 0 E: 0 K: 1 S: 5	H: 0 LOB: 0 BB: 0 P: 5	R: 1 E: 0 K: 0 S: 5	H: 2 LOB: 2 BB: 1 P: 9	R: 1 E: 0 K: 0 S: 6	H: 3 LOB: 2 BB: 0 P: 6	R: 0 E: 0 K: 0 S: 3	H: 0 LOB: 0 BB: 0 P: 3	R: 0 E: 0 K: 1 S: 6	H: 1 LOB: 1 BB: 0 P: 6	R: 1 E: 0 K: 0 S: 5	H: 2 LOB: 3 BB: 2 P: 13	R: 0 E: 0 K: 1 S: 6	H: 1 LOB: 1 BB: 0 P: 6	R: 0 E: 0 K: 2 S: 8	H: 1 LOB: 2 BB: 1 P: 12	R: 0 E: 0 K: 1 S: 6	H: 1 LOB: 1 BB: 0 P: 6	1B: 11 2B: 0 3B: 0 HR: 0	SF: 0 SAC: 1 DP: 0 HBP: 0	WP: 0 PA: 42 PB: 0 CS: 0						
PITCHER	IP	WLS	BF	H	R	ER	SO	BB	IBB	HBP	BLK	WP	HR	S	P	ERA	WHIP										
George Brunet, L ERA: 2.79	4.0	18	5	2	2	1	1	0	0	0	0	0	0	19	23	4.50	1.500										
Sammy Ellis, R ERA: 4.12	1.2	9	2	1	1	1	2	0	0	0	0	0	0	9	17	5.40	2.400										
Clyde Wright, L ERA: 4.06	1.2	8	2	0	0	1	1	0	0	0	0	0	0	9	13	0.00	1.800										
Marty Pattin, R ERA: 3.65	0.2	4	2	0	0	0	2	0	0	0	0	0	0	8	8	0.00	3.000										
Andy Messersmith, R ERA: 1.5	1.0	W	3	0	0	0	1	0	0	0	0	0	0	5	5	0.00	0.000										


Batter	1	2	3	4	5	6	7	8	9	AB	R	H	RBI	BB	SO	LOB	BOTTOM										
Ed Kirkpatrick, L OBP: 0.354, SLG: 0.296 (1, 9)										4	0	1	1	0	0	1	Washington Senators @ California Angels Anaheim Stadium, Anaheim, CA Sat Aug 17 1968, 10:05 PM EDT Att: 11,675 - Unknown livebaseballscorecards.com										
Jim Fregosi, R OBP: 0.332, SLG: 0.396 (1, 6)										3	0	3	0	1	0	0											
Vic Davallillo, L OBP: 0.285, SLG: 0.357 (1, 8)										4	0	2	0	0	1	1											
Rick Reichardt, R OBP: 0.323, SLG: 0.410 (1, 7)										4	1	2	0	0	1	3											
Don Mincher, L OBP: 0.304, SLG: 0.363 (1, 3)										4	0	1	0	0	0	4											
Tom Satriano, L OBP: 0.341, SLG: 0.362 (1, 2)										3	1	1	2	1	1	1											
Winston Llenas, R OBP: 0.400, SLG: 0.500 (1, 5)										3	2	1	0	0	0	1											
Chuck Cottier, R OBP: 0.053, SLG: 0.105 (8, 5)										1	0	0	0	0	0	1											
Bobby Knoop, R OBP: 0.303, SLG: 0.318 (1, 4)										4	1	2	1	0	1	1											
George Brunet, R ERA: 2.69										1	0	0	0	0	1	0											
Roger Pezota, L ERA: 2.77										1	0	1	0	0	1	0											
Sammy Ellis, R ERA: 4.12										0	0	0	0	0	0	0											
Clyde Wright, L ERA: 4.06										1	0	0	0	0	1	1											
Marty Pattin, R ERA: 3.65										0	0	0	0	0	0	0											
Andy Messersmith, R ERA: 1.5										0	0	0	0	0	0	0											
Inning Stats	R: 0 E: 0 K: 1 S: 6	H: 1 LOB: 2 BB: 1 P: 10	R: 0 E: 0 K: 1 S: 5	H: 0 LOB: 0 BB: 0 P: 5	R: 0 E: 0 K: 2 S: 8	H: 1 LOB: 1 BB: 0 P: 8	R: 4 E: 0 K: 0 S: 8	H: 6 LOB: 2 BB: 0 P: 8	R: 0 E: 0 K: 0 S: 3	H: 1 LOB: 0 BB: 0 P: 3	R: 1 E: 1 K: 1 S: 6	H: 1 LOB: 1 BB: 1 P: 10	R: 0 E: 0 K: 0 S: 3	H: 2 LOB: 0 BB: 0 P: 3	R: 0 E: 0 K: 1 S: 6	H: 1 LOB: 1 BB: 0 P: 6	1B: 11 2B: 2 3B: 0 HR: 1	SF: 0 SAC: 0 DP: 1 HBP: 0	WP: 0 PA: 35 PB: 0 CS: 2								
PITCHER	IP	WLS	BF	H	R	ER	SO	BB	IBB	HBP	BLK	WP	HR	S	P	ERA	WHIP										
Camilo Pascual, R ERA: 2.69	5.0	L	23	9	4	4	4	1	0	0	0	0	0	30	34	7.20	2.000										
Bill Haywood, R ERA: 2.77	2.0	8	3	1	0	1	1	0	0	0	0	0	0	9	13	0.00	2.000										
Bob Humphreys, R ERA: 3.82	1.0	4	1	0	0	1	0	0	0	0	0	0	0	6	6	0.00	1.000										


Batter	1	2	3	4	5	6	7	8	9	AB	R	H	RBI	BB	SO	LOB	TOP										
Del Unser, L OBP: 0.293, SLG: 0.281 (1, 8)	5-3	FC4-6			2-3			F5	FC4	5	0	0	0	0	0	5	Washington Senators @ California Angels Anaheim Stadium, Anaheim, CA Sun Aug 18 1968, 6:33 AM EDT Att: 10,399 - Unknown livebaseballscorecards.com										
Ed Stroud, L OBP: 0.294, SLG: 0.419 (1, 9)	6-3	F5			3-1			L7		4	0	0	0	0	0	2											
Ken McMullen, R OBP: 0.332, SLG: 0.405 (1, 5)	F7			F4				6-3		4	0	0	0	0	1	0											
Frank Howard, R OBP: 0.338, SLG: 0.574 (1, 7)		HR		F9					K	3	1	1	1	0	1	0											
Mike Epstein, L OBP: 0.326, SLG: 0.330 (9, PH)		1B								3	1	2	0	0	0	1											
Brant Aylea, R OBP: 0.326, SLG: 0.390 (9, PH)		1B								1	1	1	1	0	0	0											
Bernie Allen, L OBP: 0.289, SLG: 0.323 (9, PH)		1B								3	1	1	0	0	1	1											
Hank Allen, R OBP: 0.252, SLG: 0.306 (9, PH)		1B								0	0	0	0	0	0	0											
Paul Casanova, R OBP: 0.192, SLG: 0.247 (9, PH)										3	0	1	0	0	1	0											
Jim French, L OBP: 0.276, SLG: 0.287 (9, PH)										1	0	1	0	0	0	0											
Ed Brinkman, R OBP: 0.240, SLG: 0.183 (9, PH)										3	0	0	0	0	1	2											
Gary Holman, L OBP: 0.356, SLG: 0.310 (9, PH)										1	0	1	0	0	0	0											
Jim Hannan, R OBP: 0.143, SLG: 0.063 (6, 1)										2	0	0	0	0	0	1											
Phil Ortega, R OBP: 0.259, SLG: 0.208 (9, PH)										1	0	0	0	0	1	0											
Dennis Higgins, R OBP: 0.167, SLG: 0.167 (9, PH)										0	0	0	0	0	0	0											
Cap Peterson, R OBP: 0.273, SLG: 0.296 (9, PH)										1	0	0	0	0	0	3											
Inning Stats	R: 0 E: 0 K: 0 S: 3	H: 0 LOB: 0 BB: 0 P: 3	R: 3 E: 2 K: 0 S: 8	H: 4 LOB: 2 BB: 0 P: 8	R: 0 E: 0 K: 1 S: 6	H: 1 LOB: 1 BB: 0 P: 6	R: 0 E: 0 K: 0 S: 3	H: 0 LOB: 0 BB: 0 P: 3	R: 0 E: 0 K: 1 S: 5	H: 0 LOB: 0 BB: 0 P: 5	R: 0 E: 0 K: 3 S: 9	H: 0 LOB: 0 BB: 0 P: 9	R: 0 E: 0 K: 0 S: 3	H: 0 LOB: 0 BB: 0 P: 3	R: 1 E: 0 K: 1 S: 8	H: 3 LOB: 3 BB: 0 P: 9	1B: 6 2B: 0 3B: 0 HR: 2	SF: 0 SAC: 0 DP: 1 HBP: 2	WP: 0 PB: 0 CS: 0	PA: 37							
PITCHER	IP	WLS	BF	H	R	ER	SO	BB	IBB	HBP	BLK	WP	HR	S	P	ERA	WHIP										
Tom Murphy, R ERA: 2.17 (1, 1)	8.0	W	30	5	3	2	5	0	0	1	0	0	1	39	40	2.25	0.625										
Dennis Bennett, L ERA: 2.92 (9, 1)	0.1		3	1	1	1	1	0	0	1	0	0	1	4	5	27.00	3.000										
Marty Pattin, R ERA: 3.65 (9, 1)	0.0		2	2	0	0	0	0	0	0	0	0	0	2	2	∞	∞										
Bobby Locke, R ERA: 5.13 (9, 1)	0.2	S	2	0	0	0	0	0	0	0	0	0	0	2	2	0.00	0.000										

Batter	1	2	3	4	5	6	7	8	9	AB	R	H	RBI	BB	SO	LOB	BOTTOM										
Ed Kirkpatrick, L OBP: 0.356, SLG: 0.295 (1, 9)	F2		4-3		F7			FC1-6		4	0	1	0	1	0	1	Washington Senators @ California Angels Anaheim Stadium, Anaheim, CA Sun Aug 18 1968, 6:33 AM EDT Att: 10,399 - Unknown livebaseballscorecards.com										
Jim Fregosi, R OBP: 0.325, SLG: 0.392 (1, 6)	K		L4		F7			SF		4	0	0	1	0	1	2											
Vic Davallilo, L OBP: 0.281, SLG: 0.353 (1, 8)	4-3				F4			FC4-2		5	0	0	0	0	1	4											
Rick Reichardt, R OBP: 0.324, SLG: 0.413 (1, 7)										5	2	2	0	0	0	4											
Don Mincher, L OBP: 0.311, SLG: 0.366 (8, PR)										2	1	2	0	2	0	0											
Tom Burgmeier, L OBP: 0.239, SLG: 0.226 (9, 2)										0	1	0	0	0	0	0											
Buck Rodgers, S OBP: 0.259, SLG: 0.226 (9, 2)										0	0	0	0	0	0	0											
Tom Satriano, L OBP: 0.348, SLG: 0.369 (8, PR)										4	0	3	2	0	0	1											
Andy Messersmith, R OBP: 0.053, SLG: 0.105 (9, 5)										0	1	0	0	0	0	0											
Winston Lienes, R OBP: 0.260, SLG: 0.361 (9, 3)										4	1	1	1	0	0	4											
Chuck Hinton, R OBP: 0.260, SLG: 0.361 (9, 3)										0	0	0	0	0	0	0											
Bobby Knoop, R OBP: 0.305, SLG: 0.320 (1, 4)										4	0	2	0	0	1	4											
Tom Murphy, R OBP: 0.310, SLG: 0.386 (8, PH)										2	0	0	0	0	0	4											
Roger Repoz, L OBP: 0.250, SLG: 0.250 (9, 1)										0	0	0	0	0	0	0											
Dennis Bennett, L OBP: 0.250, SLG: 0.250 (9, 1)										0	0	0	0	0	0	0											
Marty Pattin, R OBP: 0.250, SLG: 0.250 (9, 1)										0	0	0	0	0	0	0											
Bobby Locke, R OBP: 0.250, SLG: 0.250 (9, 1)										0	0	0	0	0	0	0											
Inning Stats	R: 0 E: 0 K: 1 S: 5	H: 0 LOB: 0 BB: 0 P: 5	R: 0 E: 0 K: 0 S: 3	H: 0 LOB: 1 BB: 1 P: 7	R: 0 E: 0 K: 0 S: 4	H: 1 LOB: 1 BB: 0 P: 4	R: 2 E: 0 K: 0 S: 6	H: 3 LOB: 2 BB: 1 P: 10	R: 0 E: 0 K: 0 S: 3	H: 0 LOB: 0 BB: 0 P: 3	R: 1 E: 0 K: 1 S: 8	H: 3 LOB: 1 BB: 0 P: 8	R: 0 E: 0 K: 1 S: 6	H: 1 LOB: 1 BB: 0 P: 6	R: 3 E: 2 K: 0 S: 8	H: 3 LOB: 3 BB: 1 P: 12	1B: 10 2B: 1 3B: 0 HR: 0	SF: 2 SAC: 1 DP: 0 HBP: 0	WP: 1 PB: 0 CS: 0	PA: 40							
PITCHER	IP	WLS	BF	H	R	ER	SO	BB	IBB	HBP	BLK	WP	HR	S	P	ERA	WHIP										
Jim Hannan, R ERA: 3.18 (1, 1)	5.0	L	10	3	3	1	2	0	0	0	0	1	0	14	14	4.50	1.800										
Phil Ortega, R ERA: 5.09 (6, 1)	2.0		3	3	1	2	0	0	0	0	0	0	0	5	9	0.00	1.000										
Dennis Higgins, R ERA: 3.91 (8, 1)	1.0		6	1	0	0	0	0	1	0	0	0	0	5	9	0.00	1.000										

Batter	1	2	3	4	5	6	7	8	9	AB	R	H	RBI	BB	SO	LOB	TOP					
Don Buford, S (1,8) OBP: 0.378, SLG: 0.467 Paul Blair, R (9,8) OBP: 0.273, SLG: 0.300	K		F4		1B		IBB			3	0	1	0	1	1	0	<p>Baltimore Orioles @ California Angels Anaheim Stadium, Anaheim, CA Mon Aug 19 1968, 10:05 PM EDT Att: 9,802 - Unknown</p> <p>livebaseballscores.com</p> <p>AB 34 R 1 H 8 RBI 1 BB 2 SO 7 LOB 15</p> 					
Mark Belanger, R (1,6) OBP: 0.297, SLG: 0.250	1B		1B		F8		F8			4	0	2	0	0	0	4						
Frank Robinson, R (1,9) OBP: 0.375, SLG: 0.433	K		F7			6-3		K		4	0	0	0	0	2	2						
Boog Powell, L (1,3) OBP: 0.338, SLG: 0.436	G3			K		4-3		K		4	0	0	0	0	2	1						
Brooks Robinson, R (1,5)		WP 1B		1-3		F8		E5		4	0	1	0	0	0	0						
Curt Blefary, L (1,7) OBP: 0.301, SLG: 0.316		G4-3 BB		4-3			F3		F8	3	0	0	0	1	0	0						
Davey Johnson, R (1,4) OBP: 0.339, SLG: 0.395		F9			FC4-6 1B		2B		6-3	4	1	2	0	0	0	2						
Larry Haney, R (1,2) OBP: 0.244, SLG: 0.356		G4-3			FC4-6 FC1-6		F7			4	0	1	0	0	0	4						
Jim Hardin, R (1,1) OBP: 0.088, SLG: 0.132			K		FC1-6 1B		2B		K	4	0	1	1	0	2	2						
Inning Stats	R: 0 E: 0 K: 2 S: 8	H: 1 LOB: 1 BB: 0 P: 8	R: 0 E: 0 K: 0 S: 3	H: 1 LOB: 1 BB: 1 P: 7	R: 0 E: 0 K: 1 S: 6	H: 1 LOB: 1 BB: 0 P: 6	R: 0 E: 0 K: 1 S: 5	H: 0 LOB: 0 BB: 0 P: 5	R: 0 E: 0 K: 0 S: 5	H: 2 LOB: 2 BB: 0 P: 5	R: 0 E: 0 K: 0 S: 3	H: 0 LOB: 0 BB: 0 P: 3	R: 1 E: 0 K: 0 S: 5	H: 2 LOB: 2 BB: 1 P: 9	R: 0 E: 1 K: 1 S: 7	H: 0 LOB: 1 BB: 0 P: 7		R: 0 E: 0 K: 1 S: 6	H: 1 LOB: 1 BB: 0 P: 6	1B: 6 2B: 2 3B: 0 HR: 0	SF: 0 SAC: 0 DP: 1 HBP: 0	WP: 1 PB: 0 SB: 2 CS: 0
PITCHER Jim McGlothlin, R (1,1) ERA: 3.36	IP: 9.0 WLS: L BF: 36	H: 8 R: 1 ER: 1 SO: 7	BB: 1 IBB: 1 HBP: 0 BLK: 0	WP: 1 HR: 0 S: 48 P: 56	ERA: 1.00 WHIP: 1.000	PITCHER																

Batter	1	2	3	4	5	6	7	8	9	AB	R	H	RBI	BB	SO	LOB	BOTTOM					
Ed Kirkpatrick, L (1,9) OBP: 0.346, SLG: 0.284	4-3			F8		F9			F3	4	0	0	0	0	0	1	<p>Baltimore Orioles @ California Angels Anaheim Stadium, Anaheim, CA Mon Aug 19 1968, 10:05 PM EDT Att: 9,802 - Unknown</p> <p>livebaseballscores.com</p> <p>AB 28 R 0 H 2 RBI 0 BB 0 SO 8 LOB 5</p> 					
Jim Fregosi, R (1,6) OBP: 0.326, SLG: 0.389	K			K		F2			K	4	0	0	0	0	3	0						
Vic Davallo, L (1,8) OBP: 0.282, SLG: 0.353	4-3			K		FC6-4 1B				3	0	1	0	0	1	0						
Rick Reichardt, R (1,7) OBP: 0.322, SLG: 0.410		E6 CS			5-3	FC6-4				3	0	0	0	0	0	1						
Don Mincher, L (1,3) OBP: 0.309, SLG: 0.363		F7			4-3	4-3				3	0	0	0	0	0	2						
Tom Satriano, L (1,2) OBP: 0.344, SLG: 0.364		K			F9				3-1	3	0	0	0	0	1	1						
Winston Lienes, R (1,5) OBP: 0.294, SLG: 0.353			K			K			L4	3	0	0	0	0	2	0						
Bobby Knoop, R (1,4) OBP: 0.305, SLG: 0.320			K			SH1-4 1B			6-3	3	0	1	0	0	1	0						
Jim McGlothlin, R (1,1) OBP: 0.135, SLG: 0.137 Roger Repoz, L (9,PH) OBP: 0.309, SLG: 0.384			F5			SH1-4			L9	1	0	0	0	0	0	0						
Inning Stats	R: 0 E: 0 K: 1 S: 5	H: 0 LOB: 0 BB: 0 P: 5	R: 0 E: 1 K: 1 S: 5	H: 0 LOB: 1 BB: 0 P: 5	R: 0 E: 0 K: 2 S: 7	H: 0 LOB: 0 BB: 0 P: 7	R: 0 E: 0 K: 2 S: 7	H: 0 LOB: 0 BB: 0 P: 7	R: 0 E: 0 K: 0 S: 3	H: 0 LOB: 0 BB: 0 P: 3	R: 0 E: 0 K: 1 S: 6	H: 1 LOB: 1 BB: 0 P: 6	R: 0 E: 0 K: 0 S: 4	H: 1 LOB: 1 BB: 0 P: 4	R: 0 E: 0 K: 0 S: 3	H: 0 LOB: 0 BB: 0 P: 3		R: 0 E: 0 K: 1 S: 5	H: 0 LOB: 0 BB: 0 P: 5	1B: 2 2B: 1 3B: 0 HR: 0	SF: 0 SAC: 1 DP: 1 HBP: 0	WP: 0 PB: 0 SB: 0 CS: 1
PITCHER Jim Hardin, R (1,1) ERA: 2.27	IP: 9.0 WLS: W BF: 29	H: 2 R: 0 ER: 0 SO: 8	BB: 0 IBB: 0 HBP: 0 BLK: 0	WP: 0 HR: 0 S: 45 P: 45	ERA: 0.00 WHIP: 0.222	PITCHER																

Batter	1	2	3	4	5	6	7	8	9	AB	R	H	RBI	BB	SO	LOB	TOP															
Don Buford, S (1, 8) OBP: 0.376, SLG: 0.462	K		1B PB BB		F9			K		3	1	0	0	1	2	1	<p>Baltimore Orioles @ California Angels Anaheim Stadium, Anaheim, CA Tue Aug 20 1968, 10:05 PM EDT Att: 10,136 - Unknown</p> <p>AB 28 R 2 H 1 RBI 1 BB 3 SO 8 LOB 6</p> 															
Mark Belanger, R (1, 6) OBP: 0.297, SLG: 0.250	K		PB WP 1B			1-3		FC6-4		4	0	1	1	0	1																	
Frank Robinson, R (1, 9) OBP: 0.374, SLG: 0.429	5-3		PB BB			6-3			K	3	0	0	0	1	1	0																
Boog Powell, L (1, 3)		K2-3	6-3			1-3			F8	4	0	0	0	0	1	2																
Brooks Robinson, R (1, 5) OBP: 0.295, SLG: 0.397		F6			6-3			F8	L4	4	0	0	0	0	0	0																
Eliot Hendricks, L (1, 2) OBP: 0.297, SLG: 0.470		G3			F5			4-1		3	0	0	0	0	0	0																
Davey Johnson, R (1, 4) OBP: 0.339, SLG: 0.393			1B HBP		F7			6-3		2	1	0	0	0	0	0																
Curt Blefary, L (1, 7) OBP: 0.299, SLG: 0.313			K		B1-3			K		3	0	0	0	0	2	1																
Tom Phoebus, R (1, 1) Gene Brubander, R (4, 1) Curt Minton, R (5, Ph) John Morris, L (5, 1) Chico Fernandez, R (8, Ph) Roger Nelson, R (8, 1)			F5			K		FC6-4 BB		1	0	0	0	0	0	1																
Inning Stats	R: 0 E: 0 K: 2 S: 7	H: 0 LOB: 0 BB: 0 P: 7	R: 0 E: 0 K: 1 S: 5	H: 0 LOB: 0 BB: 0 P: 5	R: 2 E: 0 K: 1 S: 6	H: 1 LOB: 2 BB: 2 P: 15	R: 0 E: 0 K: 0 S: 3	H: 0 LOB: 0 BB: 0 P: 3	R: 0 E: 0 K: 1 S: 5	H: 0 LOB: 0 BB: 0 P: 5	R: 0 E: 0 K: 0 S: 3	H: 0 LOB: 0 BB: 0 P: 3	R: 0 E: 0 K: 2 S: 7	H: 0 LOB: 1 BB: 1 P: 11	R: 0 E: 0 K: 1 S: 5	H: 0 LOB: 0 BB: 0 P: 5	1B: 1 2B: 0 3B: 0 HR: 0	SF: 0 SAC: 0 DP: 0 HBP: 1	WP: 1 PB: 1 SB: 0 CS: 0	PA: 32												
PITCHER	IP WLS BF H R ER SO BB IBB HBP BLK WP HR S P ERA WHIP																															
Rickey Clark, R (1, 1) ERA: 3.53	2.2	12	1	2	1	4	2	0	1	0	1	0	17	26	3.38	1.125																
Clyde Wright, L (3, 1) ERA: 3.77	6.1	W 20	0	0	0	4	1	0	0	0	0	0	27	31	0.00	0.158																


Batter	1	2	3	4	5	6	7	8	9	AB	R	H	RBI	BB	SO	LOB	BOTTOM															
Ed Kirkpatrick, L (1, 9) OBP: 0.348, SLG: 0.292	G3 1B 2B		F9	2B BB		3-1		K		4	2	1	1	1	1	4	<p>Baltimore Orioles @ California Angels Anaheim Stadium, Anaheim, CA Tue Aug 20 1968, 10:05 PM EDT Att: 10,136 - Unknown</p> <p>AB 29 R 7 H 7 RBI 7 BB 7 SO 9 LOB 16</p> 															
Jim Fregosi, R (1, 6) OBP: 0.326, SLG: 0.390	G3		6-3	2B		4-3				4	0	1	3	0	0	1																
Roger Repoz, L (1, 8) OBP: 0.311, SLG: 0.382	1B BB		6-3			F8				2	0	0	0	1	0	0																
Rick Reichardt, R (1, 7) OBP: 0.321, SLG: 0.408				K		5-3				4	0	1	1	0	2	1																
Don Mincher, L (1, 3) OBP: 0.308, SLG: 0.360	L4			BB 1B BB		K		F6		3	1	0	0	1	1	3																
Tom Satriano, L (1, 2) OBP: 0.346, SLG: 0.364	F7			K		FC5-4 BB		WP PB 1B 1B		3	1	1	0	1	1	3																
Winston Llenas, R (1, 5) Chuck Cottier, R (7, 5) OBP: 0.050, SLG: 0.100		5-3		1B BB BB		FC5-4 1B		K		2	1	0	0	0	1	1																
Bobby Knoop, R (1, 4) OBP: 0.309, SLG: 0.323		K		BB BB 2B 1B				1B BB		3	1	2	1	1	1	0																
Rickey Clark, R (1, 1) Clyde Wright, R (3, 1) OBP: 0.107, SLG: 0.107 OBP: 0.286, SLG: 0.308		K		BB 2B BB		K		1-2 1B		1	0	0	0	0	1	0																
Inning Stats	R: 1 E: 0 K: 0 S: 5	H: 2 LOB: 2 BB: 1 P: 9	R: 0 E: 0 K: 2 S: 7	H: 0 LOB: 0 BB: 0 P: 7	R: 0 E: 0 K: 0 S: 3	H: 0 LOB: 0 BB: 0 P: 3	R: 5 E: 0 K: 2 S: 8	H: 2 LOB: 1 BB: 4 P: 24	R: 0 E: 0 K: 2 S: 6	H: 0 LOB: 1 BB: 1 P: 7	R: 0 E: 0 K: 1 S: 6	H: 1 LOB: 2 BB: 1 P: 10	R: 0 E: 0 K: 0 S: 3	H: 0 LOB: 0 BB: 0 P: 3	R: 1 E: 0 K: 2 S: 9	H: 2 LOB: 2 BB: 1 P: 13	1B: 5 2B: 3 3B: 0 HR: 0	SF: 0 SAC: 0 DP: 1 HBP: 1	WP: 1 PB: 1 SB: 0 CS: 1	PA: 37												
PITCHER	IP WLS BF H R ER SO BB IBB HBP BLK WP HR S P ERA WHIP																															
Tom Phoebus, R (1, 1) ERA: 2.44	3.2	L 19	3	6	6	4	5	0	0	0	0	0	1	1	0.00	3.000																
Gene Brubander, R (4, 1) ERA: 3.33	0.1	1	1	0	0	0	0	0	0	0	0	0	1	1	0.00	3.000																
John Morris, L (5, 1) ERA: 3.48	3.0	11	1	0	0	3	1	0	1	0	0	0	15	20	0.00	0.667																
Roger Nelson, R (8, 1) ERA: 1.93	1.0	6	2	1	0	2	1	0	0	0	1	0	9	13	0.00	3.000																

Batter	1	2	3	4	5	6	7	8	9	10	11	12	13	14	15	AB	R	H	RBI	BB	SO	LOB	TOP
Don Buford, S OBP: 0.374, SLG: 0.466 (1.7)	E6 G4-6-3		HR		K		F9		6-3			CS BB		F4		6	1	1	1	1	1	0	
Mark Belanger, R OBP: 0.267, SLG: 0.249 (1.6)	G4-6-3		F4		F4					6-3		CS	6-3		E S BB	6	1	1	0	1	0	1	
Frank Robinson, R OBP: 0.380, SLG: 0.439 (1.9)	HR		G3							K					G6-4-3 BB	4	1	2	1	3	1	0	
Boog Powell, L OBP: 0.335, SLG: 0.428 (1.3)	K				4-3		F7			K			K		G6-4-3 BB	6	0	1	1	1	3	4	
Brooks Robinson, R OBP: 0.293, SLG: 0.392 (1.5)		F7	FC6-4			6-3			F3		F8				G6-4-3	6	0	0	0	1	0	3	
Davey Johnson, R OBP: 0.342, SLG: 0.393 (1.4)									F9		K				4-3	5	1	2	0	2	1	1	
Paul Blair, R OBP: 0.271, SLG: 0.300 (1.8)							F4		1-3		K					6	0	1	1	0	2	5	
Larry Haney, R OBP: 0.226, SLG: 0.333 (9. PH)																							
Fred Valentine, S OBP: 0.292, SLG: 0.358 (9.2)		FC5-2					K																
Eliud Hendricks, L OBP: 0.292, SLG: 0.461 (9.2)																							
Inning Stats	R: 1 E: 1 K: 1 S: 6	H: 1 LOB: 0 BB: 0 P: 6	R: 0 E: 0 K: 0 S: 5	H: 2 LOB: 1 BB: 0 P: 5	R: 1 E: 0 K: 0 S: 4	H: 1 LOB: 1 BB: 1 P: 8	R: 0 E: 0 K: 2 S: 8	H: 1 LOB: 2 BB: 0 P: 8	R: 0 E: 0 K: 1 S: 5	H: 0 LOB: 1 BB: 1 P: 9	R: 0 E: 0 K: 1 S: 3	H: 0 LOB: 0 BB: 0 P: 7	R: 0 E: 0 K: 1 S: 4	H: 0 LOB: 3 BB: 3 P: 17	R: 0 E: 0 K: 2 S: 7	H: 0 LOB: 0 BB: 0 P: 7	R: 1 E: 0 K: 0 S: 3	H: 1 LOB: 1 BB: 2 P: 11	1B: 5 2B: 1 3B: 0 HR: 2	SF: 0 SAC: 0 DP: 2 HBP: 0	WP: 0 PB: 1 SB: 1 CS: 1	PA: 61	
PITCHER	IP: 9.0 WLS: 2 BF: 37 H: 7 R: 3 ER: 3 SO: 7 BB: 3 IBB: 0 HBP: 0 BLK: 0 WP: 0 HR: 2 S: 48 P: 60 ERA: 3.00 WHIP: 1.111	IP: 4.0 WLS: 1 BF: 15 H: 0 R: 0 ER: 0 SO: 6 BB: 4 IBB: 0 HBP: 0 BLK: 0 WP: 0 HR: 0 S: 23 P: 39 ERA: 0.00 WHIP: 1.000	IP: 1.0 WLS: 0 BF: 3 H: 0 R: 0 ER: 0 SO: 2 BB: 0 IBB: 0 HBP: 0 BLK: 0 WP: 0 HR: 0 S: 7 P: 7 ERA: 0.00 WHIP: 0.000	IP: 1.0 WLS: 0 BF: 5 H: 1 R: 1 ER: 1 SO: 0 BB: 2 IBB: 0 HBP: 0 BLK: 0 WP: 0 HR: 0 S: 3 P: 11 ERA: 9.00 WHIP: 3.000	PITCHER																		

Baltimore Orioles @ California Angels
Anaheim Stadium, Anaheim, CA
 Wed Aug 21 1968, 10:05 PM EDT
 Att: 10,514 - Unknown

livebaseballscorecards.com

AB 51
R 4
H 8
RBI 4
BB 9
SO 15
LOB 19



Batter	1	2	3	4	5	6	7	8	9	10	11	12	13	14	15	AB	R	H	RBI	BB	SO	LOB	BOTTOM							
Vic Davallo, L OBP: 0.283, SLG: 0.352 (1.8)				1-3			F7									7	0	2	0	1	0	1								
Jim Fregosi, R OBP: 0.325, SLG: 0.387 (1.6)	L6		F8													6	1	1	0	1	2	3								
Rick Reichardt, R OBP: 0.326, SLG: 0.411 (1.7)	K															4	2	1	1	2	1	3								
Bubba Morton, R OBP: 0.348, SLG: 0.338 (7. PH)																2	0	2	1	1	0	0								
Roger Repoz, L OBP: 0.315, SLG: 0.379 (8.9)																2	0	0	0	2	1	3								
Winston Llenas, R OBP: 0.250, SLG: 0.231 (1.5)	F7															7	0	0	0	0	0	11								
Chuck Hinton, R OBP: 0.281, SLG: 0.357 (8. PH)																2	0	0	0	1	0	0								
Don Mincher, L OBP: 0.310, SLG: 0.362 (9.3)																4	0	2	0	0	0	2								
Tom Satriano, L OBP: 0.348, SLG: 0.361 (1.2)																5	0	1	1	2	1	2								
Clyde Wright, R OBP: 0.286, SLG: 0.308 (14. PH)																0	0	0	0	0	0	0								
Marty Pattin, R OBP: 0.307, SLG: 0.318 (1.4)																6	0	0	0	1	2	7								
George Brunet, R OBP: 0.348, SLG: 0.361 (1.2)																3	0	0	0	0	1	1								
Ed Kirkpatrick, L OBP: 0.342, SLG: 0.289 (14. PH)																1	0	0	0	0	0	0								
Inning Stats	R: 0 E: 0 K: 1 S: 6	H: 1 LOB: 2 BB: 1 P: 10	R: 0 E: 0 K: 0 S: 3	H: 0 LOB: 0 BB: 0 P: 3	R: 0 E: 0 K: 0 S: 3	H: 0 LOB: 0 BB: 1 P: 3	R: 1 E: 0 K: 0 S: 4	H: 2 LOB: 2 BB: 1 P: 9	R: 2 E: 0 K: 1 S: 7	H: 2 LOB: 1 BB: 1 P: 11	R: 0 E: 0 K: 1 S: 5	H: 0 LOB: 1 BB: 1 P: 9	R: 0 E: 0 K: 1 S: 6	H: 1 LOB: 1 BB: 1 P: 6	R: 0 E: 0 K: 1 S: 3	H: 0 LOB: 1 BB: 0 P: 4	R: 0 E: 0 K: 1 S: 6	H: 1 LOB: 1 BB: 0 P: 6	R: 0 E: 0 K: 1 S: 5	H: 0 LOB: 2 BB: 2 P: 13	R: 0 E: 1 K: 0 S: 6	H: 1 LOB: 3 BB: 0 P: 8	R: 0 E: 0 K: 0 S: 3	H: 1 LOB: 1 BB: 2 P: 7	R: 0 E: 0 K: 0 S: 3	H: 0 LOB: 2 BB: 2 P: 11	1B: 7 2B: 1 3B: 1 HR: 0	SF: 0 SAC: 1 DP: 1 HBP: 4	WP: 0 PB: 0 SB: 1 CS: 1	PA: 68
PITCHER	IP: 6.0 WLS: 2 BF: 27 H: 5 R: 3 ER: 3 SO: 3 BB: 4 IBB: 0 HBP: 0 BLK: 0 WP: 0 HR: 0 S: 28 P: 45 ERA: 4.50 WHIP: 1.500	IP: 2.1 WLS: 0 BF: 10 H: 1 R: 0 ER: 0 SO: 0 BB: 0 IBB: 0 HBP: 0 BLK: 0 WP: 0 HR: 0 S: 7 P: 19 ERA: 0.00 WHIP: 1.714	PITCHER																											

Baltimore Orioles @ California Angels
Anaheim Stadium, Anaheim, CA
 Wed Aug 21 1968, 10:05 PM EDT
 Att: 10,514 - Unknown

livebaseballscorecards.com

AB 52
R 3
H 9
RBI 3
BB 10
SO 11
LOB 34



Batter	1	2	3	4	5	6	7	8	9	AB	R	H	RBI	BB	SO	LOB	TOP			
Ed Kirkpatrick, L (1,9) OBP: 0.342, SLG: 0.296										4	0	1	0	0	0	1	California Angels @ Oakland Athletics Oakland-Alameda County Coliseum, Oakland, CA Thu Aug 22 1968, 7:05 PM PDT Att: 4,078 - Unknown livebaseballscorecards.com			
Jim Fregosi, R (1,6) OBP: 0.326, SLG: 0.388										4	1	2	0	0	1	2				
Vic Davallilo, L (1,8) OBP: 0.283, SLG: 0.351										4	0	1	1	0	0	2				
Rick Reichardt, R (1,7) OBP: 0.326, SLG: 0.410										4	0	1	0	0	1	3				
Don Mincher, L (1,3) OBP: 0.309, SLG: 0.360										4	0	1	0	0	0	2				
Winston Llenas, R (1,5) OBP: 0.226, SLG: 0.207										3	0	0	0	0	0	1				
Chuck Cottier, R (7,5) OBP: 0.048, SLG: 0.095										1	0	0	0	0	1	1				
Buck Rodgers, S (1,2) OBP: 0.236, SLG: 0.223										3	0	0	0	0	0	0				
Bobby Knoop, R (1,4) OBP: 0.307, SLG: 0.318										3	0	1	0	0	1	0				
Dennis Bennett, L (1,1) OBP: 0.167, SLG: 0.167										2	0	0	0	0	2	0				
Inning Stats	R: 0 E: 0 K: 1 S: 6	H: 1 LOB: 1 BB: 0 P: 6	R: 0 E: 0 K: 0 S: 3	H: 1 LOB: 0 BB: 0 P: 3	R: 0 E: 0 K: 2 S: 4	H: 0 LOB: 1 BB: 0 P: 4	R: 0 E: 0 K: 0 S: 3	H: 0 LOB: 0 BB: 0 P: 3	R: 1 E: 1 K: 1 S: 7	H: 2 LOB: 1 BB: 0 P: 7	R: 0 E: 0 K: 0 S: 3	H: 0 LOB: 0 BB: 0 P: 3	R: 0 E: 0 K: 1 S: 6	H: 1 LOB: 1 BB: 0 P: 6	R: 0 E: 0 K: 1 S: 6	H: 1 LOB: 1 BB: 0 P: 6	1B: 6 2B: 1 3B: 0 HR: 0	SF: 0 SAC: 1 DP: 0 HBP: 0	WP: 0 PB: 0 SB: 2 CS: 1	PA: 33
PITCHER Cattfish Hunter, R (1,1) ERA: 3.66	IP: 9.0 WLS: W BF: 33 H: 7 R: 1 ER: 0 SO: 6 BB: 0 IBB: 0 HBP: 0 BLK: 0 WP: 0 HR: 0 S: 45 P: 45 ERA: 0.00 WHIP: 0.778															PITCHER				

Batter	1	2	3	4	5	6	7	8	9	AB	R	H	RBI	BB	SO	LOB	BOTTOM					
Bert Campaneris, R (1,6) OBP: 0.336, SLG: 0.363										3	0	2	1	0	0	0	California Angels @ Oakland Athletics Oakland-Alameda County Coliseum, Oakland, CA Thu Aug 22 1968, 7:05 PM PDT Att: 4,078 - Unknown livebaseballscorecards.com					
Joe Keough, L (1,7) OBP: 0.273, SLG: 0.390										2	0	0	0	0	0	0						
Danny Cater, R (1,3) OBP: 0.332, SLG: 0.382										4	0	0	0	0	0	2						
Jim Pagliaroni, R (1,2) OBP: 0.337, SLG: 0.363										2	0	0	0	2	1	0						
Reggie Jackson, L (1,9) OBP: 0.335, SLG: 0.475										4	0	1	0	0	1	4						
Sal Bando, R (1,5) OBP: 0.316, SLG: 0.355										4	0	1	0	0	0	4						
Rick Monday, L (1,8) OBP: 0.377, SLG: 0.413										3	0	0	0	0	2	1						
Dick Green, R (1,4) OBP: 0.360, SLG: 0.389										4	2	2	1	0	0	1						
Cattfish Hunter, R (1,1) OBP: 0.246, SLG: 0.338										2	0	0	0	0	1	1						
Inning Stats	R: 0 E: 0 K: 0 S: 4	H: 1 LOB: 2 BB: 1 P: 8	R: 0 E: 0 K: 0 S: 3	H: 0 LOB: 1 BB: 0 P: 4	R: 0 E: 1 K: 0 S: 5	H: 1 LOB: 3 BB: 1 P: 9	R: 0 E: 0 K: 2 S: 7	H: 0 LOB: 0 BB: 0 P: 7	R: 0 E: 0 K: 0 S: 3	H: 0 LOB: 0 BB: 0 P: 3	R: 0 E: 0 K: 2 S: 8	H: 1 LOB: 1 BB: 0 P: 8	R: 1 E: 0 K: 0 S: 4	H: 1 LOB: 0 BB: 0 P: 4	R: 0 E: 0 K: 1 S: 6	H: 1 LOB: 1 BB: 0 P: 6		R: 1 E: 0 K: 0 S: 2	H: 1 LOB: 0 BB: 0 P: 2	1B: 4 2B: 1 3B: 0 HR: 1	SF: 0 SAC: 4 DP: 0 HBP: 1	WP: 0 PB: 0 SB: 0 CS: 0
PITCHER Dennis Bennett, L (1,1) ERA: 2.61	IP: 8.1 WLS: L BF: 35 H: 6 R: 2 ER: 2 SO: 5 BB: 2 IBB: 0 HBP: 1 BLK: 0 WP: 0 HR: 1 S: 42 P: 51 ERA: 2.16 WHIP: 0.960															PITCHER						

Batter	1	2	3	4	5	6	7	8	9	AB	R	H	RBI	BB	SO	LOB	TOP			
Vic Davallio, L (1,8) OBP: 0.284, SLG: 0.356	5-3		F9	4-3			K			5	0	1	0	0	1	0	California Angels @ Oakland Athletics Oakland-Alameda County Coliseum, Oakland, CA Sat Aug 24 1968, 7:05 PM PDT Att: 6,966 - Unknown			
Jim Fregosi, R (1,6) OBP: 0.330, SLG: 0.391	4-3	3B	BB WP 1B	BB	HR	BB	5-3		F6	3	3	1	0	2	0	2				
Don Mincher, L (1,3) OBP: 0.313, SLG: 0.371	4-3		BB 1B	BB	HR		K			3	2	1	3	1	1	0				
Rick Reichardt, R (1,7) OBP: 0.324, SLG: 0.413	5-3		K		E6				K	4	0	0	0	0	2	2				
Ed Kirkpatrick, L (1,9) OBP: 0.344, SLG: 0.292		1B	1B	1-2 2-3	BB		5-3		F3	3	0	1	0	1	0	1				
Bobby Knoop, R (1,4) OBP: 0.311, SLG: 0.324		1B	1B	1-2 2-3	BB		6-3		G3	4	0	2	2	0	0	0				
Tom Egan, R (1,2)		K	F7				K		FC3-6 BB	3	0	0	0	1	2	4				
Chuck Cottier, R (1,5) OBP: 0.042, SLG: 0.083		K			F7		F8		K	3	0	0	0	0	1	2				
Chuck Hinton, R (9, PH) OBP: 0.259, SLG: 0.354		K							K	1	0	0	0	0	1	1				
Sammy Ellis, L (1,1) OBP: 0.089, SLG: 0.047		FC6			K		K		FC3-6 1B	2	0	0	0	0	1	2				
Marty Pattin, R (4,1)										0	0	0	0	0	0	0				
Winston Llenas, R (6, PH) OBP: 0.222, SLG: 0.182										1	0	0	0	0	1	0				
Tom Burgmeier, L (6,1)										0	0	0	0	0	0	0				
Roger Repoz, L (9, PH) OBP: 0.313, SLG: 0.376										1	0	0	0	0	0	1				
Inning Stats	R: 1 E: 0 K: 0 S: 4	H: 1 LOB: 0 BB: 0 P: 4	R: 0 E: 0 K: 2 S: 9	H: 2 LOB: 2 BB: 0 P: 9	R: 2 E: 0 K: 1 S: 6	H: 1 LOB: 2 BB: 3 P: 18	R: 0 E: 0 K: 1 S: 5	H: 0 LOB: 0 BB: 0 P: 5	R: 2 E: 1 K: 0 S: 4	H: 1 LOB: 0 BB: 1 P: 8	R: 0 E: 0 K: 2 S: 7	H: 0 LOB: 0 BB: 0 P: 7	R: 0 E: 0 K: 1 S: 5	H: 0 LOB: 0 BB: 0 P: 5	R: 0 E: 0 K: 1 S: 6	H: 1 LOB: 2 BB: 1 P: 10	1B: 4 2B: 0 3B: 1 HR: 1	SF: 0 SAC: 0 DP: 0 HBP: 0	WP: 1 PB: 0 SB: 0 CS: 1	PA: 38
PITCHER	IP WLS BF H R ER SO BB IBB HBP BLK WP HR S P ERA WHIP																			
Blue Moon Odom, R (1,1) ERA: 2.7	5.0 W 24 5 5 5 4 4 0 0 0 1 1 28 44 9.00 1.800																			
Diego Segui, R (6,1) ERA: 2.35	4.0 S 14 1 0 0 6 1 0 0 0 0 0 0 25 29 0.00 0.500																			

Batter	1	2	3	4	5	6	7	8	9	AB	R	H	RBI	BB	SO	LOB	BOTTOM				
Bert Campaneris, R (1,6) OBP: 0.342, SLG: 0.366	S SF8 1B		F8	S BB		1B 6-3 1B		6-3		4	2	2	0	1	0	1	California Angels @ Oakland Athletics Oakland-Alameda County Coliseum, Oakland, CA Sat Aug 24 1968, 7:05 PM PDT Att: 6,966 - Unknown				
Reggie Jackson, L (1,9) OBP: 0.334, SLG: 0.472	E6		FC3-2 1B	SF8		6-3 1B		K		4	1	2	1	0	1	1					
Rick Monday, L (1,8) OBP: 0.382, SLG: 0.417	SF8		FC3-2 1B	G6-4-3 BB		6-3		1B		2	1	1	2	2	0	1					
Dick Green, R (1,4) OBP: 0.355, SLG: 0.375	K		FC3-2 1B	G6-4-3		K		FC6-4 1B		5	0	1	0	0	2	7					
Joe Keough, L (1,7) OBP: 0.299, SLG: 0.392	F8		1-2 2-3 3-H	1B		F8		FC6-4		5	0	1	2	0	0	4					
Danny Cater, R (1,3) OBP: 0.328, SLG: 0.381		K	F7			6-3		6-3		4	0	0	0	0	1	2					
Sal Bando, R (1,5) OBP: 0.320, SLG: 0.361	6-3			1B		1B		BB		2	2	1	0	2	0	0					
Jim Pagliaroni, R (1,2) OBP: 0.338, SLG: 0.377	K			E 1B		F8		BB		4	2	2	2	0	1	1					
Blue Moon Odom, R (1,1) OBP: 0.258, SLG: 0.246			1B	SH		K				1	1	1	0	0	0	0					
Diego Segui, R (5, PH) ERA: 3.91			FC3-2 1B	SH SF8		K				2	0	0	0	0	2	1					
Inning Stats	R: 1 E: 1 K: 1 S: 7	H: 1 LOB: 1 BB: 0 P: 7	R: 0 E: 0 K: 2 S: 7	H: 0 LOB: 0 BB: 0 P: 7	R: 2 E: 0 K: 0 S: 6	H: 3 LOB: 1 BB: 1 P: 10	R: 3 E: 1 K: 0 S: 5	H: 2 LOB: 1 BB: 2 P: 13	R: 2 E: 0 K: 1 S: 6	H: 1 LOB: 0 BB: 1 P: 10	R: 1 E: 0 K: 1 S: 7	H: 2 LOB: 1 BB: 0 P: 7	R: 0 E: 0 K: 1 S: 5	H: 0 LOB: 1 BB: 1 P: 9	R: 0 E: 0 K: 1 S: 7	H: 2 LOB: 2 BB: 0 P: 7		1B: 10 2B: 0 3B: 0 HR: 1	SF: 2 SAC: 1 DP: 1 HBP: 0	WP: 0 PB: 0 SB: 4 CS: 0	PA: 41
PITCHER	IP WLS BF H R ER SO BB IBB HBP BLK WP HR S P ERA WHIP																				
Sammy Ellis, R (1,1) ERA: 4.28	3.0 L 19 6 6 4 3 2 0 0 0 0 0 1 8 16 12.00 2.667																				
Marty Pattin, R (4,1) ERA: 3.91	2.0 8 1 2 2 1 2 0 0 0 0 0 1 8 16 9.00 1.500																				
Tom Burgmeier, L (6,1) ERA: 4.5	3.0 14 4 1 1 3 1 0 0 0 0 0 0 19 23 3.00 1.667																				



Batter	1	2	3	4	5	6	7	8	9	AB	R	H	RBI	BB	SO	LOB	TOP								
Vic Davallilo, L OBP: 0.283, SLG: 0.354 (1, 8)										5	1	1	0	0	0	3	California Angels @ Oakland Athletics Oakland-Alameda County Coliseum, Oakland, CA Sun Aug 25 1968, 3:33 AM PDT Att: 11,398 - Unknown livebaseballscorecards.com								
Jim Fregosi, R OBP: 0.330, SLG: 0.391 (1, 6)										5	0	2	0	0	0	0									
Don Mincher, L OBP: 0.314, SLG: 0.374 (1, 3)										5	1	2	0	0	2	3									
Rick Reichardt, R OBP: 0.325, SLG: 0.411 (1, 7)										4	2	1	1	1	1	2									
Ed Kirkpatrick, L OBP: 0.346, SLG: 0.290 (1, 9)										1	0	0	0	1	1	1									
Bobby Knoop, R OBP: 0.312, SLG: 0.332 (1, 4)										4	1	2	3	0	1	2									
Chuck Hinton, R OBP: 0.256, SLG: 0.350 Chuck Cottier, R OBP: 0.080, SLG: 0.120 (6, 5)										3	0	0	0	0	1	2									
Tom Egan, R OBP: 0.333, SLG: 0.143 (1, 2)										3	0	1	0	1	1	2									
George Brunet, R OBP: 0.138, SLG: 0.097 (1, 1)										3	0	0	0	0	3	2									
Inning Stats	R: 1 E: 0 K: 1 S: 7	H: 2 LOB: 2 BB: 1 P: 11	R: 0 E: 0 K: 0 S: 3	H: 0 LOB: 1 BB: 1 P: 7	R: 0 E: 0 K: 1 S: 6	H: 1 LOB: 1 BB: 0 P: 6	R: 0 E: 0 K: 2 S: 7	H: 0 LOB: 0 BB: 0 P: 7	R: 0 E: 0 K: 1 S: 5	H: 0 LOB: 0 BB: 0 P: 5	R: 2 E: 0 K: 0 S: 6	H: 3 LOB: 1 BB: 0 P: 6	R: 0 E: 0 K: 2 S: 8	H: 1 LOB: 1 BB: 0 P: 8	R: 2 E: 0 K: 1 S: 8	H: 3 LOB: 2 BB: 1 P: 12		R: 0 E: 0 K: 2 S: 7	H: 0 LOB: 0 BB: 0 P: 7	1B: 8 2B: 1 3B: 1 HR: 0	SF: 0 SAC: 3 DP: 1 HBP: 0	WP: 0 PB: 1 SB: 1 CS: 0	PA: 40		
PITCHER	IP	WLS	BF	H	R	ER	SO	BB	IBB	HBP	BLK	WP	HR	S	P	ERA	WHIP								
Jim Nash, R ERA: 2.4 (1, 1)	5.0	L	24	6	3	3	5	1	1	0	0	0	0	32	40	5.40	1.400								
Ed Sprague, R ERA: 2.55 (6, 1)	1.0		2	0	0	0	0	0	0	0	0	0	0	2	2	0.00	0.000								
Warren Bogle, L ERA: 6.55 (7, 1)	3.0		14	4	2	2	5	1	0	0	0	0	0	23	27	6.00	1.667								

Batter	1	2	3	4	5	6	7	8	9	AB	R	H	RBI	BB	SO	LOB	BOTTOM								
Bert Campaneris, R OBP: 0.340, SLG: 0.363 (1, 6)										4	0	0	0	0	2	1	California Angels @ Oakland Athletics Oakland-Alameda County Coliseum, Oakland, CA Sun Aug 25 1968, 3:33 AM PDT Att: 11,398 - Unknown livebaseballscorecards.com								
Reggie Jackson, L OBP: 0.333, SLG: 0.470 (1, 9)										4	0	1	0	0	1	1									
Danny Cater, R OBP: 0.328, SLG: 0.380 (1, 3)										4	0	1	1	0	0	0									
Jim Pagliaroni, R OBP: 0.338, SLG: 0.376 (1, 2)										3	0	1	0	0	1	0									
Sal Bando, R OBP: 0.320, SLG: 0.359 (1, 5)										2	0	0	0	1	0	1									
Dick Green, R OBP: 0.355, SLG: 0.374 (1, 4)										3	0	1	0	0	0	1									
Rick Monday, L OBP: 0.382, SLG: 0.416 (1, 8)										3	0	1	0	0	0	1									
Mike Hershberger, R OBP: 0.307, SLG: 0.341 (1, 7)										3	0	0	0	0	1	2									
Jim Nash, R OBP: 0.065, SLG: 0.161 Ed Sprague, R (6, 1)										1	0	0	0	0	1	0									
John Donaldson, L OBP: 0.307, SLG: 0.280 Warren Bogle, L (7, 1)										1	0	0	0	0	0	0									
Allan Lewis, S OBP: 1.000, SLG: 1.000 (9, PH)										1	1	1	0	0	0	0									
Inning Stats	R: 0 E: 0 K: 1 S: 5	H: 0 LOB: 0 BB: 0 P: 5	R: 0 E: 0 K: 1 S: 5	H: 0 LOB: 0 BB: 0 P: 5	R: 0 E: 0 K: 2 S: 7	H: 0 LOB: 0 BB: 0 P: 7	R: 0 E: 0 K: 2 S: 7	H: 0 LOB: 0 BB: 0 P: 7	R: 0 E: 0 K: 0 S: 4	H: 1 LOB: 2 BB: 1 P: 8	R: 0 E: 0 K: 0 S: 3	H: 1 LOB: 0 BB: 0 P: 3	R: 0 E: 0 K: 0 S: 3	H: 1 LOB: 0 BB: 0 P: 3	R: 0 E: 0 K: 0 S: 3	H: 1 LOB: 0 BB: 0 P: 3	R: 1 E: 0 K: 0 S: 4	H: 2 LOB: 2 BB: 0 P: 4	1B: 6 2B: 0 3B: 0 HR: 0	SF: 0 SAC: 0 DP: 2 HBP: 0	WP: 0 PB: 0 SB: 0 CS: 1	PA: 32			
PITCHER	IP	WLS	BF	H	R	ER	SO	BB	IBB	HBP	BLK	WP	HR	S	P	ERA	WHIP								
George Brunet, L ERA: 2.72 (1, 1)	9.0	W	30	6	1	1	6	1	0	0	0	0	0	41	45	1.00	0.778								



Batter	1	2	3	4	5	6	7	8	9	AB	R	H	RBI	BB	SO	LOB	TOP			
Vic Davallilo, L (1.8) OBP: 0.282, SLG: 0.354	0-0 6-3			0-0 FC6 1B		0-3 K			0-0 6-3	4	0	1	0	0	1	0	California Angels @ New York Yankees Yankee Stadium, Bronx, NY Mon Aug 26 1968, 7:05 PM EDT Unknown			
Jim Fregosi, R (1.6) OBP: 0.330, SLG: 0.388	0-0 F9			0-0 FC6 1B		0-0 6-3			4-0 FC6-4 BB	3	1	0	0	1	0	1				
Rick Reichardt, R (1.7) OBP: 0.324, SLG: 0.410	0-0 4-3			0-0 G5-4-3 1B					0-0 FC6-4	4	0	1	1	0	0	1				
Bubba Morton, R (1.9) OBP: 0.351, SLG: 0.336		0-0 G4-6-3 1B		0-0 G5-4-3 1B						3	0	1	0	0	0	1				
Bobby Knoop, R (1.4) OBP: 0.313, SLG: 0.337		0-0 G4-6-3			0-0					3	0	1	0	0	0	1				
Don Mincher, L (1.3) OBP: 0.312, SLG: 0.371		0-0 3-1			0-0 G3					3	0	0	0	0	0	1				
Chuck Hinton, R (1.5) OBP: 0.297, SLG: 0.347			0-0 5-3		4-0 G5-4-3 IBB				0-0 6-3	2	0	0	0	1	0	0				
Tom Egan, R (1.2) OBP: 0.250, SLG: 0.100			0-0 6-3		0-0 G5-4-3				0-0 F8	3	0	0	0	0	0	2				
Dennis Bennett, L (1.1) OBP: 0.125, SLG: 0.125			0-0 6-3			0-0 L9			0-0 6-3	2	0	0	0	0	0	0				
Andy Messersmith, R (6.1) Winston Lenas, R (9. FH) OBP: 0.216, SLG: 0.176										0	0	0	0	0	0	0				
Inning Stats	R: 0 E: 0 K: 0 S: 3	H: 0 LOB: 0 BB: 0 P: 3	R: 0 E: 0 K: 0 S: 3	H: 1 LOB: 0 BB: 0 P: 3	R: 0 E: 0 K: 0 S: 3	H: 0 LOB: 0 BB: 0 P: 3	R: 1 E: 1 K: 0 S: 4	H: 2 LOB: 0 BB: 0 P: 4	R: 0 E: 0 K: 1 S: 5	H: 0 LOB: 0 BB: 0 P: 5	R: 0 E: 0 K: 0 S: 3	H: 0 LOB: 0 BB: 0 P: 3	R: 0 E: 0 K: 0 S: 3	H: 0 LOB: 1 BB: 1 P: 7	R: 0 E: 0 K: 0 S: 3	H: 0 LOB: 0 BB: 0 P: 7	1B: 3 2B: 0 3B: 1 HR: 0	SF: 0 SAC: 0 DP: 3 HBP: 0	WP: 0 PB: 0 SB: 0 CS: 0	PA: 30
PITCHER Fritz Peterson, L (1.1) ERA: 3.07	IP: 9.0 WLS: W BF: 30 H: 4 R: 1 ER: 0 SO: 1 BB: 1 IBB: 1 HBP: 0 BLK: 0 WP: 0 HR: 0 S: 30 P: 38 ERA: 0.00 WHIP: 0.556															PITCHER				

Batter	1	2	3	4	5	6	7	8	9	AB	R	H	RBI	BB	SO	LOB	BOTTOM			
Dick Howser, R (1.4) OBP: 0.319, SLG: 0.171	0-3 K	0-0 F2		0-0 FC4-6 1B		0-0 2B	0-0 F9			5	0	2	1	0	1	4	California Angels @ New York Yankees Yankee Stadium, Bronx, NY Mon Aug 26 1968, 7:05 PM EDT Unknown			
Bill Robinson, R (1.8) OBP: 0.292, SLG: 0.372	4-0 5-3 BB		4-0 S BB	0-0 FC4-6 1B		0-0 5-3			0-0 5-3	3	0	0	0	2	0	3				
Mickey Mantle, S (1.3) OBP: 0.396, SLG: 0.398	0-0 5-3		0-3 K		0-0 F3				0-0 SH1-4 1B	4	1	1	0	0	1	2				
Ruben Amaro, R (6.3) OBP: 0.279, SLG: 0.143	1-2		0-3 K		0-0 F3				0-0 SH1-4 1B	1	0	0	0	0	0	0				
Roy White, S (1.7) OBP: 0.348, SLG: 0.406	0-0 5-3		0-3 K		0-3 K				0-0 SH1-4 1B	5	1	1	0	0	3	2				
Andy Kosco, R (1.9) OBP: 0.268, SLG: 0.375		0-0 BB 1B	0-0 F9		0-0 2B				0-0 SH1-4	3	0	2	0	0	0	1				
Tom Tresh, S (1.6) OBP: 0.304, SLG: 0.325		4-0 BB BB		0-0 1B SF7 1B		0-0 F8			0-3 K2-3	3	1	1	0	1	1	3				
Frank Fernandez, R (1.2) OBP: 0.302, SLG: 0.327		4-0 BB		0-0 F9		0-0 F4			0-0 2B	3	1	1	2	1	0	1				
Bobby Cox, R (1.5) OBP: 0.297, SLG: 0.312		0-0 F4		0-0 1B SF7 1B		4-0 2B BB			4-0 2B IBB	2	2	1	0	2	0	3				
Fritz Peterson, S (1.1) OBP: 0.114, SLG: 0.186		0-3 K		0-0 SF7		0-0 1-6-3			0-0 2B	3	0	1	3	0	1	4				
Inning Stats	R: 0 E: 0 K: 1 S: 5	H: 0 LOB: 1 BB: 1 P: 9	R: 0 E: 0 K: 1 S: 6	H: 1 LOB: 3 BB: 2 P: 14	R: 0 E: 0 K: 2 S: 7	H: 0 LOB: 1 BB: 1 P: 11	R: 1 E: 0 K: 0 S: 6	H: 3 LOB: 2 BB: 0 P: 6	R: 0 E: 0 K: 1 S: 6	H: 1 LOB: 1 BB: 0 P: 6	R: 1 E: 0 K: 0 S: 4	H: 1 LOB: 1 BB: 1 P: 8	R: 4 E: 0 K: 1 S: 9	H: 4 LOB: 1 BB: 1 P: 13	R: 0 E: 0 K: 1 S: 5	H: 0 LOB: 0 BB: 0 P: 5	1B: 6 2B: 4 3B: 0 HR: 0	SF: 1 SAC: 1 DP: 0 HBP: 0	WP: 0 PB: 0 SB: 1 CS: 0	PA: 40
PITCHER Dennis Bennett, L (1.1) ERA: 2.73	IP: 5.2 WLS: L BF: 28 H: 6 R: 2 ER: 2 SO: 5 BB: 2 IBB: 0 HBP: 0 BLK: 0 WP: 0 HR: 0 S: 33 P: 53 ERA: 3.18 WHIP: 1.941															PITCHER				
Andy Messersmith, R (6.1) ERA: 2.13	IP: 2.1 WLS: L BF: 12 H: 4 R: 4 ER: 4 SO: 2 BB: 0 IBB: 1 HBP: 0 BLK: 0 WP: 0 HR: 0 S: 15 P: 19 ERA: 15.43 WHIP: 1.714															PITCHER				

Batter	1	2	3	4	5	6	7	8	9	AB	R	H	RBI	BB	SO	LOB	TOP														
Chuck Hinton, R OBP: 0.256, SLG: 0.344 (1, 3)	F8		F7		K		F8	F8		5	0	1	1	0	1	0	California Angels @ New York Yankees Yankee Stadium, Bronx, NY Mon Aug 26 1968, 7:05 PM EDT Att: 19,132 - Unknown - 70 F														
Chuck Cottier, R OBP: 0.133, SLG: 0.267 (1, 5)	5-3			6-3	2B		F7	F2		5	1	2	0	0	0	1															
Jim Fregosi, R OBP: 0.330, SLG: 0.390 (1, 6)				6-3	K			E6		5	1	2	1	0	1	1															
Rick Reichardt, R OBP: 0.326, SLG: 0.415 (1, 7)	L7			1B	2B		SH3-4	SH1		4	2	2	0	0	1	2															
Bubba Morton, R OBP: 0.346, SLG: 0.331 Ed Kirkpatrick, L OBP: 0.348, SLG: 0.293 (8, PH) (8, 9)		L7		5-3	SH3-4			HBP	F8	2	0	0	0	0	0	1															
Bobby Knoop, R OBP: 0.316, SLG: 0.339 (1, 4)		F9		HR	1B			2B	1B	4	2	2	2	0	0	1															
Roger Repoz, L OBP: 0.312, SLG: 0.384 (1, 8)				HR	1B		F5	K		4	1	1	2	0	2	4															
Tom Egan, R OBP: 0.250, SLG: 0.214 (1, 2)			F9	K			F8	2B		4	1	1	2	0	1	1															
Jim McGlothlin, R OBP: 0.140, SLG: 0.161 (1, 1)			L7		5-3		K	1B		4	1	1	2	0	1	0															
								2B																							
Inning Stats	R: 0 E: 0 K: 0 S: 4	H: 1 LOB: 1 BB: 0 P: 4	R: 0 E: 0 K: 1 S: 5	H: 0 LOB: 0 BB: 0 P: 5	R: 0 E: 0 K: 0 S: 3	H: 0 LOB: 0 BB: 0 P: 3	R: 4 E: 0 K: 1 S: 9	H: 4 LOB: 0 BB: 0 P: 9	R: 0 E: 0 K: 2 S: 8	H: 1 LOB: 1 BB: 0 P: 8	R: 1 E: 0 K: 0 S: 5	H: 2 LOB: 1 BB: 0 P: 5	R: 0 E: 0 K: 1 S: 5	H: 0 LOB: 0 BB: 0 P: 5	R: 5 E: 1 K: 1 S: 10	H: 4 LOB: 1 BB: 0 P: 11	R: 0 E: 0 K: 1 S: 6	H: 1 LOB: 1 BB: 0 P: 6	1B: 5 2B: 6 3B: 1 HR: 1	SF: 0 SAC: 2 DP: 0 HBP: 1	WP: 0 PB: 0 SB: 0 CS: 0	PA: 42									
PITCHER	IP WLS BF H R ER SO BB IBB HBP BLK WP HR S P ERA WHIP																														
Al Downing, L ERA: 4.59 Gene Michael, R ERA:	(1, 1) (7, 1)	6.0 L	26 26	8 8	5 5	5 0	4 3	0 0	0 0	0 1	0 0	0 21	34 22	34 0.00	1.333 1.667																

Batter	1	2	3	4	5	6	7	8	9	AB	R	H	RBI	BB	SO	LOB	BOTTOM													
Horace Clarke, S OBP: 0.246, SLG: 0.250 (1, 4)	3-1		6-3			K		L8		4	0	0	0	0	1	2	California Angels @ New York Yankees Yankee Stadium, Bronx, NY Mon Aug 26 1968, 7:05 PM EDT Att: 19,132 - Unknown - 70 F													
Jake Gibbs, L OBP: 0.281, SLG: 0.287 (1, 2)	3-1			4-3		K		4-3		4	0	0	0	0	1	2														
Joe Pepitone, L OBP: 0.304, SLG: 0.410 (1, 8)				K			F9			4	0	0	0	0	1	0														
Roy White, S OBP: 0.347, SLG: 0.411 (1, 7)		3-1		HR			6-3			4	1	1	1	0	1	0														
Andy Kosco, R OBP: 0.268, SLG: 0.374 (1, 3)				1-3			K			4	0	1	0	0	1	0														
Rocky Colavito, R OBP: 0.308, SLG: 0.349 (1, 9)				K			6-3	1B		2	1	0	0	1	1	1														
Charley Smith, R OBP: 0.304, SLG: 0.327 (1, 5)				1-3			6-3	K		3	0	0	0	0	1	2														
Ruben Amaro, R OBP: 0.283, SLG: 0.158 (1, 6)				K			6-3	1B		3	0	1	0	0	1	0														
Al Downing, R OBP: 0.222, SLG: 0.125 Dick Howser, R OBP: 0.317, SLG: 0.169 Gene Michael, S OBP: 0.217, SLG: 0.252 (1, 1) (6, PH) (7, 1)				K			6-3	1B		1	0	0	0	0	1	0														
								1B		1	0	0	0	0	0	0														
Inning Stats	R: 0 E: 0 K: 0 S: 3	H: 0 LOB: 0 BB: 0 P: 3	R: 0 E: 0 K: 1 S: 6	H: 1 LOB: 1 BB: 0 P: 6	R: 0 E: 0 K: 2 S: 7	H: 0 LOB: 0 BB: 0 P: 7	R: 1 E: 0 K: 1 S: 6	H: 1 LOB: 0 BB: 0 P: 6	R: 0 E: 0 K: 2 S: 7	H: 0 LOB: 0 BB: 0 P: 7	R: 0 E: 0 K: 1 S: 5	H: 0 LOB: 0 BB: 0 P: 5	R: 0 E: 0 K: 1 S: 7	H: 2 LOB: 2 BB: 1 P: 11	R: 0 E: 0 K: 1 S: 5	H: 0 LOB: 0 BB: 0 P: 5	1B: 3 2B: 0 3B: 0 HR: 1	SF: 0 SAC: 0 DP: 0 HBP: 0	WP: 0 PB: 0 SB: 0 CS: 0	PA: 32										
PITCHER	IP WLS BF H R ER SO BB IBB HBP BLK WP HR S P ERA WHIP																													
Jim McGlothlin, R ERA: 3.39	(1, 1)	9.0 W	32 32	4 4	2 2	2 2	9 9	1 0	0 0	0 0	0 0	0 1	49 53	2.00 0.556																

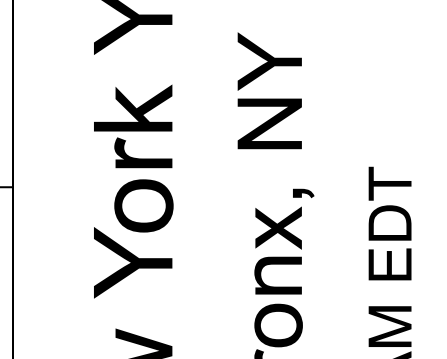
Batter	1	2	3	4	5	6	7	8	9	AB	R	H	RBI	BB	SO	LOB	TOP										
Vic Davallilo, L (1, 8) OBP: 0.286, SLG: 0.356 Marty Pattin, R (7, 1) Tom Burgmeier, L (7, 1)										3	0	2	0	1	1	0	California Angels @ New York Yankees Yankee Stadium, Bronx, NY Tue Aug 27 1968, 3:33 AM EDT Unknown - 75 F										
Jim Fregosi, R (1, 6) OBP: 0.328, SLG: 0.387										4	0	0	0	0	0	4											
Roger Repoz, L (1, 9) OBP: 0.311, SLG: 0.380										3	0	0	0	1	1	0											
Don Mincher, L (1, 3) OBP: 0.311, SLG: 0.370										4	0	1	0	0	1	0											
Ed Kirkpatrick, L (1, 7) OBP: 0.346, SLG: 0.287										3	0	0	0	1	1	2											
Bobby Knoop, R (1, 4) OBP: 0.315, SLG: 0.338										4	0	1	0	0	2	1											
Tom Egan, R (1, 2) OBP: 0.250, SLG: 0.222										4	0	1	0	0	1	2											
Chuck Cottier, R (1, 5) OBP: 0.156, SLG: 0.258 Bubba Morton, R (7, PH) OBP: 0.351, SLG: 0.336 Chuck Hinton, R (7, PH) OBP: 0.255, SLG: 0.343										1	0	0	0	1	1	0											
Clyde Wright, R (1, 1) OBP: 0.287, SLG: 0.286 Rick Reichardt, R (7, PH) OBP: 0.325, SLG: 0.414										2	0	0	0	0	1	2											
										1	0	0	0	0	0	2											
Inning Stats	R: 0 E: 0 K: 1 S: 5	H: 0 LOB: 0 BB: 0 P: 5	R: 0 E: 0 K: 1 S: 5	H: 0 LOB: 1 BB: 1 P: 9	R: 0 E: 0 K: 2 S: 7	H: 1 LOB: 0 BB: 0 P: 7	R: 0 E: 0 K: 0 S: 3	H: 0 LOB: 0 BB: 0 P: 3	R: 0 E: 0 K: 1 S: 6	H: 1 LOB: 2 BB: 1 P: 10	R: 0 E: 0 K: 0 S: 3	H: 1 LOB: 2 BB: 2 P: 11	R: 0 E: 0 K: 0 S: 6	H: 3 LOB: 3 BB: 0 P: 6	R: 0 E: 0 K: 2 S: 7	H: 0 LOB: 0 BB: 0 P: 7	R: 0 E: 0 K: 3 S: 9	H: 0 LOB: 0 BB: 0 P: 9	1B: 6 2B: 1 3B: 0 HR: 0	SF: 0 SAC: 0 DP: 1 HBP: 0	WP: 0 PB: 0 SB: 0 CS: 1	PA: 36					
PITCHER	IP	WLS	BF	H	R	ER	SO	BB	IBB	HBP	BLK	WP	HR	S	P	ERA	WHIP										
Stan Bahnsen, R (1, 1) ERA: 1.94	7.0	W	29	6	0	0	5	4	0	0	0	0	0	35	51	0.00	1.429										
Steve Hamilton, L (8, 1) ERA: 2.25	2.0	S	6	0	0	0	5	0	0	0	0	0	0	16	16	0.00	0.000										


Batter	1	2	3	4	5	6	7	8	9	AB	R	H	RBI	BB	SO	LOB	BOTTOM										
Dick Howser, R (1, 4) OBP: 0.315, SLG: 0.165										3	0	0	0	1	0	2	California Angels @ New York Yankees Yankee Stadium, Bronx, NY Tue Aug 27 1968, 3:33 AM EDT Unknown - 75 F										
Bill Robinson, R (1, 8) OBP: 0.291, SLG: 0.378										4	1	1	0	0	0	2											
Mickey Mantle, S (1, 3) OBP: 0.384, SLG: 0.394										3	0	0	1	1	1	2											
Roy White, S (1, 7) OBP: 0.347, SLG: 0.409										4	0	1	0	0	0	2											
Andy Kosco, R (1, 9) OBP: 0.269, SLG: 0.374										3	0	1	0	0	0	1											
Tom Tresh, S (1, 6) OBP: 0.304, SLG: 0.324										2	0	0	0	1	0	0											
Frank Fernandez, R (1, 2) OBP: 0.302, SLG: 0.320										2	0	0	0	1	0	2											
Bobby Cox, R (1, 5) OBP: 0.300, SLG: 0.321										3	1	2	0	0	0	2											
Stan Bahnsen, R (1, 1) OBP: 0.119, SLG: 0.065 Joe Pepitone, L (7, PH) OBP: 0.303, SLG: 0.409 Steve Hamilton, L (8, 1) ERA: 4.34										2	0	1	1	0	1	2											
										1	0	0	0	0	0	2											
										0	0	0	0	0	0	0											
Inning Stats	R: 1 E: 0 K: 0 S: 4	H: 1 LOB: 0 BB: 0 P: 4	R: 0 E: 0 K: 0 S: 3	H: 0 LOB: 0 BB: 0 P: 3	R: 1 E: 0 K: 0 S: 5	H: 2 LOB: 2 BB: 1 P: 9	R: 0 E: 0 K: 1 S: 6	H: 1 LOB: 1 BB: 1 P: 10	R: 0 E: 0 K: 0 S: 3	H: 1 LOB: 0 BB: 0 P: 3	R: 0 E: 0 K: 0 S: 3	H: 1 LOB: 1 BB: 1 P: 7	R: 0 E: 1 K: 0 S: 3	H: 0 LOB: 0 BB: 0 P: 3	R: 0 E: 0 K: 3 S: 9	H: 0 LOB: 0 BB: 0 P: 9	1B: 3 2B: 6 3B: 1 HR: 0	SF: 0 SAC: 0 DP: 4 HBP: 0	WP: 0 PB: 0 SB: 0 CS: 1	PA: 31							
PITCHER	IP	WLS	BF	H	R	ER	SO	BB	IBB	HBP	BLK	WP	HR	S	P	ERA	WHIP										
Clyde Wright, L (1, 1) ERA: 3.72	6.0	L	24	5	2	2	2	2	2	2	2	0	0	25	37	3.00	1.167										
Marty Pattin, R (7, 1) ERA: 3.91	0.0		2	1	0	0	0	1	0	0	0	0	0	1	5	∞	∞										
Tom Burgmeier, L (7, 1) ERA: 4.34	2.0		5	0	0	0	0	0	0	0	0	0	0	5	5	0.00	0.000										

AB	31
R	0
H	6
RBI	0
BB	4
SO	10
LOB	13



AB	27
R	2
H	6
RBI	2
BB	4
SO	2
LOB	17



Batter	1	2	3	4	5	6	7	8	9	AB	R	H	RBI	BB	SO	LOB	TOP					
Vic Davalillo, L (1, 8) OBP: 0.292, SLG: 0.363	4-0 BB G6-4-3		0-0 1B S		0-0 E1 1-2			0-0 1B 3B	0-0 1B 2-3	4	1	3	0	1	0	1	<p>California Angels @ New York Yankees</p> <p>Yankee Stadium, Bronx, NY</p> <p>Tue Aug 27 1968, 3:38 AM EDT</p> <p>Att: 21,419 - Unknown - 74 F</p> <p>livebaseballscores.com</p>					
Jim Fregosi, R (1, 6) OBP: 0.327, SLG: 0.385	0-0 G6-4-3 1-2		4-0 BB G3-6-1		0-0 F8			0-0 L6		3	0	0	0	1	0	4						
Don Mincher, L (1, 3) OBP: 0.313, SLG: 0.369	0-0 1B FC5-4		0-0 BB G3-6-1		0-0 FC6-4-5 1-2 2-3			4-0 1B IBB		3	0	1	0	1	0	4						
Rick Reichardt, R (1, 7) OBP: 0.327, SLG: 0.417	0-0 1-2 FC5-4			0-0 1B 2B				0-0 1B 1-2		4	1	2	1	0	0	1						
Roger Repoz, L (1, 9) OBP: 0.308, SLG: 0.375		0-0 F7		0-0 F5				0-0 F9 3-H		4	0	0	0	0	0	3						
Bobby Knoop, R (1, 4) OBP: 0.312, SLG: 0.334		0-0 E5 FC5-4		0-3 K				0-0 L7		4	0	0	0	0	2	3						
Tom Egan, R (1, 2) OBP: 0.250, SLG: 0.227		0-0 FC5-4 1-2		0-0 1B 2-H				0-0 F2		4	0	1	1	0	0	1						
Chuck Cottier, R (1, 5) OBP: 0.167, SLG: 0.257		0-0 F7		0-0 F4				0-0 F7		4	0	1	0	0	0	2						
Bill Harrelson, S (1, 1) Andy Messersmith, R (6, 1)			0-3 K		0-0 E FC6-4-3 1B			0-3 K		2	0	1	0	0	1	0	<p>AB 33</p> <p>R 2</p> <p>H 9</p> <p>RBI 2</p> <p>BB 3</p> <p>SO 4</p> <p>LOB 19</p> 					
Inning Stats	R: 0 E: 0 K: 0 S: 3	H: 1 LOB: 1 BB: 1 P: 7	R: 0 E: 1 K: 0 S: 4	H: 0 LOB: 1 BB: 0 P: 4	R: 0 E: 1 K: 1 S: 5	H: 1 LOB: 1 BB: 1 P: 9	R: 1 E: 0 K: 1 S: 7	H: 2 LOB: 1 BB: 0 P: 7	R: 0 E: 1 K: 0 S: 4	H: 1 LOB: 1 BB: 0 P: 4	R: 0 E: 0 K: 1 S: 5	H: 0 LOB: 0 BB: 0 P: 5	R: 0 E: 0 K: 1 S: 5	H: 0 LOB: 0 BB: 0 P: 5	R: 1 E: 0 K: 0 S: 5	H: 2 LOB: 2 BB: 1 P: 9		R: 0 E: 0 K: 0 S: 4	H: 2 LOB: 2 BB: 0 P: 4	1B: 7 2B: 2 3B: 1 HR: 0	SF: 0 SAC: 1 DP: 3 HBP: 0	WP: 0 PB: 0 SB: 1 CS: 0
PITCHER	IP WLS BF H R ER SO BB IBB HBP BLK WP HR S P ERA WHIP																					
Joe Verbanic, R (1, 1) ERA: 3.04	7.1 L 31 7 2 2 4 2 1 0 0 0 0 0 36 48 2.46 1.227																					
Doolley Womack, R (8, 1) ERA: 3.19	1.2 6 2 0 0 0 0 0 0 0 0 0 0 6 6 0.00 1.200																					

Batter	1	2	3	4	5	6	7	8	9	AB	R	H	RBI	BB	SO	LOB	BOTTOM			
Horace Clarke, S (1, 4) OBP: 0.248, SLG: 0.249	4-0 BB S		4-0 BB G2-3		0-0 4-3			0-0 FC4-6 1-2		2	0	0	0	2	0	1	<p>California Angels @ New York Yankees</p> <p>Yankee Stadium, Bronx, NY</p> <p>Tue Aug 27 1968, 3:38 AM EDT</p> <p>Att: 21,419 - Unknown - 74 F</p> <p>livebaseballscores.com</p>			
Jake Gibbs, L (1, 2) OBP: 0.278, SLG: 0.284	0-0 F2		0-0 BB G2-3				0-0 K			4	0	0	0	0	1	5				
Joe Pepitone, L (1, 8) OBP: 0.302, SLG: 0.407	0-0 L9		0-0 G3				0-0 BB S 1B			4	0	1	0	0	0	3				
Roy White, S (1, 7) OBP: 0.346, SLG: 0.407	0-0 F2 1-2			4-0 BB S			0-0 L8			3	0	0	0	1	0	2				
Andy Kosco, R (1, 3) OBP: 0.268, SLG: 0.371		0-0 5-3		0-0 F8			4-0 BB BB			3	0	0	0	1	0	1				
Rocky Colavito, R (1, 9) OBP: 0.307, SLG: 0.343		0-0 5-3		0-3 K			4-0 BB BB			3	0	0	0	1	1	1				
Charley Smith, R (1, 5) OBP: 0.293, SLG: 0.315		0-0 F7		0-0 L9			0-3 K			2	0	0	0	0	0	1				
Mickey Mantle, S (6, PH) OBP: 0.384, SLG: 0.393										1	0	0	0	0	1	3				
Bobby Cox, R (7, 5) OBP: 0.299, SLG: 0.320										1	0	0	0	0	0	0				
Ruben Amaro, R (1, 6) OBP: 0.292, SLG: 0.154			4-0 BB SH G2-3		0-3 K		4-0 BB FC2-6			1	0	0	0	1	1	0				
Dick Howser, R (7, PH) OBP: 0.319, SLG: 0.165					0-0 K		0-0 L8			0	0	0	0	1	0	0				
Gene Michael, S (8, 6) OBP: 0.217, SLG: 0.252										0	0	0	0	0	0	0				
Bill Robinson, R (9, PH) OBP: 0.290, SLG: 0.377										1	0	0	0	0	1	0				
Joe Verbanic, R (1, 1) OBP: 0.158, SLG: 0.111			0-0 SH G2-3 BB		0-0 L8		0-0 FC2-6 FC4-6			2	0	0	0	0	0	1				
Doolley Womack, L (8, 1) OBP: 0.250, SLG: 0.250										0	0	0	0	0	0	0				
Inning Stats	R: 0 E: 0 K: 0 S: 3	H: 0 LOB: 0 BB: 1 P: 7	R: 0 E: 0 K: 0 S: 3	H: 0 LOB: 0 BB: 0 P: 3	R: 0 E: 0 K: 1 S: 5	H: 0 LOB: 1 BB: 1 P: 9	R: 0 E: 0 K: 1 S: 5	H: 0 LOB: 0 BB: 0 P: 5	R: 0 E: 0 K: 1 S: 6	H: 1 LOB: 2 BB: 2 P: 14	R: 0 E: 0 K: 1 S: 5	H: 0 LOB: 1 BB: 1 P: 9	R: 0 E: 0 K: 0 S: 3	H: 0 LOB: 0 BB: 0 P: 3	R: 0 E: 0 K: 1 S: 5	H: 0 LOB: 0 BB: 0 P: 5	1B: 1 2B: 0 3B: 0 HR: 0	SF: 0 SAC: 1 DP: 1 HBP: 0	WP: 1 PB: 0 SB: 3 CS: 0	PA: 35
PITCHER	IP WLS BF H R ER SO BB IBB HBP BLK WP HR S P ERA WHIP																			
Bill Harrelson, R (1, 1) ERA: 3.25	5.2 W 24 1 0 0 2 6 0 0 0 0 1 0 22 46 0.00 1.235																			
Andy Messersmith, R (6, 1) ERA: 1.97	3.1 S 11 0 0 0 3 1 0 0 0 0 0 0 16 20 0.00 0.300																			

Batter	1	2	3	4	5	6	7	8	9	AB	R	H	RBI	BB	SO	LOB	TOP			
Vic Davallio, L (1,8) OBP: 0.289, SLG: 0.360	F2		FC4-6		F8			4-3		4	0	0	0	0	0	2	California Angels @ Detroit Tigers Tiger Stadium, Detroit, MI Wed Aug 28 1968, 7:05 PM EDT Att: 35,740 - Unknown			
Jim Fregosi, R (1,6) OBP: 0.325, SLG: 0.382	F9		8-4-3			K		F3		4	0	0	0	0	1					
Don Mincher, L (1,3) OBP: 0.315, SLG: 0.377	BB			HR		F8		F3		3	1	1	1	1	0					
Rick Reichardt, R (1,7) OBP: 0.326, SLG: 0.416	K			6-3					6-3	4	0	1	0	0	1					
Ed Kirkpatrick, L (1,9) OBP: 0.343, SLG: 0.286		F9		4-3				F3		4	0	1	0	0	0					
Bobby Knoop, R (1,4) OBP: 0.314, SLG: 0.338				P3						4	0	2	0	0	1	2				
Buck Rodgers, S (1,2) OBP: 0.236, SLG: 0.220						K				2	0	0	0	0	2	1				
Chuck Hinton, R (7, PH) OBP: 0.254, SLG: 0.341		K						K		1	0	0	0	0	1	0				
Roger Repoz, L (9, PH) OBP: 0.307, SLG: 0.374								K		1	0	0	0	0	1	1				
Chuck Cottier, R (1,5) OBP: 0.158, SLG: 0.243										2	0	0	0	0	2	1				
Winston Llenas, R (7, PH) OBP: 0.211, SLG: 0.171		K								1	0	0	0	0	1	0				
Bobby Locke, R (7, 1)										0	0	0	0	0	0	0				
Tom Burgmeier, L (1, 1)										0	0	0	0	1	0	0				
Marty Pattin, R (3, 1) OBP: 0.125, SLG: 0.125										1	0	1	0	0	0	0				
Tom Egan, R (7, PH) OBP: 0.240, SLG: 0.217			FC4-6							1	0	0	0	0	1	0				
Tom Egan, R (7, 2)			BB							1	0	0	0	0	1	0				
Inning Stats	R: 0 E: 0 K: 1 S: 5	H: 0 LOB: 1 BB: 1 P: 9	R: 0 E: 0 K: 2 S: 8	H: 1 LOB: 1 BB: 0 P: 8	R: 0 E: 0 K: 0 S: 2	H: 0 LOB: 0 BB: 1 P: 6	R: 1 E: 0 K: 0 S: 4	H: 1 LOB: 0 BB: 0 P: 4	R: 0 E: 0 K: 2 S: 8	H: 2 LOB: 2 BB: 0 P: 9	R: 0 E: 0 K: 3 S: 9	H: 0 LOB: 0 BB: 0 P: 9	R: 0 E: 0 K: 0 S: 3	H: 0 LOB: 0 BB: 0 P: 3	R: 0 E: 0 K: 1 S: 6	H: 1 LOB: 1 BB: 0 P: 6	1B: 4 2B: 2 3B: 0 HR: 1	SF: 0 SAC: 0 DP: 1 HBP: 0	WP: 0 PB: 0 SB: 0 CS: 0	PA: 34
PITCHER Denny McLain, R (1, 1) ERA: 1.88	IP: 9.0 WLS: W BF: 34 H: 6 R: 1 ER: 1 SO: 11 BB: 2 IBB: 0 HBP: 0 BLK: 0 WP: 0 HR: 1 S: 54 P: 62 ERA: 1.00 WHIP: 0.889															PITCHER				

Batter	1	2	3	4	5	6	7	8	9	AB	R	H	RBI	BB	SO	LOB	BOTTOM			
Dick McAuliffe, L (1,4) OBP: 0.340, SLG: 0.435	G1-4-3				P6			4-3		3	0	0	0	1	1	1	California Angels @ Detroit Tigers Tiger Stadium, Detroit, MI Wed Aug 28 1968, 7:05 PM EDT Att: 35,740 - Unknown			
Dick Tracewski, R (1,5) OBP: 0.241, SLG: 0.253	K				6-3			P4		3	0	0	0	1	1	1				
Mickey Stanley, R (1,8) OBP: 0.308, SLG: 0.376	G1-4-3								6-3	4	0	1	0	0	1	2				
Willie Horton, R (1,7) OBP: 0.349, SLG: 0.542		HR			F8				HBP	4	2	3	0	0	0	1				
Bill Freehan, R (1,3) OBP: 0.357, SLG: 0.440		HR							HR	3	2	1	2	0	2	1				
Jim Northrup, L (1,9) OBP: 0.306, SLG: 0.421										4	2	3	3	0	0	0				
Jim Price, R (1,2) OBP: 0.258, SLG: 0.267										4	0	2	1	0	1	1				
Ray Oyler, R (1,6) OBP: 0.220, SLG: 0.193		SH5-3								3	0	0	0	0	2	2				
Denny McLain, R (1, 1) OBP: 0.141, SLG: 0.152		4-3								3	0	0	0	0	2	2				
Inning Stats	R: 0 E: 0 K: 1 S: 4	H: 0 LOB: 0 BB: 1 P: 8	R: 3 E: 0 K: 1 S: 9	H: 4 LOB: 1 BB: 0 P: 9	R: 0 E: 0 K: 2 S: 7	H: 1 LOB: 1 BB: 1 P: 11	R: 0 E: 0 K: 3 S: 10	H: 1 LOB: 1 BB: 0 P: 10	R: 0 E: 0 K: 0 S: 4	H: 1 LOB: 1 BB: 0 P: 4	R: 0 E: 0 K: 2 S: 8	H: 1 LOB: 1 BB: 0 P: 8	R: 0 E: 0 K: 1 S: 5	H: 0 LOB: 0 BB: 0 P: 5	R: 3 E: 0 K: 0 S: 5	H: 2 LOB: 2 BB: 0 P: 6		1B: 7 2B: 2 3B: 0 HR: 2	SF: 0 SAC: 1 DP: 2 HBP: 1	WP: 0 PB: 0 SB: 0 CS: 0
PITCHER Tom Burgmeier, L (1, 1) ERA: 4.65	IP: 2.0 WLS: L BF: 10 H: 4 R: 3 ER: 3 SO: 2 BB: 1 IBB: 0 HBP: 0 BLK: 0 WP: 0 HR: 1 S: 13 P: 17 ERA: 13.50 WHIP: 2.500															PITCHER				
Marty Pattin, R (3, 1) ERA: 3.63	IP: 4.0 WLS: L BF: 16 H: 4 R: 0 ER: 0 SO: 7 BB: 1 IBB: 0 HBP: 0 BLK: 0 WP: 0 HR: 0 S: 29 P: 33 ERA: 0.00 WHIP: 1.250															PITCHER				
Bobby Locke, R (7, 1) ERA: 6.53	IP: 2.0 WLS: L BF: 9 H: 2 R: 3 ER: 3 SO: 1 BB: 0 IBB: 0 HBP: 1 BLK: 0 WP: 0 HR: 1 S: 10 P: 11 ERA: 13.50 WHIP: 1.000															PITCHER				

AB	32
R	1
H	6
RBI	1
BB	2
SO	11
LOB	9



AB	31
R	6
H	10
RBI	6
BB	2
SO	10
LOB	11



Batter	1	2	3	4	5	6	7	8	9	AB	R	H	RBI	BB	SO	LOB	TOP			
Vic Davallio, L (1.8) OBP: 0.289, SLG: 0.359			F7		K			P6		4	0	1	0	0	1	0	California Angels @ Detroit Tigers Tiger Stadium, Detroit, MI Thu Aug 29 1968, 4:33 AM EDT Att: 23,964 - Unknown			
Jim Fregosi, R (1.6) OBP: 0.326, SLG: 0.382	E5		S			5-3		5-3		3	0	1	0	1	0					
Rick Reichardt, R (1.7) OBP: 0.323, SLG: 0.412	K		F9			K		K		4	0	0	0	0	3					
Bubba Morton, R (1.9) OBP: 0.342, SLG: 0.326	2-3		F9			5-3		P3		4	0	0	0	0	3					
Bobby Knoop, R (1.4) OBP: 0.312, SLG: 0.336	K				K			F9		3	0	0	0	0	2					
Chuck Hinton, R (1.3) OBP: 0.251, SLG: 0.337			K		K			K		3	0	0	0	0	3					
Tom Egan, R (1.2) OBP: 0.214, SLG: 0.192			F7		P4			5-3		3	0	0	0	0	0					
Chuck Cottier, R (1.5) OBP: 0.171, SLG: 0.275								F7		3	0	1	0	0	1					
George Brunet, R (1.1) OBP: 0.134, SLG: 0.094										2	0	0	0	0	1					
Winston Llenas, R (8, PH) OBP: 0.205, SLG: 0.167	2-3							K		1	0	0	0	0	1					
Clyde Wright, R (8, 1) OBP: 0.267, SLG: 0.286										0	0	0	0	0	0					
Inning Stats	R: 0 E: 1 K: 2 S: 9	H: 2 LOB: 2 BB: 0 P: 9	R: 0 E: 0 K: 1 S: 6	H: 1 LOB: 1 BB: 0 P: 6	R: 0 E: 0 K: 0 S: 3	H: 0 LOB: 1 BB: 1 P: 7	R: 0 E: 0 K: 2 S: 7	H: 0 LOB: 0 BB: 0 P: 7	R: 0 E: 0 K: 2 S: 7	H: 0 LOB: 0 BB: 0 P: 7	R: 0 E: 0 K: 1 S: 5	H: 0 LOB: 0 BB: 0 P: 5	R: 0 E: 0 K: 1 S: 5	H: 0 LOB: 0 BB: 0 P: 5	R: 0 E: 0 K: 1 S: 5	H: 0 LOB: 0 BB: 0 P: 5	1B: 2 2B: 1 3B: 0 HR: 0	SF: 0 SAC: 0 DP: 0 HBP: 0	WP: 0 PB: 0 SB: 1 CS: 0	PA: 31
PITCHER Mickey Lolich, L (1.1) ERA: 3.39	IP: 9.0 WLS: W BF: 31 H: 3 R: 0 ER: 0 SO: 12 BB: 1 IBB: 0 HBP: 0 BLK: 0 WP: 0 HR: 0 S: 54 P: 58 ERA: 0.00 WHIP: 0.444															PITCHER				

Batter	1	2	3	4	5	6	7	8	9	AB	R	H	RBI	BB	SO	LOB	BOTTOM			
Dick McAuliffe, L (1.4) OBP: 0.339, SLG: 0.433	K		P6					G3		4	0	1	0	0	1	0	California Angels @ Detroit Tigers Tiger Stadium, Detroit, MI Thu Aug 29 1968, 4:33 AM EDT Att: 23,964 - Unknown			
Dick Tracewski, R (1.5) OBP: 0.245, SLG: 0.250	E5		WP		F7			1B		2	1	0	0	2	0	1				
Mickey Stanley, R (1.8) OBP: 0.307, SLG: 0.375	4-3		4-3					1B		4	0	1	0	0	1	2				
Willie Horton, R (1.7) OBP: 0.350, SLG: 0.548	P4				HR			1B		4	1	2	2	0	0	1				
Bill Freehan, R (1.3) OBP: 0.356, SLG: 0.438			E5		F8			F8		4	0	1	0	0	0	0				
Jim Northrup, L (1.9) OBP: 0.304, SLG: 0.417			FC6-4		4-3			1B		4	0	0	0	0	0	4				
Jim Price, R (1.2) OBP: 0.252, SLG: 0.261			P6		P6			1B		3	0	0	0	0	1	1				
Ray Oyler, R (1.6) OBP: 0.217, SLG: 0.190			K					1B		3	0	0	0	0	1	1				
Mickey Lolich, S (1.1) OBP: 0.183, SLG: 0.111			F9					F3		3	0	0	0	0	0	0				
Inning Stats	R: 0 E: 1 K: 1 S: 6	H: 0 LOB: 1 BB: 0 P: 6	R: 0 E: 1 K: 1 S: 6	H: 0 LOB: 1 BB: 0 P: 6	R: 0 E: 0 K: 0 S: 3	H: 0 LOB: 1 BB: 1 P: 7	R: 1 E: 0 K: 0 S: 4	H: 1 LOB: 0 BB: 0 P: 4	R: 0 E: 0 K: 1 S: 5	H: 0 LOB: 0 BB: 0 P: 5	R: 0 E: 0 K: 1 S: 5	H: 0 LOB: 0 BB: 0 P: 5	R: 0 E: 0 K: 1 S: 5	H: 0 LOB: 0 BB: 0 P: 5	R: 1 E: 0 K: 0 S: 6	H: 3 LOB: 3 BB: 1 P: 10		1B: 4 2B: 0 3B: 0 HR: 1	SF: 0 SAC: 0 DP: 0 HBP: 0	WP: 1 PB: 1 SB: 0 CS: 0
PITCHER George Brunet, L (1.1) ERA: 2.67 Clyde Wright, L (8, 1) ERA: 3.75	IP: 7.0 WLS: L BF: 26 H: 2 R: 1 ER: 1 SO: 4 BB: 1 IBB: 0 HBP: 0 BLK: 0 WP: 1 HR: 1 S: 33 P: 37 ERA: 1.29 WHIP: 0.429															PITCHER				

Batter	1	2	3	4	5	6	7	8	9	AB	R	H	RBI	BB	SO	LOB	TOP											
Bert Campaneris, R OBP: 0.338, SLG: 0.358 (1, 6)	F7		K		5-3		K		F3	5	0	0	0	0	2	1	Oakland Athletics @ California Angels Anaheim Stadium, Anaheim, CA Fri Aug 30 1968, 10:05 PM EDT Att: 8,971 - Unknown											
Joe Keough, L OBP: 0.281, SLG: 0.354 (1, 7)	1-3		4-3		BB		1B			3	0	1	0	1	0	0												
Rick Monday, L OBP: 0.378, SLG: 0.412 (1, 8)	K				6-3 1B		K		4-3	4	0	1	0	0	2	2												
Sal Bando, R OBP: 0.324, SLG: 0.368 (1, 5)		K			6-3 1B		F9		F8	4	0	1	0	0	1	0												
Reggie Jackson, L OBP: 0.324, SLG: 0.473 (1, 9)		1B 3B			K		K		K	4	1	1	0	0	3	2												
Danny Cater, R OBP: 0.321, SLG: 0.368 (1, 3)		1B			6-3		L6		F8	4	0	1	1	0	0	2												
Dick Green, R OBP: 0.352, SLG: 0.352 (1, 4)		1B			1-2 2-3				F7	1	0	1	0	0	0	0												
John Donaldson, L OBP: 0.306, SLG: 0.278 (4, PH) (4, 4)		G5-4-3 1B			HBP		E3 HR		F7	2	1	0	0	0	0	0												
Dave Duncan, R OBP: 0.263, SLG: 0.324 (1, 2)		G5-4-3			F3		1-H HR		FC4-6 BB	3	1	1	2	1	0	5												
Carlton Hunter, R Ed Sprague, R Jim McGlothlin, R Lew Krausse, R Warren Bogle, L Jack Aker, R Jack Messersmith, R Tom Satriano, L Bobby Knoop, R Chuck Cottler, R Jim McGlothlin, R Chuck Hinton, R					F3		5-3		FC4-6	8	0	0	0	0	0	0												
Inning Stats	R: 0 E: 0 K: 1 S: 5	H: 0 LOB: 0 BB: 0 P: 5	R: 1 E: 0 K: 1 S: 7	H: 3 LOB: 1 BB: 0 P: 7	R: 0 E: 0 K: 1 S: 5	H: 0 LOB: 0 BB: 0 P: 5	R: 0 E: 0 K: 1 S: 7	H: 2 LOB: 3 BB: 0 P: 8	R: 0 E: 0 K: 1 S: 5	H: 0 LOB: 1 BB: 0 P: 11	R: 0 E: 0 K: 1 S: 5	H: 0 LOB: 0 BB: 0 P: 5	R: 2 E: 1 K: 1 S: 8	H: 2 LOB: 1 BB: 0 P: 8	R: 0 E: 0 K: 1 S: 5	H: 0 LOB: 0 BB: 0 P: 5	R: 0 E: 0 K: 0 S: 3	H: 0 LOB: 1 BB: 1 P: 7	1B: 5 2B: 0 3B: 1 HR: 1	SF: 0 SAC: 0 DP: 1 HBP: 1	WP: 0 PB: 0 SB: 0 CS: 0	PA: 37						
PITCHER	IP	WLS	BF	H	R	ER	SO	BB	IBB	HBP	BLK	WP	HR	S	P	ERA	WHIP											
Jim McGlothlin, R ERA: 3.36	(1, 1)	7.0	W	30	7	3	2	8	1	0	1	0	0	1	44	49	2.57	1.143										
Andy Messersmith, R ERA: 1.89	(8, 1)	2.0	S	7	0	0	0	1	1	0	0	0	0	0	8	12	0.00	0.500										

AB 34
R 3
H 7
RBI 3
BB 2
SO 9
LOB 13



Batter	1	2	3	4	5	6	7	8	9	AB	R	H	RBI	BB	SO	LOB	BOTTOM										
Vic Davallilo, L OBP: 0.293, SLG: 0.363 (1, 8)	SH 3-1 2B	E 1B BB			1B 1B		FC2-6 1B			3	2	2	0	1	0	1	Oakland Athletics @ California Angels Anaheim Stadium, Anaheim, CA Fri Aug 30 1968, 10:05 PM EDT Att: 8,971 - Unknown										
Jim Fregosi, R OBP: 0.326, SLG: 0.382 (1, 6)	SH 3-1 2-3 1B	1-H 1B			F7		K			3	1	1	1	0	1	2											
Don Mincher, L OBP: 0.314, SLG: 0.376 Andy Messersmith, R (1, 3) (8, 1)	3-1	4-3			L6		1B			4	0	1	1	0	0	3											
Rick Reichardt, R OBP: 0.325, SLG: 0.413 Roger Repoz, L (1, PR) (2, 9)	CS 1B				F4		1-3 1B		F5	1	0	1	1	0	0	0											
Ed Kirkpatrick, L OBP: 0.335, SLG: 0.278 (1, 9) (2, 7)	F7				6-3		K		6-3	4	0	0	0	0	1	3											
Bobby Knoop, R OBP: 0.311, SLG: 0.342 (1, 4)		HR			F8		K		K	4	1	1	1	0	2	0											
Tom Satriano, L OBP: 0.348, SLG: 0.373 (1, 2)		HR			F7		K		K	3	1	1	1	0	1	0											
Chuck Cottler, R OBP: 0.159, SLG: 0.256 (1, 5)		K			F8		F7			3	0	0	0	0	1	0											
Jim McGlothlin, R OBP: 0.136, SLG: 0.155 Chuck Hinton, R (7, PH) (8, 3)		K			K		FC2-6 BB			2	0	0	0	0	2	0											
Inning Stats	R: 2 E: 1 K: 0 S: 5	H: 2 LOB: 1 BB: 0 P: 5	R: 3 E: 1 K: 2 S: 10	H: 3 LOB: 1 BB: 1 P: 14	R: 0 E: 0 K: 0 S: 3	H: 0 LOB: 0 BB: 0 P: 3	R: 0 E: 0 K: 1 S: 5	H: 0 LOB: 0 BB: 0 P: 5	R: 0 E: 0 K: 2 S: 7	H: 0 LOB: 2 BB: 0 P: 7	R: 0 E: 0 K: 2 S: 5	H: 0 LOB: 0 BB: 0 P: 7	R: 0 E: 0 K: 1 S: 5	H: 1 LOB: 2 BB: 1 P: 9	R: 0 E: 0 K: 1 S: 5	H: 0 LOB: 0 BB: 0 P: 5		1B: 5 2B: 1 3B: 0 HR: 2	SF: 0 SAC: 1 DP: 0 HBP: 0	WP: 0 PB: 0 SB: 1 CS: 1	PA: 33						
PITCHER	IP	WLS	BF	H	R	ER	SO	BB	IBB	HBP	BLK	WP	HR	S	P	ERA	WHIP										
Catfish Hunter, R ERA: 3.62	(1, 1)	1.0	L	7	4	4	3	0	0	0	0	0	0	8	12	0.00	2.000										
Ed Sprague, R ERA: 2.43	(2, 1)	1.0		5	1	1	0	2	1	0	0	0	0	8	8	0.00	0.000										
Lew Krausse, R ERA: 2.94	(3, 1)	2.0		6	0	0	0	1	0	0	0	0	0	8	8	0.00	0.000										
Warren Bogle, L ERA: 4.5	(5, 1)	2.0		8	2	0	0	3	0	0	0	0	0	14	14	0.00	1.000										
Jack Aker, R ERA: 4.07	(7, 1)	2.0		7	1	0	0	2	1	0	0	0	0	10	14	0.00	1.000										

AB 30
R 5
H 8
RBI 5
BB 2
SO 8
LOB 9



Batter	1	2	3	4	5	6	7	8	9	AB	R	H	RBI	BB	SO	LOB	TOP										
Bert Campaneris, R OBP: 0.337, SLG: 0.359										4	1	1	0	0	0	1											
Reggie Jackson, L OBP: 0.321, SLG: 0.469										4	0	0	0	0	1	2											
Danny Cater, R OBP: 0.320, SLG: 0.366										4	0	1	1	0	0	1											
Sal Bando, R OBP: 0.321, SLG: 0.365										4	0	0	0	0	0	2											
Mike Hershberger, R OBP: 0.313, SLG: 0.359										4	1	2	0	0	0	0											
Rick Monday, L OBP: 0.375, SLG: 0.408										4	0	0	0	0	3	2											
Dave Duncan, R OBP: 0.283, SLG: 0.322										4	0	1	0	0	2	1											
John Donaldson, L OBP: 0.307, SLG: 0.279										3	0	1	1	0	0	2											
Chuck Dobson, R OBP: 0.175, SLG: 0.206										3	0	1	0	0	2	1											
Inning Stats	R: 0 E: 0 K: 1 S: 6	H: 1 LOB: 1 BB: 0 P: 6	R: 1 E: 0 K: 3 S: 11	H: 2 LOB: 1 BB: 0 P: 11	R: 0 E: 0 K: 0 S: 3	H: 0 LOB: 0 BB: 0 P: 3	R: 0 E: 0 K: 1 S: 7	H: 2 LOB: 2 BB: 0 P: 7	R: 1 E: 0 K: 0 S: 5	H: 2 LOB: 1 BB: 0 P: 5	R: 0 E: 0 K: 2 S: 7	H: 0 LOB: 0 BB: 0 P: 7	R: 0 E: 0 K: 1 S: 5	H: 0 LOB: 0 BB: 0 P: 5	R: 0 E: 0 K: 0 S: 3	H: 0 LOB: 0 BB: 0 P: 3	R: 0 E: 0 K: 0 S: 3	H: 0 LOB: 0 BB: 0 P: 3	R: 0 E: 0 K: 0 S: 3	H: 0 LOB: 0 BB: 0 P: 3	1B: 5 2B: 2 3B: 0 HR: 0	SF: 0 SAC: 0 DP: 0 HBP: 0	WP: 0 PB: 0 SB: 2 CS: 0	PA: 34			
PITCHER	IP	WLS	BF	H	R	ER	SO	BB	IBB	HBP	BLK	WP	HR	S	P	ERA	WHIP										
Dennis Bennett, L ERA: 2.62	(1, 1)	8.0	L	31	7	2	2	8	0	0	0	0	0	47	47	2.25	0.875										
Marty Pattin, R ERA: 3.57	(9, 1)	1.0		3	0	0	0	0	0	0	0	0	0	3	3	0.00	0.000										

Oakland Athletics @ California Angels
Anaheim Stadium, Anaheim, CA
Sat Aug 31 1968, 10:05 PM EDT
Att: 9,604 - Unknown

AB	34
R	2
H	7
RBI	2
BB	0
SO	8
LOB	12



Batter	1	2	3	4	5	6	7	8	9	AB	R	H	RBI	BB	SO	LOB	BOTTOM										
Vic Davallo, L OBP: 0.294, SLG: 0.364										4	0	2	0	0	0	1											
Jim Fregosi, R OBP: 0.324, SLG: 0.379										4	0	0	0	0	0	3											
Don Mincher, L OBP: 0.314, SLG: 0.373										3	0	0	0	1	2	0											
Roger Repoz, L OBP: 0.304, SLG: 0.369										4	0	0	0	0	1	1											
Bobby Knoop, R OBP: 0.309, SLG: 0.339										4	0	0	0	0	2	0											
Tom Satriano, L OBP: 0.348, SLG: 0.377										3	0	1	0	0	0	0											
Ed Kirkpatrick, L OBP: 0.329, SLG: 0.272										3	0	0	0	0	1	1											
Chuck Cottier, R OBP: 0.170, SLG: 0.261										3	0	1	0	0	1	0											
Dennis Bennett, L OBP: 0.100, SLG: 0.100										2	0	0	0	0	2	1											
Bubba Morton, R OBP: 0.349, SLG: 0.326										0	0	0	0	1	0	0											
Marty Pattin, R OBP: 0.125, SLG: 0.125										0	0	0	0	0	0	0											
Inning Stats	R: 0 E: 0 K: 1 S: 5	H: 0 LOB: 1 BB: 1 P: 9	R: 0 E: 0 K: 1 S: 5	H: 0 LOB: 0 BB: 0 P: 5	R: 0 E: 0 K: 2 S: 8	H: 1 LOB: 1 BB: 0 P: 8	R: 0 E: 0 K: 1 S: 5	H: 0 LOB: 0 BB: 0 P: 5	R: 0 E: 0 K: 2 S: 8	H: 1 LOB: 1 BB: 0 P: 8	R: 0 E: 0 K: 0 S: 3	H: 1 LOB: 0 BB: 0 P: 3	R: 0 E: 0 K: 1 S: 6	H: 1 LOB: 1 BB: 0 P: 6	R: 0 E: 0 K: 0 S: 3	H: 0 LOB: 1 BB: 1 P: 7	R: 0 E: 0 K: 1 S: 5	H: 0 LOB: 0 BB: 0 P: 5	R: 0 E: 0 K: 0 S: 5	H: 0 LOB: 0 BB: 0 P: 5	1B: 3 2B: 1 3B: 0 HR: 0	SF: 0 SAC: 0 DP: 1 HBP: 0	WP: 0 PB: 0 SB: 0 CS: 0	PA: 32			
PITCHER	IP	WLS	BF	H	R	ER	SO	BB	IBB	HBP	BLK	WP	HR	S	P	ERA	WHIP										
Chuck Dobson, R ERA: 2.81	(1, 1)	9.0	W	32	4	0	0	9	2	0	0	0	0	48	56	0.00	0.667										

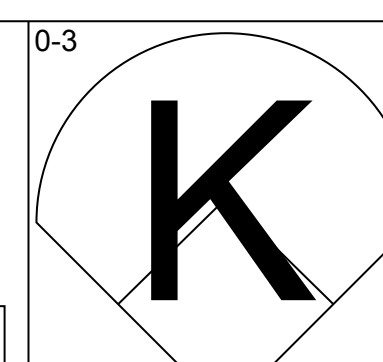
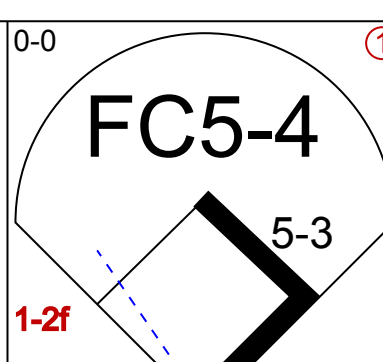
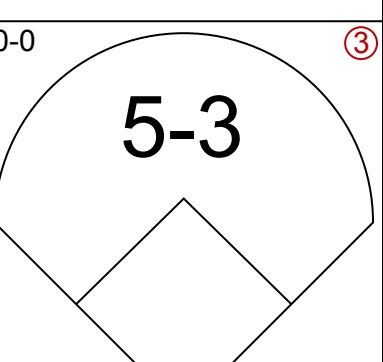
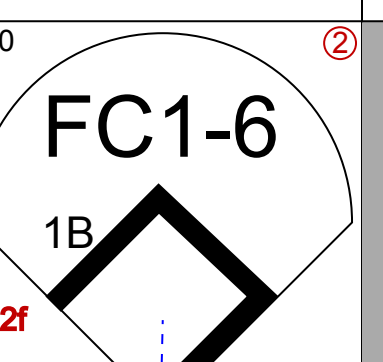
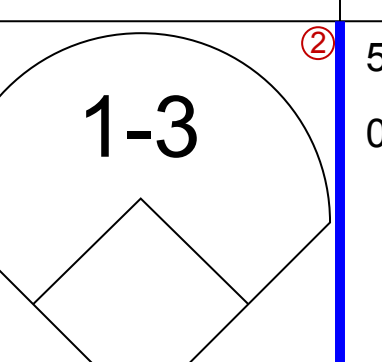
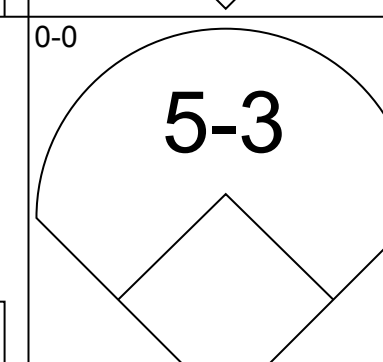
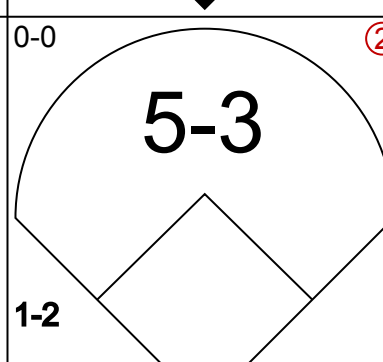
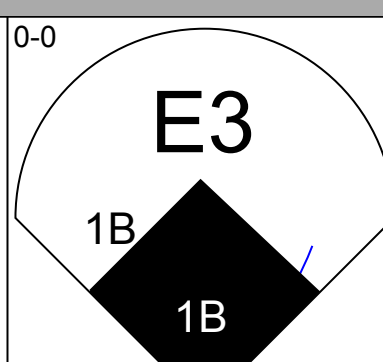
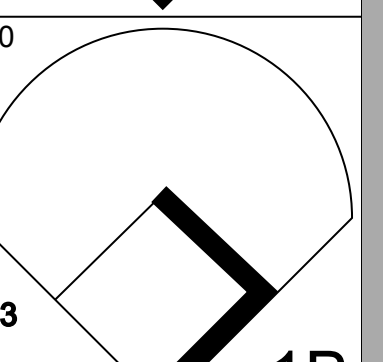
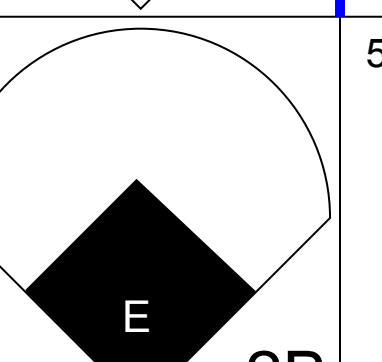
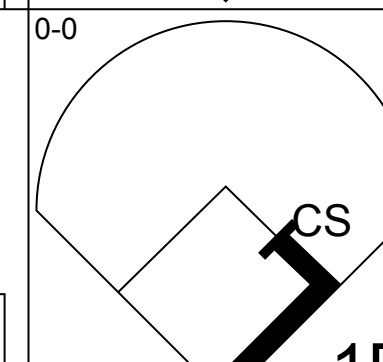


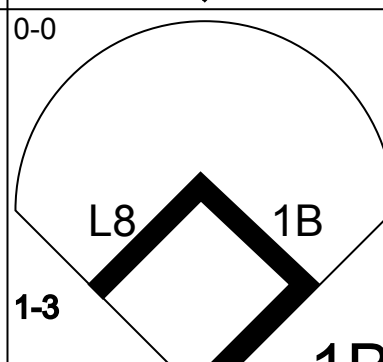

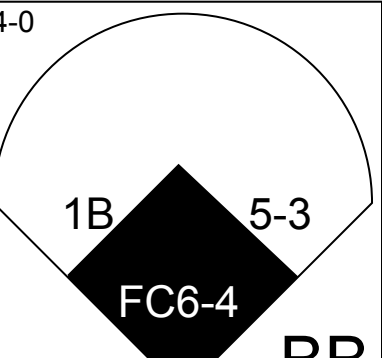
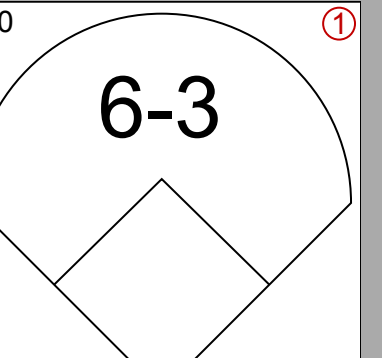
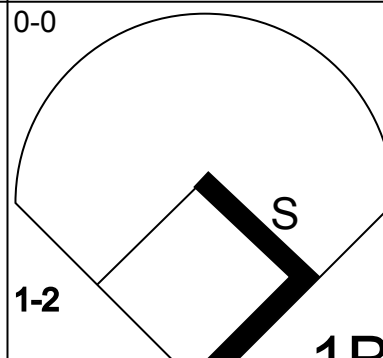
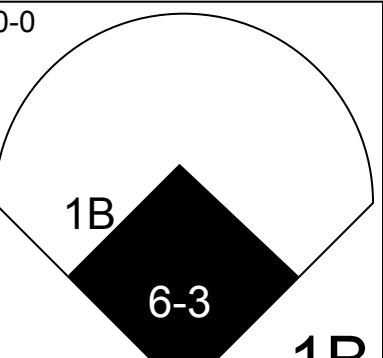
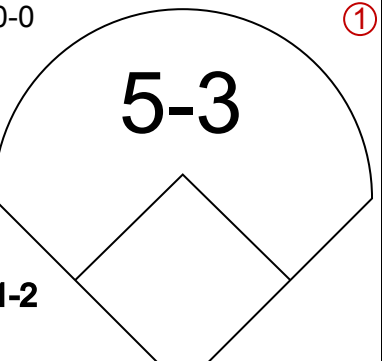
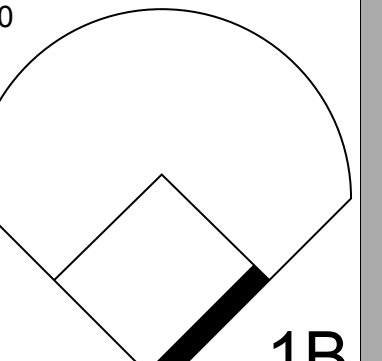
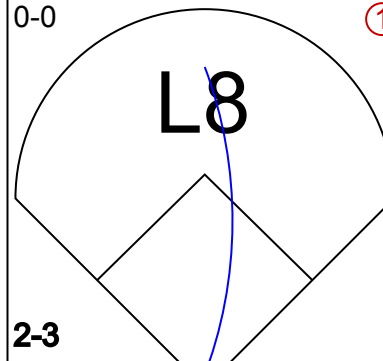
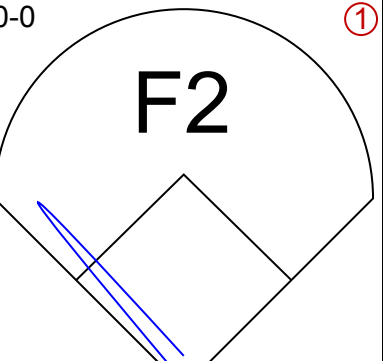
Oakland Athletics @ California Angels
Anaheim Stadium, Anaheim, CA
Sat Aug 31 1968, 10:05 PM EDT
Att: 9,604 - Unknown

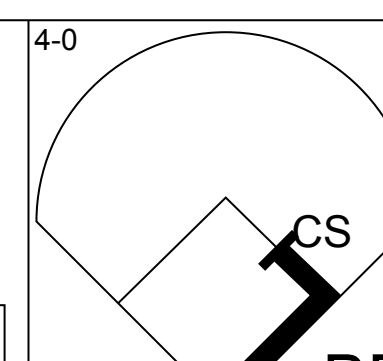
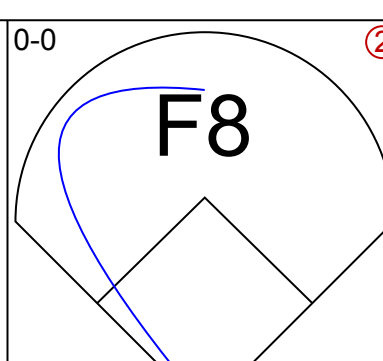
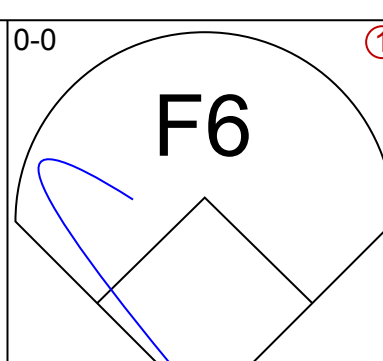
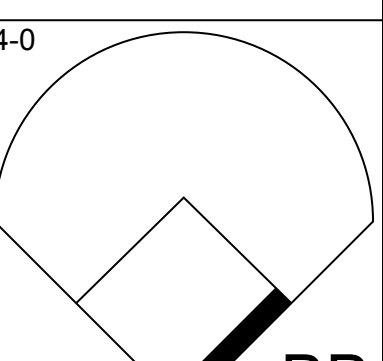
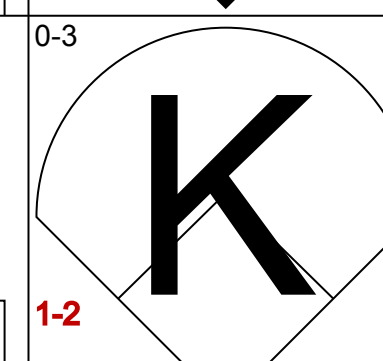
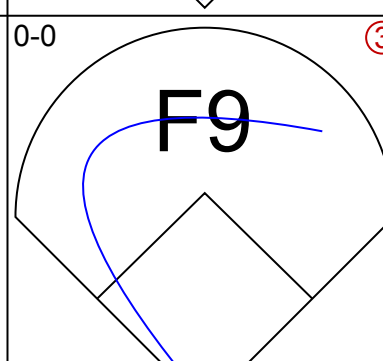
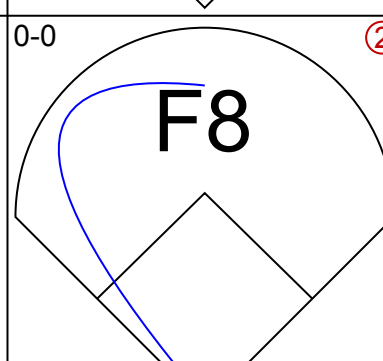
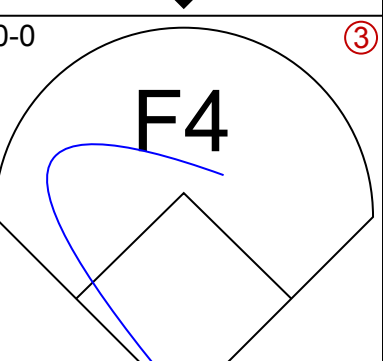
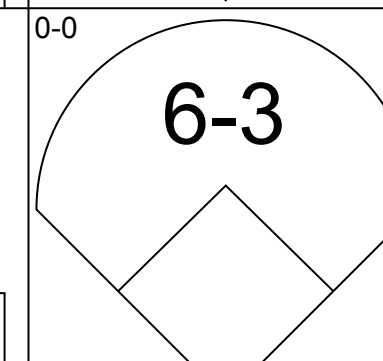
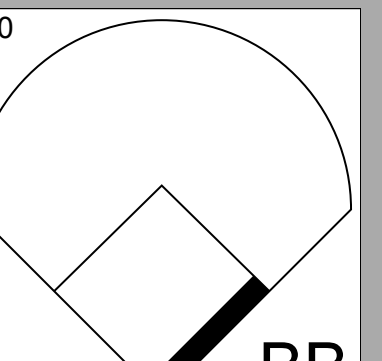
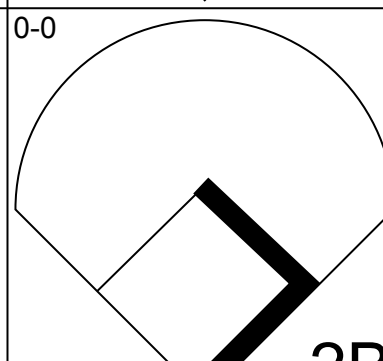

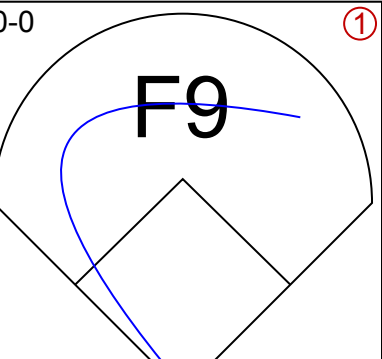
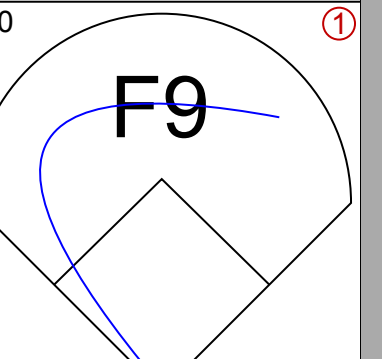
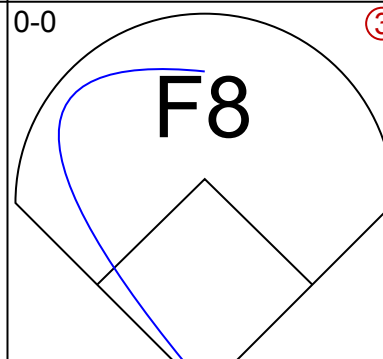

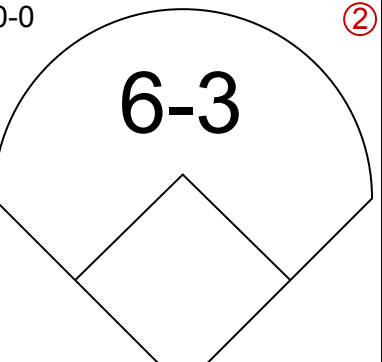



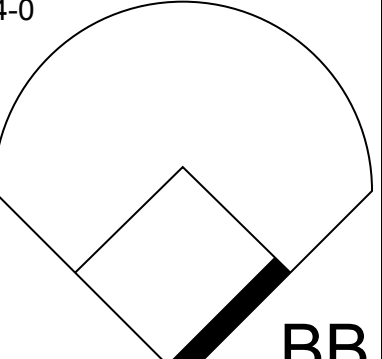
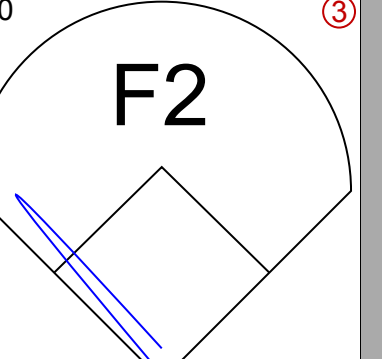


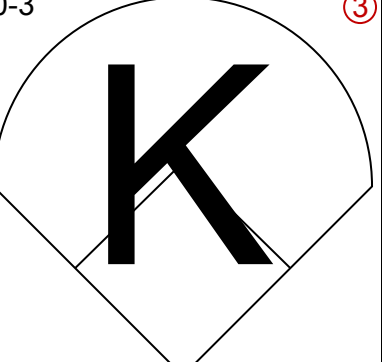



AB	30
R	0
H	4
RBI	0
BB	2
SO	9
LOB	7



Batter	1	2	3	4	5	6	7	8	9	AB	R	H	RBI	BB	SO	LOB	TOP			
Bert Campaneris, R OBP: 0.334, SLG: 0.356 (1, 6)	1-3	F9		F9		G3		F8		5	0	0	0	0	0	4	Oakland Athletics @ California Angels Anaheim Stadium, Anaheim, CA Sun Sep 01 1968, 6:33 AM EDT Att: 8,648 - Unknown livebaseballscorecards.com			
Reggie Jackson, L OBP: 0.324, SLG: 0.479 (1, 8) (5, 9)	F8 1B		1B	L4		HR		K		5	1	3	2	0	1	1				
Danny Cater, R OBP: 0.326, SLG: 0.372 (1, 3)	FC4-6 1B		FC5-4 1B		5-3	HR		CS 1B		5	1	4	0	0	0	0				
Sal Bando, R OBP: 0.322, SLG: 0.373 (1, 5)	F8		FC5-4		F8 WP	HR		CS	5-3	5	2	2	2	0	4					
Mike Hershberger, R OBP: 0.306, SLG: 0.350 (1, 9) (5, 7)	FC4-6		K		F8	L4			5-3	5	0	0	0	0	1	5				
Dave Duncan, R OBP: 0.271, SLG: 0.326 (1, 2)		6-3		BB		1B			F5	4	0	2	0	1	0	0				
Joe Rudi, R OBP: 0.222, SLG: 0.226 (1, 7)		E6		F7		2-3		F8		3	0	0	0	0	0	4				
Rick Monday, L OBP: 0.374, SLG: 0.407 (5, 8)										1	0	0	0	0	0	1				
John Donaldson, L OBP: 0.304, SLG: 0.275 (1, 4)		4-3		6-3		4-3		F8		4	0	0	0	0	0	2				
Blue Moon Odom, R OBP: 0.282, SLG: 0.266 (1, 1)										1	1	1	0	2	0	0				
Diego Segui, R (6, 1)						HR		K		1	0	0	0	0	1	1				
Inning Stats	R: 0 E: 0 K: 0 S: 5	H: 2 LOB: 2 BB: 0 P: 5	R: 0 E: 1 K: 0 S: 4	H: 0 LOB: 2 BB: 1 P: 8	R: 0 E: 0 K: 1 S: 7	H: 2 LOB: 3 BB: 1 P: 11	R: 0 E: 0 K: 0 S: 4	H: 1 LOB: 1 BB: 0 P: 4	R: 1 E: 0 K: 0 S: 5	H: 2 LOB: 1 BB: 0 P: 5	R: 4 E: 0 K: 0 S: 6	H: 3 LOB: 0 BB: 1 P: 10	R: 0 E: 0 K: 1 S: 5	H: 1 LOB: 1 BB: 0 P: 6	R: 0 E: 0 K: 1 S: 3	H: 0 LOB: 0 BB: 0 P: 3	1B: 7 2B: 3 3B: 0 HR: 2	SF: 0 SAC: 0 DP: 0 HBP: 0	WP: 1 PB: 0 SB: 1 CS: 1	PA: 43
PITCHER	IP WLS BF H R ER SO BB IBB HBP BLK WP HR S P ERA WHIP																			
Clyde Wright, L ERA: 4.01 (1, 1)	5.2 L 31 10 5 5 1 3 0 0 0 0 1 2 30 42 7.94 2.294																			
Bobby Locke, R ERA: 6.25 (6, 1)	1.1 5 1 0 0 1 0 0 0 0 0 0 7 7 0.00 0.750																			
Bill Harrelson, R ERA: 3.03 (8, 1)	2.0 6 1 0 0 1 0 0 0 0 0 0 8 8 0.00 0.500																			

Batter	1	2	3	4	5	6	7	8	9	AB	R	H	RBI	BB	SO	LOB	BOTTOM					
Vic Davallo, L OBP: 0.300, SLG: 0.367 (1, 8)	FC4-5		1-2			WP				2	1	2	0	2	0	0	Oakland Athletics @ California Angels Anaheim Stadium, Anaheim, CA Sun Sep 01 1968, 6:33 AM EDT Att: 8,648 - Unknown livebaseballscorecards.com					
Jim Fregosi, R OBP: 0.325, SLG: 0.381 (1, 6)	FC4-5		1-3			BB				4	1	2	1	0	0	3						
Don Mincher, L OBP: 0.313, SLG: 0.372 (1, 3)	G4-6-3				3-1					4	0	1	1	0	0	3						
Roger Repoz, L OBP: 0.306, SLG: 0.369 (1, 9)						F8				3	0	1	0	1	1	1						
Tom Satriano, L OBP: 0.343, SLG: 0.370 (1, 2)						G4-6-3				4	0	0	0	0	0	3						
Bobby Knoop, R OBP: 0.308, SLG: 0.337 (1, 4)						G3				3	0	0	0	1	1	0						
Ed Kirkpatrick, L OBP: 0.322, SLG: 0.265 (1, 7)										4	0	0	0	0	0	2						
Chuck Cottler, R OBP: 0.176, SLG: 0.260 (1, 5)										4	0	1	0	0	0	0						
Clyde Wright, R OBP: 0.281, SLG: 0.300 (1, 1)										2	0	1	0	0	1	1						
Bobby Locke, R (6, 1)										0	0	0	0	0	0	0						
Bubba Morton, R OBP: 0.344, SLG: 0.324 (7, PH)										1	0	0	0	0	1	0						
Bill Harrelson, S OBP: 0.111, SLG: 0.111 (8, 1)										0	0	0	0	0	0	0						
Chuck Hinton, R OBP: 0.253, SLG: 0.336 (9, PH)										1	0	0	0	0	0	0						
Inning Stats	R: 0 E: 0 K: 0 S: 2	H: 0 LOB: 0 BB: 1 P: 6	R: 0 E: 0 K: 0 S: 3	H: 1 LOB: 0 BB: 0 P: 3	R: 0 E: 0 K: 0 S: 5	H: 2 LOB: 2 BB: 0 P: 5	R: 0 E: 0 K: 0 S: 2	H: 0 LOB: 0 BB: 1 P: 6	R: 0 E: 0 K: 2 S: 8	H: 1 LOB: 1 BB: 0 P: 8	R: 2 E: 0 K: 0 S: 5	H: 2 LOB: 2 BB: 2 P: 13	R: 0 E: 0 K: 1 S: 7	H: 2 LOB: 2 BB: 0 P: 7	R: 0 E: 0 K: 1 S: 5	H: 0 LOB: 0 BB: 0 P: 5	R: 0 E: 0 K: 0 S: 3	H: 0 LOB: 0 BB: 0 P: 3	1B: 7 2B: 1 3B: 0 HR: 0	SF: 0 SAC: 0 DP: 2 HBP: 0	WP: 2 PB: 0 SB: 1 CS: 1	PA: 36
PITCHER	IP WLS BF H R ER SO BB IBB HBP BLK WP HR S P ERA WHIP																					
Blue Moon Odom, R ERA: 2.77 (1, 1)	5.2 W 24 6 2 2 2 4 0 0 0 0 0 0 24 40 3.18 1.765																					
Diego Segui, R ERA: 2.09 (6, 1)	3.1 S 12 2 0 0 2 0 0 0 0 0 0 0 16 16 0.00 0.600																					

Batter	1	2	3	4	5	6	7	8	9	AB	R	H	RBI	BB	SO	LOB	TOP		
Lee Mays, L (1, 7) Chico Salmon, R (9, 7)										5	0	0	0	0	1	2	<p>Cleveland Indians @ California Angels Anaheim Stadium, Anaheim, CA Mon Sep 02 1968, 10:05 PM EDT Att: 12,996 - Unknown</p>		
Larry Brown, R (1, 6) Jose Cardenal, R (1, 8)									5	2	2	0	0	0	1				
Tony Horton, R (1, 3) Joe Azcue, R (1, 2)									4	2	2	1	1	0	1				
Tommy Harper, R (1, 9) Max Alvis, R (1, 5)									4	0	2	0	0	1	3				
Vern Fuller, R (1, 4) Mike Paul, L (1, 1) Eddie Fisher, R (9, 1)									4	0	0	0	0	2	2				
Inning Stats	R: 0 E: 0 K: 1 S: 5	H: 1 LOB: 0 BB: 0 P: 5	R: 1 E: 0 K: 1 S: 6	H: 1 LOB: 1 BB: 1 P: 10	R: 0 E: 0 K: 0 S: 4	H: 1 LOB: 1 BB: 0 P: 4	R: 0 E: 0 K: 1 S: 6	H: 0 LOB: 0 BB: 0 P: 6	R: 0 E: 0 K: 1 S: 5	H: 2 LOB: 2 BB: 0 P: 5	R: 1 E: 0 K: 0 S: 7	H: 2 LOB: 1 BB: 0 P: 7	R: 1 E: 1 K: 1 S: 7	H: 2 LOB: 1 BB: 0 P: 7	1B: 11 2B: 1 3B: 0 HR: 0	SF: 0 SAC: 0 DP: 0 HBP: 0		WP: 0 PA: 41 PB: 0 SB: 1 CS: 1	
PITCHER	IP	WLS	BF	H	R	ER	SO	BB	IBB	HBP	BLK	WP	HR	S	P	ERA		WHIP	
George Brunet, L (1, 1) Andy Messersmith, R (8, 1) Tom Burgmeier, L (9, 1)	7.1	L	33	10	3	2	5	1	0	0	0	0	0	42	46	2.46		1.500	

Batter	1	2	3	4	5	6	7	8	9	AB	R	H	RBI	BB	SO	LOB	BOTTOM		
Vic Davallo, L (1, 8) Jim Fregosi, R (1, 6)									2	0	0	0	2	0	1	<p>Cleveland Indians @ California Angels Anaheim Stadium, Anaheim, CA Mon Sep 02 1968, 10:05 PM EDT Att: 12,996 - Unknown</p>			
Rick Reichardt, R (1, 7) Ed Kirkpatrick, L (6, PR) Aurelio Rodriguez, R (9, PH)									4	0	0	0	0	1	3				
Bubba Morton, R (1, 9) Bobby Knoop, R (1, 4)									2	0	1	0	1	0	0				
Chuck Hinton, R (1, 3) Don Mincher, L (9, PH)									4	1	1	0	0	0	2				
Tom Egan, R (1, 2) Andy Messersmith, R (8, 1) Roger Repoz, L (9, PH)									4	0	1	1	0	1	1				
George Brunet, R (1, 1) Tom Satriano, L (8, 2)									3	0	0	0	0	3	1				
Chuck Cottler, R (1, 5) Buck Rodgers, S (9, PH)									2	0	0	0	1	0	1				
Inning Stats	R: 0 E: 0 K: 1 S: 4	H: 0 LOB: 0 BB: 1 P: 8	R: 0 E: 0 K: 1 S: 5	H: 0 LOB: 1 BB: 1 P: 9	R: 0 E: 0 K: 0 S: 4	H: 1 LOB: 1 BB: 0 P: 4	R: 0 E: 0 K: 2 S: 7	H: 0 LOB: 0 BB: 0 P: 7	R: 0 E: 0 K: 0 S: 4	H: 1 LOB: 1 BB: 0 P: 4	R: 0 E: 0 K: 1 S: 5	H: 0 LOB: 0 BB: 0 P: 5	R: 0 E: 0 K: 1 S: 5	H: 0 LOB: 1 BB: 1 P: 9	1B: 3 2B: 2 3B: 0 HR: 0		SF: 1 SAC: 0 DP: 0 HBP: 0	WP: 0 PA: 35 PB: 0 SB: 0 CS: 1	
PITCHER	IP	WLS	BF	H	R	ER	SO	BB	IBB	HBP	BLK	WP	HR	S	P		ERA	WHIP	
Mike Paul, L (1, 1) Eddie Fisher, R (9, 1)	8.0	W	32	5	2	2	7	4	0	0	0	0	0	3	3		0.00	0.000	

Batter	1	2	3	4	5	6	7	8	9	AB	R	H	RBI	BB	SO	LOB	TOP		
Mike Andrews, R (1.4) OBP: 0.376, SLG: 0.370	6-3		5-3			F5		BB WP 1B		4	0	1	0	0	0	0			
Dalton Jones, L (1.3) OBP: 0.272, SLG: 0.326	6-3			3-1		K		FC5 BB		4	0	0	0	0	2	1			
Carl Yastrzemski, L (1.7) OBP: 0.426, SLG: 0.472				K			WP 1B BB			1	0	0	0	3	1	0			
Ken Harrelson, R (1.9) OBP: 0.354, SLG: 0.537	F8						F9	FC5		3	0	0	0	1	0	5			
Joe Foy, R (1.5) OBP: 0.342, SLG: 0.351		F8					WP 1B			4	0	1	0	0	0	1			
Reggie Smith, S (1.8) OBP: 0.338, SLG: 0.407		CS BB			4-3		F5			3	0	0	0	1	0	2			
Jerry Adair, R (1.6) OBP: 0.254, SLG: 0.255			K		5-3		L9			3	0	0	0	1	1	3			
Russ Gibson, R (1.2) OBP: 0.254, SLG: 0.350			F8			F9		4-3	FC6-4	4	0	0	0	0	0	1			
Jim Lonborg, R (1.1) OBP: 0.308, SLG: 0.500										2	0	0	0	0	1	0			
Floyd Robinson, L (8. PH) OBP: 0.271, SLG: 0.313										1	0	0	0	0	1	0			
Jerry Stephenson, L (8.1) OBP: 0.389, SLG: 0.353						K				0	0	0	0	0	0	0			
Inning Stats	R: 0 E: 0 K: 0 S: 3	H: 0 LOB: 1 BB: 1 P: 7	R: 0 E: 0 K: 1 S: 4	H: 0 LOB: 1 BB: 1 P: 8	R: 0 E: 0 K: 1 S: 3	H: 0 LOB: 0 BB: 0 P: 3	R: 0 E: 0 K: 1 S: 5	H: 0 LOB: 1 BB: 1 P: 9	R: 0 E: 0 K: 0 S: 3	H: 0 LOB: 2 BB: 0 P: 3	R: 0 E: 0 K: 0 S: 4	H: 1 LOB: 2 BB: 1 P: 8	R: 0 E: 0 K: 2 S: 9	H: 1 LOB: 3 BB: 1 P: 13	R: 0 E: 0 K: 0 S: 3	H: 0 LOB: 1 BB: 1 P: 7	1B: 2 2B: 1 3B: 0 HR: 0	SF: 0 SAC: 0 DP: 1 HBP: 0	WP: 2 PA: 35
PITCHER Andy Messersmith, R (1.1) ERA: 1.57	IP: 9.0 WLS: W BF: 35 H: 2 R: 0 ER: 0 SO: 6 BB: 6 IBB: 0 HBP: 0 BLK: 0 WP: 2 HR: 0 S: 41 P: 65 ERA: 0.00 WHIP: 0.889											PITCHER	IP: 9.0 WLS: W BF: 35 H: 2 R: 0 ER: 0 SO: 6 BB: 6 IBB: 0 HBP: 0 BLK: 0 WP: 2 HR: 0 S: 41 P: 65 ERA: 0.00 WHIP: 0.889						

Boston Red Sox @ California Angels
Anaheim Stadium, Anaheim, CA
Fri Sep 06 1968, 10:05 PM EDT
Att. 9,675 - Unknown - 84 F

AB 29
R 0
H 2
RBI 0
BB 6
SO 6
LOB 13



Batter	1	2	3	4	5	6	7	8	9	AB	R	H	RBI	BB	SO	LOB	BOTTOM		
Vic Davallo, L (1.8) OBP: 0.302, SLG: 0.361	6-3		5-3 1B BB					6-3		2	1	0	0	2	0	0			
Jim Fregosi, R (1.6) OBP: 0.321, SLG: 0.376	L7		5-3		5-3		6-3			4	0	0	0	0	0	3			
Roger Repoz, L (1.9) OBP: 0.313, SLG: 0.380		WP HBP	S 1B		FC5-4 IBB		F2			2	0	1	2	1	0	0			
Rick Reichardt, R (1.7) OBP: 0.332, SLG: 0.415	F8		6-3		FC5-4			2B HBP		3	1	0	0	0	0	4			
Tom Satriano, L (1.2) OBP: 0.344, SLG: 0.365		F6			F7		F7	K		4	0	0	0	0	1	1			
Bobby Knoop, R (1.4) OBP: 0.310, SLG: 0.340		G6-4-3 BB			FC5-4 1B		5-3	CS 2B		3	0	2	1	1	0	0			
Chuck Hinton, R (1.3) OBP: 0.260, SLG: 0.336		G6-4-3			FC5-4 WP			1B 2B		3	1	1	0	1	0	2			
Aurelio Rodriguez, R (1.5) OBP: 0.314, SLG: 0.356			5-3 SH1-4 1B BB		5-3			K		3	1	1	1	1	1	3			
Andy Messersmith, R (1.1) ERA: 5.72			SH1-4		L9		L7			2	0	0	0	0	0	1			
Inning Stats	R: 0 E: 0 K: 0 S: 3	H: 0 LOB: 0 BB: 0 P: 4	R: 0 E: 0 K: 0 S: 2	H: 0 LOB: 0 BB: 1 P: 6	R: 2 E: 0 K: 0 S: 4	H: 1 LOB: 1 BB: 2 P: 12	R: 0 E: 0 K: 0 S: 4	H: 1 LOB: 1 BB: 0 P: 4	R: 0 E: 0 K: 0 S: 3	H: 0 LOB: 2 BB: 2 P: 11	R: 1 E: 0 K: 0 S: 5	H: 2 LOB: 1 BB: 0 P: 5	R: 0 E: 0 K: 0 S: 3	H: 0 LOB: 0 BB: 0 P: 3	R: 1 E: 0 K: 2 S: 7	H: 1 LOB: 1 BB: 1 P: 12	1B: 3 2B: 2 3B: 0 HR: 0	SF: 0 SAC: 1 DP: 1 HBP: 2	WP: 2 PA: 35
PITCHER Jim Lonborg, R (1.1) ERA: 4.12	IP: 7.0 WLS: L BF: 30 H: 4 R: 3 ER: 3 SO: 3 BB: 4 IBB: 1 HBP: 1 BLK: 0 WP: 2 HR: 0 S: 24 P: 45 ERA: 3.86 WHIP: 1.143											PITCHER Jerry Stephenson, R (8.1) ERA: 5.72	IP: 1.0 WLS: L BF: 5 H: 1 R: 1 ER: 1 SO: 2 BB: 1 IBB: 0 HBP: 1 BLK: 0 WP: 0 HR: 0 S: 7 P: 12 ERA: 9.00 WHIP: 2.000						

Boston Red Sox @ California Angels
Anaheim Stadium, Anaheim, CA
Fri Sep 06 1968, 10:05 PM EDT
Att. 9,675 - Unknown - 84 F

AB 26
R 4
H 5
RBI 4
BB 6
SO 2
LOB 14



Batter	1	2	3	4	5	6	7	8	9	AB	R	H	RBI	BB	SO	LOB	TOP																					
Mike Andrews, R (1,4) OBP: 0.375, SLG: 0.368	4-0 WP BB		5-3		0-3 K			5-3		3	0	0	0	1	1	1																						
Dalton Jones, L (1,3) OBP: 0.272, SLG: 0.325	0-0 F9		3-1			4-3				4	0	1	0	0	0	1																						
Carl Yastrzemski, L (1,7) OBP: 0.426, SLG: 0.461	0-0 F8			6-3 SF8 2B				F5		4	2	2	1	0	0	2																						
Ken Harrelson, R (1,9) OBP: 0.352, SLG: 0.532	0-0 F8			6-3 2-3		5-3		1-3		4	0	0	0	0	0	3																						
Joe Foy, R (1,5) OBP: 0.341, SLG: 0.349		0-0 F5		SF8			FC6-4 BB		0-3 K	2	0	0	1	1	1	0																						
Reggie Smith, S (1,8) OBP: 0.335, SLG: 0.404		0-0 F7		3-H F9		FC6-4 1-2			0-0 3-1	4	0	0	0	0	0	1																						
Jerry Adair, R (1,6) OBP: 0.254, SLG: 0.251		4-0 FC6-4 BB			0-0 6-3				0-0 F9	3	0	0	0	1	0	0																						
Russ Gibson, R (1,2) OBP: 0.250, SLG: 0.344		0-0 FC6-4 1-2			0-0 F3				0-0 6-3	3	0	0	0	0	0	1																						
Ray Culp, R (1,1) OBP: 0.183, SLG: 0.158			0-3 K						0-0 4-3	3	0	1	0	0	1	0																						
Inning Stats	R: 0 E: 0 K: 0 S: 3	H: 0 LOB: 1 BB: 1 P: 7	R: 0 E: 0 K: 0 S: 3	H: 0 LOB: 1 BB: 1 P: 7	R: 0 E: 0 K: 1 S: 5	H: 0 LOB: 0 BB: 0 P: 5	R: 1 E: 0 K: 0 S: 4	H: 1 LOB: 0 BB: 0 P: 4	R: 0 E: 0 K: 1 S: 6	H: 1 LOB: 1 BB: 0 P: 6	R: 1 E: 0 K: 0 S: 4	H: 1 LOB: 0 BB: 0 P: 8	R: 0 E: 0 K: 0 S: 3	H: 0 LOB: 0 BB: 0 P: 3	R: 0 E: 0 K: 1 S: 4	H: 1 LOB: 1 BB: 0 P: 4	R: 0 E: 0 K: 1 S: 5	H: 0 LOB: 0 BB: 0 P: 5	1B: 2 2B: 1 3B: 0 HR: 1	SF: 1 SAC: 0 DP: 0 HBP: 0	WP: 1 PB: 0 SB: 0 CS: 0	PA: 34																
PITCHER	IP	WLS	BF	H	R	ER	SO	BB	IBB	HBP	BLK	WP	HR	S	P	ERA	WHIP	PITCHER				IP	WLS	BF	H	R	ER	SO	BB	IBB	HBP	BLK	WP	HR	S	P	ERA	WHIP
George Brunet, L (1,1) ERA: 2.65	8.0	L	31	4	2	2	2	3	0	0	0	1	1	32	44	2.25	0.875																					
Marty Pattin, R (9,1) ERA: 3.34	1.0		3	0	0	0	1	0	0	0	0	0	0	5	5	0.00	0.000																					

Boston Red Sox @ California Angels
Anaheim Stadium, Anaheim, CA
Sat Sep 07 1968, 10:05 PM EDT
Att: 12,087 - Unknown - 86 F

AB 30
R 2
H 4
RBI 2
BB 3
SO 3
LOB 9



Batter	1	2	3	4	5	6	7	8	9	AB	R	H	RBI	BB	SO	LOB	BOTTOM																					
Vic Davallilo, L (1,9) OBP: 0.302, SLG: 0.359	4-3			4-3 BB		4-3		F8		3	0	0	1	1	0	1																						
Marty Pattin, R (9,1) OBP: 0.125, SLG: 0.125										0	0	0	0	0	0	0																						
Jim Fregosi, R (1,6) OBP: 0.322, SLG: 0.377	6-3			4-3		1B				4	0	2	0	0	0	1																						
Jim Spencer, L (1,3) OBP: 0.250, SLG: 0.250	0-3 K			1-2 G3		1B		F5		4	0	1	0	0	1	3																						
Rick Reichardt, R (1,7) OBP: 0.330, SLG: 0.412		0-3 K		F2		F7			0-0 L7	4	0	0	0	0	1	3																						
Jarvis Tatum, R (1,8)		5-3			0-3 K				0-0 6-3	4	0	0	0	0	1	0																						
Tom Satriano, L (1,2) OBP: 0.339, SLG: 0.359					0-0 4-3				0-0 L4	4	0	0	0	0	0	0																						
Bobby Knoop, R (1,4) OBP: 0.308, SLG: 0.338					0-0 5-3					3	0	0	0	0	0	0																						
Aurelio Rodriguez, R (1,5) OBP: 0.314, SLG: 0.356					F7				0-0 F6	3	1	1	0	0	0	0																						
George Brunet, R (1,1) OBP: 0.129, SLG: 0.090					0-3 K				0-0 F6	1	0	0	0	0	1	0																						
Roger Repoz, L (8,PH) OBP: 0.315, SLG: 0.382						SH2-3 1B			0-0 1B	1	0	1	0	0	0	0																						
Inning Stats	R: 0 E: 0 K: 1 S: 5	H: 0 LOB: 0 BB: 0 P: 5	R: 0 E: 0 K: 1 S: 5	H: 0 LOB: 0 BB: 0 P: 5	R: 0 E: 0 K: 1 S: 5	H: 0 LOB: 0 BB: 0 P: 5	R: 0 E: 0 K: 0 S: 3	H: 0 LOB: 1 BB: 1 P: 7	R: 0 E: 0 K: 1 S: 5	H: 0 LOB: 0 BB: 0 P: 5	R: 1 E: 1 K: 0 S: 6	H: 3 LOB: 2 BB: 0 P: 6	R: 0 E: 0 K: 0 S: 3	H: 0 LOB: 0 BB: 0 P: 3	R: 0 E: 0 K: 0 S: 5	H: 2 LOB: 2 BB: 0 P: 5	R: 0 E: 0 K: 0 S: 3	H: 0 LOB: 0 BB: 0 P: 3	1B: 5 2B: 0 3B: 0 HR: 0	SF: 0 SAC: 1 DP: 0 HBP: 0	WP: 0 PB: 0 SB: 0 CS: 0	PA: 33																
PITCHER	IP	WLS	BF	H	R	ER	SO	BB	IBB	HBP	BLK	WP	HR	S	P	ERA	WHIP	PITCHER				IP	WLS	BF	H	R	ER	SO	BB	IBB	HBP	BLK	WP	HR	S	P	ERA	WHIP
Ray Culp, R (1,1) ERA: 3.45	9.0	W	33	5	1	1	4	1	0	0	0	0	0	40	44	1.00	0.667																					

Boston Red Sox @ California Angels
Anaheim Stadium, Anaheim, CA
Sat Sep 07 1968, 10:05 PM EDT
Att: 12,087 - Unknown - 86 F

AB 31
R 1
H 5
RBI 1
BB 1
SO 4
LOB 8



Batter	1	2	3	4	5	6	7	8	9	AB	R	H	RBI	BB	SO	LOB	TOP																				
Mike Andrews, R OBP: 0.375, SLG: 0.368										5	1	2	0	0	0	3																					
Dalton Jones, L OBP: 0.274, SLG: 0.324										4	1	1	0	1	1	3																					
Carl Yastrzemski, L OBP: 0.423, SLG: 0.477										4	0	0	0	0	1	4																					
Ken Harrelson, R OBP: 0.351, SLG: 0.529										3	0	0	0	1	0	1																					
Joe Foy, R OBP: 0.343, SLG: 0.349										3	0	1	1	1	0	0																					
Reggie Smith, S OBP: 0.336, SLG: 0.403										3	0	1	1	1	1	2																					
Rico Petrocelli, R OBP: 0.297, SLG: 0.382										4	0	0	0	0	0	3																					
Elston Howard, R OBP: 0.316, SLG: 0.337										3	0	1	0	1	0	0																					
Gary Waslewski, R OBP: 0.074, SLG: 0.038										0	0	0	0	0	0	0																					
Juan Pizarro, L OBP: 0.200, SLG: 0.219										2	0	0	0	0	1	1																					
Floyd Robinson, L OBP: 0.269, SLG: 0.310										1	0	0	0	0	0	1																					
Inning Stats	R: 1 E: 0 K: 1 S: 6	H: 2 LOB: 2 BB: 2 P: 14	R: 0 E: 0 K: 0 S: 3	H: 0 LOB: 1 BB: 1 P: 7	R: 1 E: 0 K: 1 S: 7	H: 2 LOB: 2 BB: 1 P: 11	R: 0 E: 0 K: 0 S: 4	H: 1 LOB: 1 BB: 0 P: 4	R: 0 E: 0 K: 0 S: 3	H: 0 LOB: 0 BB: 0 P: 3	R: 0 E: 0 K: 0 S: 3	H: 0 LOB: 0 BB: 0 P: 3	R: 0 E: 0 K: 2 S: 8	H: 1 LOB: 1 BB: 0 P: 8	R: 0 E: 0 K: 0 S: 3	H: 0 LOB: 1 BB: 1 P: 7	R: 0 E: 2 K: 0 S: 4	H: 0 LOB: 1 BB: 0 P: 4	1B: 6 2B: 0 3B: 0 HR: 0	SF: 0 SAC: 1 DP: 2 HBP: 0	WP: 0 PB: 0 SB: 2 CS: 0	PA: 38															
PITCHER	IP WLS BF H R ER SO BB IBB HBP BLK WP HR S P ERA WHIP																																				
Jim McGlothlin, R ERA: 3.46	(1, 1) 1.0	6	2	1	1	1	1	2	0	0	0	0	0	0	6	14	9.00	4.000																			
Clyde Wright, L ERA: 3.86	(2, 1) 6.2	W	27	4	1	1	3	3	0	0	0	0	0	30	42	1.35	1.050																				
Marty Pattin, R ERA: 3.27	(8, 1) 1.1	S	5	0	0	0	0	0	0	0	0	0	0	5	5	0.00	0.000																				

Boston Red Sox @ California Angels
Anaheim Stadium, Anaheim, CA
Sun Sep 08 1968, 6:33 AM EDT
Att: 10,616 - Unknown - 95 F

AB 32
R 2
H 6
RBI 2
BB 5
SO 4
LOB 18



Batter	1	2	3	4	5	6	7	8	9	AB	R	H	RBI	BB	SO	LOB	BOTTOM																			
Vic Davallilo, L OBP: 0.303, SLG: 0.359										3	1	1	0	1	1	1																				
Jarvis Tatum, R OBP: 0.125, SLG: 0.125										4	1	1	0	0	1	4																				
Jim Fregosi, R OBP: 0.322, SLG: 0.375										3	1	0	0	1	0	0																				
Rick Reichardt, R OBP: 0.331, SLG: 0.412										2	0	1	1	1	0	0																				
Bobby Knoop, R OBP: 0.305, SLG: 0.335										4	0	0	0	0	0	4																				
Jim Spencer, L OBP: 0.250, SLG: 0.250										4	0	1	1	0	0	2																				
Tom Egan, R OBP: 0.176, SLG: 0.156										3	0	0	0	0	1	1																				
Tom Satriano, L OBP: 0.339, SLG: 0.359										0	0	0	0	0	0	0																				
Aurelio Rodriguez, R OBP: 0.314, SLG: 0.352										2	0	0	0	1	0	0																				
Jim McGlothlin, R OBP: 0.131, SLG: 0.150										0	0	0	0	0	0	0																				
Clyde Wright, R OBP: 0.286, SLG: 0.303										2	0	1	0	0	0	0																				
Marty Pattin, R OBP: 0.125, SLG: 0.125										0	0	0	0	0	0	0																				
Inning Stats	R: 3 E: 0 K: 1 S: 6	H: 2 LOB: 3 BB: 3 P: 18	R: 0 E: 0 K: 2 S: 7	H: 0 LOB: 1 BB: 1 P: 11	R: 0 E: 0 K: 0 S: 4	H: 1 LOB: 0 BB: 0 P: 4	R: 0 E: 0 K: 0 S: 3	H: 0 LOB: 0 BB: 0 P: 3	R: 0 E: 1 K: 0 S: 3	H: 0 LOB: 0 BB: 0 P: 3	R: 0 E: 0 K: 0 S: 5	H: 2 LOB: 2 BB: 0 P: 5	R: 0 E: 1 K: 0 S: 4	H: 0 LOB: 1 BB: 0 P: 4	1B: 5 2B: 0 3B: 0 HR: 0	SF: 0 SAC: 2 DP: 2 HBP: 0	WP: 0 PB: 1 SB: 0 CS: 0	PA: 33																		
PITCHER	IP WLS BF H R ER SO BB IBB HBP BLK WP HR S P ERA WHIP																																			
Juan Pizarro, L ERA: 3.58	(1, 1) 8.0	L	33	5	3	3	3	4	0	0	0	0	0	35	51	3.38	1.125																			


Boston Red Sox @ California Angels
Anaheim Stadium, Anaheim, CA
Sun Sep 08 1968, 6:33 AM EDT
Att: 10,616 - Unknown - 95 F

AB 27
R 3
H 5
RBI 2
BB 4
SO 3
LOB 12



Batter	1	2	3	4	5	6	7	8	9	AB R H RBI BB SO LOB	TOP							
Dick McAuliffe, L (1.4) X OBP: 0.342, SLG: 0.422	G1		K		G3		G3			4 0 0 0 0 1 1	Detroit Tigers @ California Angels Anaheim Stadium, Anaheim, CA Mon Sep 09 1968, 10:05 PM EDT Att: 10,299 - Unknown							
Mickey Stanley, R (1.8) X OBP: 0.311, SLG: 0.380	1B 2B		HR		CS 1B		F8			4 2 3 1 0 0 0								
Al Kaline, R (1.3) X OBP: 0.392, SLG: 0.425	HR 1B		HR		CS 1-2	L6-3	L8			4 2 2 2 0 0 0								
Willie Horton, R (1.7) X OBP: 0.352, SLG: 0.542	1H HR		1-4-3			6-3		1B		4 1 2 2 0 0 0								
Bill Freehan, R (1.2) X OBP: 0.358, SLG: 0.435	P6		6-3			P6	F7			4 0 0 0 0 0 1								
Jim Northrup, L (1.9) X OBP: 0.313, SLG: 0.427	F3				F7		4-3		K	4 0 0 0 0 1 0								
Don Wert, R (1.5) X OBP: 0.257, SLG: 0.305		F7		L7		2B 1B	F8			4 1 1 0 0 0 0								
Dick Tracewski, R (1.6) X OBP: 0.242, SLG: 0.246	6-3		6-3		6-3		K		1B	4 0 1 0 0 1 1								
Mickey Lolich, S (1.1) X OBP: 0.182, SLG: 0.133	F8				6-3		1H 2B		K	4 0 1 1 0 1 1								
Inning Stats	R: 3 E: 0 K: 0 S: 6	H: 3 LOB: 0 BB: 0 P: 6	R: 0 E: 0 K: 0 S: 3	H: 0 LOB: 0 BB: 0 P: 3	R: 2 E: 0 K: 1 S: 7	H: 2 LOB: 0 BB: 0 P: 7	R: 0 E: 0 K: 0 S: 3	H: 0 LOB: 0 BB: 0 P: 3	R: 0 E: 0 K: 0 S: 3	H: 1 LOB: 0 BB: 0 P: 3	R: 0 E: 0 K: 1 S: 4	H: 1 LOB: 1 BB: 0 P: 4	R: 0 E: 0 K: 2 S: 8	H: 1 LOB: 1 BB: 0 P: 8	1B: 5 2B: 2 3B: 0 HR: 3	SF: 0 SAC: 0 DP: 0 HBP: 0	WP: 0 PB: 0 SB: 0 CS: 1	PA: 37
PITCHER	IP WLS BF H R ER SO BB IBB HBP BLK WP HR S P ERA WHIP											IP WLS BF H R ER SO BB IBB HBP BLK WP HR S P ERA WHIP						
Dennis Bennett, L (1.1) ERA: 3.58	2.1 L 12 5 5 5 1 0 0 0 0 0 0 3 14 14 19.29 2.143																	
Sammy Ellis, R (3.1) ERA: 4.27	3.2 11 1 0 0 0 0 0 0 0 0 0 0 11 11 0.00 0.273																	
Steve Kealey, R (7.1) ERA: 4.5	2.0 9 3 1 1 1 0 0 0 0 0 0 0 11 11 4.50 1.500																	
Bobby Locke, R (9.1) ERA: 6.15	1.0 4 1 0 0 2 0 0 0 0 0 0 0 8 8 0.00 1.000																	

Batter	1	2	3	4	5	6	7	8	9	AB R H RBI BB SO LOB	BOTTOM							
Jarvis Tatum, R (1.8) X OBP: 0.083, SLG: 0.083	L5-3		K			L6-3			F9	4 0 0 0 0 1 1	Detroit Tigers @ California Angels Anaheim Stadium, Anaheim, CA Mon Sep 09 1968, 10:05 PM EDT Att: 10,299 - Unknown							
Jim Fregosi, R (1.6) X OBP: 0.321, SLG: 0.373	BB		K			L8			K	3 0 0 0 1 2 1								
Rick Reichardt, R (1.7) X OBP: 0.329, SLG: 0.409	F7				L5-3		F9		L8	4 0 0 0 0 0 1								
Bubba Morton, R (1.9) X OBP: 0.337, SLG: 0.318	L7				K		L6-3			3 0 0 0 0 1 1								
Jim Spencer, L (1.3) X OBP: 0.182, SLG: 0.182		L3		L2-3			K			3 0 0 0 0 1 0								
Bobby Knoop, R (1.4) X OBP: 0.303, SLG: 0.333		K			L5-3		L6-3			3 0 0 0 0 1 0								
Tom Satriono, L (1.2) X OBP: 0.339, SLG: 0.363										3 0 1 0 0 0 0								
Jay Johnstone, L (6. PR) X OBP: 0.297, SLG: 0.317	P5									0 0 0 0 0 0 0								
Buck Rodgers, S (9.2) X OBP: 0.237, SLG: 0.218									2B	0 0 0 0 0 0 0								
Aurelio Rodriguez, R (1.5) X OBP: 0.314, SLG: 0.352			SH1-4 1B		L4-3				K	3 0 1 0 0 1 1								
Dennis Bennett, L (1.1) X OBP: 0.100, SLG: 0.100										0 0 0 0 0 0 0								
Sammy Ellis, L (3.1) X OBP: 0.083, SLG: 0.083										0 0 0 0 0 0 0								
Winston Llerenas, R (6. PR) X OBP: 0.156, SLG: 0.156										1 0 0 0 0 0 0								
Steve Kealey, R (7.1) X OBP: 0.337, SLG: 0.318										0 0 0 0 0 0 0								
Chuck Hinton, R (8. PR) X OBP: 0.297, SLG: 0.317										1 0 0 0 0 0 1								
Bobby Locke, R (9.1) X OBP: 0.337, SLG: 0.318										0 0 0 0 0 0 0								
Inning Stats	R: 0 E: 0 K: 0 S: 3	H: 0 LOB: 1 BB: 1 P: 7	R: 0 E: 0 K: 1 S: 5	H: 0 LOB: 0 BB: 0 P: 5	R: 0 E: 0 K: 2 S: 8	H: 1 LOB: 1 BB: 0 P: 8	R: 0 E: 0 K: 1 S: 5	H: 0 LOB: 0 BB: 0 P: 5	R: 0 E: 0 K: 1 S: 5	H: 0 LOB: 0 BB: 0 P: 5	R: 0 E: 0 K: 1 S: 6	H: 1 LOB: 1 BB: 0 P: 6	R: 0 E: 0 K: 1 S: 5	H: 0 LOB: 0 BB: 0 P: 5	1B: 1 2B: 1 3B: 0 HR: 0	SF: 0 SAC: 1 DP: 0 HBP: 0	WP: 0 PB: 0 SB: 0 CS: 0	PA: 30
PITCHER	IP WLS BF H R ER SO BB IBB HBP BLK WP HR S P ERA WHIP											IP WLS BF H R ER SO BB IBB HBP BLK WP HR S P ERA WHIP						
Mickey Lolich, L (1.1) ERA: 3.29	9.0 W 30 2 0 0 7 1 0 0 0 0 0 0 43 47 0.00 0.333																	



Batter	1	2	3	4	5	6	7	8	9	AB	R	H	RBI	BB	SO	LOB	TOP			
Dick McAuliffe, L OBP: 0.342, SLG: 0.421 (1, 4)										4	0	1	2	1	0	2				
Mickey Stanley, R OBP: 0.312, SLG: 0.379 (1, 8)										4	1	1	0	1	3	1				
Jim Northrup, L OBP: 0.313, SLG: 0.431 (1, 9)										5	1	2	1	0	0	2				
Willie Horton, R OBP: 0.354, SLG: 0.541 (1, 7)										3	1	1	1	2	0	1				
Norm Cash, L OBP: 0.321, SLG: 0.460 (1, 3)										5	0	2	0	0	0	2				
Bill Freehan, R OBP: 0.360, SLG: 0.438 (1, 2)										4	1	2	1	1	1	0				
Tom Matchick, L OBP: 0.235, SLG: 0.272 Ray Oyler, R OBP: 0.213, SLG: 0.187 (8, 6)										3	1	0	0	0	0	2				
Don Wert, R OBP: 0.255, SLG: 0.302 (1, 5)										4	1	0	0	0	1	3				
Denny McLain, R OBP: 0.157, SLG: 0.186 (1, 1)										4	1	3	2	0	1	0				
Inning Stats	R: 1 E: 0 K: 1 S: 7	H: 2 LOB: 1 BB: 0 P: 7	R: 0 E: 0 K: 1 S: 5	H: 0 LOB: 0 BB: 0 P: 5	R: 1 E: 0 K: 1 S: 6	H: 2 LOB: 0 BB: 0 P: 6	R: 4 E: 1 K: 1 S: 9	H: 3 LOB: 1 BB: 1 P: 13	R: 0 E: 0 K: 1 S: 4	H: 1 LOB: 2 BB: 1 P: 8	R: 0 E: 0 K: 1 S: 5	H: 0 LOB: 0 BB: 0 P: 5	R: 0 E: 0 K: 0 S: 4	H: 1 LOB: 1 BB: 0 P: 4	R: 1 E: 0 K: 0 S: 4	H: 2 LOB: 2 BB: 2 P: 12	1B: 8 2B: 4 3B: 1 HR: 0	SF: 0 SAC: 1 DP: 1 HBP: 0	WP: 0 PB: 0 CS: 0	PA: 43
PITCHER	IP WLS BF H R ER SO BB IBB HBP BLK WP HR S P ERA WHIP																			
Andy Messersmith, R ERA: 2.09 (1, 1)	3.0 L 15 6 5 4 3 1 0 0 0 0 0 0 20 24 12.00 2.333																			
Tom Burgmeier, L ERA: 4.71 (4, 1)	2.0 10 2 1 0 1 1 0 0 0 0 0 0 11 15 0.00 1.500																			
Bill Harrelson, R ERA: 3.94 (6, 1)	1.0 5 1 0 0 1 1 0 0 0 0 0 0 6 10 0.00 2.000																			
Steve Kealey, R ERA: 3.86 (7, 1)	2.2 11 3 1 1 1 1 0 0 0 0 0 0 12 16 3.38 1.500																			
Bobby Locke, R ERA: 6.09 (9, 1)	0.1 2 0 0 0 0 1 0 0 0 0 0 0 0 1 5 0.00 3.000																			

Detroit Tigers @ California Angels
 Anaheim Stadium, Anaheim, CA
 Tue Sep 10 1968, 10:05 PM EDT
 Att: 22,618 - Unknown

AB	37
R	7
H	12
RBI	7
BB	5
SO	6
LOB	15



Batter	1	2	3	4	5	6	7	8	9	AB	R	H	RBI	BB	SO	LOB	BOTTOM				
Vic Davallilo, L OBP: 0.303, SLG: 0.358 (1, 9)										4	0	1	0	0	0	1					
Jim Fregosi, R OBP: 0.321, SLG: 0.372 (1, 6)										4	0	1	0	0	0	2					
Jay Johnstone, L OBP: 0.309, SLG: 0.328 (1, 8)										4	0	2	0	0	1	0					
Rick Reichardt, R OBP: 0.328, SLG: 0.414 (1, 7)										4	1	1	1	0	1	2					
Jim Spencer, L OBP: 0.200, SLG: 0.143 (1, 3)										3	0	0	0	1	3	0					
Tom Satriano, L OBP: 0.338, SLG: 0.372 (1, 2)										4	1	1	1	0	0	3					
Bobby Knoop, R OBP: 0.303, SLG: 0.332 (1, 4)										4	0	1	0	0	2	3					
Aurelio Rodriguez, R OBP: 0.313, SLG: 0.349 (1, 5)										4	0	1	0	0	2	1					
Andy Messersmith, R Ed Kirkpatrick, L Bill Harrelson, S Jarvis Tatum, R Steve Kealey, R Bobby Locke, R Roger Repoz, L (1, 1) (4, 1) (5, PH) (6, PH) (7, 1) (8, 1) (9, PH)	R: 0 E: 0 K: 0 S: 3	H: 0 LOB: 0 BB: 0 P: 3	R: 0 E: 0 K: 1 S: 5	H: 0 LOB: 0 BB: 0 P: 5	R: 0 E: 0 K: 2 S: 8	H: 1 LOB: 1 BB: 0 P: 8	R: 0 E: 0 K: 2 S: 9	H: 2 LOB: 3 BB: 1 P: 13	R: 0 E: 0 K: 1 S: 7	H: 3 LOB: 2 BB: 0 P: 7	R: 2 E: 0 K: 2 S: 10	H: 3 LOB: 1 BB: 0 P: 10	R: 0 E: 0 K: 1 S: 5	H: 0 LOB: 0 BB: 0 P: 5	R: 0 E: 0 K: 1 S: 5	R: 0 E: 0 K: 2 S: 7	H: 0 LOB: 0 BB: 0 P: 7	1B: 7 2B: 0 3B: 0 HR: 2	SF: 0 SAC: 0 DP: 0 HBP: 0	WP: 0 PB: 0 CS: 0	PA: 36
PITCHER	IP WLS BF H R ER SO BB IBB HBP BLK WP HR S P ERA WHIP																				
Denny McLain, R ERA: 1.95 (1, 1)	9.0 W 36 9 2 2 12 1 0 0 0 0 0 2 59 63 2.00 1.111																				

Detroit Tigers @ California Angels
 Anaheim Stadium, Anaheim, CA
 Tue Sep 10 1968, 10:05 PM EDT
 Att: 22,618 - Unknown


AB	35
R	2
H	9
RBI	2
BB	1
SO	12
LOB	14



Batter	1	2	3	4	5	6	7	8	9	AB	R	H	RBI	BB	SO	LOB	TOP						
Dick McAuliffe, L (1,4) OBP: 0.345, SLG: 0.421	P3							G3									4 0 2 2 1 0 0						
Mickey Stanley, R (1,8) OBP: 0.309, SLG: 0.376	F9	SF8	G3					F8									4 0 0 1 0 0 4						
Al Kaline, R (1,3) OBP: 0.390, SLG: 0.421	L9	L8						L3									5 0 1 0 0 0 2						
Willie Horton, R (1,7) OBP: 0.354, SLG: 0.552								F9									5 2 2 2 0 0 2						
Bill Freehan, R (1,2) OBP: 0.362, SLG: 0.444		HR	HR					F8									4 3 2 1 1 0 0						
Jim Northrup, L (1,9) OBP: 0.316, SLG: 0.431		1B															4 1 2 0 1 0 1						
Don Wert, R (1,5) OBP: 0.258, SLG: 0.307		1B															5 1 3 2 0 0 2						
Dick Tracewski, R (1,6) OBP: 0.247, SLG: 0.244		1B															2 1 0 0 2 1 3						
John Hiller, R (1,1) OBP: 0.065, SLG: 0.065																	4 0 0 0 0 2 8						
Inning Stats	R: 0 E: 0 K: 0 S: 3	H: 0 LOB: 0 BB: 0 P: 3	R: 5 E: 0 K: 0 S: 8	H: 5 LOB: 1 BB: 1 P: 12	R: 2 E: 1 K: 1 S: 8	H: 3 LOB: 3 BB: 2 P: 16	R: 0 E: 0 K: 0 S: 3	H: 0 LOB: 0 BB: 0 P: 3	R: 0 E: 0 K: 2 S: 8	H: 1 LOB: 1 BB: 0 P: 8	R: 0 E: 0 K: 0 S: 4	H: 1 LOB: 1 BB: 0 P: 4	R: 1 E: 1 K: 0 S: 4	H: 1 LOB: 1 BB: 1 P: 8	R: 0 E: 0 K: 0 S: 4	H: 1 LOB: 1 BB: 0 P: 4	R: 0 E: 0 K: 0 S: 2	H: 0 LOB: 0 BB: 1 P: 6	1B: 8 2B: 1 3B: 0 HR: 3	SF: 1 SAC: 0 DP: 2 HBP: 0	WP: 0 PB: 0 SB: 0 CS: 0	PA: 43	
PITCHER	IP	WLS	BF	H	R	ER	SO	BB	IBB	HBP	BLK	WP	HR	S	P	ERA	WHIP					ERA	WHIP
George Brunet, L (1,1) ERA: 2.84	1.1	L	10	5	5	5	0	1	0	0	0	0	1	9	13	33.75	4.500					0.00	1.000
Bill Harellson, R (2,1) ERA: 4.36	1.0		7	3	2	2	0	1	0	0	0	0	2	6	10	18.00	4.000						
Sammy Ellis, R (3,1) ERA: 4.19	2.2		10	1	0	0	3	1	0	0	0	0	0	15	19	0.00	0.750						
Marty Pattin, R (6,1) ERA: 3.22	1.0		4	1	0	0	0	0	0	0	0	0	0	4	4	0.00	1.000						
Clyde Wright, L (7,1) ERA: 3.79	2.0		9	2	1	0	0	1	0	0	0	0	0	8	12	0.00	1.500						

Detroit Tigers @ California Angels
Anaheim Stadium, Anaheim, CA
Wed Sep 11 1968, 10:05 PM EDT
Att: 9,261 - Unknown


AB 37
R 8
H 12
RBI 8
BB 5
SO 3
LOB 22



Batter	1	2	3	4	5	6	7	8	9	AB	R	H	RBI	BB	SO	LOB	BOTTOM						
Jarvis Tatum, R (1,8) OBP: 0.056, SLG: 0.056	F9		L5-3					F8									5 0 0 0 0 0 0						
Jim Fregosi, R (1,6) OBP: 0.318, SLG: 0.368	L8		F9					L9									5 0 0 0 0 0 0						
Rick Reichardt, R (1,7) OBP: 0.333, SLG: 0.429																	4 2 3 2 1 1 0						
Bubba Morton, R (1,9) OBP: 0.345, SLG: 0.333																	5 0 3 0 0 0 1						
Jim Spencer, L (1,3) OBP: 0.211, SLG: 0.167																	4 0 1 0 0 0 3						
Bobby Knoop, R (1,4) OBP: 0.304, SLG: 0.331																	1 0 0 0 1 1 0						
Chuck Cottier, R (4,FR) OBP: 0.169, SLG: 0.259																	2 0 0 0 0 1 2						
Tom Satriano, L (1,2) OBP: 0.337, SLG: 0.370																	4 0 1 0 0 1 4						
Aurelio Rodriguez, R (1,5) OBP: 0.322, SLG: 0.354																	3 0 2 0 1 0 2						
George Brunet, R (1,1) ERA: 2.84																	0 0 0 0 0 0 0						
Bill Harellson, R (2,1) ERA: 4.36																	0 0 0 0 0 0 0						
Sammy Ellis, R (3,1) ERA: 4.19																	0 0 0 0 0 0 0						
Marty Pattin, R (6,1) ERA: 3.22																	0 0 0 0 0 0 0						
Clyde Wright, L (7,1) ERA: 3.79																	0 0 0 0 0 0 0						
Inning Stats	R: 0 E: 0 K: 0 S: 4	H: 1 LOB: 2 BB: 1 P: 8	R: 0 E: 0 K: 2 S: 8	H: 1 LOB: 1 BB: 0 P: 8	R: 0 E: 0 K: 1 S: 5	H: 0 LOB: 0 BB: 0 P: 5	R: 0 E: 0 K: 1 S: 6	H: 1 LOB: 2 BB: 1 P: 10	R: 0 E: 0 K: 0 S: 3	H: 0 LOB: 0 BB: 0 P: 3	R: 1 E: 0 K: 1 S: 8	H: 3 LOB: 3 BB: 1 P: 12	R: 1 E: 0 K: 0 S: 4	H: 1 LOB: 0 BB: 0 P: 4	R: 0 E: 0 K: 1 S: 7	H: 2 LOB: 2 BB: 0 P: 7	R: 0 E: 0 K: 0 S: 4	H: 1 LOB: 1 BB: 0 P: 4	1B: 7 2B: 1 3B: 0 HR: 2	SF: 0 SAC: 0 DP: 0 HBP: 0	WP: 0 PB: 0 SB: 0 CS: 0	PA: 40	
PITCHER	IP	WLS	BF	H	R	ER	SO	BB	IBB	HBP	BLK	WP	HR	S	P	ERA	WHIP					ERA	WHIP
John Hiller, L (1,1) ERA: 2.39	9.0	W	40	10	2	2	6	3	0	0	0	0	2	49	61	2.00	1.444						

Detroit Tigers @ California Angels
Anaheim Stadium, Anaheim, CA
Wed Sep 11 1968, 10:05 PM EDT
Att: 9,261 - Unknown

AB 37
R 2
H 10
RBI 2
BB 3
SO 6
LOB 18



Batter	1	2	3	4	5	6	7	8	9	AB	R	H	RBI	BB	SO	LOB	TOP			
Vic Davallillo, L OBP: 0.301, SLG: 0.356 (1, 9)	0-3 K		0-0 5-3		0-0 F6			0-0 G6-4-3 1B		3	0	0	0	0	1	2	California Angels @ Chicago White Sox Comiskey Park, Chicago, IL Fri Sep 13 1968, 8:05 PM EDT Att: 7,512 - Unknown			
Marty Pattin, R OBP: 0.125, SLG: 0.125 (5, 1)										0	0	0	0	0	0	0				
Ed Kirkpatrick, L OBP: 0.328, SLG: 0.269 (8, PH)										1	0	1	0	0	0	0				
Jarvis Tatum, R OBP: 0.056, SLG: 0.056 (8, PR)										0	0	0	0	0	0	0				
George Brunet, R OBP: 0.129, SLG: 0.090 (8, 1)										0	0	0	0	0	0	0				
Jim Fregosi, R OBP: 0.316, SLG: 0.366 (1, 6)	0-0 F5		0-0 6-3		0-0 F8			0-0 G6-4-3 1-2		4	0	0	0	0	0	3				
Jay Johnstone, L OBP: 0.306, SLG: 0.338 (1, 8)	0-0 2B			0-0 4-3		0-0 1-3			0-0 F6	4	0	1	0	0	0	0				
Rick Reichardt, R OBP: 0.330, SLG: 0.425 (1, 7)	0-0 5-3			0-0 5-3		0-0 5-3			0-0 6-3	4	0	0	0	0	0	1				
Jim Spencer, L OBP: 0.217, SLG: 0.182 (1, 3)		0-0 1-3 1B		0-0 4-3		0-0 F6			0-0 F8	4	0	1	0	0	0	0				
Tom Satriano, L OBP: 0.337, SLG: 0.370 (1, 2)		0-0 1-3 1-2			0-0 BB 1B SF9 1B		0-0 4-3			3	1	1	0	0	0	1				
Bobby Knoop, R OBP: 0.304, SLG: 0.331 (1, 4)		0-0 F9			0-0 SF9 1-2 1B		0-0 L4			3	0	1	0	0	0	1				
Aurelio Rodriguez, R OBP: 0.322, SLG: 0.351 (1, 5)	0-3 K				4-0 1-2 2-3 BB		0-0 F9			2	0	0	0	1	1	1				
Jim McGlothlin, R OBP: 0.129, SLG: 0.148 Roger Repoz, L OBP: 0.312, SLG: 0.379 (5, PH) (5, 9)			0-3 K		0-0 SF9 2-3 3-H		0-0 F8			1	0	0	0	0	1	0				
										1	0	0	1	0	0	0				
Inning Stats	R: 0 E: 0 K: 1 S: 6	H: 1 LOB: 1 BB: 0 P: 6	R: 0 E: 0 K: 1 S: 6	H: 1 LOB: 1 BB: 0 P: 6	R: 0 E: 0 K: 1 S: 5	H: 0 LOB: 0 BB: 0 P: 5	R: 0 E: 0 K: 0 S: 3	H: 0 LOB: 0 BB: 0 P: 3	R: 0 E: 0 K: 0 S: 3	H: 0 LOB: 0 BB: 0 P: 3	R: 0 E: 0 K: 0 S: 3	H: 1 LOB: 1 BB: 0 P: 3	R: 0 E: 0 K: 0 S: 3	H: 0 LOB: 0 BB: 0 P: 3	R: 0 E: 0 K: 0 S: 3	H: 0 LOB: 0 BB: 0 P: 3	1B: 4 2B: 1 3B: 0 HR: 0	SF: 1 SAC: 0 DP: 1 HBP: 0	WP: 0 PB: 0 SB: 0 CS: 0	PA: 32
PITCHER Jack Fisher, R ERA: 2.73 (1, 1)	IP: 9.0 WLS: W BF: 32	H: 5 R: 1 ER: 1 SO: 3	BB: 1 IBB: 0 HBP: 0 BLK: 0	WP: 0 HR: 0 S: 37 P: 41	ERA: 1.00 WHIP: 0.667															

Batter	1	2	3	4	5	6	7	8	9	AB	R	H	RBI	BB	SO	LOB	BOTTOM			
Luis Aparicio, R OBP: 0.308, SLG: 0.340 (1, 6)	0-0 F9		0-0 F9		4-0 S BB			0-0 F8		3	0	0	0	1	0	0	California Angels @ Chicago White Sox Comiskey Park, Chicago, IL Fri Sep 13 1968, 8:05 PM EDT Att: 7,512 - Unknown			
Carlos May, L OBP: 0.250, SLG: 0.313 Woodie Held, R OBP: 0.248, SLG: 0.168 (1, 9) (9, 9)	0-0 2B		0-0 5-3		0-3 K			0-0 FC6-4 1B		4	1	2	0	0	1	2				
Tommy Davis, R OBP: 0.288, SLG: 0.345 (1, 7)	0-0 F8		0-0 6-3		0-0 F9			0-0 FC6-4 1-2		4	0	0	0	0	0	4				
Pete Ward, L OBP: 0.355, SLG: 0.361 Tom McCraw, L OBP: 0.294, SLG: 0.380 (1, 3) (9, 3)	4-0 2B BB			0-0 F8		4-0 G5-4-3 BB		0-3 K		2	1	0	0	2	1	1				
Bill Melton, R OBP: 0.292, SLG: 0.390 (1, 5)	0-0 WP 1-H 2-H 2B			0-0 F9		0-0 G5-4-3 1-2		0-0 K		3	0	1	2	0	0	1				
Ken Berry, R OBP: 0.286, SLG: 0.346 (1, 8)	0-3 K			0-0 1B 2B		0-0 4-3				3	0	1	0	0	1	1				
Jerry McNertney, R OBP: 0.303, SLG: 0.314 (1, 2)		0-0 6-3		0-0 2-H 1B		0-0 6-3				3	0	1	0	0	0	0				
Sandy Alomar Sr., S OBP: 0.300, SLG: 0.291 (1, 4)		0-0 1-3			0-0 S SH1 1B		0-3 K			3	0	1	0	0	1	0				
Jack Fisher, R OBP: 0.120, SLG: 0.122 (1, 1)		0-0 F8			0-0 SH1 1-2		0-0 F9			2	0	0	0	0	0	0				
										2	0	0	0	0	0	0				
Inning Stats	R: 2 E: 0 K: 1 S: 7	H: 2 LOB: 1 BB: 1 P: 11	R: 0 E: 0 K: 0 S: 3	H: 0 LOB: 0 BB: 0 P: 3	R: 0 E: 0 K: 0 S: 3	H: 0 LOB: 0 BB: 0 P: 3	R: 0 E: 0 K: 0 S: 4	H: 2 LOB: 2 BB: 0 P: 4	R: 0 E: 0 K: 1 S: 6	H: 1 LOB: 2 BB: 1 P: 10	R: 0 E: 0 K: 0 S: 2	H: 0 LOB: 0 BB: 1 P: 6	R: 0 E: 0 K: 1 S: 5	H: 0 LOB: 0 BB: 0 P: 5	R: 0 E: 0 K: 1 S: 6	H: 1 LOB: 1 BB: 0 P: 6	1B: 3 2B: 3 3B: 0 HR: 0	SF: 0 SAC: 1 DP: 1 HBP: 0	WP: 1 PB: 0 SB: 2 CS: 0	PA: 31
PITCHER Jim McGlothlin, R ERA: 3.48 Marty Pattin, R ERA: 3.07 George Brunet, L ERA: 2.82 (1, 1) (5, 1) (8, 1)	IP: 4.0 WLS: L BF: 16	H: 4 R: 2 ER: 2 SO: 1	BB: 1 IBB: 0 HBP: 0 BLK: 0	WP: 1 HR: 0 S: 17 P: 21	ERA: 4.50 WHIP: 1.250															
	IP: 3.0 WLS: L BF: 11	H: 1 R: 0 ER: 0 SO: 2	BB: 2 IBB: 0 HBP: 0 BLK: 0	WP: 0 HR: 0 S: 13 P: 21	ERA: 0.00 WHIP: 1.000															
	IP: 1.0 WLS: L BF: 4	H: 1 R: 0 ER: 0 SO: 1	BB: 0 IBB: 0 HBP: 0 BLK: 0	WP: 0 HR: 0 S: 6 P: 6	ERA: 0.00 WHIP: 1.000															

Batter	1	2	3	4	5	6	7	8	9	10	AB	R	H	RBI	BB	SO	LOB	TOP			
Aurelio Rodriguez, R OBP: 0.324, SLG: 0.352	K		1B		K		F6			SH4 E 1B	5	1	2	0	0	2	0	California Angels @ Chicago White Sox Comiskey Park, Chicago, IL Sat Sep 14 1968, 8:05 PM EDT Att: 6,474 - Unknown			
Jay Johnstone, L OBP: 0.316, SLG: 0.347	BB E 1B		1B G3 1B		5-3			F5		SH4	4	2	2	0	0	0	0				
Jim Fregosi, R OBP: 0.319, SLG: 0.364	E E BB		G3					K		FC6-4 BB	2	1	0	0	3	1	1				
Rick Reichardt, R OBP: 0.331, SLG: 0.424	E6		1B HBP		F3			CS 1B		FC6-4	4	1	1	0	0	0	3				
Jarvis Tatum, R OBP: 0.087, SLG: 0.087	E4		1B		F7			CS		6-3	5	0	1	1	0	1	2				
Bobby Knorr, R OBP: 0.305, SLG: 0.333	G4-6-3		1B		6-3						4	0	2	2	0	0	2				
Vic Davallilo, L OBP: 0.301, SLG: 0.356	G4-6-3		1B		6-3						0	0	0	0	0	0	0				
Bobby Locke, R OBP: 0.301, SLG: 0.356	G4-6-3		1B		6-3						0	0	0	0	0	0	0				
Tom Burgmeier, L OBP: 0.259, SLG: 0.200	G4-6-3		1B		G1					FC6-4 BB 1B	3	0	1	0	1	0	0				
Tom Egan, R OBP: 0.158, SLG: 0.139	K		G1-4-3 1B		K					FC6-4 BB	3	0	0	0	0	2	1				
Roger Repoz, L OBP: 0.312, SLG: 0.378	K		G1-4-3		K					FC6-4	1	0	0	0	0	0	2				
Chuck Cottier, R OBP: 0.189, SLG: 0.259	K		K		K					3-1	0	0	0	0	0	0	0				
Dennis Bennett, L OBP: 0.083, SLG: 0.083	K		K		K						2	0	0	0	0	2	0				
Ed Kirkpatrick, L OBP: 0.326, SLG: 0.268	K		K		K						1	0	0	0	0	0	0				
Sammy Ellis, L OBP: 0.089, SLG: 0.047	K		K		K						0	0	0	0	0	0	0				
Tom Satriano, L OBP: 0.335, SLG: 0.369	K		K		K						1	0	0	0	0	2	0				
Inning Stats	R: 2 E: 2 K: 1 S: 7	H: 1 LOB: 1 BB: 1 P: 11	R: 0 E: 0 K: 2 S: 7	H: 0 LOB: 0 BB: 0 P: 7	R: 2 E: 0 K: 0 S: 5	H: 4 LOB: 2 BB: 0 P: 6	R: 0 E: 0 K: 1 S: 5	H: 0 LOB: 0 BB: 1 P: 9	R: 0 E: 0 K: 0 S: 3	H: 0 LOB: 0 BB: 0 P: 3	R: 0 E: 0 K: 1 S: 5	H: 0 LOB: 0 BB: 0 P: 5	R: 0 E: 0 K: 1 S: 5	H: 1 LOB: 0 BB: 0 P: 5	R: 0 E: 0 K: 1 S: 6	H: 1 LOB: 2 BB: 1 P: 10	R: 1 E: 1 K: 0 S: 4	H: 1 LOB: 1 BB: 1 P: 8	1B: 9 2B: 0 3B: 0 HR: 0	SF: 0 SAC: 1 DP: 2 HBP: 1	WP: 0 PA: 42 PB: 0 SB: 0 CS: 1
PITCHER	IP WLS BF H R ER SO ERA WHIP	IP WLS BF H R ER SO ERA WHIP	IP WLS BF H R ER SO ERA WHIP	IP WLS BF H R ER SO ERA WHIP	IP WLS BF H R ER SO ERA WHIP	IP WLS BF H R ER SO ERA WHIP	IP WLS BF H R ER SO ERA WHIP	IP WLS BF H R ER SO ERA WHIP	IP WLS BF H R ER SO ERA WHIP	IP WLS BF H R ER SO ERA WHIP	IP WLS BF H R ER SO ERA WHIP	IP WLS BF H R ER SO ERA WHIP	IP WLS BF H R ER SO ERA WHIP	IP WLS BF H R ER SO ERA WHIP	IP WLS BF H R ER SO ERA WHIP	IP WLS BF H R ER SO ERA WHIP	IP WLS BF H R ER SO ERA WHIP	IP WLS BF H R ER SO ERA WHIP	IP WLS BF H R ER SO ERA WHIP	IP WLS BF H R ER SO ERA WHIP	IP WLS BF H R ER SO ERA WHIP
Gary Peters, L ERA: 3.52	6.0	25	6	4	2	5	2	0	0	0	0	0	0	0	0	0	0	3.00	1.333		
Hoyt Wilhelm, R ERA: 1.87	3.0	11	2	0	0	3	1	0	0	0	0	0	0	0	0	0	0	0.00	1.000		
Wilbur Wood, L ERA: 1.84	0.1	L 3	1	1	0	0	1	0	0	0	0	0	0	0	0	0	0	0.00	6.000		
Bob Locker, R ERA: 2.47	0.2	2	0	0	0	0	0	0	0	0	0	0	0	0	0	0	0	0.00	0.000		

Batter	1	2	3	4	5	6	7	8	9	10	AB	R	H	RBI	BB	SO	LOB	BOTTOM		
Sandy Alomar Sr., S OBP: 0.301, SLG: 0.293	F2	F9			E 1B 1B		K			CS 1B	5	1	2	0	0	1	1	California Angels @ Chicago White Sox Comiskey Park, Chicago, IL Sat Sep 14 1968, 8:05 PM EDT Att: 6,474 - Unknown		
Carlos May, L OBP: 0.250, SLG: 0.263	BB 3B		E6 G5-3 1B		K		F8			F9	3	1	0	0	1	1	1			
Woodie Held, R OBP: 0.245, SLG: 0.167	BB 3B		E6 G5-3 1B		K		F8			F9	1	0	0	0	0	0	1			
Duane Josephson, R OBP: 0.280, SLG: 0.345	BB 3B		E5 1B		K		F7			6-3	5	2	2	1	0	0	1			
Tommy Davis, R OBP: 0.290, SLG: 0.346	SF7		G5-3		1B 1B					5-3	4	0	2	2	0	0	2			
Bill Melton, R OBP: 0.314, SLG: 0.397	BB		F7		1B 1B					E6 BB	4	0	2	1	1	0	1			
Pete Ward, L OBP: 0.356, SLG: 0.359	F3		F7		1B 1B					E6 BB	4	0	2	1	1	0	1			
Luis Aparicio, R OBP: 0.307, SLG: 0.340	F3		F7		1B 1B					F8	2	0	0	0	2	0	3			
Ken Berry, R OBP: 0.284, SLG: 0.343			F9		1B					F8	1	0	0	0	0	0	2			
Leon Wagner, L OBP: 0.339, SLG: 0.324			F9		1B					F8	1	0	0	0	0	0	2			
Bill Voss, L OBP: 0.249, SLG: 0.224			F9		1B					F8	0	0	0	0	0	0	0			
Walt Williams, R OBP: 0.277, SLG: 0.315			F9		1B					F8	1	0	0	0	0	0	2			
Rich Morales, R OBP: 0.333, SLG: 0.250			F9		1B					F8	3	0	0	0	0	0	0			
Tom McCraw, L OBP: 0.294, SLG: 0.379			F9		1B					F8	1	0	0	0	0	0	2			
Gary Peters, L ERA: 3.52	6.0	25	6	4	2	5	2	0	0	0	0	0	0	0	0	0	0	3.00	1.500	
Sammy Ellis, R ERA: 4.14	2.0	8	0	0	0	1	1	0	0	0	0	0	0	0	0	0	0	0.00	0.500	
Bobby Locke, R ERA: 5.8	1.2	W 7	3	0	0	0	0	0	0	0	0	0	0	0	0	0	0	0.00	1.800	
Tom Burgmeier, L ERA: 4.61	0.1	S 1	0	0	0	0	0	0	0	0	0	0	0	0	0	0	0	0.00	0.000	
Inning Stats	R: 2 E: 0 K: 0 S: 4	H: 1 LOB: 1 BB: 2 P: 12	R: 0 E: 0 K: 0 S: 4	H: 1 LOB: 1 BB: 0 P: 4	R: 0 E: 0 K: 0 S: 2	H: 0 LOB: 0 BB: 1 P: 6	R: 0 E: 0 K: 0 S: 3	H: 0 LOB: 0 BB: 0 P: 3	R: 0 E: 0 K: 1 S: 5	H: 0 LOB: 0 BB: 0 P: 5	R: 0 E: 0 K: 0 S: 4	H: 0 LOB: 2 BB: 1 P: 8	R: 0 E: 0 K: 0 S: 3	H: 1 LOB: 0 BB: 0 P: 3	R: 0 E: 0 K: 0 S: 5	H: 2 LOB: 2 BB: 0 P: 5	1B: 7 2B: 1 3B: 1 HR: 0	SF: 1 SAC: 0 DP: 2 HBP: 0	WP: 0 PA: 43 PB: 0 SB: 0 CS: 1	
PITCHER	IP WLS BF H R ER SO ERA WHIP	IP WLS BF H R ER SO ERA WHIP	IP WLS BF H R ER SO ERA WHIP	IP WLS BF H R ER SO ERA WHIP	IP WLS BF H R ER SO ERA WHIP	IP WLS BF H R ER SO ERA WHIP	IP WLS BF H R ER SO ERA WHIP	IP WLS BF H R ER SO ERA WHIP	IP WLS BF H R ER SO ERA WHIP	IP WLS BF H R ER SO ERA WHIP	IP WLS BF H R ER SO ERA WHIP	IP WLS BF H R ER SO ERA WHIP	IP WLS BF H R ER SO ERA WHIP	IP WLS BF H R ER SO ERA WHIP	IP WLS BF H R ER SO ERA WHIP	IP WLS BF H R ER SO ERA WHIP	IP WLS BF H R ER SO ERA WHIP	IP WLS BF H R ER SO ERA WHIP	IP WLS BF H R ER SO ERA WHIP	IP WLS BF H R ER SO ERA WHIP
Dennis Bennett, L ERA: 3.5	6.0	27	6	4	2	2	3	0	0	0	0	0	0	0	0	0	0	3.00	1.500	
Sammy Ellis, R ERA: 4.14	2.0	8	0	0	0	1	1	0	0	0	0	0	0	0	0	0	0	0.00	0.500	
Bobby Locke, R ERA: 5.8	1.2	W 7	3	0	0	0	0	0	0	0	0	0	0	0	0	0	0	0.00	1.800	
Tom Burgmeier, L ERA: 4.61	0.1	S 1	0	0	0	0	0	0	0	0	0	0	0	0	0	0	0	0.00	0.000	

Batter	1	2	3	4	5	6	7	8	9	AB	R	H	RBI	BB	SO	LOB	TOP					
Aurelio Rodriguez, R OBP: 0.319, SLG: 0.343 (1, 5)	4-3		F8	F6		5-3			F9	5	0	0	0	0	0	1						
Jay Johnstone, L OBP: 0.333, SLG: 0.364 (1, 9)	1-3 1B		WP 2-3 1B		F6		F7		1B	5	0	3	0	0	0	0						
Jim Fregosi, R OBP: 0.319, SLG: 0.368 (1, 6)	1-3 1-2		2-3		1B E 1B		FC5-2 3B		F3	5	1	2	0	0	0	3						
Rick Reichardt, R OBP: 0.329, SLG: 0.421 (1, 7)	K		K		F8		FC5-2 PO E			4	0	0	0	0	2	4						
Jarvis Tatum, R OBP: 0.148, SLG: 0.148 (1, 8)		K2-3		1B 1B	E8 1B		E6 1-2			4	2	2	0	0	1	1						
Bobby Knoop, R OBP: 0.307, SLG: 0.334 (1, 4)	F9			1B SF7 1B			PO 2-3	F8		4	1	2	1	0	0	0						
Jim Spencer, L OBP: 0.290, SLG: 0.241 (1, 3)	1B 1B			SH2-4 1B	3-1			K		4	0	2	1	0	1	1						
Buck Rodgers, S OBP: 0.237, SLG: 0.219 (1, 2)	1-2 1B		SF7			F7		K		3	0	1	1	0	1	0						
Andy Messersmith, R (1, 1)	K		SH2-4		K2-3			K		3	0	0	0	0	3	2						
Inning Stats	R: 0 E: 0 K: 1 S: 6	H: 1 LOB: 1 BB: 0 P: 6	R: 0 E: 0 K: 2 S: 9	H: 2 LOB: 2 BB: 0 P: 9	R: 0 E: 0 K: 1 S: 6	H: 1 LOB: 1 BB: 0 P: 6	R: 2 E: 0 K: 0 S: 6	H: 3 LOB: 1 BB: 0 P: 6	R: 2 E: 1 K: 0 S: 6	H: 3 LOB: 1 BB: 0 P: 6	R: 0 E: 0 K: 1 S: 5	H: 0 LOB: 0 BB: 0 P: 5	R: 0 E: 1 K: 0 S: 4	H: 1 LOB: 1 BB: 0 P: 4	R: 0 E: 0 K: 2 S: 7	H: 0 LOB: 0 BB: 0 P: 7	R: 0 E: 0 K: 1 S: 6	H: 1 LOB: 1 BB: 0 P: 6	1B: 11 2B: 0 3B: 1 HR: 0	SF: 1 SAC: 1 DP: 0 HBP: 0	WP: 1 PB: 0 SB: 0 CS: 0	PA: 40
PITCHER	IP	WLS	BF	H	R	ER	SO	BB	IBB	HBP	BLK	WP	HR	S	P	ERA	WHIP					
Jerry Nyman, L ERA: 1.99 (1, 1)	5.0	L	25	10	4	3	4	0	0	0	0	1	0	33	33	5.40	2.000					
Fred Rath, R ERA (6, 1)	3.0		10	1	0	0	3	0	0	0	0	0	0	16	16	0.00	0.333					
Dennis Ribant, R ERA: 4.02 (9, 1)	1.0		4	1	0	0	1	0	0	0	0	0	0	6	6	0.00	1.000					

California Angels @ Chicago White Sox
Comiskey Park, Chicago, IL
Sun Sep 15 1968, 4:33 AM EDT
Att: 8,826 - Unknown

AB 37
R 4
H 12
RBI 3
BB 0
SO 8
LOB 12



Batter	1	2	3	4	5	6	7	8	9	AB	R	H	RBI	BB	SO	LOB	BOTTOM					
Bill Voss, L OBP: 0.243, SLG: 0.218 (1, 9)	4-3		3-1			4-3				4	0	0	1	0	0	1						
Luis Aparicio, R OBP: 0.307, SLG: 0.341 (1, 6)	G3 2B		F2			F8		F8		4	0	1	0	0	0	1						
Carlos May, L OBP: 0.208, SLG: 0.217 (1, 7)	G3 2-3			3-1		F8			F8	4	0	0	0	0	0	1						
Pete Ward, L OBP: 0.355, SLG: 0.358 (1, 3)	K			1B		F8			K	4	0	1	0	0	2	1						
Bill Melton, R OBP: 0.297, SLG: 0.373 (1, 5)		F3		K		F8			K	4	0	0	0	0	2	1						
Ken Berry, R OBP: 0.283, SLG: 0.341 (1, 8)	1-3			F6		F8				3	0	0	0	0	0	1						
Sandy Alomar Sr., S OBP: 0.301, SLG: 0.293 (1, 4)		1B			4-3			F2		3	0	1	0	0	0	0						
Jerry McNertney, R OBP: 0.303, SLG: 0.310 (1, 2)		5-3			F5			1B 4-3 BB		2	1	0	0	1	0	1						
Jerry Nyman, L OBP: 0.200, SLG: 0.200 (1, 1)						F8				1	0	0	0	0	1	0						
Tom McCraw, L OBP: 0.289, SLG: 0.378 (5, PH)										1	0	0	0	0	0	0						
Fred Rath, R (6, 1)										0	0	0	0	0	0	0						
Gail Hopkins, L OBP: 0.290, SLG: 0.185 (8, PH)										1	0	1	0	0	0	0						
Dennis Ribant, R OBP: 0.354, SLG: 0.083 (9, 1)								1-3 1B		0	0	0	0	0	0	0						
Inning Stats	R: 0 E: 0 K: 1 S: 6	H: 1 LOB: 1 BB: 0 P: 6	R: 0 E: 0 K: 0 S: 4	H: 1 LOB: 1 BB: 0 P: 4	R: 0 E: 0 K: 1 S: 5	H: 0 LOB: 0 BB: 0 P: 5	R: 0 E: 0 K: 1 S: 6	H: 1 LOB: 1 BB: 0 P: 6	R: 0 E: 0 K: 0 S: 3	H: 0 LOB: 0 BB: 0 P: 3	R: 0 E: 0 K: 0 S: 3	H: 0 LOB: 0 BB: 0 P: 3	R: 0 E: 0 K: 0 S: 3	H: 0 LOB: 0 BB: 0 P: 3	R: 1 E: 0 K: 0 S: 4	H: 1 LOB: 1 BB: 1 P: 8	R: 0 E: 0 K: 2 S: 7	H: 0 LOB: 0 BB: 0 P: 7	1B: 3 2B: 1 3B: 0 HR: 0	SF: 0 SAC: 0 DP: 0 HBP: 0	WP: 0 PB: 0 SB: 0 CS: 0	PA: 32
PITCHER	IP	WLS	BF	H	R	ER	SO	BB	IBB	HBP	BLK	WP	HR	S	P	ERA	WHIP					
Andy Messersmith, R ERA: 1.95 (1, 1)	9.0	W	32	4	1	1	5	1	0	0	0	0	0	41	45	1.00	0.556					

California Angels @ Chicago White Sox
Comiskey Park, Chicago, IL
Sun Sep 15 1968, 4:33 AM EDT
Att: 8,826 - Unknown

AB 31
R 1
H 4
RBI 1
BB 1
SO 5
LOB 7



Batter	1	2	3	4	5	6	7	8	9	AB	R	H	RBI	BB	SO	LOB	TOP					
Aurelio Rodriguez, R (1.5)	6-3			6-3	1-3			L4		4	0	0	0	0	0	0	California Angels @ Minnesota Twins Metropolitan Stadium, Bloomington, MI Mon Sep 16 1968, 4:33 AM EDT Att. 3,999 - Unknown - 65 F					
Jay Johnstone, L (1.9)	4-0			5-3				6-3		3	0	1	0	1	0							
Jim Fregosi, R (1.6)	L5-3							5-3		3	1	1	0	0	1							
Rick Reichardt, R (1.7)				E6						4	1	1	0	0	1							
Jarvis Tatum, R (1.8)	6-3									4	1	1	1	0	1							
Bobby Knoop, R (1.4)										3	0	0	0	0	1							
Jim Spencer, L (1.3)				F9	L9			F3		4	0	0	0	0	3							
Buck Rodgers, S (1.2)										3	0	1	0	0	0							
Bubba Morton, R (9, PH)				L6				F9		1	0	0	0	0	1							
Tom Satirano, L (9.2)										0	0	0	0	0	0							
George Brunet, R (1.1)										3	0	0	0	0	3							
Tom Burgmeier, L (8.1)										0	0	0	0	0	0							
Marty Pattin, R (8.1)										0	0	0	0	0	0							
Sammy Ellis, L (8.1)										0	0	0	0	0	0							
Inning Stats	R: 0 E: 0 K: 1 S: 2	H: 0 LOB: 0 BB: 1 P: 6	R: 0 E: 0 K: 1 S: 5	H: 0 LOB: 0 BB: 0 P: 5	R: 0 E: 0 K: 1 S: 5	H: 0 LOB: 0 BB: 0 P: 5	R: 3 E: 2 K: 0 S: 7	H: 2 LOB: 1 BB: 0 P: 7	R: 0 E: 0 K: 1 S: 5	H: 0 LOB: 0 BB: 0 P: 5	R: 0 E: 0 K: 1 S: 6	H: 1 LOB: 1 BB: 0 P: 6	R: 0 E: 0 K: 1 S: 6	H: 1 LOB: 1 BB: 0 P: 6	R: 0 E: 0 K: 0 S: 3	H: 0 LOB: 0 BB: 0 P: 3	R: 0 E: 0 K: 2 S: 8	H: 1 LOB: 2 BB: 0 P: 9	1B: 3 2B: 3 3B: 0 HR: 0	SF: 0 SAC: 1 DP: 1 HBP: 1	WP: 0 PB: 0 SB: 0 CS: 0	PA: 35
PITCHER	IP WLS BF H R ER SO BB IBB HBP BLK WP HR S P ERA WHIP																					
Tom Hall, L (1.1)	5.0	19	2	3	0	3	1	0	0	0	0	0	0	0	24	28	0.00	0.600				
Ron Keller, R (6.1)	3.0	11	2	0	0	2	0	0	0	0	0	0	0	15	15	0.00	0.667					
Jim Merritt, L (9.1)	1.0	W	5	1	0	0	2	0	0	1	0	0	0	8	9	0.00	1.000					

Batter	1	2	3	4	5	6	7	8	9	AB	R	H	RBI	BB	SO	LOB	BOTTOM					
Cesar Tovar, R (1.8)	K			L9				F4		4	1	1	1	0	1	2	California Angels @ Minnesota Twins Metropolitan Stadium, Bloomington, MI Mon Sep 16 1968, 4:33 AM EDT Att. 3,999 - Unknown - 65 F					
Rich Reese, L (1.3)	F7			L4						4	0	1	0	0	0							
Frank Kostro, R (1.9)										3	0	2	0	0	0							
Pat Kelly, L (9.9)	1B			5-3						0	1	0	0	1	0							
Bob Allison, R (1.7)										4	0	1	0	0	2							
Rod Carew, L (1.4)	FC4-6			F5						3	0	1	1	1	0							
Graig Nettles, L (1.5)										3	0	0	0	1	1							
Jackie Hernandez, R (1.6)										3	0	1	0	0	0							
John Roseboro, L (9.2)										0	0	0	0	0	0							
George Mitterwald, R (1.2)										3	0	1	0	0	0							
Harmon Killebrew, R (8. PH)										1	0	0	0	0	3							
Jim Merritt, L (9.1)										0	0	0	0	0	0							
Tom Hall, L (1.1)										1	0	0	0	0	0							
Rich Rollins, R (5. PH)										1	0	0	0	0	2							
Ron Keller, R (6.1)										0	0	0	0	0	0							
Frank Quilici, R (8. PH)										0	1	0	0	1	0							
Rick Renick, R (9.6)										1	1	1	1	0	0							
Inning Stats	R: 0 E: 0 K: 1 S: 7	H: 2 LOB: 2 BB: 0 P: 7	R: 0 E: 0 K: 1 S: 5	H: 0 LOB: 0 BB: 0 P: 5	R: 0 E: 0 K: 0 S: 3	H: 0 LOB: 0 BB: 0 P: 3	R: 0 E: 0 K: 0 S: 3	H: 0 LOB: 1 BB: 1 P: 7	R: 0 E: 0 K: 0 S: 5	H: 3 LOB: 2 BB: 0 P: 5	R: 0 E: 0 K: 0 S: 3	H: 1 LOB: 0 BB: 0 P: 3	R: 0 E: 0 K: 1 S: 5	H: 0 LOB: 0 BB: 0 P: 5	R: 3 E: 0 K: 0 S: 5	H: 2 LOB: 3 BB: 3 P: 18	R: 1 E: 0 K: 0 S: 1	H: 1 LOB: 0 BB: 0 P: 1	1B: 6 2B: 1 3B: 1 HR: 1	SF: 0 SAC: 0 DP: 1 HBP: 1	WP: 1 PB: 0 SB: 0 CS: 0	PA: 36
PITCHER	IP WLS BF H R ER SO BB IBB HBP BLK WP HR S P ERA WHIP																					
George Brunet, L (1.1)	7.0	28	7	2	2	3	2	0	0	0	0	0	0	1	1	0.00	0.000					
Tom Burgmeier, L (8.1)	0.1	1	0	0	0	0	0	0	0	0	0	1	1	0.00	0.000							
Marty Pattin, R (8.1)	0.1	3	1	1	1	0	1	0	0	0	1	0	2	6	27.00	6.000						
Sammy Ellis, R (8.1)	0.1	L	4	1	1	1	0	1	0	1	0	2	7	27.00	6.000							

Batter	1	2	3	4	5	6	7	8	9	AB	R	H	RBI	BB	SO	LOB	TOP										
Jay Johnstone, L (1, 9) OBP: 0.326, SLG: 0.345 Dennis Bennett, L (7, 1) OBP: 0.083, SLG: 0.083 Bubba Morton, R (9, PH) OBP: 0.346, SLG: 0.331	G3		K		K		F8		BB	4	0	0	0	0	2	0											
Jim Fregosi, R (1, 6) OBP: 0.320, SLG: 0.368	K		F6			2B 1B		2B 1B	F8	5	2	2	0	0	1	1											
Roger Repoz, L (1, 8) OBP: 0.308, SLG: 0.374	F8			K		F5		F8		4	0	0	0	0	1	2											
Rick Reichardt, R (1, 7) OBP: 0.329, SLG: 0.421		4-3 1B HBP		6-3		K		G3 1-H 2B		3	1	1	1	0	1	1											
Jim Spencer, L (1, 3) OBP: 0.282, SLG: 0.270	4-3			1B 1B		1B 2B		G3		4	0	2	1	0	0	2											
Tom Satirano, L (1, 2) OBP: 0.339, SLG: 0.372 Jarvis Tatum, R (6, PR) OBP: 0.161, SLG: 0.194 Buck Rodgers, S (6, 2) OBP: 0.241, SLG: 0.224	4-3			1B		2H 2B		2-3		3	0	2	0	0	0	1											
Bobby Knoop, R (1, 4) OBP: 0.306, SLG: 0.331	2-3			1B		2-3 1B		BB		0	0	0	0	0	0	0											
Bobby Knoop, R (1, 4) OBP: 0.306, SLG: 0.331	3-H 1B			K		F3		L3		4	0	1	1	0	1	6											
Aurelio Rodriguez, R (1, 5) OBP: 0.305, SLG: 0.330	1-3				6-3		5-3		K	4	0	0	0	0	1	1											
Jim McGlothlin, R (1, 1) OBP: 0.137, SLG: 0.145 Bill Harrison, S (4, 1) Bobby Locke, R (4, 1) Vic Davallio, L (5, PH) OBP: 0.301, SLG: 0.355 Tom Burgmeier, L (5, 1) Ed Kirkpatrick, L (7, PH) OBP: 0.304, SLG: 0.296 Chuck Hinton, R (9, PH) OBP: 0.207, SLG: 0.332			F4		4-3		K		K	1	0	0	0	0	0	0											
Inning Stats	R: 0 E: 0 K: 1 S: 5	H: 0 LOB: 0 BB: 0 P: 5	R: 1 E: 0 K: 0 S: 4	H: 1 LOB: 1 BB: 0 P: 5	R: 0 E: 0 K: 1 S: 5	H: 0 LOB: 0 BB: 0 P: 5	R: 0 E: 0 K: 2 S: 9	H: 2 LOB: 2 BB: 0 P: 9	R: 0 E: 0 K: 1 S: 5	H: 0 LOB: 0 BB: 0 P: 5	R: 1 E: 0 K: 1 S: 8	H: 3 LOB: 2 BB: 0 P: 8	R: 0 E: 0 K: 0 S: 5	H: 0 LOB: 2 BB: 1 P: 9	R: 1 E: 0 K: 2 S: 7	H: 2 LOB: 2 BB: 1 P: 11	1B: 6 2B: 2 3B: 0 HR: 0	SF: 0 SAC: 0 DP: 0 HBP: 1	WP: 0 PB: 0 SB: 1 CS: 0	PA: 38							
PITCHER	IP	WLS	BF	H	R	ER	SO	BB	IBB	HBP	BLK	WP	HR	S	P	ERA	WHIP										
Dean Chance, R (1, 1) ERA: 2.53	7.1	W	31	8	3	3	7	0	0	1	0	0	0	44	45	3.68	1.091										
Ron Perranoski, L (8, 1) ERA: 3.05	1.2	S	7	0	0	0	2	2	0	0	0	0	0	9	17	0.00	1.200										

California Angels @ Minnesota Twins
Metropolitan Stadium, Bloomington, MI
Wed Sep 18 1968, 4:33 AM EDT
Unknown - 65 F

AB	35
R	3
H	8
RBI	3
BB	2
SO	9
LOB	14



Batter	1	2	3	4	5	6	7	8	9	AB	R	H	RBI	BB	SO	LOB	BOTTOM										
Cesar Tovar, R (1, 8) OBP: 0.325, SLG: 0.373	5-3		F9	4-3			2B			4	0	1	0	0	0	2											
Rich Reese, L (1, 3) OBP: 0.309, SLG: 0.366	6-3		4-3		E4 G1-6-3		F7			4	0	0	0	0	0	1											
Pat Kelly, L (1, 9) OBP: 0.254, SLG: 0.250 Frank Kostro, R (9, 9) OBP: 0.257, SLG: 0.286	K			CS BB	G1-6-3 1-2		K		K	3	0	0	0	1	2	1											
Bob Allison, R (1, 7) OBP: 0.323, SLG: 0.445		K		K	F7			HBP		3	0	0	0	0	2	1											
Graig Nettles, L (1, 5) OBP: 0.283, SLG: 0.595	WP 2B BB			1B BB		5-3		F9		2	2	0	0	2	0	1											
Rod Carew, L (1, 4) OBP: 0.312, SLG: 0.349	K			BB 1B		G1		K		4	1	1	0	0	2	2											
Rick Renick, R (1, 6) OBP: 0.276, SLG: 0.404				1B BLK BB		K				2	1	1	1	1	1	0											
Bruce Look, L (1, 2) OBP: 0.339, SLG: 0.274	2H 2B			1B BLK BB			F7			3	0	1	2	0	0	1											
Dean Chance, R (1, 1) OBP: 0.097, SLG: 0.056 Ron Perranoski, L (8, 1) ERA: 3.35	1-3		K		BLK BB		G3			2	0	0	0	1	1	0											
Inning Stats	R: 0 E: 0 K: 1 S: 5	H: 0 LOB: 0 BB: 0 P: 5	R: 1 E: 0 K: 2 S: 8	H: 1 LOB: 1 BB: 1 P: 12	R: 0 E: 0 K: 1 S: 5	H: 0 LOB: 0 BB: 0 P: 5	R: 3 E: 0 K: 1 S: 6	H: 2 LOB: 2 BB: 4 P: 22	R: 0 E: 1 K: 0 S: 3	H: 0 LOB: 0 BB: 0 P: 3	R: 0 E: 0 K: 1 S: 5	H: 0 LOB: 0 BB: 0 P: 5	R: 0 E: 0 K: 0 S: 4	H: 1 LOB: 1 BB: 0 P: 4	R: 0 E: 0 K: 2 S: 7	H: 0 LOB: 1 BB: 0 P: 8	1B: 2 2B: 2 3B: 0 HR: 0	SF: 0 SAC: 0 DP: 1 HBP: 1	WP: 1 PB: 0 SB: 0 CS: 1	PA: 33							
PITCHER	IP	WLS	BF	H	R	ER	SO	BB	IBB	HBP	BLK	WP	HR	S	P	ERA	WHIP										
Jim McGlothlin, R (1, 1) ERA: 3.48	3.0	L	11	1	1	1	4	1	0	0	0	0	0	5	17	40.50	7.500										
Bill Harrison, R (4, 1) ERA: 5.09	0.2	L	6	2	3	3	1	3	0	0	0	0	0	5	17	40.50	7.500										
Bobby Locke, R (4, 1) ERA: 5.75	0.1		2	0	0	0	0	1	0	0	1	0	0	1	5	0.00	3.000										
Tom Burgmeier, L (5, 1) ERA: 4.46	2.0		6	0	0	0	1	0	0	0	0	0	0	8	8	0.00	0.000										
Dennis Bennett, L (7, 1) ERA: 3.35	2.0		8	1	0	0	2	0	0	1	0	0	0	11	12	0.00	0.500										

California Angels @ Minnesota Twins
Metropolitan Stadium, Bloomington, MI
Wed Sep 18 1968, 4:33 AM EDT
Unknown - 65 F

AB	27
R	4
H	4
RBI	3
BB	5
SO	8
LOB	9



Batter	1	2	3	4	5	6	7	8	9	AB	R	H	RBI	BB	SO	LOB	TOP					
Jay Johnstone, L (1.9) OBP: 0.340, SLG: 0.360										5	1	3	0	0	1	3	California Angels @ Minnesota Twins Metropolitan Stadium, Bloomington, MI Wed Sep 18, 1968, 4:38 AM EDT Att: 5,104 - Unknown livebaseballscorecards.com					
Jarvis Tatum, R (1.8) OBP: 0.194, SLG: 0.222										5	1	2	0	0	0	4						
Jim Fregosi, R (1.6) OBP: 0.321, SLG: 0.372										5	1	2	2	0	0	2						
Rick Reichardt, R (1.7) OBP: 0.326, SLG: 0.417										5	0	0	0	0	0	2						
Jim Spencer, L (1.3) OBP: 0.279, SLG: 0.275										3	1	1	1	0	1	1						
Bobby Knoop, R (1.4) OBP: 0.306, SLG: 0.330										4	0	1	1	0	0	1						
Buck Rodgers, S (1.2) OBP: 0.241, SLG: 0.225										4	0	1	0	0	0	1						
Chuck Cottier, R (1.5) OBP: 0.206, SLG: 0.279										3	0	2	0	1	0	1						
Clyde Wright, R (1.1) OBP: 0.283, SLG: 0.278										3	0	0	0	0	0	3						
Marty Pattin, R (6.1) OBP: 0.111, SLG: 0.111										1	0	0	0	0	0	1						
Inning Stats	R: 2 E: 1 K: 0 S: 6	H: 3 LOB: 1 BB: 0 P: 6	R: 0 E: 1 K: 1 S: 7	H: 1 LOB: 2 BB: 0 P: 7	R: 1 E: 1 K: 0 S: 5	H: 2 LOB: 1 BB: 0 P: 5	R: 0 E: 0 K: 0 S: 4	H: 2 LOB: 2 BB: 1 P: 8	R: 0 E: 0 K: 0 S: 5	H: 0 LOB: 0 BB: 0 P: 5	R: 0 E: 0 K: 0 S: 5	H: 2 LOB: 2 BB: 0 P: 5	R: 1 E: 0 K: 0 S: 4	H: 1 LOB: 0 BB: 0 P: 4	R: 0 E: 0 K: 0 S: 4	H: 1 LOB: 1 BB: 0 P: 4	R: 0 E: 0 K: 0 S: 3	H: 0 LOB: 0 BB: 0 P: 3	1B: 11 2B: 0 3B: 1 HR: 0	SF: 1 SAC: 0 DP: 1 HBP: 0	WP: 2 PB: 0 SB: 0 CS: 0	PA: 40
PITCHER	IP WLS BF H R ER SO BB IBB HBP BLK WP HR S P ERA WHIP																					
Danny Morris, R (1.1) ERA: 3.18	4.0 L 21 8 3 2 1 1 0 0 0 0 0 0 22 26 4.50 2.250																					
Bob Miller, R (5.1) ERA: 2.9	2.0 8 2 0 0 1 0 0 0 0 0 0 0 10 10 0.00 1.000																					
Dave Boswell, R (7.1) ERA: 3.09	2.0 8 2 1 1 0 0 0 0 0 0 1 0 8 8 4.50 1.000																					
Jim Perry, R (9.1) ERA: 2.32	1.0 3 0 0 0 0 0 0 0 0 0 0 0 3 3 0.00 0.000																					

Batter	1	2	3	4	5	6	7	8	9	AB	R	H	RBI	BB	SO	LOB	BOTTOM					
Cesar Tovar, R (1.8) OBP: 0.326, SLG: 0.375										5	1	2	0	0	0	4	California Angels @ Minnesota Twins Metropolitan Stadium, Bloomington, MI Wed Sep 18, 1968, 4:38 AM EDT Att: 5,104 - Unknown livebaseballscorecards.com					
Rich Reese, L (1.3) OBP: 0.310, SLG: 0.368										4	0	1	1	1	1	2						
Frank Kostro, R (1.9) OBP: 0.264, SLG: 0.284										4	0	1	1	1	0	4						
Bob Allison, R (1.7) OBP: 0.319, SLG: 0.440										5	0	0	0	0	1	4						
Graig Nettles, L (1.5) OBP: 0.280, SLG: 0.565										4	0	1	0	0	1	1						
George Mitterwald, R (1.2) OBP: 0.261, SLG: 0.150										2	1	1	0	1	0	1						
John Roseboro, L (7. PH) OBP: 0.295, SLG: 0.301										1	0	0	0	0	1	0						
Jackie Hernandez, R (1.6) OBP: 0.336, SLG: 0.271										3	0	1	0	0	1	2						
Bruce Look, L (8. PH) OBP: 0.278, SLG: 0.404										1	0	0	0	0	0	0						
Rick Renick, R (9.6) OBP: 0.278, SLG: 0.404										0	0	0	0	0	0	0						
Frank Quilici, R (1.4) OBP: 0.305, SLG: 0.332										3	0	1	0	1	1	2						
Danny Morris, R (1.1) ERA: 3.18										1	0	0	0	0	0	1						
Inning Stats	R: 0 E: 0 K: 1 S: 5	H: 0 LOB: 0 BB: 0 P: 5	R: 0 E: 0 K: 1 S: 6	H: 1 LOB: 1 BB: 0 P: 6	R: 1 E: 0 K: 0 S: 6	H: 3 LOB: 2 BB: 0 P: 6	R: 0 E: 0 K: 0 S: 5	H: 2 LOB: 3 BB: 1 P: 9	R: 0 E: 0 K: 2 S: 8	H: 0 LOB: 1 BB: 3 P: 20	R: 0 E: 0 K: 2 S: 7	H: 0 LOB: 0 BB: 0 P: 7	R: 0 E: 0 K: 1 S: 5	H: 0 LOB: 0 BB: 0 P: 5	R: 0 E: 0 K: 0 S: 4	H: 2 LOB: 0 BB: 0 P: 4	R: 1 E: 0 K: 0 S: 4	H: 0 LOB: 0 BB: 0 P: 4	1B: 6 2B: 2 3B: 0 HR: 0	SF: 0 SAC: 0 DP: 1 HBP: 0	WP: 1 PB: 0 SB: 0 CS: 0	PA: 40
PITCHER	IP WLS BF H R ER SO BB IBB HBP BLK WP HR S P ERA WHIP																					
Clyde Wright, L (1.1) ERA: 3.7	5.1 W 26 6 2 1 3 4 0 0 0 0 0 0 28 44 1.69 1.875																					
Marty Pattin, R (6.1) ERA: 3.15	3.2 S 14 2 1 1 4 0 1 0 0 1 0 21 25 2.46 0.545																					

Batter	1	2	3	4	5	6	7	8	9	AB	R	H	RBI	BB	SO	LOB	TOP										
Jay Johnstone, L (1, 9) OBP: 0.333, SLG: 0.344	0-3 K	4-0 BB		0-3 K		0-3 K		0-0 F4		4	0	0	0	1	3	3											
Jarvis Tatum, R (1, 8) OBP: 0.179, SLG: 0.205 Roger Repoz, L (6, PH) OBP: 0.309, SLG: 0.375 (6, 8)	0-3 K	0-0 4-3			0-0 6-3	0-3 K			0-0 G6-4-3 1B	3	0	0	0	0	1	2											
Jim Fregosi, R (1, 6) OBP: 0.324, SLG: 0.378	0-0 3B		0-0 FC1-4 1B		0-0 1B 1B	4-0 1-2 2-3 BB		0-0 F9		4	0	3	0	1	0	1											
Rick Reichardt, R (1, 7) OBP: 0.323, SLG: 0.412	0-0 6-3		0-0 FC1-4 4-3 1-2		0-3 K	0-3 K		0-0 G6-4-3 1-2		5	0	0	0	0	2	7											
Jim Spencer, L (1, 3) OBP: 0.298, SLG: 0.279		1-0 1B SF8 HBP	0-0 4-3 1-2		0-0 1B 1B			0-0 F4		3	1	1	0	0	0	1											
Tom Satriano, L (1, 2) OBP: 0.341, SLG: 0.374		0-0 2B 1B	0-0 6-3		0-0 1-2 2-3 1B			0-0 F7		4	1	2	0	0	0	1											
Bobby Knoop, R (1, 4) OBP: 0.303, SLG: 0.328	0-0 SF8			0-0 5-3	0-3 K			0-0 6-3		3	0	0	1	0	1	3											
Aurelio Rodriguez, R (1, 5) OBP: 0.308, SLG: 0.327	0-0 F2			4-0 BB		4-0 BB 1B BB		0-0 1-3		2	0	0	0	2	0	1											
Andy Messersmith, R (1, 1) OBP: 0.111, SLG: 0.167 George Brunet, R (7, 1) OBP: 0.122, SLG: 0.085	0-0 1-H 2B			0-3 K		0-0 1-2 BB 1B		0-3 K		3	0	2	1	0	1	1											
Inning Stats	R: 0 E: 0 K: 2 S: 8	H: 1 LOB: 1 BB: 0 P: 8	R: 2 E: 0 K: 0 S: 5	H: 2 LOB: 2 BB: 1 P: 10	R: 0 E: 0 K: 0 S: 4	H: 1 LOB: 1 BB: 0 P: 4	R: 0 E: 0 K: 2 S: 7	H: 0 LOB: 1 BB: 1 P: 11	R: 0 E: 0 K: 1 S: 10	H: 3 LOB: 3 BB: 0 P: 10	R: 0 E: 0 K: 3 S: 10	H: 1 LOB: 3 BB: 2 P: 18	R: 0 E: 0 K: 0 S: 3	H: 0 LOB: 0 BB: 0 P: 3	R: 0 E: 0 K: 1 S: 5	H: 0 LOB: 0 BB: 0 P: 5	R: 0 E: 0 K: 0 S: 3	H: 1 LOB: 0 BB: 0 P: 3	1B: 7 2B: 1 3B: 1 HR: 0	SF: 1 SAC: 0 DP: 1 HBP: 1	WP: 0 PB: 0 SB: 0 CS: 0	PA: 40					
PITCHER	IP	WLS	BF	H	R	ER	SO	BB	IBB	HBP	BLK	WP	HR	S	P	ERA	WHIP										
Sonny Siebert, R (1, 1) ERA: 2.98	2.0		11	3	2	2	2	1	0	1	0	0	0	13	18	9.00	2.000										
Sam McDowell, L (3, 1) ERA: 1.94	2.0		8	1	0	0	2	1	0	0	0	0	0	11	15	0.00	1.000										
Luis Tiant, R (5, 1) ERA: 1.66	2.0	W	12	4	0	0	5	2	0	0	0	0	0	20	28	0.00	3.000										
Mike Paul, L (7, 1) ERA: 4.72	2.0		6	0	0	0	1	0	0	0	0	0	0	8	8	0.00	0.000										
Vicente Romo, R (9, 1) ERA: 1.44	1.0	S	3	1	0	0	0	0	0	0	0	0	0	3	3	0.00	1.000										

California Angels @ Cleveland Indians
Cleveland Municipal Stadium, Cleveland, OH
Sat Sep 21 1968, 3:33 AM EDT
Att: 3,945 - Unknown

AB 34
R 2
H 9
RBI 2
BB 4
SO 10
LOB 22



Batter	1	2	3	4	5	6	7	8	9	AB	R	H	RBI	BB	SO	LOB	BOTTOM										
Jose Cardenal, R (1, 8) OBP: 0.309, SLG: 0.355	0-0 SH SF8 2B	0-3 K		0-3 K			0-0 L7			4	1	1	0	0	2	4											
Davey Nelson, R (1, 4) OBP: 0.303, SLG: 0.313	0-0 SH S 2-3		0-0 6-3		0-3 K		0-0 5-3			3	0	0	0	0	1	0											
Richie Scheinblum, S (1, 9) OBP: 0.350, SLG: 0.375	0-0 SF8 1-2 3-H		4-0 BB		0-0 F6		0-0 G3			2	0	0	1	1	0	0											
Lee Mays, L (1, 7) OBP: 0.321, SLG: 0.383 Vicente Romo, R (9, 1) OBP: 0.143, SLG: 0.143	0-0 F7		0-0 L8		0-0 F3			0-0 4-3		4	0	0	0	0	0	2											
Tony Horton, R (1, 3) OBP: 0.302, SLG: 0.404	0-0 6-3		0-0 F7			0-0 5-3		4-0 2B SF9 BB		3	1	0	0	1	0	2											
Duke Sims, L (1, 2) OBP: 0.363, SLG: 0.397		0-0 FC1-5 1B 1B		0-0 G3		0-0 BB 2B		0-0 SF9 1-3 WP 2B		4	1	3	0	0	0	0											
Max Alvis, R (1, 5) OBP: 0.295, SLG: 0.329		0-0 FC1-5 1-2 1B		4-0 1B BB		0-0 BB 1B		4-0 SF9 IBB		2	0	2	0	2	0	0											
Larry Brown, R (1, 6) OBP: 0.295, SLG: 0.324 Jimmie Hall, L (4, PH) OBP: 0.263 Luis Tiant, R (5, 1) OBP: 0.303, SLG: 0.296 Joe Azcue, R (6, PH) OBP: 0.320, SLG: 0.341 Tommy Harper, R (6, PH) OBP: 0.295, SLG: 0.378 Mike Paul, L (7, 1) OBP: 0.122, SLG: 0.190 Lou Piniella, R (8, PH) OBP: 0.192, SLG: 0.254		0-0 FC1-5 1-2 2-3		0-3 K		4-0 G6-3 BB		0-0 SF9 1-2 2-3 3-H		1	0	0	0	0	0	2											
Sonny Siebert, R (1, 1) OBP: 0.192, SLG: 0.200 Russ Snyder, L (2, PH) OBP: 0.307, SLG: 0.319 Sam McDowell, L (3, 1) OBP: 0.176, SLG: 0.146 Lou Johnson, R (4, PH) OBP: 0.287, SLG: 0.361 Eddie Leon, R (5, PH) OBP: 0.254, SLG: 0.254		0-0 F3		0-0 1B		0-0 G6-3 1-2		0-0 F8 3-H		0	0	0	0	0	0	0											
Inning Stats	R: 1 E: 0 K: 0 S: 5	H: 1 LOB: 1 BB: 0 P: 5	R: 0 E: 0 K: 1 S: 7	H: 2 LOB: 2 BB: 0 P: 7	R: 0 E: 0 K: 0 S: 3	H: 0 LOB: 1 BB: 1 P: 7	R: 0 E: 0 K: 2 S: 8	H: 1 LOB: 2 BB: 1 P: 12	R: 0 E: 0 K: 1 S: 5	H: 0 LOB: 0 BB: 0 P: 5	R: 0 E: 0 K: 0 S: 4	H: 2 LOB: 3 BB: 1 P: 8	R: 0 E: 0 K: 0 S: 3	H: 0 LOB: 0 BB: 0 P: 3	R: 2 E: 0 K: 0 S: 4	H: 1 LOB: 1 BB: 2 P: 12	1B: 4 2B: 3 3B: 0 HR: 0	SF: 2 SAC: 1 DP: 1 HBP: 0	WP: 1 PB: 0 SB: 1 CS: 0	PA: 36							
PITCHER	IP	WLS	BF	H	R	ER	SO	BB	IBB	HBP	BLK	WP	HR	S	P	ERA	WHIP										
Andy Messersmith, R (1, 1) ERA: 1.91	6.0		27	6	1	1	4	3	0	0	0	1	0	7	15	1.50	1.500										
George Brunet, L (7, 1) ERA: 2.87	2.0	L	9	1	2	2	0	1	1	0	0	1	0	7	15	9.00	1.000										

California Angels @ Cleveland Indians
Cleveland Municipal Stadium, Cleveland, OH
Sat Sep 21 1968, 3:33 AM EDT
Att: 3,945 - Unknown

AB 28
R 3
H 7
RBI 2
BB 5
SO 4
LOB 17



Batter	1	2	3	4	5	6	7	8	9	AB	R	H	RBI	BB	SO	LOB	TOP								
Vic Davallio, L (1.9) OBP: 0.300, SLG: 0.354	0-0 4-3		0-0 1-3			0-0 1B		0-0 4-3		4	0	1	0	0	0	1									
Jay Johnstone, L (1.7) OBP: 0.330, SLG: 0.340	0-0 6-3			0-0 F5		0-0 1B		0-0 F3		4	0	1	0	0	0	0									
Jim Fregosi, R (1.6) OBP: 0.322, SLG: 0.375	0-3 K			0-3 K		0-3 K		0-0 F9		4	0	0	0	0	3	2									
Roger Repoz, L (1.8) OBP: 0.309, SLG: 0.373		0-0 4-3		0-0 1B		0-0 F4		0-0 F9		4	0	1	0	0	0	2									
Tom Satriano, L (1.2) OBP: 0.341, SLG: 0.373		0-0 G3		0-0 F8			0-0 2B		4-0 E	3	0	1	0	0	0	1									
Jarvis Tatum, R (7, PR) OBP: 0.179, SLG: 0.205										0	1	0	0	0	0	0									
Buck Rodgers, S (7.2) OBP: 0.244, SLG: 0.225										0	0	0	0	1	0	0									
Clyde Wright, R (9, PR) OBP: 0.263, SLG: 0.278										0	0	0	0	0	0	0									
Bobby Knoop, R (1.4) OBP: 0.301, SLG: 0.326	0-0 F7				0-3 K		0-0 F9		0-0 F8	4	0	0	0	0	1	2									
Jim Spencer, L (1.3) OBP: 0.294, SLG: 0.261			0-0 1-3		4-0 G4-3 BB		0-0 F8		0-0 E4	3	0	0	0	1	0	2									
Chuck Cottier, R (1.5) OBP: 0.215, SLG: 0.286										2	0	1	0	0	0	1									
Rick Reichardt, R (7, PH) OBP: 0.325, SLG: 0.416										1	0	1	1	0	0	0									
Aurelio Rodriguez, R (7.5) OBP: 0.358, SLG: 0.327										0	0	0	0	0	0	0									
Bubba Morton, R (9, PH) OBP: 0.344, SLG: 0.329						1-2 G4-3		1-H 2B		1	0	0	0	0	2										
Dennis Bennett, L (1.1) OBP: 0.077, SLG: 0.077			0-3 K							1	0	0	0	0	1	1									
Marty Pattin, R (3.1) OBP: 0.100, SLG: 0.100										1	0	0	0	0	0	0									
Ed Kirkpatrick, L (7, PH) OBP: 0.323, SLG: 0.264										1	0	0	0	1	2										
Steve Kealey, R (7.1) OBP: 0.344, SLG: 0.329										0	0	0	0	0	0	2									
Inning Stats	R: 0 E: 0 K: 1 S: 5	H: 0 LOB: 0 BB: 0 P: 5	R: 0 E: 0 K: 0 S: 3	H: 0 LOB: 0 BB: 0 P: 3	R: 0 E: 0 K: 1 S: 6	H: 1 LOB: 1 BB: 0 P: 6	R: 0 E: 0 K: 1 S: 6	H: 1 LOB: 1 BB: 0 P: 6	R: 0 E: 0 K: 1 S: 4	H: 0 LOB: 0 BB: 1 P: 8	R: 0 E: 0 K: 1 S: 7	H: 2 LOB: 2 BB: 0 P: 7	R: 1 E: 0 K: 1 S: 7	H: 2 LOB: 2 BB: 0 P: 7	R: 0 E: 0 K: 0 S: 3	H: 0 LOB: 0 BB: 0 P: 3	R: 0 E: 1 K: 0 S: 4	H: 0 LOB: 2 BB: 1 P: 8	1B: 5 2B: 1 3B: 0 HR: 0	SF: 0 SAC: 0 DP: 1 HBP: 0	WP: 0 PB: 0 SB: 0 CS: 0	PA: 35			
PITCHER	IP	WLS	BF	H	R	ER	SO	BB	IBB	HBP	BLK	WP	HR	S	P	ERA	WHIP								
Stan Williams, R (1.1) ERA: 2.31	7.0		27	6	1	1	6	1	0	0	0	0	0	38	42	1.29	1.000								
Vicente Romo, R (8.1) ERA: 1.41	2.0	W	8	0	0	0	0	1	0	0	0	0	0	7	11	0.00	0.500								

California Angels @ Cleveland Indians
Cleveland Municipal Stadium, Cleveland, OH

Sun Sep 22 1968, 3:33 AM EDT
Att: 9,200 - Unknown

AB 33
R 1
H 6
RBI 1
BB 2
SO 6
LOB 16



Batter	1	2	3	4	5	6	7	8	9	AB	R	H	RBI	BB	SO	LOB	BOTTOM								
Jose Cardenal, R (1.8) OBP: 0.307, SLG: 0.352	0-3 K		0-0 F4		0-0 F9		0-0 F6			4	0	0	0	0	1	3									
Davey Nelson, R (1.4) OBP: 0.296, SLG: 0.306	0-0 F7		0-0 FC6-4 WP		0-0 1-3			0-0 1-3		4	0	0	0	0	0	2									
Richie Scheinblum, S (1.9) OBP: 0.341, SLG: 0.343	0-0 F4		4-0 1-2 BB			0-0 G3		0-3 K		3	0	0	0	1	1	0									
Tony Horton, R (1.3) OBP: 0.303, SLG: 0.411		0-0 F9	0-0 F5			0-0 HR		0-0 S E 1B		4	1	2	1	0	0	3									
Tommy Harper, R (9, PR) OBP: 0.294, SLG: 0.376										0	1	0	0	0	0	0									
Lou Johnson, R (1.7) OBP: 0.288, SLG: 0.360		0-0 F4		0-3 K		0-0 F8		0-0 E7 1B		4	0	1	1	0	1	0									
Chico Salmon, R (9.3) OBP: 0.254, SLG: 0.284								1-H 1B		0	0	0	0	0	0	0									
Duke Sims, L (1.2) OBP: 0.395, SLG: 0.394		4-0 BB		0-3 K		0-0 L9		4-0 IBB		2	0	0	0	2	1	0									
Max Alvis, R (1.5) OBP: 0.295, SLG: 0.327		0-0 F5		4-0 BB			0-0 5-3	0-0 F9		3	0	0	0	1	0	3									
Larry Brown, R (1.6) OBP: 0.306, SLG: 0.324			4-0 FC6-4 SH		0-0 4-3					1	0	0	0	1	0	1									
Russ Nagelson, L (7, PH) OBP: 0.285, SLG: 0.262										0	0	0	0	1	0	0									
Eddie Leon, R (7, PR) OBP: 0.311										0	0	0	0	0	0	0									
Stan Williams, R (1.1) ERA: 3.21			0-0 SH		0-0 F8					1	0	0	0	0	0	0									
Jimmie Hall, L (7, PH) OBP: 0.285, SLG: 0.262										1	0	0	0	0	1	1									
Vicente Romo, R (8.1) OBP: 0.143, SLG: 0.143			1-2 FC6-4							0	0	0	0	0	0	0									
Inning Stats	R: 0 E: 0 K: 1 S: 5	H: 0 LOB: 0 BB: 0 P: 5	R: 0 E: 0 K: 0 S: 3	H: 0 LOB: 1 BB: 1 P: 7	R: 0 E: 1 K: 0 S: 4	H: 0 LOB: 3 BB: 2 P: 12	R: 0 E: 0 K: 2 S: 7	H: 0 LOB: 1 BB: 1 P: 11	R: 0 E: 0 K: 0 S: 3	H: 0 LOB: 0 BB: 0 P: 3	R: 1 E: 0 K: 0 S: 4	H: 1 LOB: 0 BB: 0 P: 4	R: 0 E: 0 K: 1 S: 5	H: 0 LOB: 1 BB: 1 P: 9	R: 1 E: 1 K: 1 S: 7	H: 2 LOB: 2 BB: 1 P: 11	1B: 2 2B: 0 3B: 0 HR: 1	SF: 0 SAC: 1 DP: 0 HBP: 0	WP: 1 PB: 0 SB: 1 CS: 0	PA: 34					
PITCHER	IP	WLS	BF	H	R	ER	SO	BB	IBB	HBP	BLK	WP	HR	S	P	ERA	WHIP								
Dennis Bennett, L (1.1) ERA: 3.21	2.0		17	1	1	1	2	3	0	0	0	1	1	18	30	2.25	1.000								
Marty Pattin, R (7.1) ERA: 4.05	2.0	L	10	2	1	1	2	1	1	0	0	0	0	12	20	4.50	1.500								

California Angels @ Cleveland Indians
Cleveland Municipal Stadium, Cleveland, OH

Sun Sep 22 1968, 3:33 AM EDT
Att: 9,200 - Unknown

AB 27
R 2
H 3
RBI 2
BB 6
SO 5
LOB 13



Batter	1	2	3	4	5	6	7	8	9	AB	R	H	RBI	BB	SO	LOB	TOP								
Pat Kelly, L OBP: 0.316, SLG: 0.500 (1, 8)	G3		HR		2B			E9		4	1	2	2	0	0	0	Minnesota Twins @ California Angels Anaheim Stadium, Anaheim, CA Mon Sep 23 1968, 10:05 PM EDT Att: 6,562 - Unknown livebaseballscorecards.com								
Rich Reese, L OBP: 0.304, SLG: 0.360 (1, 3)	F6		4-3		L5			F2		4	0	0	0	0	0	2									
Harmon Killebrew, R OBP: 0.391, SLG: 0.413 Frank Quijici, R OBP: 0.305, SLG: 0.332 (1.5), (8, 4)	BB			HR		F4		5-3		3	1	1	1	1	0	1									
Bob Allison, R OBP: 0.320, SLG: 0.442 (1, 7)	F8			K		K		G6-3 1B BB		3	0	0	0	1	2	1									
Rod Carew, L OBP: 0.309, SLG: 0.344 (1, 6)		F7		K		F7		G6-3 1-2 1B		4	0	1	0	0	1	0									
Georges Mitterwald, R OBP: 0.222, SLG: 0.125 (1, 2)		F8		6-3				G6-3 1-2 2-3		4	0	0	0	0	0	2									
Graig Nettles, L OBP: 0.292, SLG: 0.508 (1, 9)		F9				FC4-6 1B		4-3		4	0	1	0	0	0	1									
Ron Clark, R OBP: 0.246, SLG: 0.233 (8, 5)			4-3		FC4-6 WP 2B			1-3		3	1	0	0	0	0	1									
Dean Chance, R OBP: 0.094, SLG: 0.054 (1, 1)			K		K			K		3	0	0	0	0	3	1									
Inning Stats	R: 0 E: 0 K: 0 S: 3	H: 0 LOB: 1 BB: 1 P: 7	R: 0 E: 0 K: 0 S: 3	H: 0 LOB: 0 BB: 0 P: 3	R: 1 E: 0 K: 1 S: 6	H: 1 LOB: 0 BB: 0 P: 6	R: 1 E: 0 K: 2 S: 8	H: 1 LOB: 0 BB: 0 P: 8	R: 1 E: 1 K: 1 S: 7	H: 2 LOB: 1 BB: 0 P: 7	R: 0 E: 0 K: 0 S: 5	H: 0 LOB: 0 BB: 0 P: 5	R: 0 E: 0 K: 0 S: 3	H: 0 LOB: 0 BB: 0 P: 3	R: 0 E: 1 K: 1 S: 6	H: 0 LOB: 1 BB: 0 P: 6	R: 0 E: 0 K: 0 S: 3	H: 1 LOB: 1 BB: 1 P: 7	1B: 2 2B: 1 3B: 0 HR: 2	SF: 0 SAC: 0 DP: 1 HBP: 0	WP: 1 PB: 0 CS: 0	PA: 34			
PITCHER	IP	WLS	BF	H	R	ER	SO	BB	IBB	HBP	BLK	WP	HR	S	P	ERA	WHIP								
Clyde Wright, L ERA: 3.76 (1, 1)	5.0	L	20	4	3	3	4	1	0	0	0	1	2	27	31	5.40	1.000								
Sammy Ellis, R ERA: 4.11 (6, 1)	3.0		10	0	0	0	2	0	0	0	0	0	0	14	14	0.00	0.000								
Tom Burgmeier, L ERA: 4.39 (9, 1)	1.0		4	1	0	0	0	1	0	0	0	0	0	3	7	0.00	2.000								

Batter	1	2	3	4	5	6	7	8	9	AB	R	H	RBI	BB	SO	LOB	BOTTOM								
Jay Johnstone, L OBP: 0.327, SLG: 0.337 (1, 8)	1B		4-3			G3			F9	4	0	1	0	0	0	0	Minnesota Twins @ California Angels Anaheim Stadium, Anaheim, CA Mon Sep 23 1968, 10:05 PM EDT Att: 6,562 - Unknown livebaseballscorecards.com								
Jim Fregosi, R OBP: 0.320, SLG: 0.373 (1, 6)	F9		5-3			1-3			K	4	0	0	0	0	1	1									
Roger Repoz, L OBP: 0.308, SLG: 0.372 (1, 9)	K				E S 1B				3-1	4	0	1	0	0	2	1									
Rick Reichardt, R OBP: 0.325, SLG: 0.415 (1, 7)					L6				6-3	3	0	1	0	0	0	1									
Tom Satriano, L OBP: 0.337, SLG: 0.369 (1, 2)	4-3				F7				F5	3	0	0	0	0	0	3									
Jim Spencer, L OBP: 0.278, SLG: 0.245 (1, 3)			4-3		G3				G3	3	0	0	0	0	0	1									
Bobby Knoop, R OBP: 0.299, SLG: 0.324 (1, 4)			K						K	3	0	0	0	0	3	0									
Chuck Cottier, R OBP: 0.209, SLG: 0.277 Vic Davallillo, L OBP: 0.300, SLG: 0.354 Tom Burgmeier, L (1, 5), (8, PH), (9, 1)			4-3						F5	2	0	0	0	0	1	0									
Clyde Wright, R OBP: 0.256, SLG: 0.270 Chuck Hinton, R OBP: 0.259, SLG: 0.331 Sammy Ellis, L OBP: 0.059, SLG: 0.047 Jarvis Tatum, R OBP: 0.175, SLG: 0.200 Aurelio Rodriguez, R OBP: 0.308, SLG: 0.327 (1, 1), (8, PH), (9, 5)					F8				4-3	1	0	0	0	0	0	0									
Inning Stats	R: 0 E: 0 K: 1 S: 7	H: 2 LOB: 2 BB: 0 P: 7	R: 0 E: 0 K: 1 S: 5	H: 0 LOB: 0 BB: 0 P: 5	R: 0 E: 0 K: 0 S: 3	H: 0 LOB: 0 BB: 0 P: 3	R: 0 E: 1 K: 0 S: 4	H: 1 LOB: 1 BB: 0 P: 4	R: 0 E: 0 K: 2 S: 7	H: 0 LOB: 0 BB: 0 P: 7	R: 0 E: 0 K: 1 S: 5	H: 0 LOB: 0 BB: 0 P: 5	R: 0 E: 0 K: 0 S: 3	H: 0 LOB: 0 BB: 0 P: 3	R: 0 E: 0 K: 1 S: 5	H: 0 LOB: 0 BB: 0 P: 5	R: 0 E: 0 K: 1 S: 5	H: 0 LOB: 0 BB: 0 P: 5	1B: 3 2B: 0 3B: 0 HR: 0	SF: 0 SAC: 0 DP: 0 HBP: 0	WP: 0 PB: 0 CS: 0	PA: 30			
PITCHER	IP	WLS	BF	H	R	ER	SO	BB	IBB	HBP	BLK	WP	HR	S	P	ERA	WHIP								
Dean Chance, R ERA: 2.45 (1, 1)	9.0	W	30	3	0	0	7	0	0	0	0	0	0	44	44	0.00	0.333								

Batter	1	2	3	4	5	6	7	8	9	10	AB	R	H	RBI	BB	SO	LOB	TOP	
Pat Kelly, L Frank Kostro, L Ted Uhlhaender, L Jim Perry, R Ron Perranoski, L Bobby Locke, L Tom Hall, L Bob Miller, R	1-3 K		F8 K			K		E 2B		BB 1B BB	3	0	0	0	0	1	0		
Rich Reese, L	K		K			F8		E2		BB 1B	5	1	1	0	0	2	1		
Harmon Killebrew, R Frank Quilici, R	BB		K			K		HR BB		1B BB	1	0	0	0	2	1	0		
Bob Allison, R	F9		F8			F8		F8		F6	5	1	1	2	0	0	7		
Rod Carew, L			K			K		HR BB			5	0	3	2	0	2	0		
George Mitterwald, R	K		K			K		7-4 1B		SH3-4 1B	3	0	0	0	0	2	1		
Graig Nettles, L	BB		F9			F9		K		3-1	3	0	0	0	1	1	2		
Ron Clark, R	K		K			F7		FC1-4 1B		K	3	0	1	0	0	1	1		
John Roseboro, L Rick Renick, R			K					FC1-4 1B		K	1	0	0	0	0	1	1		
Danny Morris, R Rich Rollins, R Dave Boswell, R Cesar Tovar, R			K			5-3		FC1-4 2B E		F6	1	0	0	0	0	1	0		
Inning Stats	R: 0 E: 0 K: 1 S: 5	H: 0 LOB: 1 BB: 1 P: 9	R: 0 E: 0 K: 3 S: 9	H: 0 LOB: 1 BB: 1 P: 13	R: 0 E: 0 K: 2 S: 7	H: 0 LOB: 0 BB: 0 P: 7	R: 0 E: 0 K: 1 S: 5	H: 0 LOB: 0 BB: 0 P: 5	R: 2 E: 0 K: 1 S: 5	H: 2 LOB: 1 BB: 1 P: 10	R: 1 E: 1 K: 0 S: 6	H: 2 LOB: 3 BB: 0 P: 6	R: 0 E: 0 K: 1 S: 6	H: 1 LOB: 1 BB: 0 P: 6	R: 2 E: 0 K: 0 S: 4	H: 2 LOB: 3 BB: 2 P: 12	1B: 5 2B: 2 3B: 0 HR: 1	SF: 0 SAC: 1 DP: 1 HBP: 0	WP: 0 PA: 41 PB: 0 SB: 0 CS: 0
PITCHER	IP 7.0	WLS 2	BF 25	H 2	R 2	ER 2	SO 11	BB 3	IBB 0	HBP 0	BLK 0	WP 0	HR 1	S 44	P 56	ERA 2.57	WHIP 0.714		
George Brunet, L	(1, 1)																		
Dennis Bennett, L	(8, 1)	0.1	4	2	1	0	0	0	0	0	0	0	0	4	4	0.00	6.000		
Marty Pattin, R	(8, 1)	1.2	6	1	0	0	1	0	0	0	0	0	0	8	8	0.00	0.600		
Bobby Locke, R	(10, 1)	0.1	L	4	1	2	2	0	2	0	0	0	0	2	10	54.00	9.000		
Steve Kaaley, R	(10, 1)	0.2	2	1	0	0	0	0	0	0	0	0	0	2	2	0.00	1.500		

Minnesota Twins @ California Angels
Anaheim Stadium, Anaheim, CA
Tue Sep 24 1968, 10:05 PM EDT
Att: 6,710 - Unknown - 87 F

AB 35
R 5
H 7
RBI 4
BB 5
SO 12
LOB 17

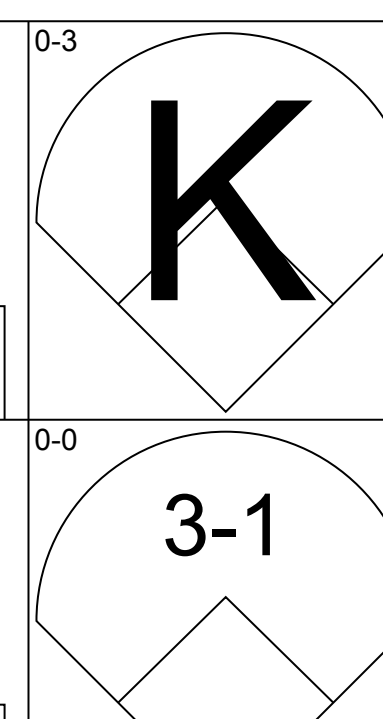
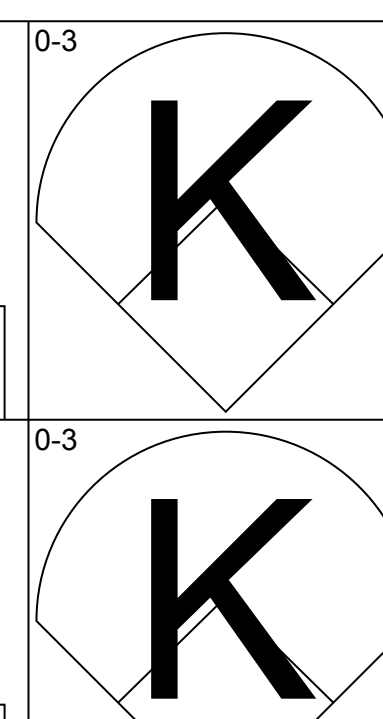
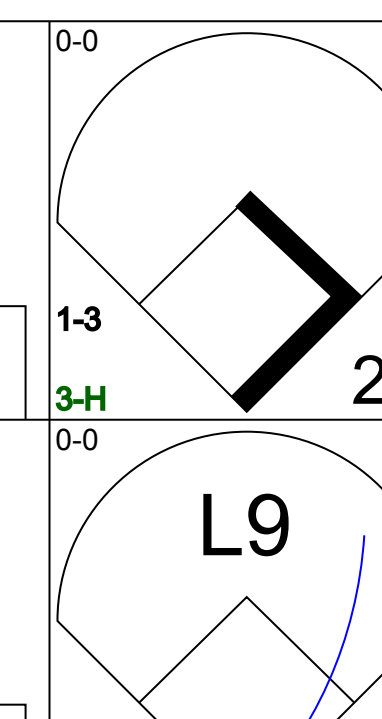
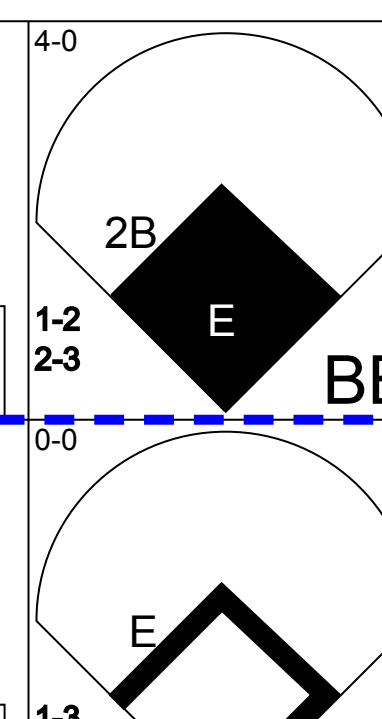
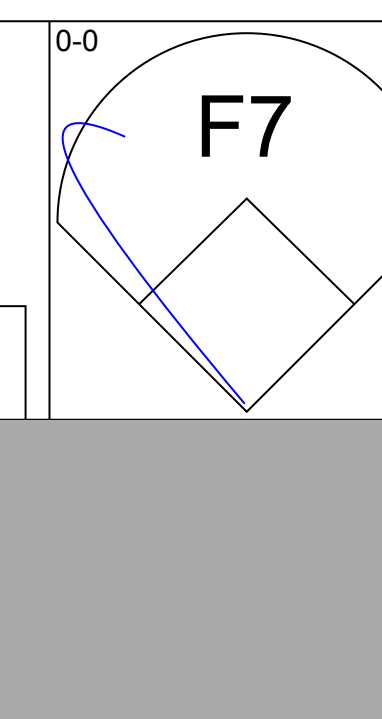
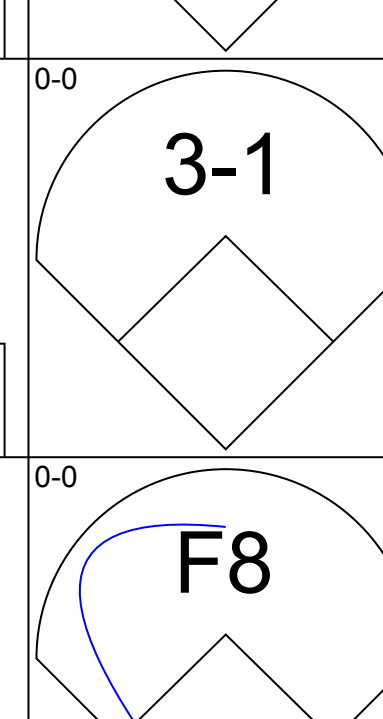
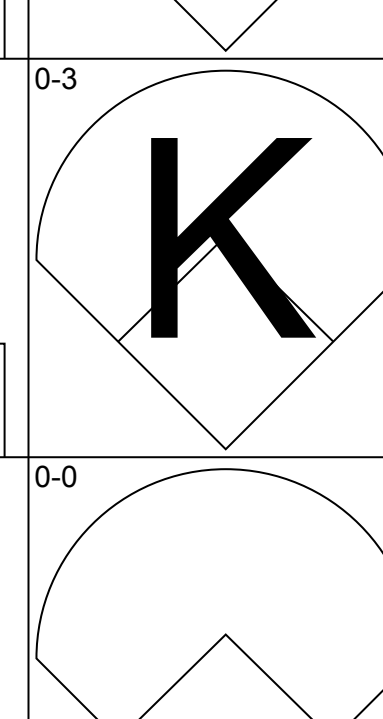
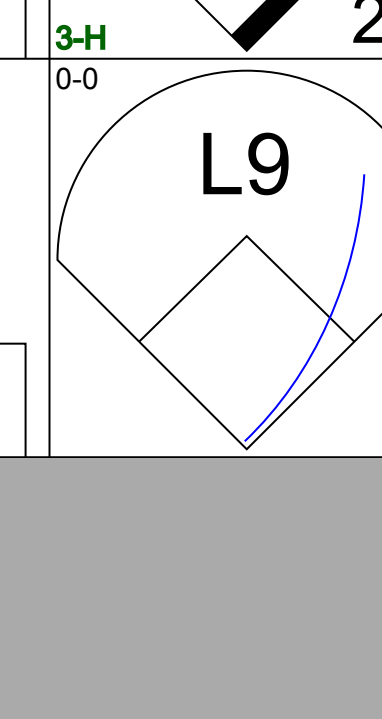
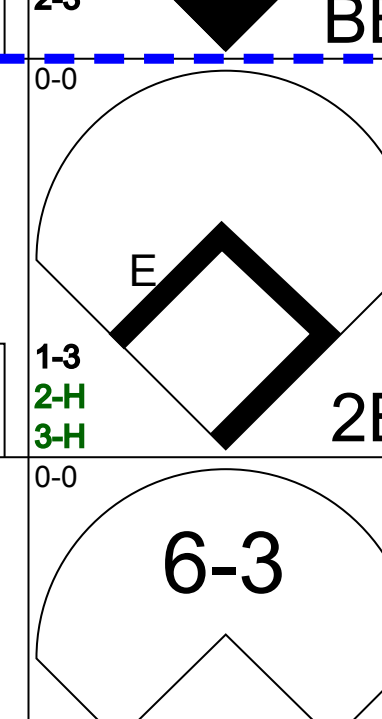
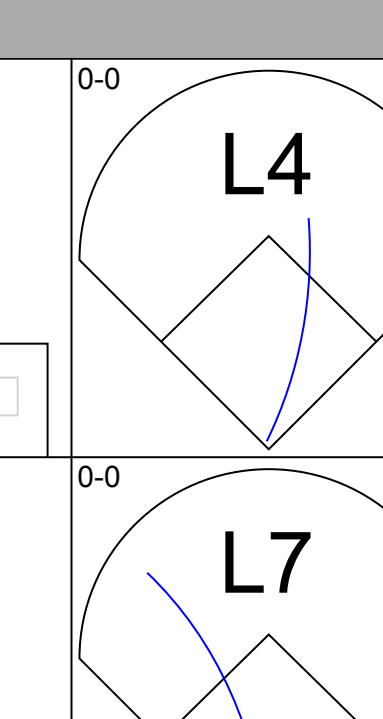
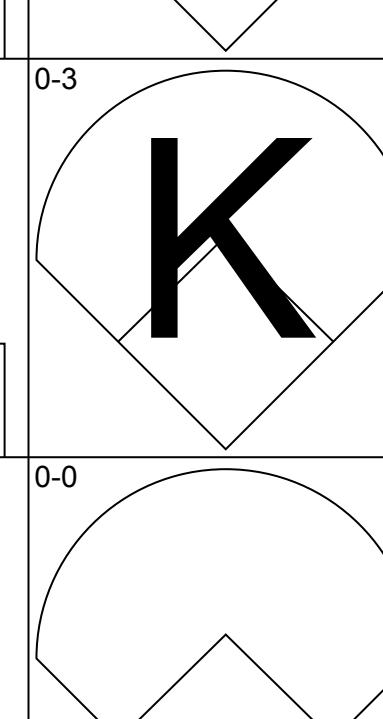
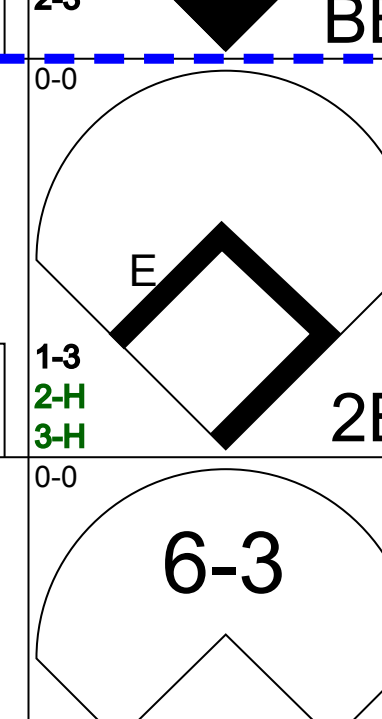
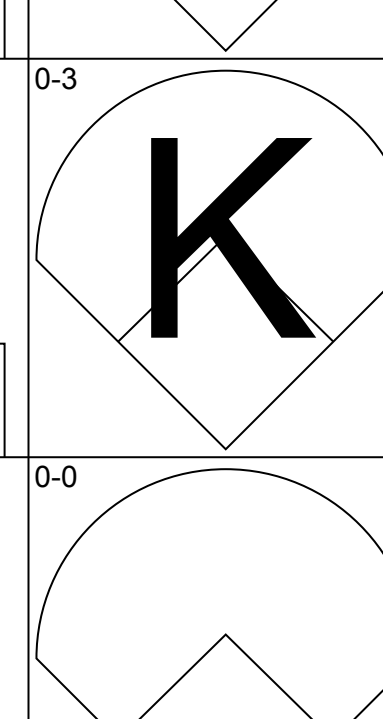
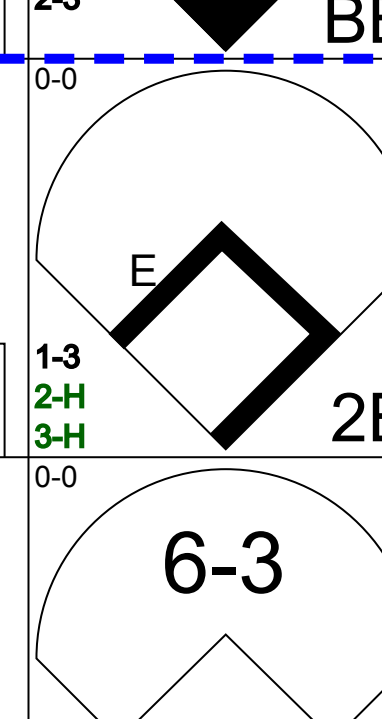
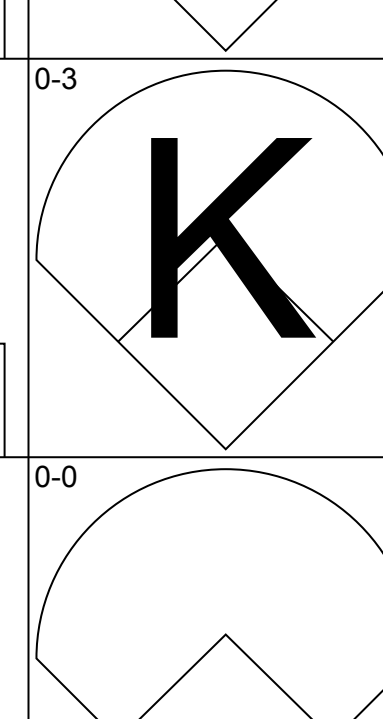
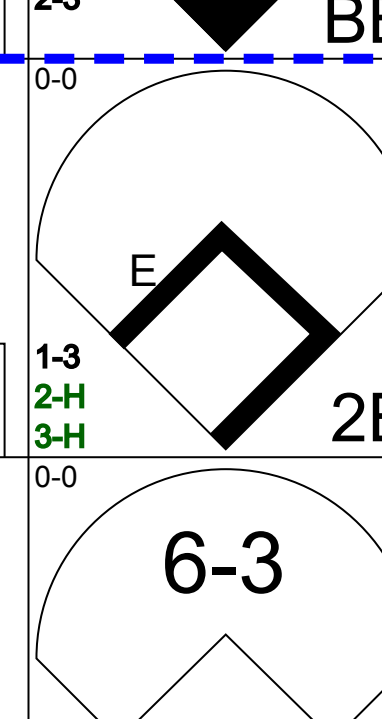
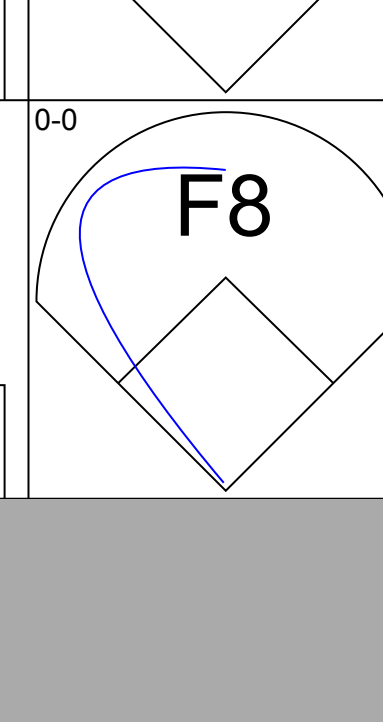
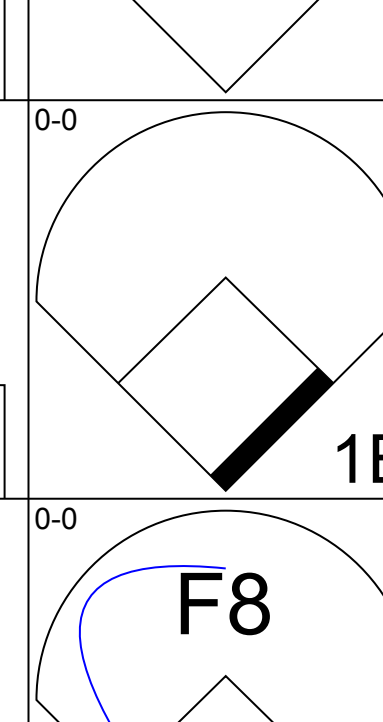
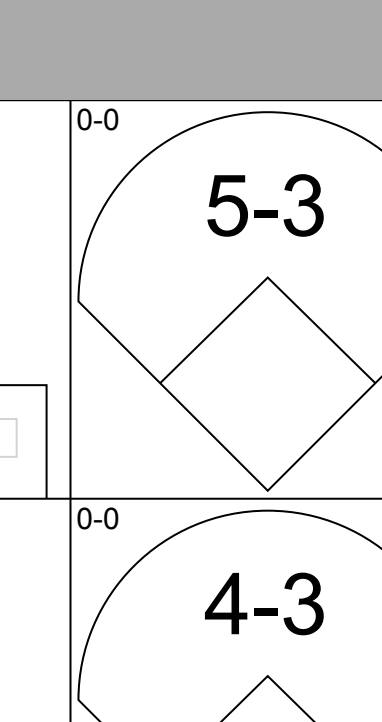
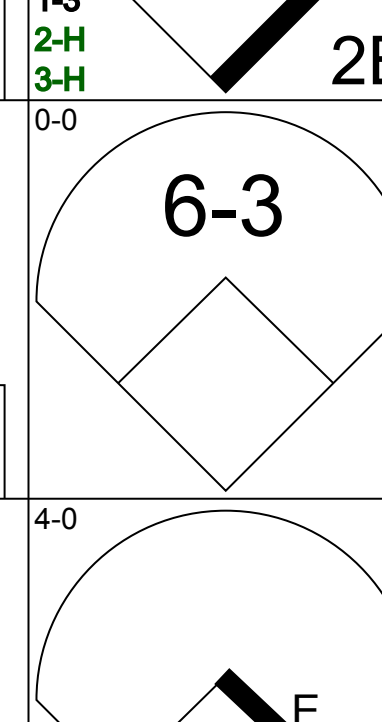
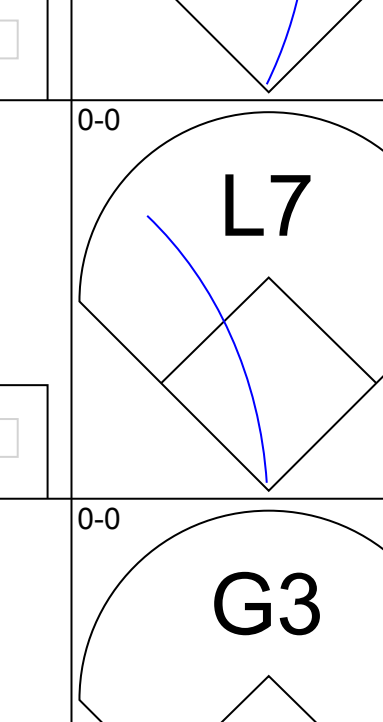
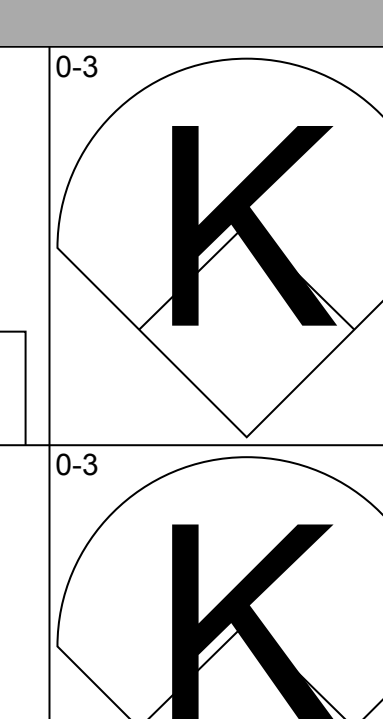
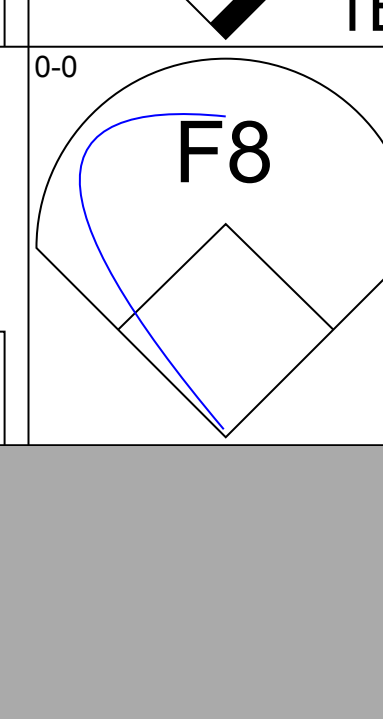
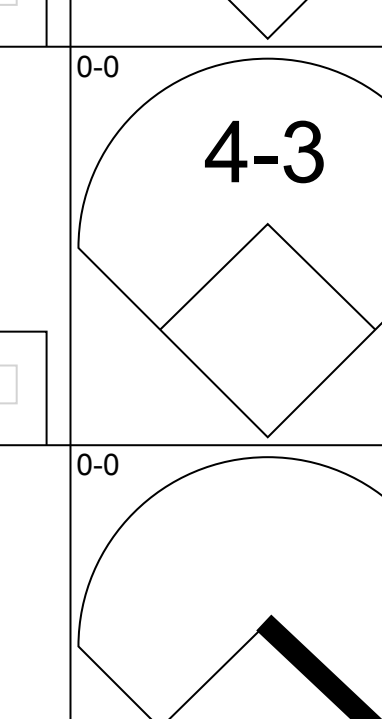
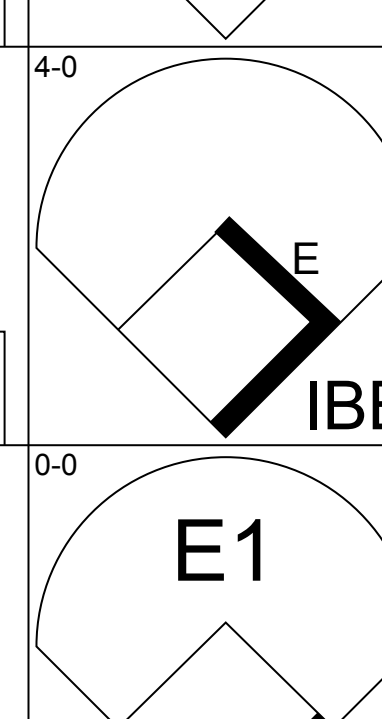
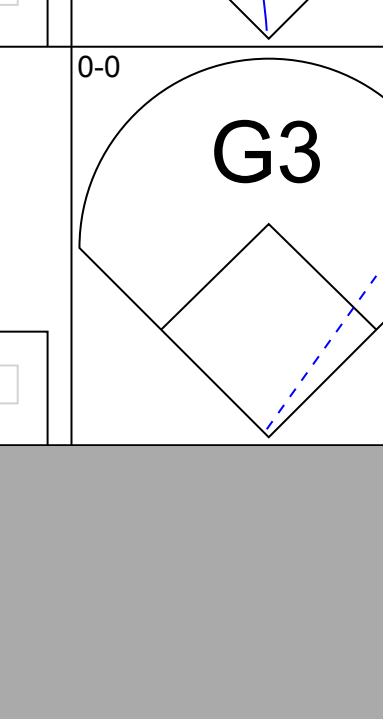
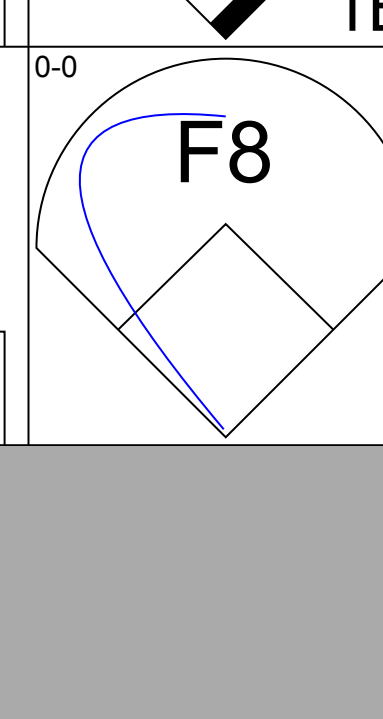
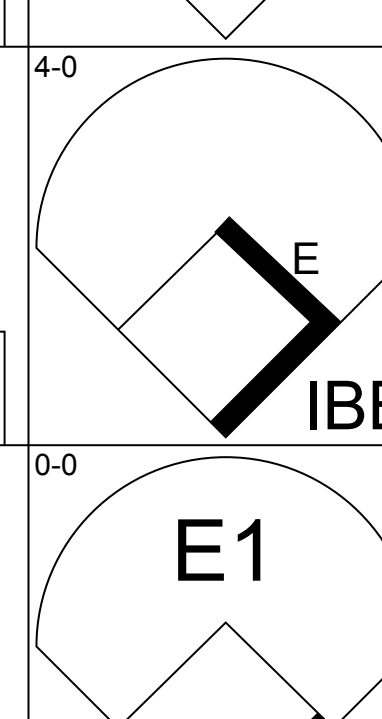
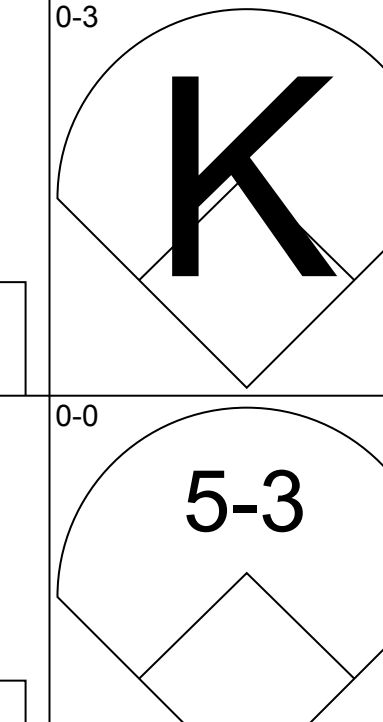
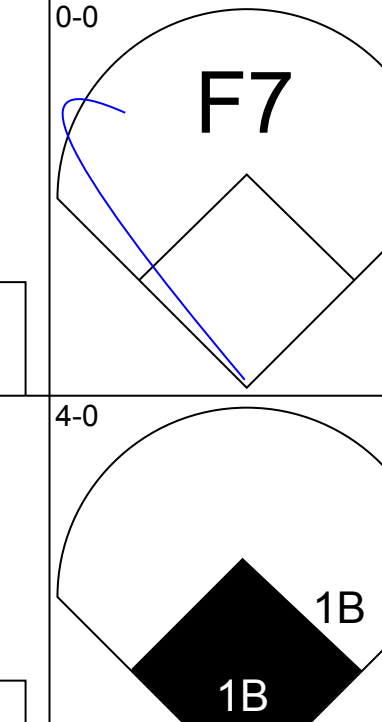
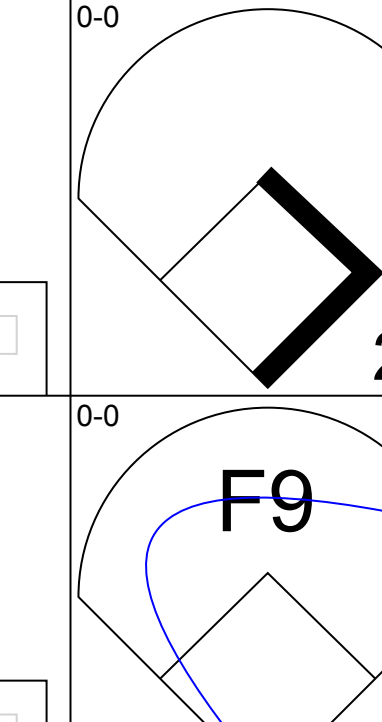
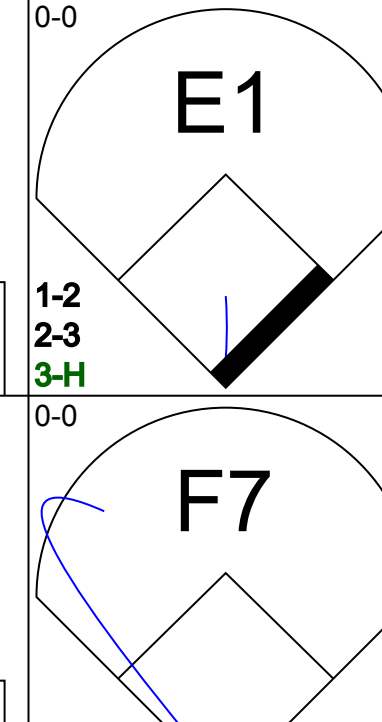

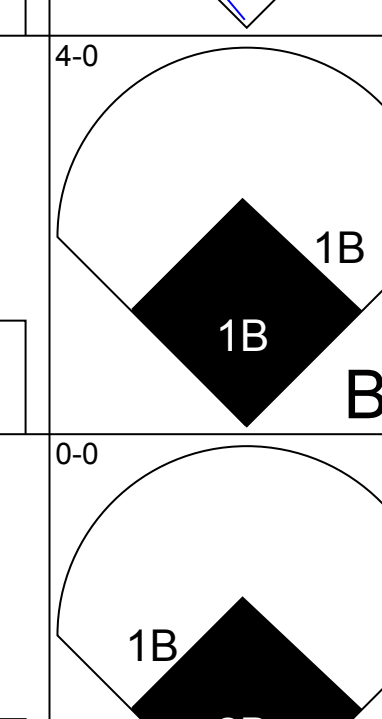
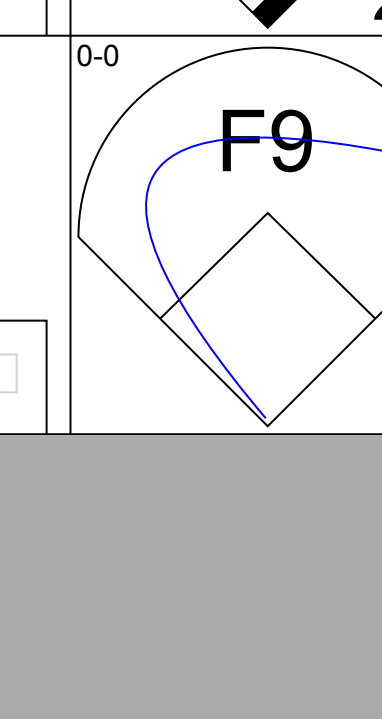
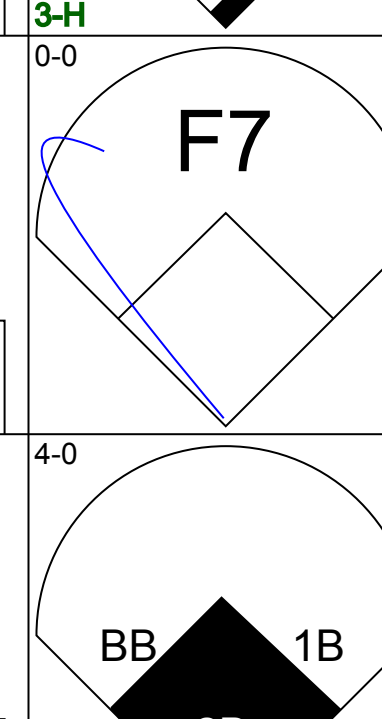
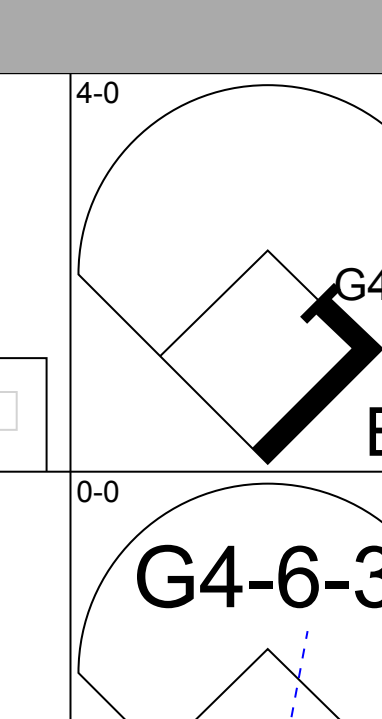
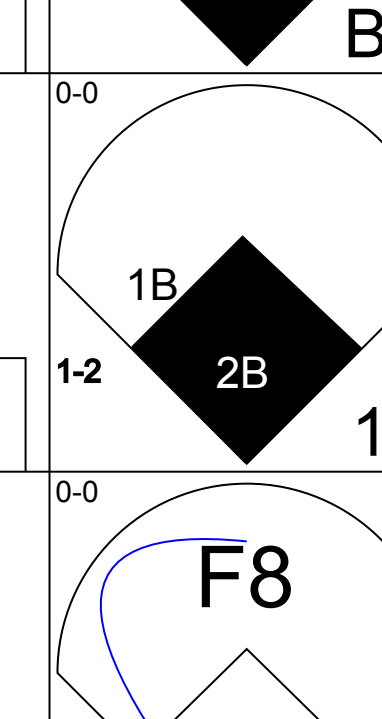

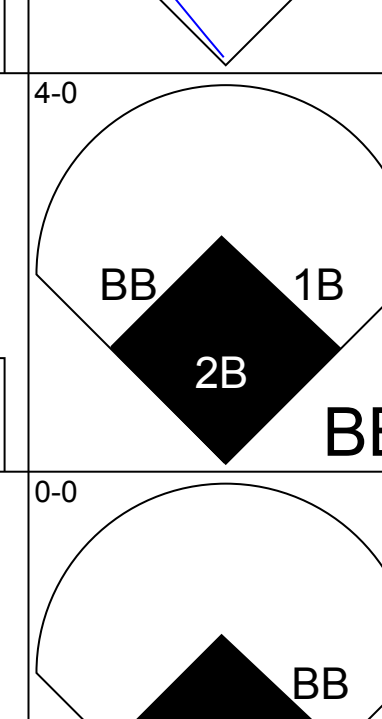
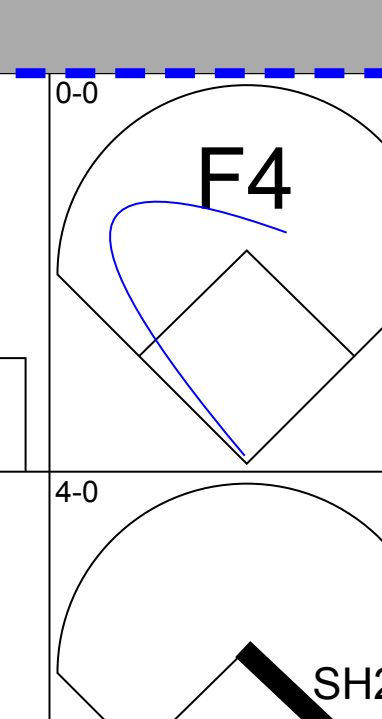
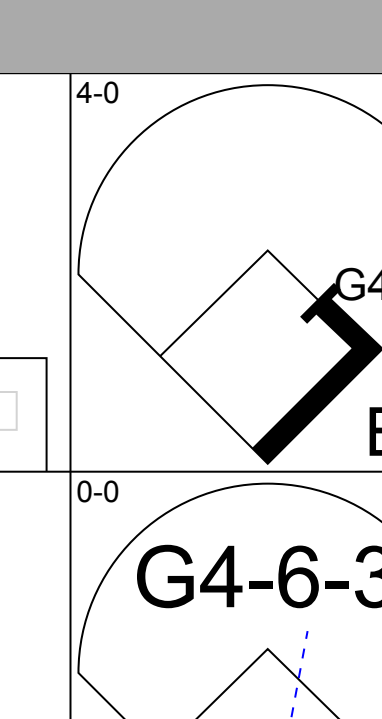
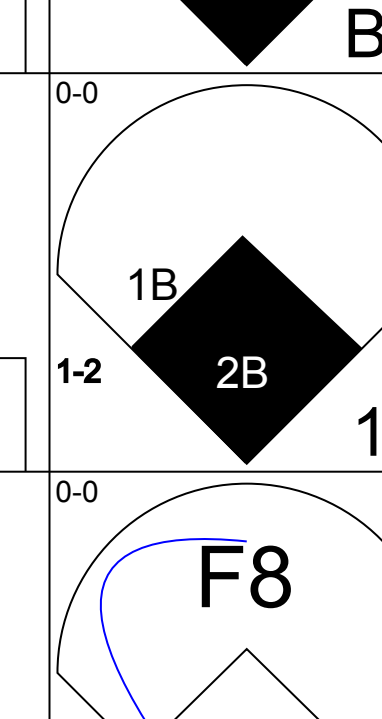

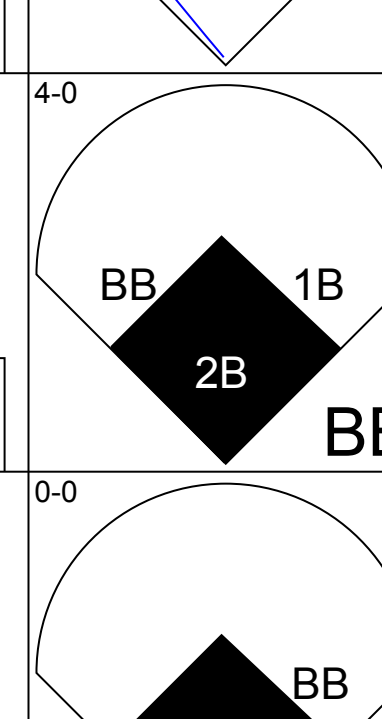
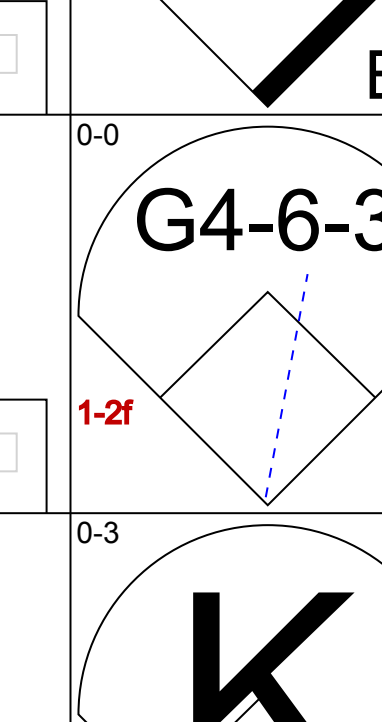
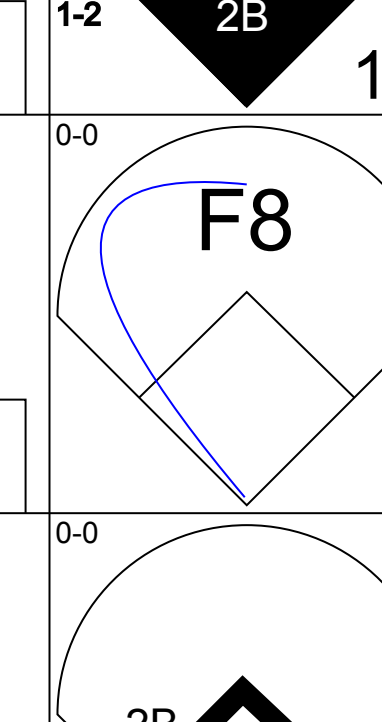

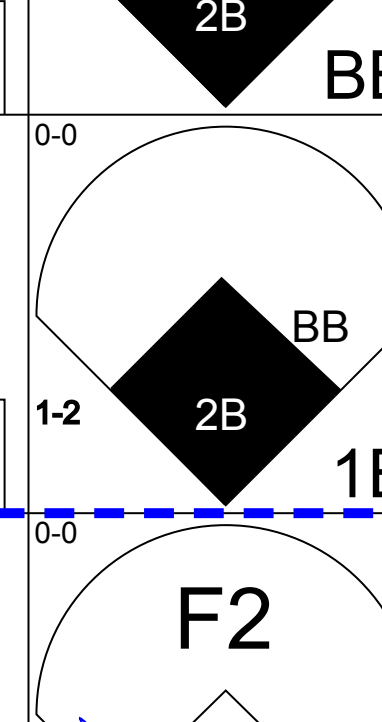
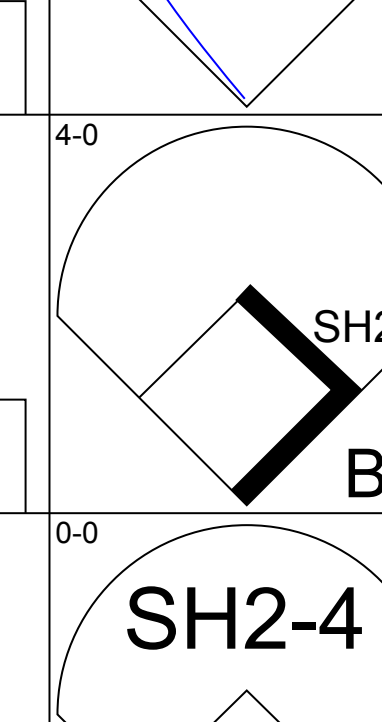
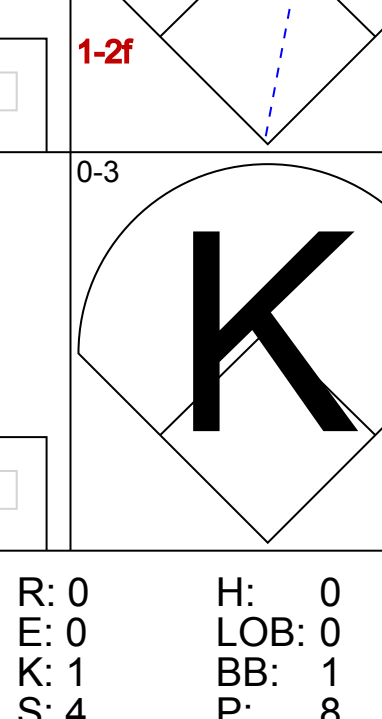
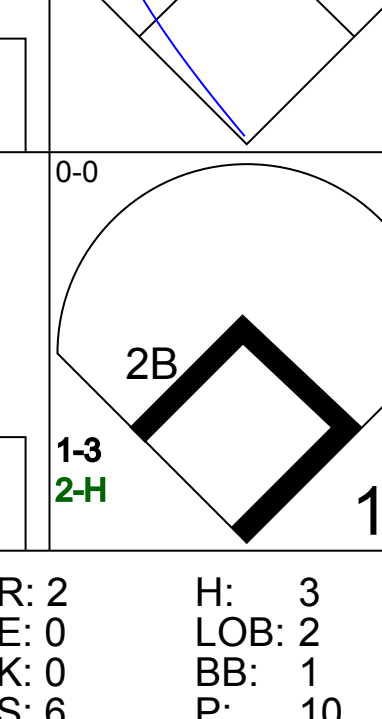

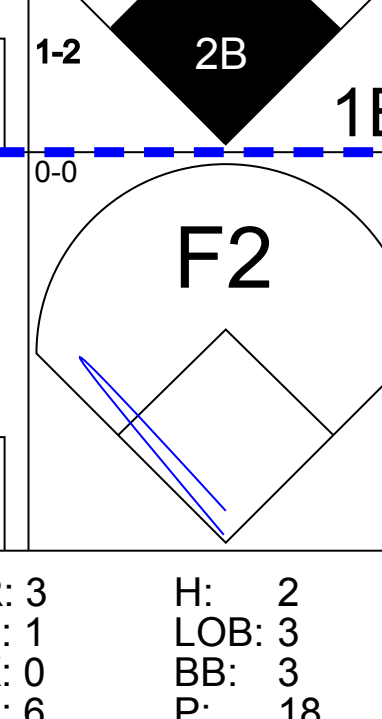
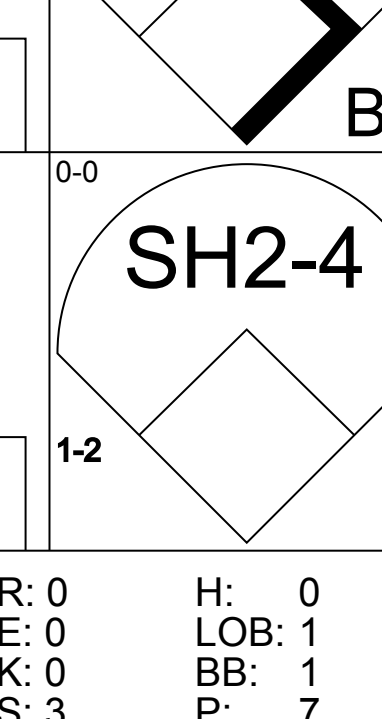
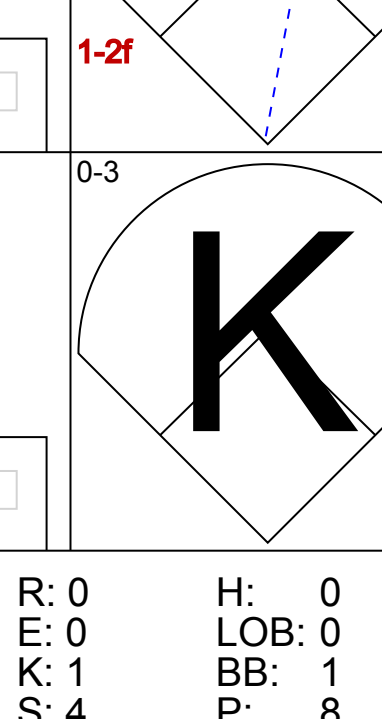
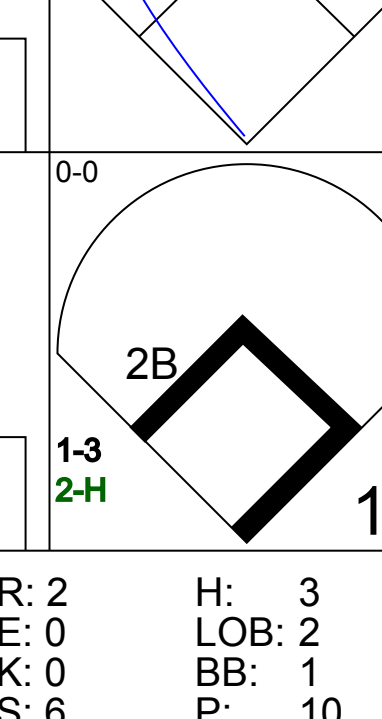

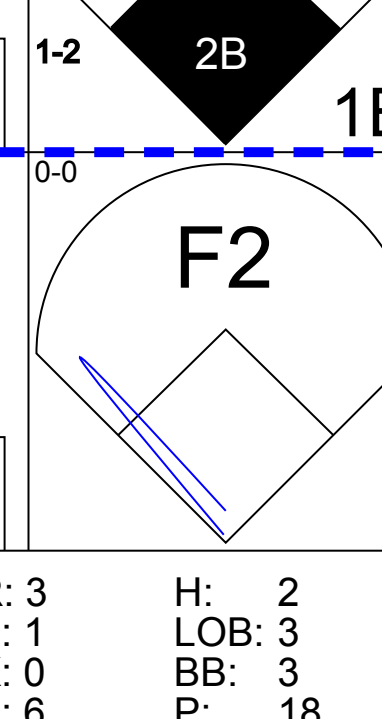
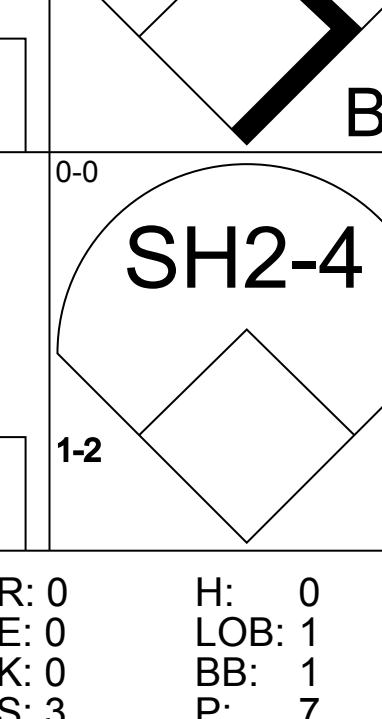


Batter	1	2	3	4	5	6	7	8	9	10	AB	R	H	RBI	BB	SO	LOB	BOTTOM	
Jarvis Tatum, R	K	F8			1-3		6-3			G6-3 1B	5	0	1	0	0	1	1		
Jay Johnstone, L	F7		F6		F9		K			F6	5	0	0	0	0	1	1		
Jim Fregosi, R	BB 1B		G6-4-3 BB		F7		F9			G6-3	4	0	1	0	1	0	1		
Rick Reichardt, R	K		G6-4-3		HR		F9			F9	4	1	1	1	0	1	2		
Tom Satriano, L		G3-6-3 BB		4-3	K		K			4-3	3	0	0	0	1	1	0		
Jim Spencer, L		G3-6-3		F6	E7		E7			F6	4	0	0	0	0	0	1		
Bobby Knoop, R		WP 1B		1B	F8		F8			1B BB	3	1	2	0	1	0	1		
Aurelio Rodriguez, R Ed Kirkpatrick, L Bobby Locke, R Steve Kaaley, R		WP BB		K			K			FC5-4 1B	2	1	0	0	1	2	1		
George Brunet, R Rogey Pennington, L Dennis Bennett, L Marty Pattin, R Vic Davallo, R Bubba Morton, R Chuck Collier, R		E5 WP		K			L3			FC5-4	2	0	0	0	0	1	1		
Inning Stats	R: 0 E: 0 K: 2 S: 8	H: 1 LOB: 1 BB: 8 P: 8	R: 2 E: 1 K: 0 S: 4	H: 1 LOB: 1 BB: 12 P: 12	R: 0 E: 0 K: 0 S: 2	H: 0 LOB: 0 BB: 1 P: 6	R: 0 E: 0 K: 1 S: 6	H: 1 LOB: 1 BB: 0 P: 6	R: 0 E: 0 K: 1 S: 5	H: 0 LOB: 0 BB: 0 P: 5	R: 0 E: 0 K: 1 S: 5	H: 0 LOB: 0 BB: 0 P: 5	R: 0 E: 0 K: 0 S: 4	H: 1 LOB: 2 BB: 1 P: 8	R: 0 E: 0 K: 0 S: 3	H: 1 LOB: 0 BB: 0 P: 3	1B: 5 2B: 0 3B: 0 HR: 1	SF: 0 SAC: 3 DP: 0 HBP: 0	WP: 2 PA: 39 PB: 1 SB: 0 CS: 0
PITCHER	IP 5.0	WLS 8	BF 20	H 3	R 2	ER 1	SO 4	BB 3	IBB 0	HBP 0	BLK 0	WP 2	HR 0	S 25	P 37	ERA 0.00	WHIP 1.200		
Danny Morris, R	(1, 1)																		
Dave Boswell, R	(6, 1)	2.0	8	1	1	1	2	0	0	0	0	0	1	12	12	4.50	0.500		
Jim Perry, R	(8, 1)	1.2	7	1	0	0	1	1	0	0	0	0	0	8	12	0.00	1.200		
Ron Perranoski, L	(9, 1)	0.1	W	1	0	0	0	0	0	0	0	0	0	1	1	0.00	0.000		
Bob Miller, R	(10, 1)	1.0	S	3	1	0	0	0	0	0	0	0	0	3	3	0.00	1.000		

Minnesota Twins @ California Angels
Anaheim Stadium, Anaheim, CA
Tue Sep 24 1968, 10:05 PM EDT
Att: 6,710 - Unknown - 87 F

AB 35
R 3
H 6
RBI 1
BB 4
SO 7
LOB 11

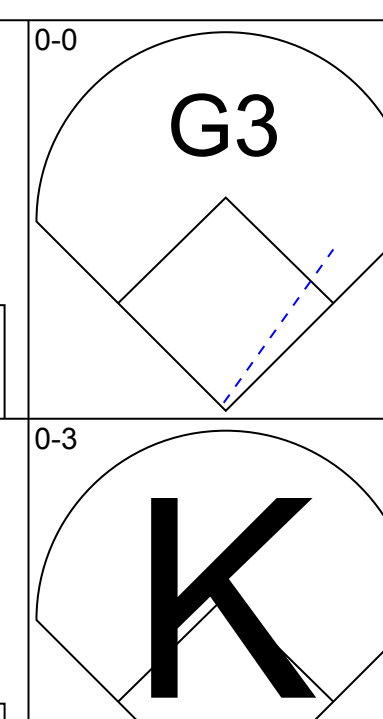
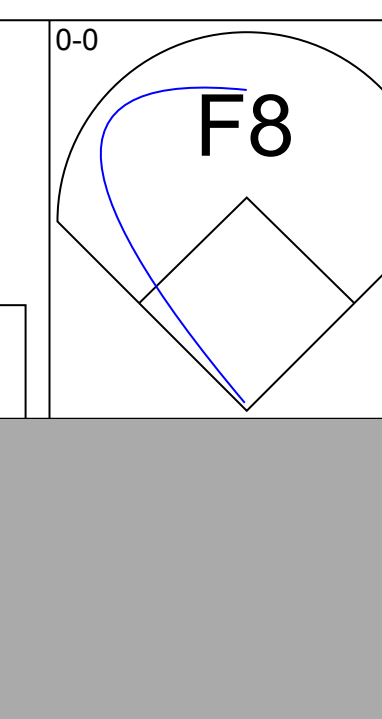
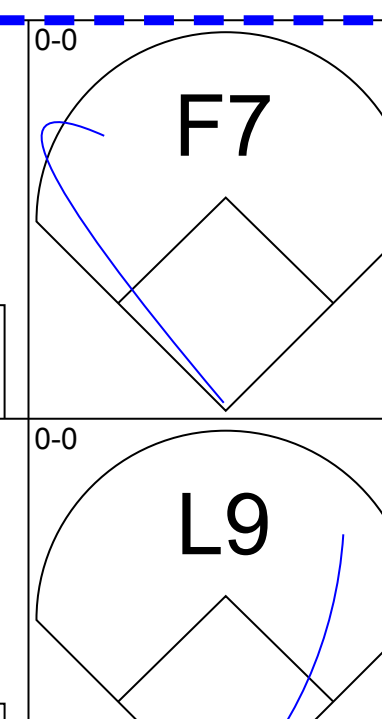
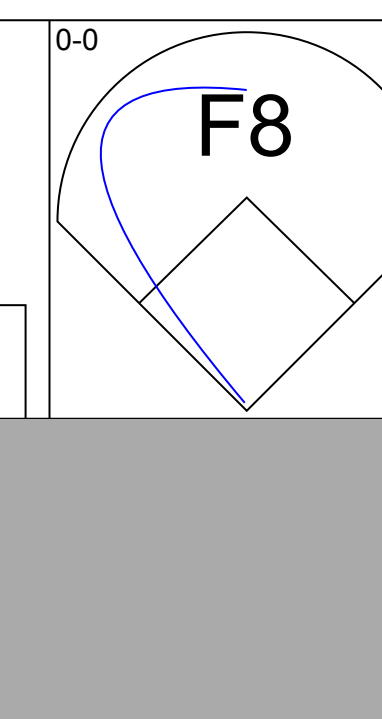
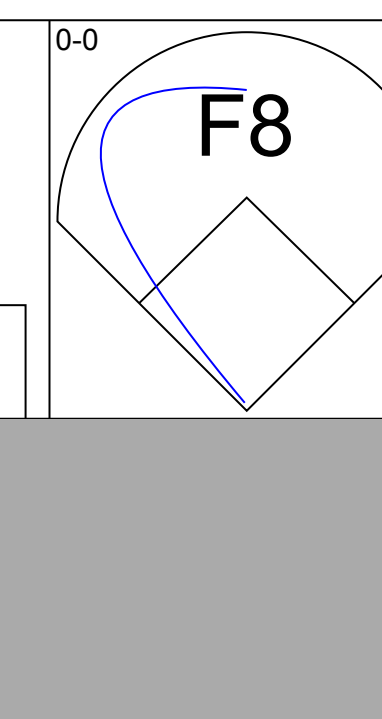
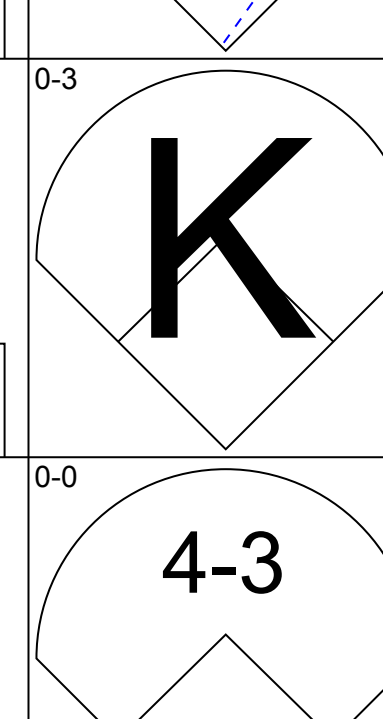
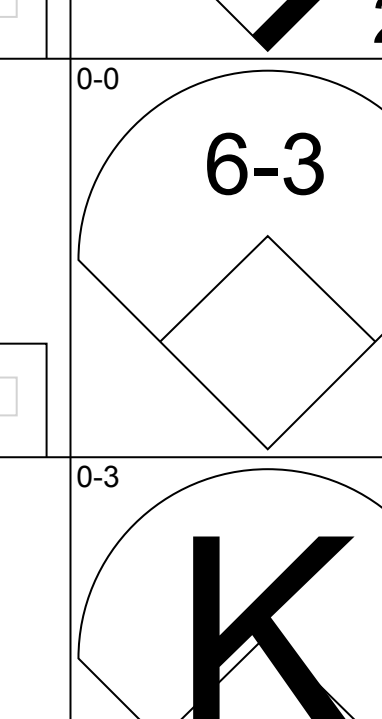
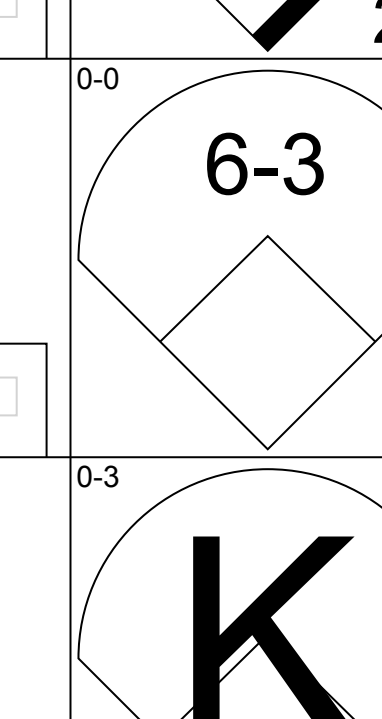
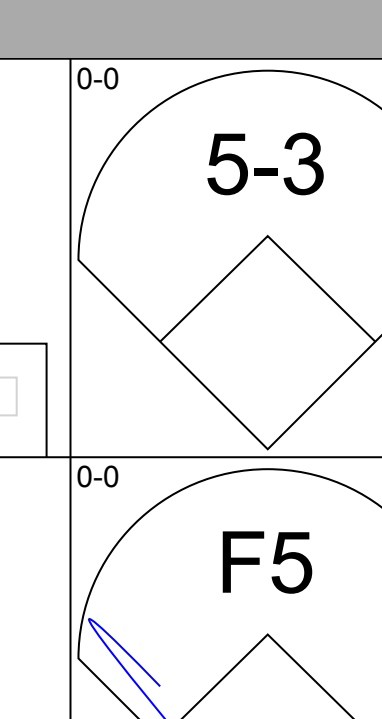
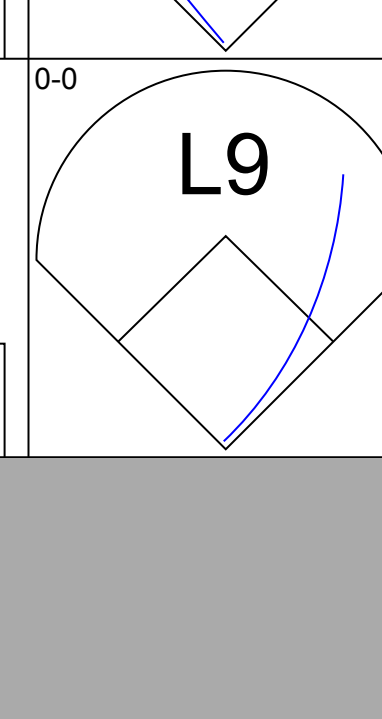
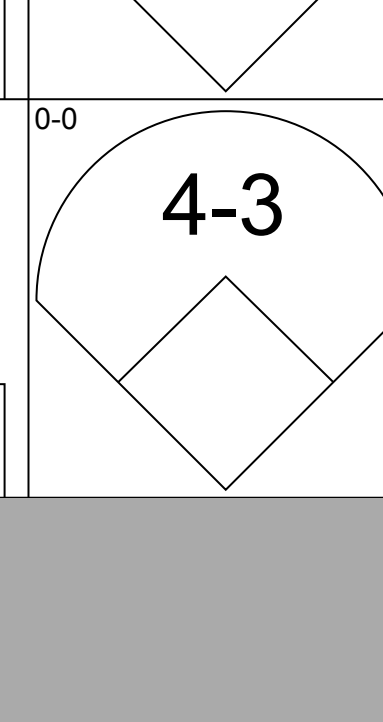
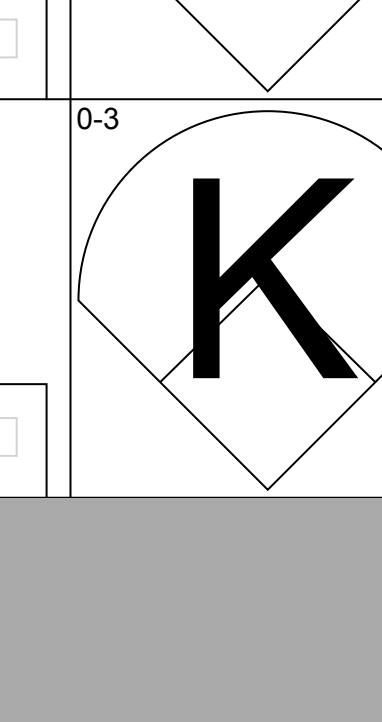
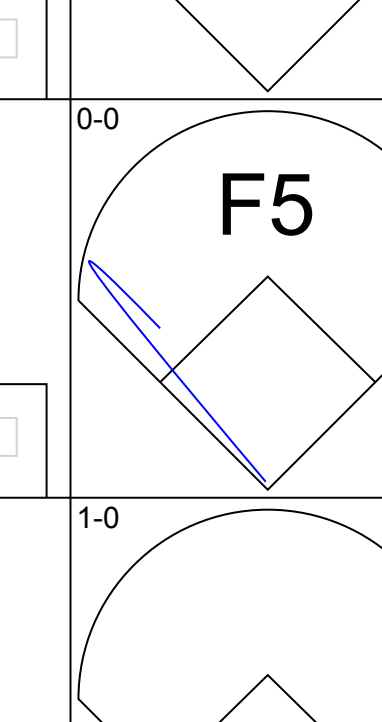
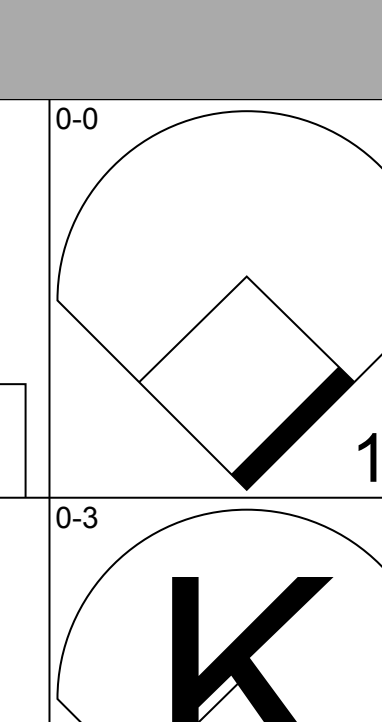
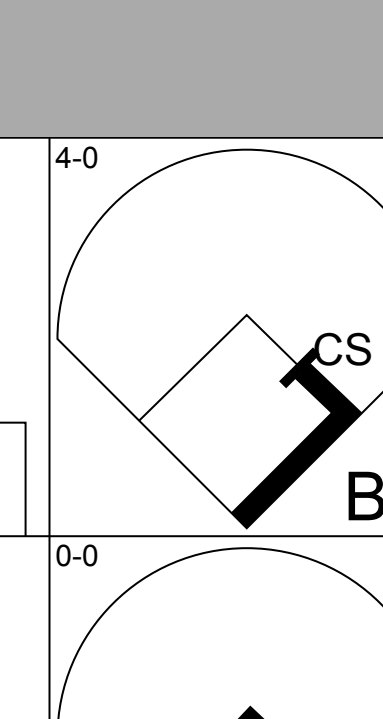
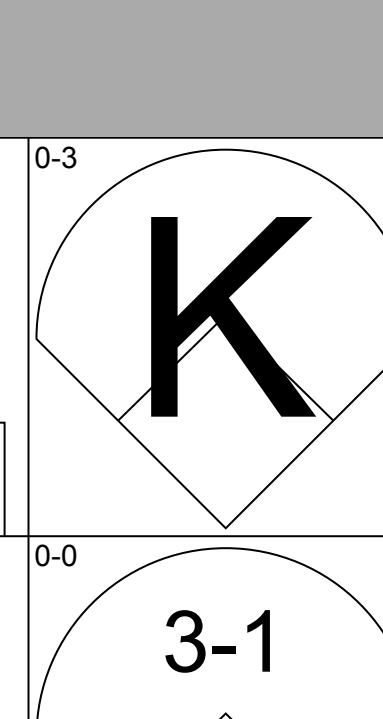
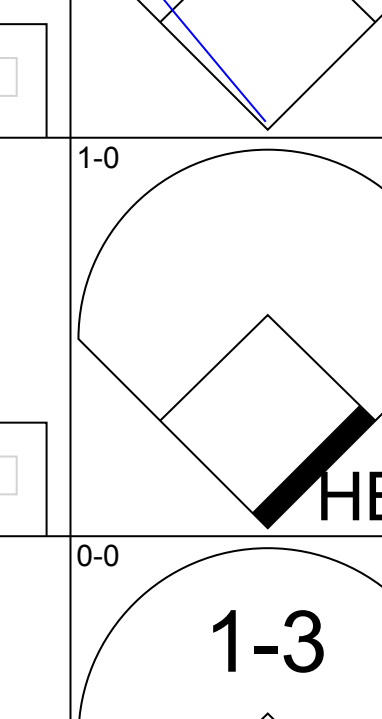
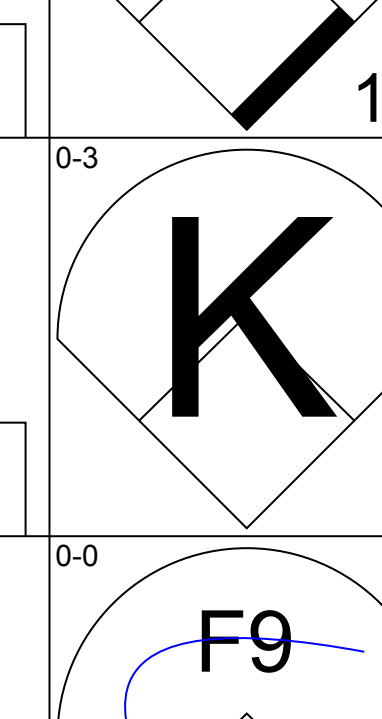
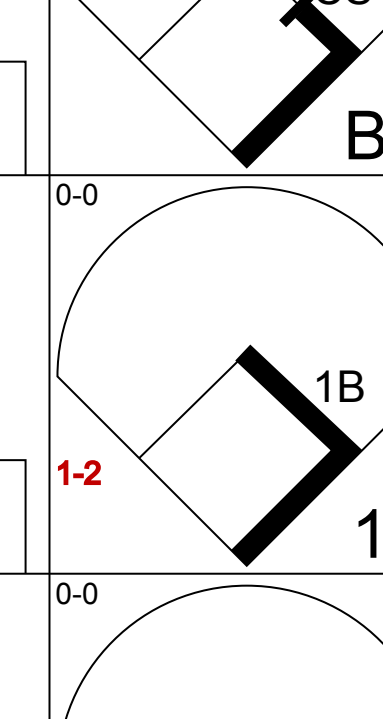
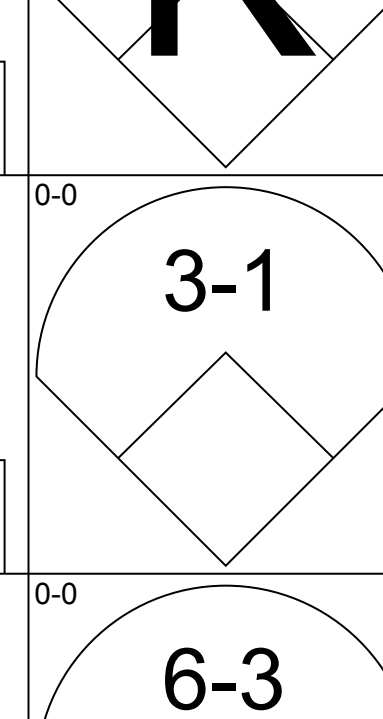
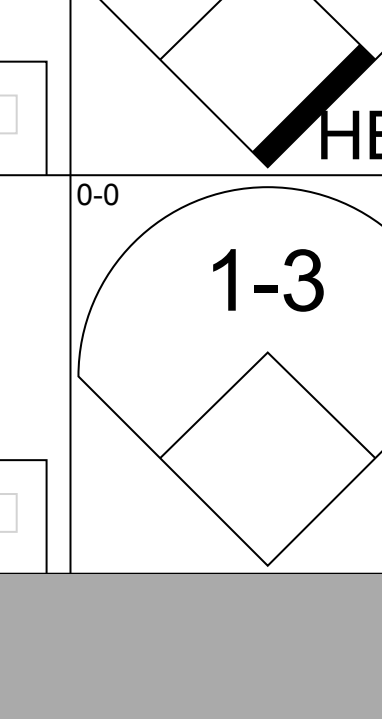
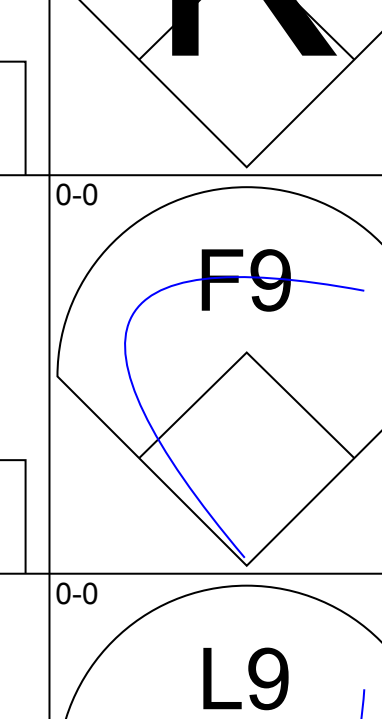
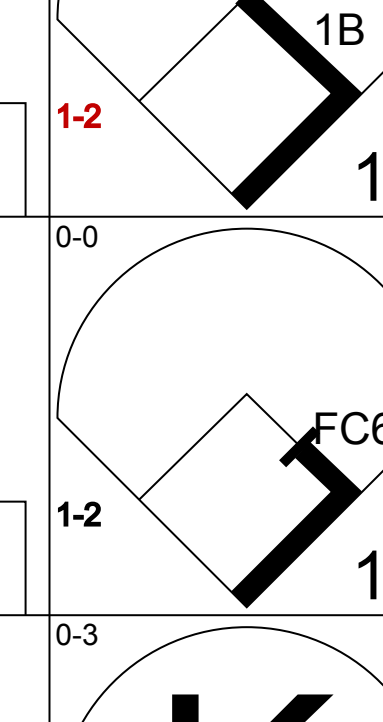
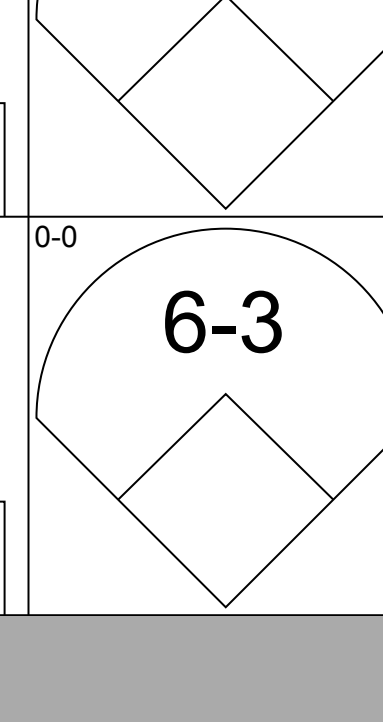
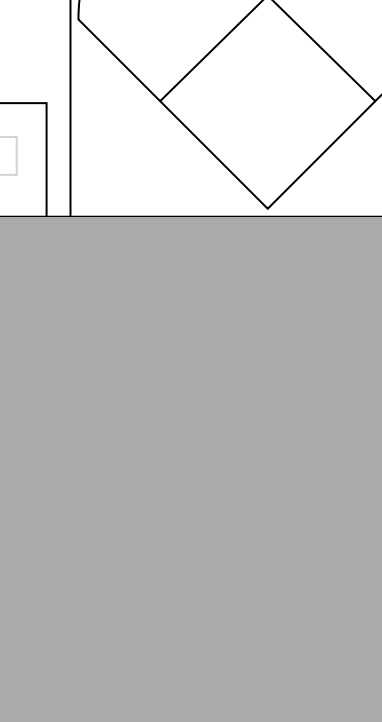
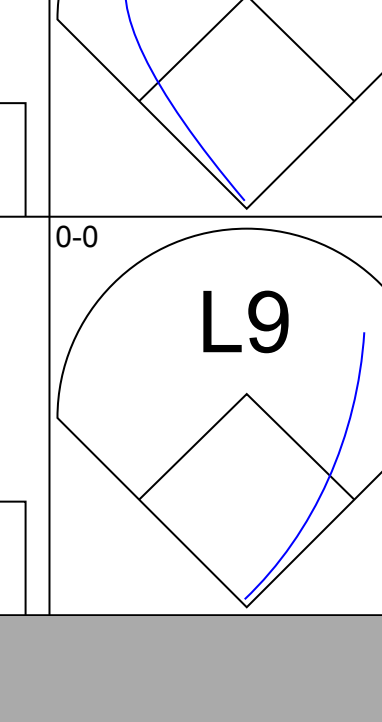
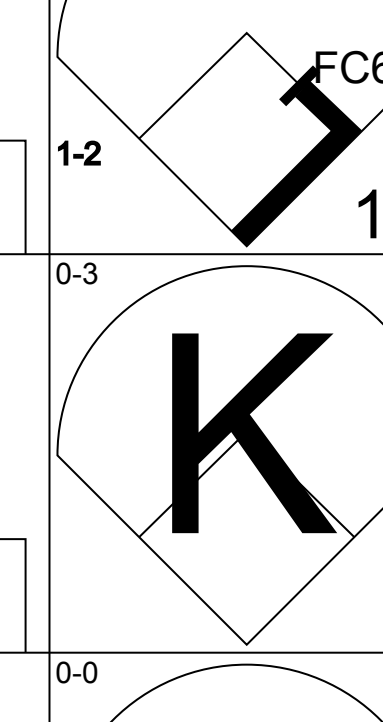
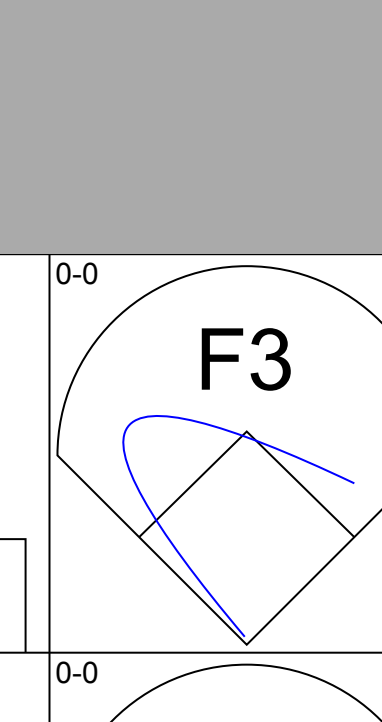
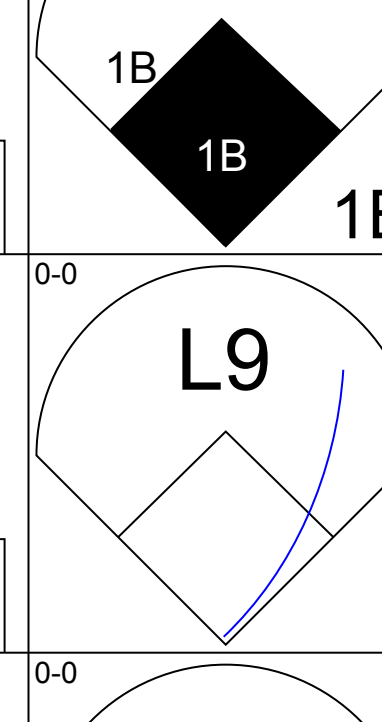
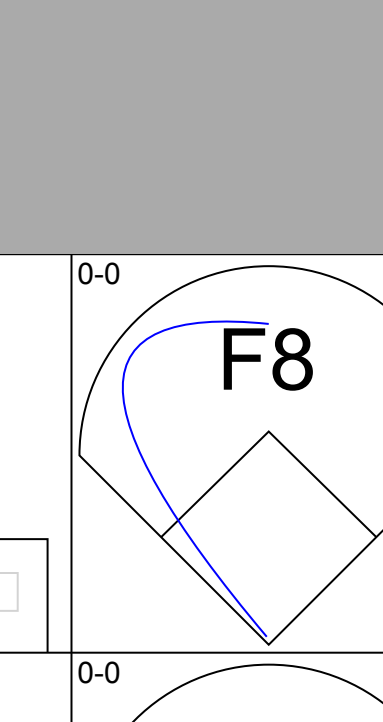
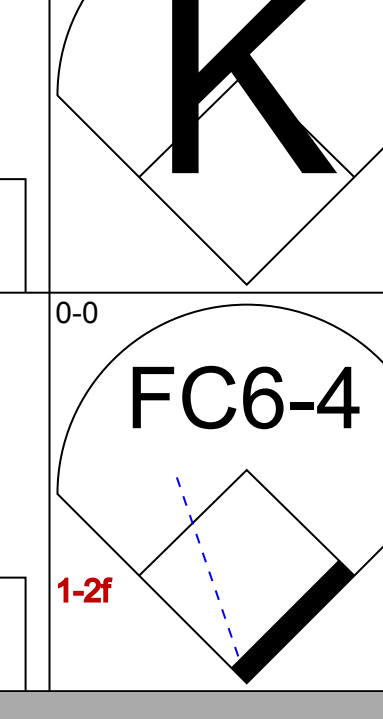
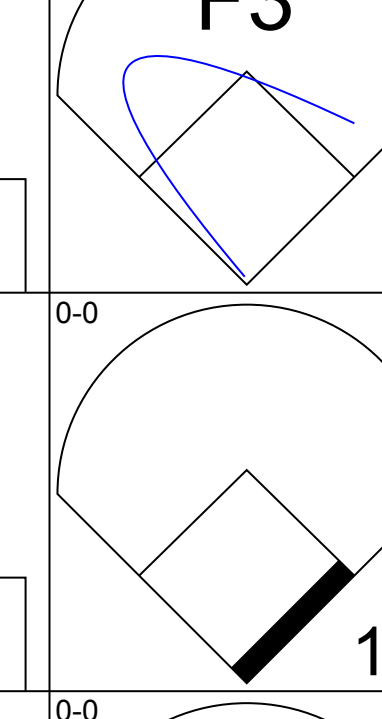
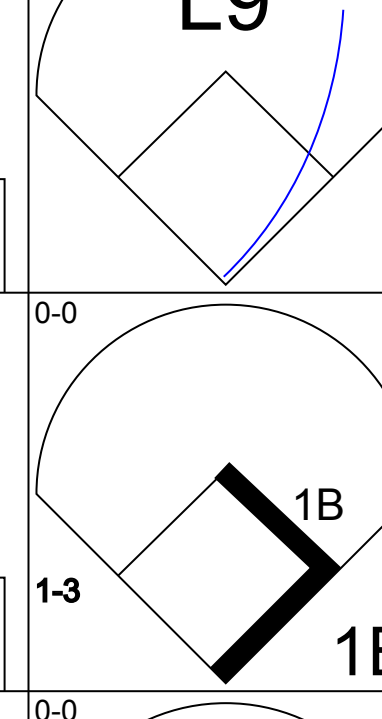
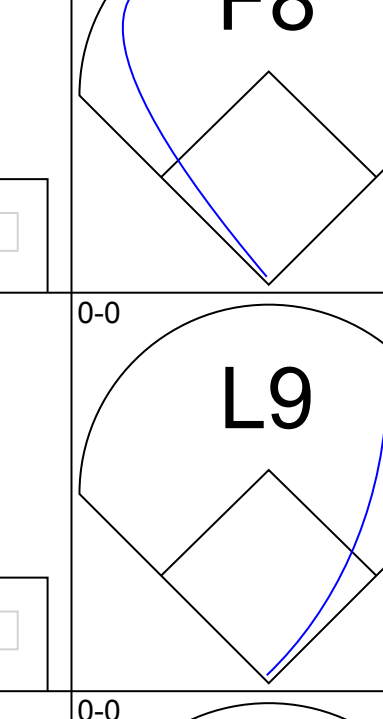
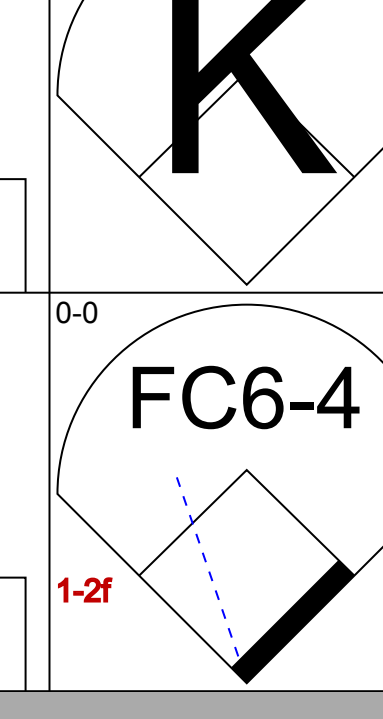
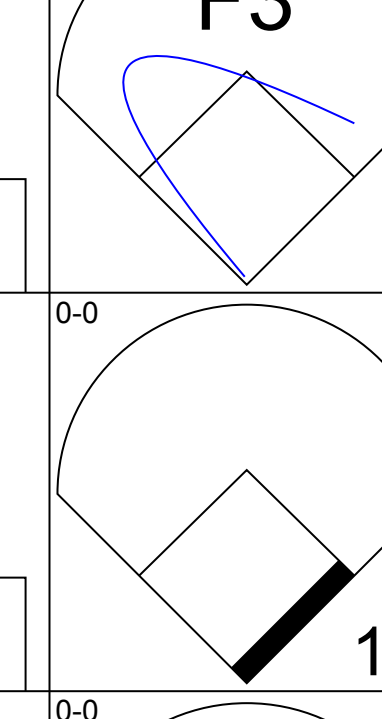
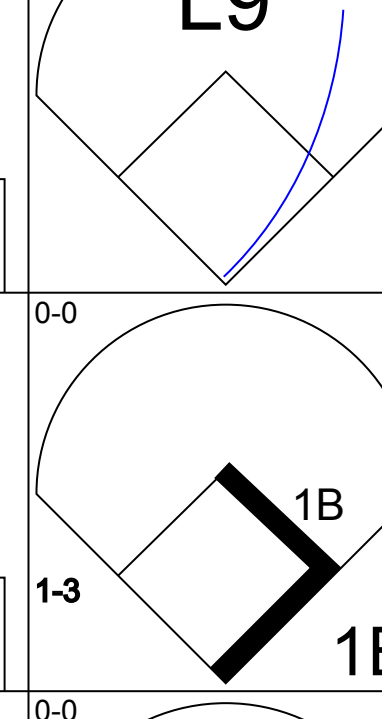
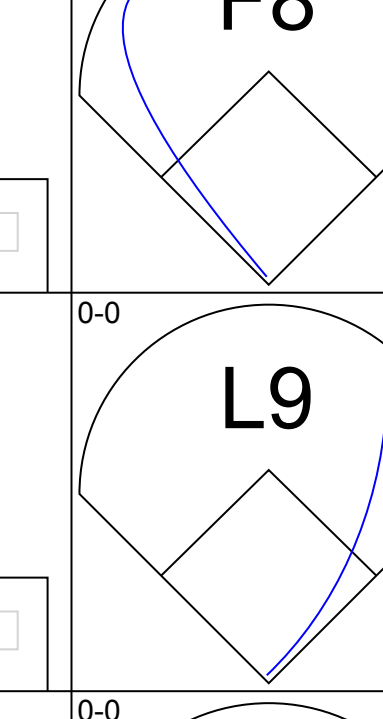
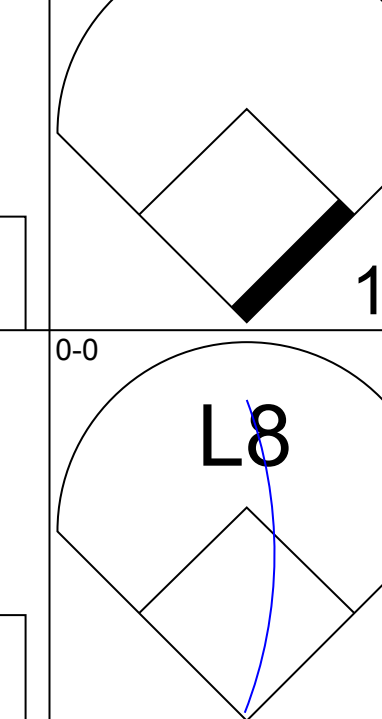
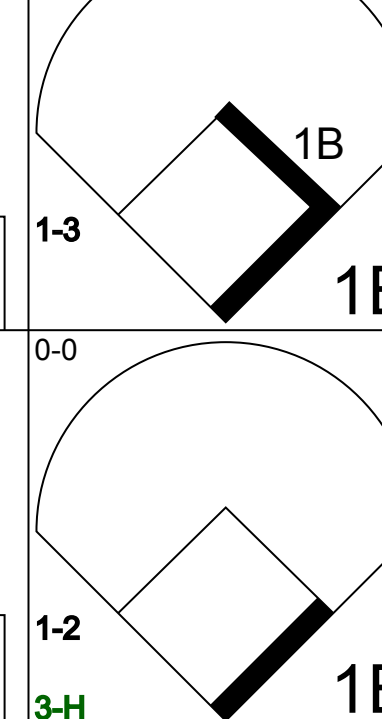
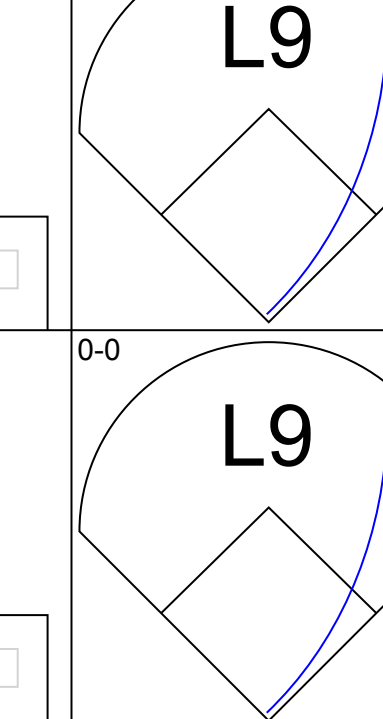
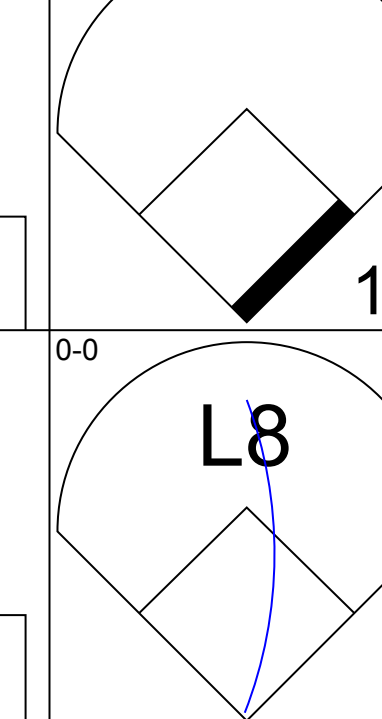
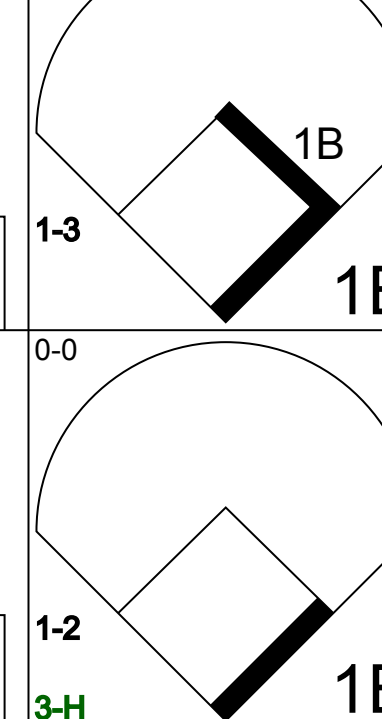
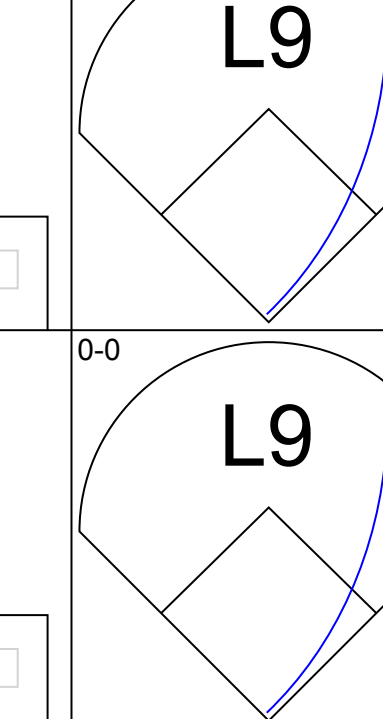
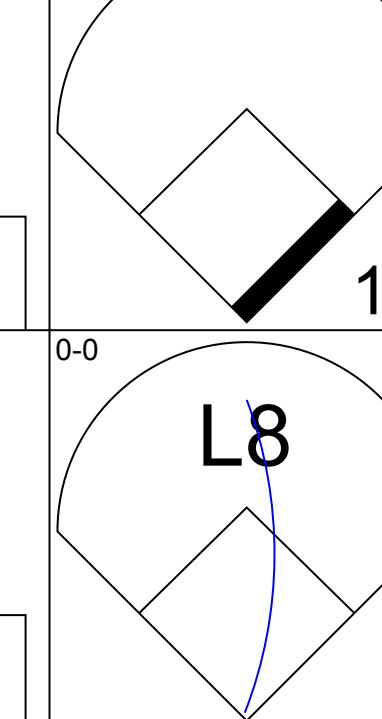
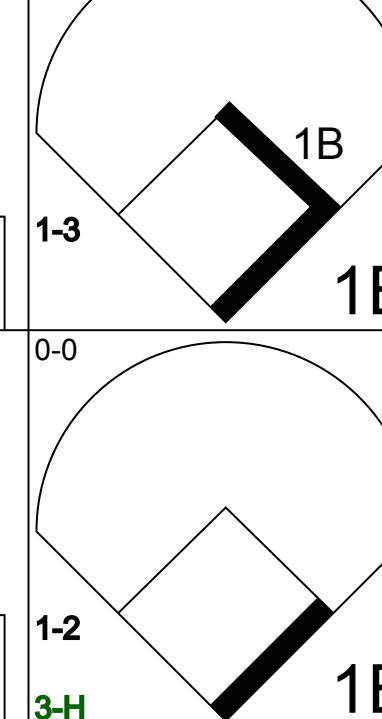
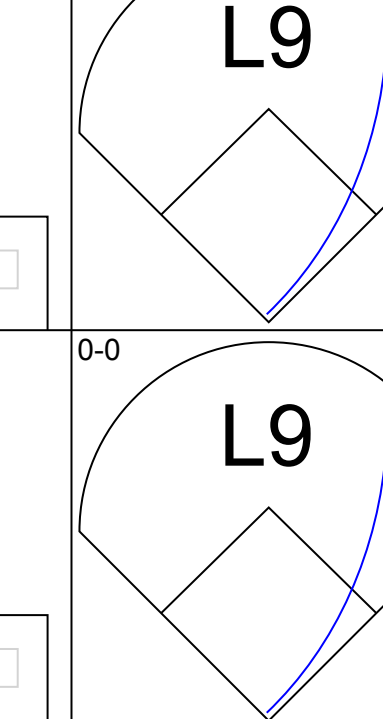


Batter	1	2	3	4	5	6	7	8	9	AB	R	H	RBI	BB	SO	LOB	TOP								
Buddy Bradford, R OBP: 0.269, SLG: 0.304 (1, 9)										4	1	1	1	1	2	1									
Carlos May, L OBP: 0.210, SLG: 0.200 (1, 7)										3	0	0	0	0	1	2									
Tommy Davis, R OBP: 0.289, SLG: 0.345 (7, PH)										0	0	0	0	0	0	0									
Leon Wagner, L OBP: 0.339, SLG: 0.329 (7, PH)										1	0	1	2	0	0	0									
Woodie Held, R OBP: 0.241, SLG: 0.163 (7, 7)										1	0	0	0	0	0	0									
Duane Josephson, R OBP: 0.280, SLG: 0.347 (1, 2)										5	0	1	0	0	0	3									
Pete Ward, L OBP: 0.355, SLG: 0.367 (1, 3)										3	0	0	0	1	1	1									
Tom McCraw, L OBP: 0.293, SLG: 0.375 (7, 3)										1	0	0	0	0	0	0									
Bill Melton, R OBP: 0.321, SLG: 0.386 (1, 5)										4	0	1	0	0	1	2									
Ken Berry, R OBP: 0.288, SLG: 0.345 (1, 8)										3	1	0	0	1	0	4									
Ron Hansen, R OBP: 0.290, SLG: 0.315 (7, PR)										1	1	1	0	2	0	0									
Sandy Alomar Sr., S OBP: 0.292, SLG: 0.287 (7, 4)										1	1	0	0	0	0	0									
Rich Morales, R OBP: 0.292, SLG: 0.227 (1, 4)										3	1	1	0	1	0	3									
Joe Horlen, R OBP: 0.143, SLG: 0.134 (1, 1)										3	0	1	1	0	1	2									
Wilbur Wood, R OBP: 0.167, SLG: 0.091 (7, 1)										0	0	0	0	0	0	0									
Inning Stats	R: 0 E: 0 K: 1 S: 5	H: 0 LOB: 0 BB: 0 P: 5	R: 0 E: 0 K: 2 S: 7	H: 0 LOB: 0 BB: 0 P: 7	R: 0 E: 0 K: 1 S: 4	H: 0 LOB: 0 BB: 1 P: 8	R: 0 E: 0 K: 2 S: 8	H: 1 LOB: 1 BB: 0 P: 8	R: 2 E: 0 K: 0 S: 6	H: 3 LOB: 2 BB: 1 P: 10	R: 0 E: 0 K: 0 S: 4	H: 1 LOB: 1 BB: 0 P: 4	R: 3 E: 1 K: 0 S: 6	H: 2 LOB: 3 BB: 3 P: 18	R: 0 E: 0 K: 0 S: 3	H: 0 LOB: 1 BB: 1 P: 7	R: 0 E: 0 K: 0 S: 3	H: 0 LOB: 0 BB: 0 P: 3	1B: 4 2B: 3 3B: 0 HR: 0	SF: 0 SAC: 1 DP: 1 HBP: 0	WP: 0 PB: 0 SB: 0 CS: 0	PA: 40			
PITCHER	IP	WLS	BF	H	R	ER	SO	BB	IBB	HBP	BLK	WP	HR	S	P	ERA	WHIP								
Andy Messersmith, R ERA: 2.21 (1, 1)	6.0	L	26	6	4	4	6	3	0	0	0	0	0	35	47	6.00	1.500								
Tom Burgmeier, L ERA: 4.38 (7, 1)	0.1		2	0	0	0	0	1	0	0	0	0	0	1	5	0.00	3.000								
Steve Kealey, R ERA: 2.7 (7, 1)	0.2		5	1	1	0	0	0	1	0	0	0	0	4	8	0.00	1.500								
Sammy Ellis, R ERA: 4.04 (8, 1)	2.0		7	0	0	0	0	1	0	0	0	0	0	6	10	0.00	0.500								

Chicago White Sox @ California Angels
Anaheim Stadium, Anaheim, CA
Fri Sep 27 1968, 10:05 PM EDT
Att: 7,498 - Unknown

AB 33
R 5
H 7
RBI 4
BB 6
SO 6
LOB 18

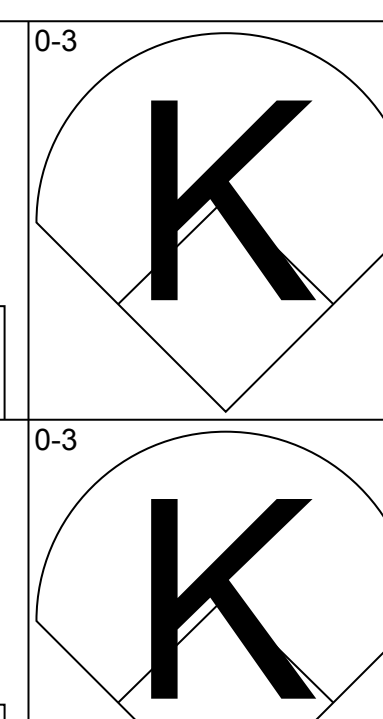
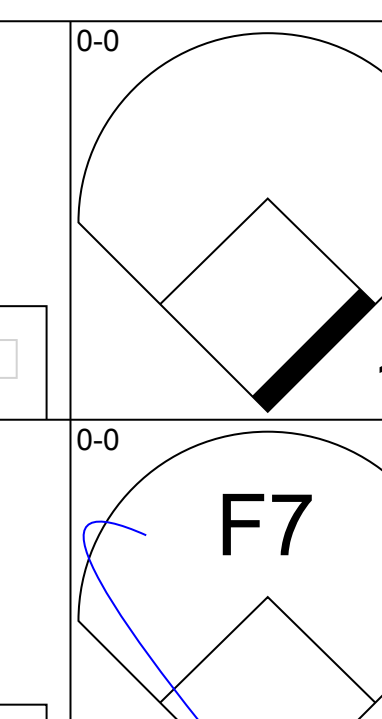
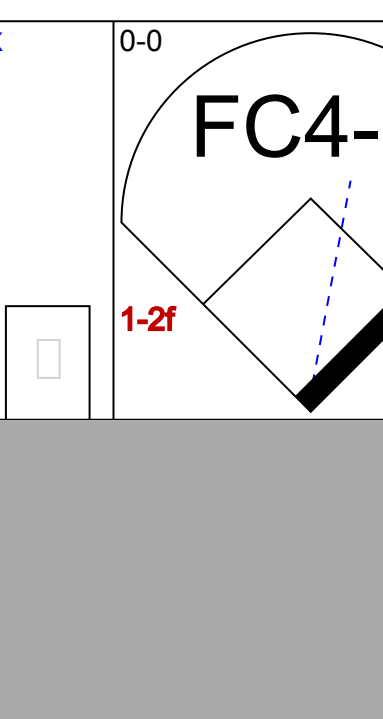
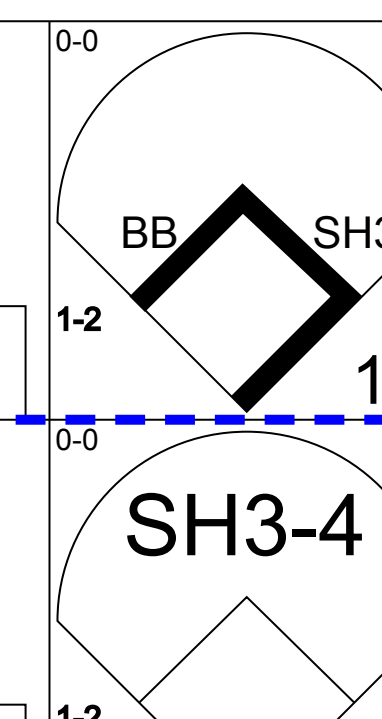
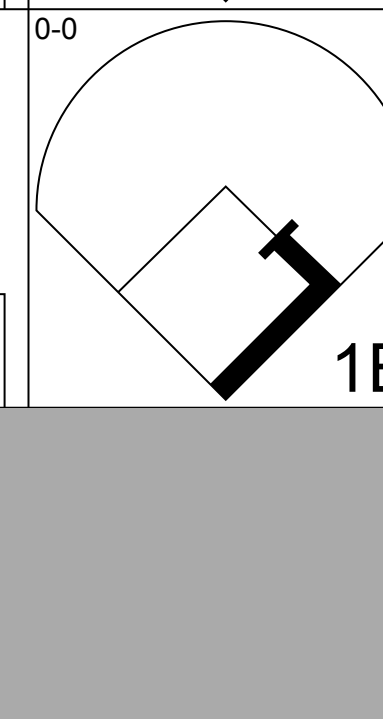

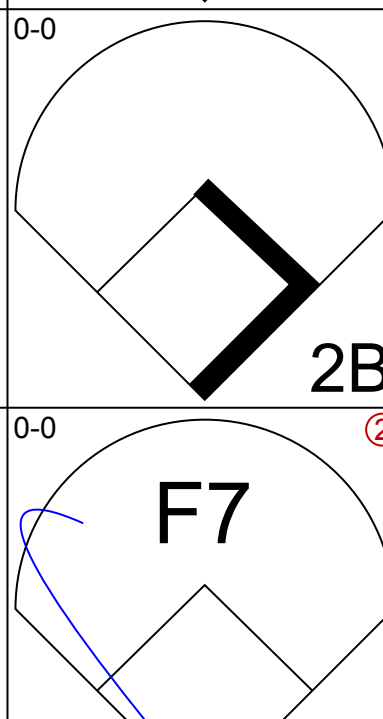
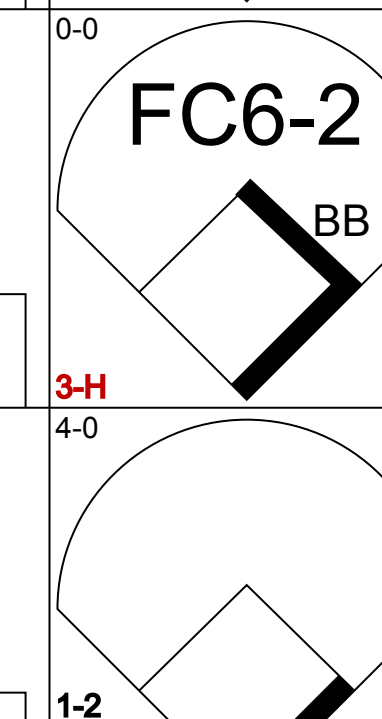

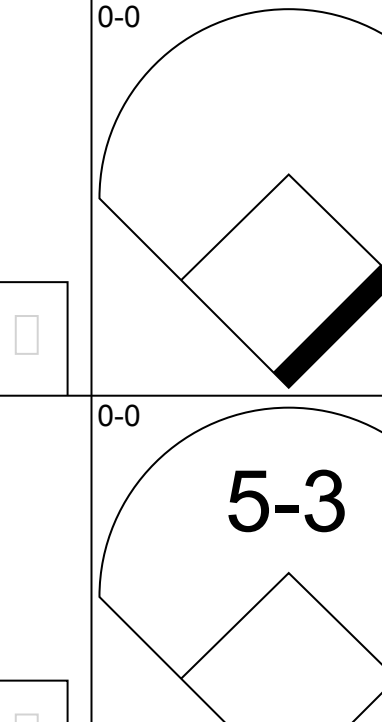

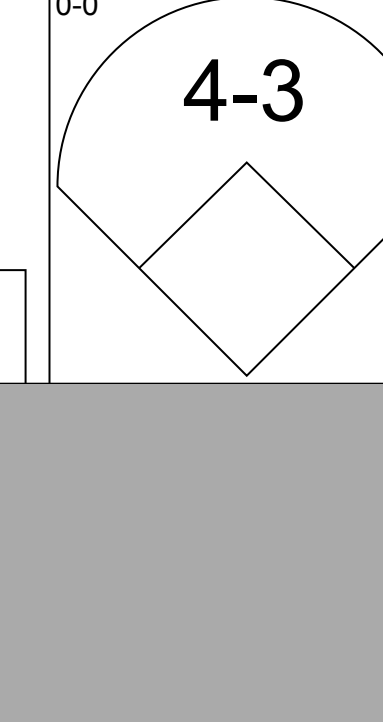




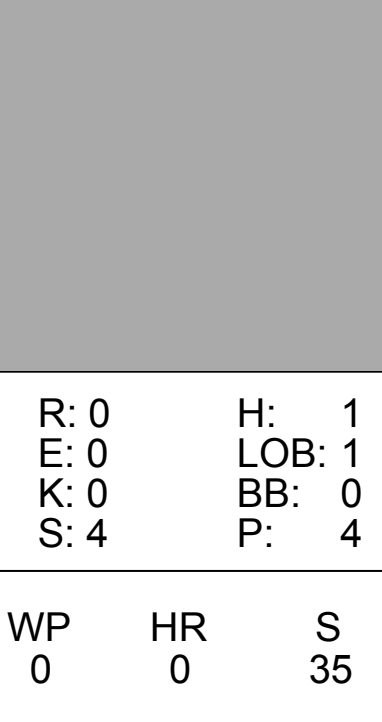

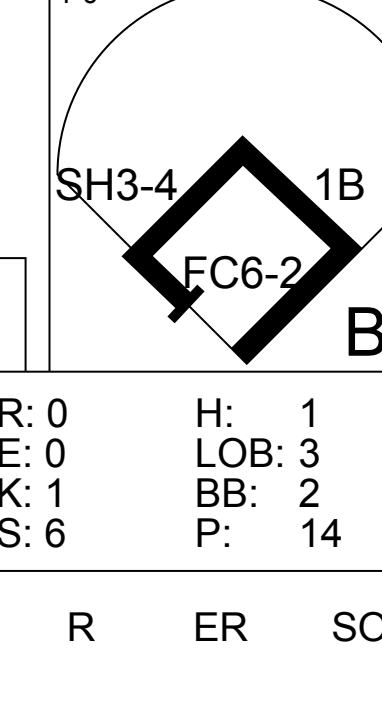
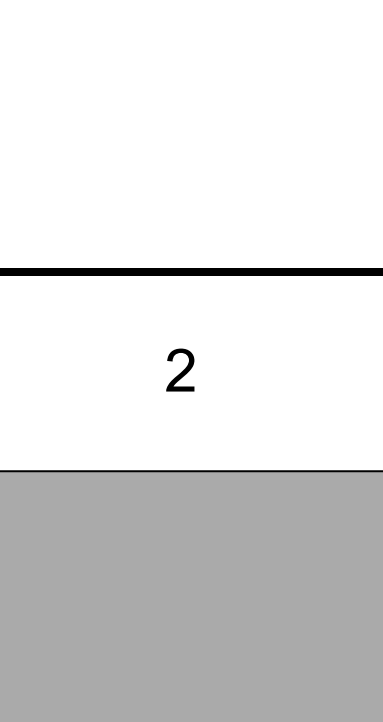
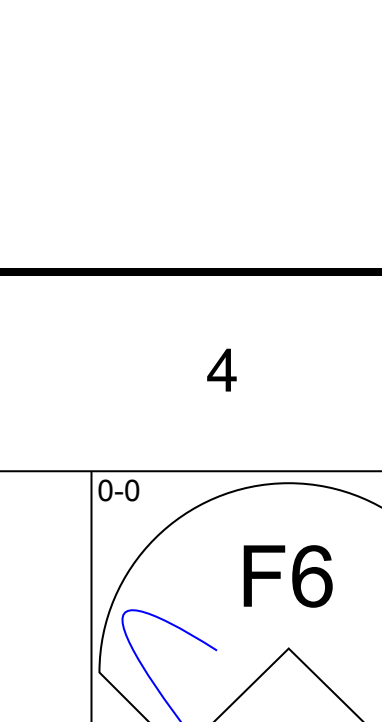
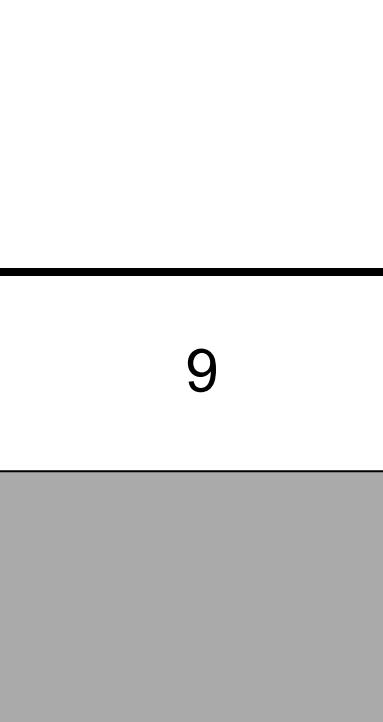


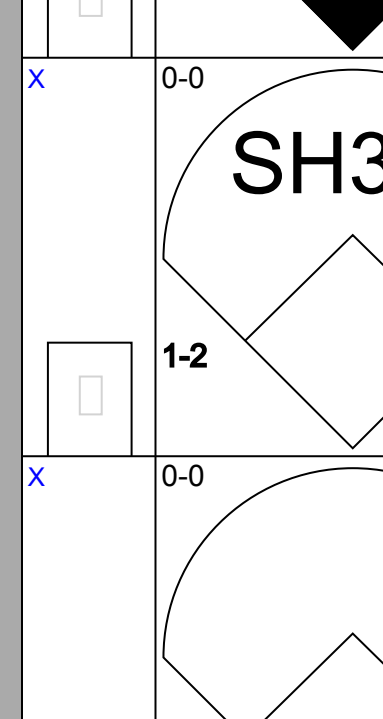


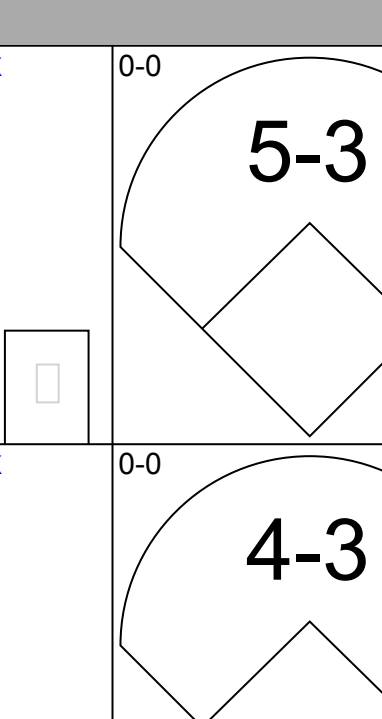
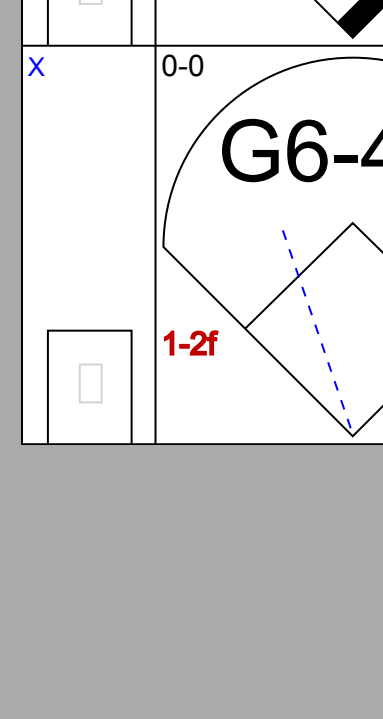


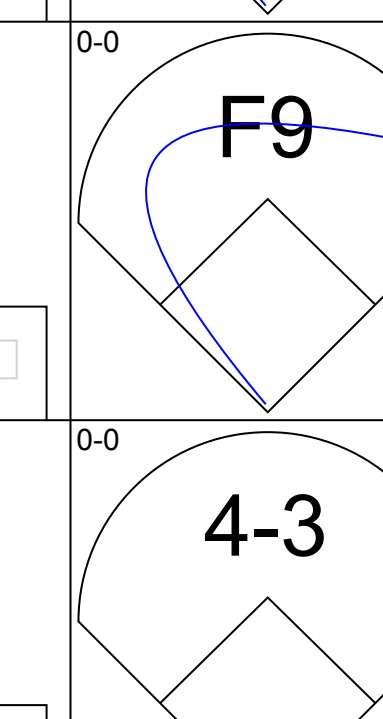
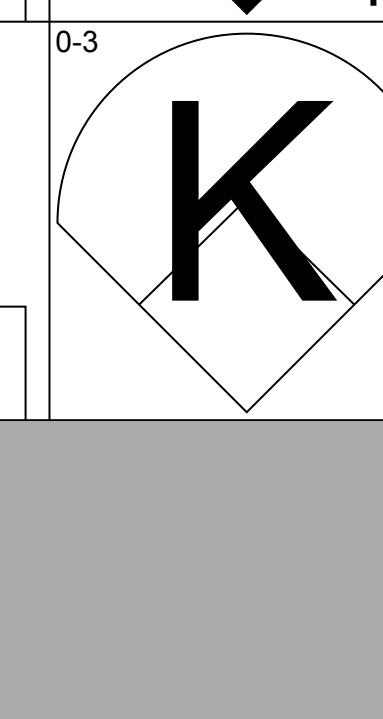

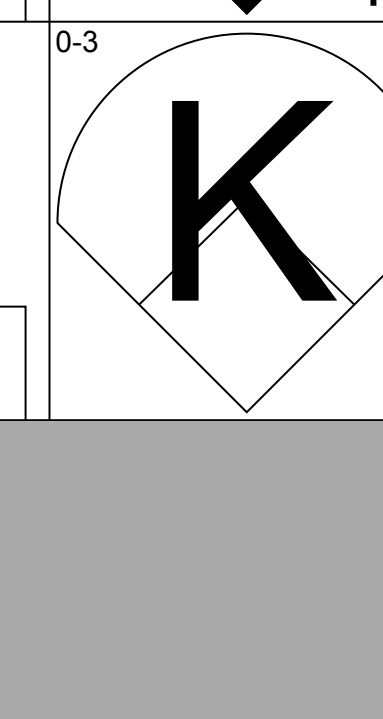


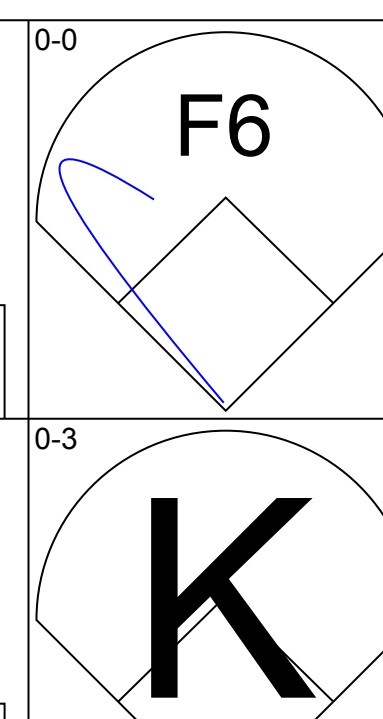
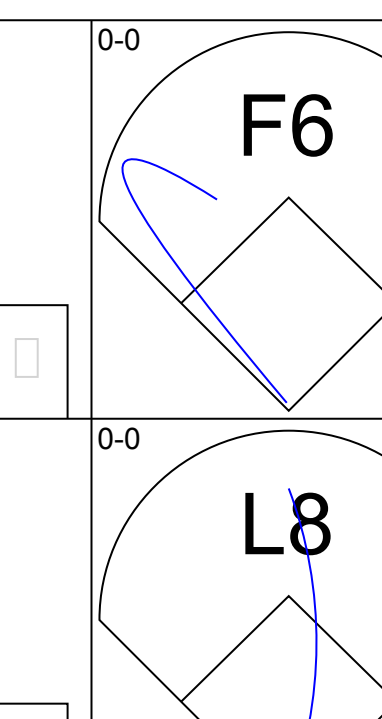
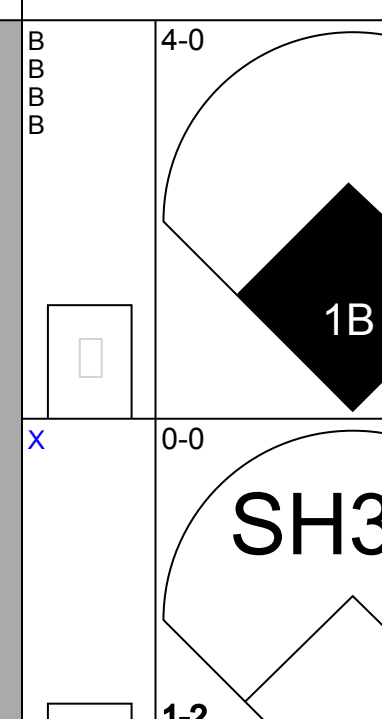
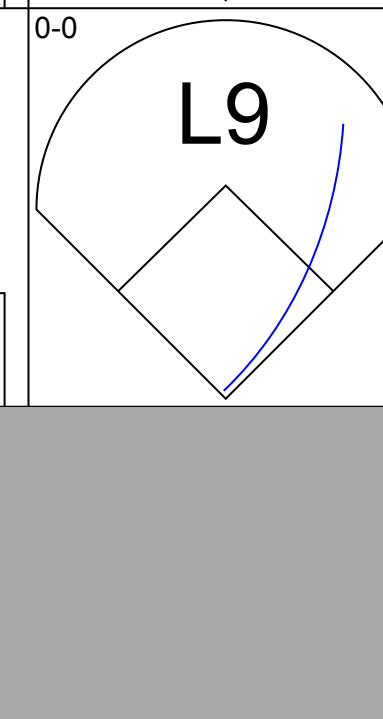
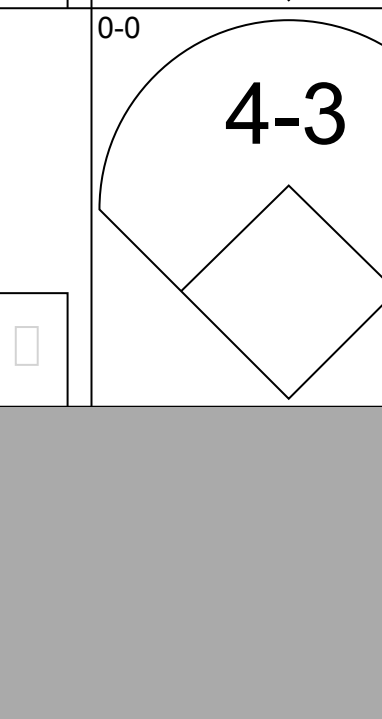
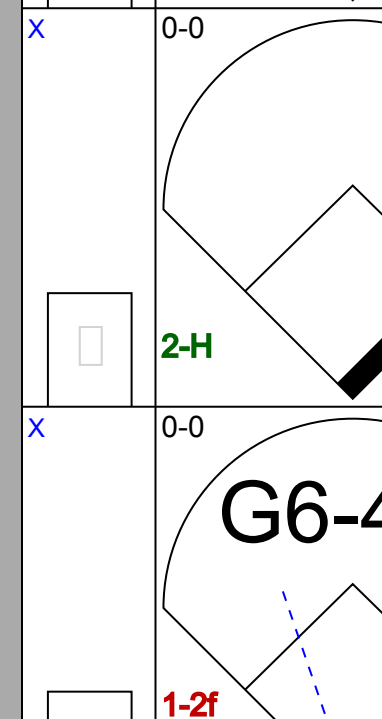




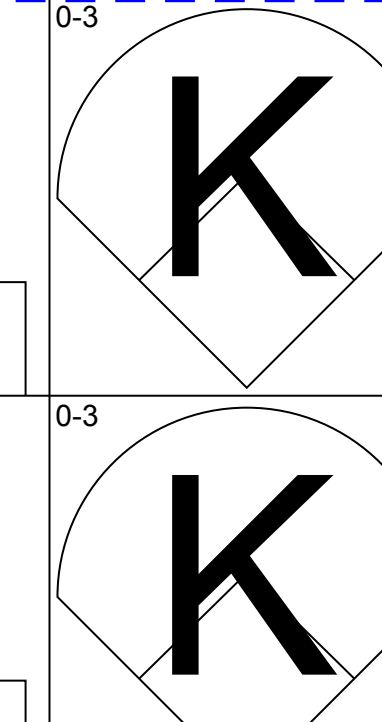



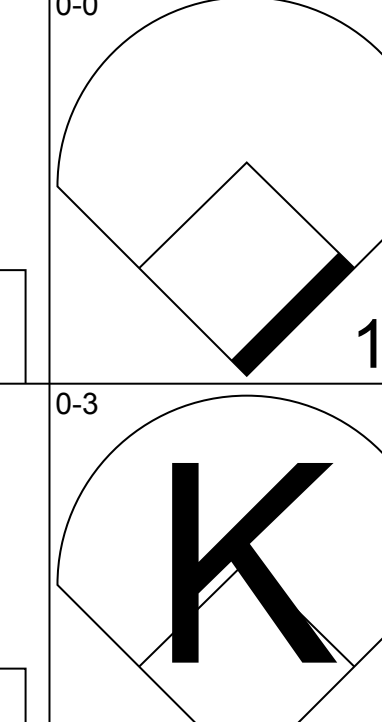

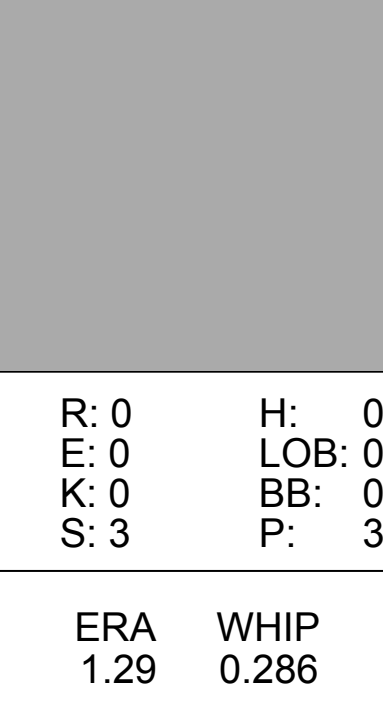
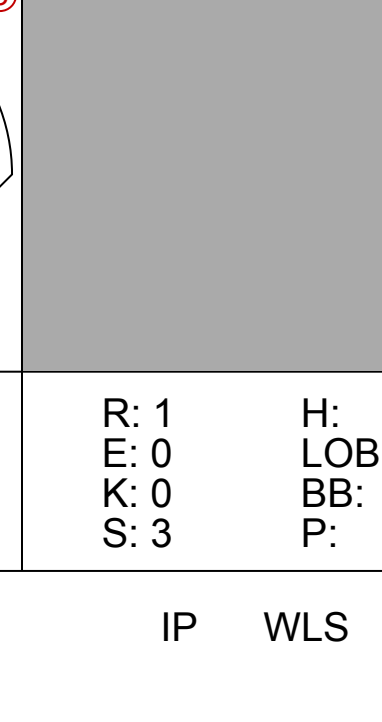
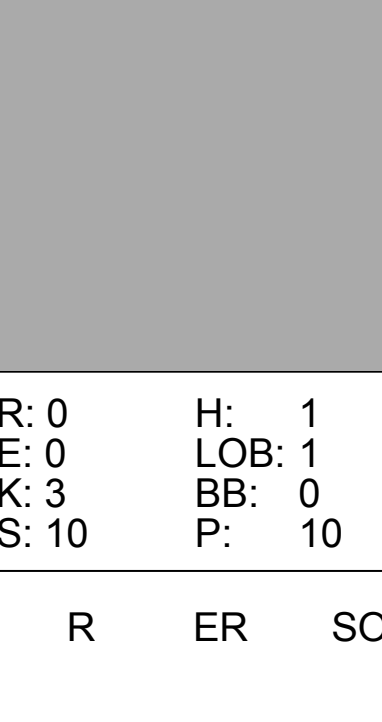




Batter	1	2	3	4	5	6	7	8	9	AB	R	H	RBI	BB	SO	LOB	BOTTOM								
Jay Johnstone, L OBP: 0.303, SLG: 0.319 (1, 8)										3	0	1	0	0	0	1									
Bubba Morton, R OBP: 0.341, SLG: 0.325 (7, PH)										1	0	0	0	0	0	2									
Sammy Ellis, L OBP: 0.089, SLG: 0.047 (8, 1)										0	0	0	0	0	0	0									
Jim Fregosi, R OBP: 0.317, SLG: 0.367 (1, 6)										4	0	0	0	0	1	3									
Roger Repoz, L OBP: 0.307, SLG: 0.370 (1, 9)										4	0	1	0	0	1	1									
Rick Reichardt, R OBP: 0.328, SLG: 0.419 (1, 7)										2	0	0	0	1	2	1									
Jim Spencer, L OBP: 0.258, SLG: 0.230 (1, 3)										4	0	1	0	0	0	2									
Bobby Knoop, R OBP: 0.302, SLG: 0.324 (1, 4)										4	1	2	0	0	0	1									
Tom Egan, R OBP: 0.143, SLG: 0.125 (1, 2)										4	0	0	0	0	1	3									
Chuck Cottier, R OBP: 0.217, SLG: 0.284 (1, 5)										2	0	1	0	0	0	2									
Vic Davallito, L OBP: 0.300, SLG: 0.353 (7, PH)										2	0	1	0	0	0	0									
Andy Messersmith, R OBP: 0.100, SLG: 0.150 (7, 1)										2	0	0	0	0	0	1									
Ed Kirkpatrick, L OBP: 0.333, SLG: 0.273 (7, PH)										0	0	0	0	0	0	0									
Aurelio Rodriguez, R OBP: 0.306, SLG: 0.318 (8, 5)										1	0	1	1	0	0	0									
Inning Stats	R: 0 E: 0 K: 1 S: 5	H: 0 LOB: 0 BB: 0 P: 5	R: 0 E: 0 K: 1 S: 6	H: 2 LOB: 2 BB: 1 P: 10	R: 0 E: 0 K: 1 S: 6	H: 1 LOB: 1 BB: 0 P: 6	R: 0 E: 0 K: 1 S: 5	H: 0 LOB: 0 BB: 0 P: 5	R: 0 E: 0 K: 0 S: 4	H: 1 LOB: 1 BB: 0 P: 4	R: 0 E: 0 K: 0 S: 3	H: 0 LOB: 1 BB: 0 P: 4	R: 1 E: 0 K: 0 S: 6	H: 3 LOB: 2 BB: 0 P: 6	R: 0 E: 0 K: 1 S: 6	H: 1 LOB: 1 BB: 0 P: 6	R: 0 E: 0 K: 0 S: 3	H: 0 LOB: 0 BB: 0 P: 3	1B: 7 2B: 1 3B: 0 HR: 0	SF: 0 SAC: 0 DP: 0 HBP: 1	WP: 0 PB: 0 SB: 0 CS: 1	PA: 36			
PITCHER	IP	WLS	BF	H	R	ER	SO	BB	IBB	HBP	BLK	WP	HR	S	P	ERA	WHIP								
Joe Horlen, R ERA: 2.37 (1, 1)	6.1	W	27	7	1	1	4	1	0	0	0	0	0	33	38	1.42	1.263								
Wilbur Wood, L ERA: 1.83 (7, 1)	2.2	S	9	1	0	0	1	0	0	0	0	0	0	11	11	0.00	0.375								

Chicago White Sox @ California Angels
Anaheim Stadium, Anaheim, CA
Fri Sep 27 1968, 10:05 PM EDT
Att: 7,498 - Unknown

AB 34
R 1
H 8
RBI 1
BB 1
SO 5
LOB 17



Batter	1	2	3	4	5	6	7	8	9	AB	R	H	RBI	BB	SO	LOB	TOP
Buddy Bradford, R OBP: 0.272, SLG: 0.307 (1, 9)										4	0	2	0	0	1	1	Chicago White Sox @ California Angels Anaheim Stadium, Anaheim, CA Sat Sep 28 1968, 10:05 PM EDT Att: 8,344 - Unknown
Carlos May, L OBP: 0.200, SLG: 0.190 (1, 7)										3	0	0	0	0	1	1	
Duane Josephson, R OBP: 0.282, SLG: 0.351 (1, 2)										4	0	2	0	0	0	2	
Gail Hopkins, L OBP: 0.282, SLG: 0.206 (1, 3)										3	0	0	0	1	0	1	
Bill Melton, R OBP: 0.319, SLG: 0.381 (1, 5)										4	0	1	0	0	2	4	
Ken Berry, R OBP: 0.288, SLG: 0.344 (1, 8)										4	0	1	0	0	0	1	
Ron Hansen, R OBP: 0.287, SLG: 0.312 (1, 6)										4	0	0	0	0	1	1	
Rich Morales, R OBP: 0.259, SLG: 0.200 (1, 4)										3	0	0	0	0	0	0	
Pete Ward, L OBP: 0.354, SLG: 0.366 (9, PH)										1	0	0	0	0	0	0	
Jack Fisher, R OBP: 0.130, SLG: 0.132 (8, PH)										2	0	1	0	0	0	0	
Leon Wagner, L OBP: 0.342, SLG: 0.329 (8, PH)										0	0	0	0	1	0	0	
Hoyt Wilhelm, R OBP: 0.125, SLG: 0.143 (8, 1)										0	0	0	0	0	0	0	
Inning Stats	R: 0 E: 0 K: 2 S: 7	H: 1 LOB: 1 BB: 0 P: 7	R: 0 E: 0 K: 1 S: 6	H: 1 LOB: 1 BB: 0 P: 6	R: 0 E: 0 K: 0 S: 4	H: 1 LOB: 1 BB: 0 P: 4	R: 0 E: 0 K: 0 S: 4	H: 1 LOB: 1 BB: 0 P: 4	R: 0 E: 0 K: 1 S: 5	H: 0 LOB: 0 BB: 0 P: 5	R: 0 E: 0 K: 1 S: 6	H: 1 LOB: 3 BB: 2 P: 14	R: 0 E: 0 K: 0 S: 3	H: 0 LOB: 0 BB: 0 P: 3	1B: 6 2B: 1 3B: 0 HR: 0	SF: 0 SAC: 1 DP: 0 HBP: 0	WP: 0 PA: 35 PB: 0 SB: 0 CS: 0
PITCHER	IP WLS BF H R ER SO BB IBB HBP BLK WP HR S P ERA WHIP																
Marty Pattin, R ERA: 2.79 (1, 1)	7.0 W 28 7 0 0 4 1 0 0 0 0 0 35 39 0.00 1.143																
Jim McGlothlin, R ERA: 3.54 (8, 1)	2.0 S 7 0 0 0 1 1 0 0 0 0 0 8 12 0.00 0.500																

Batter	1	2	3	4	5	6	7	8	9	AB	R	H	RBI	BB	SO	LOB	BOTTOM
Jay Johnstone, L OBP: 0.303, SLG: 0.313 (1, 8)										2	1	0	0	1	0	0	Chicago White Sox @ California Angels Anaheim Stadium, Anaheim, CA Sat Sep 28 1968, 10:05 PM EDT Att: 8,344 - Unknown
Jim Fregosi, R OBP: 0.316, SLG: 0.366 (1, 6)										2	0	0	0	0	1	0	
Roger Repoz, L OBP: 0.307, SLG: 0.369 (1, 9)										3	0	1	1	0	0	0	
Rick Reichardt, R OBP: 0.327, SLG: 0.417 (1, 7)										3	0	0	0	0	0	1	
Tom Satriano, L OBP: 0.335, SLG: 0.361 (1, 2)										3	0	0	0	0	2	0	
Jim Spencer, L OBP: 0.246, SLG: 0.219 (1, 3)										3	0	0	0	0	1	0	
Bobby Knoop, R OBP: 0.302, SLG: 0.324 (1, 4)										3	0	1	0	0	0	0	
Aurelio Rodriguez, R OBP: 0.303, SLG: 0.314 (1, 5)										3	0	0	0	0	2	1	
Marty Pattin, R OBP: 0.083, SLG: 0.083 (1, 1)										2	0	0	0	0	0	0	
Jim McGlothlin, R OBP: 0.125, SLG: 0.143 (8, 1)										0	0	0	0	0	0	0	
Inning Stats	R: 0 E: 0 K: 1 S: 5	H: 0 LOB: 0 BB: 0 P: 5	R: 0 E: 0 K: 1 S: 5	H: 0 LOB: 0 BB: 0 P: 5	R: 0 E: 0 K: 0 S: 3	H: 0 LOB: 0 BB: 0 P: 3	R: 0 E: 0 K: 0 S: 3	H: 0 LOB: 0 BB: 0 P: 3	R: 1 E: 0 K: 0 S: 3	H: 1 LOB: 1 BB: 1 P: 7	R: 0 E: 0 K: 3 S: 10	H: 1 LOB: 1 BB: 0 P: 10	1B: 2 2B: 0 3B: 0 HR: 0	SF: 0 SAC: 1 DP: 1 HBP: 0	WP: 0 PA: 26 PB: 0 SB: 0 CS: 0		
PITCHER	IP WLS BF H R ER SO BB IBB HBP BLK WP HR S P ERA WHIP																
Jack Fisher, R ERA: 2.99 (1, 1)	7.0 L 22 1 1 1 3 1 0 0 0 0 0 27 31 1.29 0.286																
Hoyt Wilhelm, R ERA: 1.65 (8, 1)	1.0 4 1 0 0 3 0 0 0 0 0 0 10 10 0.00 1.000																

Batter	1	2	3	4	5	6	7	8	9	AB	R	H	RBI	BB	SO	LOB	TOP																			
Buddy Bradford, R OBP: 0.277, SLG: 0.310	4-0 PB 4-3 2B BB	0-0 1-3 2-H 1B		0-3 K			0-0 6-3		0-0 1B 1B	4	2	2	1	1	1	0	Chicago White Sox @ California Angels Anaheim Stadium, Anaheim, CA Sun Sep 29 1968, 6:33 AM EDT Att: 13,185 - Unknown																			
Carlos May, L OBP: 0.214, SLG: 0.194	0-3 K	4-0 1B IBB			0-0 F8		0-0 4-3		0-0 1B 2B 1B	4	1	1	0	1	1	1																				
Duane Josephson, R OBP: 0.284, SLG: 0.353	0-0 4-3	0-0 F5			0-0 1B 1B			0-0 2B 1B 1B	0-0 2B SF7 1B	4	1	2	0	0	0	4																				
Leon Wagner, L OBP: 0.345, SLG: 0.332	1-2 4-3								1-3 2-H 2B 1B	1	1	1	1	0	0	0																				
Hoyt Wilhelm, R									0-0 0-0 0-0	0	0	0	0	0	0	0																				
Gail Hopkins, L OBP: 0.326, SLG: 0.270	4-0 2B BB	0-0 4-3			0-0 G6-4-3 1B			0-0 1B 2B	0-0 1B 2B	3	1	2	0	1	0	3																				
Jerry McNetney, R OBP: 0.300, SLG: 0.309					1-2 1B			1-3 1B 2B	1-3 3-H 2B	1	0	1	1	0	0	0																				
Bill Melton, R OBP: 0.322, SLG: 0.394	0-0 1-H 3-H 2B		0-0 F9		0-0 G6-4-3 1B			0-0 1B	0-0 SF7	4	0	2	4	0	0	2																				
Ken Berry, R OBP: 0.288, SLG: 0.343	0-3 K		0-0 G3			0-0 F9		0-0 F6	0-0 L1	1	0	0	0	0	1	1																				
Bill Voss, L OBP: 0.238, SLG: 0.216										2	0	0	0	0	0	0																				
Tommy Davis, R OBP: 0.289, SLG: 0.344										1	0	0	0	0	0	1																				
Woodie Held, R OBP: 0.239, SLG: 0.162										1	0	0	0	0	0	1																				
Ron Hansen, R OBP: 0.290, SLG: 0.312		0-0 FC4 1B		0-0 6-3		0-0 F3		4-0 BB		3	0	1	0	1	0	0																				
Rich Morales, R OBP: 0.226, SLG: 0.172		0-0 FC4 1B		0-0 F6		0-0 F8		0-0 L5		4	1	0	0	0	0	3																				
Gary Peters, L OBP: 0.278, SLG: 0.361		0-0 1B		0-0 F4			0-0 F9		0-0 F7	2	0	1	0	0	0	0																				
Bob Locker, R OBP: 0.271, SLG: 0.358										0	0	0	0	0	0	0																				
Walt Williams, R OBP: 0.271, SLG: 0.358										0	0	0	0	0	0	0																				
Wilbur Wood, L OBP: 0.299, SLG: 0.309										0	0	0	0	0	0	0																				
Dick Kenworthy, R OBP: 0.250, SLG: 0.228										0	0	0	0	0	0	0																				
Tom McCraw, L OBP: 0.293, SLG: 0.373		1-2 1B								0	0	0	0	0	0	0																				
Inning Stats	R: 2 E: 0 K: 2 S: 8	H: 1 LOB: 1 BB: 2 P: 16	R: 1 E: 0 K: 0 S: 6	H: 3 LOB: 3 BB: 1 P: 10	R: 0 E: 0 K: 0 S: 3	H: 0 LOB: 0 BB: 0 P: 3	R: 0 E: 0 K: 1 S: 5	H: 0 LOB: 0 BB: 0 P: 5	R: 0 E: 0 K: 0 S: 4	H: 2 LOB: 1 BB: 0 P: 4	R: 0 E: 0 K: 0 S: 3	H: 0 LOB: 0 BB: 0 P: 3	R: 0 E: 0 K: 0 S: 3	H: 0 LOB: 0 BB: 0 P: 3	R: 1 E: 0 K: 0 S: 5	H: 3 LOB: 2 BB: 1 P: 9	R: 3 E: 0 K: 0 S: 7	H: 4 LOB: 1 BB: 0 P: 7	1B: 10 2B: 3 3B: 0 HR: 0	SF: 1 SAC: 0 DP: 1 HBP: 0	WP: 0 PA: 42 PB: 1 CS: 0															
PITCHER	IP	WLS	BF	H	R	ER	SO	BB	IBB	HBP	BLK	WP	HR	S	P	ERA	WHIP	PITCHER		IP	WLS	BF	H	R	ER	SO	BB	IBB	HBP	BLK	WP	HR	S	P	ERA	WHIP
Clyde Wright, L ERA: 3.94	1.1		11	4	3	3	2	2	1	0	0	0	0	12	24	20.25	4.500	Tom Burgmeier, L ERA: 4.33		0.2		3	1	1	1	0	0	0	0	0	0	3	3	13.50	1.500	
Sammy Ellis, R ERA: 3.95	3.2		12	2	0	0	1	0	0	0	0	0	0	14	14	0.00	0.545																			
George Brunet, L ERA: 2.86	3.0		12	3	1	1	0	1	0	0	0	0	0	11	15	3.00	1.333																			
Dennis Bennett, L ERA: 3.54	0.1	L	3	2	2	2	0	0	0	0	0	0	0	3	3	54.00	6.000																			
Bobby Locke, R ERA: 6.44	0.0		1	1	0	0	0	0	0	0	0	0	0	1	1	∞	∞																			

AB	37
R	7
H	13
RBI	7
BB	4
SO	3
LOB	16



Batter	1	2	3	4	5	6	7	8	9	AB	R	H	RBI	BB	SO	LOB	BOTTOM																			
Jarvis Tatum, R OBP: 0.176, SLG: 0.196	0-0 1B SF9 1B		0-0 F4		0-0 L9		0-0 5-3		0-0 F8	5	1	1	0	0	0	2	Chicago White Sox @ California Angels Anaheim Stadium, Anaheim, CA Sun Sep 29 1968, 6:33 AM EDT Att: 13,185 - Unknown																			
Roger Repoz, L OBP: 0.309, SLG: 0.371	0-0 SF9 1-3 1B		0-3 K		0-0 WP 1B			0-3 K		4	0	2	0	0	2	0																				
Jim Fregosi, R OBP: 0.316, SLG: 0.365	0-0 SF9			4-0 3B BB	0-0 1-6-3 1B			0-0 6-3		2	1	0	1	1	0	1																				
Rick Reichardt, R OBP: 0.328, SLG: 0.421	0-0 L9			0-0 1B 3B		0-3 K		0-0 1B		4	1	2	1	0	1	1																				
Bobby Knoop, R OBP: 0.301, SLG: 0.324	0-3 K			0-0 G6-4-3 1B		0-0 G2		0-0 5-3		4	0	1	1	0	1	2																				
Jim Spencer, L OBP: 0.233, SLG: 0.206		0-0 F2		0-0 F5		0-3 K			0-3 K	4	0	0	0	0	2	1																				
Aurelio Rodriguez, R OBP: 0.299, SLG: 0.309		0-0 5-3		0-0 G6-4-3			0-0 L5		0-0 1B SF9 1B	3	0	0	0	0	0	1																				
Vic Davalillo, L OBP: 0.301, SLG: 0.355				1-2 1B						1	1	1	0	0	0	0																				
Tom Egan, R OBP: 0.156, SLG: 0.209		0-0 F7		0-0 F8			0-0 K		0-0 1B	3	1	1	1	0	0	0																				
Tom Satriano, L OBP: 0.337, SLG: 0.364				0-0 K					1-3 1B	1	0	1	0	0	0	0																				
Jay Johnstone, L OBP: 0.303, SLG: 0.313				0-0 1B WP			0-0 5-3		0-0 SF9	0	0	0	0	0	0	0																				
Clyde Wright, R ERA: 3.76										0	0	0	0	0	0	0																				
Sammy Ellis, L ERA: 3.95										1	0	0	0	0	0	0																				
Chuck Hillman, R ERA: 2.29										1	1	1	0	0	0	0																				
George Brunet, R ERA: 2.86										0	0	0	0	0	0	0																				
Dennis Bennett, L ERA: 3.54										0	0	0	0	0	0	0																				
Bobby Locke, R ERA: 6.44										0	0	0	0	0	0	0																				
Tom Burgmeier, L ERA: 4.33										0	0	0	0	0	0	0																				
Ed Kirkpatrick, L ERA: 1.73										0	0	1	0	0	0	0																				
Inning Stats	R: 1 E: 0 K: 1 S: 7	H: 2 LOB: 1 BB: 0 P: 7	R: 0 E: 0 K: 0 S: 3	H: 0 LOB: 0 BB: 0 P: 3	R: 0 E: 0 K: 2 S: 7	H: 0 LOB: 0 BB: 0 P: 7	R: 2 E: 0 K: 0 S: 4	H: 2 LOB: 0 BB: 1 P: 8	R: 1 E: 0 K: 0 S: 5	H: 2 LOB: 1 BB: 0 P: 5	R: 0 E: 0 K: 2 S: 7	H: 0 LOB: 0 BB: 0 P: 7	R: 1 E: 0 K: 0 S: 4	H: 1 LOB: 0 BB: 0 P: 4	R: 0 E: 0 K: 1 S: 6	H: 1 LOB: 1 BB: 0 P: 6	R: 1 E: 0 K: 1 S: 7	H: 2 LOB: 1 BB: 0 P: 7	1B: 8 2B: 0 3B: 1 HR: 1	SF: 2 SAC: 0 DP: 1 HBP: 0	WP: 1 PA: 37 PB: 0 CS: 0															
PITCHER	IP	WLS	BF	H	R	ER	SO	BB	IBB	HBP	BLK	WP	HR	S	P	ERA	WHIP	PITCHER		IP	WLS	BF	H	R	ER	SO	BB	IBB	HBP	BLK	WP	HR	S	P	ERA	WHIP
Gary Peters, L ERA: 3.76	5.0		21	6	4	4	3	1	0	0	0	0	0	26	30	7.20	1.400	Tom Burgmeier, L ERA: 4.33		0.2		3	1	1	1	0	0	0	0	0	3	3	13.50	1.500		
Bob Locker, R ERA: 2.29	1.0		3	0	0	0	2	0	0	0	0	0	0	7	7	0.00	0.000																			
Wilbur Wood, L ERA: 1.87	2.0	W	8	2	1	1	1	0	0	0	0	0	1	10	10	4.50	1.000																			
Hoyt Wilhelm, R ERA: 1.73	1.0	S	5	2	1	1	1	0	0	0	0	0	0	7	7	9.00	2.000																			

AB	34
R	6
H	10
RBI	5
BB	1
SO	7
LOB	8

