

California Angels - 1969

Batter	1	2	3	4	5	6	7	8	9	AB	R	H	RBI	BB	SO	LOB	TOP			
Tommy Harper, R OBP: 0.400, SLG: 0.500										4	1	1	0	1	1	4	Seattle Pilots @ California Angels Anaheim Stadium, Anaheim, CA Tue Apr 08 1969, 9:05 PM EST Att: 11,930 - Unknown			
Mike Hegan, L OBP: 0.500, SLG: 2.000 Steve Whitaker, L (2.9)										2	1	1	2	0	1	0				
Tommy Davis, R OBP: 0.250, SLG: 0.250 Wayne Comer, R (9.7)										4	1	1	0	0	1	0				
Don Mincher, L (1.3)										3	1	0	0	0	0	0				
Rich Rollins, R OBP: 0.500, SLG: 0.333										3	0	1	0	1	0	2				
Jim Gosger, L (1.8)										2	0	0	0	1	1	1				
Jerry McNertney, R OBP: 0.250, SLG: 0.250										4	0	1	2	0	1	2				
Ray Oyler, R (1.6)										3	0	0	0	1	1	1				
Marty Pattin, R OBP: 0.333, SLG: 0.333 Diego Segui, R (6.1) Jack Aker, R (9.1)										3	0	1	0	0	1	3				
Inning Stats	R: 4 E: 0 K: 1 S: 9	H: 4 LOB: 3 BB: 2 P: 18	R: 0 E: 0 K: 1 S: 5	H: 0 LOB: 0 BB: 0 P: 5	R: 0 E: 0 K: 0 S: 3	H: 0 LOB: 0 BB: 0 P: 3	R: 0 E: 0 K: 0 S: 3	H: 0 LOB: 1 BB: 1 P: 7	R: 0 E: 0 K: 1 S: 5	H: 1 LOB: 1 BB: 0 P: 9	R: 0 E: 0 K: 2 S: 7	H: 0 LOB: 0 BB: 0 P: 7	R: 0 E: 1 K: 1 S: 6	H: 1 LOB: 1 BB: 0 P: 6	R: 0 E: 0 K: 3 S: 9	H: 0 LOB: 0 BB: 0 P: 9		1B: 4 2B: 1 3B: 0 HR: 1	SF: 0 SAC: 1 DP: 1 HBP: 1	WP: 1 PB: 2 SB: 1 CS: 0
PITCHER	IP WLS BF H R ER SO BB IBB HBP BLK WP HR S P ERA WHIP	0.1 L 7 4 4 4 0 0 1 0 0 0 0 1 5 10 108.00 15.000	1.2 6 0 0 0 2 1 0 0 0 0 1 0 9 13 0.00 0.600	4.0 15 1 0 0 2 2 0 0 0 0 0 0 17 25 0.00 0.750	3.0 10 1 0 0 6 0 0 0 0 0 0 0 22 22 0.00 0.333															

Batter	1	2	3	4	5	6	7	8	9	AB	R	H	RBI	BB	SO	LOB	BOTTOM					
Bill Voss, L (1.9) Rudy May, L (7.1) Lou Johnson, R (9. PH)										4	0	0	0	0	0	3	Seattle Pilots @ California Angels Anaheim Stadium, Anaheim, CA Tue Apr 08 1969, 9:05 PM EST Att: 11,930 - Unknown					
Jim Fregosi, R OBP: 0.250, SLG: 1.000										4	1	1	1	0	0	0						
Jay Johnstone, L OBP: 0.200, SLG: 0.200										5	0	1	1	0	0	1						
Rick Reichardt, R OBP: 0.600, SLG: 0.600										5	0	3	0	0	1	1						
Dick Stuart, R (1.3)										3	0	0	0	1	3	3						
Aurelio Rodriguez, R OBP: 0.500, SLG: 0.333										3	1	1	0	1	1	2						
Tom Satriono, L OBP: 1.000, SLG: 1.000										3	0	3	0	1	0	0						
Bobby Knoop, R OBP: 0.250, SLG: 0.250										4	0	1	1	0	1	4						
Jim McGlothlin, R Clyde Wright, L Vic Davallio, L Eddie Fisher, R Roger Repoz, L										0	0	0	0	0	0	0						
Inning Stats	R: 0 E: 1 K: 1 S: 7	H: 2 LOB: 2 BB: 0 P: 7	R: 1 E: 0 K: 0 S: 5	H: 3 LOB: 1 BB: 0 P: 5	R: 0 E: 0 K: 1 S: 6	H: 1 LOB: 2 BB: 1 P: 10	R: 0 E: 0 K: 1 S: 4	H: 0 LOB: 0 BB: 1 P: 8	R: 1 E: 0 K: 1 S: 7	H: 2 LOB: 1 BB: 0 P: 7	R: 0 E: 0 K: 2 S: 8	H: 1 LOB: 2 BB: 1 P: 12	R: 0 E: 0 K: 1 S: 5	H: 0 LOB: 0 BB: 0 P: 5	R: 0 E: 0 K: 1 S: 6	H: 1 LOB: 1 BB: 0 P: 6		R: 1 E: 0 K: 0 S: 3	H: 0 LOB: 1 BB: 2 P: 11	1B: 9 2B: 0 3B: 0 HR: 1	SF: 0 SAC: 1 DP: 1 HBP: 0	WP: 0 PB: 0 SB: 0 CS: 0
PITCHER	IP WLS BF H R ER SO BB IBB HBP BLK WP HR S P ERA WHIP	5.0 W 24 8 2 2 4 2 0 0 0 0 0 0 19 27 3.00 1.333	3.0 13 2 1 1 4 2 0 0 0 0 0 0 3 3 0.00 0.000																			

AB	32
R	4
H	6
RBI	4
BB	4
SO	10
LOB	14



Batter	1	2	3	4	5	6	7	8	9	AB	R	H	RBI	BB	SO	LOB	TOP										
Tommy Harper, R OBP: 0.300, SLG: 0.333										5	0	1	0	0	1	4											
Jim Gosger, L (1.8)										4	0	0	0	0	0	1											
Tommy Davis, R OBP: 0.250, SLG: 0.143										3	0	0	0	1	0	0											
Don Mincher, L OBP: 0.375, SLG: 0.857										4	2	2	1	0	0	1											
Rich Rollins, R OBP: 0.375, SLG: 0.429										4	0	1	0	0	1	1											
Steve Whitaker, L OBP: 0.286, SLG: 0.167										3	1	1	0	1	1	1											
Larry Haney, R OBP: 0.500, SLG: 0.500										4	0	2	0	0	1	2											
Ray Oyler, R OBP: 0.333, SLG: 0.200										2	0	1	1	0	1	2											
Mike Hegan, L OBP: 0.333, SLG: 1.333										1	0	0	0	0	1	2											
John Morris, R (6, PH)										0	0	0	0	0	0	0											
Jim Bouton, R (8, 1)										0	0	0	0	0	0	0											
Wayne Comer, R (9, PH)										1	0	0	0	0	0	0											
Mike Marshall, R OBP: 0.500, SLG: 0.500										2	0	1	1	0	0	2											
Gene Brabender, R (5, 1)										0	0	0	0	0	0	0											
Mike Ferraro, R (6, PH)										1	0	0	0	0	0	2											
John Kennedy, R (6, 6)										1	0	0	0	0	0	0											
Inning Stats	R: 0 E: 1 K: 0 S: 3	H: 1 LOB: 0 BB: 0 P: 3	R: 2 E: 0 K: 1 S: 8	H: 3 LOB: 2 BB: 1 P: 12	R: 1 E: 0 K: 0 S: 4	H: 1 LOB: 0 BB: 0 P: 4	R: 0 E: 0 K: 1 S: 7	H: 2 LOB: 2 BB: 0 P: 7	R: 0 E: 0 K: 2 S: 3	H: 0 LOB: 1 BB: 0 P: 3	R: 0 E: 0 K: 2 S: 9	H: 2 LOB: 2 BB: 0 P: 9	R: 0 E: 0 K: 0 S: 3	H: 0 LOB: 1 BB: 1 P: 7	R: 0 E: 0 K: 2 S: 7	H: 0 LOB: 0 BB: 0 P: 3	R: 0 E: 0 K: 0 S: 3	H: 0 LOB: 0 BB: 0 P: 3	1B: 6 2B: 2 3B: 0 HR: 1	SF: 0 SAC: 0 DP: 0 HBP: 0	WP: 0 PB: 0 SB: 1 CS: 1	PA: 37					
PITCHER	IP	WLS	BF	H	R	ER	SO	BB	IBB	HBP	BLK	WP	HR	S	P	ERA	WHIP										
Andy Messersmith, R ERA: 6.75	(1, 1)	4.0	19	7	3	3	2	1	0	0	0	0	1	22	26	6.75	2.000										
Pedro Borbon, R ERA:	(5, 1)	3.0	W	12	2	0	2	1	0	0	0	0	0	15	19	0.00	1.000										
Hoyt Wilhelm, R ERA:	(8, 1)	2.0	S	6	0	0	2	0	0	0	0	0	0	10	10	0.00	0.000										

Seattle Pilots @ California Angels
Anaheim Stadium, Anaheim, CA
Wed Apr 09 1969, 9:05 PM EST
Att: 5,347 - Unknown

AB 35
R 3
H 9
RBI 3
BB 2
SO 6
LOB 18



Batter	1	2	3	4	5	6	7	8	9	AB	R	H	RBI	BB	SO	LOB	BOTTOM										
Vic Davalillo, L (1, 9)										3	0	0	0	1	0	4											
Lou Johnson, R (8, PH)										0	1	0	0	1	0	0											
Jim Fregosi, R OBP: 0.444, SLG: 0.778										6	1	3	0	0	0	3											
Jay Johnstone, L OBP: 0.300, SLG: 0.500										5	1	2	2	0	1	2											
Rick Reichardt, R OBP: 0.700, SLG: 0.714										2	1	1	0	3	0	0											
Bill Voss, L (9, 9)										0	0	0	0	0	0	0											
Roger Repoz, L (1, 3)										3	0	0	0	0	2	4											
Dick Stuart, R (7, PH)										1	0	0	0	0	0	0											
Hoyt Wilhelm, R (8, 1)										1	0	0	0	0	0	2											
Aurelio Rodriguez, R OBP: 0.500, SLG: 0.571										4	2	2	0	0	1	0											
Tom Satriano, L OBP: 0.625, SLG: 0.571										4	0	1	1	0	0	1											
Bobby Knoop, R OBP: 0.500, SLG: 0.500										4	1	3	1	0	0	1											
Andy Messersmith, R (1, 1)										0	0	0	0	1	0	0											
Bob Chance, L OBP: 1.000, SLG: 1.000	(4, PH)									1	0	1	1	0	0	0											
Rudy May, L (4, PH)										0	0	0	0	0	0	0											
Pedro Borbon, R (5, 1)										1	0	0	0	0	1	2											
Ruben Amaro, R (8, 3)										0	0	0	0	0	0	0											
Inning Stats	R: 0 E: 0 K: 2 S: 8	H: 1 LOB: 2 BB: 1 P: 12	R: 0 E: 0 K: 0 S: 4	H: 1 LOB: 2 BB: 1 P: 8	R: 0 E: 0 K: 0 S: 4	H: 1 LOB: 1 BB: 0 P: 4	R: 1 E: 2 K: 0 S: 4	H: 2 LOB: 2 BB: 1 P: 8	R: 4 E: 1 K: 2 S: 12	H: 5 LOB: 2 BB: 1 P: 16	R: 0 E: 0 K: 0 S: 3	H: 1 LOB: 0 BB: 0 P: 3	R: 0 E: 0 K: 1 S: 5	H: 0 LOB: 0 BB: 0 P: 5	R: 2 E: 0 K: 0 S: 5	H: 2 LOB: 2 BB: 2 P: 13	1B: 9 2B: 4 3B: 0 HR: 0	SF: 0 SAC: 1 DP: 1 HBP: 0	WP: 1 PB: 0 SB: 2 CS: 0	PA: 42							
PITCHER	IP	WLS	BF	H	R	ER	SO	BB	IBB	HBP	BLK	WP	HR	S	P	ERA	WHIP										
Mike Marshall, R ERA: 6.75	(1, 1)	4.0	22	7	3	3	2	3	0	0	0	0	0	22	34	6.75	2.500										
Gene Brabender, R ERA: 18.0	(5, 1)	1.0	L	7	3	2	2	1	0	0	0	0	0	10	14	18.00	4.000										
John Morris, L ERA: 6.75	(6, 1)	2.2	11	3	2	2	1	1	0	0	0	1	0	12	16	6.75	1.500										
Jim Bouton, R ERA:	(8, 1)	0.1	2	0	0	0	0	0	1	0	0	0	0	1	5	0.00	0.000										

Seattle Pilots @ California Angels
Anaheim Stadium, Anaheim, CA
Wed Apr 09 1969, 9:05 PM EST
Att: 5,347 - Unknown

AB 35
R 7
H 13
RBI 5
BB 6
SO 5
LOB 19




Batter	1	2	3	4	5	6	7	8	9	AB	R	H	RBI	BB	SO	LOB	TOP																			
Cesar Tovar, R OBP: 0.100, SLG: 0.100	5-3		G3		FC6-4			F9		4	0	0	0	0	0	2	Minnesota Twins @ California Angels Anaheim Stadium, Anaheim, CA Fri Apr 11 1969, 9:05 PM EST Att: 9,174 - Cloudy - 62 F																			
Leo Cardenas, R OBP: 0.250, SLG: 0.143	F9		FC5-4 1B		P4			P4		4	0	1	0	0	0	2																				
Harmon Killebrew, R OBP: 0.250, SLG: 0.143	BB		FC5-4		WP 1B			P6		3	0	1	0	1	0	1																				
Tony Oliva, L OBP: 0.188, SLG: 0.375	K				P5					4	1	1	1	0	2	2																				
Bob Allison, R OBP: 0.250, SLG: 1.000		K			K			HR		4	1	1	1	0	2	1																				
George Mittenwald, R OBP: 0.273, SLG: 0.500		HR			F3			K		4	1	1	1	0	2	1																				
Frank Quilici, R OBP: 0.286, SLG: 0.167 Rich Reese, L OBP: 0.333, SLG: 0.556	K				F9			G3		3	0	0	0	0	1	0																				
Ted Uhlaender, L OBP: 0.222, SLG: 0.125	4-3				FC6-4 1B HBP			L3		3	0	0	0	0	0	0																				
Jim Perry, S Joe Grzenda, R Ron Clark, R Tom Hall, L Tom Tischinski, R Charlie Walters, R	5-3				FC6-4 1B			F9		1	0	0	0	0	0	0																				
Inning Stats	R: 0 E: 0 K: 1 S: 5	H: 0 LOB: 1 BB: 1 P: 9	R: 1 E: 0 K: 2 S: 8	H: 1 LOB: 0 BB: 0 P: 8	R: 0 E: 0 K: 0 S: 4	H: 1 LOB: 1 BB: 0 P: 4	R: 0 E: 0 K: 1 S: 5	H: 0 LOB: 0 BB: 0 P: 5	R: 0 E: 0 K: 2 S: 4	H: 1 LOB: 2 BB: 0 P: 5	R: 0 E: 0 K: 0 S: 3	H: 0 LOB: 0 BB: 0 P: 3	R: 0 E: 0 K: 1 S: 7	H: 2 LOB: 0 BB: 0 P: 7	R: 2 E: 0 K: 1 S: 7	H: 2 LOB: 0 BB: 0 P: 7		1B: 3 2B: 0 3B: 0 HR: 3	SF: 0 SAC: 0 DP: 0 HBP: 1	WP: 1 PB: 0 CS: 0	PA: 35															
PITCHER	IP	WLS	BF	H	R	ER	SO	BB	IBB	HBP	BLK	WP	HR	S	P	ERA	WHIP	PITCHER		IP	WLS	BF	H	R	ER	SO	BB	IBB	HBP	BLK	WP	HR	S	P	ERA	WHIP
George Brunet, L ERA: 3.38	(1, 1)	8.0	W	32	6	3	3	6	1	0	1	0	1	3	42	47	3.38	0.875																		
Hoyt Wilhelm, R ERA:	(9, 1)	1.0	S	3	0	0	0	1	0	0	0	0	0	0	5	5	0.00	0.000																		

AB	33
R	3
H	6
RBI	3
BB	1
SO	7
LOB	9



Batter	1	2	3	4	5	6	7	8	9	AB	R	H	RBI	BB	SO	LOB	BOTTOM																			
Vic Davalillo, L (1, 9)	4-3		F7		L7			F9		4	0	0	0	0	0	1	Minnesota Twins @ California Angels Anaheim Stadium, Anaheim, CA Fri Apr 11 1969, 9:05 PM EST Att: 9,174 - Cloudy - 62 F																			
Jim Fregosi, R OBP: 0.385, SLG: 0.615	G3		HR 1B		K			F8		4	1	1	0	0	1	1																				
Jay Johnstone, L OBP: 0.357, SLG: 0.714	3-1		HR		K			CS S 1B		4	1	2	2	0	1	0																				
Rick Reichardt, R OBP: 0.571, SLG: 0.545	6-3		F9		FC1-5 1B			F4		4	0	1	0	0	0	1																				
Roger Repoz, L OBP: 0.375, SLG: 0.167 Ruben Amaro, R	K				1B WP BB			FC1-5 1B		2	1	1	0	1	1	0																				
Aurelio Rodriguez, R OBP: 0.500, SLG: 0.636	HR 2B				5-3 WP 1B			4-3		4	1	2	0	0	0	3																				
Tom Satriano, L OBP: 0.545, SLG: 0.800	HR				F7			G4-6-3		3	1	1	2	0	0	4																				
Bobby Knoop, R OBP: 0.364, SLG: 0.364	F9				5-3			E6 SH1-4		3	0	0	0	0	0	1																				
George Brunet, R Hoyt Wilhelm, R			K		1-6-3			SH1-4		2	0	0	0	0	1	1																				
Inning Stats	R: 0 E: 0 K: 0 S: 3	H: 0 LOB: 0 BB: 0 P: 3	R: 2 E: 0 K: 1 S: 7	H: 2 LOB: 0 BB: 0 P: 7	R: 2 E: 0 K: 1 S: 7	H: 2 LOB: 0 BB: 0 P: 7	R: 1 E: 0 K: 0 S: 4	H: 1 LOB: 1 BB: 1 P: 8	R: 0 E: 0 K: 2 S: 7	H: 0 LOB: 0 BB: 0 P: 7	R: 0 E: 0 K: 0 S: 4	H: 2 LOB: 1 BB: 0 P: 4	R: 0 E: 1 K: 0 S: 4	H: 0 LOB: 1 BB: 0 P: 4	R: 0 E: 0 K: 0 S: 3	H: 1 LOB: 1 BB: 1 P: 7		1B: 5 2B: 1 3B: 0 HR: 2	SF: 0 SAC: 1 DP: 1 HBP: 0	WP: 1 PB: 0 CS: 1	PA: 33															
PITCHER	IP	WLS	BF	H	R	ER	SO	BB	IBB	HBP	BLK	WP	HR	S	P	ERA	WHIP	PITCHER		IP	WLS	BF	H	R	ER	SO	BB	IBB	HBP	BLK	WP	HR	S	P	ERA	WHIP
Jim Perry, R ERA: 15.0	(1, 1)	3.0	L	15	5	5	2	1	0	0	0	0	2	18	22	15.00	2.000																			
Joe Grzenda, L ERA: 2.7	(4, 1)	1.0		3	0	0	0	0	0	0	0	1	0	3	3	0.00	0.000																			
Tom Hall, L ERA: 1.17	(5, 1)	2.0		7	2	0	0	2	0	0	0	0	0	11	11	0.00	1.000																			
Charlie Walters, R ERA:	(7, 1)	2.0		8	1	0	0	0	1	0	0	0	0	7	11	0.00	1.000																			



Batter	1	2	3	4	5	6	7	8	9	AB	R	H	RBI	BB	SO	LOB	TOP					
Bob Allison, R (1, 7) OBP: 0.375, SLG: 1.143										3	2	1	1	1	1	1						
Tony Oliva, L (1, 9) OBP: 0.200, SLG: 0.350										4	0	1	1	0	0	0						
Harmon Killebrew, R (1, 3) OBP: 0.250, SLG: 0.118										3	0	0	0	1	2	0						
George Mitterwald, R (1, 2) OBP: 0.357, SLG: 0.769										3	1	2	1	0	0	1						
John Roseboro, L (9, PH) OBP: 0.571, SLG: 0.400										0	0	0	0	1	0	0						
Leo Cardenas, R (1, 6) OBP: 0.250, SLG: 0.118										3	0	0	0	1	1	1						
Ron Clark, R (1, 5) OBP: 0.333, SLG: 0.333										2	0	0	0	0	0	2						
Graig Nettles, L (7, PH) OBP: 0.429, SLG: 0.833										1	0	0	0	0	0	0						
Cesar Tovar, R (1, 8) OBP: 0.077, SLG: 0.077										3	0	0	0	0	0	0						
Frank Quilici, R (1, 4) OBP: 0.222, SLG: 0.125										2	0	0	0	0	0	0						
Rich Reese, L (8, PH) OBP: 0.400, SLG: 0.600										1	0	1	0	0	0	0						
Ted Uhlhaender, L (8, PH) OBP: 0.222, SLG: 0.125										0	0	0	0	0	0	0						
Dave Boswell, R (1, 1)										2	0	0	0	0	1	0						
Joe Grzenda, R (6, 1)										0	0	0	0	0	0	0						
Bob Miller, R (6, 1)										0	0	0	0	0	0	0						
Charlie Manuel, L (8, PH)										1	0	0	0	0	1	0						
Ron Perranoski, L (8, 1)										0	0	0	0	0	0	0						
Inning Stats	R: 0 E: 0 K: 2 S: 7	H: 0 LOB: 0 BB: 0 P: 7	R: 1 E: 0 K: 0 S: 4	H: 1 LOB: 0 BB: 0 P: 4	R: 1 E: 0 K: 1 S: 5	H: 1 LOB: 0 BB: 1 P: 9	R: 0 E: 0 K: 1 S: 5	H: 1 LOB: 1 BB: 1 P: 9	R: 0 E: 0 K: 0 S: 3	H: 0 LOB: 0 BB: 0 P: 3	R: 1 E: 0 K: 0 S: 3	H: 1 LOB: 0 BB: 1 P: 7	R: 0 E: 0 K: 0 S: 3	H: 0 LOB: 0 BB: 0 P: 3	R: 0 E: 0 K: 0 S: 3	H: 1 LOB: 1 BB: 0 P: 3	R: 0 E: 0 K: 1 S: 5	H: 0 LOB: 1 BB: 1 P: 9	1B: 3 2B: 0 3B: 0 HR: 2	SF: 0 SAC: 0 DP: 3 HBP: 0	WP: 0 PB: 0 SB: 0 CS: 1	PA: 33
PITCHER	IP WLS BF H R ER SO BB IBB HBP BLK WP HR S P ERA WHIP																					
Rudy May, L (1, 1) ERA: 3.0	6.0 W 22 4 3 3 4 3 0 0 0 1 0 2 27 39 4.50 1.167																					
Eddie Fisher, R (7, 1) ERA:	2.0 6 1 0 0 0 0 0 0 0 0 0 0 6 6 0.00 0.500																					
Hoyt Wilhelm, R (9, 1) ERA:	1.0 S 4 0 0 0 1 1 0 0 0 0 0 0 5 9 0.00 1.000																					

Minnesota Twins @ California Angels
Anaheim Stadium, Anaheim, CA
Sat Apr 12 1969, 9:05 PM EST
Att: 10,609 - Unknown - 63 F

AB 28
R 3
H 5
RBI 3
BB 4
SO 5
LOB 6



Batter	1	2	3	4	5	6	7	8	9	AB	R	H	RBI	BB	SO	LOB	BOTTOM					
Vic Davallo, L (1, 9)										1	0	0	0	1	0	0						
Lou Johnson, R (6, PH) OBP: 0.286, SLG: 0.500										1	0	0	1	0	0	1						
Jim Fregosi, R (1, 6) OBP: 0.412, SLG: 0.625										3	2	1	0	1	0	2						
Jay Johnstone, L (1, 8) OBP: 0.389, SLG: 0.667										4	1	2	0	0	0	1						
Rick Reichardt, R (1, 7) OBP: 0.533, SLG: 0.500										1	0	0	0	0	1	3						
Bill Voss, L (2, 7) OBP: 0.286, SLG: 0.500										2	0	1	2	1	0	0						
Roger Repoz, L (1, 3) OBP: 0.333, SLG: 0.200										4	0	1	1	0	2	4						
Aurelio Rodriguez, R (1, 5) OBP: 0.375, SLG: 0.467										4	0	0	0	0	0	6						
Tom Satriano, L (1, 2) OBP: 0.467, SLG: 0.615										3	1	0	0	1	1	0						
Bobby Knoop, R (1, 4) OBP: 0.467, SLG: 0.385										2	0	1	0	2	0	0						
Rudy May, L (1, 1)										2	0	0	0	0	2	2						
Ruben Amaro, R (6, PH)										0	0	0	0	0	0	0						
Eddie Fisher, R (7, 1)										0	0	0	0	0	0	0						
Hoyt Wilhelm, R (9, 1)										0	0	0	0	0	0	0						
Inning Stats	R: 0 E: 0 K: 2 S: 8	H: 1 LOB: 3 BB: 1 P: 13	R: 0 E: 0 K: 1 S: 5	H: 1 LOB: 0 BB: 0 P: 5	R: 2 E: 0 K: 1 S: 7	H: 2 LOB: 1 BB: 1 P: 11	R: 0 E: 0 K: 1 S: 4	H: 0 LOB: 0 BB: 1 P: 8	R: 1 E: 0 K: 0 S: 5	H: 2 LOB: 2 BB: 1 P: 9	R: 1 E: 0 K: 0 S: 3	H: 0 LOB: 1 BB: 2 P: 11	R: 0 E: 0 K: 0 S: 3	H: 0 LOB: 0 BB: 0 P: 3	R: 0 E: 0 K: 1 S: 5	H: 0 LOB: 0 BB: 0 P: 5	R: 0 E: 0 K: 1 S: 5	H: 0 LOB: 0 BB: 0 P: 5	1B: 4 2B: 1 3B: 1 HR: 0	SF: 0 SAC: 1 DP: 0 HBP: 1	WP: 0 PB: 0 SB: 0 CS: 2	PA: 35
PITCHER	IP WLS BF H R ER SO BB IBB HBP BLK WP HR S P ERA WHIP																					
Dave Boswell, R (1, 1) ERA: 6.35	5.0 L 26 6 4 4 4 6 0 1 0 0 0 0 1 1 7.20 2.400																					
Joe Grzenda, L (6, 1) ERA: 2.45	0.1 1 0 0 0 0 0 0 0 0 0 0 0 1 1 0.00 0.000																					
Bob Miller, R (6, 1) ERA: 3.86	1.2 5 0 0 0 0 0 0 0 0 0 0 0 5 5 0.00 0.000																					
Ron Perranoski, L (8, 1) ERA:	1.0 3 0 0 0 1 0 0 0 0 0 0 0 5 5 0.00 0.000																					

Minnesota Twins @ California Angels
Anaheim Stadium, Anaheim, CA
Sat Apr 12 1969, 9:05 PM EST
Att: 10,609 - Unknown - 63 F

AB 27
R 4
H 6
RBI 4
BB 6
SO 6
LOB 19



Batter	1	2	3	4	5	6	7	8	9	AB	R	H	RBI	BB	SO	LOB	TOP									
Carlos May, L OBP: 0.471, SLG: 0.875	FC1-6 HBP		6-3			4-3		FC1-2 1-3 2-H 2B		3	1	1	1	0	0	0	Chicago White Sox @ California Angels Anaheim Stadium, Anaheim, CA Mon Apr 14 1969, 9:05 PM EST Att: 6,167 - Unknown									
Luis Aparicio, R OBP: 0.231, SLG: 0.174	FC1-6 6-3			6-3			F9 G3 BB	FC1-2 2B		3	1	0	0	1	0	3										
Pete Ward, L OBP: 0.286, SLG: 0.538 Bob Locker, S	6-3			G3			G3			4	0	1	2	0	0	2										
Bill Melton, R OBP: 0.462, SLG: 0.706	6-3			6-3			F9	1-3		4	0	0	0	0	0	3										
Don Pavletich, R OBP: 0.308, SLG: 0.583		F9			F9		P4		F8	4	0	0	0	0	1											
Gail Hopkins, L OBP: 0.380, SLG: 0.429		F2			3-1			1B	FC6-4 BB	3	1	1	0	1	0	0										
Buddy Bradford, R OBP: 0.476, SLG: 0.556		K						1B	F9	4	1	2	0	0	1	1										
Ron Hansen, R OBP: 0.167, SLG: 0.200 Walt Williams, R OBP: 0.333, SLG: 0.500 Ken Berry, R OBP: 0.118, SLG: 0.063			K		CS	6-3		2B FC1-2 1B	FC6-4	2	0	0	0	0	1	0										
Tommy John, R Duane Josephson, R Sandy Alomar Sr., S			6-3		CS	K		K		1	0	0	0	0	1	2										
										0	0	0	0	0	0	0										
Inning Stats	R: 0 E: 0 K: 0 S: 3	H: 0 LOB: 1 BB: 0 P: 4	R: 0 E: 0 K: 1 S: 5	H: 0 LOB: 0 BB: 0 P: 5	R: 0 E: 0 K: 1 S: 5	H: 0 LOB: 0 BB: 0 P: 5	R: 0 E: 0 K: 0 S: 3	H: 0 LOB: 0 BB: 0 P: 3	R: 0 E: 0 K: 0 S: 3	H: 1 LOB: 0 BB: 0 P: 3	R: 0 E: 0 K: 0 S: 5	H: 0 LOB: 0 BB: 1 P: 5	R: 0 E: 0 K: 0 S: 3	H: 0 LOB: 1 BB: 1 P: 7	R: 0 E: 0 K: 1 S: 10	H: 5 LOB: 1 BB: 0 P: 10	R: 0 E: 0 K: 0 S: 3	H: 0 LOB: 1 BB: 1 P: 7	1B: 4 2B: 2 3B: 0 HR: 0	SF: 0 SAC: 0 DP: 0 HBP: 1	WP: 0 PB: 0 SB: 0 CS: 1	PA: 36				
PITCHER	IP	WLS	BF	H	R	ER	SO	BB	IBB	HBP	BLK	WP	HR	S	P	ERA	WHIP									
Jim McGlothlin, R ERA: 6.99	(1, 1)	7.0		26	4	3	3	3	1	0	1	0	0	0	30	35	3.86	0.714								
Hoyt Wilhelm, R ERA: 1.8	(8, 1)	1.0	L	5	2	1	1	1	0	0	0	0	0	0	7	7	9.00	2.000								
Andy Messersmith, R ERA: 4.5	(9, 1)	1.0		4	0	0	0	0	1	0	0	0	0	0	3	7	0.00	1.000								

Batter	1	2	3	4	5	6	7	8	9	AB	R	H	RBI	BB	SO	LOB	BOTTOM									
Jay Johnstone, L OBP: 0.385, SLG: 0.560	S 1B		K			WP SH1-4 4-1 BB		G3		3	2	1	0	1	1	0	Chicago White Sox @ California Angels Anaheim Stadium, Anaheim, CA Mon Apr 14 1969, 9:05 PM EST Att: 6,167 - Unknown									
Jim Fregosi, R OBP: 0.400, SLG: 0.545	K		6-3			SH1-4			BB	2	0	0	0	1	1	1										
Lou Johnson, R OBP: 0.429, SLG: 0.200 Bill Voss, L OBP: 0.308, SLG: 0.364 Andy Messersmith, R	5-3			G4-6-3 1B		4-1		P6		3	0	1	1	0	0	1										
Rick Reichardt, R OBP: 0.478, SLG: 0.421				G4-6-3 1B		4-3			K	4	0	1	1	0	1	1										
Dick Stuart, R OBP: 0.222, SLG: 0.500 Ruben Amaro, R OBP: 1.000, SLG: 1.000 Bob Chance, L OBP: 0.500, SLG: 0.500	F8			F9			HR		4-3	3	1	1	1	0	0	1										
Aurelio Rodriguez, R OBP: 0.304, SLG: 0.333		3-1			1-4-3		1-6-3		K	4	0	0	0	0	1	0										
Tom Egan, R		L4			K					3	0	0	0	0	2	0										
Bobby Knoop, R OBP: 0.409, SLG: 0.316		1-3								2	0	0	0	1	1	0										
Jim McGlothlin, R Hoyt Wilhelm, R Vic Davallillo, L			6-3		5-3			F8		2	0	0	0	0	0	0										
										1	0	0	0	0	0	0										
Inning Stats	R: 1 E: 0 K: 1 S: 7	H: 2 LOB: 1 BB: 0 P: 7	R: 0 E: 0 K: 0 S: 3	H: 0 LOB: 0 BB: 0 P: 3	R: 0 E: 0 K: 1 S: 5	H: 0 LOB: 0 BB: 0 P: 5	R: 0 E: 0 K: 0 S: 3	H: 1 LOB: 0 BB: 0 P: 3	R: 0 E: 0 K: 1 S: 5	H: 0 LOB: 1 BB: 1 P: 9	R: 1 E: 0 K: 0 S: 3	H: 0 LOB: 0 BB: 1 P: 7	R: 1 E: 0 K: 2 S: 8	H: 1 LOB: 0 BB: 0 P: 8	R: 0 E: 0 K: 0 S: 3	H: 0 LOB: 1 BB: 1 P: 7	R: 0 E: 0 K: 2 S: 7	H: 0 LOB: 0 BB: 0 P: 7	1B: 3 2B: 0 3B: 0 HR: 1	SF: 0 SAC: 1 DP: 1 HBP: 0	WP: 1 PB: 0 SB: 1 CS: 0	PA: 33				
PITCHER	IP	WLS	BF	H	R	ER	SO	BB	IBB	HBP	BLK	WP	HR	S	P	ERA	WHIP									
Tommy John, L ERA: 1.69	(1, 1)	7.0	W	26	4	3	3	5	2	0	0	0	0	0	34	42	3.86	0.857								
Bob Locker, R ERA: 9.82	(8, 1)	2.0	S	7	0	0	0	2	1	0	0	0	0	10	14	0.00	0.500									

Batter	1	2	3	4	5	6	7	8	9	AB	R	H	RBI	BB	SO	LOB	TOP					
Vic Davallio, L (1,9) X	0-0 F9 ①		0-0 FC1-6 ②		0-0 6-3 ②		0-0 G4-6-3 ③			2	0	0	0	0	0	2	California Angels @ Oakland Athletics Oakland-Alameda County Coliseum, Oakland, CA Wed Apr 16 1969, 6:05 PM PST Att: 3,552 - Unknown livebaseballscorecards.com					
Bill Voss, L (5,9)	F9		1-2 2-3 FC1-6					1-2		2	0	0	0	0	2							
Phil Ortega, R (8,1)										0	0	0	0	0	0							
Jim Fregosi, R (1,6) X	0-0 F9 ②		0-0 5-3 ③		0-0 P4 ③				0-0 F9 ①	4	0	0	0	0	2							
Jay Johnstone, L (1,8) X	0-0 6-3 ③			0-0 6-3 ①		0-3 K ①			0-0 P3 ②	4	0	0	0	0	1							
Rick Reichardt, R (1,7)		0-0 E5 CS		0-0 G3 ②		0-0 F8 ②			0-0 F3 ③	4	0	0	0	0	0							
Bob Chance, L (1,3)		0-3 K ① ②		0-3 K ③		0-3 K ③				3	0	0	0	0	3							
Aurelio Rodriguez, R (1,5)		0-0 CS 1B		0-0 5-3 ①					0-0 BB 1B	3	1	2	0	0	0							
Tom Satriono, L (1,2)	0-0 CS ①	0-0 CS 1B	0-0 FC1-6 BB 1B	0-0 F8 ②		0-0 BB 1B		0-0 BB 1B	4-0 BB 1B	2	0	1	0	1	0							
Bobby Knoop, R (1,4)		0-0 CS 1B	0-3 K ①	0-3 K ③		0-3 K ①		0-3 K ①	0-3 K ①	2	0	0	0	0	2							
Roger Repoz, L (8,PH)										1	0	0	0	0	1							
George Brunet, R (1,1)			4-0 BB 1B	0-0 6-3 ①					0-0 6-3 ①	0	0	0	0	1	0							
Lou Johnson, R (6,PH)										1	0	0	0	0	0							
Pedro Borbon, R (6,1)										0	0	0	0	0	0							
Dick Stuart, R (8,PH)										1	0	1	1	0	0							
Ruben Amaro, R (8,4)									1-2 2-H BB 1B	0	0	0	0	0	0							
Inning Stats	R: 0 H: 0 E: 0 LOB: 0 K: 0 BB: 0 S: 3	R: 0 H: 1 E: 1 LOB: 0 K: 1 BB: 0 S: 5	R: 0 H: 1 E: 0 LOB: 2 K: 1 BB: 1 S: 6	R: 0 H: 0 E: 0 LOB: 0 K: 1 BB: 0 S: 5	R: 0 H: 0 E: 0 LOB: 0 K: 1 BB: 0 S: 5	R: 0 H: 0 E: 0 LOB: 0 K: 1 BB: 0 S: 5	R: 0 H: 0 E: 0 LOB: 0 K: 2 BB: 0 S: 7	R: 1 H: 2 E: 0 LOB: 1 K: 1 BB: 1 S: 6	R: 0 H: 0 E: 0 LOB: 0 K: 0 BB: 0 S: 3	R: 0 H: 0 E: 0 LOB: 0 K: 0 BB: 0 S: 3	1B: 4 SF: 0 2B: 0 SAC: 0 3B: 0 DP: 1 HR: 0 HBP: 0	WP: 0 PA: 32 PB: 0 SB: 0 CS: 2										
PITCHER	IP WLS BF H R ER SO BB IBB HBP BLK WP HR S P ERA WHIP																					
Chuck Dobson, R (1,1) ERA: 3.38	9.0 W 31	4 1 1 7	2 0 0 0	0 0 0 0	0 0 43 51	1.00 0.667																

Batter	1	2	3	4	5	6	7	8	9	AB	R	H	RBI	BB	SO	LOB	BOTTOM						
Bert Campaneris, R (1,6) X	0-0 6-3 ①		0-3 K ①		0-0 SH5-4 ①	0-0 F9 ③		0-0 FC5 ③		4	0	0	0	0	1	4	California Angels @ Oakland Athletics Oakland-Alameda County Coliseum, Oakland, CA Wed Apr 16 1969, 6:05 PM PST Att: 3,552 - Unknown livebaseballscorecards.com						
Tommye Reynolds, R (1,7) X	0-0 E 1B		1-3 2B		4-0 HR IBB		0-0 6-3 ①		3	2	2	0	1	0	0								
Mike Hershberger, R (1,9) X	0-0 E5 1B		0-0 1-3 ②		0-0 P4 ②		0-0 4-3 ②		4	0	0	0	0	0	5								
Sal Bando, R (1,5) X	0-0 F2 ②		0-0 F8 ③		0-0 HR		0-3 K ③		4	1	1	4	0	1	3								
Danny Cater, R (1,3) X	0-0 E8 1B		0-3 K ①		0-0 1-3 ③		0-0 CS BB		3	0	1	1	1	1	0								
Dick Green, R (1,4) X	0-0 6-3 ③			0-0 F8 ②		0-0 HBP 1B		0-0 BB 2B		4	1	2	0	0	2								
Jim Pagliaroni, R (1,2)		0-0 F8 ①		0-0 1-3 ③		1-0 HBP 1B		0-0 5-3 ②		3	0	0	0	0	1								
Rick Monday, L (1,8)		0-3 K ②		4-0 SH5-4 HR BB		0-0 F7 ①		4-0 FC5 1B IBB		2	1	0	0	2	1								
Chuck Dobson, R (1,1)		0-0 5-3 ③		0-0 SH HR		0-0 F3 ②		1-2 2-H BB 1B		3	1	1	1	0	2								
Inning Stats	R: 1 H: 2 E: 2 LOB: 2 K: 0 BB: 0 S: 6	R: 0 H: 0 E: 0 LOB: 0 K: 1 BB: 0 S: 5	R: 0 H: 1 E: 0 LOB: 1 K: 1 BB: 0 S: 6	R: 0 H: 0 E: 0 LOB: 0 K: 1 BB: 0 S: 5	R: 4 H: 1 E: 1 LOB: 2 K: 0 BB: 2 S: 5	R: 0 H: 1 E: 0 LOB: 2 K: 0 BB: 0 S: 4	R: 0 H: 0 E: 0 LOB: 0 K: 1 BB: 0 S: 5	R: 1 H: 2 E: 0 LOB: 2 K: 0 BB: 2 S: 4	R: 0 H: 0 E: 0 LOB: 0 K: 0 BB: 0 S: 3	R: 0 H: 0 E: 0 LOB: 0 K: 0 BB: 0 S: 3	1B: 4 SF: 0 2B: 2 SAC: 2 3B: 0 DP: 0 HR: 1 HBP: 1	WP: 0 PA: 37 PB: 0 SB: 0 CS: 1											
PITCHER	IP WLS BF H R ER SO BB IBB HBP BLK WP HR S P ERA WHIP																						
George Brunet, L (1,1) ERA: 2.08	5.0 L 23	4 5 0 3	1 0 0 1	0 0 1 0	0 0 9 10	0.00 0.500																	
Pedro Borbon, R (6,1) ERA: 3.0	2.0	8 1 0 0 1	0 0 1 0	0 0 4 12	9.00 3.000																		
Phil Ortega, R (8,1) ERA: 9.0	1.0	6 2 1 1 0	1 1 0 0	0 0 4 12	9.00 3.000																		

Batter	1	2	3	4	5	6	7	8	9	AB	R	H	RBI	BB	SO	LOB	TOP					
Jay Johnstone, L OBP: 0.294, SLG: 0.424 (1, 8)	F8		F8			FC3-6		4-3		4	0	0	0	0	0	2						
Jim Fregosi, R OBP: 0.384, SLG: 0.517 (1, 6)	3B			BB		G4-6-3		F5		3	0	1	0	1	0	2						
Lou Johnson, R OBP: 0.333, SLG: 0.200 (1, 9)	K			7-3				6-3		4	0	1	0	0	1	2						
Rick Reichardt, R OBP: 0.355, SLG: 0.296 (1, 7)	P6			5-3				F9		4	0	0	0	0	1	2						
Dick Stuart, R OBP: 0.308, SLG: 0.455 (1, 3)		K								2	0	0	0	1	2	0						
Aurelio Rodriguez, R OBP: 0.310, SLG: 0.333 (1, 5)	L8					6-3		F9		3	0	0	0	0	0	2						
Tom Egan, R (1, 2)								F9		3	0	0	0	0	2	2						
Bobby Knoop, R OBP: 0.370, SLG: 0.261 (1, 4)			F8			FC3-6		L8		2	0	0	0	1	0	0						
Rudy May, L Bill Voss, L Eddie Fisher, R Bubba Morton, R Clyde Wright, R Pedro Borbon, R (1, 1) (6, PH) (6, 1) (6, PH) (8, 1) (8, 1)			2-3					P4		1	0	0	0	0	0	0						
Inning Stats	R: 0 E: 0 K: 1 S: 6	H: 1 LOB: 1 BB: 0 P: 6	R: 0 E: 0 K: 2 S: 7	H: 0 LOB: 0 BB: 0 P: 7	R: 0 E: 0 K: 0 S: 3	H: 0 LOB: 0 BB: 1 P: 3	R: 0 E: 0 K: 0 S: 2	H: 0 LOB: 0 BB: 1 P: 6	R: 0 E: 0 K: 2 S: 7	H: 0 LOB: 0 BB: 0 P: 7	R: 0 E: 0 K: 0 S: 2	H: 0 LOB: 1 BB: 2 P: 10	R: 0 E: 0 K: 1 S: 6	H: 1 LOB: 2 BB: 1 P: 10	R: 0 E: 0 K: 0 S: 3	H: 0 LOB: 0 BB: 0 P: 3	R: 0 E: 0 K: 0 S: 3	H: 0 LOB: 0 BB: 0 P: 3	1B: 1 2B: 1 3B: 1 HR: 0	SF: 0 SAC: 0 DP: 2 HBP: 0	WP: 2 PB: 0 SB: 0 CS: 0	PA: 31
PITCHER Tom Hall, L ERA: 0.42 (1, 1)	IP: 9.0 WLS: W BF: 31 H: 2 R: 0 ER: 0 SO: 6 BB: 4 IBB: 0 HBP: 0 BLK: 0 WP: 1 HR: 0 S: 39 P: 55 ERA: 0.00 WHIP: 0.667															PITCHER						

California Angels @ Minnesota Twins
Metropolitan Stadium, Bloomington, MI
Fri Apr 18 1969, 4:33 AM EST
Att: 22,857 - Unknown - 59 F

AB 27
R 0
H 2
RBI 0
BB 4
SO 6
LOB 12



Batter	1	2	3	4	5	6	7	8	9	AB	R	H	RBI	BB	SO	LOB	BOTTOM			
Cesar Tovar, R OBP: 0.227, SLG: 0.227 (1, 8) (9, 7)	S					6-3		K		4	0	2	0	0	1	0				
Rod Carew, L OBP: 0.385, SLG: 0.538 (1, 4)	K					P6		4-3		4	0	0	0	0	2	2				
Harmon Killebrew, R OBP: 0.493, SLG: 0.467 Rich Reese, L OBP: 0.292, SLG: 0.542 (1, 3) (6, PH) (9, 3)	F8			G3		E5		E6		3	2	2	0	1	0	1				
Tony Oliva, L OBP: 0.410, SLG: 0.553 (1, 9)	P6			G3		1B		E7		4	2	2	0	0	0	2				
Bob Allison, R OBP: 0.500, SLG: 1.000 Ted Uhaender, L OBP: 0.235, SLG: 0.194 (1, 7) (8, PH) (9, 8)	P4			1B		1B		4-3		2	1	1	1	1	0	0				
George Mitterwald, R OBP: 0.286, SLG: 0.462 (1, 2)	2-3			1B		1B		K		1	0	0	0	0	0	2				
Leo Cardenas, R OBP: 0.297, SLG: 0.250 (1, 6)	4-3			1B		FC5-4		K		4	0	1	1	0	1	3				
Frank Quilici, R OBP: 0.231, SLG: 0.167 (1, 5)				6-3		FC5-4		K		3	0	1	1	0	0	1				
Tom Hall, L (1, 1)			K			FC5-4		K		3	0	0	0	0	2	0				
Inning Stats	R: 0 E: 0 K: 1 S: 6	H: 1 LOB: 1 BB: 0 P: 6	R: 0 E: 0 K: 0 S: 3	H: 0 LOB: 0 BB: 0 P: 3	R: 0 E: 0 K: 2 S: 8	H: 1 LOB: 1 BB: 0 P: 8	R: 2 E: 0 K: 0 S: 4	H: 2 LOB: 2 BB: 2 P: 12	R: 0 E: 0 K: 0 S: 3	H: 0 LOB: 0 BB: 0 P: 3	R: 2 E: 1 K: 0 S: 6	H: 4 LOB: 1 BB: 0 P: 6	R: 0 E: 0 K: 2 S: 7	H: 0 LOB: 0 BB: 0 P: 7	R: 2 E: 2 K: 2 S: 9	H: 2 LOB: 1 BB: 0 P: 9	1B: 10 2B: 0 3B: 0 HR: 0	SF: 0 SAC: 0 DP: 0 HBP: 0	WP: 1 PB: 0 SB: 2 CS: 0	PA: 34
PITCHER Rudy May, L ERA: 3.21 Eddie Fisher, R ERA: 2.0 Clyde Wright, L ERA: 3.0 Pedro Borbon, R ERA: 3.18 (1, 1) (6, 1) (8, 1) (8, 1)	IP: 5.0 WLS: L BF: 20 H: 4 R: 2 ER: 2 SO: 3 BB: 2 IBB: 0 HBP: 0 BLK: 0 WP: 0 HR: 0 S: 24 P: 32 ERA: 3.60 WHIP: 1.200															PITCHER				

California Angels @ Minnesota Twins
Metropolitan Stadium, Bloomington, MI
Fri Apr 18 1969, 4:33 AM EST
Att: 22,857 - Unknown - 59 F


AB 32
R 6
H 10
RBI 4
BB 2
SO 7
LOB 13




Batter	1	2	3	4	5	6	7	8	9	AB	R	H	RBI	BB	SO	LOB	TOP																
Jay Johnstone, L (1, 8) OBP: 0.282, SLG: 0.395	K		F9		5-3	P6			1B	5	0	1	0	0	1	1	California Angels @ Minnesota Twins Metropolitan Stadium, Bloomington, MI Sat Apr 19 1969, 4:33 AM EST Att: 13,038 - Unknown - 63 F																
Jim Fregosi, R (1, 6) OBP: 0.316, SLG: 0.441	K		K		1-3		F9		F9	5	0	0	0	0	2	1																	
Lou Johnson, R (1, 9) OBP: 0.294, SLG: 0.200	6-3		6-3		E6 2B				F7	5	1	1	0	0	0	1																	
Rick Reichardt, R (1, 7) OBP: 0.371, SLG: 0.355		6-3		G6-4-3 1B	WP 1-H 2B				K	4	0	2	1	0	1	1																	
Dick Stuart, R (1, 3) OBP: 0.235, SLG: 0.333		E6 1B SF9		G6-4-3 1-2					K	4	1	0	0	0	2	3																	
Ruben Amaro, R (7, 3) OBP: 1.000, SLG: 1.000					K				K	0	0	0	0	0	0	0																	
Aurelio Rodriguez, R (1, 5) OBP: 0.364, SLG: 0.484										4	2	3	1	0	0	0																	
Tom Egan, R (1, 2) OBP: 0.200, SLG: 0.111										3	1	1	0	1	0	0																	
Bobby Knoop, R (1, 4) OBP: 0.387, SLG: 0.250										1	0	0	1	2	0	0																	
Tom Murphy, R (1, 1) OBP: 0.400, SLG: 0.400										3	0	1	2	0	2	3																	
Hoyt Wilhelm, R (7, 1)										0	0	0	0	0	0	0																	
Bubba Morton, R (9, PH)										1	0	0	0	0	0	0																	
Eddie Fisher, R (9, 1)										0	0	0	0	0	0	0																	
Inning Stats	R: 0 E: 0 K: 2 S: 7	H: 0 LOB: 0 BB: 0 P: 7	R: 1 E: 1 K: 1 S: 8	H: 2 LOB: 2 BB: 0 P: 8	R: 0 E: 0 K: 1 S: 5	H: 0 LOB: 0 BB: 0 P: 5	R: 2 E: 1 K: 0 S: 4	H: 3 LOB: 2 BB: 2 P: 12	R: 1 E: 0 K: 1 S: 6	H: 1 LOB: 1 BB: 1 P: 10	R: 0 E: 0 K: 2 S: 8	H: 1 LOB: 1 BB: 0 P: 8	R: 0 E: 0 K: 0 S: 3	H: 0 LOB: 0 BB: 0 P: 3	R: 0 E: 0 K: 0 S: 4	H: 1 LOB: 1 BB: 0 P: 4	1B: 7 2B: 3 3B: 0 HR: 1	SF: 1 SAC: 0 DP: 1 HBP: 0	WP: 1 PB: 0 SB: 1 CS: 0	PA: 39													
PITCHER	IP WLS BF H R ER SO BB IBB HBP BLK WP HR S P ERA WHIP																																
Jim Kaat, L (1, 1) ERA: 2.55	5.0	23	6	4	2	5	2	0	0	0	0	1	0	31	39	3.60	1.600																
Jim Perry, R (6, 1) ERA: 10.8	2.0	9	2	1	1	3	1	0	0	0	0	0	1	14	18	4.50	1.500																
Dick Woodson, R (8, 1) ERA: 13.5	1.0	3	0	0	0	0	0	0	0	0	0	0	0	3	3	0.00	0.000																
Ron Perranoski, L (9, 1) ERA:	1.0	W	4	1	0	0	0	0	0	0	0	0	0	4	4	0.00	1.000																


Batter	1	2	3	4	5	6	7	8	9	AB	R	H	RBI	BB	SO	LOB	BOTTOM																
Ted Uhlhaender, L (1, 8) OBP: 0.308, SLG: 0.257	L6		FC6-4 1B						S 1B BB	4	2	3	0	1	0	0	California Angels @ Minnesota Twins Metropolitan Stadium, Bloomington, MI Sat Apr 19 1969, 4:33 AM EST Att: 13,038 - Unknown - 63 F																
Rod Carew, L (1, 4) OBP: 0.355, SLG: 0.484	4-3		FC6-4 1-2		4-3				F3	5	1	1	0	0	0	3																	
Tony Oliva, L (1, 9) OBP: 0.409, SLG: 0.548	F5									4	1	1	1	1	0	1																	
Harmon Killebrew, R (1, 3) OBP: 0.405, SLG: 0.457		5-3		G4-6-3 2B						5	0	2	1	0	2	0																	
Graig Nettles, L (1, 5) OBP: 0.348, SLG: 0.476				G4-6-3 2-3 1B						4	1	1	0	0	0	1																	
Charlie Manuel, L (1, 7) OBP: 0.250, SLG: 0.286										3	0	1	1	1	0	0																	
Leo Cardenas, R (1, 6) OBP: 0.341, SLG: 0.389										4	1	3	1	0	0	1																	
John Roseboro, L (1, 2) OBP: 0.500, SLG: 0.364										4	0	1	0	0	1	2																	
George Mitterwald, R (9, 2) OBP: 0.286, SLG: 0.462										0	0	0	0	0	0	0																	
Jim Kaat, L (1, 1) ERA: 2.55										1	0	0	0	0	0	0																	
Bob Allison, R (5, PH) OBP: 0.462, SLG: 0.800										1	0	0	0	0	0	0																	
Jim Perry, R (6, 1) ERA: 10.8										0	0	0	0	0	0	0																	
Ron Clark, R (7, PH) OBP: 0.250, SLG: 0.250										0	0	0	0	0	0	0																	
Dick Woodson, R (8, 1) ERA: 13.5										0	0	0	0	0	0	0																	
Cesar Tovar, R (9, PH) OBP: 0.217, SLG: 0.217										1	0	0	0	0	0	0																	
Ron Perranoski, L (9, 1) ERA:										0	0	0	0	0	0	0																	
Inning Stats	R: 0 E: 0 K: 0 S: 3	H: 0 LOB: 0 BB: 0 P: 3	R: 0 E: 0 K: 0 S: 3	H: 0 LOB: 1 BB: 1 P: 7	R: 0 E: 0 K: 0 S: 4	H: 1 LOB: 1 BB: 0 P: 4	R: 1 E: 0 K: 0 S: 4	H: 2 LOB: 0 BB: 0 P: 4	R: 1 E: 0 K: 2 S: 10	H: 2 LOB: 2 BB: 0 P: 10	R: 2 E: 0 K: 1 S: 7	H: 2 LOB: 0 BB: 0 P: 7	R: 0 E: 1 K: 0 S: 5	H: 2 LOB: 2 BB: 0 P: 5	R: 1 E: 0 K: 0 S: 2	H: 1 LOB: 2 BB: 2 P: 10	1B: 9 2B: 3 3B: 0 HR: 1	SF: 0 SAC: 0 DP: 1 HBP: 0	WP: 0 PB: 0 SB: 2 CS: 0	PA: 40													
PITCHER	IP WLS BF H R ER SO BB IBB HBP BLK WP HR S P ERA WHIP																																
Tom Murphy, R (1, 1) ERA: 5.11	6.1	29	10	5	2	2	1	0	0	0	0	0	0	32	36	7.11	1.737																
Hoyt Wilhelm, R (7, 1) ERA: 1.35	1.2	7	2	0	0	1	0	0	0	0	0	0	0	9	9	0.00	1.200																
Eddie Fisher, R (9, 1) ERA: 2.89	0.1	L	4	1	1	1	0	1	1	0	0	0	0	2	10	27.00	6.000																

AB 35
R 5
H 9
RBI 5
BB 3
SO 8
LOB 10



AB 37
R 6
H 13
RBI 4
BB 3
SO 3
LOB 10



Batter	1	2	3	4	5	6	7	8	9	AB	R	H	RBI	BB	SO	LOB	TOP			
Bill Voss, L OBP: 0.286, SLG: 0.278 (1, 9)	0-0 4-3		0-0 6-3		0-0 1-2 1B		0-0 4-3		0-0 L5	5	0	1	0	0	0	0	California Angels @ Minnesota Twins Metropolitan Stadium, Bloomington, MI Sun Apr 20 1969, 4:33 AM EST Att: 9,715 - Cloudy - 64 F			
Jim Fregosi, R OBP: 0.302, SLG: 0.395 (1, 6)	0-3 K		0-0 F3		0-0 F4		0-3 K		4-0 BB	4	0	0	0	1	2	2				
Jay Johnstone, L OBP: 0.250, SLG: 0.349 (1, 8)	0-3 K		0-0 F8		0-0 L9		0-0 4-3		0-0 L9	5	0	0	0	0	1	1				
Rick Reichardt, R OBP: 0.385, SLG: 0.333 (1, 7)		0-0 F4		0-3 K		4-0 1B BB E BB		4-0 FC4-6 1B BB		2	1	0	0	2	1	0				
Roger Repoz, L OBP: 0.350, SLG: 0.188 (1, 3)		4-0 2B BB		0-0 4-3		4-0 E 1B BB		0-0 FC4-6 1B		2	0	1	0	2	0	0				
Aurelio Rodriguez, R OBP: 0.376, SLG: 0.514 (1, 5)		0-0 2B		0-0 P3		0-0 E 1B		0-0 P3		4	0	2	0	0	0	2				
Tom Satriano, L OBP: 0.440, SLG: 0.476 (1, 4)		4-0 2B BB		0-0 L9		0-0 P4		0-0 FC4-6		3	0	0	0	1	0	5				
Tom Egan, R OBP: 0.214, SLG: 0.154 (1, 2)		0-0 F5		0-0 1B 1B		0-0 E5		0-0 G3		4	0	1	0	0	0	7				
Andy Messersmith, R Clyde Wright, R Vic Davallo, L Phil Ortega, R Bob Chappo, L Pedro Borbon, R Dick Stuart, R Eddie Fisher, R Eddie Fisher, R Eddie Fisher, R (1, 1)	0-0 F6		0-0 F7		0-0 F7		0-0 F7		0-0 F7	8	0	0	0	0	0	0				
Inning Stats	R: 0 E: 0 K: 2 S: 7	H: 0 LOB: 0 BB: 7	R: 0 E: 0 K: 0 S: 4	H: 1 LOB: 3 BB: 2 P: 12	R: 0 E: 0 K: 1 S: 3	H: 0 LOB: 0 BB: 0 P: 3	R: 0 E: 0 K: 1 S: 5	H: 2 LOB: 2 BB: 0 P: 5	R: 1 E: 1 K: 0 S: 5	H: 1 LOB: 3 BB: 2 P: 13	R: 0 E: 0 K: 1 S: 5	H: 0 LOB: 0 BB: 1 P: 5	R: 0 E: 0 K: 0 S: 4	H: 1 LOB: 2 BB: 1 P: 8	R: 0 E: 0 K: 0 S: 3	H: 0 LOB: 1 BB: 1 P: 7	1B: 4 2B: 1 3B: 0 HR: 0	SF: 0 SAC: 0 DP: 0 HBP: 0	WP: 0 PB: 0 SB: 0 CS: 0	PA: 39
PITCHER Dave Boswell, R ERA: 2.45 (1, 1)	IP: 9.0 WLS: W BF: 39 H: 5 R: 1 ER: 0 SO: 4 BB: 6 IBB: 0 HBP: 0 BLK: 0 WP: 0 HR: 0 S: 41 P: 65 ERA: 0.00 WHIP: 1.222															PITCHER				

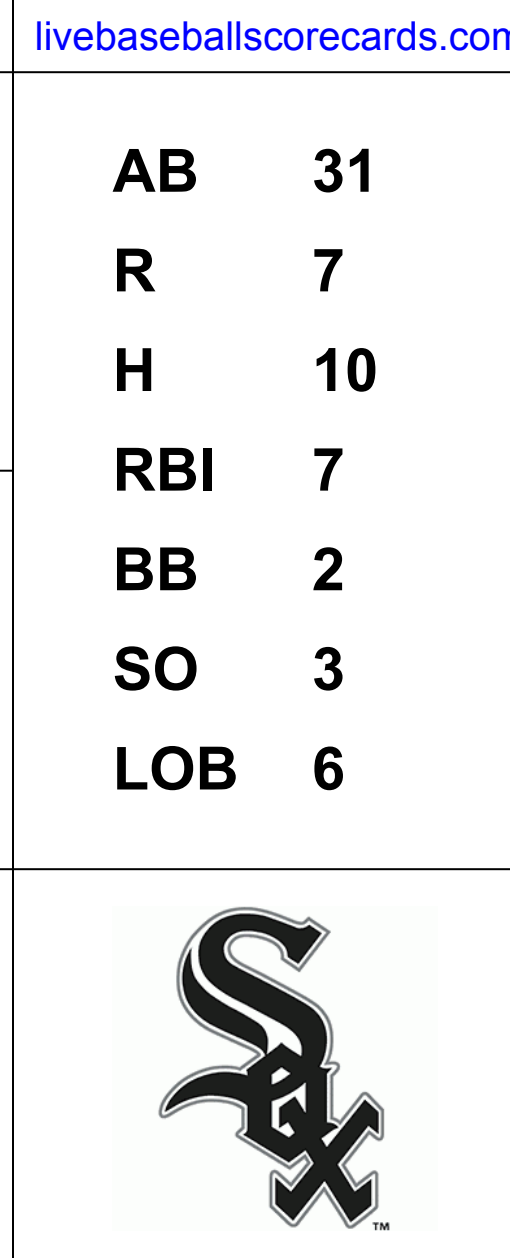
Batter	1	2	3	4	5	6	7	8	9	AB	R	H	RBI	BB	SO	LOB	BOTTOM			
Ted Uhlhaender, L OBP: 0.341, SLG: 0.282 (1, 8)	4-0 1B BB	0-0 G3	0-0 E8		0-0 1B 1B		0-0 F8			4	2	2	2	1	0	1	California Angels @ Minnesota Twins Metropolitan Stadium, Bloomington, MI Sun Apr 20 1969, 4:33 AM EST Att: 9,715 - Cloudy - 64 F			
Rod Carew, L OBP: 0.388, SLG: 0.528 (1, 4)	0-0 1B 2B	0-0 3-1	0-0 5-3		0-0 1B BB 1B		0-0 E6			5	2	3	1	0	0	2				
Tony Oliva, L OBP: 0.429, SLG: 0.609 (1, 9)	0-0 2B 1B	0-0 HR		0-0 F7	4-0 1B BB		0-0 F5			4	2	2	2	1	0	0				
Harmon Killebrew, R OBP: 0.435, SLG: 0.500 Frank Quilici, R OBP: 0.214, SLG: 0.154 (6, 5)	0-0 BB 1B 2B	4-0 BB		0-0 5-3	0-0 1B		0-0 F2			3	1	2	3	1	0	0				
Graig Nettles, L OBP: 0.333, SLG: 0.417 Cesar Tovar, R OBP: 0.208, SLG: 0.208 (7, 7)	4-0 1B BB E BB	0-0 G3		0-0 F9	0-0 1B		0-0 F8		0-0 1-3	3	1	0	0	1	0	1				
Rich Reese, L OBP: 0.241, SLG: 0.448 (1, 3)	0-3 K		0-0 F7		0-3 K		0-0 4-3		0-0 4-3	5	0	0	0	0	2	2				
Leo Cardenas, R OBP: 0.356, SLG: 0.385 (1, 6)	4-0 F8 E BB		0-0 E6 1B		0-0 3B 1B		0-3 K			3	2	1	0	1	1	0				
John Roseboro, L OBP: 0.500, SLG: 0.467 (1, 2)	0-0 E2 1B		0-0 L8		0-0 F8		0-0 FC5-6 2B			4	0	2	1	0	0	2				
Dave Boswell, R OBP: 0.333, SLG: 0.667 (1, 1)	0-0 F8		0-0 E 1B		0-0 1B 3B		0-0 FC5-6 E			4	2	2	1	0	0	3				
Inning Stats	R: 5 E: 1 K: 1 S: 8	H: 4 LOB: 1 BB: 3 P: 20	R: 1 E: 0 K: 0 S: 4	H: 1 LOB: 1 BB: 1 P: 8	R: 1 E: 2 K: 0 S: 6	H: 2 LOB: 2 BB: 0 P: 6	R: 0 E: 0 K: 0 S: 3	H: 0 LOB: 0 BB: 0 P: 3	R: 3 E: 0 K: 1 S: 9	H: 5 LOB: 2 BB: 1 P: 13	R: 0 E: 0 K: 1 S: 5	H: 0 LOB: 0 BB: 0 P: 5	R: 2 E: 1 K: 0 S: 5	H: 2 LOB: 0 BB: 0 P: 5	R: 0 E: 0 K: 0 S: 3	H: 0 LOB: 0 BB: 0 P: 3	1B: 9 2B: 3 3B: 1 HR: 1	SF: 0 SAC: 0 DP: 0 HBP: 0	WP: 0 PB: 0 SB: 0 CS: 0	PA: 42
PITCHER Andy Messersmith, R ERA: 10.5 Clyde Wright, L ERA: 2.25 Phil Ortega, R ERA: 4.5 Pedro Borbon, R ERA: 6.75 Eddie Fisher, R ERA: 3.25 (1, 1)	IP: 0.0 WLS: L BF: 5 H: 3 R: 5 ER: 4 SO: 0 BB: 2 IBB: 0 HBP: 0 BLK: 0 WP: 0 HR: 0 S: 3 P: 11 ERA: ∞ WHIP: ∞															PITCHER				

Batter	1	2	3	4	5	6	7	8	9	AB	R	H	RBI	BB	SO	LOB	TOP			
Jay Johnstone, L (1.8) OBP: 0.269, SLG: 0.440										3	1	1	0	1	2	1	California Angels @ Chicago White Sox Milwaukee County Stadium, Milwaukee, WI Wed Apr 23 1969, 7:05 PM EST Att. 8,565 - Unknown - 40 F			
Jim Fregosi, R (1.6) OBP: 0.346, SLG: 0.478										4	0	1	0	0	0	3				
Lou Johnson, R (1.9) OBP: 0.227, SLG: 0.158										3	0	0	1	0	1	4				
Rick Reichardt, R (1.7) OBP: 0.396, SLG: 0.415										3	0	1	0	1	0	4				
Dick Stuart, R (1.3) OBP: 0.182, SLG: 0.250										4	0	0	0	0	1	2				
Aurelio Rodriguez, R (1.5) OBP: 0.376, SLG: 0.512										4	0	1	0	0	0	0				
Bobby Knoop, R (1.4) OBP: 0.359, SLG: 0.200										0	0	0	0	0	0	0				
Tom Satriano, L (1.2) OBP: 0.406, SLG: 0.429										3	0	1	0	0	0	0				
George Brunet, R (1.1) Pedro Borbon, R (5.1) Andy Messersmith, R (7.1) Bubba Morton, R (8. PH) Eddie Fisher, R (8.1)										2	0	0	0	0	2	0				
Inning Stats	R: 1 E: 0 K: 1 S: 6	H: 1 LOB: 1 BB: 1 P: 10	R: 0 E: 0 K: 0 S: 3	H: 0 LOB: 0 BB: 0 P: 3	R: 0 E: 0 K: 2 S: 8	H: 0 LOB: 2 BB: 1 P: 12	R: 0 E: 0 K: 1 S: 6	H: 2 LOB: 0 BB: 0 P: 6	R: 0 E: 0 K: 2 S: 7	H: 1 LOB: 0 BB: 0 P: 3	R: 0 E: 0 K: 0 S: 3	H: 0 LOB: 0 BB: 0 P: 3	R: 0 E: 0 K: 1 S: 7	H: 2 LOB: 2 BB: 0 P: 7	R: 0 E: 0 K: 0 S: 3	H: 0 LOB: 0 BB: 0 P: 3		1B: 5 2B: 0 3B: 1 HR: 0	SF: 1 SAC: 0 DP: 1 HBP: 0	WP: 1 PB: 1 SB: 0 CS: 1
PITCHER Gary Peters, L (1.1) ERA: 4.26	IP: 9.0 WLS: W BF: 34 H: 6 R: 1 ER: 1 SO: 7 BB: 2 IBB: 0 HBP: 0 BLK: 0 WP: 1 HR: 0 S: 46 P: 54 ERA: 1.00 WHIP: 0.889															PITCHER				

AB	27
R	1
H	6
RBI	1
BB	2
SO	6
LOB	14



Batter	1	2	3	4	5	6	7	8	9	AB	R	H	RBI	BB	SO	LOB	BOTTOM			
Carlos May, L (1.7) OBP: 0.425, SLG: 0.811										4	1	2	2	0	1	0	California Angels @ Chicago White Sox Milwaukee County Stadium, Milwaukee, WI Wed Apr 23 1969, 7:05 PM EST Att. 8,565 - Unknown - 40 F			
Luis Aparicio, R (1.6) OBP: 0.240, SLG: 0.178										4	1	2	2	0	0	1				
Bill Melton, R (1.5) OBP: 0.412, SLG: 0.659										4	0	2	0	0	0	1				
Don Pavletich, R (1.3) OBP: 0.231, SLG: 0.360										4	0	0	0	0	1	3				
Duane Josephson, R (1.2) OBP: 0.250, SLG: 0.273										3	1	0	0	1	0	0				
Buddy Bradford, R (1.9) OBP: 0.500, SLG: 0.757										3	1	1	3	1	1	0				
Ken Berry, R (1.8) OBP: 0.148, SLG: 0.115										4	0	0	0	0	0	1				
Sandy Alomar Sr., S (1.4) OBP: 0.214, SLG: 0.192										3	2	2	0	0	0	0				
Gary Peters, L (1.1) OBP: 0.250, SLG: 0.625										2	1	1	0	0	0	0				
Inning Stats	R: 0 E: 0 K: 0 S: 3	H: 0 LOB: 0 BB: 0 P: 3	R: 0 E: 0 K: 0 S: 3	H: 0 LOB: 1 BB: 1 P: 7	R: 0 E: 0 K: 1 S: 5	H: 0 LOB: 0 BB: 0 P: 5	R: 3 E: 0 K: 0 S: 5	H: 3 LOB: 0 BB: 1 P: 9	R: 1 E: 0 K: 0 S: 5	H: 2 LOB: 1 BB: 0 P: 5	R: 0 E: 0 K: 2 S: 7	H: 0 LOB: 0 BB: 0 P: 7	R: 3 E: 0 K: 0 S: 7	H: 5 LOB: 1 BB: 0 P: 7	R: 0 E: 0 K: 0 S: 3	H: 0 LOB: 0 BB: 0 P: 3		1B: 7 2B: 3 3B: 0 HR: 1	SF: 0 SAC: 1 DP: 1 HBP: 0	WP: 0 PB: 0 SB: 0 CS: 0
PITCHER George Brunet, L (1.1) ERA: 3.63 Pedro Borbon, R (5.1) ERA: 8.0 Andy Messersmith, R (7.1) ERA: 9.95 Eddie Fisher, R (8.1) ERA: 2.7	IP: 4.1 WLS: L BF: 19 H: 5 R: 4 ER: 3 SO: 4 BB: 0 IBB: 0 HBP: 0 BLK: 0 WP: 0 HR: 1 S: 19 P: 27 ERA: 11.57 WHIP: 2.143															PITCHER				



Batter	1	2	3	4	5	6	7	8	9	AB	R	H	RBI	BB	SO	LOB	TOP			
Vic Davallilo, L (1, 9) OBP: 0.286, SLG: 0.208	1-3		F7		F3		1B BB		1B	5	2	2	0	0	0	1	California Angels @ Kansas City Royals Municipal Stadium, Kansas City, MO Sun Apr 27 1969, 4:33 AM EDT Att: 11,748 - Overcast - 60 F			
Jim Fregosi, R (1, 6) OBP: 0.387, SLG: 0.462	1-3			2B BB			1B BB		1B	2	2	1	0	3	0	0				
Jay Johnstone, L (1, 8) OBP: 0.306, SLG: 0.508	K			PB 1B	F9				CS	5	1	3	2	0	1	1				
Rick Reichardt, R (1, 7) OBP: 0.414, SLG: 0.400		6-3		F2	K		SF9-3-6-3		SF7	3	0	0	2	0	1	2				
Roger Repoz, L (1, 3) OBP: 0.333, SLG: 0.200		F8								3	1	0	0	1	0	1				
Ruben Amaro, R (8, 3) OBP: 1.000, SLG: 1.000				PB 1B			L9		CS	0	0	0	0	0	0	0				
Aurelio Rodriguez, R (1, 5) OBP: 0.352, SLG: 0.462	1-3									4	0	0	0	0	1	2				
Tom Satriano, L (1, 2) OBP: 0.417, SLG: 0.452			K						F6	3	0	1	0	1	1	0				
Bobby Knoop, R (1, 4) OBP: 0.391, SLG: 0.250										3	0	2	2	1	1	0				
Tom Murphy, R (1, 1) OBP: 0.250, SLG: 0.250										3	0	0	0	0	1	5				
Andy Messersmith, R (7, 1)			FC1-6				FC6-4		K	1	0	0	0	0	1	0				
Inning Stats	R: 0 E: 0 K: 1 S: 5	H: 0 LOB: 0 BB: 0 P: 5	R: 0 E: 0 K: 0 S: 3	H: 0 LOB: 0 BB: 0 P: 3	R: 0 E: 0 K: 1 S: 6	H: 1 LOB: 1 BB: 0 P: 6	R: 3 E: 0 K: 2 S: 9	H: 2 LOB: 3 BB: 3 P: 21	R: 0 E: 0 K: 1 S: 5	H: 0 LOB: 1 BB: 1 P: 9	R: 1 E: 0 K: 0 S: 4	H: 2 LOB: 1 BB: 1 P: 8	R: 0 E: 0 K: 1 S: 5	H: 0 LOB: 0 BB: 0 P: 5	R: 2 E: 0 K: 1 S: 7	H: 3 LOB: 0 BB: 0 P: 7	1B: 6 2B: 4 3B: 0 HR: 0	SF: 2 SAC: 0 DP: 1 HBP: 0	WP: 0 PB: 1 SB: 0 CS: 1	PA: 41
PITCHER	IP WLS BF H R ER SO BB IBB HBP BLK WP HR S P ERA WHIP																			
Wally Bunker, R (1, 1) ERA: 4.95	6.0 L 27 4 3 3 5 4 1 0 0 0 0 0 32 52 4.50 1.333																			
Jim Rooker, L (7, 1) ERA: 9.0	1.0 5 2 1 1 0 1 0 0 0 0 0 4 8 9.00 3.000																			
Dick Drago, R (8, 1) ERA: 4.22	2.0 8 3 2 2 2 0 0 0 0 0 0 12 12 9.00 1.500																			

Batter	1	2	3	4	5	6	7	8	9	AB	R	H	RBI	BB	SO	LOB	BOTTOM					
Pat Kelly, L (1, 8) OBP: 0.298, SLG: 0.268	1-3			WP E		4-3			K	3	0	0	0	1	1	0	California Angels @ Kansas City Royals Municipal Stadium, Kansas City, MO Sun Apr 27 1969, 4:33 AM EDT Att: 11,748 - Overcast - 60 F					
Jackie Hernandez, R (1, 6) OBP: 0.250, SLG: 0.200					F9					3	0	0	0	0	2	1						
Chuck Harrison, R (8, PH) OBP: 0.333, SLG: 0.263	K									0	0	0	0	1	0	0						
Juan Rios, R (8, PR) OBP: 0.333, SLG: 0.217										0	0	0	0	0	0	0						
Mike Fiore, L (1, 3) OBP: 0.411, SLG: 0.302	F4				F3				F8	4	1	1	0	0	0	2						
Joe Foy, R (1, 5) OBP: 0.362, SLG: 0.393										4	1	2	1	0	2	2						
Lou Piniella, R (1, 7) OBP: 0.328, SLG: 0.490		FC5-3								4	0	3	0	0	0	1						
Jerry Adair, R (1, 4) OBP: 0.389, SLG: 0.423										4	0	2	1	0	0	1						
Bob Oliver, R (1, 9) OBP: 0.185, SLG: 0.043										4	0	0	0	0	1	5						
Ellie Rodriguez, R (1, 2) OBP: 0.269, SLG: 0.182										2	0	0	0	0	0	1						
Joe Keough, L (7, PH) OBP: 0.175, SLG: 0.196										1	0	0	0	0	0	2						
Dick Drago, R (8, 1) ERA: 4.22										0	0	0	0	0	0	0						
Wally Bunker, R (1, 1) OBP: 0.200, SLG: 0.400										1	0	0	0	0	0	0						
Ed Kirkpatrick, L (6, PH) OBP: 0.138, SLG: 0.111										1	0	0	0	0	0	0						
Jim Rooker, R (7, 1) ERA: 9.0										0	0	0	0	0	0	0						
Hawk Taylor, R (7, PH) OBP: 0.385, SLG: 0.769										1	0	0	0	0	1	2						
Inning Stats	R: 0 E: 0 K: 1 S: 5	H: 0 LOB: 0 BB: 0 P: 5	R: 0 E: 0 K: 0 S: 3	H: 1 LOB: 0 BB: 0 P: 3	R: 0 E: 0 K: 1 S: 5	H: 0 LOB: 0 BB: 0 P: 3	R: 0 E: 1 K: 1 S: 5	H: 0 LOB: 1 BB: 1 P: 9	R: 0 E: 0 K: 0 S: 4	H: 2 LOB: 1 BB: 0 P: 4	R: 0 E: 0 K: 1 S: 5	H: 0 LOB: 0 BB: 0 P: 5	R: 2 E: 0 K: 2 S: 11	H: 4 LOB: 2 BB: 0 P: 11	R: 0 E: 0 K: 2 S: 7	H: 0 LOB: 1 BB: 1 P: 11	R: 0 E: 0 K: 0 S: 3	H: 1 LOB: 0 BB: 0 P: 3	1B: 6 2B: 2 3B: 1 HR: 0	SF: 0 SAC: 0 DP: 3 HBP: 0	WP: 1 PB: 1 SB: 0 CS: 0	PA: 34
PITCHER	IP WLS BF H R ER SO BB IBB HBP BLK WP HR S P ERA WHIP																					
Tom Murphy, R (1, 1) ERA: 4.42	6.0 W 23 6 2 2 3 1 0 0 0 0 0 0 28 32 3.00 1.167																					
Andy Messersmith, R (7, 1) ERA: 5.56	3.0 S 11 2 0 0 4 1 0 0 0 0 0 0 18 22 0.00 1.000																					



Batter	1	2	3	4	5	6	7	8	9	AB	R	H	RBI	BB	SO	LOB	TOP					
Vic Davallillo, L (1,9) OBP: 0.250, SLG: 0.179	1-3		F7			F9			6-3	4	0	0	0	0	0	1						
Jim Fregosi, R (1,6) OBP: 0.375, SLG: 0.446	K					F7			CS 1B	4	0	1	0	0	2	0						
Jay Johnstone, L (1,8) OBP: 0.292, SLG: 0.484	P6					6-3			CS	3	0	0	0	0	1	0						
Rick Reichardt, R (1,7) OBP: 0.393, SLG: 0.375		K				L6				3	0	0	0	0	1	0						
Roger Repoz, L (1,3) OBP: 0.333, SLG: 0.185		F3				G5-4-3 BB			K	2	0	0	0	1	1	0						
Aurelio Rodriguez, R (1,5) OBP: 0.333, SLG: 0.436		K				G5-4-3 1-2			K	3	0	0	0	0	2	1						
Tom Satriano, L (1,2) OBP: 0.436, SLG: 0.455						K				2	0	1	0	1	1	0						
Bobby Knoop, R (1,4) OBP: 0.375, SLG: 0.237						FC6-4 BB																
Bob Chance, L (8,PH) OBP: 0.143, SLG: 0.143						K				2	0	0	0	0	1	1						
Ruben Amaro, R (8,4) OBP: 1.000, SLG: 1.000									K	1	0	0	0	0	1	1						
Jim McGlothlin, R (1,1) OBP: 0.261, SLG: 0.250						FC6-4 1-2				0	0	0	0	0	0	0						
Bill Voss, L (9,PH)									K	2	0	0	0	0	0	1						
Inning Stats	R: 0 E: 0 K: 1 S: 5	H: 0 LOB: 0 BB: 0 P: 5	R: 0 E: 0 K: 2 S: 7	H: 0 LOB: 0 BB: 0 P: 7	R: 0 E: 0 K: 1 S: 5	H: 0 LOB: 1 BB: 1 P: 9	R: 0 E: 0 K: 1 S: 5	H: 0 LOB: 0 BB: 0 P: 5	R: 0 E: 0 K: 1 S: 4	H: 0 LOB: 0 BB: 1 P: 8	R: 0 E: 0 K: 1 S: 3	H: 0 LOB: 0 BB: 0 P: 3	R: 0 E: 0 K: 3 S: 5	H: 0 LOB: 0 BB: 0 P: 5	R: 0 E: 0 K: 3 S: 10	H: 1 LOB: 1 BB: 0 P: 10	R: 0 E: 0 K: 1 S: 5	H: 1 LOB: 0 BB: 0 P: 5	1B: 2 2B: 0 3B: 0 HR: 0	SF: 0 SAC: 0 DP: 1 HBP: 0	WP: 0 PB: 0 SB: 0 CS: 1	PA: 30
PITCHER Marty Pattin, R (1,1) ERA: 2.67	IP: 9.0 WLS: W BF: 29 H: 2 R: 0 ER: 0 SO: 11 BB: 2 IBB: 0 HBP: 0 BLK: 0 WP: 0 HR: 0 S: 49 P: 57 ERA: 0.00 WHIP: 0.444															PITCHER						

California Angels @ Seattle Pilots
Sicks Stadium, Boston, MA
Tue Apr 29 1969, 6:33 AM EDT
Att. 1,954 - Unknown - 41 F

AB	27
R	0
H	2
RBI	0
BB	2
SO	11
LOB	5





Batter	1	2	3	4	5	6	7	8	9	AB	R	H	RBI	BB	SO	LOB	BOTTOM			
Tommy Harper, R (1,4) OBP: 0.403, SLG: 0.279	6-3		L5-3			K			P6	4	0	0	0	0	1	1				
Mike Hegan, L (1,9) OBP: 0.423, SLG: 0.436	4-3		K			3-1				3	0	0	0	0	1	0				
Tommy Davis, R (1,7) OBP: 0.264, SLG: 0.338										3	0	0	0	0	1	0				
Jim Gosger, L (8,8) OBP: 0.244, SLG: 0.278	6-3					K				0	0	0	0	0	0	0				
Don Mincher, L (1,3) OBP: 0.294, SLG: 0.443						L3				3	0	1	0	0	0	0				
Wayne Comer, R (1,8) OBP: 0.400, SLG: 0.393						P6				2	0	0	0	1	0	1				
Gus Gil, R (1,5) OBP: 0.444, SLG: 0.444										3	0	2	0	0	0	1				
Larry Haney, R (1,2) OBP: 0.435, SLG: 0.619						G1-6-3 1B				3	1	2	1	0	0	1				
Ray Oyler, R (1,6) OBP: 0.309, SLG: 0.286						G1-6-3 1B				3	0	0	0	0	1	3				
Marty Pattin, R (1,1) OBP: 0.250, SLG: 0.250						F7				3	0	0	0	0	1	3				
Inning Stats	R: 0 E: 0 K: 0 S: 3	H: 3 LOB: 2 BB: 0 P: 5	R: 0 E: 0 K: 1 S: 5	H: 1 LOB: 0 BB: 0 P: 5	R: 0 E: 0 K: 1 S: 5	H: 0 LOB: 0 BB: 0 P: 5	R: 0 E: 0 K: 1 S: 5	H: 1 LOB: 0 BB: 0 P: 3	R: 0 E: 0 K: 1 S: 3	H: 0 LOB: 0 BB: 0 P: 5	R: 0 E: 0 K: 1 S: 5	H: 0 LOB: 0 BB: 0 P: 5	R: 0 E: 0 K: 2 S: 8	H: 1 LOB: 1 BB: 0 P: 8	R: 1 E: 0 K: 2 S: 8	H: 1 LOB: 0 BB: 0 P: 8	1B: 5 2B: 1 3B: 0 HR: 1	SF: 0 SAC: 0 DP: 3 HBP: 0	WP: 0 PB: 0 SB: 0 CS: 0	PA: 28
PITCHER Jim McGlothlin, R (1,1) ERA: 2.96	IP: 8.0 WLS: L BF: 28 H: 6 R: 1 ER: 1 SO: 5 BB: 1 IBB: 0 HBP: 0 BLK: 0 WP: 0 HR: 1 S: 37 P: 41 ERA: 1.12 WHIP: 0.875															PITCHER				

California Angels @ Seattle Pilots
Sicks Stadium, Boston, MA
Tue Apr 29 1969, 6:33 AM EDT
Att. 1,954 - Unknown - 41 F

AB	27
R	1
H	6
RBI	1
BB	1
SO	5
LOB	7



Batter	1	2	3	4	5	6	7	8	9	AB	R	H	RBI	BB	SO	LOB	TOP																	
Bert Campaneris, R OBP: 0.205, SLG: 0.202	F3		2B 1B BB	G1		PB HBP E 1B	F7		F7	5	2	1	0	1	0	3	<p>Oakland Athletics @ California Angels Anaheim Stadium, Anaheim, CA Wed Apr 30 1969, 10:05 PM EDT Att: 6,282 - Unknown</p> <p>livebaseballscorecards.com</p> <p>AB 38 R 9 H 10 RBI 8 BB 8 SO 7 LOB 31</p> 																	
Tommie Reynolds, R OBP: 0.351, SLG: 0.385	G4-3		1B BB 2B	E6		E PB HBP	K		L8	5	1	1	0	0	1	3																		
Reggie Jackson, L OBP: 0.386, SLG: 0.574			BB 1B HR BB	FC6-4		K			K	3	1	0	0	2	2	3																		
Sal Bando, R OBP: 0.405, SLG: 0.571	FC5-4		HR BB 1B	CS		E6				4	1	2	2	1	0	2																		
Danny Cater, R OBP: 0.390, SLG: 0.455			P3			G4-3			F7	5	0	1	0	0	0	7																		
Dick Green, R OBP: 0.341, SLG: 0.493			HR BB			F8			E6	2	2	0	1	3	0	2																		
Rick Monday, L OBP: 0.412, SLG: 0.552	FC3-6		HR			FC4-6			K	4	1	2	5	1	1	4																		
Dave Duncan, R OBP: 0.150, SLG: 0.111	P6		K			FC4-6			F9	5	0	0	0	0	2	5																		
Blue Moon Odom, R OBP: 0.214, SLG: 0.214	K		G1			HBP 1B PB 1B				5	1	3	0	0	1	2																		
Inning Stats	R: 0 E: 0 K: 0 S: 3	H: 0 LOB: 1 BB: 1 P: 7	R: 0 E: 0 K: 1 S: 6	H: 1 LOB: 2 BB: 1 P: 10	R: 6 E: 0 K: 1 S: 8	H: 3 LOB: 3 BB: 3 P: 20	R: 0 E: 1 K: 0 S: 3	H: 0 LOB: 0 BB: 2 P: 3	R: 0 E: 0 K: 0 S: 3	H: 0 LOB: 2 BB: 2 P: 11	R: 2 E: 1 K: 1 S: 7	H: 2 LOB: 1 BB: 0 P: 8	R: 1 E: 0 K: 2 S: 9	H: 2 LOB: 2 BB: 1 P: 13	R: 0 E: 1 K: 2 S: 9	H: 1 LOB: 2 BB: 0 P: 9	R: 0 E: 0 K: 0 S: 4	H: 1 LOB: 1 BB: 0 P: 4	1B: 7 2B: 2 3B: 0 HR: 1	SF: 0 SAC: 0 DP: 1 HBP: 1	WP: 1 PB: 2 SB: 1 CS: 1	PA: 48												
PITCHER	IP WLS BF H R ER SO BB IBB HBP BLK WP HR S P ERA WHIP	IP WLS BF H R ER SO BB IBB HBP BLK WP HR S P ERA WHIP																																
George Brunet, L ERA: 5.95	2.1	L	16	4	6	6	1	5	0	0	0	0	1	1	13	33	23.14	3.857																
Pedro Borbon, R ERA: 6.17	2.2		10	0	0	0	1	1	1	0	0	0	0	0	10	18	0.00	0.375																
Eddie Fisher, R ERA: 2.93	2.0		12	4	3	1	3	1	0	1	0	0	0	0	16	21	4.50	2.500																
Phil Ortega, R ERA: 3.0	2.0		9	2	0	0	2	0	0	0	0	0	0	0	13	13	0.00	1.000																

Batter	1	2	3	4	5	6	7	8	9	AB	R	H	RBI	BB	SO	LOB	BOTTOM																	
Vic Davallo, L OBP: 0.297, SLG: 0.281	F8 1B SF8 BB		PB 3B				G3-1			4	2	2	0	1	0	3	<p>Oakland Athletics @ California Angels Anaheim Stadium, Anaheim, CA Wed Apr 30 1969, 10:05 PM EDT Att: 6,282 - Unknown</p> <p>livebaseballscorecards.com</p> <p>AB 33 R 4 H 7 RBI 3 BB 4 SO 4 LOB 19</p> 																	
Jim Fregosi, R OBP: 0.385, SLG: 0.426			L4			FC5-4			F9	5	0	1	0	0	0	5																		
Jay Johnstone, L OBP: 0.290, SLG: 0.485	F8		G4-3			F7				4	1	1	0	0	0	2																		
Rick Reichardt, R OBP: 0.400, SLG: 0.380	SF8					F8				2	0	1	2	1	0	0																		
Roger Repoz, L OBP: 0.297, SLG: 0.161	K					F5			FC3-6	4	0	0	0	0	2	3																		
Aurelio Rodriguez, R OBP: 0.331, SLG: 0.407			F7			G5-3			FC5-4	4	0	0	0	0	0	2																		
Tom Satriano, L OBP: 0.442, SLG: 0.444			K						G4-3	3	1	1	0	1	1	1																		
Bobby Knoop, R OBP: 0.373, SLG: 0.225			G4-3							2	0	0	0	1	0	1																		
Phil Ortega, R OBP: 0.250, SLG: 0.280										0	0	0	0	0	0	0																		
Lou Johnson, R OBP: 0.250, SLG: 0.280										1	0	0	0	0	1	0																		
George Brunet, R ERA: 5.95										0	0	0	0	0	0	0	<p>livebaseballscorecards.com</p> <p>WP: 0 PB: 1 SB: 0 CS: 0</p> <p>PA: 38</p>																	
Pedro Borbon, R ERA: 6.17										1	0	0	0	0	0	0																		
Bill Voss, L OBP: 0.250, SLG: 0.238										0	0	0	0	0	0	2																		
Eddie Fisher, R ERA: 2.93										0	0	0	0	0	0	0																		
Bubba Morton, R OBP: 0.332, SLG: 0.500										1	0	1	1	0	0	0																		
Chuck Cottier, R ERA: 3.0										1	0	0	0	0	0	0																		
Inning Stats	R: 1 E: 0 K: 1 S: 6	H: 1 LOB: 1 BB: 1 P: 10	R: 0 E: 0 K: 1 S: 5	H: 0 LOB: 0 BB: 0 P: 5	R: 1 E: 0 K: 0 S: 4	H: 1 LOB: 0 BB: 0 P: 4	R: 0 E: 0 K: 1 S: 5	H: 0 LOB: 0 BB: 0 P: 5	R: 0 E: 0 K: 0 S: 4	H: 1 LOB: 2 BB: 1 P: 8	R: 0 E: 0 K: 0 S: 3	H: 0 LOB: 1 BB: 1 P: 7	R: 1 E: 1 K: 0 S: 4	H: 1 LOB: 1 BB: 1 P: 8	R: 0 E: 0 K: 0 S: 5	H: 2 LOB: 1 BB: 0 P: 5		R: 0 E: 0 K: 1 S: 6	H: 1 LOB: 1 BB: 0 P: 6	1B: 4 2B: 2 3B: 1 HR: 0	SF: 1 SAC: 0 DP: 0 HBP: 0	WP: 0 PB: 1 SB: 0 CS: 0	PA: 38											
PITCHER	IP WLS BF H R ER SO BB IBB HBP BLK WP HR S P ERA WHIP	IP WLS BF H R ER SO BB IBB HBP BLK WP HR S P ERA WHIP																																
Blue Moon Odom, R ERA: 2.35	9.0	W	38	7	4	3	4	4	0	0	0	0	0	0	42	58	3.00	1.222																

Batter	1	2	3	4	5	6	7	8	9	10	AB	R	H	RBI	BB	SO	LOB	TOP				
Bert Campaneris, R OBP: 0.207, SLG: 0.216 (1.6)	2-3			1-3		F8 2B			K2-3		4	0	1	0	0	1	0					
Tommy Reynolds, R OBP: 0.361, SLG: 0.393 (1.7)	1-3			FC6-4 1B		F8			HR 1B		4	1	2	0	0	0	1					
Reggie Jackson, L OBP: 0.392, SLG: 0.621 (1.9)	K			FC6-4 1B		6-3			HR		4	1	2	2	0	1	1					
Sal Bando, R OBP: 0.386, SLG: 0.541 (1.5)		6-3		FC6-4		5-3			F9		4	0	0	0	0	0	2					
Danny Cater, R OBP: 0.394, SLG: 0.444 (1.3)		F7		L4		5-3			E1 1B		4	0	1	0	0	0	2					
Dick Green, R OBP: 0.326, SLG: 0.468 (1.4)		K				F8			6-3		4	0	0	0	0	1	1					
Rick Monday, L OBP: 0.403, SLG: 0.525 (1.8)				1-3		6-3					3	0	0	0	1	1	0					
Phil Roof, R OBP: 0.143, SLG: 0.154 (1.2)				F8		F8			4-3		4	0	0	0	0	0	1					
Catfish Hunter, R OBP: 0.182, SLG: 0.273 Mike Hershberger, R OBP: 0.255, SLG: 0.208 John Wyatt, R OBP: 0.208 Lew Krausse, R OBP: 0.191 (8.1)				G5-4-3 BB		K			F3		2	0	0	0	0	1	1					
Inning Stats	R: 0 E: 0 K: 1 S: 5	H: 0 LOB: 0 BB: 0 P: 5	R: 0 E: 0 K: 1 S: 5	H: 0 LOB: 0 BB: 0 P: 5	R: 0 E: 0 K: 0 S: 2	H: 0 LOB: 0 BB: 1 P: 6	R: 0 E: 0 K: 0 S: 5	H: 2 LOB: 2 BB: 0 P: 5	R: 0 E: 0 K: 0 S: 3	H: 0 LOB: 0 BB: 0 P: 3	R: 0 E: 0 K: 1 S: 6	H: 0 LOB: 0 BB: 0 P: 3	R: 0 E: 0 K: 1 S: 5	H: 0 LOB: 0 BB: 0 P: 5	R: 2 E: 1 K: 1 S: 8	H: 3 LOB: 1 BB: 0 P: 8	R: 0 E: 0 K: 1 S: 5	H: 0 LOB: 0 BB: 0 P: 5	1B: 4 2B: 1 3B: 0 HR: 1	SF: 0 SAC: 0 DP: 1 HBP: 0	WP: 0 PA: 36	
PITCHER	IP 8.1	WLS 30	H 5	R 2	ER 2	SO 5	BB 1	IBB 0	HBP 0	BLK 0	WP 0	HR 1	S 39	P 43	ERA 2.16	WHIP 0.720						
Rudy May, L ERA: 3.42 Hoyt Wilhelm, R ERA: 0.79 (9.1)	1.2	W	6	1	0	0	1	0	0	0	0	0	0	8	8	0.00	0.600					

Oakland Athletics @ California Angels
Anaheim Stadium, Anaheim, CA
Thu May 01 1969, 10:05 PM EDT
Att: 5,492 - Unknown


AB	35
R	2
H	6
RBI	2
BB	1
SO	6
LOB	9



Batter	1	2	3	4	5	6	7	8	9	10	AB	R	H	RBI	BB	SO	LOB	BOTTOM					
Vic Davallilo, L OBP: 0.262, SLG: 0.243 (1.9)	F9			1-3		F9				L5	5	0	0	0	0	0	1						
Jim Fregosi, R OBP: 0.382, SLG: 0.446 (1.6)	5-3			2B		1B				1B HBP BB	4	1	2	0	1	0	0						
Jay Johnstone, L OBP: 0.297, SLG: 0.471 (1.8)	CS BB			F4		F7				HBP IBB 1B	4	0	1	0	1	0	3						
Rick Reichardt, R OBP: 0.429, SLG: 0.415 (1.7)	CS			FC5-4 1B		5-3			CS HBP	4-0 1B	3	1	2	0	1	0	2						
Tom Satriano, L OBP: 0.479, SLG: 0.487 (1.3)		G3		FC5-4 1B		2B			CS HBP	4-0 1B	3	0	2	1	1	0	1						
Aurelio Rodriguez, R OBP: 0.292, SLG: 0.381 (1.5)		6-3		FC5-4 FC6-2		6-3			1-2 BB	1-2 2-3 3-H HBP	4	0	0	1	0	0	4						
Tom Egan, R OBP: 0.190, SLG: 0.300 (1.2)		HR		FC6-2		K				K	4	1	1	1	0	2	3						
Bobby Knoop, R OBP: 0.345, SLG: 0.205 (1.4)		K		F8		F3				6-3	4	0	0	0	0	1	3						
Rudy May, L OBP: 0.143, SLG: 0.143 Hoyt Wilhelm, R ERA: 0.79 (9.1)				K		1B				K	3	0	1	0	0	1	0						
Inning Stats	R: 0 E: 0 K: 0 S: 2	H: 0 LOB: 0 BB: 1 P: 6	R: 2 E: 0 K: 1 S: 7	H: 2 LOB: 0 BB: 0 P: 7	R: 0 E: 0 K: 1 S: 6	H: 1 LOB: 1 BB: 0 P: 6	R: 0 E: 0 K: 0 S: 5	H: 2 LOB: 2 BB: 0 P: 5	R: 0 E: 0 K: 0 S: 5	H: 2 LOB: 2 BB: 0 P: 5	R: 0 E: 0 K: 0 S: 6	H: 1 LOB: 1 BB: 0 P: 6	R: 0 E: 0 K: 0 S: 3	H: 0 LOB: 0 BB: 0 P: 3	R: 0 E: 0 K: 0 S: 2	H: 0 LOB: 1 BB: 1 P: 7	R: 0 E: 0 K: 2 S: 7	H: 0 LOB: 0 BB: 0 P: 7	R: 1 E: 0 K: 0 S: 2	H: 1 LOB: 3 BB: 2 P: 11	1B: 5 2B: 3 3B: 0 HR: 1	SF: 0 SAC: 0 DP: 0 HBP: 2	WP: 0 PA: 42
PITCHER	IP 7.0	WLS 29	H 8	R 2	ER 2	SO 3	BB 1	IBB 0	HBP 0	BLK 0	WP 0	HR 1	S 34	P 38	ERA 2.57	WHIP 1.286							
Catfish Hunter, R ERA: 4.86 John Wyatt, R ERA: 5.4 Lew Krausse, R ERA: 2.16 (9.1)	1.0	L	4	0	0	0	0	1	0	1	0	0	0	2	7	0.00	1.000						
	1.1	L	8	1	1	1	2	1	1	1	0	0	0	9	18	6.75	1.500						

Oakland Athletics @ California Angels
Anaheim Stadium, Anaheim, CA
Thu May 01 1969, 10:05 PM EDT
Att: 5,492 - Unknown

AB	35
R	3
H	9
RBI	3
BB	4
SO	5
LOB	17



Batter	1	2	3	4	5	6	7	8	9	AB	R	H	RBI	BB	SO	LOB	TOP							
Jackie Hernandez, R OBP: 0.298, SLG: 0.250 (1, 6)	4-3	FC5-4		K		S BB				5	0	2	1	0	1	3	Kansas City Royals @ California Angels Anaheim Stadium, Anaheim, CA Fri May 02 1969, 10:05 PM EDT Cloudy livebaseballscorecards.com							
Mike Fione, L OBP: 0.400, SLG: 0.333 Joe Keough, L OBP: 0.185, SLG: 0.177 (1, 8) (8, 8)	F7		1B	4-1		FC5-2-5	4-3			4	2	1	0	1	0	2								
Lou Piniella, R OBP: 0.316, SLG: 0.464 (1, 7)	E4		FC6-4		CS WP	P4		K		5	0	2	1	0	1	2								
Joe Foy, R OBP: 0.352, SLG: 0.363 (1, 5)	FC4		F5		E CS	FC5-2-5		F9		3	2	0	0	1	0	3								
Chuck Harrison, R OBP: 0.344, SLG: 0.400 (1, 3)	FC4		F7		FC1					5	1	2	2	0	0	5								
Paul Schaaf, R OBP: 0.600, SLG: 0.500 (1, 4)		SH5-3	FC6-4		HR			F9		4	1	2	1	1	0	2								
Bob Oliver, R OBP: 0.271, SLG: 0.386 (1, 9)	SH5-3		FC5-4		HR					4	2	3	3	0	0	0								
Ellie Rodriguez, R OBP: 0.256, SLG: 0.206 (1, 2)			FC5-4		6-3			6-3		4	1	0	0	0	0	2								
Steve Jones, L OBP: 0.300, SLG: 0.125 Moe Drabowsky, R (9, 1)	F7				6-3			F7		5	0	1	0	0	0	3	KC Royals							
										0	0	0	0	0	0	0								
Inning Stats	R: 0 E: 1 K: 0 S: 4	H: 0 LOB: 2 BB: 0 P: 5	R: 0 E: 0 K: 0 S: 3	H: 0 LOB: 2 BB: 1 P: 8	R: 1 E: 0 K: 0 S: 5	H: 2 LOB: 1 BB: 0 P: 5	R: 1 E: 0 K: 1 S: 7	H: 2 LOB: 1 BB: 0 P: 7	R: 4 E: 1 K: 0 S: 6	H: 3 LOB: 0 BB: 1 P: 10	R: 2 E: 0 K: 0 S: 5	H: 3 LOB: 2 BB: 1 P: 9	R: 1 E: 0 K: 0 S: 5	H: 2 LOB: 1 BB: 0 P: 5	R: 0 E: 0 K: 1 S: 6	H: 1 LOB: 1 BB: 0 P: 6	R: 0 E: 0 K: 0 S: 3	H: 0 LOB: 0 BB: 0 P: 3	1B: 9 2B: 2 3B: 1 HR: 1	SF: 0 SAC: 1 DP: 0 HBP: 2	WP: 1 PB: 1 SB: 3 CS: 4	PA: 45		
PITCHER	IP WLS BF H R ER SO BB IBB HBP BLK WP HR S P ERA WHIP																							
Tom Murphy, R ERA: 5.16 Phil Ortega, R ERA: 6.75 Eddie Fisher, R ERA: 2.6 George Brunet, L ERA: 5.4	(1, 1) (5, 1) (6, 1) (8, 1)	4.1 0.2 2.0 2.0	L 5 9 7	24 2 4 1	6 3 1 0	5 3 1 0	4 3 0 1	1 0 0 0	0 0 0 0	0 0 0 0	0 0 0 0	0 0 0 0	0 0 0 0	0 0 0 0	0 0 0 0	0 0 0 0	0.00 40.50 0.00 0.00	0.500 4.500 2.000 0.500						

Batter	1	2	3	4	5	6	7	8	9	AB	R	H	RBI	BB	SO	LOB	BOTTOM							
Lou Johnson, R OBP: 0.226, SLG: 0.250 Bill Voss, L OBP: 0.231, SLG: 0.217 (1, 9) (6, 9)	P3		K		K				F8	3	0	0	0	0	2	0	Kansas City Royals @ California Angels Anaheim Stadium, Anaheim, CA Fri May 02 1969, 10:05 PM EDT Cloudy livebaseballscorecards.com							
Jim Fregosi, R OBP: 0.407, SLG: 0.456 (1, 6)	F8		1B					HBP		3	1	2	0	2	0	0								
Jay Johnstone, L OBP: 0.316, SLG: 0.473 (1, 8)			1B		P4			F8		4	1	2	0	0	0	2								
Rick Reichardt, R OBP: 0.427, SLG: 0.414 (1, 7)	K		E8		F7				HBP	5	1	2	1	0	1	4								
Aurelio Rodriguez, R OBP: 0.304, SLG: 0.394 (1, 5)		BB	L9					F5		3	0	1	0	1	0	2								
Dick Stuart, R OBP: 0.172, SLG: 0.259 (1, 3)	K				K			F8		4	1	1	1	0	2	2								
Tom Egan, R OBP: 0.200, SLG: 0.273 (1, 2)		G4-3			P6			K		2	0	0	1	1	1	1								
Bobby Knoop, R OBP: 0.339, SLG: 0.208 (1, 4)	G4-3				L5			K		4	0	1	0	0	1	3								
Tom Murphy, R OBP: 0.208, SLG: 0.200 Phil Ortega, R Eddie Fisher, R Ruben Amaro, R George Brunet, R Bubba Morton, R (1, 1) (5, 1) (6, 1) (7, PH) (8, 1) (9, PH)			2-3		L4			F9		2	0	0	0	0	0	1	A							
										0	0	0	0	0	0	0								
Inning Stats	R: 0 E: 0 K: 1 S: 6	H: 1 LOB: 1 BB: 0 P: 6	R: 0 E: 0 K: 1 S: 4	H: 0 LOB: 2 BB: 2 P: 12	R: 2 E: 1 K: 1 S: 7	H: 2 LOB: 1 BB: 1 P: 11	R: 0 E: 0 K: 1 S: 6	H: 1 LOB: 1 BB: 0 P: 6	R: 0 E: 0 K: 1 S: 6	H: 1 LOB: 1 BB: 0 P: 6	R: 0 E: 0 K: 1 S: 5	H: 0 LOB: 1 BB: 1 P: 9	R: 0 E: 0 K: 1 S: 7	H: 2 LOB: 2 BB: 0 P: 7	R: 0 E: 0 K: 0 S: 4	H: 1 LOB: 2 BB: 0 P: 5	1B: 7 2B: 2 3B: 0 HR: 0	SF: 1 SAC: 0 DP: 1 HBP: 1	WP: 1 PB: 0 SB: 0 CS: 0	PA: 40				
PITCHER	IP WLS BF H R ER SO BB IBB HBP BLK WP HR S P ERA WHIP																							
Steve Jones, L ERA: 2.45 Moe Drabowsky, R ERA: 1.02	(1, 1) (9, 1)	8.2 0.1	W S	39 1	H 0	R 0	ER 0	SO 3	BB 0	IBB 0	HBP 0	BLK 0	WP 0	HR 0	S 50	P 67	0.00 0.000	1.500						

Batter	1	2	3	4	5	6	7	8	9	AB	R	H	RBI	BB	SO	LOB	TOP				
Jackie Hernandez, R (1.6) OBP: 0.279, SLG: 0.232	0-3 K			0-3 K	0-0 F8			0-3 K		4	0	0	0	0	3	0	Kansas City Royals @ California Angels Anaheim Stadium, Anaheim, CA Fri May 02 1969, 10:05 PM EDT Att: 9,357 - Unknown livebaseballscorecards.com				
Joe Keough, L (1.8) OBP: 0.186, SLG: 0.169	0-0 F9			1-0 2B HBP	0-0 P4			0-0 G3		3	1	0	0	0	0	0					
Lou Piniella, R (1.7) OBP: 0.313, SLG: 0.466	0-0 5-3			0-0 1B 2B				0-0 5-3		4	1	1	1	0	0	0					
Joe Foy, R (1.5) OBP: 0.347, SLG: 0.349		0-0 F8		4-0 1B 1B BB				0-0 5-3		3	1	0	0	1	0	0					
Chuck Harrison, R (1.3) OBP: 0.306, SLG: 0.353		0-0 F8		0-3 K				0-0 5-3		4	0	0	0	0	1	2					
Bob Oliver, R (1.9) OBP: 0.275, SLG: 0.383		0-0 6-3		0-0 1B 1-3 2-H				0-0 5-3		3	0	1	1	0	0	0					
Paul Schaaf, R (1.4) OBP: 0.500, SLG: 0.429			0-3 K	0-0 1-3 3-H 1B				0-0 L4		3	0	1	1	0	1	0					
Jim Campanis, R (1.2) OBP: 0.286, SLG: 0.344			0-3 K	0-0 F5				0-3 K		3	0	0	0	0	2	2					
Dick Drago, R (1.1)			0-3 K		0-0 F7			0-3 K		3	0	0	0	0	2	0					
Inning Stats	R: 0 E: 0 K: 1 S: 5	H: 0 LOB: 0 BB: 0 P: 5	R: 0 E: 0 K: 0 S: 3	H: 0 LOB: 0 BB: 0 P: 3	R: 0 E: 0 K: 3 S: 9	H: 0 LOB: 0 BB: 0 P: 9	R: 3 E: 0 K: 2 S: 10	H: 3 LOB: 2 BB: 1 P: 15	R: 0 E: 0 K: 0 S: 3	H: 0 LOB: 0 BB: 0 P: 3	R: 0 E: 0 K: 1 S: 5	H: 0 LOB: 0 BB: 0 P: 5	R: 0 E: 0 K: 2 S: 7	H: 0 LOB: 0 BB: 0 P: 7	R: 0 E: 0 K: 0 S: 3	H: 0 LOB: 0 BB: 0 P: 3	1B: 2 2B: 1 3B: 0 HR: 0	SF: 0 SAC: 0 DP: 0 HBP: 1	WP: 0 PB: 0 SB: 0 CS: 0	PA: 32	
PITCHER	IP	WLS	BF	H	R	ER	SO	BB	IBB	HBP	BLK	WP	HR	S	P	ERA	WHIP				
Andy Messersmith, R (1.1) ERA: 4.66	8.0	L	29	3	3	3	9	1	0	1	0	0	0	45	50	3.38	0.500				
Hoyt Wilhelm, R (9.1) ERA: 0.73	1.0		3	0	0	0	0	0	0	0	0	0	0	3	3	0.00	0.000				

Batter	1	2	3	4	5	6	7	8	9	AB	R	H	RBI	BB	SO	LOB	BOTTOM				
Vic Davalillo, L (1.9) OBP: 0.239, SLG: 0.220	0-0 6-3		0-0 4-3			0-0 F7		0-0 F8		4	0	0	0	0	0	0	Kansas City Royals @ California Angels Anaheim Stadium, Anaheim, CA Fri May 02 1969, 10:05 PM EDT Att: 9,357 - Unknown livebaseballscorecards.com				
Jim Fregosi, R (1.6) OBP: 0.400, SLG: 0.437	0-3 K		0-3 K			0-0 1-3		4-0 BB		3	0	0	0	1	2	0					
Jay Johnstone, L (1.8) OBP: 0.301, SLG: 0.449	0-0 P5		0-0 P5			0-0 F7		0-0 F7		4	0	0	0	0	0	1					
Rick Reichardt, R (1.7) OBP: 0.443, SLG: 0.435		0-0 SF9 1B		0-0 P5				0-0 SH1-3 SF9 1B		4	2	3	0	0	0	0					
Bill Voss, L (1.3) OBP: 0.233, SLG: 0.222		0-0 E4 1B		0-0 3-1				0-0 SF9 SH1-3 1B		4	0	1	0	0	0	2					
Aurelio Rodriguez, R (1.5) OBP: 0.292, SLG: 0.382		0-0 SF9		0-0 6-3				0-0 SH1-3		2	0	0	1	0	0	1					
Tom Egan, R (1.2) OBP: 0.222, SLG: 0.292		0-0 3-H						0-0 1-2 2-3		2	0	1	0	0	0	0					
Roger Repoz, L (7. PH) OBP: 0.289, SLG: 0.161		0-0 1-2 1B						0-0 SF9		0	0	0	1	0	0	0					
Tom Satriono, L (8.2) OBP: 0.469, SLG: 0.475		0-0 1-2 1B						0-0 2-3 3-H		1	0	0	0	0	0	1					
Bobby Knoop, R (1.4) OBP: 0.323, SLG: 0.196		0-0 F7						0-0 F9		3	0	0	0	0	1	3					
Andy Messersmith, R (1.1)		0-0 F8						0-0 F7		2	0	0	0	0	1	2					
Lou Johnson, R (8. PH) OBP: 0.219, SLG: 0.241										1	0	0	0	0	0	0					
Hoyt Wilhelm, R (9.1)										0	0	0	0	0	0	0					
Inning Stats	R: 0 E: 0 K: 1 S: 5	H: 2 LOB: 2 BB: 0 P: 6	R: 1 E: 1 K: 0 S: 6	H: 2 LOB: 2 BB: 0 P: 6	R: 0 E: 0 K: 1 S: 5	H: 0 LOB: 0 BB: 0 P: 5	R: 0 E: 0 K: 0 S: 3	H: 0 LOB: 0 BB: 0 P: 3	R: 0 E: 0 K: 1 S: 7	H: 2 LOB: 1 BB: 0 P: 7	R: 0 E: 0 K: 0 S: 3	H: 0 LOB: 1 BB: 1 P: 7	R: 0 E: 0 K: 0 S: 4	H: 1 LOB: 1 BB: 0 P: 4	R: 0 E: 0 K: 0 S: 3	H: 1 LOB: 1 BB: 0 P: 4	1B: 5 2B: 0 3B: 0 HR: 0	SF: 2 SAC: 1 DP: 0 HBP: 0	WP: 0 PB: 0 SB: 0 CS: 0	PA: 34	
PITCHER	IP	WLS	BF	H	R	ER	SO	BB	IBB	HBP	BLK	WP	HR	S	P	ERA	WHIP				
Dick Drago, R (1.1) ERA: 3.05	9.0	W	34	5	2	2	4	1	0	0	0	0	0	41	45	2.00	0.667				

AB 30
R 3
H 3
RBI 3
BB 1
SO 9
LOB 4



AB 30
R 2
H 5
RBI 2
BB 1
SO 4
LOB 10



Batter	1	2	3	4	5	6	7	8	9	AB	R	H	RBI	BB	SO	LOB	TOP																
Jackie Hernandez, R (1.6) OBP: 0.262, SLG: 0.217	0-3 K		0-0 6-3		0-3 K		0-0 G3			4	0	0	0	0	2	2	Kansas City Royals @ California Angels Anaheim Stadium, Anaheim, CA Sat May 03 1969, 10:05 PM EDT Att: 8,484 - Unknown																
Ed Kirkpatrick, L (1.9) OBP: 0.135, SLG: 0.206	0-0 4-3		0-0 HR		0-0 4-3			0-0 4-3		4	1	1	1	0	0	0																	
Lou Piniella, R (1.7) OBP: 0.310, SLG: 0.447	4-0 1B BB		0-0 6-3		0-0 6-3		0-0 6-3	0-0 5-3		3	0	0	0	1	0	0																	
Joe Foy, R (1.5) OBP: 0.343, SLG: 0.345	0-0 1-2 1B		0-0 F9		0-0 6-3		0-0 6-3	0-0 F7		4	0	1	0	0	0	0																	
Chuck Harrison, R (1.3) OBP: 0.300, SLG: 0.342	0-3 K		0-0 5-3		0-0 L6			0-0 G6-4-3 1B 1B		4	1	1	0	0	1	2																	
Bob Oliver, R (1.8) OBP: 0.291, SLG: 0.380		0-0 5-3		4-0 4-3 BB		0-3 K		0-0 1-2 G6-4-3 1B		3	0	1	0	1	1	0																	
Paul Schaal, R (1.4) OBP: 0.417, SLG: 0.364		0-0 5-3		0-0 4-3		0-0 1B		0-0 G6-4-3		4	0	1	0	0	0	3																	
Ellie Rodriguez, R (1.2) OBP: 0.302, SLG: 0.263		0-0 1B		0-0 6-3		0-0 1B		0-0 1-2 2-3		4	0	3	1	0	0	1																	
Mike Hedlund, R (1.1) OBP: 0.167, SLG: 0.167		0-0 1-3				0-3 K		0-0 3-H 1B		2	0	0	0	0	1	1																	
Joe Keough, L (7, PH) OBP: 0.186, SLG: 0.167							0-0 F7			1	0	0	0	0	0	2																	
Dave Wickersham, R (7.1)										0	0	0	0	0	0	0																	
Inning Stats	R: 0 E: 0 K: 2 S: 8	H: 1 LOB: 2 BB: 1 P: 12	R: 0 E: 0 K: 0 S: 4	H: 1 LOB: 1 BB: 0 P: 4	R: 1 E: 0 K: 0 S: 4	H: 1 LOB: 0 BB: 0 P: 4	R: 0 E: 0 K: 0 S: 3	H: 0 LOB: 1 BB: 1 P: 7	R: 0 E: 0 K: 2 S: 7	H: 0 LOB: 0 BB: 0 P: 7	R: 0 E: 0 K: 0 S: 3	H: 0 LOB: 0 BB: 0 P: 3	R: 0 E: 0 K: 1 S: 7	H: 2 LOB: 2 BB: 0 P: 7	R: 0 E: 0 K: 0 S: 3	H: 0 LOB: 0 BB: 0 P: 3	R: 1 E: 0 K: 0 S: 4	H: 3 LOB: 1 BB: 0 P: 4	1B: 7 2B: 0 3B: 0 HR: 1	SF: 0 SAC: 0 DP: 1 HBP: 0	WP: 0 PB: 0 SB: 0 CS: 0	PA: 35											
PITCHER	IP WLS BF H R ER SO BB IBB HBP BLK WP HR S P ERA WHIP	7.0 W 28 5 1 1 5 2 0 0 0 0 1 36 44 1.29 1.000	2.0 S 7 3 1 1 0 0 0 0 0 0 0 7 7 4.50 1.500											2.59	1.26																		
Jim McGlothlin, R (1.1) ERA: 2.59											8.1											2.59	1.26										
Hoyt Wilhelm, R (8.1) ERA: 1.26																																	

Batter	1	2	3	4	5	6	7	8	9	AB	R	H	RBI	BB	SO	LOB	BOTTOM																
Vic Davallilo, L (1.9) OBP: 0.216, SLG: 0.196	0-0 6-3		0-0 4-3		0-0 1-3		0-0 FC2-6 1B 1B	0-0 4-3		5	1	0	0	0	0	2	Kansas City Royals @ California Angels Anaheim Stadium, Anaheim, CA Sat May 03 1969, 10:05 PM EDT Att: 8,484 - Unknown																
Jim Fregosi, R (1.6) OBP: 0.404, SLG: 0.432	0-0 F9		0-0 6-3		4-0 BB		0-0 5-3 1B 1B			3	0	1	0	1	0	0																	
Jay Johnstone, L (1.8) OBP: 0.322, SLG: 0.476	0-0 1B 1B		0-0 2B		0-0 F8		0-0 1-2 3-H 1B	0-0 5-3 1B		4	0	3	1	0	0	1																	
Rick Reichardt, R (1.7) OBP: 0.446, SLG: 0.439	0-0 1-2 1B		0-3 K		0-0 E SF9 1B		0-0 1-2 2-3 5-3			4	1	2	0	0	1	3																	
Hoyt Wilhelm, R (8.1)										0	0	0	0	0	0	0																	
Tom Satriano, L (1.3) OBP: 0.434, SLG: 0.432	0-0 L9		0-0 F8		0-0 E4		0-0 3-1			4	0	0	0	0	0	5																	
Aurelio Rodriguez, R (1.5) OBP: 0.303, SLG: 0.403		0-0 2B		0-0 FC5-4 1B		0-0 P6		0-3 K		4	0	2	0	0	1	2																	
Tom Egan, R (1.2) OBP: 0.207, SLG: 0.269		0-0 6-3		0-3 K		0-0 SF9		0-0 1-3		2	0	0	0	0	1	2																	
Bill Voss, L (6, PH) OBP: 0.219, SLG: 0.214										1	0	0	1	0	0	0																	
Ruben Amaro, R (9.3) OBP: 0.750, SLG: 0.667										0	0	0	0	0	0	0																	
Bobby Knoop, R (1.4) OBP: 0.318, SLG: 0.255		0-0 5-3		0-0 FC5-4		0-0 2-3		0-0 HR		4	1	1	1	0	0	3																	
Jim McGlothlin, R (1.1) OBP: 0.325, SLG: 0.188		0-3 K		0-3 K		0-0 FC2-6 BB		0-0 1B		2	0	0	0	0	2	1																	
Roger Repoz, L (7, PH) OBP: 0.325, SLG: 0.188										1	0	1	0	1	0	0																	
Inning Stats	R: 0 E: 0 K: 0 S: 5	H: 2 LOB: 2 BB: 0 P: 5	R: 0 E: 0 K: 1 S: 6	H: 1 LOB: 1 BB: 0 P: 6	R: 0 E: 0 K: 1 S: 6	H: 1 LOB: 1 BB: 0 P: 6	R: 0 E: 0 K: 1 S: 6	H: 1 LOB: 1 BB: 0 P: 6	R: 0 E: 0 K: 0 S: 5	H: 0 LOB: 1 BB: 1 P: 9	R: 1 E: 1 K: 0 S: 5	H: 1 LOB: 1 BB: 0 P: 5	R: 1 E: 0 K: 0 S: 5	H: 2 LOB: 2 BB: 1 P: 9	R: 0 E: 0 K: 1 S: 7	H: 2 LOB: 1 BB: 0 P: 7	1B: 7 2B: 2 3B: 0 HR: 1	SF: 1 SAC: 0 DP: 0 HBP: 0	WP: 0 PB: 0 SB: 0 CS: 0	PA: 37													
PITCHER	IP WLS BF H R ER SO BB IBB HBP BLK WP HR S P ERA WHIP	6.0 L 26 4 2 2 1 1 0 0 0 0 1 12 16 9.00 2.500											1.8	2.45																			
Mike Hedlund, R (1.1) ERA: 1.8											7.1											1.8	2.45										
Dave Wickersham, R (7.1) ERA: 2.45																																	

AB 33
R 2
H 8
RBI 2
BB 2
SO 5
LOB 11



AB 34
R 3
H 10
RBI 3
BB 2
SO 5
LOB 19



Batter	1	2	3	4	5	6	7	8	9	AB	R	H	RBI	BB	SO	LOB	TOP		
Horace Clarke, S OBP: 0.366, SLG: 0.339 (1, 4)	6-3		G4-6-3		F3		G5-4-3			4	0	1	0	0	0	3	New York Yankees @ California Angels Anaheim Stadium, Anaheim, CA Tue May 06 1969, 10:05 PM EDT Att. 6,796 - Overcast - 54 F		
Jerry Kenney, L OBP: 0.279, SLG: 0.304 Billy Cowan, R OBP: 0.417, SLG: 0.300 (1, 8) (4, PH) (4, 8)	HBP			1B	1B	BB	G5-4-3			0	0	0	0	0	0	0			
Bobby Murcer, L OBP: 0.350, SLG: 0.555 Bobby Cox, R (1, 5) (8, 5)	K			1B	1B	1B		G1-6-3		4	0	3	2	0	1	1			
Roy White, S OBP: 0.422, SLG: 0.403 (1, 7)		1B		K	L5			G1-6-3		4	0	1	0	0	1	5			
Joe Pepitone, L OBP: 0.300, SLG: 0.619 (1, 3)	F5			K		G3		E4		4	0	0	0	0	1	3			
Frank Fernandez, R OBP: 0.458, SLG: 0.519 (1, 2)	K			F4	F4	F4		FC5-4		4	0	0	0	0	1	4			
Tom Tresh, S OBP: 0.299, SLG: 0.286 (1, 6)	5-3				F7				G5-4-3	3	0	1	0	1	0	1			
Bill Robinson, R OBP: 0.197, SLG: 0.113 (1, 9)			6-3		E1	1B	BB	1-3	G5-4-3	3	1	0	0	1	0	2			
Fritz Peterson, S OBP: 0.263, SLG: 0.188 (1, 1)					E1	1B	BB		F8	3	1	0	0	1	1	1			
Inning Stats	R: 0 E: 0 K: 1 S: 4	H: 0 LOB: 1 BB: 0 P: 5	R: 0 E: 0 K: 1 S: 6	H: 1 LOB: 1 BB: 0 P: 6	R: 0 E: 0 K: 0 S: 2	H: 0 LOB: 0 BB: 1 P: 6	R: 0 E: 0 K: 2 S: 9	H: 2 LOB: 2 BB: 0 P: 9	R: 2 E: 1 K: 0 S: 5	H: 1 LOB: 2 BB: 2 P: 13	R: 0 E: 0 K: 0 S: 4	H: 1 LOB: 1 BB: 0 P: 4	R: 0 E: 1 K: 0 S: 5	H: 1 LOB: 1 BB: 0 P: 5	R: 0 E: 0 K: 0 S: 4	H: 0 LOB: 0 BB: 1 P: 6	1B: 7 2B: 1 3B: 0 HR: 0	SF: 0 SAC: 0 DP: 5 HBP: 1	WP: 0 PA: 36 CS: 1
PITCHER	IP WLS BF H R ER SO BB IBB HBP BLK WP HR S P ERA WHIP	IP WLS BF H R ER SO BB IBB HBP BLK WP HR S P ERA WHIP	IP WLS BF H R ER SO BB IBB HBP BLK WP HR S P ERA WHIP	IP WLS BF H R ER SO BB IBB HBP BLK WP HR S P ERA WHIP	IP WLS BF H R ER SO BB IBB HBP BLK WP HR S P ERA WHIP	IP WLS BF H R ER SO BB IBB HBP BLK WP HR S P ERA WHIP	IP WLS BF H R ER SO BB IBB HBP BLK WP HR S P ERA WHIP	IP WLS BF H R ER SO BB IBB HBP BLK WP HR S P ERA WHIP	IP WLS BF H R ER SO BB IBB HBP BLK WP HR S P ERA WHIP	IP WLS BF H R ER SO BB IBB HBP BLK WP HR S P ERA WHIP	IP WLS BF H R ER SO BB IBB HBP BLK WP HR S P ERA WHIP	IP WLS BF H R ER SO BB IBB HBP BLK WP HR S P ERA WHIP	IP WLS BF H R ER SO BB IBB HBP BLK WP HR S P ERA WHIP	IP WLS BF H R ER SO BB IBB HBP BLK WP HR S P ERA WHIP	IP WLS BF H R ER SO BB IBB HBP BLK WP HR S P ERA WHIP	IP WLS BF H R ER SO BB IBB HBP BLK WP HR S P ERA WHIP	IP WLS BF H R ER SO BB IBB HBP BLK WP HR S P ERA WHIP		
Rudy May, L ERA: 2.67 Andy Messersmith, R ERA: 4.43	(1, 1)	(8, 1)	(1, 1)	(1, 1)	(1, 1)	(1, 1)	(1, 1)	(1, 1)	(1, 1)	(1, 1)	(1, 1)	(1, 1)	(1, 1)	(1, 1)	(1, 1)	(1, 1)	(1, 1)	(1, 1)	



Batter	1	2	3	4	5	6	7	8	9	AB	R	H	RBI	BB	SO	LOB	BOTTOM
Lou Johnson, R OBP: 0.250, SLG: 0.273 (1, 9)	L5-3		1-3			PO			SH5-4	3	0	2	0	0	0	1	New York Yankees @ California Angels Anaheim Stadium, Anaheim, CA Tue May 06 1969, 10:05 PM EDT Att. 6,796 - Overcast - 54 F
Jim Fregosi, R OBP: 0.385, SLG: 0.400 (1, 6)	L5-3			6-3		PO	F3		FC3-6	3	0	0	0	1	0	1	
Jay Johnstone, L OBP: 0.305, SLG: 0.443 (1, 8)	5-3			F9			K		FC3-6	4	0	0	1	0	1	2	
Rick Reichardt, R OBP: 0.411, SLG: 0.397 (1, 7)		K		K			K		5-3	4	0	0	0	0	3	2	
Aurelio Rodriguez, R OBP: 0.293, SLG: 0.385 (1, 5)		5-3			6-3				K	3	0	0	0	0	1	0	
Dick Stuart, R OBP: 0.188, SLG: 0.300 (1, 3)		6-3			L7-4				K	3	0	1	0	0	1	0	
Tom Egan, R OBP: 0.229, SLG: 0.258 (1, 2)					L7-4				K	2	0	0	0	1	1	1	
Bobby Knoop, R OBP: 0.319, SLG: 0.250 (1, 4)					1-3				SH5-4	3	1	1	0	0	0	1	
Rudy May, L OBP: 0.111, SLG: 0.111 Andy Messersmith, R OBP: 0.379, SLG: 0.500 Vic Davallillo, L OBP: 0.231, SLG: 0.213 (1, 1) (9, 1) (9, PH) (9, PH)					K				FC3-6	2	0	0	0	0	2	1	
Inning Stats	R: 0 E: 0 K: 0 S: 3	H: 1 LOB: 0 BB: 0 P: 3	R: 0 E: 0 K: 1 S: 5	H: 0 LOB: 0 BB: 0 P: 5	R: 0 E: 0 K: 1 S: 5	H: 0 LOB: 1 BB: 1 P: 9	R: 0 E: 0 K: 1 S: 5	H: 0 LOB: 0 BB: 0 P: 5	R: 0 E: 0 K: 2 S: 7	H: 0 LOB: 0 BB: 0 P: 7	R: 0 E: 0 K: 3 S: 9	H: 0 LOB: 0 BB: 0 P: 9	R: 0 E: 0 K: 0 S: 5	H: 2 LOB: 2 BB: 1 P: 9	1B: 4 2B: 3 3B: 0 HR: 0	SF: 0 SAC: 1 DP: 2 HBP: 0	WP: 0 PA: 32 CS: 0
PITCHER	IP WLS BF H R ER SO BB IBB HBP BLK WP HR S P ERA WHIP	IP WLS BF H R ER SO BB IBB HBP BLK WP HR S P ERA WHIP	IP WLS BF H R ER SO BB IBB HBP BLK WP HR S P ERA WHIP	IP WLS BF H R ER SO BB IBB HBP BLK WP HR S P ERA WHIP	IP WLS BF H R ER SO BB IBB HBP BLK WP HR S P ERA WHIP	IP WLS BF H R ER SO BB IBB HBP BLK WP HR S P ERA WHIP	IP WLS BF H R ER SO BB IBB HBP BLK WP HR S P ERA WHIP	IP WLS BF H R ER SO BB IBB HBP BLK WP HR S P ERA WHIP	IP WLS BF H R ER SO BB IBB HBP BLK WP HR S P ERA WHIP	IP WLS BF H R ER SO BB IBB HBP BLK WP HR S P ERA WHIP	IP WLS BF H R ER SO BB IBB HBP BLK WP HR S P ERA WHIP	IP WLS BF H R ER SO BB IBB HBP BLK WP HR S P ERA WHIP	IP WLS BF H R ER SO BB IBB HBP BLK WP HR S P ERA WHIP	IP WLS BF H R ER SO BB IBB HBP BLK WP HR S P ERA WHIP	IP WLS BF H R ER SO BB IBB HBP BLK WP HR S P ERA WHIP	IP WLS BF H R ER SO BB IBB HBP BLK WP HR S P ERA WHIP	
Fritz Peterson, L ERA: 2.96	(1, 1)	(1, 1)	(1, 1)	(1, 1)	(1, 1)	(1, 1)	(1, 1)	(1, 1)	(1, 1)	(1, 1)	(1, 1)	(1, 1)	(1, 1)	(1, 1)	(1, 1)	(1, 1)	(1, 1)



Batter	1	2	3	4	5	6	7	8	9	AB	R	H	RBI	BB	SO	LOB	TOP										
Dalton Jones, L OBP: 0.352, SLG: 0.340 (1, 3)										4	1	1	0	1	1	0	Boston Red Sox @ California Angels Anaheim Stadium, Anaheim, CA Fri May 09 1969, 10:05 PM EDT Att: 12,127 - Unknown										
Mike Andrews, R OBP: 0.384, SLG: 0.481 (1, 4)										5	1	2	3	0	1	1											
Carl Yastrzemski, L Vicente Romo, R OBP: 0.376, SLG: 0.490 OBP: 0.250, SLG: 0.250 (1, 7) (9, 1)										4	2	2	2	1	1	0											
Tony Conigliaro, R OBP: 0.368, SLG: 0.490 (1, 9)										4	1	2	2	1	1	0											
Reggie Smith, S OBP: 0.333, SLG: 0.420 (1, 8)										4	0	1	0	0	0	2											
Russ Gibson, R OBP: 0.298, SLG: 0.288 (1, 2)										3	0	1	0	0	0	0											
Rico Petrocelli, R OBP: 0.478, SLG: 0.710 (1, 6)										3	0	1	0	1	0	2											
George Scott, R OBP: 0.239, SLG: 0.320 (1, 5)										4	1	0	0	0	2	3											
Mike Nagy, R Joe Lahoud, L Lee Stange, R Sparky Lyle, L Dick Schofield, S George Thomas, R OBP: 0.324, SLG: 0.107 OBP: 0.250, SLG: 0.444 (5, PH) (8, 1) (8, 1) (9, PH) (9, 7)										2	0	0	0	0	2	1											
Inning Stats	R: 0 E: 0 K: 0 S: 5	H: 3 LOB: 2 BB: 0 P: 5	R: 0 E: 0 K: 2 S: 8	H: 1 LOB: 1 BB: 0 P: 8	R: 2 E: 0 K: 1 S: 7	H: 2 LOB: 2 BB: 1 P: 12	R: 0 E: 0 K: 1 S: 5	H: 0 LOB: 0 BB: 0 P: 5	R: 0 E: 0 K: 2 S: 4	H: 1 LOB: 2 BB: 1 P: 8	R: 0 E: 0 K: 1 S: 5	H: 1 LOB: 0 BB: 0 P: 5	R: 0 E: 0 K: 0 S: 3	H: 0 LOB: 0 BB: 0 P: 3	R: 5 E: 1 K: 1 S: 8	H: 2 LOB: 0 BB: 1 P: 13		1B: 7 2B: 0 3B: 1 HR: 2	SF: 0 SAC: 1 DP: 1 HBP: 2	WP: 0 PB: 0 SB: 2 CS: 1	PA: 42						
PITCHER	IP	WLS	BF	H	R	ER	SO	BB	IBB	HBP	BLK	WP	HR	S	P	ERA	WHIP										
Andy Messersmith, R ERA: 3.85 (1, 1)	7.0		30	8	2	2	8	3	0	1	0	0	1	42	55	2.57	1.571										
Hoyt Wilhelm, R ERA: 2.65 (8, 1)	1.1	L	8	1	4	3	0	1	0	1	0	0	0	6	11	20.25	1.500										
George Brunet, L ERA: 5.63 (9, 1)	0.2		3	1	1	1	1	0	0	0	0	0	1	5	5	13.50	1.500										

AB	34
R	7
H	10
RBI	7
BB	4
SO	9
LOB	11



Batter	1	2	3	4	5	6	7	8	9	AB	R	H	RBI	BB	SO	LOB	BOTTOM										
Lou Johnson, R OBP: 0.311, SLG: 0.317 (1, 9)										4	1	2	0	1	0	0	Boston Red Sox @ California Angels Anaheim Stadium, Anaheim, CA Fri May 09 1969, 10:05 PM EDT Att: 12,127 - Unknown										
Jim Fregosi, R OBP: 0.381, SLG: 0.393 (1, 6)										5	0	1	1	0	2	3											
Jay Johnstone, L OBP: 0.311, SLG: 0.448 (1, 8)										4	0	1	0	0	1	2											
Rick Reichardt, R OBP: 0.398, SLG: 0.413 (1, 7)										4	1	1	1	0	0	1											
Tom Satriano, L OBP: 0.462, SLG: 0.444 (1, 3) (9, 2)										3	0	3	0	1	0	0											
Aurelio Rodriguez, R OBP: 0.300, SLG: 0.384 (1, 5)										4	0	0	0	0	0	5											
Tom Egan, R OBP: 0.190, SLG: 0.211 (1, 2)										3	0	0	0	0	1	2											
Roger Repoz, L OBP: 0.317, SLG: 0.182 (8, PH)										0	0	0	0	0	0	0											
Bubba Morton, R OBP: 0.444, SLG: 0.500 (8, PH)										0	0	0	0	1	0	0											
Ruben Amaro, R OBP: 0.750, SLG: 0.667 (9, 3)										0	0	0	0	0	0	0											
Bobby Knoop, R OBP: 0.295, SLG: 0.227 (1, 4)										2	0	0	0	0	1	1											
Vic Davallio, L OBP: 0.226, SLG: 0.208 (7, PH)										1	0	0	0	0	0	0											
Chuck Cottier, R (8, 4)										1	0	0	0	0	0	3											
Andy Messersmith, R (1, 1)										1	0	0	0	1	1	0											
Dick Stuart, R OBP: 0.152, SLG: 0.290 (7, PH)										1	0	0	0	0	0	0											
Hoyt Wilhelm, R (8, 1)										0	0	0	0	0	0	0											
George Brunet, R (9, 1)										0	0	0	0	0	0	0											
Bill Voss, L OBP: 0.216, SLG: 0.242 (9, PH)										1	0	0	0	0	0	0											
Inning Stats	R: 0 E: 0 K: 1 S: 5	H: 0 LOB: 0 BB: 0 P: 5	R: 0 E: 0 K: 0 S: 4	H: 1 LOB: 1 BB: 0 P: 4	R: 1 E: 1 K: 3 S: 11	H: 2 LOB: 1 BB: 0 P: 11	R: 1 E: 1 K: 0 S: 5	H: 2 LOB: 1 BB: 0 P: 5	R: 0 E: 0 K: 1 S: 4	H: 0 LOB: 1 BB: 2 P: 12	R: 0 E: 0 K: 1 S: 6	H: 1 LOB: 1 BB: 0 P: 6	R: 0 E: 0 K: 0 S: 4	H: 1 LOB: 3 BB: 2 P: 12	R: 0 E: 0 K: 0 S: 4	H: 0 LOB: 0 BB: 0 P: 3	1B: 7 2B: 0 3B: 0 HR: 1	SF: 0 SAC: 0 DP: 1 HBP: 0	WP: 0 PB: 0 SB: 2 CS: 0	PA: 38							
PITCHER	IP	WLS	BF	H	R	ER	SO	BB	IBB	HBP	BLK	WP	HR	S	P	ERA	WHIP										
Mike Nagy, R ERA: 1.46 (1, 1)	5.0		21	5	2	1	5	2	0	0	0	0	0	13	17	0.00	1.500										
Lee Stange, R ERA: 2.62 (6, 1)	2.2		12	3	0	0	1	1	0	0	0	0	0	1	5	0.00	3.000										
Sparky Lyle, L ERA: 2.12 (8, 1)	0.1	W	2	0	0	0	0	1	0	0	0	0	0	1	5	0.00	3.000										
Vicente Romo, R ERA: 1.2 (9, 1)	1.0	S	3	0	0	0	0	0	0	0	0	0	0	3	3	0.00	0.000										

AB	34
R	2
H	8
RBI	2
BB	4
SO	6
LOB	17



Batter	1	2	3	4	5	6	7	8	9	10	AB	R	H	RBI	BB	SO	LOB	TOP				
Dalton Jones, L OBP: 0.339, SLG: 0.346 Syd O'Brien, R OBP: 0.233, SLG: 0.636 Vicente Romo, R OBP: 0.250, SLG: 0.250	F9		2B			K		G6-3		FC3-6 1B 3B	5	0	1	0	0	1	1	Boston Red Sox @ California Angels Anaheim Stadium, Anaheim, CA Sat May 10 1969, 10:05 PM EDT Att: 13,409 - Unknown				
Mike Andrews, R OBP: 0.385, SLG: 0.472	L9		HBP			G1-3		G5-3		3B 1B	4	1	1	0	0	0	0					
Carl Yastrzemski, L OBP: 0.386, SLG: 0.491	1B		K			G1-3			1B 1B	4	2	2	0	1	1	2						
Tony Conigliaro, R OBP: 0.370, SLG: 0.505	K					G5-3		HR 1B	P4	5	1	2	3	0	1	2						
Reggie Smith, S OBP: 0.337, SLG: 0.452	F7		L3			L3		HR	P1	4	1	1	2	1	0	2						
Russ Gibson, R OBP: 0.283, SLG: 0.273 Dick Schofield, S OBP: 0.412, SLG: 0.286	G4-3		G4-3			G4-3		G4-3	1B FC5-2 BB	3	0	0	0	0	0	0						
Rico Petrocelli, R OBP: 0.462, SLG: 0.680	K					P6		G1-3	FC5-2 1B	2	0	1	1	0	0	2						
George Scott, R OBP: 0.230, SLG: 0.308 Joe Azcue, R OBP: 0.333, SLG: 0.319	G4-3		G4-3			G1-3		G5-3	K	4	0	0	0	0	1	2						
Ray Culp, R OBP: 0.286, SLG: 0.360 Sparky Lyle, L OBP: 0.387, SLG: 0.484	K		K			G3		F7	FC3-6 1B	3	0	0	0	0	1	0						
Inning Stats	R: 0 E: 0 K: 1 S: 6	H: 1 LOB: 1 BB: 0 P: 6	R: 0 E: 0 K: 1 S: 5	H: 0 LOB: 0 BB: 0 P: 5	R: 0 E: 0 K: 2 S: 8	H: 1 LOB: 2 BB: 0 P: 9	R: 0 E: 0 K: 0 S: 3	H: 0 LOB: 0 BB: 0 P: 3	R: 0 E: 0 K: 0 S: 3	H: 0 LOB: 0 BB: 0 P: 5	R: 2 E: 0 K: 0 S: 5	H: 2 LOB: 0 BB: 0 P: 5	R: 0 E: 0 K: 0 S: 3	H: 0 LOB: 0 BB: 0 P: 3	R: 1 E: 0 K: 1 S: 7	H: 2 LOB: 2 BB: 1 P: 11	R: 3 E: 0 K: 0 S: 6		H: 3 LOB: 2 BB: 1 P: 10	1B: 6 2B: 1 3B: 1 HR: 1	SF: 0 SAC: 0 DP: 0 HBP: 1	WP: 0 PB: 0 SB: 0 CS: 0
PITCHER	IP	WLS	BF	H	R	ER	SO	BB	IBB	HBP	BLK	WP	HR	S	P	ERA	WHIP					
Jim McGlothlin, R ERA: 2.72	(1, 1)	8.1	33	6	3	3	5	1	0	0	0	0	0	4	4	3.24	0.840					
Eddie Fisher, R ERA: 3.80	(9, 1)	0.2	2	0	0	0	1	0	0	0	0	0	0	4	4	0.00	0.000					
Clyde Wright, L ERA: 9.53	(10, 1)	0.1	L 4	2	3	3	0	1	0	0	0	0	0	3	7	81.00	9.000					
Rickey Clark, R ERA:	(10, 1)	0.2	3	1	0	0	0	0	0	0	0	0	0	3	3	0.00	1.500					

AB	39
R	6
H	9
RBI	6
BB	2
SO	6
LOB	13



Batter	1	2	3	4	5	6	7	8	9	10	AB	R	H	RBI	BB	SO	LOB	BOTTOM				
Lou Johnson, R OBP: 0.320, SLG: 0.311	G5-3		F7					F8 SH1-4 WP 1B		G4-3	4	1	1	0	1	0	1	Boston Red Sox @ California Angels Anaheim Stadium, Anaheim, CA Sat May 10 1969, 10:05 PM EDT Att: 13,409 - Unknown				
Jim Fregosi, R OBP: 0.367, SLG: 0.376	F8		L8					SH1-4		K	4	0	0	0	0	1	3					
Jay Johnstone, L OBP: 0.296, SLG: 0.426	K		L7					F8		F7	5	0	0	0	0	2	3					
Rick Reichardt, R OBP: 0.402, SLG: 0.446		S BB						P6		G5-3	3	1	1	1	1	0	0					
Tom Satriano, L OBP: 0.435, SLG: 0.414	F9		G3-1					K		G3-1	4	0	0	0	0	1	1					
Roger Repoz, L OBP: 0.318, SLG: 0.278 Bobby Knoop, R OBP: 0.304, SLG: 0.227 Vic Davalillo, L OBP: 0.226, SLG: 0.208	P4							K			3	1	1	1	0	1	1					
Aurelio Rodriguez, R OBP: 0.287, SLG: 0.367	P4							K		S BB	0	0	0	0	1	0	0					
Ruben Amaro, R OBP: 0.571, SLG: 0.500	G6-3										3	0	1	0	0	0	0					
Bubba Morton, R OBP: 0.500, SLG: 0.500 Andy Messersmith, R OBP: 0.190, SLG: 0.211								SH1-4 1B			0	0	0	0	1	0	0					
Jim McGlothlin, R Eddie Fisher, R Bill Voss, L OBP: 0.242 Dick Stuart, R OBP: 0.190, SLG: 0.281 Clyde Wright, R Rickey Clark, R								SH1-4			1	0	0	0	1	1	0					
Inning Stats	R: 0 E: 0 K: 1 S: 5	H: 0 LOB: 0 BB: 0 P: 5	R: 0 E: 0 K: 0 S: 3	H: 0 LOB: 1 BB: 1 P: 7	R: 0 E: 0 K: 0 S: 3	H: 0 LOB: 1 BB: 1 P: 7	R: 2 E: 0 K: 1 S: 7	H: 2 LOB: 0 BB: 0 P: 7	R: 0 E: 0 K: 1 S: 6	H: 1 LOB: 2 BB: 1 P: 10	R: 0 E: 0 K: 2 S: 5	H: 0 LOB: 0 BB: 0 P: 5	R: 1 E: 0 K: 0 S: 4	H: 1 LOB: 0 BB: 0 P: 4	R: 0 E: 0 K: 0 S: 3	H: 0 LOB: 2 BB: 2 P: 11	R: 0 E: 0 K: 1 S: 5	H: 0 LOB: 0 BB: 0 P: 5	1B: 2 2B: 0 3B: 0 HR: 2	SF: 0 SAC: 2 DP: 0 HBP: 0	WP: 1 PB: 0 SB: 2 CS: 0	PA: 39
PITCHER	IP	WLS	BF	H	R	ER	SO	BB	IBB	HBP	BLK	WP	HR	S	P	ERA	WHIP					
Ray Culp, R ERA: 3.92	(1, 1)	8.2	35	4	3	3	6	4	0	0	0	1	2	42	62	3.12	0.923					
Sparky Lyle, L ERA: 2.08	(9, 1)	0.1	W 1	0	0	0	0	0	0	0	0	0	0	1	1	0.00	0.000					
Vicente Romo, R ERA: 1.13	(10, 1)	1.0	S 3	0	0	0	1	0	0	0	0	0	0	5	5	0.00	0.000					



Batter	1	2	3	4	5	6	7	8	9	AB	R	H	RBI	BB	SO	LOB	TOP									
Dalton Jones, L OBP: 0.344, SLG: 0.339										4	0	1	0	1	0	0										
Mike Andrews, R OBP: 0.383, SLG: 0.468										3	0	1	0	0	0	2										
Syd O'Brien, R OBP: 0.286, SLG: 0.538										2	0	0	0	0	1	2										
Carl Yastrzemski, L OBP: 0.390, SLG: 0.500										4	2	2	0	0	1	1										
Joe Lahoud, L OBP: 0.324, SLG: 0.107										0	0	0	0	0	0	0										
Tony Conigliaro, R OBP: 0.366, SLG: 0.491										3	1	0	0	1	3	1										
Reggie Smith, S OBP: 0.329, SLG: 0.440										2	0	0	1	0	1	1										
Don Lock, R OBP: 0.200, SLG: 0.400										1	0	1	0	0	0	0										
Russ Gibson, R OBP: 0.302, SLG: 0.345										3	2	2	1	0	0	1										
Joe Azcue, R OBP: 0.327, SLG: 0.313										1	0	0	0	0	1	1										
Rico Petrocelli, R OBP: 0.467, SLG: 0.740										3	2	2	4	0	0	0										
Dick Schofield, S OBP: 0.444, SLG: 0.333										1	0	1	0	0	0	0										
George Scott, R OBP: 0.231, SLG: 0.300										3	0	0	0	1	1	1										
Sonny Siebert, R OBP: 0.200, SLG: 0.143										0	0	0	0	0	0	0										
Vicente Romo, R OBP: 0.250, SLG: 0.250										3	0	0	0	0	2	1										
Inning Stats	R: 0 E: 0 K: 1 S: 5	H: 1 LOB: 1 BB: 0 P: 5	R: 1 E: 0 K: 1 S: 6	H: 1 LOB: 0 BB: 0 P: 6	R: 0 E: 0 K: 0 S: 3	H: 1 LOB: 1 BB: 1 P: 7	R: 3 E: 1 K: 1 S: 7	H: 2 LOB: 0 BB: 1 P: 11	R: 0 E: 0 K: 1 S: 5	H: 0 LOB: 0 BB: 0 P: 5	R: 3 E: 2 K: 2 S: 8	H: 3 LOB: 0 BB: 0 P: 8	R: 0 E: 0 K: 2 S: 7	H: 0 LOB: 0 BB: 0 P: 7	R: 0 E: 0 K: 2 S: 8	H: 1 LOB: 1 BB: 0 P: 8	R: 0 E: 0 K: 1 S: 6	H: 1 LOB: 2 BB: 1 P: 10	1B: 5 2B: 4 3B: 0 HR: 3	SF: 0 SAC: 2 DP: 2 HBP: 0	WP: 0 PB: 0 SB: 0 CS: 2	PA: 38				
PITCHER	IP	WLS	BF	H	R	ER	SO	BB	IBB	HBP	BLK	WP	HR	S	P	ERA	WHIP									
Rudy May, L ERA: 3.83	(1, 1)	5.2	L	25	8	7	7	5	2	0	0	0	0	3	33	41	11.12	1.765								
Eddie Fisher, R ERA: 3.8	(6, 1)	0.1		1	0	0	0	0	0	0	0	0	0	0	1	1	0.00	0.000								
Rickey Clark, R ERA:	(7, 1)	3.0		12	2	0	0	5	0	1	0	0	0	0	21	25	0.00	0.667								

Boston Red Sox @ California Angels
Anaheim Stadium, Anaheim, CA
Sun May 11 1969, 6:33 AM EDT
Att: 12,519 - Unknown

AB 33
R 7
H 10
RBI 6
BB 3
SO 10
LOB 11






Batter	1	2	3	4	5	6	7	8	9	AB	R	H	RBI	BB	SO	LOB	BOTTOM									
Lou Johnson, R OBP: 0.296, SLG: 0.286										4	0	0	0	0	0	1										
Jim Fregosi, R OBP: 0.381, SLG: 0.423										4	2	3	1	0	0	0										
Jay Johnstone, L OBP: 0.304, SLG: 0.429										4	1	2	0	0	0	2										
Rick Reichardt, R OBP: 0.396, SLG: 0.448										4	0	1	1	0	2	3										
Tom Satriono, L OBP: 0.435, SLG: 0.414										0	0	0	0	0	0	0										
Tom Egan, R OBP: 0.196, SLG: 0.214										4	0	1	1	0	1	2										
Roger Repoz, L OBP: 0.298, SLG: 0.256										3	0	0	0	0	1	2										
Rickey Clark, R	(7, 1)									0	0	0	0	0	0	0										
Bubba Morton, R OBP: 0.545, SLG: 0.500										0	0	0	0	1	0	0										
Clyde Wright, R	(9, PR)									0	0	0	0	0	0	0										
Aurelio Rodriguez, R OBP: 0.286, SLG: 0.362										4	0	1	0	0	0	1										
Ruben Amaro, R OBP: 0.556, SLG: 0.500										2	0	1	0	0	0	0										
Bill Voss, L OBP: 0.211, SLG: 0.235										1	0	0	0	0	0	1										
Bobby Knoop, R OBP: 0.300, SLG: 0.224										1	0	0	0	0	0	1										
Rudy May, L OBP: 0.100, SLG: 0.100	(1, 1)									1	0	0	0	0	0	1										
Eddie Fisher, R	(6, 1)									0	0	0	0	0	0	0										
Vic Davallo, L OBP: 0.218, SLG: 0.200	(6, PH)									2	0	0	0	0	0	1										
Inning Stats	R: 0 E: 0 K: 0 S: 4	H: 1 LOB: 1 BB: 0 P: 4	R: 0 E: 0 K: 0 S: 3	H: 0 LOB: 0 BB: 0 P: 3	R: 0 E: 0 K: 0 S: 3	H: 1 LOB: 0 BB: 0 P: 3	R: 0 E: 0 K: 1 S: 6	H: 1 LOB: 1 BB: 0 P: 6	R: 0 E: 0 K: 1 S: 5	H: 0 LOB: 0 BB: 0 P: 5	R: 2 E: 1 K: 0 S: 7	H: 3 LOB: 2 BB: 0 P: 7	R: 0 E: 0 K: 0 S: 4	H: 1 LOB: 1 BB: 0 P: 4	R: 1 E: 0 K: 2 S: 8	H: 2 LOB: 1 BB: 0 P: 8	R: 0 E: 0 K: 0 S: 2	H: 0 LOB: 1 BB: 1 P: 6	1B: 7 2B: 2 3B: 0 HR: 1	SF: 0 SAC: 0 DP: 3 HBP: 0	WP: 0 PB: 0 SB: 1 CS: 1	PA: 35				
PITCHER	IP	WLS	BF	H	R	ER	SO	BB	IBB	HBP	BLK	WP	HR	S	P	ERA	WHIP									
Sonny Siebert, R ERA: 3.74	(1, 1)	7.0	W	30	9	3	1	2	0	0	0	0	0	1	34	34	1.29	1.286								
Vicente Romo, R ERA: 1.0	(8, 1)	2.0	S	5	0	0	0	2	1	0	0	0	0	0	8	12	0.00	0.500								


Boston Red Sox @ California Angels
Anaheim Stadium, Anaheim, CA
Sun May 11 1969, 6:33 AM EDT
Att: 12,519 - Unknown

AB 34
R 3
H 9
RBI 3
BB 1
SO 4
LOB 15



Batter	1	2	3	4	5	6	7	8	9	AB	R	H	RBI	BB	SO	LOB	TOP										
Del Unser, L OBP: 0.307, SLG: 0.276 (1, 8)	0-0 4-3			0-0 FC4-6 1B	0-0 FC4-6 1B		0-0 4-3			4	0	2	0	0	0	1	Washington Senators @ California Angels Anaheim Stadium, Anaheim, CA Mon May 12 1969, 10:05 PM EDT Att: 7,619 - Unknown 										
Ed Brinkman, R OBP: 0.313, SLG: 0.341 (1, 6)	0-0 6-3			0-0 FC4-6 1B	0-0 FC4-6			0-0 2-3		4	0	0	0	0	0	3											
Frank Howard, R OBP: 0.366, SLG: 0.621 (1, 7)	0-0 6-3			0-0 F8		4-0 G1-6-3 BB		0-0 F3		3	0	0	0	1	0	1											
Mike Epstein, L OBP: 0.433, SLG: 0.507 (1, 3)		0-0 3-1		0-0 1B		0-0 F8		0-0 F3		4	0	1	0	0	0	1											
Hank Allen, R OBP: 0.314, SLG: 0.374 (1, 9)	0-0 6-3			0-0 F4		0-0 G1-6-3			0-0 F4	4	0	0	0	0	0	3											
Ken McMullen, R OBP: 0.289, SLG: 0.333 (1, 5)		0-0 F3							0-0 5-3	4	2	1	0	0	0	0											
Bernie Allen, L OBP: 0.431, SLG: 0.517 (1, 4)			0-0 F7		0-0 F3				0-0 F7	3	0	0	0	1	0	1											
Paul Casanova, R OBP: 0.244, SLG: 0.278 (1, 2)			0-0 F8		0-0 1-3				0-0 FC1-6 WP G3	3	0	0	0	0	0	3											
Dick Bosman, R OBP: 0.206, SLG: 0.077 (4, 1)			0-3 K						0-0 G3	1	0	0	0	0	0	0											
Casey Cox, R OBP: 0.417, SLG: 0.455 (5, 1)					0-0 1B				0-0 G3	0	0	0	0	0	0	0											
Gary Holman, L OBP: 0.299, SLG: 0.230 (5, 1)									0-0 G3	0	0	0	0	0	0	0											
Bob Humphreys, R OBP: 0.209, SLG: 0.208 (7, 1)									0-0 G3	0	0	0	0	0	0	0											
Ed Stroud, L OBP: 0.269, SLG: 0.208 (7, 1)									0-0 G3	0	0	0	0	0	0	0											
Frank Bertina, L OBP: 0.266, SLG: 0.857 (7, 1)									0-0 G3	0	0	0	0	0	0	0											
Inning Stats	R: 0 E: 0 K: 0 S: 3	H: 0 LOB: 0 BB: 0 P: 3	R: 0 E: 0 K: 0 S: 3	H: 0 LOB: 0 BB: 0 P: 3	R: 0 E: 0 K: 1 S: 5	H: 0 LOB: 0 BB: 0 P: 5	R: 0 E: 0 K: 0 S: 5	H: 2 LOB: 2 BB: 0 P: 5	R: 1 E: 0 K: 0 S: 6	H: 3 LOB: 2 BB: 0 P: 6	R: 0 E: 0 K: 0 S: 2	H: 0 LOB: 0 BB: 1 P: 6	R: 1 E: 1 K: 0 S: 4	H: 0 LOB: 1 BB: 1 P: 8	R: 0 E: 0 K: 0 S: 3	H: 0 LOB: 0 BB: 0 P: 3	R: 0 E: 0 K: 0 S: 3	H: 0 LOB: 0 BB: 0 P: 3	1B: 5 2B: 2 3B: 0 HR: 0	SF: 0 SAC: 0 DP: 1 HBP: 0	WP: 2 PB: 0 SB: 0 CS: 0	PA: 34					
PITCHER	IP	WLS	BF	H	R	ER	SO	BB	IBB	HBP	BLK	WP	HR	S	P	ERA	WHIP										
Tom Murphy, R ERA: 3.76 (1, 1)	7.0	W	28	5	2	1	1	2	0	0	0	2	0	28	36	1.29	1.000										
Hoyt Wilhelm, R ERA: 2.37 (8, 1)	2.0	S	6	0	0	0	0	0	0	0	0	0	0	6	6	0.00	0.000										
Batter	1	2	3	4	5	6	7	8	9	AB	R	H	RBI	BB	SO	LOB	BOTTOM										
Lou Johnson, R OBP: 0.309, SLG: 0.300 (1, 9)										1	0	1	0	0	0	0	Washington Senators @ California Angels Anaheim Stadium, Anaheim, CA Mon May 12 1969, 10:05 PM EDT Att: 7,619 - Unknown 										
Vic Davallo, L OBP: 0.237, SLG: 0.208 (1, PR) (2, 9)	0-0 1B SF9				0-0 F3					3	2	1	0	1	0	1											
Jim Fregosi, R OBP: 0.376, SLG: 0.416 (1, 6)	0-0 1B				0-0 1-3					4	0	1	0	0	1	3											
Jay Johnstone, L OBP: 0.310, SLG: 0.454 (1, 8)	0-0 1B				0-0 K					3	0	2	1	0	1	0											
Rick Reichardt, R OBP: 0.398, SLG: 0.443 (1, 7)	0-0 1B				0-0 K					1	0	0	0	1	0	2											
Bill Voss, L OBP: 0.225, SLG: 0.250 (4, 7)	0-0 1B				0-0 BB					2	0	1	1	0	0	0											
Roger Repoz, L OBP: 0.314, SLG: 0.310 (1, 3)		0-0 1B			0-0 F8					3	1	1	0	1	0	4											
Hoyt Wilhelm, R (8, 1)		0-0 3B			0-0 F4					0	0	0	0	0	0	0											
Aurelio Rodriguez, R OBP: 0.284, SLG: 0.357 (1, 5)		0-0 1B			0-0 6-3					4	0	1	1	0	0	3											
Tom Egan, R OBP: 0.220, SLG: 0.205 (1, 2)		0-0 F7			0-0 BB					2	0	0	0	2	0	1											
Ruben Amaro, R OBP: 0.385, SLG: 0.333 (8, 3)		0-3 K			0-0 F8					4	0	0	0	0	2	3											
Tom Murphy, R OBP: 0.125, SLG: 0.125 (1, 1)		0-0 FC6-4			0-0 F9					3	0	0	0	0	0	3											
Bobby Knoop, R OBP: 0.309, SLG: 0.224 (8, 4)		0-0 1B			0-0 F2					0	0	0	0	1	0	0											
Inning Stats	R: 1 E: 0 K: 0 S: 4	H: 2 LOB: 1 BB: 0 P: 4	R: 1 E: 0 K: 1 S: 7	H: 2 LOB: 1 BB: 0 P: 7	R: 0 E: 0 K: 0 S: 4	H: 1 LOB: 1 BB: 1 P: 8	R: 0 E: 0 K: 0 S: 3	H: 0 LOB: 1 BB: 1 P: 7	R: 1 E: 0 K: 1 S: 7	H: 2 LOB: 2 BB: 1 P: 11	R: 0 E: 0 K: 1 S: 6	H: 1 LOB: 2 BB: 1 P: 10	R: 0 E: 0 K: 1 S: 5	H: 0 LOB: 1 BB: 1 P: 9	R: 0 E: 0 K: 0 S: 3	H: 0 LOB: 1 BB: 1 P: 7	1B: 5 2B: 2 3B: 1 HR: 0	SF: 1 SAC: 0 DP: 1 HBP: 0	WP: 0 PB: 0 SB: 1 CS: 0	PA: 37							
PITCHER	IP	WLS	BF	H	R	ER	SO	BB	IBB	HBP	BLK	WP	HR	S	P	ERA	WHIP										
Dick Bosman, R ERA: 2.82 (4, 1)	3.0	L	14	5	2	2	1	1	0	0	0	0	0	3	7	0.00	1.000										
Casey Cox, R ERA: 2.42 (5, 1)	1.0		4	0	0	0	0	1	0	0	0	0	0	3	7	0.00	1.000										
Frank Kreutzer, L ERA: 4.5 (5, 1)	0.2		5	2	1	1	1	1	0	0	0	0	0	6	10	13.50	4.500										
Bob Humphreys, R ERA: 5.28 (7, 1)	1.1		6	1	0	0	1	1	0	0	0	0	0	7	11	0.00	1.500										
Frank Bertina, L ERA: 5.23 (7, 1)	2.0		8	0	0	0	1	2	0	0	0	0	0	8	16	0.00	1.000										

Batter	1	2	3	4	5	6	7	8	9	AB	R	H	RBI	BB	SO	LOB	TOP								
Del Unser, L OBP: 0.306, SLG: 0.277 (1, 8)	4-3	G3				WP 1B	FC5-6 1-3			4	0	1	0	0	0	4	Washington Senators @ California Angels Anaheim Stadium, Anaheim, CA Wed May 14 1969, 10:05 PM EDT Att: 7,258 - Unknown 								
Ed Stroud, L OBP: 0.246, SLG: 0.182 (1, 9)	F7		4-3		5-3	1-3	1-3			4	0	0	0	0	0	3									
Mike Epstein, L OBP: 0.429, SLG: 0.519 (1, 3)				E4						3	0	0	0	1	2	3									
Frank Bertaina, L OBP: 0.286, SLG: 0.857 (7, 1)				CS						0	0	0	0	0	0	0									
Frank Howard, R OBP: 0.353, SLG: 0.591 (1, 7)	E6									4	0	1	0	0	2	2									
Bernie Allen, L OBP: 0.413, SLG: 0.478 (1, 4)										3	0	1	0	1	0	2									
Dick Billings, R OBP: 0.250, SLG: 0.143 (8, PR)										0	0	0	0	0	0	0									
Tim Cullen, R OBP: 0.311, SLG: 0.291 (8, 4)	F9									0	0	0	0	0	0	0									
Ken McMullen, R OBP: 0.294, SLG: 0.344 (1, 5)										4	0	2	0	0	0	3									
Ed Brinkman, R OBP: 0.322, SLG: 0.350 (1, 6)										4	0	2	0	0	1	1									
Paul Casanova, R OBP: 0.247, SLG: 0.279 (1, 2)										3	0	1	0	0	0	3									
Brant Alyea, R OBP: 0.486, SLG: 0.560 (9, PH)	F4									1	0	0	0	0	0	0									
Jim Hannan, R OBP: 0.214, SLG: 0.214 (1, 1)										2	0	0	0	0	0	2									
Casey Cox, R OBP: 0.400, SLG: 0.385 (6, 1)	F9									0	0	0	0	0	0	0									
Gary Holman, L OBP: 0.400, SLG: 0.385 (7, 3)										1	0	0	0	1	1	0									
Inning Stats	R: 0 E: 1 K: 0 S: 4	H: 0 LOB: 2 BB: 1 P: 8	R: 0 E: 0 K: 0 S: 5	H: 2 LOB: 2 BB: 0 P: 5	R: 0 E: 1 K: 1 S: 5	H: 0 LOB: 0 BB: 0 P: 5	R: 0 E: 0 K: 0 S: 4	H: 1 LOB: 1 BB: 0 P: 4	R: 0 E: 0 K: 1 S: 6	H: 1 LOB: 1 BB: 0 P: 6	R: 0 E: 0 K: 0 S: 4	H: 3 LOB: 2 BB: 0 P: 4	R: 0 E: 0 K: 1 S: 6	H: 1 LOB: 2 BB: 1 P: 10	R: 0 E: 0 K: 1 S: 4	H: 0 LOB: 1 BB: 1 P: 8	R: 0 E: 0 K: 2 S: 7	H: 0 LOB: 0 BB: 0 P: 7	1B: 7 2B: 1 3B: 0 HR: 0	SF: 0 SAC: 0 DP: 0 HBP: 0	WP: 1 PB: 1 CS: 2	PA: 36			
PITCHER	IP	WLS	BF	H	R	ER	SO	BB	IBB	HBP	BLK	WP	HR	S	P	ERA	WHIP								
Jim McGlothlin, R ERA: 2.36 (1, 1)	6.0	W	25	7	0	0	2	1	0	0	0	1	0	28	32	0.00	1.333								
Hoyt Wilhelm, R ERA: 2.05 (7, 1)	3.0	S	11	1	0	0	4	2	0	0	0	0	0	17	25	0.00	1.000								

Batter	1	2	3	4	5	6	7	8	9	AB	R	H	RBI	BB	SO	LOB	BOTTOM								
Vic Davallo, L OBP: 0.234, SLG: 0.207 (1, 9)	K		6-3		4-3		FC5-6 6-3 BB			4	0	0	0	0	1	1	Washington Senators @ California Angels Anaheim Stadium, Anaheim, CA Wed May 14 1969, 10:05 PM EDT Att: 7,258 - Unknown 								
Jim Fregosi, R OBP: 0.376, SLG: 0.411 (1, 6)	K		F9			1B BB	6-3 BB			2	1	0	0	2	1	0									
Jay Johnstone, L OBP: 0.298, SLG: 0.431 (1, 8)	E3 BB				F8	BB BB	6-3			4	0	1	0	0	0	2									
Roger Repoz, L OBP: 0.333, SLG: 0.306 (1, 3)	FC6-4 BB				F9	BB BB	4-3			2	0	0	0	2	0	2									
Aurelio Rodriguez, R OBP: 0.282, SLG: 0.358 (1, 5)	FC6-4 1-2				WP 2B					4	0	1	0	0	2	5									
Bubba Morton, R OBP: 0.556, SLG: 0.692 (1, 7)										1	0	1	1	2	0	0									
Hoyt Wilhelm, R ERA: 2.05 (7, 1)										1	0	0	0	0	1	0									
Tom Egan, R OBP: 0.224, SLG: 0.180 (1, 2)										3	0	0	0	1	0	6									
Ruben Amaro, R OBP: 0.278, SLG: 0.235 (1, 4)										4	0	0	0	0	1	4									
Jim McGlothlin, R ERA: 2.36 (1, 1)										2	0	0	0	0	0	0									
Bill Voss, L OBP: 0.238, SLG: 0.243 (7, 7)										0	0	0	0	1	0	0									
Inning Stats	R: 0 E: 1 K: 2 S: 8	H: 0 LOB: 2 BB: 1 P: 12	R: 0 E: 0 K: 1 S: 5	H: 1 LOB: 0 BB: 0 P: 5	R: 0 E: 0 K: 0 S: 3	H: 0 LOB: 0 BB: 0 P: 3	R: 0 E: 0 K: 0 S: 4	H: 1 LOB: 2 BB: 1 P: 8	R: 0 E: 0 K: 0 S: 3	H: 0 LOB: 0 BB: 0 P: 3	R: 1 E: 0 K: 1 S: 6	H: 1 LOB: 3 BB: 3 P: 18	R: 0 E: 0 K: 0 S: 3	H: 0 LOB: 2 BB: 2 P: 11	R: 0 E: 0 K: 2 S: 7	H: 0 LOB: 1 BB: 1 P: 11		1B: 2 2B: 1 3B: 0 HR: 0	SF: 0 SAC: 0 DP: 1 HBP: 0	WP: 1 PB: 0 CS: 0	PA: 35				
PITCHER	IP	WLS	BF	H	R	ER	SO	BB	IBB	HBP	BLK	WP	HR	S	P	ERA	WHIP								
Jim Hannan, R ERA: 3.35 (1, 1)	5.0	L	22	3	1	1	3	4	0	0	0	1	0	24	40	1.80	1.400								
Casey Cox, R ERA: 2.33 (6, 1)	1.0		4	0	0	0	1	1	0	0	0	0	0	5	9	0.00	1.000								
Frank Bertaina, L ERA: 4.76 (7, 1)	2.0		9	0	0	0	2	3	0	0	0	0	0	10	22	0.00	1.500								

Batter	1	2	3	4	5	6	7	8	9	AB	R	H	RBI	BB	SO	LOB	TOP			
Sandy Alomar Sr. S OBP: 0.273, SLG: 0.258 (1,4)	1-3		1B		5-3			L8		4	0	1	0	0	0	0	California Angels @ New York Yankees Yankee Stadium, Bronx, NY Fri May 16 1969, 7:05 PM EDT Att: 11,324 - Unknown - 66 F			
Jim Fregosi R OBP: 0.384, SLG: 0.396 (1,6)	E5		F8			F6		5-3	4	0	0	0	0	0	1					
Jay Johnstone L OBP: 0.289, SLG: 0.417 (1,8)	FC3-6		E6			K		K	4	1	0	0	0	2	2					
Lou Johnson R OBP: 0.305, SLG: 0.283 (1,7)	1B		FC6-4			F6		F2	3	0	0	0	1	0	2					
Bubba Morton R OBP: 0.524, SLG: 0.625 Vic Davalillo L OBP: 0.234, SLG: 0.207 (1,9) (9,9)					5-3			K	3	0	1	1	0	1	0					
Aurelio Rodriguez R OBP: 0.274, SLG: 0.349 (1,5)		F4			F4			K	3	0	0	0	0	1	0					
Dick Stuart R OBP: 0.200, SLG: 0.289 Ruben Amaro R OBP: 0.278, SLG: 0.235 (1,3) (7,3)					F9			6-3	3	0	1	0	0	0	0					
Tom Egan R OBP: 0.213, SLG: 0.170 (1,2)					G6-4-3			F9	3	0	0	0	0	0	1					
Rudy May L OBP: 0.077, SLG: 0.077 (1,1)					K			G3	3	0	0	0	0	2	0					
Inning Stats	R: 1 E: 1 K: 0 S: 4	H: 1 LOB: 2 BB: 1 P: 8	R: 0 E: 0 K: 0 S: 3	H: 1 LOB: 0 BB: 0 P: 3	R: 0 E: 1 K: 1 S: 7	H: 1 LOB: 2 BB: 0 P: 7	R: 0 E: 0 K: 0 S: 3	H: 0 LOB: 0 BB: 0 P: 3	R: 0 E: 0 K: 2 S: 5	H: 0 LOB: 0 BB: 0 P: 7	R: 0 E: 0 K: 1 S: 5	H: 0 LOB: 0 BB: 0 P: 5	R: 0 E: 0 K: 1 S: 5	H: 0 LOB: 0 BB: 0 P: 5	R: 0 E: 0 K: 1 S: 5	H: 0 LOB: 0 BB: 0 P: 5		1B: 3 2B: 0 3B: 0 HR: 0	SF: 0 SAC: 0 DP: 1 HBP: 0	WP: 0 PB: 0 SB: 0 CS: 0
PITCHER Fritz Peterson, L ERA: 2.53 (1,1)	IP: 9.0 WLS: W BF: 31 H: 3 R: 1 ER: 0 SO: 6 BB: 1 IBB: 0 HBP: 0 BLK: 0 WP: 0 HR: 0 S: 42 P: 46 ERA: 0.00 WHIP: 0.444																			

Batter	1	2	3	4	5	6	7	8	9	AB	R	H	RBI	BB	SO	LOB	BOTTOM			
Horace Clarke S OBP: 0.335, SLG: 0.308 (1,4)	6-3		1B			F8			F8	4	0	1	0	0	0	1	California Angels @ New York Yankees Yankee Stadium, Bronx, NY Fri May 16 1969, 7:05 PM EDT Att: 11,324 - Unknown - 66 F			
Tom Tresh S OBP: 0.291, SLG: 0.311 (1,6)	BLK		CS		K			6-3	3	1	1	0	1	1	0					
Bobby Murcer L OBP: 0.345, SLG: 0.582 (1,9)	K		CS		B1-3			F9	4	0	1	2	0	1	1					
Frank Fernandez R OBP: 0.421, SLG: 0.419 (1,2)	K				F6			F6	3	0	0	0	0	1	1					
Joe Pepitone L OBP: 0.244, SLG: 0.484 (1,3)					F5			4-3	3	0	0	0	0	1	0					
Bobby Cox R OBP: 0.190, SLG: 0.111 (1,5)					6-3			G2	2	0	0	0	1	0	0					
Billy Cowan R OBP: 0.250, SLG: 0.167 (1,7)					G5-4-3			K	3	0	0	0	0	1	1					
Bill Robinson R OBP: 0.209, SLG: 0.121 (1,8)					6-3			F8	3	1	1	0	0	0	0					
Fritz Peterson S OBP: 0.217, SLG: 0.150 Roy White S OBP: 0.409, SLG: 0.384 (1,1) (9,PH)					K			F7	2	0	0	0	0	1	0					
Inning Stats	R: 0 E: 0 K: 2 S: 7	H: 0 LOB: 1 BB: 1 P: 11	R: 0 E: 0 K: 1 S: 4	H: 0 LOB: 0 BB: 1 P: 8	R: 0 E: 0 K: 1 S: 5	H: 1 LOB: 0 BB: 0 P: 5	R: 0 E: 0 K: 1 S: 5	H: 0 LOB: 0 BB: 0 P: 5	R: 0 E: 0 K: 0 S: 3	H: 0 LOB: 0 BB: 0 P: 3	R: 0 E: 0 K: 0 S: 3	H: 0 LOB: 0 BB: 0 P: 3	R: 0 E: 0 K: 0 S: 3	H: 0 LOB: 0 BB: 0 P: 3	R: 2 E: 1 K: 1 S: 7	H: 3 LOB: 1 BB: 0 P: 7		1B: 3 2B: 1 3B: 0 HR: 0	SF: 0 SAC: 0 DP: 1 HBP: 0	WP: 0 PB: 0 SB: 0 CS: 1
PITCHER Rudy May, L ERA: 3.51 (1,1)	IP: 8.2 WLS: L BF: 30 H: 4 R: 2 ER: 2 SO: 7 BB: 2 IBB: 0 HBP: 0 BLK: 0 WP: 0 HR: 0 S: 42 P: 50 ERA: 2.08 WHIP: 0.692																			

Batter	1	2	3	4	5	6	7	8	9	AB	R	H	RBI	BB	SO	LOB	TOP			
Vic Davallilo, L (1,9) OBP: 0.235, SLG: 0.210	F6			F6			6-3		1B	4	0	1	0	0	0	0	California Angels @ New York Yankees Yankee Stadium, Bronx, NY Sat May 17 1969, 3:33 AM EDT Att: 10,651 - Unknown - 81 F			
Jim Fregosi, R (1,6) OBP: 0.361, SLG: 0.391	K			F7			FC3-6 1B		F3	4	0	1	0	0	1					
Jay Johnstone, L (1,8) OBP: 0.282, SLG: 0.407	4-3			F4			FC3-6 1-2			3	0	0	0	0	1					
Roger Repoz, L (1,3)		G3			F4				F8	3	0	0	0	0	1					
Lou Johnson, R (1,7) OBP: 0.306, SLG: 0.273		5-3			5-3			4-0 BB	G1-6-3 BB	2	0	0	0	1	0					
Aurelio Rodriguez, R (1,5) OBP: 0.267, SLG: 0.339		4-3			F9				F3	3	0	0	0	0	1					
Tom Satriano, L (1,2) OBP: 0.417, SLG: 0.393				F7					G1-6-3 1-2	3	0	0	0	0	1					
Sandy Alomar Sr., S (1,4) OBP: 0.261, SLG: 0.246				6-3			K		1-3	3	0	0	0	0	1					
Tom Murphy, R (1,1) OBP: 0.111, SLG: 0.111				F3			K		4-3	2	0	0	0	0	1					
Eddie Fisher, R (6,1)										0	0	0	0	0	0					
Bob Priddy, R (8,1)										0	0	0	0	0	0					
Bill Voss, L (9, FH) OBP: 0.233, SLG: 0.237										1	0	0	0	0	0					
Inning Stats	R: 0 E: 0 K: 1 S: 5	H: 0 LOB: 0 BB: 0 P: 5	R: 0 E: 0 K: 0 S: 3	H: 0 LOB: 0 BB: 0 P: 3	R: 0 E: 0 K: 0 S: 3	H: 0 LOB: 0 BB: 0 P: 3	R: 0 E: 0 K: 0 S: 3	H: 0 LOB: 0 BB: 0 P: 3	R: 0 E: 0 K: 2 S: 7	H: 0 LOB: 0 BB: 0 P: 7	R: 0 E: 0 K: 0 S: 4	H: 1 LOB: 1 BB: 0 P: 4	R: 0 E: 0 K: 0 S: 2	H: 0 LOB: 0 BB: 1 P: 6	R: 0 E: 0 K: 0 S: 4	H: 1 LOB: 1 BB: 0 P: 4	1B: 2 2B: 0 3B: 0 HR: 0	SF: 0 SAC: 0 DP: 1 HBP: 0	WP: 0 PB: 0 SB: 0 CS: 0	PA: 29
PITCHER Stan Bahnsen, R (1,1) ERA: 4.15	IP: 9.0 WLS: W BF: 29 H: 2 R: 0 ER: 0 SO: 3 BB: 1 IBB: 0 HBP: 0 BLK: 0 WP: 0 HR: 0 S: 34 P: 38 ERA: 0.00 WHIP: 0.333																			

Batter	1	2	3	4	5	6	7	8	9	AB	R	H	RBI	BB	SO	LOB	BOTTOM			
Horace Clarke, S (1,4) OBP: 0.333, SLG: 0.306	F7		4-3-6 1-2		S 1B	3-1				4	0	1	0	0	0	4	California Angels @ New York Yankees Yankee Stadium, Bronx, NY Sat May 17 1969, 3:33 AM EDT Att: 10,651 - Unknown - 81 F			
Jerry Kenney, L (1,5) OBP: 0.285, SLG: 0.282	6-3			6-3	L7 1-2				4-3	4	0	0	0	0	1					
Bobby Murcer, L (1,9) OBP: 0.349, SLG: 0.586				S 1B 2B		F6	F6			4	1	2	0	0	0					
Joe Pepitone, L (1,3) OBP: 0.252, SLG: 0.515	F2			F5		1B 2B			HR	4	2	2	1	0	2					
Jimmie Hall, L (1,7) OBP: 0.323, SLG: 0.398		F9		2B 1B		1B SF8 1B			4-3	4	2	2	2	0	0					
Tom Tresh, S (1,6) OBP: 0.296, SLG: 0.321	K			3-H 2B		1B 1B IBB			F8	3	0	1	1	1	1					
Jim Lyttle, L (1,8) OBP: 0.250, SLG: 0.250	K			1-H 2B		1-2 2-3 1B			F2	4	0	1	0	0	1					
John Ellis, R (1,2) OBP: 0.500, SLG: 2.000				4-3-6 HBP		6-3	SF8			2	1	1	2	0	0					
Stan Bahnsen, R (1,1) OBP: 0.143, SLG: 0.077				K		K	3-H 1-2 2-3 1B		K	4	0	1	0	0	3					
Inning Stats	R: 0 E: 0 K: 0 S: 4	H: 1 LOB: 1 BB: 0 P: 4	R: 0 E: 0 K: 2 S: 7	H: 0 LOB: 0 BB: 0 P: 7	R: 0 E: 0 K: 1 S: 4	H: 0 LOB: 0 BB: 0 P: 5	R: 2 E: 0 K: 0 S: 6	H: 3 LOB: 1 BB: 0 P: 6	R: 0 E: 0 K: 1 S: 6	H: 1 LOB: 1 BB: 0 P: 6	R: 2 E: 0 K: 0 S: 7	H: 4 LOB: 3 BB: 1 P: 11	R: 1 E: 0 K: 0 S: 4	H: 1 LOB: 0 BB: 0 P: 4	R: 1 E: 0 K: 1 S: 6	H: 1 LOB: 0 BB: 0 P: 6		1B: 6 2B: 4 3B: 0 HR: 2	SF: 1 SAC: 0 DP: 1 HBP: 1	WP: 0 PB: 0 SB: 3 CS: 0
PITCHER Tom Murphy, R (1,1) ERA: 4.12 Eddie Fisher, R (6,1) ERA: 3.96 Bob Priddy, R (8,1) ERA: 5.0	IP: 5.1 WLS: L BF: 23 H: 7 R: 4 ER: 4 SO: 4 BB: 0 IBB: 0 HBP: 1 BLK: 0 WP: 0 HR: 0 S: 30 P: 31 ERA: 6.75 WHIP: 1.312																			

Batter	1	2	3	4	5	6	7	8	9	AB	R	H	RBI	BB	SO	LOB	TOP
Sandy Alomar Sr. S OBP: 0.274, SLG: 0.261 (1.4)	6-3		1B					6-3		4	0	2	1	0	0	0	California Angels @ New York Yankees Yankee Stadium, Bronx, NY Sun May 18 1969, 3:33AM EDT Unknown - 79 F
Jim Fregosi R OBP: 0.395, SLG: 0.395 (1.6)	F8		1B					1B		4	0	2	0	0	0	1	
Jay Johnstone L OBP: 0.281, SLG: 0.402 (1.8)	G3		F6					1B		4	0	1	0	0	0	3	
Rick Reichardt R OBP: 0.384, SLG: 0.424 (1.7)		F4	FC6-4					1B		4	0	0	0	0	0	5	
Roger Repoz L OBP: 0.313, SLG: 0.286 (1.3)	L7							FC6-4		4	0	1	0	0	0	0	
Lou Johnson R OBP: 0.288, SLG: 0.254 (1.9)	F8							1B		4	0	0	0	0	0	1	
Aurelio Rodriguez R OBP: 0.267, SLG: 0.336 (1.5)			1B					G5-4-3		4	0	0	0	0	0	1	
Tom Satriano L OBP: 0.427, SLG: 0.397 (1.2)			FC5-2					1-2		4	0	1	0	0	0	0	
Andy Messersmith R (1.1)			FC5-2					1B		2	1	1	0	1	1	0	
Vic Davallo L OBP: 0.232, SLG: 0.206 (8. PH)			1B					SH1-4		1	0	0	0	0	0	2	
Clyde Wright R (8.1)			FC5-2					SH1-4		1	0	0	0	0	0	0	
			1B					4-3		0	0	0	0	0	0	0	
Inning Stats	R: 0 E: 0 K: 0 S: 3	H: 0 LOB: 0 BB: 0 P: 3	R: 0 E: 0 K: 0 S: 3	H: 0 LOB: 0 BB: 0 P: 3	R: 0 E: 0 K: 0 S: 7	H: 4 LOB: 3 BB: 0 P: 7	R: 0 E: 0 K: 0 S: 3	H: 0 LOB: 0 BB: 0 P: 3	R: 0 E: 0 K: 1 S: 5	H: 0 LOB: 0 BB: 0 P: 5	R: 0 E: 0 K: 0 S: 5	H: 2 LOB: 2 BB: 0 P: 5	R: 0 E: 0 K: 0 S: 3	H: 1 LOB: 0 BB: 0 P: 3	1B: 8 2B: 0 3B: 0 HR: 0	SF: 0 SAC: 1 DP: 1 HBP: 0	WP: 0 PA: 34 SB: 0 CS: 0
PITCHER Mel Stottlemyre R ERA: 2.8 (1.1)	IP: 9.0 WLS: W BF: 34 H: 8 R: 1 ER: 1 SO: 1 BB: 1 IBB: 0 HBP: 0 BLK: 0 WP: 0 HR: 0 S: 35 P: 39 ERA: 1.00 WHIP: 1.000																

Batter	1	2	3	4	5	6	7	8	9	AB	R	H	RBI	BB	SO	LOB	BOTTOM
Horace Clarke S OBP: 0.325, SLG: 0.298 (1.4)	K		7-2-5					6-3		4	0	0	0	0	1	1	California Angels @ New York Yankees Yankee Stadium, Bronx, NY Sun May 18 1969, 3:33AM EDT Unknown - 79 F
Jerry Kenney L OBP: 0.291, SLG: 0.284 (1.5)	K		3-H					F8		3	1	1	0	1	0	0	
Bobby Murcer L OBP: 0.348, SLG: 0.581 (1.9)	K							1B		3	1	1	0	0	1	1	
Joe Pepitone L OBP: 0.254, SLG: 0.533 (1.3)	K							1B		3	1	1	3	0	1	1	
Jimmie Hall L OBP: 0.313, SLG: 0.385 (1.7)		F7						HR		3	0	0	0	0	0	0	
Tom Tresh S OBP: 0.290, SLG: 0.313 (1.6)		F9						F9		3	0	0	0	0	0	0	
Gene Michael S OBP: 0.368, SLG: 0.267 (8.6)		F9						4-3		0	0	0	0	0	0	0	
Jim Lyttle L OBP: 0.286, SLG: 0.167 (1.8)		F8						G3		2	0	0	0	1	0	0	
John Ellis R OBP: 0.429, SLG: 1.000 (1.2)								BB		3	0	1	0	0	0	1	
Mel Stottlemyre R OBP: 0.290, SLG: 0.222 (1.1)								1B		3	0	1	0	0	1	1	
								K		1B: 4 2B: 1 3B: 0 HR: 1	SF: 0 SAC: 0 DP: 1 HBP: 0	WP: 1 PA: 29 SB: 1 CS: 0					
Inning Stats	R: 0 E: 0 K: 3 S: 9	H: 0 LOB: 1 BB: 1 P: 13	R: 0 E: 0 K: 0 S: 3	H: 0 LOB: 0 BB: 0 P: 3	R: 0 E: 1 K: 0 S: 3	H: 1 LOB: 0 BB: 0 P: 3	R: 0 E: 0 K: 0 S: 3	H: 0 LOB: 0 BB: 0 P: 3	R: 0 E: 0 K: 0 S: 3	H: 1 LOB: 0 BB: 0 P: 3	R: 3 E: 0 K: 0 S: 6	H: 3 LOB: 1 BB: 1 P: 10	R: 0 E: 0 K: 1 S: 5	H: 0 LOB: 0 BB: 0 P: 5	1B: 4 2B: 1 3B: 0 HR: 1	SF: 0 SAC: 0 DP: 1 HBP: 0	WP: 1 PA: 29 SB: 1 CS: 0
PITCHER Andy Messersmith R (1.1)	IP: 7.0 WLS: L BF: 26 H: 5 R: 3 ER: 3 SO: 3 BB: 2 IBB: 0 HBP: 0 BLK: 0 WP: 1 HR: 1 S: 30 P: 38 ERA: 3.86 WHIP: 1.000																
Clyde Wright L (8.1)	IP: 1.0 WLS: L BF: 3 H: 0 R: 0 ER: 0 SO: 1 BB: 0 IBB: 0 HBP: 0 BLK: 0 WP: 0 HR: 0 S: 5 P: 5 ERA: 0.00 WHIP: 0.000																

Batter	1	2	3	4	5	6	7	8	9	AB	R	H	RBI	BB	SO	LOB	TOP					
Sandy Alomar Sr. S OBP: 0.273, SLG: 0.250 (1, 4)	0-0 4-3		0-0 5-3			4-0 BB		0-0 L9		3	0	0	0	1	0	0	California Angels @ New York Yankees Yankee Stadium, Bronx, NY Sun May 18 1969, 3:38 AM EDT Att: 18,705 - Cloudy - 79 F					
Jim Fregosi R OBP: 0.382, SLG: 0.385 (1, 6)	4-0 BB			0-0 F8		0-3 K		0-3 K		3	0	0	0	1	2	2						
Jay Johnstone L OBP: 0.273, SLG: 0.389 (1, 8)	0-3 K			0-0 L8		0-0 3-1		0-0 F6		4	0	0	0	0	1	3						
Rick Reichardt R OBP: 0.388, SLG: 0.427 (1, 7)	0-3 K			0-0 F7			0-0 WP FC5-2 1B		0-0 FC3-4 1B	4	0	2	0	0	1	1						
Roger Repoz L OBP: 0.310, SLG: 0.283 (1, 3)		0-0 F3			0-0 F5		0-0 FC5-2 WP 1B		0-0 FC3-4 1B	4	0	1	0	0	0	1						
Lou Johnson R OBP: 0.271, SLG: 0.238 (1, 9)		0-0 1-3			0-0 F9		0-0 F5		0-0 F7	4	0	0	0	0	0	3						
Aurelio Rodriguez R OBP: 0.266, SLG: 0.328 (1, 5)		0-0 5-3			0-0 6-3		4-0 FC5-2 IBB		0-0 F6	3	0	0	0	1	0	1						
Tom Egan R OBP: 0.206, SLG: 0.164 (7, PH)			0-3 K			0-3 K	0-0 FC5-2			2	0	0	0	0	2	0						
Bill Voss L OBP: 0.233, SLG: 0.237 (7, PH)							1-2 2-3 3-H			0	0	0	0	0	0	0						
Bubba Morton R OBP: 0.500, SLG: 0.588 (7, PH)							1-2 2-3 3-H			1	0	0	0	0	0	3						
Tom Satriano L OBP: 0.427, SLG: 0.397 (7, 2)							0-0 F6			0	0	0	0	0	0	0						
George Brunet R (1, 1)			0-0 6-3			4-0 BB				1	0	0	0	1	0	0						
Dick Stuart R OBP: 0.195, SLG: 0.282 (7, PH)										1	0	0	0	0	0	3						
Hoyt Wilhelm R (7, 1)										0	0	0	0	0	0	0						
Inning Stats	R: 0 E: 0 K: 2 S: 7	H: 0 LOB: 1 BB: 1 P: 11	R: 0 E: 0 K: 0 S: 3	H: 0 LOB: 0 BB: 0 P: 3	R: 0 E: 0 K: 1 S: 5	H: 0 LOB: 0 BB: 0 P: 5	R: 0 E: 0 K: 0 S: 3	H: 0 LOB: 0 BB: 0 P: 3	R: 0 E: 0 K: 0 S: 7	H: 0 LOB: 2 BB: 2 P: 15	R: 0 E: 0 K: 0 S: 5	H: 2 LOB: 3 BB: 1 P: 9	R: 0 E: 0 K: 1 S: 5	H: 0 LOB: 1 BB: 0 P: 4	R: 0 E: 0 K: 0 S: 4	H: 1 LOB: 1 BB: 0 P: 4	1B: 3 2B: 0 3B: 0 HR: 0	SF: 0 SAC: 0 DP: 0 HBP: 0	WP: 1 PB: 0 SB: 0 CS: 0	PA: 34		
PITCHER	IP WLS BF H R ER SO BB IBB HBP BLK WP HR S P ERA WHIP	6.1 W 9 2 0 0 5 3 1 0 0 1 0 0 31 47 0.00 0.789	2.2 L 9 1 0 0 1 0 0 0 0 0 0 0 11 11 0.00 0.375																			

AB	30
R	0
H	3
RBI	0
BB	4
SO	6
LOB	17



Batter	1	2	3	4	5	6	7	8	9	AB	R	H	RBI	BB	SO	LOB	BOTTOM					
Horace Clarke S OBP: 0.329, SLG: 0.303 (1, 4)	0-0 F9		0-0 S 1B		0-0 F7			0-0 PB S 1B		4	0	2	0	0	0	0	California Angels @ New York Yankees Yankee Stadium, Bronx, NY Sun May 18 1969, 3:38 AM EDT Att: 18,705 - Cloudy - 79 F					
Tom Tresh S OBP: 0.288, SLG: 0.304 (1, 6)	0-0 F8		4-0 BB		0-3 K			0-3 K		3	0	0	0	1	2	1						
Gene Michael S OBP: 0.368, SLG: 0.267 (9, 6)			1-2 BB					1-3 K		0	0	0	0	0	0	0						
Bobby Murcer L OBP: 0.346, SLG: 0.570 (1, 9)	0-0 5-3		0-3 K			4-0 BB		0-0 G3		3	0	0	0	1	1	3						
Joe Pepitone L OBP: 0.275, SLG: 0.565 (1, 3)		4-0 1-3 BB		0-0 1B		0-0 1B		0-0 S1-6-3 1B		3	1	3	1	1	0	0						
Bobby Cox R OBP: 0.167, SLG: 0.095 (1, 5)		0-0 1-3		0-3 K		0-0 G1-6-3		0-0 G1-6-3		3	0	0	0	0	1	3						
Bill Robinson R OBP: 0.200, SLG: 0.115 (1, 8)		0-0 F9		0-3 K			0-3 K			3	0	0	0	0	2	2						
Billy Cowan R OBP: 0.261, SLG: 0.190 (1, 7)		0-0 6-3		0-0 FC5-4 1B			0-0 6-3			3	0	1	0	0	0	1						
John Ellis R OBP: 0.300, SLG: 0.625 (1, 2)			0-0 5-3		0-0 FC5-4			0-0 F6		3	0	0	0	0	2							
Bill Burbach R OBP: 0.071, SLG: 0.071 (7, 1)			0-3 K					0-0 4-3		2	0	0	0	0	2	0						
Inning Stats	R: 0 E: 0 K: 0 S: 3	H: 0 LOB: 0 BB: 0 P: 3	R: 0 E: 0 K: 0 S: 3	H: 0 LOB: 1 BB: 1 P: 7	R: 0 E: 0 K: 2 S: 8	H: 1 LOB: 2 BB: 1 P: 12	R: 0 E: 0 K: 2 S: 9	H: 2 LOB: 2 BB: 0 P: 9	R: 0 E: 0 K: 0 S: 7	H: 0 LOB: 0 BB: 0 P: 7	R: 0 E: 0 K: 0 S: 2	H: 1 LOB: 0 BB: 1 P: 6	R: 0 E: 0 K: 1 S: 5	H: 0 LOB: 0 BB: 0 P: 5	R: 0 E: 0 K: 1 S: 6	H: 1 LOB: 1 BB: 0 P: 6	R: 1 E: 0 K: 0 S: 1	H: 1 LOB: 0 BB: 0 P: 1	1B: 5 2B: 0 3B: 0 HR: 1	SF: 0 SAC: 0 DP: 1 HBP: 0	WP: 0 PB: 1 SB: 2 CS: 0	PA: 31
PITCHER	IP WLS BF H R ER SO BB IBB HBP BLK WP HR S P ERA WHIP	6.0 L 8 2 1 1 2 0 0 0 0 0 1 12 12 4.50 1.000																				

AB	28
R	1
H	6
RBI	1
BB	3
SO	8
LOB	12



Batter	1	2	3	4	5	6	7	8	9	AB	R	H	RBI	BB	SO	LOB	TOP				
Sandy Alomar Sr. S OBP: 0.259, SLG: 0.237 (1, 4)	K		G4-3			K		FC6-4		4	0	0	0	0	2	1	California Angels @ Boston Red Sox Fenway Park, Boston, MA Wed May 21 1969, 7:05 PM EDT Unknown				
Jim Fregosi R OBP: 0.359, SLG: 0.405 (1, 6)	G6-3		K			HR		F7		4	1	1	1	0	1	1					
Jay Johnstone L OBP: 0.266, SLG: 0.378 Eddie Fisher R Hoyt Wilhelm R (1, 8) (8, 1) (8, 1)	G3				F7	G4-3		G4-3		4	0	0	0	0	0	1					
Rick Reichardt R OBP: 0.375, SLG: 0.410 (1, 7)		K			K			G4-3		4	0	0	0	0	2	0					
Lou Johnson R OBP: 0.284, SLG: 0.258 (1, 9)		WP G6-3 2B			G5-3			G5-3		3	1	1	0	1	0	0					
Dick Stuart R OBP: 0.205, SLG: 0.268 Vic Davalillo L OBP: 0.229, SLG: 0.203 (1, 3) (7, PR) (7, 3) (8, 8)					G6-3			G4-3		2	0	0	1	1	0	0					
Aurelio Rodriguez R OBP: 0.276, SLG: 0.339 (1, 5)								L6		2	0	1	0	1	0	2					
Tom Satriano L OBP: 0.423, SLG: 0.394 (1, 2)								FC1-2-5-2-4		3	0	1	0	0	0	4					
Jim McGlothlin R Rickey Clark R Roger Repoz L Bob Priddy R Clyde Wright R Bubba Morton R OBP: 0.476, SLG: 0.556 (1, 1) (3, 1) (5, PH) (5, 1) (7, 1) (8, PH) (8, 3)			G5-3			L3		E5		1	0	0	0	0	0	0					
Inning Stats	R: 0 E: 0 K: 1 S: 5	H: 0 LOB: 0 BB: 0 P: 5	R: 1 E: 0 K: 1 S: 7	H: 2 LOB: 1 BB: 0 P: 7	R: 0 E: 0 K: 1 S: 5	H: 0 LOB: 0 BB: 0 P: 5	R: 0 E: 0 K: 1 S: 3	H: 1 LOB: 1 BB: 1 P: 7	R: 1 E: 0 K: 1 S: 6	H: 1 LOB: 0 BB: 0 P: 6	R: 0 E: 0 K: 0 S: 2	H: 0 LOB: 2 BB: 2 P: 10	R: 0 E: 1 K: 0 S: 4	H: 0 LOB: 1 BB: 0 P: 4	R: 0 E: 0 K: 0 S: 3	H: 0 LOB: 0 BB: 0 P: 3		1B: 1 2B: 4 3B: 0 HR: 1	SF: 0 SAC: 0 DP: 2 HBP: 0	WP: 2 PB: 0 SB: 0 CS: 0	PA: 33
PITCHER	IP	WLS	BF	H	R	ER	SO	BB	IBB	HBP	BLK	WP	HR	S	P	ERA	WHIP				
Jim Lonborg R ERA: 3.6 (1, 1)	5.0	W	18	3	1	1	4	1	0	0	0	1	0	25	29	1.80	0.800				
Lee Stange R ERA: 2.72 (6, 1)	1.0		6	1	1	1	1	2	0	0	0	0	1	6	14	9.00	3.000				
Sparky Lyle L ERA: 1.69 (7, 1)	3.0	S	9	0	0	0	0	0	0	0	0	1	0	9	9	0.00	0.000				

AB	30
R	2
H	4
RBI	2
BB	3
SO	5
LOB	11



Batter	1	2	3	4	5	6	7	8	9	AB	R	H	RBI	BB	SO	LOB	BOTTOM				
Mike Andrews R OBP: 0.395, SLG: 0.489 (1, 4)	E 1B BB					F7				4	1	3	1	1	0	1	California Angels @ Boston Red Sox Fenway Park, Boston, MA Wed May 21 1969, 7:05 PM EDT Unknown				
Dalton Jones L OBP: 0.355, SLG: 0.390 (1, 3)	FC4 1B G6-3					F8		G4-3		5	1	1	0	0	0	7					
Carl Yastrzemski L OBP: 0.399, SLG: 0.552 (1, 7)	K					G5-3				3	1	0	0	1	1	4					
Reggie Smith S OBP: 0.319, SLG: 0.422 (1, 8)						F7		G4-3		4	0	1	1	0	0	2					
Rico Petrocelli R OBP: 0.476, SLG: 0.754 (1, 6)	G6-3					G5-3				3	1	1	2	1	0	1					
Tony Conigliaro R OBP: 0.336, SLG: 0.429 (1, 9)	G6-3					G5-3				4	0	0	0	0	0	3					
George Scott R OBP: 0.232, SLG: 0.273 (1, 5)								G4-3		3	0	1	1	1	0	0					
Joe Azcue R OBP: 0.367, SLG: 0.358 (1, 2)								F9		4	1	3	0	0	0	2					
Jim Lonborg R Lee Stange R Sparky Lyle L (1, 1) (6, 1) (7, 1)								G5-3		2	0	0	0	0	1	2					
Inning Stats	R: 2 E: 1 K: 1 S: 7	H: 1 LOB: 1 BB: 1 P: 11	R: 0 E: 0 K: 1 S: 6	H: 2 LOB: 2 BB: 1 P: 10	R: 1 E: 0 K: 0 S: 4	H: 1 LOB: 2 BB: 2 P: 12	R: 0 E: 0 K: 0 S: 4	H: 1 LOB: 1 BB: 0 P: 4	R: 0 E: 0 K: 0 S: 3	H: 0 LOB: 0 BB: 0 P: 3	R: 0 E: 0 K: 0 S: 3	H: 1 LOB: 0 BB: 0 P: 3	R: 2 E: 0 K: 0 S: 6	H: 3 LOB: 2 BB: 1 P: 10	R: 0 E: 0 K: 0 S: 6	H: 0 LOB: 0 BB: 0 P: 10		1B: 8 2B: 1 3B: 0 HR: 1	SF: 0 SAC: 1 DP: 2 HBP: 0	WP: 0 PB: 0 SB: 1 CS: 0	PA: 38
PITCHER	IP	WLS	BF	H	R	ER	SO	BB	IBB	HBP	BLK	WP	HR	S	P	ERA	WHIP				
Jim McGlothlin R Rickey Clark R Bob Priddy R Clyde Wright L Eddie Fisher R ERA: 4.66 (1, 1) (3, 1) (5, 1) (7, 1) (8, 1)	2.2	L	16	4	3	1	2	4	0	0	0	0	0	5	5	0.00	0.750				
Bob Priddy R ERA: 4.09 (5, 1)	2.0		8	2	0	0	0	0	0	0	0	0	0	8	8	0.00	1.000				
Clyde Wright L ERA: 7.04 (7, 1)	1.0		2	0	0	0	0	0	0	0	0	0	0	2	2	0.00	0.000				
Eddie Fisher R ERA: 4.66 (8, 1)	0.2		6	3	2	2	0	1	0	0	0	0	1	5	9	27.00	6.000				
Hoyt Wilhelm R ERA: 2.22 (8, 1)	0.1		1	0	0	0	0	0	0	0	0	0	0	1	1	0.00	0.000				

AB	32
R	5
H	10
RBI	5
BB	5
SO	2
LOB	22



Batter	1	2	3	4	5	6	7	8	9	AB	R	H	RBI	BB	SO	LOB	TOP										
Sandy Alomar Sr. S OBP: 0.279, SLG: 0.250 (1,4)	F8		K														4 0 2 1 1 1 0										
Jim Fregosi R OBP: 0.358, SLG: 0.411 Ruben Amaro, R OBP: 0.263, SLG: 0.222 Vic Davallillo, L OBP: 0.225, SLG: 0.200 (1,6) (5,6) (9,PH)	K			F9			FC5-4 BB										3 0 1 1 0 1 0 1 1 0 0 0 0 1 1 0 0 0 0 0 1										
Jay Johnstone, L OBP: 0.264, SLG: 0.371 (1,8)	G1-3			F8	F9												5 0 1 0 0 0 3										
Rick Reichardt, R OBP: 0.376, SLG: 0.410 (1,7)		F8				K											5 0 2 0 0 1 1										
Lou Johnson, R OBP: 0.276, SLG: 0.250 Bob Priddy, R (7,1)	G4-3			FC6-4													2 0 0 0 0 0 1 0 0 0 0 0 0 0										
Dick Stuart, R OBP: 0.229, SLG: 0.289 (1,3)						K											4 0 2 0 0 1 2										
Aurelio Rodriguez, R OBP: 0.275, SLG: 0.344 (1,5)			K														4 1 1 0 0 2 3										
Tom Egan, R OBP: 0.239, SLG: 0.175 (1,2)																	2 1 1 0 2 0 0										
Rudy May, L OBP: 0.077, SLG: 0.077 Rickey Clark, R (2,1)																	0 0 0 0 0 0 0 1 0 0 0 0 0 1										
Clyde Wright, L OBP: 1.000, SLG: 1.000 Roger Repoz, L OBP: 0.293, SLG: 0.266 Bill Voss, L OBP: 0.250, SLG: 0.256 (7,PH)				G6-4-3													1 0 1 0 0 0 1 3 0 0 0 0 0 5 1 0 1 1 0 0 0										
Inning Stats	R: 0 E: 0 K: 1 S: 5	H: 0 LOB: 0 BB: 0 P: 5	R: 0 E: 0 K: 1 S: 6	H: 1 LOB: 1 BB: 0 P: 6	R: 0 E: 0 K: 1 S: 5	H: 1 LOB: 0 BB: 0 P: 5	R: 0 E: 0 K: 0 S: 4	H: 1 LOB: 1 BB: 0 P: 4	R: 2 E: 0 K: 1 S: 8	H: 3 LOB: 2 BB: 1 P: 12	R: 0 E: 0 K: 2 S: 9	H: 2 LOB: 3 BB: 1 P: 13	R: 1 E: 0 K: 0 S: 5	H: 3 LOB: 2 BB: 1 P: 9	R: 0 E: 0 K: 0 S: 3	H: 0 LOB: 0 BB: 0 P: 3	R: 0 E: 0 K: 0 S: 4	H: 1 LOB: 1 BB: 0 P: 4	1B: 10 2B: 2 3B: 0 HR: 0	SF: 0 SAC: 0 DP: 1 HBP: 0	WP: 0 PB: 0 SB: 0 CS: 0	PA: 40					
PITCHER	IP	WLS	BF	H	R	ER	SO	BB	IBB	HBP	BLK	WP	HR	S	P	ERA	WHIP										
Sonny Siebert, R ERA: 3.86 Vicente Romo, R ERA: 3.16	(1,1)	6.1	W	31	10	3	3	6	3	0	0	0	0	40	52	4.26	2.053										
(7,1)	2.2	S	9	2	0	0	0	0	0	0	0	0	0	9	9	0.00	0.750										

California Angels @ Boston Red Sox
Fenway Park, Boston, MA
Wed May 21 1969, 7:05 PM EDT
Att: 25,439 - Unknown

AB	37
R	3
H	12
RBI	3
BB	3
SO	6
LOB	18





Batter	1	2	3	4	5	6	7	8	9	AB	R	H	RBI	BB	SO	LOB	BOTTOM										
Mike Andrews, R OBP: 0.400, SLG: 0.493 Syd O'Brien, R OBP: 0.267, SLG: 0.500 (1,4) (5,4)	F8																3 2 2 0 0 0 0 1 0 0 0 0 0 0										
Dalton Jones, L OBP: 0.385, SLG: 0.417 (1,3)																	2 3 2 2 2 0 0										
Carl Yastrzemski, L OBP: 0.494, SLG: 0.551 George Thomas, R OBP: 0.375, SLG: 0.448 (1,7) (5,7)																	2 1 1 0 1 0 1 1 0 0 0 0 0 1										
Reggie Smith, S OBP: 0.319, SLG: 0.423 Don Lock, R OBP: 0.286, SLG: 0.333 (1,8) (5,8)																	2 0 1 3 0 0 0 1 0 0 0 0 0 0										
Rico Petrocelli, R OBP: 0.480, SLG: 0.748 Dick Schofield, S OBP: 0.429, SLG: 0.333 (1,6) (5,6)																	1 1 0 0 2 0 1 1 0 0 0 0 0 0										
Tony Conigliaro, R OBP: 0.336, SLG: 0.441 Joe Lahoud, L OBP: 0.341, SLG: 0.100 (1,9) (5,9)																	3 0 1 2 0 1 3 1 0 0 0 0 0 0										
George Scott, R OBP: 0.226, SLG: 0.265 (1,5)																	4 0 0 0 0 1 1										
Russ Gibson, R OBP: 0.276, SLG: 0.288 (1,2)																	3 1 0 0 1 0 1										
Sonny Siebert, R OBP: 0.200, SLG: 0.158 Vicente Romo, R OBP: 0.167, SLG: 0.167 (1,1) (7,1)																	2 0 0 0 0 0 0 1 0 0 0 0 0 0										
Inning Stats	R: 3 E: 1 K: 0 S: 5	H: 2 LOB: 1 BB: 2 P: 13	R: 3 E: 1 K: 0 S: 6	H: 2 LOB: 2 BB: 2 P: 14	R: 0 E: 1 K: 0 S: 3	H: 0 LOB: 0 BB: 0 P: 3	R: 2 E: 0 K: 1 S: 6	H: 2 LOB: 1 BB: 2 P: 14	R: 0 E: 0 K: 0 S: 3	H: 0 LOB: 0 BB: 0 P: 3	R: 0 E: 0 K: 0 S: 3	H: 1 LOB: 0 BB: 0 P: 3	R: 0 E: 0 K: 0 S: 3	H: 0 LOB: 0 BB: 0 P: 3	R: 0 E: 0 K: 1 S: 5	H: 0 LOB: 0 BB: 0 P: 5	1B: 5 2B: 2 3B: 1 HR: 0	SF: 1 SAC: 1 DP: 2 HBP: 0	WP: 0 PB: 0 SB: 0 CS: 0	PA: 36							
PITCHER	IP	WLS	BF	H	R	ER	SO	BB	IBB	HBP	BLK	WP	HR	S	P	ERA	WHIP										
Rudy May, L ERA: 4.32 Rickey Clark, R ERA: 2.7 Clyde Wright, L ERA: 5.06 Bob Priddy, R ERA: 3.46	(1,1)	1.1	L	11	4	6	5	0	3	0	0	0	0	7	19	10.80	2.400										
(2,1)	1.2			1	2	2	0	3	0	0	0	0	0	7	19	10.80	2.400										
(4,1)	3.0			2	0	0	1	0	0	0	0	0	0	11	11	0.00	0.667										
(7,1)	2.0			0	0	0	1	0	0	0	0	0	0	8	8	0.00	0.000										

California Angels @ Boston Red Sox
Fenway Park, Boston, MA
Wed May 21 1969, 7:05 PM EDT
Att: 25,439 - Unknown

AB	28
R	8
H	7
RBI	7
BB	6
SO	2
LOB	8



Batter	1	2	3	4	5	6	7	8	9	AB	R	H	RBI	BB	SO	LOB	TOP										
Sandy Alomar Sr. S OBP: 0.297, SLG: 0.262 (1, 4)	G5-4-3 1B		G4-3 1B		F7	K			G4-3 SH1-4 BB	4	0	2	0	1	1	0	California Angels @ Boston Red Sox Fenway Park, Boston, MA Thu May 22 1969, 3:33 AM EDT Att: 14,238 - Unknown livebaseballscores.com AB 31 R 3 H 7 RBI 2 BB 8 SO 7 LOB 18 										
Jim Fregosi R OBP: 0.382, SLG: 0.409 (1, 6)	G5-4-3		G4-3 1B		F8				SH1-4	3	0	1	0	1	0	1											
Jay Johnstone L OBP: 0.258, SLG: 0.364 Bill Voss L OBP: 0.239, SLG: 0.244 (6, 8)	P6		G4-3		FC3-6 PB			G6-3	G4-3	3	1	0	1	0	0	3											
Rick Reichardt R OBP: 0.377, SLG: 0.404 (1, 7)			K		E5 BB PB			G4-3 1B	K	4	1	1	0	1	2	4											
Roger Repoz L OBP: 0.291, SLG: 0.254 (1, 3)			FC6-4 CS		L9			G4-3		3	0	0	0	1	0	2											
Aurelio Rodriguez R OBP: 0.289, SLG: 0.341 (1, 5)					S 1B BB			G4-3		1	0	0	0	3	0	1											
Tom Satriano L OBP: 0.427, SLG: 0.391 (1, 2)			K		1B 1B BB			G4-3		3	0	1	1	1	1												
Vic Davallilo L OBP: 0.233, SLG: 0.209 Lou Johnson R OBP: 0.269, SLG: 0.243 (5, PH) (5, 9)			F2		K			K		2	0	1	0	0	0	0											
Tom Murphy R OBP: 0.150, SLG: 0.150 Jim McGlothlin R (5, 1) Dick Stuart R OBP: 0.224, SLG: 0.283 Hoyt Wilhelm R (8, 1)			G6-3 1B		G6-3			G6-3	K	2	1	1	0	0	0	2											
Inning Stats	R: 0 E: 0 K: 0 S: 3	H: 1 LOB: 0 BB: 0 P: 3	R: 0 E: 0 K: 1 S: 4	H: 0 LOB: 1 BB: 2 P: 12	R: 1 E: 0 K: 1 S: 8	H: 3 LOB: 2 BB: 0 P: 8	R: 0 E: 0 K: 0 S: 4	H: 2 LOB: 2 BB: 1 P: 8	R: 2 E: 0 K: 1 S: 5	H: 0 LOB: 0 BB: 0 P: 5	R: 0 E: 0 K: 0 S: 4	H: 1 LOB: 1 BB: 0 P: 4	R: 0 E: 0 K: 2 S: 7	H: 0 LOB: 0 BB: 0 P: 7	R: 0 E: 0 K: 1 S: 5	H: 0 LOB: 1 BB: 1 P: 9		1B: 7 2B: 0 3B: 0 HR: 0	SF: 0 SAC: 1 DP: 1 HBP: 0	WP: 0 PB: 1 SB: 1 CS: 1	PA: 40						
PITCHER	IP	WLS	BF	H	R	ER	SO	BB	IBB	HBP	BLK	WP	HR	S	P	ERA	WHIP										
Mike Nagy R ERA: 1.99 Bill Landis L ERA: 5.06 Ray Jarvis R ERA: 2.93	(1, 1)	4.2	25	6	3	1	2	7	0	0	0	0	0	22	50	1.93	2.786										
	(5, 1)	0.1	1	0	0	0	1	0	0	0	0	0	0	3	3	0.00	0.000										
	(6, 1)	4.0	W	14	1	0	0	4	1	0	0	0	0	21	25	0.00	0.500										

Batter	1	2	3	4	5	6	7	8	9	AB	R	H	RBI	BB	SO	LOB	BOTTOM										
Mike Andrews R OBP: 0.402, SLG: 0.486 (1, 4)	G4-3		BB		BB 1B BB	L8			SH3-4	2	1	0	0	2	0	1	California Angels @ Boston Red Sox Fenway Park, Boston, MA Thu May 22 1969, 3:33 AM EDT Att: 14,238 - Unknown livebaseballscores.com AB 26 R 4 H 3 RBI 3 BB 10 SO 2 LOB 15 										
Dalton Jones L OBP: 0.386, SLG: 0.402 (1, 3)	K		L9		1B HBP BB			G4-3		3	2	0	0	2	1	3											
Carl Yastrzemski L OBP: 0.415, SLG: 0.554 (1, 7)	S BB		F9		HBP S 1B			E9 1B		3	0	2	1	2	0	1											
Reggie Smith S OBP: 0.331, SLG: 0.421 (1, 8)	BB		F8		HBP BB			K		3	0	1	1	2	1	1											
Rico Petrocelli R OBP: 0.474, SLG: 0.730 (1, 6)	L8				G5-3			F8		3	0	0	1	0	0	2											
Tony Conigliaro R OBP: 0.333, SLG: 0.432 (1, 9)			L9 S HBP		L7			F8		3	0	0	0	0	0	3											
George Scott R OBP: 0.227, SLG: 0.259 (1, 5)			L9		L9			L8		3	0	0	0	1	0	1											
Joe Azcue R OBP: 0.344, SLG: 0.333 (1, 2)			G4-3		F9			FC9-6 SH3		4	0	0	0	0	0	2											
Mike Nagy R Bill Landis L Joe Lahoud L Ray Jarvis R Dick Schofield S Syd O'Brien R (1, 1) (5, 1) (5, PH) (8, 1) (8, PH) (8, PH)			G1-3		L4			SH3		1	0	0	0	0	0	0											
Inning Stats	R: 0 E: 0 K: 1 S: 5	H: 0 LOB: 2 BB: 2 P: 13	R: 0 E: 0 K: 0 S: 3	H: 0 LOB: 1 BB: 0 P: 4	R: 0 E: 0 K: 0 S: 3	H: 0 LOB: 0 BB: 1 P: 7	R: 0 E: 0 K: 0 S: 3	H: 0 LOB: 0 BB: 0 P: 3	R: 2 E: 0 K: 0 S: 4	H: 1 LOB: 3 BB: 3 P: 17	R: 0 E: 0 K: 0 S: 3	H: 0 LOB: 1 BB: 1 P: 7	R: 1 E: 1 K: 1 S: 5	H: 1 LOB: 0 BB: 1 P: 9	R: 0 E: 0 K: 0 S: 3	H: 0 LOB: 0 BB: 0 P: 3		R: 1 E: 0 K: 0 S: 3	H: 1 LOB: 2 BB: 2 P: 11	1B: 3 2B: 0 3B: 0 HR: 0	SF: 0 SAC: 2 DP: 0 HBP: 2	WP: 0 PB: 0 SB: 3 CS: 0	PA: 40				
PITCHER	IP	WLS	BF	H	R	ER	SO	BB	IBB	HBP	BLK	WP	HR	S	P	ERA	WHIP										
Tom Murphy R ERA: 4.1 Jim McGlothlin R ERA: 2.31 Hoyt Wilhelm R ERA: 2.42	(1, 1)	4.2	23	1	2	2	2	6	0	0	0	0	0	17	43	3.86	1.500										
	(5, 1)	2.1	9	1	1	0	1	2	0	0	0	0	0	9	17	0.00	1.286										
	(8, 1)	1.2	L	8	1	1	1	0	1	1	0	0	0	6	14	5.40	1.200										

Batter	1	2	3	4	5	6	7	8	9	AB	R	H	RBI	BB	SO	LOB	TOP			
Sandy Alomar Sr. S OBP: 0.284, SLG: 0.250 (1, 4)	F3		L9		4-3			K		4	0	0	0	0	1	0	California Angels @ Detroit Tigers Tiger Stadium, Detroit, MI Fri May 23 1969, 7:05 PM EDT Att: 25,990 - Unknown			
Aurelio Rodriguez R OBP: 0.255, SLG: 0.341 (1, 5)	BB		6-3			1B		6-3		3	0	1	0	1	0	0				
Rick Reichardt R OBP: 0.373, SLG: 0.393 (1, 7)	K			2B	HBP			K		3	1	0	0	0	3	2				
Jim Fregosi R OBP: 0.365, SLG: 0.419 (1, 6)	K			2B	6-3					4	1	2	1	0	1	1				
Dick Stuart R OBP: 0.208, SLG: 0.260 (1, 3)		K		K				K		4	0	0	0	0	4	2				
Bubba Morton R OBP: 0.481, SLG: 0.667 (1, 9)		HR		6-3						3	1	1	2	1	0	0				
Tom Egan R OBP: 0.229, SLG: 0.167 (1, 2)		F8		K				6-3		3	0	0	0	0	1	1				
Vic Davallillo L OBP: 0.224, SLG: 0.200 (1, 8)		K						K		3	0	0	0	0	3	1				
Andy Messersmith R OBP: 0.259, SLG: 0.239 (7, PH) Bob Priddy R OBP: 1.000, SLG: 1.000 (7, 1)			K					K		1	0	0	0	0	1	0				
										1	0	0	0	0	1	0				
										1	0	0	0	0	1	1				
										0	0	0	0	0	0	0				
										0	0	0	0	0	0	0				
Inning Stats	R: 0 H: 0 E: 0 K: 2 S: 7	H: 0 LOB: 1 BB: 1 P: 11	R: 1 H: 1 E: 0 K: 2 S: 8	H: 1 LOB: 0 BB: 0 P: 8	R: 0 H: 0 E: 0 K: 1 S: 5	H: 0 LOB: 0 BB: 0 P: 5	R: 2 H: 1 E: 0 K: 2 S: 8	H: 1 LOB: 0 BB: 0 P: 9	R: 0 H: 0 E: 0 K: 2 S: 7	H: 2 LOB: 1 BB: 0 P: 8	R: 0 H: 0 E: 0 K: 2 S: 7	H: 0 LOB: 1 BB: 1 P: 11	R: 0 H: 0 E: 0 K: 2 S: 7	H: 0 LOB: 0 BB: 0 P: 7	R: 0 H: 0 E: 0 K: 1 S: 5	H: 0 LOB: 0 BB: 0 P: 5	1B: 2 2B: 1 3B: 0 HR: 1	SF: 0 SAC: 0 DP: 0 HBP: 1	WP: 0 PB: 0 SB: 1 CS: 0	PA: 33
PITCHER Mickey Lolich L ERA: 3.26 (1, 1)	IP: 9.0 WLS: W BF: 33 H: 4 R: 3 ER: 3 SO: 16 BB: 2 IBB: 0 HBP: 1 BLK: 0 WP: 0 HR: 1 S: 62 P: 71 ERA: 3.00 WHIP: 0.667															PITCHER				

Batter	1	2	3	4	5	6	7	8	9	AB	R	H	RBI	BB	SO	LOB	BOTTOM	
Mickey Stanley R OBP: 0.252, SLG: 0.338 (1, 6)	4-3	K		HR			WP	F8		5	2	2	4	0	1	4	California Angels @ Detroit Tigers Tiger Stadium, Detroit, MI Fri May 23 1969, 7:05 PM EDT Att: 25,990 - Unknown	
Dick McAuliffe L OBP: 0.381, SLG: 0.491 (1, 4)	L3		K	CS			K			4	0	1	0	0	2	1		
Al Kaline R OBP: 0.389, SLG: 0.481 (1, 9)	BB		L9	CS	L5		1B	SF7	BB	2	1	0	0	2	0	0		
Norm Cash L OBP: 0.364, SLG: 0.376 (1, 3)	K		F6				SF7	1B		4	0	2	1	0	1	1		
Willie Horton R OBP: 0.293, SLG: 0.367 (1, 7)		2B		5-3	FC6-4		SF7			3	0	1	1	0	0	1		
Jim Northrup L OBP: 0.321, SLG: 0.488 (1, 8)				K	4-3		F8			4	0	1	0	0	1	2		
Tom Matchick L OBP: 0.378, SLG: 0.390 (1, 5)	F5			BB	HR	BB	F8	4-3		3	1	0	0	1	0	2		
Bill Freehan R OBP: 0.381, SLG: 0.451 (1, 2)				BB	HR	BB	K	SH1-4	1B	2	1	1	0	2	1	0		
Mickey Lolich S OBP: 0.192, SLG: 0.087 (1, 1)	K			HR	BB		K	SH1-4		2	1	0	0	1	2	3		
										2	1	0	0	1	2	3		
Inning Stats	R: 0 H: 0 E: 0 K: 1 S: 5	H: 2 LOB: 3 BB: 1 P: 13	R: 0 H: 0 E: 0 K: 2 S: 9	H: 2 LOB: 0 BB: 0 P: 5	R: 4 H: 2 E: 0 K: 1 S: 6	H: 2 LOB: 3 BB: 0 P: 18	R: 0 H: 1 E: 0 K: 0 S: 4	H: 0 LOB: 0 BB: 0 P: 7	R: 2 H: 2 E: 0 K: 1 S: 7	H: 2 LOB: 1 BB: 1 P: 11	R: 0 H: 1 E: 0 K: 0 S: 4	H: 1 LOB: 1 BB: 0 P: 4	R: 0 H: 0 E: 0 K: 0 S: 4	H: 0 LOB: 0 BB: 0 P: 4	1B: 6 2B: 1 3B: 0 HR: 1	SF: 1 SAC: 1 DP: 0 HBP: 0	WP: 1 PB: 0 SB: 0 CS: 1	PA: 38
PITCHER Andy Messersmith R ERA: 3.91 Bob Priddy R ERA: 2.53 Clyde Wright L ERA: 5.66 (1, 1) (4, 1) (7, 1)	IP: 3.2 WLS: L BF: 20 H: 4 R: 4 ER: 4 SO: 5 BB: 4 IBB: 1 HBP: 0 BLK: 0 WP: 0 HR: 1 S: 25 P: 45 ERA: 9.82 WHIP: 2.182															PITCHER		

AB	30
R	3
H	4
RBI	3
BB	2
SO	16
LOB	8



AB	29
R	6
H	8
RBI	6
BB	6
SO	8
LOB	14



Batter	1	2	3	4	5	6	7	8	9	AB	R	H	RBI	BB	SO	LOB	TOP			
Sandy Alomar Sr. S OBP: 0.293, SLG: 0.261 (1, 4)										4	0	2	0	0	0	0	California Angels @ Detroit Tigers Tiger Stadium, Detroit, MI Sat May 24 1969, 4:33 AM EDT Att: 23,400 - Unknown			
Bill Voss L OBP: 0.245, SLG: 0.233 Bubba Morton R (8, PH) Hoyt Wilhelm R (8, 1)										2	0	0	0	1	0	1				
Jim Fregosi R OBP: 0.363, SLG: 0.414 (1, 6)										4	0	1	0	0	0	2				
Roger Repoz L OBP: 0.301, SLG: 0.300 (1, 8)										3	1	1	1	1	0	2				
Rick Reichardt R OBP: 0.362, SLG: 0.379 (1, 7)										4	0	0	0	0	2	4				
Aurelio Rodriguez R OBP: 0.287, SLG: 0.331 (1, 5)										4	0	0	0	0	1	3				
Tom Satirano L OBP: 0.407, SLG: 0.370 (1, 3)										4	0	0	0	0	2	1				
Tom Egan R OBP: 0.219, SLG: 0.159 (1, 2)										3	0	0	0	0	0	0				
George Brunet R Lou Johnson R (8, PH) OBP: 0.275, SLG: 0.239 (8, 9)										2	0	0	0	0	1	0				
Inning Stats	R: 0 E: 0 K: 1 S: 7	H: 2 LOB: 3 BB: 1 P: 11	R: 0 E: 0 K: 1 S: 5	H: 0 LOB: 0 BB: 0 P: 5	R: 0 E: 0 K: 0 S: 3	H: 0 LOB: 0 BB: 0 P: 3	R: 1 E: 0 K: 2 S: 8	H: 1 LOB: 0 BB: 0 P: 8	R: 0 E: 0 K: 0 S: 3	H: 0 LOB: 0 BB: 0 P: 3	R: 0 E: 0 K: 1 S: 5	H: 0 LOB: 0 BB: 0 P: 5	R: 0 E: 0 K: 1 S: 4	H: 2 LOB: 1 BB: 1 P: 8	R: 0 E: 1 K: 1 S: 5	H: 0 LOB: 0 BB: 0 P: 5		1B: 4 2B: 0 3B: 0 HR: 1	SF: 0 SAC: 0 DP: 1 HBP: 0	WP: 0 PB: 0 SB: 0 CS: 0
PITCHER	IP WLS BF H R ER SO BB IBB HBP BLK WP HR S P ERA WHIP																			
Earl Wilson R ERA: 3.43 John Hiller L ERA: 5.25 Pat Dobson R ERA: 2.86	(1, 1) (8, 1) (8, 1)	7.0 0.1 1.2	W 1 S	28 1 5	4 1 0	2 0 0	5 0 1	3 0 0	0 0 0	0 0 0	0 0 0	0 0 0	0 0 0	1 1 7	35 1 7	47 1 7	2.57 0.00 0.00	1.000 3.000 0.000		

Batter	1	2	3	4	5	6	7	8	9	AB	R	H	RBI	BB	SO	LOB	BOTTOM			
Mickey Stanley R OBP: 0.257, SLG: 0.344 (1, 6) (9, 8)										3	1	1	0	1	0	0	California Angels @ Detroit Tigers Tiger Stadium, Detroit, MI Sat May 24 1969, 4:33 AM EDT Att: 23,400 - Unknown			
Dick McAuliffe L OBP: 0.372, SLG: 0.478 (1, 4)										3	0	0	0	0	1	1				
Al Kaline R OBP: 0.391, SLG: 0.526 (1, 9)										4	2	2	3	0	0	1				
Willie Horton R OBP: 0.292, SLG: 0.358 Dick Tracewski R OBP: 0.364, SLG: 0.200 (9, 6)										3	0	0	0	1	2	1				
Norm Cash L OBP: 0.368, SLG: 0.381 (1, 3)										4	0	2	0	0	1	0				
Bill Freehan R OBP: 0.373, SLG: 0.440 (1, 2)										3	0	0	0	0	1	3				
Jim Northrup L OBP: 0.321, SLG: 0.508 (9, 7)										3	1	1	1	0	1	1				
Don Wert R OBP: 0.206, SLG: 0.158 (1, 5)										3	0	0	0	0	1	1				
Earl Wilson R OBP: 0.276, SLG: 0.160 John Hiller R Pat Dobson R OBP: 0.100, SLG: 0.100 (1, 1) (8, 1) (8, 1)										3	0	0	0	0	2	0				
Inning Stats	R: 0 E: 0 K: 0 S: 3	H: 0 LOB: 0 BB: 0 P: 3	R: 0 E: 0 K: 2 S: 7	H: 0 LOB: 0 BB: 0 P: 7	R: 0 E: 0 K: 1 S: 5	H: 0 LOB: 0 BB: 0 P: 5	R: 0 E: 0 K: 0 S: 4	H: 1 LOB: 1 BB: 0 P: 4	R: 0 E: 0 K: 1 S: 6	H: 1 LOB: 1 BB: 0 P: 6	R: 2 E: 0 K: 3 S: 11	H: 2 LOB: 2 BB: 2 P: 19	R: 1 E: 0 K: 1 S: 6	H: 1 LOB: 0 BB: 0 P: 6	R: 1 E: 0 K: 1 S: 6	H: 1 LOB: 0 BB: 0 P: 6		1B: 2 2B: 1 3B: 0 HR: 3	SF: 0 SAC: 1 DP: 0 HBP: 0	WP: 0 PB: 0 SB: 0 CS: 0
PITCHER	IP WLS BF H R ER SO BB IBB HBP BLK WP HR S P ERA WHIP																			
George Brunet L ERA: 4.38 Hoyt Wilhelm R ERA: 2.67	(1, 1) (8, 1)	7.0 1.0	L	28 4	5 1	3 1	3 1	8 1	2 0	0 0	0 0	0 0	0 0	0 1	6 6	50 6	3.86 9.00	1.000 1.000		


AB	31
R	2
H	5
RBI	2
BB	3
SO	6
LOB	13



Batter	1	2	3	4	5	6	7	8	9	AB	R	H	RBI	BB	SO	LOB	TOP			
Sandy Alomar Sr. S OBP: 0.282, SLG: 0.250 (1, 4)	F6	FC6-4			F5			F8		4	0	0	0	0	0	3				
Bill Voss, L OBP: 0.245, SLG: 0.217 Bob Priddy, R (8, 1)	1B		F8		F8			F8		3	0	0	0	1	0	1				
Jim Fregosi, R OBP: 0.354, SLG: 0.403 (1, 6)	K		K		F4			F8		4	0	0	0	0	2	1				
Roger Repoz, L OBP: 0.299, SLG: 0.297 (1, 8)	1B		F4		F9			5-3		4	0	1	0	0	0	0				
Bubba Morton, R OBP: 0.438, SLG: 0.577 (1, 7)	F6			K				F9		4	0	0	0	0	1	2				
Tom Satriano, L OBP: 0.404, SLG: 0.368 (1, 3)		F8						F2		3	0	1	0	0	0	0				
Aurelio Rodriguez, R OBP: 0.289, SLG: 0.326 (1, 5)			F8					F4		2	0	0	0	1	0	1				
Tom Egan, R OBP: 0.211, SLG: 0.152 (1, 2)		F8			4-3			K		3	0	0	0	0	1	1				
Rudy May, L OBP: 0.143, SLG: 0.077 Eddie Fisher, R (4, 1)										0	0	0	0	1	0	0				
Vic Davallio, L OBP: 0.222, SLG: 0.197 Rickey Clark, R (5, 1)										1	0	0	0	0	1	0				
Clyde Wright, L OBP: 0.382, SLG: 1.000 Lou Johnson, R OBP: 0.294, SLG: 0.290 (8, 9)										0	0	0	0	0	0	0				
										1	0	1	0	0	0	0				
Inning Stats	R: 0 E: 0 K: 1 S: 6	H: 1 LOB: 2 BB: 1 P: 10	R: 0 E: 0 K: 0 S: 3	H: 0 LOB: 2 BB: 2 P: 11	R: 0 E: 0 K: 1 S: 5	H: 0 LOB: 0 BB: 0 P: 5	R: 0 E: 0 K: 1 S: 5	H: 1 LOB: 2 BB: 0 P: 5	R: 0 E: 0 K: 0 S: 3	H: 0 LOB: 0 BB: 0 P: 3	R: 0 E: 0 K: 0 S: 3	H: 0 LOB: 0 BB: 0 P: 3	R: 0 E: 0 K: 1 S: 6	H: 1 LOB: 1 BB: 0 P: 6	R: 0 E: 0 K: 0 S: 3	H: 0 LOB: 0 BB: 0 P: 3	1B: 3 2B: 0 3B: 0 HR: 0	SF: 0 SAC: 0 DP: 0 HBP: 0	WP: 0 PB: 0 SB: 0 CS: 1	PA: 32
PITCHER	IP WLS BF H R ER SO BB IBB HBP BLK WP HR S P ERA WHIP	IP WLS BF H R ER SO BB IBB HBP BLK WP HR S P ERA WHIP																		
Denny McLain, R ERA: 2.7 (1, 1)	7.0 W 25	2 0 0 4	3 0 0 0	0 0 0 0	0 0 0 0	0 0 0 0	0 0 0 0	0 0 0 0	0 0 0 0	0 0 0 0	0 0 0 0	0 0 0 0	0 0 0 0	0 0 0 0	0 0 0 0	0 0 0 0	0.00 0.714	0.500		
John Hiller, L ERA: 4.5 (8, 1)	2.0 S 7	1 0 0 1	0 0 0 0	0 0 0 0	0 0 0 0	0 0 0 0	0 0 0 0	0 0 0 0	0 0 0 0	0 0 0 0	0 0 0 0	0 0 0 0	0 0 0 0	0 0 0 0	0 0 0 0	0 0 0 0	0.00 0.500			

California Angels @ Detroit Tigers
Tiger Stadium, Detroit, MI
Sun May 25 1969, 4:33 AM EDT
Att: 21,490 - Unknown


AB 29
R 0
H 3
RBI 0
BB 3
SO 5
LOB 9



Batter	1	2	3	4	5	6	7	8	9	AB	R	H	RBI	BB	SO	LOB	BOTTOM			
Mickey Stanley, R OBP: 0.256, SLG: 0.339 (1, 6)	6-3		FC6-4		F7			F9		5	0	1	1	0	0	2				
Dick McAuliffe, L OBP: 0.373, SLG: 0.496 (1, 4)	L6-4-3			F2				F4		4	1	1	1	1	0	1				
Al Kaline, R OBP: 0.399, SLG: 0.522 Ron Woods, R OBP: 0.385, SLG: 0.273 (6, 7)	L6-4-3							F4		3	1	1	0	0	1	3				
Willie Horton, R OBP: 0.300, SLG: 0.389 Jim Price, R OBP: 0.227, SLG: 0.714 (6, 2)		K						F4		2	0	1	0	0	0	1				
Norm Cash, L OBP: 0.370, SLG: 0.371 (1, 3)		3-1						K		3	1	0	0	2	2	1				
Bill Freehan, R OBP: 0.373, SLG: 0.433 Dick Tracewski, R OBP: 0.353, SLG: 0.192 (6, 6)								K		2	1	0	0	0	0	2				
Jim Northrup, L OBP: 0.319, SLG: 0.500 (6, 9)			K					F7		4	1	1	0	0	1	4				
Don Wert, R OBP: 0.216, SLG: 0.202 (1, 5)								6-3		4	2	2	4	0	0	0				
Denny McLain, R OBP: 0.324, SLG: 0.286 John Hiller, R (8, 1)								4-3		3	1	2	0	1	0	0				
Inning Stats	R: 0 E: 0 K: 0 S: 2	H: 0 LOB: 1 BB: 1 P: 6	R: 0 E: 0 K: 1 S: 5	H: 0 LOB: 0 BB: 0 P: 5	R: 0 E: 1 K: 2 S: 13	H: 1 LOB: 1 BB: 1 P: 18	R: 3 E: 0 K: 0 S: 6	H: 3 LOB: 1 BB: 1 P: 10	R: 1 E: 0 K: 0 S: 5	H: 2 LOB: 2 BB: 1 P: 9	R: 0 E: 0 K: 0 S: 3	H: 0 LOB: 0 BB: 0 P: 3	R: 0 E: 0 K: 1 S: 6	H: 1 LOB: 1 BB: 0 P: 6	R: 0 E: 0 K: 0 S: 3	H: 0 LOB: 0 BB: 0 P: 3	1B: 9 2B: 0 3B: 0 HR: 3	SF: 0 SAC: 0 DP: 1 HBP: 1	WP: 1 PB: 0 SB: 1 CS: 0	PA: 41
PITCHER	IP WLS BF H R ER SO BB IBB HBP BLK WP HR S P ERA WHIP	IP WLS BF H R ER SO BB IBB HBP BLK WP HR S P ERA WHIP																		
Rudy May, L ERA: 4.7 (1, 1)	3.2 L 18	5 6 4 3	2 0 1 0	0 0 0 0	0 0 0 0	0 0 0 0	0 0 0 0	0 0 0 0	0 0 0 0	0 0 0 0	0 0 0 0	0 0 0 0	0 0 0 0	0 0 0 0	0 0 0 0	0 0 0 0	9.82 1.909			
Eddie Fisher, R ERA: 4.5 (4, 1)	0.1 3	1 0 0 1	0 0 0 0	0 0 0 0	0 0 0 0	0 0 0 0	0 0 0 0	0 0 0 0	0 0 0 0	0 0 0 0	0 0 0 0	0 0 0 0	0 0 0 0	0 0 0 0	0 0 0 0	0 0 0 0	0.00 3.000			
Rickey Clark, R ERA: 7.04 (5, 1)	1.0 8	4 4 4 0	1 0 0 0	0 0 0 0	0 2 7 11	36.00 5.000														
Clyde Wright, L ERA: 4.91 (6, 1)	2.0 8	1 0 0 0	1 0 0 0	0 0 0 0	0 0 0 0	0 0 0 0	0 0 0 0	0 0 0 0	0 0 0 0	0 0 0 0	0 0 0 0	0 0 0 0	0 0 0 0	0 0 0 0	0 0 0 0	0 0 0 0	0.00 1.000			
Bob Priddy, R ERA: 2.76 (8, 1)	1.0 4	1 0 0 1	0 0 0 0	0 0 0 0	0 1 0 6	0.00 1.000														

California Angels @ Detroit Tigers
Tiger Stadium, Detroit, MI
Sun May 25 1969, 4:33 AM EDT
Att: 21,490 - Unknown

AB 36
R 10
H 12
RBI 8
BB 4
SO 5
LOB 16



Batter	1	2	3	4	5	6	7	8	9	AB	R	H	RBI	BB	SO	LOB	TOP				
Jose Cardenal, R OBP: 0.269, SLG: 0.354 (1, 8)	4-3	6-3			2B			6-3		4	0	1	0	0	0	0					
Zoilo Versalles, R OBP: 0.336, SLG: 0.376 (1, 6)	1B		K			K			K	4	1	1	0	0	3	0					
Lee Maye, L OBP: 0.260, SLG: 0.269 Cap Peterson, R OBP: 0.409, SLG: 0.316 Russ Snyder, L OBP: 0.403, SLG: 0.370 (9, PH) (9, 7)	1B		F4			F4			K	3	1	1	0	0	0	0					
Tony Horton, R OBP: 0.291, SLG: 0.453 (1, 3)	HR		K			F8			F7	4	1	1	1	0	1	0					
Duke Sims, L OBP: 0.358, SLG: 0.586 (1, 2)	HR							K		3	1	1	3	0	1	0					
Ken Harrelson, R OBP: 0.250, SLG: 0.292 (1, 9)	K					K			K	3	0	0	0	0	2	0					
Lou Klimchok, L OBP: 0.143, SLG: 0.143 (1, 4)	G3					F9			F7	3	0	0	0	0	0	0					
Vern Fuller, R OBP: 0.204, SLG: 0.106 (1, 5)						F9			6-3	3	0	0	0	0	0	0					
Dick Ellsworth, L OBP: 0.111, SLG: 0.059 Stan Williams, R OBP: 0.067, SLG: 0.067 (8, 1) (1, 1)	1-3					2-3			6-3	3	0	0	0	0	0	0					
Inning Stats	R: 4 E: 0 K: 1 S: 9	H: 4 LOB: 0 BB: 0 P: 9	R: 0 E: 0 K: 0 S: 3	H: 0 LOB: 0 BB: 0 P: 3	R: 0 E: 0 K: 2 S: 7	H: 0 LOB: 0 BB: 0 P: 7	R: 0 E: 0 K: 0 S: 3	H: 0 LOB: 0 BB: 0 P: 3	R: 0 E: 0 K: 0 S: 5	H: 1 LOB: 1 BB: 0 P: 5	R: 0 E: 0 K: 2 S: 7	H: 0 LOB: 0 BB: 0 P: 7	R: 0 E: 0 K: 0 S: 3	H: 0 LOB: 0 BB: 0 P: 3	R: 0 E: 0 K: 2 S: 7	H: 0 LOB: 0 BB: 0 P: 7	1B: 3 2B: 1 3B: 0 HR: 1	SF: 0 SAC: 0 DP: 0 HBP: 0	WP: 0 PB: 0 SB: 0 CS: 0	PA: 31	
PITCHER	IP	WLS	BF	H	R	ER	SO	BB	IBB	HBP	BLK	WP	HR	S	P	ERA	WHIP				
Tom Murphy, R ERA: 4.31 (1, 1)	6.0		22	5	4	4	4	0	0	0	0	0	1	30	30	6.00	0.833				
Ken Tatum, R ERA: (7, 1)	1.0		3	0	0	0	2	0	0	0	0	0	0	7	7	0.00	0.000				
Rudy May, L ERA: 4.53 (8, 1)	2.0	W	6	0	0	0	2	0	0	0	0	0	0	10	10	0.00	0.000				

Cleveland Indians @ California Angels
Anaheim Stadium, Anaheim, CA
Wed May 28 1969, 10:05 PM EDT
Att: 10,238 - Unknown

livebaseballscores.com

AB 31
R 4
H 5
RBI 4
BB 0
SO 8
LOB 0




Batter	1	2	3	4	5	6	7	8	9	AB	R	H	RBI	BB	SO	LOB	BOTTOM				
Sandy Alomar Sr., S OBP: 0.268, SLG: 0.238 (1, 4)	4-3		F4			1B	4-3		K	5	1	1	0	0	1	4					
Jay Johnstone, L OBP: 0.252, SLG: 0.351 (1, 8)	1-3					K			3-1	5	0	1	1	0	1	2					
Jim Fregosi, R OBP: 0.355, SLG: 0.397 (1, 6)	F7					BB			2-3	3	1	1	1	1	0	0					
Rick Reichardt, R OBP: 0.363, SLG: 0.379 (9, 7) (1, 3)		6-3				F4			2B	4	1	2	0	0	0	2					
Bubba Morton, R OBP: 0.462, SLG: 0.656 (1, 9)	F3					E7				4	0	2	1	0	0	2					
Lou Johnson, R OBP: 0.284, SLG: 0.266 Ruben Amaro, R OBP: 0.263, SLG: 0.222 (9, 3) (1, 7)	F4					2B			F4	4	0	0	0	0	0	2					
Aurelio Rodriguez, R OBP: 0.292, SLG: 0.329 (1, 5)			6-3							4	1	2	0	0	0	0					
Tom Satriano, L OBP: 0.396, SLG: 0.359 (1, 2)			F8			G3			SH1-4	2	0	0	0	0	0	0					
Tom Murphy, R OBP: 0.190, SLG: 0.190 Bill Voss, L OBP: 0.209, SLG: 0.234 Ken Tatum, R Jim Spencer, L Rudy May, L Vic Davallo, L (1, 1) (6, PH) (7, 1) (7, PH) (8, 1) (8, PH)						1B			1B	1	0	1	0	0	0	0					
Inning Stats	R: 0 E: 0 K: 0 S: 3	H: 0 LOB: 0 BB: 0 P: 3	R: 0 E: 0 K: 0 S: 4	H: 1 LOB: 1 BB: 0 P: 4	R: 0 E: 0 K: 0 S: 3	H: 1 LOB: 1 BB: 1 P: 7	R: 0 E: 0 K: 0 S: 3	H: 0 LOB: 0 BB: 0 P: 3	R: 3 E: 1 K: 1 S: 9	H: 4 LOB: 1 BB: 0 P: 9	R: 0 E: 0 K: 0 S: 4	H: 1 LOB: 1 BB: 0 P: 4	R: 1 E: 0 K: 0 S: 5	H: 2 LOB: 1 BB: 0 P: 5	R: 1 E: 0 K: 1 S: 6	H: 2 LOB: 2 BB: 1 P: 10	1B: 9 2B: 2 3B: 0 HR: 0	SF: 0 SAC: 2 DP: 1 HBP: 0	WP: 0 PB: 0 SB: 2 CS: 0	PA: 38	
PITCHER	IP	WLS	BF	H	R	ER	SO	BB	IBB	HBP	BLK	WP	HR	S	P	ERA	WHIP				
Dick Ellsworth, L ERA: 4.22 (1, 1)	7.2		32	9	4	3	1	1	0	0	0	0	0	7	11	9.00	2.000				
Stan Williams, R ERA: 4.85 (8, 1)	1.0	L	6	2	1	1	1	0	1	0	0	0	0	7	11	9.00	2.000				


Cleveland Indians @ California Angels
Anaheim Stadium, Anaheim, CA
Wed May 28 1969, 10:05 PM EDT
Att: 10,238 - Unknown

livebaseballscores.com

AB 34
R 5
H 11
RBI 3
BB 2
SO 2
LOB 13




Batter	1	2	3	4	5	6	7	8	9	AB	R	H	RBI	BB	SO	LOB	TOP								
Don Buford, S OBP: 0.393, SLG: 0.396 Merv Rettenmund, R OBP: 0.366, SLG: 0.456	6-3		L8			G3		1B		4	0	1	0	0	0	1	<p>Baltimore Orioles @ California Angels Anaheim Stadium, Anaheim, CA Fri May 30 1969, 10:05 PM EDT Att: 14,097 - Unknown</p> <p>livebaseballscores.com</p> <p>AB 34 R 3 H 7 RBI 3 BB 0 SO 5 LOB 9</p> 								
Paul Blair, R OBP: 0.332, SLG: 0.462	P4			F7		F8		1B		4	0	1	0	0	0										
Frank Robinson, R OBP: 0.418, SLG: 0.628	5-3			3-1		HR		F7		4	1	2	0	0	2										
Boog Powell, L OBP: 0.403, SLG: 0.487		K		3-1		HR		1-3		4	1	1	2	0	1										
Brooks Robinson, R OBP: 0.293, SLG: 0.387	F8			F3		HR		4-3		4	1	1	1	0	0										
Eliot Hendricks, L OBP: 0.328, SLG: 0.336	P3				F9		F8	4-3		4	0	0	0	0	0										
Davey Johnson, R OBP: 0.330, SLG: 0.378					K		F3	F9		4	0	1	0	0	1										
Mark Belanger, R OBP: 0.345, SLG: 0.313					F8		5-3			3	0	0	0	0	1										
Mike Cuellar, L OBP: 0.034, SLG: 0.103					K		G3	K		3	0	0	0	0	2										
Inning Stats	R: 0 E: 0 K: 3 S: 3	H: 0 LOB: 0 BB: 0 P: 3	R: 0 E: 0 K: 1 S: 5	H: 0 LOB: 0 BB: 0 P: 5	R: 0 E: 0 K: 1 S: 6	H: 1 LOB: 1 BB: 0 P: 6	R: 0 E: 0 K: 0 S: 4	H: 1 LOB: 1 BB: 0 P: 4	R: 0 E: 0 K: 2 S: 7	H: 0 LOB: 0 BB: 0 P: 7	R: 3 E: 0 K: 0 S: 6	H: 3 LOB: 0 BB: 0 P: 6	R: 0 E: 0 K: 1 S: 7	H: 2 LOB: 2 BB: 0 P: 7	R: 0 E: 0 K: 0 S: 3	H: 0 LOB: 0 BB: 0 P: 3		1B: 3 2B: 2 3B: 0 HR: 2	SF: 0 SAC: 0 DP: 0 HBP: 0	WP: 0 PB: 0 SB: 0 CS: 0	PA: 34				
PITCHER	IP	WLS	BF	H	R	ER	SO	BB	IBB	HBP	BLK	WP	HR	S	P	ERA	WHIP								
Andy Messersmith, R ERA: 3.98	6.0	L	23	5	3	3	4	0	0	0	0	0	2	31	31	4.50	0.833								
Rudy May, L ERA: 4.42	7.1		6	2	0	0	1	0	0	0	0	0	0	8	8	0.00	1.500								
Ken Tatum, R ERA:	8.1		2	0	0	0	0	0	0	0	0	0	0	2	2	0.00	0.000								
Eddie Fisher, R ERA: 4.33	9.1		3	0	0	0	0	0	0	0	0	0	0	3	3	0.00	0.000								

Batter	1	2	3	4	5	6	7	8	9	AB	R	H	RBI	BB	SO	LOB	BOTTOM								
Sandy Alomar Sr., S OBP: 0.276, SLG: 0.248	F8		F3			CS		1B		4	0	2	0	0	0	0	<p>Baltimore Orioles @ California Angels Anaheim Stadium, Anaheim, CA Fri May 30 1969, 10:05 PM EDT Att: 14,097 - Unknown</p> <p>livebaseballscores.com</p> <p>AB 33 R 1 H 6 RBI 1 BB 0 SO 6 LOB 11</p> 								
Jay Johnstone, L OBP: 0.245, SLG: 0.342	3-1			4-3		CS		B1-3		4	0	0	0	0	0										
Jim Fregosi, R OBP: 0.352, SLG: 0.394	K2-3			F8		1B		6-3		4	1	1	0	0	1										
Rick Reichardt, R OBP: 0.360, SLG: 0.375		E6				1B		K		4	0	1	0	0	1										
Bubba Morton, R OBP: 0.419, SLG: 0.583		F8				1B		K		4	0	0	0	0	1										
Aurelio Rodriguez, R OBP: 0.297, SLG: 0.340		P4				1B		G3		4	0	2	1	0	0										
Tom Satriano, L OBP: 0.383, SLG: 0.346						1B		G3		3	0	0	0	0	1										
Jim Spencer, L								1-3		3	0	0	0	0	1										
Andy Messersmith, R Rudy May, L Ken Tatum, R Lou Johnson, R Eddie Fisher, R								F3		2	0	0	0	0	1										
Inning Stats	R: 0 E: 0 K: 1 S: 5	H: 0 LOB: 0 BB: 0 P: 5	R: 0 E: 1 K: 0 S: 4	H: 0 LOB: 1 BB: 0 P: 4	R: 0 E: 0 K: 0 S: 3	H: 0 LOB: 0 BB: 0 P: 3	R: 1 E: 0 K: 1 S: 8	H: 3 LOB: 2 BB: 0 P: 8	R: 0 E: 0 K: 2 S: 7	H: 1 LOB: 0 BB: 0 P: 7	R: 0 E: 0 K: 1 S: 5	H: 0 LOB: 0 BB: 0 P: 5	R: 0 E: 0 K: 1 S: 6	H: 1 LOB: 1 BB: 0 P: 6	R: 0 E: 0 K: 0 S: 4	H: 1 LOB: 1 BB: 0 P: 4		R: 0 E: 0 K: 0 S: 3	H: 0 LOB: 0 BB: 0 P: 3	1B: 5 2B: 1 3B: 0 HR: 0	SF: 0 SAC: 0 DP: 0 HBP: 0	WP: 0 PB: 0 SB: 0 CS: 1	PA: 34		
PITCHER	IP	WLS	BF	H	R	ER	SO	BB	IBB	HBP	BLK	WP	HR	S	P	ERA	WHIP								
Mike Cuellar, L ERA: 2.16	9.0	W	33	6	1	1	6	0	0	0	0	0	0	45	45	1.00	0.667								

Batter	1	2	3	4	5	6	7	8	9	AB	R	H	RBI	BB	SO	LOB	TOP										
Don Buford, S OBP: 0.401, SLG: 0.412 (1, 7)										4	0	3	2	0	1	1	Baltimore Orioles @ California Angels Anaheim Stadium, Anaheim, CA Sat May 31 1969, 10:05 PM EDT Att: 13,412 - Unknown										
Paul Blair, R OBP: 0.330, SLG: 0.458 (1, 8)										4	0	1	0	0	0	4											
Frank Robinson, R OBP: 0.410, SLG: 0.615 (1, 9)										4	0	0	0	0	0	2											
Boog Powell, L OBP: 0.395, SLG: 0.475 (1, 3)										4	0	0	0	0	2	0											
Brooks Robinson, R OBP: 0.287, SLG: 0.378 (1, 5)										4	0	0	0	0	0	0											
Andy Etchebarren, R OBP: 0.359, SLG: 0.410 (1, 2)										4	0	0	0	0	1	0											
Davey Johnson, R OBP: 0.333, SLG: 0.377 (1, 4)										3	1	1	0	1	1	0											
Mark Belanger, R OBP: 0.350, SLG: 0.320 (1, 6)										3	1	2	0	0	1	1											
Tom Phoebus, R OBP: 0.316, SLG: 0.300 (1, 1)										1	0	0	0	0	0	2											
Inning Stats	R: 0 E: 0 K: 0 S: 3	H: 1 LOB: 0 BB: 0 P: 3	R: 0 E: 0 K: 0 S: 3	H: 0 LOB: 0 BB: 0 P: 3	R: 0 E: 0 K: 0 S: 5	H: 3 LOB: 2 BB: 0 P: 5	R: 0 E: 0 K: 1 S: 5	H: 0 LOB: 0 BB: 0 P: 5	R: 2 E: 0 K: 1 S: 7	H: 2 LOB: 1 BB: 1 P: 11	R: 0 E: 0 K: 0 S: 3	H: 0 LOB: 0 BB: 0 P: 3	R: 1 E: 0 K: 3 S: 10	H: 1 LOB: 1 BB: 1 P: 14	R: 0 E: 0 K: 1 S: 5	H: 1 LOB: 0 BB: 0 P: 5	R: 0 E: 0 K: 0 S: 3	H: 0 LOB: 0 BB: 0 P: 3	1B: 6 2B: 2 3B: 0 HR: 0	SF: 0 SAC: 0 DP: 2 HBP: 0	WP: 0 PB: 0 SB: 0 CS: 0	PA: 34					
PITCHER	IP	WLS	BF	H	R	ER	SO	BB	IBB	HBP	BLK	WP	HR	S	P	ERA	WHIP										
George Brunet, L ERA: 4.32 (1, 1)	4.2		19	6	2	2	2	1	0	0	1	0	0	22	26	3.86	1.500										
Bob Priddy, R ERA: 2.75 (5, 1)	3.1		12	2	1	1	4	1	0	0	0	0	0	19	23	2.70	0.900										
Ken Tatum, R ERA: (9, 1)	1.0	W	3	0	0	0	0	0	0	0	0	0	0	3	3	0.00	0.000										

Batter	1	2	3	4	5	6	7	8	9	AB	R	H	RBI	BB	SO	LOB	BOTTOM										
Sandy Alomar Sr., S OBP: 0.289, SLG: 0.263 (1, 4)										5	0	3	0	0	0	3	Baltimore Orioles @ California Angels Anaheim Stadium, Anaheim, CA Sat May 31 1969, 10:05 PM EDT Att: 13,412 - Unknown										
Bill Voos, L OBP: 0.246, SLG: 0.220 (1, 9)										3	0	0	0	0	1	2											
Lou Johnson, R OBP: 0.278, SLG: 0.259 (6, PH)										1	0	0	0	0	0	2											
Jay Johnstone, L OBP: 0.244, SLG: 0.340 (8, PH)										4	1	1	0	1	2	5											
Jim Fregosi, R OBP: 0.354, SLG: 0.390 (1, 6)										3	2	1	0	2	1	0											
Rick Reichardt, R OBP: 0.368, SLG: 0.382 (1, 7)										3	1	1	3	1	2	0											
Roger Repoz, L OBP: 0.308, SLG: 0.338 (1, 8)										3	1	1	3	1	2	0											
Aurelio Rodriguez, R OBP: 0.301, SLG: 0.338 (1, 5)										4	0	1	0	1	0	4											
Tom Satriano, L OBP: 0.384, SLG: 0.333 (1, 2)										3	0	0	0	2	1	2											
Jim Spencer, L OBP: 0.444, SLG: 0.556 (1, 3)										5	0	4	1	0	1	1											
George Brunet, R ERA: 3.79 (1, 1)										2	0	0	0	0	1	1											
Bob Priddy, R ERA: 1.13 (5, 1)										0	0	0	0	0	0	0											
Ruben Amaro, R OBP: 0.300, SLG: 0.263 (6, PH)										1	0	1	0	0	0	0											
Ken Tatum, R ERA: 2.16 (9, 1)										0	0	0	0	0	0	0											
Inning Stats	R: 0 E: 0 K: 0 S: 4	H: 2 LOB: 3 BB: 2 P: 12	R: 0 E: 0 K: 0 S: 4	H: 1 LOB: 1 BB: 0 P: 4	R: 3 E: 0 K: 1 S: 7	H: 2 LOB: 1 BB: 2 P: 15	R: 0 E: 0 K: 3 S: 10	H: 1 LOB: 1 BB: 0 P: 10	R: 0 E: 0 K: 2 S: 8	H: 1 LOB: 1 BB: 0 P: 8	R: 0 E: 0 K: 0 S: 5	H: 2 LOB: 2 BB: 0 P: 5	R: 0 E: 0 K: 2 S: 7	H: 0 LOB: 1 BB: 1 P: 11	R: 0 E: 0 K: 1 S: 7	H: 2 LOB: 2 BB: 0 P: 7	R: 0 E: 0 K: 0 S: 3	H: 1 LOB: 2 BB: 2 P: 11	1B: 9 2B: 2 3B: 0 HR: 1	SF: 0 SAC: 2 DP: 1 HBP: 0	WP: 0 PB: 0 SB: 0 CS: 0	PA: 44					
PITCHER	IP	WLS	BF	H	R	ER	SO	BB	IBB	HBP	BLK	WP	HR	S	P	ERA	WHIP										
Tom Phoebus, R ERA: 3.79 (1, 1)	2.1		14	5	3	3	0	2	1	0	0	0	0	11	23	11.57	3.000										
Marcelino Lopez, L ERA: 1.13 (3, 1)	3.0		14	4	0	0	6	1	0	0	0	0	0	25	29	0.00	1.667										
Dick Hall, R ERA: 1.99 (6, 1)	0.2		2	0	0	0	0	0	0	0	0	0	0	2	2	0.00	0.000										
Pete Richert, L ERA: 2.37 (7, 1)	1.1		7	2	0	0	2	1	0	0	0	0	0	10	14	0.00	2.250										
Eddie Watt, R ERA: 2.16 (8, 1)	1.1	L	7	1	1	1	1	1	1	0	0	0	0	7	15	6.75	1.500										



Batter	1	2	3	4	5	6	7	8	9	AB	R	H	RBI	BB	SO	LOB	TOP										
Dick McAuliffe, L (1,4) OBP: 0.370, SLG: 0.448	4-0 3-1 5-3 1B BB	0-0 1-3			0-0 F9			0-0 G3		3	1	0	0	1	0	2											
Mickey Stanley, R (1,8) OBP: 0.275, SLG: 0.349	0-0 5-3 1-2		1-0 G4-6-3 HBP		0-0 WP 1B			0-0 6-3		3	0	1	0	0	0	1											
Tom Matchick, L (1,6) OBP: 0.361, SLG: 0.388	0-0 3-1 2-3		0-0 F7		0-0 F5 1-2			0-0 2B		4	0	1	0	0	0	3											
Norm Cash, L (1,3) OBP: 0.351, SLG: 0.410	0-0 1B		0-0 G4-6-3 1-2		0-0 F9			0-0 3-1		4	0	1	1	0	0	3											
Willie Horton, R (1,7) OBP: 0.302, SLG: 0.397	0-0 L5		0-3 K		0-0 1-3			0-0 F8		4	0	0	0	0	1	2											
Jim Northrup, L (1,9) OBP: 0.322, SLG: 0.509		0-0 E8 1B		0-0 1-3				0-0 F8		4	0	1	0	0	0	0											
Bill Freehan, R (1,2) OBP: 0.362, SLG: 0.403		0-0 F8 1B		0-0 F3				0-0 6-3		4	0	0	0	0	0	1											
Don Wert, R (1,5) OBP: 0.217, SLG: 0.189		0-0 F9			0-0 5-3			4-0 BB		2	0	0	0	1	0	1											
Denny McLain, R (1,1) OBP: 0.326, SLG: 0.275		4-0 BB			0-0 F9			0-0 G3		1	0	0	0	1	0	0											
Gates Brown, L (7, PH) OBP: 0.310, SLG: 0.259					0-0 F9			0-0 G3		1	0	0	0	0	0	1											
Mike Kilkenny, R (7, 1) OBP: 0.333, SLG: 0.357										0	0	0	0	0	0	0											
Don McMahon, R (7, 1) OBP: 0.333, SLG: 0.357										0	0	0	0	0	0	0											
Inning Stats	R: 1 E: 0 K: 0 S: 4	H: 1 LOB: 1 BB: 1 P: 8	R: 0 E: 1 K: 0 S: 4	H: 1 LOB: 2 BB: 1 P: 8	R: 0 E: 0 K: 1 S: 2	H: 0 LOB: 0 BB: 0 P: 3	R: 0 E: 0 K: 1 S: 5	H: 0 LOB: 0 BB: 0 P: 5	R: 0 E: 0 K: 0 S: 3	H: 1 LOB: 1 BB: 0 P: 4	R: 0 E: 0 K: 0 S: 3	H: 0 LOB: 1 BB: 1 P: 7	R: 0 E: 0 K: 0 S: 4	H: 1 LOB: 1 BB: 0 P: 4	R: 0 E: 0 K: 0 S: 3	H: 0 LOB: 0 BB: 0 P: 3	1B: 3 2B: 1 3B: 0 HR: 0	SF: 0 SAC: 0 DP: 1 HBP: 1	WP: 1 PA: 34 PB: 0 SB: 0 CS: 0								
PITCHER	IP	WLS	BF	H	R	ER	SO	BB	IBB	HBP	BLK	WP	HR	S	P	ERA	WHIP										
Tom Murphy, R (1,1) ERA: 3.92	7.2	W	30	4	1	1	1	3	0	1	0	1	0	28	41	1.17	0.913										
Rudy May, L (8,1) ERA: 4.27	1.1	S	4	0	0	0	0	0	0	0	0	0	0	4	4	0.00	0.000										

Detroit Tigers @ California Angels
Anaheim Stadium, Anaheim, CA
Mon Jun 02 1969, 10:05 PM EDT
Att: 8,834 - Unknown

AB	30
R	1
H	4
RBI	1
BB	3
SO	1
LOB	14



Batter	1	2	3	4	5	6	7	8	9	AB	R	H	RBI	BB	SO	LOB	BOTTOM										
Sandy Alomar Sr., S (1,4) OBP: 0.300, SLG: 0.301	0-0 F8		0-0 3B 1B		0-0 4-3			0-0 2B		4	1	2	0	0	0	0											
Jay Johnstone, L (1,8) OBP: 0.256, SLG: 0.358	0-0 G3		0-0 SF7 3B		0-0 G6-4-3 1B			0-3 K		3	1	2	2	0	0	0											
Bubba Morton, R (7, PH) OBP: 0.404, SLG: 0.550			1-1 2-1 SF7 3B		0-0 G6-4-3 1B			0-3 K		0	0	0	0	0	0	0											
Jim Spencer, L (7, PH) OBP: 0.333, SLG: 0.357			0-0 SF7 3B		0-0 G6-4-3 1B			0-3 K		1	0	0	0	0	1	2											
Jim Fregosi, R (1,6) OBP: 0.353, SLG: 0.394	0-0 2B		0-0 SF7 3B		0-0 G6-4-3 1B			0-3 K		3	0	1	1	0	1	3											
Rick Reichardt, R (1,7) OBP: 0.366, SLG: 0.407	0-3 K		0-0 2B		0-0 3-1			0-3 K		4	0	1	0	0	2	1											
Roger Repoz, L (1,3) OBP: 0.289, SLG: 0.313		0-3 K	0-3 K		0-0 4-3			0-3 K		4	0	0	0	0	3	1											
Aurelio Rodriguez, R (1,5) OBP: 0.297, SLG: 0.327		0-0 F7			0-0 F4			0-3 K		4	0	1	0	0	1	0											
Tom Satriano, L (1,2) OBP: 0.369, SLG: 0.318		0-0 3-1			0-0 4-3			0-0 F8		3	0	0	0	0	0	1											
Bill Voss, L (1,9) OBP: 0.279, SLG: 0.264			0-0 FC1-5 2B		0-0 1B			4-0 2B BB		2	0	2	0	1	0	0											
Tom Murphy, R (1,1) OBP: 0.167, SLG: 0.167			0-0 FC1-5 1B		0-0 F2			0-3 K		3	1	0	0	0	1	3											
Rudy May, L (8,1) OBP: 0.143, SLG: 0.077			2-3 3B							0	0	0	0	0	0	0											
Inning Stats	R: 0 E: 0 K: 1 S: 6	H: 1 LOB: 0 BB: 0 P: 6	R: 0 E: 0 K: 1 S: 5	H: 0 LOB: 0 BB: 0 P: 5	R: 3 E: 0 K: 1 S: 9	H: 4 LOB: 1 BB: 0 P: 9	R: 0 E: 0 K: 0 S: 4	H: 1 LOB: 0 BB: 0 P: 4	R: 0 E: 0 K: 0 S: 3	H: 1 LOB: 0 BB: 0 P: 3	R: 0 E: 0 K: 0 S: 4	H: 1 LOB: 1 BB: 0 P: 4	R: 0 E: 0 K: 3 S: 10	H: 1 LOB: 2 BB: 1 P: 14	R: 0 E: 0 K: 3 S: 9	H: 0 LOB: 0 BB: 0 P: 9	1B: 4 2B: 4 3B: 1 HR: 0	SF: 1 SAC: 0 DP: 1 HBP: 0	WP: 0 PA: 33 PB: 0 SB: 0 CS: 0								
PITCHER	IP	WLS	BF	H	R	ER	SO	BB	IBB	HBP	BLK	WP	HR	S	P	ERA	WHIP										
Denny McLain, R (1,1) ERA: 2.82	6.0	L	25	8	3	3	3	0	0	0	0	0	0	31	31	4.50	1.333										
Mike Kilkenny, L (7, 1) ERA:	0.1		3	1	0	0	1	1	0	0	0	0	0	4	8	0.00	6.000										
Don McMahon, R (7, 1) ERA: 5.91	1.2		5	0	0	0	5	0	0	0	0	0	0	15	15	0.00	0.000										

Detroit Tigers @ California Angels
Anaheim Stadium, Anaheim, CA
Mon Jun 02 1969, 10:05 PM EDT
Att: 8,834 - Unknown

AB	31
R	3
H	9
RBI	3
BB	1
SO	9
LOB	11



Batter	1	2	3	4	5	6	7	8	9	AB	R	H	RBI	BB	SO	LOB	TOP																	
Sandy Alomar Sr. S OBP: 0.292, SLG: 0.294 (1, 4)	1-3		FC3-6 BB	F9			F3		G6-4-3	5	0	0	1	0	0	4																		
Jay Johnstone L OBP: 0.269, SLG: 0.363 (1, 8)									3-1	4	0	3	0	1	0	0																		
Jim Fregosi R OBP: 0.355, SLG: 0.383 (1, 6)										3	0	0	0	1	1	5																		
Roger Repoz L OBP: 0.295, SLG: 0.311 (1, 9)										4	0	0	0	0	1	5																		
Bill Voss L OBP: 0.271, SLG: 0.258 (1, 7)										4	1	1	0	0	0	2																		
Aurelio Rodriguez R OBP: 0.303, SLG: 0.366 (1, 5)										4	1	2	1	0	1	0																		
Jim Spencer L OBP: 0.350, SLG: 0.333 (1, 3)										3	1	1	0	1	1	1																		
Tom Satriano L OBP: 0.371, SLG: 0.309 (1, 2)										3	0	0	0	1	0	3																		
Jim McGlothlin R OBP: 0.187, SLG: 0.119 (3, PH) Lou Johnson R OBP: 0.299, SLG: 0.259 (3, 1) Bob Priddy R OBP: 0.306, SLG: 0.511 (4, 1) Eddie Fisher R OBP: 0.299, SLG: 0.326 (8, FR) Pedro Borbon R OBP: 0.333, SLG: 0.412 (9, 7)										0	0	0	0	0	0	0																		
Bob Priddy R OBP: 0.306, SLG: 0.511 (4, 1)										0	0	0	0	0	0	0																		
Eddie Fisher R OBP: 0.299, SLG: 0.326 (8, FR)										0	0	0	0	0	0	0																		
Pedro Borbon R OBP: 0.333, SLG: 0.412 (9, 7)										0	0	0	0	0	0	0																		
Ruben Amaro R OBP: 0.318, SLG: 0.250 (9, PH)										0	0	0	0	0	0	0																		
Inning Stats	R: 0 E: 0 K: 0 S: 3	H: 1 LOB: 0 BB: 0 P: 3	R: 0 E: 0 K: 1 S: 5	H: 0 LOB: 0 BB: 0 P: 5	R: 1 E: 0 K: 1 S: 6	H: 1 LOB: 3 BB: 2 P: 15	R: 2 E: 0 K: 0 S: 6	H: 3 LOB: 1 BB: 0 P: 6	R: 0 E: 0 K: 1 S: 6	H: 1 LOB: 2 BB: 1 P: 10	R: 0 E: 0 K: 1 S: 6	H: 1 LOB: 2 BB: 1 P: 10	R: 0 E: 0 K: 1 S: 5	H: 0 LOB: 0 BB: 0 P: 5	R: 0 E: 0 K: 0 S: 2	H: 0 LOB: 0 BB: 1 P: 6	1B: 6 2B: 1 3B: 1 HR: 0	SF: 0 SAC: 0 DP: 1 HBP: 1	WP: 0 PB: 1 SB: 0 CS: 1	PA: 38														
PITCHER	IP WLS BF H R ER SO BB IBB HBP BLK WP HR S P ERA WHIP																																	
Horacio Pina R ERA: 6.12 (1, 1)	2.1	11	2	1	1	1	1	2	0	1	0	0	0	0	10	19	3.86	1.714																
Juan Pizarro L ERA: 4.25 (3, 1)	6.2	W	27	6	2	2	4	3	0	0	0	0	0	0	32	44	2.70	1.350																

California Angels @ Cleveland Indians
Cleveland Municipal Stadium, Cleveland, OH

AB 32
R 3
H 8
RBI 3
BB 5
SO 5
LOB 22



WP: 0 PA: 38
PB: 1
SB: 0
CS: 1

Fri Jun 06 1969, 7:05 PM EDT
Att: 8,259 - Unknown

Batter	1	2	3	4	5	6	7	8	9	AB	R	H	RBI	BB	SO	LOB	BOTTOM																	
Russ Snyder L OBP: 0.367, SLG: 0.319 (1, 8)	F7									3	0	0	0	1	0	0																		
Larry Brown R OBP: 0.362, SLG: 0.373 (1, 6)										4	2	2	0	0	0	1																		
Ken Harrelson R OBP: 0.283, SLG: 0.365 (1, 9)										3	2	1	2	1	0	1																		
Lee Mays L OBP: 0.299, SLG: 0.326 (1, 7)										3	1	1	1	1	1	0																		
Vern Fuller R OBP: 0.266, SLG: 0.218 (9, 4)										0	0	0	0	0	0	0																		
Tony Horton R OBP: 0.279, SLG: 0.441 (1, 3)										3	3	2	4	0	0	1																		
Lou Klimchuck L OBP: 0.393, SLG: 0.577 (1, 4)										4	0	2	1	0	0	0																		
Chuck Hinton R OBP: 0.333, SLG: 0.412 (8, FR)										0	0	0	0	0	0	0																		
Max Alvis R OBP: 0.276, SLG: 0.275 (1, 5)										4	0	0	0	0	1	2																		
Ray Fosse R OBP: 0.275, SLG: 0.302 (1, 2)										4	0	1	0	0	0	1																		
Horacio Pina R OBP: 0.333, SLG: 0.333 (1, 1)										1	0	0	0	0	0	0																		
Juan Pizarro L OBP: 0.167, SLG: 0.167 (3, 1)										2	0	0	0	0	0	1																		
Inning Stats	R: 4 E: 0 K: 0 S: 6	H: 4 LOB: 0 BB: 1 P: 10	R: 0 E: 0 K: 0 S: 3	H: 0 LOB: 0 BB: 0 P: 3	R: 0 E: 0 K: 0 S: 3	H: 0 LOB: 1 BB: 1 P: 7	R: 0 E: 0 K: 0 S: 4	H: 1 LOB: 1 BB: 0 P: 4	R: 3 E: 0 K: 1 S: 8	H: 3 LOB: 0 BB: 0 P: 8	R: 0 E: 0 K: 0 S: 3	H: 0 LOB: 0 BB: 0 P: 3	R: 0 E: 0 K: 1 S: 2	H: 0 LOB: 0 BB: 1 P: 6	R: 1 E: 0 K: 1 S: 6	H: 1 LOB: 1 BB: 0 P: 7	1B: 4 2B: 2 3B: 0 HR: 3	SF: 0 SAC: 0 DP: 2 HBP: 1	WP: 0 PB: 1 SB: 0 CS: 0	PA: 35														
PITCHER	IP WLS BF H R ER SO BB IBB HBP BLK WP HR S P ERA WHIP																																	
Jim McGlothlin R ERA: 2.8 (1, 1)	2.0	L	10	4	4	4	0	1	0	0	0	0	0	0	3	7	0.00	1.000																
Bob Priddy R ERA: 2.91 (3, 1)	1.0		4	0	0	0	0	1	0	0	0	0	0	0	3	7	0.00	1.000																
Eddie Fisher R ERA: 4.46 (4, 1)	2.0		10	4	3	3	1	0	0	0	0	0	2	12	12	13.50	2.000																	
Pedro Borbon R ERA: 5.87 (6, 1)	3.0		11	1	1	1	1	1	0	1	0	0	0	0	11	16	3.00	0.667																

California Angels @ Cleveland Indians
Cleveland Municipal Stadium, Cleveland, OH

AB 31
R 8
H 9
RBI 8
BB 3
SO 2
LOB 7



WP: 0 PA: 35
PB: 1
SB: 0
CS: 0

Fri Jun 06 1969, 7:05 PM EDT
Att: 8,259 - Unknown

Batter	1	2	3	4	5	6	7	8	9	AB	R	H	RBI	BB	SO	LOB	TOP			
Sandy Alomar Sr. S OBP: 0.284, SLG: 0.286 (1, 4)										4	0	0	0	0	1	1				
Jay Johnstone L OBP: 0.289, SLG: 0.356 (1, 8)										3	0	0	0	1	0	0				
Jim Fregosi R OBP: 0.357, SLG: 0.388 (1, 6)										3	0	1	0	1	1	0				
Roger Repoz L OBP: 0.284, SLG: 0.298 (1, 3)										4	0	0	0	0	2	3				
Bubba Morton R OBP: 0.375, SLG: 0.479 (1, 9)											3	0	0	0	1	0				
Bill Voss L OBP: 0.284, SLG: 0.262 (1, 7)											3	0	1	0	1	0				
Aurelio Rodriguez R OBP: 0.286, SLG: 0.358 (1, 5)											4	0	0	0	2	2				
Tom Satriano L OBP: 0.361, SLG: 0.300 (1, 2)											3	0	0	0	2	2				
Tom Murphy R OBP: 0.192, SLG: 0.160 Bob Priddy R (7, 1) Jim Spencer L OBP: 0.333, SLG: 0.316 Greg Washburn R (8, 1)											1	0	0	0	1	0				
											0	0	0	0	0	0				
											1	0	0	0	0	0				
											0	0	0	0	0	0				
											0	0	0	0	0	0				
											0	0	0	0	0	0				
Inning Stats	R: 0 E: 0 K: 1 S: 6	H: 1 LOB: 1 BB: 0 P: 6	R: 0 E: 0 K: 2 S: 7	H: 0 LOB: 1 BB: 1 P: 11	R: 0 E: 0 K: 0 S: 3	H: 0 LOB: 0 BB: 0 P: 3	R: 0 E: 0 K: 1 S: 5	H: 0 LOB: 1 BB: 1 P: 9	R: 0 E: 0 K: 2 S: 7	H: 0 LOB: 0 BB: 0 P: 11	R: 0 E: 0 K: 0 S: 4	H: 1 LOB: 1 BB: 0 P: 4	R: 0 E: 0 K: 0 S: 3	H: 0 LOB: 2 BB: 2 P: 11	R: 0 E: 0 K: 0 S: 3	H: 0 LOB: 0 BB: 0 P: 3	1B: 1 2B: 1 3B: 0 HR: 0	SF: 0 SAC: 0 DP: 0 HBP: 0	WP: 0 PB: 0 SB: 0 CS: 0	PA: 34
PITCHER Luis Tiant R ERA: 5.04 (1, 1)	IP: 9.0 WLS: W BF: 34 H: 2 R: 0 ER: 0 SO: 8 BB: 5 IBB: 0 HBP: 0 BLK: 0 WP: 0 HR: 0 S: 45 P: 65 ERA: 0.00 WHIP: 0.778															PITCHER	IP: 9.0 WLS: W BF: 34 H: 2 R: 0 ER: 0 SO: 8 BB: 5 IBB: 0 HBP: 0 BLK: 0 WP: 0 HR: 0 S: 45 P: 65 ERA: 0.00 WHIP: 0.778			

California Angels @ Cleveland Indians
Cleveland Municipal Stadium, Cleveland, OH
Sat Jun 07 1969, 3:33 AM EDT
Att: 7,334 - Unknown

AB 29
R 0
H 2
RBI 0
BB 5
SO 8
LOB 9



Batter	1	2	3	4	5	6	7	8	9	AB	R	H	RBI	BB	SO	LOB	BOTTOM			
Russ Snyder L OBP: 0.386, SLG: 0.356 (1, 8)										4	2	3	3	0	0	0				
Larry Brown R OBP: 0.381, SLG: 0.373 (1, 6)										3	0	1	1	0	0	1				
Ken Harrelson R OBP: 0.277, SLG: 0.357 (1, 9)										4	0	0	0	0	2	2				
Lee Mays L OBP: 0.297, SLG: 0.315 Chuck Hinton R OBP: 0.333, SLG: 0.412 (9, 7)										3	1	0	0	1	2	0				
Tony Horton R OBP: 0.278, SLG: 0.453 (1, 3)										4	1	1	3	0	0	0				
Lou Klimchok L OBP: 0.387, SLG: 0.586 Vern Fuller R OBP: 0.277, SLG: 0.232 (8, 4)										3	0	1	0	0	0	0				
Max Alvis R OBP: 0.282, SLG: 0.282 (1, 5)										4	1	2	0	0	0	1				
Ray Fosse R OBP: 0.274, SLG: 0.299 (1, 2)											4	1	1	0	0	2				
Luis Tiant R OBP: 0.269, SLG: 0.360 (1, 1)											3	1	1	0	0	2				
Inning Stats	R: 3 E: 0 K: 1 S: 7	H: 2 LOB: 0 BB: 1 P: 11	R: 0 E: 0 K: 0 S: 3	H: 0 LOB: 0 BB: 0 P: 3	R: 0 E: 0 K: 0 S: 4	H: 1 LOB: 0 BB: 0 P: 4	R: 1 E: 0 K: 0 S: 4	H: 2 LOB: 0 BB: 0 P: 4	R: 0 E: 0 K: 2 S: 7	H: 0 LOB: 0 BB: 0 P: 7	R: 3 E: 0 K: 0 S: 7	H: 4 LOB: 1 BB: 0 P: 7	R: 0 E: 0 K: 1 S: 7	H: 2 LOB: 2 BB: 0 P: 7	R: 0 E: 0 K: 0 S: 3	H: 0 LOB: 0 BB: 0 P: 3	1B: 7 2B: 2 3B: 1 HR: 1	SF: 0 SAC: 1 DP: 0 HBP: 0	WP: 0 PB: 0 SB: 0 CS: 1	PA: 35
PITCHER Tom Murphy R ERA: 4.35 Bob Priddy R ERA: 3.22 Greg Washburn R ERA: (8, 1)	IP: 6.1 WLS: L BF: 26 H: 7 R: 6 ER: 6 SO: 3 BB: 1 IBB: 0 HBP: 0 BLK: 0 WP: 0 HR: 1 S: 31 P: 35 ERA: 8.53 WHIP: 1.263															PITCHER	IP: 6.1 WLS: L BF: 26 H: 7 R: 6 ER: 6 SO: 3 BB: 1 IBB: 0 HBP: 0 BLK: 0 WP: 0 HR: 1 S: 31 P: 35 ERA: 8.53 WHIP: 1.263			

California Angels @ Cleveland Indians
Cleveland Municipal Stadium, Cleveland, OH
Sat Jun 07 1969, 3:33 AM EDT
Att: 7,334 - Unknown

AB 33
R 7
H 11
RBI 7
BB 1
SO 4
LOB 8



Batter	1	2	3	4	5	6	7	8	9	AB	R	H	RBI	BB	SO	LOB	TOP					
Sandy Alomar Sr. S OBP: 0.276, SLG: 0.278	L4			4-3		FC4-6		F7		4	0	0	0	0	0	3	California Angels @ Cleveland Indians Cleveland Municipal Stadium, Cleveland, OH Sun Jun 08 1969, 3:33 AM EDT Unknown livebaseballscorecards.com					
Jay Johnstone L OBP: 0.293, SLG: 0.348	4-3			K		F8		4-3		4	0	0	0	0	1	2						
Jim Fregosi R OBP: 0.351, SLG: 0.379	K			F6		K		4-3		4	0	0	0	0	2	3						
Bubba Morton R OBP: 0.383, SLG: 0.460		F3		4-3			G5-4-3 BB			2	0	0	0	2	0	1						
Jim Hicks R OBP: 0.267, SLG: 0.358		K			F3		K		F3	4	0	0	0	0	2	2						
Aurelio Rodriguez R OBP: 0.252, SLG: 0.352		F7			F8		G5-4-3			3	0	0	0	0	0	1						
Lou Johnson R OBP: 0.277, SLG: 0.250			F7		5-3			G3		3	0	0	0	0	0	0						
Tom Egan R OBP: 0.212, SLG: 0.149			K			FC4-6 1B BB				2	0	1	0	1	1	0						
George Brunet R OBP: 0.364, SLG: 0.350			K							1	0	0	0	0	1	0						
Ken Tatum R OBP: 0.281, SLG: 0.383			K			FC4-6 1-2 1B		K		1	0	1	0	0	0	0						
Winston Llenas R OBP: 0.281, SLG: 0.383										0	0	0	0	0	0	0						
Eddie Fisher R OBP: 0.277, SLG: 0.232										0	0	0	0	0	0	0						
Inning Stats	R: 0 E: 0 K: 1 S: 5	H: 0 LOB: 0 BB: 0 P: 5	R: 0 E: 0 K: 1 S: 5	H: 0 LOB: 0 BB: 0 P: 5	R: 0 E: 0 K: 2 S: 7	H: 0 LOB: 0 BB: 0 P: 7	R: 0 E: 0 K: 1 S: 6	H: 0 LOB: 1 BB: 0 P: 6	R: 0 E: 0 K: 0 S: 3	H: 0 LOB: 0 BB: 0 P: 3	R: 0 E: 0 K: 1 S: 6	H: 1 LOB: 2 BB: 1 P: 10	R: 0 E: 0 K: 1 S: 4	H: 0 LOB: 0 BB: 1 P: 8	R: 0 E: 0 K: 1 S: 6	H: 1 LOB: 1 BB: 0 P: 6	R: 0 E: 0 K: 0 S: 3	H: 0 LOB: 1 BB: 1 P: 7	1B: 2 2B: 0 3B: 0 HR: 0	SF: 0 SAC: 0 DP: 1 HBP: 0	WP: 0 PB: 1 SB: 0 CS: 0	PA: 32
PITCHER Sam McDowell L ERA: 2.83	IP: 9.0 WLS: W BF: 32 H: 2 R: 0 ER: 0 SO: 8 BB: 3 IBB: 0 HBP: 0 BLK: 0 WP: 0 HR: 0 S: 45 P: 57 ERA: 0.00 WHIP: 0.556											PITCHER	IP: 9.0 WLS: W BF: 32 H: 2 R: 0 ER: 0 SO: 8 BB: 3 IBB: 0 HBP: 0 BLK: 0 WP: 0 HR: 0 S: 45 P: 57 ERA: 0.00 WHIP: 0.556									

Batter	1	2	3	4	5	6	7	8	9	AB	R	H	RBI	BB	SO	LOB	BOTTOM			
Russ Snyder L OBP: 0.368, SLG: 0.338	F7		F8		F8		F7			4	0	0	0	0	0	0	California Angels @ Cleveland Indians Cleveland Municipal Stadium, Cleveland, OH Sun Jun 08 1969, 3:33 AM EDT Unknown livebaseballscorecards.com			
Larry Brown R OBP: 0.374, SLG: 0.387	HR					2B		G5-4-3 1B		4	2	4	0	0	0	0				
Ken Harrelson R OBP: 0.281, SLG: 0.383	1B		K			WP 1-2 2B		F8		4	1	2	3	0	1	2				
Tony Horton R OBP: 0.278, SLG: 0.446	F7			F3		FC6-4 BB		G5-4-3		3	0	0	0	1	0	1				
Chuck Hinton R OBP: 0.333, SLG: 0.405	F8			1B		F4				3	0	1	0	0	0	2				
Zoilo Versalles R OBP: 0.336, SLG: 0.360		F3				F7				2	0	1	0	0	0	0				
Lee Maye L OBP: 0.294, SLG: 0.312										1	0	0	0	0	0	2				
Vern Fuller R OBP: 0.277, SLG: 0.232										0	0	0	0	0	0	0				
Max Alvis R OBP: 0.276, SLG: 0.276		F8		G6-4-3 1B		FC6-4				3	0	0	0	0	0	4				
Ray Fosse R OBP: 0.263, SLG: 0.286		K			F7			E4 B1-6-3		3	0	0	0	0	1	0				
Sam McDowell L OBP: 0.219, SLG: 0.219			4-3					B1-6-3		3	0	0	0	0	0	1				
Inning Stats	R: 2 E: 0 K: 0 S: 5	H: 2 LOB: 0 BB: 0 P: 5	R: 0 E: 0 K: 1 S: 5	H: 0 LOB: 0 BB: 0 P: 5	R: 0 E: 0 K: 1 S: 6	H: 1 LOB: 0 BB: 0 P: 6	R: 0 E: 0 K: 0 S: 4	H: 2 LOB: 1 BB: 0 P: 4	R: 0 E: 0 K: 0 S: 3	H: 0 LOB: 0 BB: 0 P: 3	R: 1 E: 0 K: 0 S: 5	H: 2 LOB: 2 BB: 1 P: 9	R: 0 E: 1 K: 0 S: 3	H: 0 LOB: 0 BB: 0 P: 3	R: 0 E: 0 K: 0 S: 3	H: 1 LOB: 0 BB: 0 P: 3		1B: 6 2B: 1 3B: 0 HR: 1	SF: 0 SAC: 0 DP: 3 HBP: 0	WP: 1 PB: 0 SB: 0 CS: 0
PITCHER George Brunet L ERA: 4.59 Ken Tatum R ERA: 1.35 Eddie Fisher R ERA: 4.33	IP: 5.0 WLS: L BF: 19 H: 5 R: 2 ER: 2 SO: 2 BB: 0 IBB: 0 HBP: 0 BLK: 0 WP: 0 HR: 1 S: 23 P: 23 ERA: 3.60 WHIP: 1.000											PITCHER	IP: 5.0 WLS: L BF: 19 H: 5 R: 2 ER: 2 SO: 2 BB: 0 IBB: 0 HBP: 0 BLK: 0 WP: 0 HR: 1 S: 23 P: 23 ERA: 3.60 WHIP: 1.000							

Batter	1	2	3	4	5	6	7	8	9	AB	R	H	RBI	BB	SO	LOB	TOP								
Sandy Alomar Sr. S OBP: 0.269, SLG: 0.270 (1, 4)	5-3			F6	F2			1-3		4	0	0	0	0	0	1	California Angels @ Cleveland Indians Cleveland Municipal Stadium, Cleveland, OH Sun Jun 08 1969, 3:38 AM EDT Att: 8,677 - Unknown livebaseballscorecards.com								
Jay Johnstone L OBP: 0.258, SLG: 0.341 (1, 8)	F6			4-3			6-3	F9		4	0	0	0	0	0	0									
Jim Fregosi R OBP: 0.353, SLG: 0.375 (1, 6)	F2			K				BB	BB	2	0	0	0	2	1	0									
Bubba Morton R OBP: 0.278, SLG: 0.451 Bill Voss L OBP: 0.303, SLG: 0.262 (6, PH) (6, 9)		K			BB	BB	FC6-4	BB	BB	1	1	0	0	1	1	0									
Jim Hicks R OBP: 0.290, SLG: 0.358 Jim Spencer L OBP: 0.375, SLG: 0.333 (6, PH) (6, 3)				CS	BB	BB	FC6-4	BB	BB	0	1	0	0	2	0	0									
Aurelio Rodriguez R OBP: 0.251, SLG: 0.355 (1, 5)				BB	BB	BB	FC6-4	BB	BB	1	0	0	0	1	1	2									
Lou Johnson R OBP: 0.278, SLG: 0.244 Roger Repoz L OBP: 0.282, SLG: 0.295 (8, 7)				F5			FC6-4	FC6-4		4	1	1	1	0	0	6									
Lou Johnson R OBP: 0.278, SLG: 0.244 Roger Repoz L OBP: 0.282, SLG: 0.295 (8, 7)				F6						2	0	0	0	1	1	0									
Tom Egan R OBP: 0.213, SLG: 0.145 (1, 2)				IBB						1	0	0	0	0	1	0									
Jim McGlothlin R OBP: 0.143, SLG: 0.100 Hoyt Wilhelm R (8, 1)				SF8						2	0	0	1	1	1	0									
Jim McGlothlin R OBP: 0.143, SLG: 0.100 Hoyt Wilhelm R (8, 1)				K				F6		3	0	0	0	0	2	2									
Inning Stats	R: 0 E: 0 K: 0 S: 3	H: 0 LOB: 0 BB: 0 P: 3	R: 0 E: 0 K: 1 S: 4	H: 0 LOB: 0 BB: 1 P: 8	R: 0 E: 0 K: 1 S: 4	H: 0 LOB: 1 BB: 1 P: 8	R: 0 E: 0 K: 1 S: 5	H: 0 LOB: 0 BB: 0 P: 5	R: 3 E: 1 K: 1 S: 6	H: 1 LOB: 1 BB: 3 P: 18	R: 0 E: 0 K: 1 S: 5	H: 0 LOB: 2 BB: 2 P: 13	R: 0 E: 0 K: 2 S: 7	H: 0 LOB: 0 BB: 0 P: 7	R: 0 E: 0 K: 0 S: 3	H: 0 LOB: 3 BB: 3 P: 15	R: 0 E: 0 K: 1 S: 5	H: 0 LOB: 0 BB: 0 P: 5	1B: 0 2B: 2 3B: 0 HR: 0	SF: 1 SAC: 0 DP: 1 HBP: 0	WP: 0 PB: 0 SB: 2 CS: 2	PA: 36			
PITCHER	IP	WLS	BF	H	R	ER	SO	BB	IBB	HBP	BLK	WP	HR	S	P	ERA	WHIP								
Mike Paul L ERA: 3.86 Gary Kroff R ERA: 1.39 Jack Hamilton R ERA: 4.11 Stan Williams R ERA: 4.79	5.0	L	19	1	3	2	4	4	1	0	0	0	0	22	42	3.60	1.000								

Batter	1	2	3	4	5	6	7	8	9	AB	R	H	RBI	BB	SO	LOB	BOTTOM								
Russ Snyder L OBP: 0.359, SLG: 0.341 (1, 8)	1-3				G3			F8		5	0	1	1	0	0	2	California Angels @ Cleveland Indians Cleveland Municipal Stadium, Cleveland, OH Sun Jun 08 1969, 3:38 AM EDT Att: 8,677 - Unknown livebaseballscorecards.com								
Larry Brown R OBP: 0.365, SLG: 0.376 (1, 6)	F8			2B						5	0	0	0	0	1	3									
Ken Harrelson R OBP: 0.286, SLG: 0.379 (1, 9)					5-3			6-3		2	0	0	0	2	1	1									
Lee Mays L OBP: 0.302, SLG: 0.320 (1, 7)										4	0	2	0	0	1	1									
Tony Horton R OBP: 0.277, SLG: 0.439 (1, 3)										3	0	0	0	1	0	3									
Lou Klimchok L OBP: 0.426, SLG: 0.594 (1, 4)										3	1	2	0	1	0	0									
Zolo Versalles R OBP: 0.333, SLG: 0.357 (1, 5)										4	1	1	0	0	0	3									
Ray Fosse R OBP: 0.263, SLG: 0.284 (1, 2)										4	0	1	0	0	1	0									
Mike Paul L Richie Scheinblum S Gary Kroff R Max Alvis R Jack Hamilton R Stan Williams R Duke Sims L (5, PH) (6, 1) (7, PH) (8, 1) (8, 1) (9, PH)										1	0	0	0	0	0	0									
Inning Stats	R: 0 E: 0 K: 0 S: 4	H: 1 LOB: 2 BB: 1 P: 8	R: 0 E: 0 K: 0 S: 3	H: 0 LOB: 0 BB: 0 P: 3	R: 0 E: 0 K: 0 S: 4	H: 1 LOB: 1 BB: 0 P: 4	R: 0 E: 0 K: 0 S: 3	H: 0 LOB: 1 BB: 1 P: 7	R: 0 E: 0 K: 2 S: 8	H: 1 LOB: 1 BB: 0 P: 8	R: 0 E: 0 K: 1 S: 5	H: 1 LOB: 2 BB: 2 P: 13	R: 0 E: 0 K: 0 S: 3	H: 0 LOB: 0 BB: 0 P: 3	R: 0 E: 0 K: 1 S: 6	H: 1 LOB: 1 BB: 0 P: 6		R: 2 E: 0 K: 0 S: 6	H: 3 LOB: 1 BB: 0 P: 6	1B: 7 2B: 1 3B: 0 HR: 0	SF: 0 SAC: 0 DP: 0 HBP: 0	WP: 1 PB: 2 SB: 1 CS: 1	PA: 38		
PITCHER	IP	WLS	BF	H	R	ER	SO	BB	IBB	HBP	BLK	WP	HR	S	P	ERA	WHIP								
Jim McGlothlin R Hoyt Wilhelm R	7.0	W	28	4	0	0	3	4	0	0	0	0	0	12	46	0.00	1.143								

Batter	1	2	3	4	5	6	7	8	9	AB	R	H	RBI	BB	SO	LOB	TOP				
Sandy Alomar Sr. S OBP: 0.273, SLG: 0.270	4-0 6-3 BB		0-0 5-3	0-0 1B			0-0 4-3		0-0 G6-4-3	4	0	1	2	1	0	3					
Jay Johnstone L OBP: 0.255, SLG: 0.337	0-3 K		0-0 F8	0-0 F9			0-0 F7			2	0	0	0	0	1	1					
Lou Johnson R OBP: 0.273, SLG: 0.239										2	0	0	0	0	0	2					
Jim Fregosi R OBP: 0.352, SLG: 0.378	0-0 6-3			0-0 1B	0-3 K			0-3 K		4	1	1	0	0	2	1					
Roger Repoz L OBP: 0.281, SLG: 0.286	4-0 1B			0-3 K	0-3 K			0-3 K		3	0	0	0	1	3	1					
Bill Voss L OBP: 0.313, SLG: 0.275	0-0 1B			0-0 1B	1-3			0-0 4-3		4	1	2	0	0	0	0					
Aurelio Rodriguez R OBP: 0.250, SLG: 0.349		0-3 K		0-3 K			0-0 6-3		4-0 PB	3	0	0	0	1	2	2					
Jim Spencer L OBP: 0.357, SLG: 0.292	0-0 3-1			4-0 1B	0-0 F9			0-0 FC3		3	1	0	0	1	0	1					
Tom Satriano L OBP: 0.361, SLG: 0.301	0-0 F8			0-0 1B	0-0 F3			0-0 P4		3	1	1	2	0	0	0					
Jim Hicks R OBP: 0.286, SLG: 0.352				1-3 2-H 3-H 1B				1-2 2-3 1B		1	0	0	0	0	0	2					
Rudy May L OBP: 0.143, SLG: 0.077			0-3 K	4-0 1B			0-0 F7		4-0 G6-4-3	0	0	0	0	0	0	0					
Bob Priddy R OBP: 0.297, SLG: 0.451										1	0	0	0	0	1	0					
Eddie Fisher R OBP: 0.297, SLG: 0.451										0	0	0	0	0	0	0					
Bubba Morton R OBP: 0.297, SLG: 0.451										0	0	0	0	0	0	0					
Pedro Borbon R OBP: 0.297, SLG: 0.451										0	0	0	0	0	0	0					
Winston Llenas R OBP: 0.297, SLG: 0.451										1	0	0	0	0	0	0					
Ken Tatum R OBP: 0.297, SLG: 0.451										0	0	0	0	0	0	0					
Rick Reichardt R OBP: 0.297, SLG: 0.451										0	0	0	0	1	0	0					
Inning Stats	R: 0 E: 0 K: 1 S: 5	H: 1 LOB: 2 BB: 2 P: 13	R: 0 E: 0 K: 1 S: 5	H: 0 LOB: 0 BB: 0 P: 5	R: 0 E: 0 K: 1 S: 5	H: 0 LOB: 0 BB: 0 P: 5	R: 4 E: 0 K: 2 S: 11	H: 4 LOB: 2 BB: 2 P: 19	R: 0 E: 0 K: 0 S: 7	H: 0 LOB: 0 BB: 0 P: 7	R: 0 E: 0 K: 0 S: 3	H: 0 LOB: 0 BB: 0 P: 3	R: 0 E: 0 K: 2 S: 7	H: 0 LOB: 0 BB: 0 P: 7	R: 0 E: 1 K: 0 S: 3	H: 0 LOB: 2 BB: 2 P: 11	1B: 4 2B: 1 3B: 0 HR: 0	SF: 0 SAC: 0 DP: 1 HBP: 0	WP: 0 PB: 1 SB: 1 CS: 0	PA: 37	
PITCHER	IP WLS BF H R ER SO BB IBB HBP BLK WP HR S P ERA WHIP	3.2 W 19 5 4 4 5 4 0 0 0 0 0 25 41 9.82 2.455	5.1 W 18 0 0 0 4 2 0 0 0 0 0 24 32 0.00 0.375																		

California Angels @ Baltimore Orioles
Memorial Stadium, Baltimore, MD
Tue Jun 10 1969, 7:05 PM EDT
Att: 8,260 - Unknown

AB 31
R 4
H 5
RBI 4
BB 6
SO 9
LOB 13



Batter	1	2	3	4	5	6	7	8	9	AB	R	H	RBI	BB	SO	LOB	BOTTOM				
Don Buford S OBP: 0.409, SLG: 0.431	0-0 2B	4-0 1B	4-0 2B		0-0 F9			0-0 L8		3	3	1	1	2	0	1					
Paul Blair R OBP: 0.349, SLG: 0.498	0-0 4-3	0-3 K	0-0 2B		0-0 FC5-4			4-0 BB		4	0	3	4	1	1	2					
Frank Robinson R OBP: 0.416, SLG: 0.607	0-0 4-3	0-0 HR	0-0 F3		0-0 FC5-4			0-0 F7		5	1	1	1	0	0	5					
Boog Powell L OBP: 0.393, SLG: 0.529	0-0 F8	0-0 HR	0-0 F5		0-0 F2			0-0 F9		5	1	1	3	0	0	3					
Brooks Robinson R OBP: 0.292, SLG: 0.389	0-0 F8	0-0 F9		0-3 K				0-0 6-3		4	0	0	0	0	1	1					
Davey Johnson R OBP: 0.319, SLG: 0.354		4-0 2B	0-0 1B	0-0 2B	0-0 F9			0-0 L6		3	2	1	0	1	0	0					
Mark Belanger R OBP: 0.364, SLG: 0.340		0-0 4-3	0-0 2B	0-3 K				0-3 K		4	2	2	1	0	2	0					
Andy Etchebarren R OBP: 0.333, SLG: 0.357		0-0 4-3	4-0 2B		1-0 1B			0-0 5-3		2	1	0	0	1	0	1					
Tom Phoebus R OBP: 0.286, SLG: 0.269		0-0 FC1	0-0 F9		0-3 K			0-3 K		2	1	0	0	0	0	3					
Marcelino Lopez R OBP: 0.333, SLG: 0.200		0-0 1B	0-0 F9		0-0 K					2	0	0	0	0	2	1					
Inning Stats	R: 1 E: 0 K: 0 S: 5	H: 2 LOB: 1 BB: 0 P: 5	R: 6 E: 1 K: 1 S: 9	H: 3 LOB: 0 BB: 2 P: 17	R: 4 E: 0 K: 0 S: 6	H: 3 LOB: 1 BB: 2 P: 14	R: 0 E: 0 K: 2 S: 7	H: 0 LOB: 0 BB: 0 P: 7	R: 0 E: 0 K: 1 S: 6	H: 1 LOB: 2 BB: 0 P: 7	R: 0 E: 0 K: 0 S: 3	H: 0 LOB: 0 BB: 0 P: 3	R: 0 E: 0 K: 2 S: 7	H: 0 LOB: 0 BB: 0 P: 7	R: 0 E: 0 K: 0 S: 3	H: 0 LOB: 1 BB: 1 P: 7	1B: 4 2B: 4 3B: 0 HR: 1	SF: 0 SAC: 0 DP: 0 HBP: 1	WP: 0 PB: 0 SB: 0 CS: 0	PA: 40	
PITCHER	IP WLS BF H R ER SO BB IBB HBP BLK WP HR S P ERA WHIP	1.1 L 10 4 7 7 1 3 0 0 0 0 1 9 21 63.00 7.000	0.2 3 1 0 0 0 0 0 0 0 0 0 0 3 3 0.00 1.500	3.0 11 1 0 0 3 0 0 1 0 0 0 16 17 0.00 0.333	4.91 7 0 0 0 2 1 0 0 0 0 0 10 14 0.00 0.500																

California Angels @ Baltimore Orioles
Memorial Stadium, Baltimore, MD
Tue Jun 10 1969, 7:05 PM EDT
Att: 8,260 - Unknown

AB 34
R 11
H 9
RBI 10
BB 5
SO 6
LOB 17



Batter	1	2	3	4	5	6	7	8	9	10	11	12	13	14	AB	R	H	RBI	BB	SO	LOB	TOP								
Sandy Altamir Sr. S OBP: 0.282, SLG: 0.258 (1, 4)															7	0	0	0	0	0	2									
Jay Johnstone L OBP: 0.256, SLG: 0.340 (1, 8)															7	2	2	0	0	1	2									
Jim Fregosi R OBP: 0.350, SLG: 0.379 (1, 9)															7	1	2	0	0	0	2									
Rick Reichardt R Ken Blum R Bubba Morton R George Brunet R Winston Lomas R Pedro Borbon R Tom Sarriano L Eddie Fisher R (1, 7) (8, 7) (11, PH) (11, 7) (12, PH) (12, 7) (14, PH) (14, 7)															4	1	2	1	0	0	1									
Lou Johnson R OBP: 0.267, SLG: 0.233 Bill Voss L OBP: 0.306, SLG: 0.270 (6, PH) (6, 9)															2	0	0	0	0	1	1									
Aurelio Rodriguez R OBP: 0.301, SLG: 0.309 (1, 5)															6	2	4	0	0	2	0									
Jim Hicks R OBP: 0.292, SLG: 0.411 Jim Spencer L OBP: 0.355, SLG: 0.333 (6, PH) (6, 3)															2	1	1	3	0	1	0									
Ruben Amaro R OBP: 0.348, SLG: 0.250 (11, 3)															0	0	0	0	1	0	0									
Buck Rodgers S OBP: 0.167, SLG: 0.167 (1, 2)															6	0	1	0	0	1	4									
Tom Murphy R OBP: 0.172, SLG: 0.143 Hoyt Wilhelm R (7, 1) Rudy May L OBP: 0.143, SLG: 0.077 (8, 7) Roger Repoz L OBP: 0.262, SLG: 0.287 (8, 7)															3	0	0	0	0	1	2									
Inning Stats	R: 0 E: 0 K: 0 S: 3	H: 0 LOB: 0 BB: 0 P: 3	R: 3 E: 1 K: 1 S: 8	H: 3 LOB: 0 BB: 0 P: 8	R: 0 E: 0 K: 0 S: 4	H: 1 LOB: 1 BB: 0 P: 4	R: 0 E: 0 K: 0 S: 7	H: 0 LOB: 0 BB: 0 P: 7	R: 0 E: 0 K: 1 S: 8	H: 0 LOB: 0 BB: 0 P: 3	R: 1 E: 0 K: 1 S: 6	H: 3 LOB: 2 BB: 0 P: 8	R: 0 E: 0 K: 1 S: 6	H: 1 LOB: 1 BB: 0 P: 6	R: 0 E: 0 K: 1 S: 5	H: 0 LOB: 0 BB: 0 P: 5	R: 0 E: 0 K: 1 S: 5	H: 0 LOB: 0 BB: 0 P: 5	R: 1 E: 0 K: 0 S: 5	H: 2 LOB: 1 BB: 0 P: 5	R: 0 E: 0 K: 1 S: 5	H: 0 LOB: 0 BB: 0 P: 5	R: 0 E: 0 K: 1 S: 7	H: 2 LOB: 3 BB: 1 P: 11	R: 2 E: 0 K: 1 S: 8	H: 3 LOB: 1 BB: 0 P: 8	1B: 12 2B: 3 3B: 0 HR: 1	SF: 0 SAC: 0 DP: 1 HBP: 0	WP: 0 PB: 0 CS: 0	PA: 59

PITCHER	IP	WLS	BF	H	R	ER	SO	BB	IBB	HBP	BLK	WP	HR	S	P	ERA	WHIP
Dave McNally L ERA: 3.13 (6, 1)	5.1	2	22	6	4	4	3	0	0	0	0	0	0	11	11	0.00	1.200
Dave Leonhard R ERA: 1.98 (8, 1)	1.2	7	2	0	0	0	2	0	0	0	0	0	0	19	19	2.25	0.750
Jim Hardin R ERA: 4.03 Pete Richert L ERA: 2.78 (12, 1)	4.0	15	5	2	2	3	1	0	0	0	0	0	0	20	24	6.00	2.000

Batter	1	2	3	4	5	6	7	8	9	10	11	12	13	14	AB	R	H	RBI	BB	SO	LOB	BOTTOM										
Don Buford S OBP: 0.410, SLG: 0.436 (1, 7)															7	0	3	3	0	1	3											
Paul Blair R OBP: 0.344, SLG: 0.488 (1, 8)															7	0	1	1	0	1	5											
Frank Robinson R OBP: 0.421, SLG: 0.598 (11, 9) (12, 3)															3	0	0	0	3	0	0											
Boog Powell L OBP: 0.387, SLG: 0.518 Pete Richert L (12, 1) Elirod Hendricks L OBP: 0.312, SLG: 0.317 (14, PH)															6	0	1	0	0	1	8											
Brooks Robinson R OBP: 0.289, SLG: 0.380 (1, 5)															5	0	0	0	1	0	3											
Davey Johnson R OBP: 0.311, SLG: 0.344 (1, 4)															6	0	0	0	0	1	2											
Mark Belanger R OBP: 0.363, SLG: 0.340 (1, 6)															6	2	2	0	0	1	2											
Andy Etchebarren R OBP: 0.255 Curt Motton R OBP: 0.176, SLG: 0.125 Clay Dalrymple L OBP: 0.412, SLG: 0.417 (1, 2) (11, PH) (12, 2)															4	2	3	1	1	0	1											
Dave McNally R OBP: 0.310, SLG: 0.419 Dave Leonhard R OBP: 0.310, SLG: 0.310 Jim Hardin R OBP: 0.310, SLG: 0.310 Mary Reardon R OBP: 0.310, SLG: 0.310 (1, 1) (8, 1) (11, PH) (12, 9)															2	0	0	0	0	0	1											
Inning Stats	R: 0 E: 1 K: 0 S: 4	H: 1 LOB: 2 BB: 1 P: 8	R: 1 E: 0 K: 1 S: 6	H: 1 LOB: 0 BB: 0 P: 6	R: 0 E: 0 K: 0 S: 3	H: 0 LOB: 0 BB: 0 P: 3	R: 0 E: 0 K: 1 S: 5	H: 0 LOB: 1 BB: 0 P: 5	R: 1 E: 0 K: 0 S: 5	H: 2 LOB: 1 BB: 0 P: 5	R: 0 E: 0 K: 0 S: 3	H: 0 LOB: 0 BB: 0 P: 3	R: 2 E: 0 K: 0 S: 6	H: 3 LOB: 3 BB: 2 P: 14	R: 0 E: 0 K: 0 S: 3	H: 0 LOB: 0 BB: 0 P: 3	R: 0 E: 0 K: 2 S: 8	H: 1 LOB: 1 BB: 1 P: 8	R: 0 E: 0 K: 0 S: 3	H: 0 LOB: 2 BB: 1 P: 8	R: 1 E: 0 K: 0 S: 5	H: 2 LOB: 2 BB: 1 P: 9	R: 0 E: 0 K: 1 S: 5	H: 0 LOB: 0 BB: 0 P: 5	R: 0 E: 0 K: 0 S: 3	H: 0 LOB: 0 BB: 0 P: 3	R: 0 E: 0 K: 0 S: 3	H: 0 LOB: 0 BB: 0 P: 3	1B: 9 2B: 4 3B: 0 HR: 1	SF: 0 SAC: 1 DP: 1 HBP: 1	WP: 1 PB: 0 SB: 1 CS: 0	PA: 58

PITCHER	IP	WLS	BF	H	R	ER	SO	BB	IBB	HBP	BLK	WP	HR	S	P	ERA	WHIP
Tom Murphy R ERA: 4.46 (1, 1)	6.1	2	26	6	4	4	2	0	0	0	0	0	0	3	36	5.68	1.263
Hoyt Wilhelm R ERA: 2.55 (7, 1)	0.1	4	2	0	0	0	1	0	0	0	0	1	0	3	7	0.00	9.000
Rudy May L ERA: 4.75 Ken Tatum R ERA: 0.77 (8, 1)	0.1	1	0	0	0	0	0	0	0	0	0	0	0	1	1	0.00	0.000
George Brunet L ERA: 4.59 (11, 1)	3.0	12	1	0	0	2	0	1	1	0	0	0	0	14	19	0.00	0.333
Pedro Borbon R ERA: 4.66 (13, 1)	1.0	3	0	0	0	0	0	0	0	0	0	0	0	3	3	0.00	0.000
Eddie Fisher R ERA: 4.14 (14, 1)	1.0	3	0	0	0	0	0	0	0	0	0	0	0	3	3	0.00	0.000

California Angels @ Baltimore Orioles
Memorial Stadium, Baltimore, MD
Wed Jun 11 1969, 7:05 PM EDT
Att. 9,817 - Unknown

AB 58
R 7
H 16
RBI 7
BB 1
SO 10
LOB 18

California Angels @ Baltimore Orioles
Memorial Stadium, Baltimore, MD
Wed Jun 11 1969, 7:05 PM EDT
Att. 9,817 - Unknown

AB 51
R 5
H 11
RBI 5
BB 5
SO 5
LOB 26

Batter	1	2	3	4	5	6	7	8	9	AB	R	H	RBI	BB	SO	LOB	TOP										
Sandy Alomar Sr. S OBP: 0.267, SLG: 0.259 (1.4)										3	0	1	0	1	0	1	California Angels @ Washington Senators Robert F. Kennedy Memorial Stadium, Washington, DC Fri Jun 13 1969, 7:05 PM EDT Att: 6,974 - Unknown										
Jay Johnstone L OBP: 0.256, SLG: 0.335 (1.8)										3	0	0	0	1	0	2											
Jim Fregosi R OBP: 0.343, SLG: 0.372 Greg Washburn R (8.1)										4	0	0	0	0	0	3											
Rick Reichardt R OBP: 0.374, SLG: 0.400 (1.7)										4	0	1	0	0	1	0											
Roger Repoz L OBP: 0.281, SLG: 0.314 (1.3)										4	1	1	1	0	0	2											
Aurelio Rodriguez R OBP: 0.326, SLG: 0.359 (1.5)										3	1	1	0	0	0	0											
Bill Voss L OBP: 0.303, SLG: 0.260 (1.9)										3	0	0	0	1	1	1											
Tom Satriano L OBP: 0.365, SLG: 0.308 (1.2)										3	0	1	1	0	0	0											
Jim McGlothlin R OBP: 0.174, SLG: 0.136 Pedro Borbon R (6.1)										2	0	1	0	0	0	2											
Eddie Fisher R (7.1)										0	0	0	0	0	0	0											
Lou Johnson R OBP: 0.265, SLG: 0.231 Ruben Amaro R OBP: 0.348, SLG: 0.250 (8.6)										0	0	0	0	0	0	0											
Inning Stats	R: 0 E: 0 K: 0 S: 3	H: 1 LOB: 0 BB: 0 P: 3	R: 1 E: 0 K: 0 S: 4	H: 1 LOB: 2 BB: 1 P: 9	R: 0 E: 0 K: 0 S: 4	H: 1 LOB: 2 BB: 1 P: 8	R: 0 E: 0 K: 0 S: 3	H: 0 LOB: 0 BB: 0 P: 3	R: 0 E: 0 K: 1 S: 5	H: 0 LOB: 0 BB: 0 P: 5	R: 0 E: 0 K: 0 S: 3	H: 0 LOB: 1 BB: 1 P: 7	R: 1 E: 0 K: 1 S: 6	H: 2 LOB: 0 BB: 0 P: 6	1B: 5 2B: 1 3B: 0 HR: 1	SF: 0 SAC: 0 DP: 2 HBP: 1	WP: 0 PB: 0 SB: 1 CS: 0	PA: 34									
PITCHER	IP	WLS	BF	H	R	ER	SO	BB	IBB	HBP	BLK	WP	HR	S	P	ERA	WHIP										
Camilo Pascual R ERA: 6.45 (1.1)	2.0		9	2	1	1	0	1	0	1	0	0	0	7	12	4.50	1.500										
Bob Humphreys R ERA: 3.03 (3.1)	4.0	W	14	2	0	0	0	1	0	0	0	0	0	13	17	0.00	0.750										
Dennis Higgins R ERA: 2.82 (7.1)	3.0	S	11	2	1	1	2	1	0	0	0	0	1	14	18	3.00	1.000										

AB 30
R 2
H 6
RBI 2
BB 3
SO 2
LOB 11



Batter	1	2	3	4	5	6	7	8	9	AB	R	H	RBI	BB	SO	LOB	BOTTOM										
Del Unser L OBP: 0.325, SLG: 0.319 (1.8)										5	0	1	0	0	0	2	California Angels @ Washington Senators Robert F. Kennedy Memorial Stadium, Washington, DC Fri Jun 13 1969, 7:05 PM EDT Att: 6,974 - Unknown										
Hank Allen R OBP: 0.312, SLG: 0.362 (1.9) (8.7)										5	1	1	0	0	0	2											
Frank Howard R OBP: 0.402, SLG: 0.597 Sam Bowers R (1.7) (8.9)										2	2	1	1	2	0	0											
Mike Epstein L OBP: 0.424, SLG: 0.586 (1.3)										4	1	1	1	0	0	1											
Ken McMullen R OBP: 0.309, SLG: 0.373 (1.5)										4	1	2	1	0	0	0											
Bernie Allen L OBP: 0.385, SLG: 0.429 Tim Cullen R OBP: 0.284, SLG: 0.252 (1.4) (8.4)										4	1	3	2	0	0	0											
Ed Brinkman R OBP: 0.336, SLG: 0.339 (1.6)										4	0	3	1	0	0	2											
Paul Casanova R OBP: 0.235, SLG: 0.268 (1.2)										4	0	0	0	0	0	4											
Camilo Pascual R OBP: 0.250, SLG: 0.250 (1.1)										0	0	0	0	0	0	0											
Bob Humphreys R OBP: 0.125, SLG: 0.125 Gary Holman R OBP: 0.250, SLG: 0.207 Dennis Higgins R (6.1) (7.1)										2	0	0	0	0	1	1											
										1	0	0	0	0	1	1											
										1	0	0	0	1	0	0											
Inning Stats	R: 0 E: 0 K: 0 S: 3	H: 1 LOB: 1 BB: 1 P: 7	R: 0 E: 0 K: 0 S: 4	H: 1 LOB: 0 BB: 0 P: 4	R: 3 E: 0 K: 0 S: 7	H: 4 LOB: 2 BB: 1 P: 11	R: 0 E: 1 K: 1 S: 6	H: 0 LOB: 1 BB: 0 P: 6	R: 0 E: 0 K: 0 S: 3	H: 0 LOB: 0 BB: 0 P: 3	R: 1 E: 0 K: 0 S: 5	H: 2 LOB: 1 BB: 0 P: 5	R: 2 E: 0 K: 0 S: 7	H: 4 LOB: 2 BB: 0 P: 7	R: 0 E: 0 K: 1 S: 5	H: 0 LOB: 0 BB: 0 P: 5	1B: 10 2B: 0 3B: 0 HR: 2	SF: 0 SAC: 0 DP: 1 HBP: 0	WP: 0 PB: 0 SB: 0 CS: 0	PA: 38							
PITCHER	IP	WLS	BF	H	R	ER	SO	BB	IBB	HBP	BLK	WP	HR	S	P	ERA	WHIP										
Jim McGlothlin R ERA: 2.83 (1.1)	5.0	L	25	8	4	4	1	2	0	0	0	0	0	25	33	7.20	2.000										
Pedro Borbon R ERA: 5.14 (6.1)	1.2		9	4	2	2	0	0	0	0	0	0	1	9	9	10.80	2.400										
Eddie Fisher R ERA: 4.1 (7.1)	0.1		1	0	0	0	0	0	0	0	0	0	0	1	1	0.00	0.000										
Greg Washburn R ERA: (8.1)	1.0		3	0	0	0	1	0	0	0	0	0	0	5	5	0.00	0.000										

AB 36
R 6
H 12
RBI 6
BB 2
SO 2
LOB 13



Batter	1	2	3	4	5	6	7	8	9	AB	R	H	RBI	BB	SO	LOB	TOP											
Sandy Alomar Sr. S OBP: 0.267, SLG: 0.259 (1.4)	4-3		4-3				FC4-6			4	0	1	0	0	0	1	California Angels @ Washington Senators Robert F. Kennedy Memorial Stadium, Washington, DC Sat Jun 14 1969, 3:33 AM EDT Att: 8,703 - Unknown livebaseballscorecards.com											
Jay Johnstone L OBP: 0.251, SLG: 0.328 (1.8)	G3		4-3					F7		4	0	0	0	0	0	1												
Jim Fregosi R OBP: 0.342, SLG: 0.369 (1.6)	F3		F8							4	0	1	0	0	1	0												
Rick Reichardt R OBP: 0.376, SLG: 0.421 (1.7)				F8						4	2	2	1	0	0	1												
Roger Repoz L OBP: 0.280, SLG: 0.306 (1.9)					K					3	1	0	0	1	2	0												
Aurelio Rodriguez R OBP: 0.304, SLG: 0.357 (1.5)										4	0	1	0	0	1	2												
Jim Spencer L OBP: 0.333, SLG: 0.310 Jim Hicks R OBP: 0.284, SLG: 0.397 (7, PH) (7.3)	E2									2	0	0	0	0	0	2												
Hoyt Wilhelm R (9.1)										2	0	0	0	0	1	0												
Tom Satriano L OBP: 0.364, SLG: 0.306 (1.2)	SF7									1	0	0	1	1	0	0												
George Brunet R Ken Tatum R Ruben Amaro R OBP: 0.348, SLG: 0.250 (1.1) (6.1) (9.3)										2	0	0	0	0	1	1												
										1	0	0	0	0	0	1												
										0	0	0	0	0	0	0												
Inning Stats	R: 0 E: 0 K: 0 S: 3	H: 0 LOB: 0 BB: 0 P: 3	R: 2 E: 1 K: 1 S: 7	H: 1 LOB: 1 BB: 1 P: 11	R: 0 E: 0 K: 0 S: 3	H: 0 LOB: 0 BB: 0 P: 3	R: 0 E: 0 K: 1 S: 6	H: 1 LOB: 1 BB: 0 P: 6	R: 0 E: 0 K: 0 S: 4	H: 1 LOB: 1 BB: 0 P: 4	R: 1 E: 0 K: 2 S: 8	H: 1 LOB: 0 BB: 0 P: 8	R: 0 E: 0 K: 0 S: 3	H: 0 LOB: 0 BB: 1 P: 7	R: 0 E: 0 K: 2 S: 7	H: 1 LOB: 0 BB: 0 P: 7		1B: 4 2B: 0 3B: 0 HR: 1	SF: 1 SAC: 0 DP: 1 HBP: 0	WP: 0 PB: 0 SB: 1 CS: 0	PA: 34							
PITCHER	IP	WLS	BF	H	R	ER	SO	BB	IBB	HBP	BLK	WP	HR	S	P	ERA		WHIP										
Joe Coleman R ERA: 4.22 Darold Knowles L ERA:	(1.1) (7.1)	6.0 10	L 10	24 1	4 0	3 0	1 2	4 2	1 1	0 0	0 0	0 0	0 0	1 13	31 17	1.50 0.00		0.833 0.667										

AB	31
R	3
H	5
RBI	2
BB	2
SO	6
LOB	9



Batter	1	2	3	4	5	6	7	8	9	AB	R	H	RBI	BB	SO	LOB	BOTTOM										
Ed Brinkman R OBP: 0.333, SLG: 0.344 (1.6)	F8		F9							5	0	1	1	0	1	0	California Angels @ Washington Senators Robert F. Kennedy Memorial Stadium, Washington, DC Sat Jun 14 1969, 3:33 AM EDT Att: 8,703 - Unknown livebaseballscorecards.com										
Hank Allen R OBP: 0.305, SLG: 0.353 (1.8)	5-3									4	0	0	0	0	1	1											
Frank Howard R OBP: 0.396, SLG: 0.588 (1.3) (7.7)	6-3									4	0	0	0	0	0	0											
Brant Alyea R OBP: 0.414, SLG: 0.597 Jim French L OBP: 0.314, SLG: 0.108 (1.7) (7.2)										2	1	1	0	1	1	0											
Ken McMullen R OBP: 0.320, SLG: 0.385 (1.5)										1	0	0	0	0	0	0											
Sam Bowers R OBP: 0.250, SLG: 0.250 (1.9)										4	0	4	1	0	0	0											
Tim Cullen R OBP: 0.280, SLG: 0.248 Bernie Allen L OBP: 0.397, SLG: 0.430 (1.4) (6, PH) (7.4)										4	0	4	1	0	0	0											
Paul Casanova R OBP: 0.232, SLG: 0.265 Mike Epstein L OBP: 0.425, SLG: 0.582 (1.2) (6, PH) (7.3)										2	0	0	0	0	0	0											
Joe Coleman R OBP: 0.167, SLG: 0.138 Gary Holman L OBP: 0.242, SLG: 0.200 Darold Knowles L Del Unser L OBP: 0.324, SLG: 0.318 (1.1) (6, PH) (7.1) (9, PH)										2	0	1	0	0	0	1											
										2	0	1	0	0	0	1											
										2	0	0	0	0	0	0											
										1	0	0	0	0	0	3											
										0	0	0	0	0	0	0											
										1	0	0	0	0	0	0											
Inning Stats	R: 0 E: 0 K: 0 S: 3	H: 2 LOB: 1 BB: 0 P: 6	R: 0 E: 0 K: 1 S: 6	H: 0 LOB: 0 BB: 0 P: 6	R: 0 E: 0 K: 0 S: 4	H: 1 LOB: 2 BB: 1 P: 8	R: 0 E: 0 K: 0 S: 5	H: 1 LOB: 1 BB: 0 P: 5	R: 1 E: 0 K: 0 S: 6	H: 3 LOB: 3 BB: 1 P: 10	R: 0 E: 0 K: 1 S: 5	H: 0 LOB: 0 BB: 0 P: 5	R: 0 E: 0 K: 0 S: 4	H: 1 LOB: 1 BB: 0 P: 4	R: 0 E: 0 K: 1 S: 5	H: 0 LOB: 0 BB: 0 P: 5		1B: 7 2B: 1 3B: 1 HR: 0	SF: 0 SAC: 0 DP: 1 HBP: 0	WP: 0 PB: 0 SB: 0 CS: 0	PA: 37						
PITCHER	IP	WLS	BF	H	R	ER	SO	BB	IBB	HBP	BLK	WP	HR	S	P	ERA	WHIP										
George Brunet L Ken Tatum R Hoyt Wilhelm R ERA: 4.47 ERA: 0.63 ERA: 2.48	(1.1) (6.1) (9.1)	5.1 2.2 1.0	W 11 S	23 2 3	7 2 0	2 0 0	2 0 1	2 1 0	2 0 0	0 0 0	0 0 0	0 0 0	0 0 0	12 16 5	24 16 5	3.38 0.00 0.00	1.500 1.125 0.000										

AB	35
R	2
H	9
RBI	2
BB	2
SO	3
LOB	11





Batter	1	2	3	4	5	6	7	8	9	AB	R	H	RBI	BB	SO	LOB	TOP			
Sandy Alomar Sr. S OBP: 0.265, SLG: 0.257 (1.4)										5	0	1	0	0	1	3	California Angels @ Minnesota Twins Metropolitan Stadium, Bloomington, MI Mon Jun 16 1969, 8:05 PM EDT Att: 10,588 - Unknown - 77 F			
Bill Voss L OBP: 0.301, SLG: 0.259 (1.9)										4	0	1	0	0	1	3				
Jim Fregosi R OBP: 0.340, SLG: 0.372 (1.6)										4	1	1	0	0	0	1				
Rick Reichardt R OBP: 0.374, SLG: 0.417 (1.7)										4	0	1	0	0	1	1				
Jay Johnstone L OBP: 0.247, SLG: 0.322 (1.8)										4	0	0	0	0	0	2				
Aurelio Rodriguez R OBP: 0.307, SLG: 0.361 (1.5)										3	1	2	1	0	0	0				
Jim Spencer L OBP: 0.324, SLG: 0.303 (1.3)										4	0	1	0	0	3	2				
Joe Azcue R OBP: 0.322, SLG: 0.312 (1.2)										2	0	1	1	1	0	0				
Tom Murphy R OBP: 0.187, SLG: 0.138 (5. PH) Rogay Rodriguez L OBP: 0.379, SLG: 0.300 (5.1) Greg Washburn R OBP: 0.300, SLG: 0.230 (5.1) Eddie Fisher R OBP: 0.300, SLG: 0.230 (6.1) Lou Johnson R OBP: 0.322, SLG: 0.231 (7.1) Pedro Borbon R OBP: 0.300, SLG: 0.230 (7.1) Bubba Morton R OBP: 0.300, SLG: 0.230 (9. PH)										1	0	0	0	0	1	2				
Inning Stats	R: 0 E: 0 K: 0 S: 4	H: 2 LOB: 1 BB: 0 P: 4	R: 0 E: 0 K: 2 S: 8	H: 1 LOB: 2 BB: 1 P: 12	R: 0 E: 0 K: 0 S: 3	H: 0 LOB: 0 BB: 0 P: 3	R: 0 E: 0 K: 0 S: 3	H: 0 LOB: 0 BB: 0 P: 3	R: 1 E: 0 K: 1 S: 7	H: 2 LOB: 1 BB: 0 P: 7	R: 0 E: 0 K: 1 S: 5	H: 0 LOB: 1 BB: 1 P: 9	R: 0 E: 0 K: 1 S: 5	H: 0 LOB: 0 BB: 0 P: 5	R: 1 E: 0 K: 1 S: 7	H: 2 LOB: 1 BB: 0 P: 7		1B: 7 2B: 1 3B: 0 HR: 0	SF: 2 SAC: 0 DP: 0 HBP: 0	WP: 0 PB: 0 SB: 0 CS: 1
PITCHER Jim Perry, R ERA: 3.38 (1.1)	IP: 9.0 WLS: W BF: 37 H: 8 R: 2 ER: 2 SO: 9 BB: 2 IBB: 0 HBP: 0 BLK: 0 WP: 0 HR: 0 S: 53 P: 61 ERA: 2.00 WHIP: 1.111																			

Batter	1	2	3	4	5	6	7	8	9	AB	R	H	RBI	BB	SO	LOB	BOTTOM			
Ted Uhlhaender L OBP: 0.310, SLG: 0.268 (1.8)										4	1	0	0	1	0	4	California Angels @ Minnesota Twins Metropolitan Stadium, Bloomington, MI Mon Jun 16 1969, 8:05 PM EDT Att: 10,588 - Unknown - 77 F			
Rod Carew L OBP: 0.447, SLG: 0.556 (1.4)										4	1	0	0	1	1	3				
Tony Oliva L OBP: 0.369, SLG: 0.429 (1.9)										4	2	1	1	0	0	1				
Harmon Killebrew R OBP: 0.419, SLG: 0.580 (1.5) (7.3)										3	2	2	2	1	0	0				
Rich Reese L OBP: 0.302, SLG: 0.456 (1.3) Frank Quilici R OBP: 0.190, SLG: 0.179 (7.5)										3	0	1	1	0	0	1				
Graig Nettles L OBP: 0.339, SLG: 0.412 (1.7) Cesar Tovar R OBP: 0.238, SLG: 0.266 (6, FR) (7.7)										1	0	0	1	1	0	1				
Leo Cardenas R OBP: 0.331, SLG: 0.374 (1.6)										1	1	1	1	0	0	0				
John Roseboro L OBP: 0.388, SLG: 0.383 (1.2) Tom Tischenki R OBP: 0.333, SLG: 0.200 (9.2)										3	0	0	0	1	0	0				
Jim Perry S OBP: 0.261, SLG: 0.250 (1.1)										4	0	3	1	0	0	2				
Inning Stats	R: 3 E: 1 K: 0 S: 6	H: 2 LOB: 1 BB: 1 P: 10	R: 0 E: 0 K: 0 S: 3	H: 1 LOB: 0 BB: 0 P: 3	R: 2 E: 0 K: 0 S: 4	H: 1 LOB: 1 BB: 2 P: 12	R: 0 E: 0 K: 1 S: 6	H: 1 LOB: 1 BB: 0 P: 6	R: 0 E: 0 K: 0 S: 3	H: 0 LOB: 0 BB: 0 P: 3	R: 1 E: 0 K: 0 S: 3	H: 1 LOB: 1 BB: 2 P: 11	R: 2 E: 0 K: 0 S: 6	H: 3 LOB: 1 BB: 0 P: 6	R: 0 E: 0 K: 0 S: 4	H: 1 LOB: 1 BB: 0 P: 4		1B: 6 2B: 5 3B: 0 HR: 1	SF: 2 SAC: 0 DP: 2 HBP: 0	WP: 1 PB: 0 SB: 4 CS: 0
PITCHER Tom Murphy R ERA: 4.69 Greg Washburn R ERA: 3.0 Eddie Fisher R ERA: 3.99 Pedro Borbon R ERA: 5.48	IP: 4.0 WLS: L BF: 20 H: 5 R: 5 ER: 4 SO: 4 BB: 5 IBB: 0 HBP: 0 BLK: 0 WP: 0 HR: 0 S: 19 P: 31 ERA: 9.00 WHIP: 2.000																			

Batter	1	2	3	4	5	6	7	8	9	AB	R	H	RBI	BB	SO	LOB	TOP								
Sandy Alomar Sr. S OBP: 0.273, SLG: 0.261 (1, 4)	FC1-6 BB	4-3			3-1	HR	5-3			5	1	2	2	1	0	2	California Angels @ Minnesota Twins Metropolitan Stadium, Bloomington, MI Tue Jun 17 1969, 8:05 PM EDT Att: 12,836 - Unknown - 72 F AB 39 R 13 H 13 RBI 13 BB 6 SO 5 LOB 18								
Bill Voos L OBP: 0.313, SLG: 0.310 (1, 9)	FC1-6 BB		5-3 HR		6-3	HR			F8	6	3	3	3	0	0	2									
Jim Fregosi R OBP: 0.346, SLG: 0.374 Ruben Amaro R OBP: 0.348, SLG: 0.250 (8, PR) (8, 6)			5-3		1-3				1B SF8	4	0	2	0	1	0	1									
Rick Reichardt R OBP: 0.379, SLG: 0.437 (1, 7)	F3								1B FC6-4	4	2	2	3	1	0	3									
Jay Johnstone L OBP: 0.247, SLG: 0.322 (1, 8)	P6		L7		SH2-4				SF8	3	1	1	1	0	0	2									
Aurelio Rodriguez R OBP: 0.309, SLG: 0.369 (1, 5)		E5 3B	F3		BB 1B	IBB			K	4	3	1	1	1	1	1									
Joe Azcue R OBP: 0.315, SLG: 0.317 (1, 2)		F8			F8	IBB			FC6-4	5	0	1	1	0	0	4									
Jim Spencer L OBP: 0.333, SLG: 0.351 (1, 3)					F5	BB 1B			K	4	1	1	1	1	1	1									
Andy Messersmith R OBP: 0.211, SLG: 0.063 (1, 1)		P4			K	HR BB			K	4	1	0	1	1	3	2									
Inning Stats	R: 0 E: 0 K: 0 S: 3	H: 0 LOB: 2 BB: 2 P: 11	R: 1 E: 1 K: 0 S: 5	H: 1 LOB: 1 BB: 0 P: 5	R: 2 E: 0 K: 0 S: 5	H: 2 LOB: 0 BB: 0 P: 5	R: 0 E: 0 K: 1 S: 5	H: 0 LOB: 0 BB: 0 P: 5	R: 0 E: 0 K: 0 S: 3	H: 0 LOB: 0 BB: 0 P: 3	R: 6 E: 0 K: 0 S: 6	H: 3 LOB: 1 BB: 4 P: 22	R: 2 E: 0 K: 1 S: 8	H: 3 LOB: 1 BB: 0 P: 8	R: 2 E: 0 K: 1 S: 8	H: 3 LOB: 1 BB: 0 P: 8	R: 0 E: 0 K: 2 S: 8	H: 1 LOB: 1 BB: 0 P: 8	1B: 8 2B: 1 3B: 2 HR: 2	SF: 1 SAC: 1 DP: 0 HBP: 0	WP: 0 PB: 1 SB: 0 CS: 0	PA: 47			
PITCHER	IP	WLS	BF	H	R	ER	SO	BB	IBB	HBP	BLK	WP	HR	S	P	ERA	WHIP								
Danny Morris R ERA: 8.1 (1, 1)	3.0	L	15	3	3	2	0	2	0	0	0	0	1	13	21	6.00	1.667								
Bob Miller R ERA: 2.51 (4, 1)	2.0		6	0	0	0	1	0	0	0	0	0	0	8	8	0.00	0.000								
Jerry Crider R ERA: 7.36 (6, 1)	0.1		3	0	2	2	0	1	1	0	0	0	0	1	9	54.00	3.000								
Al Worthington R ERA: 17.18 (6, 1)	0.2		10	6	6	6	0	1	1	0	0	0	1	8	16	81.00	10.500								
Joe Grzenda L ERA: 4.03 (7, 1)	3.0		13	4	2	2	4	0	0	0	0	0	0	21	21	6.00	1.333								

Batter	1	2	3	4	5	6	7	8	9	AB	R	H	RBI	BB	SO	LOB	BOTTOM								
Cesar Tovar R OBP: 0.232, SLG: 0.259 (1, 4)	F9		K		L8				P4	4	0	0	0	0	1	2	California Angels @ Minnesota Twins Metropolitan Stadium, Bloomington, MI Tue Jun 17 1969, 8:05 PM EDT Att: 12,836 - Unknown - 72 F AB 30 R 1 H 3 RBI 1 BB 2 SO 9 LOB 9								
Rich Reese L OBP: 0.309, SLG: 0.495 (1, 3)					P6				F8	4	1	2	1	0	0	2									
Tony Oliva L OBP: 0.363, SLG: 0.422 (1, 9)	F5				K				4-3	4	0	0	0	0	1	1									
Harmon Killebrew R OBP: 0.412, SLG: 0.569 (1, 5)	L8				F3				K	4	0	0	0	0	2	1									
Graig Nettles L OBP: 0.336, SLG: 0.400 (1, 7)	F7				F8				F5	3	0	0	0	1	0	0									
John Roseboro L OBP: 0.380, SLG: 0.373 Tom Tischinski R OBP: 0.333, SLG: 0.200 (8, 2)	K				P4				F9	3	0	0	0	0	1	1									
Leo Cardenas R OBP: 0.332, SLG: 0.373 Frank Quilici R OBP: 0.186, SLG: 0.175 (7, 6)	K				1B BB				K	1	0	0	0	0	1	0									
Ted Uhlhaender L OBP: 0.310, SLG: 0.269 (1, 8)					4-3				P6	3	0	1	0	0	0	0									
Danny Morris R Rick Renick R Bob Miller R Rod Carew L Jerry Crider R Al Worthington R Joe Grzenda R (1, 1) (3, PR) (4, 1) (5, PR) (6, 1) (6, 1) (7, 1)					K				F7	0	0	0	0	0	0	0									
Inning Stats	R: 0 E: 0 K: 0 S: 4	H: 1 LOB: 0 BB: 0 P: 4	R: 0 E: 0 K: 2 S: 7	H: 0 LOB: 0 BB: 0 P: 7	R: 0 E: 0 K: 2 S: 7	H: 0 LOB: 0 BB: 0 P: 7	R: 1 E: 0 K: 1 S: 6	H: 1 LOB: 1 BB: 1 P: 10	R: 0 E: 0 K: 0 S: 4	H: 1 LOB: 2 BB: 1 P: 8	R: 0 E: 0 K: 1 S: 5	H: 0 LOB: 0 BB: 0 P: 5	R: 0 E: 0 K: 1 S: 5	H: 0 LOB: 0 BB: 0 P: 5	R: 0 E: 0 K: 1 S: 5	H: 0 LOB: 0 BB: 0 P: 5	R: 0 E: 0 K: 1 S: 5	H: 0 LOB: 0 BB: 0 P: 5	1B: 1 2B: 1 3B: 0 HR: 1	SF: 0 SAC: 0 DP: 0 HBP: 0	WP: 0 PB: 0 SB: 0 CS: 0	PA: 32			
PITCHER	IP	WLS	BF	H	R	ER	SO	BB	IBB	HBP	BLK	WP	HR	S	P	ERA	WHIP								
Andy Messersmith R ERA: 3.21 (1, 1)	9.0	W	32	3	1	1	9	2	0	0	0	0	1	48	56	1.00	0.556								


Batter	1	2	3	4	5	6	7	8	9	AB	R	H	RBI	BB	SO	LOB	TOP					
Sandy Alomar Sr. S OBP: 0.277, SLG: 0.267 (1, 4)	0-0 1B L6-5 1B		0-0 6-3			0-0 6-3		0-0 1B		4	0	2	1	0	0	0	California Angels @ Minnesota Twins Metropolitan Stadium, Bloomington, MI Wed Jun 18 1969, 8:05 PM EDT Att: 13,014 - Unknown - 78 F AB 32 R 1 H 8 RBI 1 BB 0 SO 5 LOB 10 					
Aurelio Rodriguez R OBP: 0.304, SLG: 0.362 (1, 5)	0-3 K			0-0 F5		0-3 K		0-0 F8		4	0	0	0	0	2	4						
Jim Fregosi R OBP: 0.348, SLG: 0.377 (1, 6)	0-0 1B			0-0 4-3			0-0 1B		0-0 6-3	4	0	2	0	0	0	0						
Rick Reichardt R OBP: 0.372, SLG: 0.427 (1, 7)	0-0 L6-5			0-0 5-3			0-0 F8		0-0 6-3	4	0	0	0	0	0	3						
Joe Azcue R OBP: 0.302, SLG: 0.302 (1, 2)		0-0 F7			0-0 5-3		0-0 G3-6-1-4		0-0 P6	4	0	0	0	0	0	1						
Bubba Morton R OBP: 0.382, SLG: 0.429 (1, 9)		0-0 6-3			0-0 1B G3-2 1B			0-0 F3		3	0	1	0	0	0	0						
Jim Hicks R OBP: 0.286, SLG: 0.393 (1, 3)		0-3 K			0-0 1B			0-3 K		3	0	1	0	0	2	0						
Jay Johnstone L OBP: 0.244, SLG: 0.319 (8, PH)			0-0 6-3		0-0 G3-2			0-0 1B 1B 1B		2	0	0	0	0	0	2						
Winston Lianas R OBP: 0.250, SLG: 0.250 (8, PR)				0-0 6-3						1	0	1	0	0	0	0						
Roger Repoz L OBP: 0.278, SLG: 0.303 (8, 8)					0-3 K					0	1	0	0	0	0	0						
Jim McGlothlin R OBP: 0.160, SLG: 0.125 (8, PH)						0-0 F9				2	0	0	0	0	1	0						
Lou Johnson R OBP: 0.279, SLG: 0.239 (8, PH)								0-0 1B 1-3 1B		1	0	1	0	0	0	0						
Hoyt Wilhelm R (8, 1)										0	0	0	0	0	0	0						
Inning Stats	R: 0 E: 0 K: 1 S: 6	H: 2 LOB: 1 BB: 0 P: 6	R: 0 E: 0 K: 1 S: 5	H: 0 LOB: 0 BB: 0 P: 5	R: 0 E: 0 K: 1 S: 5	H: 0 LOB: 0 BB: 0 P: 5	R: 0 E: 0 K: 0 S: 3	H: 0 LOB: 0 BB: 0 P: 3	R: 0 E: 0 K: 1 S: 4	H: 2 LOB: 1 BB: 0 P: 4	R: 0 E: 0 K: 1 S: 5	H: 0 LOB: 0 BB: 0 P: 5	R: 0 E: 0 K: 0 S: 3	H: 1 LOB: 0 BB: 0 P: 3	R: 1 E: 0 K: 1 S: 8	H: 3 LOB: 3 BB: 0 P: 8	R: 0 E: 0 K: 0 S: 3	H: 0 LOB: 0 BB: 0 P: 3	1B: 8 2B: 2 3B: 0 HR: 0	SF: 0 SAC: 0 DP: 3 HBP: 0	WP: 0 PB: 0 SB: 0 CS: 0	PA: 32
PITCHER Jim Kaat L ERA: 2.31 (1, 1)	IP: 9.0 WLS: W BF: 32 H: 8 R: 1 ER: 1 SO: 5 BB: 0 IBB: 0 HBP: 0 BLK: 0 WP: 0 HR: 0 S: 42 P: 42 ERA: 1.00 WHIP: 0.889															PITCHER						

Batter	1	2	3	4	5	6	7	8	9	AB	R	H	RBI	BB	SO	LOB	BOTTOM					
Ted Uhlhaender L OBP: 0.314, SLG: 0.270 (1, 8)	4-0 4-3 BB		0-0 4-3		0-0 6-3			0-0 S 2B 1B		3	1	1	0	1	0	0	California Angels @ Minnesota Twins Metropolitan Stadium, Bloomington, MI Wed Jun 18 1969, 8:05 PM EDT Att: 13,014 - Unknown - 78 F AB 29 R 3 H 5 RBI 3 BB 3 SO 6 LOB 11 					
Rod Carew L OBP: 0.436, SLG: 0.541 (1, 4)	0-0 4-3 1-2		0-0 1-3			0-0 1-3		0-3 K		4	0	0	0	0	1	3						
Tony Oliva L OBP: 0.362, SLG: 0.416 (1, 9)	0-3 K			0-3 K		0-3 K		4-0 2B IBB		3	0	0	0	1	3	1						
Harmon Killebrew R OBP: 0.410, SLG: 0.567 (8, PR)	0-0 5-3			0-0 4-3		0-0 5-3		0-0 2B		4	0	1	2	0	0	1						
Frank Quilici R OBP: 0.186, SLG: 0.175 (9, 5)								1-3 2H 3H		0	0	0	0	0	0	0						
Rich Reese L OBP: 0.307, SLG: 0.482 (1, 3)		0-0 4-3		4-0 BB		0-0 4-3		0-0 G3		3	0	0	0	1	0	3						
Charlie Manuel L OBP: 0.383, SLG: 0.397 (8, PR)		0-3 K		0-0 4-3						3	0	0	0	0	1	1						
Rick Renick R OBP: 0.250, SLG: 0.250 (9, 6)							0-0 F7			0	0	0	0	0	0	0						
John Roseboro L OBP: 0.379, SLG: 0.380 (1, 2)		0-0 2B			0-0 3-1		0-0 F8			3	0	1	0	0	0	0						
Leo Cardenas R OBP: 0.332, SLG: 0.372 (8, PR)		0-0 5-3			0-0 1-3			0-0 1B 2B 1B		3	0	1	0	0	0	1						
Cesar Tovar R OBP: 0.232, SLG: 0.259 (9, 7)										0	1	0	0	0	0	0						
Jim Kaat L OBP: 0.175, SLG: 0.289 (1, 1)			0-0 4-3					0-3 K		3	1	1	1	0	1	1						
Inning Stats	R: 0 E: 0 K: 1 S: 5	H: 0 LOB: 1 BB: 1 P: 9	R: 0 E: 0 K: 1 S: 6	H: 1 LOB: 1 BB: 0 P: 6	R: 0 E: 0 K: 0 S: 3	H: 0 LOB: 0 BB: 0 P: 3	R: 0 E: 0 K: 1 S: 5	H: 0 LOB: 0 BB: 1 P: 9	R: 1 E: 0 K: 0 S: 4	H: 1 LOB: 0 BB: 0 P: 4	R: 0 E: 0 K: 1 S: 5	H: 0 LOB: 0 BB: 0 P: 5	R: 0 E: 0 K: 0 S: 3	H: 0 LOB: 0 BB: 0 P: 3	R: 2 E: 0 K: 2 S: 10	H: 3 LOB: 3 BB: 1 P: 14		R: 0 E: 0 K: 0 S: 3	H: 0 LOB: 0 BB: 0 P: 3	1B: 2 2B: 2 3B: 0 HR: 1	SF: 0 SAC: 0 DP: 0 HBP: 0	WP: 0 PB: 0 SB: 1 CS: 0
PITCHER Jim McGlothlin R ERA: 2.7 Hoyt Wilhelm R ERA: 2.89 (8, 1)	IP: 7.0 WLS: L BF: 25 H: 2 R: 1 ER: 1 SO: 4 BB: 2 IBB: 0 HBP: 0 BLK: 0 WP: 0 HR: 1 S: 31 P: 39 ERA: 1.29 WHIP: 0.571															PITCHER						

Batter	1	2	3	4	5	6	7	8	9	AB	R	H	RBI	BB	SO	LOB	TOP					
Sandy Alomar Sr. S OBP: 0.272, SLG: 0.261 (1, 4)	6-3			F7		1-3		FC4-6		4	0	0	0	0	0	1						
Bill Voos L OBP: 0.301, SLG: 0.297 (1, 9)	6-3			P6			F5		3-1	4	0	0	0	0	0	0						
Jim Fregosi R OBP: 0.347, SLG: 0.388 (1, 6)	F9			L8			HR		L8	4	1	1	1	0	0	0						
Rick Reichardt R OBP: 0.369, SLG: 0.423 (1, 7)		F8			K		K			4	0	1	0	0	2	0						
Jay Johnstone L OBP: 0.249, SLG: 0.319 (1, 8)		K					WP		K	3	0	1	0	1	2	1						
Aurelio Rodriguez R OBP: 0.300, SLG: 0.357 (1, 5)		F8			F8		BB			3	0	0	0	0	0	2						
Joe Azcue R OBP: 0.293, SLG: 0.292 (1, 2)			L8						6-3	3	0	0	0	0	1	1						
Jim Spencer L OBP: 0.311, SLG: 0.325 (1, 3)			F7						F7	3	0	0	0	0	1	0						
George Brunet R Pedro Borbon R Lou Johnson R Bob Priddy R Roger Repoz L Eddie Fisher R (1, 1) (3, 1) (6, PH) (6, 1) (8, PH) (8, 1)				K					FC4-6	1	0	0	0	0	1	0						
Inning Stats	R: 0 E: 0 K: 0 S: 3	H: 0 LOB: 0 BB: 0 P: 3	R: 0 E: 0 K: 1 S: 5	H: 0 LOB: 0 BB: 0 P: 5	R: 0 E: 0 K: 1 S: 5	H: 0 LOB: 0 BB: 0 P: 5	R: 0 E: 0 K: 0 S: 3	H: 0 LOB: 0 BB: 0 P: 3	R: 0 E: 0 K: 2 S: 8	H: 1 LOB: 1 BB: 0 P: 8	R: 0 E: 0 K: 2 S: 7	H: 0 LOB: 0 BB: 0 P: 7	R: 1 E: 0 K: 1 S: 6	H: 1 LOB: 1 BB: 1 P: 10	R: 0 E: 0 K: 0 S: 3	H: 0 LOB: 1 BB: 1 P: 7	R: 0 E: 0 K: 1 S: 6	H: 1 LOB: 1 BB: 0 P: 6	1B: 2 2B: 0 3B: 0 HR: 1	SF: 0 SAC: 0 DP: 0 HBP: 0	WP: 1 PB: 0 SB: 0 CS: 0	PA: 32
PITCHER Dick Woodson R ERA: 3.69 (1, 1)	IP: 9.0 WLS: W BF: 32 H: 3 R: 1 ER: 1 SO: 8 BB: 2 IBB: 0 HBP: 0 BLK: 0 WP: 1 HR: 1 S: 46 P: 54 ERA: 1.00 WHIP: 0.556																					

California Angels @ Minnesota Twins
Metropolitan Stadium, Bloomington, MI
Thu Jun 19 1969, 4:33 AM EDT
Att: 14,050 - Unknown - 56 F


AB 30
R 1
H 3
RBI 1
BB 2
SO 8
LOB 5



Batter	1	2	3	4	5	6	7	8	9	AB	R	H	RBI	BB	SO	LOB	BOTTOM			
Cesar Tovar R OBP: 0.237, SLG: 0.272 (1, 8)	E2	6-3		6-3		6-3		1-3		4	2	1	0	1	0	4				
Rod Carew L OBP: 0.440, SLG: 0.545 (1, 4)	S		E	1B		1-3		1-3		4	2	2	2	1	0	1				
Harmon Killebrew R Rich Reese L OBP: 0.469, SLG: 0.591 OBP: 0.313, SLG: 0.486 (1, 3) (7, 3)	P6		E5	1B		L8				4	1	1	0	0	1	2				
Bob Allison R OBP: 0.310, SLG: 0.365 (1, 7)	5-3		4-3	1B		5-3		F3		5	0	2	3	0	0	2				
Leo Cardenas R OBP: 0.331, SLG: 0.370 (1, 6)	K		4-3	1B		6-3				4	0	1	0	0	1	2				
Rick Renick R Ted Uhlhaender L OBP: 0.250, SLG: 0.250 OBP: 0.314, SLG: 0.270 (1, 9) (7, PR) (8, 9)		5-3	1-3	FC4-6		2B		1B		4	0	1	0	0	0	3				
Frank Quilici R OBP: 0.206, SLG: 0.200 (1, 5)		1B	K			L8		2B		3	0	1	1	1	1	1				
Tom Tischinski R OBP: 0.313, SLG: 0.214 (1, 2)		F9		E		P3		G3		4	1	1	0	0	0	3				
Dick Woodson R OBP: 0.190, SLG: 0.105 (1, 1)		1B	E4			5-3				4	1	1	0	0	1	1				
Inning Stats	R: 1 E: 1 K: 1 S: 6	H: 1 LOB: 1 BB: 1 P: 10	R: 0 E: 0 K: 0 S: 4	H: 1 LOB: 2 BB: 1 P: 8	R: 2 E: 1 K: 1 S: 8	H: 3 LOB: 1 BB: 0 P: 8	R: 3 E: 2 K: 1 S: 10	H: 4 LOB: 2 BB: 0 P: 10	R: 0 E: 0 K: 1 S: 5	H: 0 LOB: 0 BB: 0 P: 5	R: 0 E: 0 K: 0 S: 3	H: 0 LOB: 0 BB: 0 P: 3	R: 1 E: 0 K: 0 S: 5	H: 2 LOB: 2 BB: 0 P: 5	R: 1 E: 0 K: 0 S: 4	H: 1 LOB: 1 BB: 1 P: 8	1B: 9 2B: 2 3B: 1 HR: 0	SF: 0 SAC: 0 DP: 0 HBP: 0	WP: 0 PB: 0 SB: 1 CS: 0	PA: 40
PITCHER George Brunet L Pedro Borbon R Bob Priddy R Eddie Fisher R (1, 1) (3, 1) (6, 1) (8, 1)	IP: 2.0 WLS: L BF: 13 H: 4 R: 3 ER: 0 SO: 3 BB: 0 IBB: 0 HBP: 0 BLK: 0 WP: 0 HR: 0 S: 13 P: 21 ERA: 4.50 WHIP: 3.500																			


California Angels @ Minnesota Twins
Metropolitan Stadium, Bloomington, MI
Thu Jun 19 1969, 4:33 AM EDT
Att: 14,050 - Unknown - 56 F


AB 37
R 8
H 12
RBI 7
BB 3
SO 4
LOB 19



Batter	1	2	3	4	5	6	7	8	9	AB	R	H	RBI	BB	SO	LOB	TOP										
Tom McCraw, L (1, 3) OBP: 0.244, SLG: 0.267	K			2B	K			F4		4	1	1	0	0	2	1	Chicago White Sox @ California Angels Anaheim Stadium, Anaheim, CA Sat Jun 21 1969, 10:05 PM EDT Att: 12,415 - Unknown										
Luis Aparicio, R (1, 6) OBP: 0.353, SLG: 0.354	4-3			F9		F7		2B	BB	3	0	0	0	1	0	1											
Carlos May, L (1, 7) OBP: 0.378, SLG: 0.538	F9			1-H	2B	K		K		4	0	1	1	0	2	1											
Duane Josephson, R (1, 2) OBP: 0.284, SLG: 0.306		F9		F5		F8		1-3	2B	4	0	1	0	0	0	1											
Bill Melton, R (1, 5) OBP: 0.308, SLG: 0.413	F3			BB		1B	BB	K		2	0	0	0	2	1	2											
Walt Williams, R (1, 9) OBP: 0.310, SLG: 0.340	F9			F3		K		6-3		4	0	0	0	0	1	3											
Bobby Knoop, R (1, 4) OBP: 0.298, SLG: 0.311			K		K			L4		0	0	0	0	0	0	0											
Ken Berry, R (1, 8) OBP: 0.291, SLG: 0.301			4-3					1B		2	0	1	0	0	0	0											
Gail Hopkins, L (7, PH) OBP: 0.394, SLG: 0.447										1	0	0	0	0	1	2											
Woodie Held, R (7, 8) OBP: 0.292, SLG: 0.425				SH1-4	1B			HBP		0	0	0	0	0	0	0											
Joe Horlen, R (1, 1) OBP: 0.241, SLG: 0.276										1	0	0	0	0	1	0											
Pete Ward, L (7, PH) OBP: 0.362, SLG: 0.383					SH1-4			F8		1	0	0	0	0	0	2											
Wilbur Wood, R (7, 1) OBP: 0.292, SLG: 0.425										0	0	0	0	0	0	0											
Ed Herrmann, L (9, PH) OBP: 0.386, SLG: 0.487					1-2					1	0	0	0	0	0	1											
Inning Stats	R: 0 E: 0 K: 1 S: 5	H: 0 LOB: 0 BB: 0 P: 5	R: 0 E: 0 K: 0 S: 3	H: 0 LOB: 0 BB: 0 P: 3	R: 0 E: 0 K: 2 S: 7	H: 2 LOB: 2 BB: 0 P: 7	R: 1 E: 0 K: 0 S: 5	H: 2 LOB: 2 BB: 1 P: 9	R: 0 E: 0 K: 2 S: 8	H: 1 LOB: 1 BB: 0 P: 8	R: 0 E: 0 K: 1 S: 5	H: 0 LOB: 0 BB: 0 P: 5	R: 0 E: 0 K: 2 S: 8	H: 1 LOB: 2 BB: 1 P: 12	R: 0 E: 0 K: 0 S: 3	H: 1 LOB: 1 BB: 0 P: 4	1B: 3 2B: 2 3B: 0 HR: 0	SF: 0 SAC: 1 DP: 0 HBP: 1	WP: 0 PB: 0 SB: 0 CS: 0	PA: 36							
PITCHER	IP	WLS	BF	H	R	ER	SO	BB	IBB	HBP	BLK	WP	HR	S	P	ERA	WHIP										
Andy Messersmith, R (1, 1) ERA: 3.04	7.0	W	27	4	1	1	8	2	0	0	0	0	0	41	49	1.29	0.857										
Ken Tatum, R (8, 1) ERA: 0.49	2.0	S	9	1	0	0	2	1	0	1	0	0	0	11	16	0.00	1.000										

Batter	1	2	3	4	5	6	7	8	9	AB	R	H	RBI	BB	SO	LOB	BOTTOM										
Sandy Alomar Sr., S (1, 4) OBP: 0.271, SLG: 0.258	5-3		K		3-1			L4		5	1	1	0	0	1	1	Chicago White Sox @ California Angels Anaheim Stadium, Anaheim, CA Sat Jun 21 1969, 10:05 PM EDT Att: 12,415 - Unknown										
Bill Voss, L (1, 9) OBP: 0.297, SLG: 0.278	K		K		BB		SH2-4	4-3		3	0	0	0	1	2	1											
Jim Fregosi, R (1, 6) OBP: 0.348, SLG: 0.385			1B		F9			2B	IBB	3	1	2	0	1	0	1											
Rick Reichardt, R (1, 7) OBP: 0.364, SLG: 0.414										3	1	1	0	0	1	1											
Lou Johnson, R (7, 7) OBP: 0.292, SLG: 0.255	F4		E1				SH5-4	1B		1	0	1	2	0	0	0											
Roger Repoz, L (1, 8) OBP: 0.285, SLG: 0.291		F6		4-3			WP	SH5-4	1B	4	1	1	0	0	0	3											
Aurelio Rodriguez, R (1, 5) OBP: 0.289, SLG: 0.339		K			K					2	0	0	0	1	2	0											
Jim Spencer, L (1, 3) OBP: 0.321, SLG: 0.319					G3					3	0	1	0	1	0	2											
Joe Azcue, R (1, 2) OBP: 0.296, SLG: 0.292					K					3	0	2	1	0	1	0											
Andy Messersmith, R (1, 1) OBP: 0.182, SLG: 0.053										3	0	0	0	0	1	3											
Ken Tatum, R (8, 1) ERA: 3.12					K			SH3-4	1B	0	0	0	0	0	0	0											
Inning Stats	R: 0 E: 0 K: 1 S: 6	H: 1 LOB: 1 BB: 0 P: 6	R: 0 E: 0 K: 2 S: 9	H: 2 LOB: 2 BB: 0 P: 9	R: 0 E: 1 K: 2 S: 9	H: 2 LOB: 2 BB: 0 P: 9	R: 0 E: 0 K: 2 S: 7	H: 0 LOB: 0 BB: 0 P: 7	R: 0 E: 0 K: 0 S: 3	H: 0 LOB: 1 BB: 1 P: 7	R: 2 E: 0 K: 1 S: 7	H: 1 LOB: 1 BB: 1 P: 11	R: 2 E: 0 K: 0 S: 5	H: 2 LOB: 2 BB: 2 P: 13	R: 0 E: 0 K: 0 S: 4	H: 1 LOB: 1 BB: 0 P: 4	1B: 8 2B: 1 3B: 0 HR: 0	SF: 1 SAC: 3 DP: 0 HBP: 0	WP: 1 PB: 1 SB: 0 CS: 0	PA: 38							
PITCHER	IP	WLS	BF	H	R	ER	SO	BB	IBB	HBP	BLK	WP	HR	S	P	ERA	WHIP										
Joe Horlen, R (1, 1) ERA: 4.01	6.0	L	27	6	2	0	8	1	1	0	0	0	0	41	49	0.00	1.167										
Wilbur Wood, L (7, 1) ERA: 3.12	2.0		11	3	2	2	0	0	2	0	0	0	0	9	17	9.00	1.500										

Batter	1	2	3	4	5	6	7	8	9	AB	R	H	RBI	BB	SO	LOB	TOP										
Tom McCraw, L (1,3) OBP: 0.244, SLG: 0.266	0-0 1-3		0-0 1B 2B 1B		0-0 6-3			0-0 1-3		4	1	1	0	0	0	0	Chicago White Sox @ California Angels Anaheim Stadium, Anaheim, CA Sun Jun 22 1969, 6:33 AM EDT Att: 26,273 - Unknown livebaseballscorecards.com										
Luis Aparicio, R (1,6) OBP: 0.355, SLG: 0.357	0-0 G4-6-3 1B		0-0 2B 1-2 1B			0-0 F9		0-0 F8		4	0	2	0	0	0	0											
Carlos May, L (1,7) OBP: 0.376, SLG: 0.538	0-0 G4-6-3 1-2		0-0 1-3 2-H 2B			0-0 6-3		0-0 F7		4	0	1	1	0	0	1											
Pete Ward, L (1,5) OBP: 0.358, SLG: 0.378		0-0 F2	0-0 F8			0-0 1B		0-0 F9		4	0	1	0	0	0	2											
Ed Herrmann, L (1,2) OBP: 0.380, SLG: 0.488		0-0 2B		0-0 F4		0-0 G3		0-0 4-3		4	0	1	0	0	0	1											
Bill Melton, R (1,9) OBP: 0.304, SLG: 0.407		0-0 F3		0-0 F9			0-0 F7			3	0	0	0	0	0	1											
Bobby Knoop, R (1,4) OBP: 0.294, SLG: 0.307		0-3 K		0-0 F9			0-0 6-3			0	0	0	0	0	0	0											
Ken Berry, R (1,8) OBP: 0.285, SLG: 0.294			0-0 F8		0-3 K		0-3 K			3	0	0	0	0	2	0											
Billy Wynne, L (1,1) OBP: 0.167, SLG: 0.167			0-0 5-3		0-0 1-3			0-0 1-3		3	0	0	0	0	0	0											
Inning Stats	R: 0 E: 0 K: 0 S: 3	H: 1 LOB: 0 BB: 0 P: 3	R: 0 E: 0 K: 1 S: 6	H: 1 LOB: 1 BB: 0 P: 6	R: 1 E: 0 K: 0 S: 6	H: 3 LOB: 2 BB: 0 P: 6	R: 0 E: 0 K: 0 S: 3	H: 0 LOB: 0 BB: 0 P: 3	R: 0 E: 0 K: 1 S: 5	H: 1 LOB: 1 BB: 0 P: 4	R: 0 E: 0 K: 1 S: 5	H: 0 LOB: 0 BB: 0 P: 5	R: 0 E: 0 K: 0 S: 3	H: 0 LOB: 0 BB: 0 P: 3	R: 0 E: 0 K: 0 S: 3	H: 0 LOB: 0 BB: 0 P: 3		1B: 4 2B: 2 3B: 0 HR: 0	SF: 0 SAC: 0 DP: 1 HBP: 0	WP: 0 PB: 0 SB: 0 CS: 0	PA: 32						
PITCHER	IP	WLS	BF	H	R	ER	SO	BB	IBB	HBP	BLK	WP	HR	S	P	ERA	WHIP										
Jim McGlothlin, R (1,1) ERA: 2.56	8.0	L	29	6	1	1	3	0	0	0	0	0	0	35	35	1.12	0.750										
Hoyt Wilhelm, R (9,1) ERA: 3.23	1.0		3	0	0	0	0	0	0	0	0	0	0	3	3	0.00	0.000										

Batter	1	2	3	4	5	6	7	8	9	AB	R	H	RBI	BB	SO	LOB	BOTTOM										
Sandy Alomar Sr., S (1,4) OBP: 0.272, SLG: 0.255	4-0 1B BB		0-0 4-3		0-0 4-3			0-3 K		2	0	0	0	1	0	0	Chicago White Sox @ California Angels Anaheim Stadium, Anaheim, CA Sun Jun 22 1969, 6:33 AM EDT Att: 26,273 - Unknown livebaseballscorecards.com										
Jim Hicks, R (8,PH) OBP: 0.274, SLG: 0.375			0-0 1B			0-0 4-3		0-0 1B		4	0	3	0	0	0	0											
Ruben Amaro, R (9,4) OBP: 0.348, SLG: 0.250			0-0 1B		0-0 F8		0-0 E5 1B	0-0 F7		4	0	2	0	0	0	2											
Bill Voess, L (1,9) OBP: 0.313, SLG: 0.297	0-0 1-3 1B		0-0 1B		0-0 F8		0-0 F7 1B		0-3 K	4	0	0	0	0	1	4											
Jim Fregosi, R (1,6) OBP: 0.351, SLG: 0.387	0-0 1-2 1B		0-0 F2		0-0 5-3		0-0 F8		0-0 F6	4	0	1	0	0	0	3											
Rick Reichardt, R (1,7) OBP: 0.358, SLG: 0.405	0-0 F2		0-0 5-3		0-0 G6-4-3 1B		0-0 F8		0-3 K	4	0	1	0	0	1	1											
Roger Repoz, L (1,8) OBP: 0.284, SLG: 0.289	0-0 F8			0-0 G6-4-3 1B		0-0 F8		0-0 F6		4	0	1	0	0	0	3											
Aurelio Rodriguez, R (1,5) OBP: 0.289, SLG: 0.338		0-0 4-3 1B		0-0 G6-4-3 1-2		0-0 F8		0-3 K		4	0	1	0	0	1	1											
Jim Spencer, L (1,3) OBP: 0.304, SLG: 0.300		0-0 4-3		0-0 4-3		0-0 F9				3	0	0	0	0	0	1											
Joe Azcue, R (1,2) OBP: 0.288, SLG: 0.283		0-0 5-3			0-0 5-3		0-0 4-3			3	0	0	0	0	0	1											
Jim McGlothlin, R (1,1) OBP: 0.148, SLG: 0.115		0-0 F7			0-0 3-1			0-0 F6		2	0	0	0	0	0	1											
Lou Johnson, R (8,PH) OBP: 0.279, SLG: 0.253										1	0	0	0	0	0	0											
Hoyt Wilhelm, R (9,1) ERA: 1.5										0	0	0	0	0	0	0	Inning Stats										
PITCHER	IP	WLS	BF	H	R	ER	SO	BB	IBB	HBP	BLK	WP	HR	S	P	ERA		WHIP	1B: 7 2B: 0 3B: 0 HR: 0	SF: 0 SAC: 0 DP: 1 HBP: 0	WP: 0 PB: 0 SB: 0 CS: 0	PA: 33					
Billy Wynne, R (1,1) ERA: 1.5	9.0	W	33	7	0	0	3	1	0	0	0	0	0	38	42	0.00	0.889										
PITCHER	IP	WLS	BF	H	R	ER	SO	BB	IBB	HBP	BLK	WP	HR	S	P	ERA	WHIP										

Batter	1	2	3	4	5	6	7	8	9	AB	R	H	RBI	BB	SO	LOB	TOP			
Cesar Tovar, R OBP: 0.236, SLG: 0.264 (1, 8)										4	1	1	0	0	1	0	Minnesota Twins @ California Angels Anaheim Stadium, Anaheim, CA Mon Jun 23 1969, 10:05 PM EDT Att: 9,566 - Unknown			
Tony Oliva, L OBP: 0.373, SLG: 0.453 (1, 9)										4	1	4	1	0	0	0				
Harmon Killebrew, R OBP: 0.414, SLG: 0.564 (1, 3) (8, 5)										2	0	0	1	1	0	2				
Bob Allison, R OBP: 0.310, SLG: 0.355 (9, PH)										2	0	0	0	1	2	1				
Graig Nettles, L OBP: 0.329, SLG: 0.375 (9, PH)										1	0	0	0	0	0	0				
Leo Cardenas, R OBP: 0.332, SLG: 0.357 (9, PH)										3	0	0	0	0	0	2				
Charlie Manuel, L OBP: 0.387, SLG: 0.386 (9, PH)										1	0	0	0	0	0	0				
George Mitterwald, R OBP: 0.217, SLG: 0.328 (9, PH)										2	0	0	0	1	0	0				
Ted Uhlaender, L OBP: 0.322, SLG: 0.296 (9, PH)										1	0	1	0	0	0	0				
Frank Quijici, R OBP: 0.217, SLG: 0.200 (9, PH)										3	0	0	0	0	1	1				
Rod Carew, L OBP: 0.437, SLG: 0.531 (9, PH)										1	0	0	0	0	1	1				
Rick Renick, R OBP: 0.227, SLG: 0.225 (8, 1)										3	0	0	0	0	1	1				
Al Worthington, R (8, 1)										0	0	0	0	0	0	0				
Dick Woodson, R OBP: 0.199, SLG: 0.195 (2, 1)										0	0	0	0	0	0	0				
Bob Miller, R (2, 1)										1	0	0	0	0	0	0				
Tom Tishinski, R OBP: 0.240, SLG: 0.176 (5, PH)										1	0	0	0	0	1	0				
Jerry Crider, R (5, 1)										0	0	0	0	0	0	0				
Rich Reese, L OBP: 0.313, SLG: 0.493 (8, 3)										1	0	0	0	0	0	0				
Inning Stats	R: 1 E: 0 K: 0 S: 4	H: 2 LOB: 1 BB: 1 P: 8	R: 0 E: 0 K: 2 S: 7	H: 0 LOB: 0 BB: 0 P: 7	R: 1 E: 0 K: 1 S: 6	H: 1 LOB: 1 BB: 1 P: 10	R: 0 E: 0 K: 0 S: 3	H: 0 LOB: 0 BB: 0 P: 3	R: 0 E: 0 K: 2 S: 5	H: 1 LOB: 0 BB: 0 P: 5	R: 0 E: 0 K: 0 S: 3	H: 0 LOB: 1 BB: 1 P: 7	R: 0 E: 0 K: 0 S: 4	H: 1 LOB: 1 BB: 0 P: 4	R: 0 E: 0 K: 1 S: 6	H: 1 LOB: 1 BB: 0 P: 6	1B: 3 2B: 2 3B: 0 HR: 1	SF: 1 SAC: 0 DP: 2 HBP: 0	WP: 1 PB: 0 CS: 0	PA: 34
PITCHER	IP	WLS	BF	H	R	ER	SO	BB	IBB	HBP	BLK	WP	HR	S	P	ERA	WHIP			
George Brunet, L ERA: 4.27 (1, 1)	7.0	W	26	4	2	2	6	3	0	0	0	0	1	35	47	2.57	1.000			
Ken Tatum, R ERA: 0.44 (8, 1)	2.0	S	8	2	0	0	1	0	0	0	0	1	0	10	10	0.00	1.000			

AB 30
R 2
H 6
RBI 2
BB 3
SO 7
LOB 8



Batter	1	2	3	4	5	6	7	8	9	AB	R	H	RBI	BB	SO	LOB	BOTTOM				
Sandy Alomar Sr., S OBP: 0.275, SLG: 0.273 (1, 4)										5	1	2	2	0	0	4	Minnesota Twins @ California Angels Anaheim Stadium, Anaheim, CA Mon Jun 23 1969, 10:05 PM EDT Att: 9,566 - Unknown				
Bill Voess, L OBP: 0.308, SLG: 0.292 (1, 9)										5	1	1	0	0	1	1					
Jim Fregosi, R OBP: 0.348, SLG: 0.381 (1, 6)										4	1	0	0	1	0	3					
Rick Reichardt, R OBP: 0.365, SLG: 0.412 (7, 7)										4	0	3	1	0	0	2					
Lou Johnson, R OBP: 0.277, SLG: 0.250 (8, 7)										1	0	0	0	0	1	0					
Roger Repoz, L OBP: 0.276, SLG: 0.280 (1, 8)										4	0	0	0	0	0	4					
Aurelio Rodriguez, R OBP: 0.292, SLG: 0.341 (1, 5)										4	1	2	1	0	0	0					
Jim Spencer, L OBP: 0.333, SLG: 0.333 (1, 3)										4	0	3	0	0	0	2					
Joe Azcue, R OBP: 0.304, SLG: 0.301 (1, 2)										4	1	3	1	0	0	1					
George Brunet, R (1, 1)										2	0	0	0	0	0	4					
Jim Hicks, R OBP: 0.284, SLG: 0.375 (7, PH)										0	0	0	0	1	0	0					
Ken Tatum, R (8, 1)										0	0	0	0	0	0	0					
Inning Stats	R: 2 E: 0 K: 0 S: 6	H: 3 LOB: 2 BB: 1 P: 10	R: 1 E: 1 K: 0 S: 6	H: 2 LOB: 2 BB: 0 P: 6	R: 1 E: 0 K: 0 S: 5	H: 3 LOB: 1 BB: 0 P: 5	R: 1 E: 0 K: 0 S: 5	H: 2 LOB: 1 BB: 0 P: 5	R: 0 E: 0 K: 0 S: 4	H: 1 LOB: 1 BB: 0 P: 4	R: 0 E: 0 K: 0 S: 4	H: 1 LOB: 2 BB: 1 P: 8	R: 0 E: 0 K: 2 S: 7	H: 0 LOB: 0 BB: 0 P: 7	R: 0 E: 0 K: 2 S: 7	H: 0 LOB: 0 BB: 0 P: 7		1B: 13 2B: 0 3B: 0 HR: 1	SF: 0 SAC: 1 DP: 1 HBP: 0	WP: 1 PB: 0 CS: 0	PA: 40
PITCHER	IP	WLS	BF	H	R	ER	SO	BB	IBB	HBP	BLK	WP	HR	S	P	ERA		WHIP			
Dick Woodson, R ERA: 4.04 (1, 1)	1.1	L	11	5	3	3	0	1	0	0	0	0	0	10	14	20.25		4.500			
Bob Miller, R ERA: 3.0 (2, 1)	2.2		12	5	2	2	0	0	0	0	0	0	0	12	12	6.75		1.875			
Jerry Crider, R ERA: 5.54 (5, 1)	3.0		14	4	0	0	0	1	0	0	0	0	0	13	17	0.00	1.667				
Al Worthington, R ERA: 7.88 (8, 1)	1.0		3	0	0	0	2	0	0	0	0	0	0	7	7	0.00	0.000				

AB 37
R 5
H 14
RBI 5
BB 2
SO 2
LOB 21



Batter	1	2	3	4	5	6	7	8	9	AB	R	H	RBI	BB	SO	LOB	TOP			
Ted Uhlhaender, L (1, 8) OBP: 0.326, SLG: 0.305 Rod Carew, L (6, 4) OBP: 0.438, SLG: 0.531	L3		HR 1B		1B 2B		E3 1B		1-2 1B	3	2	2	0	0	0	0	Minnesota Twins @ California Angels Anaheim Stadium, Anaheim, CA Tue Jun 24 1969, 10:05 PM EDT Att: 8,647 - Unknown livebaseballscorecards.com			
Cesar Tovar, R (1, 4) OBP: 0.241, SLG: 0.268	4-3		P4		CS 1B		FC4-6 1B		1-2 2-3 1B	5	0	2	0	0	0	3				
Tony Oliva, L (1, 9) OBP: 0.370, SLG: 0.460	6-3		HR		G3		FC4-6		4-3	5	1	1	2	0	0	5				
Harmon Killebrew, R (1, 5) OBP: 0.419, SLG: 0.565		FC5-4 1B		HBP		1B		F8		3	0	2	1	0	0	1				
Charlie Manuel, L (1, 7) OBP: 0.373, SLG: 0.370		FC5-4 2B		F2		F7		K		4	1	0	0	0	1	3				
Rich Reese, L (1, 3) OBP: 0.333, SLG: 0.488		2B								4	1	4	1	0	0	0				
John Roseboro, L (1, 2) OBP: 0.357, SLG: 0.350		G3		G4-6-3 1B		F7		K		4	0	0	0	0	1	4				
Leo Cardenas, R (1, 6) OBP: 0.336, SLG: 0.369		K				SH1-4				3	0	2	1	0	1	1				
Dave Boswell, R (1, 1) OBP: 0.174, SLG: 0.295				6-3		F7		5-3		4	0	0	0	0	0	2				
Inning Stats	R: 0 E: 0 K: 0 S: 3	H: 0 LOB: 0 BB: 0 P: 3	R: 1 E: 0 K: 1 S: 7	H: 2 LOB: 1 BB: 0 P: 7	R: 2 E: 0 K: 0 S: 5	H: 2 LOB: 1 BB: 0 P: 6	R: 0 E: 0 K: 0 S: 4	H: 2 LOB: 1 BB: 0 P: 4	R: 1 E: 0 K: 0 S: 5	H: 3 LOB: 1 BB: 0 P: 5	R: 0 E: 1 K: 2 S: 4	H: 1 LOB: 1 BB: 0 P: 4	R: 0 E: 0 K: 2 S: 7	H: 1 LOB: 0 BB: 0 P: 7	R: 0 E: 1 K: 0 S: 5	H: 2 LOB: 2 BB: 0 P: 5	1B: 10 2B: 2 3B: 1 HR: 1	SF: 0 SAC: 1 DP: 1 HBP: 1	WP: 2 PB: 2 SB: 0 CS: 2	PA: 39
PITCHER	IP WLS BF H R ER SO BB IBB HBP BLK WP HR S P ERA WHIP																			
Tom Murphy, R (1, 1) ERA: 4.5	5.1 L 25 10 5 5 1 0 0 0 0 0 1 1 26 27 8.44 1.875																			
Bob Priddy, R (6, 1) ERA: 4.57	1.2 6 1 0 0 0 0 0 0 0 0 0 0 6 6 0.00 0.600																			
Eddie Fisher, R (8, 1) ERA: 3.65	2.0 8 3 0 0 2 0 0 0 0 0 0 0 12 12 0.00 1.500																			

Batter	1	2	3	4	5	6	7	8	9	AB	R	H	RBI	BB	SO	LOB	BOTTOM			
Sandy Alomar Sr., S (1, 4) OBP: 0.275, SLG: 0.269	3-1		BB		P6		4-3			3	0	0	0	1	0	2	Minnesota Twins @ California Angels Anaheim Stadium, Anaheim, CA Tue Jun 24 1969, 10:05 PM EDT Att: 8,647 - Unknown livebaseballscorecards.com			
Bill Voos, L (1, 9) OBP: 0.298, SLG: 0.282	1-3		1-3		4-3		K			4	0	0	0	0	1	2				
Jim Fregosi, R (1, 6) OBP: 0.350, SLG: 0.388	F2				1B 3B		K			3	1	1	0	1	1	0				
Rick Reichardt, R (1, 7) OBP: 0.363, SLG: 0.409		K			BB 1B		K			4	1	1	1	0	2	1				
Roger Repoz, L (1, 8) OBP: 0.282, SLG: 0.281		CS 1B			1B BB		L3			3	1	1	0	1	1	0				
Aurelio Rodriguez, R (1, 5) OBP: 0.291, SLG: 0.343	L6				K		L4-6 2B			4	0	1	0	0	1	3				
Jim Spencer, L (1, 3) OBP: 0.328, SLG: 0.328					F9		L4-6			4	0	1	1	0	0	1				
Joe Azcue, R (1, 2) OBP: 0.305, SLG: 0.302					5-3		F8			3	0	1	1	0	0	0				
Tom Murphy, R (1, 1) OBP: 0.176, SLG: 0.182 Bob Priddy, R (6, 1)					SH3-4 1B		F8			1	0	1	0	0	0	0				
Jay Johnstone, L (7, PH) OBP: 0.249, SLG: 0.315 Eddie Fisher, R (8, 1)					SH3-4 1B		F8			1	0	0	0	0	0	0				
Inning Stats	R: 0 E: 0 K: 0 S: 3	H: 0 LOB: 0 BB: 0 P: 3	R: 0 E: 0 K: 1 S: 5	H: 1 LOB: 0 BB: 0 P: 5	R: 0 E: 0 K: 0 S: 4	H: 1 LOB: 2 BB: 1 P: 8	R: 3 E: 0 K: 1 S: 9	H: 4 LOB: 2 BB: 1 P: 13	R: 0 E: 0 K: 2 S: 7	H: 0 LOB: 0 BB: 0 P: 7	R: 0 E: 0 K: 0 S: 3	H: 1 LOB: 0 BB: 0 P: 3	R: 0 E: 0 K: 1 S: 4	H: 0 LOB: 0 BB: 1 P: 8	R: 0 E: 0 K: 1 S: 5	H: 0 LOB: 0 BB: 0 P: 5	1B: 4 2B: 3 3B: 1 HR: 0	SF: 0 SAC: 1 DP: 2 HBP: 0	WP: 0 PB: 0 SB: 0 CS: 1	PA: 34
PITCHER	IP WLS BF H R ER SO BB IBB HBP BLK WP HR S P ERA WHIP																			
Dave Boswell, R (1, 1) ERA: 2.88	9.0 W 34 7 3 3 6 3 0 0 0 0 0 0 43 55 3.00 1.111																			

Batter	1	2	3	4	5	6	7	8	9	AB	R	H	RBI	BB	SO	LOB	TOP					
Ted Uhlhaender, L (1, 8) OBP: 0.327, SLG: 0.304										4	1	1	0	1	2	1						
Cesar Tovar, R (1, 4) OBP: 0.241, SLG: 0.268										4	1	1	0	0	0	1						
Tony Oliva, L (1, 9) OBP: 0.372, SLG: 0.464										4	1	2	1	0	1	0						
Harmon Killebrew, R (1, 5) OBP: 0.420, SLG: 0.561										2	0	0	0	2	0	0						
Rich Reese, L (1, 3) OBP: 0.331, SLG: 0.485										3	0	1	2	0	1	0						
Charlie Manuel, L (1, 7) OBP: 0.377, SLG: 0.375										4	0	2	0	0	0	2						
Frank Quilici, R (9, 4) OBP: 0.217, SLG: 0.200										0	0	0	0	0	0	0						
John Roseboro, L (1, 2) OBP: 0.363, SLG: 0.364										3	0	2	0	0	0	3						
Leo Cardenas, R (1, 6) OBP: 0.331, SLG: 0.363										4	0	0	0	0	2	3						
Jim Perry, S (1, 1) OBP: 0.214, SLG: 0.200										3	0	0	0	0	1	1						
Ron Perranoski, L (7, 1) OBP: 0.182, SLG: 0.182										1	0	0	0	0	1	1						
Inning Stats	R: 2 E: 0 K: 0 S: 5	H: 3 LOB: 2 BB: 2 P: 13	R: 0 E: 0 K: 1 S: 6	H: 1 LOB: 1 BB: 0 P: 6	R: 0 E: 0 K: 1 S: 5	H: 0 LOB: 0 BB: 0 P: 5	R: 0 E: 0 K: 0 S: 4	H: 1 LOB: 1 BB: 0 P: 4	R: 0 E: 0 K: 1 S: 5	H: 0 LOB: 0 BB: 0 P: 5	R: 0 E: 0 K: 0 S: 3	H: 0 LOB: 0 BB: 0 P: 3	R: 0 E: 0 K: 1 S: 5	H: 1 LOB: 0 BB: 0 P: 5	R: 1 E: 0 K: 1 S: 7	H: 2 LOB: 2 BB: 1 P: 11	R: 0 E: 0 K: 3 S: 10	H: 1 LOB: 1 BB: 0 P: 10	1B: 7 2B: 3 3B: 0 HR: 0	SF: 1 SAC: 1 DP: 2 HBP: 0	WP: 2 PB: 0 CS: 0	PA: 37
PITCHER	IP WLS BF H R ER SO BB IBB HBP BLK WP HR S P ERA WHIP																					
Andy Messersmith, R (1, 1) ERA: 3.08	7.2 L 32 8 3 3 5 1 2 0 0 2 0 39 51 3.52 1.174																					
Ken Tatum, R (8, 1) ERA: 0.42	1.1 5 1 0 0 3 0 0 0 0 0 0 0 11 11 0.00 0.750																					

Minnesota Twins @ California Angels
Anaheim Stadium, Anaheim, CA
Wed Jun 25 1969, 10:05 PM EDT
Att: 9,605 - Unknown

AB	32
R	3
H	9
RBI	3
BB	3
SO	8
LOB	12



Batter	1	2	3	4	5	6	7	8	9	AB	R	H	RBI	BB	SO	LOB	BOTTOM					
Sandy Alomar Sr., S (1, 4) OBP: 0.274, SLG: 0.269										4	1	1	0	0	0	3						
Bill Voos, L (1, 9) OBP: 0.299, SLG: 0.283										3	0	1	0	0	0	0						
Jim Hicks, R (8, PH) OBP: 0.280, SLG: 0.369										1	0	0	0	0	0	0						
Jim Fregosi, R (1, 6) OBP: 0.349, SLG: 0.384										3	0	0	0	1	0	0						
Rick Reichardt, R (1, 7) OBP: 0.362, SLG: 0.410										2	0	1	1	0	0	0						
Lou Johnson, R (8, 7) OBP: 0.274, SLG: 0.248										1	0	0	0	0	0	0						
Roger Repoz, L (1, 8) OBP: 0.276, SLG: 0.275										3	0	0	0	0	0	3						
Winston Llenas, R (9, PH) OBP: 0.333, SLG: 0.500										1	0	1	0	0	0	0						
Aurelio Rodriguez, R (1, 5) OBP: 0.291, SLG: 0.342										4	1	1	0	0	1	4						
Jim Spencer, L (1, 3) OBP: 0.358, SLG: 0.350										2	0	2	0	1	0	0						
Bubba Morton, R (9, PH) OBP: 0.392, SLG: 0.467										1	0	0	0	0	0	1						
Joe Azcue, R (1, 2) OBP: 0.303, SLG: 0.294										3	0	0	0	1	1	3						
Andy Messersmith, R (1, 1) OBP: 0.200, SLG: 0.048										2	0	0	0	1	1	0						
Ken Tatum, R (8, 1) ERA: 1.39										0	0	0	0	0	0	0						
Inning Stats	R: 0 E: 0 K: 0 S: 3	H: 0 LOB: 0 BB: 0 P: 3	R: 0 E: 0 K: 1 S: 3	H: 1 LOB: 0 BB: 0 P: 3	R: 0 E: 0 K: 1 S: 4	H: 0 LOB: 1 BB: 1 P: 8	R: 1 E: 0 K: 0 S: 5	H: 2 LOB: 2 BB: 1 P: 9	R: 0 E: 0 K: 0 S: 3	H: 1 LOB: 0 BB: 0 P: 3	R: 0 E: 0 K: 0 S: 3	H: 0 LOB: 0 BB: 0 P: 3	R: 1 E: 1 K: 0 S: 5	H: 2 LOB: 3 BB: 2 P: 13	R: 0 E: 0 K: 0 S: 3	H: 0 LOB: 0 BB: 0 P: 3	R: 0 E: 0 K: 2 S: 8	H: 1 LOB: 1 BB: 0 P: 8	1B: 6 2B: 1 3B: 0 HR: 0	SF: 1 SAC: 0 DP: 3 HBP: 0	WP: 0 PB: 0 CS: 0	PA: 35
PITCHER	IP WLS BF H R ER SO BB IBB HBP BLK WP HR S P ERA WHIP																					
Jim Perry, R (1, 1) ERA: 3.25	6.2 W 27 6 2 2 2 0 0 0 0 0 0 25 41 2.70 1.350																					
Ron Perranoski, L (7, 1) ERA: 1.39	2.1 W 8 1 0 0 2 0 0 0 0 0 0 0 12 12 0.00 0.429																					

Minnesota Twins @ California Angels
Anaheim Stadium, Anaheim, CA
Wed Jun 25 1969, 10:05 PM EDT
Att: 9,605 - Unknown

AB	30
R	2
H	7
RBI	1
BB	4
SO	3
LOB	14



Batter	1	2	3	4	5	6	7	8	9	AB	R	H	RBI	BB	SO	LOB	TOP										
Tommy Harper, R OBP: 0.381, SLG: 0.341 (1, 8)										4	0	0	0	0	1	1											
Gus Gil, R OBP: 0.331, SLG: 0.295 (1, 5)										4	0	1	0	0	0	1											
Wayne Comer, R OBP: 0.358, SLG: 0.433 (1, 9)										4	0	1	0	0	0	1											
Tommy Davis, R OBP: 0.273, SLG: 0.336 (1, 7)										4	1	1	0	0	0	2											
Jerry McNertney, R OBP: 0.320, SLG: 0.425 (1, 2)										4	0	1	0	0	0	3											
Jim Pagliaroni, R OBP: 0.295, SLG: 0.297 (1, 3)										4	1	1	0	0	1	1											
John Donaldson, L OBP: 0.266, SLG: 0.179 (1, 4)										4	0	0	1	0	0	2											
Ray Oyler, R OBP: 0.286, SLG: 0.323 (1, 6)										3	1	1	1	0	0	0											
Marty Pattin, R OBP: 0.214, SLG: 0.214 Jim Bouton, R (4, 1) Steve Hovley, L (7, PH) Diego Segui, R OBP: 0.133, SLG: 0.071 (7, 1)										2	0	1	0	0	1	0											
										0	0	0	0	0	0	0											
										1	0	0	0	0	0	0											
										0	0	0	0	0	0	0											
Inning Stats	R: 0 E: 0 K: 0 S: 5	H: 2 LOB: 2 BB: 0 P: 5	R: 0 E: 0 K: 1 S: 5	H: 0 LOB: 0 BB: 0 P: 5	R: 0 E: 0 K: 1 S: 4	H: 1 LOB: 1 BB: 0 P: 4	R: 3 E: 0 K: 1 S: 8	H: 3 LOB: 3 BB: 0 P: 8	R: 0 E: 0 K: 1 S: 5	H: 0 LOB: 0 BB: 0 P: 5	R: 0 E: 0 K: 0 S: 4	H: 1 LOB: 1 BB: 0 P: 4	R: 0 E: 0 K: 0 S: 3	H: 0 LOB: 0 BB: 0 P: 3	R: 0 E: 0 K: 0 S: 3	H: 0 LOB: 0 BB: 0 P: 3	R: 0 E: 0 K: 0 S: 3	H: 0 LOB: 0 BB: 0 P: 3	1B: 4 2B: 2 3B: 0 HR: 1	SF: 0 SAC: 0 DP: 0 HBP: 0	WP: 1 PB: 0 SB: 0 CS: 0	PA: 34					
PITCHER	IP	WLS	BF	H	R	ER	SO	BB	IBB	HBP	BLK	WP	HR	S	P	ERA	WHIP										
George Brunet, L ERA: 4.41 Eddie Fisher, R ERA: 3.22	(1, 1) (5, 1)	4.0 W	18 16	6 1	3 0	3 0	2 1	0 0	0 0	0 0	0 0	1 0	1 0	22 18	22 18	6.75 0.00	1.500 0.200										

Seattle Pilots @ California Angels
Anaheim Stadium, Anaheim, CA
Fri Jun 27 1969, 10:05 PM EDT
Unknown

AB 34
R 3
H 7
RBI 2
BB 0
SO 3
LOB 11



Batter	1	2	3	4	5	6	7	8	9	AB	R	H	RBI	BB	SO	LOB	BOTTOM										
Sandy Alomar Sr., S OBP: 0.272, SLG: 0.271 (1, 4)										4	0	0	0	0	2	3											
Bill Voss, L OBP: 0.313, SLG: 0.293 (1, 8) (8, 9)										3	2	2	0	1	0	1											
Jim Fregosi, R OBP: 0.348, SLG: 0.379 (1, 6)										3	0	0	0	1	0	4											
Rick Reichardt, R OBP: 0.363, SLG: 0.423 (1, 7)										4	1	1	2	0	0	2											
Jim Spencer, L OBP: 0.361, SLG: 0.354 (1, 3)										4	1	1	0	0	2	1											
Aurelio Rodriguez, R OBP: 0.293, SLG: 0.343 (1, 5)										4	1	2	0	0	0	1											
Jim Hicks, R OBP: 0.280, SLG: 0.394 Roger Repoz, L OBP: 0.271, SLG: 0.269 (8, 8)										3	0	0	0	0	1	3											
Joe Azcue, R OBP: 0.300, SLG: 0.284 (1, 2)										3	0	1	0	1	0	0											
George Brunet, R ERA: 4.64 Jay Johnstone, L OBP: 0.251, SLG: 0.316 Eddie Fisher, R (5, 1)										1	0	0	0	0	1	0											
										1	0	1	2	0	0	0											
										1	0	0	0	0	1	0											
Inning Stats	R: 2 E: 0 K: 0 S: 5	H: 2 LOB: 0 BB: 0 P: 5	R: 0 E: 0 K: 1 S: 5	H: 0 LOB: 0 BB: 0 P: 5	R: 1 E: 1 K: 2 S: 9	H: 1 LOB: 1 BB: 0 P: 9	R: 2 E: 1 K: 0 S: 6	H: 3 LOB: 3 BB: 2 P: 14	R: 0 E: 0 K: 1 S: 6	H: 1 LOB: 1 BB: 0 P: 6	R: 0 E: 0 K: 1 S: 6	H: 1 LOB: 1 BB: 0 P: 6	R: 0 E: 0 K: 1 S: 5	H: 0 LOB: 1 BB: 1 P: 9	R: 0 E: 0 K: 1 S: 5	H: 0 LOB: 0 BB: 0 P: 5	R: 0 E: 0 K: 1 S: 5	H: 0 LOB: 0 BB: 0 P: 5	1B: 7 2B: 0 3B: 0 HR: 1	SF: 0 SAC: 1 DP: 0 HBP: 0	WP: 1 PB: 0 SB: 1 CS: 0	PA: 36					
PITCHER	IP	WLS	BF	H	R	ER	SO	BB	IBB	HBP	BLK	WP	HR	S	P	ERA	WHIP										
Marty Pattin, R ERA: 4.64 Jim Bouton, R ERA: 2.99 Diego Segui, R ERA: 3.58	(1, 1) (4, 1) (7, 1)	3.1 2.2 2.0	L 11 7	18 2 0	0 0 0	4 0 0	3 2 0	0 1 0	0 0 0	0 0 0	0 0 0	0 0 1	0 0 0	14 18 10	18 14 14	0.00 0.00 0.00	1.125 1.800 0.500										

Seattle Pilots @ California Angels
Anaheim Stadium, Anaheim, CA
Fri Jun 27 1969, 10:05 PM EDT
Unknown

AB 32
R 5
H 8
RBI 4
BB 3
SO 7
LOB 15



Batter	1	2	3	4	5	6	7	8	9	AB	R	H	RBI	BB	SO	LOB	TOP					
Steve Hovley, L (1.7) OBP: 0.300, SLG: 0.400	4-3	F8		SH 1B	1-2 1B			1B WP 2B		5	1	3	0	0	0	1						
Mike Hegan, L (1.9) OBP: 0.433, SLG: 0.495	SF9 3B	F7		SH F5	F8			WP 1B		4	1	2	0	0	0	3						
Wayne Comer, R (1.8) OBP: 0.355, SLG: 0.427	SF9		1B SH BB	K		0-3 K		P6		3	1	0	1	1	2	4						
Don Mincher, L (1.3) OBP: 0.373, SLG: 0.399	1B E 1B		F8	F5		3-1		1-2 IBB		4	1	1	0	1	0	3						
Merritt Ranew, L (1.2) OBP: 0.405, SLG: 0.323	E 1-2 1B		SH 1B 1B			0-3 K		F9		4	1	2	0	1	1	2						
John Kennedy, R (1.5) OBP: 0.333, SLG: 0.338	E5 1-3 2-H		SH FC3-6	F9				F7		4	0	1	1	0	0	6						
John Donaldson, L (1.4) OBP: 0.246, SLG: 0.164	1-3		FC3-6 1B 1-2		F8			P1		5	0	0	0	0	0	5						
Ray Oyler, R (1.6) OBP: 0.289, SLG: 0.321		FC3-6 HBP	1-3 3-H 1B		5-3			F7		4	0	1	1	0	1	1						
Garry Roggenburk, R (1.1) OBP: 0.200, SLG: 0.200		FC3-6	F8					K		3	0	1	0	0	0	3						
Bob Locker, S (6.1)		1-2			1B					2	0	0	0	0	1	1						
Inning Stats	R: 2 E: 1 K: 0 S: 7	H: 3 LOB: 2 BB: 0 P: 7	R: 0 E: 0 K: 0 S: 3	H: 0 LOB: 1 BB: 4 P: 4	R: 2 E: 0 K: 0 S: 6	H: 2 LOB: 2 BB: 1 P: 10	R: 0 E: 1 K: 1 S: 7	H: 1 LOB: 3 BB: 1 P: 11	R: 0 E: 0 K: 0 S: 5	H: 2 LOB: 2 BB: 0 P: 5	R: 0 E: 0 K: 2 S: 7	H: 0 LOB: 0 BB: 0 P: 7	R: 0 E: 0 K: 1 S: 6	H: 1 LOB: 1 BB: 0 P: 6	R: 1 E: 0 K: 0 S: 5	H: 2 LOB: 2 BB: 1 P: 9	R: 0 E: 0 K: 1 S: 5	H: 0 LOB: 0 BB: 0 P: 5	1B: 9 2B: 1 3B: 1 HR: 0	SF: 1 SAC: 2 DP: 0 HBP: 1	WP: 1 PB: 0 SB: 0 CS: 0	PA: 45
PITCHER	IP	WLS	BF	H	R	ER	SO	BB	IBB	HBP	BLK	WP	HR	S	P	ERA	WHIP					
Greg Washburn, R (1.1) ERA: 9.82	2.1	L	14	4	4	3	0	1	0	1	0	0	0	12	17	11.57	2.143					
Pedro Borbon, R (3.1) ERA: 5.1	2.2		15	4	0	0	1	0	1	0	0	0	0	16	20	0.00	1.500					
Bob Priddy, R (6.1) ERA: 4.78	3.0		13	3	1	1	3	0	1	0	0	1	0	18	22	3.00	1.000					
Hoyt Wilhelm, R (9.1) ERA: 3.6	1.0		3	0	0	0	1	0	0	0	0	0	0	5	5	0.00	0.000					

Seattle Pilots @ California Angels
Anaheim Stadium, Anaheim, CA
Fri Jun 27 1969, 10:05 PM EDT
Att: 9,518 - Unknown

AB 38
R 5
H 11
RBI 3
BB 3
SO 5
LOB 29

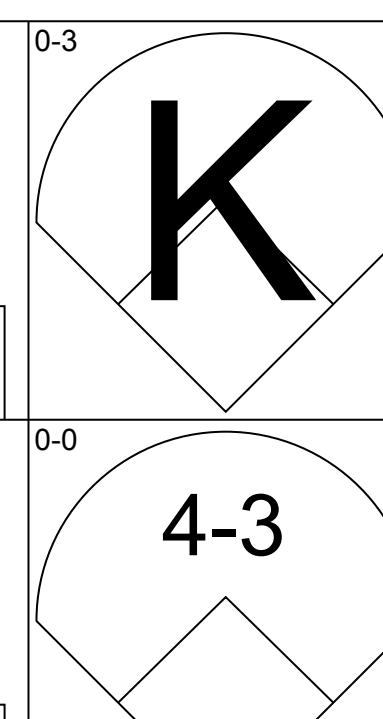
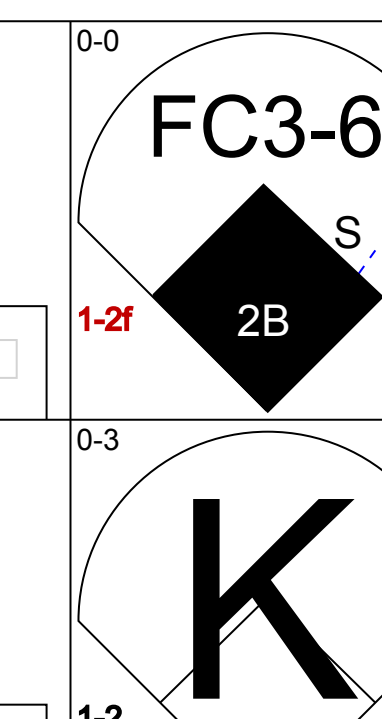
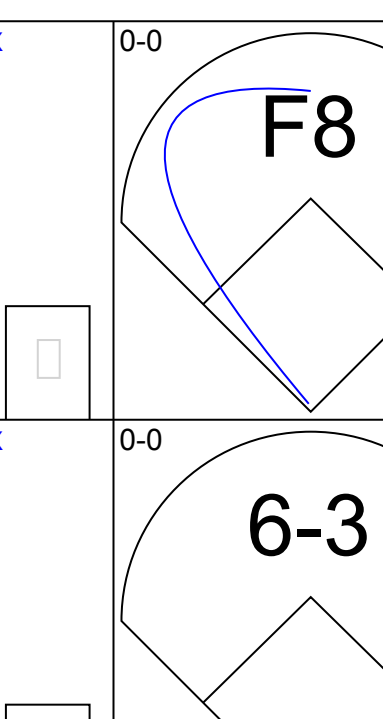
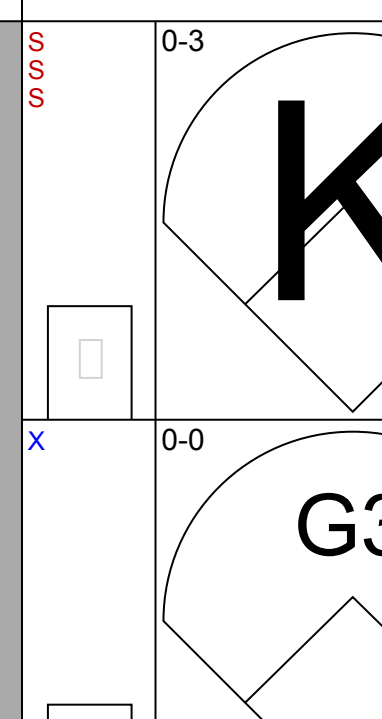
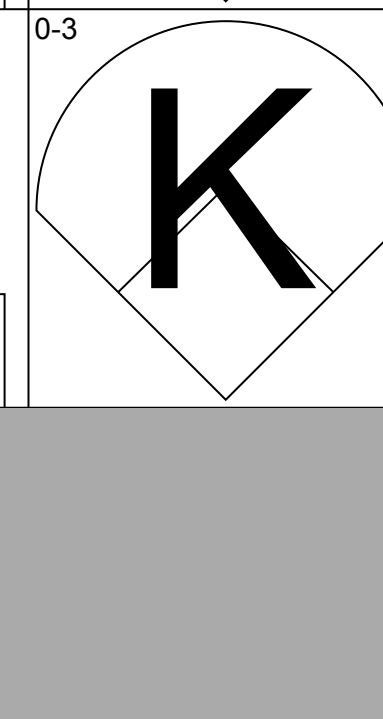
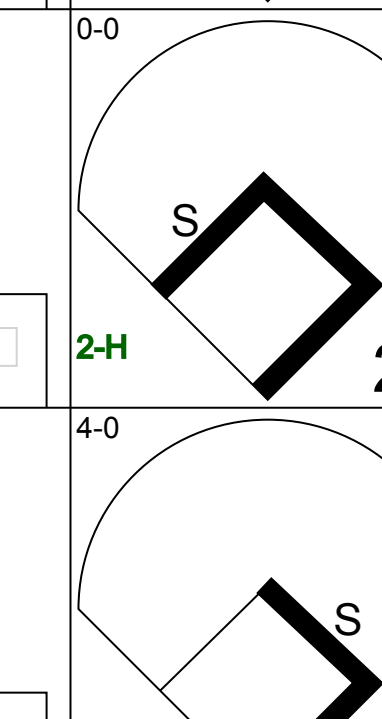
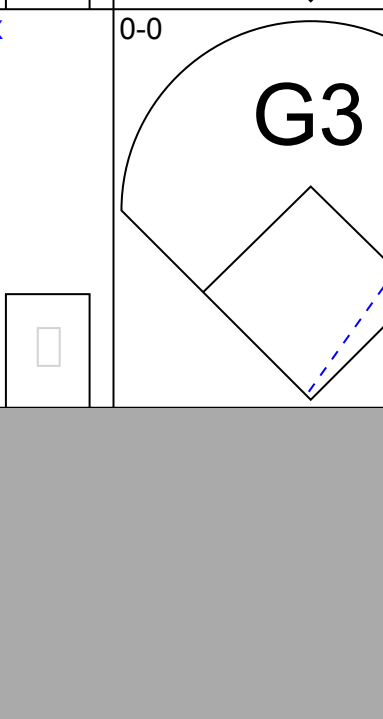


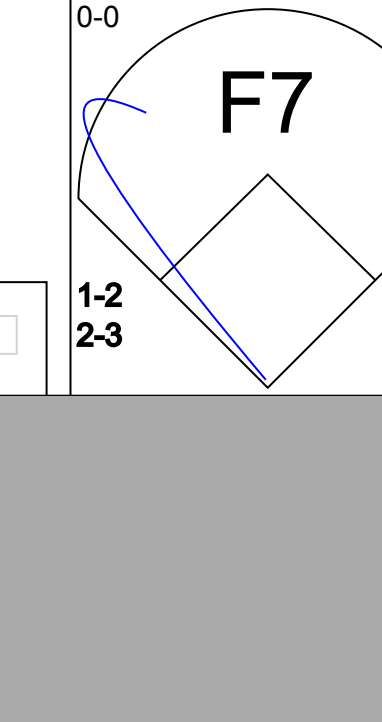

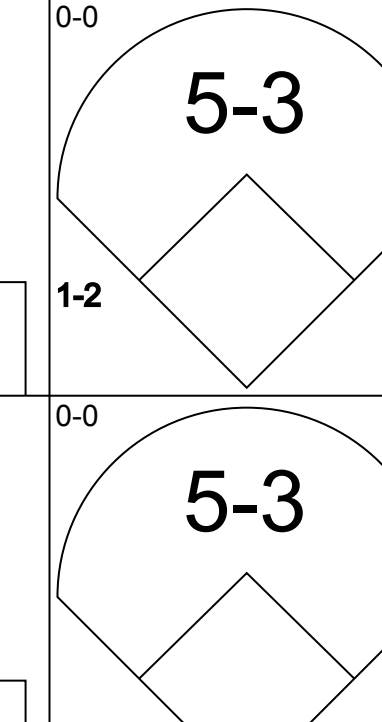
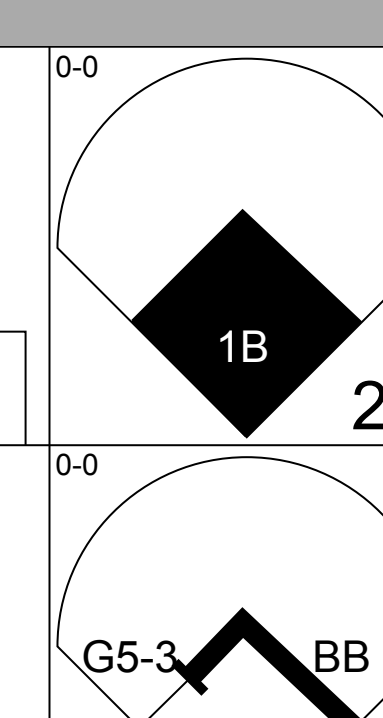
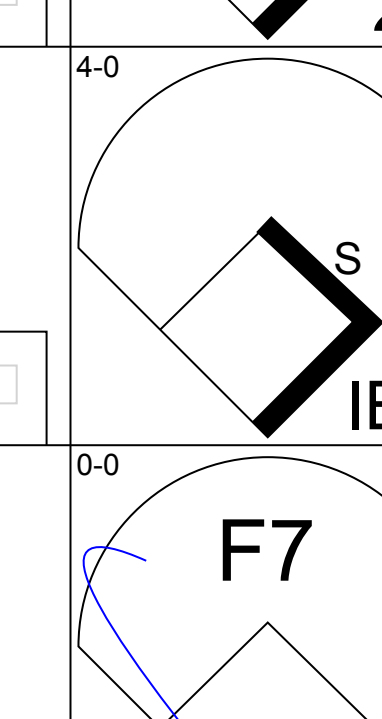
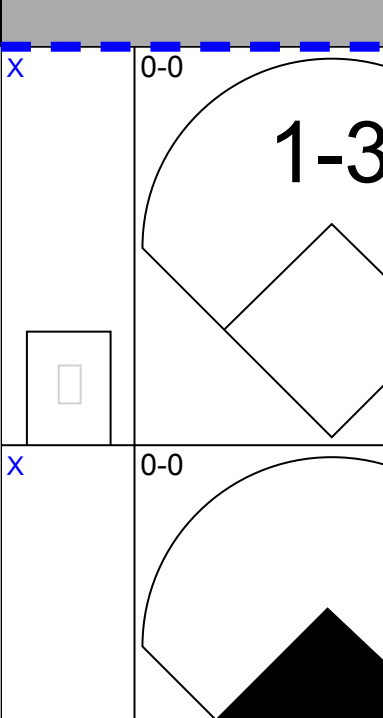
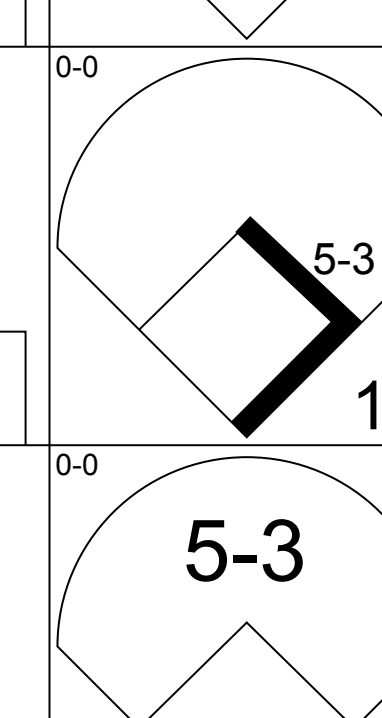
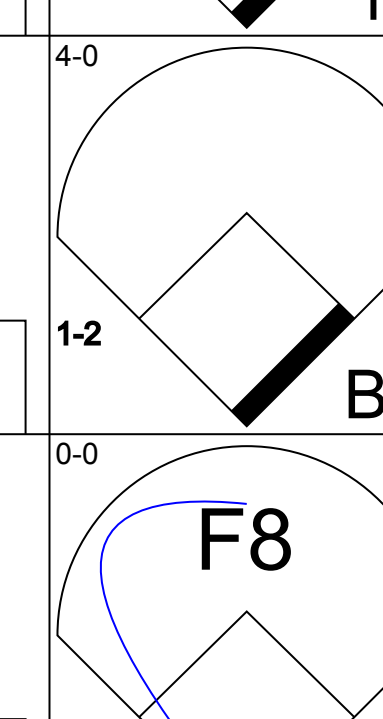

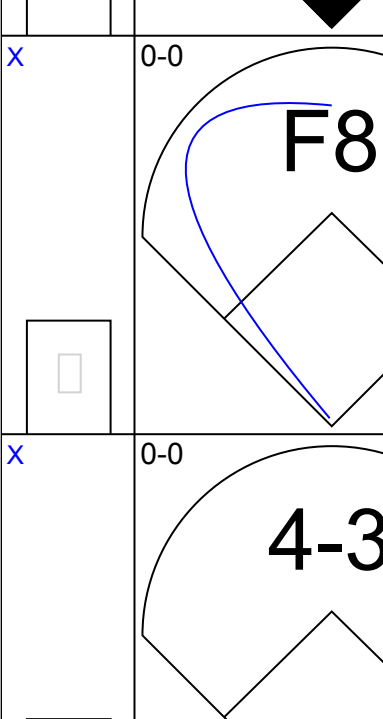

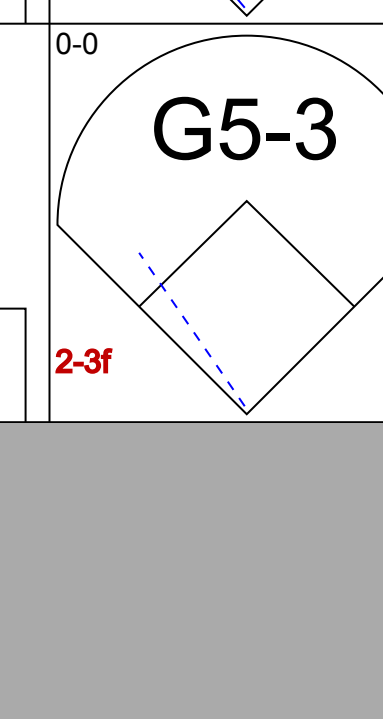
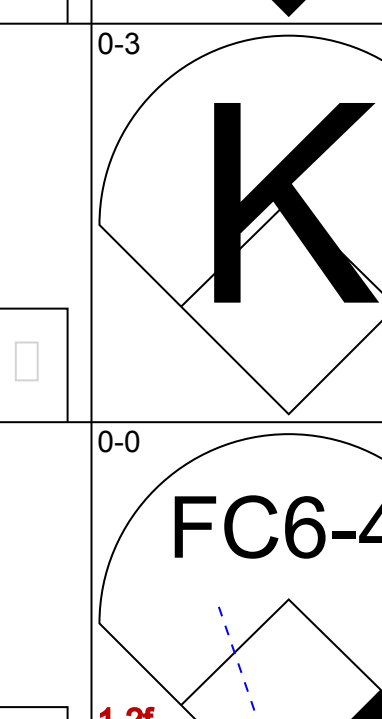


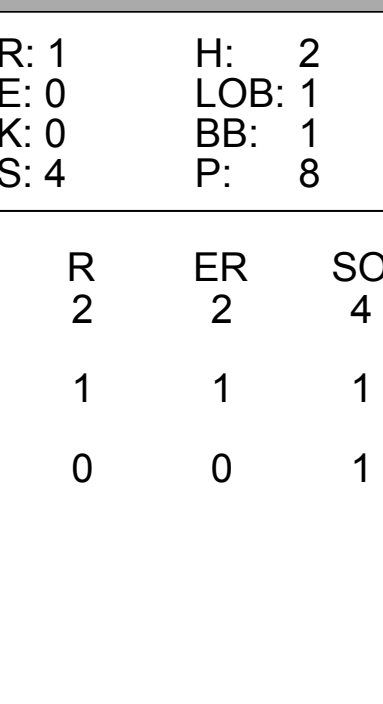
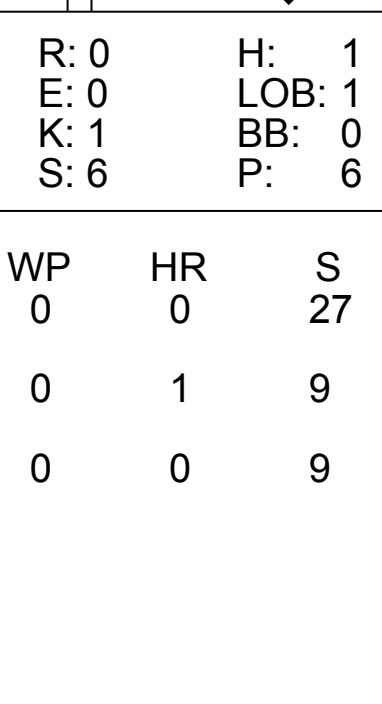
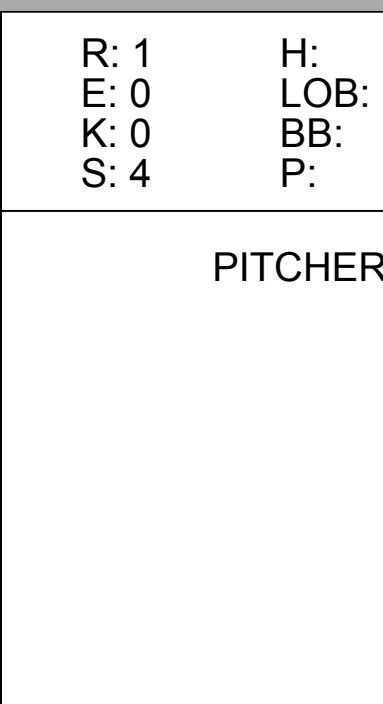
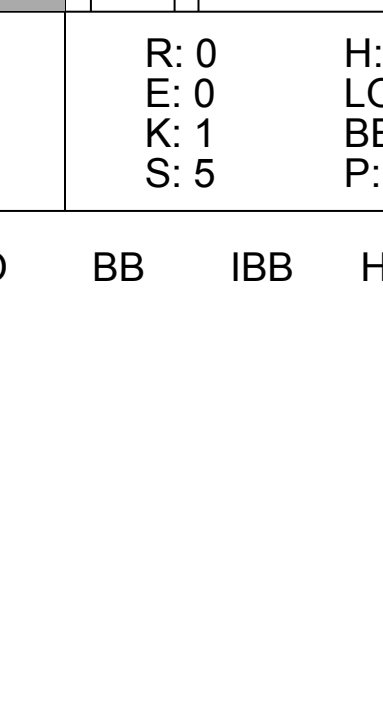

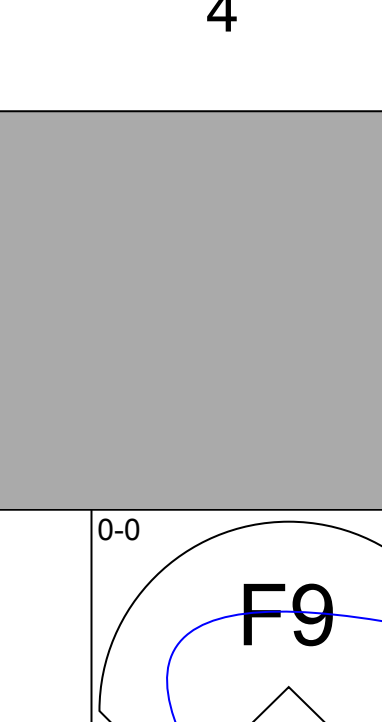
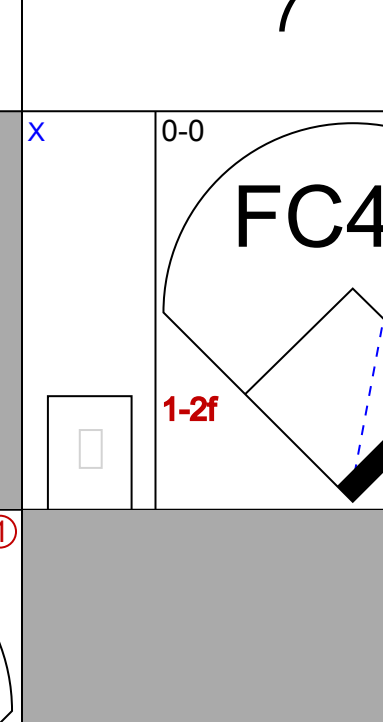


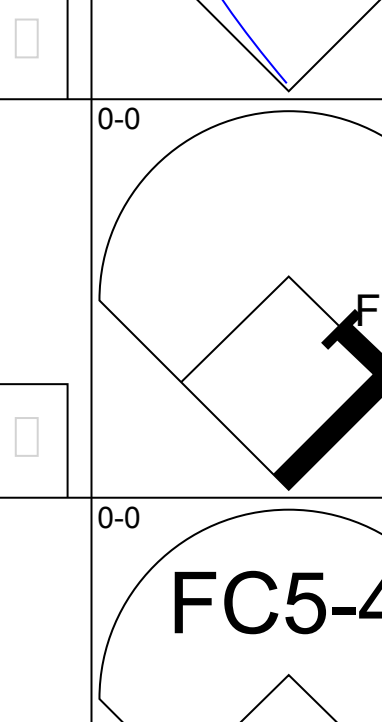
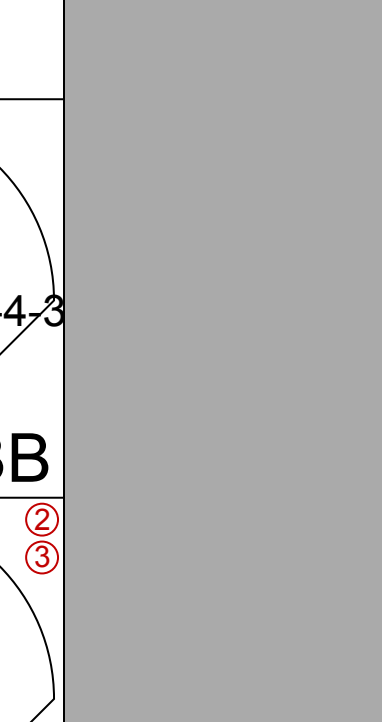


Batter	1	2	3	4	5	6	7	8	9	AB	R	H	RBI	BB	SO	LOB	BOTTOM					
Sandy Alomar Sr., S (1.4) OBP: 0.280, SLG: 0.284	1B 2B		F7			G6-4-3 1B		G6-4-3 1B		4	1	3	0	0	0	0						
Aurelio Rodriguez, R (1.5) OBP: 0.280, SLG: 0.341	G6-4-3 1B			K		G6-4-3 1-2		G6-4-3 1-2		4	0	1	1	0	1	2						
Jim Fregosi, R (1.6) OBP: 0.350, SLG: 0.385	G6-4-3 1-2			6-3		WP 2B		1B E G6-4-3 1B		4	1	2	0	0	0	1						
Rick Reichardt, R (1.7) OBP: 0.361, SLG: 0.417	P6			5-3		WP BB		E5 G6-4-3 1B 1-2		3	0	0	0	1	0	1						
Bubba Morton, R (1.9) OBP: 0.402, SLG: 0.478		K			FC1-6 BB	4-3 1-2 2-3		G6-4-3 1B 1-2 2-3		3	0	1	0	1	1	2						
Jim Hicks, R (1.3) OBP: 0.280, SLG: 0.394		4-3			P6			G6-4-3 1-2 2-3 3-H		0	0	0	0	0	0	0						
Jim Spencer, L (2.3) OBP: 0.342, SLG: 0.333										4	0	0	0	0	0	3						
Bill Voss, L (1.8) OBP: 0.304, SLG: 0.283		F8			FC1-6 HBP 1-2			G3		4	0	0	0	0	0	2						
Buck Rodgers, S (1.2) OBP: 0.187, SLG: 0.091			K							2	0	0	0	0	2	0						
Greg Washburn, R (1.1) ERA: 9.82										0	0	0	0	0	0	0						
Pedro Borbon, R (3.1) ERA: 5.1										1	0	0	0	0	0	0						
Winston Lianas, R (5.1) OBP: 0.260, SLG: 0.375										1	0	0	0	0	0	2						
Bob Priddy, R (6.1) ERA: 4.78										0	0	0	0	0	0	0						
Jay Johnstone, L (8.1) OBP: 0.260, SLG: 0.335										1	0	0	0	0	0	1						
Hoyt Wilhelm, R (9.1) ERA: 3.6										0	0	0	0	0	0	0						
Inning Stats	R: 1 E: 0 K: 0 S: 4	H: 2 LOB: 0 BB: 0 P: 4	R: 0 E: 0 K: 1 S: 5	H: 0 LOB: 0 BB: 0 P: 5	R: 0 E: 0 K: 1 S: 5	H: 0 LOB: 0 BB: 0 P: 5	R: 0 E: 0 K: 1 S: 5	H: 0 LOB: 0 BB: 0 P: 5	R: 0 E: 0 K: 0 S: 3	H: 0 LOB: 2 BB: 1 P: 8	R: 0 E: 0 K: 0 S: 4	H: 2 LOB: 2 BB: 1 P: 8	R: 0 E: 0 K: 1 S: 5	H: 0 LOB: 0 BB: 0 P: 5	R: 0 E: 0 K: 1 S: 5	H: 1 LOB: 1 BB: 0 P: 5	R: 1 E: 1 K: 0 S: 5	H: 2 LOB: 1 BB: 0 P: 5	1B: 5 2B: 2 3B: 0 HR: 0	SF: 0 SAC: 0 DP: 4 HBP: 1	WP: 1 PB: 0 SB: 0 CS: 0	PA: 34
PITCHER	IP	WLS	BF	H	R	ER	SO	BB	IBB	HBP	BLK	WP	HR	S	P	ERA	WHIP					
Garry Roggenburk, L (1.1) ERA: 9.87	5.2	W	22	4	1	1	3	2	0	1	0	0	0	25	34	1.59	1.059					
Bob Locker, R (6.1) ERA: 4.29	3.1	S	12	3	1	0	2	0	0	0	0	1	0	16	16	0.00	0.900					

Seattle Pilots @ California Angels
Anaheim Stadium, Anaheim, CA
Fri Jun 27 1969, 10:05 PM EDT
Att: 9,518 - Unknown

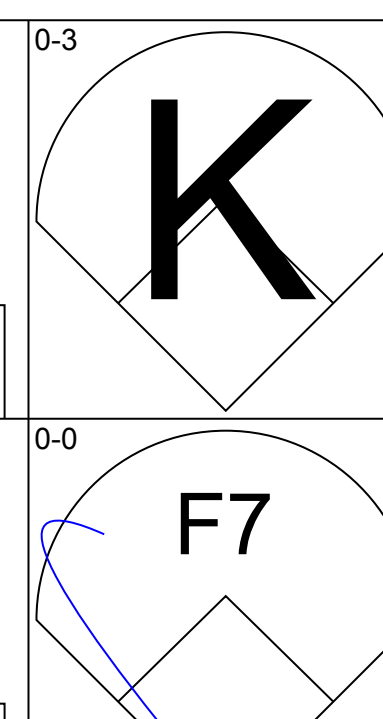
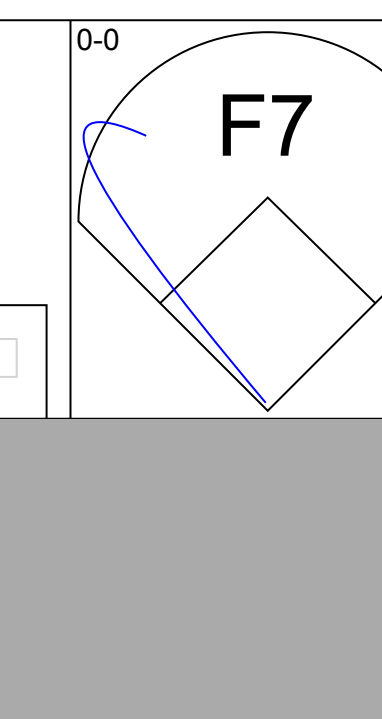
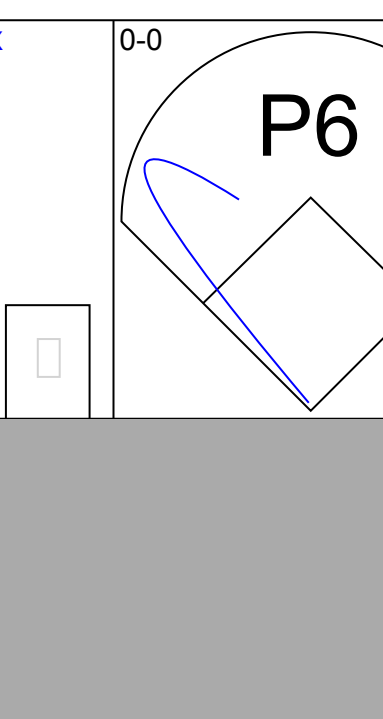
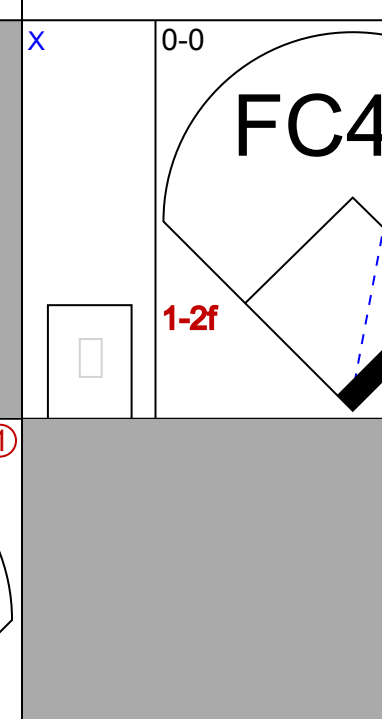
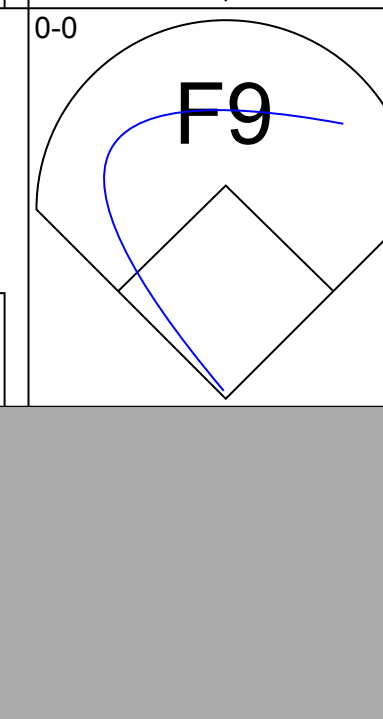
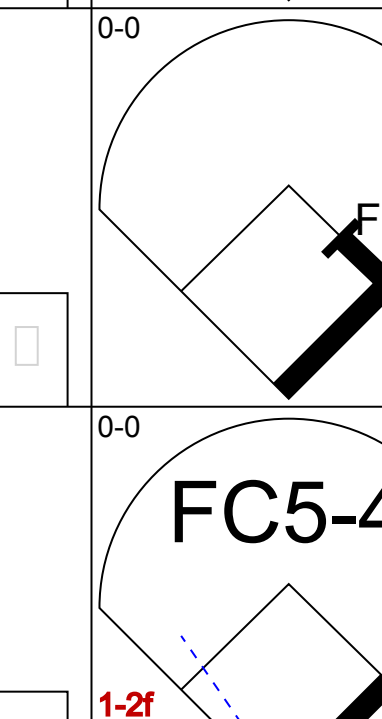
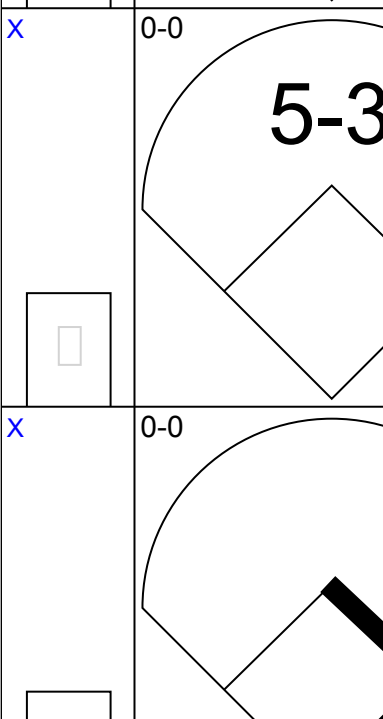
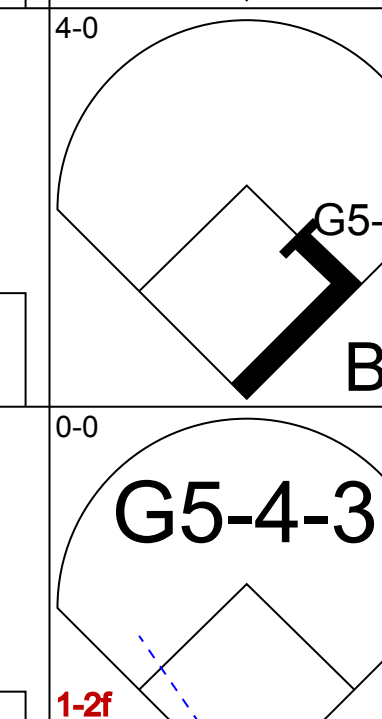

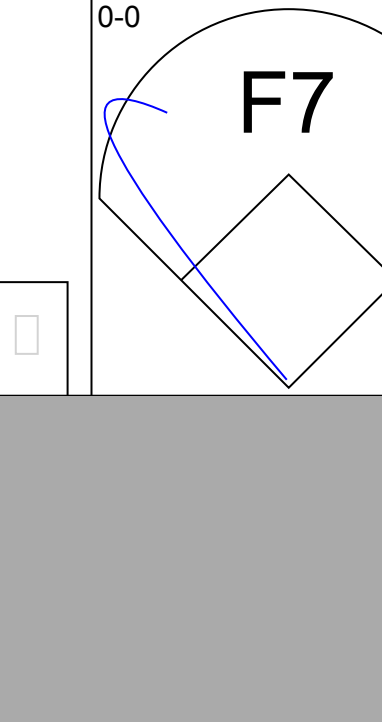
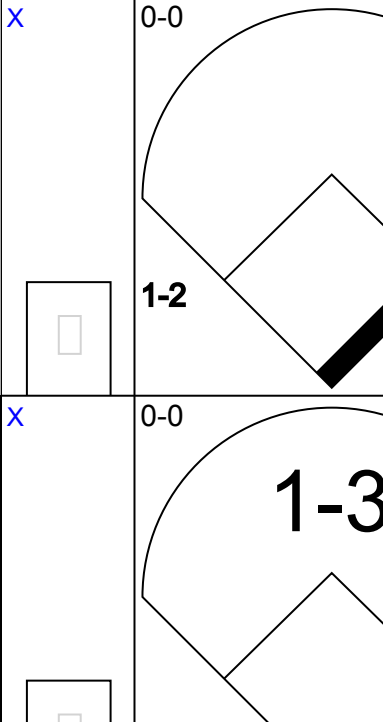

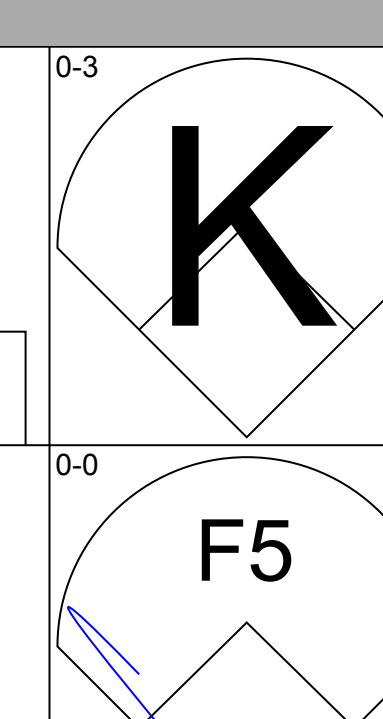
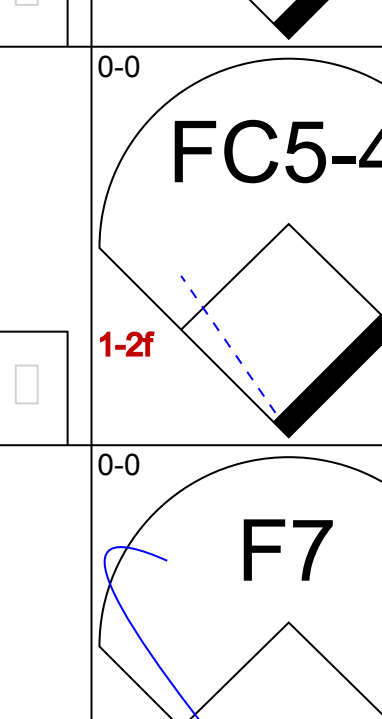
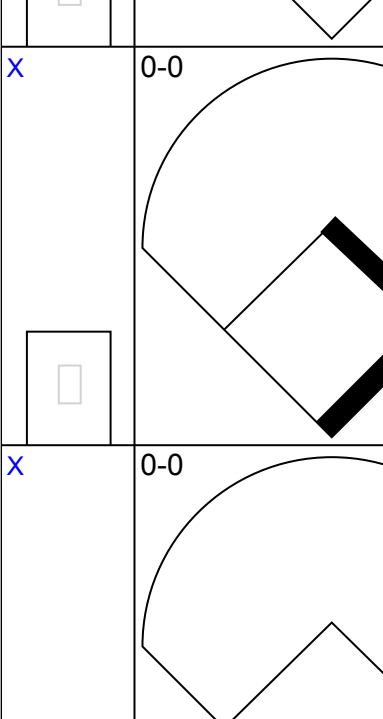
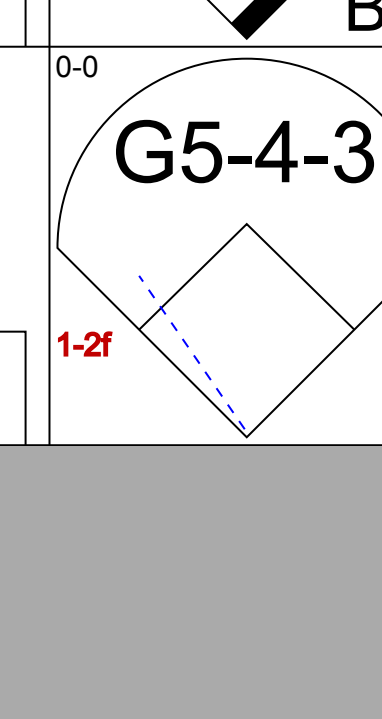
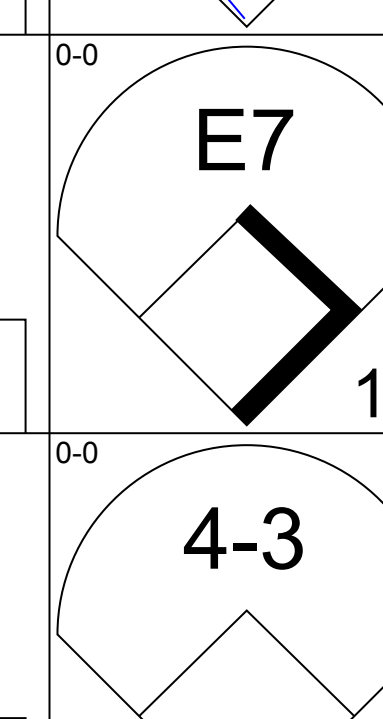

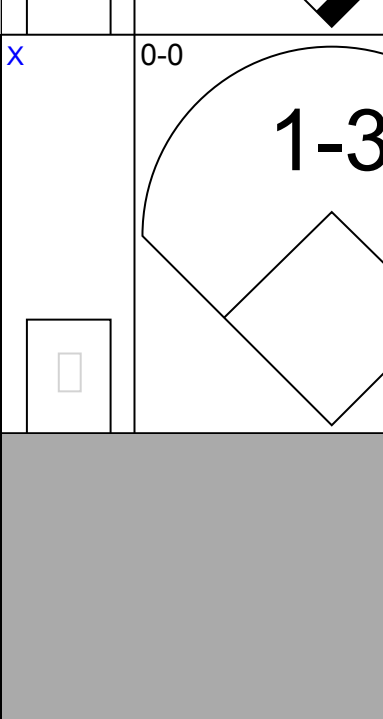
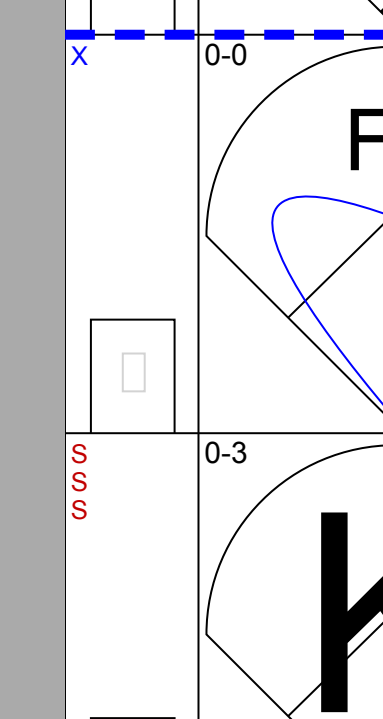

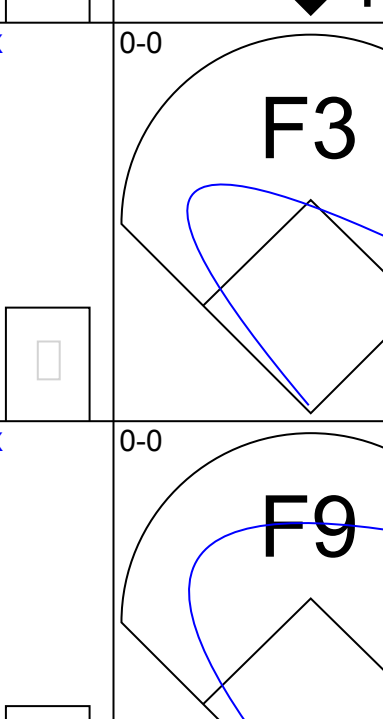

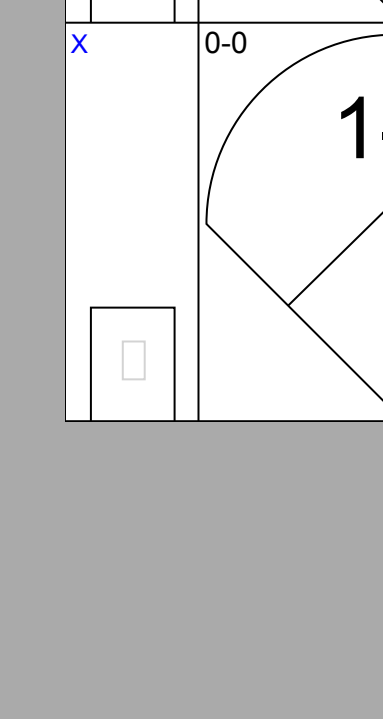
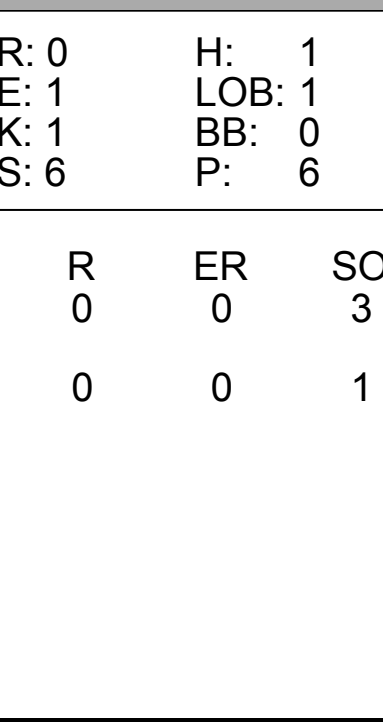
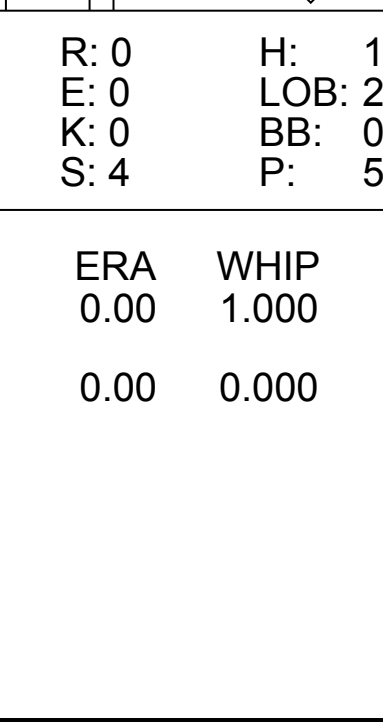
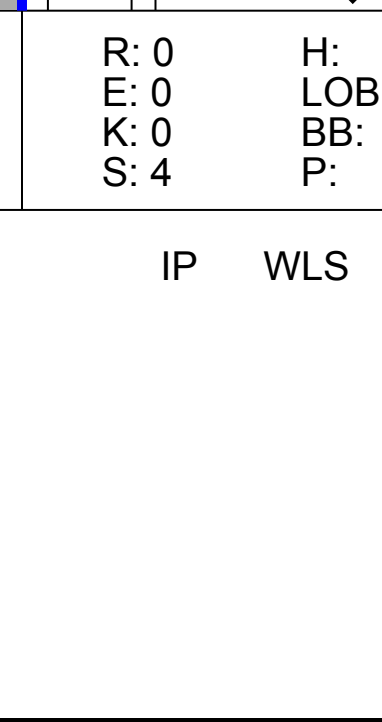
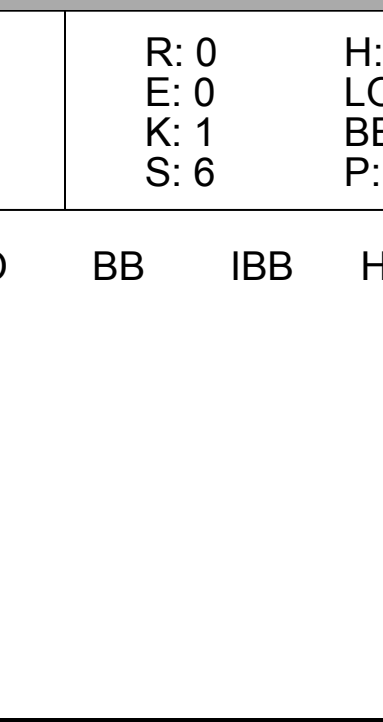

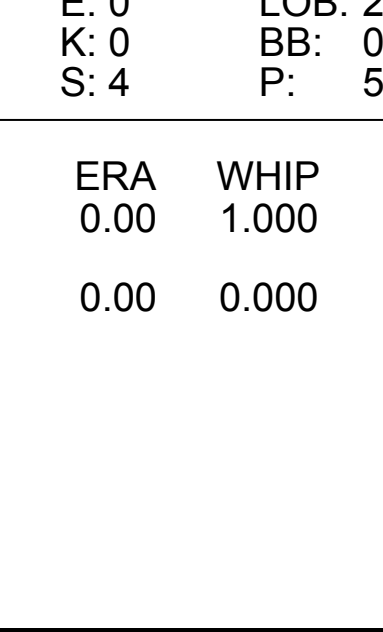


AB 31
R 2
H 7
RBI 1
BB 2
SO 5
LOB 13



Batter	1	2	3	4	5	6	7	8	9	AB	R	H	RBI	BB	SO	LOB	TOP					
Tommy Harper, R OBP: 0.377, SLG: 0.336 (1, 8)										4	1	0	0	0	2	2	Seattle Pilots @ California Angels Anaheim Stadium, Anaheim, CA Sat Jun 28 1969, 10:05 PM EDT Att: 8,893 - Unknown					
Mike Hegan, L OBP: 0.426, SLG: 0.485 (1, 9)										4	0	0	0	0	1	2						
Tommy Davis, R OBP: 0.273, SLG: 0.339 (1, 7)										4	0	1	1	0	1	0						
Don Mincher, L OBP: 0.379, SLG: 0.408 (1, 3)										3	1	2	0	1	0	0						
Rich Rollins, R OBP: 0.275, SLG: 0.319 (1, 5)										4	1	2	2	0	0	3						
Jim Pagliaroni, R OBP: 0.292, SLG: 0.275 (1, 2)										3	0	0	0	1	0	1						
John Donaldson, L OBP: 0.247, SLG: 0.169 (1, 4)										4	0	1	0	0	0	2						
Ray Oyler, R OBP: 0.286, SLG: 0.318 John Kennedy, R OBP: 0.326, SLG: 0.329 (1, 6)										2	0	0	0	0	1	3						
Fred Talbot, R OBP: 0.286, SLG: 0.091 Diego Segui, R OBP: 0.133, SLG: 0.071 (9, 1)										3	0	1	0	1	1	1						
Inning Stats	R: 0 E: 0 K: 2 S: 7	H: 0 LOB: 0 BB: 0 P: 7	R: 1 E: 0 K: 0 S: 4	H: 2 LOB: 1 BB: 1 P: 8	R: 1 E: 0 K: 1 S: 7	H: 2 LOB: 2 BB: 1 P: 11	R: 0 E: 0 K: 1 S: 6	H: 1 LOB: 0 BB: 0 P: 6	R: 0 E: 0 K: 0 S: 3	H: 0 LOB: 0 BB: 0 P: 3	R: 1 E: 0 K: 0 S: 4	H: 1 LOB: 1 BB: 1 P: 4	R: 0 E: 0 K: 1 S: 5	H: 0 LOB: 1 BB: 1 P: 9	R: 0 E: 0 K: 0 S: 4	H: 1 LOB: 0 BB: 0 P: 4		R: 0 E: 0 K: 1 S: 5	H: 0 LOB: 0 BB: 0 P: 5	1B: 4 2B: 2 3B: 0 HR: 1	SF: 0 SAC: 0 DP: 1 HBP: 0	WP: 0 PB: 0 SB: 3 CS: 0
PITCHER	IP WLS BF H R ER SO BB IBB HBP BLK WP HR S P ERA WHIP																					
Tom Murphy, R ERA: 4.45 Rudy May, L ERA: 4.74 Eddie Fisher, R ERA: 3.1	(1, 1) (6, 1) (8, 1)	5.0 2.0 2.0	L 8 7	21 1 1	5 1 0	2 1 0	2 1 0	4 1 1	1 0 0	0 0 0	0 0 0	0 0 0	0 1 0	27 9 9	35 13 9	3.60 4.50 0.00	1.200 1.000 0.500					

AB	33
R	3
H	7
RBI	3
BB	3
SO	6
LOB	14



Batter	1	2	3	4	5	6	7	8	9	AB	R	H	RBI	BB	SO	LOB	BOTTOM						
Sandy Alomar Sr., S OBP: 0.276, SLG: 0.279 (1, 4)										4	0	0	0	0	1	3	Seattle Pilots @ California Angels Anaheim Stadium, Anaheim, CA Sat Jun 28 1969, 10:05 PM EDT Att: 8,893 - Unknown						
Jay Johnstone, L OBP: 0.246, SLG: 0.309 (1, 8)										4	0	0	0	0	0	0							
Jim Fregosi, R OBP: 0.352, SLG: 0.385 (1, 6)										3	0	1	0	1	0	0							
Rick Reichardt, R OBP: 0.359, SLG: 0.414 (1, 7)										4	0	1	0	0	1	2							
Bill Voss, L OBP: 0.309, SLG: 0.306 (1, 9)										4	0	2	0	0	0	1							
Aurelio Rodriguez, R OBP: 0.296, SLG: 0.344 (1, 5)										4	0	2	0	0	0	3							
Jim Spencer, L OBP: 0.338, SLG: 0.319 (1, 3)										3	0	0	0	0	1	2							
Joe Azcue, R OBP: 0.291, SLG: 0.275 (1, 2)										4	0	0	0	0	1	3							
Tom Murphy, R OBP: 0.171, SLG: 0.176 Bubba Morton, R OBP: 0.398, SLG: 0.471 Rudy May, L OBP: 0.143, SLG: 0.077 Roger Repoz, L OBP: 0.276, SLG: 0.274 Eddie Fisher, R (8, 1)	(1, 1) (5, PH) (6, 1) (7, PH) (8, 1)	8.0 1.0	W S	32 3	H 0	R 0	ER 0	SO 3	BB 1	IBB 0	HBP 1	BLK 0	WP 0	HR 0	S 36	P 41		0.00 0.000	1.000				
Inning Stats	R: 0 E: 0 K: 1 S: 5	H: 0 LOB: 0 BB: 0 P: 5	R: 0 E: 1 K: 1 S: 6	H: 1 LOB: 1 BB: 0 P: 6	R: 0 E: 0 K: 1 S: 5	H: 0 LOB: 0 BB: 0 P: 5	R: 0 E: 0 K: 0 S: 4	H: 1 LOB: 1 BB: 0 P: 4	R: 0 E: 0 K: 0 S: 4	H: 1 LOB: 2 BB: 0 P: 5	R: 0 E: 0 K: 0 S: 5	H: 2 LOB: 0 BB: 0 P: 5	R: 0 E: 0 K: 0 S: 4	H: 1 LOB: 1 BB: 0 P: 4	R: 0 E: 0 K: 0 S: 2	H: 0 LOB: 0 BB: 1 P: 6		R: 0 E: 0 K: 1 S: 6	H: 1 LOB: 1 BB: 0 P: 6	1B: 6 2B: 0 3B: 1 HR: 0	SF: 0 SAC: 0 DP: 1 HBP: 1	WP: 0 PB: 0 SB: 0 CS: 0	PA: 35
PITCHER	IP WLS BF H R ER SO BB IBB HBP BLK WP HR S P ERA WHIP																						
Fred Talbot, R ERA: 3.52 Diego Segui, R ERA: 3.52	(1, 1) (9, 1)	8.0 1.0	W S	32 3	H 0	R 0	ER 0	SO 3	BB 1	IBB 0	HBP 1	BLK 0	WP 0	HR 0	S 36	P 5	0.00 0.000	1.000					


AB	33
R	0
H	7
RBI	0
BB	1
SO	4
LOB	16



Batter	1	2	3	4	5	6	7	8	9	AB	R	H	RBI	BB	SO	LOB	TOP		
Tommy Harper, R (1.5) X OBP: 0.372, SLG: 0.331	0-0 F7		0-0 5-3		0-0 F7			0-0 5-3		4	0	0	0	0	0	1	Seattle Pilots @ California Angels Anaheim Stadium, Anaheim, CA Sun Jun 29 1969, 6:33 AM EDT Att: 7,628 - Unknown		
Mike Hegan, L (1.9) B OBP: 0.427, SLG: 0.481	4-0 CS BB		4-0 S BB		0-0 3-1			0-0 E3 2B 3-1		2	1	0	0	2	0	0			
Tommy Davis, R (1.7) S OBP: 0.273, SLG: 0.341	0-3 K 1-2		0-3 K 1-2 2-3		0-0 6-3			0-0 3-1 1-3 1B 2B		4	1	1	0	0	2	3			
Don Mincher, L (1.3) X OBP: 0.374, SLG: 0.400		0-0 F8		0-3 K		0-0 F3		0-0 3-1		4	0	0	1	0	1	1			
Wayne Comer, R (1.8) X OBP: 0.353, SLG: 0.424		0-0 F8		0-3 K		0-0 G3		0-0 3-1 2-3 3-H		4	0	1	1	0	1	0			
Jim Pagliaroni, R (1.2) X OBP: 0.308, SLG: 0.279		0-0 1B		4-0 2B BB		0-0 5-3		0-0 3-1 3-H 0-3 1B		3	0	1	0	1	1	1			
John Donaldson, L (1.4) X OBP: 0.247, SLG: 0.188		0-0 4-3		0-0 2B		0-0 1-3		0-0 L6		4	0	1	0	0	0	1			
John Kennedy, R (1.6) B OBP: 0.333, SLG: 0.329			4-0 S SH1-4 BB		0-0 F9		0-0 FC6-4 1B	0-3 K		3	0	1	0	1	1	2			
John Geinar, R (1.1) Steve Hovley, L (5. PH) Mike Marshall, R (5.1) Rich Rollins, S (7. PH) Jerry Stephenson, L (7.1) Jim Bouton, R (8.1) Merritt Raney, L (9. PH) OBP: 0.395, SLG: 0.313			0-0 SH1-4		0-0 4-3		0-0 FC6-4 1-2	0-0 F9		0	0	0	0	0	0	0			
Inning Stats	R: 0 E: 0 K: 1 S: 4	H: 0 LOB: 0 BB: 1 P: 8	R: 0 E: 0 K: 0 S: 4	H: 1 LOB: 1 BB: 0 P: 4	R: 0 E: 0 K: 1 S: 5	H: 0 LOB: 2 BB: 2 P: 13	R: 0 E: 0 K: 2 S: 8	H: 1 LOB: 2 BB: 1 P: 12	R: 0 E: 0 K: 0 S: 3	H: 0 LOB: 0 BB: 0 P: 3	R: 0 E: 0 K: 0 S: 3	H: 1 LOB: 1 BB: 0 P: 4	R: 2 E: 1 K: 1 S: 8	H: 2 LOB: 1 BB: 0 P: 8	R: 0 E: 0 K: 1 S: 5	H: 0 LOB: 0 BB: 0 P: 5		1B: 3 2B: 2 3B: 0 HR: 0	SF: 0 SAC: 1 DP: 0 HBP: 0
PITCHER	IP WLS BF H R ER SO BB IBB HBP BLK WP HR S P ERA WHIP																		
Andy Messersmith, R (1.1) ERA: 2.83	7.2 W 32 5 2 0 4 4 0 0 0 0 0 0 36 52 0.00 1.174																		
Ken Tatum, R (8.1) ERA: 0.38	1.1 S 4 0 0 0 2 0 0 0 0 0 0 0 8 8 0.00 0.000																		

Batter	1	2	3	4	5	6	7	8	9	AB	R	H	RBI	BB	SO	LOB	BOTTOM		
Sandy Alomar Sr., S (1.4) X OBP: 0.278, SLG: 0.282	0-0 E7 1B				0-0 P6	0-0 P6		0-0 BB 1B 1B HBP 1B		5	2	2	0	0	0	1	Seattle Pilots @ California Angels Anaheim Stadium, Anaheim, CA Sun Jun 29 1969, 6:33 AM EDT Att: 7,628 - Unknown		
Jay Johnstone, L (1.8) X OBP: 0.297, SLG: 0.320	0-0 6-3 2-H 1B				0-0 1B 3B 1B		0-0 4-3	0-0 HBP BB 1B		5	1	4	4	0	0	0			
Jim Fregosi, R (1.6) X OBP: 0.353, SLG: 0.383	0-0 6-3 1-2				0-0 1B 3B 1B		0-0 6-3	0-0 HBP BB 1B		4	1	1	1	1	0	3			
Rick Reichardt, R (1.7) X OBP: 0.364, SLG: 0.422	0-0 6-3 2-3		0-3 K		0-0 FC1-2-5 3B		4-0 S BB	1-0 HBP		3	0	1	3	1	1	1			
Bill Voss, L (1.9) X OBP: 0.299, SLG: 0.295	0-0 4-3		0-0 F8		0-0 FC1-2-5 3-H		0-3 K	0-0 F9		5	0	0	0	0	1	6			
Aurelio Rodriguez, R (1.5) X OBP: 0.291, SLG: 0.338		0-0 6-3		0-0 P6		0-0 L6		0-0 P6		4	0	0	0	0	0	1			
Jim Spencer, L (1.3) X OBP: 0.357, SLG: 0.368		0-0 1B HBP 1B 1B			0-0 G3		0-0 3B	0-0 1B 1B 1B		4	2	3	0	0	0	0			
Joe Azcue, R (1.2) Buck Rodgers, S (6.2) OBP: 0.294, SLG: 0.273 OBP: 0.143, SLG: 0.077		1-0 1B HBP 1B			0-0 F9		0-0 G3	0-0 F8		1	1	0	0	0	0	0			
Andy Messersmith, R (1.1) Ken Tatum, R (8.1) OBP: 0.178, SLG: 0.042 OBP: 0.500, SLG: 0.500		0-3 K		0-3 K		0-0 P4		0-0 1B BB 1B		3	0	0	0	0	2	3			
Inning Stats	R: 1 E: 1 K: 0 S: 5	H: 1 LOB: 1 BB: 0 P: 5	R: 2 E: 0 K: 1 S: 8	H: 3 LOB: 2 BB: 0 P: 9	R: 0 E: 0 K: 1 S: 5	H: 0 LOB: 0 BB: 0 P: 5	R: 0 E: 0 K: 1 S: 5	H: 0 LOB: 0 BB: 0 P: 5	R: 2 E: 0 K: 0 S: 6	H: 3 LOB: 1 BB: 0 P: 6	R: 0 E: 0 K: 0 S: 4	H: 1 LOB: 1 BB: 0 P: 4	R: 0 E: 0 K: 1 S: 5	H: 0 LOB: 1 BB: 1 P: 9	R: 3 E: 0 K: 0 S: 7	H: 4 LOB: 3 BB: 1 P: 12		1B: 10 2B: 0 3B: 2 HR: 0	SF: 0 SAC: 0 DP: 0 HBP: 2
PITCHER	IP WLS BF H R ER SO BB IBB HBP BLK WP HR S P ERA WHIP																		
John Geinar, R (1.1) ERA: 2.15	4.0 L 18 4 3 2 3 0 0 1 0 0 0 0 23 24 4.50 1.000																		
Mike Marshall, R (5.1) ERA: 4.86	2.0 10 4 2 2 0 0 0 0 0 0 0 10 10 9.00 2.000																		
Jerry Stephenson, R (7.1) ERA: 16.2	1.2 12 4 3 3 1 2 0 1 0 0 0 11 20 16.20 3.600																		
Jim Bouton, R (8.1) ERA: 2.96	0.1 1 0 0 0 0 0 0 0 0 0 0 1 1 0.00 0.000																		

AB 31
R 2
H 5
RBI 2
BB 4
SO 6
LOB 10



AB 37
R 8
H 12
RBI 8
BB 2
SO 4
LOB 17



WP: 0	PA: 36
PB: 0	
SB: 2	
CS: 1	

WP: 0	PA: 41
PB: 0	
SB: 1	
CS: 0	

Batter	1	2	3	4	5	6	7	8	9	AB	R	H	RBI	BB	SO	LOB	TOP								
Sandy Alomar Sr. S OBP: 0.289, SLG: 0.287 (1,4)	4-0 BB			L5-4 SH5-3 1B		0-3 K		0-0 1B		3	0	2	0	1	1	1	California Angels @ Kansas City Royals Municipal Stadium, Kansas City, MO Mon Jun 30 1969, 8:05 PM EDT Att: 8,092 - Unknown - 74 F								
Jay Johnstone L OBP: 0.258, SLG: 0.325 (1,8)	4-3			SH5-3			0-0 1B	P6		3	1	1	0	0	0	3									
Jim Fregosi R OBP: 0.349, SLG: 0.377 (1,6)	F5			L5-4			0-0 4-3 2B	F8		4	0	0	0	0	0	4									
Rick Reichardt R OBP: 0.362, SLG: 0.419 (1,7)		0-0 L7			0-3 K		0-0 PB E 1B		0-3 K	4	0	1	1	0	2	0									
Bill Voss L OBP: 0.297, SLG: 0.293 (1,9)		0-0 L7			0-0 CS 1B		0-0 L9		0-0 3-1	4	0	1	0	0	0	1									
Aurelio Rodriguez R OBP: 0.287, SLG: 0.333 (1,5)		0-0 F9			0-3 K		0-0 E6 PB		0-0 L6	4	0	0	0	0	1	2									
Jim Spencer L OBP: 0.345, SLG: 0.354 (1,3)			0-0 F7			0-0 6-3		0-0 L6		3	0	0	0	0	0	2									
Joe Azcue R OBP: 0.295, SLG: 0.274 (1,2)			0-0 L7			0-0 FC3-6 1B		0-0 6-3		3	0	1	0	0	0	0									
Jim McGlothlin R OBP: 0.129, SLG: 0.100 (1,1)				0-3 K		0-0 FC3-6		0-0 1B		1	0	0	0	0	1	0									
Roger Repoz L OBP: 0.274, SLG: 0.272 (6, PH)						1-2 K				1	0	0	0	0	0	1									
Rudy May L OBP: 0.200, SLG: 0.077 (6, 1)								4-0 1B BB		0	0	0	0	1	0	0									
Inning Stats	R: 0 E: 0 K: 0 S: 2	H: 0 LOB: 0 BB: 1 P: 6	R: 0 E: 0 K: 0 S: 3	H: 0 LOB: 0 BB: 0 P: 3	R: 0 E: 0 K: 1 S: 5	H: 0 LOB: 0 BB: 0 P: 5	R: 0 E: 0 K: 0 S: 3	H: 1 LOB: 0 BB: 0 P: 3	R: 0 E: 0 K: 2 S: 7	H: 1 LOB: 0 BB: 0 P: 7	R: 0 E: 0 K: 1 S: 6	H: 1 LOB: 1 BB: 0 P: 6	R: 1 E: 1 K: 0 S: 6	H: 2 LOB: 2 BB: 0 P: 6	R: 0 E: 0 K: 0 S: 4	H: 1 LOB: 2 BB: 1 P: 8	R: 0 E: 0 K: 1 S: 5	H: 0 LOB: 0 BB: 0 P: 5	1B: 5 2B: 2 3B: 0 HR: 0	SF: 0 SAC: 1 DP: 1 HBP: 0	WP: 0 PB: 1 SB: 0 CS: 1	PA: 33			
PITCHER	IP	WLS	BF	H	R	ER	SO	BB	IBB	HBP	BLK	WP	HR	S	P	ERA	WHIP								
Roger Nelson R ERA: 3.04 (1,1)	8.0		30	6	1	1	4	2	0	0	0	0	0	36	44	1.12	1.000								
Moe Drabowsky R ERA: 2.64 (9,1)	1.0	W	3	0	0	0	1	0	0	0	0	0	0	5	5	0.00	0.000								

Batter	1	2	3	4	5	6	7	8	9	AB	R	H	RBI	BB	SO	LOB	BOTTOM								
Joe Foy R OBP: 0.350, SLG: 0.343 (1,5)	0-0 F9		0-0 2B		4-0 CS BB			0-0 P4		3	0	1	0	1	0	0	California Angels @ Kansas City Royals Municipal Stadium, Kansas City, MO Mon Jun 30 1969, 8:05 PM EDT Att: 8,092 - Unknown - 74 F								
Pat Kelly L OBP: 0.368, SLG: 0.396 (1,9)	0-0 1-3		0-3 K		0-0 CS	0-3 K		0-0 6-3		4	0	0	0	0	2	1									
Mike Fiore L OBP: 0.399, SLG: 0.422 (1,3)	0-0 5-3			0-0 1B SF9		0-0 1B			0-0 F7	4	1	2	0	0	0	0									
Bob Oliver R OBP: 0.283, SLG: 0.409 (1,8)		0-0 6-3		0-0 SF9	0-0 L9			0-0 1-3		4	0	1	0	0	0	1									
Lou Piniella R OBP: 0.305, SLG: 0.433 (1,7)		0-0 P6		0-0 SF9	0-0 L4				0-0 HR	3	1	1	2	0	0	1									
Elie Rodriguez R OBP: 0.346, SLG: 0.359 (1,2)		0-0 1B		0-3 K			0-0 6-3			3	0	1	0	0	1	1									
Juan Rios R OBP: 0.305, SLG: 0.317 (1,4)		0-0 F9		0-0 5-3			0-0 L5			3	0	0	0	0	0	2									
Jackie Hernandez R OBP: 0.295, SLG: 0.312 (1,6)			0-3 K		0-3 K		0-3 K			3	0	0	0	0	3	0									
Roger Nelson R OBP: 0.143, SLG: 0.121 (1,1)			0-0 1-3		0-3 K			0-0 6-3		2	0	0	0	0	1	0									
Buck Martinez R OBP: 0.462, SLG: 0.667 (8, PH)										1	0	0	0	0	0	0									
Moe Drabowsky R ERA: 4.61 (9,1)										0	0	0	0	0	0	0									
Inning Stats	R: 0 E: 0 K: 0 S: 3	H: 0 LOB: 0 BB: 0 P: 3	R: 0 E: 0 K: 0 S: 4	H: 1 LOB: 1 BB: 0 P: 4	R: 0 E: 0 K: 2 S: 8	H: 1 LOB: 1 BB: 0 P: 8	R: 1 E: 0 K: 1 S: 7	H: 2 LOB: 1 BB: 0 P: 7	R: 0 E: 0 K: 2 S: 6	H: 0 LOB: 0 BB: 1 P: 10	R: 0 E: 0 K: 1 S: 6	H: 1 LOB: 1 BB: 0 P: 6	R: 0 E: 0 K: 1 S: 5	H: 0 LOB: 0 BB: 0 P: 5	R: 0 E: 0 K: 0 S: 3	H: 0 LOB: 0 BB: 0 P: 3	R: 1 E: 0 K: 0 S: 3	H: 1 LOB: 0 BB: 0 P: 3	1B: 4 2B: 1 3B: 0 HR: 1	SF: 1 SAC: 0 DP: 0 HBP: 0	WP: 0 PB: 0 SB: 0 CS: 1	PA: 33			
PITCHER	IP	WLS	BF	H	R	ER	SO	BB	IBB	HBP	BLK	WP	HR	S	P	ERA	WHIP								
Jim McGlothlin R ERA: 2.78 (1,1)	5.0		19	4	1	1	5	1	0	0	0	0	0	28	32	1.80	1.000								
Rudy May L ERA: 4.61 (6,1)	3.2	L	13	2	1	1	2	0	0	0	0	0	1	17	17	2.46	0.545								



Batter	1	2	3	4	5	6	7	8	9	AB	R	H	RBI	BB	SO	LOB	TOP					
Sandy Alomar Sr. S OBP: 0.284, SLG: 0.285 (1, 4)	F6		4-3		B3-4		1B SH3 E 1B	4-3		5	1	1	0	0	0	1	California Angels @ Kansas City Royals Municipal Stadium, Kansas City, MO Tue Jul 01 1969, 8:05 PM EDT Alt. 9,332 - Unknown - 79 F					
Jay Johnstone L OBP: 0.258, SLG: 0.320 (1, 8)	4-0 BB		P6		G3		SH3 1-2	F7		3	0	0	0	1	0	1						
Jim Fregosi R OBP: 0.353, SLG: 0.382 (1, 6)	F3			P4	1B BB		E 1B 1B			4	2	2	0	1	0	1						
Rick Reichardt R OBP: 0.367, SLG: 0.418 (1, 7)	L7			2B SF8 BB	1B		E6 1B 2B			3	2	1	2	2	0	2						
Bill Voss L OBP: 0.307, SLG: 0.312 (1, 9)		4-3		SF8 1B 1-3	1B		1-2 3-H 2B	G4-3		5	2	3	2	0	0	2						
Aurelio Rodriguez R OBP: 0.282, SLG: 0.328 (1, 5)		5-3		SF8 1B 2B	4-3		1-2 3-H 1B	F7		4	0	0	1	0	0	4						
Jim Spencer L OBP: 0.359, SLG: 0.373 (1, 3)				2-3 3-H 0-0	1B		1-2 3-H 1B			4	1	2	3	1	1	0						
Joe Azcue R OBP: 0.299, SLG: 0.273 (1, 2)		L9		3-H 0-0	F7		1-H 2-H 1B			4	0	1	1	1	0	2						
George Brunet R OBP: 0.190, SLG: 0.111 (1, 1)							2-H 1B			2	1	1	0	0	1	0						
Jim Hicks R OBP: 0.277, SLG: 0.389 (6, PH)			K		G3 1B 2B					1	0	0	0	0	0	0						
Eddie Fisher R (6, 1)								K		2	0	0	0	0	2	2						
Inning Stats	R: 0 E: 0 K: 0 S: 3	H: 0 LOB: 1 BB: 1 P: 7	R: 0 E: 0 K: 0 S: 3	H: 0 LOB: 1 BB: 1 P: 7	R: 0 E: 0 K: 1 S: 5	H: 0 LOB: 0 BB: 0 P: 5	R: 2 E: 0 K: 0 S: 5	H: 2 LOB: 1 BB: 1 P: 9	R: 2 E: 0 K: 0 S: 6	H: 3 LOB: 2 BB: 1 P: 10	R: 0 E: 0 K: 0 S: 3	H: 0 LOB: 0 BB: 0 P: 3	R: 5 E: 1 K: 1 S: 11	H: 5 LOB: 1 BB: 0 P: 11	R: 0 E: 0 K: 0 S: 4	H: 1 LOB: 2 BB: 1 P: 8	R: 0 E: 0 K: 2 S: 7	H: 0 LOB: 1 BB: 1 P: 11	1B: 7 2B: 4 3B: 0 HR: 0	SF: 1 SAC: 1 DP: 0 HBP: 0	WP: 1 PB: 0 SB: 0 CS: 0	PA: 45
PITCHER	IP WLS BF H R ER SO BB IBB HBP BLK WP HR S P ERA WHIP																					
Mike Hedlund R ERA: 3.97 (1, 1)	4.0	2	17	2	2	2	1	3	0	0	0	0	0	0	0	16	28	4.50	1.250			
Don O'Riley R ERA: 9.0 (5, 1)	0.2	L	6	3	2	2	0	1	0	0	0	0	0	0	0	5	9	27.00	6.000			
Dick Drago R ERA: 4.61 (5, 1)	1.2		9	3	4	2	0	0	0	0	0	0	0	0	9	9	10.80	1.800				
Dave Wickersham R ERA: 3.83 (7, 1)	0.2		4	2	1	0	1	0	0	0	0	0	0	0	6	6	0.00	3.000				
Galen Cisco R ERA: 1.5 (8, 1)	2.0		9	1	0	0	2	2	0	0	0	1	0	11	19	0.00	1.500					

AB	37
R	9
H	11
RBI	9
BB	6
SO	4
LOB	15



Batter	1	2	3	4	5	6	7	8	9	AB	R	H	RBI	BB	SO	LOB	BOTTOM					
Joe Foy R OBP: 0.348, SLG: 0.341 (1, 5)	6-3	F3		6-3			4-3 1B		5-3	5	0	1	0	0	0	2	California Angels @ Kansas City Royals Municipal Stadium, Kansas City, MO Tue Jul 01 1969, 8:05 PM EDT Alt. 9,332 - Unknown - 79 F					
Pat Kelly L OBP: 0.370, SLG: 0.407 (1, 9)	B1				SF9 3B		K			4	1	2	1	0	1	1						
Lou Piniella R OBP: 0.304, SLG: 0.431 (1, 7)		1B BB	F3		SF9		4-3			3	1	1	1	0	0	3						
Bob Oliver R OBP: 0.291, SLG: 0.413 (1, 8)	4-0 1B BB			FC6-4 1B			SH1-3 1B		F8	3	0	2	0	1	0	1						
Buck Martinez R OBP: 0.438, SLG: 0.600 (1, 2)			F3		SH1-3				F9	3	0	1	1	0	0	1						
Chuck Harrison R OBP: 0.270, SLG: 0.292 (1, 3)		1-3 2-H 1B	L8		K		L7		F7	4	0	0	0	0	1	4						
Juan Rios R OBP: 0.311, SLG: 0.323 (1, 4)				E 1B	FC6-4 1B		P2-4 1B		F8	4	1	2	0	0	0	1						
Jackie Hernandez R OBP: 0.291, SLG: 0.307 (1, 6)		E4 1B			5-3		K		F8	4	0	0	0	0	1	2						
Mike Hedlund R OBP: 0.176, SLG: 0.176 (4, PH)										1	0	0	0	0	1	2						
Don O'Riley R OBP: 0.167, SLG: 0.143 (5, 1)										1	0	0	0	0	0	0						
Dick Drago R (5, 1)										1	0	0	0	0	0	1						
Dave Wickersham R (7, 1)										0	0	0	0	0	0	0						
Galen Cisco R (8, 1)										0	0	0	0	0	0	0						
Mike Figue L OBP: 0.307, SLG: 0.420 (9, PH)							1-2		G3	1	0	0	0	0	0	0						
Inning Stats	R: 1 E: 0 K: 0 S: 5	H: 2 LOB: 2 BB: 1 P: 9	R: 1 E: 1 K: 1 S: 8	H: 2 LOB: 2 BB: 0 P: 8	R: 0 E: 0 K: 1 S: 6	H: 1 LOB: 1 BB: 0 P: 6	R: 0 E: 0 K: 0 S: 3	H: 0 LOB: 0 BB: 0 P: 3	R: 1 E: 0 K: 0 S: 5	H: 2 LOB: 1 BB: 0 P: 5	R: 0 E: 0 K: 1 S: 5	H: 1 LOB: 0 BB: 0 P: 5	R: 0 E: 0 K: 1 S: 6	H: 1 LOB: 1 BB: 0 P: 6	R: 0 E: 0 K: 0 S: 3	H: 0 LOB: 0 BB: 0 P: 3	R: 0 E: 0 K: 0 S: 3	H: 0 LOB: 0 BB: 0 P: 3	1B: 8 2B: 1 3B: 1 HR: 0	SF: 1 SAC: 1 DP: 1 HBP: 0	WP: 0 PB: 0 SB: 0 CS: 0	PA: 37
PITCHER	IP WLS BF H R ER SO BB IBB HBP BLK WP HR S P ERA WHIP																					
George Brunet L ERA: 4.36 (1, 1)	5.0	W	24	7	3	2	2	1	0	0	0	0	0	0	27	31	3.60	1.600				
Eddie Fisher R ERA: 2.89 (6, 1)	4.0	S	13	2	0	0	2	0	0	0	0	0	0	17	17	0.00	0.500					

AB	34
R	3
H	9
RBI	3
BB	1
SO	4
LOB	18



Batter	1	2	3	4	5	6	7	8	9	AB	R	H	RBI	BB	SO	LOB	TOP			
Sandy Alomar Sr. S OBP: 0.284, SLG: 0.285 (1,4)										4	0	1	0	0	0	0				
Aurelio Rodriguez R OBP: 0.276, SLG: 0.264 (1,5)										4	0	0	0	0	1	2				
Jim Fregosi R OBP: 0.354, SLG: 0.382 (1,6)										3	0	1	0	1	0	1				
Rick Reichardt R OBP: 0.361, SLG: 0.410 (1,7)										4	0	0	0	0	0	3				
Bubba Morton R OBP: 0.391, SLG: 0.472 (1,9)										4	0	1	0	0	0	1				
Jim Hicks R OBP: 0.276, SLG: 0.373 (1,8)										3	0	0	0	1	1	1				
Jim Spencer L OBP: 0.358, SLG: 0.372 (1,3)										3	0	1	0	0	0	2				
Lou Johnson R OBP: 0.272, SLG: 0.245 (9, PH)										1	0	0	0	0	0	0				
Tom Egan R OBP: 0.209, SLG: 0.141 (1,2)										2	0	0	0	0	1	1				
Joe Azcue R OBP: 0.297, SLG: 0.271 (7, PH)										1	0	0	0	0	0	0				
Tom Murphy R OBP: 0.158, SLG: 0.162 (1,1)										3	0	0	0	0	3	0				
Inning Stats	R: 0 E: 0 K: 0 S: 4	H: 1 LOB: 1 BB: 0 P: 4	R: 0 E: 0 K: 1 S: 6	H: 1 LOB: 1 BB: 0 P: 6	R: 0 E: 0 K: 2 S: 7	H: 0 LOB: 0 BB: 0 P: 7	R: 0 E: 0 K: 0 S: 4	H: 1 LOB: 2 BB: 1 P: 8	R: 0 E: 1 K: 1 S: 6	H: 0 LOB: 1 BB: 0 P: 6	R: 0 E: 0 K: 0 S: 4	H: 0 LOB: 0 BB: 0 P: 5	R: 0 E: 0 K: 0 S: 3	H: 0 LOB: 1 BB: 1 P: 7	R: 0 E: 0 K: 1 S: 5	H: 0 LOB: 0 BB: 0 P: 5	1B: 3 2B: 1 3B: 0 HR: 0	SF: 0 SAC: 0 DP: 0 HBP: 0	WP: 0 PB: 0 SB: 0 CS: 0	PA: 34
PITCHER Bill Butler L ERA: 3.41 (1,1)	IP: 9.0 WLS: W BF: 34 H: 4 R: 0 ER: 0 SO: 6 BB: 2 IBB: 0 HBP: 0 BLK: 0 WP: 0 HR: 0 S: 44 P: 52 ERA: 0.00 WHIP: 0.667																			

California Angels @ Kansas City Royals
Municipal Stadium, Kansas City, MO
Wed Jul 02 1969, 8:05 PM EDT
Att: 9,323 - Unknown - 88 F

AB	32
R	0
H	4
RBI	0
BB	2
SO	6
LOB	11



Batter	1	2	3	4	5	6	7	8	9	AB	R	H	RBI	BB	SO	LOB	BOTTOM			
Joe Foy R OBP: 0.343, SLG: 0.336 (1,5)										4	0	0	0	0	2	1				
Pat Kelly L OBP: 0.372, SLG: 0.406 (1,9)										3	1	1	0	1	1	0				
Mike Fiore L OBP: 0.404, SLG: 0.421 (1,3)										2	0	1	0	2	0	1				
Bob Oliver R OBP: 0.288, SLG: 0.407 (1,8)										3	0	0	1	0	1	3				
Lou Piniella R OBP: 0.300, SLG: 0.426 (1,7)										3	0	0	0	0	2					
Elie Rodriguez R OBP: 0.341, SLG: 0.351 (1,2)										3	0	0	0	0	1	1				
Juan Rios R OBP: 0.304, SLG: 0.315 (1,4)										3	0	0	0	0	0	0				
Jackie Hernandez R OBP: 0.291, SLG: 0.308 (1,6)										3	0	1	0	0	0	1				
Bill Butler L OBP: 0.103, SLG: 0.103 (1,1)										3	0	1	0	0	2	1				
Inning Stats	R: 1 E: 0 K: 1 S: 6	H: 1 LOB: 1 BB: 1 P: 10	R: 0 E: 0 K: 1 S: 6	H: 1 LOB: 0 BB: 0 P: 6	R: 0 E: 0 K: 1 S: 6	H: 1 LOB: 1 BB: 0 P: 6	R: 0 E: 0 K: 0 S: 4	H: 0 LOB: 1 BB: 0 P: 4	R: 0 E: 0 K: 3 S: 9	H: 0 LOB: 0 BB: 0 P: 9	R: 0 E: 0 K: 1 S: 5	H: 1 LOB: 1 BB: 1 P: 9	R: 0 E: 0 K: 0 S: 4	H: 0 LOB: 0 BB: 0 P: 4	R: 0 E: 0 K: 0 S: 2	H: 0 LOB: 1 BB: 1 P: 6	1B: 4 2B: 0 3B: 0 HR: 0	SF: 0 SAC: 1 DP: 0 HBP: 0	WP: 0 PB: 0 SB: 1 CS: 1	PA: 31
PITCHER Tom Murphy R ERA: 4.21 (1,1)	IP: 8.0 WLS: L BF: 31 H: 4 R: 1 ER: 1 SO: 7 BB: 3 IBB: 0 HBP: 0 BLK: 0 WP: 0 HR: 0 S: 42 P: 54 ERA: 1.12 WHIP: 0.875																			

California Angels @ Kansas City Royals
Municipal Stadium, Kansas City, MO
Wed Jul 02 1969, 8:05 PM EDT
Att: 9,323 - Unknown - 88 F

AB	27
R	1
H	4
RBI	1
BB	3
SO	7
LOB	10



Batter	1	2	3	4	5	6	7	8	9	AB	R	H	RBI	BB	SO	LOB	TOP										
Sandy Alomar Sr. S OBP: 0.278, SLG: 0.279 (1, 4)	G3		K		F7		G3-4		F7	5	0	0	0	0	1	3	California Angels @ Kansas City Royals Municipal Stadium, Kansas City, MO Thu Jul 03 1969, 4:33 AM EDT Att: 3,454 - Unknown - 90 F livebaseballscorecards.com										
Jay Johnstone L OBP: 0.266, SLG: 0.332 (1, 8)	HR					4-3	K			4	1	3	0	0	1	1											
Jim Fregosi R OBP: 0.353, SLG: 0.391 (1, 6)	HR				K		4-3		F7	4	1	1	2	0	1	1											
Rick Reichardt R OBP: 0.360, SLG: 0.412 (1, 7)	K				1B		K		F9	4	1	1	0	0	2	1											
Bill Voss L OBP: 0.318, SLG: 0.319 (1, 9)	4-3				CS					3	0	2	1	1	0	0											
Aurelio Rodriguez R OBP: 0.275, SLG: 0.319 (1, 5)		K			2H		IBB		P5	4	0	0	0	0	2	4											
Jim Spencer L OBP: 0.354, SLG: 0.367 (1, 3)		4-3								4	1	1	0	0	0	0											
Joe Azcue R OBP: 0.295, SLG: 0.271 Tom Egan R OBP: 0.209, SLG: 0.141 (1, 2) (9, 2)	L5								F7	4	0	1	0	0	0	0											
Andy Messersmith R OBP: 0.226, SLG: 0.111 Ken Tatum R OBP: 0.500, SLG: 0.500 (1, 1) (9, 1)					1-3					3	0	2	0	0	0	0											
										0	0	0	0	0	0	0											
Inning Stats	R: 2 E: 0 K: 1 S: 7	H: 2 LOB: 0 BB: 7 P: 7	R: 0 E: 0 K: 1 S: 5	H: 0 LOB: 0 BB: 0 P: 5	R: 0 E: 0 K: 1 S: 5	H: 1 LOB: 1 BB: 0 P: 5	R: 1 E: 0 K: 1 S: 6	H: 2 LOB: 0 BB: 0 P: 6	R: 0 E: 0 K: 2 S: 4	H: 1 LOB: 1 BB: 1 P: 12	R: 1 E: 0 K: 1 S: 7	H: 2 LOB: 1 BB: 0 P: 7	R: 0 E: 0 K: 0 S: 4	H: 1 LOB: 1 BB: 0 P: 4	R: 0 E: 0 K: 0 S: 4	H: 1 LOB: 1 BB: 0 P: 4	1B: 8 2B: 2 3B: 0 HR: 1	SF: 0 SAC: 1 DP: 0 HBP: 0	WP: 1 PB: 0 SB: 0 CS: 1	PA: 37							
PITCHER	IP	WLS	BF	H	R	ER	SO	BB	IBB	HBP	BLK	WP	HR	S	P	ERA	WHIP										
Wally Bunker R ERA: 3.26 (1, 1)	7.0	L	29	9	4	4	7	0	1	0	0	1	1	42	46	5.14	1.286										
Moe Drabowsky R ERA: 2.53 (8, 1)	2.0		8	2	0	0	0	0	0	0	0	0	0	8	8	0.00	1.000										

Batter	1	2	3	4	5	6	7	8	9	AB	R	H	RBI	BB	SO	LOB	BOTTOM										
Joe Foy R OBP: 0.338, SLG: 0.330 (1, 5)	F8		K		K				K	5	0	0	0	0	4	3	California Angels @ Kansas City Royals Municipal Stadium, Kansas City, MO Thu Jul 03 1969, 4:33 AM EDT Att: 3,454 - Unknown - 90 F livebaseballscorecards.com										
Pat Kelly L OBP: 0.370, SLG: 0.404 (1, 9)	F5				1B				K	4	1	1	0	0	1	0											
Mike Fiore L OBP: 0.401, SLG: 0.414 (1, 3)					F2				L4	3	0	0	0	1	1	1											
Bob Oliver R OBP: 0.291, SLG: 0.411 (1, 8)	F3				F9					3	1	1	0	1	0	2											
Buck Martinez R OBP: 0.400, SLG: 0.526 (1, 2)					WP				L8	4	1	1	0	0	1	2											
Lou Piniella R OBP: 0.307, SLG: 0.431 (1, 7)	5-3				1B					4	0	3	1	0	0	0											
Jerry Adair R OBP: 0.283, SLG: 0.275 (1, 4)					1B					4	0	0	0	0	0	4											
Jackie Hernandez R OBP: 0.288, SLG: 0.304 Ed Kirkpatrick L OBP: 0.271, SLG: 0.336 (1, 6) (9, PH)	F3									3	0	0	0	0	1	1											
Wally Bunker R OBP: 0.100, SLG: 0.133 Hawk Taylor R OBP: 0.404, SLG: 0.591 Moe Drabowsky R (1, 1) (7, PH)	K									2	0	0	0	0	1	0											
Chuck Harrison R OBP: 0.275, SLG: 0.292 (9, PH)										1	0	0	0	0	1	1											
Inning Stats	R: 0 E: 0 K: 0 S: 3	H: 0 LOB: 0 BB: 1 P: 7	R: 0 E: 0 K: 1 S: 5	H: 0 LOB: 0 BB: 0 P: 5	R: 0 E: 0 K: 2 S: 7	H: 0 LOB: 0 BB: 0 P: 7	R: 2 E: 0 K: 0 S: 6	H: 3 LOB: 1 BB: 0 P: 6	R: 0 E: 0 K: 1 S: 5	H: 0 LOB: 0 BB: 0 P: 5	R: 0 E: 0 K: 0 S: 4	H: 1 LOB: 1 BB: 0 P: 4	R: 0 E: 0 K: 2 S: 8	H: 1 LOB: 1 BB: 0 P: 8	R: 0 E: 0 K: 3 S: 9	H: 0 LOB: 0 BB: 0 P: 9	R: 1 E: 0 K: 1 S: 6	H: 1 LOB: 3 BB: 2 P: 15	1B: 5 2B: 1 3B: 0 HR: 0	SF: 0 SAC: 0 DP: 0 HBP: 1	WP: 1 PB: 0 SB: 0 CS: 0	PA: 37					
PITCHER	IP	WLS	BF	H	R	ER	SO	BB	IBB	HBP	BLK	WP	HR	S	P	ERA	WHIP										
Andy Messersmith R ERA: 2.87 (1, 1)	8.0	W	31	5	3	3	9	2	0	0	0	1	0	47	55	3.38	0.875										
Ken Tatum R ERA: 0.36 (9, 1)	1.0	S	6	1	0	0	1	1	0	1	0	0	0	6	11	0.00	2.000										

Batter	1	2	3	4	5	6	7	8	9	AB	R	H	RBI	BB	SO	LOB	TOP					
Sandy Alomar Sr., S OBP: 0.283, SLG: 0.278 (1, 4)	L6		6-3		F9		1B	HR	K	4	2	1	1	2	1	0						
Jay Johnstone, L OBP: 0.276, SLG: 0.351 (1, 8)	G1-6-3 1B		1B		E6		1B	HR		4	1	3	4	1	0	1						
Jim Fregosi, R OBP: 0.351, SLG: 0.389 (1, 6)	G1-6-3				F9		SF8	F2		4	0	1	1	0	0	4						
Rick Reichardt, R OBP: 0.363, SLG: 0.413 Roger Repoz, L OBP: 0.274, SLG: 0.272 (5, 7)			F8				1B	L6		2	0	1	0	0	0	2						
Jim Hicks, R OBP: 0.368 (7, 7)					HBP					0	0	0	0	0	0	0						
Bill Voss, L OBP: 0.321, SLG: 0.322 (1, 9)					HBP					1	0	0	0	1	0	1						
Jim Spencer, L OBP: 0.346, SLG: 0.358 (1, 3)										5	0	2	0	0	0	4						
Joe Azcue, R OBP: 0.314, SLG: 0.276 Ruben Amaro, R OBP: 0.348, SLG: 0.250 Tom Egan, R OBP: 0.207, SLG: 0.139 (8, 2)										5	0	1	0	0	2	4						
Aurelio Rodriguez, R OBP: 0.273, SLG: 0.317 (1, 5)										1	0	1	0	3	0	0						
Jim McGlothlin, R OBP: 0.131, SLG: 0.094 Lou Johnson, R OBP: 0.277, SLG: 0.243 Rudy May, L OBP: 0.260, SLG: 0.077 Bubba Morton, R OBP: 0.250, SLG: 0.472 Eddie Fisher, R Ken Tatum, R OBP: 0.067, SLG: 1.007 (8, 1)										0	1	0	0	0	0	0						
Inning Stats	R: 0 E: 0 K: 0 S: 3	H: 1 LOB: 0 BB: 0 P: 3	R: 0 E: 0 K: 1 S: 7	H: 4 LOB: 2 BB: 7 P: 7	R: 0 E: 0 K: 1 S: 6	H: 1 LOB: 2 BB: 1 P: 10	R: 0 E: 0 K: 0 S: 3	H: 0 LOB: 1 BB: 1 P: 7	R: 0 E: 1 K: 1 S: 6	H: 0 LOB: 3 BB: 1 P: 11	R: 0 E: 0 K: 1 S: 4	H: 0 LOB: 0 BB: 1 P: 8	R: 1 E: 0 K: 1 S: 7	H: 2 LOB: 2 BB: 2 P: 15	R: 5 E: 1 K: 0 S: 7	H: 3 LOB: 1 BB: 2 P: 15	R: 1 E: 0 K: 2 S: 8	H: 1 LOB: 0 BB: 0 P: 8	1B: 10 2B: 0 3B: 0 HR: 2	SF: 1 SAC: 0 DP: 2 HBP: 1	WP: 0 PB: 0 SB: 0 CS: 1	PA: 46
PITCHER	IP	WLS	BF	H	R	ER	SO	BB	IBB	HBP	BLK	WP	HR	S	P	ERA	WHIP					
Paul Edmondson, R ERA: 2.7 (1, 1)	6.2		30	7	1	1	4	5	0	1	0	0	0	32	53	1.35	1.800					
Wilbur Wood, L ERA: 3.02 (7, 1)	0.1	L	6	2	3	3	1	3	0	0	0	0	0	5	17	81.00	15.000					
Gary Bell, R ERA: 5.38 (8, 1)	2.0		10	3	3	3	2	0	0	0	0	0	2	14	14	13.50	1.500					

California Angels @ Chicago White Sox
Comiskey Park, Chicago, IL
Fri Jul 04 1969, 4:33 AM EDT
Unknown

AB 36
R 7
H 12
RBI 7
BB 8
SO 7
LOB 20



Batter	1	2	3	4	5	6	7	8	9	AB	R	H	RBI	BB	SO	LOB	BOTTOM					
Tom McCraw, L OBP: 0.256, SLG: 0.255 (1, 8)	1B		4-3		FC5-4		6-3		G4-6-3	5	0	2	0	0	0	2						
Luis Aparicio, R OBP: 0.351, SLG: 0.349 (1, 6)	F8		F8		FC5-4		5-3		F9	5	0	0	0	0	0	4						
Carlos May, L OBP: 0.361, SLG: 0.492 (1, 7)					F7		4-3		F8	4	0	1	0	0	0	0						
Gail Hopkins, L OBP: 0.392, SLG: 0.469 (1, 3)	4-3						G3		1B	4	1	2	0	0	0	1						
Ed Herrmann, L OBP: 0.360, SLG: 0.445 (1, 2)							1B		1B	3	2	2	0	1	0	0						
Bill Melton, R OBP: 0.320, SLG: 0.457 (1, 5)									F8	4	0	1	1	0	1	3						
Walt Williams, R OBP: 0.328, SLG: 0.362 Ken Berry, R OBP: 0.265, SLG: 0.279 (6, 8)										2	0	1	0	1	1	0						
Rich Morales, R OBP: 0.241, SLG: 0.185 (1, 4)										1	0	1	2	0	0	0						
Paul Edmondson, R OBP: 0.444, SLG: 0.444 Wilbur Wood, R (7, 1)										3	0	0	0	1	0	4						
Gary Bell, R OBP: 0.250, SLG: 0.278 Pete Ward, L OBP: 0.372, SLG: 0.391 (8, 1)										3	0	0	0	1	0	4						
Inning Stats	R: 0 E: 0 K: 0 S: 4	H: 2 LOB: 1 BB: 0 P: 4	R: 0 E: 0 K: 2 S: 7	H: 0 LOB: 0 BB: 0 P: 7	R: 0 E: 0 K: 0 S: 3	H: 0 LOB: 1 BB: 1 P: 7	R: 0 E: 0 K: 0 S: 4	H: 2 LOB: 1 BB: 0 P: 4	R: 0 E: 0 K: 0 S: 5	H: 2 LOB: 2 BB: 0 P: 5	R: 1 E: 0 K: 0 S: 4	H: 1 LOB: 2 BB: 2 P: 12	R: 0 E: 0 K: 1 S: 5	H: 0 LOB: 0 BB: 0 P: 5	R: 2 E: 0 K: 0 S: 6	H: 3 LOB: 1 BB: 0 P: 6	R: 0 E: 0 K: 0 S: 3	H: 1 LOB: 0 BB: 0 P: 3	1B: 10 2B: 1 3B: 0 HR: 0	SF: 0 SAC: 1 DP: 1 HBP: 0	WP: 0 PB: 0 SB: 0 CS: 0	PA: 38
PITCHER	IP	WLS	BF	H	R	ER	SO	BB	IBB	HBP	BLK	WP	HR	S	P	ERA	WHIP					
Jim McGlothlin, R ERA: 2.71 (1, 1)	6.0		26	7	1	1	2	2	1	0	0	0	0	27	39	1.50	1.500					
Rudy May, L ERA: 4.54 (7, 1)	1.0	W	3	0	0	0	1	0	0	0	0	0	0	5	5	0.00	0.000					
Eddie Fisher, R ERA: 3.16 (8, 1)	0.2		5	3	2	2	0	0	0	0	0	0	0	5	5	27.00	4.500					
Ken Tatum, R ERA: 0.35 (8, 1)	1.1	S	4	1	0	0	0	0	0	0	0	0	0	4	4	0.00	0.750					

California Angels @ Chicago White Sox
Comiskey Park, Chicago, IL
Fri Jul 04 1969, 4:33 AM EDT
Unknown

AB 34
R 3
H 11
RBI 3
BB 3
SO 3
LOB 15



Batter	1	2	3	4	5	6	7	8	9	AB	R	H	RBI	BB	SO	LOB	TOP	
Sandy Alomar Sr. S OBP: 0.275, SLG: 0.270	F8			4-3		G3		F6		4	0	0	0	0	0	0		
Bill Voos L OBP: 0.324, SLG: 0.320	K			4-3				1-3		4	1	1	0	0	1	0		
Jim Fregosi R OBP: 0.354, SLG: 0.400	6-3			BB		HR		PB		3	1	2	2	1	0	0		
Jay Johnstone L OBP: 0.283, SLG: 0.351		F6		BB				1B		2	0	1	0	2	0	0		
Bubba Morton R OBP: 0.380, SLG: 0.447				BB				1B		4	0	0	0	0	1	5		
Roger Repoz L OBP: 0.269, SLG: 0.266	K			1-3				1-3		0	0	0	0	0	0	0		
Jim Spencer L OBP: 0.330, SLG: 0.350						G3				4	1	1	0	0	1	0		
Joe Azcue R OBP: 0.304, SLG: 0.266										4	0	0	0	0	0	1		
Aurelio Rodriguez R OBP: 0.276, SLG: 0.319				1-3		F7				4	0	2	1	0	0	0		
George Brunet R OBP: 0.182, SLG: 0.105										1	0	0	0	0	1	0		
Eddie Fisher R										0	0	0	0	0	0	0		
Lou Johnson R OBP: 0.274, SLG: 0.248										1	0	0	0	0	0	0		
Rudy May L OBP: 0.176, SLG: 0.067										2	0	0	0	0	2	0		
Ken Tatum R OBP: 0.697, SLG: 1.667										0	0	0	0	0	0	0		
Inning Stats	R: 0 E: 0 K: 1 S: 5	H: 0 LOB: 0 BB: 0 P: 5	R: 0 E: 0 K: 1 S: 5	H: 0 LOB: 0 BB: 0 P: 5	R: 0 E: 0 K: 1 S: 5	H: 0 LOB: 2 BB: 2 P: 11	R: 0 E: 0 K: 0 S: 3	H: 3 LOB: 1 BB: 0 P: 6	R: 0 E: 0 K: 1 S: 6	H: 1 LOB: 1 BB: 0 P: 6	R: 0 E: 0 K: 0 S: 4	H: 1 LOB: 2 BB: 1 P: 8	R: 1 E: 0 K: 0 S: 4	H: 2 LOB: 0 BB: 0 P: 4	1B: 5 2B: 1 3B: 0 HR: 1	SF: 0 SAC: 0 DP: 0 HBP: 0	WP: 0 PB: 1 SB: 1 CS: 1	PA: 36
PITCHER Billy Wynne R ERA: 2.54	IP: 9.0 WLS: W BF: 36 H: 7 R: 3 ER: 3 SO: 4	BB: 2 IBB: 1 HBP: 0 BLK: 0	WP: 0 HR: 1 S: 41 P: 53	ERA: 3.00 WHIP: 1.000														

California Angels @ Chicago White Sox
Comiskey Park, Chicago, IL
Sat Jul 05 1969, 4:33 AM EDT
Att.: 4,922 - Unknown

AB	33
R	3
H	7
RBI	3
BB	3
SO	4
LOB	8



Batter	1	2	3	4	5	6	7	8	9	AB	R	H	RBI	BB	SO	LOB	BOTTOM			
Walt Williams R OBP: 0.324, SLG: 0.357	F8			5-3						4	0	0	0	0	0	0				
Pete Ward L OBP: 0.369, SLG: 0.388		6-3								1	0	0	0	0	1	3				
Luis Aparicio R OBP: 0.353, SLG: 0.347	BB			1B						3	2	1	0	2	0	3				
Bill Melton R OBP: 0.320, SLG: 0.449	4-3									3	0	1	2	2	1	1				
Don Pavletich R OBP: 0.302, SLG: 0.321	4-3			F2						3	0	1	0	1	0	2				
Gail Hopkins L OBP: 0.385, SLG: 0.477	4-3									4	0	1	1	0	0	3				
Carlos May L OBP: 0.365, SLG: 0.508										2	1	1	0	2	0	0				
Ken Berry R OBP: 0.266, SLG: 0.279										3	0	0	0	0	0	6				
Ron Hansen R OBP: 0.279, SLG: 0.293										1	0	1	1	0	0	0				
Tom McCraw L OBP: 0.256, SLG: 0.255										0	0	0	0	0	0	0				
Bobby Knoop R OBP: 0.280, SLG: 0.282										3	0	1	0	1	0	0				
Billy Wynne L OBP: 0.143, SLG: 0.143										3	0	0	0	0	1	1				
Buddy Bradford R OBP: 0.362, SLG: 0.438	K									0	0	0	0	1	0	0				
Inning Stats	R: 1 E: 0 K: 0 S: 3	H: 0 LOB: 3 BB: 4 P: 19	R: 0 E: 0 K: 1 S: 5	H: 0 LOB: 0 BB: 0 P: 5	R: 0 E: 0 K: 1 S: 6	H: 1 LOB: 3 BB: 2 P: 14	R: 0 E: 0 K: 0 S: 3	H: 1 LOB: 0 BB: 0 P: 3	R: 1 E: 0 K: 0 S: 4	H: 2 LOB: 0 BB: 0 P: 4	R: 0 E: 0 K: 0 S: 3	H: 0 LOB: 0 BB: 0 P: 3	R: 0 E: 0 K: 0 S: 3	H: 1 LOB: 0 BB: 0 P: 3	R: 2 E: 1 K: 1 S: 6	H: 2 LOB: 3 BB: 3 P: 18	1B: 6 2B: 1 3B: 1 HR: 0	SF: 0 SAC: 0 DP: 3 HBP: 0	WP: 0 PB: 1 SB: 0 CS: 0	PA: 39
PITCHER George Brunet L ERA: 4.32	IP: 2.2 WLS: 8 BF: 3 H: 1 R: 1 ER: 1 SO: 2	BB: 6 IBB: 0 HBP: 0 BLK: 0	WP: 0 HR: 0 S: 13 P: 37	ERA: 3.38 WHIP: 2.625																
Eddie Fisher R ERA: 3.03	2.1 8 3 1 0 0	0 0 0 0	0 0 8 8	0.00 1.286																
Rudy May L ERA: 4.61	3.0 L 13 3	2 2 0	0 0 11 19	6.00 1.000																
Ken Tatum R ERA: 0.34	0.2 3 0	0 0 0	1 1 0	0.00 1.500																

California Angels @ Chicago White Sox
Comiskey Park, Chicago, IL
Sat Jul 05 1969, 4:33 AM EDT
Att.: 4,922 - Unknown

AB	30
R	3
H	7
RBI	4
BB	9
SO	3
LOB	19



Batter	1	2	3	4	5	6	7	8	9	AB	R	H	RBI	BB	SO	LOB	TOP					
Sandy Alomar Sr. S OBP: 0.274, SLG: 0.266 (1, 4)	F7		BB				5-3		F7	4	0	0	0	1	1	1	California Angels @ Chicago White Sox Comiskey Park, Chicago, IL Sun Jul 06 1969, 4:33 AM EDT Att: 5,239 - Unknown livebaseballscorecards.com					
Jay Johnstone L OBP: 0.283, SLG: 0.349 (1, 8)	4-3		BB			G3	1B			4	0	1	0	0	1	2						
Jim Fregosi R OBP: 0.356, SLG: 0.401 (1, 6)	WP 1B		FC5			HR 1B	1-3			4	1	2	0	0	0	3						
Bubba Morton R OBP: 0.385, SLG: 0.488 Bill Voss L OBP: 0.324, SLG: 0.320 (9, 9)	5-3			SH1-4 1B		HR 1H		K		4	1	2	2	0	1	1						
Joe Azcue R OBP: 0.304, SLG: 0.268 (1, 2)		L1-3 1B		SH1-4 1B		6-3		5-3		3	0	1	0	0	0	0						
Lou Johnson R OBP: 0.273, SLG: 0.257 (1, 7)	L1-3			F9			2B		1-3	4	0	1	0	0	0	2						
Aurelio Rodriguez R OBP: 0.276, SLG: 0.316 (1, 5)			K	F8			IBB		F4	3	0	0	0	1	1	1						
Jim Spencer L OBP: 0.328, SLG: 0.340 (1, 3)			1-3			K	K		SH2-4 BB	3	0	0	0	1	2	2						
Tom Murphy R OBP: 0.171, SLG: 0.154 (1, 1)			FC5 BB BB	1-3			K		SH2-4 1-2	2	0	0	0	1	1	0						
Inning Stats	R: 0 E: 0 K: 0 S: 4	H: 1 LOB: 1 BB: 0 P: 4	R: 0 E: 0 K: 1 S: 5	H: 1 LOB: 0 BB: 0 P: 5	R: 0 E: 0 K: 1 S: 5	H: 0 LOB: 2 BB: 2 P: 13	R: 0 E: 0 K: 0 S: 4	H: 1 LOB: 1 BB: 0 P: 4	R: 0 E: 0 K: 2 S: 7	H: 0 LOB: 0 BB: 0 P: 7	R: 2 E: 0 K: 1 S: 8	H: 3 LOB: 2 BB: 1 P: 12	R: 0 E: 0 K: 1 S: 6	H: 1 LOB: 1 BB: 0 P: 6	R: 0 E: 0 K: 1 S: 5	H: 0 LOB: 0 BB: 0 P: 5	R: 0 E: 0 K: 0 S: 3	H: 0 LOB: 1 BB: 1 P: 7	1B: 5 2B: 2 3B: 0 HR: 1	SF: 0 SAC: 2 DP: 1 HBP: 0	WP: 1 PB: 0 CS: 0	PA: 37
PITCHER	IP	WLS	BF	H	R	ER	SO	BB	IBB	HBP	BLK	WP	HR	S	P	ERA	WHIP					
Tommy John L ERA: 3.38 (1, 1)	7.0	L	30	7	2	2	6	2	1	0	0	1	1	39	51	2.57	1.286					
Dan Osinski R ERA: 3.35 (8, 1)	2.0		7	0	0	0	1	1	0	0	0	0	0	8	12	0.00	0.500					

Batter	1	2	3	4	5	6	7	8	9	AB	R	H	RBI	BB	SO	LOB	BOTTOM				
Tom McCraw L OBP: 0.248, SLG: 0.246 Dan Osinski R (8, 1)	4-3		F8				F3		F8	4	0	0	0	0	1	2	California Angels @ Chicago White Sox Comiskey Park, Chicago, IL Sun Jul 06 1969, 4:33 AM EDT Att: 5,239 - Unknown livebaseballscorecards.com				
Don Pavletich R OBP: 0.299, SLG: 0.318 (9, PH)			F9				F4			1	0	0	0	0	0	2					
Luis Aparicio R OBP: 0.349, SLG: 0.342 (1, 6)	K		F9				F7			4	0	0	0	0	1	2					
Carlos May L OBP: 0.366, SLG: 0.507 (1, 7)	4-3								F7	4	0	2	1	0	0	0					
Gail Hopkins L OBP: 0.388, SLG: 0.471 (1, 3)			F7				4-3		HBP	2	0	0	0	1	0	2					
Bill Melton R OBP: 0.316, SLG: 0.442 (8, 9)		K2-6-2					F9		L5	4	0	0	0	0	1	2					
Ed Herrmann L OBP: 0.384, SLG: 0.438 (1, 2)		BB HBP HBP					K		3-1	2	0	0	0	1	1	1					
Buddy Bradford R OBP: 0.359, SLG: 0.427 (1, 8)			F8				K		6-3	3	0	0	0	0	1	1					
Bobby Knoop R OBP: 0.280, SLG: 0.279 Ron Hansen R OBP: 0.297, SLG: 0.293 Ken Berry R OBP: 0.266, SLG: 0.279 (9, PH) (9, PH) (9, PH)			F3				K		FC4 BB	2	0	0	0	1	0	0					
Tommy John R OBP: 0.163, SLG: 0.111 Pete Ward L OBP: 0.371, SLG: 0.389 (7, PH) (8, 5)	4-3								FC4 1-2	2	1	1	0	0	0	3					
Inning Stats	R: 0 E: 0 K: 1 S: 5	H: 0 LOB: 0 BB: 0 P: 5	R: 0 E: 0 K: 1 S: 4	H: 0 LOB: 2 BB: 2 P: 14	R: 0 E: 0 K: 0 S: 3	H: 0 LOB: 1 BB: 1 P: 7	R: 0 E: 0 K: 0 S: 3	H: 0 LOB: 0 BB: 1 P: 7	R: 0 E: 0 K: 2 S: 7	H: 0 LOB: 0 BB: 0 P: 7	R: 0 E: 0 K: 1 S: 6	H: 1 LOB: 1 BB: 0 P: 6	R: 0 E: 0 K: 0 S: 3	H: 0 LOB: 1 BB: 0 P: 4	R: 0 E: 1 K: 0 S: 3	H: 0 LOB: 2 BB: 1 P: 7	1B: 3 2B: 2 3B: 0 HR: 0	SF: 0 SAC: 0 DP: 1 HBP: 3	WP: 0 PB: 0 CS: 0	PA: 37	
PITCHER	IP	WLS	BF	H	R	ER	SO	BB	IBB	HBP	BLK	WP	HR	S	P	ERA	WHIP				
Tom Murphy R ERA: 3.96 (1, 1)	9.0	W	37	4	1	1	6	4	0	3	0	0	0	42	61	1.00	0.889				

Batter	1	2	3	4	5	6	7	8	9	AB	R	H	RBI	BB	SO	LOB	TOP					
Sandy Alomar Sr. S (1.4) X OBP: 0.276, SLG: 0.269	0-0 6-3		0-0 1B			4-0 BB		0-0 2B		3	0	2	0	1	0	0	California Angels @ Seattle Pilots Sicks Stadium, Boston, MA Tue Jul 08 1969, 10:05 PM EDT Att: 6,877 - Unknown					
Jay Johnstone L (1.8) X OBP: 0.285, SLG: 0.359	0-0 HR		0-0 F8			0-0 F9		0-0 3-1		4	1	1	1	0	0	4						
Jim Fregosi R (1.6) X OBP: 0.354, SLG: 0.399	0-0 1-3		0-0 6-3			0-0 F9			0-0 5-3	4	0	0	0	0	0	3						
Rick Reichardt R (1.7) X OBP: 0.358, SLG: 0.406	0-3 K			0-0 2-3		0-0 5-3			0-0 P3	4	0	0	0	0	1	1						
Bubba Morton R (1.9) X OBP: 0.388, SLG: 0.477		0-0 F8		4-0 G6-4-3 BB			0-3 K		0-0 1B	3	0	1	0	1	1	0						
Joe Azcue R (1.2) X OBP: 0.302, SLG: 0.273		0-0 F7		0-0 G6-4-3			0-0 5-3		0-0 F9	4	0	0	0	0	0	2						
Aurelio Rodriguez R (1.5) X OBP: 0.276, SLG: 0.323		0-0 5-3			0-3 K		0-0 F9			3	0	0	0	0	1	0						
Jim Spencer L (1.3) X OBP: 0.333, SLG: 0.339			0-0 1B		0-0 4-3				0-0 P4	3	0	1	0	0	0	0						
Jim McGlothlin R (1.1) X OBP: 0.114, SLG: 0.088			0-0 P5			0-3 K		0-0 6-3		2	0	0	0	0	1	1						
Eddie Fisher R (7.1) X Lou Johnson R (8. PH) X Hoyt Wilhelm R (8.1) X										0	0	0	0	0	0	0						
Inning Stats	R: 1 E: 0 K: 1 S: 6	H: 1 LOB: 0 BB: 0 P: 6	R: 0 E: 0 K: 0 S: 3	H: 0 LOB: 0 BB: 0 P: 3	R: 0 E: 0 K: 0 S: 5	H: 2 LOB: 2 BB: 0 P: 5	R: 0 E: 0 K: 0 S: 2	H: 0 LOB: 0 BB: 1 P: 6	R: 0 E: 0 K: 2 S: 7	H: 0 LOB: 0 BB: 0 P: 7	R: 0 E: 0 K: 0 S: 3	H: 0 LOB: 1 BB: 1 P: 7	R: 0 E: 0 K: 1 S: 5	H: 0 LOB: 0 BB: 0 P: 5	R: 0 E: 0 K: 0 S: 4	H: 1 LOB: 1 BB: 0 P: 4	R: 0 E: 0 K: 0 S: 4	H: 1 LOB: 1 BB: 0 P: 4	1B: 3 2B: 1 3B: 0 HR: 1	SF: 0 SAC: 0 DP: 1 HBP: 0	WP: 0 PB: 0 SB: 0 CS: 0	PA: 33
PITCHER Gary Roggenburk L (1.1) X ERA: 5.34	IP: 9.0 WLS: W BF: 33 H: 5 R: 1 ER: 1 SO: 4 BB: 2 IBB: 0 HBP: 0 BLK: 0 WP: 0 HR: 1 S: 39 P: 47 ERA: 1.00 WHIP: 0.778																					

Batter	1	2	3	4	5	6	7	8	9	AB	R	H	RBI	BB	SO	LOB	BOTTOM			
Steve Hovley L (1.9) X OBP: 0.389, SLG: 0.543	0-0 FC5-4 1B	0-0 4-3			0-0 4-3 1B		4-0 CS BB			3	0	2	0	1	0	1	California Angels @ Seattle Pilots Sicks Stadium, Boston, MA Tue Jul 08 1969, 10:05 PM EDT Att: 6,877 - Unknown			
Gus Gil R (1.5) X OBP: 0.312, SLG: 0.289	0-0 FC5-4 HR		0-0 F7		0-0 4-3		0-0 F8			4	1	0	0	0	0	4				
Tommy Davis R (1.7) X Tommy Harper R (9.8) X	0-0 E5 HR		0-0 F8		0-0 6-3			0-3 K		4	1	0	0	0	1	2				
Don Mincher L (1.3) X OBP: 0.374, SLG: 0.469	0-0 HR		0-0 G3			4-0 CS BB		0-0 FC6-5 2B		3	1	2	3	1	0	0				
Wayne Comer R (1.8) X (9.7) X	0-0 6-3			0-0 F9 1-3 1B		0-0 F9		0-0 FC6-5 S		4	0	1	0	0	0	2				
Jerry McNettney R (1.2) X OBP: 0.300, SLG: 0.392	0-0 F9			0-0 1-3		4-0 BB		0-3 K		3	0	0	0	1	1	2				
John Donaldson L (1.4) X OBP: 0.259, SLG: 0.252		0-0 4-3		0-0 F9		0-0 3-1				3	0	0	0	0	0	2				
Ray Oyler R (1.6) X Gordy Lund R (4.6) X		0-0 1B		0-0 6-3			0-0 CS SH3-4 1B			1	0	1	0	0	0	0				
Garry Roggenburk R (1.1) X OBP: 0.111, SLG: 0.111		0-3 K			0-0 4-3		0-0 SH3-4			2	0	0	0	0	1	1				
Inning Stats	R: 3 E: 1 K: 0 S: 6	H: 2 LOB: 0 BB: 0 P: 6	R: 0 E: 0 K: 1 S: 6	H: 1 LOB: 0 BB: 0 P: 6	R: 0 E: 0 K: 0 S: 3	H: 0 LOB: 0 BB: 0 P: 3	R: 0 E: 0 K: 0 S: 4	H: 1 LOB: 1 BB: 0 P: 4	R: 0 E: 0 K: 0 S: 4	H: 1 LOB: 1 BB: 0 P: 4	R: 0 E: 0 K: 0 S: 2	H: 0 LOB: 2 BB: 2 P: 10	R: 0 E: 0 K: 0 S: 3	H: 1 LOB: 1 BB: 1 P: 7	R: 0 E: 0 K: 2 S: 8	H: 1 LOB: 1 BB: 0 P: 8		1B: 5 2B: 1 3B: 0 HR: 1	SF: 0 SAC: 1 DP: 0 HBP: 0	WP: 0 PB: 0 SB: 1 CS: 3
PITCHER Jim McGlothlin R (1.1) X Eddie Fisher R (7.1) X Hoyt Wilhelm R (8.1) X	IP: 6.1 WLS: L BF: 27 H: 6 R: 3 ER: 2 SO: 1 BB: 2 IBB: 0 HBP: 0 BLK: 0 WP: 0 HR: 1 S: 27 P: 35 ERA: 2.84 WHIP: 1.263																			

Batter	1	2	3	4	5	6	7	8	9	AB	R	H	RBI	BB	SO	LOB	TOP
Sandy Alomar Sr. S OBP: 0.279, SLG: 0.272 (1.4)										4	0	2	0	0	0	0	California Angels @ Seattle Pilots Sicks Stadium, Boston, MA Wed Jul 09 1969, 10:05 PM EDT Unknown
Bill Voos L OBP: 0.309, SLG: 0.304 (1.9)										4	0	0	0	0	0	3	
Jim Fregosi R OBP: 0.353, SLG: 0.396 (1.6) Ruben Amaro R OBP: 0.296, SLG: 0.208 (7.6)									2	0	0	0	1	1	1		
Rick Reichardt R OBP: 0.354, SLG: 0.401 (1.7)									3	0	0	0	0	1	2		
Jay Johnstone L OBP: 0.282, SLG: 0.355 (1.8)									3	0	0	0	0	0	0		
Jim Spencer L OBP: 0.325, SLG: 0.330 (1.3)									3	0	0	0	0	0	0		
Joe Azcue R OBP: 0.297, SLG: 0.268 (1.2)									3	0	0	0	0	0	0		
Aurelio Rodriguez R OBP: 0.277, SLG: 0.323 (1.5)									3	0	1	0	0	0	0		
Clyde Wright R OBP: 0.333, SLG: 0.333 (1.1) Lou Johnson R OBP: 0.266, SLG: 0.250 (6, PH) Eddie Fisher R (6.1) Pedro Borbon R (7.1) Roger Repoz L OBP: 0.267, SLG: 0.264 (9, PH)									1	0	0	0	0	0	1		
Inning Stats	R: 0 E: 0 K: 2 S: 8	H: 1 LOB: 1 BB: 0 P: 8	R: 0 E: 0 K: 0 S: 3	H: 0 LOB: 0 BB: 0 P: 3	R: 0 E: 0 K: 0 S: 4	H: 2 LOB: 1 BB: 0 P: 4	R: 0 E: 0 K: 0 S: 3	H: 0 LOB: 0 BB: 0 P: 3	R: 0 E: 0 K: 0 S: 3	H: 0 LOB: 0 BB: 1 P: 6	R: 0 E: 0 K: 0 S: 3	H: 0 LOB: 1 BB: 0 P: 3	R: 0 E: 1 K: 0 S: 4	H: 0 LOB: 1 BB: 0 P: 4	1B: 3 2B: 0 3B: 0 HR: 0	SF: 0 SAC: 0 DP: 1 HBP: 0	
PITCHER Fred Talbot R ERA: 3.5 (1.1)	IP: 9.0 WLS: W BF: 30 H: 3 R: 0 ER: 0 SO: 2 BB: 1 IBB: 0 HBP: 0 BLK: 1 WP: 0 HR: 0 S: 33 P: 37 ERA: 0.00 WHIP: 0.444																

Batter	1	2	3	4	5	6	7	8	9	AB	R	H	RBI	BB	SO	LOB	BOTTOM		
Tommy Harper R OBP: 0.357, SLG: 0.314 (1.8) Steve Hovley L OBP: 0.389, SLG: 0.543 (9.9)										5	1	2	0	0	0	1	California Angels @ Seattle Pilots Sicks Stadium, Boston, MA Wed Jul 09 1969, 10:05 PM EDT Unknown		
Wayne Comer R OBP: 0.354, SLG: 0.402 (1.9) (9.8)										5	1	1	0	0	2				
Tommy Davis R OBP: 0.329, SLG: 0.329 (1.7) Steve Whitaker L OBP: 0.371, SLG: 0.424 (6.7)										4	1	2	2	0	1				
Don Mincher L OBP: 0.372, SLG: 0.465 (1.3)									4	0	1	1	0	0	2				
Rich Rollins R OBP: 0.271, SLG: 0.328 (1.5)									4	0	1	0	0	1					
Jerry McNettney R OBP: 0.303, SLG: 0.399 (1.2)										4	1	2	0	0	1				
John Donaldson L OBP: 0.276, SLG: 0.271 (1.4)										4	1	3	1	0	0				
Gordy Lund R OBP: 0.278, SLG: 0.188 (1.6)										2	1	0	0	2	2				
Fred Talbot R OBP: 0.286, SLG: 0.333 (1.1)										4	2	2	4	0	1	3			
Inning Stats	R: 0 E: 0 K: 0 S: 3	H: 0 LOB: 0 BB: 0 P: 3	R: 0 E: 0 K: 1 S: 7	H: 2 LOB: 3 BB: 1 P: 11	R: 2 E: 0 K: 0 S: 5	H: 3 LOB: 0 BB: 0 P: 5	R: 0 E: 0 K: 1 S: 5	H: 0 LOB: 0 BB: 0 P: 5	R: 1 E: 0 K: 0 S: 5	H: 2 LOB: 1 BB: 0 P: 5	R: 4 E: 0 K: 0 S: 6	H: 3 LOB: 0 BB: 1 P: 10	R: 1 E: 0 K: 0 S: 6	H: 3 LOB: 2 BB: 0 P: 6	R: 0 E: 0 K: 0 S: 4	H: 1 LOB: 1 BB: 0 P: 4		1B: 11 2B: 2 3B: 0 HR: 1	SF: 0 SAC: 0 DP: 1 HBP: 0
PITCHER Clyde Wright L ERA: 4.97 (1.1) Eddie Fisher R ERA: 3.67 (6.1) Pedro Borbon R ERA: 4.83 (7.1)	IP: 5.0 WLS: L BF: 22 H: 7 R: 3 ER: 5 SO: 3 BB: 0 IBB: 0 HBP: 0 BLK: 0 WP: 0 HR: 0 S: 25 P: 29 ERA: 5.40 WHIP: 1.600	1.1 10 5 5 5 0 0 0 0 0 0 1 9 13 33.75 3.750	1.2 7 2 0 0 0 0 0 0 0 0 0 7 7 0.00 1.200																

Batter	1	2	3	4	5	6	7	8	9	AB	R	H	RBI	BB	SO	LOB	TOP					
Sandy Alomar Sr. S OBP: 0.284, SLG: 0.278 (1, 4)										5	2	3	0	0	0	1						
Bill Voos L OBP: 0.311, SLG: 0.313 (1, 9)										5	1	2	1	0	1	2						
Jim Fregosi R OBP: 0.355, SLG: 0.393 (1, 6)										2	1	0	0	2	1	2						
Jay Johnstone L OBP: 0.282, SLG: 0.355 (1, 8)										3	0	1	1	0	1	2						
Rick Reichardt R OBP: 0.349, SLG: 0.394 (1, 7)										4	0	0	0	0	2	4						
Jim Spencer L OBP: 0.331, SLG: 0.336 (1, 3)										4	0	2	0	0	1	0						
Aurelio Rodriguez R OBP: 0.276, SLG: 0.320 (1, 5)										3	1	0	0	1	1	2	AB 34					
Tom Egan R OBP: 0.204, SLG: 0.153 (1, 2)										4	0	1	1	0	1	1	R 5					
George Brunet R OBP: 0.154, SLG: 0.087 (1, 1)										4	0	0	0	0	1	1	H 9					
																	RBI 3					
																	BB 3					
																	SO 9					
																	LOB 15					
Inning Stats	R: 3 E: 1 K: 0 S: 6	H: 3 LOB: 1 BB: 1 P: 10	R: 0 E: 0 K: 1 S: 5	H: 0 LOB: 0 BB: 0 P: 5	R: 0 E: 0 K: 2 S: 7	H: 0 LOB: 1 BB: 1 P: 11	R: 0 E: 0 K: 0 S: 3	H: 0 LOB: 0 BB: 0 P: 3	R: 1 E: 0 K: 1 S: 7	H: 2 LOB: 1 BB: 0 P: 7	R: 0 E: 0 K: 2 S: 8	H: 1 LOB: 1 BB: 0 P: 8	R: 0 E: 0 K: 1 S: 6	H: 1 LOB: 1 BB: 0 P: 6	R: 0 E: 0 K: 2 S: 7	H: 0 LOB: 0 BB: 0 P: 7	R: 1 E: 0 K: 0 S: 4	H: 1 LOB: 1 BB: 1 P: 8	1B: 7 2B: 3 3B: 0 HR: 0	SF: 1 SAC: 0 DP: 1 HBP: 0	WP: 0 PB: 0 SB: 2 CS: 1	PA: 38
PITCHER	IP WLS BF H R ER SO BB IBB HBP BLK WP HR S P ERA WHIP																					
John Gelnar R ERA: 2.48 (1, 1)	5.0 L 22 5 4 2 4 2 0 0 0 0 0 0 28 36 3.60 1.400																					
Jim Bouton R ERA: 3.48 (6, 1)	2.0 8 2 0 0 3 0 0 0 0 0 0 0 14 14 0.00 1.000																					
Diego Segui R ERA: 3.47 (8, 1)	2.0 8 2 1 1 2 1 0 0 0 0 0 0 11 15 4.50 1.500																					

California Angels @ Seattle Pilots
Sicks Stadium, Boston, MA
Wed Jul 09 1969, 10:05 PM EDT
Att: 8,461 - Unknown

AB 34
R 5
H 9
RBI 3
BB 3
SO 9
LOB 15





Batter	1	2	3	4	5	6	7	8	9	AB	R	H	RBI	BB	SO	LOB	BOTTOM			
Steve Hovley L OBP: 0.375, SLG: 0.513 (1, 9)										4	0	1	0	0	0	2				
Wayne Comer R OBP: 0.348, SLG: 0.395 (1, 8)										4	0	0	0	0	1	1				
Tommy Davis R OBP: 0.289, SLG: 0.331 (1, 7)										4	0	2	0	0	0	0				
Don Mincher L OBP: 0.370, SLG: 0.462 (1, 3)										4	0	1	0	0	1	2				
Gus Gil R OBP: 0.310, SLG: 0.282 (9, 4)										3	0	0	0	1	0	3				
Jim Pagliaroni R OBP: 0.302, SLG: 0.302 (1, 2)										4	0	1	0	0	0	1				
John Donaldson L OBP: 0.277, SLG: 0.273 (1, 4)										3	0	1	0	0	1	1	AB 33			
Ray Oyler R OBP: 0.288, SLG: 0.320 (9, 6)										1	0	0	0	0	0	0	R 0			
Gordy Lund R OBP: 0.318, SLG: 0.211 (9, 5)										3	0	1	0	1	0	1	H 7			
John Gelnar R (1, 1)										1	0	0	0	0	1	0	RBI 0			
Rich Rollins R OBP: 0.270, SLG: 0.326 (5, PH)										1	0	0	0	0	0	1	BB 2			
Jim Bouton R (6, 1)										0	0	0	0	0	0	0	SO 5			
Jerry McNertney R OBP: 0.302, SLG: 0.397 (7, PH)										1	0	0	0	0	1	2	LOB 14			
Diego Segui R OBP: 0.333, SLG: 0.071 (8, 1)										0	0	0	0	0	0	0				
Inning Stats	R: 0 E: 0 K: 1 S: 6	H: 2 LOB: 1 BB: 0 P: 6	R: 0 E: 0 K: 0 S: 3	H: 1 LOB: 1 BB: 1 P: 7	R: 0 E: 0 K: 1 S: 5	H: 0 LOB: 0 BB: 0 P: 5	R: 0 E: 0 K: 1 S: 5	H: 0 LOB: 0 BB: 0 P: 5	R: 0 E: 0 K: 0 S: 7	H: 1 LOB: 2 BB: 0 P: 5	R: 0 E: 0 K: 1 S: 7	H: 2 LOB: 2 BB: 0 P: 7	R: 0 E: 0 K: 0 S: 4	H: 1 LOB: 1 BB: 0 P: 4	R: 0 E: 0 K: 0 S: 3	H: 0 LOB: 0 BB: 0 P: 3	1B: 7 2B: 0 3B: 0 HR: 0	SF: 0 SAC: 0 DP: 0 HBP: 0	WP: 1 PB: 1 SB: 0 CS: 0	PA: 35
PITCHER	IP WLS BF H R ER SO BB IBB HBP BLK WP HR S P ERA WHIP																			
George Brunet L ERA: 3.87 (1, 1)	9.0 W 35 7 0 0 5 2 0 0 0 1 0 43 51 0.00 1.000																			

California Angels @ Seattle Pilots
Sicks Stadium, Boston, MA
Wed Jul 09 1969, 10:05 PM EDT
Att: 8,461 - Unknown

AB 33
R 0
H 7
RBI 0
BB 2
SO 5
LOB 14



Batter	1	2	3	4	5	6	7	8	9	AB	R	H	RBI	BB	SO	LOB	TOP					
Sandy Alomar Sr. S OBP: 0.283, SLG: 0.278 (1.4)	F7		F8			G1-6-3 1B		4-3		4	0	1	0	0	0	1	California Angels @ Oakland Athletics Oakland-Alameda County Coliseum, Oakland, CA Fri Jul 11 1969, 7:05 PM PDT Att: 7,338 - Unknown 					
Bill Voos L OBP: 0.316, SLG: 0.324 (1.9)	2B		1B			G1-6-3 1-2		4-3		4	0	2	0	0	0	1						
Jim Fregosi R OBP: 0.351, SLG: 0.388 (1.6)	F8			K		F4		K		4	0	0	0	0	2	1						
Jay Johnstone L OBP: 0.281, SLG: 0.353 (1.8)	F5			G3			K			4	0	1	0	0	1	1						
Lou Johnson R OBP: 0.273, SLG: 0.267 (1.7)	4-3			2B			FC6-4 1B		5-3		4	0	2	0	0	0		1				
Jim Spencer L OBP: 0.323, SLG: 0.328 (1.3)	4-3			K			FC6-4 1-2			3	0	0	0	0	1	2						
Joe Azcue R OBP: 0.291, SLG: 0.263 (1.2)	K				K		F3			3	0	0	0	0	2	1						
Aurelio Rodriguez R OBP: 0.277, SLG: 0.320 (1.5)			SH3-4 1B 1B		K			K		3	0	1	0	0	2	0						
Tom Murphy R OBP: 0.167, SLG: 0.150 (8, PH) Roger Repoz L OBP: 0.265, SLG: 0.262 Hoyt Wilhelm R (8, 1)	SH3-4 1-2				K			1-3		1	0	0	0	0	1	0						
Inning Stats	R: 0 E: 0 K: 0 S: 4	H: 1 LOB: 1 BB: 0 P: 4	R: 0 E: 0 K: 1 S: 5	H: 0 LOB: 0 BB: 0 P: 5	R: 0 E: 0 K: 0 S: 4	H: 2 LOB: 2 BB: 0 P: 4	R: 0 E: 0 K: 2 S: 8	H: 1 LOB: 1 BB: 0 P: 8	R: 0 E: 0 K: 3 S: 9	H: 0 LOB: 0 BB: 0 P: 9	R: 0 E: 0 K: 0 S: 3	H: 1 LOB: 0 BB: 0 P: 3	R: 0 E: 0 K: 1 S: 6	H: 1 LOB: 1 BB: 0 P: 6	R: 0 E: 0 K: 1 S: 5	H: 0 LOB: 0 BB: 0 P: 5	R: 0 E: 0 K: 1 S: 6	H: 1 LOB: 1 BB: 0 P: 6	1B: 5 2B: 2 3B: 0 HR: 0	SF: 0 SAC: 1 DP: 1 HBP: 0	WP: 0 PB: 0 SB: 0 CS: 0	PA: 32
PITCHER Lew Krausse R ERA: 4.5 (1.1)	IP: 9.0 WLS: W BF: 32 H: 7 R: 0 ER: 0 SO: 9 BB: 0 IBB: 0 HBP: 0 BLK: 0 WP: 0 HR: 0 S: 50 P: 50 ERA: 0.00 WHIP: 0.778															PITCHER Lew Krausse R ERA: 4.5 (1.1)	IP: 9.0 WLS: W BF: 32 H: 7 R: 0 ER: 0 SO: 9 BB: 0 IBB: 0 HBP: 0 BLK: 0 WP: 0 HR: 0 S: 50 P: 50 ERA: 0.00 WHIP: 0.778					

Batter	1	2	3	4	5	6	7	8	9	AB	R	H	RBI	BB	SO	LOB	BOTTOM					
Jose Tartabull L OBP: 0.308, SLG: 0.280 (1.7)	4-3		G4-6-3 1B					3-1		4	1	2	0	0	0	0	California Angels @ Oakland Athletics Oakland-Alameda County Coliseum, Oakland, CA Fri Jul 11 1969, 7:05 PM PDT Att: 7,338 - Unknown 					
Ted Kubiak S OBP: 0.358, SLG: 0.336 (1.6)	1B BB		G4-6-3 1-2 3-H				2B 1B	4-3		3	1	1	0	1	0	1						
Reggie Jackson L OBP: 0.406, SLG: 0.714 (1.9)	F8		K				WP 1-H 2-H 2B	5-3		4	0	1	2	0	1	1						
Sal Bando R OBP: 0.408, SLG: 0.482 (1.5)	1-2 1B							F9		3	0	1	0	1	0	0						
Danny Cater R OBP: 0.320, SLG: 0.394 (1.3)	F4							5-3		4	0	0	0	0	0	4						
Rick Monday L OBP: 0.381, SLG: 0.435 (1.8)			G5-4-3 1B					L4		4	0	2	0	0	1	0						
Dick Green R OBP: 0.338, SLG: 0.413 (1.4)			G5-4-3 1-2					K		3	0	0	0	0	1	2						
Phil Roof R OBP: 0.315, SLG: 0.298 (1.2)			K							2	0	0	0	0	2	0						
Lew Krausse R OBP: 0.250, SLG: 0.579 (1.1)			1B G4-6-3 2B					K		3	1	1	0	0	1	1						
Inning Stats	R: 0 E: 0 K: 0 S: 4	H: 1 LOB: 2 BB: 1 P: 8	R: 0 E: 0 K: 1 S: 5	H: 1 LOB: 0 BB: 0 P: 5	R: 1 E: 0 K: 1 S: 6	H: 2 LOB: 0 BB: 0 P: 6	R: 0 E: 0 K: 0 S: 4	H: 1 LOB: 1 BB: 0 P: 4	R: 2 E: 0 K: 2 S: 10	H: 3 LOB: 2 BB: 1 P: 14	R: 0 E: 0 K: 1 S: 5	H: 0 LOB: 1 BB: 0 P: 6	R: 0 E: 0 K: 0 S: 3	H: 0 LOB: 0 BB: 0 P: 3	R: 0 E: 0 K: 1 S: 5	H: 0 LOB: 0 BB: 0 P: 5	R: 0 E: 0 K: 1 S: 5	H: 0 LOB: 0 BB: 0 P: 5	1B: 6 2B: 2 3B: 0 HR: 0	SF: 0 SAC: 0 DP: 2 HBP: 1	WP: 1 PB: 0 SB: 0 CS: 0	PA: 33
PITCHER Tom Murphy R ERA: 3.95 Hoyt Wilhelm R ERA: 3.35 (8, 1)	IP: 7.0 WLS: L BF: 30 H: 8 R: 3 ER: 3 SO: 5 BB: 2 IBB: 0 HBP: 1 BLK: 0 WP: 1 HR: 0 S: 37 P: 46 ERA: 3.86 WHIP: 1.429															PITCHER Tom Murphy R ERA: 3.95 Hoyt Wilhelm R ERA: 3.35 (8, 1)	IP: 1.0 WLS: L BF: 3 H: 0 R: 0 ER: 0 SO: 1 BB: 0 IBB: 0 HBP: 0 BLK: 0 WP: 0 HR: 0 S: 5 P: 5 ERA: 0.00 WHIP: 0.000					

Batter	1	2	3	4	5	6	7	8	9	AB	R	H	RBI	BB	SO	LOB	TOP			
Sandy Alomar Sr. S (1.4) OBP: 0.280, SLG: 0.274	0-0 6-3		0-0 F7			0-0 4-3		0-0 4-3	4 0 0 0 0 0 1											
Lou Johnson R (1.7) OBP: 0.280, SLG: 0.277	1-0 FC5-4 HBP			0-0 F8		0-0 2B		0-0 E6 HR	3 1 1 0 0 0 0											
Jim Fregosi R (1.6) OBP: 0.350, SLG: 0.396	0-0 FC5-4 CS			0-0 E5 4-3		0-3 K		0-0 HR	4 1 1 2 0 1 2											
Jay Johnstone L (1.8) OBP: 0.277, SLG: 0.348	0-0 CS	0-3 K		0-0 4-3		0-3 K		0-0 F9	4 0 0 0 0 2 1											
Bill Voss L (1.9) OBP: 0.314, SLG: 0.318		0-3 K		0-3 K		0-0 F5		4-0 BB	3 0 0 0 1 2 1											
Aurelio Rodriguez R (1.5) OBP: 0.274, SLG: 0.316		0-3 K			0-0 F8		0-3 K	0-0 G3	4 0 0 0 0 2 1											
Jim Spencer L (1.3) OBP: 0.316, SLG: 0.320			0-0 F7		0-3 K			0-0 G3	3 0 0 0 0 1 0								AB 31			
Tom Egan R (1.2) OBP: 0.208, SLG: 0.159			0-0 1B		0-0 F7			0-3 K	3 0 1 0 0 1 0								R 2			
Andy Messersmith R (1.1) OBP: 0.216, SLG: 0.121					0-0 F2			0-3 K	2 0 0 0 0 0 1								H 3			
Roger Repoz L (8. PH) OBP: 0.254, SLG: 0.251									1 0 0 0 0 1 0								RBI 2			
Ken Tatum R (8.1) OBP: 0.687, SLG: 1.667									0 0 0 0 0 0 0								BB 1			
Inning Stats	R: 0 E: 0 K: 0 S: 2	H: 0 LOB: 0 BB: 0 P: 3	R: 0 E: 0 K: 3 S: 9	H: 0 LOB: 0 BB: 0 P: 9	R: 0 E: 0 K: 0 S: 4	H: 1 LOB: 1 BB: 0 P: 4	R: 0 E: 1 K: 1 S: 6	H: 0 LOB: 1 BB: 0 P: 6	R: 0 E: 0 K: 1 S: 5	H: 0 LOB: 0 BB: 0 P: 5	R: 0 E: 0 K: 2 S: 7	H: 0 LOB: 0 BB: 0 P: 7	R: 0 E: 0 K: 2 S: 7	H: 0 LOB: 0 BB: 0 P: 7	R: 2 E: 1 K: 0 S: 5	H: 1 LOB: 1 BB: 1 P: 9	1B: 1 2B: 1 3B: 0 HR: 1	SF: 0 SAC: 0 DP: 0 HBP: 1	WP: 0 PB: 0 SB: 0 CS: 1	PA: 34
PITCHER Cattfish Hunter R (1.1) ERA: 3.66	IP: 9.0 WLS: W BF: 33 H: 3 R: 2 ER: 1 SO: 10 BB: 1 IBB: 0 HBP: 1 BLK: 0 WP: 0 HR: 1 S: 51 P: 56 ERA: 1.00 WHIP: 0.444															PITCHER				

California Angels @ Oakland Athletics
Oakland-Alameda County Coliseum, Oakland, CA
Sat Jul 12 1969, 3:33 AM PDT
Att: 19,738 - Unknown

AB	31
R	2
H	3
RBI	2
BB	1
SO	10
LOB	7



Batter	1	2	3	4	5	6	7	8	9	AB	R	H	RBI	BB	SO	LOB	BOTTOM			
Jose Tartabull L (1.8) OBP: 0.300, SLG: 0.310	0-0 F8		0-0 4-3		0-0 2B		0-0 F5		4 0 1 1 0 0 3											
Ted Kubiak S (1.6) OBP: 0.354, SLG: 0.342	0-0 F8			0-0 F8		0-3 K		0-0 2B	4 0 1 2 0 1 1											
Reggie Jackson L (1.9) OBP: 0.404, SLG: 0.707	0-0 4-3			4-0 BB		0-3 K		0-0 F8	3 0 0 0 1 1 0											
Sal Bando R (1.5) OBP: 0.404, SLG: 0.475		0-3 K		0-0 F4		0-3 K		0-3 K	4 0 0 0 0 3 1											
Danny Cater R (1.3) OBP: 0.322, SLG: 0.393		0-0 F8		0-0 F3		0-0 1B		4-0 BB BB	3 0 1 0 1 0 1											
Dick Green R (1.4) OBP: 0.340, SLG: 0.409		0-3 K		4-0 1B SF9 BB		0-0 5-3		4-0 1-2 BB	2 1 0 0 2 1 1											
Bill McNulty R (1.7) OBP: 0.283, SLG: 0.326			0-0 E9 5-3		0-3 K		0-3 K	0-3 K	4 0 0 0 0 3 3											
Phil Roof R (1.2) OBP: 0.322, SLG: 0.306			0-0 5-3		0-0 2B 1B		0-0 1B 2B 1B		3 2 2 0 0 0 1											
Cattfish Hunter R (1.1) OBP: 0.283, SLG: 0.326			0-3 K		0-0 SF9		0-0 2B 1B		2 1 1 1 0 1 1											
Inning Stats	R: 0 E: 0 K: 0 S: 3	H: 0 LOB: 0 BB: 0 P: 3	R: 0 E: 0 K: 2 S: 7	H: 0 LOB: 0 BB: 0 P: 7	R: 0 E: 1 K: 1 S: 6	H: 0 LOB: 1 BB: 0 P: 6	R: 0 E: 0 K: 0 S: 3	H: 0 LOB: 1 BB: 1 P: 7	R: 2 E: 0 K: 2 S: 8	H: 2 LOB: 1 BB: 1 P: 13	R: 0 E: 0 K: 2 S: 7	H: 1 LOB: 1 BB: 0 P: 8	R: 2 E: 0 K: 1 S: 7	H: 3 LOB: 1 BB: 0 P: 7	R: 0 E: 0 K: 2 S: 7	H: 0 LOB: 2 BB: 2 P: 15	1B: 4 2B: 2 3B: 0 HR: 0	SF: 1 SAC: 0 DP: 0 HBP: 0	WP: 0 PB: 0 SB: 0 CS: 0	PA: 34
PITCHER Andy Messersmith R (1.1) ERA: 2.75	IP: 7.0 WLS: L BF: 29 H: 6 R: 4 ER: 4 SO: 8 BB: 2 IBB: 0 HBP: 0 BLK: 0 WP: 0 HR: 0 S: 43 P: 51 ERA: 5.14 WHIP: 1.143															PITCHER				
Ken Tatum R (8.1) ERA: 0.33	IP: 1.0 WLS: L BF: 5 H: 0 R: 0 ER: 0 SO: 2 BB: 2 IBB: 0 HBP: 0 BLK: 0 WP: 0 HR: 0 S: 7 P: 15 ERA: 0.00 WHIP: 2.000															PITCHER				

California Angels @ Oakland Athletics
Oakland-Alameda County Coliseum, Oakland, CA
Sat Jul 12 1969, 3:33 AM PDT
Att: 19,738 - Unknown

AB	29
R	4
H	6
RBI	4
BB	4
SO	10
LOB	12



Batter	1	2	3	4	5	6	7	8	9	AB	R	H	RBI	BB	SO	LOB	TOP								
Sandy Alomar Sr. S OBP: 0.284, SLG: 0.276	4-0 WP 1B BB	0-0 E 1B		4-3	FC6-4			0-0 WP E 1B	0-0 G6-4-3	5	2	2	0	1	0	2									
Jay Johnstone L OBP: 0.273, SLG: 0.342	0-0 F6	0-0 E4		5-3			0-0 L3	0-3 K		5	0	0	0	0	1	4									
Lou Johnson R OBP: 0.277, SLG: 0.274	0-0 WP 1B	0-3 K		K			0-0 5-3	0-0 F8		5	1	1	0	0	2	4									
Jim Fregosi R OBP: 0.356, SLG: 0.402	0-0 F3		4-0 SH5-4 1B BB		4-3 1B 2B		0-0 1B	4-0 E 2B IBB		3	2	2	0	2	0	2									
Bill Voss L OBP: 0.323, SLG: 0.324	0-0		0-0		0-0 F7		4-0 SH3-4 BB	0-0 E4 2B 1B		3	0	2	2	1	0	1									
Bubba Morton R OBP: 0.394, SLG: 0.483 (8, PH)	0-0		0-0 SH5-4 1B		0-0 F7		4-0 SH3-4 BB	0-0 E4 2B 1B		1	1	1	0	0	0	0									
Roger Repoz L OBP: 0.264, SLG: 0.261	2-H 3-H 1B		0-0 SH5-4 1B		0-0 4-3		0-0 SH3-4	0-0 1B 2B		3	0	1	2	0	0	2									
Jim Spencer L OBP: 0.317, SLG: 0.328	0-0 L4		0-0 SH5-4 1B		0-0 4-3		0-0 SH3-4	0-0 1B 2B		3	0	1	2	0	0	2									
Aurelio Rodriguez R OBP: 0.281, SLG: 0.322		0-0 FC4-6 1B		4-0	HR 1B		0-0 K	0-0 1B		4	1	3	1	1	1	1									
Tom Egan R OBP: 0.217, SLG: 0.196		0-0 FC4-6 1B		0-0 F6	HR 1B		4-0 IBB	0-0 F7		4	1	1	2	1	0	4									
Jim McGlothlin R OBP: 0.132, SLG: 0.108		0-0 F9		0-3 K			0-0 F5	0-0 G6-4-3 1B		3	0	1	0	0	1	4									
Rudy May L OBP: 0.167, SLG: 0.063					FC6-4 1B					1	0	0	0	0	0	2									
Ken Tatum R OBP: 0.750, SLG: 1.500										1	0	1	0	0	0	0									
Inning Stats	R: 2 E: 0 K: 0 S: 5	H: 2 LOB: 1 BB: 1 P: 9	R: 0 E: 1 K: 1 S: 8	H: 2 LOB: 3 BB: 0 P: 8	R: 0 E: 0 K: 1 S: 6	H: 1 LOB: 3 BB: 2 P: 14	R: 0 E: 0 K: 1 S: 5	H: 0 LOB: 0 BB: 0 P: 5	R: 3 E: 0 K: 0 S: 7	H: 4 LOB: 1 BB: 0 P: 7	R: 0 E: 0 K: 0 S: 3	H: 1 LOB: 1 BB: 0 P: 3	R: 0 E: 0 K: 1 S: 5	H: 0 LOB: 2 BB: 2 P: 13	R: 3 E: 1 K: 1 S: 8	H: 4 LOB: 2 BB: 1 P: 12	R: 0 E: 0 K: 0 S: 3	H: 1 LOB: 0 BB: 3 P: 3	1B: 12 2B: 2 3B: 0 HR: 1	SF: 0 SAC: 2 DP: 1 HBP: 0	WP: 2 PB: 0 CS: 0	PA: 46			
PITCHER	IP WLS BF H R ER SO BB IBB HBP BLK WP HR S P ERA WHIP	IP WLS BF H R ER SO BB IBB HBP BLK WP HR S P ERA WHIP	IP WLS BF H R ER SO BB IBB HBP BLK WP HR S P ERA WHIP	IP WLS BF H R ER SO BB IBB HBP BLK WP HR S P ERA WHIP	IP WLS BF H R ER SO BB IBB HBP BLK WP HR S P ERA WHIP	IP WLS BF H R ER SO BB IBB HBP BLK WP HR S P ERA WHIP	IP WLS BF H R ER SO BB IBB HBP BLK WP HR S P ERA WHIP	IP WLS BF H R ER SO BB IBB HBP BLK WP HR S P ERA WHIP	IP WLS BF H R ER SO BB IBB HBP BLK WP HR S P ERA WHIP	IP WLS BF H R ER SO BB IBB HBP BLK WP HR S P ERA WHIP	IP WLS BF H R ER SO BB IBB HBP BLK WP HR S P ERA WHIP	IP WLS BF H R ER SO BB IBB HBP BLK WP HR S P ERA WHIP	IP WLS BF H R ER SO BB IBB HBP BLK WP HR S P ERA WHIP	IP WLS BF H R ER SO BB IBB HBP BLK WP HR S P ERA WHIP	IP WLS BF H R ER SO BB IBB HBP BLK WP HR S P ERA WHIP	IP WLS BF H R ER SO BB IBB HBP BLK WP HR S P ERA WHIP	IP WLS BF H R ER SO BB IBB HBP BLK WP HR S P ERA WHIP	IP WLS BF H R ER SO BB IBB HBP BLK WP HR S P ERA WHIP	IP WLS BF H R ER SO BB IBB HBP BLK WP HR S P ERA WHIP	IP WLS BF H R ER SO BB IBB HBP BLK WP HR S P ERA WHIP	IP WLS BF H R ER SO BB IBB HBP BLK WP HR S P ERA WHIP	IP WLS BF H R ER SO BB IBB HBP BLK WP HR S P ERA WHIP	IP WLS BF H R ER SO BB IBB HBP BLK WP HR S P ERA WHIP	IP WLS BF H R ER SO BB IBB HBP BLK WP HR S P ERA WHIP	IP WLS BF H R ER SO BB IBB HBP BLK WP HR S P ERA WHIP

California Angels @ Oakland Athletics
Oakland-Alameda County Coliseum, Oakland, CA

Sun Jul 13 1969, 3:33 AM PDT
Unknown

livebaseballscorecards.com

AB 38
R 8
H 15
RBI 7
BB 6
SO 5
LOB 26



Batter	1	2	3	4	5	6	7	8	9	AB	R	H	RBI	BB	SO	LOB	BOTTOM									
Jose Tartabull L OBP: 0.314, SLG: 0.324	0-0 6-3		0-0 6-3		0-0 1B 2B 1B		0-0 4-3		0-0 WP BB 1B	5	1	2	0	0	0	0										
Ted Kubiak S OBP: 0.356, SLG: 0.339	0-0 F8		0-0 4-3		0-0 2B 1B		0-0 6-3		4-0 WP BB 1B	4	0	1	1	1	0	0										
Reggie Jackson L OBP: 0.407, SLG: 0.708	0-0 1B			0-0 HR 1B	0-0 G5-3 2B		0-3 K		0-3 K	5	1	3	1	0	2	2										
Sal Bando R OBP: 0.404, SLG: 0.482	0-0 F3			0-0 HR 1B	4-0 IBB		0-3 K		0-0 F4	4	1	1	2	1	1	3										
Danny Cater R OBP: 0.321, SLG: 0.392		0-0 FC6-4 1B		0-0 4-3	0-0 G5-3		0-0 E6		4-0 1B	4	0	1	0	0	0	3										
Dick Green R OBP: 0.336, SLG: 0.405		0-0 F8		0-0 6-3	4-0 FC1-6 BB		0-0 F7		3-0 0-0 1-0 2	3	0	0	0	1	0	2										
Bill McNulty R		0-3 K		0-0 6-3	0-0 FC1-6		0-0 K		0-3 K	4	0	0	0	0	2	3										
Phil Roof R OBP: 0.320, SLG: 0.299		0-0 FC6-4		4-0 1B 1B BB	0-0 F9		0-0 K		0-3 K	3	1	0	0	1	1	2										
Jim Nash R OBP: 0.167, SLG: 0.207					0-3 K		0-0 F6		0-0 BB 1B WP	1	0	0	0	0	1	0										
Calvin Hunter R OBP: 0.277, SLG: 0.318					0-0 K					1	0	0	0	0	0	1										
Jim Roland L OBP: 0.277, SLG: 0.318					0-0 K					0	0	0	0	0	0	0										
Tony La Russa R OBP: 0.277, SLG: 0.318					0-0 K					1	0	0	0	0	0	1										
Paul Lindblad L OBP: 0.277, SLG: 0.318					0-0 K					0	0	0	0	0	0	0										
Ray Webster L OBP: 0.277, SLG: 0.318					0-0 K					1	1	1	0	0	0	0										
Inning Stats	R: 0 E: 0 K: 0 S: 4	H: 1 LOB: 1 BB: 0 P: 4	R: 0 E: 0 K: 1 S: 6	H: 1 LOB: 0 BB: 0 P: 6	R: 0 E: 0 K: 1 S: 5	H: 0 LOB: 0 BB: 0 P: 5	R: 2 E: 0 K: 0 S: 5	H: 2 LOB: 0 BB: 0 P: 5	R: 2 E: 0 K: 1 S: 7	H: 3 LOB: 2 BB: 2 P: 15	R: 0 E: 0 K: 0 S: 3	H: 0 LOB: 1 BB: 1 P: 7	R: 0 E: 0 K: 1 S: 5	H: 0 LOB: 0 BB: 0 P: 5	R: 0 E: 1 K: 2 S: 8	H: 0 LOB: 1 BB: 0 P: 8	R: 0 E: 0 K: 2 S: 8	H: 0 LOB: 2 BB: 1 P: 13	R: 1 E: 0 K: 2 S: 9	H: 2 LOB: 1 BB: 1 P: 13	1B: 7 2B: 1 3B: 0 HR: 1	SF: 0 SAC: 0 DP: 1 HBP: 0	WP: 1 PB: 0 CS: 0	PA: 40		
PITCHER	IP WLS BF H R ER SO BB IBB HBP BLK WP HR S P ERA WHIP	IP WLS BF H R ER SO BB IBB HBP BLK WP HR S P ERA WHIP	IP WLS BF H R ER SO BB IBB HBP BLK WP HR S P ERA WHIP	IP WLS BF H R ER SO BB IBB HBP BLK WP HR S P ERA WHIP	IP WLS BF H R ER SO BB IBB HBP BLK WP HR S P ERA WHIP	IP WLS BF H R ER SO BB IBB HBP BLK WP HR S P ERA WHIP	IP WLS BF H R ER SO BB IBB HBP BLK WP HR S P ERA WHIP	IP WLS BF H R ER SO BB IBB HBP BLK WP HR S P ERA WHIP	IP WLS BF H R ER SO BB IBB HBP BLK WP HR S P ERA WHIP	IP WLS BF H R ER SO BB IBB HBP BLK WP HR S P ERA WHIP	IP WLS BF H R ER SO BB IBB HBP BLK WP HR S P ERA WHIP	IP WLS BF H R ER SO BB IBB HBP BLK WP HR S P ERA WHIP	IP WLS BF H R ER SO BB IBB HBP BLK WP HR S P ERA WHIP	IP WLS BF H R ER SO BB IBB HBP BLK WP HR S P ERA WHIP	IP WLS BF H R ER SO BB IBB HBP BLK WP HR S P ERA WHIP	IP WLS BF H R ER SO BB IBB HBP BLK WP HR S P ERA WHIP	IP WLS BF H R ER SO BB IBB HBP BLK WP HR S P ERA WHIP	IP WLS BF H R ER SO BB IBB HBP BLK WP HR S P ERA WHIP	IP WLS BF H R ER SO BB IBB HBP BLK WP HR S P ERA WHIP	IP WLS BF H R ER SO BB IBB HBP BLK WP HR S P ERA WHIP	IP WLS BF H R ER SO BB IBB HBP BLK WP HR S P ERA WHIP	IP WLS BF H R ER SO BB IBB HBP BLK WP HR S P ERA WHIP	IP WLS BF H R ER SO BB IBB HBP BLK WP HR S P ERA WHIP	IP WLS BF H R ER SO BB IBB HBP BLK WP HR S P ERA WHIP	IP WLS BF H R ER SO BB IBB HBP BLK WP HR S P ERA WHIP	IP WLS BF H R ER SO BB IBB HBP BLK WP HR S P ERA WHIP

California Angels @ Oakland Athletics
Oakland-Alameda County Coliseum, Oakland, CA

Sun Jul 13 1969, 3:33 AM PDT
Unknown

livebaseballscorecards.com

AB 36
R 5
H 9
RBI 4
BB 4
SO 8
LOB 17



Batter	1	2	3	4	5	6	7	8	9	AB	R	H	RBI	BB	SO	LOB	TOP			
Sandy Alomar Sr. S OBP: 0.283, SLG: 0.276 (1, 4)										4	1	1	0	0	0	0	California Angels @ Oakland Athletics Oakland-Alameda County Coliseum, Oakland, CA Sun Jul 13 1969, 3:38 AM PDT Att: 13,508 - Unknown livebaseballscores.com			
Jay Johnstone L OBP: 0.272, SLG: 0.341 (1, 8)										4	0	1	0	0	0	1				
Lou Johnson R OBP: 0.270, SLG: 0.266 (1, 7)										4	0	0	0	0	0	2				
Jim Fregosi R OBP: 0.358, SLG: 0.403 (1, 6)										4	0	2	1	0	0	1				
Bill Voss L OBP: 0.317, SLG: 0.317 (1, 9)										4	1	0	0	0	1	2				
Jim Spencer L OBP: 0.315, SLG: 0.326 (1, 3)										4	0	1	0	0	0	1				
Aurelio Rodriguez R OBP: 0.287, SLG: 0.327 (1, 5)										4	0	3	1	0	0	0				
Tom Egan R OBP: 0.227, SLG: 0.191 (1, 2)										2	0	0	0	2	1	2				
Clyde Wright R OBP: 0.200, SLG: 0.200 Eddie Fisher R (5, 1)										2	0	0	0	0	2	3				
Roger Repoz L OBP: 0.262, SLG: 0.259 Greg Washburn R (7, PH)										0	0	0	0	0	0	0				
Bubba Morton R OBP: 0.390, SLG: 0.477 (9, PH)										1	0	0	0	0	0	1				
Inning Stats	R: 1 E: 0 K: 0 S: 5	H: 2 LOB: 1 BB: 0 P: 5	R: 0 E: 0 K: 1 S: 5	H: 0 LOB: 1 BB: 1 P: 9	R: 0 E: 0 K: 2 S: 4	H: 1 LOB: 1 BB: 0 P: 4	R: 0 E: 0 K: 2 S: 8	H: 2 LOB: 2 BB: 1 P: 12	R: 0 E: 0 K: 0 S: 3	H: 0 LOB: 0 BB: 0 P: 3	R: 1 E: 0 K: 0 S: 5	H: 2 LOB: 1 BB: 0 P: 5	R: 0 E: 0 K: 0 S: 3	H: 0 LOB: 0 BB: 0 P: 3	R: 0 E: 0 K: 1 S: 6	H: 1 LOB: 1 BB: 0 P: 6	1B: 8 2B: 0 3B: 0 HR: 0	SF: 0 SAC: 0 DP: 0 HBP: 0	WP: 1 PB: 0 SB: 0 CS: 0	PA: 36
PITCHER Chuck Dobson R ERA: 3.44 (1, 1)	IP: 9.0 WLS: W BF: 36 H: 8 R: 2 ER: 2 SO: 4 BB: 2 IBB: 0 HBP: 0 BLK: 0 WP: 1 HR: 0 S: 42 P: 50 ERA: 2.00 WHIP: 1.111															PITCHER	IP: WLS: BF: H: R: ER: SO: BB: IBB: HBP: BLK: WP: HR: S: P: ERA: WHIP:			

Batter	1	2	3	4	5	6	7	8	9	AB	R	H	RBI	BB	SO	LOB	BOTTOM			
Jose Tartabull L OBP: 0.300, SLG: 0.308 (1, 8) (3, 7)										5	0	1	0	0	0	2	California Angels @ Oakland Athletics Oakland-Alameda County Coliseum, Oakland, CA Sun Jul 13 1969, 3:38 AM PDT Att: 13,508 - Unknown livebaseballscores.com			
Ted Kubiak S OBP: 0.350, SLG: 0.328 (1, 6)										4	1	0	0	1	1	2				
Reggie Jackson L OBP: 0.408, SLG: 0.719 (1, 9)										4	2	2	2	0	0	0				
Sal Bando R OBP: 0.407, SLG: 0.484 (1, 5)										3	0	2	1	1	0	0				
Danny Cater R OBP: 0.321, SLG: 0.393 (1, 3)										4	1	1	0	0	1	3				
Dick Green R OBP: 0.348, SLG: 0.425 (1, 4)										4	1	4	1	0	0	0				
Bill McNulty R (1, 7)										1	0	0	0	0	1	1				
Rick Monday L OBP: 0.377, SLG: 0.430 (3, 8)										3	0	0	0	0	0	4				
Phil Roof R OBP: 0.338, SLG: 0.309 (1, 2)										2	2	2	1	2	0	0				
Chuck Dobson R OBP: 0.188, SLG: 0.174 (1, 1)										2	0	1	1	0	0	2				
Inning Stats	R: 0 E: 0 K: 1 S: 5	H: 0 LOB: 0 BB: 0 P: 5	R: 3 E: 0 K: 1 S: 9	H: 4 LOB: 1 BB: 0 P: 9	R: 0 E: 0 K: 0 S: 3	H: 1 LOB: 1 BB: 1 P: 7	R: 0 E: 0 K: 0 S: 3	H: 1 LOB: 1 BB: 1 P: 7	R: 2 E: 0 K: 1 S: 8	H: 3 LOB: 2 BB: 1 P: 12	R: 1 E: 0 K: 0 S: 5	H: 1 LOB: 1 BB: 1 P: 7	R: 1 E: 0 K: 0 S: 5	H: 3 LOB: 1 BB: 0 P: 5	R: 0 E: 0 K: 0 S: 4	H: 1 LOB: 1 BB: 0 P: 4	1B: 6 2B: 7 3B: 0 HR: 1	SF: 0 SAC: 2 DP: 3 HBP: 0	WP: 0 PB: 0 SB: 0 CS: 0	PA: 38
PITCHER Clyde Wright L ERA: 5.76 Eddie Fisher R ERA: 3.71 Greg Washburn R ERA: 8.68 (1, 1) (5, 1) (7, 1)	IP: 4.1 WLS: L BF: 22 H: 7 R: 5 ER: 5 SO: 2 BB: 2 IBB: 1 HBP: 0 BLK: 0 WP: 0 HR: 1 S: 23 P: 35 ERA: 10.38 WHIP: 2.077															PITCHER	IP: WLS: BF: H: R: ER: SO: BB: IBB: HBP: BLK: WP: HR: S: P: ERA: WHIP:			

Batter	1	2	3	4	5	6	7	8	9	AB	R	H	RBI	BB	SO	LOB	TOP				
Pat Kelly, L OBP: 0.377, SLG: 0.404 (1, 8)	4-3		1-3			F7		F8		4	0	0	0	0	0	0					
Jackie Hernandez, R OBP: 0.282, SLG: 0.304 (1, 6)	F9			SH1-4 1B		F7		F9		4	0	1	0	0	0	0					
Paul Schaal, R OBP: 0.350, SLG: 0.327 (1, 5)	5-3			SH1-4 1-2		E5			6-3	3	0	0	0	0	0	0					
Lou Piniella, R OBP: 0.329, SLG: 0.477 (1, 7)		5-3		K		F8			F8	4	0	0	0	0	1	2					
Chuck Harrison, R OBP: 0.281, SLG: 0.312 (1, 3)		L7		P4					L9	4	0	0	0	0	0	1					
Bob Oliver, R OBP: 0.292, SLG: 0.417 (1, 9)		E6				FC5-4 2B			F9	3	0	1	0	0	0	0					
Elie Rodriguez, R OBP: 0.344, SLG: 0.341 (1, 2)		F3				FC5-4 BB			E5	2	0	0	0	1	0	1					
Juan Rios, R OBP: 0.290, SLG: 0.301 (1, 4)			6-3			FC5-4 FC6-4			P4	3	0	0	0	0	0	3					
Roger Nelson, R OBP: 0.136, SLG: 0.098 (8, PH)						FC6-4				2	0	0	0	0	0	1					
Buck Martinez, R OBP: 0.260, SLG: 0.327 (8, 1)						FC6-4				1	0	0	0	0	0	0					
Dick Drago, R OBP: 0.260, SLG: 0.327 (8, 1)						FC6-4			L8	0	0	0	0	0	0	0					
Inning Stats	R: 0 E: 0 K: 0 S: 3	H: 0 LOB: 0 BB: 0 P: 3	R: 0 E: 1 K: 0 S: 4	H: 0 LOB: 1 BB: 0 P: 4	R: 0 E: 0 K: 0 S: 3	H: 0 LOB: 0 BB: 0 P: 3	R: 0 E: 0 K: 1 S: 6	H: 1 LOB: 1 BB: 0 P: 6	R: 0 E: 0 K: 0 S: 3	H: 1 LOB: 1 BB: 1 P: 7	R: 0 E: 1 K: 0 S: 4	H: 0 LOB: 1 BB: 0 P: 4	R: 0 E: 1 K: 0 S: 4	H: 0 LOB: 1 BB: 0 P: 4	R: 0 E: 0 K: 0 S: 3	H: 0 LOB: 0 BB: 0 P: 3	R: 0 E: 0 K: 0 S: 3	H: 0 LOB: 0 BB: 0 P: 3	1B: 1 2B: 1 3B: 0 HR: 0	SF: 0 SAC: 1 DP: 1 HBP: 0	WP: 0 PA: 32 SB: 0 CS: 0
PITCHER George Brunet, L ERA: 3.51 (1, 1)	IP: 9.0 WLS: W BF: 32 H: 2 R: 0 ER: 0 SO: 1 BB: 1 IBB: 0 HBP: 0 BLK: 0 WP: 0 HR: 0 S: 33 P: 37 ERA: 0.00 WHIP: 0.333															PITCHER					

Kansas City Royals @ California Angels
 Anaheim Stadium, Anaheim, CA
 Mon Jul 14 1969, 10:05 PM EDT
 Att. 7,205 - Unknown - 67 F

AB	30
R	0
H	2
RBI	0
BB	1
SO	1
LOB	8



Batter	1	2	3	4	5	6	7	8	9	AB	R	H	RBI	BB	SO	LOB	BOTTOM				
Sandy Alomar Sr., S OBP: 0.286, SLG: 0.279 (1, 4)	4-3		1-3			HR 1B				4	1	2	0	0	0	0					
Jay Johnstone, L OBP: 0.275, SLG: 0.353 (1, 8)	E4 L5-3			G6-4-3 1B		HR 1B		P6		4	1	2	2	0	0	1					
Lou Johnson, R OBP: 0.271, SLG: 0.267 (1, 7)	L5-3			G6-4-3 1-2		1B				3	0	1	0	0	0	2					
Jim Fregosi, R OBP: 0.355, SLG: 0.399 (1, 6)		G5-3		K		6-3				3	0	0	0	0	1	1					
Bill Voss, L OBP: 0.317, SLG: 0.313 (1, 9)					K			4-3		2	0	0	0	1	1	0					
Jim Spencer, L OBP: 0.308, SLG: 0.319 (1, 3)						G3		P5		3	0	0	0	0	0	1					
Aurelio Rodriguez, R OBP: 0.284, SLG: 0.324 (1, 5)						K		F9		3	0	0	0	0	1	1					
Tom Egan, R OBP: 0.221, SLG: 0.186 (1, 2)						K			F8	3	0	0	0	0	1	0					
George Brunet, R OBP: 0.138, SLG: 0.077 (1, 1)						F5			K	3	0	0	0	0	1	0					
Inning Stats	R: 0 E: 1 K: 0 S: 3	H: 0 LOB: 0 BB: 0 P: 3	R: 0 E: 0 K: 0 S: 3	H: 0 LOB: 1 BB: 1 P: 7	R: 0 E: 0 K: 1 S: 5	H: 0 LOB: 0 BB: 0 P: 5	R: 0 E: 0 K: 1 S: 5	H: 1 LOB: 0 BB: 0 P: 5	R: 0 E: 0 K: 2 S: 7	H: 0 LOB: 0 BB: 0 P: 7	R: 2 E: 0 K: 1 S: 8	H: 3 LOB: 1 BB: 0 P: 8	R: 0 E: 0 K: 0 S: 3	H: 0 LOB: 0 BB: 0 P: 3	R: 0 E: 0 K: 0 S: 4	H: 1 LOB: 1 BB: 0 P: 4	R: 0 E: 0 K: 0 S: 3	H: 0 LOB: 0 BB: 0 P: 3	1B: 4 2B: 1 3B: 0 HR: 1	SF: 0 SAC: 0 DP: 2 HBP: 0	WP: 0 PA: 29 SB: 0 CS: 0
PITCHER Roger Nelson, R ERA: 2.95 (1, 1)	IP: 7.0 WLS: L BF: 25 H: 4 R: 2 ER: 2 SO: 5 BB: 1 IBB: 0 HBP: 0 BLK: 0 WP: 0 HR: 1 S: 34 P: 38 ERA: 2.57 WHIP: 0.714															PITCHER					
Dick Drago, R ERA: 4.58 (8, 1)	IP: 1.0 WLS: L BF: 4 H: 1 R: 0 ER: 0 SO: 0 BB: 0 IBB: 0 HBP: 0 BLK: 0 WP: 0 HR: 0 S: 4 P: 4 ERA: 0.00 WHIP: 1.000															PITCHER					

Kansas City Royals @ California Angels
 Anaheim Stadium, Anaheim, CA
 Mon Jul 14 1969, 10:05 PM EDT
 Att. 7,205 - Unknown - 67 F


AB	28
R	2
H	5
RBI	2
BB	1
SO	5
LOB	6



Batter	1	2	3	4	5	6	7	8	9	AB	R	H	RBI	BB	SO	LOB	TOP			
Pat Kelly, L OBP: 0.379, SLG: 0.403 (1,8)										3	2	1	0	0	0	1	Kansas City Royals @ California Angels Anaheim Stadium, Anaheim, CA Tue Jul 15 1969, 10:05 PM EDT Att: 7,376 - Sunny - 67 F			
Paul Schaaf, R OBP: 0.375, SLG: 0.345 (1,5)										3	0	2	0	1	1	1				
Mike Fiore, L OBP: 0.412, SLG: 0.437 (1,3)										4	0	2	1	0	2					
Lou Piniella, R OBP: 0.328, SLG: 0.474 (1,7)										4	0	1	0	0	2					
Buck Martinez, R OBP: 0.259, SLG: 0.321 (1,2)										4	0	1	0	0	3					
Bob Oliver, R OBP: 0.286, SLG: 0.411 (1,9)										4	0	0	0	0	2	2				
Juan Rios, R OBP: 0.295, SLG: 0.295 (1,4)										3	0	0	0	0	0	0				
Jackie Hernandez, R OBP: 0.280, SLG: 0.301 (1,6)										3	0	0	0	0	1	0				
Bill Butler, L OBP: 0.143, SLG: 0.091 (1,1)										2	0	0	0	1	2	0				
Inning Stats	R: 1 E: 0 K: 0 S: 4	H: 2 LOB: 1 BB: 1 P: 8	R: 0 E: 0 K: 1 S: 5	H: 0 LOB: 0 BB: 0 P: 5	R: 0 E: 0 K: 1 S: 4	H: 1 LOB: 1 BB: 0 P: 4	R: 0 E: 0 K: 1 S: 5	H: 0 LOB: 0 BB: 0 P: 5	R: 1 E: 0 K: 0 S: 4	H: 2 LOB: 1 BB: 0 P: 5	R: 0 E: 0 K: 2 S: 7	H: 0 LOB: 0 BB: 0 P: 7	R: 0 E: 0 K: 1 S: 6	H: 1 LOB: 1 BB: 0 P: 6	R: 0 E: 0 K: 0 S: 3	H: 1 LOB: 0 BB: 0 P: 3	1B: 7 2B: 0 3B: 0 HR: 0	SF: 0 SAC: 0 DP: 2 HBP: 1	WP: 1 PB: 1 SB: 3 CS: 1	PA: 33
PITCHER Tom Murphy, R ERA: 3.82 (1,1)	IP: 9.0 WLS: W BF: 33 H: 7 R: 2 ER: 2 SO: 6 BB: 2 IBB: 0 HBP: 1 BLK: 0 WP: 1 HR: 0 S: 42 P: 51 ERA: 2.00 WHIP: 1.000															PITCHER				


Batter	1	2	3	4	5	6	7	8	9	AB	R	H	RBI	BB	SO	LOB	BOTTOM			
Sandy Alomar Sr., S OBP: 0.286, SLG: 0.278 (1,4)										4	1	1	0	0	0	1	Kansas City Royals @ California Angels Anaheim Stadium, Anaheim, CA Tue Jul 15 1969, 10:05 PM EDT Att: 7,376 - Sunny - 67 F			
Jay Johnstone, L OBP: 0.276, SLG: 0.357 (1,8)										3	2	1	0	1	2	0				
Rick Reichardt, R OBP: 0.345, SLG: 0.390 (1,7)										3	1	0	0	0	1	1				
Jim Fregosi, R OBP: 0.355, SLG: 0.399 (1,6)										3	0	1	1	0	2	0				
Bubba Morton, R OBP: 0.385, SLG: 0.467 (1,9)										2	0	0	1	1	0	0				
Bill Voss, L OBP: 0.317, SLG: 0.313 (9,9)										0	0	0	0	0	0	0				
Aurelio Rodriguez, R OBP: 0.287, SLG: 0.326 (1,5)										4	0	2	0	0	1	2				
Tom Egan, R OBP: 0.214, SLG: 0.178 (1,2)										4	0	0	0	0	3	2				
Jim Spencer, L OBP: 0.315, SLG: 0.343 (1,3)										2	1	1	1	1	0	1				
Tom Murphy, R OBP: 0.156, SLG: 0.140 (1,1)										3	0	0	0	0	1	2				
Inning Stats	R: 1 E: 0 K: 1 S: 7	H: 2 LOB: 2 BB: 1 P: 11	R: 0 E: 0 K: 1 S: 5	H: 0 LOB: 1 BB: 1 P: 9	R: 0 E: 0 K: 3 S: 9	H: 0 LOB: 0 BB: 0 P: 9	R: 0 E: 0 K: 1 S: 5	H: 0 LOB: 0 BB: 0 P: 5	R: 1 E: 0 K: 1 S: 6	H: 1 LOB: 0 BB: 0 P: 6	R: 0 E: 0 K: 1 S: 5	H: 0 LOB: 0 BB: 0 P: 5	R: 0 E: 0 K: 2 S: 8	H: 1 LOB: 1 BB: 0 P: 8	R: 3 E: 2 K: 0 S: 6	H: 2 LOB: 1 BB: 1 P: 10	1B: 4 2B: 1 3B: 0 HR: 1	SF: 1 SAC: 2 DP: 0 HBP: 0	WP: 0 PB: 0 SB: 0 CS: 0	PA: 34
PITCHER Bill Butler, L ERA: 3.69 (1,1)	IP: 8.0 WLS: L BF: 34 H: 6 R: 5 ER: 3 SO: 10 BB: 3 IBB: 0 HBP: 0 BLK: 0 WP: 0 HR: 1 S: 51 P: 63 ERA: 3.38 WHIP: 1.125															PITCHER				

Batter	1	2	3	4	5	6	7	8	9	AB	R	H	RBI	BB	SO	LOB	TOP			
Pat Kelly, L OBP: 0.373, SLG: 0.396 (1, 8)	0-0 4-3		0-3 K		0-3 K2-3			0-3 K	0-0 1-5-3	5	0	0	0	0	0	3	1			
Paul Schaaf, R OBP: 0.382, SLG: 0.344 (1, 5)	4-0 BB		0-3 K			0-0 4-3 1B		0-0 E4 WP BB		3	0	1	0	1	1	0				
Mike Fiore, L OBP: 0.409, SLG: 0.431 (1, 3)	0-3 K			0-0 F7		0-0 4-3		4-0 WP BB		3	0	0	0	1	1	2				
Lou Piniella, R OBP: 0.330, SLG: 0.473 (1, 7)	0-3 K			0-0 1B		4-0 BB		0-0 F9	1-2 2-3	3	0	1	0	1	1	3				
Bob Oliver, R OBP: 0.285, SLG: 0.406 Hawk Taylor, R OBP: 0.404, SLG: 0.571 (8, PH) (8, 9)		0-0 P4		0-0 P3		0-3 K		0-3 K		3	0	0	0	0	1	3				
Jerry Adair, R OBP: 0.291, SLG: 0.285 (1, 4)	0-3 K			0-0 1B		0-0 1-3			0-0 B2-3 1B	4	1	2	0	0	1	2				
Elie Rodriguez, R OBP: 0.339, SLG: 0.335 Ed Kirkpatrick, L OBP: 0.270, SLG: 0.360 (9, PH)		0-0 1-6-3		0-0 P4			0-3 K		0-0 B2-3	3	0	0	0	0	1	2				
Jackie Hernandez, R OBP: 0.277, SLG: 0.298 Buck Martinez, R OBP: 0.255, SLG: 0.315 (9, PH)			0-0 P4		0-0 6-3		0-0 L9		0-0 5-3	3	0	0	0	0	0	0				
Jim Rooker, R OBP: 0.235, SLG: 0.824 Moe Drabowsky, R OBP: 0.111, SLG: 0.111 Chuck Harrison, R OBP: 0.286, SLG: 0.316 (9, PH)				0-0 HR		0-0 4-3		0-0 L7	0-0 WP 1B 2H	3	1	1	1	0	0	0				
Inning Stats	R: 0 E: 0 K: 2 S: 7	H: 0 LOB: 1 BB: 1 P: 11	R: 0 E: 0 K: 1 S: 5	H: 0 LOB: 0 BB: 0 P: 5	R: 1 E: 0 K: 2 S: 8	H: 1 LOB: 0 BB: 0 P: 8	R: 0 E: 0 K: 0 S: 5	H: 2 LOB: 2 BB: 0 P: 5	R: 0 E: 0 K: 1 S: 6	H: 1 LOB: 2 BB: 1 P: 10	R: 0 E: 1 K: 1 S: 5	H: 0 LOB: 0 BB: 0 P: 5	R: 0 E: 1 K: 2 S: 8	H: 0 LOB: 2 BB: 1 P: 12	R: 1 E: 0 K: 0 S: 5	H: 2 LOB: 1 BB: 0 P: 5	1B: 5 2B: 0 3B: 0 HR: 1	SF: 0 SAC: 0 DP: 0 HBP: 0	WP: 2 PB: 0 SB: 0 CS: 0	PA: 37
PITCHER Andy Messersmith, R ERA: 2.73 (1, 1)	IP: 9.0 WLS: W BF: 37 H: 6 R: 2 ER: 2 SO: 10 BB: 3 IBB: 0 HBP: 0 BLK: 0 WP: 2 HR: 1 S: 54 P: 66 ERA: 2.00 WHIP: 1.000															PITCHER				

Kansas City Royals @ California Angels
 Anaheim Stadium, Anaheim, CA
 Wed Jul 16 1969, 10:05 PM EDT
 Att: 7,598 - Unknown


AB 34
R 2
H 6
RBI 2
BB 3
SO 10
LOB 17

Batter	1	2	3	4	5	6	7	8	9	AB	R	H	RBI	BB	SO	LOB	BOTTOM			
Sandy Alomar Sr., S OBP: 0.288, SLG: 0.284 (1, 4)	0-0 F9		0-0 5-3		0-0 2B		0-0 1-2 3H 1B			4	0	2	1	0	0	1				
Jay Johnstone, L OBP: 0.275, SLG: 0.352 (1, 8)	0-0 G3		0-0 4-3		0-3 K		0-0 P4			4	0	0	0	0	1	5				
Rick Reichardt, R OBP: 0.340, SLG: 0.383 (1, 7)	0-0 1-3			0-0 F7		0-0 F7	0-0 L7			4	0	0	0	0	0	2				
Jim Fregosi, R OBP: 0.351, SLG: 0.394 (1, 6)		0-0 4-3		0-0 F7		0-0 5-3	0-0 P6			4	0	0	0	0	0	2				
Bubba Morton, R OBP: 0.384, SLG: 0.457 Bill Voss, L OBP: 0.320, SLG: 0.317 (6, PR) (7, 9)		0-0 6-3		0-3 K		4-0 FC5-4 BB		0-0 E9 1B		2	0	0	0	1	1	0				
Aurelio Rodriguez, R OBP: 0.287, SLG: 0.323 (1, 5)		0-0 6-3			4-0 1B FC6-4 BB	0-0 FC5-4		0-3 K		3	1	0	0	1	1	2				
Joe Azcue, R OBP: 0.296, SLG: 0.269 (1, 2)			0-0 6-3		0-0 FC6-4 1B		0-0 1B E 1B	0-0 F8		4	1	2	0	0	0	1				
Jim Spencer, L OBP: 0.327, SLG: 0.345 (1, 3)			4-0 2B BB		0-0 FC6-4 2B		0-0 E8 E 1B 1B			2	2	1	1	2	0	1				
Andy Messersmith, R OBP: 0.220, SLG: 0.162 (1, 1)			0-0 2B		0-0 F8		0-0 E4 1B	0-3 K		4	0	1	1	0	1	4				
Inning Stats	R: 0 E: 0 K: 0 S: 3	H: 0 LOB: 0 BB: 0 P: 3	R: 0 E: 0 K: 0 S: 3	H: 0 LOB: 0 BB: 0 P: 3	R: 1 E: 0 K: 0 S: 4	H: 1 LOB: 1 BB: 1 P: 8	R: 0 E: 0 K: 1 S: 5	H: 0 LOB: 0 BB: 0 P: 5	R: 1 E: 0 K: 1 S: 7	H: 2 LOB: 2 BB: 1 P: 11	R: 0 E: 0 K: 0 S: 3	H: 0 LOB: 1 BB: 1 P: 7	R: 2 E: 2 K: 0 S: 7	H: 3 LOB: 2 BB: 0 P: 7	R: 0 E: 1 K: 2 S: 8	H: 1 LOB: 2 BB: 1 P: 12	1B: 5 2B: 2 3B: 0 HR: 0	SF: 0 SAC: 0 DP: 0 HBP: 0	WP: 0 PB: 0 SB: 0 CS: 0	PA: 36
PITCHER Jim Rooker, L ERA: 5.44 Moe Drabowsky, R ERA: 2.4 (7, 1)	IP: 6.0 WLS: L BF: 26 H: 5 R: 4 ER: 3 SO: 2 BB: 3 IBB: 0 HBP: 0 BLK: 0 WP: 0 HR: 0 S: 27 P: 39 ERA: 4.50 WHIP: 1.333															PITCHER				

Kansas City Royals @ California Angels
 Anaheim Stadium, Anaheim, CA
 Wed Jul 16 1969, 10:05 PM EDT
 Att: 7,598 - Unknown


AB 32
R 4
H 7
RBI 3
BB 4
SO 4
LOB 18

Batter	1	2	3	4	5	6	7	8	9	AB	R	H	RBI	BB	SO	LOB	TOP				
Jose Tartabull, L (1.7) OBP: 0.323, SLG: 0.359	0-0 FC6-4 1B		0-0 5-3		0-0 E5 1B		0-0 1B HR		0-0 F5	5	1	2	0	0	0	0					
Ted Kubiak, S (1.6) OBP: 0.348, SLG: 0.324	0-0 FC6-4 1-2 FC6-4		1-0 HBP		0-0 1B		0-0 1B HR		0-0 6-3	4	1	2	0	0	0	1					
Reggie Jackson, L (1.9) OBP: 0.411, SLG: 0.706	0-0 F7		0-0 G6-3		0-0 F7		0-0 1B HR			4	1	1	3	0	0	4					
Sal Bando, R (1.5) OBP: 0.405, SLG: 0.490	0-0 FC6-4 1-2			0-0 F3		0-0 1B 1B		0-3 K		4	0	1	0	0	1	1					
Danny Cater, R (1.3) OBP: 0.325, SLG: 0.396		0-3 K2-3		1-0 HBP		0-0 F7		0-0 F9		3	0	0	0	0	1	1					
Rick Monday, L (1.8) OBP: 0.384, SLG: 0.443		0-0 1B		0-3 K		0-0 1B		4-0 CS BB		3	0	2	0	1	1	1					
Dick Green, R (1.4) OBP: 0.343, SLG: 0.416		0-0 1B		0-0 F7		4-0 BB		0-0 F6 1-2		3	0	1	0	1	0	2					
Phil Roof, R (1.2) OBP: 0.333, SLG: 0.310		0-0 F8			0-0 F3		0-0 5-3		0-0 6-3	4	0	0	0	0	0	4					
Blue Moon Odom, R (1.1) OBP: 0.293, SLG: 0.455		0-0 F6			0-3 K			0-0 F6		3	0	0	0	0	1	2					
Paul Lindblad, L (7.1) OBP: 0.571, SLG: 0.571										0	0	0	0	0	0	0					
Rollie Fingers, R (7.1) OBP: 0.250, SLG: 0.250										1	0	0	0	0	1	0					
Inning Stats	R: 0 E: 0 K: 0 S: 4	H: 1 LOB: 1 BB: 0 P: 4	R: 0 E: 0 K: 1 S: 7	H: 2 LOB: 2 BB: 0 P: 7	R: 0 E: 0 K: 1 S: 2	H: 0 LOB: 0 BB: 0 P: 3	R: 0 E: 0 K: 1 S: 5	H: 0 LOB: 1 BB: 0 P: 6	R: 0 E: 1 K: 1 S: 7	H: 1 LOB: 2 BB: 0 P: 7	R: 0 E: 0 K: 0 S: 4	H: 2 LOB: 2 BB: 1 P: 8	R: 3 E: 0 K: 1 S: 8	H: 3 LOB: 0 BB: 0 P: 8	R: 0 E: 0 K: 0 S: 2	H: 0 LOB: 0 BB: 1 P: 6	R: 0 E: 0 K: 1 S: 5	H: 0 LOB: 0 BB: 0 P: 5	1B: 8 2B: 0 3B: 0 HR: 1	SF: 0 SAC: 0 DP: 1 HBP: 2	WP: 0 PA: 38 PB: 0 SB: 0 CS: 1
PITCHER	IP WLS BF H R ER SO BB IBB HBP BLK WP HR S P ERA WHIP	7.0 L 32 9 3 3 4 1 0 2 0 0 1 37 43 3.86 1.429	2.0 6 0 0 0 1 1 0 0 0 0 0 0 7 11 0.00 0.500	PITCHER										IP WLS BF H R ER SO BB IBB HBP BLK WP HR S P ERA WHIP							

Oakland Athletics @ California Angels
Anaheim Stadium, Anaheim, CA
Sat Jul 19 1969, 6:33 AM EDT
Att: 8,281 - Unknown

AB	34
R	3
H	9
RBI	3
BB	2
SO	5
LOB	16



Batter	1	2	3	4	5	6	7	8	9	AB	R	H	RBI	BB	SO	LOB	BOTTOM				
Sandy Alomar Sr, S (1.4) OBP: 0.292, SLG: 0.287	0-0 FC4-6 1B		0-0 4-3		0-0 5-3		4-0 FC4 BB		0-0 FC6-4 1B	4	0	2	0	1	0	1					
Roger Repoz, L (1.8) OBP: 0.256, SLG: 0.252	0-0 FC4-6		0-0 G3		0-0 4-3		0-0 FC4 FC6-4		0-0 FC6-4 1B	3	1	0	0	0	0	1					
Bubba Morton, R (7. PH) OBP: 0.381, SLG: 0.452	0-0 1B		0-0 3-1 1B		0-0 F2		0-0 FC6-4		0-0 BB 1B	1	0	0	0	0	0	2					
Hoyt Wilhelm, R (8.1) OBP: 0.278, SLG: 0.364	0-0 1B		0-0 3-1 1B		0-0 K		0-0 FC6-4		0-0 BB 1B	0	0	0	0	0	0	0					
Jim Hicks, R (9. PH) OBP: 0.278, SLG: 0.364	0-0 1B		0-0 3-1 1B		0-3 K		0-0 FC6-4		0-0 BB 1B	1	0	0	0	0	0	1					
Rick Reichardt, R (1.7) OBP: 0.347, SLG: 0.401	0-0 1B		0-0 3-1 1B		0-0 F2		0-0 FC6-4		0-0 BB 1B	5	1	3	1	0	0	2					
Jim Fregosi, R (1.6) OBP: 0.356, SLG: 0.395	0-0 PB 1B		0-0 3-1 1B		0-3 K		0-0 FC6-4		0-0 BB 1B	3	0	2	0	2	1	0					
Bill Voss, L (1.9) OBP: 0.307, SLG: 0.302	0-0 F8		0-0 3-1		0-0 4-3		0-0 4-3		0-0 F7	5	0	0	0	0	0	8					
Aurelio Rodriguez, R (1.5) OBP: 0.289, SLG: 0.324	0-0 PB 1B		0-0 F8		0-0 6-3		0-0 6-3		0-0 FC5-4 1B	4	0	2	1	0	0	2					
Jim Spencer, L (1.3) OBP: 0.311, SLG: 0.327	0-0 L3		0-0 6-3		0-0 4-3		0-0 4-3		0-0 F8	4	0	0	0	0	0	4					
Joe Azcue, R (1.2) OBP: 0.301, SLG: 0.271		0-0 F9		0-0 SH3-4 1B		0-0 FC4 5-3 BB		0-0 FC5-4		2	0	1	0	1	0	0					
Clyde Wright, R (7. PR) OBP: 0.200, SLG: 0.200				0-0 SH3-4 1B		0-0 5-3		0-0 FC5-4		0	0	0	0	0	0	0					
Tom Egan, R (8.2) OBP: 0.212, SLG: 0.176				0-0 SH3-4 1B		0-0 5-3		0-0 FC5-4		1	0	0	0	0	0	2					
Tom Murphy, R (1.1) OBP: 0.152, SLG: 0.136		0-3 K		0-0 SH3-4		0-0 5-3		0-0 1-3		1	0	0	0	0	1	0					
Lou Johnson, R (7. PH) OBP: 0.267, SLG: 0.263				0-0 SH3-4		0-0 5-3		0-0 1-3		2	0	0	0	0	0	1					
Inning Stats	R: 2 E: 1 K: 0 S: 7	H: 4 LOB: 2 BB: 0 P: 7	R: 0 E: 0 K: 1 S: 5	H: 0 LOB: 0 BB: 0 P: 5	R: 0 E: 0 K: 0 S: 5	H: 2 LOB: 2 BB: 0 P: 5	R: 0 E: 0 K: 0 S: 4	H: 1 LOB: 1 BB: 0 P: 4	R: 0 E: 0 K: 1 S: 5	H: 0 LOB: 0 BB: 0 P: 5	R: 0 E: 0 K: 0 S: 3	H: 0 LOB: 0 BB: 0 P: 3	R: 0 E: 0 K: 0 S: 3	H: 0 LOB: 2 BB: 2 P: 11	R: 0 E: 0 K: 0 S: 4	H: 1 LOB: 2 BB: 1 P: 8	R: 0 E: 0 K: 0 S: 5	H: 2 LOB: 3 BB: 1 P: 9	1B: 10 2B: 0 3B: 0 HR: 0	SF: 0 SAC: 1 DP: 0 HBP: 0	WP: 0 PA: 41 PB: 1 SB: 0 CS: 0
PITCHER	IP WLS BF H R ER SO BB IBB HBP BLK WP HR S P ERA WHIP	6.1 W 28 7 2 2 2 2 0 0 0 0 0 30 38 2.84 1.421	0.1 1 0 0 0 0 0 0 0 0 0 0 0 1 1 0.00 0.000	2.1 S 12 3 0 0 0 2 0 0 0 0 0 10 18 0.00 2.143	PITCHER										IP WLS BF H R ER SO BB IBB HBP BLK WP HR S P ERA WHIP						

Oakland Athletics @ California Angels
Anaheim Stadium, Anaheim, CA
Sat Jul 19 1969, 6:33 AM EDT
Att: 8,281 - Unknown

AB	36
R	2
H	10
RBI	2
BB	4
SO	2
LOB	24



Batter	1	2	3	4	5	6	7	8	9	AB	R	H	RBI	BB	SO	LOB	TOP			
Horace Clarke, S (1, 4) OBP: 0.344, SLG: 0.345	F5		E3			FC6-4 BB		F7		3	0	0	0	1	0	1	New York Yankees @ California Angels Anaheim Stadium, Anaheim, CA Fri Jul 25 1969, 10:05 PM EDT Att: 11,220 - Unknown - 74 F			
Jerry Kenney, L (1, 5) OBP: 0.334, SLG: 0.321	CS 2B		L8			FC6-4 CS 1-2			K	4	0	1	0	0	1	2				
Bobby Murcer, L (1, 9) OBP: 0.322, SLG: 0.419	2-3 BB		3-6			K2-3 1-2			BB	2	0	0	0	2	1	2				
Joe Pepitone, L (1, 3) OBP: 0.288, SLG: 0.471	4-3			L3		FC3-6 BB			L9	3	0	0	0	1	0	2				
Roy White, S (1, 7) OBP: 0.431, SLG: 0.466		SH1-3 BB		K		FC3-6 G5-4-3 1-2			F2	3	0	0	0	1	1	2				
Gene Michael, S (1, 6) OBP: 0.359, SLG: 0.382		SH1-3 1-2		K		G5-4-3 1-2				2	0	0	0	0	1	1				
Ron Woods, R (1, 8) OBP: 0.320, SLG: 0.321		F2							5-3	3	0	0	0	0	1	1				
Jake Gibbs, L (1, 2) OBP: 0.302, SLG: 0.283		IBB								2	0	1	0	1	0	0				
Fritz Peterson, S (1, 1) OBP: 0.189, SLG: 0.128 (8, PH)	F9									2	0	0	0	0	0	2				
Jimmie Hall, L (8, PH) OBP: 0.260, SLG: 0.327	F9									1	0	0	0	0	1	1				
Lindy McDaniel, R (8, 1)	F9									0	0	0	0	0	0	0				
Inning Stats	R: 0 E: 0 K: 0 S: 3	H: 1 LOB: 1 BB: 1 P: 7	R: 0 E: 0 K: 0 S: 3	H: 0 LOB: 2 BB: 2 P: 11	R: 0 E: 1 K: 0 S: 3	H: 0 LOB: 0 BB: 0 P: 3	R: 0 E: 0 K: 2 S: 7	H: 0 LOB: 0 BB: 0 P: 7	R: 0 E: 0 K: 1 S: 5	H: 0 LOB: 0 BB: 1 P: 5	R: 0 E: 0 K: 0 S: 2	H: 0 LOB: 0 BB: 1 P: 6	R: 0 E: 0 K: 1 S: 6	H: 1 LOB: 1 BB: 1 P: 6	R: 0 E: 0 K: 1 S: 5	H: 0 LOB: 1 BB: 1 P: 9	1B: 0 2B: 3 3B: 0 HR: 0	SF: 0 SAC: 1 DP: 2 HBP: 0	WP: 0 PB: 0 CS: 2	PA: 32
PITCHER Andy Messersmith, R (1, 1) ERA: 2.48	IP: 9.0 WLS: W BF: 32 H: 2 R: 0 ER: 0 SO: 6 BB: 5 IBB: 1 HBP: 0 BLK: 0 WP: 0 HR: 0 S: 38 P: 62 ERA: 0.00 WHIP: 0.778																			

AB	25
R	0
H	2
RBI	0
BB	6
SO	6
LOB	14



Batter	1	2	3	4	5	6	7	8	9	AB	R	H	RBI	BB	SO	LOB	BOTTOM			
Sandy Alomar Sr., S (1, 4) OBP: 0.286, SLG: 0.278	F3		FC1-4 1-2 3-H			F6		1B E 1B 1-2 2-3		4	1	1	1	0	0	2	New York Yankees @ California Angels Anaheim Stadium, Anaheim, CA Fri Jul 25 1969, 10:05 PM EDT Att: 11,220 - Unknown - 74 F			
Jay Johnstone, L (1, 8) OBP: 0.280, SLG: 0.354	CS 1B		K			1B		E9 1B 1-H 2-H 3-H		4	0	3	2	0	1	1				
Rick Reichardt, R (1, 7) OBP: 0.341, SLG: 0.388	K					K		3B 1B		4	1	1	0	0	2	3				
Jim Fregosi, R (1, 6) OBP: 0.356, SLG: 0.398	CS 1-2	L5				K		E 3B		4	1	1	1	0	1	2				
Bubba Morton, R (1, 9) OBP: 0.383, SLG: 0.460 (7, PR)		F9				K		K		3	0	1	0	0	1	0				
Bill Voss, L (7, PR) OBP: 0.314, SLG: 0.307 (8, 9)		F9				K		K		1	0	0	0	0	1	1				
Aurelio Rodriguez, R (1, 5) OBP: 0.289, SLG: 0.330		1-3						E4 1B		4	0	0	0	0	0	1				
Joe Azcue, R (1, 2) OBP: 0.292, SLG: 0.263			L3			L7		F3 1B		4	0	1	0	0	0	1				
Jim Spencer, L (1, 3) OBP: 0.324, SLG: 0.352			1B FC1-4 2B			F7		1B BB K		4	2	2	0	0	1	2				
Andy Messersmith, R (1, 1) OBP: 0.234, SLG: 0.167			1B FC1-4 2B			E5 1B		1B BB		2	1	1	0	1	0	0				
Inning Stats	R: 0 E: 0 K: 1 S: 5	H: 1 LOB: 0 BB: 0 P: 5	R: 0 E: 0 K: 0 S: 3	H: 0 LOB: 0 BB: 0 P: 3	R: 1 E: 0 K: 1 S: 7	H: 2 LOB: 1 BB: 0 P: 7	R: 0 E: 0 K: 1 S: 5	H: 0 LOB: 0 BB: 0 P: 5	R: 0 E: 1 K: 2 S: 9	H: 1 LOB: 2 BB: 0 P: 9	R: 0 E: 0 K: 0 S: 3	H: 1 LOB: 1 BB: 0 P: 3	R: 0 E: 0 K: 2 S: 13	H: 6 LOB: 2 BB: 1 P: 17	R: 5 E: 2 K: 2 S: 13	H: 6 LOB: 2 BB: 1 P: 17	1B: 9 2B: 1 3B: 1 HR: 0	SF: 0 SAC: 0 DP: 0 HBP: 0	WP: 0 PB: 0 CS: 2	PA: 36
PITCHER Fritz Peterson, L (1, 1) ERA: 2.85 Lindy McDaniel, R (8, 1) ERA: 4.29	IP: 7.0 WLS: L BF: 25 H: 5 R: 1 ER: 1 SO: 5 BB: 0 IBB: 0 HBP: 0 BLK: 0 WP: 0 HR: 0 S: 35 P: 35 ERA: 1.29 WHIP: 0.714																			

AB	34
R	6
H	11
RBI	4
BB	1
SO	7
LOB	13



Batter	1	2	3	4	5	6	7	8	9	AB	R	H	RBI	BB	SO	LOB	TOP										
Horace Clarke, S OBP: 0.343, SLG: 0.344 (1, 4)	0-0 4-3		0-0 4-1		0-0 G6-4-3 1B			0-0 F8		4	0	1	1	0	0	1											
Jerry Kenney, L OBP: 0.333, SLG: 0.320 (1, 5)	0-0 CS 1B		0-0 F7		0-0 G6-4-3 1-2			0-0 F8		4	0	1	0	0	0	2											
Bobby Mercer, L OBP: 0.319, SLG: 0.415 (1, 9)	0-3 K			0-0 F5		0-0 F9		0-0 1-3		4	0	0	0	0	1	1											
Joe Peppone, L OBP: 0.290, SLG: 0.471 (1, 3)		0-0 4-1		0-0 FC6-4 1B		0-0 F6		0-0 CS 1B		4	0	2	0	0	0	0											
Jimmie Hall, L OBP: 0.280, SLG: 0.326 (1, 8)		0-0 4-3		0-0 FC6-4 E 1B		0-0 3-1		0-0 CS 1B		4	1	1	0	0	0	1											
Gene Michael, S OBP: 0.357, SLG: 0.379 (1, 6)	0-3 K			0-0 E 1B		0-0 1-3		0-3 K		4	1	1	0	0	2	2											
Tom Shopay, L OBP: 0.125, SLG: 0.250 (1, 7)			0-0 FC6-4 1B		0-0 E1 1B		0-0 F7		0-0 G3		4	0	1	0	0	3											
Jake Gibbs, L OBP: 0.302, SLG: 0.284 (1, 2)			0-0 FC6-4 1B		0-0 1-3 2-H 3-H 1B		0-3 K			3	1	1	2	0	1	1											
Mel Stottlemyre, R OBP: 0.266, SLG: 0.243 (1, 1)			0-0 4-1 1B		0-3 K		0-3 K			3	0	1	0	0	2	2											
Inning Stats	R: 0 E: 0 K: 1 S: 5	H: 1 LOB: 1 BB: 0 P: 5	R: 0 E: 0 K: 1 S: 5	H: 0 LOB: 0 BB: 0 P: 5	R: 1 E: 0 K: 0 S: 5	H: 2 LOB: 1 BB: 0 P: 5	R: 2 E: 1 K: 1 S: 9	H: 3 LOB: 2 BB: 0 P: 9	R: 0 E: 0 K: 0 S: 3	H: 0 LOB: 0 BB: 0 P: 3	R: 0 E: 0 K: 2 S: 7	H: 0 LOB: 0 BB: 0 P: 7	R: 0 E: 0 K: 0 S: 3	H: 0 LOB: 0 BB: 0 P: 3	R: 0 E: 0 K: 1 S: 6	H: 2 LOB: 1 BB: 0 P: 6	1B: 9 2B: 1 3B: 0 HR: 0	SF: 0 SAC: 0 DP: 2 HBP: 0	WP: 0 PB: 0 CS: 3	PA: 34							
PITCHER	IP	WLS	BF	H	R	ER	SO	BB	IBB	HBP	BLK	WP	HR	S	P	ERA	WHIP										
Jim McGlothlin, R ERA: 2.77 (1, 1)	5.0	L	21	7	3	1	3	0	0	0	0	0	0	27	27	1.80	1.400										
Clyde Wright, L ERA: 5.14 (6, 1)	3.0		9	0	0	0	2	0	0	0	0	0	0	13	13	0.00	0.000										
Hoyt Wilhelm, R ERA: 3.06 (9, 1)	1.0		4	2	0	0	1	0	0	0	0	0	0	6	6	0.00	2.000										

New York Yankees @ California Angels
Anaheim Stadium, Anaheim, CA
Sat Jul 26 1969, 10:05 PM EDT
Att: 13,887 - Unknown

AB	34
R	3
H	9
RBI	3
BB	0
SO	6
LOB	13



Batter	1	2	3	4	5	6	7	8	9	AB	R	H	RBI	BB	SO	LOB	BOTTOM										
Sandy Alomar Sr., S OBP: 0.283, SLG: 0.275 (1, 4)	0-0 4-3		0-3 K			0-3 K		0-0 5-3		4	0	0	0	0	2	3											
Jay Johnstone, L OBP: 0.277, SLG: 0.351 (1, 8)	0-0 4-3		0-0 FC6 1-2			0-0 4-3		0-0 SF9		3	0	0	1	0	0	1											
Rick Reichardt, R OBP: 0.340, SLG: 0.387 (1, 7)	0-0 5-3			0-0 FC4-6 1B		0-3 K		0-0 F7		4	0	1	0	0	1	1											
Jim Fregosi, R OBP: 0.355, SLG: 0.399 (1, 6)		0-0 F7		0-3 K			0-0 2B		0-0 L6		4	0	1	0	0	1											
Bill Voss, L OBP: 0.313, SLG: 0.306 (1, 9)		0-0 FC5-4 1B		0-0 FC4-6 1-2		0-3 K		0-0 F7		4	0	1	0	0	1	2											
Jim Spencer, L OBP: 0.322, SLG: 0.350 (1, 3)		0-3 K		0-0 1-3			0-0 F8		0-0 1B		4	0	1	0	0	1											
Aurelio Rodriguez, R OBP: 0.286, SLG: 0.326 (1, 5)		0-0 FC5-4 1-2			0-0 5-3		0-0 1-3		0-3 K		4	0	0	0	0	1											
Joe Azcue, R OBP: 0.293, SLG: 0.264 (1, 2)			0-0 G3		0-0 5-3			0-0 5-3 1B		3	1	1	0	0	0	0											
Jim McGlothlin, R OBP: 0.167, SLG: 0.150 (1, 1)					0-0 6-3			0-0 SF9 5-3 1B		0	0	0	0	1	0	0											
Jim Hicks, R OBP: 0.269, SLG: 0.350 (5, PH)								0-0 SF9 5-3 1B		1	0	0	0	0	0	0											
Clyde Wright, R OBP: 0.167, SLG: 0.167 (6, 1)								0-0 SF9 5-3 1B		0	0	0	0	0	0	0											
Roger Repoz, L OBP: 0.260, SLG: 0.271 (8, PH)								0-0 SF9 5-3 1B		1	0	1	0	0	0	0											
Hoyt Wilhelm, R (9, 1)								0-0 SF9 5-3 1B		0	0	0	0	0	0	0											
Inning Stats	R: 0 E: 0 K: 0 S: 3	H: 0 LOB: 0 BB: 0 P: 3	R: 0 E: 0 K: 1 S: 6	H: 1 LOB: 1 BB: 0 P: 6	R: 0 E: 0 K: 1 S: 5	H: 0 LOB: 1 BB: 1 P: 9	R: 0 E: 0 K: 1 S: 6	H: 1 LOB: 1 BB: 0 P: 6	R: 0 E: 0 K: 2 S: 7	H: 0 LOB: 0 BB: 0 P: 7	R: 0 E: 0 K: 1 S: 6	H: 1 LOB: 1 BB: 0 P: 6	R: 0 E: 0 K: 0 S: 3	H: 0 LOB: 0 BB: 0 P: 3	R: 0 E: 0 K: 1 S: 6	H: 1 LOB: 1 BB: 0 P: 6	1B: 5 2B: 1 3B: 0 HR: 0	SF: 1 SAC: 0 DP: 0 HBP: 0	WP: 0 PB: 0 CS: 0	PA: 34							
PITCHER	IP	WLS	BF	H	R	ER	SO	BB	IBB	HBP	BLK	WP	HR	S	P	ERA	WHIP										
Mel Stottlemyre, R ERA: 2.54 (1, 1)	9.0	W	34	6	1	1	7	1	0	0	0	0	0	47	51	1.00	0.778										

New York Yankees @ California Angels
Anaheim Stadium, Anaheim, CA
Sat Jul 26 1969, 10:05 PM EDT
Att: 13,887 - Unknown


AB	32
R	1
H	6
RBI	1
BB	1
SO	7
LOB	14



Batter	1	2	3	4	5	6	7	8	9	AB	R	H	RBI	BB	SO	LOB	TOP			
Horace Clarke, S OBP: 0.344, SLG: 0.349	0-0 SH1-3 1B	0-0 1-3 2-H 3-H 2B			0-0 L5		0-0 5-3			4	0	2	2	0	0	0				
Ron Woods, R OBP: 0.313, SLG: 0.313	0-0 SH1-3 1-2	0-3 K			0-0 L7			0-0 F6		3	0	0	0	0	1	2				
Bill Robinson, R OBP: 0.231, SLG: 0.295	0-0 F8				0-0 4-3			0-0 F8		4	1	1	1	0	0	1				
Joe Peppone, L OBP: 0.290, SLG: 0.469	0-0 G3				0-3 K			0-0 4-3		4	0	1	0	0	1	1				
Frank Fernandez, R OBP: 0.368, SLG: 0.432		0-0 2B 2B 1B			0-3 K			0-0 G3 1B BB		3	2	1	0	1	2	1				
Bobby Murcer, L OBP: 0.318, SLG: 0.416	0-0 2B 1-3 2B	0-3 K			0-0 F2			0-0 G3 1-2		4	1	1	0	0	1	2				
Gene Michael, S OBP: 0.355, SLG: 0.377	0-0 F5				0-0 F4			0-0 G6-3 1B		4	0	1	1	0	0	3				
Bobby Cox, R OBP: 0.317, SLG: 0.276	4-0 2B IBB				0-0 F9			0-0 G6-3 1-2		1	0	0	0	1	0	0				
Jerry Kenney, L OBP: 0.331, SLG: 0.318					0-3 K					2	0	0	0	0	1	1				
Bill Burbach, R OBP: 0.158, SLG: 0.139	0-0 F6				0-3 K					2	0	0	0	0	1	3				
Steve Hamilton, L										0	0	0	0	0	0	0				
Jimmie Hall, L OBP: 0.278, SLG: 0.324										1	0	0	0	0	0	0				
Ken Johnson, R										0	0	0	0	0	0	0				
Inning Stats	R: 0 E: 0 K: 0 S: 4	H: 1 LOB: 0 BB: 0 P: 4	R: 2 E: 0 K: 1 S: 8	H: 3 LOB: 2 BB: 1 P: 12	R: 1 E: 0 K: 3 S: 10	H: 1 LOB: 0 BB: 0 P: 10	R: 0 E: 0 K: 1 S: 5	H: 0 LOB: 0 BB: 0 P: 5	R: 0 E: 0 K: 1 S: 6	H: 1 LOB: 1 BB: 0 P: 6	R: 0 E: 0 K: 1 S: 5	H: 0 LOB: 0 BB: 0 P: 5	R: 0 E: 0 K: 0 S: 3	H: 0 LOB: 0 BB: 0 P: 3	R: 1 E: 0 K: 0 S: 3	H: 1 LOB: 0 BB: 1 P: 7	1B: 4 2B: 2 3B: 0 HR: 1	SF: 0 SAC: 1 DP: 1 HBP: 0	WP: 0 PB: 0 SB: 0 CS: 0	PA: 35
PITCHER	IP	WLS	BF	H	R	ER	SO	BB	IBB	HBP	BLK	WP	HR	S	P	ERA	WHIP			
George Brunet, L ERA: 3.84	1.2		10	4	2	2	0	0	1	0	0	0	0	9	13	10.80	2.400			
Ken Tatum, R ERA: 0.95	6.1	W	22	2	2	2	7	1	0	0	0	0	1	35	39	2.84	0.474			
Rudy May, L ERA: 4.2	1.0	S	3	1	0	0	0	0	0	0	0	0	0	3	3	0.00	1.000			

New York Yankees @ California Angels
 Anaheim Stadium, Anaheim, CA
 Sun Jul 27 1969, 6:33 AM EDT
 Att: 11,996 - Unknown - 78 F


AB 32
 R 4
 H 7
 RBI 4
 BB 2
 SO 7
 LOB 14



Batter	1	2	3	4	5	6	7	8	9	AB	R	H	RBI	BB	SO	LOB	BOTTOM			
Sandy Alomar Sr., S OBP: 0.285, SLG: 0.275	0-0 G3		4-0 1B HR BB		0-0 SH2-4 HR 1B		0-0 F4			3	2	1	0	1	0	0				
Jim Spencer, L OBP: 0.322, SLG: 0.349	0-0 F6		1-2 HR 1B		0-0 SH2-4 1-2		0-0 F1			3	1	1	0	0	0	0				
Rick Reichardt, R OBP: 0.345, SLG: 0.413	0-0 CS 1B		1-H 2-H HR		0-0 2-H HR		0-0 5-3			4	2	3	5	0	0	0				
Jim Fregosi, R OBP: 0.351, SLG: 0.394	0-0 CS 1-2	0-0 F9	0-0 5-3		0-0 F8		0-0 F3			4	0	0	0	0	0	0				
Jay Johnstone, L OBP: 0.282, SLG: 0.355		4-0 FC5 4-3 BB		0-0 4-3 2B	4-0 BB		0-0 F8			2	0	1	0	2	0	0				
Bill Voss, L OBP: 0.311, SLG: 0.304		0-0 4-3		0-0 F4	0-0 F6		0-0 S 1B			1	0	0	0	0	0	1				
Bubba Morton, R OBP: 0.377, SLG: 0.451										2	0	0	0	0	0	2				
Roger Repoz, L OBP: 0.264, SLG: 0.276		1-2								1	0	1	0	0	0	0				
Aurelio Rodriguez, R OBP: 0.263, SLG: 0.322	0-0 FC5 2-3				0-0 4-3 2-3		0-0 F7		0-3 K 1-2	4	0	0	0	0	1	3				
Tom Egan, R OBP: 0.220, SLG: 0.204			0-0 5-3		4-0 IBB		0-0 5-3			2	0	0	0	1	0	0				
George Brunet, R OBP: 0.133, SLG: 0.074										0	0	0	0	0	0	0				
Ken Tatum, R OBP: 0.375, SLG: 0.750			0-0 6-3		0-3 K		0-0 5-3			3	0	0	0	0	1	2				
Rudy May, L OBP: 0.167, SLG: 0.063										0	0	0	0	0	0	0				
Inning Stats	R: 0 E: 0 K: 0 S: 3	H: 1 LOB: 0 BB: 0 P: 3	R: 0 E: 0 K: 0 S: 3	H: 0 LOB: 1 BB: 1 P: 7	R: 3 E: 0 K: 0 S: 5	H: 2 LOB: 0 BB: 1 P: 9	R: 0 E: 0 K: 1 S: 6	H: 1 LOB: 2 BB: 1 P: 10	R: 2 E: 0 K: 0 S: 5	H: 2 LOB: 1 BB: 1 P: 9	R: 0 E: 0 K: 0 S: 3	H: 0 LOB: 0 BB: 0 P: 3	R: 0 E: 0 K: 0 S: 3	H: 0 LOB: 0 BB: 0 P: 3	R: 0 E: 0 K: 1 S: 6	H: 1 LOB: 1 BB: 0 P: 6	1B: 4 2B: 1 3B: 0 HR: 2	SF: 0 SAC: 1 DP: 0 HBP: 0	WP: 0 PB: 0 SB: 0 CS: 1	PA: 35
PITCHER	IP	WLS	BF	H	R	ER	SO	BB	IBB	HBP	BLK	WP	HR	S	P	ERA	WHIP			
Bill Burbach, R ERA: 3.54	3.0		14	4	3	3	0	2	0	0	0	0	1	12	20	9.00	2.000			
Steve Hamilton, L ERA: 2.96	3.0	L	13	2	2	2	1	1	1	0	0	0	1	13	21	6.00	1.000			
Ken Johnson, R ERA: 4.74	2.0		7	1	0	0	1	0	0	0	0	0	0	9	9	0.00	0.500			

New York Yankees @ California Angels
 Anaheim Stadium, Anaheim, CA
 Sun Jul 27 1969, 6:33 AM EDT
 Att: 11,996 - Unknown - 78 F

AB 29
 R 5
 H 7
 RBI 5
 BB 4
 SO 2
 LOB 8



Batter	1	2	3	4	5	6	7	8	9	AB	R	H	RBI	BB	SO	LOB	TOP										
Syd O'Brien, R OBP: 0.306, SLG: 0.457 (1, 5)	G5-3		FC5-4 1B		WP 1B		P2		G5-4-3	5	1	1	1	0	0	2											
Mike Andrews, R OBP: 0.395, SLG: 0.438 (1, 4)	G3-1 1B		1-3 1B		1-H 2-H 1B		F5			4	0	3	2	0	0	0											
Carl Yastrzemski, L OBP: 0.363, SLG: 0.531 (1, 7)	G3-1		F8		G1-3				K	4	0	0	0	0	1	4											
Rico Petrocelli, R OBP: 0.422, SLG: 0.601 (1, 6)	L5			F8					E 1B	3	0	1	0	1	0	1											
Joe Lahoud, L OBP: 0.330, SLG: 0.342 (1, 9)		K		F9					F2	4	0	0	0	0	1	3											
George Scott, R OBP: 0.323, SLG: 0.378 (1, 3)	G5-3			F3			G5-3		E4	4	0	0	0	0	0	1											
Don Lock, R OBP: 0.320, SLG: 0.286 (1, 8)	G1-3				HBP 1B BB		K		K	3	1	0	0	1	2	2											
Tom Satriano, L OBP: 0.336, SLG: 0.261 (9, PR)			P6		F8		G3			4	0	1	0	0	0	1											
Bill Landis, L (9, PR)										0	0	0	0	0	0	0											
Russ Gibson, R OBP: 0.284, SLG: 0.299 (9, 2)									G5-4-3 1B	0	0	0	0	0	0	0											
Jim Lonborg, R OBP: 0.269, SLG: 0.227 (5, PH)										0	0	0	0	1	0	0											
Dalton Jones, L OBP: 0.316, SLG: 0.337 (5, 1)										0	1	0	0	0	0	0											
Vicente Romo, R OBP: 0.091, SLG: 0.091 (5, 1)			FC5-4 BB		WP 1B HBP				K	2	0	0	0	0	1	1											
Inning Stats	R: 0 E: 0 K: 0 S: 4	H: 1 LOB: 1 BB: 0 P: 4	R: 0 E: 0 K: 1 S: 5	H: 0 LOB: 0 BB: 0 P: 5	R: 0 E: 0 K: 0 S: 4	H: 1 LOB: 2 BB: 1 P: 8	R: 0 E: 0 K: 0 S: 3	H: 0 LOB: 0 BB: 0 P: 3	R: 3 E: 0 K: 0 S: 5	H: 2 LOB: 2 BB: 2 P: 14	R: 0 E: 0 K: 1 S: 5	H: 0 LOB: 0 BB: 0 P: 5	R: 0 E: 0 K: 0 S: 3	H: 0 LOB: 0 BB: 0 P: 3	R: 0 E: 1 K: 2 S: 9	H: 1 LOB: 2 BB: 0 P: 9	R: 0 E: 0 K: 1 S: 5	H: 1 LOB: 1 BB: 0 P: 5	1B: 6 2B: 0 3B: 0 HR: 0	SF: 0 SAC: 0 DP: 1 HBP: 1	WP: 1 PB: 0 SB: 0 CS: 0	PA: 37					
PITCHER	IP	WLS	BF	H	R	ER	SO	BB	IBB	HBP	BLK	WP	HR	S	P	ERA	WHIP										
Tom Murphy, R ERA: 3.92 (1, 1)	4.1		20	4	3	3	1	2	0	1	0	1	0	19	28	6.23	1.385										
Clyde Wright, L ERA: 4.54 (5, 1)	4.2	W	17	2	0	0	4	0	1	0	0	0	0	24	28	0.00	0.429										

Boston Red Sox @ California Angels
Anaheim Stadium, Anaheim, CA
Tue Jul 29 1969, 10:05 PM EDT
Att: 10,688 - Unknown

AB 33
R 3
H 6
RBI 3
BB 3
SO 5
LOB 15



Batter	1	2	3	4	5	6	7	8	9	AB	R	H	RBI	BB	SO	LOB	BOTTOM										
Sandy Alomar Sr., S OBP: 0.285, SLG: 0.275 (1, 4)	G6-3		1B	K			P6			4	0	1	0	0	1	2											
Jim Spencer, L OBP: 0.321, SLG: 0.347 (1, 3)	F8		1-3 1B		K				F9	4	0	1	1	0	1	0											
Rick Reichardt, R OBP: 0.340, SLG: 0.407 (1, 7)	F8		3-H 0-0 G5-3		K				F8	4	0	0	0	0	1	2											
Jim Fregosi, R OBP: 0.350, SLG: 0.391 (1, 6)		K		BB 1B BB	F8				K	3	1	0	0	1	2	0											
Jay Johnstone, L OBP: 0.288, SLG: 0.368 (1, 8)		CS 1B		1B 1-2 BB			G3			3	2	2	1	1	0	0											
Bill Voss, L OBP: 0.307, SLG: 0.300 (1, 9)	P6			K			F8			3	0	0	0	0	1	3											
Aurelio Rodriguez, R OBP: 0.286, SLG: 0.325 (1, 5)			1B 1B	1-3 2-H 1B			F3			3	1	2	1	0	0	0											
Joe Azcue, R OBP: 0.294, SLG: 0.265 (1, 2)			K		1-3 1B				F7	3	0	1	1	0	1	1											
Tom Murphy, R OBP: 0.143, SLG: 0.128 (5, 1)			F9		K				K	2	0	0	0	1	3												
Clyde Wright, R OBP: 0.143, SLG: 0.143 (5, 1)										1	0	0	0	0	1	0											
Inning Stats	R: 0 E: 0 K: 0 S: 3	H: 0 LOB: 0 BB: 0 P: 3	R: 0 E: 0 K: 1 S: 5	H: 1 LOB: 0 BB: 0 P: 5	R: 1 E: 0 K: 1 S: 8	H: 3 LOB: 2 BB: 0 P: 8	R: 2 E: 0 K: 3 S: 11	H: 2 LOB: 2 BB: 2 P: 19	R: 0 E: 0 K: 2 S: 7	H: 0 LOB: 0 BB: 0 P: 7	R: 0 E: 0 K: 0 S: 3	H: 0 LOB: 0 BB: 0 P: 3	R: 0 E: 0 K: 1 S: 5	H: 0 LOB: 0 BB: 0 P: 5	R: 0 E: 0 K: 1 S: 5	H: 0 LOB: 0 BB: 0 P: 5	R: 1 E: 0 K: 0 S: 1	H: 1 LOB: 0 BB: 0 P: 1	1B: 6 2B: 0 3B: 0 HR: 1	SF: 0 SAC: 0 DP: 0 HBP: 0	WP: 0 PB: 0 SB: 0 CS: 1	PA: 32					
PITCHER	IP	WLS	BF	H	R	ER	SO	BB	IBB	HBP	BLK	WP	HR	S	P	ERA	WHIP										
Jim Lonborg, R ERA: 3.53 (1, 1)	4.0		19	6	3	3	5	2	0	0	0	0	0	27	35	6.75	2.000										
Vicente Romo, R ERA: 3.95 (5, 1)	4.0	L	13	1	1	1	4	0	0	0	0	0	1	21	21	2.25	0.250										

Boston Red Sox @ California Angels
Anaheim Stadium, Anaheim, CA
Tue Jul 29 1969, 10:05 PM EDT
Att: 10,688 - Unknown

AB 30
R 4
H 7
RBI 4
BB 2
SO 9
LOB 11



Batter	1	2	3	4	5	6	7	8	9	AB	R	H	RBI	BB	SO	LOB	TOP			
Syd O'Brien, R OBP: 0.304, SLG: 0.450 (1, 5)	G5-3		G4-6-3 1B		G6-3			G1-6-3		4	0	1	0	0	0	0	Boston Red Sox @ California Angels Anaheim Stadium, Anaheim, CA Wed Jul 30 1969, 10:05 PM EDT Att: 11,181 - Unknown			
Mike Andrews, R OBP: 0.390, SLG: 0.431 (1, 4)	P6		F3		F7			F2		4	0	0	0	0	0	1				
Carl Yastrzemski, L OBP: 0.362, SLG: 0.531 (1, 7)	K		G4-6-3 1-2		P5			WP 2B		4	1	1	0	0	1	1				
Rico Petrocelli, R OBP: 0.420, SLG: 0.596 (1, 6)		BB 1B		K		P6		F7		4	0	1	0	0	1	1				
George Scott, R OBP: 0.322, SLG: 0.376 (1, 3)	K		FC3-6 1B		G5-3			L5		4	0	1	0	0	1	1				
Tom Satriano, L OBP: 0.339, SLG: 0.258 (1, 2)		BB 1-2 BB	FC3-6 BB				F7	F9		2	0	0	0	2	0	0				
Joe Lahoud, L OBP: 0.325, SLG: 0.335 (7, 8)	K		FC3-6 1-2 2-3		F7					3	0	0	0	0	1	4				
Don Lock, R OBP: 0.327, SLG: 0.279 (7, PH)			K		G4-3					1	0	0	0	1	1	2				
Dick Schofield, S OBP: 0.332, SLG: 0.323 (7, 9)		1-2 2-3 BB								1	0	0	0	0	0	0				
Sonny Siebert, R OBP: 0.250, SLG: 0.293 (5, PH)	K				F5			K		1	0	0	0	0	1	3				
Jerry Moses, R OBP: 0.333, SLG: 0.511 (5, PH)										1	0	0	0	0	0	0				
Bill Lee, L (5, 1)										0	0	0	0	0	0	0				
Dalton Jones, L OBP: 0.314, SLG: 0.336 (8, PH)										1	0	0	0	0	1	0				
Ron Kline, R (8, 1)										0	0	0	0	0	0	0				
Inning Stats	R: 0 E: 0 K: 1 S: 5	H: 0 LOB: 0 BB: 0 P: 5	R: 0 E: 0 K: 3 S: 10	H: 1 LOB: 2 BB: 2 P: 18	R: 0 E: 0 K: 2 S: 3	H: 1 LOB: 0 BB: 0 P: 3	R: 0 E: 0 K: 2 S: 8	H: 1 LOB: 2 BB: 1 P: 12	R: 0 E: 0 K: 0 S: 3	H: 0 LOB: 0 BB: 0 P: 3	R: 0 E: 0 K: 0 S: 3	H: 0 LOB: 0 BB: 0 P: 3	R: 0 E: 0 K: 1 S: 5	H: 0 LOB: 0 BB: 0 P: 5	R: 1 E: 0 K: 0 S: 4	H: 1 LOB: 0 BB: 0 P: 4	1B: 3 2B: 1 3B: 0 HR: 0	SF: 0 SAC: 0 DP: 1 HBP: 0	WP: 2 PB: 2 SB: 0 CS: 0	PA: 33
PITCHER	IP WLS BF H R ER SO BB IBB HBP BLK WP HR S P ERA WHIP																			
Andy Messersmith, R ERA: 2.39 (1, 1)	9.0 W 33 4 1 1 7 3 0 0 0 1 0 44 56 1.00 0.778																			

Batter	1	2	3	4	5	6	7	8	9	AB	R	H	RBI	BB	SO	LOB	BOTTOM			
Sandy Alomar Sr., S OBP: 0.287, SLG: 0.278 (1, 4)	K	1-2 3-H 1B			WP 1B	G1-3				4	1	2	1	0	1	2	Boston Red Sox @ California Angels Anaheim Stadium, Anaheim, CA Wed Jul 30 1969, 10:05 PM EDT Att: 11,181 - Unknown			
Jim Spencer, L OBP: 0.319, SLG: 0.345 (1, 3)	P4	K			K					4	0	1	0	0	2	3				
Rick Reichardt, R OBP: 0.339, SLG: 0.405 (1, 7)	CS 1B		K2-3		F3			FC5-4 1B		4	0	1	0	0	1	1				
Jim Fregosi, R OBP: 0.352, SLG: 0.406 (1, 6)	CS 1-2	HR	K		3-H 3B			G6-4-3		4	1	2	1	0	1	1				
Jay Johnstone, L OBP: 0.290, SLG: 0.367 (1, 8)		G4-3 1B			K			G3		3	1	1	0	1	1	1				
Bill Voss, L OBP: 0.311, SLG: 0.304 (1, 9)	K		F8					G5-3 1B		4	0	2	0	0	1	2				
Aurelio Rodriguez, R OBP: 0.263, SLG: 0.321 (1, 5)		G4-3			F8			G5-3		4	0	0	0	0	0	3				
Joe Azcue, R OBP: 0.302, SLG: 0.264 (1, 2)		1B 1B IBB			G5-3					1	1	0	0	3	0	0				
Andy Messersmith, R OBP: 0.235, SLG: 0.174 (1, 1)		1-3 2-H 1B			K			K		4	0	1	1	0	3	4				
Inning Stats	R: 0 E: 0 K: 1 S: 5	H: 1 LOB: 0 BB: 0 P: 5	R: 3 E: 0 K: 2 S: 11	H: 4 LOB: 2 BB: 1 P: 15	R: 0 E: 0 K: 2 S: 7	H: 0 LOB: 1 BB: 1 P: 11	R: 0 E: 0 K: 1 S: 5	H: 0 LOB: 0 BB: 0 P: 5	R: 1 E: 0 K: 2 S: 9	H: 2 LOB: 1 BB: 0 P: 9	R: 0 E: 0 K: 1 S: 6	H: 1 LOB: 2 BB: 1 P: 10	R: 0 E: 0 K: 0 S: 3	H: 1 LOB: 0 BB: 0 P: 3	R: 0 E: 0 K: 1 S: 6	H: 1 LOB: 2 BB: 1 P: 10		1B: 8 2B: 0 3B: 1 HR: 1	SF: 0 SAC: 0 DP: 1 HBP: 0	WP: 1 PB: 0 SB: 1 CS: 1
PITCHER	IP WLS BF H R ER SO BB IBB HBP BLK WP HR S P ERA WHIP																			
Sonny Siebert, R ERA: 3.92 (1, 1)	4.0 L 18 4 1 1 3 1 0 0 0 1 0 18 22 3.00 1.667																			
Bill Lee, L ERA: 5.79 (5, 1)	3.0 13 4 1 1 3 1 0 0 0 0 0 6 10 0.00 1.000																			
Ron Kline, R ERA: 5.11 (8, 1)	1.0 5 1 0 0 1 0 1 0 0 0 0 6 10 0.00 1.000																			

Batter	1	2	3	4	5	6	7	8	9	AB	R	H	RBI	BB	SO	LOB	TOP								
Ed Brinkman, R OBP: 0.332, SLG: 0.339 (1, 6)										3	0	1	1	1	1	0	0								
Hank Allen, R OBP: 0.307, SLG: 0.340 (1, 9) (8, 5) (9, 9)										4	2	2	0	1	1	2									
Frank Howard, R OBP: 0.414, SLG: 0.611 (1, 3)										4	1	1	2	1	1	5									
Brant Alyea, R OBP: 0.352, SLG: 0.490 (1, 7)										4	0	1	1	1	2	5									
Zoilo Versalles, R OBP: 0.274, SLG: 0.286 (1, 5)										3	0	0	0	0	1	4									
Lee Maye, L OBP: 0.318, SLG: 0.373 (8, PH) (8, 9)										1	0	1	0	0	0	0									
Ken McMullen, R OBP: 0.341, SLG: 0.397 (8, PH) (9, 5)										1	0	0	0	0	0	2									
Del Unser, L OBP: 0.332, SLG: 0.337 (1, 8)										4	0	2	0	1	1	3									
Tim Cullen, R OBP: 0.262, SLG: 0.262 (1, 4)										2	0	1	0	0	0	1	AB 34								
Bernie Allen, L OBP: 0.342, SLG: 0.402 (6, PH) (6, 4)										2	0	1	1	0	0	0	R 5								
Paul Casanova, R OBP: 0.248, SLG: 0.274 (1, 2)										2	0	0	0	0	0	3	H 11								
Ed Stroud, L OBP: 0.324, SLG: 0.322 (6, PH)										1	0	0	0	1	2		RBI 5								
Jim French, L OBP: 0.342, SLG: 0.287 (6, 2)										0	1	0	0	1	0	0	BB 7								
Dick Bosman, R OBP: 0.222, SLG: 0.097 (1, 1)										2	0	0	0	1	0	1	SO 7								
Mike Epstein, L OBP: 0.419, SLG: 0.548 (8, PH)										1	1	1	0	0	0	0	LOB 28								
Darold Knowles, L OBP: 0.125, SLG: 0.125 (8, 1)										0	0	0	0	0	0	0									
Inning Stats	R: 1 E: 0 K: 0 S: 5	H: 2 LOB: 1 BB: 0 P: 5	R: 0 E: 0 K: 0 S: 4	H: 2 LOB: 1 BB: 0 P: 4	R: 0 E: 0 K: 2 S: 8	H: 1 LOB: 0 BB: 1 P: 12	R: 0 E: 0 K: 0 S: 3	H: 1 LOB: 0 BB: 0 P: 3	R: 0 E: 0 K: 1 S: 5	H: 0 LOB: 0 BB: 0 P: 5	R: 1 E: 0 K: 1 S: 6	H: 1 LOB: 2 BB: 2 P: 14	R: 0 E: 0 K: 2 S: 7	H: 0 LOB: 2 BB: 2 P: 15	R: 0 E: 0 K: 0 S: 3	H: 1 LOB: 0 BB: 0 P: 3	R: 3 E: 0 K: 1 S: 8	H: 3 LOB: 2 BB: 2 P: 16	1B: 9 2B: 4 3B: 0 HR: 0	SF: 1 SAC: 0 DP: 3 HBP: 0	WP: 1 PB: 1 CS: 0	PA: 42			
PITCHER	IP	WLS	BF	H	R	ER	SO	BB	IBB	HBP	BLK	WP	HR	S	P	ERA	WHIP								
Rudy May, L ERA: 4.13 (1, 1)	5.2		24	6	2	2	3	3	0	0	0	1	0	27	39	3.18	1.588								
Ken Tatum, R ERA: 1.55 (6, 1)	2.2	L	15	5	3	3	3	3	0	0	0	0	0	18	30	10.12	3.000								
Clyde Wright, L ERA: 4.46 (9, 1)	0.2		3	0	0	0	1	0	1	0	0	0	0	4	8	0.00	0.000								

Washington Senators @ California Angels
Anaheim Stadium, Anaheim, CA
Fri Aug 01 1969, 10:05 PM EDT
Att: 8,826 - Unknown

AB 34
R 5
H 11
RBI 5
BB 7
SO 7
LOB 28



Batter	1	2	3	4	5	6	7	8	9	AB	R	H	RBI	BB	SO	LOB	BOTTOM								
Sandy Alomar Sr., S OBP: 0.289, SLG: 0.280 (1, 4)										4	1	2	0	0	0	0									
Jim Spencer, L OBP: 0.312, SLG: 0.335 (1, 3)										4	0	1	0	0	1	1									
Rick Reichardt, R OBP: 0.331, SLG: 0.394 (1, 7)										4	0	0	0	0	1	4									
Jim Fregosi, R OBP: 0.350, SLG: 0.401 (1, 6)										4	0	0	1	0	0	3									
Jay Johnstone, L OBP: 0.287, SLG: 0.363 (1, 8)										3	0	0	0	0	1	3									
Billy Cowan, R OBP: 0.212, SLG: 0.224 (9, PH)										1	0	0	0	0	0	0									
Bill Voss, L OBP: 0.307, SLG: 0.300 (1, 9)										3	0	0	0	0	1	0									
Jim Hicks, R OBP: 0.263, SLG: 0.341 (8, PH)										1	0	0	0	0	1	0									
Aurelio Rodriguez, R OBP: 0.280, SLG: 0.317 (1, 5)										3	0	0	0	0	0	0	AB 33								
Joe Azcue, R OBP: 0.297, SLG: 0.258 (1, 2)										1	0	0	0	0	0	0	R 3								
Tom Egan, R OBP: 0.225, SLG: 0.236 (4, PH) (5, 2)										2	1	1	1	0	0	0	H 5								
Rudy May, L OBP: 0.200, SLG: 0.111 (1, 1)										2	1	1	0	0	0	0	RBI 2								
Ken Tatum, R OBP: 0.333, SLG: 0.667 (6, 1)										1	0	0	0	0	0	0	BB 0								
Clyde Wright, R OBP: 0.143, SLG: 0.143 (8, 1)										0	0	0	0	0	0	0	SO 5								
Inning Stats	R: 1 E: 0 K: 2 S: 9	H: 2 LOB: 0 BB: 0 P: 9	R: 0 E: 0 K: 0 S: 3	H: 0 LOB: 0 BB: 0 P: 3	R: 1 E: 1 K: 0 S: 6	H: 2 LOB: 2 BB: 0 P: 6	R: 0 E: 0 K: 1 S: 5	H: 0 LOB: 0 BB: 0 P: 5	R: 0 E: 0 K: 0 S: 3	H: 0 LOB: 0 BB: 0 P: 3	R: 1 E: 0 K: 0 S: 4	H: 1 LOB: 0 BB: 0 P: 4	R: 0 E: 0 K: 0 S: 3	H: 0 LOB: 0 BB: 0 P: 3	R: 0 E: 0 K: 1 S: 5	H: 0 LOB: 0 BB: 0 P: 5	1B: 4 2B: 0 3B: 0 HR: 1	SF: 0 SAC: 0 DP: 0 HBP: 0	WP: 0 PB: 0 CS: 0	PA: 33					
PITCHER	IP	WLS	BF	H	R	ER	SO	BB	IBB	HBP	BLK	WP	HR	S	P	ERA	WHIP								
Dick Bosman, R ERA: 2.01 (1, 1)	8.0		30	5	3	2	4	0	0	0	0	0	0	38	38	2.25	0.625								
Darold Knowles, L ERA: 2.99 (8, 1)	1.0	S	3	0	0	0	1	0	0	0	0	0	0	5	5	0.00	0.000								

Washington Senators @ California Angels
Anaheim Stadium, Anaheim, CA
Fri Aug 01 1969, 10:05 PM EDT
Att: 8,826 - Unknown

AB 33
R 3
H 5
RBI 2
BB 0
SO 5
LOB 11



Batter	1	2	3	4	5	6	7	8	9	10	11	AB	R	H	RBI	BB	SO	LOB	TOP	
Del Unser, L OBP: 0.339, SLG: 0.338 (1, 8)	F7		5-3		1B		F5		6-3		5-3	6	0	1	0	0	0	2		
Lee Maye, L OBP: 0.326, SLG: 0.377 (1, 9)	E4 1B		F3		G1-4-3 BB		FC6-5		1B			4	1	1	0	1	0	2		
Frank Howard, R OBP: 0.408, SLG: 0.600 Ed Stroud, L OBP: 0.327, SLG: 0.322 (1, 7) (9, 7)	F8		K		G1-4-3		FC4		L5			5	0	0	0	0	1	5		
Mike Epstein, L OBP: 0.423, SLG: 0.556 (1, 3)	1B				SH1-3 BB		K		HR		4-3	4	1	2	1	1	1	0		
Bernie Allen, L OBP: 0.341, SLG: 0.400 (1, 4)	1B				SH1-3		3-1		F4		1B	4	0	2	1	0	0	0		
Hank Allen, R OBP: 0.310, SLG: 0.344 (1, 5)	F2				BB		1B		2B		1B	4	0	3	0	1	0	2		
Tim Cullen, R OBP: 0.268, SLG: 0.256 Brant Alyea, R OBP: 0.350, SLG: 0.487 Zolo Versailles, R OBP: 0.282, SLG: 0.283 (1, 6) (10, PH) (10, 6)	F4				F3		4-3		1-3		G6-4-3	4	0	0	0	0	0	4	AB 41	
Jim French, L OBP: 0.355, SLG: 0.323 (1, 2)	K				G3		FC6-5 1B		1B		4-3	4	0	1	0	1	1	2	R 2	
Joe Coleman, R OBP: 0.175, SLG: 0.150 Darold Knowles, L OBP: 0.125, SLG: 0.125 Ken McMullen, R OBP: 0.340, SLG: 0.396 Casey Cox, R OBP: 0.138, SLG: 0.074 (1, 1) (8, 1) (11, PH) (11, 1)	1-3				6-3		FC6-5 1B		3-1		F3	4	0	1	0	0	0	2	H 11	
Inning Stats	R: 1 E: 1 K: 0 S: 6	H: 2 LOB: 2 BB: 0 P: 6	R: 0 E: 0 K: 1 S: 5	H: 0 LOB: 0 BB: 0 P: 5	R: 0 E: 0 K: 1 S: 5	H: 0 LOB: 0 BB: 0 P: 5	R: 0 E: 0 K: 0 S: 3	H: 1 LOB: 1 BB: 2 P: 11	R: 0 E: 0 K: 0 S: 6	H: 2 LOB: 1 BB: 1 P: 9	R: 0 E: 0 K: 0 S: 4	H: 1 LOB: 0 BB: 0 P: 3	R: 0 E: 0 K: 0 S: 3	H: 2 LOB: 0 BB: 0 P: 4	R: 0 E: 0 K: 0 S: 3	H: 0 LOB: 0 BB: 0 P: 3	1B: 9 2B: 1 3B: 0 HR: 1	SF: 0 SAC: 1 DP: 2 HBP: 0	WP: 0 PB: 0 SB: 1 CS: 0	PA: 46
PITCHER	IP 9.0	WLS 3	BF 39	H 2	R 0	ER 0	SO 0	BB 0	IBB 0	HBP 0	BLK 0	WP 0	HR 0	S 3	P 41	ERA 0.00	WHIP 6.000			
Andy Messersmith, R ERA: 2.32 Clyde Wright, L ERA: 4.39 Ken Tatum, R ERA: 1.49 (1, 1) (10, 1) (10, 1)																				

Washington Senators @ California Angels
Anaheim Stadium, Anaheim, CA
Sun Aug 03 1969, 6:33 AM EDT
Att: 8,994 - Unknown

livebaseballscores.com
AB 41
R 2
H 11
RBI 2
BB 4
SO 3
LOB 21



Batter	1	2	3	4	5	6	7	8	9	10	11	AB	R	H	RBI	BB	SO	LOB	BOTTOM			
Sandy Alomar Sr., S OBP: 0.299, SLG: 0.278 (1, 4)	K		3-1		6-3		3-1		E8 1B			5	0	1	0	0	1	3				
Jim Spencer, L OBP: 0.325, SLG: 0.353 (1, 3)	F9		K2-3				1B E 2B		FC1-6 BB		1-3	4	1	1	0	1	1	3				
Rick Reichardt, R OBP: 0.331, SLG: 0.392 Jim Hicks, R OBP: 0.260, SLG: 0.341 Roger Repoz, L OBP: 0.265, SLG: 0.277 (1, 7) (7, 7) (8, PH) (9, 7)	5-3				WP 1B		E 1B		FC1-6 1B		G3	3	0	2	0	0	0	0				
Jim Fregosi, R OBP: 0.348, SLG: 0.393 (1, 6)					BB		F8		F5		F8	4	0	0	0	1	0	3				
Jay Johnstone, L OBP: 0.293, SLG: 0.363 (1, 8)	G3				K		E4 G6-3		1B		K	5	0	1	1	0	2	3				
Bill Voss, L OBP: 0.302, SLG: 0.295 Bubba Morton, R OBP: 0.375, SLG: 0.463 (1, 9) (8, PH) (9, 9)	G3				F2		G6-3		K			3	0	0	0	0	0	4				
Aurelio Rodriguez, R OBP: 0.266, SLG: 0.318 (1, 5)					K				F7		1B 3B	4	0	2	0	1	1	2	AB 39			
Buck Rodgers, S OBP: 0.333, SLG: 0.200 (1, 2)					FC1-5 1B		F5		K		K	4	0	1	0	1	2	1	R 3			
Andy Messersmith, R OBP: 0.226, SLG: 0.167 Winston Llenas, R OBP: 0.333, SLG: 0.364 Clyde Wright, R OBP: 0.143, SLG: 0.143 Ken Tatum, R OBP: 0.333, SLG: 0.687 Billy Cowan, R OBP: 0.235, SLG: 0.235 (1, 1) (9, PH) (10, 1) (10, 1) (11, PH)	FC1-5				FC1-5 1B		K		SH3		1B BB	2	0	0	0	0	1	2	H 10			
Inning Stats	R: 0 E: 0 K: 1 S: 5	H: 0 LOB: 0 BB: 0 P: 5	R: 0 E: 0 K: 0 S: 3	H: 0 LOB: 0 BB: 0 P: 3	R: 0 E: 0 K: 1 S: 7	H: 2 LOB: 2 BB: 0 P: 7	R: 0 E: 0 K: 2 S: 8	H: 1 LOB: 2 BB: 0 P: 12	R: 0 E: 0 K: 1 S: 5	H: 1 LOB: 1 BB: 0 P: 5	R: 0 E: 0 K: 1 S: 6	H: 1 LOB: 1 BB: 1 P: 10	R: 1 E: 1 K: 1 S: 6	H: 1 LOB: 1 BB: 1 P: 10	R: 0 E: 0 K: 1 S: 5	H: 0 LOB: 0 BB: 0 P: 5	R: 1 E: 0 K: 0 S: 2	H: 2 LOB: 3 BB: 2 P: 10	1B: 8 2B: 1 3B: 1 HR: 0	SF: 0 SAC: 1 DP: 1 HBP: 0	WP: 1 PB: 0 SB: 0 CS: 0	PA: 45
PITCHER	IP 7.2	WLS 2.1	BF 32	H 1	R 1	ER 0	SO 6	BB 2	IBB 0	HBP 0	BLK 0	WP 1	HR 0	S 42	P 50	ERA 1.174	WHIP 1.174					
Joe Coleman, R ERA: 3.33 Darold Knowles, L ERA: 2.45 Casey Cox, R ERA: 2.13 (1, 1) (8, 1) (11, 1)																						

Washington Senators @ California Angels
Anaheim Stadium, Anaheim, CA
Sun Aug 03 1969, 6:33 AM EDT
Att: 8,994 - Unknown

livebaseballscores.com
AB 39
R 3
H 10
RBI 2
BB 5
SO 9
LOB 24



Batter	1	2	3	4	5	6	7	8	9	AB	R	H	RBI	BB	SO	LOB	TOP								
Sandy Alomar Sr. S OBP: 0.288, SLG: 0.277 (1, 4)	0-0 4-3	0-0 1-3			0-0 4-3		0-0 FC6 1B			4	0	1	0	0	0	2	California Angels @ New York Yankees Yankee Stadium, Bronx, NY Tue Aug 05 1969, 7:05 PM EDT Alt: 8,830 - Unknown - 73 F								
Jim Spencer L OBP: 0.324, SLG: 0.351 (1, 3)	0-0 3-1		0-0 FC4-6 1B		0-0 4-3		0-0 FC6			4	0	1	0	0	0	2									
Jay Johnstone L OBP: 0.293, SLG: 0.361 (1, 8)	0-0 1B		0-0 FC4-6 1B			0-0 E3 1B G6-4-3		0-0 L9		4	1	1	0	0	0	1									
Jim Fregosi R OBP: 0.351, SLG: 0.396 (1, 6)	0-0 1-3		0-0 G1-6-3 1B			0-0 G6-4-3 1B		0-0 FC4-6 1B		4	0	3	0	0	0	1									
Bill Voss L OBP: 0.301, SLG: 0.291 (1, 9)		4-0 FC4-6 BB	0-0 G1-6-3			0-0 G6-4-3		0-0 L7		3	0	0	0	1	0	4									
Roger Repoz L OBP: 0.259, SLG: 0.270 (1, 7)		0-0 FC4-6 1B SF8		0-0 1-3		0-0 4-3		0-0 FC4-6		4	1	0	0	0	0	2									
Aurelio Rodriguez R OBP: 0.285, SLG: 0.318 (1, 5)		0-0 1-3 BB 1B		0-0 F6			0-0 F8		0-0 F9	4	0	1	0	0	0	0									
Joe Azcue R OBP: 0.296, SLG: 0.259 (1, 2)		0-0 SF8		0-0 L7			0-0 1B 1B		0-3 K	3	0	1	1	0	1	0									
Rudy May L OBP: 0.217, SLG: 0.100 Ken Tatum R OBP: 0.300, SLG: 0.600 Clyde Wright R OBP: 0.143, SLG: 0.143 (1, 1) (7, 1) (9, 1)		4-0 BB 1-2		0-3 K			0-0 F7		0-3 K	2	0	0	0	1	1	1									
Inning Stats	R: 0 E: 0 K: 0 S: 4	H: 1 LOB: 1 BB: 0 P: 4	R: 1 E: 0 K: 0 S: 4	H: 1 LOB: 2 BB: 2 P: 12	R: 0 E: 0 K: 0 S: 4	H: 2 LOB: 1 BB: 0 P: 4	R: 0 E: 0 K: 0 S: 3	H: 0 LOB: 0 BB: 0 P: 3	R: 0 E: 0 K: 1 S: 5	H: 0 LOB: 0 BB: 0 P: 5	R: 1 E: 1 K: 0 S: 4	H: 1 LOB: 0 BB: 0 P: 4	R: 0 E: 0 K: 0 S: 5	H: 2 LOB: 2 BB: 0 P: 5	R: 0 E: 0 K: 0 S: 4	H: 1 LOB: 1 BB: 0 P: 4		R: 0 E: 0 K: 2 S: 7	H: 0 LOB: 0 BB: 0 P: 7	1B: 8 2B: 0 3B: 0 HR: 0	SF: 1 SAC: 0 DP: 2 HBP: 0	WP: 0 PB: 0 SB: 0 CS: 0	PA: 36		
PITCHER	IP	WLS	BF	H	R	ER	SO	BB	IBB	HBP	BLK	WP	HR	S	P	ERA	WHIP								
Mel Stottlemyre R ERA: 2.51 Lindy McDaniel R ERA: 4.1	(1, 1) (9, 1)	8.0 W	33 3	8 0	2 0	1 0	1 2	2 0	0 0	0 0	0 0	0 0	0 0	33 7	41 7	1.12 0.00	1.250 0.000								

Batter	1	2	3	4	5	6	7	8	9	AB	R	H	RBI	BB	SO	LOB	BOTTOM								
Horace Clarke S OBP: 0.348, SLG: 0.361 (1, 4)	0-0 G4-6-3 1B		0-0 FC5-4			0-0 2B		0-0 F7		4	0	2	0	0	0	1	California Angels @ New York Yankees Yankee Stadium, Bronx, NY Tue Aug 05 1969, 7:05 PM EDT Alt: 8,830 - Unknown - 73 F								
Ron Woods R OBP: 0.315, SLG: 0.318 (1, 8)	0-0 G4-6-3			0-0 1-6-3		0-0 F9			4-0 G3 HR BB	3	1	0	0	1	0	2									
Roy White S OBP: 0.432, SLG: 0.476 (1, 7)	0-3 K			0-0 CS 1B		4-0 1B BB		0-0 F8		3	0	1	0	1	1	1									
Joe Pepitone L OBP: 0.288, SLG: 0.472 (1, 3)		0-0 1-3		0-3 K		0-0 F8		0-0 G3		4	0	0	0	0	1	3									
Frank Fernandez R OBP: 0.380, SLG: 0.431 (1, 2)		0-0 5-3			4-0 G1-6-3 BB		0-0 1-2 1B		4-0 HR BB	2	1	1	0	2	0	0									
Bill Robinson R OBP: 0.234, SLG: 0.308 Bobby Murcer L OBP: 0.320, SLG: 0.427 (1, 9) (7, PH) (8, 9)		0-0 F2			0-0 G1-6-3		0-0 F7		0-0 HR	2	0	0	0	0	0	1									
Gene Michael S OBP: 0.384, SLG: 0.386 (1, 6)			0-0 G3		0-3 K		0-0 F8			3	0	0	0	0	1	2									
Bobby Cox R OBP: 0.318, SLG: 0.278 Jervy Kenney L OBP: 0.325, SLG: 0.311 (1, 5) (8, PH) (9, 5)			0-3 K			0-3 K		0-3 K		2	0	0	0	0	2	0									
Mel Stottlemyre R OBP: 0.274, SLG: 0.243 Jimmie Hall L OBP: 0.275, SLG: 0.319 Lindy McDaniel R (1, 1) (8, PH) (9, 1)			0-0 FC5-4 1B			0-3 K		0-0 F5		2	0	1	0	0	1	0									
Inning Stats	R: 0 E: 0 K: 1 S: 5	H: 1 LOB: 0 BB: 0 P: 5	R: 0 E: 0 K: 0 S: 3	H: 0 LOB: 0 BB: 0 P: 3	R: 0 E: 0 K: 1 S: 6	H: 1 LOB: 0 BB: 0 P: 6	R: 0 E: 0 K: 1 S: 5	H: 1 LOB: 0 BB: 0 P: 5	R: 0 E: 0 K: 1 S: 5	H: 0 LOB: 0 BB: 0 P: 8	R: 0 E: 0 K: 2 S: 8	H: 1 LOB: 1 BB: 0 P: 8	R: 0 E: 0 K: 0 S: 4	H: 1 LOB: 2 BB: 1 P: 8	R: 0 E: 0 K: 1 S: 5	H: 0 LOB: 0 BB: 0 P: 5		R: 3 E: 0 K: 0 S: 3	H: 1 LOB: 0 BB: 2 P: 11	1B: 4 2B: 1 3B: 0 HR: 1	SF: 0 SAC: 0 DP: 2 HBP: 0	WP: 0 PB: 0 SB: 0 CS: 1	PA: 33		
PITCHER	IP	WLS	BF	H	R	ER	SO	BB	IBB	HBP	BLK	WP	HR	S	P	ERA	WHIP								
Rudy May L ERA: 3.84 Ken Tatum R ERA: 1.51 Clyde Wright L ERA: 4.61	(1, 1) (7, 1) (9, 1)	6.1 9 0.0	L	23 0 1	5 2 1	0 2 1	0 1 0	0 2 0	0 0 0	0 0 0	0 0 0	0 0 0	1 9 1	1 17 1	1 17 1	∞ 7.71 ∞	∞ 0.857 ∞								

Batter	1	2	3	4	5	6	7	8	9	AB	R	H	RBI	BB	SO	LOB	TOP					
Sandy Alomar Sr. S OBP: 0.285, SLG: 0.274 (1, 4)	6-3			F9		FC1-6		FC1-5		4	0	0	0	0	0	3	California Angels @ New York Yankees Yankee Stadium, Bronx, NY Wed Aug 06 1969, 3:33 AM EDT Alt: 9,929 - Unknown - 85 F					
Jim Spencer L OBP: 0.323, SLG: 0.364 (1, 3)	F9			HR		F7		F8		4	1	1	1	0	0	3						
Rick Reichardt, R Billy Cowan, R OBP: 0.232, SLG: 0.231 (7, PR) (7, 7)	6-3			F9			E1 1B FC5-2 1B	5-3		3	0	1	0	0	0	0						
Jim Fregosi, R OBP: 0.353, SLG: 0.397 (1, 6)		G4-6-3 1B		F7			FC5-2 2-3 1B		F5	4	0	2	0	0	0	0						
Bubba Morton, R OBP: 0.364, SLG: 0.446 (1, 9)		G4-6-3			K		FC5-2		5-3	4	0	0	0	0	1	4						
Aurelio Rodriguez, R OBP: 0.285, SLG: 0.315 (1, 5)					K		3-H 4-0		6-3	3	0	0	0	1	1	0						
Joe Azcue, R OBP: 0.292, SLG: 0.255 (1, 2)				F4		5-3		G4-6-3 1B		3	0	0	0	0	0	3						
Jay Johnstone, L OBP: 0.296, SLG: 0.364 (1, 8)				4-3			FC6 1B		FC1-5 E 1B	3	0	2	0	0	0	0						
Tom Murphy, R Clyde Wright, R Winston Llenas, R Hoyt Wilhelm, R OBP: 0.137, SLG: 0.122 OBP: 0.143, SLG: 0.143 OBP: 0.308, SLG: 0.333 (6, PH) (8, 1)				F9			FC6 1-2 FC1-6		E6 FC1-5 1-2	2	0	0	0	0	0	1						
Inning Stats	R: 0 E: 0 K: 0 S: 3	H: 0 LOB: 0 BB: 0 P: 3	R: 0 E: 0 K: 0 S: 3	H: 1 LOB: 0 BB: 0 P: 3	R: 0 E: 0 K: 0 S: 3	H: 0 LOB: 0 BB: 0 P: 3	R: 1 E: 0 K: 0 S: 4	H: 1 LOB: 0 BB: 0 P: 4	R: 0 E: 0 K: 2 S: 7	H: 0 LOB: 0 BB: 0 P: 7	R: 0 E: 0 K: 0 S: 4	H: 1 LOB: 1 BB: 0 P: 4	R: 0 E: 1 K: 0 S: 5	H: 2 LOB: 2 BB: 1 P: 8	R: 0 E: 1 K: 0 S: 5	H: 1 LOB: 2 BB: 0 P: 5		R: 0 E: 0 K: 0 S: 3	H: 0 LOB: 0 BB: 0 P: 3	1B: 5 2B: 0 3B: 0 HR: 1	SF: 0 SAC: 0 DP: 2 HBP: 0	WP: 0 PB: 0 SB: 0 CS: 0
PITCHER Fritz Peterson, L ERA: 2.75 (1, 1)	IP: 9.0 WLS: W BF: 33 H: 6 R: 1 ER: 1 SO: 2 BB: 0 IBB: 1 HBP: 0 BLK: 0 WP: 0 HR: 1 S: 36 P: 40 ERA: 1.00 WHIP: 0.667															PITCHER IP: 9.0 WLS: W BF: 33 H: 6 R: 1 ER: 1 SO: 2 BB: 0 IBB: 1 HBP: 0 BLK: 0 WP: 0 HR: 1 S: 36 P: 40 ERA: 1.00 WHIP: 0.667						

Batter	1	2	3	4	5	6	7	8	9	AB	R	H	RBI	BB	SO	LOB	BOTTOM					
Horace Clarke, S OBP: 0.350, SLG: 0.361 (1, 4)	BB			F5				F6		3	0	1	0	1	0	0	California Angels @ New York Yankees Yankee Stadium, Bronx, NY Wed Aug 06 1969, 3:33 AM EDT Alt: 9,929 - Unknown - 85 F					
Jerry Kenney, L OBP: 0.322, SLG: 0.307 (1, 5)	G1-6-4-3			4-3		8-2-4-1-5		1-3		4	0	0	0	0	0	3						
Roy White, S OBP: 0.430, SLG: 0.471 (1, 7)	4-3			2-3				F5		3	1	0	0	1	0	0						
Joe Pepitone, L OBP: 0.287, SLG: 0.470 (1, 3)		K			1B			L8		4	0	1	0	0	1	1						
Bobby Murcer, L OBP: 0.326, SLG: 0.442 (1, 9)		2B			1B			L9		3	2	3	1	1	0	0						
Jimmie Hall, L Bill Robinson, R Ron Woods, R OBP: 0.277, SLG: 0.326 OBP: 0.238, SLG: 0.308 OBP: 0.313, SLG: 0.315 (1, 8) (6, PH) (7, 8)		2B			1B			HR		2	0	1	1	0	0	2						
Gene Michael, S OBP: 0.360, SLG: 0.381 (1, 6)				F7		G4-3		5-3		0	0	0	0	1	0	0						
Frank Fernandez, R OBP: 0.385, SLG: 0.429 (1, 2)								F2		1	0	0	0	2	0	2						
Fritz Peterson, S OBP: 0.169, SLG: 0.113 (1, 1)				F7				K		3	0	0	0	0	2	3						
Inning Stats	R: 0 E: 0 K: 0 S: 2	H: 0 LOB: 1 BB: 1 P: 6	R: 1 E: 0 K: 1 S: 7	H: 2 LOB: 1 BB: 1 P: 11	R: 0 E: 0 K: 0 S: 3	H: 0 LOB: 0 BB: 0 P: 3	R: 0 E: 0 K: 0 S: 4	H: 2 LOB: 1 BB: 0 P: 4	R: 0 E: 0 K: 1 S: 5	H: 1 LOB: 1 BB: 1 P: 9	R: 1 E: 0 K: 0 S: 3	H: 0 LOB: 2 BB: 3 P: 15	R: 0 E: 0 K: 1 S: 5	H: 0 LOB: 0 BB: 0 P: 5	R: 1 E: 0 K: 0 S: 4	H: 1 LOB: 0 BB: 0 P: 4		R: 0 E: 0 K: 0 S: 3	H: 0 LOB: 0 BB: 0 P: 3	1B: 3 2B: 3 3B: 0 HR: 1	SF: 0 SAC: 0 DP: 3 HBP: 0	WP: 0 PB: 0 SB: 0 CS: 0
PITCHER Tom Murphy, R Clyde Wright, L Hoyt Wilhelm, R ERA: 4.09 ERA: 4.43 ERA: 3.06 (1, 1) (6, 1) (8, 1)	IP: 5.1 WLS: L BF: 23 H: 5 R: 2 ER: 2 SO: 2 BB: 4 IBB: 1 HBP: 0 BLK: 0 WP: 0 HR: 0 S: 22 P: 42 ERA: 3.38 WHIP: 1.688															PITCHER IP: 1.2 WLS: L BF: 6 H: 0 R: 0 ER: 0 SO: 1 BB: 1 IBB: 0 HBP: 0 BLK: 0 WP: 0 HR: 0 S: 7 P: 11 ERA: 0.00 WHIP: 0.600						

Batter	1	2	3	4	5	6	7	8	9	AB	R	H	RBI	BB	SO	LOB	TOP					
Sandy Alomar Sr. S OBP: 0.284, SLG: 0.273 (1.4)	0-3 K	0-0 1B	0-0 6-3			0-0 F3		0-0 4-3		5	0	1	1	0	1	2						
Jim Spencer L OBP: 0.320, SLG: 0.365 (1.3)	0-0 F5	0-0 F3		0-0 F9		0-3 K		0-0 2B		5	0	1	0	0	1	3						
Rick Reichardt, R OBP: 0.332, SLG: 0.390 (1.7)	0-3 K		0-0 1B 1B	0-0 F6		1-0 HBP 1B HBP		0-0 6-3		4	1	1	0	0	1	1						
Jim Fregosi, R OBP: 0.355, SLG: 0.398 (1.6)		4-0 1B 1B BB	0-0 1B 1B	0-0 1-3		0-3 K		0-0 2B 1B		4	3	2	0	1	1	1						
Jay Johnstone, L OBP: 0.297, SLG: 0.365 (1.8)	0-0 BB 1B 1B	0-0 F4		0-3 K		0-0 HBP 1B		0-0 L9		5	1	2	0	0	1	3						
Bill Voos, L OBP: 0.306, SLG: 0.296 (7. PH)	0-0 1B BB	0-0 F6		0-0 F6		1-0 HBP 1B		4-0 2B BB		3	1	2	2	0	0	0						
Bubba Morton, R OBP: 0.373, SLG: 0.446 (7.9)	1-2 1B BB	1-3 HBP 1B		1-3 2-H 1B		1-2 2-3 HBP		1-2 2B BB		0	1	0	0	1	0	0						
Roger Repoz, L OBP: 0.259, SLG: 0.270 (9.9)	1-2 3-H 1B	1-3 2-H 1B		1-2 HBP 1B		0-0 1B		0-0 2B		0	0	0	0	0	0	0						
Aurelio Rodriguez, R OBP: 0.289, SLG: 0.320 (1.5)	0-3 K	0-0 HBP 1B		0-0 1B		0-0 1B		0-0 2B		4	0	2	2	0	2	5						
Tom Egan, R OBP: 0.233, SLG: 0.239 (1.2)	4-0 1B BB	0-0 HBP 1B		0-3 K		0-3 K		0-3 K		3	0	1	2	1	2	4						
Ken Tatum, R OBP: 0.275, SLG: 0.545 (7.1)	1-2 2-3 BB	1-2 2-H 3-H 1B		0-0 K		0-3 K		0-3 K		1	0	0	0	0	1	1						
Andy Messersmith, R OBP: 0.218, SLG: 0.160 (1.1)	0-0 F2	0-0 F8		0-0 1-4-3		0-0 1-4-3		0-0 3-1		2	0	0	0	0	0	5						
Clyde Wright, R OBP: 0.553, SLG: 0.143 (5.1)										0	0	0	0	0	0	0						
Jim Hicks, R OBP: 0.538, SLG: 0.337 (6. PH)										1	0	0	0	0	0	0						
Steve Kealey, R OBP: 0.289, SLG: 0.253 (6.1)										0	0	0	0	0	0	0						
Joe Azcue, R OBP: 0.289, SLG: 0.253 (7.2)										2	0	0	0	0	0	1						
Inning Stats	R: 0 E: 0 K: 2 S: 7	H: 0 LOB: 0 BB: 0 P: 7	R: 2 E: 0 K: 1 S: 8	H: 3 LOB: 3 BB: 2 P: 16	R: 3 E: 0 K: 0 S: 7	H: 4 LOB: 2 BB: 0 P: 8	R: 0 E: 0 K: 0 S: 3	H: 0 LOB: 0 BB: 0 P: 3	R: 0 E: 0 K: 2 S: 8	H: 1 LOB: 1 BB: 0 P: 8	R: 0 E: 0 K: 1 S: 5	H: 0 LOB: 0 BB: 0 P: 5	R: 0 E: 0 K: 3 S: 10	H: 1 LOB: 3 BB: 0 P: 12	R: 0 E: 0 K: 0 S: 4	H: 1 LOB: 1 BB: 0 P: 4	R: 2 E: 0 K: 1 S: 7	H: 2 LOB: 1 BB: 1 P: 11	1B: 10 2B: 2 3B: 0 HR: 0	SF: 0 SAC: 0 DP: 0 HBP: 3	WP: 0 PB: 0 SB: 0 CS: 0	PA: 45
PITCHER	IP	WLS	BF	H	R	ER	SO	BB	IBB	HBP	BLK	WP	HR	S	P	ERA	WHIP					
Sonny Siebert, R ERA: 4.07 (1.1)	2.1		16	6	5	5	3	2	0	1	0	0	0	19	28	19.29	3.429					
Bill Landis, L ERA: 5.89 (3.1)	4.0		16	3	0	0	4	0	0	1	0	0	0	23	24	0.00	0.750					
Lee Stange, R ERA: 3.49 (7.1)	2.2	L	13	3	2	2	3	1	0	1	0	0	0	17	22	6.75	1.500					

California Angels @ Boston Red Sox
Fenway Park, Boston, MA
Fri Aug 08 1969, 7:05 PM EDT
Att: 28,608 - Unknown

AB 39
R 7
H 12
RBI 7
BB 3
SO 10
LOB 26



Batter	1	2	3	4	5	6	7	8	9	AB	R	H	RBI	BB	SO	LOB	BOTTOM					
Syd O'Brien, R OBP: 0.292, SLG: 0.388 (1.6)	0-0 F8		0-0 5-3		0-0 6-3	0-3 K		0-0 6-3		5	0	0	0	0	1	2						
Dick Schofield, S OBP: 0.338, SLG: 0.352 (1.4)	0-0 4-3 3B		0-0 4-3		0-0 4-3		0-3 K			4	1	1	0	0	1	0						
Carl Yastrzemski, L OBP: 0.356, SLG: 0.512 (1.7)	0-0 4-3		0-0 F6		0-0 HR		0-3 K			4	1	1	2	0	1	0						
Reggie Smith, S OBP: 0.389, SLG: 0.588 (1.8)	4-0 BB		0-0 2B 2B		0-0 2B 1B		0-0 4-3			3	2	2	0	1	0	0						
George Scott, R OBP: 0.323, SLG: 0.378 (1.5)	0-0 5-3		4-0 2B 4-3 BB		0-0 1-H 2B		0-0 L5			3	1	1	1	1	0	1						
Tony Conigliaro, R OBP: 0.317, SLG: 0.430 (1.9)		4-0 BB	0-0 4-3 SF8 2B		0-0 5-3		0-0 5-3			3	1	1	1	1	0	0						
Dalton Jones, L OBP: 0.311, SLG: 0.331 (1.3)	0-3 K		0-0 4-3		0-0 2-3 3-H BB		4-0 BB BB		0-3 K	3	0	0	1	1	2	2						
Jerry Moses, R OBP: 0.297, SLG: 0.435 (1.2)	0-3 K		0-0 SF8		0-3 K		0-3 K		0-3 K	3	0	0	1	0	3	2						
Sonny Siebert, R OBP: 0.250, SLG: 0.273 (1.1)	0-3 K		0-3 K		4-0 BB		0-0 F2			1	0	0	0	0	1	1						
Bill Landis, L ERA: 4.4 (3.1)										1	0	0	0	1	1	0						
Lee Stange, R OBP: 0.160, SLG: 0.087 (7.1)										0	0	0	0	0	0	0						
Joe Lahoud, L OBP: 0.330, SLG: 0.347 (9. PH)										1	0	0	0	0	0	0						
Inning Stats	R: 1 E: 0 K: 0 S: 4	H: 1 LOB: 1 BB: 1 P: 8	R: 0 E: 0 K: 3 S: 9	H: 0 LOB: 1 BB: 1 P: 13	R: 0 E: 0 K: 0 S: 3	H: 0 LOB: 0 BB: 0 P: 3	R: 3 E: 0 K: 1 S: 7	H: 2 LOB: 1 BB: 1 P: 11	R: 2 E: 0 K: 0 S: 5	H: 3 LOB: 1 BB: 0 P: 5	R: 0 E: 0 K: 2 S: 7	H: 0 LOB: 2 BB: 2 P: 15	R: 0 E: 0 K: 2 S: 7	H: 0 LOB: 0 BB: 0 P: 7	R: 0 E: 0 K: 1 S: 5	H: 0 LOB: 0 BB: 0 P: 5	R: 0 E: 0 K: 1 S: 5	H: 0 LOB: 0 BB: 0 P: 5	1B: 1 2B: 3 3B: 1 HR: 1	SF: 1 SAC: 0 DP: 0 HBP: 0	WP: 0 PB: 0 SB: 0 CS: 0	PA: 37
PITCHER	IP	WLS	BF	H	R	ER	SO	BB	IBB	HBP	BLK	WP	HR	S	P	ERA	WHIP					
Andy Messersmith, R ERA: 2.58 (1.1)	4.2		22	5	6	6	4	3	0	0	0	0	0	1	27	39	11.57	1.714				
Clyde Wright, L ERA: 4.4 (5.1)	0.1		1	1	0	0	0	0	0	0	0	0	0	1	1	0.00	3.000					
Steve Kealey, R ERA: 6.0 (6.1)	1.0		5	0	0	0	2	2	0	0	0	0	0	7	15	0.00	2.000					
Ken Tatum, R ERA: 1.7 (7.1)	3.0	W	9	0	0	0	4	0	0	0	0	0	0	17	17	0.00	0.000					

California Angels @ Boston Red Sox
Fenway Park, Boston, MA
Fri Aug 08 1969, 7:05 PM EDT
Att: 28,608 - Unknown

AB 31
R 6
H 6
RBI 6
BB 5
SO 10
LOB 8



Batter	1	2	3	4	5	6	7	8	9	AB	R	H	RBI	BB	SO	LOB	TOP
Sandy Alomar Sr. S OBP: 0.284, SLG: 0.271	L4-3				L6-3			E4		4	0	1	0	0	0	0	California Angels @ Detroit Tigers Tiger Stadium, Detroit, MI Mon Aug 11 1969, 7:05 PM EDT Att: 32,607 - Unknown
Jim Spencer L OBP: 0.323, SLG: 0.374	K	F8			L3			SH1		3	0	0	0	0	1	2	
Jay Johnstone L OBP: 0.303, SLG: 0.375			F8			K		F5		4	0	1	0	0	1	1	
Jim Fregosi R OBP: 0.353, SLG: 0.394	L5-3		L5-3		L5-3			F8		4	0	0	0	0	0	2	
Rick Reichardt R OBP: 0.328, SLG: 0.382		L4-6-3	K		L6-3			L5-3		3	0	0	0	1	1	0	
Bill Voss L OBP: 0.309, SLG: 0.317		L4-6-3		L4-3			L4-3	1B	1B	4	1	1	0	0	0	1	
Aurelio Rodriguez R OBP: 0.289, SLG: 0.320		HR		L5-3			K	1B	1B	4	1	2	0	0	1	0	
Tom Egan R OBP: 0.249, SLG: 0.275				K				SF9		2	1	1	2	0	1	0	
Joe Azcue R OBP: 0.287, SLG: 0.253		HR					HBP			0	0	0	1	0	0	0	
Rudy May L OBP: 0.222, SLG: 0.125		1B		L4-3			K	K		4	0	1	0	0	2	2	
Inning Stats	R: 0 E: 0 K: 1 S: 6	H: 1 LOB: 1 BB: 0 P: 6	R: 2 E: 0 K: 0 S: 6	H: 4 LOB: 2 BB: 1 P: 10	R: 0 E: 0 K: 1 S: 5	H: 0 LOB: 0 BB: 0 P: 5	R: 0 E: 0 K: 1 S: 5	H: 0 LOB: 0 BB: 0 P: 5	R: 0 E: 0 K: 2 S: 7	H: 0 LOB: 1 BB: 0 P: 8	R: 0 E: 1 K: 0 S: 4	H: 0 LOB: 1 BB: 0 P: 4	R: 1 E: 0 K: 1 S: 7	H: 2 LOB: 1 BB: 0 P: 7	1B: 6 2B: 0 3B: 0 HR: 1	SF: 1 SAC: 1 DP: 1 HBP: 1	WP: 0 PA: 36 PB: 0 SB: 0 CS: 0
PITCHER Earl Wilson R ERA: 3.05	IP: 9.0 WLS: L BF: 36 H: 7 R: 3 ER: 3 SO: 7 BB: 1 IBB: 0 HBP: 1 BLK: 0 WP: 0 HR: 1 S: 48 P: 53 ERA: 3.00 WHIP: 0.889																

Batter	1	2	3	4	5	6	7	8	9	AB	R	H	RBI	BB	SO	LOB	BOTTOM		
Mickey Stanley R OBP: 0.301, SLG: 0.333	K		FC6-4		6-3			F9		4	0	1	0	0	1	0	California Angels @ Detroit Tigers Tiger Stadium, Detroit, MI Mon Aug 11 1969, 7:05 PM EDT Att: 32,607 - Unknown		
Tom Tresh S OBP: 0.299, SLG: 0.349		BB	F9			F8				2	1	0	0	2	0	1			
Al Kaline R OBP: 0.344, SLG: 0.425	L5		FC6-4			L6-3		L6		4	0	0	0	0	0	3			
Willie Horton R OBP: 0.325, SLG: 0.442			6-3			F7				3	0	1	0	1	0	1			
Bill Freehan R OBP: 0.346, SLG: 0.424	SF8			6-3				F7		3	0	1	1	0	0	1			
Jim Northrup L OBP: 0.344, SLG: 0.460	F6			6-3			F5			4	0	0	0	0	1	4			
Don Wert R OBP: 0.296, SLG: 0.345		K		K2-3			F7			4	0	0	0	0	2	2			
Ike Brown R OBP: 0.316, SLG: 0.340		4-3			6-3					3	0	0	0	0	1	1			
Earl Wilson R OBP: 0.206, SLG: 0.117		F4			K			K		3	0	0	0	0	2	0			
Inning Stats	R: 1 E: 1 K: 1 S: 6	H: 0 LOB: 2 BB: 2 P: 14	R: 0 E: 0 K: 1 S: 5	H: 0 LOB: 0 BB: 0 P: 5	R: 0 E: 1 K: 0 S: 4	H: 1 LOB: 1 BB: 0 P: 4	R: 0 E: 0 K: 1 S: 5	H: 0 LOB: 0 BB: 0 P: 5	R: 0 E: 0 K: 1 S: 3	H: 0 LOB: 0 BB: 0 P: 3	R: 0 E: 0 K: 1 S: 6	H: 1 LOB: 1 BB: 0 P: 6	R: 0 E: 0 K: 1 S: 5	H: 0 LOB: 1 BB: 1 P: 9	R: 0 E: 0 K: 1 S: 6	H: 1 LOB: 1 BB: 0 P: 6	1B: 3 2B: 0 3B: 0 HR: 0	SF: 1 SAC: 0 DP: 0 HBP: 0	WP: 0 PA: 34 PB: 0 SB: 0 CS: 0
PITCHER Rudy May L ERA: 3.5	IP: 9.0 WLS: W BF: 34 H: 3 R: 1 ER: 0 SO: 7 BB: 3 IBB: 0 HBP: 0 BLK: 0 WP: 0 HR: 0 S: 45 P: 57 ERA: 0.00 WHIP: 0.667																		

Batter	1	2	3	4	5	6	7	8	9	AB	R	H	RBI	BB	SO	LOB	TOP			
Sandy Alomar Sr. S OBP: 0.283, SLG: 0.271 (1, 4)	0-0 5-3		0-0 2-3 1B		0-0 F7			0-0 1-3		4	0	1	0	0	0	1				
Jim Spencer L OBP: 0.318, SLG: 0.367 (1, 3)	0-0 G3		0-0 G3			0-0 F8		0-3 K		4	0	0	0	0	1	2				
Rick Reichardt R OBP: 0.324, SLG: 0.377 (1, 7)	0-0 F3			0-3 K			0-0 5-3		0-3 K	4	0	0	0	0	2	0				
Jim Fregosi R OBP: 0.350, SLG: 0.390 (1, 6)		0-0 F7		0-3 K			0-0 6-3		0-3 K	4	0	0	0	0	2	0				
Bubba Morton R OBP: 0.392, SLG: 0.470 (1, 9)		0-3 K		0-0 HR			4-0 5-3 BB		0-0 5-3	3	1	1	1	1	1	0				
Aurelio Rodriguez R OBP: 0.287, SLG: 0.318 (1, 5)		0-3 K		0-0 1-3			0-0 5-3 1-2			3	0	0	0	0	1	1				
Jay Johnstone L OBP: 0.301, SLG: 0.372 (1, 8)			0-0 4-3		0-3 K		0-0 3-1			3	0	0	0	0	1	1				
Joe Azcue R OBP: 0.288, SLG: 0.250 (1, 2)			0-3 K		4-0 BB		0-0 F9			2	0	0	0	1	1	1				
Andy Messersmith R ERA: 2.75 Clyde Wright L ERA: 4.67 Steve Keasley R ERA: 6.75 Winston Llanas R ERA: 4.06 Eddie Fisher R ERA: 4.06 (1, 1) (4, 1) (5, 1) (5, 1) (8, 1) (8, 1)			0-0 1B 2B		0-3 K		0-0 F8			1	0	1	0	0	0	0				
Inning Stats	R: 0 E: 0 K: 0 S: 3	H: 0 LOB: 0 BB: 0 P: 3	R: 0 E: 0 K: 2 S: 7	H: 0 LOB: 0 BB: 0 P: 7	R: 0 E: 0 K: 1 S: 7	H: 2 LOB: 2 BB: 0 P: 7	R: 1 E: 0 K: 2 S: 8	H: 1 LOB: 1 BB: 0 P: 8	R: 0 E: 0 K: 0 S: 3	H: 0 LOB: 0 BB: 0 P: 3	R: 0 E: 0 K: 0 S: 3	H: 0 LOB: 0 BB: 0 P: 7	R: 0 E: 0 K: 1 S: 5	H: 0 LOB: 0 BB: 0 P: 5	R: 0 E: 0 K: 2 S: 7	H: 0 LOB: 0 BB: 0 P: 7	1B: 1 2B: 1 3B: 0 HR: 1	SF: 0 SAC: 0 DP: 0 HBP: 0	WP: 0 PB: 0 SB: 0 CS: 0	PA: 32
PITCHER Mike Kilkenny L ERA: 4.47 (1, 1)	IP: 9.0 WLS: W BF: 32 H: 3 R: 1 ER: 1 SO: 10 BB: 2 IBB: 0 HBP: 0 BLK: 0 WP: 0 HR: 1 S: 50 P: 58 ERA: 1.00 WHIP: 0.556															PITCHER				

California Angels @ Detroit Tigers
Tiger Stadium, Detroit, MI
Tue Aug 12 1969, 7:05 PM EDT
Att: 15,598 - Unknown

AB 30
R 1
H 3
RBI 1
BB 2
SO 10
LOB 7



Batter	1	2	3	4	5	6	7	8	9	AB	R	H	RBI	BB	SO	LOB	BOTTOM			
Mickey Stanley R OBP: 0.300, SLG: 0.330 (1, 8)	4-0 1B 1B BB	0-0 F9		0-0 F6		0-0 6-3		0-3 K		4	1	0	0	1	1	2				
Tom Tresh S OBP: 0.304, SLG: 0.363 (1, 6)	0-0 1B 1-2 1B	0-0 F8		0-0 1B 1-2 2-H			0-0 HR			4	2	3	2	0	0	0				
Jim Northrup L OBP: 0.343, SLG: 0.457 (1, 9)	0-0 1B 1-2 2-H SF7		0-3 K	0-0 F7			0-0 F6			4	1	1	1	0	1	2				
Norm Cash L OBP: 0.365, SLG: 0.438 Dave Campbell R OBP: 0.152, SLG: 0.067 (1, 3) (8, 3)	0-0 WP 1-3 2-H 1B		0-0 6-3		0-0 F6		0-0 F9			4	0	1	1	0	0	0				
Willie Horton R OBP: 0.327, SLG: 0.441 (1, 7)	0-3 K 1-2		0-0 F5		4-0 1B BB		0-0 2B 1B			3	1	1	0	1	1	2				
Tom Matchick L OBP: 0.308, SLG: 0.335 (1, 4)	0-0 SF7			0-0 1B 1B	0-0 1B 1-2 1B		0-0 2B			3	1	3	2	0	0	0				
Bill Freehan R OBP: 0.348, SLG: 0.423 (1, 2)	4-0 BB			0-0 E5 1B 1B	0-0 8-3		0-0 5-3			3	1	1	0	1	0	3				
Don Wert R OBP: 0.292, SLG: 0.340 (1, 5)	0-3 K			0-3 K		0-3 K		0-0 F7		4	0	0	0	0	3	4				
Mike Kilkenny R OBP: 0.111, SLG: 0.111 (1, 1)		0-3 K		0-0 1B 1-2 3-H 1B		0-0 1-3		0-0 6-3		4	0	1	1	0	1	0				
Inning Stats	R: 3 E: 0 K: 2 S: 10	H: 3 LOB: 2 BB: 2 P: 18	R: 0 E: 0 K: 1 S: 5	H: 0 LOB: 0 BB: 0 P: 5	R: 0 E: 0 K: 1 S: 5	H: 0 LOB: 0 BB: 0 P: 5	R: 2 E: 1 K: 1 S: 9	H: 4 LOB: 2 BB: 0 P: 9	R: 0 E: 0 K: 0 S: 3	H: 1 LOB: 1 BB: 1 P: 7	R: 0 E: 0 K: 1 S: 5	H: 0 LOB: 0 BB: 0 P: 5	R: 2 E: 0 K: 0 S: 6	H: 3 LOB: 1 BB: 0 P: 6	R: 0 E: 0 K: 1 S: 5	H: 0 LOB: 0 BB: 0 P: 5	1B: 9 2B: 2 3B: 0 HR: 1	SF: 1 SAC: 0 DP: 1 HBP: 0	WP: 1 PB: 0 SB: 0 CS: 0	PA: 37
PITCHER Andy Messersmith R ERA: 2.75 Clyde Wright L ERA: 4.67 Steve Keasley R ERA: 6.75 Eddie Fisher R ERA: 4.06 (1, 1) (4, 1) (5, 1) (8, 1)	IP: 3.2 WLS: L BF: 20 H: 7 R: 5 ER: 5 SO: 5 BB: 2 IBB: 0 HBP: 0 BLK: 0 WP: 1 HR: 0 S: 28 P: 36 ERA: 12.27 WHIP: 2.455															PITCHER				

California Angels @ Detroit Tigers
Tiger Stadium, Detroit, MI
Tue Aug 12 1969, 7:05 PM EDT
Att: 15,598 - Unknown

AB 33
R 7
H 11
RBI 7
BB 3
SO 7
LOB 13



Batter	1	2	3	4	5	6	7	8	9	AB	R	H	RBI	BB	SO	LOB	TOP					
Sandy Alomar Sr. S OBP: 0.281, SLG: 0.268 (1, 4)	F8		K		F7		G3			4	0	0	0	0	1	3						
Bill Voos L OBP: 0.309, SLG: 0.313 (1, 9)	F7		BB		L9			L9		3	0	0	0	1	0	1						
Jay Johnstone L OBP: 0.300, SLG: 0.370 (1, 8)	BB 1B		L9		F5			3-1		4	0	1	0	0	0	1						
Jim Fregosi R OBP: 0.350, SLG: 0.387 (1, 6)	1-2 BB		F6		F5			6-3		3	0	0	0	1	0	1						
Jim Spencer L OBP: 0.313, SLG: 0.360 (1, 3)	K			4-3					L9	4	0	0	0	0	1	2						
Roger Repoz L OBP: 0.299, SLG: 0.269 (1, 7)		F6		F8			FC6-4 1B		4-3	4	0	1	0	0	0	0						
Aurelio Rodriguez R OBP: 0.285, SLG: 0.314 (1, 5)		6-3		6-3			FC6-4 1B		K	4	0	0	0	0	1	1						
Buck Rodgers S OBP: 0.370, SLG: 0.304 (1, 2)					F8		FC6 1B			3	0	2	0	0	0	0						
Jim McGlothlin R OBP: 0.174, SLG: 0.182 Bubba Morton R (7, PH) Hoyt Wilhelm R (7, 1)			K				FC6 1-2 2-3			2	0	1	0	0	1	1						
										1	0	0	0	0	0	2						
										0	0	0	0	0	0	0						
Inning Stats	R: 0 E: 0 K: 1 S: 6	H: 1 LOB: 2 BB: 1 P: 10	R: 0 E: 0 K: 1 S: 6	H: 1 LOB: 1 BB: 0 P: 6	R: 0 E: 0 K: 1 S: 5	H: 0 LOB: 1 BB: 1 P: 9	R: 0 E: 0 K: 0 S: 3	H: 0 LOB: 0 BB: 0 P: 3	R: 0 E: 0 K: 0 S: 4	H: 1 LOB: 1 BB: 0 P: 4	R: 0 E: 0 K: 0 S: 3	H: 0 LOB: 0 BB: 0 P: 3	R: 0 E: 0 K: 0 S: 3	H: 2 LOB: 2 BB: 0 P: 5	R: 0 E: 0 K: 1 S: 5	H: 0 LOB: 0 BB: 0 P: 3	R: 0 E: 0 K: 1 S: 5	H: 0 LOB: 0 BB: 0 P: 5	1B: 3 2B: 2 3B: 0 HR: 0	SF: 0 SAC: 0 DP: 0 HBP: 0	WP: 0 PB: 0 SB: 0 CS: 0	PA: 34
PITCHER Denny McLain R ERA: 2.99 (1, 1)	IP: 9.0 WLS: W BF: 34 H: 5 R: 0 ER: 0 SO: 4 BB: 2 IBB: 0 HBP: 0 BLK: 0 WP: 0 HR: 0 S: 40 P: 48 ERA: 0.00 WHIP: 0.778															PITCHER						

California Angels @ Detroit Tigers
Tiger Stadium, Detroit, MI
Wed Aug 13 1969, 7:05 PM EDT
Att: 18,501 - Unknown

AB	32
R	0
H	5
RBI	0
BB	2
SO	4
LOB	12

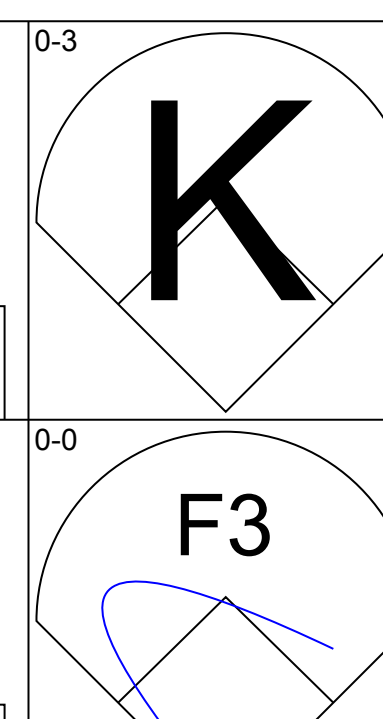
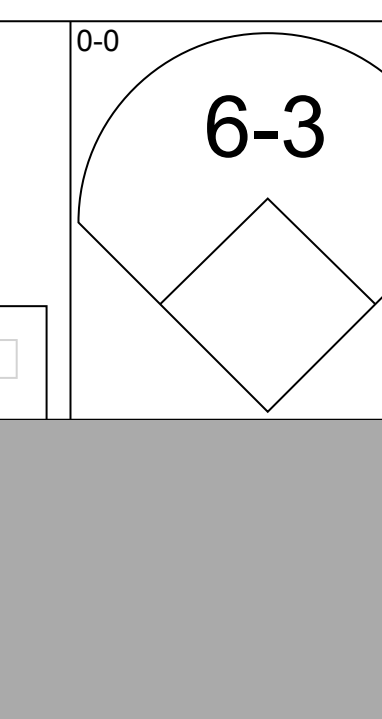
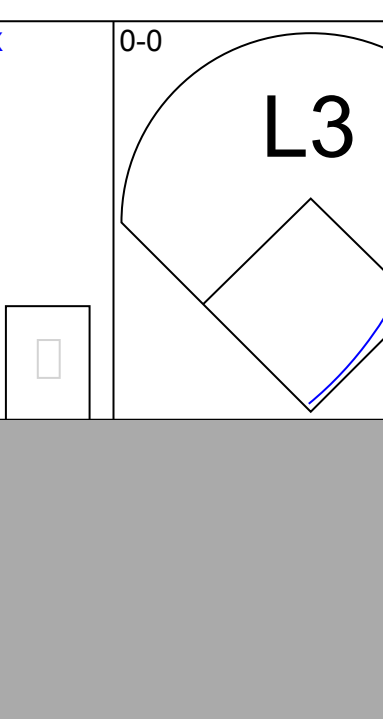
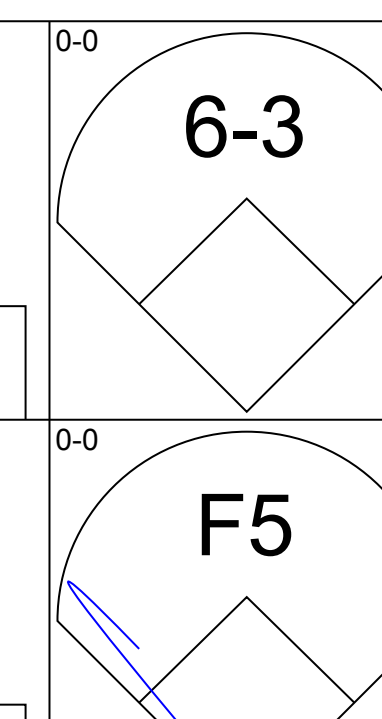
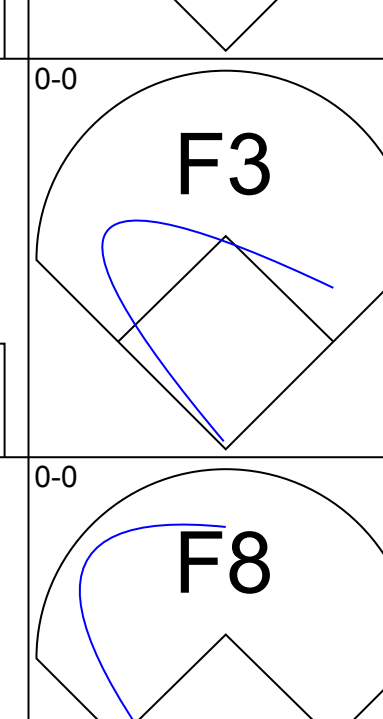
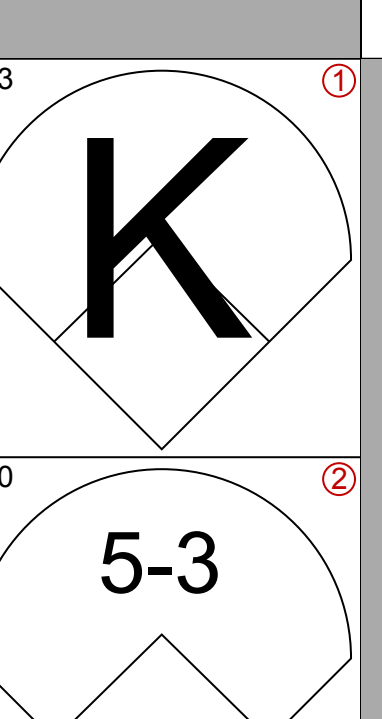
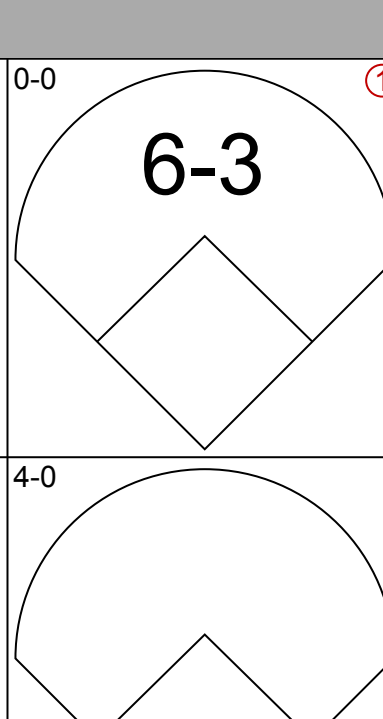
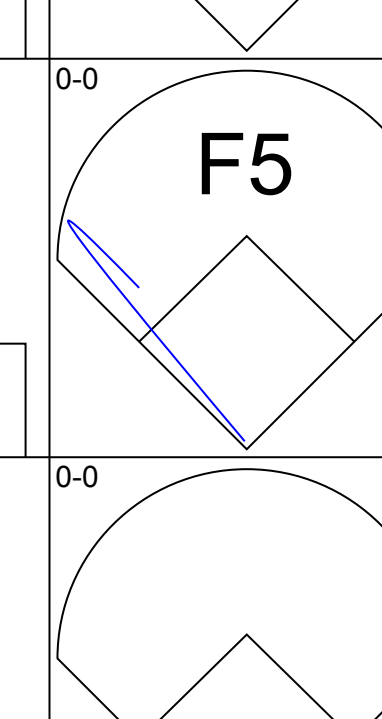
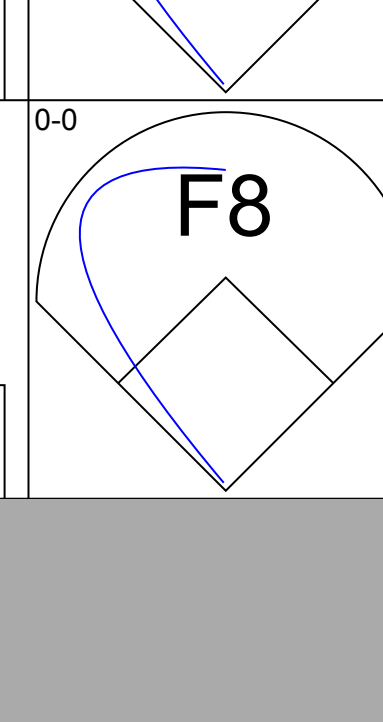
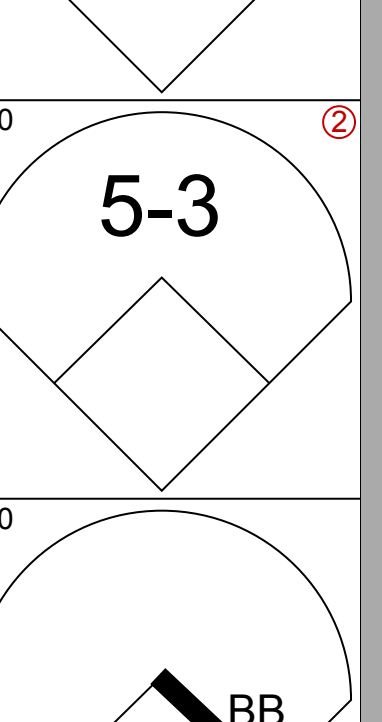
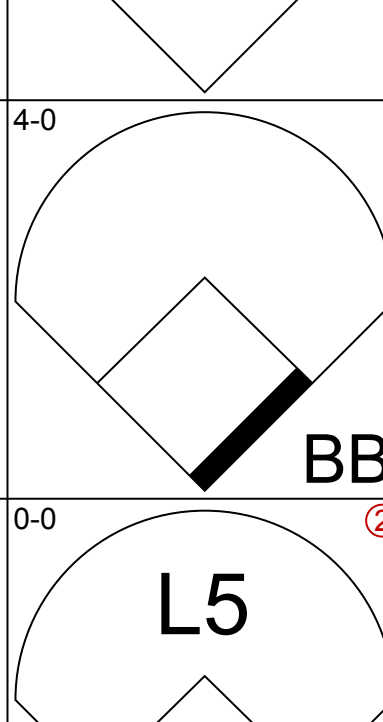
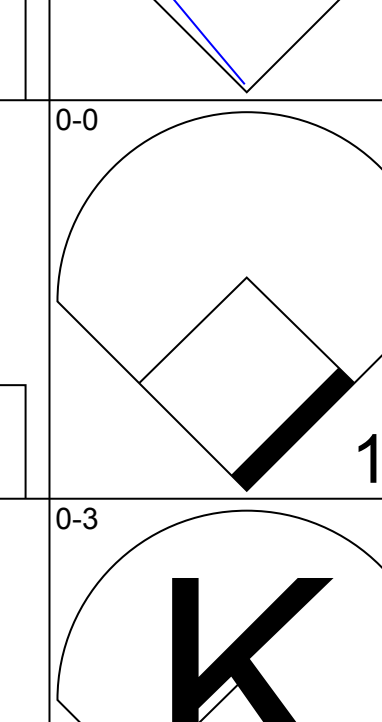
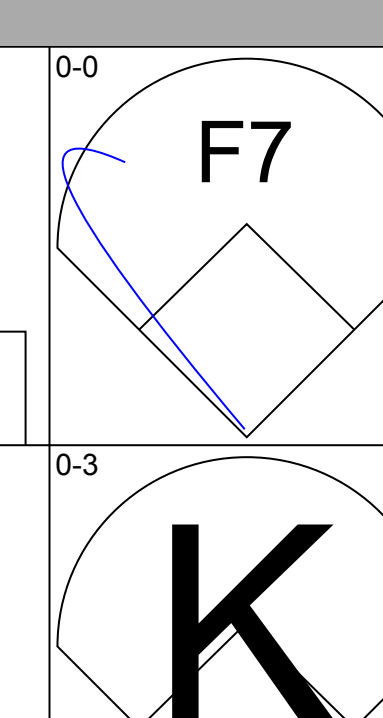
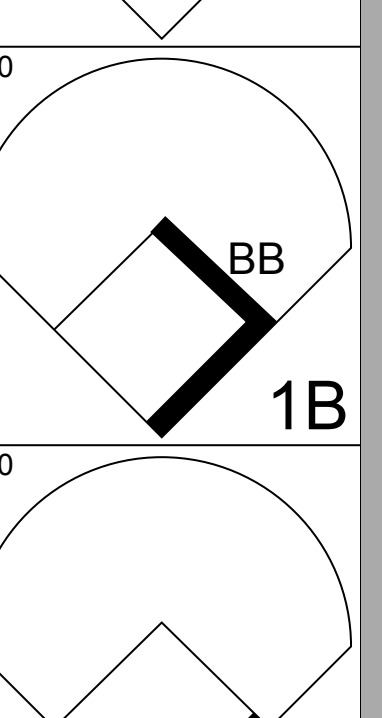
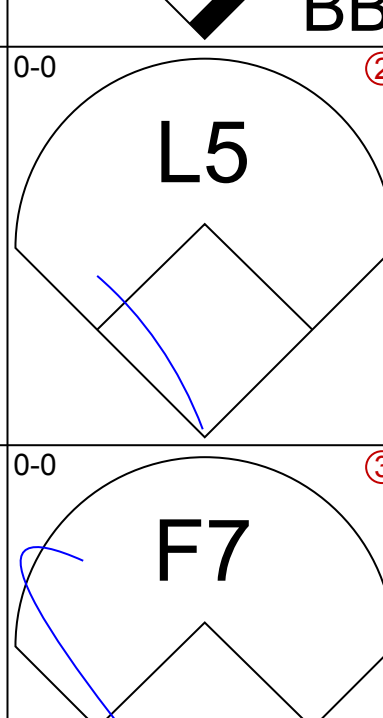
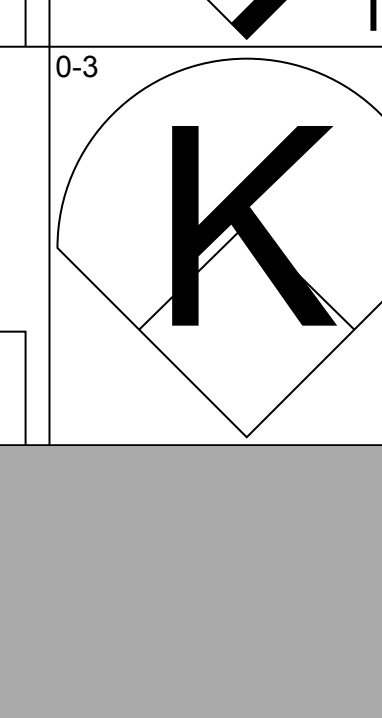
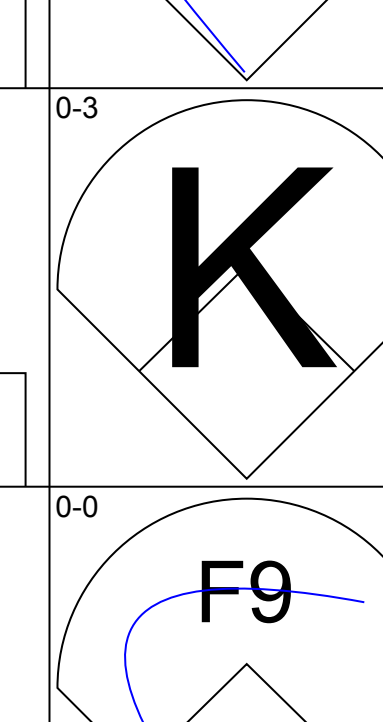
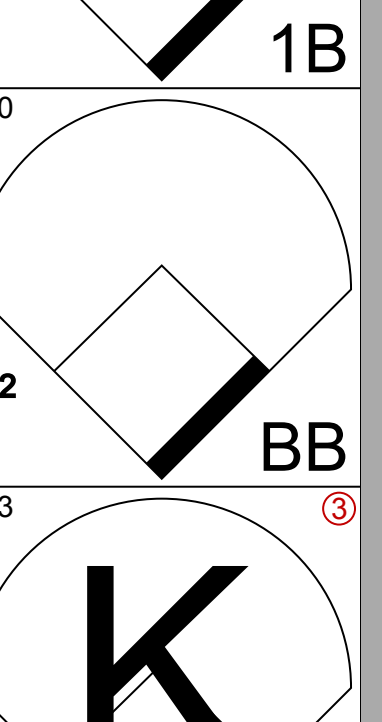
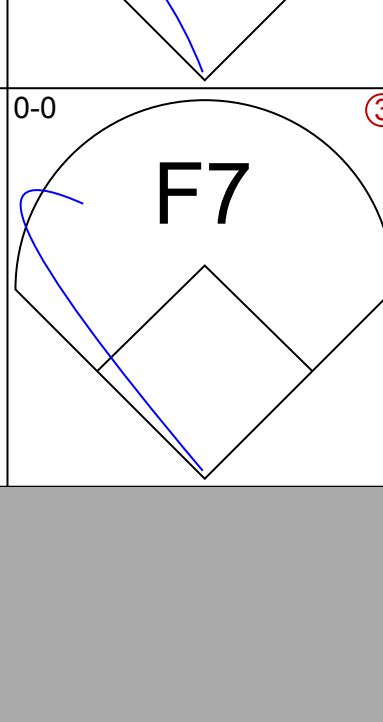

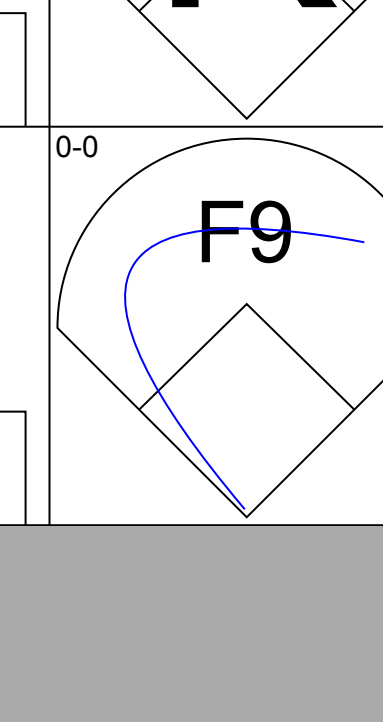
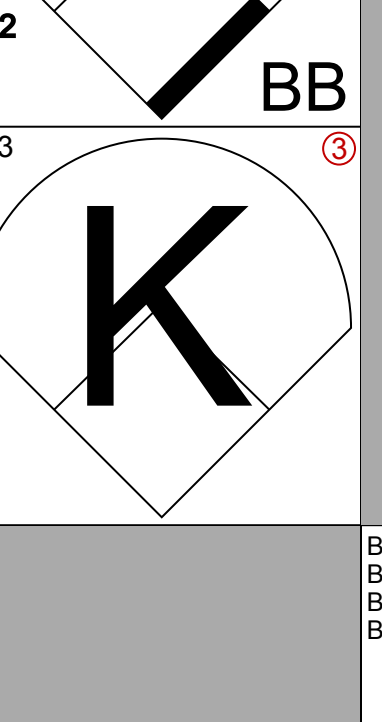


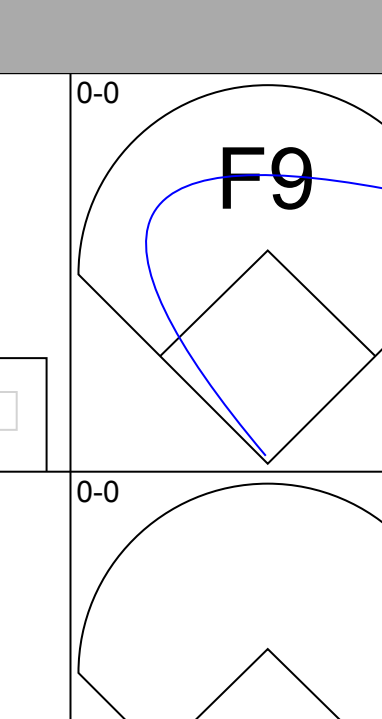
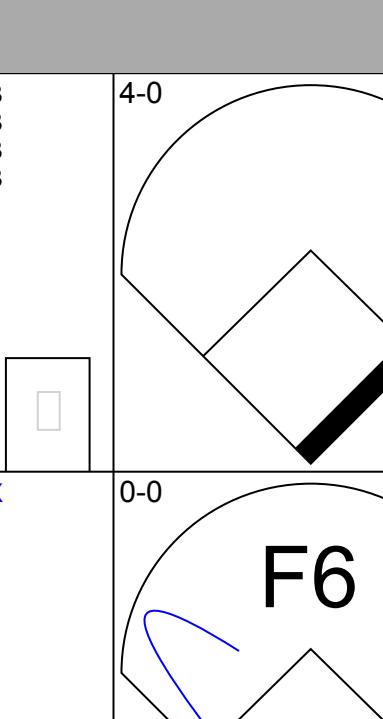
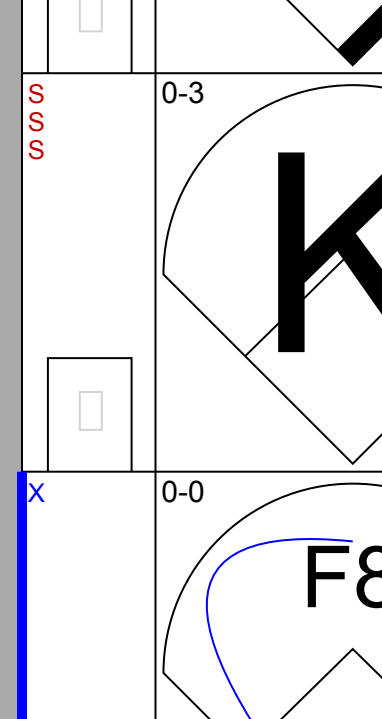




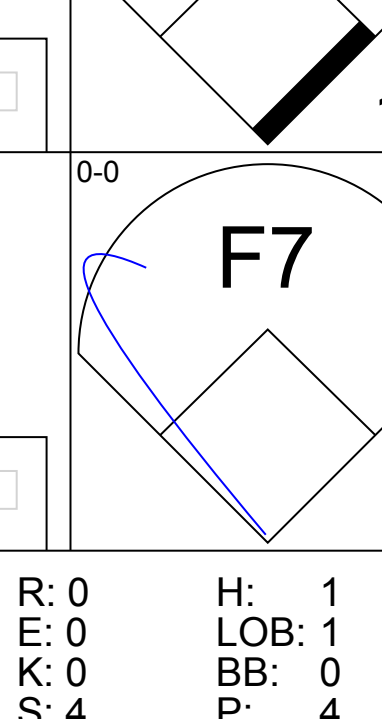
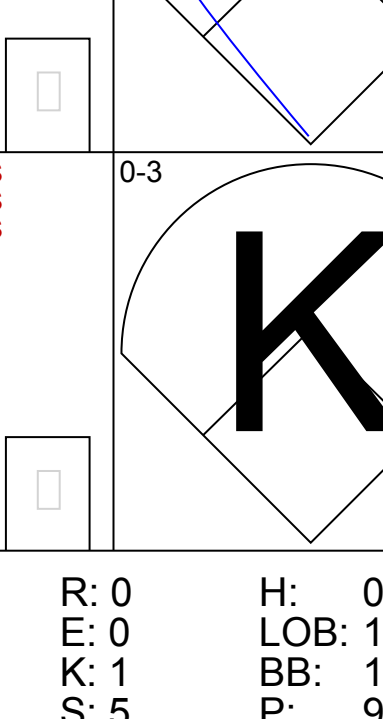
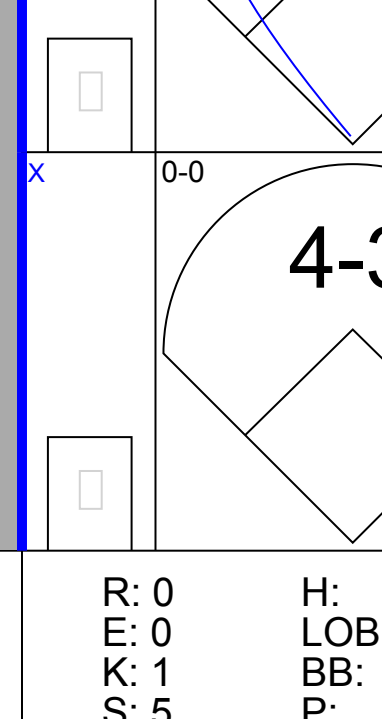



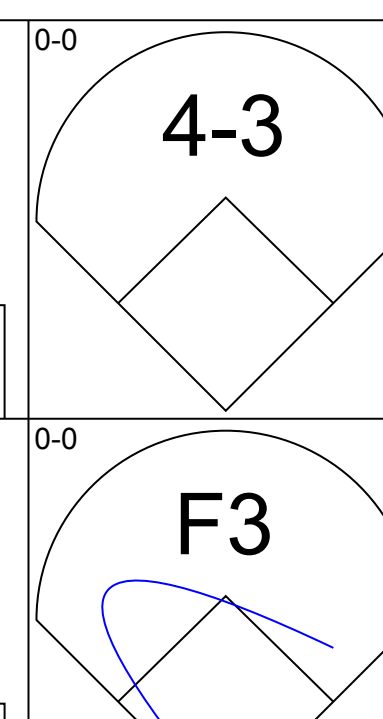
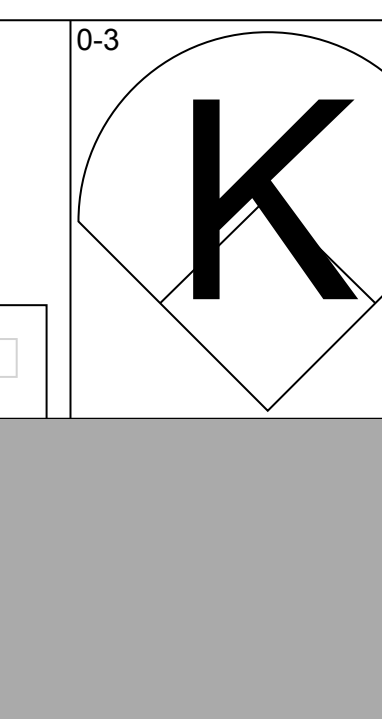
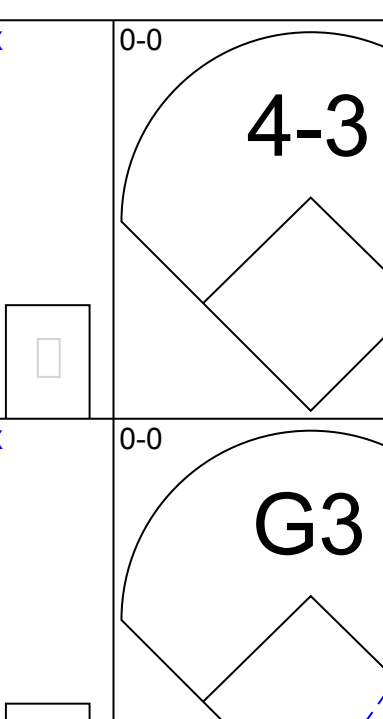
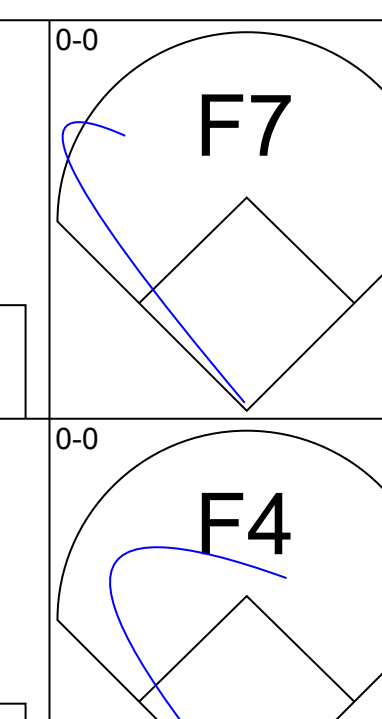
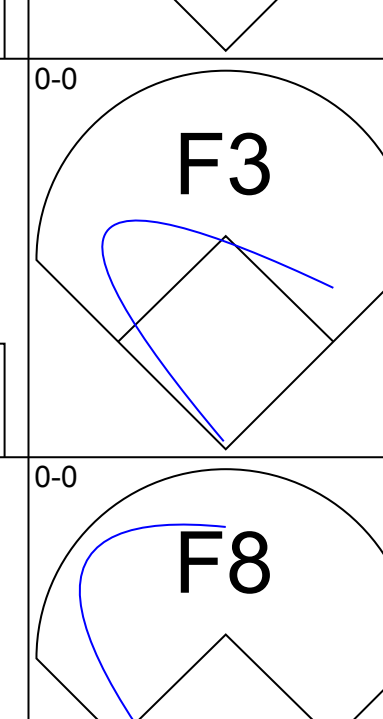
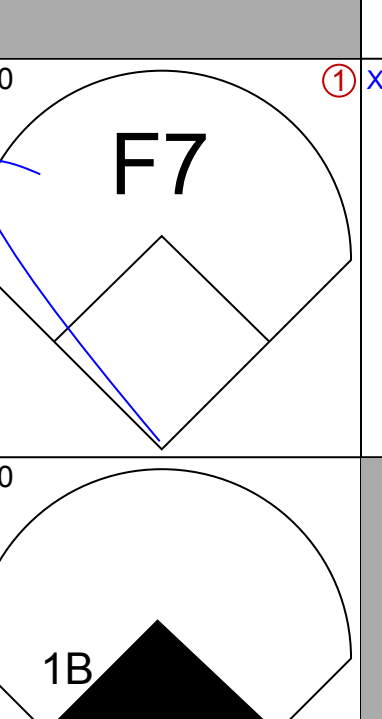
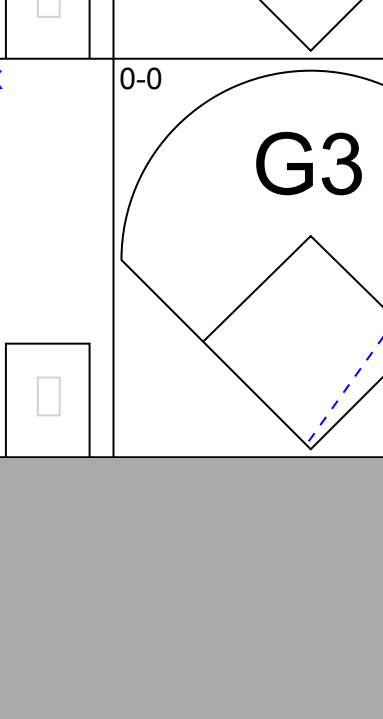
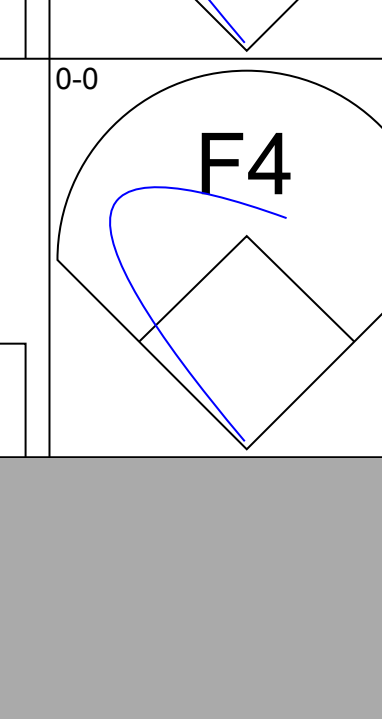
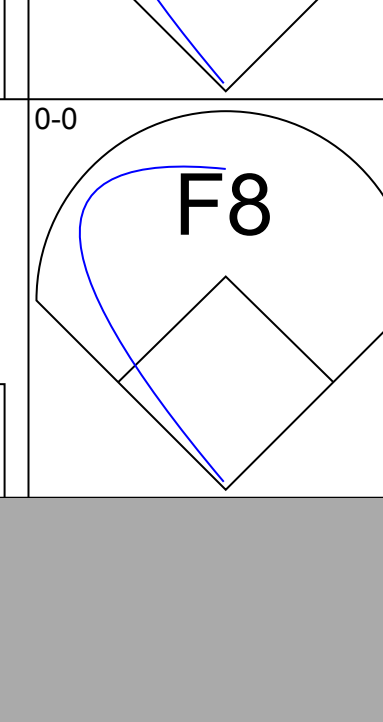
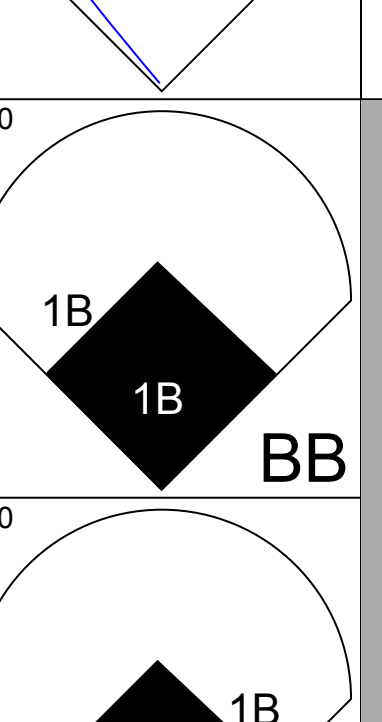

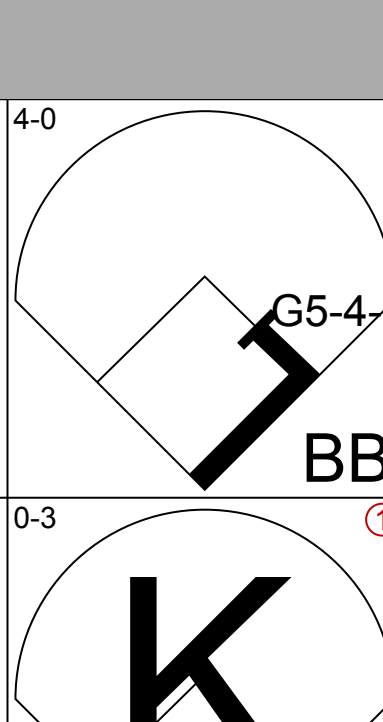
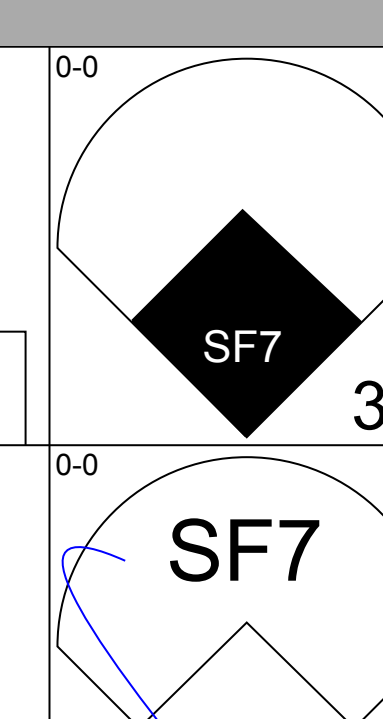
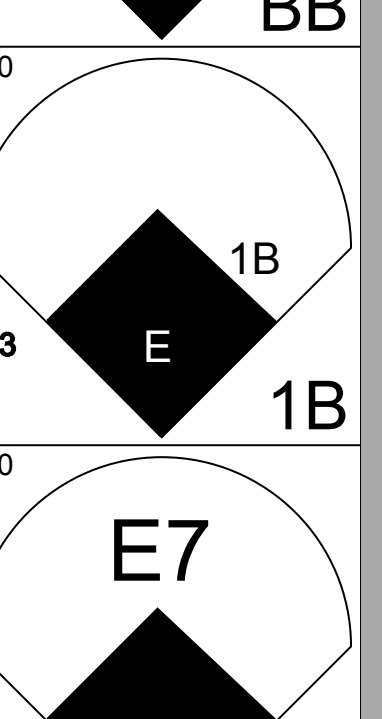


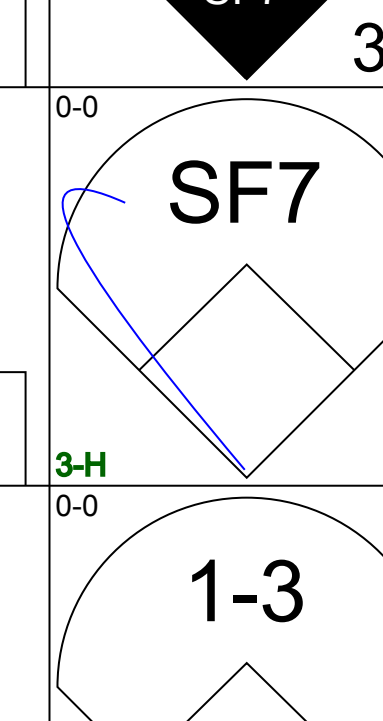
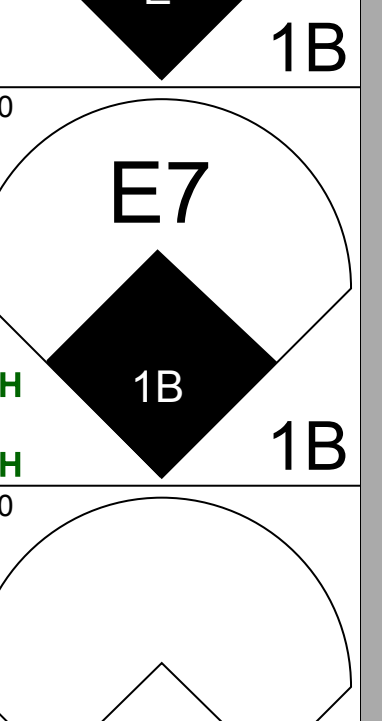

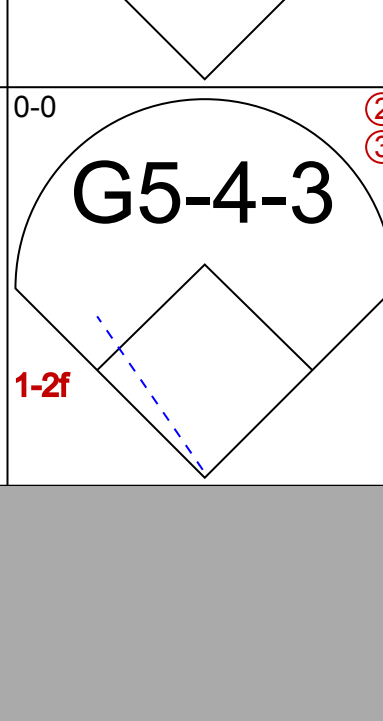
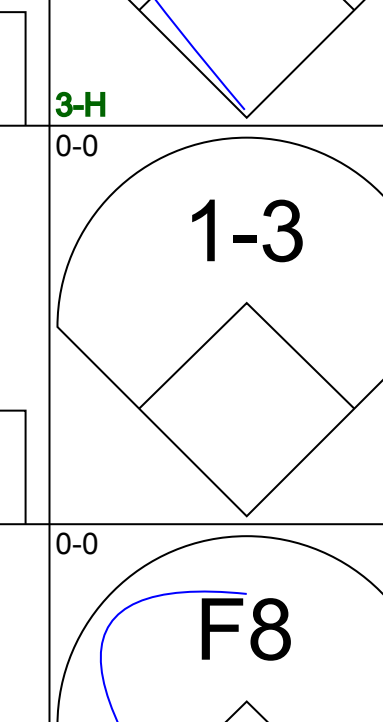
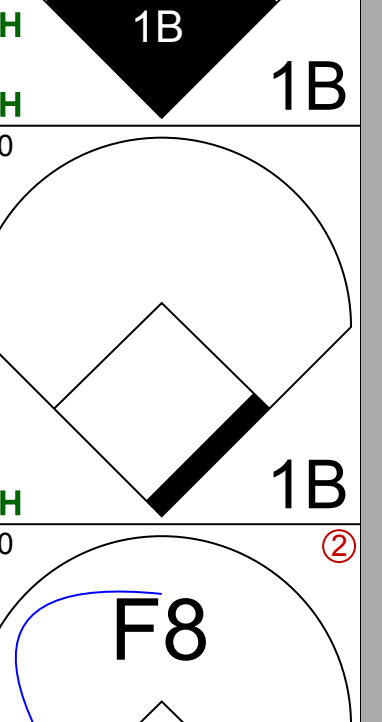

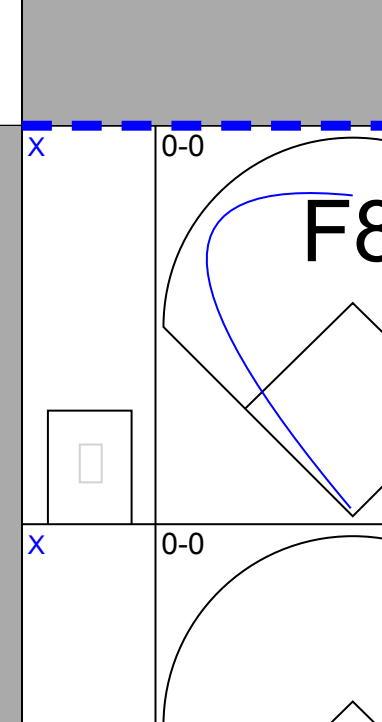
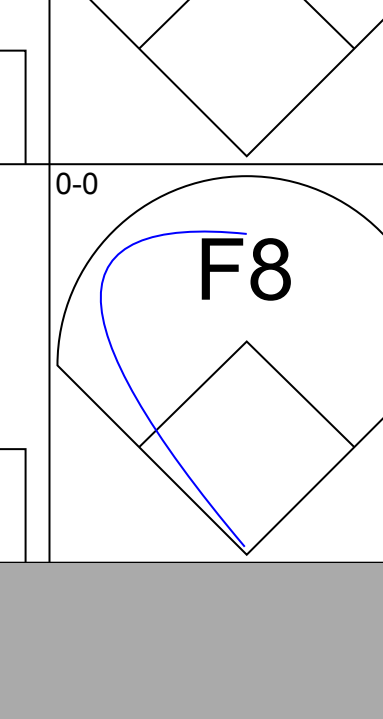
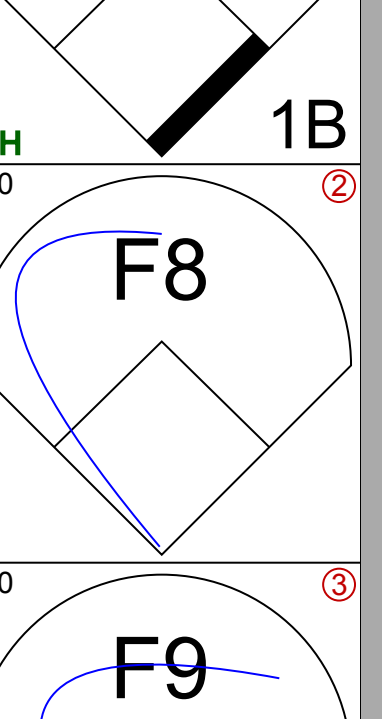

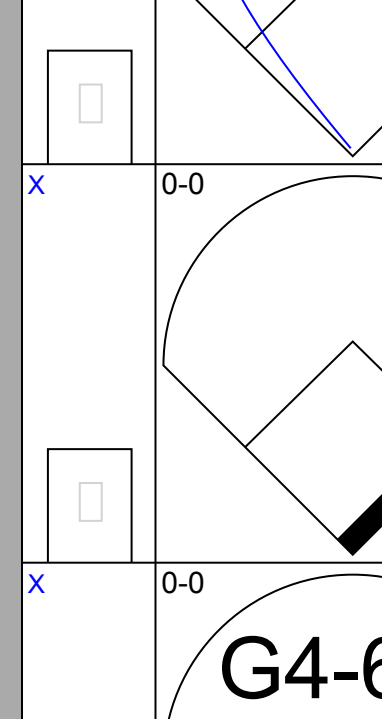
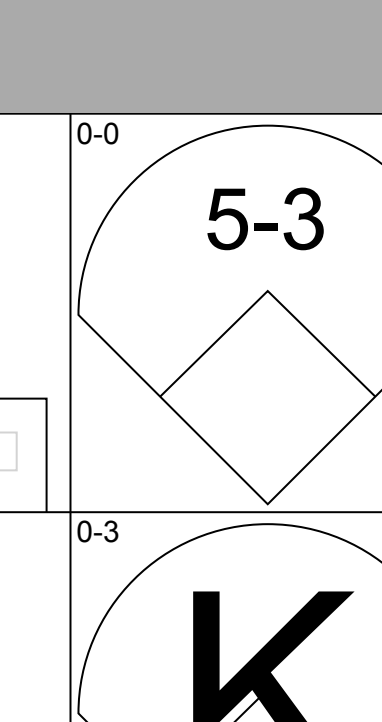
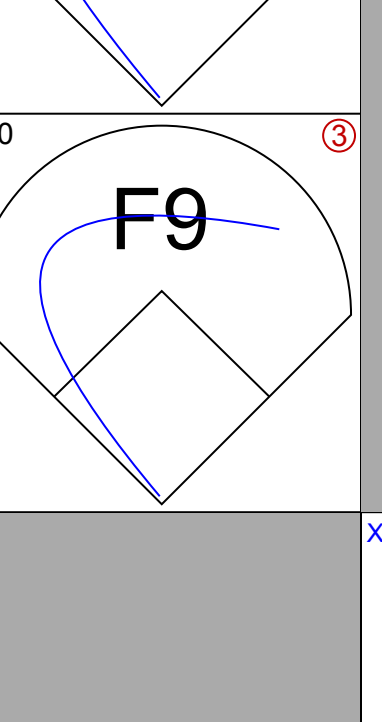

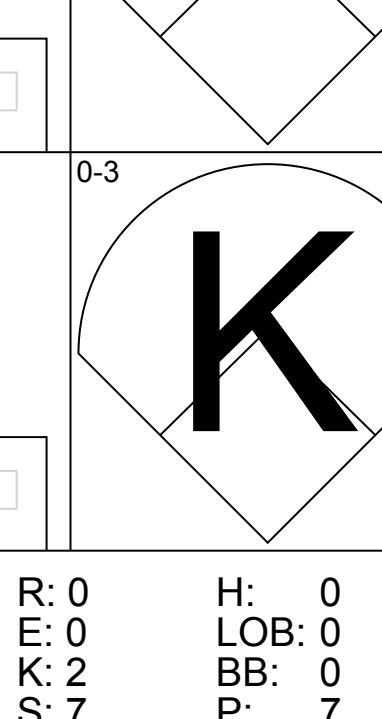
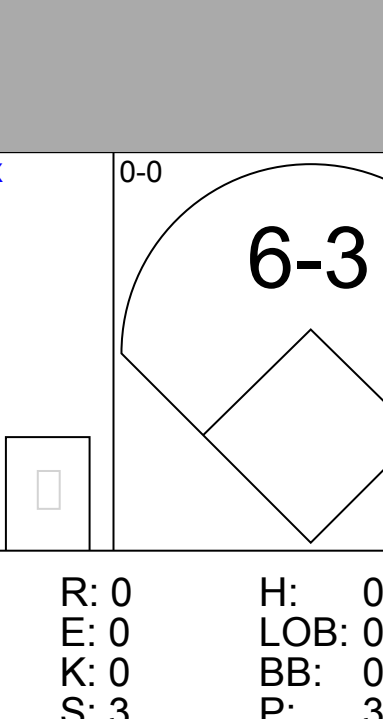

Batter	1	2	3	4	5	6	7	8	9	AB	R	H	RBI	BB	SO	LOB	BOTTOM					
Tom Tresh S OBP: 0.303, SLG: 0.362 (1, 6)	F6		3-1		CS 1B			F5		4	0	1	1	0	0	0						
Jim Northrup L OBP: 0.343, SLG: 0.464 (1, 8)	6-3			HR	CS 1-2	L6				3	1	1	1	0	0	0						
Al Kaline R OBP: 0.342, SLG: 0.421 (1, 9)	K			L9		L7				3	0	0	0	0	1	0						
Norm Cash L OBP: 0.365, SLG: 0.436 (1, 3)		BB		4-3		4-3				2	0	0	0	1	0	0						
Willie Horton R OBP: 0.325, SLG: 0.437 (1, 7)		F8		6-3			F6			3	0	0	0	0	0	1						
Tom Matchick L OBP: 0.309, SLG: 0.335 (1, 4)		F9			SH5-3 SF9 1B	6-3				3	1	1	0	0	0	1						
Bill Freehan R OBP: 0.348, SLG: 0.422 (1, 2)		K			SF9 SH5-3 1B	F8				3	1	1	0	0	1	1						
Ike Brown R OBP: 0.310, SLG: 0.333 (1, 5)			6-3		SH5-3 1-2 2-3 3H			6-3		2	0	0	0	0	0	0						
Denny McLain R OBP: 0.200, SLG: 0.175 (1, 1)			K		SF9			K		2	0	0	1	0	2	0						
Inning Stats	R: 0 E: 0 K: 1 S: 5	H: 0 LOB: 0 BB: 0 P: 5	R: 0 E: 0 K: 1 S: 5	H: 0 LOB: 0 BB: 1 P: 9	R: 0 E: 0 K: 1 S: 5	H: 0 LOB: 0 BB: 0 P: 5	R: 1 E: 0 K: 0 S: 4	H: 1 LOB: 0 BB: 0 P: 4	R: 2 E: 0 K: 0 S: 5	H: 3 LOB: 0 BB: 0 P: 5	R: 0 E: 0 K: 0 S: 3	H: 0 LOB: 0 BB: 0 P: 3	R: 0 E: 0 K: 0 S: 3	H: 0 LOB: 0 BB: 0 P: 3	R: 0 E: 0 K: 1 S: 5	H: 0 LOB: 0 BB: 0 P: 5	R: 0 E: 0 K: 1 S: 5	H: 0 LOB: 0 BB: 0 P: 5	1B: 3 2B: 0 3B: 0 HR: 1	SF: 1 SAC: 1 DP: 0 HBP: 0	WP: 0 PB: 0 SB: 0 CS: 1	PA: 29
PITCHER Jim McGlothlin R ERA: 3.03 Hoyt Wilhelm R ERA: 2.94 (7, 1)	IP: 6.0 WLS: L BF: 22 H: 4 R: 3 ER: 3 SO: 3 BB: 1 IBB: 0 HBP: 0 BLK: 0 WP: 0 HR: 1 S: 27 P: 31 ERA: 4.50 WHIP: 0.833															PITCHER						

California Angels @ Detroit Tigers
Tiger Stadium, Detroit, MI
Wed Aug 13 1969, 7:05 PM EDT
Att: 18,501 - Unknown

AB	25
R	3
H	4
RBI	3
BB	1
SO	4
LOB	3



Batter	1	2	3	4	5	6	7	8	9	AB	R	H	RBI	BB	SO	LOB	TOP			
Jose Cardenal, R OBP: 0.300, SLG: 0.343 (1, 8)										4	0	0	0	0	1	2	Cleveland Indians @ California Angels Anaheim Stadium, Anaheim, CA Sat Aug 16 1969, 10:05 PM EDT Att: 8,368 - Unknown			
Lary Brown, R OBP: 0.302, SLG: 0.301 (1, 6)										4	0	0	0	0	1	0				
Lou Klimchok, L OBP: 0.341, SLG: 0.413 (1, 5)										3	0	1	0	1	0	0				
Tony Horton, R OBP: 0.327, SLG: 0.470 Chuck Hinton, R OBP: 0.299, SLG: 0.374 (8, 9)				 1B						4	0	1	0	0	1	2				
Ken Harrelson, R OBP: 0.337, SLG: 0.436 (8, 3)				 1-2 BB				 BB		3	0	1	0	1	1	1				
Russ Snyder, L OBP: 0.324, SLG: 0.327 (1, 7)										3	0	0	0	1	1	3				
Davey Nelson, R OBP: 0.252, SLG: 0.193 (1, 4)									 1B		3	0	1	0	1	1				
Ken Suarez, R OBP: 0.357, SLG: 0.342 Duke Sims, L OBP: 0.394, SLG: 0.451 (7, PH) (7, 2)										2	0	1	0	0	0	1				
Luis Tiant, R OBP: 0.274, SLG: 0.414 Riche Scheinblum, S OBP: 0.256, SLG: 0.241 Dick Ellsworth, L OBP: 0.183, SLG: 0.122 Cap Peterson, R OBP: 0.374, SLG: 0.300 (9, PH)									 1-2		2	0	0	0	0	1				
Inning Stats	R: 0 E: 0 K: 1 S: 5	H: 0 LOB: 0 BB: 0 P: 5	R: 0 E: 0 K: 1 S: 5	H: 0 LOB: 0 BB: 0 P: 5	R: 0 E: 0 K: 0 S: 4	H: 1 LOB: 1 BB: 0 P: 4	R: 0 E: 0 K: 2 S: 8	H: 1 LOB: 2 BB: 1 P: 12	R: 0 E: 0 K: 1 S: 5	H: 0 LOB: 1 BB: 1 P: 9	R: 0 E: 0 K: 1 S: 5	H: 0 LOB: 1 BB: 1 P: 9	R: 0 E: 0 K: 1 S: 6	H: 1 LOB: 1 BB: 0 P: 6	R: 0 E: 0 K: 0 S: 5	H: 2 LOB: 2 BB: 0 P: 5		1B: 5 2B: 0 3B: 0 HR: 0	SF: 0 SAC: 0 DP: 0 HBP: 0	WP: 0 PB: 0 SB: 0 CS: 0
PITCHER Andy Messersmith, R ERA: 2.65 (1, 1)	IP: 9.0 WLS: W BF: 36 H: 5 R: 0 ER: 0 SO: 7 BB: 4 IBB: 0 HBP: 0 BLK: 0 WP: 0 HR: 0 S: 46 P: 62 ERA: 0.00 WHIP: 1.000															PITCHER				

Batter	1	2	3	4	5	6	7	8	9	AB	R	H	RBI	BB	SO	LOB	BOTTOM			
Sandy Alomar Sr., S OBP: 0.281, SLG: 0.269 (1, 4)										4	0	0	0	0	1	0	Cleveland Indians @ California Angels Anaheim Stadium, Anaheim, CA Sat Aug 16 1969, 10:05 PM EDT Att: 8,368 - Unknown			
Jim Spencer, L OBP: 0.307, SLG: 0.357 (1, 3)										4	0	0	0	0	0	0				
Jim Fregosi, R OBP: 0.351, SLG: 0.384 (1, 6)				 BB			 BB			1	1	0	0	2	0	0				
Jay Johnstone, L OBP: 0.302, SLG: 0.375 (1, 8)		 3B		 E 1B						3	2	2	0	0	1	1				
Rick Reichardt, R OBP: 0.322, SLG: 0.374 (1, 7)	 3H			 1B			 1-2			2	1	1	2	0	0	1				
Bill Voos, L OBP: 0.311, SLG: 0.313 (1, 9)				 3H						3	0	1	1	0	0	0				
Aurelio Rodriguez, R OBP: 0.264, SLG: 0.312 (1, 5)							 1B			3	0	1	0	0	0	1				
Joe Azcue, R OBP: 0.286, SLG: 0.255 (1, 2)							 1-2			3	0	0	0	0	0	2				
Andy Messersmith, R OBP: 0.220, SLG: 0.185 (1, 1)										3	0	0	0	0	1	0				
Inning Stats	R: 0 E: 0 K: 0 S: 3	H: 0 LOB: 0 BB: 0 P: 3	R: 1 E: 0 K: 0 S: 4	H: 1 LOB: 0 BB: 0 P: 4	R: 0 E: 0 K: 2 S: 7	H: 0 LOB: 0 BB: 0 P: 7	R: 3 E: 1 K: 0 S: 6	H: 3 LOB: 1 BB: 1 P: 10	R: 0 E: 0 K: 1 S: 4	H: 0 LOB: 0 BB: 1 P: 8	R: 0 E: 0 K: 0 S: 3	H: 1 LOB: 0 BB: 0 P: 3	R: 0 E: 0 K: 0 S: 3	H: 0 LOB: 0 BB: 0 P: 3	R: 0 E: 0 K: 0 S: 3	H: 0 LOB: 0 BB: 0 P: 3		1B: 4 2B: 0 3B: 1 HR: 0	SF: 1 SAC: 0 DP: 2 HBP: 0	WP: 0 PB: 0 SB: 0 CS: 0
PITCHER Luis Tiant, R ERA: 3.89 Dick Ellsworth, L ERA: 4.36 (7, 1)	IP: 6.0 WLS: L BF: 23 H: 4 R: 4 ER: 3 SO: 3 BB: 2 IBB: 0 HBP: 0 BLK: 0 WP: 0 HR: 0 S: 27 P: 35 ERA: 4.50 WHIP: 1.000															PITCHER				

Batter	1	2	3	4	5	6	7	8	9	AB	R	H	RBI	BB	SO	LOB	TOP			
Jose Cardenal, R OBP: 0.301, SLG: 0.342 (1, 5) (7, 8)	F7	E S 2B 1B		F8					F9	4	1	1	0	1	0	1	Cleveland Indians @ California Angels Anaheim Stadium, Anaheim, CA Sun Aug 17 1969, 6:33 AM EDT Att: 7,073 - Unknown			
Rchie Scheinblum, S OBP: 0.230, SLG: 0.235 Vern Fuller, R OBP: 0.260, SLG: 0.329 Cap Peterson, R OBP: 0.371, SLG: 0.297 (1, 7) (7, 4) (9, PH)	4-3	E4 2B		F8			CS BB		4-3	4	1	0	0	0	0	1				
Russ Snyder, L OBP: 0.326, SLG: 0.335 (1, 8) (7, 7)	BB WP 2B 1B				5-3				2-3	4	1	2	2	0	0	0				
Tony Horton, R OBP: 0.330, SLG: 0.471 (1, 3) BB BB	BB 2B									3	2	2	0	1	0	1				
Ken Harrelson, R OBP: 0.339, SLG: 0.443 (1, 9) BB BB	2B 1-2 2-3 BB								1-3	3	1	1	2	1	0	1				
Duke Sims, L OBP: 0.392, SLG: 0.451 (1, 2) 1-3 2-H 3-H	2B								K2-3	4	0	1	2	0	1	0				
Lou Klimchok, L OBP: 0.412 Lou Camilli, S (1, 4) (7, 5)	4-3								K	3	0	1	0	0	0	2				
Larry Brown, R OBP: 0.299, SLG: 0.298 (1, 6)									5-3	4	0	0	0	0	0	1				
Mike Paul, L (1, 1)										2	0	0	0	0	0	0				
Stan Williams, R OBP: 0.212, SLG: 0.103 Juan Pizarro, L OBP: 0.250, SLG: 0.222 Chuck Hinton, R OBP: 0.296, SLG: 0.380 Davey Nelson, R OBP: 0.252, SLG: 0.193 (4, 1) (8, 1) (9, PH) (9, PR)	6-3								F9 1B	1	0	0	0	0	1	0				
Inning Stats	R: 2 E: 0 K: 0 S: 5	H: 2 LOB: 2 BB: 2 P: 13	R: 2 E: 1 K: 0 S: 6	H: 2 LOB: 1 BB: 0 P: 6	R: 0 E: 0 K: 0 S: 4	H: 1 LOB: 1 BB: 0 P: 4	R: 0 E: 0 K: 0 S: 3	H: 0 LOB: 0 BB: 0 P: 3	R: 2 E: 0 K: 1 S: 5	H: 2 LOB: 0 BB: 0 P: 5	R: 0 E: 0 K: 0 S: 4	H: 1 LOB: 1 BB: 0 P: 4	R: 0 E: 0 K: 2 S: 7	H: 0 LOB: 0 BB: 0 P: 7	R: 0 E: 0 K: 0 S: 3	H: 1 LOB: 1 BB: 0 P: 3	1B: 6 2B: 2 3B: 0 HR: 1	SF: 0 SAC: 0 DP: 0 HBP: 0	WP: 1 PB: 0 SB: 1 CS: 1	PA: 39
PITCHER	IP WLS BF H R ER SO BB IBB HBP BLK WP HR S P ERA WHIP																			
Jim McGlothlin, R ERA: 3.11 Clyde Wright, L ERA: 4.99 Hoyt Wilhelm, R ERA: 2.95 Ken Tatum, R ERA: 1.53 (1, 1) (3, 1) (7, 1) (9, 1)	2.0 13 4 4 2 0 2 0 0 0 1 0 11 19 9.00 3.000																			
Batter	1	2	3	4	5	6	7	8	9	AB	R	H	RBI	BB	SO	LOB	BOTTOM			
Sandy Alomar Sr., S OBP: 0.280, SLG: 0.268 (1, 4)	F2									5	0	1	0	0	1	0	Cleveland Indians @ California Angels Anaheim Stadium, Anaheim, CA Sun Aug 17 1969, 6:33 AM EDT Att: 7,073 - Unknown			
Jim Spencer, L OBP: 0.305, SLG: 0.366 (1, 3) S	K									5	1	1	1	0	1	1				
Jim Fregosi, R OBP: 0.351, SLG: 0.381 (1, 6)	F4									3	0	0	0	0	1	0				
Bubba Morton, R OBP: 0.386, SLG: 0.476 Ken Tatum, R OBP: 0.250, SLG: 0.500 (1, 9) (9, 1)	HR									3	2	1	1	1	1	1				
Rick Reichardt, R OBP: 0.326, SLG: 0.399 (1, 7)	HR									4	2	3	2	0	1	1				
Aurelio Rodriguez, R OBP: 0.286, SLG: 0.312 (1, 5)	4-3 1B									3	0	1	0	1	0	1				
Jay Johnstone, L OBP: 0.302, SLG: 0.372 (1, 8)	4-3									3	0	0	0	1	1	5				
Joe Azcue, R OBP: 0.290, SLG: 0.259 (1, 2)	F8									4	1	2	1	0	0	3				
Jim McGlothlin, R Winston Lutenas, R Clyde Wright, L Roger Repoz, R Hoyt Wilhelm, R Bill Voss, L Billy Cowan, R OBP: 0.174, SLG: 0.162 OBP: 0.235, SLG: 0.250 OBP: 0.125, SLG: 0.125 OBP: 0.296, SLG: 0.298 OBP: 0.311, SLG: 0.313 OBP: 0.254, SLG: 0.309 (1, 1) (2, PH) (3, 1) (6, PH) (7, 1) (8, PH) (8, PH) (9, 9)	F9									0	0	0	0	0	0	0				
Inning Stats	R: 0 E: 0 K: 1 S: 5	H: 0 LOB: 0 BB: 0 P: 5	R: 2 E: 0 K: 0 S: 6	H: 3 LOB: 1 BB: 0 P: 6	R: 0 E: 0 K: 1 S: 5	H: 0 LOB: 0 BB: 0 P: 5	R: 1 E: 0 K: 3 S: 10	H: 1 LOB: 2 BB: 2 P: 18	R: 1 E: 0 K: 2 S: 8	H: 1 LOB: 0 BB: 0 P: 8	R: 0 E: 1 K: 0 S: 5	H: 1 LOB: 2 BB: 0 P: 5	R: 0 E: 0 K: 0 S: 3	H: 0 LOB: 1 BB: 0 P: 4	R: 3 E: 0 K: 0 S: 6	H: 4 LOB: 1 BB: 1 P: 10		1B: 4 2B: 1 3B: 0 HR: 5	SF: 0 SAC: 0 DP: 0 HBP: 1	WP: 0 PB: 0 SB: 0 CS: 0
PITCHER	IP WLS BF H R ER SO BB IBB HBP BLK WP HR S P ERA WHIP																			
Mike Paul, L ERA: 3.71 Stan Williams, R ERA: 4.05 Juan Pizarro, L ERA: 3.47 (1, 1) (4, 1) (8, 1)	3.2 17 4 4 4 3 1 0 1 0 0 2 23 31 7.36 1.636																			

Batter	1	2	3	4	5	6	7	8	9	AB	R	H	RBI	BB	SO	LOB	TOP			
Jose Cardenal, R (1.8) OBP: 0.303, SLG: 0.346	0-0 4-3 2B		0-0 F7			0-0 6-3		0-0 E S 1B		4	1	2	0	0	0	0				
Lary Brown, R (1.6) OBP: 0.296, SLG: 0.295	0-0 4-3 2-3			0-0 F9		0-0 F9		0-0 F9		4	0	0	0	0	0	2				
Russ Snyder, L (1.7) OBP: 0.325, SLG: 0.333	0-0 4-3			0-0 G3					0-0 3-1	4	0	1	1	0	0	0				
Tony Horton, R (1.3) OBP: 0.329, SLG: 0.469	0-0 F8			0-0 1B		0-0 F9			0-0 4-3	4	0	1	0	0	0	1				
Ken Harrelson, R (1.9) OBP: 0.336, SLG: 0.439		0-0 5-3		0-0 F9			0-3 K		0-0 F5	4	0	0	0	0	1	1				
Duke Sims, L (1.2) OBP: 0.391, SLG: 0.448		1-0 G4-6-3 HBP			0-0 F9		0-0 F9			2	0	0	0	0	0	0				
Lou Klimchok, L (1.5) OBP: 0.340, SLG: 0.422		0-0 G4-6-3 1-2			0-0 1B				0-0 F5	3	0	1	0	0	0	1				
Vern Fuller, R (1.4) OBP: 0.289, SLG: 0.329			0-0 5-3		0-0 1B			0-3 K		3	0	1	0	0	1	0				
Steve Hargan, R (1.1) OBP: 0.182, SLG: 0.182			0-0 F8		0-0 F7			0-0 F8		2	0	0	0	0	0	1				
Richie Scheinblum, S (8. PH) OBP: 0.239, SLG: 0.233										1	0	0	0	0	0	0				
Ron Law, R (8.1)										0	0	0	0	0	0	0				
Inning Stats	R: 1 E: 0 K: 0 S: 4	H: 1 LOB: 0 BB: 0 P: 4	R: 0 E: 0 K: 0 S: 2	H: 0 LOB: 0 BB: 0 P: 3	R: 0 E: 0 K: 0 S: 3	H: 0 LOB: 0 BB: 0 P: 3	R: 0 E: 0 K: 0 S: 4	H: 1 LOB: 1 BB: 0 P: 4	R: 0 E: 0 K: 0 S: 4	H: 2 LOB: 1 BB: 0 P: 4	R: 0 E: 0 K: 0 S: 4	H: 0 LOB: 0 BB: 0 P: 5	R: 0 E: 0 K: 1 S: 6	H: 1 LOB: 1 BB: 0 P: 6	R: 0 E: 0 K: 0 S: 3	H: 0 LOB: 0 BB: 0 P: 3	1B: 4 2B: 1 3B: 1 HR: 0	SF: 0 SAC: 0 DP: 1 HBP: 1	WP: 0 PB: 0 SB: 1 CS: 0	PA: 32
PITCHER Tom Murphy, R (1.1) ERA: 3.82	IP: 9.0 WLS: W BF: 32 H: 6 R: 1 ER: 1 SO: 2 BB: 0 IBB: 0 HBP: 1 BLK: 0 WP: 0 HR: 0 S: 35 P: 36 ERA: 1.00 WHIP: 0.667															PITCHER				

Cleveland Indians @ California Angels
Anaheim Stadium, Anaheim, CA
Mon Aug 18 1969, 10:05 PM EDT
Att: 7,282 - Unknown

AB	31
R	1
H	6
RBI	1
BB	0
SO	2
LOB	6



Batter	1	2	3	4	5	6	7	8	9	AB	R	H	RBI	BB	SO	LOB	BOTTOM			
Sandy Alomar Sr., S (1.4) OBP: 0.280, SLG: 0.288	0-3 K		0-0 F7		0-0 4-3		0-0 FC4-6 1B			4	0	1	0	0	1	1				
Jim Spencer, L (1.3) OBP: 0.304, SLG: 0.361	0-3 K			0-0 F4		4-0 SH5-3 BB 6-3 BB	0-0 FC4-6 1-2			3	1	0	0	1	1	2				
Jim Fregosi, R (1.6) OBP: 0.354, SLG: 0.382	0-0 5-3			4-0 HBP E BB		4-0 6-3 SH5-3 BB 1-2		0-0 SH FC SH1-3 1B		2	1	1	0	2	0	0				
Jay Johnstone, L (1.8) OBP: 0.300, SLG: 0.370		0-0 F9		0-0 E6 HBP		0-0 SH5-3		0-0 SH FC SH1-3		2	1	0	0	0	0	1				
Rick Reichardt, R (1.7) OBP: 0.324, SLG: 0.395	0-3 K			0-3 K		0-0 6-3		0-0 SH1-3		3	0	0	1	0	2	3				
Bubba Morton, R (1.9) OBP: 0.382, SLG: 0.465		0-0 6-3		1-0 HBP		2-3 3-H		1-2 2-3 FC WP		3	0	0	1	0	0	2				
Bill Voss, L (8. FR) OBP: 0.311, SLG: 0.313				1-2 2-3 HBP				2-3 3-H FC		0	0	0	0	0	0	0				
Aurelio Rodriguez, R (1.5) OBP: 0.284, SLG: 0.310			0-0 4-3		0-0 F9			0-0 F4		3	0	0	1	0	0	3				
Joe Azcue, R (1.2) OBP: 0.289, SLG: 0.256			0-0 F7		0-0 F9			3-H 4-0 F3		3	0	0	0	1	0	0				
Tom Murphy, R (1.1) OBP: 0.203, SLG: 0.196			0-0 1B		0-0 F7			1-2 1B 4-3		4	0	2	0	0	0	2				
Inning Stats	R: 0 E: 0 K: 2 S: 7	H: 0 LOB: 0 BB: 0 P: 7	R: 0 E: 0 K: 1 S: 5	H: 0 LOB: 0 BB: 0 P: 5	R: 0 E: 0 K: 0 S: 4	H: 1 LOB: 1 BB: 0 P: 4	R: 0 E: 1 K: 1 S: 6	H: 0 LOB: 3 BB: 1 P: 11	R: 0 E: 0 K: 0 S: 3	H: 0 LOB: 0 BB: 0 P: 3	R: 1 E: 0 K: 0 S: 3	H: 0 LOB: 1 BB: 2 P: 11	R: 0 E: 0 K: 0 S: 5	H: 2 LOB: 2 BB: 0 P: 5	R: 2 E: 1 K: 0 S: 6	H: 1 LOB: 2 BB: 1 P: 10	1B: 4 2B: 0 3B: 0 HR: 0	SF: 1 SAC: 3 DP: 0 HBP: 1	WP: 1 PB: 0 SB: 0 CS: 0	PA: 36
PITCHER Steve Hargan, R (1.1) ERA: 5.52	IP: 7.0 WLS: L BF: 29 H: 3 R: 1 ER: 1 SO: 4 BB: 3 IBB: 0 HBP: 1 BLK: 0 WP: 0 HR: 0 S: 33 P: 46 ERA: 1.29 WHIP: 0.857															PITCHER				
Ron Law, R (8.1) ERA: 3.96	IP: 1.0 WLS: L BF: 7 H: 1 R: 2 ER: 0 SO: 0 BB: 0 IBB: 1 HBP: 0 BLK: 0 WP: 1 HR: 0 S: 6 P: 10 ERA: 0.00 WHIP: 1.000															PITCHER				

Cleveland Indians @ California Angels
Anaheim Stadium, Anaheim, CA
Mon Aug 18 1969, 10:05 PM EDT
Att: 7,282 - Unknown

AB	27
R	3
H	4
RBI	3
BB	4
SO	4
LOB	14



Batter	1	2	3	4	5	6	7	8	9	AB	R	H	RBI	BB	SO	LOB	TOP								
Don Buford, S OBP: 0.397, SLG: 0.441 (1, 5)										4	2	2	1	1	0	0	Baltimore Orioles @ California Angels Anaheim Stadium, Anaheim, CA Tue Aug 19 1969, 10:05 PM EDT Att: 9,887 - Unknown								
Paul Blair, R OBP: 0.354, SLG: 0.528 (1, 8)										4	0	1	0	0	0	2									
Dave May, L OBP: 0.289, SLG: 0.373 (7, FR) (7, 9)										1	0	1	0	0	0	0									
Frank Robinson, R OBP: 0.421, SLG: 0.572 (1, 9)										3	1	2	1	0	0	0									
Merv Rettenmund, R OBP: 0.342, SLG: 0.383 (5, 9) (7, 8)										2	0	0	0	0	0	3									
Boog Powell, L OBP: 0.389, SLG: 0.591 (1, 3)										5	2	3	1	0	0	2									
Curt Motton, R OBP: 0.421, SLG: 0.686 (1, 7)										5	3	4	3	0	1	1									
Davey Johnson, R OBP: 0.386, SLG: 0.382 (1, 4)										4	1	2	3	1	1	0									
Andy Etchebarren, R OBP: 0.387, SLG: 0.417 (1, 2)										5	1	2	0	0	0	4									
Mark Belanger, R OBP: 0.352, SLG: 0.340 (1, 6)										5	0	0	0	0	0	4									
Mike Cuellar, L OBP: 0.066, SLG: 0.107 (1, 1)										4	0	0	0	0	2	1									
Inning Stats	R: 1 E: 0 K: 0 S: 3	H: 1 LOB: 0 BB: 1 P: 7	R: 1 E: 0 K: 0 S: 4	H: 1 LOB: 0 BB: 0 P: 4	R: 0 E: 0 K: 1 S: 5	H: 0 LOB: 0 BB: 0 P: 5	R: 2 E: 0 K: 1 S: 8	H: 3 LOB: 1 BB: 0 P: 8	R: 3 E: 0 K: 1 S: 10	H: 5 LOB: 2 BB: 0 P: 10	R: 0 E: 0 K: 0 S: 3	H: 0 LOB: 1 BB: 0 P: 3	R: 0 E: 0 K: 0 S: 3	H: 1 LOB: 1 BB: 0 P: 3	R: 3 E: 0 K: 0 S: 8	H: 5 LOB: 2 BB: 0 P: 8		R: 0 E: 0 K: 1 S: 6	H: 1 LOB: 2 BB: 1 P: 10	1B: 14 2B: 1 3B: 0 HR: 2	SF: 0 SAC: 0 DP: 2 HBP: 0	WP: 0 PB: 1 SB: 0 CS: 0	PA: 44		
PITCHER	IP	WLS	BF	H	R	ER	SO	BB	IBB	HBP	BLK	WP	HR	S	P	ERA	WHIP								
Rudy May, L ERA: 3.71 (1, 1)	4.2	L	22	8	7	7	3	1	0	0	0	0	2	27	31	13.50	1.929								
Eddie Fisher, R ERA: 3.98 (5, 1)	1.1		6	2	0	0	0	0	0	0	0	0	0	6	6	0.00	1.500								
Pedro Borbon, R ERA: 5.87 (7, 1)	1.2		10	6	3	3	0	0	0	0	0	0	0	10	10	16.20	3.600								
Clyde Wright, L ERA: 4.53 (8, 1)	1.1		6	1	0	0	1	1	0	0	0	0	0	7	11	0.00	1.500								

Batter	1	2	3	4	5	6	7	8	9	AB	R	H	RBI	BB	SO	LOB	BOTTOM								
Sandy Alomar Sr., S OBP: 0.282, SLG: 0.270 (1, 4)										4	0	2	0	0	0	0	Baltimore Orioles @ California Angels Anaheim Stadium, Anaheim, CA Tue Aug 19 1969, 10:05 PM EDT Att: 9,887 - Unknown								
Jay Johnstone, L OBP: 0.300, SLG: 0.369 (1, 8)										4	0	1	0	0	0	2									
Jim Fregosi, R OBP: 0.355, SLG: 0.383 (1, 6)										4	0	2	0	0	0	1									
Bubba Morton, R OBP: 0.379, SLG: 0.459 (1, 9)										4	0	1	0	0	1	3									
Rick Reichardt, R OBP: 0.321, SLG: 0.392 (1, 7)										3	0	0	0	0	2	2									
Aurelio Rodriguez, R OBP: 0.282, SLG: 0.307 (1, 5)										3	0	0	0	0	0	2									
Billy Cowan, R OBP: 0.258, SLG: 0.310 (1, 3)										3	0	1	0	0	1	1									
Joe Azcue, R OBP: 0.286, SLG: 0.252 (1, 2)										3	0	0	0	0	1	1									
Rudy May, L OBP: 0.194, SLG: 0.107 (1, 1)										1	0	0	0	0	0	0									
Jim Hicks, R OBP: 0.253, SLG: 0.329 (6, PH) (7, 1)										1	0	0	0	0	0	0									
Clyde Wright, R OBP: 0.311, SLG: 0.111 (8, 1)										1	0	0	0	0	0	0									
Inning Stats	R: 0 E: 0 K: 0 S: 3	H: 0 LOB: 0 BB: 0 P: 3	R: 0 E: 0 K: 2 S: 7	H: 0 LOB: 0 BB: 0 P: 7	R: 0 E: 0 K: 0 S: 3	H: 1 LOB: 0 BB: 0 P: 3	R: 0 E: 0 K: 0 S: 3	H: 1 LOB: 0 BB: 0 P: 3	R: 0 E: 0 K: 2 S: 8	H: 1 LOB: 1 BB: 0 P: 8	R: 0 E: 0 K: 0 S: 4	H: 1 LOB: 1 BB: 0 P: 4	R: 0 E: 0 K: 0 S: 4	H: 1 LOB: 1 BB: 0 P: 4	R: 0 E: 1 K: 1 S: 5	H: 0 LOB: 2 BB: 0 P: 5	R: 0 E: 1 K: 0 S: 4	H: 2 LOB: 2 BB: 0 P: 4	1B: 7 2B: 1 3B: 0 HR: 0	SF: 0 SAC: 0 DP: 2 HBP: 0	WP: 0 PB: 0 SB: 0 CS: 0	PA: 31			
PITCHER	IP	WLS	BF	H	R	ER	SO	BB	IBB	HBP	BLK	WP	HR	S	P	ERA	WHIP								
Mike Cuellar, L ERA: 2.13 (1, 1)	9.0	W	31	7	0	0	5	0	0	0	0	0	0	41	41	0.00	0.778								

AB 42
R 10
H 17
RBI 9
BB 2
SO 4
LOB 17



AB 31
R 0
H 7
RBI 0
BB 0
SO 5
LOB 12



Batter	1	2	3	4	5	6	7	8	9	AB	R	H	RBI	BB	SO	LOB	TOP										
Don Buford, S OBP: 0.395, SLG: 0.439 (1, 5)	F9		BB WP 1B		F8		K		K	5	0	1	0	0	2	0	Baltimore Orioles @ California Angels Anaheim Stadium, Anaheim, CA Wed Aug 20 1969, 10:05 PM EDT Att: 11,334 - Unknown livebaseballscorecards.com										
Curt Motton, R OBP: 0.419, SLG: 0.648 (1, 7)	6-3		BB S 1-2 BB				F2		1-3	3	0	0	0	2	0	0											
Frank Robinson, R OBP: 0.423, SLG: 0.570 (1, 9)			BB 1-2 2-3 BB		F8		WP BB		F5	3	0	1	0	2	0	1											
Boog Powell, L OBP: 0.387, SLG: 0.586 Jim Hardin, R OBP: 0.216, SLG: 0.343 (1, 3) (7, 1)	F6		1-2 2-3 BB				G3		3-1	3	0	0	0	1	0	2											
Eliot Hendricks, L OBP: 0.331, SLG: 0.377 (1, 2)		F9	4-3				E1 FC4-6		F6	4	0	0	0	0	0	3											
Davey Johnson, R OBP: 0.367, SLG: 0.385 (1, 4)		6-3 2B			K		F8		BB BB	3	0	1	0	1	1	1											
Merv Rettenmund, R OBP: 0.340, SLG: 0.374 (1, 8)		6-3 2-3			6-3		FC4-6 1-2		BB	3	0	0	0	1	0	2											
Mark Belanger, R OBP: 0.351, SLG: 0.338 (1, 6)		K			F8		HR BB		F9	3	1	0	0	1	1	3											
Dave McNally, R OBP: 0.143, SLG: 0.113 Dave Leonhard, R (5, 1) Chico Salmon, R OBP: 0.404, SLG: 0.551 (7, PH) (7, 3)			K		K		HR HR		K	2	0	0	0	0	2	0											
Inning Stats	R: 0 E: 0 K: 0 S: 4	H: 1 LOB: 1 BB: 0 P: 4	R: 0 E: 0 K: 1 S: 6	H: 1 LOB: 1 BB: 0 P: 6	R: 0 E: 0 K: 1 S: 5	H: 1 LOB: 3 BB: 3 P: 17	R: 0 E: 0 K: 1 S: 5	H: 0 LOB: 0 BB: 0 P: 5	R: 0 E: 0 K: 0 S: 4	H: 0 LOB: 1 BB: 1 P: 9	R: 0 E: 1 K: 0 S: 4	H: 0 LOB: 1 BB: 0 P: 4	R: 2 E: 0 K: 1 S: 6	H: 1 LOB: 2 BB: 2 P: 14	R: 0 E: 0 K: 1 S: 5	H: 0 LOB: 2 BB: 2 P: 13		R: 0 E: 0 K: 1 S: 5	H: 0 LOB: 0 BB: 0 P: 5	1B: 2 2B: 1 3B: 0 HR: 1	SF: 0 SAC: 0 DP: 0 HBP: 0	WP: 2 PB: 2 SB: 1 CS: 0	PA: 39				
PITCHER	IP	WLS	BF	H	R	ER	SO	BB	IBB	HBP	BLK	WP	HR	S	P	ERA	WHIP										
Andy Messersmith, R ERA: 2.65 Ken Tatum, R ERA: 1.47 (1, 1) (8, 1)	7.0	W	31	4	2	2	5	6	0	0	0	2	1	35	59	2.57	1.429										

Batter	1	2	3	4	5	6	7	8	9	AB	R	H	RBI	BB	SO	LOB	BOTTOM										
Sandy Alomar Sr., S OBP: 0.282, SLG: 0.270 (1, 4)	K		K		BB 1B 1B	K				4	1	1	0	0	3	1	Baltimore Orioles @ California Angels Anaheim Stadium, Anaheim, CA Wed Aug 20 1969, 10:05 PM EDT Att: 11,334 - Unknown livebaseballscorecards.com										
Jay Johnstone, L OBP: 0.302, SLG: 0.369 (1, 8)	K		1B S BB		BB 1B 1B		F8			3	1	1	0	1	1	0											
Jim Fregosi, R OBP: 0.358, SLG: 0.385 (1, 6)	PB 1B		1-3 1B		1B 2-3 BB		F7			3	0	2	0	1	0	0											
Bubba Morton, R OBP: 0.378, SLG: 0.452 Bill Voss, L OBP: 0.310, SLG: 0.312 (1, 9) (6, 9)	4-0 1-2 BB		F3		F4		3-1			2	0	0	0	1	0	4											
Rick Reichardt, R OBP: 0.321, SLG: 0.390 (1, 7)	F9				F4		1-3 2-H 3-H 1B		5-3	4	0	1	2	0	0	2											
Aurelio Rodriguez, R OBP: 0.284, SLG: 0.316 (1, 5)		F3		HR	6-3				1B	4	1	2	1	0	0	2											
Jim Spencer, L OBP: 0.303, SLG: 0.364 (1, 3)					F3		F9		F8	4	0	1	0	0	0	1											
Joe Azcue, R OBP: 0.281, SLG: 0.248 (1, 2)		F2			5-3		6-3		1-3	4	0	0	0	0	0	2											
Andy Messersmith, R OBP: 0.228, SLG: 0.193 Ken Tatum, R OBP: 0.250, SLG: 0.500 (1, 1) (8, 1)					F9					3	0	1	0	0	1	1											
Inning Stats	R: 0 E: 0 K: 2 S: 8	H: 1 LOB: 2 BB: 1 P: 12	R: 0 E: 0 K: 1 S: 6	H: 1 LOB: 1 BB: 0 P: 6	R: 0 E: 0 K: 1 S: 5	H: 1 LOB: 1 BB: 1 P: 9	R: 1 E: 0 K: 0 S: 4	H: 1 LOB: 0 BB: 0 P: 4	R: 2 E: 0 K: 0 S: 6	H: 3 LOB: 2 BB: 1 P: 10	R: 0 E: 0 K: 1 S: 6	H: 1 LOB: 1 BB: 0 P: 6	R: 0 E: 0 K: 0 S: 3	H: 0 LOB: 0 BB: 0 P: 3	R: 0 E: 0 K: 0 S: 4	H: 1 LOB: 1 BB: 0 P: 4		R: 0 E: 0 K: 0 S: 4	H: 1 LOB: 1 BB: 0 P: 4	1B: 7 2B: 1 3B: 0 HR: 1	SF: 0 SAC: 0 DP: 0 HBP: 0	WP: 0 PB: 1 SB: 1 CS: 0	PA: 35				
PITCHER	IP	WLS	BF	H	R	ER	SO	BB	IBB	HBP	BLK	WP	HR	S	P	ERA	WHIP										
Dave McNally, L ERA: 3.06 Dave Leonhard, R ERA: 2.74 Jim Hardin, R ERA: 3.57 (1, 1) (5, 1) (7, 1)	4.2	L	23	7	3	3	4	3	0	0	0	0	0	7	7	0.00	0.750										

Batter	1	2	3	4	5	6	7	8	9	AB	R	H	RBI	BB	SO	LOB	TOP								
Don Buford, S OBP: 0.394, SLG: 0.435 (1, 7)										3	0	0	0	1	0	6	<p>Baltimore Orioles @ California Angels Anaheim Stadium, Anaheim, CA Thu Aug 21 1969, 10:05 PM EDT Att: 10,658 - Unknown</p>								
Mark Belanger, R OBP: 0.392, SLG: 0.342 (1, 6)										4	0	2	0	0	0	4									
Frank Robinson, R OBP: 0.419, SLG: 0.565 (1, 3)										4	0	0	0	0	1	3									
Brooks Robinson, R OBP: 0.289, SLG: 0.420 (1, 5)										4	0	0	0	0	1	2									
Merv Rettenmund, R OBP: 0.331, SLG: 0.363 (1, 8)										4	0	0	0	0	0	1									
Davey Johnson, R OBP: 0.384, SLG: 0.381 (1, 4)										4	0	0	0	0	0	0									
Dave May, L OBP: 0.300, SLG: 0.380 (1, 9)										4	0	2	0	0	0	0									
Clay Dalrymple, L OBP: 0.358, SLG: 0.393 (1, 2)										3	0	1	0	0	0	1									
Tom Phoebus, R OBP: 0.254, SLG: 0.250 (1, 1)										1	0	1	0	0	0	0									
Marcelino Lopez, R OBP: 0.333, SLG: 0.167 (4, 1)										1	0	1	0	0	0	0									
Curt Motton, R OBP: 0.429, SLG: 0.648 (7, PH)										0	0	0	0	1	0	0									
Dick Hall, R OBP: 0.500, SLG: 0.400 (7, 1)										0	0	0	0	0	0	0									
Inning Stats	R: 0 E: 0 K: 1 S: 5	H: 0 LOB: 1 BB: 1 P: 9	R: 0 E: 0 K: 0 S: 3	H: 0 LOB: 0 BB: 0 P: 3	R: 0 E: 0 K: 0 S: 3	H: 1 LOB: 0 BB: 0 P: 3	R: 0 E: 0 K: 0 S: 4	H: 1 LOB: 1 BB: 0 P: 4	R: 0 E: 0 K: 0 S: 6	H: 3 LOB: 3 BB: 0 P: 6	R: 0 E: 0 K: 1 S: 5	H: 0 LOB: 0 BB: 0 P: 5	R: 0 E: 0 K: 0 S: 4	H: 1 LOB: 2 BB: 1 P: 8	R: 0 E: 0 K: 0 S: 3	H: 1 LOB: 0 BB: 0 P: 3	R: 0 E: 0 K: 0 S: 3	H: 0 LOB: 0 BB: 0 P: 3	1B: 6 2B: 1 3B: 0 HR: 0	SF: 0 SAC: 0 DP: 1 HBP: 0	WP: 0 PB: 0 SB: 1 CS: 1	PA: 35			
PITCHER Steve Kealey, R ERA: 3.18 (1, 1)	IP: 9.0 WLS: W BF: 34 H: 7 R: 0 ER: 0 SO: 2 BB: 2 IBB: 0 HBP: 0 BLK: 0 WP: 0 HR: 0 S: 36 P: 44 ERA: 0.00 WHIP: 1.000																								

AB 32
R 0
H 7
RBI 0
BB 2
SO 2
LOB 17



Batter	1	2	3	4	5	6	7	8	9	AB	R	H	RBI	BB	SO	LOB	BOTTOM							
Sandy Alomar Sr., S OBP: 0.284, SLG: 0.275 (1, 4)										4	1	2	1	0	0	2	<p>Baltimore Orioles @ California Angels Anaheim Stadium, Anaheim, CA Thu Aug 21 1969, 10:05 PM EDT Att: 10,658 - Unknown</p>							
Jim Spencer, L OBP: 0.306, SLG: 0.366 (1, 3)										4	0	2	1	0	0	2								
Jim Fregosi, R OBP: 0.357, SLG: 0.382 (1, 6)										3	0	0	0	1	1	2								
Jay Johnstone, L OBP: 0.306, SLG: 0.376 (1, 8)										3	0	2	0	1	0	1								
Rick Reichardt, R OBP: 0.320, SLG: 0.387 (1, 7)										3	0	0	0	1	0	4								
Bill Voss, L OBP: 0.308, SLG: 0.310 (1, 9)										2	0	0	0	0	0	2								
Billy Cowan, R OBP: 0.250, SLG: 0.300 (5, PH) (6, 9)										2	0	0	0	0	1	2								
Aurelio Rodriguez, R OBP: 0.285, SLG: 0.318 (1, 5)										4	1	2	0	0	0	2								
Joe Azcue, R OBP: 0.289, SLG: 0.257 (1, 2)										4	0	3	0	0	0	0								
Steve Kealey, R (1, 1)										4	0	0	0	0	3	5								
Inning Stats	R: 1 E: 0 K: 0 S: 5	H: 3 LOB: 1 BB: 0 P: 5	R: 0 E: 0 K: 0 S: 5	H: 2 LOB: 2 BB: 0 P: 5	R: 0 E: 0 K: 0 S: 3	H: 0 LOB: 2 BB: 2 P: 11	R: 1 E: 0 K: 1 S: 7	H: 3 LOB: 1 BB: 0 P: 7	R: 0 E: 0 K: 1 S: 6	H: 1 LOB: 2 BB: 1 P: 10	R: 0 E: 0 K: 1 S: 5	H: 0 LOB: 0 BB: 0 P: 5	R: 0 E: 0 K: 1 S: 6	H: 1 LOB: 1 BB: 0 P: 6	R: 0 E: 0 K: 1 S: 6	H: 1 LOB: 1 BB: 0 P: 6	R: 0 E: 0 K: 1 S: 6	H: 1 LOB: 1 BB: 0 P: 6	1B: 9 2B: 1 3B: 1 HR: 0	SF: 0 SAC: 0 DP: 1 HBP: 0	WP: 0 PB: 0 SB: 0 CS: 0	PA: 36		
PITCHER Tom Phoebus, R ERA: 3.2 (1, 1)	IP: 3.1 WLS: L BF: 19 H: 8 R: 2 ER: 2 SO: 1 BB: 2 IBB: 0 HBP: 0 BLK: 0 WP: 0 HR: 0 S: 19 P: 27 ERA: 5.40 WHIP: 3.000																							
Marcelino Lopez, L ERA: 4.58 (4, 1)	2.2 9 1 0 0 2 0 1 0 0 0 0 12 16 0.00 0.375																							
Dick Hall, R ERA: 1.99 (7, 1)	2.0 8 2 0 0 2 0 0 0 0 0 0 12 12 0.00 1.000																							

AB 33
R 2
H 11
RBI 2
BB 3
SO 5
LOB 22



Batter	1	2	3	4	5	6	7	8	9	AB	R	H	RBI	BB	SO	LOB	TOP								
Mickey Stanley, R (1, 8) OBP: 0.298, SLG: 0.342	F5		G6-4-3			K	1-3			4	0	0	0	0	1	3									
Tom Tresh, S (1, 6) OBP: 0.302, SLG: 0.362	F3		F8			WP HR	1B	1B		4	1	2	0	0	0	1									
Jim Northrup, L (1, 9) OBP: 0.337, SLG: 0.460	K			3-1		E4 HR		S	1B	4	1	1	0	0	1	1									
Norm Cash, L (1, 3) OBP: 0.361, SLG: 0.441		4-3		G3		F3		K		4	0	0	0	0	1	4									
Willie Horton, R (1, 7) OBP: 0.324, SLG: 0.431		3-1		1-3		HR		9-2		4	1	1	3	0	0	2									
Tom Matchick, L (1, 4) OBP: 0.304, SLG: 0.329						F7		L4		4	0	2	0	0	0	0									
Bill Freehan, R (1, 2) OBP: 0.344, SLG: 0.414						K		F8		4	0	0	0	0	2	2									
Don Wert, R (1, 5) OBP: 0.310, SLG: 0.379						K				4	0	2	0	0	2	1									
Denny McLain, R (1, 1) OBP: 0.187, SLG: 0.163						K				2	0	0	0	0	1	2									
Inning Stats	R: 0 E: 0 K: 1 S: 5	H: 0 LOB: 0 BB: 0 P: 5	R: 0 E: 0 K: 1 S: 6	H: 1 LOB: 1 BB: 0 P: 6	R: 0 E: 0 K: 0 S: 4	H: 1 LOB: 1 BB: 0 P: 4	R: 0 E: 0 K: 0 S: 3	H: 0 LOB: 0 BB: 0 P: 3	R: 0 E: 0 K: 3 S: 10	H: 1 LOB: 1 BB: 0 P: 10	R: 3 E: 1 K: 1 S: 8	H: 2 LOB: 1 BB: 0 P: 8	R: 0 E: 0 K: 0 S: 4	H: 1 LOB: 1 BB: 0 P: 4	R: 0 E: 0 K: 1 S: 6	H: 2 LOB: 1 BB: 0 P: 6	R: 0 E: 0 K: 1 S: 5	H: 0 LOB: 0 BB: 0 P: 5	1B: 6 2B: 2 3B: 0 HR: 1	SF: 0 SAC: 1 DP: 2 HBP: 0	WP: 1 PB: 0 SB: 3 CS: 0	PA: 35			
PITCHER	IP	WLS	BF	H	R	ER	SO	BB	IBB	HBP	BLK	WP	HR	S	P	ERA	WHIP								
Tom Murphy, R (1, 1) ERA: 3.67	7.0	L	28	6	3	0	6	0	0	0	0	1	1	40	40	0.00	0.857								
Hoyt Wilhelm, R (8, 1) ERA: 2.64	2.0		7	2	0	0	2	0	0	0	0	0	0	11	11	0.00	1.000								

Detroit Tigers @ California Angels
Anaheim Stadium, Anaheim, CA
Fri Aug 22, 1969, 10:05 PM EDT
Att: 11,709 - Unknown

AB 34
R 3
H 8
RBI 3
BB 0
SO 8
LOB 16



Batter	1	2	3	4	5	6	7	8	9	AB	R	H	RBI	BB	SO	LOB	BOTTOM								
Sandy Alomar Sr., S (1, 4) OBP: 0.281, SLG: 0.272	G3		4-3			F7		F8		4	0	0	0	0	0	2									
Jim Spencer, L (1, 3) OBP: 0.305, SLG: 0.376	HR		F5			F8		F7		4	1	1	1	0	0	0									
Jim Fregosi, R (1, 6) OBP: 0.354, SLG: 0.378	F4					5-3		6-3		4	0	0	0	0	0	0									
Jay Johnstone, L (1, 8) OBP: 0.308, SLG: 0.376						F2		F9		3	0	1	0	1	0	0									
Rick Reichardt, R (1, 7) OBP: 0.322, SLG: 0.388	F3									4	0	2	0	0	1	1									
Bill Voss, L (1, 9) OBP: 0.307, SLG: 0.309						F8		F7		4	0	1	0	0	0	3									
Aurelio Rodriguez, R (1, 5) OBP: 0.287, SLG: 0.320						K		L5		4	0	2	0	0	1	0									
Buck Rodgers, S (1, 2) OBP: 0.333, SLG: 0.269						K		F7		3	0	0	0	0	1	2									
Tom Murphy, R (1, 1) OBP: 0.197, SLG: 0.190						E6		F8		2	0	0	0	0	1	0									
Roger Repoz, L (7, PH) OBP: 0.257, SLG: 0.266										1	0	0	0	0	0	1									
Hoyt Wilhelm, R (8, 1) ERA: 2.64										0	0	0	0	0	0	0									
Inning Stats	R: 1 E: 0 K: 0 S: 5	H: 2 LOB: 1 BB: 0 P: 5	R: 0 E: 0 K: 0 S: 3	H: 2 LOB: 0 BB: 0 P: 3	R: 0 E: 0 K: 1 S: 5	H: 0 LOB: 0 BB: 0 P: 5	R: 0 E: 0 K: 0 S: 4	H: 1 LOB: 1 BB: 0 P: 4	R: 0 E: 0 K: 2 S: 8	H: 0 LOB: 1 BB: 0 P: 8	R: 0 E: 0 K: 0 S: 4	H: 1 LOB: 2 BB: 1 P: 8	R: 0 E: 0 K: 0 S: 3	H: 1 LOB: 1 BB: 0 P: 4	R: 0 E: 0 K: 0 S: 3	H: 0 LOB: 0 BB: 0 P: 3	R: 0 E: 0 K: 1 S: 5	H: 0 LOB: 0 BB: 0 P: 5	1B: 6 2B: 1 3B: 0 HR: 1	SF: 0 SAC: 0 DP: 1 HBP: 0	WP: 0 PB: 0 SB: 0 CS: 1	PA: 34			
PITCHER	IP	WLS	BF	H	R	ER	SO	BB	IBB	HBP	BLK	WP	HR	S	P	ERA	WHIP								
Denny McLain, R (1, 1) ERA: 2.88	9.0	W	34	7	1	1	4	1	0	0	0	0	1	41	45	1.00	0.889								

Detroit Tigers @ California Angels
Anaheim Stadium, Anaheim, CA
Fri Aug 22, 1969, 10:05 PM EDT
Att: 11,709 - Unknown

AB 33
R 1
H 7
RBI 1
BB 1
SO 4
LOB 9



Batter	1	2	3	4	5	6	7	8	9	AB	R	H	RBI	BB	SO	LOB	TOP			
Mickey Stanley, R OBP: 0.300, SLG: 0.350	0-0 HR		0-0 F8		0-0 E 1B		0-0 F7			4	1	2	1	0	0	0	Detroit Tigers @ California Angels Anaheim Stadium, Anaheim, CA Sat Aug 23 1969, 6:33 AM EDT Att: 7,835 - Unknown			
Tom Tresh, S OBP: 0.299, SLG: 0.358	0-3 K		0-0 F8		0-0 F9		0-0 1-3			4	0	0	0	0	1	2				
Al Kaline, R OBP: 0.340, SLG: 0.429	0-3 K		0-0 L6		0-0 L4 G5-4-3			0-0 F2		4	0	0	0	0	1	2				
Willie Horton, R OBP: 0.325, SLG: 0.428	4-0 BB			4-0 BB BB	0-0 G5-4-3			0-0 F3		2	0	0	0	2	0	3				
Bill Freehan, R OBP: 0.343, SLG: 0.421	0-0 F9			0-0 F8		0-0 6-3		0-0 HR		4	1	1	1	0	0	2				
Don Wert, R OBP: 0.306, SLG: 0.374		0-0 F4		0-0 F3		0-0 F8		0-0 F7		4	0	0	0	0	0	1				
Jim Price, R OBP: 0.321, SLG: 0.493		0-0 4-3		4-0 BB		0-0 E6			0-0 F4	3	0	0	0	1	0	0				
Ike Brown, R OBP: 0.317, SLG: 0.342		0-0 2B		0-0 F7		0-0 4-3			0-0 G4-6-3 1B	4	0	2	0	0	0	3				
Mike Kilkenny, R OBP: 0.267, SLG: 0.154	0-3 K2-3				4-0 E 1B		0-3 K		0-0 G4-6-3 1B	1	0	0	0	1	1	1				
Fred Lasher, R OBP: 0.147, SLG: 0.065										0	0	0	0	0	0	0				
Dave Campbell, R OBP: 0.333, SLG: 0.333										1	0	0	0	0	1	0				
Tom Timmermann, R OBP: 0.303, SLG: 0.327										0	0	0	0	0	0	0				
Tom Matchick, L OBP: 0.303, SLG: 0.327										1	0	0	0	0	0	1				
Inning Stats	R: 1 E: 0 K: 2 S: 8	H: 1 LOB: 1 BB: 1 P: 12	R: 0 E: 0 K: 1 S: 6	H: 1 LOB: 0 BB: 0 P: 6	R: 0 E: 0 K: 0 S: 3	H: 0 LOB: 0 BB: 0 P: 3	R: 0 E: 0 K: 0 S: 3	H: 0 LOB: 2 BB: 2 P: 11	R: 0 E: 1 K: 0 S: 4	H: 1 LOB: 1 BB: 0 P: 8	R: 0 E: 0 K: 1 S: 5	H: 0 LOB: 0 BB: 0 P: 5	R: 1 E: 0 K: 0 S: 4	H: 1 LOB: 0 BB: 0 P: 4	R: 0 E: 0 K: 0 S: 3	H: 1 LOB: 0 BB: 0 P: 3	1B: 2 2B: 1 3B: 0 HR: 2	SF: 0 SAC: 0 DP: 2 HBP: 0	WP: 0 PB: 0 SB: 0 CS: 0	PA: 36
PITCHER Rudy May, L ERA: 3.59	IP: 9.0 WLS: W BF: 36 H: 5 R: 2 ER: 2 SO: 4 BB: 4 IBB: 0 HBP: 0 BLK: 0 WP: 0 HR: 2 S: 40 P: 56 ERA: 2.00 WHIP: 1.000															PITCHER				

Batter	1	2	3	4	5	6	7	8	9	AB	R	H	RBI	BB	SO	LOB	BOTTOM			
Sandy Alomar Sr., S OBP: 0.281, SLG: 0.272	0-3 K		0-0 2B 4-3 1B		0-0 F8		0-0 G3			4	1	1	0	0	1	0	Detroit Tigers @ California Angels Anaheim Stadium, Anaheim, CA Sat Aug 23 1969, 6:33 AM EDT Att: 7,835 - Unknown			
Jay Johnstone, L OBP: 0.307, SLG: 0.377	0-3 K		0-0 4-3 2B		0-0 4-3		0-0 L9			4	0	1	0	0	1	0				
Jim Fregosi, R OBP: 0.354, SLG: 0.376	4-0 BB BB		0-0 4-3		0-0 L9		0-0 1-3			3	0	0	1	1	0	1				
Rick Reichardt, R OBP: 0.326, SLG: 0.391	4-0 BB		0-0 F8			0-0 E 5-3 1B		0-0 FC5-6 WP 1B		3	1	2	0	1	0	1				
Bubba Morton, R OBP: 0.377, SLG: 0.445	4-0 BB		0-0 F3			0-0 5-3		0-3 K		2	0	0	0	1	0	2				
Bill Voss, L OBP: 0.306, SLG: 0.307	1-2 2-3 BB					1-2		1-2 K		1	0	0	0	0	1	1				
Aurelio Rodriguez, R OBP: 0.287, SLG: 0.319	0-0 F6				0-0 F3		0-0 E9 HR 1B		0-0 FC5-6	4	1	1	1	0	0	4				
Jim Spencer, L OBP: 0.304, SLG: 0.386		0-3 K			0-0 L9		0-0 HR		0-3 K	4	1	1	2	0	2	1				
Joe Azcue, R OBP: 0.289, SLG: 0.271		0-0 4-3			0-0 HR		0-0 5-3			3	1	1	1	0	0	0				
Rudy May, L OBP: 0.176, SLG: 0.097		0-0 4-3			0-0 4-3		0-0 4-3			3	0	0	0	0	0	0				
Inning Stats	R: 0 E: 0 K: 2 S: 7	H: 0 LOB: 3 BB: 3 P: 19	R: 0 E: 0 K: 1 S: 5	H: 0 LOB: 0 BB: 0 P: 5	R: 1 E: 0 K: 0 S: 5	H: 2 LOB: 1 BB: 0 P: 5	R: 1 E: 0 K: 0 S: 4	H: 1 LOB: 0 BB: 0 P: 4	R: 0 E: 0 K: 0 S: 3	H: 0 LOB: 0 BB: 0 P: 3	R: 3 E: 1 K: 0 S: 6	H: 3 LOB: 0 BB: 0 P: 6	R: 0 E: 0 K: 0 S: 3	H: 0 LOB: 0 BB: 0 P: 3	R: 0 E: 0 K: 2 S: 8	H: 1 LOB: 1 BB: 0 P: 8	1B: 4 2B: 1 3B: 0 HR: 2	SF: 0 SAC: 0 DP: 0 HBP: 0	WP: 1 PB: 0 SB: 0 CS: 0	PA: 34
PITCHER Mike Kilkenny, L ERA: 4.86	IP: 5.1 WLS: L BF: 25 H: 6 R: 5 ER: 5 SO: 3 BB: 3 IBB: 0 HBP: 0 BLK: 0 WP: 0 HR: 2 S: 28 P: 40 ERA: 8.44 WHIP: 1.688															PITCHER				
Fred Lasher, R ERA: 1.93	0.2	2	0	0	0	0	0	0	0	0	0	2	2	0.00	0.000					
Tom Timmermann, R ERA: 2.22	2.0	7	1	0	0	2	0	0	0	0	1	0	11	11	0.00	0.500				

Batter	1	2	3	4	5	6	7	8	9	AB	R	H	RBI	BB	SO	LOB	TOP					
Sandy Alomar Sr. S OBP: 0.282, SLG: 0.274 (1, 4)	4-3	4-3		F5		F8		1B		5	0	1	0	0	0	0						
Jim Spencer L OBP: 0.299, SLG: 0.389 (1, 3)	K	F6		1-3		F9		F2		5	0	0	0	0	1	1						
Jim Fregosi R OBP: 0.351, SLG: 0.379 (1, 6)	1B	6-3		6-3		K		6-3		5	1	1	0	0	1	1						
Jay Johnstone L OBP: 0.308, SLG: 0.377 (1, 8)	1B		4-3		6-3		K		2B	4	2	2	0	1	1	0						
Rick Reichardt R OBP: 0.324, SLG: 0.390 (1, 7)	1B		F8		6-3		F4		2B	5	1	2	2	0	0	1						
Bill Voos L OBP: 0.315, SLG: 0.326 (1, 9)	1B		2B		S			F7		4	3	3	1	1	0	1						
Aurelio Rodriguez R OBP: 0.290, SLG: 0.327 (1, 5)	1B				1B		F8		K	5	0	3	3	0	1	1						
Joe Azcue R OBP: 0.295, SLG: 0.269 (1, 2)	1B							F4	F4	3	0	1	1	2	0	1						
Steve Kealey R (1, 1)	K									2	0	0	0	0	1	5						
Vern Geishert R (3, 1)	K									1	0	0	0	0	1	2						
Ken Tatum R OBP: 0.308, SLG: 0.769 (7, 1)	K							HR		1	1	1	1	0	0	0						
Inning Stats	R: 4 E: 0 K: 2 S: 12	H: 5 LOB: 2 BB: 1 P: 16	R: 0 E: 0 K: 0 S: 3	H: 0 LOB: 0 BB: 0 P: 3	R: 0 E: 0 K: 0 S: 5	H: 2 LOB: 3 BB: 1 P: 9	R: 0 E: 0 K: 0 S: 3	H: 0 LOB: 0 BB: 0 P: 3	R: 1 E: 0 K: 1 S: 6	H: 2 LOB: 2 BB: 2 P: 14	R: 0 E: 0 K: 1 S: 5	H: 0 LOB: 0 BB: 0 P: 5	R: 1 E: 0 K: 1 S: 6	H: 1 LOB: 0 BB: 0 P: 6	R: 1 E: 0 K: 0 S: 5	H: 2 LOB: 1 BB: 0 P: 5	R: 1 E: 0 K: 1 S: 7	H: 2 LOB: 1 BB: 0 P: 7	1B: 8 2B: 4 3B: 0 HR: 2	SF: 0 SAC: 0 DP: 0 HBP: 0	WP: 0 PB: 0 SB: 2 CS: 0	PA: 44
PITCHER	IP	WLS	BF	H	R	ER	SO	BB	IBB	HBP	BLK	WP	HR	S	P	ERA	WHIP					
Steve Hargan R ERA: 5.71 (1, 1)	5.0	L	27	9	5	5	3	2	2	0	0	0	0	29	45	9.00	2.200					
Mike Paul L ERA: 3.71 (6, 1)	2.0		7	1	1	1	2	0	0	0	0	0	1	11	11	4.50	0.500					
Stan Williams R ERA: 4.17 (8, 1)	2.0		10	4	2	2	1	0	0	0	0	0	1	12	12	9.00	2.000					

California Angels @ Cleveland Indians
Cleveland Municipal Stadium, Cleveland, OH
Tue Aug 26 1969, 7:05 PM EDT
Att: 6,808 - Unknown

AB 40
R 8
H 14
RBI 8
BB 4
SO 6
LOB 13



Batter	1	2	3	4	5	6	7	8	9	AB	R	H	RBI	BB	SO	LOB	BOTTOM					
Jose Cardenal R OBP: 0.316, SLG: 0.365 (1, 8)	6-3		1B	PO			K		2B	5	1	3	0	0	1	1						
Lou Klimchok L OBP: 0.332, SLG: 0.432 (1, 5)	HR		1B	PO	F9		F7		6-3	5	1	2	1	0	0	2						
Frank Baker L OBP: 0.392, SLG: 0.608 (1, 7)	1B		BB	1B	4-3		1B		F7	5	0	3	0	0	0	1						
Tony Horton R OBP: 0.333, SLG: 0.490 (1, 3)	5-3		F9		6-3		FC5-4			4	0	1	1	0	0	4						
Ken Harrelson R OBP: 0.339, SLG: 0.437 (1, 9)	K		BB	1B	F4		FC5-4			4	0	1	1	0	1	3						
Duke Sims L OBP: 0.393, SLG: 0.431 (1, 2)		K	BB		K		K		K	3	0	0	0	1	3	0						
Vern Fuller R OBP: 0.293, SLG: 0.339 (1, 4)		K	F8		6-3		1-3			4	0	0	0	0	1	3						
Eddie Leon R OBP: 0.323, SLG: 0.333 (1, 6)				G3			L3			3	1	1	0	1	0	0						
Steve Hargan R OBP: 0.188, SLG: 0.158 (1, 1)							2B			2	0	0	0	0	1	1						
Mike Paul L (6, 1)							1B			0	0	0	0	0	0	0						
Rchie Scheinblum S OBP: 0.255, SLG: 0.247 (7, PH)										1	1	1	1	0	0	0						
Stan Williams R OBP: 0.206, SLG: 0.100 (8, PH)										0	0	0	0	0	0	0						
Russ Snyder L OBP: 0.172, SLG: 0.315 (9, PH)										1	0	0	0	0	1	0						
Inning Stats	R: 1 E: 0 K: 1 S: 7	H: 2 LOB: 1 BB: 0 P: 7	R: 0 E: 0 K: 3 S: 10	H: 1 LOB: 0 BB: 0 P: 10	R: 1 E: 0 K: 0 S: 6	H: 4 LOB: 3 BB: 1 P: 10	R: 0 E: 0 K: 0 S: 3	H: 1 LOB: 0 BB: 0 P: 3	R: 0 E: 0 K: 1 S: 5	H: 0 LOB: 0 BB: 0 P: 5	R: 2 E: 0 K: 1 S: 8	H: 3 LOB: 2 BB: 1 P: 12	R: 0 E: 0 K: 1 S: 5	H: 0 LOB: 0 BB: 0 P: 5	R: 0 E: 0 K: 1 S: 6	H: 1 LOB: 1 BB: 0 P: 6	1B: 8 2B: 3 3B: 0 HR: 1	SF: 0 SAC: 0 DP: 0 HBP: 0	WP: 0 PB: 0 SB: 0 CS: 0	PA: 40		
PITCHER	IP	WLS	BF	H	R	ER	SO	BB	IBB	HBP	BLK	WP	HR	S	P	ERA	WHIP					
Steve Kealey R ERA: 3.66 (1, 1)	2.2		15	7	2	2	4	1	0	0	0	0	0	18	22	4.50	1.000					
Vern Geishert R ERA: 4.5 (3, 1)	4.0	W	15	3	2	2	2	1	0	0	0	0	0	13	13	0.00	0.857					
Ken Tatum R ERA: 1.37 (7, 1)	2.1	S	9	2	0	0	2	0	0	0	0	0	0	13	13	0.00	0.857					

California Angels @ Cleveland Indians
Cleveland Municipal Stadium, Cleveland, OH
Tue Aug 26 1969, 7:05 PM EDT
Att: 6,808 - Unknown

AB 37
R 4
H 12
RBI 4
BB 2
SO 8
LOB 15



Batter	1	2	3	4	5	6	7	8	9	AB	R	H	RBI	BB	SO	LOB	TOP					
Sandy Alomar Sr. S OBP: 0.282, SLG: 0.271 (1, 4)										4	0	0	0	0	0	1						
Jim Spencer L OBP: 0.297, SLG: 0.383 (1, 3)										4	1	1	0	0	1	0						
Jim Fregosi R OBP: 0.357, SLG: 0.388 (1, 6)										3	1	0	0	1	0	0						
Jay Johnstone L OBP: 0.305, SLG: 0.374 (1, 8)										4	0	0	0	0	2	2						
Bill Voss L OBP: 0.316, SLG: 0.325 (1, 9)										3	0	1	0	1	0	0						
Roger Repoz L OBP: 0.282, SLG: 0.272 (1, 7)										4	0	2	2	0	0	1						
Aurelio Rodriguez R OBP: 0.285, SLG: 0.320 (1, 5)										3	0	0	0	0	1	2						
Buck Rodgers S OBP: 0.333, SLG: 0.276 (1, 2)										3	0	1	0	0	1	2						
Jim McGlothlin R OBP: 0.160, SLG: 0.167 (1, 1)										2	0	0	0	0	2	0						
Inning Stats	R: 0 E: 0 K: 1 S: 5	H: 0 LOB: 0 BB: 0 P: 5	R: 0 E: 0 K: 0 S: 3	H: 1 LOB: 0 BB: 0 P: 3	R: 0 E: 0 K: 1 S: 5	H: 0 LOB: 0 BB: 0 P: 5	R: 0 E: 0 K: 0 S: 3	H: 0 LOB: 0 BB: 0 P: 3	R: 0 E: 0 K: 1 S: 5	H: 0 LOB: 0 BB: 0 P: 5	R: 0 E: 0 K: 0 S: 4	H: 1 LOB: 1 BB: 0 P: 4	R: 2 E: 1 K: 3 S: 11	H: 2 LOB: 2 BB: 2 P: 19	R: 0 E: 0 K: 1 S: 5	H: 0 LOB: 0 BB: 0 P: 5	R: 0 E: 0 K: 0 S: 4	H: 1 LOB: 1 BB: 0 P: 4	1B: 5 2B: 0 3B: 0 HR: 0	SF: 0 SAC: 1 DP: 0 HBP: 0	WP: 0 PB: 1 SB: 2 CS: 1	PA: 34
PITCHER	IP	WLS	BF	H	R	ER	SO	BB	IBB	HBP	BLK	WP	HR	S	P	ERA	WHIP					
Jim Hardin R ERA: 3.8 (1, 1)	6.1	L	24	4	2	2	4	1	1	0	0	0	0	30	38	2.84	0.789					
Dave Leonhard R ERA: 2.75 (7, 1)	1.2		5	0	0	0	3	0	0	0	0	0	0	11	11	0.00	0.000					
Pete Richert L ERA: 2.31 (9, 1)	1.0		4	1	0	0	0	0	0	0	0	0	0	4	4	0.00	1.000					

California Angels @ Baltimore Orioles
Memorial Stadium, Baltimore, MD
Fri Aug 29 1969, 7:05 PM EDT
Att: 13,350 - Unknown

AB 30
R 2
H 5
RBI 2
BB 2
SO 7
LOB 8



Batter	1	2	3	4	5	6	7	8	9	AB	R	H	RBI	BB	SO	LOB	BOTTOM							
Don Buford S OBP: 0.394, SLG: 0.423 (1, 4)										3	0	0	0	1	0	3								
Mark Belanger R OBP: 0.351, SLG: 0.339 (1, 6)										4	0	1	1	0	0	1								
Paul Blair R OBP: 0.351, SLG: 0.519 (1, 8)										4	0	2	0	0	0	1								
Boog Powell L OBP: 0.385, SLG: 0.579 (1, 3)										4	0	2	0	0	0	1								
Jim Palmer R OBP: 0.275, SLG: 0.292 (9, PR)										0	0	0	0	0	0	0								
Curt Motton R OBP: 0.423, SLG: 0.627 (1, 7)										4	0	0	0	0	0	3								
Brooks Robinson R OBP: 0.285, SLG: 0.402 (1, 5)										3	0	0	0	1	0	1								
Eliod Hendricks L OBP: 0.325, SLG: 0.384 (1, 2)										4	0	0	0	0	1	4								
Merv Rettenmund R OBP: 0.330, SLG: 0.387 (1, 9)										3	1	2	0	0	1	0								
Jim Hardin R OBP: 0.225, SLG: 0.342 (7, 1)										2	0	0	0	0	0	1								
Dave May L OBP: 0.305, SLG: 0.384 (8, PH)										1	0	1	0	0	0	0								
Chico Salmon R OBP: 0.386, SLG: 0.492 (8, PR)										0	0	0	0	0	0	0								
Pete Richert L OBP: 0.143, SLG: 0.143 (9, 1)										0	0	0	0	0	0	0								
Inning Stats	R: 0 E: 0 K: 0 S: 3	H: 0 LOB: 0 BB: 0 P: 3	R: 0 E: 0 K: 0 S: 3	H: 0 LOB: 0 BB: 0 P: 3	R: 0 E: 0 K: 1 S: 6	H: 1 LOB: 1 BB: 0 P: 6	R: 0 E: 0 K: 0 S: 3	H: 1 LOB: 0 BB: 0 P: 3	R: 0 E: 0 K: 0 S: 3	H: 0 LOB: 0 BB: 0 P: 3	R: 0 E: 0 K: 0 S: 3	H: 0 LOB: 0 BB: 0 P: 3	R: 0 E: 0 K: 1 S: 5	H: 1 LOB: 1 BB: 1 P: 9	R: 0 E: 0 K: 0 S: 4	H: 2 LOB: 2 BB: 1 P: 8	R: 1 E: 0 K: 0 S: 5	H: 2 LOB: 1 BB: 0 P: 5	R: 0 E: 0 K: 0 S: 4	H: 1 LOB: 1 BB: 0 P: 4	1B: 5 2B: 3 3B: 0 HR: 0	SF: 0 SAC: 0 DP: 2 HBP: 0	WP: 0 PB: 0 SB: 0 CS: 1	PA: 35
PITCHER	IP	WLS	BF	H	R	ER	SO	BB	IBB	HBP	BLK	WP	HR	S	P	ERA	WHIP							
Jim McGlothlin R ERA: 2.96 (1, 1)	9.0	W	34	8	1	1	2	2	0	0	0	0	0	36	44	1.00	1.111							

California Angels @ Baltimore Orioles
Memorial Stadium, Baltimore, MD
Fri Aug 29 1969, 7:05 PM EDT
Att: 13,350 - Unknown

AB 32
R 1
H 8
RBI 1
BB 2
SO 2
LOB 15



Batter	1	2	3	4	5	6	7	8	9	AB	R	H	RBI	BB	SO	LOB	TOP											
Sandy Alomar Sr. S OBP: 0.280, SLG: 0.269 (1, 4)	F7		K		K2-3		2-3			4	0	0	0	0	2	1	California Angels @ Baltimore Orioles Memorial Stadium, Baltimore, MD Sat Aug 30 1969, 7:05 PM EDT Att: 10,189 - Unknown											
Jim Spencer L OBP: 0.300, SLG: 0.383 Billy Cowan, R OBP: 0.261, SLG: 0.354 (1, 3) (1, PR) (1, 7)	HBP		5-3			HR	F5			0	0	0	0	0	0	0												
Jim Fregosi, R OBP: 0.358, SLG: 0.386 (1, 6)	1B		F8			1B	2B	BB	F9	2	1	0	0	2	0	0												
Jay Johnstone, L OBP: 0.304, SLG: 0.373 (1, 8)	F3			K			1B		3-1	4	0	1	0	0	1	2												
Bill Voss, L OBP: 0.317, SLG: 0.326 Bubba Morton, R OBP: 0.374, SLG: 0.446 (1, 9) (6, PH) (6, 9)	1B			F8			1B		F6	2	0	1	0	0	0	0												
Roger Repoz, L OBP: 0.281, SLG: 0.288 (1, 7) (1, 3)		E4		HR			F7		F9	4	1	1	1	0	0	1												
Aurelio Rodriguez, R OBP: 0.285, SLG: 0.320 (1, 5)		F7		K			4-3			4	0	1	0	0	1	2												
Joe Azcue, R OBP: 0.297, SLG: 0.269 (1, 2)		K			K				F9	4	0	0	0	0	2	2												
Steve Kealey, R (1, 1)					K					2	0	0	0	0	1	1												
Clyde Wright, R OBP: 0.111, SLG: 0.111 Vern Geisbert, R OBP: 0.278, SLG: 0.294 Winston Lienas, R OBP: 0.278, SLG: 0.294 Hoyt Wilhelm, R (7, 1)	F9				K				2-3	0	0	0	0	0	0	0												
									1B	0	0	0	0	0	0	0												
Inning Stats	R: 0 E: 0 K: 0 S: 3	H: 1 LOB: 2 BB: 1 P: 8	R: 0 E: 1 K: 1 S: 6	H: 0 LOB: 1 BB: 0 P: 6	R: 0 E: 0 K: 1 S: 5	H: 0 LOB: 0 BB: 0 P: 5	R: 1 E: 0 K: 2 S: 8	H: 1 LOB: 0 BB: 0 P: 8	R: 0 E: 0 K: 0 S: 9	H: 0 LOB: 0 BB: 0 P: 9	R: 2 E: 0 K: 0 S: 5	H: 3 LOB: 1 BB: 1 P: 9	R: 0 E: 0 K: 0 S: 4	H: 1 LOB: 1 BB: 0 P: 4	R: 0 E: 0 K: 0 S: 3	H: 0 LOB: 0 BB: 0 P: 3		R: 0 E: 0 K: 0 S: 3	H: 1 LOB: 0 BB: 0 P: 3	1B: 4 2B: 1 3B: 0 HR: 2	SF: 0 SAC: 0 DP: 1 HBP: 1	WP: 0 PB: 0 SB: 0 CS: 0	PA: 35					
PITCHER	IP	WLS	BF	H	R	ER	SO	BB	IBB	HBP	BLK	WP	HR	S	P	ERA		WHIP	PITCHER									
Tom Phoebus, R ERA: 3.25 Marcelino Lopez, L ERA: 4.49 Dave Leonhard, R ERA: 2.64	5.1		22	4	3	3	7	2	0	1	0	0	2	33	42	5.06		1.125										

Batter	1	2	3	4	5	6	7	8	9	AB	R	H	RBI	BB	SO	LOB	BOTTOM											
Don Buford, S OBP: 0.396, SLG: 0.421 (1, 7)	1B		6-3		F8			5-3		2	1	0	0	3	0	2	California Angels @ Baltimore Orioles Memorial Stadium, Baltimore, MD Sat Aug 30 1969, 7:05 PM EDT Att: 10,189 - Unknown											
Mery Rettenmund, R OBP: 0.326, SLG: 0.403 (1, 8)	F9		6-3			HR	SF7	5-3		4	1	1	3	0	0	3												
Frank Robinson, R OBP: 0.425, SLG: 0.563 (1, 9)	F3		1B		F7		F4	6-3		4	0	0	0	1	0	4												
Boog Powell, L OBP: 0.386, SLG: 0.578 (1, 3)	1B		F8				F8			4	0	2	0	0	0	2												
Brooks Robinson, R OBP: 0.286, SLG: 0.403 (1, 5)	F8		1B		1-3			1B		4	1	2	1	0	0	3												
Davey Johnson, R OBP: 0.356, SLG: 0.371 (1, 4)		1B			F3		2B	K		4	1	2	0	0	1	1												
Clay Dalrymple, L OBP: 0.307, SLG: 0.385 Andy Etchebarren, R OBP: 0.382, SLG: 0.412 (1, 2) (6, PH) (7, 2)	F9		4-3				1B	2B		2	0	0	0	0	0	1												
Mark Belanger, R OBP: 0.350, SLG: 0.338 (1, 6)	L7				F8		SH3-4	K		4	0	1	0	0	1	2												
Tom Phoebus, R OBP: 0.254, SLG: 0.250 Marcelino Lopez, R OBP: 0.333, SLG: 0.167 Dave Leonhard, R OBP: 0.136, SLG: 0.100 (1, 1) (6, 1) (6, 1)	F8						HR	1B		2	1	1	0	0	0	0												
										1	0	1	0	0	0	0												
Inning Stats	R: 0 E: 0 K: 0 S: 4	H: 1 LOB: 2 BB: 1 P: 8	R: 0 E: 0 K: 0 S: 4	H: 1 LOB: 1 BB: 0 P: 4	R: 1 E: 0 K: 0 S: 3	H: 1 LOB: 2 BB: 2 P: 11	R: 0 E: 0 K: 0 S: 3	H: 0 LOB: 0 BB: 0 P: 3	R: 2 E: 0 K: 0 S: 6	H: 3 LOB: 1 BB: 0 P: 6	R: 2 E: 0 K: 0 S: 6	H: 3 LOB: 2 BB: 1 P: 10	R: 1 E: 0 K: 2 S: 8	H: 1 LOB: 1 BB: 1 P: 12	R: 0 E: 0 K: 0 S: 4	H: 1 LOB: 1 BB: 0 P: 4		1B: 7 2B: 3 3B: 0 HR: 1	SF: 1 SAC: 1 DP: 0 HBP: 0	WP: 0 PB: 3 SB: 0 CS: 0	PA: 39							
PITCHER	IP	WLS	BF	H	R	ER	SO	BB	IBB	HBP	BLK	WP	HR	S	P	ERA		WHIP	PITCHER									
Steve Kealey, R ERA: 4.07 Clyde Wright, L ERA: 4.53 Vern Geisbert, R ERA: 3.86 Hoyt Wilhelm, R ERA: 2.66	4.2	L	5	3	2	2	0	0	0	0	0	0	5	5	27.00	4.500												

Batter	1	2	3	4	5	6	7	8	9	AB	R	H	RBI	BB	SO	LOB	TOP					
Sandy Alomar Sr., S OBP: 0.284, SLG: 0.272 (1,4)	3-1	FC4-6			F7		FC1-2 BB		1B	4	0	1	0	1	0	2	California Angels @ Washington Senators Robert F. Kennedy Memorial Stadium, Washington, DC Mon Sep 01 1969, 3:33 AM EDT Unknown livebaseballscorecards.com					
Jay Johnstone, L OBP: 0.302, SLG: 0.369 (1,8)	BB 1B		K		G3		FC1-2 FC4-6		K	5	0	1	0	0	2	4						
Jim Fregosi, R OBP: 0.357, SLG: 0.383 (1,6)	1-2 BB		5-3		K		K		L4	4	0	0	0	1	2	4						
Roger Repoz, L OBP: 0.254, SLG: 0.279 (1,9)	F8		K			F8	FC4-6		5-3	5	0	0	0	0	1	6						
Rick Reichardt, R OBP: 0.325, SLG: 0.395 (1,7)	4-3			6-3		FC5-4 1B		1B 1B		4	0	2	0	0	0	2						
Jim Spencer, L OBP: 0.302, SLG: 0.385 (1,3)		1B		E6		F2		F8		4	0	2	0	0	0	2						
Aurelio Rodriguez, R OBP: 0.284, SLG: 0.318 (1,5)		K		E6		FC5-4				4	0	1	0	0	1	3						
Joe Azcue, R OBP: 0.306, SLG: 0.275 (1,2)								BB FC1-2 BB	F3	2	0	1	0	2	0	2						
Tom Murphy, R OBP: 0.190, SLG: 0.183 (1,1)								FC1-2 BB		2	0	0	0	0	1	4						
Bill Voss, L OBP: 0.320, SLG: 0.328 (7, PH)								FC1-2 BB		1	0	1	0	0	0	0						
Lloyd Allen, R OBP: 0.370, SLG: 0.458 (8, PH)										0	0	0	0	0	0	0						
Bubba Morton, R OBP: 0.370, SLG: 0.458 (8, PH)										1	0	0	0	0	1	2						
Greg Washburn, R OBP: 0.370, SLG: 0.458 (8, 1)										0	0	0	0	0	0	0						
Inning Stats	R: 0 E: 0 K: 0 S: 4	H: 1 LOB: 2 BB: 1 P: 8	R: 0 E: 0 K: 2 S: 9	H: 2 LOB: 2 BB: 0 P: 9	R: 0 E: 0 K: 2 S: 7	H: 0 LOB: 0 BB: 0 P: 7	R: 0 E: 1 K: 0 S: 4	H: 1 LOB: 2 BB: 1 P: 8	R: 0 E: 0 K: 1 S: 5	H: 0 LOB: 0 BB: 0 P: 5	R: 0 E: 0 K: 1 S: 4	H: 1 LOB: 1 BB: 0 P: 4	R: 0 E: 0 K: 1 S: 6	H: 1 LOB: 3 BB: 2 P: 14	R: 0 E: 0 K: 1 S: 7	H: 2 LOB: 2 BB: 0 P: 7	R: 0 E: 0 K: 1 S: 6	H: 1 LOB: 1 BB: 0 P: 6	1B: 9 2B: 0 3B: 0 HR: 0	SF: 0 SAC: 0 DP: 0 HBP: 0	WP: 0 PB: 0 SB: 0 CS: 0	PA: 40
PITCHER Joe Coleman, R ERA: 3.26 (1,1)	IP: 9.0 WLS: W BF: 40	H: 9 R: 0 ER: 0 SO: 8	BB: 3 IBB: 1 HBP: 0 BLK: 0	WP: 0 HR: 0 S: 52 P: 68	ERA: 0.00 WHIP: 1.333																	


Batter	1	2	3	4	5	6	7	8	9	AB	R	H	RBI	BB	SO	LOB	BOTTOM			
Del Unser, L OBP: 0.339, SLG: 0.342 (1,8)	4-3		4-3		1B HR					3	1	1	0	1	0	0	California Angels @ Washington Senators Robert F. Kennedy Memorial Stadium, Washington, DC Mon Sep 01 1969, 3:33 AM EDT Unknown livebaseballscorecards.com			
Lee Maye, L OBP: 0.336, SLG: 0.414 (1,9)	CS 2B		F8		K		F9			4	0	1	0	0	1	2				
Frank Howard, R OBP: 0.412, SLG: 0.608 (1,7)			L5				1-3			4	1	2	0	0	0	1				
Ed Stroud, L OBP: 0.360, SLG: 0.392 (8,7)	1B				1-2 HR					0	0	0	0	0	0	0				
Mike Epstein, L OBP: 0.412, SLG: 0.544 (1,3)										4	2	4	3	0	0	0				
Ken McMullen, R OBP: 0.345, SLG: 0.395 (1,5)										4	0	1	0	0	2	3				
Bernie Allen, L OBP: 0.344, SLG: 0.404 (1,4)										3	0	0	0	1	0	2				
Tim Cullen, R OBP: 0.258, SLG: 0.254 (9,4)										0	0	0	0	0	0	0				
Zolio Versailles, R OBP: 0.293, SLG: 0.298 (1,6)										4	0	2	1	0	1	2				
Paul Casanova, R OBP: 0.248, SLG: 0.283 (1,2)										4	0	0	0	0	1	5				
Joe Coleman, R OBP: 0.160, SLG: 0.139 (1,1)										3	0	0	0	0	2	1				
Inning Stats	R: 0 E: 0 K: 1 S: 7	H: 3 LOB: 2 BB: 0 P: 7	R: 0 E: 1 K: 1 S: 6	H: 1 LOB: 0 BB: 0 P: 6	R: 0 E: 0 K: 2 S: 8	H: 0 LOB: 0 BB: 0 P: 3	R: 0 E: 0 K: 2 S: 8	H: 1 LOB: 2 BB: 1 P: 12	R: 3 E: 0 K: 1 S: 8	H: 3 LOB: 0 BB: 0 P: 8	R: 0 E: 0 K: 1 S: 5	H: 0 LOB: 0 BB: 0 P: 5	R: 0 E: 0 K: 1 S: 5	H: 0 LOB: 1 BB: 1 P: 9	R: 1 E: 0 K: 0 S: 5	H: 3 LOB: 1 BB: 0 P: 5	1B: 8 2B: 2 3B: 0 HR: 1	SF: 0 SAC: 0 DP: 1 HBP: 0	WP: 0 PB: 0 SB: 0 CS: 1	PA: 35
PITCHER Tom Murphy, R ERA: 3.7 (1,1)	IP: 6.0 WLS: L BF: 26	H: 8 R: 3 ER: 3 SO: 6	BB: 0 IBB: 1 HBP: 0 BLK: 0	WP: 0 HR: 1 S: 37 P: 41	ERA: 4.50 WHIP: 1.333															
Lloyd Allen, R ERA: 7.1 (7,1)	IP: 1.0 WLS: L BF: 4	H: 0 R: 0 ER: 0 SO: 1	BB: 1 IBB: 0 HBP: 0 BLK: 0	WP: 0 HR: 0 S: 5 P: 9	ERA: 0.00 WHIP: 1.000															
Greg Washburn, R ERA: 8.71 (8,1)	IP: 1.0 WLS: L BF: 5	H: 3 R: 1 ER: 1 SO: 0	BB: 0 IBB: 0 HBP: 0 BLK: 0	WP: 0 HR: 0 S: 5 P: 5	ERA: 9.00 WHIP: 3.000															


Batter	1	2	3	4	5	6	7	8	9	AB	R	H	RBI	BB	SO	LOB	TOP
Sandy Alomar Sr. S OBP: 0.285, SLG: 0.276 (1, 4)										4	0	0	0	0	2	0	California Angels @ Washington Senators Robert F. Kennedy Memorial Stadium, Washington, DC Tue Sep 02 1969, 7:05 PM EDT Unknown livebaseballscorecards.com
Jay Johnstone L OBP: 0.300, SLG: 0.363 (1, 8)										4	0	1	0	0	0	1	
Jim Fregosi R OBP: 0.352, SLG: 0.377 (1, 6)										3	0	0	0	0	0	1	
Rick Reichardt R OBP: 0.323, SLG: 0.392 (1, 7)										3	0	0	0	0	0	1	
Jim Spencer L OBP: 0.306, SLG: 0.385 (1, 3)										3	0	1	0	0	0	0	
Bill Voss L OBP: 0.316, SLG: 0.325 (1, 9)										3	0	0	0	0	0	1	
Aurelio Rodriguez R OBP: 0.283, SLG: 0.319 (1, 5)										3	0	1	0	0	0	0	
Joe Azcue R OBP: 0.303, SLG: 0.272 (1, 2)										3	0	0	0	0	0	1	
Andy Messersmith R OBP: 0.212, SLG: 0.180 Roger Repoz L OBP: 0.256, SLG: 0.277 (9, PH)										2	0	0	0	0	0	0	
Inning Stats	R: 0 E: 0 K: 1 S: 6	H: 1 LOB: 1 BB: 0 P: 6	R: 0 E: 0 K: 0 S: 3	H: 1 LOB: 0 BB: 0 P: 3	R: 0 E: 0 K: 0 S: 3	H: 0 LOB: 0 BB: 0 P: 3	R: 0 E: 0 K: 0 S: 3	H: 0 LOB: 0 BB: 0 P: 3	R: 0 E: 1 K: 0 S: 3	H: 0 LOB: 0 BB: 0 P: 3	R: 0 E: 0 K: 0 S: 3	H: 0 LOB: 0 BB: 0 P: 3	R: 0 E: 0 K: 2 S: 7	H: 0 LOB: 0 BB: 0 P: 7	1B: 3 2B: 1 3B: 0 HR: 0	SF: 0 SAC: 0 DP: 2 HBP: 0	WP: 0 PA: 29 PB: 0 CS: 0
PITCHER Jim Hannan R ERA: 3.44 (1, 1)	IP: 9.0 WLS: W BF: 29 H: 3 R: 0 ER: 0 SO: 3 BB: 0 IBB: 0 HBP: 0 BLK: 0 WP: 0 HR: 0 S: 35 P: 35 ERA: 0.00 WHIP: 0.333																


Batter	1	2	3	4	5	6	7	8	9	AB	R	H	RBI	BB	SO	LOB	BOTTOM
Del Unser L OBP: 0.338, SLG: 0.340 (1, 8)										4	0	0	0	0	0	3	California Angels @ Washington Senators Robert F. Kennedy Memorial Stadium, Washington, DC Tue Sep 02 1969, 7:05 PM EDT Unknown livebaseballscorecards.com
Lee Maye L OBP: 0.336, SLG: 0.430 (1, 7)										4	1	1	1	0	0	0	
Frank Howard R OBP: 0.415, SLG: 0.612 (1, 3)										3	1	2	1	1	0	0	
Ken McMullen R OBP: 0.347, SLG: 0.408 (1, 5)										3	0	0	0	1	1	2	
Bernie Allen L OBP: 0.342, SLG: 0.399 Tim Cullen R OBP: 0.253, SLG: 0.249 (9, 4)										3	0	0	0	1	1	3	
Ed Stroud L OBP: 0.354, SLG: 0.380 (1, 9)										3	0	0	0	1	1	1	
Ed Brinkman R OBP: 0.329, SLG: 0.335 (1, 6)										4	0	1	0	0	0	3	
Jim French L OBP: 0.358, SLG: 0.328 (1, 2)										2	0	0	0	1	0	1	
Jim Hannan R OBP: 0.143, SLG: 0.122 (1, 1)										2	0	0	0	1	2	1	
Inning Stats	R: 1 E: 0 K: 0 S: 4	H: 1 LOB: 1 BB: 1 P: 8	R: 0 E: 0 K: 2 S: 8	H: 1 LOB: 1 BB: 0 P: 8	R: 1 E: 0 K: 0 S: 4	H: 1 LOB: 3 BB: 3 P: 4	R: 0 E: 0 K: 0 S: 3	H: 0 LOB: 1 BB: 1 P: 7	R: 0 E: 0 K: 0 S: 3	H: 0 LOB: 0 BB: 0 P: 3	R: 0 E: 0 K: 1 S: 5	H: 0 LOB: 0 BB: 0 P: 5	R: 0 E: 0 K: 2 S: 8	H: 1 LOB: 2 BB: 1 P: 12	1B: 2 2B: 0 3B: 0 HR: 2	SF: 0 SAC: 0 DP: 0 HBP: 0	WP: 0 PA: 34 PB: 0 CS: 0
PITCHER Andy Messersmith R ERA: 2.57 (1, 1)	IP: 8.0 WLS: L BF: 34 H: 4 R: 2 ER: 2 SO: 5 BB: 5 IBB: 1 HBP: 0 BLK: 0 WP: 0 HR: 2 S: 38 P: 62 ERA: 2.25 WHIP: 1.125																


Batter	1	2	3	4	5	6	7	8	9	AB	R	H	RBI	BB	SO	LOB	TOP																					
Sandy Alomar Sr. S OBP: 0.284, SLG: 0.275 (1,4)	F7		1-3		SH2-4					2	0	0	0	0	0	0	California Angels @ Washington Senators Robert F. Kennedy Memorial Stadium, Washington, DC Tue Sep 02 1969, 7:05 PM EDT Att: 6,042 - Unknown livebaseballscorecards.com																					
Jay Johnstone L OBP: 0.300, SLG: 0.363 (1,8)	F8			1B G3	6-3					3	1	1	0	0	0	1																						
Jim Fregosi R OBP: 0.350, SLG: 0.374 (1,6)	F8			F9	F8					3	0	0	0	0	0	2																						
Rick Reichardt R OBP: 0.323, SLG: 0.391 (1,7)		K		G3 2B	6-3					3	1	1	0	0	1	0																						
Jim Spencer L OBP: 0.303, SLG: 0.381 (1,3)		6-3		G3	K					3	0	0	1	0	1	1																						
Bill Voss L OBP: 0.320, SLG: 0.332 (1,9)				2B	K					3	0	2	1	0	1	0																						
Aurelio Rodriguez R OBP: 0.283, SLG: 0.318 (1,5)		1-4-3		CI						1	0	0	0	0	0	1																						
Buck Rodgers S OBP: 0.300, SLG: 0.229 (1,2)			F8	4-3						2	0	0	0	0	0	2																						
Jim McGlothlin R OBP: 0.173, SLG: 0.180 (1,1)			5-3		SH2-4 1B					2	0	1	0	0	0	0																						
Inning Stats	R: 0 E: 0 K: 0 S: 3	H: 0 LOB: 0 BB: 0 P: 3	R: 0 E: 0 K: 1 S: 6	H: 1 LOB: 1 BB: 0 P: 6	R: 0 E: 0 K: 0 S: 3	H: 0 LOB: 0 BB: 0 P: 3	R: 2 E: 1 K: 0 S: 7	H: 3 LOB: 2 BB: 0 P: 7	R: 0 E: 0 K: 0 S: 4	H: 1 LOB: 1 BB: 0 P: 4	R: 0 E: 0 K: 2 S: 7	H: 0 LOB: 0 BB: 0 P: 7						1B: 4 2B: 1 3B: 0 HR: 0	SF: 0 SAC: 1 DP: 0 HBP: 0	WP: 0 PB: 0 CS: 0	PA: 24																	
PITCHER	IP	WLS	BF	H	R	ER	SO	BB	IBB	HBP	BLK	WP	HR	S	P	ERA	WHIP	PITCHER				IP	WLS	BF	H	R	ER	SO	BB	IBB	HBP	BLK	WP	HR	S	P	ERA	WHIP
Cisco Carlos, R ERA: 5.37 (1,1)	5.0	W	21	5	2	2	1	0	0	0	0	0	0	23	23	3.60	1.000																					
Bob Humphreys, R ERA: 2.95 (6,1)	1.0	S	3	0	0	0	2	0	0	0	0	0	0	7	7	0.00	0.000																					

Batter	1	2	3	4	5	6	7	8	9	AB	R	H	RBI	BB	SO	LOB	BOTTOM																					
Del Unser L OBP: 0.338, SLG: 0.340 (1,8)	F6		F7		G3-6 1B					3	0	1	0	0	0	1	California Angels @ Washington Senators Robert F. Kennedy Memorial Stadium, Washington, DC Tue Sep 02 1969, 7:05 PM EDT Att: 6,042 - Unknown livebaseballscorecards.com																					
Lee Maye L OBP: 0.335, SLG: 0.429 (1,9)	F8		BB 1B		G3-6					3	1	1	0	0	0	1																						
Frank Howard R OBP: 0.415, SLG: 0.611 (1,3)	6-3		BB 1B		BB					1	0	0	0	1	0	0																						
Ken McMullen R OBP: 0.349, SLG: 0.413 (1,5)		4-3 1-4 2B	1B		1-2 2H 3H					2	1	2	2	0	0	0																						
Bernie Allen L OBP: 0.340, SLG: 0.396 (1,4)		4-3 2-3	L3							2	0	0	0	0	0	3																						
Ed Stroud L OBP: 0.350, SLG: 0.376 (1,7)		1-4			6-3					2	0	0	1	0	0	0																						
Ed Brinkman R OBP: 0.328, SLG: 0.334 (1,6)		F7			F8					2	0	0	0	0	0	0																						
Paul Casanova R OBP: 0.249, SLG: 0.287 (1,2)			FC1-5 2B		F8					2	0	1	0	0	0	0																						
Cisco Carlos, R (1,1)			FC1-5 1B		5-3					1	1	0	0	0	0	1																						
Dick Smith, R OBP: 0.063, SLG: 0.063 (5,PH)			1B							1	0	0	0	0	0	0																						
Bob Humphreys, R OBP: 0.143, SLG: 0.077 (6,1)			1B							0	0	0	0	0	0	0																						
Inning Stats	R: 0 E: 0 K: 0 S: 3	H: 0 LOB: 0 BB: 0 P: 3	R: 1 E: 0 K: 0 S: 4	H: 1 LOB: 0 BB: 0 P: 4	R: 2 E: 0 K: 0 S: 6	H: 3 LOB: 2 BB: 1 P: 10	R: 0 E: 0 K: 0 S: 3	H: 0 LOB: 0 BB: 0 P: 3	R: 0 E: 0 K: 0 S: 3	H: 1 LOB: 0 BB: 0 P: 3	R: 0 E: 0 K: 0 S: 3	H: 0 LOB: 0 BB: 0 P: 3					1B: 3 2B: 2 3B: 0 HR: 0	SF: 0 SAC: 0 DP: 1 HBP: 0	WP: 0 PB: 0 CS: 0	PA: 20																		
PITCHER	IP	WLS	BF	H	R	ER	SO	BB	IBB	HBP	BLK	WP	HR	S	P	ERA	WHIP	PITCHER				IP	WLS	BF	H	R	ER	SO	BB	IBB	HBP	BLK	WP	HR	S	P	ERA	WHIP
Jim McGlothlin R ERA: 3.04 (1,1)	5.0	L	20	5	3	3	0	1	0	0	0	0	0	19	23	5.40	1.200																					

Batter	1	2	3	4	5	6	7	8	9	AB	R	H	RBI	BB	SO	LOB	TOP			
Walt Williams, R OBP: 0.341, SLG: 0.376 (1, 7)	F7			F3		F4		G3 1B		4	0	1	0	0	0	0	Chicago White Sox @ California Angels Anaheim Stadium, Anaheim, CA Thu Sep 04 1969, 10:05 PM EDT Att: 5,646 - Unknown AB 28 R 0 H 5 RBI 0 BB 1 SO 6 LOB 10 			
Luis Aparicio, R OBP: 0.349, SLG: 0.367 (1, 6)	G4-6-3 BB			5-3		5-3		G3		3	0	0	0	1	0	2				
Ron Hansen, R OBP: 0.314, SLG: 0.333 Pete Ward, L OBP: 0.345, SLG: 0.378 Danny Murphy, L (8, 1)	G4-6-3 1-2			HBP 1B				F6		3	0	2	0	0	0	1				
Bill Melton, R OBP: 0.321, SLG: 0.432 (1, 5)		K		1-2 HBP		K			6-3	3	0	0	0	0	2	1				
Don Pavletich, R OBP: 0.282, SLG: 0.390 Gail Hopkins, L OBP: 0.346, SLG: 0.375 (9, PH)	K			F9			F6		F9	3	0	0	0	0	1	2				
Buddy Bradford, R OBP: 0.348, SLG: 0.416 (8, 8)	K				6-3		K		6-3	4	0	0	0	0	2	0				
Bobby Knoop, R OBP: 0.303, SLG: 0.314 (1, 4)			F8		F8		1-3			0	0	0	0	0	0	0				
Ken Berry, R OBP: 0.282, SLG: 0.308 Bob Christian, R OBP: 0.217, SLG: 0.238 (8, PH)			F9					FC1-6 1B		2	0	1	0	0	0	0				
Tommy John, R OBP: 0.181, SLG: 0.136 Jose Ortiz, R (8, PH)			K					FC1-6 1B		2	0	0	0	0	1	1				
Tom McCraw, L OBP: 0.304, SLG: 0.327 (8, 3)					L4			1B 1-2		1	0	0	0	0	0	1				
Inning Stats	R: 0 E: 0 K: 0 S: 2	H: 0 LOB: 0 BB: 1 P: 6	R: 0 E: 0 K: 3 S: 9	H: 0 LOB: 0 BB: 0 P: 9	R: 0 E: 0 K: 1 S: 5	H: 0 LOB: 0 BB: 0 P: 5	R: 0 E: 0 K: 0 S: 4	H: 1 LOB: 2 BB: 0 P: 5	R: 0 E: 0 K: 1 S: 6	H: 1 LOB: 1 BB: 0 P: 6	R: 0 E: 0 K: 1 S: 5	H: 0 LOB: 0 BB: 0 P: 5	R: 0 E: 0 K: 0 S: 5	H: 2 LOB: 2 BB: 0 P: 5	R: 0 E: 0 K: 0 S: 3	H: 0 LOB: 0 BB: 0 P: 3	1B: 4 2B: 1 3B: 0 HR: 0	SF: 0 SAC: 0 DP: 1 HBP: 1	WP: 0 PB: 0 SB: 0 CS: 0	PA: 33
PITCHER	IP WLS BF H R ER SO BB IBB HBP BLK WP HR S P ERA WHIP	IP WLS BF H R ER SO BB IBB HBP BLK WP HR S P ERA WHIP																		
Rudy May, L ERA: 3.37 Ken Tatum, R ERA: 1.36	(1, 1) (8, 1)	7.1 W 28 5 0 0 6 1 0 0 0 0 0 0 0 0 0.00 0.818	1.2 S 5 0 0 0 0 0 0 0 0 0 0 0 0 0.00 0.000																	

Batter	1	2	3	4	5	6	7	8	9	AB	R	H	RBI	BB	SO	LOB	BOTTOM			
Sandy Alomar Sr., S OBP: 0.284, SLG: 0.273 (1, 4)	1B FC6-4 BB		1-3			6-3		F5		3	1	0	0	1	0	2	Chicago White Sox @ California Angels Anaheim Stadium, Anaheim, CA Thu Sep 04 1969, 10:05 PM EDT Att: 5,646 - Unknown AB 25 R 1 H 2 RBI 1 BB 3 SO 4 LOB 10 			
Jay Johnstone, L OBP: 0.300, SLG: 0.362 (1, 8)	FC6-4 1B		K			K		F9		4	0	1	0	0	2	2				
Jim Fregosi, R OBP: 0.348, SLG: 0.372 (1, 6)	FC6-4 FC1-6 1-2			F8			5-3			3	0	0	1	0	0	1				
Rick Reichardt, R OBP: 0.324, SLG: 0.389 (1, 7)	FC1-6 FC6-4 1-2			1-3				BB		2	0	0	0	1	0	1				
Bubba Morton, R OBP: 0.365, SLG: 0.446 Bill Voss, L OBP: 0.320, SLG: 0.332 (8, 9)	FC6-4 1-2			K				F7		3	0	0	0	0	1	2				
Aurelio Rodriguez, R OBP: 0.281, SLG: 0.316 (1, 5)		K			4-3			F9		3	0	0	0	0	1	1				
Jim Spencer, L OBP: 0.304, SLG: 0.381 (1, 3)			F4					F3 G1-6-3 1B		3	0	1	0	0	0	0				
Joe Azcue, R OBP: 0.303, SLG: 0.270 (1, 2)			4-3					G1-6-3 1-2		2	0	0	0	1	0	1				
Rudy May, L OBP: 0.158, SLG: 0.086 Ken Tatum, R OBP: 0.438, SLG: 0.867 (8, 1)				1-3				5-3 HBP		2	0	0	0	0	0	0				
Inning Stats	R: 1 E: 0 K: 0 S: 4	H: 1 LOB: 1 BB: 1 P: 8	R: 0 E: 0 K: 1 S: 5	H: 0 LOB: 0 BB: 0 P: 5	R: 0 E: 0 K: 1 S: 5	H: 0 LOB: 0 BB: 0 P: 5	R: 0 E: 0 K: 1 S: 5	H: 0 LOB: 0 BB: 0 P: 5	R: 0 E: 0 K: 1 S: 5	H: 0 LOB: 1 BB: 1 P: 7	R: 0 E: 0 K: 0 S: 3	H: 0 LOB: 2 BB: 1 P: 8	R: 0 E: 0 K: 0 S: 3	H: 0 LOB: 2 BB: 1 P: 8	R: 0 E: 0 K: 0 S: 3	H: 0 LOB: 0 BB: 0 P: 3		1B: 2 2B: 0 3B: 0 HR: 0	SF: 0 SAC: 0 DP: 1 HBP: 1	WP: 0 PB: 0 SB: 0 CS: 0
PITCHER	IP WLS BF H R ER SO BB IBB HBP BLK WP HR S P ERA WHIP	IP WLS BF H R ER SO BB IBB HBP BLK WP HR S P ERA WHIP																		
Tommy John, L ERA: 3.57 Danny Murphy, R ERA: 0.66	(1, 1) (8, 1)	7.0 L 24 2 1 1 4 2 0 0 0 0 0 0 0 0 0.00 1.000	1.0 5 0 0 0 0 0 1 0 1 0 0 0 0 3 8 0.00 1.000																	

Batter	1	2	3	4	5	6	7	8	9	AB	R	H	RBI	BB	SO	LOB	TOP				
Pat Kelly, L OBP: 0.357, SLG: 0.407 (1, 9)	G3-1	2B BB		F9		F7		1-H 2B		4	1	1	1	1	0	0	Kansas City Royals @ California Angels Anaheim Stadium, Anaheim, CA Wed Sep 10 1969, 10:05 PM EDT Att: 6,009 - Unknown AB 34 R 4 H 8 RBI 4 BB 7 SO 8 LOB 21 				
Mike Fiore, L OBP: 0.420, SLG: 0.423 Fran Healy, R OBP: 0.400, SLG: 0.400 (8, PH) (8, 2)	K	2B				P6		K		3	0	1	3	1	1	0					
Lou Piniella, R OBP: 0.268, SLG: 0.427 Scott Northey, R OBP: 0.269, SLG: 0.208 (1, 7) (6, 8)	1B BB			P4		F9			K	2	0	0	0	2	0	1					
Joe Foy, R OBP: 0.360, SLG: 0.369 Dave Morehead, R (4, 1)		P1							G3	3	0	1	0	0	0	3					
Joe Keough, L OBP: 0.266, SLG: 0.213 (5, 8) (6, 7)	1-2 1B			G6-3						2	0	0	0	0	0	0					
Bob Oliver, R OBP: 0.297, SLG: 0.405 (1, 8) (5, 5)	K			F7					G6-4-3	4	0	1	0	0	1	3					
Chris Zachary, L OBP: 0.500, SLG: 0.500 George Spriggs, L OBP: 0.258, SLG: 0.296 Jim Crocker, R OBP: 0.327, SLG: 0.617 (9, PR)	K					1B				0	0	0	0	0	0	0					
Jerry Adair, R OBP: 0.277, SLG: 0.294 Juan Rios, R OBP: 0.261, SLG: 0.278 (5, PR) (5, 6)		1B		K					HBP	3	1	2	0	0	1	0					
Billy Harris, L OBP: 0.400, SLG: 0.600 (9, PH)		2B				1B			K	1	0	0	0	0	1	1					
Buck Martinez, R OBP: 0.259, SLG: 0.355 Jim Campanis, R OBP: 0.184, SLG: 0.208 Chuck Harrison, R OBP: 0.275, SLG: 0.289 (1, 2) (6, 2) (8, 3)		2B 1B				F5			F8	2	1	1	0	1	0	2					
Jackie Hernandez, R OBP: 0.283, SLG: 0.290 Luis Alcaraz, R OBP: 0.348, SLG: 0.250 (1, 6) (5, PH) (5, 4)		P4				F7			G6-3	1	0	0	0	1	0	2					
Bill Butler, L OBP: 0.103, SLG: 0.055 Al Fitzmorris, S Ed Kirkpatrick, L OBP: 0.338, SLG: 0.373 Don O'Riley, R Paul Schaal, R OBP: 0.340, SLG: 0.334 Steve Jones, L OBP: 0.125, SLG: 0.125 Fred Rico, R OBP: 0.333, SLG: 0.375 (1, 1) (2, 1) (3, PH) (3, 1) (4, 9) (5, 1) (7, 9)				L3		K			2B BB	1	0	0	0	0	1	2					
Inning Stats	R: 0 E: 0 K: 2 S: 8	H: 1 LOB: 2 BB: 1 P: 12	R: 3 E: 0 K: 1 S: 8	H: 3 LOB: 2 BB: 2 P: 16	R: 0 E: 0 K: 1 S: 5	H: 0 LOB: 1 BB: 2 P: 13	R: 0 E: 0 K: 0 S: 3	H: 0 LOB: 2 BB: 0 P: 7	R: 0 E: 0 K: 1 S: 7	H: 2 LOB: 3 BB: 0 P: 7	R: 0 E: 0 K: 0 S: 3	H: 1 LOB: 0 BB: 0 P: 3	R: 1 E: 0 K: 1 S: 6	H: 1 LOB: 1 BB: 1 P: 10	R: 0 E: 0 K: 2 S: 7	H: 0 LOB: 1 BB: 0 P: 8		1B: 5 2B: 3 3B: 0 HR: 0	SF: 0 SAC: 0 DP: 1 HBP: 1	WP: 0 PB: 0 SB: 0 CS: 0	PA: 42
PITCHER Andy Messersmith, R ERA: 2.55 (1, 1)	IP: 9.0 WLS: W BF: 42 H: 8 R: 4 ER: 4 SO: 8 BB: 7 IBB: 0 HBP: 1 BLK: 0 WP: 0 HR: 0 S: 50 P: 79 ERA: 4.00 WHIP: 1.667															PITCHER Chris Zachary, R ERA: 9.42 (7, 1)		IP: 2.0 WLS: L BF: 10 H: 4 R: 1 ER: 1 SO: 1 BB: 0 IBB: 0 HBP: 0 BLK: 0 WP: 0 HR: 0 S: 12 P: 12 ERA: 4.50 WHIP: 2.000			

Batter	1	2	3	4	5	6	7	8	9	AB	R	H	RBI	BB	SO	LOB	BOTTOM				
Sandy Alomar Sr., S OBP: 0.293, SLG: 0.280 (1, 4)	G6-3	1B WP 2B BB		FC4-6				G5-3		5	1	2	1	1	0	3	Kansas City Royals @ California Angels Anaheim Stadium, Anaheim, CA Wed Sep 10 1969, 10:05 PM EDT Att: 6,009 - Unknown AB 41 R 11 H 17 RBI 10 BB 9 SO 4 LOB 25 				
Jay Johnstone, L OBP: 0.308, SLG: 0.370 (1, 8)	G5-3 1B	1B		G4-3		FC3-6 1B		1B FC5-4 1B		5	3	2	0	1	0	2					
Jim Fregosi, R OBP: 0.354, SLG: 0.376 Marty Perez, R (6, PR) (9, 6)	G5-3 1B BB	K		F8		WP 2B BB		FC5-4 1B		4	2	2	0	2	1	4					
Rick Reichardt, R OBP: 0.320, SLG: 0.379 (1, 7)	G5-3	2B 1B		G5-3		F5		FC5-4		6	1	1	2	0	1	6					
Bubba Morton, R OBP: 0.366, SLG: 0.453 Bill Voss, L OBP: 0.324, SLG: 0.336 (4, PH) (5, 9)	1B	2B		G4-3		BB 2B		G4-3 P6		2	0	2	5	0	0	0					
Aurelio Rodriguez, R OBP: 0.283, SLG: 0.314 (1, 5)	1B	G6-3		WP 1B BB		1B BB		2B 1B		4	1	3	0	1	0	1					
Jim Spencer, L OBP: 0.307, SLG: 0.374 (1, 3)	F5			G6-3		BB WP 1B		K		4	0	1	0	1	1	3					
Joe Azcue, R OBP: 0.308, SLG: 0.273 (1, 2)		F7		1B		BB		2B		4	1	2	0	1	1	3					
Andy Messersmith, R OBP: 0.240, SLG: 0.191 (1, 1)	WP 1B BB	E7		1B		FC4-6		L7 F8		3	2	1	1	2	0	2					
Inning Stats	R: 2 E: 0 K: 0 S: 6	H: 3 LOB: 2 BB: 1 P: 10	R: 4 E: 0 K: 1 S: 7	H: 2 LOB: 3 BB: 3 P: 19	R: 2 E: 1 K: 0 S: 6	H: 3 LOB: 1 BB: 0 P: 6	R: 1 E: 0 K: 0 S: 5	H: 2 LOB: 3 BB: 2 P: 13	R: 0 E: 0 K: 1 S: 7	H: 2 LOB: 2 BB: 0 P: 7	R: 0 E: 0 K: 1 S: 7	H: 2 LOB: 2 BB: 0 P: 7	R: 1 E: 0 K: 0 S: 5	H: 2 LOB: 1 BB: 0 P: 5	R: 0 E: 0 K: 0 S: 5	H: 0 LOB: 0 BB: 0 P: 5		1B: 14 2B: 3 3B: 0 HR: 0	SF: 0 SAC: 0 DP: 0 HBP: 0	WP: 3 PB: 0 SB: 0 CS: 0	PA: 50
PITCHER Bill Butler, L ERA: 3.98 Al Fitzmorris, R ERA: 4.91 Don O'Riley, R ERA: 8.2 Dave Morehead, R ERA: 5.73 Steve Jones, L ERA: 3.89 (1, 1) (2, 1) (3, 1) (4, 1) (5, 1)	IP: 1.1 WLS: L BF: 9 H: 3 R: 3 ER: 3 SO: 3 BB: 2 IBB: 0 HBP: 0 BLK: 0 WP: 0 HR: 0 S: 7 P: 15 ERA: 20.25 WHIP: 3.750															PITCHER Chris Zachary, R ERA: 9.42 (7, 1)		IP: 2.0 WLS: L BF: 10 H: 4 R: 1 ER: 1 SO: 1 BB: 0 IBB: 0 HBP: 0 BLK: 0 WP: 0 HR: 0 S: 12 P: 12 ERA: 4.50 WHIP: 2.000			

Batter	1	2	3	4	5	6	7	8	9	AB	R	H	RBI	BB	SO	LOB	TOP																																			
Joe Keough, L (1, 8) OBP: 0.286, SLG: 0.209	E3																3	0	0	0	1	1	0																													
Mike Fiore, L (1, 3) OBP: 0.418, SLG: 0.424	K		G4-3																					4	0	1	0	0	1	2																						
Ed Kirkpatrick, L (1, 7) OBP: 0.340, SLG: 0.398	P6																													4	2	2	2	0	0	1																
Joe Foy, R (1, 5) OBP: 0.360, SLG: 0.368	F7																																		4	1	1	0	0	0	1											
Bob Oliver, R (1, 9) OBP: 0.295, SLG: 0.402		K																																				3	0	0	0	0	2	0								
Jerry Adair, R (1, 4) OBP: 0.279, SLG: 0.296	K																																								4	0	2	1	0	2	0					
Elie Rodriguez, R (1, 2) OBP: 0.339, SLG: 0.306			G6-3																																									4	0	0	0	0	0	2		
Jackie Hernandez, R (1, 6) OBP: 0.283, SLG: 0.290				K																																										4	0	1	0	0	2	0
Wally Bunker, R (1, 1) OBP: 0.167, SLG: 0.159					G5-3																																									4	0	0	0	0	2	2
Inning Stats	R: 0 E: 1 K: 1 S: 6	H: 0 LOB: 1 BB: 0 P: 6	R: 0 E: 0 K: 2 S: 7	H: 0 LOB: 0 BB: 0 P: 7	R: 0 E: 0 K: 1 S: 5	H: 0 LOB: 1 BB: 1 P: 9	R: 1 E: 1 K: 0 S: 5	H: 2 LOB: 1 BB: 0 P: 5	R: 0 E: 1 K: 1 S: 6	H: 1 LOB: 2 BB: 0 P: 6	R: 1 E: 0 K: 2 S: 8	H: 1 LOB: 0 BB: 0 P: 8	R: 0 E: 0 K: 2 S: 7	H: 0 LOB: 0 BB: 0 P: 7	R: 0 E: 0 K: 1 S: 5	H: 0 LOB: 0 BB: 0 P: 5	R: 1 E: 0 K: 0 S: 6	H: 3 LOB: 3 BB: 0 P: 6	1B: 4 2B: 1 3B: 0 HR: 2	SF: 0 SAC: 1 DP: 0 HBP: 0	WP: 0 PB: 0 SB: 2 CS: 1	PA: 36																														
PITCHER	IP	WLS	BF	H	R	ER	SO	BB	IBB	HBP	BLK	WP	HR	S	P	ERA	WHIP																																			
Jim McGlothlin, R (1, 1) ERA: 3.03	8.0	L	30	4	2	2	10	1	0	0	0	0	2	49	53	2.25	0.625																																			
Steve Kealey, R (9, 1) ERA: 4.5	1.0		6	3	1	1	0	0	0	0	0	0	0	6	6	9.00	3.000																																			

Kansas City Royals @ California Angels
Anaheim Stadium, Anaheim, CA
Thu Sep 11 1969, 6:33 AM EDT
Att: 4,970 - Unknown

AB 34
R 3
H 7
RBI 3
BB 1
SO 10
LOB 8



Batter	1	2	3	4	5	6	7	8	9	AB	R	H	RBI	BB	SO	LOB	BOTTOM										
Sandy Alomar Sr., S (1, 4) OBP: 0.294, SLG: 0.279																	2	0	0	0	1	0	0				
Bubba Morton, R (8, PH) OBP: 0.394, SLG: 0.451																											
Marty Perez, R (9, 4)																											
Jim Spencer, L (1, 3) OBP: 0.303, SLG: 0.369																											
Jim Fregosi, R (1, 6) OBP: 0.353, SLG: 0.374																											
Jay Johnstone, L (1, 8) OBP: 0.308, SLG: 0.369																											
Rick Reichardt, R (1, 7) OBP: 0.320, SLG: 0.377																											
Bill Voss, L (1, 9) OBP: 0.321, SLG: 0.332																											
Aurelio Rodriguez, R (1, 5) OBP: 0.282, SLG: 0.312																											
Buck Rodgers, S (1, 2) OBP: 0.267, SLG: 0.200																											
Randy Brown, L (8, PH) (9, 2)																											
Jim McGlothlin, R (1, 1) OBP: 0.161, SLG: 0.167																											
Roger Repoz, L (8, PH)																											
Steve Kealey, R (9, 1)																											
Inning Stats	R: 0 E: 1 K: 0 S: 3	H: 0 LOB: 2 BB: 2 P: 11	R: 0 E: 0 K: 0 S: 3	H: 0 LOB: 0 BB: 0 P: 3	R: 0 E: 0 K: 0 S: 3	H: 0 LOB: 0 BB: 0 P: 3	R: 0 E: 0 K: 0 S: 3	H: 0 LOB: 1 BB: 0 P: 4	R: 0 E: 0 K: 1 S: 5	H: 0 LOB: 0 BB: 0 P: 5	R: 0 E: 0 K: 0 S: 3	H: 1 LOB: 0 BB: 0 P: 3	R: 0 E: 1 K: 1 S: 6	H: 0 LOB: 1 BB: 0 P: 6	R: 0 E: 0 K: 0 S: 3	H: 0 LOB: 0 BB: 0 P: 3	1B: 1 2B: 0 3B: 0 HR: 0	SF: 0 SAC: 0 DP: 2 HBP: 1	WP: 0 PB: 0 SB: 0 CS: 0	PA: 31							
PITCHER	IP	WLS	BF	H	R	ER	SO	BB	IBB	HBP	BLK	WP	HR	S	P	ERA	WHIP										
Wally Bunker, R (1, 1) ERA: 3.2	9.0	W	31	1	0	0	2	2	0	1	0	0	0	32	41	0.00	0.333										

Kansas City Royals @ California Angels
Anaheim Stadium, Anaheim, CA
Thu Sep 11 1969, 6:33 AM EDT
Att: 4,970 - Unknown

AB 28
R 0
H 1
RBI 0
BB 2
SO 2
LOB 7




Batter	1	2	3	4	5	6	7	8	9	AB	R	H	RBI	BB	SO	LOB	TOP					
Sandy Alomar Sr. S OBP: 0.292, SLG: 0.277 Billy Cowan, R OBP: 0.296, SLG: 0.397 Marty Perez, R (8.4)	F9		FC5			F7		F8		3	0	0	0	0	0	1	California Angels @ Seattle Pilots Sicks Stadium, Boston, MA Fri Sep 12 1969, 10:05 PM EDT Unknown - 66 F					
Jay Johnstone, L OBP: 0.307, SLG: 0.367	K		L3			FC5-4 BB		F5		3	0	0	0	1	1	2						
Jim Fregosi, R OBP: 0.354, SLG: 0.373	BB			6-3		F7		WP BB		2	0	0	0	2	0	1						
Bubba Morton, R OBP: 0.357, SLG: 0.440	K			K		FC5-4 1-2		K	1-2 2-3	4	0	0	0	0	3	4						
Rick Reichardt, R OBP: 0.317, SLG: 0.374		5-3		F5			4-3		P3	4	0	0	0	0	0	0						
Aurelio Rodriguez, R OBP: 0.283, SLG: 0.320	F9					P4		FC4-6 1B		4	1	2	1	0	0	0						
Jim Spencer, L OBP: 0.300, SLG: 0.364	F7				6-3		1-3		FC4-6 1-2	4	0	0	0	0	0	1						
Joe Azcue, R OBP: 0.310, SLG: 0.276			E4 SH1-3 FC5 1B			F3		K		4	0	2	0	0	1	1						
Rudy May, L OBP: 0.143, SLG: 0.077 Winston Lienas, R OBP: 0.286, SLG: 0.300 Vern Geisbert, R (8.1)			SH1-3 2-3			F8		WP BB 1B		1	0	0	0	0	0	1						
										1	0	1	0	0	0	0						
										0	0	0	0	0	0	0						
Inning Stats	R: 0 E: 0 K: 2 S: 7	H: 0 LOB: 1 BB: 1 P: 11	R: 0 E: 0 K: 0 S: 3	H: 0 LOB: 0 BB: 0 P: 3	R: 0 E: 1 K: 0 S: 4	H: 1 LOB: 1 BB: 0 P: 4	R: 0 E: 0 K: 1 S: 5	H: 0 LOB: 0 BB: 0 P: 5	R: 0 E: 0 K: 0 S: 4	H: 1 LOB: 1 BB: 0 P: 4	R: 0 E: 0 K: 0 S: 3	H: 0 LOB: 1 BB: 1 P: 7	R: 1 E: 0 K: 0 S: 4	H: 1 LOB: 0 BB: 0 P: 4	R: 0 E: 0 K: 1 S: 6	H: 1 LOB: 2 BB: 1 P: 10	R: 0 E: 0 K: 1 S: 6	H: 1 LOB: 1 BB: 0 P: 6	1B: 4 2B: 0 3B: 0 HR: 1	SF: 0 SAC: 1 DP: 0 HBP: 0	WP: 1 PB: 0 SB: 0 CS: 0	PA: 35
PITCHER George Brunet, L ERA: 4.55	IP: 9.0 WLS: W BF: 35 H: 5 R: 1 ER: 1 SO: 5 BB: 3 IBB: 0 HBP: 0 BLK: 0 WP: 1 HR: 1 S: 42 P: 54 ERA: 1.00 WHIP: 0.889															PITCHER						

Batter	1	2	3	4	5	6	7	8	9	AB	R	H	RBI	BB	SO	LOB	BOTTOM			
Tommy Harper, R OBP: 0.355, SLG: 0.318	S E 1B	5-3			S 1B		S 1B BB			3	1	2	0	1	0	0	California Angels @ Seattle Pilots Sicks Stadium, Boston, MA Fri Sep 12 1969, 10:05 PM EDT Unknown - 66 F			
Steve Howley, L OBP: 0.260, SLG: 0.390	E3 1B 1-H		G6-4-3 1B		K 1-2		1-H 1B			4	0	2	0	0	1	1				
Wayne Comer, R OBP: 0.362, SLG: 0.394	K		F9			HR		P4		4	1	1	1	0	1	2				
Danny Walton, R OBP: 0.283, SLG: 0.417	K		G6-4-3 1-2		F8		K		K	4	0	0	0	0	2	2				
Greg Goossen, R OBP: 0.407, SLG: 0.554 John Kennedy, R OBP: 0.337, SLG: 0.344 Don Mincher, L OBP: 0.366, SLG: 0.455	CS 1B					K		1B 2B		4	0	3	0	0	1	0				
Jim Pagliaroni, R OBP: 0.325, SLG: 0.444	F8				K	FC5-4 1B		2-H 1B		4	0	2	1	0	1	3				
John Donaldson, L OBP: 0.320, SLG: 0.285		6-3			K	FC5-4 1-2		4-3		4	0	0	0	0	1	4				
Ray Oyler, R OBP: 0.263, SLG: 0.270	F8			CS 1-2	F8		K			3	0	0	0	0	1	0				
George Brunet, R OBP: 0.167, SLG: 0.182		HR			K		6-3			3	1	1	1	0	1	0				
										1B: 8 2B: 1 3B: 0 HR: 2	SF: 0 SAC: 0 DP: 1 HBP: 0	WP: 0 PB: 0 SB: 3 CS: 1	PA: 35							
Inning Stats	R: 1 E: 1 K: 2 S: 10	H: 2 LOB: 2 BB: 0 P: 10	R: 1 E: 0 K: 0 S: 4	H: 1 LOB: 0 BB: 0 P: 4	R: 0 E: 0 K: 2 S: 7	H: 1 LOB: 0 BB: 0 P: 7	R: 0 E: 0 K: 2 S: 8	H: 1 LOB: 1 BB: 0 P: 8	R: 1 E: 0 K: 1 S: 7	H: 2 LOB: 1 BB: 0 P: 7	R: 0 E: 0 K: 1 S: 5	H: 1 LOB: 2 BB: 1 P: 9	R: 1 E: 0 K: 1 S: 7	H: 2 LOB: 2 BB: 0 P: 7	R: 0 E: 0 K: 1 S: 7	H: 2 LOB: 2 BB: 0 P: 7	1B: 8 2B: 1 3B: 0 HR: 2	SF: 0 SAC: 0 DP: 1 HBP: 0	WP: 0 PB: 0 SB: 3 CS: 1	PA: 35
PITCHER Rudy May, L ERA: 3.4 Vern Geisbert, R ERA: 6.61	IP: 7.0 WLS: L BF: 29 H: 9 R: 3 ER: 2 SO: 8 BB: 1 IBB: 0 HBP: 0 BLK: 0 WP: 0 HR: 2 S: 44 P: 48 ERA: 2.57 WHIP: 1.429															PITCHER				

Batter	1	2	3	4	5	6	7	8	9	10	AB	R	H	RBI	BB	SO	LOB	TOP				
Sandy Alomar Sr., S OBP: 0.295, SLG: 0.279	4-0 G1-6-3 BB		0-0 1B		0-0 1-2 1B		0-0 1-2 1B		0-0 4-3		4	0	2	0	1	0	1	California Angels @ Seattle Pilots Sicks Stadium, Boston, MA Fri Sep 12 1969, 10:05 PM EDT Att: 5,085 - Unknown				
Jim Spencer, L OBP: 0.295, SLG: 0.359	0-0 G1-6-3		0-0 L3		0-0 P5		0-0 4-3		0-0 G3		5	0	0	0	0	0	6					
Jim Fregosi, R OBP: 0.356, SLG: 0.377	0-0 1B		0-0 1-2 2-3 G4-6-3 1B			0-3 K		0-0 WP 1B 2B		0-0 6-3		5	1	3	0	0	1		0			
Jay Johnstone, L OBP: 0.311, SLG: 0.374	0-0 1B		0-0 G4-6-3			0-0 FC5-2-4 3B		0-0 SH3-4 1B		0-3 K		4	0	3	1	0	0		3			
Roger Repoz, L OBP: 0.252, SLG: 0.273	1-2 1B		1-2 1B			0-0 FC5-2-5 3B		0-0 SH3-4 1B		0-0 1B		1	0	0	0	0	1		0			
Rick Reichardt, R OBP: 0.317, SLG: 0.373	0-0 5-3					0-3 K		0-0 SH3-4 1B		0-0 1B		4	0	1	0	0	1		3			
Bill Voss, L OBP: 0.316, SLG: 0.327		0-0 G3				0-0 F5		0-0 F8		0-0 4-3		5	0	0	0	0	1		4			
Aurelio Rodriguez, R OBP: 0.283, SLG: 0.319		0-0 1-3				0-0 P6		0-0 6-3				3	0	0	0	1	0		0			
Randy Brown, L OBP: 0.283, SLG: 0.319		0-0 1-3				0-0 G3		0-0 1B BB 4-3				3	0	0	0	1	0		2			
Rickey Clark, R OBP: 0.500, SLG: 0.500					0-0 1B 1B		0-0 1-3 BB		0-3 K		1	0	1	0	0	0	0		0			
Clyde Wright, L OBP: 0.250, SLG: 0.111											0	0	0	0	1	0	0	0				
Ken Tatum, R OBP: 0.368, SLG: 0.722											2	0	0	0	0	1	1	0				
Inning Stats	R: 0 E: 0 K: 0 S: 4	H: 2 LOB: 2 BB: 1 P: 8	R: 0 E: 0 K: 0 S: 3	H: 0 LOB: 0 BB: 0 P: 3	R: 0 E: 0 K: 0 S: 5	H: 3 LOB: 2 BB: 0 P: 5	R: 0 E: 0 K: 1 S: 5	H: 0 LOB: 0 BB: 0 P: 5	R: 0 E: 0 K: 0 S: 3	H: 1 LOB: 1 BB: 0 P: 8	R: 0 E: 0 K: 0 S: 4	H: 1 LOB: 2 BB: 1 P: 8	R: 1 E: 0 K: 0 S: 5	H: 2 LOB: 2 BB: 1 P: 9	R: 0 E: 0 K: 1 S: 5	H: 0 LOB: 0 BB: 0 P: 5	R: 0 E: 0 K: 1 S: 6	H: 1 LOB: 1 BB: 0 P: 6	1B: 8 2B: 1 3B: 1 HR: 0	SF: 0 SAC: 1 DP: 2 HBP: 0	WP: 1 PA: 42 PB: 0 SB: 0 CS: 0	
PITCHER	IP WLS BF H R ER SO ERA WHIP	IP WLS BF H R ER SO ERA WHIP	IP WLS BF H R ER SO ERA WHIP	IP WLS BF H R ER SO ERA WHIP	IP WLS BF H R ER SO ERA WHIP	IP WLS BF H R ER SO ERA WHIP	IP WLS BF H R ER SO ERA WHIP	IP WLS BF H R ER SO ERA WHIP	IP WLS BF H R ER SO ERA WHIP	IP WLS BF H R ER SO ERA WHIP	IP WLS BF H R ER SO ERA WHIP	IP WLS BF H R ER SO ERA WHIP	IP WLS BF H R ER SO ERA WHIP	IP WLS BF H R ER SO ERA WHIP	IP WLS BF H R ER SO ERA WHIP	IP WLS BF H R ER SO ERA WHIP	IP WLS BF H R ER SO ERA WHIP	IP WLS BF H R ER SO ERA WHIP	IP WLS BF H R ER SO ERA WHIP	IP WLS BF H R ER SO ERA WHIP	IP WLS BF H R ER SO ERA WHIP	IP WLS BF H R ER SO ERA WHIP
Skip Lockwood, R ERA: 3.0	7.0	31	9	1	3	3	0	0	0	0	0	0	0	0	0	0	0	1.29	1.714			
Diego Segui, R ERA: 3.56	1.0	4	0	0	0	0	1	0	0	0	0	0	0	0	0	0	0	0.00	0.000			
Bob Locker, R ERA: 3.3	2.0	7	1	0	2	0	0	0	0	0	0	0	0	0	0	0	0	0.00	0.500			

AB	37
R	1
H	10
RBI	1
BB	4
SO	5
LOB	20



Batter	1	2	3	4	5	6	7	8	9	10	AB	R	H	RBI	BB	SO	LOB	BOTTOM			
Tommy Harper, R OBP: 0.356, SLG: 0.318	0-0 6-3	0-3 K			0-0 6-3 SH1-4 BB		0-0 1B FC4-2 1B	0-0 6-3			4	0	1	1	1	1	3	California Angels @ Seattle Pilots Sicks Stadium, Boston, MA Fri Sep 12 1969, 10:05 PM EDT Att: 5,085 - Unknown			
John Donaldson, L OBP: 0.319, SLG: 0.285	0-0 3-1		0-0 5-3		0-0 SH1-4		0-0 FC4-2 1B	0-0 F7			4	0	1	0	0	0	3				
Wayne Comer, R OBP: 0.365, SLG: 0.394	4-0 2B BB		0-0 E5 CS		0-0 6-3		0-0 FC4-2 BB		0-0 WP 1B		3	0	1	0	2	0	1				
Steve Hovley, L OBP: 0.357, SLG: 0.380	0-0 1-3 2B		0-0 5-3		0-0 4-3		0-0 FC4-2 G5-4-3		0-0 P6		5	0	1	0	0	0	6				
Danny Walton, R OBP: 0.276, SLG: 0.385	4-0 BB				0-0 1-3		0-0 K		0-0 F3		4	0	0	0	1	1	4				
Don Mincher, L OBP: 0.365, SLG: 0.452	0-0 G3				0-3 K		0-3 K		0-3 K		3	0	0	0	1	2	3				
Mike Hegan, L OBP: 0.427, SLG: 0.461											0	1	0	0	0	0	0				
Greg Goossen, R OBP: 0.403, SLG: 0.549								0-0 1B SH1-4 BB		0-3 K		1	0	0	0	0	1				
Jerry McNertney, R OBP: 0.294, SLG: 0.370		0-0 1B			0-0 2B 1B		0-0 E6 BB		0-0 SH1-4		3	0	2	0	0	0	0				
Fred Stanley, R OBP: 1.000, SLG: 1.333		0-0 1-5-4 1B			0-0 2B		0-0 FC6-4 BB		0-0 6-3 HBP 1B		3	0	3	0	1	0	0				
Skip Lockwood, R ERA: 5.59	2.0	3	0	0	1	2	0	0	0	0	0	0	0	0	0	0	0	2.500			
Diego Segui, R ERA: 4.5	3.2	16	2	0	3	2	0	0	0	0	0	0	0	0	0	0	0	1.091			
Ken Tatum, R ERA: 1.38	3.1	16	4	1	1	2	0	1	0	1	0	15	24	2.70	1.800						
Inning Stats	R: 0 E: 0 K: 0 S: 4	H: 1 LOB: 3 BB: 2 P: 12	R: 0 E: 0 K: 1 S: 6	H: 2 LOB: 1 BB: 0 P: 6	R: 0 E: 1 K: 0 S: 3	H: 0 LOB: 0 BB: 0 P: 3	R: 0 E: 0 K: 1 S: 7	H: 2 LOB: 2 BB: 0 P: 7	R: 0 E: 0 K: 0 S: 3	H: 0 LOB: 1 BB: 1 P: 7	R: 0 E: 1 K: 2 S: 8	H: 0 LOB: 2 BB: 1 P: 12	R: 0 E: 0 K: 0 S: 4	H: 2 LOB: 2 BB: 1 P: 8	R: 1 E: 0 K: 0 S: 4	H: 1 LOB: 3 BB: 1 P: 9	R: 0 E: 0 K: 1 S: 6	H: 1 LOB: 1 BB: 0 P: 6	1B: 7 2B: 3 3B: 0 HR: 0	SF: 0 SAC: 2 DP: 2 HBP: 1	WP: 1 PA: 42 PB: 0 SB: 1 CS: 1
PITCHER	IP WLS BF H R ER SO ERA WHIP	IP WLS BF H R ER SO ERA WHIP	IP WLS BF H R ER SO ERA WHIP	IP WLS BF H R ER SO ERA WHIP	IP WLS BF H R ER SO ERA WHIP	IP WLS BF H R ER SO ERA WHIP	IP WLS BF H R ER SO ERA WHIP	IP WLS BF H R ER SO ERA WHIP	IP WLS BF H R ER SO ERA WHIP	IP WLS BF H R ER SO ERA WHIP	IP WLS BF H R ER SO ERA WHIP	IP WLS BF H R ER SO ERA WHIP	IP WLS BF H R ER SO ERA WHIP	IP WLS BF H R ER SO ERA WHIP	IP WLS BF H R ER SO ERA WHIP	IP WLS BF H R ER SO ERA WHIP	IP WLS BF H R ER SO ERA WHIP	IP WLS BF H R ER SO ERA WHIP	IP WLS BF H R ER SO ERA WHIP	IP WLS BF H R ER SO ERA WHIP	IP WLS BF H R ER SO ERA WHIP

AB	33
R	1
H	9
RBI	1
BB	6
SO	5
LOB	27



Batter	1	2	3	4	5	6	7	8	9	AB	R	H	RBI	BB	SO	LOB	TOP								
Sandy Alomar Sr. S OBP: 0.294, SLG: 0.278 (1, 4)	0-0 4-3		0-0 4-3			0-0 BB 1B 1B	0-0 6-3		0-3 K	5	1	1	0	0	1	1									
Jim Spencer L OBP: 0.300, SLG: 0.364 (1, 3)	0-0 F9		4-0 BB			0-0 1B BB 1B	0-0 F8		0-0 1B 2B	4	2	2	0	1	0	0									
Jim Fregosi R OBP: 0.356, SLG: 0.376 (1, 6)	0-0 F8		0-0 F8			4-0 1B 1B	0-3 K		0-0 1B 2-H	4	1	1	1	1	1	2									
Rick Reichardt R OBP: 0.315, SLG: 0.371 (1, 7)		0-0 L5		0-0 F8		0-0 BB 1B 1B		0-0 F7	0-0 4-3	5	0	1	1	0	0	1									
Bill Voss L OBP: 0.317, SLG: 0.328 Billy Cowan R OBP: 0.291, SLG: 0.400 (6, PH) (6, 9)		0-0 1B		0-0 4-3		1-2 2-3 3-H 0-0 1B		0-0 F7		2	0	1	0	0	0	0									
Roger Repoz L OBP: 0.252, SLG: 0.272 (1, 8)	0-3 K		0-0 P6			1-2 2-H 3-H 0-3 K		0-0 E 1B		4	0	1	0	0	2	3									
Aurelio Rodriguez R OBP: 0.281, SLG: 0.315 (1, 5)	0-0 F8			0-0 F3		0-0 F9		0-0 E4		4	0	0	0	0	0	4									
Randy Brown L OBP: 0.333, SLG: 0.143 (1, 2)			0-0 4-3 SH3 1B		0-3 K	4-0 1B 1B		0-0 4-3		3	0	1	0	1	1	2									
Tom Murphy R OBP: 0.175, SLG: 0.172 Steve Kealey R (7, 1) Winston Llenas R OBP: 0.273, SLG: 0.286 (9, PH)			0-0 SH3		0-3 K	0-3 K			0-3 K	2	0	0	0	0	2	3									
Inning Stats	R: 0 E: 0 K: 0 S: 3	H: 0 LOB: 0 BB: 0 P: 3	R: 0 E: 0 K: 1 S: 6	H: 1 LOB: 1 BB: 0 P: 6	R: 0 E: 0 K: 0 S: 4	H: 1 LOB: 2 BB: 1 P: 8	R: 0 E: 0 K: 0 S: 3	H: 0 LOB: 0 BB: 0 P: 3	R: 0 E: 0 K: 2 S: 7	H: 0 LOB: 0 BB: 0 P: 7	R: 3 E: 0 K: 2 S: 11	H: 4 LOB: 3 BB: 2 P: 19	R: 0 E: 0 K: 1 S: 5	H: 0 LOB: 0 BB: 0 P: 5	R: 0 E: 1 K: 0 S: 5	H: 1 LOB: 2 BB: 0 P: 5	R: 1 E: 0 K: 2 S: 9	H: 2 LOB: 1 BB: 0 P: 9	1B: 8 2B: 1 3B: 0 HR: 0	SF: 0 SAC: 1 DP: 0 HBP: 0	WP: 0 PB: 0 SB: 0 CS: 0	PA: 40			
PITCHER	IP	WLS	BF	H	R	ER	SO	BB	IBB	HBP	BLK	WP	HR	S	P	ERA	WHIP								
Marty Pattin R ERA: 5.68 (1, 1)	5.0		22	5	3	3	3	2	0	0	0	0	0	26	34	5.40	1.400								
John O'Donoghue L ERA: 3.43 (6, 1)	0.1		2	1	0	0	1	0	0	0	0	0	0	4	4	0.00	3.000								
Diego Segui R ERA: 3.53 (6, 1)	3.2	W	16	3	1	1	4	1	0	0	0	0	0	23	27	2.46	1.091								

California Angels @ Seattle Pilots
Sicks Stadium, Boston, MA
Sat Sep 13 1969, 10:05 PM EDT
Unknown - 62 F

AB 36
R 4
H 9
RBI 4
BB 3
SO 8
LOB 16





Batter	1	2	3	4	5	6	7	8	9	AB	R	H	RBI	BB	SO	LOB	BOTTOM								
Tommy Harper R OBP: 0.353, SLG: 0.315 (1, 5)	0-3 K		0-0 F8		0-0 6-3	0-0 F7				4	0	0	0	0	1	1									
John Donaldson L OBP: 0.324, SLG: 0.286 (1, 4)	0-0 F8			4-0 FC6-4 BB	0-0 S 1B		4-0 L5-3 BB			2	0	1	0	2	0	0									
Wayne Comer R OBP: 0.362, SLG: 0.390 (1, 9)	0-0 4-3			0-0 FC6-4 1B 1-2	0-0 F8		0-0 L5-3		0-0 1-2	4	1	0	0	0	0	3									
Steve Hovley L OBP: 0.363, SLG: 0.394 (1, 8)		4-0 G4-6-3 BB		0-0 1B 1B		0-0 1B 1B		0-0 4-3		3	2	2	0	1	0	0									
Danny Walton R OBP: 0.290, SLG: 0.393 (1, 7)		0-0 P4		0-0 1B 1B		0-0 1B E 1B		0-0 F8		4	1	2	1	0	0	1									
Don Mincher L OBP: 0.386, SLG: 0.452 (1, 3)		0-0 G4-6-3		0-0 1B 1B		0-0 E 1B 1B		0-0 F8		4	1	2	2	0	0	1									
Jerry McNertney R OBP: 0.294, SLG: 0.369 (1, 2)			0-0 FC6-4 1B		0-0 K		0-0 E6 1B 1-3		0-0 F8	4	1	1	0	0	1	3									
Ray Oyler R OBP: 0.261, SLG: 0.268 Sandy Valdespino L OBP: 0.320, SLG: 0.277 Fred Stanley R OBP: 1.000, SLG: 1.333 (6, PH) (7, 6)			0-0 FC6-4 FC9-6 1-2		0-0 F2		0-0 L4			2	0	0	0	0	0	3									
Marty Pattin R OBP: 0.172, SLG: 0.158 John O'Donoghue R OBP: 0.091, SLG: 0.182 Diego Segui R OBP: 0.207, SLG: 0.148 (6, 1) (6, 1)			0-0 FC9-6 1-2		0-0 G3		0-0 1B			1	0	0	0	0	0	0									
Inning Stats	R: 0 E: 0 K: 1 S: 5	H: 0 LOB: 0 BB: 0 P: 5	R: 0 E: 0 K: 0 S: 2	H: 0 LOB: 0 BB: 1 P: 6	R: 0 E: 0 K: 0 S: 4	H: 1 LOB: 1 BB: 0 P: 4	R: 2 E: 0 K: 1 S: 8	H: 3 LOB: 2 BB: 1 P: 12	R: 0 E: 0 K: 0 S: 4	H: 1 LOB: 1 BB: 0 P: 4	R: 4 E: 1 K: 0 S: 7	H: 4 LOB: 0 BB: 0 P: 7	R: 0 E: 0 K: 0 S: 2	H: 0 LOB: 0 BB: 1 P: 6	R: 0 E: 0 K: 0 S: 3	H: 0 LOB: 0 BB: 0 P: 3	R: 0 E: 0 K: 0 S: 3	H: 0 LOB: 0 BB: 0 P: 3	1B: 9 2B: 1 3B: 0 HR: 0	SF: 0 SAC: 0 DP: 2 HBP: 0	WP: 0 PB: 0 SB: 1 CS: 0	PA: 34			
PITCHER	IP	WLS	BF	H	R	ER	SO	BB	IBB	HBP	BLK	WP	HR	S	P	ERA	WHIP								
Tom Murphy R ERA: 3.73 (1, 1)	6.0	L	28	9	6	5	2	2	0	0	0	0	0	30	38	7.50	1.833								
Steve Kealey R ERA: 4.2 (7, 1)	2.0		6	0	0	0	0	1	0	0	0	0	0	5	9	0.00	0.500								

California Angels @ Seattle Pilots
Sicks Stadium, Boston, MA
Sat Sep 13 1969, 10:05 PM EDT
Unknown - 62 F

AB 31
R 6
H 9
RBI 5
BB 3
SO 2
LOB 15



Batter	1	2	3	4	5	6	7	8	9	AB	R	H	RBI	BB	SO	LOB	TOP											
Sandy Alomar Sr. S OBP: 0.297, SLG: 0.280 (1, 4)	0-0 1-3		0-0 F7		4-0 S 3B BB		0-0 1B		0-0 S 1B	4	2	2	0	1	0	0	California Angels @ Seattle Pilots Sicks Stadium, Boston, MA Sat Sep 13 1969, 10:05 PM EDT Att: 11,184 - Unknown AB 35 R 4 H 9 RBI 4 BB 4 SO 6 LOB 14											
Jim Spencer L OBP: 0.304, SLG: 0.373 (1, 3)	0-0 BB 1B		0-0 P5		0-0 1-H 3B		0-0 1-2 9-3		0-0 1-H 1B	5	1	3	2	0	0	1												
Jim Fregosi R OBP: 0.355, SLG: 0.373 (1, 6)	4-0 1B 1-2 BB		0-3 K		0-0 F7		0-3 K		0-0 F8	4	0	0	0	1	2	2												
Rick Reichardt R OBP: 0.313, SLG: 0.367 (1, 7)	0-3 K			0-0 F9		0-0 5-3		0-3 K		4	0	0	0	0	2	2												
Bill Voss L OBP: 0.322, SLG: 0.333 (1, 9)	0-0 1-3 2-H 1B			0-0 1B		0-0 S 1B		0-3 K		4	1	3	1	0	1	0												
Roger Repoz L OBP: 0.257, SLG: 0.269 (1, 8)	0-0 F9			0-0 P5		4-0 1B 1-2 BB		4-0 FC5-4 BB		2	0	0	0	2	0	3												
Aurelio Rodriguez R OBP: 0.281, SLG: 0.315 (1, 5)		0-0 1-3		0-0 P5		0-0 1-3 2-H 1B		0-0 FC5-4 1-2		4	0	1	1	0	0	2												
Joe Azcue R OBP: 0.306, SLG: 0.272 (1, 2)		0-0 5-3			0-0 F7		0-0 FC1-2-5		0-0 F5	4	0	0	0	0	0	2												
Eddie Fisher R (1, 1)		0-3 K			0-0 P3		0-0 4-3		0-0 5-3	4	0	0	0	0	1	2												
Ken Tatum R OBP: 0.368, SLG: 0.722 (9, 1)										0	0	0	0	0	0	0												
Inning Stats	R: 1 E: 0 K: 1 S: 7	H: 2 LOB: 2 BB: 1 P: 11	R: 0 E: 0 K: 1 S: 5	H: 0 LOB: 0 BB: 0 P: 5	R: 0 E: 0 K: 1 S: 5	H: 0 LOB: 0 BB: 0 P: 5	R: 0 E: 0 K: 0 S: 4	H: 1 LOB: 1 BB: 0 P: 4	R: 1 E: 0 K: 0 S: 4	H: 1 LOB: 1 BB: 1 P: 8	R: 1 E: 0 K: 0 S: 5	H: 2 LOB: 2 BB: 1 P: 9	R: 0 E: 0 K: 1 S: 5	H: 1 LOB: 0 BB: 0 P: 5	R: 0 E: 0 K: 2 S: 7	H: 0 LOB: 1 BB: 1 P: 11		R: 1 E: 0 K: 0 S: 5	H: 2 LOB: 1 BB: 0 P: 5	1B: 8 2B: 1 3B: 1 HR: 0	SF: 0 SAC: 0 DP: 1 HBP: 0	WP: 0 PB: 0 SB: 4 CS: 0	PA: 39					
PITCHER	IP	WLS	BF	H	R	ER	SO	BB	IBB	HBP	BLK	WP	HR	S	P	ERA		WHIP										
Miguel Fuentes, R ERA: 2.2 (1, 1)	5.1	L	25	6	3	3	3	3	0	0	0	0	0	28	40	5.06		1.688										
Dootley Womack, R ERA: 3.25 (6, 1)	0.2		2	0	0	0	0	0	0	0	0	0	0	2	2	0.00		0.000										
John Gelnar, R ERA: 3.44 (7, 1)	3.0		12	3	1	1	3	1	0	0	0	0	0	17	21	3.00		1.333										

Batter	1	2	3	4	5	6	7	8	9	AB	R	H	RBI	BB	SO	LOB	BOTTOM										
John Kennedy R OBP: 0.324, SLG: 0.330 (1, 5)	0-3 K		0-0 6-3			0-0 F2			0-0 P3	4	0	0	0	0	1	2	California Angels @ Seattle Pilots Sicks Stadium, Boston, MA Sat Sep 13 1969, 10:05 PM EDT Att: 11,184 - Unknown AB 31 R 2 H 6 RBI 2 BB 1 SO 3 LOB 7										
John Donaldson L OBP: 0.323, SLG: 0.283 (1, 4)	0-0 F7			0-0 6-3			0-0 F7		4-0 1B 1-2 BB	3	0	0	0	1	0	0											
Wayne Comer R OBP: 0.359, SLG: 0.387 (1, 9)	0-0 6-3			0-0 F8			0-0 6-3		0-0 F9	4	0	0	0	0	0	2											
Steve Hovley L OBP: 0.365, SLG: 0.395 (1, 8)		0-0 G6-4-3 1B		0-0 P6			0-3 K		0-0 1-2 2-H 1B	4	0	2	1	0	1	0											
Danny Walton R OBP: 0.273, SLG: 0.367 (1, 7)		0-0 G6-4-3 1-2			0-0 6-3			0-0 F7	0-3 K	4	0	0	0	0	1	3											
Don Mincher L OBP: 0.396, SLG: 0.452 (1, 3)		0-0 CS 1B			0-0 G3			0-0 F8		3	0	1	0	0	0	0											
Jim Pagliaroni R OBP: 0.322, SLG: 0.434 (1, 2)		0-0 CS 1-2	0-0 L5		0-0 F8			0-0 5-3		3	0	0	0	0	0	0											
Fred Stanley R OBP: 0.714, SLG: 1.167 (1, 6)			0-0 4-3			0-0 F5			0-0 1B 3B	3	1	1	0	0	0	0											
Miguel Fuentes, R OBP: 0.600, SLG: 0.950 (6, 1)						0-0 6-3			0-0 1B 3B	1	0	1	0	0	0	0											
Dootley Womack, L OBP: 0.197, SLG: 0.197 (6, 1)										0	0	0	0	0	0	0											
Sandy Virdeseno, L OBP: 0.316, SLG: 0.275 (7, 1)										0	0	0	0	0	0	0											
John Gelnar, R OBP: 0.344, SLG: 0.462 (6, 1)										0	0	1	1	0	0	0											
Steve Whitaker, R OBP: 0.347, SLG: 0.462 (6, 1)										0	1	0	0	0	0	0											
Mike Hagan, L OBP: 0.427, SLG: 0.441 (6, 1)										0	1	0	0	0	0	0											
Inning Stats	R: 0 E: 0 K: 1 S: 5	H: 0 LOB: 0 BB: 0 P: 5	R: 0 E: 0 K: 0 S: 3	H: 2 LOB: 0 BB: 0 P: 3	R: 0 E: 0 K: 0 S: 4	H: 1 LOB: 1 BB: 0 P: 4	R: 0 E: 0 K: 0 S: 3	H: 0 LOB: 0 BB: 0 P: 3	R: 0 E: 0 K: 0 S: 3	H: 0 LOB: 0 BB: 0 P: 3	R: 0 E: 0 K: 1 S: 5	H: 0 LOB: 0 BB: 0 P: 5	R: 0 E: 0 K: 0 S: 3	H: 0 LOB: 0 BB: 0 P: 3	R: 2 E: 0 K: 1 S: 8	H: 3 LOB: 2 BB: 1 P: 12		1B: 5 2B: 0 3B: 1 HR: 0	SF: 0 SAC: 0 DP: 1 HBP: 0	WP: 0 PB: 0 SB: 0 CS: 1	PA: 33						
PITCHER	IP	WLS	BF	H	R	ER	SO	BB	IBB	HBP	BLK	WP	HR	S	P	ERA		WHIP									
Eddie Fisher, R ERA: 3.58 (1, 1)	8.0	W	27	5	2	2	2	2	0	0	0	0	0	31	31	2.25	0.625										
Ken Tatum, R ERA: 1.35 (9, 1)	1.0	S	5	1	0	0	1	1	0	0	0	0	0	6	10	0.00	2.000										

Batter	1	2	3	4	5	6	7	8	9	AB	R	H	RBI	BB	SO	LOB	TOP								
Sandy Alomar Sr. S OBP: 0.288, SLG: 0.281 (1, 4)	0-0 6-3		0-0 S 4-3 6-3 1B	0-0 F8			0-0 SH1-4 1B	0-0 1-3		5	2	2	0	0	0	3									
Jim Spencer L OBP: 0.303, SLG: 0.372 (1, 3)	0-0 BB 1B		0-0 4-3		0-3 K		0-0 SH1-4 1-2	0-0 F8		4	0	1	0	0	0	1									
Jim Fregosi R OBP: 0.359, SLG: 0.375 (1, 6)	4-0 1-2 BB		0-0 6-3		4-0 G5-3 1B BB		0-0 3B 1B	0-0 E 5-3 1B		3	1	2	2	2	0	0									
Rick Reichardt R OBP: 0.316, SLG: 0.374 (1, 7)	0-3 K		0-0 1B		0-0 1-2 1B		0-0 1-2 3B	0-0 5-3		5	0	3	1	0	1	3									
Billy Cowan R OBP: 0.275, SLG: 0.376 (1, 8)	0-0 6-3		0-0 6-3		0-0 G5-3 2-3f		0-3 K	0-0 E5		5	0	0	0	0	1	7									
Jarvis Tatum R OBP: 0.143, SLG: 0.143 (1, 9)		0-3 K		0-0 SH1-4 1B		0-0 5-3		0-3 K		5	0	1	0	0	3	3									
Aurelio Rodriguez R OBP: 0.282, SLG: 0.322 (1, 5)		0-0 6-3		0-0 F7		0-0 HR		0-0 CS 5-3 1B		4	1	2	1	0	0	1									
Joe Azcue R OBP: 0.309, SLG: 0.275 (1, 2)		0-0 WP 1B		0-0 SH1-4 1B		0-0 3-1		0-0 5-3		4	0	2	0	0	0	1									
Andy Messersmith R OBP: 0.244, SLG: 0.197 (1, 1)	0-3 K		0-3 SH1-4		0-0 SH1-4		0-0 1-3	0-0 1B		3	0	1	0	0	1	1									
Inning Stats	R: 0 E: 0 K: 1 S: 6	H: 1 LOB: 2 BB: 1 P: 10	R: 0 E: 0 K: 2 S: 8	H: 1 LOB: 1 BB: 0 P: 8	R: 1 E: 0 K: 0 S: 5	H: 2 LOB: 1 BB: 0 P: 5	R: 0 E: 0 K: 0 S: 5	H: 2 LOB: 2 BB: 0 P: 5	R: 0 E: 0 K: 1 S: 5	H: 1 LOB: 1 BB: 1 P: 9	R: 1 E: 0 K: 0 S: 4	H: 1 LOB: 0 BB: 0 P: 4	R: 2 E: 0 K: 2 S: 10	H: 3 LOB: 1 BB: 0 P: 10	R: 0 E: 0 K: 0 S: 4	H: 2 LOB: 1 BB: 0 P: 4	R: 0 E: 1 K: 1 S: 7	H: 1 LOB: 2 BB: 0 P: 7	1B: 12 2B: 0 3B: 1 HR: 1	SF: 0 SAC: 2 DP: 1 HBP: 0	WP: 1 PB: 0 SB: 1 CS: 1	PA: 42			
PITCHER	IP	WLS	BF	H	R	ER	SO	BB	IBB	HBP	BLK	WP	HR	S	P	ERA	WHIP								
Steve Barber, L ERA: 5.3 (1, 1)	6.1	L	30	10	4	4	4	2	0	0	0	1	1	36	44	5.68	1.895								
Doolley Womack, R ERA: 3.17 (7, 1)	1.2		7	3	0	0	2	0	0	0	0	0	0	11	11	0.00	1.800								
Bob Locker, R ERA: 3.26 (9, 1)	1.0		5	1	0	0	1	0	0	0	0	0	0	7	7	0.00	1.000								

California Angels @ Seattle Pilots
Sicks Stadium, Boston, MA
Sun Sep 14 1969, 6:33 AM EDT
Att. 4,216 - Unknown - 60 F

AB 38
R 4
H 14
RBI 4
BB 2
SO 7
LOB 20



Batter	1	2	3	4	5	6	7	8	9	AB	R	H	RBI	BB	SO	LOB	BOTTOM								
Tommy Harper R OBP: 0.351, SLG: 0.312 (1, 5)	0-3 K		0-3 K		0-0 F7			0-3 K		4	0	0	0	0	3	0									
John Donaldson L OBP: 0.319, SLG: 0.279 (1, 4)	0-3 K		0-0 4-3		0-0 F8			0-0 F8		4	0	0	0	0	1	0									
Wayne Comer R OBP: 0.358, SLG: 0.384 (1, 9)	0-0 P4			4-0 BB 1B BB		0-0 5-3		0-0 F8		3	1	0	0	1	0	0									
Steve Hovley L OBP: 0.363, SLG: 0.393 (1, 8)		0-0 4-3		0-3 K		0-0 4-3		0-0 S 1B		4	1	1	0	0	1	1									
Danny Walton R OBP: 0.271, SLG: 0.349 (1, 7)		1-0 BB HBP		0-0 F8		0-3 K		0-3 K		3	0	0	0	0	2	2									
Don Mincher L OBP: 0.367, SLG: 0.451 (1, 3)		0-0 F5		4-0 FC5 1B BB		0-0 F8		0-0 F8		3	0	1	1	1	0	1									
Mike Hegan L OBP: 0.427, SLG: 0.461 (9, FR)		0-0 F5		1-2 BB		0-0 F8		0-0 2-H 1B		0	0	0	0	0	0	0									
Jerry McNertney R OBP: 0.296, SLG: 0.368 (1, 2)		4-0 1-2 BB		0-0 1-2 2-H 1B		0-0 F8		0-0 F9		3	0	1	1	1	0	1									
Fred Stanley R OBP: 0.500, SLG: 0.778 (1, 6)		0-3 K		0-0 FC5		0-3 K				3	0	0	0	0	2	4									
Steve Barber L OBP: 0.273, SLG: 0.333 (1, 1)			0-3 K		0-3 K			0-0 5-3		2	0	0	0	0	2	0									
Doolley Womack L OBP: 0.197, SLG: 0.167 (7, 1)										0	0	0	0	0	0	0									
Sandy Valdespino L OBP: 0.315, SLG: 0.273 (8, PH)										1	0	0	0	0	0	0									
Bob Locker S OBP: 0.143, SLG: 0.077 (9, 1)										0	0	0	0	0	0	0									
Inning Stats	R: 0 E: 0 K: 2 S: 7	H: 0 LOB: 0 BB: 0 P: 7	R: 0 E: 0 K: 1 S: 5	H: 0 LOB: 2 BB: 1 P: 10	R: 0 E: 0 K: 2 S: 7	H: 0 LOB: 0 BB: 0 P: 7	R: 1 E: 0 K: 1 S: 6	H: 1 LOB: 2 BB: 2 P: 14	R: 0 E: 0 K: 1 S: 5	H: 0 LOB: 0 BB: 0 P: 5	R: 0 E: 0 K: 1 S: 5	H: 0 LOB: 0 BB: 0 P: 5	R: 0 E: 0 K: 1 S: 5	H: 0 LOB: 0 BB: 0 P: 5	R: 0 E: 0 K: 1 S: 5	H: 0 LOB: 1 BB: 0 P: 5	R: 1 E: 0 K: 1 S: 7	H: 2 LOB: 1 BB: 0 P: 7	1B: 3 2B: 0 3B: 0 HR: 0	SF: 0 SAC: 0 DP: 0 HBP: 1	WP: 0 PB: 0 SB: 1 CS: 0	PA: 34			
PITCHER	IP	WLS	BF	H	R	ER	SO	BB	IBB	HBP	BLK	WP	HR	S	P	ERA	WHIP								
Andy Messersmith R ERA: 2.53 (1, 1)	9.0	W	34	3	2	2	11	3	0	1	0	0	0	52	65	2.00	0.667								

California Angels @ Seattle Pilots
Sicks Stadium, Boston, MA
Sun Sep 14 1969, 6:33 AM EDT
Att. 4,216 - Unknown - 60 F

AB 30
R 2
H 3
RBI 2
BB 3
SO 11
LOB 9



Batter	1	2	3	4	5	6	7	8	9	AB	R	H	RBI	BB	SO	LOB	TOP					
Sandy Alomar Sr. S OBP: 0.297, SLG: 0.279	F3		F9			BB	F9			3	0	0	0	1	0	1	California Angels @ Chicago White Sox Comiskey Park, Chicago, IL Mon Sep 15 1969, 8:05 PM EDT Att: 3,181 - Unknown					
Jim Spencer L OBP: 0.300, SLG: 0.367	3-1			3-1		K2-3		4-3		4	0	0	0	0	1	1						
Jim Fregosi R OBP: 0.360, SLG: 0.381	3B			F7			SH 3B 2B	F8		4	1	2	0	0	0	0						
Jay Johnstone L OBP: 0.310, SLG: 0.372	4-3			4-3			SH 3B BB	3-1		3	1	0	0	1	0	1						
Rick Reichardt R OBP: 0.316, SLG: 0.373		6-3			G5-4-3 BB		SH 3B	F9		2	1	0	0	1	0	0						
Bill Voss L OBP: 0.322, SLG: 0.339	F7				F8		1-2 2-3 PB 3B	4-3		4	1	1	3	0	0	1						
Aurelio Rodriguez R OBP: 0.280, SLG: 0.319	K				G5-4-3 1-2		1-3	F7		4	0	0	0	0	1	1						
Joe Azcue R OBP: 0.309, SLG: 0.273			F9				F8	IBB		2	0	0	0	1	0	0						
Jim McGlothlin R OBP: 0.155, SLG: 0.161							K	F7		2	0	0	0	0	2	0						
Roger Repoz L (7, PH) OBP: 0.257, SLG: 0.269			K							0	0	0	0	0	0	0						
Billy Cowan R (7, PH) OBP: 0.272, SLG: 0.372										1	0	0	0	0	0	1						
Ken Tatum R (7, 1) OBP: 0.368, SLG: 0.722										0	0	0	0	0	0	0						
Inning Stats	R: 0 E: 0 K: 0 S: 4	H: 1 LOB: 1 BB: 0 P: 4	R: 0 E: 0 K: 1 S: 5	H: 0 LOB: 0 BB: 0 P: 5	R: 0 E: 0 K: 1 S: 5	H: 0 LOB: 0 BB: 0 P: 5	R: 0 E: 0 K: 0 S: 3	H: 0 LOB: 0 BB: 0 P: 3	R: 0 E: 0 K: 0 S: 2	H: 0 LOB: 0 BB: 1 P: 6	R: 0 E: 0 K: 2 S: 7	H: 0 LOB: 1 BB: 1 P: 11	R: 4 E: 0 K: 0 S: 6	H: 2 LOB: 1 BB: 2 P: 14	R: 0 E: 0 K: 0 S: 3	H: 0 LOB: 0 BB: 0 P: 3	R: 0 E: 0 K: 0 S: 3	H: 0 LOB: 0 BB: 0 P: 3	1B: 0 2B: 1 3B: 2 HR: 0	SF: 0 SAC: 1 DP: 1 HBP: 0	WP: 0 PB: 1 CS: 0	PA: 34
PITCHER	IP WLS BF H R ER SO BB IBB HBP BLK WP HR S P ERA WHIP																					
Fred Rath R (1, 1) ERA: 5.68	6.1 L 26 3 4 4 4 3 1 0 0 0 0 0 30 46 5.68 0.947																					
Danny Lazar L (7, 1) ERA: 6.59	1.2 5 0 0 0 0 0 0 0 0 0 0 0 5 5 0.00 0.000																					
Dan Osinski R (9, 1) ERA: 3.59	1.0 3 0 0 0 0 0 0 0 0 0 0 0 3 3 0.00 0.000																					

AB	29
R	4
H	3
RBI	3
BB	4
SO	4
LOB	6



Batter	1	2	3	4	5	6	7	8	9	AB	R	H	RBI	BB	SO	LOB	BOTTOM	
Walt Williams R OBP: 0.336, SLG: 0.365	K		6-3			2-3			1-3	4	0	0	0	0	1	0	California Angels @ Chicago White Sox Comiskey Park, Chicago, IL Mon Sep 15 1969, 8:05 PM EDT Att: 3,181 - Unknown	
Luis Aparicio R OBP: 0.342, SLG: 0.354	5-3			G5-4-3 1B			F9			4	0	2	0	0	0	0		
Tom McCraw L (1, 8) OBP: 0.313, SLG: 0.335	BB			F5			F7			3	0	0	0	1	0	2		
Bill Melton R OBP: 0.323, SLG: 0.433	F8			G5-4-3 1-2			5-3			4	0	0	0	0	0	3		
Gail Hopkins L (1, 3) OBP: 0.349, SLG: 0.379				4-1				BB 1B		3	0	2	0	0	0	0		
Bob Christian R (1, 7) OBP: 0.272, SLG: 0.280			F9		G1-6-3 1B			F4		3	0	1	0	0	0	2		
Doug Adams L (1, 2) OBP: 0.250, SLG: 0.143			9-3		G1-6-3 1-2			BB		2	0	0	0	1	0	2		
Bobby Knoop R (1, 4) OBP: 0.305, SLG: 0.326										2	0	0	0	0	1	0		
Pete Ward L (8, PH) OBP: 0.348, SLG: 0.371										1	0	0	0	0	1	2		
Ron Hansen R (9, 4) OBP: 0.319, SLG: 0.329										0	0	0	0	0	0	0		
Fred Rath R (1, 1) OBP: 0.319, SLG: 0.329										2	0	0	0	0	0	0		
Danny Lazar L (7, 1) OBP: 0.319, SLG: 0.329										0	0	0	0	0	0	0		
Bob Spence L (8, PH) OBP: 0.319, SLG: 0.329										1	0	0	0	0	0	2		
Dan Osinski R (9, 1) OBP: 0.319, SLG: 0.329										0	0	0	0	0	0	0		
Inning Stats	R: 0 E: 0 K: 1 S: 5	H: 0 LOB: 1 BB: 1 P: 9	R: 0 E: 0 K: 0 S: 3	H: 1 LOB: 0 BB: 0 P: 3	R: 0 E: 0 K: 0 S: 3	H: 0 LOB: 0 BB: 0 P: 3	R: 0 E: 0 K: 0 S: 3	H: 1 LOB: 0 BB: 0 P: 3	R: 0 E: 0 K: 1 S: 6	H: 0 LOB: 0 BB: 1 P: 10	R: 0 E: 0 K: 0 S: 4	H: 1 LOB: 1 BB: 0 P: 4	R: 0 E: 0 K: 0 S: 4	H: 1 LOB: 1 BB: 0 P: 4	1B: 5 2B: 1 3B: 0 HR: 0	SF: 0 SAC: 0 DP: 3 HBP: 0	WP: 0 PB: 0 CS: 0	PA: 31
PITCHER	IP WLS BF H R ER SO BB IBB HBP BLK WP HR S P ERA WHIP																	
Jim McGlothlin R (1, 1) ERA: 2.94	6.0 W 19 3 0 0 2 1 0 0 0 0 0 0 22 26 0.00 0.667																	
Ken Tatum R (7, 1) ERA: 1.31	3.0 S 12 2 0 0 1 1 0 0 0 0 0 0 13 17 0.00 1.000																	

AB	29
R	0
H	5
RBI	0
BB	2
SO	3
LOB	13



Batter	1	2	3	4	5	6	7	8	9	AB	R	H	RBI	BB	SO	LOB	TOP					
Sandy Alomar Sr. S (1.4)	1-3		BB 1B		3-1		1B 1B		PB S 1B	5	1	3	0	0	0	0	California Angels @ Chicago White Sox Comiskey Park, Chicago, IL Tue Sep 16 1969, 8:05 PM EDT Att: 3,509 - Unknown					
Bill Voos L (1.9)	F G1 BB		F6		K		1B 1B		1B	3	0	1	1	2	1	2						
Jim Fregosi R (1.6)	G1		BB BB BB		1B		1B 1B		F9	4	0	2	1	1	0	3						
Jay Johnstone L (1.8)	E4 FC5-4		F7		F8		G4-6-3 1B			4	0	0	0	0	0	7						
Rick Reichardt R (1.7)	FC5-4		6-3				K		F7	4	0	0	0	0	1	5						
Roger Repoz L (1.3)		3-1			F5		3-1		K	4	0	0	0	0	1	0						
Aurelio Rodriguez R (1.5)		K			F9		K		G3	4	0	0	0	0	2	0						
Buck Rodgers S (1.2)		3-1					1B 1B BB		G3	3	1	1	0	1	0	0						
Clyde Wright R (1.1)							F9		6-3	2	0	1	0	0	0	1						
Vern Geisbert R (6.1)			BB 1B		5-3					0	0	0	0	0	0	0						
Winston Llenas R (7. PH)										1	0	0	0	0	0	1						
Eddie Fisher R (7.1)										0	0	0	0	0	0	0						
Bubba Morton R (9. PH)										1	0	0	0	0	0	0						
Inning Stats	R: 0 E: 1 K: 0 S: 4	H: 0 LOB: 2 BB: 1 P: 8	R: 0 E: 0 K: 1 S: 5	H: 0 LOB: 0 BB: 0 P: 5	R: 0 E: 0 K: 0 S: 5	H: 2 LOB: 3 BB: 1 P: 9	R: 0 E: 0 K: 0 S: 4	H: 1 LOB: 1 BB: 0 P: 4	R: 0 E: 0 K: 1 S: 6	H: 1 LOB: 1 BB: 0 P: 6	R: 0 E: 0 K: 2 S: 7	H: 0 LOB: 0 BB: 0 P: 7	R: 2 E: 0 K: 0 S: 5	H: 3 LOB: 1 BB: 1 P: 9	R: 0 E: 0 K: 1 S: 5	H: 0 LOB: 0 BB: 0 P: 5	R: 0 E: 0 K: 0 S: 4	H: 1 LOB: 2 BB: 1 P: 8	1B: 8 2B: 0 3B: 0 HR: 0	SF: 0 SAC: 0 DP: 1 HBP: 0	WP: 0 PB: 1 SB: 1 CS: 0	PA: 39
PITCHER	IP WLS BF H R ER SO BB IBB HBP BLK WP HR S P ERA WHIP																					
Joe Horlen R (1.1)	6.1 W 29 6 2 2 4 3 0 0 0 0 0 0 34 46 2.84 1.421																					
Danny Murphy R (7.1)	2.2 S 10 2 0 0 1 1 0 0 0 0 0 0 11 15 0.00 1.125																					

Batter	1	2	3	4	5	6	7	8	9	AB	R	H	RBI	BB	SO	LOB	BOTTOM			
Walt Williams R (1.9)	G1-6-3 1B 1B		WP 7-2 2B		6-3		2-3 S 1B			4	1	3	0	0	0	1	California Angels @ Chicago White Sox Comiskey Park, Chicago, IL Tue Sep 16 1969, 8:05 PM EDT Att: 3,509 - Unknown			
Luis Aparicio R (1.6)	G1-6-3 1B		7-2		5-3		2-3 BB			3	0	1	0	1	0	2				
Ron Hansen R (1.3)	G1-6-3		F8				F7		2-3	3	0	0	0	0	2					
Tom McCraw L (7.3)	1-2 2-3						2-3			1	0	0	0	0	2					
Bill Melton R (1.5)	1B BB				L5		6-3			2	1	0	0	2	2					
Duane Josephson R (1.2)					E5 WP 1B		2B BB			2	1	1	1	0	0					
Don Pavletich R (5.2)	1-3 3-H						1-H 2B		4-3	2	0	1	1	0	0					
Bob Christian R (1.7)	F8						BB			3	0	2	1	1	0					
Ken Berry R (1.8)					G4-6-3 1B				FC6-4 1B	4	0	0	0	0	2					
Rich Morales R (1.4)							K		FC6-4	4	0	0	0	0	1					
Joe Horlen R (1.1)									F9	2	0	1	0	0	0					
Danny Murphy L (7.1)										1	0	0	0	0	0					
Inning Stats	R: 1 E: 0 K: 0 S: 5	H: 3 LOB: 2 BB: 1 P: 9	R: 0 E: 0 K: 1 S: 5	H: 0 LOB: 0 BB: 0 P: 5	R: 0 E: 0 K: 0 S: 3	H: 1 LOB: 0 BB: 0 P: 3	R: 1 E: 1 K: 0 S: 4	H: 1 LOB: 0 BB: 0 P: 4	R: 0 E: 0 K: 0 S: 4	H: 1 LOB: 1 BB: 0 P: 4	R: 1 E: 0 K: 1 S: 6	H: 1 LOB: 2 BB: 2 P: 14	R: 0 E: 0 K: 0 S: 4	H: 1 LOB: 2 BB: 1 P: 8	R: 0 E: 0 K: 1 S: 6	H: 1 LOB: 1 BB: 0 P: 6	1B: 7 2B: 3 3B: 0 HR: 0	SF: 0 SAC: 0 DP: 3 HBP: 0	WP: 2 PB: 0 SB: 1 CS: 0	PA: 35
PITCHER	IP WLS BF H R ER SO BB IBB HBP BLK WP HR S P ERA WHIP																			
Clyde Wright L (1.1)	5.1 L 24 7 3 2 1 3 0 0 0 0 0 0 23 35 3.38 1.875																			
Vern Geisbert R (6.1)	0.2 2 0 0 0 1 0 0 0 0 0 0 0 4 4 0.00 0.000																			
Eddie Fisher R (7.1)	2.0 9 2 0 0 0 1 1 0 0 0 0 0 0 10 14 0.00 1.500																			

Batter	1	2	3	4	5	6	7	8	9	AB	R	H	RBI	BB	SO	LOB	TOP					
Sandy Alomar Sr. S OBP: 0.288, SLG: 0.281 (1, 4)										6	1	1	0	0	1	0						
Bill Voss L OBP: 0.324, SLG: 0.336 (1, 9)										4	2	2	0	0	0	1						
Jim Fregosi R OBP: 0.360, SLG: 0.378 (1, 6)										3	2	0	0	2	1	4						
Jay Johnstone L OBP: 0.312, SLG: 0.372 (1, 8)										5	1	3	1	0	1	3						
Rick Reichardt R OBP: 0.318, SLG: 0.369 (1, 7)										2	0	1	1	3	0	2						
Roger Repoz L OBP: 0.288, SLG: 0.275 Billy Cowan R OBP: 0.284, SLG: 0.382 (4, 3)										0	0	0	1	2	0	0						
Ruben Amaro R OBP: 0.300, SLG: 0.222 (9, 3)										0	0	0	0	0	0	0						
Aurelio Rodriguez R OBP: 0.274, SLG: 0.312 (1, 5)										4	0	0	1	0	0	7						
Joe Azcue R OBP: 0.307, SLG: 0.273 (1, 2)										4	0	0	0	1	1	0						
Tom Murphy R OBP: 0.169, SLG: 0.162 Rudy May L OBP: 0.140, SLG: 0.075 Ken Tatum R OBP: 0.350, SLG: 0.684 (7, 1)										4	0	0	0	0	3	3						
Inning Stats	R: 1 E: 2 K: 0 S: 5	H: 2 LOB: 3 BB: 2 P: 13	R: 0 E: 0 K: 1 S: 5	H: 0 LOB: 0 BB: 0 P: 5	R: 2 E: 0 K: 0 S: 5	H: 2 LOB: 3 BB: 3 P: 17	R: 0 E: 0 K: 2 S: 9	H: 2 LOB: 0 BB: 1 P: 13	R: 0 E: 0 K: 1 S: 5	H: 0 LOB: 0 BB: 0 P: 5	R: 2 E: 2 K: 0 S: 7	H: 2 LOB: 2 BB: 0 P: 7	R: 0 E: 0 K: 3 S: 9	H: 0 LOB: 0 BB: 0 P: 9	R: 1 E: 0 K: 1 S: 6	H: 1 LOB: 2 BB: 2 P: 14	R: 0 E: 0 K: 0 S: 3	H: 0 LOB: 0 BB: 0 P: 3	1B: 9 2B: 0 3B: 0 HR: 0	SF: 1 SAC: 1 DP: 0 HBP: 0	WP: 1 PB: 0 SB: 1 CS: 0	PA: 46
PITCHER	IP WLS BF H R ER SO BB IBB HBP BLK WP HR S P ERA WHIP																					
Dean Chance R ERA: 2.95 (1, 1)	2.1 L 15 4 3 2 1 4 0 0 0 0 1 0 13 29 7.71 3.429																					
Jim Kaat L ERA: 3.3 (3, 1)	3.1 18 4 2 0 3 2 0 0 0 0 0 0 22 30 0.00 1.800																					
Dick Woodson R ERA: 3.79 (6, 1)	1.1 4 0 0 0 3 0 0 0 0 0 0 0 10 10 0.00 0.000																					
Ron Perranoski L ERA: 2.28 (8, 1)	1.0 6 1 1 1 1 2 0 0 0 0 0 0 6 14 9.00 3.000																					
Al Worthington R ERA: 4.61 (9, 1)	1.0 3 0 0 0 0 0 0 0 0 0 0 0 3 3 0.00 0.000																					

California Angels @ Minnesota Twins
Metropolitan Stadium, Bloomington, MI
Wed Sep 17 1969, 8:05 PM EDT
Att: 10,746 - Unknown - 71 F

AB	36
R	6
H	9
RBI	6
BB	8
SO	8
LOB	23



Batter	1	2	3	4	5	6	7	8	9	AB	R	H	RBI	BB	SO	LOB	BOTTOM			
Ted Uhlhaender L OBP: 0.326, SLG: 0.345 (1, 7)										3	0	0	0	0	1	1				
Bob Allison R OBP: 0.340, SLG: 0.411 Frank Quilici R OBP: 0.250, SLG: 0.280 (8, 4)										0	0	0	0	1	0	0				
Rod Carew L OBP: 0.388, SLG: 0.471 Rick Renick R OBP: 0.307, SLG: 0.333 Graig Nettles L OBP: 0.324, SLG: 0.385 (8, 7)										3	0	0	0	0	0	1				
Tony Oliva L OBP: 0.360, SLG: 0.508 (1, 9)										4	0	0	1	0	0	1				
Harmon Killebrew R OBP: 0.431, SLG: 0.584 (1, 5)										4	1	1	0	1	1	3				
Rich Reese L OBP: 0.366, SLG: 0.520 (1, 3)										3	0	1	0	0	0	0				
Cesar Tovar R OBP: 0.336, SLG: 0.411 (1, 8)										3	1	1	1	0	0	2				
John Roseboro L OBP: 0.332, SLG: 0.320 (1, 2)										4	1	2	0	0	0	3				
Leo Cardenas R OBP: 0.356, SLG: 0.394 (1, 6)										2	1	1	1	2	0	2				
Dean Chance R OBP: 0.154, SLG: 0.043 Jim Kaat L OBP: 0.241, SLG: 0.370 Dick Woodson R OBP: 0.136, SLG: 0.074 Jim Holt OBP: 0.000, SLG: 0.000 Herman Hill OBP: 0.000, SLG: 0.000 Ron Perranoski L OBP: 0.000, SLG: 0.000 Charlie Manuel OBP: 0.000, SLG: 0.000 Al Worthington R OBP: 0.000, SLG: 0.000 (8, 1)										0	0	0	0	0	0	0				
Inning Stats	R: 0 E: 0 K: 0 S: 3	H: 0 LOB: 0 BB: 0 P: 3	R: 0 E: 0 K: 0 S: 4	H: 1 LOB: 2 BB: 0 P: 5	R: 0 E: 0 K: 1 S: 5	H: 0 LOB: 0 BB: 0 P: 5	R: 1 E: 0 K: 0 S: 4	H: 1 LOB: 1 BB: 1 P: 8	R: 0 E: 0 K: 0 S: 3	H: 0 LOB: 0 BB: 0 P: 7	R: 3 E: 0 K: 1 S: 9	H: 4 LOB: 2 BB: 1 P: 13	R: 0 E: 0 K: 0 S: 4	H: 1 LOB: 1 BB: 1 P: 8	R: 0 E: 0 K: 1 S: 5	H: 0 LOB: 1 BB: 1 P: 9	1B: 6 2B: 1 3B: 0 HR: 0	SF: 2 SAC: 0 DP: 0 HBP: 1	WP: 1 PB: 0 SB: 0 CS: 0	PA: 40
PITCHER	IP WLS BF H R ER SO BB IBB HBP BLK WP HR S P ERA WHIP																			
Tom Murphy R ERA: 3.79 (1, 1)	6.0 W 27 6 4 4 4 2 0 1 0 0 1 0 26 35 6.00 1.333																			
Rudy May L ERA: 3.58 (7, 1)	0.0 1 0 0 0 0 1 0 0 0 0 0 0 4 4 0.00 0.000																			
Ken Tatum R ERA: 1.26 (7, 1)	3.0 S 12 1 0 0 2 2 0 0 0 0 0 0 14 22 0.00 1.000																			

California Angels @ Minnesota Twins
Metropolitan Stadium, Bloomington, MI
Wed Sep 17 1969, 8:05 PM EDT
Att: 10,746 - Unknown - 71 F

AB	32
R	4
H	7
RBI	4
BB	5
SO	3
LOB	19



Batter	1	2	3	4	5	6	7	8	9	AB	R	H	RBI	BB	SO	LOB	TOP					
Sandy Alomar Sr. S OBP: 0.299, SLG: 0.278 (1.4)	F9		8-3		F8		F7	6-3		5	0	0	0	0	0	1						
Jay Johnstone L OBP: 0.313, SLG: 0.372 (1.8)	4-3				4-3		F8		1B FC6-2	5	0	2	0	0	0	0						
Jim Fregosi R OBP: 0.362, SLG: 0.380 (1.6)	K		K				BB 1B		8-4 FC6-2	5	1	3	0	0	2	1						
Rick Reichardt R OBP: 0.320, SLG: 0.369 (1.7)		FC5-4 1B		1B 5-3 BB	K		BB 1B		FC6-2	3	2	1	0	2	1	3						
Billy Cowan R OBP: 0.299, SLG: 0.396 Roger Repoz L OBP: 0.273, SLG: 0.274 (4.3)		FC5-4 1B		5-3 1B		G6-4-3 BB	E 1B		8-4	2	1	2	0	0	0	0						
Jarvis Tatum R OBP: 0.200, SLG: 0.200 Bill Voss L OBP: 0.328, SLG: 0.339 (6.9)	F8			5-3 1B		G6-4-3 BB	E2			2	1	1	0	0	0	2						
Joe Azcue R OBP: 0.303, SLG: 0.269 (1.2)	FC5-4			5-3		G6-4-3	5-3			4	0	0	1	0	0	8						
Aurelio Rodriguez R OBP: 0.276, SLG: 0.313 (1.5)	5-3			B2-6-4 1B		IBB	F9			3	0	1	2	1	0	2						
Andy Messersmith R OBP: 0.247, SLG: 0.192 Vern Geisbert R (7.1)				B2-6-4 1B		F3	K			2	0	0	0	1	0	3						
Inning Stats	R: 0 E: 0 K: 1 S: 5	H: 0 LOB: 0 BB: 0 P: 5	R: 0 E: 0 K: 0 S: 5	H: 2 LOB: 2 BB: 0 P: 5	R: 0 E: 0 K: 1 S: 5	H: 1 LOB: 1 BB: 1 P: 9	R: 3 E: 0 K: 0 S: 5	H: 3 LOB: 0 BB: 1 P: 9	R: 0 E: 0 K: 1 S: 6	H: 1 LOB: 1 BB: 0 P: 6	R: 0 E: 0 K: 0 S: 2	H: 0 LOB: 2 BB: 3 P: 14	R: 2 E: 1 K: 0 S: 5	H: 2 LOB: 2 BB: 2 P: 13	R: 0 E: 0 K: 1 S: 5	H: 0 LOB: 0 BB: 0 P: 5	R: 0 E: 0 K: 0 S: 4	H: 2 LOB: 1 BB: 0 P: 4	1B: 11 2B: 2 3B: 0 HR: 0	SF: 0 SAC: 0 DP: 4 HBP: 0	WP: 0 PB: 0 SB: 0 CS: 0	PA: 41
PITCHER	IP	WLS	BF	H	R	ER	SO	BB	IBB	HBP	BLK	WP	HR	S	P	ERA	WHIP					
Tom Hall L ERA: 3.27 (1.1)	3.0	L	15	5	3	3	2	2	0	0	0	0	0	17	25	9.00	2.333					
Bob Miller R ERA: 2.99 (4.1)	2.0		7	2	0	0	1	0	0	0	0	0	0	9	9	0.00	1.000					
Dick Woodson R ERA: 3.91 (6.1)	1.2		10	1	2	2	0	4	1	0	0	0	0	5	25	10.80	3.000					
Ron Perranoski L ERA: 2.27 (7.1)	0.1		2	1	0	0	0	0	0	0	0	0	0	2	2	0.00	3.000					
Al Worthington R ERA: 4.45 (8.1)	2.0		7	2	0	0	1	0	0	0	0	0	0	9	9	0.00	1.000					

California Angels @ Minnesota Twins
Metropolitan Stadium, Bloomington, MI
Thu Sep 18 1969, 4:33 AM EDT
Att. 6,940 - Unknown - 62 F

AB	34
R	5
H	11
RBI	5
BB	7
SO	4
LOB	22



Batter	1	2	3	4	5	6	7	8	9	AB	R	H	RBI	BB	SO	LOB	BOTTOM					
Ted Uhlhaender L OBP: 0.325, SLG: 0.344 (1.7)	S 1B		4-3			F6		4-3		4	0	1	0	0	0	0						
Rod Carew L OBP: 0.386, SLG: 0.467 (1.4)	K			K		L4		4-3		4	0	0	0	0	2	1						
Tony Oliva L OBP: 0.359, SLG: 0.506 (1.9)	F8			G5-4-3 1B		F3		K		4	0	1	0	0	1	1						
Harmon Killebrew R OBP: 0.430, SLG: 0.582 (1.5)	K			G5-4-3		FC6-4 1B		F9		4	1	1	0	0	1	2						
Rich Reese L OBP: 0.365, SLG: 0.516 (1.3)		4-3			3-1	FC6-4 BB		F5		3	0	0	0	1	0	0						
Cesar Tovar R OBP: 0.338, SLG: 0.418 (1.8)		F5			E BLK 1B	FC6-4 L5		HR		4	1	2	1	0	0	2						
John Roseboro L OBP: 0.332, SLG: 0.320 George Mitterwald R OBP: 0.326, SLG: 0.360 (8.2)		F9			K	1-3 3-H 1B		F8		3	0	1	1	0	1	1						
Leo Cardenas R OBP: 0.356, SLG: 0.393 (1.6)				E5		E5				2	0	0	0	1	0	1						
Tom Hall L OBP: 0.285, SLG: 0.214 Bob Miller R OBP: 0.333, SLG: 0.299 Charlie Manuel L OBP: 0.300, SLG: 0.304 Dick Woodson R OBP: 0.273, SLG: 0.274 Ron Perranoski L OBP: 0.247, SLG: 0.192 Graig Nettles L OBP: 0.322, SLG: 0.303 Al Worthington R (8.1)				F6		K		L5		1	0	0	0	0	0	0						
Inning Stats	R: 0 E: 0 K: 2 S: 8	H: 1 LOB: 1 BB: 0 P: 8	R: 0 E: 0 K: 0 S: 3	H: 0 LOB: 0 BB: 0 P: 3	R: 0 E: 1 K: 0 S: 3	H: 0 LOB: 0 BB: 0 P: 3	R: 0 E: 0 K: 1 S: 5	H: 1 LOB: 0 BB: 0 P: 5	R: 0 E: 0 K: 2 S: 9	H: 1 LOB: 2 BB: 0 P: 9	R: 0 E: 0 K: 0 S: 3	H: 0 LOB: 0 BB: 0 P: 3	R: 1 E: 0 K: 0 S: 4	H: 2 LOB: 2 BB: 2 P: 12	R: 0 E: 0 K: 1 S: 5	H: 0 LOB: 0 BB: 0 P: 5	R: 1 E: 0 K: 0 S: 4	H: 1 LOB: 0 BB: 0 P: 4	1B: 5 2B: 1 3B: 0 HR: 1	SF: 0 SAC: 0 DP: 2 HBP: 0	WP: 0 PB: 0 SB: 1 CS: 0	PA: 34
PITCHER	IP	WLS	BF	H	R	ER	SO	BB	IBB	HBP	BLK	WP	HR	S	P	ERA	WHIP					
Andy Messersmith R ERA: 2.5 (1.1)	6.1	W	26	5	1	1	5	2	0	0	1	0	1	10	10	1.42	1.105					
Vern Geisbert R ERA: 5.95 (7.1)	2.2	S	8	1	1	1	1	0	0	0	0	0	1	10	10	3.38	0.375					

California Angels @ Minnesota Twins
Metropolitan Stadium, Bloomington, MI
Thu Sep 18 1969, 4:33 AM EDT
Att. 6,940 - Unknown - 62 F

AB	32
R	2
H	6
RBI	2
BB	2
SO	6
LOB	13



Batter	1	2	3	4	5	6	7	8	9	AB	R	H	RBI	BB	SO	LOB	TOP					
Bert Campaneris, R OBP: 0.297, SLG: 0.302	0-0 6-3		0-0 BLK WP 6-3 1B		4-0 6-3 1B BB		0-0 F8		0-0 F7	4	2	1	0	1	0	1						
Ted Kubiak, S OBP: 0.303, SLG: 0.300	0-3 K		0-0 6-3 1-H		0-0 6-3 1-2		0-0 4-3			4	0	0	1	0	1	1						
Reggie Jackson, L OBP: 0.414, SLG: 0.620	0-0 4-3		4-0 BB BB		0-0 BB 1B 2-H		0-0 G3			3	0	1	1	1	0	0						
Sal Bando, R OBP: 0.389, SLG: 0.462		0-0 1B BLK 1B	4-0 1-2 BB		4-0 6-3 BB		0-0 HR			2	1	2	1	2	0	0						
Bobby Brooks, R OBP: 0.426, SLG: 0.468	0-3 K		0-0 F8		0-3 K		4-0 BB			3	0	0	0	1	2	4						
Joe Rudi, R OBP: 0.228, SLG: 0.255	0-0 2-3 1B		0-0 5-3		0-0 6-3 1-2		0-0 F6			4	0	1	0	0	0	2						
Rick Monday, L OBP: 0.379, SLG: 0.414	0-3 K		0-3 K		0-0 6-3				0-0 1-3 1B	4	0	1	0	0	2	3						
Dave Duncan, R OBP: 0.203, SLG: 0.152	0-3 K		0-3 K		0-0 F3				0-0 1-3	2	0	0	0	0	2	2						
Bob Johnson, R OBP: 0.354, SLG: 0.391									0-0 1-2	1	0	0	0	0	0	0						
Phil Roof, R OBP: 0.333, SLG: 0.289									0-0 1-2	1	0	0	0	0	0	0						
Danny Cater, R OBP: 0.299, SLG: 0.371									0-0 1-2	1	0	0	0	0	0	1						
Rollie Fingers, R OBP: 0.238, SLG: 0.238			0-3 K		0-0 F9				0-3 K	2	0	0	0	0	1	0						
Marcel Lachemann, R OBP: 0.359, SLG: 0.355									0-0 5-3	0	0	0	0	0	0	0						
Tommie Reynolds, R OBP: 0.200, SLG: 0.400									0-0 K	1	0	0	0	0	0	0						
Ed Sprague, R OBP: 0.200, SLG: 0.400									0-0 K	0	0	0	0	0	0	0						
Tito Francona, L OBP: 0.397, SLG: 0.448									0-0 K	1	0	0	0	0	1	1						
Inning Stats	R: 0 E: 0 K: 1 S: 5	H: 0 LOB: 0 BB: 0 P: 5	R: 0 E: 0 K: 3 S: 11	H: 2 LOB: 2 BB: 0 P: 11	R: 1 E: 0 K: 1 S: 6	H: 1 LOB: 2 BB: 2 P: 14	R: 0 E: 0 K: 2 S: 7	H: 0 LOB: 0 BB: 0 P: 7	R: 1 E: 0 K: 0 S: 3	H: 1 LOB: 1 BB: 1 P: 7	R: 0 E: 0 K: 1 S: 5	H: 0 LOB: 1 BB: 1 P: 9	R: 0 E: 0 K: 0 S: 3	H: 0 LOB: 0 BB: 0 P: 3	R: 1 E: 0 K: 0 S: 4	H: 1 LOB: 1 BB: 1 P: 8	R: 0 E: 0 K: 1 S: 6	H: 1 LOB: 1 BB: 0 P: 6	1B: 5 2B: 0 3B: 0 HR: 1	SF: 0 SAC: 0 DP: 0 HBP: 0	WP: 1 PB: 0 SB: 0 CS: 0	PA: 37
PITCHER	IP	WLS	BF	H	R	ER	SO	BB	IBB	HBP	BLK	WP	HR	S	P	ERA	WHIP					
Rudy May, L ERA: 3.57	8.0	W	34	6	3	3	8	5	0	0	2	1	1	45	65	3.38	1.375					
Ken Tatum, R ERA: 1.24	1.0	S	3	0	0	0	1	0	0	0	0	0	0	5	5	0.00	0.000					

Oakland Athletics @ California Angels
Anaheim Stadium, Anaheim, CA
Sat Sep 20 1969, 10:05 PM EDT
Att: 8,010 - Unknown

AB 32
R 3
H 6
RBI 3
BB 5
SO 9
LOB 15



Batter	1	2	3	4	5	6	7	8	9	AB	R	H	RBI	BB	SO	LOB	BOTTOM				
Sandy Alomar Sr., S OBP: 0.296, SLG: 0.277	0-0 F6		0-0 1-3		0-0 1-3		4-0 FC4-6 BB	0-0 FC6-4		4	0	0	0	1	0	1					
Jim Spencer, L OBP: 0.299, SLG: 0.369	0-0 3B 2B		0-0 F7		0-0 F9		0-0 FC4-6 1-2	4-0 FC4-6		4	1	1	0	0	0	1					
Jim Fregosi, R OBP: 0.363, SLG: 0.380	0-0 F5		0-0 2B		0-0 4-3 2B 1B		4-0 FC4-6 BB			2	0	1	0	0	0	1					
Marty Perez, R OBP: 0.697, SLG: 0.500										1	1	1	0	1	0	0					
Jay Johnstone, L OBP: 0.313, SLG: 0.376	4-0 3B BB		0-0 F8		0-0 4-3 1-2		0-0 FC4-6 1-2 2-3			3	1	0	0	1	0	4					
Rick Reichardt, R OBP: 0.323, SLG: 0.377	0-0 1-H 2-H PB 3B		0-0 F8		0-0 G3		0-0 6-3			4	2	2	3	0	0	2					
Bill Voos, L OBP: 0.331, SLG: 0.340	0-0 F7		0-0 G3		4-0 1B 1B IBB		4-0 1-3 S 6-3 BB			2	2	0	0	2	0	0					
Joe Azcue, R OBP: 0.305, SLG: 0.275		0-0 1-6-3		0-0 F2		0-0 1B 1-2 2-H 1B		0-0 1-3 1-3		4	0	1	1	0	0	1					
Aurelio Rodriguez, R OBP: 0.276, SLG: 0.312		0-0 F8		0-0 6-3		0-0 1-3 2-H 1B		0-0 6-3		4	0	1	2	0	0	0					
Rudy May, L OBP: 0.149, SLG: 0.070		0-3 K		0-3 K		0-3 K		3-H 4-0 FC6-4 BB		3	0	0	0	1	3	2					
Ken Tatum, R OBP: 0.350, SLG: 0.684										0	0	0	0	0	0	0					
Inning Stats	R: 3 E: 0 K: 0 S: 5	H: 2 LOB: 1 BB: 1 P: 9	R: 0 E: 0 K: 1 S: 5	H: 0 LOB: 0 BB: 0 P: 5	R: 0 E: 0 K: 0 S: 4	H: 1 LOB: 1 BB: 0 P: 4	R: 0 E: 0 K: 0 S: 3	H: 0 LOB: 0 BB: 0 P: 3	R: 0 E: 0 K: 1 S: 5	H: 0 LOB: 0 BB: 0 P: 5	R: 3 E: 0 K: 1 S: 9	H: 4 LOB: 2 BB: 1 P: 13	R: 0 E: 1 K: 0 S: 3	H: 0 LOB: 2 BB: 2 P: 11	R: 1 E: 0 K: 0 S: 3	H: 0 LOB: 1 BB: 2 P: 11	1B: 3 2B: 3 3B: 1 HR: 0	SF: 0 SAC: 0 DP: 0 HBP: 0	WP: 0 PB: 1 SB: 1 CS: 0	PA: 37	
PITCHER	IP	WLS	BF	H	R	ER	SO	BB	IBB	HBP	BLK	WP	HR	S	P	ERA	WHIP				
Rollie Fingers, R ERA: 1.81	5.2	L	24	5	6	5	2	1	1	0	0	0	0	26	34	7.94	1.059				
Marcel Lachemann, R ERA: 3.98	0.1		3	2	0	0	1	0	0	0	0	0	0	5	5	0.00	6.000				
Ed Sprague, R ERA: 4.47	2.0		10	0	1	1	0	4	0	0	0	0	0	6	22	4.50	2.000				

Oakland Athletics @ California Angels
Anaheim Stadium, Anaheim, CA
Sat Sep 20 1969, 10:05 PM EDT
Att: 8,010 - Unknown

AB 31
R 7
H 7
RBI 6
BB 6
SO 3
LOB 12



Batter	1	2	3	4	5	6	7	8	9	AB	R	H	RBI	BB	SO	LOB	TOP					
Bert Campaneris, R OBP: 0.299, SLG: 0.304	0-0 6-3	0-0 F7		0-0 1-3		0-0 1B 2B 1B	0-0 1B 1B		0-0 1B 1B	6	2	3	0	0	0	0						
Ted Kubiak, S OBP: 0.310, SLG: 0.316	0-0 F8		0-0 1B 3B	0-0 5-3		0-0 2B 1-3 2-H 3-1 1B	0-0 1B 1B		0-0 1-3 1B	6	2	4	2	0	0	0						
Reggie Jackson, L OBP: 0.416, SLG: 0.625	0-0 2B		0-0 1B BB 1B	0-3 K		0-0 3-1 1B 2B	0-0 1-3 2-H 1B		0-0 F2	6	2	4	3	0	1	2						
Sal Bando, R OBP: 0.388, SLG: 0.459	0-3 K		0-0 BB 1B 1-2 1B		0-0 6-3	0-0 3-1	0-0 6-3			5	0	1	1	0	1	4						
Tito Francona, L OBP: 0.397, SLG: 0.444		4-0 1B HR BB	0-0 F9		0-0 4-3	0-0 1B		0-0 5-3		4	1	1	1	1	0	2						
Bobby Brooks, R OBP: 0.424, SLG: 0.451		0-0 F3	0-0 1-2 2-3 1B		0-0 F2	0-0 6-3		4-0 K2-6-2 BB		4	0	1	0	1	0	2						
Rick Monday, L OBP: 0.379, SLG: 0.417		0-0 1-2 HR 1B	0-0 F7		0-0 1B 2B		0-0 6-3	0-3 K2-6-2		5	2	2	0	0	1	4						
Dave Duncan, R OBP: 0.226, SLG: 0.191		0-0 1-H 2-H HR	4-0 1-2 2-3 3-H BB		0-0 1B 1B	0-0 1B 1B	4-0 1B 1B BB		0-0 F5	3	3	2	5	2	0	0						
Jim Roland, R OBP: 0.315, SLG: 0.376	0-0 G3		0-0 K		0-3 K	0-0 K	0-0 F1		0-0 L1	5	0	0	0	0	2	5						
Inning Stats	R: 0 E: 0 K: 1 S: 6	H: 1 LOB: 1 BB: 0 P: 6	R: 3 E: 0 K: 0 S: 5	H: 2 LOB: 0 BB: 1 P: 9	R: 2 E: 0 K: 1 S: 9	H: 4 LOB: 3 BB: 1 P: 13	R: 0 E: 0 K: 1 S: 5	H: 0 LOB: 0 BB: 0 P: 5	R: 0 E: 0 K: 0 S: 3	H: 0 LOB: 0 BB: 0 P: 3	R: 5 E: 0 K: 1 S: 11	H: 6 LOB: 1 BB: 0 P: 11	R: 2 E: 0 K: 0 S: 6	H: 3 LOB: 2 BB: 1 P: 10	R: 0 E: 0 K: 1 S: 4	H: 0 LOB: 1 BB: 1 P: 8	R: 0 E: 0 K: 0 S: 5	H: 2 LOB: 2 BB: 0 P: 5	1B: 13 2B: 4 3B: 1 HR: 1	SF: 0 SAC: 0 DP: 1 HBP: 0	WP: 0 PB: 0 SB: 0 CS: 0	PA: 48
PITCHER	IP	WLS	BF	H	R	ER	SO	BB	IBB	HBP	BLK	WP	HR	S	P	ERA	WHIP					
Tom Murphy, R ERA: 3.97	2.1	L	15	7	5	5	1	1	0	0	0	0	1	16	20	19.29	3.429					
Clyde Wright, L ERA: 4.35	0.2		3	0	0	0	1	1	0	0	0	0	0	4	8	0.00	1.500					
Lloyd Allen, R ERA: 1.5	2.0		6	0	0	0	1	0	0	0	0	0	0	8	8	0.00	0.000					
Tom Bradley, R ERA: 27.0	0.1		5	4	4	4	1	0	0	0	0	0	0	7	7	108.00	12.000					
Pedro Borbon, R ERA: 6.15	2.2		14	5	3	3	1	2	0	0	0	0	0	14	22	10.12	2.625					

Oakland Athletics @ California Angels
Anaheim Stadium, Anaheim, CA
Sun Sep 21 1969, 6:33 AM EDT
Att: 9,147 - Unknown

AB	44
R	12
H	18
RBI	12
BB	4
SO	5
LOB	19



Batter	1	2	3	4	5	6	7	8	9	AB	R	H	RBI	BB	SO	LOB	BOTTOM				
Sandy Alomar Sr., S OBP: 0.295, SLG: 0.277	0-0 F4		0-0 1B E 1B		0-0 F8			0-0 4-3		4	1	1	0	0	0	0					
Jay Johnstone, L OBP: 0.315, SLG: 0.376	1-0 HBP		0-0 FC5-4 1B			0-0 F5		0-0 1-3		3	0	1	1	0	0	0					
Jim Fregosi, R OBP: 0.361, SLG: 0.378	0-3 K		0-0 FC5-4			0-0 6-3			0-0 FC5-4 1B	3	0	0	0	0	1	2					
Marty Perez, R OBP: 0.750, SLG: 0.667	0-0 K		0-3 1-2 2-H K			0-0 F9			0-0 F4	4	0	0	0	0	1	3					
Rick Reichardt, R OBP: 0.321, SLG: 0.374	0-0 6-3		0-0 K			0-0 F3			0-0 FC5-4 BB	4	0	0	0	0	0	1					
Billy Cowan, R OBP: 0.294, SLG: 0.385		0-0 6-3			0-0 F3				0-0 FC5-4 BB	4	0	0	0	0	0	1					
Joe Azcue, R OBP: 0.302, SLG: 0.272		0-0 F9			0-0 1-3				4-0 1-2 BB	3	0	0	0	0	0	0					
Randy Brown, L OBP: 0.364, SLG: 0.125		0-0 F9			0-0 1-3				0-0 BB	0	0	0	0	1	0	0					
Jim Spencer, L OBP: 0.299, SLG: 0.368		0-0 1-3			0-0 F4				0-0 3-1	4	0	1	0	0	0	2					
Aurelio Rodriguez, R OBP: 0.274, SLG: 0.310			0-0 F7		0-0 6-3				0-0 F4	3	0	0	0	0	0	1					
Inning Stats	R: 0 E: 0 K: 1 S: 5	H: 0 LOB: 1 BB: 0 P: 6	R: 0 E: 0 K: 0 S: 3	H: 0 LOB: 0 BB: 0 P: 3	R: 2 E: 1 K: 1 S: 7	H: 2 LOB: 1 BB: 1 P: 11	R: 0 E: 0 K: 0 S: 3	H: 0 LOB: 0 BB: 0 P: 3	R: 0 E: 0 K: 0 S: 3	H: 0 LOB: 0 BB: 0 P: 3	R: 0 E: 0 K: 0 S: 4	H: 1 LOB: 1 BB: 0 P: 4	R: 0 E: 0 K: 0 S: 3	H: 0 LOB: 0 BB: 0 P: 3	R: 0 E: 0 K: 0 S: 4	H: 1 LOB: 2 BB: 1 P: 8	1B: 4 2B: 0 3B: 0 HR: 0	SF: 0 SAC: 0 DP: 0 HBP: 1	WP: 0 PB: 0 SB: 0 CS: 0	PA: 34	
PITCHER	IP	WLS	BF	H	R	ER	SO	BB	IBB	HBP	BLK	WP	HR	S	P	ERA	WHIP				
Jim Roland, L ERA: 2.58	9.0	W	34	4	2	1	2	2	0	1	0	0	0	35	44	1.00	0.667				

Oakland Athletics @ California Angels
Anaheim Stadium, Anaheim, CA
Sun Sep 21 1969, 6:33 AM EDT
Att: 9,147 - Unknown

AB	31
R	2
H	4
RBI	1
BB	2
SO	2
LOB	9



Batter	1	2	3	4	5	6	7	8	9	AB	R	H	RBI	BB	SO	LOB	TOP											
Tommy Harper, R OBP: 0.391, SLG: 0.314 (1, 5)	F8			HR	4-3			F9		4	1	2	1	0	0	0	Seattle Pilots @ California Angels Anaheim Stadium, Anaheim, CA Mon Sep 22 1969, 10:05 PM EDT Att: 5,158 - Unknown livebaseballscorecards.com											
John Donaldson, L OBP: 0.310, SLG: 0.289 (1, 4)	K			F5	4-3			4-3		4	0	0	0	0	1	2												
Danny Walton, R OBP: 0.265, SLG: 0.348 (1, 7)	1-3			HR	K			K		4	1	1	2	0	2	2												
Steve Hovley, L OBP: 0.346, SLG: 0.375 (1, 8)		K		K				K	1-3	4	0	0	0	0	3	0												
Don Mincher, L OBP: 0.362, SLG: 0.436 (1, 3)	F8			K				P3	K	4	0	0	0	0	2	0												
Jerry McNetney, R OBP: 0.290, SLG: 0.353 (1, 2)	1-3				SH1-3	1B		F8	4-3	3	1	0	0	1	0	0												
Steve Whitaker, L OBP: 0.333, SLG: 0.388 (1, 9)			K		SH1-3	1B		P5		3	1	1	0	0	1	0												
John Kennedy, R OBP: 0.311, SLG: 0.370 Fred Stanley, R OBP: 0.444, SLG: 0.667 (1, 6) (3, 6)			K		SH1-3			P4		1	0	0	0	0	1	0												
George Brunet, R OBP: 0.163, SLG: 0.178 Wayne Comer, R OBP: 0.357, SLG: 0.379 Marty Pattin, R OBP: 0.169, SLG: 0.155 Dooley Womack, L OBP: 0.143, SLG: 0.143 Diego Segui, R OBP: 0.207, SLG: 0.148 (1, 1) (5, PH) (5, PH) (5, 1) (8, 1)			K		E1	1B		K		1	0	0	0	0	1	0												
Inning Stats	R: 0 E: 0 K: 1 S: 5	H: 0 LOB: 0 BB: 0 P: 5	R: 0 E: 0 K: 1 S: 5	H: 0 LOB: 0 BB: 0 P: 5	R: 0 E: 0 K: 3 S: 9	H: 0 LOB: 0 BB: 0 P: 9	R: 2 E: 0 K: 2 S: 9	H: 2 LOB: 0 BB: 0 P: 9	R: 3 E: 1 K: 1 S: 8	H: 2 LOB: 2 BB: 1 P: 12	R: 0 E: 0 K: 1 S: 5	H: 0 LOB: 0 BB: 0 P: 5	R: 0 E: 0 K: 1 S: 5	H: 0 LOB: 0 BB: 0 P: 5	R: 0 E: 0 K: 1 S: 5	H: 0 LOB: 0 BB: 0 P: 5		1B: 2 2B: 1 3B: 0 HR: 1	SF: 0 SAC: 1 DP: 0 HBP: 0	WP: 0 PB: 0 SB: 0 CS: 0	PA: 33							
PITCHER	IP	WLS	BF	H	R	ER	SO	BB	IBB	HBP	BLK	WP	HR	S	P	ERA		WHIP										
Andy Messersmith, R ERA: 2.57 Clyde Wright, L ERA: 4.26 (1, 1) (9, 1)	8.0	L	30	4	5	4	11	1	0	0	0	0	1	51	55	4.50		0.625										

Batter	1	2	3	4	5	6	7	8	9	AB	R	H	RBI	BB	SO	LOB	BOTTOM											
Sandy Alomar Sr., S OBP: 0.294, SLG: 0.275 (1, 4)	F3		F7		4-3			2-3		4	0	0	0	0	0	0	Seattle Pilots @ California Angels Anaheim Stadium, Anaheim, CA Mon Sep 22 1969, 10:05 PM EDT Att: 5,158 - Unknown livebaseballscorecards.com											
Jay Johnstone, L OBP: 0.316, SLG: 0.376 (1, 8)	1-3		CS		4-3			2B	1B	3	1	1	0	1	0	0												
Jim Fregosi, R OBP: 0.362, SLG: 0.386 (1, 6)	HR		1-2					1B	2B	4	2	2	1	0	2	1												
Rick Reichardt, R OBP: 0.322, SLG: 0.374 (1, 7)	BB			5-3				F9	1B	3	0	1	2	1	0	0												
Billy Cowan, R OBP: 0.295, SLG: 0.414 Roger Repoz, L OBP: 0.271, SLG: 0.268 (1, 9) (8, PH) (9, 9)	P6			HR				P6	1B	3	1	1	1	0	1	1												
Joe Azcue, R OBP: 0.304, SLG: 0.273 (1, 2)		1B			1B			K	F9	3	0	1	0	1	1	0												
Jim Spencer, L OBP: 0.298, SLG: 0.366 (1, 3)				F8				3-1	L4	4	0	1	0	0	0	1												
Aurelio Rodriguez, R OBP: 0.273, SLG: 0.309 Randy Brown, L OBP: 0.333, SLG: 0.111 Marty Perez, R OBP: 0.750, SLG: 0.667 Bill Voss, L OBP: 0.332, SLG: 0.342 (1, 5) (7, PH) (8, 5) (9, PH)		P4			K			F8		2	0	0	0	0	1	2												
Andy Messersmith, R OBP: 0.241, SLG: 0.187 Winston Lenas, R OBP: 0.250, SLG: 0.346 Clyde Wright, R OBP: 0.250, SLG: 0.182 Bubba Morton, R OBP: 0.356, SLG: 0.438 (1, 1) (8, PH) (9, 1) (9, PH)		F7			5-3			K	K	2	0	0	0	0	0	1												
Inning Stats	R: 1 E: 0 K: 0 S: 4	H: 1 LOB: 1 BB: 1 P: 8	R: 0 E: 0 K: 0 S: 3	H: 1 LOB: 1 BB: 1 P: 7	R: 0 E: 0 K: 1 S: 4	H: 0 LOB: 0 BB: 1 P: 8	R: 1 E: 0 K: 1 S: 7	H: 2 LOB: 1 BB: 0 P: 7	R: 0 E: 0 K: 0 S: 3	H: 0 LOB: 0 BB: 0 P: 3	R: 0 E: 0 K: 2 S: 7	H: 0 LOB: 0 BB: 0 P: 7	R: 0 E: 0 K: 1 S: 5	H: 0 LOB: 0 BB: 0 P: 5	R: 2 E: 0 K: 1 S: 8	H: 3 LOB: 1 BB: 0 P: 8		R: 0 E: 0 K: 1 S: 6	H: 1 LOB: 1 BB: 0 P: 6	1B: 5 2B: 1 3B: 0 HR: 2	SF: 0 SAC: 0 DP: 0 HBP: 0	WP: 0 PB: 0 SB: 0 CS: 1	PA: 36					
PITCHER	IP	WLS	BF	H	R	ER	SO	BB	IBB	HBP	BLK	WP	HR	S	P	ERA		WHIP										
George Brunet, L ERA: 4.55 Dooley Womack, R ERA: 3.27 Diego Segui, R ERA: 3.38 (1, 1) (5, 1) (8, 1)	4.0	W	14	3	2	2	4	0	0	0	0	0	0	22	22	4.91		0.818										

Batter	1	2	3	4	5	6	7	8	9	AB	R	H	RBI	BB	SO	LOB	TOP			
John Kennedy, R OBP: 0.301, SLG: 0.357 (1, 5)										4	0	0	0	0	0	2				
John Donaldson, L OBP: 0.307, SLG: 0.286 (1, 4)										4	0	0	0	0	1	1				
Wayne Comer, R OBP: 0.356, SLG: 0.378 (1, 9)										4	1	1	0	0	1	0				
Steve Hovley, L OBP: 0.345, SLG: 0.374 (1, 8)										4	1	1	0	0	0	1				
Don Mincher, L OBP: 0.363, SLG: 0.444 (8, PR)										4	1	2	2	0	0	1				
Mike Hegan, L OBP: 0.427, SLG: 0.461 (8, 3)										0	0	0	0	0	0	0				
Greg Goossen, R OBP: 0.385, SLG: 0.513 (1, 7)										3	1	1	0	0	1	1				
Danny Walton, R OBP: 0.275, SLG: 0.370 (8, 7)										0	0	0	0	0	0	0				
Steve Whitaker, L OBP: 0.333, SLG: 0.388 (1, 2)										4	0	2	1	0	0	1				
Jerry McNertney, R OBP: 0.292, SLG: 0.357 (1, 6)										4	0	2	1	0	2	1				
Fred Stanley, R OBP: 0.455, SLG: 0.632 (1, 1)										2	0	0	0	0	0	3				
Miguel Fuentes, R OBP: 0.333, SLG: 0.333 (6, 1)										0	0	0	0	0	0	0				
John Geinar, R OBP: 0.100, SLG: 0.053 (9, PH)										1	0	0	0	0	0	0				
Sandy Valdespino, L OBP: 0.310, SLG: 0.263 (1, 1)										1	0	0	0	0	0	0				
Inning Stats	R: 0 E: 0 K: 0 S: 3	H: 0 LOB: 0 BB: 0 P: 3	R: 0 E: 0 K: 1 S: 5	H: 0 LOB: 0 BB: 0 P: 5	R: 0 E: 0 K: 1 S: 6	H: 1 LOB: 1 BB: 0 P: 6	R: 2 E: 0 K: 0 S: 6	H: 3 LOB: 1 BB: 0 P: 6	R: 0 E: 0 K: 1 S: 6	H: 1 LOB: 1 BB: 0 P: 6	R: 2 E: 0 K: 1 S: 8	H: 3 LOB: 2 BB: 0 P: 9	R: 0 E: 0 K: 0 S: 3	H: 0 LOB: 0 BB: 0 P: 3	R: 0 E: 0 K: 1 S: 5	H: 0 LOB: 0 BB: 0 P: 5	1B: 6 2B: 1 3B: 1 HR: 1	SF: 0 SAC: 1 DP: 1 HBP: 1	WP: 0 PB: 0 SB: 0 CS: 0	PA: 36
PITCHER	IP	WLS	BF	H	R	ER	SO	BB	IBB	HBP	BLK	WP	HR	S	P	ERA	WHIP			
Jim McGlothlin, R ERA: 3.08 (6, 1)	5.2		25	7	4	4	4	0	0	1	0	0	1	32	33	6.35	1.235			
Vern Geishert, R ERA: 5.85 (7, 1)	0.1	W	2	1	0	0	0	0	0	0	0	0	0	2	2	0.00	3.000			
Ken Tatum, R ERA: 1.2	3.0		9	1	0	0	1	0	0	0	0	0	0	11	11	0.00	0.333			

Seattle Pilots @ California Angels
Anaheim Stadium, Anaheim, CA
Tue Sep 23 1969, 10:05 PM EDT
Att: 5,400 - Unknown

AB 34
R 4
H 9
RBI 4
BB 0
SO 5
LOB 11



Batter	1	2	3	4	5	6	7	8	9	AB	R	H	RBI	BB	SO	LOB	BOTTOM			
Sandy Alomar Sr., S OBP: 0.293, SLG: 0.275 (1, 4)										4	1	1	0	0	0	3				
Jim Spencer, L OBP: 0.301, SLG: 0.368 (1, 3)										4	1	2	0	0	0	0				
Jim Fregosi, R OBP: 0.363, SLG: 0.387 (1, 6)										4	0	2	2	0	1	1				
Jay Johnstone, L OBP: 0.317, SLG: 0.377 (1, 8)										4	1	2	0	0	0	2				
Rick Reichardt, R OBP: 0.320, SLG: 0.371 (1, 7)										4	0	0	0	0	0	5				
Bill Voos, L OBP: 0.334, SLG: 0.340 (1, 9)										2	1	0	0	2	0	0				
Joe Azcue, R OBP: 0.273, SLG: 0.271 (6, PH)										2	0	0	0	0	0	3				
Randy Brown, L OBP: 0.357, SLG: 0.100 (7, 2)										1	1	0	0	1	0	0				
Aurelio Rodriguez, R OBP: 0.273, SLG: 0.308 (6, PH)										2	0	0	0	0	0	0				
Roger Repoz, L OBP: 0.274, SLG: 0.268 (7, 5)										0	0	0	1	1	0	0				
Marty Perez, R OBP: 0.600, SLG: 0.500 (1, 1)										1	0	0	0	1	1	0				
Jim McGlothlin, R OBP: 0.167, SLG: 0.158 (6, 1)										0	0	0	0	0	0	0				
Bubba Morton, R OBP: 0.360, SLG: 0.441 (7, 1)										1	0	1	2	0	0	0				
Ken Tatum, R OBP: 0.350, SLG: 0.684 (1, 1)										0	0	0	0	0	0	0				
Inning Stats	R: 2 E: 1 K: 0 S: 6	H: 4 LOB: 2 BB: 1 P: 10	R: 0 E: 0 K: 1 S: 5	H: 0 LOB: 0 BB: 0 P: 5	R: 0 E: 0 K: 0 S: 4	H: 1 LOB: 1 BB: 0 P: 4	R: 0 E: 0 K: 0 S: 3	H: 0 LOB: 0 BB: 0 P: 3	R: 0 E: 0 K: 0 S: 2	H: 0 LOB: 0 BB: 1 P: 6	R: 3 E: 0 K: 0 S: 5	H: 2 LOB: 2 BB: 3 P: 17	R: 0 E: 0 K: 1 S: 6	H: 1 LOB: 1 BB: 0 P: 6	R: 0 E: 0 K: 0 S: 3	H: 0 LOB: 0 BB: 0 P: 3	1B: 8 2B: 1 3B: 0 HR: 0	SF: 0 SAC: 0 DP: 2 HBP: 0	WP: 0 PB: 0 SB: 0 CS: 0	PA: 35
PITCHER	IP	WLS	BF	H	R	ER	SO	BB	IBB	HBP	BLK	WP	HR	S	P	ERA	WHIP			
Miguel Fuentes, R ERA: 4.63 (6, 1)	5.2	L	25	6	5	5	1	3	1	0	0	0	0	23	39	7.94	1.588			
John Geinar, R ERA: 3.3	2.1		10	2	0	0	1	1	0	0	0	0	0	11	15	0.00	1.286			

Seattle Pilots @ California Angels
Anaheim Stadium, Anaheim, CA
Tue Sep 23 1969, 10:05 PM EDT
Att: 5,400 - Unknown

AB 30
R 5
H 8
RBI 5
BB 5
SO 2
LOB 14



Batter	1	2	3	4	5	6	7	8	9	AB	R	H	RBI	BB	SO	LOB	TOP			
John Kennedy, R OBP: 0.299, SLG: 0.348 (1, 5)	1-3			5-3		K			FC5-4 BB	3	0	0	0	1	1	1				
Steve Hoyley, L OBP: 0.340, SLG: 0.369 (1, 8)	6-3			4-3			4-3		FC5-4 G6-4-3 1-2	4	0	0	0	0	0	1				
Wayne Comer, R OBP: 0.355, SLG: 0.377 (1, 9)	F8			1-3				E 1B	G6-4-3 1-2	4	1	1	0	0	0	1				
Greg Goossen, R OBP: 0.383, SLG: 0.509 (1, 3)		G5-4-3 1B			F8			K		3	0	1	0	0	1	1				
Jerry McNertney, R OBP: 0.292, SLG: 0.357 (1, 2)		G5-4-3 1-2			F8					3	0	1	1	0	0	1				
John Donaldson, L OBP: 0.304, SLG: 0.283 (1, 4)		F7			3-1					3	0	0	0	0	0	1				
Steve Whitaker, L OBP: 0.325, SLG: 0.376 (1, 7)				K			F7		K	3	0	0	0	0	2	0				
Fred Stanley, R OBP: 0.440, SLG: 0.591 (1, 6)				6-3					6-3	3	0	1	0	0	0	0				
Gene Brabender, R OBP: 0.153, SLG: 0.171 (1, 1)										2	0	0	0	0	1	1				
Gus Gil, R OBP: 0.272, SLG: 0.257 (8, PH)										1	0	0	0	0	0	0				
Bob Locker, S OBP: 0.143, SLG: 0.077 (8, 1)										0	0	0	0	0	0	0				
Inning Stats	R: 0 E: 0 K: 0 S: 3	H: 0 LOB: 0 BB: 0 P: 3	R: 0 E: 0 K: 0 S: 3	H: 1 LOB: 0 BB: 0 P: 3	R: 0 E: 0 K: 1 S: 5	H: 0 LOB: 0 BB: 0 P: 5	R: 0 E: 0 K: 0 S: 3	H: 0 LOB: 0 BB: 0 P: 3	R: 0 E: 0 K: 2 S: 8	H: 1 LOB: 1 BB: 0 P: 8	R: 1 E: 1 K: 1 S: 7	H: 2 LOB: 1 BB: 0 P: 7	R: 0 E: 0 K: 1 S: 5	H: 0 LOB: 0 BB: 0 P: 5	R: 0 E: 0 K: 0 S: 2	H: 0 LOB: 0 BB: 1 P: 6	1B: 4 2B: 0 3B: 0 HR: 0	SF: 0 SAC: 0 DP: 2 HBP: 0	WP: 0 PB: 0 SB: 0 CS: 0	PA: 30
PITCHER Rudy May, L ERA: 3.39 (1, 1)	IP: 9.0 WLS: W BF: 30 H: 4 R: 1 ER: 0 SO: 5 BB: 1 IBB: 0 HBP: 0 BLK: 0 WP: 0 HR: 0 S: 39 P: 43 ERA: 0.00 WHIP: 0.556															PITCHER				

Seattle Pilots @ California Angels
Anaheim Stadium, Anaheim, CA
Wed Sep 24 1969, 10:05 PM EDT
Att: 5,728 - Unknown

AB 29
R 1
H 4
RBI 1
BB 1
SO 5
LOB 7



Batter	1	2	3	4	5	6	7	8	9	AB	R	H	RBI	BB	SO	LOB	BOTTOM			
Sandy Alomar Sr., S OBP: 0.291, SLG: 0.273 (1, 4)	5-3		P4		F9			4-3		4	0	0	0	0	0	1				
Jim Spencer, L OBP: 0.300, SLG: 0.375 (1, 3)	G3					G3		F9		4	1	1	2	0	0	0				
Jim Fregosi, R OBP: 0.364, SLG: 0.387 (1, 6)	E6 1B		2H HR	5-3		4-3 BB				2	0	1	0	1	0	0				
Jay Johnstone, L OBP: 0.316, SLG: 0.375 (1, 8)	K				K		4-3			3	0	0	0	0	2	2				
Rick Reichardt, R OBP: 0.320, SLG: 0.377 (1, 7)		F8			IHR		K			3	1	1	1	0	1	1				
Bill Voss, L OBP: 0.334, SLG: 0.340 (1, 9)		F8					3-1			3	0	1	0	0	0	0				
Winston Llenas, R OBP: 0.267, SLG: 0.310 (1, 5)							K			3	0	0	0	0	1	0				
Aurelio Rodriguez, R OBP: 0.273, SLG: 0.308 (8, 5)		6-3			1-3					0	0	0	0	0	0	0				
Randy Brown, L OBP: 0.353, SLG: 0.231 (1, 2)					HR 2B		4-3			3	1	1	0	0	0	0				
Rudy May, L OBP: 0.160, SLG: 0.087 (1, 1)				F7				5-3		3	0	1	0	0	0	1				
Inning Stats	R: 0 E: 1 K: 1 S: 6	H: 1 LOB: 1 BB: 0 P: 6	R: 0 E: 0 K: 0 S: 3	H: 0 LOB: 0 BB: 0 P: 3	R: 2 E: 0 K: 0 S: 5	H: 2 LOB: 0 BB: 0 P: 5	R: 1 E: 0 K: 1 S: 6	H: 2 LOB: 0 BB: 0 P: 6	R: 0 E: 0 K: 0 S: 3	H: 1 LOB: 0 BB: 0 P: 3	R: 0 E: 0 K: 1 S: 5	H: 0 LOB: 1 BB: 1 P: 9	R: 0 E: 0 K: 1 S: 5	H: 0 LOB: 0 BB: 0 P: 5	R: 0 E: 0 K: 0 S: 3	H: 0 LOB: 0 BB: 0 P: 3	1B: 3 2B: 1 3B: 0 HR: 2	SF: 0 SAC: 0 DP: 0 HBP: 0	WP: 0 PB: 0 SB: 0 CS: 0	PA: 29
PITCHER Gene Brabender, R ERA: 4.2 (1, 1)	IP: 7.0 WLS: L BF: 26 H: 6 R: 3 ER: 3 SO: 4 BB: 1 IBB: 0 HBP: 0 BLK: 0 WP: 0 HR: 1 S: 33 P: 37 ERA: 3.86 WHIP: 1.000															PITCHER				
Bob Locker, R ERA: 3.16 (8, 1)	IP: 1.0 WLS: L BF: 3 H: 0 R: 0 ER: 0 SO: 0 BB: 0 IBB: 0 HBP: 0 BLK: 0 WP: 0 HR: 0 S: 3 P: 3 ERA: 0.00 WHIP: 0.000															PITCHER				

Seattle Pilots @ California Angels
Anaheim Stadium, Anaheim, CA
Wed Sep 24 1969, 10:05 PM EDT
Att: 5,728 - Unknown

AB 28
R 3
H 6
RBI 3
BB 1
SO 4
LOB 5



Batter	1	2	3	4	5	6	7	8	9	AB	R	H	RBI	BB	SO	LOB	TOP										
Sandy Alomar Sr. S OBP: 0.293, SLG: 0.277 (1, 4)	5-3	1B		SH1-3			E 2B		F8	4	1	2	2	0	0	0	California Angels @ Oakland Athletics Oakland-Alameda County Coliseum, Oakland, CA Thu Sep 25 1969, 7:05 PM PDT Att: 1,836 - Unknown livebaseballscorecards.com										
Jim Spencer L OBP: 0.306, SLG: 0.389 (1, 3)				L3-6			E3 1B			5	1	4	1	0	0	1											
Jarvis Tatum, R OBP: 0.182, SLG: 0.182 (9, FR)	1B			HR			2H 1B		1B	0	0	0	0	0	0	0											
Roger Repoz, L OBP: 0.274, SLG: 0.268 (9, 3)									1B	0	0	0	0	0	0	0											
Jim Fregosi, R OBP: 0.363, SLG: 0.386 (1, 6)	F7			6-3					FC6-4 1B	5	0	1	0	0	1	2											
Jay Johnstone, L OBP: 0.318, SLG: 0.375 (1, 8)	G3			1B E 1B					K	4	1	2	0	1	1	3											
Rick Reichardt, R OBP: 0.320, SLG: 0.376 (1, 7)									1B FC6-4 1B	4	1	1	0	1	2	5											
Bill Voess, L OBP: 0.333, SLG: 0.339 (1, 9)									1-2 2-3 3-H	4	0	1	1	0	0	4											
Winston Lenas, R OBP: 0.242, SLG: 0.281 Aurelio Rodriguez, R OBP: 0.272, SLG: 0.308 (1, 5) (6, 5)	E4 FC3-2 1B 1B			F9			F8		K	3	1	0	0	0	0	2											
Randy Brown, L OBP: 0.333, SLG: 0.235 (1, 2)				4-3			F8		F7	4	1	1	0	0	0	1											
Tom Murphy, R OBP: 0.178, SLG: 0.171 Vern Geisbert, R OBP: 0.350, SLG: 0.684 (1, 1) (4, 1) (8, 1)	FC3-2 1B			L3-6 SH1-3 1B			K		5-3	2	0	1	0	0	0	3											
Inning Stats	R: 0 E: 0 K: 0 S: 4	H: 1 LOB: 1 BB: 0 P: 4	R: 2 E: 1 K: 0 S: 5	H: 2 LOB: 3 BB: 1 P: 9	R: 3 E: 1 K: 0 S: 7	H: 4 LOB: 1 BB: 0 P: 7	R: 0 E: 0 K: 0 S: 3	H: 1 LOB: 1 BB: 0 P: 6	R: 0 E: 0 K: 1 S: 6	H: 0 LOB: 0 BB: 0 P: 5	R: 1 E: 1 K: 2 S: 9	H: 2 LOB: 2 BB: 1 P: 13	R: 0 E: 0 K: 1 S: 5	H: 0 LOB: 0 BB: 0 P: 5	R: 0 E: 0 K: 1 S: 7	H: 2 LOB: 2 BB: 0 P: 7	1B: 11 2B: 2 3B: 0 HR: 1	SF: 0 SAC: 1 DP: 1 HBP: 0	WP: 0 PB: 0 SB: 1 CS: 0	PA: 41							
PITCHER	IP	WLS	BF	H	R	ER	SO	BB	IBB	HBP	BLK	WP	HR	S	P	ERA	WHIP										
Rollie Fingers, R ERA: 3.7 Lew Krausse, R ERA: 4.48 Paul Lindblad, L ERA: 4.11 Marcel Lachemann, R ERA: 3.95	(1, 1)	2.1	15	7	5	2	0	1	0	0	0	0	1	14	18	7.71	3.429										
(3, 1)	5.2	21	4	1	0	5	0	1	0	0	0	0	0	30	34	0.00	0.706										
(9, 1)	0.2	4	2	0	0	1	0	0	0	0	0	0	0	6	6	0.00	3.000										
(9, 1)	0.1	W	1	0	0	0	0	0	0	0	0	0	0	1	1	0.00	0.000										

Batter	1	2	3	4	5	6	7	8	9	AB	R	H	RBI	BB	SO	LOB	BOTTOM											
Bert Campaneris, R OBP: 0.299, SLG: 0.307 Danny Cater, R OBP: 0.300, SLG: 0.371 (1, 6) (2, FH) (3, 4)	1B BB HBP	K		FC1-6 1B 2-3 1B			F8			0	1	0	0	0	0	0	California Angels @ Oakland Athletics Oakland-Alameda County Coliseum, Oakland, CA Thu Sep 25 1969, 7:05 PM PDT Att: 1,836 - Unknown livebaseballscorecards.com											
Ted Kubiak, S OBP: 0.315, SLG: 0.319 (1, 4) (3, 6)	BB FC4-6 1B			4-3			F8		F9	5	1	2	1	0	0	1												
Reggie Jackson, L OBP: 0.412, SLG: 0.616 (1, 9)	F3			K			FC1-6		K	5	0	0	0	0	3	4												
Sal Bando, R OBP: 0.392, SLG: 0.458 (1, 5)	FC4-6 BB						F8			4	0	1	0	1	1	2												
Bobby Brooks, R OBP: 0.398, SLG: 0.446 (1, 7)	FC4-6 BB			FC4-6			F8		5-3	3	1	0	1	2	0	1												
Rick Monday, L OBP: 0.385, SLG: 0.423 (1, 8)	FC4-6			HR BB			6-3		6-3	3	1	1	1	2	0	2												
Joe Rudi, R OBP: 0.224, SLG: 0.295 (1, 3)	6-3			HR BB			5-3			4	2	2	3	1	0	3												
Dave Duncan, R OBP: 0.236, SLG: 0.185 Tito Francona, L OBP: 0.288, SLG: 0.462 Phil Roof, R OBP: 0.332, SLG: 0.288 Ray Webster, L OBP: 0.356, SLG: 0.329 (1, 2) (8, FH) (9, 2) (9, PH)				6-3			6-3			2	0	0	0	1	0	0												
Rollie Fingers, R OBP: 0.227, SLG: 0.227 Lew Krausse, R OBP: 0.200, SLG: 0.438 Bob Johnson, R OBP: 0.343, SLG: 0.379 Paul Lindblad, L OBP: 0.357, SLG: 0.333 Marcel Lachemann, R OBP: 0.357, SLG: 0.333 (1, 1) (3, 1) (8, PH) (9, 1) (9, 1)				6-3			E7 1B 1B		F7	1	0	0	0	0	0	0												
Inning Stats	R: 2 E: 0 K: 0 S: 4	H: 1 LOB: 2 BB: 2 P: 13	R: 0 E: 0 K: 1 S: 5	H: 0 LOB: 0 BB: 0 P: 5	R: 0 E: 0 K: 1 S: 6	H: 1 LOB: 1 BB: 0 P: 6	R: 3 E: 1 K: 0 S: 7	H: 4 LOB: 2 BB: 1 P: 11	R: 0 E: 0 K: 0 S: 3	H: 0 LOB: 0 BB: 0 P: 5	R: 0 E: 0 K: 0 S: 3	H: 0 LOB: 0 BB: 0 P: 3	R: 1 E: 0 K: 1 S: 7	H: 2 LOB: 1 BB: 0 P: 7	R: 1 E: 0 K: 2 S: 7	H: 1 LOB: 3 BB: 3 P: 19		1B: 6 2B: 1 3B: 0 HR: 2	SF: 0 SAC: 0 DP: 0 HBP: 1	WP: 0 PB: 0 SB: 0 CS: 0	PA: 44							
PITCHER	IP	WLS	BF	H	R	ER	SO	BB	IBB	HBP	BLK	WP	HR	S	P	ERA	WHIP											
Tom Murphy, R ERA: 4.12 Vern Geisbert, R ERA: 5.19 Ken Tatum, R ERA: 1.29	(1, 1)	3.1	18	4	5	5	2	3	0	1	0	0	0	1	18	31	13.50	2.100										
(4, 1)	4.1	19	4	1	1	2	2	2	0	0	0	0	1	21	29	2.08	1.385											
(8, 1)	1.0	L	7	1	1	1	2	2	1	0	0	0	0	8	20	9.00	3.000											

Batter	1	2	3	4	5	6	7	8	9	AB	R	H	RBI	BB	SO	LOB	TOP					
Sandy Alomar Sr. S OBP: 0.294, SLG: 0.280 (1, 4)	0-0 1B 1B		0-0 F5		0-0 1-3			0-0 F5		4	0	1	0	0	0	1						
Jay Johnstone L OBP: 0.315, SLG: 0.371 (1, 8)	0-3 K		0-0 F4			0-0 F6		0-0 F5		4	0	0	0	0	0	1						
Jim Fregosi R OBP: 0.365, SLG: 0.385 (1, 6)	0-0 1-3 1B			0-0 1B		0-3 K			0-0 6-3	4	0	2	0	0	1	0						
Jim Spencer L OBP: 0.305, SLG: 0.388 (1, 3)	0-3 K			0-0 F9		0-0 F4			0-0 4-3	4	0	0	0	0	1	3						
Bill Voss L OBP: 0.329, SLG: 0.334 (1, 9)	0-0 F8			0-0 F8			0-3 K		0-0 1-3	4	0	0	0	0	1	3						
Rick Reichardt R OBP: 0.318, SLG: 0.371 (1, 7)		0-0 6-3		0-0 F8			4-0 BB			2	0	0	0	1	0	1						
Joe Azcue R OBP: 0.300, SLG: 0.267 (1, 2)		0-0 6-3			4-0 BB		0-3 K			2	0	0	0	1	1	1						
Aurelio Rodriguez R OBP: 0.272, SLG: 0.307 (5, PH)		0-3 K			0-0 F2		0-0 F4			1	0	0	0	0	1	0						
Winston Llenas R OBP: 0.216, SLG: 0.250 (5, 5)					0-0 F7		0-3 K			2	0	0	0	0	0	2						
Jim McGlothlin R OBP: 0.154, SLG: 0.155 (3, 1)					0-0 F7			0-0 F8		1	0	0	0	0	0	0						
Clyde Wright L OBP: 0.250, SLG: 0.182 (5, PH)										0	0	0	0	0	0	0						
Roger Replogle R OBP: 0.273, SLG: 0.287 (5, 1)										0	0	0	0	0	1	1						
Eddie Fisher R OBP: 0.273, SLG: 0.287 (5, 1)										0	0	0	0	0	0	0						
Wally Wolf R OBP: 0.273, SLG: 0.287 (7, 1)										0	0	0	0	0	0	0						
Jim Hicks R OBP: 0.273, SLG: 0.287 (8, PH)										1	0	0	0	0	0	0						
Steve Keasley R OBP: 0.273, SLG: 0.287 (8, 1)										0	0	0	0	0	0	0						
Inning Stats	R: 0 E: 0 K: 2 S: 9	H: 2 LOB: 2 BB: 0 P: 9	R: 0 E: 0 K: 1 S: 5	H: 0 LOB: 0 BB: 0 P: 5	R: 0 E: 0 K: 0 S: 3	H: 0 LOB: 0 BB: 0 P: 3	R: 0 E: 0 K: 0 S: 4	H: 1 LOB: 1 BB: 0 P: 4	R: 0 E: 0 K: 1 S: 5	H: 0 LOB: 0 BB: 0 P: 9	R: 0 E: 0 K: 1 S: 5	H: 0 LOB: 0 BB: 0 P: 5	R: 0 E: 0 K: 2 S: 7	H: 0 LOB: 1 BB: 1 P: 11	R: 0 E: 0 K: 0 S: 3	H: 0 LOB: 0 BB: 0 P: 3	R: 0 E: 0 K: 0 S: 3	H: 0 LOB: 0 BB: 0 P: 3	1B: 3 2B: 0 3B: 0 HR: 0	SF: 0 SAC: 0 DP: 0 HBP: 0	WP: 0 PB: 0 SB: 0 CS: 0	PA: 32
PITCHER Caffish Hunter R ERA: 3.35 (1, 1)	IP: 9.0 WLS: W BF: 32 H: 3 R: 0 ER: 0 SO: 7 BB: 2 IBB: 0 HBP: 0 BLK: 0 WP: 0 HR: 0 S: 44 P: 52 ERA: 0.00 WHIP: 0.556															PITCHER						

California Angels @ Oakland Athletics
Oakland-Alameda County Coliseum, Oakland, CA

AB 30
R 0
H 3
RBI 0
BB 2
SO 7
LOB 13



WP: 0
PB: 0
SB: 0
CS: 0

Sat Sep 27 1969, 3:33 AM PDT
Att: 5,468 - Unknown

Batter	1	2	3	4	5	6	7	8	9	AB	R	H	RBI	BB	SO	LOB	BOTTOM			
Ted Kubiak S OBP: 0.309, SLG: 0.310 (1, 6)	4-0 E 1B 4-3 BB		0-0 4-3		0-0 6-3			0-0 3-1		4	1	0	0	1	0	2				
Danny Cater R OBP: 0.299, SLG: 0.369 (1, 4)	0-0 E3 BB 1-3 1B		0-0 2B 4-3 1B		0-0 F8		0-0 F7	0-0 5-3		5	1	2	0	0	0	0				
Reggie Jackson L OBP: 0.412, SLG: 0.614 (1, 9)	0-0 4-3		0-0 1-3 1B 2B		0-0 3-1		0-0 3-1			4	1	1	1	0	0	1				
Sal Bando R OBP: 0.393, SLG: 0.461 (1, 5)	0-0 FC BB		0-0 4-3		0-3 K					4	1	1	2	0	1	2				
Bobby Brooks R OBP: 0.407, SLG: 0.458 (1, 7)	0-3 K		0-0 3-H CS 1B		0-0 BB 1B		4-0 BB 1B	4-0 BB 1B		3	2	2	1	1	1	2				
Rick Monday L OBP: 0.391, SLG: 0.422 (1, 8)	4-0 1-2 2-3 BB		4-0 1-2 BB		4-0 1B BB		4-0 1B BB	4-0 1B BB		0	0	0	0	4	0	0				
Joe Rudi R OBP: 0.218, SLG: 0.283 (1, 3)	0-0 F8		0-0 F3		0-3 K		1-2 2-H 1B			4	0	1	1	0	1	6				
Dave Duncan R OBP: 0.236, SLG: 0.220 (1, 2)		0-0 6-3		0-0 K 2B		0-0 F6		0-0 F6		4	0	1	0	0	0	4				
Caffish Hunter R OBP: 0.230, SLG: 0.286 (1, 1)		0-0 6-3		0-3 K 2-3		0-0 1-2 2-H 1B		0-3 K		4	0	1	1	0	2	1				
Inning Stats	R: 1 E: 1 K: 1 S: 7	H: 1 LOB: 3 BB: 2 P: 15	R: 0 E: 0 K: 0 S: 3	H: 0 LOB: 0 BB: 0 P: 3	R: 2 E: 0 K: 0 S: 5	H: 3 LOB: 1 BB: 1 P: 9	R: 0 E: 0 K: 1 S: 5	H: 1 LOB: 0 BB: 0 P: 5	R: 0 E: 0 K: 1 S: 5	H: 0 LOB: 0 BB: 0 P: 5	R: 1 E: 0 K: 1 S: 7	H: 2 LOB: 2 BB: 1 P: 11	R: 2 E: 0 K: 0 S: 5	H: 2 LOB: 2 BB: 2 P: 13	R: 0 E: 0 K: 1 S: 5	H: 0 LOB: 0 BB: 0 P: 5	1B: 6 2B: 2 3B: 0 HR: 1	SF: 0 SAC: 0 DP: 0 HBP: 0	WP: 0 PB: 0 SB: 0 CS: 1	PA: 38
PITCHER Jim McGlothlin R ERA: 3.18 Clyde Wright L ERA: 4.16 Eddie Fisher R ERA: 3.63 Wally Wolf R ERA: Steve Keasley R ERA: 3.79 (1, 1)	IP: 2.1 WLS: L BF: 14 H: 4 R: 3 ER: 3 SO: 1 BB: 1 IBB: 0 HBP: 0 BLK: 0 WP: 0 HR: 0 S: 14 P: 22 ERA: 11.57 WHIP: 2.571															PITCHER				

California Angels @ Oakland Athletics
Oakland-Alameda County Coliseum, Oakland, CA

AB 32
R 6
H 9
RBI 6
BB 6
SO 5
LOB 18



WP: 0
PB: 0
SB: 0
CS: 1

Sat Sep 27 1969, 3:33 AM PDT
Att: 5,468 - Unknown

Batter	1	2	3	4	5	6	7	8	9	10	11	AB	R	H	RBI	BB	SO	LOB	TOP						
Sandy Alomar Sr., S OBP: 0.293, SLG: 0.279	(1,4) X E6 CS		(0,3) K			(0,0) 5-3		(0,0) E 1B 4-3 1B		(0,0) 1-3		5	1	1	0	0	1	0							
Jay Johnstone, L OBP: 0.319, SLG: 0.376	(1,8) X 1B			(0,0) 1B 2B		(0,0) E BB		(0,0) E8 4-3 FC3 1B		(0,0) F7		4	2	3	0	1	0	0							
Jim Fregosi, R OBP: 0.382, SLG: 0.382	(1,6) X F8			(0,0) F8		(0,0) F9		(0,0) 4-3		(0,0) 6-3		5	0	0	1	0	0	4							
Jim Spencer, L OBP: 0.304, SLG: 0.386	(1,3) S K			(0,0) G6-4-3 1B		(0,0) F8		(0,0) FC3			(0,0) F6	5	0	1	2	0	1	2							
Bill Voss, L OBP: 0.338, SLG: 0.330	(1,9) X F7			(0,0) G6-4-3 1B		(0,0) F6		(0,0) K			(0,0) HR BB	4	0	0	0	0	1	2							
Rick Reichardt, R OBP: 0.319, SLG: 0.371	(11, PH) (11, 7)											0	1	0	0	1	0	0							
Roger Repoz, L OBP: 0.279, SLG: 0.299	(1, 7) (11, 9)			(0,0) K		(0,0) F8		(0,0) F9			(0,0) HR	5	2	2	3	0	1	1							
Winston Llenas, R OBP: 0.200, SLG: 0.231	(1, 5)			(0,0) K		(0,0) 5-3		(0,0) F8		(0,0) 1-3		3	0	0	0	0	1	0							
Aurelio Rodriguez, R OBP: 0.272, SLG: 0.307	(7, 5)											0	0	0	0	0	0	0							
Billy Cowan, R OBP: 0.294, SLG: 0.402	(9, PH)											1	0	0	0	0	0	0							
Ruben Amaro, R OBP: 0.323, SLG: 0.222	(9, 5)											0	0	0	0	1	0	0							
Joe Azcue, R OBP: 0.299, SLG: 0.266	(1, 2)			(0,0) 6-3		(0,0)		(0,0) F3		(0,0) F8		1	0	0	0	0	0	0							
Randy Brown, L OBP: 0.375, SLG: 0.263	(3, 2)											1	0	1	0	1	0	0							
Bubba Morton, R OBP: 0.356, SLG: 0.436	(9, PH)											1	0	0	0	0	0	0							
Buck Rodgers, S OBP: 0.280, SLG: 0.205	(9, 2)											1	0	0	0	0	0	1							
Rudy May, L OBP: 0.351, SLG: 0.082	(1, 1)			(0,0) K		(0,0) K		(0,0) K		(0,0) K		3	0	0	0	0	3	2							
Ken Tatum, R OBP: 0.316, SLG: 0.619	(8, 1)											2	0	0	0	1	1								
Andy Messersmith, R OBP: 0.235, SLG: 0.182	(11, 1)											0	0	0	0	0	0	0							
Inning Stats	R: 0 E: 1 K: 1 S: 6	H: 1 LOB: 1 BB: 0 P: 6	R: 0 E: 0 K: 2 S: 7	H: 0 LOB: 0 BB: 0 P: 7	R: 0 E: 0 K: 2 S: 7	H: 0 LOB: 0 BB: 0 P: 7	R: 1 E: 0 K: 0 S: 4	H: 2 LOB: 0 BB: 0 P: 4	R: 0 E: 1 K: 0 S: 3	H: 0 LOB: 1 BB: 1 P: 7	R: 1 E: 0 K: 1 S: 6	H: 1 LOB: 1 BB: 1 P: 10	R: 2 E: 1 K: 1 S: 8	H: 2 LOB: 1 BB: 0 P: 8	R: 0 E: 0 K: 1 S: 5	H: 0 LOB: 0 BB: 0 P: 5	R: 0 E: 0 K: 0 S: 3	H: 0 LOB: 0 BB: 0 P: 3	R: 2 E: 0 K: 0 S: 4	H: 1 LOB: 1 BB: 2 P: 12	1B: 5 2B: 1 3B: 0 HR: 2	SF: 0 SAC: 0 DP: 1 HBP: 0	WP: 0 PB: 0 SB: 0 CS: 1	PA: 45	
PITCHER	IP ERA WHIP	WLS 2.94	BF 31	H 7	R 4	ER 3	SO 7	BB 2	IBB 0	HBP 0	BLK 0	WP 0	HR 1	S 43	P 51	ERA 3.68	WHIP 1.227								
Blue Moon Odom, R ERA: 2.94	(1, 1)																								
Paul Lindblad, L ERA: 4.02	(8, 1)	1.2	5	0	0	0	2	0	0	0	0	0	0	9	9	0.00	0.000								
Juan Pizarro, L ERA: 3.35	(10, 1)	2.0	L 9	1	2	2	0	2	0	0	0	0	1	7	15	9.00	1.500								

California Angels @ Oakland Athletics
Oakland-Alameda County Coliseum, Oakland, CA

Sun Sep 28 1969, 3:33 AM PDT
Att: 11,837 - Unknown

livebaseballscores.com



AB 41
R 6
H 8
RBI 6
BB 4
SO 9
LOB 13

Batter	1	2	3	4	5	6	7	8	9	10	11	AB	R	H	RBI	BB	SO	LOB	BOTTOM							
Bert Campaneris, R OBP: 0.299, SLG: 0.305	(1,6) X F7		(0,0) F7		(0,0) 1B BB		(0,0) K		(0,0) S FC3-5 IBB	(0,0) F9		4	0	0	0	2	1	2								
Danny Cater, R OBP: 0.299, SLG: 0.368	(1, 3) X 6-3		(0,0)		(0,0) K		(0,0) F3		(0,0) FC3-5 BB		(0,0) 1B SF9 1B	1	0	0	0	0	0	0								
Joe Rudi, R OBP: 0.220, SLG: 0.279	(2, 3)											2	0	0	0	1	1	3								
Catfish Hunter, R OBP: 0.227, SLG: 0.282	(9, PH)											1	0	0	0	0	0	2								
Juan Pizarro, L OBP: 0.273, SLG: 0.250	(10, 1)											0	0	0	0	0	0	0								
Tommy Reynolds, R OBP: 0.340, SLG: 0.306	(11, PH)											1	1	1	0	0	0	0								
Reggie Jackson, L OBP: 0.413, SLG: 0.615	(1,9) X 2B		(0,0) F6		(0,0) 1B		(0,0) K		(0,0) K		(0,0) S 1B	6	0	3	2	0	2	3								
Sal Bando, R OBP: 0.394, SLG: 0.466	(1,5) S BB			(0,0) K		(0,0) K		(0,0) HR		(0,0) BB	(0,0) SF9	3	1	1	2	2	2	2								
Bobby Brooks, R OBP: 0.392, SLG: 0.429	(1, 7)		(0,0) K		(0,0) F4		(0,0) L5		(0,0) 1B BB	(0,0) K		5	0	0	0	1	3	6								
Rick Monday, L OBP: 0.391, SLG: 0.418	(1, 8)		(0,0) 5-3		(0,0) K		(0,0) F6		(0,0) K		(0,0) S BB	4	0	0	0	2	2	1								
Ted Kubiak, S OBP: 0.310, SLG: 0.311	(1, 4)		(0,0) K		(0,0) BB SH 1B		(0,0) 6-3		(0,0) 1-3 1B		(0,0) F6	6	1	2	0	0	2	3								
Dave Duncan, R OBP: 0.235, SLG: 0.219	(1, 2)											1	1	0	0	0	0	0								
Bob Johnson, R OBP: 0.340, SLG: 0.375	(7, PH)		(0,0) F7		(0,0) SH BB		(0,0) F8		(0,0) K		(0,0) F8	1	0	0	0	0	0	0								
Phil Roof, R OBP: 0.332, SLG: 0.288	(8, 2)											0	0	0	0	0	0	0								
Tito Francona, L OBP: 0.396, SLG: 0.459	(8, PH)											1	0	0	0	1	2									
Larry Haney, R OBP: 0.263, SLG: 0.324	(9, 2)											1	0	0	0	0	1									
Blue Moon Odom, R OBP: 0.293, SLG: 0.219	(1, 1)											3	1	1	1	0	1	2								
Paul Lindblad, L OBP: 0.357, SLG: 0.333	(8, 1)		(0,0) 1-3						(0,0) FC3-5 2B			0	0	0	0	0	0	0								
Jose Tartabull, L OBP: 0.297, SLG: 0.309	(9, PH)											1	0	1	0	0	0	0								
Ray Webster, L OBP: 0.363, SLG: 0.329	(10, 3)											0	0	0	0	1	0	0								
Inning Stats	R: 0 E: 0 K: 1 S: 6	H: 1 LOB: 2 BB: 1 P: 10	R: 0 E: 0 K: 1 S: 5	H: 0 LOB: 0 BB: 0 P: 5	R: 0 E: 0 K: 0 S: 3	H: 0 LOB: 0 BB: 0 P: 7	R: 0 E: 0 K: 2 S: 7	H: 0 LOB: 0 BB: 0 P: 7	R: 2 E: 0 K: 3 S: 12	H: 2 LOB: 2 BB: 1 P: 16	R: 0 E: 0 K: 0 S: 3	H: 0 LOB: 0 BB: 0 P: 3	R: 1 E: 0 K: 1 S: 6	H: 1 LOB: 0 BB: 0 P: 6	R: 1 E: 0 K: 3 S: 11	H: 2 LOB: 2 BB: 1 P: 15	R: 0 E: 0 K: 2 S: 8	H: 0 LOB: 3 BB: 2 P: 16	R: 0 E: 0 K: 0 S: 3	H: 0 LOB: 2 BB: 2 P: 11	R: 1 E: 0 K: 2 S: 9	H: 2 LOB: 2 BB: 1 P: 13	1B: 5 2B: 2 3B: 0 HR: 2	SF: 1 SAC: 1 DP: 0 HBP: 0	WP: 0 PB: 0 SB: 3 CS: 0	PA: 52
PITCHER	IP ERA WHIP	WLS 3.45	BF 31	H 7	R 4	ER 4	SO 9	BB 3	IBB 0	HBP 0	BLK 0	WP 0	HR 2	S 46	P 58	ERA 4.91	WHIP 1.091									
Rudy May, L ERA: 3.45	(1, 1)																									
Ken Tatum, R ERA: 1.36	(8, 1)	2.2	W 16	3	1	1	4	3	2	0	0	0	0	19	39	3.38	2.250									
Andy Messersmith, R ERA: 2.52	(11, 1)	1.0	S 5	1	0	0	2	0	1	0	0	0	0	8	12	0.00	1.000									

California Angels @ Oakland Athletics
Oakland-Alameda County Coliseum, Oakland, CA

Sun Sep 28 1969, 3:33 AM PDT
Att: 11,837 - Unknown

livebaseballscores.com



AB 41
R 5
H 9
RBI 5
BB 9
SO 15
LOB 27

Batter	1	2	3	4	5	6	7	8	9	AB	R	H	RBI	BB	SO	LOB	TOP				
Sandy Alomar Sr. S OBP: 0.294, SLG: 0.280 (1, 4)	G4-3	FC6 1B		L9			F8		BB G3-1 1B	5	1	2	1	0	0	1					
Marty Perez R OBP: 0.400, SLG: 0.333 (1, 6)	K	FC6 1-2 3-H			G4-3		E3		G3-1 BB G5-3 1B	5	1	1	0	0	1	2					
Jay Johnstone L OBP: 0.321, SLG: 0.377 (1, 8)							G4-3		G5-3 G3-1 BB	4	0	2	1	1	0	1					
Roger Repoz L OBP: 0.274, SLG: 0.293 (1, 3)	F8						F9		G3-1 BB	4	0	0	1	1	1	4					
Jim Hicks R OBP: 0.259, SLG: 0.308 (1, 7)		G5-3					G5-3		F9 BB	5	0	0	1	0	1	3					
Jarvis Tatum R OBP: 0.313, SLG: 0.313 (1, 9)		SF9 1B							L4-3	5	1	3	0	0	1	2					
Winston Lienes R OBP: 0.205, SLG: 0.214 (1, 5)		E5 SF9 BB 1B			FC3-6 BB		P6			3	1	0	0	1	1	4					
Randy Brown L OBP: 0.357, SLG: 0.227 (1, 2)					FC3-6 1-2		F8		F7	3	0	0	0	1	0	4					
Tom Murphy R OBP: 0.173, SLG: 0.169 (1, 1)		SF9								1	0	0	1	0	1	1					
Jim Fregosi R OBP: 0.361, SLG: 0.361 (7, PH)										1	0	0	0	0	0	0					
Wally Wolf R (7, PH)										0	0	0	0	0	0	0					
Jim Spencer L OBP: 0.306, SLG: 0.386 (9, PH)		2-3 3-H							1B BB BB	0	1	0	0	1	0	0					
Inning Stats	R: 0 E: 0 K: 1 S: 6	H: 1 LOB: 1 BB: 0 P: 6	R: 2 E: 1 K: 0 S: 6	H: 2 LOB: 2 BB: 1 P: 10	R: 0 E: 0 K: 3 S: 10	H: 1 LOB: 1 BB: 0 P: 10	R: 0 E: 0 K: 1 S: 5	H: 0 LOB: 1 BB: 1 P: 9	R: 0 E: 0 K: 0 S: 3	H: 0 LOB: 0 BB: 0 P: 3	R: 0 E: 1 K: 0 S: 4	H: 1 LOB: 1 BB: 0 P: 4	R: 0 E: 0 K: 1 S: 6	H: 1 LOB: 2 BB: 1 P: 10	R: 3 E: 0 K: 0 S: 5	H: 2 LOB: 1 BB: 2 P: 13	1B: 8 2B: 0 3B: 0 HR: 0	SF: 1 SAC: 0 DP: 0 HBP: 0	WP: 0 PB: 0 SB: 0 CS: 0	PA: 42	
PITCHER	IP WLS BF H R ER SO BB IBB HBP BLK WP HR S P ERA WHIP	IP WLS BF H R ER SO BB IBB HBP BLK WP HR S P ERA WHIP	IP WLS BF H R ER SO BB IBB HBP BLK WP HR S P ERA WHIP	IP WLS BF H R ER SO BB IBB HBP BLK WP HR S P ERA WHIP	IP WLS BF H R ER SO BB IBB HBP BLK WP HR S P ERA WHIP	IP WLS BF H R ER SO BB IBB HBP BLK WP HR S P ERA WHIP	IP WLS BF H R ER SO BB IBB HBP BLK WP HR S P ERA WHIP	IP WLS BF H R ER SO BB IBB HBP BLK WP HR S P ERA WHIP	IP WLS BF H R ER SO BB IBB HBP BLK WP HR S P ERA WHIP	IP WLS BF H R ER SO BB IBB HBP BLK WP HR S P ERA WHIP	IP WLS BF H R ER SO BB IBB HBP BLK WP HR S P ERA WHIP	IP WLS BF H R ER SO BB IBB HBP BLK WP HR S P ERA WHIP	IP WLS BF H R ER SO BB IBB HBP BLK WP HR S P ERA WHIP	IP WLS BF H R ER SO BB IBB HBP BLK WP HR S P ERA WHIP	IP WLS BF H R ER SO BB IBB HBP BLK WP HR S P ERA WHIP	IP WLS BF H R ER SO BB IBB HBP BLK WP HR S P ERA WHIP	IP WLS BF H R ER SO BB IBB HBP BLK WP HR S P ERA WHIP	IP WLS BF H R ER SO BB IBB HBP BLK WP HR S P ERA WHIP	IP WLS BF H R ER SO BB IBB HBP BLK WP HR S P ERA WHIP	IP WLS BF H R ER SO BB IBB HBP BLK WP HR S P ERA WHIP	IP WLS BF H R ER SO BB IBB HBP BLK WP HR S P ERA WHIP

California Angels @ Kansas City Royals
Municipal Stadium, Kansas City, MO
Tue Sep 30 1969, 8:05 PM EDT
Att: 8,400 - Unknown - 83 F

AB 36
R 5
H 8
RBI 5
BB 5
SO 6
LOB 22



Batter	1	2	3	4	5	6	7	8	9	AB	R	H	RBI	BB	SO	LOB	BOTTOM				
Scott Northey R OBP: 0.361, SLG: 0.455 (1, 8)	2B	S BB			G6-3		S HR BB			2	2	1	0	2	0	0					
Mike Fiore L OBP: 0.419, SLG: 0.428 (1, 3)	2B	K			CS 1B		HR BB			2	2	1	0	2	1	1					
Luis Alcaraz R OBP: 0.300, SLG: 0.347 (1, 4)	3B	2B			P6 1-2 HR 1B		K			4	2	2	2	0	1	2					
Ed Kirkpatrick L OBP: 0.345, SLG: 0.450 (1, 7)	3B	1B			HR		HR			4	2	4	6	0	0	0					
Jerry Adair R OBP: 0.287, SLG: 0.309 (1, 6)	P5				L8		P6			4	0	1	0	0	0	1					
Juan Rios R OBP: 0.259, SLG: 0.276 (9, 6)					G6-4-3 1B					0	0	0	0	0	0	0					
Bob Oliver R OBP: 0.296, SLG: 0.398 (1, 5)	G6-3				G6-4-3		L8		G6-4-3 BB	3	0	0	0	1	0	3					
Fred Rico R OBP: 0.464, SLG: 0.300 (1, 9)	G4-3				G6-4-3 BB		G6-3		G6-4-3	3	0	0	0	1	0	2					
Buck Martinez R OBP: 0.258, SLG: 0.327 (1, 2)		G4-3			G6-4-3		G6-3		FC6-4 1B	4	0	1	0	0	0	1					
Dick Drago R OBP: 0.109, SLG: 0.077 (1, 1)		G5-3			P4		K		FC6-4	4	0	0	0	0	1	1					
Al Fitzmorris S (9, 1)										0	0	0	0	0	0	0					
Inning Stats	R: 3 E: 0 K: 0 S: 6	H: 3 LOB: 1 BB: 1 P: 10	R: 0 E: 0 K: 1 S: 5	H: 0 LOB: 1 BB: 1 P: 9	R: 0 E: 0 K: 0 S: 4	H: 2 LOB: 0 BB: 0 P: 4	R: 0 E: 0 K: 0 S: 2	H: 0 LOB: 0 BB: 1 P: 6	R: 2 E: 0 K: 0 S: 5	H: 3 LOB: 0 BB: 0 P: 5	R: 0 E: 0 K: 0 S: 3	H: 0 LOB: 0 BB: 0 P: 3	R: 3 E: 0 K: 2 S: 8	H: 1 LOB: 0 BB: 2 P: 16	R: 0 E: 0 K: 0 S: 3	H: 1 LOB: 1 BB: 1 P: 7	1B: 5 2B: 2 3B: 1 HR: 2	SF: 0 SAC: 0 DP: 3 HBP: 0	WP: 0 PB: 0 SB: 2 CS: 1	PA: 36	
PITCHER	IP WLS BF H R ER SO BB IBB HBP BLK WP HR S P ERA WHIP	IP WLS BF H R ER SO BB IBB HBP BLK WP HR S P ERA WHIP	IP WLS BF H R ER SO BB IBB HBP BLK WP HR S P ERA WHIP	IP WLS BF H R ER SO BB IBB HBP BLK WP HR S P ERA WHIP	IP WLS BF H R ER SO BB IBB HBP BLK WP HR S P ERA WHIP	IP WLS BF H R ER SO BB IBB HBP BLK WP HR S P ERA WHIP	IP WLS BF H R ER SO BB IBB HBP BLK WP HR S P ERA WHIP	IP WLS BF H R ER SO BB IBB HBP BLK WP HR S P ERA WHIP	IP WLS BF H R ER SO BB IBB HBP BLK WP HR S P ERA WHIP	IP WLS BF H R ER SO BB IBB HBP BLK WP HR S P ERA WHIP	IP WLS BF H R ER SO BB IBB HBP BLK WP HR S P ERA WHIP	IP WLS BF H R ER SO BB IBB HBP BLK WP HR S P ERA WHIP	IP WLS BF H R ER SO BB IBB HBP BLK WP HR S P ERA WHIP	IP WLS BF H R ER SO BB IBB HBP BLK WP HR S P ERA WHIP	IP WLS BF H R ER SO BB IBB HBP BLK WP HR S P ERA WHIP	IP WLS BF H R ER SO BB IBB HBP BLK WP HR S P ERA WHIP	IP WLS BF H R ER SO BB IBB HBP BLK WP HR S P ERA WHIP	IP WLS BF H R ER SO BB IBB HBP BLK WP HR S P ERA WHIP	IP WLS BF H R ER SO BB IBB HBP BLK WP HR S P ERA WHIP	IP WLS BF H R ER SO BB IBB HBP BLK WP HR S P ERA WHIP	IP WLS BF H R ER SO BB IBB HBP BLK WP HR S P ERA WHIP

California Angels @ Kansas City Royals
Municipal Stadium, Kansas City, MO
Tue Sep 30 1969, 8:05 PM EDT
Att: 8,400 - Unknown - 83 F

AB 30
R 8
H 10
RBI 8
BB 6
SO 3
LOB 11



Batter	1	2	3	4	5	6	7	8	9	AB	R	H	RBI	BB	SO	LOB	TOP		
Sandy Alomar Sr. S OBP: 0.294, SLG: 0.279 (1.4)	G6-3		F7			G4-3			G6-3	4	0	1	0	0	0	0			
Jarvis Tatum R OBP: 0.318, SLG: 0.318 (1.9)	1B						L9		G6-3	4	0	1	0	0	0	1			
Jay Johnstone L OBP: 0.321, SLG: 0.381 (1.8)	F8					P6	P6		HR	4	1	1	1	0	0	1			
Roger Repoz L OBP: 0.270, SLG: 0.288 (1.7)	F8					G3-1	K		K	4	0	0	0	0	2	1			
Jim Spencer L OBP: 0.304, SLG: 0.383 (1.3)									P6	3	0	1	0	0	1	0			
Winston Llenas R OBP: 0.204, SLG: 0.213 (1.5)	G6-3					G6-3			FC5-4	3	0	1	0	0	0	1			
Randy Brown L OBP: 0.323, SLG: 0.200 (1.2)	G4-3					E8			F8	3	0	0	0	0	0	1			
Marty Perez R OBP: 0.333, SLG: 0.231 (1.6)						G1-3			FC5-4	3	0	0	0	0	0	1			
Vern Geisbert R (1.1)						F7				2	0	0	0	0	0	0			
Rudy May L OBP: 0.151, SLG: 0.082 (7.1)						F7				0	0	0	0	0	0	0			
Clyde Wright R OBP: 0.280, SLG: 0.182 (8.1)										0	0	0	0	0	0	0			
Bill Voss L OBP: 0.327, SLG: 0.332 (9, FH)									1B	1	1	1	0	0	0	0			
Inning Stats	R: 0 E: 0 K: 0 S: 4	H: 1 LOB: 1 BB: 0 P: 4	R: 0 E: 0 K: 1 S: 5	H: 0 LOB: 0 BB: 0 P: 5	R: 0 E: 0 K: 0 S: 3	H: 0 LOB: 0 BB: 0 P: 3	R: 0 E: 0 K: 0 S: 3	H: 0 LOB: 0 BB: 0 P: 3	R: 0 E: 0 K: 0 S: 3	H: 0 LOB: 0 BB: 0 P: 3	R: 0 E: 0 K: 0 S: 5	H: 0 LOB: 0 BB: 0 P: 5	R: 0 E: 0 K: 0 S: 4	H: 1 LOB: 1 BB: 0 P: 4	R: 2 E: 0 K: 1 S: 7	H: 3 LOB: 0 BB: 0 P: 7	1B: 5 2B: 0 3B: 0 HR: 1	SF: 0 SAC: 0 DP: 2 HBP: 0	WP: 0 PA: 31 PB: 0 SB: 0 CS: 0
PITCHER Wally Bunker R ERA: 3.23 (1.1)	IP: 9.0 WLS: W BF: 31 H: 6 R: 2 ER: 2 SO: 3 BB: 0 IBB: 0 HBP: 0 BLK: 0 WP: 0 HR: 1 S: 37 P: 37 ERA: 2.00 WHIP: 0.667															PITCHER IP: 9.0 WLS: W BF: 31 H: 6 R: 2 ER: 2 SO: 3 BB: 0 IBB: 0 HBP: 0 BLK: 0 WP: 0 HR: 1 S: 37 P: 37 ERA: 2.00 WHIP: 0.667			

California Angels @ Kansas City Royals
Municipal Stadium, Kansas City, MO
Thu Oct 02 1969, 4:33 AM EDT
Att. 12,042 - Sunny - 76 F

AB 31
R 2
H 6
RBI 1
BB 0
SO 3
LOB 6



Batter	1	2	3	4	5	6	7	8	9	AB	R	H	RBI	BB	SO	LOB	BOTTOM
Scott Northey R OBP: 0.338, SLG: 0.410 (1.8)	K					G5-3				4	0	0	0	0	2	3	
Joe Keough L OBP: 0.254, SLG: 0.199 (8.8)			G1-3							0	0	0	0	0	0	0	
Paul Schaaf R OBP: 0.346, SLG: 0.307 (1.5)	P3								E4	3	2	1	0	0	0	0	
Luis Alcaraz R OBP: 0.314, SLG: 0.342 (1.4)										3	1	1	0	0	1	1	
Jackie Hernandez R OBP: 0.280, SLG: 0.282 (8.6)	F9									1	1	1	0	0	0	0	
Lou Piniella R OBP: 0.325, SLG: 0.416 (1.7)										4	1	2	1	0	0	0	
Jerry Adair R OBP: 0.285, SLG: 0.310 (1.6)										2	0	0	1	0	0	0	
Juan Rios R OBP: 0.262, SLG: 0.276 (8.6)										0	0	0	0	0	0	0	
Bob Oliver R OBP: 0.294, SLG: 0.393 (1.3)										4	1	0	1	0	0	2	
Fred Rico R OBP: 0.429, SLG: 0.308 (1.9)										3	0	0	0	1	1	1	
Ellie Rodriguez R OBP: 0.333, SLG: 0.296 (1.2)										3	0	0	0	1	1	2	
Wally Bunker R OBP: 0.200, SLG: 0.186 (1.1)										2	0	1	1	1	1	0	
Inning Stats	R: 0 E: 0 K: 1 S: 5	H: 0 LOB: 0 BB: 0 P: 5	R: 0 E: 0 K: 0 S: 3	H: 0 LOB: 0 BB: 0 P: 3	R: 0 E: 0 K: 1 S: 5	H: 0 LOB: 1 BB: 1 P: 9	R: 0 E: 0 K: 1 S: 4	H: 0 LOB: 0 BB: 0 P: 5	R: 0 E: 0 K: 1 S: 5	H: 0 LOB: 0 BB: 0 P: 5	R: 4 E: 1 K: 1 S: 10	H: 4 LOB: 2 BB: 1 P: 14	R: 2 E: 1 K: 0 S: 5	H: 2 LOB: 2 BB: 1 P: 10	1B: 6 2B: 1 3B: 0 HR: 0	SF: 1 SAC: 0 DP: 2 HBP: 2	WP: 0 PA: 35 PB: 0 SB: 0 CS: 1
PITCHER Vern Geisbert R ERA: 4.65 (7.1)	IP: 6.2 WLS: L BF: 27 H: 4 R: 4 ER: 2 SO: 5 BB: 1 IBB: 1 HBP: 1 BLK: 0 WP: 0 HR: 0 S: 34 P: 43 ERA: 2.70 WHIP: 0.750															PITCHER IP: 6.2 WLS: L BF: 27 H: 4 R: 4 ER: 2 SO: 5 BB: 1 IBB: 1 HBP: 1 BLK: 0 WP: 0 HR: 0 S: 34 P: 43 ERA: 2.70 WHIP: 0.750	
Rudy May L ERA: 3.44 (7.1)	0.1	1	0	0	0	1	0	0	0	0	0	3	3	0.00	0.000		
Clyde Wright L ERA: 4.1 (8.1)	1.0	7	2	2	0	0	1	0	1	0	0	5	10	0.00	3.000		

California Angels @ Kansas City Royals
Municipal Stadium, Kansas City, MO
Thu Oct 02 1969, 4:33 AM EDT
Att. 12,042 - Sunny - 76 F

AB 29
R 6
H 6
RBI 4
BB 3
SO 6
LOB 9

