

California Angels - 1970

Batter	1	2	3	4	5	6	7	8	9	AB	R	H	RBI	BB	SO	LOB	TOP					
Sandy Alomar Sr. S OBP: 0.400, SLG: 0.400 (1.4)	0-0 4-3		0-0 3B 1B	0-0 FC1-6 1B		0-0 1-4-3	0-3 K			5	1	2	0	0	1	3	California Angels @ Milwaukee Brewers Milwaukee County Stadium, Milwaukee, WI Tue Apr 07 1970, 4:33 AM EST Att: 36,107 - Unknown					
Jim Fregosi R OBP: 0.600, SLG: 0.750 (1.6)	0-0 F7		4-0 3B BB	0-0 FC1-6 1B		0-0 F3		0-0 E9 WP 2B		4	2	2	1	1	0	1						
Bill Voss L OBP: 0.600, SLG: 1.000 (1.9)	0-0 F7		0-0 WP 3B	0-0 FC1-6			4-0 SH5-4 1B BB	4-0 G1-6-3 BB		3	2	1	2	2	0	2						
Alex Johnson R OBP: 0.500, SLG: 1.500 Jay Johnstone L (4, PH) (4, 8)		0-0 SF8 3B	0-3 K	0-3 K			0-0 SH5-4	0-0 G1-6-3		2	1	1	0	0	1	0						
Jim Spencer L OBP: 0.400, SLG: 0.333 (1.3)		0-0 SF8		0-0 E8 2B	4-0 G6-4-3 BB		0-0 3B 1B	0-3 K		2	0	0	0	0	1	3						
Roger Repoz L OBP: 0.400, SLG: 1.000 (1.8) (4.7)	0-0 4-3			0-0 2B 2B			0-0 1B 3B		0-3 K	5	2	2	2	0	2	1						
Joe Azcue R OBP: 0.200, SLG: 0.400 (1.2)	0-0 5-3			0-0 1B 2B	0-0 G6-4-3		0-3 K		0-0 F4	5	1	1	1	0	1	2						
Aurelio Rodriguez R OBP: 0.600, SLG: 0.600 (1.5)			0-0 6-3	0-0 1B 1B		0-0 1-4-3 SH3-4 1B	0-0 1B	0-0 F9		5	1	3	2	0	0	0						
Andy Messersmith R OBP: 0.333, SLG: 0.333 (1.1)			0-0 F6	0-3 K		0-0 SH3-4	0-0 1B			3	0	1	0	0	1	1						
Inning Stats	R: 0 E: 0 K: 0 S: 3	H: 0 LOB: 0 BB: 0 P: 3	R: 1 E: 0 K: 0 S: 4	H: 1 LOB: 0 BB: 0 P: 4	R: 3 E: 0 K: 1 S: 7	H: 2 LOB: 0 BB: 1 P: 11	R: 4 E: 1 K: 2 S: 13	H: 5 LOB: 2 BB: 0 P: 13	R: 0 E: 0 K: 1 S: 4	H: 0 LOB: 0 BB: 1 P: 8	R: 0 E: 0 K: 0 S: 4	H: 1 LOB: 1 BB: 0 P: 4	R: 3 E: 0 K: 2 S: 11	H: 4 LOB: 2 BB: 1 P: 15	R: 1 E: 1 K: 1 S: 5	H: 1 LOB: 0 BB: 0 P: 9	R: 0 E: 0 K: 1 S: 5	H: 0 LOB: 0 BB: 0 P: 5	1B: 8 2B: 3 3B: 3 HR: 0	SF: 1 SAC: 2 DP: 2 HBP: 0	WP: 2 PB: 0 SB: 1 CS: 0	PA: 44
PITCHER	IP WLS BF H R ER SO BB IBB HBP BLK WP HR S P ERA WHIP																					
Lew Krausse R ERA: 12.0 (1.1)	3.0 L 13 3 4 4 1 1 0 0 0 0 1 0 14 18 12.00 1.333																					
John Gelnar R ERA: (4.1)	0.0 4 3 4 3 0 0 0 0 0 0 0 0 4 4 ∞ ∞																					
George Lauzerique R ERA: (4.1)	2.0 8 2 0 0 3 1 0 0 0 0 0 0 13 17 0.00 1.500																					
Bob Meyer L ERA: 13.5 (6.1)	2.0 12 5 3 3 2 1 0 0 0 0 0 0 15 19 13.50 3.000																					
John Morris L ERA: (8.1)	2.0 7 1 1 0 2 1 0 0 0 0 1 0 10 14 0.00 1.000																					

Batter	1	2	3	4	5	6	7	8	9	AB	R	H	RBI	BB	SO	LOB	BOTTOM					
Tommy Harper R OBP: 0.250, SLG: 0.250 (1.4)	0-0 5-3		0-0 E6 BB		0-0 6-3			0-0 FC6-4 1B		4	0	1	0	0	0	1	California Angels @ Milwaukee Brewers Milwaukee County Stadium, Milwaukee, WI Tue Apr 07 1970, 4:33 AM EST Att: 36,107 - Unknown					
Russ Snyder L (1.8)	0-0 F7		0-3 K		0-3 K			0-0 FC6-4 1B		4	0	0	0	0	2	3						
Mike Hegan L (1.3)	0-3 K		4-0 1-2 2-3 BB			0-3 K		0-3 K		3	0	0	0	1	3	1						
Danny Walton R (1.7)		0-0 F8	0-0 5-3			0-3 K		0-3 K		4	0	0	0	0	2	4						
Steve Hovley L OBP: 1.000, SLG: 1.333 (1.9)		0-0 1B		4-0 BB		0-0 2B		0-0 1B		3	0	3	0	1	0	0						
Jerry McNertney R (1.2)		0-0 F8		0-0 F5		0-0 F8		0-0 F7		4	0	0	0	0	0	4						
Max Alvis R (1.5)		0-3 K		0-3 K			4-0 G1-6-3 BB		0-0 F5	3	0	0	0	1	2	3						
Ted Kubiak S (1.6)			4-0 BB E BB	0-3 K			0-0 G1-6-3		0-0 F6	3	0	0	0	1	1	3						
Lew Krausse R Rich Rollins R John Gelnar R George Lauzerique R Ted Savage R Bob Meyer R Sandy Valdespino L John Morris R (1.1) (3, PH) (4.1) (4.1) (5, PH) (6.1) (7, PH) (8.1)			0-3 K		0-0 F5		0-0 F5			0	0	0	0	0	0	0						
Inning Stats	R: 0 E: 0 K: 1 S: 5	H: 0 LOB: 0 BB: 0 P: 5	R: 0 E: 0 K: 1 S: 6	H: 1 LOB: 1 BB: 0 P: 6	R: 0 E: 1 K: 2 S: 8	H: 0 LOB: 3 BB: 2 P: 16	R: 0 E: 0 K: 2 S: 7	H: 0 LOB: 1 BB: 1 P: 11	R: 0 E: 0 K: 1 S: 5	H: 0 LOB: 0 BB: 0 P: 5	R: 0 E: 0 K: 2 S: 8	H: 1 LOB: 1 BB: 0 P: 8	R: 0 E: 0 K: 0 S: 2	H: 0 LOB: 0 BB: 1 P: 6	R: 0 E: 0 K: 2 S: 8	H: 1 LOB: 1 BB: 0 P: 8	R: 0 E: 0 K: 0 S: 4	H: 1 LOB: 1 BB: 0 P: 4	1B: 3 2B: 1 3B: 0 HR: 0	SF: 0 SAC: 0 DP: 1 HBP: 0	WP: 0 PB: 0 SB: 0 CS: 0	PA: 35
PITCHER	IP WLS BF H R ER SO BB IBB HBP BLK WP HR S P ERA WHIP																					
Andy Messersmith R ERA: (1.1)	9.0 W 35 4 0 0 11 4 0 0 0 0 0 0 53 69 0.00 0.889																					

AB	37
R	12
H	14
RBI	10
BB	4
SO	8
LOB	13



Batter	1	2	3	4	5	6	7	8	9	AB	R	H	RBI	BB	SO	LOB	TOP		
Sandy Alomar Sr. S OBP: 0.400, SLG: 0.500										5	2	2	0	0	0	2	California Angels @ Milwaukee Brewers Milwaukee County Stadium, Milwaukee, WI Wed Apr 08 1970, 4:33 AM EST Att: 7,575 - Unknown		
Jim Fregosi R OBP: 0.600, SLG: 0.667										5	2	3	1	0	0	2			
Bill Voss L OBP: 0.700, SLG: 1.375										5	1	4	4	0	0	0			
Alex Johnson R OBP: 0.429, SLG: 0.667										4	0	1	1	1	0	3			
Jim Spencer L OBP: 0.333, SLG: 0.286										4	0	1	0	0	0	4			
Roger Repoz L OBP: 0.222, SLG: 0.556										4	0	0	0	0	1	2			
Joe Azcue R OBP: 0.222, SLG: 0.333										4	0	1	0	0	0	0			
Aurelio Rodriguez R OBP: 0.444, SLG: 0.375										3	1	0	0	0	0	1			
Tom Murphy R Rudy May L Ken Tatum R										3	0	0	0	0	1	1			
Inning Stats	R: 1 E: 0 K: 0 S: 4	H: 2 LOB: 1 BB: 1 P: 8	R: 0 E: 0 K: 0 S: 4	H: 1 LOB: 1 BB: 0 P: 4	R: 1 E: 0 K: 0 S: 5	H: 2 LOB: 1 BB: 0 P: 5	R: 0 E: 0 K: 0 S: 3	H: 0 LOB: 0 BB: 0 P: 3	R: 0 E: 0 K: 0 S: 3	H: 1 LOB: 1 BB: 0 P: 4	R: 0 E: 0 K: 1 S: 5	H: 0 LOB: 0 BB: 0 P: 5	R: 2 E: 0 K: 1 S: 8	H: 3 LOB: 1 BB: 0 P: 8	R: 2 E: 1 K: 0 S: 6	H: 2 LOB: 2 BB: 0 P: 7	1B: 8 2B: 3 3B: 1 HR: 0	SF: 0 SAC: 0 DP: 1 HBP: 1	WP: 0 PA: 40 SB: 0 CS: 1
PITCHER	IP WLS BF H R ER SO BB IBB HBP BLK WP HR S P ERA WHIP																		
Marty Pattin R ERA: 2.57	(1, 1) 7.0 L 27 7 2 2 1 1 0 0 0 0 0 0 28 32 2.57 1.143																		
John O'Donoghue L ERA: 54.0	(8, 1) 0.1 4 3 2 2 0 0 0 0 0 0 0 4 4 54.00 9.000																		
Bob Locker R ERA:	(8, 1) 1.2 9 2 2 0 1 0 0 1 0 0 0 10 11 0.00 1.200																		

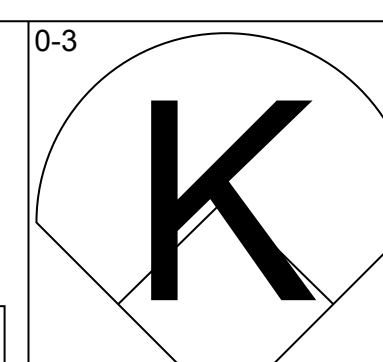
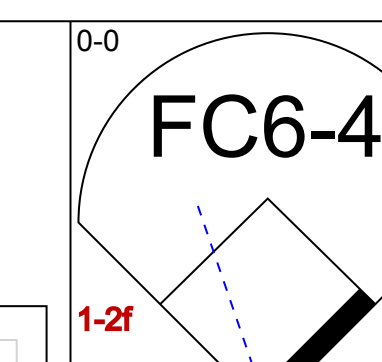
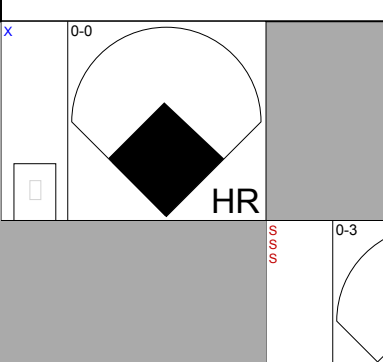
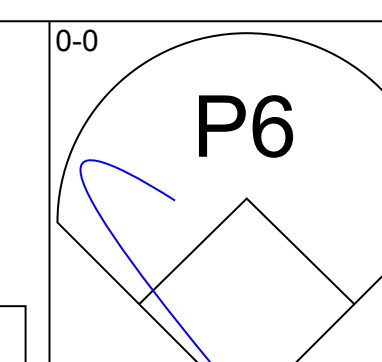
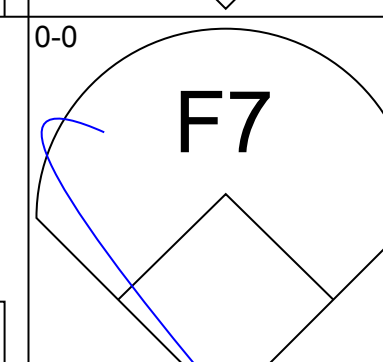
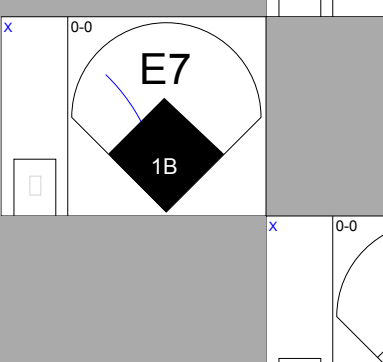
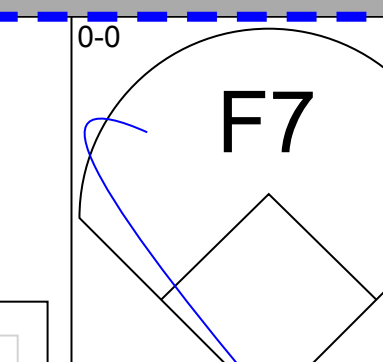
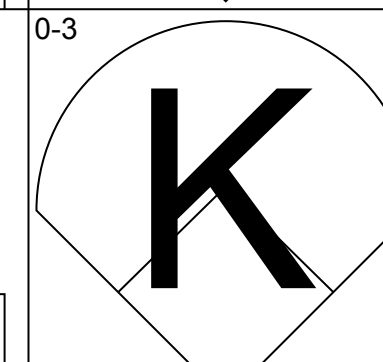
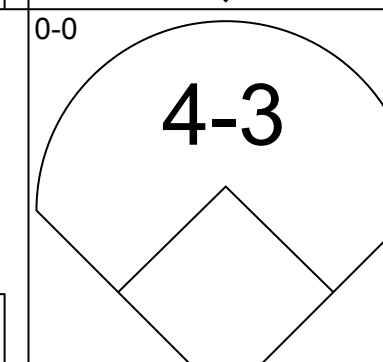
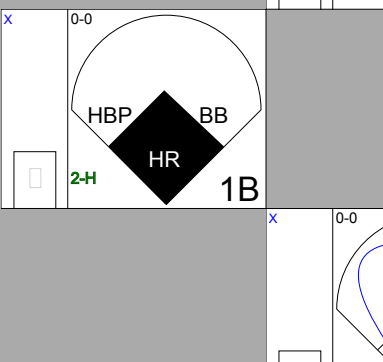
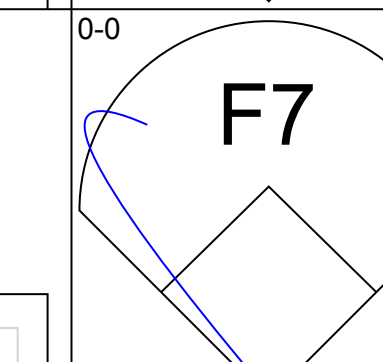
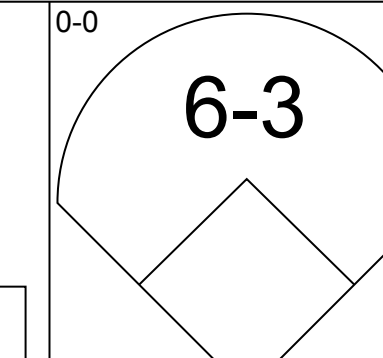
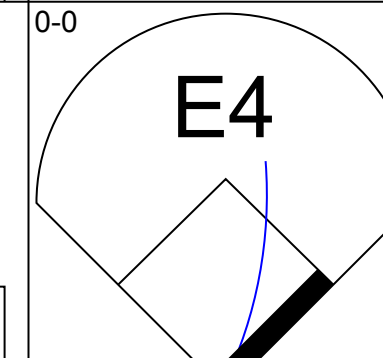
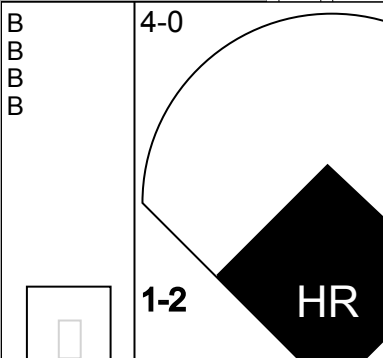
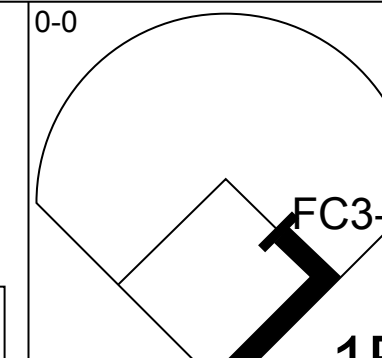
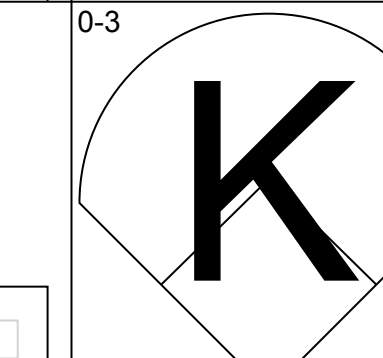
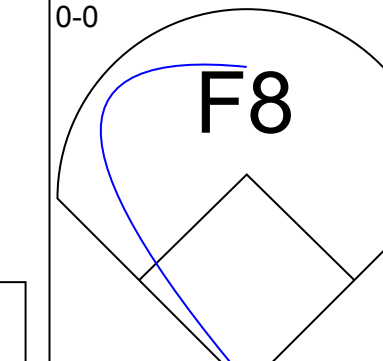
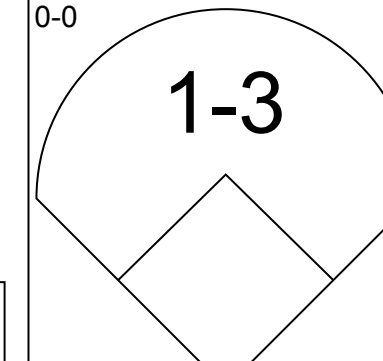
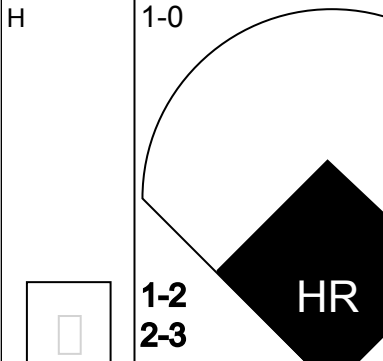
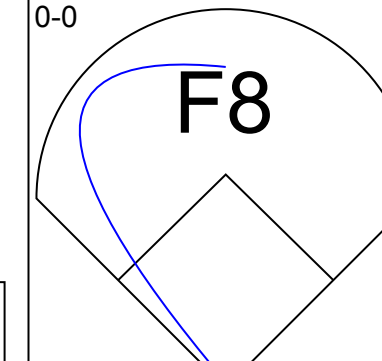
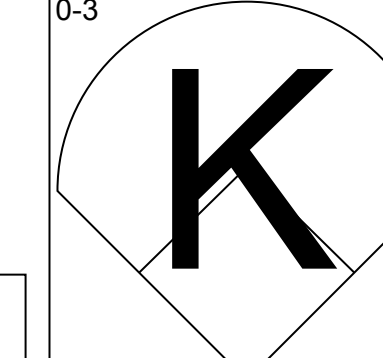
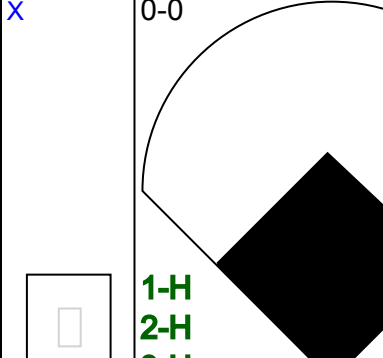
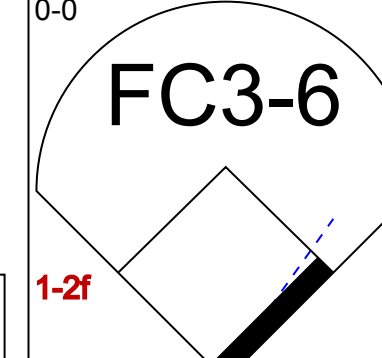
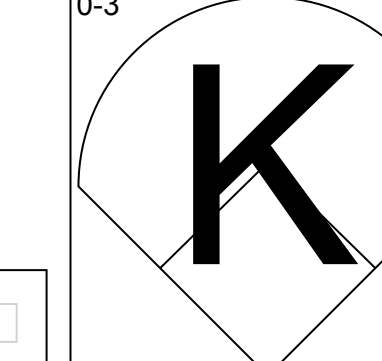
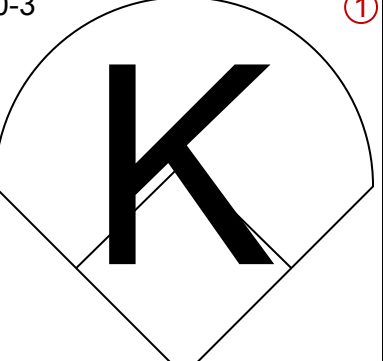
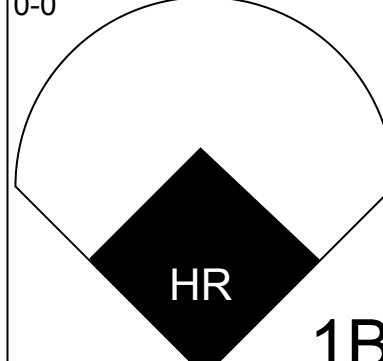
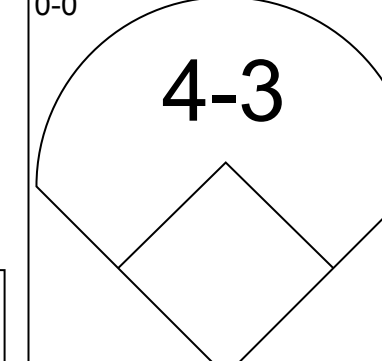
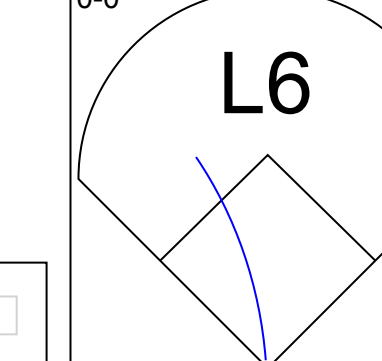
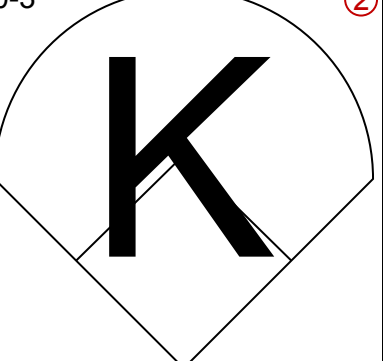
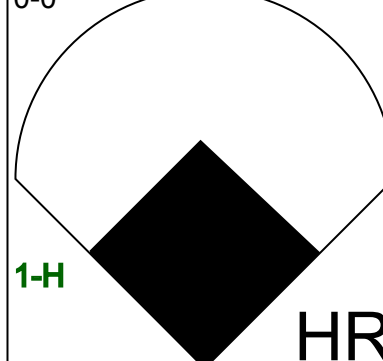
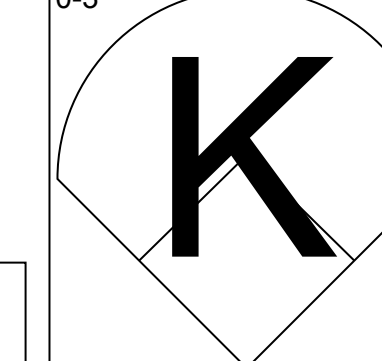
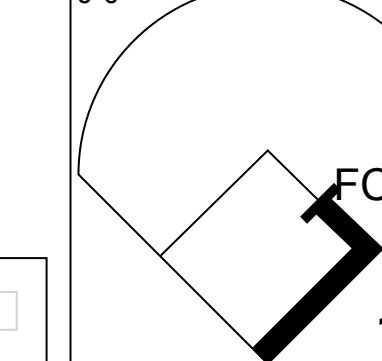
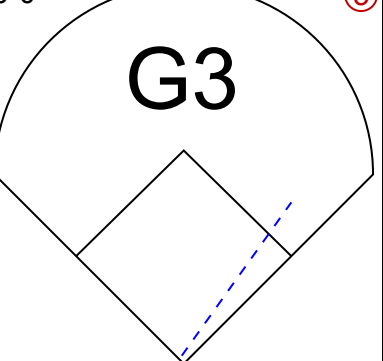

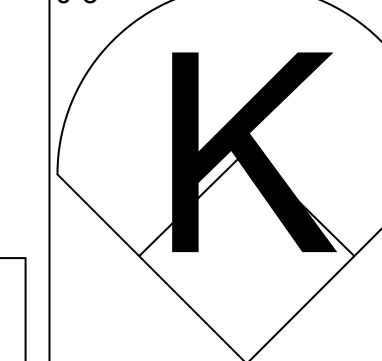
Batter	1	2	3	4	5	6	7	8	9	AB	R	H	RBI	BB	SO	LOB	BOTTOM		
Tommy Harper R OBP: 0.444, SLG: 0.429										3	1	1	0	2	0	0	California Angels @ Milwaukee Brewers Milwaukee County Stadium, Milwaukee, WI Wed Apr 08 1970, 4:33 AM EST Att: 7,575 - Unknown		
Russ Snyder L OBP: 0.250, SLG: 0.375										4	0	2	1	0	2	3			
Mike Hegan L Greg Goossen R John Kennedy R										3	0	0	0	0	1	3			
Danny Walton R John O'Donoghue R Bob Locker S										4	0	2	0	0	1	2			
Steve Hovley L OBP: 0.625, SLG: 0.714										4	0	1	0	0	0	1			
Jerry McNertney R										1	0	0	0	3	0	2			
Max Alvis R										4	0	0	0	0	0	5			
Ted Kubiak S OBP: 0.250, SLG: 0.143										4	0	1	0	0	1	0			
Marty Pattin R Sandy Valdespino L										1	0	0	0	0	1	0			
Inning Stats	R: 0 E: 0 K: 0 S: 3	H: 1 LOB: 0 BB: 0 P: 3	R: 0 E: 0 K: 0 S: 3	H: 0 LOB: 1 BB: 1 P: 7	R: 0 E: 0 K: 2 S: 8	H: 1 LOB: 2 BB: 1 P: 12	R: 0 E: 0 K: 0 S: 4	H: 2 LOB: 1 BB: 0 P: 4	R: 0 E: 0 K: 3 S: 10	H: 1 LOB: 1 BB: 0 P: 10	R: 1 E: 0 K: 2 S: 8	H: 1 LOB: 2 BB: 2 P: 16	R: 0 E: 0 K: 0 S: 2	H: 0 LOB: 0 BB: 1 P: 6	R: 0 E: 0 K: 0 S: 3	H: 0 LOB: 0 BB: 0 P: 3	1B: 5 2B: 2 3B: 0 HR: 0	SF: 0 SAC: 1 DP: 3 HBP: 0	WP: 0 PA: 37 SB: 1 CS: 0
PITCHER	IP WLS BF H R ER SO BB IBB HBP BLK WP HR S P ERA WHIP																		
Tom Murphy R ERA: 1.35	(1, 1) 6.2 W 29 7 1 1 6 4 0 0 0 0 0 0 37 53 1.35 1.650																		
Rudy May L ERA:	(7, 1) 0.0 1 0 0 0 0 1 0 0 0 0 0 0 4 ∞ ∞																		
Ken Tatum R ERA:	(7, 1) 2.1 S 7 0 0 0 0 1 1 0 0 0 0 0 8 12 0.00 0.429																		

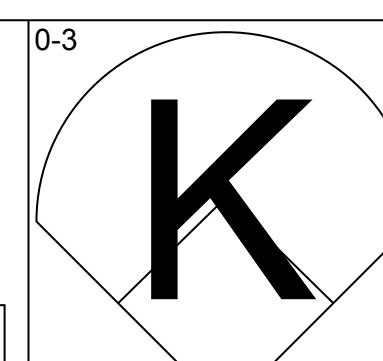
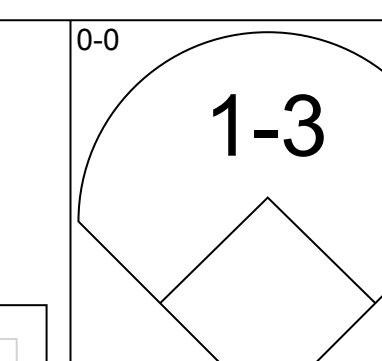
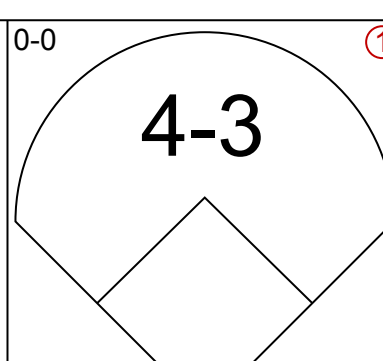
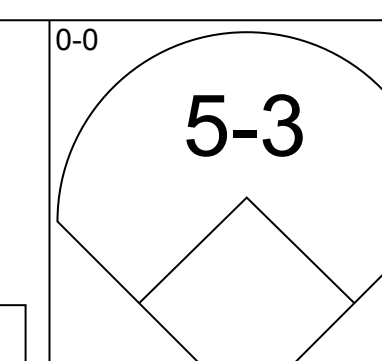
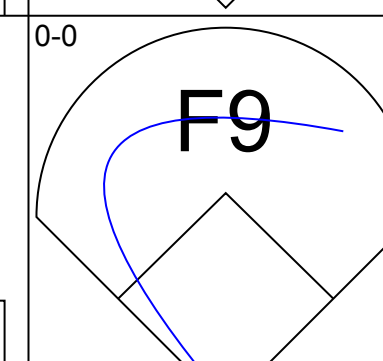
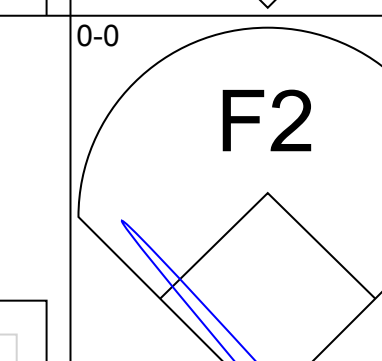
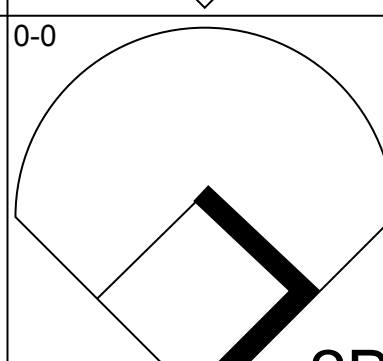
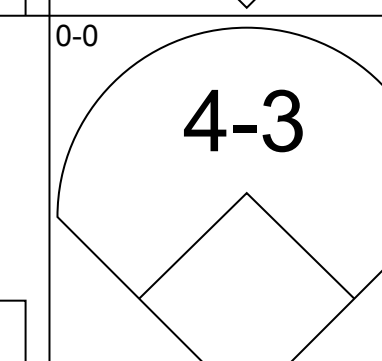
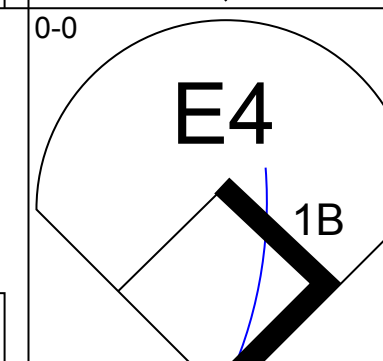
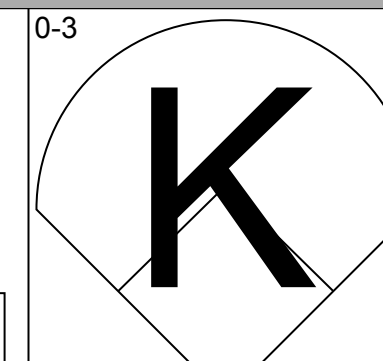
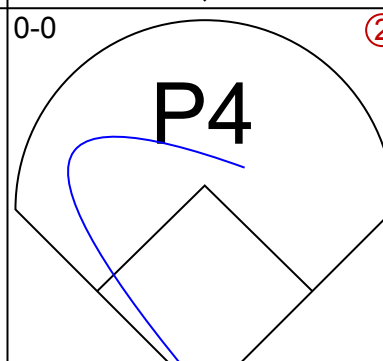
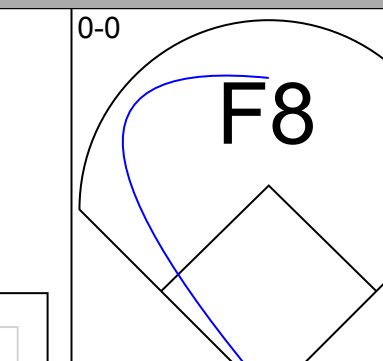
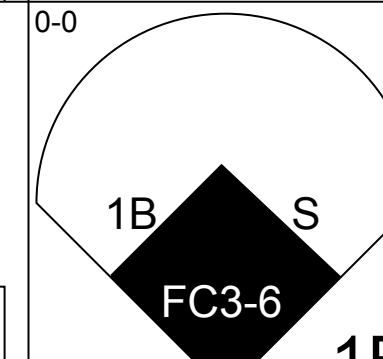
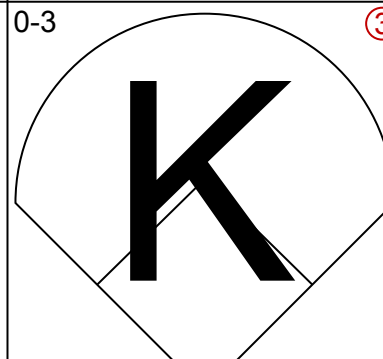
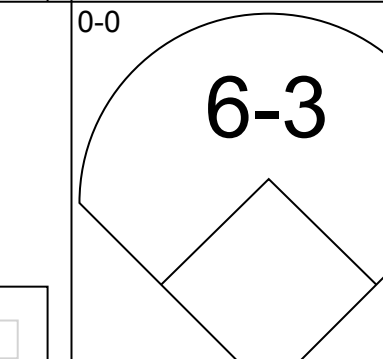
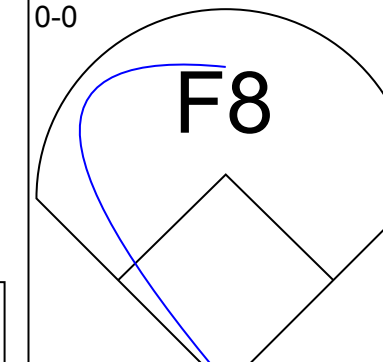
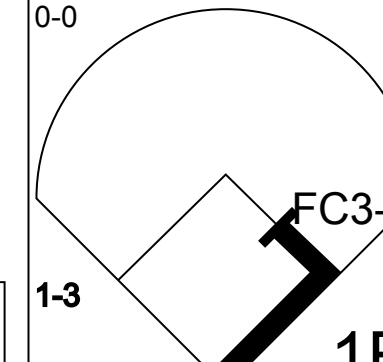
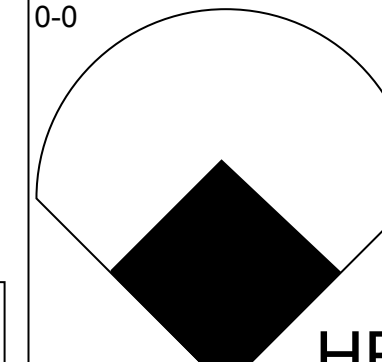
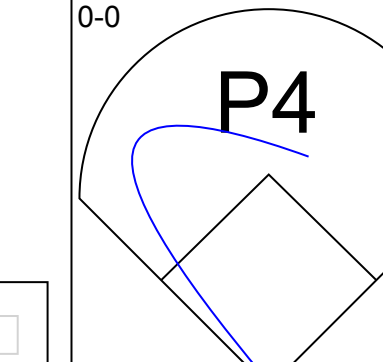
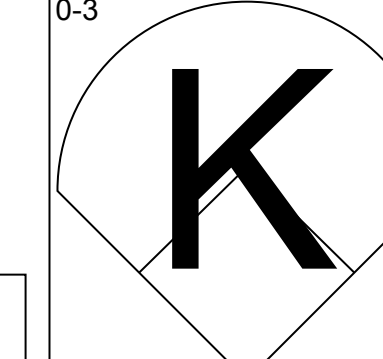
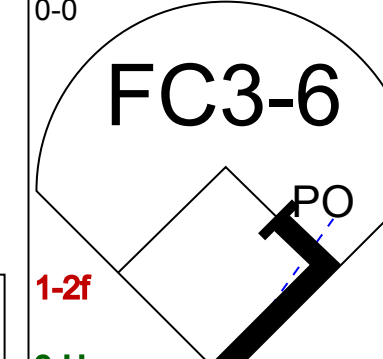
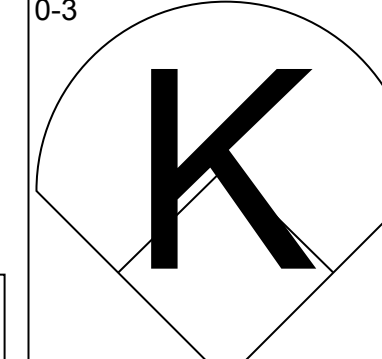
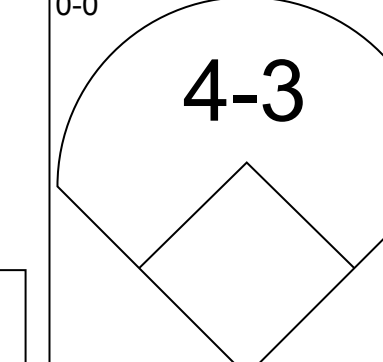
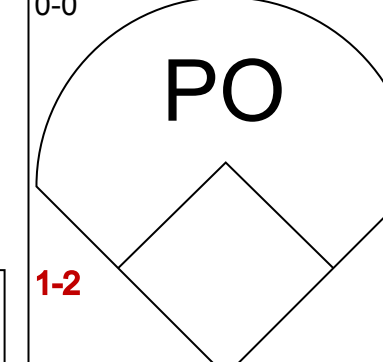
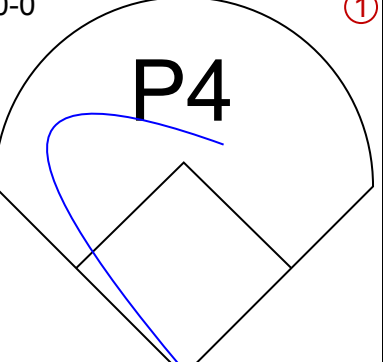
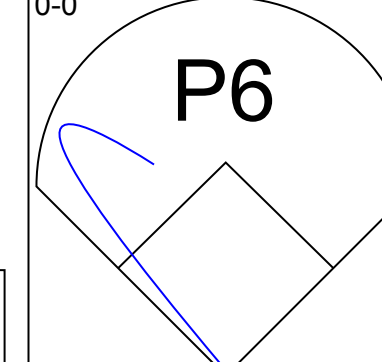
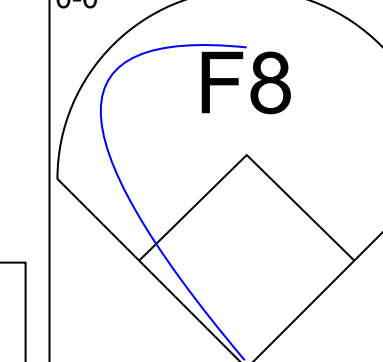
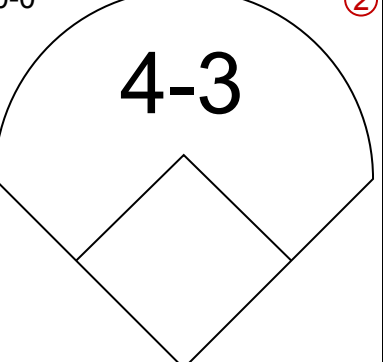
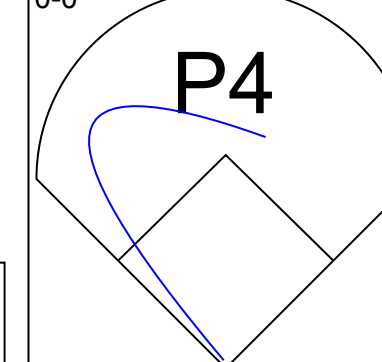
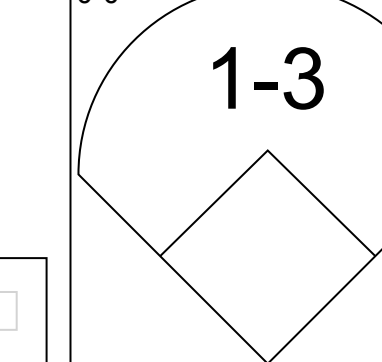
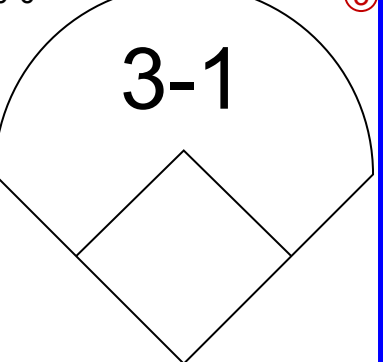
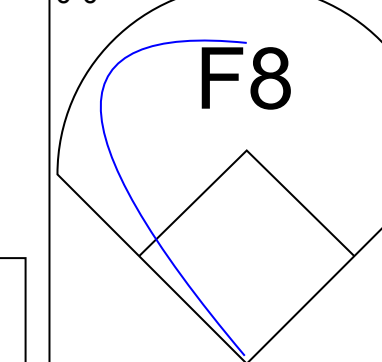
Batter	1	2	3	4	5	6	7	8	9	AB R H RBI BB SO LOB	TOP									
Sandy Alomar Sr. S OBP: 0.500, SLG: 0.526 (1.4)										4 1 1 0 1 0 0	California Angels @ Kansas City Royals Municipal Stadium, Kansas City, MO Sat Apr 11 1970, 7:05 PM EST Alt. 9,434 - Unknown - 74 F livebaseballscorecards.com									
Jim Fregosi R OBP: 0.500, SLG: 0.529 (1.6)										5 1 1 0 0 1 2										
Bill Voss L OBP: 0.600, SLG: 0.929 (1.9)										3 2 1 0 2 0 0										
Alex Johnson R OBP: 0.438, SLG: 1.000 (1.7)										4 2 2 6 0 0 1										
Jim Spencer L OBP: 0.333, SLG: 0.400 (1.3)										4 0 1 0 0 0 0										
Roger Repoz L OBP: 0.444, SLG: 0.813 (1.8)										4 0 2 0 0 0 1										
Joe Azcue R OBP: 0.222, SLG: 0.278 (1.2)										4 0 0 0 0 0 3										
Aurelio Rodriguez R OBP: 0.389, SLG: 0.500 (1.5)										3 0 1 0 1 1 2										
Andy Messersmith R OBP: 0.167, SLG: 0.167 (8. PH)										3 0 0 0 0 1 3										
Rick Reichardt R OBP: 0.167, SLG: 0.167 (8. PH)										1 0 0 0 0 0 2										
Paul Doyle L OBP: 0.167, SLG: 0.167 (8.1)										0 0 0 0 0 0 0										
Inning Stats	R: 3 E: 0 K: 0 S: 5	H: 2 LOB: 1 BB: 2 P: 13	R: 0 E: 0 K: 0 S: 3	H: 0 LOB: 0 BB: 0 P: 3	R: 0 E: 0 K: 0 S: 3	H: 0 LOB: 0 BB: 0 P: 3	R: 0 E: 0 K: 0 S: 3	H: 1 LOB: 0 BB: 0 P: 3	R: 3 E: 1 K: 2 S: 12	H: 4 LOB: 2 BB: 0 P: 12	R: 0 E: 0 K: 1 S: 5	H: 0 LOB: 1 BB: 1 P: 9	R: 0 E: 0 K: 0 S: 4	H: 1 LOB: 2 BB: 1 P: 8	R: 0 E: 0 K: 0 S: 3	H: 1 LOB: 0 BB: 0 P: 3	1B: 3 2B: 5 3B: 0 HR: 2	SF: 0 SAC: 0 DP: 2 HBP: 0	WP: 0 PB: 0 SB: 3 CS: 0	PA: 39
PITCHER	IP WLS BF H R ER SO BB IBB HBP BLK WP HR S P ERA WHIP	5.1 L 25 7 6 6 0 2 0 0 0 0 2 23 31 10.12 1.688	1.2 6 0 0 0 3 1 0 0 0 0 0 11 15 0.00 0.600	2.0 8 2 0 0 0 1 0 0 0 0 0 7 11 0.00 1.500											IP WLS BF H R ER SO BB IBB HBP BLK WP HR S P ERA WHIP					

Batter	1	2	3	4	5	6	7	8	9	AB R H RBI BB SO LOB	BOTTOM											
Pat Kelly L OBP: 0.429, SLG: 0.353 (1.9)										4 0 1 0 0 3 0	California Angels @ Kansas City Royals Municipal Stadium, Kansas City, MO Sat Apr 11 1970, 7:05 PM EST Alt. 9,434 - Unknown - 74 F livebaseballscorecards.com											
Amos Otis R OBP: 0.300, SLG: 0.263 (1.8)										3 0 0 0 0 0 0												
Ed Kirkpatrick L OBP: 0.294, SLG: 0.563 (1.3)										4 0 0 0 0 1 1												
Bob Oliver R OBP: 0.235, SLG: 0.471 (1.5)										4 1 1 0 0 0 1												
Lou Piniella R OBP: 0.412, SLG: 0.533 (1.7)										4 0 1 1 0 0 0												
Luis Alcaraz R OBP: 0.158, SLG: 0.421 (1.4)										4 1 1 1 0 0 1												
Jackie Hernandez R OBP: 0.188, SLG: 0.267 (1.6)										3 1 2 0 0 1 1												
Ellie Rodriguez R OBP: 0.100, SLG: 0.100 (1.2)										3 0 0 1 0 0 2												
Wally Bunker R OBP: 0.167, SLG: 0.167 (1.1)										2 0 0 0 0 1 1												
Bob Johnson L OBP: 0.167, SLG: 0.167 (6.1)										0 0 0 0 0 0 0												
George Spriggs L OBP: 0.500, SLG: 0.500 (7. PH)										1 0 0 0 0 1 0												
Ken Wright R OBP: 0.167, SLG: 0.167 (8.1)										0 0 0 0 0 0 0												
Inning Stats	R: 0 E: 0 K: 2 S: 7	H: 0 LOB: 0 BB: 0 P: 7	R: 1 E: 0 K: 1 S: 7	H: 2 LOB: 1 BB: 0 P: 7	R: 0 E: 0 K: 2 S: 7	H: 0 LOB: 0 BB: 0 P: 7	R: 0 E: 0 K: 0 S: 3	H: 0 LOB: 0 BB: 0 P: 3	R: 0 E: 0 K: 0 S: 4	H: 1 LOB: 1 BB: 0 P: 4	R: 0 E: 0 K: 0 S: 4	H: 1 LOB: 1 BB: 0 P: 4	R: 2 E: 0 K: 1 S: 7	H: 2 LOB: 0 BB: 0 P: 7	R: 0 E: 0 K: 1 S: 5	H: 0 LOB: 0 BB: 0 P: 5	R: 0 E: 0 K: 0 S: 3	H: 0 LOB: 0 BB: 0 P: 3	1B: 2 2B: 2 3B: 1 HR: 1	SF: 0 SAC: 1 DP: 0 HBP: 0	WP: 0 PB: 0 SB: 0 CS: 0	PA: 33
PITCHER	IP WLS BF H R ER SO BB IBB HBP BLK WP HR S P ERA WHIP	7.0 W 27 6 3 3 6 0 0 0 0 0 1 39 39 3.86 0.857	2.0 S 6 0 0 0 1 0 0 0 0 0 0 8 8 0.00 0.000											IP WLS BF H R ER SO BB IBB HBP BLK WP HR S P ERA WHIP								

Batter	1	2	3	4	5	6	7	8	9	AB	R	H	RBI	BB	SO	LOB	TOP			
Sandy Alomar Sr. S (1.4)										5	0	2	0	0	0	3	California Angels @ Kansas City Royals Municipal Stadium, Kansas City, MO Sun Apr 12 1970, 4:33 AM EST Att: 13,078 - Unknown - 52 F			
Jim Fregosi R (1.6)										5	1	1	3	0	1	3				
Bill Voss L (1.9)										5	0	2	0	0	1	1				
Alex Johnson R (1.7)										4	1	0	0	0	1	3				
Jim Spencer L (1.3)										1	0	1	1	0	0	0				
Jay Johnstone L (3.8)										4	2	4	0	0	0	0				
Roger Repoz L (1.8)										4	1	1	2	0	0	3				
Joe Azcue R (1.2)										4	0	0	0	0	0	3				
Aurelio Rodriguez R (1.5)										4	1	4	1	0	0	0				
Tom Murphy R (1.1)										2	0	0	0	0	1	3				
Rudy May L (5.1)										0	0	0	0	0	0	0				
Rick Reichardt R (6. PH)										1	1	1	0	0	0	0				
Eddie Fisher R (6.1)										0	0	0	0	0	0	0				
Inning Stats	R: 0 E: 0 K: 1 S: 5	H: 1 LOB: 1 BB: 0 P: 5	R: 1 E: 0 K: 0 S: 5	H: 2 LOB: 2 BB: 0 P: 6	R: 0 E: 0 K: 0 S: 4	H: 1 LOB: 1 BB: 0 P: 4	R: 1 E: 0 K: 1 S: 7	H: 2 LOB: 1 BB: 0 P: 7	R: 0 E: 0 K: 0 S: 4	H: 2 LOB: 1 BB: 0 P: 4	R: 5 E: 0 K: 0 S: 8	H: 5 LOB: 0 BB: 0 P: 8	R: 0 E: 0 K: 1 S: 6	H: 1 LOB: 1 BB: 0 P: 6	R: 0 E: 0 K: 0 S: 4	H: 1 LOB: 1 BB: 0 P: 4	1B: 11 2B: 4 3B: 0 HR: 2	SF: 0 SAC: 2 DP: 2 HBP: 1	WP: 0 PB: 0 SB: 0 CS: 1	PA: 42
PITCHER	IP WLS BF H R ER SO BB IBB HBP BLK WP HR S P ERA WHIP																			
Dick Drago R (1.1)	6.0 L 30 13 7 7 2 0 0 1 0 0 2 33 34 10.50 2.167																			
Moe Drabowsky R (7.1)	3.0 12 3 0 0 2 0 0 0 0 0 0 16 16 0.00 1.000																			

Batter	1	2	3	4	5	6	7	8	9	AB	R	H	RBI	BB	SO	LOB	BOTTOM					
Pat Kelly L (1.9)										5	1	2	0	0	1	1	California Angels @ Kansas City Royals Municipal Stadium, Kansas City, MO Sun Apr 12 1970, 4:33 AM EST Att: 13,078 - Unknown - 52 F					
Amos Otis R (1.8)										3	1	1	0	1	0	1						
Ed Kirkpatrick L (1.3)										4	0	0	0	0	0	3						
Bob Oliver R (1.5)										3	1	1	1	1	0	0						
Lou Piniella R (1.7)										3	0	2	1	0	0	0						
Luis Alcaraz R (1.4)										4	0	0	1	0	0	4						
Rich Severson R (1.6)										3	0	1	0	0	0	0						
Joe Keough L (9. PH)										1	0	0	0	0	0	0						
Jim Campanis R (1.2)										3	1	1	1	0	0	2						
George Springs L (9. PH)										0	0	0	0	1	0	0						
Dick Drago R (1.1)										1	1	0	0	1	0	0						
Mike Fiore L (6. PH)										1	0	0	0	0	1	0						
Moe Drabowsky R (7.1)										0	0	0	0	0	0	0						
Hawk Taylor R (9. PH)										1	0	0	0	0	0	1						
Inning Stats	R: 0 E: 0 K: 0 S: 3	H: 0 LOB: 0 BB: 0 P: 3	R: 0 E: 0 K: 0 S: 3	H: 0 LOB: 0 BB: 0 P: 3	R: 1 E: 0 K: 1 S: 6	H: 1 LOB: 0 BB: 0 P: 6	R: 2 E: 0 K: 0 S: 7	H: 4 LOB: 2 BB: 0 P: 7	R: 2 E: 0 K: 0 S: 4	H: 1 LOB: 2 BB: 3 P: 16	R: 0 E: 0 K: 1 S: 5	H: 0 LOB: 0 BB: 0 P: 5	R: 0 E: 0 K: 0 S: 3	H: 1 LOB: 0 BB: 0 P: 3	R: 0 E: 0 K: 0 S: 3	H: 1 LOB: 0 BB: 0 P: 3	R: 0 E: 0 K: 0 S: 3	H: 0 LOB: 1 BB: 1 P: 7	1B: 6 2B: 2 3B: 0 HR: 1	SF: 1 SAC: 0 DP: 1 HBP: 0	WP: 2 PB: 1 SB: 0 CS: 1	PA: 37
PITCHER	IP WLS BF H R ER SO BB IBB HBP BLK WP HR S P ERA WHIP																					
Tom Murphy R (1.1)	4.0 20 4 0 0 0 0 0 1 0 0 1 0 3 7 0.00 0.000																					
Rudy May L (5.1)	1.0 4 0 0 0 0 0 0 1 0 0 1 0 3 7 0.00 0.000																					
Eddie Fisher R (6.1)	4.0 W 13 2 0 0 1 1 0 0 0 0 0 0 14 18 0.00 0.750																					

Batter	1	2	3	4	5	6	7	8	9	AB	R	H	RBI	BB	SO	LOB	TOP					
Cesar Tovar, R OBP: 0.200, SLG: 0.450 (1, 8)										5	1	1	1	0	2	1	Minnesota Twins @ California Angels Anaheim Stadium, Anaheim, CA Wed Apr 15 1970, 9:05 PM EST Att: 8,770 - Unknown - 62 F					
Rod Carew, L OBP: 0.412, SLG: 0.500 (1, 4)										5	1	1	0	0	0	0						
Tony Oliva, L OBP: 0.350, SLG: 0.600 (1, 9)										5	1	1	1	0	1	1						
Harmon Killebrew, R OBP: 0.471, SLG: 0.538 (7, PR)										3	1	1	0	1	0	0						
Frank Quilici, R OBP: 0.333, SLG: 0.333 (7, 5)										1	0	0	0	0	1	0						
Rich Reese, L OBP: 0.278, SLG: 0.133 (1, 3)										3	1	0	0	0	0	2						
Brant Ayles, R OBP: 0.636, SLG: 1.500 (1, 7)										2	1	4	1	1	0							
Jim Holt, L OBP: 0.333, SLG: 0.333 (6, 7)										1	0	0	0	0	0	1						
George Mitterwald, R OBP: 0.412, SLG: 0.438 (1, 2)										4	1	1	0	0	2	2						
Leo Cardenas, R OBP: 0.313, SLG: 0.533 (1, 6)										4	1	1	2	0	2	1						
Jim Perry, S OBP: 0.125, SLG: 0.143 (1, 1)										4	0	1	0	0	2	1						
Inning Stats	R: 0 E: 0 K: 2 S: 7	H: 0 LOB: 0 BB: 7 P: 7	R: 0 E: 0 K: 1 S: 5	H: 0 LOB: 0 BB: 0 P: 5	R: 0 E: 0 K: 1 S: 6	H: 1 LOB: 1 BB: 0 P: 6	R: 0 E: 1 K: 0 S: 4	H: 0 LOB: 1 BB: 0 P: 4	R: 0 E: 0 K: 2 S: 7	H: 0 LOB: 1 BB: 1 P: 11	R: 3 E: 1 K: 2 S: 14	H: 6 LOB: 1 BB: 1 P: 19	R: 0 E: 0 K: 0 S: 4	H: 1 LOB: 1 BB: 0 P: 4	R: 0 E: 0 K: 2 S: 7	H: 0 LOB: 0 BB: 0 P: 7	R: 0 E: 0 K: 1 S: 5	H: 0 LOB: 0 BB: 0 P: 5	1B: 4 2B: 1 3B: 0 HR: 3	SF: 0 SAC: 0 DP: 0 HBP: 1	WP: 0 PB: 0 CS: 0	PA: 40
PITCHER	IP	WLS	BF	H	R	ER	SO	BB	IBB	HBP	BLK	WP	HR	S	P	ERA	WHIP					
Andy Messersmith, R ERA: 3.43 (1, 1)	5.0	L	24	4	6	5	6	2	0	1	0	0	2	33	42	9.00	1.200					
Mel Queen, R ERA: 3.38 (6, 1)	3.0		13	4	2	2	4	0	0	0	0	0	1	21	21	6.00	1.333					
Wally Wolf, R ERA: (9, 1)	1.0		3	0	0	0	1	0	0	0	0	0	0	5	5	0.00	0.000					

Batter	1	2	3	4	5	6	7	8	9	AB	R	H	RBI	BB	SO	LOB	BOTTOM					
Sandy Alomar Sr., S OBP: 0.394, SLG: 0.406 (1, 4)										4	0	0	0	0	1	0	Minnesota Twins @ California Angels Anaheim Stadium, Anaheim, CA Wed Apr 15 1970, 9:05 PM EST Att: 8,770 - Unknown - 62 F					
Jim Fregosi, R OBP: 0.489, SLG: 0.621 (1, 6)										3	0	1	0	0	0	0						
Giraldo Ruiz, S (7, 6)										1	0	0	0	0	0	0						
Bill Voss, L OBP: 0.455, SLG: 0.577 (1, 9)										4	0	0	0	0	1	1						
Alex Johnson, R OBP: 0.379, SLG: 0.667 (1, 7)										4	1	2	0	0	1	1						
Jay Johnstone, L OBP: 0.583, SLG: 0.917 (1, 8)										4	1	2	1	0	0	2						
Roger Repoz, L OBP: 0.321, SLG: 0.654 (1, 3)										3	0	0	1	0	2	1						
Joe Azcue, R OBP: 0.172, SLG: 0.207 (1, 2)										3	0	0	0	0	0	0						
Aurelio Rodriguez, R OBP: 0.379, SLG: 0.481 (1, 5)										3	0	0	0	0	0	0						
Andy Messersmith, R OBP: 0.125, SLG: 0.125 (1, 1)										2	0	0	0	0	0	0						
Mei Queen, L (6, 1)										0	0	0	0	0	0	0						
Jim Hicks, R (8, PH)										1	0	0	0	0	0	0						
Wally Wolf, R (9, 1)										0	0	0	0	0	0	0						
Inning Stats	R: 0 E: 1 K: 1 S: 7	H: 1 LOB: 2 BB: 0 P: 7	R: 0 E: 0 K: 1 S: 5	H: 0 LOB: 0 BB: 0 P: 5	R: 0 E: 0 K: 0 S: 3	H: 0 LOB: 0 BB: 0 P: 3	R: 1 E: 0 K: 1 S: 6	H: 2 LOB: 0 BB: 0 P: 6	R: 0 E: 0 K: 1 S: 6	H: 0 LOB: 0 BB: 0 P: 3	R: 0 E: 0 K: 1 S: 6	H: 1 LOB: 1 BB: 0 P: 6	R: 1 E: 0 K: 1 S: 6	H: 1 LOB: 0 BB: 0 P: 6	R: 0 E: 0 K: 0 S: 3	H: 0 LOB: 0 BB: 0 P: 3	R: 0 E: 0 K: 1 S: 3	H: 0 LOB: 0 BB: 0 P: 3	1B: 3 2B: 1 3B: 0 HR: 1	SF: 0 SAC: 0 DP: 0 HBP: 0	WP: 0 PB: 0 CS: 0	PA: 33
PITCHER	IP	WLS	BF	H	R	ER	SO	BB	IBB	HBP	BLK	WP	HR	S	P	ERA	WHIP					
Jim Perry, R ERA: 1.0 (1, 1)	9.0	W	32	5	2	2	5	0	0	0	0	0	1	42	42	2.00	0.556					

Batter	1	2	3	4	5	6	7	8	9	AB	R	H	RBI	BB	SO	LOB	TOP					
George Spriggs, L (1, 9) OBP: 0.697, SLG: 0.625	0-0 E 1B	0-3 K				0-0 PB 3B 1B	0-0 1B SF8 1B		0-0 CS FC6-2-5 1B	5	3	4	0	0	1	1						
Ed Kirkpatrick, L (1, 3) OBP: 0.310, SLG: 0.444 Paul Schaal, R (8, 5) OBP: 0.300, SLG: 0.400	0-0 E9 FC5-4 1B		0-0 E4 F SF8		0-0 F8	0-0 1-2 2-3	0-0 1-3 SF8 1B		0-0 FC6-2-5 1-2 3-H	4	1	2	0	0	0	2						
Amos Otis, R (1, 8) OBP: 0.324, SLG: 0.300	0-0 FC5-4 1-2		0-0 L7		0-3 K		0-0 1-2 SF8		0-3 K	4	0	0	1	0	2	6						
Bob Oliver, R (1, 5) OBP: 0.267, SLG: 0.444	0-0 6-3 1-2		0-0 SF8		0-0 3B		0-0 3-H F9			3	0	1	3	0	0	2						
Lou Piniella, R (1, 7) OBP: 0.400, SLG: 0.593	0-0 F3		0-0 5-3		0-0 F8			0-0 5-3		4	0	0	0	0	0	2						
Luis Alcaraz, R (1, 4) OBP: 0.219, SLG: 0.387		4-0 HBP G6-3 1B BB		0-0 G5-4-3 1B		0-0 F7		0-0 F8		3	1	1	0	1	0	0						
Rich Severson, R (1, 6) OBP: 0.300, SLG: 0.300		0-0 G6-3 1-2 1B		0-0 G5-4-3 1-2		0-0 1-3		0-0 F3		4	0	1	0	0	0	1						
Ellie Rodriguez, R (1, 2) OBP: 0.333, SLG: 0.200		1-0 G6-3 1-2 2-3 HBP		0-0 F9		0-0 4-3		4-0 PB 1B BB		2	1	0	0	1	0	0						
Dave Morehead, R (1, 1) Jim Rooker, R (8, 1) OBP: 1.000, SLG: 1.000		0-0 G6-3 1-2 2-3 3-H			4-0 PB 3B 1B BB		0-3 K		0-0 1B FC6-2-5 1B	2	1	0	0	1	1	2						
Inning Stats	R: 1 E: 1 K: 0 S: 5	H: 2 LOB: 1 BB: 0 P: 5	R: 1 E: 0 K: 1 S: 5	H: 1 LOB: 1 BB: 1 P: 10	R: 1 E: 2 K: 0 S: 4	H: 0 LOB: 0 BB: 0 P: 4	R: 0 E: 0 K: 0 S: 3	H: 1 LOB: 0 BB: 0 P: 3	R: 2 E: 0 K: 1 S: 7	H: 2 LOB: 1 BB: 1 P: 11	R: 0 E: 0 K: 0 S: 3	H: 0 LOB: 0 BB: 0 P: 3	R: 1 E: 0 K: 1 S: 7	H: 2 LOB: 1 BB: 0 P: 7	R: 0 E: 0 K: 0 S: 3	H: 0 LOB: 0 BB: 0 P: 3	R: 1 E: 0 K: 1 S: 6	H: 2 LOB: 1 BB: 1 P: 10	1B: 9 2B: 0 3B: 1 HR: 0	SF: 2 SAC: 0 DP: 2 HBP: 1	WP: 0 PA: 39 PB: 2 S: 1 CS: 1	
PITCHER	IP	WLS	BF	H	R	ER	SO	BB	IBB	HBP	BLK	WP	HR	S	P	ERA	WHIP					
Tom Murphy, R (1, 1) ERA: 5.29	6.1	L	29	8	6	4	3	2	0	1	0	0	0	32	41	5.68	1.579					
Eddie Fisher, R (7, 1) ERA:	1.2		7	1	1	0	0	1	0	0	0	0	0	6	10	0.00	1.200					
Paul Doyle, L (9, 1) ERA:	1.0		3	1	0	0	1	0	0	0	1	0	0	5	5	0.00	1.000					

Kansas City Royals @ California Angels
Anaheim Stadium, Anaheim, CA

Fri Apr 17 1970, 9:05 PM EST
Att: 24,154 - Unknown - 61 F

AB 33
R 7
H 10
RBI 5
BB 3
SO 4
LOB 18



Batter	1	2	3	4	5	6	7	8	9	AB	R	H	RBI	BB	SO	LOB	BOTTOM					
Sandy Alomar Sr., S (1, 4) OBP: 0.357, SLG: 0.366	0-3 K		0-0 F8 E 1B		0-0 4-3		0-0 F7		0-0 L8	5	1	1	0	0	1	1						
Jim Fregosi, R (1, 6) OBP: 0.425, SLG: 0.514	0-3 K		0-0 E1 1B 1-2 1B		4-0 1B HR BB		0-0 F7			3	2	0	0	1	1	1						
Bill Voss, L (1, 9) OBP: 0.415, SLG: 0.485	0-0 F3		0-0 F8		0-0 L8		0-0 4-3			4	0	0	0	0	0	3						
Alex Johnson, R (1, 7) OBP: 0.378, SLG: 0.600		0-0 L9	0-0 1B 1-3 3-H 1B		0-0 1B HR 1B		0-3 K			4	1	2	1	0	1	0						
Jay Johnstone, L (1, 8) OBP: 0.550, SLG: 0.950		0-0 1B	0-0 1B 1-3 3-H 1B		0-0 1B 1-H 2-H HR		0-0 F9			4	1	3	4	0	0	0						
Roger Repoz, L (1, 3) OBP: 0.343, SLG: 0.581 Billy Cowan, R (8, PH)	0-0 1B		0-0 F6		0-0 F9		0-0 L8			3	0	1	0	0	0	2						
Joe Azcue, R (1, 2) OBP: 0.189, SLG: 0.216	0-3 K		0-0 F2		0-0 F7		0-0 F9		0-0 F4	4	0	0	0	0	1	2						
Aurelio Rodriguez, R (1, 5) OBP: 0.351, SLG: 0.486	0-0 F2		0-0 F9		0-0 F9		0-0 F4		0-0 F7	4	0	0	0	0	0	2						
Tom Murphy, R (1, 1) Eddie Fisher, R (7, 1) Paul Doyle, L (9, 1) Rick Reichardt, R (8, PH) OBP: 0.500, SLG: 0.333	0-0 6-3		0-0 K		0-3 K		0-3 K		4-0 BB	3	0	0	0	0	0	2						
Inning Stats	R: 0 E: 0 K: 2 S: 7	H: 0 LOB: 0 BB: 0 P: 7	R: 0 E: 1 K: 1 S: 7	H: 2 LOB: 2 BB: 0 P: 7	R: 2 E: 1 K: 0 S: 7	H: 3 LOB: 0 BB: 0 P: 7	R: 0 E: 0 K: 1 S: 5	H: 0 LOB: 0 BB: 0 P: 5	R: 3 E: 0 K: 0 S: 5	H: 2 LOB: 0 BB: 1 P: 9	R: 0 E: 0 K: 1 S: 5	H: 0 LOB: 0 BB: 0 P: 5	R: 0 E: 0 K: 1 S: 5	H: 0 LOB: 0 BB: 0 P: 5	R: 0 E: 0 K: 1 S: 3	H: 0 LOB: 0 BB: 0 P: 5	R: 0 E: 0 K: 0 S: 3	H: 0 LOB: 1 BB: 1 P: 7	1B: 6 2B: 0 3B: 0 HR: 1	SF: 0 SAC: 0 DP: 0 HBP: 0	WP: 0 PA: 37 PB: 0 S: 0 CS: 0	
PITCHER	IP	WLS	BF	H	R	ER	SO	BB	IBB	HBP	BLK	WP	HR	S	P	ERA	WHIP					
Dave Morehead, R (1, 1) ERA: 2.7	7.0	W	30	7	5	3	5	1	0	0	0	0	0	39	43	3.86	1.143					
Jim Rooker, L (8, 1) ERA: 7.2	2.0	S	7	0	0	0	1	1	0	0	0	0	0	8	12	0.00	0.500					

Kansas City Royals @ California Angels
Anaheim Stadium, Anaheim, CA

Fri Apr 17 1970, 9:05 PM EST
Att: 24,154 - Unknown - 61 F

AB 35
R 5
H 7
RBI 5
BB 2
SO 6
LOB 11



Batter	1	2	3	4	5	6	7	8	9	AB	R	H	RBI	BB	SO	LOB	TOP					
George Spriggs, L <small>OBP: 0.500, SLG: 0.417</small> (1, 9)	0-0 6-3		0-0 4-3	0-0 5-3		1-2 2-3 BB		0-3 K	4 0 0 0 1 1 1													
Ed Kirkpatrick, L <small>OBP: 0.393, SLG: 0.419</small> Al Fitzmorris, S <small>(6, 1)</small>	0-0 4-3		0-0 BB 1B		0-0 F8	0-0 L9		0-0 1-3	4 0 1 0 0 0 3 0 0 0 0 0 0 0 1 0 0 0 0 0 0													
Paul Schaaf, R <small>OBP: 0.273, SLG: 0.364</small> <small>(9, PH)</small>																						
Amos Otis, R <small>OBP: 0.289, SLG: 0.265</small> (1, 8)	0-0 F9		0-0 L8		0-3 K		0-0 6-3		4 0 0 0 0 1 1													
Bob Oliver, R <small>OBP: 0.324, SLG: 0.484</small> (1, 5)		0-0 F9	0-0 BB 1B		0-0 FC6-4 1B		0-0 G1-6-3 1B		4 0 3 0 0 0 0													
Lou Piniella, R <small>OBP: 0.412, SLG: 0.567</small> (1, 7)		0-0 WP 1B 1B	4-0 BB 1B		0-0 FC6-4 1-2		0-0 G1-6-3 1-2		3 1 1 0 1 0 2													
Luis Alcaraz, R <small>OBP: 0.194, SLG: 0.343</small> (1, 4)	0-0 1-3		0-0 5-3					0-0 F3	4 0 0 0 0 0 4													
Rich Severson, R <small>OBP: 0.286, SLG: 0.286</small> (1, 6)		0-0 2-H 1B 1B		0-0 5-3			0-0 F7	0-3 K	4 0 1 1 0 1 0													
Ellie Rodriguez, R <small>OBP: 0.429, SLG: 0.250</small> Jim Camparis, R <small>OBP: 0.300, SLG: 0.889</small> (6, 2)		4-0 1B BB		0-0 PB 1B			4-0 BB 1B BB	0-3 K	1 0 1 0 2 0 0 1 0 0 0 0 1 0													
Wally Bunker, R <small>OBP: 0.400, SLG: 0.250</small> Bob Johnson, L <small>(5, 1)</small>	0-0 1-3				0-0 1-3			0-0 K	2 0 1 0 0 0 1 0 0 0 0 0 0 0 2 0 1 0 0 1 0													
Joe Keough, L <small>OBP: 0.400, SLG: 0.400</small> <small>(6, PH)</small> (6, 3)	1-2 2-H 1B				1-2		1-2 1B															
Inning Stats	R: 0 E: 0 K: 0 S: 3	H: 0 LOB: 0 BB: 0 P: 3	R: 1 E: 0 K: 0 S: 5	H: 3 LOB: 3 BB: 1 P: 9	R: 0 E: 0 K: 0 S: 5	H: 2 LOB: 3 BB: 1 P: 9	R: 0 E: 0 K: 0 S: 4	H: 1 LOB: 1 BB: 0 P: 4	R: 0 E: 0 K: 1 S: 6	H: 1 LOB: 3 BB: 0 P: 6	R: 0 E: 0 K: 0 S: 4	H: 1 LOB: 0 BB: 2 P: 12	R: 0 E: 0 K: 1 S: 3	H: 0 LOB: 0 BB: 0 P: 7	R: 0 E: 0 K: 2 S: 7	H: 0 LOB: 0 BB: 0 P: 7	R: 0 E: 0 K: 7 S: 7	H: 0 LOB: 0 BB: 0 P: 7	1B: 9 2B: 0 3B: 0 HR: 0	SF: 0 SAC: 0 DP: 1 HBP: 0	WP: 1 PB: 1 SB: 0 CS: 0	PA: 38
PITCHER Clyde Wright, L <small>ERA: 2.86</small> (1, 1)	IP: 9.0 WLS: W BF: 38 H: 9 R: 1 ER: 1 SO: 5 BB: 4 IBB: 0 HBP: 0 BLK: 0 WP: 1 HR: 0 S: 44 P: 60 ERA: 1.00 WHIP: 1.444																					

Kansas City Royals @ California Angels
Anaheim Stadium, Anaheim, CA

Sat Apr 18 1970, 9:05 PM EST
Att: 10,094 - Unknown - 64 F

AB 34
R 1
H 9
RBI 1
BB 4
SO 5
LOB 12




PITCHER	IP	WLS	BF	H	R	ER	SO	BB	IBB	HBP	BLK	WP	HR	S	P	ERA	WHIP
Clyde Wright, L <small>ERA: 2.86</small> (1, 1)	9.0	W	38	9	1	1	5	4	0	0	0	1	0	44	60	1.00	1.444


Batter	1	2	3	4	5	6	7	8	9	AB	R	H	RBI	BB	SO	LOB	BOTTOM					
Sandy Alomar Sr, S <small>OBP: 0.383, SLG: 0.391</small> (1, 4)	0-0 4-3 S SF9 1B		0-0 4-3		0-0 2-3 3-H HR	0-0 S 1B		0-0 F8	5 2 3 1 0 0 1													
Jim Fregosi, R <small>OBP: 0.432, SLG: 0.590</small> (1, 6)	0-0 4-3			0-0 HR	0-0 HR 1B	0-0 5-3			4 2 2 1 0 0 2													
Bill Voss, L <small>OBP: 0.444, SLG: 0.588</small> (1, 9)	0-0 SF9			4-0 BB G4-6-3	0-0 1-H 2-H 3-H HR		4-0 BB		1 1 1 5 2 0 0													
Alex Johnson, R <small>OBP: 0.366, SLG: 0.564</small> (1, 7)	0-0 4-3			0-0 G4-6-3	0-0 2B 1B		0-3 K		4 0 1 0 0 1 2													
Jay Johnstone, L <small>OBP: 0.542, SLG: 0.864</small> (1, 8)		4-0 BB G5-4-3		4-0 BB	0-3 K		0-0 F4		2 0 0 0 2 1 2													
Roger Repoz, L <small>OBP: 0.333, SLG: 0.571</small> (1, 3)		0-0 F8		0-0 L8	0-0 1-3 2B		0-0 F5		4 0 1 0 0 0 3													
Aurelio Rodriguez, R <small>OBP: 0.317, SLG: 0.436</small> (1, 5)		0-0 G5-4-3			5-3		0-3 K		4 0 0 0 0 1 3													
Tom Egan, R <small>OBP: 0.500, SLG: 0.500</small> (1, 2)			0-0 6-3		0-0 E 1B 1B	0-0 F3		0-0 1B	4 1 2 0 0 0 0													
Clyde Wright, R (1, 1)			0-0 1-3		0-0 E1 1B HR	0-0 6-3		0-3 K	4 1 0 0 0 1 2													
Inning Stats	R: 1 E: 0 K: 0 S: 4	H: 1 LOB: 0 BB: 0 P: 4	R: 0 E: 0 K: 0 S: 2	H: 0 LOB: 0 BB: 1 P: 6	R: 0 E: 0 K: 0 S: 3	H: 0 LOB: 0 BB: 0 P: 3	R: 1 E: 0 K: 0 S: 3	H: 1 LOB: 1 BB: 2 P: 11	R: 5 E: 1 K: 1 S: 12	H: 6 LOB: 2 BB: 0 P: 12	R: 0 E: 0 K: 0 S: 4	H: 1 LOB: 1 BB: 0 P: 4	R: 0 E: 0 K: 1 S: 5	H: 0 LOB: 1 BB: 1 P: 9	R: 0 E: 0 K: 2 S: 8	H: 1 LOB: 1 BB: 0 P: 8	R: 0 E: 0 K: 7 S: 7	H: 0 LOB: 0 BB: 0 P: 7	1B: 7 2B: 1 3B: 0 HR: 2	SF: 1 SAC: 0 DP: 2 HBP: 0	WP: 0 PB: 0 SB: 3 CS: 0	PA: 37
PITCHER Wally Bunker, R <small>ERA: 11.05</small> Bob Johnson, R <small>ERA: 5.4</small> Al Fitzmorris, R <small>ERA: 1.8</small> (5, 1) (6, 1)	IP: 0.2 WLS: L BF: 4 H: 2 R: 0 ER: 0 SO: 1 BB: 0 IBB: 0 HBP: 0 BLK: 0 WP: 0 HR: 0 S: 6 P: 6 ERA: 0.00 WHIP: 3.000																					


Kansas City Royals @ California Angels
Anaheim Stadium, Anaheim, CA

Sat Apr 18 1970, 9:05 PM EST
Att: 10,094 - Unknown - 64 F

AB 32
R 7
H 10
RBI 7
BB 4
SO 4
LOB 15



Batter	1	2	3	4	5	6	7	8	9	10	11	12	13	AB R H RBI BB SO LOB	TOP										
George Spriggs, L OBP: 0.460, SLG: 0.353	K			1-3		G3			E BB 1-4-3		K		PB 2B 1B	5 1 1 0 1 2 0	<p>Kansas City Royals @ California Angels Anaheim Stadium, Anaheim, CA Sun Apr 19 1970, 6:33 AM EST Att: 11,643 - Unknown - 69 F</p> <p>livebaseballscores.com</p> <p>AB 44 R 4 H 7 RBI 2 BB 5 SO 12 LOB 14</p> 										
Ed Kirkpatrick, L OBP: 0.306, SLG: 0.389	K			E3 1B CS			SH1-4 1B		1-4-3		L8		2B BB 1-2 2-3 3-H	5 0 1 0 1 1 1											
Amos Otis, R OBP: 0.302, SLG: 0.308	F7			S 1B		SH1-4			E6			K	PB 2B BB 1-3 2-3 3-H	5 1 2 1 0 1 0											
Bob Oliver, R OBP: 0.325, SLG: 0.488		F9		K		1-3			4-3			K	FC5 1B BB 1-2 3-H	6 0 2 1 0 1 4											
Lou Piniella, R OBP: 0.426, SLG: 0.529	F3			1-2 3-H		1-3			F9			2B	1B BB 3-H	4 0 1 0 2 0 1											
Luis Alcaraz, R OBP: 0.167, SLG: 0.293	K			1-2		F7			F9			IBB	1B BB 2-3f	6 0 0 0 0 1 6											
Rich Severson, R OBP: 0.222, SLG: 0.222 Joe Kouchy, L OBP: 0.533, SLG: 0.333 Jackie Hernandez, R OBP: 0.158, SLG: 0.222			5-3			F8			F8		L5			4 0 0 0 0 0 0 1 0 0 0 0 0 2 0 0 0 0 0 0 0											
Elie Rodriguez, R OBP: 0.385, SLG: 0.200			F8			L7		K	K		K		1B HBP PB BB	4 1 0 0 1 2 0											
Dick Drago, R Jim Rooker, R OBP: 0.667, SLG: 0.500	K			K		K		K			K		PB 1B 2B HBP	3 0 0 0 0 3 0 1 1 0 0 0 1 0											
Inning Stats	R: 0 H: 0 E: 0 K: 2 S: 7 LOB: 0 BB: 0 P: 7 H: 0 LOB: 0 BB: 0 P: 7 R: 0 H: 0 E: 0 K: 1 S: 5 LOB: 0 BB: 0 P: 5 R: 0 H: 0 E: 0 K: 1 S: 5 LOB: 0 BB: 0 P: 5 R: 0 H: 1 E: 0 K: 1 S: 6 LOB: 2 BB: 0 P: 6 R: 0 H: 0 E: 0 K: 1 S: 5 LOB: 0 BB: 0 P: 5 R: 0 H: 0 E: 0 K: 0 S: 4 LOB: 2 BB: 1 P: 8 R: 0 H: 0 E: 0 K: 2 S: 7 LOB: 0 BB: 0 P: 7 R: 1 H: 0 E: 1 K: 0 S: 4 LOB: 1 BB: 1 P: 8 R: 0 H: 0 E: 0 K: 1 S: 5 LOB: 0 BB: 0 P: 5 R: 0 H: 0 E: 0 K: 2 S: 6 LOB: 0 BB: 0 P: 6 R: 0 H: 0 E: 0 K: 0 S: 5 LOB: 0 BB: 0 P: 7 R: 0 H: 0 E: 0 K: 0 S: 5 LOB: 0 BB: 0 P: 7 R: 0 H: 1 E: 0 K: 1 S: 6 LOB: 2 BB: 1 P: 10 R: 3 H: 4 E: 0 K: 0 S: 5 LOB: 2 BB: 2 P: 14 AB: 5 R: 1 H: 2 BBI: 5 SO: 0 SF: 0 SAC: 1 DP: 1 HBP: 1 WIP: 0 PA: 51 PB: 1 SB: 1 CS: 1																								
PITCHER	Andy Messersmith, R ERA: 2.48 Paul Dwyer, L ERA: Ken Tatum, R ERA: Eddie Fisher, R ERA: Mel Queen, R ERA: 6.43												Wally Wolf, R ERA: (13.1)												

Batter	1	2	3	4	5	6	7	8	9	10	11	12	13	AB R H RBI BB SO LOB	BOTTOM										
Sandy Alomar Sr., S OBP: 0.386, SLG: 0.353	F7			K		6-3		F8		FC1-5 1B BB		F4		5 0 0 0 1 1 1	<p>Kansas City Royals @ California Angels Anaheim Stadium, Anaheim, CA Sun Apr 19 1970, 6:33 AM EST Att: 11,643 - Unknown - 69 F</p> <p>livebaseballscores.com</p> <p>AB 47 R 1 H 12 RBI 1 BB 4 SO 5 LOB 29</p> 										
Jim Fregosi, R OBP: 0.460, SLG: 0.622	6-3			1B 2B		1B		FC4-6 1B		FC1-5 1B		5-3		6 0 4 1 0 0 0											
Bill Voss, L OBP: 0.412, SLG: 0.525	F6			G6-4-3 1B		F7		FC4-6		FC1-5 FC6-4		F6		6 0 1 0 0 0 4											
Alex Johnson, R OBP: 0.302, SLG: 0.533		F8		G6-4-3 1-2f		F9		L8 SH1-3 1B		F8		1B 1B		6 0 2 0 0 0 5											
Jay Johnstone, L OBP: 0.483, SLG: 0.741		F9		G6-4-3 1B		K		F9		SH1-3 FC6-4		G6-4-3 1B		5 0 1 0 0 1 2											
Roger Repoz, L OBP: 0.333, SLG: 0.525		3-1		E 1B		F8		F8		IBB IBB		F5		5 0 1 0 1 0 2											
Aurelio Rodriguez, R OBP: 0.286, SLG: 0.286 Rick Reichardt, R OBP: 0.400, SLG: 0.250 Gines Rodriguez, S OBP: 0.333, SLG: 0.667				CS BB		E6		5-3		L8		1B 2B		2 0 0 0 1 0 1 1 0 0 0 0 0 2 2 0 1 0 0 0 2											
Tom Egan, R OBP: 0.286, SLG: 0.286 Jim Spencer, L OBP: 0.400, SLG: 0.500 Clyde Wright, R Joe Azcue, R OBP: 0.211, SLG: 0.237		F8		F8		F7		6-3		6-3				3 0 0 0 0 0 3 0 0 0 0 1 0 0 0 0 0 0 0 0 0 1 0 1 0 0 0 0											
Andy Messersmith, R Paul Dwyer, L Ken Tatum, R Billy Cowan, R Eddie Fisher, R Jim Hicks, R Mel Queen, L Wally Wolf, R		K		1-2		K		1B 2B		5-3		K		3 1 1 0 0 2 3 0 0 0 0 0 0 0 0 0 0 0 0 0 0 1 0 0 0 0 0 3 0 0 0 0 0 0 0 1 0 0 0 0 1 1 0 0 0 0 0 0 0											
Inning Stats	R: 0 H: 0 E: 0 K: 3 S: 4 LOB: 0 BB: 0 P: 3 R: 0 H: 0 E: 0 K: 0 S: 3 LOB: 0 BB: 0 P: 3 R: 0 H: 0 E: 0 K: 1 S: 4 LOB: 1 BB: 1 P: 8 R: 0 H: 2 E: 0 K: 1 S: 6 LOB: 1 BB: 0 P: 6 R: 0 H: 1 E: 1 K: 2 S: 9 LOB: 2 BB: 0 P: 9 R: 0 H: 1 E: 0 K: 0 S: 4 LOB: 1 BB: 1 P: 4 R: 0 H: 0 E: 0 K: 0 S: 3 LOB: 0 BB: 0 P: 3 R: 0 H: 0 E: 0 K: 0 S: 5 LOB: 0 BB: 0 P: 5 R: 1 H: 2 E: 0 K: 0 S: 5 LOB: 1 BB: 0 P: 5 R: 0 H: 0 E: 0 K: 0 S: 4 LOB: 3 BB: 2 P: 12 R: 0 H: 1 E: 0 K: 1 S: 6 LOB: 1 BB: 0 P: 6 R: 0 H: 0 E: 0 K: 0 S: 3 LOB: 0 BB: 0 P: 3 R: 0 H: 2 E: 0 K: 0 S: 4 LOB: 1 BB: 0 P: 4 AB: 9 R: 1 H: 12 BBI: 9 SO: 0 SF: 0 SAC: 3 DP: 3 HBP: 0 WIP: 0 PA: 52 PB: 0 SB: 0 CS: 1																								
PITCHER	Dick Drago, R ERA: 3.0 Jim Rooker, L ERA: 4.0												PITCHER IP WLS BF H R ER SO BB IBB HBP BLK WP HR S P ERA WHIP												

Batter	1	2	3	4	5	6	7	8	9	AB	R	H	RBI	BB	SO	LOB	TOP																						
Tommy Harper, R OBP: 0.333, SLG: 0.356	(1,4) X F5		X CS 1B			X F8			X BB BB	3	0	1	0	1	0	0																							
Russ Snyder, L OBP: 0.333, SLG: 0.324 Ted Savage, R OBP: 0.333, SLG: 0.333	(1,8) S (9, PH) K		X CS	X F8		X 2-3 1B			X F9	3	1	1	0	0	1	0																							
Steve Hovley, L OBP: 0.436, SLG: 0.449	(1,9) B BB BB	4-0 E BB		X G6-4-3 BB		X 2-3			X BB	1	0	0	0	3	0	1																							
Danny Walton, R OBP: 0.423, SLG: 0.766	(1,7) X 5-3		X G6-4-3	X G6-4-3		X F4			X K	4	0	0	0	0	1	5																							
Mike Hegan, L OBP: 0.182, SLG: 0.150	(1,3) X 4-3		X 4-3	X K		X FC5-4			X K	4	0	1	1	0	2	2																							
Max Alvis, R OBP: 0.196, SLG: 0.182 Bobby Bolin, R (7,1)	(1,5) X F7		X F7	X F7		X FC5-4			X K	3	0	0	0	0	0	1																							
Phil Roof, R OBP: 0.267, SLG: 0.231 John Kennedy, R OBP: 0.500, SLG: 0.429 Sandy Valdespino, L (8, PH) Rich Rollins, R OBP: 0.400, SLG: 0.250	(1,2) X 6-3		X 6-3	X 5-3		X FC5-4			X F4	2	0	0	0	0	0	0																							
Ted Kubiak, S OBP: 0.333, SLG: 0.200	(1,6) X 4-3		X 4-3	X 6-3		X 6-3			X 6-3	3	0	0	0	0	0	0																							
Marty Pattin, R John Morris, R Jerry McNertney, R OBP: 0.222, SLG: 0.156	(1,1) X 4-3		X 4-3	X 5-3		X K			X K	1	0	0	0	0	0	0																							
Inning Stats	R: 0 E: 1 K: 1 S: 5	H: 0 LOB: 1 BB: 1 P: 9	R: 0 E: 0 K: 0 S: 3	H: 0 LOB: 0 BB: 0 P: 3	R: 0 E: 0 K: 0 S: 3	H: 1 LOB: 0 BB: 0 P: 3	R: 0 E: 0 K: 0 S: 2	H: 0 LOB: 0 BB: 1 P: 6	R: 0 E: 0 K: 1 S: 5	H: 0 LOB: 0 BB: 0 P: 5	R: 1 E: 0 K: 0 S: 5	H: 2 LOB: 1 BB: 0 P: 5	R: 0 E: 0 K: 1 S: 5	H: 0 LOB: 0 BB: 2 P: 5	R: 0 E: 0 K: 2 S: 7	H: 0 LOB: 2 BB: 2 P: 15	1B: 3 2B: 0 3B: 0 HR: 0	SF: 0 SAC: 0 DP: 1 HBP: 0	WP: 0 PB: 0 SB: 0 CS: 1	PA: 33																			
PITCHER	IP	WLS	BF	H	R	ER	SO	BB	IBB	HBP	BLK	WP	HR	S	P	ERA	WHIP																						
Tom Murphy, R ERA: 3.96	(1,1)	8.0	W	28	3	1	1	3	3	0	0	0	0	0	31	43	1.12	0.750																					
Paul Doyle, L ERA:	(9,1)	0.1		2	0	0	0	0	1	0	0	0	0	0	1	5	0.00	3.000																					
Ken Tatum, R ERA:	(9,1)	0.2	S	2	0	0	0	2	0	0	0	0	0	0	6	6	0.00	0.000																					

Milwaukee Brewers @ California Angels
Anaheim Stadium, Anaheim, CA
Tue Apr 21 1970, 9:05 PM EST
Att: 8,659 - Unknown

AB 28
R 1
H 3
RBI 1
BB 4
SO 5
LOB 10



Batter	1	2	3	4	5	6	7	8	9	AB	R	H	RBI	BB	SO	LOB	BOTTOM																				
Sandy Alomar Sr., S OBP: 0.349, SLG: 0.322	(1,4) X 1-3		X FC6-4 BB	X F5		X F7			X 3-1	4	0	0	0	1	0	2																					
Jim Fregosi, R OBP: 0.407, SLG: 0.537	(1,6) S K		X FC6-4 1B 1-2 2-3	X F7		X F4			X F4	4	1	0	0	0	1	2																					
Bill Voss, L OBP: 0.448, SLG: 0.533	(1,9) B BB BB	4-0 1B BB	X 1-3 3-H 1B	X 3-1 CS 1B		X 1B FC3-2 HBP			X FC3-2 1B	2	1	2	1	1	0	0																					
Alex Johnson, R OBP: 0.429, SLG: 0.585	(1,7) X 1B		X 2B 1B	X 3-1 1B		X FC3-2 1B			X FC3-2 1B	4	0	4	1	0	0	0																					
Jay Johnstone, L OBP: 0.421, SLG: 0.639	(1,8) X G3		X 1-3 2-H 2B	X 3-1		X FC3-2			X FC3-2	4	0	1	1	0	0	6																					
Roger Repoz, L OBP: 0.373, SLG: 0.533 Billy Cowan, R (7, PH) Jim Spencer, L OBP: 0.395, SLG: 0.455 (8, 3)	(1,3) X F9		X FC4-6 IBB	X G3		X F9			X F9	2	0	0	0	1	0	2																					
Aurelio Rodriguez, R OBP: 0.302, SLG: 0.380	(1,5) X 6-3		X F2	X G3		X F9			X 5-3	4	0	0	0	0	0	3																					
Tom Egan, R OBP: 0.308, SLG: 0.250	(1,2) X F8		X FC4-6	X 1B		X 1B			X SH2-6-4 BB	3	0	1	0	1	0	3																					
Tom Murphy, R OBP: 0.091, SLG: 0.091 Paul Doyle, L Ken Tatum, R	(1,1) X K		X FC6-4 BB 1B	X K		X K			X SH2-6-4	3	1	1	0	0	2	1																					
Inning Stats	R: 0 E: 0 K: 1 S: 6	H: 1 LOB: 2 BB: 1 P: 10	R: 0 E: 0 K: 0 S: 3	H: 0 LOB: 0 BB: 0 P: 3	R: 3 E: 0 K: 0 S: 7	H: 4 LOB: 3 BB: 2 P: 15	R: 0 E: 0 K: 1 S: 5	H: 0 LOB: 0 BB: 0 P: 5	R: 0 E: 0 K: 1 S: 4	H: 2 LOB: 1 BB: 0 P: 4	R: 0 E: 0 K: 1 S: 6	H: 1 LOB: 0 BB: 0 P: 6	R: 0 E: 0 K: 0 S: 4	H: 1 LOB: 2 BB: 0 P: 5	R: 0 E: 0 K: 0 S: 3	H: 0 LOB: 1 BB: 1 P: 7	1B: 8 2B: 1 3B: 0 HR: 0	SF: 0 SAC: 1 DP: 0 HBP: 1	WP: 0 PB: 0 SB: 0 CS: 1	PA: 37																	
PITCHER	IP	WLS	BF	H	R	ER	SO	BB	IBB	HBP	BLK	WP	HR	S	P	ERA	WHIP																				
Marty Pattin, R ERA: 3.57	(1,1)	4.0	L	22	7	3	3	2	2	1	0	0	0	0	23	35	6.75	2.250																			
John Morris, L ERA: 5.87 Bobby Bolin, R ERA: 5.06	(5,1)	2.2		10	2	0	0	1	0	0	1	0	0	0	11	12	0.00	0.750																			
(7,1)	1.1		5	0	0	0	0	1	0	0	0	0	0	0	4	8	0.00	0.750																			

Milwaukee Brewers @ California Angels
Anaheim Stadium, Anaheim, CA
Tue Apr 21 1970, 9:05 PM EST
Att: 8,659 - Unknown

AB 31
R 3
H 9
RBI 3
BB 4
SO 3
LOB 21



Batter	1	2	3	4	5	6	7	8	9	AB	R	H	RBI	BB	SO	LOB	TOP					
Tommy Harper, R OBP: 0.327, SLG: 0.333 (1, 4)	 6-3		 5-3			 K	 IBB			3	0	0	0	1	1	0						
Steve Hoyley, L OBP: 0.424, SLG: 0.434 (1, 8)	 G3			 F7		 1B	 4-1			4	1	1	0	0	0	2						
Mike Hershberger, R OBP: 0.250, SLG: 0.250 (1, 9)	 F7			 F8		 1B	 1B	 F7		4	0	1	0	0	0	0						
Danny Walton, R OBP: 0.429, SLG: 0.745 (1, 7)		 K		 1B		 BB	 K			4	0	2	1	0	2	0						
Greg Goossen, R OBP: 0.412, SLG: 0.444 (1, 3)	 5-3		 F7		 1B	 1-2	 BB	 1-3		3	0	0	0	1	0	1						
Rich Rollins, R OBP: 0.333, SLG: 0.250 (1, 5)	 1B			 F9		 F9		 6-3		4	0	1	0	0	0	3						
Phil Roof, R OBP: 0.222, SLG: 0.188 (9, PH)	 5-3			 6-3		 K	 4-6-3			3	0	0	0	0	1	1						
Ted Savage, R OBP: 0.286, SLG: 0.286 (9, PH)				 3-1		 K	 5-3			1	0	0	0	0	0	0						
Ted Kubiak, S OBP: 0.333, SLG: 0.209 (1, 6)			 K		 3-1		 K	 SH3-4		3	0	1	0	0	1	0						
Jerry McNertney, R OBP: 0.216, SLG: 0.152 (9, PH)				 K		 5-3	 SH3-4			1	0	0	0	0	0	0						
George Lauzerique, R OBP: 0.333, SLG: 0.833 (1, 1)				 K			 1-2			2	0	0	0	0	1	0						
John O'Donoghue, R (8, 1)										0	0	0	0	0	0	0						
Inning Stats	R: 0 E: 0 K: 0 S: 3	H: 0 LOB: 0 BB: 0 P: 3	R: 0 E: 0 K: 1 S: 6	H: 1 LOB: 1 BB: 0 P: 6	R: 0 E: 0 K: 2 S: 7	H: 0 LOB: 0 BB: 0 P: 7	R: 0 E: 0 K: 0 S: 4	H: 1 LOB: 1 BB: 0 P: 4	R: 0 E: 0 K: 0 S: 3	H: 0 LOB: 0 BB: 0 P: 3	R: 1 E: 0 K: 1 S: 8	H: 3 LOB: 3 BB: 1 P: 12	R: 0 E: 0 K: 1 S: 6	H: 1 LOB: 2 BB: 1 P: 10	R: 0 E: 0 K: 1 S: 5	H: 0 LOB: 0 BB: 0 P: 5	R: 0 E: 0 K: 0 S: 3	H: 0 LOB: 0 BB: 0 P: 3	1B: 6 2B: 0 3B: 0 HR: 0	SF: 0 SAC: 1 DP: 0 HBP: 0	WP: 0 PB: 0 SB: 0 CS: 0	PA: 35
PITCHER Clyde Wright, L ERA: 2.32 (1, 1)	IP: 9.0 WLS: W BF: 35 H: 6 R: 1 ER: 1 SO: 6 BB: 1 IBB: 1 HBP: 0 BLK: 0 WP: 0 HR: 0 S: 45 P: 53 ERA: 1.00 WHIP: 0.778																					

Milwaukee Brewers @ California Angels
Anaheim Stadium, Anaheim, CA
Wed Apr 22 1970, 9:05 PM EST
Att: 5,120 - Unknown

AB 32
R 1
H 6
RBI 1
BB 2
SO 6
LOB 7



Batter	1	2	3	4	5	6	7	8	9	AB	R	H	RBI	BB	SO	LOB	BOTTOM			
Sandy Alomar Sr., S OBP: 0.343, SLG: 0.306 (1, 4)	 F5			 1B		 G3		 F6		3	1	0	0	1	0	0				
Jim Fregosi, R OBP: 0.397, SLG: 0.517 (1, 6)	 5-3			 F5		 F5		 6-3		4	0	1	1	0	0	0				
Bill Voss, L OBP: 0.435, SLG: 0.510 (1, 9)	 L3			 F7		 F8		 1B		4	0	1	0	0	0	1				
Alex Johnson, R OBP: 0.433, SLG: 0.579 (1, 7)	 F8			 FC6-4		 1B	 1B	 1B		4	1	2	0	0	0	1				
Jay Johnstone, L OBP: 0.381, SLG: 0.575 (1, 8)	 K			 K		 F8	 4-3			4	0	0	0	0	2	4				
Roger Repoz, L OBP: 0.389, SLG: 0.542 (1, 3)					 FC5-4	 1B	 1B			3	1	2	0	0	0	0				
Jim Spencer, L OBP: 0.385, SLG: 0.455 (8, 3)	 F9							 1B		0	0	0	0	0	0	0				
Aurelio Rodriguez, R OBP: 0.304, SLG: 0.377 (1, 5)			 K		 F8		 FC6-4	 1B		3	0	1	1	0	1	1				
Tom Egan, R OBP: 0.250, SLG: 0.214 (1, 2)			 F7		 FC5-4		 SF8			2	0	0	1	0	0	1				
Clyde Wright, R (1, 1)			 K		 F7		 FC6-4			3	0	0	0	0	1	2				
Inning Stats	R: 0 E: 0 K: 0 S: 3	H: 0 LOB: 0 BB: 0 P: 3	R: 0 E: 0 K: 1 S: 5	H: 0 LOB: 0 BB: 0 P: 5	R: 0 E: 0 K: 2 S: 7	H: 0 LOB: 0 BB: 0 P: 7	R: 1 E: 0 K: 1 S: 6	H: 1 LOB: 1 BB: 1 P: 10	R: 0 E: 0 K: 0 S: 3	H: 0 LOB: 0 BB: 0 P: 3	R: 2 E: 0 K: 0 S: 6	H: 3 LOB: 1 BB: 0 P: 6	R: 0 E: 0 K: 0 S: 5	H: 2 LOB: 2 BB: 0 P: 5	R: 0 E: 0 K: 0 S: 3	H: 0 LOB: 0 BB: 0 P: 3	1B: 7 2B: 0 3B: 0 HR: 0	SF: 1 SAC: 0 DP: 0 HBP: 0	WP: 0 PB: 0 SB: 0 CS: 0	PA: 32
PITCHER George Lauzerique, R ERA: 2.18 (1, 1)	IP: 7.2 WLS: L BF: 31 H: 7 R: 3 ER: 3 SO: 4 BB: 1 IBB: 0 HBP: 0 BLK: 0 WP: 0 HR: 0 S: 38 P: 42 ERA: 3.52 WHIP: 1.043																			
John O'Donoghue, L ERA: 2.7 (8, 1)	IP: 0.1 WLS: L BF: 1 H: 0 R: 0 ER: 0 SO: 0 BB: 0 IBB: 0 HBP: 0 BLK: 0 WP: 0 HR: 0 S: 1 P: 1 ERA: 0.00 WHIP: 0.000																			

Milwaukee Brewers @ California Angels
Anaheim Stadium, Anaheim, CA
Wed Apr 22 1970, 9:05 PM EST
Att: 5,120 - Unknown

AB 30
R 3
H 7
RBI 3
BB 1
SO 4
LOB 10




Batter	1	2	3	4	5	6	7	8	9	AB	R	H	RBI	BB	SO	LOB	TOP			
Sandy Alomar Sr. S OBP: 0.299, SLG: 0.264 (1, 4)	P4	G4-6-3		6-3		4-3			K	5	0	0	0	0	1	1	California Angels @ Washington Senators Robert F. Kennedy Memorial Stadium, Washington, DC Sat Apr 25 1970, 6:05 PM EST Att: 11,288 - Unknown livebaseballscorecards.com			
Jarvis Tatum R OBP: 0.400, SLG: 0.400 Jay Johnstone L OBP: 0.348, SLG: 0.523 (1, 8)	2B 1B		K		2B 1B		G3		1-3	5	2	2	0	0	1	0				
Jim Fregosi R OBP: 0.389, SLG: 0.522 (1, 6)	1B 1B		P4		2B		6-3		6-3	4	1	2	1	0	0	0				
Alex Johnson R OBP: 0.426, SLG: 0.569 (1, 7)	1B BB		S 1B		K		6-3		6-3	4	1	2	1	0	1	1				
Rick Reichardt R OBP: 0.444, SLG: 0.200 Bill Voss L OBP: 0.441, SLG: 0.491 (1, 9)	1-2 BB		4-0 2-3		F5		F7		F7	0	0	0	0	0	0	0				
Jim Spencer L OBP: 0.452, SLG: 0.500 (1, 3)	1-2 2-3 3-H		4-0 1-2		IBB		F7		F7	3	0	2	2	1	0	0				
Aurelio Rodriguez R OBP: 0.297, SLG: 0.350 (1, 5)	G5-4-3		4-0 1-2		1B		K		6-3	4	0	0	0	0	1	7				
Joe Azcue R OBP: 0.227, SLG: 0.318 (1, 2)			FC5-6 1B		P4		F5		HR	4	1	2	1	0	0	0				
Rudy May L Ken Tatum R Paul Doyle L (1, 1)	FC5-6		FC5-6 G4-6-3		K		K		K	4	0	0	0	0	3	1				
Inning Stats	R: 2 E: 0 K: 0 S: 6	H: 4 LOB: 2 BB: 1 P: 10	R: 0 E: 0 K: 0 S: 3	H: 1 LOB: 0 BB: 0 P: 3	R: 1 E: 0 K: 1 S: 7	H: 2 LOB: 2 BB: 1 P: 11	R: 0 E: 0 K: 1 S: 5	H: 0 LOB: 0 BB: 0 P: 5	R: 1 E: 0 K: 2 S: 9	H: 2 LOB: 2 BB: 1 P: 13	R: 0 E: 0 K: 0 S: 3	H: 0 LOB: 0 BB: 0 P: 3	R: 0 E: 0 K: 0 S: 3	H: 0 LOB: 0 BB: 0 P: 3	R: 1 E: 0 K: 2 S: 8	H: 1 LOB: 0 BB: 0 P: 8		1B: 6 2B: 3 3B: 0 HR: 1	SF: 0 SAC: 0 DP: 2 HBP: 0	WP: 0 PB: 0 SB: 1 CS: 0
PITCHER	IP	WLS	BF	H	R	ER	SO	BB	IBB	HBP	BLK	WP	HR	S	P	ERA	WHIP			
George Brunet L ERA: 9.24 Dick Such R ERA: 2.79 Pedro Ramos R ERA: 7.56 (1, 1)	4.0	L	21	9	4	4	2	1	1	0	0	0	0	23	31	9.00	2.500			
(5, 1)	4.0		13	0	0	0	3	0	1	0	0	0	0	18	22	0.00	0.000			
(9, 1)	1.0		4	1	1	1	2	0	0	0	0	0	1	8	8	9.00	1.000			

Batter	1	2	3	4	5	6	7	8	9	AB	R	H	RBI	BB	SO	LOB	BOTTOM					
Ed Brinkman R OBP: 0.358, SLG: 0.310 (1, 6)	SF9 3B		4-3			1-3		6-3		4	1	1	0	0	0	0	California Angels @ Washington Senators Robert F. Kennedy Memorial Stadium, Washington, DC Sat Apr 25 1970, 6:05 PM EST Att: 11,288 - Unknown livebaseballscorecards.com					
Davey Nelson R OBP: 0.233, SLG: 0.125 (1, 4)	SF9		4-3			K		6-3		3	0	0	1	0	1	0						
Frank Howard R OBP: 0.483, SLG: 0.735 (1, 7)	K				HR	5-3		1B 1B		4	2	2	1	0	1	0						
Ken McMullen R OBP: 0.283, SLG: 0.255 (1, 5)	1B		6-3			F8		BB 1B		4	0	2	0	0	0	0						
Hank Allen R OBP: 0.286, SLG: 0.174 Lee Maye L OBP: 0.457, SLG: 0.645 (1, 9)	K					1-3		G1-2-3 1B		3	0	0	0	0	2	1						
Mike Epstein L OBP: 0.359, SLG: 0.426 (1, 3)	G5-4-3 1B					K		1-2 2-H 1B		2	0	1	0	2	1	0						
Ed Stroud L OBP: 0.414, SLG: 0.370 (1, 8)	G5-4-3					K		1-2 2-3 BB		4	0	0	0	0	2	5						
Paul Casanova R OBP: 0.222, SLG: 0.294 (1, 2)	6-3					F8		F7		3	0	0	0	0	0	0						
George Brunet R OBP: 0.333, SLG: 0.333 Dick Such L Tim Cullen R OBP: 0.143, SLG: 0.143 Pedro Ramos S (1, 1)	K					6-3		5-3		1	0	0	0	0	1	0						
(5, 1)										1	0	0	0	0	0	0						
(9, 1)										1	0	0	0	0	0	0						
(9, 1)										0	0	0	0	0	0	0						
Inning Stats	R: 1 E: 0 K: 2 S: 9	H: 2 LOB: 1 BB: 0 P: 9	R: 0 E: 0 K: 0 S: 3	H: 1 LOB: 0 BB: 0 P: 3	R: 0 E: 0 K: 1 S: 5	H: 0 LOB: 0 BB: 0 P: 5	R: 1 E: 0 K: 2 S: 8	H: 1 LOB: 0 BB: 0 P: 8	R: 0 E: 0 K: 1 S: 5	H: 0 LOB: 0 BB: 0 P: 5	R: 0 E: 0 K: 1 S: 5	H: 0 LOB: 0 BB: 0 P: 5	R: 0 E: 0 K: 1 S: 5	H: 0 LOB: 1 BB: 1 P: 9	R: 0 E: 0 K: 0 S: 3	H: 0 LOB: 0 BB: 0 P: 3	R: 1 E: 0 K: 0 S: 5	H: 3 LOB: 2 BB: 1 P: 9	1B: 5 2B: 0 3B: 1 HR: 1	SF: 1 SAC: 0 DP: 2 HBP: 0	WP: 0 PB: 0 SB: 0 CS: 0	PA: 34
PITCHER	IP	WLS	BF	H	R	ER	SO	BB	IBB	HBP	BLK	WP	HR	S	P	ERA	WHIP					
Rudy May L ERA: 3.0 Ken Tatum R Paul Doyle L (1, 1)	8.1	W	31	6	3	3	8	1	0	0	0	0	0	46	50	3.24	0.840					
(9, 1)	0.0		1	1	0	0	0	0	0	0	0	0	0	1	1	∞	∞					
(9, 1)	0.2	S	2	0	0	0	0	1	0	0	0	0	0	1	5	0.00	1.500					

Batter	1	2	3	4	5	6	7	8	9	AB	R	H	RBI	BB	SO	LOB	TOP																					
Sandy Alomar Sr. S OBP: 0.315, SLG: 0.289 (1, 4)	WP 1B		K		K			1B BB		3	1	1	0	1	2	0	California Angels @ New York Yankees Yankee Stadium, Bronx, NY Wed Apr 29 1970, 3:33 AM EDT Att. 5,450 - Unknown - 75 F																					
Jarvis Tatum, R OBP: 0.417, SLG: 0.364 Bill Voss, L (8, PH) OBP: 0.425, SLG: 0.466 (8, 9)	K		1B			1B FC6-4 1B		1B 1B		3	1	2	0	0	1	1																						
Jim Fregosi, R OBP: 0.369, SLG: 0.481 (1, 6)	F2		F2			FC6-4 1B		L4		4	0	1	0	0	0	4																						
Alex Johnson, R OBP: 0.375, SLG: 0.494 (1, 7)	K		K			FC6-4 CS 1-2		K		4	0	0	1	0	3	5																						
Ken McMullen, R OBP: 0.292, SLG: 0.303 (1, 5)		1B SF9 BB			F7					3	1	1	1	1	0	1																						
Jim Spencer, L OBP: 0.372, SLG: 0.395 (1, 3)		F9			F8					4	0	0	0	0	1	3																						
Tom Egan, R OBP: 0.217, SLG: 0.190 (1, 2)		1B			F8					4	0	1	0	0	1	0																						
Roger Repoz, L OBP: 0.403, SLG: 0.630 (1, 8)		SF9				K				3	0	1	1	0	1	0																						
Andy Messersmith, R OBP: 0.133, SLG: 0.200 Giraldo Ruiz, S OBP: 0.230, SLG: 0.400 Paul Doyle, L (7, PH) Jay Johnstone, L OBP: 0.302, SLG: 0.451 Ken Tatum, R (9, 1)		K			2-3			F7		2	0	0	0	0	1	1																						
Inning Stats	R: 0 E: 0 K: 2 S: 8	H: 1 LOB: 1 BB: 0 P: 8	R: 1 E: 0 K: 1 S: 6	H: 1 LOB: 1 BB: 1 P: 10	R: 0 E: 0 K: 2 S: 8	H: 1 LOB: 0 BB: 0 P: 8	R: 0 E: 0 K: 0 S: 3	H: 0 LOB: 0 BB: 0 P: 3	R: 0 E: 0 K: 0 S: 7	H: 0 LOB: 0 BB: 0 P: 7	R: 1 E: 0 K: 0 S: 4	H: 2 LOB: 0 BB: 0 P: 4	R: 0 E: 0 K: 0 S: 4	H: 1 LOB: 1 BB: 0 P: 4	R: 1 E: 0 K: 2 S: 9	H: 2 LOB: 2 BB: 1 P: 13		R: 0 E: 0 K: 2 S: 7	H: 0 LOB: 0 BB: 0 P: 7	1B: 7 2B: 1 3B: 0 HR: 0	SF: 1 SAC: 0 DP: 0 HBP: 0	WP: 1 PB: 0 SB: 0 CS: 1	PA: 36															
PITCHER	IP	WLS	BF	H	R	ER	SO	BB	IBB	HBP	BLK	WP	HR	S	P	ERA	WHIP	PITCHER				IP	WLS	BF	H	R	ER	SO	BB	IBB	HBP	BLK	WP	HR	S	P	ERA	WHIP
John Cumberland, L ERA: 1.32 Lindy McDaniel, R ERA: 0.75	(1, 1) (8, 1)	7.0 L	27	6	2	2	7	1	0	0	0	1	0	40	44	2.57	1.000					2.0	9	2	1	1	4	1	0	0	0	0	0	16	20	4.50	1.500	

AB	33
R	3
H	8
RBI	3
BB	2
SO	11
LOB	16



Batter	1	2	3	4	5	6	7	8	9	AB	R	H	RBI	BB	SO	LOB	BOTTOM																					
Horace Clarke, S OBP: 0.327, SLG: 0.330 (1, 4)	K	L6-4							4-3	5	0	0	0	0	1	5	California Angels @ New York Yankees Yankee Stadium, Bronx, NY Wed Apr 29 1970, 3:33 AM EDT Att. 5,450 - Unknown - 75 F																					
Jerry Kenney, L OBP: 0.194, SLG: 0.193 (1, 5)	5-3		4-3		4-3			F8		4	0	0	0	0	0	1																						
Bobby Murcer, L OBP: 0.382, SLG: 0.366 (1, 8)	S BB		F6			F7		G3		3	0	0	0	1	0	0																						
Roy White, S OBP: 0.461, SLG: 0.449 (1, 7)	1-2 BB		K			3B 1B		1B		3	1	2	0	1	1	0																						
Curt Blefary, L OBP: 0.296, SLG: 0.190 (1, 9)	F9				K			F9		4	0	0	0	0	2	4																						
Danny Cater, R OBP: 0.345, SLG: 0.494 (1, 3)		1B 1B			F7			1H 3B		4	0	2	1	0	0	0																						
Thurman Munson, R OBP: 0.408, SLG: 0.231 (1, 2)		L6-4 BB 1B			F6			F5		3	1	1	0	1	0	1																						
Ron Hansen, R OBP: 0.444, SLG: 0.100 Frank Tepedino, L OBP: 0.250, SLG: 0.375 (9, PH)								SH1-4 1B		2	0	1	0	1	0	0																						
John Cumberland, R OBP: 0.333, SLG: 0.333 Ron Woods, R OBP: 0.365, SLG: 0.750 Lindy McDaniel, R (8, 1) Pete Ward, L OBP: 0.286, SLG: 0.333 (9, PH)					SH1-4 1B			6-3		1	0	0	0	0	1	3																						
Inning Stats	R: 0 E: 0 K: 1 S: 5	H: 0 LOB: 2 BB: 2 P: 13	R: 0 E: 0 K: 1 S: 6	H: 2 LOB: 1 BB: 1 P: 10	R: 0 E: 0 K: 1 S: 5	H: 0 LOB: 0 BB: 0 P: 5	R: 0 E: 0 K: 1 S: 5	H: 0 LOB: 0 BB: 0 P: 5	R: 0 E: 0 K: 0 S: 4	H: 1 LOB: 1 BB: 0 P: 4	R: 1 E: 0 K: 0 S: 5	H: 2 LOB: 1 BB: 0 P: 5	R: 0 E: 0 K: 1 S: 5	H: 0 LOB: 0 BB: 0 P: 5	R: 0 E: 0 K: 1 S: 6	H: 1 LOB: 1 BB: 0 P: 6		R: 1 E: 0 K: 0 S: 4	H: 1 LOB: 1 BB: 1 P: 8	1B: 5 2B: 2 3B: 1 HR: 0	SF: 0 SAC: 1 DP: 1 HBP: 0	WP: 0 PB: 0 SB: 1 CS: 0	PA: 37															
PITCHER	IP	WLS	BF	H	R	ER	SO	BB	IBB	HBP	BLK	WP	HR	S	P	ERA	WHIP	PITCHER				IP	WLS	BF	H	R	ER	SO	BB	IBB	HBP	BLK	WP	HR	S	P	ERA	WHIP
Andy Messersmith, R ERA: 3.18 Paul Doyle, L Ken Tatum, R ERA: 1.36	(1, 1) (7, 1) (9, 1)	6.0 W 25	25	1	1	1	4	3	0	0	0	0	0	11	11	0.00	0.500					1.0	5	1	1	1	0	1	0	0	0	0	4	8	9.00	2.000		



Batter	1	2	3	4	5	6	7	8	9	AB	R	H	RBI	BB	SO	LOB	TOP					
Sandy Alomar Sr. S OBP: 0.333, SLG: 0.310	0-0 CS 1B			0-0 4-3		0-0 1-2 1B		0-0 G4-6-3 1B		4	0	3	0	0	0	0						
Bill Voss L OBP: 0.403, SLG: 0.435	0-0 F7			0-0 G3		0-0 L9		0-0 G4-6-3 1-2		4	0	0	0	0	0	4						
Jim Fregosi R OBP: 0.352, SLG: 0.458	0-0 F5			0-0 5-3			0-0 F7		0-0 F8		4	0	0	0	0	1						
Alex Johnson R OBP: 0.361, SLG: 0.475	0-0 CS 1-2	0-0 1-3		0-3 K			0-0 5-3				3	0	0	0	0	1						
Jim Spencer L OBP: 0.370, SLG: 0.390		0-0 1-3		0-0 4-3			0-0 1B				3	0	1	0	0	0						
Ken McMullen R OBP: 0.280, SLG: 0.290		0-0 F7		0-0 1-3			0-0 F5				3	0	0	0	0	1						
Roger Repoz L OBP: 0.400, SLG: 0.614			0-0 4-3			0-0 G1-6-3 1B		0-0 G3			3	0	1	0	0	0						
Joe Azcue R OBP: 0.245, SLG: 0.340			0-0 6-3			0-0 G1-6-3 1-2		0-0 4-3		2	0	0	0	0	0	1						
Tom Silverio L (8, PH)										1	0	0	0	0	0	0						
Tom Egan R OBP: 0.217, SLG: 0.190										0	0	0	0	0	0	0						
Rudy May L (1, 1)			0-3 K			0-0 1B		0-0 4-3		1	0	0	0	1	1	0						
Jay Johnstone L OBP: 0.296, SLG: 0.442										1	0	0	0	0	0	0						
Eddie Fisher R (8, 1)										0	0	0	0	0	0	0						
Inning Stats	R: 0 E: 0 K: 0 S: 3	H: 1 LOB: 0 BB: 0 P: 3	R: 0 E: 0 K: 0 S: 3	H: 0 LOB: 0 BB: 0 P: 3	R: 0 E: 0 K: 1 S: 5	H: 0 LOB: 0 BB: 0 P: 5	R: 0 E: 0 K: 0 S: 3	H: 0 LOB: 0 BB: 0 P: 3	R: 0 E: 0 K: 1 S: 5	H: 0 LOB: 0 BB: 0 P: 5	R: 0 E: 0 K: 0 S: 4	H: 2 LOB: 2 BB: 1 P: 8	R: 0 E: 0 K: 0 S: 4	H: 1 LOB: 1 BB: 0 P: 4	R: 0 E: 0 K: 0 S: 3	H: 0 LOB: 0 BB: 0 P: 3	R: 0 E: 0 K: 0 S: 3	H: 1 LOB: 0 BB: 0 P: 3	1B: 5 2B: 0 3B: 0 HR: 0	SF: 0 SAC: 0 DP: 2 HBP: 0	WP: 0 PB: 0 SB: 0 CS: 1	PA: 31
PITCHER Stan Bahnsen R ERA: 2.62	IP: 9.0 WLS: W BF: 30 H: 5 R: 0 ER: 0 SO: 2 BB: 1 IBB: 0 HBP: 0 BLK: 0 WP: 0 HR: 0 S: 33 P: 37 ERA: 0.00 WHIP: 0.667															PITCHER	IP: 9.0 WLS: W BF: 30 H: 5 R: 0 ER: 0 SO: 2 BB: 1 IBB: 0 HBP: 0 BLK: 0 WP: 0 HR: 0 S: 33 P: 37 ERA: 0.00 WHIP: 0.667					

California Angels @ New York Yankees
Yankee Stadium, Bronx, NY
Thu Apr 30 1970, 7:05 PM EDT
Att: 5,395 - Cloudy - 50 F

AB	29
R	0
H	5
RBI	0
BB	1
SO	2
LOB	7



Batter	1	2	3	4	5	6	7	8	9	AB	R	H	RBI	BB	SO	LOB	BOTTOM					
Horace Clarke S OBP: 0.333, SLG: 0.330	4-0 FC6-4 1B BB		0-0 1B SF8		0-0 F2			0-0 F5		3	1	1	0	1	0	0						
Bobby Murcer L OBP: 0.376, SLG: 0.360	0-3 K		0-0 1B SF8		0-0 F8			0-0 4-3		4	0	1	0	0	1	1						
Roy White S OBP: 0.457, SLG: 0.451	0-0 FC6-4 1B		0-0 SF8			0-0 6-3				2	0	1	1	0	0	0						
Danny Cater R OBP: 0.345, SLG: 0.488	0-0 FC6-4 1-2 2-3		0-0 6-3			0-0 G4-6-3 1B				3	0	1	0	0	0	3						
Ron Woods R OBP: 0.345, SLG: 0.667	0-3 K		0-0 4-3			0-0 G4-6-3 1-2				3	0	0	0	0	1	4						
Thurman Munson R OBP: 0.405, SLG: 0.222		4-0 SH1-3 BB		0-0 L5			0-3 K			2	0	0	0	1	1	0						
Ron Hansen R OBP: 0.450, SLG: 0.091		0-0 SH1-3 1-2		0-0 L6			4-0 G6-4-3 BB			1	0	0	0	1	0	0						
Jerry Kenney L OBP: 0.185, SLG: 0.183		0-0 F7		0-3 K			0-0 G6-4-3 1-2			3	0	0	0	0	1	2						
Stan Bahnsen R (1, 1)		0-0 F5			0-0 F3			0-0 L8		3	0	0	0	0	0	1						
Inning Stats	R: 0 E: 0 K: 2 S: 8	H: 1 LOB: 2 BB: 1 P: 12	R: 0 E: 0 K: 0 S: 3	H: 0 LOB: 1 BB: 1 P: 7	R: 1 E: 0 K: 0 S: 5	H: 2 LOB: 1 BB: 0 P: 5	R: 0 E: 0 K: 1 S: 5	H: 0 LOB: 0 BB: 0 P: 5	R: 0 E: 0 K: 0 S: 3	H: 0 LOB: 0 BB: 0 P: 3	R: 0 E: 0 K: 0 S: 3	H: 1 LOB: 0 BB: 0 P: 3	R: 0 E: 0 K: 1 S: 4	H: 0 LOB: 0 BB: 1 P: 8	R: 0 E: 0 K: 0 S: 3	H: 0 LOB: 0 BB: 0 P: 3	R: 0 E: 0 K: 0 S: 3	H: 0 LOB: 0 BB: 0 P: 3	1B: 4 2B: 0 3B: 0 HR: 0	SF: 1 SAC: 1 DP: 2 HBP: 0	WP: 0 PB: 0 SB: 0 CS: 0	PA: 29
PITCHER Rudy May L ERA: 2.61	IP: 7.0 WLS: L BF: 26 H: 4 R: 1 ER: 1 SO: 4 BB: 3 IBB: 0 HBP: 0 BLK: 0 WP: 0 HR: 0 S: 31 P: 43 ERA: 1.29 WHIP: 1.000															PITCHER Eddie Fisher R ERA	IP: 1.0 WLS: 3 BF: 0 H: 0 R: 0 ER: 0 SO: 0 BB: 0 IBB: 0 HBP: 0 BLK: 0 WP: 0 HR: 0 S: 3 P: 3 ERA: 0.00 WHIP: 0.000					


California Angels @ New York Yankees
Yankee Stadium, Bronx, NY
Thu Apr 30 1970, 7:05 PM EDT
Att: 5,395 - Cloudy - 50 F

AB	24
R	1
H	4
RBI	1
BB	3
SO	4
LOB	11



Batter	1	2	3	4	5	6	7	8	9	AB	R	H	RBI	BB	SO	LOB	TOP					
Sandy Alomar Sr. S OBP: 0.330, SLG: 0.308 (1, 4)										4	1	1	0	0	1	0	California Angels @ Boston Red Sox Fenway Park, Boston, MA Fri May 01 1970, 7:05 PM EDT Att: 23,292 - Unknown					
Roger Repoz L OBP: 0.391, SLG: 0.583 (1, 8)										3	1	0	0	1	2	1						
Jim Fregosi R OBP: 0.359, SLG: 0.460 (1, 6)										4	0	2	0	0	0	0						
Alex Johnson R OBP: 0.356, SLG: 0.464 (1, 7)										4	0	1	2	0	0	2						
Jim Spencer L OBP: 0.340, SLG: 0.356 (1, 3)										4	0	0	0	0	2	2						
Ken McMullen R OBP: 0.291, SLG: 0.315 (1, 5)										4	1	2	0	0	2	0						
Bill Voss L OBP: 0.383, SLG: 0.409 (1, 9)										4	0	0	0	0	2							
Joe Azcue R OBP: 0.232, SLG: 0.327 (1, 2)										2	0	0	1	0	1	0						
Tom Murphy R OBP: 0.067, SLG: 0.071 Eddie Fisher, R (4, 1)										2	0	0	0	0	1	0						
Jay Johnstone L OBP: 0.291, SLG: 0.434 Wally Wolf, R (7, 1)										0	0	0	0	0	0	0						
										0	0	0	0	0	0	0						
Inning Stats	R: 0 E: 0 K: 1 S: 6	H: 2 LOB: 1 BB: 0 P: 6	R: 0 E: 0 K: 1 S: 5	H: 0 LOB: 0 BB: 0 P: 5	R: 2 E: 1 K: 1 S: 8	H: 2 LOB: 2 BB: 1 P: 12	R: 1 E: 0 K: 1 S: 6	H: 1 LOB: 0 BB: 0 P: 6	R: 0 E: 0 K: 0 S: 3	H: 0 LOB: 0 BB: 0 P: 3	R: 0 E: 0 K: 1 S: 5	H: 0 LOB: 0 BB: 0 P: 5	R: 0 E: 0 K: 2 S: 7	H: 0 LOB: 0 BB: 0 P: 7	R: 0 E: 0 K: 1 S: 5	H: 0 LOB: 0 BB: 0 P: 5	R: 0 E: 0 K: 0 S: 4	H: 1 LOB: 1 BB: 0 P: 4	1B: 5 2B: 1 3B: 0 HR: 0	SF: 1 SAC: 0 DP: 1 HBP: 0	WP: 0 PB: 0 SB: 1 CS: 0	PA: 34
PITCHER Ray Culp, R ERA: 3.16 (1, 1)	IP: 9.0 WLS: W BF: 34 H: 6 R: 3 ER: 1 SO: 9 BB: 1 IBB: 0 HBP: 0 BLK: 0 WP: 0 HR: 0 S: 51 P: 55 ERA: 1.00 WHIP: 0.778															PITCHER	IP: WLS: BF: H: R: ER: SO: BB: IBB: HBP: BLK: WP: HR: S: P: ERA: WHIP:					

AB	32
R	3
H	6
RBI	3
BB	1
SO	9
LOB	7



Batter	1	2	3	4	5	6	7	8	9	AB	R	H	RBI	BB	SO	LOB	BOTTOM			
Mike Andrews R OBP: 0.326, SLG: 0.390 (1, 4)										4	0	0	0	0	0	1	California Angels @ Boston Red Sox Fenway Park, Boston, MA Fri May 01 1970, 7:05 PM EDT Att: 23,292 - Unknown			
Reggie Smith S OBP: 0.410, SLG: 0.595 (1, 8)										4	2	2	1	0	0	0				
Carl Yastrzemski L OBP: 0.437, SLG: 0.471 (1, 7)										3	3	2	3	1	0	0				
Tony Conigliaro R OBP: 0.377, SLG: 0.388 (1, 9)										3	0	1	0	1	1	1				
Rico Petrocelli R OBP: 0.346, SLG: 0.522 (1, 6)										4	1	2	1	0	0	2				
George Scott R OBP: 0.349, SLG: 0.566 (1, 3)										4	1	3	2	0	1	1				
Luis Alvarado R OBP: 0.312, SLG: 0.397 (1, 5)										4	1	1	0	0	1	2				
Jerry Moses R OBP: 0.371, SLG: 0.492 (1, 2)										4	0	0	0	0	1	3				
Ray Culp R OBP: 0.154, SLG: 0.154 (1, 1)										4	0	1	1	0	1	2				
Inning Stats	R: 2 E: 0 K: 0 S: 4	H: 2 LOB: 0 BB: 1 P: 8	R: 2 E: 0 K: 0 S: 5	H: 3 LOB: 0 BB: 0 P: 5	R: 0 E: 0 K: 0 S: 3	H: 0 LOB: 0 BB: 0 P: 3	R: 1 E: 0 K: 0 S: 5	H: 2 LOB: 1 BB: 0 P: 5	R: 1 E: 0 K: 0 S: 5	H: 2 LOB: 1 BB: 0 P: 5	R: 0 E: 0 K: 1 S: 6	H: 1 LOB: 1 BB: 0 P: 6	R: 2 E: 0 K: 2 S: 9	H: 2 LOB: 1 BB: 1 P: 13	R: 0 E: 0 K: 2 S: 7	H: 0 LOB: 0 BB: 0 P: 7		1B: 4 2B: 4 3B: 0 HR: 4	SF: 0 SAC: 0 DP: 2 HBP: 0	WP: 1 PB: 0 SB: 2 CS: 0
PITCHER Tom Murphy R ERA: 4.58 Eddie Fisher R ERA: 0.49 Wally Wolf R ERA: 5.4 (1, 1)	IP: 3.0 WLS: L BF: 15 H: 7 R: 5 ER: 5 SO: 0 BB: 1 IBB: 0 HBP: 0 BLK: 0 WP: 0 HR: 1 S: 14 P: 18 ERA: 15.00 WHIP: 2.667															PITCHER	IP: WLS: BF: H: R: ER: SO: BB: IBB: HBP: BLK: WP: HR: S: P: ERA: WHIP:			



Batter	1	2	3	4	5	6	7	8	9	AB	R	H	RBI	BB	SO	LOB	TOP										
Sandy Alomar Sr. S OBP: 0.327, SLG: 0.305	6-3			FC3-6 1B	F7		SH 2B	F7		4	1	1	0	0	0	1	California Angels @ Boston Red Sox Fenway Park, Boston, MA Sat May 02 1970, 3:33 AM EDT Att: 26,144 - Unknown										
Roger Repoz L OBP: 0.392, SLG: 0.609	G3		FC3-6 BLK 1B	1B	BB		G3		HR	4	2	1	1	1	0	3											
Jim Fregosi R OBP: 0.361, SLG: 0.467	F2			1-H 3B 1B	F8		1B	2B	F7	5	2	2	3	0	0	1											
Alex Johnson R OBP: 0.359, SLG: 0.461		5-3		F4		1B G6-4-3 1B	S 1B	6-3		5	1	2	1	0	0	1											
Jim Spencer L OBP: 0.364, SLG: 0.408	F8			1-H 1B 3B		1B G6-4-3 1B	K		BB	4	1	2	1	1	1	1											
Ken McMullen R OBP: 0.298, SLG: 0.303	6-3			1B BB		G6-4-3 1B		F7		3	0	0	0	2	0	2											
Bill Voss L OBP: 0.393, SLG: 0.412 Giraldo Ruiz S OBP: 0.167, SLG: 0.333 Ken Tatum R OBP: 0.364, SLG: 0.408			4-3	1-2 3-H 1B			K			2	0	1	1	1	0	0											
Joe Azcue R OBP: 0.250, SLG: 0.345					5-3		F8		FC5-4 BB	3	0	1	0	1	0	3											
Clyde Wright R Greg Garrett S Tom Silverio L	6-3				G3		E5 SH 2B	FC5-4 F7		1	0	0	0	0	0	0											
										1	0	0	0	0	0	1											
Inning Stats	R: 0 E: 0 K: 0 S: 3	H: 0 LOB: 0 BB: 0 P: 3	R: 0 E: 0 K: 0 S: 3	H: 0 LOB: 0 BB: 0 P: 3	R: 0 E: 0 K: 0 S: 3	H: 1 LOB: 0 BB: 0 P: 3	R: 3 E: 0 K: 0 S: 7	H: 4 LOB: 2 BB: 1 P: 11	R: 0 E: 0 K: 0 S: 4	H: 0 LOB: 1 BB: 1 P: 7	R: 1 E: 0 K: 0 S: 4	H: 2 LOB: 1 BB: 1 P: 8	R: 3 E: 2 K: 2 S: 11	H: 2 LOB: 2 BB: 1 P: 15	R: 0 E: 0 K: 0 S: 2	H: 0 LOB: 1 BB: 1 P: 6	R: 1 E: 0 K: 0 S: 4	H: 1 LOB: 1 BB: 1 P: 8	1B: 6 2B: 2 3B: 1 HR: 1	SF: 0 SAC: 1 DP: 1 HBP: 0	WP: 0 PB: 0 SB: 1 CS: 0	PA: 42					
PITCHER	IP	WLS	BF	H	R	ER	SO	BB	IBB	HBP	BLK	WP	HR	S	P	ERA	WHIP										
Vicente Romo R ERA: 3.05	(1, 1)	5.0	23	7	4	4	0	2	0	0	1	0	0	21	29	7.20	1.800										
Ray Jarvis R ERA: 2.35	(6, 1)	1.1	L	8	2	3	0	0	1	0	0	0	0	7	11	0.00	2.250										
Ken Brett L ERA: 6.3	(7, 1)	1.2		6	0	0	2	1	1	0	0	0	0	8	16	0.00	0.600										
Ed Phillips R ERA: 1.0	(9, 1)	1.0		5	1	1	1	0	1	0	0	0	1	4	8	9.00	2.000										

Batter	1	2	3	4	5	6	7	8	9	AB	R	H	RBI	BB	SO	LOB	BOTTOM										
Mike Andrews R OBP: 0.309, SLG: 0.366	F4	F8		F8		F7		F7		5	0	0	0	0	0	2	California Angels @ Boston Red Sox Fenway Park, Boston, MA Sat May 02 1970, 3:33 AM EDT Att: 26,144 - Unknown										
Reggie Smith S OBP: 0.420, SLG: 0.590			FC4-6 1B	BB SF9 1B	BB 1B	F6		K		4	1	2	0	1	1	0											
Carl Yastrzemski L OBP: 0.446, SLG: 0.466	FC4-6 WP HR		1B BB 1B	1B BB 1B	BB 1B	BLK IBB		4-3		3	1	1	0	2	0	1											
Tony Conigliaro R OBP: 0.390, SLG: 0.386	HR BB		1B BB	F5		K		1B 1B		3	1	1	0	2	1	4											
Rico Petrocelli R OBP: 0.361, SLG: 0.589	1-H 2-H HR		SF9		1B 2B	F8		1B		4	1	3	4	0	0	0											
George Scott R OBP: 0.352, SLG: 0.580	5-3		1-2 2-3 1B	FC5-4 1B		K		K		5	0	2	0	0	2	3											
Luis Alvarado R OBP: 0.313, SLG: 0.395 Tom Matchick L			5-3	FC5-4 1-2		1B		F5		3	0	1	0	0	0	2											
Jerry Moses R OBP: 0.365, SLG: 0.478		F8		FC1-6 1B		F8		F6		4	0	1	0	0	0	3											
Vicente Romo R Ray Jarvis R Ken Brett L				BB BB 1B		F9		F8		2	0	0	0	0	0	0											
Dick Schofield S OBP: 0.400, SLG: 0.400 Ed Phillips R		HBP		1-2						0	0	0	0	0	0	0											
Inning Stats	R: 3 E: 0 K: 0 S: 5	H: 2 LOB: 1 BB: 1 P: 9	R: 0 E: 0 K: 0 S: 3	H: 0 LOB: 0 BB: 0 P: 4	R: 1 E: 0 K: 0 S: 5	H: 3 LOB: 2 BB: 1 P: 9	R: 0 E: 0 K: 0 S: 4	H: 1 LOB: 3 BB: 2 P: 12	R: 0 E: 0 K: 1 S: 5	H: 2 LOB: 2 BB: 0 P: 7	R: 0 E: 0 K: 1 S: 5	H: 0 LOB: 1 BB: 1 P: 9	R: 0 E: 0 K: 1 S: 6	H: 1 LOB: 1 BB: 0 P: 6	R: 0 E: 0 K: 1 S: 5	H: 0 LOB: 0 BB: 0 P: 5	R: 0 E: 0 K: 1 S: 7	H: 2 LOB: 2 BB: 0 P: 7	1B: 8 2B: 1 3B: 1 HR: 1	SF: 1 SAC: 0 DP: 0 HBP: 1	WP: 1 PB: 0 SB: 0 CS: 0	PA: 43					
PITCHER	IP	WLS	BF	H	R	ER	SO	BB	IBB	HBP	BLK	WP	HR	S	P	ERA	WHIP										
Clyde Wright L ERA: 3.67	(1, 1)	3.2		20	6	4	4	0	3	0	1	0	0	16	29	9.82	2.455										
Greg Garrett L ERA	(4, 1)	2.1	W	11	2	0	0	2	1	1	0	1	0	13	21	0.00	1.286										
Ken Tatum R ERA: 0.93	(7, 1)	3.0	S	12	3	0	0	3	0	0	0	0	0	18	18	0.00	1.000										

Batter	1	2	3	4	5	6	7	8	9	AB	R	H	RBI	BB	SO	LOB	TOP			
Ed Brinkman, R (1, 6) OBP: 0.359, SLG: 0.320	0-3 K		0-0 6-3			0-0 G6-4-3 1B		0-0 6-3		4	0	1	0	0	1	0				
Davey Nelson, R (1, 4) OBP: 0.216, SLG: 0.129	0-0 4-3		0-0 6-3			0-0 G6-4-3 1-2f			0-3 K	4	0	0	0	0	1	1				
Frank Howard, R (1, 7) OBP: 0.468, SLG: 0.718	0-0 HR			0-0 5-3				0-0 P3		4	1	1	1	0	0	0				
Rick Reichardt, R (1, 9) OBP: 0.424, SLG: 0.458	0-3 K			0-0 F9					0-3 K	0	1	0	0	0	0	0				
Mike Epstein, L (1, 3) OBP: 0.352, SLG: 0.462		0-3 K		0-0 1-3					0-0 L6	1	0	0	0	0	1	0				
Ed Stroud, L (3, 8) OBP: 0.411, SLG: 0.470										2	0	0	0	0	0	0				
Aurelio Rodriguez, R (1, 5) OBP: 0.339, SLG: 0.434		4-0 FC5-4 BB				0-0 G6-4-3 1B				2	0	2	0	1	0	0				
Hank Allen, R (1, 8) OBP: 0.308, SLG: 0.273		0-0 FC5-4 1-2f				0-3 K			0-0 F7	3	0	0	0	0	1	3				
Paul Casanova, R (1, 2) OBP: 0.185, SLG: 0.231		0-0 6-3				0-0 G6-4-3 1-2f			0-0 F9	3	0	0	0	0	0	2				
Casey Cox, R (1, 1) OBP: 0.125, SLG: 0.125			0-3 K						0-3 K	3	0	0	0	0	3	0				
Darold Knowles, L (8, 1)									0-3 K	0	0	0	0	0	0	0				
Inning Stats	R: 1 E: 0 K: 2 S: 8	H: 1 LOB: 0 BB: 0 P: 8	R: 0 E: 0 K: 1 S: 5	H: 0 LOB: 1 BB: 1 P: 9	R: 0 E: 0 K: 1 S: 5	H: 0 LOB: 0 BB: 0 P: 5	R: 0 E: 0 K: 0 S: 3	H: 0 LOB: 0 BB: 0 P: 3	R: 0 E: 0 K: 1 S: 5	H: 1 LOB: 0 BB: 0 P: 5	R: 0 E: 0 K: 0 S: 5	H: 2 LOB: 1 BB: 0 P: 5	R: 0 E: 0 K: 1 S: 5	H: 0 LOB: 0 BB: 0 P: 5	R: 0 E: 0 K: 2 S: 7	H: 0 LOB: 0 BB: 0 P: 7	1B: 2 2B: 1 3B: 0 HR: 2	SF: 0 SAC: 0 DP: 2 HBP: 0	WP: 0 PB: 0 SB: 0 CS: 0	PA: 31
PITCHER	IP: 7.0 WLS: 25 BF: 5	WLS: 6 BF: 0	WLS: 0 BF: 0	ER: 2 SO: 6	BB: 1 IBB: 0 HBP: 0 BLK: 0	WP: 0 HR: 2 S: 36 P: 40	ERA: 2.57 WHIP: 0.857		PITCHER	IP: 2.0 WLS: 6 BF: 0	WLS: 0 BF: 0	ER: 0 SO: 3	BB: 0 IBB: 0 HBP: 0 BLK: 0	WP: 0 HR: 0 S: 12 P: 12	ERA: 0.00 WHIP: 0.000					

Washington Senators @ California Angels
Anaheim Stadium, Anaheim, CA
Wed May 06 1970, 10:05 PM EDT
Att: 5,541 - Unknown

AB	26
R	2
H	4
RBI	1
BB	1
SO	7
LOB	6

WP: 0	PA: 31
PB: 0	
SB: 0	
CS: 0	

Batter	1	2	3	4	5	6	7	8	9	AB	R	H	RBI	BB	SO	LOB	BOTTOM	
Sandy Alomar Sr, S (1, 4) OBP: 0.309, SLG: 0.288	0-0 1-3	0-0 FC6-4 1-2f			0-0 6-3		0-0 1B			4	0	1	0	0	0	1		
Roger Repoz, L (1, 8) OBP: 0.390, SLG: 0.577	0-0 F7		0-0 F7		0-0 F8		0-3 K			4	0	0	0	0	1	1		
Eddie Fisher, R (8, 1)										0	0	0	0	0	0	0		
Jim Fregosi, R (1, 6) OBP: 0.377, SLG: 0.485	4-0 BB HBP BB		0-0 4-3		0-0 5-3			0-0 5-3 2B 1B		3	1	1	0	1	0	0		
Alex Johnson, R (1, 7) OBP: 0.356, SLG: 0.443	1-0 BB HBP		0-0 6-3			0-0 4-3		0-0 5-3		3	0	0	0	0	0	1		
Jim Spencer, L (1, 3) OBP: 0.365, SLG: 0.411	4-0 FC6-4 BB			0-0 1B		0-0 F7		0-0 FC5 2B		3	0	2	1	1	0	0		
Ken McMullen, R (1, 5) OBP: 0.301, SLG: 0.313	0-0 FC6-4 1-2f			0-0 F8		0-0 6-3		4-0 FC5 1B IBB		3	1	0	0	1	0	4		
Bill Voss, L (1, 9) OBP: 0.391, SLG: 0.408		0-0 FC1-6 1B		0-0 P6			0-3 K	0-0 FC5 1B		3	0	1	0	0	1	1		
Jarvis Tatum, R (8, PH) OBP: 0.412, SLG: 0.333								1-2 2-3f		1	1	0	0	0	0	2		
Joe Azcue, R (1, 2) OBP: 0.279, SLG: 0.385		0-0 FC1-6 FC6-4 1-2f		0-0 FC6 1B			0-0 6-3 3B	0-0 E5 1B		4	1	2	0	0	0	3		
Rudy May, L (1, 1) OBP: 0.281, SLG: 0.418		0-3 K		0-0 FC6			0-0 6-3	0-0 1B		2	0	0	0	0	1	3		
Billy Cowan, R (8, PH) OBP: 0.375, SLG: 0.286								1-3 2-4 3-H		1	0	1	2	0	0	0		
Tom Silverio, L (9, 8)										0	0	0	0	0	0	0		
Inning Stats	R: 0 E: 0 K: 0 S: 3	H: 0 LOB: 3 BB: 2 P: 12	R: 0 E: 0 K: 1 S: 6	H: 1 LOB: 1 BB: 0 P: 6	R: 0 E: 0 K: 0 S: 3	H: 0 LOB: 0 BB: 0 P: 3	R: 0 E: 0 K: 0 S: 5	H: 2 LOB: 2 BB: 0 P: 5	R: 0 E: 0 K: 0 S: 3	H: 0 LOB: 0 BB: 0 P: 3	R: 1 E: 0 K: 2 S: 9	H: 2 LOB: 1 BB: 0 P: 9	R: 3 E: 1 K: 0 S: 6	H: 3 LOB: 2 BB: 1 P: 10	1B: 6 2B: 1 3B: 1 HR: 0	SF: 0 SAC: 0 DP: 0 HBP: 1	WP: 0 PB: 0 SB: 0 CS: 0	PA: 36
PITCHER	IP: 7.1 WLS: 31 BF: 5	WLS: 5 BF: 2	WLS: 2 BF: 2	ER: 2 SO: 3	BB: 2 IBB: 0 HBP: 1 BLK: 0	WP: 0 HR: 0 S: 34 P: 43	ERA: 2.46 WHIP: 1.091		PITCHER	IP: 0.2 WLS: 5 BF: 2	WLS: 0 BF: 2	ER: 2 SO: 0	BB: 1 IBB: 0 HBP: 0 BLK: 0	WP: 0 HR: 0 S: 4 P: 8	ERA: 0.00 WHIP: 3.000			

Washington Senators @ California Angels
Anaheim Stadium, Anaheim, CA
Wed May 06 1970, 10:05 PM EDT
Att: 5,541 - Unknown


AB	32
R	4
H	8
RBI	4
BB	3
SO	3
LOB	16

WP: 0	PA: 36
PB: 0	
SB: 0	
CS: 0	

Batter	1	2	3	4	5	6	7	8	9	AB	R	H	RBI	BB	SO	LOB	TOP	
Horace Clarke, S OBP: 0.340, SLG: 0.323 (1, 4) X	F4		5-3			L7		F4		4	0	0	0	0	0	0		
Bobby Murcer, L OBP: 0.402, SLG: 0.437 (1, 8) X	F5		4-3			F8			FC1-4 1B	4	0	1	0	0	0	0		
Roy White, S OBP: 0.441, SLG: 0.510 (1, 7) X	5-3				F9	5-3			FC1-4 HR	4	1	0	0	0	0	1		
Danny Cater, R OBP: 0.320, SLG: 0.440 (1, 3) X		L4			G5-4-3 1B	F9			F9	4	0	1	0	0	0	1		
Ron Woods, R OBP: 0.391, SLG: 0.667 (1, 9) X		2B WP 1B			G5-4-3 1-2					3	2	2	2	1	0	1		
Thurman Munson, R OBP: 0.439, SLG: 0.342 (1, 2) X		WP 1-3 2B				FC4-6 1B			F4	3	0	2	0	1	0	1		
Gene Michael, S OBP: 0.235, SLG: 0.307 Pete Ward, L OBP: 0.294, SLG: 0.400 (8, PH) X	F3				L6				F7	3	0	0	0	0	0	3		
Jerry Kenney, L OBP: 0.265, SLG: 0.233 (1, 5) X	2-3 3-H F5					FC4-6 1-2			F7	3	0	0	0	0	0	2		
Ron Klimkowski, R (1, 1) X					F9				F7	2	0	0	0	0	1	1		
John Ellis, R OBP: 0.235, SLG: 0.103 Steve Hamilton, L (8, 1) X						K			K	1	0	0	0	0	1	0		
										0	0	0	0	0	0	0		
Inning Stats	R: 0 E: 0 K: 0 S: 3	H: 0 LOB: 0 BB: 0 P: 3	R: 1 E: 0 K: 0 S: 5	H: 2 LOB: 1 BB: 0 P: 5	R: 0 E: 0 K: 0 S: 3	H: 0 LOB: 0 BB: 0 P: 3	R: 0 E: 0 K: 1 S: 6	H: 1 LOB: 1 BB: 0 P: 6	R: 0 E: 0 K: 0 S: 3	H: 0 LOB: 0 BB: 1 P: 7	R: 0 E: 0 K: 1 S: 5	H: 0 LOB: 0 BB: 0 P: 5	R: 2 E: 0 K: 1 S: 7	H: 2 LOB: 1 BB: 1 P: 11	1B: 4 2B: 1 3B: 0 HR: 1	SF: 0 SAC: 0 DP: 1 HBP: 0	WP: 1 PA: 34	
PITCHER	IP	WLS	BF	H	R	ER	SO	BB	IBB	HBP	BLK	WP	HR	S	P	ERA	WHIP	
Clyde Wright, L ERA: 3.58 Ken Tatum, R ERA: 0.9	8.2	W	32	6	3	3	2	1	0	0	0	1	1	35	39	3.12	0.808	
	0.1	S	2	0	0	0	1	1	0	0	0	0	0	3	7	0.00	3.000	

New York Yankees @ California Angels
Anaheim Stadium, Anaheim, CA
 Fri May 08 1970, 10:05 PM EDT
 Att: 10,647 - Unknown - 67 F


AB	32
R	3
H	6
RBI	2
BB	2
SO	3
LOB	11



Batter	1	2	3	4	5	6	7	8	9	AB	R	H	RBI	BB	SO	LOB	BOTTOM	
Sandy Alomar Sr., S OBP: 0.305, SLG: 0.279 (1, 4) B B B	E L8-2 BB		1B 5-3 1B			FC4-6 1-2				3	1	1	0	1	0	2		
Roger Repoz, L OBP: 0.400, SLG: 0.608 (1, 9) X	F5		5-3 HR 1B			FC8-4 1-2			HR	4	2	2	1	0	0	2		
Jim Fregosi, R OBP: 0.368, SLG: 0.457 (1, 6) B B B	E 1-2 BB		5-3 1-2 3-H 1B			5-3			6-3	3	0	0	1	1	0	1		
Alex Johnson, R OBP: 0.358, SLG: 0.438 (1, 7) X	E6 1-2 2-3		F8			5-3			L6	4	0	0	0	0	0	3		
Jim Spencer, L OBP: 0.423, SLG: 0.547 (1, 3) X	L8-2 3-H		HR			FC6-4 1B			FC5-4 1B	4	1	3	2	0	0	3		
Ken McMullen, R OBP: 0.307, SLG: 0.315 (1, 5) X		6-3				FC6-4 1-2			FC5-4 1-2	4	0	1	0	0	0	2		
Jay Johnstone, L OBP: 0.277, SLG: 0.397 (1, 8) X		4-3	5-3			FC4-6 1B			F6	4	0	1	0	0	0	1		
Joe Azcue, R OBP: 0.276, SLG: 0.370 (1, 2) X		E6				FC4-6 1B			L5	4	0	1	0	0	0	1		
Clyde Wright, R OBP: 0.105, SLG: 0.056 Ken Tatum, R (9, 1) X		6-3				FC2-6 FC8-4			F9	4	0	1	0	0	0	2		
										0	0	0	0	0	0	0		
Inning Stats	R: 0 E: 1 K: 0 S: 3	H: 0 LOB: 2 BB: 2 P: 11	R: 0 E: 1 K: 0 S: 4	H: 0 LOB: 1 BB: 0 P: 4	R: 3 E: 0 K: 0 S: 7	H: 4 LOB: 1 BB: 0 P: 7	R: 0 E: 0 K: 0 S: 4	H: 1 LOB: 1 BB: 0 P: 4	R: 0 E: 0 K: 0 S: 4	H: 2 LOB: 1 BB: 0 P: 4	R: 1 E: 0 K: 0 S: 5	H: 2 LOB: 1 BB: 0 P: 5	R: 0 E: 0 K: 0 S: 3	H: 0 LOB: 0 BB: 0 P: 3	1B: 8 2B: 1 3B: 0 HR: 2	SF: 0 SAC: 0 DP: 1 HBP: 0	WP: 0 PA: 36	
PITCHER	IP	WLS	BF	H	R	ER	SO	BB	IBB	HBP	BLK	WP	HR	S	P	ERA	WHIP	
Ron Klimkowski, R ERA: 3.2 Steve Hamilton, L ERA: 1.59	7.0	L	33	10	4	4	0	2	0	0	0	0	2	31	39	5.14	1.714	
	1.0		3	0	0	0	0	0	0	0	0	0	0	3	3	0.00	0.000	

New York Yankees @ California Angels
Anaheim Stadium, Anaheim, CA
 Fri May 08 1970, 10:05 PM EDT
 Att: 10,647 - Unknown - 67 F

AB	34
R	4
H	10
RBI	4
BB	2
SO	0
LOB	17




Batter	1	2	3	4	5	6	7	8	9	AB	R	H	RBI	BB	SO	LOB	TOP			
Horace Clarke, S OBP: 0.345, SLG: 0.323 (1, 4)										3	0	1	2	1	1	1	New York Yankees @ California Angels Anaheim Stadium, Anaheim, CA Sat May 09 1970, 10:05 PM EDT Att: 36,353 - Unknown - 68 F			
Jerry Kenney, L OBP: 0.255, SLG: 0.222 (1, 5)										4	0	0	0	0	1	2				
Bobby Murcer, L OBP: 0.389, SLG: 0.421 (1, 8)										4	0	0	0	0	1	2				
Roy White, S OBP: 0.435, SLG: 0.500 (1, 7)										4	0	1	0	0	1	2				
Danny Cater, R OBP: 0.320, SLG: 0.445 John Ellis, R OBP: 0.229, SLG: 0.100 (6, 3)										3	1	1	0	0	0	1				
Curt Blefary, L OBP: 0.292, SLG: 0.220 (1, 9)										3	1	1	0	1	0	0				
Gene Michael, S OBP: 0.313, SLG: 0.295 (1, 6)										4	0	0	0	0	2	3				
Jake Gibbs, L OBP: 0.280, SLG: 0.318 (1, 2)										3	1	1	0	0	0	1				
Mike Kekich, R OBP: 0.250, SLG: 0.250 Joe Verbanic, R OBP: 0.333, SLG: 0.333 (4, 1)										2	0	0	1	0	1	3				
Inning Stats	R: 0 E: 1 K: 0 S: 3	H: 0 LOB: 1 BB: 1 P: 7	R: 3 E: 0 K: 2 S: 10	H: 3 LOB: 1 BB: 1 P: 14	R: 0 E: 0 K: 0 S: 3	H: 0 LOB: 0 BB: 0 P: 3	R: 0 E: 0 K: 2 S: 8	H: 1 LOB: 1 BB: 0 P: 8	R: 0 E: 0 K: 0 S: 3	H: 1 LOB: 0 BB: 0 P: 3	R: 0 E: 0 K: 1 S: 6	H: 1 LOB: 1 BB: 0 P: 6	R: 0 E: 0 K: 2 S: 7	H: 0 LOB: 0 BB: 0 P: 7	R: 0 E: 0 K: 1 S: 5	H: 0 LOB: 0 BB: 0 P: 5		1B: 5 2B: 1 3B: 0 HR: 0	SF: 0 SAC: 0 DP: 2 HBP: 0	WP: 0 PB: 0 SB: 1 CS: 0
PITCHER Andy Messersmith, R ERA: 3.4 (1, 1)	IP: 9.0 WLS: W BF: 34 H: 6 R: 3 ER: 3 SO: 8 BB: 2 IBB: 0 HBP: 0 BLK: 0 WP: 0 HR: 0 S: 48 P: 56 ERA: 3.00 WHIP: 0.889															PITCHER				

Batter	1	2	3	4	5	6	7	8	9	AB	R	H	RBI	BB	SO	LOB	BOTTOM			
Sandy Alomar Sr., S OBP: 0.317, SLG: 0.302 (1, 4)										5	2	3	3	0	0	0	New York Yankees @ California Angels Anaheim Stadium, Anaheim, CA Sat May 09 1970, 10:05 PM EDT Att: 36,353 - Unknown - 68 F			
Roger Repoz, L OBP: 0.379, SLG: 0.571 (1, 8)										5	0	0	0	0	3	4				
Jim Fregosi, R OBP: 0.361, SLG: 0.445 Ray Oyler, R (6, 6)										5	0	1	0	0	1	3				
Alex Johnson, R OBP: 0.377, SLG: 0.482 (1, 7)										5	1	4	1	0	0	2				
Ken McMullen, R OBP: 0.302, SLG: 0.309 (1, 5)										5	0	1	1	0	0	4				
Jim Spencer, L OBP: 0.408, SLG: 0.522 (1, 3)										5	1	1	0	0	1	4				
Jarvis Tatum, R OBP: 0.500, SLG: 0.500 (1, 9)										5	3	4	1	0	0	1				
Tom Egan, R OBP: 0.296, SLG: 0.375 (1, 2)										3	2	2	3	1	0	1				
Andy Messersmith, R OBP: 0.200, SLG: 0.400 (1, 1)										3	2	2	1	0	1	1				
Inning Stats	R: 0 E: 0 K: 1 S: 5	H: 0 LOB: 0 BB: 0 P: 5	R: 4 E: 0 K: 1 S: 9	H: 4 LOB: 0 BB: 0 P: 9	R: 0 E: 0 K: 0 S: 4	H: 1 LOB: 1 BB: 0 P: 4	R: 5 E: 1 K: 1 S: 11	H: 6 LOB: 1 BB: 0 P: 11	R: 0 E: 0 K: 1 S: 6	H: 1 LOB: 1 BB: 0 P: 6	R: 1 E: 0 K: 0 S: 6	H: 3 LOB: 2 BB: 0 P: 6	R: 1 E: 0 K: 2 S: 9	H: 2 LOB: 2 BB: 1 P: 13	R: 0 E: 0 K: 0 S: 4	H: 1 LOB: 1 BB: 0 P: 4		1B: 12 2B: 3 3B: 1 HR: 2	SF: 0 SAC: 1 DP: 0 HBP: 0	WP: 1 PB: 0 SB: 0 CS: 0
PITCHER Mike Kekich, L ERA: 14.54 Joe Verbanic, R ERA: 4.6 (4, 1)	IP: 3.0 WLS: L BF: 19 H: 10 R: 9 ER: 9 SO: 2 BB: 0 IBB: 0 HBP: 0 BLK: 0 WP: 0 HR: 2 S: 23 P: 23 ERA: 27.00 WHIP: 3.333															PITCHER				


Batter	1	2	3	4	5	6	7	8	9	AB	R	H	RBI	BB	SO	LOB	TOP										
Horace Clarke, S OBP: 0.353, SLG: 0.328 (1, 4)	0-0 BB 2B 1B	4-0 1-2 BB			0-0 F7		0-0 1B S 1B		0-0 F6	4	1	2	0	1	0	1	New York Yankees @ California Angels Anaheim Stadium, Anaheim, CA Sun May 10 1970, 6:33 AM EDT Att: 15,232 - Overcast - 73 F										
Bobby Murcer, L OBP: 0.390, SLG: 0.409 (1, 8)	4-0 2B 1-2 1B BB	0-0 4-3			0-3 K		4-0 1-2 1B BB		0-0 F8	3	1	0	0	2	1	3											
Roy White, S OBP: 0.444, SLG: 0.514 (1, 7)	0-0 1B 1-3 2-H 2B		0-0 F8			4-0 2B BB		0-0 1-2 2-3 1B		3	2	2	1	1	0	0											
Danny Cater, R OBP: 0.318, SLG: 0.439 (1, 5) (7, 3)	0-0 1B 2-H 2-H 3-H		0-0 5-3			0-0 L8		0-0 6-3		4	0	1	2	0	0	4											
Ron Woods, R OBP: 0.370, SLG: 0.628 (1, 9)	0-0 F7		0-0 F5			0-0 F9		0-0 L6 1B		4	0	1	0	0	0	1											
Thurman Munson, R OBP: 0.431, SLG: 0.351 (1, 2)	0-0 F7		0-0 F3			0-0 2B		0-0 L6 1-2		4	0	1	1	0	0	1											
John Ellis, R OBP: 0.211, SLG: 0.091 Gene Michael, S OBP: 0.310, SLG: 0.292 (7, 6)		0-3 K	0-3 K			0-0 6-3		0-0 F9		3	0	0	0	0	2	1											
Ron Hansen, R OBP: 0.458, SLG: 0.143 Jerry Kenney, L OBP: 0.252, SLG: 0.220 (7, 5)		0-0 BB 1B	0-0 F8			0-0 6-3		0-3 K		3	0	1	0	0	0	0											
Stan Bahnsen, R OBP: 0.167, SLG: 0.167 Lindy McDaniel, R OBP: 0.252, SLG: 0.220 (8, 1)		0-3 K	0-3 K			0-3 K		0-0 E6		1	0	0	0	0	1	0											
Inning Stats	R: 3 E: 0 K: 0 S: 5	H: 3 LOB: 0 BB: 1 P: 9	R: 0 E: 0 K: 2 S: 8	H: 1 LOB: 2 BB: 1 P: 12	R: 0 E: 0 K: 1 S: 3	H: 0 LOB: 0 BB: 0 P: 3	R: 0 E: 0 K: 1 S: 5	H: 0 LOB: 0 BB: 0 P: 5	R: 0 E: 0 K: 1 S: 7	H: 0 LOB: 1 BB: 1 P: 7	R: 1 E: 0 K: 0 S: 4	H: 1 LOB: 3 BB: 1 P: 8	R: 0 E: 0 K: 1 S: 7	H: 2 LOB: 3 BB: 1 P: 11	R: 0 E: 0 K: 0 S: 3	H: 1 LOB: 0 BB: 0 P: 3		R: 0 E: 1 K: 1 S: 6	H: 0 LOB: 1 BB: 0 P: 6	1B: 6 2B: 3 3B: 0 HR: 0	SF: 0 SAC: 0 DP: 1 HBP: 0	WP: 0 PB: 0 SB: 1 CS: 0	PA: 38				
PITCHER	IP	WLS	BF	H	R	ER	SO	BB	IBB	HBP	BLK	WP	HR	S	P	ERA	WHIP										
Rudy May, L ERA: 3.02 Ken Tatum, R ERA: 0.97 Eddie Fisher, R ERA: 0.4	(1, 1) (7, 1) (8, 1)	6.2 0.1 2.0	L 2 7	29 1 1	6 0 0	4 0 0	6 0 1	4 0 0	0 0 0	0 0 0	0 0 0	0 0 0	0 0 0	37 2 9	53 2 9	0.00 0.00 0.00	1.500 3.000 0.500										

AB	34
R	4
H	8
RBI	4
BB	4
SO	7
LOB	12



Batter	1	2	3	4	5	6	7	8	9	AB	R	H	RBI	BB	SO	LOB	BOTTOM										
Sandy Alomar Sr., S OBP: 0.305, SLG: 0.289 (1, 4)	0-0 1-3		0-0 6-3		0-0 FC1-6-4 1B 1-2		0-0 6-3		0-0 F7	5	0	0	0	0	0	2	New York Yankees @ California Angels Anaheim Stadium, Anaheim, CA Sun May 10 1970, 6:33 AM EDT Att: 15,232 - Overcast - 73 F										
Roger Repoz, L OBP: 0.374, SLG: 0.557 (1, 9)	0-0 F8		0-0 L9		0-0 1-3 1B		0-0 F4			4	0	1	0	0	0	0											
Jim Fregosi, R OBP: 0.350, SLG: 0.430 (1, 6)	0-0 6-3		0-0 5-3-2		0-0 5-3		0-0 6-3			4	0	0	0	0	0	2											
Alex Johnson, R OBP: 0.390, SLG: 0.487 (1, 7)		4-0 1B 2B BB		0-0 L8		0-0 G4-6-3 1B		0-0 1B		3	1	2	0	1	0	0											
Jim Spencer, L OBP: 0.413, SLG: 0.521 (1, 3)		0-0 2B SF7 1B		0-0 F7		0-0 G4-6-3 1B		0-3 K		4	1	2	0	0	1	1											
Ken McMullen, R OBP: 0.300, SLG: 0.316 (1, 5)		0-0 F3 1-3 3-H 2B		0-0 F9		0-0 G4-6-3		0-3 K		4	0	1	1	0	1	3											
Jay Johnstone, L OBP: 0.290, SLG: 0.446 (1, 8)		0-0 SF7 3-H		0-0 HR		4-0 IBB		0-3 K		2	1	1	2	1	1	0											
Joe Azcue, R OBP: 0.275, SLG: 0.355 (1, 2)		0-0 F3 2-3		0-0 FC1-6-4 BB		0-3 K		0-3 K		3	0	0	0	1	2	3											
Rudy May, L Ken Tatum, R Tom Silverio, L Eddie Fisher, R Billy Cowan, R OBP: 0.444, SLG: 0.375 (1, 1) (7, 1) (7, PH) (8, 1) (8, PH)		0-0 6-3		0-0 K		0-3 K		0-0 4-3		2	0	0	0	0	1	2											
Inning Stats	R: 0 E: 0 K: 0 S: 3	H: 0 LOB: 0 BB: 0 P: 3	R: 2 E: 0 K: 0 S: 5	H: 2 LOB: 1 BB: 1 P: 9	R: 0 E: 0 K: 0 S: 3	H: 0 LOB: 0 BB: 0 P: 3	R: 0 E: 0 K: 0 S: 3	H: 0 LOB: 0 BB: 0 P: 3	R: 1 E: 0 K: 1 S: 7	H: 2 LOB: 2 BB: 1 P: 11	R: 0 E: 0 K: 1 S: 6	H: 2 LOB: 2 BB: 1 P: 10	R: 0 E: 0 K: 0 S: 3	H: 0 LOB: 0 BB: 0 P: 3	R: 0 E: 0 K: 2 S: 8	H: 1 LOB: 1 BB: 0 P: 8		R: 0 E: 0 K: 2 S: 8	H: 1 LOB: 1 BB: 0 P: 8	1B: 6 2B: 1 3B: 0 HR: 1	SF: 1 SAC: 0 DP: 1 HBP: 0	WP: 0 PB: 0 SB: 0 CS: 0	PA: 37				
PITCHER	IP	WLS	BF	H	R	ER	SO	BB	IBB	HBP	BLK	WP	HR	S	P	ERA	WHIP										
Stan Bahnsen, R Jack Aker, R Lindy McDaniel, R ERA: 3.45 ERA: 2.29 ERA: 0.93	(1, 1) (5, 1) (8, 1)	4.0 3.1 1.2	W 6	14 1	4 0	0 0	2 0	0 0	0 0	0 0	0 0	0 0	0 0	17 14	21 14	0.00 0.00 0.00	1.200 0.600										


AB	33
R	3
H	8
RBI	3
BB	3
SO	6
LOB	13



Batter	1	2	3	4	5	6	7	8	9	AB	R	H	RBI	BB	SO	LOB	TOP			
Dick Schofield, S OBP: 0.316, SLG: 0.235																	3 0 0 0 1 1 1			
Reggie Smith, S OBP: 0.408, SLG: 0.504																	3 0 0 0 1 1 1			
Carl Yastrzemski, L OBP: 0.444, SLG: 0.556																	4 1 1 0 0 2 1			
Tony Conigliaro, R OBP: 0.364, SLG: 0.490																	4 2 2 3 0 0 1			
Rico Petrocelli, R OBP: 0.285, SLG: 0.423																	4 0 1 0 0 2 0			
George Scott, R OBP: 0.341, SLG: 0.482																	3 0 1 0 1 0 2			
Mike Andrews, R OBP: 0.292, SLG: 0.311																	3 0 0 0 1 1 1			
Tom Satriano, L OBP: 0.214, SLG: 0.083																	2 0 0 0 0 0 2			
Jerry Moses, R OBP: 0.354, SLG: 0.451																	2 0 2 0 0 0 0			
Sonny Siebert, R OBP: 0.286, SLG: 0.333																	2 0 0 0 0 0 0			
Billy Conigliaro, R OBP: 0.313, SLG: 0.733																	1 0 0 0 0 0 1			
Lee Stange, R OBP: 0.273, SLG: 0.353																	0 0 0 0 0 0 0			
Sparky Lyle, L OBP: 0.273, SLG: 0.353																	0 0 0 0 0 0 0			
Vicente Romo, R OBP: 0.273, SLG: 0.353																	0 0 0 0 0 0 0			
Mike Derrick, L OBP: 0.192, SLG: 0.192																	1 0 0 0 0 0 1			
Inning Stats	R: 0 E: 0 K: 0 S: 2	H: 0 LOB: 0 BB: 1 P: 6	R: 0 E: 0 K: 1 S: 5	H: 0 LOB: 2 BB: 2 P: 13	R: 0 E: 0 K: 2 S: 7	H: 0 LOB: 0 BB: 0 P: 7	R: 2 E: 0 K: 2 S: 9	H: 3 LOB: 0 BB: 0 P: 9	R: 0 E: 0 K: 1 S: 3	H: 1 LOB: 2 BB: 1 P: 10	R: 0 E: 0 K: 1 S: 6	H: 1 LOB: 1 BB: 0 P: 6	R: 1 E: 0 K: 1 S: 6	H: 1 LOB: 0 BB: 0 P: 6	R: 0 E: 0 K: 1 S: 6	H: 1 LOB: 1 BB: 0 P: 6	1B: 4 2B: 1 3B: 0 HR: 2	SF: 0 SAC: 0 DP: 1 HBP: 0	WP: 0 PB: 0 SB: 0 CS: 1	PA: 36
PITCHER	IP WLS BF H R ER SO BB IBB HBP BLK WP HR S P ERA WHIP																			
Andy Messersmith, R ERA: 3.41	(1, 1) 5.0 19 3 2 2 5 3 0 0 0 0 0 1 26 38 3.60 1.200																			
Paul Doyle, L ERA: 0.59	(6, 1) 2.2 12 3 1 1 3 1 0 0 0 0 0 1 17 21 3.38 1.500																			
Ken Tatum, R ERA: 0.57	(8, 1) 1.1 W 5 1 0 0 1 0 0 0 0 0 0 0 7 7 0.00 0.750																			

Boston Red Sox @ California Angels
Anaheim Stadium, Anaheim, CA
Wed May 13 1970, 10:05 PM EDT
Att: 9,852 - Unknown


AB 32
R 3
H 7
RBI 3
BB 4
SO 9
LOB 11




Batter	1	2	3	4	5	6	7	8	9	AB	R	H	RBI	BB	SO	LOB	BOTTOM			
Sandy Alomar Sr., S OBP: 0.336, SLG: 0.319																	4 2 2 0 0 0 0			
Jim Fregosi, R OBP: 0.353, SLG: 0.411																	4 2 2 1 0 0 1			
Roger Repoz, L OBP: 0.370, SLG: 0.542																	2 0 0 0 1 1 1			
Alex Johnson, R OBP: 0.388, SLG: 0.480																	3 0 1 1 1 1 1			
Jim Spencer, L OBP: 0.383, SLG: 0.471																	3 0 0 1 1 0 1			
Ken McMullen, R OBP: 0.310, SLG: 0.306																	4 0 0 1 0 2 2			
Jay Johnstone, L OBP: 0.272, SLG: 0.395																	4 1 1 0 0 0 2			
Tom Egan, R OBP: 0.270, SLG: 0.353																	3 0 1 1 0 2 0			
Andy Messersmith, R OBP: 0.174, SLG: 0.348																	2 0 0 0 0 1 1			
Paul Doyle, L ERA: 1.8																	1 0 0 0 0 1 0			
Ken Tatum, R ERA: 2.83																	0 0 0 0 0 0 0			
Inning Stats	R: 1 E: 0 K: 0 S: 4	H: 2 LOB: 1 BB: 1 P: 8	R: 0 E: 0 K: 1 S: 5	H: 0 LOB: 0 BB: 0 P: 5	R: 1 E: 0 K: 1 S: 7	H: 2 LOB: 1 BB: 0 P: 7	R: 1 E: 0 K: 2 S: 9	H: 2 LOB: 1 BB: 0 P: 9	R: 0 E: 0 K: 1 S: 5	H: 0 LOB: 0 BB: 0 P: 5	R: 0 E: 0 K: 1 S: 5	H: 0 LOB: 0 BB: 0 P: 5	R: 0 E: 0 K: 2 S: 7	H: 0 LOB: 2 BB: 2 P: 13	R: 2 E: 1 K: 0 S: 5	H: 1 LOB: 2 BB: 2 P: 13	1B: 5 2B: 2 3B: 0 HR: 0	SF: 0 SAC: 1 DP: 0 HBP: 0	WP: 1 PB: 0 SB: 1 CS: 0	PA: 34
PITCHER	IP WLS BF H R ER SO BB IBB HBP BLK WP HR S P ERA WHIP																			
Sonny Siebert, R ERA: 4.26	(1, 1) 6.0 24 6 3 3 3 6 1 0 0 0 0 0 0 10 10 4.50 1.167																			
Lee Stange, R ERA: 1.8	(7, 1) 1.1 L 6 1 2 0 2 0 0 0 0 0 0 0 0 10 10 0.00 0.750																			
Sparky Lyle, L ERA: 3.21	(8, 1) 0.0 2 0 0 0 0 1 1 0 0 0 0 0 0 8 8 0.00 0.000																			
Vicente Romo, R ERA: 2.83	(8, 1) 0.2 2 0 0 0 0 0 0 0 0 0 0 0 0 2 2 0.00 0.000																			

Boston Red Sox @ California Angels
Anaheim Stadium, Anaheim, CA
Wed May 13 1970, 10:05 PM EDT
Att: 9,852 - Unknown

AB 30
R 5
H 7
RBI 5
BB 3
SO 8
LOB 9





Batter	1	2	3	4	5	6	7	8	9	AB	R	H	RBI	BB	SO	LOB	TOP			
Sandy Alomar Sr. S OBP: 0.331, SLG: 0.314	0-0 1B		0-0 F8	0-3 K		0-0 5-3		0-0 F6		5	0	1	0	0	1	2	California Angels @ Oakland Athletics Oakland-Alameda County Coliseum, Oakland, CA Fri May 15 1970, 7:05 PM PDT Att: 8,624 - Unknown			
Jim Fregosi R OBP: 0.355, SLG: 0.430	0-0 F4		0-0 6-3	4-0 BB			0-0 HR	0-0 F8		4	1	1	1	1	0	1				
Roger Repoz L OBP: 0.372, SLG: 0.530	0-0 F9		4-0 1B E	0-3 K			0-0 1B 1B	0-0 F9		4	2	1	0	1	1	3				
Alex Johnson R OBP: 0.388, SLG: 0.477	0-3 K		0-0 1B E			0-0 F3	0-0 1B 1B		0-3 K	5	0	2	0	0	2	1				
Jim Spencer L OBP: 0.384, SLG: 0.467		0-0 F2	0-0 E9	1-2 1B		0-0 F5	0-0 1B 1B		0-3 K	5	1	2	2	0	1	0				
Ken McMullen R OBP: 0.298, SLG: 0.293		0-0 F2	0-0 F6			0-0 F5	0-0 F8		0-0 6-3	5	0	0	0	0	0	3				
Jay Johnstone L OBP: 0.294, SLG: 0.436	4-0 E BB			0-0 HR		0-0 1-3	4-0 1B IBB			2	1	1	1	2	0	0				
Joe Azcue R OBP: 0.295, SLG: 0.361	0-0 E5			4-0 BB		0-0 1B	0-0 FC5-4 1B			3	0	2	1	1	0	1				
Rudy May L Ken Tatum R	0-0 3-1			0-3 K		0-3 K	0-0 FC5-4			3	0	0	0	0	2	4				
Inning Stats	R: 0 E: 0 K: 1 S: 6	H: 1 LOB: 1 BB: 0 P: 6	R: 0 E: 1 K: 0 S: 4	H: 0 LOB: 2 BB: 1 P: 8	R: 1 E: 1 K: 0 S: 5	H: 2 LOB: 2 BB: 1 P: 9	R: 1 E: 0 K: 3 S: 10	H: 1 LOB: 2 BB: 2 P: 18	R: 0 E: 0 K: 0 S: 3	H: 0 LOB: 0 BB: 0 P: 3	R: 0 E: 0 K: 0 S: 6	H: 1 LOB: 1 BB: 0 P: 6	R: 3 E: 0 K: 0 S: 7	H: 5 LOB: 2 BB: 1 P: 11	R: 0 E: 0 K: 2 S: 7	H: 0 LOB: 0 BB: 0 P: 7	1B: 8 2B: 0 3B: 0 HR: 2	SF: 0 SAC: 0 DP: 0 HBP: 0	WP: 0 PB: 0 SB: 0 CS: 0	PA: 42
PITCHER	IP WLS BF H R ER SO BB IBB HBP BLK WP HR S P ERA WHIP	6.0 L 30 7 4 4 5 4 0 0 0 0 2 36 52 6.00 1.833	1.0 6 3 1 1 0 0 1 0 0 0 0 5 9 9.00 3.000	2.0 6 0 0 0 2 0 0 0 0 0 0 10 10 0.00 0.000																



Batter	1	2	3	4	5	6	7	8	9	AB	R	H	RBI	BB	SO	LOB	BOTTOM					
Bert Campaneris R OBP: 0.275, SLG: 0.375	0-0 6-3 E 1B		0-0 F8			0-0 F8	0-0 E5			4	1	1	0	0	0	0	California Angels @ Oakland Athletics Oakland-Alameda County Coliseum, Oakland, CA Fri May 15 1970, 7:05 PM PDT Att: 8,624 - Unknown					
Rick Monday L OBP: 0.375, SLG: 0.474	0-0 6-3		0-3 K			0-0 BB 4-3 1B	0-0 F7			4	1	1	0	0	1	2						
Reggie Jackson L OBP: 0.320, SLG: 0.423	0-0 E7 2H 1B		0-0 5-3			0-0 4-3		0-0 F2		4	0	1	0	0	0	1						
Sal Bando R OBP: 0.354, SLG: 0.488	0-0 F3			0-0 F9		0-0 BB 1B BB		0-3 K		3	1	0	0	1	1	1						
Felipe Alou R OBP: 0.350, SLG: 0.433	0-0 1-3			0-0 1B		0-0 1B BB		0-0 F3		3	0	1	0	1	0	1						
Dave Duncan R OBP: 0.333, SLG: 0.537		4-0 FC9-6 BB		0-3 K		0-0 1-2 2H 3H 1B		0-0 6-3		3	0	1	2	1	1	0						
Don Mincher L OBP: 0.301, SLG: 0.570		0-0 FC9-6 FC6-4			0-0 4-3	0-0 F7		0-0 HR		4	1	1	1	0	0	3						
Dick Green R OBP: 0.282, SLG: 0.276		0-0 F9			0-0 1-3			0-0 5-3		3	0	0	0	0	0	1		OAKLAND ATHLETICS				
Bob Johnson R OBP: 0.256, SLG: 0.306					0-0 K			0-0 4-3		1	0	0	0	0	0	0						
Catfish Hunter R OBP: 0.240, SLG: 0.273		0-0 FC6-4						0-0 F2		2	0	0	0	0	1	1						
Mudcat Grant R										0	0	0	0	0	0	0						
Inning Stats	R: 1 E: 1 K: 0 S: 5	H: 2 LOB: 1 BB: 0 P: 5	R: 0 E: 0 K: 0 S: 3	H: 0 LOB: 1 BB: 1 P: 7	R: 0 E: 0 K: 1 S: 5	H: 0 LOB: 0 BB: 0 P: 5	R: 0 E: 0 K: 1 S: 5	H: 1 LOB: 0 BB: 0 P: 5	R: 0 E: 0 K: 1 S: 5	H: 0 LOB: 0 BB: 0 P: 5	R: 2 E: 0 K: 0 S: 5	H: 2 LOB: 2 BB: 2 P: 13	R: 0 E: 1 K: 0 S: 4	H: 0 LOB: 1 BB: 0 P: 4	R: 0 E: 0 K: 1 S: 5	H: 0 LOB: 0 BB: 0 P: 5	R: 1 E: 0 K: 0 S: 4	H: 1 LOB: 0 BB: 0 P: 4	1B: 5 2B: 0 3B: 0 HR: 1	SF: 0 SAC: 0 DP: 0 HBP: 0	WP: 0 PB: 0 SB: 0 CS: 0	PA: 36
PITCHER	IP WLS BF H R ER SO BB IBB HBP BLK WP HR S P ERA WHIP	5.2 W 23 4 3 2 3 3 0 0 0 0 1 15 15 2.70 0.600																				

Batter	1	2	3	4	5	6	7	8	9	AB	R	H	RBI	BB	SO	LOB	TOP			
Sandy Alomar Sr. S OBP: 0.322, SLG: 0.306 (1, 4)	0-0 6-3			0-0 4-3		0-0 5-3		0-0 2-3		4	0	0	0	0	0	0	California Angels @ Oakland Athletics Oakland-Alameda County Coliseum, Oakland, CA Sat May 16 1970, 3:33 AM PDT Att: 5,653 - Unknown livebaseballscorecards.com			
Jim Fregosi R OBP: 0.345, SLG: 0.417 (1, 6)	0-0 F8			0-0 6-3		0-0 E9 4-3 1B		0-3 K		4	1	0	0	0	1	0				
Jay Johnstone L OBP: 0.281, SLG: 0.415 (1, 8)	0-0 F7			0-0 4-3		0-0 4-3			0-0 F9	4	0	0	0	0	0	1				
Alex Johnson R OBP: 0.392, SLG: 0.478 (1, 7)		0-0 F8			0-0 HR 1B	0-0 1B			0-0 6-3	4	1	2	1	0	0	0				
Jim Spencer L OBP: 0.369, SLG: 0.447 (1, 3)		0-0 F4			0-0 F9	0-0 4-3			0-0 F9	4	0	0	0	0	0	2				
Ken McMullen R OBP: 0.295, SLG: 0.319 (1, 5)		0-0 F7			0-0 HR		0-3 K			3	1	1	2	0	1	0				
Roger Repoz L OBP: 0.371, SLG: 0.520 (1, 9)			0-0 3-1		4-0 BB		0-0 G3			2	0	0	0	1	0	0				
Tom Egan R OBP: 0.250, SLG: 0.324 (1, 2)			0-0 F9		0-3 K		0-3 K			3	0	0	0	0	2	1				
Tom Murphy R OBP: 0.091, SLG: 0.095 Paul Doyle L OBP: 0.358, SLG: 0.397 Bill Voss L OBP: 0.358, SLG: 0.397 Harvey Shank R OBP: 0.358, SLG: 0.397 Giraldo Ruiz S OBP: 0.250, SLG: 0.375 Dave LaRoche L OBP: 0.250, SLG: 0.375 (1, 1) (4, 1) (5, PH) (5, PH) (8, PH) (8, PH)			0-0 4-3		0-0 F8			0-0 6-3		1	0	0	0	0	0	0				
Inning Stats	R: 0 E: 0 K: 0 S: 3	H: 0 LOB: 0 BB: 0 P: 3	R: 0 E: 0 K: 0 S: 3	H: 0 LOB: 0 BB: 0 P: 3	R: 0 E: 0 K: 0 S: 3	H: 0 LOB: 0 BB: 0 P: 3	R: 2 E: 0 K: 1 S: 7	H: 2 LOB: 1 BB: 1 P: 11	R: 1 E: 1 K: 0 S: 5	H: 1 LOB: 1 BB: 0 P: 5	R: 0 E: 0 K: 2 S: 7	H: 0 LOB: 0 BB: 0 P: 7	R: 0 E: 1 K: 1 S: 5	H: 0 LOB: 0 BB: 0 P: 5	R: 0 E: 0 K: 0 S: 3	H: 0 LOB: 0 BB: 0 P: 3		1B: 2 2B: 0 3B: 0 HR: 1	SF: 0 SAC: 0 DP: 0 HBP: 0	WP: 0 PB: 0 SB: 0 CS: 0
PITCHER Chuck Dobson R ERA: 4.73 (1, 1)	IP: 9.0 WLS: W BF: 32 H: 3 R: 3 ER: 2 SO: 4 BB: 1 IBB: 0 HBP: 0 BLK: 0 WP: 0 HR: 1 S: 39 P: 43 ERA: 2.00 WHIP: 0.444															PITCHER				

Batter	1	2	3	4	5	6	7	8	9	AB	R	H	RBI	BB	SO	LOB	BOTTOM			
Bert Campaneris R OBP: 0.290, SLG: 0.410 (1, 6)	0-3 K	0-0 F2		1-0 S 3B HBP		0-0 FC3-6 1B		0-0 HR		4	2	2	1	0	1	2	California Angels @ Oakland Athletics Oakland-Alameda County Coliseum, Oakland, CA Sat May 16 1970, 3:33 AM PDT Att: 5,653 - Unknown livebaseballscorecards.com			
Rick Monday L OBP: 0.376, SLG: 0.483 (1, 8)	0-3 K		0-0 E4 G4-6-3	1-0 SF7 3B		0-0 FC3-6 BB 1B 1-2		1-0 2B HBP		4	3	1	1	0	1	1				
Felipe Alou R OBP: 0.358, SLG: 0.460 Jose Tartabull L OBP: 0.375, SLG: 0.625 (1, 7) (9, 7)	0-0 HR		4-0 BB	0-0 SF7		0-0 BB 1B		0-0 E4 2B		3	2	2	2	1	0	1				
Reggie Jackson L OBP: 0.331, SLG: 0.421 (1, 9)	4-0 S BB		0-0 G4-6-3	0-0 WP 1B		4-0 FC6-4 BB		0-3 K		3	0	1	0	2	1	3				
Sal Bando R OBP: 0.346, SLG: 0.483 (1, 5)	0-0 4-3		0-0 F3	0-0 F7		0-0 F5		0-0 2B 2B		5	1	1	2	0	0	5				
Don Mincher L OBP: 0.322, SLG: 0.583 (1, 3)		0-0 E 1B		4-0 HR BB	4-0 BB	0-0 FC6-4		0-0 2B		3	1	2	1	2	0	3				
Dave Duncan R OBP: 0.326, SLG: 0.552 (1, 2)		0-0 F7		0-0 HR	0-0 6-3		0-3 K	0-0 6-3		5	1	1	2	0	1	3				
Dick Green R OBP: 0.279, SLG: 0.298 (1, 4)		0-3 K		0-0 HR	0-0 F6		0-0 F9	0-0 F9		5	1	1	1	0	1	3				
Chuck Dobson R OBP: 0.056, SLG: 0.111 (1, 1)		0-0 E1		0-0 1-3	0-0 F9		0-0 5-3			4	0	0	0	0	0	2				
Inning Stats	R: 1 E: 0 K: 2 S: 8	H: 1 LOB: 1 BB: 1 P: 12	R: 0 E: 1 K: 1 S: 7	H: 1 LOB: 2 BB: 0 P: 7	R: 1 E: 0 K: 0 S: 3	H: 0 LOB: 0 BB: 1 P: 7	R: 5 E: 0 K: 0 S: 7	H: 4 LOB: 1 BB: 1 P: 12	R: 0 E: 0 K: 0 S: 3	H: 0 LOB: 3 BB: 1 P: 9	R: 0 E: 0 K: 1 S: 5	H: 0 LOB: 0 BB: 0 P: 5	R: 4 E: 1 K: 1 S: 9	H: 3 LOB: 1 BB: 0 P: 10	R: 0 E: 0 K: 0 S: 3	H: 0 LOB: 0 BB: 0 P: 3		1B: 4 2B: 2 3B: 1 HR: 4	SF: 1 SAC: 0 DP: 1 HBP: 2	WP: 1 PB: 0 SB: 2 CS: 0
PITCHER Tom Murphy R ERA: 4.02 Paul Doyle L ERA: 6.57 Harvey Shank R ERA: Dave LaRoche L ERA: 20.25 (1, 1) (4, 1) (5, 1) (8, 1)	IP: 3.2 WLS: L BF: 22 H: 6 R: 7 ER: 6 SO: 3 BB: 3 IBB: 0 HBP: 1 BLK: 0 WP: 0 HR: 3 S: 24 P: 37 ERA: 14.73 WHIP: 2.455															PITCHER				

Batter	1	2	3	4	5	6	7	8	9	AB	R	H	RBI	BB	SO	LOB	TOP						
Sandy Alomar Sr., S OBP: 0.319, SLG: 0.297 (1,4)	3-1			G1	G6-4-3 BB	F8		F8		4	0	0	0	1	0	3	California Angels @ Oakland Athletics Oakland-Alameda County Coliseum, Oakland, CA Sun May 17 1970, 3:33 AM PDT Unknown 						
Jim Fregosi, R OBP: 0.347, SLG: 0.412 (1,6)	4-3			1B BB	G6-4-3			F6		4	1	1	1	1	0	1							
Jay Johnstone, L OBP: 0.277, SLG: 0.402 (1,8)	F5			BB BB 1B	F8	G3		F7		5	1	1	0	0	0	3							
Alex Johnson, R OBP: 0.399, SLG: 0.500 (1,7)		F9		BB 2B			HR	E6 FC3-6		4	2	2	1	1	0	0							
Jim Spencer, L OBP: 0.370, SLG: 0.433 (1,3)	G1			BB 2B		WP BB 2B		FC3-6		3	2	0	1	2	0	2							
Ken McMullen, R OBP: 0.297, SLG: 0.311 (1,5)	5-3			K		BB 2B		K		3	1	0	0	1	2	4							
Roger Repoz, L OBP: 0.375, SLG: 0.538 (1,9)			3-1	WP 2B		BB 2B		F3		4	0	2	4	0	0	1							
Joe Azcue, R OBP: 0.304, SLG: 0.353 (1,2)			K					6-3		2	0	0	0	2	1	0							
Clyde Wright, R OBP: 0.120, SLG: 0.083 Ken Tatum, R (9,1)			K	1-3		F6		F8		4	0	0	0	0	1	5							
Inning Stats	R: 0 H: 0 E: 0 K: 0 S: 3	H: 0 LOB: 0 BB: 0 P: 3	R: 0 H: 0 E: 0 K: 0 S: 3	H: 0 LOB: 0 BB: 0 P: 3	R: 0 H: 0 E: 0 K: 2 S: 7	H: 0 LOB: 2 BB: 0 P: 7	R: 4 H: 3 E: 0 K: 1 S: 8	H: 3 LOB: 2 BB: 3 P: 20	R: 0 H: 0 E: 0 K: 0 S: 2	H: 0 LOB: 0 BB: 1 P: 6	R: 3 H: 2 E: 0 K: 0 S: 5	H: 2 LOB: 3 BB: 4 P: 21	R: 0 H: 0 E: 1 K: 1 S: 6	H: 0 LOB: 1 BB: 0 P: 6	R: 0 H: 0 E: 0 K: 0 S: 3	H: 0 LOB: 0 BB: 0 P: 3	R: 0 H: 1 E: 0 K: 0 S: 4	H: 1 LOB: 1 BB: 0 P: 4	1B: 3 2B: 2 3B: 0 HR: 1	SF: 0 SAC: 0 DP: 1 HBP: 0	WP: 2 PB: 2 SB: 0 CS: 0	PA: 41	
PITCHER	IP WLS BF H R ER SO BB IBB HBP BLK WP HR S P ERA WHIP	IP WLS BF H R ER SO BB IBB HBP BLK WP HR S P ERA WHIP																			ERA	WHIP	
Blue Moon Odom, R ERA: 4.71 Paul Lindblad, L ERA: 5.87 Roberto Rodriguez, R ERA: 2.92 Jim Roland, L ERA: 3.72 Al Downing, L ERA: 4.0	(1,1) 3.2 L 17 3 4 4 3 3 0 0 0 0 1 0 20 32 9.82 1.636	(4,1) 1.1 7 1 3 3 0 3 0 0 0 0 1 4 16 20.25 3.000	(6,1) 0.0 2 1 0 0 0 1 0 0 0 0 1 0 1 5 ∞ ∞	(6,1) 1.0 4 0 0 0 0 1 0 0 0 0 0 0 3 7 0.00 1.000	(7,1) 2.0 7 0 0 0 0 1 0 0 0 0 0 0 9 9 0.00 0.000															0.00	1.000		
Mudcat Grant, R ERA: 1.83 (9,1)	1.0 S 4 1 0 0 0 0 0 0 0 0 0 0 4 4 0.00 0.000																					0.00	1.000

Batter	1	2	3	4	5	6	7	8	9	AB	R	H	RBI	BB	SO	LOB	BOTTOM						
Bert Campaneris, R OBP: 0.288, SLG: 0.398 (1,6)	F9			BB		F7		L3		3	0	0	0	1	0	1	California Angels @ Oakland Athletics Oakland-Alameda County Coliseum, Oakland, CA Sun May 17 1970, 3:33 AM PDT Unknown 						
Rick Monday, L OBP: 0.372, SLG: 0.475 (1,8)	K			BB	1-3	K		1B 1B		4	1	1	0	0	2	2							
Felipe Alou, R OBP: 0.362, SLG: 0.461 (1,7)	6-3									4	0	2	0	0	0	0							
Reggie Jackson, L OBP: 0.328, SLG: 0.414 (1,9)		4-3		G6-3 1B		4-3		4-3		4	0	1	1	0	0	1							
Sal Bando, R OBP: 0.343, SLG: 0.467 (1,5)					4-3			1B BB		3	0	0	0	1	0	2							
Dave Duncan, R OBP: 0.323, SLG: 0.538 (1,2)		F8			4-3			G4-6-3 1B		4	0	1	0	0	1	1							
Don Mincher, L OBP: 0.314, SLG: 0.566 (1,3)				4-3		F7		F7		3	0	0	0	0	0	2							
Dick Green, R OBP: 0.273, SLG: 0.290 (1,4)				F5		K2-3		4-3		3	0	0	0	0	1	0							
Inning Stats	R: 0 H: 0 E: 0 K: 1 S: 5	H: 0 LOB: 0 BB: 0 P: 5	R: 0 H: 0 E: 0 K: 0 S: 3	H: 0 LOB: 0 BB: 0 P: 3	R: 0 H: 1 E: 0 K: 0 S: 4	H: 1 LOB: 2 BB: 1 P: 8	R: 0 H: 1 E: 0 K: 0 S: 3	H: 1 LOB: 0 BB: 0 P: 3	R: 0 H: 0 E: 0 K: 1 S: 5	H: 0 LOB: 0 BB: 0 P: 5	R: 0 H: 1 E: 0 K: 0 S: 4	H: 1 LOB: 2 BB: 1 P: 8	R: 0 H: 0 E: 1 K: 0 S: 3	H: 0 LOB: 0 BB: 0 P: 3	R: 0 H: 0 E: 0 K: 0 S: 7	H: 3 LOB: 1 BB: 0 P: 7		1B: 6 2B: 1 3B: 0 HR: 0	SF: 0 SAC: 0 DP: 3 HBP: 0	WP: 0 PB: 0 SB: 0 CS: 0	PA: 33		
PITCHER	IP WLS BF H R ER SO BB IBB HBP BLK WP HR S P ERA WHIP	IP WLS BF H R ER SO BB IBB HBP BLK WP HR S P ERA WHIP																			ERA	WHIP	
Clyde Wright, L ERA: 3.36 Ken Tatum, R ERA: 0.9 (9,1)	(1,1) 8.0 W 31 6 1 1 3 2 0 0 0 0 0 0 0 4 4 0.00 0.000																					0.00	0.000

Batter	1	2	3	4	5	6	7	8	9	10	AB	R	H	RBI	BB	SO	LOB	TOP				
Sandy Alomar Sr., S OBP: 0.315, SLG: 0.294	4-3		F7				F7		5-3		5	0	1	0	0	0	1	California Angels @ Oakland Athletics Oakland-Alameda County Coliseum, Oakland, CA Sun May 17 1970, 3:38 AM PDT Att. 17,326 - Unknown livebaseballscorecards.com AB 41 R 5 H 11 RBI 5 BB 3 SO 4 LOB 18 				
Jim Fregosi, R OBP: 0.342, SLG: 0.400	K		E1 2B				F8		FC6-4 BB		4	1	0	0	1	1	2					
Jay Johnstone, L OBP: 0.273, SLG: 0.391	K		E4 2B				1-3 1B		FC6-4 1-2		5	1	1	0	0	1	4					
Alex Johnson, R OBP: 0.405, SLG: 0.507							4-3				4	0	2	3	1	0	0					
Jim Spencer, L OBP: 0.372, SLG: 0.461											5	1	2	1	0	0	2					
Ken McMullen, R OBP: 0.301, SLG: 0.310											4	1	1	0	1	1	2					
Roger Repoz, L OBP: 0.371, SLG: 0.527											4	0	1	0	0	0	2					
Billy Cowan, R OBP: 0.538, SLG: 0.500											1	0	1	0	0	0	0					
Tom Egan, R OBP: 0.250, SLG: 0.317											4	0	1	1	0	1	2					
Joe Azcue, R OBP: 0.301, SLG: 0.349											1	0	0	0	0	0	2					
Eddie Fisher, R OBP: 0.333, SLG: 0.333											3	1	1	0	0	0	1					
Paul Doyle, L OBP: 0.385, SLG: 0.392											0	0	0	0	0	0	0					
Ken Tatum, R OBP: 0.385, SLG: 0.392											0	0	0	0	0	0	0					
Bill Voss, L OBP: 0.385, SLG: 0.392											1	0	0	0	0	0	0					
Greg Garrett, S OBP: 0.385, SLG: 0.392											0	0	0	0	0	0	0					
Inning Stats	R: 0 E: 0 K: 2 S: 7	H: 0 LOB: 0 BB: 0 P: 7	R: 0 E: 0 K: 0 S: 5	H: 2 LOB: 2 BB: 0 P: 5	R: 3 E: 2 K: 0 S: 6	H: 2 LOB: 0 BB: 0 P: 6	R: 0 E: 0 K: 0 S: 3	H: 0 LOB: 0 BB: 0 P: 3	R: 0 E: 1 K: 0 S: 4	H: 1 LOB: 1 BB: 0 P: 4	R: 2 E: 0 K: 0 S: 5	H: 3 LOB: 1 BB: 1 P: 9	R: 0 E: 0 K: 2 S: 7	H: 0 LOB: 0 BB: 0 P: 7	R: 0 E: 0 K: 0 S: 3	H: 0 LOB: 1 BB: 1 P: 7	R: 0 E: 0 K: 0 S: 5	H: 2 LOB: 2 BB: 0 P: 5	1B: 9 2B: 1 3B: 0 HR: 1	SF: 0 SAC: 0 DP: 0 HBP: 0	WP: 0 PB: 0 SB: 0 CS: 0	PA: 44
PITCHER	IP 5.1	WLS 7	BF 25	H 7	R 5	ER 2	SO 2	BB 1	IBB 0	HBP 0	BLK 0	WP 0	HR 1	S 28	P 32	ERA 3.38	WHIP 1.500					
PITCHER	IP 1.2	WLS 2	BF 7	H 2	R 0	ER 0	SO 0	BB 1	IBB 0	HBP 0	BLK 0	WP 0	HR 0	S 6	P 10	ERA 0.00	WHIP 1.800					
PITCHER	IP 2.0	WLS 0	BF 7	H 0	R 0	ER 0	SO 2	BB 1	IBB 0	HBP 0	BLK 0	WP 0	HR 0	S 10	P 14	ERA 0.00	WHIP 0.500					
PITCHER	IP 1.0	WLS 5	BF 2	H 2	R 0	ER 0	SO 0	BB 0	IBB 0	HBP 0	BLK 0	WP 0	HR 0	S 5	P 5	ERA 0.00	WHIP 2.000					
Bert Campaneris, R OBP: 0.302, SLG: 0.402							F9				4	0	2	1	1	0	0	California Angels @ Oakland Athletics Oakland-Alameda County Coliseum, Oakland, CA Sun May 17 1970, 3:38 AM PDT Att. 17,326 - Unknown livebaseballscorecards.com AB 34 R 6 H 10 RBI 6 BB 10 SO 6 LOB 17 				
Rick Monday, L OBP: 0.366, SLG: 0.488											5	1	1	1	0	2	2					
Felipe Alou, R OBP: 0.362, SLG: 0.500											3	2	3	1	2	0	0					
Reggie Jackson, L OBP: 0.324, SLG: 0.400											4	1	0	0	1	0	5					
Sal Bando, R OBP: 0.363, SLG: 0.505											3	2	2	3	2	0	0					
Don Mincher, L OBP: 0.304, SLG: 0.545											4	0	0	0	0	0	2					
Frank Fernandez, R OBP: 0.419, SLG: 0.406											3	0	2	0	1	1	0					
Blue Moon Odom, R OBP: 0.294, SLG: 0.250											0	0	0	0	0	0	0					
Dave Duncan, R OBP: 0.330, SLG: 0.538											0	0	0	0	1	0	0					
Dick Green, R OBP: 0.266, SLG: 0.281											4	0	0	0	0	2	4					
Joe Rudi, R OBP: 0.405, SLG: 0.500											1	0	0	0	0	1	2					
Rollie Fingers, R OBP: 0.273, SLG: 0.280											2	0	0	0	0	0	2					
Diego Segui, R OBP: 0.313, SLG: 0.444											0	0	0	0	0	0	0					
Tao Francona, L OBP: 0.362, SLG: 0.444											1	0	0	0	0	0	0					
Mudcat Grant, R OBP: 0.296, SLG: 0.297											0	0	0	0	0	0	0					
Bob Johnson, R OBP: 0.296, SLG: 0.297											0	0	0	0	1	0	0					
Jim Roland, R OBP: 0.296, SLG: 0.297											0	0	0	0	0	0	0					
Roberto Piana, R OBP: 0.296, SLG: 0.297											0	0	0	0	1	0	0					
Inning Stats	R: 2 E: 0 K: 1 S: 5	H: 3 LOB: 1 BB: 1 P: 9	R: 0 E: 0 K: 0 S: 3	H: 1 LOB: 0 BB: 0 P: 3	R: 0 E: 0 K: 0 S: 4	H: 2 LOB: 1 BB: 0 P: 4	R: 0 E: 0 K: 1 S: 5	H: 0 LOB: 2 BB: 2 P: 13	R: 0 E: 0 K: 1 S: 6	H: 1 LOB: 1 BB: 0 P: 6	R: 0 E: 0 K: 1 S: 5	H: 0 LOB: 0 BB: 0 P: 5	R: 0 E: 0 K: 0 S: 6	H: 3 LOB: 2 BB: 1 P: 10	R: 0 E: 0 K: 1 S: 5	H: 0 LOB: 2 BB: 2 P: 13	R: 1 E: 0 K: 1 S: 4	H: 0 LOB: 3 BB: 4 P: 20	1B: 6 2B: 2 3B: 0 HR: 3	SF: 0 SAC: 2 DP: 1 HBP: 0	WP: 2 PB: 0 SB: 3 CS: 0	PA: 46
PITCHER	IP 7.0	WLS 6	BF 28	H 7	R 2	ER 3	SO 4	BB 3	IBB 0	HBP 0	BLK 0	WP 0	HR 1	S 33	P 45	ERA 2.57	WHIP 1.429					
PITCHER	IP 0.2	WLS 3	BF 6	H 3	R 0	ER 0	SO 0	BB 1	IBB 0	HBP 0	BLK 0	WP 0	HR 2	S 9	P 9	ERA 40.50	WHIP 6.000					
PITCHER	IP 0.1	WLS 0	BF 1	H 0	R 0	ER 0	SO 0	BB 0	IBB 0	HBP 0	BLK 0	WP 1	HR 0	S 1	P 1	ERA 0.00	WHIP 0.000					
PITCHER	IP 1.2	WLS 11	BF 0	H 1	R 1	ER 1	SO 2	BB 4	IBB 2	HBP 0	BLK 0	WP 1	HR 0	S 9	P 33	ERA 5.40	WHIP 2.400					

Batter	1	2	3	4	5	6	7	8	9	AB	R	H	RBI	BB	SO	LOB	TOP					
Sandy Alomar Sr. S OBP: 0.311, SLG: 0.287 (1,4)	4-3		FC4-6 BB 1B	G3			1B SF8 BB		6-3	4	2	0	0	1	0	2						
Jim Fregosi R OBP: 0.383, SLG: 0.444 (1,6)	1B		1B BB		WP 2B		1B 1B		HR	4	3	4	1	1	0	0						
Roger Repoz L OBP: 0.364, SLG: 0.513 (1,8)	F7		1B BB		F3		SF8		F7	3	0	0	1	1	0	2						
Alex Johnson R OBP: 0.408, SLG: 0.507 (1,7)	F8		1B		6-3		1B 1B			4	0	2	2	0	0	2						
Jim Spencer L OBP: 0.368, SLG: 0.453 (1,3)		F9	F8		3-1		1B			4	0	1	1	0	0	3						
Ken McMullen R OBP: 0.299, SLG: 0.331 (1,5)	K			HR		K		F8		4	1	1	1	0	2	0						
Bill Voss L OBP: 0.379, SLG: 0.385 (1,9)	F8			1B		F8		4-3		4	0	1	0	0	0	0						
Tom Egan R OBP: 0.229, SLG: 0.289 (1,2)			F9	K		F4		K		4	0	0	0	0	2	1						
Andy Messersmith R OBP: 0.185, SLG: 0.333 (1,1)			FC4-6 1B	6-3			K		6-3	4	0	1	0	0	1	1						
Inning Stats	R: 0 E: 0 K: 0 S: 4	H: 1 LOB: 1 BB: 0 P: 4	R: 0 E: 0 K: 1 S: 5	H: 0 LOB: 0 BB: 5	R: 2 E: 0 K: 0 S: 5	H: 2 LOB: 2 BB: 2 P: 13	R: 1 E: 0 K: 1 S: 7	H: 2 LOB: 1 BB: 0 P: 7	R: 0 E: 0 K: 0 S: 4	H: 1 LOB: 1 BB: 0 P: 4	R: 0 E: 0 K: 1 S: 5	H: 0 LOB: 0 BB: 5	R: 2 E: 0 K: 1 S: 7	H: 3 LOB: 2 BB: 1 P: 11	R: 0 E: 0 K: 1 S: 5	H: 0 LOB: 0 BB: 5	R: 1 E: 0 K: 0 S: 4	H: 1 LOB: 0 BB: 0 P: 4	1B: 7 2B: 7 3B: 0 HR: 2	SF: 1 SAC: 0 DP: 0 HBP: 0	WP: 1 PB: 0 CS: 0	PA: 39
PITCHER	IP	WLS	BF	H	R	ER	SO	BB	IBB	HBP	BLK	WP	HR	S	P	ERA	WHIP					
Billy Wynne R ERA: 5.84 (1,1)	5.0	L	23	6	3	3	2	2	0	0	0	1	1	25	33	5.40	1.600					
Jerry Crider R ERA: 3.18 (6,1)	2.0		9	3	2	2	2	1	0	0	0	0	0	12	16	9.00	2.000					
Danny Murphy R ERA: 4.32 (8,1)	2.0		7	1	1	1	1	0	0	0	0	0	1	9	9	4.50	0.500					

California Angels @ Chicago White Sox
Comiskey Park, Chicago, IL
Mon May 18, 1970, 8:05 PM EDT
Att: 4,124 - Unknown

livebaseballscores.com

AB 35
R 6
H 10
RBI 6
BB 3
SO 5
LOB 11



Batter	1	2	3	4	5	6	7	8	9	AB	R	H	RBI	BB	SO	LOB	BOTTOM				
Tom McCraw L OBP: 0.379, SLG: 0.346 (1,9)	4-3		CS 1B		K		F6			4	0	1	0	0	1	4					
Danny Murphy L (8,1)										0	0	0	0	0	0	0					
Rich Morales R OBP: 0.294, SLG: 0.200 (1,6)	4-3		F5			5-3		F8		4	0	0	0	0	0	1					
Gail Hopkins L OBP: 0.433, SLG: 0.456 (1,3)	E BB			G4-3 1B		F7		G3		3	0	1	0	1	0	0					
Carlos May L OBP: 0.401, SLG: 0.520 (1,7)	E1			G4-3		K		BB		3	0	0	0	1	1	2					
Bill Melton R OBP: 0.381, SLG: 0.463 (1,5)	F4			6-3			F3	F8		4	0	0	0	0	0	3					
Syd O'Brien R OBP: 0.309, SLG: 0.307 (1,4)		4-3			6-3		HBP 1B	1B		4	1	2	0	0	0	0					
Ed Herrmann L OBP: 0.389, SLG: 0.547 (1,2)		K			E BB		F9		K	3	0	0	0	1	2	2					
Ken Berry R OBP: 0.362, SLG: 0.398 (1,8)		6-3			F8		1B HBP		K	3	0	0	0	0	1	2					
Billy Wynne L (1,1)									F9	1	0	0	0	0	1	0					
Buddy Bradford R OBP: 0.301, SLG: 0.344 (5,PH)					K					1	0	0	0	0	0	1					
Jerry Crider R (6,1)										0	0	0	0	0	0	0					
John Matias L OBP: 0.196, SLG: 0.226 (7,PH)							1-2 1B			2	0	1	1	0	0	1					
Inning Stats	R: 0 E: 1 K: 0 S: 4	H: 0 LOB: 2 BB: 1 P: 8	R: 0 E: 0 K: 1 S: 5	H: 0 LOB: 0 BB: 0	R: 0 E: 0 K: 1 S: 3	H: 1 LOB: 0 BB: 0 P: 3	R: 0 E: 0 K: 1 S: 6	H: 0 LOB: 2 BB: 1 P: 10	R: 0 E: 0 K: 1 S: 5	H: 0 LOB: 0 BB: 0 P: 5	R: 1 E: 0 K: 0 S: 5	H: 2 LOB: 2 BB: 0 P: 6	R: 0 E: 0 K: 0 S: 3	H: 0 LOB: 1 BB: 1 P: 7	R: 0 E: 0 K: 2 S: 8	H: 1 LOB: 1 BB: 0 P: 8	1B: 5 2B: 0 3B: 0 HR: 0	SF: 0 SAC: 0 DP: 1 HBP: 1	WP: 0 PB: 0 CS: 1	PA: 36	
PITCHER	IP	WLS	BF	H	R	ER	SO	BB	IBB	HBP	BLK	WP	HR	S	P	ERA	WHIP				
Andy Messersmith R ERA: 3.09 (1,1)	9.0	W	36	5	1	1	6	3	0	1	0	0	0	44	57	1.00	0.889				

California Angels @ Chicago White Sox
Comiskey Park, Chicago, IL
Mon May 18, 1970, 8:05 PM EDT
Att: 4,124 - Unknown

livebaseballscores.com

AB 32
R 1
H 5
RBI 1
BB 3
SO 6
LOB 16



Batter	1	2	3	4	5	6	7	8	9	AB	R	H	RBI	BB	SO	LOB	TOP										
Sandy Alomar Sr. S OBP: 0.314, SLG: 0.290 (1.4)	F9		FC4-2 BB 1-3 1B				4-3		5-3	5	0	2	0	0	0	0											
Jim Fregosi R OBP: 0.358, SLG: 0.436 (1.6)	F7		F5			F2	2B 1B		5-3	5	1	1	0	0	0	3											
Roger Repoz L OBP: 0.361, SLG: 0.564 (1.8)	HR		FC4-2 BB 1-2			F7	1-H 2B		2B	4	1	3	2	1	0	1											
Alex Johnson R OBP: 0.395, SLG: 0.490 (1.7)	5-3		FC4-2 1-2 2-3 3-H			F9	1-3		1-3	5	0	0	0	0	5												
Jim Spencer L OBP: 0.364, SLG: 0.455 (1.3)		E6 1-3	F9			F9				4	0	1	0	0	0	3											
Ken McMullen R OBP: 0.298, SLG: 0.328 (1.5)	1-3			K 0-3		3B 1B			5-3	4	1	1	0	0	1	2											
Bill Voss L OBP: 0.374, SLG: 0.402 (1.9)	G3			1-3		1-H 3B			F6	4	0	1	1	0	0	2											
Joe Azcue R OBP: 0.299, SLG: 0.337 (1.2)	4-3			5-3		6-3				3	0	0	0	1	0	2											
Rudy May L OBP: 0.091, SLG: 0.048 (1.1)			1B FC4-2 1B			3-1			F4 1-3	4	0	1	0	0	0	2											
Inning Stats	R: 1 E: 0 K: 0 S: 4	H: 1 LOB: 0 BB: 0 P: 4	R: 0 E: 1 K: 0 S: 4	H: 0 LOB: 1 BB: 0 P: 4	R: 0 E: 0 K: 1 S: 5	H: 2 LOB: 3 BB: 1 P: 9	R: 0 E: 0 K: 1 S: 5	H: 0 LOB: 0 BB: 0 P: 5	R: 0 E: 0 K: 0 S: 4	H: 1 LOB: 1 BB: 0 P: 4	R: 0 E: 0 K: 0 S: 5	H: 2 LOB: 1 BB: 0 P: 5	R: 1 E: 0 K: 0 S: 5	H: 2 LOB: 1 BB: 0 P: 5	R: 0 E: 0 K: 0 S: 4	H: 1 LOB: 2 BB: 1 P: 8	R: 0 E: 0 K: 0 S: 4	H: 1 LOB: 4 BB: 0 P: 4	1B: 5 2B: 3 3B: 1 HR: 1	SF: 0 SAC: 0 DP: 0 HBP: 0	WP: 0 PB: 0 SB: 0 CS: 0	PA: 40					
PITCHER	IP	WLS	BF	H	R	ER	SO	BB	IBB	HBP	BLK	WP	HR	S	P	ERA	WHIP										
Joe Horlen R ERA: 3.06 (1.1)	8.0	L	36	9	3	3	1	1	1	0	0	0	1	36	44	3.38	1.250										
Wilbur Wood L ERA: 2.96 (9.1)	1.0		4	1	0	0	0	0	0	0	0	0	0	4	4	0.00	1.000										

California Angels @ Chicago White Sox
Comiskey Park, Chicago, IL
Tue May 19 1970, 8:05 PM EDT
Att. 4,059 - Unknown

AB 38
R 3
H 10
RBI 3
BB 2
SO 1
LOB 20



Batter	1	2	3	4	5	6	7	8	9	AB	R	H	RBI	BB	SO	LOB	BOTTOM										
Walt Williams R OBP: 0.318, SLG: 0.325 (1.9)	E6 FC6-4		K 0-3			F9				4	0	1	0	0	1	0											
Tom McCraw L OBP: 0.383, SLG: 0.329 (1.3)	K		F8			6-3			K	4	0	0	0	0	2	2											
Syd O'Brien R OBP: 0.294, SLG: 0.291 (1.6)	FC6-4 1-2		K 0-3			F7			F9	4	0	0	0	0	1	2											
Carlos May L OBP: 0.391, SLG: 0.504 (1.7)	K					6-3			5-3	4	0	0	0	0	1	2											
Bill Melton R OBP: 0.370, SLG: 0.449 (1.5)		F2				6-3			K	3	0	0	0	0	1	0											
Ken Berry R OBP: 0.361, SLG: 0.396 (1.8)		S 1B				F7			K	3	0	1	0	0	1	0											
Bobby Knoop R OBP: 0.299, SLG: 0.300 (1.4)		K 1-2				F8			K	3	0	0	0	0	2	1											
Chuck Brinkman R (1.2)										1	0	0	0	1	1	0											
Bob Christian R OBP: 0.300, SLG: 0.222 (8, PH)									F8	1	0	0	0	0	0	0											
Ed Herrmann L OBP: 0.389, SLG: 0.547 (9.2)		FC6-4 BB				K				0	0	0	0	0	0	0											
Joe Horlen R OBP: 0.130, SLG: 0.174 (1.1)										2	0	0	0	0	0	2											
Buddy Bradford R OBP: 0.297, SLG: 0.338 (8, PH)		FC6-4				6-3				1	0	0	0	0	0	0											
Wilbur Wood R (9.1)		1-2							G3	0	0	0	0	0	0	0											
Inning Stats	R: 0 E: 2 K: 2 S: 8	H: 0 LOB: 1 BB: 0 P: 8	R: 0 E: 0 K: 1 S: 6	H: 1 LOB: 2 BB: 1 P: 10	R: 0 E: 0 K: 2 S: 7	H: 0 LOB: 0 BB: 0 P: 7	R: 0 E: 0 K: 0 S: 3	H: 0 LOB: 0 BB: 0 P: 3	R: 0 E: 0 K: 1 S: 5	H: 0 LOB: 0 BB: 0 P: 5	R: 0 E: 0 K: 0 S: 3	H: 0 LOB: 0 BB: 0 P: 3	R: 0 E: 0 K: 2 S: 7	H: 0 LOB: 0 BB: 0 P: 7	R: 0 E: 0 K: 1 S: 5	H: 0 LOB: 0 BB: 0 P: 5	R: 0 E: 0 K: 1 S: 6	H: 1 LOB: 1 BB: 0 P: 6	1B: 2 2B: 0 3B: 0 HR: 0	SF: 0 SAC: 0 DP: 0 HBP: 0	WP: 0 PB: 0 SB: 1 CS: 0	PA: 31					
PITCHER	IP	WLS	BF	H	R	ER	SO	BB	IBB	HBP	BLK	WP	HR	S	P	ERA	WHIP										
Rudy May L ERA: 2.88 (1.1)	9.0	W	31	2	0	0	10	1	0	0	0	0	0	50	54	0.00	0.333										

California Angels @ Chicago White Sox
Comiskey Park, Chicago, IL
Tue May 19 1970, 8:05 PM EDT
Att. 4,059 - Unknown

AB 30
R 0
H 2
RBI 0
BB 1
SO 10
LOB 9



Batter	1	2	3	4	5	6	7	8	9	AB	R	H	RBI	BB	SO	LOB	TOP		
Sandy Alomar Sr. S OBP: 0.307, SLG: 0.283 (1, 4)	5-3			5-3			4-3		F8	4	0	0	0	0	0	0			
Jarvis Tatum R OBP: 0.429, SLG: 0.419 (1, 8)	4-3			6-3			F8		1B E BB	3	1	0	0	1	0	0			
Jim Fregosi R OBP: 0.361, SLG: 0.438 (1, 6)	4-3			F4			2B 1B		1B E 1B	4	1	2	0	0	0	0			
Alex Johnson R OBP: 0.398, SLG: 0.497 (1, 7)		K			K				1-3 E 1B	4	0	2	0	0	2	0			
Ken McMullen R OBP: 0.297, SLG: 0.321 (1, 5)	5-3			6-3					1-2 2-3 1B	3	0	0	1	1	0	1			
Jim Spencer L OBP: 0.352, SLG: 0.439 (1, 3)	4-3			3-1			IBB		1-2 2-H 3-H G4-6-3	4	0	0	0	0	0	5			
Tommie Reynolds R (1, 9)			5-3			6-3			F7	3	0	0	0	0	0	0			
Joe Azcue R OBP: 0.290, SLG: 0.326 (1, 2)			4-3			1-3			5-3	3	0	0	0	0	0	0			
Tom Murphy R OBP: 0.080, SLG: 0.083 Ken Tatum R (9, 1) Greg Garrett S (9, 1)			K			K			1-3	3	0	0	0	0	2	0			
Inning Stats	R: 0 E: 0 K: 0 S: 3	H: 0 LOB: 0 BB: 0 P: 3	R: 0 E: 0 K: 1 S: 5	H: 0 LOB: 0 BB: 0 P: 5	R: 0 E: 0 K: 1 S: 5	H: 0 LOB: 0 BB: 0 P: 5	R: 0 E: 0 K: 0 S: 3	H: 0 LOB: 0 BB: 0 P: 3	R: 0 E: 0 K: 1 S: 5	H: 0 LOB: 0 BB: 0 P: 5	R: 0 E: 0 K: 0 S: 5	H: 2 LOB: 3 BB: 1 P: 9	R: 0 E: 0 K: 0 S: 3	H: 0 LOB: 0 BB: 0 P: 3	R: 2 E: 1 K: 0 S: 5	H: 2 LOB: 1 BB: 1 P: 9	1B: 3 2B: 1 3B: 0 HR: 0	SF: 0 SAC: 0 DP: 1 HBP: 0	WP: 0 PA: 33 CS: 0
PITCHER Tommy John L ERA: 3.39 (1, 1)	IP: 9.0 WLS: W BF: 33 H: 4 R: 2 ER: 1 SO: 4 BB: 1 IBB: 1 HBP: 0 BLK: 0 WP: 0 HR: 0 S: 39 P: 47 ERA: 1.00 WHIP: 0.556																		

California Angels @ Chicago White Sox
Comiskey Park, Chicago, IL
Wed May 20 1970, 4:33 AM EDT
Att: 3,712 - Unknown

AB	31
R	2
H	4
RBI	1
BB	2
SO	4
LOB	6





Batter	1	2	3	4	5	6	7	8	9	AB	R	H	RBI	BB	SO	LOB	BOTTOM		
John Matias L OBP: 0.230, SLG: 0.259 (1, 9)	G3			G3		1B FC3-2 1B			1-3 BB 1B	5	0	3	0	0	0	0			
Syd O'Brien R OBP: 0.289, SLG: 0.277 (1, 6)	F4			F5		F3	FC6-4		1-2 BB	4	0	0	0	1	0	3			
Gail Hopkins L OBP: 0.432, SLG: 0.458 (1, 3)	4-3				1B	FC3-2 E 1B			F7 SF7	4	0	2	1	0	0	0			
Ed Herrmann L OBP: 0.368, SLG: 0.515 (1, 2)		K		G3		E3 FC3-2			F4	4	0	0	0	0	1	3			
Carlos May L OBP: 0.394, SLG: 0.504 (1, 7)						FC3-2			F5	4	0	2	0	0	0	3			
Bill Melton R OBP: 0.357, SLG: 0.431 (1, 5)		G5-4-3 1B			5-3 1B	1-2 2-3 3-H F9			E6 HR	4	1	0	0	0	0	5			
Buddy Bradford R OBP: 0.282, SLG: 0.319 (1, 8)				6-3		F7			6-3	4	0	0	0	0	0	2			
Bobby Knoop R OBP: 0.270, SLG: 0.304 Bob Christian R (9, PH)				6-3		FC6-4 IBB			FC1-8 1B	2	0	1	0	1	0	0			
Tommy John R OBP: 0.190, SLG: 0.150 Tom McCraw L (9, PH) Walt Williams R (9, PR)				G3		FC6-4			FC1-6 1B	3	0	0	0	0	0	3			
Inning Stats	R: 0 E: 0 K: 0 S: 3	H: 1 LOB: 0 BB: 0 P: 3	R: 0 E: 0 K: 1 S: 5	H: 0 LOB: 0 BB: 0 P: 3	R: 0 E: 0 K: 0 S: 4	H: 1 LOB: 1 BB: 0 P: 4	R: 0 E: 0 K: 0 S: 4	H: 1 LOB: 2 BB: 1 P: 8	R: 0 E: 1 K: 0 S: 6	H: 2 LOB: 3 BB: 0 P: 6	R: 0 E: 0 K: 0 S: 5	H: 2 LOB: 2 BB: 0 P: 5	R: 0 E: 0 K: 0 S: 3	H: 0 LOB: 0 BB: 0 P: 3	R: 3 E: 1 K: 0 S: 5	H: 2 LOB: 2 BB: 1 P: 10	1B: 8 2B: 0 3B: 0 HR: 1	SF: 1 SAC: 0 DP: 1 HBP: 1	WP: 0 PA: 39 CS: 0
PITCHER Tom Murphy R ERA: 3.64 Ken Tatum R ERA: 0.99 Greg Garrett L ERA: 1.23 (1, 1) (9, 1) (9, 1)	IP: 8.1 WLS: L BF: 36 H: 8 R: 3 ER: 1 SO: 1 BB: 0 IBB: 1 HBP: 0 BLK: 0 WP: 0 HR: 1 S: 36 P: 41 ERA: 1.08 WHIP: 0.960																		

California Angels @ Chicago White Sox
Comiskey Park, Chicago, IL
Wed May 20 1970, 4:33 AM EDT
Att: 3,712 - Unknown

AB	35
R	3
H	9
RBI	3
BB	2
SO	1
LOB	19



Batter	1	2	3	4	5	6	7	8	9	AB	R	H	RBI	BB	SO	LOB	TOP										
Sandy Alomar Sr. S OBP: 0.300, SLG: 0.276 (1, 4)	G3		E4 F9		F8		FC6-4 FC5-4			4	0	0	0	0	0	2	California Angels @ Minnesota Twins Metropolitan Stadium, Bloomington, MI Fri May 22 1970, 8:05 PM EDT Att: 16,923 - Unknown										
Jim Fregosi, R OBP: 0.358, SLG: 0.429 (1, 6)	BB		F9			F3	FC5-4			3	0	0	0	1	0	3											
Roger Repoz, L OBP: 0.377, SLG: 0.550 (1, 8)	F9					K		4-3		3	0	0	0	1	1	1											
Alex Johnson, R OBP: 0.388, SLG: 0.484 (1, 7)	G3		4-3			F9		K		4	0	0	0	0	1	3											
Jim Spencer, L OBP: 0.349, SLG: 0.458 (1, 3)		F6			F9		HR	F6		4	1	1	1	0	0	0											
Ken McMullen, R OBP: 0.302, SLG: 0.343 (1, 5)		HR			F9		F9	BB		3	1	1	1	1	0	0											
Bill Voss, L OBP: 0.369, SLG: 0.395 (1, 9)		4-1			4-3		1B 1B	F9		4	1	1	0	0	0	1											
Joe Azcue, R OBP: 0.288, SLG: 0.323 (1, 2)		6-3			6-3		1B 1-2 1B	K		4	0	1	0	0	1	1											
Clyde Wright, R OBP: 0.143, SLG: 0.111 Paul Doyle, L (8, 1) Ken Tatum, R (9, 1)			K		K		FC6-4 1B	K		3	0	1	1	0	2	0											
Inning Stats	R: 0 E: 0 K: 0 S: 3	H: 0 LOB: 1 BB: 1 P: 7	R: 1 E: 0 K: 0 S: 4	H: 1 LOB: 0 BB: 0 P: 4	R: 0 E: 1 K: 1 S: 6	H: 0 LOB: 2 BB: 1 P: 10	R: 0 E: 0 K: 0 S: 3	H: 0 LOB: 0 BB: 0 P: 3	R: 0 E: 0 K: 1 S: 5	H: 0 LOB: 0 BB: 0 P: 5	R: 2 E: 0 K: 0 S: 7	H: 4 LOB: 2 BB: 0 P: 7	R: 0 E: 0 K: 1 S: 5	H: 0 LOB: 0 BB: 0 P: 5	R: 0 E: 0 K: 2 S: 7	H: 0 LOB: 1 BB: 1 P: 11		1B: 3 2B: 0 3B: 0 HR: 2	SF: 0 SAC: 0 DP: 0 HBP: 0	WP: 0 PB: 0 SB: 0 CS: 0	PA: 36						
PITCHER	IP	WLS	BF	H	R	ER	SO	BB	IBB	HBP	BLK	WP	HR	S	P	ERA	WHIP										
Jim Perry, R ERA: 2.7 (1, 1)	6.1	L	27	5	3	3	3	2	0	0	0	0	2	31	39	4.26	1.105										
Tom Hall, L ERA: 3.1 (7, 1)	0.2		2	0	0	0	0	0	0	0	0	0	0	2	2	0.00	0.000										
Stan Williams, R ERA: 1.64 (8, 1)	2.0		7	0	0	0	3	1	0	0	0	0	0	12	16	0.00	0.500										

Batter	1	2	3	4	5	6	7	8	9	AB	R	H	RBI	BB	SO	LOB	BOTTOM										
Cesar Tovar, R OBP: 0.382, SLG: 0.493 (1, 8)	FC4-2 1B		6-3		4-3			F9		4	0	1	0	0	0	2	California Angels @ Minnesota Twins Metropolitan Stadium, Bloomington, MI Fri May 22 1970, 8:05 PM EDT Att: 16,923 - Unknown										
Rod Carew, L OBP: 0.447, SLG: 0.602 (1, 4)	FC4-2 1-2			6-3		F8		BB BB		3	0	0	0	1	0	1											
Harmon Killebrew, R OBP: 0.423, SLG: 0.638 (1, 3)	F8			K		1B 1B		BB BB		3	1	1	0	1	1	1											
Tony Oliva, L OBP: 0.361, SLG: 0.547 (1, 9)	FC6 1-2				1B		1-3 1B	G4-6-3 BB		4	0	2	0	0	0	3											
Brant Aylea, R OBP: 0.361, SLG: 0.546 (1, 7)		F8		K			1-3 3-H 1B		1-3	4	0	1	1	0	1	1											
Rick Renick, R OBP: 0.394, SLG: 0.700 (1, 5)		5-3			5-3		L5		HR	4	1	1	1	0	0	1											
Leo Cardenas, R OBP: 0.327, SLG: 0.441 (1, 6)		5-3			SH3-1 1B		K		6-3	4	0	1	0	0	1	0											
George Mitterwald, R OBP: 0.241, SLG: 0.272 Rich Reese, L OBP: 0.314, SLG: 0.314 (8, PH)			4-3				K		F4	3	0	1	0	0	1	0											
Jim Perry, S OBP: 0.208, SLG: 0.217 Tom Hall, L OBP: 0.200, SLG: 0.200 Minnie Mendoza, R OBP: 0.200, SLG: 0.200 Stan Williams, R (8, 1)			K		SH3-1 1B		F4			1	0	0	0	0	1	0											
Inning Stats	R: 0 E: 1 K: 0 S: 4	H: 1 LOB: 1 BB: 0 P: 4	R: 0 E: 0 K: 0 S: 3	H: 0 LOB: 0 BB: 0 P: 3	R: 0 E: 0 K: 1 S: 5	H: 0 LOB: 0 BB: 0 P: 5	R: 0 E: 0 K: 2 S: 8	H: 1 LOB: 1 BB: 0 P: 8	R: 0 E: 0 K: 0 S: 5	H: 2 LOB: 2 BB: 0 P: 5	R: 1 E: 0 K: 0 S: 5	H: 3 LOB: 0 BB: 0 P: 5	R: 0 E: 0 K: 2 S: 7	H: 0 LOB: 0 BB: 0 P: 7	R: 0 E: 0 K: 0 S: 2	H: 0 LOB: 2 BB: 2 P: 10		R: 1 E: 0 K: 0 S: 4	H: 1 LOB: 0 BB: 0 P: 4	1B: 7 2B: 0 3B: 0 HR: 1	SF: 0 SAC: 1 DP: 1 HBP: 0	WP: 0 PB: 0 SB: 0 CS: 0	PA: 35				
PITCHER	IP	WLS	BF	H	R	ER	SO	BB	IBB	HBP	BLK	WP	HR	S	P	ERA	WHIP										
Clyde Wright, L ERA: 3.14 (1, 1)	7.1		30	7	1	1	5	2	0	0	0	0	0	38	46	1.23	1.227										
Paul Doyle, L ERA: 2.6 (8, 1)	1.0		3	1	1	1	0	0	0	0	0	0	1	3	3	9.00	1.000										
Ken Tatum, R ERA: 0.86 (9, 1)	0.2	S	2	0	0	0	0	0	0	0	0	0	0	2	2	0.00	0.000										

Batter	1	2	3	4	5	6	7	8	9	AB	R	H	RBI	BB	SO	LOB	TOP							
Sandy Alomar Sr. S OBP: 0.293, SLG: 0.270 (1, 4)	F9	6-3		FC6-5 1B			6-3			4	0	0	0	0	0	3								
Jarvis Tatum R OBP: 0.421, SLG: 0.412 Roger Repoz L OBP: 0.374, SLG: 0.545 (7, PH) (7, 8)	F8		E6 1B SF7				K			3	1	1	0	0	0	0								
Jim Fregosi R OBP: 0.356, SLG: 0.425 (1, 6)	K			5-3			F8			4	1	1	0	0	1	2								
Alex Johnson R OBP: 0.385, SLG: 0.488 (1, 7)			SF7		4-3			F8		3	1	1	1	0	0	0								
Ken McMullen R OBP: 0.307, SLG: 0.361 (1, 5)		E2 WP 5-3 1B		6-3			K			4	1	2	1	0	1	0								
Billy Cowan R OBP: 0.412, SLG: 0.375 Ken Tatum R (8, 1) (1, 9)	F7		1-3		F6			F8		4	0	0	0	0	0	2								
Jim Spencer L OBP: 0.353, SLG: 0.455 Giraldo Ruiz S OBP: 0.250, SLG: 0.375 (9, PR) (1, 3)	5-3 BB BB		K		F7			G6-4-3 1B		3	0	1	0	1	1	1								
Tom Egan R OBP: 0.235, SLG: 0.277 Jay Johnstone L OBP: 0.273, SLG: 0.391 Tommie Reynolds R (9, PH) (1, 2)				F9			6-3	G6-4-3 1-2		2	0	0	0	1	0	0								
Andy Messersmith R OBP: 0.200, SLG: 0.367 Bill Voss L OBP: 0.399, SLG: 0.395 Joe Azcue R OBP: 0.286, SLG: 0.320 (9, PH) (8, 9) (1, 1)	5-3			FC6-5 2B			F4	L5		3	0	1	1	0	0	2								
Inning Stats	R: 0 E: 0 K: 1 S: 5	H: 0 LOB: 0 BB: 0 P: 5	R: 2 E: 1 K: 0 S: 5	H: 2 LOB: 2 BB: 2 P: 13	R: 2 E: 1 K: 1 S: 8	H: 2 LOB: 1 BB: 0 P: 8	R: 0 E: 0 K: 0 S: 5	H: 2 LOB: 2 BB: 0 P: 5	R: 0 E: 0 K: 1 S: 3	H: 0 LOB: 0 BB: 0 P: 3	R: 0 E: 0 K: 1 S: 5	H: 0 LOB: 0 BB: 0 P: 5	R: 0 E: 0 K: 1 S: 5	H: 0 LOB: 0 BB: 0 P: 5	R: 0 E: 0 K: 0 S: 3	H: 1 LOB: 1 BB: 0 P: 3	1B: 4 2B: 2 3B: 1 HR: 0	SF: 1 SAC: 0 DP: 1 HBP: 0	WP: 1 PB: 0 SB: 0 CS: 0	PA: 36				
PITCHER	IP	WLS	BF	H	R	ER	SO	BB	IBB	HBP	BLK	WP	HR	S	P	ERA	WHIP							
Jim Kaat L ERA: 3.34 Bill Zepp R ERA: 1.59 Stan Williams R ERA: 1.5 Ron Perranoski L ERA: 1.42	3.2		20	6	4	1	2	2	0	0	0	1	0	22	30	2.46	2.182							
Batter	1	2	3	4	5	6	7	8	9	AB	R	H	RBI	BB	SO	LOB	BOTTOM							
Cesar Tovar R OBP: 0.397, SLG: 0.493 (1, 8)	FC4-6 1B		1-0 1B HBP		SH1-3		F5			2	0	1	0	0	0	0								
Rod Carew L OBP: 0.430, SLG: 0.578 (1, 4)	FC4-6 G4-6-3 1-2		K		1-3		K			4	0	0	0	0	2	3								
Tony Oliva L OBP: 0.364, SLG: 0.546 (1, 9)	G4-6-3 1-2		1-3 1B		2B 1B		G3			4	1	2	1	0	0	1								
Harmon Killebrew R OBP: 0.425, SLG: 0.638 George Mitterwald R OBP: 0.241, SLG: 0.272 (9, 2) (1, 5)		1-4-3 E BB		F4		1-4-3 2B		F8		3	1	1	1	1	0	2								
Rich Reese L OBP: 0.303, SLG: 0.303 (1, 3)		K		L6		F9		4-3		4	0	0	0	0	1	4								
Jim Holt L OBP: 0.280, SLG: 0.298 (1, 7)	1-4-3			F6		1B 2B		1B 2B		4	1	2	0	0	0	1								
Leo Cardenas R OBP: 0.338, SLG: 0.450 (1, 6)		E7 2B 1B		F7		G4-6-3 1B		1B		4	1	3	1	0	0	0								
Paul Ratliff L OBP: 0.390, SLG: 0.480 Frank Quilici R OBP: 0.239, SLG: 0.167 (9, 5) (1, 2)				K		K		K		4	0	1	1	0	3	3								
Jim Kaat L OBP: 0.208, SLG: 0.143 Bill Zepp R Charlie Manuel L OBP: 0.273, SLG: 0.222 Stan Williams R Ron Perranoski L (9, 1) (7, 1) (1, 1) (4, 1)		6-3				E6 1-3 SH1-3 1B		G4-6-3		1	0	0	0	0	0	1								
Inning Stats	R: 0 E: 0 K: 0 S: 3	H: 1 LOB: 0 BB: 0 P: 3	R: 2 E: 1 K: 1 S: 7	H: 2 LOB: 1 BB: 1 P: 11	R: 0 E: 0 K: 1 S: 6	H: 1 LOB: 2 BB: 0 P: 7	R: 0 E: 0 K: 1 S: 5	H: 0 LOB: 0 BB: 0 P: 5	R: 2 E: 1 K: 0 S: 6	H: 2 LOB: 1 BB: 0 P: 6	R: 0 E: 0 K: 1 S: 6	H: 2 LOB: 1 BB: 0 P: 6	R: 0 E: 0 K: 1 S: 5	H: 0 LOB: 0 BB: 0 P: 5	R: 1 E: 0 K: 1 S: 7	H: 2 LOB: 1 BB: 0 P: 7	1B: 6 2B: 4 3B: 0 HR: 0	SF: 0 SAC: 1 DP: 2 HBP: 1	WP: 0 PB: 0 SB: 0 CS: 0	PA: 35				
PITCHER	IP	WLS	BF	H	R	ER	SO	BB	IBB	HBP	BLK	WP	HR	S	P	ERA	WHIP							
Andy Messersmith R ERA: 2.92 Ken Tatum R ERA: 1.23	7.0		30	8	4	1	5	1	0	1	0	0	0	7	7	9.00	2.000							

California Angels @ Minnesota Twins
Metropolitan Stadium, Bloomington, MI
Sat May 23 1970, 4:33 AM EDT
Att: 16,128 - Unknown - 64 F


AB 33
R 4
H 7
RBI 3
BB 2
SO 4
LOB 12




California Angels @ Minnesota Twins
Metropolitan Stadium, Bloomington, MI
Sat May 23 1970, 4:33 AM EDT
Att: 16,128 - Unknown - 64 F

AB 32
R 5
H 10
RBI 4
BB 1
SO 6
LOB 17



Batter	1	2	3	4	5	6	7	8	9	AB	R	H	RBI	BB	SO	LOB	TOP			
Bert Campaneris, R OBP: 0.281, SLG: 0.385 (1.6)	5-3		F7		5-3		5-3		K	5	0	0	0	0	1	0	<p>Oakland Athletics @ California Angels Anaheim Stadium, Anaheim, CA Tue May 26 1970, 10:05 PM EDT Att: 6,712 - Unknown</p> <p>livebaseballscores.com</p> <p>AB 30 R 2 H 5 RBI 1 BB 6 SO 10 LOB 14</p> 			
Rick Monday, L OBP: 0.363, SLG: 0.464 (1.8)	K				HBP BB		4-3			3	0	1	0	1	1	0				
Reggie Jackson, L OBP: 0.341, SLG: 0.419 (1.9)	HR				G6-4-3 HBP		F8			2	1	1	1	1	0	0				
Sal Bando, R OBP: 0.393, SLG: 0.487 (1.5)	K		K		G6-4-3				FC4-6 BB	3	0	0	0	1	2	4				
Felipe Alou, R OBP: 0.414, SLG: 0.524 (1.7)		4-3		1B G5-4-3 BB		IBB BB		FC4-6		2	1	0	0	2	0	1				
Don Mincher, L OBP: 0.313, SLG: 0.564 (1.3)		F6						F3		3	0	1	0	0	1	1				
Joe Rudi, R OBP: 0.400, SLG: 0.511 (8. PH)					G5-4-3 1B		K			1	0	0	0	0	0	1				
Frank Fernandez, R OBP: 0.442, SLG: 0.436 (8.2)										0	0	0	0	0	0	0				
Dave Duncan, R OBP: 0.297, SLG: 0.459 (1.2)					G5-4-3 1B		F8		K	3	0	1	0	0	0	2				
Tito Francona, L OBP: 0.438, SLG: 0.423 (8. PH)					1-2 3-H					1	0	0	0	0	1	1				
Tony La Russa, R OBP: 0.304, SLG: 0.300 (1.4)		FC5-4								2	0	1	0	1	0	1				
Jose Tartabull, L OBP: 0.333, SLG: 0.556 (9. PH)									K	1	0	0	0	0	1	0				
Rollie Fingers, R OBP: 0.214, SLG: 0.154 (1.1)									K	3	0	0	0	0	2	3				
Mudcat Grant, R (7.1)									K	0	0	0	0	0	0	0				
John Donaldson, L OBP: 0.313, SLG: 0.467 (9. PH)			K		6-3		K		K	1	0	0	0	0	1	0				
Inning Stats	R: 1 E: 0 K: 2 S: 8	H: 1 LOB: 0 BB: 0 P: 8	R: 0 E: 0 K: 0 S: 4	H: 1 LOB: 1 BB: 0 P: 4	R: 0 E: 0 K: 2 S: 8	H: 1 LOB: 2 BB: 1 P: 12	R: 1 E: 0 K: 0 S: 4	H: 2 LOB: 1 BB: 1 P: 8	R: 0 E: 0 K: 2 S: 7	H: 0 LOB: 2 BB: 2 P: 15	R: 0 E: 0 K: 0 S: 3	H: 0 LOB: 0 BB: 0 P: 3	R: 0 E: 0 K: 1 S: 5	H: 0 LOB: 1 BB: 1 P: 9	R: 0 E: 0 K: 3 S: 9	H: 0 LOB: 0 BB: 0 P: 9		1B: 2 2B: 2 3B: 0 HR: 1	SF: 0 SAC: 0 DP: 2 HBP: 1	WP: 0 PB: 0 SB: 0 CS: 0
PITCHER	IP WLS BF H R ER SO	IP WLS BF H R ER SO	IP WLS BF H R ER SO	IP WLS BF H R ER SO	IP WLS BF H R ER SO	IP WLS BF H R ER SO	IP WLS BF H R ER SO	IP WLS BF H R ER SO	IP WLS BF H R ER SO	IP WLS BF H R ER SO	IP WLS BF H R ER SO	IP WLS BF H R ER SO	IP WLS BF H R ER SO	IP WLS BF H R ER SO	IP WLS BF H R ER SO	IP WLS BF H R ER SO	ERA WHIP	ERA WHIP		
Tom Murphy, R ERA: 3.52 (1.1)	7.1																	2.46	1.364	
Greg Garrett, L ERA: 1.08 (8.1)	0.1																	0.00	0.000	
Andy Messersmith, R ERA: 2.87 (8.1)	1.1																	0.00	0.000	

Batter	1	2	3	4	5	6	7	8	9	AB	R	H	RBI	BB	SO	LOB	BOTTOM				
Sandy Alomar Sr., S OBP: 0.301, SLG: 0.279 (1.4)	F6		F5			F7				4	0	1	0	0	0	0	<p>Oakland Athletics @ California Angels Anaheim Stadium, Anaheim, CA Tue May 26 1970, 10:05 PM EDT Att: 6,712 - Unknown</p> <p>livebaseballscores.com</p> <p>AB 28 R 4 H 5 RBI 4 BB 1 SO 4 LOB 5</p> 				
Jim Fregosi, R OBP: 0.349, SLG: 0.420 (1.6)	K		F8			6-3		K		4	0	0	0	0	2	1					
Roger Repoz, L OBP: 0.358, SLG: 0.538 (1.8)	4-3				F3		F9		F9	4	0	0	0	0	0	0					
Alex Johnson, R OBP: 0.397, SLG: 0.491 (1.7)					G3					0	1	0	0	0	0	0					
Jay Johnstone, L OBP: 0.297, SLG: 0.383 (3.8)		HR HBP					F4			2	0	0	0	0	0	0					
Jim Spencer, L OBP: 0.345, SLG: 0.441 (1.3)		F9			G3					3	1	1	0	0	0	1					
Ken McMullen, R OBP: 0.318, SLG: 0.383 (1.5)										2	2	1	2	1	0	0					
Bill Voss, L OBP: 0.364, SLG: 0.398 (1.9)						L6				3	0	1	2	0	0	0					
Joe Azcue, R OBP: 0.304, SLG: 0.346 (1.2)										3	0	1	0	0	0	1					
Tom Murphy, R OBP: 0.071, SLG: 0.074 (1.1)										3	0	0	0	0	2	2					
Greg Garrett, S (8.1)										0	0	0	0	0	0	0					
Andy Messersmith, R OBP: 0.200, SLG: 0.367 (8.1)			K							0	0	0	0	0	0	0					
Inning Stats	R: 0 E: 0 K: 1 S: 5	H: 0 LOB: 0 BB: 0 P: 5	R: 2 E: 0 K: 0 S: 4	H: 1 LOB: 0 BB: 0 P: 5	R: 0 E: 0 K: 1 S: 5	H: 0 LOB: 0 BB: 0 P: 5	R: 0 E: 0 K: 0 S: 3	H: 0 LOB: 0 BB: 0 P: 3	R: 0 E: 0 K: 0 S: 3	H: 0 LOB: 0 BB: 0 P: 3	R: 2 E: 0 K: 0 S: 5	H: 2 LOB: 1 BB: 1 P: 9	R: 0 E: 0 K: 1 S: 5	H: 1 LOB: 0 BB: 0 P: 5	R: 0 E: 0 K: 1 S: 5	H: 0 LOB: 0 BB: 0 P: 5		1B: 2 2B: 2 3B: 0 HR: 1	SF: 0 SAC: 0 DP: 0 HBP: 1	WP: 0 PB: 0 SB: 0 CS: 1	PA: 30
PITCHER	IP WLS BF H R ER SO	IP WLS BF H R ER SO	IP WLS BF H R ER SO	IP WLS BF H R ER SO	IP WLS BF H R ER SO	IP WLS BF H R ER SO	IP WLS BF H R ER SO	IP WLS BF H R ER SO	IP WLS BF H R ER SO	IP WLS BF H R ER SO	IP WLS BF H R ER SO	IP WLS BF H R ER SO	IP WLS BF H R ER SO	IP WLS BF H R ER SO	IP WLS BF H R ER SO	IP WLS BF H R ER SO		ERA WHIP	ERA WHIP		
Rollie Fingers, R ERA: 3.4 (1.1)	6.1																		5.68	0.789	
Mudcat Grant, R ERA: 1.26 (7.1)	1.2																		0.00	0.600	

Batter	1	2	3	4	5	6	7	8	9	AB	R	H	RBI	BB	SO	LOB	TOP					
Bert Campaneris, R (1, 6) OBP: 0.273, SLG: 0.373										4	0	0	0	0	0	1						
Rick Monday, L (1, 8) OBP: 0.366, SLG: 0.465										4	1	2	0	0	1	1						
Joe Rudi, R (1, 7) Reggie Jackson, L (6, PR) OBP: 0.341, SLG: 0.419										4	1	2	1	0	0	2						
Sal Bando, R (1, 5) OBP: 0.396, SLG: 0.512										4	1	2	2	0	1	2						
Felipe Alou, R (1, 9) OBP: 0.405, SLG: 0.512										4	0	0	0	0	0	1						
Don Mincher, L (1, 3) OBP: 0.312, SLG: 0.555										4	0	1	0	0	1	0						
Frank Fernandez, R (1, 2) OBP: 0.429, SLG: 0.488										4	1	1	1	0	2	1						
Tony La Russa, R (1, 4) OBP: 0.308, SLG: 0.304										3	0	1	0	0	0	0						
Caffish Hunter, R (1, 1) OBP: 0.212, SLG: 0.233										3	0	1	0	0	1	1						
Paul Lindblad, L (7, 1)										0	0	0	0	0	0	0						
Mudcat Grant, R (7, 1)										0	0	0	0	0	0	0						
Inning Stats	R: 0 E: 0 K: 0 S: 4	H: 1 LOB: 1 BB: 0 P: 4	R: 1 E: 0 K: 0 S: 5	H: 2 LOB: 1 BB: 0 P: 5	R: 1 E: 0 K: 0 S: 5	H: 2 LOB: 1 BB: 0 P: 5	R: 0 E: 0 K: 0 S: 3	H: 1 LOB: 2 BB: 0 P: 3	R: 0 E: 1 K: 2 S: 7	H: 0 LOB: 1 BB: 0 P: 7	R: 2 E: 0 K: 2 S: 9	H: 2 LOB: 0 BB: 0 P: 9	R: 0 E: 0 K: 0 S: 3	H: 1 LOB: 1 BB: 0 P: 3	R: 0 E: 0 K: 1 S: 5	H: 1 LOB: 1 BB: 0 P: 5	R: 0 E: 0 K: 1 S: 5	H: 0 LOB: 0 BB: 0 P: 5	1B: 7 2B: 1 3B: 0 HR: 3	SF: 0 SAC: 0 DP: 3 HBP: 0	WP: 0 PB: 0 SB: 1 CS: 2	PA: 34
PITCHER	IP WLS BF H R ER SO BB IBB HBP BLK WP HR S P ERA WHIP																					
Clyde Wright, L (1, 1) ERA: 3.4	5.0 L 22 8 4 4 2 0 0 0 0 0 0 3 26 7 7.20 1.600																					
Steve Kealey, R (6, 1) ERA:	1.0 3 0 0 0 2 0 0 0 0 0 0 0 7 7 0.00 0.000																					
Eddie Fisher, R (7, 1) ERA: 1.75	2.0 6 2 0 0 1 0 0 0 0 0 0 0 8 8 0.00 1.000																					
Ken Tatum, R (9, 1) ERA: 1.17	1.0 3 0 0 0 1 0 0 0 0 0 0 0 5 5 0.00 0.000																					

Oakland Athletics @ California Angels
Anaheim Stadium, Anaheim, CA
Wed May 27 1970, 10:05 PM EDT
Att: 6,543 - Unknown

AB 34
R 4
H 10
RBI 4
BB 0
SO 6
LOB 9



Batter	1	2	3	4	5	6	7	8	9	AB	R	H	RBI	BB	SO	LOB	BOTTOM			
Sandy Alomar Sr., S (1, 4) OBP: 0.293, SLG: 0.273										4	0	0	1	0	1	1				
Jim Fregosi, R (1, 6) OBP: 0.351, SLG: 0.420										5	0	2	0	0	0	0				
Jay Johnstone, L (1, 8) Jarvis Tatum, R (7, PH) OBP: 0.425, SLG: 0.400										3	1	1	0	0	0	2				
Alex Johnson, R (1, 7) OBP: 0.399, SLG: 0.491										4	0	2	1	0	0	2				
Jim Spencer, L (1, 3) OBP: 0.350, SLG: 0.438										3	0	1	0	1	0	1				
Ken McMullen, R (1, 5) OBP: 0.316, SLG: 0.375										3	1	0	0	1	1	3				
Tommie Reynolds, R (1, 9) OBP: 0.375, SLG: 0.375										4	1	3	0	0	0	0				
Joe Azcue, R (1, 2) OBP: 0.293, SLG: 0.333										4	0	0	0	0	1	5				
Clyde Wright, R (1, 1) Steve Kealey, R (6, 1) Ray Oyler, R (6, PH) Eddie Fisher, R (7, 1) Roger Repoz, L (8, PH) Ken Tatum, R (9, 1)										2	0	0	0	0	1	2				
Inning Stats	R: 1 E: 0 K: 0 S: 5	H: 2 LOB: 1 BB: 1 P: 9	R: 0 E: 0 K: 2 S: 8	H: 1 LOB: 1 BB: 0 P: 8	R: 0 E: 0 K: 0 S: 4	H: 1 LOB: 1 BB: 0 P: 4	R: 2 E: 1 K: 0 S: 6	H: 2 LOB: 2 BB: 1 P: 10	R: 0 E: 0 K: 1 S: 5	H: 0 LOB: 0 BB: 0 P: 5	R: 0 E: 0 K: 1 S: 5	H: 0 LOB: 0 BB: 0 P: 5	R: 0 E: 0 K: 2 S: 9	H: 2 LOB: 2 BB: 0 P: 9	R: 0 E: 0 K: 1 S: 5	H: 0 LOB: 0 BB: 0 P: 5	1B: 8 2B: 0 3B: 1 HR: 0	SF: 1 SAC: 0 DP: 1 HBP: 0	WP: 0 PB: 0 SB: 2 CS: 0	PA: 39
PITCHER	IP WLS BF H R ER SO BB IBB HBP BLK WP HR S P ERA WHIP																			
Caffish Hunter, R (1, 1) ERA: 2.8	6.1 W 29 7 3 1 4 2 0 0 0 0 0 0 35 43 1.42 1.421																			
Paul Lindblad, L (7, 1) ERA: 5.09	0.0 1 0 0 0 0 1 0 0 0 0 0 0 4 4 0.00 0.000																			
Mudcat Grant, R (7, 1) ERA: 1.15	2.2 S 9 2 0 0 3 0 0 0 0 0 0 0 15 15 0.00 0.750																			

Oakland Athletics @ California Angels
Anaheim Stadium, Anaheim, CA
Wed May 27 1970, 10:05 PM EDT
Att: 6,543 - Unknown

AB 35
R 3
H 9
RBI 2
BB 3
SO 7
LOB 18



Batter	1	2	3	4	5	6	7	8	9	AB	R	H	RBI	BB	SO	LOB	TOP										
Bert Campaneris, R (1, 6) OBP: 0.265, SLG: 0.362	F6		F9		F7			6-3		4	0	0	0	0	0	3											
Rick Monday, L (1, 8) OBP: 0.363, SLG: 0.465	K			K		K		2B		4	0	1	0	0	3	0											
Joe Rudi, R (1, 7) OBP: 0.379, SLG: 0.527	F8			K		K		F3		4	0	0	0	0	2	1											
Reggie Jackson, L (8, 9) OBP: 0.341, SLG: 0.419										0	0	0	0	0	0	0											
Sal Bando, R (1, 5) OBP: 0.399, SLG: 0.508		HBP		1B		K		F8		3	0	1	0	0	1	1											
Felipe Alou, R (1, 9) OBP: 0.407, SLG: 0.509	G6-4-3			1-3		SH1-4		FC1-5		3	1	1	0	1	0	2											
Tito Francona, L (1, 3) OBP: 0.412, SLG: 0.393						SH1-4		FC1-5		2	0	0	0	0	1	0											
Don Mincher, L (8, 3) OBP: 0.316, SLG: 0.555	4-3					1-2		BB		0	0	0	0	1	0	0											
Frank Fernandez, R (1, 2) OBP: 0.433, SLG: 0.478			K		FC1-5	2B		FC1-5		3	1	1	0	1	1	2											
Tony La Russa, R (1, 4) OBP: 0.333, SLG: 0.370			K		FC1-5	1B		F5		4	0	2	2	0	1	2											
Chuck Dobson, R (1, 1) OBP: 0.138, SLG: 0.172					FC1-5	1B		6-3		4	0	1	0	0	0	5											
Inning Stats	R: 0 E: 0 K: 1 S: 5	H: 0 LOB: 0 BB: 0 P: 5	R: 0 E: 0 K: 0 S: 2	H: 0 LOB: 0 BB: 0 P: 3	R: 0 E: 0 K: 2 S: 8	H: 1 LOB: 1 BB: 0 P: 8	R: 0 E: 0 K: 2 S: 8	H: 1 LOB: 1 BB: 0 P: 8	R: 0 E: 0 K: 1 S: 7	H: 2 LOB: 2 BB: 0 P: 7	R: 0 E: 0 K: 3 S: 9	H: 0 LOB: 0 BB: 0 P: 9	R: 2 E: 0 K: 0 S: 4	H: 2 LOB: 1 BB: 1 P: 8	R: 0 E: 0 K: 0 S: 4	H: 1 LOB: 1 BB: 0 P: 4	R: 0 E: 0 K: 0 S: 3	H: 0 LOB: 2 BB: 2 P: 11	1B: 5 2B: 2 3B: 0 HR: 0	SF: 0 SAC: 1 DP: 1 HBP: 1	WP: 0 PB: 0 SB: 1 CS: 0	PA: 36					
PITCHER	IP	WLS	BF	H	R	ER	SO	BB	IBB	HBP	BLK	WP	HR	S	P	ERA	WHIP										
Rudy May, L (1, 1) ERA: 2.59	8.0	L	31	7	2	2	9	0	1	1	0	0	0	47	52	2.25	0.875										
Eddie Fisher, R (8, 1) ERA: 1.7	1.0		5	0	0	0	0	2	0	0	0	0	0	3	11	0.00	2.000										

Oakland Athletics @ California Angels
Anaheim Stadium, Anaheim, CA
Thu May 28 1970, 10:05 PM EDT
Att: 8,714 - Unknown

AB 31
R 2
H 7
RBI 2
BB 3
SO 9
LOB 16



Batter	1	2	3	4	5	6	7	8	9	AB	R	H	RBI	BB	SO	LOB	BOTTOM										
Sandy Alomar Sr., S (1, 4) OBP: 0.292, SLG: 0.272	FC6-4		1-4-3			F8		F8		4	0	1	0	0	0	0											
Jim Fregosi, R (1, 6) OBP: 0.344, SLG: 0.410	FC6-4		F4			6-3		F6		4	0	0	0	0	0	1											
Jay Johnstone, L (1, 8) OBP: 0.259, SLG: 0.386	G4-6-3				F9		3-1	F5		4	0	0	0	0	0	1											
Alex Johnson, R (1, 7) OBP: 0.396, SLG: 0.486		F8		1B		5-3		K		4	0	1	0	0	1	0											
Jim Spencer, L (1, 3) OBP: 0.363, SLG: 0.451		1B		1B						3	0	3	0	0	0	0											
Ken McMullen, R (1, 5) OBP: 0.316, SLG: 0.374		1B		1B		G6-3				3	0	1	0	0	0	3											
Tommie Reynolds, R (1, 9) OBP: 0.273, SLG: 0.273		F6				F8		F7		3	0	0	0	0	0	3											
Joe Azcue, R (1, 2) OBP: 0.288, SLG: 0.327										2	0	0	0	0	1	2											
Tom Silverio, L (8, PH)		K				6-3				1	0	0	0	0	0	0											
Tom Egan, R (8, 2) OBP: 0.235, SLG: 0.277										0	0	0	0	0	0	0											
Rudy May, L (1, 1) OBP: 0.074, SLG: 0.038										2	0	0	0	0	2	0											
Roger Repoz, L (8, PH)										1	0	0	0	0	0	0											
Eddie Fisher, R (8, 1) OBP: 0.333, SLG: 0.333										0	0	0	0	0	0	0											
Inning Stats	R: 0 E: 0 K: 0 S: 3	H: 1 LOB: 0 BB: 0 P: 3	R: 0 E: 0 K: 1 S: 7	H: 2 LOB: 2 BB: 0 P: 7	R: 0 E: 0 K: 1 S: 5	H: 0 LOB: 0 BB: 0 P: 5	R: 0 E: 0 K: 0 S: 4	H: 2 LOB: 1 BB: 0 P: 4	R: 0 E: 0 K: 1 S: 5	H: 0 LOB: 0 BB: 0 P: 5	R: 0 E: 0 K: 0 S: 3	H: 0 LOB: 0 BB: 0 P: 3	R: 0 E: 0 K: 0 S: 4	H: 1 LOB: 1 BB: 0 P: 4	R: 0 E: 0 K: 0 S: 3	H: 0 LOB: 0 BB: 0 P: 3	R: 0 E: 0 K: 1 S: 5	H: 0 LOB: 0 BB: 0 P: 5	1B: 6 2B: 0 3B: 0 HR: 0	SF: 0 SAC: 0 DP: 2 HBP: 0	WP: 0 PB: 1 SB: 0 CS: 0	PA: 31					
PITCHER	IP	WLS	BF	H	R	ER	SO	BB	IBB	HBP	BLK	WP	HR	S	P	ERA	WHIP										
Chuck Dobson, R (1, 1) ERA: 3.58	9.0	W	31	6	0	0	4	0	0	0	0	0	0	39	39	0.00	0.667										

Oakland Athletics @ California Angels
Anaheim Stadium, Anaheim, CA
Thu May 28 1970, 10:05 PM EDT
Att: 8,714 - Unknown

AB 31
R 0
H 6
RBI 0
BB 0
SO 4
LOB 10



Batter	1	2	3	4	5	6	7	8	9	AB	R	H	RBI	BB	SO	LOB	TOP			
Don Buford, S OBP: 0.360, SLG: 0.366 (1, 7)	F8		4-3					4-3		4	0	1	0	0	0	0	Baltimore Orioles @ California Angels Anaheim Stadium, Anaheim, CA Fri May 29 1970, 10:05 PM EDT Att: 18,889 - Unknown			
Mark Belanger, R OBP: 0.295, SLG: 0.250 (1, 6)	F6			F3		FC1-6 1B		F4		4	0	0	0	0	0	1				
Frank Robinson, R OBP: 0.446, SLG: 0.611 (1, 9)	4-3			5-3		5-3		HR 1B		4	1	1	0	0	0	1				
Boog Powell, L OBP: 0.433, SLG: 0.641 (1, 3)		K		5-3		IBB		HR 1B		3	1	1	2	1	1	0				
Paul Blair, R OBP: 0.318, SLG: 0.440 (1, 8)	K				5-3	F9		3-1		4	0	0	0	0	1	2				
Brooks Robinson, R OBP: 0.351, SLG: 0.483 (1, 5)		1B			BB 1B		BB		6-3	3	0	2	0	1	0	0				
Davey Johnson, R OBP: 0.399, SLG: 0.435 (1, 4)	F5				F9		F8		4-3	4	0	0	0	0	0	3				
Eliot Hendricks, L OBP: 0.292, SLG: 0.360 (1, 2)			K		BB 1-2		K		1B	3	0	1	0	1	2	1				
Mike Cuellar, L OBP: 0.067, SLG: 0.167 (1, 1)			K		4-3		K		K	4	0	0	0	0	3	4				
Inning Stats	R: 0 E: 0 K: 0 S: 3	H: 0 LOB: 0 BB: 0 P: 3	R: 0 E: 0 K: 2 S: 8	H: 1 LOB: 1 BB: 0 P: 8	R: 0 E: 0 K: 2 S: 7	H: 0 LOB: 0 BB: 0 P: 7	R: 0 E: 0 K: 0 S: 3	H: 0 LOB: 0 BB: 0 P: 3	R: 0 E: 0 K: 0 S: 4	H: 1 LOB: 2 BB: 1 P: 8	R: 0 E: 0 K: 2 S: 7	H: 0 LOB: 1 BB: 1 P: 11	R: 0 E: 0 K: 0 S: 5	H: 2 LOB: 2 BB: 0 P: 5	R: 0 E: 0 K: 1 S: 6	H: 1 LOB: 1 BB: 0 P: 6		1B: 5 2B: 0 3B: 0 HR: 1	SF: 0 SAC: 0 DP: 0 HBP: 0	WP: 0 PB: 0 SB: 1 CS: 0
PITCHER Andy Messersmith, R ERA: 2.77 (1, 1)	IP: 9.0 WLS: L BF: 36	H: 6 R: 2 ER: 2 SO: 7	BB: 2 IBB: 1 HBP: 0 BLK: 0	WP: 0 HR: 1 S: 47 P: 59	ERA: 2.00 WHIP: 0.889											ERA: 2.00 WHIP: 0.889				

Batter	1	2	3	4	5	6	7	8	9	AB	R	H	RBI	BB	SO	LOB	BOTTOM			
Sandy Alomar Sr., S OBP: 0.286, SLG: 0.267 (1, 4)	F8		F7		F3			6-3		4	0	0	0	0	0	0	Baltimore Orioles @ California Angels Anaheim Stadium, Anaheim, CA Fri May 29 1970, 10:05 PM EDT Att: 18,889 - Unknown			
Jarvis Tatum, R OBP: 0.409, SLG: 0.385 (1, 8)	K		6-3			FC4-6 1B		G3		4	0	1	0	0	1	0				
Jim Fregosi, R OBP: 0.342, SLG: 0.403 (1, 6)	BB 1B		3-1			FC4-6 1B		L6		3	0	0	0	1	0	1				
Alex Johnson, R OBP: 0.398, SLG: 0.497 (1, 7)	BB 1-2			K		5-3		3B		4	0	2	0	0	1	1				
Ken McMullen, R OBP: 0.315, SLG: 0.367 (1, 5)	BB 1-2		K			6-3		F4		3	0	0	0	1	1	3				
Tommy Reynolds, R OBP: 0.200, SLG: 0.200 (1, 9)	F7		K			5-3		6-3		4	0	0	0	0	1	5				
Jim Spencer, L OBP: 0.362, SLG: 0.456 (1, 3)		K		K			WP 2B		F8	3	0	1	0	0	2	1				
Billy Cowan, R OBP: 0.389, SLG: 0.353 (9, PH)										1	0	0	0	0	0	1				
Tom Egan, R OBP: 0.222, SLG: 0.260 (1, 2)		6-3			K		K			3	0	0	0	0	2	1				
Andy Messersmith, R OBP: 0.182, SLG: 0.333 (1, 1)		K			6-3		K			3	0	0	0	0	2	1				
Inning Stats	R: 0 E: 0 K: 1 S: 6	H: 1 LOB: 3 BB: 2 P: 14	R: 0 E: 0 K: 2 S: 7	H: 0 LOB: 0 BB: 0 P: 7	R: 0 E: 0 K: 4 S: 12	H: 0 LOB: 1 BB: 0 P: 12	R: 0 E: 0 K: 1 S: 5	H: 0 LOB: 0 BB: 0 P: 5	R: 0 E: 1 K: 0 S: 4	H: 1 LOB: 1 BB: 0 P: 4	R: 0 E: 0 K: 2 S: 8	H: 1 LOB: 1 BB: 0 P: 8	R: 0 E: 0 K: 0 S: 3	H: 0 LOB: 0 BB: 0 P: 3	R: 0 E: 0 K: 0 S: 4	H: 1 LOB: 1 BB: 0 P: 4	1B: 2 2B: 1 3B: 1 HR: 0	SF: 0 SAC: 0 DP: 0 HBP: 0	WP: 1 PB: 1 SB: 0 CS: 0	PA: 34
PITCHER Mike Cuellar, L ERA: 3.81 (1, 1)	IP: 9.0 WLS: W BF: 34	H: 4 R: 0 ER: 0 SO: 10	BB: 2 IBB: 0 HBP: 0 BLK: 0	WP: 1 HR: 0 S: 52 P: 60	ERA: 0.00 WHIP: 0.667											ERA: 0.00 WHIP: 0.667				

Batter	1	2	3	4	5	6	7	8	9	AB	R	H	RBI	BB	SO	LOB	TOP			
Don Buford, S (1, 7) OBP: 0.352, SLG: 0.356	F3		L9		K		F3			4	0	0	0	0	1	1	<p>Baltimore Orioles @ California Angels Anaheim Stadium, Anaheim, CA Sat May 30 1970, 10:05 PM EDT Att: 34,473 - Unknown</p> <p>livebaseballscores.com</p>			
Mark Belanger, R (1, 6) OBP: 0.260, SLG: 0.244	K			4-3	L9		6-3			4	0	0	0	0	1	1				
Frank Robinson, R (1, 9) OBP: 0.434, SLG: 0.593	6-3			L6	F9			6-3		4	0	0	0	0	0	1				
Boog Powell, L (1, 3) OBP: 0.434, SLG: 0.635		G4-6-3 1B		4-0 1B 2B BB		4-3		6-3		3	1	1	0	1	0	0				
Paul Blair, R (1, 8) OBP: 0.327, SLG: 0.447		G4-6-3 1B		1-2 2B 1B		S 1B		6-3		4	1	3	0	0	0	0				
Brooks Robinson, R (1, 5) OBP: 0.349, SLG: 0.483	G4-6-3			1-2 2B		F4			F9	4	0	1	2	0	0	3				
Davey Johnson, R (1, 4) OBP: 0.401, SLG: 0.430	6-3								F9	2	0	0	0	2	0	1				
Andy Etchebarren, R (1, 2) OBP: 0.250, SLG: 0.250			6-3		F7				F8	3	0	0	0	0	0	4				
Eliot Hendricks, L (9, PH) OBP: 0.289, SLG: 0.356						F7				1	0	0	0	0	0	0				
Tom Phoebus, R (1, 1) OBP: 0.192, SLG: 0.192										2	0	1	0	0	1	0				
Marcelino Lopez, R (5, 1)										0	0	0	0	0	0	0				
Dave May, L (7, PH) OBP: 0.304, SLG: 0.300										1	0	0	0	0	0	0				
Dick Hall, R (7, 1)										0	0	0	0	0	0	0				
Inning Stats	R: 0 E: 0 K: 1 S: 5	H: 0 LOB: 0 BB: 0 P: 5	R: 0 E: 0 K: 0 S: 4	H: 2 LOB: 1 BB: 0 P: 4	R: 0 E: 0 K: 1 S: 5	H: 0 LOB: 0 BB: 0 P: 5	R: 2 E: 0 K: 0 S: 5	H: 2 LOB: 2 BB: 2 P: 13	R: 0 E: 0 K: 1 S: 6	H: 1 LOB: 1 BB: 0 P: 6	R: 0 E: 0 K: 0 S: 4	H: 1 LOB: 2 BB: 1 P: 8	R: 0 E: 0 K: 0 S: 3	H: 0 LOB: 0 BB: 0 P: 3	R: 0 E: 0 K: 0 S: 3	H: 0 LOB: 0 BB: 0 P: 3	1B: 5 2B: 1 3B: 0 HR: 0	SF: 0 SAC: 0 DP: 1 HBP: 0	WP: 0 PB: 0 SB: 1 CS: 0	PA: 35
PITCHER Tom Murphy, R (1, 1) ERA: 3.35	IP: 9.0 WLS: W BF: 35 H: 6 R: 2 ER: 2 SO: 3 BB: 1 IBB: 2 HBP: 0 BLK: 0 WP: 0 HR: 0 S: 38 P: 50 ERA: 2.00 WHIP: 0.778																			

Batter	1	2	3	4	5	6	7	8	9	AB	R	H	RBI	BB	SO	LOB	BOTTOM			
Sandy Alomar Sr., S (1, 4) OBP: 0.286, SLG: 0.266	5-3			BB S 2-3 1B	F8		G3			4	0	1	0	0	0	2	<p>Baltimore Orioles @ California Angels Anaheim Stadium, Anaheim, CA Sat May 30 1970, 10:05 PM EDT Att: 34,473 - Unknown</p> <p>livebaseballscores.com</p>			
Jim Fregosi, R (1, 6) OBP: 0.335, SLG: 0.395	F7			1-2 K		K		F8		4	0	0	0	0	2	2				
Roger Repoz, L (1, 9) OBP: 0.357, SLG: 0.526				FC4-6 1B		4-3		F6		3	0	1	0	1	0	0				
Alex Johnson, R (1, 7) OBP: 0.400, SLG: 0.511	FC4-6			1-2 2-3 3-H BB		E5 1B S		HR		3	2	1	2	1	0	1				
Jim Spencer, L (1, 3) OBP: 0.359, SLG: 0.446		3-1			F3			F5		3	0	0	0	1	0	3				
Ken McMullen, R (1, 5) OBP: 0.319, SLG: 0.370						F8			K	4	0	2	1	0	1	0				
Jay Johnstone, L (1, 8) OBP: 0.255, SLG: 0.379		G4-6-3 1B								2	0	0	0	0	0	1				
Billy Cowan, R (6, PH) OBP: 0.368, SLG: 0.333	G4-6-3				4-3		F2		F7	1	0	0	0	0	0	2				
Tom Silverio, L (8, PH) (8, 8)										1	0	0	0	0	0	0				
Joe Azcue, R (1, 2) OBP: 0.295, SLG: 0.327										3	1	1	0	1	0	0				
Tom Murphy, R (1, 1) OBP: 0.100, SLG: 0.071				1B SH3 BB 1B						1	0	0	0	1	0	0				
Inning Stats	R: 0 E: 0 K: 0 S: 4	H: 1 LOB: 1 BB: 0 P: 4	R: 0 E: 0 K: 0 S: 3	H: 1 LOB: 0 BB: 0 P: 3	R: 1 E: 0 K: 1 S: 7	H: 2 LOB: 3 BB: 2 P: 15	R: 0 E: 0 K: 0 S: 3	H: 0 LOB: 2 BB: 2 P: 11	R: 1 E: 1 K: 1 S: 7	H: 1 LOB: 2 BB: 1 P: 11	R: 0 E: 0 K: 0 S: 3	H: 0 LOB: 0 BB: 0 P: 3	R: 1 E: 0 K: 0 S: 4	H: 1 LOB: 0 BB: 0 P: 4	R: 0 E: 0 K: 1 S: 5	H: 0 LOB: 0 BB: 0 P: 5	1B: 5 2B: 0 3B: 0 HR: 1	SF: 0 SAC: 1 DP: 1 HBP: 0	WP: 0 PB: 0 SB: 2 CS: 0	PA: 35
PITCHER Tom Phoebus, R (1, 1) ERA: 2.14	IP: 4.2 WLS: L BF: 4 H: 0 R: 0 ER: 0 SO: 0 BB: 0 IBB: 0 HBP: 0 BLK: 0 WP: 0 HR: 0 S: 23 P: 43 ERA: 0.00 WHIP: 0.000																			
Marcelino Lopez, L (5, 1) ERA: 2.51	IP: 1.1 WLS: L BF: 7 H: 1 R: 1 ER: 1 SO: 1 BB: 0 IBB: 0 HBP: 0 BLK: 0 WP: 0 HR: 1 S: 9 P: 9 ERA: 4.50 WHIP: 0.500																			
Dick Hall, R (7, 1) ERA: 2.38																				

Batter	1	2	3	4	5	6	7	8	9	AB	R	H	RBI	BB	SO	LOB	TOP		
Merv Rettenmund, R OBP: 0.344, SLG: 0.509 (1, 7) (8, 8)	K	FC5			K		1-3		F3	5	0	0	0	0	2	3			
Mark Belanger, R OBP: 0.292, SLG: 0.242 Dave May, L OBP: 0.292, SLG: 0.286 Marcelino Lopez, R OBP: 0.292, SLG: 0.286 (7, PH) (7, 1) Terry Crowley, L OBP: 0.362, SLG: 0.385 (9, PH)	E4		F9		FC5-4 BB		6-3			2	0	0	0	1	0	0			
Frank Robinson, R OBP: 0.427, SLG: 0.579 (1, 9)			F9		FC5-4 CS			K	F9	5	0	1	0	0	1	3			
Boog Powell, L OBP: 0.436, SLG: 0.648 (1, 3)	F6		F8		CS	HR				3	1	1	1	0	0	2			
Paul Blair, R OBP: 0.335, SLG: 0.451 Jim Palmer, R OBP: 0.212, SLG: 0.281 Chico Salmon, R OBP: 0.516, SLG: 0.586 (1, 8) (8, PR) (8, 6)	K			F9 1B		WP 1B				3	0	2	0	0	1	2			
Brooks Robinson, R OBP: 0.347, SLG: 0.478 (1, 5)		6-3					5-3			4	0	1	0	0	0	3			
Davey Johnson, R OBP: 0.398, SLG: 0.425 (1, 4) (7, 6) (8, 4)		FC5 BB 1B		K			F8		F8	4	0	1	0	0	1	5			
Andy Etchebarren, R OBP: 0.257, SLG: 0.246 Elrod Hendricks, L OBP: 0.283, SLG: 0.348 (1, 2) (6, PH) (6, 2)			F9		F9				K	1	0	0	0	1	0	2			
Dave McNally, R OBP: 0.286, SLG: 0.241 Curt Minton, R OBP: 0.412, SLG: 0.251 Dave Leonhard, R OBP: 0.354, SLG: 0.358 (1, 1) (4, PH) (4, 1) (7, PH) (7, 4) (8, 7)	K		F9		F9		4-3			1	0	0	0	0	1	2			
Inning Stats	R: 0 E: 1 K: 2 S: 9	H: 1 LOB: 2 BB: 0 P: 9	R: 0 E: 0 K: 1 S: 6	H: 1 LOB: 2 BB: 1 P: 10	R: 0 E: 0 K: 0 S: 3	H: 0 LOB: 0 BB: 0 P: 3	R: 0 E: 0 K: 1 S: 7	H: 2 LOB: 2 BB: 0 P: 7	R: 0 E: 0 K: 1 S: 4	H: 0 LOB: 0 BB: 1 P: 8	R: 1 E: 0 K: 0 S: 5	H: 2 LOB: 1 BB: 0 P: 5	R: 0 E: 0 K: 0 S: 3	H: 0 LOB: 0 BB: 0 P: 3	R: 0 E: 0 K: 1 S: 7	H: 2 LOB: 2 BB: 0 P: 7	1B: 7 2B: 0 3B: 0 HR: 1	SF: 0 SAC: 0 DP: 0 HBP: 2	WP: 1 PA: 40
PITCHER	IP WLS BF H R ER SO BB IBB HBP BLK WP HR S P ERA WHIP	IP WLS BF H R ER SO BB IBB HBP BLK WP HR S P ERA WHIP	IP WLS BF H R ER SO BB IBB HBP BLK WP HR S P ERA WHIP	IP WLS BF H R ER SO BB IBB HBP BLK WP HR S P ERA WHIP	IP WLS BF H R ER SO BB IBB HBP BLK WP HR S P ERA WHIP	IP WLS BF H R ER SO BB IBB HBP BLK WP HR S P ERA WHIP	IP WLS BF H R ER SO BB IBB HBP BLK WP HR S P ERA WHIP	IP WLS BF H R ER SO BB IBB HBP BLK WP HR S P ERA WHIP	IP WLS BF H R ER SO BB IBB HBP BLK WP HR S P ERA WHIP	IP WLS BF H R ER SO BB IBB HBP BLK WP HR S P ERA WHIP	IP WLS BF H R ER SO BB IBB HBP BLK WP HR S P ERA WHIP	IP WLS BF H R ER SO BB IBB HBP BLK WP HR S P ERA WHIP	IP WLS BF H R ER SO BB IBB HBP BLK WP HR S P ERA WHIP	IP WLS BF H R ER SO BB IBB HBP BLK WP HR S P ERA WHIP	IP WLS BF H R ER SO BB IBB HBP BLK WP HR S P ERA WHIP	IP WLS BF H R ER SO BB IBB HBP BLK WP HR S P ERA WHIP	IP WLS BF H R ER SO BB IBB HBP BLK WP HR S P ERA WHIP	IP WLS BF H R ER SO BB IBB HBP BLK WP HR S P ERA WHIP	IP WLS BF H R ER SO BB IBB HBP BLK WP HR S P ERA WHIP

Baltimore Orioles @ California Angels
Anaheim Stadium, Anaheim, CA
Sun May 31 1970, 6:33 AM EDT
Att: 15,183 - Unknown

AB 35
R 1
H 8
RBI 1
BB 2
SO 7
LOB 25



Batter	1	2	3	4	5	6	7	8	9	AB	R	H	RBI	BB	SO	LOB	BOTTOM		
Sandy Alomar Sr., S OBP: 0.288, SLG: 0.269 (1, 4)	4-3		SH5-3		SH1-4		PB S 1B			2	0	1	0	0	0	0			
Jarvis Tatum, R OBP: 0.375, SLG: 0.357 Jay Johnstone, L OBP: 0.255, SLG: 0.379 (1, 8) (8, 8)	K		SF9		F7		K			3	0	0	1	0	2	2			
Jim Fregosi, R OBP: 0.338, SLG: 0.413 (1, 6)	F7		HR		1B 1B		F9			4	2	2	1	0	0	1			
Alex Johnson, R OBP: 0.402, SLG: 0.511 (1, 7)		HR 1B	5-3		1B 1B		K			4	1	2	1	0	1	1			
Ken McMullen, R OBP: 0.323, SLG: 0.392 (1, 5)		HR		4-3			F4			4	1	2	3	0	0	0			
Tommie Reynolds, R OBP: 0.188, SLG: 0.188 Roger Repoz, L OBP: 0.363, SLG: 0.529 (1, 9) (4, PH) (5, 9)	4-3			E2 PB 1B	K			1B		1	0	0	0	0	0	0			
Jim Spencer, L OBP: 0.350, SLG: 0.434 (1, 3)	F9			F5			F9		F4	4	0	0	0	0	0	2			
Joe Azcue, R OBP: 0.286, SLG: 0.316 (1, 2)	F3			6-3			F7		K	4	0	0	0	0	1	2			
Clyde Wright, R OBP: 0.188, SLG: 0.194 Ken Tatum, R (1, 1) (6, 1)			SH5-3 SF9 2B		1B 1B 1B		F7			2	2	2	0	0	0	0			
Inning Stats	R: 0 E: 0 K: 1 S: 5	H: 0 LOB: 0 BB: 0 P: 5	R: 2 E: 0 K: 0 S: 5	H: 2 LOB: 0 BB: 0 P: 5	R: 2 E: 0 K: 0 S: 5	H: 2 LOB: 0 BB: 0 P: 5	R: 0 E: 1 K: 0 S: 4	H: 1 LOB: 1 BB: 0 P: 4	R: 2 E: 0 K: 1 S: 9	H: 4 LOB: 2 BB: 0 P: 9	R: 0 E: 0 K: 0 S: 3	H: 0 LOB: 0 BB: 0 P: 3	R: 0 E: 0 K: 2 S: 8	H: 1 LOB: 1 BB: 0 P: 8	R: 0 E: 0 K: 1 S: 6	H: 1 LOB: 1 BB: 0 P: 6	1B: 8 2B: 1 3B: 0 HR: 2	SF: 1 SAC: 2 DP: 0 HBP: 0	WP: 0 PA: 35
PITCHER	IP WLS BF H R ER SO BB IBB HBP BLK WP HR S P ERA WHIP	IP WLS BF H R ER SO BB IBB HBP BLK WP HR S P ERA WHIP	IP WLS BF H R ER SO BB IBB HBP BLK WP HR S P ERA WHIP	IP WLS BF H R ER SO BB IBB HBP BLK WP HR S P ERA WHIP	IP WLS BF H R ER SO BB IBB HBP BLK WP HR S P ERA WHIP	IP WLS BF H R ER SO BB IBB HBP BLK WP HR S P ERA WHIP	IP WLS BF H R ER SO BB IBB HBP BLK WP HR S P ERA WHIP	IP WLS BF H R ER SO BB IBB HBP BLK WP HR S P ERA WHIP	IP WLS BF H R ER SO BB IBB HBP BLK WP HR S P ERA WHIP	IP WLS BF H R ER SO BB IBB HBP BLK WP HR S P ERA WHIP	IP WLS BF H R ER SO BB IBB HBP BLK WP HR S P ERA WHIP	IP WLS BF H R ER SO BB IBB HBP BLK WP HR S P ERA WHIP	IP WLS BF H R ER SO BB IBB HBP BLK WP HR S P ERA WHIP	IP WLS BF H R ER SO BB IBB HBP BLK WP HR S P ERA WHIP	IP WLS BF H R ER SO BB IBB HBP BLK WP HR S P ERA WHIP	IP WLS BF H R ER SO BB IBB HBP BLK WP HR S P ERA WHIP	IP WLS BF H R ER SO BB IBB HBP BLK WP HR S P ERA WHIP	IP WLS BF H R ER SO BB IBB HBP BLK WP HR S P ERA WHIP	IP WLS BF H R ER SO BB IBB HBP BLK WP HR S P ERA WHIP

Baltimore Orioles @ California Angels
Anaheim Stadium, Anaheim, CA
Sun May 31 1970, 6:33 AM EDT
Att: 15,183 - Unknown

AB 32
R 6
H 11
RBI 6
BB 0
SO 5
LOB 10




Batter	1	2	3	4	5	6	7	8	9	10	AB	R	H	RBI	BB	SO	LOB	TOP				
Mickey Stanley, R OBP: 0.314, SLG: 0.336 (1,8)	6-3		5-3			5-3		1-2 1B		1B	5	0	2	0	0	0	0	Detroit Tigers @ California Angels Anaheim Stadium, Anaheim, CA Tue Jun 02 1970, 10:05 PM EDT Att: 9,564 - Unknown				
Dick McAuliffe, L OBP: 0.417, SLG: 0.391 (1,4)	2B BB		F8			E4 1B 1B		F6		F6	4	2	0	0	1	0	3					
Al Kaline, R OBP: 0.409, SLG: 0.520 (1,3)	L6					L9		K			4	0	1	0	0	1	3					
Wille Horton, R OBP: 0.391, SLG: 0.509 (1,7)	2B					1B 1B		L4			4	0	3	2	0	0	2					
Jim Northrup, L OBP: 0.360, SLG: 0.490 (1,9)	6-3					G4-6-3 1B		1B			4	0	0	0	0	1	4					
Bill Freehan, R OBP: 0.322, SLG: 0.426 (1,2)											4	0	0	0	0	2	0					
Elliott Maddox, R OBP: 0.319, SLG: 0.350 Don Wert, R OBP: 0.292, SLG: 0.274 (1,5) (4,5)	6-3					5-3		F8		F6	1	0	0	0	0	0	0					
Cesar Gutierrez, R OBP: 0.271, SLG: 0.299 Norm Cash, L OBP: 0.341, SLG: 0.458 Ken Szotkiewicz, L OBP: 0.286, SLG: 0.276 (1,6) (10,PH)	F7					F9		5-3		4-3	3	0	0	0	0	0	0					
Joe Niekro, R OBP: 0.269, SLG: 0.333 (1,1)								6-3		F8	4	0	1	0	0	1	0					
Inning Stats	R: 1 E: 0 K: 0 S: 4	H: 1 LOB: 1 BB: 1 P: 8	R: 0 E: 0 K: 1 S: 5	H: 0 LOB: 0 BB: 0 P: 5	R: 0 E: 0 K: 1 S: 5	H: 1 LOB: 0 BB: 0 P: 3	R: 0 E: 0 K: 0 S: 3	H: 0 LOB: 0 BB: 0 P: 3	R: 1 E: 1 K: 0 S: 6	H: 2 LOB: 2 BB: 0 P: 6	R: 0 E: 0 K: 0 S: 3	H: 0 LOB: 0 BB: 0 P: 3	R: 0 E: 0 K: 1 S: 7	H: 2 LOB: 2 BB: 0 P: 7	R: 0 E: 0 K: 2 S: 7	H: 0 LOB: 0 BB: 0 P: 7	R: 0 E: 0 K: 0 S: 4		H: 1 LOB: 1 BB: 0 P: 4	1B: 6 2B: 1 3B: 0 HR: 0	SF: 0 SAC: 0 DP: 1 HBP: 0	WP: 0 PA: 38 PB: 0 SB: 0 CS: 0
PITCHER	IP WLS BF H R ER SO BB IBB HBP BLK WP HR S P ERA WHIP																					
Rudy May, L ERA: 2.46 Mel Queen, R ERA: 4.22 Paul Doyle, L ERA: 2.45 (1,1) (8,1) (10,1)	7.1 2.1 0.1	WLS 29 8 1	H 6 1 0	R 2 0 0	ER 1 0 0	SO 2 3 0	BB 1 0 0	IBB 0 0 0	HBP 0 0 0	BLK 0 0 0	WP 0 0 0	HR 0 0 0	S 32 14 1	P 36 14 1	ERA 1.23 0.00 0.00	WHIP 0.955 0.429 0.000						

Batter	1	2	3	4	5	6	7	8	9	10	AB	R	H	RBI	BB	SO	LOB	BOTTOM			
Sandy Alomar Sr., S OBP: 0.286, SLG: 0.263 (1,4)	L4-3		F7			L1-3		L6-3		1B IBB	4	0	0	0	1	0	1	Detroit Tigers @ California Angels Anaheim Stadium, Anaheim, CA Tue Jun 02 1970, 10:05 PM EDT Att: 9,564 - Unknown			
Jim Fregosi, R OBP: 0.330, SLG: 0.404 (1,6)	L6-3		L3			F7		L5-3		SF9	4	0	0	1	0	0	0				
Roger Repoz, L OBP: 0.360, SLG: 0.521 (1,9)	1B 1B					L4-3		F5		L3	4	0	1	0	0	0	0				
Alex Johnson, R OBP: 0.399, SLG: 0.505 (1,7)	1B					K		L3		F9	4	0	1	0	0	1	0				
Jim Spencer, L OBP: 0.342, SLG: 0.422 (1,3)	L4-3					F9		F4		L4-3	4	0	0	0	0	2					
Ken McMullen, R OBP: 0.326, SLG: 0.400 (1,5)						L5		2B 2B		L6-3	4	2	2	0	0	0	0				
Jay Johnstone, L OBP: 0.263, SLG: 0.396 (1,8)	F9					F8		1B HBP		SF9 3B	3	1	1	0	0	0	1				
Joe Azcue, R OBP: 0.285, SLG: 0.314 (1,2)	F9					F9		1B HBP		K	4	0	1	1	0	1	2				
Rudy May, L OBP: 0.100, SLG: 0.103 Mel Queen, L Paul Doyle, L Tom Silverio, L (1,1) (8,1) (10,1) (10,PH)						K		FC4-5-6 1B		IBB IBB	3	0	1	1	0	1	2				
Inning Stats	R: 0 E: 0 K: 0 S: 5	H: 2 LOB: 2 BB: 0 P: 5	R: 0 E: 0 K: 0 S: 3	H: 0 LOB: 0 BB: 0 P: 3	R: 0 E: 0 K: 1 S: 5	H: 0 LOB: 0 BB: 0 P: 5	R: 0 E: 0 K: 1 S: 5	H: 0 LOB: 0 BB: 0 P: 5	R: 1 E: 0 K: 0 S: 4	H: 2 LOB: 1 BB: 0 P: 5	R: 0 E: 0 K: 0 S: 3	H: 0 LOB: 0 BB: 0 P: 3	R: 1 E: 0 K: 1 S: 5	H: 2 LOB: 1 BB: 0 P: 5	R: 0 E: 0 K: 0 S: 3	H: 0 LOB: 0 BB: 0 P: 3	R: 1 E: 0 K: 1 S: 5		H: 1 LOB: 2 BB: 2 P: 13	1B: 4 2B: 3 3B: 1 HR: 0	SF: 1 SAC: 0 DP: 1 HBP: 1
PITCHER	IP WLS BF H R ER SO BB IBB HBP BLK WP HR S P ERA WHIP																				
Joe Niekro, R ERA: 3.53 (1,1)	9.2 L	WLS 38	H 7	R 3	ER 3	SO 3	BB 0	IBB 2	HBP 1	BLK 0	WP 0	HR 0	S 41	P 50	ERA 2.79	WHIP 0.724					

Batter	1	2	3	4	5	6	7	8	9	AB	R	H	RBI	BB	SO	LOB	TOP										
Dick McAuliffe, L (1.4) OBP: 0.413, SLG: 0.388										4	2	3	0	0	0	0											
Cesar Gutierrez, R (1.6) OBP: 0.295, SLG: 0.292										4	1	1	0	0	0	2											
Al Kaline, R (1.9) OBP: 0.411, SLG: 0.528										4	0	2	3	0	0	0											
Norm Cash, L (1.3) OBP: 0.331, SLG: 0.448										4	1	1	0	0	0	2											
Willie Horton, R (1.7) OBP: 0.383, SLG: 0.494										4	0	1	0	0	0	1											
Jim Northrup, L (1.8) OBP: 0.372, SLG: 0.490										3	0	0	0	1	1	1											
Bill Freehan, R (1.2) OBP: 0.313, SLG: 0.410										4	0	0	1	0	0	2											
Don Wert, R (1.5) OBP: 0.291, SLG: 0.254										2	0	0	0	1	0	0											
Les Cain, L (1.1) OBP: 0.053, SLG: 0.053										3	0	0	0	0	0	2											
Inning Stats	R: 0 E: 0 K: 0 S: 3	H: 1 LOB: 0 BB: 0 P: 3	R: 1 E: 0 K: 0 S: 4	H: 1 LOB: 2 BB: 2 P: 12	R: 1 E: 0 K: 0 S: 4	H: 2 LOB: 0 BB: 0 P: 4	R: 0 E: 0 K: 1 S: 5	H: 0 LOB: 0 BB: 0 P: 5	R: 0 E: 0 K: 0 S: 3	H: 0 LOB: 0 BB: 0 P: 3	R: 0 E: 0 K: 0 S: 3	H: 0 LOB: 0 BB: 0 P: 3	R: 2 E: 0 K: 0 S: 6	H: 3 LOB: 1 BB: 0 P: 6	R: 0 E: 0 K: 0 S: 3	H: 1 LOB: 0 BB: 0 P: 3	1B: 6 2B: 2 3B: 0 HR: 0	SF: 0 SAC: 0 DP: 3 HBP: 0	WP: 0 PB: 0 SB: 0 CS: 0	PA: 34							
PITCHER	IP	WLS	BF	H	R	ER	SO	BB	IBB	HBP	BLK	WP	HR	S	P	ERA	WHIP										
Tom Murphy, R (1.1) ERA: 3.45	8.0	L	31	7	4	4	1	1	1	0	0	0	0	31	39	4.50	1.000										
Greg Gantt, L (9.1) ERA: 0.96	1.0		3	1	0	0	0	0	0	0	0	0	0	3	3	0.00	1.000										

Detroit Tigers @ California Angels
Anaheim Stadium, Anaheim, CA
Thu Jun 04 1970, 10:05 PM EDT
Att: 10,534 - Unknown


AB	32
R	4
H	8
RBI	4
BB	2
SO	1
LOB	10



Batter	1	2	3	4	5	6	7	8	9	AB	R	H	RBI	BB	SO	LOB	BOTTOM										
Sandy Alomar Sr., S (1.4) OBP: 0.281, SLG: 0.259										5	0	1	0	0	0	4											
Jarvis Tatum, R (1.8) OBP: 0.362, SLG: 0.320										4	1	0	0	1	1	4											
Jim Fregosi, R (1.6) OBP: 0.345, SLG: 0.413										3	0	1	0	1	1	0											
Alex Johnson, R (1.7) OBP: 0.393, SLG: 0.490										5	0	0	0	0	0	4											
Ken McMullen, R (1.5) OBP: 0.343, SLG: 0.404										3	1	1	0	1	1	1											
Tommy Reynolds, R (1.9) OBP: 0.333, SLG: 0.304										4	0	3	1	0	0	1											
Jim Spencer, L (1.3) OBP: 0.335, SLG: 0.412										3	0	1	0	0	0	4											
Giraldo Ruiz, S (8, PH) OBP: 0.200, SLG: 0.300										1	0	0	0	0	0	0											
Joe Azcue, R (1.2) OBP: 0.288, SLG: 0.299										2	0	0	0	2	0	3											
Tom Murphy, R (1.1) OBP: 0.121, SLG: 0.097										3	0	1	1	0	0	3											
Billy Cowan, R (8, PH) OBP: 0.381, SLG: 0.350										1	0	0	0	0	0	1											
Greg Garrett, S (9.1) ERA: 4.69										0	0	0	0	0	0	0											
Inning Stats	R: 0 E: 0 K: 0 S: 3	H: 0 LOB: 1 BB: 1 P: 7	R: 1 E: 0 K: 0 S: 6	H: 3 LOB: 2 BB: 0 P: 6	R: 1 E: 0 K: 0 S: 3	H: 1 LOB: 2 BB: 1 P: 9	R: 0 E: 0 K: 1 S: 4	H: 1 LOB: 1 BB: 0 P: 4	R: 0 E: 0 K: 1 S: 6	H: 0 LOB: 1 BB: 1 P: 9	R: 0 E: 0 K: 1 S: 6	H: 1 LOB: 1 BB: 0 P: 6	R: 0 E: 0 K: 0 S: 4	H: 1 LOB: 2 BB: 1 P: 8	R: 0 E: 0 K: 0 S: 3	H: 0 LOB: 0 BB: 0 P: 3	1B: 7 2B: 1 3B: 0 HR: 0	SF: 0 SAC: 0 DP: 1 HBP: 2	WP: 0 PB: 0 SB: 0 CS: 0	PA: 41							
PITCHER	IP	WLS	BF	H	R	ER	SO	BB	IBB	HBP	BLK	WP	HR	S	P	ERA	WHIP										
Les Cain, L (1.1)	9.0	W	41	8	2	2	3	5	0	2	0	0	0	40	62	2.00	1.444										

Detroit Tigers @ California Angels
Anaheim Stadium, Anaheim, CA
Thu Jun 04 1970, 10:05 PM EDT
Att: 10,534 - Unknown

AB	34
R	2
H	8
RBI	2
BB	5
SO	3
LOB	25



Batter	1	2	3	4	5	6	7	8	9	AB	R	H	RBI	BB	SO	LOB	TOP
Ted Uhlhaender, L (1, 8) OBP: 0.317, SLG: 0.342	G3		F9		K			F6		4	0	0	0	0	1	1	
Graig Nettles, L (1, 5) OBP: 0.310, SLG: 0.345	G3		1-3			F9		F8		4	0	0	0	0	0	0	
Vada Pinson, L (1, 9) OBP: 0.373, SLG: 0.530	HR		F8			4-3		F7		4	1	1	1	0	0	0	
Tony Horton, R (1, 3) OBP: 0.340, SLG: 0.433	K			F9			2B			4	0	2	0	0	1	0	
Duke Sims, L (1, 7) OBP: 0.346, SLG: 0.556		6-3		F4		4-3				4	0	0	0	0	1	2	
Ray Fosse, R (1, 2) OBP: 0.358, SLG: 0.480		5-3		5-3				6-3		4	0	0	0	0	0	1	
Eddie Leon, R (1, 4) OBP: 0.253, SLG: 0.262					F9					0	0	0	0	0	0	0	
Larry Brown, R (1, 4) OBP: 0.375, SLG: 0.375								F7		2	0	0	0	1	0	0	
Jack Heidemann, R (1, 6) OBP: 0.229, SLG: 0.248					F5			F8		2	0	0	0	1	0	0	
Mike Paul, L (1, 1) (5, PH)										1	0	0	0	0	0	2	
Rich Rollins, R (5, PH) OBP: 0.277, SLG: 0.326										1	0	1	0	0	0	0	
Dean Chance, R (5, 1) (8, PH)										0	0	0	0	0	0	0	
Roy Foster, R (8, PH) OBP: 0.313, SLG: 0.378										1	0	0	0	0	0	0	
Dick Ellsworth, L (8, 1)										0	0	0	0	0	0	0	
Inning Stats	R: 1 E: 0 K: 1 S: 6	H: 1 LOB: 0 BB: 0 P: 6	R: 0 E: 0 K: 0 S: 3	H: 0 LOB: 0 BB: 2 P: 11	R: 0 E: 0 K: 0 S: 3	H: 0 LOB: 0 BB: 0 P: 3	R: 0 E: 0 K: 0 S: 3	H: 1 LOB: 1 BB: 0 P: 6	R: 0 E: 0 K: 0 S: 4	H: 0 LOB: 0 BB: 0 P: 3	R: 0 E: 0 K: 0 S: 3	H: 0 LOB: 0 BB: 0 P: 3	R: 0 E: 0 K: 1 S: 6	H: 1 LOB: 1 BB: 0 P: 6	1B: 2 2B: 1 3B: 0 HR: 1	SF: 0 SAC: 0 DP: 0 HBP: 0	WP: 0 PA: 33 PB: 0 SB: 0 CS: 0
PITCHER	IP WLS BF H R ER SO BB IBB HBP BLK WP HR S P ERA WHIP																
Clyde Wright, L (1, 1) ERA: 3.09	8.2 W 32 4 1 1 3 2 0 0 0 0 1 36 44 1.04 0.692																
Ken Tatum, R (9, 1) ERA: 1.24	0.1 S 1 0 0 0 0 0 0 0 0 0 0 1 1 0.00 0.000																

Cleveland Indians @ California Angels
Anaheim Stadium, Anaheim, CA
Fri Jun 05 1970, 10:05 PM EDT
Att: 10,894 - Unknown

AB 31
R 1
H 4
RBI 1
BB 2
SO 3
LOB 6



Batter	1	2	3	4	5	6	7	8	9	AB	R	H	RBI	BB	SO	LOB	BOTTOM		
Sandy Alomar Sr., S (1, 4) OBP: 0.284, SLG: 0.260	5-3 1B	K		F7			SH2-4 1B			3	1	1	0	1	1	1			
Jarvis Tatum, R (1, 8) OBP: 0.381, SLG: 0.308	5-3			4-3			SH2-4 1B			2	0	0	0	1	1	1			
Jay Johnstone, L (7, 8) OBP: 0.267, SLG: 0.398	1-2			BB			1-2 1B			1	0	1	0	0	0	0			
Jim Fregosi, R (1, 6) OBP: 0.350, SLG: 0.414	1B			4-3		FC5-4 1B	SH2-4			2	0	1	0	1	0	1			
Alex Johnson, R (1, 7) OBP: 0.399, SLG: 0.493	BB			F5		FC5-4 1B	G4-3 IBB			3	0	2	1	1	0	1			
Ken McMullen, R (1, 5) OBP: 0.341, SLG: 0.398	1-2 BB			F8		FC5-4 FC6-4	G4-3			3	0	0	0	1	0	6			
Billy Cowan, R (1, 3) OBP: 0.375, SLG: 0.478	K					1-2 2-3 FC6-4				3	1	1	1	0	1	5			
Jim Spencer, L (7, 3) OBP: 0.333, SLG: 0.409	K				HR	1-2				1	0	0	0	0	0	0			
Tommie Reynolds, R (1, 9) OBP: 0.286, SLG: 0.259	F3			F7						4	0	0	0	0	0	3			
Tom Egan, R (1, 2) OBP: 0.241, SLG: 0.264		F2		F4			9-3 1B			3	0	1	0	1	0	0			
Clyde Wright, R (1, 1) OBP: 0.189, SLG: 0.222	5-3									4	0	1	0	0	1	2			
Ken Tatum, R (9, 1)							9-3			0	0	0	0	0	0	0			
Inning Stats	R: 1 E: 0 K: 1 S: 7	H: 2 LOB: 3 BB: 2 P: 15	R: 0 E: 0 K: 1 S: 5	H: 0 LOB: 0 BB: 0 P: 5	R: 0 E: 0 K: 0 S: 3	H: 0 LOB: 1 BB: 1 P: 7	R: 1 E: 0 K: 0 S: 5	H: 2 LOB: 1 BB: 0 P: 5	R: 0 E: 0 K: 1 S: 6	H: 1 LOB: 2 BB: 1 P: 10	R: 0 E: 0 K: 0 S: 3	H: 1 LOB: 0 BB: 0 P: 3	R: 0 E: 0 K: 0 S: 4	H: 2 LOB: 2 BB: 1 P: 8	R: 0 E: 0 K: 1 S: 5	H: 0 LOB: 1 BB: 1 P: 9	1B: 6 2B: 2 3B: 0 HR: 1	SF: 0 SAC: 1 DP: 2 HBP: 0	WP: 0 PA: 36 PB: 0 SB: 0 CS: 0
PITCHER	IP WLS BF H R ER SO BB IBB HBP BLK WP HR S P ERA WHIP																		
Mike Paul, L (1, 1) ERA: 4.34	4.0 L 19 4 2 2 2 2 3 0 0 0 0 1 20 32 4.50 1.750																		
Dean Chance, R (5, 1) ERA: 4.24	3.0 13 4 0 0 1 1 1 0 0 0 0 0 13 21 0.00 1.667																		
Dick Ellsworth, L (8, 1) ERA: 3.74	1.0 4 0 0 0 1 1 0 0 0 0 0 0 5 9 0.00 1.000																		

Cleveland Indians @ California Angels
Anaheim Stadium, Anaheim, CA
Fri Jun 05 1970, 10:05 PM EDT
Att: 10,894 - Unknown

AB 29
R 2
H 8
RBI 2
BB 6
SO 4
LOB 20



Batter	1	2	3	4	5	6	7	8	9	AB	R	H	RBI	BB	SO	LOB	TOP					
Sandy Alomar Sr. S OBP: 0.284, SLG: 0.270 (1, 4)	0-0 4-3		0-0 6-3		0-0 1-3			0-0 1B		4	0	1	0	0	0	3	California Angels @ Baltimore Orioles Memorial Stadium, Baltimore, MD Wed Jun 10 1970, 7:05 PM EDT Att: 9,637 - Unknown livebaseballscorecards.com					
Jim Fregosi R OBP: 0.354, SLG: 0.433 (1, 6)	0-3 K			0-0 5-3		0-0 G6-4-3 1B		0-0 1B		4	0	2	0	0	1	0						
Roger Repoz L OBP: 0.337, SLG: 0.484 (1, 9)	0-0 5-3			0-0 6-3		0-0 L8		0-0 F3		4	0	0	0	0	0	3						
Alex Johnson R OBP: 0.387, SLG: 0.477 (1, 7)		0-0 S 1B		0-0 6-3		0-0 G6-4-3 1-2		0-0 F9		4	0	1	0	0	0	3						
Jim Spencer L OBP: 0.330, SLG: 0.400 (1, 3)		0-0 F9 1-2			0-0 F7		0-0 G3		0-3 K	4	0	0	0	0	1	1						
Ken McMullen R OBP: 0.347, SLG: 0.421 (1, 5)		0-0 F7			0-0 1B 1B 1B		0-3 K		0-0 P3	4	0	1	0	0	1	1						
Jay Johnstone L OBP: 0.267, SLG: 0.420 (1, 8)		0-0 F9			0-3 K		0-0 HR		0-3 K	4	1	1	1	0	2	2						
Tom Egan R OBP: 0.288, SLG: 0.309 (1, 2)			0-3 K		0-0 1B 1-2 1B		0-3 K			3	0	1	0	0	2	0						
Clyde Wright R OBP: 0.200, SLG: 0.231 (8, PH)			0-3 K						0-3 K	2	0	1	0	0	1	0						
Tommy Reynolds R OBP: 0.236, SLG: 0.268 (8, PH)										1	0	0	0	0	1	0						
Ken Tatum R (8, 1)										0	0	0	0	0	0	0						
Inning Stats	R: 0 E: 0 K: 1 S: 5	H: 0 LOB: 0 BB: 0 P: 5	R: 0 E: 0 K: 0 S: 4	H: 1 LOB: 1 BB: 0 P: 4	R: 0 E: 0 K: 2 S: 7	H: 0 LOB: 0 BB: 0 P: 7	R: 0 E: 0 K: 0 S: 3	H: 0 LOB: 0 BB: 0 P: 3	R: 0 E: 0 K: 1 S: 8	H: 3 LOB: 3 BB: 0 P: 8	R: 0 E: 0 K: 0 S: 3	H: 1 LOB: 0 BB: 0 P: 3	R: 1 E: 0 K: 2 S: 8	H: 1 LOB: 0 BB: 0 P: 8	R: 0 E: 0 K: 1 S: 7	H: 2 LOB: 2 BB: 0 P: 7	R: 0 E: 0 K: 2 S: 7	H: 0 LOB: 0 BB: 0 P: 7	1B: 7 2B: 0 3B: 0 HR: 1	SF: 0 SAC: 0 DP: 1 HBP: 0	WP: 0 PB: 0 SB: 1 CS: 0	PA: 34
PITCHER Jim Palmer R ERA: 2.57 (1, 1)	IP: 9.0 WLS: W BF: 34 H: 8 R: 1 ER: 1 SO: 9 BB: 0 IBB: 0 HBP: 0 BLK: 0 WP: 0 HR: 1 S: 52 P: 52 ERA: 1.00 WHIP: 0.889															PITCHER Jim Palmer R ERA: 2.57 (1, 1)	IP: 9.0 WLS: W BF: 34 H: 8 R: 1 ER: 1 SO: 9 BB: 0 IBB: 0 HBP: 0 BLK: 0 WP: 0 HR: 1 S: 52 P: 52 ERA: 1.00 WHIP: 0.889					

Batter	1	2	3	4	5	6	7	8	9	AB	R	H	RBI	BB	SO	LOB	BOTTOM			
Don Buford S OBP: 0.364, SLG: 0.358 (1, 7)	4-0 E 5-3 BB		0-0 FC6-4 1B		0-0 F8		0-0 3B 1B			3	2	2	0	1	0	0	California Angels @ Baltimore Orioles Memorial Stadium, Baltimore, MD Wed Jun 10 1970, 7:05 PM EDT Att: 9,637 - Unknown livebaseballscorecards.com			
Merv Rettenmund R OBP: 0.299, SLG: 0.494 (1, 8)	0-0 F8 1-3		0-0 F7		0-0 6-3		0-0 3B			4	0	1	1	0	0	2				
Brooks Robinson R OBP: 0.339, SLG: 0.469 (1, 5)	0-0 5-3 3-H		0-0 FC6-4 1-2			0-0 1B 1B		0-0 F8		4	0	1	1	0	0	2				
Frank Robinson R OBP: 0.426, SLG: 0.572 (1, 9)	0-0 L8			0-0 FC1-6 1B		0-0 F8 1B		0-0 F7		4	0	1	0	0	0	1				
Boog Powell L OBP: 0.426, SLG: 0.611 (1, 3)		0-0 2B		0-0 FC1-6 1B 1-2		0-0 F8		0-0 P4		4	0	1	0	0	0	2				
Davey Johnson R OBP: 0.394, SLG: 0.422 (1, 4)		0-0 B1		0-0 1B 1-2		0-0 1B		0-0 F7		4	0	2	0	0	0	1				
Andy Etchebarren R OBP: 0.260, SLG: 0.265 (1, 2)		0-0 F7		0-3 K		0-0 4-3				3	0	0	0	0	1	5				
Mark Belanger R OBP: 0.240, SLG: 0.216 (1, 6)		0-0 F9		0-0 F9			0-0 F7			3	0	0	0	0	0	3				
Jim Palmer R OBP: 0.238, SLG: 0.293 (1, 1)			0-0 F7		0-3 K		0-3 K			3	0	0	0	0	2	0				
Inning Stats	R: 1 E: 1 K: 0 S: 3	H: 0 LOB: 0 BB: 1 P: 7	R: 0 E: 0 K: 0 S: 4	H: 1 LOB: 1 BB: 0 P: 4	R: 0 E: 0 K: 0 S: 4	H: 1 LOB: 1 BB: 0 P: 4	R: 0 E: 0 K: 1 S: 7	H: 2 LOB: 2 BB: 0 P: 7	R: 0 E: 0 K: 1 S: 5	H: 0 LOB: 0 BB: 0 P: 5	R: 0 E: 0 K: 0 S: 5	H: 2 LOB: 2 BB: 0 P: 5	R: 1 E: 0 K: 1 S: 7	H: 2 LOB: 1 BB: 0 P: 7	R: 0 E: 0 K: 0 S: 3	H: 0 LOB: 0 BB: 0 P: 3		1B: 6 2B: 1 3B: 1 HR: 0	SF: 0 SAC: 0 DP: 0 HBP: 0	WP: 0 PB: 0 SB: 0 CS: 0
PITCHER Clyde Wright L ERA: 2.96 (1, 1)	IP: 7.0 WLS: L BF: 30 H: 8 R: 2 ER: 1 SO: 3 BB: 1 IBB: 0 HBP: 0 BLK: 0 WP: 0 HR: 0 S: 35 P: 39 ERA: 1.29 WHIP: 1.286															PITCHER Ken Tatum R ERA: 1.47 (8, 1)	IP: 1.0 WLS: L BF: 3 H: 0 R: 0 ER: 0 SO: 0 BB: 0 IBB: 0 HBP: 0 BLK: 0 WP: 0 HR: 0 S: 3 P: 3 ERA: 0.00 WHIP: 0.000			

Batter	1	2	3	4	5	6	7	8	9	AB	R	H	RBI	BB	SO	LOB	TOP		
Sandy Alomar Sr. S OBP: 0.283, SLG: 0.271 Paul Doyle, L	6-3		1B			F8		SF8		3	0	1	1	0	0	0	California Angels @ Baltimore Orioles Memorial Stadium, Baltimore, MD Thu Jun 11 1970, 7:05 PM EDT Att: 7,280 - Unknown		
Jarvis Tatum R OBP: 0.351, SLG: 0.317			F9			5-3		K		4	0	1	0	0	1	3			
Jim Fregosi R OBP: 0.429, SLG: 0.429 Ray Oyler, R	K			K			FC6-4 BB		K	2	0	0	0	0	2	1			
Alex Johnson R OBP: 0.381, SLG: 0.469	K			1-3			FC6-4 G6-4-3		F9	4	0	0	0	0	1	2			
Ken McMullen R OBP: 0.341, SLG: 0.412	6-3			F7			G6-4-3		6-3	4	0	0	0	0	0	1			
Billy Cowan R OBP: 0.375, SLG: 0.433	5-3					6-3		E SF8 BB		2	1	0	0	1	0	0			
Tommie Reynolds R OBP: 0.222, SLG: 0.250	6-3					K		E6 SF8 E		3	0	0	0	0	1	1			
Tom Egan R OBP: 0.276, SLG: 0.296			5-3			5-3		K		3	0	0	0	0	1	2			
Rudy May L OBP: 0.086, SLG: 0.088 Steve Kealey, R			K					K		1	0	0	0	0	1	0			
Giraldo Ruiz S OBP: 0.250, SLG: 0.333						K		E1		1	0	0	0	0	1	0			
Inning Stats	R: 0 E: 0 K: 2 S: 8	H: 1 LOB: 1 BB: 0 P: 8	R: 0 E: 0 K: 0 S: 3	H: 0 LOB: 0 BB: 0 P: 3	R: 0 E: 0 K: 1 S: 6	H: 1 LOB: 1 BB: 0 P: 6	R: 0 E: 0 K: 1 S: 5	H: 0 LOB: 0 BB: 0 P: 5	R: 0 E: 0 K: 1 S: 5	H: 0 LOB: 0 BB: 0 P: 5	R: 0 E: 0 K: 0 S: 2	H: 0 LOB: 0 BB: 1 P: 6	R: 1 E: 2 K: 9 S: 9	H: 0 LOB: 2 BB: 1 P: 13	R: 0 E: 0 K: 1 S: 5	H: 0 LOB: 0 BB: 0 P: 5	1B: 1 2B: 1 3B: 0 HR: 0	SF: 1 SAC: 0 DP: 1 HBP: 0	WP: 0 PA: 32 PB: 0 SB: 0 CS: 0
PITCHER Mike Cuellar L ERA: 3.77	IP: 9.0 WLS: W BF: 32 H: 2 R: 1 ER: 0 SO: 9 BB: 2 IBB: 0 HBP: 0 BLK: 0 WP: 0 HR: 0 S: 48 P: 56 ERA: 0.00 WHIP: 0.444															PITCHER			

Batter	1	2	3	4	5	6	7	8	9	AB	R	H	RBI	BB	SO	LOB	BOTTOM		
Don Buford S OBP: 0.358, SLG: 0.350	6-3	F9		K		K				4	0	0	0	0	2	2	California Angels @ Baltimore Orioles Memorial Stadium, Baltimore, MD Thu Jun 11 1970, 7:05 PM EDT Att: 7,280 - Unknown		
Mery Rettenmund R OBP: 0.297, SLG: 0.516			6-3		G1		5-3			4	1	1	1	0	0	0			
Brooks Robinson R OBP: 0.333, SLG: 0.460	E5 HR		F8		F8		L5			4	1	0	0	0	0	0			
Frank Robinson R OBP: 0.433, SLG: 0.589				HR BB		HR BB		F8		2	3	1	2	2	0	0			
Boog Powell L OBP: 0.432, SLG: 0.626	6-3			HR BB		HR BB		FC1-4 BB		2	2	1	2	2	0	0			
Davey Johnson R OBP: 0.391, SLG: 0.434	6-3		6-3			HR BB		FC1-4 WP 1B		4	2	1	3	0	0	1			
Andy Etchebarren R OBP: 0.259, SLG: 0.264		K		K		K				4	0	1	1	0	3	0			
Mark Belanger R OBP: 0.244, SLG: 0.218		SH5-3 1B				6-3		F3		3	0	1	0	1	0	1			
Mike Cuellar L OBP: 0.077, SLG: 0.132		SH5-3			F9		F8		K	3	0	0	0	0	1	2			
Inning Stats	R: 3 E: 1 K: 0 S: 6	H: 2 LOB: 0 BB: 0 P: 6	R: 0 E: 0 K: 1 S: 6	H: 1 LOB: 1 BB: 0 P: 6	R: 2 E: 0 K: 0 S: 4	H: 1 LOB: 0 BB: 1 P: 8	R: 0 E: 0 K: 2 S: 7	H: 0 LOB: 1 BB: 1 P: 11	R: 3 E: 0 K: 1 S: 6	H: 1 LOB: 0 BB: 2 P: 14	R: 0 E: 0 K: 1 S: 5	H: 0 LOB: 0 BB: 0 P: 5	R: 0 E: 0 K: 0 S: 3	H: 0 LOB: 0 BB: 0 P: 3	R: 1 E: 0 K: 1 S: 6	H: 1 LOB: 1 BB: 1 P: 10		1B: 2 2B: 0 3B: 0 HR: 4	SF: 0 SAC: 1 DP: 0 HBP: 0
PITCHER Rudy May L ERA: 2.8 Steve Kealey, R ERA: 2.45 Paul Doyle, L ERA: 3.26	IP: 4.2 WLS: L BF: 23 H: 4 R: 7 ER: 6 SO: 3 BB: 4 IBB: 0 HBP: 0 BLK: 0 WP: 0 HR: 3 S: 25 P: 41 ERA: 11.57 WHIP: 1.714															PITCHER			

Batter	1	2	3	4	5	6	7	8	9	AB	R	H	RBI	BB	SO	LOB	TOP										
Sandy Alomar Sr., S OBP: 0.286, SLG: 0.278 (1,4)										5	1	2	0	0	1	2	California Angels @ Detroit Tigers Tiger Stadium, Detroit, MI Fri Jun 12 1970, 7:05 PM EDT Att: 21,156 - Unknown										
Jim Fregosi, R OBP: 0.356, SLG: 0.460 (1,6)										5	2	3	2	0	0	1											
Alex Johnson, R OBP: 0.379, SLG: 0.463 (1,7)										3	0	0	1	1	0	1											
Ken McMullen, R OBP: 0.335, SLG: 0.404 (1,5)										4	0	0	0	0	1	2											
Billy Cowan, R OBP: 0.417, SLG: 0.588 (1,3) (6,9)										4	2	3	1	0	1	1											
Tommie Reynolds, R OBP: 0.223, SLG: 0.255 Jim Spencer, L OBP: 0.328, SLG: 0.398 (1,9) (6,3)										3	0	1	1	0	0	0											
Jarvis Tatum, R OBP: 0.342, SLG: 0.313 (1,8)										4	0	1	0	0	1	1											
Tom Egan, R OBP: 0.275, SLG: 0.307 (1,2)										4	0	1	0	0	1	1											
Andy Messersmith, R OBP: 0.140, SLG: 0.256 (1,1)										4	0	0	0	0	3	2											
Inning Stats	R: 1 E: 0 K: 2 S: 8	H: 1 LOB: 1 BB: 1 P: 12	R: 0 E: 0 K: 1 S: 7	H: 2 LOB: 2 BB: 0 P: 7	R: 0 E: 0 K: 1 S: 5	H: 0 LOB: 0 BB: 0 P: 5	R: 1 E: 0 K: 0 S: 4	H: 1 LOB: 0 BB: 0 P: 4	R: 1 E: 0 K: 1 S: 6	H: 1 LOB: 0 BB: 0 P: 6	R: 1 E: 0 K: 0 S: 5	H: 2 LOB: 1 BB: 0 P: 5	R: 1 E: 0 K: 0 S: 5	H: 2 LOB: 1 BB: 0 P: 5	R: 0 E: 0 K: 2 S: 8	H: 1 LOB: 1 BB: 0 P: 8		R: 0 E: 0 K: 1 S: 8	H: 1 LOB: 1 BB: 0 P: 8	1B: 5 2B: 4 3B: 0 HR: 3	SF: 0 SAC: 0 DP: 1 HBP: 0	WP: 0 PB: 0 SB: 0 CS: 0	PA: 38				
PITCHER	IP	WLS	BF	H	R	ER	SO	BB	IBB	HBP	BLK	WP	HR	S	P	ERA	WHIP										
John Hiller, L ERA: 3.48 (1,1)	6.0	L	26	7	4	4	5	1	0	0	0	0	3	35	39	6.00	1.333										
Dennis Saunders, R ERA: 3.21 (7,1)	1.0		5	2	1	1	0	0	0	0	0	0	0	5	5	9.00	2.000										
Fred Scherman, L ERA: 4.5 (8,1)	2.0		7	2	0	0	3	0	0	0	0	0	0	13	13	0.00	1.000										

Batter	1	2	3	4	5	6	7	8	9	AB	R	H	RBI	BB	SO	LOB	BOTTOM										
Dick McAuliffe, L OBP: 0.413, SLG: 0.406 (1,4)										4	0	1	0	0	1	1	California Angels @ Detroit Tigers Tiger Stadium, Detroit, MI Fri Jun 12 1970, 7:05 PM EDT Att: 21,156 - Unknown										
Mickey Stanley, R OBP: 0.320, SLG: 0.342 (1,8)										4	1	1	0	0	0	1											
Jim Northrup, L OBP: 0.365, SLG: 0.480 (1,9)										4	0	2	0	0	0	0											
Willie Horton, R OBP: 0.380, SLG: 0.539 (1,7)										4	0	1	1	0	0	1											
Norm Cash, L OBP: 0.347, SLG: 0.438 (1,3)										3	0	0	0	1	0	3											
Bill Freehan, R OBP: 0.322, SLG: 0.444 (1,2)										4	1	1	1	0	0	3											
Elliott Maddox, R OBP: 0.323, SLG: 0.313 (1,5)										3	0	1	0	1	0	1											
Cesar Gutierrez, R OBP: 0.254, SLG: 0.285 Ike Brown, R OBP: 0.500, SLG: 0.875 Ken Szotkiewicz, L OBP: 0.278, SLG: 0.267 (1,6) (7, PH) (8,6)										2	0	0	0	0	0	2											
John Hiller, R Dennis Saunders, S Dalton Jones, L OBP: 0.333, SLG: 0.345 Fred Scherman, L (1,1) (7,1) (7, PH) (8,1)										1	0	0	0	0	0	0											
Inning Stats	R: 1 E: 0 K: 1 S: 8	H: 3 LOB: 2 BB: 0 P: 8	R: 0 E: 0 K: 0 S: 2	H: 0 LOB: 0 BB: 1 P: 6	R: 0 E: 0 K: 0 S: 3	H: 1 LOB: 0 BB: 0 P: 3	R: 0 E: 0 K: 0 S: 3	H: 0 LOB: 0 BB: 0 P: 3	R: 0 E: 0 K: 0 S: 4	H: 1 LOB: 1 BB: 0 P: 4	R: 0 E: 0 K: 0 S: 4	H: 1 LOB: 1 BB: 0 P: 4	R: 1 E: 0 K: 0 S: 4	H: 1 LOB: 0 BB: 0 P: 4	R: 0 E: 0 K: 0 S: 3	H: 0 LOB: 0 BB: 0 P: 3		R: 0 E: 0 K: 0 S: 3	H: 0 LOB: 1 BB: 1 P: 7	1B: 5 2B: 1 3B: 0 HR: 1	SF: 0 SAC: 1 DP: 1 HBP: 0	WP: 0 PB: 0 SB: 0 CS: 1	PA: 34				
PITCHER	IP	WLS	BF	H	R	ER	SO	BB	IBB	HBP	BLK	WP	HR	S	P	ERA	WHIP										
Andy Messersmith, R ERA: 2.89 (1,1)	9.0	W	34	7	2	2	1	2	0	0	0	0	1	34	42	2.00	1.000										

Batter	1	2	3	4	5	6	7	8	9	AB	R	H	RBI	BB	SO	LOB	TOP
Sandy Alomar Sr. S OBP: 0.284, SLG: 0.276 (1, 4)	L4-3		E6 L5-3 1B	L5-3			E6 1B L5-3			5	1	1	0	0	0	2	California Angels @ Detroit Tigers Tiger Stadium, Detroit, MI Sat Jun 13 1970, 4:33 AM EDT Att: 13,299 - Unknown
Jim Fregosi, R OBP: 0.353, SLG: 0.452 (1, 6)	FC3-6 1B BB		L5-3		L6-3		L5-3		6-3	4	0	0	0	1	0	3	
Alex Johnson, R OBP: 0.387, SLG: 0.468 (1, 7)	FC3-6 1B		HR 1B		L4-3 1B		1B IBB		6-3	4	1	3	1	1	0	0	
Ken McMullen, R OBP: 0.335, SLG: 0.404 Giraldo Ruiz, S OBP: 0.235, SLG: 0.294 (1, PH) (1, 5)	FC3-6		F8		L4-3		L4-3 1B		4-3	0	0	0	0	0	0	0	
Billy Cowan, R OBP: 0.400, SLG: 0.632 (1, 9)	K		HR				K			4	1	1	2	0	3	5	
Jarvis Tatum, R OBP: 0.350, SLG: 0.329 (1, 8)			FC4-6 BB				K		L4-3	3	0	1	0	1	1	0	
Jim Spencer, L OBP: 0.326, SLG: 0.400 (1, 3)			F4 FC4-6		L3-1				L4-3 1B 2B	4	1	1	0	0	0	2	
Tom Egan, R OBP: 0.286, SLG: 0.308 (1, 2)			K		L5-3 BB		E5 L5-3 1B		L4-3	3	1	1	0	1	1	2	
Tom Murphy, R OBP: 0.150, SLG: 0.132 Ken Tatum, R OBP: 0.333, SLG: 0.333 Paul Doyle, L OBP: 0.333, SLG: 0.333 Eddie Fisher, R OBP: 0.333, SLG: 0.333 (1, 1) (8, 1) (8, 1) (8, 1)	K		K		K		K		1B 3H 1B	4	0	1	1	0	3	3	
Inning Stats	R: 0 E: 0 K: 1 S: 6	H: 1 LOB: 2 BB: 1 P: 10	R: 3 E: 0 K: 0 S: 6	H: 2 LOB: 1 BB: 1 P: 10	R: 0 E: 0 K: 1 S: 4	H: 0 LOB: 0 BB: 1 P: 8	R: 0 E: 0 K: 2 S: 7	H: 0 LOB: 0 BB: 0 P: 7	R: 1 E: 2 K: 10	H: 2 LOB: 3 BB: 1 P: 14	R: 1 E: 0 K: 0 S: 5	H: 3 LOB: 3 BB: 0 P: 5	R: 0 E: 0 K: 0 S: 3	H: 0 LOB: 0 BB: 0 P: 3	1B: 7 2B: 3 3B: 0 HR: 1	SF: 0 SAC: 0 DP: 2 HBP: 0	
PITCHER	IP WLS BF H R ER SO BB IBB HBP BLK WP HR S P ERA WHIP	IP WLS BF H R ER SO BB IBB HBP BLK WP HR S P ERA WHIP	IP WLS BF H R ER SO BB IBB HBP BLK WP HR S P ERA WHIP	IP WLS BF H R ER SO BB IBB HBP BLK WP HR S P ERA WHIP	IP WLS BF H R ER SO BB IBB HBP BLK WP HR S P ERA WHIP	IP WLS BF H R ER SO BB IBB HBP BLK WP HR S P ERA WHIP	IP WLS BF H R ER SO BB IBB HBP BLK WP HR S P ERA WHIP	IP WLS BF H R ER SO BB IBB HBP BLK WP HR S P ERA WHIP	IP WLS BF H R ER SO BB IBB HBP BLK WP HR S P ERA WHIP	IP WLS BF H R ER SO BB IBB HBP BLK WP HR S P ERA WHIP	IP WLS BF H R ER SO BB IBB HBP BLK WP HR S P ERA WHIP	IP WLS BF H R ER SO BB IBB HBP BLK WP HR S P ERA WHIP	IP WLS BF H R ER SO BB IBB HBP BLK WP HR S P ERA WHIP	IP WLS BF H R ER SO BB IBB HBP BLK WP HR S P ERA WHIP	IP WLS BF H R ER SO BB IBB HBP BLK WP HR S P ERA WHIP	IP WLS BF H R ER SO BB IBB HBP BLK WP HR S P ERA WHIP	IP WLS BF H R ER SO BB IBB HBP BLK WP HR S P ERA WHIP

AB	36
R	5
H	10
RBI	5
BB	4
SO	8
LOB	21



Batter	1	2	3	4	5	6	7	8	9	AB	R	H	RBI	BB	SO	LOB	BOTTOM
Dick McAuliffe, L OBP: 0.408, SLG: 0.416 (1, 4)	F5		4-3		HR		3-1	F9		5	1	1	1	0	0	3	California Angels @ Detroit Tigers Tiger Stadium, Detroit, MI Sat Jun 13 1970, 4:33 AM EDT Att: 13,299 - Unknown
Mickey Stanley, R OBP: 0.318, SLG: 0.339 (1, 8)	K		F9		4-3			1B 1B		4	1	1	0	0	1	0	
Al Kaline, R OBP: 0.412, SLG: 0.527 (1, 3) (9, 9)	BB		HR				L5-3	1B 1B		3	2	2	1	1	0	0	
Willie Horton, R OBP: 0.382, SLG: 0.538 Ike Brown, R OBP: 0.500, SLG: 0.875 Tom Timmermann, R OBP: 0.333, SLG: 0.333 (1, 7) (8, PR) (9, 1)	K		6-3				3-1 1B	HBP 1B WP 1B		4	0	2	1	0	1	1	
Jim Northrup, L OBP: 0.368, SLG: 0.492 (1, 9) (9, 7)			2B 3B		4-3		3-1	WP HBP 1B		4	1	2	1	0	0	1	
Bill Freehan, R OBP: 0.330, SLG: 0.450 (1, 2)			2B		6-3		4-0 IBB	WP HBP		2	0	1	1	1	0	0	
Elliott Maddox, R OBP: 0.309, SLG: 0.298 (1, 5)			K		5-3		F7	5-3		4	0	0	0	0	1	5	
Cesar Gutierrez, R OBP: 0.251, SLG: 0.281 Dalton Jones, L OBP: 0.328, SLG: 0.339 Ken Szotkiewicz, L OBP: 0.270, SLG: 0.258 (1, 6) (7, PH) (8, 6)	F8		F8		F7		4-3	K		2	0	0	0	0	0	1	
Les Cain, L OBP: 0.043, SLG: 0.043 Gates Brown, L OBP: 0.205, SLG: 0.316 Daryl Patterson, L OBP: 0.250, SLG: 0.250 Don Wert, R OBP: 0.250, SLG: 0.250 Norm Cash, L OBP: 0.251, SLG: 0.438 (1, 1) (7, PH) (8, 1) (8, PH) (9, 3)	4-3		4-3		G3		F9	HBP		1	0	0	0	0	0	0	
Inning Stats	R: 0 E: 0 K: 2 S: 7	H: 0 LOB: 1 BB: 1 P: 11	R: 1 E: 0 K: 1 S: 7	H: 2 LOB: 1 BB: 0 P: 7	R: 1 E: 0 K: 0 S: 4	H: 1 LOB: 0 BB: 0 P: 4	R: 0 E: 0 K: 0 S: 3	H: 1 LOB: 2 BB: 1 P: 8	R: 0 E: 0 K: 1 S: 9	H: 0 LOB: 0 BB: 0 P: 3	R: 3 E: 0 K: 1 S: 9	H: 4 LOB: 3 BB: 0 P: 11	R: 0 E: 0 K: 0 S: 3	H: 0 LOB: 0 BB: 0 P: 3	1B: 5 2B: 1 3B: 1 HR: 2	SF: 0 SAC: 0 DP: 0 HBP: 2	
PITCHER	IP WLS BF H R ER SO BB IBB HBP BLK WP HR S P ERA WHIP	IP WLS BF H R ER SO BB IBB HBP BLK WP HR S P ERA WHIP	IP WLS BF H R ER SO BB IBB HBP BLK WP HR S P ERA WHIP	IP WLS BF H R ER SO BB IBB HBP BLK WP HR S P ERA WHIP	IP WLS BF H R ER SO BB IBB HBP BLK WP HR S P ERA WHIP	IP WLS BF H R ER SO BB IBB HBP BLK WP HR S P ERA WHIP	IP WLS BF H R ER SO BB IBB HBP BLK WP HR S P ERA WHIP	IP WLS BF H R ER SO BB IBB HBP BLK WP HR S P ERA WHIP	IP WLS BF H R ER SO BB IBB HBP BLK WP HR S P ERA WHIP	IP WLS BF H R ER SO BB IBB HBP BLK WP HR S P ERA WHIP	IP WLS BF H R ER SO BB IBB HBP BLK WP HR S P ERA WHIP	IP WLS BF H R ER SO BB IBB HBP BLK WP HR S P ERA WHIP	IP WLS BF H R ER SO BB IBB HBP BLK WP HR S P ERA WHIP	IP WLS BF H R ER SO BB IBB HBP BLK WP HR S P ERA WHIP	IP WLS BF H R ER SO BB IBB HBP BLK WP HR S P ERA WHIP	IP WLS BF H R ER SO BB IBB HBP BLK WP HR S P ERA WHIP	

AB	33
R	6
H	9
RBI	5
BB	2
SO	4
LOB	15



Batter	1	2	3	4	5	6	7	8	9	AB	R	H	RBI	BB	SO	LOB	TOP		
Sandy Alomar Sr. S OBP: 0.287, SLG: 0.280 (1, 4)	L3		CS 2H 1B			FC5 BB 1B		L9		4	0	2	1	0	0	1			
Jim Fregosi R OBP: 0.351, SLG: 0.461 (1, 6)	K		CS 1-2	K		F3		HR		4	1	1	2	0	2	1			
Jay Johnstone L OBP: 0.266, SLG: 0.409 (1, 8)	K			K		BB 1-2		F3		3	0	0	0	1	2	0			
Alex Johnson R OBP: 0.385, SLG: 0.477 (1, 7)		F8		5-3		FC5 2-3f		HR		4	1	1	1	0	0	2			
Jim Spencer L OBP: 0.319, SLG: 0.391 (1, 3)	K				K			L4	L9	4	0	0	0	0	2	0			
Roger Repoz L OBP: 0.335, SLG: 0.478 (1, 9)	L5-3				1B			K		4	0	1	0	0	2	0			
Joe Azcue R OBP: 0.287, SLG: 0.298 (1, 2)			SH3-4 1B		F3		E5	F7		4	1	1	0	0	0	1			
Giraldo Ruiz S OBP: 0.190, SLG: 0.238 (1, 5)			F7		K		5-3	L9		4	0	0	0	0	1	3			
Clyde Wright R Eddie Fisher R Tom Silvero L Dave LaRoche L Tommie Reynolds R Greg Garrett S (1, 1) (3, 1) (6, PH) (6, 1) (8, PH) (8, 1)			SH3-4 1-2		F8			HR 1B		0	0	0	0	0	0	0			
Inning Stats	R: 0 E: 0 K: 2 S: 7	H: 0 LOB: 0 BB: 0 P: 7	R: 0 E: 0 K: 1 S: 5	H: 0 LOB: 0 BB: 0 P: 5	R: 1 E: 0 K: 0 S: 4	H: 2 LOB: 0 BB: 0 P: 4	R: 0 E: 0 K: 2 S: 7	H: 0 LOB: 0 BB: 0 P: 7	R: 0 E: 0 K: 2 S: 8	H: 1 LOB: 1 BB: 0 P: 8	R: 0 E: 0 K: 1 S: 6	H: 0 LOB: 1 BB: 0 P: 6	R: 3 E: 0 K: 0 S: 6	H: 3 LOB: 0 BB: 0 P: 6	R: 0 E: 0 K: 1 S: 5	H: 0 LOB: 0 BB: 0 P: 5	1B: 5 2B: 0 3B: 0 HR: 2	SF: 0 SAC: 1 DP: 0 HBP: 0	WP: 0 PA: 36 CS: 1
PITCHER Earl Wilson R ERA: 3.84 (1, 1)	IP: 9.0 WLS: W BF: 35 H: 7 R: 4 ER: 4 SO: 9 BB: 1 IBB: 0 HBP: 0 BLK: 0 WP: 0 HR: 2 S: 52 P: 56 ERA: 4.00 WHIP: 0.889																		

California Angels @ Detroit Tigers
Tiger Stadium, Detroit, MI
Sun Jun 14 1970, 4:33 AM EDT
Att: 52,682 - Unknown

AB 33
R 4
H 7
RBI 4
BB 1
SO 9
LOB 8



Batter	1	2	3	4	5	6	7	8	9	AB	R	H	RBI	BB	SO	LOB	BOTTOM		
Mickey Stanley R OBP: 0.316, SLG: 0.344 (1, 8)	6-3		1B 2B	F7		6-3				4	1	1	0	0	0	0			
Dick McAuliffe L OBP: 0.406, SLG: 0.413 (1, 4)	K		HBP 1B	4-3			F4			4	1	1	1	0	1	0			
Al Kaline R OBP: 0.409, SLG: 0.519 (1, 3) (4, 9)	F3		L7		BB 1B		L5-3			3	0	0	0	1	0	1			
Willie Horton R OBP: 0.392, SLG: 0.573 (1, 7)		HR	HBP 1B BB		HR 1B		HR			3	4	3	2	1	0	0			
Jim Northrup L Norm Cash L OBP: 0.369, SLG: 0.489 OBP: 0.352, SLG: 0.459 (1, 9) (4, 3)	3-1		1B E HBP		HR		K			1	1	0	0	0	0	0			
Bill Freehan R OBP: 0.329, SLG: 0.446 (1, 2)	5-3		E 1B		F3		F3			4	0	1	2	0	0	0			
Elliott Maddox R OBP: 0.307, SLG: 0.307 (1, 5)			E6 2B		F3		E3 4-3			4	0	1	0	0	0	1			
Cesar Gutierrez R OBP: 0.246, SLG: 0.275 (1, 6)	6-3		K		F8		L4-3			4	0	0	0	0	1	4			
Earl Wilson R OBP: 0.214, SLG: 0.222 (1, 1)			F6		6-3		K			3	0	0	0	0	1	0			
Inning Stats	R: 0 E: 0 K: 1 S: 5	H: 0 LOB: 0 BB: 0 P: 5	R: 1 E: 0 K: 0 S: 5	H: 2 LOB: 1 BB: 0 P: 5	R: 4 E: 1 K: 1 S: 9	H: 3 LOB: 2 BB: 1 P: 14	R: 0 E: 0 K: 0 S: 3	H: 0 LOB: 0 BB: 0 P: 3	R: 2 E: 0 K: 0 S: 4	H: 2 LOB: 0 BB: 1 P: 8	R: 0 E: 0 K: 1 S: 5	H: 0 LOB: 0 BB: 0 P: 5	R: 1 E: 0 K: 1 S: 6	H: 1 LOB: 0 BB: 0 P: 6	R: 0 E: 1 K: 0 S: 3	H: 0 LOB: 0 BB: 0 P: 3	1B: 3 2B: 3 3B: 0 HR: 3	SF: 0 SAC: 0 DP: 1 HBP: 1	WP: 0 PA: 35 CS: 0
PITCHER Clyde Wright L Eddie Fisher R Dave LaRoche L Greg Garrett L (1, 1) (3, 1) (6, 1) (8, 1)	IP: 2.2 WLS: L BF: 15 H: 5 R: 5 ER: 4 SO: 1 BB: 1 IBB: 0 HBP: 0 BLK: 0 WP: 0 HR: 1 S: 15 P: 20 ERA: 13.50 WHIP: 2.250																		

California Angels @ Detroit Tigers
Tiger Stadium, Detroit, MI
Sun Jun 14 1970, 4:33 AM EDT
Att: 52,682 - Unknown

AB 32
R 8
H 8
RBI 7
BB 2
SO 4
LOB 6



Batter	1	2	3	4	5	6	7	8	9	10	11	12	AB	R	H	RBI	BB	SO	LOB	TOP		
Sandy Alomar Sr., S OBP: 0.288, SLG: 0.278	F3			BB		F9		F9	4-3			1B	5	0	1	0	1	0	3			
Jarvis Tatum, R OBP: 0.357, SLG: 0.329	G3			F8						F7		K	3	0	1	0	1	0	1			
Mel Queen, L Paul Doyle, L						FC5-4		FC5-4	1B				0	0	0	0	0	0	0			
Jim Fregosi, R OBP: 0.347, SLG: 0.451	6-3			BB		FC5-4		FC5-4		6-3		F7	5	0	0	0	1	0	4			
Alex Johnson, R OBP: 0.389, SLG: 0.483		1-3		K				FC6-4	1B				5	1	3	0	0	1	2			
Billy Cowan, R OBP: 0.378, SLG: 0.571		F7		K				FC6-4					4	1	0	0	1	1	4			
Tommie Reynolds, R OBP: 0.289, SLG: 0.283		F9											5	0	2	0	0	0	1			
Giraldo Ruiz, S OBP: 0.192, SLG: 0.231			1-3					F9		F4		F8	5	0	1	0	0	0	5			
Tom Egan, R OBP: 0.276, SLG: 0.296																						
Joe Azcue, R OBP: 0.290, SLG: 0.301			K										3	0	0	0	0	1	1			
Rudy May, L Steve Kealey, R Ray Oyler, R Eddie Fisher, R Jim Spencer, L Ken Tatum, R Roger Peck, L			6-3					F5				F9	2	0	0	0	0	0	0			
Inning Stats	R: 0 E: 0 K: 0 S: 3	H: 0 LOB: 0 BB: 0 P: 3	R: 0 E: 0 K: 0 S: 3	H: 0 LOB: 0 BB: 0 P: 3	R: 0 E: 0 K: 1 S: 5	H: 0 LOB: 0 BB: 0 P: 5	R: 0 E: 0 K: 2 S: 7	H: 0 LOB: 2 BB: 2 P: 15	R: 0 E: 0 K: 0 S: 3	H: 1 LOB: 0 BB: 0 P: 3	R: 0 E: 0 K: 1 S: 4	H: 1 LOB: 1 BB: 0 P: 4	R: 0 E: 0 K: 0 S: 4	H: 1 LOB: 1 BB: 0 P: 4	R: 0 E: 0 K: 0 S: 3	H: 1 LOB: 0 BB: 0 P: 3	R: 0 E: 0 K: 1 S: 6	H: 1 LOB: 1 BB: 0 P: 6	1B: 8 2B: 1 3B: 0 HR: 0	SF: 0 SAC: 0 DP: 1 HBP: 0	WP: 0 PB: 0 SB: 1 CS: 0	PA: 48
PITCHER	IP WLS BF H R ER SO BB IBB HBP BLK WP HR S P ERA WHIP	PITCHER																			IP WLS BF H R ER SO BB IBB HBP BLK WP HR S P ERA WHIP	
Sam McDowell, L ERA: 2.45	1.1	9.0	37	6	2	2	4	0	0	0	0	0	0	0	0	4	4	0.00	1.000			
Phil Hennigan, R ERA: 3.45	10.1	1.0	4	1	0	0	0	0	0	0	0	0	0	0	0	4	4	0.00	1.000			
Dean Chance, R ERA: 4.02	11.1	2.0	W	7	2	0	0	1	0	0	0	0	0	0	9	9	0.00	1.000				

California Angels @ Cleveland Indians
Cleveland Municipal Stadium, Cleveland, OH

Mon Jun 15 1970, 7:05 PM EDT
Att: 4,681 - Unknown

AB 43
R 2
H 9
RBI 2
BB 5
SO 5
LOB 24



Batter	1	2	3	4	5	6	7	8	9	10	11	12	AB	R	H	RBI	BB	SO	LOB	BOTTOM						
Jack Heidemann, R OBP: 0.261, SLG: 0.314	SH3 1B 2B						5-3						6	1	4	1	0	1	1							
Eddie Leon, R OBP: 0.283, SLG: 0.341	SH3							F6					4	1	1	1	0	2	2							
Vada Pinson, L OBP: 0.360, SLG: 0.519	2-3 L4			HR									5	0	0	0	0	1	1							
Ray Fosse, R OBP: 0.362, SLG: 0.489					6-3								5	0	2	1	0	0	0							
Tony Horton, R OBP: 0.325, SLG: 0.406	3-H K												5	0	1	0	0	1	2							
Chuck Hinton, R OBP: 0.341, SLG: 0.361													4	0	0	0	1	2	1							
Roy Foster, R OBP: 0.316, SLG: 0.382													3	0	1	0	0	1	1							
Ted Uhlander, L OBP: 0.307, SLG: 0.329													2	0	0	0	0	0	0							
Graig Nettles, L OBP: 0.327, SLG: 0.350													4	1	0	0	1	0	1							
Sam McDowell, L ERA: 2.79													2	0	0	0	0	1	0							
Phil Hennigan, R OBP: 0.444, SLG: 0.333													0	0	0	0	0	0	0							
Lou Klimchuck, L OBP: 0.205, SLG: 0.270													1	0	0	0	0	0	0							
Dean Chance, R ERA: 1.59													0	0	0	0	0	0	0							
Rich Rollins, R OBP: 0.286, SLG: 0.313													0	0	0	0	1	0	0							
Inning Stats	R: 1 E: 0 K: 1 S: 7	H: 2 LOB: 1 BB: 0 P: 7	R: 0 E: 0 K: 1 S: 5	H: 0 LOB: 0 BB: 0 P: 5	R: 1 E: 0 K: 3 S: 10	H: 1 LOB: 0 BB: 0 P: 10	R: 0 E: 0 K: 0 S: 3	H: 0 LOB: 1 BB: 1 P: 7	R: 0 E: 0 K: 1 S: 6	H: 1 LOB: 1 BB: 0 P: 6	R: 0 E: 0 K: 0 S: 4	H: 1 LOB: 1 BB: 0 P: 4	R: 0 E: 0 K: 0 S: 4	H: 1 LOB: 1 BB: 0 P: 4	R: 0 E: 0 K: 1 S: 5	H: 0 LOB: 0 BB: 0 P: 5	R: 0 E: 0 K: 1 S: 5	H: 1 LOB: 1 BB: 0 P: 5	R: 0 E: 0 K: 0 S: 3	H: 0 LOB: 0 BB: 0 P: 3	R: 1 E: 0 K: 1 S: 5	H: 1 LOB: 2 BB: 0 P: 13	1B: 7 2B: 2 3B: 0 HR: 1	SF: 0 SAC: 2 DP: 1 HBP: 0	WP: 0 PB: 0 SB: 0 CS: 1	PA: 46
PITCHER	IP WLS BF H R ER SO BB IBB HBP BLK WP HR S P ERA WHIP	PITCHER																			IP WLS BF H R ER SO BB IBB HBP BLK WP HR S P ERA WHIP					
Rudy May, L ERA: 2.25	1.1	6.2	27	6	2	2	6	1	0	0	0	0	0	0	0	1	1	0.00	0.000							
Steve Kealey, R ERA: 2.25	7.1	0.1	1	0	0	0	0	0	0	0	0	0	0	0	0	1	1	0.00	0.000							
Eddie Fisher, R ERA: 2.18	8.1	1.0	4	1	0	0	0	0	0	0	0	0	0	0	4	4	0.00	1.000								
Ken Tatum, R ERA: 1.59	9.1	3.0	9	1	0	0	2	0	0	0	0	0	0	0	13	13	0.00	0.333								
Mel Queen, R ERA: 4.05	12.1	0.2	L	4	0	1	1	1	2	0	0	0	0	0	4	12	13.50	3.000								

California Angels @ Cleveland Indians
Cleveland Municipal Stadium, Cleveland, OH

Mon Jun 15 1970, 7:05 PM EDT
Att: 4,681 - Unknown

AB 41
R 3
H 9
RBI 3
BB 3
SO 9
LOB 9



Batter	1	2	3	4	5	6	7	8	9	AB	R	H	RBI	BB	SO	LOB	TOP					
Sandy Alomar Sr. S OBP: 0.291, SLG: 0.281 (1, 4)										4	1	2	0	0	1	1	California Angels @ Cleveland Indians Cleveland Municipal Stadium, Cleveland, OH Tue Jun 16 1970, 7:05 PM EDT Att: 12,426 - Unknown					
Roger Repoz L OBP: 0.337, SLG: 0.475 (1, 9)										4	0	2	0	0	0	1						
Jim Fregosi R OBP: 0.342, SLG: 0.446 (1, 6)										3	0	0	1	0	2							
Alex Johnson R OBP: 0.387, SLG: 0.480 (1, 7)										4	0	1	0	0	1	1						
Jim Spencer L OBP: 0.316, SLG: 0.402 (1, 3)										4	1	1	1	0	2	1						
Jay Johnstone L OBP: 0.269, SLG: 0.400 (1, 8)										3	0	1	0	1	0	0						
Joe Azcue R OBP: 0.289, SLG: 0.299 (1, 2)										4	0	1	0	0	1	1						
Ray Oyler R (1, 5)										3	0	0	0	0	0	2						
Andy Messersmith R OBP: 0.136, SLG: 0.250 Steve Kealey R OBP: 0.500, SLG: 0.500 Tom Silverio L (8, PH) Paul Doyle L (8, 1)										1	0	0	0	0	1	2						
Inning Stats	R: 1 E: 0 K: 0 S: 4	H: 2 LOB: 0 BB: 0 P: 4	R: 0 E: 0 K: 2 S: 8	H: 1 LOB: 2 BB: 1 P: 12	R: 0 E: 0 K: 0 S: 3	H: 1 LOB: 0 BB: 0 P: 3	R: 0 E: 0 K: 1 S: 5	H: 0 LOB: 0 BB: 0 P: 5	R: 0 E: 0 K: 1 S: 6	H: 1 LOB: 1 BB: 0 P: 6	R: 0 E: 0 K: 0 S: 4	H: 1 LOB: 1 BB: 0 P: 4	R: 0 E: 0 K: 0 S: 3	H: 1 LOB: 0 BB: 0 P: 3	R: 0 E: 0 K: 0 S: 4	H: 1 LOB: 1 BB: 0 P: 4	R: 1 E: 0 K: 2 S: 8	H: 1 LOB: 0 BB: 0 P: 8	1B: 8 2B: 0 3B: 0 HR: 1	SF: 1 SAC: 0 DP: 2 HBP: 0	WP: 0 PB: 0 SB: 0 CS: 1	PA: 35
PITCHER Rich Hand, R ERA: 4.43 (1, 1)	IP: 9.0 WLS: W BF: 34 H: 9 R: 2 ER: 2 SO: 6 BB: 1 IBB: 0 HBP: 0 BLK: 0 WP: 0 HR: 1 S: 45 P: 49 ERA: 2.00 WHIP: 1.111															PITCHER	IP: 9.0 WLS: W BF: 34 H: 9 R: 2 ER: 2 SO: 6 BB: 1 IBB: 0 HBP: 0 BLK: 0 WP: 0 HR: 1 S: 45 P: 49 ERA: 2.00 WHIP: 1.111					

Batter	1	2	3	4	5	6	7	8	9	AB	R	H	RBI	BB	SO	LOB	BOTTOM			
Jack Heidemann R OBP: 0.264, SLG: 0.311 (1, 6)										2	1	0	1	2	0	2	California Angels @ Cleveland Indians Cleveland Municipal Stadium, Cleveland, OH Tue Jun 16 1970, 7:05 PM EDT Att: 12,426 - Unknown			
Eddie Leon R OBP: 0.283, SLG: 0.339 (1, 4)										4	1	1	0	0	2	2				
Vada Pinson L OBP: 0.353, SLG: 0.510 (1, 9)										3	0	0	1	0	0	1				
Ray Fosse R OBP: 0.360, SLG: 0.500 (1, 2)										4	1	1	2	0	0	1				
Graig Nettles L OBP: 0.326, SLG: 0.348 (1, 5)										4	0	1	0	0	1	0				
Tony Horton R OBP: 0.319, SLG: 0.398 (1, 3)										4	1	0	0	0	2	1				
Ted Uhlaender L OBP: 0.315, SLG: 0.342 (1, 8)										3	2	2	1	1	1	0				
Roy Foster R OBP: 0.326, SLG: 0.416 (1, 7)										4	3	3	3	0	1	0				
Rich Hand R OBP: 0.150, SLG: 0.167 (1, 1)										3	0	2	1	0	0	0				
Inning Stats	R: 0 E: 0 K: 1 S: 5	H: 0 LOB: 1 BB: 1 P: 9	R: 1 E: 1 K: 1 S: 6	H: 2 LOB: 0 BB: 0 P: 6	R: 3 E: 1 K: 0 S: 5	H: 2 LOB: 1 BB: 1 P: 9	R: 2 E: 1 K: 1 S: 8	H: 2 LOB: 1 BB: 0 P: 8	R: 0 E: 0 K: 1 S: 5	H: 0 LOB: 0 BB: 0 P: 5	R: 1 E: 0 K: 1 S: 7	H: 2 LOB: 1 BB: 0 P: 7	R: 0 E: 0 K: 1 S: 5	H: 0 LOB: 0 BB: 0 P: 5	R: 2 E: 0 K: 1 S: 7	H: 2 LOB: 1 BB: 1 P: 11	R: 6 2B: 1 3B: 1 HR: 2	SF: 2 SAC: 1 DP: 0 HBP: 0	WP: 0 PB: 0 SB: 0 CS: 0	PA: 37
PITCHER Andy Messersmith R ERA: 3.12 Steve Kealey R ERA: 2.32 Paul Doyle L ERA: 9.92 (1, 1) (4, 1) (8, 1)	IP: 3.1 WLS: L BF: 18 H: 6 R: 6 ER: 4 SO: 3 BB: 2 IBB: 0 HBP: 0 BLK: 0 WP: 0 HR: 1 S: 22 P: 30 ERA: 10.80 WHIP: 2.400															PITCHER	IP: 3.1 WLS: L BF: 18 H: 6 R: 6 ER: 4 SO: 3 BB: 2 IBB: 0 HBP: 0 BLK: 0 WP: 0 HR: 1 S: 22 P: 30 ERA: 10.80 WHIP: 2.400			

Batter	1	2	3	4	5	6	7	8	9	AB	R	H	RBI	BB	SO	LOB	TOP			
Tommy Harper, R (1,5) OBP: 0.378, SLG: 0.534	K		1B			F4		BB		3	0	1	0	1	1	0	Milwaukee Brewers @ California Angels Anaheim Stadium, Anaheim, CA Sat Jun 20 1970, 10:05 PM EDT Att: 11,017 - Unknown			
Mike Hegan, L (1,3) OBP: 0.385, SLG: 0.440	F8		F6			1-3		K		3	0	0	0	0	0	1				
Ted Savage, R (8,PH) OBP: 0.354, SLG: 0.427										0	0	0	0	0	0	0				
Tito Francona, L (8,PH) OBP: 0.370, SLG: 0.316										1	0	0	0	0	1	2				
Mike Hershberger, R (1,9) OBP: 0.299, SLG: 0.250										2	0	0	0	1	0	0				
Bob Burda, L (8,PH) OBP: 0.441, SLG: 0.296	BB									1	0	0	0	0	0	2				
Danny Walton, R (1,7) OBP: 0.363, SLG: 0.478										2	0	0	0	1	1	1				
Russ Snyder, L (7,PR) OBP: 0.304, SLG: 0.356	K									1	0	0	0	0	0	0				
Dave May, L (1,8) OBP: 0.292, SLG: 0.300										3	0	1	0	1	0	0				
Roberto Pena, R (1,6) OBP: 0.289, SLG: 0.315										4	0	1	0	0	0	3				
Ted Kubiak, S (1,4)										3	0	0	0	0	0	4				
Phil Roof, R (1,2) OBP: 0.278, SLG: 0.422										3	0	0	0	0	1	1				
Bob Humphreys, R (8,1)										0	0	0	0	0	0	0				
Dave Baldwin, R (8,1)										0	0	0	0	0	0	0				
Lew Krausse, R (1,1) OBP: 0.308, SLG: 0.273										2	0	0	0	0	1	0				
Jerry McNertney, R (8,PH) OBP: 0.305, SLG: 0.331										1	0	1	0	0	0	0				
Inning Stats	R: 0 E: 0 K: 2 S: 7	H: 0 LOB: 1 BB: 1 P: 11	R: 0 E: 0 K: 0 S: 2	H: 0 LOB: 0 BB: 1 P: 6	R: 0 E: 0 K: 0 S: 4	H: 1 LOB: 1 BB: 0 P: 4	R: 0 E: 0 K: 0 S: 3	H: 0 LOB: 0 BB: 0 P: 3	R: 0 E: 0 K: 1 S: 5	H: 0 LOB: 0 BB: 0 P: 5	R: 0 E: 0 K: 0 S: 4	H: 1 LOB: 2 BB: 1 P: 8	R: 0 E: 0 K: 2 S: 8	H: 1 LOB: 2 BB: 1 P: 12	R: 0 E: 0 K: 0 S: 3	H: 0 LOB: 0 BB: 0 P: 3	1B: 4 2B: 0 3B: 0 HR: 0	SF: 0 SAC: 0 DP: 1 HBP: 0	WP: 0 PB: 0 SB: 0 CS: 1	PA: 33
PITCHER	IP WLS BF H R ER SO BB IBB HBP BLK WP HR S P ERA WHIP																			
Clyde Wright, L (1,1) ERA: 3.02	7.1 W 28 4 0 0 4 4 0 0 0 0 0 0 32 48 0.00 1.091																			
Ken Tatum, R (8,1) ERA: 1.51	1.2 S 5 0 0 0 1 0 0 0 0 0 0 0 7 7 0.00 0.000																			

Batter	1	2	3	4	5	6	7	8	9	AB	R	H	RBI	BB	SO	LOB	BOTTOM	
Sandy Alomar Sr., S (1,4) OBP: 0.300, SLG: 0.290	F7		3-1			SH1-3		S		4	1	2	0	0	0	0	Milwaukee Brewers @ California Angels Anaheim Stadium, Anaheim, CA Sat Jun 20 1970, 10:05 PM EDT Att: 11,017 - Unknown	
Roger Repoz, L (1,9) OBP: 0.333, SLG: 0.467			K			SH1-3		S		2	1	1	0	0	1	0		
Jim Fregosi, R (1,6) OBP: 0.349, SLG: 0.464										4	1	1	2	0	2	2		
Alex Johnson, R (1,7) OBP: 0.383, SLG: 0.474										4	0	0	0	0	1	3		
Jim Spencer, L (1,3) OBP: 0.323, SLG: 0.419										3	1	2	1	1	0	0		
Ken McMullen, R (1,5) OBP: 0.331, SLG: 0.398										2	0	0	0	0	0	1		
Giraldo Ruiz, S (6,5) OBP: 0.207, SLG: 0.241										2	0	1	1	0	0	0		
Jay Johnstone, L (1,8) OBP: 0.275, SLG: 0.402										4	0	1	0	0	1	3		
Joe Azcue, R (1,2) OBP: 0.288, SLG: 0.306										3	0	1	0	0	1	2		
Clyde Wright, R (1,1) OBP: 0.186, SLG: 0.214										3	0	0	0	0	2	2		
Ken Tatum, R (8,1)										0	0	0	0	0	0	0		
Inning Stats	R: 0 E: 0 K: 1 S: 6	H: 1 LOB: 1 BB: 0 P: 6	R: 0 E: 0 K: 0 S: 4	H: 1 LOB: 1 BB: 0 P: 4	R: 0 E: 0 K: 2 S: 7	H: 0 LOB: 0 BB: 0 P: 7	R: 0 E: 0 K: 1 S: 5	H: 0 LOB: 0 BB: 0 P: 5	R: 0 E: 0 K: 1 S: 6	H: 1 LOB: 1 BB: 0 P: 6	R: 1 E: 0 K: 2 S: 9	H: 2 LOB: 1 BB: 0 P: 9	R: 3 E: 0 K: 0 S: 5	H: 3 LOB: 1 BB: 1 P: 10	1B: 6 2B: 2 3B: 0 HR: 1	SF: 0 SAC: 1 DP: 1 HBP: 1	WP: 0 PB: 0 SB: 0 CS: 0	PA: 34
PITCHER	IP WLS BF H R ER SO BB IBB HBP BLK WP HR S P ERA WHIP																	
Lew Krausse, R (1,1) ERA: 5.12	7.0 L 27 6 1 1 8 0 0 0 0 0 0 0 43 43 1.29 0.857																	
Bob Humphreys, R (8,1) ERA: 3.77	0.0 3 2 3 3 0 0 0 1 0 0 0 0 2 3 0.00 0.000																	
Dave Baldwin, R (8,1) ERA: 0.87	1.0 4 1 0 0 0 0 0 1 0 0 0 0 3 7 0.00 1.000																	

Batter	1	2	3	4	5	6	7	8	9	AB	R	H	RBI	BB	SO	LOB	TOP								
Syd O'Brien, R (1, 5) OBP: 0.325, SLG: 0.362	F8			K		K		K		5	0	1	3	0	3	2									
Luis Aparicio, R (1, 6) OBP: 0.370, SLG: 0.398	G4-3			F8			HR	SF8	G6-3	4	1	1	1	0	0	1									
Carlos May, L (1, 7) OBP: 0.357, SLG: 0.443	K			G6-3			HR			2	1	0	0	2	1	0									
Bill Melton, R (1, 9) OBP: 0.335, SLG: 0.498		G4-3			G6-3					4	1	1	3	0	0	2									
Ed Herrmann, L (1, 2) OBP: 0.375, SLG: 0.467		K			K		F8			4	1	1	0	0	2	0									
Gail Hopkins, L (1, 3) OBP: 0.378, SLG: 0.387							F8			3	0	0	0	0	1	0									
Tom McCraw, L (7, 3) OBP: 0.324, SLG: 0.363	K				E6		F8			1	1	1	0	0	0	0									
Bobby Knoop, R (1, 4) OBP: 0.265, SLG: 0.297									G6-3	4	0	1	0	0	1	2									
Ken Berry, R (1, 8) OBP: 0.339, SLG: 0.393							F8			2	2	1	0	2	0	0									
Gerry Janeski, R (1, 1) OBP: 0.086, SLG: 0.086										2	2	1	0	2	0	0									
John Matias, L (8, PH) OBP: 0.224, SLG: 0.277										1	0	1	0	0	0	0									
Wilbur Wood, R (8, 1)										1	0	0	0	0	1	3									
Inning Stats	R: 0 E: 0 K: 1 S: 5	H: 0 LOB: 0 BB: 0 P: 5	R: 0 E: 0 K: 2 S: 7	H: 0 LOB: 0 BB: 0 P: 7	R: 0 E: 0 K: 0 S: 3	H: 1 LOB: 0 BB: 0 P: 3	R: 0 E: 0 K: 1 S: 5	H: 0 LOB: 0 BB: 0 P: 5	R: 0 E: 1 K: 1 S: 6	H: 1 LOB: 1 BB: 0 P: 6	R: 0 E: 0 K: 2 S: 7	H: 0 LOB: 0 BB: 0 P: 7	R: 3 E: 0 K: 1 S: 7	H: 2 LOB: 0 BB: 1 P: 11	R: 1 E: 0 K: 1 S: 6	H: 1 LOB: 2 BB: 2 P: 14	R: 3 E: 0 K: 1 S: 8	H: 3 LOB: 1 BB: 1 P: 12	1B: 5 2B: 2 3B: 0 HR: 1	SF: 1 SAC: 0 DP: 1 HBP: 0	WP: 0 PB: 0 SB: 1 CS: 0	PA: 38			
PITCHER	IP	WLS	BF	H	R	ER	SO	BB	IBB	HBP	BLK	WP	HR	S	P	ERA	WHIP								
Andy Messersmith, R (1, 1) ERA: 3.14	7.0	L	25	4	3	3	8	1	0	0	0	0	1	40	44	3.86	0.714								
Steve Kestley, R (8, 1) ERA: 2.38	1.0		6	1	1	1	1	1	1	0	0	0	0	6	14	9.00	2.000								
Paul Doyle, L (9, 1) ERA: 4.98	1.0		7	3	3	3	1	0	1	0	0	0	0	8	12	27.00	3.000								

Chicago White Sox @ California Angels
 Anaheim Stadium, Anaheim, CA
 Tue Jun 23 1970, 10:05 PM EDT
 Att: 9,006 - Unknown

livebaseballscorecards.com

AB 33
 R 7
 H 8
 RBI 7
 BB 4
 SO 10
 LOB 11



Batter	1	2	3	4	5	6	7	8	9	AB	R	H	RBI	BB	SO	LOB	BOTTOM								
Sandy Alomar Sr., S (1, 4) OBP: 0.300, SLG: 0.291	K		G4-3						G4-3	5	0	1	0	0	1	1									
Roger Repoz, L (1, 9) OBP: 0.335, SLG: 0.460	E1									4	0	2	0	0	0	0									
Jim Fregosi, R (1, 6) OBP: 0.353, SLG: 0.472	K									2	0	0	0	1	2	2									
Alex Johnson, R (1, 7) OBP: 0.382, SLG: 0.471	G4-3									3	0	0	0	1	0	3									
Jim Spencer, L (1, 3) OBP: 0.319, SLG: 0.404										4	0	0	0	0	0	4									
Jay Johnstone, L (1, 8) OBP: 0.279, SLG: 0.404										4	1	2	0	0	0	0									
Joe Azcue, R (1, 2) OBP: 0.305, SLG: 0.331										4	0	2	1	0	0	0									
Giraldo Ruiz, S (1, 5) OBP: 0.229, SLG: 0.257										3	1	1	0	0	0	2									
Steve Kestley, R (8, 1) OBP: 0.333, SLG: 0.333										0	0	0	0	0	0	0									
Paul Doyle, L (9, 1)										0	0	0	0	0	0	0									
Jarvis Tatum, R (9, PH) OBP: 0.349, SLG: 0.320										1	0	0	0	0	0	1									
Andy Messersmith, R (1, 1) OBP: 0.130, SLG: 0.239										2	0	0	0	0	0	2									
Billy Cowan, R (7, PH) OBP: 0.352, SLG: 0.638										2	1	1	2	0	0	1									
Inning Stats	R: 0 E: 1 K: 2 S: 8	H: 0 LOB: 1 BB: 0 P: 8	R: 0 E: 0 K: 0 S: 3	H: 0 LOB: 0 BB: 0 P: 3	R: 0 E: 0 K: 0 S: 3	H: 0 LOB: 0 BB: 0 P: 3	R: 0 E: 0 K: 1 S: 5	H: 1 LOB: 0 BB: 0 P: 5	R: 0 E: 0 K: 0 S: 5	H: 2 LOB: 2 BB: 0 P: 5	R: 0 E: 0 K: 0 S: 4	H: 2 LOB: 0 BB: 1 P: 8	R: 2 E: 1 K: 0 S: 5	H: 2 LOB: 0 BB: 0 P: 5	R: 0 E: 0 K: 0 S: 3	H: 0 LOB: 1 BB: 1 P: 7	R: 1 E: 0 K: 0 S: 5	H: 2 LOB: 1 BB: 0 P: 5	1B: 7 2B: 2 3B: 0 HR: 1	SF: 0 SAC: 1 DP: 2 HBP: 0	WP: 0 PB: 0 SB: 0 CS: 0	PA: 37			
PITCHER	IP	WLS	BF	H	R	ER	SO	BB	IBB	HBP	BLK	WP	HR	S	P	ERA	WHIP								
Gerry Janeski, R (1, 1) ERA: 3.9	7.0		28	7	2	2	3	0	1	0	0	0	0	33	37	2.57	1.000								
Wilbur Wood, L (8, 1) ERA: 2.67	2.0	S	9	2	1	1	0	1	0	0	0	0	0	8	12	4.50	1.500								

Chicago White Sox @ California Angels
 Anaheim Stadium, Anaheim, CA
 Tue Jun 23 1970, 10:05 PM EDT
 Att: 9,006 - Unknown

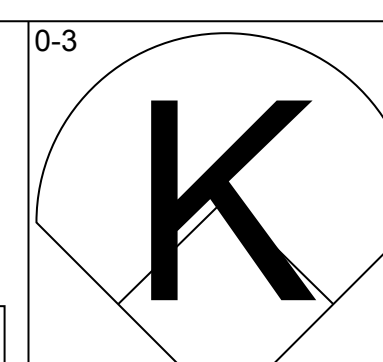
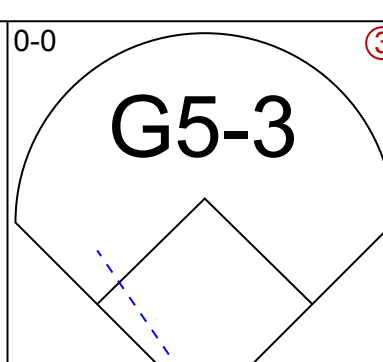
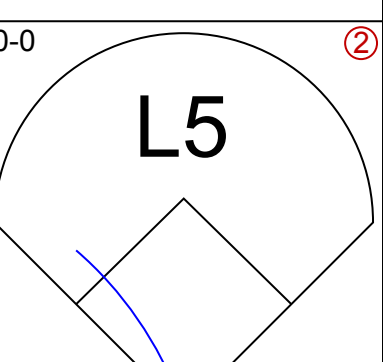
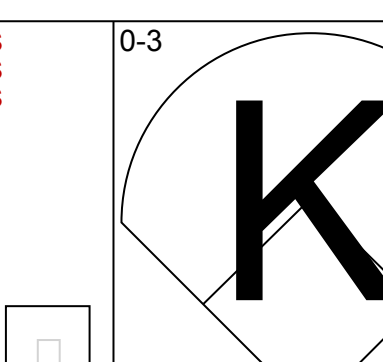
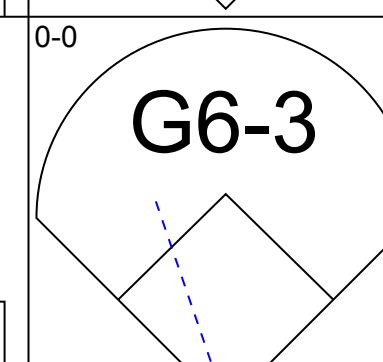
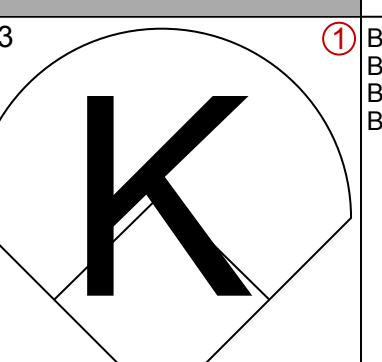
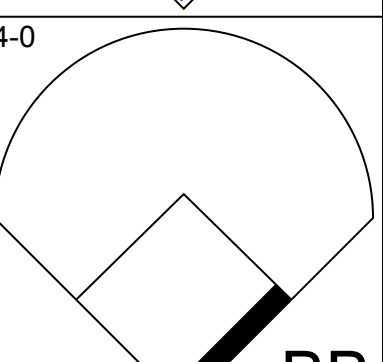
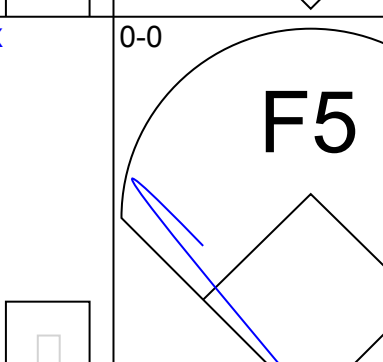
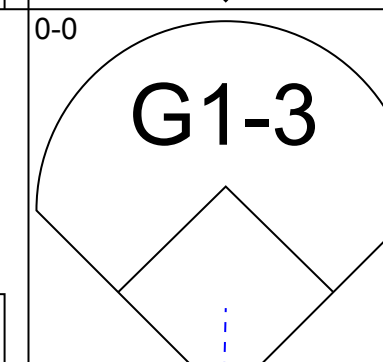
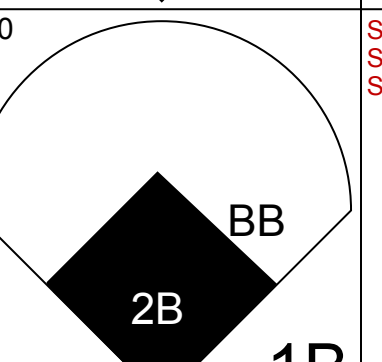
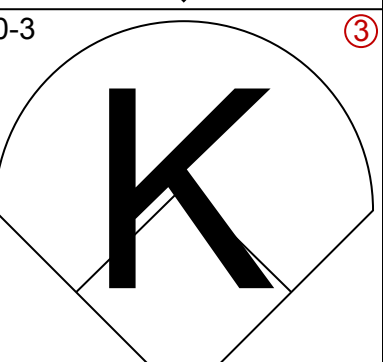
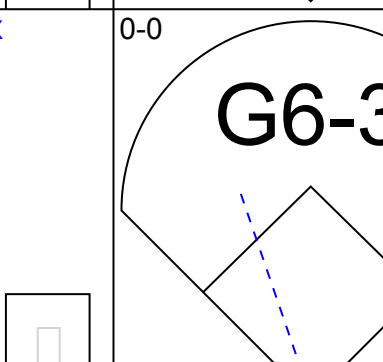
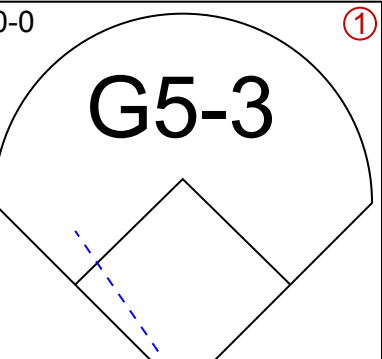
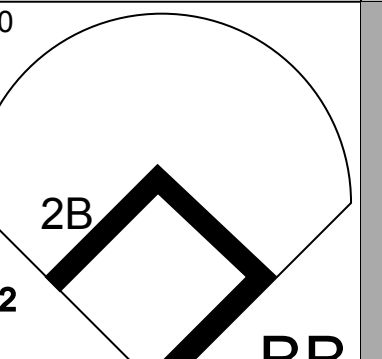
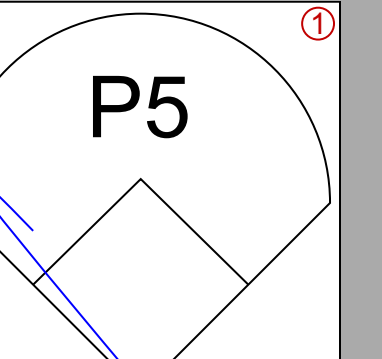
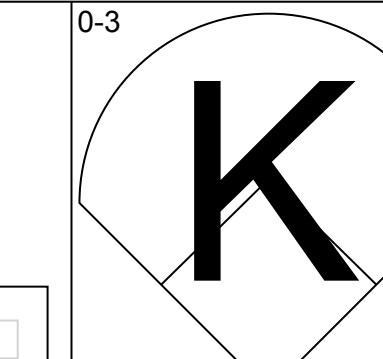
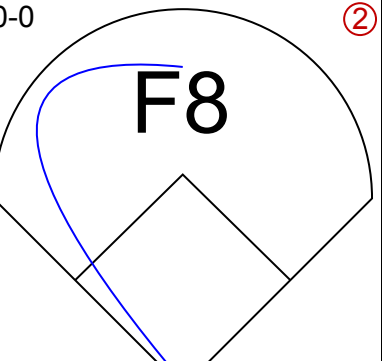
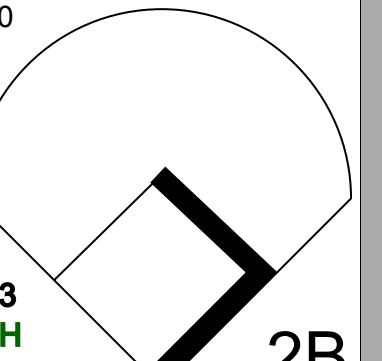
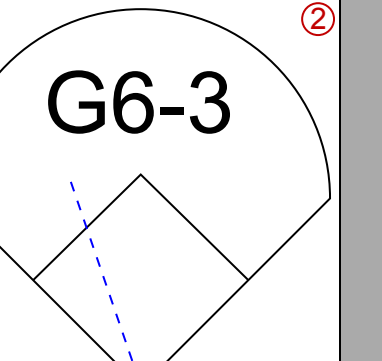
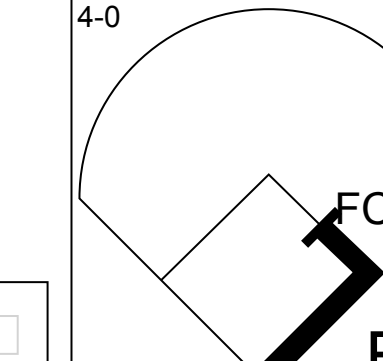

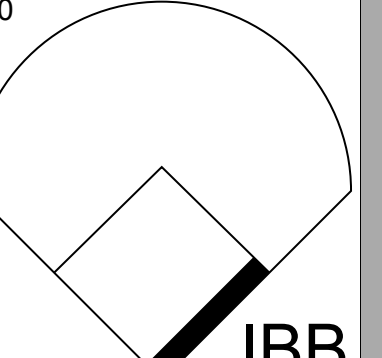
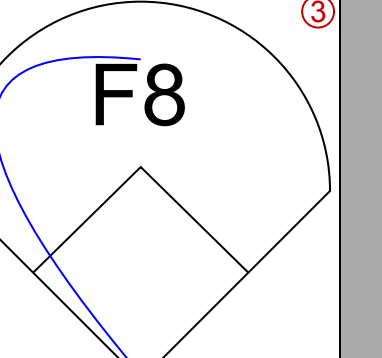
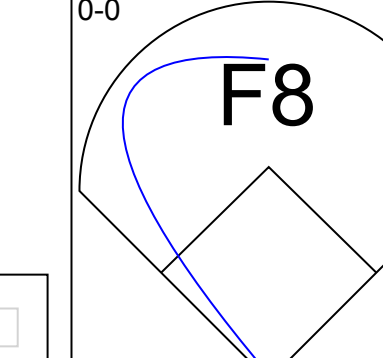
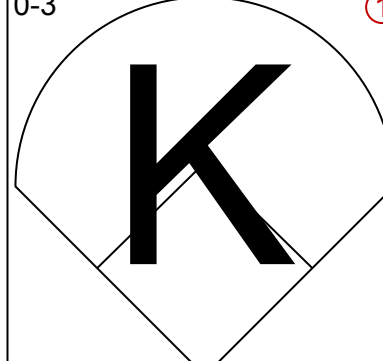

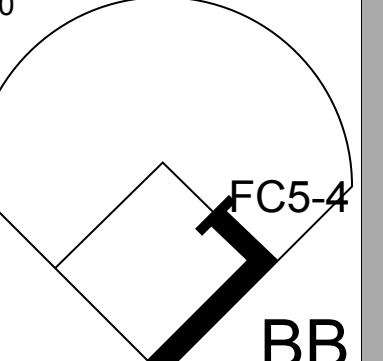
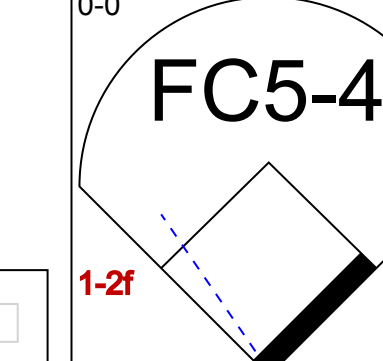
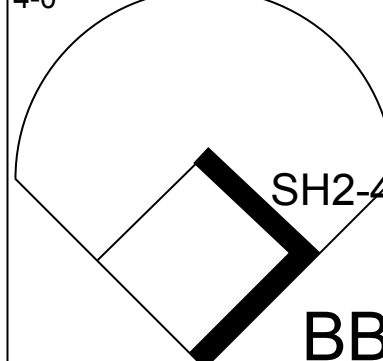
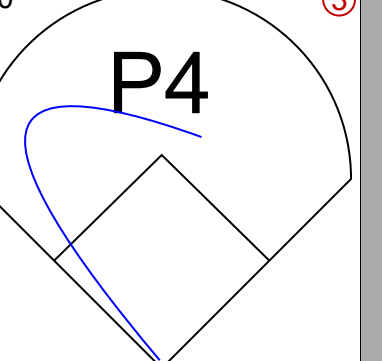
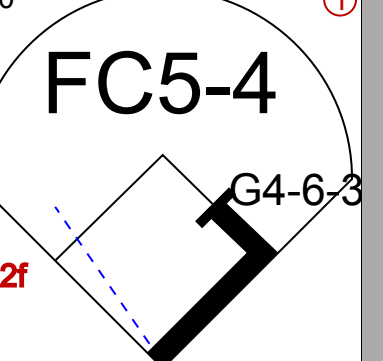
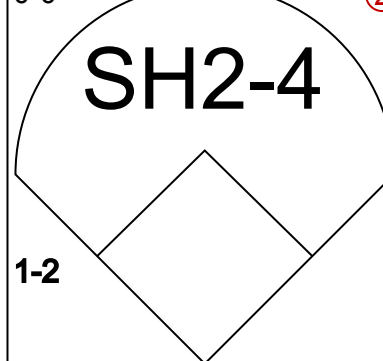
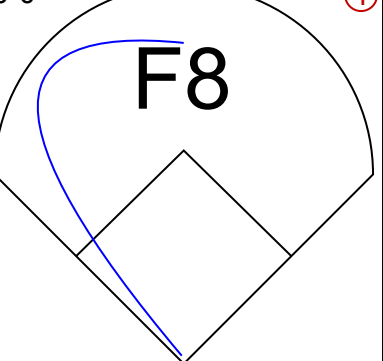
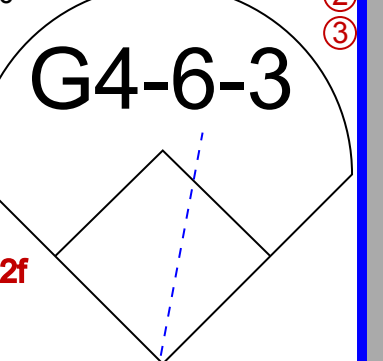
livebaseballscorecards.com

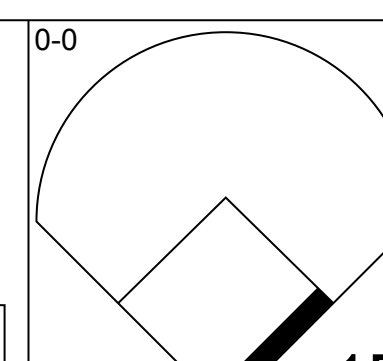
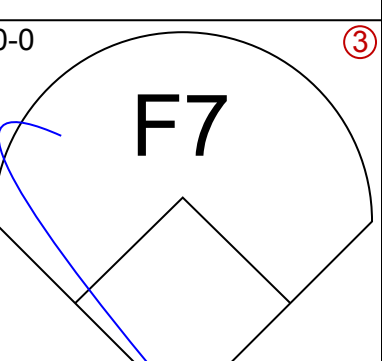
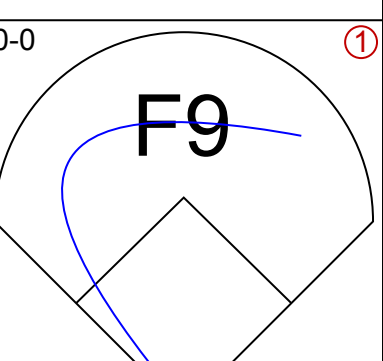
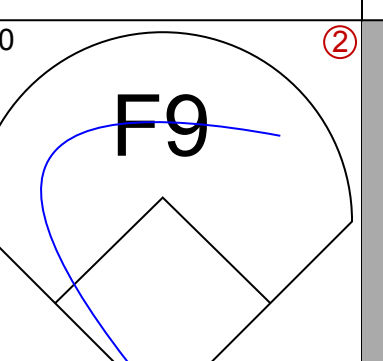
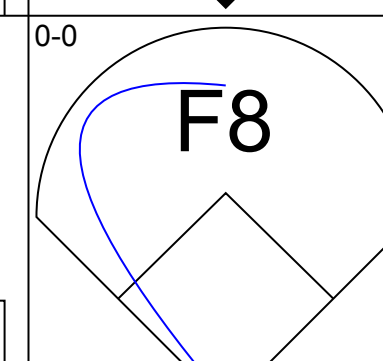
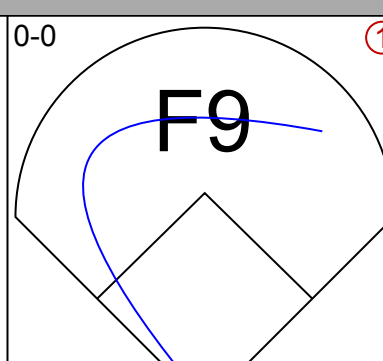
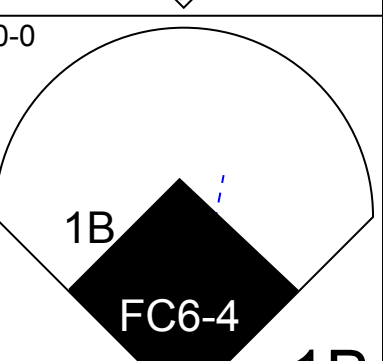
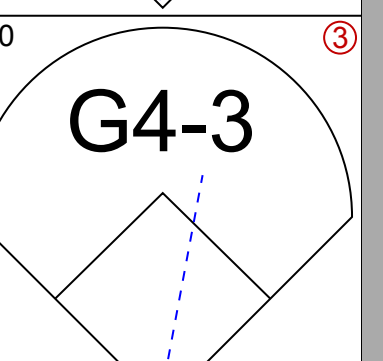
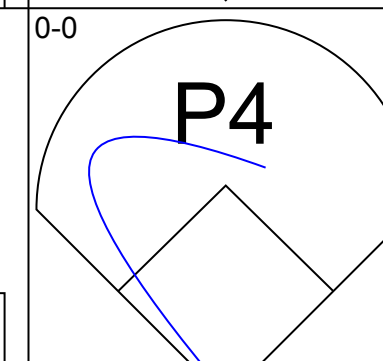

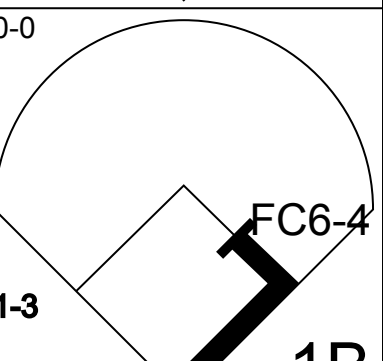
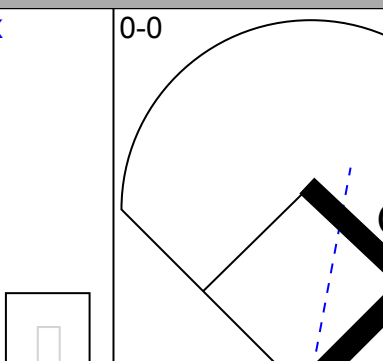
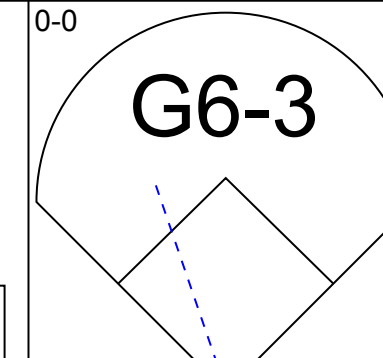
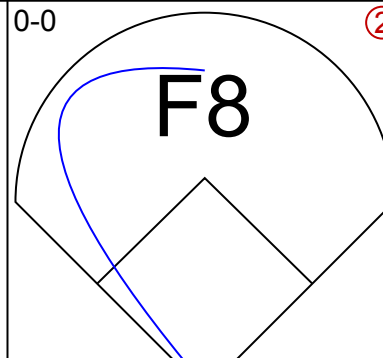
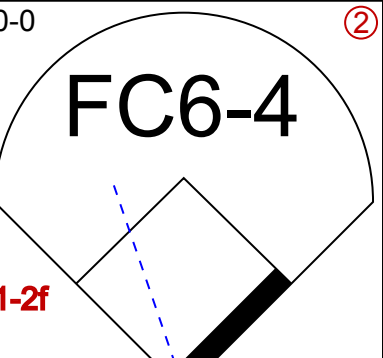
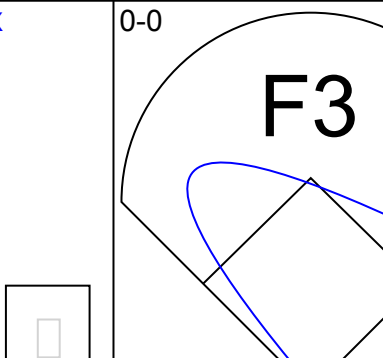
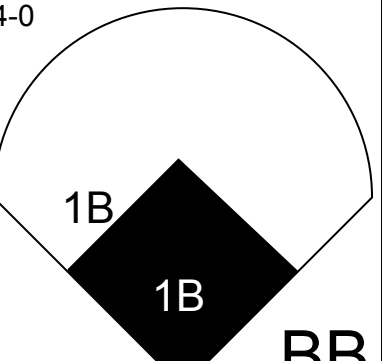
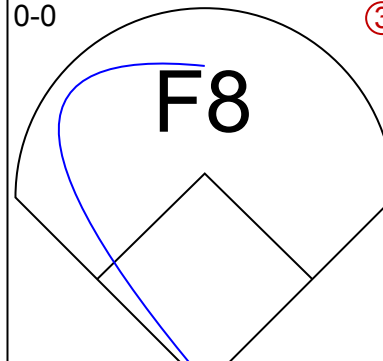
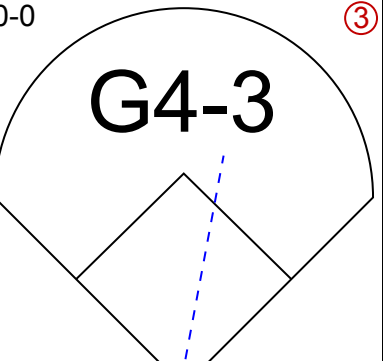
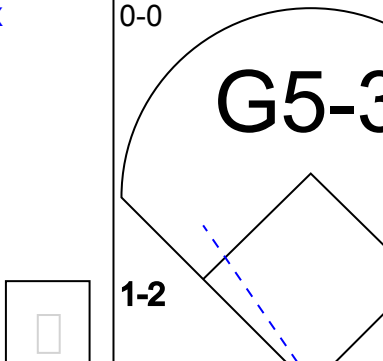
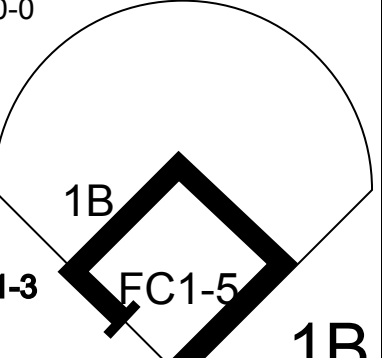
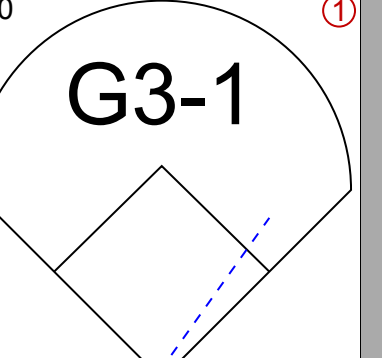
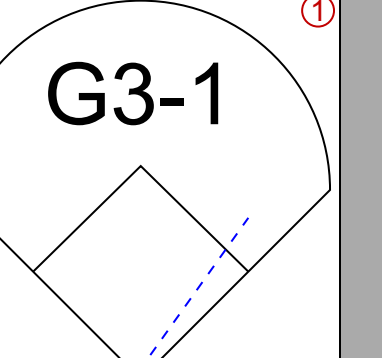
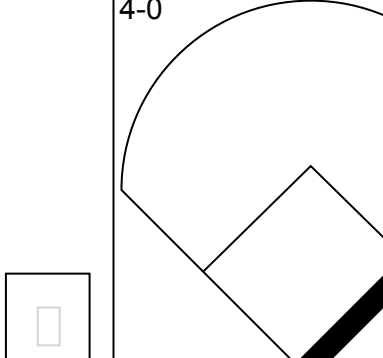
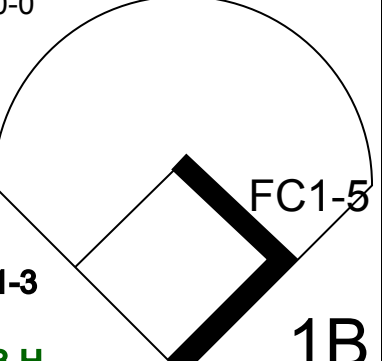
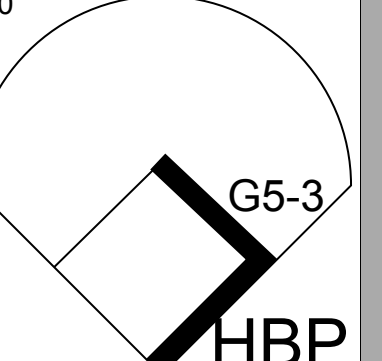
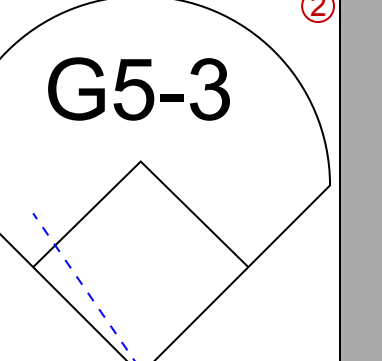
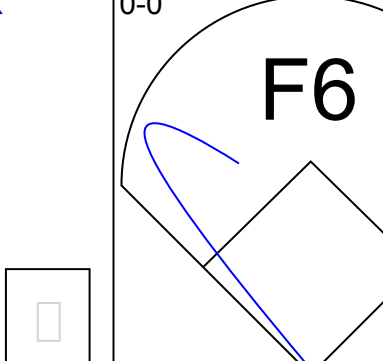
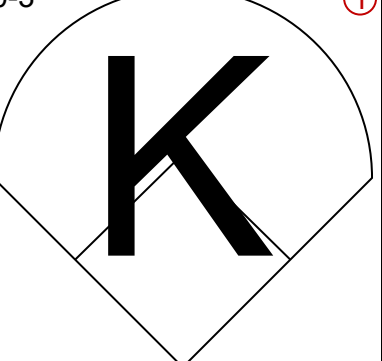
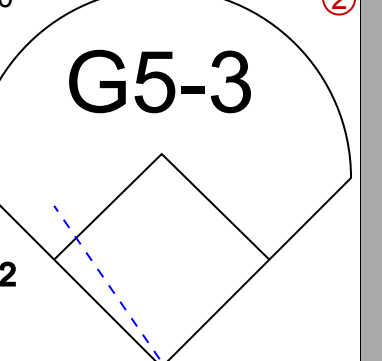
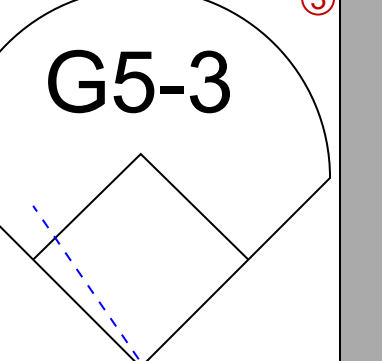
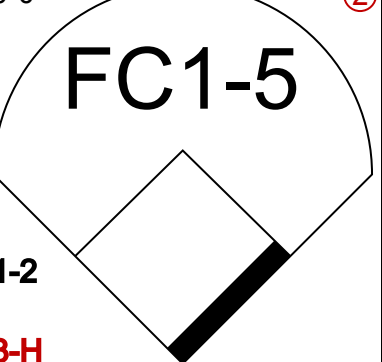
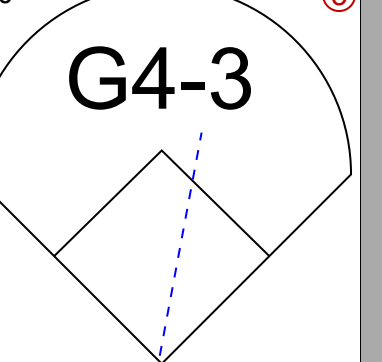

AB 34
 R 3
 H 9
 RBI 3
 BB 2
 SO 3
 LOB 16



Batter	1	2	3	4	5	6	7	8	9	AB	R	H	RBI	BB	SO	LOB	TOP
Syd O'Brien, R OBP: 0.323, SLG: 0.365 (1, 5)										4	1	1	0	0	0	1	Chicago White Sox @ California Angels Anaheim Stadium, Anaheim, CA Wed Jun 24 1970, 10:05 PM EDT Unknown - 86 F
Luis Aparicio, R OBP: 0.365, SLG: 0.392 (1, 6)										4	0	0	0	0	0	1	
Gail Hopkins, L OBP: 0.381, SLG: 0.386 (9, PR) Walt Williams, R OBP: 0.317, SLG: 0.389 (9, PR)										3	0	1	0	1	0	0	
Bill Melton, R OBP: 0.333, SLG: 0.493 (1, 9)										4	0	1	1	0	0	1	
Ed Herrmann, L OBP: 0.365, SLG: 0.453 (1, 2)										4	0	0	0	0	0	3	
Tom McCraw, L OBP: 0.324, SLG: 0.358 (1, 7)										2	0	0	0	1	1	2	
Bobby Knoop, R OBP: 0.266, SLG: 0.293 (1, 4)										2	0	0	0	1	0	1	
Ken Berry, R OBP: 0.338, SLG: 0.389 (1, 8)										2	0	0	0	1	0	1	
Joe Horlen, R OBP: 0.103, SLG: 0.128 (8, PH) John Matias, L OBP: 0.222, SLG: 0.274 (8, PH) Wilbur Wood, R (8, 1)										2	0	0	0	0	1	0	
Inning Stats	R: 1 E: 0 K: 1 S: 7	H: 2 LOB: 2 BB: 1 P: 11	R: 0 E: 0 K: 1 S: 5	H: 0 LOB: 0 BB: 0 P: 5	R: 0 E: 0 K: 0 S: 3	H: 0 LOB: 0 BB: 0 P: 3	R: 0 E: 0 K: 0 S: 3	H: 0 LOB: 0 BB: 0 P: 3	R: 0 E: 0 K: 0 S: 3	H: 0 LOB: 0 BB: 1 P: 7	R: 0 E: 0 K: 1 S: 4	H: 0 LOB: 0 BB: 1 P: 8	R: 0 E: 0 K: 0 S: 4	H: 1 LOB: 1 BB: 0 P: 4	1B: 2 2B: 2 3B: 0 HR: 0	SF: 0 SAC: 0 DP: 2 HBP: 0	WP: 0 PA: 32 CS: 0
PITCHER Tom Murphy, R ERA: 3.65 (1, 1)	IP: 9.0 WLS: W BF: 32 H: 3 R: 1 ER: 1 SO: 3 BB: 4 IBB: 0 HBP: 0 BLK: 0 WP: 0 HR: 0 S: 34 P: 50 ERA: 1.00 WHIP: 0.778																

Batter	1	2	3	4	5	6	7	8	9	AB	R	H	RBI	BB	SO	LOB	BOTTOM		
Sandy Alomar Sr., S OBP: 0.299, SLG: 0.290 (1, 4)										4	0	1	1	0	0	2	Chicago White Sox @ California Angels Anaheim Stadium, Anaheim, CA Wed Jun 24 1970, 10:05 PM EDT Unknown - 86 F		
Roger Repoz, L OBP: 0.338, SLG: 0.458 (1, 9)										3	0	1	1	1	1	0			
Jim Fregosi, R OBP: 0.352, SLG: 0.473 (1, 6)										4	0	1	0	0	1	3			
Alex Johnson, R OBP: 0.376, SLG: 0.464 (1, 7)										4	0	0	0	0	0	2			
Jim Spencer, L OBP: 0.313, SLG: 0.396 (1, 3)										4	0	0	0	0	0	0			
Jay Johnstone, L OBP: 0.291, SLG: 0.410 (1, 8)										3	1	2	0	1	0	0			
Joe Azcue, R OBP: 0.310, SLG: 0.335 (1, 2)										4	0	2	0	0	0	1			
Giraldo Ruiz, S OBP: 0.282, SLG: 0.289 (8, PR) Ken McMullen, R OBP: 0.331, SLG: 0.398 (9, 5)										3	1	2	0	1	0	2			
Tom Murphy, R OBP: 0.152, SLG: 0.136 (1, 1)										4	1	1	0	0	2	5			
Inning Stats	R: 0 E: 0 K: 1 S: 6	H: 1 LOB: 1 BB: 0 P: 6	R: 0 E: 1 K: 1 S: 7	H: 2 LOB: 2 BB: 0 P: 7	R: 0 E: 0 K: 0 S: 3	H: 0 LOB: 0 BB: 0 P: 3	R: 0 E: 0 K: 0 S: 3	H: 0 LOB: 0 BB: 0 P: 3	R: 1 E: 0 K: 1 S: 7	H: 2 LOB: 2 BB: 1 P: 11	R: 0 E: 0 K: 0 S: 4	H: 1 LOB: 1 BB: 1 P: 8	R: 1 E: 0 K: 0 S: 7	H: 2 LOB: 2 BB: 1 P: 7	R: 1 E: 1 K: 0 S: 5	H: 2 LOB: 2 BB: 1 P: 9	1B: 9 2B: 1 3B: 0 HR: 0	SF: 0 SAC: 1 DP: 0 HBP: 0	WP: 0 PA: 37 CS: 0
PITCHER Joe Horlen, R ERA: 3.99 (1, 1) Wilbur Wood, L ERA: 2.62 (8, 1)	IP: 7.0 WLS: L BF: 31 H: 8 R: 2 ER: 2 SO: 4 BB: 2 IBB: 0 HBP: 0 BLK: 0 WP: 0 HR: 0 S: 37 P: 45 ERA: 2.57 WHIP: 1.429																		

Batter	1	2	3	4	5	6	7	8	9	AB	R	H	RBI	BB	SO	LOB	TOP	
Walt Williams, R (1, 7) OBP: 0.309, SLG: 0.379										4	0	0	0	0	2	1	Chicago White Sox @ California Angels Anaheim Stadium, Anaheim, CA Wed Jun 24 1970, 10:05 PM EDT Att: 38,956 - Unknown - 79 F	
Luis Aparicio, R (1, 6) OBP: 0.363, SLG: 0.387										3	0	0	0	1	1	0		
Syd O'Brien, R (1, 5) OBP: 0.322, SLG: 0.363				 2B 1B						4	1	1	0	0	1	1		
Bill Melton, R (1, 9) OBP: 0.332, SLG: 0.487				 2B 1-2						3	0	0	0	1	1	0		
Duane Josephson, R (1, 2) OBP: 0.398, SLG: 0.454				 1-3 2-H 2B				 BB		3	0	1	1	1	0	0		
Tom McCraw, L (1, 3) OBP: 0.323, SLG: 0.352										3	0	0	0	1	1	1		
Bobby Knoop, R (1, 4) Ed Herrmann, L (9, PH) OBP: 0.287, SLG: 0.289 OBP: 0.379, SLG: 0.384							 BB	 1-2		2	0	0	0	1	2	3		
Ken Berry, R (1, 8) OBP: 0.338, SLG: 0.384			 BB				 1-2 G4-6-3		2	0	0	0	1	0	4			
Barry Moore, L (1, 1) Gail Hopkins, L (7, PH) Jerry Crider, R (7, 1) OBP: 0.125, SLG: 0.125 OBP: 0.379, SLG: 0.384 OBP: 0.083, SLG: 0.167			 1-2				 1-2		1	0	0	0	0	0	0	0		
Inning Stats	R: 0 E: 0 K: 1 S: 5	H: 0 LOB: 0 BB: 0 P: 5	R: 0 E: 0 K: 1 S: 5	H: 0 LOB: 0 BB: 0 P: 5	R: 0 E: 0 K: 1 S: 5	H: 0 LOB: 1 BB: 1 P: 9	R: 1 E: 0 K: 2 S: 9	H: 2 LOB: 3 BB: 2 P: 17	R: 0 E: 0 K: 0 S: 3	H: 0 LOB: 0 BB: 0 P: 3	R: 0 E: 0 K: 0 S: 2	H: 0 LOB: 0 BB: 1 P: 6	R: 0 E: 0 K: 1 S: 5	H: 0 LOB: 0 BB: 1 P: 9	1B: 1 2B: 1 3B: 0 HR: 0	SF: 0 SAC: 1 DP: 1 HBP: 0	WP: 0 PB: 0 SB: 0 CS: 0	PA: 34
PITCHER	IP WLS BF H R ER SO BB IBB HBP BLK WP HR S P ERA WHIP																	
Mel Queen, R (1, 1) ERA: 3.26	6.0 W 24 2 1 1 6 3 1 0 0 0 0 0 32 48 1.50 0.833																	
Eddie Fisher, R (7, 1) ERA: 1.93	3.0 S 10 0 0 0 2 2 0 0 0 0 0 0 12 20 0.00 0.667																	

Batter	1	2	3	4	5	6	7	8	9	AB	R	H	RBI	BB	SO	LOB	BOTTOM			
Sandy Alomar Sr., S (1, 4) OBP: 0.298, SLG: 0.290										4	0	1	0	0	0	2	Chicago White Sox @ California Angels Anaheim Stadium, Anaheim, CA Wed Jun 24 1970, 10:05 PM EDT Att: 38,956 - Unknown - 79 F			
Jarvis Tatum, R (1, 8) OBP: 0.344, SLG: 0.316					 FC6-4 1B				4	1	1	0	0	0	1					
Jim Fregosi, R (1, 6) OBP: 0.357, SLG: 0.477					 1-3 1B			 1B		4	0	3	0	0	0	1				
Alex Johnson, R (1, 7) OBP: 0.371, SLG: 0.457					 1-2 3-H					4	0	0	1	0	0	4				
Billy Cowan, R (1, 9) Roger Repoz, L (9, 9) OBP: 0.382, SLG: 0.600 OBP: 0.338, SLG: 0.458		 1B BB						 1-2		3	1	0	0	1	0	3				
Jim Spencer, L (1, 3) OBP: 0.317, SLG: 0.395		 1-3 FC1-5 1B								3	0	1	0	1	0	0				
Giraldo Ruiz, S (1, 5) OBP: 0.302, SLG: 0.293		 1-3 3-H 1B		 HBP						3	0	1	1	0	0	2				
Tom Egan, R (1, 2) OBP: 0.267, SLG: 0.286				 1-2						3	0	0	0	0	1	3				
Mel Queen, L (1, 1) Eddie Fisher, R (7, 1) OBP: 0.250, SLG: 0.250		 1-2 3-H								2	0	0	0	0	0	3				
Inning Stats	R: 0 E: 0 K: 0 S: 4	H: 1 LOB: 1 BB: 0 P: 4	R: 1 E: 0 K: 1 S: 7	H: 2 LOB: 2 BB: 1 P: 11	R: 0 E: 0 K: 0 S: 4	H: 1 LOB: 1 BB: 0 P: 4	R: 0 E: 0 K: 0 S: 3	H: 0 LOB: 1 BB: 0 P: 4	R: 1 E: 0 K: 0 S: 5	H: 2 LOB: 1 BB: 0 P: 5	R: 0 E: 0 K: 0 S: 3	H: 0 LOB: 0 BB: 0 P: 3	R: 0 E: 0 K: 0 S: 3	H: 0 LOB: 0 BB: 0 P: 3	R: 0 E: 0 K: 0 S: 4	H: 1 LOB: 2 BB: 1 P: 8	1B: 7 2B: 0 3B: 0 HR: 0	SF: 0 SAC: 0 DP: 0 HBP: 1	WP: 0 PB: 0 SB: 0 CS: 0	PA: 34
PITCHER	IP WLS BF H R ER SO BB IBB HBP BLK WP HR S P ERA WHIP																			
Barry Moore, L (1, 1) ERA: 4.32	6.0 L 26 6 2 2 1 0 0 1 0 0 0 0 26 31 3.00 1.167																			
Jerry Crider, R (7, 1) ERA: 2.92	2.0 8 1 0 0 0 0 0 1 0 0 0 0 7 11 0.00 0.500																			

Batter	1	2	3	4	5	6	7	8	9	AB	R	H	RBI	BB	SO	LOB	TOP			
Walt Williams, R (1.7) OBP: 0.314, SLG: 0.382	G5-3		1B			F7		G6-3 HR		4	1	2	0	0	0	0	Chicago White Sox @ California Angels Anaheim Stadium, Anaheim, CA Thu Jun 25 1970, 10:05 PM EDT Att: 10,160 - Unknown - 83 F			
Luis Aparicio, R (1.6) OBP: 0.382, SLG: 0.385	1B		G5-3			F7		G6-3		4	0	1	0	0	0	2				
Rich Morales, R (8.6) OBP: 0.278, SLG: 0.188	1B							1-2		0	0	0	0	0	0	0				
Syd O'Brien, R (1.5) OBP: 0.326, SLG: 0.366	1B							P3		4	0	2	0	0	1	1				
Bill Melton, R (1.9) OBP: 0.331, SLG: 0.496	P4							2H HR		4	1	1	2	0	0	2				
Duane Josephson, R (1.2) OBP: 0.394, SLG: 0.446		G4-3						G1-3		4	0	1	0	0	0	0				
Tom McCraw, L (1.3) OBP: 0.321, SLG: 0.367		G4-3						F7		4	1	1	1	0	0	1				
Bobby Knoop, R (1.4) OBP: 0.288, SLG: 0.288								HR		2	0	0	0	1	0	0				
John Mattias, L (9, PH) OBP: 0.230, SLG: 0.281								1B		1	0	1	0	0	0	0				
Ken Berry, R (1.8) OBP: 0.337, SLG: 0.381								F9		4	0	1	0	0	0	2				
Tommy John, R (1.1) OBP: 0.171, SLG: 0.128								G4-3		2	0	0	0	0	0	0				
Danny Murphy, L (6.1) OBP: 0.333, SLG: 0.333								1B		0	0	0	0	0	0	0				
Ossie Blanco, R (7, PH) OBP: 0.211, SLG: 0.167										1	0	0	0	0	0	1				
Don Secrist, L (7.1) OBP: 0.211, SLG: 0.167										0	0	0	0	0	0	0				
Gail Hopkins, L (9, PH) OBP: 0.376, SLG: 0.381										1	0	0	0	0	0	1				
Inning Stats	R: 0 E: 0 K: 0 S: 4	H: 2 LOB: 1 BB: 0 P: 4	R: 0 E: 0 K: 0 S: 3	H: 0 LOB: 0 BB: 0 P: 3	R: 0 E: 0 K: 0 S: 4	H: 1 LOB: 1 BB: 0 P: 4	R: 0 E: 0 K: 1 S: 6	H: 1 LOB: 0 BB: 0 P: 6	R: 0 E: 0 K: 0 S: 2	H: 0 LOB: 0 BB: 1 P: 6	R: 0 E: 0 K: 0 S: 4	H: 1 LOB: 1 BB: 0 P: 4	R: 1 E: 0 K: 0 S: 5	H: 2 LOB: 1 BB: 0 P: 5	R: 0 E: 0 K: 0 S: 4	H: 1 LOB: 1 BB: 0 P: 4	1B: 8 2B: 0 3B: 0 HR: 2	SF: 0 SAC: 0 DP: 1 HBP: 0	WP: 1 PB: 0 SB: 0 CS: 0	PA: 36
PITCHER	IP WLS BF H R ER SO BB IBB HBP BLK WP HR S P ERA WHIP																			
Clyde Wright, L (1.1) ERA: 3.05	7.2 W 31 9 3 3 1 1 0 0 0 0 2 32 36 3.52 1.304																			
Ken Tatum, R (8.1) ERA: 1.66	1.1 S 5 1 0 0 0 0 0 0 0 0 0 5 5 0.00 0.750																			

Batter	1	2	3	4	5	6	7	8	9	AB	R	H	RBI	BB	SO	LOB	BOTTOM			
Sandy Alomar Sr., S (1.4) OBP: 0.300, SLG: 0.292	G5-3 1B	G4-3 1B	K		L5			G6-3		5	0	2	0	0	1	2	Chicago White Sox @ California Angels Anaheim Stadium, Anaheim, CA Thu Jun 25 1970, 10:05 PM EDT Att: 10,160 - Unknown - 83 F			
Jarvis Tatum, R (1.8) OBP: 0.337, SLG: 0.310	G5-3 1B	G4-3			K		L7	G5-3		5	0	1	0	0	1	2				
Jim Fregosi, R (1.6) OBP: 0.351, SLG: 0.468	G5-3	P4			F8		L5	F9		5	0	0	0	0	0	4				
Alex Johnson, R (1.7) OBP: 0.373, SLG: 0.455	IBB				G1-3		L9			3	1	1	0	1	0	0				
Billy Cowan, R (1.9) OBP: 0.379, SLG: 0.623	P4							1B		3	1	1	1	0	1	3				
Roger Repoz, L (7.9) OBP: 0.342, SLG: 0.458								1B		0	1	0	0	1	0	0				
Joe Azcue, R (1.2) OBP: 0.314, SLG: 0.335	F9				K					3	1	1	0	1	1	3				
Giraldo Ruiz, S (1.5) OBP: 0.319, SLG: 0.333					G6-3			1B		4	1	2	1	0	0	1				
Jim Spencer, L (1.3) OBP: 0.311, SLG: 0.387					E4			F8		4	2	0	0	0	0	4				
Clyde Wright, R (1.1) OBP: 0.234, SLG: 0.283								G6-4-3		4	0	3	4	0	0	2				
Ken Tatum, R (8.1) ERA: 3.95										0	0	0	0	0	0	0				
Inning Stats	R: 0 E: 0 K: 0 S: 5	H: 2 LOB: 3 BB: 1 P: 9	R: 1 E: 0 K: 0 S: 6	H: 3 LOB: 2 BB: 0 P: 6	R: 3 E: 2 K: 2 S: 11	H: 3 LOB: 1 BB: 0 P: 11	R: 0 E: 0 K: 1 S: 5	H: 0 LOB: 0 BB: 0 P: 5	R: 2 E: 1 K: 1 S: 7	H: 1 LOB: 1 BB: 1 P: 11	R: 0 E: 0 K: 0 S: 3	H: 0 LOB: 0 BB: 0 P: 3	R: 1 E: 0 K: 0 S: 4	H: 2 LOB: 1 BB: 1 P: 8	R: 0 E: 0 K: 0 S: 3	H: 0 LOB: 0 BB: 0 P: 3	1B: 8 2B: 2 3B: 1 HR: 0	SF: 0 SAC: 0 DP: 1 HBP: 0	WP: 3 PB: 0 SB: 0 CS: 0	PA: 39
PITCHER	IP WLS BF H R ER SO BB IBB HBP BLK WP HR S P ERA WHIP																			
Tommy John, L (1.1) ERA: 3.88	5.0 L 28 9 6 2 4 1 0 0 0 0 0 0 3 3 3.60 2.000																			
Danny Murphy, R (6.1) ERA: 5.56	1.0 3 0 0 0 0 0 0 0 0 0 0 3 3 0.00 0.000																			
Don Secrist, L (7.1) ERA: 3.95	2.0 8 2 1 1 0 1 0 0 0 0 0 0 7 11 4.50 1.500																			

Batter	1	2	3	4	5	6	7	8	9	AB	R	H	RBI	BB	SO	LOB	TOP			
Sandy Alomar Sr. S OBP: 0.298, SLG: 0.290	5-3	F9			F9	1B BB		K		5	0	1	1	0	1	3	California Angels @ Kansas City Royals Municipal Stadium, Kansas City, MO Fri Jun 26 1970, 8:05 PM EDT Att: 9,677 - Unknown			
Jarvis Tatum R OBP: 0.350, SLG: 0.318	2B 1B		F5		F5	1B BB		K		4	1	2	0	1	1	0				
Jim Fregosi R OBP: 0.352, SLG: 0.471	1-H 2B		K		F4	1B BB		F3		5	0	2	2	0	1	1				
Alex Johnson R OBP: 0.366, SLG: 0.447	F9		F8		F4	4-3		K		5	0	0	0	0	1	4				
Billy Cowan R OBP: 0.377, SLG: 0.600 Jim Spencer L OBP: 0.308, SLG: 0.383	K			F2		HR BB		K		2	1	0	0	1	1	1				
Joe Azcue R OBP: 0.326, SLG: 0.374		1B 2B				HR			F3	5	1	4	2	0	0	0				
Tommie Reynolds R OBP: 0.286, SLG: 0.286 Roger Repoz L OBP: 0.340, SLG: 0.456					G4-3 BB			K		1	1	1	0	2	0	0				
Giraldo Ruiz S OBP: 0.333, SLG: 0.333		2-3 1B			G4-3					1	0	0	0	0	1	1				
Rudy May L OBP: 0.100, SLG: 0.079 Steve Kealey R OBP: 0.333, SLG: 0.333 Ken McMullen R OBP: 0.329, SLG: 0.396 Eddie Fisher R OBP: 0.200, SLG: 0.200	F2					1B BB		F9		1	0	0	0	1	0	2				
								F3		0	0	0	0	0	0	0				
										1	0	0	0	0	0	2				
										0	0	0	0	0	0	0				
Inning Stats	R: 1 E: 0 K: 1 S: 7	H: 2 LOB: 1 BB: 0 P: 7	R: 0 E: 0 K: 0 S: 5	H: 2 LOB: 2 BB: 0 P: 5	R: 0 E: 0 K: 1 S: 5	H: 0 LOB: 0 BB: 0 P: 5	R: 0 E: 0 K: 0 S: 3	H: 1 LOB: 1 BB: 1 P: 7	R: 0 E: 0 K: 0 S: 3	H: 1 LOB: 1 BB: 1 P: 7	R: 4 E: 0 K: 0 S: 6	H: 3 LOB: 3 BB: 4 P: 22	R: 0 E: 0 K: 2 S: 9	H: 2 LOB: 2 BB: 0 P: 9	R: 0 E: 0 K: 1 S: 5	H: 0 LOB: 0 BB: 0 P: 5	1B: 8 2B: 2 3B: 0 HR: 1	SF: 0 SAC: 0 DP: 1 HBP: 0	WP: 0 PB: 0 SB: 0 CS: 0	PA: 42
PITCHER	IP WLS BF H R ER SO BB IBB HBP BLK WP HR S P ERA WHIP																			
Bill Butler L ERA: 4.0	(1, 1) 5.1 L 25 7 4 4 2 4 0 0 0 0 0 1 25 41 6.75 2.062																			
Tom Burgmeier L ERA: 3.09	(6, 1) 0.1 4 1 0 0 0 2 0 0 0 0 0 0 2 10 0.00 9.000																			
Ken Wright R ERA: 6.48	(6, 1) 0.1 2 1 1 1 0 0 0 0 0 0 0 0 2 2 27.00 3.000																			
Bob Johnson R ERA: 3.13	(7, 1) 3.0 11 2 0 0 5 0 0 0 0 0 0 0 21 21 0.00 0.667																			

Batter	1	2	3	4	5	6	7	8	9	AB	R	H	RBI	BB	SO	LOB	BOTTOM					
Paul Schaal R OBP: 0.315, SLG: 0.308	S 1B		F8			G5-4-3 1B		F7		5	1	2	0	0	0	0	California Angels @ Kansas City Royals Municipal Stadium, Kansas City, MO Fri Jun 26 1970, 8:05 PM EDT Att: 9,677 - Unknown					
Cookie Rojas R OBP: 0.256, SLG: 0.267	G6-3 1B					G5-4-3 1B				4	0	4	1	0	0	0						
Amos Otis R OBP: 0.360, SLG: 0.440	G6-3					G5-4-3		5-3		3	0	0	0	1	0	4						
Bob Oliver R OBP: 0.337, SLG: 0.518	K		FC6					F3		4	1	1	1	0	1	2						
Joe Keough L OBP: 0.400, SLG: 0.448		2-3				1B 1-3 2B		K		4	1	1	0	0	2	0						
Lou Piniella R OBP: 0.337, SLG: 0.481						1B SH3 1B		F5		4	1	3	0	0	0	0						
Ed Kirkpatrick L OBP: 0.298, SLG: 0.439						1B SH3 1B		K		4	0	1	1	0	2	2						
Jackie Hernandez R OBP: 0.283, SLG: 0.280 Pat Kelly L OBP: 0.367, SLG: 0.356 Bob Johnson L OBP: 0.300, SLG: 0.222 Bill Sorrell L OBP: 0.300, SLG: 0.222	K					SH3		F7		1	0	0	1	0	1	1						
										1	0	0	0	0	0	1						
										0	0	0	0	0	0	0						
										1	0	0	0	0	0	0						
										0	0	0	0	0	0	0						
										2	0	0	0	0	2	1						
Inning Stats	R: 1 E: 0 K: 1 S: 6	H: 2 LOB: 0 BB: 0 P: 6	R: 0 E: 0 K: 2 S: 8	H: 1 LOB: 1 BB: 0 P: 8	R: 0 E: 0 K: 1 S: 6	H: 1 LOB: 2 BB: 1 P: 10	R: 1 E: 0 K: 2 S: 9	H: 2 LOB: 1 BB: 0 P: 9	R: 0 E: 0 K: 0 S: 3	H: 2 LOB: 0 BB: 0 P: 3	R: 1 E: 0 K: 0 S: 5	H: 2 LOB: 1 BB: 0 P: 5	R: 0 E: 0 K: 0 S: 4	H: 1 LOB: 1 BB: 0 P: 4	R: 1 E: 0 K: 2 S: 8	H: 1 LOB: 0 BB: 0 P: 8	R: 0 E: 0 K: 0 S: 3	H: 0 LOB: 0 BB: 0 P: 3	1B: 9 2B: 1 3B: 2 HR: 1	SF: 0 SAC: 1 DP: 1 HBP: 0	WP: 0 PB: 0 SB: 1 CS: 0	PA: 37
PITCHER	IP WLS BF H R ER SO BB IBB HBP BLK WP HR S P ERA WHIP																					
Rudy May L ERA: 3.0	(1, 1) 4.0 0 0 0 0 0 0 0 0 0 0 0 0 31 35 4.50 2.250																					
Steve Kealey R ERA: 2.19	(5, 1) 1.0 W 1 0 0 0 0 0 0 0 0 0 0 1 1 0.00 0.000																					
Eddie Fisher R ERA: 2.11	(6, 1) 4.0 S 16 4 2 2 2 0 0 0 0 0 0 1 20 20 4.50 1.000																					

Batter	1	2	3	4	5	6	7	8	9	AB	R	H	RBI	BB	SO	LOB	TOP										
Sandy Alomar Sr. S OBP: 0.298, SLG: 0.293 (1, 4)	0-0 6-3 1		0-0 F8 3			0-0 2B		0-3 K 3		4	0	1	0	0	1	0											
Roger Repoz L OBP: 0.333, SLG: 0.446 (1, 9)	0-0 F9 2			0-3 K 1		0-3 K 2		0-0 1-3 1		4	0	0	0	0	2	1											
Jim Fregosi R OBP: 0.354, SLG: 0.469 (1, 6)	0-0 F8 3			0-0 1B 2		4-0 BB 3		0-3 K 2		3	0	1	0	1	1	0											
Alex Johnson R OBP: 0.361, SLG: 0.440 (1, 7)		0-0 F9 1		0-0 F9 2		0-0 F9 3		0-3 K 3		4	0	0	0	0	1	3											
Jim Spencer L OBP: 0.308, SLG: 0.388 (1, 3)		0-0 2B		0-3 K 3			0-3 K 1			3	0	1	0	0	2	1											
Ken McMullen R OBP: 0.329, SLG: 0.392 (1, 5)		4-0 BB G5-4-3			0-0 F8 1		0-0 F9 2			2	0	0	0	1	0	0											
Joe Azcue R OBP: 0.322, SLG: 0.367 (1, 2)		0-0 BB G5-4-3			0-0 F8 2		0-0 F8 3			3	0	0	0	0	0	2											
Jay Johnstone L OBP: 0.292, SLG: 0.408 (1, 8)			0-0 1B		0-0 F2 3			0-0 3-1 1		3	0	1	0	0	0	0											
Andy Messersmith R OBP: 0.125, SLG: 0.229 Greg Garrett S (6, 1) Billy Cowan R OBP: 0.371, SLG: 0.589 Paul Doyle L (8, 1)			0-0 6-3 2			0-0 F7 1		0-3 K 2		2	0	0	0	0	0	0											
Inning Stats	R: 0 E: 0 K: 0 S: 3	H: 0 LOB: 0 BB: 0 P: 3	R: 0 E: 0 K: 0 S: 3	H: 1 LOB: 1 BB: 1 P: 7	R: 0 E: 0 K: 0 S: 3	H: 1 LOB: 0 BB: 0 P: 3	R: 0 E: 0 K: 2 S: 8	H: 1 LOB: 1 BB: 0 P: 8	R: 0 E: 0 K: 0 S: 3	H: 0 LOB: 0 BB: 0 P: 3	R: 0 E: 0 K: 1 S: 5	H: 0 LOB: 0 BB: 0 P: 5	R: 0 E: 0 K: 2 S: 7	H: 0 LOB: 0 BB: 0 P: 7	R: 0 E: 0 K: 2 S: 7	H: 0 LOB: 0 BB: 0 P: 7	1B: 2 2B: 2 3B: 0 HR: 0	SF: 0 SAC: 0 DP: 1 HBP: 0	WP: 0 PB: 0 SB: 0 CS: 0	PA: 31							
PITCHER	IP	WLS	BF	H	R	ER	SO	BB	IBB	HBP	BLK	WP	HR	S	P	ERA	WHIP										
Dave Morehead R ERA: 3.71 (1, 1)	2.0		7	1	0	0	0	1	0	0	0	0	0	6	10	0.00	1.000										
Tom Burgmeier L ERA: 2.57 (3, 1)	4.0	W	15	3	0	0	3	1	0	0	0	0	0	20	24	0.00	1.000										
Bob Johnson R ERA: 3.0 (7, 1)	3.0	S	9	0	0	0	5	0	0	0	0	0	0	19	19	0.00	0.000										

California Angels @ Kansas City Royals
Municipal Stadium, Kansas City, MO
Sat Jun 27 1970, 4:33 AM EDT
Alt. 7,677 - Unknown - 83 F

AB	29
R	0
H	4
RBI	0
BB	2
SO	8
LOB	7



Batter	1	2	3	4	5	6	7	8	9	AB	R	H	RBI	BB	SO	LOB	BOTTOM										
Tom Matchick L OBP: 0.194, SLG: 0.147 Eliee Rodriguez R OBP: 0.336, SLG: 0.333 Bob Johnson L (7, 1)	0-3 K 1		0-3 K 2		0-0 1-2 1B	0-3 K 3				3	0	1	0	0	2	1											
Cookie Rojas R OBP: 0.266, SLG: 0.281 (1, 4)	0-0 FC1-6-5 2B		4-0 BB FC6-4		0-0 F9 3		0-0 F8 1			3	0	1	0	1	0	2											
Amos Otis R OBP: 0.362, SLG: 0.439 (1, 8)	0-0 FC1-6-5 2-3		0-0 FC6-4 1-2			4-0 BB 1B		0-0 CS 1B		3	1	1	0	1	0	3											
Bob Oliver R OBP: 0.339, SLG: 0.515 (1, 3)	0-0 F4 3			0-0 G4-6-3 1B		4-0 BB 1B		0-3 K 2		3	1	1	0	1	1	2											
Joe Keough L OBP: 0.392, SLG: 0.438 (1, 9)		0-0 F8 1		0-0 F9 1		0-3 K 1		0-0 4-3 1		4	0	0	0	0	1	3											
Lou Piniella R OBP: 0.335, SLG: 0.476 (1, 7)		0-0 6-3 2		0-0 G4-6-3 1-2		0-0 BB 1B		0-0 F8 2		4	0	1	1	0	0	1											
Ed Kirkpatrick L OBP: 0.297, SLG: 0.432 (1, 2)		0-0 L9 3			0-0 F2 1	4-0 BB 1B		0-0 L3 3		3	0	0	0	1	0	0											
Paul Schaal R OBP: 0.321, SLG: 0.311 (1, 5)			0-0 BB 1B		0-0 5-3 2	4-0 BB 1B		0-0 L3 3		2	0	1	1	1	0	0											
Dave Morehead R OBP: 0.192, SLG: 0.200 Tom Burgmeier L OBP: 0.300, SLG: 0.222 Hawk Taylor R OBP: 0.310, SLG: 0.370 Jackie Hernandez R OBP: 0.283, SLG: 0.280 (7, 6)			0-0 F7 1		0-0 1B 1	4-0 BB 1B		0-0 P5 2		0	0	0	0	0	0	0											
Inning Stats	R: 0 E: 0 K: 1 S: 6	H: 1 LOB: 1 BB: 0 P: 6	R: 0 E: 0 K: 0 S: 3	H: 0 LOB: 0 BB: 0 P: 3	R: 0 E: 0 K: 1 S: 6	H: 1 LOB: 2 BB: 1 P: 10	R: 0 E: 0 K: 0 S: 3	H: 1 LOB: 0 BB: 0 P: 3	R: 0 E: 0 K: 0 S: 5	H: 2 LOB: 2 BB: 0 P: 5	R: 2 E: 0 K: 2 S: 8	H: 1 LOB: 3 BB: 4 P: 24	R: 0 E: 0 K: 1 S: 5	H: 1 LOB: 0 BB: 0 P: 5	R: 0 E: 0 K: 0 S: 3	H: 0 LOB: 0 BB: 0 P: 3	1B: 6 2B: 1 3B: 0 HR: 0	SF: 0 SAC: 0 DP: 1 HBP: 0	WP: 0 PB: 0 SB: 1 CS: 1	PA: 34							
PITCHER	IP	WLS	BF	H	R	ER	SO	BB	IBB	HBP	BLK	WP	HR	S	P	ERA	WHIP										
Andy Messersmith R ERA: 3.15 (1, 1)	5.1	L	26	6	2	2	3	5	0	0	0	0	0	27	47	3.38	2.062										
Greg Garrett L ERA: 0.6 (6, 1)	1.2		5	1	0	0	2	0	0	0	0	0	0	9	9	0.00	0.600										
Paul Doyle L ERA: 4.76 (8, 1)	1.0		3	0	0	0	0	0	0	0	0	0	0	3	3	0.00	0.000										

California Angels @ Kansas City Royals
Municipal Stadium, Kansas City, MO
Sat Jun 27 1970, 4:33 AM EDT
Alt. 7,677 - Unknown - 83 F

AB	29
R	2
H	7
RBI	2
BB	5
SO	5
LOB	19



Batter	1	2	3	4	5	6	7	8	9	AB	R	H	RBI	BB	SO	LOB	TOP					
Sandy Alomar Sr. S OBP: 0.311, SLG: 0.316 (1, 4)										5	1	1	0	0	0	4	California Angels @ Milwaukee Brewers Milwaukee County Stadium, Milwaukee, WI Tue Jun 30 1970, 8:05 PM EDT Att: 8,515 - Unknown					
Roger Repoz L OBP: 0.332, SLG: 0.454 (1, 9)										4	0	1	1	0	2	0						
Jim Fregosi R OBP: 0.356, SLG: 0.471 (1, 6)										3	1	0	0	1	1	1						
Alex Johnson R OBP: 0.361, SLG: 0.447 (1, 7)										4	1	1	2	0	1	1						
Jim Spencer L OBP: 0.299, SLG: 0.372 (1, 3)										4	1	2	0	0	0	0						
Ken McMullen R OBP: 0.337, SLG: 0.401 Jarvis Tatum R OBP: 0.356, SLG: 0.311 (9, PR)										4	0	2	0	0	0	1						
Joe Azcue R OBP: 0.321, SLG: 0.356 Giraldo Ruiz S OBP: 0.305, SLG: 0.304 (9, PR)										4	0	1	0	0	1	1						
Jay Johnstone L OBP: 0.292, SLG: 0.390 (1, 8)										4	0	0	0	0	1	4						
Rudy May L OBP: 0.316, SLG: 0.098 Greg Garrett S OBP: 0.500, SLG: 0.500 Bill Voss L OBP: 0.360, SLG: 0.394 (9, PH)										3	0	1	0	0	2	0						
Inning Stats	R: 3 E: 0 K: 0 S: 6	H: 3 LOB: 0 BB: 0 P: 6	R: 0 E: 0 K: 1 S: 5	H: 0 LOB: 0 BB: 0 P: 5	R: 0 E: 0 K: 0 S: 3	H: 0 LOB: 1 BB: 1 P: 7	R: 0 E: 0 K: 1 S: 6	H: 1 LOB: 1 BB: 0 P: 6	R: 0 E: 0 K: 2 S: 7	H: 0 LOB: 0 BB: 0 P: 7	R: 0 E: 0 K: 1 S: 6	H: 1 LOB: 1 BB: 0 P: 6	R: 0 E: 0 K: 1 S: 6	H: 1 LOB: 1 BB: 0 P: 6	R: 0 E: 0 K: 2 S: 7	H: 0 LOB: 0 BB: 0 P: 7		R: 1 E: 0 K: 0 S: 6	H: 3 LOB: 3 BB: 0 P: 6	1B: 6 2B: 2 3B: 0 HR: 1	SF: 0 SAC: 0 DP: 0 HBP: 0	WP: 0 PB: 0 SB: 0 CS: 0
PITCHER	IP WLS BF H R ER SO BB IBB HBP BLK WP HR S P ERA WHIP																					
LeW Krausse R ERA: 4.7 Bob Humphreys R ERA: 3.44 (9, 1)	8.0 W 33 8 4 4 8 1 0 0 0 0 0 1 48 52 4.50 1.125																					
1.0 S 4 1 0 0 0 0 0 0 0 0 0 0 0 4 4 0.00 1.000																						

AB	36
R	4
H	9
RBI	4
BB	1
SO	8
LOB	14



Batter	1	2	3	4	5	6	7	8	9	AB	R	H	RBI	BB	SO	LOB	BOTTOM			
Tommy Harper R OBP: 0.370, SLG: 0.536 (1, 9)										4	1	1	0	0	1	2	California Angels @ Milwaukee Brewers Milwaukee County Stadium, Milwaukee, WI Tue Jun 30 1970, 8:05 PM EDT Att: 8,515 - Unknown			
Roberto Pena R OBP: 0.308, SLG: 0.324 (1, 6)										4	1	2	0	0	2	1				
Dave May L OBP: 0.367, SLG: 0.321 (1, 8)										2	1	0	0	2	0	0				
Danny Walton R OBP: 0.356, SLG: 0.482 (1, 7)										4	2	2	3	0	0	3				
Jerry McNertney R OBP: 0.309, SLG: 0.328 (9, 2)										4	0	2	2	0	0	0				
Phil Roof R OBP: 0.292, SLG: 0.421 Mike Hegan L OBP: 0.341, SLG: 0.402 (9, 3)										4	0	1	0	0	1	3				
Gus Gil R OBP: 0.333, SLG: 0.246 (1, 5)										3	0	1	0	1	0	3				
Ted Kubiak S OBP: 0.344, SLG: 0.320 (1, 4)										3	0	0	0	1	0	3				
LeW Krausse R OBP: 0.273, SLG: 0.214 Bob Humphreys R (9, 1)										3	0	0	0	1	2	3				
Inning Stats	R: 2 E: 0 K: 1 S: 8	H: 3 LOB: 2 BB: 1 P: 12	R: 0 E: 0 K: 2 S: 7	H: 0 LOB: 1 BB: 1 P: 11	R: 1 E: 0 K: 0 S: 4	H: 1 LOB: 0 BB: 0 P: 4	R: 0 E: 0 K: 1 S: 5	H: 0 LOB: 1 BB: 1 P: 9	R: 0 E: 0 K: 0 S: 3	H: 1 LOB: 0 BB: 0 P: 3	R: 0 E: 0 K: 0 S: 4	H: 2 LOB: 1 BB: 0 P: 4	R: 0 E: 0 K: 1 S: 5	H: 0 LOB: 0 BB: 0 P: 5	R: 2 E: 0 K: 1 S: 7	H: 2 LOB: 2 BB: 2 P: 15		1B: 6 2B: 1 3B: 0 HR: 2	SF: 0 SAC: 0 DP: 1 HBP: 0	WP: 0 PB: 0 SB: 0 CS: 0
PITCHER	IP WLS BF H R ER SO BB IBB HBP BLK WP HR S P ERA WHIP																			
Rudy May L ERA: 3.2 Greg Garrett L ERA: 2.95 (8, 1)	7.1 L 33 9 5 5 5 4 0 0 0 1 0 0 0 4 8 6.14 1.773																			
0.2 3 0 0 0 1 0 1 0 0 0 0 0 4 8 0.00 0.000																				



Batter	1	2	3	4	5	6	7	8	9	AB	R	H	RBI	BB	SO	LOB	TOP			
Sandy Alomar Sr. S (1.4) OBP: 0.306, SLG: 0.311	6-3		6-3		F8		1-3		P5	5	0	0	0	0	0	1	California Angels @ Milwaukee Brewers Milwaukee County Stadium, Milwaukee, WI Wed Jul 01 1970, 8:05 PM EDT Att: 7,792 - Unknown			
Roger Repoz L (1.9) OBP: 0.335, SLG: 0.457	G3				F9		HR			3	1	1	0	1	0	1				
Jim Fregosi R (1.6) OBP: 0.358, SLG: 0.481	4-3						HR			4	1	2	2	0	1	1				
Alex Johnson R (1.7) OBP: 0.363, SLG: 0.448					FC5				P3	4	1	2	0	0	0	2				
Jim Spencer L (1.3) OBP: 0.298, SLG: 0.370					G1-6-3				F8	4	0	1	0	0	1	1				
Ken McMullen R (1.5) OBP: 0.336, SLG: 0.400									F8	3	0	1	1	0	1	0				
Joe Azcue R (1.2) OBP: 0.320, SLG: 0.359									F8	4	0	1	0	0	0	1				
Jay Johnstone L (1.8) OBP: 0.291, SLG: 0.392									P2	4	1	1	0	0	0	3				
Andy Messersmith R (1.1) OBP: 0.140, SLG: 0.240										2	0	1	0	0	1	0				
Greg Garrett S (6.1) OBP: 0.500, SLG: 0.500										0	0	0	0	0	0	0				
Bill Voss L (7. PH) OBP: 0.366, SLG: 0.400										1	0	1	1	0	0	0				
Eddie Fisher R (7.1) OBP: 0.167, SLG: 0.167										1	0	0	0	0	1	0				
Inning Stats	R: 0 E: 0 K: 0 S: 3	H: 0 LOB: 0 BB: 0 P: 3	R: 1 E: 0 K: 0 S: 5	H: 2 LOB: 1 BB: 0 P: 5	R: 0 E: 0 K: 2 S: 8	H: 1 LOB: 1 BB: 0 P: 8	R: 0 E: 0 K: 0 S: 5	H: 3 LOB: 3 BB: 0 P: 5	R: 0 E: 0 K: 0 S: 7	H: 0 LOB: 0 BB: 0 P: 7	R: 3 E: 0 K: 0 S: 5	H: 3 LOB: 0 BB: 1 P: 9	R: 0 E: 0 K: 0 S: 3	H: 0 LOB: 0 BB: 0 P: 3	R: 0 E: 0 K: 1 S: 5	H: 0 LOB: 0 BB: 0 P: 5	1B: 7 2B: 3 3B: 0 HR: 1	SF: 1 SAC: 0 DP: 1 HBP: 0	WP: 0 PB: 0 SB: 0 CS: 0	PA: 37
PITCHER	IP WLS BF H R ER SO BB IBB HBP BLK WP HR S P ERA WHIP																			
Skip Lockwood R (1.1) ERA: 4.57	8.0 L 34 11 4 4 4 4 1 0 0 0 0 1 41 45 4.50 1.500																			
Bob Humphreys R (9.1) ERA: 3.26	1.0 3 0 0 0 0 1 0 0 0 0 0 0 5 5 0.00 0.000																			

Batter	1	2	3	4	5	6	7	8	9	AB	R	H	RBI	BB	SO	LOB	BOTTOM					
Tommy Harper R (1.5) OBP: 0.371, SLG: 0.532	K									4	0	1	0	1	3	2	California Angels @ Milwaukee Brewers Milwaukee County Stadium, Milwaukee, WI Wed Jul 01 1970, 8:05 PM EDT Att: 7,792 - Unknown					
Mike Hegan L (1.3) OBP: 0.342, SLG: 0.396	F7									3	0	0	0	2	1	1						
Dave May L (1.8) OBP: 0.359, SLG: 0.306	K									4	1	0	0	1	2	5						
Bob Burda L (1.9) OBP: 0.397, SLG: 0.379										5	1	1	1	0	0	3						
Danny Walton R (1.7) OBP: 0.361, SLG: 0.482										4	1	2	1	1	0	0						
Roberto Pena R (1.6) OBP: 0.317, SLG: 0.339										4	0	3	0	0	0	3						
Phil Roof R (1.2) OBP: 0.291, SLG: 0.416										4	0	1	1	0	0	4						
Jerry McNertney R (8.2) OBP: 0.309, SLG: 0.328										0	0	0	0	0	0	0						
Ted Kubiak S (1.4) OBP: 0.343, SLG: 0.319										4	0	1	0	0	0	2						
Skip Lockwood R (1.1) OBP: 0.238, SLG: 0.400										2	0	1	0	0	0	1						
Tito Francona L (8. PH) OBP: 0.344, SLG: 0.278										1	0	0	0	0	0	0						
Bob Humphreys R (9.1) ERA: 2.07										0	0	0	0	0	0	0						
Inning Stats	R: 0 E: 0 K: 2 S: 7	H: 0 LOB: 0 BB: 0 P: 7	R: 2 E: 1 K: 0 S: 6	H: 3 LOB: 1 BB: 0 P: 6	R: 0 E: 0 K: 1 S: 6	H: 1 LOB: 3 BB: 2 P: 14	R: 0 E: 0 K: 1 S: 7	H: 2 LOB: 3 BB: 1 P: 11	R: 0 E: 0 K: 0 S: 4	H: 1 LOB: 1 BB: 0 P: 4	R: 0 E: 0 K: 0 S: 2	H: 1 LOB: 0 BB: 1 P: 6	R: 1 E: 1 K: 0 S: 5	H: 2 LOB: 2 BB: 1 P: 9	R: 0 E: 0 K: 2 S: 8	H: 0 LOB: 1 BB: 0 P: 8	R: 0 E: 0 K: 0 S: 3	H: 0 LOB: 0 BB: 0 P: 3	1B: 8 2B: 1 3B: 0 HR: 1	SF: 0 SAC: 1 DP: 0 HBP: 0	WP: 0 PB: 1 SB: 0 CS: 2	PA: 42
PITCHER	IP WLS BF H R ER SO BB IBB HBP BLK WP HR S P ERA WHIP																					
Andy Messersmith R (1.1) ERA: 3.08	5.2 28 8 2 1 4 4 4 0 0 0 0 0 32 48 1.59 2.118																					
Greg Garrett L (6.1) ERA: 2.89	0.1 W 0 0 0 0 0 0 0 0 0 0 0 0 0 0 0 0 0.00 0.000																					
Eddie Fisher R (7.1) ERA: 2.07	3.0 S 13 2 1 1 2 1 0 0 0 0 0 0 16 20 3.00 1.000																					

Batter	1	2	3	4	5	6	7	8	9	AB	R	H	RBI	BB	SO	LOB	TOP								
Sandy Alomar Sr. S OBP: 0.307, SLG: 0.312 (1, 4)	6-3	G5-4-3							6-3	5	1	2	1	0	0	3	California Angels @ Milwaukee Brewers Milwaukee County Stadium, Milwaukee, WI Thu Jul 02 1970, 4:33 AM EDT Att: 12,099 - Unknown								
Roger Repoz L OBP: 0.336, SLG: 0.458 (1, 9)	4-3		K		CS	F8	1B		2B	4	2	1	1	1	1	0									
Jim Fregosi R OBP: 0.361, SLG: 0.488 (1, 6)	K		F8			1B	2B		1B	4	3	2	1	1	1	0									
Alex Johnson R OBP: 0.366, SLG: 0.450 Jarvis Tatum R OBP: 0.356, SLG: 0.311 (9, 7)		BB 1B 1B	5-3			F2	1B		FC4-6 1B	5	1	3	2	0	0	1									
Jim Spencer L OBP: 0.304, SLG: 0.374 (1, 3)		BB 1B 1B		G3		FC6 1B	CS 1B		FC4-6 1B	5	1	3	3	0	0	1									
Ken McMullen R OBP: 0.333, SLG: 0.393 (1, 5)		1B 1-2 2-3 BB	K			FC6 1-2	K		K	4	0	0	0	1	3	4									
Joe Azcue R OBP: 0.323, SLG: 0.368 (1, 2)		BB 1B 1-3 2-H 3-H	5-3				1B 2B		P3	4	1	2	2	0	0	0									
Jay Johnstone L OBP: 0.290, SLG: 0.385 (1, 8)		BB 1B 1-2 G5-4-3 BB			F8		K		G3	3	0	0	0	1	1	1									
Tom Murphy R OBP: 0.176, SLG: 0.146 Ken Tatum R (7, 1)		F3			K		1B 2B 1B		K	3	1	1	0	0	1	3									
										1	0	0	0	0	1	0									
Inning Stats	R: 0 E: 0 K: 1 S: 5	H: 0 LOB: 0 BB: 0 P: 5	R: 2 E: 0 K: 0 S: 5	H: 3 LOB: 2 BB: 2 P: 13	R: 0 E: 0 K: 1 S: 5	H: 0 LOB: 0 BB: 0 P: 5	R: 0 E: 0 K: 1 S: 5	H: 0 LOB: 0 BB: 0 P: 5	R: 0 E: 0 K: 1 S: 5	H: 1 LOB: 1 BB: 0 P: 5	R: 1 E: 0 K: 0 S: 5	H: 2 LOB: 1 BB: 0 P: 5	R: 5 E: 0 K: 2 S: 12	H: 6 LOB: 2 BB: 1 P: 16	R: 0 E: 0 K: 1 S: 5	H: 0 LOB: 0 BB: 0 P: 5	R: 2 E: 0 K: 1 S: 7	H: 2 LOB: 1 BB: 1 P: 11	1B: 10 2B: 5 3B: 0 HR: 0	SF: 0 SAC: 0 DP: 2 HBP: 0	WP: 0 PB: 0 SB: 0 CS: 2	PA: 43			
PITCHER	IP	WLS	BF	H	R	ER	SO	BB	IBB	HBP	BLK	WP	HR	S	P	ERA	WHIP								
Gene Brabender R ERA: 5.12 (1, 1)	6.1	L	28	9	6	6	5	2	0	0	0	0	0	36	44	8.53	1.737								
Ken Sanders R ERA: 1.59 (7, 1)	0.0		4	3	2	2	0	0	1	0	0	0	0	3	7	∞	∞								
Dave Baldwin R ERA: 1.5 (7, 1)	0.2		1	0	0	0	1	0	0	0	0	0	0	3	3	0.00	0.000								
John Gelnar R ERA: 5.71 (8, 1)	2.0		9	2	2	2	2	1	0	0	0	0	0	12	16	9.00	1.500								

Batter	1	2	3	4	5	6	7	8	9	AB	R	H	RBI	BB	SO	LOB	BOTTOM								
Tommy Harper R OBP: 0.377, SLG: 0.557 (1, 5)			F5							5	3	4	3	0	0	0	California Angels @ Milwaukee Brewers Milwaukee County Stadium, Milwaukee, WI Thu Jul 02 1970, 4:33 AM EDT Att: 12,099 - Unknown								
Mike Hegan L OBP: 0.343, SLG: 0.398 (1, 3)	HR		G4-6-3 BB		1B		1B		HR	4	0	1	2	1	1	1									
Dave May L OBP: 0.361, SLG: 0.303 (1, 8)		1-3 BB	G4-6-3				2B		1B	4	0	1	0	1	1	3									
Bob Burda L OBP: 0.389, SLG: 0.361 John Gelnar R (8, 1) Tito Francona L OBP: 0.338, SLG: 0.273 (9, PH)	1-3			F9		G6-4-3 BB	K		F7	3	0	0	0	1	1	2									
Danny Walton R OBP: 0.361, SLG: 0.481 Max Alvis R OBP: 0.216, SLG: 0.265 (9, PR)	5-3									5	1	2	0	0	0	2									
Roberto Pena R OBP: 0.309, SLG: 0.330 (1, 6)			L5		6-3				P4	5	0	0	0	0	0	3									
Phil Roof R OBP: 0.312, SLG: 0.453 (1, 2)										3	1	3	2	1	0	0									
Ted Kubiak S OBP: 0.342, SLG: 0.318 (1, 4)										4	0	1	0	0	0	3									
Gene Brabender R OBP: 0.069, SLG: 0.103 Ken Sanders R (7, 1) Dave Baldwin R (7, 1) Russ Snyder L OBP: 0.291, SLG: 0.346 (7, PH)										2	0	0	0	0	1	1									
										0	0	0	0	0	0	0									
										0	0	0	0	0	0	0									
										1	2	0	0	1	0	1									
Inning Stats	R: 1 E: 0 K: 0 S: 4	H: 1 LOB: 1 BB: 1 P: 8	R: 0 E: 0 K: 0 S: 3	H: 0 LOB: 1 BB: 1 P: 7	R: 0 E: 0 K: 0 S: 2	H: 0 LOB: 0 BB: 1 P: 6	R: 1 E: 0 K: 0 S: 5	H: 2 LOB: 1 BB: 0 P: 5	R: 0 E: 0 K: 3 S: 10	H: 1 LOB: 1 BB: 0 P: 10	R: 0 E: 0 K: 0 S: 2	H: 0 LOB: 0 BB: 1 P: 6	R: 3 E: 0 K: 1 S: 9	H: 4 LOB: 1 BB: 0 P: 9	R: 0 E: 0 K: 0 S: 4	H: 1 LOB: 1 BB: 0 P: 4	R: 2 E: 0 K: 0 S: 6	H: 3 LOB: 2 BB: 1 P: 10	1B: 8 2B: 1 3B: 0 HR: 3	SF: 0 SAC: 0 DP: 2 HBP: 0	WP: 0 PB: 0 SB: 1 CS: 0	PA: 42			
PITCHER	IP	WLS	BF	H	R	ER	SO	BB	IBB	HBP	BLK	WP	HR	S	P	ERA	WHIP								
Tom Murphy R ERA: 3.69 (1, 1)	6.1	W	28	7	5	5	3	4	0	0	0	0	2	30	46	7.11	1.737								
Ken Tatum R ERA: 1.9 (7, 1)	2.2	S	14	5	2	2	1	1	0	0	0	0	1	15	19	6.75	2.250								

Batter	1	2	3	4	5	6	7	8	9	AB	R	H	RBI	BB	SO	LOB	TOP
Bert Campaneris, R (1,6) OBP: 0.294, SLG: 0.434	0-0 6-3			0-0 5-3		0-0 F8			0-0 L6	4	0	0	0	0	0	1	
Felipe Alou, R (1,9) OBP: 0.348, SLG: 0.439	0-0 6-3			0-0 5-3		0-0 P4			0-0 G6-4-3	4	0	0	0	0	0	1	
Reggie Jackson, L (1,8) OBP: 0.344, SLG: 0.447	0-0 P4			0-3 K					0-0 F8	3	0	0	0	0	1	0	
Sal Bando, R (1,5) OBP: 0.413, SLG: 0.524		0-0 F8			4-0 FC5 5-3 BB				0-0 5-3	2	0	0	0	1	0	0	
Tommy Davis, R (1,7) OBP: 0.317, SLG: 0.400		0-0 6-3			0-0 5-3				0-0 6-3	3	0	0	0	0	0	1	
Joe Rudi, R (1,3) OBP: 0.339, SLG: 0.506		0-0 F7			0-0 6-3				0-0 F9	3	0	0	0	0	0	1	
Dave Duncan, R (1,2) OBP: 0.301, SLG: 0.438				0-0 5-3		4-0 BB			0-0 P4	2	0	0	0	1	0	0	
Dick Green, R (1,4) OBP: 0.256, SLG: 0.267				0-0 L1		0-0 FC5			0-0 4-3	3	0	0	0	0	0	2	
Chuck Dobson, R (1,1) OBP: 0.178, SLG: 0.200				0-0 6-3					0-0 P6	1	0	0	0	0	0	0	
Tony La Russa, R (6, PH) OBP: 0.254, SLG: 0.226									4-0 BB	1	0	0	0	0	0	0	
Jim Roland, R (6, 1) OBP: 0.344, SLG: 0.453										0	0	0	0	0	0	0	
Frank Fernandez, R (9, PH) OBP: 0.331, SLG: 0.385										0	0	0	0	1	0	0	
Jose Tartabull, L (9, PR)										0	0	0	0	0	0	0	
Inning Stats	R: 0 E: 0 K: 0 S: 3	H: 0 LOB: 0 BB: 0 P: 3	R: 0 E: 0 K: 0 S: 3	H: 0 LOB: 0 BB: 0 P: 3	R: 0 E: 0 K: 1 S: 5	H: 0 LOB: 0 BB: 0 P: 5	R: 0 E: 0 K: 0 S: 3	H: 0 LOB: 0 BB: 2 P: 11	R: 0 E: 0 K: 0 S: 3	H: 0 LOB: 0 BB: 0 P: 3	R: 0 E: 0 K: 0 S: 3	H: 0 LOB: 0 BB: 0 P: 3	R: 0 E: 0 K: 0 S: 2	H: 0 LOB: 1 BB: 1 P: 6	1B: 0 2B: 0 3B: 0 HR: 0	SF: 0 SAC: 0 DP: 1 HBP: 0	WP: 0 PA: 29 PB: 0 SB: 0 CS: 0
PITCHER Clyde Wright, L (1,1) ERA: 2.9	IP: 9.0 WLS: W BF: 29 H: 0 R: 0 ER: 0 SO: 1 BB: 3 IBB: 0 HBP: 0 BLK: 0 WP: 0 HR: 0 S: 28 P: 40 ERA: 0.00 WHIP: 0.333																

Oakland Athletics @ California Angels
Anaheim Stadium, Anaheim, CA
Fri Jul 03 1970, 10:05 PM EDT
Att: 12,131 - Unknown

AB 26
R 0
H 0
RBI 0
BB 3
SO 1
LOB 6



Batter	1	2	3	4	5	6	7	8	9	AB	R	H	RBI	BB	SO	LOB	BOTTOM
Sandy Alomar Sr., S (1,4) OBP: 0.304, SLG: 0.308	0-0 F9		0-0 6-3		0-0 F8		0-0 FC6-4			4	0	0	0	0	0	1	
Roger Repoz, L (1,9) OBP: 0.339, SLG: 0.466	0-0 5-3 3B		4-0 BB		0-0 F5			0-0 4-3		3	1	1	0	1	0	0	
Jim Fregosi, R (1,6) OBP: 0.357, SLG: 0.482	0-0 5-3 3H		0-0 F2		0-0 F5			0-0 P6		4	0	0	1	0	0	1	
Alex Johnson, R (1,7) OBP: 0.368, SLG: 0.449	0-0			4-0 2B HR BB		0-0 F8		0-3 K		3	1	1	0	1	1	0	
Jarvis Tatum, R (9,7) OBP: 0.356, SLG: 0.311	0-0 1B			0-0 HR 2B		0-0 F8				0	0	0	0	0	0	0	
Jim Spencer, L (1,3) OBP: 0.305, SLG: 0.378	0-0 4-3			0-0 HR 2B		0-0 F8				3	1	1	0	0	0	1	
Ken McMullen, R (1,5) OBP: 0.333, SLG: 0.405		0-0 F8		0-0 HR		0-0 4-3				3	1	1	3	0	0	0	
Joe Azcue, R (1,2) OBP: 0.324, SLG: 0.367		0-3 K		2H 3H 0-0 K		0-0 F9			0-0 FC6-4 1B	3	0	1	0	0	1	0	
Jay Johnstone, L (1,8) OBP: 0.285, SLG: 0.378		0-0 3-1		0-0 4-3					0-0 P1	3	0	0	0	0	0	1	
Clyde Wright, R (1,1) OBP: 0.222, SLG: 0.264			0-3 K		0-0 F9				0-3 K	3	0	0	0	0	2	1	
Inning Stats	R: 1 E: 0 K: 0 S: 5	H: 2 LOB: 1 BB: 0 P: 5	R: 0 E: 0 K: 1 S: 5	H: 0 LOB: 0 BB: 0 P: 5	R: 0 E: 0 K: 1 S: 5	H: 0 LOB: 1 BB: 1 P: 9	R: 3 E: 0 K: 0 S: 5	H: 2 LOB: 0 BB: 1 P: 9	R: 0 E: 0 K: 0 S: 3	H: 0 LOB: 0 BB: 0 P: 3	R: 0 E: 0 K: 1 S: 6	H: 1 LOB: 1 BB: 0 P: 6	R: 0 E: 0 K: 1 S: 5	H: 0 LOB: 0 BB: 0 P: 5	1B: 2 2B: 1 3B: 1 HR: 1	SF: 0 SAC: 0 DP: 0 HBP: 0	WP: 0 PA: 31 PB: 0 SB: 0 CS: 0
PITCHER Chuck Dobson, R (1,1) ERA: 4.46	IP: 5.0 WLS: L BF: 21 H: 4 R: 4 ER: 4 SO: 2 BB: 2 IBB: 0 HBP: 0 BLK: 0 WP: 2 HR: 1 S: 23 P: 31 ERA: 7.20 WHIP: 1.200																
Jim Roland, L (6, 1) ERA: 2.39	IP: 3.0 WLS: L BF: 10 H: 1 R: 0 ER: 0 SO: 2 BB: 0 IBB: 0 HBP: 0 BLK: 0 WP: 0 HR: 0 S: 14 P: 14 ERA: 0.00 WHIP: 0.333																

Oakland Athletics @ California Angels
Anaheim Stadium, Anaheim, CA
Fri Jul 03 1970, 10:05 PM EDT
Att: 12,131 - Unknown

AB 29
R 4
H 5
RBI 4
BB 2
SO 4
LOB 5



Batter	1	2	3	4	5	6	7	8	9	AB	R	H	RBI	BB	SO	LOB	TOP								
Bert Campaneris, R OBP: 0.296, SLG: 0.444 (1, 6)										5	1	2	1	0	0	4	Oakland Athletics @ California Angels Anaheim Stadium, Anaheim, CA Sat Jul 04 1970, 10:05 PM EDT Att: 43,041 - Unknown								
Felipe Alou, R OBP: 0.347, SLG: 0.433 (1, 9) (8, 7)										4	1	0	0	1	1	4									
Reggie Jackson, L OBP: 0.346, SLG: 0.460 (1, 8) (8, 9)										4	1	2	4	0	1	1									
Sal Bando, R OBP: 0.414, SLG: 0.534 (1, 5)										3	1	1	1	1	2	1									
Tommy Davis, R OBP: 0.312, SLG: 0.393 Steve Hovley, L OBP: 0.363, SLG: 0.350 (1, 7) (8, 8)										4	0	0	0	0	0	1									
Joe Rudi, R OBP: 0.331, SLG: 0.494 (1, 3)										4	0	0	0	0	1	0									
Dave Duncan, R OBP: 0.294, SLG: 0.427 (1, 2)										4	0	0	0	0	1	0									
Dick Green, R OBP: 0.260, SLG: 0.268 (1, 4)										3	1	1	0	1	0	0									
Caffish Hunter, R OBP: 0.196, SLG: 0.226 Paul Lindblad, L Mudcat Grant, R (1, 1) (8, 1) (8, 1)										2	2	1	0	0	0	0									
Inning Stats	R: 1 E: 0 K: 2 S: 8	H: 1 LOB: 0 BB: 0 P: 8	R: 0 E: 0 K: 0 S: 3	H: 0 LOB: 0 BB: 0 P: 3	R: 2 E: 1 K: 1 S: 7	H: 1 LOB: 1 BB: 1 P: 11	R: 0 E: 0 K: 0 S: 3	H: 0 LOB: 0 BB: 0 P: 3	R: 4 E: 0 K: 0 S: 6	H: 3 LOB: 0 BB: 1 P: 10	R: 0 E: 0 K: 0 S: 3	H: 0 LOB: 0 BB: 0 P: 3	R: 0 E: 0 K: 1 S: 6	H: 1 LOB: 1 BB: 0 P: 6	R: 0 E: 0 K: 1 S: 4	H: 0 LOB: 0 BB: 1 P: 8		R: 0 E: 0 K: 1 S: 6	H: 1 LOB: 2 BB: 1 P: 10	1B: 3 2B: 2 3B: 0 HR: 3	SF: 0 SAC: 1 DP: 1 HBP: 0	WP: 1 PB: 0 SB: 1 CS: 0	PA: 38		
PITCHER	IP	WLS	BF	H	R	ER	SO	BB	IBB	HBP	BLK	WP	HR	S	P	ERA	WHIP								
Rudy May, L ERA: 3.6 Mel Queen, R ERA: 2.92 Greg Garrett, L ERA: 2.61 (1, 1) (5, 1) (8, 1)	4.2	L	22	5	7	7	3	1	1	0	0	1	3	26	34	13.50	1.286								

Batter	1	2	3	4	5	6	7	8	9	AB	R	H	RBI	BB	SO	LOB	BOTTOM								
Sandy Alomar Sr., S OBP: 0.305, SLG: 0.308 (1, 4)										4	0	1	0	1	1	2	Oakland Athletics @ California Angels Anaheim Stadium, Anaheim, CA Sat Jul 04 1970, 10:05 PM EDT Att: 43,041 - Unknown								
Roger Repoz, L OBP: 0.332, SLG: 0.455 (1, 9)										5	0	0	0	0	1	3									
Jim Fregosi, R OBP: 0.353, SLG: 0.475 (1, 6)										4	0	0	0	0	0	1									
Alex Johnson, R OBP: 0.367, SLG: 0.450 (1, 7)										4	1	1	0	0	0	2									
Jim Spencer, L OBP: 0.308, SLG: 0.405 (1, 3)										4	2	2	2	0	0	1									
Ken McMullen, R OBP: 0.336, SLG: 0.411 (1, 5)										4	1	2	1	0	1	0									
Joe Azcue, R OBP: 0.317, SLG: 0.359 (1, 2)										4	0	0	0	0	0	2									
Jay Johnstone, L OBP: 0.290, SLG: 0.383 (1, 8)										3	0	1	0	1	0	0									
Rudy May, L OBP: 0.311, SLG: 0.095 Mel Queen, L Tommye Reynolds, R OBP: 0.295, SLG: 0.293 Greg Garrett, S OBP: 0.500, SLG: 0.500 Bill Voss, L OBP: 0.363, SLG: 0.396 (1, 1) (5, 1) (7, PH) (8, 1) (8, PH)										1	0	0	1	0	0	1									
Inning Stats	R: 0 E: 0 K: 1 S: 5	H: 0 LOB: 1 BB: 1 P: 9	R: 2 E: 0 K: 1 S: 8	H: 3 LOB: 1 BB: 0 P: 8	R: 0 E: 0 K: 0 S: 3	H: 0 LOB: 0 BB: 0 P: 3	R: 1 E: 0 K: 0 S: 4	H: 1 LOB: 1 BB: 1 P: 8	R: 0 E: 0 K: 0 S: 4	H: 0 LOB: 0 BB: 0 P: 4	R: 0 E: 0 K: 1 S: 5	H: 0 LOB: 0 BB: 0 P: 5	R: 0 E: 0 K: 0 S: 4	H: 1 LOB: 1 BB: 0 P: 4	R: 1 E: 0 K: 0 S: 5	H: 2 LOB: 1 BB: 0 P: 5		R: 0 E: 0 K: 0 S: 4	H: 1 LOB: 1 BB: 0 P: 4	1B: 3 2B: 3 3B: 0 HR: 2	SF: 1 SAC: 0 DP: 0 HBP: 0	WP: 0 PB: 0 SB: 0 CS: 0	PA: 38		
PITCHER	IP	WLS	BF	H	R	ER	SO	BB	IBB	HBP	BLK	WP	HR	S	P	ERA	WHIP								
Caffish Hunter, R ERA: 3.3 Paul Lindblad, L ERA: 3.59 Mudcat Grant, R ERA: 0.9 (1, 1) (8, 1) (8, 1)	7.1	W	31	6	4	4	3	2	0	0	0	0	2	35	43	4.91	1.091								

Batter	1	2	3	4	5	6	7	8	9	AB	R	H	RBI	BB	SO	LOB	TOP								
Bert Campaneris, R OBP: 0.299, SLG: 0.444 (1, 6)										4	0	2	0	0	1	0									
Felipe Alou, R OBP: 0.342, SLG: 0.428 (1, 9)										4	0	0	0	0	2	2									
Reggie Jackson, L OBP: 0.348, SLG: 0.456 (1, 8)										2	0	0	0	2	1	0									
Sal Bando, R OBP: 0.415, SLG: 0.530 (1, 5)										2	0	0	0	2	1	2									
Don Mincher, L OBP: 0.314, SLG: 0.465 (1, 3)										4	1	2	0	0	0	2									
Joe Rudi, R OBP: 0.324, SLG: 0.483 (1, 7)										4	0	0	1	0	2	4									
Dave Duncan, R OBP: 0.305, SLG: 0.431 (1, 2)										3	0	2	0	1	0	2									
John Donaldson, L OBP: 0.354, SLG: 0.395 (1, 4)										4	0	0	0	0	2	5									
Rollie Fingers, R Steve Hooley, L Marcel Lachemann, R Tommy Davis, R Paul Lindblad, L Bob Locker, S Jim Driscoll, L (1, 1) (5, PH) (5, 1) (7, PH) (7, 1) (7, 1) (9, PH)										1	0	0	0	0	0	3									
Inning Stats	R: 0 E: 0 K: 1 S: 5	H: 1 LOB: 0 BB: 0 P: 5	R: 0 E: 0 K: 2 S: 8	H: 1 LOB: 3 BB: 2 P: 16	R: 0 E: 0 K: 1 S: 5	H: 1 LOB: 2 BB: 1 P: 9	R: 0 E: 0 K: 1 S: 6	H: 1 LOB: 1 BB: 0 P: 6	R: 0 E: 0 K: 0 S: 3	H: 0 LOB: 0 BB: 2 P: 3	R: 0 E: 0 K: 0 S: 3	H: 0 LOB: 2 BB: 2 P: 11	R: 0 E: 0 K: 2 S: 7	H: 0 LOB: 0 BB: 0 P: 7	R: 0 E: 0 K: 2 S: 7	H: 0 LOB: 0 BB: 0 P: 7	R: 1 E: 1 K: 1 S: 7	H: 2 LOB: 1 BB: 0 P: 7	1B: 5 2B: 2 3B: 0 HR: 0	SF: 0 SAC: 0 DP: 1 HBP: 0	WP: 0 PB: 0 SB: 1 CS: 1	PA: 36			
PITCHER	IP	WLS	BF	H	R	ER	SO	BB	IBB	HBP	BLK	WP	HR	S	P	ERA	WHIP								
Andy Messersmith, R ERA: 2.93 Ken Tatum, R ERA: 1.81	(1, 1) (8, 1)	7.0 S	28 8	4 2	0 1	0 0	7 3	5 0	0 0	0 0	0 0	0 0	0 0	37 14	57 14	0.00 0.00	1.286 1.000								

Oakland Athletics @ California Angels
Anaheim Stadium, Anaheim, CA
Sun Jul 05 1970, 6:33 AM EDT
Att: 8,020 - Unknown

AB 31
R 1
H 6
RBI 1
BB 5
SO 10
LOB 21



Batter	1	2	3	4	5	6	7	8	9	AB	R	H	RBI	BB	SO	LOB	BOTTOM								
Sandy Alomar Sr., S OBP: 0.302, SLG: 0.304 (1, 4)										4	1	0	0	0	1	2									
Roger Repoz, L OBP: 0.331, SLG: 0.460 (1, 9)										4	1	1	0	0	1	1									
Jim Fregosi, R OBP: 0.354, SLG: 0.482 (1, 6)										4	1	2	1	0	0	0									
Alex Johnson, R OBP: 0.368, SLG: 0.457 (1, 7)										4	1	2	1	0	0	1									
Jim Spencer, L OBP: 0.314, SLG: 0.412 (1, 3)										3	1	2	2	1	0	0									
Ken McMullen, R OBP: 0.335, SLG: 0.409 (1, 5)										4	0	1	0	0	2	5									
Joe Azcue, R OBP: 0.321, SLG: 0.362 (1, 2)										4	0	2	1	0	0	1									
Jay Johnstone, L OBP: 0.289, SLG: 0.380 (1, 8)										4	0	1	0	0	0	3									
Andy Messersmith, R Ken Tatum, R (1, 1) (8, 1)	R: 0 E: 0 K: 0 S: 3	H: 0 LOB: 0 BB: 0 P: 3	R: 1 E: 0 K: 0 S: 5	H: 2 LOB: 1 BB: 0 P: 5	R: 2 E: 0 K: 0 S: 7	H: 4 LOB: 2 BB: 0 P: 7	R: 0 E: 0 K: 0 S: 4	H: 1 LOB: 1 BB: 0 P: 4	R: 0 E: 0 K: 1 S: 5	H: 0 LOB: 0 BB: 0 P: 5	R: 1 E: 0 K: 1 S: 7	H: 2 LOB: 1 BB: 0 P: 7	R: 1 E: 0 K: 2 S: 9	H: 2 LOB: 2 BB: 1 P: 13	R: 0 E: 0 K: 1 S: 5	H: 1 LOB: 0 BB: 0 P: 5	1B: 8 2B: 1 3B: 3 HR: 0	SF: 0 SAC: 1 DP: 1 HBP: 0	WP: 0 PB: 0 SB: 0 CS: 0	PA: 36					
PITCHER	IP	WLS	BF	H	R	ER	SO	BB	IBB	HBP	BLK	WP	HR	S	P	ERA	WHIP								
Rollie Fingers, R Marcel Lachemann, R Paul Lindblad, L Bob Locker, R (1, 1) (5, 1) (7, 1) (7, 1)	4.0 L	19	8	7	3	3	0	0	0	0	0	0	0	19	19	6.75 4.50	1.750 1.000								

Oakland Athletics @ California Angels
Anaheim Stadium, Anaheim, CA
Sun Jul 05 1970, 6:33 AM EDT
Att: 8,020 - Unknown


AB 34
R 5
H 12
RBI 5
BB 1
SO 5
LOB 14



Batter	1	2	3	4	5	6	7	8	9	AB	R	H	RBI	BB	SO	LOB	TOP								
Pat Kelly, L OBP: 0.367, SLG: 0.362 (1, 9)	0-3 K		0-0 3-1			0-0 L4		0-3 K	4-0 BB	4	0	0	1	1	2	1									
Cookie Rojas, R OBP: 0.262, SLG: 0.270 (1, 4)	0-0 L1		4-0 PO BB			0-0 6-3		0-0 1B	0-0 FC5	4	0	1	0	1	0	3									
Amos Otis, R OBP: 0.374, SLG: 0.460 (1, 8)	0-0 5-3		0-0 PO	0-0 1-4-3		0-0 E S 1B		0-0 P4		4	0	1	0	0	0	2									
Lou Piniella, R OBP: 0.339, SLG: 0.474 (1, 7)		0-0 6-3		0-0 FC4-6 1B		0-0 P6			0-0 4-3	4	0	1	0	0	0	1									
Ed Kirkpatrick, L OBP: 0.314, SLG: 0.418 (1, 2)	0-3 K		0-0 FC4-6 1-2			0-0 F7			0-0 1B 1B	4	1	1	0	0	1	1									
Bob Oliver, R OBP: 0.332, SLG: 0.492 (1, 3)	0-0 2B		0-3 K			0-0 1-3			0-0 1B BB 1B	4	1	2	0	0	1	1									
Bill Sorrell, L OBP: 0.397, SLG: 0.407 Jackie Hernandez, R OBP: 0.295, SLG: 0.295 Ted Abernathy, R (9, 1)	4-0 IBB		0-0 5-3			0-0 F7			0-0 BB BB FC5 1B	3	0	1	1	1	0	0	AB 33								
Tom Matchick, L OBP: 0.236, SLG: 0.217 (1, 6)	0-0 G3		0-0 4-3			0-0 L3			4-0 BB BB	3	0	0	0	1	0	2	R 2								
Dick Drago, R OBP: 0.122, SLG: 0.077 Hawk Taylor, R OBP: 0.306, SLG: 0.313 Ken Wright, R (8, PH) Paul Schaal, R OBP: 0.335, SLG: 0.328 (9, 5)		0-3 K		0-0 5-3		0-0 F3			0-0 1B BB	2	0	0	0	0	1	0	H 7								
Inning Stats	R: 0 E: 0 K: 1 S: 5	H: 0 LOB: 0 BB: 5 P: 5	R: 0 E: 0 K: 1 S: 6	H: 1 LOB: 2 BB: 1 P: 10	R: 0 E: 0 K: 1 S: 4	H: 0 LOB: 0 BB: 1 P: 8	R: 0 E: 0 K: 1 S: 6	H: 1 LOB: 1 BB: 0 P: 6	R: 0 E: 0 K: 0 S: 3	H: 0 LOB: 0 BB: 0 P: 3	R: 0 E: 0 K: 0 S: 4	H: 1 LOB: 1 BB: 0 P: 4	R: 0 E: 0 K: 0 S: 3	H: 0 LOB: 0 BB: 0 P: 3	R: 0 E: 0 K: 1 S: 6	H: 1 LOB: 2 BB: 1 P: 10	R: 2 E: 0 K: 0 S: 6	H: 3 LOB: 3 BB: 2 P: 14	1B: 6 2B: 1 3B: 0 HR: 0	SF: 0 SAC: 0 DP: 0 HBP: 0	WP: 0 PB: 0 SB: 1 CS: 0	PA: 39			
PITCHER	IP	WLS	BF	H	R	ER	SO	BB	IBB	HBP	BLK	WP	HR	S	P	ERA	WHIP								
Tom Bradley, R ERA: 2.16 Ken Tatum, R ERA: 1.77	(1, 1) (9, 1)	8.1 0.2	34 W 4	7 0	2 0	2 0	5 0	2 2	1 0	0 0	0 0	0 0	0 0	41 2	53 10	2.16 0.00	1.080 3.000								

Kansas City Royals @ California Angels
Anaheim Stadium, Anaheim, CA
Wed Jul 08 1970, 10:05 PM EDT
Att: 7,733 - Unknown


AB	33
R	2
H	7
RBI	2
BB	5
SO	5
LOB	14





Batter	1	2	3	4	5	6	7	8	9	AB	R	H	RBI	BB	SO	LOB	BOTTOM								
Sandy Alomar Sr., S OBP: 0.297, SLG: 0.299 (1, 4)	0-0 L6		0-0 FC6-4 1-2			0-0 F7		0-0 F7		4	0	0	0	0	0	2									
Roger Repoz, L OBP: 0.340, SLG: 0.471 (1, 8)	0-0 3B		0-0 F7 1-2			0-3 K		0-0 F9		4	0	1	0	0	1	2									
Jim Fregosi, R OBP: 0.361, SLG: 0.484 (1, 6)	0-3 K			0-0 WP 4-3 2B		0-0 G4-6-3 1B			0-0 SH1-4 FC 1B	4	2	3	0	0	1	1									
Alex Johnson, R OBP: 0.357, SLG: 0.442 (1, 7)	0-0 1-3			0-0 6-3		0-0 G4-6-3			0-0 FC SH1-4 1B	4	0	1	0	0	0	3									
Jim Spencer, L OBP: 0.310, SLG: 0.404 (1, 3)		0-0 F7		0-0 4-3		0-0 4-3			0-0 SH1-4	3	0	0	1	0	0	0									
Ken McMullen, R OBP: 0.327, SLG: 0.392 (1, 5)		0-0 5-3		0-3 K			0-0 F7		0-0 FC	4	0	0	1	0	1	1									
Bill Voss, L OBP: 0.353, SLG: 0.382 (1, 9)	0-0 G3				0-0 1B WP 1B		0-0 P4		2-3 3-H	3	1	1	0	0	0	0	AB 31								
Joe Azcue, R OBP: 0.326, SLG: 0.363 (1, 2)			0-0 FC6-4 1B		0-0 SH3 1B		0-0 6-3			3	0	2	0	0	0	0	R 3								
Tom Bradley, R Ken Tatum, R (9, 1)			0-3 K		0-0 SH3			0-0 F7		2	0	0	0	0	1	1	H 8								
Inning Stats	R: 0 E: 0 K: 1 S: 6	H: 1 LOB: 1 BB: 0 P: 6	R: 0 E: 0 K: 0 S: 3	H: 0 LOB: 0 BB: 0 P: 3	R: 0 E: 0 K: 1 S: 6	H: 1 LOB: 1 BB: 0 P: 6	R: 1 E: 0 K: 1 S: 6	H: 1 LOB: 0 BB: 0 P: 6	R: 1 E: 0 K: 1 S: 7	H: 2 LOB: 1 BB: 0 P: 7	R: 0 E: 0 K: 0 S: 3	H: 1 LOB: 0 BB: 0 P: 3	R: 0 E: 0 K: 0 S: 3	H: 0 LOB: 0 BB: 0 P: 3	R: 0 E: 0 K: 0 S: 3	H: 0 LOB: 2 BB: 0 P: 3	R: 1 E: 0 K: 0 S: 4	H: 2 LOB: 2 BB: 0 P: 4	1B: 6 2B: 1 3B: 1 HR: 0	SF: 0 SAC: 2 DP: 1 HBP: 0	WP: 2 PB: 0 SB: 1 CS: 0	PA: 33			
PITCHER	IP	WLS	BF	H	R	ER	SO	BB	IBB	HBP	BLK	WP	HR	S	P	ERA	WHIP								
Dick Drago, R ERA: 4.03 Ken Wright, R ERA: 4.55 Ted Abernathy, R ERA: 2.43	(1, 1) (8, 1) (9, 1)	7.0 1.0 0.1	26 3 L 4	6 0 2	2 0 1	2 0 1	4 0 0	0 0 0	0 0 0	0 0 0	0 0 0	0 0 0	0 0 4	3 3 4	3 3 4	27.00 0.000 6.000	0.857								

Kansas City Royals @ California Angels
Anaheim Stadium, Anaheim, CA
Wed Jul 08 1970, 10:05 PM EDT
Att: 7,733 - Unknown

AB	31
R	3
H	8
RBI	2
BB	0
SO	4
LOB	10



Batter	1	2	3	4	5	6	7	8	9	AB	R	H	RBI	BB	SO	LOB	TOP				
Cesar Tovar, R OBP: 0.378, SLG: 0.497 (1, 8)	0-0 6-3		0-0 G5-4-3 1B		0-0 FC4-6			0-0 4-3		4	0	1	0	0	0	1	Minnesota Twins @ California Angels Anaheim Stadium, Anaheim, CA Thu Jul 09 1970, 10:05 PM EDT Att: 20,168 - Unknown AB 32 R 4 H 8 RBI 4 BB 3 SO 6 LOB 9 				
Danny Thompson, R OBP: 0.263, SLG: 0.264 (1, 4)	0-0 F7		0-0 G5-4-3				0-0 5-3	0-3 K		4	0	0	0	0	1	1					
Jim Perry, S OBP: 0.314, SLG: 0.360 Harmon Killebrew, R OBP: 0.447, SLG: 0.632 (1, PH) (1, 3) (7, 5)	0-3 K			0-0 G1-6-3 1B			0-0 F8	0-0 6-3		0	0	0	0	0	0	0					
Tony Oliva, L OBP: 0.362, SLG: 0.514 (1, 9)		0-0 2B 1B		0-0 G1-6-3			0-3 K		0-0 4-3	4	1	1	0	0	1	1					
Rick Renick, R OBP: 0.337, SLG: 0.524 (7, 7)		0-0 1B		4-0 BB					0-3 K	2	1	1	1	2	1	0					
Herman Hill, L OBP: 0.118, SLG: 0.118 (9, 8)		FC6-5 1-H 2B		0-0 BB			4-0 5-3 1B BB		0-3 K	0	0	0	0	0	0	0					
Bob Allison, R OBP: 0.354, SLG: 0.231 (1, 3) (1, 7)		0-3 K		0-0 F7			0-0 5-3		0-0 K	3	0	0	0	0	1	3					
Tom Hall, L OBP: 0.200, SLG: 0.200 (7, 1)		0-0 K					1-2 5-3		0-0 HR 1B	1	1	1	0	0	0	0					
Leo Cardenas, R OBP: 0.349, SLG: 0.446 (1, 6)		0-0 FC6-5 FC5-4 2-3					4-0 F7		0-0 K HR	3	1	1	2	1	0	1					
George Mitterwald, R OBP: 0.275, SLG: 0.324 Rich Reese, L OBP: 0.317, SLG: 0.364 (7, PH) (7, 3)		0-0 FC5-4					0-0 P4		0-0 F9	2	0	0	0	0	0	1					
Bert Blyleven, R OBP: 0.222, SLG: 0.222 Paul Ratliff, L OBP: 0.355, SLG: 0.396 (7, PH) (7, 2)			0-3 K				0-0 FC4-6 1B		0-0 G3	2	0	1	0	0	1	0					
Inning Stats	R: 0 E: 0 K: 1 S: 5	H: 0 LOB: 0 BB: 0 P: 5	R: 1 E: 0 K: 1 S: 7	H: 2 LOB: 1 BB: 0 P: 7	R: 0 E: 0 K: 1 S: 5	H: 1 LOB: 0 BB: 0 P: 5	R: 0 E: 0 K: 0 S: 3	H: 1 LOB: 1 BB: 1 P: 7	R: 0 E: 0 K: 1 S: 4	H: 0 LOB: 0 BB: 0 P: 5	R: 1 E: 0 K: 0 S: 3	H: 1 LOB: 1 BB: 2 P: 11	R: 0 E: 0 K: 1 S: 5	H: 0 LOB: 0 BB: 0 P: 5	R: 2 E: 0 K: 1 S: 7	H: 2 LOB: 0 BB: 0 P: 7		1B: 6 2B: 1 3B: 0 HR: 1	SF: 0 SAC: 0 DP: 2 HBP: 0	WP: 0 PB: 0 CS: 0	PA: 35
PITCHER	IP	WLS	BF	H	R	ER	SO	BB	IBB	HBP	BLK	WP	HR	S	P	ERA		WHIP			
Rudy May, L ERA: 3.56 Eddie Fisher, R ERA: 2.34	(1, 1) (7, 1)	6.1 L	25 10	5 3	2 2	2 2	4 2	2 0	1 0	0 0	0 0	0 0	0 1	30 14	42 14	2.84 6.75	1.105 1.125				

Batter	1	2	3	4	5	6	7	8	9	AB	R	H	RBI	BB	SO	LOB	BOTTOM					
Sandy Alomar Sr., S OBP: 0.296, SLG: 0.296 (1, 4)	4-0 S 1B BB							0-0 F2		3	1	0	0	1	1	0	Minnesota Twins @ California Angels Anaheim Stadium, Anaheim, CA Thu Jul 09 1970, 10:05 PM EDT Att: 20,168 - Unknown AB 32 R 2 H 6 RBI 2 BB 1 SO 10 LOB 12 					
Roger Repoz, L OBP: 0.335, SLG: 0.463 (1, 9)	0-3 K		0-0 4-3		0-0 4-3			0-3 K		4	0	0	0	0	2	1						
Jim Fregosi, R OBP: 0.363, SLG: 0.485 (1, 6)	0-0 1B 2-H		0-0 G1-6-3 1B		0-3 K			0-3 K		4	1	2	1	0	2	0						
Alex Johnson, R OBP: 0.356, SLG: 0.439 (1, 7)	0-0 3-1 1B		0-0 G1-6-3				0-0 F9		0-0 P6	4	0	1	0	0	0	1						
Jim Spencer, L OBP: 0.314, SLG: 0.407 Jarvis Tatum, R OBP: 0.349, SLG: 0.305 (9, PH)	0-0 3-1 1B			0-0 1B			0-0 L4		0-0 6-3	3	0	2	1	0	0	0						
Ken McMullen, R OBP: 0.326, SLG: 0.390 (1, 5)	0-0 3-1 1B			0-0 1B			0-0 F7		0-3 K	4	0	1	0	0	1	2						
Jay Johnstone, L OBP: 0.283, SLG: 0.371 (1, 8)	0-3 K				0-0 F9			0-0 4-3		3	0	0	0	0	1	4						
Joe Azcue, R OBP: 0.323, SLG: 0.359 Tom Egan, R OBP: 0.260, SLG: 0.278 (7, PH) (8, 2)		0-0 F8			0-0 F7			0-3 K		2	0	0	0	0	0	2						
Rudy May, L OBP: 0.106, SLG: 0.091 Eddie Fisher, R OBP: 0.143, SLG: 0.143 (7, 1)		0-3 K			0-0 G3			0-3 K		1	0	0	0	0	1	0						
Inning Stats	R: 2 E: 0 K: 2 S: 10	H: 3 LOB: 2 BB: 1 P: 14	R: 0 E: 0 K: 1 S: 5	H: 0 LOB: 0 BB: 0 P: 5	R: 0 E: 0 K: 0 S: 3	H: 1 LOB: 0 BB: 0 P: 3	R: 0 E: 0 K: 0 S: 5	H: 2 LOB: 2 BB: 0 P: 5	R: 0 E: 0 K: 2 S: 7	H: 0 LOB: 0 BB: 0 P: 7	R: 0 E: 0 K: 2 S: 3	H: 0 LOB: 0 BB: 0 P: 3	R: 0 E: 0 K: 2 S: 7	H: 0 LOB: 0 BB: 0 P: 7	R: 0 E: 0 K: 1 S: 5	H: 0 LOB: 0 BB: 0 P: 5		1B: 6 2B: 0 3B: 0 HR: 0	SF: 0 SAC: 0 DP: 1 HBP: 0	WP: 0 PB: 0 CS: 0	PA: 33	
PITCHER	IP	WLS	BF	H	R	ER	SO	BB	IBB	HBP	BLK	WP	HR	S	P	ERA		WHIP				
Bert Blyleven, R ERA: 2.45 Tom Hall, L ERA: 2.11	(1, 1) (7, 1)	6.0 W	24 9	6 0	2 0	2 0	5 5	1 0	0 0	0 0	0 0	0 0	0 0	19 19	33 19	0.00 0.000		1.167				

Batter	1	2	3	4	5	6	7	8	9	AB	R	H	RBI	BB	SO	LOB	TOP								
Cesar Tovar, R OBP: 0.379, SLG: 0.495 (1, 8)	5-3		4-0 BB		6-3	E7 2B		1-2 BB 1B		4	0	2	0	1	0	1	Minnesota Twins @ California Angels Anaheim Stadium, Anaheim, CA Sat Jul 11 1970, 10:05 PM EDT Att: 40,103 - Unknown AB 34 R 5 H 9 RBI 4 BB 8 SO 6 LOB 17								
Danny Thompson, R OBP: 0.258, SLG: 0.246 (1, 4) (8, 5)	F8		0-3 K		E6 HR	5-3		1-2 BB		4	1	0	0	1	1	2									
Harmon Killebrew, R OBP: 0.442, SLG: 0.645 Frank Quilici, R OBP: 0.288, SLG: 0.219 (1, 5) (8, 4)	3-1			4-3		HR		F9		5	1	2	2	0	0	3									
Tony Oliva, L OBP: 0.356, SLG: 0.502 (1, 9)		5-3		4-3		BB S BB		F7	4-3	4	0	0	0	1	0	4									
Bob Allison, R OBP: 0.365, SLG: 0.220 Tom Hall, L OBP: 0.188, SLG: 0.188 Ron Perranoski, L (1, 7) (7, 1) (9, 1)	F8					BB BB		P3		2	0	0	0	2	0	1									
Rich Reese, L OBP: 0.318, SLG: 0.355 (1, 3)		4-0 BB				1-2 BB BB				1	0	0	0	0	0	0									
Leo Cardenas, R OBP: 0.351, SLG: 0.463 (1, 6)										3	0	0	0	2	2	2									
Tom Tischinski, R OBP: 0.333, SLG: 0.200 (1, 2)			0-3 K					SH1-4 2B		5	2	3	1	0	1	4									
Bill Zepp, R OBP: 0.071, SLG: 0.071 Jim Holt, L OBP: 0.293, SLG: 0.329 (1, 1) (7, 7)				4-3		6-3 SH2-4 E BB	1-3			3	1	1	0	1	1	0									
Inning Stats	R: 0 E: 0 K: 0 S: 3	H: 0 LOB: 0 BB: 0 P: 3	R: 0 E: 0 K: 1 S: 5	H: 0 LOB: 1 BB: 1 P: 9	R: 0 E: 0 K: 2 S: 7	H: 0 LOB: 1 BB: 1 P: 11	R: 0 E: 0 K: 0 S: 3	H: 0 LOB: 1 BB: 1 P: 7	R: 4 E: 1 K: 0 S: 6	H: 2 LOB: 3 BB: 4 P: 22	R: 0 E: 1 K: 1 S: 6	H: 1 LOB: 1 BB: 0 P: 6	R: 0 E: 0 K: 1 S: 6	H: 1 LOB: 1 BB: 0 P: 6	R: 1 E: 0 K: 0 S: 6	H: 3 LOB: 3 BB: 1 P: 10		R: 0 E: 0 K: 1 S: 6	H: 2 LOB: 1 BB: 0 P: 6	1B: 4 2B: 3 3B: 0 HR: 2	SF: 0 SAC: 2 DP: 0 HBP: 0	WP: 0 PB: 0 CS: 1	PA: 45		
PITCHER	IP	WLS	BF	H	R	ER	SO	BB	IBB	HBP	BLK	WP	HR	S	P	ERA	WHIP								
Clyde Wright, L ERA: 2.86 (1, 1)	4.2	L	22	2	4	1	3	5	0	0	0	0	2	23	43	1.93	1.500								
Eddie Fisher, R ERA: 2.33 (5, 1)	0.1		3	0	0	0	0	2	0	0	0	0	0	1	9	0.00	6.000								
Dave LaRoche, L ERA: 6.75 (6, 1)	2.0		8	2	0	0	2	0	0	0	0	0	0	12	12	0.00	1.000								
Ken Tatum, R ERA: 1.94 (8, 1)	0.2		6	3	1	1	0	1	0	0	0	0	0	5	9	13.50	6.000								
Paul Doyle, L ERA: 6.89 (8, 1)	1.1		5	2	0	0	1	0	0	0	0	0	0	7	7	0.00	1.500								

Batter	1	2	3	4	5	6	7	8	9	AB	R	H	RBI	BB	SO	LOB	BOTTOM								
Sandy Alomar Sr., S OBP: 0.295, SLG: 0.298 (1, 4)	6-3		G4-6-3 1-2					K		4	0	1	0	0	1	1	Minnesota Twins @ California Angels Anaheim Stadium, Anaheim, CA Sat Jul 11 1970, 10:05 PM EDT Att: 40,103 - Unknown AB 32 R 2 H 7 RBI 2 BB 0 SO 7 LOB 11								
Roger Repoz, L OBP: 0.330, SLG: 0.455 (1, 9)	G3			P6	6-3			K		4	0	0	0	0	1	1									
Jim Fregosi, R OBP: 0.366, SLG: 0.494 (1, 6)								F8		4	1	2	0	0	0	0									
Alex Johnson, R OBP: 0.359, SLG: 0.450 (1, 7)	F9									4	1	3	1	0	0	1									
Jim Spencer, L OBP: 0.309, SLG: 0.401 Billy Cowan, R OBP: 0.365, SLG: 0.576 (1, 3) (9, PH)	4-3									2	0	0	1	0	0	0									
Ken McMullen, R OBP: 0.331, SLG: 0.388 (1, 5)										3	0	1	0	0	2	0									
Jay Johnstone, L OBP: 0.280, SLG: 0.367 Jarvis Tatum, R OBP: 0.348, SLG: 0.307 (1, 8) (7, PH) (8, 8)										2	0	0	0	0	0	2									
Joe Azcue, R OBP: 0.326, SLG: 0.359 Tom Egan, R OBP: 0.253, SLG: 0.269 (1, 2) (4, 2)										0	0	0	0	0	0	0									
Clyde Wright, R OBP: 0.274, SLG: 0.255 Eddie Fisher, R OBP: 0.143, SLG: 0.143 Bill Voss, L OBP: 0.306, SLG: 0.379 Dave LaRoche, L Tommie Reynolds, R Ken Tatum, R Paul Doyle, L (1, 1) (5, 1) (6, 1) (7, PH) (8, 1) (8, 1)										1	0	0	0	0	0	1									
Inning Stats	R: 0 E: 0 K: 0 S: 4	H: 1 LOB: 1 BB: 0 P: 4	R: 0 E: 0 K: 1 S: 5	H: 0 LOB: 0 BB: 0 P: 5	R: 0 E: 0 K: 0 S: 2	H: 0 LOB: 0 BB: 0 P: 3	R: 1 E: 0 K: 0 S: 5	H: 2 LOB: 2 BB: 0 P: 6	R: 0 E: 0 K: 0 S: 4	H: 1 LOB: 1 BB: 0 P: 4	R: 1 E: 0 K: 3 S: 9	H: 1 LOB: 0 BB: 0 P: 6	R: 0 E: 0 K: 2 S: 7	H: 0 LOB: 0 BB: 0 P: 7	R: 0 E: 0 K: 0 S: 5	H: 2 LOB: 2 BB: 0 P: 5		1B: 5 2B: 1 3B: 0 HR: 1	SF: 1 SAC: 0 DP: 1 HBP: 2	WP: 0 PB: 0 CS: 0	PA: 35				
PITCHER	IP	WLS	BF	H	R	ER	SO	BB	IBB	HBP	BLK	WP	HR	S	P	ERA	WHIP								
Bill Zepp, R ERA: 2.98 (1, 1)	6.0	W	24	5	2	2	2	2	0	0	0	0	1	26	28	3.00	0.833								
Tom Hall, L ERA: 2.03 (7, 1)	2.1		9	2	0	0	5	0	0	0	0	0	0	19	19	0.00	0.857								
Ron Perranoski, L ERA: 1.63 (9, 1)	0.2	S	2	0	0	0	0	0	0	0	0	0	0	2	2	0.00	0.000								

Batter	1	2	3	4	5	6	7	8	9	AB	R	H	RBI	BB	SO	LOB	TOP			
Cesar Tovar, R OBP: 0.380, SLG: 0.494 (1, 8)	F8		F7		1B		FC5-4 1B		K	5	0	2	0	0	1	2				
Danny Thompson, R OBP: 0.255, SLG: 0.227 (1, 4)	F9		F8		L4		FC5-4 1-2		L6	5	0	0	0	0	0	4				
Tony Oliva, L OBP: 0.362, SLG: 0.505 (1, 9)	HR		1B		G5-4-3 1B				K	4	1	3	0	1	1	2				
Harmon Killebrew, R OBP: 0.453, SLG: 0.652 (1, 5)	HR		1B		G5-4-3 1-2				K	3	1	1	2	1	1	3				
Rich Reese, L OBP: 0.317, SLG: 0.351 (1, 3)	F8		F3						F3	3	0	0	0	1	0	3				
Jim Holt, L OBP: 0.292, SLG: 0.327 (1, 7)			F7		K				F7	4	0	1	0	0	1	1				
Leo Cardenas, R OBP: 0.350, SLG: 0.460 (1, 6)					6-3				K	4	0	1	0	0	1	2				
Tom Tischinski, R OBP: 0.375, SLG: 0.167 Paul Ratliff, L OBP: 0.353, SLG: 0.386 (7, PH) (7, 2)	F9				BB				4-3	1	0	0	0	1	0	1				
Jim Perry, S OBP: 0.302, SLG: 0.346 Steve Barber, R OBP: 0.172, SLG: 0.167 Jim Kaat, L OBP: 0.333, SLG: 0.333 Herman Hill, R OBP: 0.157, SLG: 0.226 Dave Boswell, R OBP: 0.157, SLG: 0.226 Stan Williams, R OBP: 0.157, SLG: 0.226 Rick Renick, R OBP: 0.340, SLG: 0.518 Tom Hall, L OBP: 0.188, SLG: 0.188 (1, 1) (4, 1) (5, 1) (7, PH) (7, 1) (7, 1) (9, PH) (9, PH)	FC4-6				K				6-3	2	0	0	0	0	0	0				
Inning Stats	R: 2 E: 0 K: 0 S: 4	H: 1 LOB: 0 BB: 1 P: 8	R: 0 E: 0 K: 0 S: 4	H: 1 LOB: 1 BB: 0 P: 4	R: 0 E: 0 K: 0 S: 4	H: 1 LOB: 2 BB: 1 P: 8	R: 0 E: 0 K: 2 S: 7	H: 0 LOB: 1 BB: 1 P: 11	R: 0 E: 0 K: 1 S: 4	H: 2 LOB: 0 BB: 1 P: 4	R: 0 E: 0 K: 0 S: 4	H: 1 LOB: 0 BB: 0 P: 4	R: 0 E: 0 K: 1 S: 7	H: 2 LOB: 2 BB: 0 P: 7	R: 0 E: 0 K: 2 S: 7	H: 0 LOB: 2 BB: 1 P: 12	1B: 7 2B: 0 3B: 0 HR: 1	SF: 0 SAC: 0 DP: 2 HBP: 1	WP: 0 PB: 0 CS: 0	PA: 39
PITCHER	IP WLS BF H R ER SO BB IBB HBP BLK WP HR S P ERA WHIP	IP WLS BF H R ER SO BB IBB HBP BLK WP HR S P ERA WHIP	IP WLS BF H R ER SO BB IBB HBP BLK WP HR S P ERA WHIP	IP WLS BF H R ER SO BB IBB HBP BLK WP HR S P ERA WHIP	IP WLS BF H R ER SO BB IBB HBP BLK WP HR S P ERA WHIP	IP WLS BF H R ER SO BB IBB HBP BLK WP HR S P ERA WHIP	IP WLS BF H R ER SO BB IBB HBP BLK WP HR S P ERA WHIP	IP WLS BF H R ER SO BB IBB HBP BLK WP HR S P ERA WHIP	IP WLS BF H R ER SO BB IBB HBP BLK WP HR S P ERA WHIP	IP WLS BF H R ER SO BB IBB HBP BLK WP HR S P ERA WHIP	IP WLS BF H R ER SO BB IBB HBP BLK WP HR S P ERA WHIP	IP WLS BF H R ER SO BB IBB HBP BLK WP HR S P ERA WHIP	IP WLS BF H R ER SO BB IBB HBP BLK WP HR S P ERA WHIP	IP WLS BF H R ER SO BB IBB HBP BLK WP HR S P ERA WHIP	IP WLS BF H R ER SO BB IBB HBP BLK WP HR S P ERA WHIP	IP WLS BF H R ER SO BB IBB HBP BLK WP HR S P ERA WHIP	IP WLS BF H R ER SO BB IBB HBP BLK WP HR S P ERA WHIP	IP WLS BF H R ER SO BB IBB HBP BLK WP HR S P ERA WHIP	IP WLS BF H R ER SO BB IBB HBP BLK WP HR S P ERA WHIP	IP WLS BF H R ER SO BB IBB HBP BLK WP HR S P ERA WHIP

Minnesota Twins @ California Angels
Anaheim Stadium, Anaheim, CA
Sun Jul 12 1970, 6:33 AM EDT
Att: 20,614 - Unknown

AB 33
R 2
H 8
RBI 2
BB 5
SO 6
LOB 20



Batter	1	2	3	4	5	6	7	8	9	AB	R	H	RBI	BB	SO	LOB	BOTTOM			
Sandy Alomar Sr., S OBP: 0.295, SLG: 0.295 (1, 4)	K		F7		3B		FC3-6 S			3	1	0	0	1	1	2				
Roger Repoz, L OBP: 0.332, SLG: 0.462 (1, 8)	G3				1B				K	3	1	1	0	1	1	1				
Jim Fregosi, R OBP: 0.367, SLG: 0.500 (1, 6)	K				3B				BB	4	2	2	2	0	1	2				
Alex Johnson, R OBP: 0.364, SLG: 0.452 Jarvis Tatum, R OBP: 0.346, SLG: 0.307 (1, 7) (8, 7)					1B				F7	3	1	2	1	1	0	2				
Jim Spencer, L OBP: 0.308, SLG: 0.398 (1, 3)	G3-6				1B				F9	0	0	0	0	0	0	0				
Ken McMullen, R OBP: 0.330, SLG: 0.390 (1, 5)	F7				2B				F9	4	1	1	1	0	0	2				
Bill Voss, L OBP: 0.339, SLG: 0.364 (1, 9)					4-3				F7	4	0	1	2	0	1	0				
Tom Egan, R OBP: 0.245, SLG: 0.260 (1, 2)					2B				F7	4	0	0	0	0	0	1				
Tom Murphy, R OBP: 0.208, SLG: 0.163 Dave LaRoche, L OBP: 0.500, SLG: 1.000 Tom Bradley, R OBP: 0.333, SLG: 0.333 Andy Messersmith, R OBP: 0.145, SLG: 0.236 (1, 1) (3, 1) (5, 1) (9, 1)					P6				FC3-6 1B	0	0	0	0	0	0	0				
Inning Stats	R: 0 E: 0 K: 2 S: 7	H: 0 LOB: 0 BB: 0 P: 7	R: 0 E: 0 K: 0 S: 3	H: 1 LOB: 0 BB: 0 P: 3	R: 0 E: 0 K: 0 S: 4	H: 1 LOB: 1 BB: 0 P: 4	R: 4 E: 0 K: 1 S: 9	H: 4 LOB: 1 BB: 1 P: 13	R: 2 E: 0 K: 1 S: 6	H: 2 LOB: 0 BB: 1 P: 10	R: 0 E: 0 K: 1 S: 5	H: 0 LOB: 0 BB: 0 P: 5	R: 0 E: 0 K: 0 S: 4	H: 1 LOB: 2 BB: 1 P: 8	R: 0 E: 0 K: 1 S: 5	H: 0 LOB: 0 BB: 0 P: 5	1B: 5 2B: 2 3B: 2 HR: 0	SF: 0 SAC: 0 DP: 2 HBP: 0	WP: 0 PB: 0 CS: 0	PA: 34
PITCHER	IP WLS BF H R ER SO BB IBB HBP BLK WP HR S P ERA WHIP	IP WLS BF H R ER SO BB IBB HBP BLK WP HR S P ERA WHIP	IP WLS BF H R ER SO BB IBB HBP BLK WP HR S P ERA WHIP	IP WLS BF H R ER SO BB IBB HBP BLK WP HR S P ERA WHIP	IP WLS BF H R ER SO BB IBB HBP BLK WP HR S P ERA WHIP	IP WLS BF H R ER SO BB IBB HBP BLK WP HR S P ERA WHIP	IP WLS BF H R ER SO BB IBB HBP BLK WP HR S P ERA WHIP	IP WLS BF H R ER SO BB IBB HBP BLK WP HR S P ERA WHIP	IP WLS BF H R ER SO BB IBB HBP BLK WP HR S P ERA WHIP	IP WLS BF H R ER SO BB IBB HBP BLK WP HR S P ERA WHIP	IP WLS BF H R ER SO BB IBB HBP BLK WP HR S P ERA WHIP	IP WLS BF H R ER SO BB IBB HBP BLK WP HR S P ERA WHIP	IP WLS BF H R ER SO BB IBB HBP BLK WP HR S P ERA WHIP	IP WLS BF H R ER SO BB IBB HBP BLK WP HR S P ERA WHIP	IP WLS BF H R ER SO BB IBB HBP BLK WP HR S P ERA WHIP	IP WLS BF H R ER SO BB IBB HBP BLK WP HR S P ERA WHIP	IP WLS BF H R ER SO BB IBB HBP BLK WP HR S P ERA WHIP	IP WLS BF H R ER SO BB IBB HBP BLK WP HR S P ERA WHIP	IP WLS BF H R ER SO BB IBB HBP BLK WP HR S P ERA WHIP	IP WLS BF H R ER SO BB IBB HBP BLK WP HR S P ERA WHIP

Minnesota Twins @ California Angels
Anaheim Stadium, Anaheim, CA
Sun Jul 12 1970, 6:33 AM EDT
Att: 20,614 - Unknown

AB 31
R 6
H 9
RBI 6
BB 3
SO 6
LOB 12



Batter	1	2	3	4	5	6	7	8	9	AB	R	H	RBI	BB	SO	LOB	TOP										
Sandy Alomar Sr. S OBP: 0.293, SLG: 0.293 (1, 4)	0-0 6-3		0-0 L8		0-3 K		0-0 SH1-4		0-0 SH	3	0	0	1	0	1	1	California Angels @ Washington Senators Robert F. Kennedy Memorial Stadium, Washington, DC Thu Jul 16 1970, 7:05 PM EDT Att: 9,292 - Unknown livebaseballscorecards.com										
Roger Repoz L OBP: 0.333, SLG: 0.458 (1, 8) (9, 9)	0-3 K		0-0 1B		4-0 1B BB		0-3 K		0-3 K	4	0	1	0	1	3	3											
Jim Fregosi R OBP: 0.367, SLG: 0.497 (1, 6)	0-0 P6		0-0 L4		0-0 1B		0-0 L1		4-0 BB	4	0	1	1	1	0	2											
Alex Johnson R OBP: 0.364, SLG: 0.457 (1, 7)		0-0 FC6		0-0 5-3		0-0 5-3		0-0 F2	0-0 FC1-2	5	0	2	0	0	0	5											
Jim Spencer L OBP: 0.307, SLG: 0.400 (1, 3)		0-0 FC6		0-0 F3		0-0 SF9		0-0 F2		4	1	1	0	0	0	2											
Ken McMullen R OBP: 0.332, SLG: 0.393 (1, 5)		0-0 2B		4-0 BB		0-0 6-3		0-0 5-3		3	0	1	0	1	0	1											
Bill Voss L OBP: 0.339, SLG: 0.361 Jarvis Tatum R OBP: 0.345, SLG: 0.304 (9, PH) (9, 8)	4-0 IBB		0-3 K		0-0 K		0-0 SF9		0-0 4-3	1	0	0	1	1	1	1											
Tom Egan R OBP: 0.245, SLG: 0.270 Girardo Ruiz S OBP: 0.305, SLG: 0.304 Joe Azcue R OBP: 0.326, SLG: 0.359 (9, PR) (9, 2)	0-3 K		0-0 5-3		0-0 K		0-0 K		0-0 1B SH	4	0	1	0	0	2	3											
Andy Messersmith R OBP: 0.158, SLG: 0.263 Dave LaRoche L OBP: 0.697, SLG: 1.000 Billy Cowan R OBP: 0.373, SLG: 0.582 Paul Doyle L (9, 1)	0-3 K		0-0 1B		0-0 2B		0-0 SH1-4		0-0 BB SH	2	1	1	0	0	1	3											
Inning Stats	R: 0 E: 0 K: 1 S: 5	H: 0 LOB: 0 BB: 0 P: 5	R: 0 E: 0 K: 2 S: 9	H: 2 LOB: 3 BB: 1 P: 13	R: 0 E: 0 K: 0 S: 3	H: 1 LOB: 1 BB: 0 P: 3	R: 0 E: 0 K: 1 S: 5	H: 0 LOB: 1 BB: 1 P: 9	R: 1 E: 0 K: 1 S: 7	H: 2 LOB: 2 BB: 0 P: 11	R: 1 E: 0 K: 1 S: 6	H: 1 LOB: 0 BB: 0 P: 6	R: 0 E: 0 K: 0 S: 3	H: 1 LOB: 0 BB: 0 P: 3	R: 1 E: 0 K: 1 S: 8	H: 2 LOB: 3 BB: 1 P: 12		1B: 4 2B: 7 3B: 0 HR: 0	SF: 1 SAC: 2 DP: 1 HBP: 0	WP: 0 PB: 0 SB: 0 CS: 0	PA: 40						
PITCHER	IP	WLS	BF	H	R	ER	SO	BB	IBB	HBP	BLK	WP	HR	S	P	ERA	WHIP										
Dick Bosman R ERA: 3.38 Joe Grzenda L ERA: 5.84 Horacio Pina R ERA: 2.61 Jim Shellenback L ERA: 3.69 Joe Coleman R ERA: 4.2	(1, 1)		7.0	31	8	2	2	7	2	1	0	0	0	42	54	2.57	1.429										
	(8, 1)	1.1	L	4	1	1	1	0	0	0	0	0	0	4	4	6.75	0.750										
	(9, 1)	0.0		2	1	0	0	0	0	0	0	0	0	2	2	∞	∞										
	(9, 1)	0.1		1	0	0	0	1	0	0	0	0	0	3	3	0.00	0.000										
	(9, 1)	0.1		2	0	0	0	0	1	0	0	0	0	1	5	0.00	3.000										

Batter	1	2	3	4	5	6	7	8	9	AB	R	H	RBI	BB	SO	LOB	BOTTOM											
Ed Brinkman R OBP: 0.356, SLG: 0.338 (1, 6)	0-0 1-4-3		0-0 F7		0-0 F8		0-0 4-3		0-0 6-3	5	0	1	0	0	0	1	California Angels @ Washington Senators Robert F. Kennedy Memorial Stadium, Washington, DC Thu Jul 16 1970, 7:05 PM EDT Att: 9,292 - Unknown livebaseballscorecards.com											
Lee Maye L OBP: 0.333, SLG: 0.433 (1, 9)	4-0 5-3		0-0 HR		0-0 2B		0-0 4-3			3	1	2	1	1	0	1												
Frank Howard R OBP: 0.438, SLG: 0.547 (1, 3)	0-0 5-3		0-0 6-3		4-0 IBB		4-0 IBB			2	0	0	0	2	0	1												
Rick Reichardt R OBP: 0.367, SLG: 0.570 (1, 7)	4-0 BB		4-0 BB		0-3 K		0-3 K			2	0	0	0	2	2	4												
Bernie Allen L OBP: 0.366, SLG: 0.429 (1, 4)	0-0 4-3		0-0 F8		0-3 K				0-0 F9	4	0	0	0	0	1	5												
Aurelio Rodriguez R OBP: 0.305, SLG: 0.432 (1, 5)		0-0 HR		0-0 F7		0-3 K		0-0 P4		4	1	1	1	0	1	0												
Paul Casanova R OBP: 0.307, SLG: 0.432 (1, 2)		0-0 4-3		0-0 F8		0-0 5-3		0-0 F5		4	0	0	0	0	0	0												
Del Unser L OBP: 0.284, SLG: 0.304 (1, 8)		0-0 F8		0-0 1B		0-3 K		4-0 FC1-6		3	0	1	0	1	1	0												
Dick Bosman R OBP: 0.143, SLG: 0.143 Joe Grzenda R Horacio Pina R Jim Shellenback L Joe Coleman R Tim Cullen R (9, PH)	(1, 1) (8, 1) (9, 1) (9, 1) (9, 1) (9, PH)		0-0 F3		0-0 P6		0-3 K		0-0 FC1-6	3	0	0	0	0	0	1												
Inning Stats	R: 0 E: 0 K: 0 S: 3	H: 0 LOB: 2 BB: 2 P: 11	R: 1 E: 0 K: 0 S: 4	H: 1 LOB: 0 BB: 0 P: 4	R: 1 E: 0 K: 0 S: 4	H: 1 LOB: 1 BB: 1 P: 8	R: 0 E: 0 K: 0 S: 4	H: 1 LOB: 1 BB: 0 P: 4	R: 0 E: 0 K: 2 S: 8	H: 0 LOB: 0 BB: 0 P: 7	R: 0 E: 0 K: 2 S: 8	H: 1 LOB: 2 BB: 1 P: 12	R: 0 E: 0 K: 0 S: 3	H: 0 LOB: 0 BB: 0 P: 3	R: 0 E: 0 K: 0 S: 2	H: 0 LOB: 0 BB: 1 P: 6		1B: 2 2B: 1 3B: 0 HR: 2	SF: 0 SAC: 0 DP: 0 HBP: 0	WP: 0 PB: 0 SB: 0 CS: 0	PA: 37							
PITCHER	IP	WLS	BF	H	R	ER	SO	BB	IBB	HBP	BLK	WP	HR	S	P	ERA	WHIP											
Andy Messersmith R ERA: 2.62 Dave LaRoche L ERA: 3.6 Paul Doyle L ERA: 6.33	(1, 1)		4.2	22	4	2	2	1	3	1	0	0	0	0	21	25	0.00	0.300										
	(9, 1)	1.0	S	3	0	0	0	0	1	0	0	0	0	2	6	0.00	1.000											

Batter	1	2	3	4	5	6	7	8	9	AB	R	H	RBI	BB	SO	LOB	TOP										
Sandy Alomar Sr. S OBP: 0.296, SLG: 0.296 (1,4)	0-0 4-3		0-0 HR	4-0 E WP BB		0-0 F8		4-0 1B BB		3	2	1	0	2	0	1	California Angels @ Washington Senators Robert F. Kennedy Memorial Stadium, Washington, DC Fri Jul 17 1970, 7:05 PM EDT Att: 7,859 - Unknown livebaseballscorecards.com										
Roger Repoz L OBP: 0.335, SLG: 0.469 (1,8)	0-3 K		0-0 HR	0-0 4-3		0-0 F9		0-0 G5-4-3 1B		5	1	2	4	0	1	1											
Jim Fregosi R OBP: 0.370, SLG: 0.516 (1,6)	0-0 6-3		0-0 HR	0-0 FC6-4 1B				0-0 P3		5	2	3	2	0	0	2											
Alex Johnson R OBP: 0.359, SLG: 0.450 (1,7)		0-0 6-3	0-0 6-3	0-0 FC6-4 1-2				0-0 4-3	0-0 G5-4-3 1-2	5	0	0	0	0	0	3											
Jim Spencer L OBP: 0.308, SLG: 0.398 (1,3)	0-0 P4		0-0 1B		4-0 G5-4-3 BB			0-0 6-3		4	0	1	0	1	1	0											
Ken McMullen R OBP: 0.330, SLG: 0.390 (1,5)	0-0 BLK 1B		0-3 K		0-0 G5-4-3 1-2			0-0 6-3		5	1	1	0	0	1	2											
Bill Voss L OBP: 0.341, SLG: 0.357 (1,9)	4-0 1-2 BB		0-3 K		0-0 F7			0-0 E7 WP 1B		4	1	1	0	1	1	1											
Tom Egan R OBP: 0.255, SLG: 0.279 (1,2)	0-0 FC6-4 1-2 2H 1B		0-0 F7		0-3 K			0-0 BB 1B 1B		4	1	2	2	0	1	0											
Clyde Wright R OBP: 0.250, SLG: 0.339 (1,1)	0-0 FC6-4 1-2		0-0 HR		0-0 1B			0-0 1-2 BB 1B		4	2	3	1	0	0	2											
Inning Stats	R: 0 E: 0 K: 1 S: 5	H: 0 LOB: 0 BB: 0 P: 5	R: 1 E: 0 K: 0 S: 5	H: 2 LOB: 2 BB: 1 P: 9	R: 3 E: 0 K: 2 S: 11	H: 4 LOB: 1 BB: 0 P: 11	R: 2 E: 0 K: 0 S: 5	H: 2 LOB: 1 BB: 1 P: 9	R: 0 E: 0 K: 1 S: 6	H: 1 LOB: 0 BB: 0 P: 6	R: 1 E: 0 K: 1 S: 6	H: 1 LOB: 0 BB: 0 P: 6	R: 3 E: 1 K: 0 S: 6	H: 4 LOB: 1 BB: 1 P: 10	R: 0 E: 0 K: 0 S: 3	H: 0 LOB: 0 BB: 0 P: 3	1B: 9 2B: 1 3B: 0 HR: 4	SF: 0 SAC: 0 DP: 2 HBP: 0	WP: 2 PB: 0 SB: 1 CS: 0	PA: 43							
PITCHER	IP	WLS	BF	H	R	ER	SO	BB	IBB	HBP	BLK	WP	HR	S	P	ERA	WHIP										
Casey Cox R ERA: 4.58 (1,1)	3.0	L	16	6	4	4	3	1	0	0	1	0	2	21	25	12.00	2.333										
Jackie Brown R ERA: 5.14 (4,1)	3.0		13	3	2	2	1	2	0	0	0	1	1	13	21	6.00	1.667										
Dick Such R ERA: 7.56 (7,1)	2.0		11	5	4	4	1	1	0	0	0	1	1	12	16	18.00	3.000										
Joe Grzenda L ERA: 5.72 (9,1)	1.0		3	0	0	0	0	0	0	0	0	0	0	3	3	0.00	0.000										

Batter	1	2	3	4	5	6	7	8	9	AB	R	H	RBI	BB	SO	LOB	BOTTOM										
Tim Cullen R OBP: 0.286, SLG: 0.245 (1,4)	0-0 G3-6-3 1B		0-0 1B			0-0 F8		0-0 F7		4	0	2	0	0	0	1	California Angels @ Washington Senators Robert F. Kennedy Memorial Stadium, Washington, DC Fri Jul 17 1970, 7:05 PM EDT Att: 7,859 - Unknown livebaseballscorecards.com										
Lee Maye L OBP: 0.332, SLG: 0.429 (1,9)	0-0 G3-6-3 1-2		0-0 F8			0-0 1B		0-0 4-3		4	0	1	0	0	0	3											
Frank Howard R OBP: 0.437, SLG: 0.541 (1,3)	4-0 BB		0-0 4-3			0-0 P6		0-0 P3		3	0	0	0	1	0	1											
Rick Reichardt R OBP: 0.359, SLG: 0.555 (1,7)	0-3 K		0-0 L3			0-0 F9		0-0 6-3		4	0	0	0	0	1	1											
Aurelio Rodriguez R OBP: 0.304, SLG: 0.428 (1,6)		0-0 6-3		0-0 6-3		4-0 BB		0-0 P5		3	0	0	0	1	0	0											
Bernie Allen L OBP: 0.361, SLG: 0.421 (1,5)		0-0 L3		0-0 G3		0-0 P3				3	0	0	0	0	0	1											
Paul Casanova R OBP: 0.302, SLG: 0.424 (1,2)		0-0 F8		0-0 5-3		0-0 5-3				3	0	0	0	0	0	1											
Del Unser L OBP: 0.285, SLG: 0.310 (1,8)			0-0 3-1		0-0 1-3			0-0 2B		3	0	1	0	0	0	0											
Inning Stats	R: 0 E: 0 K: 1 S: 5	H: 1 LOB: 1 BB: 1 P: 9	R: 0 E: 0 K: 0 S: 3	H: 0 LOB: 0 BB: 0 P: 3	R: 0 E: 0 K: 0 S: 4	H: 1 LOB: 1 BB: 0 P: 4	R: 0 E: 0 K: 0 S: 3	H: 0 LOB: 0 BB: 0 P: 3	R: 0 E: 0 K: 1 S: 6	H: 1 LOB: 1 BB: 0 P: 6	R: 0 E: 0 K: 0 S: 3	H: 0 LOB: 0 BB: 1 P: 7	R: 0 E: 0 K: 1 S: 6	H: 1 LOB: 1 BB: 0 P: 6	R: 0 E: 0 K: 0 S: 3	H: 0 LOB: 0 BB: 0 P: 3	1B: 3 2B: 1 3B: 0 HR: 0	SF: 0 SAC: 0 DP: 1 HBP: 0	WP: 0 PB: 0 SB: 0 CS: 0	PA: 32							
PITCHER	IP	WLS	BF	H	R	ER	SO	BB	IBB	HBP	BLK	WP	HR	S	P	ERA	WHIP										
Clyde Wright L ERA: 2.69 (1,1)	9.0	W	32	4	0	0	3	2	0	0	0	0	0	36	44	0.00	0.667										

Batter	1	2	3	4	5	6	7	8	9	AB	R	H	RBI	BB	SO	LOB	TOP					
Sandy Alomar Sr. S OBP: 0.296, SLG: 0.296 (1, 4)										4	0	1	0	0	0	1	California Angels @ Washington Senators Robert F. Kennedy Memorial Stadium, Washington, DC Sat Jul 18 1970, 3:33 AM EDT Att: 8,551 - Unknown livebaseballscorecards.com					
Jarvis Tatum R OBP: 0.350, SLG: 0.305 (1, 8)										3	0	1	0	1	0	1						
Jim Fregosi R OBP: 0.369, SLG: 0.513 (1, 6)										4	0	1	0	0	1	3						
Alex Johnson R OBP: 0.358, SLG: 0.448 (1, 7)										4	0	1	0	0	0	3						
Ken McMullen R OBP: 0.326, SLG: 0.384 (1, 5)										4	0	0	0	0	1	2						
Billy Cowan R OBP: 0.354, SLG: 0.549 (1, 9)											4	0	0	0	0	2		1				
Jim Spencer L OBP: 0.309, SLG: 0.397 (1, 3)										3	0	1	0	0	0	1						
Tom Egan R OBP: 0.257, SLG: 0.280 (1, 2)										3	0	1	0	0	1	1						
Tom Bradley R OBP: 0.250, SLG: 0.250 (5, PH) Roger Peckol L OBP: 0.333, SLG: 0.467 (5, 1) Greg Gannett S OBP: 0.200, SLG: 0.500 (7, PH) Tommie Rayburn S OBP: 0.291, SLG: 0.279 Paul Doyle L (7, 1) Ken Tatum R (7, 1)										1	0	0	0	0	0	0		0				
Inning Stats	R: 0 E: 0 K: 0 S: 4	H: 1 LOB: 1 BB: 0 P: 4	R: 0 E: 0 K: 2 S: 7	H: 0 LOB: 0 BB: 0 P: 7	R: 0 E: 0 K: 0 S: 5	H: 2 LOB: 2 BB: 0 P: 5	R: 0 E: 0 K: 0 S: 4	H: 1 LOB: 1 BB: 0 P: 4	R: 0 E: 0 K: 1 S: 5	H: 0 LOB: 0 BB: 0 P: 5	R: 0 E: 0 K: 0 S: 3	H: 1 LOB: 1 BB: 1 P: 7	R: 0 E: 0 K: 0 S: 4	H: 1 LOB: 0 BB: 0 P: 4	R: 0 E: 0 K: 1 S: 5	H: 0 LOB: 0 BB: 0 P: 5		R: 0 E: 0 K: 1 S: 5	H: 0 LOB: 0 BB: 0 P: 5	1B: 6 2B: 0 3B: 0 HR: 0	SF: 0 SAC: 0 DP: 1 HBP: 0	WP: 0 PB: 0 SB: 0 CS: 0
PITCHER George Brunet L ERA: 4.17 (1, 1)	IP: 9.0 WLS: W BF: 33 H: 6 R: 0 ER: 0 SO: 5 BB: 1 IBB: 0 HBP: 0 BLK: 0 WP: 0 HR: 0 S: 42 P: 46 ERA: 0.00 WHIP: 0.778															PITCHER						

Batter	1	2	3	4	5	6	7	8	9	AB	R	H	RBI	BB	SO	LOB	BOTTOM			
Del Unser L OBP: 0.289, SLG: 0.314 (1, 8)										4	1	2	0	0	1	0	California Angels @ Washington Senators Robert F. Kennedy Memorial Stadium, Washington, DC Sat Jul 18 1970, 3:33 AM EDT Att: 8,551 - Unknown livebaseballscorecards.com			
Lee Maye L OBP: 0.327, SLG: 0.423 (1, 9) Rick Reichardt R OBP: 0.357, SLG: 0.551 (7, PH) (8, 9)										3	0	0	0	0	1	1				
Frank Howard R OBP: 0.437, SLG: 0.542 (1, 7)										3	1	1	1	1	0	2				
Mike Epstein L OBP: 0.351, SLG: 0.414 (1, 3)										4	0	1	1	0	0	3				
Aurelio Rodriguez R OBP: 0.304, SLG: 0.435 (1, 6)										4	1	1	1	0	1	1				
Bernie Allen L OBP: 0.358, SLG: 0.414 (1, 5)										3	0	0	0	1	0	0				
Tim Cullen R OBP: 0.292, SLG: 0.248 (1, 4)										3	0	1	0	0	0	2				
Jim French L OBP: 0.368, SLG: 0.260 (1, 2)										3	0	0	0	1	2	1				
George Brunet R OBP: 0.229, SLG: 0.303 (1, 1)										4	1	1	0	0	3	3				
Inning Stats	R: 2 E: 1 K: 1 S: 7	H: 2 LOB: 2 BB: 2 P: 15	R: 0 E: 0 K: 3 S: 9	H: 0 LOB: 0 BB: 0 P: 9	R: 0 E: 0 K: 0 S: 3	H: 0 LOB: 0 BB: 0 P: 3	R: 0 E: 0 K: 1 S: 6	H: 1 LOB: 2 BB: 1 P: 10	R: 0 E: 0 K: 1 S: 6	H: 1 LOB: 1 BB: 0 P: 6	R: 0 E: 0 K: 0 S: 3	H: 0 LOB: 0 BB: 0 P: 3	R: 1 E: 1 K: 1 S: 8	H: 2 LOB: 2 BB: 0 P: 8	R: 1 E: 0 K: 1 S: 6	H: 1 LOB: 1 BB: 0 P: 7		1B: 5 2B: 1 3B: 0 HR: 1	SF: 0 SAC: 0 DP: 0 HBP: 1	WP: 1 PB: 0 SB: 1 CS: 0
PITCHER Tom Bradley R ERA: 1.65 Greg Gannett L ERA: 2.39 Paul Doyle L ERA: 6.26 Ken Tatum R ERA: 2.06	IP: 4.0 WLS: L BF: 18 H: 3 R: 2 ER: 1 SO: 2 BB: 2 IBB: 1 HBP: 0 BLK: 0 WP: 1 HR: 0 S: 25 P: 37 ERA: 2.25 WHIP: 1.250															PITCHER				

Batter	1	2	3	4	5	6	7	8	9	AB	R	H	RBI	BB	SO	LOB	TOP			
Sandy Alomar Sr. S OBP: 0.288, SLG: 0.300										4	2	2	0	0	0	1	California Angels @ New York Yankees Yankee Stadium, Bronx, NY Sun Jul 19 1970, 3:33 AM EDT Sunny - 82 F			
Jim Spencer L OBP: 0.311, SLG: 0.399										4	1	2	1	0	0	0				
Jim Fregosi R OBP: 0.368, SLG: 0.510										4	1	1	0	0	0	2				
Alex Johnson R OBP: 0.360, SLG: 0.451 Jay Johnstone L OBP: 0.290, SLG: 0.367										4	1	2	2	0	1	2				
Ken McMullen R OBP: 0.325, SLG: 0.382										4	0	1	1	0	0	2				
Jarvis Tatum R OBP: 0.347, SLG: 0.303										4	0	1	1	0	1	2				
Roger Repoz L OBP: 0.336, SLG: 0.468										4	0	2	0	0	0	0				
Joe Azcue R OBP: 0.325, SLG: 0.357										4	0	1	0	0	0	2				
Rudy May L OBP: 0.120, SLG: 0.106 Dave LaRoche L OBP: 0.500, SLG: 0.750										3	0	1	0	0	1	0				
Inning Stats	R: 1 E: 0 K: 1 S: 8	H: 3 LOB: 2 BB: 0 P: 8	R: 0 E: 0 K: 1 S: 5	H: 0 LOB: 0 BB: 0 P: 5	R: 0 E: 0 K: 0 S: 3	H: 1 LOB: 0 BB: 0 P: 3	R: 0 E: 0 K: 0 S: 3	H: 0 LOB: 0 BB: 0 P: 3	R: 4 E: 0 K: 0 S: 8	H: 6 LOB: 1 BB: 0 P: 8	R: 0 E: 0 K: 0 S: 3	H: 1 LOB: 0 BB: 0 P: 3	R: 0 E: 0 K: 0 S: 3	H: 0 LOB: 0 BB: 0 P: 3	R: 0 E: 0 K: 1 S: 6	H: 2 LOB: 1 BB: 0 P: 6	1B: 11 2B: 2 3B: 0 HR: 0	SF: 0 SAC: 0 DP: 4 HBP: 0	WP: 0 PB: 0 SB: 0 CS: 0	PA: 36
PITCHER	IP WLS BF H R ER SO BB IBB HBP BLK WP HR S P ERA WHIP																			
John Cumberland L ERA: 3.94	(1, 1) 5.1 L 25 10 5 5 2 0 0 0 0 0 0 0 29 29 8.44 1.875																			
Gary Waslewski R ERA: 4.25	(6, 1) 1.2 4 1 0 0 0 0 0 0 0 0 0 0 4 4 0.00 0.600																			
Jack Aker R ERA: 2.72	(8, 1) 2.0 7 2 0 0 0 1 0 0 0 0 0 0 9 9 0.00 1.000																			

Batter	1	2	3	4	5	6	7	8	9	AB	R	H	RBI	BB	SO	LOB	BOTTOM			
Horace Clarke S OBP: 0.289, SLG: 0.318										4	0	0	0	0	0	1	California Angels @ New York Yankees Yankee Stadium, Bronx, NY Sun Jul 19 1970, 3:33 AM EDT Sunny - 82 F			
Bobby Murcer L OBP: 0.350, SLG: 0.423										4	0	0	0	0	2	0				
Roy White S OBP: 0.401, SLG: 0.516										3	1	1	0	1	1	0				
Danny Cater R OBP: 0.345, SLG: 0.424										4	0	1	0	0	0	1				
Thurman Munson R OBP: 0.376, SLG: 0.364										4	0	0	0	0	0	1				
John Ellis R OBP: 0.297, SLG: 0.385										2	1	0	0	2	2	0				
Curt Blefary L OBP: 0.314, SLG: 0.311										4	0	1	0	0	1	1				
Gene Michael S OBP: 0.307, SLG: 0.283										3	0	2	1	1	0	2				
John Cumberland R OBP: 0.059, SLG: 0.059 Gary Waslewski R										2	0	0	0	0	1	2				
Bobby Mitchell R OBP: 0.167, SLG: 0.167 Jack Aker R OBP: 0.100, SLG: 0.100 Ron Hansen R OBP: 0.490, SLG: 0.373										1	0	0	0	0	1	1				
Inning Stats	R: 0 E: 0 K: 1 S: 5	H: 0 LOB: 0 BB: 0 P: 5	R: 0 E: 0 K: 1 S: 5	H: 0 LOB: 0 BB: 0 P: 5	R: 0 E: 0 K: 1 S: 6	H: 1 LOB: 1 BB: 0 P: 6	R: 0 E: 0 K: 0 S: 3	H: 0 LOB: 0 BB: 0 P: 3	R: 1 E: 0 K: 1 S: 6	H: 1 LOB: 1 BB: 1 P: 10	R: 0 E: 0 K: 2 S: 7	H: 0 LOB: 1 BB: 1 P: 11	R: 0 E: 0 K: 1 S: 6	H: 1 LOB: 1 BB: 0 P: 6	R: 0 E: 0 K: 0 S: 4	H: 1 LOB: 2 BB: 1 P: 8	1B: 4 2B: 0 3B: 1 HR: 0	SF: 0 SAC: 0 DP: 0 HBP: 0	WP: 0 PB: 1 SB: 0 CS: 0	PA: 36
PITCHER	IP WLS BF H R ER SO BB IBB HBP BLK WP HR S P ERA WHIP																			
Rudy May L ERA: 3.44	(1, 1) 7.0 W 27 3 2 1 7 3 0 0 0 1 0 0 10 14 0.00 1.500																			
Dave LaRoche L ERA: 3.0	(8, 1) 2.0 S 9 2 0 0 0 1 1 0 0 0 0 0 0 10 14 0.00 1.500																			

Batter	1	2	3	4	5	6	7	8	9	AB	R	H	RBI	BB	SO	LOB	TOP										
Sandy Alomar Sr., S OBP: 0.295, SLG: 0.297 (1, 4)	F2	F7			6-3			6-3		4	0	0	0	0	0	1											
Jim Spencer, L OBP: 0.317, SLG: 0.407 (1, 3)	1B		3-1		CS			WP		4	1	3	0	0	0	0											
Jim Fregosi, R OBP: 0.364, SLG: 0.504 (1, 6)	K		F9		L6			FC1-5-4-5		4	0	0	0	0	1	3											
Alex Johnson, R OBP: 0.361, SLG: 0.453 Jay Johnstone, L OBP: 0.290, SLG: 0.367 (8, 8)	1B			HR				5-3		3	1	1	0	1	0	1											
Ken McMullen, R OBP: 0.327, SLG: 0.394 (1, 5)	BB			HR						0	0	0	0	0	0	0											
Jarvis Tatum, R OBP: 0.336, SLG: 0.292 (8, 7)	FC6		6-3							4	0	0	0	0	0	2											
Roger Repoz, L OBP: 0.335, SLG: 0.469 (1, 9)		3-1			P4			K		4	0	1	0	0	1	0											
Tom Egan, R OBP: 0.256, SLG: 0.273 (1, 2)		F9			K			5-3		3	0	0	0	1	1	0											
Tom Murphy, R OBP: 0.218, SLG: 0.160 Greg Garrett, S OBP: 0.250, SLG: 0.250 Mel Queen, L (9, 1)					F8			K		1	0	0	0	1	0	0											
Inning Stats	R: 1 E: 0 K: 1 S: 7	H: 2 LOB: 2 BB: 1 P: 11	R: 0 E: 0 K: 0 S: 3	H: 0 LOB: 1 BB: 1 P: 7	R: 2 E: 0 K: 0 S: 5	H: 2 LOB: 0 BB: 0 P: 5	R: 0 E: 0 K: 1 S: 5	H: 0 LOB: 0 BB: 0 P: 5	R: 0 E: 0 K: 0 S: 3	H: 0 LOB: 0 BB: 0 P: 3	R: 0 E: 0 K: 2 S: 7	H: 0 LOB: 0 BB: 0 P: 7	R: 0 E: 0 K: 0 S: 4	H: 1 LOB: 1 BB: 0 P: 4	R: 0 E: 0 K: 2 S: 8	H: 1 LOB: 2 BB: 1 P: 12	1B: 3 2B: 3 3B: 0 HR: 1	SF: 0 SAC: 0 DP: 0 HBP: 0	WP: 1 PB: 0 SB: 0 CS: 1	PA: 36							
PITCHER	IP	WLS	BF	H	R	ER	SO	BB	IBB	HBP	BLK	WP	HR	S	P	ERA	WHIP										
Mike Kekich, L ERA: 6.04 Ron Klimkowski, R ERA: 3.05 Steve Hamilton, L ERA: 1.96 Lindy McDaniel, R ERA: 2.0	5.0	L	21	5	3	3	2	2	0	0	0	0	1	23	31	5.40	1.400										

California Angels @ New York Yankees
Yankee Stadium, Bronx, NY
Sun Jul 19 1970, 3:38 AM EDT
Att: 52,325 - Sunny - 83 F



AB 33
R 3
H 7
RBI 3
BB 3
SO 6
LOB 9

Batter	1	2	3	4	5	6	7	8	9	AB	R	H	RBI	BB	SO	LOB	BOTTOM										
Horace Clarke, S OBP: 0.288, SLG: 0.318 (1, 4)	F9				3-1			F9		4	0	1	0	0	0	0											
Jerry Kenney, L OBP: 0.304, SLG: 0.335 (1, 5)	3-1		BB		4-3			4-3		3	0	0	0	1	0	0											
Bobby Murcer, L OBP: 0.349, SLG: 0.419 (1, 8)	BB		G3					K		3	0	0	0	1	2	2											
Roy White, S OBP: 0.398, SLG: 0.510 (1, 7)	F9				F8			5-3		4	0	0	0	0	0	1											
Curt Blefary, L OBP: 0.321, SLG: 0.327 (1, 9)			G6-3		HR			F9		2	1	1	1	2	0	0											
Pete Ward, L OBP: 0.296, SLG: 0.417 Danny Cater, R OBP: 0.346, SLG: 0.422 (7, PH) (8, 3)	K							K		2	0	1	0	0	1	1											
Jake Gibbs, L OBP: 0.313, SLG: 0.446 Thurman Munson, R OBP: 0.374, SLG: 0.362 (7, PH) (8, 2)	G6-3				P3			F7		2	0	0	0	0	0	2											
Gene Michael, S OBP: 0.305, SLG: 0.280 (1, 6)			6-3		4-3			6-3		3	0	0	0	0	0	1											
Mike Kekich, R OBP: 0.225, SLG: 0.188 Jim Lyle, L OBP: 0.444, SLG: 0.296 Ron Klimkowski, R OBP: 0.304, SLG: 0.335 Steve Hamilton, L OBP: 0.349, SLG: 0.419 Ron Hansen, R OBP: 0.290, SLG: 0.367 Lindy McDaniel, R OBP: 0.333, SLG: 0.133 (1, 1) (5, PH) (8, 1) (8, PH) (9, 1)					L9			F9		1	0	0	0	0	0	0											
Inning Stats	R: 0 E: 0 K: 0 S: 3	H: 0 LOB: 0 BB: 1 P: 7	R: 0 E: 0 K: 1 S: 4	H: 0 LOB: 0 BB: 1 P: 8	R: 0 E: 0 K: 0 S: 4	H: 1 LOB: 2 BB: 1 P: 8	R: 1 E: 0 K: 0 S: 5	H: 2 LOB: 1 BB: 0 P: 5	R: 0 E: 0 K: 0 S: 3	H: 0 LOB: 0 BB: 0 P: 3	R: 0 E: 0 K: 1 S: 5	H: 0 LOB: 0 BB: 0 P: 5	R: 0 E: 0 K: 1 S: 5	H: 0 LOB: 0 BB: 0 P: 5	R: 0 E: 0 K: 0 S: 3	H: 0 LOB: 0 BB: 0 P: 3	R: 0 E: 0 K: 1 S: 5	H: 0 LOB: 2 BB: 2 P: 13	1B: 2 2B: 0 3B: 0 HR: 1	SF: 0 SAC: 0 DP: 1 HBP: 0	WP: 0 PB: 0 SB: 0 CS: 0	PA: 34					
PITCHER	IP	WLS	BF	H	R	ER	SO	BB	IBB	HBP	BLK	WP	HR	S	P	ERA	WHIP										
Tom Murphy, R ERA: 3.59 Greg Garrett, L ERA: 2.05 Mel Queen, R ERA: 2.77	5.0	W	20	3	1	1	1	3	0	0	0	0	0	17	21	0.00	0.273										

California Angels @ New York Yankees
Yankee Stadium, Bronx, NY
Sun Jul 19 1970, 3:38 AM EDT
Att: 52,325 - Sunny - 83 F



AB 29
R 1
H 3
RBI 1
BB 5
SO 4
LOB 9

Batter	1	2	3	4	5	6	7	8	9	AB	R	H	RBI	BB	SO	LOB	TOP			
Sandy Alomar Sr. S OBP: 0.292, SLG: 0.294 (1, 4)	6-3		FC6-4			1-3			L9	4	0	0	0	0	0	1				
Jim Spencer L OBP: 0.319, SLG: 0.419 (1, 3)	K			HR		P1			FC5-4 BB 1B	4	1	2	1	0	1	0				
Jim Fregosi R OBP: 0.363, SLG: 0.500 (1, 6)	L4			5-3		5-3			FC5-4 BB 1-2	3	0	0	0	1	0	0				
Alex Johnson R OBP: 0.357, SLG: 0.448 (1, 7)		F3		K			6-3		FC5-4 BB 1-2 2-3	4	0	0	0	0	1	2				
Ken McMullen R OBP: 0.326, SLG: 0.390 (1, 5)	K				BB		P6		K	3	0	0	0	1	2	2				
Jarvis Tatum R OBP: 0.328, SLG: 0.284 (1, 8)	L6			F8			1-3			3	0	0	0	0	0	1				
Roger Repoz L OBP: 0.331, SLG: 0.463 (1, 9)			F9			F7			F9	3	0	0	0	0	0	0				
Joe Azcue R OBP: 0.321, SLG: 0.352 (1, 2)			6-3			K			5-3	3	0	0	0	0	1	0				
Andy Messersmith R OBP: 0.169, SLG: 0.271 Eddie Fisher R OBP: 0.143, SLG: 0.143 Tommie Reynolds R OBP: 0.277, SLG: 0.274 Paul Doyle L (8, 1)						5-3			6-3	2	0	1	0	0	0	0				
Inning Stats	R: 0 E: 0 K: 1 S: 5	H: 0 LOB: 0 BB: 0 P: 5	R: 0 E: 0 K: 1 S: 5	H: 0 LOB: 0 BB: 0 P: 5	R: 0 E: 0 K: 0 S: 4	H: 1 LOB: 1 BB: 0 P: 4	R: 1 E: 0 K: 1 S: 6	H: 1 LOB: 1 BB: 1 P: 10	R: 0 E: 0 K: 1 S: 5	H: 0 LOB: 0 BB: 0 P: 5	R: 0 E: 0 K: 0 S: 3	H: 0 LOB: 0 BB: 0 P: 3	R: 0 E: 0 K: 0 S: 3	H: 0 LOB: 0 BB: 0 P: 3	R: 0 E: 0 K: 1 S: 6	H: 1 LOB: 2 BB: 1 P: 10	1B: 2 2B: 0 3B: 0 HR: 1	SF: 0 SAC: 0 DP: 0 HBP: 0	WP: 0 PB: 0 SB: 0 CS: 0	PA: 32
PITCHER Fritz Peterson, L ERA: 3.61 (1, 1)	IP: 9.0 WLS: W BF: 32 H: 3 R: 1 ER: 1 SO: 5 BB: 2 IBB: 0 HBP: 0 BLK: 0 WP: 0 HR: 1 S: 40 P: 48 ERA: 1.00 WHIP: 0.556																			

California Angels @ New York Yankees
Yankee Stadium, Bronx, NY
Mon Jul 20 1970, 7:05 PM EDT
Att: 10,435 - Unknown - 76 F

AB	30
R	1
H	3
RBI	1
BB	2
SO	5
LOB	6



Batter	1	2	3	4	5	6	7	8	9	AB	R	H	RBI	BB	SO	LOB	BOTTOM			
Horace Clarke S OBP: 0.286, SLG: 0.314 (1, 4)	4-3		F7			G3	FC4-6			4	0	0	0	0	0	1				
Jerry Kenney L OBP: 0.303, SLG: 0.331 (1, 5)	4-3			HR BB		F7			3-1	3	1	0	0	1	0	0				
Bobby Murcer L OBP: 0.346, SLG: 0.414 (1, 8)	4-3			F7		4-3			5-3	4	0	0	0	0	0	1				
Roy White S OBP: 0.399, SLG: 0.509 (1, 7)		1B FC6-4 BB		K			2B 1B		6-3	3	2	1	0	1	1	1				
Danny Cater R OBP: 0.351, SLG: 0.439 (1, 3)		FC6-4 1B		HR			HR 2B			3	2	3	3	0	0	0				
Curt Blefary L OBP: 0.321, SLG: 0.341 Jim Lyttle L OBP: 0.444, SLG: 0.286 (8, 9)		F6		F9			HR			3	1	1	2	0	0	2				
Thurman Munson R OBP: 0.373, SLG: 0.359 (1, 2)		FC6-4 PO 1-2 3-H			L6		F9 BB			2	0	0	1	1	0	1				
Gene Michael S OBP: 0.302, SLG: 0.277 (1, 6)		PO		5-3			F9			3	0	0	0	0	1	1				
Fritz Peterson S OBP: 0.231, SLG: 0.353 (1, 1)			F7			P4			FC4-6 1B	3	0	1	0	0	0	0				
Inning Stats	R: 0 E: 0 K: 0 S: 3	H: 0 LOB: 0 BB: 0 P: 3	R: 1 E: 0 K: 0 S: 3	H: 1 LOB: 0 BB: 1 P: 7	R: 0 E: 0 K: 0 S: 3	H: 0 LOB: 0 BB: 0 P: 3	R: 2 E: 0 K: 1 S: 6	H: 1 LOB: 0 BB: 1 P: 10	R: 0 E: 0 K: 1 S: 5	H: 0 LOB: 0 BB: 0 P: 5	R: 0 E: 0 K: 0 S: 3	H: 0 LOB: 0 BB: 0 P: 3	R: 3 E: 0 K: 0 S: 6	H: 4 LOB: 1 BB: 1 P: 10	R: 0 E: 0 K: 0 S: 3	H: 0 LOB: 0 BB: 0 P: 3	1B: 3 2B: 1 3B: 0 HR: 2	SF: 0 SAC: 0 DP: 0 HBP: 0	WP: 0 PB: 0 SB: 1 CS: 0	PA: 32
PITCHER Andy Messersmith R ERA: 3.06 Eddie Fisher R ERA: 2.3 Paul Doyle L ERA: 6.04 (1, 1)	IP: 6.0 WLS: L BF: 24 H: 5 R: 6 ER: 6 SO: 2 BB: 2 IBB: 0 HBP: 0 BLK: 0 WP: 0 HR: 2 S: 26 P: 34 ERA: 9.00 WHIP: 1.167																			

California Angels @ New York Yankees
Yankee Stadium, Bronx, NY
Mon Jul 20 1970, 7:05 PM EDT
Att: 10,435 - Unknown - 76 F

AB	28
R	6
H	6
RBI	6
BB	3
SO	2
LOB	7



Batter	1	2	3	4	5	6	7	8	9	AB	R	H	RBI	BB	SO	LOB	TOP										
Sandy Alomar Sr. S OBP: 0.294, SLG: 0.295 (1.4)	0-0 1B	0-0 F7			0-0 5-3	0-0 1B	0-0 1-3			5	0	2	1	0	0	0											
Roger Repoz L OBP: 0.329, SLG: 0.456 (1.8)	0-3 K	0-0 F7			4-0 2B FC5-2 BB	0-0 G3		0-0 F8		4	0	0	0	1	1	3											
Jim Fregosi R OBP: 0.364, SLG: 0.501 (1.6)	0-3 K		0-0 6-3		0-0 FC5-2 1-3 2B		0-0 2B 1B	0-0 E5 G6-3		5	1	2	0	0	1	1											
Alex Johnson R OBP: 0.355, SLG: 0.447 Jarvis Tatum R OBP: 0.326, SLG: 0.284 (9.7)	0-0 6-3		0-0 F9		0-0 FC5-2		0-0 3-1 1B 2B	0-0 G6-3		5	1	1	1	0	0	4											
Jim Spencer L OBP: 0.317, SLG: 0.415 (1.3)		0-0 2B 1B	0-0 3-1		0-0 F8		0-0 3-1		0-0 G3	5	1	1	0	0	0	3											
Ken McMullen R OBP: 0.333, SLG: 0.401 (1.5)		0-0 1H HR 2B		0-0 F3		0-0 6-3 1B 1B	0-0 1B HR 1B		0-0 G3-6-3 1B	5	3	4	2	0	0	0											
Bill Voss L OBP: 0.343, SLG: 0.353 (1.9)		4-0 HR BB		0-0 F7		0-0 F7	0-0 L8		0-0 G3-6-3 1B	4	1	1	0	1	0	3											
Tom Egan R OBP: 0.273, SLG: 0.316 (1.2)		0-0 1H 2H HR		0-3 K		0-0 1B 6-3 1B	0-0 1-3 HR 1B			4	2	3	3	0	1	1											
Clyde Wright R OBP: 0.238, SLG: 0.323 Ken Tatum R OBP: 0.125, SLG: 0.500 (6.1)	0-3 K		0-0 F9		0-0 6-3		0-0 1-2 2-3 HR			3	0	0	0	0	1	3											
Inning Stats	R: 0 E: 0 K: 2 S: 8	H: 1 LOB: 1 BB: 0 P: 8	R: 4 E: 0 K: 1 S: 8	H: 3 LOB: 0 BB: 1 P: 12	R: 0 E: 0 K: 1 S: 3	H: 0 LOB: 0 BB: 0 P: 3	R: 0 E: 0 K: 1 S: 6	H: 1 LOB: 1 BB: 0 P: 6	R: 0 E: 0 K: 0 S: 4	H: 1 LOB: 2 BB: 1 P: 8	R: 1 E: 0 K: 0 S: 6	H: 3 LOB: 2 BB: 0 P: 6	R: 5 E: 0 K: 0 S: 8	H: 5 LOB: 0 BB: 0 P: 8	R: 0 E: 1 K: 0 S: 3	H: 0 LOB: 0 BB: 0 P: 3	R: 0 E: 0 K: 0 S: 3	H: 1 LOB: 0 BB: 0 P: 3	1B: 10 2B: 3 3B: 0 HR: 2	SF: 0 SAC: 0 DP: 2 HBP: 0	WP: 0 PB: 0 SB: 0 CS: 0	PA: 43					
PITCHER	IP	WLS	BF	H	R	ER	SO	BB	IBB	HBP	BLK	WP	HR	S	P	ERA	WHIP	PITCHER									
Mike Nagy R ERA: 4.93 (1.1)	6.0	L	29	9	5	5	4	2	0	0	0	0	1	35	43	7.50	1.833										
Gary Wagner R ERA: 5.09 (7.1)	0.2		6	4	4	4	0	0	0	0	0	0	0	6	6	54.00	6.000										
Jim Lonborg R ERA: 3.18 (7.1)	1.1		5	1	1	1	0	0	0	0	0	0	1	5	5	6.75	0.750										
Ed Phillips R ERA: 4.61 (9.1)	1.0		3	1	0	0	0	0	0	0	0	0	0	3	3	0.00	1.000										

California Angels @ Boston Red Sox
Fenway Park, Boston, MA
Tue Jul 21 1970, 7:05 PM EDT
Att: 21,194 - Unknown

AB	41
R	10
H	15
RBI	10
BB	2
SO	4
LOB	18



Batter	1	2	3	4	5	6	7	8	9	AB	R	H	RBI	BB	SO	LOB	BOTTOM										
Dick Schofield S OBP: 0.295, SLG: 0.246 (1.5)	0-0 1-3				0-0 4-3	0-0 FC4-6 1-2		4-0 BB		4	0	0	0	1	1	3											
Reggie Smith S OBP: 0.377, SLG: 0.513 (1.8)	0-0 E 1B		0-0 E6 FC5-4 1B		0-0 HR 3B		0-0 F3	0-0 F7		5	2	2	0	0	0	2											
Carl Yastrzemski L OBP: 0.447, SLG: 0.594 (1.7)	0-0 E6 1H FC6-4 2B		0-0 F7		0-0 HR 3H		0-0 HR		0-0 F4	5	3	3	4	0	0	1											
Tony Conigliaro R OBP: 0.353, SLG: 0.480 (1.9)	1-0 FC6-4 HBP		0-0 FC5-4 1B		0-0 5-3		0-0 E6		0-0 1B 2B	4	1	2	0	0	0	0											
Rico Petrocelli R OBP: 0.317, SLG: 0.456 (1.6)	0-0 FC6-4 1-2 3H		0-0 FC5-4 FC6-4		0-0 F9		0-0 F8		0-0 1B	5	0	1	2	0	0	4											
Don Pavletich R OBP: 0.189, SLG: 0.147 (1.3)	0-0 FC6-4 1-2		0-0 FC6-4 1-2		0-0 1B 1B		0-0 K		0-0 F3	5	0	1	0	0	1	5											
Mike Andrews R OBP: 0.319, SLG: 0.353 (1.4)		0-0 F9		0-0 L5		0-0 FC4-6 1B		0-0 F9	0-0 F8	5	0	1	0	0	0	1											
Jerry Moses R OBP: 0.316, SLG: 0.382 (1.2)		0-0 6-3		0-0 1B		0-0 F5		0-0 K		4	0	1	0	0	1	2											
Mike Nagy R OBP: 0.201, SLG: 0.200 Mike Fiers L OBP: 0.316, SLG: 0.206 Gary Wagner R OBP: 0.300, SLG: 0.500 Jim Lonborg R OBP: 0.144, SLG: 0.499 Carmen Fanzone R Ed Phillips R (1.1) (5. PH) (7.1) (7.1) (8. PH) (9.1)		0-0 1B		0-3 K		0-0 F8		1-0 BB HBP		2	0	1	0	0	1	0											
Inning Stats	R: 2 E: 1 K: 0 S: 5	H: 2 LOB: 1 BB: 0 P: 6	R: 0 E: 0 K: 1 S: 6	H: 1 LOB: 1 BB: 0 P: 6	R: 0 E: 0 K: 1 S: 5	H: 1 LOB: 0 BB: 0 P: 5	R: 0 E: 0 K: 0 S: 5	H: 2 LOB: 0 BB: 0 P: 5	R: 0 E: 0 K: 0 S: 5	H: 2 LOB: 2 BB: 0 P: 5	R: 1 E: 1 K: 1 S: 7	H: 1 LOB: 1 BB: 0 P: 7	R: 0 E: 0 K: 1 S: 5	H: 0 LOB: 2 BB: 1 P: 10	R: 0 E: 0 K: 0 S: 5	H: 2 LOB: 1 BB: 0 P: 5	1B: 7 2B: 2 3B: 1 HR: 2	SF: 0 SAC: 0 DP: 0 HBP: 2	WP: 0 PB: 0 SB: 0 CS: 0	PA: 43							
PITCHER	IP	WLS	BF	H	R	ER	SO	BB	IBB	HBP	BLK	WP	HR	S	P	ERA	WHIP	PITCHER									
Clyde Wright L ERA: 2.78 (1.1)	5.0	W	25	9	4	3	2	0	0	1	0	0	1	28	29	5.40	1.800										
Ken Tatum R ERA: 2.25 (6.1)	4.0	S	18	3	2	2	2	1	0	1	0	0	1	20	25	4.50	1.000										

California Angels @ Boston Red Sox
Fenway Park, Boston, MA
Tue Jul 21 1970, 7:05 PM EDT
Att: 21,194 - Unknown

AB	40
R	6
H	12
RBI	6
BB	1
SO	4
LOB	20



Batter	1	2	3	4	5	6	7	8	9	AB	R	H	RBI	BB	SO	LOB	TOP					
Sandy Alomar Sr. S OBP: 0.292, SLG: 0.294 (1, 4)	K		1-2 1B		FC6-4		F8		1-3	5	0	1	0	0	1	3						
Jarvis Tatum R OBP: 0.324, SLG: 0.275 (1, 8)	F8		K				2-3	F8	2B G3 BB	4	1	0	0	1	1	4						
Jim Fregosi R OBP: 0.364, SLG: 0.501 (1, 6)	F5		F5				FC5-4 BB	E5 1B	1-3 2B	4	0	1	0	1	0	2						
Alex Johnson R OBP: 0.353, SLG: 0.444 (1, 7)		6-3		F9		FC5-4 BB		2B 1B	G3	5	1	1	1	0	0	2						
Ken McMullen R OBP: 0.334, SLG: 0.399 (1, 5)				F8		FC6-4 BB		FC5-2-5 2B 4-3	F8	4	1	1	0	1	0	3						
Billy Cowan R OBP: 0.349, SLG: 0.547 (1, 9)	L7			6-3		FC6-4		4-3 1B 2B		4	1	1	1	0	0	3						
Jim Spencer L OBP: 0.313, SLG: 0.409 (1, 3)	K				4-3		K	4-3		4	0	0	1	0	2	2						
Tom Egan R OBP: 0.288, SLG: 0.319 (1, 2)			1B BB		K		BB	3-H 1B		2	0	1	1	2	1	0						
Tom Bradley R OBP: 0.335, SLG: 0.333 Dave LaRoche L OBP: 0.299, SLG: 0.750 Graefo Ruiz L OBP: 0.317, SLG: 0.354 Paul Doyle L OBP: 0.317, SLG: 0.354 Tommie Reynolds R OBP: 0.275, SLG: 0.275 Eddie Fisher R OBP: 0.143, SLG: 0.143 (1, 1) (6, 1) (7, Ph) (7, 1) (8, Ph) (8, 1)			K		FC6-4 1B		1-2 BB	5-3		2	0	1	0	0	1	1						
Inning Stats	R: 0 E: 0 K: 1 S: 5	H: 0 LOB: 0 BB: 0 P: 5	R: 0 E: 0 K: 1 S: 6	H: 1 LOB: 1 BB: 0 P: 6	R: 0 E: 0 K: 2 S: 8	H: 1 LOB: 2 BB: 1 P: 12	R: 0 E: 0 K: 0 S: 3	H: 0 LOB: 0 BB: 0 P: 3	R: 0 E: 0 K: 1 S: 6	H: 1 LOB: 1 BB: 0 P: 6	R: 0 E: 0 K: 0 S: 3	H: 0 LOB: 2 BB: 2 P: 11	R: 0 E: 0 K: 1 S: 5	H: 0 LOB: 2 BB: 2 P: 13	R: 3 E: 1 K: 0 S: 7	H: 3 LOB: 1 BB: 0 P: 7	R: 1 E: 0 K: 0 S: 4	H: 1 LOB: 1 BB: 1 P: 8	1B: 5 2B: 2 3B: 0 HR: 0	SF: 0 SAC: 0 DP: 0 HBP: 0	WP: 0 PB: 0 SB: 0 CS: 0	PA: 41
PITCHER	IP WLS BF H R ER SO BB IBB HBP BLK WP HR S P ERA WHIP	IP WLS BF H R ER SO BB IBB HBP BLK WP HR S P ERA WHIP																				
Gary Peters L ERA: 4.27 (1, 1)	8.1 W 39 7 4 1 6 6 0 0 0 0 0 0 45 69 1.08 1.560	0.2 S 2 0 0 0 0 0 0 0 0 0 0 0 2 2 0.00 0.000																				
Sparky Lyle L ERA: 4.7 (9, 1)																						

California Angels @ Boston Red Sox
Fenway Park, Boston, MA
Wed Jul 22 1970, 3:33 AM EDT
Att: 28,996 - Unknown

AB	35
R	4
H	7
RBI	4
BB	6
SO	6
LOB	21



Batter	1	2	3	4	5	6	7	8	9	AB	R	H	RBI	BB	SO	LOB	BOTTOM					
Mike Andrews R OBP: 0.318, SLG: 0.354 (1, 4)	2B	F9			5-3	L7		SF7		4	1	1	1	0	0	4						
Reggie Smith S OBP: 0.378, SLG: 0.520 (1, 8)	1B FC4-6 2H	4-3			G3	3B 1-H 2-H		3-1		5	1	2	3	0	0	3						
Carl Yastrzemski L OBP: 0.450, SLG: 0.596 (1, 7)	FC4-6 2-3 1B				FC6-4 1B	F7				4	0	3	0	0	0	1						
Tony Conigliaro R OBP: 0.349, SLG: 0.473 (1, 9)	FC4-6 1-2 3-H		K		FC6-4		F7			4	0	0	1	0	1	3						
Rico Petrocelli R OBP: 0.319, SLG: 0.457 Carmen Fanzone R (8, 5)	F9					1B SF9 1B	5-3			4	1	2	0	0	0	1						
Mike Fiore L OBP: 0.314, SLG: 0.208 (1, 3)	6-3 1-2		F8			1B 1B	3-1			4	1	1	0	0	0	2						
John Kennedy R OBP: 0.347, SLG: 0.515 (8, 6)			1B 1B		FC6-4 1B		SF9	6-3		3	0	2	1	0	0	0						
Jerry Moses R OBP: 0.319, SLG: 0.384 (1, 2)	F8				FC6-4 G6-3	1B 3B 1B		E 1B SF7 1B		4	2	2	0	0	0	2						
Gary Peters L OBP: 0.360, SLG: 0.383 Sparky Lyle L (9, 1)					G6-3	1B 3B		E1		4	1	3	1	0	0	1						
Inning Stats	R: 2 E: 0 K: 0 S: 6	H: 3 LOB: 1 BB: 0 P: 6	R: 0 E: 0 K: 0 S: 5	H: 2 LOB: 2 BB: 0 P: 5	R: 0 E: 0 K: 1 S: 6	H: 2 LOB: 1 BB: 0 P: 6	R: 0 E: 0 K: 0 S: 3	H: 1 LOB: 0 BB: 0 P: 3	R: 0 E: 0 K: 0 S: 4	H: 1 LOB: 1 BB: 0 P: 4	R: 4 E: 0 K: 0 S: 8	H: 5 LOB: 1 BB: 0 P: 8	R: 0 E: 0 K: 0 S: 3	H: 0 LOB: 0 BB: 0 P: 3	R: 1 E: 1 K: 0 S: 5	H: 2 LOB: 1 BB: 0 P: 5	R: 1 E: 0 K: 0 S: 4	H: 2 LOB: 1 BB: 0 P: 8	1B: 13 2B: 2 3B: 1 HR: 0	SF: 2 SAC: 0 DP: 1 HBP: 0	WP: 0 PB: 0 SB: 1 CS: 1	PA: 38
PITCHER	IP WLS BF H R ER SO BB IBB HBP BLK WP HR S P ERA WHIP	IP WLS BF H R ER SO BB IBB HBP BLK WP HR S P ERA WHIP																				
Tom Bradley R ERA: 3.32 (1, 1)	5.1 L 26 12 5 5 1 0 0 0 0 0 0 0 4 4 8.44 2.250	0.2 4 2 1 1 0 0 0 0 0 0 0 0 0 4 4 13.50 3.000																				
Dave LaRoche L ERA: 3.55 (6, 1)																						
Paul Doyle L ERA: 5.83 (7, 1)																						
Eddie Fisher R ERA: 2.26 (8, 1)																						


California Angels @ Boston Red Sox
Fenway Park, Boston, MA
Wed Jul 22 1970, 3:33 AM EDT
Att: 28,996 - Unknown

AB	36
R	7
H	16
RBI	7
BB	0
SO	1
LOB	17



Batter	1	2	3	4	5	6	7	8	9	AB	R	H	RBI	BB	SO	LOB	TOP				
Sandy Alomar Sr. S OBP: 0.292, SLG: 0.294 (1, 4)										4	0	1	0	0	1	0	California Angels @ Boston Red Sox Fenway Park, Boston, MA Wed Jul 22 1970, 7:05 PM EDT Att: 23,916 - Unknown				
Roger Repoz L OBP: 0.331, SLG: 0.466 (1, 8)										3	1	1	1	1	0	1					
Jim Fregosi R OBP: 0.363, SLG: 0.497 (1, 6)										3	0	0	0	1	0	1					
Alex Johnson R OBP: 0.355, SLG: 0.445 (1, 7)										4	0	2	0	0	0	2					
Jim Spencer L OBP: 0.310, SLG: 0.404 (1, 3)										4	0	0	0	0	1	2					
Ken McMullen R OBP: 0.333, SLG: 0.397 (1, 5)										4	1	1	0	0	1	1					
Bill Voss L OBP: 0.333, SLG: 0.342 (1, 9)										4	0	0	0	0	3	2					
Tom Egan R OBP: 0.297, SLG: 0.353 (1, 2)										3	1	2	2	0	1	0					
Mel Queen L Paul Doyle L Steve Kealey R Jay Johnstone L Eddie Fisher R (1, 1) (6, 1) (6, 1) (7, PH) (7, 1)										2	0	0	0	0	0	0					
Inning Stats	R: 0 E: 0 K: 0 S: 3	H: 1 LOB: 1 BB: 1 P: 7	R: 2 E: 0 K: 2 S: 9	H: 2 LOB: 0 BB: 0 P: 9	R: 1 E: 0 K: 0 S: 5	H: 2 LOB: 1 BB: 0 P: 5	R: 0 E: 0 K: 1 S: 5	H: 0 LOB: 0 BB: 0 P: 5	R: 0 E: 0 K: 2 S: 8	H: 1 LOB: 1 BB: 0 P: 8	R: 0 E: 0 K: 1 S: 5	H: 1 LOB: 0 BB: 0 P: 5	R: 0 E: 0 K: 0 S: 3	H: 0 LOB: 0 BB: 0 P: 3	R: 0 E: 0 K: 1 S: 5	H: 0 LOB: 0 BB: 0 P: 5		1B: 5 2B: 0 3B: 0 HR: 2	SF: 0 SAC: 0 DP: 2 HBP: 0	WP: 0 PB: 0 SB: 2 CS: 0	PA: 34
PITCHER	IP WLS BF H R ER SO BB IBB HBP BLK WP HR S P ERA WHIP	6.2 W 27 7 3 3 5 2 0 0 0 0 2 35 43 4.05 1.350	2.1 S 7 0 0 0 2 0 0 0 0 0 0 0 11 11 0.00 0.000																		

AB	32
R	3
H	7
RBI	3
BB	2
SO	7
LOB	10



Batter	1	2	3	4	5	6	7	8	9	AB	R	H	RBI	BB	SO	LOB	BOTTOM						
Mike Andrews R OBP: 0.324, SLG: 0.363 (1, 4)										4	2	3	2	1	0	0	California Angels @ Boston Red Sox Fenway Park, Boston, MA Wed Jul 22 1970, 7:05 PM EDT Att: 23,916 - Unknown						
George Thomas R OBP: 0.410, SLG: 0.500 (1, 9)										5	0	3	2	0	0	1							
Carl Yastrzemski L OBP: 0.494, SLG: 0.601 (1, 7)										4	0	3	2	1	0	3							
Reggie Smith S OBP: 0.375, SLG: 0.514 (1, 8)										4	0	0	0	1	1	8							
Rico Petrocelli R OBP: 0.315, SLG: 0.450 (1, 6)										5	0	0	0	0	1	8							
Mike Fiore L OBP: 0.310, SLG: 0.200 (1, 3)										4	1	0	0	1	1	0							
John Kennedy R OBP: 0.351, SLG: 0.549 (1, 5)										5	2	2	1	0	0	0							
Tom Satriano L OBP: 0.355, SLG: 0.415 Jerry Moses R OBP: 0.319, SLG: 0.384 (1, 2) (7, PR) (8, 2)										2	1	2	1	2	0	0							
Sonny Siebert R OBP: 0.140, SLG: 0.146 Cal Koonce R (1, 1) (7, 1)										3	0	0	0	0	0	4							
Inning Stats	R: 0 E: 1 K: 1 S: 7	H: 1 LOB: 2 BB: 0 P: 7	R: 4 E: 0 K: 0 S: 7	H: 5 LOB: 2 BB: 2 P: 15	R: 0 E: 0 K: 0 S: 3	H: 0 LOB: 1 BB: 1 P: 7	R: 1 E: 0 K: 0 S: 5	H: 2 LOB: 1 BB: 0 P: 5	R: 0 E: 0 K: 0 S: 3	H: 0 LOB: 1 BB: 1 P: 7	R: 0 E: 0 K: 0 S: 3	H: 1 LOB: 2 BB: 2 P: 11	R: 3 E: 0 K: 2 S: 11	H: 4 LOB: 3 BB: 1 P: 15	R: 0 E: 0 K: 0 S: 3	H: 0 LOB: 0 BB: 0 P: 3		1B: 8 2B: 4 3B: 0 HR: 1	SF: 0 SAC: 0 DP: 1 HBP: 0	WP: 0 PB: 0 SB: 1 CS: 0	PA: 43		
PITCHER	IP WLS BF H R ER SO BB IBB HBP BLK WP HR S P ERA WHIP	5.1 L 29 9 5 5 1 4 0 0 0 0 0 0 1 26 46 8.44 2.438	0.1 2 0 0 0 0 1 0 0 0 0 0 0 1 5 0.00 3.000	0.1 1 0 0 0 0 0 0 0 0 0 0 0 1 1 0.00 0.000	2.0 11 4 3 3 2 1 0 0 0 0 0 1 14 18 13.50 2.500																		

AB	36
R	8
H	13
RBI	8
BB	7
SO	3
LOB	24




Batter	1	2	3	4	5	6	7	8	9	AB	R	H	RBI	BB	SO	LOB	TOP								
Sandy Alomar Sr. S OBP: 0.291, SLG: 0.295 (1, 4)	5-3		CS 2B		4-3		4-3		K	5	0	1	0	0	1	1	California Angels @ Boston Red Sox Fenway Park, Boston, MA Thu Jul 23 1970, 3:33 AM EDT Att: 25,658 - Unknown								
Roger Repoz L OBP: 0.330, SLG: 0.461 (1, 9)	K		4-0		F8		F5		1B 2B	3	0	0	0	1	1	0									
Billy Cowan R OBP: 0.357, SLG: 0.566 (9, PH)	K		WP BB						2B	1	1	1	1	0	0	0									
Bill Voss L OBP: 0.333, SLG: 0.342 (9, 9)	K		2-3 BB						1B 2B	0	0	0	0	0	0	0									
Jim Fregosi R OBP: 0.361, SLG: 0.493 (1, 6)	L8		0-3		K		WP 1B		F3	5	0	1	0	0	2	2									
Alex Johnson R OBP: 0.360, SLG: 0.448 (1, 7)		1B 1B	F9			E 5-3 1B	WP 1B		1B 2B IBB	4	1	3	0	1	0	1									
Jim Spencer L OBP: 0.308, SLG: 0.401 (1, 3)	F2				F8		5-3 1B		1B 1B	5	0	1	1	0	0	4									
Ken McMullen R OBP: 0.337, SLG: 0.401 (1, 5)	1B 1B				K		E BB		2B 1B	4	0	2	1	1	1	0									
Jay Johnstone L OBP: 0.288, SLG: 0.387 (1, 8)	1B 1B				HR		1-2 2-3 IBB		2B	3	1	2	1	1	1	0									
Tom Egan R OBP: 0.295, SLG: 0.344 (1, 2)	F4				BB		K		2B	3	0	0	0	1	2	6									
Greg Garrett S OBP: 0.143, SLG: 0.143 (1, 1)	K				K		K		2B	3	0	0	0	0	3	7									
Jarvis Tatum R OBP: 0.328, SLG: 0.289 (8, 8)	K				K		K		2B	1	1	1	0	0	0	0									
Ken Tatum R OBP: 0.111, SLG: 0.444 (8, 1)	K				K		K		2B	1	0	0	0	0	1	2									
Inning Stats	R: 0 E: 0 K: 1 S: 5	H: 0 LOB: 0 BB: 0 P: 5	R: 0 E: 0 K: 1 S: 8	H: 3 LOB: 3 BB: 0 P: 8	R: 0 E: 0 K: 1 S: 5	H: 1 LOB: 1 BB: 1 P: 9	R: 1 E: 0 K: 2 S: 8	H: 1 LOB: 1 BB: 1 P: 12	R: 0 E: 0 K: 1 S: 5	H: 0 LOB: 0 BB: 0 P: 5	R: 0 E: 1 K: 0 S: 5	H: 1 LOB: 3 BB: 2 P: 16	R: 0 E: 0 K: 0 S: 5	H: 2 LOB: 2 BB: 0 P: 5	R: 0 E: 0 K: 2 S: 7	H: 0 LOB: 0 BB: 0 P: 7	R: 3 E: 0 K: 2 S: 11	H: 4 LOB: 2 BB: 1 P: 15	1B: 7 2B: 4 3B: 0 HR: 1	SF: 0 SAC: 0 DP: 0 HBP: 0	WP: 2 PB: 0 SB: 0 CS: 1	PA: 43			
PITCHER	IP	WLS	BF	H	R	ER	SO	BB	IBB	HBP	BLK	WP	HR	S	P	ERA	WHIP	PITCHER							
Vicente Romo R ERA: 3.0 (1, 1)	7.0		32	8	1	1	8	3	1	0	0	2	1	44	60	1.29	1.571								
Ken Brett L ERA: 4.33 (8, 1)	1.2	L	9	3	3	3	3	0	1	0	0	0	0	14	18	16.20	1.800								
Gary Wagner R ERA: 5.0 (9, 1)	0.1		2	1	0	0	1	0	0	0	0	0	0	4	4	0.00	3.000								


Batter	1	2	3	4	5	6	7	8	9	AB	R	H	RBI	BB	SO	LOB	BOTTOM								
Mike Andrews R OBP: 0.321, SLG: 0.358 (1, 4)	L7		K		F7		F7			4	0	0	0	0	1	1	California Angels @ Boston Red Sox Fenway Park, Boston, MA Thu Jul 23 1970, 3:33 AM EDT Att: 25,658 - Unknown								
Reggie Smith S OBP: 0.377, SLG: 0.517 (1, 8)	F3		2B		F8				BB 1B	4	0	2	0	0	0	0									
Carl Yastrzemski L OBP: 0.494, SLG: 0.599 (1, 7)	1B		F4		4-3				BB	3	0	1	0	1	0	1									
Tony Conigliaro R OBP: 0.351, SLG: 0.477 (1, 9)	F7				2B SF8 1B		CS 2B		B3	4	1	2	0	0	0	3									
Rico Petrocelli R OBP: 0.314, SLG: 0.451 (1, 6)	F7				1-3 2B		F7		F9	4	0	1	0	0	0	3									
Don Pavletich R OBP: 0.200, SLG: 0.143 (1, 3)					SF8		6-3		K	1	0	0	1	1	0	1									
Mike Fiore L OBP: 0.307, SLG: 0.198 (8, PH)					BB		2-3			1	0	0	0	0	1	2									
John Kennedy R OBP: 0.333, SLG: 0.520 (1, 5)	K				3-H F8				F6	4	0	0	0	0	1	2									
Jerry Moses R OBP: 0.318, SLG: 0.379 (1, 2)	K								K	3	0	0	0	1	2	1									
Vicente Romo R OBP: 0.125, SLG: 0.267 (1, 1)					K		K		F8	2	0	0	0	0	2	2									
George Thomas R OBP: 0.425, SLG: 0.514 (7, PH)					K		K			1	0	1	0	0	0	0									
Ken Brett L OBP: 0.286, SLG: 0.368 (8, 1)					K		K			0	0	0	0	0	0	0									
Gary Wagner R OBP: 0.500, SLG: 0.500 (9, 1)					K		K			0	0	0	0	0	0	0									
Dick Schofield S OBP: 0.293, SLG: 0.244 (9, PH)							1B			1	0	0	0	0	0	0									
Inning Stats	R: 0 E: 0 K: 0 S: 4	H: 1 LOB: 1 BB: 0 P: 4	R: 0 E: 0 K: 2 S: 7	H: 0 LOB: 1 BB: 1 P: 11	R: 0 E: 0 K: 2 S: 8	H: 1 LOB: 1 BB: 0 P: 8	R: 1 E: 0 K: 1 S: 7	H: 2 LOB: 2 BB: 1 P: 11	R: 0 E: 0 K: 0 S: 3	H: 0 LOB: 0 BB: 0 P: 3	R: 0 E: 0 K: 1 S: 6	H: 1 LOB: 1 BB: 0 P: 6	R: 0 E: 0 K: 1 S: 6	H: 1 LOB: 2 BB: 1 P: 10	R: 0 E: 0 K: 0 S: 3	H: 0 LOB: 0 BB: 0 P: 3	1B: 4 2B: 3 3B: 0 HR: 0	SF: 1 SAC: 0 DP: 0 HBP: 0	WP: 0 PB: 0 SB: 0 CS: 1	PA: 36					
PITCHER	IP	WLS	BF	H	R	ER	SO	BB	IBB	HBP	BLK	WP	HR	S	P	ERA	WHIP	PITCHER							
Greg Garrett L ERA: 1.89 (1, 1)	7.0		30	7	1	1	6	2	1	0	0	0	0	39	51	1.29	1.286								
Ken Tatum R ERA: 2.17 (8, 1)	2.0	W	6	0	0	0	1	0	0	0	0	0	0	8	8	0.00	0.000								

AB	38
R	4
H	12
RBI	4
BB	5
SO	12
LOB	23



Batter	1	2	3	4	5	6	7	8	9	AB	R	H	RBI	BB	SO	LOB	TOP																			
Horace Clarke, S OBP: 0.281, SLG: 0.308 (1, 4)	F3		E9	E5		1B		1B		5	3	4	0	0	0	0	New York Yankees @ California Angels Anaheim Stadium, Anaheim, CA Wed Jul 29 1970, 10:05 PM EDT Att: 13,953 - Unknown - 70 F																			
Thurman Munson, R OBP: 0.386, SLG: 0.385 (1, 2)	5-3		F8	1B		1B		5-3		5	1	2	1	0	0	1																				
Roy White, S OBP: 0.398, SLG: 0.487 (1, 7)	1B		WP	1B		1B		F7		4	1	3	1	1	0	0																				
Danny Cater, R OBP: 0.345, SLG: 0.427 (6, 3)	2-3		E3	G3		G6-4-3		F9		5	1	0	0	0	0	5																				
John Ellis, R OBP: 0.298, SLG: 0.385 Bobby Murcer, L OBP: 0.346, SLG: 0.404 (6, 8)	5-3		G6-3	K		K		F7		4	0	1	2	0	2	0																				
Ron Hansen, R OBP: 0.418, SLG: 0.431 Jerry Kenney, L OBP: 0.298, SLG: 0.328 (2, 5)	1B		G6-3	S		L6		E4		0	1	0	0	1	0	0																				
Ron Woods, R OBP: 0.318, SLG: 0.384 (6, 9)	4-3		1B	K		F9		1B		4	1	2	0	1	1	1																				
Gene Michael, S OBP: 0.297, SLG: 0.264 (1, 6)	4-3		L8	L8		IBB		K		3	0	0	1	2	1	4																				
Steve Kline, R OBP: 0.429, SLG: 0.429 Ron Klimkowski, R Steve Hamilton, L Jack Aker, R OBP: 0.091, SLG: 0.091 (6, 1)	K		SH2-4	L6		F9		F9		1	0	0	0	0	1	1																				
Inning Stats	R: 0 E: 0 K: 0 S: 4	H: 1 LOB: 1 BB: 0 P: 4	R: 1 E: 0 K: 1 S: 6	H: 1 LOB: 1 BB: 1 P: 10	R: 3 E: 2 K: 0 S: 5	H: 2 LOB: 0 BB: 1 P: 9	R: 2 E: 1 K: 0 S: 6	H: 3 LOB: 2 BB: 1 P: 10	R: 0 E: 0 K: 1 S: 7	H: 0 LOB: 0 BB: 0 P: 7	R: 0 E: 0 K: 0 S: 3	H: 0 LOB: 1 BB: 1 P: 7	R: 0 E: 0 K: 0 S: 3	H: 1 LOB: 0 BB: 0 P: 3	R: 0 E: 1 K: 1 S: 7	H: 1 LOB: 2 BB: 0 P: 7		1B: 12 2B: 0 3B: 0 HR: 0	SF: 0 SAC: 1 DP: 2 HBP: 0	WP: 1 PB: 0 CS: 0	PA: 44															
PITCHER	IP	WLS	BF	H	R	ER	SO	BB	IBB	HBP	BLK	WP	HR	S	P	ERA	WHIP	PITCHER		IP	WLS	BF	H	R	ER	SO	BB	IBB	HBP	BLK	WP	HR	S	P	ERA	WHIP
Clyde Wright, L ERA: 3.02 Dave LaRoche, L ERA: 5.4 Tom Bradley, R ERA: 4.23 Paul Doyle, L ERA: 5.08 Eddie Fisher, R ERA: 2.65	3.2	L	20	6	6	5	1	3	0	0	0	1	0	19	31	12.27	2.455			0.1	2	1	0	0	0	0	0	0	0	0	0	2	2	0.00	3.000	
Sandy Alomar Sr., S OBP: 0.294, SLG: 0.300 (1, 4)	6-3		F5	K		4-3		6-3		5	0	0	0	0	1	2	New York Yankees @ California Angels Anaheim Stadium, Anaheim, CA Wed Jul 29 1970, 10:05 PM EDT Att: 13,953 - Unknown - 70 F																			
Roger Repoz, L OBP: 0.328, SLG: 0.457 (1, 9)	L3-1		L4-1	E3		4-3		4-3		5	0	0	0	0	0	0																				
Jim Fregosi, R OBP: 0.363, SLG: 0.488 (1, 6)	K		6-3	FC1-5		K		K		4	0	0	0	1	3	0																				
Alex Johnson, R OBP: 0.365, SLG: 0.441 (1, 7)	FC6-4		F8	FC1-5		1B		1B		3	0	1	0	1	0	2																				
Jim Spencer, L OBP: 0.321, SLG: 0.401 Billy Cowan, R OBP: 0.370, SLG: 0.549 (5, PH) (6, 3)	L9		L9	K		K		K		2	1	1	0	0	0	1																				
Ken McMullen, R OBP: 0.332, SLG: 0.395 (1, 5)	FC6-4		1B	1B		K		1B		1	0	0	0	1	1	2																				
Jay Johnstone, L OBP: 0.290, SLG: 0.398 (1, 8)	1B		1B	F7		F7		F7		4	1	1	0	0	0	5																				
Joe Azcue, R OBP: 0.313, SLG: 0.346 (1, 2)	2-3		1B	L9		L9		1B		4	1	3	2	0	0	0																				
Clyde Wright, R OBP: 0.297, SLG: 0.308 Dave LaRoche, L OBP: 0.300, SLG: 0.800 Bill Voss, L OBP: 0.333, SLG: 0.341 Tom Bradley, R OBP: 0.321, SLG: 0.399 Tommie Reynolds, R OBP: 0.271, SLG: 0.289 Paul Doyle, L OBP: 0.283 Giraldo Ruiz, S OBP: 0.143, SLG: 0.143 (8, PH) (9, 1)	6-3		6-3	K		F6		K		1	0	0	0	0	0	0																				
Inning Stats	R: 0 E: 0 K: 1 S: 5	H: 0 LOB: 0 BB: 0 P: 5	R: 0 E: 0 K: 0 S: 5	H: 2 LOB: 2 BB: 0 P: 5	R: 0 E: 0 K: 0 S: 3	H: 0 LOB: 0 BB: 0 P: 3	R: 3 E: 0 K: 1 S: 10	H: 5 LOB: 2 BB: 0 P: 10	R: 0 E: 0 K: 0 S: 3	H: 0 LOB: 0 BB: 0 P: 3	R: 0 E: 0 K: 1 S: 5	H: 0 LOB: 0 BB: 0 P: 5	R: 0 E: 0 K: 1 S: 6	H: 1 LOB: 3 BB: 2 P: 14	R: 0 E: 0 K: 1 S: 5	H: 0 LOB: 0 BB: 0 P: 5		1B: 6 2B: 1 3B: 1 HR: 0	SF: 0 SAC: 0 DP: 0 HBP: 0	WP: 0 PB: 0 CS: 0	PA: 39															
PITCHER	IP	WLS	BF	H	R	ER	SO	BB	IBB	HBP	BLK	WP	HR	S	P	ERA	WHIP	PITCHER		IP	WLS	BF	H	R	ER	SO	BB	IBB	HBP	BLK	WP	HR	S	P	ERA	WHIP
Steve Kline, R ERA: 5.91 Ron Klimkowski, R ERA: 2.92 Steve Hamilton, L ERA: 1.89 Jack Aker, R ERA: 2.53	3.2	W	4	0	0	0	1	1	0	0	0	0	0	5	9	0.00	1.500			0.2	2	0	0	0	1	0	0	0	0	0	4	4	0.00	0.000		
Steve Kline, R ERA: 2.53	4.0	S	15	1	0	0	3	2	0	0	0	0	0	19	27	0.00	0.750			4.0	S	15	1	0	0	3	2	0	0	0	19	27	0.00	0.750		

Batter	1	2	3	4	5	6	7	8	9	AB	R	H	RBI	BB	SO	LOB	TOP				
Mike Andrews, R (1,4) OBP: 0.316, SLG: 0.354	F6		HR		2H 1B			F6		4	1	2	1	0	0	0	Boston Red Sox @ California Angels Anaheim Stadium, Anaheim, CA Fri Jul 31 1970, 10:05 PM EDT Att: 36,160 - Unknown				
Reggie Smith, S (1,8) OBP: 0.375, SLG: 0.509	4-3		F9					L4		4	0	1	0	0	0	0					
Carl Yastrzemski, L (1,3) OBP: 0.453, SLG: 0.608	BB			HR				L9		3	1	1	1	1	0	1					
Tony Conigliaro, R (1,9) OBP: 0.344, SLG: 0.480	L7			5-3				F3		4	0	1	0	0	0	2					
Rico Petrocelli, R (1,6) OBP: 0.323, SLG: 0.459				6-3				L8		4	0	2	0	0	0	1					
George Thomas, R (1,7) OBP: 0.407, SLG: 0.527				K				K		4	0	1	0	0	2	3					
John Kennedy, R (1,5) OBP: 0.294, SLG: 0.447								SH2-4		3	0	0	0	0	1	2					
Tom Satriano, L (1,2) OBP: 0.365, SLG: 0.429								G3		3	0	2	0	0	0	1					
Sonny Siebert, R (1,1) OBP: 0.135, SLG: 0.140				4-3-1-4				SH1-4		2	0	0	0	0	0	2					
Inning Stats	R: 0 E: 0 K: 0 S: 3	H: 0 LOB: 1 BB: 1 P: 7	R: 0 E: 0 K: 1 S: 5	H: 1 LOB: 0 BB: 0 P: 5	R: 1 E: 0 K: 0 S: 4	H: 2 LOB: 0 BB: 0 P: 4	R: 1 E: 0 K: 1 S: 6	H: 1 LOB: 0 BB: 0 P: 6	R: 0 E: 0 K: 0 S: 4	H: 2 LOB: 2 BB: 0 P: 4	R: 0 E: 0 K: 0 S: 4	H: 1 LOB: 1 BB: 0 P: 4	R: 0 E: 0 K: 0 S: 3	H: 0 LOB: 0 BB: 0 P: 3	R: 0 E: 0 K: 1 S: 6	H: 2 LOB: 1 BB: 0 P: 6		1B: 6 2B: 3 3B: 0 HR: 2	SF: 0 SAC: 2 DP: 3 HBP: 0	WP: 0 PB: 0 SB: 1 CS: 0	PA: 34
PITCHER Tom Murphy, R (1,1) ERA: 3.64	IP: 9.0 WLS: L BF: 34	H: 10 R: 2 ER: 2 SO: 3	BB: 1 IBB: 0 HBP: 0 BLK: 0	WP: 0 HR: 2 S: 39 P: 43	ERA: 2.00 WHIP: 1.222											PITCHER	IP: 9.0 WLS: L BF: 34	H: 10 R: 2 ER: 2 SO: 3	BB: 1 IBB: 0 HBP: 0 BLK: 0	WP: 0 HR: 2 S: 39 P: 43	ERA: 2.00 WHIP: 1.222

Batter	1	2	3	4	5	6	7	8	9	AB	R	H	RBI	BB	SO	LOB	BOTTOM				
Sandy Alomar Sr., S (1,4) OBP: 0.291, SLG: 0.297	6-3		5-3						K	4	0	0	0	0	1	1	Boston Red Sox @ California Angels Anaheim Stadium, Anaheim, CA Fri Jul 31 1970, 10:05 PM EDT Att: 36,160 - Unknown				
Roger Repoz, L (1,9) OBP: 0.327, SLG: 0.453	F4									3	0	0	0	1	1	0					
Jim Fregosi, R (1,6) OBP: 0.362, SLG: 0.484	L7								BB	3	0	0	0	1	1	1					
Alex Johnson, R (1,7) OBP: 0.362, SLG: 0.438										3	0	0	0	0	2	1					
Jim Spencer, L (1,3) OBP: 0.318, SLG: 0.397										3	0	0	0	0	1	1					
Ken McMullen, R (1,5) OBP: 0.328, SLG: 0.391										3	0	0	0	0	0	0					
Jay Johnstone, L (1,8) OBP: 0.291, SLG: 0.397										3	0	1	0	0	0	0					
Joe Azcue, R (1,2) OBP: 0.309, SLG: 0.342										3	0	0	0	0	0	1					
Tom Murphy, R (1,1) OBP: 0.211, SLG: 0.154 Bill Voss, L (9, PH) OBP: 0.331, SLG: 0.339										1	0	0	0	0	1	0					
Inning Stats	R: 0 E: 0 K: 0 S: 3	H: 0 LOB: 0 BB: 0 P: 3	R: 0 E: 0 K: 1 S: 5	H: 0 LOB: 0 BB: 0 P: 5	R: 0 E: 0 K: 0 S: 4	H: 1 LOB: 1 BB: 0 P: 4	R: 0 E: 0 K: 1 S: 5	H: 0 LOB: 1 BB: 1 P: 9	R: 0 E: 0 K: 0 S: 3	H: 0 LOB: 0 BB: 0 P: 3	R: 0 E: 0 K: 2 S: 7	H: 0 LOB: 0 BB: 0 P: 7	R: 0 E: 0 K: 1 S: 5	H: 0 LOB: 0 BB: 0 P: 5	R: 0 E: 0 K: 0 S: 3	H: 0 LOB: 1 BB: 1 P: 11		1B: 1 2B: 0 3B: 0 HR: 0	SF: 0 SAC: 1 DP: 0 HBP: 0	WP: 0 PB: 0 SB: 0 CS: 0	PA: 30
PITCHER Sonny Siebert, R (1,1) ERA: 3.45	IP: 9.0 WLS: W BF: 30	H: 1 R: 0 ER: 0 SO: 7	BB: 2 IBB: 0 HBP: 0 BLK: 0	WP: 0 HR: 0 S: 42 P: 50	ERA: 0.00 WHIP: 0.333											PITCHER	IP: 9.0 WLS: W BF: 30	H: 1 R: 0 ER: 0 SO: 7	BB: 2 IBB: 0 HBP: 0 BLK: 0	WP: 0 HR: 0 S: 42 P: 50	ERA: 0.00 WHIP: 0.333

Batter	1	2	3	4	5	6	7	8	9	AB	R	H	RBI	BB	SO	LOB	TOP				
Mike Andrews, R (1.4) OBP: 0.317, SLG: 0.355	F7		F2			F8		HR		5	1	2	2	0	0	0					
Reggie Smith, S (1.8) OBP: 0.371, SLG: 0.504	F3			5-3		K		SF8	L9	4	0	0	1	0	1	1					
Carl Yastrzemski, L (1.3) OBP: 0.453, SLG: 0.615	BLK			1-3				HR		4	1	2	2	0	0	0					
Tony Conigliaro, R (1.9) OBP: 0.340, SLG: 0.475	K			5-3				5-3		4	0	0	0	0	1	1					
Rico Petrocelli, R (1.6) OBP: 0.325, SLG: 0.459		F8						F7		4	1	2	0	0	0	0					
Billy Conigliaro, R (1.7) OBP: 0.357, SLG: 0.538	K							F5		3	1	1	0	1	1	0					
John Kennedy, R (1.5) OBP: 0.292, SLG: 0.449		F2						F5		4	1	1	0	0	0	4					
Jerry Moses, R (1.2) OBP: 0.317, SLG: 0.395			F5			G5-4-3				3	2	1	3	1	0	2					
Gary Peters, L (1.1) OBP: 0.351, SLG: 0.358			L9					F4		3	1	0	0	1	0	0					
Inning Stats	R: 0 E: 0 K: 1 S: 6	H: 1 LOB: 1 P: 6	R: 0 E: 0 K: 1 S: 5	H: 0 LOB: 0 BB: 0 P: 5	R: 0 E: 0 K: 0 S: 3	H: 0 LOB: 0 BB: 0 P: 3	R: 0 E: 0 K: 0 S: 3	H: 0 LOB: 1 BB: 1 P: 7	R: 0 E: 0 K: 1 S: 5	H: 0 LOB: 0 BB: 0 P: 5	R: 0 E: 0 K: 0 S: 3	H: 0 LOB: 0 BB: 0 P: 3	R: 5 E: 0 K: 0 S: 6	H: 3 LOB: 2 BB: 2 P: 14	R: 3 E: 0 K: 0 S: 7	H: 4 LOB: 1 BB: 0 P: 7	1B: 6 2B: 1 3B: 0 HR: 2	SF: 1 SAC: 0 DP: 1 HBP: 0	WP: 0 PB: 0 SB: 0 CS: 0	PA: 38	
PITCHER	IP	WLS	BF	H	R	ER	SO	BB	IBB	HBP	BLK	WP	HR	S	P	ERA	WHIP				
Greg Garrett, L (1.1) ERA: 2.36	7.1	L	27	3	3	3	3	2	1	0	1	0	0	30	42	3.68	0.682				
Ken Tatum, R (8.1) ERA: 3.0	0.2		4	2	2	2	0	0	0	0	0	0	1	4	4	27.00	3.000				
Eddie Fisher, R (9.1) ERA: 3.17	1.0		7	4	3	3	0	0	0	0	0	0	1	7	7	27.00	4.000				

Boston Red Sox @ California Angels
Anaheim Stadium, Anaheim, CA
Sat Aug 01 1970, 10:05 PM EDT
Att: 15,240 - Unknown

AB 34
R 8
H 9
RBI 8
BB 3
SO 3
LOB 8

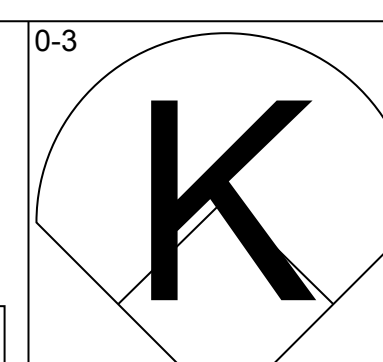
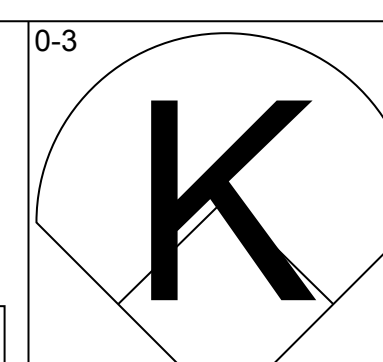
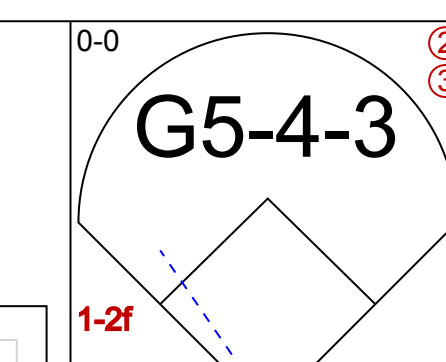
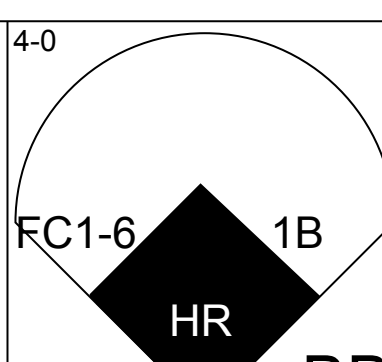
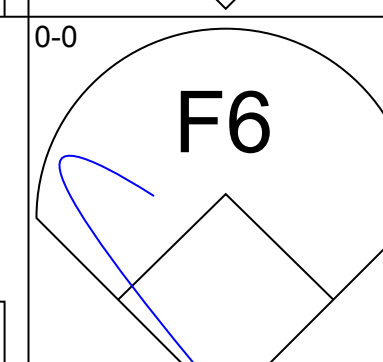
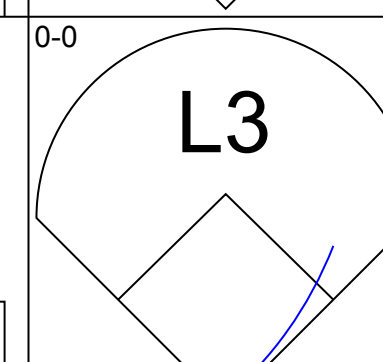
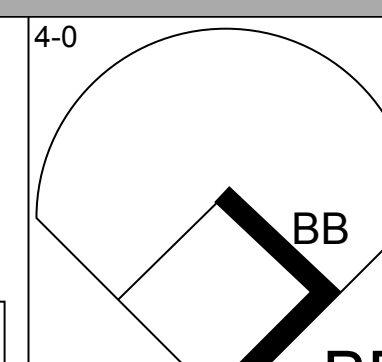
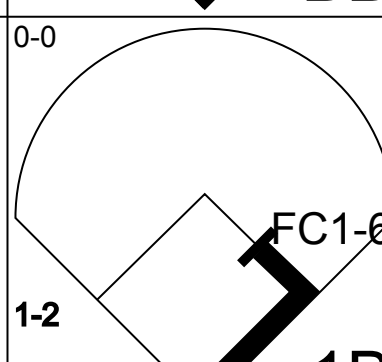
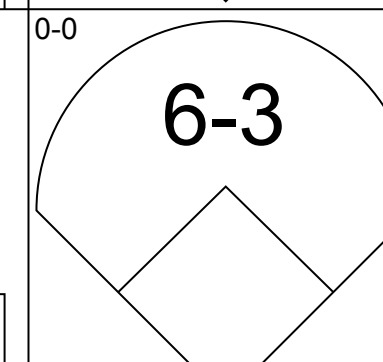
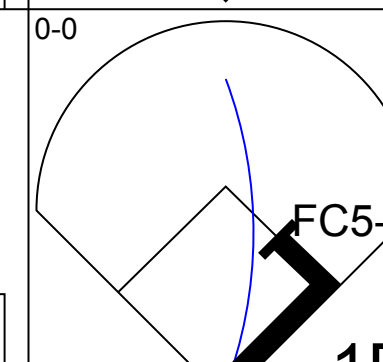
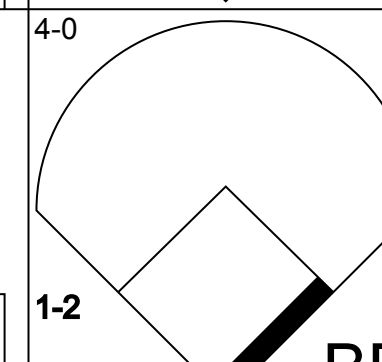
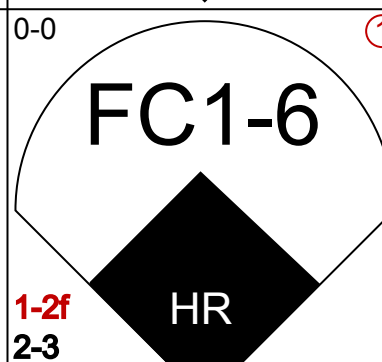
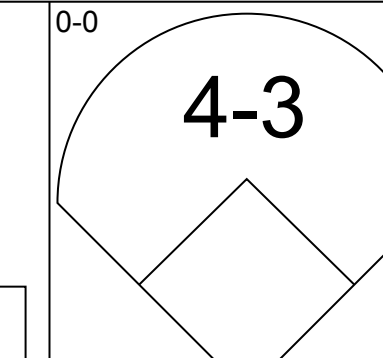
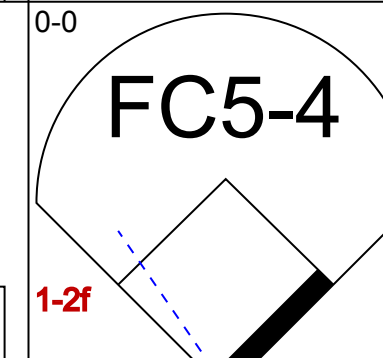
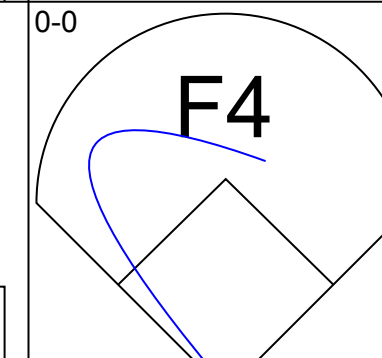
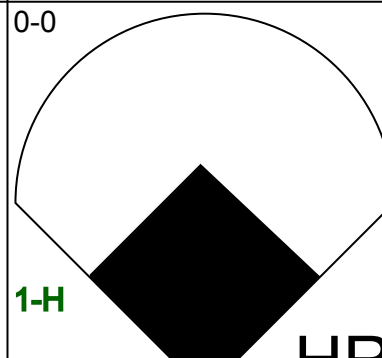
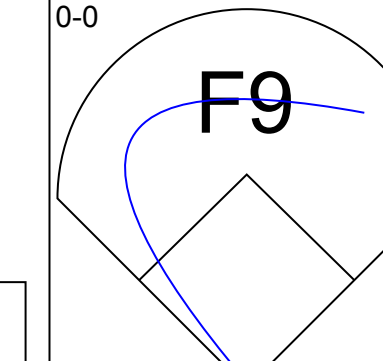
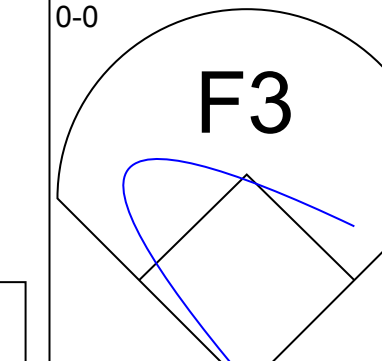
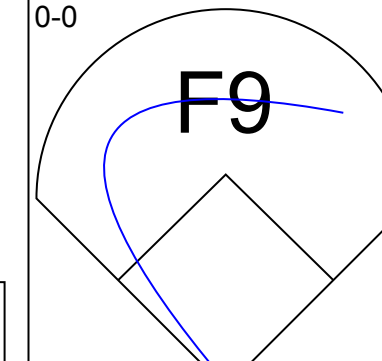
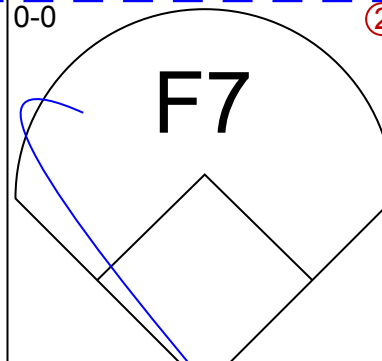
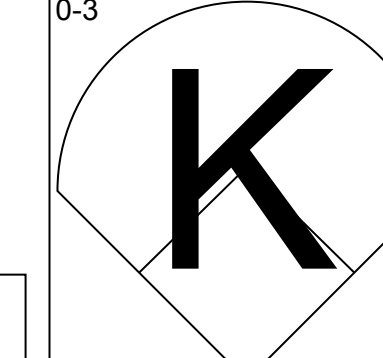
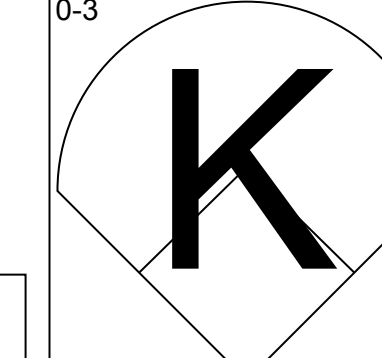
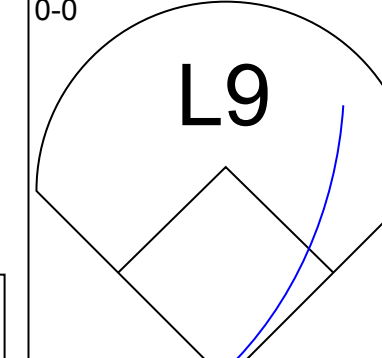
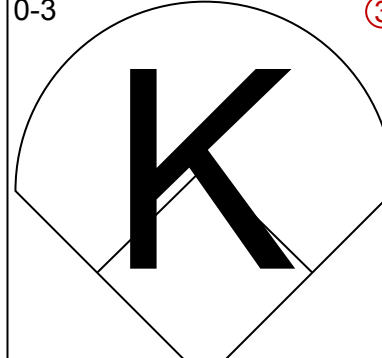
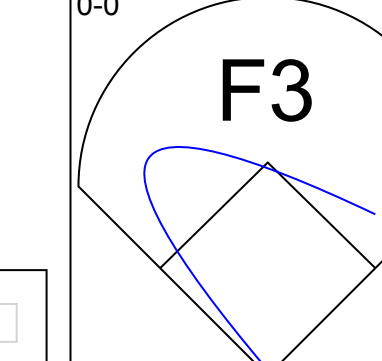
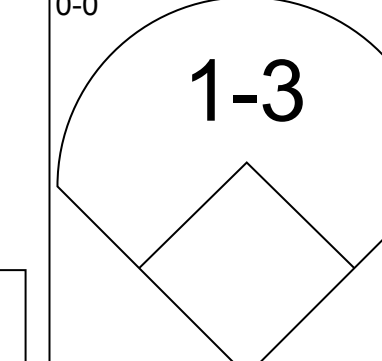
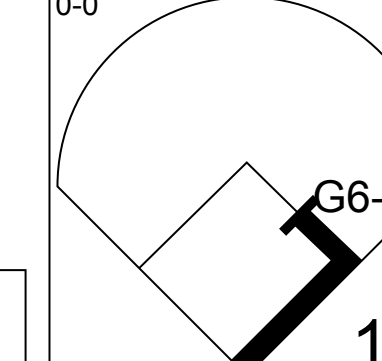
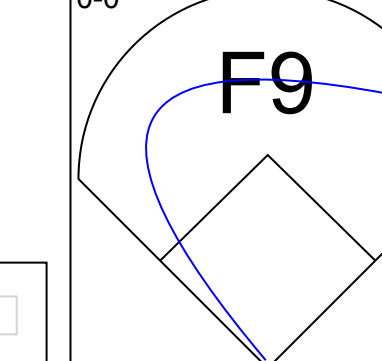
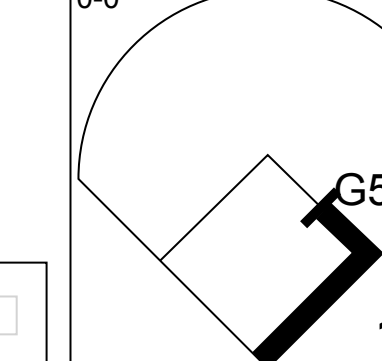
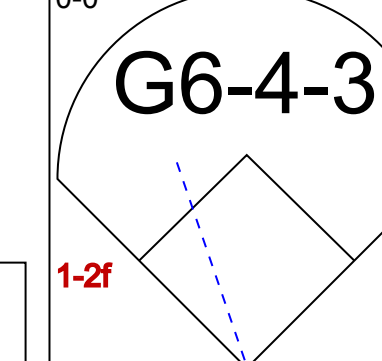
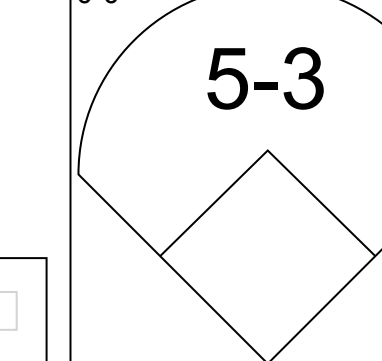
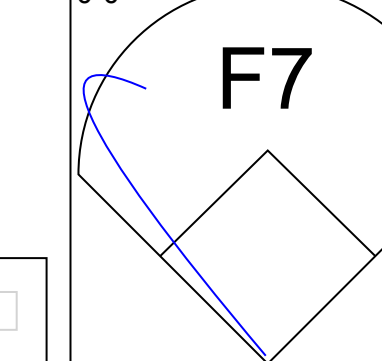
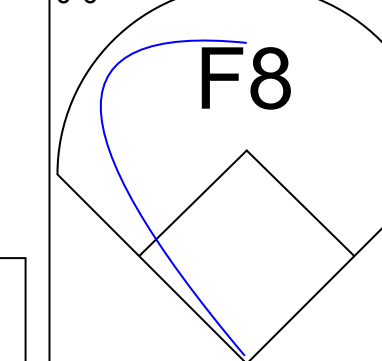


Batter	1	2	3	4	5	6	7	8	9	AB	R	H	RBI	BB	SO	LOB	BOTTOM				
Sandy Alomar Sr., S (1.4) OBP: 0.289, SLG: 0.294	6-3		F6			5-3		1-3		4	0	0	0	0	0	0					
Jay Johnstone, L (1.8) OBP: 0.286, SLG: 0.390	K			K		2-3			K	4	0	0	0	0	3	0					
Jim Fregosi, R (1.6) OBP: 0.367, SLG: 0.495										3	0	3	0	1	0	0					
Alex Johnson, R (1.7) OBP: 0.361, SLG: 0.436	4-3			F9		6-3				4	0	1	0	0	0	3					
Ken McMullen, R (1.5) OBP: 0.325, SLG: 0.387		6-3		L7				F7		4	0	0	0	0	0	3					
Billy Cowan, R (1.9) OBP: 0.368, SLG: 0.541		E5				L7				3	0	1	0	0	0	0					
Jim Spencer, L (1.3) OBP: 0.316, SLG: 0.393			K			B1-3		L3		3	0	0	0	0	1	2					
Joe Azcue, R (1.2) OBP: 0.310, SLG: 0.339		CS		F4				1-3		2	0	0	0	1	0	0					
Greg Garrett, S (1.1) OBP: 0.100, SLG: 0.100										2	0	0	0	0	1	1					
Ken Tatum, R (8.1) OBP: 0.111, SLG: 0.444										0	0	0	0	0	0	0					
Tommy Reynolds, R (6, PH) OBP: 0.268, SLG: 0.265			K							1	0	0	0	0	0	0					
Eddie Fisher, R (9.1) OBP: 0.143, SLG: 0.143										0	0	0	0	0	0	0					
Inning Stats	R: 0 E: 0 K: 1 S: 5	H: 0 LOB: 1 P: 9	R: 0 E: 1 K: 1 S: 5	H: 0 LOB: 0 BB: 0 P: 5	R: 0 E: 0 K: 1 S: 6	H: 1 LOB: 1 BB: 0 P: 6	R: 0 E: 0 K: 0 S: 3	H: 0 LOB: 1 BB: 1 P: 7	R: 0 E: 0 K: 0 S: 4	H: 1 LOB: 1 BB: 0 P: 4	R: 0 E: 0 K: 0 S: 3	H: 1 LOB: 0 BB: 0 P: 3	R: 0 E: 0 K: 0 S: 3	H: 0 LOB: 0 BB: 0 P: 3	R: 0 E: 0 K: 1 S: 6	H: 2 LOB: 1 BB: 0 P: 6	1B: 3 2B: 3 3B: 1 HR: 0	SF: 0 SAC: 0 DP: 2 HBP: 0	WP: 0 PB: 0 SB: 0 CS: 1	PA: 33	
PITCHER	IP	WLS	BF	H	R	ER	SO	BB	IBB	HBP	BLK	WP	HR	S	P	ERA	WHIP				
Gary Peters, L (1.1) ERA: 4.09	9.0	W	32	5	0	0	5	2	0	0	0	0	0	40	48	0.00	0.778				

Boston Red Sox @ California Angels
Anaheim Stadium, Anaheim, CA
Sat Aug 01 1970, 10:05 PM EDT
Att: 15,240 - Unknown

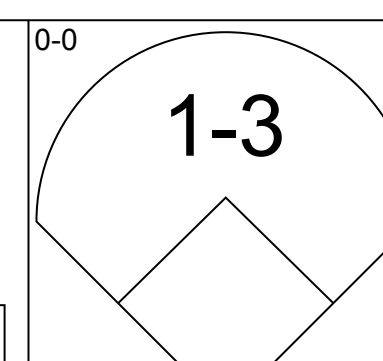
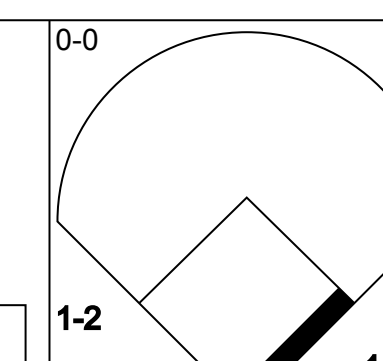
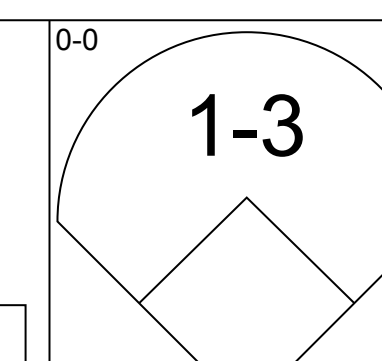
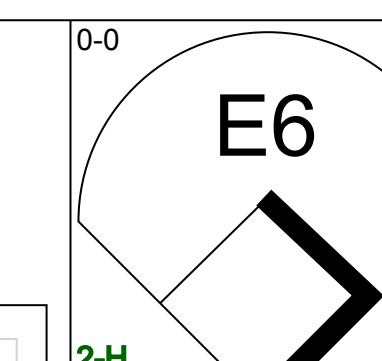
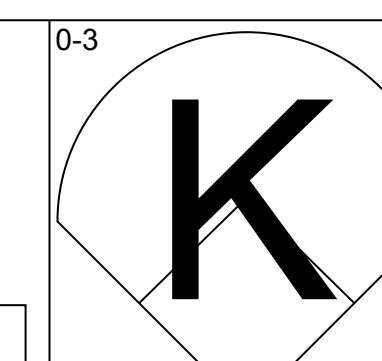
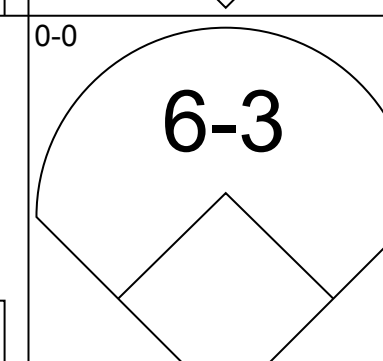
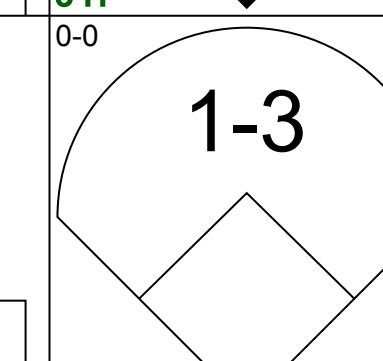
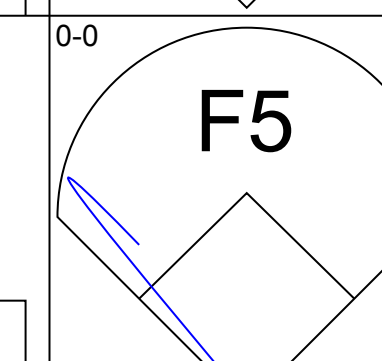
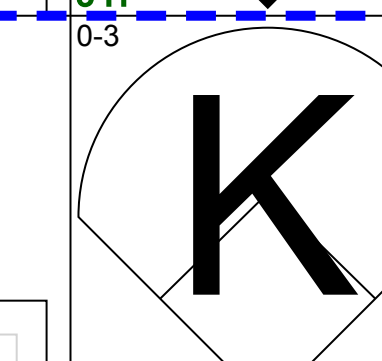
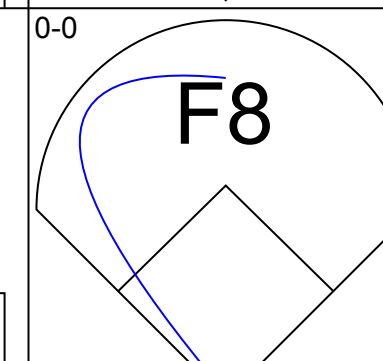
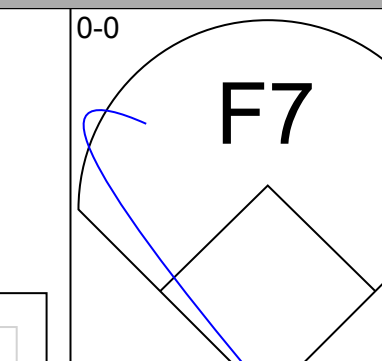
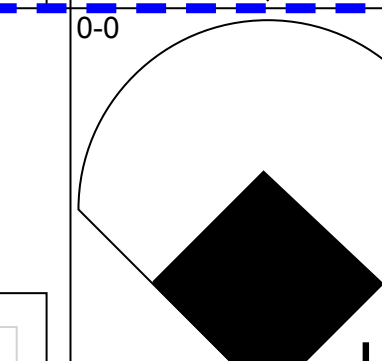
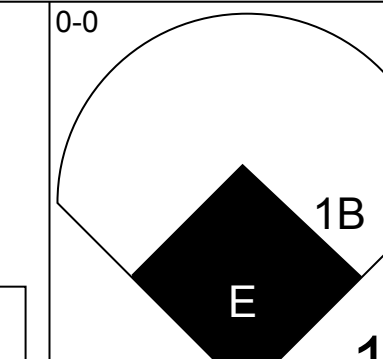
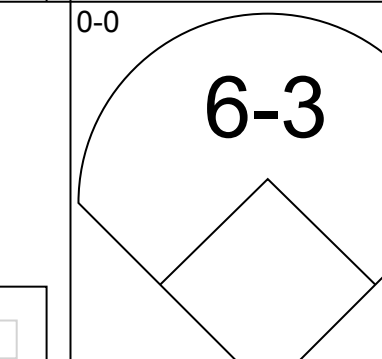
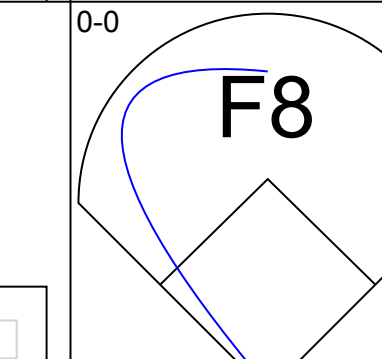

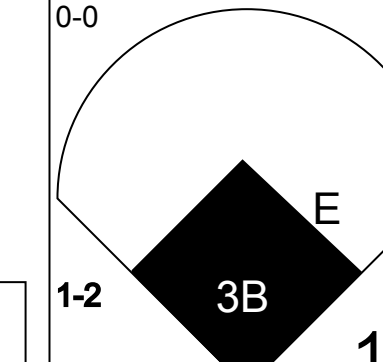
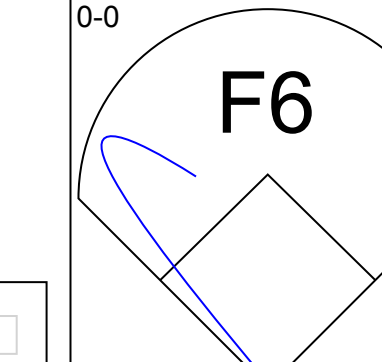
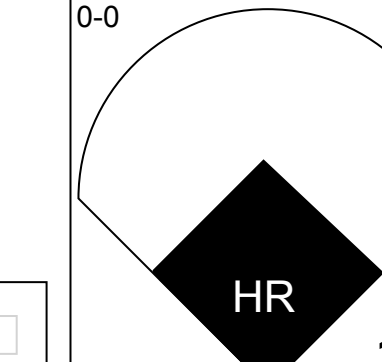

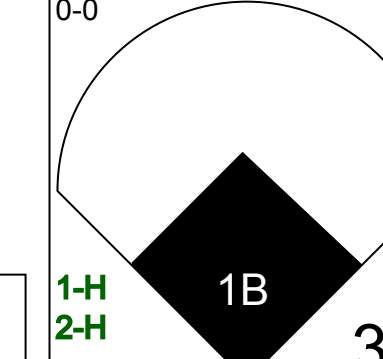
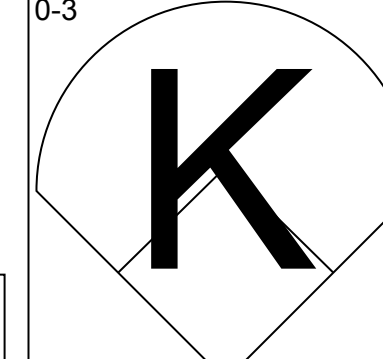
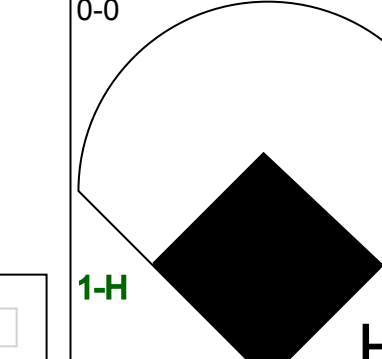

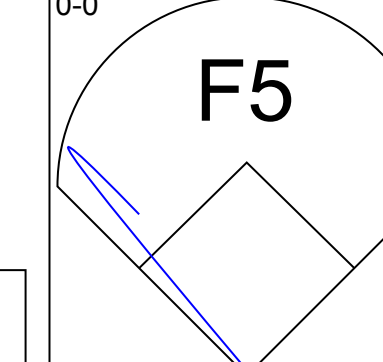
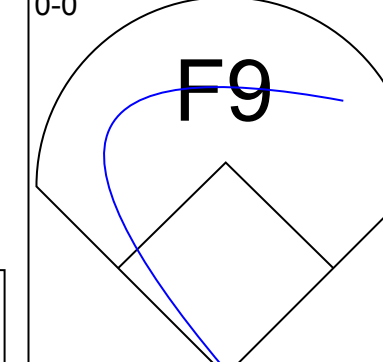
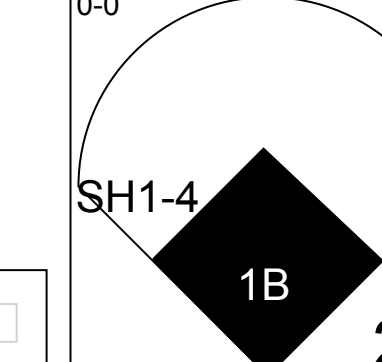

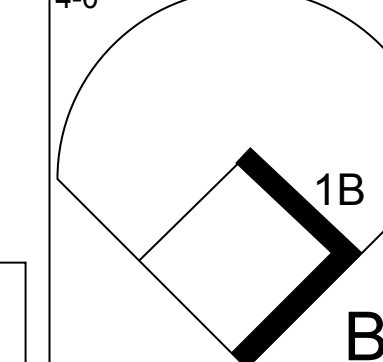
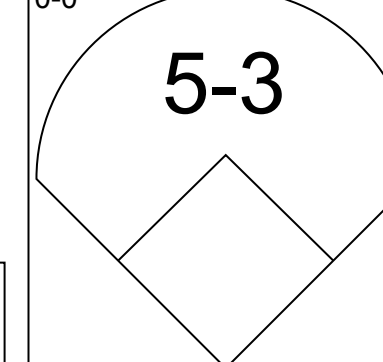
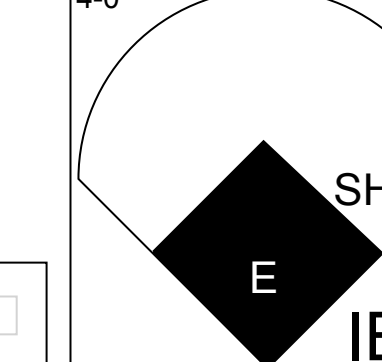
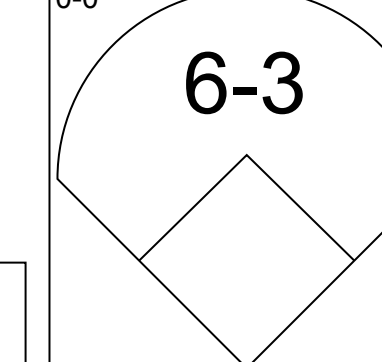
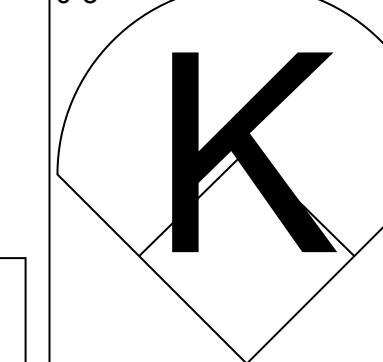
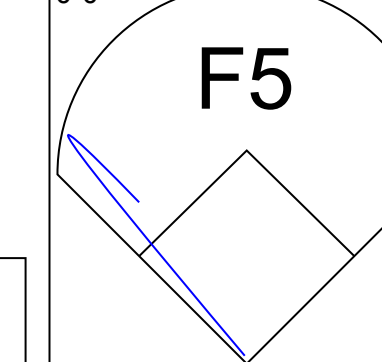
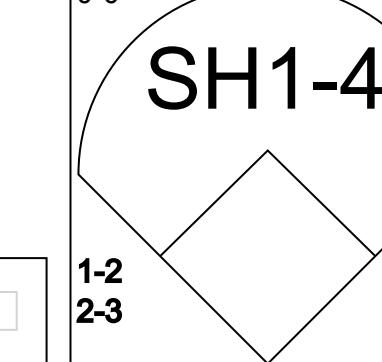
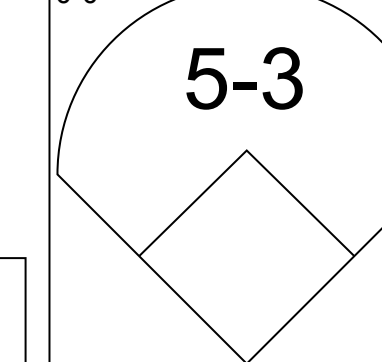
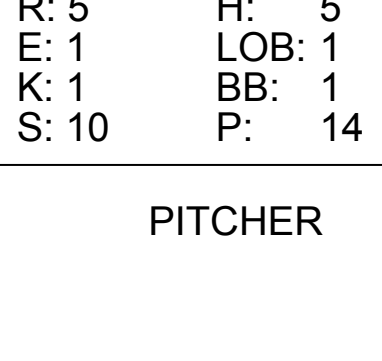
AB 30
R 0
H 5
RBI 0
BB 2
SO 5
LOB 9



Batter	1	2	3	4	5	6	7	8	9	AB	R	H	RBI	BB	SO	LOB	TOP		
Mike Andrews, R (1.4) OBP: 0.316, SLG: 0.352										3	1	0	0	1	2	1	Boston Red Sox @ California Angels Anaheim Stadium, Anaheim, CA Sun Aug 02 1970, 6:33 AM EDT Att: 11,036 - Unknown		
Reggie Smith, S (1.8) OBP: 0.372, SLG: 0.503										3	0	1	0	1	0	0			
Carl Yastrzemski, L (1.3) OBP: 0.454, SLG: 0.613										3	1	1	0	1	0	2			
Tony Conigliaro, R (1.9) OBP: 0.340, SLG: 0.481										4	1	1	3	0	0	3			
Rico Petrocelli, R (1.6) OBP: 0.322, SLG: 0.454										4	0	0	0	0	0	2			
Billy Conigliaro, R (1.7) OBP: 0.351, SLG: 0.527										4	0	0	0	0	3	2			
John Kennedy, R (1.5) OBP: 0.293, SLG: 0.445										3	0	1	0	0	0	0			
Jerry Moses, R (1.2) OBP: 0.317, SLG: 0.395										3	0	1	0	0	0	1			
Vicente Romo, R (11.1) Dick Schofield, S (6. Ph) Mike Nagy, R (6.1) Ken Brett, L (6.1) Tom Satriano, L (8. Ph) Ed Phillips, R (8.1)										1	0	0	0	0	0	0			
Inning Stats	R: 0 E: 0 K: 1 S: 5	H: 0 LOB: 0 BB: 0 P: 5	R: 0 E: 0 K: 1 S: 5	H: 0 LOB: 0 BB: 0 P: 5	R: 0 E: 0 K: 0 S: 3	H: 0 LOB: 1 BB: 0 P: 3	R: 0 E: 0 K: 1 S: 6	H: 1 LOB: 0 BB: 0 P: 6	R: 0 E: 0 K: 0 S: 3	H: 0 LOB: 0 BB: 0 P: 3	R: 0 E: 0 K: 0 S: 3	H: 1 LOB: 2 BB: 2 P: 11	R: 0 E: 0 K: 0 S: 3	H: 1 LOB: 0 BB: 1 P: 3	R: 3 E: 0 K: 1 S: 7	H: 2 LOB: 0 BB: 1 P: 11		1B: 4 2B: 0 3B: 0 HR: 1	SF: 0 SAC: 0 DP: 2 HBP: 0
PITCHER	IP WLS BF H R ER SO BB IBB HBP BLK WP HR S P ERA WHIP																		
Tom Bradley, R (1.1) ERA: 4.0	8.1 W 31 5 3 3 4 3 0 0 0 0 1 36 48 3.24 0.960																		
Mel Queen, R (9.1) ERA: 3.44	0.2 S 2 0 0 0 1 0 0 0 0 0 0 4 4 0.00 0.000																		

AB	30
R	3
H	5
RBI	3
BB	3
SO	5
LOB	12



Batter	1	2	3	4	5	6	7	8	9	AB	R	H	RBI	BB	SO	LOB	BOTTOM		
Sandy Alomar Sr., S (1.4) OBP: 0.290, SLG: 0.296										5	0	2	2	0	1	0	Boston Red Sox @ California Angels Anaheim Stadium, Anaheim, CA Sun Aug 02 1970, 6:33 AM EDT Att: 11,036 - Unknown		
Roger Repoz, L (1.9) OBP: 0.323, SLG: 0.446										4	0	0	0	0	1	3			
Jim Fregosi, R (1.6) OBP: 0.369, SLG: 0.505										4	1	2	1	0	0	0			
Alex Johnson, R (1.7) OBP: 0.360, SLG: 0.434										4	1	1	0	0	0	1			
Jim Spencer, L (1.3) OBP: 0.318, SLG: 0.395										4	2	2	0	0	1	1			
Ken McMullen, R (1.5) OBP: 0.330, SLG: 0.404										3	2	2	3	1	1	0			
Jay Johnstone, L (1.8) OBP: 0.285, SLG: 0.392										4	1	1	0	0	0	3			
Joe Azcue, R (1.2) OBP: 0.313, SLG: 0.336										2	1	0	0	2	0	0			
Tom Bradley, R (1.1) OBP: 0.200, SLG: 0.200										3	0	0	0	0	1	2			
Mel Queen, L (9.1) ERA: 4.3										0	0	0	0	0	0	0			
Inning Stats	R: 0 E: 0 K: 0 S: 3	H: 0 LOB: 0 BB: 0 P: 3	R: 3 E: 1 K: 1 S: 9	H: 4 LOB: 2 BB: 1 P: 13	R: 0 E: 0 K: 0 S: 3	H: 0 LOB: 0 BB: 0 P: 3	R: 0 E: 0 K: 1 S: 5	H: 0 LOB: 0 BB: 0 P: 5	R: 0 E: 0 K: 0 S: 3	H: 0 LOB: 0 BB: 0 P: 3	R: 5 E: 1 K: 1 S: 10	H: 5 LOB: 1 BB: 1 P: 14	R: 0 E: 0 K: 1 S: 6	H: 1 LOB: 2 BB: 1 P: 10	R: 0 E: 0 K: 1 S: 5	H: 0 LOB: 0 BB: 0 P: 5	1B: 5 2B: 2 3B: 1 HR: 2	SF: 0 SAC: 1 DP: 0 HBP: 0	WP: 0 PA: 37 PB: 0 SB: 0 CS: 0
PITCHER	IP WLS BF H R ER SO BB IBB HBP BLK WP HR S P ERA WHIP																		
Vicente Romo, R (1.1) ERA: 3.53	5.0 L 20 4 3 3 2 1 0 0 0 0 0 23 27 5.40 1.000																		
Mike Nagy, R (6.1) ERA: 5.54	0.2 8 5 5 4 0 0 1 0 0 0 0 2 7 11 54.00 7.500																		
Ken Brett, L (6.1) ERA: 4.14	1.1 6 1 0 0 2 0 1 0 0 0 0 9 13 0.00 0.750																		
Ed Phillips, R (8.1) ERA: 4.3	1.0 3 0 0 0 1 0 0 0 0 0 0 5 5 0.00 0.000																		

AB	33
R	8
H	10
RBI	6
BB	3
SO	5
LOB	10



Batter	1	2	3	4	5	6	7	8	9	AB	R	H	RBI	BB	SO	LOB	TOP					
Sandy Alomar Sr. S OBP: 0.295, SLG: 0.301 (1, 4)										5	1	4	0	0	0	0						
Roger Repoz L OBP: 0.325, SLG: 0.445 (1, 7)										3	0	1	0	1	0	1						
Jim Fregosi R OBP: 0.367, SLG: 0.501 (1, 6)										5	1	1	0	0	1	6						
Ken McMullen R OBP: 0.331, SLG: 0.401 (1, 5)										3	0	0	0	2	1	2						
Jim Spencer L OBP: 0.317, SLG: 0.399 (1, 3)										4	1	1	1	0	2	3						
Jay Johnstone L OBP: 0.285, SLG: 0.394 (1, 8)										4	1	1	1	0	0	0						
Bill Voss L OBP: 0.336, SLG: 0.346 (1, 9)										3	1	1	1	1	0	0						
Joe Azcue R OBP: 0.312, SLG: 0.335 (1, 2)										4	0	1	1	0	2	1						
Rudy May L OBP: 0.123, SLG: 0.130 (1, 1)										4	0	1	0	0	1	1						
Inning Stats	R: 0 E: 0 K: 1 S: 6	H: 1 LOB: 2 BB: 1 P: 10	R: 0 E: 0 K: 0 S: 3	H: 0 LOB: 0 BB: 0 P: 3	R: 0 E: 0 K: 1 S: 5	H: 0 LOB: 0 BB: 0 P: 5	R: 4 E: 0 K: 1 S: 11	H: 7 LOB: 3 BB: 1 P: 15	R: 0 E: 0 K: 1 S: 5	H: 0 LOB: 0 BB: 0 P: 5	R: 0 E: 0 K: 1 S: 5	H: 0 LOB: 0 BB: 0 P: 5	R: 1 E: 1 K: 1 S: 6	H: 2 LOB: 1 BB: 1 P: 10	R: 0 E: 0 K: 1 S: 5	H: 0 LOB: 1 BB: 1 P: 9	R: 0 E: 0 K: 0 S: 4	H: 1 LOB: 1 BB: 0 P: 4	1B: 7 2B: 3 3B: 1 HR: 0	SF: 0 SAC: 1 DP: 1 HBP: 0	WP: 0 PB: 0 SB: 1 CS: 0	PA: 40
PITCHER	IP WLS BF H R ER SO BB IBB HBP BLK WP HR S P ERA WHIP																					
Catfish Hunter R ERA: 3.7 (1, 1)	3.1 L 16 5 4 4 2 1 0 0 0 0 0 0 19 23 10.80 1.800																					
Marcel Lachemann R ERA: 2.53 (4, 1)	0.1 3 3 0 0 0 0 0 0 0 0 0 0 0 3 3 0.00 9.000																					
Jim Roland L ERA: 2.7 (4, 1)	1.1 5 0 0 0 2 1 0 0 0 0 0 0 8 12 0.00 0.750																					
Paul Lindblad L ERA: 3.27 (6, 1)	3.0 12 2 1 0 3 2 0 0 0 0 0 0 16 24 0.00 1.333																					
Bob Locker R ERA: 3.04 (9, 1)	1.0 4 1 0 0 0 0 0 0 0 0 0 0 4 4 0.00 1.000																					

California Angels @ Oakland Athletics
Oakland-Alameda County Coliseum, Oakland, CA
Mon Aug 03 1970, 7:05 PM PDT
Att: 6,445 - Unknown

AB	35
R	5
H	11
RBI	4
BB	4
SO	7
LOB	14



Batter	1	2	3	4	5	6	7	8	9	AB	R	H	RBI	BB	SO	LOB	BOTTOM					
Rick Monday L OBP: 0.398, SLG: 0.474 (1, 8)										3	0	0	0	1	1	1						
Dick Green R OBP: 0.288, SLG: 0.261 (1, 4)										4	0	0	0	0	0	2						
Felipe Alou R OBP: 0.329, SLG: 0.411 (1, 9)										4	0	0	0	0	0	1						
Sal Bando R OBP: 0.405, SLG: 0.486 (1, 5)										4	0	1	0	0	0	1						
Tommy Davis R OBP: 0.310, SLG: 0.372 (1, 7)										4	0	1	0	0	1	1						
Joe Rudi R OBP: 0.321, SLG: 0.443 (1, 3)										4	0	2	0	0	0	1						
Frank Fernandez R OBP: 0.336, SLG: 0.452 (1, 2)										3	0	0	0	0	0	3						
John Donaldson L OBP: 0.338, SLG: 0.400 (1, 6)										2	0	1	0	0	0	1						
Bert Campaneris R OBP: 0.307, SLG: 0.442 (7, PH) (8, 6)										1	0	0	0	0	1	2						
Catfish Hunter R OBP: 0.191, SLG: 0.291 (4, 1)										1	0	0	0	0	0	0						
Marcel Lachemann R (4, 1)										0	0	0	0	0	0	0						
Jim Roland R (4, 1)										0	0	0	0	0	0	0						
Tony La Russa R OBP: 0.350, SLG: 0.230 (5, PH)										1	0	0	0	0	0	1						
Paul Lindblad L (8, 1)										0	0	0	0	0	0	0						
Dave Duncan R OBP: 0.302, SLG: 0.420 (8, PH)										0	0	0	0	1	0	0						
Steve Hovley L OBP: 0.320, SLG: 0.320 (8, PH)										0	0	0	0	0	0	0						
Bob Locker S (9, 1)										0	0	0	0	0	0	0						
Inning Stats	R: 0 E: 0 K: 0 S: 3	H: 0 LOB: 1 BB: 1 P: 7	R: 0 E: 0 K: 1 S: 6	H: 1 LOB: 1 BB: 0 P: 6	R: 0 E: 0 K: 0 S: 3	H: 0 LOB: 0 BB: 0 P: 3	R: 0 E: 0 K: 0 S: 3	H: 0 LOB: 0 BB: 0 P: 3	R: 0 E: 0 K: 0 S: 4	H: 1 LOB: 1 BB: 0 P: 4	R: 0 E: 0 K: 1 S: 5	H: 0 LOB: 0 BB: 0 P: 5	R: 0 E: 0 K: 1 S: 7	H: 2 LOB: 2 BB: 0 P: 7	R: 0 E: 0 K: 0 S: 2	H: 0 LOB: 1 BB: 1 P: 6	R: 0 E: 0 K: 0 S: 4	H: 1 LOB: 1 BB: 0 P: 4	1B: 4 2B: 1 3B: 0 HR: 0	SF: 0 SAC: 0 DP: 1 HBP: 0	WP: 0 PB: 0 SB: 0 CS: 0	PA: 33
PITCHER	IP WLS BF H R ER SO BB IBB HBP BLK WP HR S P ERA WHIP																					
Rudy May L ERA: 3.26 (1, 1)	9.0 W 33 5 0 0 3 2 0 0 0 0 0 0 37 45 0.00 0.778																					

California Angels @ Oakland Athletics
Oakland-Alameda County Coliseum, Oakland, CA
Mon Aug 03 1970, 7:05 PM PDT
Att: 6,445 - Unknown

AB	31
R	0
H	5
RBI	0
BB	2
SO	3
LOB	14



Batter	1	2	3	4	5	6	7	8	9	AB	R	H	RBI	BB	SO	LOB	TOP						
Sandy Alomar Sr. S OBP: 0.298, SLG: 0.303 (1,4)										4	1	2	0	1	0	0	California Angels @ Oakland Athletics Oakland-Alameda County Coliseum, Oakland, CA Tue Aug 04 1970, 7:05 PM PDT Att: 6,036 - Unknown						
Roger Repoz L OBP: 0.324, SLG: 0.443 (1,7) (8,8)										4	1	1	0	0	1	1							
Jarvis Tatum, R OBP: 0.331, SLG: 0.292 (9,PH)										1	0	0	0	0	2								
Jim Fregosi, R OBP: 0.368, SLG: 0.501 (1,6)										4	1	2	1	0	0	1							
Ken McMullen, R OBP: 0.332, SLG: 0.402 (1,5)										4	0	2	1	0	0	2							
Jim Spencer, L OBP: 0.319, SLG: 0.398 (1,3)										3	0	1	1	1	1	1							
Jay Johnstone, L OBP: 0.285, SLG: 0.393 (1,8) Billy Cowan, R OBP: 0.365, SLG: 0.535 (8,7)										3	0	1	0	0	1	2							
Bill Voss, L OBP: 0.303, SLG: 0.341 (8,PH) Giraldo Ruiz, S OBP: 0.303, SLG: 0.279 Eddie Fisher, R OBP: 0.143, SLG: 0.143 (8,1)										2	0	0	0	1	1	2							
Joe Azcue, R OBP: 0.307, SLG: 0.329 (1,2)										4	0	0	0	0	1	2							
Clyde Wright, R OBP: 0.221, SLG: 0.299 (1,1) Ken Tatum, R OBP: 0.111, SLG: 0.444 Mickey Rivers, L (8,9)										2	0	0	0	0	1	0							
Inning Stats	R: 0 E: 0 K: 0 S: 3	H: 0 LOB: 1 BB: 1 P: 7	R: 0 E: 0 K: 0 S: 3	H: 1 LOB: 1 BB: 1 P: 7	R: 0 E: 0 K: 2 S: 7	H: 0 LOB: 0 BB: 0 P: 7	R: 0 E: 1 K: 2 S: 8	H: 1 LOB: 2 BB: 1 P: 12	R: 0 E: 0 K: 0 S: 3	H: 0 LOB: 0 BB: 0 P: 3	R: 0 E: 0 K: 1 S: 6	H: 1 LOB: 1 BB: 0 P: 6	R: 0 E: 0 K: 0 S: 3	H: 0 LOB: 0 BB: 0 P: 3	R: 3 E: 0 K: 0 S: 8	H: 5 LOB: 2 BB: 0 P: 8	R: 0 E: 1 K: 1 S: 6	H: 1 LOB: 1 BB: 0 P: 6	1B: 9 2B: 0 3B: 0 HR: 0	SF: 0 SAC: 0 DP: 2 HBP: 0	WP: 0 PB: 0 SB: 0 CS: 0	PA: 38	
PITCHER	IP WLS BF H R ER SO BB IBB HBP BLK WP HR S P ERA WHIP	5.0 W 19 2 0 0 4 3 0 0 0 0 0 0 24 36 0.00 1.000	2.1 13 6 3 3 1 0 0 0 0 0 0 0 15 15 11.57 2.571	0.1 1 0 0 0 0 0 0 0 0 0 0 0 1 1 0.00 0.000	0.2 4 1 0 0 1 0 0 0 0 0 0 0 6 6 0.00 1.500	0.2 S 1 0 0 0 0 0 0 0 0 0 0 0 1 1 0.00 0.000																	

Batter	1	2	3	4	5	6	7	8	9	AB	R	H	RBI	BB	SO	LOB	BOTTOM				
Rick Monday L OBP: 0.396, SLG: 0.471 (1,8)										4	0	1	2	0	1	0	California Angels @ Oakland Athletics Oakland-Alameda County Coliseum, Oakland, CA Tue Aug 04 1970, 7:05 PM PDT Att: 6,036 - Unknown				
Dick Green, R OBP: 0.264, SLG: 0.256 (1,4)										4	0	0	0	0	2	2					
Felipe Alou, R OBP: 0.329, SLG: 0.409 (1,9) (7,7)										4	0	1	1	0	0	0					
Sal Bando, R OBP: 0.404, SLG: 0.483 (1,5)										4	0	1	0	0	0	2					
Tommy Davis, R OBP: 0.310, SLG: 0.379 Reggie Jackson, L OBP: 0.342, SLG: 0.445 (1,7) (7,9)										3	1	1	0	0	0	0					
Joe Rudi, R OBP: 0.325, SLG: 0.443 (1,3)										2	1	1	1	1	0	0					
Dave Duncan, R OBP: 0.306, SLG: 0.420 (1,2)										4	0	0	0	0	3	4					
John Donaldson, L OBP: 0.353, SLG: 0.403 (1,6)										2	1	1	0	1	0	1					
Blue Moon Odom, R OBP: 0.238, SLG: 0.345 Bert Campaneris, R OBP: 0.308, SLG: 0.442 Cattini Hartung, L OBP: 0.191, SLG: 0.291 Mudcat Grant, L OBP: 0.319, SLG: 0.429 Paul Lindblad, L Bob Locker, S Jim Roland, R (1,1) (5,PH) (5,PH) (8,1) (8,1) (8,1)										1	0	0	0	0	1	0					
Inning Stats	R: 0 E: 0 K: 0 S: 3	H: 0 LOB: 0 BB: 0 P: 3	R: 1 E: 1 K: 1 S: 7	H: 1 LOB: 1 BB: 0 P: 7	R: 0 E: 0 K: 1 S: 5	H: 0 LOB: 0 BB: 0 P: 5	R: 0 E: 0 K: 0 S: 3	H: 0 LOB: 0 BB: 0 P: 3	R: 3 E: 0 K: 2 S: 11	H: 4 LOB: 2 BB: 1 P: 15	R: 0 E: 0 K: 1 S: 5	H: 0 LOB: 2 BB: 2 P: 13	R: 0 E: 0 K: 2 S: 7	H: 0 LOB: 0 BB: 0 P: 7	R: 0 E: 0 K: 1 S: 6	H: 1 LOB: 1 BB: 0 P: 6		1B: 5 2B: 0 3B: 1 HR: 0	SF: 0 SAC: 1 DP: 0 HBP: 0	WP: 0 PB: 0 SB: 1 CS: 0	PA: 34
PITCHER	IP WLS BF H R ER SO BB IBB HBP BLK WP HR S P ERA WHIP	4.1 L 19 4 4 4 3 1 0 0 0 0 0 0 24 28 8.31 1.154	2.2 11 1 0 0 4 1 1 0 0 0 0 0 17 25 0.00 0.750	1.0 4 1 0 0 1 0 0 0 0 0 0 0 6 6 0.00 1.000																	

AB	35
R	3
H	9
RBI	3
BB	3
SO	6
LOB	17



AB	30
R	4
H	6
RBI	4
BB	3
SO	8
LOB	12



Batter	1	2	3	4	5	6	7	8	9	AB	R	H	RBI	BB	SO	LOB	TOP					
Sandy Alomar Sr. S OBP: 0.299, SLG: 0.302	5-3	F9			G5-4-3 1B		F7		1B SH1-3 BB	4	1	1	0	1	0	2						
Jarvis Tatum R OBP: 0.333, SLG: 0.296	1-3		FC6-4 1B		G5-4-3 1-2		F9		SH1-3 1-3 1B	5	0	2	0	0	0	1						
Jim Fregosi R OBP: 0.368, SLG: 0.499	1B		FC6-4 1-2		F8				SH1-3	2	0	0	0	1	0	1						
Ray Oyler R OBP: 0.250, SLG: 0.100	1B		G6-4-3						SH1-3	1	1	1	1	0	0	0						
Ken McMullen R OBP: 0.333, SLG: 0.400	1-3 1B		G6-4-3 1-2		5-3				G6-4-3 1B	4	0	1	0	1	1	2						
Billy Cowan R OBP: 0.350, SLG: 0.511	K2-3				F8				G6-4-3	4	0	0	0	0	2	4						
Bill Voss L OBP: 0.336, SLG: 0.341									G6-4-3 1-2 2-3	0	0	0	0	0	0	0						
Tommie Reynolds R OBP: 0.293, SLG: 0.292		P4			1B SF9				HR	4	3	3	1	0	0	0						
Jim Spencer L OBP: 0.324, SLG: 0.420		6-3			1B				HR	4	2	3	4	0	0	0						
Joe Azcue R OBP: 0.306, SLG: 0.329					SF9				HR	3	0	1	1	0	0	0						
Tom Murphy R OBP: 0.228, SLG: 0.170									P3	1	0	1	0	0	0	0						
Dave LaRoche L OBP: 0.200, SLG: 0.800										0	0	0	0	0	0	0						
Roger Replogle L OBP: 0.323, SLG: 0.441										1	0	0	0	0	0	1						
Eddie Fisher L OBP: 0.291, SLG: 0.143										0	0	0	0	0	0	0						
Giraldo Ruiz S OBP: 0.269, SLG: 0.274										1	0	0	0	0	1	0						
Mel Queen L OBP: 0.274										1	0	0	0	0	0	0						
Inning Stats	R: 0 E: 0 K: 1 S: 6	H: 1 LOB: 2 BB: 1 P: 10	R: 0 E: 0 K: 0 S: 5	H: 2 LOB: 0 BB: 0 P: 5	R: 0 E: 0 K: 0 S: 3	H: 1 LOB: 0 BB: 0 P: 3	R: 1 E: 0 K: 1 S: 7	H: 2 LOB: 1 BB: 0 P: 7	R: 0 E: 0 K: 0 S: 3	H: 1 LOB: 0 BB: 0 P: 3	R: 2 E: 0 K: 1 S: 7	H: 2 LOB: 0 BB: 0 P: 7	R: 0 E: 0 K: 1 S: 5	H: 0 LOB: 0 BB: 0 P: 5	R: 3 E: 0 K: 0 S: 5	H: 3 LOB: 0 BB: 1 P: 9	R: 1 E: 0 K: 1 S: 6	H: 1 LOB: 1 BB: 1 P: 10	1B: 11 2B: 0 3B: 0 HR: 2	SF: 1 SAC: 1 DP: 3 HBP: 0	WP: 0 PB: 0 SB: 1 CS: 0	PA: 40
PITCHER	IP WLS BF H R ER SO BB IBB HBP BLK WP HR S P ERA WHIP																					
Jim Kaat L ERA: 3.62	(1, 1) 6.0 26 9 3 3 3 1 0 0 0 0 0 1 31 35 4.50 1.667																					
Tom Hall L ERA: 2.5	(7, 1) 1.0 5 1 2 2 1 1 0 0 0 0 0 0 6 10 18.00 2.000																					
Ron Perranoski L ERA: 2.22	(8, 1) 1.1 L 7 3 2 2 0 1 0 0 0 0 0 1 6 10 13.50 3.000																					
Stan Williams R ERA: 1.77	(9, 1) 0.2 2 0 0 0 1 0 0 0 0 0 0 0 4 4 0.00 0.000																					

California Angels @ Minnesota Twins
Metropolitan Stadium, Bloomington, MI
Wed Aug 05 1970, 8:05 PM EDT
Att: 23,581 - Unknown - 82 F

AB 35
R 7
H 13
RBI 7
BB 3
SO 5
LOB 11



Batter	1	2	3	4	5	6	7	8	9	AB	R	H	RBI	BB	SO	LOB	BOTTOM					
Cesar Tovar R OBP: 0.355, SLG: 0.449	F8	1-3			5-3		4-3		1B	5	0	1	0	0	0	1						
Danny Thompson R OBP: 0.303, SLG: 0.328	F9						K		F8	5	0	2	1	0	1	2						
Tony Oliva L OBP: 0.360, SLG: 0.520		P6			K				F7	5	0	2	0	0	1	4						
Harmon Killebrew R OBP: 0.428, SLG: 0.626	5-3				F8		F8		F8	4	0	0	0	0	0	3						
Rich Reese L OBP: 0.348, SLG: 0.387					4-3				P4	3	2	1	0	1	0	0						
Jim Holt L OBP: 0.298, SLG: 0.333					4-3				F8	4	1	1	0	0	0	1						
Stan Williams R									4-3	0	0	0	0	0	0	0						
Leo Cardenas R OBP: 0.321, SLG: 0.409		6-3			E5		F8		P4	4	0	0	1	0	0	1						
George Mitterwald R OBP: 0.276, SLG: 0.362					4-3					4	1	2	1	0	1	1						
Jim Kaat L OBP: 0.234, SLG: 0.186										2	1	1	1	0	0	0						
Charlie Manuel L OBP: 0.278, SLG: 0.323					F2					1	0	0	0	0	0	1						
Tom Hall L OBP: 0.211, SLG: 0.211										0	0	0	0	0	0	0						
Ron Perranoski L OBP: 0.059, SLG: 0.059										0	0	0	0	0	0	0						
Rick Renick R OBP: 0.348, SLG: 0.504										1	0	1	0	0	0	0						
Inning Stats	R: 0 E: 0 K: 0 S: 4	H: 1 LOB: 1 BB: 0 P: 4	R: 4 E: 1 K: 0 S: 7	H: 4 LOB: 1 BB: 1 P: 11	R: 0 E: 0 K: 0 S: 3	H: 0 LOB: 0 BB: 0 P: 3	R: 0 E: 1 K: 0 S: 3	H: 0 LOB: 0 BB: 0 P: 3	R: 0 E: 0 K: 1 S: 6	H: 1 LOB: 1 BB: 0 P: 6	R: 1 E: 0 K: 0 S: 5	H: 2 LOB: 1 BB: 0 P: 5	R: 0 E: 0 K: 1 S: 6	H: 1 LOB: 1 BB: 0 P: 6	R: 0 E: 0 K: 0 S: 3	H: 0 LOB: 2 BB: 0 P: 3	R: 0 E: 0 K: 1 S: 7	H: 2 LOB: 2 BB: 0 P: 7	1B: 8 2B: 2 3B: 1 HR: 0	SF: 0 SAC: 0 DP: 0 HBP: 0	WP: 0 PB: 0 SB: 1 CS: 0	PA: 39
PITCHER	IP WLS BF H R ER SO BB IBB HBP BLK WP HR S P ERA WHIP																					
Tom Murphy R ERA: 3.83	(1, 1) 1.2 4 0 0 0 0 0 0 0 0 0 0 4 4 0.00 0.000																					
Dave LaRoche L ERA: 5.0	(2, 1) 1.1 4 0 0 0 0 0 0 0 0 0 0 4 4 0.00 0.000																					
Eddie Fisher R ERA: 3.12	(4, 1) 3.0 12 3 1 1 1 0 0 0 0 0 0 14 14 3.00 1.000																					
Mel Queen R ERA: 3.16	(7, 1) 3.0 W 12 3 0 0 2 0 0 0 0 0 0 16 16 0.00 1.000																					

California Angels @ Minnesota Twins
Metropolitan Stadium, Bloomington, MI
Wed Aug 05 1970, 8:05 PM EDT
Att: 23,581 - Unknown - 82 F

AB 38
R 5
H 11
RBI 4
BB 1
SO 3
LOB 14



Batter	1	2	3	4	5	6	7	8	9	10	11	12	13	14	AB	R	H	RBI	BB	SO	LOB	TOP					
Sandy Alomar Sr. S OBP: 0.296, SLG: 0.299	6-3		F8			2-3		K		F8		FC6			6	0	0	0	0	1	4						
Bill Voss, L OBP: 0.335, SLG: 0.363	6-3			G3								4-3		P5	6	1	2	1	0	0	0						
Jay Johnstone, L OBP: 0.285, SLG: 0.388 Jarvis Tatum, R OBP: 0.335, SLG: 0.299	K			4-3		1B						K		1B	3	0	0	0	1	1	1						
Ken McMullen, R OBP: 0.311, SLG: 0.394			F8									6-3		P4	5	0	0	0	1	1	2						
Jim Spencer, L OBP: 0.321, SLG: 0.415		P6										4-3			6	0	1	0	0	1	1						
Roger Repoz, L OBP: 0.326, SLG: 0.441 Tommye Reynolds, R OBP: 0.295, SLG: 0.307	K											4-3		1B	2	0	1	0	0	1	0						
Joe Azcue, R OBP: 0.307, SLG: 0.327															5	0	1	0	1	2	1						
Ray Cyler, R OBP: 0.298, SLG: 0.091 Jim Fregosi, R OBP: 0.367, SLG: 0.498 Giraldo Ruiz, S OBP: 0.303, SLG: 0.277															1	0	0	0	1	1	1						
Andy Messersmith, R OBP: 0.150, SLG: 0.152 Mel Queen, L OBP: 0.150, SLG: 0.152 Dave LaRoche, L OBP: 0.150, SLG: 0.152 Eddie Fisher, R OBP: 0.150, SLG: 0.152 Mickey Rivers, L OBP: 0.150, SLG: 0.152 Paul Doyle, L OBP: 0.150, SLG: 0.152															3	0	0	0	0	3	4						
Inning Stats	R: 0 E: 0 K: 1 S: 5	H: 0 LOB: 0 BB: 0 P: 5	R: 0 E: 0 K: 1 S: 5	H: 0 LOB: 0 BB: 0 P: 5	R: 0 E: 0 K: 2 S: 7	H: 0 LOB: 1 BB: 1 P: 11	R: 0 E: 0 K: 1 S: 5	H: 0 LOB: 0 BB: 0 P: 6	R: 0 E: 0 K: 1 S: 6	H: 1 LOB: 1 BB: 0 P: 6	R: 0 E: 0 K: 1 S: 7	H: 2 LOB: 3 BB: 1 P: 11	R: 0 E: 0 K: 1 S: 5	H: 1 LOB: 0 BB: 1 P: 9	R: 0 E: 0 K: 3 S: 9	H: 0 LOB: 0 BB: 0 P: 9	R: 0 E: 0 K: 1 S: 5	H: 2 LOB: 2 BB: 0 P: 5	R: 0 E: 0 K: 0 S: 5	H: 2 LOB: 1 BB: 0 P: 5	R: 0 E: 0 K: 1 S: 5	H: 0 LOB: 0 BB: 0 P: 5	1B: 6 2B: 1 3B: 0 HR: 1	SF: 0 SAC: 0 DP: 1 HBP: 1	WP: 1 PB: 0 SB: 0 CS: 0	PA: 54	
PITCHER	IP	WLS	BF	H	R	ER	SO	BB	IBB	HBP	BLK	WP	HR	S	P	ERA	WHIP										
Bill Zapp, R ERA: 2.8	(1.1)	8.0	31	4	1	1	9	3	0	0	0	0	0	45	58	1.12	0.875										
Tom Hall, L ERA: 2.65	(9.1)	4.0	15	2	0	0	4	0	1	0	0	0	0	22	26	0.00	0.500										
Stan Williams, R ERA: 1.73	(13.1)	2.0	8	2	0	0	1	0	0	0	0	0	0	10	10	0.00	1.000										

California Angels @ Minnesota Twins
Metropolitan Stadium, Bloomington, MI
Thu Aug 06 1970, 8:05 PM EDT
Att: 24,562 - Unknown - 82 F

AB 49
R 1
H 8
RBI 1
BB 4
SO 14
LOB 22



Batter	1	2	3	4	5	6	7	8	9	10	11	12	13	14	AB	R	H	RBI	BB	SO	LOB	BOTTOM					
Cesar Tovar, R OBP: 0.355, SLG: 0.448	6-3		K2-3												6	0	2	0	0	1	1						
Danny Thompson, R OBP: 0.315, SLG: 0.347															5	0	3	0	0	0	1						
Tony Oliva, L OBP: 0.362, SLG: 0.518															4	0	1	0	2	0	2						
Harmon Killebrew, R OBP: 0.427, SLG: 0.619															4	0	0	1	1	1	4						
Rich Reese, L OBP: 0.342, SLG: 0.380															6	0	0	0	0	3	6						
Jim Holt, L OBP: 0.298, SLG: 0.333 Rick Renick, R OBP: 0.348, SLG: 0.496															3	0	1	0	0	0	0						
Leo Cardenas, R OBP: 0.319, SLG: 0.406															6	0	1	0	0	1	3						
George Mitterwald, R OBP: 0.274, SLG: 0.369															6	1	1	1	0	1	2						
Bill Zapp, R ERA: 3.09 Mel Queen, R ERA: 3.38 Dave LaRoche, L ERA: 4.58 Eddie Fisher, R ERA: 3.05 Paul Doyle, L ERA: 5.55															2	0	0	0	0	1	1						
Inning Stats	R: 0 E: 0 K: 0 S: 4	H: 1 LOB: 2 BB: 1 P: 8	R: 0 E: 0 K: 0 S: 3	H: 0 LOB: 0 BB: 0 P: 3	R: 0 E: 0 K: 2 S: 8	H: 1 LOB: 1 BB: 0 P: 8	R: 0 E: 0 K: 0 S: 3	H: 0 LOB: 0 BB: 0 P: 3	R: 0 E: 0 K: 0 S: 3	H: 1 LOB: 1 BB: 0 P: 8	R: 1 E: 0 K: 2 S: 8	H: 1 LOB: 3 BB: 2 P: 17	R: 0 E: 0 K: 1 S: 6	H: 0 LOB: 0 BB: 0 P: 6	R: 0 E: 0 K: 1 S: 5	H: 1 LOB: 1 BB: 0 P: 6	R: 0 E: 0 K: 1 S: 5	H: 0 LOB: 2 BB: 2 P: 13	R: 0 E: 0 K: 0 S: 1	H: 1 LOB: 0 BB: 0 P: 1	1B: 7 2B: 1 3B: 0 HR: 1	SF: 0 SAC: 1 DP: 1 HBP: 1	WP: 0 PB: 0 SB: 0 CS: 0	PA: 53			
PITCHER	IP	WLS	BF	H	R	ER	SO	BB	IBB	HBP	BLK	WP	HR	S	P	ERA	WHIP										
Andy Messersmith, R ERA: 3.09	(1.1)	7.0	26	5	0	0	4	1	0	0	0	0	0	33	37	0.00	0.857										
Jim Holt, L ERA: 3.38	(8.1)	0.1	5	1	1	1	0	1	1	1	0	0	0	2	11	27.00	6.000										
Dave LaRoche, L ERA: 4.58	(8.1)	1.2	5	0	0	0	2	0	0	0	0	0	0	9	9	0.00	0.000										
Eddie Fisher, R ERA: 3.05	(10.1)	2.0	7	1	0	0	2	0	0	0	0	0	0	11	11	0.00	0.500										
Paul Doyle, L ERA: 5.55	(12.1)	2.0	10	2	1	1	2	2	0	0	0	0	1	12	20	4.50	2.000										

California Angels @ Minnesota Twins
Metropolitan Stadium, Bloomington, MI
Thu Aug 06 1970, 8:05 PM EDT
Att: 24,562 - Unknown - 82 F

AB 46
R 2
H 9
RBI 2
BB 5
SO 10
LOB 23



Batter	1	2	3	4	5	6	7	8	9	AB	R	H	RBI	BB	SO	LOB	TOP								
Sandy Alomar Sr. S OBP: 0.295, SLG: 0.297 (1.4)	6-3			F8	F9			1B FC6-2 BB		3	0	0	0	1	0	1									
Bill Voos L OBP: 0.333, SLG: 0.360 (1.9)	P6			F7		F5		FC6-2 1-3 FC4-6 1B		4	1	1	0	0	0	0									
Jim Fregosi R OBP: 0.366, SLG: 0.495 (1.6)	K					F3		FC6-2 1-3 E IBB		4	1	1	0	0	1	2									
Ken McMullen R OBP: 0.330, SLG: 0.391 (1.5)		K		K		K		FC4-6 1-2 IBB		3	0	0	0	1	3	1									
Jim Spencer L OBP: 0.320, SLG: 0.413 (1.3)		F5				G3		FC4-6		4	1	1	1	0	0	1									
Roger Repoz L OBP: 0.326, SLG: 0.449 (1.7)		K			K		HR	1-2H 2-H 3-H G3		4	1	1	2	0	2	1									
Jay Johnstone L OBP: 0.285, SLG: 0.400 Jarvis Tatum R OBP: 0.333, SLG: 0.297 (1.8) (8.8)			K				HR		F9	3	1	1	1	0	1	0									
Joe Azcue R OBP: 0.306, SLG: 0.325 (1.2)			L3				2B		6-3	4	1	1	0	0	1	0									
Tom Bradley R OBP: 0.250, SLG: 0.333 Dave LaRoche L OBP: 0.429, SLG: 0.500 Eddie Fisher R OBP: 0.125, SLG: 0.125 (1.1) (5.1) (7.1)			4-3				2B		P3	2	0	1	1	0	0	0									
										1	0	0	0	0	0	0									
										1	0	0	0	0	0	0									
Inning Stats	R: 0 E: 0 K: 1 S: 5	H: 0 LOB: 0 BB: 0 P: 5	R: 0 E: 0 K: 2 S: 7	H: 0 LOB: 0 BB: 0 P: 7	R: 0 E: 0 K: 1 S: 5	H: 0 LOB: 0 BB: 0 P: 5	R: 0 E: 0 K: 1 S: 6	H: 1 LOB: 1 BB: 0 P: 6	R: 2 E: 0 K: 1 S: 8	H: 3 LOB: 1 BB: 0 P: 8	R: 0 E: 0 K: 1 S: 5	H: 0 LOB: 0 BB: 0 P: 5	R: 2 E: 0 K: 2 S: 7	H: 2 LOB: 0 BB: 0 P: 7	R: 2 E: 1 K: 0 S: 4	H: 1 LOB: 1 BB: 2 P: 12	R: 0 E: 0 K: 0 S: 3	H: 0 LOB: 0 BB: 0 P: 3	1B: 4 2B: 1 3B: 0 HR: 2	SF: 0 SAC: 0 DP: 0 HBP: 0	WP: 0 PB: 0 SB: 0 CS: 0	PA: 36			
PITCHER	IP	WLS	BF	H	R	ER	SO	BB	IBB	HBP	BLK	WP	HR	S	P	ERA	WHIP								
Bart Johnson R ERA: 7.09 (1.1)	6.0		22	4	2	2	7	0	0	0	0	0	1	36	36	3.00	0.667								
Danny Murphy R ERA: 4.53 (7.1)	1.0	L	7	3	4	3	1	1	0	0	0	0	1	8	12	27.00	4.000								
Lee Stange R ERA: 5.53 (8.1)	0.1		2	0	0	0	0	0	0	0	0	0	0	1	5	0.00	0.000								
Wilbur Wood L ERA: 2.87 (8.1)	0.2		2	0	0	0	0	0	0	0	0	0	0	2	2	0.00	0.000								
Floyd Weaver R ERA: 4.54 (9.1)	1.0		3	0	0	0	0	0	0	0	0	0	0	3	3	0.00	0.000								

California Angels @ Chicago White Sox
Comiskey Park, Chicago, IL
Fri Aug 07 1970, 8:05 PM EDT
Att: 12,730 - Unknown

AB 34
R 6
H 7
RBI 5
BB 2
SO 8
LOB 6



Batter	1	2	3	4	5	6	7	8	9	AB	R	H	RBI	BB	SO	LOB	BOTTOM								
Syd O'Brien R OBP: 0.307, SLG: 0.361 (1.5)	FC6-5 S BB		K		1B 1B BB	K		F9		3	1	0	0	2	2	2									
Luis Aparicio R OBP: 0.372, SLG: 0.407 (1.6)	K		WP		1B SF7 1B		WP		5-3	5	2	3	1	0	1	1									
Carlos May L OBP: 0.383, SLG: 0.446 (1.7)	FC6-5 2-3		BB		BLK 1-3 2-H 1B		K		BB	3	0	1	1	2	1	2									
Bill Melton R OBP: 0.335, SLG: 0.487 (1.9)	5-3		BB		SF7		SF8 WP		K	2	0	0	1	1	1	2									
Ed Herrmann L OBP: 0.355, SLG: 0.493 (1.2)		K	4-3		P4		HBP		4-3	4	0	0	0	0	1	5									
Bob Spence L OBP: 0.240, SLG: 0.258 Duane Josephson R OBP: 0.356, SLG: 0.392 Gail Hopkins L OBP: 0.344, SLG: 0.379 (1.3) (7. PH) (8.3)		K		6-3	F8		SF8			3	0	0	0	0	1	1									
										0	0	0	1	0	0	0									
										0	0	0	0	0	0	0									
Ken Berry R OBP: 0.336, SLG: 0.358 (1.8)		K		CS BB BB	FC6-4 1B		K			3	0	1	0	1	2	2									
Bobby Knoop R OBP: 0.275, SLG: 0.288 (1.4)			6-3		BB		FC6-4		5-3	3	0	0	0	1	0	1									
Bart Johnson R OBP: 0.296, SLG: 0.344 Danny Murphy L OBP: 0.407, SLG: 1.290 Lee Stange R OBP: 0.154 Wilbur Wood R OBP: 0.176, SLG: 0.143 Rich McKinney R OBP: 0.176, SLG: 0.143 Floyd Weaver R OBP: 0.176, SLG: 0.143 (1.1) (5. PH) (7.1) (8.1) (8. PH) (9.1)			WP 1B BB		K		F3		P6	1	1	0	0	1	1	2									
										1	0	0	0	0	0	0									
										0	0	0	0	0	0	0									
										0	0	0	0	0	0	0									
										1	0	0	0	0	0	0									
Inning Stats	R: 0 E: 0 K: 1 S: 5	H: 0 LOB: 1 BB: 1 P: 9	R: 0 E: 0 K: 3 S: 9	H: 0 LOB: 0 BB: 0 P: 9	R: 1 E: 0 K: 1 S: 6	H: 1 LOB: 3 BB: 3 P: 18	R: 0 E: 0 K: 1 S: 4	H: 0 LOB: 2 BB: 2 P: 12	R: 2 E: 0 K: 0 S: 5	H: 2 LOB: 1 BB: 1 P: 9	R: 0 E: 0 K: 1 S: 6	H: 1 LOB: 1 BB: 0 P: 6	R: 1 E: 0 K: 2 S: 8	H: 1 LOB: 2 BB: 0 P: 10	R: 0 E: 0 K: 0 S: 3	H: 0 LOB: 0 BB: 0 P: 3	R: 0 E: 0 K: 1 S: 5	H: 0 LOB: 1 BB: 1 P: 9	1B: 4 2B: 2 3B: 0 HR: 0	SF: 2 SAC: 0 DP: 1 HBP: 2	WP: 3 PB: 0 SB: 1 CS: 1	PA: 41			
PITCHER	IP	WLS	BF	H	R	ER	SO	BB	IBB	HBP	BLK	WP	HR	S	P	ERA	WHIP								
Tom Bradley R ERA: 4.24 (1.1)	4.1		22	3	3	3	6	7	0	0	0	0	0	27	55	6.23	2.308								
Dave LaRoche L ERA: 4.5 (5.1)	2.1		11	2	1	1	2	0	0	2	1	1	0	13	15	3.86	0.857								
Eddie Fisher R ERA: 2.96 (7.1)	2.1	W	8	0	0	0	2	1	0	0	0	0	0	11	15	0.00	0.429								

California Angels @ Chicago White Sox
Comiskey Park, Chicago, IL
Fri Aug 07 1970, 8:05 PM EDT
Att: 12,730 - Unknown

AB 29
R 4
H 5
RBI 4
BB 8
SO 10
LOB 19



Batter	1	2	3	4	5	6	7	8	9	AB	R	H	RBI	BB	SO	LOB	TOP															
Sandy Alomar Sr. S OBP: 0.297, SLG: 0.298 Giraldo Ruiz S OBP: 0.310, SLG: 0.288	F9		1B			1B	4-3		1B	4	0	2	0	0	0	1	California Angels @ Chicago White Sox Comiskey Park, Chicago, IL Sat Aug 08 1970, 4:33 AM EDT Att: 2,679 - Unknown															
Bill Voss L OBP: 0.329, SLG: 0.354	1B		F8			F9		F7	4-3	5	0	1	0	0	0	3																
Jim Fregosi R OBP: 0.365, SLG: 0.493 Ray Oyler R OBP: 0.286, SLG: 0.091	F8					F6		4-3		4	0	1	0	0	0	1																
Jim Spencer L OBP: 0.322, SLG: 0.414	G3		G3			1B		BB	1B	4	0	2	0	0	0	3																
Ken McMullen R OBP: 0.329, SLG: 0.388		F8		K		F8		BB	1B	3	0	0	0	1	1																	
Roger Repoz L OBP: 0.328, SLG: 0.458		HR		3-1		4-3		BB	BB	3	1	1	1	1	0	1																
Tommie Reynolds R OBP: 0.293, SLG: 0.295		F8		F8			BB	F8		3	0	0	0	1	0	3																
Joe Azcue R OBP: 0.301, SLG: 0.320		F9				6-3		F8	1-3	4	0	0	0	0	0	1																
Rudy May L OBP: 0.319, SLG: 0.125 Mickey Rivers L (7, PH) Paul Doyle L (7, PH) Jarvis Tatum R OBP: 0.331, SLG: 0.295			1-3			K		P3	5-3	2	0	0	0	0	1	0																
Inning Stats	R: 0 E: 0 K: 0 S: 4	H: 1 LOB: 1 BB: 0 P: 4	R: 1 E: 0 K: 0 S: 4	H: 1 LOB: 0 BB: 0 P: 4	R: 0 E: 0 K: 0 S: 5	H: 2 LOB: 2 BB: 0 P: 5	R: 0 E: 0 K: 1 S: 5	H: 0 LOB: 0 BB: 0 P: 5	R: 0 E: 0 K: 1 S: 6	H: 1 LOB: 1 BB: 0 P: 6	R: 0 E: 0 K: 0 S: 3	H: 0 LOB: 1 BB: 1 P: 7	R: 0 E: 0 K: 0 S: 4	H: 1 LOB: 3 BB: 2 P: 12	R: 0 E: 0 K: 0 S: 4	H: 1 LOB: 1 BB: 0 P: 4		1B: 7 2B: 0 3B: 0 HR: 1	SF: 0 SAC: 0 DP: 0 HBP: 0	WP: 0 PB: 0 SB: 0 CS: 0	PA: 38											
PITCHER	IP WLS BF H R ER SO BB IBB HBP BLK WP HR S P ERA WHIP																															
Bob Miller R ERA: 4.11 Wilbur Wood L ERA: 2.83	(1, 1) (8, 1)	7.2 S	33 5	7 1	1 0	2 0	3 0	0 0	0 0	0 0	0 0	1 5	34 5	46 5	1.17 0.00	1.304 0.750																

Batter	1	2	3	4	5	6	7	8	9	AB	R	H	RBI	BB	SO	LOB	BOTTOM														
Syd O'Brien R OBP: 0.308, SLG: 0.361	F8			5-3		FC5-4	K2-5-4-6-2			5	0	2	3	0	1	2	California Angels @ Chicago White Sox Comiskey Park, Chicago, IL Sat Aug 08 1970, 4:33 AM EDT Att: 2,679 - Unknown														
Luis Aparicio R OBP: 0.371, SLG: 0.406 Rich Morales R OBP: 0.250, SLG: 0.152	1B	G5-3		6-3		FC5-4	F9			4	1	1	0	0	0	3															
Carlos May L OBP: 0.386, SLG: 0.449	2B		G3		6-3		K			4	1	2	0	1	1	0															
Bill Melton R OBP: 0.331, SLG: 0.480	K		F7		5-3		K			5	0	0	0	0	3	5															
Duane Josephson R OBP: 0.367, SLG: 0.402			E	G3		FC4-6	1B	1B	HBP	2	2	2	1	1	0	0															
Gail Hopkins L OBP: 0.342, SLG: 0.377	6-3		G3		FC4-6		1B	1B		4	1	1	0	0	0	5															
Ken Berry R OBP: 0.344, SLG: 0.366		1B				SH3-4	1B	1B		4	1	4	2	0	0	0															
Bobby Knoop R OBP: 0.278, SLG: 0.291		1B	F7			SH3-4	P3			4	2	2	0	0	0	3															
Bob Miller R OBP: 0.308, SLG: 0.217 Wilbur Wood R OBP: 0.077, SLG: 0.154		FC5-2-5-1			P6			1B		3	0	1	1	0	0	2															
Inning Stats	R: 1 E: 0 K: 1 S: 8	H: 3 LOB: 2 BB: 0 P: 8	R: 1 E: 0 K: 0 S: 5	H: 3 LOB: 1 BB: 0 P: 5	R: 2 E: 1 K: 0 S: 5	H: 2 LOB: 1 BB: 1 P: 9	R: 0 E: 0 K: 0 S: 3	H: 0 LOB: 0 BB: 0 P: 3	R: 0 E: 0 K: 1 S: 4	H: 1 LOB: 1 BB: 0 P: 4	R: 2 E: 0 K: 1 S: 8	H: 3 LOB: 2 BB: 1 P: 12	R: 2 E: 0 K: 1 S: 7	H: 3 LOB: 3 BB: 0 P: 8	R: 0 E: 0 K: 2 S: 7	H: 0 LOB: 0 BB: 0 P: 7		1B: 13 2B: 3 3B: 0 HR: 0	SF: 0 SAC: 1 DP: 2 HBP: 1	WP: 0 PB: 0 SB: 0 CS: 0	PA: 40										
PITCHER	IP WLS BF H R ER SO BB IBB HBP BLK WP HR S P ERA WHIP																														
Rudy May L ERA: 3.42 Paul Doyle L ERA: 5.26	(1, 1) (7, 1)	6.0 9	31 9	12 3	6 2	5 2	3 3	1 0	0 1	0 0	0 14	33 15	41 15	7.50 9.00	2.167 1.500																

Batter	1	2	3	4	5	6	7	8	9	AB	R	H	RBI	BB	SO	LOB	TOP					
Sandy Alomar Sr. S OBP: 0.296, SLG: 0.296 (1, 4)	4-0 CS BB		0-0 6-3		0-0 5-3		0-0 5-3		0-0 F8	4	0	0	0	1	0	0						
Jarvis Tatum R OBP: 0.323, SLG: 0.287 (1, 8)	0-0 F9		0-3 K			0-0 6-3		0-0 5-3		4	0	0	0	0	1	1						
Jim Fregosi R OBP: 0.366, SLG: 0.494 Ray Oyler R OBP: 0.286, SLG: 0.091 (6, 6)	4-0 BB			0-0 1B 2B		0-0 5-3		0-0 L4		3	1	1	0	1	0	0						
Alex Johnson R OBP: 0.364, SLG: 0.443 (1, 7)	0-0 F9			0-0 FC6-5 2H 1B		1-0 E HBP		0-0 HR		3	1	2	2	0	0	1						
Ken McMullen R OBP: 0.328, SLG: 0.384 (1, 5)		0-0 P6		0-0 5-3		4-0 BB		0-0 P3		3	0	0	0	1	0	1						
Tommie Reynolds R OBP: 0.282, SLG: 0.284 Roger Repoz L OBP: 0.329, SLG: 0.459 (9, PH) (9, 9)		0-0 5-3		0-0 FC6-5		0-0 P4			0-0 2B 1B	3	0	0	0	0	0	3						
Jim Spencer L OBP: 0.324, SLG: 0.421 (1, 3)				0-0 F7			0-0 L4		0-0 1H WP 2B	4	1	2	1	0	0	1						
Tom Egan R OBP: 0.302, SLG: 0.362 (1, 2)		0-3 K			0-0 6-3		0-0 HR		0-3 K	4	1	1	1	0	2	1						
Clyde Wright R OBP: 0.211, SLG: 0.286 Mel Queen L (7, 1)			0-0 6-3		0-0 6-3		0-0 4-3		0-3 K	3	0	0	0	0	0	0						
Inning Stats	R: 0 E: 0 K: 0 S: 2	H: 0 LOB: 1 BB: 2 P: 10	R: 0 E: 0 K: 1 S: 6	H: 1 LOB: 1 BB: 0 P: 6	R: 0 E: 0 K: 1 S: 5	H: 0 LOB: 0 BB: 0 P: 5	R: 1 E: 0 K: 0 S: 5	H: 2 LOB: 1 BB: 0 P: 5	R: 0 E: 0 K: 0 S: 3	H: 0 LOB: 0 BB: 0 P: 3	R: 0 E: 1 K: 0 S: 4	H: 0 LOB: 2 BB: 0 P: 8	R: 1 E: 0 K: 0 S: 4	H: 1 LOB: 0 BB: 0 P: 4	R: 1 E: 0 K: 0 S: 4	H: 1 LOB: 0 BB: 0 P: 4	R: 2 E: 0 K: 2 S: 9	H: 2 LOB: 0 BB: 0 P: 9	1B: 2 2B: 3 3B: 0 HR: 2	SF: 0 SAC: 0 DP: 0 HBP: 1	WP: 2 PB: 0 SB: 0 CS: 1	PA: 37
PITCHER	IP WLS BF H R ER SO BB IBB HBP BLK WP HR S P ERA WHIP																					
Tommy John L ERA: 3.21 Lee Stange R ERA: 5.83 (1, 1) (9, 1)	8.0 L 32 5 3 3 2 3 0 1 0 0 2 32 45 3.38 1.000																					

California Angels @ Chicago White Sox
Comiskey Park, Chicago, IL
Sun Aug 09 1970, 4:33 AM EDT
Unknown

AB 33
R 5
H 7
RBI 4
BB 3
SO 4
LOB 8



Batter	1	2	3	4	5	6	7	8	9	AB	R	H	RBI	BB	SO	LOB	BOTTOM			
Syd O'Brien R OBP: 0.304, SLG: 0.357 (1, 5)	0-0 6-3		0-0 5-3			0-0 3-1		0-0 P5		4	0	0	0	0	0	0				
Luis Aparicio R OBP: 0.370, SLG: 0.403 (1, 6)	4-0 1B BB		0-0 F7			0-0 6-3		0-0 F8		3	0	0	0	1	0	0				
Carlos May L OBP: 0.384, SLG: 0.447 (1, 7)	0-0 F8		0-0 L5			0-0 F9			0-0 1B	4	0	1	0	0	0	1				
Bill Melton R OBP: 0.330, SLG: 0.477 (1, 9)	0-0 1B			0-0 F9		0-0 5-3			0-0 P4	4	0	1	0	0	0	1				
Duane Josephson R OBP: 0.365, SLG: 0.396 (1, 2)		0-0 5-3		0-0 5-3		4-0 1-3 BB			0-0 P3	3	0	0	0	1	0	1				
Ossie Blanco R OBP: 0.190, SLG: 0.150 (1, 3)		0-0 P3		0-0 6-3		0-0 1-3			0-0 F9	4	0	0	0	0	0	2				
Ken Berry R OBP: 0.349, SLG: 0.368 (1, 8)		4-0 FC5 BB BB			0-0 G4-6-3 1B		4-0 BB			1	0	1	0	2	0	0				
Bobby Knoop R OBP: 0.280, SLG: 0.290 Gail Hopkins L OBP: 0.341, SLG: 0.376 Rich Morales R OBP: 0.250, SLG: 0.152 (1, 4) (7, PH) (8, 4)		4-0 BB			0-0 F9		0-3 K			1	0	0	0	1	0	1				
Tommy John R OBP: 0.197, SLG: 0.159 Ed Herrmann L OBP: 0.354, SLG: 0.490 Lee Stange R (9, 1)		0-0 FC5			0-0 G4-6-3			0-0 F9		2	0	0	0	0	0	3				
Inning Stats	R: 0 E: 0 K: 0 S: 3	H: 1 LOB: 2 BB: 1 P: 7	R: 0 E: 0 K: 0 S: 3	H: 0 LOB: 2 BB: 2 P: 11	R: 0 E: 0 K: 0 S: 3	H: 0 LOB: 0 BB: 0 P: 3	R: 0 E: 0 K: 0 S: 3	H: 0 LOB: 0 BB: 0 P: 3	R: 0 E: 0 K: 0 S: 3	H: 0 LOB: 2 BB: 0 P: 3	R: 0 E: 0 K: 1 S: 5	H: 0 LOB: 2 BB: 2 P: 13	R: 0 E: 0 K: 0 S: 3	H: 0 LOB: 1 BB: 0 P: 3	R: 0 E: 0 K: 0 S: 4	H: 1 LOB: 1 BB: 0 P: 4	1B: 3 2B: 0 3B: 0 HR: 0	SF: 0 SAC: 0 DP: 1 HBP: 0	WP: 0 PB: 0 SB: 0 CS: 0	PA: 33
PITCHER	IP WLS BF H R ER SO BB IBB HBP BLK WP HR S P ERA WHIP																			
Clyde Wright L ERA: 3.04 Mel Queen R ERA: 3.18 (1, 1) (7, 1)	6.2 S 8 1 0 0 1 0 0 0 0 0 0 10 10 0.00 0.429																			

California Angels @ Chicago White Sox
Comiskey Park, Chicago, IL
Sun Aug 09 1970, 4:33 AM EDT
Unknown

AB 28
R 0
H 3
RBI 0
BB 5
SO 1
LOB 11




Batter	1	2	3	4	5	6	7	8	9	AB	R	H	RBI	BB	SO	LOB	TOP										
Don Buford, S OBP: 0.402, SLG: 0.421 (1, 7)										2	2	1	0	3	0	0	Baltimore Orioles @ California Angels Anaheim Stadium, Anaheim, CA Tue Aug 11 1970, 10:05 PM EDT Att: 16,215 - Unknown										
Paul Blair, R OBP: 0.345, SLG: 0.445 (1, 8)										5	1	2	3	0	0	2											
Boog Powell, L OBP: 0.415, SLG: 0.571 (1, 3)										3	0	0	1	0	0	1											
Frank Robinson, R OBP: 0.405, SLG: 0.543 (1, 9)										4	1	1	1	0	0	1											
Eliot Hendricks, L OBP: 0.310, SLG: 0.389 (1, 2)										3	1	1	0	1	0	0											
Brooks Robinson, R OBP: 0.339, SLG: 0.431 (1, 5)										3	1	1	2	1	1	0											
Davey Johnson, R OBP: 0.388, SLG: 0.405 (1, 4)										4	0	0	0	0	0	2											
Mark Belanger, R OBP: 0.286, SLG: 0.230 (1, 6)										4	1	1	0	0	1	1											
Mike Cuellar, L OBP: 0.099, SLG: 0.163 (1, 1)										3	0	0	0	0	0	0											
Inning Stats	R: 4 E: 0 K: 0 S: 5	H: 2 LOB: 0 BB: 2 P: 13	R: 0 E: 0 K: 1 S: 5	H: 0 LOB: 0 BB: 0 P: 5	R: 0 E: 0 K: 0 S: 3	H: 0 LOB: 0 BB: 0 P: 3	R: 0 E: 0 K: 0 S: 3	H: 1 LOB: 1 BB: 1 P: 7	R: 1 E: 0 K: 0 S: 4	H: 1 LOB: 1 BB: 1 P: 8	R: 0 E: 0 K: 0 S: 3	H: 0 LOB: 0 BB: 0 P: 3	R: 1 E: 0 K: 0 S: 4	H: 1 LOB: 1 BB: 1 P: 8	R: 1 E: 0 K: 1 S: 6	H: 1 LOB: 0 BB: 0 P: 6	R: 0 E: 0 K: 0 S: 4	H: 1 LOB: 1 BB: 0 P: 4	1B: 2 2B: 2 3B: 0 HR: 3	SF: 1 SAC: 1 DP: 1 HBP: 0	WP: 0 PB: 0 SB: 1 CS: 0	PA: 38					
PITCHER	IP	WLS	BF	H	R	ER	SO	BB	IBB	HBP	BLK	WP	HR	S	P	ERA	WHIP										
Andy Messersmith, R ERA: 3.25 (1, 1)	3.0	L	15	3	4	4	1	3	0	0	0	0	2	14	26	12.00	2.000										
Lloyd Allen, R ERA: 3.0 (4, 1)	3.0		10	1	1	1	0	1	0	0	0	0	0	9	13	3.00	0.667										
Paul Doyle, L ERA: 5.45 (7, 1)	2.0		9	2	2	2	1	1	0	0	0	0	1	10	14	9.00	1.500										
Dave LaRoche, L ERA: 4.13 (9, 1)	1.0		4	1	0	0	0	0	0	0	0	0	0	4	4	0.00	1.000										

Batter	1	2	3	4	5	6	7	8	9	AB	R	H	RBI	BB	SO	LOB	BOTTOM										
Sandy Alomar Sr., S OBP: 0.295, SLG: 0.294 (1, 4)										4	0	0	0	0	1	1	Baltimore Orioles @ California Angels Anaheim Stadium, Anaheim, CA Tue Aug 11 1970, 10:05 PM EDT Att: 16,215 - Unknown										
Jarvis Tatum, R OBP: 0.321, SLG: 0.286 (1, 8)										4	0	1	0	0	0	0											
Jim Fregosi, R OBP: 0.361, SLG: 0.488 (1, 6)										4	0	1	0	0	0	1											
Alex Johnson, R OBP: 0.363, SLG: 0.439 (1, 7)										4	0	0	0	0	1	2											
Ken McMullen, R OBP: 0.328, SLG: 0.383 (1, 5)										3	0	1	0	0	2	1											
Tommy Reynolds, R OBP: 0.284, SLG: 0.277 (1, 9)										2	0	0	0	0	0	1											
Jim Spencer, L OBP: 0.327, SLG: 0.423 (1, 3)										3	0	1	0	0	0	1											
Tom Egan, R OBP: 0.295, SLG: 0.347 (1, 2)										3	0	0	0	0	1	2											
Andy Messersmith, R ERA: 3.25 (1, 1)										1	0	0	0	0	1	0											
Lloyd Allen, R ERA: 3.0 (4, 1)										0	0	0	0	0	0	0											
Ray Oyler, R ERA: 3.0 (5, 1)										1	0	0	0	0	1	0											
Paul Doyle, L ERA: 5.45 (7, 1)										0	0	0	0	0	0	0											
Giraldo Ruiz, S ERA: 5.45 (8, 1)										1	0	0	0	0	0	1											
Dave LaRoche, L ERA: 4.13 (9, 1)										0	0	0	0	0	0	0											
Inning Stats	R: 0 E: 0 K: 0 S: 4	H: 1 LOB: 1 BB: 0 P: 4	R: 0 E: 0 K: 1 S: 5	H: 0 LOB: 0 BB: 0 P: 5	R: 0 E: 0 K: 2 S: 7	H: 0 LOB: 0 BB: 0 P: 7	R: 0 E: 0 K: 2 S: 8	H: 1 LOB: 1 BB: 0 P: 8	R: 0 E: 0 K: 0 S: 2	H: 0 LOB: 0 BB: 0 P: 3	R: 0 E: 0 K: 1 S: 5	H: 0 LOB: 0 BB: 0 P: 5	R: 0 E: 0 K: 0 S: 4	H: 1 LOB: 1 BB: 0 P: 4	R: 0 E: 0 K: 1 S: 6	H: 1 LOB: 0 BB: 0 P: 6	R: 0 E: 0 K: 0 S: 3	H: 0 LOB: 0 BB: 0 P: 3	1B: 4 2B: 0 3B: 0 HR: 0	SF: 0 SAC: 0 DP: 1 HBP: 1	WP: 0 PB: 0 SB: 0 CS: 0	PA: 31					
PITCHER	IP	WLS	BF	H	R	ER	SO	BB	IBB	HBP	BLK	WP	HR	S	P	ERA	WHIP										
Mike Cuellar, L ERA: 3.8 (1, 1)	9.0	W	31	4	0	0	7	0	0	1	0	0	0	44	45	0.00	0.444										

AB	31
R	7
H	7
RBI	7
BB	5
SO	2
LOB	7



AB	30
R	0
H	4
RBI	0
BB	0
SO	7
LOB	10



Batter	1	2	3	4	5	6	7	8	9	AB	R	H	RBI	BB	SO	LOB	TOP								
Bobby Grich, R OBP: 0.291, SLG: 0.306 (1, 6)	F9			E9	1-3		6-3			4	1	1	0	1	0	0	Baltimore Orioles @ California Angels Anaheim Stadium, Anaheim, CA Wed Aug 12 1970, 10:05 PM EDT Att: 11,371 - Unknown								
Paul Blair, R OBP: 0.340, SLG: 0.438 (1, 8)	6-3			6-3	K		5-3		FC5	5	0	0	1	0	1	2									
Frank Robinson, R OBP: 0.403, SLG: 0.538 (1, 9)	6-3			1B	F7				F9	3	1	0	0	1	0	0									
Boog Powell, L OBP: 0.413, SLG: 0.568 (1, 3)		4-3		2B	1B		4-3		6-3	4	1	1	0	0	0	0									
Merv Rettenmund, R OBP: 0.378, SLG: 0.538 (1, 7)	6-3			1B	2B				S	3	1	2	1	1	0	0									
Brooks Robinson, R OBP: 0.339, SLG: 0.429 (1, 5)	F3			1B	IBB		F7		F5	3	0	0	0	1	0	2									
Davey Johnson, R OBP: 0.385, SLG: 0.401 (1, 4)			5-3	K			P3		5-3	4	0	0	0	0	1	4									
Andy Etchebarren, R OBP: 0.313, SLG: 0.336 (1, 2)			1-3	S	1B				FC5	4	1	3	3	0	0	0									
Dave McNally, R OBP: 0.253, SLG: 0.211 Eddie Watt, R OBP: 0.143, SLG: 0.143 Pete Richert, L (8, 1)	F7			K			K		K	3	0	0	0	0	2	2									
Inning Stats	R: 0 E: 0 K: 0 S: 3	H: 0 LOB: 0 BB: 0 P: 3	R: 0 E: 0 K: 0 S: 3	H: 0 LOB: 0 BB: 0 P: 3	R: 0 E: 0 K: 0 S: 3	H: 0 LOB: 0 BB: 0 P: 3	R: 4 E: 1 K: 2 S: 11	H: 4 LOB: 2 BB: 2 P: 19	R: 0 E: 0 K: 1 S: 5	H: 0 LOB: 0 BB: 0 P: 5	R: 0 E: 0 K: 0 S: 4	H: 1 LOB: 1 BB: 0 P: 4	R: 1 E: 0 K: 1 S: 6	H: 1 LOB: 0 BB: 0 P: 6	R: 0 E: 0 K: 0 S: 3	H: 0 LOB: 1 BB: 1 P: 7	R: 0 E: 0 K: 1 S: 6	H: 1 LOB: 2 BB: 1 P: 10	1B: 3 2B: 3 3B: 0 HR: 1	SF: 0 SAC: 0 DP: 0 HBP: 0	WP: 0 PB: 0 SB: 3 CS: 0	PA: 38			
PITCHER	IP	WLS	BF	H	R	ER	SO	BB	IBB	HBP	BLK	WP	HR	S	P	ERA	WHIP								
Rudy May, L ERA: 3.54 Ken Tatum, R ERA: 2.92 Eddie Fisher, R ERA: 2.8	(1, 1)	5.0	L	21	4	4	4	3	1	1	0	0	0	25	33	7.20	1.000								
	(6, 1)	2.0		8	2	1	1	1	0	0	0	0	0	1	10	4.50	1.000								
	(8, 1)	2.0	S	9	1	0	0	1	2	0	0	0	0	9	17	0.00	1.500								

AB 34
R 5
H 7
RBI 5
BB 4
SO 5
LOB 11





Batter	1	2	3	4	5	6	7	8	9	AB	R	H	RBI	BB	SO	LOB	BOTTOM								
Sandy Alomar Sr, S OBP: 0.296, SLG: 0.294 (1, 4)	6-3		6-3		FC6-4		5-3		FC6-4	4	0	1	0	1	0	3	Baltimore Orioles @ California Angels Anaheim Stadium, Anaheim, CA Wed Aug 12 1970, 10:05 PM EDT Att: 11,371 - Unknown								
Jarvis Tatum, R OBP: 0.312, SLG: 0.276 (9, 9)	F9			1-3		6-3		F9	FC6-4	5	0	0	0	0	0	2									
Jim Fregosi, R OBP: 0.361, SLG: 0.488 (1, 6)	6-3			F8		F5			2B	4	1	1	0	0	0	1									
Alex Johnson, R OBP: 0.364, SLG: 0.442 (1, 7)	4-3			F9		1B		2B	2B	4	2	2	1	0	0	1									
Ken McMullen, R OBP: 0.327, SLG: 0.381 (1, 5)	F8			F8		2B		L6		4	1	1	0	0	0	1									
Billy Cowan, R OBP: 0.352, SLG: 0.526 Jay Johnstone, L OBP: 0.285, SLG: 0.400 (8, FR)	K			6-3		2B		1B	2B	4	0	2	3	0	1	0									
Jim Spencer, L OBP: 0.328, SLG: 0.424 (1, 3)	4-3			1B	1B	3-1		1B		4	0	2	0	0	0	1									
Tom Egan, R OBP: 0.294, SLG: 0.345 (1, 2)			K		1B		F9		K	4	0	1	0	0	2	0									
Rudy May, L OBP: 0.17, SLG: 0.123 Tommie Reynolds, R OBP: 0.26, SLG: 0.286 Ken Yastri, R OBP: 0.11, SLG: 0.444 Giraldo Ruiz, S OBP: 0.25, SLG: 0.279 Eddie Fisher, R OBP: 0.25, SLG: 0.125 Joe Azcue, R OBP: 0.30, SLG: 0.319 (5, PH)	2-3			FC6-4		F9		F8		1	0	0	0	0	0	0									
Inning Stats	R: 0 E: 0 K: 0 S: 4	H: 1 LOB: 1 BB: 0 P: 4	R: 0 E: 0 K: 1 S: 5	H: 0 LOB: 0 BB: 0 P: 5	R: 0 E: 0 K: 1 S: 5	H: 0 LOB: 0 BB: 0 P: 5	R: 0 E: 0 K: 0 S: 3	H: 0 LOB: 0 BB: 0 P: 3	R: 0 E: 0 K: 0 S: 6	H: 3 LOB: 3 BB: 0 P: 6	R: 2 E: 0 K: 0 S: 6	H: 3 LOB: 1 BB: 0 P: 6	R: 0 E: 0 K: 0 S: 3	H: 0 LOB: 0 BB: 0 P: 3	R: 2 E: 0 K: 0 S: 6	H: 4 LOB: 2 BB: 0 P: 6	R: 0 E: 0 K: 1 S: 5	H: 0 LOB: 1 BB: 1 P: 9	1B: 7 2B: 4 3B: 0 HR: 0	SF: 0 SAC: 0 DP: 0 HBP: 0	WP: 0 PB: 0 SB: 0 CS: 0	PA: 38			
PITCHER	IP	WLS	BF	H	R	ER	SO	BB	IBB	HBP	BLK	WP	HR	S	P	ERA	WHIP								
Dave McNally, L ERA: 3.82 Eddie Watt, R ERA: 2.74 Pete Richert, L ERA: 2.54	(1, 1)	7.1	W	31	9	4	4	2	0	0	0	0	0	35	35	4.91	1.227								
	(8, 1)	0.1		2	1	0	0	0	0	0	0	0	0	2	2	0.00	3.000								
	(8, 1)	1.1	S	5	1	0	0	1	1	0	0	0	0	6	10	0.00	1.500								



Batter	1	2	3	4	5	6	7	8	9	AB	R	H	RBI	BB	SO	LOB	TOP				
Don Buford, S OBP: 0.400, SLG: 0.422 (1,7)										4	2	1	0	0	0	1	<p>Baltimore Orioles @ California Angels Anaheim Stadium, Anaheim, CA Thu Aug 13 1970, 10:05 PM EDT Att: 12,156 - Unknown</p>				
Mery Rettenmund, R OBP: 0.380, SLG: 0.535 (1,8)										3	0	1	0	1	0	1					
Boog Powell, L OBP: 0.414, SLG: 0.566 (1,3)										3	0	1	0	1	0	3					
Frank Robinson, R OBP: 0.401, SLG: 0.538 (1,9)										4	0	1	2	0	0	3					
Eliot Hendricks, L OBP: 0.313, SLG: 0.386 (1,2)										2	0	0	0	2	0	1					
Brooks Robinson, R OBP: 0.336, SLG: 0.425 (1,5)										4	0	0	0	0	0	5					
Davey Johnson, R OBP: 0.381, SLG: 0.397 (1,4)										4	0	0	0	0	1	0					
Bobby Grich, R OBP: 0.271, SLG: 0.283 (1,6)										4	0	0	0	0	0	0					
Jim Palmer, R OBP: 0.217, SLG: 0.235 (1,1)										2	0	0	0	0	1	0	<p>AB 32 R 2 H 5 RBI 2 BB 4 SO 2 LOB 14</p>				
Terry Crowley, L OBP: 0.410, SLG: 0.419 (8, PH)										1	0	1	0	0	0	0					
Moe Drabowsky, R OBP: 0.125, SLG: 0.125 (8, PH)										0	0	0	0	0	0	0					
Paul Blair, R OBP: 0.339, SLG: 0.437 (8, PH)										1	0	0	0	0	0	0					
Inning Stats	R: 1 E: 0 K: 0 S: 5	H: 2 LOB: 2 BB: 1 P: 9	R: 0 E: 0 K: 2 S: 7	H: 0 LOB: 0 BB: 0 P: 7	R: 0 E: 0 K: 0 S: 4	H: 1 LOB: 1 BB: 0 P: 4	R: 0 E: 0 K: 0 S: 3	H: 0 LOB: 0 BB: 0 P: 3	R: 0 E: 0 K: 0 S: 3	H: 0 LOB: 1 BB: 1 P: 7	R: 0 E: 0 K: 0 S: 3	H: 0 LOB: 0 BB: 0 P: 3	R: 1 E: 0 K: 0 S: 5	H: 2 LOB: 2 BB: 2 P: 13	R: 0 E: 0 K: 0 S: 3	H: 0 LOB: 0 BB: 0 P: 3		1B: 3 2B: 2 3B: 0 HR: 0	SF: 0 SAC: 0 DP: 0 HBP: 0	WP: 0 PB: 0 SB: 0 CS: 0	PA: 36
PITCHER	IP WLS BF H R ER SO BB IBB HBP BLK WP HR S P ERA WHIP																				
Tom Murphy, R ERA: 3.82 (1,1)	7.1 29 4 2 2 2 3 0 0 0 0 0 0 30 42 2.46 0.955																				
Dave LaRoche, L ERA: 4.07 (8,1)	0.1 1 0 0 0 0 0 0 0 0 0 0 0 1 1 0.00 0.000																				
Mel Queen, R ERA: 3.07 (8,1)	1.1 W 6 1 0 0 0 0 1 0 0 0 0 0 5 9 0.00 0.750																				

Batter	1	2	3	4	5	6	7	8	9	AB	R	H	RBI	BB	SO	LOB	BOTTOM				
Sandy Alomar Sr., S OBP: 0.295, SLG: 0.294 (1,4)										4	0	1	0	0	0	2	<p>Baltimore Orioles @ California Angels Anaheim Stadium, Anaheim, CA Thu Aug 13 1970, 10:05 PM EDT Att: 12,156 - Unknown</p>				
Roger Repoz, L OBP: 0.327, SLG: 0.462 (1,9)										4	1	1	1	0	1	2					
Jim Fregosi, R OBP: 0.360, SLG: 0.492 (1,6)										4	1	1	1	0	1	0					
Alex Johnson, R OBP: 0.363, SLG: 0.445 (1,7)										4	1	1	0	0	1	0					
Jim Spencer, L OBP: 0.328, SLG: 0.425 (1,3)										4	0	1	0	0	0	1					
Ken McMullen, R OBP: 0.327, SLG: 0.379 (1,5)										2	0	0	0	1	1	1					
Jay Johnstone, L OBP: 0.286, SLG: 0.399 (1,8)										3	0	1	1	0	0	1					
Tom Egan, R OBP: 0.301, SLG: 0.358 (1,2)										3	0	2	0	0	0	2					
Tom Murphy, R OBP: 0.222, SLG: 0.158 (1,1)										2	0	0	0	0	1	1	<p>AB 30 R 3 H 8 RBI 3 BB 1 SO 5 LOB 10</p>				
Dave LaRoche, L OBP: 0.429, SLG: 0.500 (8,1)										0	0	0	0	0	0	0					
Mel Queen, L ERA: 3.07 (8,1)										0	0	0	0	0	0	0					
Inning Stats	R: 0 E: 0 K: 0 S: 3	H: 1 LOB: 0 BB: 0 P: 3	R: 0 E: 0 K: 0 S: 4	H: 1 LOB: 1 BB: 0 P: 4	R: 0 E: 0 K: 1 S: 7	H: 1 LOB: 2 BB: 1 P: 11	R: 0 E: 0 K: 1 S: 5	H: 0 LOB: 0 BB: 0 P: 5	R: 1 E: 0 K: 2 S: 8	H: 1 LOB: 1 BB: 0 P: 8	R: 0 E: 0 K: 1 S: 6	H: 1 LOB: 1 BB: 0 P: 6	R: 1 E: 0 K: 0 S: 4	H: 1 LOB: 0 BB: 0 P: 4	R: 0 E: 0 K: 0 S: 3	H: 0 LOB: 0 BB: 0 P: 3		1B: 3 2B: 2 3B: 1 HR: 2	SF: 0 SAC: 1 DP: 0 HBP: 0	WP: 0 PB: 0 SB: 0 CS: 1	PA: 32
PITCHER	IP WLS BF H R ER SO BB IBB HBP BLK WP HR S P ERA WHIP																				
Jim Palmer, R ERA: 2.75 (1,1)	7.0 28 7 2 2 5 1 0 0 0 0 0 1 37 41 2.57 1.143																				
Moe Drabowsky, R ERA: 3.07 (8,1)	1.0 L 4 1 1 1 0 0 0 0 0 0 0 1 4 4 9.00 1.000																				


Batter	1	2	3	4	5	6	7	8	9	AB	R	H	RBI	BB	SO	LOB	TOP					
Mickey Stanley, R OBP: 0.327, SLG: 0.420	F7		P4	E4		FC6-4		K		5	0	0	0	0	1	4	<p>Detroit Tigers @ California Angels Anaheim Stadium, Anaheim, CA</p> <p>Fri Aug 14, 1970, 10:05 PM EDT Att: 11,888 - Unknown</p> <p>livebaseballscores.com</p> <p>AB 36 R 3 H 6 RBI 3 BB 5 SO 9 LOB 24</p> 					
Dick McAuliffe, L OBP: 0.379, SLG: 0.368	1-3		E4				E3	K		4	0	0	1	1	1	1						
Al Kaline, R OBP: 0.378, SLG: 0.458									L7	3	1	1	0	2	1	3						
Bill Freehan, R OBP: 0.332, SLG: 0.420										3	0	0	0	0	1	4						
Daryl Patterson, L										0	0	0	0	0	0	0						
Norm Cash, L OBP: 0.382, SLG: 0.447			K							1	0	0	0	1	1	0						
Jim Northrup, L OBP: 0.346, SLG: 0.506		5-3								5	1	1	0	0	1	3						
Don Wert, R OBP: 0.320, SLG: 0.363		6-3								4	0	0	0	0	1	4						
Elliott Maddox, R OBP: 0.315, SLG: 0.354										3	0	0	0	0	1	1						
Gates Brown, L OBP: 0.346, SLG: 0.379										0	0	0	1	1	0	0						
Fred Scherman, L OBP: 0.200, SLG: 0.200										0	0	0	0	0	0	0						
Lerrin LaGrow, R										0	0	0	0	0	0	0						
Cesar Gutierrez, R OBP: 0.269, SLG: 0.302										3	1	2	0	0	0	0						
Dalton Jones, L OBP: 0.342, SLG: 0.344										1	0	0	0	0	0	3						
Mickey Lolich, S OBP: 0.254, SLG: 0.138										1	0	1	0	0	0	0						
Ike Brown, R OBP: 0.375, SLG: 0.518										1	0	1	1	0	0	0						
Bob Reed, R										0	0	0	0	0	0	0						
Jim Price, R OBP: 0.309, SLG: 0.265										2	0	0	0	0	1	1						
Inning Stats	R: 0 E: 0 K: 0 S: 3	H: 0 LOB: 1 BB: 1 P: 7	R: 0 E: 0 K: 1 S: 5	H: 0 LOB: 0 BB: 0 P: 5	R: 0 E: 1 K: 1 S: 7	H: 1 LOB: 3 BB: 1 P: 11	R: 2 E: 1 K: 1 S: 9	H: 3 LOB: 3 BB: 1 P: 13	R: 0 E: 0 K: 1 S: 5	H: 0 LOB: 0 BB: 0 P: 5	R: 0 E: 0 K: 1 S: 6	H: 1 LOB: 1 BB: 0 P: 6	R: 1 E: 1 K: 1 S: 7	H: 1 LOB: 3 BB: 2 P: 15	R: 0 E: 0 K: 1 S: 7	H: 0 LOB: 0 BB: 0 P: 7	R: 0 E: 0 K: 1 S: 5	H: 0 LOB: 0 BB: 0 P: 5	1B: 6 2B: 0 3B: 0 HR: 0	SF: 0 SAC: 0 DP: 0 HBP: 0	WP: 0 PB: 0 SB: 0 CS: 0	PA: 41
PITCHER	IP WLS BF H R ER SO BB IBB HBP BLK WP HR S P ERA WHIP																					
Clyde Wright, L ERA: 2.99	(1, 1) 6.0 W 30 6 3 1 5 3 0 0 0 0 0 0 37 49 1.50 1.500																					
Paul Doyle, L ERA: 5.4	(7, 1) 0.1 2 0 0 0 0 1 0 0 0 0 0 0 1 5 0.00 3.000																					
Andy Messersmith, R ERA: 3.2	(7, 1) 2.2 S 9 0 0 0 4 1 0 0 0 0 0 0 16 20 0.00 0.375																					

Batter	1	2	3	4	5	6	7	8	9	AB	R	H	RBI	BB	SO	LOB	BOTTOM				
Sandy Alomar Sr., S OBP: 0.295, SLG: 0.291	L4-3	L5-3		L6-3				6-3		4	0	0	0	1	0	1	<p>Detroit Tigers @ California Angels Anaheim Stadium, Anaheim, CA</p> <p>Fri Aug 14, 1970, 10:05 PM EDT Att: 11,888 - Unknown</p> <p>livebaseballscores.com</p> <p>AB 32 R 7 H 9 RBI 7 BB 3 SO 5 LOB 12</p> 				
Jim Spencer, L OBP: 0.327, SLG: 0.423	L4-3	F8					L3			4	0	1	1	0	0	1					
Jim Fregosi, R OBP: 0.365, SLG: 0.495										2	2	2	0	1	0	0					
Alex Johnson, R OBP: 0.364, SLG: 0.448										4	0	2	1	0	0	3					
Ken McMullen, R OBP: 0.324, SLG: 0.375	L4-3									4	0	0	0	0	0	4					
Tommie Reynolds, R OBP: 0.304, SLG: 0.333										3	2	2	2	0	0	0					
Roger Repoz, L OBP: 0.326, SLG: 0.461										1	0	0	0	0	1	1					
Jay Johnstone, L OBP: 0.281, SLG: 0.392										4	0	0	0	0	1	2					
Tom Egan, R OBP: 0.305, SLG: 0.357										3	2	1	0	1	2	0					
Clyde Wright, R ERA: 3.72	(1, 1) 3.0 L 16 6 5 5 0 0 0 1 0 0 1 0 9 17 4.50 1.500																				
Bob Reed, R ERA: 6.0	(4, 1) 2.0 9 1 1 1 1 2 0 0 0 0 1 0 9 17 4.50 1.500																				
Daryl Patterson, R ERA: 4.68	(6, 1) 1.0 4 0 0 0 2 1 0 0 0 0 0 0 7 11 0.00 1.000																				
Fred Scherman, L ERA: 3.86	(7, 1) 0.0 2 2 1 1 0 0 0 0 0 0 0 0 2 2 ∞ ∞																				
Lerrin LaGrow, R ERA: 5.23	(7, 1) 2.0 6 0 0 0 2 0 0 0 0 0 0 0 10 10 0.00 0.000																				
Inning Stats	R: 0 E: 0 K: 0 S: 5	H: 2 LOB: 2 BB: 0 P: 5	R: 3 E: 0 K: 0 S: 6	H: 3 LOB: 0 BB: 0 P: 6	R: 2 E: 0 K: 0 S: 4	H: 1 LOB: 0 BB: 0 P: 5	R: 1 E: 0 K: 0 S: 4	H: 1 LOB: 2 BB: 2 P: 12	R: 0 E: 0 K: 1 S: 5	H: 0 LOB: 0 BB: 0 P: 5	R: 0 E: 0 K: 2 S: 7	H: 0 LOB: 1 BB: 1 P: 11	R: 1 E: 0 K: 1 S: 7	H: 2 LOB: 1 BB: 0 P: 7	R: 0 E: 0 K: 1 S: 5	H: 0 LOB: 0 BB: 0 P: 5		1B: 6 2B: 1 3B: 0 HR: 2	SF: 0 SAC: 1 DP: 0 HBP: 1	WP: 1 PB: 0 SB: 0 CS: 0	PA: 37
PITCHER	IP WLS BF H R ER SO BB IBB HBP BLK WP HR S P ERA WHIP																				

Batter	1	2	3	4	5	6	7	8	9	AB	R	H	RBI	BB	SO	LOB	TOP					
Mickey Stanley, R OBP: 0.328, SLG: 0.421 (1, 8)										6	2	3	1	0	1	2						
Ike Brown, R OBP: 0.357, SLG: 0.532 (1, 4)										6	1	1	2	0	2	5						
Al Kaline, R OBP: 0.376, SLG: 0.461 Dalton Jones, L OBP: 0.342, SLG: 0.344 (1, 3)										4	0	1	1	1	0	0						
Bill Freehan, R OBP: 0.333, SLG: 0.421 (1, 2)										4	1	1	0	1	2	1						
Jim Northrup, L OBP: 0.355, SLG: 0.507 (1, 9)										4	2	3	1	1	0	2						
Don Wert, R OBP: 0.331, SLG: 0.364 (1, 5)										2	0	1	0	2	1	1						
Elliott Maddox, R OBP: 0.321, SLG: 0.358 (1, 7)										4	1	2	2	1	0	5						
Cesar Gutierrez, R OBP: 0.276, SLG: 0.305 (1, 6)										4	0	2	0	1	1	2						
Les Cain, L OBP: 0.148, SLG: 0.204 (1, 1)										5	0	1	0	0	2	5						
Inning Stats	R: 4 E: 0 K: 2 S: 13	H: 6 LOB: 2 BB: 0 P: 13	R: 1 E: 0 K: 0 S: 5	H: 2 LOB: 3 BB: 2 P: 13	R: 0 E: 0 K: 1 S: 5	H: 0 LOB: 1 BB: 1 P: 9	R: 0 E: 0 K: 1 S: 7	H: 2 LOB: 2 BB: 0 P: 7	R: 0 E: 0 K: 1 S: 5	H: 0 LOB: 0 BB: 0 P: 5	R: 0 E: 0 K: 1 S: 4	H: 0 LOB: 1 BB: 2 P: 12	R: 1 E: 0 K: 0 S: 4	H: 2 LOB: 2 BB: 2 P: 12	R: 1 E: 0 K: 2 S: 9	H: 2 LOB: 2 BB: 0 P: 10	R: 0 E: 0 K: 1 S: 5	H: 1 LOB: 0 BB: 0 P: 5	1B: 12 2B: 3 3B: 0 HR: 1	SF: 0 SAC: 0 DP: 2 HBP: 1	WP: 0 PB: 0 CS: 1	PA: 47
PITCHER	IP WLS BF H R ER SO BB IBB HBP BLK WP HR S P ERA WHIP	IP WLS BF H R ER SO BB IBB HBP BLK WP HR S P ERA WHIP																				
Rudy May, L ERA: 3.75 (1, 1)	0.2 L 7 5 4 4 1 0 0 0 0 0 0 1 9 9 54.00 7.500																					
Lloyd Allen, R ERA: 6.14 (1, 1)	2.1 13 3 1 1 2 2 1 0 0 0 0 0 14 26 3.86 2.143																					
Paul Doyle, L ERA: 5.14 (4, 1)	2.0 8 2 0 0 2 0 0 0 0 0 0 0 12 12 0.00 1.000																					
Dave LaRoche, L ERA: 4.45 (6, 1)	2.0 10 2 1 1 1 4 0 0 0 0 0 0 8 24 4.50 3.000																					
Eddie Fisher, R ERA: 2.75 (8, 1)	2.0 9 3 1 1 3 0 0 1 0 0 0 0 14 15 4.50 1.500																					
Batter	1	2	3	4	5	6	7	8	9	AB	R	H	RBI	BB	SO	LOB	BOTTOM					
Sandy Alomar Sr., S OBP: 0.296, SLG: 0.293 (1, 4)										3	0	0	0	1	1	1						
Jim Spencer, L OBP: 0.325, SLG: 0.419 (1, 3)										4	0	0	0	0	0	2						
Jim Fregosi, R OBP: 0.365, SLG: 0.492 (1, 6)										3	1	1	0	1	0	1						
Alex Johnson, R OBP: 0.360, SLG: 0.442 (1, 7)										4	0	1	0	0	0	2						
Ken McMullen, R OBP: 0.323, SLG: 0.372 (1, 5)										3	0	0	1	0	2	1						
Tommy Reynolds, R OBP: 0.295, SLG: 0.326 (1, 9)										4	0	1	0	0	1	1						
Roger Repoz, L OBP: 0.321, SLG: 0.451 (1, 8)										3	0	0	0	1	3	1						
Tom Egan, R OBP: 0.302, SLG: 0.352 (1, 2)										3	0	1	0	0	2	3						
Rudy May, L ERA: 3.75 (1, 1)	0.2 W 34 4 1 1 10 3 0 0 0 0 1 0 51 63 1.00 0.778																					
Lloyd Allen, R ERA: 6.14 (1, 1)	2.1 W 13 3 1 1 2 2 1 0 0 0 0 0 14 26 3.86 2.143																					
Graldo Ruiz, S OBP: 0.296, SLG: 0.296 (3, PH)	2.0 W 8 2 0 0 2 0 0 0 0 0 0 0 12 12 0.00 1.000																					
Paul Doyle, L ERA: 5.14 (4, 1)	2.0 W 10 2 1 1 1 4 0 0 0 0 0 0 8 24 4.50 3.000																					
Jarvis Tatum, R OBP: 0.300, SLG: 0.275 (5, PH)	2.0 W 9 3 1 1 3 0 0 1 0 0 0 0 14 15 4.50 1.500																					
Dave LaRoche, L ERA: 4.45 (6, 1)	2.0 W 9 3 1 1 3 0 0 1 0 0 0 0 14 15 4.50 1.500																					
Clyde Wright, R OBP: 0.296, SLG: 0.329 (7, PH)	2.0 W 9 3 1 1 3 0 0 1 0 0 0 0 14 15 4.50 1.500																					
Eddie Fisher, R ERA: 2.75 (8, 1)	2.0 W 9 3 1 1 3 0 0 1 0 0 0 0 14 15 4.50 1.500																					
Inning Stats	R: 0 E: 0 K: 0 S: 3	H: 0 LOB: 1 BB: 1 P: 7	R: 0 E: 0 K: 2 S: 7	H: 0 LOB: 0 BB: 0 P: 7	R: 0 E: 0 K: 0 S: 4	H: 1 LOB: 1 BB: 0 P: 4	R: 0 E: 0 K: 2 S: 8	H: 1 LOB: 3 BB: 2 P: 16	R: 0 E: 0 K: 1 S: 5	H: 0 LOB: 0 BB: 0 P: 5	R: 1 E: 0 K: 2 S: 9	H: 2 LOB: 1 BB: 0 P: 9	R: 0 E: 0 K: 2 S: 7	H: 0 LOB: 0 BB: 0 P: 7	R: 0 E: 0 K: 0 S: 3	H: 0 LOB: 0 BB: 0 P: 3	R: 0 E: 0 K: 1 S: 5	H: 0 LOB: 0 BB: 0 P: 5	1B: 3 2B: 1 3B: 0 HR: 0	SF: 1 SAC: 0 DP: 0 HBP: 0	WP: 1 PB: 0 CS: 0	PA: 34
PITCHER	IP WLS BF H R ER SO BB IBB HBP BLK WP HR S P ERA WHIP	IP WLS BF H R ER SO BB IBB HBP BLK WP HR S P ERA WHIP																				
Les Cain, L ERA: 3.44 (1, 1)	9.0 W 34 4 1 1 10 3 0 0 0 0 1 0 51 63 1.00 0.778																					


Detroit Tigers @ California Angels
Anaheim Stadium, Anaheim, CA
Sun Aug 16 1970, 6:33 AM EDT
Att: 27,743 - Unknown

AB 39
R 7
H 15
RBI 7
BB 7
SO 9
LOB 23



Detroit Tigers @ California Angels
Anaheim Stadium, Anaheim, CA
Sun Aug 16 1970, 6:33 AM EDT
Att: 27,743 - Unknown

AB 30
R 1
H 4
RBI 1
BB 3
SO 10
LOB 13



Batter	1	2	3	4	5	6	7	8	9	AB	R	H	RBI	BB	SO	LOB	TOP			
Vada Pinson, L (1,9) OBP: 0.310, SLG: 0.445	0-0 6-3		0-0 F9		0-0 F8			0-0 G4-6-3		4	0	0	0	0	0	2				
Graig Nettles, L (1,5) OBP: 0.342, SLG: 0.384	0-0 4-3		0-0 6-3			0-0 F8			0-0 F4	4	0	0	0	0	0	0				
Roy Foster, R (1,7) OBP: 0.366, SLG: 0.455	0-0 2B			0-0 F7		0-0 5-3			4-0 G4-6-3 BB	3	0	1	0	1	0	0				
Duke Sims, L (1,3) OBP: 0.355, SLG: 0.473	0-0 4-1			0-0 F9		0-0 3-1			0-0 G4-6-3	4	0	0	0	0	0	2				
Ray Fosse, R (1,2) OBP: 0.365, SLG: 0.481		0-0 F8								3	0	2	0	0	0	0				
Ted Uhlhaender, L (1,8) OBP: 0.303, SLG: 0.366		0-3 K		0-0 F8						3	0	0	0	0	1	2				
Eddie Leon, R (1,4) OBP: 0.312, SLG: 0.361		4-0 BB								2	0	1	0	1	0	1				
Jack Heidemann, R (1,6) OBP: 0.260, SLG: 0.273		0-3 K								1	0	0	0	0	1	1				
Chuck Hinton, R (8, PH) OBP: 0.420, SLG: 0.500						0-0 SH3-4				1	0	1	0	0	0	0				
Larry Brown, R (8, 6) OBP: 0.365, SLG: 0.343						1-2				0	0	0	0	0	0	0				
Sam McDowell, L (1, 1) OBP: 0.163, SLG: 0.179			0-3 K							2	0	0	0	0	1	1				
Buddy Bradford, R (8, PH) OBP: 0.283, SLG: 0.344										1	0	0	0	0	0	1				
Fred Lasher, R (8, 1) OBP: 0.365, SLG: 0.343										0	0	0	0	0	0	0				
Steve Mingori, L (8, 1) OBP: 0.365, SLG: 0.343										0	0	0	0	0	0	0				
Inning Stats	R: 0 E: 0 K: 0 S: 4	H: 1 LOB: 1 BB: 0 P: 4	R: 0 E: 0 K: 2 S: 7	H: 0 LOB: 1 BB: 1 P: 11	R: 0 E: 0 K: 1 S: 5	H: 0 LOB: 0 BB: 0 P: 5	R: 0 E: 0 K: 0 S: 4	H: 1 LOB: 1 BB: 0 P: 4	R: 0 E: 0 K: 0 S: 3	H: 0 LOB: 0 BB: 0 P: 3	R: 0 E: 0 K: 0 S: 3	H: 1 LOB: 0 BB: 0 P: 3	R: 0 E: 0 K: 0 S: 3	H: 1 LOB: 0 BB: 1 P: 6	R: 0 E: 0 K: 0 S: 2	H: 0 LOB: 0 BB: 1 P: 6	1B: 4 2B: 1 3B: 0 HR: 0	SF: 0 SAC: 1 DP: 3 HBP: 0	WP: 0 PB: 0 SB: 0 CS: 0	PA: 31
PITCHER Tom Murphy, R (1, 1) ERA: 3.63	IP: 9.0 WLS: W BF: 31 H: 5 R: 0 ER: 0 SO: 3 BB: 2 IBB: 0 HBP: 0 BLK: 0 WP: 0 HR: 0 S: 35 P: 43 ERA: 0.00 WHIP: 0.778																			

Cleveland Indians @ California Angels
Anaheim Stadium, Anaheim, CA
Mon Aug 17 1970, 10:05 PM EDT
Att: 8,860 - Unknown

AB 28
R 0
H 5
RBI 0
BB 2
SO 3
LOB 10



Batter	1	2	3	4	5	6	7	8	9	AB	R	H	RBI	BB	SO	LOB	BOTTOM			
Sandy Alomar Sr., S (1,4) OBP: 0.297, SLG: 0.295	0-0 F8		0-0 5-3							4	1	2	0	0	0	0				
Jarvis Tatum, R (1, 8) OBP: 0.310, SLG: 0.276				0-0 F7						3	0	1	0	0	1	1				
Jay Johnstone, L (8, PH) OBP: 0.280, SLG: 0.391										0	0	0	0	0	0	0				
Jim Fregosi, R (1, 6) OBP: 0.364, SLG: 0.490				0-0 L6						4	0	1	1	0	1	2				
Alex Johnson, R (1, 7) OBP: 0.362, SLG: 0.448				0-0 6-3						3	1	1	1	1	0	1				
Ken McMullen, R (1, 5) OBP: 0.320, SLG: 0.368		0-0 5-3								4	0	0	0	0	1	2				
Tommy Reynolds, R (1, 9) OBP: 0.300, SLG: 0.326		0-3 K								3	0	1	0	0	1	1				
Roger Repoz, L (7, FR) OBP: 0.323, SLG: 0.451										0	0	0	0	1	0	0				
Jim Spencer, L (1, 3) OBP: 0.322, SLG: 0.415				0-0 F9						4	1	0	0	0	0	5				
Joe Azcue, R (1, 2) OBP: 0.298, SLG: 0.313				0-0 F7						2	0	0	0	1	0	1				
Tom Murphy, R (1, 1) OBP: 0.227, SLG: 0.167				0-3 K						3	0	1	1	0	2	0				
Inning Stats	R: 0 E: 0 K: 0 S: 4	H: 1 LOB: 1 BB: 0 P: 4	R: 0 E: 0 K: 1 S: 5	H: 0 LOB: 0 BB: 0 P: 5	R: 0 E: 0 K: 0 S: 3	H: 0 LOB: 0 BB: 0 P: 3	R: 0 E: 0 K: 0 S: 4	H: 0 LOB: 1 BB: 0 P: 4	R: 0 E: 0 K: 3 S: 10	H: 1 LOB: 1 BB: 0 P: 10	R: 2 E: 0 K: 0 S: 5	H: 3 LOB: 2 BB: 1 P: 9	R: 1 E: 0 K: 1 S: 7	H: 2 LOB: 3 BB: 2 P: 15	R: 0 E: 0 K: 0 S: 2	H: 0 LOB: 0 BB: 1 P: 6	1B: 6 2B: 0 3B: 0 HR: 1	SF: 0 SAC: 1 DP: 0 HBP: 0	WP: 1 PB: 0 SB: 1 CS: 0	PA: 34
PITCHER Sam McDowell, L (1, 1) ERA: 2.68	IP: 7.0 WLS: L BF: 27 H: 5 R: 2 ER: 2 SO: 5 BB: 0 IBB: 1 HBP: 0 BLK: 0 WP: 1 HR: 1 S: 36 P: 40 ERA: 2.57 WHIP: 0.714																			
Fred Lasher, R (8, 1) ERA: 3.67	0.2 6 2 1 1 1 2 0 0 0 0 0 0 6 14 13.50 6.000																			
Steve Mingori, L (8, 1) ERA: 8.44	0.1 1 0 0 0 0 0 0 0 0 0 0 1 1 0.00 0.000																			

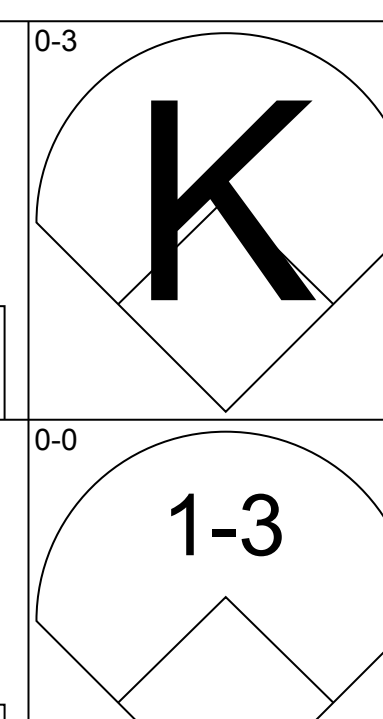
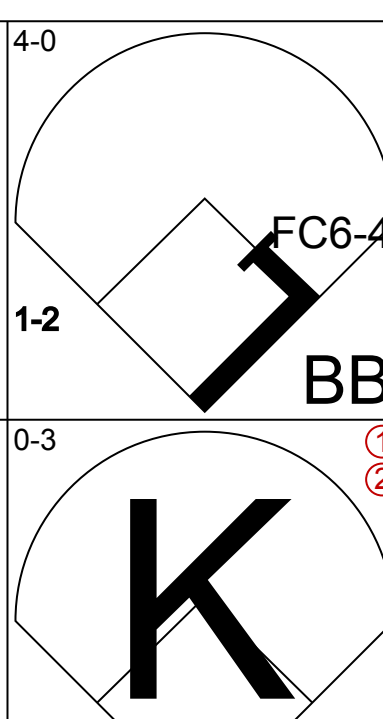
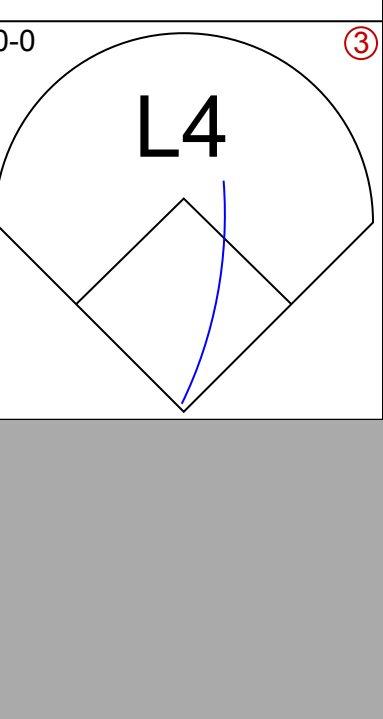
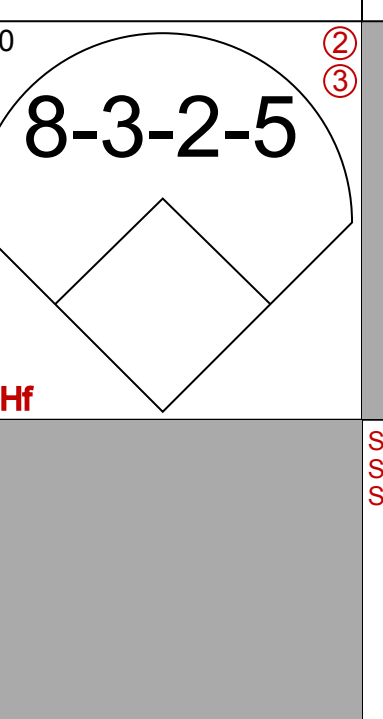
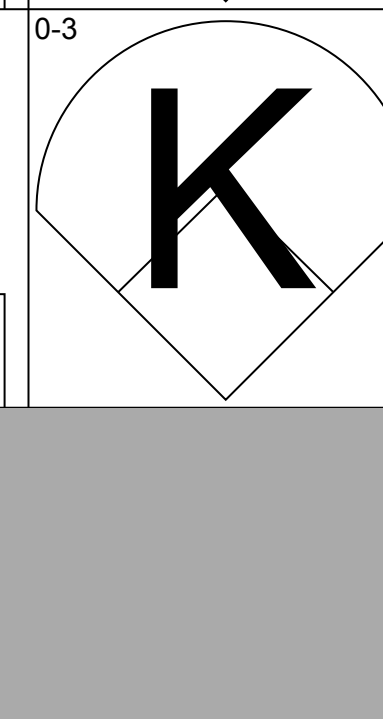
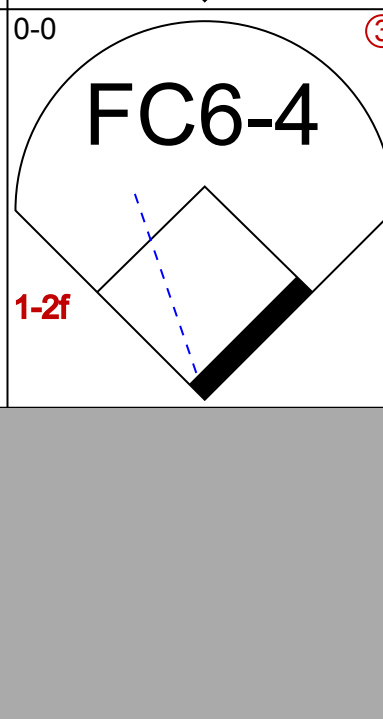
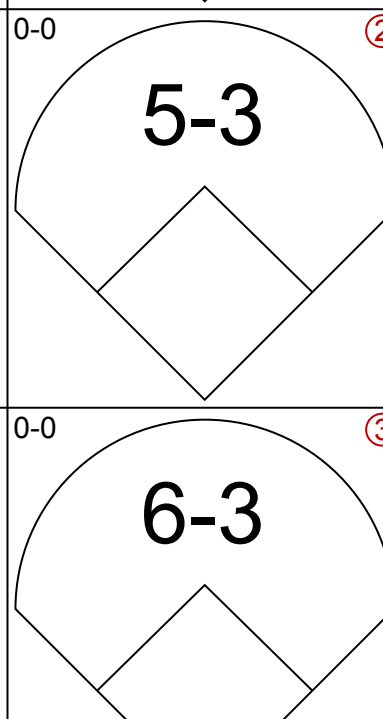
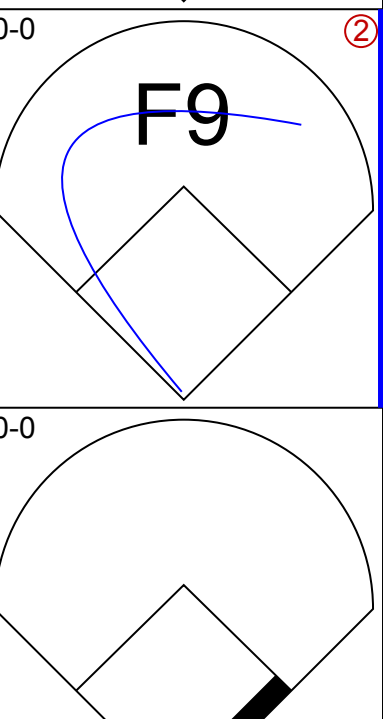








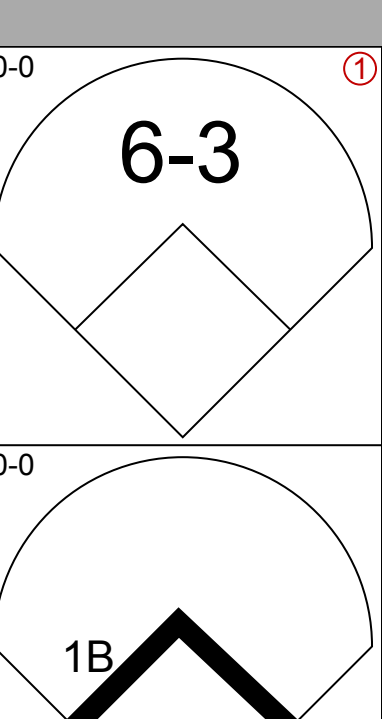
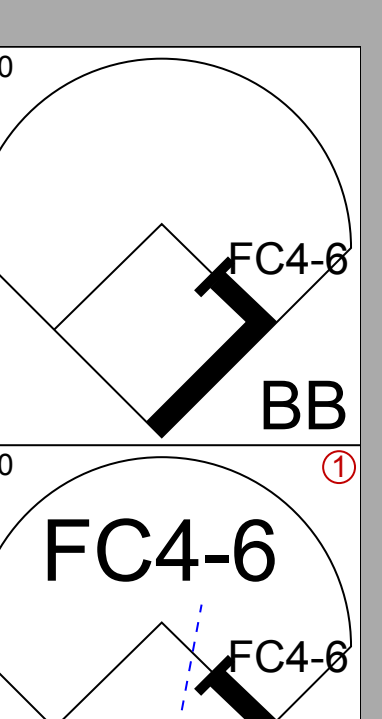
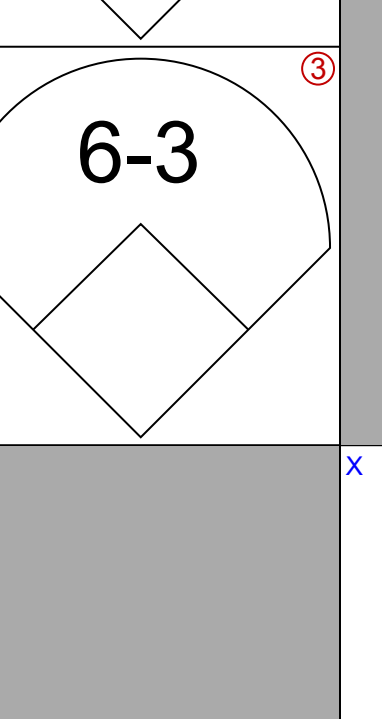
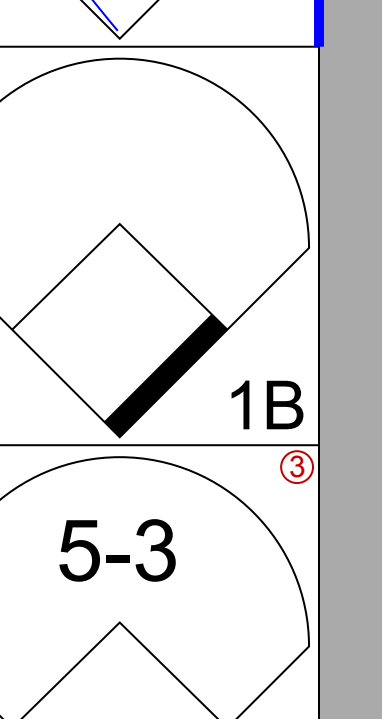
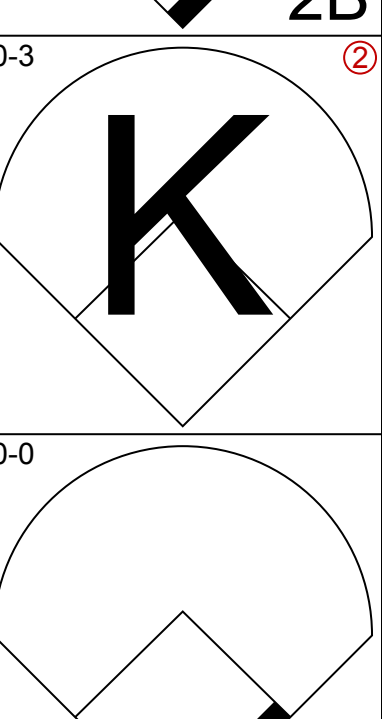
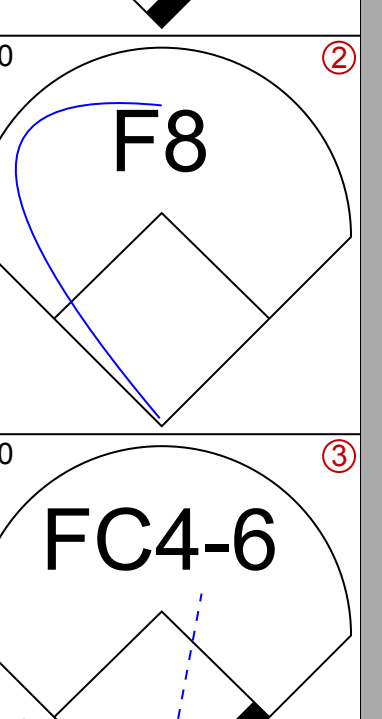
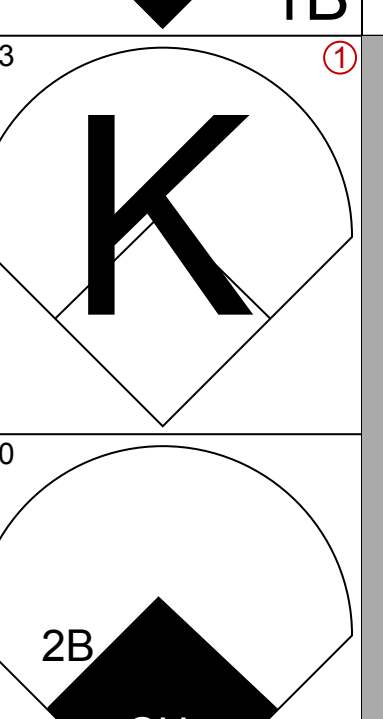
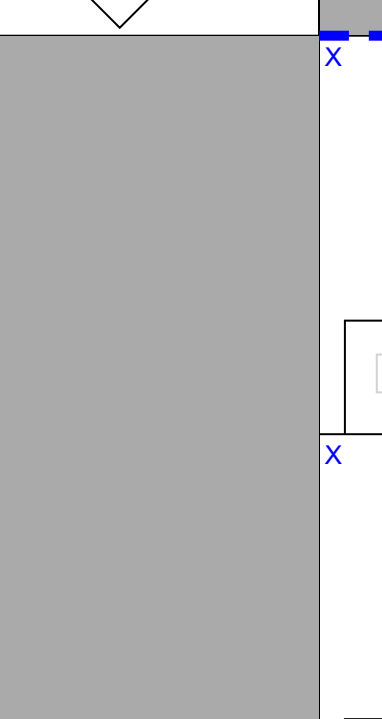
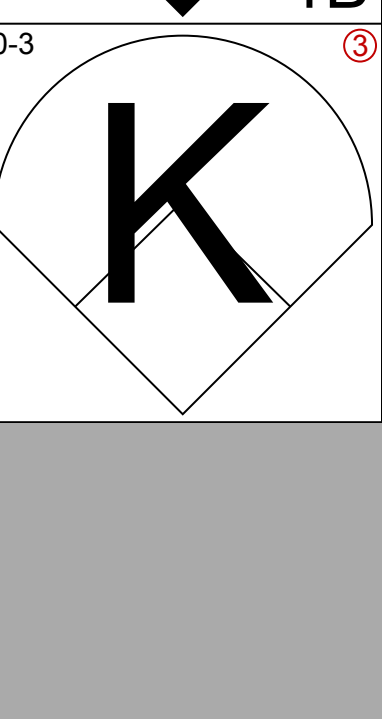

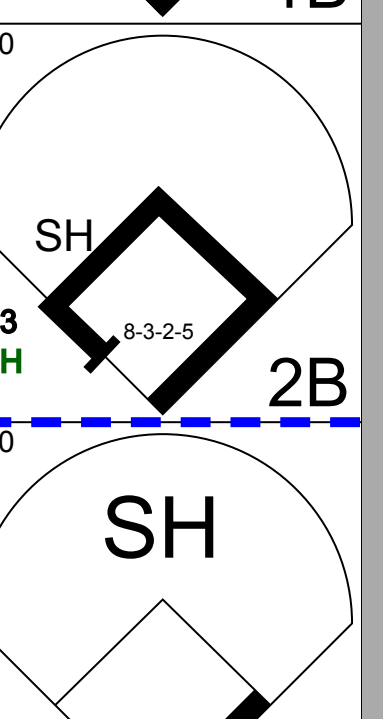
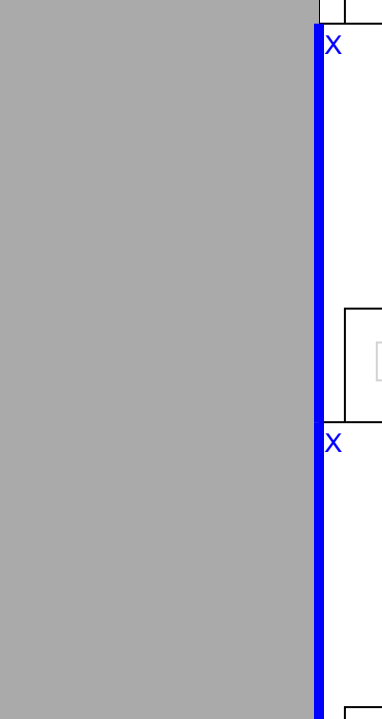
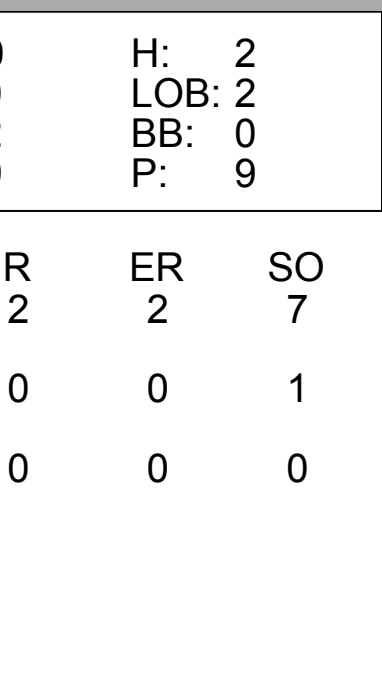
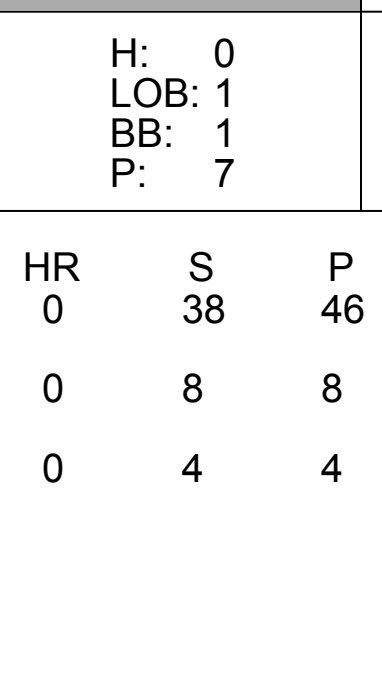
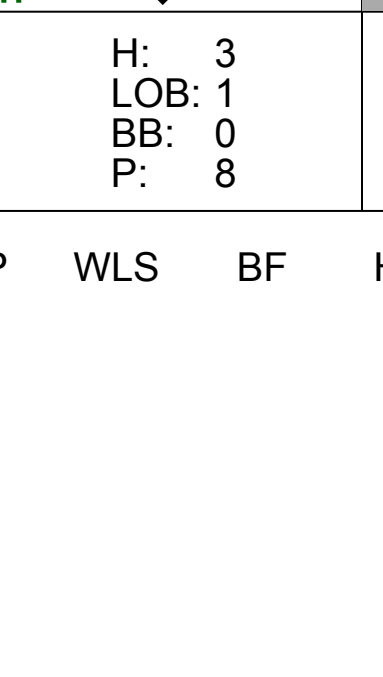


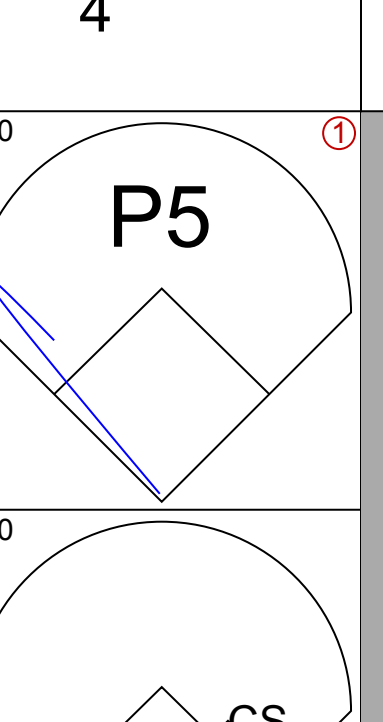


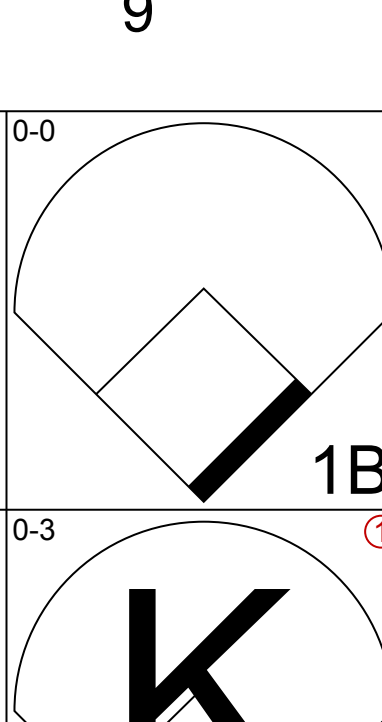
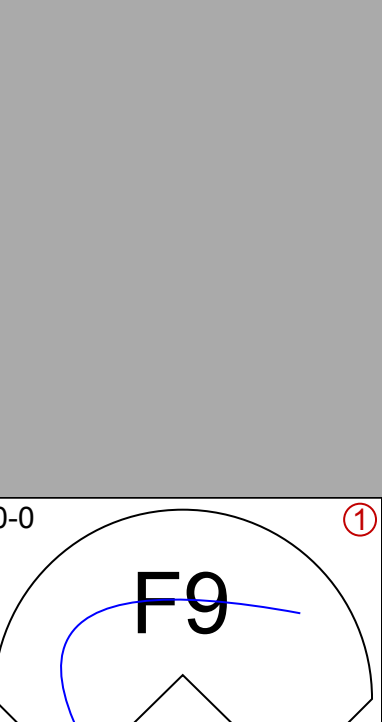
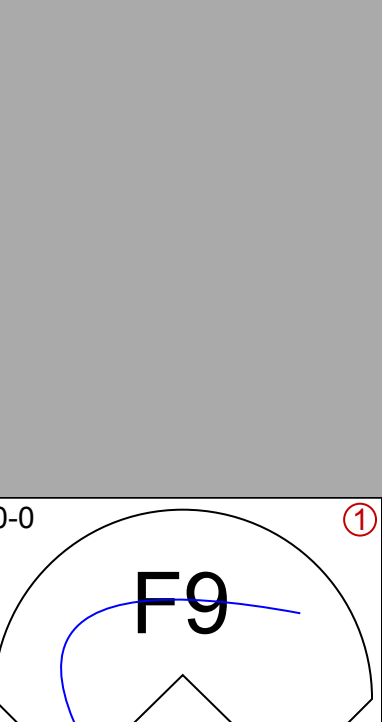
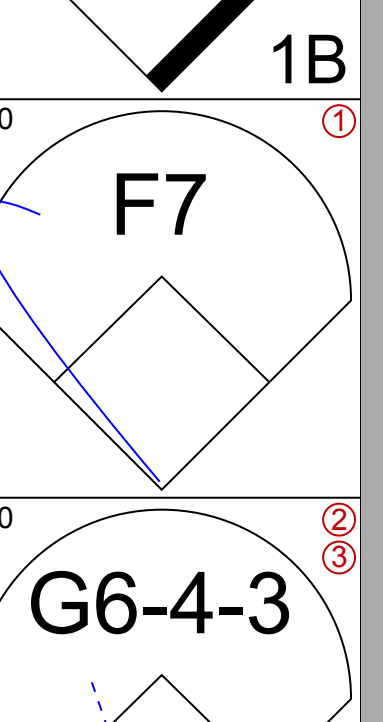


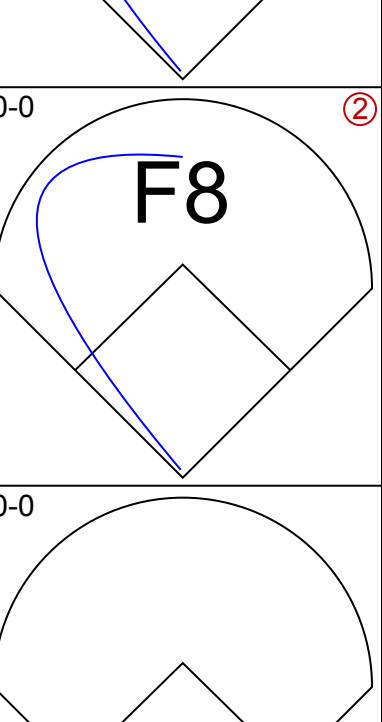

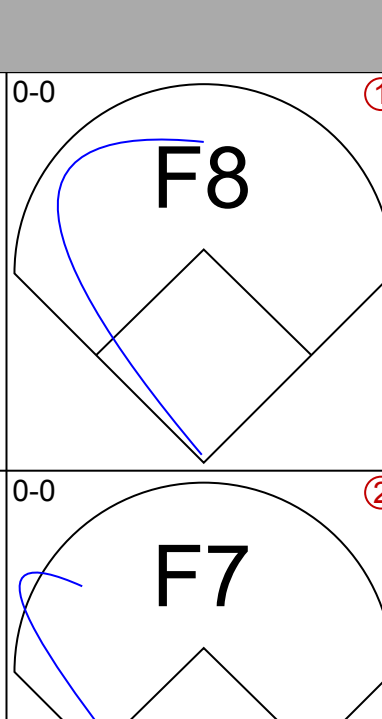

Cleveland Indians @ California Angels
Anaheim Stadium, Anaheim, CA
Mon Aug 17 1970, 10:05 PM EDT
Att: 8,860 - Unknown

AB 30
R 3
H 7
RBI 3
BB 3
SO 6
LOB 13



Batter	1	2	3	4	5	6	7	8	9	AB	R	H	RBI	BB	SO	LOB	TOP			
Larry Brown, R OBP: 0.361, SLG: 0.333 (1, 5)	5-3		2B 1-2		F3			1-3		3	0	0	0	1	0	0	Cleveland Indians @ California Angels Anaheim Stadium, Anaheim, CA Tue Aug 18 1970, 10:05 PM EDT Att: 10,027 - Unknown			
Eddie Leon, R OBP: 0.311, SLG: 0.363 Steve Dunning, R OBP: 0.160, SLG: 0.125 (1, 4) (8, 1)	4-3		1-3 2-H		F9			6-3		4	0	1	1	0	0	0				
Roy Foster, R OBP: 0.365, SLG: 0.456 (1, 7)	P4		6-3						K	4	0	1	0	0	1	2				
Ray Fosse, R OBP: 0.362, SLG: 0.476 (1, 2)		4-3		6-3					K	4	0	0	0	0	1	1				
Chuck Hinton, R OBP: 0.415, SLG: 0.480 (1, 9)		E5		6-3					6-3	4	0	0	0	0	0	1				
Tony Horton, R OBP: 0.319, SLG: 0.454 (1, 3)		G5-4-3								3	0	2	0	0	0	1				
Buddy Bradford, R OBP: 0.284, SLG: 0.343 (1, 8)				F9				G6-4-3		3	0	1	0	0	0	2				
Jack Heidemann, R OBP: 0.258, SLG: 0.271 (1, 6)				F9				5-3		3	0	0	0	0	0	1				
Dean Chance, R OBP: 0.132, SLG: 0.086 Rich Robbins, R OBP: 0.292, SLG: 0.336 Rick Austin, L OBP: 0.226, SLG: 0.200 Vince Colbert, R OBP: 0.226, SLG: 0.200 Steve Mingori, L OBP: 0.226, SLG: 0.200 Lou Camilli, S OBP: 0.226, SLG: 0.200 (1, 1) (3, PH) (7, 1) (7, 1) (8, PH) (8, 4)				FC4-6				5-3		0	0	0	0	0	0	0				
Inning Stats	R: 0 E: 0 K: 0 S: 3	H: 0 LOB: 0 BB: 0 P: 3	R: 0 E: 1 K: 0 S: 3	H: 0 LOB: 0 BB: 0 P: 3	R: 1 E: 0 K: 0 S: 5	H: 2 LOB: 2 BB: 1 P: 9	R: 0 E: 0 K: 0 S: 4	H: 1 LOB: 1 BB: 0 P: 4	R: 0 E: 0 K: 0 S: 5	H: 0 LOB: 0 BB: 0 P: 5	R: 0 E: 0 K: 0 S: 4	H: 1 LOB: 1 BB: 0 P: 4	R: 0 E: 0 K: 0 S: 3	H: 1 LOB: 0 BB: 0 P: 3	R: 0 E: 0 K: 2 S: 7	H: 0 LOB: 0 BB: 0 P: 7		1B: 3 2B: 2 3B: 0 HR: 0	SF: 0 SAC: 0 DP: 2 HBP: 0	WP: 0 PB: 0 SB: 0 CS: 0
PITCHER Clyde Wright, L ERA: 2.9 (1, 1)	IP: 9.0 WLS: W BF: 32 H: 5 R: 1 ER: 1 SO: 3 BB: 1 IBB: 0 HBP: 0 BLK: 0 WP: 0 HR: 0 S: 37 P: 41 ERA: 1.00 WHIP: 0.667																			

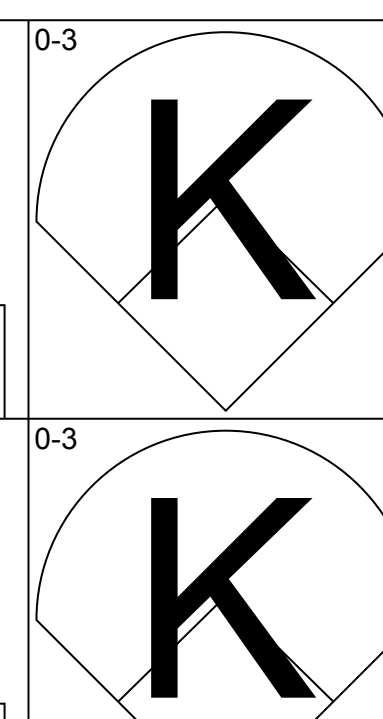
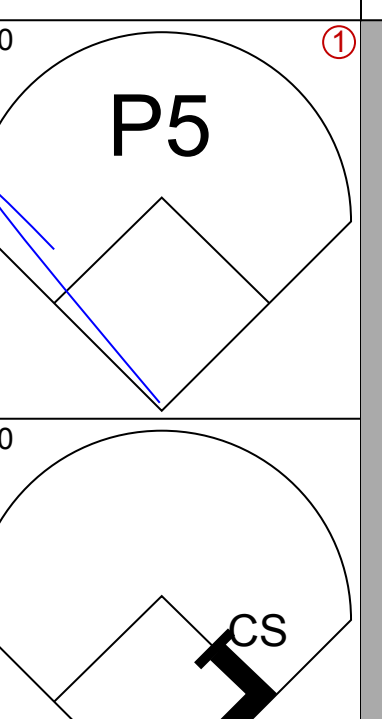
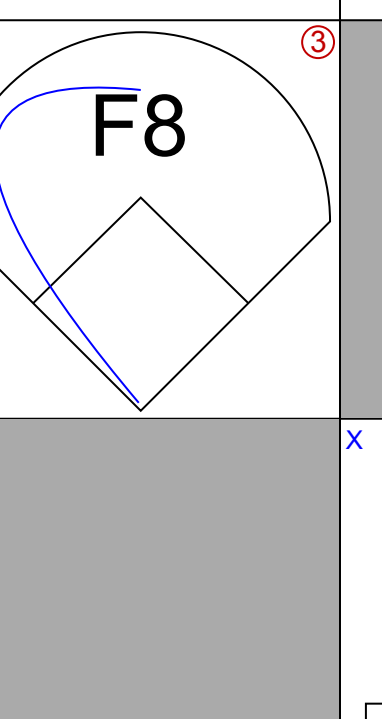
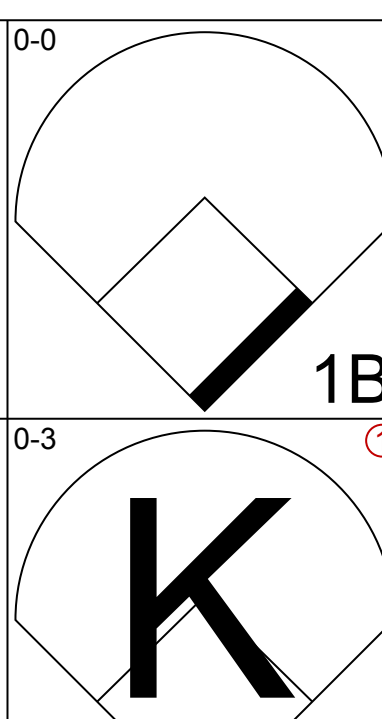
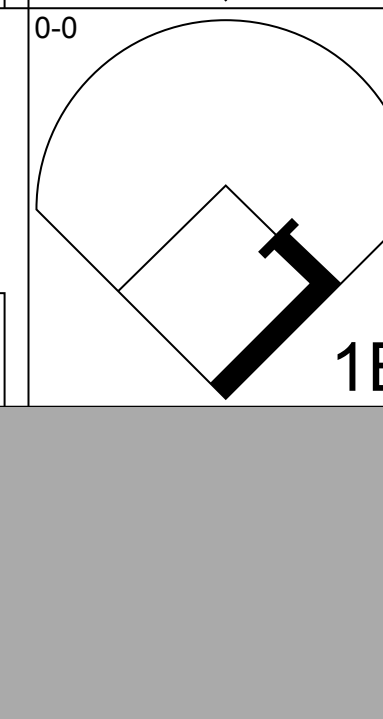
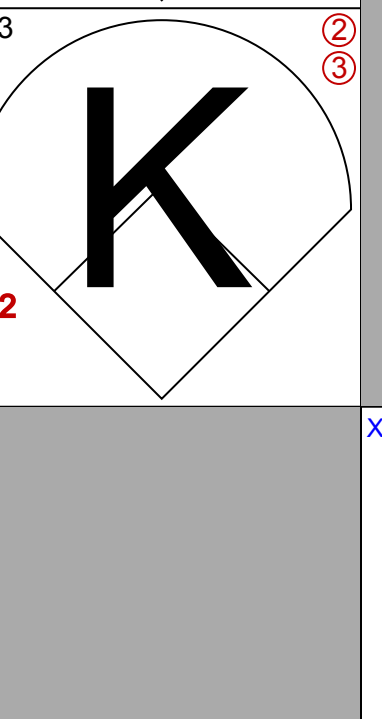
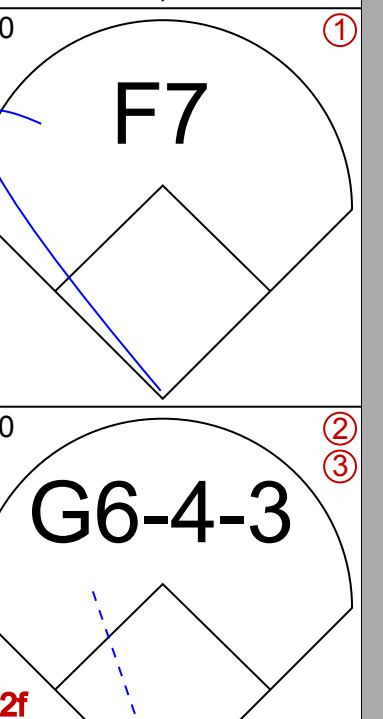
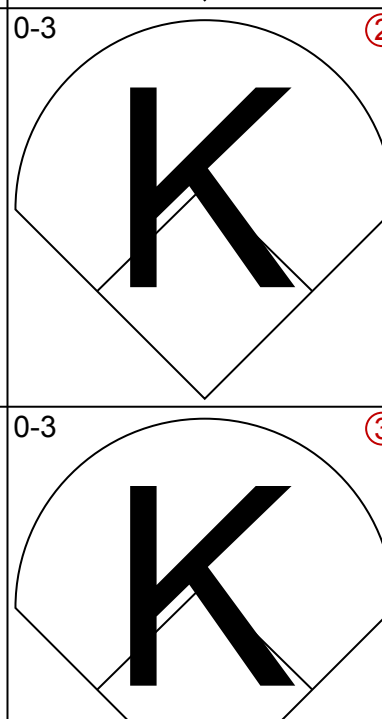




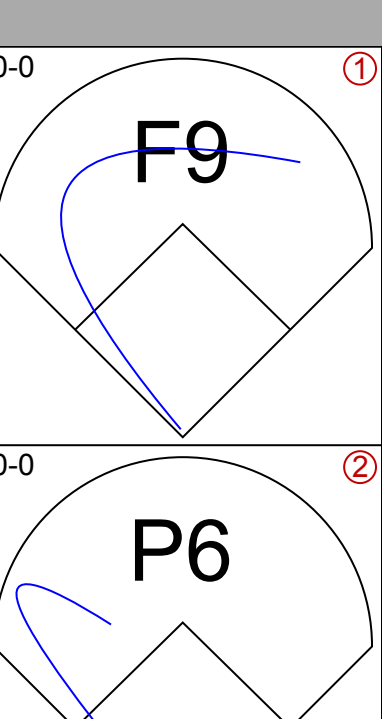
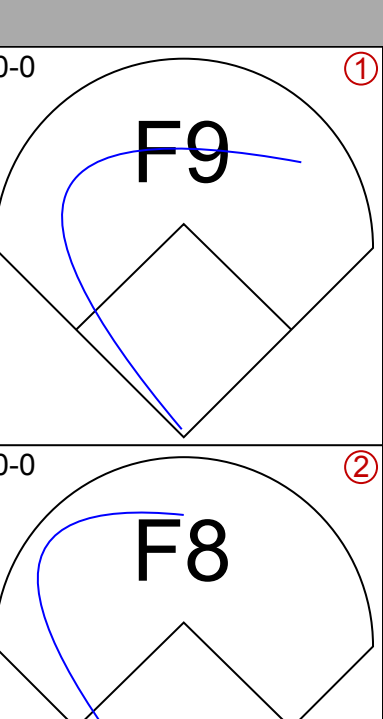
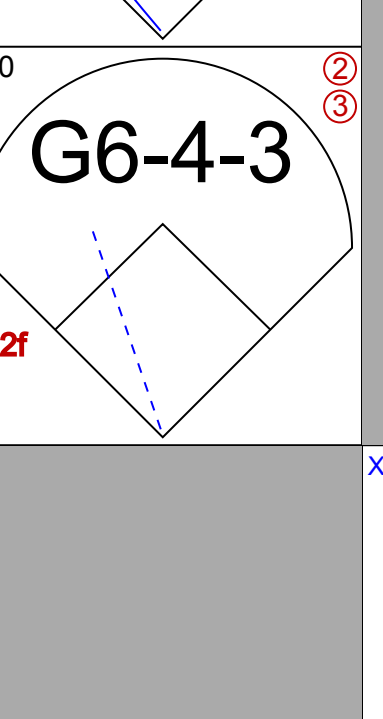

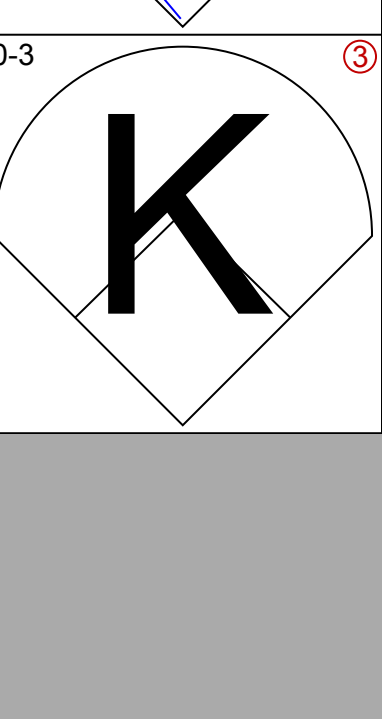
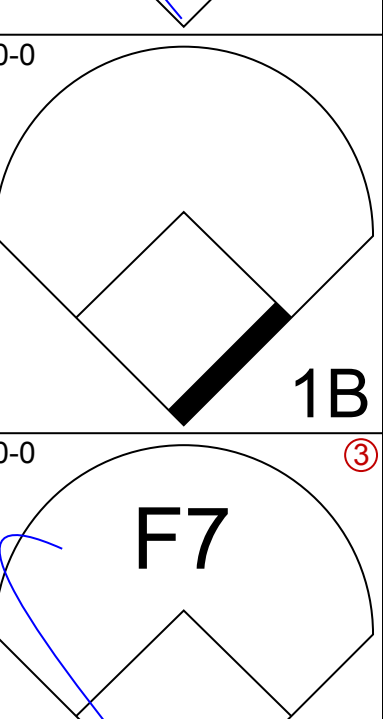
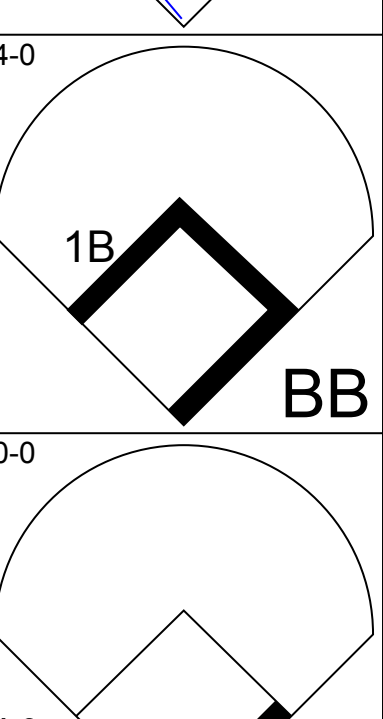

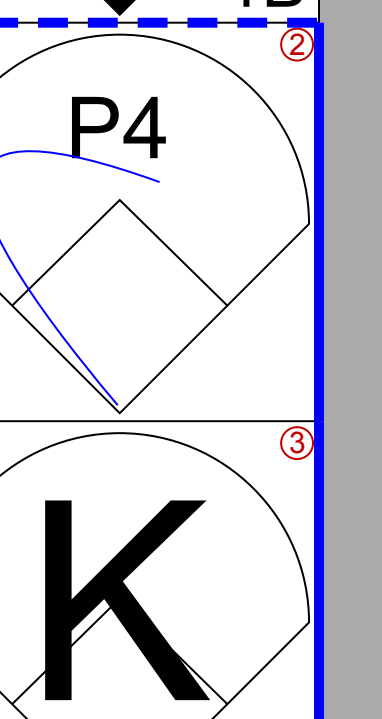
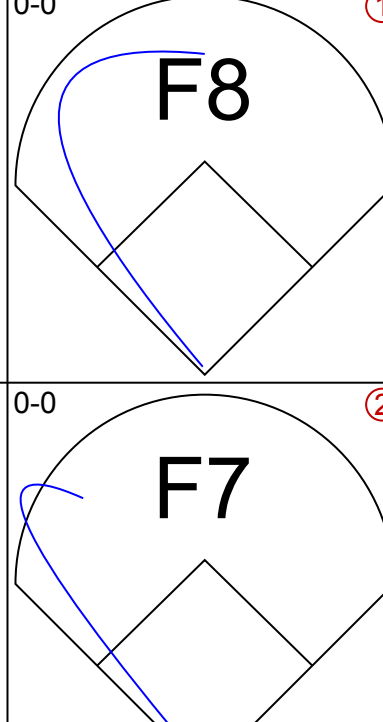
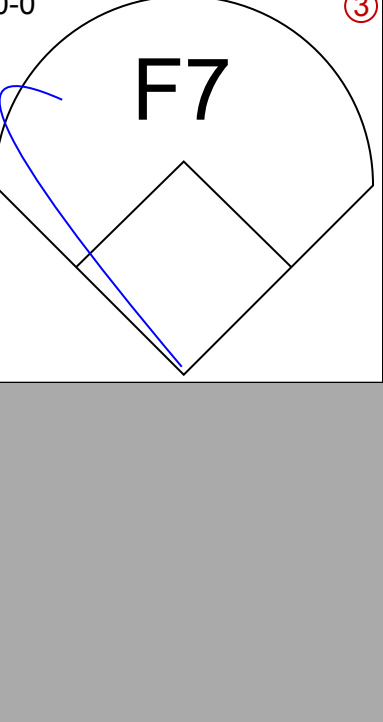
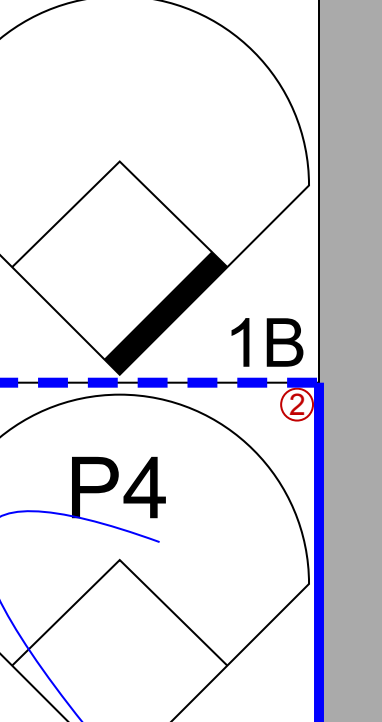
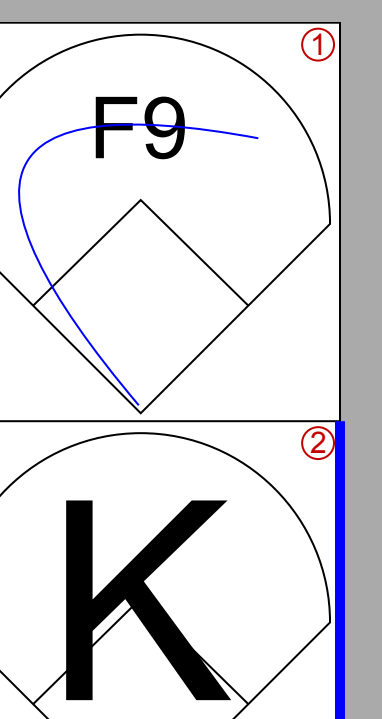
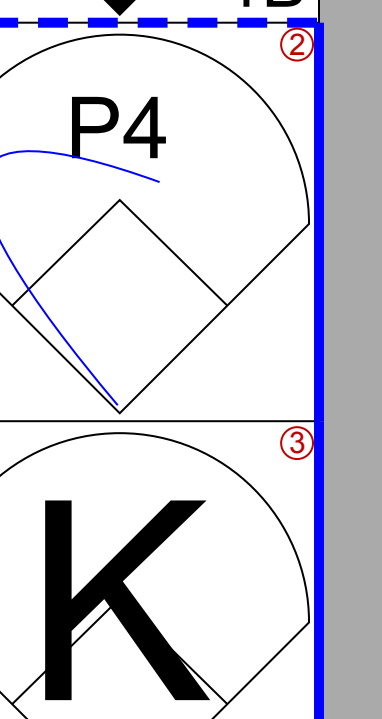
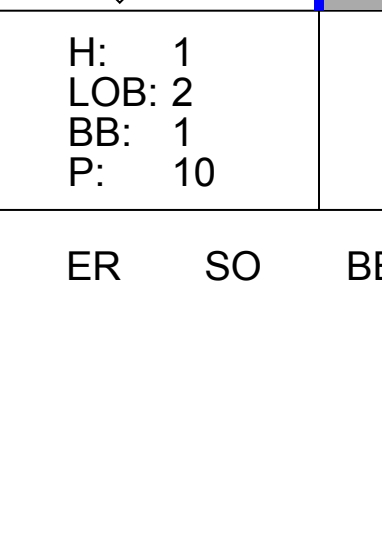
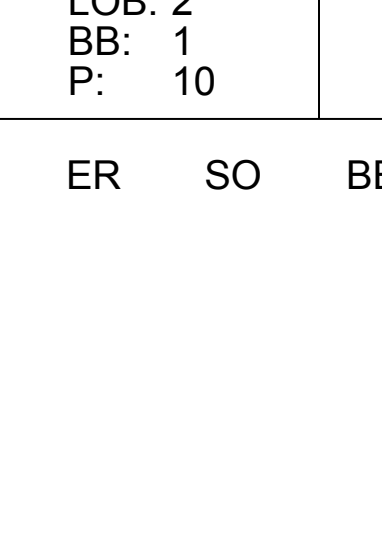
Batter	1	2	3	4	5	6	7	8	9	AB	R	H	RBI	BB	SO	LOB	BOTTOM	
Sandy Alomar Sr., S OBP: 0.303, SLG: 0.299 (1, 4)	6-3	BB FC5 1B						1B		3	1	2	2	3	0	0	Cleveland Indians @ California Angels Anaheim Stadium, Anaheim, CA Tue Aug 18 1970, 10:05 PM EDT Att: 10,027 - Unknown	
Roger Repoz, L OBP: 0.326, SLG: 0.453 (1, 8) (8, 9)		FC5 BB		F9				1B FC3-6 IBB		5	1	2	0	1	1	5		
Jim Fregosi, R OBP: 0.366, SLG: 0.489 (1, 6)	K			F8				FC5-4		5	2	2	2	1	1	5		
Alex Johnson, R OBP: 0.362, SLG: 0.446 (1, 7)	K	L4			F8					4	1	1	0	1	1	4		
Jim Spencer, L OBP: 0.323, SLG: 0.418 (1, 3)		1B 1B		6-3				FC3-6		5	2	2	2	0	1	2		
Ken McMullen, R OBP: 0.325, SLG: 0.372 (1, 5)		1B E 1B		5-3						4	2	3	1	1	0	0		
Bill Voss, L OBP: 0.337, SLG: 0.349 Tommy Reynolds, R OBP: 0.300, SLG: 0.326 Jay Johnstone, L OBP: 0.282, SLG: 0.392 (1, 9) (7, PH) (7, PH) (8, 8)		E 1B 1B		P6						3	1	1	1	0	1	1		
Tom Egan, R OBP: 0.299, SLG: 0.344 (1, 2)		K		P4				G6-3		4	0	0	0	1	1	4		
Clyde Wright, R OBP: 0.228, SLG: 0.346 (1, 1)		E1 FC5 1B						G6-3		5	1	2	1	0	0	2		
Inning Stats	R: 0 E: 0 K: 2 S: 8	H: 1 LOB: 1 BB: 0 P: 8	R: 3 E: 1 K: 1 S: 10	H: 4 LOB: 3 BB: 1 P: 14	R: 0 E: 0 K: 0 S: 3	H: 0 LOB: 0 BB: 0 P: 3	R: 0 E: 0 K: 0 S: 4	H: 1 LOB: 2 BB: 1 P: 8	R: 0 E: 0 K: 1 S: 5	H: 0 LOB: 1 BB: 1 P: 9	R: 9 E: 0 K: 1 S: 13	H: 8 LOB: 2 BB: 3 P: 25	R: 0 E: 0 K: 0 S: 3	H: 1 LOB: 2 BB: 2 P: 11	1B: 12 2B: 4 3B: 0 HR: 0	SF: 0 SAC: 0 DP: 1 HBP: 0		WP: 0 PB: 0 SB: 0 CS: 0
PITCHER Dean Chance, R ERA: 4.3 Rick Austin, L ERA: 5.88 Vince Colbert, R ERA: 10.91 Steve Mingori, L ERA: 7.5 Steve Dunning, R ERA: 4.76 (1, 1) (3, 1) (7, 1) (7, 1) (8, 1)	IP: 2.0 WLS: L BF: 13 H: 5 R: 3 ER: 2 SO: 3 BB: 1 IBB: 0 HBP: 0 BLK: 0 WP: 0 HR: 0 S: 18 P: 22 ERA: 9.00 WHIP: 3.000																	

Batter	1	2	3	4	5	6	7	8	9	AB	R	H	RBI	BB	SO	LOB	TOP					
Eddie Leon, R OBP: 0.311, SLG: 0.360 (1, 4)										3	0	0	0	1	1	2						
Vada Pinson, L OBP: 0.307, SLG: 0.441 (1, 9)										4	0	0	0	0	2	2						
Roy Foster, R OBP: 0.362, SLG: 0.451 (1, 7)										4	0	0	0	0	1	1						
Ted Uhlhaender, L OBP: 0.303, SLG: 0.366 (8, 7)										0	0	0	0	0	0	0						
Ray Fosse, R OBP: 0.363, SLG: 0.475 (1, 2)										3	0	1	0	1	0	0						
Tony Horton, R OBP: 0.320, SLG: 0.457 (1, 3)										4	1	2	0	0	0	2						
Vern Fuller, R OBP: 0.143, SLG: 0.214 (9, 5)										0	0	0	0	0	0	0						
Buddy Bradford, R OBP: 0.276, SLG: 0.335 (1, 8)										4	0	0	0	0	2	3						
Jack Heidemann, R OBP: 0.260, SLG: 0.273 (1, 6)										4	1	2	0	0	0	1						
Graig Nettles, L OBP: 0.340, SLG: 0.382 (1, 5)										2	0	0	0	0	2	2						
Chuck Hinton, R OBP: 0.420, SLG: 0.495 (7, PH)										1	0	1	1	0	0	0						
Duke Sims, L OBP: 0.358, SLG: 0.476 (9, PH)										1	0	1	0	0	0	0						
Rich Hand, R OBP: 0.171, SLG: 0.156 (1, 1)										2	0	1	1	0	0	0						
Dennis Higgins, R OBP: 0.455, SLG: 0.333 (8, 1)										1	0	0	0	0	0	1						
Inning Stats	R: 0 E: 0 K: 2 S: 7	H: 0 LOB: 0 BB: 0 P: 7	R: 0 E: 0 K: 2 S: 9	H: 2 LOB: 2 BB: 0 P: 9	R: 0 E: 0 K: 1 S: 5	H: 1 LOB: 1 BB: 1 P: 9	R: 0 E: 0 K: 0 S: 3	H: 0 LOB: 0 BB: 1 P: 7	R: 0 E: 0 K: 1 S: 5	H: 0 LOB: 0 BB: 0 P: 5	R: 0 E: 0 K: 0 S: 3	H: 0 LOB: 0 BB: 0 P: 3	R: 2 E: 0 K: 1 S: 8	H: 3 LOB: 1 BB: 0 P: 8	R: 0 E: 0 K: 1 S: 6	H: 1 LOB: 1 BB: 0 P: 6	R: 0 E: 0 K: 0 S: 4	H: 1 LOB: 1 BB: 0 P: 4	1B: 6 2B: 3 3B: 0 HR: 0	SF: 0 SAC: 1 DP: 1 HBP: 0	WP: 0 PB: 0 SB: 0 CS: 0	PA: 36
PITCHER	IP	WLS	BF	H	R	ER	SO	BB	IBB	HBP	BLK	WP	HR	S	P	ERA	WHIP					
Rudy May, L ERA: 3.71 (1, 1)	6.1	L	26	6	2	2	7	2	0	0	0	0	0	38	46	2.84	1.263					
Mel Queen, R ERA: 2.95 (7, 1)	1.2		6	1	0	0	1	0	0	0	0	0	0	8	8	0.00	0.600					
Ken Tatum, R ERA: 2.78 (9, 1)	1.0		4	1	0	0	0	0	0	0	0	0	0	4	4	0.00	1.000					

Cleveland Indians @ California Angels
Anaheim Stadium, Anaheim, CA
Wed Aug 19 1970, 10:05 PM EDT
Att: 9,739 - Unknown

AB 33
R 2
H 8
RBI 2
BB 2
SO 8
LOB 14



Batter	1	2	3	4	5	6	7	8	9	AB	R	H	RBI	BB	SO	LOB	BOTTOM					
Sandy Alomar Sr., S OBP: 0.303, SLG: 0.299 (1, 4)										4	0	1	0	0	1	0						
Roger Repoz, L OBP: 0.328, SLG: 0.452 (1, 8)										3	0	1	0	1	2	1						
Jim Fregosi, R OBP: 0.365, SLG: 0.487 (1, 6)										4	0	1	0	0	2	3						
Alex Johnson, R OBP: 0.359, SLG: 0.442 (1, 7)										4	0	0	0	0	1	2						
Jim Spencer, L OBP: 0.321, SLG: 0.414 (1, 3)										3	0	0	0	0	0	0						
Ken McMullen, R OBP: 0.327, SLG: 0.372 (1, 5)										2	0	1	0	1	1	0						
Bill Voss, L OBP: 0.337, SLG: 0.348 (1, 9)										3	0	1	0	0	0	1						
Tom Egan, R OBP: 0.296, SLG: 0.339 (1, 2)										2	0	0	0	0	0	0						
Jay Johnstone, L OBP: 0.391, SLG: 0.390 (8, PH)										1	0	0	0	0	0	2						
Giraldo Ruiz, S OBP: 0.307, SLG: 0.286 (9, 2)										0	0	0	0	0	0	0						
Rudy May, L OBP: 0.113, SLG: 0.119 (1, 1)										2	0	0	0	0	1	0						
Mel Queen, L OBP: 0.349, SLG: 0.521 (7, 1)										0	0	0	0	0	0	0						
Billy Cowan, R OBP: 0.349, SLG: 0.521 (8, PH)										1	0	0	0	0	1	2						
Ken Tatum, R OBP: 0.111, SLG: 0.444 (9, 1)										0	0	0	0	0	0	0						
Inning Stats	R: 0 E: 0 K: 2 S: 7	H: 1 LOB: 1 BB: 0 P: 7	R: 0 E: 0 K: 1 S: 5	H: 0 LOB: 0 BB: 0 P: 5	R: 0 E: 0 K: 0 S: 3	H: 0 LOB: 0 BB: 0 P: 3	R: 0 E: 0 K: 1 S: 4	H: 0 LOB: 0 BB: 1 P: 8	R: 0 E: 0 K: 0 S: 4	H: 1 LOB: 1 BB: 0 P: 4	R: 0 E: 0 K: 1 S: 5	H: 0 LOB: 0 BB: 0 P: 5	R: 0 E: 0 K: 0 S: 3	H: 1 LOB: 0 BB: 0 P: 3	R: 0 E: 0 K: 1 S: 6	H: 1 LOB: 1 BB: 1 P: 10	R: 0 E: 0 K: 3 S: 10	H: 1 LOB: 1 BB: 0 P: 10	1B: 5 2B: 0 3B: 0 HR: 0	SF: 0 SAC: 0 DP: 1 HBP: 0	WP: 0 PB: 0 SB: 0 CS: 1	PA: 31
PITCHER	IP	WLS	BF	H	R	ER	SO	BB	IBB	HBP	BLK	WP	HR	S	P	ERA	WHIP					
Rich Hand, R ERA: 3.88 (1, 1)	7.1	W	25	4	0	0	5	2	0	0	0	0	0	14	14	0.00	0.818					
Dennis Higgins, R ERA: 4.14 (8, 1)	1.2	S	6	1	0	0	4	0	0	0	0	0	0	14	14	0.00	0.600					

Cleveland Indians @ California Angels
Anaheim Stadium, Anaheim, CA
Wed Aug 19 1970, 10:05 PM EDT
Att: 9,739 - Unknown

AB 29
R 0
H 5
RBI 0
BB 2
SO 9
LOB 11



Batter	1	2	3	4	5	6	7	8	9	AB	R	H	RBI	BB	SO	LOB	TOP			
Sandy Alomar Sr. S OBP: 0.302, SLG: 0.298 (1,4)	0-3 K		0-0 1B		0-3 K		0-0 F9			4	0	1	0	0	2	0	California Angels @ Baltimore Orioles Memorial Stadium, Baltimore, MD Fri Aug 21 1970, 7:05 PM EDT Att: 21,852 - Unknown			
Jarvis Tatum R OBP: 0.315, SLG: 0.281 (1,8)	0-0 4-3		0-0 1B		0-0 WP 1B			0-3 K		4	0	2	0	0	1	0				
Jim Fregosi R OBP: 0.362, SLG: 0.483 (1,6)	0-0 F3		0-0 L5		0-0 F7			0-0 6-3		4	0	0	0	0	0	3				
Alex Johnson R OBP: 0.360, SLG: 0.443 (1,7)		0-0 E6		0-0 E 5-3 1B		0-0 FC6-4 1B		0-0 P4		4	0	2	0	0	0	0				
Ken McMullen R OBP: 0.325, SLG: 0.369 (1,5)		0-0 5-3		0-0 F9		0-0 F8			0-0 F7		4	0	0	0	0	3				
Tommie Reynolds R OBP: 0.286, SLG: 0.313 (1,9)		0-0 F9		0-0 5-3		0-0 F8			0-0 5-3		4	0	0	0	0	3				
Jim Spencer L OBP: 0.320, SLG: 0.418 (1,3)		0-0 3-1		0-0 E4		0-0 FC6-4			0-0 3B		4	0	1	0	0	3				
Tom Egan R OBP: 0.290, SLG: 0.331 (1,2)			0-0 F9	0-0 L5			0-0 1-3		0-0 4-3		4	0	0	0	0	3				
Tom Murphy R OBP: 0.224, SLG: 0.164 (5, PH)			0-3 K		0-3 K		0-3 K			1	0	0	0	0	1	0				
Clyde Wright R OBP: 0.225, SLG: 0.342 (5, PH)			0-3 K		0-3 K		0-3 K			1	0	0	0	0	1	0				
Eddie Fisher R OBP: 0.125, SLG: 0.125 (7, PH)										0	0	0	0	0	0	0				
Giraldo Ruiz S OBP: 0.303, SLG: 0.282 (7, PH)										1	0	0	0	0	1	0				
Greg Garrett S OBP: 0.100, SLG: 0.100 (7, 1)										0	0	0	0	0	0	0				
Inning Stats	R: 0 E: 0 K: 1 S: 5	H: 0 LOB: 0 BB: 0 P: 5	R: 0 E: 1 K: 0 S: 4	H: 0 LOB: 1 BB: 0 P: 4	R: 0 E: 0 K: 1 S: 7	H: 2 LOB: 2 BB: 0 P: 7	R: 0 E: 1 K: 0 S: 5	H: 1 LOB: 2 BB: 0 P: 5	R: 0 E: 0 K: 2 S: 8	H: 1 LOB: 1 BB: 0 P: 8	R: 0 E: 0 K: 0 S: 4	H: 0 LOB: 0 BB: 0 P: 5	R: 0 E: 0 K: 1 S: 5	H: 0 LOB: 0 BB: 0 P: 5	R: 0 E: 0 K: 0 S: 4	H: 1 LOB: 1 BB: 0 P: 4	1B: 5 2B: 0 3B: 1 HR: 0	SF: 0 SAC: 0 DP: 0 HBP: 0	WP: 1 PB: 0 SB: 0 CS: 0	PA: 35
PITCHER Dave McNally L ERA: 3.55 (1,1)	IP: 9.0 WLS: W BF: 35 H: 6 R: 0 ER: 0 SO: 6 BB: 0 IBB: 0 HBP: 0 BLK: 0 WP: 1 HR: 0 S: 47 P: 47 ERA: 0.00 WHIP: 0.667																			

Batter	1	2	3	4	5	6	7	8	9	AB	R	H	RBI	BB	SO	LOB	BOTTOM			
Don Buford S OBP: 0.395, SLG: 0.411 (1,4)	0-0 P4			0-0 F9		0-3 K		0-0 F8		4	0	0	0	0	1	3	California Angels @ Baltimore Orioles Memorial Stadium, Baltimore, MD Fri Aug 21 1970, 7:05 PM EDT Att: 21,852 - Unknown			
Davey Johnson R OBP: 0.372, SLG: 0.388 (7,4)		0-0 F7		0-0 2-3						1	0	0	0	0	2					
Paul Blair R OBP: 0.337, SLG: 0.426 (1,8)	0-0 1B 1B		0-0 P4	0-0 5-3			0-0 E5 BLK			4	1	1	0	0	0	1				
Boog Powell L OBP: 0.415, SLG: 0.558 (1,3)	0-0 1B 1B		0-0 BB HR		0-0 3-1 PB 1B		0-3 K			1	0	1	0	0	0	0				
Terry Crowley L OBP: 0.408, SLG: 0.416 (1, PR) (2,3)	0-0 1B 1-3						0-0 K			3	2	2	0	0	1	1				
Frank Robinson R OBP: 0.398, SLG: 0.521 (1,9)	0-0 1B 1-2 3-H		0-0 F5		0-0 3-1		0-0 F3			4	0	1	1	0	0	3				
Merv Rettenmund R OBP: 0.392, SLG: 0.551 (1,7)	0-0 G6-4-3 1-2 2-3		0-0 HR BB		0-3 K		0-0 F8			3	1	1	0	1	1	1				
Brooks Robinson R OBP: 0.333, SLG: 0.429 (1,5)	0-0 G6-4-3 1-2		0-0 HR		0-0 F8					4	1	2	3	0	0	3				
Eliud Hendricks L OBP: 0.307, SLG: 0.375 (1,2)		0-0 P4		0-0 4-3		0-0 1-3		0-0 1B 1-2		4	0	1	0	0	0	0				
Mark Belanger R OBP: 0.288, SLG: 0.229 (1,6)		0-0 1B		0-0 WP SH3-4 1B		0-0 E5 SH2-4		0-0 F5		4	0	2	0	0	0	2				
Dave McNally R OBP: 0.236, SLG: 0.195 (1,1)	0-3 K		0-0 SH3-4		0-0 SH2-4		0-0 B2			2	0	0	0	0	1	3				
Inning Stats	R: 1 E: 0 K: 0 S: 6	H: 4 LOB: 2 BB: 0 P: 6	R: 0 E: 0 K: 1 S: 6	H: 1 LOB: 1 BB: 0 P: 6	R: 3 E: 0 K: 0 S: 5	H: 2 LOB: 0 BB: 1 P: 9	R: 0 E: 0 K: 0 S: 4	H: 1 LOB: 1 BB: 0 P: 4	R: 1 E: 1 K: 1 S: 6	H: 1 LOB: 0 BB: 0 P: 6	R: 0 E: 1 K: 1 S: 6	H: 0 LOB: 1 BB: 0 P: 6	R: 0 E: 1 K: 1 S: 6	H: 0 LOB: 1 BB: 0 P: 6	R: 0 E: 0 K: 0 S: 5	H: 2 LOB: 2 BB: 0 P: 5	1B: 10 2B: 0 3B: 0 HR: 1	SF: 0 SAC: 2 DP: 1 HBP: 0	WP: 1 PB: 1 SB: 1 CS: 0	PA: 37
PITCHER Tom Murphy R ERA: 3.74 (1,1)	IP: 4.0 WLS: L BF: 20 H: 8 R: 4 ER: 4 SO: 1 BB: 1 IBB: 0 HBP: 0 BLK: 0 WP: 0 HR: 1 S: 21 P: 25 ERA: 9.00 WHIP: 2.250																			
PITCHER Eddie Fisher R ERA: 2.69 (5,1)	IP: 2.0 WLS: L BF: 8 H: 1 R: 1 ER: 0 SO: 2 BB: 0 IBB: 0 HBP: 0 BLK: 0 WP: 0 HR: 0 S: 12 P: 12 ERA: 0.00 WHIP: 0.500																			
PITCHER Greg Garrett L ERA: 2.27 (7,1)	IP: 2.0 WLS: L BF: 9 H: 2 R: 0 ER: 0 SO: 1 BB: 0 IBB: 0 HBP: 0 BLK: 1 WP: 0 HR: 0 S: 11 P: 11 ERA: 0.00 WHIP: 1.000																			

Batter	1	2	3	4	5	6	7	8	9	10	AB	R	H	RBI	BB	SO	LOB	TOP			
Sandy Alomar Sr., S OBP: 0.304, SLG: 0.300 (1, 4)	6-3		SH5-3 1-2 2-3				F7			WP SH1-3 1B	4	1	2	0	0	0	2				
Roger Repoz, L OBP: 0.325, SLG: 0.446 (1, 8)	L8		E4				L3			SH1-3	4	0	0	0	0	1	2				
Jim Fregosi, R OBP: 0.360, SLG: 0.480 (1, 6)	F8		K							1B	5	0	1	1	0	1	2				
Alex Johnson, R OBP: 0.351, SLG: 0.442 (1, 7)	6-3						F8			F9	5	0	2	0	0	0	1				
Jim Spencer, L OBP: 0.319, SLG: 0.415 (1, 3)	G3						1-3			BB 1B	5	0	1	0	0	0	2				
Ken McMullen, R OBP: 0.324, SLG: 0.368 Jarvis Tatum, R OBP: 0.315, SLG: 0.281 Girardo Ruiz, S OBP: 0.312, SLG: 0.282 (1, 5)	K									1B G6-4-3 1B	4	0	1	0	0	2	1				
Bill Voss, L OBP: 0.346, SLG: 0.354 Billy Cowan, R OBP: 0.348, SLG: 0.515 Mel Queen, L (10, 1)							F7			BB F8	3	0	2	0	1	0	1				
Joe Azcue, R OBP: 0.294, SLG: 0.309 (1, 2)			FC5-4 SH5-3 WP E 1-2				4-3			G6-4-3 1B	4	1	0	0	0	0	3				
Clyde Wright, R OBP: 0.232, SLG: 0.338 Jay Johnstone, L OBP: 0.284, SLG: 0.393 Andy Messersmith, R OBP: 0.167, SLG: 0.250 Tommy Reynolds, R OBP: 0.288, SLG: 0.313 (1, 1)			E SH5-3 BB 1-2				5-3			F7	1	0	0	0	1	0	0				
Inning Stats	R: 0 E: 0 K: 0 S: 3	H: 0 LOB: 0 BB: 0 P: 3	R: 0 E: 0 K: 1 S: 5	H: 0 LOB: 0 BB: 0 P: 5	R: 1 E: 1 K: 1 S: 7	H: 1 LOB: 1 BB: 1 P: 11	R: 0 E: 0 K: 1 S: 6	H: 1 LOB: 1 BB: 0 P: 6	R: 0 E: 0 K: 0 S: 3	H: 0 LOB: 2 BB: 0 P: 3	R: 0 E: 0 K: 0 S: 4	H: 1 LOB: 1 BB: 1 P: 8	R: 0 E: 0 K: 1 S: 6	H: 1 LOB: 1 BB: 0 P: 6	R: 1 E: 0 K: 0 S: 4	H: 2 LOB: 1 BB: 0 P: 4	R: 1 E: 0 K: 0 S: 6	H: 3 LOB: 3 BB: 1 P: 10	1B: 10 2B: 0 3B: 0 HR: 0	SF: 0 SAC: 2 DP: 1 HBP: 0	WP: 2 PA: 43
PITCHER	IP 9.0	WLS L	BF 36	H 7	R 2	ER 1	SO 4	BB 2	IBB 0	HBP 0	BLK 1	WP 1	HR 0	S 42	P 50	ERA 1.00	WHIP 1.000				
Jim Palmer, R ERA: 2.61 (1, 1)	0.2	L	6	3	1	1	0	1	0	0	0	1	0	5	9	13.50	6.000				
Eddie Watt, R ERA: 2.84 (10, 1)	0.1		1	0	0	0	0	0	0	0	0	0	0	1	1	0.00	0.000				
Pete Richert, L ERA: 2.52 (10, 1)																					

California Angels @ Baltimore Orioles
Memorial Stadium, Baltimore, MD
Sat Aug 22 1970, 7:05 PM EDT
Att: 20,674 - Unknown

AB	38
R	3
H	10
RBI	1
BB	3
SO	4
LOB	18



Batter	1	2	3	4	5	6	7	8	9	10	AB	R	H	RBI	BB	SO	LOB	BOTTOM					
Mark Belanger, R OBP: 0.285, SLG: 0.226 (1, 6)	F8		F3				P6			B3	5	0	0	0	1	4							
Paul Blair, R OBP: 0.337, SLG: 0.432 (1, 8)	F7						1-3			B1-3	4	1	1	2	1	0	1						
Frank Robinson, R OBP: 0.390, SLG: 0.516 (7, 9)	5-3		P4				F8			P6	5	0	1	0	0	0	3						
Merv Rettenmund, R OBP: 0.385, SLG: 0.541 (7, 7)			6-3				K			FC1-3-6	5	0	0	0	0	3	1						
Curt Motton, R OBP: 0.355, SLG: 0.419 Terry Crowley, L OBP: 0.417, SLG: 0.422 (1, 7)	5-3										3	0	1	0	0	0	0						
Terry Crowley, L OBP: 0.417, SLG: 0.422 (7, 3)							F3			FC4-6 BB	1	0	1	0	1	0	0						
Brooks Robinson, R OBP: 0.331, SLG: 0.426 (1, 5)	F9						1B			1B	4	0	0	0	1	0	2						
Chico Salmon, R OBP: 0.357, SLG: 0.505 Davey Johnson, R OBP: 0.371, SLG: 0.387 (1, 4)							F3			FC4-6 BB	3	0	2	0	0	0	1						
Davey Johnson, R OBP: 0.371, SLG: 0.387 (7, 4)			BB 1B							FC6-4	1	0	0	0	0	0	2						
Andy Etchebarren, R OBP: 0.333, SLG: 0.354 (1, 2)										FC6-4	3	1	2	0	1	0	2						
Jim Palmer, R OBP: 0.202, SLG: 0.218 Boog Powell, L OBP: 0.416, SLG: 0.559 Dave Leonhard, R OBP: 0.371, SLG: 0.387 (1, 1)			BB 1B							HR 1B	3	0	0	0	0	1	5						
Boog Powell, L OBP: 0.416, SLG: 0.559 Dave Leonhard, R OBP: 0.371, SLG: 0.387 (9, PH)							B1				1	0	1	0	0	0	0						
Eddie Watt, R OBP: 0.143, SLG: 0.143 Pete Richert, L (10, 1)										B1-3 1B	0	0	0	0	0	0	0						
Inning Stats	R: 0 E: 0 K: 0 S: 3	H: 0 LOB: 0 BB: 0 P: 3	R: 0 E: 0 K: 0 S: 3	H: 0 LOB: 0 BB: 0 P: 3	R: 0 E: 0 K: 1 S: 7	H: 2 LOB: 3 BB: 1 P: 11	R: 0 E: 0 K: 1 S: 6	H: 1 LOB: 1 BB: 0 P: 6	R: 2 E: 0 K: 0 S: 6	H: 3 LOB: 1 BB: 0 P: 6	R: 0 E: 0 K: 0 S: 4	H: 1 LOB: 2 BB: 1 P: 8	R: 0 E: 0 K: 1 S: 5	H: 0 LOB: 0 BB: 0 P: 5	R: 0 E: 0 K: 1 S: 5	H: 0 LOB: 2 BB: 2 P: 13	R: 0 E: 0 K: 0 S: 3	H: 1 LOB: 1 BB: 0 P: 3	R: 0 E: 0 K: 1 S: 6	H: 1 LOB: 1 BB: 0 P: 6	1B: 7 2B: 2 3B: 0 HR: 1	SF: 0 SAC: 0 DP: 0 HBP: 0	WP: 0 PA: 42
PITCHER	IP 6.0	WLS W	BF 27	H 7	R 2	ER 2	SO 2	BB 1	IBB 0	HBP 0	BLK 0	WP 0	HR 0	S 13	P 29	ERA 3.00	WHIP 1.333						
Clyde Wright, L ERA: 2.9 (1, 1)	3.0	W	11	1	0	0	2	2	0	0	0	0	0	13	21	0.00	1.000						
Andy Messersmith, R ERA: 3.14 (7, 1)	1.0	S	4	1	0	0	1	0	0	0	0	0	0	6	6	0.00	1.000						
Mel Queen, R ERA: 2.89 (10, 1)																							

California Angels @ Baltimore Orioles
Memorial Stadium, Baltimore, MD
Sat Aug 22 1970, 7:05 PM EDT
Att: 20,674 - Unknown

AB	38
R	2
H	9
RBI	2
BB	4
SO	5
LOB	21



Batter	1	2	3	4	5	6	7	8	9	AB	R	H	RBI	BB	SO	LOB	TOP				
Sandy Alomar Sr. S OBP: 0.303, SLG: 0.301	F7		F9		F8				5-3	5	0	1	2	0	0	0					
Roger Repoz L OBP: 0.324, SLG: 0.453	K		HR			4-3	K			4	1	1	1	0	2	1					
Jim Fregosi R OBP: 0.361, SLG: 0.483			L9				FC6-4 1B		F9	4	0	2	0	0	0	0					
Alex Johnson R OBP: 0.360, SLG: 0.439				5-3		FC6-4 1B			F8	3	0	0	0	1	0	1					
Ken McMullen R OBP: 0.323, SLG: 0.366	P4			K		1-3			HR 1B	4	1	1	0	0	1	3					
Jim Spencer L OBP: 0.321, SLG: 0.423		F2							F9	4	1	2	2	0	0	0					
Joe Azcue R OBP: 0.293, SLG: 0.308		F4		F9					HR 1B	4	1	1	0	0	0	1					
Bill Voss L OBP: 0.339, SLG: 0.346		6-3			4-3				4-3	4	0	0	0	0	1	1					
Rudy May L Tommye Reynolds R Ken Tatum R Billy Edwin Miller R Eddie Fisher R Giraldo Ruiz S Mel Queen L		6-3		6-3	L7				6-3	1	0	0	0	0	0	0					
Inning Stats	R: 0 E: 0 K: 1 S: 6	H: 1 LOB: 2 BB: 1 P: 10	R: 0 E: 0 K: 0 S: 3	H: 0 LOB: 0 BB: 0 P: 3	R: 1 E: 0 K: 0 S: 4	H: 1 LOB: 0 BB: 0 P: 4	R: 0 E: 0 K: 1 S: 6	H: 1 LOB: 1 BB: 0 P: 6	R: 0 E: 0 K: 0 S: 3	H: 0 LOB: 0 BB: 0 P: 3	R: 0 E: 0 K: 0 S: 4	H: 1 LOB: 1 BB: 0 P: 4	R: 2 E: 0 K: 2 S: 10	H: 3 LOB: 1 BB: 0 P: 10	R: 2 E: 0 K: 0 S: 5	H: 2 LOB: 0 BB: 0 P: 5	R: 0 E: 0 K: 0 S: 3	H: 0 LOB: 0 BB: 0 P: 3	1B: 4 2B: 3 3B: 0 HR: 2	SF: 0 SAC: 0 DP: 0 HBP: 0	WP: 0 PA: 37 PB: 0 SB: 0 CS: 0
PITCHER Mike Cuellar L ERA: 3.69	IP: 9.0 WLS: W BF: 37 H: 9 R: 5 ER: 5 SO: 4 BB: 1 IBB: 0 HBP: 0 BLK: 0 WP: 0 HR: 2 S: 44 P: 48 ERA: 5.00 WHIP: 1.111															PITCHER					

California Angels @ Baltimore Orioles
Memorial Stadium, Baltimore, MD
Sun Aug 23 1970, 7:05 PM EDT
Att: 12,745 - Unknown

AB 36
R 5
H 9
RBI 5
BB 1
SO 4
LOB 7



Batter	1	2	3	4	5	6	7	8	9	AB	R	H	RBI	BB	SO	LOB	BOTTOM				
Bobby Grich R OBP: 0.294, SLG: 0.295	6-3		4-3		1B BB E BB				1B	4	1	2	0	1	0	0					
Paul Blair R OBP: 0.338, SLG: 0.430	L9		L4		1B BB		B2		1B	4	0	1	1	1	0	1					
Frank Robinson R OBP: 0.394, SLG: 0.513	F9				F9		P3			4	0	1	0	0	0	1					
Merv Rettenmund R OBP: 0.384, SLG: 0.535		2B BB			F8		E9		F9	3	1	0	0	1	0	1					
Brooks Robinson R OBP: 0.333, SLG: 0.427		F8 1-H 2B			HR BB		F9		F8	3	1	1	1	1	0	2					
Curt Motton R OBP: 0.384, SLG: 0.478		L8					P5		1-3	3	1	1	2	0	0	1					
Terry Crowley L OBP: 0.414, SLG: 0.417		L8			HR				1-3	1	0	0	0	0	0	0					
Andy Etchebarren R OBP: 0.339, SLG: 0.368		F8			5-3		K		K	3	0	0	0	0	1	1					
Eliud Hendricks L OBP: 0.306, SLG: 0.374		2-3							K	1	0	0	0	0	1	0					
Mark Belanger R OBP: 0.287, SLG: 0.229		P3					WP E S 1B		F9	4	2	2	0	0	0	1					
Mike Cuellar L OBP: 0.087, SLG: 0.143					F8				P5	3	0	0	0	0	1	0					
Boog Powell L OBP: 0.415, SLG: 0.558					F8				P5	1	0	0	0	0	0	1					
Inning Stats	R: 0 E: 0 K: 0 S: 3	H: 0 LOB: 0 BB: 0 P: 3	R: 1 E: 0 K: 0 S: 4	H: 1 LOB: 1 BB: 1 P: 8	R: 0 E: 0 K: 0 S: 3	H: 0 LOB: 0 BB: 0 P: 3	R: 2 E: 0 K: 0 S: 4	H: 1 LOB: 0 BB: 1 P: 8	R: 2 E: 1 K: 0 S: 5	H: 2 LOB: 2 BB: 2 P: 13	R: 0 E: 0 K: 1 S: 5	H: 0 LOB: 0 BB: 0 P: 5	R: 0 E: 0 K: 1 S: 6	H: 1 LOB: 1 BB: 0 P: 6	R: 0 E: 0 K: 0 S: 3	H: 0 LOB: 0 BB: 0 P: 3	R: 1 E: 0 K: 1 S: 7	H: 3 LOB: 2 BB: 0 P: 7	1B: 6 2B: 1 3B: 0 HR: 1	SF: 0 SAC: 0 DP: 0 HBP: 0	WP: 1 PA: 38 PB: 0 SB: 1 CS: 0
PITCHER Rudy May L ERA: 3.78 Ken Tatum R ERA: 2.84 Eddie Fisher R ERA: 2.64 Mel Queen R ERA: 3.05	IP: 4.0 WLS: L BF: 16 H: 2 R: 3 ER: 3 SO: 3 BB: 2 IBB: 0 HBP: 0 BLK: 0 WP: 1 HR: 1 S: 14 P: 22 ERA: 6.75 WHIP: 1.000															PITCHER					

California Angels @ Baltimore Orioles
Memorial Stadium, Baltimore, MD
Sun Aug 23 1970, 7:05 PM EDT
Att: 12,745 - Unknown


AB 34
R 6
H 8
RBI 4
BB 4
SO 3
LOB 9



Batter	1	2	3	4	5	6	7	8	9	10	11	12	AB	R	H	RBI	BB	SO	LOB	TOP								
Sandy Alomar Sr., S OBP: 0.305, SLG: 0.365	(1.4) 0-3 K		X 0-0 L9			X 0-0 L9		X 0-0 1B		X 0-0 1B		X 0-3 K	6	0	3	0	0	2	1									
Jim Spencer, L OBP: 0.323, SLG: 0.427	(1.3) 0-0 G5-4-3 1B		X 0-3 K			X 0-0 6-3		X 0-0 L9		X 0-0 1B		X 0-0 SF7 2B	6	1	3	0	0	1	2									
Jim Fregosi, R OBP: 0.361, SLG: 0.481	(1.6) 0-0 G5-4-3 1-2 1B							X 0-0 F5		X 0-0 F3		X 0-0 SF7 2B	4	1	1	1	1	0	4									
Alex Johnson, R OBP: 0.361, SLG: 0.444		X 0-3 K				X 0-0 G5-4-3 1-2 1B		X 0-0 2B BB		X 0-0 L9		X 0-0 2B	6	2	3	1	0	1	3									
Billy Cowan, R OBP: 0.360, SLG: 0.538		X 0-0 1B				X 0-0 5-3		X 0-0 2B		X 0-0 2B		X 0-0 3-H 2B	6	1	3	2	0	0	1									
Dave LaRoche, L OBP: 0.429, SLG: 0.500								X 2-H 3-H 2B		X 0-0 G6-4-3 BB PB 1B		X 0-0 F7	0	0	0	0	0	0	0									
Ken McMullen, R OBP: 0.324, SLG: 0.364	(1.5) 0-3 K							X 0-0 F7		X 0-0 G6-4-3 BB 1B		X 0-0 6-3 BB	3	0	0	0	2	1										
Joe Azcue, R OBP: 0.288, SLG: 0.302	(1.2) 0-3 K					X 0-0 6-3		X 0-0 6-3		X 0-0 G6-4-3 1-2 2-3 3-H		X 0-0 6-3	5	0	0	0	0	1	5									
Roger Repoz, L OBP: 0.320, SLG: 0.448	(1.8) 0-0 F8							X 0-0 K		X 0-0 L9		X 0-0 L9	4	0	0	0	0	2	1									
Andy Messersmith, R OBP: 0.159, SLG: 0.246	(9.1) 0-0 F8							X 0-0 K		X 0-0 L9		X 0-0 L9	1	0	0	0	0	0	1									
Bill Voss, L OBP: 0.339, SLG: 0.346	(12.9) 0-0 F8							X 0-0 K		X 0-0 L9		X 0-0 L9	0	0	0	0	0	0	0									
Tom Murphy, R OBP: 0.302, SLG: 0.381	(1.1) 0-3 K					X 0-3 K		X 0-0 F7		X 0-0 4-3		X 4-0 2B SF7 BB	1	0	0	0	0	1	0									
Eddie Fisher, R OBP: 0.274, SLG: 0.324	(8.1) 0-0 K												1	0	0	0	0	1	0									
Jarvis Johnson, R OBP: 0.125, SLG: 0.125	(8.1) 0-0 K												0	0	0	0	0	0	0									
Ken Tatum, R OBP: 0.174, SLG: 0.444	(8.1) 0-0 K												0	0	0	0	0	0	0									
Jay Johnson, R OBP: 0.276, SLG: 0.391	(8.8) 0-0 K												1	1	0	0	1	0	0									
Inning Stats	R: 0 E: 0 K: 1 S: 5	H: 1 LOB: 0 BB: 5	R: 0 E: 0 K: 3 S: 10	H: 1 LOB: 1 BB: 0 P: 10	R: 0 E: 0 K: 2 S: 8	H: 1 LOB: 1 BB: 0 P: 8	R: 0 E: 0 K: 0 S: 3	H: 1 LOB: 0 BB: 3	R: 0 E: 0 K: 1 S: 5	H: 0 LOB: 0 BB: 5	R: 0 E: 0 K: 1 S: 5	H: 0 LOB: 1 BB: 0 P: 5	R: 2 E: 0 K: 1 S: 7	H: 2 LOB: 1 BB: 1 P: 11	R: 0 E: 0 K: 1 S: 4	H: 1 LOB: 1 BB: 0 P: 4	R: 2 E: 0 K: 0 S: 4	H: 2 LOB: 0 BB: 1 P: 8	R: 0 E: 0 K: 0 S: 5	H: 2 LOB: 2 BB: 0 P: 5	R: 0 E: 0 K: 0 S: 3	H: 0 LOB: 1 BB: 0 P: 7	R: 2 E: 0 K: 1 S: 7	H: 2 LOB: 1 BB: 1 P: 11	1B: 8 2B: 5 3B: 0 HR: 0	SF: 1 SAC: 0 DP: 3 HBP: 0	WP: 0 PB: 1 SB: 0 CS: 0	PA: 50
PITCHER	IP WLS BF H R ER SO BB IBB HBP BLK WP HR S P ERA WHIP																											
Les Cain, L ERA: 3.41	(1.1) 32 9 4 3 9																											
Tom Timmermann, R ERA: 3.86	(9.1) 4.0 L 18 4 2 2 1 3 0 0 0 0 0 0 17 29 4.50 1.750																											

California Angels @ Detroit Tigers
Tiger Stadium, Detroit, MI
Tue Aug 25 1970, 7:05 PM EDT
Unknown


AB	45
R	6
H	13
RBI	4
BB	4
SO	10
LOB	20



Batter	1	2	3	4	5	6	7	8	9	10	11	12	AB	R	H	RBI	BB	SO	LOB	BOTTOM								
Dalton Jones, L OBP: 0.336, SLG: 0.387	(1.4) 0-0 4-3		X 0-0 G6-4-3 1B		X 0-0 HR			X 0-0 K		X 0-0 3-1		X 0-0 3-1	5	1	2	1	0	1	0									
Mickey Stanley, R OBP: 0.320, SLG: 0.417	(1.8) 0-0 4-3		X 0-0 G6-4-3 1-2 1B		X 0-0 1-3			X 0-0 1-4-3		X 0-0 F8		X 0-0 F8	5	0	0	0	0	0	1									
Al Kaline, R OBP: 0.373, SLG: 0.447	(1.9) 0-0 L9		X 0-0 L7					X 0-0 L6-3		X 0-0 L6-3		X 0-0 L8	5	0	0	0	0	0	0									
Jim Northrup, L OBP: 0.397, SLG: 0.508	(1.7) 0-0 1B 2B				X 0-0 F8 1B			X 0-0 K		X 0-0 F8		X 0-0 K	5	2	2	0	0	2	0									
Norm Cash, L OBP: 0.376, SLG: 0.451	(1.3) 4-0 6-3 1B BB				X 0-0 F8			X 0-0 3-1		X 0-0 3-1		X 0-0 3-1	4	1	1	1	1	0	1									
Bill Freshman, R OBP: 0.331, SLG: 0.424	(1.2) 0-0 F8				X 0-0 F8			X 0-0 HR		X 0-0 3-1		X 0-0 F9	5	0	1	1	0	2	2									
Don Wert, R OBP: 0.342, SLG: 0.363	(1.5) 0-0 6-3 1B				X 0-0 G6-4-3 1B			X 0-0 P5		X 0-0 P4		X 0-0 P4	4	0	1	1	0	0	1									
Cesar Gutierrez, R OBP: 0.277, SLG: 0.303	(1.6) 0-0 6-3				X 0-0 2-3			X 0-0 1B		X 0-0 P4		X 0-0 P4	4	0	1	0	0	0	2									
Les Cain, L OBP: 0.148, SLG: 0.197	(1.1) 0-0 3-1				X 0-0 3-1			X 0-0 3-1		X 0-0 K		X 0-0 K	3	0	0	0	0	0	2									
Tom Timmermann, R ERA: 3.86	(9.1) 3-1												1	0	0	0	0	1	0									
Inning Stats	R: 0 E: 0 K: 0 S: 3	H: 0 LOB: 0 BB: 0	R: 1 E: 0 K: 0 S: 5	H: 2 LOB: 2 BB: 1 P: 9	R: 0 E: 0 K: 0 S: 5	H: 1 LOB: 0 BB: 0 P: 3	R: 1 E: 0 K: 0 S: 4	H: 2 LOB: 0 BB: 0 P: 4	R: 1 E: 0 K: 0 S: 4	H: 1 LOB: 0 BB: 0 P: 4	R: 1 E: 0 K: 2 S: 8	H: 1 LOB: 0 BB: 0 P: 8	R: 0 E: 0 K: 0 S: 3	H: 1 LOB: 0 BB: 0 P: 3	R: 0 E: 0 K: 1 S: 5	H: 0 LOB: 0 BB: 0 P: 5	R: 0 E: 0 K: 1 S: 5	H: 0 LOB: 0 BB: 0 P: 5	R: 0 E: 0 K: 0 S: 3	H: 0 LOB: 0 BB: 0 P: 3	R: 0 E: 0 K: 1 S: 5	H: 0 LOB: 0 BB: 0 P: 3	R: 0 E: 0 K: 1 S: 5	H: 0 LOB: 0 BB: 0 P: 3	1B: 5 2B: 1 3B: 0 HR: 2	SF: 0 SAC: 0 DP: 2 HBP: 0	WP: 0 PB: 0 SB: 1 CS: 0	PA: 42
PITCHER	IP WLS BF H R ER SO BB IBB HBP BLK WP HR S P ERA WHIP																											
Tom Murphy, R ERA: 3.79	(1.1) 5.0 20 6 3 3 0 1 0 0 0 0 0 1 19 23 5.40 1.400																											
Eddie Fisher, R ERA: 2.67	(6.1) 2.0 7 2 1 1 2 0 0 0 0 0 0 1 11 11 4.50 1.000																											
Ken Tatum, R ERA: 2.78	(8.1) 1.0 3 0 0 0 0 1 0 0 0 0 0 0 5 5 0.00 0.000																											
Andy Messersmith, R ERA: 3.08	(9.1) 3.0 W 9 0 0 0 2 0 0 0 0 0 0 0 13 13 0.00 0.000																											
Dave LaRoche, L ERA: 4.3	(12.1) 1.0 S 3 0 0 0 1 0 0 0 0 0 0 0 5 5 0.00 0.000																											

California Angels @ Detroit Tigers
Tiger Stadium, Detroit, MI
Tue Aug 25 1970, 7:05 PM EDT
Unknown

AB	41
R	4
H	8
RBI	4
BB	1
SO	6
LOB	9



Batter	1	2	3	4	5	6	7	8	9	AB	R	H	RBI	BB	SO	LOB	TOP										
Sandy Alomar Sr. S OBP: 0.307, SLG: 0.308 (1, 4)	F7		1B		BB		F8		2B	5	1	2	0	1	0	3											
Roger Repoz L OBP: 0.320, SLG: 0.454 Billy Cowan, R OBP: 0.357, SLG: 0.533 Mel Queen, L (9, PH)	K		F9		F9			HR	K	4	1	1	1	0	1	3											
Jim Fregosi, R OBP: 0.363, SLG: 0.481 (1, 6)	1-3			F7		BB		HR	3-1	4	2	2	2	1	0	0											
Alex Johnson, R OBP: 0.362, SLG: 0.450 (1, 7)		6-3		K		F8		HR	3-1	5	2	2	2	0	1	1											
Jim Spencer, L OBP: 0.322, SLG: 0.424 (1, 3)		FC5-4		P4		P6		3-1	3-1	5	0	1	0	0	0	3											
Ken McMullen, R OBP: 0.327, SLG: 0.365 (1, 5)		FC5-4				F7		FC5-4	HR	4	2	2	0	1	0	2											
Jay Johnstone, L OBP: 0.287, SLG: 0.407 (1, 8)						2B		FC5-4	HR	5	1	2	4	0	1	2											
Tom Egan, R OBP: 0.289, SLG: 0.327 (1, 2)				P6		SF8		FC5-4	HR	2	0	0	1	0	0	1											
Tom Bradley, R Ray Oyler, R Greg Gandy, R Eddie Fisher, R Dave LaRoche, L Ken Tatum, R Tommy Harwood, R				K		K		6-3	1B	0	0	0	0	0	0	0											
Inning Stats	R: 0 E: 0 K: 1 S: 5	H: 0 LOB: 0 BB: 0 P: 5	R: 0 E: 0 K: 1 S: 6	H: 1 LOB: 1 BB: 0 P: 6	R: 0 E: 0 K: 1 S: 6	H: 1 LOB: 1 BB: 0 P: 6	R: 0 E: 0 K: 1 S: 5	H: 0 LOB: 0 BB: 0 P: 5	R: 1 E: 0 K: 1 S: 7	H: 2 LOB: 2 BB: 1 P: 11	R: 0 E: 0 K: 0 S: 3	H: 0 LOB: 1 BB: 1 P: 7	R: 0 E: 0 K: 0 S: 3	H: 0 LOB: 0 BB: 0 P: 4	R: 3 E: 0 K: 0 S: 7	H: 4 LOB: 1 BB: 0 P: 7	R: 6 E: 0 K: 1 S: 11	H: 6 LOB: 2 BB: 2 P: 19	1B: 9 2B: 2 3B: 0 HR: 3	SF: 1 SAC: 0 DP: 0 HBP: 1	WP: 0 PA: 46 PB: 0 SB: 0 CS: 0						
PITCHER	IP	WLS	BF	H	R	ER	SO	BB	IBB	HBP	BLK	WP	HR	S	P	ERA	WHIP										
Joe Niekro, R ERA: 3.52 (1, 1)	7.0		31	7	4	4	5	2	0	1	0	0	2	38	47	5.14	1.286										
Fred Scherman, L ERA: 3.56 (8, 1)	1.0		4	1	0	0	0	0	0	0	0	0	0	4	4	0.00	1.000										
John Hiller, L ERA: 3.41 (9, 1)	0.0		2	2	2	2	0	0	0	0	0	0	0	2	2	∞	∞										
Lerrin LaGrow, R ERA: 7.3 (9, 1)	0.2	L	7	3	4	4	1	2	0	0	0	0	1	7	15	54.00	7.500										
Daryl Patterson, R ERA: 5.02 (9, 1)	0.1		2	1	0	0	0	0	0	0	0	0	0	2	2	0.00	3.000										

California Angels @ Detroit Tigers
Tiger Stadium, Detroit, MI
Tue Aug 25 1970, 7:05 PM EDT
Att: 33,222 - Unknown

AB 40
R 10
H 14
RBI 10
BB 4
SO 6
LOB 19





Batter	1	2	3	4	5	6	7	8	9	AB	R	H	RBI	BB	SO	LOB	BOTTOM										
Dick McAuliffe, L OBP: 0.380, SLG: 0.368 (1, 4)	FC3-6						4-3	4-3		3	1	1	2	2	0	1											
Mickey Stanley, R OBP: 0.321, SLG: 0.417 (1, 8)		G4-6-3							F8	5	0	2	0	0	0	4											
Jim Northrup, L OBP: 0.353, SLG: 0.501 (1, 9)	FC3-6						4-3		F8	5	0	0	0	0	1	3											
Gates Brown, L OBP: 0.326, SLG: 0.356 Elliott Maddox, R OBP: 0.322, SLG: 0.354 (6, 7)	K			F8		G3		HR		3	0	0	0	0	1	2											
Dalton Jones, L OBP: 0.338, SLG: 0.380 Al Kaline, R OBP: 0.372, SLG: 0.444 (8, PH)				K		F8		K	L4	2	0	0	0	1	1	0											
Don Wert, R OBP: 0.341, SLG: 0.361 (1, 5)	FC6-4						P6		K	4	0	1	0	0	1	3											
Jim Price, R OBP: 0.290, SLG: 0.260 Norm Cash, L OBP: 0.376, SLG: 0.451 (8, PH)		SH1-4							HR	1	1	1	0	2	0	0											
Cesar Gutierrez, R OBP: 0.278, SLG: 0.304 Kevin Collins, L OBP: 0.333, SLG: 1.000 John Hiller, R (9, 1)		SH					L1-3			1	1	1	3	0	0	0											
Lerrin LaGrow, R OBP: 0.333, SLG: 0.426 (9, 2)		SH1-4					6-3			1	0	1	0	0	0	0											
Inning Stats	R: 1 E: 0 K: 1 S: 6	H: 1 LOB: 2 BB: 2 P: 14	R: 2 E: 1 K: 0 S: 5	H: 2 LOB: 0 BB: 0 P: 5	R: 0 E: 0 K: 2 S: 7	H: 0 LOB: 0 BB: 0 P: 7	R: 0 E: 0 K: 0 S: 4	H: 2 LOB: 2 BB: 2 P: 12	R: 0 E: 0 K: 0 S: 3	H: 0 LOB: 0 BB: 0 P: 3	R: 0 E: 0 K: 0 S: 2	H: 0 LOB: 1 BB: 1 P: 6	R: 0 E: 0 K: 0 S: 4	H: 1 LOB: 1 BB: 0 P: 4	R: 3 E: 0 K: 2 S: 10	H: 3 LOB: 1 BB: 1 P: 14	R: 0 E: 0 K: 0 S: 3	H: 0 LOB: 1 BB: 0 P: 4	1B: 8 2B: 1 3B: 0 HR: 1	SF: 0 SAC: 2 DP: 2 HBP: 1	WP: 1 PA: 41 PB: 0 SB: 0 CS: 1						
PITCHER	IP	WLS	BF	H	R	ER	SO	BB	IBB	HBP	BLK	WP	HR	S	P	ERA	WHIP										
Tom Bradley, R ERA: 4.46 (1, 1)	2.0		11	3	3	2	1	2	0	0	0	0	0	11	19	9.00	2.500										
Greg Gandy, L ERA: 2.17 (3, 1)	2.0		9	2	0	0	2	2	0	0	0	0	0	11	19	0.00	2.000										
Eddie Fisher, R ERA: 2.62 (5, 1)	2.0		6	0	0	0	0	1	0	0	0	0	0	5	9	0.00	0.500										
Dave LaRoche, L ERA: 4.45 (7, 1)	1.0		5	2	1	1	0	0	0	0	0	0	0	5	5	9.00	2.000										
Ken Tatum, R ERA: 3.01 (8, 1)	1.0	W	6	2	2	2	2	1	0	0	0	0	1	9	13	18.00	3.000										

California Angels @ Detroit Tigers
Tiger Stadium, Detroit, MI
Tue Aug 25 1970, 7:05 PM EDT
Att: 33,222 - Unknown

AB 32
R 6
H 9
RBI 5
BB 6
SO 5
LOB 18



Batter	1	2	3	4	5	6	7	8	9	AB	R	H	RBI	BB	SO	LOB	TOP			
Sandy Alomar Sr. S OBP: 0.309, SLG: 0.309	4-0 FC5-4 BB	0-0 2H 1B			0-0 4-3			0-0 1B 1B		3	1	2	1	1	0	0	California Angels @ Cleveland Indians Cleveland Municipal Stadium, Cleveland, OH Fri Aug 28, 1970, 7:05 PM EDT Unknown 			
Roger Repoz L OBP: 0.323, SLG: 0.463	0-0 FC5-4 1B	0-0 F8			0-0 1B			0-0 G6-4-3 1B 1B		4	1	2	0	0	0	2				
Jim Fregosi R OBP: 0.360, SLG: 0.475	0-3 K			0-3 K				0-0 F5		4	0	1	1	0	2	2				
Alex Johnson, R OBP: 0.362, SLG: 0.448	0-0 PB 1B			0-0 F8				0-0 G6-4-3 1B		4	0	1	1	0	0	2				
Jim Spencer, L OBP: 0.325, SLG: 0.424	4-0 1-2 BB			0-0 F9				0-0 G5-4-3 1B		3	0	1	0	1	1	1				
Ken McMullen, R OBP: 0.326, SLG: 0.368	0-3 K			0-0 P4				0-0 G5-4-3 1B		4	0	0	0	0	1	3				
Jay Johnstone, L OBP: 0.290, SLG: 0.404		0-0 SH2-4 1B		0-0 G5-4-3 1B				4-0 F8 BB		3	1	2	0	1	1	0				
Joe Azcue, R OBP: 0.292, SLG: 0.303		0-0 P4		0-0 G5-4-3 1-2				0-0 F8 1-2		4	0	1	0	0	0	3				
Rudy May L Tom Bradley R Bill Voss L Ken Tatum R Dave LaRoche L Andy Messersmith R	0-0 SH2-4 1-2				0-3 K			0-0 F7		0	0	0	0	0	0	0				
Inning Stats	R: 1 E: 0 K: 2 S: 8	H: 1 LOB: 2 BB: 2 P: 16	R: 1 E: 0 K: 0 S: 5	H: 2 LOB: 1 BB: 0 P: 5	R: 0 E: 0 K: 1 S: 5	H: 0 LOB: 0 BB: 0 P: 5	R: 0 E: 0 K: 0 S: 3	H: 1 LOB: 0 BB: 0 P: 3	R: 0 E: 0 K: 1 S: 6	H: 1 LOB: 1 BB: 0 P: 6	R: 0 E: 0 K: 0 S: 2	H: 0 LOB: 0 BB: 0 P: 6	R: 0 E: 0 K: 1 S: 7	H: 3 LOB: 1 BB: 0 P: 7	R: 0 E: 0 K: 1 S: 6	H: 1 LOB: 1 BB: 0 P: 6		1B: 10 2B: 0 3B: 0 HR: 0	SF: 0 SAC: 1 DP: 3 HBP: 0	WP: 0 PB: 1 SB: 1 CS: 0
PITCHER	IP WLS BF H R ER SO BB IBB HBP BLK WP HR S P ERA WHIP	7.0 L 9 4 1 1 2 0 0 0 0 0 0 0 0 0 0 2.57 1.286	2.0 L 9 4 1 1 2 0 0 0 0 0 0 0 0 0 0 4.50 2.000	PITCHER																

Batter	1	2	3	4	5	6	7	8	9	AB	R	H	RBI	BB	SO	LOB	BOTTOM					
Eddie Leon, R OBP: 0.313, SLG: 0.368	4-0 BB FC5 1B BB		0-3 K	0-0 6-3				0-0 FC1-6 1-2		4	1	1	0	1	1	4	California Angels @ Cleveland Indians Cleveland Municipal Stadium, Cleveland, OH Fri Aug 28, 1970, 7:05 PM EDT Unknown 					
Graig Nettles, L OBP: 0.338, SLG: 0.389	0-0 FC5 1-2 BB 1B		0-3 K		0-0 F8			0-0 F7		5	0	1	0	0	2	3						
Roy Foster, R Dennis Higgins, R	4-0 FC5 1-2 2-3 BB		0-0 F9		0-3 K			0-0 F9		3	0	0	0	1	1	1						
Ray Fosse, R OBP: 0.367, SLG: 0.472	0-0 FC5 1-2 2-3 3-H G5-4-3			0-0 1B 1B	0-0 E1 1B			0-0 F7		4	1	2	1	0	0	2						
Tony Horton, R OBP: 0.322, SLG: 0.455	0-0 G5-4-3 1-2			0-0 G3 1B 1-3 1B	0-0 6-3			0-0 5-3		4	0	1	0	0	0	3						
Chuck Hinton, R OBP: 0.422, SLG: 0.486		0-0 F8		0-0 G3 1-2 3-H 1B		0-3 K		0-3 K		4	0	1	1	0	2	0						
Buddy Bradford, R Vada Pinson, L		0-0 4-3		0-0 G3 1-2 2-3		0-0 K		0-0 CS 1B		1	0	0	0	0	0	0						
Jack Heidemann, R Duke Sims Vern Fuller, R		0-0 1B		0-0 IBB		0-3 K		4-0 1B BB		2	0	1	0	1	1	1						
Dean Chance, R Ted Uhaender, L Larry Brown, R		0-0 1-3		0-3 K		0-0 FC1-6 1B		0-0 F7		2	0	0	0	0	1	4						
Inning Stats	R: 1 E: 0 K: 0 S: 3	H: 1 LOB: 1 BB: 2 P: 11	R: 0 E: 0 K: 0 S: 4	H: 1 LOB: 1 BB: 0 P: 4	R: 0 E: 0 K: 2 S: 7	H: 0 LOB: 0 BB: 0 P: 7	R: 1 E: 0 K: 1 S: 8	H: 3 LOB: 3 BB: 1 P: 12	R: 0 E: 0 K: 1 S: 6	H: 1 LOB: 1 BB: 0 P: 6	R: 0 E: 0 K: 2 S: 7	H: 1 LOB: 1 BB: 0 P: 7	R: 0 E: 0 K: 0 S: 4	H: 1 LOB: 1 BB: 0 P: 4	R: 0 E: 0 K: 1 S: 5	H: 0 LOB: 0 BB: 0 P: 5		R: 0 E: 0 K: 1 S: 6	H: 1 LOB: 2 BB: 1 P: 10	1B: 9 2B: 1 3B: 0 HR: 0	SF: 0 SAC: 0 DP: 2 HBP: 0	WP: 0 PB: 0 SB: 0 CS: 1
PITCHER	IP WLS BF H R ER SO BB IBB HBP BLK WP HR S P ERA WHIP	3.0 L 15 5 2 2 2 2 0 0 0 0 0 0 0 0 0 0 3.62	3.0 L 11 2 0 0 4 0 1 0 0 0 0 0 0 18 22 0.00 0.667	2.1 W 9 1 0 0 1 1 0 0 0 0 0 0 10 14 0.00 0.857	0.1 L 1 0 0 0 0 0 0 0 0 0 0 0 1 1 0.00 0.000	0.1 S 2 1 0 0 1 0 0 0 0 0 0 0 4 4 0.00 3.000	PITCHER															

Batter	1	2	3	4	5	6	7	8	9	AB	R	H	RBI	BB	SO	LOB	TOP			
Sandy Alomar Sr. S OBP: 0.307, SLG: 0.306	F5		K		F8			6-3		4	0	0	0	0	1	2				
Roger Repoz L OBP: 0.323, SLG: 0.469	HR			G3	F8			G3		4	1	1	1	0	0	0				
Jim Fregosi R OBP: 0.357, SLG: 0.471	P6			E6	5-3			6-3		4	0	0	0	0	0	0				
Alex Johnson R OBP: 0.359, SLG: 0.444	F9			F9	P4			4-3		4	0	0	0	0	0	1				
Jay Johnstone L OBP: 0.290, SLG: 0.401		L6-3 BB		F3				F8		2	0	0	0	1	0	1				
Ken McMullen R OBP: 0.324, SLG: 0.366		L6-3 1-2			5-3			F2		3	0	0	0	0	0	1				
Bill Voss L OBP: 0.335, SLG: 0.337				4-3		BB BB		K		2	0	0	0	1	1	0				
Tom Egan R OBP: 0.284, SLG: 0.322			F7		K			K		3	0	0	0	0	2	1				
Tom Murphy R OBP: 0.217, SLG: 0.159								F7		1	0	0	0	0	1	0				
Tommye Reynolds R (5, PH) OBP: 0.299, SLG: 0.310										0	0	0	0	1	0	0				
Eddie Fisher R OBP: 0.125, SLG: 0.125										0	0	0	0	0	0	0				
Giraldo Ruiz S (8, PH) OBP: 0.296, SLG: 0.267										1	0	0	0	0	0	0				
Dave LaRoche L OBP: 0.425, SLG: 0.500										0	0	0	0	0	0	0				
Inning Stats	R: 1 E: 0 K: 0 S: 4	H: 1 LOB: 0 BB: 0 P: 4	R: 0 E: 0 K: 0 S: 2	H: 0 LOB: 0 BB: 1 P: 6	R: 0 E: 0 K: 2 S: 7	H: 0 LOB: 0 BB: 0 P: 7	R: 0 E: 1 K: 0 S: 4	H: 0 LOB: 1 BB: 0 P: 4	R: 0 E: 0 K: 1 S: 5	H: 0 LOB: 2 BB: 2 P: 13	R: 0 E: 0 K: 0 S: 3	H: 0 LOB: 0 BB: 0 P: 3	R: 0 E: 0 K: 1 S: 5	H: 0 LOB: 0 BB: 0 P: 5	R: 0 E: 0 K: 0 S: 3	H: 0 LOB: 0 BB: 0 P: 3	1B: 0 2B: 1 3B: 0 HR: 1	SF: 0 SAC: 0 DP: 1 HBP: 0	WP: 0 PB: 0 SB: 0 CS: 0	PA: 31
PITCHER Rich Hand, R ERA: 3.49	IP: 9.0 WLS: W BF: 31 H: 1 R: 1 ER: 1 SO: 5 BB: 3 IBB: 0 HBP: 0 BLK: 0 WP: 0 HR: 1 S: 38 P: 50 ERA: 1.00 WHIP: 0.444															PITCHER				

California Angels @ Cleveland Indians
Cleveland Municipal Stadium, Cleveland, OH
Fri Aug 28 1970, 7:05 PM EDT
Att: 11,160 - Unknown

AB	28
R	1
H	1
RBI	1
BB	3
SO	5
LOB	6



Batter	1	2	3	4	5	6	7	8	9	AB	R	H	RBI	BB	SO	LOB	BOTTOM			
Ted Uhlhaender L OBP: 0.312, SLG: 0.387	HBP WP 1B	G5-4-3 HBP		1-2 1B		1-3				3	1	2	0	0	0	0				
Roy Foster R OBP: 0.350, SLG: 0.449	WP HBP 1B	G5-4-3		F9				6-3		4	1	1	0	0	0	3				
Vada Pinson L OBP: 0.312, SLG: 0.454	WP 1B HBP		K		F2			L6		3	1	0	0	0	1	0				
Tony Horton R OBP: 0.321, SLG: 0.453	P6		4-3		1-3			6-3		2	0	0	0	0	0	2				
Chuck Hinton R OBP: 0.415, SLG: 0.478					1-3			6-3		2	0	0	0	0	0	0				
Duke Sims L OBP: 0.359, SLG: 0.502	K		G3					K		3	0	0	0	1	2	2				
Graig Nettles L OBP: 0.337, SLG: 0.387	1B IBB			P6	F8			G3		3	0	0	0	1	0	1				
Eddie Leon R OBP: 0.314, SLG: 0.369				FC4-6 1B				K		4	0	2	2	0	1	0				
Jack Heidemann R OBP: 0.265, SLG: 0.287	F7			FC4-6 PB WP 1B				HR		3	2	1	1	0	0	3				
Rich Hand R OBP: 0.175, SLG: 0.162		5-3		1B 1B				5-3		3	0	1	1	0	0	0				
Inning Stats	R: 3 E: 0 K: 1 S: 8	H: 3 LOB: 2 BB: 1 P: 13	R: 0 E: 0 K: 0 S: 2	H: 0 LOB: 0 BB: 0 P: 3	R: 0 E: 0 K: 1 S: 5	H: 0 LOB: 0 BB: 0 P: 5	R: 1 E: 0 K: 0 S: 6	H: 3 LOB: 2 BB: 0 P: 6	R: 0 E: 0 K: 0 S: 3	H: 0 LOB: 1 BB: 1 P: 7	R: 1 E: 0 K: 0 S: 4	H: 1 LOB: 0 BB: 0 P: 4	R: 0 E: 0 K: 0 S: 3	H: 0 LOB: 0 BB: 0 P: 3	R: 0 E: 0 K: 2 S: 7	H: 0 LOB: 0 BB: 0 P: 7	1B: 6 2B: 0 3B: 0 HR: 1	SF: 0 SAC: 0 DP: 1 HBP: 2	WP: 2 PB: 1 SB: 0 CS: 0	PA: 34
PITCHER Tom Murphy R ERA: 3.9	IP: 4.0 WLS: L BF: 20 H: 6 R: 4 ER: 4 SO: 2 BB: 0 IBB: 1 HBP: 2 BLK: 0 WP: 0 HR: 0 S: 21 P: 27 ERA: 9.00 WHIP: 1.500															PITCHER				
Eddie Fisher R ERA: 2.63	IP: 3.0 WLS: 11 BF: 1 H: 1 R: 1 ER: 1 SO: 0 BB: 1 IBB: 0 HBP: 0 BLK: 0 WP: 0 HR: 1 S: 10 P: 14 ERA: 3.00 WHIP: 0.667															PITCHER				
Dave LaRoche L ERA: 4.26	IP: 1.0 WLS: 3 BF: 0 H: 0 R: 0 ER: 0 SO: 2 BB: 0 IBB: 0 HBP: 0 BLK: 0 WP: 0 HR: 0 S: 7 P: 7 ERA: 0.00 WHIP: 0.000															PITCHER				

California Angels @ Cleveland Indians
Cleveland Municipal Stadium, Cleveland, OH
Fri Aug 28 1970, 7:05 PM EDT
Att: 11,160 - Unknown

AB	30
R	5
H	7
RBI	4
BB	2
SO	4
LOB	11



Batter	1	2	3	4	5	6	7	8	9	AB	R	H	RBI	BB	SO	LOB	TOP										
Sandy Alomar Sr. S OBP: 0.305, SLG: 0.304	(1,4) 0-3 K		X 0-0 F9		X 0-0 F9		X 0-0 F8			4	0	0	0	0	1	1	California Angels @ Cleveland Indians Cleveland Municipal Stadium, Cleveland, OH Sat Aug 29 1970, 3:33 AM EDT Att: 14,304 - Unknown										
Jarvis Tatum R OBP: 0.311, SLG: 0.279	(1,8) 0-0 6-3		X 0-0 6-3		X 0-0 F9			X 0-0 DI 1B		4	0	1	0	0	0	1											
Jim Fregosi R OBP: 0.357, SLG: 0.470 Ray Oyler R OBP: 0.235, SLG: 0.071	(1,6) 4-0 WP BB		X 0-3 K		X 0-0 F9			X 0-0 P6		2	0	0	0	1	1	1											
Alex Johnson R OBP: 0.360, SLG: 0.446	(1,7) 0-0 F9				X 0-0 2B BB			X 0-0 K		3	0	1	0	1	1	2											
Ken McMullen R OBP: 0.325, SLG: 0.364		4-0 F9 BB		X 0-0 F8		X 4-0 2B BB		X 0-0 1-3		2	0	0	0	2	0	2											
Billy Cowan R OBP: 0.353, SLG: 0.519	(1,3) 0-0 F9		X 0-0 P6		X 0-3 K			X 4-0 1B G5-4-3 BB		3	1	0	0	1	1	4											
Tommie Reynolds R OBP: 0.315, SLG: 0.337		0-0 FC5-4 1B		X 0-0 P6		X 0-0 P6		X 0-0 1-3 1B		4	0	3	0	0	0	2											
Joe Azcue R OBP: 0.288, SLG: 0.299	(1,2) 0-0 FC5-4		X 0-0 F9		X 0-3 K			X 0-0 G5-4-3		4	0	0	0	0	1	4											
Greg Garrett S OBP: 0.182, SLG: 0.100 Mel Queen L	(1,1) 0-0 F9		X 4-0 WP BB		X 0-3 K			X 0-0 F7		0	0	0	0	1	0	0											
Jay Johnstone L OBP: 0.289, SLG: 0.399 Eddie Fisher R OBP: 0.125, SLG: 0.125 Girardo Ruiz S OBP: 0.293, SLG: 0.263	(3,1) 0-0 K									1	0	0	0	0	1	0											
Inning Stats	R: 0 E: 0 K: 1 S: 5	H: 0 LOB: 1 BB: 1 P: 9	R: 0 E: 0 K: 0 S: 3	H: 1 LOB: 1 BB: 1 P: 7	R: 0 E: 0 K: 1 S: 5	H: 0 LOB: 1 BB: 1 P: 9	R: 0 E: 0 K: 0 S: 4	H: 1 LOB: 2 BB: 1 P: 8	R: 0 E: 0 K: 1 S: 5	H: 0 LOB: 0 BB: 0 P: 5	R: 0 E: 0 K: 1 S: 6	H: 1 LOB: 0 BB: 1 P: 10	R: 0 E: 0 K: 1 S: 5	H: 0 LOB: 0 BB: 0 P: 5	R: 0 E: 0 K: 1 S: 6	H: 1 LOB: 1 BB: 0 P: 6	R: 1 E: 0 K: 0 S: 3	H: 1 LOB: 0 BB: 1 P: 7	1B: 3 2B: 2 3B: 0 HR: 0	SF: 0 SAC: 0 DP: 1 HBP: 0	WP: 2 PB: 2 SB: 0 CS: 0	PA: 36					
PITCHER Sam McDowell L ERA: 2.62	(1,1) 9.0	WLS W	BF 36	H 5	R 1	ER 1	SO 6	BB 6	IBB 0	HBP 0	BLK 0	WP 2	HR 0	S 42	P 66	ERA 1.00	WHIP 1.222										

Batter	1	2	3	4	5	6	7	8	9	AB	R	H	RBI	BB	SO	LOB	BOTTOM										
Graig Nettles L OBP: 0.334, SLG: 0.382	(1,5) 0-0 F5		X 0-0 P3		X 0-3 K		X 0-0 F7		X 0-0 6-3		5	0	0	0	0	1	7										
Roy Foster R OBP: 0.353, SLG: 0.465	(1,7) 0-0 HR		X 4-0 SH1-3 1B BB		X 0-0 G4-6-3		X 0-0 1H 2H HR		X 0-0 F2		4	3	2	4	1	0	2										
Vada Pinson L OBP: 0.315, SLG: 0.455	(1,9) 0-0 L4		X 4-0 1B SH1-3 BB		X 0-0 1B		X 0-0 F8		X 0-0 WP 1B		4	2	2	0	1	0	0										
Ray Fosse R OBP: 0.366, SLG: 0.470	(1,2) 0-0 F9		X 0-0 SH1-3		X 0-0 F7		X 0-0 F7		X 0-0 1H HR 1B		4	1	1	1	0	0	1										
Chuck Hinton R OBP: 0.407, SLG: 0.466	(1,3) 0-0 P3		X 0-0 SH1-3 1B		X 0-3 K		X 0-0 F7		X 0-0 F8		5	0	1	1	0	1	2										
Eddie Leon R OBP: 0.318, SLG: 0.378	(1,4) 0-0 HR		X 0-0 SH1-3		X 0-0 F9		X 0-0 1B 1B		X 4-0 1-2 HR BB		3	3	2	2	1	0	1										
Buddy Bradford R OBP: 0.281, SLG: 0.369	(1,8) 0-0 E8		X 0-0 F8		X 0-0 HR		X 0-0 2B 1B		X 0-0 1H 2H HR		5	3	3	4	0	0	1										
Jack Heidemann R OBP: 0.271, SLG: 0.294	(1,6) 4-0 IBB		X 0-0 SH 2B		X 4-0 SH HR BB		X 0-0 3-1 1H 2H 2B		X 0-0 4-3		3	1	2	2	2	0	0										
Sam McDowell L OBP: 0.152, SLG: 0.167	(1,1) 0-3 K		X 0-0 SH G4-6-3		X 0-0 SH HR		X 0-0 3-1				2	1	0	0	0	1	3										
Inning Stats	R: 1 E: 0 K: 0 S: 4	H: 1 LOB: 0 BB: 0 P: 4	R: 1 E: 1 K: 1 S: 7	H: 1 LOB: 2 BB: 1 P: 11	R: 2 E: 0 K: 0 S: 4	H: 1 LOB: 1 BB: 2 P: 12	R: 0 E: 0 K: 1 S: 6	H: 1 LOB: 1 BB: 0 P: 6	R: 0 E: 0 K: 0 S: 6	H: 1 LOB: 1 BB: 0 P: 6	R: 4 E: 0 K: 0 S: 6	H: 2 LOB: 0 BB: 1 P: 10	R: 2 E: 0 K: 0 S: 6	H: 3 LOB: 1 BB: 0 P: 6	R: 4 E: 0 K: 0 S: 6	H: 3 LOB: 0 BB: 1 P: 10	1B: 6 2B: 2 3B: 0 HR: 5	SF: 0 SAC: 4 DP: 1 HBP: 0	WP: 1 PB: 1 SB: 0 CS: 0	PA: 44							
PITCHER Greg Garrett L ERA: 2.79 Mel Queen R ERA: 3.47 Eddie Fisher R ERA: 3.08	(1,1) 2.0	WLS L	BF 12	H 2	R 4	ER 4	SO 1	BB 2	IBB 1	HBP 0	BLK 0	WP 0	HR 2	S 11	P 23	ERA 18.00	WHIP 2.000										

AB 30
R 1
H 5
RBI 0
BB 6
SO 6
LOB 18



AB 35
R 14
H 13
RBI 14
BB 5
SO 3
LOB 17



Batter	1	2	3	4	5	6	7	8	9	AB	R	H	RBI	BB	SO	LOB	TOP								
Sandy Alomar Sr. S OBP: 0.309, SLG: 0.313 (1.4)	4-3	BB BB		1-H HR		1B 1B		SH1-3 WP 1B		4	3	3	2	1	0	0									
Roger Repoz L OBP: 0.327, SLG: 0.470 (1.3)	HR BB	FC6-4 BB		F9		BB 1B		SH1-3		2	2	1	0	2	0	0									
Jim Fregosi R OBP: 0.356, SLG: 0.466 (1.6)	F7	FC6-4		P4		1B BB		K		4	0	0	0	1	1	3									
Alex Johnson R OBP: 0.361, SLG: 0.451 (1.7)	1-H HR		F8		K	1-2 2-H 3-H		K		5	1	2	4	0	2	0									
Jay Johnstone L OBP: 0.295, SLG: 0.414 (1.8)	HR		K		1B	K		SH5-4 2-1 1B		5	1	3	1	0	2	2									
Ken McMullen R OBP: 0.330, SLG: 0.373 (1.5)	6-3		1B		HR		F8 SH2-4 BB	1-2 BB		3	1	2	1	2	0	0									
Bill Voss L OBP: 0.335, SLG: 0.355 (1.9)		HR	F8		4-3		SH2-4	1-2		3	1	1	1	0	0	1	AB 35								
Tom Bradley R OBP: 0.231, SLG: 0.308 (5.1)										0	0	0	0	0	0	0	R 10								
Dave LaRoche L OBP: 0.429, SLG: 0.500 (6.1)										0	0	0	0	0	0	0	H 13								
Andy Messersmith R OBP: 0.199, SLG: 0.246 (6.1)										0	0	0	0	0	0	0	RBI 9								
Joe Azcue R OBP: 0.283, SLG: 0.294 (1.2)	1-3			F8		F8		F8		5	0	0	0	0	1	3	BB 6								
Clyde Wright R OBP: 0.218, SLG: 0.318 (1.1)	1-3					2-3		2-1		1	0	0	0	0	0	0	SO 6								
Ken Tatum R OBP: 0.162, SLG: 0.455 (3.1)	1-3									1	1	1	0	0	0	0									
Tommy Reynolds R OBP: 0.310, SLG: 0.330 (5.9)				HR						2	0	0	0	0	0	1									
Inning Stats	R: 3 E: 0 K: 0 S: 5	H: 2 LOB: 0 BB: 1 P: 9	R: 1 E: 0 K: 0 S: 4	H: 1 LOB: 2 BB: 2 P: 12	R: 0 E: 0 K: 1 S: 6	H: 1 LOB: 1 BB: 0 P: 6	R: 2 E: 0 K: 0 S: 5	H: 2 LOB: 0 BB: 0 P: 5	R: 1 E: 0 K: 1 S: 6	H: 2 LOB: 0 BB: 0 P: 6	R: 2 E: 0 K: 1 S: 8	H: 3 LOB: 2 BB: 1 P: 12	R: 0 E: 0 K: 1 S: 3	H: 0 LOB: 1 BB: 1 P: 7	R: 1 E: 0 K: 2 S: 8	H: 1 LOB: 0 BB: 0 P: 8	R: 0 E: 0 K: 1 S: 5	H: 1 LOB: 2 BB: 1 P: 9	1B: 8 2B: 0 3B: 0 HR: 5	SF: 0 SAC: 3 DP: 0 HBP: 0	WP: 2 PB: 2 SB: 0 CS: 0	PA: 44			
PITCHER	IP	WLS	BF	H	R	ER	SO	BB	IBB	HBP	BLK	WP	HR	S	P	ERA	WHIP								
Steve Hargan R ERA: 3.13 (1.1)	1.2		10	3	4	4	0	2	0	0	0	0	3	8	16	21.60	3.000								
Rick Austin L ERA: 5.53 (2.1)	2.1	L	11	3	2	2	1	1	0	0	0	0	1	12	16	7.71	1.714								
Vince Colbert R ERA: 10.02 (5.1)	1.2		10	5	3	3	1	1	0	0	0	0	1	11	15	16.20	3.600								
Steve Mingori L ERA: 5.87 (6.1)	1.1		5	0	0	0	1	1	0	0	0	0	0	6	10	0.00	0.750								
Dennis Higgins R ERA: 4.22 (8.1)	2.0		9	2	1	1	3	1	0	0	0	1	0	13	17	4.50	1.500								

California Angels @ Cleveland Indians
Cleveland Municipal Stadium, Cleveland, OH

Sun Aug 30 1970, 3:33 AM EDT
Att: 7,885 - Unknown

AB 35
R 10
H 13
RBI 9
BB 6
SO 6
LOB 10



Batter	1	2	3	4	5	6	7	8	9	AB	R	H	RBI	BB	SO	LOB	BOTTOM								
Graig Nettles L OBP: 0.335, SLG: 0.389 (1.5)	2B SF8 1B	4-3		2-H HR		K		P6		5	2	2	2	0	1	0									
Roy Foster R OBP: 0.355, SLG: 0.470 (1.7)	1-3 1B 2B		F8 SF8 2B	5-3		1B BB		K		4	2	2	0	1	1	0									
Vada Pinson L OBP: 0.318, SLG: 0.464 (1.9)	SF8		F8		HR	1-2 1B		1B		4	1	3	2	0	0	1									
Ray Fosse R OBP: 0.364, SLG: 0.475 (1.2)	P3		SF8		HR	K		5-3		4	1	1	2	0	1	4									
Chuck Hinton R OBP: 0.414, SLG: 0.496 (1.3)	1B 2-H 1B		HR		K	F8		FC4-6 1B SF8 1B		5	2	3	2	0	1	2									
Eddie Leon R OBP: 0.321, SLG: 0.380 (1.4)	1-2 1B		3-1		BB 1B		F3	FC4-6 1B		5	0	3	0	0	0	0									
Buddy Bradford R OBP: 0.283, SLG: 0.367 (1.8)	K			SH5-3 HR BB	1-2 BB		E4	FC4-6		1	1	0	0	1	1	2	AB 38								
Ted Uhlhaender L OBP: 0.313, SLG: 0.385 (5. PH) (6.8)	K							1-2 2-3		2	0	0	0	1	0	2	R 9								
Jack Heidemann R OBP: 0.269, SLG: 0.292 (1.6)		6-3		SH5-3	1-2	K		SF8		3	0	0	1	0	1	3	H 14								
Steve Hargan R OBP: 0.222, SLG: 0.231 (1.1)										0	0	0	0	0	0	0	RBI 9								
Rick Austin L OBP: 0.211, SLG: 0.176 (4. PH)										1	0	0	0	0	1	0	BB 3								
Larry Brown R OBP: 0.352, SLG: 0.524 (5.1)										0	0	0	0	0	0	0	SO 9								
Vince Colbert R OBP: 0.310, SLG: 0.330 (5.1)										0	0	0	0	0	0	0	LOB 19								
Steve Mingori L OBP: 0.305, SLG: 0.500 (7. PH)										0	0	0	0	0	1	1									
Duke Sims L OBP: 0.320, SLG: 0.320 (8.1)										0	0	0	0	0	0	0									
Dennis Higgins R ERA: 4.22 (8.1)										0	0	0	0	0	0	0									
Lou Camilli S ERA: 3.07 (9. PH)										1	0	0	0	0	0	0									
Inning Stats	R: 2 E: 0 K: 1 S: 9	H: 4 LOB: 2 BB: 0 P: 9	R: 0 E: 0 K: 1 S: 5	H: 0 LOB: 0 BB: 0 P: 5	R: 2 E: 0 K: 0 S: 5	H: 2 LOB: 0 BB: 0 P: 5	R: 2 E: 0 K: 0 S: 4	H: 1 LOB: 0 BB: 1 P: 8	R: 2 E: 0 K: 3 S: 12	H: 3 LOB: 2 BB: 1 P: 16	R: 0 E: 0 K: 2 S: 8	H: 1 LOB: 1 BB: 1 P: 12	R: 0 E: 1 K: 1 S: 6	H: 0 LOB: 1 BB: 0 P: 6	R: 0 E: 0 K: 1 S: 6	H: 1 LOB: 1 BB: 0 P: 6	R: 1 E: 0 K: 0 S: 5	H: 2 LOB: 1 BB: 0 P: 5	1B: 8 2B: 2 3B: 0 HR: 4	SF: 3 SAC: 1 DP: 0 HBP: 0	WP: 0 PB: 0 SB: 0 CS: 0	PA: 45			
PITCHER	IP	WLS	BF	H	R	ER	SO	BB	IBB	HBP	BLK	WP	HR	S	P	ERA	WHIP								
Clyde Wright L ERA: 3.01 (1.1)	2.2		14	6	4	4	2	0	0	0	0	0	1	18	18	13.50	2.250								
Ken Tatum R ERA: 3.3 (3.1)	1.2		10	4	4	4	1	1	0	0	0	0	3	11	15	21.60	3.000								
Tom Bradley R ERA: 4.15 (5.1)	0.2		3	0	0	0	2	1	0	0	0	0	0	6	10	0.00	1.500								
Dave LaRoche L OBP: 0.411, SLG: 0.500 (6.1)	0.1		3	1	0	0	1	1	0	0	0	0	0	4	8	0.00	6.000								
Andy Messersmith R ERA: 4.22 (6.1)	3.2	W	15	3	1	1	3	0	0	0	0	0	0	21	21	2.46	0.818								

California Angels @ Cleveland Indians
Cleveland Municipal Stadium, Cleveland, OH

Sun Aug 30 1970, 3:33 AM EDT
Att: 7,885 - Unknown


AB 38
R 9
H 14
RBI 9
BB 3
SO 9
LOB 19



Batter	1	2	3	4	5	6	7	8	9	AB	R	H	RBI	BB	SO	LOB	TOP										
George Spriggs, L OBP: 0.316, SLG: 0.319 (1, 9)										5	0	0	0	0	1	5											
Cookie Rojas, R OBP: 0.269, SLG: 0.293 (1, 4)										4	0	1	1	0	0	1											
Amos Otis, R OBP: 0.351, SLG: 0.440 (1, 8)										3	0	0	0	1	0	3											
Ed Kirkpatrick, L OBP: 0.333, SLG: 0.427 (1, 2)										4	1	3	0	0	0	1											
Bob Oliver, R OBP: 0.309, SLG: 0.472 (1, 3)										4	0	0	0	0	0	4											
Bill Sorrell, L OBP: 0.306, SLG: 0.382 (1, 7)										4	1	1	0	0	0	1											
Paul Schaal, R OBP: 0.346, SLG: 0.349 (1, 5)										3	1	2	1	1	0	0											
Tom Matchick, L OBP: 0.269, SLG: 0.279 (1, 6)										4	1	2	1	0	0	2											
Wally Bunker, R OBP: 0.200, SLG: 0.048 (1, 1)										3	0	0	1	1	1	3											
Inning Stats	R: 0 E: 0 K: 0 S: 3	H: 0 LOB: 0 BB: 0 P: 3	R: 0 E: 0 K: 0 S: 3	H: 1 LOB: 0 BB: 0 P: 3	R: 0 E: 0 K: 1 S: 6	H: 1 LOB: 1 BB: 0 P: 6	R: 0 E: 0 K: 0 S: 3	H: 0 LOB: 1 BB: 1 P: 7	R: 0 E: 0 K: 0 S: 2	H: 0 LOB: 0 BB: 1 P: 6	R: 0 E: 0 K: 0 S: 3	H: 0 LOB: 1 BB: 1 P: 7	R: 4 E: 0 K: 0 S: 9	H: 5 LOB: 2 BB: 0 P: 9	R: 0 E: 0 K: 0 S: 3	H: 1 LOB: 0 BB: 0 P: 3	R: 0 E: 0 K: 1 S: 6	H: 1 LOB: 1 BB: 0 P: 6	1B: 9 2B: 0 3B: 0 HR: 0	SF: 0 SAC: 0 DP: 3 HBP: 0	WP: 0 PB: 0 SB: 0 CS: 0	PA: 37					
PITCHER	IP	WLS	BF	H	R	ER	SO	BB	IBB	HBP	BLK	WP	HR	S	P	ERA	WHIP										
Tom Murphy, R ERA: 3.95 (1, 1)	6.1	L	26	6	4	4	1	3	0	0	0	0	0	25	37	5.68	1.421										
Ken Tatum, R ERA: 3.27 (7, 1)	0.2		4	1	0	0	0	0	0	0	0	0	0	4	4	0.00	1.500										
Eddie Fisher, R ERA: 3.03 (8, 1)	2.0		7	2	0	0	1	0	0	0	0	0	0	9	9	0.00	1.000										

Kansas City Royals @ California Angels
 Anaheim Stadium, Anaheim, CA
 Tue Sep 01 1970, 10:05 PM EDT
 Att: 9,219 - Unknown


AB	34
R	4
H	9
RBI	4
BB	3
SO	2
LOB	20



Batter	1	2	3	4	5	6	7	8	9	AB	R	H	RBI	BB	SO	LOB	BOTTOM										
Sandy Alomar Sr., S OBP: 0.310, SLG: 0.314 (1, 4)										4	0	2	0	0	0	0											
Roger Repoz, L OBP: 0.326, SLG: 0.466 (1, 9)										3	0	0	0	1	0	2											
Jim Fregosi, R OBP: 0.357, SLG: 0.464 (1, 6)										2	0	0	0	2	0	1											
Alex Johnson, R OBP: 0.360, SLG: 0.450 (1, 7)										4	0	1	0	0	0	6											
Jim Spencer, L OBP: 0.322, SLG: 0.420 (1, 3)										4	0	0	0	0	0	5											
Ken McMullen, R OBP: 0.327, SLG: 0.370 (1, 5)										4	0	0	0	0	2	1											
Jay Johnstone, L OBP: 0.291, SLG: 0.408 (1, 8)										4	0	0	0	0	0	0											
Joe Azcue, R OBP: 0.284, SLG: 0.294 (1, 2)										3	0	1	0	0	0	0											
Tom Murphy, R OBP: 0.211, SLG: 0.154 (1, 1)										2	0	0	0	0	2	1											
Ken Tatum, R OBP: 0.162, SLG: 0.455 (7, PH)										0	0	0	0	0	0	0											
Tony Gonzalez, L OBP: 0.344, SLG: 0.364 (7, PH)										1	0	0	0	0	0	0											
Eddie Fisher, R OBP: 0.125, SLG: 0.125 (8, 1)										0	0	0	0	0	0	0											
Inning Stats	R: 0 E: 0 K: 0 S: 3	H: 1 LOB: 2 BB: 2 P: 11	R: 0 E: 0 K: 2 S: 8	H: 1 LOB: 1 BB: 0 P: 8	R: 0 E: 2 K: 1 S: 5	H: 0 LOB: 2 BB: 1 P: 8	R: 0 E: 0 K: 1 S: 5	H: 0 LOB: 0 BB: 0 P: 5	R: 0 E: 0 K: 0 S: 4	H: 1 LOB: 1 BB: 0 P: 4	R: 0 E: 0 K: 0 S: 3	H: 0 LOB: 0 BB: 0 P: 3	R: 0 E: 0 K: 0 S: 4	H: 1 LOB: 1 BB: 0 P: 4	R: 0 E: 0 K: 0 S: 3	H: 0 LOB: 0 BB: 0 P: 3	1B: 4 2B: 0 3B: 0 HR: 0	SF: 0 SAC: 0 DP: 1 HBP: 0	WP: 0 PB: 0 SB: 1 CS: 0	PA: 34							
PITCHER	IP	WLS	BF	H	R	ER	SO	BB	IBB	HBP	BLK	WP	HR	S	P	ERA	WHIP										
Wally Bunker, R ERA: 4.95 (1, 1)	9.0	W	34	4	0	0	4	3	0	0	0	0	0	39	51	0.00	0.778										

Kansas City Royals @ California Angels
 Anaheim Stadium, Anaheim, CA
 Tue Sep 01 1970, 10:05 PM EDT
 Att: 9,219 - Unknown

AB	31
R	0
H	4
RBI	0
BB	3
SO	4
LOB	16




Batter	1	2	3	4	5	6	7	8	9	AB	R	H	RBI	BB	SO	LOB	TOP										
Rich Severson, R OBP: 0.303, SLG: 0.332 (1, 6)										5	0	2	1	0	0	1											
Cookie Rojas, R OBP: 0.268, SLG: 0.291 (1, 4)										5	0	1	0	0	1	3											
Amos Otis, R OBP: 0.352, SLG: 0.439 (1, 8)										3	0	1	0	0	0	1											
Lou Piniella, R OBP: 0.348, SLG: 0.437 (1, 7)										3	0	1	0	1	0	2											
Bob Oliver, R OBP: 0.309, SLG: 0.471 (1, 3)										4	0	1	0	0	0	6											
Paul Schaaf, R OBP: 0.343, SLG: 0.345 (8, PH)									3	0	0	0	0	0	3												
Tom Matchick, L OBP: 0.267, SLG: 0.276 (8, 5)										1	0	0	0	0	1	0											
Ed Kirkpatrick, L OBP: 0.335, SLG: 0.428 (8, 2)									4	1	2	0	0	1	0												
Ellie Rodriguez, R OBP: 0.317, SLG: 0.320 (8, PH)									3	0	1	0	0	1	1												
George Springs, L OBP: 0.313, SLG: 0.315 (8, 9)										1	0	0	0	0	0	0											
Bob Johnson, L OBP: 0.189, SLG: 0.125 (1, 1)										3	0	1	0	0	2	2											
Pat Kelly, L OBP: 0.338, SLG: 0.314 (9, PH)										1	0	0	0	0	1	0											
Inning Stats	R: 0 E: 0 K: 0 S: 4	H: 1 LOB: 2 BB: 0 P: 5	R: 1 E: 0 K: 1 S: 8	H: 3 LOB: 2 BB: 0 P: 8	R: 0 E: 0 K: 0 S: 4	H: 1 LOB: 1 BB: 0 P: 4	R: 0 E: 0 K: 1 S: 6	H: 1 LOB: 1 BB: 0 P: 6	R: 0 E: 0 K: 0 S: 5	H: 2 LOB: 2 BB: 0 P: 5	R: 0 E: 0 K: 0 S: 5	H: 1 LOB: 0 BB: 1 P: 8	R: 0 E: 0 K: 2 S: 7	H: 0 LOB: 0 BB: 0 P: 7	R: 0 E: 0 K: 2 S: 7	H: 0 LOB: 0 BB: 0 P: 7	R: 0 E: 0 K: 2 S: 7	H: 0 LOB: 0 BB: 0 P: 7	1B: 10 2B: 0 3B: 0 HR: 0	SF: 0 SAC: 0 DP: 1 HBP: 1	WP: 0 PB: 0 SB: 0 CS: 0	PA: 38					
PITCHER	IP	WLS	BF	H	R	ER	SO	BB	IBB	HBP	BLK	WP	HR	S	P	ERA	WHIP										
Clyde Wright, L ERA: 2.96 (1, 1)	6.2	W	31	10	1	1	3	1	0	1	0	0	0	35	40	1.35	1.650										
Andy Messersmith, R ERA: 3.04 (7, 1)	2.1	S	7	0	0	0	4	0	0	0	0	0	0	15	15	0.00	0.000										

Kansas City Royals @ California Angels
Anaheim Stadium, Anaheim, CA
 Wed Sep 02 1970, 10:05 PM EDT
 Att: 9,212 - Unknown

livebaseballscorecards.com

AB 36
R 1
H 10
RBI 1
BB 1
SO 7
LOB 19




Batter	1	2	3	4	5	6	7	8	9	AB	R	H	RBI	BB	SO	LOB	BOTTOM										
Sandy Alomar Sr., S OBP: 0.310, SLG: 0.313 (1, 4)										4	1	1	0	0	0	0											
Tony Gonzalez, L OBP: 0.346, SLG: 0.366 (1, 8)										4	0	2	1	0	0	0											
Jim Fregosi, R OBP: 0.356, SLG: 0.464 (1, 6)										4	1	1	0	0	2	3											
Alex Johnson, R OBP: 0.363, SLG: 0.452 (1, 7)										4	0	3	2	0	0	0											
Jim Spencer, L OBP: 0.319, SLG: 0.416 (1, 3)										4	0	0	0	0	3	5											
Ken McMullen, R OBP: 0.327, SLG: 0.367 (1, 5)									3	0	0	0	1	1	0												
Roger Repoz, L OBP: 0.328, SLG: 0.467 (1, 9)									3	0	1	0	1	0	1												
Joe Azcue, R OBP: 0.287, SLG: 0.297 (1, 2)										4	1	2	0	0	2												
Clyde Wright, R OBP: 0.213, SLG: 0.310 (1, 1)										2	0	0	0	2	2												
Andy Messersmith, R OBP: 0.197, SLG: 0.243 (7, 1)										1	0	0	0	0	1	1											
Inning Stats	R: 0 E: 0 K: 1 S: 5	H: 0 LOB: 0 BB: 0 P: 5	R: 0 E: 0 K: 1 S: 5	H: 0 LOB: 1 BB: 1 P: 9	R: 2 E: 0 K: 2 S: 11	H: 4 LOB: 2 BB: 0 P: 11	R: 0 E: 0 K: 1 S: 6	H: 1 LOB: 1 BB: 0 P: 6	R: 1 E: 0 K: 1 S: 7	H: 2 LOB: 1 BB: 0 P: 7	R: 0 E: 0 K: 1 S: 5	H: 0 LOB: 2 BB: 1 P: 9	R: 0 E: 0 K: 0 S: 5	H: 2 LOB: 2 BB: 0 P: 5	R: 0 E: 0 K: 2 S: 8	H: 1 LOB: 1 BB: 0 P: 8	R: 0 E: 0 K: 2 S: 8	H: 1 LOB: 1 BB: 0 P: 8	1B: 8 2B: 2 3B: 0 HR: 0	SF: 0 SAC: 1 DP: 0 HBP: 0	WP: 0 PB: 0 SB: 3 CS: 0	PA: 36					
PITCHER	IP	WLS	BF	H	R	ER	SO	BB	IBB	HBP	BLK	WP	HR	S	P	ERA	WHIP										
Bob Johnson, R ERA: 3.33 (1, 1)	8.0	L	36	10	3	3	9	2	0	0	0	0	0	52	60	3.38	1.500										

Kansas City Royals @ California Angels
Anaheim Stadium, Anaheim, CA
 Wed Sep 02 1970, 10:05 PM EDT
 Att: 9,212 - Unknown

livebaseballscorecards.com

AB 33
R 3
H 10
RBI 3
BB 2
SO 9
LOB 14



Batter	1	2	3	4	5	6	7	8	9	AB	R	H	RBI	BB	SO	LOB	TOP					
Tom Matchick, L (1,6) OBP: 0.267, SLG: 0.276	0-0 4-3		0-0 1B		0-0 1-3			0-3 K		4	0	1	0	0	1	1	Kansas City Royals @ California Angels Anaheim Stadium, Anaheim, CA Thu Sep 03 1970, 10:05 PM EDT Att: 6,960 - Unknown livebaseballscorecards.com					
George Springs, L (1,9) OBP: 0.296, SLG: 0.299	0-3 K		0-0 F7		0-3 K			0-0 F6		4	0	0	0	0	2	2						
Amos Otis, R (1,8) OBP: 0.354, SLG: 0.441	0-0 1B		0-0 F8		0-0 FC4-6 1B			0-0 1B		4	0	3	0	0	0	1						
Lou Piniella, R (1,7) OBP: 0.345, SLG: 0.433	0-3 K		0-0 F9		0-0 FC4-6 WP 1-2			0-0 5-3		4	0	0	0	0	1	4						
Ed Kirkpatrick, L (1,2)		0-0 6-3		0-3 K		0-0 F2 1-2		0-0 F8		4	0	0	0	0	1	1						
Bob Oliver, R (1,3)		0-0 6-3		0-3 K		0-0 6-3		0-0 L4-3 1B		4	0	1	0	0	1	1						
Bill Sorrell, L (1,5) OBP: 0.306, SLG: 0.371		4-0 1B BB		0-0 F9		0-0 G3		0-0 L4-3 1-2		3	0	0	0	1	0	1						
Cookie Rojas, R (1,4) OBP: 0.271, SLG: 0.300		0-0 1-3 1B		0-0 3B		0-0 4-3				3	0	2	0	0	0	0						
Jim Rooker, R (1,1) OBP: 0.238, SLG: 0.305		0-3 K		0-0 5-3		0-3 K				3	0	0	0	0	2	3						
Inning Stats	R: 0 E: 0 K: 2 S: 8	H: 1 LOB: 1 BB: 0 P: 8	R: 0 E: 0 K: 1 S: 6	H: 1 LOB: 2 BB: 1 P: 10	R: 0 E: 0 K: 0 S: 4	H: 1 LOB: 0 BB: 0 P: 4	R: 0 E: 0 K: 2 S: 7	H: 0 LOB: 0 BB: 0 P: 7	R: 0 E: 0 K: 1 S: 6	H: 1 LOB: 1 BB: 0 P: 6	R: 0 E: 0 K: 0 S: 4	H: 0 LOB: 0 BB: 0 P: 4	R: 0 E: 0 K: 1 S: 5	H: 0 LOB: 0 BB: 0 P: 5	R: 0 E: 0 K: 1 S: 6	H: 1 LOB: 1 BB: 0 P: 6	R: 0 E: 0 K: 0 S: 3	H: 1 LOB: 0 BB: 0 P: 3	1B: 6 2B: 1 3B: 1 HR: 0	SF: 0 SAC: 0 DP: 1 HBP: 0	WP: 1 PB: 0 SB: 0 CS: 0	PA: 34
PITCHER Tom Bradley, R (1,1) ERA: 3.44	IP: 9.0 WLS: W BF: 34 H: 7 R: 0 ER: 0 SO: 8 BB: 1 IBB: 0 HBP: 0 BLK: 0 WP: 1 HR: 0 S: 49 P: 53 ERA: 0.00 WHIP: 0.889															PITCHER	IP: WLS: BF: H: R: ER: SO: BB: IBB: HBP: BLK: WP: HR: S: P: ERA: WHIP:					

Batter	1	2	3	4	5	6	7	8	9	AB	R	H	RBI	BB	SO	LOB	BOTTOM					
Sandy Alomar Sr., S (1,4) OBP: 0.308, SLG: 0.311	0-0 L4		0-0 F9		0-0 6-3			0-0 4-3		4	0	0	0	0	0	3	Kansas City Royals @ California Angels Anaheim Stadium, Anaheim, CA Thu Sep 03 1970, 10:05 PM EDT Att: 6,960 - Unknown livebaseballscorecards.com					
Tony Gonzalez, L (1,8) OBP: 0.343, SLG: 0.362	0-3 K		0-0 F7		0-3 K			0-3 K		4	0	0	0	0	3	3						
Jim Fregosi, R (1,6) OBP: 0.354, SLG: 0.462	0-0 F8		0-0 F4		0-0 6-3					3	0	0	0	0	0	1						
Alex Johnson, R (1,7) OBP: 0.362, SLG: 0.451		0-0 1B 4-3 1B		0-0 F3		0-0 F8				3	1	1	0	0	0	0						
Ken McMullen, R (1,5) OBP: 0.325, SLG: 0.365		0-0 F6		0-0 L6		0-0 F6				3	0	0	0	0	0	1						
Tommie Reynolds, R (1,9) OBP: 0.310, SLG: 0.330		0-0 4-3 1B		0-0 F4				0-0 6-3		3	0	1	0	0	0	0						
Roger Repoz, L (8,9)										0	0	0	0	0	0	0						
Jim Spencer, L (1,3) OBP: 0.319, SLG: 0.416		0-0 4-3		0-0 1B 2-3 3-H		0-0 1B 1B		0-3 K		3	0	1	1	0	1	1						
Joe Azcue, R (1,2) OBP: 0.287, SLG: 0.297		0-0 F9		0-0 SH2-4 1B		0-0 SH2-4 1B		0-3 4-3		3	0	1	0	0	0	1						
Tom Bradley, R (1,1) OBP: 0.267, SLG: 0.286			4-0 BB		0-0 SH2-4 1-2			0-3 K		1	0	0	0	1	1	0						
Inning Stats	R: 0 E: 0 K: 1 S: 5	H: 0 LOB: 0 BB: 0 P: 5	R: 1 E: 0 K: 0 S: 5	H: 2 LOB: 1 BB: 0 P: 5	R: 0 E: 0 K: 0 S: 3	H: 0 LOB: 0 BB: 0 P: 3	R: 0 E: 0 K: 0 S: 3	H: 0 LOB: 0 BB: 0 P: 3	R: 0 E: 0 K: 1 S: 5	H: 0 LOB: 0 BB: 0 P: 5	R: 0 E: 0 K: 2 S: 7	H: 0 LOB: 0 BB: 0 P: 7	R: 0 E: 0 K: 0 S: 3	H: 0 LOB: 0 BB: 0 P: 3	R: 0 E: 0 K: 1 S: 5	H: 0 LOB: 0 BB: 0 P: 5	R: 0 E: 0 K: 2 S: 7	H: 0 LOB: 0 BB: 0 P: 7	1B: 4 2B: 0 3B: 0 HR: 0	SF: 0 SAC: 1 DP: 0 HBP: 0	WP: 0 PB: 0 SB: 0 CS: 0	PA: 29
PITCHER Jim Rooker, L (1,1) ERA: 3.7	IP: 8.0 WLS: L BF: 29 H: 4 R: 1 ER: 1 SO: 5 BB: 1 IBB: 0 HBP: 0 BLK: 0 WP: 0 HR: 0 S: 38 P: 42 ERA: 1.12 WHIP: 0.625															PITCHER	IP: WLS: BF: H: R: ER: SO: BB: IBB: HBP: BLK: WP: HR: S: P: ERA: WHIP:					

Batter	1	2	3	4	5	6	7	8	9	AB	R	H	RBI	BB	SO	LOB	TOP		
Cesar Tovar, R OBP: 0.349, SLG: 0.435 (1, 8)										4	0	2	0	1	1	0	Minnesota Twins @ California Angels Anaheim Stadium, Anaheim, CA Fri Sep 04, 1970, 10:05 PM EDT Att: 38,199 - Unknown - 71 F		
Danny Thompson, R OBP: 0.269, SLG: 0.284 (1, 4)										5	0	0	0	0	2	3			
Harmon Killebrew, R OBP: 0.416, SLG: 0.593 Frank Quilici, R OBP: 0.281, SLG: 0.252 (8, PR)										2	1	0	0	2	1	1			
Tony Oliva, L OBP: 0.352, SLG: 0.493 (1, 9)										4	1	4	0	0	0	0			
Brant Aylea, R OBP: 0.362, SLG: 0.518 Jim Holt, L OBP: 0.298, SLG: 0.335 (6, 8)										3	1	1	3	0	0	3			
Leo Cardenas, R OBP: 0.304, SLG: 0.382 (1, 6)										4	0	1	0	0	0	3			
Rich Reese, L OBP: 0.336, SLG: 0.374 (1, 3)										3	0	0	0	1	2	2			
George Mitterwald, R OBP: 0.269, SLG: 0.369 (1, 2)										4	0	1	0	0	0	2			
Bert Blyleven, R OBP: 0.184, SLG: 0.162 Ron Perranoski, L OBP: 0.053, SLG: 0.053 (6, 1)										2	0	0	0	0	1	1			
Inning Stats	R: 3 H: 2 E: 0 K: 2 S: 9	H: 2 LOB: 0 BB: 1 P: 13	R: 0 H: 0 E: 0 K: 1 S: 5	H: 0 LOB: 0 BB: 0 P: 5	R: 0 H: 1 E: 0 K: 1 S: 6	H: 2 LOB: 2 BB: 1 P: 10	R: 0 H: 2 E: 0 K: 1 S: 6	H: 0 LOB: 0 BB: 0 P: 3	R: 0 H: 1 E: 0 K: 0 S: 4	H: 1 LOB: 1 BB: 0 P: 4	R: 0 H: 1 E: 0 K: 0 S: 4	H: 1 LOB: 2 BB: 0 P: 12	R: 0 H: 1 E: 0 K: 2 S: 8	H: 1 LOB: 1 BB: 0 P: 8	1B: 8 2B: 0 3B: 0 HR: 1	SF: 1 SAC: 0 DP: 0 HBP: 0	WP: 0 PA: 39 CS: 0		
PITCHER	IP	WLS	BF	H	R	ER	SO	BB	IBB	HBP	BLK	WP	HR	S	P	ERA	WHIP		
Rudy May, L ERA: 3.86 (1, 1)	5.0	L	21	5	3	3	5	2	0	0	0	0	1	29	37	5.40	1.400		
Eddie Fisher, R ERA: 2.97 (6, 1)	2.0		8	2	0	0	1	0	0	0	0	0	0	10	10	0.00	1.000		
Mel Queen, R ERA: 3.51 (8, 1)	2.0		10	2	1	1	2	1	1	0	0	0	0	12	20	4.50	1.500		

Batter	1	2	3	4	5	6	7	8	9	AB	R	H	RBI	BB	SO	LOB	BOTTOM		
Sandy Alomar Sr., S OBP: 0.306, SLG: 0.309 (1, 4)										4	0	0	0	0	0	0	Minnesota Twins @ California Angels Anaheim Stadium, Anaheim, CA Fri Sep 04, 1970, 10:05 PM EDT Att: 38,199 - Unknown - 71 F		
Tony Gonzalez, L OBP: 0.342, SLG: 0.361 (1, 8)										4	0	1	0	0	0	0			
Jim Fregosi, R OBP: 0.357, SLG: 0.467 (1, 6)										3	0	2	0	1	0	0			
Alex Johnson, R OBP: 0.363, SLG: 0.452 (1, 7)										4	0	2	0	0	0	1			
Jim Spencer, L OBP: 0.318, SLG: 0.414 Billy Cowan, R OBP: 0.290, SLG: 0.509 (6, PH)										2	0	0	0	0	1	2			
Roger Repoz, L OBP: 0.326, SLG: 0.465 Tommie Reynolds, R OBP: 0.305, SLG: 0.324 (7, PH)										2	0	0	0	0	1	0			
Ken McMullen, R OBP: 0.324, SLG: 0.362 (1, 5)										3	0	0	0	1	0	0			
Joe Azcue, R OBP: 0.284, SLG: 0.294 (1, 2)										3	0	0	0	0	0	1			
Rudy May, L OBP: 0.109, SLG: 0.115 Jay Johnstone, L OBP: 0.290, SLG: 0.407 Eddie Fisher, R OBP: 0.125, SLG: 0.125 Ray Oyler, R OBP: 0.222, SLG: 0.067 Mel Queen, L (8, 1)										1	0	0	0	0	1	0			
Inning Stats	R: 0 H: 0 E: 0 K: 0 S: 3	H: 0 LOB: 0 BB: 0 P: 7	R: 0 H: 0 E: 0 K: 1 S: 5	H: 0 LOB: 0 BB: 0 P: 5	R: 0 H: 2 E: 0 K: 0 S: 5	H: 0 LOB: 2 BB: 0 P: 6	R: 0 H: 2 E: 0 K: 1 S: 7	H: 0 LOB: 3 BB: 1 P: 11	R: 0 H: 0 E: 0 K: 0 S: 3	H: 1 LOB: 1 BB: 0 P: 4	R: 0 H: 0 E: 0 K: 0 S: 3	H: 0 LOB: 0 BB: 0 P: 3	R: 0 H: 1 E: 0 K: 0 S: 4	H: 0 LOB: 0 BB: 0 P: 4	1B: 4 2B: 0 3B: 1 HR: 0	SF: 0 SAC: 0 DP: 0 HBP: 0	WP: 0 PA: 34 CS: 0		
PITCHER	IP	WLS	BF	H	R	ER	SO	BB	IBB	HBP	BLK	WP	HR	S	P	ERA	WHIP		
Bert Blyleven, R ERA: 3.29 (1, 1)	5.1		22	4	0	0	4	2	0	0	0	0	0	14	14	0.00	1.125		
Ron Perranoski, L ERA: 2.16 (6, 1)	3.2	S	12	1	0	0	1	0	0	0	0	0	0	14	14	0.00	0.273		

Batter	1	2	3	4	5	6	7	8	9	AB	R	H	RBI	BB	SO	LOB	TOP						
Cesar Tovar, R OBP: 0.351, SLG: 0.438 (1, 8)										5	3	3	0	0	1	1	Minnesota Twins @ California Angels Anaheim Stadium, Anaheim, CA Sat Sep 05 1970, 10:05 PM EDT Att: 27,301 - Unknown - 76 F livebaseballscorecards.com						
Danny Thompson, R OBP: 0.269, SLG: 0.283 (1, 4)										4	0	1	1	0	0	3							
Tony Oliva, L OBP: 0.353, SLG: 0.498 (1, 9)										2	1	1	3	1	1	1							
Harmon Killebrew, R OBP: 0.418, SLG: 0.594 (1, 5)										3	0	2	0	1	0	0							
Rich Reese, L OBP: 0.337, SLG: 0.373 (1, 3)										4	0	1	0	0	0	2							
Brant Alevy, R OBP: 0.357, SLG: 0.510 Jim Holt, L OBP: 0.297, SLG: 0.333 (1, 7)										3	0	0	0	0	1	2							
Leo Cardenas, R OBP: 0.301, SLG: 0.379 (1, 6)										4	0	0	0	0	1	0							
George Mitterwald, R OBP: 0.266, SLG: 0.364 (1, 2)										4	0	0	0	0	0	0							
Jim Perry, S OBP: 0.271, SLG: 0.349 Paul Ratliff, L OBP: 0.345, SLG: 0.393 Steve Brye, R OBP: 0.270, SLG: 0.212 Jim Kaat, L OBP: 0.270, SLG: 0.212 Stan Williams, R OBP: 0.270, SLG: 0.212 (1, 1)										2	0	0	0	0	0	0							
Inning Stats	R: 1 E: 1 K: 0 S: 6	H: 3 LOB: 2 BB: 0 P: 6	R: 0 E: 0 K: 0 S: 3	H: 0 LOB: 0 BB: 0 P: 3	R: 2 E: 0 K: 0 S: 5	H: 2 LOB: 0 BB: 0 P: 5	R: 0 E: 0 K: 0 S: 3	H: 0 LOB: 0 BB: 0 P: 3	R: 1 E: 1 K: 1 S: 7	H: 2 LOB: 2 BB: 1 P: 11	R: 0 E: 0 K: 0 S: 5	H: 0 LOB: 0 BB: 0 P: 5	R: 0 E: 0 K: 1 S: 4	H: 2 LOB: 2 BB: 1 P: 8	R: 0 E: 0 K: 1 S: 5	H: 0 LOB: 0 BB: 0 P: 5		R: 0 E: 0 K: 2 S: 7	H: 0 LOB: 0 BB: 0 P: 7	1B: 7 2B: 1 3B: 0 HR: 1	SF: 1 SAC: 0 DP: 0 HBP: 0	WP: 0 PB: 0 CS: 0	PA: 37
PITCHER	IP WLS BF H R ER SO BB IBB HBP BLK WP HR S P ERA WHIP																						
Tom Murphy, R ERA: 4.05 Dave LaRoche, L ERA: 4.01 Andy Messersmith, R ERA: 2.99 (1, 1)	4.1 L 20 7 4 4 0 0 0 0 0 0 0 1 20 20 8.31 1.615																						

Batter	1	2	3	4	5	6	7	8	9	AB	R	H	RBI	BB	SO	LOB	BOTTOM						
Sandy Alomar Sr., S OBP: 0.305, SLG: 0.308 (1, 4)										5	1	1	0	0	0	2	Minnesota Twins @ California Angels Anaheim Stadium, Anaheim, CA Sat Sep 05 1970, 10:05 PM EDT Att: 27,301 - Unknown - 76 F livebaseballscorecards.com						
Tony Gonzalez, L OBP: 0.343, SLG: 0.362 (1, 8)										4	1	2	0	0	1	0							
Jim Fregosi, R OBP: 0.356, SLG: 0.465 (1, 6)										4	0	1	1	0	1	2							
Alex Johnson, R OBP: 0.363, SLG: 0.450 (1, 7)										4	0	1	1	0	0	2							
Jim Spencer, L OBP: 0.319, SLG: 0.415 Jarvis Tatum, R OBP: 0.311, SLG: 0.279 (8, PR)										4	0	2	0	0	0	3							
Roger Repoz, L OBP: 0.325, SLG: 0.463 (9, 3)										4	1	1	0	0	1	2							
Ken McMullen, R OBP: 0.324, SLG: 0.360 (1, 5)										3	0	0	0	1	0	3							
Joe Azcue, R OBP: 0.287, SLG: 0.149 Jay Johnstone, L OBP: 0.292, SLG: 0.409 Tom Egan, R OBP: 0.283, SLG: 0.320 Mickey Rivers, L OBP: 0.283, SLG: 0.320 Randy Brown, L OBP: 0.283, SLG: 0.320 (1, 2)										1	0	1	0	0	0	0							
Tom Murphy, R OBP: 0.295, SLG: 0.149 Dave LaRoche, L OBP: 0.423, SLG: 0.500 Bill Voss, L OBP: 0.333, SLG: 0.353 Andy Messersmith, R OBP: 0.157, SLG: 0.243 Giraldo Ruiz, S OBP: 0.269, SLG: 0.260 (5, 1)										2	0	0	0	0	1	2							
Inning Stats	R: 0 E: 0 K: 0 S: 3	H: 0 LOB: 0 BB: 0 P: 3	R: 0 E: 0 K: 1 S: 6	H: 1 LOB: 1 BB: 0 P: 6	R: 2 E: 0 K: 1 S: 9	H: 4 LOB: 2 BB: 0 P: 9	R: 1 E: 1 K: 0 S: 5	H: 2 LOB: 1 BB: 0 P: 5	R: 0 E: 0 K: 1 S: 4	H: 1 LOB: 1 BB: 0 P: 4	R: 0 E: 0 K: 1 S: 5	H: 0 LOB: 1 BB: 1 P: 9	R: 0 E: 0 K: 1 S: 6	H: 1 LOB: 1 BB: 0 P: 6	R: 0 E: 0 K: 1 S: 6	H: 1 LOB: 1 BB: 0 P: 6		R: 0 E: 0 K: 2 S: 7	H: 0 LOB: 0 BB: 0 P: 7	1B: 10 2B: 0 3B: 0 HR: 0	SF: 0 SAC: 1 DP: 0 HBP: 0	WP: 0 PB: 0 CS: 0	PA: 38
PITCHER	IP WLS BF H R ER SO BB IBB HBP BLK WP HR S P ERA WHIP																						
Jim Perry, R ERA: 3.0 Jim Kaat, L ERA: 3.79 Stan Williams, R ERA: 2.1 (1, 1)	6.0 W 27 8 3 2 3 0 0 0 0 0 0 0 2 2 0.00 3.000																						
Stan Williams, R ERA: 2.1 (7, 1)	2.2 S 9 1 0 0 4 0 0 0 0 0 0 0 17 17 0.00 0.375																						

Batter	1	2	3	4	5	6	7	8	9	AB	R	H	RBI	BB	SO	LOB	TOP										
Cesar Tovar, R OBP: 0.391, SLG: 0.445 (1, 8) 										5	1	2	3	0	0	1											
Danny Thompson, R OBP: 0.263, SLG: 0.277 (1, 4) 										5	0	0	0	0	1	2											
Harmon Killebrew, R OBP: 0.416, SLG: 0.589 Frank Quilici, R OBP: 0.281, SLG: 0.252 (1, 5) 										4	0	0	0	1	1	0											
Tony Oliva, L OBP: 0.352, SLG: 0.496 (1, 9) 										4	0	1	0	0	0	2											
Brant Aylea, R OBP: 0.357, SLG: 0.512 Jim Holt, L OBP: 0.296, SLG: 0.332 (1, 7) 										3	0	1	0	0	0	1											
Leo Cardenas, R OBP: 0.305, SLG: 0.383 (1, 6) 										3	0	2	0	1	0	0											
Rich Reese, L OBP: 0.336, SLG: 0.370 (1, 3) 										3	1	0	0	1	0	5											
George Mitterwald, R OBP: 0.270, SLG: 0.370 Steve Brye, R (7, PR) Tom Tischinski, R OBP: 0.321, SLG: 0.250 (7, 2) 										3	0	2	0	0	0	1											
Tom Hall, L OBP: 0.207, SLG: 0.207 Ron Perranoski, L OBP: 0.053, SLG: 0.053 (9, 1) 										2	0	0	0	0	1	3											
Inning Stats	R: 0 E: 0 K: 0 S: 3	H: 0 LOB: 0 BB: 0 P: 3	R: 0 E: 0 K: 0 S: 3	H: 0 LOB: 0 BB: 0 P: 3	R: 2 E: 0 K: 0 S: 4	H: 1 LOB: 0 BB: 1 P: 8	R: 0 E: 0 K: 0 S: 4	H: 1 LOB: 1 BB: 0 P: 8	R: 0 E: 0 K: 1 S: 6	H: 2 LOB: 2 BB: 0 P: 7	R: 1 E: 0 K: 1 S: 7	H: 2 LOB: 2 BB: 1 P: 11	R: 0 E: 0 K: 1 S: 6	H: 1 LOB: 2 BB: 1 P: 10	R: 0 E: 0 K: 0 S: 3	H: 0 LOB: 0 BB: 0 P: 3	1B: 3 2B: 4 3B: 0 HR: 1	SF: 0 SAC: 2 DP: 0 HBP: 0	WP: 0 PB: 0 CS: 0	PA: 39							
PITCHER	IP	WLS	BF	H	R	ER	SO	BB	IBB	HBP	BLK	WP	HR	S	P	ERA	WHIP										
Clyde Wright, L ERA: 3.0 (1, 1)	6.1	L	28	7	3	3	2	1	1	0	0	0	1	30	38	4.26	1.263										
Steve Kealey, R ERA: 1.94 (7, 1)	0.1		1	0	0	0	1	0	0	0	0	0	0	3	3	0.00	0.000										
Dave LaRoche, L ERA: 3.86 (7, 1)	1.1		7	1	0	0	1	0	2	0	0	0	0	7	15	0.00	0.750										
Eddie Fisher, R ERA: 2.95 (9, 1)	1.0		3	0	0	0	0	0	0	0	0	0	0	3	3	0.00	0.000										

Minnesota Twins @ California Angels
Anaheim Stadium, Anaheim, CA
Sun Sep 06 1970, 6:33 AM EDT
Att: 19,641 - Unknown - 91 F

AB 33
R 3
H 8
RBI 3
BB 4
SO 4
LOB 15



Batter	1	2	3	4	5	6	7	8	9	AB	R	H	RBI	BB	SO	LOB	BOTTOM										
Sandy Alomar Sr., S OBP: 0.305, SLG: 0.307 (1, 4) 										3	1	0	0	1	1	1											
Jarvis Tatum, R OBP: 0.310, SLG: 0.278 (1, 8) 										4	0	1	0	0	2	0											
Jim Fregosi, R OBP: 0.356, SLG: 0.463 (1, 6) 										4	0	1	0	0	0	2											
Alex Johnson, R OBP: 0.362, SLG: 0.450 (1, 7) 										4	0	1	1	0	0	1											
Ken McMullen, R OBP: 0.323, SLG: 0.357 Mickey Rivers, L (9, PR) 										3	0	0	0	1	1	2											
Tommie Reynolds, R OBP: 0.298, SLG: 0.316 Billy Cowan, R (8, PH) OBP: 0.344, SLG: 0.505 (9, 1) 										3	0	0	0	0	0	2											
Jim Spencer, L OBP: 0.317, SLG: 0.412 (1, 3) 										3	0	0	0	0	0	0											
Joe Azcue, R OBP: 0.287, SLG: 0.297 (1, 2) 										3	0	1	0	0	0	0											
Clyde Wright, R OBP: 0.209, SLG: 0.303 Steve Kealey, R OBP: 0.333, SLG: 0.333 Dave LaRoche, L OBP: 0.428, SLG: 0.500 Giraldo Ruiz, S (8, PH) OBP: 0.286, SLG: 0.256 Eddie Fisher, R OBP: 0.125, SLG: 0.125 (9, 1) 										2	0	0	0	0	2	1											
Inning Stats	R: 0 E: 0 K: 1 S: 5	H: 0 LOB: 0 BB: 0 P: 5	R: 0 E: 0 K: 0 S: 3	H: 0 LOB: 0 BB: 0 P: 3	R: 0 E: 0 K: 1 S: 6	H: 1 LOB: 1 BB: 0 P: 6	R: 0 E: 0 K: 1 S: 7	H: 2 LOB: 2 BB: 0 P: 7	R: 0 E: 0 K: 2 S: 7	H: 0 LOB: 0 BB: 0 P: 7	R: 0 E: 0 K: 0 S: 3	H: 0 LOB: 0 BB: 0 P: 3	R: 0 E: 0 K: 0 S: 3	H: 0 LOB: 0 BB: 0 P: 3	R: 1 E: 0 K: 0 S: 4	H: 1 LOB: 2 BB: 2 P: 12	1B: 3 2B: 1 3B: 0 HR: 0	SF: 0 SAC: 0 DP: 0 HBP: 0	WP: 0 PB: 0 CS: 0	PA: 33							
PITCHER	IP	WLS	BF	H	R	ER	SO	BB	IBB	HBP	BLK	WP	HR	S	P	ERA	WHIP										
Tom Hall, L ERA: 2.65 (1, 1)	8.0	W	29	4	1	1	6	1	0	0	0	0	0	40	44	1.12	0.625										
Ron Perranoski, L ERA: 2.15 (9, 1)	1.0	S	4	0	0	0	0	1	0	0	0	0	0	3	7	0.00	1.000										

Minnesota Twins @ California Angels
Anaheim Stadium, Anaheim, CA
Sun Sep 06 1970, 6:33 AM EDT
Att: 19,641 - Unknown - 91 F

AB 31
R 1
H 4
RBI 1
BB 2
SO 6
LOB 11



Batter	1	2	3	4	5	6	7	8	9	AB	R	H	RBI	BB	SO	LOB	TOP					
Sandy Alomar Sr. S OBP: 0.304, SLG: 0.306 (1.4)	G3			E BB SF8 1B	6-3		FC6-4			4	1	1	0	0	0	1						
Jay Johnstone L OBP: 0.292, SLG: 0.404 (1.8)	G3			K			K	G4-6-3 BB		3	0	0	0	1	2	1						
Jim Fregosi R OBP: 0.357, SLG: 0.462 (1.6)	K			BB E 1-2 BB			1B BB	K		2	0	0	0	2	2	1						
Alex Johnson R OBP: 0.361, SLG: 0.449 (1.7)		K		E3 BB 1-2 2-3			1B	G4-6-3		4	0	1	0	0	1	3						
Jim Spencer L OBP: 0.315, SLG: 0.409 (1.3)	K			SF8			F9	F5		3	0	0	1	0	1	2						
Roger Repoz L OBP: 0.325, SLG: 0.459 (1.9)	K			3-H 4-0			F2	F9		3	0	0	0	1	1	2						
Ken McMullen R OBP: 0.320, SLG: 0.354 (1.5)			F7	F8			F8	6-3		4	0	0	0	0	0	3						
Joe Azcue R OBP: 0.287, SLG: 0.297 (1.2)			K		1-3		FC6-4 1B			3	0	1	0	0	1	0						
Tom Bradley R OBP: 0.258, SLG: 0.287 Dave LaRoche L OBP: 0.429, SLG: 0.500 Mickey Rivers L (5. Ph) Ken Tatum R OBP: 0.342, SLG: 0.455 Bill Voss L OBP: 0.302, SLG: 0.391 Eddie Fisher R OBP: 0.125, SLG: 0.125 Terry Cox R (8.1)			K		F9		K			1	0	0	0	0	0	0						
Inning Stats	R: 0 E: 0 K: 1 S: 5	H: 0 LOB: 0 BB: 0 P: 5	R: 0 E: 0 K: 3 S: 9	H: 0 LOB: 0 BB: 0 P: 9	R: 0 E: 0 K: 2 S: 7	H: 0 LOB: 0 BB: 0 P: 7	R: 1 E: 1 K: 1 S: 7	H: 1 LOB: 3 BB: 2 P: 15	R: 0 E: 0 K: 0 S: 3	H: 0 LOB: 0 BB: 0 P: 3	R: 0 E: 0 K: 1 S: 6	H: 1 LOB: 2 BB: 1 P: 10	R: 0 E: 0 K: 1 S: 6	H: 1 LOB: 1 BB: 0 P: 6	R: 0 E: 0 K: 1 S: 4	H: 0 LOB: 0 BB: 1 P: 8	R: 0 E: 0 K: 0 S: 3	H: 0 LOB: 0 BB: 0 P: 3	1B: 3 2B: 0 3B: 0 HR: 0	SF: 1 SAC: 0 DP: 1 HBP: 0	WP: 0 PB: 0 SB: 0 CS: 0	PA: 34
PITCHER Bob Johnson R ERA: 3.16 (1.1)	IP: 9.0 WLS: W BF: 34 H: 3 R: 1 ER: 0 SO: 10 BB: 4 IBB: 0 HBP: 0 BLK: 0 WP: 0 HR: 0 S: 50 P: 66 ERA: 0.00 WHIP: 0.778											PITCHER	IP: 9.0 WLS: W BF: 34 H: 3 R: 1 ER: 0 SO: 10 BB: 4 IBB: 0 HBP: 0 BLK: 0 WP: 0 HR: 0 S: 50 P: 66 ERA: 0.00 WHIP: 0.778									

California Angels @ Kansas City Royals
Municipal Stadium, Kansas City, MO
Mon Sep 07 1970, 8:05 PM EDT
Att: 6,626 - Unknown

AB 29
R 1
H 3
RBI 1
BB 4
SO 10
LOB 14



Batter	1	2	3	4	5	6	7	8	9	AB	R	H	RBI	BB	SO	LOB	BOTTOM			
Pat Kelly L OBP: 0.338, SLG: 0.315 (1.9)	4-3			F7			S 1B			4	0	2	1	0	0	2				
Amos Otis R OBP: 0.347, SLG: 0.430 (1.8)	F7	FC5		F8			K			4	0	0	0	0	1	3				
Ed Kirkpatrick L OBP: 0.333, SLG: 0.435 (1.2)	1-3		K		K			HR		4	1	1	1	0	2	0				
Bob Oliver R OBP: 0.305, SLG: 0.461 (1.3)		E7 BB 1B	5-3	5-3				FC1-4 1B		4	1	2	0	0	0	0				
Lou Piniella R OBP: 0.338, SLG: 0.427 (1.7)		K	5-3				F3	F9		4	0	0	0	0	1	2				
Paul Schaaf R OBP: 0.339, SLG: 0.341 (1.5)		E6 BB 1B		F3			F8	FC1-4 1B		4	1	0	0	0	0	2				
Cookie Rojas R OBP: 0.276, SLG: 0.303 (1.4)		1B BB		SH1-4 2B			F9			3	1	2	0	1	0	0				
Rich Severson R OBP: 0.302, SLG: 0.322 (1.6)		K		SH1-4 IBB			F8	F3		3	0	0	0	1	1	5				
Bob Johnson L OBP: 0.200, SLG: 0.140 (1.1)		FC5 1B		SH1-4			3-1			2	0	1	2	0	0	0				
Inning Stats	R: 0 E: 0 K: 0 S: 3	H: 0 LOB: 0 BB: 0 P: 3	R: 3 E: 2 K: 2 S: 11	H: 3 LOB: 2 BB: 1 P: 15	R: 0 E: 0 K: 1 S: 5	H: 0 LOB: 0 BB: 0 P: 5	R: 0 E: 0 K: 0 S: 4	H: 1 LOB: 2 BB: 1 P: 8	R: 0 E: 0 K: 0 S: 5	H: 0 LOB: 0 BB: 0 P: 5	R: 0 E: 0 K: 0 S: 3	H: 0 LOB: 0 BB: 0 P: 3	R: 0 E: 0 K: 1 S: 6	H: 1 LOB: 1 BB: 0 P: 6	R: 1 E: 0 K: 0 S: 6	H: 3 LOB: 2 BB: 0 P: 6	1B: 6 2B: 1 3B: 0 HR: 1	SF: 0 SAC: 1 DP: 0 HBP: 0	WP: 0 PB: 0 SB: 1 CS: 0	PA: 35
PITCHER Tom Bradley R ERA: 3.24 Dave LaRoche L ERA: 3.79 Ken Tatum R ERA: 3.18 Eddie Fisher R ERA: 2.98 Terry Cox R ERA: (8.1)	IP: 3.1 WLS: L BF: 17 H: 4 R: 3 ER: 0 SO: 3 BB: 1 IBB: 0 HBP: 0 BLK: 0 WP: 0 HR: 0 S: 21 P: 29 ERA: 0.00 WHIP: 1.500											PITCHER	IP: 3.1 WLS: L BF: 17 H: 4 R: 3 ER: 0 SO: 3 BB: 1 IBB: 0 HBP: 0 BLK: 0 WP: 0 HR: 0 S: 21 P: 29 ERA: 0.00 WHIP: 1.500							

California Angels @ Kansas City Royals
Municipal Stadium, Kansas City, MO
Mon Sep 07 1970, 8:05 PM EDT
Att: 6,626 - Unknown

AB 32
R 4
H 8
RBI 4
BB 2
SO 5
LOB 14



Batter	1	2	3	4	5	6	7	8	9	AB	R	H	RBI	BB	SO	LOB	TOP					
Sandy Alomar Sr. S OBP: 0.303, SLG: 0.305 Giraldo Ruiz S OBP: 0.291, SLG: 0.263	6-3			K		F6			G4-3 1B	2	0	0	0	0	1	0						
Jarvis Tatum R OBP: 0.304, SLG: 0.272	K			F3			4-3		G4-3 1-2	4	0	0	0	0	1	1						
Jim Fregosi R OBP: 0.355, SLG: 0.460	K			K			6-3			2	0	0	0	0	2	0						
Alex Johnson R OBP: 0.359, SLG: 0.446 Greg Garrett S OBP: 0.182, SLG: 0.100		F8			K		6-3			3	0	0	0	0	1	0						
Billy Cowan R OBP: 0.336, SLG: 0.491		F8			F8			F7		3	0	0	0	0	0	0						
Ken McMullen R OBP: 0.318, SLG: 0.352		K			6-3			F7		3	0	0	0	0	1	0						
Tommie Reynolds R OBP: 0.296, SLG: 0.325			F3			F8				3	0	1	0	0	0	0						
Joe Azcue R OBP: 0.289, SLG: 0.299 Tom Egan R OBP: 0.281, SLG: 0.318			F7					5-3		2	0	1	0	0	0	0						
Rudy May L OBP: 0.106, SLG: 0.115 Steve Kestley R OBP: 0.229, SLG: 0.250 Lloyd Allen R OBP: 0.300, SLG: 0.359 Ray Oyler R OBP: 0.291, SLG: 0.403			K			F9			F5	0	0	0	0	0	0	0						
Inning Stats	R: 0 E: 0 K: 2 S: 7	H: 0 LOB: 0 BB: 0 P: 7	R: 0 E: 0 K: 1 S: 5	H: 0 LOB: 0 BB: 0 P: 5	R: 0 E: 0 K: 1 S: 5	H: 0 LOB: 0 BB: 0 P: 5	R: 0 E: 0 K: 2 S: 7	H: 0 LOB: 0 BB: 0 P: 7	R: 0 E: 0 K: 1 S: 5	H: 0 LOB: 0 BB: 0 P: 5	R: 0 E: 0 K: 0 S: 4	H: 1 LOB: 1 BB: 0 P: 4	R: 0 E: 0 K: 0 S: 3	H: 0 LOB: 0 BB: 0 P: 3	R: 0 E: 0 K: 0 S: 4	H: 1 LOB: 1 BB: 0 P: 4	R: 0 E: 0 K: 0 S: 3	H: 1 LOB: 0 BB: 0 P: 3	1B: 2 2B: 1 3B: 0 HR: 0	SF: 0 SAC: 0 DP: 1 HBP: 0	WP: 0 PB: 0 SB: 0 CS: 0	PA: 29
PITCHER Jim Rooker L ERA: 3.52	IP: 9.0 WLS: W BF: 29 H: 3 R: 0 ER: 0 SO: 7 BB: 0 IBB: 0 HBP: 0 BLK: 0 WP: 0 HR: 0 S: 43 P: 43 ERA: 0.00 WHIP: 0.333																					

California Angels @ Kansas City Royals
Municipal Stadium, Kansas City, MO
Tue Sep 08 1970, 8:05 PM EDT
Att: 6,244 - Unknown

AB 29
R 0
H 3
RBI 0
BB 0
SO 7
LOB 4



Batter	1	2	3	4	5	6	7	8	9	AB	R	H	RBI	BB	SO	LOB	BOTTOM			
Pat Kelly L OBP: 0.340, SLG: 0.317 George Spriggs L OBP: 0.309, SLG: 0.299	F7	1B		BB 1B	G1		F7			3	1	2	2	0	0	0				
Cookie Rojas R OBP: 0.276, SLG: 0.302 Tom Matchick L OBP: 0.259, SLG: 0.267	F9	K		BB 1B	5-3		F6			4	1	1	0	0	1	2				
Amos Otis R OBP: 0.347, SLG: 0.429	6-3	1B		1B WP BB	K		F7			4	2	1	0	1	1	0				
Bob Oliver R OBP: 0.311, SLG: 0.465		1B		WP 1B		1B FC3-2	1B		BB 1B BB	4	3	4	3	1	0	0				
Lou Piniella R OBP: 0.343, SLG: 0.431		1B		FC5-4 1B		FC3-2 1B			K	5	1	4	2	0	1	1				
Paul Schaaf R OBP: 0.343, SLG: 0.343		1B		FC5-4 WP BB		FC3-2 1B			1B BB	4	1	2	2	1	0	3				
Ellie Rodriguez R OBP: 0.322, SLG: 0.322		1B BB	F3	WP BB		FC3-2			1B	4	1	2	1	1	0	3				
Rich Severson R OBP: 0.300, SLG: 0.315		1B BB	6-3	F9		K			F7	4	1	0	0	1	1	7				
Jim Rooker R OBP: 0.235, SLG: 0.297		1B BB	K	K		F3			F7	5	1	1	1	0	2	7				
Inning Stats	R: 0 E: 0 K: 0 S: 3	H: 9 LOB: 2 BB: 1 P: 17	R: 0 E: 0 K: 1 S: 5	H: 0 LOB: 0 BB: 0 P: 5	R: 4 E: 0 K: 1 S: 9	H: 4 LOB: 2 BB: 2 P: 17	R: 0 E: 0 K: 1 S: 5	H: 3 LOB: 3 BB: 0 P: 8	R: 0 E: 0 K: 0 S: 3	H: 0 LOB: 0 BB: 0 P: 3	R: 1 E: 0 K: 1 S: 6	H: 1 LOB: 2 BB: 2 P: 14	R: 0 E: 0 K: 0 S: 3	H: 0 LOB: 0 BB: 0 P: 3	R: 0 E: 0 K: 0 S: 6	H: 1 LOB: 2 BB: 2 P: 14	1B: 17 2B: 0 3B: 0 HR: 0	SF: 0 SAC: 0 DP: 0 HBP: 0	WP: 2 PB: 0 SB: 0 CS: 0	PA: 45
PITCHER Rudy May L ERA: 4.14 Steve Kestley R ERA: 4.32 Lloyd Allen R ERA: 4.35 Greg Garrett L ERA: 2.85	IP: 1.0 WLS: L BF: 10 H: 6 R: 4 ER: 4 SO: 2 BB: 1 IBB: 0 HBP: 0 BLK: 0 WP: 0 HR: 0 S: 15 P: 19 ERA: 18.00 WHIP: 3.500	IP: 2.0 WLS: L BF: 12 H: 6 R: 4 ER: 4 SO: 2 BB: 1 IBB: 0 HBP: 0 BLK: 0 WP: 0 HR: 0 S: 19 P: 23 ERA: 0.00 WHIP: 1.667	IP: 3.0 WLS: L BF: 14 H: 4 R: 0 ER: 0 SO: 3 BB: 1 IBB: 0 HBP: 0 BLK: 0 WP: 0 HR: 0 S: 19 P: 23 ERA: 0.00 WHIP: 1.667	IP: 2.0 WLS: L BF: 9 H: 1 R: 1 ER: 1 SO: 1 BB: 2 IBB: 0 HBP: 0 BLK: 0 WP: 0 HR: 0 S: 9 P: 17 ERA: 4.50 WHIP: 1.500																

California Angels @ Kansas City Royals
Municipal Stadium, Kansas City, MO
Tue Sep 08 1970, 8:05 PM EDT
Att: 6,244 - Unknown

AB 40
R 12
H 17
RBI 11
BB 5
SO 6
LOB 23



Batter	1	2	3	4	5	6	7	8	9	AB	R	H	RBI	BB	SO	LOB	TOP					
Sandy Alomar Sr. S OBP: 0.303, SLG: 0.303	F7		F8				F7		E2	4	0	0	0	1	0	3	California Angels @ Chicago White Sox Comiskey Park, Chicago, IL Wed Sep 09 1970, 8:05 PM EDT Unknown					
Jay Johnstone L OBP: 0.292, SLG: 0.419	1B		K				P6		SF9	4	1	2	2	0	1	2						
Jim Fregosi R Terry Cox R OBP: 0.355, SLG: 0.458			K				F9			4	0	1	1	0	1	3						
Mickey Rivers L OBP: 0.143, SLG: 0.143	G6-3						G6-3			0	0	0	0	0	0	0						
Alex Johnson R OBP: 0.360, SLG: 0.446										1	0	1	1	0	0	0						
Tony Gonzalez L OBP: 0.342, SLG: 0.361	G6-3									5	0	2	0	0	0	2						
Ken McMullen R OBP: 0.318, SLG: 0.351										4	0	1	0	0	1	4						
Roger Repoz L OBP: 0.322, SLG: 0.454										4	0	0	0	0	0	3						
Joe Azcue R Tom Egan R OBP: 0.287, SLG: 0.297										2	0	0	0	0	0	0						
Tom Egan R OBP: 0.294, SLG: 0.320										2	1	1	0	0	0	0						
Tom Murphy R Steve Kasley R Mel Queen L Ray Oyler R OBP: 0.203, SLG: 0.147										1	0	0	0	0	1	0						
Steve Kasley R OBP: 0.250, SLG: 0.250										0	0	0	0	0	0	0						
Mel Queen L OBP: 0.083, SLG: 0.083										2	1	1	0	0	0	0						
Ray Oyler R OBP: 0.238, SLG: 0.111										1	1	1	0	0	0	0						
Inning Stats	R: 1 E: 0 K: 1 S: 8	H: 3 LOB: 2 BB: 0 P: 8	R: 0 E: 0 K: 1 S: 5	H: 0 LOB: 0 BB: 0 P: 5	R: 0 E: 0 K: 2 S: 7	H: 0 LOB: 0 BB: 0 P: 7	R: 0 E: 0 K: 0 S: 4	H: 1 LOB: 1 BB: 0 P: 4	R: 0 E: 0 K: 0 S: 4	H: 1 LOB: 1 BB: 0 P: 8	R: 0 E: 0 K: 0 S: 4	H: 1 LOB: 1 BB: 0 P: 4	R: 1 E: 1 K: 0 S: 5	H: 1 LOB: 1 BB: 0 P: 5	R: 0 E: 0 K: 0 S: 4	H: 1 LOB: 1 BB: 0 P: 4	R: 2 E: 1 K: 0 S: 7	H: 3 LOB: 2 BB: 0 P: 7	1B: 9 2B: 0 3B: 2 HR: 0	SF: 1 SAC: 0 DP: 0 HBP: 0	WP: 0 PB: 0 SB: 0 CS: 0	PA: 41
PITCHER Gerry Janeski R ERA: 4.8	IP: 9.0 WLS: W BF: 41	H: 11 R: 4 ER: 3 SO: 4	BB: 1 IBB: 0 HBP: 0 BLK: 0	WP: 0 HR: 0 S: 48 P: 52	ERA: 3.00 WHIP: 1.333	PITCHER										IP: 9.0 WLS: W BF: 41	H: 11 R: 4 ER: 3 SO: 4	BB: 1 IBB: 0 HBP: 0 BLK: 0	WP: 0 HR: 0 S: 48 P: 52	ERA: 3.00 WHIP: 1.333		

Batter	1	2	3	4	5	6	7	8	9	AB	R	H	RBI	BB	SO	LOB	BOTTOM				
Syd O'Brien R OBP: 0.286, SLG: 0.339	G5-3	K			F8		G6-3			5	0	1	0	0	1	0	California Angels @ Chicago White Sox Comiskey Park, Chicago, IL Wed Sep 09 1970, 8:05 PM EDT Unknown				
Luis Aparicio R Rich Morales R OBP: 0.373, SLG: 0.395	G5-3						G5-3			3	2	1	0	1	0	0					
Carlos May L Walt Williams R OBP: 0.438, SLG: 0.438	G6-3						P6			4	2	2	0	0	0	1					
Bill Melton R Jose Ortiz R OBP: 0.336, SLG: 0.491										4	2	3	5	0	0	0					
Ed Herrmann L OBP: 0.357, SLG: 0.509										0	0	0	0	0	0	0					
Bob Spence L OBP: 0.273, SLG: 0.370										4	1	3	1	0	0	0					
Ken Berry R OBP: 0.346, SLG: 0.363										4	2	2	0	0	0	1					
Bobby Knoop R OBP: 0.288, SLG: 0.309										4	1	2	3	0	0	0					
Gerry Janeski R OBP: 0.094, SLG: 0.079										4	0	0	0	0	3	1					
Inning Stats	R: 0 E: 0 K: 0 S: 3	H: 0 LOB: 0 BB: 0 P: 3	R: 4 E: 0 K: 2 S: 11	H: 4 LOB: 0 BB: 0 P: 11	R: 3 E: 0 K: 0 S: 6	H: 4 LOB: 0 BB: 0 P: 6	R: 0 E: 0 K: 1 S: 5	H: 0 LOB: 0 BB: 0 P: 5	R: 1 E: 0 K: 0 S: 4	H: 2 LOB: 1 BB: 1 P: 8	R: 0 E: 0 K: 0 S: 3	H: 0 LOB: 0 BB: 0 P: 3	R: 2 E: 0 K: 0 S: 5	H: 2 LOB: 0 BB: 0 P: 5	R: 1 E: 0 K: 1 S: 8	H: 3 LOB: 2 BB: 0 P: 8		1B: 10 2B: 1 3B: 0 HR: 4	SF: 0 SAC: 0 DP: 1 HBP: 0	WP: 0 PB: 0 SB: 0 CS: 0	PA: 38
PITCHER Tom Murphy R Steve Kasley R Mel Queen R Terry Cox R ERA: 4.27	IP: 2.0 WLS: L BF: 12	H: 6 R: 6 ER: 6 SO: 2	BB: 0 IBB: 0 HBP: 0 BLK: 0	WP: 0 HR: 2 S: 16 P: 16	ERA: 27.00 WHIP: 3.000	PITCHER										IP: 2.0 WLS: L BF: 12		H: 6 R: 6 ER: 6 SO: 2	BB: 0 IBB: 0 HBP: 0 BLK: 0	WP: 0 HR: 2 S: 16 P: 16	ERA: 27.00 WHIP: 3.000

Batter	1	2	3	4	5	6	7	8	9	AB	R	H	RBI	BB	SO	LOB	TOP				
Tommy Harper, R (1, 5) OBP: 0.367, SLG: 0.513										4	0	1	0	0	1	2					
Floyd Wicker, L (1, 7) OBP: 0.263, SLG: 0.222										4	0	0	0	0	1	2					
Dave May, L (1, 8) OBP: 0.322, SLG: 0.331										4	0	0	0	0	0	2					
Bob Burda, L (1, 9) OBP: 0.319, SLG: 0.343										3	1	1	0	0	0	0					
Bernie Smith, R (9, PH) OBP: 0.351, SLG: 0.423										1	0	1	0	0	0	0					
Mike Hegan, L (1, 3) OBP: 0.326, SLG: 0.375										3	1	0	0	0	0	1					
Roberto Pena, R (1, 6) OBP: 0.280, SLG: 0.314										3	0	1	1	1	1	0					
Phil Roof, R (1, 2) OBP: 0.328, SLG: 0.401										4	0	1	1	0	2	2					
Ted Kubiak, S (1, 4) OBP: 0.337, SLG: 0.317										2	0	0	0	1	0	0					
Lew Krausse, R (1, 1) OBP: 0.258, SLG: 0.190										1	0	0	0	0	1	0					
Ken Sanders, R (7, 1) OBP: 0.417, SLG: 0.222										1	0	1	0	0	0	0					
Inning Stats	R: 0 E: 0 K: 0 S: 3	H: 0 LOB: 0 BB: 0 P: 3	R: 0 E: 0 K: 0 S: 3	H: 0 LOB: 0 BB: 0 P: 3	R: 0 E: 0 K: 2 S: 7	H: 1 LOB: 0 BB: 0 P: 7	R: 0 E: 0 K: 1 S: 5	H: 0 LOB: 0 BB: 0 P: 5	R: 2 E: 1 K: 0 S: 6	H: 3 LOB: 2 BB: 1 P: 10	R: 0 E: 0 K: 2 S: 7	H: 0 LOB: 0 BB: 0 P: 7	R: 0 E: 0 K: 0 S: 5	H: 2 LOB: 2 BB: 0 P: 5	R: 0 E: 0 K: 0 S: 3	H: 1 LOB: 1 BB: 1 P: 7	1B: 6 2B: 0 3B: 0 HR: 0	SF: 0 SAC: 2 DP: 1 HBP: 0	WP: 0 PB: 0 SB: 0 CS: 0	PA: 34	
PITCHER	IP	WLS	BF	H	R	ER	SO	BB	IBB	HBP	BLK	WP	HR	S	P	ERA	WHIP				
Tom Bradley, R (1, 1) ERA: 3.03	7.0	L	25	3	2	1	6	0	1	0	0	0	0	36	40	1.29	0.429				
Ken Tatum, R (8, 1) ERA: 3.13	0.2		4	2	0	0	0	0	0	0	0	0	0	4	4	0.00	3.000				
Dave LaRoche, L (8, 1) ERA: 3.65	1.1		5	1	0	0	0	0	1	0	0	0	0	4	8	0.00	0.750				

Milwaukee Brewers @ California Angels
Anaheim Stadium, Anaheim, CA
Fri Sep 11 1970, 10:05 PM EDT
Att: 5,646 - Unknown

AB 30
R 2
H 6
RBI 2
BB 2
SO 6
LOB 9



Batter	1	2	3	4	5	6	7	8	9	AB	R	H	RBI	BB	SO	LOB	BOTTOM					
Sandy Alomar Sr, S (1, 6) OBP: 0.302, SLG: 0.300										2	0	0	0	2	0	0						
Doug Griffin, R (1, 4) OBP: 0.302, SLG: 0.300										3	0	0	0	0	0	2						
Jim Fregosi, R (1, 3) OBP: 0.353, SLG: 0.456										3	0	0	0	1	0	1						
Alex Johnson, R (1, 7) OBP: 0.360, SLG: 0.450										4	1	1	0	0	1	2						
Jay Johnstone, L (1, 9) OBP: 0.289, SLG: 0.412										4	0	0	0	0	0	1						
Ken McMullen, R (1, 5) OBP: 0.320, SLG: 0.352										4	0	2	0	0	0	0						
Tony Gonzalez, L (1, 8) OBP: 0.340, SLG: 0.359										4	0	2	0	0	0	1						
Tom Egan, R (1, 2) OBP: 0.286, SLG: 0.322										2	0	1	0	0	1	1						
Bill Voss, L (7, PH) OBP: 0.330, SLG: 0.351										0	0	0	1	0	0	0						
Joe Azcue, R (8, 2) OBP: 0.285, SLG: 0.295										0	0	0	0	0	0	0						
Tom Bradley, R (1, 1) OBP: 0.222, SLG: 0.235										2	0	0	0	0	2	2						
Roger Repoz, L (7, PH) OBP: 0.323, SLG: 0.453										1	0	0	0	0	1	2						
Ken Tatum, R (8, 1) OBP: 0.182, SLG: 0.455										0	0	0	0	0	0	0						
Dave LaRoche, L (8, 1) OBP: 0.429, SLG: 0.500										0	0	0	0	0	0	0						
Inning Stats	R: 0 E: 0 K: 0 S: 3	H: 0 LOB: 0 BB: 0 P: 3	R: 0 E: 0 K: 0 S: 3	H: 0 LOB: 0 BB: 0 P: 3	R: 0 E: 0 K: 2 S: 8	H: 1 LOB: 2 BB: 1 P: 12	R: 0 E: 0 K: 0 S: 2	H: 0 LOB: 0 BB: 1 P: 6	R: 0 E: 0 K: 0 S: 6	H: 2 LOB: 1 BB: 0 P: 6	R: 0 E: 0 K: 0 S: 3	H: 0 LOB: 0 BB: 0 P: 3	R: 1 E: 0 K: 1 S: 8	H: 3 LOB: 2 BB: 0 P: 8	R: 0 E: 0 K: 1 S: 5	H: 0 LOB: 1 BB: 1 P: 9	R: 0 E: 0 K: 0 S: 3	H: 0 LOB: 0 BB: 0 P: 3	1B: 6 2B: 0 3B: 0 HR: 0	SF: 1 SAC: 1 DP: 2 HBP: 0	WP: 0 PB: 0 SB: 1 CS: 0	PA: 34
PITCHER	IP	WLS	BF	H	R	ER	SO	BB	IBB	HBP	BLK	WP	HR	S	P	ERA	WHIP					
Lew Krausse, R (1, 1) ERA: 4.56	6.1	W	25	6	1	1	3	2	0	0	0	0	0	29	37	1.42	1.263					
Ken Sanders, R (7, 1) ERA: 1.7	2.2	S	9	0	0	0	2	1	0	0	0	0	0	12	16	0.00	0.375					

Milwaukee Brewers @ California Angels
Anaheim Stadium, Anaheim, CA
Fri Sep 11 1970, 10:05 PM EDT
Att: 5,646 - Unknown

AB 29
R 1
H 6
RBI 1
BB 3
SO 5
LOB 12



Batter	1	2	3	4	5	6	7	8	9	AB	R	H	RBI	BB	SO	LOB	TOP					
Tommy Harper, R OBP: 0.368, SLG: 0.512 (1, 5)										3	0	1	0	1	1	0						
Bernie Smith, R OBP: 0.361, SLG: 0.436 (1, 9)										3	1	1	0	1	0	1						
Dave May, L OBP: 0.321, SLG: 0.330 (1, 8)										4	2	1	0	0	0	3						
Ted Savage, R OBP: 0.405, SLG: 0.476 (1, 7)										3	0	2	3	1	0	0						
Roberto Pena, R OBP: 0.280, SLG: 0.313 (1, 6)										4	0	1	0	0	0	2						
Phil Roof, R OBP: 0.324, SLG: 0.395 (1, 2)										4	0	0	0	0	3	3						
Mike Hegan, L OBP: 0.324, SLG: 0.373 Hank Allen, R OBP: 0.312, SLG: 0.292 John Geinar, R OBP: 0.154, SLG: 0.083 (1, 3)										2	0	0	0	0	0	1	AB 32					
Ted Kubiak, S OBP: 0.336, SLG: 0.315 Jerry McIntney, R OBP: 0.305, SLG: 0.353 Tito Francona, L OBP: 0.337, SLG: 0.307 (1, 4)										2	0	0	0	0	0	0	R 3					
Al Downing, R OBP: 0.100, SLG: 0.100 Gus Gil, R OBP: 0.292, SLG: 0.241 (1, 1)										1	0	0	0	0	0	0	H 6					
Inning Stats	R: 0 E: 0 K: 0 S: 3	H: 1 LOB: 1 BB: 1 P: 7	R: 0 E: 0 K: 1 S: 5	H: 0 LOB: 0 BB: 0 P: 5	R: 0 E: 0 K: 1 S: 6	H: 1 LOB: 1 BB: 0 P: 6	R: 1 E: 0 K: 0 S: 5	H: 2 LOB: 1 BB: 0 P: 5	R: 0 E: 0 K: 2 S: 7	H: 0 LOB: 0 BB: 0 P: 7	R: 0 E: 0 K: 0 S: 3	H: 0 LOB: 0 BB: 0 P: 3	R: 0 E: 0 K: 1 S: 6	H: 1 LOB: 2 BB: 1 P: 10	R: 2 E: 0 K: 1 S: 6	H: 1 LOB: 1 BB: 2 P: 14	R: 0 E: 0 K: 0 S: 3	H: 0 LOB: 0 BB: 0 P: 3	1B: 4 2B: 2 3B: 0 HR: 0	SF: 0 SAC: 0 DP: 0 HBP: 0	WP: 2 PB: 1 CS: 0	PA: 37
PITCHER	IP	WLS	BF	H	R	ER	SO	BB	IBB	HBP	BLK	WP	HR	S	P	ERA	WHIP					
Rudy May, L ERA: 4.05 Dave LaRoche, L ERA: 4.03 Ken Tatum, R ERA: 3.06	(1, 1)	6.1	L	25	5	1	1	5	2	0	0	0	1	0	33	41	1.42	1.105				
PITCHER	IP	WLS	BF	H	R	ER	SO	BB	IBB	HBP	BLK	WP	HR	S	P	ERA	WHIP					

Milwaukee Brewers @ California Angels
Anaheim Stadium, Anaheim, CA

Sat Sep 12 1970, 10:05 PM EDT
Att: 12,149 - Unknown



Batter	1	2	3	4	5	6	7	8	9	AB	R	H	RBI	BB	SO	LOB	BOTTOM					
Sandy Alomar Sr., S OBP: 0.303, SLG: 0.300 (1, 6)										3	0	1	0	1	0	1						
Doug Griffin, R (1, 4)										4	0	0	0	0	1	5						
Jim Fregosi, R OBP: 0.354, SLG: 0.462 (1, 3)										4	1	2	1	0	0	1						
Alex Johnson, R OBP: 0.359, SLG: 0.449 (1, 7)										4	1	1	0	0	0	2						
Billy Cowan, R OBP: 0.341, SLG: 0.487 Roger Repoz, L OBP: 0.325, SLG: 0.455 (1, 9)										2	0	1	0	0	0	0						
Ken McMullen, R OBP: 0.319, SLG: 0.350 (1, 5)										3	0	0	0	1	0	2						
Jay Johnstone, L OBP: 0.290, SLG: 0.413 Tommy Reynolds, R OBP: 0.296, SLG: 0.322 Tony Gonzalez, L OBP: 0.340, SLG: 0.358 (1, 8)										2	0	1	0	0	0	1	AB 31					
Tom Egan, R OBP: 0.286, SLG: 0.322 Joe Azcue, R OBP: 0.283, SLG: 0.293 Bill Voss, L OBP: 0.328, SLG: 0.349 (1, 2)										0	0	0	0	0	0	0	R 2					
Rudy May, L OBP: 0.134, SLG: 0.127 Dave LaRoche, L OBP: 0.429, SLG: 0.500 Ken Tatum, R OBP: 0.182, SLG: 0.455 Mel Queen, L OBP: 0.077, SLG: 0.077 (1, 1)										2	0	1	0	1	1	2	H 8					
Inning Stats	R: 0 E: 0 K: 0 S: 3	H: 0 LOB: 1 BB: 1 P: 7	R: 0 E: 0 K: 0 S: 4	H: 1 LOB: 1 BB: 0 P: 4	R: 0 E: 0 K: 0 S: 2	H: 0 LOB: 0 BB: 1 P: 6	R: 0 E: 0 K: 0 S: 3	H: 1 LOB: 0 BB: 0 P: 3	R: 0 E: 0 K: 1 S: 8	H: 3 LOB: 3 BB: 0 P: 8	R: 2 E: 0 K: 2 S: 9	H: 2 LOB: 2 BB: 1 P: 14	R: 0 E: 0 K: 0 S: 3	H: 0 LOB: 0 BB: 0 P: 3	R: 0 E: 0 K: 0 S: 3	H: 1 LOB: 0 BB: 0 P: 3	R: 0 E: 0 K: 0 S: 3	H: 0 LOB: 0 BB: 0 P: 3	1B: 7 2B: 1 3B: 0 HR: 1	SF: 1 SAC: 0 DP: 2 HBP: 1	WP: 0 PB: 0 SB: 1 CS: 1	PA: 36
PITCHER	IP	WLS	BF	H	R	ER	SO	BB	IBB	HBP	BLK	WP	HR	S	P	ERA	WHIP					
Al Downing, L ERA: 3.33 John Geinar, R ERA: 4.25	(1, 1)	6.0	W	27	7	2	2	3	0	0	0	0	0	9	29	42	3.00	1.667				
PITCHER	IP	WLS	BF	H	R	ER	SO	BB	IBB	HBP	BLK	WP	HR	S	P	ERA	WHIP					

Milwaukee Brewers @ California Angels
Anaheim Stadium, Anaheim, CA

Sat Sep 12 1970, 10:05 PM EDT
Att: 12,149 - Unknown



Batter	1	2	3	4	5	6	7	8	9	AB	R	H	RBI	BB	SO	LOB	TOP								
Sandy Alomar Sr. S OBP: 0.305, SLG: 0.302	4-0 G3 HR BB	0-3 K		0-0 S 1B		0-3 K		0-0 4-3		4	1	1	0	1	2	1									
Tony Gonzalez L OBP: 0.338, SLG: 0.355	0-0 G3		1-0 FC6-4 HBP	0-0 S 1B		0-3 K		0-0 6-3		3	0	1	2	0	1	2									
Jarvis Tatum R OBP: 0.302, SLG: 0.270	1-2		0-0 FC6-4 1B 5-3 1B	0-0 K		0-0 K		0-0 6-3		1	0	0	0	0	0	0									
Jim Fregosi R OBP: 0.356, SLG: 0.470	0-0 HR		0-0 FC6-4 1B 5-3 1B	0-0 K		4-0 FC6 BB		0-0 6-3		4	2	2	2	1	1	3									
Alex Johnson R OBP: 0.359, SLG: 0.448	0-0 1B 1B		0-0 5-3	0-0 K		0-0 FC6		0-0 G6-3		5	0	1	0	0	1	6									
Jay Johnstone L OBP: 0.290, SLG: 0.410	0-3 K		0-0 1B 1B	0-0 L5				0-0 G6-4-3 1B		4	0	2	0	0	1	3									
Ken McMullen R OBP: 0.320, SLG: 0.351	0-0 1B		0-0 1B	0-0 5-3		0-0 G6-4-3		0-0 G6-4-3		4	0	2	1	0	0	1									
Joe Azcue R OBP: 0.277, SLG: 0.287	0-0 F9		0-0 6-3	0-0 6-3		0-0 5-3		0-0 5-3		4	0	0	0	0	0	4									
Greg Garrett S OBP: 0.182, SLG: 0.100			0-0 6-3	0-0 6-3		0-0 5-3		0-0 5-3		0	0	0	0	0	0	0									
Doug Griffin R OBP: 0.071, SLG: 0.071		0-0 4-3		0-0 1B E 1B		0-0 F8		0-0 1-3		4	1	1	0	0	0	0									
Tom Bradley R OBP: 0.211, SLG: 0.222		0-0 6-3		0-0 E4 1B		0-0 BB 1B		0-0 5-3		1	0	0	0	0	0	0									
Roger Repoz L OBP: 0.323, SLG: 0.452										1	1	0	0	0	0	1									
Mel Queen L OBP: 0.143, SLG: 0.143										1	0	1	0	0	0	0									
Steve Kealey R OBP: 0.250, SLG: 0.250										0	0	0	0	0	0	0									
Tom Egan R OBP: 0.254, SLG: 0.320										1	0	0	0	0	0	0									
Inning Stats	R: 2 E: 0 K: 1 S: 8	H: 3 LOB: 2 BB: 1 P: 12	R: 0 E: 0 K: 1 S: 5	H: 0 LOB: 0 BB: 0 P: 5	R: 1 E: 0 K: 0 S: 5	H: 2 LOB: 2 BB: 0 P: 6	R: 2 E: 1 K: 2 S: 11	H: 3 LOB: 2 BB: 0 P: 11	R: 0 E: 0 K: 0 S: 3	H: 0 LOB: 0 BB: 0 P: 3	R: 0 E: 0 K: 0 S: 8	H: 1 LOB: 2 BB: 1 P: 12	R: 0 E: 0 K: 0 S: 3	H: 1 LOB: 0 BB: 0 P: 3	R: 0 E: 0 K: 0 S: 3	H: 0 LOB: 0 BB: 0 P: 3	R: 0 E: 0 K: 0 S: 3	H: 1 LOB: 0 BB: 0 P: 3	1B: 10 2B: 0 3B: 0 HR: 1	SF: 0 SAC: 0 DP: 2 HBP: 1	WP: 0 PB: 0 SB: 2 CS: 0	PA: 40			
PITCHER	IP	WLS	BF	H	R	ER	SO	BB	IBB	HBP	BLK	WP	HR	S	P	ERA	WHIP								
Bill Zepp R ERA: 3.2	3.0		20	8	5	4	2	1	0	1	0	0	1	22	27	12.00	3.000								
Stan Williams R ERA: 2.07	3.0	W	11	1	0	0	4	1	0	0	0	0	0	18	22	0.00	0.667								
Ron Perranoski L ERA: 2.02	3.0	S	9	2	0	0	0	0	0	0	0	0	0	9	9	0.00	0.667								

California Angels @ Minnesota Twins
Metropolitan Stadium, Bloomington, MI
Tue Sep 15 1970, 4:33 AM EDT
Att: 699 - Unknown - 55 F

AB 37
R 5
H 11
RBI 5
BB 2
SO 6
LOB 21



Batter	1	2	3	4	5	6	7	8	9	AB	R	H	RBI	BB	SO	LOB	BOTTOM								
Cesar Tovar R OBP: 0.353, SLG: 0.439	0-0 2B 1B	4-0 HR BB		0-0 F3		0-0 F9				3	2	1	0	1	0	2									
Leo Cardenas R OBP: 0.301, SLG: 0.384	0-0 F8	0-0 HR			0-0 F8	0-0 F8				4	1	1	4	0	0	3									
Tony Oliva L OBP: 0.361, SLG: 0.510	0-0 1H 2B	0-0 4-3			0-0 3-1		0-0 5-3			4	0	1	1	0	0	0									
Harmon Killebrew R OBP: 0.420, SLG: 0.578	0-0 L7		0-0 5-3		0-3 K		0-0 F5			4	0	0	0	0	1	1									
Rich Reese L OBP: 0.332, SLG: 0.367	0-0 F7		0-0 E4 S BB L7		0-3 K	0-3 K				4	0	0	0	0	2	1									
Brant Alyea R OBP: 0.371, SLG: 0.553		0-3 K	4-0 1B BB			4-0 HBP 1B BB		0-3 K		1	0	0	0	2	1	0									
Herman Hill L OBP: 0.100, SLG: 0.100										0	1	0	0	0	0	0									
Ron Perranoski L OBP: 0.045, SLG: 0.045										1	0	0	0	0	1	0									
George Mitterwald R OBP: 0.276, SLG: 0.372		4-0 BB HR 5-3 BB		0-0 L7		0-0 HBP 1B 1B		0-0 6-3		3	2	1	0	1	0	2									
Frank Quilici R OBP: 0.295, SLG: 0.298										2	0	0	0	0	0	1									
Charlie Manuel L OBP: 0.300, SLG: 0.275		0-0 5-3		0-0 F6		1-0 1B HBP				0	0	0	0	0	0	0									
Danny Thompson R OBP: 0.253, SLG: 0.270						1-2 2-3				1	0	1	0	0	0	0									
Bill Zepp R OBP: 0.167, SLG: 0.146		4-0 BB HR BB		0-3 K		0-0 1-2 2-3 HBP		0-0 2B		0	1	0	0	1	0	0									
Stan Williams R								0-0 F8		1	0	0	0	0	1	0									
Jim Holt L OBP: 0.295, SLG: 0.330						1-2 2-3 HBP				2	0	1	2	0	0	1									
Inning Stats	R: 1 E: 0 K: 0 S: 5	H: 2 LOB: 1 BB: 0 P: 5	R: 4 E: 0 K: 1 S: 6	H: 1 LOB: 3 BB: 3 P: 18	R: 0 E: 1 K: 0 S: 3	H: 0 LOB: 2 BB: 1 P: 7	R: 0 E: 0 K: 1 S: 5	H: 0 LOB: 0 BB: 0 P: 5	R: 0 E: 0 K: 1 S: 7	H: 2 LOB: 2 BB: 1 P: 12	R: 0 E: 0 K: 1 S: 5	H: 0 LOB: 0 BB: 0 P: 5	R: 0 E: 0 K: 1 S: 6	H: 1 LOB: 1 BB: 0 P: 6	R: 0 E: 0 K: 1 S: 6	H: 1 LOB: 1 BB: 0 P: 6	1B: 3 2B: 2 3B: 0 HR: 1	SF: 0 SAC: 0 DP: 0 HBP: 1	WP: 0 PB: 0 SB: 1 CS: 0	PA: 36					
PITCHER	IP	WLS	BF	H	R	ER	SO	BB	IBB	HBP	BLK	WP	HR	S	P	ERA	WHIP								
Tom Bradley R ERA: 3.56	3.0		16	3	5	5	1	4	0	0	0	0	1	14	30	15.00	2.333								
Mel Queen L ERA: 4.95	2.1	L	11	2	2	2	3	1	0	1	0	0	0	15	20	7.71	1.286								
Steve Kealey R ERA: 4.19	0.2		2	0	0	0	0	0	0	0	0	0	0	2	2	0.00	0.000								
Greg Garrett L ERA: 2.75	2.0		7	1	0	0	2	0	0	0	0	0	0	11	11	0.00	0.500								

California Angels @ Minnesota Twins
Metropolitan Stadium, Bloomington, MI
Tue Sep 15 1970, 4:33 AM EDT
Att: 699 - Unknown - 55 F

AB 30
R 7
H 6
RBI 7
BB 5
SO 6
LOB 11




Batter	1	2	3	4	5	6	7	8	9	AB R H RBI BB SO LOB	TOP																		
Sandy Alomar Sr. S OBP: 0.307, SLG: 0.302	F3			FC3-6 1B		F8			FC4-6 BB	3 1 1 0 1 0 0	California Angels @ Minnesota Twins Metropolitan Stadium, Bloomington, MI Tue Sep 15 1970, 8:05 PM EDT Att: 8,383 - Unknown livebaseballscores.com																		
Doug Griffin, R OBP: 0.111, SLG: 0.111	F9			FC3-6 1-2			K		FC4-6 1B	4 0 1 1 0 1 1																			
Jim Fregosi, R OBP: 0.354, SLG: 0.467	F4			K			4-3		FC4-6 FC5-4 1-2	4 0 0 1 0 1 2																			
Alex Johnson, R OBP: 0.358, SLG: 0.446		K		F8					FC5-4 1B 1-2	4 1 1 0 0 1 2																			
Billy Cowan, R OBP: 0.338, SLG: 0.479 Ken Tatum, R OBP: 0.182, SLG: 0.455	K				F6				1B 2B 1B	4 1 1 0 0 2 1 0 0 0 0 0 0 0																			
Ken McMullen, R OBP: 0.320, SLG: 0.350	K				F8				1B 2B 1B	4 1 1 1 0 1 0																			
Jay Johnstone, L OBP: 0.288, SLG: 0.405 Tommy Reynolds, R OBP: 0.296, SLG: 0.322 Tony Gonzalez, L OBP: 0.340, SLG: 0.359			K						1B 2B	3 0 0 0 0 2 0 0 0 0 0 0 0 0 1 0 1 2 0 0 0																			
Tom Egan, R OBP: 0.279, SLG: 0.314			K						1B 2B	4 0 0 0 0 4 1																			
Eddie Fisher, R OBP: 0.100, SLG: 0.100 Dave LaRoche, L OBP: 0.429, SLG: 0.500 Jarvis Tatum, R OBP: 0.306, SLG: 0.274 Roger Repoz, L OBP: 0.323, SLG: 0.452			K			6-3			1B BB 1B	2 0 0 0 0 1 0 0 0 0 0 0 0 0 1 1 1 0 0 0 0 0 0 0 0 0 0 0																			
Inning Stats	R: 0 E: 0 K: 0 S: 3	H: 0 LOB: 0 BB: 0 P: 3	R: 0 E: 0 K: 3 S: 9	H: 0 LOB: 0 BB: 0 P: 9	R: 0 E: 0 K: 3 S: 9	H: 1 LOB: 1 BB: 0 P: 6	R: 0 E: 0 K: 1 S: 5	H: 0 LOB: 0 BB: 0 P: 5	R: 0 E: 0 K: 2 S: 8	H: 1 LOB: 1 BB: 0 P: 8		R: 0 E: 0 K: 1 S: 5	H: 0 LOB: 0 BB: 0 P: 5	R: 5 E: 0 K: 10 S: 10	H: 5 LOB: 1 BB: 1 P: 14	1B: 6 2B: 1 3B: 0 HR: 0	SF: 0 SAC: 0 DP: 0 HBP: 0	WP: 0 PB: 0 SB: 0 CS: 0	PA: 35										
PITCHER	IP WLS BF H R ER SO BB IBB HBP BLK WP HR S P ERA WHIP											IP WLS BF H R ER SO BB IBB HBP BLK WP HR S P ERA WHIP																	
Tom Hall, L ERA: 2.51	8.0		28	3	2	2	12	1	0	0		0	0	0	0	51	55	2.25	0.500										
Ron Perranoski, L ERA: 2.27	0.2	L	5	3	1	1	0	0	0	0		0	0	0	0	5	5	13.50	4.500										
Stan Williams, R ERA: 2.06	0.1		2	1	2	2	1	0	0	0	0	0	0	0	4	4	54.00	3.000											

Batter	1	2	3	4	5	6	7	8	9	AB R H RBI BB SO LOB	BOTTOM																		
Cesar Tovar, R OBP: 0.355, SLG: 0.441						F8 SH2-3 E BB				3 1 2 0 1 0 0	California Angels @ Minnesota Twins Metropolitan Stadium, Bloomington, MI Tue Sep 15 1970, 8:05 PM EDT Att: 8,383 - Unknown livebaseballscores.com																		
Leo Cardenas, R OBP: 0.299, SLG: 0.382	F7		F2			SH2-3			1-3	3 0 0 0 0 0 2																			
Tony Oliva, L OBP: 0.362, SLG: 0.511					3-1					3 0 1 0 1 0 1																			
Harmon Killebrew, R OBP: 0.417, SLG: 0.573 Frank Quilici, R OBP: 0.295, SLG: 0.298	4-3				E8 FC1-6	E6 3B			5-4-3-2	4 1 0 0 0 0 3 0 0 0 0 0 0 0																			
Rich Reese, L OBP: 0.333, SLG: 0.378					FC1-6 1-2				F8	4 1 2 2 0 0 1																			
Jim Holt, L OBP: 0.291, SLG: 0.325					F8				G3	4 0 0 0 0 1 2																			
George Mitterwald, R OBP: 0.274, SLG: 0.368 Charlie Manuel, L OBP: 0.295, SLG: 0.269	F3								F9	3 0 0 0 0 1 0 1 0 0 0 0 0 0																			
Danny Thompson, R OBP: 0.250, SLG: 0.267	F8									3 0 0 0 0 0 0																			
Tom Hall, L OBP: 0.167, SLG: 0.167 Ron Perranoski, L OBP: 0.045, SLG: 0.045 Stan Williams, R ERA: 3.02					1-3					3 0 0 0 0 1 0 0 0 0 0 0 0 0 0 0 0 0 0 0 0																			
Inning Stats	R: 0 E: 0 K: 0 S: 4	H: 2 LOB: 1 BB: 0 P: 4	R: 1 E: 0 K: 0 S: 4	H: 1 LOB: 0 BB: 0 P: 4	R: 0 E: 0 K: 0 S: 3	H: 0 LOB: 0 BB: 0 P: 3	R: 0 E: 1 K: 0 S: 4	H: 0 LOB: 1 BB: 0 P: 4	R: 0 E: 0 K: 0 S: 3	H: 0 LOB: 0 BB: 0 P: 3		R: 2 E: 1 K: 1 S: 7	H: 1 LOB: 1 BB: 1 P: 11	R: 0 E: 0 K: 2 S: 7	H: 0 LOB: 0 BB: 0 P: 7	R: 0 E: 0 K: 0 S: 3	H: 1 LOB: 1 BB: 1 P: 7	1B: 1 2B: 3 3B: 1 HR: 1	SF: 0 SAC: 1 DP: 1 HBP: 0	WP: 0 PB: 1 SB: 1 CS: 1	PA: 34								
PITCHER	IP WLS BF H R ER SO BB IBB HBP BLK WP HR S P ERA WHIP											IP WLS BF H R ER SO BB IBB HBP BLK WP HR S P ERA WHIP																	
Eddie Fisher, R ERA: 2.92	5.2		23	4	3	1	0	0	0	0		0	0	0	0	13	17	0.00	0.857										
Dave LaRoche, L ERA: 3.73	2.1	W	8	1	0	0	3	1	0	0		0	0	0	0	3	3	0.00	0.000										
Ken Tatum, R ERA: 3.02	1.0	S	3	0	0	0	0	0	0	0	0	0	0	3	3	0.00	0.000												

Batter	1	2	3	4	5	6	7	8	9	AB	R	H	RBI	BB	SO	LOB	TOP			
Sandy Alomar Sr. S OBP: 0.304, SLG: 0.299	0-0 4-3		0-0 G6-4-3			0-0 F8		0-0 F7		4	0	0	0	0	0	3	California Angels @ Minnesota Twins Metropolitan Stadium, Bloomington, MI Thu Sep 17 1970, 4:33 AM EDT Att. 7,179 - Unknown - 56 F			
Tony Gonzalez L OBP: 0.343, SLG: 0.361	0-3 K			0-0 3-1		0-0 1B		0-0 2B SF9 1B		4	1	2	0	0	1	0				
Jim Fregosi R OBP: 0.352, SLG: 0.465	0-0 1-3			0-0 6-3		0-0 6-3		0-0 2B		4	0	1	1	1	0	2				
Alex Johnson R OBP: 0.358, SLG: 0.449		0-0 F9		0-0 F4			1-0 2B HBP G3	0-0 SF9		2	1	0	1	0	0	0				
Dave LaRoche L OBP: 0.429, SLG: 0.500								0-0 3-H		0	0	0	0	0	0	0				
Jim Spencer L OBP: 0.314, SLG: 0.409	0-0 4-3			0-0 3-1		0-0 2B		0-0 F9		4	0	1	0	0	0	1				
Jay Johnstone L OBP: 0.291, SLG: 0.404	0-0 1B			0-0 F7		0-0 G3		0-0 4-3		4	0	1	1	0	0	1				
Giraldo Ruiz S OBP: 0.280, SLG: 0.253	0-0 L4			0-0 F7		0-0 K		0-0 F7		4	0	0	0	0	1	2				
Tom Egan R OBP: 0.283, SLG: 0.314			0-0 FC3-6		0-0 6-3	0-0 F2		0-0 1B		2	0	1	0	0	0	0				
Roger Repoz L OBP: 0.323, SLG: 0.451										1	0	0	0	0	0	1				
Randy Brown L										0	0	0	0	0	0	0				
Mel Queen L OBP: 0.200, SLG: 0.200										1	0	1	0	0	0	0				
Jarvis Tatum R OBP: 0.306, SLG: 0.274										0	0	0	0	0	0	0				
Tom Murphy R OBP: 0.185, SLG: 0.141			0-0 FC3-6		0-0 1B			0-0 F7		1	0	0	0	0	0	1				
Steve Kestley R OBP: 0.297, SLG: 0.250										0	0	0	0	0	0	0				
Mickey Rivers L OBP: 0.229, SLG: 0.143										0	0	0	0	0	1	0				
Lloyd Allen L OBP: 0.181, SLG: 0.143										0	0	0	0	0	0	0				
Bill Voss L OBP: 0.328, SLG: 0.349			0-0 FC3-6		0-0 BB			0-0 2B 1B		2	1	1	0	0	0	1				
Inning Stats	R: 0 E: 0 K: 1 S: 5	H: 0 LOB: 0 BB: 0 P: 5	R: 0 E: 0 K: 0 S: 4	H: 1 LOB: 1 BB: 0 P: 4	R: 0 E: 0 K: 0 S: 3	H: 1 LOB: 0 BB: 0 P: 3	R: 0 E: 0 K: 0 S: 3	H: 0 LOB: 0 BB: 0 P: 3	R: 0 E: 0 K: 0 S: 4	H: 1 LOB: 2 BB: 1 P: 8	R: 1 E: 0 K: 1 S: 6	H: 1 LOB: 1 BB: 0 P: 7	R: 2 E: 0 K: 0 S: 6	H: 3 LOB: 1 BB: 0 P: 6	R: 0 E: 0 K: 0 S: 4	H: 1 LOB: 1 BB: 0 P: 4	1B: 6 2B: 2 3B: 0 HR: 0	SF: 1 SAC: 0 DP: 1 HBP: 1	WP: 0 PB: 0 SB: 0 CS: 0	PA: 36
PITCHER	IP WLS BF H R ER SO BB IBB HBP BLK WP HR S P ERA WHIP																			
Jim Perry R ERA: 3.09	(1, 1) 7.1 W 30 7 3 3 2 1 0 0 1 0 0 0 0 32 37 3.68 1.091																			
Stan Williams R ERA: 2.03	(8, 1) 1.2 S 6 1 0 0 0 0 0 0 0 0 0 0 0 6 6 0.00 0.600																			

AB	33
R	3
H	8
RBI	3
BB	1
SO	2
LOB	12



Batter	1	2	3	4	5	6	7	8	9	AB	R	H	RBI	BB	SO	LOB	BOTTOM				
Cesar Tovar R OBP: 0.397, SLG: 0.444	0-0 1B 3B		4-0 3B BB	0-0 FC6 1B			0-0 F9			3	2	2	0	1	0	0	California Angels @ Minnesota Twins Metropolitan Stadium, Bloomington, MI Thu Sep 17 1970, 4:33 AM EDT Att. 7,179 - Unknown - 56 F				
Leo Cardenas R OBP: 0.300, SLG: 0.384	0-0 FC3-6 1B		0-0 2B 3B	0-0 FC6			0-0 F9			4	1	2	2	0	0	2					
Tony Oliva L OBP: 0.360, SLG: 0.508	0-0 FC3-6 G3		0-0 4-3 2B	0-0 BB	4-0 G4-6-3		0-0 4-3			3	0	1	1	1	0	1					
Rich Reese L OBP: 0.331, SLG: 0.375	0-0 G3		0-0 4-3	0-0 G4-6-3			0-0 F5			4	0	0	0	0	0	3					
Jim Holt L OBP: 0.287, SLG: 0.320	0-0 4-3		0-3 K	0-0 6-3			0-0 F7			4	0	0	0	0	1	2					
Charlie Manuel L OBP: 0.281, SLG: 0.255		0-0 F9		0-0 G3		0-3 K				3	0	0	0	0	1	0					
Herman Hill L OBP: 0.100, SLG: 0.100										0	0	0	0	0	0	0					
Jim Nettles L OBP: 0.400, SLG: 0.250										0	0	0	0	0	0	0					
George Mitterwald R OBP: 0.277, SLG: 0.374	0-0 5-3		0-0 1B 2B	0-0 2B		0-0 F3				3	1	1	0	0	0	0					
Danny Thompson R OBP: 0.250, SLG: 0.266	0-3 K		0-0 1B 4-3	0-0 1B		0-0 F4				3	0	1	1	0	1	0					
Jim Perry S OBP: 0.261, SLG: 0.333			0-0 3-1	0-0 4-3						3	0	0	0	0	0	1					
Stan Williams R ERA: 3.84	(8, 1) 1.0 3 0 0 0 0 0 0 0 0 0 0 0 3 3 0.00 0.000																				
Inning Stats	R: 1 E: 0 K: 0 S: 5	H: 2 LOB: 1 BB: 0 P: 5	R: 0 E: 0 K: 1 S: 5	H: 0 LOB: 0 BB: 0 P: 5	R: 2 E: 0 K: 1 S: 7	H: 2 LOB: 1 BB: 1 P: 11	R: 1 E: 0 K: 0 S: 6	H: 3 LOB: 2 BB: 0 P: 6	R: 0 E: 0 K: 0 S: 2	H: 0 LOB: 0 BB: 1 P: 6	R: 0 E: 0 K: 1 S: 5	H: 0 LOB: 0 BB: 0 P: 5	R: 0 E: 0 K: 0 S: 3	H: 0 LOB: 0 BB: 0 P: 3	R: 0 E: 0 K: 0 S: 3	H: 0 LOB: 0 BB: 0 P: 3		1B: 3 2B: 2 3B: 2 HR: 0	SF: 0 SAC: 0 DP: 1 HBP: 0	WP: 0 PB: 0 SB: 0 CS: 0	PA: 32
PITCHER	IP WLS BF H R ER SO BB IBB HBP BLK WP HR S P ERA WHIP																				
Tom Murphy R ERA: 4.23	(1, 1) 3.1 L 17 6 4 4 2 1 0 0 0 0 0 0 0 5 9 10.80 2.100																				
Steve Kestley R ERA: 3.66	(4, 1) 1.2 6 1 0 0 0 1 0 0 0 0 0 0 5 9 0.00 1.200																				
Lloyd Allen R ERA: 3.65	(6, 1) 2.0 6 0 0 0 1 0 0 0 0 0 0 0 8 8 0.00 0.000																				
Dave LaRoche L ERA: 3.84	(8, 1) 1.0 3 0 0 0 0 0 0 0 0 0 0 0 3 3 0.00 0.000																				

AB	30
R	4
H	7
RBI	4
BB	2
SO	3
LOB	9



Batter	1	2	3	4	5	6	7	8	9	AB	R	H	RBI	BB	SO	LOB	TOP					
Sandy Alomar Sr. S (1.4)	F6		1B				F7										3 1 0 0 1 0 0					
Tony Gonzalez L (1.8)	BB WP 1B		1-3 1B				F7										4 1 3 0 0 0 0					
Jim Fregosi R (1.6)	WP BB BB		1-3			CS			F9								2 0 0 1 2 0 1					
Alex Johnson R (1.7)	WP BB		3-H BB			3-1 BB			G3								1 0 0 0 3 0 0					
Jim Spencer L (1.3)	F8		G1-6-3			3-1			F9								4 0 0 0 0 0 6					
Jay Johnstone L (1.9)	G3					3-1											3 0 0 0 1 0 2					
Giraldo Ruiz S (1.5)						IBB			F8								2 0 0 0 0 1 0					
Bill Voss L (6. PH)		K							5-3								1 0 0 0 0 1 3					
Ray Oyler R (6.5)																	1 0 0 0 0 0 0					
Tom Egan R (1.2)									5-3								2 0 0 0 0 1 0					
Roger Repoz L (6. PH)		K															1 0 0 0 0 1 3					
Randy Brown L (6.2)																	1 0 0 0 0 0 0					
Rudy May L (1.1)																	3 0 0 0 0 2 0					
Ken Tatum R (8.1)		K															0 0 0 0 0 0 0					
Dave LaRoche L (9.1)									G3								0 0 0 0 0 0 0					
Inning Stats	R: 1 E: 0 K: 0 S: 4	H: 1 LOB: 2 BB: 2 P: 12	R: 0 E: 0 K: 3 S: 9	H: 0 LOB: 0 BB: 0 P: 9	R: 1 E: 0 K: 0 S: 3	H: 1 LOB: 1 BB: 2 P: 11	R: 0 E: 0 K: 0 S: 3	H: 0 LOB: 0 BB: 0 P: 3	R: 0 E: 0 K: 1 S: 5	H: 1 LOB: 0 BB: 0 P: 5	R: 0 E: 0 K: 2 S: 7	H: 0 LOB: 0 BB: 3 P: 19	R: 0 E: 0 K: 0 S: 3	H: 0 LOB: 0 BB: 0 P: 3	R: 0 E: 0 K: 0 S: 3	H: 0 LOB: 0 BB: 0 P: 3	R: 0 E: 0 K: 0 S: 3	H: 0 LOB: 0 BB: 0 P: 3	1B: 3 2B: 0 3B: 0 HR: 0	SF: 0 SAC: 0 DP: 1 HBP: 0	WP: 1 PB: 0 SB: 0 CS: 1	PA: 36
PITCHER Chuck Dobson R (1.1) ERA: 3.65	IP: 9.0 WLS: W BF: 35 H: 3 R: 2 ER: 2 SO: 6 BB: 6 IBB: 1 HBP: 0 BLK: 0 WP: 1 HR: 0 S: 40 P: 68 ERA: 2.00 WHIP: 1.000															PITCHER	IP: 9.0 WLS: W BF: 35 H: 3 R: 2 ER: 2 SO: 6 BB: 6 IBB: 1 HBP: 0 BLK: 0 WP: 1 HR: 0 S: 40 P: 68 ERA: 2.00 WHIP: 1.000					

California Angels @ Oakland Athletics
Oakland-Alameda County Coliseum, Oakland, CA
Fri Sep 18 1970, 7:05 PM PDT
Att: 5,379 - Unknown

AB 28
R 2
H 3
RBI 1
BB 7
SO 6
LOB 15



Batter	1	2	3	4	5	6	7	8	9	AB	R	H	RBI	BB	SO	LOB	BOTTOM					
Bert Campaneris R (1.6)	6-3		1-3					6-3									4 0 0 0 0 1 1					
Joe Rudi R (1.7)	K						K		F9								4 1 1 1 0 2 0					
Felipe Alou R (1.9)	K				HR		K		5-3								4 0 0 0 0 2 0					
Don Mincher L (1.3)																	2 0 0 0 1 0 0					
Blue Moon Odum R (9. PR)	F7				FC6-4 HBP		1-3		WP BB 4-3 BB								0 1 0 0 0 0 0					
Sal Bando R (1.5)	K				FC6-4		K		4-3								4 0 0 0 0 2 2					
Reggie Jackson L (1.8)					1-2		K		1-2								2 0 0 0 2 1 1					
Dave Duncan R (1.2)					G3		K		BB IBB								2 0 1 0 1 1 1					
Allan Lewis S (7. PR)							K		2-3 IBB								0 1 0 0 0 0 0					
Frank Fernandez R (8.2)							1B		1-2 IBB								0 0 0 0 1 0 0					
Dick Green R (1.4)							1B		K								4 0 3 1 0 1 3					
Chuck Dobson R (1.1)							1B		1-2 IBB								3 0 0 0 0 0 3					
Gene Tenace R (9. PH)							G5-6-4		1-2 3-H BB								0 0 0 1 1 0 0					
Inning Stats	R: 0 E: 0 K: 2 S: 7	H: 0 LOB: 0 BB: 0 P: 7	R: 0 E: 0 K: 2 S: 7	H: 0 LOB: 1 BB: 1 P: 11	R: 0 E: 0 K: 0 S: 3	H: 1 LOB: 0 BB: 0 P: 3	R: 1 E: 0 K: 0 S: 4	H: 1 LOB: 1 BB: 0 P: 5	R: 0 E: 0 K: 1 S: 5	H: 1 LOB: 1 BB: 1 P: 9	R: 0 E: 0 K: 2 S: 7	H: 0 LOB: 0 BB: 0 P: 7	R: 1 E: 0 K: 2 S: 9	H: 2 LOB: 1 BB: 0 P: 9	R: 0 E: 0 K: 0 S: 3	H: 0 LOB: 0 BB: 0 P: 3	R: 1 E: 0 K: 1 S: 4	H: 0 LOB: 3 BB: 4 P: 20	1B: 4 2B: 0 3B: 0 HR: 1	SF: 0 SAC: 0 DP: 1 HBP: 1	WP: 1 PB: 0 SB: 0 CS: 0	PA: 36
PITCHER Rudy May L (1.1) ERA: 3.99	IP: 7.0 WLS: L BF: 27 H: 5 R: 2 ER: 2 SO: 9 BB: 2 IBB: 0 HBP: 1 BLK: 0 WP: 0 HR: 1 S: 42 P: 51 ERA: 2.57 WHIP: 1.000															PITCHER	IP: 7.0 WLS: L BF: 27 H: 5 R: 2 ER: 2 SO: 9 BB: 2 IBB: 0 HBP: 1 BLK: 0 WP: 0 HR: 1 S: 42 P: 51 ERA: 2.57 WHIP: 1.000					
PITCHER Ken Tatum R (8.1) ERA: 3.09	IP: 1.1 WLS: L BF: 6 H: 0 R: 1 ER: 1 SO: 0 BB: 1 IBB: 0 HBP: 0 BLK: 0 WP: 1 HR: 0 S: 4 P: 12 ERA: 6.75 WHIP: 0.750															PITCHER	IP: 1.1 WLS: L BF: 6 H: 0 R: 1 ER: 1 SO: 0 BB: 1 IBB: 0 HBP: 0 BLK: 0 WP: 1 HR: 0 S: 4 P: 12 ERA: 6.75 WHIP: 0.750					
PITCHER Dave LaRoche L (9.1) ERA: 3.61	IP: 0.1 WLS: L BF: 3 H: 0 R: 0 ER: 0 SO: 1 BB: 1 IBB: 0 HBP: 0 BLK: 0 WP: 0 HR: 0 S: 3 P: 11 ERA: 0.00 WHIP: 3.000															PITCHER	IP: 0.1 WLS: L BF: 3 H: 0 R: 0 ER: 0 SO: 1 BB: 1 IBB: 0 HBP: 0 BLK: 0 WP: 0 HR: 0 S: 3 P: 11 ERA: 0.00 WHIP: 3.000					

California Angels @ Oakland Athletics
Oakland-Alameda County Coliseum, Oakland, CA
Fri Sep 18 1970, 7:05 PM PDT
Att: 5,379 - Unknown

AB 29
R 3
H 5
RBI 3
BB 6
SO 10
LOB 11



Batter	1	2	3	4	5	6	7	8	9	AB	R	H	RBI	BB	SO	LOB	TOP																	
Sandy Alomar Sr. S OBP: 0.302, SLG: 0.297 (1, 4)	G3		1B			F4		F4		4	1	1	0	0	0	0	California Angels @ Oakland Athletics Oakland-Alameda County Coliseum, Oakland, CA Sun Sep 20 1970, 3:33 AM PDT Att: 10,517 - Unknown livebaseballscorecards.com																	
Tony Gonzalez L OBP: 0.346, SLG: 0.365 (1, 8)	K		G4-3 2H			F7		6-3		4	0	1	1	0	1	0																		
Jim Fregosi R OBP: 0.352, SLG: 0.460 (1, 6)			G4-3 1-2			6-3			5-3	4	0	1	0	0	0	1																		
Alex Johnson R OBP: 0.364, SLG: 0.457 (1, 7)	6-3			G4-6-3 1B			HR		1B 1B	4	2	3	1	0	0	1																		
Jim Spencer L OBP: 0.312, SLG: 0.406 (1, 3)		BB		G4-6-3 1-2		3-1		1B 1B	3	1	1	0	1	0	1																			
Roger Repoz L OBP: 0.321, SLG: 0.446 Tommie Reynolds R (9, PH) OBP: 0.296, SLG: 0.322 Bill Voss L (9, PH) OBP: 0.330, SLG: 0.350 (9, 9)	F8			F4		BB		FC5-4 1B	2	0	0	0	1	0	1																			
Doug Griffin R OBP: 0.214, SLG: 0.154 (1, 5)	K					BB		1B	3	0	1	1	1	1	1																			
Randy Brown L (1, 2)						G5-4-3 BB		1B	2	0	0	0	0	0	1																			
Jay Johnstone L OBP: 0.287, SLG: 0.395 Billy Cowan R (7, PH) OBP: 0.331, SLG: 0.468 Tom Egan R OBP: 0.280, SLG: 0.309 (7, 2)	F7			4-3		G5-4-3 1-2		FC5-4 FC4-6	0	0	0	0	0	0	0																			
Clyde Wright R OBP: 0.198, SLG: 0.283 Mel Queen L OBP: 0.200, SLG: 0.200 (9, 1)			F3			K		FC4-6	4	0	0	0	0	2	2																			
Inning Stats	R: 0 E: 0 K: 1 S: 6	H: 1 LOB: 1 BB: 0 P: 6	R: 0 E: 0 K: 1 S: 5	H: 0 LOB: 1 BB: 1 P: 9	R: 1 E: 0 K: 0 S: 4	H: 2 LOB: 0 BB: 0 P: 4	R: 0 E: 0 K: 0 S: 3	H: 1 LOB: 0 BB: 0 P: 3	R: 0 E: 0 K: 1 S: 5	H: 0 LOB: 0 BB: 0 P: 5	R: 1 E: 0 K: 0 S: 3	H: 1 LOB: 1 BB: 2 P: 11	R: 0 E: 0 K: 1 S: 5	H: 0 LOB: 0 BB: 0 P: 5	R: 2 E: 0 K: 0 S: 7	H: 4 LOB: 2 BB: 0 P: 7	1B: 7 2B: 1 3B: 0 HR: 1	SF: 0 SAC: 0 DP: 3 HBP: 0	WP: 0 PB: 0 SB: 0 CS: 0	PA: 36														
PITCHER	IP WLS BF H R ER SO BB IBB HBP BLK WP HR S P ERA WHIP																																	
Blue Moon Odom R (1, 1) ERA: 4.11	6.1	25	5	2	2	3	3	0	0	0	0	0	0	1	28	40	2.84	1.263																
Paul Lindblad L (7, 1) ERA: 3.0	0.2	1	0	0	0	0	0	0	0	0	0	0	0	1	1	0.00	0.000																	
Jim Roland L (8, 1) ERA: 2.7	1.1	L	6	2	2	1	0	0	0	0	0	0	0	8	8	13.50	1.500																	
Bob Locker R (9, 1) ERA: 3.14	0.2	4	2	0	0	0	0	0	0	0	0	0	0	4	4	0.00	3.000																	

Batter	1	2	3	4	5	6	7	8	9	AB	R	H	RBI	BB	SO	LOB	BOTTOM																		
Bert Campaneris R OBP: 0.325, SLG: 0.441 (1, 6)	FC4-5 BB		F5			1B		F9		4	0	2	0	1	0	1	California Angels @ Oakland Athletics Oakland-Alameda County Coliseum, Oakland, CA Sun Sep 20 1970, 3:33 AM PDT Att: 10,517 - Unknown livebaseballscorecards.com																		
Joe Rudi R OBP: 0.332, SLG: 0.487 (1, 7)	FC4-5 FC4-6 1-3				F6		K		K	5	0	1	1	0	2	4																			
Felipe Alou R OBP: 0.312, SLG: 0.374 (1, 9)	FC4-6 S 1-2		F9					5-3		4	0	1	0	0	0	2																			
Don Mincher L OBP: 0.328, SLG: 0.472 (1, 3)	6-3 1-2			F7	G3			1-3		4	0	0	0	0	0	3																			
Sal Bando R OBP: 0.395, SLG: 0.431 (1, 5)		F8		F7 BB		F7			1B	3	0	1	0	1	0	0																			
Reggie Jackson L OBP: 0.363, SLG: 0.469 (1, 8)		F6		F7 1-2		HR		K		4	1	1	1	0	1	2																			
Dave Duncan R OBP: 0.309, SLG: 0.395 Allan Lewis S (9, PR)		6-3			BB	5-3			1B 1B	3	0	1	0	1	0	0																			
Dick Green R OBP: 0.270, SLG: 0.245 Gene Tenace R (9, PH) OBP: 0.402, SLG: 0.535				F8		5-3		F8		3	1	1	0	0	0	2																			
Blue Moon Odom R (1, 1) OBP: 0.288, SLG: 0.469 Paul Lindblad L (7, PH) Frank Fernandez R (9, PH) OBP: 0.328, SLG: 0.412 Jim Roland L (8, 1) Bob Locker R (9, 1) OBP: 0.343, SLG: 0.143 Steve Hovley L (9, PH) OBP: 0.311, SLG: 0.296			SH2-4 1B		4-3		5-3		K	1	0	0	0	0	0	0																			
Inning Stats	R: 0 E: 0 K: 0 S: 3	H: 0 LOB: 0 BB: 1 P: 7	R: 0 E: 0 K: 0 S: 3	H: 0 LOB: 0 BB: 0 P: 3	R: 1 E: 0 K: 0 S: 5	H: 2 LOB: 1 BB: 0 P: 5	R: 0 E: 0 K: 0 S: 3	H: 0 LOB: 2 BB: 2 P: 11	R: 0 E: 0 K: 0 S: 5	H: 2 LOB: 2 BB: 0 P: 5	R: 1 E: 0 K: 0 S: 4	H: 1 LOB: 0 BB: 0 P: 4	R: 0 E: 0 K: 1 S: 5	H: 0 LOB: 0 BB: 0 P: 5	R: 0 E: 0 K: 1 S: 6	H: 1 LOB: 1 BB: 0 P: 6		R: 0 E: 0 K: 2 S: 9	H: 2 LOB: 2 BB: 0 P: 9	1B: 7 2B: 0 3B: 0 HR: 1	SF: 0 SAC: 1 DP: 0 HBP: 0	WP: 0 PB: 0 SB: 0 CS: 0	PA: 38												
PITCHER	IP WLS BF H R ER SO BB IBB HBP BLK WP HR S P ERA WHIP																																		
Clyde Wright L (1, 1) ERA: 2.91	8.0	W	34	7	2	2	2	3	0	0	0	0	0	0	0	8	47	2.25	1.250																
Mel Queen R (9, 1) ERA: 3.99	1.0	S	4	1	0	0	2	0	0	0	0	0	0	0	8	8	0.00	1.000																	



Batter	1	2	3	4	5	6	7	8	9	AB	R	H	RBI	BB	SO	LOB	TOP			
Sandy Alomar Sr. S OBP: 0.299, SLG: 0.295 (1.4)	F6		G4-6-3		F7		6-3		6-3	5	0	0	0	0	0	1	California Angels @ Milwaukee Brewers Milwaukee County Stadium, Milwaukee, WI Mon Sep 21 1970, 8:05 PM EDT Att: 4,891 - Unknown			
Tony Gonzalez L OBP: 0.345, SLG: 0.363 (1.8)	6-3			4-3			K		E3	5	0	1	0	0	1	0				
Jim Fregosi R OBP: 0.352, SLG: 0.458 (1.6)	5-3			2-3 1B	CS		K		5-3	4	2	1	0	1	1	1				
Alex Johnson R OBP: 0.365, SLG: 0.458 (1.7)				2-3			K			4	1	2	0	0	1	1				
Jim Spencer L OBP: 0.312, SLG: 0.404 (1.3)	F6			1B			4-3		SH5-3	2	1	0	0	1	0	1				
Roger Repoz L OBP: 0.325, SLG: 0.455 (1.9)	5-3			1B						4	1	3	3	0	0	1				
Joe Azcue R OBP: 0.279, SLG: 0.288 Jay Johnstone L OBP: 0.289, SLG: 0.406 Tom Egan R OBP: 0.278, SLG: 0.308 (7.2)	4-3			1B						2	0	1	1	0	0	1				
Doug Griffin R OBP: 0.188, SLG: 0.133 (1.5)				FC6-4						1	0	0	0	0	1	1				
Tom Murphy R OBP: 0.213, SLG: 0.203 Dave LaRoche L OBP: 0.375, SLG: 0.429 Eddie Fisher R OBP: 0.100, SLG: 0.100 (9.1)				1B						4	0	0	0	0	0	3				
Inning Stats	R: 0 E: 0 K: 0 S: 3	H: 0 LOB: 0 BB: 0 P: 3	R: 0 E: 0 K: 0 S: 4	H: 1 LOB: 1 BB: 0 P: 4	R: 0 E: 0 K: 0 S: 3	H: 1 LOB: 0 BB: 0 P: 3	R: 2 E: 0 K: 0 S: 5	H: 2 LOB: 2 BB: 2 P: 13	R: 0 E: 0 K: 2 S: 7	H: 0 LOB: 0 BB: 0 P: 7	R: 3 E: 0 K: 1 S: 8	H: 3 LOB: 0 BB: 0 P: 8	R: 2 E: 0 K: 1 S: 8	H: 3 LOB: 1 BB: 0 P: 8	R: 0 E: 1 K: 0 S: 4	H: 0 LOB: 1 BB: 0 P: 4		1B: 8 2B: 0 3B: 1 HR: 2	SF: 0 SAC: 1 DP: 1 HBP: 0	WP: 0 PB: 0 SB: 1 CS: 1
PITCHER	IP	WLS	BF	H	R	ER	SO	BB	IBB	HBP	BLK	WP	HR	S	P	ERA	WHIP			
Lew Krausse R ERA: 4.68 (1.1)	7.0	L	31	10	7	7	3	2	0	0	0	0	2	35	43	9.00	1.714			
Dick Ellsworth L ERA: 4.17 (8.1)	0.1		2	1	0	0	0	0	0	0	0	0	0	2	2	0.00	3.000			
John Gelnar R ERA: 4.22 (8.1)	1.2		6	0	0	0	1	0	0	0	0	0	0	8	8	0.00	0.000			

AB 36
R 7
H 11
RBI 7
BB 2
SO 4
LOB 10



Batter	1	2	3	4	5	6	7	8	9	AB	R	H	RBI	BB	SO	LOB	BOTTOM			
Tommy Harper R OBP: 0.368, SLG: 0.512 (8.7)	WP 1B HBP		F9		6-3					4	2	3	0	0	0	0	California Angels @ Milwaukee Brewers Milwaukee County Stadium, Milwaukee, WI Mon Sep 21 1970, 8:05 PM EDT Att: 4,891 - Unknown			
Mike Hegan L OBP: 0.330, SLG: 0.367 (1.3)	WP 1B		K		K		K		1-3	5	0	1	0	0	3	0				
Dave May L OBP: 0.318, SLG: 0.324 (1.8)	F1		F7		K		1-3		1-3	5	0	0	0	0	1	2				
Ted Savage R OBP: 0.403, SLG: 0.482 John Gelnar R OBP: 0.154, SLG: 0.083 Tito Francona L OBP: 0.327, SLG: 0.298 (9.1)	K			3-1 HR 1B			3-1		4-3	4	1	2	0	0	1	2				
Bob Burda L OBP: 0.319, SLG: 0.350 Russ Snyder L OBP: 0.273, SLG: 0.319 (7.9)	6-3			3-1						3	0	1	0	0	0	3				
Bernie Smith R OBP: 0.357, SLG: 0.403 (8.9)				1-3			2B			1	0	0	0	0	1	0				
Roberto Pena R OBP: 0.279, SLG: 0.305 (1.6)				HR BB			F4			3	1	1	0	1	0	2				
Phil Roof R OBP: 0.313, SLG: 0.395 (1.2)	6-3			HR 1B			K		K	4	1	1	3	0	2	3				
Ted Kubiak S OBP: 0.342, SLG: 0.316 (1.4)				F8					K	3	0	1	0	1	1	1				
Lew Krausse R OBP: 0.239, SLG: 0.175 Dick Ellsworth L OBP: 0.305, SLG: 0.246 (8.5)	FC6			1B			4-3		HR BB	3	0	0	0	0	1	4				
Inning Stats	R: 0 E: 0 K: 1 S: 6	H: 1 LOB: 2 BB: 0 P: 7	R: 0 E: 0 K: 0 S: 4	H: 1 LOB: 1 BB: 0 P: 4	R: 0 E: 0 K: 1 S: 5	H: 0 LOB: 0 BB: 0 P: 5	R: 3 E: 0 K: 1 S: 7	H: 2 LOB: 1 BB: 1 P: 11	R: 0 E: 0 K: 2 S: 7	H: 0 LOB: 0 BB: 0 P: 7	R: 1 E: 0 K: 1 S: 6	H: 1 LOB: 0 BB: 0 P: 6	R: 0 E: 0 K: 3 S: 10	H: 1 LOB: 1 BB: 0 P: 10	R: 2 E: 0 K: 0 S: 4	H: 1 LOB: 0 BB: 1 P: 8	1B: 5 2B: 1 3B: 0 HR: 3	SF: 0 SAC: 0 DP: 0 HBP: 1	WP: 1 PB: 0 SB: 1 CS: 0	PA: 40
PITCHER	IP	WLS	BF	H	R	ER	SO	BB	IBB	HBP	BLK	WP	HR	S	P	ERA	WHIP			
Tom Murphy R ERA: 4.28 (7.1)	6.0	W	28	7	4	4	6	1	0	0	0	0	1	16	20	9.00	1.500			
Dave LaRoche L ERA: 3.86 (8.1)	2.0		9	2	2	2	4	1	0	0	0	0	0	3	3	0.00	0.000			
Eddie Fisher R ERA: 2.92 (9.1)	1.0	S	3	0	0	0	0	0	0	0	0	0	0	3	3	0.00	0.000			

AB 36
R 6
H 9
RBI 6
BB 3
SO 10
LOB 17



Batter	1	2	3	4	5	6	7	8	9	AB	R	H	RBI	BB	SO	LOB	TOP					
Sandy Alomar Sr. S OBP: 0.300, SLG: 0.293	4-0 BB		G5-4-3			0-0 2B 1B	0-3 K		0-0 FC1-6 1B	4	1	1	0	1	1	2						
Jarvis Tatum R OBP: 0.306, SLG: 0.281	0-0			0-0 F5		0-0 4-3 1B	0-0 3-1		0-0	3	1	1	1	0	0	1						
Terry Cox R	G6-4-3									0	0	0	0	0	0	0						
Mickey Rivers L OBP: 0.182, SLG: 0.455										1	0	0	0	0	0	0						
Ken Tatum R										0	0	0	0	0	0	0						
Jim Fregosi R OBP: 0.352, SLG: 0.463										1	0	1	0	0	0	0						
Alex Johnson R OBP: 0.368, SLG: 0.458	6-3					0-0 4-3			0-0 F9	5	0	2	0	0	0	3						
Billy Cowan R OBP: 0.336, SLG: 0.469		0-0 5-3				0-0 1B			0-0 F4	4	1	2	1	0	0	1						
Jim Spencer L OBP: 0.307, SLG: 0.398		0-0 1-3				0-0 1B				4	0	0	0	0	1	4						
Joe Azcue R OBP: 0.284, SLG: 0.294										4	0	3	0	0	1	0						
Giraldo Ruiz S OBP: 0.253										2	0	1	1	1	0	1						
Jay Johnstone L OBP: 0.288, SLG: 0.405	FC6-4 1B									1	0	0	0	0	0	2						
Marty Perez R										0	0	0	0	0	0	0						
Ray Oyler R OBP: 0.200, SLG: 0.091										2	0	0	0	0	0	1						
Roger Repoz L OBP: 0.321, SLG: 0.448										2	0	0	0	0	1	2						
Tom Bradley R OBP: 0.211, SLG: 0.222										0	0	0	0	0	0	0						
Steve Kestley R OBP: 0.207, SLG: 0.250										1	0	1	0	0	0	0						
Bill Voshell R OBP: 0.302, SLG: 0.352										1	0	0	0	0	1	1						
Lloyd Allen R										1	0	0	0	0	0	0						
Doug Griffin R OBP: 0.188, SLG: 0.118										1	0	0	0	0	0	0						
Tony Gonzalez L OBP: 0.344, SLG: 0.361										1	0	1	0	0	0	0						
Inning Stats	R: 0 E: 0 K: 0 S: 2	H: 0 LOB: 0 BB: 1 P: 6	R: 0 E: 0 K: 0 S: 4	H: 1 LOB: 1 BB: 0 P: 4	R: 0 E: 0 K: 0 S: 3	H: 1 LOB: 0 BB: 0 P: 3	R: 0 E: 0 K: 0 S: 4	H: 2 LOB: 1 BB: 0 P: 4	R: 0 E: 0 K: 2 S: 7	H: 0 LOB: 1 BB: 1 P: 11	R: 3 E: 0 K: 0 S: 8	H: 5 LOB: 2 BB: 0 P: 8	R: 0 E: 0 K: 1 S: 5	H: 0 LOB: 0 BB: 0 P: 5	R: 0 E: 0 K: 1 S: 7	H: 2 LOB: 2 BB: 0 P: 7	R: 0 E: 0 K: 1 S: 7	H: 2 LOB: 2 BB: 0 P: 7	1B: 12 2B: 1 3B: 0 HR: 0	SF: 0 SAC: 0 DP: 3 HBP: 0	WP: 0 PB: 0 SB: 0 CS: 0	PA: 39
PITCHER	IP WLS BF H R ER SO BB IBB HBP BLK WP HR S P ERA WHIP																					
John Morris L ERA: 4.13	(1, 1) 5.2 W 25 9 3 3 2 2 0 0 0 0 0 0 27 35 4.76 1.941																					
John Geinar R ERA: 4.12	(6, 1) 2.0 8 2 0 0 2 0 0 0 0 0 0 0 12 12 0.00 1.000																					
Ken Sanders R ERA: 1.61	(8, 1) 1.1 S 6 2 0 0 1 0 0 0 0 0 0 0 8 8 0.00 1.500																					

California Angels @ Milwaukee Brewers
Milwaukee County Stadium, Milwaukee, WI

AB 37
R 3
H 13
RBI 3
BB 2
SO 5
LOB 18



Thu Sep 24 1970, 4:33 AM EDT
Att: 6,549 - Unknown

Batter	1	2	3	4	5	6	7	8	9	AB	R	H	RBI	BB	SO	LOB	BOTTOM			
Tommy Harper R OBP: 0.366, SLG: 0.522	0-0 HR	0-0 1B		4-0 1B		0-3 K				3	3	2	2	1	1	0				
Mike Hegan L OBP: 0.335, SLG: 0.369	0-0 F7	0-0 1B		4-0 1B		0-0 CS				3	1	2	1	1	0	0				
Dave May L OBP: 0.321, SLG: 0.330	0-0 1B	4-0 1B		0-0 1B		0-3 K				3	1	1	0	1	1	3				
Ted Savage R OBP: 0.405, SLG: 0.483	0-0 1B	0-0 1B		0-0 1B			0-0 1-3			4	0	3	4	0	0	0				
Bob Burda L OBP: 0.314, SLG: 0.343	0-0 F8	0-0 1B		0-0 1B			0-0 F8			4	0	0	0	0	0	4				
Ken Sanders R OBP: 0.429, SLG: 0.273										0	0	0	0	0	0	0				
Roberto Pena R OBP: 0.278, SLG: 0.302	0-0 1B	0-0 1B		4-0 1B			0-0 5-3			3	0	1	0	1	0	2				
Phil Roof R OBP: 0.313, SLG: 0.393	0-0 CS	0-0 1B		0-0 1B		0-0 F4			0-0 F4	4	0	1	0	0	1	1				
Ted Kubiak S OBP: 0.340, SLG: 0.313		0-0 1B		0-0 1B		0-0 4-1			0-3 K	4	1	1	0	0	1	1				
John Morris R OBP: 0.176, SLG: 0.235		0-0 1B		0-0 1B		0-3 K			0-0 1-3	3	1	0	0	0	1	3				
John Geinar R OBP: 0.154, SLG: 0.083										0	0	0	0	0	0	0				
Russ Snyder L OBP: 0.271, SLG: 0.316										1	0	0	0	0	0	0				
Inning Stats	R: 2 E: 0 K: 0 S: 6	H: 4 LOB: 1 BB: 0 P: 6	R: 4 E: 1 K: 0 S: 8	H: 5 LOB: 2 BB: 1 P: 12	R: 0 E: 0 K: 1 S: 5	H: 0 LOB: 0 BB: 0 P: 5	R: 1 E: 0 K: 0 S: 3	H: 1 LOB: 2 BB: 2 P: 11	R: 0 E: 0 K: 1 S: 5	H: 0 LOB: 1 BB: 1 P: 9	R: 0 E: 0 K: 2 S: 7	H: 1 LOB: 1 BB: 0 P: 7	R: 0 E: 0 K: 0 S: 3	H: 0 LOB: 0 BB: 0 P: 3	R: 0 E: 0 K: 1 S: 5	H: 0 LOB: 0 BB: 0 P: 5	1B: 9 2B: 2 3B: 0 HR: 1	SF: 0 SAC: 0 DP: 2 HBP: 0	WP: 0 PB: 1 SB: 0 CS: 2	PA: 37
PITCHER	IP WLS BF H R ER SO BB IBB HBP BLK WP HR S P ERA WHIP																			
Tom Bradley R ERA: 4.13	(1, 1) 1.1 L 10 7 5 5 0 0 0 1 0 0 0 0 4 8 13.50 3.000																			
Steve Kestley R ERA: 4.15	(2, 1) 0.2 5 2 1 1 0 0 0 1 0 0 0 0 4 8 13.50 3.000																			
Lloyd Allen R ERA: 3.52	(3, 1) 3.0 12 1 1 1 2 3 0 0 0 0 0 0 13 25 3.00 1.333																			
Terry Cox R ERA: 3.86	(6, 1) 1.0 3 1 0 0 2 0 0 0 0 0 0 0 7 7 0.00 1.000																			
Ken Tatum R ERA: 3.01	(7, 1) 2.0 6 0 0 0 1 0 0 0 0 0 0 0 8 8 0.00 0.000																			

California Angels @ Milwaukee Brewers
Milwaukee County Stadium, Milwaukee, WI

AB 32
R 7
H 11
RBI 7
BB 4
SO 5
LOB 14



Thu Sep 24 1970, 4:33 AM EDT
Att: 6,549 - Unknown

Batter	1	2	3	4	5	6	7	8	9	AB	R	H	RBI	BB	SO	LOB	TOP							
Bert Campaneris, R OBP: 0.324, SLG: 0.452 (1, 6)										4	0	1	1	0	0	0	<p>Oakland Athletics @ California Angels Anaheim Stadium, Anaheim, CA Fri Sep 25 1970, 10:05 PM EDT Att: 7,226 - Unknown</p> <p>livebaseballscores.com</p> <p>AB 31 R 6 H 7 RBI 6 BB 2 SO 6 LOB 13</p>							
Joe Rudi, R OBP: 0.342, SLG: 0.494 Allan Lewis, S (8, FR)										4	1	2	0	0	0	1								
Steve Hovley, L OBP: 0.309, SLG: 0.283 (8, 8)										0	1	0	0	0	0	0								
Felipe Alou, R OBP: 0.308, SLG: 0.368 (1, 9)										2	1	0	1	1	0	0								
Don Mincher, L OBP: 0.330, SLG: 0.465 (1, 3)										3	0	0	0	0	1	1								
Sal Bando, R OBP: 0.401, SLG: 0.428 (1, 5)										3	1	1	0	1	0	1								
Reggie Jackson, L OBP: 0.360, SLG: 0.457 (1, 8)										3	1	0	1	0	1	2								
Dave Duncan, R OBP: 0.322, SLG: 0.417 (1, 2)										3	1	2	1	0	0	1								
Dick Green, R OBP: 0.265, SLG: 0.239 (1, 4)										4	0	0	1	0	2	5								
Blue Moon Odom, R OBP: 0.286, SLG: 0.453 (1, 1)										4	0	1	1	0	2	1								
Inning Stats	R: 0 E: 0 K: 0 S: 3	H: 1 LOB: 0 BB: 0 P: 3	R: 0 E: 1 K: 0 S: 4	H: 0 LOB: 1 BB: 0 P: 4	R: 0 E: 0 K: 2 S: 7	H: 0 LOB: 0 BB: 0 P: 7	R: 2 E: 0 K: 1 S: 6	H: 1 LOB: 2 BB: 0 P: 15	R: 0 E: 0 K: 0 S: 3	H: 0 LOB: 0 BB: 0 P: 3	R: 0 E: 0 K: 2 S: 8	H: 1 LOB: 1 BB: 0 P: 8	R: 1 E: 0 K: 0 S: 6	H: 1 LOB: 1 BB: 0 P: 6	R: 3 E: 1 K: 0 S: 7	H: 3 LOB: 1 BB: 0 P: 7	1B: 7 2B: 0 3B: 0 HR: 0	SF: 3 SAC: 1 DP: 1 HBP: 1	WP: 0 PB: 0 SB: 1 CS: 0	PA: 38				
PITCHER	IP WLS BF H R ER SO BB IBB HBP BLK WP HR S P ERA WHIP																							
Clyde Wright, L ERA: 2.9 Ken Tatum, R ERA: 3.05	(1, 1)	7.0 L 27 3 2 2 5	(8, 1)	2.0 11 4 4 1 1	0 0 0 0	0 0 0 0	0 0 13 13	4.50 2.000																

Batter	1	2	3	4	5	6	7	8	9	AB	R	H	RBI	BB	SO	LOB	BOTTOM				
Sandy Alomar Sr., S OBP: 0.302, SLG: 0.294 (1, 4)										2	0	1	0	2	0	0	<p>Oakland Athletics @ California Angels Anaheim Stadium, Anaheim, CA Fri Sep 25 1970, 10:05 PM EDT Att: 7,226 - Unknown</p> <p>livebaseballscores.com</p> <p>AB 29 R 0 H 4 RBI 0 BB 5 SO 2 LOB 14</p>				
Tony Gonzalez, L OBP: 0.341, SLG: 0.359 (1, 8)										4	0	0	0	0	1	3					
Jim Fregosi, R OBP: 0.353, SLG: 0.461 (1, 6)										2	0	0	0	2	0	1					
Alex Johnson, R OBP: 0.369, SLG: 0.459 (1, 7)										4	0	2	0	0	0	1					
Jim Spencer, L OBP: 0.305, SLG: 0.394 (1, 3)										4	0	0	0	0	1	3					
Roger Repoz, L OBP: 0.318, SLG: 0.443 (1, 9)										4	0	0	0	0	0	1					
Joe Azcue, R OBP: 0.286, SLG: 0.294 (1, 2)										3	0	1	0	1	0	1					
Doug Griffin, R OBP: 0.179, SLG: 0.111 Jay Johnstone, L OBP: 0.297, SLG: 0.404 Giraldo Ruiz, S OBP: 0.286, SLG: 0.253 (1, 5)										2	0	0	0	0	0	1					
Clyde Wright, R OBP: 0.194, SLG: 0.277 Bill Voss, L OBP: 0.330, SLG: 0.350 Ken Tatum, R OBP: 0.182, SLG: 0.455 (1, 1)										1	0	0	0	0	0	1					
										0	0	0	0	0	0	0					
Inning Stats	R: 0 E: 0 K: 1 S: 4	H: 0 LOB: 0 BB: 1 P: 8	R: 0 E: 0 K: 0 S: 4	H: 1 LOB: 1 BB: 0 P: 4	R: 0 E: 0 K: 0 S: 3	H: 0 LOB: 1 BB: 1 P: 7	R: 0 E: 0 K: 1 S: 5	H: 0 LOB: 0 BB: 0 P: 5	R: 0 E: 0 K: 0 S: 3	H: 0 LOB: 1 BB: 1 P: 7	R: 0 E: 0 K: 0 S: 4	H: 1 LOB: 2 BB: 1 P: 8	R: 0 E: 0 K: 0 S: 4	H: 1 LOB: 1 BB: 0 P: 4	R: 0 E: 0 K: 0 S: 3	H: 0 LOB: 0 BB: 0 P: 3		1B: 4 2B: 0 3B: 0 HR: 0	SF: 0 SAC: 0 DP: 2 HBP: 0	WP: 0 PB: 0 SB: 0 CS: 0	PA: 34
PITCHER	IP WLS BF H R ER SO BB IBB HBP BLK WP HR S P ERA WHIP																				
Blue Moon Odom, R ERA: 3.87	(1, 1)	9.0 W 34 4 0 0 2																			

Batter	1	2	3	4	5	6	7	8	9	AB	R	H	RBI	BB	SO	LOB	TOP										
Bert Campaneris, R OBP: 0.322, SLG: 0.449 (1, 6)	F3		F3		K		G5-4-3		F7	5	0	0	0	0	1	3											
Joe Rudi, R OBP: 0.341, SLG: 0.491 Steve Hovley, L OBP: 0.312, SLG: 0.286 (1, 7) (8, 8)	F4		K		F7		1B		1B	4	0	1	0	0	1	2											
Felipe Alou, R OBP: 0.309, SLG: 0.368 (1, 9) (8, 7)	F3		F2		5-3		1B		1B	5	0	2	0	0	0	0											
Don Mincher, L OBP: 0.327, SLG: 0.460 (1, 3)		4-3		3-1		K	K		G3	5	0	0	0	0	2	3											
Sal Bando, R OBP: 0.404, SLG: 0.432 (1, 5)		HR		F7		PB	1B		WP	3	3	2	0	1	0	0											
Reggie Jackson, L OBP: 0.382, SLG: 0.455 (1, 8) (8, 9)	F7		K		1B		1B		WP	2	0	0	0	2	1	1											
Gene Tenace, R OBP: 0.411, SLG: 0.548 (1, 2)		HR		1B		1B	1B		K2-3	3	1	2	3	1	1	1											
Dick Green, R OBP: 0.267, SLG: 0.240 (1, 4)		BB		1B		6-3			K	3	0	1	0	1	1	3											
Vida Blue, S OBP: 0.286, SLG: 0.538 Rollie Fingers, R OBP: 0.146, SLG: 0.179 John Donaldson, L OBP: 0.313, SLG: 0.322 Allan Lewis, S (7, PR) Paul Lindblad, L (7, 1)	K		K		K		G5-4-3		6-3	2	0	0	0	0	2	3											
Inning Stats	R: 0 E: 0 K: 0 S: 3	H: 0 LOB: 0 BB: 0 P: 3	R: 2 E: 0 K: 1 S: 7	H: 2 LOB: 1 BB: 1 P: 11	R: 0 E: 0 K: 1 S: 5	H: 0 LOB: 0 BB: 0 P: 5	R: 0 E: 0 K: 1 S: 5	H: 0 LOB: 0 BB: 0 P: 5	R: 0 E: 0 K: 2 S: 8	H: 1 LOB: 2 BB: 1 P: 12	R: 1 E: 0 K: 1 S: 7	H: 2 LOB: 2 BB: 0 P: 11	R: 0 E: 0 K: 1 S: 7	H: 3 LOB: 2 BB: 0 P: 7	R: 1 E: 0 K: 2 S: 7	H: 0 LOB: 1 BB: 2 P: 15	R: 0 E: 0 K: 0 S: 4	H: 2 LOB: 1 BB: 0 P: 4	1B: 8 2B: 1 3B: 0 HR: 1	SF: 0 SAC: 0 DP: 1 HBP: 0	WP: 3 PB: 1 SB: 1 CS: 0	PA: 40					
PITCHER	IP	WLS	BF	H	R	ER	SO	BB	IBB	HBP	BLK	WP	HR	S	P	ERA	WHIP										
Rudy May, L ERA: 3.99 Lloyd Allen, R ERA: 3.31 Dave LaRoche, L ERA: 3.77 Eddie Fisher, R ERA: 2.94	5.2		25	5	3	3	6	3	0	0	0	0	1	34	46	4.76	1.412										

Oakland Athletics @ California Angels
Anaheim Stadium, Anaheim, CA
Sat Sep 26 1970, 10:05 PM EDT
Att: 7,063 - Unknown

livebaseballscores.com

AB 35
R 4
H 10
RBI 3
BB 5
SO 9
LOB 17



Batter	1	2	3	4	5	6	7	8	9	AB	R	H	RBI	BB	SO	LOB	BOTTOM										
Sandy Alomar Sr., S OBP: 0.304, SLG: 0.295 (1, 4)	4-3		F9		1B		F4			4	1	2	1	0	0	2											
Jarvis Tatum, R OBP: 0.303, SLG: 0.278 Tony Gonzalez, L OBP: 0.340, SLG: 0.357 (1, 8) (6, PH) (7, 8)	4-3		F9		1B		F7		F9	2	0	0	0	0	0	2											
Jim Fregosi, R OBP: 0.353, SLG: 0.460 (1, 6)	K		G4-6-3		1B		F4		1-3	4	0	1	0	0	1	1											
Alex Johnson, R OBP: 0.368, SLG: 0.457 (1, 7)		F9		G4-6-3		1B	F8		F8	4	0	1	0	0	0	1											
Billy Cowan, R OBP: 0.331, SLG: 0.462 Jay Johnstone, L OBP: 0.288, SLG: 0.404 (1, 9) (6, PH) (7, 9)	F3		K		K		1B		4-3	2	0	0	0	0	1	0											
Jim Spencer, L OBP: 0.305, SLG: 0.395 (1, 3)	K		G3		SF8		F9		F8	4	1	1	0	0	1	0											
Joe Azcue, R OBP: 0.287, SLG: 0.295 Mickey Rivers, L OBP: 0.200, SLG: 0.111 Tom Egan, R OBP: 0.282, SLG: 0.311 Marty Perez, R (9, PR)	4-3		4-3		G3		FC6-4		1B	3	0	1	0	0	0	1											
Doug Griffin, R OBP: 0.200, SLG: 0.135 Bill Voss, L OBP: 0.329, SLG: 0.350 Giraldo Ruiz, S OBP: 0.293, SLG: 0.261 Ken McMullen, R OBP: 0.321, SLG: 0.351 Clyde Wright, R OBP: 0.194, SLG: 0.277 (1, 5) (5, PH) (6, 5) (9, PH) (9, PR)			BB		1B		SF8		FC6-4	1	1	1	0	0	0	0											
Rudy May, L ERA: 2.27 Lloyd Allen, R ERA: 3.07 Dave LaRoche, L ERA: 3.07 Tommie Reynolds, R ERA: 3.07 Eddie Fisher, R ERA: 2.94 Ray Oyler, R ERA: 2.94	4.0		14	3	1	1	3	1	0	0	0	0	0	0	0	0											
Inning Stats	R: 0 E: 0 K: 1 S: 5	H: 0 LOB: 0 BB: 0 P: 5	R: 0 E: 0 K: 1 S: 5	H: 0 LOB: 0 BB: 0 P: 5	R: 1 E: 0 K: 0 S: 4	H: 2 LOB: 2 BB: 1 P: 8	R: 0 E: 0 K: 1 S: 5	H: 1 LOB: 0 BB: 0 P: 5	R: 1 E: 0 K: 0 S: 4	H: 1 LOB: 0 BB: 0 P: 4	R: 1 E: 0 K: 0 S: 5	H: 3 LOB: 2 BB: 0 P: 5	R: 0 E: 0 K: 0 S: 3	H: 2 LOB: 0 BB: 0 P: 3	R: 0 E: 0 K: 0 S: 5	H: 2 LOB: 2 BB: 0 P: 5	1B: 10 2B: 1 3B: 0 HR: 0	SF: 1 SAC: 0 DP: 1 HBP: 0	WP: 0 PB: 0 SB: 0 CS: 0	PA: 36							
PITCHER	IP	WLS	BF	H	R	ER	SO	BB	IBB	HBP	BLK	WP	HR	S	P	ERA	WHIP										
Vida Blue, L ERA: 2.27 Rollie Fingers, R ERA: 3.07 Paul Lindblad, L ERA: 2.74	2.0		9	4	2	2	0	0	0	0	0	0	0	9	9	9.00	2.000										
Paul Lindblad, L ERA: 2.74 (7, 1)	3.0	W	13	4	0	0	0	0	0	0	0	0	0	13	13	0.00	1.333										

Oakland Athletics @ California Angels
Anaheim Stadium, Anaheim, CA
Sat Sep 26 1970, 10:05 PM EDT
Att: 7,063 - Unknown

livebaseballscores.com


AB 34
R 3
H 11
RBI 3
BB 1
SO 3
LOB 12



Batter	1	2	3	4	5	6	7	8	9	AB	R	H	RBI	BB	SO	LOB	TOP					
Allan Lewis, S OBP: 0.200, SLG: 0.800 (1,7)	F8		F7		HR		6-3		FC6-4	5	1	1	1	0	0	1						
Tony La Russa, R OBP: 0.275, SLG: 0.265 (1,4)	K		5-3		3B			1B		4	0	2	0	0	1	0						
Joe Rudi, R OBP: 0.340, SLG: 0.488 (1,3)	1B			1-3	6-3			K		4	0	1	0	0	1	2						
Sal Bando, R OBP: 0.406, SLG: 0.431 (1,5)	BB			FC4-6		K		BB		1	0	0	0	3	1	0						
Reggie Jackson, L OBP: 0.361, SLG: 0.460 (1,8)	F5		FC4-6	IHR		HR		BB		4	2	1	1	0	0	5						
Gene Tenace, R OBP: 0.405, SLG: 0.567 (1,2)		F8		IHR		K		P6		4	1	1	2	0	1	2						
Bobby Brooks, R OBP: 0.143, SLG: 0.143 (1,9)	P5			CS	1B		K		K	4	0	1	0	0	2	0						
Jim Driscoll, L OBP: 0.186, SLG: 0.146 (9, PH)	P4		CS		K		K		5-3	3	0	0	0	0	2	0						
Dave Duncan, R OBP: 0.320, SLG: 0.416 (9, PH)										1	0	0	0	0	0	0						
Chuck Dobson, R OBP: 0.128, SLG: 0.129 (1,1)			F2							2	0	0	0	0	1	0						
Diego Segui, R OBP: 0.314, SLG: 0.116 (5,1)										0	0	0	0	0	0	0						
Felipe Alou, R OBP: 0.308, SLG: 0.368 (7, PH)										1	0	0	0	0	0	0						
Dooley Womack, L OBP: 0.327, SLG: 0.413 (7,1)									FC6-4	0	0	0	0	0	0	0						
Frank Fernandez, R OBP: 0.327, SLG: 0.413 (9, PH)									1B	1	0	1	0	0	0	0						
Inning Stats	R: 0 E: 0 K: 1 S: 6	H: 1 LOB: 2 BB: 1 P: 10	R: 0 E: 0 K: 0 S: 3	H: 0 LOB: 0 BB: 0 P: 3	R: 0 E: 0 K: 0 S: 3	H: 0 LOB: 0 BB: 0 P: 3	R: 2 E: 0 K: 0 S: 4	H: 2 LOB: 0 BB: 1 P: 8	R: 1 E: 0 K: 2 S: 9	H: 2 LOB: 1 BB: 0 P: 9	R: 1 E: 0 K: 3 S: 10	H: 1 LOB: 0 BB: 0 P: 10	R: 0 E: 0 K: 1 S: 5	H: 0 LOB: 0 BB: 0 P: 5	R: 0 E: 0 K: 1 S: 6	H: 1 LOB: 2 BB: 1 P: 10	R: 0 E: 0 K: 1 S: 6	H: 1 LOB: 1 BB: 0 P: 6	1B: 4 2B: 0 3B: 1 HR: 3	SF: 0 SAC: 0 DP: 0 HBP: 0	WP: 0 PB: 0 SB: 0 CS: 1	PA: 38
PITCHER	IP WLS BF H R ER SO BB IBB HBP BLK WP HR S P ERA WHIP																				PITCHER	IP WLS BF H R ER SO BB IBB HBP BLK WP HR S P ERA WHIP
Greg Garrett, L ERA: 2.93 (1,1)	6.0 W 25 6 4 4 6 2 0 0 0 0 0 2 35 43 6.00 1.333																					
Dave LaRoche, L ERA: 3.54 (7,1)	3.0 S 12 2 0 0 3 1 0 0 0 0 0 0 0 17 21 0.00 1.000																					

Oakland Athletics @ California Angels
Anaheim Stadium, Anaheim, CA
Sun Sep 27 1970, 6:33 AM EDT
Att: 11,890 - Unknown

AB 34
R 4
H 8
RBI 4
BB 3
SO 9
LOB 10



Batter	1	2	3	4	5	6	7	8	9	AB	R	H	RBI	BB	SO	LOB	BOTTOM					
Sandy Alomar Sr., S OBP: 0.304, SLG: 0.295 (1,4)	4-3	6-3			F8	F8		HR		4	2	1	0	1	0	1						
Tony Gonzalez, L OBP: 0.340, SLG: 0.362 (1,8)	4-3		F7		E8		1B	HR		4	2	1	2	1	0	1						
Jim Fregosi, R OBP: 0.353, SLG: 0.459 (1,6)			P4		F8			K2-3		5	1	2	1	0	1	1						
Alex Johnson, R OBP: 0.369, SLG: 0.461 (1,7)			F8			WP	BB			4	1	2	2	0	0	2						
Jim Spencer, L OBP: 0.306, SLG: 0.395 (1,3)	F3			1B		WP				3	2	1	0	1	0	1						
Jay Johnstone, L OBP: 0.291, SLG: 0.404 (1,9)	P5			G6-4-3			BB			3	1	1	0	1	0	1						
Joe Azcue, R OBP: 0.292, SLG: 0.304 (1,2)										3	0	2	3	1	0	0						
Doug Griffin, R OBP: 0.182, SLG: 0.122 (1,5)		6-3			G6-4-3					4	0	0	0	0	0	4						
Greg Garrett, S OBP: 0.143, SLG: 0.077 (1,1)										2	0	0	0	0	1	2						
Mickey Rivers, L OBP: 0.182, SLG: 0.100 (6, PH)					F7					1	0	0	0	0	1	0						
Dave LaRoche, L OBP: 0.333, SLG: 0.375 (7,1)	K									1	0	0	0	0	0	0						
Inning Stats	R: 2 E: 0 K: 0 S: 5	H: 2 LOB: 1 BB: 1 P: 9	R: 0 E: 0 K: 1 S: 6	H: 1 LOB: 0 BB: 0 P: 6	R: 0 E: 0 K: 0 S: 3	H: 0 LOB: 0 BB: 0 P: 3	R: 1 E: 0 K: 0 S: 4	H: 2 LOB: 1 BB: 1 P: 8	R: 4 E: 0 K: 1 S: 6	H: 2 LOB: 1 BB: 2 P: 14	R: 0 E: 0 K: 1 S: 6	H: 1 LOB: 2 BB: 1 P: 10	R: 0 E: 0 K: 0 S: 3	H: 0 LOB: 0 BB: 0 P: 3	R: 2 E: 0 K: 1 S: 7	H: 2 LOB: 0 BB: 0 P: 7	1B: 6 2B: 2 3B: 1 HR: 1	SF: 0 SAC: 0 DP: 1 HBP: 0	WP: 1 PB: 0 SB: 1 CS: 0	PA: 39		
PITCHER	IP WLS BF H R ER SO BB IBB HBP BLK WP HR S P ERA WHIP																				PITCHER	IP WLS BF H R ER SO BB IBB HBP BLK WP HR S P ERA WHIP
Chuck Dobson, R ERA: 3.74 (1,1)	4.2 L 25 7 7 3 1 0 0 0 0 0 0 0 7 11 5.79 2.143																					
Diego Segui, R ERA: 2.59 (5,1)	1.1 6 1 0 0 1 1 0 0 0 0 0 0 7 11 0.00 1.500																					
Dooley Womack, R ERA: 15.0 (7,1)	2.0 8 2 2 2 1 0 0 0 0 0 0 1 10 10 9.00 1.000																					

Oakland Athletics @ California Angels
Anaheim Stadium, Anaheim, CA
Sun Sep 27 1970, 6:33 AM EDT
Att: 11,890 - Unknown

AB 34
R 9
H 10
RBI 8
BB 5
SO 3
LOB 13



Batter	1	2	3	4	5	6	7	8	9	AB	R	H	RBI	BB	SO	LOB	TOP		
Walt Williams, R OBP: 0.299, SLG: 0.338 (1, 9)										3	0	0	1	0	0	1	Chicago White Sox @ California Angels Anaheim Stadium, Anaheim, CA Tue Sep 29 1970, 10:05 PM EDT Alt. 4,506 - Unknown - 84 F		
Jose Ortiz, R OBP: 0.389, SLG: 0.375 (1, 8)										3	0	1	1	1	0	1			
Rich McKinney, R OBP: 0.246, SLG: 0.318 (1, 6)										4	0	0	0	0	0	2			
Bill Melton, R OBP: 0.339, SLG: 0.485 (1, 5)										4	0	0	0	0	1	1			
Carlos May, L OBP: 0.374, SLG: 0.418 (1, 3)										4	0	0	0	0	2	0			
Syd O'Brien, R OBP: 0.286, SLG: 0.342 (1, 4)										3	0	1	0	0	0	0			
Tom McCraw, L OBP: 0.274, SLG: 0.320 (1, 7)										3	0	0	0	0	1	1			
Chuck Brinkman, R OBP: 0.389, SLG: 0.333 (1, 2)										3	1	2	0	0	0	0			
Billy Wynne, L Jery Crider, R John Walters, R Jim Magnuson, L Art Kusnyer, R Dennis O'Toole, R (1, 1) (3, 1) (6, Ph) (6, 1) (8, Ph) (8, 1)										1	0	0	0	0	0	0			
Inning Stats	R: 0 E: 0 K: 0 S: 3	H: 0 LOB: 1 BB: 1 P: 7	R: 0 E: 0 K: 2 S: 7	H: 0 LOB: 0 BB: 0 P: 7	R: 0 E: 0 K: 0 S: 3	H: 0 LOB: 0 BB: 0 P: 3	R: 0 E: 0 K: 0 S: 3	H: 0 LOB: 0 BB: 0 P: 3	R: 2 E: 1 K: 0 S: 5	H: 3 LOB: 0 BB: 0 P: 5	R: 0 E: 0 K: 0 S: 4	H: 1 LOB: 1 BB: 0 P: 4	R: 0 E: 0 K: 1 S: 6	H: 1 LOB: 1 BB: 0 P: 6	R: 0 E: 0 K: 2 S: 7	H: 0 LOB: 0 BB: 0 P: 7		1B: 5 2B: 0 3B: 0 HR: 0	SF: 1 SAC: 0 DP: 1 HBP: 0
PITCHER Clyde Wright, L ERA: 2.83 (1, 1)	IP: 9.0 WLS: W BF: 32	H: 5 R: 2 ER: 1 SO: 5	BB: 1 IBB: 0 HBP: 0 BLK: 0	WP: 0 HR: 0 S: 41 P: 45	ERA: 1.00 WHIP: 0.667											ERA: 1.00 WHIP: 0.667			

Batter	1	2	3	4	5	6	7	8	9	AB	R	H	RBI	BB	SO	LOB	BOTTOM		
Mickey Rivers, L OBP: 0.421, SLG: 0.375 (1, 9)										3	2	2	0	1	0	0	Chicago White Sox @ California Angels Anaheim Stadium, Anaheim, CA Tue Sep 29 1970, 10:05 PM EDT Alt. 4,506 - Unknown - 84 F		
Sandy Alomar Sr., S OBP: 0.303, SLG: 0.294 (1, 6)										5	1	1	0	0	0	4			
Tony Gonzalez, L OBP: 0.342, SLG: 0.364 (1, 8)										4	1	2	3	1	0	0			
Alex Johnson, R OBP: 0.368, SLG: 0.459 (1, 7)										5	1	2	0	0	0	3			
Jim Spencer, L OBP: 0.308, SLG: 0.402 (1, 3)										5	2	2	2	0	0	2			
Giraldo Ruiz, S OBP: 0.287, SLG: 0.270 (1, 5)										4	1	2	2	0	0	0			
Tom Egan, R OBP: 0.290, SLG: 0.328 (1, 2)										5	1	4	0	0	0	1			
Doug Griffin, R OBP: 0.226, SLG: 0.128 (1, 4)										4	0	1	2	1	0	3			
Clyde Wright, R OBP: 0.187, SLG: 0.267 (1, 1)										4	0	0	0	0	0	4			
Inning Stats	R: 0 E: 0 K: 0 S: 3	H: 0 LOB: 1 BB: 1 P: 7	R: 5 E: 0 K: 0 S: 9	H: 6 LOB: 1 BB: 0 P: 9	R: 1 E: 0 K: 0 S: 5	H: 2 LOB: 1 BB: 0 P: 5	R: 1 E: 0 K: 0 S: 5	H: 2 LOB: 1 BB: 0 P: 5	R: 0 E: 0 K: 0 S: 3	H: 0 LOB: 1 BB: 0 P: 4	R: 1 E: 0 K: 0 S: 6	H: 3 LOB: 2 BB: 0 P: 6	R: 1 E: 0 K: 0 S: 6	H: 3 LOB: 2 BB: 0 P: 6	R: 0 E: 0 K: 0 S: 7	H: 0 LOB: 0 BB: 0 P: 7		1B: 10 2B: 5 3B: 0 HR: 1	SF: 1 SAC: 0 DP: 0 HBP: 1
PITCHER Billy Wynne, R ERA: 5.32 Jery Crider, R ERA: 4.45 Jim Magnuson, L ERA: 4.78 Dennis O'Toole, R ERA: 2.7 (1, 1) (3, 1) (6, 1) (8, 1)	IP: 2.1 WLS: L BF: 14	H: 5 R: 4 ER: 4 SO: 4	BB: 2 IBB: 0 HBP: 0 BLK: 0	WP: 1 HR: 1 S: 12 P: 20	ERA: 15.43 WHIP: 3.000											ERA: 10.12 WHIP: 2.625			

Batter	1	2	3	4	5	6	7	8	9	AB	R	H	RBI	BB	SO	LOB	TOP										
Walt Williams, R OBP: 0.298, SLG: 0.337 (1.9)	G5-3		G4-3 SH5-4 1-2 1B		G4-3			G6-3		4	0	1	0	0	0	0	Chicago White Sox @ California Angels Anaheim Stadium, Anaheim, CA Wed Sep 30 1970, 10:05 PM EDT Att: 4,530 - Unknown										
Jose Ortiz, R OBP: 0.381, SLG: 0.368 (1.8)	L4		SH5-4 1-2 2-3		F8			1B		3	0	1	0	0	0	0											
John Matias, L OBP: 0.226, SLG: 0.270 (1.7)	K		G4-3 2-3 3-H		G6-4-3 1B			BB 1B		4	0	2	1	0	1	1											
Bill Melton, R OBP: 0.340, SLG: 0.484 (1.5)			FC4-6 1B		G6-4-3 1-2			1-2 BB		3	0	1	0	1	0	2											
Carlos May, L OBP: 0.372, SLG: 0.415 (1.3)	FC4-6 G3 HBP 1-2			K		K		F7		4	0	0	0	0	2	4											
Rich McKinney, R OBP: 0.254, SLG: 0.327 (1.6)	G3 HBP 1-2			2B				P6		3	0	1	0	0	0	0											
Art Kusnyer, R OBP: 0.100, SLG: 0.100 (1.2)	G3 1-2 2-3			F9				G6-3 1B		4	0	1	0	0	0	3											
Rich Morales, R OBP: 0.229, SLG: 0.206 (1.4)	G4-3			G6-3				F8		4	0	0	0	0	0	4											
Tommy John, R OBP: 0.230, SLG: 0.214 (1.1)								P6		2	1	1	0	0	1	0											
Gail Hopkins, L OBP: 0.344, SLG: 0.381 (8, PH)			SH5-4 G4-3 1B		K			F9		1	0	0	0	0	0	0											
Danny Murphy, L OBP: 0.500, SLG: 0.833 (8, PH)										0	0	0	0	0	0	0											
Syd O'Brien, R OBP: 0.285, SLG: 0.341 (9, PH)										1	0	0	0	0	0	1											
Inning Stats	R: 0 E: 0 K: 1 S: 5	H: 0 LOB: 0 BB: 0 P: 5	R: 0 E: 0 K: 0 S: 4	H: 1 LOB: 2 BB: 0 P: 5	R: 1 E: 0 K: 0 S: 5	H: 2 LOB: 1 BB: 0 P: 5	R: 0 E: 0 K: 1 S: 6	H: 1 LOB: 1 BB: 0 P: 6	R: 0 E: 0 K: 1 S: 5	H: 0 LOB: 0 BB: 0 P: 5	R: 0 E: 0 K: 0 S: 3	H: 0 LOB: 0 BB: 0 P: 3	R: 0 E: 0 K: 0 S: 5	H: 2 LOB: 3 BB: 1 P: 9	R: 0 E: 0 K: 0 S: 4	H: 1 LOB: 1 BB: 0 P: 4	1B: 7 2B: 1 3B: 0 HR: 0	SF: 0 SAC: 1 DP: 1 HBP: 1	WP: 0 PB: 0 SB: 0 CS: 0	PA: 36							
PITCHER	IP	WLS	BF	H	R	ER	SO	BB	IBB	HBP	BLK	WP	HR	S	P	ERA	WHIP										
Lloyd Allen, R ERA: 2.63 (1.1)	7.2	W	31	7	1	1	4	1	0	1	0	0	0	37	42	1.17	1.043										
Dave LaRoche, L ERA: 3.44 (8.1)	1.1	S	5	1	0	0	0	0	0	0	0	0	0	5	5	0.00	0.750										

Batter	1	2	3	4	5	6	7	8	9	AB	R	H	RBI	BB	SO	LOB	BOTTOM										
Mickey Rivers, L OBP: 0.391, SLG: 0.350 (1.8)	K2-3		G3		K			E G5-3 SF9 1B		4	1	1	0	0	2	0	Chicago White Sox @ California Angels Anaheim Stadium, Anaheim, CA Wed Sep 30 1970, 10:05 PM EDT Att: 4,530 - Unknown										
Sandy Alomar Sr., S OBP: 0.293, SLG: 0.294 (1.6)	G1-3 1B		G6-3		F7			G5-3		4	1	1	0	0	0	1											
Alex Johnson, R OBP: 0.369, SLG: 0.458 (1.7)	G1-3 1-2				PB S 3B 1B			FC6		3	2	1	0	1	0	2											
Billy Cowan, R OBP: 0.331, SLG: 0.459 (1.9)					F3			SF9		3	0	1	1	0	0	2											
Jay Johnstone, L OBP: 0.290, SLG: 0.404 (7.9)	2H 1B				F8			K		0	0	0	1	0	0	0											
Jim Spencer, L OBP: 0.310, SLG: 0.401 (1.3)	G3-1				3B BB			K		3	1	1	1	1	1	2											
Giraldo Ruiz, S OBP: 0.286, SLG: 0.291 (1.5)			G1-3		1H FC6-2-5 3B			G6-3		3	0	1	2	0	0	1											
Tom Egan, R OBP: 0.286, SLG: 0.324 (1.2)			F8		FC6-2-5 FC6-4			P4		3	0	0	0	0	0	1											
Doug Griffin, R OBP: 0.214, SLG: 0.120 (1.4)			G1-6-3		3H FC6-4			G5-3		3	0	0	0	0	0	1											
Lloyd Allen, R (1.1)								G6-3		3	0	0	0	0	0	0											
Dave LaRoche, L OBP: 0.333, SLG: 0.375 (8.1)			G6-3		G6-3			G6-3		0	0	0	0	0	0	0											
Inning Stats	R: 1 E: 0 K: 1 S: 7	H: 2 LOB: 1 BB: 0 P: 7	R: 0 E: 0 K: 0 S: 3	H: 0 LOB: 0 BB: 0 P: 3	R: 0 E: 0 K: 0 S: 3	H: 0 LOB: 0 BB: 0 P: 3	R: 2 E: 0 K: 0 S: 5	H: 2 LOB: 1 BB: 1 P: 9	R: 0 E: 0 K: 1 S: 3	H: 0 LOB: 0 BB: 0 P: 5	R: 1 E: 0 K: 0 S: 3	H: 1 LOB: 1 BB: 1 P: 7	R: 0 E: 0 K: 0 S: 3	H: 0 LOB: 0 BB: 0 P: 3	R: 1 E: 1 K: 1 S: 7	H: 1 LOB: 1 BB: 0 P: 7	1B: 5 2B: 0 3B: 1 HR: 0	SF: 1 SAC: 0 DP: 1 HBP: 0	WP: 0 PB: 1 SB: 1 CS: 0	PA: 32							
PITCHER	IP	WLS	BF	H	R	ER	SO	BB	IBB	HBP	BLK	WP	HR	S	P	ERA	WHIP										
Tommy John, L ERA: 3.27 (1.1)	7.0	L	27	5	4	4	2	2	0	0	0	0	0	29	37	5.14	1.000										
Danny Murphy, R ERA: 5.69 (8.1)	1.0		5	1	1	0	1	0	0	0	0	0	0	7	7	0.00	1.000										

