California Angels - 1971

Batter	1	2	3	4	5	6	7	8	9	AB	R	H	RBI	BB	SO	LOB
Freddie Patek, R (1, 6) OBP: 0.400, SLG: 0.800	6-3		3-1		2B		K2-3 1-2		2B	5	0	2	0	0	1	1
Joe Keough, L (1, 9) OBP: 0.400, SLG: 0.250	CS 1B		6-3		F7		BB		4-3	4	0	1	0	1	0	2
Amos Otis, R (1, 8) OBP: 0.250, SLG: 0.500	F8 1-2		6-3			F9 1B 2B	K			4	1	1	0	0	1	3
Lou Piniella, R (1, 7) OBP: 0.500, SLG: 0.750		1B FC6-4 1B		SH3 SF7 2B		F9 2-3	F4			4	2	2	0	0	0	3
Bob Oliver, R (1, 3) OBP: 0.333, SLG: 0.333		FC6-4 1-3 1B		SH3 2-3		F9		B5-3		3	0	1	0	0	0	1
Cookie Rojas, R (1, 4)		FC6-4 1B SF9 1-2f 3-H		SF7 3-H		BB 1B		F8		2	1	0	2	1	0	1
Paul Schaal, R (1, 5) OBP: 0.500, SLG: 0.500		1-3 1B		F8		1-3 3-H 1B		6-3		4	0	2	1	0	0	0
Buck Martinez, R (1, 2)		SF9 3-H			BB CS	K			F7	2	0	0	1	1	1	2
Dick Drago, R (1, 1)		K			3-1 1-2		E5 PB		K	4	0	0	0	0	2	2
Inning Stats	R: 0 E: 0 K: 0 S: 3 H: 1 LOB: 0 BB: 0 P: 3	R: 2 E: 0 K: 1 S: 8 H: 3 LOB: 1 BB: 0 P: 8	R: 0 E: 0 K: 0 S: 3 H: 0 LOB: 0 BB: 0 P: 3	R: 1 E: 0 K: 0 S: 4 H: 1 LOB: 0 BB: 0 P: 4	R: 0 E: 0 K: 0 S: 3 H: 1 LOB: 1 BB: 1 P: 7	R: 1 E: 0 K: 1 S: 7 H: 2 LOB: 2 BB: 1 P: 11	R: 0 E: 1 K: 2 S: 8 H: 0 LOB: 2 BB: 1 P: 12	R: 0 E: 0 K: 0 S: 3 H: 0 LOB: 0 BB: 0 P: 3	R: 0 E: 0 K: 1 S: 6 H: 1 LOB: 1 BB: 0 P: 6	1B: 5 2B: 4 3B: 0 HR: 0 SF: 2 SAC: 1 DP: 0 HBP: 0	WP: 0 PB: 1 SB: 0 CS: 2 PA: 38					

PITCHER		IP	WLS	BF	H	R	ER	SO	BB	IBB	HBP	BLK	WP	HR	S	P	ERA	WHIP
Clyde Wright, L ERA: 6.35	(1, 1)	5.2	L	25	8	4	4	1	2	0	0	0	0	0	25	33	6.35	1.765
Lloyd Allen, R ERA:	(6, 1)	0.1		1	0	0	0	1	0	0	0	0	0	0	3	3	0.00	0.000
Eddie Fisher, R ERA:	(7, 1)	2.0		8	0	0	0	2	1	0	0	0	0	0	11	15	0.00	0.500
Dave LaRoche, L ERA:	(9, 1)	1.0		4	1	0	0	1	0	0	0	0	0	0	6	6	0.00	1.000

PITCHER	IP	WLS	BF	H	R	ER	SO	BB	IBB	HBP	BLK	WP	HR	S	P	ERA	WHIP

TOP

Kansas City Royals @ California Angels

Anaheim Stadium, Anaheim, CA

Tue Apr 06 1971, 9:05 PM EST

Att. 24,434 - Unknown - 64 F

livebaseballscorecards.com

AB	32
R	4
H	9
RBI	4
BB	3
SO	5
LOB	15

BOTTOM

Kansas City Royals @ California Angels

Anaheim Stadium, Anaheim, CA

Tue Apr 06 1971, 9:05 PM EST

Att. 24,434 - Unknown - 64 F

livebaseballscorecards.com

Batter	1	2	3	4	5	6	7	8	9	AB	R	H	RBI	BB	SO	LOB
Sandy Alomar Sr., S (1, 4)	K		1-3			6-3		F7		4	0	0	0	0	1	0
Jim Fregosi, R (1, 6)	6-3			L7		6-3			F9	4	0	0	0	0	0	0
Alex Johnson, R (1, 7) OBP: 0.500, SLG: 0.500	6-3			L1			1B		1B	4	0	2	0	0	0	0
Tony Conigliaro, R (1, 9) OBP: 0.250, SLG: 0.250		5-3		1-3			1-2 1B		K	4	0	1	0	0	1	1
Jim Spencer, L (1, 3) OBP: 0.500, SLG: 0.500		1B			G5-4-3 PB 1B 1B		L9		G3	4	1	2	0	0	0	3
Ken McMullen, R (1, 5) OBP: 0.333, SLG: 0.333		F7			G5-4-3 1-2 1B		F6			3	0	1	0	0	0	3
Jerry Moses, R (1, 2)		F8			G5-4-3 1-2f 2-3		F8			3	0	0	0	0	0	5
Ken Berry, R (1, 8)			6-3		6-3 3-H			F7		3	0	0	0	0	0	0
Clyde Wright, R (1, 1)			4-3			G3		F9		1	0	0	0	0	0	0
Lloyd Allen, R (6, 1)										0	0	0	0	0	0	0
Tony Gonzalez, L (6, PH)										1	0	0	0	0	0	0
Eddie Fisher, R (7, 1)										0	0	0	0	0	0	0
John Stephenson, L (8, PH)										1	0	0	0	0	0	0
Dave LaRoche, L (9, 1)										0	0	0	0	0	0	0

Inning Stats										
	R: 0 E: 0 K: 1 S: 5	H: 0 LOB: 0 BB: 0 P: 5	R: 0 E: 0 K: 0 S: 4	H: 1 LOB: 1 BB: 0 P: 4	R: 0 E: 0 K: 0 S: 3	H: 0 LOB: 0 BB: 0 P: 3	R: 0 E: 0 K: 0 S: 3	H: 0 LOB: 0 BB: 0 P: 3	R: 1 E: 0 K: 0 S: 4	H: 2 LOB: 0 BB: 0 P: 4
	R: 0 E: 0 K: 0 S: 3	H: 0 LOB: 0 BB: 0 P: 3	R: 0 E: 0 K: 0 S: 5	H: 2 LOB: 2 BB: 0 P: 5	R: 0 E: 0 K: 0 S: 3	H: 0 LOB: 1 BB: 0 P: 3	R: 0 E: 0 K: 1 S: 6	H: 1 LOB: 1 BB: 0 P: 6	1B: 6 2B: 0 3B: 0 HR: 0	SF: 0 SAC: 0 DP: 1 HBP: 0
	WP: 0 PB: 1 SB: 0 CS: 0	PA: 32								

PITCHER	IP	WLS	BF	H	R	ER	SO	BB	IBB	HBP	BLK	WP	HR	S	P	ERA	WHIP
Dick Drago, R (1, 1) ERA:	9.0	W	32	6	1	0	2	0	0	0	0	0	0	36	36	0.00	0.667

PITCHER	IP	WLS	BF	H	R	ER	SO	BB	IBB	HBP	BLK	WP	HR	S	P	ERA	WHIP

Batter	1	2	3	4	5	6	7	8	9	AB	R	H	RBI	BB	SO	LOB
Freddie Patek, R (1, 6) OBP: 0.444, SLG: 0.625	B B B B 4-0 G3 BB		x 0-0 ② 5-3		x 0-0 E6 1-3		x 0-0 S 1B			3	0	1	0	1	0	0
Joe Keough, L (1, 9) OBP: 0.222, SLG: 0.125	x 0-0 ① G3 1-2		x 0-0 ③ F8		x 0-0 ② 1-3 1-2		x 0-0 ② F9 1-2			4	0	0	0	0	0	3
Amos Otis, R (1, 8) OBP: 0.250, SLG: 0.375	x 0-0 ② F3			x 0-0 FC6-4 1B	x 0-0 ③ F8		x 0-0 ③ F9			4	0	1	0	0	0	3
Lou Piniella, R (1, 7) OBP: 0.375, SLG: 0.500	x 0-0 ③ F9			x 0-0 ① FC6-4 1B 1B 1B 1-2f		x 0-0 1B 6-3 1B		x 0-0 ① 5-3		4	2	1	0	0	0	2
Ed Kirkpatrick, L (1, 2) OBP: 0.750, SLG: 0.750		x 0-0 G6-4-3 1B 1B		x 0-0 1B 1B 1-2 1B		x 0-0 6-3 1-3 1B 1B		x 0-0 ② F9		4	1	3	0	0	0	0
Bob Oliver, R (1, 3) OBP: 0.429, SLG: 0.429		x 0-0 G6-4-3 1-2 1B		x 0-0 1B 1-2 2-3 1B		x 0-0 ① 6-3 1-2 3-H		x 0-0 ③ F3		4	0	2	1	0	0	1
Cookie Rojas, R (1, 4) OBP: 0.375, SLG: 0.333		x 0-0 ① ② G6-4-3 1-2f 2-3		x 0-0 G6-4-3 1-2 2-3 3-H 1B		x 0-0 ② 2-H 1B			x 0-0 ① F4	4	0	2	2	0	0	2
Paul Schaal, R (1, 5) OBP: 0.250, SLG: 0.250		x 0-0 ③ F7		x 0-0 ② ③ G6-4-3 1-2f		x 0-0 ③ 4-3			x 0-0 ② 5-3	4	0	0	0	0	0	4
Wally Bunker, R (1, 1) Jim York, R (4, 1) Rich Severson, R (5, PH) Ken Wright, R (5, 1) Carl Taylor, R (7, PH) Tom Burgmeier, L (7, 1) Gail Hopkins, L (9, PH)			S S S 0-3 ① K		x 0-0 ① 5-3		x 0-0 ① 4-3		x 0-0 ③ F8	1 0 1 0 1 0 1	0 0 0 0 0 0 0	0 0 0 0 0 0 0	0 0 0 0 0 0 0	1 0 0 0 0 0 0	0 0 0 0 0 0 0	0 0 0 0 0 0 0
Inning Stats	R: 0 H: 0 E: 0 LOB: 1 K: 0 BB: 1 S: 3 P: 7	R: 0 H: 2 E: 0 LOB: 1 K: 0 BB: 0 S: 4 P: 4	R: 0 H: 0 E: 0 LOB: 0 K: 1 BB: 0 S: 5 P: 5	R: 1 H: 4 E: 0 LOB: 2 K: 0 BB: 0 S: 6 P: 6	R: 0 H: 0 E: 1 LOB: 1 K: 0 BB: 0 S: 4 P: 4	R: 2 H: 3 E: 0 LOB: 0 K: 0 BB: 0 S: 5 P: 5	R: 0 H: 1 E: 0 LOB: 1 K: 0 BB: 0 S: 4 P: 4	R: 0 H: 0 E: 0 LOB: 0 K: 0 BB: 0 S: 3 P: 3	R: 0 H: 0 E: 0 LOB: 0 K: 0 BB: 0 S: 3 P: 3	1B: 10 2B: 0 3B: 0 HR: 0	SF: 0 SAC: 0 DP: 2 HBP: 0					

PITCHER	IP	WLS	BF	H	R	ER	SO	BB	IBB	HBP	BLK	WP	HR	S	P	ERA	WHIP
Tom Murphy, R (1, 1) ERA: 3.0	9.0	W	36	10	3	3	1	1	0	0	0	0	0	37	41	3.00	1.222

PITCHER	IP	WLS	BF	H	R	ER	SO	BB	IBB	HBP	BLK	WP	HR	S	P	ERA	WHIP

TOP

Kansas City Royals @ California Angels

Anaheim Stadium, Anaheim, CA

Wed Apr 07 1971, 9:05 PM EST

Att. 8,042 - Unknown - 64 F

livebaseballscorecards.com

AB	35
R	3
H	10
RBI	3
BB	1
SO	1
LOB	15

WP: 0	PA: 36		
PB: 0			
SB: 1			
CS: 0			

Batter	1	2	3	4	5	6	7	8	9	AB	R	H	RBI	BB	SO	LOB
Sandy Alomar Sr., S (1, 4) OBP: 0.222, SLG: 0.222	5-3		1B E 1B	S 1B 2-H		F7		F9		5	1	2	1	0	0	2
Jim Fregosi, R (1, 6) OBP: 0.111, SLG: 0.111	5-3		F7	K 1-2		2-H 1B		F6		5	0	1	1	0	1	3
Alex Johnson, R (1, 7) OBP: 0.500, SLG: 0.500	1B		E SF7 1B 1-3	K		F3				4	1	2	0	0	1	2
Tony Conigliaro, R (1, 9) OBP: 0.250, SLG: 0.375	F4		E5 SF7 1-3 3-H	K	K		4-3 FC9-2 2B			4	0	1	1	0	1	2
Jim Spencer, L (1, 3) OBP: 0.250, SLG: 0.286		F4	SF7 1-2 3-H		F3		4-3 2-3			3	0	0	1	0	0	1
Ken McMullen, R (1, 5) OBP: 0.429, SLG: 0.833		HR	5-3		F9		BB			3	1	1	1	1	0	1
Jerry Moses, R (1, 2) OBP: 0.429, SLG: 0.571		1B		2B 1B		1B 2B	FC9-2 3-H			4	2	3	0	0	0	2
Ken Berry, R (1, 8)		F9		F4		5-3		SH1-4 BB		3	0	0	0	1	0	3
Tom Murphy, R (1, 1) OBP: 0.667, SLG: 1.000		F3		1-H 1B 2B		2-H 1B 1B		SH1-4 1-2		3	2	2	2	0	0	1
Inning Stats	R: 0 H: 1 E: 0 LOB: 1 K: 0 BB: 0 S: 4 P: 4	R: 1 H: 2 E: 0 LOB: 1 K: 0 BB: 0 S: 5 P: 5	R: 2 H: 2 E: 1 LOB: 1 K: 0 BB: 0 S: 6 P: 6	R: 2 H: 3 E: 0 LOB: 1 K: 2 BB: 0 S: 10 P: 10	R: 0 H: 0 E: 0 LOB: 0 K: 1 BB: 0 S: 5 P: 5	R: 2 H: 3 E: 0 LOB: 1 K: 0 BB: 1 S: 6 P: 7	R: 0 H: 1 E: 0 LOB: 1 K: 0 BB: 1 S: 3 P: 7	R: 0 H: 0 E: 0 LOB: 1 K: 0 BB: 1 S: 3 P: 7		1B: 8 SF: 1 2B: 4 SAC: 1 3B: 0 DP: 1 HR: 1 HBP: 0						

PITCHER		IP	WLS	BF	H	R	ER	SO	BB	IBB	HBP	BLK	WP	HR	S	P	ERA	WHIP
Wally Bunker, R ERA: 10.8	(1, 1)	3.1	L	19	8	5	4	0	0	0	0	0	0	1	19	19	10.80	2.400
Jim York, R ERA:	(4, 1)	0.2		2	0	0	0	2	0	0	0	0	0	0	6	6	0.00	0.000
Ken Wright, R ERA: 9.0	(5, 1)	2.0		9	3	2	2	1	0	0	0	0	0	0	11	11	9.00	1.500
Tom Burgmeier, L ERA:	(7, 1)	2.0		8	1	0	0	0	2	0	0	0	0	0	6	14	0.00	1.500

PITCHER	IP	WLS	BF	H	R	ER	SO	BB	IBB	HBP	BLK	WP	HR	S	P	ERA	WHIP

BOTTOM

Kansas City Royals @ California Angels

Anaheim Stadium, Anaheim, CA

Wed Apr 07 1971, 9:05 PM EST

Att. 8,042 - Unknown - 64 F

livebaseballscorecards.com

AB	34
R	7
H	12
RBI	7
BB	2
SO	3
LOB	17

Batter	1	2	3	4	5	6	7	8	9	AB	R	H	RBI	BB	SO	LOB
Freddie Patek, R (1, 6) OBP: 0.286, SLG: 0.385	F7	F8		6-3		1-3		6-3		5	0	0	0	0	0	2
Joe Keough, L (1, 9) OBP: 0.143, SLG: 0.077	6-3		F6	1-3		K			K	5	0	0	0	0	2	0
Amos Otis, R (1, 8) OBP: 0.308, SLG: 0.385	E5 1B		E7 E 2B 1B	5-3			F8		6-3	5	1	2	0	0	0	0
Lou Piniella, R (1, 7) OBP: 0.231, SLG: 0.308	6-3		L8		5-3		F8		K	5	0	0	0	0	1	2
Ed Kirkpatrick, L (1, 2) OBP: 0.750, SLG: 0.667		5-3	IIII 4-0 E 2B IBB		1B 1B		BBBB 4-0 1B BB			2	1	1	0	2	0	0
Bob Oliver, R (1, 3) OBP: 0.364, SLG: 0.364		E6 6-3 1B	E6 2B 1-2 2-3		SSS K		1-2 1B			4	1	1	0	0	1	3
Cookie Rojas, R (1, 4) OBP: 0.417, SLG: 0.500		6-3 1-2	1-3 2-H 3-H 2B		1-2 1B		F8			4	0	2	2	0	0	3
Paul Schaal, R (1, 5) OBP: 0.333, SLG: 0.200		BBBB 4-0 1B BB	IIII 4-0 IBB		SSS 0-3 K			6-3		2	0	0	0	2	1	2
Mike Hedlund, R (1, 1) OBP: 0.333, SLG: 0.333		SSS 0-3 1-3 2-H 1B	SSS 0-3 K			SSS 0-3 K		SSS 0-3 K		3	0	1	1	0	2	3
Gail Hopkins, L (8, PH)										1	0	0	0	0	1	0
Jim York, R (8, 1)										0	0	0	0	0	0	0
Inning Stats	R: 0 E: 1 K: 0 S: 4 H: 1 LOB: 1 BB: 0 P: 4	R: 1 E: 1 K: 0 S: 5 H: 1 LOB: 2 BB: 1 P: 9	R: 2 E: 2 K: 1 S: 8 H: 2 LOB: 3 BB: 2 P: 16	R: 0 E: 0 K: 0 S: 3 H: 0 LOB: 0 BB: 0 P: 3	R: 0 E: 0 K: 2 S: 9 H: 2 LOB: 2 BB: 0 P: 9	R: 0 E: 0 K: 2 S: 7 H: 0 LOB: 0 BB: 0 P: 7	R: 0 E: 0 K: 0 S: 4 H: 1 LOB: 2 BB: 1 P: 8	R: 0 E: 0 K: 1 S: 5 H: 0 LOB: 0 BB: 0 P: 5	R: 0 E: 0 K: 2 S: 7 H: 0 LOB: 0 BB: 0 P: 7	1B: 6 2B: 1 3B: 0 HR: 0 SF: 0 SAC: 0 DP: 0 HBP: 0						

PITCHER		IP	WLS	BF	H	R	ER	SO	BB	IBB	HBP	BLK	WP	HR	S	P	ERA	WHIP
Andy Messersmith, R ERA:	(1, 1)	8.0	L	37	7	3	0	6	2	2	0	0	0	0	45	61	0.00	1.125
Mel Queen, R ERA:	(9, 1)	1.0		3	0	0	0	2	0	0	0	0	0	0	7	7	0.00	0.000

PITCHER		IP	WLS	BF	H	R	ER	SO	BB	IBB	HBP	BLK	WP	HR	S	P	ERA	WHIP

TOP

Kansas City Royals @ California Angels

Anaheim Stadium, Anaheim, CA

Thu Apr 08 1971, 9:05 PM EST

Att. 8,754 - Unknown

livebaseballscorecards.com

AB	36
R	3
H	7
RBI	3
BB	4
SO	8
LOB	15

WP: 0	PA: 40
PB: 0	
SB: 0	
CS: 0	

Batter	1	2	3	4	5	6	7	8	9	AB	R	H	RBI	BB	SO	LOB
Sandy Alomar Sr., S (1, 4) OBP: 0.308, SLG: 0.182	BBBB 4-0 FC1-6 BB		BBBB 4-0 E 1B 1B BB		x 0-0 ② L8			SSS 0-3 ② K		2	1	0	0	2	1	0
Jim Fregosi, R (1, 6) OBP: 0.231, SLG: 0.231	x 0-0 ① FC1-6 G4-3 1-2f		x 0-0 E7 1B 1-3 1B		x 0-0 ③ F8			x 0-0 1B		4	0	2	0	0	0	1
Alex Johnson, R (1, 7) OBP: 0.417, SLG: 0.417	x 0-0 ② ③ G4-3 1-2f		x 0-0 1-3 3-H 1B			x 0-0 ① 6-3		x 0-0 ③ F9		4	0	1	1	0	0	2
Tony Conigliaro, R (1, 9) OBP: 0.250, SLG: 0.333		x 0-0 ① 6-3	x 0-0 ③ L8			x 0-0 G3-6 1B			x 0-0 ① 5-3	4	0	1	0	0	0	2
Jim Spencer, L (1, 3) OBP: 0.250, SLG: 0.273		x 0-0 ② 4-3		x 0-0 G6-4-3 1B		x 0-0 ② ③ G3-6 1-2f			x 0-0 ② 4-3	4	0	1	0	0	0	1
Ken McMullen, R (1, 5) OBP: 0.455, SLG: 0.667		BBBB 4-0 BB		x 0-0 ① ② G6-4-3 1-2f			x 0-0 B1-6-4 1B		SSS 0-3 ③ K	3	0	1	0	1	1	1
Jerry Moses, R (1, 2) OBP: 0.300, SLG: 0.400		x 0-0 ③ F4		x 0-0 ③ B1			x 0-0 ① ② B1-6-4 1-2f			3	0	0	0	0	0	2
Ken Berry, R (1, 8)			x 0-0 ① 6-3		x 0-0 ① F7		x 0-0 ③ F8			3	0	0	0	0	0	0
Andy Messersmith, R (1, 1) OBP: 0.500, SLG: 2.000 Tony Gonzalez, L (8, PH) Mel Queen, L (9, 1)			SSS 0-3 ② K		x 0-0 HR			SSS 0-3 ① K		2 1 0	1 0 0	1 0 0	1 0 0	0 0 0	1 1 0	0 0 0
Inning Stats	R: 0 H: 0 E: 0 LOB: 0 K: 0 BB: 1 S: 2 P: 6	R: 0 H: 0 E: 0 LOB: 1 K: 0 BB: 1 S: 3 P: 7	R: 1 H: 2 E: 1 LOB: 2 K: 1 BB: 1 S: 7 P: 11	R: 0 H: 1 E: 0 LOB: 0 K: 0 BB: 0 S: 3 P: 3	R: 1 H: 1 E: 0 LOB: 0 K: 0 BB: 0 S: 4 P: 4	R: 0 H: 1 E: 0 LOB: 0 K: 0 BB: 0 S: 3 P: 3	R: 0 H: 1 E: 0 LOB: 0 K: 0 BB: 0 S: 3 P: 3	R: 0 H: 1 E: 0 LOB: 1 K: 2 BB: 0 S: 8 P: 8	R: 0 H: 0 E: 0 LOB: 0 K: 1 BB: 0 S: 5 P: 5	1B: 6 SF: 0 2B: 0 SAC: 0 3B: 0 DP: 4 HR: 1 HBP: 0					WP: 0 PA: 33 PB: 0 SB: 0 CS: 0	

PITCHER		IP	WLS	BF	H	R	ER	SO	BB	IBB	HBP	BLK	WP	HR	S	P	ERA	WHIP
Mike Hedlund, R ERA: 2.57	(1, 1)	7.0	W	26	6	2	2	1	3	0	0	0	0	1	25	37	2.57	1.286
Jim York, R ERA:	(8, 1)	2.0	S	7	1	0	0	3	0	0	0	0	0	0	13	13	0.00	0.500

PITCHER	IP	WLS	BF	H	R	ER	SO	BB	IBB	HBP	BLK	WP	HR	S	P	ERA	WHIP

BOTTOM

Kansas City Royals @ California Angels

Anaheim Stadium, Anaheim, CA

Thu Apr 08 1971, 9:05 PM EST

Att. 8,754 - Unknown

livebaseballscorecards.com

AB	30
R	2
H	7
RBI	2
BB	3
SO	4
LOB	9

California Angels @ Milwaukee Brewers

Milwaukee County Stadium, Milwaukee, WI

Sat Apr 10 1971, 4:33 AM EST

Att. 40,566 - Unknown

TOP

livebaseballscorecards.com

Batter	1	2	3	4	5	6	7	8	9	AB	R	H	RBI	BB	SO	LOB
Sandy Alomar Sr., S (1, 4) OBP: 0.222, SLG: 0.125	6-3		6-3		E4 G6-4-3		1-3		6-3	5	0	0	0	0	0	0
Jim Fregosi, R (1, 6) OBP: 0.294, SLG: 0.313	E 2B		P5		G6-4-3 1-2f		BB			3	0	1	0	1	0	1
Alex Johnson, R (1, 7) OBP: 0.375, SLG: 0.375	E6 BB 2-3		CS 1B			6-3	P4			4	0	1	0	0	0	2
Tony Conigliaro, R (1, 9) OBP: 0.313, SLG: 0.438	K		CS 1-2	P5		FC3-6 1B		S SF7 2B		4	1	2	0	0	1	2
Jim Spencer, L (1, 3) OBP: 0.313, SLG: 0.500	BB 1-2			HR		FC3-6 BB WP 1-2f		F9 2-3		3	2	1	1	1	0	2
Ken McMullen, R (1, 5) OBP: 0.400, SLG: 0.545	K			4-3		K BB 1-2		SF7 3-H		2	0	0	1	1	1	3
Jerry Moses, R (1, 2) OBP: 0.286, SLG: 0.357		P4		1B		K 1-3 2-H		P4		4	0	1	0	0	1	1
Ken Berry, R (1, 8)		5-3		5-3		1-3			K	4	0	0	0	0	1	3
Clyde Wright, R (1, 1)		6-3			K		6-3		K	3	0	0	0	0	1	0
Mel Queen, L (8, 1)										0	0	0	0	0	0	0
Billy Cowan, R (9, PH)										1	0	0	0	0	1	0

	AB	33
	R	3
	H	6
	RBI	2
	BB	3
	SO	6
	LOB	14

Inning Stats										
	R: 0 E: 1 K: 2 S: 9	H: 1 LOB: 3 BB: 1 P: 13	R: 0 E: 0 K: 0 S: 3	H: 0 LOB: 0 BB: 0 P: 3	R: 0 E: 0 K: 0 S: 3	H: 1 LOB: 0 BB: 0 P: 3	R: 1 E: 0 K: 0 S: 5	H: 2 LOB: 1 BB: 0 P: 5	R: 0 E: 1 K: 1 S: 5	H: 0 LOB: 0 BB: 0 P: 5
	R: 1 E: 0 K: 1 S: 7	H: 1 LOB: 2 BB: 1 P: 11	R: 0 E: 0 K: 0 S: 3	H: 0 LOB: 1 BB: 1 P: 7	R: 1 E: 0 K: 0 S: 4	H: 1 LOB: 0 BB: 0 P: 4	R: 0 E: 0 K: 2 S: 7	H: 0 LOB: 0 BB: 0 P: 7	1B: 3 2B: 2 3B: 0 HR: 1	SF: 1 SAC: 0 DP: 1 HBP: 0
	WP: 1 PB: 0 SB: 1 CS: 1	PA: 38								

PITCHER		IP	WLS	BF	H	R	ER	SO	BB	IBB	HBP	BLK	WP	HR	S	P	ERA	WHIP
Skip Lockwood, R ERA: 3.86	(1, 1)	7.0		31	6	3	3	4	3	0	0	0	1	1	36	48	3.86	1.286
Marcelino Lopez, L ERA:	(8, 1)	2.0	W	6	0	0	0	2	0	0	0	0	0	0	10	10	0.00	0.000

PITCHER	IP	WLS	BF	H	R	ER	SO	BB	IBB	HBP	BLK	WP	HR	S	P	ERA	WHIP

BOTTOM

California Angels @ Milwaukee Brewers

Milwaukee County Stadium, Milwaukee, WI

Sat Apr 10 1971, 4:33 AM EST

Att. 40,566 - Unknown

livebaseballscorecards.com

Batter	1	2	3	4	5	6	7	8	9	AB	R	H	RBI	BB	SO	LOB
Tommy Harper, R (1, 5) OBP: 0.308, SLG: 0.250	5-3		P3		5-3			BB		3	1	0	0	1	0	2
Bernie Smith, R (1, 9) (9, 7) OBP: 0.231, SLG: 0.308	F8		F7			K		BB, 1-2, SH5-4		4	0	1	0	0	1	2
Dave May, L (1, 8) OBP: 0.333, SLG: 0.200	6-3			HBP, E, S, HR		4-3		SH5-4, 1-2, 2-3		2	1	0	0	0	0	0
Andy Kosco, R (1, 3) (8, 7) (9, 3) OBP: 0.462, SLG: 0.700		G6-4-3, 1B		K, 1-3		P6		BB, IBB		3	0	1	0	1	1	1
Danny Walton, R (1, 7) OBP: 0.250, SLG: 1.000		G6-4-3, 1-2f		HR, 3-H			K	K		3	1	1	2	0	1	1
Mike Hegan, L (8, 3) OBP: 0.375, SLG: 0.286										0	0	0	0	0	0	0
Ted Savage, R (8, PH)										0	0	0	0	0	0	0
Bill Voss, L (8, PH) (9, 9)										1	0	0	0	0	1	3
Roberto Pena, R (1, 6) OBP: 0.417, SLG: 0.400		6-3		1-3			1B, 2B	BB, 1-2, 2-3, 3-H		3	1	1	1	1	0	0
Ellie Rodriguez, R (1, 2) OBP: 0.333, SLG: 0.200			BB, FC6-4, 1B	6-3			FC9-6, 1B, 2-H	L1		3	0	1	1	1	0	3
Ted Kubiak, S (1, 4) OBP: 0.364, SLG: 0.222			FC6-4, 1B, 1-2		F8		FC9-6, 1-2f			3	0	1	0	0	0	1
Skip Lockwood, R (1, 1)			FC6-4, 1-2f, 2-3		3-1		1-3			3	0	0	0	0	0	3
Marcelino Lopez, R (8, 1)										0	0	0	0	0	0	0
Inning Stats	R: 0 E: 0 K: 0 S: 3 H: 0 LOB: 0 BB: 0 P: 3	R: 0 E: 0 K: 0 S: 3 H: 1 LOB: 0 BB: 0 P: 3	R: 0 E: 0 K: 0 S: 4 H: 1 LOB: 2 BB: 1 P: 8	R: 2 E: 0 K: 1 S: 6 H: 1 LOB: 0 BB: 0 P: 7	R: 0 E: 0 K: 0 S: 3 H: 0 LOB: 0 BB: 0 P: 3	R: 0 E: 0 K: 1 S: 5 H: 0 LOB: 0 BB: 0 P: 5	R: 1 E: 0 K: 1 S: 7 H: 2 LOB: 1 BB: 0 P: 7	R: 1 E: 0 K: 1 S: 6 H: 1 LOB: 3 BB: 3 P: 18		1B: 4 2B: 1 3B: 0 HR: 1	SF: 0 SAC: 1 DP: 1 HBP: 1						

AB	28
R	4
H	6
RBI	4
BB	4
SO	4
LOB	16

PITCHER		IP	WLS	BF	H	R	ER	SO	BB	IBB	HBP	BLK	WP	HR	S	P	ERA	WHIP
Clyde Wright, L ERA: 5.54	(1, 1)	7.1	L	31	6	4	4	3	2	1	1	0	0	1	33	46	4.91	1.091
Mel Queen, R ERA:	(8, 1)	0.2		3	0	0	0	1	1	0	0	0	0	0	4	8	0.00	1.500

PITCHER		IP	WLS	BF	H	R	ER	SO	BB	IBB	HBP	BLK	WP	HR	S	P	ERA	WHIP

Batter	1	2	3	4	5	6	7	8	9	AB	R	H	RBI	BB	SO	LOB
Sandy Alomar Sr., S (1, 4) OBP: 0.273, SLG: 0.158	B B B B 4-0 G4-6-3 BB		x 0-0 ② F5			x 0-0 ② 4-3			x 0-0 E9 1B	3	0	1	0	1	0	0
Syd O'Brien, R (1, 6)	x 0-0 ① ② G4-6-3 1-2f		x 0-0 ③ 4-3			x 0-0 ③ 1-3			x 0-0 ① P6	4	0	0	0	0	0	2
Alex Johnson, R (1, 7) OBP: 0.400, SLG: 0.368	S S S 0-3 ③ K			B B B B 4-0 G6-4-3 BB			x 0-0 ① 1B		x 0-0 ② F9	3	0	1	0	1	1	1
Tony Conigliaro, R (1, 9) OBP: 0.250, SLG: 0.350		x 0-0 ① F7		x 0-0 ① ② G6-4-3 1-2f			S S S 0-3 ② K		S S S 0-3 ③ K	4	0	0	0	0	2	2
Jim Spencer, L (1, 3) OBP: 0.316, SLG: 0.438		B B B B 4-0 FC1-6 BB		x 0-0 ③ F9			x 0-0 ③ F8			2	0	0	0	1	0	0
Ken McMullen, R (1, 5) OBP: 0.333, SLG: 0.429		x 0-0 ② FC1-6 1B 1-2f			x 0-0 ① P5			x 0-0 ① F8		3	0	0	0	0	0	1
Ken Berry, R (1, 8) OBP: 0.118, SLG: 0.063		x 0-0 FC6-4 1-2 1B			x 0-0 ② 5-3			x 0-0 ② F9		3	0	1	0	0	0	0
Jeff Torborg, R (1, 2) John Stephenson, L (8, PH) (8, 2)		x 0-0 ③ FC6-4 1-2f			x 0-0 ③ 6-3			x 0-0 E1		2 1	0 0	0 0	0 0	0 0	0 0	2 0
Tom Murphy, R (1, 1) OBP: 0.400, SLG: 0.600 Roger Repoz, L (8, PH) Eddie Fisher, R (8, 1)			x 0-0 ① F8			S S S 0-3 ① K		x 0-0 ③ 2-3		2 1 0	0 0 0	0 0 0	0 0 0	1 0 0	0 0 0	0 1 0
Inning Stats	R: 0 H: 0 E: 0 LOB: 0 K: 1 BB: 1 S: 4 P: 8	R: 0 H: 1 E: 0 LOB: 2 K: 0 BB: 1 S: 4 P: 8	R: 0 H: 0 E: 0 LOB: 0 K: 0 BB: 0 S: 3 P: 3	R: 0 H: 0 E: 0 LOB: 0 K: 0 BB: 1 S: 2 P: 6	R: 0 H: 0 E: 0 LOB: 0 K: 0 BB: 0 S: 3 P: 3	R: 0 H: 0 E: 0 LOB: 0 K: 1 BB: 0 S: 5 P: 5	R: 0 H: 1 E: 0 LOB: 0 K: 1 BB: 0 S: 5 P: 5	R: 0 H: 0 E: 1 LOB: 1 K: 0 BB: 0 S: 4 P: 4	R: 0 H: 1 E: 1 LOB: 1 K: 1 BB: 0 S: 6 P: 6	1B: 3 SF: 0 2B: 0 SAC: 0 3B: 0 DP: 2 HR: 0 HBP: 0						

PITCHER		IP	WLS	BF	H	R	ER	SO	BB	IBB	HBP	BLK	WP	HR	S	P	ERA	WHIP
Marty Pattin, R ERA: 1.0	(1, 1)	9.0	W	31	3	0	0	4	3	0	0	0	0	0	36	48	0.00	0.667

PITCHER		IP	WLS	BF	H	R	ER	SO	BB	IBB	HBP	BLK	WP	HR	S	P	ERA	WHIP

TOP

California Angels @ Milwaukee Brewers

Milwaukee County Stadium, Milwaukee, WI

Sun Apr 11 1971, 4:33 AM EST
Att. 8,720 - Unknown

livebaseballscorecards.com

AB	28
R	0
H	3
RBI	0
BB	3
SO	4
LOB	9

PA: 31

WP: 0
PB: 0
SB: 0
CS: 0

BOTTOM

California Angels @ Milwaukee Brewers

Milwaukee County Stadium, Milwaukee, WI

Sun Apr 11 1971, 4:33 AM EST

Att. 8,720 - Unknown

livebaseballscorecards.com

Batter	1	2	3	4	5	6	7	8	9	AB	R	H	RBI	BB	SO	LOB
Tommy Harper, R (1, 5) OBP: 0.235, SLG: 0.188	F3		1-3		F5		4-3			4	0	0	0	0	0	2
Bernie Smith, R (1, 9) OBP: 0.235, SLG: 0.471	1-3		F8		1-3			HR		4	1	1	1	0	0	1
Dave May, L (1, 8) OBP: 0.375, SLG: 0.308	E 2B		BBBB BB			F5		K		3	1	1	0	1	1	0
Andy Kosco, R (1, 3) (7, 7) OBP: 0.471, SLG: 0.643	E7 1B 2-H		G3			5-3		FC4-6 1B		4	0	2	1	0	0	1
Danny Walton, R (1, 7) OBP: 0.429, SLG: 0.800	5-3			BBBB G6-4-3 BB		BBBB BB		FC4-6 S 1-2f		1	0	0	0	2	0	1
Mike Hegan, L (7, 3) OBP: 0.333, SLG: 0.250										1	0	0	0	0	0	1
Roberto Pena, R (1, 6) OBP: 0.313, SLG: 0.286		6-3		F2		1-3		4-3 1-2		4	0	0	0	0	0	3
Ellie Rodriguez, R (1, 2) OBP: 0.444, SLG: 0.375		WP 1B 1B		G6-4-3 1-2f			G4-6-3 1B			3	1	2	0	0	0	1
Ted Kubiak, S (1, 4) OBP: 0.429, SLG: 0.333		CS 1B 1-H			SH5-4 1B		G4-6-3 1-2f			3	0	2	1	0	0	1
Marty Pattin, R (1, 1) OBP: 0.429, SLG: 0.200		K 1-2			SH5-4 1-2		HBP			1	0	0	0	0	1	1

	AB	28
	R	3
	H	8
	RBI	3
	BB	3
	SO	2
	LOB	12

Inning Stats	1	2	3	4	5	6	7	8	9
	R: 1 H: 2 E: 1 LOB: 1 K: 0 BB: 0 S: 5 P: 5	R: 1 H: 2 E: 0 LOB: 0 K: 1 BB: 0 S: 6 P: 6	R: 0 H: 0 E: 0 LOB: 1 K: 0 BB: 1 S: 3 P: 7	R: 0 H: 0 E: 0 LOB: 0 K: 0 BB: 1 S: 2 P: 6	R: 0 H: 1 E: 0 LOB: 1 K: 0 BB: 0 S: 4 P: 4	R: 0 H: 0 E: 0 LOB: 1 K: 0 BB: 1 S: 3 P: 7	R: 0 H: 1 E: 0 LOB: 1 K: 0 BB: 0 S: 3 P: 4	R: 1 H: 2 E: 0 LOB: 1 K: 1 BB: 0 S: 7 P: 7	

	1B: 6	SF: 0	WP: 1	PA: 33
	2B: 1	SAC: 1	PB: 0	
	3B: 0	DP: 2	SB: 1	
	HR: 1	HBP: 1	CS: 1	

PITCHER		IP	WLS	BF	H	R	ER	SO	BB	IBB	HBP	BLK	WP	HR	S	P	ERA	WHIP
Tom Murphy, R ERA: 2.81	(1, 1)	7.0	L	28	6	2	2	1	3	0	1	0	1	0	26	39	2.57	1.286
Eddie Fisher, R ERA: 3.0	(8, 1)	1.0		5	2	1	1	1	0	0	0	0	0	1	7	7	9.00	2.000

PITCHER	IP	WLS	BF	H	R	ER	SO	BB	IBB	HBP	BLK	WP	HR	S	P	ERA	WHIP

Batter	1	2	3	4	5	6	7	8	9	AB	R	H	RBI	BB	SO	LOB
Sandy Alomar Sr., S (1, 4) OBP: 0.269, SLG: 0.174	S S S 0-3 ① K		S S S 0-3 ③ K			x 0-0 ① F8		x 0-0 2-H 1B		4	0	1	1	0	2	1
Ken Berry, R (1, 8) OBP: 0.143, SLG: 0.150	x 0-0 ② P3			x 0-0 E 2B		x 0-0 ②③ G6-4-3 1-2f		x 0-0 ③ F7		4	1	1	0	0	0	3
Alex Johnson, R (1, 7) OBP: 0.333, SLG: 0.304	x 0-0 ③ 5-3			x 0-0 ① 5-3 2-H			x 0-0 ① F3		x 0-0 ① F9	4	0	0	0	0	0	0
Tony Conigliaro, R (1, 9) OBP: 0.208, SLG: 0.292		x 0-0 ① F7		S S S 0-3 ② K			x 0-0 ② F7		x 0-0 ② P4	4	0	0	0	0	1	0
Ken McMullen, R (1, 5) OBP: 0.273, SLG: 0.333		x 0-0 E8		S S S 0-3 ③ K			x 0-0 ③ F8		x 0-0 ③ P5	4	0	0	0	0	1	0
Jim Spencer, L (1, 3) OBP: 0.318, SLG: 0.389		S S S 0-3 ② K			x 0-0 ① F9			B B B B 4-0 2B BB		2	0	0	0	1	1	1
Roger Repoz, L (8, PR)										0	1	0	0	0	0	0
(8, 3)																
Syd O'Brien, R (1, 6)		x 0-0 ③ 4-3			x 0-0 ② 5-3			x 0-0 ① P6		3	0	0	0	0	0	2
Jeff Torborg, R (1, 2)			x 0-0 ① F9		x 0-0 ③ 2-3			x 0-0 ② F9		2	0	0	0	0	0	0
Billy Cowan, R (8, PH)										1	0	0	0	0	0	1
Jerry Moses, R (8, 2) OBP: 0.286, SLG: 0.357										0	0	0	0	0	0	0
Rudy May, L (1, 1)			S S S 0-3 ② K			x 0-0 G6-4-3 1B		x 0-0 1-H 1B 2B		0	0	0	0	0	0	0
Lloyd Allen, R (2, 1)										1	0	0	0	0	1	0
Giraldo Ruiz, S (6, PH) OBP: 1.000, SLG: 1.000										1	0	1	0	0	0	0
Eddie Fisher, R (6, 1)										0	0	0	0	0	0	0
Jim Fregosi, R (8, PH) OBP: 0.333, SLG: 0.412										1	0	1	1	0	0	0
Clyde Wright, R (8, PR)										0	1	0	0	0	0	0
Mel Queen, L (8, 1)										0	0	0	0	0	0	0
Inning Stats	R: 0 E: 0 K: 1 S: 5 H: 0 LOB: 0 BB: 0 P: 5	R: 0 E: 1 K: 1 S: 6 H: 0 LOB: 1 BB: 0 P: 6	R: 0 E: 0 K: 2 S: 7 H: 0 LOB: 0 BB: 0 P: 7	R: 1 E: 1 K: 2 S: 8 H: 1 LOB: 0 BB: 0 P: 8	R: 0 E: 0 K: 0 S: 3 H: 0 LOB: 0 BB: 0 P: 3	R: 0 E: 0 K: 0 S: 3 H: 1 LOB: 0 BB: 0 P: 3	R: 0 E: 0 K: 0 S: 3 H: 0 LOB: 0 BB: 0 P: 3	R: 2 E: 0 K: 0 S: 5 H: 2 LOB: 2 BB: 1 P: 9	R: 0 E: 0 K: 0 S: 3 H: 0 LOB: 0 BB: 0 P: 3	1B: 2 2B: 2 3B: 0 HR: 0	SF: 0 SAC: 0 DP: 1 HBP: 0						

TOP

California Angels @ Chicago White Sox

Comiskey Park, Chicago, IL

Mon Apr 12 1971, 4:33 AM EST

Att. 8,356 - Unknown

livebaseballscorecards.com

AB	31
R	3
H	4
RBI	2
BB	1
SO	6
LOB	8

WP: 0 PB: 0 SB: 0 CS: 0 PA: 32

PITCHER		IP	WLS	BF	H	R	ER	SO	BB	IBB	HBP	BLK	WP	HR	S	P	ERA	WHIP
Wilbur Wood, L ERA: 2.35	(1, 1)	7.2	L	27	3	3	2	6	1	0	0	0	0	0	38	42	2.35	0.522
Vicente Romo, R ERA:	(8, 1)	1.1		5	1	0	0	0	0	0	0	0	0	0	5	5	0.00	0.750

PITCHER		IP	WLS	BF	H	R	ER	SO	BB	IBB	HBP	BLK	WP	HR	S	P	ERA	WHIP

Batter	1	2	3	4	5	6	7	8	9	AB	R	H	RBI	BB	SO	LOB
Lee Richard, R (1, 6) OBP: 0.240, SLG: 0.333	F9	P3			5-3	K			SH2-4 (1-2)	4	0	0	0	0	1	3
Jay Johnstone, L (1, 8) OBP: 0.346, SLG: 0.583	HBP, BB, 1B		G3		HR		F8		L9-6 (2-3)	5	1	2	1	0	0	1
Mike Andrews, R (1, 4) OBP: 0.440, SLG: 0.600	HBP (1-2), BB		6-3		BB		5-3			2	0	0	0	2	0	0
Bill Melton, R (1, 5) OBP: 0.348, SLG: 0.667	F7		BB		K		5-3			3	0	0	0	1	1	3
Rich Morales, R (8, 5) OBP: 0.500, SLG: 0.500										0	0	0	0	0	0	0
Carlos May, L (1, 3) OBP: 0.440, SLG: 0.455	HBP (1-2, 2-3)		4-3		F8			4-3		3	0	0	0	0	0	2
Rick Reichardt, R (1, 7) OBP: 0.240, SLG: 0.375	F9			HR		FC1-5, 1B		P4		4	1	2	1	0	0	3
Walt Williams, R (1, 9) OBP: 0.174, SLG: 0.318		BB		P4	L5			BB		2	0	0	0	1	0	1
Lee Maye, L (8, PH)										0	0	0	0	1	0	0
Luis Alvarado, R (8, PR)										0	0	0	0	0	0	0
Ed Stroud, L (9, 9)										0	0	0	0	0	0	0
Tom Egan, R (1, 2) OBP: 0.400, SLG: 0.571		K (1-2)		K		FC1-5 (1-2), 1B		F7		3	0	1	0	0	2	1
Ed Herrmann, L (8, PH) OBP: 0.500, SLG: 0.800										1	0	0	0	0	0	1
(9, 2)																
Wilbur Wood, R (1, 1)		K		K		FC1-5 (1-2, 2-3f)			L9-6, SH2-4, 1B	3	0	0	0	0	2	3
Vicente Romo, R (8, 1)										0	0	0	0	0	0	0
Rich McKinney, R (9, PH) OBP: 1.000, SLG: 1.000										1	0	1	0	0	0	0
Inning Stats	R: 0, E: 0, K: 0, S: 4 H: 1, LOB: 3, BB: 1, P: 9	R: 0, E: 0, K: 2, S: 7 H: 0, LOB: 1, BB: 1, P: 11	R: 0, E: 0, K: 0, S: 3 H: 0, LOB: 1, BB: 1, P: 7	R: 1, E: 0, K: 2, S: 8 H: 1, LOB: 0, BB: 0, P: 8	R: 1, E: 0, K: 1, S: 6 H: 1, LOB: 1, BB: 1, P: 10	R: 0, E: 0, K: 1, S: 7 H: 2, LOB: 2, BB: 0, P: 7	R: 0, E: 0, K: 0, S: 3 H: 0, LOB: 0, BB: 0, P: 3	R: 0, E: 0, K: 0, S: 3 H: 0, LOB: 1, BB: 1, P: 7	R: 0, E: 0, K: 0, S: 3 H: 1, LOB: 0, BB: 0, P: 3	1B: 4, 2B: 1, 3B: 0, HR: 2 SF: 0, SAC: 1, DP: 1, HBP: 1						

PITCHER	IP	WLS	BF	H	R	ER	SO	BB	IBB	HBP	BLK	WP	HR	S	P	ERA	WHIP
Rudy May, L (1, 1) ERA:	1.1		8	1	0	0	1	2	0	1	0	0	0	7	16	0.00	2.250
Lloyd Allen, R (2, 1) ERA: 4.5	3.2		15	2	2	2	4	2	0	0	0	0	2	21	29	4.91	1.091
Eddie Fisher, R (6, 1) ERA: 1.8	2.0	W	8	2	0	0	1	0	0	0	0	0	0	10	10	0.00	1.000
Mel Queen, R (8, 1) ERA:	2.0	S	7	1	0	0	0	1	0	0	0	0	0	6	10	0.00	1.000

PITCHER	IP	WLS	BF	H	R	ER	SO	BB	IBB	HBP	BLK	WP	HR	S	P	ERA	WHIP

BOTTOM

California Angels @ Chicago White Sox

Comiskey Park, Chicago, IL

Mon Apr 12 1971, 4:33 AM EST

Att. 8,356 - Unknown

livebaseballscorecards.com

AB	31
R	2
H	6
RBI	2
BB	5
SO	6
LOB	18

WP: 0	PA: 38		
PB: 0			
SB: 1			
CS: 0			

Batter	1	2	3	4	5	6	7	8	9	10	AB	R	H	RBI	BB	SO	LOB
Sandy Alomar Sr., S (1, 4) OBP: 0.290, SLG: 0.222	5-3		1-3			S 3-H 2B		FC4-6 S 1-2f		1B IBB	4	0	1	1	1	0	1
Ken Berry, R (1, 8) OBP: 0.125, SLG: 0.130 Jim Fregosi, R (8, PH) OBP: 0.316, SLG: 0.389 Jerry Moses, R (8, 2) OBP: 0.267, SLG: 0.333	5-3			P4		P4 2-3		4-3 1-2		K	3 1 1	0 0 0	0 0 0	0 0 0	0 0 0	0 0 1	1 1 3
Alex Johnson, R (1, 7) OBP: 0.310, SLG: 0.286	5-3			K		K			6-3	FC4 1-2 2-3 3-H 1B	5	0	1	1	0	2	1
Tony Conigliaro, R (1, 9) OBP: 0.172, SLG: 0.241		F2		5-3			5-3		K	FC4 1-2f	5	0	0	0	0	1	3
Jim Spencer, L (1, 3) OBP: 0.308, SLG: 0.333		3-1 BB			F7		P4		F8		3	0	0	0	1	0	0
Ken McMullen, R (1, 5) OBP: 0.308, SLG: 0.409 Giraldo Ruiz, S (10, PR) OBP: 1.000, SLG: 1.000 (10, 5)		3-1 1-2			6-3		1B			1B 1B 2B	4 0	0 1	2 0	0 0	0 0	0 0	1 0
Syd O'Brien, R (1, 6) OBP: 0.091, SLG: 0.091		4-3			K		6-3			1B 1B 2-3 1B	4	1	1	0	0	1	2
Jeff Torborg, R (1, 2) Tony Gonzalez, L (8, PH) (8, 8) Billy Cowan, R (10, PH) OBP: 0.333, SLG: 0.333 Roger Repoz, L (10, 8)			F7			E3 6-3 WP 2B		L6		1B 1B 1-3 3-H 1B	2 1 1 0	1 0 0 0	0 0 1 0	0 0 1 0	0 0 0 0	0 0 0 0	0 0 0 0
Andy Messersmith, R (1, 1) OBP: 0.250, SLG: 1.000 Dave LaRoche, L (6, 1) OBP: 0.500, SLG: 0.500			F7			6-3 1-3		FC4-6 1B		4-3	2 2	0 0	0 1	0 0	0 0	0 0	1 2
Inning Stats	R: 0 E: 0 K: 0 S: 3 H: 0 LOB: 0 BB: 0 P: 3	R: 0 E: 0 K: 0 S: 3 H: 0 LOB: 1 BB: 1 P: 7	R: 0 E: 0 K: 0 S: 3 H: 0 LOB: 0 BB: 0 P: 3	R: 0 E: 0 K: 1 S: 5 H: 0 LOB: 0 BB: 0 P: 5	R: 0 E: 0 K: 1 S: 5 H: 0 LOB: 0 BB: 0 P: 5	R: 1 E: 1 K: 1 S: 7 H: 1 LOB: 1 BB: 0 P: 7	R: 0 E: 0 K: 0 S: 4 H: 1 LOB: 1 BB: 0 P: 4	R: 0 E: 0 K: 0 S: 4 H: 1 LOB: 1 BB: 0 P: 4	R: 0 E: 0 K: 1 S: 5 H: 0 LOB: 0 BB: 0 P: 5	R: 2 E: 0 K: 1 S: 9 H: 4 LOB: 3 BB: 1 P: 13	1B: 5 2B: 2 3B: 0 HR: 0 SF: 0 SAC: 0 DP: 0 HBP: 0						

PITCHER		IP	WLS	BF	H	R	ER	SO	BB	IBB	HBP	BLK	WP	HR	S	P	ERA	WHIP
Tom Bradley, R ERA: 1.06	(1, 1)	9.0		32	3	1	0	4	1	0	0	0	1	0	39	43	0.00	0.444
Vicente Romo, R ERA: 3.38	(10, 1)	0.0	L	2	2	2	2	0	0	0	0	0	0	0	2	2	∞	∞
Don Eddy, L ERA: 3.38	(10, 1)	0.2		4	1	0	0	1	0	1	0	0	0	0	5	9	0.00	1.500
Steve Kealey, R ERA: 6.75	(10, 1)	0.1		2	1	0	0	0	0	0	0	0	0	0	2	2	0.00	3.000

PITCHER	IP	WLS	BF	H	R	ER	SO	BB	IBB	HBP	BLK	WP	HR	S	P	ERA	WHIP

California Angels @ Chicago White Sox

Comiskey Park, Chicago, IL

Tue Apr 13 1971, 4:33 AM EST

Att. 2,693 - Unknown

TOP

livebaseballscorecards.com

AB	38
R	3
H	7
RBI	3
BB	2
SO	5
LOB	16

1B: 5	SF: 0	WP: 1	PA: 40		
2B: 2	SAC: 0	PB: 0			
3B: 0	DP: 0	SB: 2			
HR: 0	HBP: 0	CS: 0			

Batter	1	2	3	4	5	6	7	8	9	10	AB	R	H	RBI	BB	SO	LOB
Ed Stroud, L (1, 7) (7, 9)	BBBB 4-0 G3 BB		x 0-0 ② 4-3		x 0-0 E2 S		SSS 0-3 ① K		x 0-0 ②③ G4-6-3 1-2f		4	0	0	0	1	1	2
Jay Johnstone, L (1, 8) OBP: 0.355, SLG: 0.519	x 0-0 ① G3 1-2		BBBB 4-0 BB		BBBB 4-0 1-2 BB		x 0-0 ② 4-3			SSS 0-3 ① K	3	0	0	0	2	1	1
Mike Andrews, R (1, 4) OBP: 0.367, SLG: 0.480	SSS 0-3 ② K		x 0-0 ③ P4		x 0-0 ③ F8		SSS 0-3 ③ K			x 0-0 ② 6-3	5	0	0	0	0	2	4
Bill Melton, R (1, 5) OBP: 0.393, SLG: 0.609	BBBB 4-0 BB			BBBB 4-0 BB		BBBB 4-0 E BB		SSS 0-3 ① K		SSS 0-3 ③ K	2	1	0	0	3	2	0
Carlos May, L (1, 3) OBP: 0.379, SLG: 0.385	x 0-0 ③ 4-3			x 0-0 ① F9		x 0-0 ① P4		x 0-0 ② 4-3			4	0	0	0	0	0	4
Lee Maye, L (1, 9) OBP: 0.500, SLG: 0.667		x 0-0 ① F8		x 0-0 ② F8		x 0-0 E9 1-H FC1-2 2B		x 0-0 CS 1B			3	0	1	1	0	0	1
Lee Richard, R (6, PR) OBP: 0.269, SLG: 0.360 (7, 6)											1	0	1	0	0	0	0
Ed Herrmann, L (1, 2) OBP: 0.455, SLG: 0.571		x 0-0 ② F7		SSS 0-3 ③ K		BBBB 4-0 FC1-2 BB		0-0 ③ CS 1-2	x 0-0 ① F3		2	0	0	0	1	1	1
Walt Williams, R (9, PH) OBP: 0.167, SLG: 0.304											1	0	0	0	0	0	0
Tom Egan, R (10, 2) OBP: 0.400, SLG: 0.571											0	0	0	0	0	0	0
Luis Alvarado, R (1, 6)		SSS 0-3 ③ K			x 0-0 ① 4-3	x 0-0 ② FC1-2 1-2 3-H			x 0-0 2B		2	0	0	0	0	1	0
Rick Reichardt, R (6, PH) OBP: 0.259, SLG: 0.423 (7, 7)											2	0	1	0	0	0	2
Tom Bradley, R (1, 1)			SSS 0-3 ① K		SSS 0-3 ② K	SSS 0-3 ③ K			IIII 4-0 G4-6-3 IBB		3	0	0	0	0	3	3
Rich McKinney, R (9, PH) OBP: 1.000, SLG: 1.000											0	0	0	0	1	0	0
Vicente Romo, R (10, 1)											0	0	0	0	0	0	0
Don Eddy, R (10, 1)											0	0	0	0	0	0	0
Steve Kealey, R (10, 1)											0	0	0	0	0	0	0
Inning Stats	R: 0 E: 0 K: 1 S: 5 / H: 0 LOB: 2 BB: 2 P: 13	R: 0 E: 0 K: 1 S: 5 / H: 0 LOB: 0 BB: 0 P: 5	R: 0 E: 0 K: 1 S: 5 / H: 0 LOB: 1 BB: 1 P: 9	R: 0 E: 0 K: 1 S: 5 / H: 0 LOB: 1 BB: 1 P: 9	R: 0 E: 1 K: 1 S: 6 / H: 0 LOB: 2 BB: 1 P: 10	R: 1 E: 1 K: 1 S: 6 / H: 1 LOB: 3 BB: 2 P: 14	R: 0 E: 0 K: 2 S: 7 / H: 0 LOB: 0 BB: 0 P: 7	R: 0 E: 0 K: 1 S: 5 / H: 1 LOB: 0 BB: 0 P: 5	R: 0 E: 0 K: 0 S: 3 / H: 1 LOB: 1 BB: 1 P: 7	R: 0 E: 0 K: 2 S: 7 / H: 0 LOB: 0 BB: 0 P: 7	1B: 1 2B: 2 3B: 0 HR: 0	SF: 0 SAC: 0 DP: 1 HBP: 0						

PITCHER		IP	WLS	BF	H	R	ER	SO	BB	IBB	HBP	BLK	WP	HR	S	P	ERA	WHIP
Andy Messersmith, R ERA: 0.66	(1, 1)	5.2		26	1	1	1	5	7	0	0	0	0	0	29	57	1.59	1.412
Dave LaRoche, L ERA:	(6, 1)	4.1	W	14	2	0	0	6	0	1	0	0	0	0	25	29	0.00	0.462

PITCHER	IP	WLS	BF	H	R	ER	SO	BB	IBB	HBP	BLK	WP	HR	S	P	ERA	WHIP

BOTTOM

California Angels @ Chicago White Sox

Comiskey Park, Chicago, IL

Tue Apr 13 1971, 4:33 AM EST

Att. 2,693 - Unknown

livebaseballscorecards.com

AB	32
R	1
H	3
RBI	1
BB	8
SO	11
LOB	18

WP: 0 PB: 0 SB: 1 CS: 1 PA: 41

California Angels @ Kansas City Royals

Municipal Stadium, Kansas City, MO

Wed Apr 14 1971, 7:05 PM EST

Att. 6,885 - Unknown

TOP

livebaseballscorecards.com

Batter	1	2	3	4	5	6	7	8	9	AB	R	H	RBI	BB	SO	LOB
Sandy Alomar Sr., S (1, 4) OBP: 0.278, SLG: 0.194	6-3		FC1-6-5-6 2-3		4-3		2B IBB		1-3	4	1	0	0	1	0	5
Ken Berry, R (1, 8) OBP: 0.111, SLG: 0.115	G3			F9		5-3				3	0	0	0	0	0	0
Tony Gonzalez, L (7, PH) OBP: 0.250, SLG: 0.500 (7, 8)							1-H 2-H 3-H 2B			1	0	1	3	0	0	0
Alex Johnson, R (1, 7) OBP: 0.333, SLG: 0.290	BB FC6-4			FC6-4 1B		5-3	K			3	0	1	0	1	1	1
Tony Conigliaro, R (1, 9) OBP: 0.152, SLG: 0.212	FC6-4 1-2f			FC6-4 1-2f		6-3		F7		4	0	0	0	0	0	2
Jim Fregosi, R (1, 6) OBP: 0.304, SLG: 0.364		5-3		L8			1B 2B 1B	L9		4	1	1	0	0	0	1
Ken McMullen, R (1, 5) OBP: 0.300, SLG: 0.385		L4			E 1B		F8	F8		4	0	1	0	0	0	1
Jim Spencer, L (1, 3) OBP: 0.300, SLG: 0.320		G3			F9		2B 1-2 2B 1B		L9	4	1	1	0	0	0	1
Jerry Moses, R (1, 2) OBP: 0.368, SLG: 0.474			SH2-4 1B		E6 1-2		1-3 2-H 2B 2B		SH3 1B	4	1	3	1	0	0	1
Giraldo Ruiz, S (9, PR) OBP: 1.000, SLG: 1.000										0	0	0	0	0	0	0
Jeff Torborg, R (9, 2)										0	0	0	0	0	0	0
Clyde Wright, R (1, 1)			SH2-4 1-2		F8		4-3		SH3 1-2	2	0	0	0	0	0	4
Mel Queen, L (8, 1)										0	0	0	0	0	0	0
Inning Stats	R: 0 E: 0 K: 0 S: 3 H: 0 LOB: 1 BB: 1 P: 7	R: 0 E: 0 K: 0 S: 3 H: 0 LOB: 0 BB: 0 P: 3	R: 0 E: 0 K: 0 S: 3 H: 1 LOB: 0 BB: 0 P: 3	R: 0 E: 0 K: 0 S: 4 H: 1 LOB: 1 BB: 0 P: 4	R: 0 E: 1 K: 0 S: 5 H: 1 LOB: 2 BB: 0 P: 5	R: 0 E: 0 K: 0 S: 3 H: 0 LOB: 0 BB: 0 P: 3	R: 4 E: 0 K: 1 S: 9 H: 4 LOB: 1 BB: 1 P: 13	R: 0 E: 0 K: 0 S: 3 H: 0 LOB: 0 BB: 0 P: 3	R: 0 E: 0 K: 0 S: 4 H: 1 LOB: 2 BB: 0 P: 4	1B: 6 2B: 3 3B: 0 HR: 0 SF: 0 SAC: 2 DP: 1 HBP: 0						

	AB	33
	R	4
	H	8
	RBI	4
	BB	2
	SO	1
	LOB	16

WP: 0 PB: 0 SB: 0 CS: 0 PA: 37

PITCHER		IP	WLS	BF	H	R	ER	SO	BB	IBB	HBP	BLK	WP	HR	S	P	ERA	WHIP
Jim Rooker, L ERA: 7.56	(1, 1)	6.1	L	26	6	3	3	0	1	0	0	0	0	0	25	29	4.26	1.105
Jim York, R ERA: 5.14	(7, 1)	0.2		4	1	1	1	1	0	1	0	0	0	0	5	9	13.50	1.500
Ken Wright, R ERA: 3.0	(8, 1)	1.0		3	0	0	0	0	0	0	0	0	0	0	3	3	0.00	0.000
Al Fitzmorris, R ERA: 7.11	(9, 1)	1.0		4	1	0	0	0	0	0	0	0	0	0	4	4	0.00	1.000

PITCHER	IP	WLS	BF	H	R	ER	SO	BB	IBB	HBP	BLK	WP	HR	S	P	ERA	WHIP

Batter	1	2	3	4	5	6	7	8	9	AB	R	H	RBI	BB	SO	LOB
Freddie Patek, R (1, 6) OBP: 0.350, SLG: 0.324	F3		FC5-4 1-2f		F9			1-2 1B		4	0	1	0	0	0	3
Cookie Rojas, R (1, 4) OBP: 0.400, SLG: 0.500	G1-4-3 1B			1-3		K		K		4	0	1	0	0	2	2
Amos Otis, R (1, 8) OBP: 0.270, SLG: 0.257	G1-4-3 1-2f			F9		4-3		B5-3		4	0	0	0	0	0	3
Lou Piniella, R (1, 7) OBP: 0.216, SLG: 0.250		F8		F9		1-3			F9	4	0	0	0	0	0	0
Bob Oliver, R (1, 3) OBP: 0.219, SLG: 0.406		L8			6-3		6-3		5-3	4	0	0	0	0	0	0
Carl Taylor, R (1, 9) OBP: 0.286, SLG: 0.167		5-3			E5 1B 1B		F9		K	4	1	0	0	0	1	0
Paul Schaal, R (1, 5) OBP: 0.344, SLG: 0.321			4-3		SH2-3 1B 1-2 1B		6-3			3	0	1	0	0	0	0
Jerry May, R (1, 2) OBP: 0.600, SLG: 0.600			FC5-4 1B		SH2-3 1-2 2-H 1B			1B 1B		3	0	3	1	0	0	0
Jim Rooker, R (1, 1) Jim York, R (7, 1) Ken Wright, R (8, 1) Dennis Paepke, R (8, PH) OBP: 0.167, SLG: 0.167 Al Fitzmorris, S (9, 1) OBP: 0.333, SLG: 0.333			K		SH2-3 1-2 2-3			K		1 0 0 1 0	0 0 0 0 0	0 0 0 0 0	0 0 0 0 0	0 0 0 0 0	1 0 0 1 0	1 0 0 1 0
Inning Stats	R: 0 E: 0 K: 0 S: 3 H: 1 LOB: 0 BB: 0 P: 3	R: 0 E: 0 K: 0 S: 3 H: 0 LOB: 0 BB: 0 P: 3	R: 0 E: 0 K: 1 S: 6 H: 1 LOB: 1 BB: 0 P: 6	R: 0 E: 0 K: 0 S: 3 H: 0 LOB: 0 BB: 0 P: 3	R: 1 E: 1 K: 0 S: 6 H: 2 LOB: 2 BB: 0 P: 6	R: 0 E: 0 K: 1 S: 5 H: 0 LOB: 0 BB: 0 P: 5	R: 0 E: 0 K: 0 S: 3 H: 0 LOB: 0 BB: 0 P: 3	R: 0 E: 0 K: 2 S: 9 H: 2 LOB: 2 BB: 0 P: 9	R: 0 E: 0 K: 1 S: 5 H: 0 LOB: 0 BB: 0 P: 5	1B: 6 2B: 0 3B: 0 HR: 0	SF: 0 SAC: 1 DP: 1 HBP: 0			WP: 0 PB: 0 SB: 0 CS: 0	PA: 33		

PITCHER		IP	WLS	BF	H	R	ER	SO	BB	IBB	HBP	BLK	WP	HR	S	P	ERA	WHIP
Clyde Wright, L ERA: 3.54	(1, 1)	7.1	W	28	6	1	0	3	0	0	0	0	0	0	34	34	0.00	0.818
Mel Queen, R ERA:	(8, 1)	1.2	S	5	0	0	0	2	0	0	0	0	0	0	9	9	0.00	0.000

PITCHER	IP	WLS	BF	H	R	ER	SO	BB	IBB	HBP	BLK	WP	HR	S	P	ERA	WHIP

BOTTOM

California Angels @ Kansas City Royals

Municipal Stadium, Kansas City, MO

Wed Apr 14 1971, 7:05 PM EST

Att. 6,885 - Unknown

livebaseballscorecards.com

AB	32
R	1
H	6
RBI	1
BB	0
SO	5
LOB	10

Batter	1	2	3	4	5	6	7	8	9	10	11	AB	R	H	RBI	BB	SO	LOB
Sandy Alomar Sr., S (1, 4) OBP: 0.310, SLG: 0.297	K		2B 1B		K		3B		6-3		1B	6	1	3	2	0	2	0
Jim Fregosi, R (1, 6) OBP: 0.345, SLG: 0.407	5-3		1-H 1B 2B		F8		BB		5-3		2-H 3-H 1B	5	1	2	2	1	0	0
Alex Johnson, R (1, 7) OBP: 0.308, SLG: 0.270	1-3		S 2-H 1B			F9	F8			K	L8	6	0	1	1	0	1	3
Tony Conigliaro, R (1, 9) OBP: 0.211, SLG: 0.297		L8 2B	4-3 1-2			G3 2B		HBP BB		K		4	0	2	0	1	1	1
Jim Spencer, L (1, 3) OBP: 0.314, SLG: 0.286		BB		6-3		G3 2-3		1-0 1-2 HBP		F8		3	0	0	0	1	0	1
Ken McMullen, R (1, 5) OBP: 0.314, SLG: 0.419 Syd O'Brien, R (11, PR) OBP: 0.091, SLG: 0.091 (11, 5)	K			2B		6-3		F4			1B BB 1B	5 0	0 1	2 0	0 0	0 0	1 0	5 0
Jerry Moses, R (1, 2) OBP: 0.318, SLG: 0.409 Tony Gonzalez, L (8, PH) OBP: 0.200, SLG: 0.400 Jeff Torborg, R (8, 2) Giraldo Ruiz, S (11, PH) OBP: 1.000, SLG: 1.000 Lloyd Allen, R (11, 1)	L8 2-3	F8		F8	F8		F8	F8			1B 1-2 1B BB	3 1 0 0 0	0 0 0 1 0	0 0 0 0 0	0 0 0 1 0	0 0 0 0 0	0 0 0 0 0	3 2 0 0 0
Ken Berry, R (1, 8) OBP: 0.125, SLG: 0.161	K			5-3			3B 2B	3-1			K	5	1	1	0	0	2	7
Tom Murphy, R (1, 1) OBP: 0.222, SLG: 0.333 Dave LaRoche, L (9, 1) OBP: 0.500, SLG: 0.500 Mel Queen, L (9, 1) Eddie Fisher, R (10, 1) John Stephenson, L (11, PH) (11, 2)			4-3		F4		K		K		F4	4 0 0 0 1	0 0 0 0 0	0 0 0 0 0	0 0 0 0 0	0 0 0 0 0	2 0 0 0 0	1 0 0 0 2
Inning Stats	R: 0 E: 0 K: 1 S: 5 H: 0 LOB: 0 BB: 0 P: 5	R: 0 E: 0 K: 2 S: 8 H: 1 LOB: 2 BB: 1 P: 12	R: 1 E: 0 K: 0 S: 5 H: 3 LOB: 1 BB: 0 P: 5	R: 0 E: 0 K: 0 S: 4 H: 1 LOB: 1 BB: 0 P: 4	R: 0 E: 0 K: 1 S: 5 H: 0 LOB: 0 BB: 0 P: 5	R: 0 E: 0 K: 0 S: 4 H: 1 LOB: 1 BB: 0 P: 4	R: 1 E: 0 K: 1 S: 7 H: 2 LOB: 2 BB: 1 P: 11	R: 0 E: 0 K: 0 S: 3 H: 0 LOB: 2 BB: 1 P: 8	R: 0 E: 0 K: 1 S: 5 H: 0 LOB: 0 BB: 0 P: 5	R: 0 E: 0 K: 2 S: 7 H: 0 LOB: 0 BB: 0 P: 7	R: 3 E: 0 K: 1 S: 8 H: 3 LOB: 1 BB: 1 P: 12	1B: 5 2B: 5 3B: 1 HR: 0 SF: 0 SAC: 0 DP: 0 HBP: 1						

PITCHER		IP	WLS	BF	H	R	ER	SO	BB	IBB	HBP	BLK	WP	HR	S	P	ERA	WHIP
Bruce Dal Canton, R ERA: 3.38	(1, 1)	7.0		30	8	2	2	5	2	0	0	0	0	0	38	46	2.57	1.429
Ted Abernathy, R ERA:	(8, 1)	2.0		8	0	0	0	1	1	0	1	0	0	0	8	13	0.00	0.500
Jim York, R ERA: 7.0	(10, 1)	2.0	L	10	3	3	3	3	1	0	0	0	0	0	15	19	13.50	2.000

PITCHER	IP	WLS	BF	H	R	ER	SO	BB	IBB	HBP	BLK	WP	HR	S	P	ERA	WHIP

TOP

California Angels @ Kansas City Royals

Municipal Stadium, Kansas City, MO

Thu Apr 15 1971, 7:05 PM EST

Att. 7,510 - Unknown - 78 F

livebaseballscorecards.com

AB	43
R	5
H	11
RBI	5
BB	4
SO	9
LOB	25

1B: 5	SF: 0	WP: 0	PA: 48
2B: 5	SAC: 0	PB: 0	
3B: 1	DP: 0	SB: 1	
HR: 0	HBP: 1	CS: 0	

Batter	1	2	3	4	5	6	7	8	9	10	11	AB	R	H	RBI	BB	SO	LOB
Freddie Patek, R (1, 6) OBP: 0.356, SLG: 0.359	K		6-3		2B		F2			FC6-4 S 1B		5	0	2	0	0	1	2
Ed Kirkpatrick, L (1, 9) (8, 2) OBP: 0.296, SLG: 0.208	4-3		3-1		L4			F9		B2 1-2		5	0	0	0	0	0	1
Amos Otis, R (1, 8) OBP: 0.286, SLG: 0.282	2B		F7			F2		L7		FC6-4 IBB		4	0	1	0	1	0	0
Lou Piniella, R (1, 7) OBP: 0.214, SLG: 0.225	CS BB			4-3		F4		F8		FC6-4 1-2f 2-3		4	0	0	0	1	0	2
Bob Oliver, R (1, 3) OBP: 0.216, SLG: 0.378	CS 1-2	FC5-4 1B		1-3		K			K	K		5	0	1	0	0	3	2
Cookie Rojas, R (1, 4) OBP: 0.400, SLG: 0.514		FC5-4 1-3 1-2f		E7 1B 1B			5-3		2B		K	5	1	2	0	0	1	1
Paul Schaal, R (1, 5) OBP: 0.378, SLG: 0.364		1-3 1-2		FC6-4 2-3 1B			1B		2B 1B		K	5	1	3	0	0	1	1
Jerry May, R (1, 2) OBP: 0.625, SLG: 0.571 Joe Keough, L (7, PR) OBP: 0.138, SLG: 0.074 (8, 9) Carl Taylor, R (9, PH) OBP: 0.250, SLG: 0.143 Jim York, R (10, 1) Bobby Knoop, R (11, PH) OBP: 0.500, SLG: 1.000		BB		FC6-4 1-2f			1B 1-2		K		K	2 0 1 0 1	0 0 0 0 0	1 0 0 0 0	0 0 0 0 0	1 0 0 0 1	0 0 1 0 0	2 0 2 0 0
Bruce Dal Canton, R (1, 1) Gail Hopkins, L (7, PH) Ted Abernathy, R (8, 1) Dennis Paepke, R (9, PH) OBP: 0.286, SLG: 0.429 (10, 9)		K			F8		F8		2B			2 1 0 1	0 0 0 0	0 0 0 1	0 0 0 2	0 0 0 0	1 0 0 0	2 2 0 0
Inning Stats	R: 0 E: 0 K: 1 S: 5 H: 1 LOB: 1 BB: 1 P: 9	R: 0 E: 0 K: 1 S: 6 H: 1 LOB: 2 BB: 1 P: 10	R: 0 E: 0 K: 0 S: 3 H: 0 LOB: 0 BB: 0 P: 3	R: 0 E: 1 K: 0 S: 5 H: 2 LOB: 2 BB: 0 P: 5	R: 0 E: 0 K: 0 S: 3 H: 1 LOB: 0 BB: 0 P: 3	R: 0 E: 0 K: 1 S: 5 H: 0 LOB: 0 BB: 0 P: 5	R: 0 E: 0 K: 0 S: 5 H: 2 LOB: 2 BB: 0 P: 5	R: 0 E: 0 K: 0 S: 3 H: 0 LOB: 0 BB: 0 P: 3	R: 2 E: 0 K: 2 S: 9 H: 3 LOB: 1 BB: 0 P: 9	R: 0 E: 0 K: 1 S: 6 H: 1 LOB: 2 BB: 1 P: 10	R: 0 E: 0 K: 3 S: 9 H: 0 LOB: 0 BB: 0 P: 9							

PITCHER		IP	WLS	BF	H	R	ER	SO	BB	IBB	HBP	BLK	WP	HR	S	P	ERA	WHIP
Tom Murphy, R ERA: 2.59	(1, 1)	8.1		34	9	2	2	4	2	0	0	0	0	0	40	48	2.16	1.320
Dave LaRoche, L ERA:	(9, 1)	0.1		1	0	0	0	1	0	0	0	0	0	0	3	3	0.00	0.000
Mel Queen, R ERA:	(9, 1)	0.1		1	1	0	0	0	0	0	0	0	0	0	1	1	0.00	3.000
Eddie Fisher, R ERA: 1.5	(10, 1)	1.0	W	5	1	0	0	1	0	1	0	0	0	0	6	10	0.00	1.000
Lloyd Allen, R ERA: 3.6	(11, 1)	1.0	S	3	0	0	0	3	0	0	0	0	0	0	9	9	0.00	0.000

PITCHER	IP	WLS	BF	H	R	ER	SO	BB	IBB	HBP	BLK	WP	HR	S	P	ERA	WHIP

BOTTOM

California Angels @ Kansas City Royals

Municipal Stadium, Kansas City, MO

Thu Apr 15 1971, 7:05 PM EST
Att. 7,510 - Unknown - 78 F

livebaseballscorecards.com

AB	41
R	2
H	11
RBI	2
BB	3
SO	9
LOB	17

1B: 7	SF: 0	WP: 0	PA: 45
2B: 4	SAC: 0	PB: 0	
3B: 0	DP: 0	SB: 1	
HR: 0	HBP: 0	CS: 1	

Batter	1	2	3	4	5	6	7	8	9	AB	R	H	RBI	BB	SO	LOB
Sandy Alomar Sr., S (1, 4) OBP: 0.304, SLG: 0.341	E4 PB		K			4-3		1B 3B 1-H 3-H		4	1	1	2	0	1	0
Jim Fregosi, R (1, 6) OBP: 0.333, SLG: 0.387	K 1-2			1-3			6-3	1B 3-H		4	0	1	1	0	1	1
Alex Johnson, R (1, 7) OBP: 0.326, SLG: 0.293	6-3			F9			2-3	1-2		4	0	2	0	0	0	1
Tony Conigliaro, R (1, 9) OBP: 0.190, SLG: 0.268	4-3			6-3			2-3 1-2	F2		4	0	0	0	0	0	4
Jim Spencer, L (1, 3) OBP: 0.308, SLG: 0.313		4-3			3-1		3-1		4-3 SF8 2B	4	1	1	0	0	0	1
Ken McMullen, R (1, 5) OBP: 0.308, SLG: 0.382		P6			BBBB 4-0 G3 BB			6-3	4-3 2-3	3	0	0	0	1	0	1
Jerry Moses, R (1, 2) OBP: 0.320, SLG: 0.400		F7			G3 1-2f			1B 3B 1B	SF8 3-H	3	0	1	0	0	0	1
Giraldo Ruiz, S (8, PR) OBP: 1.000, SLG: 1.000										0	1	0	0	0	0	0
Jeff Torborg, R (8, 2)										0	0	0	1	0	0	0
Ken Berry, R (1, 8) OBP: 0.118, SLG: 0.152			P3			6-3		F2	L3	2	0	0	0	0	0	0
Roger Repoz, L (8, PH)										2	0	0	0	0	0	1
(8, 8)																
Rudy May, L (1, 1)			K			6-3		1-3 3B 1B		2	0	0	0	0	1	0
Tony Gonzalez, L (8, PH) OBP: 0.333, SLG: 0.500										1	1	1	0	0	0	0
Lloyd Allen, R (8, 1)										0	0	0	0	0	0	0
Dave LaRoche, L (8, 1) OBP: 0.500, SLG: 0.500										0	0	0	0	0	0	0
Inning Stats	R: 0 E: 1 K: 1 S: 6 H: 0 LOB: 1 BB: 0 P: 6	R: 0 E: 0 K: 0 S: 3 H: 0 LOB: 0 BB: 0 P: 3	R: 0 E: 0 K: 2 S: 7 H: 0 LOB: 0 BB: 0 P: 7	R: 0 E: 0 K: 0 S: 3 H: 0 LOB: 0 BB: 0 P: 3	R: 0 E: 0 K: 0 S: 2 H: 0 LOB: 0 BB: 1 P: 6	R: 0 E: 0 K: 0 S: 3 H: 0 LOB: 0 BB: 0 P: 3	R: 0 E: 0 K: 0 S: 4 H: 1 LOB: 1 BB: 0 P: 4	R: 3 E: 0 K: 0 S: 8 H: 5 LOB: 2 BB: 0 P: 8	R: 1 E: 0 K: 0 S: 4 H: 1 LOB: 0 BB: 0 P: 4	1B: 5 2B: 1 3B: 1 HR: 0	SF: 1 SAC: 0 DP: 1 HBP: 0						

TOP

California Angels @ Minnesota Twins

Metropolitan Stadium, Bloomington , MI

Fri Apr 16 1971, 4:33 AM EST
Att. 4,429 - Unknown

livebaseballscorecards.com

AB	33
R	4
H	7
RBI	4
BB	1
SO	3
LOB	10

PITCHER		IP	WLS	BF	H	R	ER	SO	BB	IBB	HBP	BLK	WP	HR	S	P	ERA	WHIP
Jim Perry, R ERA: 4.42	(1, 1)	7.2	L	30	6	3	3	3	1	0	0	0	0	0	35	39	3.52	0.913
Stan Williams, R ERA: 3.0	(8, 1)	1.1		5	1	1	1	0	0	0	0	0	0	0	5	5	6.75	0.750

PITCHER	IP	WLS	BF	H	R	ER	SO	BB	IBB	HBP	BLK	WP	HR	S	P	ERA	WHIP

WP: 0 PB: 1 SB: 0 CS: 0 PA: 35

Batter	1	2	3	4	5	6	7	8	9	AB	R	H	RBI	BB	SO	LOB
Cesar Tovar, R (1, 5) (7, 7) OBP: 0.468, SLG: 0.500	2B 2B		6-3 ①		K ③			SH1-3 1B		4	1	2	0	0	1	0
Leo Cardenas, R (1, 6) OBP: 0.325, SLG: 0.273	2-H 2B		K ②			5-3 ①		SH1-3 ① 1-2		3	0	1	1	0	1	0
Harmon Killebrew, R (1, 3) OBP: 0.476, SLG: 0.556	5-3 ①		F7 ③			1B BB		K ②		3	0	0	0	1	1	2
Tony Oliva, L (1, 9) OBP: 0.357, SLG: 0.575	K ②			K ①		K ②		4-3 ③		4	0	0	0	0	3	3
Brant Alyea, R (1, 7) OBP: 0.400, SLG: 0.500	F7 ③			2B		1-2 1B			1B	3	0	2	0	0	0	1
Steve Braun, L (6, PR) (7, 4) OBP: 0.333, SLG: 0.200										1	0	1	0	0	0	0
Paul Powell, R (1, 8) OBP: 0.375, SLG: 0.714		G6-4-3 1B		K ②		K ③			K ①	4	0	1	0	0	3	4
George Mitterwald, R (1, 2) OBP: 0.156, SLG: 0.129		1-2f G6-4-3 ①②		K ③			F3 ①		F9 ②	4	0	0	0	0	1	3
Danny Thompson, R (1, 4) (7, 5) OBP: 0.250, SLG: 0.250		1B			F8 ①		6-3 ②		K ③	4	0	1	0	0	1	1
Jim Perry, S (1, 1) OBP: 0.167, SLG: 0.167		F7 ③			F9 ②		K ③			3	0	0	0	0	1	1
Stan Williams, R (8, 1)										0	0	0	0	0	0	0
Inning Stats	R: 1 E: 0 K: 1 S: 7 H: 2 LOB: 1 BB: 0 P: 7	R: 0 E: 0 K: 0 S: 4 H: 2 LOB: 1 BB: 0 P: 4	R: 0 E: 0 K: 1 S: 5 H: 0 LOB: 0 BB: 0 P: 5	R: 0 E: 0 K: 3 S: 10 H: 1 LOB: 1 BB: 0 P: 10	R: 0 E: 0 K: 1 S: 5 H: 0 LOB: 0 BB: 0 P: 5	R: 0 E: 0 K: 2 S: 8 H: 1 LOB: 2 BB: 1 P: 12	R: 0 E: 0 K: 1 S: 5 H: 0 LOB: 0 BB: 0 P: 5	R: 0 E: 0 K: 1 S: 6 H: 1 LOB: 1 BB: 0 P: 6	R: 0 E: 0 K: 2 S: 8 H: 1 LOB: 1 BB: 0 P: 8	1B: 5 2B: 3 3B: 0 HR: 0 SF: 0 SAC: 1 DP: 1 HBP: 0							

PITCHER	IP	WLS	BF	H	R	ER	SO	BB	IBB	HBP	BLK	WP	HR	S	P	ERA	WHIP
Rudy May, L (1, 1) ERA: 1.08	7.0	W	27	6	1	1	9	1	0	0	0	0	0	44	48	1.29	1.000
Lloyd Allen, R (8, 1) ERA: 3.18	0.2		3	1	0	0	1	0	0	0	0	0	0	5	5	0.00	1.500
Dave LaRoche, L (8, 1) ERA:	1.1	S	5	1	0	0	2	0	0	0	0	0	0	9	9	0.00	0.750

PITCHER	IP	WLS	BF	H	R	ER	SO	BB	IBB	HBP	BLK	WP	HR	S	P	ERA	WHIP

BOTTOM

California Angels @ Minnesota Twins

Metropolitan Stadium, Bloomington , MI

Fri Apr 16 1971, 4:33 AM EST

Att. 4,429 - Unknown

livebaseballscorecards.com

AB	33
R	1
H	8
RBI	1
BB	1
SO	12
LOB	15

1B: 5	SF: 0	WP: 0	PA: 35
2B: 3	SAC: 1	PB: 0	
3B: 0	DP: 1	SB: 0	
HR: 0	HBP: 0	CS: 0	

Batter	1	2	3	4	5	6	7	8	9	AB	R	H	RBI	BB	SO	LOB
Sandy Alomar Sr., S (1, 4) OBP: 0.280, SLG: 0.311	6-3		5-3		1-3			F8		4	0	0	0	0	0	0
Jim Fregosi, R (1, 6) OBP: 0.351, SLG: 0.382	6-3		FC6-4 1B			6-3		BBBB G6-4-3 BB		3	0	1	0	1	0	0
Alex Johnson, R (1, 7) OBP: 0.319, SLG: 0.289	1-3		FC6-4 1-2f			G6-4-3 1B		G6-4-3 1-2f		4	0	1	0	0	0	2
Tony Conigliaro, R (1, 9) OBP: 0.239, SLG: 0.349		BBBB HR BB		HR		G6-4-3 1-2f			BBBB FC1-6 BB	2	2	1	1	2	0	1
Jim Spencer, L (1, 3) OBP: 0.279, SLG: 0.278		SSS K		G3			SSS K		FC1-6 E5 1-2f	4	0	0	0	0	2	2
Ken McMullen, R (1, 5) OBP: 0.279, SLG: 0.342		F9		F7			SSS K		E5 1-3	4	0	0	0	0	1	2
Jerry Moses, R (1, 2) OBP: 0.379, SLG: 0.643		1-H HR		P4			HR		IBB	3	2	2	3	1	0	0
Ken Berry, R (1, 8) OBP: 0.132, SLG: 0.189		F7			6-3		2B		P4	4	0	1	0	0	0	2
Andy Messersmith, R (1, 1) OBP: 0.143, SLG: 0.571			F9		6-3		P6			3	0	0	0	0	0	1
Inning Stats	R: 0 E: 0 K: 0 S: 3 H: 0 LOB: 0 BB: 0 P: 3	R: 2 E: 0 K: 1 S: 6 H: 1 LOB: 0 BB: 1 P: 10	R: 0 E: 0 K: 0 S: 4 H: 1 LOB: 1 BB: 0 P: 4	R: 1 E: 0 K: 0 S: 4 H: 1 LOB: 0 BB: 0 P: 4	R: 0 E: 0 K: 0 S: 3 H: 0 LOB: 0 BB: 0 P: 3	R: 0 E: 0 K: 0 S: 3 H: 1 LOB: 0 BB: 0 P: 3	R: 1 E: 0 K: 2 S: 9 H: 2 LOB: 1 BB: 0 P: 9	R: 0 E: 0 K: 0 S: 2 H: 0 LOB: 0 BB: 1 P: 6	R: 0 E: 1 K: 0 S: 3 H: 0 LOB: 2 BB: 2 P: 11	1B: 2 2B: 1 3B: 0 HR: 3	SF: 0 SAC: 0 DP: 2 HBP: 0						

PITCHER		IP	WLS	BF	H	R	ER	SO	BB	IBB	HBP	BLK	WP	HR	S	P	ERA	WHIP
Bert Blyleven, R ERA: 1.44	(1, 1)	7.0	L	27	6	4	4	3	1	0	0	0	0	3	32	36	5.14	1.000
Ron Perranoski, L ERA: 4.5	(8, 1)	2.0		8	0	0	0	0	2	1	0	0	0	0	5	17	0.00	1.000

PITCHER	IP	WLS	BF	H	R	ER	SO	BB	IBB	HBP	BLK	WP	HR	S	P	ERA	WHIP

TOP

California Angels @ Minnesota Twins

Metropolitan Stadium, Bloomington , MI

Sat Apr 17 1971, 4:33 AM EST
Att. 12,968 - Unknown - 65 F

livebaseballscorecards.com

AB	31
R	4
H	6
RBI	4
BB	4
SO	3
LOB	10

WP: 0 PA: 35
PB: 0
SB: 0
CS: 0

Batter	1	2	3	4	5	6	7	8	9	AB	R	H	RBI	BB	SO	LOB
Cesar Tovar, R (1, 9) OBP: 0.442, SLG: 0.457	6-3		6-3		BB 1-2 2-3		FC5-4 1B 6-3 1-2f		5-3	4	1	0	0	1	0	1
Steve Braun, L (1, 4) (8, 5) OBP: 0.545, SLG: 0.375	G6-4-3 1B		F7		BB 1-2 2-3 3-H		6-3 1B 1-3		BB	3	0	2	1	2	0	0
Harmon Killebrew, R (1, 5) (8, 3) OBP: 0.426, SLG: 0.488	G6-4-3 1-2f			K	F2		6-3 1-2 3-H		K	5	0	0	1	0	2	6
Rich Reese, L (1, 3) OBP: 0.250, SLG: 0.189 Ron Perranoski, L (8, 1)		FC1-6 1B SF7 1B		1-3		4-3	2-H 1B			4	1	2	0	0	0	0
										0	0	0	0	0	0	0
Brant Alyea, R (1, 7) OBP: 0.357, SLG: 0.417		FC1-6 1-2 1B		K		E6 FC6-4 1B		5-3		4	0	1	0	0	1	0
Jim Holt, L (1, 8) OBP: 0.324, SLG: 0.382		FC1-6 1-2f 2-3			4-3	FC6-4 1-2 1B		1B		4	0	2	0	0	0	2
Leo Cardenas, R (1, 6) OBP: 0.295, SLG: 0.250		SF7 3-H			6-3	FC6-4 1-2f 2-3		F8		3	0	0	1	0	0	3
Paul Ratliff, L (1, 2)		4-3			BB BB BB	K		K		3	1	0	0	1	2	4
Bert Blyleven, R (1, 1) OBP: 0.222, SLG: 0.125 Charlie Manuel, L (7, PH) OBP: 0.667, SLG: 0.500 Rod Carew, L (8, 4) OBP: 0.262, SLG: 0.275			K		BB BB 1-2		FC5-4		1-3	1	0	0	0	1	1	0
										0	0	0	0	1	0	0
										1	0	0	0	0	0	0
Inning Stats	R: 0 E: 0 K: 0 S: 3 H: 1 LOB: 0 BB: 0 P: 3	R: 1 E: 0 K: 0 S: 5 H: 2 LOB: 1 BB: 0 P: 5	R: 0 E: 0 K: 1 S: 5 H: 0 LOB: 0 BB: 0 P: 5	R: 0 E: 0 K: 2 S: 7 H: 0 LOB: 0 BB: 0 P: 7	R: 1 E: 0 K: 0 S: 3 H: 0 LOB: 3 BB: 4 P: 19	R: 0 E: 1 K: 1 S: 7 H: 1 LOB: 2 BB: 0 P: 7	R: 1 E: 0 K: 0 S: 4 H: 2 LOB: 2 BB: 1 P: 8	R: 0 E: 0 K: 1 S: 6 H: 1 LOB: 1 BB: 0 P: 6	R: 0 E: 0 K: 1 S: 5 H: 0 LOB: 1 BB: 1 P: 9	1B: 7 2B: 0 3B: 0 HR: 0 SF: 1 SAC: 0 DP: 1 HBP: 0						

PITCHER	IP	WLS	BF	H	R	ER	SO	BB	IBB	HBP	BLK	WP	HR	S	P	ERA	WHIP
Andy Messersmith, R (1, 1) ERA: 1.59	9.0	W	39	7	3	3	6	6	0	0	0	0	0	45	69	3.00	1.444

PITCHER	IP	WLS	BF	H	R	ER	SO	BB	IBB	HBP	BLK	WP	HR	S	P	ERA	WHIP

BOTTOM

California Angels @ Minnesota Twins

Metropolitan Stadium, Bloomington , MI

Sat Apr 17 1971, 4:33 AM EST

Att. 12,968 - Unknown - 65 F

livebaseballscorecards.com

AB	32
R	3
H	7
RBI	3
BB	6
SO	6
LOB	16

WP: 0 PB: 0 SB: 0 CS: 0 PA: 39

Batter	1	2	3	4	5	6	7	8	9	AB	R	H	RBI	BB	SO	LOB
Sandy Alomar Sr., S (1, 4) OBP: 0.259, SLG: 0.286	P4		F9		F9			6-3		4	0	0	0	0	0	1
Ken Berry, R (1, 8) OBP: 0.119, SLG: 0.171	P6		K		K			K		4	0	0	0	0	3	1
Alex Johnson, R (1, 7) OBP: 0.333, SLG: 0.388	K		HR (1-H)			5-3			4-3, 1B	4	2	2	2	0	1	0
Tony Conigliaro, R (1, 9) OBP: 0.260, SLG: 0.362		FC5-4, 1B	1B			P6			4-3 (2-3)	4	0	2	0	0	0	1
Jim Fregosi, R (1, 6) OBP: 0.341, SLG: 0.368		FC5-4 (1-2f)	F8			F8			WP, 1B (3-H), 1B	4	1	1	1	0	0	2
Ken McMullen, R (1, 5) OBP: 0.255, SLG: 0.310		K		L5			F7		6-3 (1-2)	4	0	0	0	0	1	2
Jerry Moses, R (1, 2) OBP: 0.364, SLG: 0.594		K		1-3			6-3		BB, 1B (2-H)	4	0	1	1	0	1	1
Jim Spencer, L (1, 3) OBP: 0.298, SLG: 0.359			HR	K			P4		BB (1-2)	3	1	1	1	1	1	0
Clyde Wright, R (1, 1)			E5, HR		K			P5	F8	4	1	0	0	0	1	2
Dave LaRoche, L (9, 1) OBP: 0.500, SLG: 0.500										0	0	0	0	0	0	0
Mel Queen, L (9, 1)										0	0	0	0	0	0	0
Inning Stats	R: 0 E: 0 K: 1 S: 5 H: 0 LOB: 0 BB: 0 P: 5	R: 0 E: 0 K: 2 S: 8 H: 1 LOB: 1 BB: 0 P: 8	R: 3 E: 1 K: 1 S: 9 H: 3 LOB: 1 BB: 0 P: 9	R: 0 E: 0 K: 1 S: 5 H: 0 LOB: 0 BB: 0 P: 5	R: 0 E: 0 K: 2 S: 7 H: 0 LOB: 0 BB: 0 P: 7	R: 0 E: 0 K: 0 S: 3 H: 0 LOB: 0 BB: 0 P: 3	R: 0 E: 0 K: 0 S: 3 H: 0 LOB: 0 BB: 0 P: 3	R: 0 E: 0 K: 1 S: 5 H: 0 LOB: 0 BB: 0 P: 5	R: 2 E: 0 K: 0 S: 6 H: 3 LOB: 2 BB: 1 P: 10	1B: 4 2B: 1 3B: 0 HR: 2 SF: 0 SAC: 0 DP: 0 HBP: 0						

PITCHER	IP	WLS	BF	H	R	ER	SO	BB	IBB	HBP	BLK	WP	HR	S	P	ERA	WHIP
Tom Hall, L (1, 1) ERA: 3.72	8.0	L	29	4	3	1	8	0	0	0	0	0	2	45	45	1.12	0.500
Stan Williams, R (9, 1) ERA: 4.26	0.2		5	3	2	2	0	0	0	0	0	1	0	5	5	27.00	4.500
Sal Campisi, R (9, 1) ERA: 2.7	0.1		2	0	0	0	0	1	0	0	0	0	0	1	5	0.00	3.000

PITCHER	IP	WLS	BF	H	R	ER	SO	BB	IBB	HBP	BLK	WP	HR	S	P	ERA	WHIP

TOP

California Angels @ Minnesota Twins

Metropolitan Stadium, Bloomington , MI

Sun Apr 18 1971, 4:33 AM EST
Att. 6,566 - Unknown - 53 F

livebaseballscorecards.com

AB	35
R	5
H	7
RBI	5
BB	1
SO	8
LOB	10

1B: 4	SF: 0	WP: 1	PA: 36
2B: 1	SAC: 0	PB: 0	
3B: 0	DP: 0	SB: 0	
HR: 2	HBP: 0	CS: 0	

BOTTOM

California Angels @ Minnesota Twins

Metropolitan Stadium, Bloomington , MI

Sun Apr 18 1971, 4:33 AM EST
Att. 6,566 - Unknown - 53 F

livebaseballscorecards.com

Batter	1	2	3	4	5	6	7	8	9	AB	R	H	RBI	BB	SO	LOB
Cesar Tovar, R (1, 9) OBP: 0.439, SLG: 0.451	G6-4-3 1B			F7		K		BB 1B 1-2	K	5	0	2	0	0	2	2
Leo Cardenas, R (1, 6) OBP: 0.313, SLG: 0.282	P5			F8			1B 2B	BB 1-2 2-3		3	1	1	0	1	0	1
Harmon Killebrew, R (1, 5) OBP: 0.392, SLG: 0.444 Stan Williams, R (9, 1) Sal Campisi, R (9, 1)	G6-4-3 1-2f			P2			F8	F8		4 0 0	0 0 0	0 0 0	0 0 0	0 0 0	0 0 0	5 0 0
Brant Alyea, R (1, 7) OBP: 0.333, SLG: 0.375		4-3			FC1-6 1B		P3		6-3	4	0	1	0	0	0	1
Paul Powell, R (1, 8) OBP: 0.417, SLG: 0.636		6-3			F8		1B 2-H		1B 1B	4	1	2	1	0	0	1
Rich Reese, L (1, 3) OBP: 0.227, SLG: 0.171		4-1			FC1-6 1-2f		4-1		F9	4	0	0	0	0	0	3
Danny Thompson, R (1, 4) OBP: 0.250, SLG: 0.250			K		K			6-3	1B 2B 1-2	4	1	1	0	0	2	1
George Mitterwald, R (1, 2) OBP: 0.171, SLG: 0.147 Jim Holt, L (8, PR) OBP: 0.324, SLG: 0.382 Tom Tischinski, R (9, 2) Rod Carew, L (9, PH) OBP: 0.279, SLG: 0.293 Jim Kaat, L (9, PR) OBP: 0.333, SLG: 0.500		F7				K2-3		BB 1B	2B 1-3 2-H	3 0 0 1 0	0 0 0 0 1	1 0 0 1 0	0 0 0 1 0	0 0 0 0 0	1 0 0 0 0	0 0 0 0 0
Tom Hall, L (1, 1) OBP: 0.500, SLG: 0.400 Rick Renick, R (8, PH) OBP: 0.500, SLG: 0.667 (9, 5) Steve Braun, L (9, PR) OBP: 0.545, SLG: 0.375		F8				G3		P3	1-H 3-H	2 2 0	0 0 0	0 1 0	0 2 0	0 0 0	0 0 0	0 1 0
Inning Stats	R: 0 E: 0 K: 0 S: 3 H: 1 LOB: 0 BB: 0 P: 3	R: 0 E: 0 K: 0 S: 3 H: 0 LOB: 0 BB: 0 P: 3	R: 0 E: 0 K: 0 S: 3 H: 0 LOB: 0 BB: 0 P: 3	R: 0 E: 0 K: 0 S: 3 H: 0 LOB: 0 BB: 0 P: 3	R: 0 E: 0 K: 1 S: 6 H: 1 LOB: 1 BB: 0 P: 6	R: 0 E: 0 K: 2 S: 7 H: 0 LOB: 0 BB: 0 P: 7	R: 1 E: 0 K: 0 S: 5 H: 2 LOB: 1 BB: 0 P: 5	R: 0 E: 0 K: 0 S: 5 H: 2 LOB: 3 BB: 1 P: 9	R: 3 E: 0 K: 1 S: 9 H: 4 LOB: 2 BB: 0 P: 9	1B: 8 2B: 2 3B: 0 HR: 0	SF: 0 SAC: 0 DP: 1 HBP: 0						

	AB	36
	R	4
	H	10
	RBI	4
	BB	1
	SO	5
	LOB	15

WP: 0 PB: 0 SB: 0 CS: 0 PA: 37

PITCHER		IP	WLS	BF	H	R	ER	SO	BB	IBB	HBP	BLK	WP	HR	S	P	ERA	WHIP
Clyde Wright, L ERA: 3.72	(1, 1)	8.2	W	35	9	4	4	4	1	0	0	0	0	0	42	46	4.15	1.154
Dave LaRoche, L ERA:	(9, 1)	0.0		1	1	0	0	0	0	0	0	0	0	0	1	1	∞	∞
Mel Queen, R ERA:	(9, 1)	0.1	S	1	0	0	0	1	0	0	0	0	0	0	3	3	0.00	0.000

PITCHER	IP	WLS	BF	H	R	ER	SO	BB	IBB	HBP	BLK	WP	HR	S	P	ERA	WHIP

Batter	1	2	3	4	5	6	7	8	9	AB	R	H	RBI	BB	SO	LOB
Bert Campaneris, R (1, 6) OBP: 0.211, SLG: 0.194	5-3		6-3		F8		5-3			4	0	0	0	0	0	0
Joe Rudi, R (1, 7) OBP: 0.328, SLG: 0.442	BB, 1B		1-3		E5		4-3			4	0	1	0	0	0	0
Reggie Jackson, L (1, 9) OBP: 0.224, SLG: 0.387	BBBB, 1-2, G4-6-3, BB			3B, 2B	P5			1-3		3	1	1	0	1	0	1
Don Mincher, L (1, 3) OBP: 0.373, SLG: 0.420	G4-6-3, 1-2f			HR, 2-H, 3B	SSS, K			4-3		4	1	1	1	0	1	3
Sal Bando, R (1, 5) OBP: 0.397, SLG: 0.588		FC3-6, 1B		HR, 3-H		BBBB, FC4-3-6, BB		HR		3	2	3	3	1	0	0
Rick Monday, L (1, 8) OBP: 0.449, SLG: 0.590		FC3-6, E, 1-2f		F7		FC4-3-6, S, 1-2f		P6		4	0	0	0	0	0	2
Dave Duncan, R (1, 2) OBP: 0.333, SLG: 0.279		P6, 1-2		E6		F8, 1-2			SSS, K	4	0	0	0	0	1	2
Dick Green, R (1, 4) OBP: 0.328, SLG: 0.340		SSS, K		F9		SSS, K		5-3		4	0	0	0	0	2	3
Catfish Hunter, R (1, 1) OBP: 0.222, SLG: 0.222			F8	5-3			F9		F9	4	0	0	0	0	0	1
Inning Stats	R: 0 E: 0 K: 0 S: 3 H: 1 LOB: 1 BB: 1 P: 7	R: 0 E: 1 K: 1 S: 6 H: 1 LOB: 1 BB: 0 P: 6	R: 0 E: 0 K: 0 S: 3 H: 0 LOB: 0 BB: 0 P: 3	R: 3 E: 1 K: 0 S: 7 H: 3 LOB: 1 BB: 0 P: 7	R: 0 E: 1 K: 1 S: 6 H: 0 LOB: 1 BB: 0 P: 6	R: 0 E: 0 K: 1 S: 5 H: 0 LOB: 1 BB: 1 P: 9	R: 0 E: 0 K: 0 S: 3 H: 0 LOB: 0 BB: 0 P: 3	R: 1 E: 0 K: 0 S: 4 H: 1 LOB: 0 BB: 0 P: 4	R: 0 E: 0 K: 1 S: 5 H: 0 LOB: 0 BB: 0 P: 5	1B: 2 2B: 1 3B: 1 HR: 2 SF: 0 SAC: 0 DP: 1 HBP: 0							

TOP

Oakland Athletics @ California Angels

Anaheim Stadium, Anaheim, CA

Tue Apr 20 1971, 9:05 PM EST

Att. 8,088 - Unknown

livebaseballscorecards.com

AB	34
R	4
H	6
RBI	4
BB	2
SO	4
LOB	12

WP: 0 PB: 0 SB: 1 CS: 0 PA: 36

PITCHER		IP	WLS	BF	H	R	ER	SO	BB	IBB	HBP	BLK	WP	HR	S	P	ERA	WHIP
Tom Murphy, R ERA: 3.07	(1, 1)	5.0	L	22	5	3	3	2	1	0	0	0	0	1	25	29	5.40	1.200
Jim Maloney, R ERA:	(6, 1)	2.0		7	0	0	0	1	1	0	0	0	0	0	8	12	0.00	0.500
Eddie Fisher, R ERA: 2.25	(8, 1)	2.0		7	1	1	1	1	0	0	0	0	0	1	9	9	4.50	0.500

PITCHER	IP	WLS	BF	H	R	ER	SO	BB	IBB	HBP	BLK	WP	HR	S	P	ERA	WHIP

Batter	1	2	3	4	5	6	7	8	9	AB	R	H	RBI	BB	SO	LOB
Sandy Alomar Sr., S (1, 4) OBP: 0.241, SLG: 0.264	4-3		F7		K		L6			4	0	0	0	0	1	1
Jim Spencer, L (1, 3) OBP: 0.275, SLG: 0.326	4-3		P4		6-3			F8		4	0	0	0	0	0	0
Alex Johnson, R (1, 7) OBP: 0.345, SLG: 0.385	S 1B		BB			5-3		5-3		3	0	1	0	1	0	0
Tony Conigliaro, R (1, 9) OBP: 0.259, SLG: 0.353	4-3 1-2		K			K		1B		4	0	1	0	0	2	2
Jim Fregosi, R (1, 6) OBP: 0.356, SLG: 0.390		F3		2B		BB		F7		3	0	1	0	1	0	1
Ken McMullen, R (1, 5) OBP: 0.235, SLG: 0.283		6-3		F3		F8			6-3	4	0	0	0	0	0	2
Jerry Moses, R (1, 2) OBP: 0.351, SLG: 0.543		BB BB		F7			F8		K	3	0	0	0	1	1	1
Ken Berry, R (1, 8) OBP: 0.130, SLG: 0.159		1-2 BB		1-3			F7		F7	3	0	0	0	1	0	1
Tom Murphy, R (1, 1) OBP: 0.200, SLG: 0.300		K			K		BB			1	0	0	0	0	1	2
Giraldo Ruiz, S (5, PH) OBP: 0.667, SLG: 0.500										1	0	0	0	0	1	0
Jim Maloney, L (6, 1)										0	0	0	0	0	0	0
Roger Repoz, L (7, PH)										0	0	0	0	1	0	0
Eddie Fisher, R (8, 1)										0	0	0	0	0	0	0
Inning Stats	R: 0 E: 0 K: 0 S: 4 H: 1 LOB: 1 BB: 0 P: 4	R: 0 E: 0 K: 1 S: 5 H: 0 LOB: 2 BB: 2 P: 13	R: 0 E: 0 K: 1 S: 5 H: 0 LOB: 1 BB: 1 P: 9	R: 0 E: 0 K: 0 S: 4 H: 1 LOB: 1 BB: 0 P: 4	R: 0 E: 0 K: 2 S: 7 H: 0 LOB: 0 BB: 0 P: 7	R: 0 E: 0 K: 1 S: 5 H: 0 LOB: 1 BB: 1 P: 9	R: 0 E: 0 K: 0 S: 3 H: 0 LOB: 1 BB: 1 P: 7	R: 0 E: 0 K: 0 S: 4 H: 1 LOB: 1 BB: 0 P: 4	R: 0 E: 0 K: 1 S: 5 H: 0 LOB: 0 BB: 0 P: 5	1B: 2 2B: 1 3B: 0 HR: 0 SF: 0 SAC: 0 DP: 0 HBP: 0				WP: 0 PB: 0 SB: 1 CS: 0	PA: 35	

PITCHER	IP	WLS	BF	H	R	ER	SO	BB	IBB	HBP	BLK	WP	HR	S	P	ERA	WHIP
Catfish Hunter, R (1, 1) ERA: 5.32	9.0	W	35	3	0	0	6	5	0	0	0	0	0	42	62	0.00	0.889

PITCHER	IP	WLS	BF	H	R	ER	SO	BB	IBB	HBP	BLK	WP	HR	S	P	ERA	WHIP

BOTTOM

Oakland Athletics @ California Angels

Anaheim Stadium, Anaheim, CA

Tue Apr 20 1971, 9:05 PM EST

Att. 8,088 - Unknown

livebaseballscorecards.com

AB	30
R	0
H	3
RBI	0
BB	5
SO	6
LOB	10

Batter	1	2	3	4	5	6	7	8	9	10	11	12	13	AB	R	H	RBI	BB	SO	LOB
Bert Campaneris, R (1, 6) OBP: 0.208, SLG: 0.205	6-3		2B		K			F5		F7		K		6	0	1	0	0	2	4
Joe Rudi, R (1, 7) (11, 9) OBP: 0.313, SLG: 0.466	K		F8			P5			HR	FC4-6 1-2f		4-3		6	1	1	1	0	1	4
Reggie Jackson, L (1, 9) (11, 8) OBP: 0.205, SLG: 0.353	K			K		K			F8		6-3		K	6	0	0	0	0	4	0
Don Mincher, L (1, 3) OBP: 0.369, SLG: 0.389		F7		F8		1-3			4-3		1B BB		HR BB	4	1	0	0	2	0	0
Sal Bando, R (1, 5) OBP: 0.420, SLG: 0.636		BB		K			P4		BB		FC6-4 1-3 1B		HR 1-H	4	1	2	2	2	1	0
Rick Monday, L (1, 8) OBP: 0.415, SLG: 0.535		K	K		K		1-3		K		K		F9	4	0	0	0	0	3	2
Tommy Davis, R (11, PH) (11, 7) OBP: 0.300, SLG: 0.250		K												2	0	0	0	0	1	2
Dave Duncan, R (1, 2) OBP: 0.333, SLG: 0.348		K			HR		K			FC1-5 1B	FC6-4 1-2f		K	3	1	1	1	0	2	1
Gene Tenace, R (10, PH) (10, 2) OBP: 0.500, SLG: 0.500														3	0	1	0	0	1	2
Dick Green, R (1, 4) OBP: 0.333, SLG: 0.333			K		SH1-4 BB			F5		FC1-5 1-2 1B		E6 FC5-6		4	0	1	0	1	1	0
Rollie Fingers, R (1, 1) OBP: 0.125, SLG: 0.125 Angel Mangual, R (8, PH) OBP: 0.231, SLG: 0.273 Paul Lindblad, L (8, 1) OBP: 0.500, SLG: 0.500 Bob Locker, S (9, 1) Steve Hovley, L (10, PH) OBP: 0.471, SLG: 0.455 Jim Roland, R (10, 1) Ron Klimkowski, R (10, 1)		F5			SH1-4 1-2			K		FC1-5 FC4-6 1-2 2-3f		FC5-6 1-2f		1 1 0 0 1 1 0	0 0 0 0 0 0 0	0 0 0 0 0 0 0	0 1 0 0 0 0 0	0 0 0 0 0 0 0	0 0 0 0 0 2 0	0 0 0 0 0 0 1
Inning Stats	R: 0 E: 0 K: 2 S: 7 H: 0 LOB: 0 BB: 0 P: 7	R: 0 E: 0 K: 2 S: 7 H: 0 LOB: 1 BB: 1 P: 11	R: 0 E: 0 K: 1 S: 6 H: 1 LOB: 1 BB: 0 P: 6	R: 0 E: 0 K: 2 S: 7 H: 0 LOB: 0 BB: 0 P: 7	R: 1 E: 0 K: 2 S: 8 H: 1 LOB: 1 BB: 1 P: 12	R: 0 E: 0 K: 1 S: 5 H: 0 LOB: 0 BB: 0 P: 5	R: 0 E: 0 K: 1 S: 5 H: 0 LOB: 0 BB: 0 P: 5	R: 0 E: 0 K: 1 S: 5 H: 0 LOB: 0 BB: 0 P: 5	R: 1 E: 0 K: 1 S: 6 H: 1 LOB: 1 BB: 1 P: 10	R: 0 E: 0 K: 0 S: 5 H: 2 LOB: 2 BB: 0 P: 5	R: 0 E: 0 K: 1 S: 6 H: 1 LOB: 2 BB: 1 P: 10	R: 0 E: 1 K: 1 S: 6 H: 0 LOB: 1 BB: 0 P: 6	R: 2 E: 0 K: 2 S: 8 H: 1 LOB: 0 BB: 1 P: 12	1B: 3 2B: 1 3B: 0 HR: 3	SF: 0 SAC: 1 DP: 0 HBP: 0		WP: 0 PB: 0 SB: 0 CS: 0	PA: 52

PITCHER		IP	WLS	BF	H	R	ER	SO	BB	IBB	HBP	BLK	WP	HR	S	P	ERA	WHIP
Rudy May, L ERA: 1.56	(1, 1)	9.0		34	4	2	2	13	3	0	0	0	0	2	57	69	2.00	0.778
Mel Queen, R ERA:	(10, 1)	1.0		4	1	0	0	0	0	0	0	0	0	0	4	4	0.00	1.000
Dave LaRoche, L ERA:	(11, 1)	0.1		3	1	0	0	0	1	0	0	0	0	0	2	6	0.00	6.000
Lloyd Allen, R ERA: 2.45	(11, 1)	1.2		6	0	0	0	2	0	0	0	0	0	0	10	10	0.00	0.000
Eddie Fisher, R ERA: 4.0	(13, 1)	1.0	L	5	1	2	2	2	1	0	0	0	0	1	8	12	18.00	2.000

PITCHER	IP	WLS	BF	H	R	ER	SO	BB	IBB	HBP	BLK	WP	HR	S	P	ERA	WHIP

TOP

Oakland Athletics @ California Angels

Anaheim Stadium, Anaheim, CA

Wed Apr 21 1971, 9:05 PM EST

Att. 6,432 - Unknown

livebaseballscorecards.com

AB	46
R	4
H	7
RBI	4
BB	5
SO	17
LOB	18

Batter	1	2	3	4	5	6	7	8	9	10	11	12	13	AB	R	H	RBI	BB	SO	LOB
Sandy Alomar Sr., S (1, 4) OBP: 0.238, SLG: 0.259	P4			F8	4-3			F7		SH3-4 1-2		E FC4-2 1B		5	0	1	0	0	0	1
Roger Repoz, L (1, 3) OBP: 0.375, SLG: 0.429 (8, 9)	G3			HBP 1B 1B		P5		F9-6 2B		G6-4-3 IBB		FC4-2 IBB 1-3 IBB		4	1	2	0	0	0	0
Billy Cowan, R (10, PH) OBP: 0.333, SLG: 0.333														0	0	0	0	0	0	0
Tony Gonzalez, L (10, PH) (11, 9) OBP: 0.500, SLG: 0.500														0	0	0	0	2	0	0
Alex Johnson, R (1, 7) OBP: 0.344, SLG: 0.357	F9			K		1-3		IBB		G6-4-3 1-2f		FC5 FC4-2 1-2 IBB		4	0	0	0	2	1	3
Tony Conigliaro, R (1, 9) OBP: 0.263, SLG: 0.340		F7		1-0 1B 1-2 HBP		5-3		F9-6 2-3			F7	FC4-2 1-2 2-3 3-Hf		2	0	0	0	0	0	0
Jim Spencer, L (8, 3) OBP: 0.259, SLG: 0.304														3	0	0	0	0	0	5
Jim Fregosi, R (1, 6) OBP: 0.353, SLG: 0.383		K		0-0 1B 1-2 2-H			6-3		5-3		1B 1B	FC5 2-3f		6	0	2	1	0	1	3
Ken McMullen, R (1, 5) OBP: 0.255, SLG: 0.360		P4		K			HR		FC6-4 1B		1-2 1B		K	4	1	2	1	0	1	2
Giraldo Ruiz, S (9, PR) (10, 5) OBP: 0.600, SLG: 0.500														2	0	1	0	0	1	0
Jerry Moses, R (1, 2) OBP: 0.302, SLG: 0.463		K			L4		P4		FC6-4 1-2f		P4		6-3	6	0	0	0	0	1	3
Ken Berry, R (1, 8) OBP: 0.173, SLG: 0.184		6-3			SH1-4 1B		1B		P4		4-3		BB	5	0	2	0	1	0	3
Rudy May, L (1, 1)		1-3			SH1-4 1-2		G1			SH3-4 BB		4-3	F7	2	0	0	0	0	0	1
Mel Queen, L (10, 1)														0	0	0	0	0	0	0
Syd O'Brien, R (10, PH) OBP: 0.167, SLG: 0.091														0	0	0	0	1	0	0
Dave LaRoche, L (11, 1) OBP: 0.500, SLG: 0.500														0	0	0	0	0	0	0
Lloyd Allen, R (11, 1)														0	0	0	0	0	0	0
John Stephenson, L (12, PH)														1	0	0	0	0	0	0
Eddie Fisher, R (13, 1)														0	0	0	0	0	0	0
Jeff Torborg, R (12, PH)														1	0	0	0	0	0	1
Inning Stats	R: 0 E: 0 K: 0 S: 3 H: 0 LOB: 0 BB: 0 P: 3	R: 0 E: 0 K: 1 S: 5 H: 0 LOB: 0 BB: 0 P: 5	R: 0 E: 0 K: 1 S: 5 H: 0 LOB: 0 BB: 0 P: 5	R: 1 E: 0 K: 2 S: 9 H: 2 LOB: 2 BB: 0 P: 10	R: 0 E: 0 K: 0 S: 4 H: 1 LOB: 1 BB: 0 P: 4	R: 0 E: 0 K: 0 S: 3 H: 0 LOB: 0 BB: 0 P: 3	R: 1 E: 0 K: 0 S: 5 H: 2 LOB: 1 BB: 0 P: 5	R: 0 E: 0 K: 0 S: 3 H: 1 LOB: 1 BB: 1 P: 7	R: 0 E: 0 K: 0 S: 4 H: 1 LOB: 1 BB: 0 P: 4	R: 0 E: 0 K: 0 S: 2 H: 0 LOB: 1 BB: 2 P: 10	R: 0 E: 0 K: 0 S: 5 H: 2 LOB: 2 BB: 0 P: 5	R: 0 E: 1 K: 0 S: 4 H: 1 LOB: 3 BB: 2 P: 12	R: 0 E: 0 K: 1 S: 5 H: 0 LOB: 1 BB: 1 P: 9	1B: 8 2B: 2 3B: 0 HR: 1	SF: 0 SAC: 2 DP: 2 HBP: 1	WP: 0 PB: 0 SB: 0 CS: 0	PA: 54					

PITCHER		IP	WLS	BF	H	R	ER	SO	BB	IBB	HBP	BLK	WP	HR	S	P	ERA	WHIP
Rollie Fingers, R ERA: 3.28	(1, 1)	7.0		27	5	2	2	4	0	0	1	0	0	0	34	35	2.57	0.714
Paul Lindblad, L ERA: 2.08	(8, 1)	1.1		6	2	0	0	0	0	1	0	0	0	0	5	9	0.00	1.500
Bob Locker, R ERA: 2.79	(9, 1)	0.2		2	0	0	0	0	0	0	0	0	0	0	2	2	0.00	0.000
Jim Roland, L ERA: 7.04	(10, 1)	0.1		2	0	0	0	0	1	0	0	0	0	0	1	5	0.00	3.000
Ron Klimkowski, R ERA:	(10, 1)	3.2	W	17	3	0	0	1	1	3	0	0	0	0	15	31	0.00	1.091

PITCHER	IP	WLS	BF	H	R	ER	SO	BB	IBB	HBP	BLK	WP	HR	S	P	ERA	WHIP

BOTTOM

Oakland Athletics @ California Angels

Anaheim Stadium, Anaheim, CA

Wed Apr 21 1971, 9:05 PM EST

Att. 6,432 - Unknown

livebaseballscorecards.com

AB	45
R	2
H	10
RBI	2
BB	6
SO	5
LOB	22

Batter	1	2	3	4	5	6	7	8	9	AB	R	H	RBI	BB	SO	LOB
Bert Campaneris, R (1, 6) OBP: 0.207, SLG: 0.205	P6		P4		6-3	S 1B		4-3		5	0	1	0	0	0	0
Joe Rudi, R (1, 7) OBP: 0.333, SLG: 0.459	E FC6-4 BB		1B 4-3 BB		2B 1B	1-2 K		K		3	3	1	0	2	2	1
Reggie Jackson, L (1, 9) OBP: 0.231, SLG: 0.375	FC6-4 E CS 1-2 BB		4-3 1-3 1B		1-3 1B 2B	K			1-3	4	1	2	0	1	1	1
Don Mincher, L (1, 3) OBP: 0.357, SLG: 0.362	E6 FC6-4 1-2 2-3		4-3 1-2 3-H		1B 1B IBB	K			K	4	1	0	1	1	2	4
Sal Bando, R (1, 5) OBP: 0.419, SLG: 0.610	FC6-4 1-2f 2-3 3-H		K		P4	FC5-4 1B			BB	4	0	1	1	1	1	6
Rick Monday, L (1, 8) OBP: 0.414, SLG: 0.521	CS 3-H	6-3		WP 6-3 1B	1B 1B 1-2 2-H 3-H 1B	F9			F8	5	1	2	2	0	0	2
Dave Duncan, R (1, 2) OBP: 0.327, SLG: 0.340		F7	6-3 1-2	1B PB 1-2 2-H 1B	P2					4	1	1	1	0	0	2
Dick Green, R (1, 4) OBP: 0.343, SLG: 0.333		BB	K 2-3	PB 1-2 2-H 1B	FC5-4 1-2f					3	0	1	1	1	1	2
Vida Blue, S (1, 1) OBP: 0.167, SLG: 0.250		1-3	K	F7 1-3 2-H				K		4	0	0	0	0	2	3
Inning Stats	R: 1 E: 1 K: 0 S: 3 H: 0 LOB: 1 BB: 2 P: 11	R: 0 E: 0 K: 0 S: 3 H: 0 LOB: 1 BB: 1 P: 7	R: 1 E: 0 K: 1 S: 6 H: 1 LOB: 1 BB: 1 P: 10	R: 0 E: 0 K: 2 S: 8 H: 1 LOB: 1 BB: 0 P: 8	R: 5 E: 0 K: 0 S: 8 H: 5 LOB: 1 BB: 1 P: 12	R: 0 E: 0 K: 3 S: 10 H: 1 LOB: 1 BB: 0 P: 10	R: 0 E: 0 K: 0 S: 4 H: 1 LOB: 1 BB: 0 P: 4	R: 0 E: 0 K: 2 S: 7 H: 0 LOB: 0 BB: 0 P: 7	R: 0 E: 0 K: 1 S: 5 H: 0 LOB: 1 BB: 1 P: 9	1B: 8 2B: 1 3B: 0 HR: 0	SF: 0 SAC: 0 DP: 0 HBP: 0						

TOP

Oakland Athletics @ California Angels

Anaheim Stadium, Anaheim, CA

Thu Apr 22 1971, 9:05 PM EST

Att. 7,186 - Unknown

livebaseballscorecards.com

AB	36
R	7
H	9
RBI	6
BB	6
SO	9
LOB	21

WP: 1 PA: 43
PB: 2
SB: 1
CS: 1

PITCHER		IP	WLS	BF	H	R	ER	SO	BB	IBB	HBP	BLK	WP	HR	S	P	ERA	WHIP
Andy Messersmith, R ERA: 2.96	(1, 1)	4.2	L	25	6	7	5	3	4	1	0	0	1	0	26	46	9.64	2.143
Billy Wynne, R ERA:	(5, 1)	1.1		6	2	0	0	3	0	0	0	0	0	0	12	12	0.00	1.500
Eddie Fisher, R ERA: 3.27	(7, 1)	2.0		7	1	0	0	2	0	0	0	0	0	0	11	11	0.00	0.500
Dave LaRoche, L ERA:	(9, 1)	1.0		4	0	0	0	1	1	0	0	0	0	0	5	9	0.00	1.000

PITCHER	IP	WLS	BF	H	R	ER	SO	BB	IBB	HBP	BLK	WP	HR	S	P	ERA	WHIP

BOTTOM

Oakland Athletics @ California Angels

Anaheim Stadium, Anaheim, CA

Thu Apr 22 1971, 9:05 PM EST

Att. 7,186 - Unknown

livebaseballscorecards.com

Batter	1	2	3	4	5	6	7	8	9	AB	R	H	RBI	BB	SO	LOB
Sandy Alomar Sr., S (1, 4) OBP: 0.239, SLG: 0.274	S S S 0-3 K ①		x 0-0 1-3 ③			x 0-0 2B 2B		x 0-0 F8 ②		4	1	1	0	0	1	0
Jim Spencer, L (1, 3) OBP: 0.293, SLG: 0.408	x 0-0 HR			x 0-0 F8 ①		x 0-0 2-H 2B		B B B B 4-0 2B BB		3	2	2	2	1	0	0
Alex Johnson, R (1, 7) OBP: 0.338, SLG: 0.367	S S S 0-3 K ②			x 0-0 6-3 ②		S S S 0-3 K ②		x 0-0 1-H 2B		4	0	1	1	0	2	1
Tony Conigliaro, R (1, 9) OBP: 0.246, SLG: 0.316	S S S 0-3 K ③			x 0-0 5-3 ③		x 0-0 F8 ③		x 0-0 P6 ③		4	0	0	0	0	1	2
Jim Fregosi, R (1, 6) OBP: 0.345, SLG: 0.360		x 0-0 F9 ①			x 0-0 P5 ①		B B B B 4-0 BB		x 0-0 L4 ①	3	0	0	0	1	0	0
Ken McMullen, R (1, 5) OBP: 0.254, SLG: 0.352		x 0-0 F8 ②			x 0-0 WP 1B		x 0-0 F9 ①		x 0-0 F8 ②	4	0	1	0	0	0	1
Jerry Moses, R (1, 2) OBP: 0.277, SLG: 0.422	S S S 0-3 K ③				S S S 0-3 K ② 1-2		S S S 0-3 K ②		x 0-0 5-3 ③	4	0	0	0	0	3	2
Ken Berry, R (1, 8) OBP: 0.164, SLG: 0.173			x 0-0 3-1 ①		x 0-0 P4 ③		x 0-0 F9 ③			3	0	0	0	0	0	2
Andy Messersmith, R (1, 1) OBP: 0.125, SLG: 0.500 Billy Wynne, L (5, 1) Giraldo Ruiz, S (6, PH) OBP: 0.500, SLG: 0.400 Eddie Fisher, R (7, 1) Syd O'Brien, R (8, PH) OBP: 0.154, SLG: 0.083 Dave LaRoche, L (9, 1) OBP: 0.500, SLG: 0.500			x 0-0 F8 ②			S S S 0-3 K ①		S S S 0-3 K ①		1 0 1 0 1 0	0 0 0 0 0 0	0 0 0 0 0 0	0 0 0 0 0 0	0 0 0 0 0 0	0 0 1 0 1 0	0 0 0 0 0 0

	AB	32
	R	3
	H	5
	RBI	3
	BB	2
	SO	9
	LOB	8

Inning Stats																																		
	R: 1	H: 1	R: 0	H: 0	R: 0	H: 0	R: 0	H: 0	R: 0	H: 1	R: 1	H: 2	R: 0	H: 0	R: 1	H: 1	R: 0	H: 0	1B: 1	SF: 0	WP: 1	PA: 34
	E: 0	LOB: 0	E: 0	LOB: 0	E: 0	LOB: 0	E: 0	LOB: 0	E: 0	LOB: 1	E: 0	LOB: 1	E: 0	LOB: 1	E: 0	LOB: 1	E: 0	LOB: 0	2B: 3	SAC: 0	PB: 0	
	K: 3	BB: 0	K: 1	BB: 0	K: 0	BB: 0	K: 1	BB: 0	K: 2	BB: 0	K: 1	BB: 1	K: 0	BB: 0	K: 1	BB: 1	K: 0	BB: 0	3B: 0	DP: 0	SB: 0	
	S: 10	P: 10	S: 5	P: 5	S: 3	P: 3	S: 3	P: 3	S: 6	P: 6	S: 9	P: 9	S: 5	P: 9	S: 6	P: 10	S: 3	P: 3	HR: 1	HBP: 0	CS: 0	

PITCHER	IP	WLS	BF	H	R	ER	SO	BB	IBB	HBP	BLK	WP	HR	S	P	ERA	WHIP
Vida Blue, L (1, 1) ERA: 1.56	9.0	W	34	5	3	3	9	2	0	0	0	1	1	50	58	3.00	0.778

PITCHER	IP	WLS	BF	H	R	ER	SO	BB	IBB	HBP	BLK	WP	HR	S	P	ERA	WHIP

Baltimore Orioles @ California Angels

Anaheim Stadium, Anaheim, CA

Fri Apr 23 1971, 9:05 PM EST

Att. 13,644 - Unknown

TOP

livebaseballscorecards.com

Batter	1	2	3	4	5	6	7	8	9	AB	R	H	RBI	BB	SO	LOB
Don Buford, S (1, 7) OBP: 0.465, SLG: 0.583	1-3		F8		K			F8	1-3 1-2 3-H	5	0	0	1	0	1	3
Davey Johnson, R (1, 4) OBP: 0.373, SLG: 0.612	F9			HR		1-3			HR F9	5	2	2	2	0	0	1
Frank Robinson, R (1, 9) OBP: 0.407, SLG: 0.383	1-3			F9		2-3			WP HBP BB 1B	4	1	1	0	0	0	0
Boog Powell, L (1, 3) OBP: 0.333, SLG: 0.400		G6-4-3 1B		P5		3-1			F8	4	0	1	0	0	0	1
Paul Blair, R (1, 8) OBP: 0.345, SLG: 0.431		G6-4-3 1-2f		HR			F9		BB WP 2B HBP 1-2	3	2	1	1	0	0	1
Brooks Robinson, R (1, 5) OBP: 0.316, SLG: 0.352		F9		5-3			F8		BB 2B IBB 1-2 2-3	3	1	0	0	1	0	0
Andy Etchebarren, R (1, 2) OBP: 0.318, SLG: 0.400 Tom Shopay, L (9, PH) OBP: 0.400, SLG: 0.250 Elrod Hendricks, L (9, 2) OBP: 0.300, SLG: 0.269			K	1B			F9	2B FC BB 1-2 2-3 3-H		3 0 0	0 1 0	1 0 0	0 1 0	0 1 0	1 0 0	0 0 0
Mark Belanger, R (1, 6) OBP: 0.340, SLG: 0.326			2B	P4				G3	FC 1-3 2B 1-3 2-H 3-H	4	1	2	2	0	0	1
Dave McNally, R (1, 1) OBP: 0.200, SLG: 0.143			K	K				K	FC 1-3 2-3 3-H	4	0	0	1	0	3	3
Inning Stats	R: 0 E: 0 K: 0 S: 3 H: 0 LOB: 0 BB: 0 P: 3	R: 0 E: 0 K: 0 S: 3 H: 1 LOB: 0 BB: 0 P: 3	R: 0 E: 0 K: 2 S: 8 H: 1 LOB: 0 BB: 0 P: 8	R: 2 E: 0 K: 0 S: 5 H: 2 LOB: 0 BB: 0 P: 5	R: 0 E: 0 K: 2 S: 8 H: 1 LOB: 1 BB: 0 P: 8	R: 0 E: 0 K: 0 S: 3 H: 0 LOB: 0 BB: 0 P: 3	R: 0 E: 0 K: 0 S: 3 H: 0 LOB: 0 BB: 0 P: 3	R: 0 E: 0 K: 1 S: 5 H: 0 LOB: 0 BB: 0 P: 5	R: 6 E: 0 K: 0 S: 7 H: 3 LOB: 1 BB: 2 P: 16	1B: 3 2B: 2 3B: 0 HR: 3 SF: 0 SAC: 0 DP: 1 HBP: 1						

	AB	35
	R	8
	H	8
	RBI	8
	BB	2
	SO	5
	LOB	10

WP: 1 PB: 0 SB: 0 CS: 0 PA: 38

PITCHER		IP	WLS	BF	H	R	ER	SO	BB	IBB	HBP	BLK	WP	HR	S	P	ERA	WHIP
Clyde Wright, L ERA: 4.1	(1, 1)	8.1	L	32	7	5	5	5	0	0	1	0	0	3	41	42	5.40	0.840
Lloyd Allen, R ERA: 5.63	(9, 1)	0.2		6	1	3	3	0	1	1	0	0	1	0	4	12	40.50	3.000

PITCHER	IP	WLS	BF	H	R	ER	SO	BB	IBB	HBP	BLK	WP	HR	S	P	ERA	WHIP

Batter	1	2	3	4	5	6	7	8	9	AB	R	H	RBI	BB	SO	LOB
Sandy Alomar Sr., S (1, 4) OBP: 0.239, SLG: 0.273	G3		1-3		2-H 1B			1-3		4	0	1	1	0	0	0
Jim Spencer, L (1, 3) OBP: 0.290, SLG: 0.396	1B 1B		F8		K			5-3		4	1	1	0	0	1	1
Alex Johnson, R (1, 7) OBP: 0.319, SLG: 0.344	L6			5-3		L4			6-3	4	0	0	0	0	0	1
Tony Conigliaro, R (1, 9) OBP: 0.262, SLG: 0.344	1B 1-2 1B			2B		5-3			6-3	4	0	2	0	0	0	0
Jim Fregosi, R (1, 6) OBP: 0.339, SLG: 0.352	1-3 2-H 1B			F5		K			F3	4	0	1	1	0	1	1
Ken McMullen, R (1, 5) OBP: 0.258, SLG: 0.351		F7		6-3			G5-4-3 1B			3	0	1	0	0	0	1
Jerry Moses, R (1, 2) OBP: 0.260, SLG: 0.396		6-3			6-3		F9			3	0	0	0	0	0	1
Ken Berry, R (1, 8) OBP: 0.172, SLG: 0.182		F8			SH1-4 1B		1-2f G5-4-3			3	1	1	0	0	0	1
Clyde Wright, R (1, 1) Lloyd Allen, R (9, 1)			K		SH1-4 1-2			K		2 0	0 0	0 0	0 0	0 0	2 0	0 0
Inning Stats	R: 1 H: 3 E: 0 LOB: 2 K: 0 BB: 0 S: 5 P: 5		R: 0 H: 0 E: 0 LOB: 0 K: 0 BB: 0 S: 3 P: 3	R: 0 H: 1 E: 0 LOB: 1 K: 0 BB: 0 S: 4 P: 4	R: 1 H: 2 E: 0 LOB: 1 K: 1 BB: 0 S: 7 P: 7	R: 0 H: 0 E: 0 LOB: 0 K: 1 BB: 0 S: 5 P: 5	R: 0 H: 1 E: 0 LOB: 0 K: 0 BB: 0 S: 3 P: 3	R: 0 H: 0 E: 0 LOB: 0 K: 1 BB: 0 S: 5 P: 5	R: 0 H: 0 E: 0 LOB: 0 K: 0 BB: 0 S: 3 P: 3	1B: 6 SF: 0 2B: 1 SAC: 1 3B: 0 DP: 1 HR: 0 HBP: 0						

PITCHER	IP	WLS	BF	H	R	ER	SO	BB	IBB	HBP	BLK	WP	HR	S	P	ERA	WHIP
Dave McNally, L (1, 1) ERA: 2.57	9.0	W	32	7	2	2	4	0	0	0	0	0	0	40	40	2.00	0.778

PITCHER	IP	WLS	BF	H	R	ER	SO	BB	IBB	HBP	BLK	WP	HR	S	P	ERA	WHIP

BOTTOM

Baltimore Orioles @ California Angels

Anaheim Stadium, Anaheim, CA

Fri Apr 23 1971, 9:05 PM EST

Att. 13,644 - Unknown

livebaseballscorecards.com

AB	31
R	2
H	7
RBI	2
BB	0
SO	4
LOB	6

Batter	1	2	3	4	5	6	7	8	9	AB	R	H	RBI	BB	SO	LOB
Don Buford, S (1, 7) OBP: 0.468, SLG: 0.575	WP 1-3 FC6-5 1B		FC1-6 1B		P5		F9			4	1	2	0	0	0	0
Mark Belanger, R (1, 6) OBP: 0.333, SLG: 0.340	1-3 1-2		FC1-6 1-2f HR		FC5 2B		F8			4	1	1	0	0	0	2
Boog Powell, L (1, 3) OBP: 0.359, SLG: 0.462	FC6-5 WP BB		1-H HR		IBB			F8		2	1	1	2	2	0	0
Frank Robinson, R (1, 9) OBP: 0.397, SLG: 0.373	FC6-5 1B 1-3 2-H		6-3		F7			G6-4-3 1B		4	0	1	1	0	0	3
Paul Blair, R (1, 8) OBP: 0.339, SLG: 0.418	1-2 1B		F8		FC5 2-3f			G6-4-3 1-2f		4	0	1	0	0	0	3
Brooks Robinson, R (1, 5) OBP: 0.295, SLG: 0.328	K			5-3		5-3			K	4	0	0	0	0	2	2
Davey Johnson, R (1, 4) OBP: 0.382, SLG: 0.660		K		HR		F8			G4-6-3 1B	4	1	2	1	0	1	0
Elrod Hendricks, L (1, 2) OBP: 0.265, SLG: 0.233		G3		4-3		F8			G4-6-3 1-2f	4	0	0	0	0	0	1
Mike Cuellar, L (1, 1) OBP: 0.167, SLG: 0.091		K		K			4-3			3	0	0	0	0	2	0
Dick Hall, R (9, 1) OBP: 0.500, SLG: 0.500										0	0	0	0	0	0	0
Inning Stats	R: 1 E: 0 K: 1 S: 7 H: 2 LOB: 2 BB: 1 P: 11	R: 0 E: 0 K: 2 S: 7 H: 0 LOB: 0 BB: 0 P: 7	R: 2 E: 0 K: 0 S: 5 H: 2 LOB: 0 BB: 0 P: 5	R: 1 E: 0 K: 1 S: 6 H: 1 LOB: 0 BB: 0 P: 6	R: 0 E: 0 K: 0 S: 4 H: 1 LOB: 2 BB: 1 P: 8	R: 0 E: 0 K: 0 S: 3 H: 0 LOB: 0 BB: 0 P: 3	R: 0 E: 0 K: 0 S: 3 H: 0 LOB: 0 BB: 0 P: 3	R: 0 E: 0 K: 0 S: 3 H: 1 LOB: 0 BB: 0 P: 3	R: 0 E: 0 K: 1 S: 5 H: 1 LOB: 0 BB: 0 P: 5	1B: 5 2B: 1 3B: 0 HR: 2 SF: 0 SAC: 0 DP: 2 HBP: 0							

PITCHER	IP	WLS	BF	H	R	ER	SO	BB	IBB	HBP	BLK	WP	HR	S	P	ERA	WHIP
Tom Murphy, R (1, 1) ERA: 3.38	8.0		32	7	4	4	4	1	1	0	0	1	2	38	46	4.50	1.000
Lloyd Allen, R (9, 1) ERA: 5.0	1.0	W	3	1	0	0	1	0	0	0	0	0	0	5	5	0.00	1.000

PITCHER	IP	WLS	BF	H	R	ER	SO	BB	IBB	HBP	BLK	WP	HR	S	P	ERA	WHIP

TOP

Baltimore Orioles @ California Angels

Anaheim Stadium, Anaheim, CA

Sat Apr 24 1971, 10:05 PM EST

Att. 12,590 - Unknown

livebaseballscorecards.com

AB	33
R	4
H	8
RBI	4
BB	2
SO	5
LOB	11

WP: 1	PA: 35		
PB: 0			
SB: 0			
CS: 0			

Baltimore Orioles @ California Angels

Anaheim Stadium, Anaheim, CA

Sat Apr 24 1971, 10:05 PM EST

Att. 12,590 - Unknown

BOTTOM

Batter	1	2	3	4	5	6	7	8	9	AB	R	H	RBI	BB	SO	LOB
Sandy Alomar Sr., S (1, 4) OBP: 0.253, SLG: 0.300	F7		G3-6-1 1B		1-H 2B			P6		4	0	2	1	0	0	0
Jim Spencer, L (1, 3) OBP: 0.273, SLG: 0.368	G3		G3-6-1 1-2f		4-3			4-3		4	0	0	0	0	0	2
Alex Johnson, R (1, 7) OBP: 0.329, SLG: 0.353	S HR 1B		5-3			5-3			SH5-4 1B HR 1B	4	2	2	0	0	0	0
Tony Conigliaro, R (1, 9) OBP: 0.275, SLG: 0.400	1-H HR			6-3		5-3			1-2 SH5-4 HR 1B	4	2	2	2	0	0	0
Jim Fregosi, R (1, 6) OBP: 0.339, SLG: 0.351	FC6-4 1B			4-3		S S S K			1-2 2-3 SH5-4	3	0	1	0	0	1	0
Ken McMullen, R (1, 5) OBP: 0.258, SLG: 0.333	FC6-4 1-2f			6-3			S S S K		HR IBB	3	1	0	0	1	1	1
Roger Repoz, L (1, 8) OBP: 0.417, SLG: 0.700		S S S K			B B B FC6-4 BB		4-3		1-H 2-H 3-H HR	3	1	1	4	1	1	0
Jeff Torborg, R (1, 2) OBP: 0.091, SLG: 0.100		G6-4-3 1B			FC6-4 FC6-4 1-2f		F8			3	0	1	0	0	0	1
Tom Murphy, R (1, 1) OBP: 0.167, SLG: 0.250 Billy Cowan, R (8, PH) OBP: 0.250, SLG: 0.250 Lloyd Allen, R (9, 1)		G6-4-3 1-2f			FC6-4 1-2f 2B			F7		2	1	0	0	0	0	2
										1	0	0	0	0	0	0
										0	0	0	0	0	0	0

Inning Stats	1	2	3	4	5	6	7	8	9
	R: 2 H: 3 E: 0 LOB: 1 K: 0 BB: 0 S: 6 P: 6	R: 0 H: 1 E: 0 LOB: 0 K: 1 BB: 0 S: 5 P: 5	R: 0 H: 1 E: 0 LOB: 0 K: 0 BB: 0 S: 3 P: 3	R: 0 H: 0 E: 0 LOB: 0 K: 0 BB: 0 S: 3 P: 3	R: 1 H: 1 E: 0 LOB: 1 K: 0 BB: 1 S: 4 P: 8	R: 0 H: 0 E: 0 LOB: 0 K: 1 BB: 0 S: 5 P: 5	R: 0 H: 0 E: 0 LOB: 0 K: 1 BB: 0 S: 5 P: 5	R: 0 H: 0 E: 0 LOB: 0 K: 0 BB: 0 S: 3 P: 3	R: 4 H: 3 E: 0 LOB: 0 K: 0 BB: 1 S: 4 P: 8

	AB	31
	R	7
	H	9
	RBI	7
	BB	2
	SO	3
	LOB	6

1B: 6 SF: 0
2B: 1 SAC: 1
3B: 0 DP: 2
HR: 2 HBP: 0

WP: 0 PA: 34
PB: 0
SB: 1
CS: 0

livebaseballscorecards.com

PITCHER		IP	WLS	BF	H	R	ER	SO	BB	IBB	HBP	BLK	WP	HR	S	P	ERA	WHIP
Mike Cuellar, L ERA: 4.13	(1, 1)	8.0		30	7	4	4	3	1	0	0	0	0	1	35	39	4.50	1.000
Dick Hall, R ERA: 4.26	(9, 1)	0.1	L	4	2	3	3	0	0	1	0	0	0	1	3	7	81.00	6.000

PITCHER	IP	WLS	BF	H	R	ER	SO	BB	IBB	HBP	BLK	WP	HR	S	P	ERA	WHIP

Batter	1	2	3	4	5	6	7	8	9	AB	R	H	RBI	BB	SO	LOB
Don Buford, S (1, 7) OBP: 0.462, SLG: 0.578	F9		CS 1B 1B	4-3		4-3 1-2 2-3		1-3 2-H 2B		5	0	2	1	0	0	3
Paul Blair, R (1, 8) OBP: 0.328, SLG: 0.400	6-3		CS 1-2 1B 1B		5-3	6-3		1-3		5	1	1	0	0	0	4
Brooks Robinson, R (1, 5) OBP: 0.318, SLG: 0.328	BB BB		WP 1-H 2-3 1B 1B		6-3		K		BB 1B BB	3	1	1	1	2	1	0
Boog Powell, L (1, 3) OBP: 0.377, SLG: 0.455	FC6-4 1-2 BB		1-H 1B		1-3		K		1B 1-2 SF9 BB	3	1	1	1	2	1	0
Davey Johnson, R (1, 4) OBP: 0.367, SLG: 0.621	FC6-4 1-2f		P6			F7	F9		SF9 1-3 2-H 1B	5	0	1	0	0	0	3
Merv Rettenmund, R (1, 9) OBP: 0.474, SLG: 0.370		6-3		HR		2B 1B 1B		K	SF9 BB	4	2	2	1	1	1	0
Elrod Hendricks, L (1, 2) OBP: 0.282, SLG: 0.294		F8		K		1-3 1B 2B		1B 2B 1B	SF9 1-2 2-3 3-H	4	2	2	1	0	1	0
Mark Belanger, R (1, 6) OBP: 0.371, SLG: 0.358		6-3		SH3-4 1B		4-3 1B IBB		2B 1-2 1B	BB	3	0	2	0	2	0	0
Jim Palmer, R (1, 1) OBP: 0.167, SLG: 0.167			F7	SH3-4 1-2		4-3 1-2 2-H 3-H 1B		K	K	4	0	1	2	0	2	5
Inning Stats	R: 0 E: 0 K: 0 S: 3 H: 0 LOB: 2 BB: 2 P: 11	R: 0 E: 0 K: 0 S: 3 H: 0 LOB: 0 BB: 0 P: 3	R: 2 E: 0 K: 0 S: 6 H: 4 LOB: 1 BB: 0 P: 6	R: 1 E: 0 K: 1 S: 7 H: 2 LOB: 1 BB: 0 P: 7	R: 0 E: 0 K: 0 S: 3 H: 0 LOB: 0 BB: 0 P: 3	R: 2 E: 0 K: 0 S: 6 H: 3 LOB: 2 BB: 1 P: 10	R: 0 E: 0 K: 2 S: 7 H: 0 LOB: 0 BB: 0 P: 7	R: 1 E: 0 K: 2 S: 10 H: 3 LOB: 2 BB: 0 P: 10	R: 1 E: 0 K: 1 S: 5 H: 1 LOB: 3 BB: 4 P: 21	1B: 10 2B: 2 3B: 0 HR: 1 SF: 1 SAC: 1 DP: 0 HBP: 0						

PITCHER		IP	WLS	BF	H	R	ER	SO	BB	IBB	HBP	BLK	WP	HR	S	P	ERA	WHIP
Jim Maloney, R ERA: 6.14	(1, 1)	5.1	L	27	9	5	5	1	2	1	0	0	1	1	26	38	8.44	2.062
Eddie Fisher, R ERA: 2.84	(6, 1)	1.2		5	0	0	0	2	0	0	0	0	0	0	9	9	0.00	0.000
Billy Wynne, R ERA: 6.75	(8, 1)	1.1		9	4	2	2	2	2	0	0	0	0	0	11	19	13.50	4.500
Mel Queen, R ERA:	(9, 1)	0.2		4	0	0	0	1	2	0	0	0	0	0	4	12	0.00	3.000

PITCHER	IP	WLS	BF	H	R	ER	SO	BB	IBB	HBP	BLK	WP	HR	S	P	ERA	WHIP

TOP

Baltimore Orioles @ California Angels

Anaheim Stadium, Anaheim, CA

Sun Apr 25 1971, 6:33 AM EDT

Att. 28,328 - Unknown

livebaseballscorecards.com

AB	36
R	7
H	13
RBI	7
BB	7
SO	6
LOB	15

WP: 1	PA: 45		
PB: 0			
SB: 0			
CS: 2			

Baltimore Orioles @ California Angels

Anaheim Stadium, Anaheim, CA

Sun Apr 25 1971, 6:33 AM EDT

Att. 28,328 - Unknown

BOTTOM

Batter	1	2	3	4	5	6	7	8	9	AB	R	H	RBI	BB	SO	LOB
Sandy Alomar Sr., S (1, 4) OBP: 0.263, SLG: 0.311	F7		3-1 2B		P6		BB		F7	4	0	1	0	1	0	1
Jim Spencer, L (1, 3) OBP: 0.271, SLG: 0.361	P4		3-1 2-3		1B		P4			4	0	1	0	0	0	2
Alex Johnson, R (1, 7) OBP: 0.325, SLG: 0.361	2B		5-3		F9			F9		4	0	1	0	0	0	2
Tony Conigliaro, R (1, 9) OBP: 0.274, SLG: 0.391	P6			P4	P4			1B		4	0	1	0	0	0	1
Jim Fregosi, R (1, 6) OBP: 0.318, SLG: 0.328		F8		6-3	G3			F7		4	0	0	0	0	0	1
Roger Repoz, L (1, 8) OBP: 0.500, SLG: 0.667		FC5-4 1B		BB 2B	BB			F5		2	1	1	0	2	0	1
Ken McMullen, R (1, 5) OBP: 0.257, SLG: 0.344		F2		1-H 2B	4-3				5-3	4	0	1	1	0	0	2
Jeff Torborg, R (1, 2) OBP: 0.071, SLG: 0.077 John Stephenson, L (9, PH)		FC5-4 1-2f		K			6-3		F8	3 1	0 0	0 0	0 0	0 0	1 0	2 0
Jim Maloney, L (1, 1) Eddie Fisher, R (6, 1) Syd O'Brien, R (7, PH) OBP: 0.143, SLG: 0.077 Billy Wynne, L (8, 1) Mel Queen, L (9, 1) Tony Gonzalez, L (9, PH) OBP: 0.556, SLG: 0.500			F9		G3		5-3		BB	2 0 1 0 0 0 0	0 0 0 0 0 0 0	0 0 0 0 0 0 0	0 0 0 0 0 0 0	0 0 0 0 0 0 1	0 0 0 0 0 0 0	0 0 0 0 0 0 0
Inning Stats	R: 0 E: 0 K: 0 S: 4 H: 1 LOB: 1 BB: 0 P: 4	R: 0 E: 0 K: 0 S: 4 H: 1 LOB: 1 BB: 0 P: 4	R: 0 E: 0 K: 0 S: 4 H: 1 LOB: 1 BB: 0 P: 4	R: 1 E: 0 K: 1 S: 6 H: 1 LOB: 1 BB: 1 P: 10	R: 0 E: 0 K: 0 S: 4 H: 1 LOB: 1 BB: 0 P: 4	R: 0 E: 0 K: 0 S: 3 H: 0 LOB: 1 BB: 1 P: 7	R: 0 E: 0 K: 0 S: 3 H: 0 LOB: 1 BB: 1 P: 7	R: 0 E: 0 K: 0 S: 4 H: 1 LOB: 1 BB: 0 P: 4	R: 0 E: 0 K: 0 S: 3 H: 0 LOB: 1 BB: 1 P: 7	1B: 3 2B: 3 3B: 0 HR: 0 SF: 0 SAC: 0 DP: 0 HBP: 0						

PITCHER	IP	WLS	BF	H	R	ER	SO	BB	IBB	HBP	BLK	WP	HR	S	P	ERA	WHIP
Jim Palmer, R (1, 1) ERA: 2.81	9.0	W	37	6	1	1	1	4	0	0	0	0	0	35	51	1.00	1.111

PITCHER	IP	WLS	BF	H	R	ER	SO	BB	IBB	HBP	BLK	WP	HR	S	P	ERA	WHIP

AB	33
R	1
H	6
RBI	1
BB	4
SO	1
LOB	12

PA: 37

WP: 0
PB: 0
SB: 0
CS: 0

livebaseballscorecards.com

Batter	1	2	3	4	5	6	7	8	9	AB	R	H	RBI	BB	SO	LOB
Buddy Bradford, R (1, 8) OBP: 0.282, SLG: 0.273	K		K			L6			F9	4	0	0	0	0	2	2
Graig Nettles, L (1, 5) OBP: 0.250, SLG: 0.259	F8			P4			F7		K2-3	3	0	0	0	0	0	0
Gomer Hodge, S (9, PH) OBP: 0.563, SLG: 0.615										1	0	0	0	0	1	1
Vada Pinson, L (1, 9) OBP: 0.308, SLG: 0.300	K			F7			F8		BB	3	0	0	0	1	1	0
Ray Fosse, R (1, 2) OBP: 0.309, SLG: 0.417		K		P5			G3		1-2 2-3 BB	3	0	0	0	1	1	0
Ken Harrelson, R (1, 3) OBP: 0.283, SLG: 0.264		P4			5-3			4-3 2B	K	4	0	1	0	0	1	3
Roy Foster, R (1, 7) OBP: 0.220, SLG: 0.308		K			F8			P5		3	0	0	0	0	1	1
Eddie Leon, R (1, 4) OBP: 0.200, SLG: 0.158			F8		5-3			4-3 2-3		3	0	0	0	0	0	1
Jack Heidemann, R (1, 6) OBP: 0.333, SLG: 0.333			1B			F9		P4		3	0	1	0	0	0	1
Steve Dunning, R (1, 1)			K			F8			BB 2B	1	0	0	0	0	1	1
Chuck Hinton, R (6, PH)										1	0	0	0	0	0	0
Rick Austin, R (6, 1)										0	0	0	0	0	0	0
Vince Colbert, R (8, 1)										0	0	0	0	0	0	0
Ted Ford, R (9, PH) OBP: 0.133, SLG: 0.143										1	0	1	0	0	0	0
Inning Stats	R: 0 E: 0 K: 2 S: 7 H: 0 LOB: 0 BB: 0 P: 7	R: 0 E: 0 K: 2 S: 7 H: 0 LOB: 0 BB: 0 P: 7	R: 0 E: 0 K: 2 S: 8 H: 1 LOB: 1 BB: 0 P: 8	R: 0 E: 0 K: 0 S: 3 H: 0 LOB: 0 BB: 0 P: 3	R: 0 E: 0 K: 0 S: 3 H: 0 LOB: 0 BB: 0 P: 3	R: 0 E: 0 K: 0 S: 3 H: 0 LOB: 0 BB: 0 P: 3	R: 0 E: 0 K: 0 S: 3 H: 0 LOB: 0 BB: 0 P: 3	R: 0 E: 0 K: 0 S: 4 H: 1 LOB: 1 BB: 0 P: 4	R: 0 E: 0 K: 2 S: 8 H: 1 LOB: 3 BB: 2 P: 16	1B: 1 2B: 2 3B: 0 HR: 0 SF: 0 SAC: 0 DP: 0 HBP: 0	WP: 0 PB: 0 SB: 0 CS: 0 PA: 32					

PITCHER	IP	WLS	BF	H	R	ER	SO	BB	IBB	HBP	BLK	WP	HR	S	P	ERA	WHIP
Rudy May, L (1, 1) ERA: 1.03	9.0	W	32	3	0	0	8	2	0	0	0	0	0	46	54	0.00	0.556

PITCHER	IP	WLS	BF	H	R	ER	SO	BB	IBB	HBP	BLK	WP	HR	S	P	ERA	WHIP

TOP

Cleveland Indians @ California Angels

Anaheim Stadium, Anaheim, CA

Mon Apr 26 1971, 10:05 PM EDT

Att. 5,153 - Unknown

livebaseballscorecards.com

AB	30
R	0
H	3
RBI	0
BB	2
SO	8
LOB	10

Cleveland Indians @ California Angels

Anaheim Stadium, Anaheim, CA

Mon Apr 26 1971, 10:05 PM EDT

Att. 5,153 - Unknown

BOTTOM

livebaseballscorecards.com

Batter	1	2	3	4	5	6	7	8	9	AB	R	H	RBI	BB	SO	LOB
Sandy Alomar Sr., S (1, 4) OBP: 0.274, SLG: 0.312	BBBB 4-0 F8 S SF8 BB		x 0-0 ② 4-3		x 0-0 HR 3-H 1B		x 0-0 ③ 1-3			3	2	1	1	1	0	0
Jim Spencer, L (1, 3) OBP: 0.297, SLG: 0.413	BBBB 4-0 1-2 BB		x 0-0 ③ P4		x 0-0 1-H HR			BBBB 4-0 1B 2B BB		2	2	1	2	2	0	0
Alex Johnson, R (1, 7) OBP: 0.321, SLG: 0.355	x 0-0 ① F8 2-3			x 0-0 ① F9	x 0-0 ③ F9			x 0-0 2B 1-2 SF7 1B		4	1	1	0	0	0	2
Tony Conigliaro, R (1, 9) OBP: 0.273, SLG: 0.403	x 0-0 ② SF8 3-H			x 0-0 ② F7		x 0-0 ① F8		x 0-0 1-3 2-H SF7 2B		3	1	1	2	0	0	0
Jim Fregosi, R (1, 6) OBP: 0.314, SLG: 0.313	SSS 0-3 ③ K			SSS 0-3 ③ K		x 0-0 ② F9		IIII 4-0 G5-3 SF7 IBB		3	0	0	0	1	2	1
Roger Repoz, L (1, 8) OBP: 0.526, SLG: 0.615		x 0-0 ① P5			BBBB 4-0 1-3 1B PB BB	BBBB 4-0 BB		x 0-0 ① SF7 1-2 2-H 3-H		1	1	0	0	2	0	0
Ken Berry, R (8, PH) (9, 8) OBP: 0.169, SLG: 0.182										0	0	0	2	0	0	0
Ken McMullen, R (1, 5) OBP: 0.270, SLG: 0.343		SSS 0-3 ② K			x 0-0 PB 1-3 1-2 1B	x 0-0 ③ F9		BBBB 4-0 BB		3	1	1	0	1	1	1
Jerry Moses, R (1, 2) OBP: 0.241, SLG: 0.365		x 0-0 ③ P6			x 0-0 ① 1-3 1-2 2-3		x 0-0 ① F7	x 0-0 ② ③ G5-3 2-3f		4	0	0	0	0	0	4
Rudy May, L (1, 1)			SSS 0-3 ① K		x 0-0 ② 6-3 2-3 3-H		x 0-0 ② 2-3			3	0	0	0	0	1	1

| | | | | | | | | | |

Batter	1	2	3	4	5	6	7	8	9	AB	R	H	RBI	BB	SO	LOB
Ted Ford, R (1, 9) (9, 7) OBP: 0.158, SLG: 0.167	F8		K	6-3				S 1B		4	0	1	0	0	1	0
Ted Uhlaender, L (1, 7) OBP: 0.357, SLG: 0.370	F8		L4-3 1B	F8				F8 1-2		4	0	1	0	0	0	1
Buddy Bradford, R (9, 8) OBP: 0.282, SLG: 0.273										0	0	0	0	0	0	0
Vada Pinson, L (1, 8) (9, 9) OBP: 0.290, SLG: 0.281	4-3		L4-3 1-2			E4 4-3 S		F9		4	0	0	0	0	0	2
Ken Harrelson, R (1, 3) OBP: 0.281, SLG: 0.316		HR		F8		4-3 1-3			5-3	4	1	1	1	0	0	1
Chuck Hinton, R (9, 3)										0	0	0	0	0	0	0
Graig Nettles, L (1, 5) OBP: 0.250, SLG: 0.246		P6		BB 6-3		4-3			K	3	0	0	0	1	1	1
Ray Fosse, R (1, 2) OBP: 0.319, SLG: 0.422		1B WP 1B		6-3 1-2			6-3		1B	4	0	2	0	0	0	1
Eddie Leon, R (1, 4) OBP: 0.227, SLG: 0.171		BB 1B 1-2		4-3			F9		1B 1-3	3	0	1	0	1	0	1
Jack Heidemann, R (1, 6) OBP: 0.286, SLG: 0.286		G4-3 1B 1-2 2-3			5-3		K		K	4	0	1	0	0	2	2
Ray Lamb, R (1, 1)		G4-3 1-2f			K			K		3	0	0	0	0	2	3
Camilo Pascual, R (9, 1) OBP: 0.500, SLG: 0.500										0	0	0	0	0	0	0
Steve Mingori, L (9, 1)										0	0	0	0	0	0	0
Chuck Machemehl, R (9, 1) OBP: 0.500, SLG: 0.500										0	0	0	0	0	0	0
Inning Stats	R: 0 E: 0 K: 0 S: 3 H: 0 LOB: 0 BB: 0 P: 3	R: 1 E: 0 K: 0 S: 5 H: 3 LOB: 2 BB: 1 P: 9	R: 0 E: 0 K: 1 S: 5 H: 1 LOB: 0 BB: 0 P: 5	R: 0 E: 0 K: 0 S: 3 H: 0 LOB: 1 BB: 1 P: 7	R: 0 E: 0 K: 1 S: 5 H: 0 LOB: 0 BB: 0 P: 5	R: 0 E: 1 K: 0 S: 4 H: 0 LOB: 1 BB: 0 P: 4	R: 0 E: 0 K: 1 S: 5 H: 0 LOB: 0 BB: 0 P: 5	R: 0 E: 0 K: 1 S: 6 H: 1 LOB: 1 BB: 0 P: 6	R: 0 E: 0 K: 2 S: 9 H: 2 LOB: 2 BB: 0 P: 9	1B: 6 2B: 1 3B: 0 HR: 1	SF: 0 SAC: 0 DP: 2 HBP: 0						

TOP

Cleveland Indians @ California Angels

Anaheim Stadium, Anaheim, CA

Tue Apr 27 1971, 10:05 PM EDT

Att. 6,692 - Unknown

livebaseballscorecards.com

AB	33
R	1
H	7
RBI	1
BB	2
SO	6
LOB	12

WP: 1 PB: 0 SB: 2 CS: 0 PA: 35

PITCHER		IP	WLS	BF	H	R	ER	SO	BB	IBB	HBP	BLK	WP	HR	S	P	ERA	WHIP
Andy Messersmith, R ERA: 2.55	(1, 1)	8.0		30	5	1	1	4	2	0	0	0	1	1	36	44	1.12	0.875
Lloyd Allen, R ERA: 4.5	(9, 1)	1.0	W	5	2	0	0	2	0	0	0	0	0	0	9	9	0.00	2.000

PITCHER		IP	WLS	BF	H	R	ER	SO	BB	IBB	HBP	BLK	WP	HR	S	P	ERA	WHIP

BOTTOM

Cleveland Indians @ California Angels

Anaheim Stadium, Anaheim, CA

Tue Apr 27 1971, 10:05 PM EDT

Att. 6,692 - Unknown

livebaseballscorecards.com

Batter	1	2	3	4	5	6	7	8	9	AB	R	H	RBI	BB	SO	LOB
Sandy Alomar Sr., S (1, 4) OBP: 0.261, SLG: 0.296	4-3		K		1-4-3			2-3		4	0	0	0	0	1	1
Jim Spencer, L (1, 3) OBP: 0.295, SLG: 0.403	5-3 1B			4-3		1-3			K	4	0	1	0	0	1	0
Alex Johnson, R (1, 7) OBP: 0.329, SLG: 0.363	5-3 1-2			FC5-4 BB 1B		6-3			2B SF9 1B	4	1	2	0	0	0	1
Tony Conigliaro, R (1, 9) OBP: 0.284, SLG: 0.413	1-3			FC5-4 1-2 BB		F8			SF9 1B 1-3 2B	3	1	1	0	1	0	1
Jim Fregosi, R (1, 6) OBP: 0.311, SLG: 0.299		F8		FC5-4 1-2f 2-3			5-3		1B IBB	3	0	0	0	1	0	2
Roger Repoz, L (1, 8) OBP: 0.455, SLG: 0.500 Ken Berry, R (9, PH) OBP: 0.169, SLG: 0.182 John Stephenson, L (9, PH)	4-3		F9				F7		SF9 2-3 3-H	3 0 0	0 0 0	0 0 0	0 0 1	0 0 0	0 0 0	2 0 0
Ken McMullen, R (1, 5) OBP: 0.269, SLG: 0.338	F2				F8		6-3		1-2 1B 3-H	4	0	1	1	0	0	0
Jerry Moses, R (1, 2) OBP: 0.232, SLG: 0.352 Tony Gonzalez, L (8, PH) OBP: 0.500, SLG: 0.429 Jeff Torborg, R (9, 2) OBP: 0.071, SLG: 0.077			F9		F9			K		2 1 0	0 0 0	0 0 0	0 0 0	0 0 0	0 1 0	0 0 0
Andy Messersmith, R (1, 1) OBP: 0.200, SLG: 0.500 Billy Cowan, R (8, PH) OBP: 0.200, SLG: 0.200 Lloyd Allen, R (9, 1)			F8		1B			P5		2 1 0	0 0 0	1 0 0	0 0 0	0 0 0	0 0 0	0 0 0
Inning Stats	R: 0 H: 1 E: 0 LOB: 1 K: 0 BB: 0 S: 4 P: 4	R: 0 H: 0 E: 0 LOB: 0 K: 0 BB: 0 S: 3 P: 3	R: 0 H: 0 E: 0 LOB: 0 K: 1 BB: 0 S: 5 P: 5	R: 0 H: 1 E: 0 LOB: 2 K: 0 BB: 1 S: 4 P: 8	R: 0 H: 1 E: 0 LOB: 1 K: 0 BB: 0 S: 4 P: 4	R: 0 H: 0 E: 0 LOB: 0 K: 0 BB: 0 S: 3 P: 3	R: 0 H: 0 E: 0 LOB: 0 K: 0 BB: 0 S: 3 P: 3	R: 0 H: 0 E: 0 LOB: 0 K: 1 BB: 0 S: 5 P: 5	R: 2 H: 3 E: 0 LOB: 2 K: 1 BB: 1 S: 7 P: 11	1B: 5 SF: 1 2B: 1 SAC: 0 3B: 0 DP: 0 HR: 0 HBP: 0						

	AB	31
	R	2
	H	6
	RBI	2
	BB	2
	SO	3
	LOB	7

PITCHER		IP	WLS	BF	H	R	ER	SO	BB	IBB	HBP	BLK	WP	HR	S	P	ERA	WHIP
Ray Lamb, R ERA: 1.08	(1, 1)	8.1		30	4	1	1	3	1	0	0	0	0	0	35	39	1.08	0.600
Camilo Pascual, R ERA: 4.08	(9, 1)	0.0	L	1	1	0	0	0	0	0	0	0	0	0	1	1	∞	∞
Steve Mingori, L ERA: 1.35	(9, 1)	0.0		1	0	0	0	0	0	1	0	0	0	0	0	4	∞	∞
Chuck Machemehl, R ERA: 7.82	(9, 1)	0.1		2	1	1	1	0	0	0	0	0	0	0	2	2	27.00	3.000

PITCHER	IP	WLS	BF	H	R	ER	SO	BB	IBB	HBP	BLK	WP	HR	S	P	ERA	WHIP

Cleveland Indians @ California Angels

Anaheim Stadium, Anaheim, CA

Wed Apr 28 1971, 10:05 PM EDT

Att. 6,096 - Unknown

TOP

livebaseballscorecards.com

Batter	1	2	3	4	5	6	7	8	9	AB	R	H	RBI	BB	SO	LOB
Ted Ford, R (1, 7) OBP: 0.167, SLG: 0.174	E 1B 5-3 1B		FC4-6 1B 1-2f		K		5-3		F9	5	1	1	0	0	1	2
Vada Pinson, L (1, 8) (9, 9) OBP: 0.315, SLG: 0.309	E8 4-3 5-3 1-3 1B		FC6-4 1-2 1B			1-3		FC6-4 1B		4	0	3	0	0	0	0
Ray Fosse, R (1, 2) OBP: 0.303, SLG: 0.397	5-3 1-2 3-H		K			F8		F9		4	0	0	1	0	1	4
Ken Harrelson, R (1, 3) OBP: 0.265, SLG: 0.295 Buddy Bradford, R (9, 8) OBP: 0.282, SLG: 0.273	4-3 2-3		FC6-4 1-2f			E6 1B		FC6-4 1-2f		4 0	1 0	0 0	0 0	0 0	0 0	4 0
Chuck Hinton, R (1, 9) (9, 3) OBP: 0.167, SLG: 0.091	P4			6-3		1B 2-H 1B		K		4	0	1	1	0	1	2
Eddie Leon, R (1, 4) OBP: 0.234, SLG: 0.182 John Lowenstein, L (9, PH) OBP: 0.310, SLG: 0.333 Lou Camilli, S (9, 4)		3-1		1-3		1-3 1B			B B B B 1B SF8 BB	3 0 0	0 1 0	1 0 0	0 0 0	0 1 0	0 0 0	0 0 0
Graig Nettles, L (1, 5) OBP: 0.250, SLG: 0.246		4-3		1-3		F7			1-3 SF8 1B	4	0	1	0	0	0	2
Jack Heidemann, R (1, 6) OBP: 0.182, SLG: 0.182		F7	K		K		K		F5	4	0	0	0	0	2	2
Sam McDowell, L (1, 1) OBP: 0.200, SLG: 0.200 Camilo Pascual, R (8, 1) OBP: 0.500, SLG: 0.500 Gomer Hodge, S (9, PH) OBP: 0.529, SLG: 0.615 Steve Mingori, L (9, 1)			E1 FC4-6		P6		1-3		SF8 1-2 3-H	3 0 0 0	0 0 0 0	0 0 0 0	0 0 1 0	0 0 0 0	0 0 0 0	0 0 0 0
Inning Stats	R: 1 E: 1 K: 0 S: 5 / H: 2 LOB: 1 BB: 0 P: 5	R: 0 E: 0 K: 0 S: 3 / H: 0 LOB: 0 BB: 0 P: 3	R: 0 E: 1 K: 1 S: 7 / H: 1 LOB: 2 BB: 0 P: 7	R: 0 E: 0 K: 0 S: 3 / H: 0 LOB: 0 BB: 0 P: 3	R: 0 E: 0 K: 2 S: 7 / H: 0 LOB: 0 BB: 0 P: 7	R: 1 E: 1 K: 0 S: 6 / H: 2 LOB: 2 BB: 0 P: 6	R: 0 E: 0 K: 1 S: 5 / H: 0 LOB: 0 BB: 0 P: 5	R: 0 E: 0 K: 1 S: 6 / H: 1 LOB: 1 BB: 0 P: 6	R: 1 E: 0 K: 0 S: 4 / H: 1 LOB: 1 BB: 1 P: 8	1B: 7 2B: 0 3B: 0 HR: 0 / SF: 1 SAC: 0 DP: 0 HBP: 0						

	AB	35
	R	3
	H	7
	RBI	3
	BB	1
	SO	5
	LOB	16

WP: 0 PB: 0 SB: 0 CS: 0 / PA: 37

PITCHER		IP	WLS	BF	H	R	ER	SO	BB	IBB	HBP	BLK	WP	HR	S	P	ERA	WHIP
Clyde Wright, L ERA: 3.57	(1, 1)	8.0		32	6	2	1	5	0	0	0	0	0	0	42	42	1.12	0.750
Mel Queen, R ERA: 1.13	(9, 1)	0.1	L	3	1	1	1	0	1	0	0	0	0	0	2	6	27.00	6.000
Dave LaRoche, L ERA:	(9, 1)	0.2		2	0	0	0	0	0	0	0	0	0	0	2	2	0.00	0.000

PITCHER	IP	WLS	BF	H	R	ER	SO	BB	IBB	HBP	BLK	WP	HR	S	P	ERA	WHIP

BOTTOM

Cleveland Indians @ California Angels

Anaheim Stadium, Anaheim, CA

Wed Apr 28 1971, 10:05 PM EDT

Att. 6,096 - Unknown

livebaseballscorecards.com

Batter	1	2	3	4	5	6	7	8	9	AB	R	H	RBI	BB	SO	LOB
Sandy Alomar Sr., S (1, 4) OBP: 0.247, SLG: 0.279	K	F9		F3		F8		P6		5	0	0	0	0	1	4
Jim Spencer, L (1, 3) OBP: 0.305, SLG: 0.408	K		BB, 1B, SF8, 1B	3-1			CS, 1B		E6	4	1	2	0	0	1	0
Roger Repoz, L (7, PR) (8, 3) OBP: 0.455, SLG: 0.500										0	0	0	0	0	0	0
Billy Cowan, R (9, PH) OBP: 0.167, SLG: 0.167										1	0	0	0	0	0	0
Alex Johnson, R (1, 7) OBP: 0.333, SLG: 0.365	BB, 1B		BB, 1B 1-2		K		K 1-2		F8	5	1	2	0	0	2	2
Tony Conigliaro, R (1, 9) OBP: 0.302, SLG: 0.410	BB 1-2		K		FC6-4, 1B		BB		K	3	0	1	0	2	2	3
Jim Fregosi, R (1, 6) OBP: 0.304, SLG: 0.282	F8		1B, BB 1-2 2-3		FC6-4 1-2f		5-3		1-3	4	0	0	0	1	0	5
Ken McMullen, R (1, 5) OBP: 0.293, SLG: 0.370		2B	SF8 3-H	IBB				S, SH5-4, 1B		2	0	2	1	1	0	0
Jerry Moses, R (1, 2) OBP: 0.237, SLG: 0.351		6-3	FC6-4, 1B 1-2 2-H	F2				SH5-4 1-2		3	0	1	1	0	0	3
Giraldo Ruiz, S (8, PH) OBP: 0.500, SLG: 0.400										0	0	0	0	0	0	0
Jeff Torborg, R (9, 2) OBP: 0.071, SLG: 0.077										0	0	0	0	0	0	0
Ken Berry, R (1, 8) OBP: 0.190, SLG: 0.175		BB	FC6-4 1-2f			F8		S, BB		2	0	0	0	2	0	2
Clyde Wright, R (1, 1)		K		K		K		K 1-2 2-3		3	0	0	0	0	3	2
Tony Gonzalez, L (8, PH) OBP: 0.455, SLG: 0.375										1	0	0	0	0	1	2
Mel Queen, L (9, 1)										0	0	0	0	0	0	0
Dave LaRoche, L (9, 1) OBP: 0.500, SLG: 0.500										0	0	0	0	0	0	0
Inning Stats	R: 0 E: 0 K: 2 S: 8 H: 1 LOB: 2 BB: 1 P: 12	R: 0 E: 0 K: 1 S: 6 H: 1 LOB: 2 BB: 1 P: 10	R: 2 E: 0 K: 1 S: 8 H: 3 LOB: 2 BB: 1 P: 12	R: 0 E: 0 K: 1 S: 5 H: 0 LOB: 0 BB: 0 P: 5	R: 0 E: 1 K: 1 S: 6 H: 1 LOB: 2 BB: 1 P: 10	R: 0 E: 0 K: 1 S: 5 H: 0 LOB: 0 BB: 0 P: 5	R: 0 E: 0 K: 1 S: 5 H: 1 LOB: 1 BB: 1 P: 9	R: 0 E: 0 K: 1 S: 6 H: 1 LOB: 2 BB: 1 P: 10	R: 0 E: 1 K: 1 S: 6 H: 0 LOB: 1 BB: 0 P: 6							

	AB	33
	R	2
	H	8
	RBI	2
	BB	6
	SO	10
	LOB	23

PITCHER		IP	WLS	BF	H	R	ER	SO	BB	IBB	HBP	BLK	WP	HR	S	P	ERA	WHIP	PITCHER	IP	WLS	BF	H	R	ER	SO	BB	IBB	HBP	BLK	WP	HR	S	P	ERA	WHIP
Sam McDowell, L ERA: 3.77	(1, 1)	7.0		32	7	2	2	8	4	1	0	0	0	0	43	63	2.57	1.571																	
Camilo Pascual, R ERA: 3.86	(8, 1)	1.0	W	5	1	0	0	1	1	0	0	0	0	0	6	10	0.00	2.000																	
Steve Mingori, L ERA: 1.17	(9, 1)	1.0	S	4	0	0	0	1	0	0	0	0	0	0	6	6	0.00	0.000																	

1B: 7	SF: 1	WP: 0
2B: 2	SAC: 1	PB: 0
3B: 0	DP: 1	SB: 2
HR: 0	HBP: 0	CS: 1

PA: 41

Batter	1	2	3	4	5	6	7	8	9	AB	R	H	RBI	BB	SO	LOB
Ted Ford, R (1, 9) OBP: 0.207, SLG: 0.214	G6-4-3 1B	FC6 1-2 2-H 1B		FC5-4 CS 1-2f			F9		K	5	0	2	1	0	1	1
Ted Uhlaender, L (1, 7) OBP: 0.313, SLG: 0.323	G6-4-3 1-2f	FC6 1-2f		CS 1-2	4-3		F8			4	0	0	0	0	0	3
Vada Pinson, L (1, 8) OBP: 0.312, SLG: 0.296	BB S		1-3		4-3		4-3			3	0	0	0	1	0	0
Ken Harrelson, R (1, 3) OBP: 0.264, SLG: 0.292	5-3 1-2		6-3		HR 1B			F8		4	1	1	0	0	0	1
Graig Nettles, L (1, 5) OBP: 0.289, SLG: 0.306		BB FC5-4	BB FC5 1B		1-H HR			BB FC5-4		1	1	1	2	3	0	0
Ray Fosse, R (1, 2) OBP: 0.300, SLG: 0.389		FC5-4 WP SF8 1-2f	1B 1-2		6-3			FC5-4 1-2f		4	1	1	0	0	0	2
Eddie Leon, R (1, 4) OBP: 0.235, SLG: 0.170		BB HBP 1B 2-3	FC5 2-3f			5-3			K	3	1	0	0	1	1	3
Jack Heidemann, R (1, 6) OBP: 0.214, SLG: 0.154 John Lowenstein, L (9, PH) OBP: 0.302, SLG: 0.324		1B 1-2 HBP		F8		1-3			F7	2 1	0 0	0 0	0 0	0 0	0 0	0 0
Alan Foster, R (1, 1) OBP: 0.125, SLG: 0.286 Rick Austin, R (3, 1) Chuck Hinton, R (4, PH) OBP: 0.231, SLG: 0.167 Vince Colbert, R (4, 1) Gomer Hodge, S (9, PH) OBP: 0.500, SLG: 0.571		SF8 3-H		FC5-4 1B		F8			6-3	0 0 1 1 1	0 0 0 0 0	0 0 1 0 0	1 0 0 0 0	0 0 0 0 0	0 0 0 0 0	0 0 0 0 0
Inning Stats	R: 0 E: 0 K: 0 S: 3 H: 1 LOB: 1 BB: 1 P: 7	R: 2 E: 1 K: 0 S: 4 H: 1 LOB: 2 BB: 2 P: 13	R: 0 E: 0 K: 0 S: 4 H: 1 LOB: 2 BB: 1 P: 8	R: 0 E: 0 K: 0 S: 3 H: 1 LOB: 0 BB: 0 P: 3	R: 2 E: 0 K: 0 S: 5 H: 2 LOB: 0 BB: 0 P: 5	R: 0 E: 0 K: 0 S: 3 H: 0 LOB: 0 BB: 0 P: 3	R: 0 E: 0 K: 0 S: 3 H: 0 LOB: 0 BB: 0 P: 3	R: 0 E: 0 K: 1 S: 5 H: 0 LOB: 1 BB: 1 P: 9	R: 0 E: 0 K: 1 S: 5 H: 0 LOB: 0 BB: 0 P: 5	1B: 5 2B: 0 3B: 0 HR: 1 SF: 1 SAC: 0 DP: 1 HBP: 1						

PITCHER	IP	WLS	BF	H	R	ER	SO	BB	IBB	HBP	BLK	WP	HR	S	P	ERA	WHIP
Tom Murphy, R (1, 1) ERA: 3.86	4.2		23	6	4	4	0	4	0	1	0	1	1	18	35	7.71	2.143
Eddie Fisher, R (5, 1) ERA: 2.12	4.1	W	14	0	0	0	2	1	0	0	0	0	0	17	21	0.00	0.231

PITCHER	IP	WLS	BF	H	R	ER	SO	BB	IBB	HBP	BLK	WP	HR	S	P	ERA	WHIP

TOP

Cleveland Indians @ California Angels

Anaheim Stadium, Anaheim, CA

Thu Apr 29 1971, 10:05 PM EDT

Att. 6,205 - Unknown

livebaseballscorecards.com

AB	30
R	4
H	6
RBI	4
BB	5
SO	2
LOB	10

1B: 5	SF: 1	WP: 1	PA: 38
2B: 0	SAC: 0	PB: 0	
3B: 0	DP: 1	SB: 1	
HR: 1	HBP: 1	CS: 1	

Batter	1	2	3	4	5	6	7	8	9	AB	R	H	RBI	BB	SO	LOB
Sandy Alomar Sr., S (1, 4) OBP: 0.255, SLG: 0.286	6-3	FC5-4 1-2f		3-1 1-2 1B		S 2B 1-2 2-3 1B		4-3		5	1	2	0	0	0	2
Tony Gonzalez, L (1, 8) OBP: 0.467, SLG: 0.455	6-3		BBBB G3 1B BB	3-1 1-2 2-3		1-H 3-H 2B				3	1	1	2	1	0	2
Ken Berry, R (8, 8) OBP: 0.190, SLG: 0.175										0	0	0	0	0	0	0
Alex Johnson, R (1, 7) OBP: 0.319, SLG: 0.348	F9		F9 SSS	K		6-3				4	0	0	0	0	1	4
Jim Spencer, L (1, 3) OBP: 0.302, SLG: 0.392		BBBBB E BB BB BB	G3 1-2		3-1		G3			3	1	0	0	1	0	1
Jim Fregosi, R (1, 6) OBP: 0.313, SLG: 0.282		BBBBB BB E 1-2 FC6-4 BB	BBBB 1B 2B BB		6-3		HR			0	1	0	0	1	0	0
Syd O'Brien, R (3, 6) OBP: 0.235, SLG: 0.333										2	2	1	1	1	0	0
Ken McMullen, R (1, 5) OBP: 0.302, SLG: 0.377		E6 FC6-4 BB 1-2 2-3	2B 1-3 2-H 1B				SSS K			4	1	2	1	0	1	2
Roger Repoz, L (1, 9) OBP: 0.500, SLG: 0.579		BBBB FC6-4 1-2 2-3 3-H BB	1-H 3-H 2B			1B 1-4-3 2B 1B	4-3			3	1	2	3	1	0	0
Jerry Moses, R (1, 2) OBP: 0.238, SLG: 0.344		SSS K		FC4 1B		1-4-3 1-2		4-3		4	0	1	0	0	1	4
Tom Murphy, R (1, 1) OBP: 0.143, SLG: 0.214		FC6-4 FC5-4 1-2f 2-3 3-H		FC4 3-1 1B 1-2f		BBBB 1B BB		6-3		2	0	0	1	0	0	3
Eddie Fisher, R (5, 1)										1	0	0	0	1	0	0
Inning Stats	R: 0 E: 0 K: 0 S: 3 H: 0 LOB: 0 BB: 0 P: 3	R: 2 E: 1 K: 1 S: 6 H: 0 LOB: 2 BB: 3 P: 18	R: 3 E: 0 K: 0 S: 4 H: 2 LOB: 1 BB: 2 P: 12	R: 0 E: 0 K: 1 S: 7 H: 2 LOB: 2 BB: 0 P: 7	R: 0 E: 0 K: 0 S: 3 H: 1 LOB: 1 BB: 0 P: 3	R: 2 E: 0 K: 0 S: 5 H: 3 LOB: 1 BB: 1 P: 9	R: 1 E: 0 K: 1 S: 6 H: 1 LOB: 0 BB: 0 P: 6	R: 0 E: 0 K: 0 S: 3 H: 0 LOB: 0 BB: 0 P: 3		1B: 6 2B: 2 3B: 0 HR: 1 SF: 0 SAC: 0 DP: 0 HBP: 0				WP: 0 PB: 0 SB: 1 CS: 0 PA: 37	

BOTTOM

Cleveland Indians @ California Angels

Anaheim Stadium, Anaheim, CA

Thu Apr 29 1971, 10:05 PM EDT

Att. 6,205 - Unknown

livebaseballscorecards.com

AB	31
R	8
H	9
RBI	8
BB	6
SO	3
LOB	18

PITCHER		IP	WLS	BF	H	R	ER	SO	BB	IBB	HBP	BLK	WP	HR	S	P	ERA	WHIP
Alan Foster, R ERA: 5.7	(1, 1)	2.2	L	15	1	5	3	1	5	0	0	0	0	0	12	32	10.12	2.250
Rick Austin, L ERA: 4.5	(3, 1)	0.1		1	1	0	0	0	0	0	0	0	0	0	1	1	0.00	3.000
Vince Colbert, R ERA: 3.5	(4, 1)	5.0		21	7	3	3	2	1	0	0	0	0	1	24	28	5.40	1.600

PITCHER	IP	WLS	BF	H	R	ER	SO	BB	IBB	HBP	BLK	WP	HR	S	P	ERA	WHIP

Detroit Tigers @ California Angels

Anaheim Stadium, Anaheim, CA

Fri Apr 30 1971, 10:05 PM EDT

Att. 42,651 - Unknown

TOP

livebaseballscorecards.com

Batter	1	2	3	4	5	6	7	8	9	AB	R	H	RBI	BB	SO	LOB
Mickey Stanley, R (1, 8) OBP: 0.313, SLG: 0.326	1B 2B	F8 ①			E6 1B 1B	1B FC4-6 1B		F9 ①		5	3	3	0	0	0	0
Jim Northrup, L (1, 3) OBP: 0.416, SLG: 0.545	BB HR 1B 2-H	F7 ②			1B 1B BB	FC4-6 1B 1-3		F8 ②		4	2	2	1	1	0	0
Al Kaline, R (1, 9) OBP: 0.424, SLG: 0.348	HR BB 1-2	L7 ③			1B 1B 1-3 2-H	FC4-6 1-2f 3-H		K ③		4	1	1	2	1	1	1
Willie Horton, R (1, 7) OBP: 0.222, SLG: 0.414	HR 1-H 2-H	F9 ①			K ①	K			K ①	5	1	1	3	0	3	3
Bill Freehan, R (1, 2) OBP: 0.395, SLG: 0.580	2B	P6 ②			HBP 1B 1-3 3-H		K ①		6-3 ②	5	0	2	1	0	1	0
Aurelio Rodriguez, R (1, 5) OBP: 0.306, SLG: 0.329	K ①	F9 ③			HBP 1-2		BB 1B		6-3 ③	4	0	1	0	0	1	1
Dick McAuliffe, L (1, 4) OBP: 0.301, SLG: 0.366	BB			4-3 ①	P3 ②		P3 ②			3	0	0	0	1	0	4
Ed Brinkman, R (1, 6) OBP: 0.263, SLG: 0.197	P6 ②			P6 ②	F9 ③		BB 1-2			3	0	0	0	1	0	5
Joe Coleman, R (1, 1) Fred Scherman, L (8, 1) Bill Zepp, R (8, 1)	K ③			F9 ③		K ①	K ③			4 0 0	0 0 0	0 0 0	0 0 0	0 0 0	3 0 0	4 0 0
Inning Stats	R: 4 E: 0 K: 2 S: 11 H: 4 LOB: 2 BB: 2 P: 19	R: 0 E: 0 K: 0 S: 3 H: 0 LOB: 0 BB: 0 P: 3	R: 0 E: 0 K: 0 S: 3 H: 0 LOB: 0 BB: 0 P: 3	R: 0 E: 0 K: 0 S: 3 H: 0 LOB: 0 BB: 0 P: 3	R: 2 E: 1 K: 1 S: 8 H: 3 LOB: 3 BB: 1 P: 13	R: 1 E: 0 K: 2 S: 9 H: 2 LOB: 1 BB: 0 P: 9	R: 0 E: 0 K: 2 S: 8 H: 1 LOB: 2 BB: 1 P: 12	R: 0 E: 0 K: 1 S: 5 H: 0 LOB: 0 BB: 0 P: 5	R: 0 E: 0 K: 1 S: 5 H: 0 LOB: 0 BB: 0 P: 5	1B: 7 2B: 2 3B: 0 HR: 1 SF: 0 SAC: 0 DP: 0 HBP: 1	WP: 0 PB: 0 SB: 0 CS: 0 PA: 42					

	AB	37
	R	7
	H	10
	RBI	7
	BB	4
	SO	9
	LOB	18

PITCHER		IP	WLS	BF	H	R	ER	SO	BB	IBB	HBP	BLK	WP	HR	S	P	ERA	WHIP
Rudy May, L ERA: 2.67	(1, 1)	4.0	L	20	5	6	6	2	3	0	0	0	0	1	21	33	13.50	2.000
Mel Queen, R ERA: 1.64	(5, 1)	3.0		16	5	1	1	5	1	0	1	0	0	0	24	29	3.00	2.000
Billy Wynne, R ERA: 4.91	(8, 1)	1.0		3	0	0	0	1	0	0	0	0	0	0	5	5	0.00	0.000
Dave LaRoche, L ERA:	(9, 1)	1.0		3	0	0	0	1	0	0	0	0	0	0	5	5	0.00	0.000

PITCHER	IP	WLS	BF	H	R	ER	SO	BB	IBB	HBP	BLK	WP	HR	S	P	ERA	WHIP

Detroit Tigers @ California Angels

Anaheim Stadium, Anaheim, CA

Fri Apr 30 1971, 10:05 PM EDT

Att. 42,651 - Unknown

BOTTOM

Batter	1	2	3	4	5	6	7	8	9	AB	R	H	RBI	BB	SO	LOB
Sandy Alomar Sr., S (1, 4) OBP: 0.252, SLG: 0.274	BBBB 4-0 BB		x 0-0 ① G3		x 0-0 ② F8		x 0-0 ③ 5-3		SSS 0-3 ① K	4	0	0	0	1	1	1
Jim Spencer, L (1, 3) OBP: 0.297, SLG: 0.372	x 0-0 ① P4		x 0-0 ② 4-3		x 0-0 ③ L9			x 0-0 ① L9	BBBB 4-0 BB	4	0	0	0	1	0	1
Alex Johnson, R (1, 7) OBP: 0.313, SLG: 0.340	SSS 0-3 ② K		x 0-0 ③ 6-3			SSS 0-3 ① K		x 0-0 BB 1B 1B	SSS 0-3 ② K	5	1	1	0	0	3	2
Roger Repoz, L (1, 9) OBP: 0.548, SLG: 0.619	BBBB 4-0 1-2 BB			x 0-0 ① G3		x 0-0 G3 2B		BBBB 4-0 1-2 1B 2B BB	BBBB 4-0 1-2 FC6-4 BB	2	1	1	0	3	0	0
Jim Fregosi, R (1, 6) OBP: 0.317, SLG: 0.288 Giraldo Ruiz, S (6, 5) OBP: 0.375, SLG: 0.286 Ken McMullen, R (9, PH) OBP: 0.299, SLG: 0.372	SSS 0-3 ③ K			x 0-0 1B 1B		x 0-0 ② G3 2-3		SSS 0-3 ② K	x 0-0 ③ FC6-4 1-2f	2 2 1	0 0 0	1 0 0	0 0 0	0 0 0	1 1 0	2 3 2
Tony Gonzalez, L (1, 8) OBP: 0.474, SLG: 0.467		x 0-0 ① 6-3		x 0-0 1-3 1B		x 0-0 ③ 4-3		x 0-0 1-2 2-H 2B 1B		4	1	2	1	0	0	1
Syd O'Brien, R (1, 5) OBP: 0.286, SLG: 0.421 (6, 6)		x 0-0 1B		x 0-0 ② F2			x 0-0 ① 6-3	x 0-0 1-H 2-H 1B 2B		4	1	2	2	0	0	2
Jerry Moses, R (1, 2) OBP: 0.234, SLG: 0.339 John Stephenson, L (4, PH) (5, 2) Billy Cowan, R (8, PH) OBP: 0.286, SLG: 0.286 Jeff Torborg, R (9, 2) OBP: 0.071, SLG: 0.077		x 0-0 ② F8		SSS 0-3 ③ K			x 0-0 ② F5	x 0-0 2-H 1B		1 2 1 0	0 0 0 0	0 0 1 0	0 0 1 0	0 1 0 0	0 2 0 0	1 2 0 0
Rudy May, L (1, 1) Mel Queen, L (5, 1) Ken Berry, R (7, PH) OBP: 0.203, SLG: 0.175 Billy Wynne, L (8, 1) Tony Conigliaro, R (8, PH) OBP: 0.256, SLG: 0.405 Dave LaRoche, L (9, 1) OBP: 0.500, SLG: 0.500		SSS 0-3 ③ K			x 0-0 ① 4-3		BBBB 4-0 BB	x 0-0 ③ P3		1 1 0 0 1 0	0 0 0 0 0 0	0 0 0 0 0 0	0 0 1 0 0 0	0 0 0 0 0 0	1 0 0 0 0 0	1 0 0 0 1 0
Inning Stats	R: 0 E: 0 K: 2 S: 7 H: 0 LOB: 2 BB: 2 P: 15	R: 0 E: 0 K: 1 S: 6 H: 1 LOB: 1 BB: 0 P: 6	R: 0 E: 0 K: 0 S: 3 H: 0 LOB: 0 BB: 0 P: 3	R: 0 E: 0 K: 1 S: 7 H: 2 LOB: 2 BB: 0 P: 7	R: 0 E: 0 K: 0 S: 3 H: 0 LOB: 0 BB: 0 P: 3	R: 0 E: 0 K: 1 S: 6 H: 1 LOB: 1 BB: 0 P: 6	R: 0 E: 0 K: 0 S: 3 H: 0 LOB: 1 BB: 1 P: 7	R: 4 E: 0 K: 1 S: 9 H: 4 LOB: 1 BB: 1 P: 13	R: 0 E: 0 K: 2 S: 7 H: 0 LOB: 2 BB: 2 P: 15	1B: 6 2B: 2 3B: 0 HR: 0	SF: 0 SAC: 0 DP: 0 HBP: 0			WP: 0 PB: 0 SB: 0 CS: 0	PA: 41		

livebaseballscorecards.com

	AB	35
	R	4
	H	8
	RBI	4
	BB	6
	SO	8
	LOB	19

PITCHER		IP	WLS	BF	H	R	ER	SO	BB	IBB	HBP	BLK	WP	HR	S	P	ERA	WHIP
Joe Coleman, R ERA: 4.26	(1, 1)	7.2	W	34	7	4	4	6	4	0	0	0	0	0	42	58	4.70	1.435
Fred Scherman, L ERA: 1.93	(8, 1)	0.0		1	1	0	0	0	0	0	0	0	0	0	1	1	∞	∞
Bill Zepp, R ERA: 11.12	(8, 1)	1.1	S	6	0	0	0	2	2	0	0	0	0	0	8	16	0.00	1.500

PITCHER		IP	WLS	BF	H	R	ER	SO	BB	IBB	HBP	BLK	WP	HR	S	P	ERA	WHIP

Detroit Tigers @ California Angels

Anaheim Stadium, Anaheim, CA

Sat May 01 1971, 10:05 PM EDT

Att. 12,838 - Unknown

TOP

livebaseballscorecards.com

Batter	1	2	3	4	5	6	7	8	9	AB	R	H	RBI	BB	SO	LOB
Dick McAuliffe, L (1, 4) OBP: 0.289, SLG: 0.349	4-3		F3			L3		K		4	0	0	0	0	1	1
Cesar Gutierrez, R (8, 4)										0	0	0	0	0	0	0
Al Kaline, R (1, 9) OBP: 0.420, SLG: 0.338	L7		L8			FC4-6 HBP		6-3 1-2		2	0	0	0	0	0	0
Mickey Stanley, R (6, PR) OBP: 0.306, SLG: 0.319										1	0	0	0	0	0	1
(6, 8)																
Jim Northrup, L (1, 8) OBP: 0.419, SLG: 0.538	BB			4-3		FC4-6 BB 1-2f		1B 2-H		3	0	1	1	1	0	1
(6, 9)																
Willie Horton, R (1, 7) OBP: 0.240, SLG: 0.417	F9			E6 6-3 1B		BB 1-2		K		2	0	1	0	1	0	2
Dalton Jones, L (8, PH) OBP: 0.667, SLG: 0.625										1	0	0	0	0	1	1
(8, 5)																
Norm Cash, L (1, 3) OBP: 0.340, SLG: 0.524	K			6-3 2-3		F7			P4	4	0	0	0	0	1	5
Bill Freehan, R (1, 2) OBP: 0.380, SLG: 0.556		4-3		K			5-3		1B 2B	3	0	0	0	0	1	1
Jim Price, R (7, 2) OBP: 0.286, SLG: 0.429										1	0	1	0	0	0	0
Aurelio Rodriguez, R (1, 5) OBP: 0.295, SLG: 0.317		L6			5-3		F7	K		3	0	0	0	0	0	0
Tom Timmermann, R (8, 1)										0	0	0	0	0	0	0
Ike Brown, R (9, PH) OBP: 0.200, SLG: 0.800										1	0	0	0	0	1	1
Ed Brinkman, R (1, 6) OBP: 0.262, SLG: 0.200		F7			6-3		K		1B	4	0	1	0	0	1	0
Dean Chance, R (1, 1)			1-3		K			BB 6-3 1B	F8	0	0	0	0	0	0	0
Bill Denehy, S (2, 1)										1	0	0	0	0	0	0
Kevin Collins, L (5, PH) OBP: 0.200, SLG: 0.600										1	0	0	0	0	1	0
Jim Hannan, R (5, 1)										0	0	0	0	0	0	0
Daryl Patterson, L (7, 1)										0	0	0	0	0	0	0
Gates Brown, L (8, PH) OBP: 0.176, SLG: 0.125										1	1	0	0	1	0	2
(8, 7)																
Inning Stats	R: 0 E: 1 K: 1 S: 6 H: 0 LOB: 2 BB: 1 P: 10	R: 0 E: 0 K: 0 S: 3 H: 0 LOB: 0 BB: 0 P: 3	R: 0 E: 0 K: 0 S: 3 H: 0 LOB: 0 BB: 0 P: 3	R: 0 E: 1 K: 1 S: 6 H: 1 LOB: 1 BB: 0 P: 6	R: 0 E: 0 K: 1 S: 5 H: 0 LOB: 0 BB: 0 P: 5	R: 0 E: 0 K: 0 S: 3 H: 0 LOB: 2 BB: 1 P: 8	R: 0 E: 0 K: 1 S: 5 H: 0 LOB: 0 BB: 0 P: 5	R: 1 E: 0 K: 2 S: 8 H: 1 LOB: 1 BB: 1 P: 12	R: 0 E: 0 K: 1 S: 7 H: 2 LOB: 2 BB: 0 P: 7	1B: 3 2B: 1 3B: 0 HR: 0 SF: 0 SAC: 0 DP: 0 HBP: 1	WP: 0 PB: 0 SB: 0 CS: 0 PA: 36					

PITCHER	IP	WLS	BF	H	R	ER	SO	BB	IBB	HBP	BLK	WP	HR	S	P	ERA	WHIP
Andy Messersmith, R (1, 1) ERA: 2.23	9.0	W	36	4	1	1	7	3	0	1	0	0	0	46	59	1.00	0.778

PITCHER	IP	WLS	BF	H	R	ER	SO	BB	IBB	HBP	BLK	WP	HR	S	P	ERA	WHIP

AB	32
R	1
H	4
RBI	1
BB	3
SO	7
LOB	15

Batter	1	2	3	4	5	6	7	8	9	AB	R	H	RBI	BB	SO	LOB
Sandy Alomar Sr., S (1, 4) OBP: 0.250, SLG: 0.263	6-3	E6 2-H 3-H		4-3		1-3		BBB 4-0 FC3-6 BB		4	1	0	0	1	0	0
Jim Spencer, L (1, 3) OBP: 0.302, SLG: 0.386	4-3	0-0 1-H 2B		0-0 G6-3 1B			0-0 F8	0-0 FC3-6 G6-4-3 1-2f		5	1	2	1	0	0	1
Alex Johnson, R (1, 7) OBP: 0.327, SLG: 0.364	1B	0-0 BB 2-H 2B		0-0 G6-3 1-2f			0-0 2B 1B	0-0 G6-4-3 1-2f		5	1	3	1	0	0	2
Tony Conigliaro, R (1, 9) OBP: 0.308, SLG: 0.415 Ken Berry, R (8, 8) OBP: 0.203, SLG: 0.175	F8	BBBB 4-0 BB BB			0-0 5-3		0-0 1-H 3-1 2B			3 0	1 0	1 0	1 0	1 0	0 0	1 0
Roger Repoz, L (1, 8) OBP: 0.571, SLG: 0.591 (8, 9)	4-0 1B 2B BB 1-2 2-3 BB				BBBB 4-0 FC6-4 BB		0-0 3-1 3-H			1	1	0	1	3	0	0
Ken McMullen, R (1, 5) OBP: 0.286, SLG: 0.354	0-3 K	0-0 F8			0-0 FC6-4 WP 1-2f		0-0 E5 HBP 2B			4	1	0	0	0	1	5
Syd O'Brien, R (1, 6) OBP: 0.320, SLG: 0.409	0-0 2B 1-2 E 1B	0-0 F7			0-0 6-3 1-2		1-0 1-2 2B HBP			3	2	1	0	0	0	1
John Stephenson, L (1, 2) OBP: 0.167, SLG: 0.364	0-0 1-3 2-H E 2B	0-0 G3				0-0 F9	0-0 1-H 2-H 2B			4	1	2	3	0	0	0
Andy Messersmith, R (1, 1) OBP: 0.143, SLG: 0.357	SSS 0-3 K	0-0 P4				0-0 P4	0-0 F9			4	0	0	0	0	1	3
Inning Stats	R: 0 E: 0 K: 0 S: 4 H: 1 LOB: 1 BB: 0 P: 4	R: 5 E: 1 K: 2 S: 12 H: 4 LOB: 3 BB: 3 P: 24	R: 0 E: 0 K: 0 S: 3 H: 0 LOB: 0 BB: 0 P: 3	R: 0 E: 0 K: 0 S: 3 H: 1 LOB: 0 BB: 0 P: 3	R: 0 E: 0 K: 0 S: 3 H: 0 LOB: 1 BB: 1 P: 7	R: 0 E: 0 K: 0 S: 3 H: 0 LOB: 0 BB: 0 P: 3	R: 4 E: 1 K: 0 S: 7 H: 3 LOB: 1 BB: 0 P: 8	R: 0 E: 0 K: 0 S: 2 H: 0 LOB: 0 BB: 1 P: 6		1B: 4 2B: 5 3B: 0 HR: 0 SF: 0 SAC: 0 DP: 2 HBP: 1					WP: 1 PB: 0 SB: 0 CS: 0 PA: 39	

PITCHER		IP	WLS	BF	H	R	ER	SO	BB	IBB	HBP	BLK	WP	HR	S	P	ERA	WHIP
Dean Chance, R ERA: 2.67	(1, 1)	1.2	L	11	4	5	1	2	1	0	0	0	0	0	14	18	5.40	3.000
Bill Denehy, R ERA:	(2, 1)	2.1		10	2	0	0	0	2	0	0	0	0	0	8	16	0.00	1.714
Jim Hannan, R ERA: 3.6	(5, 1)	2.0		7	0	0	0	0	1	0	0	0	1	0	6	10	0.00	0.500
Daryl Patterson, R ERA: 4.5	(7, 1)	1.0		8	3	4	2	0	0	0	1	0	0	0	7	8	18.00	3.000
Tom Timmermann, R ERA: 3.45	(8, 1)	1.0		3	0	0	0	0	1	0	0	0	0	0	2	6	0.00	1.000

PITCHER	IP	WLS	BF	H	R	ER	SO	BB	IBB	HBP	BLK	WP	HR	S	P	ERA	WHIP

BOTTOM

Detroit Tigers @ California Angels

Anaheim Stadium, Anaheim, CA

Sat May 01 1971, 10:05 PM EDT

Att. 12,838 - Unknown

livebaseballscorecards.com

AB	33
R	9
H	9
RBI	7
BB	5
SO	2
LOB	13

Detroit Tigers @ California Angels

Anaheim Stadium, Anaheim, CA

Sun May 02 1971, 6:33 AM EDT

Att. 11,815 - Unknown

TOP

livebaseballscorecards.com

Batter	1	2	3	4	5	6	7	8	9	AB	R	H	RBI	BB	SO	LOB
Mickey Stanley, R (1, 8) OBP: 0.296, SLG: 0.308	6-3	1-2 2-3 3-H 1B			F8	4-3			F8	5	0	1	1	0	0	3
Jim Northrup, L (1, 3) OBP: 0.429, SLG: 0.553	PB S 1B	1-3			CS 2B		F7		1-2 FC6-4 1B	5	0	3	0	0	0	2
Al Kaline, R (1, 9) OBP: 0.409, SLG: 0.320	L6 1-3		L9		B B B B 2-3 BB		L5-3		1-2f	4	0	0	0	1	0	3
Willie Horton, R (1, 7) OBP: 0.253, SLG: 0.453	B B B B BB		HR		F8		F5			3	1	1	1	1	0	1
Bill Freehan, R (1, 2) OBP: 0.366, SLG: 0.533	6-3		F9			F8		F9		3	0	0	0	0	0	2
Jim Price, R (6, 2) OBP: 0.250, SLG: 0.375										1	0	0	0	0	0	0
Aurelio Rodriguez, R (1, 5) OBP: 0.293, SLG: 0.306		6-3	5-3			F9		B B B B G4-6-3 BB		3	0	0	0	1	0	0
Dick McAuliffe, L (1, 4) OBP: 0.297, SLG: 0.356		BB 1B 1B 1B		4-3		2B 1B		G4-6-3 1-2f		4	2	2	0	0	0	1
Ed Brinkman, R (1, 6) OBP: 0.276, SLG: 0.231		CS BB 1-2 1B		F8		1B 1-H 2B			S S S K	3	0	2	1	0	0	0
Dalton Jones, L (9, PH) OBP: 0.600, SLG: 0.556										1	0	0	0	0	1	0
Mickey Lolich, S (1, 1) OBP: 0.375, SLG: 0.250		B B B B 1B 1-2 2-3 BB		S S S K		2-3 1B			1B 1B	2	0	1	0	1	1	0
Bill Zepp, R (6, 1)										0	0	0	0	0	0	0
Fred Scherman, L (7, 1)										0	0	0	0	0	0	0
Gates Brown, L (9, PH) OBP: 0.222, SLG: 0.176										1	0	1	0	0	0	0

Inning Stats	1	2	3	4	5	6	7	8	9
	R: 0 E: 0 K: 0 S: 4	H: 1 LOB: 2 BB: 1 P: 8	R: 1 E: 0 K: 0 S: 5	H: 3 LOB: 2 BB: 1 P: 9	R: 1 E: 0 K: 0 S: 4	H: 1 LOB: 0 BB: 0 P: 4	R: 0 E: 0 K: 1 S: 5	H: 0 LOB: 0 BB: 0 P: 5	R: 0 E: 0 K: 0 S: 3	H: 1 LOB: 1 BB: 1 P: 7
	R: 1 E: 0 K: 0 S: 6	H: 3 LOB: 2 BB: 0 P: 6	R: 0 E: 0 K: 0 S: 3	H: 0 LOB: 0 BB: 0 P: 3	R: 0 E: 0 K: 0 S: 2	H: 0 LOB: 0 BB: 1 P: 6	R: 0 E: 0 K: 1 S: 7	H: 2 LOB: 2 BB: 0 P: 7		

	AB	35
	R	3
	H	11
	RBI	3
	BB	4
	SO	2
	LOB	12

	1B: 8	SF: 0	WP: 0	PA: 39
	2B: 2	SAC: 0	PB: 1	
	3B: 0	DP: 1	SB: 1	
	HR: 1	HBP: 0	CS: 2	

PITCHER		IP	WLS	BF	H	R	ER	SO	BB	IBB	HBP	BLK	WP	HR	S	P	ERA	WHIP
Clyde Wright, L ERA: 3.71	(1, 1)	5.2		26	8	3	3	1	3	0	0	0	0	1	25	37	4.76	1.941
Eddie Fisher, R ERA: 1.96	(6, 1)	1.1	W	5	1	0	0	0	0	0	0	0	0	0	5	5	0.00	0.750
Lloyd Allen, R ERA: 3.75	(8, 1)	2.0	S	8	2	0	0	1	1	0	0	0	0	0	9	13	0.00	1.500

PITCHER		IP	WLS	BF	H	R	ER	SO	BB	IBB	HBP	BLK	WP	HR	S	P	ERA	WHIP

BOTTOM

Detroit Tigers @ California Angels

Anaheim Stadium, Anaheim, CA

Sun May 02 1971, 6:33 AM EDT

Att. 11,815 - Unknown

Batter	1	2	3	4	5	6	7	8	9	AB	R	H	RBI	BB	SO	LOB
Sandy Alomar Sr., S (1, 4) OBP: 0.259, SLG: 0.265	1-3		L6		BB		2-H 1B			3	0	1	1	1	0	0
Jim Spencer, L (1, 3) OBP: 0.290, SLG: 0.368	3-1		4-3		F8		6-3			4	0	0	0	0	0	4
Alex Johnson, R (1, 7) OBP: 0.324, SLG: 0.359	P6			F8		G5-3 1B 1B		F8		4	0	1	0	0	0	0
Tony Conigliaro, R (1, 9) OBP: 0.316, SLG: 0.412 Roger Repoz, L (9, 9) OBP: 0.571, SLG: 0.591		5-3		BB		1-2 G5-3 1B 1B		1-3		3 0	1 0	1 0	0 0	1 0	0 0	0 0
Ken McMullen, R (1, 5) OBP: 0.274, SLG: 0.337		K		F8		G5-3 1-2 2-3f		F8		4	0	0	0	0	1	3
Syd O'Brien, R (1, 6) OBP: 0.357, SLG: 0.480		HR 2B		P4		2-H 1B				3	1	2	1	0	0	1
Jerry Moses, R (1, 2) OBP: 0.254, SLG: 0.400 Giraldo Ruiz, S (7, PR) OBP: 0.375, SLG: 0.286 John Stephenson, L (8, 2) OBP: 0.167, SLG: 0.364		2-H HR			L3		FC5-6 1B			3 0 0	1 0 0	2 0 0	2 0 0	0 0 0	0 0 0	0 0 0
Ken Berry, R (1, 8) OBP: 0.209, SLG: 0.200		L6			2B		FC5-6 G3 1B 1-2f			3	1	1	0	0	0	1
Clyde Wright, R (1, 1) Eddie Fisher, R (6, 1) Tony Gonzalez, L (7, PH) OBP: 0.450, SLG: 0.438 Lloyd Allen, R (8, 1)			L9		K		G3 1-2			2 0 1 0	0 0 0 0	0 0 0 0	0 0 0 0	0 0 0 0	1 0 1 0	1 0 1 0
Inning Stats	R: 0 H: 0 E: 0 LOB: 0 K: 0 BB: 0 S: 3 P: 3	R: 2 H: 2 E: 0 LOB: 0 K: 1 BB: 0 S: 7 P: 7	R: 0 H: 0 E: 0 LOB: 0 K: 0 BB: 0 S: 3 P: 3	R: 0 H: 0 E: 0 LOB: 1 K: 0 BB: 1 S: 3 P: 7	R: 0 H: 1 E: 0 LOB: 2 K: 1 BB: 1 S: 6 P: 10	R: 1 H: 3 E: 0 LOB: 1 K: 0 BB: 0 S: 4 P: 4	R: 1 H: 2 E: 0 LOB: 2 K: 0 BB: 0 S: 5 P: 5	R: 0 H: 0 E: 0 LOB: 0 K: 0 BB: 0 S: 3 P: 3		1B: 5 SF: 0 2B: 2 SAC: 0 3B: 0 DP: 1 HR: 1 HBP: 0						

livebaseballscorecards.com

AB	30
R	4
H	8
RBI	4
BB	2
SO	2
LOB	11

WP: 0 PA: 32
PB: 0
SB: 0
CS: 0

PITCHER		IP	WLS	BF	H	R	ER	SO	BB	IBB	HBP	BLK	WP	HR	S	P	ERA	WHIP
Mickey Lolich, L ERA: 3.27	(1, 1)	5.0		22	5	3	3	2	2	0	0	0	0	1	24	32	5.40	1.400
Bill Zepp, R ERA: 9.82	(6, 1)	1.2	L	6	3	1	1	0	0	0	0	0	0	0	6	6	5.40	1.800
Fred Scherman, L ERA: 1.69	(7, 1)	1.1		4	0	0	0	0	0	0	0	0	0	0	4	4	0.00	0.000

PITCHER	IP	WLS	BF	H	R	ER	SO	BB	IBB	HBP	BLK	WP	HR	S	P	ERA	WHIP

California Angels @ Baltimore Orioles

Memorial Stadium, Baltimore, MD

Tue May 04 1971, 7:05 PM EDT

Att. 6,415 - Unknown

TOP

livebaseballscorecards.com

Batter	1	2	3	4	5	6	7	8	9	AB	R	H	RBI	BB	SO	LOB
Sandy Alomar Sr., S (1, 4) OBP: 0.265, SLG: 0.271	F8		F8		1B		1-2 1B		L7	5	0	2	0	0	0	3
Jim Spencer, L (1, 3) OBP: 0.295, SLG: 0.396	HR		BB		F7		K		F3	4	1	1	1	1	1	5
Alex Johnson, R (1, 7) OBP: 0.310, SLG: 0.343	6-3		K		F9		1-3		F8	5	0	0	0	0	1	7
Tony Conigliaro, R (1, 9) OBP: 0.313, SLG: 0.404	4-3			HBP 1B		F7		F3		4	0	1	0	0	0	0
Roger Repoz, L (1, 8) OBP: 0.564, SLG: 0.542		K		K		4-3 BB		BB		2	0	0	0	2	2	1
Ken McMullen, R (1, 5) OBP: 0.273, SLG: 0.326		F8		1-2 HBP		4-3		K		3	0	0	0	0	1	2
Syd O'Brien, R (1, 6) OBP: 0.313, SLG: 0.414		P4		F8		F8		K		4	0	0	0	0	1	4
John Stephenson, L (1, 2) OBP: 0.313, SLG: 0.467			SH1-4 1B	F2			1B		BB 1B	4	0	3	0	0	0	2
Tom Murphy, R (1, 1) OBP: 0.133, SLG: 0.200			SH1-4 1-2		5-3		K		BB 1-2	1	0	0	0	0	0	0
Tony Gonzalez, L (7, PH) OBP: 0.429, SLG: 0.412										1	0	0	0	0	1	1
Mel Queen, L (7, 1)										0	0	0	0	0	0	0
Jim Fregosi, R (9, PH) OBP: 0.325, SLG: 0.288										0	0	0	0	1	0	0

Inning Stats	1	2	3	4	5	6	7	8	9	1B	SF	WP	PA
R	1	0	0	0	0	0	0	0	0	6	0	0	39
H	1	0	1	1	1	0	2	0	1	2B 0	SAC 1	PB 0	
E	0	0	0	0	0	0	0	0	0	3B 0	DP 0	SB 0	
LOB	0	0	2	1	1	1	2	1	2	HR 1	HBP 1	CS 0	
BB	0	0	1	0	0	1	0	1	1				
K	0	1	1	1	0	2	2	2	0				
S	4	5	6	6	4	3	9	7	4				
P	4	5	10	7	4	7	9	11	8				

PITCHER	IP	WLS	BF	H	R	ER	SO	BB	IBB	HBP	BLK	WP	HR	S	P	ERA	WHIP
Jim Palmer, R (1, 1) ERA: 2.34	9.0	W	39	7	1	1	7	4	0	1	0	0	1	48	65	1.00	1.222

PITCHER	IP	WLS	BF	H	R	ER	SO	BB	IBB	HBP	BLK	WP	HR	S	P	ERA	WHIP

AB	33
R	1
H	7
RBI	1
BB	4
SO	7
LOB	25

BOTTOM

California Angels @ Baltimore Orioles

Memorial Stadium, Baltimore, MD

Tue May 04 1971, 7:05 PM EDT

Att. 6,415 - Unknown

livebaseballscorecards.com

Batter	1	2	3	4	5	6	7	8	9	AB	R	H	RBI	BB	SO	LOB
Don Buford, S (1, 7) OBP: 0.402, SLG: 0.473	3-1			2B 2B 1B	F7		HBP SH1-4 1B			4	1	2	0	0	0	1
Mark Belanger, R (1, 6) OBP: 0.370, SLG: 0.346	F8			1-3 2B 2B	BB 1-2 1B		SH1-4 1-2			3	1	2	0	0	0	0
Boog Powell, L (1, 3) OBP: 0.374, SLG: 0.500	3-1			1B 2-H 3-H 2B	BBB 4-0 1-2 2-3 BB		I I I I 4-0 HBP IBB			2	1	1	2	2	0	0
Frank Robinson, R (1, 9) OBP: 0.385, SLG: 0.412		1-3		2-H 1B	P5		H 1-0 1-2 2-3 HBP			3	0	1	1	0	0	3
Paul Blair, R (1, 8) OBP: 0.296, SLG: 0.333		S S S 0-3 K		F8		F9	F3			4	0	0	0	0	1	4
Brooks Robinson, R (1, 5) OBP: 0.303, SLG: 0.273		6-3		F9		H 1-0 BB 1B HBP	F2			3	1	0	0	0	0	4
Davey Johnson, R (1, 4) OBP: 0.383, SLG: 0.552			P5	L6		P5		G4-6-3 1B		4	0	1	0	0	0	2
Elrod Hendricks, L (1, 2) OBP: 0.236, SLG: 0.224			F9		P4	BBBB 4-0 1B 1-2 BB		1 2 G4-6-3 1-2f		3	0	0	0	1	0	1
Jim Palmer, R (1, 1) OBP: 0.250, SLG: 0.211			L6		BB 1B 1B	1-3 2-H 1B		S S S 0-3 K		4	0	2	1	0	1	0
Inning Stats	R: 0 E: 0 K: 0 S: 3 H: 0 LOB: 0 BB: 0 P: 3	R: 0 E: 0 K: 1 S: 5 H: 0 LOB: 0 BB: 0 P: 5	R: 0 E: 0 K: 0 S: 3 H: 0 LOB: 0 BB: 0 P: 3	R: 3 E: 0 K: 0 S: 7 H: 4 LOB: 1 BB: 0 P: 7	R: 0 E: 0 K: 0 S: 5 H: 2 LOB: 3 BB: 1 P: 9	R: 1 E: 0 K: 0 S: 3 H: 1 LOB: 2 BB: 1 P: 8	R: 0 E: 0 K: 0 S: 4 H: 1 LOB: 3 BB: 1 P: 9	R: 0 E: 0 K: 1 S: 5 H: 1 LOB: 0 BB: 0 P: 5		1B: 7 2B: 2 3B: 0 HR: 0 SF: 0 SAC: 1 DP: 1 HBP: 2						

	AB	30
	R	4
	H	9
	RBI	4
	BB	3
	SO	2
	LOB	15

WP: 0 PA: 36
PB: 0
SB: 0
CS: 0

PITCHER		IP	WLS	BF	H	R	ER	SO	BB	IBB	HBP	BLK	WP	HR	S	P	ERA	WHIP
Tom Murphy, R ERA: 4.13	(1, 1)	6.0	L	27	7	4	4	1	2	0	1	0	0	0	26	35	6.00	1.500
Mel Queen, R ERA: 1.38	(7, 1)	2.0		9	2	0	0	1	0	1	1	0	0	0	9	14	0.00	1.000

PITCHER	IP	WLS	BF	H	R	ER	SO	BB	IBB	HBP	BLK	WP	HR	S	P	ERA	WHIP

Batter	1	2	3	4	5	6	7	8	9	AB	R	H	RBI	BB	SO	LOB
Sandy Alomar Sr., S (1, 4) OBP: 0.264, SLG: 0.270	4-3			F3		F7		4-1, 1-2, 1B		4	0	1	0	0	0	0
Jim Spencer, L (1, 3) OBP: 0.294, SLG: 0.383	F5			BBBB, G5-4-3, BB		4-3		4-1, 1-2, 2-3		3	0	0	0	1	0	2
Alex Johnson, R (1, 7) OBP: 0.299, SLG: 0.330	4-3			G5-4-3, 1-2f			F8	L6		4	0	0	0	0	0	3
Tony Conigliaro, R (1, 9) OBP: 0.320, SLG: 0.419		F8			6-3, 2B, 2B		BB, 1B		5-3	4	1	2	0	0	0	0
Jim Fregosi, R (1, 6) OBP: 0.321, SLG: 0.284		F5			6-3, 2-3		F2		6-3	1	0	0	0	0	0	0
Syd O'Brien, R (2, 6) OBP: 0.286, SLG: 0.375										3	0	0	0	0	0	2
Ken McMullen, R (1, 5) OBP: 0.282, SLG: 0.337		5-3			3-H, 2B		BBBB, 1-2, BB		F9	3	0	1	1	1	0	0
Jerry Moses, R (1, 2) OBP: 0.243, SLG: 0.382			5-3		SSS, K		SSS, K			3	0	0	0	0	2	3
Ken Berry, R (1, 8) OBP: 0.214, SLG: 0.194			F2		F7			BBBB, 4-1, 1B, BB		2	0	0	0	1	0	1
Andy Messersmith, R (1, 1) OBP: 0.125, SLG: 0.313			1-3			5-3		SSS, K		2	0	0	0	0	0	0
Billy Cowan, R (8, PH) OBP: 0.250, SLG: 0.250										1	0	0	0	0	1	1
Eddie Fisher, R (8, 1)										0	0	0	0	0	0	0
Inning Stats	R: 0, E: 0, K: 0, S: 3 / H: 0, LOB: 0, BB: 0, P: 3	R: 0, E: 0, K: 0, S: 3 / H: 0, LOB: 0, BB: 0, P: 3	R: 0, E: 0, K: 0, S: 3 / H: 0, LOB: 0, BB: 0, P: 3	R: 0, E: 0, K: 0, S: 2 / H: 0, LOB: 0, BB: 1, P: 6	R: 1, E: 0, K: 1, S: 7 / H: 2, LOB: 1, BB: 0, P: 7	R: 0, E: 0, K: 0, S: 3 / H: 0, LOB: 0, BB: 0, P: 3	R: 0, E: 0, K: 1, S: 6 / H: 1, LOB: 2, BB: 1, P: 10	R: 0, E: 0, K: 1, S: 6 / H: 1, LOB: 2, BB: 1, P: 10	R: 0, E: 0, K: 0, S: 3 / H: 0, LOB: 0, BB: 0, P: 3	1B: 2, 2B: 2, 3B: 0, HR: 0	SF: 0, SAC: 0, DP: 1, HBP: 0					

PITCHER	IP	WLS	BF	H	R	ER	SO	BB	IBB	HBP	BLK	WP	HR	S	P	ERA	WHIP
Dave McNally, L (1, 1) ERA: 2.53	9.0	W	33	4	1	1	3	3	0	0	0	0	0	36	48	1.00	0.778

PITCHER	IP	WLS	BF	H	R	ER	SO	BB	IBB	HBP	BLK	WP	HR	S	P	ERA	WHIP

TOP

California Angels @ Baltimore Orioles

Memorial Stadium, Baltimore, MD

Thu May 06 1971, 7:05 PM EDT

Unknown

livebaseballscorecards.com

AB	30
R	1
H	4
RBI	1
BB	3
SO	3
LOB	12

1B: 2, 2B: 2, 3B: 0, HR: 0 / SF: 0, SAC: 0, DP: 1, HBP: 0 / WP: 0, PB: 0, SB: 0, CS: 0 / PA: 33

California Angels @ Baltimore Orioles

Memorial Stadium, Baltimore, MD

Thu May 06 1971, 7:05 PM EDT

Unknown

BOTTOM

livebaseballscorecards.com

Batter	1	2	3	4	5	6	7	8	9	AB	R	H	RBI	BB	SO	LOB
Tom Shopay, L (1, 9) OBP: 0.273, SLG: 0.200	0-0 1B FC3-6 1B	0-0 ③ F9			0-0 ① B1-3	0-0 ③ 4-3				4	1	1	0	0	0	1
Paul Blair, R (7, 8) OBP: 0.296, SLG: 0.333										0	0	0	0	0	0	0
Don Buford, S (1, 7) OBP: 0.418, SLG: 0.474	0-0 FC3-6 1-3 1B		BBBB 4-0 6-3 BB		H 1-0 4-3 S 1B HBP		0-0 ① P5			2	1	1	0	1	0	0
Boog Powell, L (1, 3) OBP: 0.359, SLG: 0.476	0-0 ① FC3-6 BB 1-2f 3-H		0-0 ① F9		0-0 ② 4-3 1-3		0-0 ② G3			4	0	0	1	0	0	3
Brooks Robinson, R (1, 5) OBP: 0.311, SLG: 0.275	BBBB 4-0 FC6-4 1-2 BB		0-0 ② 6-3 1-2		0-0 BB 1B 1B 3-H		0-0 ③ F9			3	1	1	1	1	0	1
Merv Rettenmund, R (1, 8) (7, 9) OBP: 0.419, SLG: 0.340	SSS 0-3 ② K		0-0 ③ 2-3		BBBB 4-0 1B 1-2 BB			0-0 ① 4-3		3	0	0	0	1	1	3
Davey Johnson, R (1, 4) OBP: 0.378, SLG: 0.538	0-0 ③ FC6-4 1-2f			0-0 ① 6-3	0-0 1-3 2-H 1B			SSS 0-3 ② K		4	0	1	1	0	1	2
Chico Salmon, R (1, 6) OBP: 0.182, SLG: 0.100		SSS 0-3 ① K		BBBB 4-0 BB	0-0 ③ P6			SSS 0-3 K2-3		2	0	0	0	1	1	2
Mark Belanger, R (7, 6) OBP: 0.366, SLG: 0.342										1	0	0	0	0	1	0
Andy Etchebarren, R (1, 2) OBP: 0.250, SLG: 0.273		0-0 SH3-4 1B		0-0 ② F9		SSS 0-3 ① K				3	0	1	0	0	1	1
Dave McNally, R (1, 1) OBP: 0.211, SLG: 0.167		0-0 ② SH3-4 1-2		SSS 0-3 ③ K		0-0 ② F8				2	0	0	0	0	1	1

AB	28
R	3
H	5
RBI	3
BB	4
SO	6
LOB	14

Inning Stats	1	2	3	4	5	6	7	8	9
	R: 1 E: 0 K: 1 S: 7	H: 2 LOB: 2 BB: 1 P: 11	R: 0 E: 0 K: 1 S: 6	H: 1 LOB: 1 BB: 0 P: 6	R: 0 E: 0 K: 0 S: 3	H: 0 LOB: 1 BB: 1 P: 7	R: 0 E: 0 K: 1 S: 5	H: 0 LOB: 1 BB: 1 P: 9	R: 2 E: 0 K: 0 S: 5	H: 2 LOB: 2 BB: 1 P: 10	R: 0 E: 0 K: 1 S: 5	H: 0 LOB: 0 BB: 0 P: 5	R: 0 E: 0 K: 0 S: 3	H: 0 LOB: 0 BB: 0 P: 3	R: 0 E: 0 K: 2 S: 7	H: 0 LOB: 0 BB: 0 P: 7

PITCHER		IP	WLS	BF	H	R	ER	SO	BB	IBB	HBP	BLK	WP	HR	S	P	ERA	WHIP	PITCHER	IP	WLS	BF	H	R	ER	SO	BB	IBB	HBP	BLK	WP	HR	S	P	ERA	WHIP
Andy Messersmith, R ERA: 2.45	(1, 1)	7.0	L	31	5	3	3	4	4	0	1	0	0	0	34	51	3.86	1.286																	
Eddie Fisher, R ERA: 1.86	(8, 1)	1.0		3	0	0	0	2	0	0	0	0	0	0	7	7	0.00	0.000																	

1B: 5	SF: 0	WP: 0	PA: 34
2B: 0	SAC: 1	PB: 0	
3B: 0	DP: 0	SB: 1	
HR: 0	HBP: 1	CS: 0	

California Angels @ Baltimore Orioles

Memorial Stadium, Baltimore, MD

Thu May 06 1971, 7:05 PM EDT

Att. 5,786 - Unknown

TOP

livebaseballscorecards.com

Batter	1	2	3	4	5	6	7	8	9	AB	R	H	RBI	BB	SO	LOB
Sandy Alomar Sr., S (1, 4) OBP: 0.256, SLG: 0.261	K			1-3		F8		1-3		4	0	0	0	0	1	2
Jim Spencer, L (1, 3) OBP: 0.283, SLG: 0.367	K			K			G3		F8	4	0	0	0	0	2	0
Alex Johnson, R (1, 7) OBP: 0.289, SLG: 0.319	6-3			F8			K		6-3	4	0	0	0	0	1	0
Tony Conigliaro, R (1, 9) OBP: 0.318, SLG: 0.412		F2			K		P4		1B 1B	4	0	1	0	0	1	0
Roger Repoz, L (1, 8) OBP: 0.558, SLG: 0.536		CS 1B			K			K	1-2 1B	4	0	2	0	0	2	0
Ken McMullen, R (1, 5) OBP: 0.299, SLG: 0.385		F8 1-2			1B			HR	1-2 2-3 1B	4	1	3	1	0	0	1
John Stephenson, L (1, 2) OBP: 0.333, SLG: 0.471			G5-4-3 1B		K			3-1	F8	2	0	1	0	0	1	1
Jerry Moses, R (5, 2) OBP: 0.236, SLG: 0.371										2	0	0	0	0	0	3
Syd O'Brien, R (1, 6) OBP: 0.289, SLG: 0.371			K			6-3		1B		3	0	1	0	0	1	1
Jim Maloney, L (1, 1)			G5-4-3 1-2f			K		1-2 1B		0	0	0	0	0	0	0
Lloyd Allen, R (1, 1)										2	0	0	0	0	1	1
Eddie Fisher, R (6, 1)										0	0	0	0	0	0	0
Tony Gonzalez, L (8, PH) OBP: 0.455, SLG: 0.444										1	0	1	0	0	0	0
Dave LaRoche, L (8, 1) OBP: 0.500, SLG: 0.500										0	0	0	0	0	0	0
Inning Stats	R: 0 E: 0 K: 2 S: 7 H: 0 LOB: 0 BB: 0 P: 7	R: 0 E: 0 K: 0 S: 3 H: 1 LOB: 0 BB: 0 P: 3	R: 0 E: 0 K: 1 S: 5 H: 1 LOB: 0 BB: 0 P: 5	R: 0 E: 0 K: 1 S: 5 H: 0 LOB: 0 BB: 0 P: 5	R: 0 E: 0 K: 3 S: 10 H: 1 LOB: 1 BB: 0 P: 10	R: 0 E: 0 K: 1 S: 5 H: 0 LOB: 0 BB: 0 P: 5	R: 0 E: 0 K: 1 S: 5 H: 0 LOB: 0 BB: 0 P: 5	R: 1 E: 0 K: 1 S: 8 H: 3 LOB: 2 BB: 0 P: 8	R: 0 E: 0 K: 0 S: 6 H: 3 LOB: 3 BB: 0 P: 6	1B: 8 2B: 0 3B: 0 HR: 1	SF: 0 SAC: 0 DP: 1 HBP: 0						

	AB	34
	R	1
	H	9
	RBI	1
	BB	0
	SO	10
	LOB	9

WP: 0 PB: 0 SB: 0 CS: 1 PA: 34

PITCHER	IP	WLS	BF	H	R	ER	SO	BB	IBB	HBP	BLK	WP	HR	S	P	ERA	WHIP
Pat Dobson, R (1, 1) ERA: 2.44	9.0	W	34	9	1	1	10	0	0	0	0	0	1	54	54	1.00	1.000

PITCHER	IP	WLS	BF	H	R	ER	SO	BB	IBB	HBP	BLK	WP	HR	S	P	ERA	WHIP

Batter	1	2	3	4	5	6	7	8	9	AB	R	H	RBI	BB	SO	LOB
Mark Belanger, R (1, 6) OBP: 0.361, SLG: 0.329	BBBB 4-0 L3 BB	x 0-0 ③ F3			x 0-0 ① F9	x 0-0 ③ F7				3	0	0	0	1	0	4
Paul Blair, R (1, 8) OBP: 0.284, SLG: 0.319	x 0-0 ①② L3 1-2		SSS 0-3 ① K		SSS 0-3 ② K		x 0-0 ① F8			4	0	0	0	0	2	1
Boog Powell, L (1, 3) OBP: 0.364, SLG: 0.489	x 0-0 WP 1B		x 0-0 1B 2B		SSS 0-3 ③ K		x 0-0 ② 3-1			4	1	2	0	0	1	0
Frank Robinson, R (1, 9) OBP: 0.402, SLG: 0.423	BBBB 4-0 1-2 BB		x 0-0 2-H 1B			x 0-0 1B SF8 1B	x 0-0 ③ 1-3			3	1	2	1	1	0	0
Merv Rettenmund, R (1, 7) OBP: 0.394, SLG: 0.314	x 0-0 ③ 1-3		SSS 0-3 ② K			x 0-0 ① F9		x 0-0 ① P5		4	0	0	0	0	1	4
Brooks Robinson, R (1, 5) OBP: 0.318, SLG: 0.277		BBBB 4-0 SH5-4 E BB	x 0-0 ③ G3			x 0-0 BB 1-3 1B		x 0-0 ② F3		3	1	1	0	1	0	1
Elrod Hendricks, L (1, 2) OBP: 0.220, SLG: 0.212		SSS 0-3 ① K		x 0-0 ① F2		x 0-0 ② SF8 3-H		SSS 0-3 ③ K		3	0	0	1	0	2	1
Jerry Davanon, R (1, 4) OBP: 0.600, SLG: 0.333 Davey Johnson, R (7, 4) OBP: 0.378, SLG: 0.538	x 0-0 E6 SH5-4 1-2		SSS 0-3 ② K			BBBB 4-0 1B 1-2 BB				2 0	0 0	0 0	0 0	1 0	1 0	1 0
Pat Dobson, R (1, 1) OBP: 0.143, SLG: 0.077		x 0-0 ② SH5-4 1-2 2-3		x 0-0 ③ 4-3		x 0-0 1-3 2-H 1B				2	0	1	1	0	0	0
Inning Stats	R: 0 E: 0 K: 0 S: 3 H: 1 LOB: 2 BB: 2 P: 11	R: 0 E: 1 K: 1 S: 6 H: 0 LOB: 2 BB: 1 P: 10	R: 1 E: 0 K: 2 S: 9 H: 2 LOB: 1 BB: 0 P: 9	R: 0 E: 0 K: 1 S: 5 H: 0 LOB: 0 BB: 0 P: 5	R: 0 E: 0 K: 2 S: 7 H: 0 LOB: 0 BB: 0 P: 7	R: 2 E: 0 K: 0 S: 6 H: 3 LOB: 2 BB: 1 P: 10	R: 0 E: 0 K: 0 S: 3 H: 0 LOB: 0 BB: 0 P: 3	R: 0 E: 0 K: 1 S: 5 H: 0 LOB: 0 BB: 0 P: 5		1B: 5 2B: 2 3B: 0 HR: 0 SF: 1 SAC: 1 DP: 1 HBP: 0						

PITCHER		IP	WLS	BF	H	R	ER	SO	BB	IBB	HBP	BLK	WP	HR	S	P	ERA	WHIP
Jim Maloney, R ERA: 5.63	(1, 1)	0.2		4	1	0	0	0	2	0	0	0	1	0	2	10	0.00	4.500
Lloyd Allen, R ERA: 4.24	(1, 1)	5.0	L	23	5	3	3	6	2	0	0	0	0	0	33	41	5.40	1.400
Eddie Fisher, R ERA: 1.74	(6, 1)	1.1		4	0	0	0	0	0	0	0	0	0	0	4	4	0.00	0.000
Dave LaRoche, L ERA:	(8, 1)	1.0		3	0	0	0	1	0	0	0	0	0	0	5	5	0.00	0.000

PITCHER	IP	WLS	BF	H	R	ER	SO	BB	IBB	HBP	BLK	WP	HR	S	P	ERA	WHIP

BOTTOM

California Angels @ Baltimore Orioles

Memorial Stadium, Baltimore, MD

Thu May 06 1971, 7:05 PM EDT

Att. 5,786 - Unknown

livebaseballscorecards.com

AB	28
R	3
H	6
RBI	3
BB	4
SO	7
LOB	12

WP: 1 PB: 0 SB: 0 CS: 0 PA: 34

Batter	1	2	3	4	5	6	7	8	9	10	11	AB	R	H	RBI	BB	SO	LOB
Sandy Alomar Sr., S (1, 4) OBP: 0.256, SLG: 0.261	F9		F9		6-3			E8 FC3-2 1B 1-3 1B		SH2-4 1-2		4	1	1	0	0	0	1
Jim Spencer, L (1, 3) OBP: 0.280, SLG: 0.359	1B 1B			F2		5-3		FC3-2 E 1B 1-2 3-H		K		5	0	1	0	0	1	3
Alex Johnson, R (1, 7) OBP: 0.294, SLG: 0.322	G6-4-3 1-2 1B			K		G1		E8 1-3 2-H 1B		F7		5	0	2	1	0	1	1
Tony Conigliaro, R (1, 9) OBP: 0.318, SLG: 0.404 Roger Repoz, L (7, 9) OBP: 0.556, SLG: 0.517	G6-4-3 1-2f			BB		6-3		F2			FC3-6 BB	2 1	0 0	0 0	0 0	1 1	0 0	2 2
Ken McMullen, R (1, 5) OBP: 0.304, SLG: 0.380		G5-4-3 BB		F8			FC4-6 1B		P4		FC3-6 HR 1-2f	4	1	1	0	1	0	2
Jim Fregosi, R (1, 6) OBP: 0.326, SLG: 0.329 Syd O'Brien, R (5, 6) OBP: 0.293, SLG: 0.447		K	HR				FC4-6 CS 1-2f		6-3		HR 1-H	2 3	1 1	1 1	1 2	0 0	1 0	1 1
Jerry Moses, R (1, 2) OBP: 0.224, SLG: 0.351 Giraldo Ruiz, S (9, PR) OBP: 0.375, SLG: 0.286 Jeff Torborg, R (9, 2) OBP: 0.067, SLG: 0.071		G5-4-3 1-2f			K		K 1-2		E1 E		1-3	4 0 1	0 0 0	0 0 0	0 0 0	0 0 0	2 0 0	2 0 0
Ken Berry, R (1, 8) OBP: 0.205, SLG: 0.185 Tony Gonzalez, L (9, PH) OBP: 0.417, SLG: 0.400 (9, 8)			F5		5-3			F8	K 1-2		4-3	3 2	0 0	0 0	0 0	0 1	0 1	0 1
Clyde Wright, R (1, 1) OBP: 0.100, SLG: 0.053 Dave LaRoche, L (8, 1) OBP: 0.500, SLG: 0.500 Mel Queen, L (8, 1) Eddie Fisher, R (11, 1)			K		BB			E 1B FC3-2 1B		SH2-4 BB		2 0 0 0	0 0 0 0	1 0 0 0	0 0 1 0	1 0 0 0	1 0 0 0	0 0 0 0
Inning Stats	R: 0 E: 0 K: 0 S: 4 H: 2 LOB: 1 BB: 0 P: 4	R: 0 E: 0 K: 1 S: 4 H: 0 LOB: 0 BB: 1 P: 8	R: 0 E: 0 K: 1 S: 5 H: 0 LOB: 0 BB: 0 P: 5	R: 0 E: 0 K: 1 S: 5 H: 0 LOB: 1 BB: 1 P: 9	R: 1 E: 0 K: 1 S: 6 H: 1 LOB: 1 BB: 1 P: 10	R: 0 E: 0 K: 0 S: 3 H: 0 LOB: 0 BB: 0 P: 3	R: 0 E: 0 K: 1 S: 5 H: 1 LOB: 0 BB: 0 P: 5	R: 1 E: 2 K: 0 S: 6 H: 3 LOB: 2 BB: 0 P: 6	R: 0 E: 2 K: 1 S: 6 H: 0 LOB: 2 BB: 0 P: 6	R: 0 E: 0 K: 1 S: 5 H: 0 LOB: 1 BB: 1 P: 9	R: 2 E: 0 K: 0 S: 4 H: 1 LOB: 0 BB: 1 P: 8	1B: 6 2B: 0 3B: 0 HR: 2	SF: 0 SAC: 1 DP: 2 HBP: 0					

PITCHER		IP	WLS	BF	H	R	ER	SO	BB	IBB	HBP	BLK	WP	HR	S	P	ERA	WHIP
Sam McDowell, L ERA: 3.95	(1, 1)	8.0		31	7	2	2	5	3	0	0	0	0	1	38	50	2.25	1.250
Vince Colbert, R ERA: 3.32	(9, 1)	0.2		3	0	0	0	0	0	0	0	0	0	0	3	3	0.00	0.000
Steve Mingori, L ERA: 1.64	(9, 1)	0.1		1	0	0	0	1	0	0	0	0	0	0	3	3	0.00	0.000
Chuck Machemehl, R ERA: 6.38	(10, 1)	2.0	L	9	1	2	2	1	2	0	0	0	0	1	9	17	9.00	1.500

PITCHER	IP	WLS	BF	H	R	ER	SO	BB	IBB	HBP	BLK	WP	HR	S	P	ERA	WHIP

TOP

California Angels @ Cleveland Indians

Cleveland Municipal Stadium, Cleveland, OH

Fri May 07 1971, 7:05 PM EDT
Att. 4,602 - Unknown - 60 F

livebaseballscorecards.com

AB	38
R	4
H	8
RBI	4
BB	5
SO	7
LOB	16

WP: 0 PB: 0 SB: 0 CS: 1 PA: 44

California Angels @ Cleveland Indians

Cleveland Municipal Stadium, Cleveland, OH

Fri May 07 1971, 7:05 PM EDT

Att. 4,602 - Unknown - 60 F

BOTTOM

livebaseballscorecards.com

Batter	1	2	3	4	5	6	7	8	9	10	11	AB	R	H	RBI	BB	SO	LOB
Jack Heidemann, R (1, 6) OBP: 0.263, SLG: 0.270	K			K	F8			1B 2B		F3		4	1	1	0	0	2	1
Gomer Hodge, S (10, PH) OBP: 0.400, SLG: 0.400												1	0	0	0	0	0	0
Lou Camilli, S (11, 6) OBP: 0.143, SLG: 0.143												0	0	0	0	0	0	0
Ted Ford, R (1, 7) OBP: 0.270, SLG: 0.339	G3			K		G4-3 BB		1B 1B 1B 2-H		4-3		4	1	1	1	1	1	0
(10, 9)																		
Vada Pinson, L (1, 9) OBP: 0.315, SLG: 0.333	K			BB S 1B		G4-3 1-2f		1B 1B 1-2		1B		5	0	3	0	0	1	1
(10, 8)																		
Ray Fosse, R (1, 2) OBP: 0.337, SLG: 0.387		K		BB BB 1-2		K		FC5-4 1B 1-3 2-H			6-3	4	0	1	1	1	2	0
Ken Harrelson, R (1, 3) OBP: 0.280, SLG: 0.298		5-3		BB 1-2 2-3			1-3	FC5-4 1-2f			P6	3	0	0	0	1	0	2
Vince Colbert, R (9, 1)												0	0	0	0	0	0	0
Steve Mingori, L (9, 1)												0	0	0	0	0	0	0
Chuck Machemehl, R (10, 1) OBP: 0.500, SLG: 0.500												0	0	0	0	0	0	0
John Lowenstein, L (11, PH) OBP: 0.217, SLG: 0.222												1	0	0	0	0	0	0
Buddy Bradford, R (1, 8) OBP: 0.273, SLG: 0.263		F9		1-3			F8		F5		1-3	3	0	0	0	0	0	3
Ted Uhlaender, L (9, PH) OBP: 0.291, SLG: 0.269												2	0	0	0	0	0	0
(10, 7)																		
Eddie Leon, R (1, 4) OBP: 0.242, SLG: 0.193	K				4-3 2B		1-3		P4			4	0	1	0	0	1	0
Graig Nettles, L (1, 5) OBP: 0.314, SLG: 0.318	4-3				4-3 2-3			F7	BB			3	0	0	0	1	0	1
Sam McDowell, L (1, 1) OBP: 0.214, SLG: 0.214	K				G3			K	F7			2	0	0	0	0	1	1
Chuck Hinton, R (8, PH) OBP: 0.308, SLG: 0.320												2	0	0	0	0	1	1
(9, 3)																		

Inning Stats	1	2	3	4	5	6	7	8	9	10	11
	R: 0 H: 0 E: 0 LOB: 0 K: 2 BB: 0 S: 7 P: 7	R: 0 H: 0 E: 0 LOB: 0 K: 1 BB: 0 S: 5 P: 5	R: 0 H: 0 E: 0 LOB: 0 K: 2 BB: 0 S: 7 P: 7	R: 0 H: 1 E: 0 LOB: 3 K: 2 BB: 2 S: 8 P: 16	R: 0 H: 1 E: 0 LOB: 1 K: 0 BB: 0 S: 4 P: 4	R: 0 H: 0 E: 0 LOB: 0 K: 1 BB: 1 S: 4 P: 8	R: 0 H: 0 E: 0 LOB: 0 K: 0 BB: 0 S: 3 P: 3	R: 2 H: 4 E: 0 LOB: 2 K: 1 BB: 0 S: 9 P: 9	R: 0 H: 0 E: 0 LOB: 1 K: 0 BB: 1 S: 3 P: 7	R: 0 H: 1 E: 0 LOB: 1 K: 0 BB: 0 S: 3 P: 3	R: 0 H: 0 E: 0 LOB: 0 K: 0 BB: 0 S: 3 P: 3

1B: 5	SF: 0
2B: 2	SAC: 0
3B: 0	DP: 1
HR: 0	HBP: 0
WP: 0	PA: 42
PB: 0	
SB: 1	
CS: 0	

AB	38
R	2
H	7
RBI	2
BB	4
SO	9
LOB	10

PITCHER	IP	WLS	BF	H	R	ER	SO	BB	IBB	HBP	BLK	WP	HR	S	P	ERA	WHIP
Clyde Wright, L (1, 1) ERA: 3.53	7.2		29	4	2	2	9	3	0	0	0	0	0	44	56	2.35	0.913
Dave LaRoche, L (8, 1) ERA:	0.0		1	1	0	0	0	0	0	0	0	0	0	1	1	∞	∞
Mel Queen, R (8, 1) ERA: 1.17	2.1	W	9	2	0	0	0	1	0	0	0	0	0	8	12	0.00	1.286
Eddie Fisher, R (11, 1) ERA: 1.66	1.0	S	3	0	0	0	0	0	0	0	0	0	0	3	3	0.00	0.000

PITCHER	IP	WLS	BF	H	R	ER	SO	BB	IBB	HBP	BLK	WP	HR	S	P	ERA	WHIP

Batter	1	2	3	4	5	6	7	8	9	AB	R	H	RBI	BB	SO	LOB
Sandy Alomar Sr., S (1, 4) OBP: 0.261, SLG: 0.266	1-3		CS 1B		1-3 2-H 1B	FC4 1-2f			F8	5	0	2	1	0	0	1
Jim Spencer, L (1, 3) OBP: 0.268, SLG: 0.343	6-3		CS 1-2	L3	5-3		G3		P2	5	0	0	0	0	0	2
Alex Johnson, R (1, 7) OBP: 0.285, SLG: 0.312	1-3			5-3		3-1	6-3			4	0	0	0	0	0	0
Tony Conigliaro, R (1, 9) OBP: 0.325, SLG: 0.402		K2-3		BB		5-3	1B			3	0	1	0	1	1	0
Ken Berry, R (7, 8) OBP: 0.205, SLG: 0.185										0	0	0	0	0	0	0
Roger Repoz, L (1, 8) (7, 9) OBP: 0.531, SLG: 0.576		G3		F7		HR	F9			4	1	1	1	0	0	2
Ken McMullen, R (1, 5) OBP: 0.310, SLG: 0.385		1B			5-3	1B 3B 1B		F8		4	1	2	0	0	0	0
John Stephenson, L (1, 2) OBP: 0.409, SLG: 0.524		G3			E 1B 1B	1-3 3B 1B		G5-4-3 1B		4	2	3	0	0	0	1
Syd O'Brien, R (1, 6) OBP: 0.289, SLG: 0.476			F9		E5 1B 1-2	1-H 1B 3-H		G5-4-3 1-2f		4	1	1	2	0	0	2
Rudy May, L (1, 1) OBP: 0.091, SLG: 0.091			5-3		K	FC4 3-H 1B			F9	3	0	1	1	0	1	2
Dave LaRoche, L (8, 1) OBP: 0.333, SLG: 0.333										1	0	0	0	0	0	0
Inning Stats	R: 0 E: 0 K: 0 S: 3 H: 0 LOB: 0 BB: 0 P: 3	R: 0 E: 0 K: 1 S: 6 H: 1 LOB: 1 BB: 0 P: 6	R: 0 E: 0 K: 0 S: 3 H: 1 LOB: 0 BB: 0 P: 3	R: 0 E: 0 K: 0 S: 3 H: 0 LOB: 1 BB: 1 P: 7	R: 1 E: 1 K: 1 S: 8 H: 2 LOB: 2 BB: 0 P: 8	R: 4 E: 0 K: 0 S: 8 H: 5 LOB: 1 BB: 0 P: 8	R: 0 E: 0 K: 0 S: 4 H: 1 LOB: 1 BB: 0 P: 4	R: 0 E: 0 K: 0 S: 3 H: 1 LOB: 0 BB: 0 P: 3	R: 0 E: 0 K: 0 S: 3 H: 0 LOB: 0 BB: 0 P: 3	1B: 9 2B: 0 3B: 1 HR: 1	SF: 0 SAC: 0 DP: 1 HBP: 0						

TOP

California Angels @ Cleveland Indians

Cleveland Municipal Stadium, Cleveland, OH

Sat May 08 1971, 3:33 AM EDT
Att. 4,295 - Unknown - 55 F

livebaseballscorecards.com

AB	37
R	5
H	11
RBI	5
BB	1
SO	2
LOB	10

WP: 0 PB: 0 SB: 0 CS: 1 PA: 39

PITCHER		IP	WLS	BF	H	R	ER	SO	BB	IBB	HBP	BLK	WP	HR	S	P	ERA	WHIP
Ray Lamb, R ERA: 1.3	(1, 1)	5.0		20	4	1	0	2	1	0	0	0	0	0	23	27	0.00	1.000
Rich Hand, R ERA: 12.0	(6, 1)	3.0	L	15	7	4	4	0	0	0	0	0	0	1	15	15	12.00	2.333
Phil Hennigan, R ERA:	(9, 1)	1.0		3	0	0	0	0	0	0	0	0	0	0	3	3	0.00	0.000

PITCHER	IP	WLS	BF	H	R	ER	SO	BB	IBB	HBP	BLK	WP	HR	S	P	ERA	WHIP

BOTTOM

California Angels @ Cleveland Indians

Cleveland Municipal Stadium, Cleveland, OH

Sat May 08 1971, 3:33 AM EDT

Att. 4,295 - Unknown - 55 F

Batter	1	2	3	4	5	6	7	8	9	AB	R	H	RBI	BB	SO	LOB
Jack Heidemann, R (1, 6) OBP: 0.256, SLG: 0.244	BBBB 4-0 G1-4-3 BB	x 0-0 ③ FC6-4 1-2f		x 0-0 ③ F9			x 0-0 ① 1-5-3		SSS 0-3 ① K	4	0	0	0	1	1	4
Ted Ford, R (1, 9) OBP: 0.266, SLG: 0.333 Chuck Hinton, R (2, 9) OBP: 0.333, SLG: 0.321	x 0-0 ①② G1-4-3 1-2f		BBBB 4-0 BB BB		x 0-0 1B 1B		x 0-0 ② P4		SSS 0-3 ② K	1 3	0 0	0 1	0 0	0 1	0 1	1 0
Vada Pinson, L (1, 8) OBP: 0.310, SLG: 0.320	x 0-0 ③ 4-3		BBBB 4-0 1-2 BB		x 0-0 ① P1		x 0-0 ③ F8		x 0-0 ③ F9	4	0	0	0	1	0	1
Ray Fosse, R (1, 2) OBP: 0.343, SLG: 0.392		x 0-0 BB BB BB 1B	x 0-0 ① F8		x 0-0 ① FC6-4 1-2 1B			x 0-0 ① F3		4	1	2	0	0	0	2
Roy Foster, R (1, 7) OBP: 0.213, SLG: 0.356 Rich Hand, R (6, 1) Gomer Hodge, S (8, PH) OBP: 0.385, SLG: 0.381 Phil Hennigan, R (9, 1)		SSS 0-3 ① K	x 0-0 ② F7		x 0-0 ② F7			SSS 0-3 ② K		3 0 1 0	0 0 0 0	0 0 0 0	0 0 0 0	0 0 1 0	1 0 0 0	5 0 0 0
Ken Harrelson, R (1, 3) OBP: 0.289, SLG: 0.291		BBBB 4-0 BB BB 1-2 BB	SSS 0-3 ③ K		x 0-0 ③ FC6-4 1-2f			BBBB 4-0 1B 1B BB		2	1	0	0	2	1	4
Eddie Leon, R (1, 4) OBP: 0.258, SLG: 0.200		BBBB 4-0 BB 1-2 2-3 BB		x 0-0 ① 5-3		x 0-0 ① P4		x 0-0 1B 1-2 1B		3	0	1	0	1	0	0
Graig Nettles, L (1, 5) OBP: 0.330, SLG: 0.330		BBBB 4-0 FC6-4 1-2 2-3 3-H BB		x 0-0 SH3-1-4 1B		x 0-0 ② 4-3		x 0-0 1-2 2-H 1B		3	0	2	2	1	0	0
Ray Lamb, R (1, 1) Ted Uhlaender, L (6, 7) OBP: 0.281, SLG: 0.259		SSS 0-3 ② K		x 0-0 ② SH3-1-4 1-2		x 0-0 ③ F7		x 0-0 ③ G3		1 2	0 0	0 0	0 0	0 0	1 0	3 2
Inning Stats	R: 0 E: 0 K: 0 S: 2 H: 0 LOB: 0 BB: 1 P: 6	R: 1 E: 0 K: 2 S: 8 H: 1 LOB: 3 BB: 3 P: 20	R: 0 E: 0 K: 1 S: 5 H: 0 LOB: 2 BB: 2 P: 13	R: 0 E: 0 K: 0 S: 4 H: 1 LOB: 1 BB: 0 P: 4	R: 0 E: 0 K: 0 S: 5 H: 2 LOB: 2 BB: 0 P: 5	R: 0 E: 0 K: 0 S: 3 H: 0 LOB: 0 BB: 0 P: 3	R: 0 E: 0 K: 0 S: 3 H: 0 LOB: 0 BB: 0 P: 3	R: 1 E: 0 K: 1 S: 7 H: 2 LOB: 2 BB: 1 P: 11	R: 0 E: 0 K: 2 S: 7 H: 0 LOB: 0 BB: 0 P: 7	1B: 6 2B: 0 3B: 0 HR: 0	SF: 0 SAC: 1 DP: 1 HBP: 0						

	AB	31
	R	2
	H	6
	RBI	2
	BB	7
	SO	6
	LOB	22

WP: 0 PB: 0 SB: 0 CS: 0 PA: 39

livebaseballscorecards.com

PITCHER		IP	WLS	BF	H	R	ER	SO	BB	IBB	HBP	BLK	WP	HR	S	P	ERA	WHIP
Rudy May, L ERA: 2.61	(1, 1)	7.2	W	35	6	2	2	4	7	0	0	0	0	0	36	64	2.35	1.696
Dave LaRoche, L ERA:	(8, 1)	1.1	S	4	0	0	0	2	0	0	0	0	0	0	8	8	0.00	0.000

PITCHER	IP	WLS	BF	H	R	ER	SO	BB	IBB	HBP	BLK	WP	HR	S	P	ERA	WHIP

California Angels @ Cleveland Indians

Cleveland Municipal Stadium, Cleveland, OH

Sun May 09 1971, 3:33 AM EDT

Att. 4,288 - Unknown - 67 F

TOP

livebaseballscorecards.com

Batter	1	2	3	4	5	6	7	8	9	AB	R	H	RBI	BB	SO	LOB
Sandy Alomar Sr., S (1, 4) OBP: 0.252, SLG: 0.256	F7		4-3	4-3			E4		3-1	5	0	0	0	0	0	0
Syd O'Brien, R (1, 6) OBP: 0.280, SLG: 0.468	F3		1B 2B		K		F9		F2	5	0	1	0	0	1	1
Alex Johnson, R (1, 7) OBP: 0.291, SLG: 0.318	1B		S 1B 2-3		5-3		K			4	0	2	0	0	1	1
Roger Repoz, L (1, 9) OBP: 0.509, SLG: 0.528	F7		P4 1-2		BB		P5			3	0	0	0	1	0	4
Ken McMullen, R (1, 5) OBP: 0.308, SLG: 0.374		P6	BB		K			5-3		3	0	0	0	1	1	1
Jim Spencer, L (1, 3) OBP: 0.268, SLG: 0.348		4-3	F9			K		2B		4	0	1	0	0	1	3
John Stephenson, L (1, 2) OBP: 0.423, SLG: 0.542		1B BB	4-3		2B			6-3		3	0	1	0	1	0	1
Ken Berry, R (1, 8) OBP: 0.221, SLG: 0.246		1B 1-2	HR		F8			P4		4	1	2	1	0	0	2
Tom Murphy, R (1, 1) OBP: 0.118, SLG: 0.176		K	K		F5				6-3	2	0	0	0	0	2	2
Tony Gonzalez, L (6, PH) OBP: 0.400, SLG: 0.381										1	0	0	0	0	0	1
Dave LaRoche, L (6, 1) OBP: 0.333, SLG: 0.333										0	0	0	0	0	0	0
Archie Reynolds, R (7, 1)										0	0	0	0	0	0	0
Billy Cowan, R (9, PH) OBP: 0.222, SLG: 0.222										1	0	0	0	0	0	0
Inning Stats	R: 0 E: 0 K: 0 S: 4 H: 1 LOB: 1 BB: 0 P: 4	R: 0 E: 0 K: 1 S: 6 H: 1 LOB: 2 BB: 1 P: 10	R: 0 E: 0 K: 0 S: 5 H: 2 LOB: 3 BB: 1 P: 9	R: 1 E: 0 K: 1 S: 6 H: 1 LOB: 0 BB: 0 P: 6	R: 0 E: 0 K: 2 S: 7 H: 0 LOB: 1 BB: 1 P: 11	R: 0 E: 0 K: 1 S: 6 H: 1 LOB: 1 BB: 0 P: 6	R: 0 E: 1 K: 1 S: 6 H: 0 LOB: 1 BB: 0 P: 6	R: 0 E: 0 K: 0 S: 4 H: 1 LOB: 1 BB: 0 P: 4	R: 0 E: 0 K: 0 S: 3 H: 0 LOB: 0 BB: 0 P: 3	1B: 3 2B: 3 3B: 0 HR: 1 SF: 0 SAC: 0 DP: 0 HBP: 0	WP: 0 PB: 0 SB: 1 CS: 0 PA: 38					

	AB	35
	R	1
	H	7
	RBI	1
	BB	3
	SO	6
	LOB	16

PITCHER	IP	WLS	BF	H	R	ER	SO	BB	IBB	HBP	BLK	WP	HR	S	P	ERA	WHIP
Alan Foster, R (1, 1) ERA: 4.15	9.0	W	38	7	1	1	6	3	0	0	0	0	1	47	59	1.00	1.111

PITCHER	IP	WLS	BF	H	R	ER	SO	BB	IBB	HBP	BLK	WP	HR	S	P	ERA	WHIP

Batter	1	2	3	4	5	6	7	8	9	AB	R	H	RBI	BB	SO	LOB
Ted Uhlaender, L (1, 7) OBP: 0.290, SLG: 0.288	E6 FC3-6	BB 1B		4-3		F7 2B		F7		5	0	2	2	0	0	2
Graig Nettles, L (1, 5) OBP: 0.325, SLG: 0.315	F8	BB 1B			4-3	F7		G3		4	0	0	0	1	0	3
Vada Pinson, L (1, 8) OBP: 0.299, SLG: 0.308	FC3-6 1B	4-3			4-3	F8				4	0	0	0	0	0	4
Ray Fosse, R (1, 2) OBP: 0.357, SLG: 0.400	1B		F8		BB 1B		BB			3	1	2	0	1	0	0
Ken Harrelson, R (1, 3) OBP: 0.287, SLG: 0.281	1-3		P3		BB 1B		F9			3	0	0	0	1	0	3
John Lowenstein, L (1, 9) OBP: 0.234, SLG: 0.228		BB FC6-4 1B	4-3			F8				3	1	1	1	1	0	1
Eddie Leon, R (1, 4) OBP: 0.271, SLG: 0.219		FC6-4 1B		SH1-3 1B	F8		K			4	0	2	0	0	1	3
Jack Heidemann, R (1, 6) OBP: 0.255, SLG: 0.227		FC6-4 1B		F8		BB SH1-4 2B		K		3	2	0	1	1	1	2
Alan Foster, R (1, 1) OBP: 0.200, SLG: 0.250		L4		SH1-3		SH1-4		BB		1	0	0	0	1	0	1
Inning Stats	R: 0 E: 1 K: 0 S: 5 H: 1 LOB: 2 BB: 0 P: 5	R: 2 E: 1 K: 0 S: 5 H: 2 LOB: 2 BB: 2 P: 13	R: 0 E: 0 K: 0 S: 3 H: 0 LOB: 0 BB: 0 P: 3	R: 0 E: 0 K: 0 S: 4 H: 1 LOB: 1 BB: 0 P: 4	R: 1 E: 0 K: 0 S: 5 H: 2 LOB: 2 BB: 1 P: 9	R: 1 E: 0 K: 0 S: 4 H: 1 LOB: 1 BB: 1 P: 8	R: 0 E: 0 K: 1 S: 5 H: 0 LOB: 1 BB: 1 P: 9	R: 0 E: 0 K: 1 S: 5 H: 0 LOB: 1 BB: 1 P: 9		1B: 6 2B: 1 3B: 0 HR: 0	SF: 0 SAC: 2 DP: 0 HBP: 0					

BOTTOM

California Angels @ Cleveland Indians

Cleveland Municipal Stadium, Cleveland, OH

Sun May 09 1971, 3:33 AM EDT

Att. 4,288 - Unknown - 67 F

livebaseballscorecards.com

AB	30
R	4
H	7
RBI	4
BB	6
SO	2
LOB	19

WP: 0 PB: 0 SB: 0 CS: 0 PA: 38

PITCHER		IP	WLS	BF	H	R	ER	SO	BB	IBB	HBP	BLK	WP	HR	S	P	ERA	WHIP
Tom Murphy, R ERA: 4.08	(1, 1)	5.0	L	25	6	3	2	0	3	0	0	0	0	0	22	34	3.60	1.800
Dave LaRoche, L ERA: 0.68	(6, 1)	1.0		5	1	1	1	0	1	0	0	0	0	0	4	8	9.00	2.000
Archie Reynolds, R ERA:	(7, 1)	2.0		8	0	0	0	2	2	0	0	0	0	0	10	18	0.00	1.000

PITCHER	IP	WLS	BF	H	R	ER	SO	BB	IBB	HBP	BLK	WP	HR	S	P	ERA	WHIP

California Angels @ Detroit Tigers

Tiger Stadium, Detroit, MI

Mon May 10 1971, 7:05 PM EDT

Att. 15,215 - Unknown

TOP

livebaseballscorecards.com

Batter	1	2	3	4	5	6	7	8	9	AB	R	H	RBI	BB	SO	LOB
Sandy Alomar Sr., S (1, 4) OBP: 0.250, SLG: 0.248	F7		K2-3		BB			F9	FC6-4 1-2f	4	0	0	0	1	1	3
Jim Spencer, L (1, 3) OBP: 0.267, SLG: 0.345	F7		G6-3 1B		L4			1-3		4	0	1	0	0	0	2
Alex Johnson, R (1, 7) OBP: 0.283, SLG: 0.308	5-3		G6-3 1-2f			1-6-3		F9		4	0	0	0	0	0	1
Tony Conigliaro, R (1, 9) OBP: 0.331, SLG: 0.406		FC5-4 1B	K			5-3			BB 1B 1B	4	1	2	0	0	1	0
Roger Repoz, L (1, 8) OBP: 0.509, SLG: 0.600		F8	G5-4-3 1B			HR			P3	4	1	2	1	0	0	2
Ken McMullen, R (1, 5) OBP: 0.306, SLG: 0.364		FC5-4 BB 1B 1-2f	G5-4-3 1-2f			F7			BB 1B 1-2 BB	3	0	0	0	1	0	2
John Stephenson, L (1, 2) OBP: 0.414, SLG: 0.519 Jerry Moses, R (9, PH) OBP: 0.221, SLG: 0.347		BB 1B 1-2			4-3		P6		K	3	0	1	0	0	0	0
										1	0	0	0	0	1	2
Syd O'Brien, R (1, 6) OBP: 0.296, SLG: 0.460		BB 1-2 2-3			K		4-3		BB 1B 1-2 2-H	3	0	1	1	1	1	0
Andy Messersmith, R (1, 1) OBP: 0.167, SLG: 0.294 Mel Queen, L (6, 1) Ken Berry, R (7, PH) OBP: 0.218, SLG: 0.243 Archie Reynolds, R (7, 1) Billy Cowan, R (9, PH) OBP: 0.300, SLG: 0.222		K			BB		P3		FC6-4 1-2 2-3 BB	1	0	0	0	1	1	3
										0	0	0	0	0	0	0
										1	0	0	0	0	0	0
										0	0	0	0	0	0	0
										0	0	0	0	1	0	0

	AB	32
	R	2
	H	7
	RBI	2
	BB	5
	SO	5
	LOB	15

Inning Stats										
	R: 0 E: 0 K: 0 S: 3	H: 0 LOB: 0 BB: 0 P: 3	R: 0 E: 0 K: 1 S: 7	H: 2 LOB: 3 BB: 1 P: 11	R: 0 E: 0 K: 1 S: 5	H: 1 LOB: 0 BB: 0 P: 5	R: 0 E: 0 K: 1 S: 5	H: 1 LOB: 0 BB: 0 P: 5	R: 0 E: 0 K: 1 S: 5	H: 0 LOB: 2 BB: 2 P: 13
	R: 1 E: 0 K: 0 S: 4	H: 1 LOB: 0 BB: 0 P: 4	R: 0 E: 0 K: 0 S: 3	H: 0 LOB: 0 BB: 0 P: 3	R: 0 E: 0 K: 0 S: 3	H: 0 LOB: 0 BB: 0 P: 3	R: 1 E: 0 K: 1 S: 7	H: 2 LOB: 3 BB: 2 P: 15	1B: 6 2B: 0 3B: 0 HR: 1	SF: 0 SAC: 0 DP: 2 HBP: 0
	WP: 0 PB: 0 SB: 0 CS: 0	PA: 37								

PITCHER		IP	WLS	BF	H	R	ER	SO	BB	IBB	HBP	BLK	WP	HR	S	P	ERA	WHIP
Dean Chance, R ERA: 2.97	(1, 1)	4.2		19	4	0	0	4	3	0	0	0	0	0	24	36	0.00	1.500
Fred Scherman, L ERA: 2.45	(5, 1)	4.0	W	16	3	2	2	1	1	0	0	0	0	1	17	21	4.50	1.000
Tom Timmermann, R ERA: 3.24	(9, 1)	0.1	S	2	0	0	0	0	1	0	0	0	0	0	1	5	0.00	3.000

PITCHER	IP	WLS	BF	H	R	ER	SO	BB	IBB	HBP	BLK	WP	HR	S	P	ERA	WHIP

California Angels @ Detroit Tigers

Tiger Stadium, Detroit, MI

Mon May 10 1971, 7:05 PM EDT

Att. 15,215 - Unknown

livebaseballscorecards.com

BOTTOM

Batter	1	2	3	4	5	6	7	8	9	AB	R	H	RBI	BB	SO	LOB
Dick McAuliffe, L (1, 4) OBP: 0.270, SLG: 0.360	F9		F9		HR	4-3				4	1	1	1	0	0	3
Aurelio Rodriguez, R (1, 5) OBP: 0.282, SLG: 0.312	F8		K		5-3		K			4	0	0	0	0	2	0
Jim Northrup, L (1, 8) (7, 9) OBP: 0.411, SLG: 0.505	E WP 1B		1B			F7	F7			4	1	2	0	0	0	0
Norm Cash, L (1, 3) OBP: 0.380, SLG: 0.644	E WP 1-3 BB		G3			1B 1B 2B	P6			3	2	1	0	1	0	1
Dalton Jones, L (1, 9) (7, 7) OBP: 0.467, SLG: 0.429	K 1-H 3-H			K		1B WP 2-3 1B		F7		4	1	1	0	0	2	0
Gates Brown, L (1, 7) OBP: 0.273, SLG: 0.238	G3			K		WP BB 1-3 3-H 1B		4-3		3	0	1	1	0	1	1
Mickey Stanley, R (7, 8) OBP: 0.300, SLG: 0.288										1	0	0	0	0	0	0
Bill Freehan, R (1, 2) OBP: 0.347, SLG: 0.467		6-3		K		WP 1-2 BB		BB		2	0	0	0	2	1	0
Ed Brinkman, R (1, 6) OBP: 0.278, SLG: 0.255		F8			6-3	WP 1-2 2-3 3-H BB		F9		3	0	0	0	1	0	1
Dean Chance, R (1, 1)		K			K	K				1	0	0	0	0	1	0
Fred Scherman, L (5, 1)										2	0	0	0	0	2	3
Tom Timmermann, R (9, 1)										0	0	0	0	0	0	0
Inning Stats	R: 2 E: 1 K: 1 S: 7 H: 1 LOB: 1 BB: 1 P: 11	R: 0 E: 0 K: 1 S: 5 H: 0 LOB: 0 BB: 0 P: 5	R: 0 E: 0 K: 1 S: 6 H: 1 LOB: 1 BB: 0 P: 6	R: 0 E: 0 K: 3 S: 9 H: 0 LOB: 0 BB: 0 P: 9	R: 1 E: 0 K: 1 S: 6 H: 1 LOB: 0 BB: 0 P: 6	R: 2 E: 0 K: 1 S: 8 H: 3 LOB: 3 BB: 2 P: 16	R: 0 E: 0 K: 1 S: 5 H: 0 LOB: 0 BB: 0 P: 5	R: 0 E: 0 K: 0 S: 3 H: 0 LOB: 1 BB: 1 P: 7		1B: 4 2B: 1 3B: 0 HR: 1	SF: 0 SAC: 0 DP: 0 HBP: 0						

	AB	31
	R	5
	H	6
	RBI	2
	BB	4
	SO	9
	LOB	9

WP: 3 PB: 0 SB: 0 CS: 0 PA: 35

PITCHER		IP	WLS	BF	H	R	ER	SO	BB	IBB	HBP	BLK	WP	HR	S	P	ERA	WHIP
Andy Messersmith, R ERA: 2.86	(1, 1)	5.1	L	25	6	5	4	7	2	0	0	0	1	1	37	45	6.75	1.500
Mel Queen, R ERA: 1.13	(6, 1)	0.2		3	0	0	0	1	1	0	0	0	1	0	4	8	0.00	1.500
Archie Reynolds, R ERA:	(7, 1)	2.0		7	0	0	0	1	1	0	0	0	0	0	8	12	0.00	0.500

PITCHER	IP	WLS	BF	H	R	ER	SO	BB	IBB	HBP	BLK	WP	HR	S	P	ERA	WHIP

Batter	1	2	3	4	5	6	7	8	9	AB	R	H	RBI	BB	SO	LOB
Sandy Alomar Sr., S (1, 4) OBP: 0.248, SLG: 0.246	F8		4-3		G5-4-3 1-2f		6-3 S 2-H 1B		F8	5	0	1	1	0	0	1
Syd O'Brien, R (1, 6) OBP: 0.288, SLG: 0.436	K		1B		4-3		6-3 1-3		K	5	0	1	0	0	2	1
Alex Johnson, R (1, 7) OBP: 0.280, SLG: 0.299	L9		L4			F8	K		BB	4	0	0	0	1	1	2
Billy Cowan, R (1, 3) OBP: 0.308, SLG: 0.250		E5 FC6-4		E S SF9 1B		5-3		P3	4-3	3	1	1	0	0	0	0
Jim Spencer, L (6, 3) OBP: 0.263, SLG: 0.339										2	0	0	0	0	0	1
Ken McMullen, R (1, 5) OBP: 0.313, SLG: 0.389		F8		F3 1-3		1B 1B HBP		HR		3	2	1	1	0	0	2
Roger Repoz, L (1, 9) OBP: 0.508, SLG: 0.595		K		SF9 3-H		1B 1-2 1B		1B BB		2	0	1	1	1	1	1
Jerry Moses, R (1, 2) OBP: 0.247, SLG: 0.380		FC6-4 1-2f		2B		1-3 2-H 1B		FC6-4 1-2 1B		4	0	3	1	0	0	1
Ken Berry, R (1, 8) OBP: 0.232, SLG: 0.311			HR	K		1B 2B		F8		4	2	2	1	0	1	3
Clyde Wright, R (1, 1) OBP: 0.125, SLG: 0.087			K	G5-4-3 1B			K	FC6-4 1-2f		4	0	1	0	0	2	3
Inning Stats	R: 0 H: 0 E: 0 LOB: 0 K: 1 BB: 0 S: 5 P: 5	R: 0 H: 0 E: 1 LOB: 1 K: 1 BB: 0 S: 6 P: 6	R: 1 H: 2 E: 0 LOB: 1 K: 1 BB: 0 S: 7 P: 7	R: 1 H: 2 E: 0 LOB: 1 K: 1 BB: 0 S: 7 P: 7	R: 0 H: 1 E: 0 LOB: 0 K: 0 BB: 0 S: 3 P: 3	R: 1 H: 2 E: 0 LOB: 2 K: 0 BB: 0 S: 4 P: 5	R: 1 H: 2 E: 0 LOB: 1 K: 2 BB: 0 S: 9 P: 9	R: 1 H: 2 E: 0 LOB: 2 K: 0 BB: 1 S: 5 P: 9	R: 0 H: 0 E: 0 LOB: 1 K: 1 BB: 1 S: 5 P: 9	1B: 7 SF: 1 2B: 2 SAC: 0 3B: 0 DP: 1 HR: 2 HBP: 1						

TOP

California Angels @ Detroit Tigers

Tiger Stadium, Detroit, MI

Tue May 11 1971, 7:05 PM EDT

Att. 8,275 - Unknown

livebaseballscorecards.com

AB	36
R	5
H	11
RBI	5
BB	2
SO	7
LOB	15

WP: 0	PA: 40
PB: 0	
SB: 2	
CS: 0	

PITCHER		IP	WLS	BF	H	R	ER	SO	BB	IBB	HBP	BLK	WP	HR	S	P	ERA	WHIP
Mickey Lolich, L ERA: 3.2	(1, 1)	6.1	L	28	9	4	4	5	0	0	1	0	0	1	37	38	5.68	1.421
Bill Denehy, R ERA: 1.29	(7, 1)	1.2		8	2	1	1	1	1	0	0	0	0	1	9	13	5.40	1.800
Daryl Patterson, R ERA: 4.0	(9, 1)	1.0		4	0	0	0	1	1	0	0	0	0	0	5	9	0.00	1.000

PITCHER	IP	WLS	BF	H	R	ER	SO	BB	IBB	HBP	BLK	WP	HR	S	P	ERA	WHIP

BOTTOM

California Angels @ Detroit Tigers

Tiger Stadium, Detroit, MI

Tue May 11 1971, 7:05 PM EDT

Att. 8,275 - Unknown

livebaseballscorecards.com

Batter	1	2	3	4	5	6	7	8	9	AB	R	H	RBI	BB	SO	LOB
Mickey Stanley, R (1, 8) OBP: 0.311, SLG: 0.300	E6 L6-4-3 1B		E S 1B			5-3		F8		4	0	2	0	0	0	1
Norm Cash, L (1, 3) OBP: 0.387, SLG: 0.629	BBBB L6-4-3 BB		4-3 1-3			F9		1-3 1B		3	0	1	0	1	0	1
Al Kaline, R (1, 9) OBP: 0.415, SLG: 0.310	L6-4-3 1-2 2-3			L8		1B		L8		4	0	1	0	0	0	4
Jim Northrup, L (1, 7) OBP: 0.406, SLG: 0.496	P6			1B		SSS K			4-3	4	0	1	0	0	1	2
Aurelio Rodriguez, R (1, 5) OBP: 0.289, SLG: 0.319		F8		P6			G4-6-3 1B		1B	4	0	2	0	0	0	1
Bill Freehan, R (1, 2) OBP: 0.333, SLG: 0.448		F8		F9			SSS K		F9	4	0	0	0	0	1	3
Dick McAuliffe, L (1, 4) OBP: 0.262, SLG: 0.347		F9	SSS K				G4-6-3 1-2f		P6	4	0	0	0	0	1	2
Ed Brinkman, R (1, 6) OBP: 0.270, SLG: 0.248			P4	6-3				5-3		3	0	0	0	0	0	0
Mickey Lolich, S (1, 1) OBP: 0.357, SLG: 0.250 Bill Denehy, S (7, 1) Ike Brown, R (8, PH) OBP: 0.250, SLG: 0.625 Daryl Patterson, L (9, 1)			SSS K	F9				1B 1B		2 0 1 0	0 0 0 0	0 0 1 0	0 0 0 0	0 0 0 0	1 0 0 0	0 0 0 0
Inning Stats	R: 0 H: 1 E: 1 LOB: 1 K: 0 BB: 1 S: 3 P: 7	R: 0 H: 0 E: 0 LOB: 0 K: 0 BB: 0 S: 3 P: 3	R: 0 H: 1 E: 0 LOB: 1 K: 1 BB: 0 S: 6 P: 6	R: 0 H: 1 E: 0 LOB: 1 K: 0 BB: 0 S: 4 P: 4	R: 0 H: 0 E: 0 LOB: 0 K: 1 BB: 0 S: 5 P: 5	R: 0 H: 1 E: 0 LOB: 1 K: 1 BB: 0 S: 6 P: 6	R: 0 H: 1 E: 0 LOB: 0 K: 1 BB: 0 S: 5 P: 5	R: 0 H: 2 E: 0 LOB: 2 K: 0 BB: 0 S: 5 P: 5	R: 0 H: 1 E: 0 LOB: 1 K: 0 BB: 0 S: 4 P: 4	1B: 8 2B: 0 3B: 0 HR: 0	SF: 0 SAC: 0 DP: 2 HBP: 0					

	AB	33
	R	0
	H	8
	RBI	0
	BB	1
	SO	4
	LOB	14

PITCHER		IP	WLS	BF	H	R	ER	SO	BB	IBB	HBP	BLK	WP	HR	S	P	ERA	WHIP
Clyde Wright, L ERA: 3.06	(1, 1)	9.0	W	34	8	0	0	4	1	0	0	0	0	0	41	45	0.00	1.000

PITCHER	IP	WLS	BF	H	R	ER	SO	BB	IBB	HBP	BLK	WP	HR	S	P	ERA	WHIP

California Angels @ Detroit Tigers

Tiger Stadium, Detroit, MI

Wed May 12 1971, 7:05 PM EDT

Att. 7,908 - Unknown

livebaseballscorecards.com

Batter	1	2	3	4	5	6	7	8	9	AB	R	H	RBI	BB	SO	LOB
Sandy Alomar Sr., S (1, 4) OBP: 0.248, SLG: 0.246	0-0 E S 1B		0-3 K			0-0 4-3		0-0 4-3		4	0	1	0	0	1	1
Jim Spencer, L (1, 3) OBP: 0.255, SLG: 0.328	0-3 K 1-3		0-0 F5			0-0 L9		0-0 4-3		4	0	0	0	0	1	2
Eddie Fisher, R (8, 1)										0	0	0	0	0	0	0
Alex Johnson, R (1, 7) OBP: 0.279, SLG: 0.298	0-3 K		0-3 K			0-3 K			0-0 BB 1B	4	0	1	0	0	3	2
Roger Repoz, L (1, 9) OBP: 0.508, SLG: 0.578 (8, 3)	0-3 K			0-0 G5-4-3 1B			0-0 L9		4-0 G4-6-3 1-2 BB	3	0	1	0	1	1	1
Ken McMullen, R (1, 5) OBP: 0.311, SLG: 0.393		0-3 K		0-0 G5-4-3 1-2f			0-0 1B 2B		0-0 F7	4	1	1	0	0	1	3
John Stephenson, L (1, 2) OBP: 0.394, SLG: 0.484		0-0 G3		0-0 G3			0-0 1B 1B		0-0 G4-6-3 1-2f	4	0	1	0	0	0	2
Syd O'Brien, R (1, 6) OBP: 0.306, SLG: 0.448		0-0 E7 1B			0-0 5-3		0-0 G6-4-3 1-2 2-H 1B			3	0	2	1	0	0	0
Ken Berry, R (1, 8) OBP: 0.224, SLG: 0.299		0-0 4-3			0-0 F8		0-0 G6-4-3 1-2f			3	0	0	0	0	0	3
Rudy May, L (1, 1) OBP: 0.154, SLG: 0.154			0-0 1B		0-0 6-3			0-0 4-3		2	0	1	0	0	0	0
Archie Reynolds, R (6, 1)										0	0	0	0	0	0	0
Tony Gonzalez, L (8, PH) OBP: 0.385, SLG: 0.364 (8, 9)										1	0	0	0	0	0	0

Inning Stats	1	2	3	4	5	6	7	8	9	AB	R	H	RBI	BB	SO	LOB
	R: 0 E: 0 K: 3 S: 10	R: 0 E: 1 K: 1 S: 6	R: 0 E: 0 K: 2 S: 8	R: 0 E: 0 K: 0 S: 3	R: 0 E: 0 K: 0 S: 3	R: 0 E: 0 K: 1 S: 5	R: 1 E: 0 K: 0 S: 5	R: 0 E: 0 K: 0 S: 3	R: 0 E: 0 K: 0 S: 3	1B: 7 2B: 1 3B: 0 HR: 0	SF: 0 SAC: 0 DP: 3 HBP: 0	WP: 0 PB: 0 SB: 1 CS: 0	PA: 33			

PITCHER	IP	WLS	BF	H	R	ER	SO	BB	IBB	HBP	BLK	WP	HR	S	P	ERA	WHIP
Joe Coleman, R (1, 1) ERA: 2.5	9.0	W	33	8	1	1	7	1	0	0	0	0	0	46	50	1.00	1.000

PITCHER	IP	WLS	BF	H	R	ER	SO	BB	IBB	HBP	BLK	WP	HR	S	P	ERA	WHIP

AB	32
R	1
H	8
RBI	1
BB	1
SO	7
LOB	14

Batter	1	2	3	4	5	6	7	8	9	AB	R	H	RBI	BB	SO	LOB
Mickey Stanley, R (1, 8) OBP: 0.295, SLG: 0.284	F9		K		F3		4-3			4	0	0	0	0	1	0
Jim Northrup, L (1, 3) OBP: 0.394, SLG: 0.479	P5		K		4-3		6-3			4	0	0	0	0	1	0
Willie Horton, R (1, 7) OBP: 0.265, SLG: 0.400	E 1B, 1B		K		K		L4			4	1	1	0	0	2	0
Al Kaline, R (1, 9) OBP: 0.436, SLG: 0.337	E5, 1-H, 1B			HR, BB	1B, 2B			2B, SF8, BB		2	3	2	0	2	0	0
Aurelio Rodriguez, R (1, 5) OBP: 0.296, SLG: 0.333	F7			HR, 1-3, 1B	F8			SF8, SF8, 1-3, 2B		4	2	2	0	0	0	2
Ike Brown, R (1, 4) OBP: 0.417, SLG: 1.000		5-3, 1B		1-H, 3-H, HR	1B, 1B, 2-3, 1B			SF8, 2-3, 3-H		3	2	3	4	0	0	0
Jim Price, R (1, 2) OBP: 0.188, SLG: 0.267		F7	F9		1B, 1-2, 3-H, 1B			SF8, 3-H		3	0	1	2	0	0	1
Ed Brinkman, R (1, 6) OBP: 0.270, SLG: 0.248		5-3, 1-2	F9		G5-4-3, 1-2, 2-H, 1B			K		4	0	1	1	0	1	1
Joe Coleman, R (1, 1)		L4	K		G5-4-3, 1-2f					3	0	0	0	0	1	3
Inning Stats	R: 1 E: 1 K: 0 S: 5 / H: 2 LOB: 1 BB: 0 P: 5	R: 0 E: 0 K: 0 S: 4 / H: 1 LOB: 1 BB: 0 P: 4	R: 0 E: 0 K: 3 S: 9 / H: 0 LOB: 0 BB: 0 P: 9	R: 3 E: 0 K: 1 S: 7 / H: 2 LOB: 0 BB: 1 P: 11	R: 0 E: 0 K: 1 S: 5 / H: 0 LOB: 0 BB: 0 P: 5	R: 2 E: 0 K: 0 S: 6 / H: 4 LOB: 1 BB: 0 P: 6	R: 0 E: 0 K: 0 S: 3 / H: 0 LOB: 0 BB: 0 P: 3	R: 2 E: 0 K: 1 S: 6 / H: 1 LOB: 0 BB: 1 P: 10		1B: 7 2B: 2 3B: 0 HR: 1		SF: 2 SAC: 0 DP: 1 HBP: 0				

BOTTOM

California Angels @ Detroit Tigers

Tiger Stadium, Detroit, MI

Wed May 12 1971, 7:05 PM EDT

Att. 7,908 - Unknown

livebaseballscorecards.com

AB	31
R	8
H	10
RBI	7
BB	2
SO	6
LOB	7

WP: 0 PB: 0 SB: 0 CS: 0 PA: 35

PITCHER		IP	WLS	BF	H	R	ER	SO	BB	IBB	HBP	BLK	WP	HR	S	P	ERA	WHIP
Rudy May, L ERA: 3.12	(1, 1)	5.1	L	23	6	5	4	5	1	0	0	0	0	1	32	36	6.75	1.312
Archie Reynolds, R ERA: 1.59	(6, 1)	1.2		7	3	1	1	0	0	0	0	0	0	0	7	7	5.40	1.800
Eddie Fisher, R ERA: 2.38	(8, 1)	1.0		5	1	2	2	1	1	0	0	0	0	0	6	10	18.00	2.000

PITCHER	IP	WLS	BF	H	R	ER	SO	BB	IBB	HBP	BLK	WP	HR	S	P	ERA	WHIP

Milwaukee Brewers @ California Angels

Anaheim Stadium, Anaheim, CA

Fri May 14 1971, 10:05 PM EDT

Att. 27,420 - Unknown

TOP

livebaseballscorecards.com

Batter	1	2	3	4	5	6	7	8	9	AB	R	H	RBI	BB	SO	LOB
Tommy Harper, R (1, 5) OBP: 0.234, SLG: 0.204	F8			5-3		1B 1B	F8		K	5	1	1	0	0	1	2
Mike Hegan, L (1, 3) OBP: 0.337, SLG: 0.372	F7			BBBB G3 BB		1B BB BB 1-3 1B	G3 1-2 3-H			3	1	1	1	1	0	1
Dave May, L (1, 8) OBP: 0.317, SLG: 0.376	F8			G3 1-2		BBBB BB 1B 1-2 BB	IBB			2	0	0	0	2	0	1
Andy Kosco, R (1, 7) OBP: 0.296, SLG: 0.367		P4		F8		BB 1-2 2-3 3-H 1B	P4			4	0	1	1	0	0	3
Bill Voss, L (1, 9) OBP: 0.287, SLG: 0.383		5-3			HR	BBBB 1-2 2-3 3-H BB		FC2-6 1B		3	1	2	2	1	0	0
Ted Kubiak, S (1, 4) OBP: 0.277, SLG: 0.264		4-3			4-3	SSS K		FC2-6 G4-3-6 1-2f		4	0	0	0	0	1	4
Phil Roof, R (1, 2) OBP: 0.283, SLG: 0.236			5-3		4-3	SSS K		G4-3-6 1-2f		4	0	0	0	0	1	4
Rick Auerbach, R (1, 6) OBP: 0.286, SLG: 0.259			P4		5-3		SH G3 2B		L6	4	1	1	0	0	0	0
Bill Parsons, R (1, 1) OBP: 0.071, SLG: 0.071			K			SSS K	SH G3 2-3		4-3	2	0	0	0	0	2	0
Ken Sanders, R (7, 1)										1	0	0	0	0	0	0
Inning Stats	R: 0 E: 0 K: 0 S: 3 H: 0 LOB: 0 BB: 0 P: 3	R: 0 E: 0 K: 0 S: 3 H: 0 LOB: 0 BB: 0 P: 3	R: 0 E: 0 K: 1 S: 5 H: 0 LOB: 0 BB: 0 P: 5	R: 0 E: 0 K: 0 S: 3 H: 0 LOB: 1 BB: 1 P: 7	R: 1 E: 0 K: 0 S: 4 H: 1 LOB: 0 BB: 0 P: 4	R: 2 E: 0 K: 3 S: 12 H: 3 LOB: 3 BB: 2 P: 20	R: 1 E: 1 K: 0 S: 5 H: 1 LOB: 2 BB: 1 P: 9	R: 0 E: 0 K: 0 S: 3 H: 1 LOB: 0 BB: 0 P: 3	R: 0 E: 0 K: 1 S: 5 H: 0 LOB: 0 BB: 0 P: 5	1B: 4 2B: 1 3B: 0 HR: 1	SF: 0 SAC: 1 DP: 1 HBP: 0						

	AB	32
	R	4
	H	6
	RBI	4
	BB	4
	SO	5
	LOB	15

WP: 0 PB: 0 SB: 0 CS: 0 PA: 37

PITCHER		IP	WLS	BF	H	R	ER	SO	BB	IBB	HBP	BLK	WP	HR	S	P	ERA	WHIP
Tom Murphy, R ERA: 4.17	(1, 1)	5.1	L	22	4	3	3	2	2	0	0	0	0	1	24	32	5.06	1.125
Mel Queen, R ERA: 1.02	(6, 1)	1.2		9	1	1	0	2	1	1	0	0	0	0	11	19	0.00	1.200
Archie Reynolds, R ERA: 1.17	(8, 1)	2.0		6	1	0	0	1	0	0	0	0	0	0	8	8	0.00	0.500

PITCHER		IP	WLS	BF	H	R	ER	SO	BB	IBB	HBP	BLK	WP	HR	S	P	ERA	WHIP

Milwaukee Brewers @ California Angels

Anaheim Stadium, Anaheim, CA

Fri May 14 1971, 10:05 PM EDT

Att. 27,420 - Unknown

BOTTOM

livebaseballscorecards.com

Batter	1	2	3	4	5	6	7	8	9	AB	R	H	RBI	BB	SO	LOB
Sandy Alomar Sr., S (1, 4) OBP: 0.255, SLG: 0.248	6-3			FC4-6 1B		BBBB BB		6-3		3	0	1	0	1	0	0
Jim Spencer, L (1, 3) OBP: 0.248, SLG: 0.317	G3			FC4-6 1-2f		F9		4-3		4	0	0	0	0	0	2
Alex Johnson, R (1, 7) OBP: 0.272, SLG: 0.290	5-3			SSS K		6-3		4-3		4	0	0	0	0	1	2
Roger Repoz, L (1, 9) OBP: 0.478, SLG: 0.531		SSS K		P6			F9		SSS K	4	0	0	0	0	2	1
Ken McMullen, R (1, 5) OBP: 0.324, SLG: 0.421		F7			2B		1B 2B		1B	4	1	3	0	0	0	0
John Stephenson, L (1, 2) OBP: 0.405, SLG: 0.486		F9			F3		FC5 BB 2-H 1B		1-2 1B	4	0	2	1	0	0	1
Giraldo Ruiz, S (9, PR) OBP: 0.375, SLG: 0.286										0	0	0	0	0	0	0
Syd O'Brien, R (1, 6) OBP: 0.288, SLG: 0.419			5-3		SSS K		F8		F5	4	0	0	0	0	1	4
Ken Berry, R (1, 8) OBP: 0.227, SLG: 0.291			F7		4-3		BBBB BB 1-2		4-3	2	0	0	0	1	0	1
Tony Gonzalez, L (9, PH) OBP: 0.370, SLG: 0.348										1	0	0	0	0	0	2
Tom Murphy, R (1, 1) OBP: 0.111, SLG: 0.167			F8			P6	FC5 2-3f			1	0	0	0	0	0	0
Mel Queen, L (6, 1)										1	0	0	0	0	0	0
Jim Fregosi, R (7, PH) OBP: 0.322, SLG: 0.325										1	0	0	0	0	0	2
Archie Reynolds, R (8, 1)										0	0	0	0	0	0	0

Inning Stats	1	2	3	4	5	6	7	8	9
	R: 0 H: 0 E: 0 LOB: 0 K: 0 BB: 0 S: 3 P: 3	R: 0 H: 0 E: 0 LOB: 0 K: 1 BB: 0 S: 5 P: 5	R: 0 H: 0 E: 0 LOB: 0 K: 0 BB: 0 S: 3 P: 3	R: 0 H: 1 E: 0 LOB: 1 K: 1 BB: 0 S: 6 P: 6	R: 0 H: 1 E: 0 LOB: 1 K: 1 BB: 0 S: 6 P: 6	R: 0 H: 0 E: 0 LOB: 1 K: 0 BB: 1 S: 3 P: 7	R: 1 H: 2 E: 0 LOB: 2 K: 0 BB: 1 S: 5 P: 9	R: 0 H: 0 E: 0 LOB: 0 K: 0 BB: 0 S: 3 P: 3	R: 0 H: 2 E: 0 LOB: 2 K: 1 BB: 0 S: 7 P: 7

1B: 4	SF: 0	WP: 0
2B: 2	SAC: 0	PB: 0
3B: 0	DP: 0	SB: 0
HR: 0	HBP: 0	CS: 0

PA: 35

AB	33
R	1
H	6
RBI	1
BB	2
SO	4
LOB	15

PITCHER		IP	WLS	BF	H	R	ER	SO	BB	IBB	HBP	BLK	WP	HR	S	P	ERA	WHIP
Bill Parsons, R ERA: 1.83	(1, 1)	6.2	W	26	4	1	1	3	2	0	0	0	0	0	30	38	1.35	0.900
Ken Sanders, R ERA: 2.96	(7, 1)	2.1	S	9	2	0	0	1	0	0	0	0	0	0	11	11	0.00	0.857

PITCHER	IP	WLS	BF	H	R	ER	SO	BB	IBB	HBP	BLK	WP	HR	S	P	ERA	WHIP

Milwaukee Brewers @ California Angels

Anaheim Stadium, Anaheim, CA

Sat May 15 1971, 10:05 PM EDT

Att. 24,969 - Unknown

TOP

livebaseballscorecards.com

Batter	1	2	3	4	5	6	7	8	9	AB	R	H	RBI	BB	SO	LOB
Tommy Harper, R (1, 5) OBP: 0.234, SLG: 0.205	K		S 1B		F8			6-3		4	0	1	0	0	1	1
Mike Hegan, L (1, 3) OBP: 0.323, SLG: 0.354	4-3		6-3			4-3		6-3		4	0	0	0	0	0	1
Dave May, L (1, 8) OBP: 0.324, SLG: 0.375	K			BB		4-3		1B		3	0	1	0	1	1	0
Andy Kosco, R (1, 7) OBP: 0.293, SLG: 0.346		5-3		F9		BB		K		3	0	0	0	1	1	2
Bill Voss, L (1, 9) OBP: 0.286, SLG: 0.388		K		F8		L5			4-3 4-3 2B	4	1	1	0	0	1	2
Ted Kubiak, S (1, 4) OBP: 0.276, SLG: 0.255		BB		F7			K		4-3 2-3	3	0	0	0	1	1	2
Ellie Rodriguez, R (1, 2) OBP: 0.345, SLG: 0.340		F9			SH3-4 1B		HBP		4-3 3-H	3	0	1	1	0	0	1
Rick Auerbach, R (1, 6) OBP: 0.277, SLG: 0.250 John Briggs, L (9, PH) OBP: 0.329, SLG: 0.329			P3		SH3-4		P4		F7	2 1	0 0	0 0	0 0	0 0	0 0	1 0
Lew Krausse, R (1, 1) Floyd Wicker, L (7, PH) OBP: 0.333, SLG: 0.143 Jim Hannan, R (7, 1)			K		F2		1-3			2 1 0	0 0 0	0 0 0	0 0 0	1 0 0	1 1 0	1 1 0
Inning Stats	R: 0 E: 0 K: 2 S: 7 H: 0 LOB: 0 BB: 0 P: 7	R: 0 E: 0 K: 1 S: 5 H: 0 LOB: 1 BB: 1 P: 9	R: 0 E: 0 K: 1 S: 6 H: 1 LOB: 1 BB: 0 P: 6	R: 0 E: 0 K: 0 S: 3 H: 0 LOB: 1 BB: 1 P: 7	R: 0 E: 0 K: 0 S: 4 H: 1 LOB: 1 BB: 0 P: 4	R: 0 E: 0 K: 0 S: 3 H: 0 LOB: 1 BB: 1 P: 7	R: 0 E: 0 K: 1 S: 5 H: 0 LOB: 1 BB: 0 P: 6	R: 0 E: 0 K: 1 S: 6 H: 1 LOB: 1 BB: 0 P: 6	R: 1 E: 0 K: 0 S: 4 H: 1 LOB: 0 BB: 0 P: 4	1B: 3 2B: 1 3B: 0 HR: 0 SF: 0 SAC: 1 DP: 0 HBP: 1						

	AB	30
	R	1
	H	4
	RBI	1
	BB	3
	SO	6
	LOB	12

WP: 0 PA: 35
PB: 0
SB: 1
CS: 0

PITCHER	IP	WLS	BF	H	R	ER	SO	BB	IBB	HBP	BLK	WP	HR	S	P	ERA	WHIP
Andy Messersmith, R (1, 1) ERA: 2.6	9.0	W	35	4	1	1	6	3	0	1	0	0	0	43	56	1.00	0.778

PITCHER	IP	WLS	BF	H	R	ER	SO	BB	IBB	HBP	BLK	WP	HR	S	P	ERA	WHIP

Batter	1	2	3	4	5	6	7	8	9	AB	R	H	RBI	BB	SO	LOB
Sandy Alomar Sr., S (1, 4) OBP: 0.267, SLG: 0.262	E S 1B 1B	5-3 1B			F2 ①		E4 K 2-H 1B			4	1	3	0	0	0	0
Tony Gonzalez, L (1, 7) OBP: 0.355, SLG: 0.308	F7 ① 1-2	5-3 ② 1-2 2-3			3-1 ②		4-0 IBB			3	0	0	0	1	0	3
Tony Conigliaro, R (1, 9) OBP: 0.328, SLG: 0.400	E5 HBP 1B 2-3	1-3 ③			CS 1B		S S S 0-3 ② ③ K 2-3			4	0	1	0	0	1	5
Roger Repoz, L (1, 3) OBP: 0.479, SLG: 0.528	HBP 1-2 3-H 1B		3-1 ①		CS ③ 1-2	FC1-4 1B		G3 ①		4	0	2	1	0	0	0
Ken McMullen, R (1, 5) OBP: 0.314, SLG: 0.408	F7 ②		6-3 ②			FC1-4 ① 1-2f 1B		4-3 ②		4	0	0	0	0	0	3
John Stephenson, L (1, 2) OBP: 0.439, SLG: 0.526	H 1-0 1-2 2-3 HBP		P4 ③			G6-4-3 1-2 1B		HR 2B		3	1	2	0	0	0	0
Syd O'Brien, R (1, 6) OBP: 0.300, SLG: 0.470	L6 ③			4-3 1B		G6-4-3 ② ③ 1-2f		2-H HR		4	1	2	2	0	0	5
Ken Berry, R (1, 8) OBP: 0.239, SLG: 0.305		5-3 2B		4-3 ① ② 1-2f			B B B B 4-0 SH3-4 E BB	L6 ③		3	1	1	0	1	0	1
Andy Messersmith, R (1, 1) OBP: 0.150, SLG: 0.263		P4 ①		F5 ③			SH3-4 ① 1-2			2	0	0	0	0	0	1
Inning Stats	R: 1 E: 1 K: 0 S: 6 H: 2 LOB: 3 BB: 0 P: 7	R: 0 E: 0 K: 0 S: 5 H: 2 LOB: 2 BB: 0 P: 5	R: 0 E: 0 K: 0 S: 3 H: 0 LOB: 0 BB: 0 P: 3	R: 0 E: 0 K: 0 S: 3 H: 1 LOB: 0 BB: 0 P: 3	R: 0 E: 0 K: 0 S: 3 H: 1 LOB: 0 BB: 0 P: 3	R: 0 E: 0 K: 0 S: 4 H: 2 LOB: 1 BB: 0 P: 4	R: 1 E: 1 K: 1 S: 5 H: 1 LOB: 1 BB: 2 P: 13	R: 2 E: 0 K: 0 S: 5 H: 2 LOB: 0 BB: 0 P: 5		1B: 8 2B: 3 3B: 0 HR: 1 SF: 0 SAC: 1 DP: 2 HBP: 1						

BOTTOM

Milwaukee Brewers @ California Angels

Anaheim Stadium, Anaheim, CA

Sat May 15 1971, 10:05 PM EDT

Att. 24,969 - Unknown

livebaseballscorecards.com

AB	31
R	4
H	11
RBI	3
BB	2
SO	1
LOB	18

WP: 0 PB: 0 SB: 1 CS: 1 PA: 36

PITCHER		IP	WLS	BF	H	R	ER	SO	BB	IBB	HBP	BLK	WP	HR	S	P	ERA	WHIP
Lew Krausse, R ERA: 2.42	(1, 1)	6.0	L	25	8	1	1	0	0	0	1	0	0	0	24	25	1.50	1.333
Jim Hannan, R ERA: 4.15	(7, 1)	2.0		10	3	3	2	1	1	1	0	0	0	1	10	18	9.00	2.000

PITCHER	IP	WLS	BF	H	R	ER	SO	BB	IBB	HBP	BLK	WP	HR	S	P	ERA	WHIP

Batter	1	2	3	4	5	6	7	8	9	AB	R	H	RBI	BB	SO	LOB
Tommy Harper, R (1, 5) OBP: 0.263, SLG: 0.256	BB 1B	1-3 1B		WP 2B	2-H 3B		BB			4	0	4	1	1	0	0
Mike Hegan, L (1, 3) OBP: 0.337, SLG: 0.349	1B FC6-4 1-2 BB	SF7 3-H		BB 2-3 BB	BB		K			1	1	0	1	3	1	2
Dave May, L (1, 8) OBP: 0.327, SLG: 0.370	FC6-4 1-3 1B	G3		1-2 BB	F9		K			4	0	1	0	1	1	5
Andy Kosco, R (1, 7) OBP: 0.270, SLG: 0.316	FC6-4 BB 1B 1-2f 3-H		F8	K		F7		5-3		5	0	0	1	0	1	4
Bill Voss, L (1, 9) OBP: 0.313, SLG: 0.398	BB 1-2 1B		BB		HR 1B	G1-6-3 BB		F9		3	1	2	0	2	0	0
Ellie Rodriguez, R (1, 2) OBP: 0.350, SLG: 0.389	1-2 2-3 BB		F3		1-H HR	G1-6-3 1-2f		F9		4	1	1	2	1	0	2
Ted Kubiak, S (1, 4) OBP: 0.273, SLG: 0.283	F8	F8			6-3		HR		P6	5	1	1	1	0	0	4
Rick Auerbach, R (1, 6) OBP: 0.300, SLG: 0.277		1B SF7 1B		F9	SH2-4 3B 1B		SH1 1B		6-3	5	2	3	0	0	0	0
Skip Lockwood, R (1, 1) OBP: 0.222, SLG: 0.125 Ken Sanders, R (8, 1)		K		F8	SH2-4 1-2		SH1 1-2		6-3	2 1	0 0	0 0	0 0	1 0	1 0	1 0
Inning Stats	R: 1 E: 0 K: 0 S: 5 H: 3 LOB: 3 BB: 2 P: 13	R: 1 E: 0 K: 1 S: 7 H: 2 LOB: 1 BB: 0 P: 7	R: 0 E: 0 K: 0 S: 3 H: 0 LOB: 1 BB: 1 P: 7	R: 0 E: 0 K: 1 S: 6 H: 1 LOB: 3 BB: 2 P: 14	R: 3 E: 0 K: 0 S: 7 H: 4 LOB: 2 BB: 1 P: 11	R: 0 E: 0 K: 0 S: 2 H: 0 LOB: 0 BB: 1 P: 6	R: 1 E: 0 K: 2 S: 9 H: 2 LOB: 2 BB: 1 P: 13	R: 0 E: 0 K: 0 S: 3 H: 0 LOB: 0 BB: 0 P: 3	R: 0 E: 0 K: 0 S: 3 H: 0 LOB: 0 BB: 0 P: 3	1B: 8 2B: 1 3B: 1 HR: 2 SF: 1 SAC: 2 DP: 1 HBP: 0						

TOP

Milwaukee Brewers @ California Angels

Anaheim Stadium, Anaheim, CA

Sun May 16 1971, 6:33 AM EDT

Att. 8,951 - Unknown

livebaseballscorecards.com

AB	34
R	6
H	12
RBI	6
BB	8
SO	4
LOB	18

WP: 1 PB: 0 SB: 0 CS: 0 PA: 45

PITCHER		IP	WLS	BF	H	R	ER	SO	BB	IBB	HBP	BLK	WP	HR	S	P	ERA	WHIP
Lloyd Allen, R ERA: 4.35	(1, 1)	3.2		21	6	2	2	1	5	0	0	0	1	0	18	38	4.91	3.000
Archie Reynolds, R ERA: 4.35	(4, 1)	2.2	L	16	6	4	4	1	3	0	0	0	0	2	15	27	13.50	3.375
Dave LaRoche, L ERA: 0.64	(7, 1)	0.2		2	0	0	0	2	0	0	0	0	0	0	6	6	0.00	0.000
Jim Maloney, R ERA: 4.5	(8, 1)	2.0		6	0	0	0	0	0	0	0	0	0	0	6	6	0.00	0.000

PITCHER	IP	WLS	BF	H	R	ER	SO	BB	IBB	HBP	BLK	WP	HR	S	P	ERA	WHIP

Batter	1	2	3	4	5	6	7	8	9	AB	R	H	RBI	BB	SO	LOB
Sandy Alomar Sr., S (1, 4) OBP: 0.265, SLG: 0.260	1-3		HBP HBP 1B		L6		E4 G4-6-3 1-2		1-3	5	0	1	0	0	0	1
Tony Gonzalez, L (1, 7) OBP: 0.343, SLG: 0.276	6-3		HBP 1-2 HBP		F7		G4-6-3 1-2f			3	0	0	0	0	0	2
Tony Conigliaro, R (1, 9) OBP: 0.317, SLG: 0.386	K		P6		L5			L5		4	0	0	0	0	1	2
Roger Repoz, L (1, 3) OBP: 0.481, SLG: 0.509		2B BB	K			G5-4-3 BB		F7		2	1	0	0	2	1	2
Ken McMullen, R (1, 5) OBP: 0.326, SLG: 0.422		G3 1-H 2B 2B	1-2 2-3 HBP			G5-4-3 1-2f		2B 1B		3	1	2	1	0	0	1
John Stephenson, L (1, 2) OBP: 0.444, SLG: 0.548		G3 2-3	P6			FC6-4 1B		1-3 2B		4	0	2	0	0	0	4
Syd O'Brien, R (1, 6) OBP: 0.297, SLG: 0.471		3-H 2B	5-3			FC6-4 1-2f		K		4	0	1	1	0	1	3
Ken Berry, R (1, 8) OBP: 0.240, SLG: 0.294		F9	F8				E BB		1-6-3	3	0	0	0	1	0	1
Lloyd Allen, R (1, 1) Archie Reynolds, R (4, 1) Dave LaRoche, L (7, 1) OBP: 0.333, SLG: 0.333 Jim Spencer, L (7, PH) OBP: 0.246, SLG: 0.315 Jim Maloney, L (8, 1) Alex Johnson, R (9, PH) OBP: 0.270, SLG: 0.288		K	K				K		P3	1 1 0 1 0 1	0 0 0 0 0 0	0 0 0 0 0 0	0 0 0 0 0 0	0 1 0 0 0 0	1 0 0 1 0 0	1 0 0 1 0 0
Inning Stats	R: 0 H: 0 E: 0 LOB: 0 K: 1 BB: 0 S: 5 P: 5	R: 2 H: 2 E: 0 LOB: 1 K: 1 BB: 1 S: 7 P: 11	R: 0 H: 1 E: 0 LOB: 3 K: 1 BB: 0 S: 6 P: 8	R: 0 H: 0 E: 0 LOB: 0 K: 1 BB: 0 S: 5 P: 5	R: 0 H: 0 E: 0 LOB: 0 K: 0 BB: 0 S: 3 P: 3	R: 0 H: 1 E: 0 LOB: 1 K: 0 BB: 1 S: 3 P: 7	R: 0 H: 0 E: 1 LOB: 1 K: 1 BB: 1 S: 5 P: 9	R: 0 H: 2 E: 0 LOB: 2 K: 1 BB: 0 S: 7 P: 7	R: 0 H: 0 E: 0 LOB: 0 K: 0 BB: 0 S: 3 P: 3	1B: 3 SF: 0 2B: 3 SAC: 0 3B: 0 DP: 2 HR: 0 HBP: 2						WP: 0 PA: 37 PB: 0 SB: 0 CS: 0

PITCHER		IP	WLS	BF	H	R	ER	SO	BB	IBB	HBP	BLK	WP	HR	S	P	ERA	WHIP
Skip Lockwood, R ERA: 2.78	(1, 1)	7.2	W	33	6	2	2	5	3	0	2	0	0	0	38	52	2.35	1.174
Ken Sanders, R ERA: 2.83	(8, 1)	1.1	S	4	0	0	0	1	0	0	0	0	0	0	6	6	0.00	0.000

PITCHER	IP	WLS	BF	H	R	ER	SO	BB	IBB	HBP	BLK	WP	HR	S	P	ERA	WHIP

BOTTOM

Milwaukee Brewers @ California Angels

Anaheim Stadium, Anaheim, CA

Sun May 16 1971, 6:33 AM EDT

Att. 8,951 - Unknown

AB	32
R	2
H	6
RBI	2
BB	3
SO	6
LOB	18

livebaseballscorecards.com

Batter	1	2	3	4	5	6	7	8	9	AB	R	H	RBI	BB	SO	LOB
Cesar Tovar, R (1, 5) (6, 7) OBP: 0.388, SLG: 0.399	F9		K		1B BB		2B		1-2 1B	4	0	2	0	1	1	0
Jim Nettles, L (1, 9) OBP: 0.200, SLG: 0.200	K			K	1-2 3-H 1B		4-3		F7	5	0	1	1	0	2	3
Harmon Killebrew, R (1, 3) (6, 5) OBP: 0.418, SLG: 0.500	6-3			CS BB	K			FC1-6 BB		2	0	0	0	2	1	2
Brant Alyea, R (1, 7) OBP: 0.333, SLG: 0.373 Rich Reese, L (6, 3) OBP: 0.248, SLG: 0.188		K		P4 1-2		K		FC1-6 FC1-4 1-2f		3 1	0 0	0 0	0 0	0 0	2 0	1 1
Leo Cardenas, R (1, 6) OBP: 0.336, SLG: 0.394		E5			5-3	1B		FC1-4 1-2f		4	0	1	0	0	0	1
Rod Carew, L (1, 4) OBP: 0.260, SLG: 0.317		K			HR 1B	F8		F7		4	1	1	0	0	1	3
George Mitterwald, R (1, 2) OBP: 0.333, SLG: 0.318		K			1-H HR	F8			FC1-6 BB	3	1	1	2	1	1	2
Jim Holt, L (1, 8) OBP: 0.344, SLG: 0.456			K		6-3 1B 2B		F5		F7	4	1	1	0	0	1	1
Bert Blyleven, R (1, 1) OBP: 0.160, SLG: 0.125 Tom Hall, L (9, 1) OBP: 0.375, SLG: 0.400			F9		6-3 2-3		6-3		FC1-6 1B 1-2f	4 0	0 0	0 0	0 0	0 0	0 0	2 0
Inning Stats	R: 0 E: 0 K: 1 S: 5 H: 0 LOB: 0 BB: 0 P: 5	R: 0 E: 1 K: 3 S: 10 H: 0 LOB: 1 BB: 0 P: 10	R: 0 E: 0 K: 2 S: 7 H: 0 LOB: 0 BB: 0 P: 7	R: 0 E: 0 K: 1 S: 4 H: 0 LOB: 0 BB: 1 P: 8	R: 3 E: 0 K: 1 S: 9 H: 4 LOB: 2 BB: 1 P: 13	R: 0 E: 0 K: 1 S: 6 H: 1 LOB: 1 BB: 0 P: 6	R: 0 E: 0 K: 0 S: 4 H: 1 LOB: 1 BB: 0 P: 4	R: 0 E: 0 K: 0 S: 3 H: 0 LOB: 1 BB: 1 P: 7	R: 0 E: 0 K: 0 S: 4 H: 1 LOB: 2 BB: 1 P: 8	1B: 4 2B: 2 3B: 0 HR: 1	SF: 0 SAC: 0 DP: 0 HBP: 0					

TOP

Minnesota Twins @ California Angels

Anaheim Stadium, Anaheim, CA

Mon May 17 1971, 10:05 PM EDT

Att. 6,903 - Unknown - 82 F

livebaseballscorecards.com

AB	34
R	3
H	7
RBI	3
BB	4
SO	9
LOB	16

WP: 0 PB: 0 SB: 0 CS: 1 PA: 38

PITCHER	IP	WLS	BF	H	R	ER	SO	BB	IBB	HBP	BLK	WP	HR	S	P	ERA	WHIP
Rudy May, L (1, 1) ERA: 3.1	9.0	L	38	7	3	3	9	4	0	0	0	0	1	52	68	3.00	1.222

PITCHER	IP	WLS	BF	H	R	ER	SO	BB	IBB	HBP	BLK	WP	HR	S	P	ERA	WHIP

Minnesota Twins @ California Angels

Anaheim Stadium, Anaheim, CA

Mon May 17 1971, 10:05 PM EDT

Att. 6,903 - Unknown - 82 F

BOTTOM

Batter	1	2	3	4	5	6	7	8	9	AB	R	H	RBI	BB	SO	LOB
Sandy Alomar Sr., S (1, 4) OBP: 0.259, SLG: 0.253	F8	4-3			4-3		4-3			4	0	0	0	0	0	3
Alex Johnson, R (1, 7) OBP: 0.269, SLG: 0.287	F8		K			G1 S 1B		6-3		4	0	1	0	0	1	0
Tony Conigliaro, R (1, 9) OBP: 0.315, SLG: 0.376	F2		K			1-2 G1 BB		K		3	0	0	0	1	2	0
Roger Repoz, L (1, 8) OBP: 0.457, SLG: 0.475		K	K			K		K		4	0	0	0	0	4	2
Ken McMullen, R (1, 5) OBP: 0.324, SLG: 0.417		E5 2B		1-3		G1 1-2 2-3			1B 1B	4	1	1	0	0	0	2
John Stephenson, L (1, 2) OBP: 0.449, SLG: 0.565		1B 1B 2B 2-H		K		K			1-3 1B	4	1	2	1	0	2	2
Giraldo Ruiz, S (9, PR) OBP: 0.375, SLG: 0.286										0	0	0	0	0	0	0
Jim Spencer, L (1, 3) OBP: 0.241, SLG: 0.308		K		P6			K		K	3	0	0	0	0	2	1
Billy Cowan, R (9, PH) OBP: 0.286, SLG: 0.231										1	0	0	0	0	1	2
Syd O'Brien, R (1, 6) OBP: 0.299, SLG: 0.466		1B 2-3 1B			F7		6-3		K	3	0	1	0	0	0	0
Ken Berry, R (9, PH) OBP: 0.237, SLG: 0.291										1	0	0	0	0	1	2
Rudy May, L (1, 1) OBP: 0.250, SLG: 0.250		1-2 3-H 1B			K		1B		K	3	0	2	1	0	1	0
Jim Fregosi, R (9, PH) OBP: 0.318, SLG: 0.321										1	0	0	0	0	1	2

livebaseballscorecards.com

	AB	35
	R	2
	H	7
	RBI	2
	BB	1
	SO	15
	LOB	16

Inning Stats										
1	R: 0	H: 0	E: 0	LOB: 0	K: 0	BB: 0	S: 3	P: 3		
2	R: 2	H: 3	E: 1	LOB: 2	K: 2	BB: 0	S: 11	P: 11		
3	R: 0	H: 0	E: 0	LOB: 0	K: 3	BB: 0	S: 9	P: 9		
4	R: 0	H: 0	E: 0	LOB: 0	K: 1	BB: 0	S: 5	P: 5		
5	R: 0	H: 0	E: 0	LOB: 0	K: 1	BB: 0	S: 5	P: 5		
6	R: 0	H: 1	E: 0	LOB: 2	K: 2	BB: 1	S: 8	P: 12		
7	R: 0	H: 1	E: 0	LOB: 1	K: 1	BB: 0	S: 6	P: 6		
8	R: 0	H: 0	E: 0	LOB: 0	K: 2	BB: 0	S: 7	P: 7		
9	R: 0	H: 2	E: 0	LOB: 2	K: 3	BB: 0	S: 11	P: 11		
	1B: 6	SF: 0	2B: 1	SAC: 0	3B: 0	DP: 0	HR: 0	HBP: 0		
	WP: 0	PA: 36	PB: 0		SB: 1		CS: 0			

PITCHER		IP	WLS	BF	H	R	ER	SO	BB	IBB	HBP	BLK	WP	HR	S	P	ERA	WHIP
Bert Blyleven, R ERA: 2.01	(1, 1)	8.0	W	33	7	2	0	12	1	0	0	0	0	0	56	60	0.00	1.000
Tom Hall, L ERA: 3.86	(9, 1)	1.0	S	3	0	0	0	3	0	0	0	0	0	0	9	9	0.00	0.000

PITCHER	IP	WLS	BF	H	R	ER	SO	BB	IBB	HBP	BLK	WP	HR	S	P	ERA	WHIP

Batter	1	2	3	4	5	6	7	8	9	AB	R	H	RBI	BB	SO	LOB
Cesar Tovar, R (1, 7) OBP: 0.390, SLG: 0.401	S S S 0-3 ① K		x 0-0 S E 1B		x 0-0 ②③ G6-4-3 1-2f			x 0-0 ② FC3-6 1-3 1B		4	1	2	0	0	1	2
Rod Carew, L (1, 4) OBP: 0.259, SLG: 0.315	x 0-0 ② 2-3		x 0-0 E1 1-H 1B			x 0-0 ① 4-3		x 0-0 ③ FC3-6 1-2f		4	0	1	1	0	0	1
Tony Oliva, L (1, 9) OBP: 0.430, SLG: 0.719	x 0-0 ③ 5-3		x 0-0 ③ F5			B B B B 4-0 G5-4-3 BB			x 0-0 ① F7	3	0	0	0	1	0	1
Harmon Killebrew, R (1, 3) OBP: 0.420, SLG: 0.500		x 0-0 E 1B		x 0-0 FC4-6 1B		x 0-0 ②③ G5-4-3 1-2f			x 0-0 ② 4-3	4	0	2	0	0	0	1
Jim Holt, L (1, 8) OBP: 0.330, SLG: 0.436		x 0-0 E3 G5-4-3 1-2		x 0-0 ① FC4-6 L4-3 1-2f			x 0-0 ① G3		x 0-0 ③ 4-3	4	0	0	0	0	0	2
Steve Braun, L (1, 5) OBP: 0.455, SLG: 0.378		x 0-0 ① P6		x 0-0 ②③ L4-3 1-2			B B B B 4-0 G4-6-3 BB			2	0	0	0	1	0	3
Leo Cardenas, R (1, 6) OBP: 0.336, SLG: 0.392		x 0-0 ②③ G5-4-3 1-2f			x 0-0 FC1-5 1B 1B		x 0-0 ②③ G4-6-3 1-2f			3	0	1	0	0	0	3
George Mitterwald, R (1, 2) OBP: 0.333, SLG: 0.318			x 0-0 ① F8		x 0-0 FC1-5 1-2 1B			S S S 0-3 ① K		3	0	1	0	0	1	0
Jim Kaat, L (1, 1) OBP: 0.192, SLG: 0.269 Stan Williams, R (6, 1) Jim Nettles, L (8, PH) OBP: 0.333, SLG: 0.333 Ray Corbin, R (8, 1) OBP: 0.200, SLG: 0.200			x 0-0 ② 4-3		x 0-0 ① FC1-5 G6-4-3 1-2 2-3f			x 0-0 1B 1B		2 0 1 0	0 0 0 0	0 0 1 0	0 0 0 0	0 0 0 0	0 0 0 0	2 0 0 0
Inning Stats	R: 0 E: 0 K: 1 S: 5 H: 0 LOB: 0 BB: 0 P: 5	R: 0 E: 1 K: 0 S: 4 H: 1 LOB: 1 BB: 0 P: 4	R: 1 E: 1 K: 0 S: 5 H: 2 LOB: 1 BB: 0 P: 5	R: 0 E: 0 K: 0 S: 3 H: 1 LOB: 0 BB: 0 P: 3	R: 0 E: 0 K: 0 S: 4 H: 2 LOB: 1 BB: 0 P: 4	R: 0 E: 0 K: 0 S: 2 H: 0 LOB: 0 BB: 1 P: 6	R: 0 E: 0 K: 0 S: 2 H: 0 LOB: 0 BB: 1 P: 6	R: 0 E: 0 K: 1 S: 6 H: 2 LOB: 1 BB: 0 P: 6	R: 0 E: 0 K: 0 S: 3 H: 0 LOB: 0 BB: 0 P: 3	1B: 8 2B: 1 3B: 0 HR: 0	SF: 0 SAC: 0 DP: 5 HBP: 0					

PITCHER	IP	WLS	BF	H	R	ER	SO	BB	IBB	HBP	BLK	WP	HR	S	P	ERA	WHIP
Tom Murphy, R (1, 1) ERA: 3.61	9.0	W	32	8	1	0	2	2	0	0	0	0	0	34	42	0.00	1.111

PITCHER	IP	WLS	BF	H	R	ER	SO	BB	IBB	HBP	BLK	WP	HR	S	P	ERA	WHIP

TOP

Minnesota Twins @ California Angels

Anaheim Stadium, Anaheim, CA

Tue May 18 1971, 10:05 PM EDT

Att. 7,095 - Unknown - 79 F

livebaseballscorecards.com

AB	30
R	1
H	8
RBI	1
BB	2
SO	2
LOB	15

1B: 8	SF: 0	WP: 0	PA: 32
2B: 1	SAC: 0	PB: 0	
3B: 0	DP: 5	SB: 1	
HR: 0	HBP: 0	CS: 0	

Minnesota Twins @ California Angels

Anaheim Stadium, Anaheim, CA

Tue May 18 1971, 10:05 PM EDT

Att. 7,095 - Unknown - 79 F

livebaseballscorecards.com

BOTTOM

Batter	1	2	3	4	5	6	7	8	9	AB	R	H	RBI	BB	SO	LOB
Sandy Alomar Sr., S (1, 4) OBP: 0.251, SLG: 0.245	6-3		5-3		4-3	4-3		F7		5	0	0	0	0	0	4
Alex Johnson, R (1, 7) OBP: 0.269, SLG: 0.292	5-3		WP PB 2B		F9		F3			4	1	1	0	0	0	0
Tony Gonzalez, L (8, 7) OBP: 0.343, SLG: 0.276										0	0	0	0	0	0	0
Tony Conigliaro, R (1, 9) OBP: 0.336, SLG: 0.407	HR		PB WP BB		FC6-4 BB		S BB			1	1	1	1	3	0	0
Ken McMullen, R (1, 5) OBP: 0.329, SLG: 0.415	1B		PB 1-2 2-3 IBB		FC6-4 1-2f		K 1-3			3	0	1	0	1	1	2
Billy Cowan, R (1, 3) OBP: 0.294, SLG: 0.250	4-3		F2 1-2 2-3 3-H			1B 2B 1B	P6			3	1	1	0	0	0	3
Jim Spencer, L (7, 3) OBP: 0.240, SLG: 0.305										1	0	0	0	0	0	1
Syd O'Brien, R (1, 6) OBP: 0.296, SLG: 0.455		1B	L6			F7		P4		4	0	1	0	0	0	3
Jerry Moses, R (1, 2) OBP: 0.259, SLG: 0.386		F8		F9		2B 1-3 1B		FC5-4 1B 1B		4	0	2	0	0	0	1
Ken Berry, R (1, 8) OBP: 0.248, SLG: 0.311		F8		6-3		1-3 3-H 2B		FC5-4 1-2 1B		4	0	2	1	0	0	1
Tom Murphy, R (1, 1) OBP: 0.091, SLG: 0.136		5-3		4-3		P3		FC5-4 1-2f 2-3		4	0	0	0	0	0	5
Inning Stats	R: 1 E: 0 K: 0 S: 5 H: 2 LOB: 1 BB: 0 P: 5	R: 0 E: 0 K: 0 S: 4 H: 1 LOB: 1 BB: 0 P: 4	R: 1 E: 0 K: 0 S: 4 H: 1 LOB: 2 BB: 2 P: 12	R: 0 E: 0 K: 0 S: 3 H: 0 LOB: 0 BB: 0 P: 3	R: 0 E: 0 K: 0 S: 3 H: 0 LOB: 1 BB: 1 P: 7	R: 1 E: 0 K: 0 S: 6 H: 3 LOB: 2 BB: 0 P: 6	R: 0 E: 0 K: 1 S: 5 H: 0 LOB: 1 BB: 1 P: 9	R: 0 E: 0 K: 0 S: 5 H: 2 LOB: 2 BB: 0 P: 5		1B: 6 2B: 2 3B: 0 HR: 1 SF: 0 SAC: 0 DP: 0 HBP: 0						

	AB	33
	R	3
	H	9
	RBI	2
	BB	4
	SO	1
	LOB	20

WP: 1 PB: 1 SB: 2 CS: 0 PA: 37

PITCHER		IP	WLS	BF	H	R	ER	SO	BB	IBB	HBP	BLK	WP	HR	S	P	ERA	WHIP
Jim Kaat, L ERA: 2.87	(1, 1)	5.1	L	26	7	3	2	0	2	1	0	0	1	1	23	35	3.38	1.688
Stan Williams, R ERA: 3.03	(6, 1)	1.2		6	0	0	0	1	1	0	0	0	0	0	7	11	0.00	0.600
Ray Corbin, R ERA: 0.44	(8, 1)	1.0		5	2	0	0	0	0	0	0	0	0	0	5	5	0.00	2.000

PITCHER	IP	WLS	BF	H	R	ER	SO	BB	IBB	HBP	BLK	WP	HR	S	P	ERA	WHIP

Minnesota Twins @ California Angels

Anaheim Stadium, Anaheim, CA

Wed May 19 1971, 10:05 PM EDT

Att. 9,319 - Unknown - 76 F

TOP

livebaseballscorecards.com

Batter	1	2	3	4	5	6	7	8	9	AB	R	H	RBI	BB	SO	LOB
Cesar Tovar, R (1, 7) (5, 9) OBP: 0.394, SLG: 0.401	BBBB 4-0 SH1-3 WP 4-3 BB	0-0 FC1-6 1-2f ③			0-0 1B 1B 1B 1B	0-0 4-3 ②		0-0 F2 ②	0-0 1-2 1B	5	2	2	0	1	0	5
Rod Carew, L (1, 4) OBP: 0.271, SLG: 0.326	0-0 SH1-3 1-3 ①		0-0 HR 1B		0-0 1B 1-2 1B 1B	0-0 5-3 ③		0-0 BB BB WP 1-2 2-3 3-H 1B	0-0 F7 ③	5	3	3	1	0	0	2
Tony Oliva, L (1, 9) OBP: 0.435, SLG: 0.742 Rick Renick, R (5, 7) OBP: 0.400, SLG: 0.368	0-0 4-3 3-H ②		0-0 1-H HR		0-0 SH5-4 1B FC5 1-2 2-3 1B		BBBB 4-0 G3-6-3 BB	BBBB 4-0 WP BB 1-2 2-3 3-H BB		3	2	2	3	0	0	0
										0	0	0	1	2	0	0
Harmon Killebrew, R (1, 3) OBP: 0.419, SLG: 0.493 Rich Reese, L (8, PR) (8, 3) OBP: 0.248, SLG: 0.188	0-0 P4 ③		0-0 F8 ①		0-0 FC5 SH5-4 1-2 2-H 3-H 1B		SSS 0-3 K ①	BBBB 4-0 WP 1-2 2-3 3-H BB		4	0	1	3	1	1	1
										0	0	0	0	0	0	0
Steve Braun, L (1, 5) OBP: 0.441, SLG: 0.354		BBBB 4-0 1B 1B BB	0-0 F9 ②		0-0 SH5-4 ① 1-2 2-3		0-0 G3-6-3 ②③ 1-2f	0-3 K ③ 1-2 2-3 3-H		3	1	0	0	1	1	3
Jim Holt, L (1, 8) OBP: 0.333, SLG: 0.438 Brant Alyea, R (5, PH) OBP: 0.341, SLG: 0.373 Jim Nettles, L (5, PR) OBP: 0.250, SLG: 0.250 (5, 8)		0-0 1B 1-2 1B	0-0 4-3 ③		4-0 FC5 IBB			0-0 1-3 ①	SSS 0-3 K ①	2	0	1	0	0	0	0
										0	0	0	0	1	0	0
										2	0	0	0	0	1	0
Leo Cardenas, R (1, 6) OBP: 0.344, SLG: 0.422		0-0 FC1-6 1-2 2-H 1B		0-0 4-3 ①	0-0 FC5 ② 1-2 2-3f 3-H			0-0 SH 1B 2B	0-0 1B 3B	5	2	3	2	0	0	2
George Mitterwald, R (1, 2) OBP: 0.327, SLG: 0.304		0-0 F8 ①		0-0 6-3 ②	SSS 0-3 K ③			4-0 1B SH BB IBB	0-0 F3 ②	4	1	0	0	1	1	5
Jim Perry, S (1, 1) OBP: 0.360, SLG: 0.273 Jim Strickland, L (3, 1) Danny Thompson, R (6, PH) OBP: 0.273, SLG: 0.211 Tom Hall, L (6, 1) OBP: 0.412, SLG: 0.438	SSS 0-3 K ②		0-0 F9 ③			SSS 0-3 K ①		0-0 SH BB 1B BB 1-2 2-3	0-0 1B 1B 3-H	1	0	0	0	0	1	2
										1	0	0	0	0	0	0
										1	0	0	0	0	1	0
										1	1	1	1	0	0	0
Inning Stats	R: 1 E: 0 K: 0 S: 3 H: 0 LOB: 0 BB: 1 P: 7	R: 1 E: 0 K: 1 S: 7 H: 2 LOB: 2 BB: 1 P: 11	R: 2 E: 0 K: 0 S: 5 H: 2 LOB: 0 BB: 0 P: 5	R: 0 E: 0 K: 0 S: 3 H: 0 LOB: 0 BB: 0 P: 3	R: 3 E: 0 K: 1 S: 9 H: 4 LOB: 2 BB: 1 P: 13	R: 0 E: 0 K: 1 S: 5 H: 0 LOB: 0 BB: 0 P: 5	R: 0 E: 0 K: 1 S: 4 H: 0 LOB: 0 BB: 1 P: 8	R: 4 E: 1 K: 1 S: 8 H: 2 LOB: 3 BB: 3 P: 20	R: 1 E: 0 K: 1 S: 8 H: 3 LOB: 2 BB: 0 P: 8	1B: 10 2B: 1 3B: 1 HR: 1		SF: 0 SAC: 3 DP: 1 HBP: 0				

AB	37
R	12
H	13
RBI	11
BB	7
SO	6
LOB	20

WP: 2 PB: 0 SB: 0 CS: 0 PA: 47

PITCHER		IP	WLS	BF	H	R	ER	SO	BB	IBB	HBP	BLK	WP	HR	S	P	ERA	WHIP
Andy Messersmith, R ERA: 3.36	(1, 1)	4.0	L	22	8	7	7	1	2	0	0	0	1	1	22	30	15.75	2.500
Dave LaRoche, L ERA: 0.56	(5, 1)	2.0		7	0	0	0	2	0	1	0	0	0	0	10	14	0.00	0.000
Eddie Fisher, R ERA: 2.22	(7, 1)	1.2		11	2	4	0	1	3	1	0	0	0	0	9	25	0.00	3.000
Jim Maloney, R ERA: 4.76	(8, 1)	1.1		7	3	1	1	2	0	0	0	0	1	0	11	11	6.75	2.250

PITCHER	IP	WLS	BF	H	R	ER	SO	BB	IBB	HBP	BLK	WP	HR	S	P	ERA	WHIP

BOTTOM

Minnesota Twins @ California Angels

Anaheim Stadium, Anaheim, CA

Wed May 19 1971, 10:05 PM EDT

Att. 9,319 - Unknown - 76 F

livebaseballscorecards.com

Batter	1	2	3	4	5	6	7	8	9	AB	R	H	RBI	BB	SO	LOB
Sandy Alomar Sr., S (1, 4) (6, 6) OBP: 0.250, SLG: 0.246	E S 1B	SF7 1-2 3-H	FC5 2-3f			6-3			P4	4	1	1	1	0	0	2
Alex Johnson, R (1, 7) OBP: 0.261, SLG: 0.283	K 1-2	F4		K2-3		F8			6-3	5	0	0	0	0	2	2
Tony Conigliaro, R (1, 9) OBP: 0.341, SLG: 0.410	E9 1B 2-H	BB 2-H		K			F7			4	1	2	2	0	1	0
John Stephenson, L (1, 2) OBP: 0.462, SLG: 0.563 Jerry Moses, R (7, 2) OBP: 0.256, SLG: 0.381	1B WP 1B 3-H	PO BB 1-2		K			K			2 1	1 0	1 0	1 0	1 0	1 1	0 0
Ken McMullen, R (1, 5) OBP: 0.327, SLG: 0.410	WP 1B 1-3	PO 1-2	6-3		K		K			4	0	1	0	0	2	0
Roger Repoz, L (1, 3) OBP: 0.447, SLG: 0.492	K 1-2 3-H		1B 3B		P4			K		4	1	1	0	0	2	1
Syd O'Brien, R (1, 6) OBP: 0.301, SLG: 0.456 Giraldo Ruiz, S (5, PH) OBP: 0.400, SLG: 0.333 (6, 4)	6-3		FC5 BB 3-H 1B		FC5-4 1B			F3		2 2	0 0	1 1	1 0	0 0	0 0	1 0
Ken Berry, R (1, 8) OBP: 0.238, SLG: 0.298		E5 SH SF7	P4		FC5-4 1-2f			K		4	1	0	0	0	1	2
Andy Messersmith, R (1, 1) OBP: 0.190, SLG: 0.263 Dave LaRoche, L (5, 1) OBP: 0.333, SLG: 0.333 Clyde Wright, R (6, PH) OBP: 0.120, SLG: 0.083 Eddie Fisher, R (7, 1) Jim Maloney, L (8, 1) Jim Spencer, L (9, PH) OBP: 0.238, SLG: 0.303		SH SF7 1B 2-3		BB 1-2			K		K	0 0 1 0 0 1	1 0 0 0 0 0	0 0 0 0 0 1	0 0 0 0 0 0	1 0 0 0 0 1	0 0 1 0 0 0	0 0 0 0 0 0
Inning Stats	R: 3 E: 1 K: 2 S: 11 H: 4 LOB: 1 BB: 0 P: 11	R: 2 E: 1 K: 0 S: 5 H: 1 LOB: 1 BB: 1 P: 9	R: 1 E: 0 K: 0 S: 5 H: 2 LOB: 2 BB: 1 P: 9	R: 0 E: 0 K: 3 S: 9 H: 0 LOB: 0 BB: 0 P: 9	R: 0 E: 0 K: 1 S: 6 H: 1 LOB: 1 BB: 0 P: 6	R: 0 E: 0 K: 1 S: 5 H: 0 LOB: 0 BB: 0 P: 5	R: 0 E: 0 K: 2 S: 7 H: 0 LOB: 0 BB: 0 P: 7	R: 0 E: 0 K: 2 S: 7 H: 0 LOB: 0 BB: 0 P: 7	R: 0 E: 0 K: 1 S: 5 H: 0 LOB: 0 BB: 0 P: 5	1B: 7 2B: 0 3B: 1 HR: 0	SF: 1 SAC: 1 DP: 0 HBP: 0						

AB	34
R	6
H	8
RBI	5
BB	2
SO	12
LOB	8

WP: 1 PB: 0 SB: 1 CS: 0 PA: 39

PITCHER		IP	WLS	BF	H	R	ER	SO	BB	IBB	HBP	BLK	WP	HR	S	P	ERA	WHIP
Jim Perry, R (1, 1) ERA: 4.29		2.2		18	7	6	4	2	2	0	0	0	1	0	20	28	13.50	3.375
Jim Strickland, L (3, 1) ERA:		2.1	W	8	1	0	0	4	0	0	0	0	0	0	16	16	0.00	0.429
Tom Hall, L (6, 1) ERA: 3.55		4.0	S	12	0	0	0	6	0	0	0	0	0	0	24	24	0.00	0.000

PITCHER	IP	WLS	BF	H	R	ER	SO	BB	IBB	HBP	BLK	WP	HR	S	P	ERA	WHIP

Batter	1	2	3	4	5	6	7	8	9	AB	R	H	RBI	BB	SO	LOB
Cesar Tovar, R (1, 8) (7, 7) OBP: 0.385, SLG: 0.391	6-3		P3		K			E3		4	0	0	0	0	1	1
Rod Carew, L (1, 4) OBP: 0.264, SLG: 0.317	6-3		K			K		K		4	0	0	0	0	3	1
Harmon Killebrew, R (1, 3) OBP: 0.415, SLG: 0.486	WP, 1B 1B			P6		P4			F8	4	0	1	0	0	0	0
Tony Oliva, L (1, 9) OBP: 0.430, SLG: 0.727	1-2 WP 1B			1-6-3		4-3			F8	4	0	1	0	0	0	0
Leo Cardenas, R (1, 6) OBP: 0.348, SLG: 0.424	F9 1-2 2-3			1B			6-3		1B	4	0	2	0	0	0	2
Brant Alyea, R (1, 7) OBP: 0.329, SLG: 0.357		K		K			6-3		F8	3	0	0	0	0	2	1
Jim Holt, L (7, 8) OBP: 0.330, SLG: 0.433		F9			1B		1-3			1	0	0	0	0	0	1
Steve Braun, L (1, 5) OBP: 0.435, SLG: 0.353		P3			F8			1-3		3	0	0	0	0	0	1
George Mitterwald, R (1, 2) OBP: 0.318, SLG: 0.295			F9		K			4-3		2	0	0	0	0	1	1
Pete Hamm, R (1, 1) Rick Renick, R (8, PH) OBP: 0.385, SLG: 0.350 Ray Corbin, R (8, 1) OBP: 0.200, SLG: 0.200										1	0	0	0	0	0	0
										0	0	0	0	0	0	0

TOP

Minnesota Twins @ California Angels

Anaheim Stadium, Anaheim, CA

Thu May 20 1971, 10:05 PM EDT

Att. 7,525 - Unknown - 66 F

livebaseballscorecards.com

AB	33
R	0
H	5
RBI	0
BB	0
SO	7
LOB	8

Inning Stats	1	2	3	4	5	6	7	8	9
R	0	0	0	0	0	0	0	0	0
E	0	0	0	0	0	0	0	1	0
K	0	1	1	1	2	1	0	1	0
S	5	5	5	6	8	5	3	6	4
H	2	0	0	1	1	0	0	0	1
LOB	2	0	0	1	1	0	0	1	1
BB	0	0	0	0	0	0	0	0	0
P	5	5	5	6	8	5	3	6	4

1B	5
2B	0
3B	0
HR	0
SF	0
SAC	0
DP	0
HBP	0
WP	1
PB	0
SB	0
CS	0
PA	33

PITCHER	IP	WLS	BF	H	R	ER	SO	BB	IBB	HBP	BLK	WP	HR	S	P	ERA	WHIP
Clyde Wright, L (1, 1) ERA: 2.7	9.0	W	33	5	0	0	7	0	0	0	0	1	0	47	47	0.00	0.556

PITCHER	IP	WLS	BF	H	R	ER	SO	BB	IBB	HBP	BLK	WP	HR	S	P	ERA	WHIP

BOTTOM

Minnesota Twins @ California Angels

Anaheim Stadium, Anaheim, CA

Thu May 20 1971, 10:05 PM EDT

Att. 7,525 - Unknown - 66 F

livebaseballscorecards.com

Batter	1	2	3	4	5	6	7	8	9	AB	R	H	RBI	BB	SO	LOB
Sandy Alomar Sr., S (1, 6) OBP: 0.250, SLG: 0.246	2-3		3-1 2-3			F8		SH1-3 1B 1B		4	1	1	0	0	0	1
Alex Johnson, R (1, 7) OBP: 0.268, SLG: 0.281 Ken Berry, R (9, 8) OBP: 0.238, SLG: 0.298	4-3		BBBB FC5-4 BB			BBBB SH5-3 BB		SH1-3 1-2		1 0	0 0	0 0	0 0	2 0	0 0	0 0
Tony Conigliaro, R (1, 9) OBP: 0.340, SLG: 0.403	F5		FC5-4 1-2f			SH5-3 1-2		BBBB 1B FC7-2 BB		2	0	0	0	1	0	2
John Stephenson, L (1, 2) OBP: 0.446, SLG: 0.538		6-3		P4		5-3		1-3 2-H 1B		4	0	1	1	0	0	1
Ken McMullen, R (1, 5) OBP: 0.325, SLG: 0.401		F7		5-3			BBBB FC1-5 1B BB	FC7-2 3-H		3	0	0	0	1	0	2
Roger Repoz, L (1, 8) OBP: 0.455, SLG: 0.500 (9, 7)	1B			G1			FC4-6 FC1-5 1-2 1B			3	0	2	0	0	0	0
Jim Spencer, L (1, 3) OBP: 0.233, SLG: 0.296	G3				G3		FC1-5 FC4-6 1-2 2-3f			3	0	0	0	0	0	3
Giraldo Ruiz, S (1, 4) OBP: 0.385, SLG: 0.273			BBBB 3-1 SH1-4 BB		4-3		FC4-6 S 1-2f 2-3			2	0	0	0	1	0	2
Clyde Wright, R (1, 1) OBP: 0.111, SLG: 0.077			SH1-4 1-2		F8		F9 1-2			2	0	0	0	0	0	2
Inning Stats	R: 0 E: 0 K: 0 S: 3 H: 0 LOB: 0 BB: 0 P: 3	R: 0 E: 0 K: 0 S: 4 H: 1 LOB: 1 BB: 0 P: 4	R: 0 E: 0 K: 0 S: 3 H: 0 LOB: 2 BB: 2 P: 11	R: 0 E: 0 K: 0 S: 3 H: 0 LOB: 0 BB: 0 P: 3	R: 0 E: 0 K: 0 S: 3 H: 0 LOB: 0 BB: 0 P: 3	R: 0 E: 0 K: 0 S: 3 H: 0 LOB: 1 BB: 1 P: 7	R: 0 E: 0 K: 0 S: 4 H: 1 LOB: 2 BB: 1 P: 8	R: 1 E: 0 K: 0 S: 4 H: 2 LOB: 1 BB: 1 P: 8		1B: 4 2B: 1 3B: 0 HR: 0 SF: 0 SAC: 3 DP: 1 HBP: 0						

	AB	24
	R	1
	H	4
	RBI	1
	BB	5
	SO	0
	LOB	13

PITCHER		IP	WLS	BF	H	R	ER	SO	BB	IBB	HBP	BLK	WP	HR	S	P	ERA	WHIP
Pete Hamm, R ERA: 1.38	(1, 1)	7.0		27	2	0	0	0	4	0	0	0	0	0	23	39	0.00	0.857
Ray Corbin, R ERA: 0.83	(8, 1)	1.0	L	5	2	1	1	0	1	0	0	0	0	0	4	8	9.00	3.000

PITCHER		IP	WLS	BF	H	R	ER	SO	BB	IBB	HBP	BLK	WP	HR	S	P	ERA	WHIP

Chicago White Sox @ California Angels

Anaheim Stadium, Anaheim, CA

Fri May 21 1971, 10:05 PM EDT

Att. 10,018 - Unknown

livebaseballscorecards.com

Batter	1	2	3	4	5	6	7	8	9	AB	R	H	RBI	BB	SO	LOB
Lee Richard, R (1, 6) OBP: 0.275, SLG: 0.280	F9 S 1B		K		4-3		F8			4	0	1	0	0	1	1
Mike Hershberger, R (1, 8) OBP: 0.500, SLG: 0.429	F9 1-3			6-3		FC6-4 BB	K2-3			3	0	0	0	1	1	2
Mike Andrews, R (1, 4) OBP: 0.376, SLG: 0.402	P6			HR BB		FC6-4 1B 1B 1-2f		4-3		3	1	0	0	1	0	1
Bill Melton, R (1, 5) OBP: 0.378, SLG: 0.456		K		HR 1-H		1B 1-2		F5		4	1	2	2	0	1	0
Rick Reichardt, R (1, 7) OBP: 0.356, SLG: 0.527		2B 1B		K		1B 1-2 2-3		F9		4	0	2	0	0	1	0
Carlos May, L (1, 3) OBP: 0.349, SLG: 0.401		2B 1-H		3-1		F5			F9	4	0	1	0	0	0	3
Rich McKinney, R (1, 9) OBP: 0.443, SLG: 0.452		6-3			K	F7			F7	3	0	0	0	0	1	4
Ed Stroud, L (6, 9) OBP: 0.225, SLG: 0.219										1	0	0	0	0	0	0
Tom Egan, R (1, 2) OBP: 0.308, SLG: 0.622			P3		HR		SH3-4 1B		F3	4	1	2	1	0	0	0
Tom Bradley, R (1, 1) OBP: 0.125, SLG: 0.087			K		K		SH3-4 1-2			2	0	0	0	0	2	0
Inning Stats	R: 0 E: 0 K: 0 S: 3 H: 1 LOB: 0 BB: 0 P: 3	R: 0 E: 0 K: 1 S: 6 H: 2 LOB: 1 BB: 0 P: 6	R: 0 E: 0 K: 2 S: 7 H: 0 LOB: 0 BB: 0 P: 7	R: 2 E: 0 K: 1 S: 6 H: 1 LOB: 0 BB: 1 P: 10	R: 1 E: 0 K: 2 S: 8 H: 1 LOB: 0 BB: 0 P: 8	R: 0 E: 0 K: 0 S: 5 H: 2 LOB: 3 BB: 1 P: 9	R: 0 E: 0 K: 1 S: 6 H: 1 LOB: 1 BB: 0 P: 6	R: 0 E: 0 K: 0 S: 3 H: 0 LOB: 0 BB: 0 P: 3	R: 0 E: 0 K: 0 S: 3 H: 0 LOB: 0 BB: 0 P: 3	1B: 5 2B: 1 3B: 0 HR: 2 SF: 0 SAC: 1 DP: 0 HBP: 0						

	AB	32
	R	3
	H	8
	RBI	3
	BB	2
	SO	7
	LOB	11

WP: 0 PB: 0 SB: 1 CS: 0 PA: 35

PITCHER		IP	WLS	BF	H	R	ER	SO	BB	IBB	HBP	BLK	WP	HR	S	P	ERA	WHIP
Rudy May, L ERA: 3.28	(1, 1)	5.1	L	22	6	3	3	6	2	0	0	0	0	2	32	40	5.06	1.500
Mel Queen, R ERA: 0.98	(6, 1)	0.2		3	1	0	0	0	0	0	0	0	0	0	3	3	0.00	1.500
Lloyd Allen, R ERA: 3.97	(7, 1)	2.0		7	1	0	0	1	0	0	0	0	0	0	9	9	0.00	0.500
Eddie Fisher, R ERA: 2.13	(9, 1)	1.0		3	0	0	0	0	0	0	0	0	0	0	3	3	0.00	0.000

PITCHER	IP	WLS	BF	H	R	ER	SO	BB	IBB	HBP	BLK	WP	HR	S	P	ERA	WHIP

BOTTOM

Chicago White Sox @ California Angels

Anaheim Stadium, Anaheim, CA

Fri May 21 1971, 10:05 PM EDT

Att. 10,018 - Unknown

livebaseballscorecards.com

Batter	1	2	3	4	5	6	7	8	9	AB	R	H	RBI	BB	SO	LOB
Sandy Alomar Sr., S (1, 4) OBP: 0.250, SLG: 0.246	5-3			F8		S 1B		L6		4	0	1	0	0	0	0
Jim Fregosi, R (1, 7) OBP: 0.304, SLG: 0.305	1-3			5-3		K		5-3		4	0	0	0	0	1	1
Eddie Fisher, R (9, 1)										0	0	0	0	0	0	0
Tony Conigliaro, R (1, 9) OBP: 0.338, SLG: 0.394	K			BB		1-3 1-2			5-3	3	0	0	0	1	1	1
John Stephenson, L (1, 2) OBP: 0.433, SLG: 0.518		4-3		4-3			K		G4-6-3 1B	4	0	1	0	0	1	1
Ken McMullen, R (1, 5) OBP: 0.323, SLG: 0.397		F5			K		FC5-6 1B		G4-6-3 1-2f	4	0	1	0	0	1	1
Roger Repoz, L (1, 8) OBP: 0.451, SLG: 0.493		K			1B		FC5-6 1B 1-2f			3	0	1	0	0	1	1
Jim Spencer, L (1, 3) OBP: 0.235, SLG: 0.297			F2		F7		FC6-4 1-3 1B			3	0	1	0	0	0	1
Syd O'Brien, R (1, 6) OBP: 0.291, SLG: 0.439			F9		5-3		FC6-4 1-2f			3	0	0	0	0	0	3
Rudy May, L (1, 1) OBP: 0.235, SLG: 0.235			K			F7		F7		1	0	0	0	0	1	0
Mel Queen, L (6, 1)										0	0	0	0	0	0	0
Alex Johnson, R (6, PH) OBP: 0.266, SLG: 0.280										1	0	0	0	0	0	0
Lloyd Allen, R (7, 1)										0	0	0	0	0	0	0
Tony Gonzalez, L (8, PH) OBP: 0.333, SLG: 0.267										1	0	0	0	0	0	0
(9, 7)																

	AB	31
	R	0
	H	5
	RBI	0
	BB	1
	SO	6
	LOB	9

Inning Stats	1	2	3	4	5	6	7	8	9	1B: 5	SF: 0	WP: 0	PA: 32
R:	0	0	0	0	1	0	0	0	0	2B: 0	SAC: 0	PB: 0	
E:	0	0	0	0	0	0	0	0	0	3B: 0	DP: 1	SB: 1	
K:	1	1	1	0	1	1	1	3	0	HR: 0	HBP: 0	CS: 0	
S:	5	5	5	3	6	6	7	3	3				
H:	0	0	0	1	1	1	2	0	1				
LOB:	0	0	0	1	1	1	2	0	0				
BB:	0	0	0	1	0	0	0	0	0				
P:	5	5	5	7	6	6	7	3	3				

PITCHER	IP	WLS	BF	H	R	ER	SO	BB	IBB	HBP	BLK	WP	HR	S	P	ERA	WHIP
Tom Bradley, R (1, 1) ERA: 1.27	9.0	W	32	5	0	0	6	1	0	0	0	0	0	43	47	0.00	0.667

PITCHER	IP	WLS	BF	H	R	ER	SO	BB	IBB	HBP	BLK	WP	HR	S	P	ERA	WHIP

Chicago White Sox @ California Angels

Anaheim Stadium, Anaheim, CA

Sat May 22 1971, 10:05 PM EDT

Att. 11,279 - Unknown

TOP

livebaseballscorecards.com

Batter	1	2	3	4	5	6	7	8	9	AB	R	H	RBI	BB	SO	LOB
Lee Richard, R (1, 6) OBP: 0.287, SLG: 0.289	0-0 2B 1B	0-0 F9			0-0 SF8 2-H	0-0 2-H 3-H 1B		4-0 HBP 1B BB BB		3	2	2	3	1	0	0
Jay Johnstone, L (1, 9) OBP: 0.316, SLG: 0.366	0-0 E G6-4-3 1-H 2B		0-0 P4		0-3 K	0-3 K		0-0 BB HBP SF8 1-2 1B		5	2	2	1	0	2	1
Carlos May, L (1, 3) OBP: 0.357, SLG: 0.404	0-0 E6 G6-4-3 1B 2-3 1B		0-0 F7			0-0 4-3	0-0 HR 1B	1-0 SF8 BB 1-2 2-3 HBP		4	2	2	0	0	0	0
Bill Melton, R (1, 5) OBP: 0.392, SLG: 0.492	4-0 G6-4-3 BB		0-3 K			0-0 1B 2B	0-0 1-H HR	4-0 1-2 2-3 3-H BB		3	2	2	3	2	1	0
Rick Reichardt, R (1, 7) OBP: 0.358, SLG: 0.522	0-0 G6-4-3 1-2f 2-3 3-H			0-0 5-3		0-0 1B 1B 1B	4-0 BB	0-0 SF8 2-3 3-H		3	1	1	1	1	0	2
Ed Herrmann, L (1, 2) OBP: 0.376, SLG: 0.482	0-0 FC5-4 3-H 1B			0-0 G6-4-3 1B		0-0 1B 1-3 2-H 1B	0-0 F8	0-0 G3		5	1	3	2	0	0	3
Mike Andrews, R (1, 4) OBP: 0.370, SLG: 0.388	0-0 FC5-4 1-2f			0-0 G6-4-3 1-2f		4-0 1B 1B IBB	0-0 P6		0-0 P5	4	1	0	0	1	0	3
Mike Hershberger, R (1, 8) OBP: 0.478, SLG: 0.421		0-0 6-3			0-0 S SH3-4 SF8 1B	0-0 SH1-3 1B 1-3 2-H 3-H 1B	0-0 F3		0-0 1-3	5	2	2	2	0	0	1
Wilbur Wood, R (1, 1)		0-3 K			0-0 SH3-4 1-2	0-0 SH1-3 1-2		0-0 1-3	0-3 K	3	0	0	0	0	2	0

	AB	35
	R	13
	H	14
	RBI	12
	BB	5
	SO	5
	LOB	10

Inning Stats	1	2	3	4	5	6	7	8	9
	R: 3 E: 1 K: 0 S: 6	H: 4 LOB: 1 BB: 1 P: 10	R: 0 E: 0 K: 1 S: 5	H: 0 LOB: 0 BB: 0 P: 5	R: 0 E: 0 K: 1 S: 5	H: 0 LOB: 0 BB: 0 P: 5	R: 0 E: 0 K: 0 S: 3	H: 1 LOB: 0 BB: 0 P: 3	R: 1 E: 0 K: 1 S: 6	H: 1 LOB: 0 BB: 0 P: 6
	R: 5 E: 0 K: 1 S: 10	H: 5 LOB: 1 BB: 1 P: 14	R: 2 E: 0 K: 0 S: 5	H: 2 LOB: 1 BB: 1 P: 9	R: 2 E: 0 K: 0 S: 4	H: 1 LOB: 2 BB: 2 P: 13	R: 0 E: 0 K: 1 S: 5	H: 0 LOB: 0 BB: 0 P: 5		

	1B: 11	SF: 2	WP: 0	PA: 45
	2B: 2	SAC: 2	PB: 0	
	3B: 0	DP: 2	SB: 1	
	HR: 1	HBP: 1	CS: 0	

PITCHER		IP	WLS	BF	H	R	ER	SO	BB	IBB	HBP	BLK	WP	HR	S	P	ERA	WHIP
Tom Murphy, R ERA: 4.33	(1, 1)	5.1	L	25	9	8	8	3	1	1	0	0	0	0	29	37	13.50	1.875
Archie Reynolds, R ERA: 4.91	(6, 1)	0.2		4	2	1	1	1	0	0	0	0	0	0	6	6	13.50	3.000
Jim Maloney, R ERA: 6.75	(7, 1)	2.0		13	3	4	4	0	3	0	1	0	0	1	9	22	18.00	3.000
Mel Queen, R ERA: 0.93	(9, 1)	1.0		3	0	0	0	1	0	0	0	0	0	0	5	5	0.00	0.000

PITCHER		IP	WLS	BF	H	R	ER	SO	BB	IBB	HBP	BLK	WP	HR	S	P	ERA	WHIP

BOTTOM

Chicago White Sox @ California Angels

Anaheim Stadium, Anaheim, CA

Sat May 22 1971, 10:05 PM EDT

Att. 11,279 - Unknown

livebaseballscorecards.com

Batter	1	2	3	4	5	6	7	8	9	AB	R	H	RBI	BB	SO	LOB
Sandy Alomar Sr., S (1, 4) OBP: 0.245, SLG: 0.240	6-3		G3			6-3			P5	4	0	0	0	0	0	0
Syd O'Brien, R (1, 6) OBP: 0.289, SLG: 0.430	G6-4-3 1B			4-3		F8			P6	4	0	1	0	0	0	0
Alex Johnson, R (1, 7) OBP: 0.272, SLG: 0.285	G6-4-3 1-2f			F8			FC6-4 1B		1B 1B	4	0	2	0	0	0	1
Tony Conigliaro, R (1, 9) OBP: 0.342, SLG: 0.397		BB 1B		6-3			FC6-4 1-2f		FC6-4 1-2 1B	4	0	2	0	0	0	1
Ken McMullen, R (1, 5) OBP: 0.315, SLG: 0.387		F8			5-3		6-3		FC6-4 1-2f	4	0	0	0	0	0	4
Jim Fregosi, R (1, 3) OBP: 0.316, SLG: 0.310 Jim Spencer, L (8, 3) OBP: 0.235, SLG: 0.297	B B B G6-4-3 1-2 BB				FC6-4 1B		F2			2 0	0 0	1 0	0 0	1 0	0 0	1 0
Jerry Moses, R (1, 2) OBP: 0.247, SLG: 0.368		G6-4-3 1-2f			FC6-4 FC5-4 1-2f			6-3		3	0	0	0	0	0	3
Ken Berry, R (1, 8) OBP: 0.231, SLG: 0.289			F8		FC5-4 1-2f			K		3	0	0	0	0	1	1
Tom Murphy, R (1, 1) OBP: 0.087, SLG: 0.130 Archie Reynolds, R (6, 1) Jeff Torborg, R (6, PH) OBP: 0.083, SLG: 0.067 Jim Maloney, L (7, 1) Billy Cowan, R (8, PH) OBP: 0.278, SLG: 0.235 Mel Queen, L (9, 1)			6-3			5-3		F2		1 0 1 0 1 0	0 0 0 0 0 0	0 0 0 0 0 0	0 0 0 0 0 0	0 0 0 0 0 0	0 0 0 0 0 0	0 0 0 0 0 0

| | | | |

Chicago White Sox @ California Angels

Anaheim Stadium, Anaheim, CA

Sun May 23 1971, 6:33 AM EDT

Att. 10,252 - Unknown

TOP

livebaseballscorecards.com

Batter	1	2	3	4	5	6	7	8	9	AB	R	H	RBI	BB	SO	LOB
Lee Richard, R (1, 6) OBP: 0.281, SLG: 0.282	5-3		P3			G1	BB 2B 1-2 BB	F9		3	0	0	0	0	0	1
Lee Maye, L (7, PH) OBP: 0.563, SLG: 0.583										1	1	0	0	1	0	2
(7, 9)																
Jay Johnstone, L (1, 9) OBP: 0.322, SLG: 0.365	1-3		F8			S 3-H 1B	2B 1-2 2-3 3-H BB		5-3	3	0	1	2	1	0	0
Don Eddy, R (7, 1)										0	0	0	0	0	0	0
Walt Williams, R (9, PH) OBP: 0.300, SLG: 0.327										1	0	0	0	0	0	0
Carlos May, L (1, 3) OBP: 0.358, SLG: 0.407	S BB			P6		F2	1-3 2-H 3-H 2B		K	4	0	1	2	1	1	1
Bill Melton, R (1, 5) OBP: 0.386, SLG: 0.477	F8 1-2			P4		BB 1-2	F9		F8	4	0	0	0	1	0	3
Rick Reichardt, R (1, 7) OBP: 0.354, SLG: 0.513		6-3		K		F8		1B 3-1 PB		4	1	1	0	0	1	2
Ed Herrmann, L (1, 2) OBP: 0.361, SLG: 0.460		F8			F8		F2	3-1 1-3		4	0	0	0	0	0	1
Mike Andrews, R (1, 4) OBP: 0.373, SLG: 0.387		BB			F5		1-3	HBP 3-H 1B		3	0	1	1	1	0	0
Mike Hershberger, R (1, 8) OBP: 0.481, SLG: 0.409		K			F8		1B BB 1B	1-2 HBP		3	1	1	0	0	1	1
Bart Johnson, R (1, 1) OBP: 0.222, SLG: 0.259			6-3			1B 3B	BB 1-3 2B 1B	F8		1	0	0	0	0	0	0
Tommy John, R (3, 1)										0	0	0	0	0	0	0
Ed Stroud, L (6, PH) OBP: 0.235, SLG: 0.257										1	1	1	0	0	0	0
Steve Kealey, R (6, 1)										0	0	0	0	0	0	0
Rich Morales, R (7, PH) OBP: 0.455, SLG: 0.450										2	1	1	0	0	0	2
(7, 6)																

	AB	34
	R	5
	H	7
	RBI	5
	BB	5
	SO	3
	LOB	13

Inning Stats	1	2	3	4	5	6	7	8	9
	R: 0 E: 0 K: 0 S: 3	H: 0 LOB: 1 BB: 1 P: 7	R: 0 E: 0 K: 1 S: 5	H: 0 LOB: 1 BB: 1 P: 9	R: 0 E: 0 K: 0 S: 3	H: 0 LOB: 0 BB: 0 P: 3	R: 0 E: 0 K: 1 S: 5	H: 0 LOB: 0 BB: 0 P: 5	R: 0 E: 0 K: 0 S: 3	H: 0 LOB: 0 BB: 0 P: 3	R: 1 E: 0 K: 0 S: 5	H: 2 LOB: 2 BB: 1 P: 9	R: 3 E: 0 K: 0 S: 6	H: 3 LOB: 2 BB: 2 P: 14	R: 1 E: 0 K: 0 S: 5	H: 2 LOB: 2 BB: 0 P: 6	R: 0 E: 0 K: 1 S: 5	H: 0 LOB: 0 BB: 0 P: 5

	1B: 5	SF: 0	WP: 0	PA: 40
	2B: 1	SAC: 0	PB: 1	
	3B: 1	DP: 0	SB: 2	
	HR: 0	HBP: 1	CS: 0	

PITCHER		IP	WLS	BF	H	R	ER	SO	BB	IBB	HBP	BLK	WP	HR	S	P	ERA	WHIP
Andy Messersmith, R ERA: 3.54	(1, 1)	6.2	W	30	5	4	4	2	5	0	0	0	0	0	29	49	5.40	1.500
Eddie Fisher, R ERA: 2.28	(7, 1)	2.1	S	10	2	1	1	1	0	0	1	0	0	0	11	12	3.86	0.857

PITCHER		IP	WLS	BF	H	R	ER	SO	BB	IBB	HBP	BLK	WP	HR	S	P	ERA	WHIP

Batter	1	2	3	4	5	6	7	8	9	AB	R	H	RBI	BB	SO	LOB
Sandy Alomar Sr., S (1, 6) OBP: 0.260, SLG: 0.279	0-0 1B 2B	0-0 ① SH1-3 1-2	0-0 WP 1-2 2-H 1B			0-0 6-3 HR 1B		0-0 HR		4	3	4	2	0	0	0
Roger Repoz, L (1, 7) OBP: 0.448, SLG: 0.479	B B B B 4-0 1B 1B BB	0-0 ② SF9 3-H	S S S 0-3 ③ K 1-2 2-3			0-0 ② 6-3 1-2		B B B B 4-0 BB		2	1	0	1	2	1	3
Tony Conigliaro, R (1, 9) OBP: 0.344, SLG: 0.400	S S S 0-3 ① K	0-0 2-H 2B		0-0 ① 5-3		B B B B 4-0 HR BB		S S S 0-3 ② K		4	1	1	1	1	2	3
John Stephenson, L (1, 2) OBP: 0.431, SLG: 0.557 Jerry Moses, R (9, 2) OBP: 0.247, SLG: 0.368	0-0 ② P4	0-0 ③ 4-3		0-0 G6-4-3 1B		0-0 1-H 2-H HR		0-0 ③ 4-3		5 0	1 0	2 0	3 0	0 0	0 0	4 0
Ken McMullen, R (1, 5) OBP: 0.320, SLG: 0.409	0-0 1B 1-2 2-H 1B		0-0 HR	0-0 ② ③ G6-4-3 1-2f		S S S 0-3 ③ K				4	1	2	2	0	1	1
Jim Spencer, L (1, 3) OBP: 0.242, SLG: 0.298	0-0 FC4-6 1-3 2-H 1B		B B B 4-0 G5-4-3 BB		0-0 ① P4		0-0 ① 3-1			3	0	1	1	1	0	0
Syd O'Brien, R (1, 4) OBP: 0.277, SLG: 0.411	0-0 ③ FC4-6 1-2f		0-0 ① ② G5-4-3 1-2f		0-0 ② L4		0-0 ② 1-3			4	0	0	0	0	0	3
Ken Berry, R (1, 8) OBP: 0.241, SLG: 0.307		0-0 SH SF9 2B	0-0 1B 1B		0-0 ③ F2		S S S 0-3 ③ K			4	2	2	0	0	1	0
Andy Messersmith, R (1, 1) OBP: 0.217, SLG: 0.286 Eddie Fisher, R (7, 1)		0-0 SH SH1-3 2B 2-3	0-0 WP 1B 1-2 1B			0-0 ① F7		S S S 0-3 ① K		2 1	1 0	1 0	0 0	0 0	0 1	0 0
Inning Stats	R: 2 E: 0 K: 1 S: 8 H: 3 LOB: 2 BB: 1 P: 12	R: 2 E: 0 K: 0 S: 6 H: 2 LOB: 1 BB: 0 P: 6	R: 2 E: 0 K: 1 S: 8 H: 4 LOB: 2 BB: 1 P: 12	R: 0 E: 0 K: 0 S: 3 H: 1 LOB: 0 BB: 0 P: 3	R: 0 E: 0 K: 0 S: 3 H: 0 LOB: 0 BB: 0 P: 3	R: 3 E: 0 K: 1 S: 7 H: 2 LOB: 0 BB: 1 P: 11	R: 0 E: 0 K: 1 S: 5 H: 0 LOB: 0 BB: 0 P: 5	R: 1 E: 0 K: 2 S: 8 H: 1 LOB: 1 BB: 1 P: 12		1B: 7 2B: 3 3B: 0 HR: 3		SF: 1 SAC: 2 DP: 2 HBP: 0				WP: 1 PB: 0 SB: 0 CS: 0	PA: 40

PITCHER		IP	WLS	BF	H	R	ER	SO	BB	IBB	HBP	BLK	WP	HR	S	P	ERA	WHIP
Bart Johnson, R ERA: 4.15	(1, 1)	2.0	L	15	6	6	6	1	2	0	0	0	0	1	15	23	27.00	4.000
Tommy John, L ERA: 6.15	(3, 1)	3.0		11	4	0	0	1	0	0	0	0	1	0	13	13	0.00	1.333
Steve Kealey, R ERA: 5.06	(6, 1)	1.0		6	2	3	3	1	1	0	0	0	0	1	7	11	27.00	3.000
Don Eddy, L ERA: 2.92	(7, 1)	2.0		8	1	1	1	3	1	0	0	0	0	1	13	17	4.50	1.000

PITCHER	IP	WLS	BF	H	R	ER	SO	BB	IBB	HBP	BLK	WP	HR	S	P	ERA	WHIP

BOTTOM

Chicago White Sox @ California Angels

Anaheim Stadium, Anaheim, CA

Sun May 23 1971, 6:33 AM EDT

Att. 10,252 - Unknown

livebaseballscorecards.com

AB	33
R	10
H	13
RBI	10
BB	4
SO	6
LOB	14

Batter	1	2	3	4	5	6	7	8	9	10	11	12	13	AB	R	H	RBI	BB	SO	LOB
Sandy Alomar Sr., S (1, 6) OBP: 0.251, SLG: 0.268	6-3	P6		6-3 2-3		F7		F7			2-3		E4	7	0	0	0	0	0	4
Roger Repoz, L (1, 7) OBP: 0.437, SLG: 0.494	F8		HR	IBB		F2			1-3		4-3		F9	6	1	1	1	1	0	1
Tony Conigliaro, R (1, 9) OBP: 0.331, SLG: 0.383	K		F8	1-3			5-3		E6 CS		5-3			6	0	0	0	0	1	2
John Stephenson, L (1, 2) OBP: 0.423, SLG: 0.523		HR BB	F8		F9		L4		FC6-4 IBB			F9		4	1	0	0	2	0	0
Ken McMullen, R (1, 5) OBP: 0.320, SLG: 0.421		1-H HR	BB		F7		F8		FC6-4 1-2f 2-3			K		5	1	1	2	1	1	2
Jim Spencer, L (1, 3) OBP: 0.252, SLG: 0.297		SH3-4 1B HBP	F8		1B BB			SH2-4 1B 1B		F8		E4 FC5-4		4	1	1	0	1	0	1
Syd O'Brien, R (1, 4) OBP: 0.283, SLG: 0.404	F8			2B BB	1-2 1B			SH2-4 1-2		6-3		FC5-4 1-2f		4	1	1	0	1	0	2
Ken Berry, R (1, 8) OBP: 0.254, SLG: 0.311		SH3-4 1-2 1B		F8	K			CS 2-H 1B		BB			6-3	5	0	2	1	1	1	3
Clyde Wright, R (1, 1) OBP: 0.167, SLG: 0.207 Lloyd Allen, R (9, 1) Jim Fregosi, R (10, PH) OBP: 0.313, SLG: 0.306 Mel Queen, L (10, 1) Dave LaRoche, L (10, 1) OBP: 0.333, SLG: 0.333 Tony Gonzalez, L (12, PH) OBP: 0.324, SLG: 0.258 Eddie Fisher, R (13, 1)		SH3-4 1-2 2-3		6-3 1-H 2B		F9		1-2 2B				F9	6-3	3 0 0 1 0 0 1 0	0 0 0 0 0 0 0 0	2 0 0 0 0 0 0 0	1 0 0 0 0 0 0 0	0 0 0 0 0 0 0 0	0 0 1 0 0 0 0 0	0 0 0 1 0 0 0 0
Inning Stats	R: 0 E: 0 K: 1 S: 5 H: 0 LOB: 0 BB: 0 P: 5	R: 2 E: 0 K: 0 S: 5 H: 2 LOB: 2 BB: 1 P: 10	R: 1 E: 0 K: 0 S: 4 H: 1 LOB: 1 BB: 1 P: 8	R: 1 E: 0 K: 0 S: 4 H: 1 LOB: 2 BB: 2 P: 12	R: 0 E: 0 K: 1 S: 6 H: 1 LOB: 2 BB: 1 P: 10	R: 0 E: 0 K: 0 S: 3 H: 0 LOB: 0 BB: 0 P: 3	R: 0 E: 0 K: 0 S: 3 H: 0 LOB: 0 BB: 0 P: 3	R: 1 E: 0 K: 0 S: 5 H: 3 LOB: 1 BB: 0 P: 5	R: 0 E: 1 K: 0 S: 3 H: 0 LOB: 1 BB: 1 P: 7	R: 0 E: 0 K: 0 S: 3 H: 0 LOB: 1 BB: 1 P: 7	R: 0 E: 0 K: 0 S: 3 H: 0 LOB: 0 BB: 0 P: 3	R: 0 E: 1 K: 1 S: 6 H: 0 LOB: 1 BB: 0 P: 6	R: 0 E: 1 K: 0 S: 4 H: 0 LOB: 1 BB: 0 P: 4	1B: 4 2B: 2 3B: 0 HR: 2 SF: 0 SAC: 2 DP: 0 HBP: 1	WP: 0 PB: 0 SB: 0 CS: 2 PA: 56					

PITCHER		IP	WLS	BF	H	R	ER	SO	BB	IBB	HBP	BLK	WP	HR	S	P	ERA	WHIP
Chuck Dobson, R ERA: 2.81	(1, 1)	5.0		26	5	4	4	2	4	1	1	0	0	2	24	45	7.20	1.800
Diego Segui, R ERA: 3.31	(6, 1)	5.0		19	3	1	1	0	1	1	0	0	0	0	17	25	1.80	0.800
Bob Locker, R ERA: 3.42	(11, 1)	3.0	W	11	0	0	0	1	0	0	0	0	0	0	13	13	0.00	0.000

PITCHER	IP	WLS	BF	H	R	ER	SO	BB	IBB	HBP	BLK	WP	HR	S	P	ERA	WHIP

TOP

California Angels @ Oakland Athletics

Oakland-Alameda County Coliseum, Oakland, CA

Tue May 25 1971, 7:05 PM PDT

Att. 2,868 - Unknown

livebaseballscorecards.com

AB	46
R	5
H	8
RBI	5
BB	7
SO	3
LOB	16

Batter	1	2	3	4	5	6	7	8	9	10	11	12	13	AB	R	H	RBI	BB	SO	LOB
Bert Campaneris, R (1, 6) OBP: 0.291, SLG: 0.344	F2		K		K		F2			K			E6 S HR	6	1	0	0	0	3	2
Joe Rudi, R (1, 7) OBP: 0.304, SLG: 0.370	6-3		FC4-6 1-2f			F9		F8		1B			K 1-2	6	0	1	0	0	1	3
Reggie Jackson, L (1, 9) OBP: 0.359, SLG: 0.476	4-3		K			P6		F8		6-3			HR 2-H	6	1	1	2	0	1	3
Tommy Davis, R (1, 3) OBP: 0.333, SLG: 0.420		G4-6-3 1B		4-3		4-3		F9			F8			5	0	1	0	0	0	0
Sal Bando, R (1, 5) OBP: 0.397, SLG: 0.451		F9		4-3			FC1-4 1B		F8		P6			5	0	1	0	0	0	1
Angel Mangual, R (1, 8) OBP: 0.278, SLG: 0.360		G4-6-3 1-2f		FC6-4 1B			FC1-4 2B HR 1-2f		K		K			3	1	1	0	0	0	2
Rick Monday, L (8, 8) OBP: 0.368, SLG: 0.421														2	0	0	0	0	2	0
Dave Duncan, R (1, 2) OBP: 0.293, SLG: 0.373			HR	FC6-4 1-2f			HR 2B 1-3		HR		5-3			5	3	3	2	0	0	1
Dick Green, R (1, 4) OBP: 0.351, SLG: 0.362			1B 2B		K		HR 2-H 3-H		P4		K			5	1	2	3	0	2	0
Chuck Dobson, R (1, 1) OBP: 0.308, SLG: 0.333			FC4-6 1B 2-3		K		K2-3			F8			4-3	1	0	1	0	0	0	0
Larry Brown, R (5, PH) OBP: 0.274, SLG: 0.246														1	0	0	0	0	1	0
Diego Segui, R (6, 1) OBP: 0.111, SLG: 0.278														1	0	0	0	0	1	0
Ray Webster, L (10, PH) OBP: 0.231, SLG: 0.091														1	0	0	0	0	0	0
Bob Locker, S (11, 1)														1	0	0	0	0	0	0

Inning Stats																								
	R: 0 E: 0 K: 0 S: 3	H: 0 LOB: 0 BB: 0 P: 3	R: 0 E: 0 K: 0 S: 3	H: 1 LOB: 0 BB: 0 P: 3	R: 1 E: 0 K: 2 S: 10	H: 3 LOB: 2 BB: 0 P: 10	R: 0 E: 0 K: 0 S: 4	H: 1 LOB: 1 BB: 0 P: 4	R: 0 E: 0 K: 3 S: 9	H: 0 LOB: 0 BB: 0 P: 9	R: 0 E: 0 K: 0 S: 3	H: 0 LOB: 0 BB: 0 P: 3	R: 3 E: 0 K: 1 S: 8	H: 3 LOB: 0 BB: 0 P: 8	R: 0 E: 0 K: 0 S: 3	H: 0 LOB: 0 BB: 0 P: 3	R: 1 E: 0 K: 1 S: 6	H: 1 LOB: 0 BB: 0 P: 6	R: 0 E: 0 K: 1 S: 6	H: 1 LOB: 1 BB: 0 P: 6	R: 0 E: 0 K: 1 S: 5	H: 0 LOB: 0 BB: 0 P: 5	R: 0 E: 0 K: 1 S: 5	H: 0 LOB: 0 BB: 0 P: 5	R: 2 E: 1 K: 1 S: 5	H: 1 LOB: 0 BB: 0 P: 5

PITCHER		IP	WLS	BF	H	R	ER	SO	BB	IBB	HBP	BLK	WP	HR	S	P	ERA	WHIP
Clyde Wright, L ERA: 2.87	(1, 1)	8.0		31	8	4	4	6	0	0	0	0	0	2	43	43	4.50	1.000
Lloyd Allen, R ERA: 4.18	(9, 1)	1.0		4	1	1	1	1	0	0	0	0	0	1	6	6	9.00	1.000
Mel Queen, R ERA: 0.9	(10, 1)	0.2		3	1	0	0	1	0	0	0	0	0	0	5	5	0.00	1.500
Dave LaRoche, L ERA: 0.49	(10, 1)	2.1		7	0	0	0	2	0	0	0	0	0	0	11	11	0.00	0.000
Eddie Fisher, R ERA: 2.57	(13, 1)	0.1	L	3	1	2	1	1	0	0	0	0	0	1	5	5	27.00	3.000

PITCHER		IP	WLS	BF	H	R	ER	SO	BB	IBB	HBP	BLK	WP	HR	S	P	ERA	WHIP

BOTTOM

California Angels @ Oakland Athletics

Oakland-Alameda County Coliseum, Oakland, CA

Tue May 25 1971, 7:05 PM PDT

Att. 2,868 - Unknown

livebaseballscorecards.com

AB	48
R	7
H	11
RBI	7
BB	0
SO	11
LOB	12

1B: 5 2B: 2 3B: 0 HR: 4	SF: 0 SAC: 0 DP: 1 HBP: 0	WP: 0 PB: 0 SB: 1 CS: 0	PA: 48

Batter	1	2	3	4	5	6	7	8	9	10	11	12	AB	R	H	RBI	BB	SO	LOB
Sandy Alomar Sr., S (1, 6) OBP: 0.254, SLG: 0.270	F7		E6 4-3 S		FC6-4 1-2f 2-3 3-H		1B 1-2 3-H 1B		SH3-4 1B		F8		6	0	2	2	0	0	2
Roger Repoz, L (1, 3) Eddie Fisher, R (7, 1) Dave LaRoche, L (9, 1) OBP: 0.421, SLG: 0.469 OBP: 0.250, SLG: 0.250	K		4-3 1-3		K		K		SH3-4 1-2			F8	4 0 1	0 0 0	0 0 0	0 0 0	3 0 0	5 0 0	
Alex Johnson, R (1, 7) OBP: 0.285, SLG: 0.294	1B		2-3		K		1B 1-3 2-H		G5-4-3 IBB			HR 1B	5	1	3	1	1	3	
John Stephenson, L (1, 2) Jerry Moses, R (7, 2) Jim Fregosi, R (12, PH) Jeff Torborg, R (12, 2) OBP: 0.413, SLG: 0.507 OBP: 0.244, SLG: 0.364 OBP: 0.320, SLG: 0.349 OBP: 0.063, SLG: 0.067	P4			G6-4-3 1B	P4		F9		G5-4-3 1-2f			HR 1-H	4 1 1 0	0 0 1 0	1 0 1 0	0 0 2 0	0 0 0 0	0 0 0 0	3 2 0 0
Ken McMullen, R (1, 5) OBP: 0.315, SLG: 0.430		K		F7	5-3			HR		P4		G3	6	1	1	1	0	1	1
Tony Conigliaro, R (1, 9) OBP: 0.325, SLG: 0.381		G3 2B		G6-4-3 1-2f	F8			F2		5-3		6-3	6	0	1	0	0	0	1
Syd O'Brien, R (1, 4) OBP: 0.279, SLG: 0.394		G3 2-3			1B BB FC6-4 1B		5-3	4-3		6-3			5	1	1	0	0	0	1
Ken Berry, R (1, 8) OBP: 0.260, SLG: 0.318		4-3			FC6-4 1B 1-2 BB		1B 1B 2B	F9			K		4	1	1	0	1	1	1
Tom Murphy, R (1, 1) Tony Gonzalez, L (5, PH) Archie Reynolds, R (5, 1) Jim Spencer, L (7, PH) (7, 3) OBP: 0.083, SLG: 0.125 OBP: 0.342, SLG: 0.281 OBP: 0.259, SLG: 0.324			6-3		FC6-4 1-2 2-3 1B		1B 1B 2-3 1B		HR			3-1	1 1 0 3	0 0 0 2	0 1 0 2	0 0 0 1	0 0 0 0	0 0 0 0	0 0 0 0
Inning Stats	R: 0 E: 0 K: 1 S: 6 H: 1 LOB: 1 BB: 0 P: 6	R: 0 E: 0 K: 1 S: 6 H: 1 LOB: 1 BB: 0 P: 6	R: 0 E: 1 K: 0 S: 4 H: 0 LOB: 1 BB: 0 P: 4	R: 0 E: 0 K: 0 S: 3 H: 1 LOB: 0 BB: 0 P: 3	R: 1 E: 0 K: 2 S: 9 H: 2 LOB: 2 BB: 1 P: 13	R: 0 E: 0 K: 0 S: 3 H: 0 LOB: 0 BB: 0 P: 3	R: 2 E: 0 K: 1 S: 9 H: 4 LOB: 2 BB: 0 P: 9	R: 1 E: 0 K: 0 S: 4 H: 1 LOB: 0 BB: 0 P: 4	R: 1 E: 0 K: 0 S: 4 H: 2 LOB: 1 BB: 1 P: 8	R: 0 E: 0 K: 0 S: 3 H: 0 LOB: 0 BB: 0 P: 3	R: 0 E: 0 K: 1 S: 5 H: 0 LOB: 0 BB: 0 P: 5	R: 2 E: 0 K: 0 S: 5 H: 2 LOB: 0 BB: 0 P: 5	1B: 9 2B: 2 3B: 0 HR: 3	SF: 0 SAC: 1 DP: 2 HBP: 0	WP: 0 PB: 0 SB: 1 CS: 0	PA: 51			

PITCHER	IP	WLS	BF	H	R	ER	SO	BB	IBB	HBP	BLK	WP	HR	S	P	ERA	WHIP
Catfish Hunter, R (1, 1) ERA: 3.12	9.0		40	12	5	5	5	1	1	0	0	0	2	48	56	5.00	1.444
Ron Klimkowski, R (10, 1) ERA: 4.19	3.0	L	11	2	2	2	1	0	0	0	0	0	1	13	13	6.00	0.667

PITCHER	IP	WLS	BF	H	R	ER	SO	BB	IBB	HBP	BLK	WP	HR	S	P	ERA	WHIP

TOP

California Angels @ Oakland Athletics

Oakland-Alameda County Coliseum, Oakland, CA

Wed May 26 1971, 7:05 PM PDT

Att. 4,354 - Unknown

livebaseballscorecards.com

AB	48
R	7
H	14
RBI	7
BB	2
SO	6
LOB	19

Batter	1	2	3	4	5	6	7	8	9	10	11	12	AB	R	H	RBI	BB	SO	LOB
Bert Campaneris, R (1, 6) OBP: 0.287, SLG: 0.335	BBBB 4-0 S SF8 BB BB	x 0-0 ③ 1-3			x 0-0 ① 5-3		x 0-0 ① 6-3		x 0-0 ② 4-3		SSS 0-3 ③ K		5	1	0	0	1	1	0
Joe Rudi, R (1, 7) OBP: 0.310, SLG: 0.376	BBBB 4-0 SF8 S 1B 1-2 BB		x 0-0 HR 2B		SSS 0-3 ② K		x 0-0 ② 6-3		x 0-0 1B			x 0-0 ① 4-3	5	2	2	0	1	1	0
Reggie Jackson, L (1, 9) OBP: 0.358, SLG: 0.465	H 1-0 S 1B 1-2 2-3 HBP	SSS 0-3 ① K			BBBBB 4-0 S BB		SSS 0-3 ③ K		SSS 0-3 ③ K			x 0-0 ② 1-3	4	1	0	0	1	3	2
Mike Epstein, L (1, 3) OBP: 0.373, SLG: 0.382	x 0-0 ① SF8 2-3 3-H	x 0-0 HR 2-H			III 4-0 1-2 IBB			x 0-0 ① 1-3		x 0-0 ① F9		x 0-0 1B	4	1	2	3	1	0	0
Sal Bando, R (1, 5) OBP: 0.400, SLG: 0.449	x 0-0 1-H 3-H 1B	x 0-0 ② 5-3			x 0-0 ③ F8			BBBB 4-0 F8 BB BB		x 0-0 1B		x 0-0 ③ F7	5	0	2	2	1	0	3
Rick Monday, L (1, 8) OBP: 0.370, SLG: 0.409	x 0-0 ② P6	x 0-0 ③ 4-3				BBBB 4-0 BB		BBBB 4-0 1-2 BB		SSS 0-3 ② K			3	0	0	0	2	1	2
Dave Duncan, R (1, 2) OBP: 0.283, SLG: 0.360	x 0-0 ③ 5-3		SSS 0-3 ① K			x 0-0 ① F9		x 0-0 ② F8 2-3		x 0-0 ③ F8			5	0	0	0	0	1	5
Dick Green, R (1, 4) OBP: 0.347, SLG: 0.356		x 0-0 ① 6-3		x 0-0 ② 1B		x 0-0 ② F9		x 0-0 ③ F9			x 0-0 ① 5-3		5	0	1	0	0	0	3
Catfish Hunter, R (1, 1) OBP: 0.342, SLG: 0.306 Angel Mangual, R (9, PH) OBP: 0.275, SLG: 0.353 Ron Klimkowski, R (10, 1) OBP: 0.500, SLG: 0.333		x 0-0 ② 6-3		x 0-0 ③ 6-3		x 0-0 ③ 4-3			x 0-0 ① P3		SSS 0-3 ② K		3 1 1	0 0 0	0 0 0	0 0 0	0 0 1	0 0 0	1 0 0
Inning Stats	R: 3 H: 1 E: 0 LOB: 1 K: 0 BB: 2 S: 4 P: 13	R: 0 H: 0 E: 0 LOB: 0 K: 0 BB: 0 S: 3 P: 3	R: 2 H: 2 E: 0 LOB: 0 K: 1 BB: 0 S: 7 P: 7	R: 0 H: 1 E: 0 LOB: 0 K: 1 BB: 0 S: 5 P: 5	R: 0 H: 0 E: 0 LOB: 2 K: 1 BB: 2 S: 5 P: 13	R: 0 H: 0 E: 0 LOB: 1 K: 0 BB: 1 S: 3 P: 7	R: 0 H: 0 E: 0 LOB: 0 K: 1 BB: 0 S: 5 P: 5	R: 0 H: 0 E: 0 LOB: 2 K: 0 BB: 2 S: 3 P: 11	R: 0 H: 1 E: 0 LOB: 1 K: 1 BB: 0 S: 6 P: 6	R: 0 H: 1 E: 0 LOB: 1 K: 1 BB: 0 S: 6 P: 6	R: 0 H: 0 E: 0 LOB: 0 K: 2 BB: 0 S: 7 P: 7	R: 0 H: 1 E: 0 LOB: 1 K: 0 BB: 0 S: 4 P: 4	1B: 5 2B: 1 3B: 0 HR: 1	SF: 1 SAC: 0 DP: 0 HBP: 1			WP: 0 PB: 0 SB: 4 CS: 0		PA: 50	

PITCHER		IP	WLS	BF	H	R	ER	SO	BB	IBB	HBP	BLK	WP	HR	S	P	ERA	WHIP
Tom Murphy, R ERA: 4.7	(1, 1)	4.0		18	4	5	5	2	2	0	1	0	0	1	19	28	11.25	1.500
Archie Reynolds, R ERA: 4.15	(5, 1)	2.0		9	0	0	0	1	2	1	0	0	0	0	8	20	0.00	1.000
Eddie Fisher, R ERA: 2.35	(7, 1)	2.2		11	1	0	0	1	2	0	0	0	0	0	11	19	0.00	1.125
Dave LaRoche, L ERA: 0.42	(9, 1)	3.1	W	12	2	0	0	4	0	0	0	0	0	0	20	20	0.00	0.600

PITCHER	IP	WLS	BF	H	R	ER	SO	BB	IBB	HBP	BLK	WP	HR	S	P	ERA	WHIP

BOTTOM

California Angels @ Oakland Athletics

Oakland-Alameda County Coliseum, Oakland, CA

Wed May 26 1971, 7:05 PM PDT

Att. 4,354 - Unknown

livebaseballscorecards.com

AB	41
R	5
H	7
RBI	5
BB	7
SO	8
LOB	16

Batter	1	2	3	4	5	6	7	8	9	AB	R	H	RBI	BB	SO	LOB
Sandy Alomar Sr., S (1, 6) OBP: 0.252, SLG: 0.269	L1-3		1B 2B 1B 1-2	F6		L9			K2-3	5	1	1	0	0	1	0
Syd O'Brien, R (1, 4) OBP: 0.284, SLG: 0.388	L7		2B E 1B 1-2 2-3	1B 1B BB BBBB		L4			F7	4	2	1	0	1	0	0
Alex Johnson, R (1, 7) OBP: 0.283, SLG: 0.297	L4		E 1B 2B 1-3 2-H 3-H	F8		F7			4-3	5	1	1	2	0	0	1
Roger Repoz, L (1, 9) OBP: 0.432, SLG: 0.470		HR BB BBBB	E 1B IBB IIII	1B 1B 1-2			F8			2	2	1	0	2	0	0
Ken McMullen, R (1, 5) OBP: 0.314, SLG: 0.426		K SSS	E5 1B G6-3 1-2 2-3 3-H	1B 1-3 2-H			F7			4	1	1	1	0	1	3
Jim Spencer, L (1, 3) OBP: 0.265, SLG: 0.349		HR 1-H	G6-3 1B 1-3 2-H 3-H	F8			K SSS			4	1	2	4	0	1	2
Ken Berry, R (1, 8) OBP: 0.252, SLG: 0.307	K SSS	G6-3 1-2f 3-H		G3				5-3		4	0	0	0	0	1	1
Jeff Torborg, R (1, 2) OBP: 0.100, SLG: 0.105	F6	1B		F6				K SSS		4	0	1	0	0	1	0
Andy Messersmith, R (1, 1) OBP: 0.222, SLG: 0.280 Lloyd Allen, R (8, 1) Dave LaRoche, L (9, 1) OBP: 0.250, SLG: 0.250	1B 2B 1B	K		1-3				K SSS		4	1	1	0	0	2	1
										0	0	0	0	0	0	0
										0	0	0	0	0	0	0
Inning Stats	R: 0 E: 0 K: 0 S: 3 H: 0 LOB: 0 BB: 0 P: 3	R: 2 E: 0 K: 2 S: 8 H: 1 LOB: 0 BB: 1 P: 12	R: 6 E: 1 K: 1 S: 11 H: 6 LOB: 1 BB: 1 P: 15	R: 1 E: 0 K: 0 S: 5 H: 2 LOB: 2 BB: 1 P: 9	R: 0 E: 0 K: 0 S: 3 H: 0 LOB: 0 BB: 0 P: 3	R: 0 E: 0 K: 0 S: 3 H: 0 LOB: 0 BB: 0 P: 3	R: 0 E: 0 K: 1 S: 5 H: 0 LOB: 0 BB: 0 P: 5	R: 0 E: 0 K: 2 S: 7 H: 0 LOB: 0 BB: 0 P: 7	R: 0 E: 0 K: 1 S: 5 H: 0 LOB: 0 BB: 0 P: 5	1B: 7 2B: 1 3B: 0 HR: 1 SF: 0 SAC: 0 DP: 1 HBP: 0						

TOP

California Angels @ New York Yankees

Yankee Stadium, Bronx, NY

Fri May 28 1971, 7:05 PM EDT

Att. 9,508 - Unknown - 62 F

livebaseballscorecards.com

AB	36
R	9
H	9
RBI	7
BB	3
SO	7
LOB	8

PITCHER		IP	WLS	BF	H	R	ER	SO	BB	IBB	HBP	BLK	WP	HR	S	P	ERA	WHIP
Steve Kline, R ERA: 2.62	(1, 1)	2.0	L	15	6	8	6	2	1	1	0	0	0	1	17	25	27.00	3.500
Mike Kekich, L ERA: 5.08	(3, 1)	3.0		12	3	1	1	1	1	0	0	0	0	0	13	17	3.00	1.333
Gary Jones, L ERA: 3.68	(6, 1)	2.0		6	0	0	0	1	0	0	0	0	0	0	8	8	0.00	0.000
Jack Aker, R ERA: 2.01	(8, 1)	1.0		3	0	0	0	2	0	0	0	0	0	0	7	7	0.00	0.000
Gary Waslewski, R ERA: 3.04	(9, 1)	1.0		3	0	0	0	1	0	0	0	0	0	0	5	5	0.00	0.000

PITCHER	IP	WLS	BF	H	R	ER	SO	BB	IBB	HBP	BLK	WP	HR	S	P	ERA	WHIP

Batter	1	2	3	4	5	6	7	8	9	AB	R	H	RBI	BB	SO	LOB
Horace Clarke, S (1, 4) OBP: 0.356, SLG: 0.318	BBBB 4-0 1B 1B BB		x 0-0 ① L6		x 0-0 ③ 4-3		SSS 0-3 ③ K		x 0-0 BB 1B 1B	4	2	1	0	1	1	2
Jake Gibbs, L (1, 2) OBP: 0.241, SLG: 0.278	x 0-0 1B 1-2 SF9 1B		x 0-0 ② 4-3			x 0-0 G6-4-3 1B		BBBB 4-0 HR BB	SSS 0-3 ① K	4	2	2	0	1	1	1
Roy White, S (1, 7) OBP: 0.367, SLG: 0.493	x 0-0 SF9 1-3 2-H 1B		x 0-0 ③ F9			x 0-0 ①② G6-4-3 1-2f		x 0-0 ① F8	x 0-0 ② F8	5	0	1	1	0	0	3
Bobby Murcer, L (1, 8) OBP: 0.463, SLG: 0.597	SSS 0-3 ① K			x 0-0 ① L9		x 0-0 ③ L9		x 0-0 1-H HR	BBBB 4-0 1B 1-2 BB	4	1	1	2	1	1	2
Danny Cater, R (1, 3) OBP: 0.251, SLG: 0.279	x 0-0 ② SF9 2-3 3-H			x 0-0 ② 6-3			x 0-0 ① L9	x 0-0 2B 1B	x 0-0 1-2 2-H 1B	4	0	2	2	0	0	0
Jim Lyttle, L (1, 9) OBP: 0.250, SLG: 0.387 Ron Hansen, R (9, PH) OBP: 0.300, SLG: 0.286	SSS 0-3 ③ K			x 0-0 1B			BBBB 4-0 1B SF9 BB	x 0-0 ② L5	x 0-0 ③ F3	3 1	1 0	1 0	0 0	1 0	1 0	2 2
Jerry Kenney, L (1, 5) OBP: 0.316, SLG: 0.241		x 0-0 ① F7		x 0-0 ③ F9			x 0-0 HBP 1-3 1B	x 0-0 1-3 2B		4	0	2	0	0	0	1
Frank Baker, L (1, 6) OBP: 0.375, SLG: 0.333		x 0-0 ② F9			BBBB 4-0 G6-4-3 BB		x 0-0 ② SF9 3-H	BBBB 4-0 BB		1	0	0	1	2	0	0
Steve Kline, R (1, 1) OBP: 0.280, SLG: 0.217 Mike Kekich, R (3, 1) OBP: 0.222, SLG: 0.222 Felipe Alou, R (5, PH) OBP: 0.306, SLG: 0.366 Gary Jones, L (6, 1) John Ellis, R (7, PH) OBP: 0.520, SLG: 0.515 Jack Aker, R (8, 1) Ron Woods, R (8, PH) OBP: 0.241, SLG: 0.185 Gary Waslewski, R (9, 1)	x 0-0 ③ L6-3				x 0-0 ①② G6-4-3 1-2f		H 1-0 1-2 HBP	SSS 0-3 ③ K		1 0 1 0 0 0 1 0	0 0 0 0 0 0 0 0	0 0 0 0 0 0 0 0	0 0 0 0 0 0 0 1	0 0 0 0 0 0 1 0	0 0 0 0 0 0 3 0	0 0 1 0 0 0 0 0

Inning Stats	1	2	3	4	5	6	7	8	9
R	2	0	0	0	0	0	1	2	1
E	0	0	0	0	0	0	0	0	0
K	2	0	0	0	0	0	1	1	1
S	9	3	3	4	2	3	6	8	7
H	2	0	0	1	0	1	2	3	2
LOB	1	0	0	1	0	0	2	3	2
BB	1	0	0	0	1	0	1	2	1
P	13	3	3	4	6	3	11	16	11

1B	8
2B	1
3B	0
HR	1
SF	2
SAC	0
DP	2
HBP	1
WP	0
PB	0
SB	0
CS	0
PA	42

PITCHER		IP	WLS	BF	H	R	ER	SO	BB	IBB	HBP	BLK	WP	HR	S	P	ERA	WHIP
Andy Messersmith, R ERA: 3.76	(1, 1)	7.1	W	32	7	5	5	3	4	0	1	0	0	1	33	50	6.14	1.500
Lloyd Allen, R ERA: 4.07	(8, 1)	0.2		4	1	0	0	1	1	0	0	0	0	0	5	9	0.00	3.000
Dave LaRoche, L ERA: 0.79	(9, 1)	1.0	S	6	2	1	1	1	1	0	0	0	0	0	7	11	9.00	3.000

PITCHER	IP	WLS	BF	H	R	ER	SO	BB	IBB	HBP	BLK	WP	HR	S	P	ERA	WHIP

BOTTOM

California Angels @ New York Yankees

Yankee Stadium, Bronx, NY

Fri May 28 1971, 7:05 PM EDT

Att. 9,508 - Unknown - 62 F

livebaseballscorecards.com

AB	33
R	6
H	10
RBI	6
BB	6
SO	5
LOB	17

Batter	1	2	3	4	5	6	7	8	9	AB	R	H	RBI	BB	SO	LOB
Sandy Alomar Sr., S (1, 6) OBP: 0.252, SLG: 0.265	x 0-0 ① L8			x 0-0 ① 1-3		BBBB 4-0 BB		x 0-0 ③ 1-3		3	0	0	0	1	0	0
Jim Spencer, L (1, 3) OBP: 0.270, SLG: 0.365	x 0-0 ② 4-3			x 0-0 1B 2B		x 0-0 ② F4			x 0-0 2B	4	1	2	0	0	0	1
Alex Johnson, R (1, 7) OBP: 0.287, SLG: 0.298	x 0-0 ③ F9			x 0-0 2-H CS 1B		x 0-0 ③ 4-3			H 1-0 FC4-6 HBP	3	0	1	1	0	0	1
Roger Repoz, L (1, 8) OBP: 0.426, SLG: 0.453		x 0-0 ① F2		BBB 4-0 ② 1-2 BB			x 0-0 ① F7		x 0-0 ① F9	3	0	0	0	1	0	2
Ken McMullen, R (1, 5) OBP: 0.313, SLG: 0.428		x 0-0 ② F6		SSS 0-3 ③ K			x 0-0 2B		x 0-0 ② L4	4	0	1	0	0	1	3
Tony Conigliaro, R (1, 9) OBP: 0.318, SLG: 0.371		x 0-0 ③ 5-3			x 0-0 ① G3		x 0-0 ② 6-3		x 0-0 ③ FC4-6 1-2f	4	0	0	0	0	0	3
Syd O'Brien, R (1, 4) OBP: 0.277, SLG: 0.377			x 0-0 ① G3		x 0-0 ② G3		x 0-0 ③ F7			3	0	0	0	0	0	1
Jeff Torborg, R (1, 2) OBP: 0.091, SLG: 0.095			x 0-0 ② 5-3		SSS 0-3 ③ K			x 0-0 ① 6-3		2	0	0	0	0	1	0
Tony Gonzalez, L (8, PH) OBP: 0.333, SLG: 0.273										1	0	0	0	0	0	0
Lloyd Allen, R (8, 1)										0	0	0	0	0	0	0
Clyde Wright, R (1, 1) OBP: 0.156, SLG: 0.194			SSS 0-3 ③ K			x 0-0 ① F9		x 0-0 ② F5		2	0	0	0	0	1	0
John Stephenson, L (8, PH) OBP: 0.408, SLG: 0.500										1	0	0	0	0	0	0
(8, 2)																

TOP

California Angels @ New York Yankees

Yankee Stadium, Bronx, NY

Sat May 29 1971, 3:33 AM EDT
Att. 8,894 - Unknown - 71 F

livebaseballscorecards.com

AB	30
R	1
H	4
RBI	1
BB	2
SO	3
LOB	11

Inning Stats										
	R: 0 E: 0 K: 0 S: 3	H: 0 LOB: 0 BB: 0 P: 3	R: 0 E: 0 K: 0 S: 3	H: 0 LOB: 0 BB: 0 P: 3	R: 0 E: 0 K: 1 S: 5	H: 0 LOB: 0 BB: 0 P: 5	R: 1 E: 0 K: 1 S: 6	H: 2 LOB: 1 BB: 1 P: 10	R: 0 E: 0 K: 1 S: 5	H: 0 LOB: 0 BB: 0 P: 5
	R: 0 E: 0 K: 0 S: 3	H: 0 LOB: 1 BB: 1 P: 7	R: 0 E: 0 K: 0 S: 4	H: 1 LOB: 1 BB: 0 P: 4	R: 0 E: 0 K: 0 S: 3	H: 0 LOB: 0 BB: 0 P: 3	R: 0 E: 0 K: 0 S: 4	H: 1 LOB: 2 BB: 0 P: 5	1B: 1 2B: 3 3B: 0 HR: 0	SF: 0 SAC: 0 DP: 0 HBP: 1
	WP: 0 PB: 0 SB: 0 CS: 1	PA: 33								

PITCHER	IP	WLS	BF	H	R	ER	SO	BB	IBB	HBP	BLK	WP	HR	S	P	ERA	WHIP
Stan Bahnsen, R (1, 1) ERA: 4.45	9.0	W	33	4	1	1	3	2	0	1	0	0	0	36	45	1.00	0.667

PITCHER	IP	WLS	BF	H	R	ER	SO	BB	IBB	HBP	BLK	WP	HR	S	P	ERA	WHIP

Batter	1	2	3	4	5	6	7	8	9	AB	R	H	RBI	BB	SO	LOB
Horace Clarke, S (1, 4) OBP: 0.359, SLG: 0.318	F3		5-3		G5-4-3 1B			BBBB FC6-4 BB		3	0	1	0	1	0	1
Thurman Munson, R (1, 2) OBP: 0.352, SLG: 0.336	CS 1B			HR 1B	G5-4-3 1-2f			FC6-4 S 1-2f 2B		4	2	2	0	0	0	2
Roy White, S (1, 7) OBP: 0.364, SLG: 0.507	SSS K 1-2			1-H HR		6-3		L9		4	1	1	2	0	1	2
Bobby Murcer, L (1, 8) OBP: 0.464, SLG: 0.592		F7		E BB FC4-6 1B		4-3		1-2 2B IBB		3	2	1	0	1	0	0
John Ellis, R (1, 3) OBP: 0.537, SLG: 0.611 Jerry Kenney, L (9, 5) OBP: 0.316, SLG: 0.241		6-3		BBBB FC4-6 E 1-2 6-3 BB		3B		1-H 2-H 1B 2B		3 0	1 0	2 0	2 0	1 0	0 0	0 0
Danny Cater, R (1, 5) OBP: 0.251, SLG: 0.278 (9, 3)		4-3		E6 FC4-6 1-2 2-3		F9		2-H 1B		4	0	1	1	0	0	3
Felipe Alou, R (1, 9) OBP: 0.304, SLG: 0.363			6-3	FC4-6 1-2f 2-3 3-H			CS 1B	F7		4	0	1	1	0	0	3
Gene Michael, S (1, 6) OBP: 0.357, SLG: 0.289			E3 1B	6-3 3-H			SSS K 1-2			3	0	1	0	0	1	3
Stan Bahnsen, R (1, 1) OBP: 0.105, SLG: 0.211			SSS K		1-3		6-3			3	0	0	0	0	1	1
Inning Stats	R: 0 H: 1 E: 0 LOB: 1 K: 1 BB: 0 S: 5 P: 5	R: 0 H: 0 E: 0 LOB: 0 K: 0 BB: 0 S: 3 P: 3	R: 0 H: 1 E: 1 LOB: 1 K: 1 BB: 0 S: 6 P: 6	R: 3 H: 3 E: 1 LOB: 1 K: 0 BB: 1 S: 6 P: 10	R: 0 H: 1 E: 0 LOB: 0 K: 0 BB: 0 S: 3 P: 3	R: 0 H: 1 E: 0 LOB: 1 K: 0 BB: 0 S: 4 P: 4	R: 0 H: 1 E: 0 LOB: 0 K: 1 BB: 0 S: 5 P: 5	R: 3 H: 2 E: 0 LOB: 1 K: 0 BB: 2 S: 5 P: 13		1B: 7 SF: 0 2B: 3 SAC: 0 3B: 1 DP: 3 HR: 1 HBP: 0				WP: 0 PA: 34 PB: 0 SB: 1 CS: 2		

PITCHER		IP	WLS	BF	H	R	ER	SO	BB	IBB	HBP	BLK	WP	HR	S	P	ERA	WHIP
Clyde Wright, L ERA: 2.95	(1, 1)	7.0	L	27	8	3	3	3	1	0	0	0	0	1	32	36	3.86	1.286
Lloyd Allen, R ERA: 4.97	(8, 1)	1.0		7	2	3	3	0	1	1	0	0	0	0	5	13	27.00	3.000

PITCHER	IP	WLS	BF	H	R	ER	SO	BB	IBB	HBP	BLK	WP	HR	S	P	ERA	WHIP

BOTTOM

California Angels @ New York Yankees

Yankee Stadium, Bronx, NY

Sat May 29 1971, 3:33 AM EDT

Att. 8,894 - Unknown - 71 F

livebaseballscorecards.com

AB	31
R	6
H	10
RBI	6
BB	3
SO	3
LOB	15

California Angels @ New York Yankees

Yankee Stadium, Bronx, NY

Sun May 30 1971, 3:33 AM EDT

Att. 8,105 - Unknown - 60 F

TOP

livebaseballscorecards.com

Batter	1	2	3	4	5	6	7	8	9	AB	R	H	RBI	BB	SO	LOB
Sandy Alomar Sr., S (1, 6) OBP: 0.249, SLG: 0.261	F8		F8		1-3			F6		3	0	0	0	0	0	0
Jim Fregosi, R (8, PH) OBP: 0.316, SLG: 0.345 (8, 6)										1	0	0	0	0	0	2
Jim Spencer, L (1, 3) OBP: 0.270, SLG: 0.358	BBBB 4-0 1B 4-3 BB		SSS 0-3 K			G3		3-1 1-2 2-3		3	1	0	0	1	1	2
Alex Johnson, R (1, 7) OBP: 0.292, SLG: 0.302	0-0 4-3 1-3 1B			SSS 0-3 K		6-3		0-0 2-3 3-H 1B		4	0	2	1	0	1	0
Roger Repoz, L (1, 8) OBP: 0.420, SLG: 0.444	4-3 1-2 3-H			0-0 FC5-4 1B		1-3		F8		4	0	1	1	0	0	3
Eddie Fisher, R (8, 1)										0	0	0	0	0	0	0
Ken McMullen, R (1, 5) OBP: 0.311, SLG: 0.420	F6			FC5-4 1-2f HR			BBBB 4-0 G4-6-3 BB		F7	3	1	0	0	1	0	2
Tony Conigliaro, R (1, 9) OBP: 0.322, SLG: 0.390		BBBB 4-0 G3-6-3 BB		0-0 1-H HR			F7		5-3	3	1	1	2	1	0	1
John Stephenson, L (1, 2) OBP: 0.388, SLG: 0.473		G3-6-3 1-2f		6-3			G4-6-3 1-2f		F8	4	0	0	0	0	0	2
Syd O'Brien, R (1, 4) OBP: 0.270, SLG: 0.367		5-3			SSS 0-3 K			E5 3-1 1B 1B		3	1	0	0	0	1	0
Andy Hassler, L (1, 1)			F6		SSS 0-3 K2-3			1B 3-1 1-2 1B		2	0	0	0	0	1	0
Archie Reynolds, R (5, 1)										0	0	0	0	0	0	0
Mel Queen, L (6, 1)										0	0	0	0	0	0	0
Tony Gonzalez, L (8, PH) OBP: 0.350, SLG: 0.294 (8, 8)										1	0	1	0	0	0	0

	AB	31
	R	4
	H	5
	RBI	4
	BB	3
	SO	4
	LOB	12

Inning Stats										
	R: 1 E: 0 K: 0 S: 4	H: 1 LOB: 1 BB: 1 P: 8	R: 0 E: 0 K: 0 S: 2	H: 0 LOB: 0 BB: 1 P: 6	R: 0 E: 0 K: 1 S: 5	H: 0 LOB: 0 BB: 0 P: 5	R: 2 E: 0 K: 1 S: 7	H: 2 LOB: 0 BB: 0 P: 7	R: 0 E: 0 K: 2 S: 7	H: 0 LOB: 0 BB: 0 P: 7
	R: 0 E: 0 K: 0 S: 3	H: 0 LOB: 0 BB: 0 P: 3	R: 0 E: 0 K: 0 S: 2	H: 0 LOB: 0 BB: 1 P: 6	R: 1 E: 1 K: 0 S: 6	H: 2 LOB: 2 BB: 0 P: 6	R: 0 E: 0 K: 0 S: 3	H: 0 LOB: 0 BB: 0 P: 3		

	1B: 4	SF: 0	WP: 0	PA: 34
	2B: 0	SAC: 0	PB: 0	
	3B: 0	DP: 2	SB: 0	
	HR: 1	HBP: 0	CS: 0	

PITCHER	IP	WLS	BF	H	R	ER	SO	BB	IBB	HBP	BLK	WP	HR	S	P	ERA	WHIP
Mel Stottlemyre, R (1, 1) ERA: 2.63	9.0	W	34	5	4	3	4	3	0	0	0	0	1	39	51	3.00	0.889

PITCHER	IP	WLS	BF	H	R	ER	SO	BB	IBB	HBP	BLK	WP	HR	S	P	ERA	WHIP

Batter	1	2	3	4	5	6	7	8	9	AB	R	H	RBI	BB	SO	LOB
Horace Clarke, S (1, 4) OBP: 0.360, SLG: 0.317	6-3	FC5-4 1-2f		K		BB 1B	BB			4	1	1	0	1	1	4
Thurman Munson, R (1, 2) OBP: 0.361, SLG: 0.351	1-3 1B		1B 2B	G1		1B 1-2 BB	K			4	2	2	0	1	1	3
Roy White, S (1, 7) OBP: 0.370, SLG: 0.510	1-3 1-2		2-3 1B		1B WP 1B	1B 2B 1-3 2-H 1B	F9			5	2	3	1	0	0	2
Bobby Murcer, L (1, 8) OBP: 0.467, SLG: 0.593	S 2-H 1B		L8		1-3 1B FC1-2 1-3 1B	2B E 1-3 3-H 1B	F2			5	1	3	2	0	0	3
John Ellis, R (1, 3) OBP: 0.525, SLG: 0.610 Jerry Kenney, L (9, 5) OBP: 0.316, SLG: 0.241	5-3 1-2		K		FC1-2 1-3 1-2 3-H 1B	E4 1-H 3-H 2B		5-3		5 0	0 0	2 0	2 0	0 0	1 0	3 0
Danny Cater, R (1, 5) OBP: 0.245, SLG: 0.271 (9, 3)		6-3	6-3		1-3 1-2 2-3	K		6-3		5	0	0	0	0	1	5
Felipe Alou, R (1, 9) OBP: 0.320, SLG: 0.377		2B		F9 BB 1B	FC1-2 2-3 3-H	IBB		2B BB		3	1	2	0	2	0	2
Gene Michael, S (1, 6) OBP: 0.372, SLG: 0.301	FC5-4 BB			1-2 BB	IBB	F3		1-H 2B		2	0	1	1	3	0	2
Mel Stottlemyre, R (1, 1) OBP: 0.250, SLG: 0.207	F4			F9 2-3	K	K		K		5	0	0	0	0	3	10
Inning Stats	R: 1 E: 0 K: 0 S: 5 H: 2 LOB: 1 BB: 0 P: 5	R: 0 E: 0 K: 0 S: 4 H: 1 LOB: 2 BB: 1 P: 8	R: 0 E: 0 K: 1 S: 7 H: 2 LOB: 2 BB: 0 P: 7	R: 0 E: 0 K: 1 S: 6 H: 1 LOB: 2 BB: 1 P: 10	R: 1 E: 0 K: 1 S: 8 H: 3 LOB: 3 BB: 1 P: 12	R: 4 E: 1 K: 2 S: 11 H: 4 LOB: 2 BB: 2 P: 19	R: 0 E: 0 K: 1 S: 5 H: 0 LOB: 1 BB: 1 P: 9	R: 1 E: 0 K: 1 S: 6 H: 1 LOB: 1 BB: 1 P: 10		1B: 10 2B: 4 3B: 0 HR: 0 SF: 0 SAC: 0 DP: 0 HBP: 0					

PITCHER		IP	WLS	BF	H	R	ER	SO	BB	IBB	HBP	BLK	WP	HR	S	P	ERA	WHIP
Andy Hassler, L ERA: 4.5	(1, 1)	4.0		22	8	2	2	2	2	0	0	0	1	0	24	32	4.50	2.500
Archie Reynolds, R ERA: 5.79	(5, 1)	1.0	L	9	4	4	3	1	1	1	0	0	0	0	9	17	27.00	5.000
Mel Queen, R ERA: 0.82	(6, 1)	2.0		9	1	0	0	3	1	1	0	0	0	0	13	21	0.00	1.000
Eddie Fisher, R ERA: 2.56	(8, 1)	1.0		5	1	1	1	1	1	0	0	0	0	0	6	10	9.00	2.000

PITCHER	IP	WLS	BF	H	R	ER	SO	BB	IBB	HBP	BLK	WP	HR	S	P	ERA	WHIP

BOTTOM

California Angels @ New York Yankees

Yankee Stadium, Bronx, NY

Sun May 30 1971, 3:33 AM EDT

Att. 8,105 - Unknown - 60 F

livebaseballscorecards.com

AB	38
R	7
H	14
RBI	6
BB	7
SO	7
LOB	34

WP: 1 PA: 45
PB: 0
SB: 1
CS: 0

Batter	1	2	3	4	5	6	7	8	9	AB	R	H	RBI	BB	SO	LOB
Sandy Alomar Sr., S (1, 4) OBP: 0.253, SLG: 0.258	5-3		BB		BB		F7			2	0	0	0	2	0	0
Roger Repoz, L (1, 8) OBP: 0.415, SLG: 0.430	1B BB		K		K			K		3	0	0	0	1	3	2
Alex Johnson, R (1, 7) OBP: 0.301, SLG: 0.308	1-3 1B		1-2 BB		F8			G4-6-3 1B		3	0	2	0	1	0	1
Ken McMullen, R (1, 5) OBP: 0.305, SLG: 0.411	F2		F9		K			G4-6-3 1-2f		4	0	0	0	0	1	6
Jim Fregosi, R (1, 6) OBP: 0.324, SLG: 0.344	P4		F2			G5-4-3 1B			BB	3	0	1	0	1	0	4
Tony Conigliaro, R (1, 9) OBP: 0.315, SLG: 0.380		K		F8		G5-4-3 1-2f			G5-4-3 1-2f	4	0	0	0	0	1	2
Jim Spencer, L (1, 3) OBP: 0.264, SLG: 0.350		G3		E5		1-3			P6	4	0	0	0	0	0	0
John Stephenson, L (1, 2) OBP: 0.386, SLG: 0.461		BB		K			G3			2	0	0	0	1	1	1
Tom Murphy, R (1, 1) OBP: 0.077, SLG: 0.115		K		K			F9			2	0	0	0	0	2	2
Archie Reynolds, R (5, 1)										0	0	0	0	0	0	0
Giraldo Ruiz, S (7, PH) OBP: 0.357, SLG: 0.250										1	0	0	0	0	0	0
Eddie Fisher, R (7, 1)										0	0	0	0	0	0	0
Inning Stats	R: 0 E: 0 K: 0 S: 4 H: 1 LOB: 2 BB: 1 P: 8	R: 0 E: 0 K: 2 S: 7 H: 0 LOB: 1 BB: 1 P: 11	R: 0 E: 0 K: 1 S: 5 H: 0 LOB: 2 BB: 2 P: 13	R: 0 E: 1 K: 2 S: 8 H: 0 LOB: 1 BB: 0 P: 8	R: 0 E: 0 K: 2 S: 7 H: 0 LOB: 1 BB: 1 P: 11	R: 0 E: 0 K: 0 S: 3 H: 1 LOB: 0 BB: 0 P: 3	R: 0 E: 0 K: 0 S: 3 H: 0 LOB: 0 BB: 0 P: 3	R: 0 E: 0 K: 1 S: 5 H: 1 LOB: 0 BB: 0 P: 5	R: 0 E: 0 K: 0 S: 2 H: 0 LOB: 0 BB: 1 P: 6	1B: 3 2B: 0 3B: 0 HR: 0 SF: 0 SAC: 0 DP: 3 HBP: 0						

PITCHER		IP	WLS	BF	H	R	ER	SO	BB	IBB	HBP	BLK	WP	HR	S	P	ERA	WHIP
Mike Thompson, R ERA: 4.3	(1, 1)	3.0		14	1	0	0	3	4	0	0	0	0	0	16	32	0.00	1.667
Denny Riddleberger, L ERA: 6.04	(4, 1)	5.0	W	18	2	0	0	5	2	0	0	0	0	0	26	34	0.00	0.800
Casey Cox, R ERA: 4.29	(9, 1)	1.0	S	2	0	0	0	0	0	0	0	0	0	0	2	2	0.00	0.000

PITCHER	IP	WLS	BF	H	R	ER	SO	BB	IBB	HBP	BLK	WP	HR	S	P	ERA	WHIP

TOP

California Angels @ Washington Senators

Robert F. Kennedy Memorial Stadium, Washington, DC

Mon May 31 1971, 3:33 AM EDT

Att. 13,289 - Unknown

livebaseballscorecards.com

AB	28
R	0
H	3
RBI	0
BB	6
SO	8
LOB	18

WP: 0	PA: 34		
PB: 0			
SB: 0			
CS: 0			

Batter	1	2	3	4	5	6	7	8	9	AB	R	H	RBI	BB	SO	LOB
Del Unser, L (1, 8) OBP: 0.352, SLG: 0.415	3-1 2B		1B 1-3 3-H 1B		B3	1-3		FC4 1-2f		5	1	2	1	0	0	4
Bernie Allen, L (1, 5) OBP: 0.333, SLG: 0.468	3-1 2-3		K		HR		G4-6-3 1B			4	1	2	1	0	1	3
Elliott Maddox, R (7, PR) (8, 5) OBP: 0.286, SLG: 0.208										0	0	0	0	0	0	0
Don Mincher, L (1, 3) OBP: 0.376, SLG: 0.413	K		1B 1-3 3-H 1B		FC6-5 1B 1B		G4-6-3 1-2f			4	0	2	1	0	1	2
Frank Howard, R (1, 7) OBP: 0.359, SLG: 0.459	5-3		F2		K		P3			4	0	0	0	0	1	5
Larry Biittner, L (1, 9) OBP: 0.419, SLG: 0.379		G4-3 1B	1-2 3-H 1B		1-2 1B			P4		4	0	3	1	0	0	0
Paul Casanova, R (1, 2) OBP: 0.268, SLG: 0.371		F8	K		FC6-5 2-3f			4-3		4	0	0	0	0	1	5
Toby Harrah, R (1, 6) OBP: 0.304, SLG: 0.310		G4-3 1-2f		L6-3 1B		CS 1B		BB 2B		4	0	3	0	0	0	1
Tim Cullen, R (1, 4) OBP: 0.227, SLG: 0.202			E6 1B 1B 1B	L6-3 1-2		BB 1-2		BB IBB		2	1	1	0	2	0	1
Mike Thompson, R (1, 1) OBP: 0.250, SLG: 0.250										0	0	0	0	0	0	0
Tom McCraw, L (3, PH) OBP: 0.290, SLG: 0.460										1	1	1	0	0	0	0
Denny Riddleberger, R (4, 1)										2	0	0	0	1	2	1
Casey Cox, R (9, 1) OBP: 0.200, SLG: 0.143			1B 2-3 1B		K			FC4 1-2 2-3 BB		0	0	0	0	0	0	0
Inning Stats	R: 0 E: 0 K: 1 S: 6 H: 1 LOB: 1 BB: 0 P: 6	R: 0 E: 0 K: 0 S: 3 H: 1 LOB: 0 BB: 0 P: 3	R: 3 E: 1 K: 2 S: 12 H: 5 LOB: 2 BB: 0 P: 12	R: 0 E: 0 K: 1 S: 5 H: 1 LOB: 0 BB: 0 P: 5	R: 1 E: 0 K: 1 S: 8 H: 3 LOB: 2 BB: 0 P: 8	R: 0 E: 0 K: 1 S: 5 H: 1 LOB: 1 BB: 1 P: 9	R: 0 E: 0 K: 0 S: 3 H: 1 LOB: 1 BB: 0 P: 3	R: 0 E: 0 K: 0 S: 4 H: 1 LOB: 3 BB: 2 P: 12		1B: 11 2B: 3 3B: 0 HR: 1	SF: 0 SAC: 0 DP: 3 HBP: 0					

PITCHER		IP	WLS	BF	H	R	ER	SO	BB	IBB	HBP	BLK	WP	HR	S	P	ERA	WHIP
Tom Murphy, R ERA: 4.87	(1, 1)	4.2	L	23	11	4	4	5	0	0	0	0	0	1	33	33	7.71	2.357
Archie Reynolds, R ERA: 5.28	(5, 1)	1.1		5	1	0	0	1	1	0	0	0	0	0	6	10	0.00	1.500
Eddie Fisher, R ERA: 2.41	(7, 1)	2.0		9	2	0	0	0	1	1	0	0	0	0	7	15	0.00	1.500

PITCHER	IP	WLS	BF	H	R	ER	SO	BB	IBB	HBP	BLK	WP	HR	S	P	ERA	WHIP

BOTTOM

California Angels @ Washington Senators

Robert F. Kennedy Memorial Stadium, Washington, DC

Mon May 31 1971, 3:33 AM EDT

Att. 13,289 - Unknown

livebaseballscorecards.com

AB	34
R	4
H	14
RBI	4
BB	3
SO	6
LOB	22

WP: 0 PB: 0 SB: 0 CS: 1 PA: 37

California Angels @ Washington Senators

Robert F. Kennedy Memorial Stadium, Washington, DC

Tue Jun 01 1971, 7:05 PM EDT

Att. 3,675 - Unknown

livebaseballscorecards.com

TOP

Batter	1	2	3	4	5	6	7	8	9	AB	R	H	RBI	BB	SO	LOB
Roger Repoz, L (1, 8) OBP: 0.417, SLG: 0.438	L3			K	BB			2B	P6	3	1	1	0	1	1	0
Syd O'Brien, R (8, 3) OBP: 0.267, SLG: 0.364										1	0	0	0	0	0	2
Alex Johnson, R (9, PH) OBP: 0.299, SLG: 0.311	6-3			4-3	F9			4-3 1B	K	5	1	1	2	0	1	5
Jim Fregosi, R (1, 7) OBP: 0.321, SLG: 0.333	6-3			5-3		G3-6-3 BB		4-3		3	0	0	0	1	0	1
Jim Spencer, L (1, 6) OBP: 0.259, SLG: 0.343		P4			K	G3-6-3		F2		3	0	0	0	0	1	1
Billy Cowan, R (8, PH) OBP: 0.263, SLG: 0.222										1	0	0	0	0	0	1
Ken McMullen, R (8, 9) OBP: 0.309, SLG: 0.429		F2			HR	K		1B		4	1	2	2	0	1	0
Tony Conigliaro, R (1, 5) OBP: 0.313, SLG: 0.383		F8			1B 2B		K	5-3		4	1	1	0	0	1	1
Mel Queen, L (1, 9) OBP: 0.368, SLG: 0.438			F8		P2		4-3		4-3	0	0	0	0	0	0	0
John Stephenson, L (1, 2) OBP: 0.262, SLG: 0.264			K		1B 1B		BB	1B	E 1B	4	0	0	0	0	0	1
Sandy Alomar Sr., S (1, 4) OBP: 0.250, SLG: 0.250			K		BB 1B		CS	2B 1B	E8 1B	3	0	2	1	1	1	0
Jim Maloney, L (1, 1) OBP: 0.250, SLG: 0.250										2	0	1	0	0	1	0
Lloyd Allen, R (5, 1)										0	0	0	0	0	0	0
Dave LaRoche, L (6, 1) OBP: 0.250, SLG: 0.250										0	0	0	0	0	0	0
Tony Gonzalez, L (8, PH) OBP: 0.366, SLG: 0.314										1	1	1	0	0	0	0
Ken Berry, R (8, 8) OBP: 0.258, SLG: 0.313										1	0	1	0	0	0	0
Inning Stats	R: 0 E: 0 K: 0 S: 3 H: 0 LOB: 0 BB: 0 P: 3	R: 0 E: 0 K: 0 S: 3 H: 0 LOB: 0 BB: 0 P: 3	R: 0 E: 0 K: 2 S: 7 H: 0 LOB: 0 BB: 0 P: 7	R: 0 E: 0 K: 1 S: 5 H: 0 LOB: 0 BB: 0 P: 5	R: 2 E: 0 K: 1 S: 9 H: 4 LOB: 3 BB: 1 P: 13	R: 0 E: 0 K: 1 S: 4 H: 0 LOB: 0 BB: 1 P: 8	R: 0 E: 0 K: 1 S: 4 H: 0 LOB: 0 BB: 1 P: 8	R: 3 E: 0 K: 0 S: 7 H: 4 LOB: 1 BB: 0 P: 7	R: 0 E: 1 K: 1 S: 7 H: 2 LOB: 2 BB: 0 P: 7	1B: 6 2B: 3 3B: 0 HR: 1 SF: 0 SAC: 0 DP: 1 HBP: 0	WP: 0 PB: 0 SB: 0 CS: 1 PA: 39					

	AB	35
	R	5
	H	10
	RBI	5
	BB	3
	SO	7
	LOB	12

PITCHER		IP	WLS	BF	H	R	ER	SO	BB	IBB	HBP	BLK	WP	HR	S	P	ERA	WHIP
Dick Bosman, R ERA: 4.41	(1, 1)	7.0	W	28	6	4	4	6	3	0	0	0	0	1	37	49	5.14	1.286
Horacio Pina, R ERA: 3.38	(8, 1)	0.1		2	1	0	0	0	0	0	0	0	0	0	2	2	0.00	3.000
Joe Grzenda, L ERA: 0.9	(8, 1)	0.1		1	0	0	0	0	0	0	0	0	0	0	1	1	0.00	0.000
Casey Cox, R ERA: 4.24	(8, 1)	0.2		4	2	1	1	0	0	0	0	0	0	0	4	4	13.50	3.000
Paul Lindblad, L ERA: 2.22	(9, 1)	0.2	S	3	1	0	0	1	0	0	0	0	0	0	5	5	0.00	1.500

PITCHER	IP	WLS	BF	H	R	ER	SO	BB	IBB	HBP	BLK	WP	HR	S	P	ERA	WHIP

Batter	1	2	3	4	5	6	7	8	9	AB	R	H	RBI	BB	SO	LOB
Tom McCraw, L (1, 8) OBP: 0.281, SLG: 0.444	F7		F9	P6		S 1B	1-H 2-H HR			3	0	0	0	0	0	2
Elliott Maddox, R (6, PH) (7, 8) OBP: 0.301, SLG: 0.266										2	1	2	3	0	0	0
Bernie Allen, L (1, 5) OBP: 0.333, SLG: 0.453	F9		BBBB 1B 1B BB	SSS K		F8	F7			2	1	0	0	1	1	2
Don Wert, R (6, PH) (7, 5) OBP: 0.200, SLG: 0.115										2	0	0	0	0	0	1
Don Mincher, L (1, 3) OBP: 0.376, SLG: 0.408	BBBB FC4 BB		1B 1B 1-3 1B		3-1	P6 1-2		G3		4	1	1	0	1	0	1
Frank Howard, R (1, 7) OBP: 0.365, SLG: 0.466	FC4 1-2f		1B 1B 1-3 3-H 1B		E6 BB BB BB	IBB		2B		4	1	2	1	1	0	1
Dick Billings, R (8, PR) (9, 7) OBP: 0.277, SLG: 0.304										0	0	0	0	0	0	0
Larry Biittner, L (1, 9) OBP: 0.444, SLG: 0.394		FC5 1-3 1B	G6-4-3 1-3 3-H 1B		F5	F8		IBB		4	0	2	1	1	0	3
Paul Casanova, R (1, 2) OBP: 0.266, SLG: 0.360		SSS K	G6-4-3 1-2f		BBBB BB BB 1-2 BB		F3	F9		4	0	0	0	1	1	5
Toby Harrah, R (1, 6) OBP: 0.307, SLG: 0.309		1-3 1-2	F9	BBBB BB 1-2 2-3 BB			1B FC1-2 1B	G3		4	0	1	0	1	0	3
Tim Cullen, R (1, 4) OBP: 0.244, SLG: 0.212		IIII IBB	SH 1B	BBBB BB 1-2 2-3 3-H BB			FC1-2 1-3 HR 1B			2	1	2	1	2	0	0
Dick Bosman, R (1, 1) OBP: 0.214, SLG: 0.120		FC5 2-3f	SH 1-2	SSS K			FC1-2 1-2 HR 3-H			3	1	0	0	0	1	7
Horacio Pina, R (8, 1)										0	0	0	0	0	0	0
Joe Grzenda, R (8, 1)										0	0	0	0	0	0	0
Casey Cox, R (8, 1) OBP: 0.200, SLG: 0.143										0	0	0	0	0	0	0
Paul Lindblad, L (9, 1) OBP: 0.200, SLG: 0.200										0	0	0	0	0	0	0
Inning Stats	R: 0 E: 0 K: 0 S: 3 H: 0 LOB: 1 BB: 1 P: 7	R: 0 E: 0 K: 1 S: 6 H: 1 LOB: 2 BB: 1 P: 10	R: 2 E: 0 K: 0 S: 5 H: 3 LOB: 1 BB: 1 P: 9	R: 0 E: 0 K: 1 S: 7 H: 1 LOB: 2 BB: 0 P: 7	R: 1 E: 1 K: 1 S: 6 H: 0 LOB: 3 BB: 3 P: 18	R: 0 E: 0 K: 0 S: 4 H: 1 LOB: 2 BB: 1 P: 8	R: 3 E: 0 K: 0 S: 6 H: 3 LOB: 0 BB: 0 P: 6	R: 0 E: 0 K: 0 S: 4 H: 1 LOB: 2 BB: 1 P: 8		1B: 8 2B: 1 3B: 0 HR: 1 SF: 0 SAC: 1 DP: 1 HBP: 0						

BOTTOM

California Angels @ Washington Senators

Robert F. Kennedy Memorial Stadium, Washington, DC

Tue Jun 01 1971, 7:05 PM EDT

Att. 3,675 - Unknown

livebaseballscorecards.com

AB	34
R	6
H	10
RBI	6
BB	8
SO	3
LOB	25

WP: 0 PB: 0 SB: 1 CS: 0 PA: 43

PITCHER		IP	WLS	BF	H	R	ER	SO	BB	IBB	HBP	BLK	WP	HR	S	P	ERA	WHIP
Jim Maloney, R ERA: 6.0	(1, 1)	4.2	L	26	5	3	2	2	5	1	0	0	0	0	24	48	3.86	2.143
Lloyd Allen, R ERA: 4.91	(5, 1)	0.1		1	0	0	0	1	0	0	0	0	0	0	3	3	0.00	0.000
Dave LaRoche, L ERA: 1.82	(6, 1)	2.0		11	4	3	3	0	0	1	0	0	0	1	10	14	13.50	2.000
Mel Queen, R ERA: 0.78	(8, 1)	1.0		5	1	0	0	0	0	1	0	0	0	0	4	8	0.00	1.000

PITCHER	IP	WLS	BF	H	R	ER	SO	BB	IBB	HBP	BLK	WP	HR	S	P	ERA	WHIP

California Angels @ Washington Senators

Robert F. Kennedy Memorial Stadium, Washington, DC

Wed Jun 02 1971, 7:05 PM EDT

Att. 3,606 - Unknown

livebaseballscorecards.com

TOP

Batter	1	2	3	4	5	6	7	8	9	AB	R	H	RBI	BB	SO	LOB
Roger Repoz, L (1, 8) OBP: 0.405, SLG: 0.420	F7	P4			4-3		K			4	0	0	0	0	1	2
Alex Johnson, R (1, 7) OBP: 0.307, SLG: 0.313	BB		G5-4-3 1B		F8		BB HBP			2	0	1	0	1	0	0
Jim Fregosi, R (1, 6) OBP: 0.318, SLG: 0.323	F2		G5-4-3 1-2f		K		BB			3	0	0	0	1	1	2
Jim Spencer, L (1, 3) OBP: 0.259, SLG: 0.341	F9		BB 1B			3-4-1	P4			4	0	1	0	0	0	4
Ken McMullen, R (1, 5) OBP: 0.308, SLG: 0.422		6-3	BB			5-3		1-3		3	0	0	0	1	0	0
Tony Conigliaro, R (1, 9) OBP: 0.319, SLG: 0.388		1B 1B 1B	F7			1B				3	1	2	0	0	0	2
John Stephenson, L (1, 2) OBP: 0.378, SLG: 0.458		1B 1B 1B		FC3-5 2B		4-3				3	1	2	0	0	0	1
Sandy Alomar Sr., S (1, 4) OBP: 0.263, SLG: 0.265		S 1B		FC3-5 CS			F8			3	0	1	1	0	0	1
Clyde Wright, R (1, 1) OBP: 0.200, SLG: 0.212		1B		F9			BB HBP BB			2	0	1	1	1	0	1

	AB	27
	R	2
	H	8
	RBI	2
	BB	4
	SO	2
	LOB	13

Inning Stats																																		
	R: 0	E: 0	K: 0	S: 3	H: 0	LOB: 1	BB: 1	P: 7	R: 2	E: 0	K: 0	S: 6	H: 4	LOB: 1	BB: 0	P: 6	R: 0	E: 0	K: 0	S: 4	H: 2	LOB: 2	BB: 1	P: 8	R: 0	E: 0	K: 0	S: 3	H: 1	LOB: 0	BB: 0	P: 3	R: 0	E: 0	K: 1	S: 5	H: 0	LOB: 0	BB: 0	P: 5
	R: 0	E: 0	K: 0	S: 4	H: 1	LOB: 1	BB: 0	P: 4	R: 0	E: 0	K: 1	S: 5	H: 0	LOB: 3	BB: 2	P: 14	R: 0	E: 0	K: 0	S: 1	H: 0	LOB: 0	BB: 0	P: 1	1B: 7	2B: 1	3B: 0	HR: 0	SF: 0	SAC: 0	DP: 1	HBP: 1	WP: 0	PB: 0	SB: 1	CS: 1	PA: 32			

PITCHER		IP	WLS	BF	H	R	ER	SO	BB	IBB	HBP	BLK	WP	HR	S	P	ERA	WHIP
Denny McLain, R ERA: 3.95	(1, 1)	7.1	L	32	8	2	2	2	4	0	1	0	0	0	31	48	2.46	1.636

PITCHER		IP	WLS	BF	H	R	ER	SO	BB	IBB	HBP	BLK	WP	HR	S	P	ERA	WHIP

Batter	1	2	3	4	5	6	7	8	9	AB	R	H	RBI	BB	SO	LOB
Toby Harrah, R (1, 6) OBP: 0.314, SLG: 0.311	BBBB 4-0 BB 1B E BB		x 0-0 G1-4-3 1B		x 0-0 ② F8					2	1	1	0	1	0	0
Elliott Maddox, R (1, 8) OBP: 0.302, SLG: 0.268	x 0-0 E BB 1-2 1B		x 0-0 ①② G1-4-3 1-2f		x 0-0 ③ 6-3					3	0	1	0	0	0	1
Frank Howard, R (1, 3) OBP: 0.370, SLG: 0.466	BBBB 4-0 FC6-4 1-2 2-3 BB		x 0-0 1B			x 0-0 ① 1-4-3				2	0	1	0	1	0	0
Dick Billings, R (1, 7) OBP: 0.260, SLG: 0.286	x 0-0 ① FC6-4 1-2f 2-3 3-H		x 0-0 ③ 6-3			x 0-0 ② 5-3				3	0	0	0	0	0	3
Larry Biittner, L (1, 9) OBP: 0.410, SLG: 0.361	SSS 0-3 ② K			x 0-0 ① 4-3		x 0-0 ③ 4-3				3	0	0	0	0	1	2
Paul Casanova, R (1, 2) OBP: 0.267, SLG: 0.360	x 0-0 ③ 4-3			x 0-0 1B			SSS 0-3 ① K			3	0	1	0	0	1	2
Don Wert, R (1, 5) OBP: 0.182, SLG: 0.103		x 0-0 ① 6-3		x 0-0 ② F3			x 0-0 ② 6-3			3	0	0	0	0	0	1
Tim Cullen, R (1, 4) OBP: 0.240, SLG: 0.208		x 0-0 ② 5-3		x 0-0 ③ 2-3			x 0-0 ③ 6-3			3	0	0	0	0	0	1
Denny McLain, R (1, 1) OBP: 0.154, SLG: 0.200		x 0-0 ③ F9			SSS 0-3 ① K					2	0	0	0	0	1	0
Inning Stats	R: 1 H: 1 E: 1 LOB: 2 K: 1 BB: 2 S: 6 P: 14	R: 0 H: 0 E: 0 LOB: 0 K: 0 BB: 0 S: 3 P: 3	R: 0 H: 2 E: 0 LOB: 1 K: 0 BB: 0 S: 4 P: 4	R: 0 H: 1 E: 0 LOB: 1 K: 0 BB: 0 S: 4 P: 4	R: 0 H: 0 E: 0 LOB: 0 K: 1 BB: 0 S: 5 P: 5	R: 0 H: 0 E: 0 LOB: 0 K: 0 BB: 0 S: 3 P: 3	R: 0 H: 0 E: 0 LOB: 0 K: 1 BB: 0 S: 5 P: 5			1B: 4 SF: 0 2B: 0 SAC: 0 3B: 0 DP: 1 HR: 0 HBP: 0						

PITCHER		IP	WLS	BF	H	R	ER	SO	BB	IBB	HBP	BLK	WP	HR	S	P	ERA	WHIP
Clyde Wright, L ERA: 2.83	(1, 1)	7.0	W	26	4	1	1	3	2	0	0	0	0	0	30	38	1.29	0.857

PITCHER	IP	WLS	BF	H	R	ER	SO	BB	IBB	HBP	BLK	WP	HR	S	P	ERA	WHIP

BOTTOM

California Angels @ Washington Senators

Robert F. Kennedy Memorial Stadium, Washington, DC

Wed Jun 02 1971, 7:05 PM EDT

Att. 3,606 - Unknown

livebaseballscorecards.com

AB	24
R	1
H	4
RBI	0
BB	2
SO	3
LOB	10

WP: 0 PA: 26
PB: 0
SB: 0
CS: 0

Batter	1	2	3	4	5	6	7	8	9	AB	R	H	RBI	BB	SO	LOB
Sandy Alomar Sr., S (1, 6) OBP: 0.267, SLG: 0.269	5-3 1B		6-3		F6			G4-6-3 1B		4	0	2	0	0	0	0
Alex Johnson, R (1, 7) Billy Cowan, R (1, 7) OBP: 0.306, SLG: 0.311 OBP: 0.273, SLG: 0.286	5-3 1-2		K			G6-4-3 2B		L9		1 3	0 0	0 1	0 0	0 0	0 1	1 1
Jim Fregosi, R (1, 3) Jim Spencer, L (6, 3) OBP: 0.319, SLG: 0.316 OBP: 0.258, SLG: 0.339	F8		K			G6-4-3 BB		G4-6-3 1-2f		2 1	0 0	0 0	0 0	1 0	1 0	1 1
Ken McMullen, R (1, 5) OBP: 0.307, SLG: 0.419	L7			G5-4-3 1B		G6-4-3 1-2f 2-3			F9	4	0	1	0	0	0	3
Tony Conigliaro, R (1, 9) OBP: 0.317, SLG: 0.385		F6		G5-4-3 1-2f		L7			G5-4-3 1B	4	0	1	0	0	0	2
Syd O'Brien, R (1, 4) OBP: 0.267, SLG: 0.368		4-3		2B			F8		G5-4-3 1-2f	4	0	1	0	0	0	1
Ken Berry, R (1, 8) OBP: 0.267, SLG: 0.347		HR		1-3			FC6-4 1B			3	1	2	1	0	0	1
Jerry Moses, R (1, 2) OBP: 0.247, SLG: 0.374		2B			6-3		FC6-4 1-2f			3	0	1	0	0	0	1
Andy Messersmith, R (1, 1) Andy Hassler, L (4, 1) Tony Gonzalez, L (5, PH) Lloyd Allen, R (5, 1) Archie Reynolds, R (5, 1) Jeff Torborg, R (7, PH) Eddie Fisher, R (7, 1) OBP: 0.214, SLG: 0.269 OBP: 0.357, SLG: 0.306 OBP: 0.087, SLG: 0.091		F8			K		6-3			1 0 1 0 0 1 0	0 0 0 0 0 0 0	0 0 0 0 0 0 0	0 0 0 0 0 0 0	0 0 0 0 0 0 0	0 0 1 0 0 0 0	1 0 0 0 0 1 0
Inning Stats	R: 0 H: 1 E: 0 LOB: 1 K: 0 BB: 0 S: 4 P: 4	R: 1 H: 2 E: 0 LOB: 1 K: 0 BB: 0 S: 5 P: 5	R: 0 H: 0 E: 0 LOB: 0 K: 2 BB: 0 S: 7 P: 7	R: 0 H: 2 E: 0 LOB: 1 K: 0 BB: 0 S: 4 P: 4	R: 0 H: 0 E: 0 LOB: 0 K: 1 BB: 0 S: 5 P: 5	R: 0 H: 1 E: 0 LOB: 1 K: 0 BB: 1 S: 3 P: 7	R: 0 H: 1 E: 1 LOB: 1 K: 0 BB: 0 S: 4 P: 4	R: 0 H: 1 E: 0 LOB: 0 K: 0 BB: 0 S: 3 P: 3	R: 0 H: 1 E: 0 LOB: 0 K: 0 BB: 0 S: 3 P: 3	1B: 5 2B: 3 3B: 0 HR: 1	SF: 0 SAC: 0 DP: 4 HBP: 0			WP: 0 PB: 0 SB: 0 CS: 0	PA: 33		

PITCHER		IP	WLS	BF	H	R	ER	SO	BB	IBB	HBP	BLK	WP	HR	S	P	ERA	WHIP
Gary Peters, L ERA: 4.98	(1, 1)	9.0	W	33	9	1	1	3	1	0	0	0	0	1	38	42	1.00	1.111

PITCHER	IP	WLS	BF	H	R	ER	SO	BB	IBB	HBP	BLK	WP	HR	S	P	ERA	WHIP

TOP

California Angels @ Boston Red Sox

Fenway Park, Boston, MA

Fri Jun 04 1971, 7:05 PM EDT

Att. 31,375 - Unknown

livebaseballscorecards.com

AB	32
R	1
H	9
RBI	1
BB	1
SO	3
LOB	14

California Angels @ Boston Red Sox

Fenway Park, Boston, MA

Fri Jun 04 1971, 7:05 PM EDT

Att. 31,375 - Unknown

BOTTOM

Batter	1	2	3	4	5	6	7	8	9	AB	R	H	RBI	BB	SO	LOB
Doug Griffin, R (1, 4) OBP: 0.323, SLG: 0.324	5-3	K		FC5-4 BB	1B 1B	1B				5	1	3	1	1	1	2
Reggie Smith, S (1, 9) OBP: 0.382, SLG: 0.512	1B	4-3		FC5-4 S	1B E	F7		6-3		5	1	2	1	0	0	5
George Thomas, R (7, 7) OBP: 0.143, SLG: 0.077										1	0	0	0	0	0	2
Carl Yastrzemski, L (1, 7) OBP: 0.445, SLG: 0.514	S		G5-4-3	G6-4-3 BB	E		4-3			3	0	3	1	1	0	0
Joe Lahoud, L (7, 9) OBP: 0.395, SLG: 0.375	1B		1B		1B					1	0	0	0	0	0	0
Rico Petrocelli, R (1, 5) OBP: 0.376, SLG: 0.472	K		G5-4-3	G6-4-3	E6		4-3			5	0	0	0	0	1	6
George Scott, R (1, 3) OBP: 0.343, SLG: 0.449	F7		BB 2B	BB	K		1B			4	2	2	0	1	1	4
Billy Conigliaro, R (1, 8) OBP: 0.347, SLG: 0.503		FC1-5 WP BB	BB 2B 1B		1B 1B	3-1	F8			4	2	2	0	1	0	1
Luis Aparicio, R (1, 6) OBP: 0.215, SLG: 0.247		FC1-5 2B BB	2B BB		1B 1B	K		K		1	3	1	2	2	0	0
John Kennedy, R (6, 6) OBP: 0.472, SLG: 0.517										2	0	0	0	0	2	0
Duane Josephson, R (1, 2) OBP: 0.284, SLG: 0.377		FC1-5 2B	2B		F7	1B 1B		1B BB		4	1	2	3	1	0	3
Gary Peters, L (1, 1) OBP: 0.343, SLG: 0.424		2B	G3		F7	1B		K		5	0	2	1	0	1	3
Inning Stats	R: 0 E: 0 K: 1 S: 7 H: 2 LOB: 2 BB: 0 P: 7	R: 1 E: 0 K: 1 S: 6 H: 1 LOB: 2 BB: 2 P: 14	R: 3 E: 0 K: 0 S: 5 H: 3 LOB: 1 BB: 2 P: 13	R: 0 E: 1 K: 0 S: 2 H: 0 LOB: 1 BB: 2 P: 10	R: 5 E: 1 K: 1 S: 12 H: 6 LOB: 2 BB: 0 P: 12	R: 1 E: 0 K: 1 S: 8 H: 3 LOB: 2 BB: 0 P: 8	R: 0 E: 0 K: 0 S: 4 H: 1 LOB: 1 BB: 0 P: 4	R: 0 E: 0 K: 2 S: 8 H: 1 LOB: 2 BB: 1 P: 12		1B: 15 2B: 2 3B: 0 HR: 0 SF: 0 SAC: 0 DP: 2 HBP: 0					

livebaseballscorecards.com

AB	40
R	10
H	17
RBI	9
BB	7
SO	6
LOB	26

WP: 1 PA: 47
PB: 0
SB: 2
CS: 0

PITCHER		IP	WLS	BF	H	R	ER	SO	BB	IBB	HBP	BLK	WP	HR	S	P	ERA	WHIP
Andy Messersmith, R ERA: 4.05	(1, 1)	3.0	L	19	6	4	4	2	5	0	0	0	1	0	18	38	12.00	3.667
Andy Hassler, L ERA: 3.6	(4, 1)	1.0		3	0	0	0	0	1	0	0	0	0	0	2	6	0.00	1.000
Lloyd Allen, R ERA: 6.15	(5, 1)	0.2		8	6	5	4	0	0	0	0	0	0	0	8	8	54.00	9.000
Archie Reynolds, R ERA: 5.4	(5, 1)	1.1		8	3	1	1	2	0	0	0	0	0	0	12	12	6.75	2.250
Eddie Fisher, R ERA: 2.27	(7, 1)	2.0		9	2	0	0	2	1	0	0	0	0	0	12	16	0.00	1.500

PITCHER	IP	WLS	BF	H	R	ER	SO	BB	IBB	HBP	BLK	WP	HR	S	P	ERA	WHIP

California Angels @ Boston Red Sox

Fenway Park, Boston, MA

Sat Jun 05 1971, 3:33 AM EDT

Att. 25,764 - Unknown

TOP

livebaseballscorecards.com

Batter	1	2	3	4	5	6	7	8	9	AB	R	H	RBI	BB	SO	LOB
Sandy Alomar Sr., S (1, 4) OBP: 0.274, SLG: 0.281	3-1		S 1B		1-2 2-3 1B		E 2B		6-3	5	1	3	0	0	0	0
Roger Repoz, L (1, 7) OBP: 0.397, SLG: 0.410	K		F8		F3		E8 1B 2-H 1B		K	5	1	1	1	0	2	4
Jim Fregosi, R (1, 6) OBP: 0.308, SLG: 0.304	K		K 1-2		F5		K			4	0	0	0	0	3	5
Ken McMullen, R (1, 5) OBP: 0.306, SLG: 0.415		6-3	F7		F8		3-H 1B			4	0	1	1	0	0	4
Jim Spencer, L (1, 3) OBP: 0.263, SLG: 0.339		1B 2B 1B		B1-3		BB	K			3	1	1	0	1	1	1
Tony Conigliaro, R (1, 9) OBP: 0.321, SLG: 0.393		2B 1-3 G1-2-3 1B		CS 2B		F7		K		4	0	2	0	0	1	1
Ken Berry, R (1, 8) OBP: 0.267, SLG: 0.352		1-3 3-H 2B		K 2-3		F3		F8		4	0	1	1	0	1	2
Jerry Moses, R (1, 2) OBP: 0.258, SLG: 0.372		IBB			1B SH 1B	F6		6-3		3	0	1	0	1	0	1
Tom Murphy, R (1, 1) OBP: 0.069, SLG: 0.103		G1-2-3 3-Hf			SH 1B 1-2		K		K	3	0	0	0	0	2	3

	AB	35
	R	3
	H	10
	RBI	3
	BB	2
	SO	10
	LOB	21

Inning Stats										
	R: 0 E: 0 K: 2 S: 7	H: 0 LOB: 0 BB: 0 P: 7	R: 1 E: 0 K: 0 S: 5	H: 3 LOB: 2 BB: 1 P: 9	R: 0 E: 0 K: 1 S: 6	H: 1 LOB: 1 BB: 0 P: 6	R: 0 E: 0 K: 1 S: 5	H: 1 LOB: 0 BB: 0 P: 5	R: 0 E: 0 K: 0 S: 6	H: 2 LOB: 3 BB: 0 P: 6
	R: 0 E: 0 K: 0 S: 3	H: 0 LOB: 1 BB: 1 P: 7	R: 2 E: 1 K: 3 S: 12	H: 3 LOB: 1 BB: 0 P: 12	R: 0 E: 0 K: 1 S: 5	H: 0 LOB: 0 BB: 0 P: 5	R: 0 E: 0 K: 2 S: 7	H: 0 LOB: 0 BB: 0 P: 7	1B: 7 2B: 3 3B: 0 HR: 0	SF: 0 SAC: 1 DP: 1 HBP: 0
	WP: 0 PB: 0 SB: 1 CS: 1	PA: 38								

PITCHER		IP	WLS	BF	H	R	ER	SO	BB	IBB	HBP	BLK	WP	HR	S	P	ERA	WHIP
Jim Lonborg, R ERA: 4.41	(1, 1)	8.0	L	35	10	3	2	8	1	1	0	0	0	0	49	57	2.25	1.375
Sparky Lyle, L ERA: 1.64	(9, 1)	1.0		3	0	0	0	2	0	0	0	0	0	0	7	7	0.00	0.000

PITCHER		IP	WLS	BF	H	R	ER	SO	BB	IBB	HBP	BLK	WP	HR	S	P	ERA	WHIP

BOTTOM

California Angels @ Boston Red Sox

Fenway Park, Boston, MA

Sat Jun 05 1971, 3:33 AM EDT

Att. 25,764 - Unknown

livebaseballscorecards.com

Batter	1	2	3	4	5	6	7	8	9	AB	R	H	RBI	BB	SO	LOB
Doug Griffin, R (1, 4) OBP: 0.316, SLG: 0.316	6-3		FC5-4 1-2f			1-3		L6		4	0	0	0	0	0	1
Reggie Smith, S (1, 9) OBP: 0.379, SLG: 0.507	L9			4-3		1B 1-3-2 1B		6-3		4	0	1	0	0	0	0
Carl Yastrzemski, L (1, 7) OBP: 0.442, SLG: 0.508	6-3			G3		1-3 1B		5-3		4	0	1	0	0	0	0
Rico Petrocelli, R (1, 5) OBP: 0.374, SLG: 0.467		5-3		BB 1B		1-3-2 3-Hf			F9	4	0	1	0	0	0	2
George Scott, R (1, 3) OBP: 0.346, SLG: 0.447		6-3		B B B B 4-0 1-2 BB			6-3		1B WP 5-3 1B	3	1	1	0	1	0	0
Billy Conigliaro, R (1, 8) OBP: 0.345, SLG: 0.497		6-3		5-3			F2		1-3 5-3 1B	4	0	1	0	0	0	2
Luis Aparicio, R (1, 6) OBP: 0.216, SLG: 0.247			6-3		6-3		FC5-4 1B		1-2 5-3 3-H	4	0	1	1	0	0	1
Duane Josephson, R (1, 2) OBP: 0.278, SLG: 0.367			S S S K		F8		FC5-4 1-2f		S S S K	4	0	0	0	0	2	2
Jim Lonborg, R (1, 1) OBP: 0.300, SLG: 0.125 Joe Lahoud, L (8, PH) OBP: 0.410, SLG: 0.485 Sparky Lyle, L (9, 1)			B B B B FC5-4 BB		S S S K			HR		1 1 0	0 1 0	0 1 0	0 1 0	1 0 0	1 0 0	0 0 0

Inning Stats	1	2	3	4	5	6	7	8	9
	R: 0 H: 0 E: 0 LOB: 0 K: 0 BB: 0 S: 3 P: 3	R: 0 H: 0 E: 0 LOB: 0 K: 0 BB: 0 S: 3 P: 3	R: 0 H: 0 E: 0 LOB: 1 K: 1 BB: 1 S: 5 P: 9	R: 0 H: 1 E: 0 LOB: 2 K: 0 BB: 1 S: 4 P: 8	R: 0 H: 0 E: 0 LOB: 0 K: 1 BB: 0 S: 5 P: 5	R: 0 H: 2 E: 0 LOB: 1 K: 0 BB: 0 S: 4 P: 4	R: 0 H: 1 E: 0 LOB: 1 K: 0 BB: 0 S: 4 P: 4	R: 1 H: 1 E: 0 LOB: 0 K: 0 BB: 0 S: 4 P: 4	R: 1 H: 2 E: 0 LOB: 1 K: 1 BB: 0 S: 7 P: 7

1B: 6	SF: 0	WP: 1	PA: 35
2B: 1	SAC: 0	PB: 0	
3B: 0	DP: 1	SB: 0	
HR: 1	HBP: 0	CS: 0	

PITCHER	IP	WLS	BF	H	R	ER	SO	BB	IBB	HBP	BLK	WP	HR	S	P	ERA	WHIP
Tom Murphy, R (1, 1) ERA: 4.58	9.0	W	35	7	2	2	3	2	0	0	0	1	1	39	47	2.00	1.000

PITCHER	IP	WLS	BF	H	R	ER	SO	BB	IBB	HBP	BLK	WP	HR	S	P	ERA	WHIP

California Angels @ Boston Red Sox

Fenway Park, Boston, MA

Sun Jun 06 1971, 3:33 AM EDT

Att. 28,853 - Unknown

TOP

livebaseballscorecards.com

Batter	1	2	3	4	5	6	7	8	9	AB	R	H	RBI	BB	SO	LOB
Sandy Alomar Sr., S (1, 4) OBP: 0.268, SLG: 0.276	F9		1-3		1-3		F9		SF8 3-H	4	0	0	1	0	0	1
Roger Repoz, L (1, 7) (6, 9) OBP: 0.383, SLG: 0.391	4-3			F9	L9		K		G3-6-3 1-2f	5	0	0	0	0	1	2
Jim Fregosi, R (1, 6) OBP: 0.314, SLG: 0.340	HR			BB 1B		F7		K		4	2	2	1	0	1	0
Ken McMullen, R (1, 5) OBP: 0.309, SLG: 0.419	6-3			1B 1-2 BB		6-3		1B 2B		3	0	1	0	1	0	0
Jim Spencer, L (1, 3) OBP: 0.263, SLG: 0.337		4-3		HBP 1-3 2-H 1B		G3		F2		4	0	1	1	0	0	1
Tony Conigliaro, R (1, 9) OBP: 0.318, SLG: 0.389		L9		K			G3 E 1B	2-3 1B		2	0	0	0	0	1	2
Tony Gonzalez, L (6, 7) OBP: 0.386, SLG: 0.342										2	1	2	0	0	0	0
John Stephenson, L (1, 2) OBP: 0.376, SLG: 0.447										2	0	0	0	0	0	1
Jerry Moses, R (8, PH) (8, 2) OBP: 0.255, SLG: 0.368		F3		FC6-4 1-2 HBP			G3 1-2	K		1	0	0	0	0	1	2
Ken Berry, R (1, 8) OBP: 0.273, SLG: 0.352			F9	FC6-4 1-2f			E5 2-H 3B		WP PB SF8 BB	3	2	1	0	1	0	3
Clyde Wright, R (1, 1) OBP: 0.211, SLG: 0.278			F3		6-3		2-H 3B		G3-6-3 1-3 BB	3	0	1	1	0	0	0
Dave LaRoche, L (7, 1) OBP: 0.400, SLG: 0.250										0	0	0	0	1	0	0

AB	33
R	5
H	8
RBI	4
BB	3
SO	4
LOB	12

Inning Stats	1	2	3	4	5	6	7	8	9
	R: 1 E: 0 K: 0 S: 4	R: 0 E: 0 K: 0 S: 3	R: 0 E: 0 K: 0 S: 3	R: 1 E: 0 K: 1 S: 7	R: 0 E: 0 K: 0 S: 3	R: 0 E: 0 K: 0 S: 3	R: 2 E: 1 K: 1 S: 8	R: 0 E: 0 K: 2 S: 9	R: 1 E: 0 K: 0 S: 2
	H: 1 LOB: 0 BB: 0 P: 4	H: 0 LOB: 0 BB: 0 P: 3	H: 0 LOB: 0 BB: 0 P: 3	H: 2 LOB: 3 BB: 1 P: 12	H: 0 LOB: 0 BB: 0 P: 3	H: 0 LOB: 0 BB: 0 P: 3	H: 3 LOB: 1 BB: 0 P: 8	H: 2 LOB: 2 BB: 0 P: 9	H: 0 LOB: 0 BB: 2 P: 10

1B: 5 SF: 1
2B: 1 SAC: 0
3B: 1 DP: 1
HR: 1 HBP: 1

WP: 1 PA: 38
PB: 1
SB: 0
CS: 0

PITCHER		IP	WLS	BF	H	R	ER	SO	BB	IBB	HBP	BLK	WP	HR	S	P	ERA	WHIP
Sonny Siebert, R ERA: 2.21	(1, 1)	6.1	L	27	6	4	4	1	1	0	1	0	0	1	27	32	5.68	1.105
Bill Lee, L ERA: 3.53	(7, 1)	0.2		2	0	0	0	1	0	0	0	0	0	0	4	4	0.00	0.000
Bobby Bolin, R ERA: 3.04	(8, 1)	0.2		4	2	0	0	1	0	0	0	0	0	0	6	6	0.00	3.000
Ken Brett, L ERA: 4.18	(8, 1)	0.1		3	0	1	0	1	2	0	0	0	1	0	3	11	0.00	6.000
Sparky Lyle, L ERA: 1.57	(9, 1)	1.0		2	0	0	0	0	0	0	0	0	0	0	2	2	0.00	0.000

PITCHER	IP	WLS	BF	H	R	ER	SO	BB	IBB	HBP	BLK	WP	HR	S	P	ERA	WHIP

BOTTOM

California Angels @ Boston Red Sox

Fenway Park, Boston, MA

Sun Jun 06 1971, 3:33 AM EDT

Att. 28,853 - Unknown

livebaseballscorecards.com

Batter	1	2	3	4	5	6	7	8	9	AB	R	H	RBI	BB	SO	LOB
Doug Griffin, R (1, 4) OBP: 0.315, SLG: 0.315	F9		FC6-4 1B		F9		L9			4	0	1	0	0	0	2
Reggie Smith, S (1, 9) OBP: 0.381, SLG: 0.505	1B BB		FC6-4 1-2f			1B SF8 1B		F6		3	1	1	0	1	0	1
Carl Yastrzemski, L (1, 7) OBP: 0.439, SLG: 0.503	F9		4-3			G6-4-3 1-3 1B		K		4	0	1	0	0	1	2
Rico Petrocelli, R (1, 5) OBP: 0.372, SLG: 0.464	1-3 1B			F8		SF8 3-H		K		3	0	1	1	0	1	0
George Scott, R (1, 3) OBP: 0.340, SLG: 0.438	F8			5-3		G6-4-3 1-2f			5-3	4	0	0	0	0	0	3
Billy Conigliaro, R (1, 8) OBP: 0.343, SLG: 0.497		K		K			2B 2B		K	4	1	1	0	0	3	0
Luis Aparicio, R (1, 6) OBP: 0.212, SLG: 0.242		5-3			F8		K		L6	4	0	0	0	0	1	1
Duane Josephson, R (1, 2) OBP: 0.284, SLG: 0.379		L6			WP 1B		2-H 2B			3	0	2	1	0	0	0
Sonny Siebert, R (1, 1) OBP: 0.265, SLG: 0.515 Bill Lee, L (7, 1) OBP: 0.143, SLG: 0.143 Don Pavletich, R (7, PH) OBP: 0.440, SLG: 0.500 Bobby Bolin, R (8, 1) OBP: 0.500, SLG: 0.500 Ken Brett, L (8, 1) OBP: 0.250, SLG: 0.250 Sparky Lyle, L (9, 1)			1-3		L6 1-2		5-3			2 0 1 0 0 0 0	0 0 0 0 0 0 0	0 0 0 0 0 0 0	0 0 0 0 0 0 0	0 0 0 0 0 0 0	0 0 0 0 0 0 0	1 0 1 0 0 0 0
Inning Stats	R: 0 H: 1 E: 0 LOB: 2 K: 0 BB: 1 S: 4 P: 8	R: 0 H: 0 E: 0 LOB: 0 K: 1 BB: 0 S: 5 P: 5	R: 0 H: 1 E: 0 LOB: 1 K: 0 BB: 0 S: 4 P: 4	R: 0 H: 0 E: 0 LOB: 0 K: 1 BB: 0 S: 5 P: 5	R: 0 H: 1 E: 0 LOB: 1 K: 0 BB: 0 S: 4 P: 4	R: 1 H: 2 E: 0 LOB: 0 K: 0 BB: 0 S: 4 P: 4	R: 1 H: 2 E: 0 LOB: 1 K: 1 BB: 0 S: 7 P: 7	R: 0 H: 0 E: 0 LOB: 0 K: 2 BB: 0 S: 7 P: 7	R: 0 H: 0 E: 0 LOB: 0 K: 1 BB: 0 S: 5 P: 5	1B: 5 SF: 1 2B: 2 SAC: 0 3B: 0 DP: 1 HR: 0 HBP: 0						

	AB	32
	R	2
	H	7
	RBI	2
	BB	1
	SO	6
	LOB	11

PITCHER		IP	WLS	BF	H	R	ER	SO	BB	IBB	HBP	BLK	WP	HR	S	P	ERA	WHIP
Clyde Wright, L ERA: 2.83	(1, 1)	6.1	W	26	7	2	2	3	1	0	0	0	1	0	31	35	2.84	1.263
Dave LaRoche, L ERA: 1.65	(7, 1)	2.2	S	8	0	0	0	3	0	0	0	0	0	0	14	14	0.00	0.000

PITCHER	IP	WLS	BF	H	R	ER	SO	BB	IBB	HBP	BLK	WP	HR	S	P	ERA	WHIP

Batter	1	2	3	4	5	6	7	8	9	AB	R	H	RBI	BB	SO	LOB
Horace Clarke, S (1, 4) OBP: 0.360, SLG: 0.335	F4	K		G1-6-3		1B		K2-3		5	0	1	0	0	2	4
Felipe Alou, R (1, 9) OBP: 0.304, SLG: 0.351	PB, 1B, BB	FC6-4			E, WP, 1B	F7			6-3	4	1	1	0	1	0	5
Bobby Murcer, L (1, 8) OBP: 0.479, SLG: 0.600	K		G5-3, BB		E, BB		1-3		CS, 1B	3	0	1	0	2	1	1
Roy White, S (1, 7) OBP: 0.377, SLG: 0.508	FC5-4, 1B		G5-3, BB		E5, G4-3		F8, 1B		G3	4	0	2	1	1	0	3
Thurman Munson, R (1, 2) OBP: 0.348, SLG: 0.351	FC5-4		G5-3		F9		F8			4	0	0	0	0	0	7
John Ellis, R (1, 3) OBP: 0.406, SLG: 0.474		1B, FC5-2, 1B	K		G4-3		6-3			4	0	1	0	0	1	5
Danny Cater, R (1, 5) OBP: 0.255, SLG: 0.296										4	2	4	1	0	0	0
Jerry Kenney, L (8, 5) OBP: 0.316, SLG: 0.260		BB, FC5-2, 1B		1B, 2B		G5-4-3, 1B		HR		0	0	0	0	0	0	0
Gene Michael, S (1, 6) OBP: 0.351, SLG: 0.295		FC5-2, BB		L7		G5-4-3		4-1		4	0	0	0	0	0	4
Mel Stottlemyre, R (1, 1) OBP: 0.289, SLG: 0.235		FC6-4, BB		G1-6-3, 1B		1B		F6		3	0	2	1	1	0	0
Inning Stats	R: 1 E: 0 K: 1 S: 6 H: 1 LOB: 1 BB: 1 P: 10	R: 0 E: 0 K: 1 S: 7 H: 2 LOB: 3 BB: 1 P: 11	R: 0 E: 0 K: 1 S: 4 H: 0 LOB: 1 BB: 2 P: 12	R: 1 E: 0 K: 0 S: 4 H: 2 LOB: 0 BB: 0 P: 4	R: 0 E: 1 K: 0 S: 4 H: 1 LOB: 2 BB: 1 P: 8	R: 0 E: 0 K: 0 S: 5 H: 3 LOB: 2 BB: 0 P: 5	R: 0 E: 0 K: 0 S: 4 H: 1 LOB: 1 BB: 0 P: 4	R: 1 E: 0 K: 1 S: 6 H: 1 LOB: 0 BB: 0 P: 6	R: 0 E: 0 K: 0 S: 3 H: 1 LOB: 0 BB: 0 P: 3	1B: 10 2B: 1 3B: 0 HR: 1 SF: 0 SAC: 0 DP: 4 HBP: 0							

PITCHER	IP	WLS	BF	H	R	ER	SO	BB	IBB	HBP	BLK	WP	HR	S	P	ERA	WHIP
Andy Hassler, L (1, 1) ERA: 3.0	4.0	L	22	6	2	1	3	5	0	0	0	1	0	23	43	2.25	2.750
Lloyd Allen, R (5, 1) ERA: 5.52	3.0		11	4	0	0	0	0	0	0	0	0	0	11	11	0.00	1.333
Eddie Fisher, R (8, 1) ERA: 2.39	2.0		7	2	1	1	1	0	0	0	0	0	1	9	9	4.50	1.000

PITCHER	IP	WLS	BF	H	R	ER	SO	BB	IBB	HBP	BLK	WP	HR	S	P	ERA	WHIP

TOP

New York Yankees @ California Angels

Anaheim Stadium, Anaheim, CA

Tue Jun 08 1971, 10:05 PM EDT

Att. 9,783 - Overcast - 69 F

livebaseballscorecards.com

AB	35
R	3
H	12
RBI	3
BB	5
SO	4
LOB	29

WP: 1 PB: 1 SB: 0 CS: 1 PA: 40

Batter	1	2	3	4	5	6	7	8	9	AB	R	H	RBI	BB	SO	LOB
Sandy Alomar Sr., S (1, 4) OBP: 0.268, SLG: 0.276	F7		BB		6-3		K			4	0	1	0	0	1	0
Roger Repoz, L (1, 9) OBP: 0.379, SLG: 0.381	G3		BB		G3			L9		3	0	0	0	1	0	0
Jim Fregosi, R (1, 6) OBP: 0.312, SLG: 0.336	1B		FC1-6-4		F5			F5		4	0	1	0	0	0	2
Jim Spencer, L (1, 3) OBP: 0.262, SLG: 0.335	FC5-4		G4-6-3			4-3		1-3		4	0	1	0	0	0	2
Ken McMullen, R (1, 5) OBP: 0.304, SLG: 0.411	FC5-4			L5		6-3			F3	4	0	0	0	0	0	2
Tony Gonzalez, L (1, 7) OBP: 0.375, SLG: 0.333		1-3		G3		1B			L7	4	0	1	0	0	0	0
John Stephenson, L (1, 2) OBP: 0.371, SLG: 0.438		4-3		BB		4-3			K2-3	4	0	1	0	0	1	1
Ken Berry, R (1, 8) OBP: 0.282, SLG: 0.354		1B		BB			F7			2	0	1	0	1	0	0
Andy Hassler, L (1, 1)		5-3		F7			F6			2	0	0	0	0	0	3
Lloyd Allen, R (5, 1)										0	0	0	0	0	0	0
Syd O'Brien, R (7, PH) OBP: 0.264, SLG: 0.365										1	0	0	0	0	0	0
Eddie Fisher, R (8, 1)										0	0	0	0	0	0	0
Inning Stats	R: 0 H: 2 E: 0 LOB: 2 K: 0 BB: 0 S: 5 P: 5	R: 0 H: 1 E: 0 LOB: 1 K: 0 BB: 0 S: 4 P: 4	R: 0 H: 1 E: 0 LOB: 1 K: 0 BB: 1 S: 3 P: 7	R: 0 H: 1 E: 0 LOB: 2 K: 0 BB: 1 S: 4 P: 8	R: 0 H: 0 E: 0 LOB: 0 K: 0 BB: 0 S: 3 P: 3	R: 0 H: 1 E: 0 LOB: 1 K: 0 BB: 0 S: 4 P: 4	R: 0 H: 0 E: 0 LOB: 0 K: 1 BB: 0 S: 5 P: 5	R: 0 H: 0 E: 0 LOB: 0 K: 0 BB: 0 S: 3 P: 3	R: 0 H: 0 E: 0 LOB: 0 K: 1 BB: 0 S: 5 P: 5	1B: 6 SF: 0 2B: 0 SAC: 0 3B: 0 DP: 1 HR: 0 HBP: 0						

PITCHER	IP	WLS	BF	H	R	ER	SO	BB	IBB	HBP	BLK	WP	HR	S	P	ERA	WHIP
Mel Stottlemyre, R (1, 1) ERA: 2.37	9.0	W	34	6	0	0	2	2	0	0	0	0	0	36	44	0.00	0.889

PITCHER	IP	WLS	BF	H	R	ER	SO	BB	IBB	HBP	BLK	WP	HR	S	P	ERA	WHIP

BOTTOM

New York Yankees @ California Angels

Anaheim Stadium, Anaheim, CA

Tue Jun 08 1971, 10:05 PM EDT

Att. 9,783 - Overcast - 69 F

livebaseballscorecards.com

AB	32
R	0
H	6
RBI	0
BB	2
SO	2
LOB	10

PA: 34

WP: 0 PB: 0 SB: 0 CS: 0

New York Yankees @ California Angels

Anaheim Stadium, Anaheim, CA

Wed Jun 09 1971, 10:05 PM EDT

Att. 7,802 - Overcast - 66 F

TOP

livebaseballscorecards.com

Batter	1	2	3	4	5	6	7	8	9	AB	R	H	RBI	BB	SO	LOB
Horace Clarke, S (1, 4) OBP: 0.358, SLG: 0.333	1B		3-1		4-3			4-1		4	0	1	0	0	0	1
Jerry Kenney, L (1, 5) OBP: 0.331, SLG: 0.273	1-2 L4-3 1B		BBBB 4-0 BB			E 1B		F7		3	1	2	0	1	0	0
Bobby Murcer, L (1, 8) OBP: 0.475, SLG: 0.593	L4-3 1-2		F7			4-1 1-H			1B 1B	4	1	1	0	0	0	3
Roy White, S (1, 7) OBP: 0.375, SLG: 0.503	S S S K			B1-3		F5			1B 1B 1-3	4	1	1	0	0	1	1
Danny Cater, R (1, 3) OBP: 0.260, SLG: 0.300		FC6-4 1B		F7		5-3			1B 1-2 3-H	4	0	2	1	0	0	0
Thurman Munson, R (1, 2) OBP: 0.340, SLG: 0.341		F8		S S S K			G3		F6	4	0	0	0	0	1	3
Felipe Alou, R (1, 9) OBP: 0.309, SLG: 0.355		FC6-4 1-2f			F4		G4-3 1B		1B 1-2 2-H	4	0	2	1	0	0	1
Gene Michael, S (1, 6) OBP: 0.349, SLG: 0.293		F8			SH1-4 1B		G4-3 1-2f		L7	4	0	1	0	0	0	4
Fritz Peterson, S (1, 1) OBP: 0.200, SLG: 0.077			F2		SH1-4 1-2			G3	F6	1	0	0	0	0	0	0
Jake Gibbs, L (8, PH) OBP: 0.240, SLG: 0.261										1	0	0	0	0	0	0
Jack Aker, R (8, 1)										0	0	0	0	0	0	0
John Ellis, R (9, PH) OBP: 0.402, SLG: 0.468										1	0	0	0	0	0	2
Jim Hardin, R (9, 1)										0	0	0	0	0	0	0

Inning Stats	1	2	3	4	5	6	7	8	9
	R: 0 E: 0 K: 1 S: 6	H: 2 LOB: 1 BB: 0 P: 6	R: 0 E: 0 K: 0 S: 4	H: 1 LOB: 1 BB: 0 P: 4	R: 0 E: 0 K: 0 S: 3	H: 0 LOB: 1 BB: 1 P: 7	R: 0 E: 0 K: 1 S: 5	H: 0 LOB: 0 BB: 0 P: 5	R: 0 E: 0 K: 0 S: 4	H: 1 LOB: 1 BB: 0 P: 4	R: 1 E: 1 K: 0 S: 4	H: 1 LOB: 0 BB: 0 P: 4	R: 0 E: 0 K: 0 S: 3	H: 1 LOB: 0 BB: 0 P: 3	R: 0 E: 0 K: 0 S: 3	H: 0 LOB: 0 BB: 0 P: 3	R: 2 E: 0 K: 0 S: 7	H: 4 LOB: 2 BB: 0 P: 7

AB	34
R	3
H	10
RBI	2
BB	1
SO	2
LOB	15

1B: 10 SF: 0
2B: 1 SAC: 1
3B: 0 DP: 2
HR: 0 HBP: 0

WP: 0 PA: 36
PB: 0
SB: 0
CS: 0

PITCHER		IP	WLS	BF	H	R	ER	SO	BB	IBB	HBP	BLK	WP	HR	S	P	ERA	WHIP
Andy Messersmith, R ERA: 3.9	(1, 1)	8.0		31	8	3	2	2	1	0	0	0	0	0	34	38	2.25	1.125
Mel Queen, R ERA: 0.77	(9, 1)	0.1		3	2	0	0	0	0	0	0	0	0	0	3	3	0.00	6.000
Dave LaRoche, L ERA: 1.61	(9, 1)	0.2	W	2	0	0	0	0	0	0	0	0	0	0	2	2	0.00	0.000

PITCHER		IP	WLS	BF	H	R	ER	SO	BB	IBB	HBP	BLK	WP	HR	S	P	ERA	WHIP

BOTTOM

Batter	1	2	3	4	5	6	7	8	9	AB	R	H	RBI	BB	SO	LOB
Sandy Alomar Sr., S (1, 4) OBP: 0.268, SLG: 0.275	F1			1B		F9		1-3		4	0	1	0	0	0	0
Ken Berry, R (1, 8) OBP: 0.288, SLG: 0.359	K			F8			FC5-4 1B		F8 SH2-4 1B 1B	4	1	2	0	0	1	1
Jim Fregosi, R (1, 6) OBP: 0.305, SLG: 0.327	K			F7			FC5-4 BB HR 1-2f		SH2-4 1-2	3	1	0	0	0	1	2
Ken McMullen, R (1, 5) OBP: 0.303, SLG: 0.405		5-3		G3			F8		1B F8 IBB	3	0	0	0	1	0	2
Tony Conigliaro, R (1, 9) OBP: 0.317, SLG: 0.382		L6			K		BB HR 1-2		F8 1-2 2-3	3	1	0	0	1	1	2
Billy Cowan, R (1, 7) OBP: 0.280, SLG: 0.417		K2-3			5-3		HR 1-H 2-H		1B 2-3 3-H	3	1	1	3	0	1	0
Tony Gonzalez, L (8, 7) OBP: 0.388, SLG: 0.349										1	0	1	1	0	0	0
Jim Spencer, L (1, 3) OBP: 0.263, SLG: 0.346			L5 3B		K		G3			3	0	1	0	0	1	0
Jeff Torborg, R (1, 2) OBP: 0.077, SLG: 0.080			L5 3-H			F8		F8		3	0	0	0	0	0	1
Andy Messersmith, R (1, 1) OBP: 0.194, SLG: 0.241			5-3			K		5-3		3	0	0	0	0	1	0
Mel Queen, L (9, 1)										0	0	0	0	0	0	0
Dave LaRoche, L (9, 1) OBP: 0.400, SLG: 0.250										0	0	0	0	0	0	0
Inning Stats	R: 0 E: 0 K: 2 S: 7 H: 0 LOB: 0 BB: 0 P: 7	R: 0 E: 0 K: 1 S: 5 H: 0 LOB: 0 BB: 0 P: 5	R: 0 E: 0 K: 0 S: 3 H: 1 LOB: 0 BB: 0 P: 3	R: 0 E: 0 K: 0 S: 4 H: 1 LOB: 1 BB: 0 P: 4	R: 0 E: 0 K: 2 S: 7 H: 0 LOB: 0 BB: 0 P: 7	R: 0 E: 0 K: 1 S: 5 H: 0 LOB: 0 BB: 0 P: 5	R: 3 E: 0 K: 0 S: 5 H: 2 LOB: 0 BB: 1 P: 9	R: 0 E: 0 K: 0 S: 3 H: 0 LOB: 0 BB: 0 P: 3	R: 1 E: 0 K: 0 S: 4 H: 2 LOB: 2 BB: 1 P: 8	1B: 4 2B: 1 3B: 1 HR: 1	SF: 0 SAC: 1 DP: 1 HBP: 0						

PITCHER		IP	WLS	BF	H	R	ER	SO	BB	IBB	HBP	BLK	WP	HR	S	P	ERA	WHIP
Fritz Peterson, L ERA: 4.04	(1, 1)	7.0		25	4	3	3	6	1	0	0	0	0	1	36	40	3.86	0.714
Jack Aker, R ERA: 2.25	(8, 1)	1.0		3	0	0	0	0	0	0	0	0	0	0	3	3	0.00	0.000
Jim Hardin, R ERA: 5.56	(9, 1)	0.2	L	5	2	1	1	0	0	1	0	0	0	0	4	8	13.50	3.000

PITCHER	IP	WLS	BF	H	R	ER	SO	BB	IBB	HBP	BLK	WP	HR	S	P	ERA	WHIP

New York Yankees @ California Angels

Anaheim Stadium, Anaheim, CA

Wed Jun 09 1971, 10:05 PM EDT

Att. 7,802 - Overcast - 66 F

livebaseballscorecards.com

AB	30
R	4
H	6
RBI	4
BB	2
SO	6
LOB	8

1B: 4 SF: 0
2B: 1 SAC: 1
3B: 1 DP: 1
HR: 1 HBP: 0

WP: 0 PA: 33
PB: 0
SB: 0
CS: 0

Batter	1	2	3	4	5	6	7	8	9	AB	R	H	RBI	BB	SO	LOB
Jerry Kenney, L (1, 5) OBP: 0.336, SLG: 0.282	0-0 1B 3-1 1B	0-0 E8 2-H 1B		0-0 ③ 4-3			0-0 ① 6-3		S S S 0-3 ③ K	4	1	2	1	0	0	1
Jim Lyttle, L (1, 9) OBP: 0.205, SLG: 0.302	0-0 FC6-4 3-1 1-3 1B	S S S 0-3 ② K			0-0 ① 4-3		0-0 ② F8			4	0	1	0	0	1	1
Bobby Murcer, L (1, 8) OBP: 0.471, SLG: 0.586	0-0 ① 3-1 1-2 3-H	S S S 0-3 ③ K			0-0 ② 4-3		0-0 ③ F7			4	0	1	1	0	1	2
Roy White, S (1, 7) OBP: 0.373, SLG: 0.495	B B B B 4-0 FC6-4 BB		0-0 ① 4-3		0-0 ③ F5			0-0 G4-6-3 1B		3	0	0	0	1	0	1
Danny Cater, R (1, 3) OBP: 0.255, SLG: 0.294	0-0 ② FC6-4 BB 1-2f 2-3		0-0 ② 5-3			0-0 ① 5-3		0-0 ① ② G4-6-3 1-2f		4	0	0	0	0	0	2
Thurman Munson, R (1, 2) OBP: 0.355, SLG: 0.350	B B B B 4-0 FC6-4 1-2 BB		0-0 CS 1B			B B B B 4-0 4-3 E E BB		0-0 ③ 4-3		2	1	2	0	2	0	0
Gene Michael, S (1, 4) OBP: 0.341, SLG: 0.286	0-0 ③ FC6-4 1-2f		0-0 ③ CS 1-2	0-0 ① 4-3		0-0 ② 4-3 1-3			0-0 1B	4	0	0	0	0	1	5
Frank Baker, L (1, 6) OBP: 0.367, SLG: 0.227		B B B B 4-0 SH1-4 E BB		0-0 ② 6-3		4-0 S S IBB			S S S 0-3 ① K	2	1	0	0	2	0	1
Stan Bahnsen, R (1, 1) OBP: 0.179, SLG: 0.259		0-0 ① SH1-4 1-2		0-0 2B		0-0 ③ S 1-H 3-H			0-0 ② F5	4	0	1	0	0	1	2
Inning Stats	R: 1 E: 0 K: 0 S: 5 H: 2 LOB: 3 BB: 2 P: 13	R: 1 E: 1 K: 2 S: 8 H: 1 LOB: 1 BB: 1 P: 12	R: 0 E: 0 K: 0 S: 3 H: 1 LOB: 0 BB: 0 P: 3	R: 0 E: 0 K: 0 S: 4 H: 1 LOB: 1 BB: 0 P: 4	R: 0 E: 0 K: 0 S: 3 H: 0 LOB: 0 BB: 0 P: 3	R: 1 E: 2 K: 0 S: 2 H: 0 LOB: 2 BB: 2 P: 10	R: 0 E: 0 K: 0 S: 3 H: 0 LOB: 0 BB: 0 P: 3	R: 0 E: 0 K: 0 S: 3 H: 1 LOB: 0 BB: 0 P: 3	R: 0 E: 0 K: 2 S: 8 H: 1 LOB: 1 BB: 0 P: 8	1B: 6 2B: 1 3B: 0 HR: 0 SF: 0 SAC: 1 DP: 1 HBP: 0							

TOP

New York Yankees @ California Angels

Anaheim Stadium, Anaheim, CA

Thu Jun 10 1971, 10:05 PM EDT

Att. 8,557 - Overcast - 67 F

livebaseballscorecards.com

AB	31
R	3
H	7
RBI	2
BB	5
SO	4
LOB	15

WP: 0 PB: 0 SB: 1 CS: 1 PA: 38

PITCHER		IP	WLS	BF	H	R	ER	SO	BB	IBB	HBP	BLK	WP	HR	S	P	ERA	WHIP
Tom Murphy, R ERA: 4.44	(1, 1)	7.0	L	30	5	3	2	2	4	1	0	0	0	0	28	48	2.57	1.286
Dave LaRoche, L ERA: 1.5	(8, 1)	2.0		7	2	0	0	2	0	0	0	0	0	0	11	11	0.00	1.000

PITCHER	IP	WLS	BF	H	R	ER	SO	BB	IBB	HBP	BLK	WP	HR	S	P	ERA	WHIP

New York Yankees @ California Angels

Anaheim Stadium, Anaheim, CA

Thu Jun 10 1971, 10:05 PM EDT

Att. 8,557 - Overcast - 67 F

BOTTOM

Batter	1	2	3	4	5	6	7	8	9	AB	R	H	RBI	BB	SO	LOB
Sandy Alomar Sr., S (1, 4) OBP: 0.264, SLG: 0.271	F7		B1-3			6-3	4-3			4	0	0	0	0	0	2
Jim Spencer, L (1, 3) OBP: 0.268, SLG: 0.351	2B		G3			BB		K		3	1	1	0	1	1	0
Jim Fregosi, R (1, 6) OBP: 0.311, SLG: 0.350	2B		F7			F8		2B		4	0	2	1	0	0	1
Tony Gonzalez, L (1, 7) OBP: 0.358, SLG: 0.319	F8			F7		L8		L4		4	0	0	0	0	0	3
Ken McMullen, R (1, 5) OBP: 0.302, SLG: 0.399	BB			5-3			E6 FC3-6	G3		3	0	0	0	1	0	1
Roger Repoz, L (1, 9) OBP: 0.369, SLG: 0.368	1-3			K			FC3-6 1-3		F3	4	1	0	0	0	1	3
John Stephenson, L (1, 2) OBP: 0.366, SLG: 0.430		4-3			G6-4-3 1B		1-3		G3	4	0	1	0	0	0	1
Ken Berry, R (1, 8) OBP: 0.287, SLG: 0.356		6-3			G6-4-3		BB 1B		F5	4	0	1	1	0	0	1
Tom Murphy, R (1, 1) OBP: 0.065, SLG: 0.097 Alex Johnson, R (7, PH) OBP: 0.309, SLG: 0.311 Dave LaRoche, L (8, 1) OBP: 0.400, SLG: 0.250		4-3			K		BB			2 0 0	0 0 0	0 0 0	0 0 0	1 1 0	0 0 0	0 0 0
Inning Stats	R: 1 H: 2 E: 0 LOB: 2 K: 0 BB: 1 S: 5 P: 9	R: 0 H: 0 E: 0 LOB: 0 K: 0 BB: 0 S: 3 P: 3	R: 0 H: 0 E: 0 LOB: 0 K: 0 BB: 0 S: 3 P: 3	R: 0 H: 0 E: 0 LOB: 0 K: 1 BB: 0 S: 5 P: 5	R: 0 H: 1 E: 0 LOB: 0 K: 1 BB: 0 S: 5 P: 5	R: 0 H: 0 E: 0 LOB: 1 K: 0 BB: 1 S: 3 P: 7	R: 1 H: 1 E: 1 LOB: 2 K: 0 BB: 1 S: 5 P: 9	R: 0 H: 1 E: 0 LOB: 1 K: 1 BB: 0 S: 6 P: 6	R: 0 H: 0 E: 0 LOB: 0 K: 0 BB: 0 S: 3 P: 3	1B: 2 SF: 0 2B: 3 SAC: 0 3B: 0 DP: 1 HR: 0 HBP: 0						

livebaseballscorecards.com

AB	32
R	2
H	5
RBI	2
BB	3
SO	3
LOB	12

WP: 0 PA: 35
PB: 0
SB: 0
CS: 0

PITCHER	IP	WLS	BF	H	R	ER	SO	BB	IBB	HBP	BLK	WP	HR	S	P	ERA	WHIP
Stan Bahnsen, R (1, 1) ERA: 3.39	9.0	W	35	5	2	1	3	3	0	0	0	0	0	38	50	1.00	0.889

PITCHER	IP	WLS	BF	H	R	ER	SO	BB	IBB	HBP	BLK	WP	HR	S	P	ERA	WHIP

Batter	1	2	3	4	5	6	7	8	9	AB	R	H	RBI	BB	SO	LOB
Toby Harrah, R (1, 6) OBP: 0.323, SLG: 0.307	6-3		F9		6-3		F2		1-2 1B	5	0	1	0	0	0	1
Elliott Maddox, R (1, 5) OBP: 0.294, SLG: 0.252	BBBB FC5 BB BB		6-3		F9			1B SF8 1B	F9	4	1	1	0	1	0	2
Frank Howard, R (1, 3) OBP: 0.378, SLG: 0.490	BBBB 1-2 BB		HR			G1-4-3 BB 1B		1-3 1B		3	1	3	1	1	0	0
Frank Fernandez, R (1, 7) OBP: 0.222, SLG: 0.103	SSS K		1B			BBBB 1-2 G1-4-3 BB		SF8 3-H		2	0	1	1	1	1	2
Dick Billings, R (1, 9) OBP: 0.206, SLG: 0.226	FC5 2-3f		F7			G1-4-3 1-2f 2-3		F8		4	0	0	0	0	0	6
Paul Casanova, R (1, 2) OBP: 0.254, SLG: 0.333		F9		F9		4-3		F8		4	0	0	0	0	0	2
Del Unser, L (1, 8) OBP: 0.339, SLG: 0.380		SSS K		4-3			FC6-4 1B		1B 1B	4	0	2	0	0	1	0
Tim Cullen, R (1, 4) OBP: 0.244, SLG: 0.228		1B		F8			F9		F9	4	0	1	0	0	0	2
Denny McLain, R (1, 1) OBP: 0.143, SLG: 0.185		5-3			3-1		FC6-4 1-2f		F9	2	0	0	0	0	0	1
Don Wert, R (7, PH) OBP: 0.156, SLG: 0.075										1	0	0	0	0	0	1
Jim Shellenback, L (7, 1)										0	0	0	0	0	0	0
Don Mincher, L (9, PH) OBP: 0.400, SLG: 0.421										1	0	0	0	0	0	1
Inning Stats	R: 0 E: 0 K: 1 S: 5 H: 0 LOB: 2 BB: 2 P: 13	R: 0 E: 0 K: 1 S: 6 H: 1 LOB: 1 BB: 0 P: 6	R: 1 E: 0 K: 0 S: 5 H: 2 LOB: 1 BB: 0 P: 5	R: 0 E: 0 K: 0 S: 3 H: 0 LOB: 0 BB: 0 P: 3	R: 0 E: 0 K: 0 S: 3 H: 0 LOB: 0 BB: 0 P: 3	R: 0 E: 0 K: 0 S: 3 H: 1 LOB: 1 BB: 1 P: 7	R: 0 E: 0 K: 0 S: 4 H: 1 LOB: 1 BB: 0 P: 4	R: 1 E: 0 K: 0 S: 5 H: 2 LOB: 1 BB: 0 P: 5	R: 0 E: 0 K: 0 S: 5 H: 2 LOB: 2 BB: 0 P: 5	1B: 8 2B: 0 3B: 0 HR: 1 SF: 1 SAC: 0 DP: 1 HBP: 0	WP: 0 PB: 0 SB: 0 CS: 0 PA: 38					

PITCHER	IP	WLS	BF	H	R	ER	SO	BB	IBB	HBP	BLK	WP	HR	S	P	ERA	WHIP
Clyde Wright, L (1, 1) ERA: 2.78	8.1	W	35	8	2	2	2	3	0	0	0	0	1	36	48	2.16	1.320
Dave LaRoche, L (9, 1) ERA: 1.47	0.2	S	3	1	0	0	0	0	0	0	0	0	0	3	3	0.00	1.500

PITCHER	IP	WLS	BF	H	R	ER	SO	BB	IBB	HBP	BLK	WP	HR	S	P	ERA	WHIP

TOP

Washington Senators @ California Angels

Anaheim Stadium, Anaheim, CA

Fri Jun 11 1971, 10:05 PM EDT

Att. 8,445 - Unknown

livebaseballscorecards.com

AB	34
R	2
H	9
RBI	2
BB	3
SO	2
LOB	18

Batter	1	2	3	4	5	6	7	8	9	AB	R	H	RBI	BB	SO	LOB
Sandy Alomar Sr., S (1, 4) OBP: 0.266, SLG: 0.270	S S S 0-3 K ①		x 0-0 BB 1-3 1B	x 0-0 6-3 ③		B B B B 4-0 SH1-4 BB		x 0-0 G3 ③		4	0	1	0	1	1	2
Jim Spencer, L (1, 3) OBP: 0.269, SLG: 0.347	x 0-0 F5 ②		B B B B 4-0 BB 1-2		x 0-0 F3 ①	x 0-0 SH1-4 ① 1-2				2	0	0	0	1	0	0
Jim Fregosi, R (1, 6) OBP: 0.316, SLG: 0.355	x 0-0 1B		S S S 0-3 K ②		x 0-0 E S SF8 1B	x 0-0 F8 ②				4	1	2	0	0	1	4
Tony Gonzalez, L (1, 7) OBP: 0.333, SLG: 0.300	x 0-0 F2 ③		x 0-0 F9 ③		x 0-0 SF8 ② 1-H	x 0-0 F7 ③				3	0	0	1	0	0	5
Ken McMullen, R (1, 5) OBP: 0.301, SLG: 0.410		x 0-0 F8 ①		x 0-0 5-3 ①	x 0-0 HR		x 0-0 5-3 ①			4	1	1	1	0	0	0
John Stephenson, L (1, 2) OBP: 0.362, SLG: 0.433		S S S 0-3 K ②		x 0-0 E3 1B 2B	x 0-0 1B 2B		x 0-0 6-3 ②			4	2	1	0	0	1	0
Roger Repoz, L (1, 9) OBP: 0.373, SLG: 0.367		x 0-0 F9 ③		x 0-0 2B 1-2 1B	4-0 1B IBB		x 0-0 P6 ③			3	0	1	0	1	0	0
Ken Berry, R (1, 8) OBP: 0.292, SLG: 0.360			x 0-0 1B 1B	x 0-0 P6 ②	x 0-0 1-3 2-H 1B			x 0-0 6-3 ①		4	0	2	1	0	0	2
Clyde Wright, R (1, 1) OBP: 0.214, SLG: 0.300			S S S 0-3 K ①	x 0-0 1-3 2-H 2B	x 0-0 F9 ③			S S S 0-3 K ②		4	0	1	1	0	2	3
Dave LaRoche, L (9, 1) OBP: 0.400, SLG: 0.250										0	0	0	0	0	0	0
Inning Stats	R: 0 E: 0 K: 1 S: 6 H: 1 LOB: 1 BB: 0 P: 6	R: 0 E: 0 K: 1 S: 5 H: 0 LOB: 0 BB: 0 P: 5	R: 0 E: 0 K: 2 S: 9 H: 2 LOB: 3 BB: 1 P: 13	R: 1 E: 1 K: 0 S: 6 H: 2 LOB: 2 BB: 0 P: 6	R: 3 E: 0 K: 0 S: 7 H: 4 LOB: 2 BB: 1 P: 11	R: 0 E: 0 K: 0 S: 3 H: 0 LOB: 1 BB: 1 P: 7	R: 0 E: 0 K: 0 S: 3 H: 0 LOB: 0 BB: 0 P: 3	R: 0 E: 0 K: 1 S: 5 H: 0 LOB: 0 BB: 0 P: 5		1B: 6 2B: 2 3B: 0 HR: 1	SF: 1 SAC: 1 DP: 0 HBP: 0						

PITCHER		IP	WLS	BF	H	R	ER	SO	BB	IBB	HBP	BLK	WP	HR	S	P	ERA	WHIP
Denny McLain, R ERA: 4.05	(1, 1)	6.0	L	31	9	4	3	4	2	1	0	0	0	1	36	48	4.50	1.833
Jim Shellenback, L ERA: 4.73	(7, 1)	2.0		6	0	0	0	1	0	0	0	0	0	0	8	8	0.00	0.000

PITCHER	IP	WLS	BF	H	R	ER	SO	BB	IBB	HBP	BLK	WP	HR	S	P	ERA	WHIP

BOTTOM

Washington Senators @ California Angels

Anaheim Stadium, Anaheim, CA

Fri Jun 11 1971, 10:05 PM EDT

Att. 8,445 - Unknown

livebaseballscorecards.com

AB	32
R	4
H	9
RBI	4
BB	3
SO	5
LOB	16

WP: 0 PB: 0 SB: 1 CS: 0 PA: 37

Batter	1	2	3	4	5	6	7	8	9	AB	R	H	RBI	BB	SO	LOB
Toby Harrah, R (1, 6) OBP: 0.327, SLG: 0.322	5-3		FC5 1-2 1B			2B 3B	5-3			4	1	2	0	0	0	0
Elliott Maddox, R (1, 5) OBP: 0.293, SLG: 0.245	E 1B BB		FC5 1-2 2-3f			P4		F7		3	0	0	0	1	0	3
Frank Howard, R (1, 3) OBP: 0.380, SLG: 0.488	E6 G1-4-3 1-3 1B		6-3			2B IBB		5-3		3	1	1	0	1	0	2
Frank Fernandez, R (1, 7) OBP: 0.205, SLG: 0.094 Tom McCraw, L (7, 7) OBP: 0.290, SLG: 0.473	G1-4-3 1-2f			5-3		K		PB BB		3 0	0 0	0 0	0 0	0 1	1 0	4 0
Dick Billings, R (1, 9) OBP: 0.239, SLG: 0.250		K		G6-4-3 HBP		1B 2B		PO BB		2	1	1	2	1	1	0
Paul Casanova, R (1, 2) OBP: 0.254, SLG: 0.331		F8		G6-4-3 1-2f		1B		PO 1-2	4-3	4	0	1	1	0	0	1
Del Unser, L (1, 8) OBP: 0.332, SLG: 0.371		F8			K	F8			4-3	4	0	0	0	0	1	1
Tim Cullen, R (1, 4) OBP: 0.239, SLG: 0.223			K		5-3	5-3			6-3	4	0	0	0	0	1	0
Dick Bosman, R (1, 1) OBP: 0.212, SLG: 0.103 Joe Grzenda, R (8, 1) Horacio Pina, R (8, 1) Paul Lindblad, L (9, 1) OBP: 0.143, SLG: 0.143			FC5 1B BB		K	4-3				2 0 0 0	0 0 0 0	0 0 0 0	0 0 0 0	1 0 0 0	1 0 0 0	0 0 0 0
Inning Stats	R: 0 E: 1 K: 0 S: 3 H: 1 LOB: 1 BB: 1 P: 7	R: 0 E: 0 K: 1 S: 5 H: 0 LOB: 0 BB: 0 P: 5	R: 0 E: 0 K: 1 S: 6 H: 1 LOB: 2 BB: 1 P: 10	R: 0 E: 0 K: 0 S: 2 H: 0 LOB: 0 BB: 0 P: 3	R: 0 E: 0 K: 2 S: 7 H: 0 LOB: 0 BB: 0 P: 7	R: 3 E: 0 K: 1 S: 8 H: 3 LOB: 1 BB: 1 P: 12	R: 0 E: 0 K: 0 S: 3 H: 0 LOB: 0 BB: 0 P: 3	R: 0 E: 0 K: 0 S: 2 H: 0 LOB: 1 BB: 2 P: 10	R: 0 E: 0 K: 0 S: 3 H: 0 LOB: 0 BB: 0 P: 3	1B: 3 2B: 1 3B: 1 HR: 0 SF: 0 SAC: 0 DP: 2 HBP: 1						

PITCHER		IP	WLS	BF	H	R	ER	SO	BB	IBB	HBP	BLK	WP	HR	S	P	ERA	WHIP
Andy Hassler, L ERA: 3.6	(1, 1)	6.0	L	25	5	3	3	5	2	1	1	0	0	0	31	44	4.50	1.167
Eddie Fisher, R ERA: 2.27	(7, 1)	2.0		7	0	0	0	0	2	0	0	0	0	0	5	13	0.00	1.000
Lloyd Allen, R ERA: 5.34	(9, 1)	1.0		3	0	0	0	0	0	0	0	0	0	0	3	3	0.00	0.000

PITCHER	IP	WLS	BF	H	R	ER	SO	BB	IBB	HBP	BLK	WP	HR	S	P	ERA	WHIP

TOP

Washington Senators @ California Angels

Anaheim Stadium, Anaheim, CA

Sat Jun 12 1971, 10:05 PM EDT

Att. 12,836 - Unknown

livebaseballscorecards.com

AB	29
R	3
H	5
RBI	3
BB	5
SO	5
LOB	11

WP: 0	PA: 36
PB: 2	
SB: 0	
CS: 0	

BOTTOM

Washington Senators @ California Angels

Anaheim Stadium, Anaheim, CA

Sat Jun 12 1971, 10:05 PM EDT

Att. 12,836 - Unknown

livebaseballscorecards.com

Batter	1	2	3	4	5	6	7	8	9	AB	R	H	RBI	BB	SO	LOB
Sandy Alomar Sr., S (1, 4) OBP: 0.266, SLG: 0.267	F8			4-3		F7		BB 1B 4-3 1-2		3	1	0	0	1	0	1
Jim Spencer, L (1, 3) OBP: 0.274, SLG: 0.358	P6			2B		FC4-3 1-3 1B		HBP 4-3 1-3 2-H 1B		3	0	2	0	0	0	0
Billy Cowan, R (8, PH) OBP: 0.308, SLG: 0.440 (9, 9)										1	0	1	1	0	0	0
Jim Fregosi, R (1, 6) OBP: 0.314, SLG: 0.347	K			K		FC4-3 FC4-6 1-2f		4-3 1-2 HBP		3	0	0	0	0	2	3
Tony Gonzalez, L (1, 7) OBP: 0.311, SLG: 0.278		F8		4-3		FC4-6 1-2f		4-3 1-2 2-3 3-H		4	0	0	1	0	0	5
Lloyd Allen, R (9, 1)										0	0	0	0	0	0	0
Ken McMullen, R (1, 5) OBP: 0.300, SLG: 0.407		P4			1B 1B		5-3	K		4	0	1	0	0	1	2
John Stephenson, L (1, 2) OBP: 0.361, SLG: 0.430		F9			G6-3 1-3 1B		F5		6-3	3	0	1	0	0	0	0
Giraldo Ruiz, S (9, PH) OBP: 0.333, SLG: 0.231										1	0	0	0	0	0	0
Roger Repoz, L (1, 9) OBP: 0.365, SLG: 0.358			4-3		P6		F2		BB	3	0	0	0	0	0	2
(9, 3)										0	0	0	0	1	0	0
Jerry Moses, R (9, PH) OBP: 0.263, SLG: 0.368																
Ken Berry, R (1, 8) OBP: 0.291, SLG: 0.352			F9		G6-3 1-2f			BB 1B BB	F7	3	1	0	0	1	0	3
Andy Hassler, L (1, 1)			F8			1B 1B		F8	P4	1	0	0	0	0	0	0
Syd O'Brien, R (6, PH) OBP: 0.270, SLG: 0.371										1	0	1	0	0	0	0
Eddie Fisher, R (7, 1)										0	0	0	0	0	0	0
Alex Johnson, R (8, PH) OBP: 0.306, SLG: 0.308										2	0	0	0	0	0	2
(9, 7)																
Inning Stats	R: 0 E: 0 K: 1 S: 5 H: 0 LOB: 0 BB: 0 P: 5	R: 0 E: 0 K: 0 S: 3 H: 0 LOB: 0 BB: 0 P: 3	R: 0 E: 0 K: 0 S: 3 H: 0 LOB: 0 BB: 0 P: 3	R: 0 E: 0 K: 1 S: 6 H: 1 LOB: 1 BB: 0 P: 6	R: 0 E: 0 K: 0 S: 4 H: 2 LOB: 1 BB: 0 P: 4	R: 0 E: 0 K: 0 S: 5 H: 2 LOB: 2 BB: 0 P: 5	R: 0 E: 0 K: 0 S: 3 H: 0 LOB: 0 BB: 0 P: 3	R: 2 E: 0 K: 1 S: 6 H: 1 LOB: 2 BB: 2 P: 15	R: 0 E: 0 K: 0 S: 3 H: 0 LOB: 1 BB: 1 P: 7	1B: 5 2B: 1 3B: 0 HR: 0 SF: 0 SAC: 0 DP: 1 HBP: 1						

	AB	32
	R	2
	H	6
	RBI	2
	BB	3
	SO	3
	LOB	18

WP: 0 PB: 0 SB: 0 CS: 0 PA: 36

PITCHER		IP	WLS	BF	H	R	ER	SO	BB	IBB	HBP	BLK	WP	HR	S	P	ERA	WHIP
Dick Bosman, R ERA: 4.21	(1, 1)	7.1	W	28	5	2	2	2	2	0	0	0	0	0	30	38	2.46	0.955
Joe Grzenda, L ERA: 1.96	(8, 1)	0.0		1	1	0	0	0	0	0	0	0	0	0	1	1	∞	∞
Horacio Pina, R ERA: 2.96	(8, 1)	0.2		3	0	0	0	1	0	0	1	0	0	0	4	5	0.00	0.000
Paul Lindblad, L ERA: 2.68	(9, 1)	1.0	S	4	0	0	0	0	1	0	0	0	0	0	3	7	0.00	1.000

PITCHER	IP	WLS	BF	H	R	ER	SO	BB	IBB	HBP	BLK	WP	HR	S	P	ERA	WHIP

Washington Senators @ California Angels

Anaheim Stadium, Anaheim, CA

Sun Jun 13 1971, 6:33 AM EDT

Att. 20,051 - Unknown

TOP

livebaseballscorecards.com

Batter	1	2	3	4	5	6	7	8	9	AB	R	H	RBI	BB	SO	LOB
Del Unser, L (1, 8) (9, 9) OBP: 0.343, SLG: 0.385	F9 G3 1B	2-H S 1B 1B		BBBB BB		5-3			BLK 2B 2B	4	2	3	0	1	0	0
Bernie Allen, L (1, 5) OBP: 0.341, SLG: 0.419	G3 1-2	1-H S 1B		F5		P5			K	5	0	1	1	0	1	3
Don Mincher, L (1, 3) OBP: 0.405, SLG: 0.426	BBBB BB	L9 1-2			BB 2B		4-1		BBBB BLK 2B BB	3	0	1	0	2	0	1
Tom McCraw, L (9, PR) (9, 7) OBP: 0.290, SLG: 0.473										0	1	0	0	0	0	0
Frank Howard, R (1, 7) (9, 3) OBP: 0.381, SLG: 0.483	F9 2-3		1B		L8		K		2B 1-2 2-3 IBB	4	0	1	0	1	1	3
Larry Biittner, L (1, 9) OBP: 0.317, SLG: 0.271	4-3		F8		BB IBB		F8		1-3 2-H 3-H 2B	3	0	0	0	1	0	3
Elliott Maddox, R (9, PH) (9, 8) OBP: 0.298, SLG: 0.262										1	0	1	2	0	0	0
Paul Casanova, R (1, 2) OBP: 0.253, SLG: 0.327		HR 1B	K		F8			K	K	5	1	1	0	0	3	6
Toby Harrah, R (1, 6) OBP: 0.330, SLG: 0.339		1-H HR	P6		BBB 1-2 2-3 BB			4-3		3	1	1	2	1	0	1
Tim Cullen, R (1, 4) OBP: 0.239, SLG: 0.229		1B 2B	K		L1			6-3		4	0	1	0	0	1	3
Jackie Brown, R (1, 1)		K	K			K			K	2	0	0	0	0	2	1
Casey Cox, R (5, 1) OBP: 0.167, SLG: 0.118										2	0	0	0	0	2	0
Inning Stats	R: 0 H: 1 E: 0 LOB: 2 K: 0 BB: 1 S: 4 P: 8	R: 3 H: 5 E: 0 LOB: 1 K: 1 BB: 0 S: 9 P: 9	R: 0 H: 1 E: 0 LOB: 1 K: 1 BB: 0 S: 6 P: 6	R: 0 H: 0 E: 0 LOB: 1 K: 2 BB: 1 S: 7 P: 11	R: 0 H: 1 E: 0 LOB: 3 K: 0 BB: 2 S: 4 P: 12	R: 0 H: 0 E: 0 LOB: 0 K: 1 BB: 0 S: 5 P: 5	R: 0 H: 0 E: 0 LOB: 0 K: 1 BB: 0 S: 5 P: 5	R: 0 H: 0 E: 0 LOB: 0 K: 1 BB: 0 S: 5 P: 5	R: 2 H: 2 E: 0 LOB: 3 K: 3 BB: 2 S: 11 P: 19	1B: 5 SF: 0 2B: 4 SAC: 0 3B: 0 DP: 0 HR: 1 HBP: 0						

	AB	36
	R	5
	H	10
	RBI	5
	BB	6
	SO	10
	LOB	21

WP: 0 PA: 42
PB: 0
SB: 2
CS: 0

PITCHER		IP	WLS	BF	H	R	ER	SO	BB	IBB	HBP	BLK	WP	HR	S	P	ERA	WHIP
Jim Maloney, R ERA: 6.14	(1, 1)	4.0	L	21	8	3	3	4	2	0	0	0	0	1	27	35	6.75	2.500
Archie Reynolds, R ERA: 5.09	(5, 1)	1.0		5	0	0	0	0	1	1	0	0	0	0	3	11	0.00	1.000
Eddie Fisher, R ERA: 2.21	(6, 1)	1.0		3	0	0	0	1	0	0	0	0	0	0	5	5	0.00	0.000
Mel Queen, R ERA: 1.38	(7, 1)	2.2		11	1	2	2	4	1	1	0	1	0	0	17	25	6.75	0.750
Dave LaRoche, L ERA: 1.45	(9, 1)	0.1		2	1	0	0	1	0	0	0	0	0	0	4	4	0.00	3.000

PITCHER	IP	WLS	BF	H	R	ER	SO	BB	IBB	HBP	BLK	WP	HR	S	P	ERA	WHIP

Batter	1	2	3	4	5	6	7	8	9	AB	R	H	RBI	BB	SO	LOB
Sandy Alomar Sr., S (1, 4) OBP: 0.268, SLG: 0.267	F9		3-1		WP S 1B		G4-6-3 BB		F7	4	0	1	0	1	0	0
Jim Spencer, L (1, 3) OBP: 0.279, SLG: 0.354	FC6-4 BB		F9		FC6-4 BB		G4-6-3			2	0	0	0	2	0	1
Jim Fregosi, R (1, 6) OBP: 0.313, SLG: 0.344	FC6-4 1B			E 1B 1B 1B	F5		F8			4	1	1	0	0	0	3
Tony Gonzalez, L (1, 7) OBP: 0.338, SLG: 0.298	FC6-4 1B			E7 1B FC4-6 1B	FC6-4			SH1-4 BB		3	1	2	0	1	0	2
Ken McMullen, R (1, 5) OBP: 0.305, SLG: 0.411	FC6-4			FC4-6 1B	1B L1-5 1B			SH1-4		3	0	2	1	0	0	2
John Stephenson, L (1, 2) OBP: 0.355, SLG: 0.422		E2 G6-4-3		FC4-6	BB 1B			F7		2	0	0	1	0	0	1
Jerry Moses, R (6, 2) OBP: 0.267, SLG: 0.371										2	0	1	0	0	0	1
Roger Repoz, L (1, 9) OBP: 0.363, SLG: 0.349		F9		F9	BB			F8		3	0	0	0	1	0	3
Ken Berry, R (1, 8) OBP: 0.284, SLG: 0.342		G6-4-3		K	P3				F8	4	0	0	0	0	1	5
Jim Maloney, L (1, 1) OBP: 0.200, SLG: 0.200			1-3		6-3	L1-5			6-3	1	0	0	0	0	0	0
Archie Reynolds, R (5, 1)										0	0	0	0	0	0	0
Giraldo Ruiz, S (5, PH) OBP: 0.313, SLG: 0.214										1	0	0	0	0	0	0
Eddie Fisher, R (6, 1)										0	0	0	0	0	0	0
Alex Johnson, R (6, PH) OBP: 0.305, SLG: 0.306										1	0	0	0	0	0	3
Mel Queen, L (7, 1)										0	0	0	0	0	0	0
Dave LaRoche, L (9, 1) OBP: 0.400, SLG: 0.250										0	0	0	0	0	0	0
Syd O'Brien, R (9, PH) OBP: 0.268, SLG: 0.368										1	0	0	0	0	0	0
Inning Stats	R: 0 E: 0 K: 0 S: 4 H: 1 LOB: 2 BB: 1 P: 8	R: 0 E: 1 K: 0 S: 3 H: 0 LOB: 0 BB: 0 P: 3	R: 0 E: 0 K: 0 S: 3 H: 0 LOB: 0 BB: 0 P: 3	R: 2 E: 1 K: 1 S: 8 H: 3 LOB: 1 BB: 0 P: 8	R: 0 E: 0 K: 0 S: 4 H: 1 LOB: 2 BB: 1 P: 8	R: 0 E: 0 K: 0 S: 4 H: 2 LOB: 2 BB: 1 P: 8	R: 0 E: 0 K: 0 S: 2 H: 0 LOB: 0 BB: 1 P: 6	R: 0 E: 0 K: 0 S: 3 H: 0 LOB: 1 BB: 1 P: 7	R: 0 E: 0 K: 0 S: 3 H: 0 LOB: 0 BB: 0 P: 3	1B: 7 2B: 1 3B: 0 HR: 0	SF: 0 SAC: 1 DP: 3 HBP: 0						

BOTTOM

Washington Senators @ California Angels

Anaheim Stadium, Anaheim, CA

Sun Jun 13 1971, 6:33 AM EDT

Att. 20,051 - Unknown

livebaseballscorecards.com

AB	31
R	2
H	7
RBI	2
BB	5
SO	1
LOB	21

WP: 1 PB: 0 SB: 1 CS: 0 PA: 37

PITCHER		IP	WLS	BF	H	R	ER	SO	BB	IBB	HBP	BLK	WP	HR	S	P	ERA	WHIP
Jackie Brown, R ERA: 2.7	(1, 1)	4.1		20	5	2	2	1	2	0	0	0	1	0	20	28	4.15	1.615
Casey Cox, R ERA: 3.9	(5, 1)	4.2	W	17	2	0	0	0	3	0	0	0	0	0	14	26	0.00	1.071

PITCHER	IP	WLS	BF	H	R	ER	SO	BB	IBB	HBP	BLK	WP	HR	S	P	ERA	WHIP

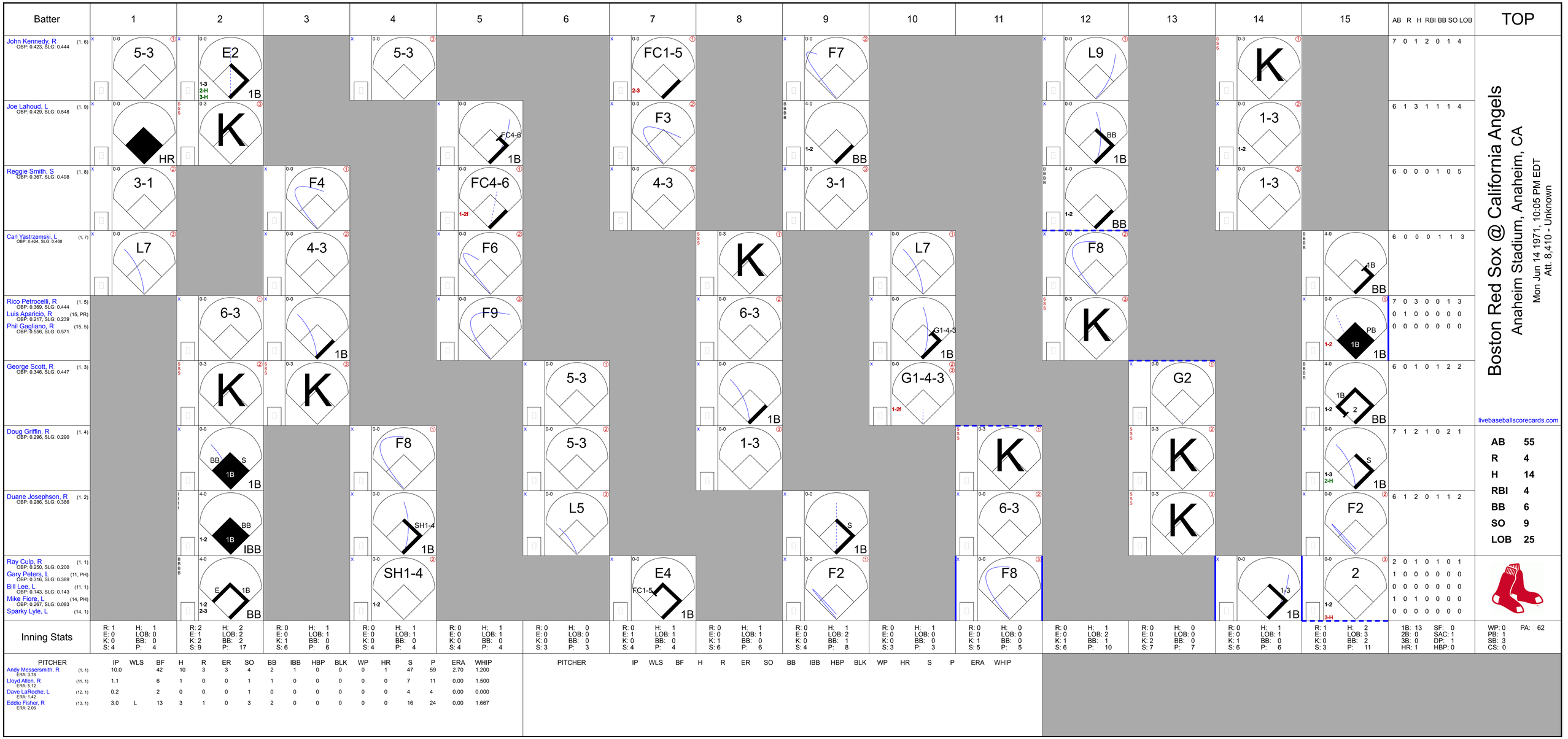
Batter
1
2
3
4
5
6
7
8
9
10
11
12
13
14
15
AB R H RBI BB SO LOB
TOP
John Kennedy, R (1, 6)
OBP: 0.423, SLG: 0.444
5-3
E2
1-3
2-H
3-H
1B
5-3
FC1-5
2-3
F7
L9
1-3
7 0 1 2 0 1 4
Joe Lahoud, L (1, 9)
OBP: 0.429, SLG: 0.548
HR
K
FC4-6
1B
F3
BB
1B
1-3
6 1 3 1 1 1 4
Reggie Smith, S (1, 8)
OBP: 0.367, SLG: 0.498
3-1
F4
FC4-6
1-2f
4-3
3-1
BB
1-3
6 0 0 0 1 0 5
Carl Yastrzemski, L (1, 7)
OBP: 0.424, SLG: 0.468
L7
4-3
F6
K
L7
F8
1B
BB
6 0 0 0 1 1 3
Rico Petrocelli, R (1, 5)
OBP: 0.369, SLG: 0.444
Luis Aparicio, R (15, PR)
OBP: 0.217, SLG: 0.239
Phil Gagliano, R (15, 5)
OBP: 0.556, SLG: 0.571
6-3
1B
F9
6-3
G1-4-3
1B
K
PB
1B
1-2
1B
7 0 3 0 0 1 3
0 1 0 0 0 0 0
0 0 0 0 0 0 0
George Scott, R (1, 3)
OBP: 0.346, SLG: 0.447
K
K
5-3
1B
G1-4-3
1-2f
G2
1B
2
1-2
BB
6 0 1 0 1 2 2
Doug Griffin, R (1, 4)
OBP: 0.296, SLG: 0.290
BB
S
1B
1B
F8
5-3
1-3
K
6-3
S
1B
1-3
2-H
1B
7 1 2 1 0 2 1
livebaseballscorecards.com
Duane Josephson, R (1, 2)
OBP: 0.286, SLG: 0.386
BB
1B
1-2
IBB
SH1-4
1B
L5
S
1B
K
F2
2
6 1 2 0 1 1 2
AB 55
R 4
H 14
RBI 4
BB 6
SO 9
LOB 25
Ray Culp, R (1, 1)
OBP: 0.250, SLG: 0.200
Gary Peters, L (11, PH)
OBP: 0.316, SLG: 0.389
Bill Lee, L (11, 1)
OBP: 0.143, SLG: 0.143
Mike Fiore, L (14, PH)
OBP: 0.267, SLG: 0.083
Sparky Lyle, L (14, 1)
E
1B
1-2
2-3
BB
SH1-4
1-2
E4
FC1-5
1B
F2
F8
1/3
1B
2
1-2
3-H
2 0 1 0 1 0 1
1 0 0 0 0 0 0
0 0 0 0 0 0 0
1 0 1 0 0 0 0
0 0 0 0 0 0 0
Boston Red Sox @ California Angels
Anaheim Stadium, Anaheim, CA
Mon Jun 14 1971, 10:05 PM EDT
Att. 8,410 - Unknown
Inning Stats
R: 1 H: 1
E: 0 LOB: 0
K: 0 BB: 0
S: 4 P: 4
R: 2 H: 2
E: 1 LOB: 2
K: 2 BB: 2
S: 9 P: 17
R: 0 H: 1
E: 0 LOB: 1
K: 1 BB: 0
S: 6 P: 6
R: 0 H: 1
E: 0 LOB: 1
K: 0 BB: 0
S: 4 P: 6
R: 0 H: 1
E: 0 LOB: 1
K: 0 BB: 0
S: 4 P: 4
R: 0 H: 1
E: 0 LOB: 1
K: 0 BB: 0
S: 6 P: 6
R: 0 H: 0
E: 0 LOB: 0
K: 0 BB: 0
S: 3 P: 3
R: 0 H: 1
E: 1 LOB: 1
K: 0 BB: 0
S: 4 P: 4
R: 0 H: 1
E: 0 LOB: 1
K: 1 BB: 0
S: 6 P: 8
R: 0 H: 1
E: 0 LOB: 1
K: 0 BB: 0
S: 4 P: 6
R: 0 H: 1
E: 0 LOB: 0
K: 0 BB: 0
S: 3 P: 3
R: 0 H: 0
E: 0 LOB: 0
K: 1 BB: 0
S: 5 P: 5
R: 0 H: 1
E: 0 LOB: 2
K: 1 BB: 1
S: 6 P: 10
R: 0 H: 0
E: 0 LOB: 0
K: 2 BB: 0
S: 7 P: 7
R: 0 H: 1
E: 0 LOB: 1
K: 1 BB: 0
S: 6 P: 6
R: 1 H: 2
E: 0 LOB: 3
K: 0 BB: 2
S: 3 P: 11
1B: 13 SF: 0
2B: 0 SAC: 1
3B: 0 DP: 1
HR: 1 HBP: 0
WP: 0 PA: 62
PB: 1
SB: 3
CS: 0
PITCHER IP WLS BF H R ER SO BB IBB HBP BLK WP HR S P ERA WHIP
Andy Messersmith, R (1, 1) ERA: 3.78 10.0 42 10 3 3 4 2 1 0 0 0 1 47 59 2.70 1.200
Lloyd Allen, R (11, 1) ERA: 5.12 1.1 6 1 0 0 1 1 0 0 0 0 0 7 11 0.00 1.500
Dave LaRoche, L (12, 1) ERA: 1.42 0.2 2 0 0 0 1 0 0 0 0 0 0 4 4 0.00 0.000
Eddie Fisher, R (13, 1) ERA: 2.06 3.0 L 13 3 1 0 3 2 0 0 0 0 0 16 24 0.00 1.667
PITCHER IP WLS BF H R ER SO BB IBB HBP BLK WP HR S P ERA WHIP

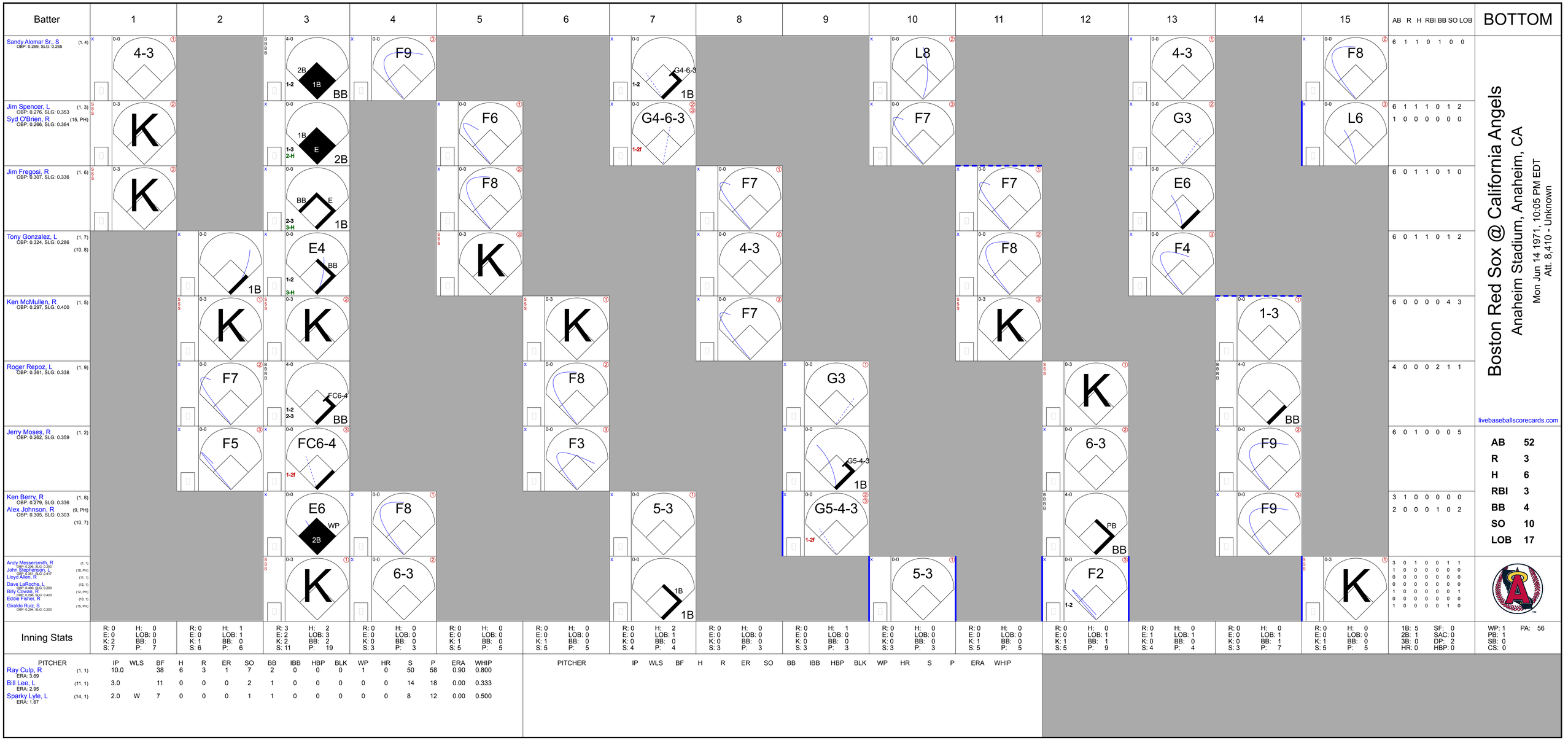
Batter
1
2
3
4
5
6
7
8
9
10
11
12
13
14
15
AB R H RBI BB SO LOB
BOTTOM
Sandy Alomar Sr., S (1, 4)
OBP: 0.269, SLG: 0.265
4-3
F9
G4-6-3
L8
4-3
F8
6 1 1 0 1 0 0
Jim Spencer, L (1, 3)
OBP: 0.276, SLG: 0.353
Syd O'Brien, R (15, PH)
OBP: 0.266, SLG: 0.364
F6
G4-6-3
F7
G3
L6
6 1 1 1 0 1 2
1 0 0 0 0 0 0
Jim Fregosi, R (1, 6)
OBP: 0.307, SLG: 0.336
F8
F7
F7
E6
6 0 1 1 0 1 0
Tony Gonzalez, L (1, 7)
(10, 8)
OBP: 0.324, SLG: 0.286
1B
E4
4-3
F8
F4
6 0 1 1 0 1 2
Ken McMullen, R (1, 5)
OBP: 0.297, SLG: 0.400
F7
1-3
6 0 0 0 0 4 3
Roger Repoz, L (1, 9)
OBP: 0.361, SLG: 0.338
F7
FC6-4
F8
G3
6-3
4 0 0 0 2 1 1
Jerry Moses, R (1, 2)
OBP: 0.262, SLG: 0.359
F5
FC6-4
F3
G5-4-3
F9
6 0 1 0 0 0 5
Ken Berry, R (1, 8)
OBP: 0.279, SLG: 0.336
Alex Johnson, R (9, PH)
(10, 7)
OBP: 0.305, SLG: 0.303
E6
F8
5-3
G5-4-3
F9
3 1 0 0 0 0 0
2 0 0 0 1 0 2
Andy Messersmith, R (1, 1)
OBP: 0.206, SLG: 0.206
John Stephenson, L (10, PH)
OBP: 0.261, SLG: 0.417
Lloyd Allen, R (11, 1)
Dave LaRoche, L (12, 1)
OBP: 0.400, SLG: 0.250
Billy Cowan, R (12, PH)
OBP: 0.296, SLG: 0.423
Eddie Fisher, R (13, 1)
Giraldo Ruiz, S (15, PH)
OBP: 0.294, SLG: 0.200
K
6-3
1B
5-3
F2
K
3 0 1 0 0 1 1
1 0 0 0 0 0 0
0 0 0 0 0 0 0
0 0 0 0 0 0 1
0 0 0 0 0 0 0
1 0 0 0 0 1 0
Boston Red Sox @ California Angels
Anaheim Stadium, Anaheim, CA
Mon Jun 14 1971, 10:05 PM EDT
Att. 8,410 - Unknown
livebaseballscorecards.com
AB 52
R 3
H 6
RBI 3
BB 4
SO 10
LOB 17
Inning Stats
R: 0 H: 0 E: 0 LOB: 0 K: 2 BB: 0 S: 7 P: 7
R: 0 H: 1 E: 0 LOB: 1 K: 1 BB: 0 S: 6 P: 6
R: 3 H: 2 E: 2 LOB: 3 K: 2 BB: 2 S: 11 P: 19
R: 0 H: 0 E: 0 LOB: 0 K: 0 BB: 0 S: 3 P: 3
R: 0 H: 0 E: 0 LOB: 0 K: 1 BB: 0 S: 5 P: 5
R: 0 H: 0 E: 0 LOB: 0 K: 1 BB: 0 S: 5 P: 5
R: 0 H: 2 E: 0 LOB: 1 K: 0 BB: 0 S: 4 P: 4
R: 0 H: 0 E: 0 LOB: 0 K: 0 BB: 0 S: 3 P: 3
R: 0 H: 1 E: 0 LOB: 0 K: 0 BB: 0 S: 3 P: 3
R: 0 H: 0 E: 0 LOB: 0 K: 0 BB: 0 S: 3 P: 3
R: 0 H: 0 E: 0 LOB: 0 K: 1 BB: 0 S: 5 P: 5
R: 0 H: 0 E: 1 LOB: 1 K: 1 BB: 1 S: 5 P: 9
R: 0 H: 0 E: 1 LOB: 1 K: 0 BB: 0 S: 4 P: 4
R: 0 H: 0 E: 0 LOB: 1 K: 0 BB: 1 S: 3 P: 7
R: 0 H: 0 E: 0 LOB: 0 K: 1 BB: 0 S: 5 P: 5
1B: 5 SF: 0
2B: 1 SAC: 0
3B: 0 DP: 2
HR: 0 HBP: 0
WP: 1 PA: 56
PB: 1
SB: 0
CS: 0
PITCHER IP WLS BF H R ER SO BB IBB HBP BLK WP HR S P ERA WHIP
Ray Culp, R (1, 1) ERA: 3.69 10.0 38 6 3 1 7 2 0 0 0 1 0 50 58 0.90 0.800
Bill Lee, L (11, 1) ERA: 2.95 3.0 11 0 0 0 2 1 0 0 0 0 0 14 18 0.00 0.333
Sparky Lyle, L (14, 1) ERA: 1.67 2.0 W 7 0 0 0 1 1 0 0 0 0 0 8 12 0.00 0.500
PITCHER IP WLS BF H R ER SO BB IBB HBP BLK WP HR S P ERA WHIP

Batter	1	2	3	4	5	6	7	8	9	AB	R	H	RBI	BB	SO	LOB
John Kennedy, R (1, 6) OBP: 0.439, SLG: 0.449	4-3		3-2, 1-3, 1B, 1B		BBB, 4-0, FC4-6, BB		0-0, 1-2, 1B		5-3	4	1	2	0	1	0	1
Joe Lahoud, L (1, 9) OBP: 0.415, SLG: 0.587	HR		0-0, 3-2, 1-2, 3-Hf		0-0, FC4-6, 1-2f, HR		SSS, 0-3, K			4	2	1	1	0	1	5
Reggie Smith, S (1, 8) OBP: 0.369, SLG: 0.508	4-1		H, 1-0, 1B, HBP		0-0, 1-H, HR		0-0, F7			3	1	1	2	0	0	2
Carl Yastrzemski, L (1, 7) OBP: 0.425, SLG: 0.466	BBBB, 4-0, FC6-4, BB		0-0, 1-3, 2-H, 1B		0-0, 4-3			SSS, 0-3, K		3	0	1	1	1	1	0
Rico Petrocelli, R (1, 5) OBP: 0.363, SLG: 0.436	0-0, FC6-4, 1-2f		SSS, 0-3, K			0-0, 6-3		SSS, 0-3, K		4	0	0	0	0	2	3
George Scott, R (1, 3) OBP: 0.340, SLG: 0.438		0-0, F4		0-0, 5-3		0-0, 6-3		0-0, F3		4	0	0	0	0	0	0
Doug Griffin, R (1, 4) OBP: 0.295, SLG: 0.290		0-0, G5-4-3, 1B		0-0, 5-3		0-0, 5-3			0-0, L4	4	0	1	0	0	0	0
Duane Josephson, R (1, 2) OBP: 0.286, SLG: 0.380		0-0, G5-4-3, 1-2f		SSS, 0-3, K			BBBB, 4-0, 1B, BB		0-0, F2	3	0	0	0	1	1	1
Gary Peters, L (1, 1) OBP: 0.317, SLG: 0.385			0-0, 1B, 3-2, 1B		0-0, L4		0-0, F5		0-0, 1B	3	0	1	0	0	0	1
Bobby Bolin, R (8, 1) OBP: 0.667, SLG: 0.667										1	0	1	0	0	0	0
Sparky Lyle, L (9, 1)										0	0	0	0	0	0	0
Inning Stats	R: 1 E: 0 K: 0 S: 4 H: 1 LOB: 1 BB: 1 P: 8	R: 0 E: 0 K: 0 S: 3 H: 1 LOB: 0 BB: 0 P: 3	R: 1 E: 0 K: 1 S: 7 H: 3 LOB: 2 BB: 0 P: 8	R: 0 E: 0 K: 1 S: 5 H: 0 LOB: 0 BB: 0 P: 5	R: 2 E: 0 K: 0 S: 4 H: 1 LOB: 0 BB: 1 P: 8	R: 0 E: 0 K: 0 S: 3 H: 0 LOB: 0 BB: 0 P: 3	R: 0 E: 0 K: 1 S: 6 H: 1 LOB: 2 BB: 1 P: 10	R: 0 E: 0 K: 2 S: 7 H: 0 LOB: 0 BB: 0 P: 7	R: 0 E: 0 K: 0 S: 4 H: 1 LOB: 1 BB: 0 P: 4	1B: 6 2B: 1 3B: 0 HR: 2 SF: 0 SAC: 0 DP: 2 HBP: 1						

PITCHER		IP	WLS	BF	H	R	ER	SO	BB	IBB	HBP	BLK	WP	HR	S	P	ERA	WHIP
Tom Murphy, R ERA: 4.51	(1, 1)	6.1		28	7	4	4	2	3	0	1	0	0	2	28	41	5.68	1.579
Andy Hassler, L ERA: 3.45	(7, 1)	0.2		2	0	0	0	1	0	0	0	0	0	0	4	4	0.00	0.000
Eddie Fisher, R ERA: 1.97	(8, 1)	2.0	W	7	1	0	0	2	0	0	0	0	0	0	11	11	0.00	0.500

PITCHER		IP	WLS	BF	H	R	ER	SO	BB	IBB	HBP	BLK	WP	HR	S	P	ERA	WHIP

TOP

Boston Red Sox @ California Angels

Anaheim Stadium, Anaheim, CA

Tue Jun 15 1971, 10:05 PM EDT

Att. 12,489 - Unknown

livebaseballscorecards.com

AB	33
R	4
H	8
RBI	4
BB	3
SO	5
LOB	13

WP: 0 PA: 37
PB: 0
SB: 0
CS: 0

BOTTOM

Batter	1	2	3	4	5	6	7	8	9	AB	R	H	RBI	BB	SO	LOB
Sandy Alomar Sr., S (1, 4) OBP: 0.272, SLG: 0.269	BBBB 4-0 FC6-4 BB		x 0-0 ① 6-3		x 0-0 1B 2B		x 0-0 ①② G6-3 1-2f		x 0-0 ① SH1-4 1-2	3	1	1	0	1	0	1
Tony Gonzalez, L (1, 9) OBP: 0.320, SLG: 0.273 Syd O'Brien, R (9, PH) OBP: 0.272, SLG: 0.395	x 0-0 ① FC6-4 1B BB 1-2f		SSS 0-3 ② K		BBBB 4-0 1B BB		x 0-0 ③ 6-3		x 0-0 2-H HR	3 1	0 1	0 1	0 2	1 0	1 0	1 0
Jim Fregosi, R (1, 6) OBP: 0.312, SLG: 0.336	BBBB 4-0 1B 1-2 BB		x 0-0 ③ 5-3		x 0-0 ② F8			x 0-0 1B 1B 1B		3	1	1	0	1	0	2
Alex Johnson, R (1, 7) OBP: 0.313, SLG: 0.312	x 0-0 1-2 2-3 1B			x 0-0 ① L9	x 0-0 1-3 2-H 1B			x 0-0 SH5-4 1B 1-2 5-3 1B		4	1	3	1	0	0	0
Ken McMullen, R (1, 5) OBP: 0.300, SLG: 0.399	x 0-0 ② F4			BBBB 4-0 1B BB	x 0-0 ③ F7			x 0-0 1-2 2-H SH5-4 1B		3	0	1	1	1	0	5
Billy Cowan, R (1, 3) OBP: 0.300, SLG: 0.414 Jim Spencer, L (8, PH) OBP: 0.276, SLG: 0.353 (9, 3)	x 0-0 ③ F3			x 0-0 1-2 1B		x 0-0 ① F6		x 0-0 ① SH5-4 1-2 2-3		3 0	0 0	1 0	0 0	0 0	0 0	3 0
Ken Berry, R (1, 8) OBP: 0.278, SLG: 0.329		x 0-0 ① 4-3		x 0-0 ② L9		BBBB 4-0 G5-4-3 BB		x 0-0 ② 5-3 3-H		3	0	0	1	1	0	3
Jeff Torborg, R (1, 2) OBP: 0.069, SLG: 0.071 John Stephenson, L (8, PH) OBP: 0.348, SLG: 0.413 (9, 2)		x 0-0 ② 6-3		x 0-0 ③ F3		x 0-0 ②③ G5-4-3 1-2f		x 0-0 ③ G3		3 1	0 0	0 0	0 0	0 0	0 0	3 1
Tom Murphy, R (1, 1) OBP: 0.061, SLG: 0.091 Andy Hassler, L (7, 1) Giraldo Ruiz, S (7, PH) OBP: 0.333, SLG: 0.250 Eddie Fisher, R (8, 1) Roger Repoz, L (9, PH) OBP: 0.365, SLG: 0.338		SSS 0-3 ③ K			x 0-0 ① 4-3		x 0-0 G6-3 1B		BBBB 4-0 SH1-4 HR BB	2 0 1 0 0	0 0 0 0 1	0 0 1 0 0	0 0 0 0 1	1 0 0 0 0	0 0 0 0 0	0 0 0 0 0
Inning Stats	R: 0 E: 0 K: 0 S: 4 H: 1 LOB: 3 BB: 2 P: 12	R: 0 E: 0 K: 1 S: 5 H: 0 LOB: 0 BB: 0 P: 5	R: 0 E: 0 K: 1 S: 5 H: 0 LOB: 0 BB: 0 P: 5	R: 0 E: 0 K: 0 S: 4 H: 1 LOB: 2 BB: 1 P: 8	R: 1 E: 0 K: 0 S: 5 H: 2 LOB: 2 BB: 1 P: 9	R: 0 E: 0 K: 0 S: 2 H: 0 LOB: 0 BB: 1 P: 6	R: 0 E: 0 K: 0 S: 3 H: 1 LOB: 0 BB: 0 P: 3	R: 2 E: 0 K: 0 S: 6 H: 3 LOB: 1 BB: 0 P: 6	R: 2 E: 0 K: 0 S: 2 H: 1 LOB: 0 BB: 1 P: 6	1B: 7 2B: 1 3B: 0 HR: 1	SF: 0 SAC: 2 DP: 2 HBP: 0		WP: 0 PB: 0 SB: 0 CS: 0		PA: 38		

PITCHER		IP	WLS	BF	H	R	ER	SO	BB	IBB	HBP	BLK	WP	HR	S	P	ERA	WHIP
Gary Peters, L ERA: 5.13	(1, 1)	7.0		31	7	3	3	2	5	0	0	0	0	0	30	50	3.86	1.714
Bobby Bolin, R ERA: 2.73	(8, 1)	1.1		6	1	1	1	0	1	0	0	0	0	0	5	9	6.75	1.500
Sparky Lyle, L ERA: 2.0	(9, 1)	0.0	L	1	1	1	1	0	0	0	0	0	0	1	1	1	∞	∞

PITCHER	IP	WLS	BF	H	R	ER	SO	BB	IBB	HBP	BLK	WP	HR	S	P	ERA	WHIP

Boston Red Sox @ California Angels

Anaheim Stadium, Anaheim, CA

Tue Jun 15 1971, 10:05 PM EDT

Att. 12,489 - Unknown

livebaseballscorecards.com

AB	30
R	5
H	9
RBI	5
BB	6
SO	2
LOB	19

Batter	1	2	3	4	5	6	7	8	9	AB	R	H	RBI	BB	SO	LOB
Doug Griffin, R (1, 4) OBP: 0.290, SLG: 0.284	5-3	F8			5-3			6-3		4	0	0	0	0	0	2
John Kennedy, R (1, 6) OBP: 0.426, SLG: 0.434	6-3		1-3			5-3			HR 1B	4	1	1	0	0	0	0
Reggie Smith, S (1, 9) OBP: 0.364, SLG: 0.500	F4		1-6-3			F9			K	4	0	0	0	0	1	1
Carl Yastrzemski, L (1, 7) OBP: 0.426, SLG: 0.478		BBBB FC6-4 E PB BB	4-3			F8			1-H HR	3	2	1	2	1	0	0
Rico Petrocelli, R (1, 5) OBP: 0.358, SLG: 0.428		F8		6-3			F8		F8	4	0	0	0	0	0	1
George Scott, R (1, 3) OBP: 0.335, SLG: 0.430		E6 FC6-4 1-2		6-3			F8		F8	4	0	0	0	0	0	1
Billy Conigliaro, R (1, 8) OBP: 0.320, SLG: 0.471		FC6-4 PB 1B 1-2f 2-3		6-3			6-3			3	1	0	0	0	0	2
Duane Josephson, R (1, 2) OBP: 0.286, SLG: 0.376		1B IBB 1-2 3-H			F9			4-3		2	0	0	0	1	0	0
Jim Lonborg, R (1, 1) OBP: 0.286, SLG: 0.167		1B 1-3 2-H			K			K		3	0	1	1	0	2	0
Inning Stats	R: 0 E: 0 K: 0 S: 3 H: 0 LOB: 0 BB: 0 P: 3	R: 2 E: 1 K: 0 S: 5 H: 1 LOB: 2 BB: 2 P: 13	R: 0 E: 0 K: 0 S: 3 H: 0 LOB: 0 BB: 0 P: 3	R: 0 E: 0 K: 0 S: 3 H: 0 LOB: 0 BB: 0 P: 3	R: 0 E: 0 K: 1 S: 5 H: 0 LOB: 0 BB: 0 P: 5	R: 0 E: 0 K: 0 S: 3 H: 0 LOB: 0 BB: 0 P: 3	R: 0 E: 0 K: 0 S: 3 H: 0 LOB: 0 BB: 0 P: 3	R: 0 E: 0 K: 1 S: 5 H: 0 LOB: 0 BB: 0 P: 5	R: 2 E: 0 K: 1 S: 7 H: 2 LOB: 0 BB: 0 P: 7	1B: 2 2B: 0 3B: 0 HR: 1 SF: 0 SAC: 0 DP: 0 HBP: 0						

TOP

Boston Red Sox @ California Angels

Anaheim Stadium, Anaheim, CA

Wed Jun 16 1971, 10:05 PM EDT

Att. 10,801 - Unknown

livebaseballscorecards.com

AB	31
R	4
H	3
RBI	3
BB	2
SO	3
LOB	7

WP: 0 PB: 1 SB: 0 CS: 0 PA: 33

PITCHER		IP	WLS	BF	H	R	ER	SO	BB	IBB	HBP	BLK	WP	HR	S	P	ERA	WHIP
Clyde Wright, L ERA: 2.6	(1, 1)	8.0	L	28	1	2	0	2	1	1	0	0	0	0	30	38	0.00	0.250
Dave LaRoche, L ERA: 1.93	(9, 1)	1.0		5	2	2	2	1	0	0	0	0	0	1	7	7	18.00	2.000

PITCHER		IP	WLS	BF	H	R	ER	SO	BB	IBB	HBP	BLK	WP	HR	S	P	ERA	WHIP

BOTTOM

Boston Red Sox @ California Angels

Anaheim Stadium, Anaheim, CA

Wed Jun 16 1971, 10:05 PM EDT

Att. 10,801 - Unknown

Batter	1	2	3	4	5	6	7	8	9	AB	R	H	RBI	BB	SO	LOB
Sandy Alomar Sr., S (1, 4) OBP: 0.274, SLG: 0.269	BBBB 4-0 1B BB	x 0-0 FC5 1-3 1B		x 0-0 3-1 ①		x 0-0 F7 ②		x 0-0 FC1-6 ① S 1-2f		4	0	1	0	1	0	1
Tony Gonzalez, L (1, 9) OBP: 0.338, SLG: 0.286	x 0-0 1-2 1B	IIII 4-0 IBB		x 0-0 F8 ②		x 0-0 1B		x 0-0 F6 ②		4	0	2	0	1	0	1
Jim Fregosi, R (1, 6) OBP: 0.308, SLG: 0.331	x 0-0 F5 ①	x 0-0 FC5 ③ 2-3f		x 0-0 1B		x 0-0 F7 ③		SSS 0-3 K ③ 1-2		5	0	1	0	0	1	7
Alex Johnson, R (1, 7) OBP: 0.311, SLG: 0.309	x 0-0 L9 ②		x 0-0 HBP 1B 1B	x 0-0 L4 ③			x 0-0 5-3 ①		x 0-0 F8 ①	5	0	1	0	0	0	3
Ken McMullen, R (1, 5) OBP: 0.298, SLG: 0.395	x 0-0 L7 ③		x 0-0 F8 ①		x 0-0 F7 ①		x 0-0 1B 1B		SSS 0-3 K ②	5	0	1	0	0	1	3
Jim Spencer, L (1, 3) OBP: 0.278, SLG: 0.351		x 0-0 G6-4-3 BB WP 1B	x 0-0 F9 ②		BBB 4-0 BB		x 0-0 F9 ②		x 0-0 3-1 ③	4	1	1	0	1	0	2
John Stephenson, L (1, 2) OBP: 0.362, SLG: 0.421		BBBB 4-0 G6-4-3 1-2 BB	x 0-0 HBP 1-2 1B		x 0-0 F9 ②		x 0-0 1-3 1B			3	0	2	0	1	0	1
Ken Berry, R (1, 8) OBP: 0.277, SLG: 0.323		x 0-0 ① ② G6-4-3 1-2f 2-3	H 1-0 1-2 2-3 HBP		SSS 0-3 K ③		x 0-0 G3 ③			3	0	0	0	0	1	5
Clyde Wright, R (1, 1) OBP: 0.222, SLG: 0.286 Roger Repoz, L (8, PH) OBP: 0.369, SLG: 0.338 Giraldo Ruiz, S (8, PR) OBP: 0.333, SLG: 0.250 Dave LaRoche, L (9, 1) OBP: 0.400, SLG: 0.250	BBBB 4-0 1B 3-H BB	x 0-0 F9 ③				x 0-0 6-3 ①		BBBB 4-0 FC1-6 BB		2 0 0 0	0 0 0 0	0 0 0 0	0 0 0 0	1 1 0 0	0 0 0 0	3 0 0 0
Inning Stats	R: 0 E: 0 K: 0 S: 4 H: 1 LOB: 2 BB: 1 P: 8	R: 1 E: 0 K: 0 S: 4 H: 2 LOB: 3 BB: 3 P: 16	R: 0 E: 0 K: 0 S: 5 H: 2 LOB: 3 BB: 0 P: 6	R: 0 E: 0 K: 0 S: 4 H: 1 LOB: 1 BB: 0 P: 4	R: 0 E: 0 K: 1 S: 5 H: 0 LOB: 1 BB: 1 P: 9	R: 0 E: 0 K: 0 S: 4 H: 1 LOB: 1 BB: 0 P: 4	R: 0 E: 0 K: 0 S: 5 H: 2 LOB: 2 BB: 0 P: 5	R: 0 E: 0 K: 1 S: 5 H: 0 LOB: 2 BB: 1 P: 9	R: 0 E: 0 K: 1 S: 5 H: 0 LOB: 0 BB: 0 P: 5	1B: 9 2B: 0 3B: 0 HR: 0 SF: 0 SAC: 0 DP: 1 HBP: 1						

livebaseballscorecards.com

AB	35
R	1
H	9
RBI	0
BB	6
SO	3
LOB	26

WP: 1 PA: 42
PB: 0
SB: 1
CS: 0

PITCHER	IP	WLS	BF	H	R	ER	SO	BB	IBB	HBP	BLK	WP	HR	S	P	ERA	WHIP
Jim Lonborg, R (1, 1) ERA: 4.44	9.0	W	42	9	1	1	3	5	1	1	0	1	0	41	66	1.00	1.556

PITCHER	IP	WLS	BF	H	R	ER	SO	BB	IBB	HBP	BLK	WP	HR	S	P	ERA	WHIP

Batter	1	2	3	4	5	6	7	8	9	AB	R	H	RBI	BB	SO	LOB
Sandy Alomar Sr., S (1, 4) OBP: 0.274, SLG: 0.269	6-3		K		F8			G1-6-3, 1B		4	0	1	0	0	1	0
Jim Fregosi, R (1, 6) OBP: 0.301, SLG: 0.322	K		K			F3		F9		4	0	0	0	0	2	1
Tony Gonzalez, L (1, 9) OBP: 0.333, SLG: 0.284	BB, 1B		F8			F7		G1-6-3, 1-2f		4	0	1	0	0	0	1
Alex Johnson, R (1, 7) OBP: 0.310, SLG: 0.305	FC6-4, 1-2, BB			5-3		F9			5-3	3	0	0	0	1	0	0
Ken McMullen, R (1, 5) OBP: 0.302, SLG: 0.397	FC6-4, 1-2f			1B, 1B			HBP, 1B		6-3	4	0	2	0	0	0	2
Jim Spencer, L (1, 3) OBP: 0.282, SLG: 0.351		F2		G1-6-3, 1-2, 1B			F9		BB	3	0	1	0	1	0	1
Ken Berry, R (1, 8) OBP: 0.282, SLG: 0.329		2B		G1-6-3, 1-2f			HBP, 1-2		4-3	3	0	1	0	0	0	3
Jeff Torborg, R (1, 2) OBP: 0.065, SLG: 0.067		L4			F7		F7			2	0	0	0	0	0	1
John Stephenson, L (7, PH) OBP: 0.359, SLG: 0.417 (7, 2)										1	0	0	0	0	0	2
Rudy May, L (1, 1) OBP: 0.222, SLG: 0.222		K			4-3		F8			1	0	0	0	0	1	1
Clyde Wright, R (5, PH) OBP: 0.217, SLG: 0.279										1	0	0	0	0	0	0
Lloyd Allen, R (5, 1)										0	0	0	0	0	0	0
Roger Repoz, L (7, PH) OBP: 0.367, SLG: 0.336										1	0	0	0	0	0	2
Mel Queen, L (7, 1)										0	0	0	0	0	0	0
Inning Stats	R: 0 E: 0 K: 1 S: 6 H: 1 LOB: 2 BB: 1 P: 10	R: 0 E: 0 K: 1 S: 6 H: 1 LOB: 1 BB: 0 P: 6	R: 0 E: 0 K: 2 S: 7 H: 0 LOB: 0 BB: 0 P: 7	R: 0 E: 0 K: 0 S: 4 H: 2 LOB: 1 BB: 0 P: 4	R: 0 E: 0 K: 0 S: 3 H: 0 LOB: 0 BB: 0 P: 3	R: 0 E: 0 K: 0 S: 3 H: 0 LOB: 0 BB: 0 P: 3	R: 0 E: 0 K: 0 S: 4 H: 1 LOB: 2 BB: 0 P: 5	R: 0 E: 0 K: 0 S: 3 H: 1 LOB: 0 BB: 0 P: 3	R: 0 E: 0 K: 0 S: 3 H: 0 LOB: 1 BB: 1 P: 7	1B: 5 2B: 1 3B: 0 HR: 0	SF: 0 SAC: 0 DP: 2 HBP: 1					

TOP

California Angels @ Kansas City Royals

Municipal Stadium, Kansas City, MO

Thu Jun 17 1971, 8:05 PM EDT

Att. 10,509 - Unknown - 88 F

livebaseballscorecards.com

AB	31
R	0
H	6
RBI	0
BB	2
SO	4
LOB	14

WP: 0 PB: 0 SB: 0 CS: 0 PA: 34

PITCHER	IP	WLS	BF	H	R	ER	SO	BB	IBB	HBP	BLK	WP	HR	S	P	ERA	WHIP
Dick Drago, R (1, 1) ERA: 2.37	9.0	W	34	6	0	0	4	2	0	1	0	0	0	39	48	0.00	0.889

PITCHER	IP	WLS	BF	H	R	ER	SO	BB	IBB	HBP	BLK	WP	HR	S	P	ERA	WHIP

Batter	1	2	3	4	5	6	7	8	9	AB	R	H	RBI	BB	SO	LOB
Paul Schaal, R (1, 5) OBP: 0.405, SLG: 0.442	1B 2B 1B	1B		2-H 1B			4-3			4	1	3	1	0	0	0
Cookie Rojas, R (1, 4) OBP: 0.357, SLG: 0.421	2B 6-3 1B 1-3	F7		F8			1B WP 1B			4	2	2	0	0	0	2
Amos Otis, R (1, 8) OBP: 0.354, SLG: 0.532	1B 2B 1-3 3-H		K		L4		1-3 1B			4	1	2	1	0	1	0
Chuck Harrison, R (1, 3) OBP: 0.333, SLG: 0.400	6-3 3-H		1B		5-3		F9 3-H			4	0	1	1	0	0	1
Lou Piniella, R (1, 7) OBP: 0.305, SLG: 0.292	2-H 1B		F9		1B			F8		4	0	2	1	0	0	1
Bob Oliver, R (1, 9) OBP: 0.275, SLG: 0.312	5-3		F7		K			F5		4	0	0	0	0	1	3
Jerry May, R (1, 2) OBP: 0.321, SLG: 0.355	P4			F7		6-3		K		4	0	0	0	0	1	1
Rich Severson, R (1, 6) OBP: 0.357, SLG: 0.182		6-3		BB SH2-4 1B		1-3				2	1	0	0	1	0	0
Dick Drago, R (1, 1) OBP: 0.207, SLG: 0.080		6-3		SH2-4 1-2		K				2	0	0	0	0	1	0
Inning Stats	R: 3 H: 4 E: 0 LOB: 1 K: 0 BB: 0 S: 7 P: 7	R: 0 H: 1 E: 0 LOB: 1 K: 0 BB: 0 S: 4 P: 4	R: 0 H: 1 E: 0 LOB: 1 K: 1 BB: 0 S: 6 P: 6	R: 1 H: 1 E: 0 LOB: 1 K: 0 BB: 1 S: 4 P: 8	R: 0 H: 1 E: 0 LOB: 1 K: 1 BB: 0 S: 6 P: 6	R: 0 H: 0 E: 0 LOB: 0 K: 1 BB: 0 S: 5 P: 5	R: 1 H: 2 E: 0 LOB: 0 K: 0 BB: 0 S: 4 P: 4	R: 0 H: 0 E: 0 LOB: 0 K: 1 BB: 0 S: 5 P: 5		1B: 9 SF: 0 2B: 1 SAC: 1 3B: 0 DP: 0 HR: 0 HBP: 0						WP: 1 PA: 34 PB: 0 SB: 0 CS: 0

PITCHER		IP	WLS	BF	H	R	ER	SO	BB	IBB	HBP	BLK	WP	HR	S	P	ERA	WHIP
Rudy May, L ERA: 3.65	(1, 1)	4.0	L	20	7	4	4	1	1	0	0	0	0	0	21	25	9.00	2.000
Lloyd Allen, R ERA: 4.81	(5, 1)	2.0		7	1	0	0	2	0	0	0	0	0	0	11	11	0.00	0.500
Mel Queen, R ERA: 1.61	(7, 1)	2.0		7	2	1	1	1	0	0	0	0	1	0	9	9	4.50	1.000

PITCHER	IP	WLS	BF	H	R	ER	SO	BB	IBB	HBP	BLK	WP	HR	S	P	ERA	WHIP

BOTTOM

California Angels @ Kansas City Royals

Municipal Stadium, Kansas City, MO

Thu Jun 17 1971, 8:05 PM EDT

Att. 10,509 - Unknown - 88 F

livebaseballscorecards.com

AB	32
R	5
H	10
RBI	4
BB	1
SO	4
LOB	8

Batter	1	2	3	4	5	6	7	8	9	AB	R	H	RBI	BB	SO	LOB
Sandy Alomar Sr., S (1, 4) OBP: 0.276, SLG: 0.275	6-3		F8			FC5 1B		6-3	1-3 2B	5	0	2	0	0	0	1
Jim Fregosi, R (1, 6) OBP: 0.298, SLG: 0.313	K		K			K		BB	F7	4	1	0	0	1	3	3
Alex Johnson, R (1, 7) OBP: 0.309, SLG: 0.304	K		E4			1-2 1B		K		4	0	1	0	0	2	1
Ken McMullen, R (1, 5) OBP: 0.301, SLG: 0.394		P3	L6			F8		2B 1-2 1B		4	0	1	0	0	0	3
Billy Cowan, R (1, 3) OBP: 0.294, SLG: 0.424		K	K			FC5 2-3f		1-3 2-H 2B		4	0	1	1	0	2	3
Syd O'Brien, R (1, 9) OBP: 0.264, SLG: 0.382		6-3			E5		K	5-3		4	0	0	0	0	1	2
Ken Berry, R (1, 8) OBP: 0.283, SLG: 0.329			SH1-4 1B		F9		6-3		6-3	3	0	1	0	0	0	1
Tony Gonzalez, L (7, 8) OBP: 0.329, SLG: 0.280										1	0	0	0	0	0	0
Jeff Torborg, R (1, 2) OBP: 0.086, SLG: 0.061			F8		F7		BB		F7	3	0	0	0	1	0	2
Andy Hassler, L (1, 1)			SH1-4 1-2		5-3		K		2B 1B	0	0	0	0	0	0	0
Eddie Fisher, R (4, 1)										1	0	0	0	0	0	1
Jerry Moses, R (7, PH) OBP: 0.259, SLG: 0.356										1	0	0	0	0	1	1
Jim Maloney, L (7, 1) OBP: 0.200, SLG: 0.200										0	0	0	0	0	0	0
Dave LaRoche, L (8, 1) OBP: 0.400, SLG: 0.250										0	0	0	0	0	0	0
Tony Conigliaro, R (9, PH) OBP: 0.320, SLG: 0.385										1	0	1	0	0	0	0
Inning Stats	R: 0 E: 0 K: 2 S: 7 H: 0 LOB: 0 BB: 0 P: 7	R: 0 E: 0 K: 1 S: 5 H: 0 LOB: 0 BB: 0 P: 5	R: 0 E: 0 K: 0 S: 4 H: 1 LOB: 1 BB: 0 P: 4	R: 0 E: 1 K: 2 S: 8 H: 0 LOB: 1 BB: 0 P: 8	R: 0 E: 1 K: 0 S: 4 H: 0 LOB: 1 BB: 0 P: 4	R: 0 E: 0 K: 1 S: 7 H: 2 LOB: 2 BB: 0 P: 7	R: 0 E: 0 K: 2 S: 7 H: 0 LOB: 1 BB: 1 P: 11	R: 1 E: 0 K: 1 S: 7 H: 2 LOB: 2 BB: 1 P: 11	R: 0 E: 0 K: 0 S: 5 H: 2 LOB: 2 BB: 0 P: 5	1B: 5 2B: 2 3B: 0 HR: 0	SF: 0 SAC: 1 DP: 0 HBP: 0					

PITCHER	IP	WLS	BF	H	R	ER	SO	BB	IBB	HBP	BLK	WP	HR	S	P	ERA	WHIP
Paul Splittorff, L (1, 1) ERA: 2.21	9.0	W	38	7	1	1	9	2	0	0	0	0	0	54	62	1.00	1.000

PITCHER	IP	WLS	BF	H	R	ER	SO	BB	IBB	HBP	BLK	WP	HR	S	P	ERA	WHIP

California Angels @ Kansas City Royals

Municipal Stadium, Kansas City, MO

Fri Jun 18 1971, 8:05 PM EDT

Att. 14,657 - Unknown - 96 F

TOP

livebaseballscorecards.com

AB	35
R	1
H	7
RBI	1
BB	2
SO	9
LOB	18

WP: 0 PA: 38
PB: 0
SB: 0
CS: 0

Batter	1	2	3	4	5	6	7	8	9	AB	R	H	RBI	BB	SO	LOB
Freddie Patek, R (1, 6) OBP: 0.323, SLG: 0.319	5-3	S 1B 1-3		F8		CS 1B		1-3		5	0	2	0	0	0	0
Paul Schaal, R (1, 5) OBP: 0.413, SLG: 0.442	BB 2B SF9	K 1-2		E 1B 1B		BB 1B 1-2		SF8 1B BB		2	3	1	0	3	1	2
Amos Otis, R (1, 8) OBP: 0.364, SLG: 0.543	2B SF9 1-3		E7 1B 1B	F8		S 1B 1-3		2B 1B 1-3		5	2	4	0	0	0	1
Chuck Harrison, R (1, 3) OBP: 0.368, SLG: 0.424	SF9 2-3 3-H		2B 1B 2-H	E7 1-H 1B		F7 1-2		2B IBB		3	1	2	2	1	0	2
Cookie Rojas, R (1, 4) OBP: 0.362, SLG: 0.429	BB	2B 2-H		5-3			1B 1B	SF8 3-H		3	0	2	2	1	0	1
Lou Piniella, R (1, 7) OBP: 0.309, SLG: 0.306	5-3	K	K				1B 1B 1-2	2B 1-3 2-H		5	0	2	1	0	2	3
Bob Oliver, R (1, 9) OBP: 0.273, SLG: 0.309		G4-6-3 1B	F3		5-3		L3	K		5	0	1	0	0	1	5
Jerry May, R (1, 2) OBP: 0.319, SLG: 0.347		G4-6-3 1-2f	IBB		6-3		F8			3	0	0	0	1	0	3
Paul Splittorff, L (1, 1) OBP: 0.250, SLG: 0.143		BB 1B	P6			F5	4-3			3	0	0	0	1	0	4
Inning Stats	R: 1 E: 0 K: 0 S: 4 H: 1 LOB: 2 BB: 2 P: 12	R: 0 E: 0 K: 1 S: 6 H: 2 LOB: 2 BB: 1 P: 10	R: 2 E: 1 K: 1 S: 8 H: 3 LOB: 2 BB: 1 P: 12	R: 1 E: 1 K: 0 S: 5 H: 2 LOB: 1 BB: 0 P: 5	R: 0 E: 0 K: 1 S: 5 H: 0 LOB: 0 BB: 0 P: 5	R: 0 E: 0 K: 0 S: 4 H: 2 LOB: 2 BB: 1 P: 8	R: 0 E: 0 K: 0 S: 5 H: 2 LOB: 2 BB: 0 P: 5	R: 2 E: 0 K: 1 S: 7 H: 2 LOB: 2 BB: 2 P: 15		1B: 11 2B: 3 3B: 0 HR: 0 SF: 2 SAC: 0 DP: 1 HBP: 0						

PITCHER		IP	WLS	BF	H	R	ER	SO	BB	IBB	HBP	BLK	WP	HR	S	P	ERA	WHIP
Andy Hassler, L ERA: 3.86	(1, 1)	3.0	L	18	6	3	2	2	3	1	0	0	0	0	18	34	6.00	3.000
Eddie Fisher, R ERA: 1.85	(4, 1)	3.0		13	4	1	0	1	1	0	0	0	0	0	14	18	0.00	1.667
Jim Maloney, R ERA: 6.17	(7, 1)	1.1		7	2	1	1	0	1	0	0	0	0	0	6	10	6.75	2.250
Dave LaRoche, L ERA: 2.16	(8, 1)	0.2		5	2	1	1	1	0	1	0	0	0	0	6	10	13.50	3.000

PITCHER	IP	WLS	BF	H	R	ER	SO	BB	IBB	HBP	BLK	WP	HR	S	P	ERA	WHIP

BOTTOM

California Angels @ Kansas City Royals

Municipal Stadium, Kansas City, MO

Fri Jun 18 1971, 8:05 PM EDT

Att. 14,657 - Unknown - 96 F

livebaseballscorecards.com

AB	34
R	6
H	14
RBI	5
BB	7
SO	4
LOB	21

WP: 0 PA: 43
PB: 0
SB: 2
CS: 1

California Angels @ Kansas City Royals

Municipal Stadium, Kansas City, MO

Sat Jun 19 1971, 4:33 AM EDT

Att. 9,800 - Unknown - 93 F

TOP

livebaseballscorecards.com

Batter	1	2	3	4	5	6	7	8	9	AB	R	H	RBI	BB	SO	LOB
Sandy Alomar Sr., S (1, 4) OBP: 0.278, SLG: 0.277	L4	1-2 HR 1B			F8		F8		1-2 3-H 1B	5	1	2	1	0	0	1
Jim Fregosi, R (1, 6) OBP: 0.301, SLG: 0.342	1B 2B	1-H 2-H HR			F9		F8		K	5	2	2	3	0	1	3
Tony Gonzalez, L (1, 8) (8, 7) OBP: 0.322, SLG: 0.266	1B BB	F7			P6			5-3	K	4	0	0	0	1	1	2
Alex Johnson, R (1, 7) OBP: 0.312, SLG: 0.321	1-2 2-H 1B		F8			HR		6-3		4	1	2	2	0	0	0
Roger Repoz, L (8, 8) OBP: 0.367, SLG: 0.336										0	0	0	0	0	0	0
Ken McMullen, R (1, 5) OBP: 0.296, SLG: 0.388	K		K			K		6-3		4	0	0	0	0	3	2
Tony Conigliaro, R (1, 9) OBP: 0.314, SLG: 0.377	K		F9			K			4-3	4	0	0	0	0	2	2
Jim Spencer, L (1, 3) OBP: 0.282, SLG: 0.354		K		P5		F7			2B	4	1	1	0	0	1	0
Jeff Torborg, R (1, 2) OBP: 0.128, SLG: 0.162		F7		P6			SH1-4		2-H 1B 2B	4	1	2	1	0	0	0
Andy Messersmith, R (1, 1) OBP: 0.222, SLG: 0.242		BB HR 1B		K			SH1-4		2-3 1B	1	1	0	0	1	1	0
John Stephenson, L (9, PH) OBP: 0.364, SLG: 0.422										1	0	1	0	0	0	0
Giraldo Ruiz, S (9, PR) OBP: 0.333, SLG: 0.250										0	0	0	0	0	0	0
Lloyd Allen, R (9, 1)										0	0	0	0	0	0	0
Dave LaRoche, L (9, 1) OBP: 0.400, SLG: 0.250										0	0	0	0	0	0	0

Inning Stats	1	2	3	4	5	6	7	8	9
	R: 1 H: 2 E: 0 LOB: 2 K: 2 BB: 1 S: 9 P: 13	R: 3 H: 2 E: 0 LOB: 0 K: 1 BB: 1 S: 7 P: 11	R: 0 H: 0 E: 0 LOB: 0 K: 1 BB: 0 S: 5 P: 5	R: 0 H: 0 E: 0 LOB: 0 K: 1 BB: 0 S: 5 P: 5	R: 0 H: 0 E: 0 LOB: 0 K: 0 BB: 0 S: 3 P: 3	R: 1 H: 1 E: 0 LOB: 0 K: 2 BB: 0 S: 8 P: 8	R: 0 H: 1 E: 0 LOB: 1 K: 0 BB: 0 S: 4 P: 4	R: 0 H: 0 E: 0 LOB: 0 K: 0 BB: 0 S: 3 P: 3	R: 2 H: 4 E: 0 LOB: 2 K: 2 BB: 0 S: 11 P: 11

| | | | | | | | | | |

Batter	1	2	3	4	5	6	7	8	9	AB	R	H	RBI	BB	SO	LOB
Freddie Patek, R (1, 6) OBP: 0.324, SLG: 0.321	5-3		P6	1B 2-H 1B		5-3			G6-4-3 S 1B	5	0	2	1	0	0	1
Paul Schaal, R (1, 5) OBP: 0.413, SLG: 0.438	F7		F8	1-2 1B			F9		BBBB 4-0 1-2 G6-4-3 BB	4	0	1	0	1	0	0
Amos Otis, R (1, 8) OBP: 0.364, SLG: 0.546	3B		HR HBP	F9			F8		1-2f 2-3 G6-4-3	4	1	1	0	0	0	4
Ed Kirkpatrick, L (1, 9) OBP: 0.354, SLG: 0.399	F7		1-H HR		F9		F9		1-3	5	1	1	2	0	0	2
Chuck Harrison, R (1, 3) OBP: 0.357, SLG: 0.389		BBBB 4-0 BB BB	F7		5-3			P6		3	0	0	0	1	0	0
Cookie Rojas, R (1, 4) OBP: 0.368, SLG: 0.436		BBBB 4-0 1-2 FC6-4 BB		E7 2B 1B	5-3			2B		3	1	2	0	1	0	0
Lou Piniella, R (1, 7) OBP: 0.307, SLG: 0.304		F9		6-3		G3 1B		F7		4	0	1	0	0	0	4
Jerry May, R (1, 2) OBP: 0.324, SLG: 0.354		F9		2-H 1B 2B		1-2 G3		BBBB 4-0 BB		3	1	1	1	1	0	3
Mike Hedlund, R (1, 1) OBP: 0.103, SLG: 0.071 Jim York, R (2, 1) Gail Hopkins, L (6, PH) OBP: 0.310, SLG: 0.558 Tom Burgmeier, L (7, 1) OBP: 0.286, SLG: 0.167 Joe Keough, L (8, PH) OBP: 0.315, SLG: 0.279 Ted Abernathy, R (9, 1)	1-2f FC6-4		SSS K			F9		SSS K		0 2 1 0 0 1 0	0 0 0 0 0 0 0	0 0 0 0 0 0 0	0 0 0 0 0 0 0	0 1 0 0 0 0 1	0 3 1 0 0 0 2	0 3 1 0 0 0 0
Inning Stats	R: 0 H: 1 E: 0 LOB: 1 K: 0 BB: 0 S: 4 P: 4	R: 0 H: 0 E: 0 LOB: 2 K: 0 BB: 2 S: 3 P: 11	R: 2 H: 1 E: 0 LOB: 0 K: 0 BB: 0 S: 4 P: 5	R: 2 H: 4 E: 1 LOB: 2 K: 1 BB: 0 S: 9 P: 9	R: 0 H: 0 E: 0 LOB: 0 K: 0 BB: 0 S: 3 P: 3	R: 0 H: 1 E: 0 LOB: 1 K: 0 BB: 0 S: 4 P: 4	R: 0 H: 0 E: 0 LOB: 0 K: 0 BB: 0 S: 3 P: 3	R: 0 H: 1 E: 0 LOB: 2 K: 1 BB: 1 S: 6 P: 10	R: 0 H: 1 E: 0 LOB: 1 K: 0 BB: 1 S: 3 P: 7	1B: 5 SF: 0 2B: 2 SAC: 0 3B: 1 DP: 1 HR: 1 HBP: 1						

PITCHER		IP	WLS	BF	H	R	ER	SO	BB	IBB	HBP	BLK	WP	HR	S	P	ERA	WHIP
Andy Messersmith, R ERA: 3.83	(1, 1)	8.0	W	36	8	4	4	2	3	0	1	0	0	1	36	49	4.50	1.375
Lloyd Allen, R ERA: 4.72	(9, 1)	0.2		3	1	0	0	0	1	0	0	0	0	0	2	6	0.00	3.000
Dave LaRoche, L ERA: 2.14	(9, 1)	0.1	S	1	0	0	0	0	0	0	0	0	0	0	1	1	0.00	0.000

PITCHER	IP	WLS	BF	H	R	ER	SO	BB	IBB	HBP	BLK	WP	HR	S	P	ERA	WHIP

BOTTOM

California Angels @ Kansas City Royals

Municipal Stadium, Kansas City, MO

Sat Jun 19 1971, 4:33 AM EDT

Att. 9,800 - Unknown - 93 F

livebaseballscorecards.com

AB	35
R	4
H	9
RBI	4
BB	4
SO	2
LOB	20

WP: 0 PA: 40
PB: 0
SB: 1
CS: 0

TOP

California Angels @ Kansas City Royals

Municipal Stadium, Kansas City, MO

Sun Jun 20 1971, 4:33 AM EDT

Unknown - 89 F

livebaseballscorecards.com

Batter	1	2	3	4	5	6	7	8	9	AB	R	H	RBI	BB	SO	LOB
Sandy Alomar Sr., S (1, 4) OBP: 0.275, SLG: 0.273	F7		FC6 1-2f			5-3		5-3		4	0	0	0	0	0	2
Jim Fregosi, R (1, 6) OBP: 0.299, SLG: 0.335	5-3		6-3			F8			BBBB 1B BB G1-2-3 BB	3	0	0	0	1	0	0
Tony Gonzalez, L (1, 8) OBP: 0.319, SLG: 0.265	3-1		1-3				FC4-6 1B 1B		P6	4	0	1	0	0	0	1
Alex Johnson, R (1, 7) OBP: 0.315, SLG: 0.321		5-3	P4				FC4-6 1-2 1B		BBBB 1B 1-2 BB	3	0	1	0	1	0	0
John Stephenson, L (1, 2) OBP: 0.355, SLG: 0.411 Billy Cowan, R (9, PH) OBP: 0.314, SLG: 0.441		F5			4-3		FC4-6 G5-4-3 1-2f 2-3		1B 1-2 2-3	3 1	0 0	0 1	0 0	0 0	0 0	2 0
Tony Conigliaro, R (1, 9) OBP: 0.308, SLG: 0.369		5-3			SSS K		G5-4-3 1-2f		G1-2-3 3-Hf	4	0	0	0	0	1	5
Ken McMullen, R (1, 5) OBP: 0.293, SLG: 0.383			3-1		5-3			F7		3	0	0	0	0	0	0
Jim Spencer, L (1, 3) OBP: 0.286, SLG: 0.372			F8			HR		1B		3	1	2	1	0	0	0
Clyde Wright, R (1, 1) OBP: 0.229, SLG: 0.289			FC6 1B			F8		P5		2	0	1	0	0	0	0
Mel Queen, L (7, 1)										0	0	0	0	0	0	0
Syd O'Brien, R (8, PH) OBP: 0.262, SLG: 0.379										1	0	0	0	0	0	1
Eddie Fisher, R (8, 1)										0	0	0	0	0	0	0
Inning Stats	R: 0 E: 0 K: 0 S: 3 H: 0 LOB: 0 BB: 0 P: 3	R: 0 E: 0 K: 0 S: 3 H: 0 LOB: 0 BB: 0 P: 3	R: 0 E: 0 K: 0 S: 4 H: 1 LOB: 1 BB: 0 P: 4	R: 0 E: 0 K: 0 S: 3 H: 0 LOB: 0 BB: 0 P: 3	R: 0 E: 0 K: 1 S: 5 H: 0 LOB: 0 BB: 0 P: 5	R: 1 E: 0 K: 0 S: 4 H: 1 LOB: 0 BB: 0 P: 4	R: 0 E: 0 K: 0 S: 4 H: 2 LOB: 1 BB: 0 P: 4	R: 0 E: 0 K: 0 S: 4 H: 1 LOB: 1 BB: 0 P: 4	R: 0 E: 0 K: 0 S: 3 H: 1 LOB: 2 BB: 2 P: 11	1B: 5 2B: 0 3B: 0 HR: 1 SF: 0 SAC: 0 DP: 2 HBP: 0						

	AB	31
	R	1
	H	6
	RBI	1
	BB	2
	SO	1
	LOB	11

WP: 0 PB: 0 SB: 0 CS: 0 PA: 33

PITCHER		IP	WLS	BF	H	R	ER	SO	BB	IBB	HBP	BLK	WP	HR	S	P	ERA	WHIP
Bruce Dal Canton, R ERA: 2.82	(1, 1)	8.1	W	31	5	1	1	1	2	0	0	0	0	1	31	39	1.08	0.840
Tom Burgmeier, L ERA: 1.26	(9, 1)	0.0		1	1	0	0	0	0	0	0	0	0	0	1	1	∞	∞
Ted Abernathy, R ERA: 2.31	(9, 1)	0.2	S	1	0	0	0	0	0	0	0	0	0	0	1	1	0.00	0.000

PITCHER	IP	WLS	BF	H	R	ER	SO	BB	IBB	HBP	BLK	WP	HR	S	P	ERA	WHIP

Batter	1	2	3	4	5	6	7	8	9	AB	R	H	RBI	BB	SO	LOB
Freddie Patek, R (1, 6) OBP: 0.327, SLG: 0.321	BBBB 4-0 WP 1B BB		x 0-0 ① F9			x 0-0 1B SF8 1B	x 0-0 ① FC4-2 PB 1-2 3-H			3	2	1	0	1	0	2
Paul Schaal, R (1, 5) OBP: 0.418, SLG: 0.439	BBBBB 4-0 1B 1-2 FC6-4 BB		x 0-0 ② 6-3			x 0-0 BBBB 1-3 1B	x 4-0 FC5-4 1-2 2-3 BB			2	1	1	0	2	0	0
Amos Otis, R (1, 8) OBP: 0.363, SLG: 0.541	x 0-0 FC6-4 1-3 2-H 1B		x 0-0 ③ 6-3			x 0-0 ① SSS P6	0-3 ② K			4	0	1	1	0	1	5
Chuck Harrison, R (1, 3) OBP: 0.326, SLG: 0.359	x 0-0 ① FC6-4 G6-4-3 1-2f 3-H			x 0-0 ① F8		x 0-0 ② SF8 3-H	x 0-0 ③ FC5-4 1-2f			3	0	0	2	0	0	4
Lou Piniella, R (1, 7) OBP: 0.298, SLG: 0.294	x 0-0 ②③ G6-4-3 1-2f			x 0-0 ② 6-3		x 0-0 ③ F8		x 0-0 ① 5-3		4	0	0	0	0	0	2
Cookie Rojas, R (1, 4) OBP: 0.371, SLG: 0.438		x 0-0 ① P1		x 0-0 ③ F8			x 0-0 2B 1B 1B	x 0-0 1B		4	1	2	0	0	0	0
Bob Oliver, R (1, 9) OBP: 0.277, SLG: 0.315		x 0-0 ② F8		BBBB 4-0 G4-3 BB		x 0-0 1-3 1B 2B	SSS 0-3 ② K			3	1	1	0	1	1	1
Jerry May, R (1, 2) OBP: 0.329, SLG: 0.349		BBBB 4-0 BB		x 0-0 ①② G4-3 1-2f		IIII 4-0 1B FC4-2 IBB	x 0-0 ③ F3			2	0	0	0	2	0	2
Bruce Dal Canton, R (1, 1) OBP: 0.097, SLG: 0.097 Tom Burgmeier, L (9, 1) OBP: 0.286, SLG: 0.167 Ted Abernathy, R (9, 1)		SSS 0-3 ③ K		x 0-0 ③ F9		x 0-0 PB FC4-2 1-3 2-H 3-H 1B				3 0 0	0 0 0	1 0 0	2 0 0	0 0 0	1 0 0	1 0 0
Inning Stats	R: 2 H: 1 E: 0 LOB: 0 K: 0 BB: 2 S: 3 P: 11	R: 0 H: 0 E: 0 LOB: 1 K: 1 BB: 1 S: 5 P: 9	R: 0 H: 0 E: 0 LOB: 0 K: 0 BB: 0 S: 3 P: 3	R: 0 H: 0 E: 0 LOB: 0 K: 0 BB: 0 S: 3 P: 3	R: 0 H: 0 E: 0 LOB: 0 K: 0 BB: 1 S: 2 P: 6	R: 1 H: 2 E: 0 LOB: 1 K: 0 BB: 0 S: 5 P: 5	R: 2 H: 3 E: 0 LOB: 3 K: 1 BB: 2 S: 8 P: 16	R: 0 H: 1 E: 0 LOB: 1 K: 1 BB: 0 S: 6 P: 6		1B: 6 SF: 1 2B: 1 SAC: 0 3B: 0 DP: 2 HR: 0 HBP: 0						WP: 1 PA: 35 PB: 1 SB: 0 CS: 0

PITCHER		IP	WLS	BF	H	R	ER	SO	BB	IBB	HBP	BLK	WP	HR	S	P	ERA	WHIP
Clyde Wright, L ERA: 2.83	(1, 1)	6.0	L	26	5	5	5	1	4	1	0	0	1	0	23	43	7.50	1.500
Mel Queen, R ERA: 1.55	(7, 1)	1.0		5	1	0	0	1	1	0	0	0	0	0	6	10	0.00	2.000
Eddie Fisher, R ERA: 1.81	(8, 1)	1.0		4	1	0	0	1	0	0	0	0	0	0	6	6	0.00	1.000

PITCHER	IP	WLS	BF	H	R	ER	SO	BB	IBB	HBP	BLK	WP	HR	S	P	ERA	WHIP

BOTTOM

California Angels @ Kansas City Royals

Municipal Stadium, Kansas City, MO

Sun Jun 20 1971, 4:33 AM EDT

Unknown - 89 F

livebaseballscorecards.com

AB	28
R	5
H	7
RBI	5
BB	6
SO	3
LOB	17

California Angels @ Kansas City Royals

Municipal Stadium, Kansas City, MO

Sun Jun 20 1971, 4:38 AM EDT

Att. 35,295 - Unknown - 91 F

TOP

livebaseballscorecards.com

Batter	1	2	3	4	5	6	7	8	9	AB	R	H	RBI	BB	SO	LOB
Sandy Alomar Sr., S (1, 4) OBP: 0.270, SLG: 0.268	4-3		E1 (S, G1, E)	F8		F6		G1-6-3 1-2f		5	1	0	0	0	0	2
Jim Fregosi, R (1, 6) OBP: 0.297, SLG: 0.331	2B SF9 1B		G1 1-2	5-3		K			F2	5	1	1	0	0	1	2
Tony Gonzalez, L (1, 8) (9, 7) OBP: 0.343, SLG: 0.291	1-3 2B		BBBB 2-H BB		2B 1B 1B		BBBB 1B BB		E3 3B	3	2	2	0	2	0	0
Alex Johnson, R (1, 7) OBP: 0.313, SLG: 0.324 Tony Conigliaro, R (9, 9) OBP: 0.308, SLG: 0.369	SF9 3-H		F9		1-3 1B 2B		F9		F9	4 0	1 0	1 0	1 0	0 0	0 0	3 0
Jim Spencer, L (1, 3) OBP: 0.293, SLG: 0.386	F3		F9		2-H 3-H 1B		1-2 1B		1-H 3B	5	1	3	3	0	0	2
Roger Repoz, L (1, 9) (9, 8) OBP: 0.368, SLG: 0.333		F8		BBBB 2B 2B BB	CS 2-H 1B		SSS K		3-1	4	1	1	1	1	1	3
Syd O'Brien, R (1, 5) OBP: 0.254, SLG: 0.367		F9		P4	5-3 1-2		F8			4	0	0	0	0	0	4
Jeff Torborg, R (1, 2) OBP: 0.163, SLG: 0.220		FC4-6 1B		1-3 2B 2B	3-1			F8		4	1	2	0	0	0	0
Tom Murphy, R (1, 1) OBP: 0.083, SLG: 0.139 Lloyd Allen, R (7, 1) OBP: 0.200, SLG: 0.200		FC4-6 1-2f		2-H 3-H 2B		P4		G1-6-3 1B		3 1	0 0	1 1	2 0	0 0	0 0	1 0

	AB	38
	R	8
	H	12
	RBI	7
	BB	3
	SO	2
	LOB	17

Inning Stats																								
	R: 1	H: 2	R: 0	H: 1	R: 1	H: 0	R: 2	H: 2	R: 3	H: 4	R: 0	H: 0	R: 0	H: 1	R: 0	H: 1	R: 1	H: 1	1B: 7	SF: 1	WP: 0	PA: 42		
	E: 0	LOB: 1	E: 0	LOB: 1	E: 1	LOB: 1	E: 0	LOB: 1	E: 0	LOB: 0	E: 0	LOB: 0	E: 0	LOB: 2	E: 0	LOB: 0	E: 1	LOB: 1	2B: 4	SAC: 0	PB: 0			
	K: 0	BB: 0	K: 0	BB: 0	K: 0	BB: 1	K: 0	BB: 1	K: 0	BB: 0	K: 1	BB: 0	K: 1	BB: 1	K: 0	BB: 0	K: 0	BB: 0	3B: 1	DP: 1	SB: 1			
	S: 5	P: 5	S: 4	P: 4	S: 4	P: 8	S: 5	P: 9	S: 6	P: 6	S: 5	P: 5	S: 6	P: 10	S: 3	P: 3	S: 5	P: 5	HR: 0	HBP: 0	CS: 1			

PITCHER		IP	WLS	BF	H	R	ER	SO	BB	IBB	HBP	BLK	WP	HR	S	P	ERA	WHIP
Al Fitzmorris, R ERA: 5.79	(1, 1)	4.0	L	22	7	6	5	0	2	0	0	0	0	0	20	28	11.25	2.250
Tom Burgmeier, L ERA: 1.47	(5, 1)	1.0		4	2	1	1	0	0	0	0	0	0	0	4	4	9.00	2.000
Jim York, R ERA: 3.57	(6, 1)	2.0		8	1	0	0	2	1	0	0	0	0	0	11	15	0.00	1.000
Mike Hedlund, R ERA: 2.59	(8, 1)	2.0		8	2	1	0	0	0	0	0	0	0	0	8	8	0.00	1.000

PITCHER	IP	WLS	BF	H	R	ER	SO	BB	IBB	HBP	BLK	WP	HR	S	P	ERA	WHIP

Batter	1	2	3	4	5	6	7	8	9	AB	R	H	RBI	BB	SO	LOB
Freddie Patek, R (1, 6) OBP: 0.328, SLG: 0.331	0-0 2B 3B	0-0 S 2-3 1B		0-0 6-3 ①	0-0 F7 ③			0-0 P4 ①		5	1	2	0	0	0	2
Paul Schaal, R (1, 5) OBP: 0.422, SLG: 0.445 Bobby Knoop, R (9, 5) OBP: 0.316, SLG: 0.294	0-0 4-3 2B 3-H	0-0 F8 ③ 1-2		0-0 1B		0-0 5-3 ①		BBBB 4-0 FC1-4 BB		4 0	0 0	2 0	1 0	1 0	0 0	2 0
Amos Otis, R (1, 8) OBP: 0.355, SLG: 0.530	0-0 4-3 ① 2-3	0-0 1-3 ①		0-0 F9 ②		0-0 6-3 ②		0-0 FC1-4 ② 1-2f		5	0	0	0	0	0	3
Ed Kirkpatrick, L (1, 2) OBP: 0.350, SLG: 0.393	0-0 F3 ②	0-0 BB 2B 1B		0-0 G3 ③		0-0 F9 ③		0-0 G3 ③		5	1	1	0	0	0	3
Chuck Harrison, R (1, 3) OBP: 0.314, SLG: 0.326	SSS 0-3 K ③	BBBB 4-0 2B 1-2 BB			0-0 5-3 ①		0-0 5-3 ①		0-0 1-3 ①	4	0	0	0	1	1	1
Cookie Rojas, R (1, 4) OBP: 0.375, SLG: 0.445		0-0 4-3 ①	0-0 2B 1-3 2-H		0-0 FC5-4 1B		0-0 WP 1B 1B		SSS 0-3 K ②	5	0	3	1	0	1	0
Lou Piniella, R (1, 7) OBP: 0.309, SLG: 0.309	BBBB 4-0 2B BB		0-0 F9 ②	0-0 FC5-4 ② 1B 1-2f 1B			0-0 WP 1B 1-2 1B		0-0 DI 2B	4	2	2	0	1	0	3
Bob Oliver, R (1, 9) OBP: 0.286, SLG: 0.324		0-0 1B 1-H 2B	4-0 IBB		0-0 1B 1-2 1B		0-0 L5 ② 1-2 2-3		SSS 0-3 K ③ 2-3	4	0	2	1	1	1	3
Al Fitzmorris, S (1, 1) OBP: 0.167, SLG: 0.167 Tom Burgmeier, L (5, 1) OBP: 0.286, SLG: 0.167 Gail Hopkins, L (5, PH) OBP: 0.322, SLG: 0.566 Jim York, R (6, 1) Joe Keough, L (7, PH) OBP: 0.313, SLG: 0.277 Mike Hedlund, R (8, 1) OBP: 0.103, SLG: 0.071		0-0 F8 ②	0-0 P4 ③		0-0 1B 1-2 2-H		0-0 F7 ③			2 0 1 0 1 0	0 0 0 0 0 0	0 0 1 0 0 0	0 0 1 0 0 0	0 0 0 0 0 0	0 0 0 0 2 0	4 0 0 0 0 0
Inning Stats	R: 1 E: 0 K: 1 S: 7 H: 2 LOB: 1 BB: 0 P: 7	R: 1 E: 0 K: 0 S: 5 H: 2 LOB: 2 BB: 1 P: 9	R: 1 E: 0 K: 0 S: 5 H: 2 LOB: 3 BB: 2 P: 13	R: 0 E: 0 K: 0 S: 4 H: 1 LOB: 1 BB: 0 P: 4	R: 1 E: 0 K: 0 S: 6 H: 3 LOB: 2 BB: 0 P: 6	R: 0 E: 0 K: 0 S: 3 H: 0 LOB: 0 BB: 0 P: 3	R: 0 E: 0 K: 0 S: 5 H: 2 LOB: 2 BB: 0 P: 5	R: 0 E: 0 K: 0 S: 3 H: 0 LOB: 1 BB: 1 P: 7	R: 0 E: 0 K: 2 S: 8 H: 1 LOB: 1 BB: 0 P: 8	1B: 8 2B: 4 3B: 1 HR: 0	SF: 0 SAC: 0 DP: 0 HBP: 0					

PITCHER		IP	WLS	BF	H	R	ER	SO	BB	IBB	HBP	BLK	WP	HR	S	P	ERA	WHIP
Tom Murphy, R ERA: 4.58	(1, 1)	6.1	W	34	12	4	4	1	2	1	0	0	0	0	33	45	5.68	2.211
Lloyd Allen, R ERA: 4.38	(7, 1)	2.2	S	10	1	0	0	2	1	0	0	0	1	0	13	17	0.00	0.750

PITCHER	IP	WLS	BF	H	R	ER	SO	BB	IBB	HBP	BLK	WP	HR	S	P	ERA	WHIP

BOTTOM

California Angels @ Kansas City Royals

Municipal Stadium, Kansas City, MO

Sun Jun 20 1971, 4:38 AM EDT
Att. 35,295 - Unknown - 91 F

livebaseballscorecards.com

AB	40
R	4
H	13
RBI	4
BB	4
SO	3
LOB	23

Batter	1	2	3	4	5	6	7	8	9	10	AB	R	H	RBI	BB	SO	LOB
Sandy Alomar Sr., S (1, 4) OBP: 0.275, SLG: 0.274	SSS 0-3 ① K		x 0-0 ② F8			x 0-0 SH3 1B 1-2 1B		x 0-0 1-3 1B		x 0-0 1B	5	1	3	0	0	1	1
Jim Fregosi, R (1, 6) OBP: 0.290, SLG: 0.323	x 0-0 ② 6-3		SSS 0-3 ③ K			x 0-0 ① SH3 1-2 2-3		x 0-0 ①② 1-3 1-2		x 0-0 ③ P4	4	0	0	0	0	1	3
Tony Gonzalez, L (1, 8) (8, 7) OBP: 0.350, SLG: 0.300	x 0-0 ③ F7			x 0-0 ① F7		x 0-0 G3-6-3 1B 2-H 3-H		x 0-0 1B			4	0	2	2	0	0	0
Alex Johnson, R (1, 7) OBP: 0.308, SLG: 0.319 Roger Repoz, L (8, 8) OBP: 0.368, SLG: 0.333		x 0-0 ① F9		x 0-0 ② F8		x 0-0 ②③ G3-6-3 1-2f		x 0-0 ③ 4-3			4 0	0 0	0 0	0 0	0 0	0 0	2 0
Jim Spencer, L (1, 3) OBP: 0.296, SLG: 0.386		BBBB 4-0 FC6-4 BB		x 0-0 ③ P5			x 0-0 1B 1B		x 0-0 ① 4-3		3	0	1	0	1	0	0
Tony Conigliaro, R (1, 9) OBP: 0.302, SLG: 0.361		SSS 0-3 ② K			x 0-0 ① 5-3		x 0-0 ① F2		x 0-0 ② 5-3		4	0	0	0	0	1	2
Syd O'Brien, R (1, 5) OBP: 0.246, SLG: 0.356		x 0-0 ③ FC6-4 1-2f			x 0-0 ② F9		x 0-0 ② F8		x 0-0 ③ 6-3		4	0	0	0	0	0	2
Jeff Torborg, R (1, 2) OBP: 0.170, SLG: 0.222			x 0-0 ① 6-3		x 0-0 ③ F9		x 0-0 1B 1-2			x 0-0 ① 5-3	4	0	1	0	0	0	0
Rudy May, L (1, 1) OBP: 0.286, SLG: 0.250 John Stephenson, L (10, PH) OBP: 0.352, SLG: 0.407 Dave LaRoche, L (10, 1) OBP: 0.400, SLG: 0.250			BBBB 4-0 BB			x 0-0 SH3 1B 1B 1B	x 0-0 ③ 4-3			x 0-0 ② F9	2 1 0	1 0 0	1 0 0	0 0 0	1 0 0	0 0 0	2 0 0
Inning Stats	R: 0 H: 0 E: 0 LOB: 0 K: 1 BB: 0 S: 5 P: 5	R: 0 H: 0 E: 0 LOB: 1 K: 1 BB: 1 S: 5 P: 9	R: 0 H: 0 E: 0 LOB: 1 K: 1 BB: 1 S: 5 P: 9	R: 0 H: 0 E: 0 LOB: 0 K: 0 BB: 0 S: 3 P: 3	R: 0 H: 0 E: 0 LOB: 0 K: 0 BB: 0 S: 3 P: 3	R: 2 H: 3 E: 0 LOB: 0 K: 0 BB: 0 S: 5 P: 5	R: 0 H: 2 E: 0 LOB: 2 K: 0 BB: 0 S: 5 P: 5	R: 0 H: 2 E: 0 LOB: 1 K: 0 BB: 0 S: 4 P: 4	R: 0 H: 0 E: 0 LOB: 0 K: 0 BB: 0 S: 3 P: 3	R: 0 H: 1 E: 0 LOB: 1 K: 0 BB: 0 S: 4 P: 4	1B: 8 SF: 0 2B: 0 SAC: 1 3B: 0 DP: 1 HR: 0 HBP: 0						

PITCHER	IP	WLS	BF	H	R	ER	SO	BB	IBB	HBP	BLK	WP	HR	S	P	ERA	WHIP
Marty Pattin, R (1, 1) ERA: 3.06	8.0		31	7	2	2	3	2	0	0	0	0	0	35	43	2.25	1.125
Ken Sanders, R (9, 1) ERA: 2.28	2.0	W	7	1	0	0	0	0	0	0	0	0	0	7	7	0.00	0.500

PITCHER	IP	WLS	BF	H	R	ER	SO	BB	IBB	HBP	BLK	WP	HR	S	P	ERA	WHIP

TOP

California Angels @ Milwaukee Brewers

Milwaukee County Stadium, Milwaukee, WI

Mon Jun 21 1971, 8:05 PM EDT

Att. 5,498 - Unknown

livebaseballscorecards.com

AB	35
R	2
H	8
RBI	2
BB	2
SO	3
LOB	12

1B: 8	SF: 0	WP: 0	PA: 38
2B: 0	SAC: 1	PB: 0	
3B: 0	DP: 1	SB: 0	
HR: 0	HBP: 0	CS: 0	

Batter	1	2	3	4	5	6	7	8	9	10	AB	R	H	RBI	BB	SO	LOB
Tommy Harper, R (1, 5) (9, 8) OBP: 0.294, SLG: 0.304	5-3		SF8 3-H			F5			SH3-4 1B 1B	1B BB IBB	3	1	1	1	1	0	0
Gus Gil, R (1, 4) (9, 5) OBP: 0.533, SLG: 0.125	F8		1-3			BB			SH3-4 1-2	1B 1-2 2-3 BB	2	0	0	0	2	0	1
Roberto Pena, R (1, 3) OBP: 0.248, SLG: 0.324	P4			6-3		F8			1B FC5-2 2-H 1B	1-2 2-3 3-H 1B	5	0	2	2	0	0	1
Andy Kosco, R (1, 7) OBP: 0.303, SLG: 0.343		K		F7			F5		F7		4	0	0	0	0	1	1
Rob Ellis, R (1, 9) OBP: 0.333, SLG: 0.333		P4		6-3			P4		1-3 1B		4	0	1	0	0	0	0
Ellie Rodriguez, R (1, 2) OBP: 0.341, SLG: 0.297		F7	5-3				K		IBB		3	0	0	0	1	1	0
Dave May, L (1, 8) OBP: 0.348, SLG: 0.376			SH SF8 1B	1-3			K		FC5-2 3-Hf		2	1	1	0	0	0	0
Ron Theobald, R (8, PH) (9, 4) OBP: 0.352, SLG: 0.320											2	0	0	0	0	1	3
Rick Auerbach, R (1, 6) OBP: 0.283, SLG: 0.239			K	6-3			F7			BB SH3-4 1B BB	2	0	0	0	0	1	1
Ted Kubiak, S (8, PH) (9, 6) OBP: 0.292, SLG: 0.270											1	1	0	0	1	0	0
Marty Pattin, R (1, 1) OBP: 0.256, SLG: 0.229			SH 1-3			K	F7			SH3-4 1-2	1	0	0	0	0	1	0
Al Yates, R (8, PH) OBP: 0.250, SLG: 0.297											1	0	0	0	0	0	0
Ken Sanders, R (9, 1)											0	0	0	0	0	0	0
Inning Stats	R: 0 H: 0 E: 0 LOB: 0 K: 0 BB: 0 S: 3 P: 3	R: 0 H: 0 E: 0 LOB: 0 K: 1 BB: 0 S: 5 P: 5	R: 1 H: 1 E: 1 LOB: 1 K: 1 BB: 0 S: 7 P: 7	R: 0 H: 0 E: 0 LOB: 0 K: 0 BB: 0 S: 3 P: 3	R: 0 H: 0 E: 0 LOB: 0 K: 0 BB: 0 S: 3 P: 3	R: 0 H: 0 E: 0 LOB: 1 K: 1 BB: 1 S: 5 P: 9	R: 0 H: 0 E: 0 LOB: 0 K: 1 BB: 0 S: 5 P: 5	R: 0 H: 0 E: 0 LOB: 0 K: 1 BB: 0 S: 5 P: 5	R: 1 H: 3 E: 0 LOB: 3 K: 0 BB: 1 S: 6 P: 10	R: 1 H: 1 E: 0 LOB: 3 K: 0 BB: 3 S: 2 P: 14	1B: 5 SF: 1 2B: 0 SAC: 3 3B: 0 DP: 0 HR: 0 HBP: 0						

PITCHER		IP	WLS	BF	H	R	ER	SO	BB	IBB	HBP	BLK	WP	HR	S	P	ERA	WHIP
Rudy May, L ERA: 3.31	(1, 1)	9.0		34	4	2	1	5	1	1	0	0	0	0	42	50	1.00	0.556
Dave LaRoche, L ERA: 2.38	(10, 1)	0.1	L	5	1	1	1	0	2	1	0	0	0	0	2	14	27.00	9.000

PITCHER	IP	WLS	BF	H	R	ER	SO	BB	IBB	HBP	BLK	WP	HR	S	P	ERA	WHIP

BOTTOM

California Angels @ Milwaukee Brewers

Milwaukee County Stadium, Milwaukee, WI

Mon Jun 21 1971, 8:05 PM EDT

Att. 5,498 - Unknown

livebaseballscorecards.com

AB	30
R	3
H	5
RBI	3
BB	5
SO	5
LOB	7

WP: 0 PA: 39
PB: 0
SB: 0
CS: 0

Batter	1	2	3	4	5	6	7	8	9	AB	R	H	RBI	BB	SO	LOB
Tony Gonzalez, L (1, 8) OBP: 0.336, SLG: 0.287	4-3		F9		F9			4-3		4	0	0	0	0	0	1
Jim Fregosi, R (1, 6) OBP: 0.284, SLG: 0.316	F8		F8			6-3		F8		4	0	0	0	0	0	0
Jim Spencer, L (1, 3) OBP: 0.295, SLG: 0.383	1B			P4		F9			F9	4	0	1	0	0	0	0
Alex Johnson, R (1, 7) OBP: 0.307, SLG: 0.318	L4			1B		F8			E5 1B	4	0	1	0	0	0	1
John Stephenson, L (1, 2) OBP: 0.341, SLG: 0.393		F2		F9			1-3		F7	4	0	0	0	0	0	2
Ken McMullen, R (1, 5) OBP: 0.296, SLG: 0.382		BB 4-0 BB		F7			6-3		FC5-4 1-3 1B	3	0	1	0	1	0	1
Tony Conigliaro, R (1, 9) OBP: 0.306, SLG: 0.369		F7			4-3 1B		2B		FC5-4 1-2f	4	0	2	0	0	0	3
Sandy Alomar Sr., S (1, 4) OBP: 0.273, SLG: 0.271		6-3			4-3 1-2		4-3			3	0	0	0	0	0	3
Andy Messersmith, R (1, 1) OBP: 0.211, SLG: 0.229			P4		6-3			P6		2	0	0	0	0	0	1
Rickey Clark, R (7, 1)										0	0	0	0	0	0	0
Tom Silverio, L (8, PH)										1	0	0	0	0	0	0
Fred Lasher, R (8, 1)										0	0	0	0	0	0	0
Inning Stats	R: 0 E: 0 K: 0 S: 4 H: 1 LOB: 1 BB: 0 P: 4	R: 0 E: 0 K: 0 S: 3 H: 0 LOB: 1 BB: 1 P: 7	R: 0 E: 0 K: 0 S: 3 H: 0 LOB: 0 BB: 0 P: 3	R: 0 E: 0 K: 0 S: 4 H: 1 LOB: 1 BB: 0 P: 4	R: 0 E: 0 K: 0 S: 4 H: 1 LOB: 1 BB: 0 P: 4	R: 0 E: 0 K: 0 S: 3 H: 0 LOB: 0 BB: 0 P: 3	R: 0 E: 0 K: 0 S: 4 H: 1 LOB: 1 BB: 0 P: 4	R: 0 E: 0 K: 0 S: 3 H: 0 LOB: 0 BB: 0 P: 3	R: 0 E: 1 K: 0 S: 5 H: 1 LOB: 2 BB: 0 P: 5	1B: 4 2B: 1 3B: 0 HR: 0 SF: 0 SAC: 0 DP: 0 HBP: 0						

PITCHER		IP	WLS	BF	H	R	ER	SO	BB	IBB	HBP	BLK	WP	HR	S	P	ERA	WHIP
Bill Parsons, R ERA: 2.46	(1, 1)	9.0	W	34	5	0	0	0	1	0	0	0	0	0	33	37	0.00	0.667

PITCHER		IP	WLS	BF	H	R	ER	SO	BB	IBB	HBP	BLK	WP	HR	S	P	ERA	WHIP

TOP

California Angels @ Milwaukee Brewers

Milwaukee County Stadium, Milwaukee, WI

Wed Jun 23 1971, 8:05 PM EDT

Unknown

livebaseballscorecards.com

AB	33
R	0
H	5
RBI	0
BB	1
SO	0
LOB	12

WP: 0 PA: 34
PB: 0
SB: 0
CS: 0

Batter	1	2	3	4	5	6	7	8	9	AB	R	H	RBI	BB	SO	LOB
Tommy Harper, R (1, 5) OBP: 0.288, SLG: 0.297	6-3	F9		K		K	FC5 2-3f			5	0	0	0	0	2	5
Gus Gil, R (1, 4) OBP: 0.550, SLG: 0.182	F9		1-3	S 1B			E 1B BB	G4-3 BB		3	1	1	0	2	0	0
Dave May, L (1, 8) OBP: 0.349, SLG: 0.370	E S BB		2B BB	4-3 1-2			E1 1B 1-2 1B	G4-3 1-2f		3	2	0	0	2	0	3
John Briggs, L (1, 7) OBP: 0.362, SLG: 0.455	E6 1-3		1-H 2B		F7		1B 1-3 2-H 1B	F7		5	1	2	2	0	0	1
Andy Kosco, R (1, 9) OBP: 0.301, SLG: 0.339	F9		E5 3B		F8		BB 1B FC5-2 2-3 3-H 1B			4	1	1	1	0	0	2
Roberto Pena, R (1, 3) OBP: 0.264, SLG: 0.351		1B FC3-2 1B	1-H 2B 3B		BB		F9			3	1	2	1	1	0	2
Phil Roof, R (1, 2) OBP: 0.255, SLG: 0.245		K	3-H 2B		K		FC5-2 BB 1-2 3-H 1B			4	0	2	2	0	2	2
Ted Kubiak, S (1, 6) OBP: 0.297, SLG: 0.272		FC3-2 1-3 1B	K			4-3	FC5 FC5-2 1-2 2-3 BB			3	0	1	0	1	1	1
Bill Parsons, R (1, 1) OBP: 0.242, SLG: 0.276		FC3-2 1-2 3-H		K		5-3	FC5-2 1-2 2-3 3-Hf			4	0	0	0	0	1	5
Inning Stats	R: 0 E: 1 K: 0 S: 4 H: 0 LOB: 2 BB: 1 P: 8	R: 0 E: 0 K: 1 S: 7 H: 2 LOB: 2 BB: 0 P: 7	R: 3 E: 1 K: 1 S: 8 H: 3 LOB: 1 BB: 1 P: 12	R: 0 E: 0 K: 2 S: 8 H: 1 LOB: 1 BB: 0 P: 8	R: 0 E: 0 K: 1 S: 5 H: 0 LOB: 1 BB: 1 P: 9	R: 0 E: 0 K: 1 S: 5 H: 0 LOB: 0 BB: 0 P: 5	R: 3 E: 1 K: 0 S: 7 H: 3 LOB: 3 BB: 2 P: 15	R: 0 E: 0 K: 0 S: 2 H: 0 LOB: 0 BB: 1 P: 6		1B: 6 2B: 2 3B: 1 HR: 0 SF: 0 SAC: 0 DP: 1 HBP: 0						

BOTTOM

California Angels @ Milwaukee Brewers

Milwaukee County Stadium, Milwaukee, WI

Wed Jun 23 1971, 8:05 PM EDT

Unknown

livebaseballscorecards.com

AB	34
R	6
H	9
RBI	6
BB	6
SO	6
LOB	21

PITCHER		IP	WLS	BF	H	R	ER	SO	BB	IBB	HBP	BLK	WP	HR	S	P	ERA	WHIP
Andy Messersmith, R ERA: 3.87	(1, 1)	6.0	L	32	8	6	3	6	4	0	0	0	0	0	40	56	4.50	2.000
Rickey Clark, R ERA:	(7, 1)	1.0		5	1	0	0	0	1	0	0	0	0	0	4	8	0.00	2.000
Fred Lasher, R ERA:	(8, 1)	1.0		3	0	0	0	0	1	0	0	0	0	0	2	6	0.00	1.000

PITCHER	IP	WLS	BF	H	R	ER	SO	BB	IBB	HBP	BLK	WP	HR	S	P	ERA	WHIP

Batter	1	2	3	4	5	6	7	8	9	AB	R	H	RBI	BB	SO	LOB
Sandy Alomar Sr., S (1, 4) OBP: 0.277, SLG: 0.279	S 1B	1-2 2-H 1B		F9		1B 2B	F7		G3	6	1	3	0	0	0	0
Syd O'Brien, R (1, 6) OBP: 0.257, SLG: 0.391	K 1-2		1B 1B 2B	1-3		F9	HR		1B	6	2	3	1	0	1	2
Tony Gonzalez, L (1, 8) OBP: 0.336, SLG: 0.283	K		1B 1B 2-3 1B		1-3	1B 2B HBP	F8		4-3	5	2	1	0	0	1	2
Alex Johnson, R (1, 7) OBP: 0.313, SLG: 0.324	K		1B FC6-4 1-3 3-H 1B		PB 1B 1B	2B 1-2 2-H 1B		6-3		5	2	3	2	0	1	1
Jim Spencer, L (1, 3) OBP: 0.297, SLG: 0.388		G3	FC6-4 1-3 3-H 1B		L6 1-2	1-3 2-H 2B		K		5	0	2	2	0	1	1
Ken McMullen, R (1, 5) OBP: 0.301, SLG: 0.387		1B 1B	FC6-4 FC5-4 1-2f 3-H		2B 2-H 1B	K		BB 1B		5	2	3	2	0	1	3
Tony Conigliaro, R (1, 9) OBP: 0.317, SLG: 0.379		FC1-5 1B 1-3 1B	FC5-4 1-2f		1-H 2B	IBB		BB 1-2 BB		3	0	2	1	2	0	1
Jeff Torborg, R (1, 2) OBP: 0.192, SLG: 0.224		FC1-5 1B 1-2 3-H 1B	F7		FC6-4 IBB	P5		P6		4	0	1	1	1	0	6
Eddie Fisher, R (1, 1)		FC1-5 1B 1-2 2-3f		K	FC6-4 1-2f		G3		F7	3	0	0	0	0	1	4
Dave LaRoche, L (6, 1) OBP: 0.333, SLG: 0.200										1	0	0	0	0	0	0
Lloyd Allen, R (7, 1) OBP: 0.167, SLG: 0.167										1	0	0	0	0	0	0
Inning Stats	R: 0 E: 0 K: 3 S: 10 H: 1 LOB: 1 BB: 0 P: 10	R: 1 E: 0 K: 0 S: 6 H: 4 LOB: 3 BB: 0 P: 6	R: 3 E: 0 K: 0 S: 7 H: 4 LOB: 1 BB: 0 P: 7	R: 0 E: 0 K: 1 S: 5 H: 0 LOB: 0 BB: 0 P: 5	R: 2 E: 0 K: 0 S: 6 H: 3 LOB: 2 BB: 1 P: 10	R: 2 E: 0 K: 1 S: 8 H: 3 LOB: 3 BB: 1 P: 13	R: 1 E: 0 K: 0 S: 4 H: 1 LOB: 0 BB: 0 P: 4	R: 0 E: 0 K: 1 S: 6 H: 1 LOB: 2 BB: 1 P: 10	R: 0 E: 0 K: 0 S: 4 H: 1 LOB: 1 BB: 0 P: 4	1B: 13 2B: 4 3B: 0 HR: 1	SF: 0 SAC: 0 DP: 0 HBP: 1						

TOP

California Angels @ Milwaukee Brewers

Milwaukee County Stadium, Milwaukee, WI

Wed Jun 23 1971, 8:05 PM EDT

Att. 12,317 - Unknown

livebaseballscorecards.com

AB	44
R	9
H	18
RBI	9
BB	3
SO	6
LOB	20

WP: 0 PB: 1 SB: 1 CS: 0 PA: 48

PITCHER		IP	WLS	BF	H	R	ER	SO	BB	IBB	HBP	BLK	WP	HR	S	P	ERA	WHIP
Lew Krausse, R ERA: 3.74	(1, 1)	2.0	L	13	8	4	4	3	0	0	0	0	0	0	19	19	18.00	4.000
John Morris, L ERA: 2.79	(3, 1)	3.0		14	4	2	2	1	0	1	0	0	0	0	15	19	6.00	1.333
Dick Ellsworth, L ERA: 4.91	(6, 1)	0.1		5	3	2	2	0	0	0	1	0	0	0	4	5	54.00	9.000
Jim Hannan, R ERA: 3.86	(6, 1)	1.2		7	1	1	1	1	0	1	0	0	0	1	8	12	5.40	0.600
Ken Sanders, R ERA: 2.19	(8, 1)	2.0		9	2	0	0	1	1	0	0	0	0	0	10	14	0.00	1.500

PITCHER		IP	WLS	BF	H	R	ER	SO	BB	IBB	HBP	BLK	WP	HR	S	P	ERA	WHIP

BOTTOM

California Angels @ Milwaukee Brewers

Milwaukee County Stadium, Milwaukee, WI

Wed Jun 23 1971, 8:05 PM EDT

Att. 12,317 - Unknown

Batter	1	2	3	4	5	6	7	8	9	AB	R	H	RBI	BB	SO	LOB
Tommy Harper, R (1, 5) (8, 9) OBP: 0.294, SLG: 0.318	6-3		PB 2B		1-H HR	BBB 2B BB		6-3		4	2	2	2	1	0	0
Gus Gil, R (1, 4) (8, 5) OBP: 0.520, SLG: 0.313	SSS K		SSS K PB 2-3		5-3 1B 1B	1-H 2-H 2B		6-3		5	1	2	2	0	2	1
Dave May, L (1, 8) OBP: 0.346, SLG: 0.366	P5		SSS K 1-2		5-3 1-2	F5		S 1B		5	0	1	0	0	1	4
John Briggs, L (1, 7) OBP: 0.351, SLG: 0.439		SSS K	6-3		SSS K		F7	F9 1-2		5	0	0	0	0	2	4
Andy Kosco, R (1, 9) (8, 3) OBP: 0.305, SLG: 0.342		SSS K		FC6-4 1B	2-H 1B		F3		6-3	5	0	2	1	0	1	0
Roberto Pena, R (1, 3) OBP: 0.266, SLG: 0.350		1B 1B		1-2f FC6-4	F9		BB 1B		2B	3	0	1	0	0	0	2
Jim Hannan, R (6, 1)										0	0	0	0	0	0	0
Ron Theobald, R (7, PH) OBP: 0.367, SLG: 0.351 (8, 4)										2	0	2	0	0	0	0
Ellie Rodriguez, R (1, 2) OBP: 0.343, SLG: 0.301		1-3 1B		F9	6-3	BB 1-2 1B		SSS K		5	0	2	0	0	1	2
Ted Kubiak, S (1, 6) OBP: 0.294, SLG: 0.265		F8		F7	BBB F7	1-2 2-3 BB		4-1		4	0	0	0	1	0	4
Lew Krausse, R (1, 1)			4-3		HR 1B	2B 2B	F7			0	0	0	0	0	0	0
John Morris, R (3, 1) OBP: 0.200, SLG: 0.250										1	0	0	0	0	0	0
Rob Ellis, R (5, PH) OBP: 0.429, SLG: 0.429										1	1	1	0	0	0	0
Dick Ellsworth, L (6, 1)										0	0	0	0	0	0	0
Frank Tepedino, L (6, 3) OBP: 0.171, SLG: 0.265										1	1	1	0	0	0	0
Al Yates, R (7, PH) OBP: 0.250, SLG: 0.297										0	0	0	0	0	0	0
Bill Voss, L (7, PH) OBP: 0.315, SLG: 0.387										1	0	0	0	0	0	3
Ken Sanders, R (8, 1)										0	0	0	0	0	0	0
Inning Stats	R: 0 E: 0 K: 1 S: 5 H: 0 LOB: 0 BB: 0 P: 5	R: 0 E: 0 K: 2 S: 9 H: 2 LOB: 2 BB: 0 P: 9	R: 0 E: 0 K: 2 S: 9 H: 1 LOB: 2 BB: 0 P: 9	R: 0 E: 0 K: 0 S: 4 H: 1 LOB: 1 BB: 0 P: 4	R: 3 E: 0 K: 1 S: 9 H: 4 LOB: 1 BB: 0 P: 9	R: 2 E: 0 K: 0 S: 5 H: 2 LOB: 1 BB: 1 P: 9	R: 0 E: 0 K: 0 S: 5 H: 2 LOB: 3 BB: 1 P: 9	R: 0 E: 0 K: 0 S: 4 H: 1 LOB: 1 BB: 0 P: 4	R: 0 E: 0 K: 1 S: 6 H: 1 LOB: 1 BB: 0 P: 6	1B: 9 2B: 4 3B: 0 HR: 1	SF: 0 SAC: 0 DP: 0 HBP: 0						

AB	42
R	5
H	14
RBI	5
BB	2
SO	7
LOB	20

WP: 0 PB: 2 SB: 1 CS: 0 PA: 44

livebaseballscorecards.com

PITCHER		IP	WLS	BF	H	R	ER	SO	BB	IBB	HBP	BLK	WP	HR	S	P	ERA	WHIP
Eddie Fisher, R ERA: 2.44	(1, 1)	5.2	W	28	9	5	5	6	1	0	0	0	0	1	39	43	7.94	1.765
Dave LaRoche, L ERA: 2.31	(6, 1)	1.0		7	3	0	0	0	1	0	0	0	0	0	6	10	0.00	4.000
Lloyd Allen, R ERA: 4.12	(7, 1)	2.1	S	9	2	0	0	1	0	0	0	0	0	0	11	11	0.00	0.857

PITCHER	IP	WLS	BF	H	R	ER	SO	BB	IBB	HBP	BLK	WP	HR	S	P	ERA	WHIP

Batter	1	2	3	4	5	6	7	8	9	AB	R	H	RBI	BB	SO	LOB
Sandy Alomar Sr., S (1, 4) OBP: 0.277, SLG: 0.279	S S S 0-3 ① K		x 0-0 ③ 6-3		S S S 0-3 ③ K			x 0-0 FC4-6 1B 1-2		4	0	1	0	0	2	1
Syd O'Brien, R (1, 6) OBP: 0.257, SLG: 0.387	x 0-0 ② 4-3			x 0-0 6-3 1B		x 0-0 ① 5-3		x 0-0 ① FC4-6 G4-6-3 1-2f 2-3		4	0	1	0	0	0	2
Tony Gonzalez, L (1, 8) OBP: 0.325, SLG: 0.272 Mel Queen, L (8, 1)	x 0-0 ③ 1-3			x 0-0 ① F5		x 0-0 ② 6-3		x 0-0 ②③ G4-6-3 1-2f		4 0	0 0	0 0	0 0	0 0	0 0	3 0
Alex Johnson, R (1, 7) OBP: 0.308, SLG: 0.318		x 0-0 ① F8		x 0-0 ② 6-3 1-2		x 0-0 ③ P4			x 0-0 ① 6-3	4	0	0	0	0	0	1
Jim Spencer, L (1, 3) OBP: 0.304, SLG: 0.389		B B B B 4-0 BB BB		4-0 IBB			x 0-0 5-3 1B		x 0-0 ② F8	2	0	1	0	2	0	0
Ken McMullen, R (1, 5) OBP: 0.301, SLG: 0.382		B B B B 4-0 G6-4-3 1-2 BB		x 0-0 ③ F4			x 0-0 ① F9		x 0-0 ③ 3-1	3	0	0	0	1	0	3
Tony Conigliaro, R (1, 9) OBP: 0.313, SLG: 0.373		x 0-0 ②③ G6-4-3 1-2f			x 0-0 ① F7		x 0-0 ② 5-3 1-2			3	0	0	0	0	0	3
Jeff Torborg, R (1, 2) OBP: 0.182, SLG: 0.212			x 0-0 ① 1-3		x 0-0 ② 5-3		x 0-0 ③ P6			3	0	0	0	0	0	1
Clyde Wright, R (1, 1) OBP: 0.240, SLG: 0.283 Tom Silverio, L (8, PH) OBP: 0.500, SLG: 0.500 (8, 8)			S S S 0-3 ② K		B B B 4-0 BB			x 0-0 FC4-6 1B 1B		1 1	0 0	0 1	0 0	1 0	1 0	0 0
Inning Stats	R: 0 H: 0 E: 0 LOB: 0 K: 1 BB: 0 S: 5 P: 5	R: 0 H: 0 E: 0 LOB: 1 K: 0 BB: 2 S: 2 P: 10	R: 0 H: 0 E: 0 LOB: 0 K: 1 BB: 0 S: 5 P: 5	R: 0 H: 1 E: 0 LOB: 2 K: 0 BB: 1 S: 4 P: 8	R: 0 H: 0 E: 0 LOB: 1 K: 1 BB: 1 S: 5 P: 9	R: 0 H: 0 E: 0 LOB: 0 K: 0 BB: 0 S: 3 P: 3	R: 0 H: 1 E: 0 LOB: 1 K: 0 BB: 0 S: 4 P: 4	R: 0 H: 2 E: 0 LOB: 1 K: 0 BB: 0 S: 4 P: 4	R: 0 H: 0 E: 0 LOB: 0 K: 0 BB: 0 S: 3 P: 3	1B: 4 SF: 0 2B: 0 SAC: 0 3B: 0 DP: 2 HR: 0 HBP: 0						

TOP

California Angels @ Milwaukee Brewers

Milwaukee County Stadium, Milwaukee, WI

Thu Jun 24 1971, 4:33 AM EDT
Att. 9,673 - Unknown - 73 F

livebaseballscorecards.com

AB	29
R	0
H	4
RBI	0
BB	4
SO	3
LOB	14

WP: 0 PA: 33
PB: 0
SB: 0
CS: 0

PITCHER	IP	WLS	BF	H	R	ER	SO	BB	IBB	HBP	BLK	WP	HR	S	P	ERA	WHIP
Jim Slaton, R (1, 1) ERA: 5.19	9.0	W	33	4	0	0	3	3	1	0	0	0	0	35	51	0.00	0.778

PITCHER	IP	WLS	BF	H	R	ER	SO	BB	IBB	HBP	BLK	WP	HR	S	P	ERA	WHIP

Batter	1	2	3	4	5	6	7	8	9	AB	R	H	RBI	BB	SO	LOB
Tommy Harper, R (1, 5) OBP: 0.297, SLG: 0.321	F9			BB 4-3			1B			4	2	2	0	0	0	2
Gus Gil, R (1, 4) OBP: 0.517, SLG: 0.316	G6-4-3 BB			K	6-3		1-3			3	0	1	0	1	1	1
Roberto Pena, R (1, 3) OBP: 0.273, SLG: 0.350	G6-4-3 1-2f			BB 1-2	1-3		FC6-4 1-2 3-H			3	1	1	1	1	0	1
Andy Kosco, R (1, 7) OBP: 0.303, SLG: 0.339		5-3		BB 1-2 2-H	1-3		FC6-4 1-2f			4	1	1	1	0	0	2
Rob Ellis, R (1, 9) OBP: 0.364, SLG: 0.300		F6		BB 1-2 2-3		F8		1-3		3	1	0	0	1	0	0
Phil Roof, R (1, 2) OBP: 0.245, SLG: 0.235		4-3		L9		F7		5-3		4	0	0	0	0	0	3
Dave May, L (1, 8) OBP: 0.344, SLG: 0.369			K	1B E 1-H 2-H 3-H		F9		K		4	1	1	3	0	2	0
Ted Kubiak, S (1, 6) OBP: 0.301, SLG: 0.263			CS BB	1B IBB			F9			1	0	0	0	2	0	0
Jim Slaton, R (1, 1) OBP: 0.222, SLG: 0.125			K 1-2	E2 1-2 2-H			F8			3	0	1	0	0	1	1
Inning Stats	R: 0 E: 0 K: 0 S: 2 H: 0 LOB: 0 BB: 1 P: 6	R: 0 E: 0 K: 0 S: 3 H: 0 LOB: 0 BB: 0 P: 3	R: 0 E: 0 K: 2 S: 6 H: 0 LOB: 1 BB: 1 P: 10	R: 5 E: 1 K: 1 S: 9 H: 4 LOB: 2 BB: 3 P: 21	R: 0 E: 0 K: 0 S: 3 H: 0 LOB: 0 BB: 0 P: 3	R: 0 E: 0 K: 0 S: 3 H: 0 LOB: 0 BB: 0 P: 3	R: 1 E: 0 K: 0 S: 6 H: 3 LOB: 2 BB: 0 P: 6	R: 0 E: 0 K: 1 S: 5 H: 0 LOB: 0 BB: 0 P: 5		1B: 6 2B: 2 3B: 0 HR: 0 SF: 0 SAC: 0 DP: 2 HBP: 0						

PITCHER		IP	WLS	BF	H	R	ER	SO	BB	IBB	HBP	BLK	WP	HR	S	P	ERA	WHIP
Clyde Wright, L ERA: 3.01	(1, 1)	7.0	L	31	7	6	5	3	4	1	0	0	0	0	32	52	6.43	1.571
Mel Queen, R ERA: 1.5	(8, 1)	1.0		3	0	0	0	1	0	0	0	0	0	0	5	5	0.00	0.000

PITCHER	IP	WLS	BF	H	R	ER	SO	BB	IBB	HBP	BLK	WP	HR	S	P	ERA	WHIP

BOTTOM

California Angels @ Milwaukee Brewers

Milwaukee County Stadium, Milwaukee, WI

Thu Jun 24 1971, 4:33 AM EDT

Att. 9,673 - Unknown - 73 F

livebaseballscorecards.com

AB	29
R	6
H	7
RBI	5
BB	5
SO	4
LOB	10

WP: 0 PB: 0 SB: 0 CS: 1 PA: 34

Batter	1	2	3	4	5	6	7	8	9	AB	R	H	RBI	BB	SO	LOB
Sandy Alomar Sr., S (1, 4) OBP: 0.282, SLG: 0.285	FC3-6 1B		F2			FC6-4 1B			BB 1B	4	0	3	0	0	0	0
Jim Spencer, L (1, 3) OBP: 0.305, SLG: 0.388	FC3-6 F8-6-5 1-2f			3-1 1B		P6			BB BB BB BB	3	0	1	0	0	0	2
Syd O'Brien, R (9, PH) OBP: 0.262, SLG: 0.387									4-0 FC6-4 1-2 BB	0	0	0	0	1	0	0
Jim Fregosi, R (1, 6) OBP: 0.278, SLG: 0.309	F8-6-5 1-2			K		FC6-4 1-2f			K	4	0	0	0	0	2	5
Tony Conigliaro, R (1, 9) OBP: 0.307, SLG: 0.366		K		3-1 1-2			6-3		F9	4	0	0	0	0	1	3
Ken McMullen, R (1, 5) OBP: 0.300, SLG: 0.380		1B		F9			P4		FC6-4 1-2f	4	0	1	0	0	0	3
Billy Cowan, R (1, 7) OBP: 0.316, SLG: 0.432		P4			G3-6-3 1B		L6			3	0	1	0	0	0	1
Tony Gonzalez, L (1, 8) OBP: 0.317, SLG: 0.264		4-3			G3-6-3 1-2f			K		3	0	0	0	0	1	2
Jerry Moses, R (1, 2) OBP: 0.252, SLG: 0.346			4-3		1-3			F8		3	0	0	0	0	0	0
Tom Murphy, R (1, 1) OBP: 0.079, SLG: 0.132			F9			K		K		2	0	0	0	0	1	0
Dave LaRoche, L (6, 1) OBP: 0.333, SLG: 0.200										0	0	0	0	0	0	0
Giraldo Ruiz, S (8, PH) OBP: 0.316, SLG: 0.235										1	0	0	0	0	1	0
Mel Queen, L (8, 1)										0	0	0	0	0	0	0

TOP

California Angels @ Chicago White Sox

Comiskey Park, Chicago, IL

Fri Jun 25 1971, 8:05 PM EDT

Att. 15,513 - Unknown

livebaseballscorecards.com

AB	31
R	0
H	6
RBI	0
BB	1
SO	6
LOB	16

Inning Stats	1	2	3	4	5	6	7	8	9
	R: 0 E: 0 K: 0 S: 3	R: 0 E: 0 K: 1 S: 6	R: 0 E: 0 K: 0 S: 3	R: 0 E: 0 K: 1 S: 6	R: 0 E: 0 K: 0 S: 3	R: 0 E: 0 K: 1 S: 6	R: 0 E: 0 K: 0 S: 3	R: 0 E: 0 K: 2 S: 7	R: 0 E: 0 K: 1 S: 6
	H: 1 LOB: 0 BB: 0 P: 3	H: 1 LOB: 1 BB: 0 P: 6	H: 0 LOB: 0 BB: 0 P: 3	H: 1 LOB: 1 BB: 0 P: 6	H: 1 LOB: 0 BB: 0 P: 3	H: 1 LOB: 1 BB: 0 P: 6	H: 0 LOB: 0 BB: 0 P: 3	H: 0 LOB: 0 BB: 0 P: 7	H: 1 LOB: 2 BB: 1 P: 10

| | | | | | | | | | |

Batter	1	2	3	4	5	6	7	8	9	AB	R	H	RBI	BB	SO	LOB
Walt Williams, R (1, 9) OBP: 0.363, SLG: 0.462	FC6-4 1B	P4		6-3		FC4-6 1B 1-2				4	0	2	0	0	0	1
Jay Johnstone, L (1, 8) OBP: 0.323, SLG: 0.388	K	P3		1B		FC4-6 1-2f				4	0	1	0	0	1	4
Rich McKinney, R (1, 4) OBP: 0.381, SLG: 0.429	FC6-4 BB 1B 1-2f		BB 1B 1B	F8			G3			4	1	1	0	0	0	2
Rick Reichardt, R (1, 7) OBP: 0.355, SLG: 0.505	1B 1B 1-2 BB		F9		CS 1B		1B			3	1	2	0	1	0	1
Carlos May, L (1, 3) OBP: 0.349, SLG: 0.354	1B 1-3 2-H 1B		F8		F9		F8			4	0	1	1	0	0	3
Tom Egan, R (1, 2) OBP: 0.367, SLG: 0.513	1-2 3-H 1B		BB 1-2 1B		4-3 1-2		K			4	0	2	1	0	1	2
Rich Morales, R (1, 5) OBP: 0.375, SLG: 0.321	1-3		1-2 2-3 BB			5-3		F2		3	0	0	0	1	0	2
Luis Alvarado, R (1, 6) OBP: 0.262, SLG: 0.310		6-3	5-3			5-3		L6		4	0	0	0	0	0	3
Tommy John, R (1, 1) OBP: 0.207, SLG: 0.148 Bart Johnson, R (9, 1) OBP: 0.211, SLG: 0.237	1B			5-3		BB 1B		F8		3 0	0 0	1 0	0 0	1 0	0 0	0 0
Inning Stats	R: 2 E: 0 K: 1 S: 8 H: 3 LOB: 2 BB: 1 P: 12	R: 0 E: 0 K: 0 S: 4 H: 1 LOB: 1 BB: 0 P: 4	R: 0 E: 0 K: 0 S: 5 H: 2 LOB: 3 BB: 1 P: 9	R: 0 E: 0 K: 0 S: 4 H: 1 LOB: 1 BB: 0 P: 4	R: 0 E: 0 K: 0 S: 3 H: 1 LOB: 0 BB: 0 P: 3	R: 0 E: 0 K: 0 S: 4 H: 1 LOB: 2 BB: 1 P: 8	R: 0 E: 0 K: 1 S: 6 H: 1 LOB: 1 BB: 0 P: 6	R: 0 E: 0 K: 0 S: 3 H: 0 LOB: 0 BB: 0 P: 3		1B: 10 2B: 0 3B: 0 HR: 0	SF: 0 SAC: 0 DP: 0 HBP: 0					

PITCHER		IP	WLS	BF	H	R	ER	SO	BB	IBB	HBP	BLK	WP	HR	S	P	ERA	WHIP
Tom Murphy, R ERA: 4.51	(1, 1)	5.2	L	28	9	2	2	1	3	0	0	0	0	0	27	39	3.18	2.118
Dave LaRoche, L ERA: 2.23	(6, 1)	1.1		5	1	0	0	1	0	0	0	0	0	0	7	7	0.00	0.750
Mel Queen, R ERA: 1.45	(8, 1)	1.0		3	0	0	0	0	0	0	0	0	0	0	3	3	0.00	0.000

PITCHER	IP	WLS	BF	H	R	ER	SO	BB	IBB	HBP	BLK	WP	HR	S	P	ERA	WHIP

BOTTOM

California Angels @ Chicago White Sox

Comiskey Park, Chicago, IL

Fri Jun 25 1971, 8:05 PM EDT

Att. 15,513 - Unknown

livebaseballscorecards.com

AB	33
R	2
H	10
RBI	2
BB	3
SO	2
LOB	18

WP: 0	PB: 0	SB: 0	CS: 1
PA: 36			

Batter	1	2	3	4	5	6	7	8	9	10	AB	R	H	RBI	BB	SO	LOB
Sandy Alomar Sr., S (1, 4) OBP: 0.287, SLG: 0.288	0-0 1B S SF9 1B	0-0 ③ 4-3			0-0 ① 5-3			BBB 4-0 SH2-3 1B BB		x 0-0 BB 1B	4	2	2	0	1	0	0
Jim Fregosi, R (1, 6) OBP: 0.278, SLG: 0.303	SSS 0-3 ① K 1-2		SSS 0-3 ① K		SSS 0-3 ② K			x 0-0 ① SH2-3 1-2		BBBB 4-0 1-2 BB	3	0	0	0	1	3	1
Tony Gonzalez, L (1, 7) OBP: 0.323, SLG: 0.273 Ken McMullen, R (10, PH) OBP: 0.299, SLG: 0.379 Eddie Fisher, R (10, 1)	x 0-0 E 1B 2-3 1B		x 0-0 ② F7		x 0-0 ③ P6			x 0-0 CS 2-H 1B		x 0-0 ② F3	4 1 0	1 0 0	2 0 0	1 0 0	0 0 0	0 0 0	0 2 0
Jim Spencer, L (1, 3) OBP: 0.299, SLG: 0.382	x 0-0 ② SF9 3-H		x 0-0 ③ 4-3			x 0-0 ① F9		x 0-0 ②③ G3 1-2		x 0-0 ③ F7	4	0	0	1	0	0	3
Tony Conigliaro, R (1, 9) OBP: 0.302, SLG: 0.359	x 0-0 E6 1B 1-2			SSS 0-3 ① K		SSS 0-3 ② K			x 0-0 ① F9		4	0	0	0	0	2	1
John Stephenson, L (1, 2) OBP: 0.346, SLG: 0.405	x 0-0 1-3 2-H 1B			x 0-0 2B		x 0-0 ③ 3-1			x 0-0 ② 1-3		4	0	2	1	0	0	0
Roger Repoz, L (1, 8) OBP: 0.371, SLG: 0.328	SSS 0-3 ③ K			BBBB 4-0 BB			x 0-0 ① F8		BBBB 4-0 BB		2	0	0	0	2	1	2
Syd O'Brien, R (1, 5) OBP: 0.255, SLG: 0.377		SSS 0-3 ① K		SSS 0-3 ② K			x 0-0 ② G3		x 0-0 ③ F3		4	0	0	0	0	2	3
Rudy May, L (1, 1) OBP: 0.261, SLG: 0.227 Tom Silverio, L (7, PH) OBP: 0.333, SLG: 0.333 Lloyd Allen, R (7, 1) OBP: 0.167, SLG: 0.167 Billy Cowan, R (10, PH) OBP: 0.308, SLG: 0.421 (10, 7)		x 0-0 ② 4-3		SSS 0-3 ③ K			x 0-0 ③ G1			x 0-0 ① 5-3	2 1 0 1	0 0 0 0	0 0 0 0	0 0 0 0	1 0 0 0	2 0 0 0	2 0 0 0
Inning Stats	R: 2 E: 1 K: 2 S: 11 H: 3 LOB: 2 BB: 0 P: 11	R: 0 E: 0 K: 1 S: 5 H: 0 LOB: 0 BB: 0 P: 5	R: 0 E: 0 K: 1 S: 5 H: 0 LOB: 0 BB: 0 P: 5	R: 0 E: 0 K: 3 S: 10 H: 1 LOB: 2 BB: 1 P: 14	R: 0 E: 0 K: 1 S: 5 H: 0 LOB: 0 BB: 0 P: 5	R: 0 E: 0 K: 1 S: 5 H: 0 LOB: 0 BB: 0 P: 5	R: 0 E: 0 K: 0 S: 3 H: 0 LOB: 0 BB: 0 P: 3	R: 1 E: 0 K: 0 S: 3 H: 1 LOB: 0 BB: 1 P: 7	R: 0 E: 0 K: 0 S: 3 H: 0 LOB: 1 BB: 1 P: 7	R: 0 E: 0 K: 0 S: 4 H: 1 LOB: 2 BB: 1 P: 8	1B: 5 2B: 1 3B: 0 HR: 0	SF: 1 SAC: 1 DP: 0 HBP: 0						

PITCHER	IP	WLS	BF	H	R	ER	SO	BB	IBB	HBP	BLK	WP	HR	S	P	ERA	WHIP
Tom Bradley, R (1, 1) ERA: 2.45	7.1		29	4	3	2	9	2	0	0	0	0	0	45	53	2.46	0.818
Bart Johnson, R (8, 1) ERA: 3.53	2.0		9	2	0	0	0	2	0	0	0	0	0	7	15	0.00	2.000
Terry Forster, L (10, 1) ERA: 2.81	0.2	W	2	0	0	0	0	0	0	0	0	0	0	2	2	0.00	0.000

PITCHER	IP	WLS	BF	H	R	ER	SO	BB	IBB	HBP	BLK	WP	HR	S	P	ERA	WHIP

TOP

California Angels @ Chicago White Sox

Comiskey Park, Chicago, IL

Sat Jun 26 1971, 4:33 AM EDT

Att. 8,001 - Unknown

livebaseballscorecards.com

AB	34
R	3
H	6
RBI	3
BB	4
SO	9
LOB	14

WP: 0	PA: 40		
PB: 0			
SB: 1			
CS: 1			

Batter	1	2	3	4	5	6	7	8	9	10	AB	R	H	RBI	BB	SO	LOB
Lee Richard, R (1, 8) OBP: 0.306, SLG: 0.300 Ed Stroud, L (8, PH) OBP: 0.240, SLG: 0.257 (9, 8)	4-0 CS BB		0-0 F9 ③		0-0 E1 ③ 1-H 1B			0-0 5-3 ①		0-3 K ②	2	0	1	0	1	0	0
											2	0	0	0	0	1	1
Walt Williams, R (1, 9) OBP: 0.364, SLG: 0.450	0-0 F2 ①			4-0 2B BB		0-0 5-3 ①		0-0 F7 ②		4-0 1B 1-2 IBB	3	1	0	0	2	0	1
Rich McKinney, R (1, 4) OBP: 0.382, SLG: 0.427	0-0 F8 ②			0-0 F9 ①		0-0 SH1-3 1B 1B		0-3 K ③		0-0 1B 1-2 2-H	5	1	2	1	0	1	2
Rick Reichardt, R (1, 7) OBP: 0.359, SLG: 0.510	0-0 CS ③ 1-2	0-0 5-3 ①		0-0 1-H 2B		0-0 SH1-3 ② 1-2			4-0 FC3-6 BB		2	0	1	1	1	0	0
Carlos May, L (1, 3) OBP: 0.347, SLG: 0.352		0-0 6-3 ②		0-0 1-3 ②		0-0 FC6-4 2-H 1B			0-0 FC3-6 ① 1-2f		4	0	1	1	0	0	2
Tom Egan, R (1, 2) OBP: 0.356, SLG: 0.496		0-0 L6 ③		0-3 K ③		0-0 FC6-4 ③ 1-2f			0-3 K ②		4	0	0	0	0	2	3
Rich Morales, R (1, 5) OBP: 0.389, SLG: 0.355			0-0 1-3 6-3 2B		4-0 1B 1B BB		0-3 K ①			0-0 4-3 ③	3	1	1	0	1	1	1
Luis Alvarado, R (1, 6) OBP: 0.254, SLG: 0.300			0-0 1-3 ① 2-3		0-3 K ①		0-3 K ②			0-3 K ①	4	0	0	0	0	3	2
Tom Bradley, R (1, 1) OBP: 0.095, SLG: 0.073 Bart Johnson, R (8, 1) OBP: 0.211, SLG: 0.237 Terry Forster, L (10, 1) Lee Maye, L (10, PH) OBP: 0.304, SLG: 0.350			0-0 6-3 ② 3-H		0-0 F9 ②		0-0 6-3 ③			0-0 WP 1B 1B	3	0	0	1	0	0	1
											0	0	0	0	0	0	0
											0	0	0	0	0	0	0
											1	1	1	0	0	0	0
Inning Stats	R: 0 E: 0 K: 0 S: 2 H: 0 LOB: 0 BB: 1 P: 6	R: 0 E: 0 K: 0 S: 3 H: 0 LOB: 0 BB: 0 P: 3	R: 1 E: 0 K: 0 S: 4 H: 1 LOB: 0 BB: 0 P: 4	R: 1 E: 0 K: 1 S: 6 H: 1 LOB: 1 BB: 1 P: 10	R: 0 E: 1 K: 1 S: 5 H: 1 LOB: 2 BB: 1 P: 9	R: 1 E: 0 K: 0 S: 5 H: 2 LOB: 1 BB: 0 P: 5	R: 0 E: 0 K: 2 S: 7 H: 0 LOB: 0 BB: 0 P: 7	R: 0 E: 0 K: 1 S: 5 H: 0 LOB: 0 BB: 0 P: 5	R: 0 E: 0 K: 1 S: 5 H: 0 LOB: 1 BB: 1 P: 9	R: 1 E: 0 K: 2 S: 8 H: 2 LOB: 2 BB: 1 P: 12	1B: 5 2B: 2 3B: 0 HR: 0	SF: 0 SAC: 1 DP: 0 HBP: 0					

PITCHER		IP	WLS	BF	H	R	ER	SO	BB	IBB	HBP	BLK	WP	HR	S	P	ERA	WHIP
Rudy May, L ERA: 3.4	(1, 1)	6.0		24	5	3	3	2	3	0	0	0	0	0	25	37	4.50	1.333
Lloyd Allen, R ERA: 3.83	(7, 1)	3.0		10	0	0	0	4	1	0	0	0	0	0	17	21	0.00	0.333
Eddie Fisher, R ERA: 2.57	(10, 1)	0.2	L	5	2	1	1	2	0	1	0	0	1	0	8	12	13.50	3.000

PITCHER	IP	WLS	BF	H	R	ER	SO	BB	IBB	HBP	BLK	WP	HR	S	P	ERA	WHIP

BOTTOM

California Angels @ Chicago White Sox

Comiskey Park, Chicago, IL

Sat Jun 26 1971, 4:33 AM EDT

Att. 8,001 - Unknown

livebaseballscorecards.com

AB	33
R	4
H	7
RBI	4
BB	5
SO	8
LOB	13

WP: 1 PA: 40
PB: 0
SB: 0
CS: 1

Batter	1	2	3	4	5	6	7	8	9	AB	R	H	RBI	BB	SO	LOB
Sandy Alomar Sr., S (1, 4) OBP: 0.290, SLG: 0.291	G6-4-3 1B		1-3		SH FC5-4 1-2		1B			3	0	2	0	0	0	0
Syd O'Brien, R (1, 3) OBP: 0.255, SLG: 0.373	G6-4-3 1-2f		CS 1B		FC5-4 E 1-2f 2-3		F2			4	1	1	0	0	0	4
Jim Fregosi, R (1, 6) OBP: 0.282, SLG: 0.309	2B		B B B B 1B 1-2 BB		F8		S S S K			3	0	1	0	1	1	3
Billy Cowan, R (1, 7) OBP: 0.326, SLG: 0.452	S S S K		1-2 1B		E8 1-H 3-H 2B			5-3		4	0	2	2	0	1	1
Tony Conigliaro, R (1, 9) OBP: 0.301, SLG: 0.362		3-1 FC5-2 2B	P4		6-3			P6		4	0	1	0	0	0	3
Ken McMullen, R (1, 5) OBP: 0.295, SLG: 0.373		3-1 2-3		F7		P5		F8		4	0	0	0	0	0	1
Jerry Moses, R (1, 2) OBP: 0.243, SLG: 0.333		FC5-2 1B 3-H		6-3		S S S K2-3			F8	4	0	0	0	0	1	1
Tony Gonzalez, L (1, 8) OBP: 0.320, SLG: 0.272		1-2 1B		4-3		4-3			6-3	4	0	1	0	0	0	0
Andy Messersmith, R (1, 1) OBP: 0.225, SLG: 0.243 Mel Queen, L (6, 1) Dave LaRoche, L (8, 1) OBP: 0.286, SLG: 0.167		F8			FC5-4 SH E 1B		1-3		6-3	2 1 1	1 0 0	1 0 0	0 0 0	0 0 0	0 0 0	2 0 0
Inning Stats	R: 0 E: 0 K: 1 S: 6 H: 2 LOB: 1 BB: 0 P: 6	R: 0 E: 0 K: 0 S: 5 H: 2 LOB: 2 BB: 0 P: 5	R: 0 E: 0 K: 0 S: 4 H: 2 LOB: 2 BB: 1 P: 8	R: 0 E: 0 K: 0 S: 3 H: 0 LOB: 0 BB: 0 P: 3	R: 2 E: 2 K: 0 S: 6 H: 2 LOB: 1 BB: 0 P: 6	R: 0 E: 0 K: 1 S: 5 H: 0 LOB: 0 BB: 0 P: 5	R: 0 E: 0 K: 1 S: 6 H: 1 LOB: 1 BB: 0 P: 6	R: 0 E: 0 K: 0 S: 3 H: 0 LOB: 0 BB: 0 P: 3	R: 0 E: 0 K: 0 S: 3 H: 0 LOB: 0 BB: 0 P: 3	1B: 6 2B: 3 3B: 0 HR: 0 SF: 0 SAC: 1 DP: 1 HBP: 0						

PITCHER	IP	WLS	BF	H	R	ER	SO	BB	IBB	HBP	BLK	WP	HR	S	P	ERA	WHIP
Wilbur Wood, L (1, 1) ERA: 1.97	8.0	L	33	9	2	0	3	1	0	0	0	0	0	38	42	0.00	1.250
Jim Magnuson, L (9, 1) ERA: 3.24	1.0		3	0	0	0	0	0	0	0	0	0	0	3	3	0.00	0.000

PITCHER	IP	WLS	BF	H	R	ER	SO	BB	IBB	HBP	BLK	WP	HR	S	P	ERA	WHIP

TOP

California Angels @ Chicago White Sox

Comiskey Park, Chicago, IL

Sun Jun 27 1971, 4:33 AM EDT

Unknown

livebaseballscorecards.com

AB	34
R	2
H	9
RBI	2
BB	1
SO	3
LOB	15

WP: 0 PB: 0 SB: 0 CS: 1 PA: 36

BOTTOM

California Angels @ Chicago White Sox

Comiskey Park, Chicago, IL

Sun Jun 27 1971, 4:33 AM EDT

Unknown

livebaseballscorecards.com

Batter	1	2	3	4	5	6	7	8	9	AB	R	H	RBI	BB	SO	LOB
Walt Williams, R (1, 9) OBP: 0.369, SLG: 0.446	6-3 1-3 1B		F7		5-3			BB		3	0	1	0	1	0	2
Jay Johnstone, L (1, 8) OBP: 0.318, SLG: 0.382	1-3 1-2		G3			F5		P4		3	0	0	0	0	0	1
Mike Andrews, R (8, PH) OBP: 0.387, SLG: 0.392										1	0	0	0	0	0	1
Jim Magnuson, R (9, 1)										0	0	0	0	0	0	0
Rich McKinney, R (1, 4) OBP: 0.372, SLG: 0.415	6-3 2-3			5-3		K		K		4	0	0	0	0	2	2
Bill Melton, R (1, 5) OBP: 0.381, SLG: 0.535	5-3			K		K			K	4	0	0	0	0	3	1
Rick Reichardt, R (1, 7) OBP: 0.357, SLG: 0.519		F8		K			HR		K	4	1	1	1	0	2	0
Carlos May, L (1, 3) OBP: 0.349, SLG: 0.354		F7			1B 1B		G6-3 1B		F9	4	0	2	0	0	0	0
Tom Egan, R (1, 2) OBP: 0.356, SLG: 0.488		HBP			K		F9			2	0	0	0	0	1	2
Luis Alvarado, R (1, 6) OBP: 0.250, SLG: 0.295		L6			K		G6-3 1-2f			2	0	0	0	0	1	2
Lee Maye, L (7, PH) OBP: 0.298, SLG: 0.341										1	0	0	0	0	0	1
Lee Richard, R (8, 6) OBP: 0.306, SLG: 0.300										0	0	0	0	0	0	0
Wilbur Wood, R (1, 1) OBP: 0.135, SLG: 0.059			K		1-2 1B			G3		2	0	1	0	0	1	0
Ed Stroud, L (8, PH) OBP: 0.238, SLG: 0.255										1	0	0	0	0	0	0
(9, 8)																

	AB	31
	R	1
	H	5
	RBI	1
	BB	1
	SO	10
	LOB	12

Inning Stats	1	2	3	4	5	6	7	8	9	1B: 4	SF: 0	WP: 0	PA: 33
R	0	0	0	0	0	0	1	0	0	2B: 0	SAC: 0	PB: 0	
E	0	0	0	0	0	0	0	0	0	3B: 0	DP: 1	SB: 0	
K	0	0	1	2	2	2	0	1	2	HR: 1	HBP: 1	CS: 0	
S	4	3	5	7	9	7	4	5	7				
H	1	0	0	0	2	0	2	0	0				
LOB	1	1	0	0	2	0	0	1	0				
BB	0	0	0	0	0	0	0	1	0				
P	4	4	5	7	9	7	4	9	7				

PITCHER		IP	WLS	BF	H	R	ER	SO	BB	IBB	HBP	BLK	WP	HR	S	P	ERA	WHIP
Andy Messersmith, R ERA: 3.71	(1, 1)	5.0	W	19	3	0	0	5	0	0	1	0	0	0	28	29	0.00	0.600
Mel Queen, R ERA: 1.62	(6, 1)	2.1		9	2	1	1	2	1	0	0	0	0	1	12	16	3.86	1.286
Dave LaRoche, L ERA: 2.13	(8, 1)	1.2	S	5	0	0	0	3	0	0	0	0	0	0	11	11	0.00	0.000

PITCHER	IP	WLS	BF	H	R	ER	SO	BB	IBB	HBP	BLK	WP	HR	S	P	ERA	WHIP

TOP

California Angels @ Chicago White Sox

Comiskey Park, Chicago, IL

Sun Jun 27 1971, 4:38 AM EDT

Att. 23,190 - Unknown

livebaseballscorecards.com

Batter	1	2	3	4	5	6	7	8	9	AB	R	H	RBI	BB	SO	LOB
Sandy Alomar Sr., S (1, 4) OBP: 0.291, SLG: 0.298	5-3		E3			E3 / 1B S; 1-H 3B		1B 1B 1B	L4	6	2	2	1	0	0	0
Tony Gonzalez, L (1, 7) OBP: 0.316, SLG: 0.269	K		1-3 1-2			1B 1B 1B; K		K		5	1	1	1	0	3	3
Tony Conigliaro, R (1, 9) OBP: 0.307, SLG: 0.367	5-3			5-3		1B SH 1B 1-2	HR 1B	1B 1B 1B 1-2		5	3	3	0	0	0	0
Jim Spencer, L (1, 3) OBP: 0.301, SLG: 0.380		P6		BBBB 4-0 FC6-4 BB		SH HR 1B 1-3 2-H	B1	F7		4	1	1	1	1	0	3
John Stephenson, L (1, 2) OBP: 0.341, SLG: 0.398		G3		FC6-4 FC5-4 1-2f		K SSS	1-H HR	1B 1-2 2-3		2	0	0	0	0	0	1
Billy Cowan, R (6, PH) OBP: 0.318, SLG: 0.442										1	0	0	0	0	1	2
Jerry Moses, R (6, 2) OBP: 0.256, SLG: 0.372										2	1	2	2	0	0	0
Ken McMullen, R (1, 5) OBP: 0.301, SLG: 0.393		2B		FC5-4 1-2f		SH HR 1-2 3-H	HR	1B 1-3 2-H 3-H		4	2	3	4	0	0	1
Roger Repoz, L (1, 8) OBP: 0.372, SLG: 0.348		F9		BBBB 4-0 CS BB		HR 1-H 2-H SSS	K SSS	K		4	1	1	3	1	2	3
Syd O'Brien, R (1, 6) OBP: 0.259, SLG: 0.381			P6	6-3 1-2		FC6-4 1B	2B		4-3	5	0	2	0	0	0	1
Rickey Clark, R (1, 1)			6-3	SSS K		FC6-4 3B 1-2f	6-3		K	4	1	0	0	0	1	2
Eddie Fisher, R (8, 1)										1	0	0	0	0	1	0

Inning Stats	1	2	3	4	5	6	7	8	9
	R: 0 E: 0 K: 1 S: 5	H: 0 LOB: 0 BB: 0 P: 5	R: 0 E: 0 K: 0 S: 4	H: 1 LOB: 1 BB: 0 P: 4	R: 0 E: 2 K: 0 S: 4	H: 0 LOB: 1 BB: 0 P: 4	R: 0 E: 0 K: 0 S: 3	H: 0 LOB: 1 BB: 1 P: 7	R: 0 E: 0 K: 1 S: 4	H: 0 LOB: 0 BB: 1 P: 8	R: 7 E: 1 K: 2 S: 15	H: 6 LOB: 1 BB: 0 P: 15	R: 3 E: 0 K: 1 S: 9	H: 4 LOB: 1 BB: 0 P: 9	R: 2 E: 0 K: 2 S: 11	H: 4 LOB: 2 BB: 0 P: 11	R: 0 E: 0 K: 1 S: 5	H: 0 LOB: 0 BB: 0 P: 5

	AB	43
	R	12
	H	15
	RBI	12
	BB	2
	SO	8
	LOB	16

	1B: 9	SF: 0	WP: 0	PA: 46
	2B: 2	SAC: 1	PB: 0	
	3B: 1	DP: 0	SB: 1	
	HR: 3	HBP: 0	CS: 1	

PITCHER		IP	WLS	BF	H	R	ER	SO	BB	IBB	HBP	BLK	WP	HR	S	P	ERA	WHIP
Joe Horlen, R ERA: 4.85	(1, 1)	5.0	L	22	4	4	3	2	2	0	0	0	0	0	24	32	5.40	1.200
Terry Forster, L ERA: 4.33	(6, 1)	1.1		10	5	5	5	2	0	0	0	0	0	2	14	14	33.75	3.750
Stan Perzanowski, R ERA: 20.25	(7, 1)	1.1		9	5	3	3	2	0	0	0	0	0	1	13	13	20.25	3.750
Steve Kealey, R ERA: 4.91	(8, 1)	1.1		5	1	0	0	2	0	0	0	0	0	0	9	9	0.00	0.750

PITCHER		IP	WLS	BF	H	R	ER	SO	BB	IBB	HBP	BLK	WP	HR	S	P	ERA	WHIP

BOTTOM

California Angels @ Chicago White Sox

Comiskey Park, Chicago, IL

Sun Jun 27 1971, 4:38 AM EDT

Att. 23,190 - Unknown

livebaseballscorecards.com

Batter	1	2	3	4	5	6	7	8	9	AB	R	H	RBI	BB	SO	LOB
Lee Richard, R (1, 6) OBP: 0.308, SLG: 0.323	0-0 F8 FC5-2-6 2B		0-0 F8		0-0 6-3		0-0 HR		0-0 G4-6-3 1-2f	5	1	2	1	0	0	2
Ed Stroud, L (1, 8) OBP: 0.238, SLG: 0.250	0-0 F8 2-3		B B B 4-0 1B BB		S S S 0-3 K		0-0 4-3			3	0	0	0	1	1	1
Rich McKinney, R (1, 4) OBP: 0.368, SLG: 0.410	0-0 FC5-2-6 FC5 WP 3-H		0-0 G5-4-3 1-3 1B		0-0 F9		0-0 6-3			4	0	1	0	0	0	1
Bill Melton, R (1, 5) OBP: 0.379, SLG: 0.528	B B B B 4-0 1-2 BB		0-0 G5-4-3 1-2f			S S S 0-3 K		0-0 F7		3	0	0	0	1	1	2
Rick Reichardt, R (1, 7) OBP: 0.351, SLG: 0.509	0-0 FC5 2-3f			0-0 1-3		0-0 P4		S S S 0-3 K		4	0	0	0	0	1	2
Carlos May, L (1, 3) OBP: 0.352, SLG: 0.354		0-0 G3		B B B 4-0 BB BB		0-0 HR 1B		0-0 1-3		3	1	1	0	1	0	0
Walt Williams, R (1, 9) OBP: 0.373, SLG: 0.474		0-0 6-3		S S S 0-3 K		0-0 1-H HR			0-0 BB 1B	4	1	2	2	0	1	1
Chuck Brinkman, R (1, 2) OBP: 0.278, SLG: 0.188		0-0 1B		B B B B 4-0 FC6-4 1-2 BB		S S S 0-3 K			B B B B 4-0 G4-6-3 1-2 BB	2	0	1	0	2	1	0
Joe Horlen, R (1, 1) Terry Forster, L (6, 1) Stan Perzanowski, S (7, 1) Steve Kealey, R (8, 1) Lee Maye, L (9, PH) OBP: 0.292, SLG: 0.333		0-0 P6		0-0 FC6-4 1-2f			0-0 F8		0-0 P2	2 0 1 0 1	0 0 0 0 0	0 0 0 0 0	0 0 0 0 0	0 0 0 0 0	0 0 0 0 0	3 0 0 0 2
Inning Stats	R: 0 H: 1 E: 0 LOB: 2 K: 0 BB: 1 S: 4 P: 8	R: 0 H: 1 E: 0 LOB: 1 K: 0 BB: 0 S: 4 P: 4	R: 0 H: 1 E: 0 LOB: 1 K: 0 BB: 1 S: 3 P: 7	R: 0 H: 0 E: 0 LOB: 2 K: 1 BB: 2 S: 5 P: 13	R: 0 H: 0 E: 0 LOB: 0 K: 1 BB: 0 S: 5 P: 5	R: 2 H: 2 E: 0 LOB: 0 K: 2 BB: 0 S: 9 P: 9	R: 1 H: 1 E: 0 LOB: 0 K: 0 BB: 0 S: 4 P: 4	R: 0 H: 0 E: 0 LOB: 0 K: 1 BB: 0 S: 5 P: 5	R: 0 H: 1 E: 0 LOB: 1 K: 0 BB: 1 S: 3 P: 7	1B: 4 SF: 0 2B: 1 SAC: 0 3B: 0 DP: 2 HR: 2 HBP: 0						

	AB	32
	R	3
	H	7
	RBI	3
	BB	5
	SO	5
	LOB	14

WP: 1 PA: 37
PB: 0
SB: 0
CS: 0

PITCHER		IP	WLS	BF	H	R	ER	SO	BB	IBB	HBP	BLK	WP	HR	S	P	ERA	WHIP
Rickey Clark, R ERA: 3.38	(1, 1)	7.0	W	30	6	3	3	4	4	0	0	0	1	2	34	50	3.86	1.429
Eddie Fisher, R ERA: 2.48	(8, 1)	2.0	S	7	1	0	0	1	1	0	0	0	0	0	8	12	0.00	1.000

PITCHER	IP	WLS	BF	H	R	ER	SO	BB	IBB	HBP	BLK	WP	HR	S	P	ERA	WHIP

Batter	1	2	3	4	5	6	7	8	9	AB	R	H	RBI	BB	SO	LOB
Paul Schaal, R (1, 5) OBP: 0.419, SLG: 0.441	4-3		2B WP 1B		6-3		6-3			4	1	1	0	0	0	0
Cookie Rojas, R (1, 4) OBP: 0.372, SLG: 0.450	6-3		WP 1-3 1B 2B		1B		6-3			4	1	2	0	0	0	0
Amos Otis, R (1, 8) OBP: 0.354, SLG: 0.504	K		2-H 3-H 1B		F9		P5			4	0	1	1	0	1	1
Ed Kirkpatrick, L (1, 2) OBP: 0.336, SLG: 0.371		1B FC6-4 1B	6-3		F9			F7		4	1	1	0	0	0	2
Gail Hopkins, L (1, 3) OBP: 0.333, SLG: 0.500		FC6-4 1-3 1B		6-3		1B CS 4-3 1B		4-3		4	0	2	0	0	0	0
Lou Piniella, R (1, 7) OBP: 0.303, SLG: 0.333		F8		2B		4-3 1-2		1-3		4	0	1	0	0	0	3
Joe Keough, L (1, 9) OBP: 0.333, SLG: 0.290		FC6-4 CS 1-2f 3-H		IBB		CS 1B IBB			CS 1B	2	0	1	1	2	0	1
Bobby Floyd, R (1, 6) OBP: 0.250, SLG: 0.250		CS 1-2	P4	F8		CS 1-2 2-3 1B			K 1-2	4	0	1	0	0	1	3
Paul Splittorff, L (1, 1) OBP: 0.154, SLG: 0.083			4-3	F7		F9 1-2 2-3 3-H			G3	4	0	0	0	0	0	5
Inning Stats	R: 0 E: 0 K: 1 S: 5 H: 0 LOB: 0 BB: 0 P: 5	R: 1 E: 0 K: 0 S: 4 H: 2 LOB: 0 BB: 0 P: 4	R: 2 E: 0 K: 0 S: 6 H: 3 LOB: 1 BB: 0 P: 6	R: 0 E: 0 K: 0 S: 4 H: 1 LOB: 2 BB: 1 P: 8	R: 0 E: 0 K: 0 S: 4 H: 1 LOB: 1 BB: 0 P: 4	R: 0 E: 0 K: 0 S: 4 H: 2 LOB: 2 BB: 1 P: 8	R: 0 E: 0 K: 0 S: 3 H: 0 LOB: 0 BB: 0 P: 3	R: 0 E: 0 K: 0 S: 3 H: 0 LOB: 0 BB: 0 P: 3	R: 0 E: 0 K: 1 S: 5 H: 1 LOB: 0 BB: 0 P: 5	1B: 8 2B: 3 3B: 0 HR: 0	SF: 0 SAC: 0 DP: 1 HBP: 0						

PITCHER	IP	WLS	BF	H	R	ER	SO	BB	IBB	HBP	BLK	WP	HR	S	P	ERA	WHIP
Archie Reynolds, R (1, 1) ERA: 4.94	6.0	L	27	9	3	3	1	0	2	0	0	1	0	27	35	4.50	1.500
Eddie Fisher, R (7, 1) ERA: 2.4	2.0		6	0	0	0	0	0	0	0	0	0	0	6	6	0.00	0.000
Mel Queen, R (9, 1) ERA: 1.57	1.0		3	1	0	0	1	0	0	0	0	0	0	5	5	0.00	1.000

PITCHER	IP	WLS	BF	H	R	ER	SO	BB	IBB	HBP	BLK	WP	HR	S	P	ERA	WHIP

TOP

Kansas City Royals @ California Angels

Anaheim Stadium, Anaheim, CA

Mon Jun 28 1971, 10:05 PM EDT

Att. 8,920 - Unknown - 75 F

livebaseballscorecards.com

AB	34
R	3
H	10
RBI	2
BB	2
SO	2
LOB	15

1B: 8	SF: 0	WP: 1	PA: 37
2B: 3	SAC: 0	PB: 0	
3B: 0	DP: 1	SB: 0	
HR: 0	HBP: 0	CS: 5	

Batter	1	2	3	4	5	6	7	8	9	AB	R	H	RBI	BB	SO	LOB
Sandy Alomar Sr., S (1, 4) OBP: 0.288, SLG: 0.294	4-3		G4-6-3 1-2f			P4		F8		4	0	0	0	0	0	2
Mickey Rivers, L (1, 8) OBP: 0.500, SLG: 0.500	S 1B			4-3		1B			E4 FC6-4	4	0	2	0	0	0	0
Tony Conigliaro, R (1, 9) OBP: 0.302, SLG: 0.360	6-3 1-2			P5		K			K	4	0	0	0	0	2	3
Billy Cowan, R (1, 7) OBP: 0.313, SLG: 0.426	F9			5-3			G6-4-3 1B		F8	4	0	1	0	0	0	2
Ken McMullen, R (1, 5) OBP: 0.300, SLG: 0.391		CS 1B			5-3		P4		FC6-4 1-2f	4	0	1	0	0	0	2
Syd O'Brien, R (1, 6) OBP: 0.261, SLG: 0.380		K 1-2			FC3-6 1B		G6-4-3 1-2f			3	0	1	0	0	1	2
Jim Spencer, L (1, 3) OBP: 0.297, SLG: 0.375		F9			FC3-6 1-2f			F7		3	0	0	0	0	0	1
Jerry Moses, R (1, 2) OBP: 0.258, SLG: 0.371			G4-6-3 1B		L4			K		3	0	1	0	0	1	1
Archie Reynolds, R (1, 1)			L9			K		1B		1	0	0	0	0	0	1
Giraldo Ruiz, S (6, PH) OBP: 0.300, SLG: 0.222										1	0	0	0	0	1	0
Eddie Fisher, R (7, 1)										0	0	0	0	0	0	0
Tony Gonzalez, L (8, PH) OBP: 0.321, SLG: 0.275										1	0	1	0	0	0	0
Mel Queen, L (9, 1)										0	0	0	0	0	0	0
Inning Stats	R: 0 E: 0 K: 0 S: 4 H: 1 LOB: 1 BB: 0 P: 4	R: 0 E: 0 K: 1 S: 5 H: 1 LOB: 0 BB: 0 P: 5	R: 0 E: 0 K: 0 S: 3 H: 1 LOB: 0 BB: 0 P: 3	R: 0 E: 0 K: 0 S: 3 H: 0 LOB: 0 BB: 0 P: 3	R: 0 E: 0 K: 0 S: 4 H: 1 LOB: 1 BB: 0 P: 4	R: 0 E: 0 K: 2 S: 8 H: 1 LOB: 1 BB: 0 P: 8	R: 0 E: 0 K: 0 S: 3 H: 1 LOB: 0 BB: 0 P: 3	R: 0 E: 0 K: 1 S: 6 H: 1 LOB: 1 BB: 0 P: 6	R: 0 E: 1 K: 1 S: 6 H: 0 LOB: 1 BB: 0 P: 6	1B: 7 2B: 1 3B: 0 HR: 0 SF: 0 SAC: 0 DP: 3 HBP: 0						

PITCHER	IP	WLS	BF	H	R	ER	SO	BB	IBB	HBP	BLK	WP	HR	S	P	ERA	WHIP
Paul Splittorff, L (1, 1) ERA: 2.97	9.0	W	32	7	0	0	5	0	0	0	0	0	0	42	42	0.00	0.778

PITCHER	IP	WLS	BF	H	R	ER	SO	BB	IBB	HBP	BLK	WP	HR	S	P	ERA	WHIP

BOTTOM

Kansas City Royals @ California Angels

Anaheim Stadium, Anaheim, CA

Mon Jun 28 1971, 10:05 PM EDT

Att. 8,920 - Unknown - 75 F

livebaseballscorecards.com

AB	32
R	0
H	7
RBI	0
BB	0
SO	5
LOB	14

WP: 0 PB: 0 SB: 1 CS: 1 PA: 32

Batter	1	2	3	4	5	6	7	8	9	AB	R	H	RBI	BB	SO	LOB
Paul Schaal, R (1, 5) OBP: 0.420, SLG: 0.437	BBBB 4-0 L3 BB		x 0-0 5-3 ③		BBBB 4-0 2-3 BB			x 0-0 F8 ②		2	0	0	0	2	0	0
Cookie Rojas, R (1, 4) OBP: 0.366, SLG: 0.443	x 0-0 L3 ①② 1-2			x 0-0 F9 ①	SSS 0-3 K ③			x 0-0 4-3 ③		4	0	0	0	0	1	3
Amos Otis, R (1, 8) OBP: 0.360, SLG: 0.517	BBBB 4-0 BB			x 0-0 2B SF9 1B		x 0-0 F8 ①			x 0-0 HR	3	2	2	1	1	0	0
Ed Kirkpatrick, L (1, 2) OBP: 0.339, SLG: 0.378	x 0-0 4-3 ③			x 0-0 SF9 1-3 2B		x 0-0 4-3 ②			x 0-0 FC3-6 1B	4	0	2	0	0	0	1
Gail Hopkins, L (1, 3) OBP: 0.317, SLG: 0.479 Ted Savage, R (9, PR) OBP: 0.280, SLG: 0.143 Bob Oliver, R (9, 3) OBP: 0.276, SLG: 0.327		x 0-0 1-3 ①		x 0-0 SF9 ② 2-3 3-H		x 0-0 F8 ③			x 0-0 FC3-6 ① S 1-2f	3 0 0	0 0 0	0 0 0	1 0 0	0 0 0	0 0 0	1 0 0
Lou Piniella, R (1, 7) OBP: 0.296, SLG: 0.325		x 0-0 4-3 ②		x 0-0 5-3 ③			x 0-0 6-3 ①		x 0-0 P6 ② 1-2	4	0	0	0	0	0	2
Joe Keough, L (1, 9) OBP: 0.326, SLG: 0.283		x 0-0 6-3 ③			x 0-0 6-3 ①		x 0-0 3-1 ②		x 0-0 F8 ③	4	0	0	0	0	0	2
Bobby Floyd, R (1, 6) OBP: 0.286, SLG: 0.167			x 0-0 F7 ①		BBBB 4-0 PB SH2-4 BB		x 0-0 4-3 ③			2	0	0	0	1	0	0
Mike Hedlund, R (1, 1) OBP: 0.091, SLG: 0.063			x 0-0 5-3 ②		x 0-0 SH2-4 ② 1-2			x 0-0 5-3 ①		2	0	0	0	0	0	0
Inning Stats	R: 0 H: 0 E: 0 LOB: 1 K: 0 BB: 2 S: 2 P: 10	R: 0 H: 0 E: 0 LOB: 0 K: 0 BB: 0 S: 3 P: 3	R: 0 H: 0 E: 0 LOB: 0 K: 0 BB: 0 S: 3 P: 3	R: 1 H: 2 E: 0 LOB: 1 K: 0 BB: 0 S: 5 P: 5	R: 0 H: 0 E: 0 LOB: 2 K: 1 BB: 2 S: 5 P: 13	R: 0 H: 0 E: 0 LOB: 0 K: 0 BB: 0 S: 3 P: 3	R: 0 H: 0 E: 0 LOB: 0 K: 0 BB: 0 S: 3 P: 3	R: 0 H: 0 E: 0 LOB: 0 K: 0 BB: 0 S: 3 P: 3	R: 1 H: 2 E: 0 LOB: 2 K: 0 BB: 0 S: 5 P: 5	1B: 2 SF: 1 2B: 2 SAC: 1 3B: 0 DP: 1 HR: 1 HBP: 0						

TOP

Kansas City Royals @ California Angels

Anaheim Stadium, Anaheim, CA

Tue Jun 29 1971, 10:05 PM EDT

Att. 8,297 - Unknown - 77 F

livebaseballscorecards.com

AB	28
R	2
H	4
RBI	2
BB	4
SO	1
LOB	9

WP: 0 PA: 34
PB: 1
SB: 1
CS: 0

PITCHER		IP	WLS	BF	H	R	ER	SO	BB	IBB	HBP	BLK	WP	HR	S	P	ERA	WHIP
Tom Murphy, R ERA: 4.37	(1, 1)	8.0	L	31	4	2	2	1	4	0	0	0	0	1	29	45	2.25	1.000
Dave LaRoche, L ERA: 2.08	(9, 1)	1.0		3	0	0	0	0	0	0	0	0	0	0	3	3	0.00	0.000

PITCHER	IP	WLS	BF	H	R	ER	SO	BB	IBB	HBP	BLK	WP	HR	S	P	ERA	WHIP

Batter	1	2	3	4	5	6	7	8	9	AB	R	H	RBI	BB	SO	LOB
Sandy Alomar Sr., S (1, 4) OBP: 0.285, SLG: 0.292	P5		SH SH5-3 1-2		F7			F8		3	0	0	0	0	0	0
Mickey Rivers, L (1, 8) OBP: 0.571, SLG: 0.714	2B 2B		SH5-3 1-2 2-3			CS 1B 1B		P6		3	1	2	0	0	0	0
Tony Gonzalez, L (1, 7) OBP: 0.319, SLG: 0.282	2-H 2B		F7			F7		F5		4	0	1	1	0	0	3
Jim Spencer, L (1, 3) OBP: 0.297, SLG: 0.373	L3		F7			1-2 1B			F8	4	0	1	0	0	0	3
Tony Conigliaro, R (1, 9) OBP: 0.297, SLG: 0.354	F8			L8		6-3 2-3			S S S K	4	0	0	0	0	1	3
Ken McMullen, R (1, 5) OBP: 0.303, SLG: 0.391		5-3		S S S K			B B B B SH2-4 BB			3	0	1	0	1	1	0
Giraldo Ruiz, S (9, PR) OBP: 0.300, SLG: 0.222									1B	0	0	0	0	0	0	0
Syd O'Brien, R (1, 6) OBP: 0.256, SLG: 0.373		P6		1-3			SH2-4 1-2		S S S K	3	0	0	0	0	1	1
Jerry Moses, R (1, 2) OBP: 0.252, SLG: 0.361		S S S K			L7		5-3			3	0	0	0	0	1	1
Tom Murphy, R (1, 1) OBP: 0.098, SLG: 0.125			B B B B SH5-3 SH BB		6-3		5-3			2	0	0	0	1	0	1
Dave LaRoche, L (9, 1) OBP: 0.286, SLG: 0.167										0	0	0	0	0	0	0
Inning Stats	R: 1 H: 2 E: 0 LOB: 1 K: 0 BB: 0 S: 5 P: 5	R: 0 H: 0 E: 0 LOB: 0 K: 1 BB: 0 S: 5 P: 5	R: 0 H: 0 E: 1 LOB: 2 K: 0 BB: 1 S: 4 P: 8	R: 0 H: 0 E: 0 LOB: 0 K: 1 BB: 0 S: 5 P: 5	R: 0 H: 0 E: 0 LOB: 0 K: 0 BB: 0 S: 3 P: 3	R: 0 H: 2 E: 0 LOB: 1 K: 0 BB: 0 S: 4 P: 4	R: 0 H: 0 E: 0 LOB: 1 K: 0 BB: 1 S: 3 P: 7	R: 0 H: 0 E: 0 LOB: 0 K: 0 BB: 0 S: 3 P: 3	R: 0 H: 1 E: 0 LOB: 1 K: 2 BB: 0 S: 8 P: 8							

PITCHER	IP	WLS	BF	H	R	ER	SO	BB	IBB	HBP	BLK	WP	HR	S	P	ERA	WHIP
Mike Hedlund, R (1, 1) ERA: 2.81	9.0	W	34	5	1	1	4	2	0	0	0	0	0	40	48	1.00	0.778

PITCHER	IP	WLS	BF	H	R	ER	SO	BB	IBB	HBP	BLK	WP	HR	S	P	ERA	WHIP

BOTTOM

Kansas City Royals @ California Angels

Anaheim Stadium, Anaheim, CA

Tue Jun 29 1971, 10:05 PM EDT

Att. 8,297 - Unknown - 77 F

livebaseballscorecards.com

AB	29
R	1
H	5
RBI	1
BB	2
SO	4
LOB	12

1B: 3 SF: 0
2B: 2 SAC: 3
3B: 0 DP: 0
HR: 0 HBP: 0

WP: 0 PA: 34
PB: 0
SB: 0
CS: 1

Batter	1	2	3	4	5	6	7	8	9	AB	R	H	RBI	BB	SO	LOB
Paul Schaal, R (1, 5) OBP: 0.423, SLG: 0.438	BBBB 4-0 2B BB	0-0 1B 2-H 1B		0-0 F9 ③			0-0 CS 1B		0-0 4-3 ①	4	1	2	1	1	0	0
Cookie Rojas, R (1, 4) OBP: 0.369, SLG: 0.449	0-0 1B 1-H 2B	0-0 FC6 1-2 1B			0-0 5-3 ①		BBBB 4-0 1B ② 1-2 BB		SSS 0-3 K ②	1	1	1	1	0	0	0
Bobby Knoop, R (1, 4) OBP: 0.333, SLG: 0.292										3	0	1	0	1	1	0
Amos Otis, R (1, 8) OBP: 0.357, SLG: 0.511	SSS 0-3 K ①	0-0 FC6 ③ 1-2f			SSS 0-3 K ②		0-0 1-2 1B		0-0 6-3 ③	5	0	1	0	0	2	3
Chuck Harrison, R (1, 3) OBP: 0.229, SLG: 0.226	0-0 F7 ②		SSS 0-3 K ①		0-0 1-6-3 ③		SSS 0-3 K ③			4	0	0	0	0	2	3
Dennis Paepke, R (1, 2) OBP: 0.288, SLG: 0.371	0-0 2-H 1B		0-0 F5 ②			0-0 G3 ①		SSS 0-3 K2-3 ①		4	0	1	1	0	1	0
Lou Piniella, R (1, 7) OBP: 0.301, SLG: 0.325	0-0 5-3 ③		0-0 1B			0-0 5-3 ②		BBBB 4-0 1B BB		3	0	1	0	1	0	1
Bob Oliver, R (1, 9) OBP: 0.280, SLG: 0.327		H 1-0 SH3 1B HBP	0-0 P6 ③			0-0 FC4-6 1B		0-0 L7 ②		3	1	1	0	0	0	2
Bobby Floyd, R (1, 6) OBP: 0.273, SLG: 0.200	SSS 0-3 K ①			SSS 0-3 K ①		0-0 FC4-6 ③ 1-2f		0-0 FC6-4 1-2 1B		4	0	1	0	0	2	2
Bruce Dal Canton, R (1, 1) OBP: 0.111, SLG: 0.111 Tom Burgmeier, L (8, 1) OBP: 0.250, SLG: 0.143 Ted Abernathy, R (8, 1)	0-0 SH3 ② 1-2			SSS 0-3 K ②			0-0 P3 ①	0-0 FC6-4 ③ 1-2f		3	0	0	0	0	1	2
										0	0	0	0	0	0	0
										0	0	0	0	0	0	0
Inning Stats	R: 2 E: 0 K: 1 S: 7 H: 2 LOB: 1 BB: 1 P: 11	R: 1 E: 0 K: 1 S: 7 H: 2 LOB: 2 BB: 0 P: 8	R: 0 E: 0 K: 1 S: 6 H: 1 LOB: 1 BB: 0 P: 6	R: 0 E: 0 K: 2 S: 7 H: 0 LOB: 0 BB: 0 P: 7	R: 0 E: 0 K: 1 S: 5 H: 0 LOB: 0 BB: 0 P: 5	R: 0 E: 0 K: 0 S: 4 H: 1 LOB: 1 BB: 0 P: 4	R: 0 E: 0 K: 1 S: 6 H: 2 LOB: 2 BB: 1 P: 10	R: 0 E: 0 K: 1 S: 6 H: 1 LOB: 2 BB: 1 P: 10	R: 0 E: 0 K: 1 S: 5 H: 0 LOB: 0 BB: 0 P: 5	1B: 8 2B: 1 3B: 0 HR: 0		SF: 0 SAC: 1 DP: 0 HBP: 1				

PITCHER	IP	WLS	BF	H	R	ER	SO	BB	IBB	HBP	BLK	WP	HR	S	P	ERA	WHIP
Rudy May, L (1, 1) ERA: 3.4	8.0		36	9	3	3	8	3	0	1	0	0	0	48	61	3.38	1.500
Lloyd Allen, R (9, 1) ERA: 3.74	1.0	W	3	0	0	0	1	0	0	0	0	0	0	5	5	0.00	0.000

PITCHER	IP	WLS	BF	H	R	ER	SO	BB	IBB	HBP	BLK	WP	HR	S	P	ERA	WHIP

TOP

Kansas City Royals @ California Angels

Anaheim Stadium, Anaheim, CA

Wed Jun 30 1971, 10:05 PM EDT

Att. 20,635 - Unknown - 76 F

livebaseballscorecards.com

AB	34
R	3
H	9
RBI	3
BB	3
SO	9
LOB	13

WP: 0	PB: 0	SB: 0	CS: 1
PA: 39			

Batter	1	2	3	4	5	6	7	8	9	AB	R	H	RBI	BB	SO	LOB
Mickey Rivers, L (1, 8) OBP: 0.364, SLG: 0.455	F8			K		K		F9		4	0	0	0	0	2	2
Jim Fregosi, R (1, 6) OBP: 0.282, SLG: 0.304	K			5-3		F8		2B BB		3	0	0	0	1	1	0
Tony Gonzalez, L (1, 7) OBP: 0.324, SLG: 0.291	F7			BB		3-1		1-3 2-H 3-H 2B		3	0	1	2	1	0	0
Jim Spencer, L (1, 3) OBP: 0.296, SLG: 0.369		K		F6			L8	FC4-6 IBB		3	0	0	0	1	1	1
Tony Conigliaro, R (1, 9) OBP: 0.292, SLG: 0.348		K			5-3		F8	FC4-6 1-2f		4	0	0	0	0	1	3
John Stephenson, L (1, 2) OBP: 0.338, SLG: 0.417		F8			HR		F3		F3	4	1	1	1	0	0	0
Ken McMullen, R (1, 5) OBP: 0.305, SLG: 0.392			L5		FC4-6 1B			SH2-4 1B 2B	1-6-3	4	1	2	0	0	0	0
Sandy Alomar Sr., S (1, 4) OBP: 0.285, SLG: 0.291			F7		FC4-6 1-2f			1-2 SH2-4 2B 1B	E1	4	2	1	0	0	0	1
Rudy May, L (1, 1) OBP: 0.240, SLG: 0.208 Giraldo Ruiz, S (8, PH) OBP: 0.300, SLG: 0.222 Lloyd Allen, R (9, 1) OBP: 0.167, SLG: 0.167 Billy Cowan, R (9, PH) OBP: 0.327, SLG: 0.438			K		K			SH2-4 1-2 2-3	1-H	2 0 0 1	0 0 0 0	0 0 0 1	0 0 0 1	0 0 0 0	2 0 0 0	1 0 0 0
Inning Stats	R: 0 E: 0 K: 1 S: 5 H: 0 LOB: 0 BB: 0 P: 5	R: 0 E: 0 K: 2 S: 7 H: 0 LOB: 0 BB: 0 P: 7	R: 0 E: 0 K: 1 S: 5 H: 0 LOB: 0 BB: 0 P: 5	R: 0 E: 0 K: 1 S: 5 H: 0 LOB: 1 BB: 1 P: 9	R: 1 E: 0 K: 1 S: 7 H: 2 LOB: 1 BB: 0 P: 7	R: 0 E: 0 K: 1 S: 5 H: 0 LOB: 0 BB: 0 P: 5	R: 0 E: 0 K: 0 S: 3 H: 0 LOB: 0 BB: 0 P: 3	R: 2 E: 0 K: 0 S: 6 H: 3 LOB: 3 BB: 2 P: 14	R: 1 E: 1 K: 0 S: 4 H: 1 LOB: 1 BB: 0 P: 4	1B: 4 2B: 1 3B: 0 HR: 1	SF: 0 SAC: 1 DP: 0 HBP: 0						

PITCHER	IP	WLS	BF	H	R	ER	SO	BB	IBB	HBP	BLK	WP	HR	S	P	ERA	WHIP
Bruce Dal Canton, R (1, 1) ERA: 3.01	7.0		26	4	3	3	7	1	0	0	0	0	1	39	43	3.86	0.714
Tom Burgmeier, L (8, 1) ERA: 1.5	0.2		2	0	0	0	0	0	0	0	0	0	0	2	2	0.00	0.000
Ted Abernathy, R (8, 1) ERA: 2.23	1.0	L	8	2	1	0	0	1	1	0	0	0	0	6	14	0.00	3.000

PITCHER	IP	WLS	BF	H	R	ER	SO	BB	IBB	HBP	BLK	WP	HR	S	P	ERA	WHIP

BOTTOM

Kansas City Royals @ California Angels

Anaheim Stadium, Anaheim, CA

Wed Jun 30 1971, 10:05 PM EDT

Att. 20,635 - Unknown - 76 F

livebaseballscorecards.com

AB	32
R	4
H	6
RBI	4
BB	3
SO	7
LOB	8

WP: 0	PB: 0	SB: 1	CS: 0
PA: 36			

Batter	1	2	3	4	5	6	7	8	9	AB	R	H	RBI	BB	SO	LOB
Paul Schaal, R (1, 5) OBP: 0.426, SLG: 0.441	F9	K		1B 2B 1-H 2-H		BB			BB 1B 2B	3	2	1	2	2	1	0
Joe Keough, L (1, 9) OBP: 0.333, SLG: 0.293	HR 1B		K	1B 2-H		K			SF9 2B 1-2 1B	5	2	3	1	0	2	1
Amos Otis, R (1, 8) OBP: 0.358, SLG: 0.523	HR 1-H		5-3	P6			F7		SF9 1B 1-3 2-H 2B	5	2	2	3	0	0	1
Ed Kirkpatrick, L (1, 2) OBP: 0.336, SLG: 0.385	F8		3B		4-3		4-3		SF9 2-3 3-H	4	0	1	1	0	0	0
Gail Hopkins, L (1, 3) OBP: 0.322, SLG: 0.468 Bob Oliver, R (9, 3) OBP: 0.280, SLG: 0.327	1B BB		F9		E3		K		BB 1B FC6-4 3-H 1B	4 0	1 0	1 0	1 0	1 0	1 0	1 0
Lou Piniella, R (1, 7) OBP: 0.303, SLG: 0.327	1B 1-2			F7	L8			K	FC6-4 BB 1-2 1B	5	0	2	0	0	1	1
Bobby Knoop, R (1, 4) OBP: 0.313, SLG: 0.250	F9			6-3	F9			K	FC6-4 1-2 2-3 BB	4	0	0	0	1	1	3
Bobby Floyd, R (1, 6) OBP: 0.313, SLG: 0.154		K		1B 2B BB		G3		K	FC6-4 1-2f 2-3 3-H	3	1	0	1	2	1	2
Dick Drago, R (1, 1) OBP: 0.216, SLG: 0.152		K		2B 1-2 1B		K		K	K	5	1	1	0	0	4	3
Inning Stats	R: 2 E: 0 K: 0 S: 6 H: 3 LOB: 2 BB: 1 P: 10	R: 0 E: 0 K: 3 S: 9 H: 0 LOB: 0 BB: 0 P: 9	R: 0 E: 0 K: 1 S: 6 H: 1 LOB: 1 BB: 0 P: 6	R: 3 E: 0 K: 0 S: 6 H: 3 LOB: 1 BB: 1 P: 10	R: 0 E: 1 K: 0 S: 4 H: 0 LOB: 1 BB: 0 P: 4	R: 0 E: 0 K: 2 S: 7 H: 0 LOB: 1 BB: 1 P: 11	R: 0 E: 0 K: 1 S: 5 H: 0 LOB: 0 BB: 0 P: 5	R: 0 E: 0 K: 3 S: 9 H: 0 LOB: 1 BB: 1 P: 13	R: 4 E: 0 K: 1 S: 9 H: 4 LOB: 2 BB: 2 P: 17	1B: 7 2B: 2 3B: 1 HR: 1 SF: 1 SAC: 0 DP: 0 HBP: 0						

PITCHER		IP	WLS	BF	H	R	ER	SO	BB	IBB	HBP	BLK	WP	HR	S	P	ERA	WHIP
Andy Messersmith, R ERA: 3.92	(1, 1)	5.0	L	25	7	5	5	4	2	0	0	0	0	1	31	39	9.00	1.800
Eddie Fisher, R ERA: 2.29	(6, 1)	3.0		11	0	0	0	6	2	0	0	0	0	0	21	29	0.00	0.667
Fred Lasher, R ERA: 27.0	(9, 1)	0.1		6	4	4	4	0	1	0	0	0	0	0	5	9	108.00	15.000
Archie Reynolds, R ERA: 4.81	(9, 1)	0.2		3	0	0	0	1	1	0	0	0	0	0	4	8	0.00	1.500

PITCHER	IP	WLS	BF	H	R	ER	SO	BB	IBB	HBP	BLK	WP	HR	S	P	ERA	WHIP

TOP

Kansas City Royals @ California Angels

Anaheim Stadium, Anaheim, CA

Thu Jul 01 1971, 10:05 PM EDT

Att. 6,657 - Unknown - 74 F

livebaseballscorecards.com

AB	38
R	9
H	11
RBI	9
BB	6
SO	11
LOB	12

WP: 0	PA: 45							
PB: 0								
SB: 0								
CS: 0								

Batter	1	2	3	4	5	6	7	8	9	AB	R	H	RBI	BB	SO	LOB
Mickey Rivers, L (1, 8) OBP: 0.267, SLG: 0.333	S S S 0-3 ① K		S S S 0-3 ① K		x 0-0 ③ 4-3			S S S 0-3 ② K		4	0	0	0	0	3	1
Jim Fregosi, R (1, 6) OBP: 0.276, SLG: 0.298	S S S 0-3 ② K		x 0-0 ② 6-3			x 0-0 ① P4		x 0-0 ③ 5-3		4	0	0	0	0	1	1
Tony Gonzalez, L (1, 7) OBP: 0.329, SLG: 0.292	x 0-0 ③ F9		x 0-0 1B			x 0-0 ② 6-3			B B B B 4-0 HR BB	3	1	1	0	1	0	0
John Stephenson, L (1, 2) OBP: 0.336, SLG: 0.412		x 0-0 1B 1B 1B	x 0-0 ③ 4-3			x 0-0 ③ 1-3			x 0-0 ① L5	4	1	1	0	0	0	2
Jim Spencer, L (1, 3) OBP: 0.296, SLG: 0.378		x 0-0 ① F8		x 0-0 ① P3			x 0-0 ① F2		x 0-0 1-H HR	4	1	1	2	0	0	1
Ken McMullen, R (1, 5) OBP: 0.305, SLG: 0.390		x 0-0 1B 1-2 FC6-4 1B		x 0-0 ② 6-3			x 0-0 ② 1-3		x 0-0 ② L8	4	1	1	0	0	0	0
Tony Conigliaro, R (1, 9) OBP: 0.292, SLG: 0.346		x 0-0 FC6-4 1-3 2-H 1B		S S S 0-3 ③ K			S S S 0-3 ③ K		x 0-0 ③ 5-3	4	0	1	1	0	2	0
Sandy Alomar Sr., S (1, 4) OBP: 0.283, SLG: 0.289		x 0-0 ② FC6-4 1-2f 3-H			x 0-0 ① 6-3			S S S 0-3 ① K		3	0	0	1	0	1	1
Andy Messersmith, R (1, 1) OBP: 0.220, SLG: 0.237 Mel Queen, L (5, PH) Eddie Fisher, R (6, 1) Syd O'Brien, R (8, PH) OBP: 0.260, SLG: 0.377 Fred Lasher, R (9, 1) Archie Reynolds, R (9, 1)		S S S 0-3 ③ K			x 0-0 ② 4-3			x 0-0 1B		1 1 0 1 0 0	0 0 0 0 0 0	0 0 0 1 0 0	0 0 0 0 0 0	0 0 0 0 0 0	1 0 0 0 0 0	1 0 0 0 0 0
Inning Stats	R: 0 H: 0 E: 0 LOB: 0 K: 2 BB: 0 S: 7 P: 7	R: 2 H: 3 E: 0 LOB: 1 K: 1 BB: 0 S: 8 P: 8	R: 0 H: 1 E: 0 LOB: 1 K: 1 BB: 0 S: 6 P: 6	R: 0 H: 0 E: 0 LOB: 0 K: 1 BB: 0 S: 5 P: 5	R: 0 H: 0 E: 0 LOB: 0 K: 0 BB: 0 S: 3 P: 3	R: 0 H: 0 E: 0 LOB: 0 K: 0 BB: 0 S: 3 P: 3	R: 0 H: 0 E: 0 LOB: 0 K: 1 BB: 0 S: 5 P: 5	R: 0 H: 1 E: 0 LOB: 1 K: 2 BB: 0 S: 8 P: 8	R: 2 H: 1 E: 0 LOB: 0 K: 0 BB: 1 S: 4 P: 8	1B: 5 SF: 0 2B: 0 SAC: 0 3B: 0 DP: 0 HR: 1 HBP: 0						WP: 0 PA: 34 PB: 0 SB: 0 CS: 0	

PITCHER	IP	WLS	BF	H	R	ER	SO	BB	IBB	HBP	BLK	WP	HR	S	P	ERA	WHIP
Dick Drago, R (1, 1) ERA: 3.61	9.0	W	34	6	4	4	8	1	0	0	0	0	1	49	53	4.00	0.778

PITCHER	IP	WLS	BF	H	R	ER	SO	BB	IBB	HBP	BLK	WP	HR	S	P	ERA	WHIP

BOTTOM

Kansas City Royals @ California Angels

Anaheim Stadium, Anaheim, CA

Thu Jul 01 1971, 10:05 PM EDT

Att. 6,657 - Unknown - 74 F

livebaseballscorecards.com

AB	33
R	4
H	6
RBI	4
BB	1
SO	8
LOB	7

Batter	1	2	3	4	5	6	7	8	9	AB	R	H	RBI	BB	SO	LOB
Rick Monday, L (1, 8) OBP: 0.340, SLG: 0.389	F7		L4			FC BB		F9 WP 1B		3	0	1	0	1	0	0
Joe Rudi, R (1, 7) OBP: 0.306, SLG: 0.410	BB		4-3			FC 1-2		F9 1-3		3	0	0	0	1	0	2
Reggie Jackson, L (1, 9) OBP: 0.374, SLG: 0.528	K		F8			4-3			F7	4	0	0	0	0	1	3
Mike Epstein, L (1, 3) OBP: 0.378, SLG: 0.487	K		4-3				F7		F9	4	0	0	0	0	1	1
Sal Bando, R (1, 5) OBP: 0.369, SLG: 0.434		K			5-3		6-3		5-3	4	0	0	0	0	1	0
Curt Blefary, L (1, 2) OBP: 0.317, SLG: 0.439		5-3			F9		1B BB			2	0	0	0	1	0	0
Larry Brown, R (1, 6) OBP: 0.274, SLG: 0.261		K			K		FC6-4 1-2 1B			3	0	1	0	0	2	0
Dick Green, R (1, 4) OBP: 0.350, SLG: 0.405			6-3			P6	FC6-4 1-2f			3	0	0	0	0	0	2
Blue Moon Odom, R (1, 1)			K			K		K		3	0	0	0	0	3	0
Inning Stats	R: 0 E: 0 K: 2 S: 7 H: 0 LOB: 1 BB: 1 P: 11	R: 0 E: 0 K: 2 S: 7 H: 0 LOB: 0 BB: 0 P: 7	R: 0 E: 0 K: 1 S: 5 H: 0 LOB: 0 BB: 0 P: 5	R: 0 E: 0 K: 0 S: 3 H: 0 LOB: 0 BB: 0 P: 3	R: 0 E: 0 K: 1 S: 5 H: 0 LOB: 0 BB: 0 P: 5	R: 0 E: 0 K: 1 S: 6 H: 0 LOB: 2 BB: 1 P: 10	R: 0 E: 0 K: 0 S: 4 H: 1 LOB: 2 BB: 1 P: 8	R: 0 E: 0 K: 1 S: 5 H: 1 LOB: 0 BB: 0 P: 5	R: 0 E: 0 K: 0 S: 3 H: 0 LOB: 0 BB: 0 P: 3	1B: 2 2B: 0 3B: 0 HR: 0 SF: 0 SAC: 0 DP: 0 HBP: 0						

PITCHER	IP	WLS	BF	H	R	ER	SO	BB	IBB	HBP	BLK	WP	HR	S	P	ERA	WHIP
Rickey Clark, R (1, 1) ERA: 1.59	9.0	W	32	2	0	0	8	3	0	0	0	1	0	45	57	0.00	0.556

PITCHER	IP	WLS	BF	H	R	ER	SO	BB	IBB	HBP	BLK	WP	HR	S	P	ERA	WHIP

TOP

Oakland Athletics @ California Angels

Anaheim Stadium, Anaheim, CA

Fri Jul 02 1971, 10:05 PM EDT

Att. 8,488 - Unknown

livebaseballscorecards.com

AB	29
R	0
H	2
RBI	0
BB	3
SO	8
LOB	8

WP: 1 PA: 32
PB: 0
SB: 0
CS: 0

BOTTOM

Oakland Athletics @ California Angels

Anaheim Stadium, Anaheim, CA

Fri Jul 02 1971, 10:05 PM EDT

Att. 8,488 - Unknown

livebaseballscorecards.com

Batter	1	2	3	4	5	6	7	8	9	AB	R	H	RBI	BB	SO	LOB
Sandy Alomar Sr., S (1, 4) OBP: 0.282, SLG: 0.288	1-3		6-3		FC5 2-3			CS 1B		4	0	1	0	0	0	2
Mickey Rivers, L (1, 8) OBP: 0.316, SLG: 0.294	K2-3			G3		L5-3 BB		CS 1-2	F9 SH 1B BB	2	1	0	0	2	1	0
Tony Gonzalez, L (1, 7) OBP: 0.329, SLG: 0.293	6-3			FC4-6 1B		L5-3 1-2			SH 1B IBB 1-2	3	0	1	0	0	0	1
John Stephenson, L (1, 2) OBP: 0.326, SLG: 0.400		F9		FC4-6 2B 1-2f		4-1			F9 2-3	4	0	0	0	0	0	3
Jim Spencer, L (1, 3) OBP: 0.298, SLG: 0.382 Giraldo Ruiz, S (9, PR) OBP: 0.300, SLG: 0.222		6-3		1-3 2B			G3		1B 1-2 IBB	3 0	0 0	1 0	0 0	1 0	0 0	0 0
Ken McMullen, R (1, 5) OBP: 0.304, SLG: 0.388		6-3		4-3			P5		1-2 2-3 3-H 1B	4	0	1	1	0	0	2
Tony Conigliaro, R (1, 9) OBP: 0.296, SLG: 0.347			SH1-4 BB		FC5 WP 1B		F5			2	0	1	0	1	0	0
Syd O'Brien, R (1, 6) OBP: 0.256, SLG: 0.370			F3		P4 1-2			5-3		3	0	0	0	0	0	2
Rickey Clark, R (1, 1)			SH1-4 1-2		K			K		2	0	0	0	0	2	1
Inning Stats	R: 0 H: 0 E: 0 LOB: 0 K: 1 BB: 0 S: 5 P: 5	R: 0 H: 0 E: 0 LOB: 0 K: 0 BB: 0 S: 3 P: 3	R: 0 H: 0 E: 0 LOB: 1 K: 0 BB: 1 S: 3 P: 7	R: 0 H: 2 E: 0 LOB: 2 K: 0 BB: 0 S: 5 P: 5	R: 0 H: 1 E: 0 LOB: 1 K: 1 BB: 0 S: 6 P: 6	R: 0 H: 0 E: 0 LOB: 0 K: 0 BB: 1 S: 2 P: 6	R: 0 H: 0 E: 0 LOB: 0 K: 0 BB: 0 S: 3 P: 3	R: 0 H: 1 E: 0 LOB: 0 K: 1 BB: 0 S: 5 P: 5	R: 1 H: 1 E: 1 LOB: 3 K: 0 BB: 2 S: 3 P: 11	1B: 4 SF: 0 2B: 2 SAC: 2 3B: 0 DP: 1 HR: 0 HBP: 0						

	AB	27
	R	1
	H	5
	RBI	1
	BB	4
	SO	3
	LOB	11

WP: 1 PA: 34
PB: 0
SB: 0
CS: 1

PITCHER	IP	WLS	BF	H	R	ER	SO	BB	IBB	HBP	BLK	WP	HR	S	P	ERA	WHIP
Blue Moon Odom, R (1, 1) ERA: 2.91	8.1	L	33	5	1	1	3	3	1	0	0	1	0	35	51	1.08	0.960

PITCHER	IP	WLS	BF	H	R	ER	SO	BB	IBB	HBP	BLK	WP	HR	S	P	ERA	WHIP

Batter	1	2	3	4	5	6	7	8	9	AB	R	H	RBI	BB	SO	LOB
Angel Mangual, R (1, 8) OBP: 0.343, SLG: 0.409	P4		G6-4-3 1B		G3 1B	4-3 2-3		S 1B		5	0	3	0	0	0	1
Joe Rudi, R (1, 7) OBP: 0.307, SLG: 0.417	3B		G6-4-3 1-2f		K	3-H 1B		1-2 F9		5	0	2	1	0	1	3
Reggie Jackson, L (1, 9) OBP: 0.374, SLG: 0.524	1-3		BB 2B BB		PO G3 1-2 1B	K			K	4	1	1	0	1	2	2
Mike Epstein, L (1, 3) OBP: 0.375, SLG: 0.479	K		2B 1-2 BB		G3 1-2 2-3		4-3		F8	4	0	0	0	1	1	3
Sal Bando, R (1, 5) OBP: 0.379, SLG: 0.446		1B 1B 1B 1B	1-3 2-H 2B		IBB		PB 1B		FC5-4 1B	4	1	4	1	1	0	0
Dave Duncan, R (1, 2) OBP: 0.296, SLG: 0.436		1B 1-2 1B 1B	5-3		PO 2-3	FC5-4 1B 2B 1B	F5 1-3		FC5-4 1-2f	5	1	2	0	0	0	4
Larry Brown, R (1, 6) OBP: 0.283, SLG: 0.272		1B 1-2 2-3 1B	F9			FC5-4 1-2 1B	5-3			4	0	2	0	0	0	1
Dick Green, R (1, 4) OBP: 0.349, SLG: 0.402		G6-4-3 1-2 2-H 3-H 1B	K		FC5-4 1-2f 2-3 2B			K		4	1	1	1	0	2	2
Chuck Dobson, R (1, 1) OBP: 0.290, SLG: 0.400 Darold Knowles, L (8, 1) OBP: 0.250, SLG: 0.250		G6-4-3 1-2f	5-3		4-3 1-H 3-H 1B 2B			K		4 0	1 0	1 0	2 0	0 0	1 0	2 0
Inning Stats	R: 0 E: 0 K: 1 S: 6 H: 1 LOB: 1 BB: 0 P: 6	R: 1 E: 0 K: 0 S: 5 H: 4 LOB: 1 BB: 0 P: 5	R: 1 E: 0 K: 0 S: 4 H: 2 LOB: 2 BB: 2 P: 12	R: 0 E: 0 K: 1 S: 5 H: 0 LOB: 0 BB: 0 P: 5	R: 0 E: 0 K: 1 S: 6 H: 2 LOB: 2 BB: 1 P: 10	R: 3 E: 0 K: 1 S: 9 H: 4 LOB: 1 BB: 0 P: 9	R: 0 E: 0 K: 0 S: 4 H: 1 LOB: 1 BB: 0 P: 4	R: 0 E: 0 K: 2 S: 8 H: 1 LOB: 1 BB: 0 P: 8	R: 0 E: 0 K: 1 S: 6 H: 1 LOB: 1 BB: 0 P: 6	1B: 13 2B: 2 3B: 1 HR: 0 SF: 0 SAC: 0 DP: 2 HBP: 0						

TOP

Oakland Athletics @ California Angels

Anaheim Stadium, Anaheim, CA

Sat Jul 03 1971, 10:05 PM EDT

Att. 13,154 - Unknown

livebaseballscorecards.com

AB	39
R	5
H	16
RBI	5
BB	3
SO	7
LOB	18

WP: 0	PA: 43
PB: 2	
SB: 1	
CS: 0	

PITCHER		IP	WLS	BF	H	R	ER	SO	BB	IBB	HBP	BLK	WP	HR	S	P	ERA	WHIP
Clyde Wright, L ERA: 3.17	(1, 1)	5.0	L	25	11	4	4	3	2	1	0	0	0	0	28	40	7.20	2.600
Archie Reynolds, R ERA: 4.97	(6, 1)	1.0		5	2	1	1	1	0	0	0	0	0	0	7	7	9.00	2.000
Eddie Fisher, R ERA: 2.22	(7, 1)	2.0		8	2	0	0	2	0	0	0	0	0	0	12	12	0.00	1.000
Dave LaRoche, L ERA: 2.03	(9, 1)	1.0		4	1	0	0	1	0	0	0	0	0	0	6	6	0.00	1.000

PITCHER	IP	WLS	BF	H	R	ER	SO	BB	IBB	HBP	BLK	WP	HR	S	P	ERA	WHIP

Oakland Athletics @ California Angels

Anaheim Stadium, Anaheim, CA

Sat Jul 03 1971, 10:05 PM EDT

Att. 13,154 - Unknown

BOTTOM

Batter	1	2	3	4	5	6	7	8	9	AB	R	H	RBI	BB	SO	LOB
Sandy Alomar Sr., S (1, 4) OBP: 0.282, SLG: 0.288	P6			F7		1-3		3B 1B		4	1	1	0	0	0	1
Mickey Rivers, L (1, 8) OBP: 0.304, SLG: 0.286	F7			4-3		2-H 1B		F5		4	0	1	1	0	0	1
Tony Gonzalez, L (1, 7) OBP: 0.327, SLG: 0.307	4-3			S S S 0-3 K		6-3		1-H 3B		4	0	1	1	0	1	1
John Stephenson, L (1, 2) OBP: 0.327, SLG: 0.399 Billy Cowan, R (8, PH) OBP: 0.320, SLG: 0.429 Dave LaRoche, L (9, 1) OBP: 0.286, SLG: 0.167		G4-3 1B			6-3		F7	P4		3 1 0	0 0 0	1 0 0	0 0 0	0 0 0	0 0 0	0 1 0
Jim Spencer, L (1, 3) OBP: 0.298, SLG: 0.383		S S S 0-3 K			P3		1B 2B		P6	4	1	1	0	0	1	1
Ken McMullen, R (1, 5) OBP: 0.307, SLG: 0.388		G4-3 1-2f			B B B 4-0 FC6-4 BB		2B 2-H 1B		S S S 0-3 K	3	0	1	1	1	1	1
Tony Conigliaro, R (1, 9) OBP: 0.299, SLG: 0.354			S S S 0-3 K		0-0 FC6-4 1-2f		L1-6 1-3 2B		0-0 1B	4	0	2	0	0	1	1
Syd O'Brien, R (1, 6) OBP: 0.250, SLG: 0.361			0-0 F8			6-3	L1-6 2-3		S S S 0-3 K	4	0	0	0	0	1	3
Clyde Wright, R (1, 1) OBP: 0.235, SLG: 0.277 Archie Reynolds, R (6, 1) Giraldo Ruiz, S (6, PH) OBP: 0.333, SLG: 0.263 Eddie Fisher, R (7, 1) Roger Repoz, L (8, PH) OBP: 0.370, SLG: 0.345 Jerry Moses, R (9, 2) OBP: 0.252, SLG: 0.361		0-0 4-3				1-3 1B		L1		1 0 1 0 1 0	0 0 1 0 0 0	0 0 1 0 0 0	0 0 0 0 0 0	0 0 0 0 0 0	0 0 0 0 0 0	0 0 0 0 0 0
Inning Stats	R: 0 E: 0 K: 0 S: 3 H: 0 LOB: 0 BB: 0 P: 3	R: 0 E: 0 K: 1 S: 5 H: 1 LOB: 0 BB: 0 P: 5	R: 0 E: 0 K: 1 S: 5 H: 0 LOB: 0 BB: 0 P: 5	R: 0 E: 0 K: 1 S: 5 H: 0 LOB: 0 BB: 0 P: 5	R: 0 E: 0 K: 0 S: 3 H: 0 LOB: 1 BB: 1 P: 7	R: 1 E: 0 K: 0 S: 5 H: 2 LOB: 1 BB: 0 P: 5	R: 1 E: 0 K: 0 S: 5 H: 3 LOB: 1 BB: 0 P: 5	R: 1 E: 0 K: 0 S: 5 H: 2 LOB: 1 BB: 0 P: 5	R: 0 E: 0 K: 2 S: 8 H: 1 LOB: 1 BB: 0 P: 8	1B: 6 2B: 3 3B: 1 HR: 0	SF: 0 SAC: 0 DP: 2 HBP: 0						

livebaseballscorecards.com

AB	34
R	3
H	9
RBI	3
BB	1
SO	5
LOB	10

WP: 0 PB: 0 SB: 0 CS: 0 PA: 35

PITCHER		IP	WLS	BF	H	R	ER	SO	BB	IBB	HBP	BLK	WP	HR	S	P	ERA	WHIP
Chuck Dobson, R ERA: 3.16	(1, 1)	7.2	W	30	8	3	3	3	1	0	0	0	0	0	35	39	3.52	1.174
Darold Knowles, L ERA: 5.57	(8, 1)	1.1	S	5	1	0	0	2	0	0	0	0	0	0	9	9	0.00	0.750

PITCHER	IP	WLS	BF	H	R	ER	SO	BB	IBB	HBP	BLK	WP	HR	S	P	ERA	WHIP

Batter	1	2	3	4	5	6	7	8	9	AB	R	H	RBI	BB	SO	LOB
Rick Monday, L (1, 8) OBP: 0.343, SLG: 0.388	F9		BB		1B			4-3		3	0	1	0	1	0	0
Joe Rudi, R (1, 7) OBP: 0.307, SLG: 0.425	6-3		K		6-3 1-3			HR		4	1	1	1	0	1	2
Reggie Jackson, L (1, 9) OBP: 0.376, SLG: 0.524	CS 1B			F8		F8		1B		4	0	2	0	0	0	0
Mike Epstein, L (1, 3) OBP: 0.377, SLG: 0.489	CS 1-2	HR		FC4-6 BB		F7		F7		3	1	1	1	1	0	1
Sal Bando, R (1, 5) OBP: 0.374, SLG: 0.439		5-3		FC4-6 WP S 1-2f		2-3			6-3	4	0	0	0	0	0	1
Dave Duncan, R (1, 2) OBP: 0.291, SLG: 0.428		K		K 1-3			5-3		6-3	4	0	0	0	0	2	1
Larry Brown, R (1, 6) OBP: 0.272, SLG: 0.260		F9		P4			L7		K	4	0	0	0	0	1	2
Dick Green, R (1, 4) OBP: 0.345, SLG: 0.398			5-3		6-3		6-3			3	0	0	0	0	0	0
Vida Blue, S (1, 1) OBP: 0.148, SLG: 0.121			K		K			K2-3		3	0	0	0	0	3	0
Inning Stats	R: 0 E: 0 K: 0 S: 3 H: 1 LOB: 0 BB: 0 P: 3	R: 1 E: 0 K: 1 S: 6 H: 1 LOB: 0 BB: 0 P: 6	R: 0 E: 0 K: 2 S: 7 H: 0 LOB: 1 BB: 1 P: 11	R: 0 E: 0 K: 1 S: 6 H: 0 LOB: 2 BB: 1 P: 10	R: 0 E: 1 K: 1 S: 6 H: 1 LOB: 1 BB: 0 P: 6	R: 0 E: 0 K: 0 S: 3 H: 0 LOB: 0 BB: 0 P: 3	R: 0 E: 0 K: 0 S: 3 H: 0 LOB: 0 BB: 0 P: 3	R: 1 E: 0 K: 1 S: 7 H: 2 LOB: 1 BB: 0 P: 7	R: 0 E: 0 K: 1 S: 5 H: 0 LOB: 0 BB: 0 P: 5	1B: 3 2B: 0 3B: 0 HR: 2 SF: 0 SAC: 0 DP: 0 HBP: 0						

PITCHER	IP	WLS	BF	H	R	ER	SO	BB	IBB	HBP	BLK	WP	HR	S	P	ERA	WHIP
Tom Murphy, R (1, 1) ERA: 4.21	9.0	L	34	5	2	2	7	2	0	0	0	1	2	46	54	2.00	0.778

PITCHER	IP	WLS	BF	H	R	ER	SO	BB	IBB	HBP	BLK	WP	HR	S	P	ERA	WHIP

TOP

Oakland Athletics @ California Angels

Anaheim Stadium, Anaheim, CA

Sun Jul 04 1971, 6:33 AM EDT

Att. 44,631 - Unknown

livebaseballscorecards.com

AB	32
R	2
H	5
RBI	2
BB	2
SO	7
LOB	7

WP: 1	PA: 35		
PB: 0			
SB: 1			
CS: 1			

Batter	1	2	3	4	5	6	7	8	9	AB	R	H	RBI	BB	SO	LOB
Sandy Alomar Sr., S (1, 4) OBP: 0.284, SLG: 0.290	L8		2-3 1B		1B		L9			4	0	2	0	0	0	1
Ken Berry, R (1, 8) OBP: 0.283, SLG: 0.327	L9		F9		1-2 G5-4-3 1B			F3		4	0	1	0	0	0	2
Tony Conigliaro, R (1, 9) OBP: 0.295, SLG: 0.348	K		F9		G5-4-3 1-2f			P4		4	0	0	0	0	1	4
Billy Cowan, R (1, 7) OBP: 0.296, SLG: 0.396		K		F9		K2-3		F7		4	0	0	0	0	2	0
Ken McMullen, R (1, 5) OBP: 0.306, SLG: 0.386		5-3		F8		P6			1B	4	0	1	0	0	0	0
Roger Repoz, L (9, PR) OBP: 0.370, SLG: 0.345										0	0	0	0	0	0	0
Syd O'Brien, R (1, 6) OBP: 0.250, SLG: 0.358		6-3		1B		F8			K	4	0	1	0	0	1	1
Jim Spencer, L (1, 3) OBP: 0.300, SLG: 0.389			2B 2B	1-2 1B			F8		K	4	1	2	0	0	1	1
Jerry Moses, R (1, 2) OBP: 0.244, SLG: 0.350			K	K			P5		P4	4	0	0	0	0	2	4
Tom Murphy, R (1, 1) OBP: 0.136, SLG: 0.186			1B 2-H 2B		F9		1B			3	0	2	1	0	0	0
Inning Stats	R: 0 E: 0 K: 1 S: 5 H: 0 LOB: 0 BB: 0 P: 5	R: 0 E: 0 K: 1 S: 5 H: 0 LOB: 0 BB: 0 P: 5	R: 1 E: 0 K: 1 S: 8 H: 3 LOB: 2 BB: 0 P: 8	R: 0 E: 0 K: 1 S: 7 H: 2 LOB: 2 BB: 0 P: 7	R: 0 E: 0 K: 0 S: 4 H: 2 LOB: 1 BB: 0 P: 4	R: 0 E: 0 K: 1 S: 5 H: 0 LOB: 0 BB: 0 P: 5	R: 0 E: 0 K: 0 S: 4 H: 1 LOB: 1 BB: 0 P: 4	R: 0 E: 0 K: 0 S: 3 H: 0 LOB: 0 BB: 0 P: 3	R: 0 E: 0 K: 2 S: 8 H: 1 LOB: 1 BB: 0 P: 8	1B: 7 2B: 2 3B: 0 HR: 0	SF: 0 SAC: 0 DP: 1 HBP: 0						

PITCHER	IP	WLS	BF	H	R	ER	SO	BB	IBB	HBP	BLK	WP	HR	S	P	ERA	WHIP
Vida Blue, L (1, 1) ERA: 1.51	9.0	W	35	9	1	1	7	0	0	0	0	0	0	49	49	1.00	1.000

PITCHER	IP	WLS	BF	H	R	ER	SO	BB	IBB	HBP	BLK	WP	HR	S	P	ERA	WHIP

BOTTOM

Oakland Athletics @ California Angels

Anaheim Stadium, Anaheim, CA

Sun Jul 04 1971, 6:33 AM EDT

Att. 44,631 - Unknown

livebaseballscorecards.com

AB	35
R	1
H	9
RBI	1
BB	0
SO	7
LOB	13

1B: 7	SF: 0	WP: 0	PA: 35
2B: 2	SAC: 0	PB: 0	
3B: 0	DP: 1	SB: 0	
HR: 0	HBP: 0	CS: 0	

Oakland Athletics @ California Angels

Anaheim Stadium, Anaheim, CA

Mon Jul 05 1971, 6:33 AM EDT

Att. 8,456 - Unknown

TOP

livebaseballscorecards.com

Batter	1	2	3	4	5	6	7	8	9	AB	R	H	RBI	BB	SO	LOB
Angel Mangual, R (1, 8) OBP: 0.345, SLG: 0.405	BB		F8		FC5-4 1B		L9		FC4 1-2f	4	0	1	0	1	0	3
Joe Rudi, R (1, 7) OBP: 0.306, SLG: 0.426	P4		6-3		FC5-4 1-2f			2B		4	0	1	0	0	0	2
Reggie Jackson, L (1, 9) OBP: 0.371, SLG: 0.517	F7		4-1			4-3		P1		4	0	0	0	0	0	2
Mike Epstein, L (1, 3) OBP: 0.375, SLG: 0.483	F7			4-3		BB G5-4-3		4-3		3	0	0	0	1	0	2
Sal Bando, R (1, 5) OBP: 0.376, SLG: 0.438		BB 2B		1B		G5-4-3 1-2f		6-3		3	0	1	0	1	0	2
Dave Duncan, R (1, 2) OBP: 0.292, SLG: 0.431 Rick Monday, L (9, PH) OBP: 0.341, SLG: 0.385		1-3 2B		F8			K2-3		K	3 1	0 0	1 0	0 0	0 0	1 1	1 0
Larry Brown, R (1, 6) OBP: 0.264, SLG: 0.253 Mike Hegan, L (9, PH) OBP: 0.353, SLG: 0.359		F8		L8			P6		K	3 1	0 0	0 0	0 0	0 1	0 0	3 0
Dick Green, R (1, 4) OBP: 0.343, SLG: 0.395 Gene Tenace, R (7, PH) OBP: 0.339, SLG: 0.313 Rollie Fingers, R (7, 1) OBP: 0.240, SLG: 0.208 Curt Blefary, L (9, PH) OBP: 0.328, SLG: 0.439		K			F8		1B 2B		BB 1B	2 1 0 0	0 1 0 0	0 1 0 0	0 0 0 0	1 0 0 1	2 0 0 0	2 0 0 0
Catfish Hunter, R (1, 1) OBP: 0.375, SLG: 0.407 Tommy Davis, R (7, PH) OBP: 0.362, SLG: 0.407 (7, 4) Tony La Russa, R (9, PR)		F7			F3		2-H 1B		FC4 1-3 1B	2 2 0	0 0 0	0 2 0	0 1 0	0 0 0	0 0 0	2 0 0

Inning Stats										
	R: 0 E: 0 K: 0 S: 3	H: 0 LOB: 1 BB: 1 P: 7	R: 0 E: 0 K: 1 S: 6	H: 1 LOB: 2 BB: 1 P: 10	R: 0 E: 0 K: 0 S: 3	H: 0 LOB: 0 BB: 0 P: 3	R: 0 E: 0 K: 0 S: 4	H: 1 LOB: 1 BB: 0 P: 4	R: 0 E: 0 K: 0 S: 4	H: 1 LOB: 1 BB: 0 P: 4
	R: 0 E: 0 K: 0 S: 2	H: 0 LOB: 0 BB: 1 P: 6	R: 1 E: 0 K: 1 S: 7	H: 2 LOB: 1 BB: 0 P: 7	R: 0 E: 0 K: 0 S: 4	H: 1 LOB: 1 BB: 0 P: 4	R: 0 E: 0 K: 2 S: 8	H: 1 LOB: 2 BB: 1 P: 12	1B: 4 2B: 3 3B: 0 HR: 0	SF: 0 SAC: 0 DP: 1 HBP: 0

	AB	33
	R	1
	H	7
	RBI	1
	BB	4
	SO	4
	LOB	19

WP: 0 PB: 0 SB: 0 CS: 0 PA: 37

PITCHER		IP	WLS	BF	H	R	ER	SO	BB	IBB	HBP	BLK	WP	HR	S	P	ERA	WHIP
Rudy May, L ERA: 3.24	(1, 1)	7.0	W	29	6	1	1	2	3	0	0	0	0	0	30	42	1.29	1.286
Dave LaRoche, L ERA: 1.99	(8, 1)	0.2		2	0	0	0	0	0	0	0	0	0	0	2	2	0.00	0.000
Lloyd Allen, R ERA: 3.63	(8, 1)	1.1	S	6	1	0	0	2	1	0	0	0	0	0	9	13	0.00	1.500

PITCHER		IP	WLS	BF	H	R	ER	SO	BB	IBB	HBP	BLK	WP	HR	S	P	ERA	WHIP

Batter	1	2	3	4	5	6	7	8	9	AB	R	H	RBI	BB	SO	LOB
Sandy Alomar Sr., S (1, 4) OBP: 0.286, SLG: 0.291	BBBB 4-0 F9 S SF8 BB		x 0-0 ② FC6-4 1-2f		SSS 0-3 ① K			x 0-0 FC1-6 1B		3	1	1	0	1	1	1
Mickey Rivers, L (1, 8) OBP: 0.259, SLG: 0.240	x 0-0 ① F9 1-3		x 0-0 ③ F9		x 0-0 ② G3			x 0-0 ① FC1-6 3-1 S 1-2f		4	0	0	0	0	0	3
Tony Gonzalez, L (1, 7) OBP: 0.325, SLG: 0.302	x 0-0 ② SF8 3-H			BBBB 4-0 1B 2B BB	SSS 0-3 ③ K			x 0-0 ② 3-1 1-3		2	1	0	1	1	1	1
John Stephenson, L (1, 2) OBP: 0.325, SLG: 0.394	x 0-0 ③ L3			x 0-0 2B 1-3 1B		x 0-0 ① 3-1		x 0-0 ③ F7		4	0	1	0	0	0	1
Jim Spencer, L (1, 3) OBP: 0.301, SLG: 0.392		x 0-0 ① P5		x 0-0 1-3 3-H 2B		x 0-0 ② F7				3	0	1	1	0	0	0
Ken McMullen, R (1, 5) OBP: 0.303, SLG: 0.382		x 0-0 ② P4		SSS 0-3 ① K		x 0-0 ③ 5-3				3	0	0	0	0	1	2
Tony Conigliaro, R (1, 9) OBP: 0.292, SLG: 0.344		x 0-0 ③ 5-3		x 0-0 ② F4			SSS 0-3 ① K			3	0	0	0	0	1	2
Syd O'Brien, R (1, 6) OBP: 0.257, SLG: 0.360			x 0-0 FC1-6 1B	4-0 IBB			x 0-0 ② 6-3			2	0	1	0	1	0	0
Rudy May, L (1, 1) OBP: 0.214, SLG: 0.185 Dave LaRoche, L (8, 1) OBP: 0.286, SLG: 0.167 Lloyd Allen, R (8, 1) OBP: 0.167, SLG: 0.167			x 0-0 ① FC1-6 FC6-4 1-2f	SSS 0-3 ③ K			SSS 0-3 ③ K			3 0 0	0 0 0	0 0 0	0 0 0	0 0 0	2 0 0	4 0 0
Inning Stats	R: 1 E: 0 K: 0 S: 3 H: 0 LOB: 0 BB: 1 P: 7	R: 0 E: 0 K: 0 S: 3 H: 0 LOB: 0 BB: 0 P: 3	R: 0 E: 0 K: 0 S: 4 H: 1 LOB: 1 BB: 0 P: 4	R: 1 E: 0 K: 2 S: 9 H: 2 LOB: 3 BB: 2 P: 17	R: 0 E: 0 K: 2 S: 7 H: 0 LOB: 0 BB: 0 P: 7	R: 0 E: 0 K: 0 S: 3 H: 0 LOB: 0 BB: 0 P: 3	R: 0 E: 0 K: 2 S: 7 H: 0 LOB: 0 BB: 0 P: 7	R: 0 E: 0 K: 0 S: 4 H: 1 LOB: 1 BB: 0 P: 4		1B: 3 2B: 1 3B: 0 HR: 0	SF: 1 SAC: 0 DP: 0 HBP: 0		WP: 0 PB: 0 SB: 2 CS: 0	PA: 31	

PITCHER		IP	WLS	BF	H	R	ER	SO	BB	IBB	HBP	BLK	WP	HR	S	P	ERA	WHIP
Catfish Hunter, R ERA: 3.52	(1, 1)	6.0	L	24	3	2	2	4	2	1	0	0	0	0	29	41	3.00	0.833
Rollie Fingers, R ERA: 2.73	(7, 1)	2.0		7	1	0	0	2	0	0	0	0	0	0	11	11	0.00	0.500

PITCHER	IP	WLS	BF	H	R	ER	SO	BB	IBB	HBP	BLK	WP	HR	S	P	ERA	WHIP

BOTTOM

Oakland Athletics @ California Angels

Anaheim Stadium, Anaheim, CA

Mon Jul 05 1971, 6:33 AM EDT

Att. 8,456 - Unknown

livebaseballscorecards.com

AB	27
R	2
H	4
RBI	2
BB	3
SO	6
LOB	14

California Angels @ Minnesota Twins

Metropolitan Stadium, Bloomington , MI

Tue Jul 06 1971, 8:05 PM EDT

Att. 26,687 - Unknown - 83 F

TOP

livebaseballscorecards.com

Batter	1	2	3	4	5	6	7	8	9	AB	R	H	RBI	BB	SO	LOB
Mickey Rivers, L (1, 8) OBP: 0.290, SLG: 0.345	F9		F8	1-3 2-H 2B			FC1-5-4 2B	CS 2-H 3-H 1B		4	0	2	1	0	0	1
Ken Berry, R (8, PH) (8, 8) OBP: 0.286, SLG: 0.331										1	0	1	2	0	0	0
Jim Fregosi, R (1, 6) OBP: 0.274, SLG: 0.295	F7		F8	6-3			FC1-5-4 2-3	CS 1-2	G1-6-3 1B	5	0	1	0	0	0	4
Tony Gonzalez, L (1, 7) OBP: 0.315, SLG: 0.292	F7		1-3		F8		2-3		S S S K	5	0	0	0	0	1	3
John Stephenson, L (1, 2) OBP: 0.333, SLG: 0.404		B B B L3 BB		2B 1B	F9			HR 2B	G1-6-3 1-2f	4	2	2	0	1	0	1
Jim Spencer, L (1, 3) OBP: 0.297, SLG: 0.386		L3 1-2		S S S K	F8			1-3		4	0	0	0	0	1	3
Ken McMullen, R (1, 5) OBP: 0.308, SLG: 0.400		E 1B		1B 1-H 1B 2B		6-3		2-H HR		4	2	3	3	0	0	0
Tony Conigliaro, R (1, 9) OBP: 0.295, SLG: 0.347		E1 1-2		1B 2B 2-3 1B		6-3		1B 1B 1B		4	1	2	0	0	0	1
Sandy Alomar Sr., S (1, 4) OBP: 0.289, SLG: 0.293		F8		2B 1-2 3-H 1B		F8		1B 1-2 1B 1B		4	1	2	1	0	0	2
Andy Messersmith, R (1, 1) OBP: 0.227, SLG: 0.244			1B	S S S K			F3	1-3 2-H 1B		3	0	1	0	0	1	2
Dave LaRoche, L (7, 1) OBP: 0.286, SLG: 0.167										0	0	0	0	0	0	0
Billy Cowan, R (8, PH) OBP: 0.309, SLG: 0.407										1	1	1	0	0	0	0
Lloyd Allen, R (8, 1) OBP: 0.167, SLG: 0.167										0	0	0	0	0	0	0

Inning Stats	1	2	3	4	5	6	7	8	9
	R: 0 E: 0 K: 0 S: 3	H: 0 LOB: 0 BB: 0 P: 3	R: 0 E: 1 K: 0 S: 4	H: 1 LOB: 2 BB: 1 P: 8	R: 0 E: 0 K: 0 S: 4	H: 1 LOB: 1 BB: 0 P: 4	R: 3 E: 0 K: 2 S: 12	H: 5 LOB: 2 BB: 0 P: 12	R: 0 E: 0 K: 0 S: 3	H: 0 LOB: 0 BB: 0 P: 3	R: 0 E: 0 K: 0 S: 3	H: 0 LOB: 0 BB: 0 P: 3	R: 0 E: 0 K: 0 S: 4	H: 1 LOB: 1 BB: 0 P: 4	R: 4 E: 0 K: 0 S: 7	H: 6 LOB: 0 BB: 0 P: 7	R: 0 E: 0 K: 1 S: 5	H: 1 LOB: 0 BB: 0 P: 5

1B: 10	SF: 0	WP: 0
2B: 5	SAC: 0	PB: 0
3B: 0	DP: 2	SB: 0
HR: 1	HBP: 0	CS: 1

PA: 41

AB	39
R	7
H	15
RBI	7
BB	1
SO	3
LOB	17

PITCHER		IP	WLS	BF	H	R	ER	SO	BB	IBB	HBP	BLK	WP	HR	S	P	ERA	WHIP
Bert Blyleven, R ERA: 3.13	(1, 1)	3.2		19	7	3	3	2	1	0	0	0	0	0	22	26	7.36	2.182
Ray Corbin, R ERA: 3.73	(4, 1)	3.2	L	15	4	3	3	0	0	0	0	0	0	1	15	15	7.36	1.091
Ron Perranoski, L ERA: 6.41	(8, 1)	0.1		3	3	1	1	0	0	0	0	0	0	0	3	3	27.00	9.000
Stan Williams, R ERA: 3.44	(8, 1)	1.1		3	1	0	0	1	0	0	0	0	0	0	5	5	0.00	0.750

PITCHER		IP	WLS	BF	H	R	ER	SO	BB	IBB	HBP	BLK	WP	HR	S	P	ERA	WHIP

California Angels @ Minnesota Twins

Metropolitan Stadium, Bloomington , MI

Tue Jul 06 1971, 8:05 PM EDT

Att. 26,687 - Unknown - 83 F

BOTTOM

Batter	1	2	3	4	5	6	7	8	9	AB	R	H	RBI	BB	SO	LOB
Steve Braun, L (1, 5) OBP: 0.337, SLG: 0.363	BBBB 4-0 2-3 1B BB	x 0-0 E6 S 3-H			BBBB 4-0 G4-6-3 BB		x 0-0 1-3 2B		SSS 0-3 ② K	3	1	1	0	2	1	1
Cesar Tovar, R (1, 9) OBP: 0.355, SLG: 0.360	x 0-0 ① 2-3 1-2	SSS 0-3 ③ K 1-2			x 0-0 ① ② G4-6-3 1-2f		4-0 IBB		x 0-0 BB 1B 1-2	4	0	1	0	1	1	3
Rod Carew, L (1, 4) OBP: 0.321, SLG: 0.358	x 0-0 1B 2-H	x 0-0 ① G3			x 0-0 1B 3B		x 0-0 ② SF8 3-H		BBBB 4-0 1-2 2-3 BB	3	1	2	2	1	0	0
Rich Reese, L (1, 3) OBP: 0.248, SLG: 0.327	x 0-0 ② F9	x 0-0 ② F8			x 0-0 CS 3-H 1B		x 0-0 ③ 1-3		SSS 0-3 ③ K	5	0	1	1	0	1	6
Brant Alyea, R (1, 7) OBP: 0.293, SLG: 0.288 George Thomas, R (7, 7) OBP: 0.105, SLG: 0.056	SSS 0-3 ③ K	x 0-0 ③ 5-3			0-0 ③ CS 1-2	x 0-0 ① F7		x 0-0 ① 4-3		3 1	0 0	0 0	0 0	0 0	1 0	1 0
Jim Holt, L (1, 8) OBP: 0.303, SLG: 0.350		BBBB 4-0 2B 4-3 BB		x 0-0 ① 4-3		x 0-0 ② L8		SSS 0-3 ② K		3	1	0	0	1	1	0
Leo Cardenas, R (1, 6) OBP: 0.345, SLG: 0.448		x 0-0 4-3 1-3 E 2B		SSS 0-3 ② K		x 0-0 ③ 5-3		x 0-0 ③ 4-3		4	1	1	0	0	1	0
Tom Tischinski, R (1, 2) OBP: 0.208, SLG: 0.227 George Mitterwald, R (9, PH) OBP: 0.332, SLG: 0.352		x 0-0 ① 4-3 2-3 3-H		BBBB 4-0 BB			SSS 0-3 ① K		x 0-0 ① 5-3	2 1	0 0	0 0	1 0	1 0	1 0	1 0
Bert Blyleven, R (1, 1) OBP: 0.098, SLG: 0.080 Ray Corbin, R (4, 1) OBP: 0.190, SLG: 0.190 Ron Perranoski, L (8, 1) Stan Williams, R (8, 1) Paul Ratliff, L (9, PH) OBP: 0.229, SLG: 0.326		SSS 0-3 ② K		SSS 0-3 ③ K			x 0-0 2B SF8 1B		BBBB 4-0 BB 1B BB	1 2 0 0 0	0 1 0 0 0	0 1 0 0 0	0 0 0 0 0	0 1 0 0 1	1 1 0 0 0	1 1 0 0 0
Inning Stats	R: 1 H: 1 E: 0 LOB: 1 K: 1 BB: 1 S: 6 P: 10	R: 2 H: 1 E: 1 LOB: 1 K: 2 BB: 1 S: 9 P: 13	R: 0 H: 0 E: 0 LOB: 0 K: 0 BB: 0 S: 3 P: 3	R: 0 H: 0 E: 0 LOB: 1 K: 2 BB: 1 S: 7 P: 11	R: 1 H: 2 E: 0 LOB: 0 K: 0 BB: 1 S: 3 P: 7	R: 0 H: 0 E: 0 LOB: 0 K: 0 BB: 0 S: 3 P: 3	R: 1 H: 2 E: 0 LOB: 2 K: 1 BB: 1 S: 7 P: 11	R: 0 H: 0 E: 0 LOB: 0 K: 1 BB: 0 S: 5 P: 5	R: 0 H: 1 E: 0 LOB: 3 K: 2 BB: 2 S: 8 P: 16	1B: 4 2B: 2 3B: 1 HR: 0	SF: 1 SAC: 0 DP: 1 HBP: 0					

livebaseballscorecards.com

AB	32
R	5
H	7
RBI	4
BB	7
SO	9
LOB	14

WP: 0 PB: 0 SB: 1 CS: 1 PA: 41

PITCHER		IP	WLS	BF	H	R	ER	SO	BB	IBB	HBP	BLK	WP	HR	S	P	ERA	WHIP
Andy Messersmith, R ERA: 4.0	(1, 1)	6.1		28	6	5	4	6	4	0	0	0	0	0	36	52	5.68	1.579
Dave LaRoche, L ERA: 1.96	(7, 1)	0.2	W	3	0	0	0	0	0	1	0	0	0	0	2	6	0.00	0.000
Lloyd Allen, R ERA: 3.47	(8, 1)	2.0	S	9	1	0	0	3	2	0	0	0	0	0	13	21	0.00	1.500

PITCHER		IP	WLS	BF	H	R	ER	SO	BB	IBB	HBP	BLK	WP	HR	S	P	ERA	WHIP

California Angels @ Minnesota Twins

Metropolitan Stadium, Bloomington , MI

Wed Jul 07 1971, 8:05 PM EDT

Att. 8,173 - Unknown - 80 F

TOP

livebaseballscorecards.com

Batter	1	2	3	4	5	6	7	8	9	AB	R	H	RBI	BB	SO	LOB
Sandy Alomar Sr., S (1, 4) OBP: 0.293, SLG: 0.300	6-3		1-2 1B		1B			5-3 2B 2B	K	5	1	3	0	0	1	1
Ken Berry, R (1, 8) OBP: 0.279, SLG: 0.322	L8		F9		F9			F8	K	5	0	0	0	0	1	5
Tony Conigliaro, R (1, 9) OBP: 0.290, SLG: 0.341	6-3		K		1-3			5-3		4	0	0	0	0	1	4
Billy Cowan, R (1, 7) OBP: 0.339, SLG: 0.466		1B 2B		1B 1B		F8		1B 2B 3-H		4	1	3	1	0	0	0
Mickey Rivers, L (8, PR) OBP: 0.290, SLG: 0.345 (8, 7)										0	1	0	0	0	0	0
Ken McMullen, R (1, 5) OBP: 0.311, SLG: 0.399		G3-6-1 2-H 1B		F9		F8		1B IBB		3	0	1	1	1	0	1
Jim Spencer, L (1, 3) OBP: 0.296, SLG: 0.384		G3-6-1 1-2f		F5		F5		1-3 2-H 1B		4	0	1	1	0	0	2
Syd O'Brien, R (1, 6) OBP: 0.257, SLG: 0.358		K		FC5-4 1-3 1B			K	K		4	0	1	0	0	3	3
Jerry Moses, R (1, 2) OBP: 0.237, SLG: 0.339			F6	FC5-4 1-2f			F9		1-3	4	0	0	0	0	0	2
Rickey Clark, R (1, 1) OBP: 0.143, SLG: 0.143			1B 1B		K		K		BB	1	0	1	0	0	0	0
Andy Messersmith, R (5, PH) OBP: 0.222, SLG: 0.238										1	0	0	0	0	1	0
Eddie Fisher, R (5, 1)										1	0	0	0	1	1	0
Inning Stats	R: 0 E: 0 K: 0 S: 3 H: 0 LOB: 0 BB: 0 P: 3	R: 1 E: 0 K: 1 S: 6 H: 2 LOB: 0 BB: 0 P: 6	R: 0 E: 0 K: 1 S: 7 H: 2 LOB: 2 BB: 0 P: 7	R: 0 E: 0 K: 0 S: 5 H: 2 LOB: 2 BB: 0 P: 5	R: 0 E: 0 K: 1 S: 6 H: 1 LOB: 1 BB: 0 P: 6	R: 0 E: 0 K: 0 S: 3 H: 0 LOB: 0 BB: 0 P: 3	R: 0 E: 0 K: 2 S: 7 H: 0 LOB: 0 BB: 0 P: 7	R: 2 E: 0 K: 1 S: 8 H: 3 LOB: 3 BB: 1 P: 12	R: 0 E: 0 K: 2 S: 7 H: 0 LOB: 1 BB: 1 P: 11	1B: 7 2B: 3 3B: 0 HR: 0	SF: 0 SAC: 0 DP: 1 HBP: 0						

	AB	36
	R	3
	H	10
	RBI	3
	BB	2
	SO	8
	LOB	18

WP: 0 PB: 0 SB: 0 CS: 0 PA: 38

PITCHER		IP	WLS	BF	H	R	ER	SO	BB	IBB	HBP	BLK	WP	HR	S	P	ERA	WHIP
Jim Kaat, L ERA: 3.25	(1, 1)	7.2	L	33	10	3	3	5	0	1	0	0	0	0	42	46	3.52	1.304
Hal Haydel, R ERA: 9.0	(8, 1)	1.1		5	0	0	0	3	1	0	0	0	0	0	10	14	0.00	0.750

PITCHER	IP	WLS	BF	H	R	ER	SO	BB	IBB	HBP	BLK	WP	HR	S	P	ERA	WHIP

BOTTOM

California Angels @ Minnesota Twins

Metropolitan Stadium, Bloomington , MI

Wed Jul 07 1971, 8:05 PM EDT

Att. 8,173 - Unknown - 80 F

Batter	1	2	3	4	5	6	7	8	9	AB	R	H	RBI	BB	SO	LOB
Steve Braun, L (1, 5) OBP: 0.341, SLG: 0.358	3-1		BB		WP S BB		5-3			2	0	0	0	2	0	0
Cesar Tovar, R (1, 9) OBP: 0.353, SLG: 0.356	F9		1-2 BB		K 1-3		F5			3	0	0	0	1	1	1
Rod Carew, L (1, 4) OBP: 0.320, SLG: 0.356	1B		3-1		F7		K			4	0	1	0	0	1	3
Rich Reese, L (1, 3) OBP: 0.248, SLG: 0.325	K			FC5-4 1B	4-3			L8		4	0	1	0	0	1	2
Brant Alyea, R (1, 7) OBP: 0.291, SLG: 0.287		5-3		FC5-4 1B E 1-2f		F6		G4-3-6 1B		4	1	1	0	0	0	1
Jim Holt, L (1, 8) OBP: 0.307, SLG: 0.352		L9		E 1-3 1B		6-3 1-2		G4-3-6 1-2f		4	0	2	0	0	0	1
Leo Cardenas, R (1, 6) OBP: 0.343, SLG: 0.446		CS 1B		E2 1-3 3-H		6-3 1-2			K	4	0	1	0	0	1	2
George Mitterwald, R (1, 2) OBP: 0.335, SLG: 0.349		CS 1-2	F8	L4-3 IBB		BB			F7	2	0	0	0	2	0	0
Jim Kaat, L (1, 1) OBP: 0.216, SLG: 0.240 Hal Haydel, R (8, 1) Paul Ratliff, L (9, PH) OBP: 0.224, SLG: 0.318			3-1	L4-3 1-2		F8			K	3 0 1	0 0 0	0 0 0	0 0 0	0 0 0	0 0 1	5 0 0
Inning Stats	R: 0 H: 1 E: 0 LOB: 1 K: 1 BB: 0 S: 6 P: 6	R: 0 H: 1 E: 0 LOB: 0 K: 0 BB: 0 S: 3 P: 3	R: 0 H: 0 E: 0 LOB: 2 K: 0 BB: 2 S: 3 P: 11	R: 1 H: 2 E: 1 LOB: 2 K: 0 BB: 1 S: 5 P: 9	R: 0 H: 0 E: 0 LOB: 1 K: 1 BB: 1 S: 5 P: 9	R: 0 H: 1 E: 0 LOB: 2 K: 0 BB: 1 S: 4 P: 8	R: 0 H: 0 E: 0 LOB: 0 K: 1 BB: 0 S: 5 P: 5	R: 0 H: 1 E: 0 LOB: 0 K: 0 BB: 0 S: 3 P: 3	R: 0 H: 0 E: 0 LOB: 0 K: 2 BB: 0 S: 7 P: 7	1B: 6 2B: 1 3B: 0 HR: 0	SF: 0 SAC: 0 DP: 2 HBP: 0						

livebaseballscorecards.com

AB	31
R	1
H	6
RBI	0
BB	5
SO	5
LOB	15

PITCHER		IP	WLS	BF	H	R	ER	SO	BB	IBB	HBP	BLK	WP	HR	S	P	ERA	WHIP
Rickey Clark, R ERA: 1.29	(1, 1)	4.0		18	4	1	0	1	2	1	0	0	0	0	17	29	0.00	1.500
Eddie Fisher, R ERA: 2.06	(5, 1)	5.0	W	18	2	0	0	4	2	0	0	0	1	0	24	32	0.00	0.800

PITCHER	IP	WLS	BF	H	R	ER	SO	BB	IBB	HBP	BLK	WP	HR	S	P	ERA	WHIP

Batter	1	2	3	4	5	6	7	8	9	AB	R	H	RBI	BB	SO	LOB
Sandy Alomar Sr., S (1, 4) OBP: 0.294, SLG: 0.299	1-3		FC1-6 S HR 1-2f	1-3 2-H 3-H 1B			F3		BBBB E SF7 BB	4	2	1	2	1	0	1
Mickey Rivers, L (1, 8) OBP: 0.257, SLG: 0.303	4-3		F3 1-2	K			G3		SF7 1-H	4	0	0	0	0	1	3
Ken Berry, R (9, PH) OBP: 0.277, SLG: 0.322 (9, 8)										0	0	0	1	0	0	0
Tony Gonzalez, L (1, 7) OBP: 0.317, SLG: 0.311	1-3		2-H HR		4-3		BBBB E 1B BB		4-3	4	2	1	2	1	0	0
John Stephenson, L (1, 2) OBP: 0.323, SLG: 0.391		E5 1B 4-3	F8		L8		E1 1B 1-2		L9	5	1	0	0	0	0	1
Ken McMullen, R (1, 5) OBP: 0.316, SLG: 0.404		4-3 1-3 1B		2B 1B 1B	5-3		FC6-4 1-2 2-H 1B			4	1	3	1	0	0	0
Jim Spencer, L (1, 3) OBP: 0.292, SLG: 0.379		4-3 1-2 3-H		F9		F3	FC6-4 1-2f			4	0	0	1	0	0	4
Tony Conigliaro, R (1, 9) OBP: 0.293, SLG: 0.345		F8		1-3 1B 2B		BBBB BB BB			L8	3	1	1	0	1	0	1
Syd O'Brien, R (1, 6) OBP: 0.262, SLG: 0.354		SSS K		1B IBB		BBBB G6-4-3 1-2 BB			4-3	2	0	0	0	2	1	1
Tom Murphy, R (1, 1) OBP: 0.149, SLG: 0.196			FC1-6 1B	SSS K		G6-4-3 1-2f			F7	3	0	1	0	0	1	5
Dave LaRoche, L (7, 1) OBP: 0.250, SLG: 0.143										1	0	0	0	0	0	0
Lloyd Allen, R (9, 1) OBP: 0.167, SLG: 0.167										0	0	0	0	0	0	0

TOP

California Angels @ Minnesota Twins

Metropolitan Stadium, Bloomington , MI

Thu Jul 08 1971, 4:33 AM EDT
Att. 21,741 - Unknown - 76 F

livebaseballscorecards.com

AB	34
R	7
H	7
RBI	7
BB	5
SO	3
LOB	16

Inning Stats	1	2	3	4	5	6	7	8	9	1B: 5 SF: 1	WP: 0 PA: 40
	R: 0 H: 0 E: 0 LOB: 0 K: 0 BB: 0 S: 3 P: 3	R: 1 H: 1 E: 1 LOB: 1 K: 1 BB: 0 S: 7 P: 7	R: 2 H: 2 E: 0 LOB: 0 K: 0 BB: 0 S: 5 P: 5	R: 2 H: 3 E: 0 LOB: 2 K: 2 BB: 1 S: 10 P: 14	R: 0 H: 0 E: 0 LOB: 0 K: 0 BB: 0 S: 3 P: 3	R: 0 H: 0 E: 0 LOB: 1 K: 0 BB: 2 S: 2 P: 10	R: 1 H: 1 E: 1 LOB: 2 K: 0 BB: 1 S: 5 P: 9	R: 0 H: 0 E: 0 LOB: 0 K: 0 BB: 0 S: 3 P: 3	R: 1 H: 0 E: 1 LOB: 0 K: 0 BB: 1 S: 3 P: 7	2B: 1 SAC: 0 3B: 0 DP: 1 HR: 1 HBP: 0	PB: 0 SB: 1 CS: 0

PITCHER	IP	WLS	BF	H	R	ER	SO	BB	IBB	HBP	BLK	WP	HR	S	P	ERA	WHIP
Steve Luebber, R (1, 1) ERA: 7.82	3.2	L	19	6	5	4	2	0	1	0	0	0	1	22	26	9.82	1.636
Jim Strickland, L (4, 1) ERA:	3.1		14	1	1	0	1	3	0	0	0	0	0	13	25	0.00	1.200
Stan Williams, R (8, 1) ERA: 3.38	1.0		4	0	1	0	0	1	0	0	0	0	0	3	7	0.00	1.000
Tom Hall, L (9, 1) ERA: 3.12	1.0		3	0	0	0	0	0	0	0	0	0	0	3	3	0.00	0.000

PITCHER	IP	WLS	BF	H	R	ER	SO	BB	IBB	HBP	BLK	WP	HR	S	P	ERA	WHIP

BOTTOM

California Angels @ Minnesota Twins

Metropolitan Stadium, Bloomington , MI

Thu Jul 08 1971, 4:33 AM EDT

Att. 21,741 - Unknown - 76 F

livebaseballscorecards.com

Batter	1	2	3	4	5	6	7	8	9	AB	R	H	RBI	BB	SO	LOB
Steve Braun, L (1, 4) OBP: 0.353, SLG: 0.368	0-0 1B SF9 1B		BBBB 4-0 G3 E BB		0-0 ② 4-3 1-3		0-0 1-2 2-H 1B		0-0 FC4-6 1-2 1B	4	1	3	1	1	0	1
Cesar Tovar, R (1, 9) OBP: 0.351, SLG: 0.354	0-0 FC6-4 1-3 1B		0-0 ① L5 1-2		0-0 ③ L5		0-0 ② L7		0-0 ② FC4-6 1B 1-2f 2-3	5	0	1	0	0	0	6
Rich Reese, L (1, 3) OBP: 0.249, SLG: 0.325 Harmon Killebrew, R (7, PH) OBP: 0.377, SLG: 0.434 (8, 3)	0-0 ① FC6-4 1-2f		0-0 ② G3 2-3			0-0 1B 1B	0-0 ③ F7		0-0 1-2 3-H 1B	3 2	0 0	1 1	0 1	0 0	0 0	3 2
Leo Cardenas, R (1, 6) OBP: 0.341, SLG: 0.453	0-0 ② SF9 3-H		0-0 ③ 4-3			0-0 ① F8		0-0 HR	0-0 ③ F9	4	1	1	2	0	0	4
Jim Holt, L (1, 8) OBP: 0.306, SLG: 0.351	S S S 0-3 ③ K			0-0 ① 1-3		0-0 G5-4-3 1-2 1B		0-0 ① F6		4	0	1	0	0	1	1
Brant Alyea, R (1, 7) OBP: 0.284, SLG: 0.278		0-0 ① 5-3		0-0 ② 6-3		0-0 ② ③ G5-4-3 1-2f		0-0 ② F8		4	0	0	0	0	0	2
George Mitterwald, R (1, 2) OBP: 0.333, SLG: 0.347		0-0 1B		0-0 ③ F6			0-0 ① F7	0-0 ③ F2		4	0	1	0	0	0	0
George Thomas, R (1, 5) OBP: 0.174, SLG: 0.136		0-0 ② F3			0-0 ① F9		0-0 1B 1B 1B		0-0 FC4-6 1B 1B 1B	4	2	2	0	0	0	1
Steve Luebber, R (1, 1) Jim Strickland, L (4, 1) Jim Kaat, L (7, PH) OBP: 0.231, SLG: 0.255 Stan Williams, R (8, 1) Tom Hall, L (9, 1) OBP: 0.333, SLG: 0.350 Tom Tischinski, R (9, 2) OBP: 0.200, SLG: 0.217		0-0 ③ 1-3			BBBB 4-0 4-3 BLK BB		0-0 1B 1-2 1B		0-0 ① F7	1 0 1 0 0 0 1	0 0 0 0 0 0 0	0 0 1 0 0 0 0	0 1 0 0 0 0 0	0 0 0 0 0 0 0	0 0 0 0 0 0 0	1 0 0 0 0 0 1
Inning Stats	R: 1 H: 2 E: 0 LOB: 1 K: 1 BB: 0 S: 7 P: 7	R: 0 H: 1 E: 0 LOB: 1 K: 0 BB: 0 S: 4 P: 4	R: 0 H: 0 E: 1 LOB: 1 K: 0 BB: 1 S: 3 P: 7	R: 0 H: 0 E: 0 LOB: 0 K: 0 BB: 0 S: 3 P: 3	R: 0 H: 0 E: 0 LOB: 1 K: 0 BB: 1 S: 3 P: 7	R: 0 H: 2 E: 0 LOB: 1 K: 0 BB: 0 S: 4 P: 4	R: 1 H: 3 E: 0 LOB: 2 K: 0 BB: 0 S: 6 P: 6	R: 1 H: 1 E: 0 LOB: 0 K: 0 BB: 0 S: 4 P: 4	R: 1 H: 3 E: 0 LOB: 2 K: 0 BB: 0 S: 6 P: 6	1B: 11 SF: 1 2B: 0 SAC: 0 3B: 0 DP: 1 HR: 1 HBP: 0						

	AB	37
	R	4
	H	12
	RBI	4
	BB	2
	SO	1
	LOB	22

PITCHER		IP	WLS	BF	H	R	ER	SO	BB	IBB	HBP	BLK	WP	HR	S	P	ERA	WHIP
Tom Murphy, R ERA: 4.13	(1, 1)	6.2	W	29	8	2	2	1	2	0	0	1	0	0	29	37	2.70	1.500
Dave LaRoche, L ERA: 2.3	(7, 1)	1.2		8	3	2	2	0	0	0	0	0	0	1	8	8	10.80	1.800
Lloyd Allen, R ERA: 3.42	(9, 1)	0.2	S	3	1	0	0	0	0	0	0	0	0	0	3	3	0.00	1.500

PITCHER		IP	WLS	BF	H	R	ER	SO	BB	IBB	HBP	BLK	WP	HR	S	P	ERA	WHIP

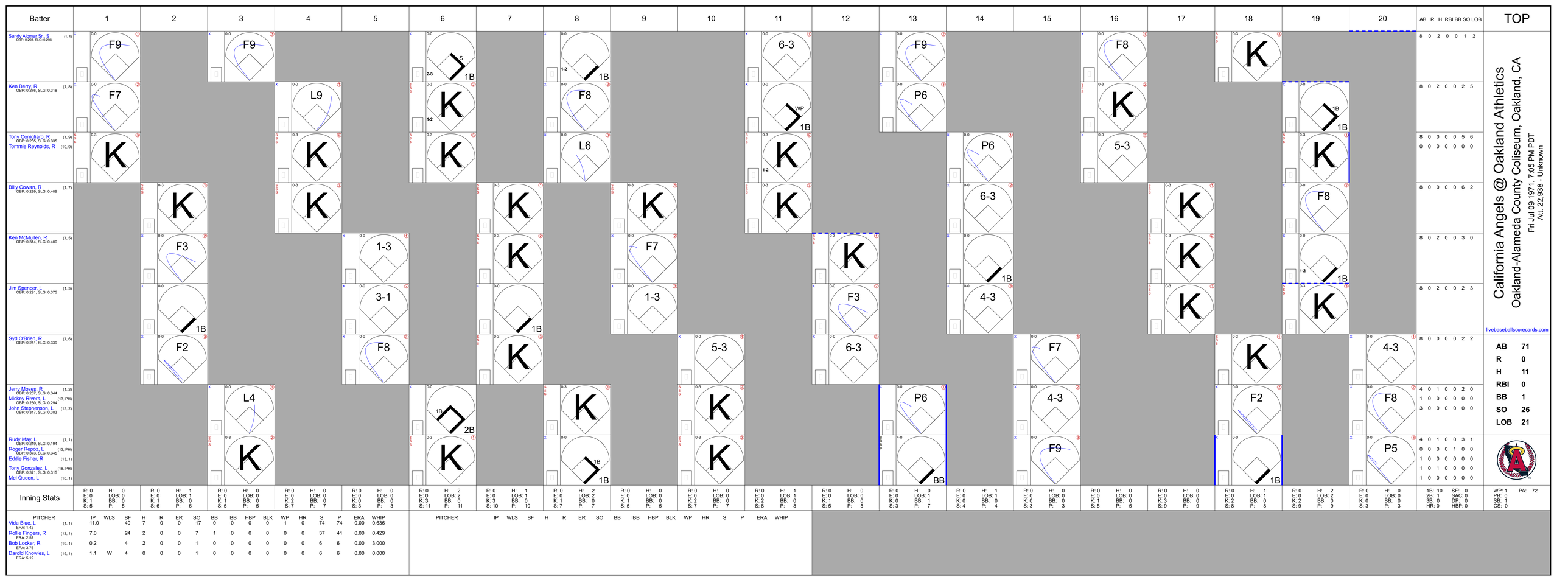
Batter
1
2
3
4
5
6
7
8
9
10
11
12
13
14
15
16
17
18
19
20
AB R H RBI BB SO LOB
TOP
Sandy Alomar Sr., S (1, 4)
OBP: 0.293, SLG: 0.296
F9
F9
2-3 S 1B
1B
6-3
F9
F8
K
8 0 2 0 0 1 2
Ken Berry, R (1, 8)
OBP: 0.276, SLG: 0.318
F7
L9
1-2 K
F8
WP 1B
P6
K
1B 1B
8 0 2 0 0 2 5
Tony Conigliaro, R (1, 9)
OBP: 0.285, SLG: 0.335
Tommie Reynolds, R (19, 9)
K
K
K
K
1-2 K
P6
5-3
K
8 0 0 0 0 5 6
0 0 0 0 0 0 0
Billy Cowan, R (1, 7)
OBP: 0.299, SLG: 0.409
K
K
K
K
K
6-3
K
F8
8 0 0 0 0 6 2
Ken McMullen, R (1, 5)
OBP: 0.314, SLG: 0.400
F3
1-3
K
F7
K
1B
K
K
1-2 1B
8 0 2 0 0 3 0
Jim Spencer, L (1, 3)
OBP: 0.291, SLG: 0.375
1B
3-1
1B
1-3
F3
4-3
K
K
8 0 2 0 0 2 3
Syd O'Brien, R (1, 6)
OBP: 0.251, SLG: 0.339
F2
F8
K
5-3
6-3
F7
K
4-3
8 0 0 0 0 2 2
Jerry Moses, R (1, 2)
OBP: 0.237, SLG: 0.344
Mickey Rivers, L (13, PH)
OBP: 0.250, SLG: 0.294
John Stephenson, L (13, 2)
OBP: 0.317, SLG: 0.383
L4
1B 2B
K
K
P6
4-3
F2
F8
4 0 1 0 0 2 0
1 0 0 0 0 0 0
3 0 0 0 0 0 0
Rudy May, L (1, 1)
OBP: 0.219, SLG: 0.194
Roger Repoz, L (13, PH)
OBP: 0.373, SLG: 0.345
Eddie Fisher, R (13, 1)
Tony Gonzalez, L (18, PH)
OBP: 0.321, SLG: 0.315
Mel Queen, L (18, 1)
K
K
K
1B 1B
4-0 BB
F9
1B
P5
4 0 1 0 0 3 1
0 0 0 0 1 0 0
1 0 0 0 0 0 0
1 0 1 0 0 0 0
1 0 0 0 0 0 0
Inning Stats
R: 0 H: 0
E: 0 LOB: 0
K: 1 BB: 0
S: 5 P: 5
R: 0 H: 1
E: 0 LOB: 1
K: 1 BB: 0
S: 6 P: 6
R: 0 H: 0
E: 0 LOB: 0
K: 1 BB: 0
S: 5 P: 5
R: 0 H: 0
E: 0 LOB: 0
K: 2 BB: 0
S: 7 P: 7
R: 0 H: 0
E: 0 LOB: 0
K: 0 BB: 0
S: 3 P: 3
R: 0 H: 2
E: 0 LOB: 2
K: 3 BB: 0
S: 11 P: 11
R: 0 H: 1
E: 0 LOB: 0
K: 3 BB: 0
S: 10 P: 10
R: 0 H: 2
E: 0 LOB: 2
K: 1 BB: 0
S: 7 P: 7
R: 0 H: 0
E: 0 LOB: 0
K: 1 BB: 0
S: 5 P: 5
R: 0 H: 0
E: 0 LOB: 0
K: 2 BB: 0
S: 7 P: 7
R: 0 H: 1
E: 0 LOB: 1
K: 2 BB: 0
S: 8 P: 8
R: 0 H: 0
E: 0 LOB: 0
K: 1 BB: 0
S: 5 P: 5
R: 0 H: 0
E: 0 LOB: 0
K: 0 BB: 0
S: 3 P: 7
R: 0 H: 1
E: 0 LOB: 1
K: 0 BB: 1
S: 4 P: 4
R: 0 H: 0
E: 0 LOB: 0
K: 0 BB: 0
S: 3 P: 3
R: 0 H: 0
E: 0 LOB: 0
K: 1 BB: 0
S: 5 P: 5
R: 0 H: 0
E: 0 LOB: 0
K: 3 BB: 0
S: 9 P: 9
R: 0 H: 1
E: 0 LOB: 1
K: 0 BB: 0
S: 8 P: 8
R: 0 H: 2
E: 0 LOB: 2
K: 2 BB: 0
S: 9 P: 9
R: 0 H: 0
E: 0 LOB: 0
K: 0 BB: 0
S: 3 P: 3
1B: 10 SF: 0
2B: 1 SAC: 0
3B: 0 DP: 0
HR: 0 HBP: 0
WP: 1 PA: 72
PB: 0
SB: 1
CS: 0
PITCHER IP WLS BF H R ER SO BB IBB HBP BLK WP HR S P ERA WHIP
Vida Blue, L (1, 1)
ERA: 1.42
11.0 40 7 0 0 17 0 0 0 0 1 0 74 74 0.00 0.636
Rollie Fingers, R (12, 1)
ERA: 2.52
7.0 24 2 0 0 7 1 0 0 0 0 0 37 41 0.00 0.429
Bob Locker, R (19, 1)
ERA: 3.76
0.2 4 2 0 0 1 0 0 0 0 0 0 6 6 0.00 3.000
Darold Knowles, L (19, 1)
ERA: 5.19
1.1 W 4 0 0 0 1 0 0 0 0 0 0 6 6 0.00 0.000
PITCHER IP WLS BF H R ER SO BB IBB HBP BLK WP HR S P ERA WHIP
TOP
California Angels @ Oakland Athletics
Oakland-Alameda County Coliseum, Oakland, CA
Fri Jul 09 1971, 7:05 PM PDT
Att. 22,938 - Unknown
livebaseballscorecards.com
AB 71
R 0
H 11
RBI 0
BB 1
SO 26
LOB 21

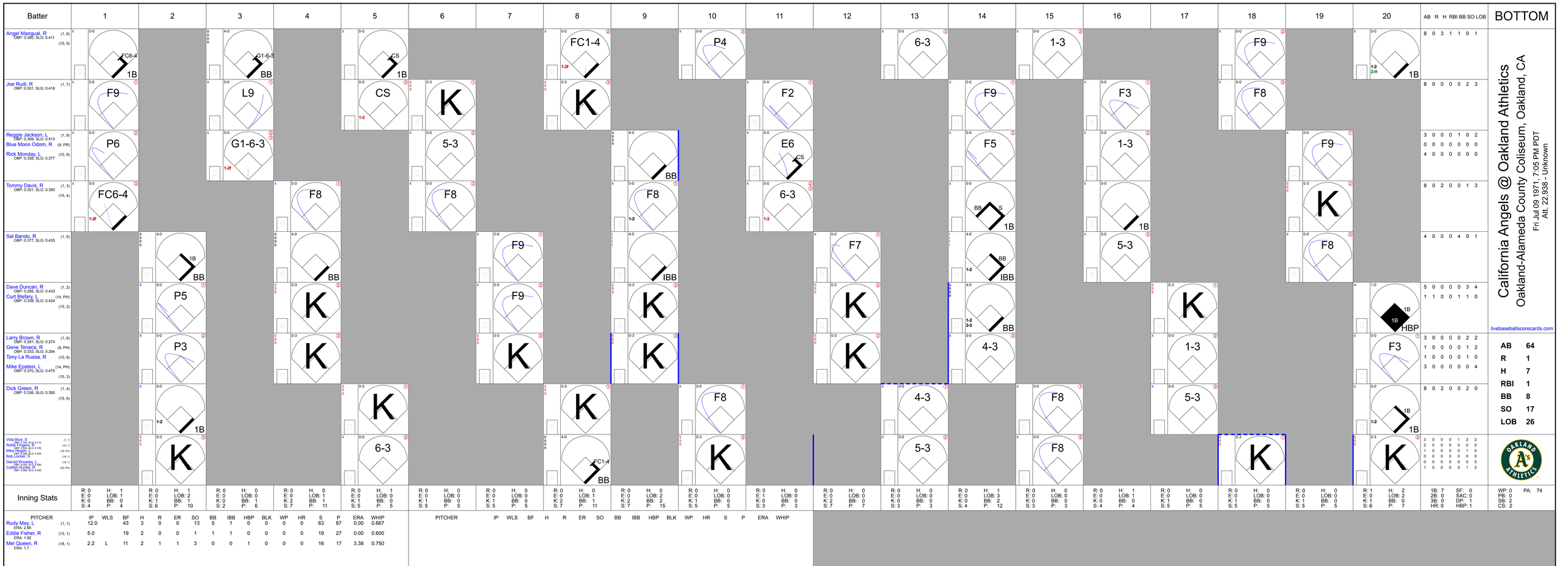
Batter
1
2
3
4
5
6
7
8
9
10
11
12
13
14
15
16
17
18
19
20
AB R H RBI BB SO LOB
BOTTOM
Angel Mangual, R (1, 8) OBP: 0.360, SLG: 0.411 (10, 9)
FC6-4 1B
G1-6-3 BB
CS 1B
FC1-4 1-2f
P4
6-3
1-3
F9
1B
8 0 3 1 1 0 1
Joe Rudi, R (1, 7) OBP: 0.301, SLG: 0.418
F9
L9
CS 1-2
K
K
F2
F9
F3
F8
F8
8 0 0 0 0 2 3
Reggie Jackson, L (1, 9) OBP: 0.369, SLG: 0.513
Blue Moon Odom, R (9, PR) Rick Monday, L (10, 8) OBP: 0.338, SLG: 0.377
P6
G1-6-3 1-2f
5-3
BB
E6 CS
F5
1-3
F9
3 0 0 0 1 0 2
0 0 0 0 0 0 0
4 0 0 0 0 0 0
Tommy Davis, R (1, 3) OBP: 0.351, SLG: 0.390 (15, 4)
FC6-4 1-2f
F8
F8
F8 1-2
6-3 1-2
BB S 1B
1-3 1B
K
F8
8 0 2 0 0 1 3
Sal Bando, R (1, 5) OBP: 0.377, SLG: 0.435
1B BB
BB
F9
IBB
F7
BB IBB 1-2
5-3
4 0 0 0 4 0 1
Dave Duncan, R (1, 2) OBP: 0.295, SLG: 0.433
Curt Blefary, L (14, PH) OBP: 0.338, SLG: 0.424 (15, 2)
P5
K
F9
K
K
BB 1-2 2-3
K
5 0 0 0 0 3 4
1 1 0 0 1 1 0
1B 1B HBP
Larry Brown, R (1, 6) OBP: 0.281, SLG: 0.274
Gene Tenace, R (9, PH) OBP: 0.333, SLG: 0.294
Tony La Russa, R (10, 6)
Mike Epstein, L (14, PH) OBP: 0.370, SLG: 0.475 (15, 3)
P3
K
F9
K
K
4-3
1-3
5-3
F3
3 0 0 0 0 2 2
1 0 0 0 0 1 2
1 0 0 0 0 1 0
3 0 0 0 0 0 4
Dick Green, R (1, 4) OBP: 0.336, SLG: 0.385 (15, 6)
1-2 1B
K
K
K
F8
4-3
F8
F8
K
F3
1B
1-2
8 0 2 0 0 2 0
Vida Blue, S (1, 1) OBP: 0.194, SLG: 0.215
Rollie Fingers, R (12, 1) OBP: 0.000, SLG: 0.182
Mike Hegan, L (18, PH) OBP: 0.294, SLG: 0.354
Bob Locker, R (19, 1)
Darold Knowles, L (19, 1) OBP: 0.000, SLG: 0.200
Catfish Hunter, R (20, PH) OBP: 0.368, SLG: 0.400
K
6-3
K
FC1-4 BB
K
K
K
5-3
K
K
3 0 0 0 1 2 2
2 0 0 0 0 0 0
1 0 0 0 0 1 0
0 0 0 0 0 0 0
0 0 0 0 0 0 0
1 0 0 0 0 1 2
Inning Stats
R: 0 H: 1 E: 0 LOB: 1 K: 0 BB: 0 S: 4 P: 4
R: 0 H: 1 E: 0 LOB: 2 K: 1 BB: 1 S: 6 P: 10
R: 0 H: 0 E: 0 LOB: 0 K: 0 BB: 1 S: 2 P: 6
R: 0 H: 0 E: 0 LOB: 0 K: 2 BB: 1 S: 7 P: 11
R: 0 H: 1 E: 0 LOB: 0 K: 1 BB: 0 S: 5 P: 5
R: 0 H: 0 E: 0 LOB: 0 K: 1 BB: 0 S: 5 P: 5
R: 0 H: 0 E: 0 LOB: 0 K: 1 BB: 0 S: 5 P: 5
R: 0 H: 0 E: 0 LOB: 1 K: 1 BB: 1 S: 7 P: 11
R: 0 H: 0 E: 0 LOB: 2 K: 2 BB: 2 S: 7 P: 15
R: 0 H: 0 E: 0 LOB: 0 K: 1 BB: 0 S: 5 P: 5
R: 0 H: 0 E: 1 LOB: 0 K: 0 BB: 0 S: 3 P: 3
R: 0 H: 0 E: 0 LOB: 0 K: 2 BB: 0 S: 7 P: 7
R: 0 H: 0 E: 0 LOB: 0 K: 0 BB: 0 S: 3 P: 3
R: 0 H: 1 E: 0 LOB: 3 K: 0 BB: 2 S: 4 P: 12
R: 0 H: 0 E: 0 LOB: 0 K: 0 BB: 0 S: 3 P: 3
R: 0 H: 1 E: 0 LOB: 1 K: 0 BB: 0 S: 4 P: 4
R: 0 H: 0 E: 0 LOB: 0 K: 1 BB: 0 S: 5 P: 5
R: 0 H: 0 E: 0 LOB: 0 K: 1 BB: 0 S: 5 P: 5
R: 1 H: 2 E: 0 LOB: 2 K: 1 BB: 0 S: 6 P: 7
1B: 7 2B: 0 3B: 0 HR: 0
SF: 0 SAC: 0 DP: 1 HBP: 1
WP: 0 PB: 0 SB: 2 CS: 2
PA: 74
California Angels @ Oakland Athletics
Oakland-Alameda County Coliseum, Oakland, CA
Fri Jul 09 1971 - 7:05 PM PDT
Att. 22,938 - Unknown
livebaseballscorecards.com
AB 64
R 1
H 7
RBI 1
BB 8
SO 17
LOB 26
PITCHER IP WLS BF H R ER SO BB IBB HBP BLK WP HR S P ERA WHIP
Rudy May, L (1, 1) ERA: 2.86 12.0 43 3 0 0 13 5 1 0 0 0 0 0 63 87 0.00 0.667
Eddie Fisher, R (13, 1) ERA: 1.92 5.0 19 2 0 0 1 1 1 0 0 0 0 0 19 27 0.00 0.600
Mel Queen, R (18, 1) ERA: 1.7 2.2 L 11 2 1 1 3 0 0 1 0 0 0 16 17 3.38 0.750
PITCHER IP WLS BF H R ER SO BB IBB HBP BLK WP HR S P ERA WHIP

California Angels @ Oakland Athletics

Oakland-Alameda County Coliseum, Oakland, CA

Sat Jul 10 1971, 3:33 AM PDT

Att. 19,364 - Unknown

livebaseballscorecards.com

Batter	1	2	3	4	5	6	7	8	9	AB	R	H	RBI	BB	SO	LOB
Sandy Alomar Sr., S (1, 4) OBP: 0.297, SLG: 0.301	4-3		1B 1B E 1B	BBBB 4-0 CS BB			4-3		2B 1B	4	1	2	0	1	0	0
Mickey Rivers, L (1, 9) OBP: 0.268, SLG: 0.333	4-3		1-2 E 1B 1B	SSS 0-3 1-2 K			F5		1-3 2B	5	1	2	0	0	1	1
Tony Gonzalez, L (1, 7) OBP: 0.329, SLG: 0.325	1B		1-2 2-H E8 1B 1B 1B	4-3			1B		4-3	5	1	3	0	0	0	2
John Stephenson, L (1, 2) OBP: 0.315, SLG: 0.380	P4		1-2 2-H 1B 1B		L8		P6			4	0	1	1	0	0	2
Ken McMullen, R (1, 5) OBP: 0.311, SLG: 0.395		SSS 0-3 K	SSS 0-3 K		4-3			SSS 0-3 K		4	0	0	0	0	3	2
Jim Spencer, L (1, 3) OBP: 0.291, SLG: 0.374		F9	1-3 2-H 1B 1B		SSS 0-3 K			SSS 0-3 K		4	0	1	1	0	2	0
Ken Berry, R (1, 8) OBP: 0.276, SLG: 0.322		2B	P5			SSS 0-3 K		F5		4	0	1	0	0	1	2
Syd O'Brien, R (1, 6) OBP: 0.256, SLG: 0.339		BBBB 4-0 BB	1-2 1B			F7			SSS 0-3 K	3	0	1	0	1	1	0
Andy Messersmith, R (1, 1) OBP: 0.204, SLG: 0.217		4-3	4-3			SSS 0-3 K			5-3	4	0	0	0	0	1	5

Inning Stats	1	2	3	4	5	6	7	8	9		
	R: 0 H: 1 E: 0 LOB: 1 K: 0 BB: 0 S: 4 P: 4	R: 0 H: 1 E: 0 LOB: 2 K: 1 BB: 1 S: 6 P: 10	R: 3 H: 6 E: 1 LOB: 3 K: 1 BB: 0 S: 11 P: 11	R: 0 H: 0 E: 0 LOB: 0 K: 1 BB: 1 S: 4 P: 8	R: 0 H: 0 E: 0 LOB: 0 K: 1 BB: 0 S: 5 P: 5	R: 0 H: 0 E: 0 LOB: 0 K: 2 BB: 0 S: 7 P: 7	R: 0 H: 1 E: 0 LOB: 1 K: 0 BB: 0 S: 4 P: 4	R: 0 H: 0 E: 0 LOB: 0 K: 2 BB: 0 S: 7 P: 7	R: 0 H: 2 E: 0 LOB: 2 K: 1 BB: 0 S: 7 P: 7	1B: 9 SF: 0 2B: 2 SAC: 0 3B: 0 DP: 0 HR: 0 HBP: 0	WP: 0 PA: 39 PB: 0 SB: 0 CS: 1

PITCHER		IP	WLS	BF	H	R	ER	SO	BB	IBB	HBP	BLK	WP	HR	S	P	ERA	WHIP
Catfish Hunter, R ERA: 3.53	(1, 1)	7.0	L	31	9	3	3	6	2	0	0	0	0	0	41	49	3.86	1.571
Bob Locker, R ERA: 3.6	(8, 1)	1.2		7	2	0	0	3	0	0	0	0	0	0	13	13	0.00	1.200
Darold Knowles, L ERA: 5.14	(9, 1)	0.1		1	0	0	0	0	0	0	0	0	0	0	1	1	0.00	0.000

PITCHER	IP	WLS	BF	H	R	ER	SO	BB	IBB	HBP	BLK	WP	HR	S	P	ERA	WHIP

Batter	1	2	3	4	5	6	7	8	9	AB	R	H	RBI	BB	SO	LOB
Angel Mangual, R (1, 9) OBP: 0.358, SLG: 0.408	F8 ①		BBB 4-0 FC4-6 BB		F8 ②		2B			1	0	0	0	0	0	0
Mike Hegan, L (2, 9) OBP: 0.354, SLG: 0.364										2	0	1	0	1	0	0
Curt Blefary, L (1, 7) OBP: 0.347, SLG: 0.429	1B 1B		FC4-6 ① 1-2f		1B		3-1 ③			4	0	2	0	0	0	2
Rick Monday, L (1, 8) OBP: 0.341, SLG: 0.376	1-2 1B		P4 ②		4-3 ③			BBB 4-0 FC3-6 BB		3	0	1	0	1	0	2
Mike Epstein, L (1, 3) OBP: 0.365, SLG: 0.468	SSS 0-3 K ②		F7 ③			3-1 ①		FC3-6 ① 1-2f		4	0	0	0	0	1	4
Sal Bando, R (1, 5) OBP: 0.376, SLG: 0.432	6-3 ③			FC5-4 1B		SSS 0-3 K ②		P3 ②		4	0	1	0	0	1	3
Gene Tenace, R (1, 2) OBP: 0.343, SLG: 0.315		BBB 4-0 S BB		SSS 0-3 K ①		2B		F7 ③		3	0	1	0	1	1	2
Larry Brown, R (1, 6) OBP: 0.272, SLG: 0.265		F9 ① 1-2		F3 ②		5-3 ③			5-3 ①	4	0	0	0	0	0	3
Dick Green, R (1, 4) OBP: 0.332, SLG: 0.380	SSS 0-3 K ②			FC5-4 ③ 1-2f			F7 ①		SSS 0-3 K ②	3	0	0	0	0	1	2
Reggie Jackson, L (9, PH) OBP: 0.368, SLG: 0.511										1	0	0	0	0	1	0
Catfish Hunter, R (1, 1) OBP: 0.356, SLG: 0.386	SSS 0-3 K ③				SSS 0-3 K ①		SSS 0-3 K ②		1-3 ③	2	0	0	0	0	2	1
Tony La Russa, R (7, PH)										1	0	0	0	0	1	0
Bob Locker, S (8, 1)										0	0	0	0	0	0	0
Darold Knowles, L (9, 1) OBP: 0.250, SLG: 0.250										0	0	0	0	0	0	0
Tommy Davis, R (9, PH) OBP: 0.348, SLG: 0.387										1	0	0	0	0	0	0
Inning Stats	R: 0 E: 0 K: 1 S: 7 H: 2 LOB: 2 BB: 0 P: 7	R: 0 E: 0 K: 2 S: 7 H: 0 LOB: 1 BB: 1 P: 11	R: 0 E: 0 K: 0 S: 3 H: 0 LOB: 1 BB: 1 P: 7	R: 0 E: 0 K: 1 S: 6 H: 1 LOB: 1 BB: 0 P: 6	R: 0 E: 0 K: 1 S: 6 H: 1 LOB: 1 BB: 0 P: 6	R: 0 E: 0 K: 1 S: 6 H: 1 LOB: 1 BB: 0 P: 6	R: 0 E: 0 K: 1 S: 6 H: 1 LOB: 1 BB: 0 P: 6	R: 0 E: 0 K: 0 S: 3 H: 0 LOB: 1 BB: 1 P: 7	R: 0 E: 0 K: 1 S: 5 H: 0 LOB: 0 BB: 0 P: 5	1B: 4 2B: 2 3B: 0 HR: 0	SF: 0 SAC: 0 DP: 0 HBP: 0						

PITCHER	IP	WLS	BF	H	R	ER	SO	BB	IBB	HBP	BLK	WP	HR	S	P	ERA	WHIP
Andy Messersmith, R (1, 1) ERA: 3.75	9.0	W	36	6	0	0	8	3	0	0	0	0	0	49	61	0.00	1.000

PITCHER	IP	WLS	BF	H	R	ER	SO	BB	IBB	HBP	BLK	WP	HR	S	P	ERA	WHIP

BOTTOM

California Angels @ Oakland Athletics

Oakland-Alameda County Coliseum, Oakland, CA

Sat Jul 10 1971, 3:33 AM PDT

Att. 19,364 - Unknown

livebaseballscorecards.com

AB	33
R	0
H	6
RBI	0
BB	3
SO	8
LOB	19

PA: 36

WP: 0 PB: 0 SB: 1 CS: 0

California Angels @ Oakland Athletics

Oakland-Alameda County Coliseum, Oakland, CA

Sun Jul 11 1971, 3:33 AM PDT

Unknown

TOP

livebaseballscorecards.com

Batter	1	2	3	4	5	6	7	8	9	AB	R	H	RBI	BB	SO	LOB
Sandy Alomar Sr., S (1, 4) OBP: 0.299, SLG: 0.303	3-1 S 4-3 1B		FC4-6 CS 1-2f			F9			FC5-4 1B	4	1	2	0	0	0	1
Mickey Rivers, L (1, 8) OBP: 0.273, SLG: 0.333	3-1 1-3		CS 1-2	FC6-4 1B		4-3			FC5-4 HBP 1-2f	3	0	1	0	0	0	1
Billy Cowan, R (9, PH) OBP: 0.294, SLG: 0.403										1	0	0	0	0	0	1
Tony Gonzalez, L (1, 7) OBP: 0.324, SLG: 0.318	4-3 3-H			FC6-4 1-2f 2B		6-3			G3-6-1 HBP 1-2	3	1	0	1	0	0	1
Tommie Reynolds, R (9, PH)										0	0	0	0	0	0	0
John Stephenson, L (1, 2) OBP: 0.314, SLG: 0.383	F9			6-3 1-H 2B			K		G3-6-1 1-2f	4	0	1	1	0	1	2
Ken McMullen, R (1, 5) OBP: 0.308, SLG: 0.391		G3		6-3 2-3			P6			3	0	0	0	0	0	1
Jim Spencer, L (1, 3) OBP: 0.291, SLG: 0.373		G4-3 1B		4-3			F7			3	0	1	0	0	0	1
Roger Repoz, L (1, 9) OBP: 0.367, SLG: 0.338		G4-3 1-2f			P4			K2-3		3	0	0	0	0	1	1
Syd O'Brien, R (1, 6) OBP: 0.257, SLG: 0.335			FC1-4 BB		K			L4		2	0	0	0	1	1	0
Rickey Clark, R (1, 1) OBP: 0.111, SLG: 0.111			FC1-4 FC4-6 1-2f		F8			6-3		2	0	0	0	0	0	1
Lloyd Allen, R (6, 1) OBP: 0.143, SLG: 0.143										1	0	0	0	0	0	0

	AB	29
	R	2
	H	5
	RBI	2
	BB	1
	SO	3
	LOB	10

Inning Stats	1	2	3	4	5	6	7	8	9
	R: 1 H: 1 E: 0 LOB: 0 K: 0 BB: 0 S: 4 P: 4	R: 0 H: 1 E: 0 LOB: 0 K: 0 BB: 0 S: 3 P: 3	R: 0 H: 0 E: 0 LOB: 0 K: 0 BB: 1 S: 2 P: 6	R: 1 H: 2 E: 0 LOB: 1 K: 0 BB: 0 S: 5 P: 5	R: 0 H: 0 E: 0 LOB: 0 K: 1 BB: 0 S: 5 P: 5	R: 0 H: 0 E: 0 LOB: 0 K: 0 BB: 0 S: 3 P: 3	R: 0 H: 0 E: 0 LOB: 0 K: 1 BB: 0 S: 5 P: 5	R: 0 H: 0 E: 0 LOB: 0 K: 1 BB: 0 S: 5 P: 5	R: 0 H: 1 E: 0 LOB: 1 K: 0 BB: 0 S: 3 P: 4

	1B: 4	SF: 0	WP: 0	PA: 32
	2B: 1	SAC: 0	PB: 0	
	3B: 0	DP: 2	SB: 1	
	HR: 0	HBP: 1	CS: 1	

PITCHER		IP	WLS	BF	H	R	ER	SO	BB	IBB	HBP	BLK	WP	HR	S	P	ERA	WHIP
Diego Segui, R ERA: 3.32	(1, 1)	8.0	W	28	5	2	2	3	1	0	0	0	0	0	33	37	2.25	0.750
Darold Knowles, L ERA: 5.09	(9, 1)	0.1		1	0	0	0	0	0	0	0	0	0	0	1	1	0.00	0.000
Rollie Fingers, R ERA: 2.5	(9, 1)	0.2	S	2	0	0	0	0	0	0	1	0	0	0	1	2	0.00	0.000

PITCHER	IP	WLS	BF	H	R	ER	SO	BB	IBB	HBP	BLK	WP	HR	S	P	ERA	WHIP

BOTTOM

California Angels @ Oakland Athletics

Oakland-Alameda County Coliseum, Oakland, CA

Sun Jul 11 1971, 3:33 AM PDT

Unknown

livebaseballscorecards.com

Batter	1	2	3	4	5	6	7	8	9	AB	R	H	RBI	BB	SO	LOB
George Hendrick, R (1, 7) OBP: 0.182, SLG: 0.182	K		4-3		K		F2			4	0	0	0	0	2	0
Curt Blefary, L (1, 2) OBP: 0.342, SLG: 0.409	WP, BB, BB		F8		P6		F8			3	0	0	0	1	0	0
Reggie Jackson, L (1, 9) OBP: 0.367, SLG: 0.506	K		P6			HR, BB		F9		3	1	0	0	1	1	1
Steve Hovley, L (9, 9) OBP: 0.344, SLG: 0.217										0	0	0	0	0	0	0
Mike Epstein, L (1, 3) OBP: 0.370, SLG: 0.480	WP, BB			F9		1-H, HR		SH1-3, 1B, BB		2	2	1	2	2	0	0
Sal Bando, R (1, 5) OBP: 0.378, SLG: 0.431	HBP			1B, BB		E6, FC5, 1B		SH1-3		1	0	0	0	1	0	0
Rick Monday, L (1, 8) OBP: 0.344, SLG: 0.376	F8			K		FC5, 1B		1B, IBB		3	0	1	0	1	1	4
Larry Brown, R (1, 6) OBP: 0.273, SLG: 0.267		6-3		1B		FC5, G6-4-3		S, 1B		3	0	1	0	0	0	2
Tommy Davis, R (8, PH) OBP: 0.353, SLG: 0.393										1	0	1	1	0	0	0
Tony La Russa, R (9, 6)										0	0	0	0	0	0	0
Dick Green, R (1, 4) OBP: 0.328, SLG: 0.375		F7		F7		G6-4-3		F9		4	0	0	0	0	0	6
Diego Segui, R (1, 1) OBP: 0.103, SLG: 0.179		K			K		K			3	0	0	0	0	3	0
Darold Knowles, L (9, 1) OBP: 0.250, SLG: 0.250										0	0	0	0	0	0	0
Rollie Fingers, R (9, 1) OBP: 0.222, SLG: 0.192										0	0	0	0	0	0	0
Inning Stats	R: 0, E: 0, K: 2, S: 7 / H: 0, LOB: 3, BB: 2, P: 16	R: 0, E: 0, K: 1, S: 5 / H: 0, LOB: 0, BB: 0, P: 5	R: 0, E: 0, K: 0, S: 3 / H: 0, LOB: 0, BB: 0, P: 3	R: 0, E: 0, K: 1, S: 6 / H: 1, LOB: 2, BB: 1, P: 10	R: 0, E: 0, K: 2, S: 7 / H: 0, LOB: 0, BB: 0, P: 7	R: 2, E: 1, K: 0, S: 5 / H: 2, LOB: 1, BB: 1, P: 9	R: 0, E: 0, K: 1, S: 5 / H: 0, LOB: 0, BB: 0, P: 5	R: 1, E: 0, K: 0, S: 4 / H: 1, LOB: 2, BB: 2, P: 12		1B: 3, 2B: 0, 3B: 0, HR: 1 / SF: 0, SAC: 1, DP: 1, HBP: 1						

	AB	27
	R	3
	H	4
	RBI	3
	BB	6
	SO	7
	LOB	13

WP: 1, PB: 0, SB: 1, CS: 0 — PA: 35

PITCHER		IP	WLS	BF	H	R	ER	SO	BB	IBB	HBP	BLK	WP	HR	S	P	ERA	WHIP
Rickey Clark, R ERA: 1.73	(1, 1)	5.0		24	3	2	2	6	4	0	1	0	1	1	31	48	3.60	1.400
Lloyd Allen, R ERA: 3.4	(6, 1)	3.0	L	11	1	1	1	1	1	1	0	0	0	0	11	19	3.00	0.667

PITCHER	IP	WLS	BF	H	R	ER	SO	BB	IBB	HBP	BLK	WP	HR	S	P	ERA	WHIP

Batter	1	2	3	4	5	6	7	8	9	AB	R	H	RBI	BB	SO	LOB
Sandy Alomar Sr., S (1, 4) OBP: 0.295, SLG: 0.299	E4 S 1B	FC4-6 1 1-2f		L3 1-2			4-3		F7	5	1	0	0	0	0	3
Mickey Rivers, L (1, 8) (8, 9) OBP: 0.286, SLG: 0.326	SH1-4 BB SF9 1-H 1B	1 1-2f		F1			G1		BBBB G6-3 BB	4	1	1	1	1	0	2
Tony Gonzalez, L (1, 7) OBP: 0.326, SLG: 0.317	BBBB SF9 SH1-4 1B 1-2 BB	1B G4-6-3 1B	SSS K			4-3		G6-3 1-2f	4	2	1	0	1	1	1
Ken McMullen, R (1, 5) OBP: 0.311, SLG: 0.394	SH1-4 1-2 2-3	G4-6-3 1-3 1B	1-4-3			SH SF8 1B			3	1	2	0	0	0	0
Jim Spencer, L (1, 3) OBP: 0.289, SLG: 0.371	SF9 2-3 3-H	G4-6-3 1-2f 3-H	F9			SH SF8 1-3			2	0	0	1	0	0	1
Roger Repoz, L (1, 9) OBP: 0.377, SLG: 0.358 Tommie Reynolds, R (8, PH) Ken Berry, R (8, 8) OBP: 0.276, SLG: 0.322	1B 3-H 1B	FC5 2B				SH1-4 1B 1B		G3	3 1 0	1 0 0	3 0 0	1 0 0	0 0 0	0 0 0	0 2 0
Syd O'Brien, R (1, 6) OBP: 0.263, SLG: 0.337	1-2 1B	FC5 2-3				SH1-4 1-2		IBB	2	0	1	0	1	0	1
Jerry Moses, R (1, 2) OBP: 0.245, SLG: 0.358	SSS K			SH 2B		G6-4-3 2-H 1B		SF8 2-3 3-H	3	0	2	2	0	1	2
Clyde Wright, R (1, 1) OBP: 0.245, SLG: 0.286 Mel Queen, L (7, 1) Dave LaRoche, L (7, 1) OBP: 0.222, SLG: 0.125		FC4-6 1B		SH L3 2-3		G6-4-3 1-2f		SSS K	2 0 1	0 0 0	1 0 0	0 0 0	0 0 0	0 0 1	1 0 2
Inning Stats	R: 3 E: 1 K: 1 S: 9 H: 3 LOB: 2 BB: 1 P: 13	R: 0 E: 0 K: 0 S: 3 H: 1 LOB: 0 BB: 0 P: 3	R: 1 E: 0 K: 0 S: 5 H: 3 LOB: 1 BB: 0 P: 5	R: 0 E: 0 K: 0 S: 4 H: 1 LOB: 1 BB: 0 P: 4	R: 0 E: 0 K: 1 S: 5 H: 0 LOB: 0 BB: 0 P: 5	R: 1 E: 0 K: 0 S: 4 H: 2 LOB: 0 BB: 0 P: 4	R: 0 E: 0 K: 0 S: 3 H: 0 LOB: 0 BB: 0 P: 3	R: 1 E: 1 K: 1 S: 7 H: 1 LOB: 2 BB: 1 P: 11	R: 0 E: 0 K: 0 S: 2 H: 0 LOB: 0 BB: 1 P: 6	1B: 9 2B: 4 3B: 0 HR: 0 SF: 2 SAC: 4 DP: 5 HBP: 0						

TOP

California Angels @ Oakland Athletics

Oakland-Alameda County Coliseum, Oakland, CA

Sun Jul 11 1971, 3:38 AM PDT

Att. 11,195 - Unknown

livebaseballscorecards.com

AB	30
R	6
H	11
RBI	5
BB	3
SO	3
LOB	15

WP: 0 PB: 0 SB: 1 CS: 0 PA: 39

PITCHER		IP	WLS	BF	H	R	ER	SO	BB	IBB	HBP	BLK	WP	HR	S	P	ERA	WHIP
Blue Moon Odom, R ERA: 2.87	(1, 1)	3.0	L	18	8	4	1	1	1	0	0	0	0	0	19	23	3.00	3.000
Jim Roland, L ERA: 3.49	(4, 1)	2.0		5	0	0	0	1	0	0	0	0	0	0	7	7	0.00	0.000
Bob Locker, R ERA: 3.64	(6, 1)	2.0		7	2	1	1	0	0	0	0	0	0	0	7	7	4.50	1.000
Darold Knowles, L ERA: 4.82	(8, 1)	2.0		9	1	1	0	1	1	1	0	0	0	0	9	17	0.00	1.000

PITCHER	IP	WLS	BF	H	R	ER	SO	BB	IBB	HBP	BLK	WP	HR	S	P	ERA	WHIP

Batter	1	2	3	4	5	6	7	8	9	AB	R	H	RBI	BB	SO	LOB
George Hendrick, R (1, 9) OBP: 0.313, SLG: 0.438	1-3		G6-3, 1B			3B, 3B	F9		1B	5	1	3	0	0	0	1
Rick Monday, L (1, 8) OBP: 0.341, SLG: 0.371	K		G6-3 1-2f			P3		BB, 1B	K	5	0	1	0	0	2	3
Tommy Davis, R (1, 7) OBP: 0.367, SLG: 0.418	FC5, HBP, BB			F8		3-1, 3B 3-H		BB, 1B 1-2		3	1	2	1	1	0	0
Mike Epstein, L (1, 3) OBP: 0.368, SLG: 0.474	HBP 1-2			K		3-1 3-H		K		3	0	0	1	0	2	2
Sal Bando, R (1, 5) OBP: 0.374, SLG: 0.425	FC5 2-3f			K		F9		F7		4	0	0	0	0	1	4
Gene Tenace, R (1, 2) OBP: 0.380, SLG: 0.339		G3-6-3, 1B			G4-6-3, 1B		2B, BB	1-2 2-3, BB		2	1	2	0	2	0	0
Larry Brown, R (1, 6) OBP: 0.265, SLG: 0.258		G3-6-3 1-2f			G4-6-3 1-2f		F9	1-3		4	0	0	0	0	0	6
Dick Green, R (1, 4) OBP: 0.327, SLG: 0.377		K			E3		2B 1-H		F3	4	0	1	1	0	1	0
Blue Moon Odom, R (1, 1) Jim Roland, R (4, 1) Joe Rudi, R (5, PH) OBP: 0.300, SLG: 0.417 Bob Locker, S (6, 1) Curt Blefary, L (7, PH) OBP: 0.342, SLG: 0.409 Tony La Russa, R (7, PH) Darold Knowles, L (8, 1) OBP: 0.250, SLG: 0.250 Steve Hovley, L (9, PH) OBP: 0.333, SLG: 0.208			K		K		K		K	1 0 1 0 0 0 1 0 1	0 0 0 0 0 0 0 0 0	0 0 0 0 0 0 0 0 0	0 0 1 0 0 0 1 0 1	1 0 1 0 0 0 1 0 0	0 0 0 0 0 0 0 0 0	0 0 1 0 0 0 1 0 0
Inning Stats	R: 0 E: 0 K: 1 S: 5 H: 0 LOB: 2 BB: 1 P: 10	R: 0 E: 0 K: 1 S: 5 H: 1 LOB: 0 BB: 0 P: 5	R: 0 E: 0 K: 1 S: 5 H: 1 LOB: 0 BB: 0 P: 5	R: 0 E: 0 K: 2 S: 7 H: 0 LOB: 0 BB: 0 P: 7	R: 0 E: 1 K: 1 S: 6 H: 1 LOB: 1 BB: 0 P: 6	R: 2 E: 0 K: 0 S: 5 H: 2 LOB: 0 BB: 0 P: 5	R: 1 E: 0 K: 1 S: 6 H: 1 LOB: 1 BB: 1 P: 10	R: 0 E: 0 K: 1 S: 7 H: 2 LOB: 3 BB: 1 P: 11	R: 0 E: 0 K: 2 S: 8 H: 1 LOB: 1 BB: 0 P: 8	1B: 6 2B: 1 3B: 2 HR: 0 SF: 0 SAC: 0 DP: 3 HBP: 1						

PITCHER		IP	WLS	BF	H	R	ER	SO	BB	IBB	HBP	BLK	WP	HR	S	P	ERA	WHIP
Clyde Wright, L ERA: 3.22	(1, 1)	6.0	W	24	5	3	3	6	2	0	1	0	0	0	33	42	4.50	1.167
Mel Queen, R ERA: 1.69	(7, 1)	0.1		2	1	0	0	0	0	0	0	0	0	0	2	2	0.00	3.000
Dave LaRoche, L ERA: 2.17	(7, 1)	2.2	S	12	3	0	0	4	1	0	0	0	0	0	19	23	0.00	1.500

PITCHER	IP	WLS	BF	H	R	ER	SO	BB	IBB	HBP	BLK	WP	HR	S	P	ERA	WHIP

BOTTOM

California Angels @ Oakland Athletics

Oakland-Alameda County Coliseum, Oakland, CA

Sun Jul 11 1971, 3:38 AM PDT

Att. 11,195 - Unknown

livebaseballscorecards.com

AB	34
R	3
H	9
RBI	3
BB	3
SO	10
LOB	18

WP: 0 PB: 0 SB: 0 CS: 0 PA: 38

Batter	1	2	3	4	5	6	7	8	9	AB	R	H	RBI	BB	SO	LOB
Don Buford, S (1, 7) OBP: 0.439, SLG: 0.521	CS 1B		1-3		4-3		5-3 1-2			4	0	1	0	0	0	2
Paul Blair, R (1, 8) OBP: 0.297, SLG: 0.367	K 1-2		K			F7	1-3			4	0	0	0	0	2	2
Brooks Robinson, R (1, 5) OBP: 0.358, SLG: 0.425	E6 HR		6-3			2B		F8		4	1	1	0	0	0	0
Frank Robinson, R (1, 3) OBP: 0.407, SLG: 0.539	1-H HR			L4-3 1B		F5		F8		4	1	2	2	0	0	1
Elrod Hendricks, L (1, 2) OBP: 0.346, SLG: 0.377	FC6-4 BB			P4		P5		F7		3	0	0	0	1	0	2
Merv Rettenmund, R (1, 9) OBP: 0.416, SLG: 0.430	FC6-4 1-2f			L4-3 1-2			1-3		F8	4	0	0	0	0	0	2
Davey Johnson, R (1, 4) OBP: 0.359, SLG: 0.417		K			L5		1B WP 1B		5-3	4	1	1	0	0	1	0
Mark Belanger, R (1, 6) OBP: 0.381, SLG: 0.336		5-3			SH1 1B		WP 1-3 1B		4-3	4	1	2	0	0	0	0
Pat Dobson, R (1, 1) OBP: 0.200, SLG: 0.154		1-3			SH1 1-2		5-3 1-H 3-H 1B			2	0	1	1	0	0	0
Inning Stats	R: 2 E: 1 K: 1 S: 7 H: 2 LOB: 1 BB: 1 P: 11	R: 0 E: 0 K: 1 S: 5 H: 0 LOB: 0 BB: 0 P: 5	R: 0 E: 0 K: 1 S: 5 H: 0 LOB: 0 BB: 0 P: 5	R: 0 E: 0 K: 0 S: 3 H: 1 LOB: 0 BB: 0 P: 3	R: 0 E: 0 K: 0 S: 4 H: 1 LOB: 1 BB: 0 P: 4	R: 0 E: 0 K: 0 S: 4 H: 1 LOB: 1 BB: 0 P: 4	R: 2 E: 0 K: 0 S: 6 H: 3 LOB: 1 BB: 0 P: 6	R: 0 E: 0 K: 0 S: 3 H: 0 LOB: 0 BB: 0 P: 3	R: 0 E: 0 K: 0 S: 3 H: 0 LOB: 0 BB: 0 P: 3	1B: 6 2B: 2 3B: 0 HR: 1 SF: 0 SAC: 1 DP: 1 HBP: 0	WP: 1 PB: 0 SB: 0 CS: 1 PA: 35					

PITCHER		IP	WLS	BF	H	R	ER	SO	BB	IBB	HBP	BLK	WP	HR	S	P	ERA	WHIP
Andy Messersmith, R ERA: 3.7	(1, 1)	7.0	L	29	8	4	2	3	1	0	0	0	1	1	34	38	2.57	1.286
Eddie Fisher, R ERA: 1.87	(8, 1)	2.0		6	0	0	0	0	0	0	0	0	0	0	6	6	0.00	0.000

PITCHER	IP	WLS	BF	H	R	ER	SO	BB	IBB	HBP	BLK	WP	HR	S	P	ERA	WHIP

TOP

Baltimore Orioles @ California Angels

Anaheim Stadium, Anaheim, CA

Thu Jul 15 1971, 10:05 PM EDT

Att. 9,846 - Unknown

livebaseballscorecards.com

AB	33
R	4
H	8
RBI	3
BB	1
SO	3
LOB	9

Baltimore Orioles @ California Angels

Anaheim Stadium, Anaheim, CA

Thu Jul 15 1971, 10:05 PM EDT

Att. 9,846 - Unknown

BOTTOM

Batter	1	2	3	4	5	6	7	8	9	AB	R	H	RBI	BB	SO	LOB
Sandy Alomar Sr., S (1, 4) OBP: 0.297, SLG: 0.301	FC1-6 1B 1B		1B S 1B 1B	F8			G3			4	1	2	0	0	0	1
Mickey Rivers, L (1, 8) OBP: 0.302, SLG: 0.340	FC1-6 1-2 1B		1B PB FC3-6 1-3 1B		K			E5 F8 3-1		4	2	2	0	0	1	0
Tony Gonzalez, L (1, 7) OBP: 0.324, SLG: 0.315	F8		FC3-6 1-3 3-H 1B		6-3			F8 2-3		4	0	1	1	0	0	3
John Stephenson, L (1, 2) OBP: 0.307, SLG: 0.373	FC1-6 1-2f 2-3		FC3-6 1B 1-2f 3-H		P6			3-1 3-H		4	0	0	2	0	0	3
Ken McMullen, R (1, 5) OBP: 0.313, SLG: 0.395	5-3		G4-6-3 1-2 1B			G4-6-3 1B		5-3		4	0	2	0	0	0	2
Jim Spencer, L (1, 3) OBP: 0.288, SLG: 0.373		1-4-3 2B	G4-6-3 1-2f			G4-6-3 1-2f			4-3	4	0	1	0	0	0	3
Roger Repoz, L (1, 9) OBP: 0.369, SLG: 0.349		K		F8		F5		K		4	0	0	0	0	2	1
Syd O'Brien, R (1, 6) OBP: 0.259, SLG: 0.332 Billy Cowan, R (9, PH) OBP: 0.290, SLG: 0.397		1-4-3 2-3		F8			1-3		6-3	3 1	0 0	0 0	0 0	0 0	0 0	1 0
Andy Messersmith, R (1, 1) OBP: 0.216, SLG: 0.229 Tommie Reynolds, R (7, PH) Eddie Fisher, R (8, 1)		K		1B			L6			2 1 0	0 0 0	1 0 0	0 0 0	0 0 0	1 0 0	1 0 0

Inning Stats									
	R: 0 H: 2 E: 0 LOB: 2 K: 0 BB: 0 S: 5 P: 5	R: 0 H: 1 E: 0 LOB: 1 K: 2 BB: 0 S: 8 P: 8	R: 2 H: 4 E: 0 LOB: 1 K: 0 BB: 0 S: 6 P: 6	R: 0 H: 1 E: 0 LOB: 1 K: 0 BB: 0 S: 4 P: 4	R: 0 H: 0 E: 0 LOB: 0 K: 1 BB: 0 S: 5 P: 5	R: 0 H: 1 E: 0 LOB: 0 K: 0 BB: 0 S: 3 P: 3	R: 0 H: 0 E: 0 LOB: 0 K: 0 BB: 0 S: 3 P: 3	R: 1 H: 0 E: 1 LOB: 0 K: 0 BB: 0 S: 4 P: 4	R: 0 H: 0 E: 0 LOB: 0 K: 1 BB: 0 S: 5 P: 5

1B: 8	SF: 0	WP: 0 PA: 35
2B: 1	SAC: 0	PB: 1
3B: 0	DP: 2	SB: 1
HR: 0	HBP: 0	CS: 0

PITCHER	IP	WLS	BF	H	R	ER	SO	BB	IBB	HBP	BLK	WP	HR	S	P	ERA	WHIP
Pat Dobson, R (1, 1) ERA: 2.96	9.0	W	35	9	3	2	4	0	0	0	0	0	0	43	43	2.00	1.000

PITCHER	IP	WLS	BF	H	R	ER	SO	BB	IBB	HBP	BLK	WP	HR	S	P	ERA	WHIP

AB	35
R	3
H	9
RBI	3
BB	0
SO	4
LOB	15

livebaseballscorecards.com

Baltimore Orioles @ California Angels

Anaheim Stadium, Anaheim, CA

Fri Jul 16 1971, 10:05 PM EDT

Att. 25,047 - Unknown

TOP

livebaseballscorecards.com

Batter	1	2	3	4	5	6	7	8	9	AB	R	H	RBI	BB	SO	LOB
Don Buford, S (1, 7) OBP: 0.441, SLG: 0.520	B B B B 4-0 FC5 BB BB		x 0-0 P3 ①		x 0-0 G1-4-3 ②③ 1-2f		x 0-0 1B 1B 1B 2-3	x 0-0 1B 1-2 2-H		4	1	2	1	1	0	2
Paul Blair, R (1, 8) OBP: 0.301, SLG: 0.367	B B B B 4-0 FC5 BB 1-2		x 0-0 F9 ②			B B B B 4-0 6-3 BB BB	x 0-0 1B 1B 1-2 3-H	x 0-0 P6 ③		3	0	1	1	2	0	2
Brooks Robinson, R (1, 5) OBP: 0.358, SLG: 0.425 Jerry Davanon, R (9, PR) OBP: 0.361, SLG: 0.308	x 0-0 FC5 ① 1-2 2-3f		x 0-0 F9 ③			x 0-0 F8 ①	x 0-0 FC4 1-3 2-H		x 0-0 SH5-3 1B	5 0	0 0	2 0	1 0	0 0	0 0	3 0
Frank Robinson, R (1, 3) OBP: 0.406, SLG: 0.535	x 0-0 P4 ②			x 0-0 4-3 5-3 1B		B B B B 4-0 6-3 1-2 BB	x 0-0 P4 ②		x 0-0 F9 ①	4	0	1	0	1	0	5
Davey Johnson, R (1, 4) OBP: 0.354, SLG: 0.411	x 0-0 F9 ③			x 0-0 5-3 ① 1-2		x 0-0 6-3 ② 1-2 2-3	x 0-0 FC4 ③ 1-2f		x 0-0 SH5-3 ② 1-2	4	0	0	0	0	0	7
Merv Rettenmund, R (1, 9) OBP: 0.415, SLG: 0.431		x 0-0 SH1-3 SF9 2B		x 0-0 4-3 ②③ 2-3		I I I I 4-0 IBB		S S S 0-3 K ①	x 0-0 6-3 ③	4	1	1	0	1	1	3
Andy Etchebarren, R (1, 2) OBP: 0.280, SLG: 0.296 Elrod Hendricks, L (8, PH) OBP: 0.344, SLG: 0.375 (8, 2)		x 0-0 SH1-3 ① 2-3			x 0-0 BB 1B	S S S 0-3 K ③		x 0-0 4-3 ②		2 1	0 0	1 0	0 0	0 0	1 0	3 0
Mark Belanger, R (1, 6) OBP: 0.385, SLG: 0.336		x 0-0 SF9 ② 3-H			B B B B 4-0 G1-4-3 1-2 BB		B B B B 4-0 1B WP 1B BB	B B B B 4-0 1B 1B BB		0	2	0	1	3	0	0
Mike Cuellar, L (1, 1) OBP: 0.090, SLG: 0.108 Chico Salmon, R (7, PH) OBP: 0.122, SLG: 0.167 Dave Boswell, R (7, 1) OBP: 0.250, SLG: 0.500 Dick Hall, R (7, 1) OBP: 0.333, SLG: 0.333 Tom Shopay, L (8, PH) OBP: 0.364, SLG: 0.333 Eddie Watt, R (8, 1)		x 0-0 G3 ③			S S S 0-3 K ①	x 0-0 F7 ① 1-2		x 0-0 1B 1-2		2 1 0 0 1 0	0 0 0 0 0 0	0 0 0 0 1 0	0 0 0 0 0 0	1 0 0 0 0 0	2 1 0 0 0 0	2 1 0 0 0 0
Inning Stats	R: 0 H: 0 E: 0 LOB: 2 K: 0 BB: 2 S: 3 P: 11	R: 1 H: 1 E: 0 LOB: 0 K: 0 BB: 0 S: 4 P: 4	R: 0 H: 0 E: 0 LOB: 0 K: 0 BB: 0 S: 3 P: 3	R: 0 H: 1 E: 0 LOB: 0 K: 0 BB: 0 S: 3 P: 3	R: 0 H: 1 E: 0 LOB: 1 K: 1 BB: 1 S: 5 P: 9	R: 0 H: 0 E: 0 LOB: 3 K: 1 BB: 3 S: 5 P: 17	R: 2 H: 3 E: 0 LOB: 2 K: 0 BB: 1 S: 6 P: 10	R: 1 H: 2 E: 0 LOB: 2 K: 1 BB: 1 S: 7 P: 11	R: 0 H: 1 E: 0 LOB: 2 K: 0 BB: 0 S: 4 P: 4	1B: 8 SF: 1 2B: 1 SAC: 2 3B: 0 DP: 1 HR: 0 HBP: 0						

	AB	31
	R	4
	H	9
	RBI	4
	BB	8
	SO	3
	LOB	28

PITCHER		IP	WLS	BF	H	R	ER	SO	BB	IBB	HBP	BLK	WP	HR	S	P	ERA	WHIP	PITCHER	IP	WLS	BF	H	R	ER	SO	BB	IBB	HBP	BLK	WP	HR	S	P	ERA	WHIP
Clyde Wright, L ERA: 3.26	(1, 1)	6.1	W	28	4	3	3	2	6	1	0	0	1	0	25	53	4.26	1.579																	
Lloyd Allen, R ERA: 3.4	(7, 1)	2.2	S	14	5	1	1	1	1	0	0	0	0	0	15	19	3.38	2.250																	

livebaseballscorecards.com

Batter	1	2	3	4	5	6	7	8	9	AB	R	H	RBI	BB	SO	LOB
Sandy Alomar Sr., S (1, 4) OBP: 0.295, SLG: 0.298	5-3		FC6-4 2B 1-2f 4-3		1-3		F8			4	1	0	0	0	0	1
Mickey Rivers, L (1, 8) (9, 9) OBP: 0.333, SLG: 0.389	G3		1B 1-3 2B		FC5-4 1B		1B 1B			4	1	3	0	0	0	0
Ken McMullen, R (1, 5) OBP: 0.313, SLG: 0.393	F8		4-3 3-H		FC5-4 1-2f		1-2 1B			4	0	1	1	0	0	2
Billy Cowan, R (1, 7) OBP: 0.301, SLG: 0.444		F7	1B 2-H			HR	K			4	1	2	2	0	1	2
Ken Berry, R (9, 8) OBP: 0.276, SLG: 0.322										0	0	0	0	0	0	0
Jim Spencer, L (1, 3) OBP: 0.291, SLG: 0.384		1B 1B	F9			HR	6-3			4	1	2	1	0	0	3
Tommie Reynolds, R (1, 9)		F7		4-3		F3		FC4-6 1B		3	0	0	0	0	0	1
Tony Gonzalez, L (8, PH) (9, 7) OBP: 0.328, SLG: 0.319										1	0	1	0	0	0	0
Jerry Moses, R (1, 2) OBP: 0.245, SLG: 0.355		1-3 1B		F7		P4		K		4	0	1	0	0	1	1
Syd O'Brien, R (1, 6) OBP: 0.255, SLG: 0.325		F9		F7		1-3		FC4-6 1-2f		4	0	0	0	0	0	3
Clyde Wright, R (1, 1) OBP: 0.255, SLG: 0.280			BBBB FC6-4 BB		5-3		HR	F8		1	0	0	0	1	0	0
Lloyd Allen, R (7, 1) OBP: 0.222, SLG: 0.556										2	1	1	1	0	0	1
Inning Stats	R: 0 E: 0 K: 0 S: 3 H: 0 LOB: 0 BB: 0 P: 3	R: 0 E: 0 K: 0 S: 5 H: 2 LOB: 2 BB: 0 P: 5	R: 2 E: 0 K: 0 S: 5 H: 2 LOB: 1 BB: 1 P: 9	R: 0 E: 0 K: 0 S: 3 H: 0 LOB: 0 BB: 0 P: 3	R: 0 E: 0 K: 0 S: 4 H: 1 LOB: 1 BB: 0 P: 4	R: 2 E: 0 K: 0 S: 5 H: 2 LOB: 0 BB: 0 P: 5	R: 1 E: 0 K: 1 S: 8 H: 3 LOB: 2 BB: 0 P: 8	R: 0 E: 0 K: 1 S: 6 H: 1 LOB: 1 BB: 0 P: 6		1B: 7 2B: 1 3B: 0 HR: 3 SF: 0 SAC: 0 DP: 0 HBP: 0				WP: 0 PB: 0 SB: 0 CS: 0 PA: 36	

PITCHER		IP	WLS	BF	H	R	ER	SO	BB	IBB	HBP	BLK	WP	HR	S	P	ERA	WHIP
Mike Cuellar, L ERA: 2.99	(1, 1)	6.0	L	26	7	4	4	0	1	0	0	0	0	2	25	29	6.00	1.333
Dave Boswell, R ERA: 6.32	(7, 1)	0.1		4	3	1	1	0	0	0	0	0	0	1	4	4	27.00	9.000
Dick Hall, R ERA: 4.5	(7, 1)	0.2		2	0	0	0	1	0	0	0	0	0	0	4	4	0.00	0.000
Eddie Watt, R ERA: 1.8	(8, 1)	1.0		4	1	0	0	1	0	0	0	0	0	0	6	6	0.00	1.000

PITCHER	IP	WLS	BF	H	R	ER	SO	BB	IBB	HBP	BLK	WP	HR	S	P	ERA	WHIP

BOTTOM

Baltimore Orioles @ California Angels
Anaheim Stadium, Anaheim, CA
Fri Jul 16 1971, 10:05 PM EDT
Att. 25,047 - Unknown

livebaseballscorecards.com

AB	35
R	5
H	11
RBI	5
BB	1
SO	2
LOB	14

Batter	1	2	3	4	5	6	7	8	9	AB	R	H	RBI	BB	SO	LOB
Don Buford, S (1, 7) OBP: 0.442, SLG: 0.531	0-3 1B			P6	F5			HR		4	1	2	1	0	0	2
Paul Blair, R (1, 8) OBP: 0.298, SLG: 0.362	SSS 0-3 ① K			SSS 0-3 ② K		0-0 ① F9		0-0 ① 4-3		4	0	0	0	0	2	1
Brooks Robinson, R (1, 5) OBP: 0.357, SLG: 0.423	0-0 ②③ 9-3 1-2f			0-0 ③ 4-3		0-0 BB WP 1B		0-0 ② 1-3		4	0	1	0	0	0	1
Frank Robinson, R (1, 3) OBP: 0.409, SLG: 0.534		0-0 ① 5-3			0-0 1B 9-2 1B	BBB 4-0 BB 1-2		0-0 ③ F7		2	0	1	0	1	0	0
Chico Salmon, R (8, PH) OBP: 0.120, SLG: 0.163										1	0	0	0	0	0	0
(8, 3)																
Merv Rettenmund, R (1, 9) OBP: 0.416, SLG: 0.430		0-0 ② 6-3			0-0 9-2 1B 1-3 1B	BBBB 4-0 G4-6-3 1-2 2-3			0-0 ① 5-3	3	1	1	0	1	0	0
Elrod Hendricks, L (1, 2) OBP: 0.338, SLG: 0.367		0-0 ③ 3-1			0-0 ①② 9-2 1-2 3-Hf	0-0 ②③ G4-6-3 1-2f			0-0 ② L4	4	0	0	0	0	0	5
Davey Johnson, R (1, 4) OBP: 0.359, SLG: 0.413			H 1-0 G6-4-3 HBP		0-0 1B 2B 1B 2-H		0-0 ① 5-3		0-0 FC4-6 1B	3	1	2	1	0	0	0
Mark Belanger, R (1, 6) OBP: 0.384, SLG: 0.334			0-0 ①② G6-4-3 1-2f		0-0 2B 1B 1-2		SSS 0-3 ② K		0-0 ③ FC4-6 1-2f	4	0	1	0	0	1	2
Jim Palmer, R (1, 1) OBP: 0.200, SLG: 0.186			SSS 0-3 ③ K		0-0 1B 2B 2B 1-3 2-H		0-0 ③ F9			1	0	0	0	0	1	0
Tom Shopay, L (5, PH) OBP: 0.391, SLG: 0.409										1	0	1	1	0	0	0
Dave Leonhard, R (5, 1) OBP: 0.500, SLG: 0.500										0	0	0	0	0	0	0
Clay Dalrymple, L (7, PH) OBP: 0.345, SLG: 0.240										1	0	0	0	0	0	0
Eddie Watt, R (7, 1)										0	0	0	0	0	0	0
Inning Stats	R: 0 E: 0 K: 1 S: 5 H: 1 LOB: 0 BB: 0 P: 5	R: 0 E: 0 K: 0 S: 3 H: 0 LOB: 0 BB: 0 P: 3	R: 0 E: 0 K: 1 S: 4 H: 0 LOB: 0 BB: 0 P: 5	R: 0 E: 0 K: 1 S: 5 H: 0 LOB: 0 BB: 0 P: 5	R: 2 E: 0 K: 0 S: 7 H: 5 LOB: 2 BB: 0 P: 7	R: 0 E: 0 K: 0 S: 3 H: 1 LOB: 2 BB: 2 P: 11	R: 0 E: 0 K: 1 S: 5 H: 0 LOB: 0 BB: 0 P: 5	R: 1 E: 0 K: 0 S: 4 H: 1 LOB: 0 BB: 0 P: 4	R: 0 E: 0 K: 0 S: 4 H: 1 LOB: 1 BB: 0 P: 4							

TOP

Baltimore Orioles @ California Angels

Anaheim Stadium, Anaheim, CA

Sat Jul 17 1971, 10:05 PM EDT

Att. 14,819 - Unknown

livebaseballscorecards.com

AB	32
R	3
H	9
RBI	3
BB	2
SO	4
LOB	11

| | | | | | | | | | | | | | | | |

Batter	1	2	3	4	5	6	7	8	9	AB	R	H	RBI	BB	SO	LOB
Sandy Alomar Sr., S (1, 4) OBP: 0.298, SLG: 0.300	BBBB 4-0 1B 1B BB	x 0-0 ③ FC6-4 1-2f		x 0-0 ③ FC6-4 1-2f			x 0-0 E S E 1B	x 0-0 1B 1B 1B		4	3	2	0	1	0	3
Mickey Rivers, L (1, 8) OBP: 0.355, SLG: 0.407	x 0-0 1B E 1-2 1B		SSS 0-3 ① K		x 0-0 ① F7		x 0-0 SH2-4 E 1-3 1B 1B	x 0-0 1B WP 1-3 1B		5	3	3	0	0	1	0
Tony Gonzalez, L (1, 7) OBP: 0.325, SLG: 0.316	SSS 0-3 ① K		x 0-0 ② P6		SSS 0-3 ② K		x 0-0 FC2 SH2-4 1-2 1B 3-H	x 0-0 WP 1-3 3-H 1B		5	1	1	1	0	2	3
John Stephenson, L (1, 2) OBP: 0.300, SLG: 0.365	SSS 0-3 ② K		x 0-0 ③ 4-3		x 0-0 ③ 4-3		x 0-0 ① SH2-4 1-2 2-3	x 0-0 ③ F9 1-2 3-H		4	0	0	0	0	1	3
Ken McMullen, R (1, 5) OBP: 0.315, SLG: 0.395	x 0-0 E9 1-H 2-H 1B			x 0-0 ① F9		x 0-0 1B SH1-3 1B	SSS 0-3 ② K			4	1	2	1	0	1	2
Jim Spencer, L (1, 3) OBP: 0.296, SLG: 0.389	x 0-0 ③ 6-3			x 0-0 2B 1B		x 0-0 SH1-3 1-3 1B	x 0-0 ③ 2-H 3-H 1B			4	1	3	2	0	0	1
Roger Repoz, L (1, 9) OBP: 0.372, SLG: 0.355		x 0-0 ① F8		x 0-0 FC5-4 1-H 2B		x 0-0 ① P6		BBBB 4-0 F9 WP SF7 BB		3	1	1	1	1	0	2
Bruce Christensen, L (1, 6)		SSS 0-3 ② K		BBBB 4-0 FC5-4 BB		x 0-0 ② SH1-3 1-2 3-H		x 0-0 ① F9 1-3		2	0	0	1	1	1	1
Tom Murphy, R (1, 1) OBP: 0.163, SLG: 0.208 Mel Queen, L (6, PH) (7, 1)		x 0-0 FC6-4 1B		x 0-0 ② FC5-4 FC6-4 1-2f 2-3		x 0-0 ③ P4		x 0-0 ② SF7 3-H		2 1	0 0	1 0	0 1	0 0	0 0	2 1
Inning Stats	R: 2 H: 2 E: 1 LOB: 1 K: 2 BB: 1 S: 9 P: 13	R: 0 H: 1 E: 0 LOB: 1 K: 1 BB: 0 S: 6 P: 6	R: 0 H: 0 E: 0 LOB: 0 K: 1 BB: 0 S: 5 P: 5	R: 1 H: 2 E: 0 LOB: 2 K: 0 BB: 1 S: 5 P: 9	R: 0 H: 0 E: 0 LOB: 0 K: 1 BB: 0 S: 5 P: 5	R: 1 H: 2 E: 0 LOB: 1 K: 0 BB: 0 S: 5 P: 5	R: 3 H: 3 E: 1 LOB: 1 K: 1 BB: 0 S: 8 P: 8	R: 3 H: 3 E: 0 LOB: 1 K: 0 BB: 1 S: 6 P: 10		1B: 12 SF: 1 2B: 1 SAC: 2 3B: 0 DP: 0 HR: 0 HBP: 0						

PITCHER		IP	WLS	BF	H	R	ER	SO	BB	IBB	HBP	BLK	WP	HR	S	P	ERA	WHIP
Jim Palmer, R ERA: 2.62	(1, 1)	4.0	L	19	5	3	2	4	2	0	0	0	0	0	25	33	4.50	1.750
Dave Leonhard, R ERA: 0.87	(5, 1)	2.0		8	2	1	1	1	0	0	0	0	0	0	10	10	4.50	1.000
Eddie Watt, R ERA: 2.67	(7, 1)	2.0		13	6	6	3	1	1	0	0	0	2	0	14	18	13.50	3.500

PITCHER	IP	WLS	BF	H	R	ER	SO	BB	IBB	HBP	BLK	WP	HR	S	P	ERA	WHIP

BOTTOM

Baltimore Orioles @ California Angels

Anaheim Stadium, Anaheim, CA

Sat Jul 17 1971, 10:05 PM EDT

Att. 14,819 - Unknown

livebaseballscorecards.com

AB	34
R	10
H	13
RBI	7
BB	3
SO	6
LOB	18

WP: 2 PA: 40
PB: 0
SB: 1
CS: 0

Batter	1	2	3	4	5	6	7	8	9	AB	R	H	RBI	BB	SO	LOB
Ted Uhlaender, L (1, 8) OBP: 0.343, SLG: 0.321	1-4-3		P6			F7		6-3		4	0	0	0	0	0	0
Eddie Leon, R (1, 4) OBP: 0.325, SLG: 0.322	6-3		K			2B BB		F9		3	1	0	0	1	1	0
Roy Foster, R (1, 9) OBP: 0.325, SLG: 0.423	G1			P5		F3		F9		4	0	0	0	0	0	1
Chuck Hinton, R (1, 3) OBP: 0.359, SLG: 0.505		P7		2B		1-H 2B			K	4	0	2	1	0	1	0
Jim Clark, R (1, 7) OBP: 0.111, SLG: 0.111		BB 1B		5-3		4-3			K	4	0	1	0	0	1	2
Kurt Bevacqua, R (1, 5) OBP: 0.213, SLG: 0.254		F8		K			F8		L5	4	0	0	0	0	1	2
Jack Heidemann, R (1, 6) OBP: 0.241, SLG: 0.222		1-2 BB			P4		6-3			2	0	0	0	1	0	0
Ken Suarez, R (1, 2) OBP: 0.284, SLG: 0.266		K			5-3		1B			3	0	1	0	0	1	2
Alan Foster, R (1, 1) OBP: 0.086, SLG: 0.091			K		4-3		K			3	0	0	0	0	2	1
Inning Stats	R: 0 E: 0 K: 0 S: 3 H: 0 LOB: 0 BB: 0 P: 3	R: 0 E: 0 K: 1 S: 6 H: 1 LOB: 2 BB: 1 P: 10	R: 0 E: 0 K: 2 S: 7 H: 0 LOB: 0 BB: 0 P: 7	R: 0 E: 0 K: 1 S: 6 H: 1 LOB: 1 BB: 0 P: 6	R: 0 E: 0 K: 0 S: 3 H: 0 LOB: 0 BB: 0 P: 3	R: 1 E: 0 K: 0 S: 4 H: 1 LOB: 1 BB: 1 P: 8	R: 0 E: 0 K: 1 S: 6 H: 1 LOB: 1 BB: 0 P: 6	R: 0 E: 0 K: 0 S: 3 H: 0 LOB: 0 BB: 0 P: 3	R: 0 E: 0 K: 2 S: 7 H: 0 LOB: 0 BB: 0 P: 7	1B: 2 2B: 2 3B: 0 HR: 0 SF: 0 SAC: 0 DP: 0 HBP: 0						

PITCHER		IP	WLS	BF	H	R	ER	SO	BB	IBB	HBP	BLK	WP	HR	S	P	ERA	WHIP
Rudy May, L ERA: 2.72	(1, 1)	9.0	W	33	4	1	1	7	2	0	0	0	0	0	45	53	1.00	0.667

PITCHER		IP	WLS	BF	H	R	ER	SO	BB	IBB	HBP	BLK	WP	HR	S	P	ERA	WHIP

TOP

Cleveland Indians @ California Angels

Anaheim Stadium, Anaheim, CA

Sun Jul 18 1971, 10:05 PM EDT

Att. 10,607 - Unknown

livebaseballscorecards.com

AB	31
R	1
H	4
RBI	1
BB	2
SO	7
LOB	8

Cleveland Indians @ California Angels

Anaheim Stadium, Anaheim, CA

Sun Jul 18 1971, 10:05 PM EDT

Att. 10,607 - Unknown

BOTTOM

livebaseballscorecards.com

Batter	1	2	3	4	5	6	7	8	9	AB	R	H	RBI	BB	SO	LOB
Sandy Alomar Sr., S (1, 4) OBP: 0.298, SLG: 0.302	S S S 0-3 ① K			x 0-0 S SF7 2B		x 0-0 ① 4-3		x 0-0 ③ F7		4	1	1	0	0	1	0
Mickey Rivers, L (1, 8) OBP: 0.333, SLG: 0.381	x 0-0 ② P4			x 0-0 ① 4-3 2-3		x 0-0 ② 4-3			S S S 0-3 ① K	4	0	0	0	0	1	1
Tony Gonzalez, L (1, 7) OBP: 0.328, SLG: 0.322	x 0-0 ③ P3			x 0-0 ② SF7 3-H		x 0-0 1B			x 0-0 G3 HR 1B	3	1	2	1	0	0	0
John Stephenson, L (1, 2) OBP: 0.304, SLG: 0.360		B B B B 4-0 FC3-6 BB		B B B B 4-0 BB		x 0-0 ③ G3			x 0-0 ② G3 1-2	2	0	0	0	2	0	2
Ken McMullen, R (1, 5) OBP: 0.314, SLG: 0.402		x 0-0 ① FC3-6 G5-4-3 1-2f		x 0-0 ③ F8			x 0-0 ① F7		x 0-0 2-H HR	4	1	1	2	0	0	2
Jim Spencer, L (1, 3) OBP: 0.293, SLG: 0.385		x 0-0 ② ③ G5-4-3 1-2f			x 0-0 ① L3		x 0-0 ② G3			3	0	0	0	0	0	1
Roger Repoz, L (1, 9) OBP: 0.371, SLG: 0.350			x 0-0 ① F9		B B B B 4-0 1B BB		S S S 0-3 ③ K			2	0	0	0	1	1	0
Bruce Christensen, L (1, 6) OBP: 0.333, SLG: 0.200			x 0-0 ② 4-3		x 0-0 G4-3 1-2 1B			x 0-0 ① 4-3		3	0	1	0	0	0	0
Rudy May, L (1, 1) OBP: 0.200, SLG: 0.176			S S S 0-3 ③ K		x 0-0 ② ③ G4-3 1-2f			x 0-0 ② F8		3	0	0	0	0	1	2
Inning Stats	R: 0 H: 0 E: 0 LOB: 0 K: 1 BB: 0 S: 5 P: 5	R: 0 H: 0 E: 0 LOB: 0 K: 0 BB: 1 S: 2 P: 6	R: 0 H: 0 E: 0 LOB: 0 K: 1 BB: 0 S: 5 P: 5	R: 1 H: 1 E: 0 LOB: 1 K: 0 BB: 1 S: 4 P: 8	R: 0 H: 1 E: 0 LOB: 1 K: 0 BB: 1 S: 3 P: 7	R: 0 H: 1 E: 0 LOB: 1 K: 0 BB: 0 S: 4 P: 4	R: 0 H: 0 E: 0 LOB: 0 K: 1 BB: 0 S: 5 P: 5	R: 0 H: 0 E: 0 LOB: 0 K: 0 BB: 0 S: 3 P: 3	R: 2 H: 2 E: 0 LOB: 0 K: 1 BB: 0 S: 6 P: 6	1B: 3 SF: 1 2B: 1 SAC: 0 3B: 0 DP: 2 HR: 1 HBP: 0						

	AB	28
	R	3
	H	5
	RBI	3
	BB	3
	SO	4
	LOB	8

WP: 0 PA: 32
PB: 0
SB: 1
CS: 0

PITCHER		IP	WLS	BF	H	R	ER	SO	BB	IBB	HBP	BLK	WP	HR	S	P	ERA	WHIP
Alan Foster, R ERA: 3.69	(1, 1)	8.2	L	32	5	3	3	4	3	0	0	0	0	1	37	49	3.12	0.923

PITCHER	IP	WLS	BF	H	R	ER	SO	BB	IBB	HBP	BLK	WP	HR	S	P	ERA	WHIP

Cleveland Indians @ California Angels

Anaheim Stadium, Anaheim, CA

Mon Jul 19 1971, 10:05 PM EDT

Att. 8,100 - Unknown

TOP

livebaseballscorecards.com

Batter	1	2	3	4	5	6	7	8	9	AB	R	H	RBI	BB	SO	LOB
Ted Uhlaender, L (1, 8) OBP: 0.340, SLG: 0.319	4-3		4-3	FC4 1-2f			5-3		1B FC1-6 1-2 BB 1B	5	1	1	0	0	0	2
Vada Pinson, L (1, 7) OBP: 0.304, SLG: 0.387	P5		4-3		CS 1B		WP S FC4-2 1B		FC1-6 BB 1B 1-2 E 2-3f	5	1	2	0	0	0	2
Graig Nettles, L (1, 5) OBP: 0.363, SLG: 0.431	BB		HBP 1B		K		FC4-2 WP 1-2 BB		E BB 1-2 FC6-4 1B 2-3	3	1	2	0	2	1	1
Chris Chambliss, L (1, 3) OBP: 0.384, SLG: 0.443	1-3		1-2 HBP		1-2 K		FC4-2 1-3 2-H		FC6-4 E 1-2 2-3 3-H BB	3	0	0	1	1	1	4
Roy Foster, R (1, 9) OBP: 0.324, SLG: 0.417		F8	1-3			SH2-6-4 BB	F9		E6 FC6-4 1-2 2-3 3-H	3	0	0	0	1	0	4
Frank Baker, L (9, PH) OBP: 0.262, SLG: 0.333 (9, 9)										1	0	0	1	0	0	2
Eddie Leon, R (1, 4) OBP: 0.324, SLG: 0.321		FC6-4 1B		G3		SH2-6-4 1-2		F8	FC6-4 1-2f 2-3 3-H	4	0	1	1	0	0	2
Jack Heidemann, R (1, 6) OBP: 0.240, SLG: 0.222		FC6-4 BB 1-2f		1B 1B		6-3		F7	G3	5	0	1	0	0	0	4
Ken Suarez, R (1, 2) OBP: 0.308, SLG: 0.273		BB 1-2		FC4 1-3 1B		IBB		6-3		2	0	1	0	2	0	0
Sam McDowell, L (1, 1) OBP: 0.224, SLG: 0.211		K		K		K			FC1-6 1B 1B	4	0	1	0	0	3	6

	AB	35
	R	3
	H	9
	RBI	3
	BB	6
	SO	5
	LOB	27

Inning Stats																												
	R: 0	E: 0	K: 0	S: 3	H: 0	LOB: 1	BB: 1	P: 7	R: 0	E: 0	K: 1	S: 6	H: 1	LOB: 2	BB: 1	P: 10	R: 0	E: 0	K: 0	S: 4	H: 1	LOB: 2	BB: 0	P: 5
	R: 0	E: 0	K: 1	S: 7	H: 2	LOB: 2	BB: 0	P: 7	R: 0	E: 0	K: 2	S: 7	H: 1	LOB: 1	BB: 0	P: 7	R: 0	E: 0	K: 1	S: 5	H: 0	LOB: 2	BB: 2	P: 13
	R: 0	E: 0	K: 0	S: 4	H: 1	LOB: 2	BB: 1	P: 8	R: 0	E: 0	K: 0	S: 3	H: 0	LOB: 0	BB: 0	P: 3	R: 3	E: 1	K: 0	S: 7	H: 3	LOB: 2	BB: 1	P: 11
	1B: 9	2B: 1	3B: 0	HR: 0	SF: 0	SAC: 1	DP: 1	HBP: 1	WP: 1	PB: 0	SB: 1	CS: 1	PA: 43											

PITCHER		IP	WLS	BF	H	R	ER	SO	BB	IBB	HBP	BLK	WP	HR	S	P	ERA	WHIP
Rickey Clark, R ERA: 1.85	(1, 1)	8.0	L	37	8	2	2	5	4	1	1	0	1	0	41	62	2.25	1.500
Dave LaRoche, L ERA: 2.15	(9, 1)	0.1		3	1	0	0	0	1	0	0	0	0	0	2	6	0.00	6.000
Lloyd Allen, R ERA: 3.35	(9, 1)	0.2		3	0	1	0	0	0	0	0	0	0	0	3	3	0.00	0.000

PITCHER	IP	WLS	BF	H	R	ER	SO	BB	IBB	HBP	BLK	WP	HR	S	P	ERA	WHIP

Batter	1	2	3	4	5	6	7	8	9	AB	R	H	RBI	BB	SO	LOB
Sandy Alomar Sr., S (1, 4) OBP: 0.299, SLG: 0.305	F7		6-3			4-3		CS 1B	K	5	0	2	0	0	1	1
Mickey Rivers, L (1, 8) OBP: 0.314, SLG: 0.358	P6			K		4-3		K		4	0	0	0	0	2	2
Ken McMullen, R (1, 5) OBP: 0.316, SLG: 0.404	6-3			F8		FC6-4 IBB		2B		3	0	1	0	1	0	0
Billy Cowan, R (1, 7) OBP: 0.312, SLG: 0.440		K		1B		FC6-4		IBB		3	0	1	0	1	1	2
Jim Spencer, L (1, 3) OBP: 0.293, SLG: 0.383		4-3		G3			SH2-4 1B	4-3		4	0	1	0	0	0	3
Tommie Reynolds, R (1, 9) OBP: 0.444, SLG: 0.286		1B			BBBB FC4-6 BB		SH2-4		FC5-4 1B	2	0	2	0	1	0	0
Jerry Moses, R (1, 2) OBP: 0.238, SLG: 0.345		F2			FC4-6 G5-4-3		SSS K		SSS K	4	0	0	0	0	2	4
Syd O'Brien, R (1, 6) OBP: 0.255, SLG: 0.320			5-3		G5-4-3		IIII IBB		FC5-4 E	3	1	0	0	1	0	2
Rickey Clark, R (1, 1) OBP: 0.083, SLG: 0.083 Dave LaRoche, L (9, 1) OBP: 0.222, SLG: 0.125 Lloyd Allen, R (9, 1) OBP: 0.222, SLG: 0.556 John Stephenson, L (9, PH) OBP: 0.303, SLG: 0.358			SSS K			6-3	F9		E4	3 0 0 1	0 0 0 0	0 0 0 0	0 0 0 0	0 0 0 0	1 0 0 0	2 0 0 0
Inning Stats	R: 0 H: 0 E: 0 LOB: 0 K: 0 BB: 0 S: 3 P: 3	R: 0 H: 1 E: 0 LOB: 1 K: 1 BB: 0 S: 6 P: 6	R: 0 H: 0 E: 0 LOB: 0 K: 1 BB: 0 S: 5 P: 5	R: 0 H: 1 E: 0 LOB: 1 K: 1 BB: 0 S: 6 P: 6	R: 0 H: 0 E: 0 LOB: 0 K: 0 BB: 1 S: 2 P: 6	R: 0 H: 1 E: 0 LOB: 2 K: 0 BB: 1 S: 4 P: 8	R: 0 H: 1 E: 0 LOB: 2 K: 1 BB: 1 S: 6 P: 10	R: 0 H: 2 E: 0 LOB: 2 K: 1 BB: 1 S: 6 P: 10	R: 1 H: 1 E: 1 LOB: 1 K: 2 BB: 0 S: 9 P: 9	1B: 5 SF: 0 2B: 2 SAC: 1 3B: 0 DP: 1 HR: 0 HBP: 0						WP: 0 PA: 37 PB: 0 SB: 0 CS: 1	

PITCHER	IP	WLS	BF	H	R	ER	SO	BB	IBB	HBP	BLK	WP	HR	S	P	ERA	WHIP
Sam McDowell, L (1, 1) ERA: 2.82	9.0	W	37	7	1	0	7	1	3	0	0	0	0	47	63	0.00	0.889

PITCHER	IP	WLS	BF	H	R	ER	SO	BB	IBB	HBP	BLK	WP	HR	S	P	ERA	WHIP

BOTTOM

Cleveland Indians @ California Angels

Anaheim Stadium, Anaheim, CA

Mon Jul 19 1971, 10:05 PM EDT

Att. 8,100 - Unknown

livebaseballscorecards.com

AB	32
R	1
H	7
RBI	0
BB	4
SO	7
LOB	16

Batter	1	2	3	4	5	6	7	8	9	AB	R	H	RBI	BB	SO	LOB
Dick McAuliffe, L (1, 4) OBP: 0.257, SLG: 0.318	4-3		K			4-3		P4		4	0	0	0	0	1	1
Aurelio Rodriguez, R (1, 5) OBP: 0.281, SLG: 0.370	FC5-4 1B		FC3-6 CS 1-2f			1B			F8	4	0	2	0	0	0	1
Jim Northrup, L (1, 8) OBP: 0.373, SLG: 0.481	F7		CS 1-2	F9		F9			F7	4	0	0	0	0	0	2
Willie Horton, R (1, 9) OBP: 0.341, SLG: 0.478	FC5-4 1-2f			K			F9		4-6-3	4	0	0	0	0	1	1
Norm Cash, L (1, 3) OBP: 0.389, SLG: 0.597		BB FC5-4		F7			BB			1	0	0	0	2	0	0
Dalton Jones, L (1, 7) OBP: 0.284, SLG: 0.411		FC5-4 1-2f			3-1		F9			3	0	0	0	0	0	2
Bill Freehan, R (1, 2) OBP: 0.344, SLG: 0.477		K			1-3		P5			3	0	0	0	0	1	2
Ed Brinkman, R (1, 6) OBP: 0.269, SLG: 0.252		P6			6-3			5-3		3	0	0	0	0	0	1
Les Cain, L (1, 1) OBP: 0.231, SLG: 0.240			FC3-6 1B			K		K		3	0	1	0	0	2	0
Inning Stats	R: 0 E: 0 K: 0 S: 4 H: 1 LOB: 1 BB: 0 P: 4	R: 0 E: 0 K: 1 S: 5 H: 0 LOB: 1 BB: 1 P: 9	R: 0 E: 0 K: 1 S: 5 H: 1 LOB: 0 BB: 0 P: 5	R: 0 E: 0 K: 1 S: 5 H: 0 LOB: 0 BB: 0 P: 5	R: 0 E: 0 K: 0 S: 3 H: 0 LOB: 0 BB: 0 P: 3	R: 0 E: 0 K: 1 S: 6 H: 1 LOB: 1 BB: 0 P: 6	R: 0 E: 0 K: 0 S: 3 H: 0 LOB: 1 BB: 1 P: 7	R: 0 E: 0 K: 1 S: 5 H: 0 LOB: 0 BB: 0 P: 5	R: 0 E: 0 K: 0 S: 3 H: 0 LOB: 0 BB: 0 P: 3	1B: 3 2B: 0 3B: 0 HR: 0	SF: 0 SAC: 0 DP: 0 HBP: 0						

PITCHER	IP	WLS	BF	H	R	ER	SO	BB	IBB	HBP	BLK	WP	HR	S	P	ERA	WHIP
Andy Messersmith, R (1, 1) ERA: 3.49	9.0	W	31	3	0	0	5	2	0	0	0	0	0	39	47	0.00	0.556

PITCHER	IP	WLS	BF	H	R	ER	SO	BB	IBB	HBP	BLK	WP	HR	S	P	ERA	WHIP

TOP

Detroit Tigers @ California Angels

Anaheim Stadium, Anaheim, CA

Tue Jul 20 1971, 10:05 PM EDT

Att. 10,669 - Unknown

livebaseballscorecards.com

AB	29
R	0
H	3
RBI	0
BB	2
SO	5
LOB	10

WP: 0 PB: 0 SB: 0 CS: 1 PA: 32

BOTTOM

Detroit Tigers @ California Angels

Anaheim Stadium, Anaheim, CA

Tue Jul 20 1971, 10:05 PM EDT

Att. 10,669 - Unknown

Batter	1	2	3	4	5	6	7	8	9	AB	R	H	RBI	BB	SO	LOB
Sandy Alomar Sr., S (1, 4) OBP: 0.298, SLG: 0.305	F9		1B		L1			4-3		4	0	1	0	0	0	1
Mickey Rivers, L (1, 8) (9, 9) OBP: 0.311, SLG: 0.352	4-3		G3			S 1B		K		4	0	1	0	0	1	1
Ken McMullen, R (1, 5) OBP: 0.315, SLG: 0.402	P4			L6		K 1-2		1B 2B 1B		4	1	1	0	0	1	1
Billy Cowan, R (1, 7) OBP: 0.333, SLG: 0.449		FC5-4 1B		BB		P6		1-2 2B 1B		3	1	2	0	1	0	1
Ken Berry, R (9, 8) OBP: 0.276, SLG: 0.322										0	0	0	0	0	0	0
Tommie Reynolds, R (1, 9) (9, 7) OBP: 0.385, SLG: 0.364		F7		P6		6-3		1-H 2-H 2B		4	0	1	2	0	0	3
Jim Spencer, L (1, 3) OBP: 0.290, SLG: 0.378		F9		F8			L3	G3		4	0	0	0	0	0	3
Jerry Moses, R (1, 2) OBP: 0.247, SLG: 0.361		FC5-4 1-2f			BB FC5-6		3B			2	0	1	0	1	0	1
Syd O'Brien, R (1, 6) OBP: 0.251, SLG: 0.316			6-3		F9		6-3			3	0	0	0	0	0	2
Andy Messersmith, R (1, 1) OBP: 0.204, SLG: 0.216			K		FC5-6 1-2f		P3			3	0	0	0	0	1	2
Inning Stats	R: 0 H: 0 E: 0 LOB: 0 K: 0 BB: 0 S: 3 P: 3	R: 0 H: 1 E: 0 LOB: 1 K: 0 BB: 0 S: 4 P: 4	R: 0 H: 1 E: 0 LOB: 1 K: 1 BB: 0 S: 6 P: 6	R: 0 H: 0 E: 0 LOB: 1 K: 0 BB: 1 S: 3 P: 7	R: 0 H: 0 E: 0 LOB: 1 K: 0 BB: 1 S: 3 P: 7	R: 0 H: 1 E: 0 LOB: 1 K: 1 BB: 0 S: 6 P: 6	R: 0 H: 1 E: 0 LOB: 1 K: 0 BB: 0 S: 4 P: 4	R: 2 H: 3 E: 0 LOB: 1 K: 1 BB: 0 S: 8 P: 8		1B: 5 SF: 0 2B: 1 SAC: 0 3B: 1 DP: 0 HR: 0 HBP: 0						

livebaseballscorecards.com

AB	31
R	2
H	7
RBI	2
BB	2
SO	3
LOB	15

WP: 0 PA: 33
PB: 0
SB: 1
CS: 0

PITCHER	IP	WLS	BF	H	R	ER	SO	BB	IBB	HBP	BLK	WP	HR	S	P	ERA	WHIP
Les Cain, L (1, 1) ERA: 3.3	8.0	L	33	7	2	2	3	2	0	0	0	0	0	37	45	2.25	1.125

PITCHER	IP	WLS	BF	H	R	ER	SO	BB	IBB	HBP	BLK	WP	HR	S	P	ERA	WHIP

Batter	1	2	3	4	5	6	7	8	9	10	11	AB	R	H	RBI	BB	SO	LOB
Mickey Stanley, R (1, 8) OBP: 0.326, SLG: 0.376	5-3		1B 3B 2-H		1B			F2		1-3		5	1	2	1	0	0	0
Tony Taylor, R (1, 4) OBP: 0.290, SLG: 0.299	6-3		FC5-4 1B 3-H		F8			4-3			SH3-4 1B 1B	5	1	2	1	0	0	1
Al Kaline, R (1, 9) OBP: 0.444, SLG: 0.455	L9		FC5-4 1-2f			1B		L5-3			SH3-4 1-2	4	0	1	0	0	0	1
Willie Horton, R (1, 7) OBP: 0.342, SLG: 0.475 Cesar Gutierrez, R (11, PR) OBP: 0.161, SLG: 0.161 Jim Northrup, L (11, 7) OBP: 0.373, SLG: 0.481		G5-4-3 1B		P4		F8			6-3		1B 1B IBB	4 0 0	0 1 0	1 0 0	0 0 0	1 0 0	0 0 0	1 0 0
Bill Freehan, R (1, 2) OBP: 0.348, SLG: 0.477		G5-4-3 1-2f		21-4-6-3 1B		F9			BB		1-3 1B 2-H	4	1	2	1	1	0	2
Aurelio Rodriguez, R (1, 5) OBP: 0.280, SLG: 0.366		L6		G1-4-6-3 1-2f		F8			K		1B IBB	4	0	0	0	1	1	3
Norm Cash, L (1, 3) OBP: 0.386, SLG: 0.601			F9		HR		K		F8		F5	5	1	1	1	0	1	4
Ed Brinkman, R (1, 6) OBP: 0.271, SLG: 0.258			3B 2B		F8		F8			1-3	FC6 1B 1-3 2-H 3-H	5	1	2	2	0	0	0
Joe Coleman, R (1, 1) OBP: 0.179, SLG: 0.154 Fred Scherman, L (11, 1) OBP: 0.308, SLG: 0.250			3-1		K		K			2-3	FC6 1-2f	5 0	0 0	0 0	0 0	0 0	2 0	3 0
Inning Stats	R: 0 E: 0 K: 0 S: 3 H: 0 LOB: 0 BB: 0 P: 3	R: 0 E: 0 K: 0 S: 3 H: 1 LOB: 0 BB: 0 P: 3	R: 2 E: 0 K: 0 S: 6 H: 3 LOB: 1 BB: 0 P: 6	R: 0 E: 0 K: 0 S: 3 H: 1 LOB: 0 BB: 0 P: 3	R: 1 E: 0 K: 1 S: 7 H: 2 LOB: 1 BB: 0 P: 7	R: 0 E: 0 K: 0 S: 4 H: 1 LOB: 1 BB: 0 P: 4	R: 0 E: 0 K: 2 S: 7 H: 0 LOB: 0 BB: 0 P: 7	R: 0 E: 0 K: 0 S: 3 H: 0 LOB: 0 BB: 0 P: 3	R: 0 E: 0 K: 1 S: 5 H: 0 LOB: 1 BB: 1 P: 9	R: 0 E: 0 K: 0 S: 3 H: 0 LOB: 0 BB: 0 P: 3	R: 3 E: 0 K: 0 S: 6 H: 3 LOB: 2 BB: 2 P: 14	1B: 8 2B: 1 3B: 1 HR: 1 SF: 0 SAC: 1 DP: 2 HBP: 0						

PITCHER		IP	WLS	BF	H	R	ER	SO	BB	IBB	HBP	BLK	WP	HR	S	P	ERA	WHIP
Clyde Wright, L ERA: 3.39	(1, 1)	10.1	L	41	10	6	6	4	1	1	0	0	0	1	47	55	5.23	1.065
Dave LaRoche, L ERA: 2.12	(11, 1)	0.2		4	1	0	0	0	0	1	0	0	0	0	3	7	0.00	1.500

PITCHER		IP	WLS	BF	H	R	ER	SO	BB	IBB	HBP	BLK	WP	HR	S	P	ERA	WHIP

TOP

Detroit Tigers @ California Angels

Anaheim Stadium, Anaheim, CA

Wed Jul 21 1971, 10:05 PM EDT

Unknown

livebaseballscorecards.com

AB	41
R	6
H	11
RBI	6
BB	3
SO	4
LOB	15

PA: 45

WP: 0 PB: 0 SB: 0 CS: 0

Detroit Tigers @ California Angels

Anaheim Stadium, Anaheim, CA

Wed Jul 21 1971, 10:05 PM EDT

Unknown

BOTTOM

livebaseballscorecards.com

Batter	1	2	3	4	5	6	7	8	9	10	11	AB	R	H	RBI	BB	SO	LOB
Sandy Alomar Sr., S (1, 4) OBP: 0.300, SLG: 0.304	BBBB 4-0 2B 1B BB	x 0-0 1-3 ③			x 0-0 G3 1B		x 0-0 G3 ③		SSS 0-3 K ③			4	1	1	0	1	1	3
Mickey Rivers, L (1, 8) OBP: 0.316, SLG: 0.347	x 0-0 1-2 2B 1B	x 0-0 4-3 ①			x 0-0 G3 ② 1-2			BBBB 4-0 SH3-4 BB		x 0-0 L3 ①		4	1	1	0	1	0	1
Tony Gonzalez, L (1, 7) OBP: 0.327, SLG: 0.326	x 0-0 L9 1-H 2-H 2B	SSS 0-3 K ②			x 0-0 L6 ③			x 0-0 SH3-4 ① 1-2		x 0-0 F7 ②		4	0	1	2	0	1	1
John Stephenson, L (1, 2) OBP: 0.300, SLG: 0.354	x 0-0 L9 ① 2-3	x 0-0 1B				x 0-0 F8 ①		x 0-0 F8 ②		x 0-0 4-3 ③		5	0	1	0	0	0	2
Ken McMullen, R (1, 5) OBP: 0.314, SLG: 0.399	x 0-0 4-3 ②	SSS 0-3 K ③				x 0-0 P4 ②		x 0-0 P4 ③			x 0-0 G6-4-3 1B	5	0	1	0	0	1	3
Jim Spencer, L (1, 3) OBP: 0.288, SLG: 0.385	x 0-0 L9 ③		SSS 0-3 K ①			x 0-0 HR			x 0-0 L9 ①		x 0-0 F3 ①	5	1	1	1	0	1	2
Roger Repoz, L (1, 9) OBP: 0.369, SLG: 0.344 Tommie Reynolds, R (11, PH) OBP: 0.357, SLG: 0.333		BBBB 4-0 SH3-4 BB	x 0-0 L3 ②			x 0-0 L9 ③			SSS 0-3 K ②		x 0-0 G6-4-3 ②③ 1-2f	3 1	0 0	0 0	0 0	1 0	1 0	0 1
Bruce Christensen, L (1, 6) OBP: 0.300, SLG: 0.125		SSS 0-3 K ①	x 0-0 4-3 ③				x 0-0 G3 ①		BBBB 4-0 1B BB			3	0	0	0	1	1	1
Clyde Wright, R (1, 1) OBP: 0.259, SLG: 0.283 Dave LaRoche, L (11, 1) OBP: 0.222, SLG: 0.125		x 0-0 SH3-4 ② 1-2			x 0-0 F4 ①		SSS 0-3 K ②		x 0-0 1-3 1B			3 0	0 0	1 0	0 0	0 0	1 0	0 0
Inning Stats	R: 2 E: 0 K: 0 S: 5 H: 2 LOB: 1 BB: 1 P: 9	R: 0 E: 0 K: 1 S: 5 H: 0 LOB: 1 BB: 1 P: 9	R: 0 E: 0 K: 2 S: 8 H: 1 LOB: 1 BB: 0 P: 8	R: 0 E: 0 K: 1 S: 5 H: 0 LOB: 0 BB: 0 P: 5	R: 0 E: 0 K: 0 S: 4 H: 1 LOB: 1 BB: 0 P: 4	R: 1 E: 0 K: 0 S: 4 H: 1 LOB: 0 BB: 0 P: 4	R: 0 E: 0 K: 1 S: 5 H: 0 LOB: 0 BB: 0 P: 5	R: 0 E: 0 K: 0 S: 3 H: 0 LOB: 0 BB: 1 P: 7	R: 0 E: 0 K: 2 S: 8 H: 1 LOB: 2 BB: 1 P: 12	R: 0 E: 0 K: 0 S: 3 H: 0 LOB: 0 BB: 0 P: 3	R: 0 E: 0 K: 0 S: 3 H: 1 LOB: 0 BB: 0 P: 3	1B: 5 2B: 1 3B: 0 HR: 1	SF: 0 SAC: 2 DP: 1 HBP: 0					

AB	37
R	3
H	7
RBI	3
BB	4
SO	7
LOB	14

WP: 0 PB: 0 SB: 0 CS: 0 PA: 43

PITCHER	IP	WLS	BF	H	R	ER	SO	BB	IBB	HBP	BLK	WP	HR	S	P	ERA	WHIP
Joe Coleman, R (1, 1) ERA: 3.4	10.0	W	41	7	3	3	7	4	0	0	0	0	1	51	67	2.70	1.100
Fred Scherman, L (11, 1) ERA: 2.6	1.0	S	2	0	0	0	0	0	0	0	0	0	0	2	2	0.00	0.000

PITCHER	IP	WLS	BF	H	R	ER	SO	BB	IBB	HBP	BLK	WP	HR	S	P	ERA	WHIP

Detroit Tigers @ California Angels

Anaheim Stadium, Anaheim, CA

Wed Jul 21 1971, 10:05 PM EDT

Att. 30,054 - Unknown

TOP

livebaseballscorecards.com

Batter	1	2	3	4	5	6	7	8	9	AB	R	H	RBI	BB	SO	LOB
Dalton Jones, L (1, 7) OBP: 0.298, SLG: 0.409	BBBB 4-0 G4-6-3 BB		x 0-0 1B		SSS 0-3 ③ K		SSS 0-3 ① K		BBBB 4-0 1-2 BB	3	0	1	0	2	2	0
Al Kaline, R (9, 9) OBP: 0.444, SLG: 0.455										0	0	0	0	0	0	0
Aurelio Rodriguez, R (1, 5) OBP: 0.276, SLG: 0.361	x 0-0 ① F9		x 0-0 ② P6			x 0-0 ① 6-3	x 0-0 ② 6-3		SSS 0-3 ③ K	5	0	0	0	0	1	4
Jim Northrup, L (1, 9) OBP: 0.372, SLG: 0.478	x 0-0 ②③ G4-6-3 1-2f		x 0-0 ③ F7			x 0-0 1B 1B 1B	x 0-0 ③ F8			4	1	1	0	0	0	2
(9, 7)																
Norm Cash, L (1, 3) OBP: 0.384, SLG: 0.595		x 0-0 ① F8		x 0-0 ① 4-3		x 0-0 BB 1B E 1-3 1B		x 0-0 ① G3		4	1	1	0	0	0	0
Bill Freehan, R (1, 2) OBP: 0.353, SLG: 0.490		x 0-0 WP 1B		x 0-0 HR		x 0-0 BB E 1-2 3-H 1B		x 0-0 ② F8		4	2	3	2	0	0	0
Dick McAuliffe, L (1, 4) OBP: 0.260, SLG: 0.316		BBBB 4-0 FC6-4 1-2 BB		x 0-0 ② G3		BBBB 4-0 E 1B 1-2 2-3 BB		SSS 0-3 ③ K		2	1	0	0	2	1	0
Mickey Stanley, R (1, 8) OBP: 0.321, SLG: 0.369		SSS 0-3 ② K		x 0-0 ③ 5-3		x 0-0 E1 1B 1B 1-3 2-H 3-H			SSS 0-3 ① K	4	1	0	1	0	2	3
Ed Brinkman, R (1, 6) OBP: 0.271, SLG: 0.258	x 0-0 ③ FC6-4 1-2f				x 0-0 ① 1-3	x 0-0 ② 1B 1-H 3-H			SSS 0-3 ② K	4	0	1	2	0	1	2
Dean Chance, R (1, 1)			SSS 0-3 ① K2-3		SSS 0-3 ② K	x 0-0 ③ 4-3			x 0-0 BB 1B	0	0	0	0	0	0	0
Bill Gilbreth, L (1, 1) OBP: 0.182, SLG: 0.182										1	0	0	0	0	1	0
Mike Kilkenny, R (3, 1)										0	0	0	0	0	0	0
Tom Timmermann, R (4, 1) OBP: 0.200, SLG: 0.111										1	0	0	0	0	1	0
Fred Scherman, L (5, 1) OBP: 0.333, SLG: 0.286										2	0	1	0	0	0	0
Inning Stats	R: 0 E: 0 K: 0 S: 2 — H: 0 LOB: 0 BB: 1 P: 6	R: 0 E: 0 K: 1 S: 6 — H: 1 LOB: 2 BB: 1 P: 10	R: 0 E: 0 K: 1 S: 6 — H: 1 LOB: 1 BB: 0 P: 6	R: 1 E: 0 K: 0 S: 4 — H: 1 LOB: 0 BB: 0 P: 4	R: 0 E: 0 K: 2 S: 7 — H: 0 LOB: 0 BB: 0 P: 7	R: 5 E: 1 K: 0 S: 7 — H: 4 LOB: 0 BB: 1 P: 11	R: 0 E: 0 K: 1 S: 5 — H: 0 LOB: 0 BB: 0 P: 5	R: 0 E: 0 K: 1 S: 5 — H: 0 LOB: 0 BB: 0 P: 5	R: 0 E: 0 K: 3 S: 10 — H: 1 LOB: 2 BB: 1 P: 14	1B: 7 2B: 0 3B: 0 HR: 1 — SF: 0 SAC: 0 DP: 1 HBP: 0						

	AB	34
	R	6
	H	8
	RBI	5
	BB	4
	SO	9
	LOB	11

WP: 1 PB: 0 SB: 0 CS: 0 — PA: 38

PITCHER		IP	WLS	BF	H	R	ER	SO	BB	IBB	HBP	BLK	WP	HR	S	P	ERA	WHIP
Tom Murphy, R ERA: 4.24	(1, 1)	5.1		24	6	5	5	4	3	0	0	0	1	1	29	41	8.44	1.688
Lloyd Allen, R ERA: 3.25	(6, 1)	1.2		6	1	1	0	1	0	0	0	0	0	0	8	8	0.00	0.600
Eddie Fisher, R ERA: 1.82	(8, 1)	2.0	W	8	1	0	0	4	1	0	0	0	0	0	15	19	0.00	1.000

PITCHER	IP	WLS	BF	H	R	ER	SO	BB	IBB	HBP	BLK	WP	HR	S	P	ERA	WHIP

Detroit Tigers @ California Angels

Anaheim Stadium, Anaheim, CA

Wed Jul 21 1971, 10:05 PM EDT

Att. 30,054 - Unknown

BOTTOM

Batter	1	2	3	4	5	6	7	8	9	AB	R	H	RBI	BB	SO	LOB
Sandy Alomar Sr., S (1, 4) OBP: 0.302, SLG: 0.306	F7	FC6-2 1-2 SH1-4 BB		1B WP 2B	FC1-6 1B 1-2f		F8		1-2 IBB	4	1	1	0	2	0	2
Mickey Rivers, L (1, 8) OBP: 0.337, SLG: 0.359	1B 1B BB	SH1-4 1-2 2-3		WP WP 2-3 1B	1-3 1B		4-3		SF9 3-H	3	1	2	0	1	0	1
Eddie Fisher, R (8, 1)										0	0	0	0	0	0	0
Ken Berry, R (9, PH) OBP: 0.275, SLG: 0.322										0	0	0	1	0	0	0
Tony Gonzalez, L (1, 7) OBP: 0.324, SLG: 0.322	1B 1-2 1B	FC6-2 2-3 3-H		L4 1-2 3-H	5-3			L6		5	1	1	0	0	0	5
(8, 8)																
John Stephenson, L (1, 2) OBP: 0.297, SLG: 0.350	1B 1-3 2-H 1B	6-3		1-3		4-3		P4		5	1	1	1	0	0	3
Ken McMullen, R (1, 5) OBP: 0.320, SLG: 0.402	1B 1-2 3-H 1B	1B 1B 1B		WP IBB		6-3		BB		3	1	2	1	2	0	0
Jim Spencer, L (1, 3) OBP: 0.293, SLG: 0.386	1-3 2-H 1B	FC5-6 1B 1-3 1B		1-2 2-3 BB		4-3		F8		4	0	2	1	1	0	1
Roger Repoz, L (1, 9) OBP: 0.367, SLG: 0.342	K	FC5-6 1-2 3-H 1B		F9			FC5-6 1B		1-3	1	0	0	0	0	1	2
Tommie Reynolds, R (3, PH) OBP: 0.389, SLG: 0.375										4	0	2	1	0	0	3
(4, 9)																
Bruce Christensen, L (1, 6) OBP: 0.286, SLG: 0.167	F8	FC5-6 G6-4-3 1-2f 2-3			FC1-6 1B		FC5-6 1-2f 2B		1B SF9 1B	4	1	1	0	0	0	5
Syd O'Brien, R (9, PH) OBP: 0.254, SLG: 0.319										1	1	1	0	0	0	0
Tom Murphy, R (1, 1) OBP: 0.173, SLG: 0.200		SH1-4 BB FC6-2 BB		G6-4-3 1-2f	K		1-H 2B		IBB 1-3 1B	2	0	0	0	1	1	3
Lloyd Allen, R (6, 1) OBP: 0.222, SLG: 0.556										0	0	0	0	0	0	0
Billy Cowan, R (7, PH) OBP: 0.349, SLG: 0.475										2	0	2	1	0	0	0
(8, 7)																
Inning Stats	R: 3 E: 0 K: 1 S: 9 H: 4 LOB: 2 BB: 1 P: 13	R: 0 E: 0 K: 0 S: 3 H: 0 LOB: 2 BB: 2 P: 11	R: 1 E: 0 K: 0 S: 5 H: 3 LOB: 1 BB: 0 P: 5	R: 1 E: 0 K: 0 S: 5 H: 2 LOB: 3 BB: 2 P: 13	R: 0 E: 0 K: 1 S: 7 H: 2 LOB: 2 BB: 0 P: 7	R: 0 E: 0 K: 0 S: 3 H: 0 LOB: 0 BB: 0 P: 3	R: 1 E: 0 K: 0 S: 5 H: 2 LOB: 1 BB: 0 P: 5	R: 0 E: 0 K: 0 S: 3 H: 0 LOB: 1 BB: 1 P: 7	R: 1 E: 0 K: 0 S: 4 H: 2 LOB: 2 BB: 1 P: 8	1B: 13 2B: 2 3B: 0 HR: 0 SF: 1 SAC: 1 DP: 1 HBP: 0							

AB	38
R	7
H	15
RBI	6
BB	7
SO	2
LOB	25

WP: 2 PB: 0 SB: 0 CS: 0 PA: 47

livebaseballscorecards.com

PITCHER		IP	WLS	BF	H	R	ER	SO	BB	IBB	HBP	BLK	WP	HR	S	P	ERA	WHIP
Dean Chance, R ERA: 3.32	(1, 1)	0.1		5	3	3	3	0	1	0	0	0	0	0	4	8	81.00	12.000
Bill Gilbreth, L ERA: 4.0	(1, 1)	1.2		11	4	1	1	1	2	0	0	0	0	0	11	19	5.40	3.600
Mike Kilkenny, L ERA: 5.68	(3, 1)	1.2		8	2	1	1	0	1	1	0	0	2	0	6	14	5.40	1.800
Tom Timmermann, R ERA: 4.43	(4, 1)	1.0		5	2	0	0	1	0	0	0	0	0	0	7	7	0.00	2.000
Fred Scherman, L ERA: 2.71	(5, 1)	4.0	L	18	4	2	2	0	1	1	0	0	0	0	16	24	4.50	1.250

PITCHER	IP	WLS	BF	H	R	ER	SO	BB	IBB	HBP	BLK	WP	HR	S	P	ERA	WHIP

California Angels @ Baltimore Orioles

Memorial Stadium, Baltimore, MD

Fri Jul 23 1971, 7:05 PM EDT

Att. 14,957 - Unknown

TOP

livebaseballscorecards.com

Batter	1	2	3	4	5	6	7	8	9	AB	R	H	RBI	BB	SO	LOB
Sandy Alomar Sr., S (1, 4) OBP: 0.304, SLG: 0.308	0-0 1B FC4 1B	0-0 ③ F8			0-0 FC4-6 1B		0-0 ① 1-3			4	1	2	0	0	0	1
Mickey Rivers, L (1, 9) OBP: 0.322, SLG: 0.341	0-0 ① F6		0-0 ① F8		0-0 ② FC4-6 S 1B 1-2f		SSS 0-3 ② K			4	1	0	0	0	1	2
Tony Gonzalez, L (1, 7) OBP: 0.332, SLG: 0.332 Tommie Reynolds, R (7, 7) OBP: 0.389, SLG: 0.375	0-0 FC4 1B 1-3		0-0 6-3 1B		0-0 FC5-4 1B 1-H		0-0 ③ 6-3			4 0	0 0	3 0	1 0	0 0	0 0	0 0
Ken McMullen, R (1, 5) OBP: 0.317, SLG: 0.397	0-0 ② FC4 1-2f 3-H		0-0 ② 6-3 1-2		0-0 ③ FC5-4 1-2f			0-0 ① F7		4	0	0	1	0	0	3
John Stephenson, L (1, 2) OBP: 0.291, SLG: 0.342	0-0 ③ F9		0-0 ③ 4-3			0-0 ① 4-3		0-0 ② G3		4	0	0	0	0	0	2
Jim Spencer, L (1, 3) OBP: 0.295, SLG: 0.386		0-0 1B 4-3 FC4-6 1B		0-0 ① F9		BBBB 4-0 4-3 BB		0-0 ③ F8		3	1	1	0	1	0	0
Ken Berry, R (1, 8) OBP: 0.269, SLG: 0.316		0-0 ① 4-3 1-2		SSS 0-3 ② K		0-0 ② 4-3 1-2			0-0 ① F4	4	0	0	0	0	1	2
Bruce Christensen, L (1, 6) OBP: 0.333, SLG: 0.200		0-0 FC4-6 1B 2-3		0-0 ③ F8		4-0 IBB			SSS 0-3 ② K	3	0	1	0	1	1	0
Rudy May, L (1, 1) OBP: 0.179, SLG: 0.158 Eddie Fisher, R (9, 1)	0-0 ② FC4-6 1-2f 3-H				SSS 0-3 ① K	SSS 0-3 ③ K			SSS 0-3 ③ K	4 0	0 0	0 0	1 0	0 0	3 0	3 0
Inning Stats	R: 1 E: 0 K: 0 S: 5 H: 2 LOB: 1 BB: 0 P: 5	R: 1 E: 0 K: 0 S: 5 H: 2 LOB: 1 BB: 0 P: 5	R: 0 E: 0 K: 0 S: 4 H: 1 LOB: 1 BB: 0 P: 4	R: 0 E: 0 K: 1 S: 5 H: 0 LOB: 0 BB: 0 P: 5	R: 1 E: 0 K: 1 S: 7 H: 2 LOB: 1 BB: 0 P: 7	R: 0 E: 0 K: 1 S: 5 H: 0 LOB: 2 BB: 2 P: 13	R: 0 E: 0 K: 1 S: 5 H: 0 LOB: 0 BB: 0 P: 5	R: 0 E: 0 K: 0 S: 3 H: 0 LOB: 0 BB: 0 P: 3	R: 0 E: 0 K: 2 S: 7 H: 0 LOB: 0 BB: 0 P: 7	1B: 7 2B: 0 3B: 0 HR: 0	SF: 0 SAC: 0 DP: 0 HBP: 0						

	AB	34
	R	3
	H	7
	RBI	3
	BB	2
	SO	6
	LOB	13

WP: 0 PB: 0 SB: 1 CS: 0 PA: 36

PITCHER	IP	WLS	BF	H	R	ER	SO	BB	IBB	HBP	BLK	WP	HR	S	P	ERA	WHIP
Pat Dobson, R (1, 1) ERA: 2.92	9.0	W	36	7	3	3	6	1	1	0	0	0	0	46	54	3.00	0.889

PITCHER	IP	WLS	BF	H	R	ER	SO	BB	IBB	HBP	BLK	WP	HR	S	P	ERA	WHIP

Batter	1	2	3	4	5	6	7	8	9	AB	R	H	RBI	BB	SO	LOB
Don Buford, S (1, 7) OBP: 0.420, SLG: 0.495	F9		F8		K			K		4	0	0	0	0	2	0
Paul Blair, R (1, 8) OBP: 0.300, SLG: 0.372	F4			F9		K2-3		F8		4	0	0	0	0	1	0
Frank Robinson, R (1, 3) OBP: 0.408, SLG: 0.527	BB			HR		BB 2B 4-3		1B		2	2	2	1	2	0	0
Brooks Robinson, R (1, 5) OBP: 0.362, SLG: 0.428	F7			BB 1B SF9		2B 4-3 1-3		F4		3	1	1	0	1	0	2
Merv Rettenmund, R (1, 9) OBP: 0.423, SLG: 0.446		6-3		1B 1-3		4-3 2-3 3-H			1B SH 1B	4	1	2	1	0	0	1
Davey Johnson, R (1, 4) OBP: 0.353, SLG: 0.422		F8		SF9 3-H		K			SH 1-2	2	0	0	1	0	1	1
Mark Belanger, R (1, 6) OBP: 0.379, SLG: 0.329		F9		1-3			F9		1B 1-2 2-3	4	0	1	0	0	0	1
Andy Etchebarren, R (1, 2) OBP: 0.273, SLG: 0.287 Elrod Hendricks, L (9, PH) OBP: 0.342, SLG: 0.374			F7		F5		5-3		1B 1-2 2-3 3-H	3 1	0 0	0 1	0 1	0 0	0 0	0 0
Pat Dobson, R (1, 1) OBP: 0.183, SLG: 0.140			K		K		K			3	0	0	0	0	3	0
Inning Stats	R: 0 E: 0 K: 0 S: 3 H: 0 LOB: 1 BB: 1 P: 7	R: 0 E: 0 K: 0 S: 3 H: 0 LOB: 0 BB: 0 P: 3	R: 0 E: 0 K: 1 S: 5 H: 0 LOB: 0 BB: 0 P: 5	R: 2 E: 0 K: 0 S: 5 H: 2 LOB: 1 BB: 1 P: 9	R: 0 E: 0 K: 2 S: 7 H: 0 LOB: 0 BB: 0 P: 7	R: 1 E: 0 K: 2 S: 8 H: 1 LOB: 1 BB: 1 P: 12	R: 0 E: 0 K: 1 S: 5 H: 0 LOB: 0 BB: 0 P: 5	R: 0 E: 0 K: 1 S: 6 H: 1 LOB: 1 BB: 0 P: 6	R: 1 E: 1 K: 0 S: 4 H: 3 LOB: 3 BB: 0 P: 4	1B: 5 2B: 1 3B: 0 HR: 1 SF: 1 SAC: 1 DP: 0 HBP: 0						

PITCHER		IP	WLS	BF	H	R	ER	SO	BB	IBB	HBP	BLK	WP	HR	S	P	ERA	WHIP
Rudy May, L ERA: 2.83	(1, 1)	8.0	L	34	6	4	4	7	3	0	0	0	0	1	45	57	4.50	1.125
Eddie Fisher, R ERA: 1.82	(9, 1)	0.0		1	1	0	0	0	0	0	0	0	0	0	1	1	∞	∞

PITCHER	IP	WLS	BF	H	R	ER	SO	BB	IBB	HBP	BLK	WP	HR	S	P	ERA	WHIP

California Angels @ Baltimore Orioles

Memorial Stadium, Baltimore, MD

Fri Jul 23 1971, 7:05 PM EDT

Att. 14,957 - Unknown

livebaseballscorecards.com

AB	30
R	4
H	7
RBI	4
BB	3
SO	7
LOB	5

Batter	1	2	3	4	5	6	7	8	9	AB	R	H	RBI	BB	SO	LOB
Sandy Alomar Sr., S (1, 4) OBP: 0.303, SLG: 0.314	4-3	2-H HR		F8		P4			1-3	5	1	1	2	0	0	3
Ken Berry, R (1, 8) OBP: 0.263, SLG: 0.307	F6	1-3		F8			L3		F7	5	0	0	0	0	0	1
Ken McMullen, R (1, 5) OBP: 0.315, SLG: 0.395	6-3		1B G6-4-3 1B		6-3		4-3		K	5	1	1	0	0	1	0
Billy Cowan, R (1, 7) OBP: 0.356, SLG: 0.476		FC6-4 1B	G6-4-3 1B 1-3		5-3		K			4	0	2	0	0	1	0
Mickey Rivers, L (7, 9) OBP: 0.322, SLG: 0.341										0	0	0	0	0	0	0
Tommie Reynolds, R (1, 9) (7, 7) OBP: 0.318, SLG: 0.300		FC6-4 CS 1-2f	G6-4-3 1-2f 3-H		F2			F8		4	0	0	0	0	0	2
Jim Spencer, L (1, 3) OBP: 0.300, SLG: 0.386		BBBB 2B BB 1-2	1B			BBBB SH5-4 BB		E3 WP		2	1	1	0	2	0	0
Syd O'Brien, R (1, 6) OBP: 0.259, SLG: 0.324		3B 2B 1-H	4-3			SSS K		BBBB FC5-2 1-2 BB		3	1	1	1	1	1	2
Jerry Moses, R (1, 2) OBP: 0.253, SLG: 0.374		2B 3B 2-H	6-3			BBBB SH5-4 1-2 BB		F7		3	1	1	1	1	0	2
Andy Messersmith, R (1, 1) OBP: 0.228, SLG: 0.259		HR 2B 3-H	1B			SH5-4 1-2 2-3		FC5-2 1-2f		3	1	2	1	0	0	2
Inning Stats	R: 0 H: 0 E: 0 LOB: 0 K: 0 BB: 0 S: 3 P: 3	R: 5 H: 5 E: 0 LOB: 0 K: 0 BB: 1 S: 7 P: 11	R: 1 H: 3 E: 0 LOB: 1 K: 0 BB: 0 S: 5 P: 5	R: 0 H: 1 E: 0 LOB: 1 K: 0 BB: 0 S: 4 P: 4	R: 0 H: 0 E: 0 LOB: 0 K: 0 BB: 0 S: 3 P: 3	R: 0 H: 0 E: 0 LOB: 2 K: 1 BB: 2 S: 5 P: 13	R: 0 H: 0 E: 0 LOB: 0 K: 1 BB: 0 S: 5 P: 5	R: 0 H: 0 E: 1 LOB: 2 K: 0 BB: 1 S: 4 P: 8	R: 0 H: 0 E: 0 LOB: 0 K: 1 BB: 0 S: 5 P: 5	1B: 5 SF: 0 2B: 2 SAC: 1 3B: 1 DP: 1 HR: 1 HBP: 0				WP: 1 PA: 39 PB: 0 SB: 0 CS: 1		

TOP

California Angels @ Baltimore Orioles

Memorial Stadium, Baltimore, MD

Sun Jul 25 1971, 3:33 AM EDT

Unknown

livebaseballscorecards.com

AB	34
R	6
H	9
RBI	5
BB	4
SO	3
LOB	12

PITCHER		IP	WLS	BF	H	R	ER	SO	BB	IBB	HBP	BLK	WP	HR	S	P	ERA	WHIP
Mike Cuellar, L ERA: 3.43	(1, 1)	1.2	L	10	5	5	5	0	1	0	0	0	0	1	9	13	27.00	3.600
Orlando Pena, R ERA: 1.04	(2, 1)	5.1		21	4	1	1	2	2	0	0	0	0	0	23	31	1.69	1.125
Dave Boswell, R ERA: 4.95	(8, 1)	2.0		8	0	0	0	1	1	0	0	0	1	0	9	13	0.00	0.500

PITCHER	IP	WLS	BF	H	R	ER	SO	BB	IBB	HBP	BLK	WP	HR	S	P	ERA	WHIP

BOTTOM

California Angels @ Baltimore Orioles

Memorial Stadium, Baltimore, MD

Sun Jul 25 1971, 3:33 AM EDT

Unknown

Batter	1	2	3	4	5	6	7	8	9	AB	R	H	RBI	BB	SO	LOB
Don Buford, S (1, 7) OBP: 0.421, SLG: 0.493	0-0 3-4 1B		0-0 4-3 ①		0-3 K ③			4-0 BB		3	0	1	0	1	1	0
Tom Shopay, L (1, 9) OBP: 0.343, SLG: 0.333	0-0 3-4 ① 1-2		0-3 K ②			0-0 4-3 ①		0-0 F8 ①		4	0	0	0	0	1	2
Frank Robinson, R (1, 3) OBP: 0.407, SLG: 0.521	0-0 F7 ②		4-0 BB			0-0 1-3 ②		0-3 K ②		3	0	0	0	1	1	2
Brooks Robinson, R (1, 5) OBP: 0.359, SLG: 0.424	0-0 F8 ③		0-0 F8 ③			0-0 L6 ③		0-0 F9 ③		4	0	0	0	0	0	3
Merv Rettenmund, R (1, 8) OBP: 0.424, SLG: 0.447		0-0 BB 1B		0-0 1-3 ①			0-0 FC3-6 1B		0-0 F9 ①	4	0	2	0	0	0	0
Elrod Hendricks, L (1, 2) OBP: 0.336, SLG: 0.367		0-3 K ①		0-0 4-3 ②			0-0 FC3-6 ① 1-2f 2B		0-0 F9 ②	4	1	0	0	0	1	2
Davey Johnson, R (1, 4) OBP: 0.357, SLG: 0.438		4-0 BB 1-2		0-0 5-3 ③			0-0 E 1-H 2B		0-0 IHR	3	1	2	2	1	0	0
Mark Belanger, R (1, 6) OBP: 0.375, SLG: 0.325		0-3 K ②			0-3 K ①		0-0 F3 ② 2-3		0-0 F9 ③	4	0	0	0	0	2	3
Mike Cuellar, L (1, 1) OBP: 0.088, SLG: 0.106		0-3 K ③			0-3 K ②		0-0 P6 ③			0	0	0	0	0	0	0
Orlando Pena, R (2, 1)										2	0	0	0	0	2	2
Chico Salmon, R (7, PH) OBP: 0.135, SLG: 0.176										1	0	0	0	0	0	1
Dave Boswell, R (8, 1) OBP: 0.250, SLG: 0.500										0	0	0	0	0	0	0
Inning Stats	R: 0 E: 0 K: 0 S: 4 H: 1 LOB: 1 BB: 0 P: 4	R: 0 E: 0 K: 3 S: 10 H: 1 LOB: 2 BB: 1 P: 14	R: 0 E: 0 K: 1 S: 5 H: 0 LOB: 1 BB: 1 P: 9	R: 0 E: 0 K: 0 S: 3 H: 0 LOB: 0 BB: 0 P: 3	R: 0 E: 0 K: 3 S: 9 H: 0 LOB: 0 BB: 0 P: 9	R: 0 E: 0 K: 0 S: 3 H: 0 LOB: 0 BB: 0 P: 3	R: 1 E: 1 K: 0 S: 5 H: 2 LOB: 1 BB: 0 P: 5	R: 0 E: 0 K: 1 S: 5 H: 0 LOB: 1 BB: 1 P: 9	R: 1 E: 0 K: 0 S: 4 H: 1 LOB: 0 BB: 0 P: 4	1B: 3 2B: 1 3B: 0 HR: 1	SF: 0 SAC: 0 DP: 0 HBP: 0						

PITCHER	IP	WLS	BF	H	R	ER	SO	BB	IBB	HBP	BLK	WP	HR	S	P	ERA	WHIP
Andy Messersmith, R (1, 1) ERA: 3.41	9.0	W	35	5	2	2	8	3	0	0	0	0	0	48	60	2.00	0.889

PITCHER	IP	WLS	BF	H	R	ER	SO	BB	IBB	HBP	BLK	WP	HR	S	P	ERA	WHIP

AB	32
R	2
H	5
RBI	2
BB	3
SO	8
LOB	15

WP: 0 PB: 0 SB: 0 CS: 0 PA: 35

livebaseballscorecards.com

Batter	1	2	3	4	5	6	7	8	9	10	11	12	13	AB	R	H	RBI	BB	SO	LOB
Sandy Alomar Sr., S (1, 4) OBP: 0.305, SLG: 0.314	BBBB 4-0 S SH3 BB		x 0-0 ① FC6-4 1-2f		x 0-0 ② FC6-4 E 1-2f	x 0-0 1-2 2-3 3-H 1B		SSS 0-3 ③ K			x 0-0 ① 5-3		x 0-0 1B SH G1-2-3 1-2 1B	6	0	2	1	1	1	3
Mickey Rivers, L (1, 8) OBP: 0.308, SLG: 0.326 (9, 7)	x 0-0 ① SH3 1-2		x 0-0 ② F9		SSS 0-3 ③ K 1-2	x 0-0 ③ F8			x 0-0 ① F9		SSS 0-3 ② K		x 0-0 SH G1-2-3 1B 1-2 2-3 2B	4	0	0	0	0	1	5
Billy Cowan, R (11, PH) OBP: 0.352, SLG: 0.471 (11, 7)														1	1	0	0	0	1	0
Tony Gonzalez, L (1, 7) OBP: 0.338, SLG: 0.351	x 0-0 ② F5 2-3		x 0-0 ③ F7			BBBB 4-0 1B 2B BB	x 0-0 ① 1B		x 0-0 HR		x 0-0 ③ P5		x 0-0 G1-2-3 2B 1-2 2-3 3-H 1B	4	2	2	1	1	0	2
Ken Berry, R (9, 8) OBP: 0.265, SLG: 0.309														2	1	1	1	0	0	0
Ken McMullen, R (1, 5) OBP: 0.320, SLG: 0.404	BBBB 4-0 BB			x 0-0 ① F7		x 0-0 2B 1-2 1B 1B	x 0-0 HR		x 0-0 ② 1-3			x 0-0 SH3-1 1B	x 0-0 ① G1-2-3 ② 1-2 2-3 3-H-f	6	2	3	1	1	0	3
John Stephenson, L (1, 2) OBP: 0.298, SLG: 0.358	x 0-0 ③ 5-3			SSS 0-3 ② K		x 0-0 1B 1-3 2-H 1B 2B	x 0-0 G4-6-3 1B		x 0-0 ③ F4			x 0-0 ① SH3-1 1-2	x 0-0 2-H 3-H 2B	6	1	3	3	0	1	2
Jim Spencer, L (1, 3) OBP: 0.302, SLG: 0.392		x 0-0 ① F8		x 0-0 HR		4-0 1B 1B IBB	x 0-0 ② ③ G4-6-3 1-2f			x 0-0 ① P6		x 0-0 ② P5	4-0 FC6-4 IBB	5	1	1	1	2	0	2
Roger Repoz, L (1, 9) OBP: 0.363, SLG: 0.333		x 0-0 ② P4		x 0-0 ③ 4-3		x 0-0 ① F8		SSS 0-3 ① K		BBBB 4-0 BB		4-0 IBB	x 0-0 ③ FC6-4 1-2f	4	0	0	0	1	1	3
Jerry Moses, R (10, 9) OBP: 0.256, SLG: 0.372														1	0	0	0	1	0	2
Bruce Christensen, L (1, 6) OBP: 0.304, SLG: 0.200	SSS 0-3 ③ K		x 0-0 ① 4-3			x 0-0 1B 1-2 2-3 3-H 1B		x 0-0 E5 WP		x 0-0 F9		x 0-0 F5		5	0	1	1	0	1	1
Syd O'Brien, R (12, PH) OBP: 0.258, SLG: 0.322 (12, 6)														1	0	0	0	0	0	2
Rickey Clark, R (1, 1) OBP: 0.214, SLG: 0.214			x 0-0 FC6-4 1B		x 0-0 FC6-4 1B	x 0-0 ② F8		SSS 0-3 ② K 1-2		x 0-0 ③ P6			x 0-0 SH 1B 1B	2	0	2	0	0	0	0
Tommie Reynolds, R (6, PH) OBP: 0.304, SLG: 0.286														1	0	0	0	0	0	3
Eddie Fisher, R (6, 1)														1	0	0	0	0	1	1
Lloyd Allen, R (9, 1) OBP: 0.273, SLG: 0.545														2	1	1	0	0	0	1
Inning Stats	R: 0 E: 0 K: 0 S: 3 H: 0 LOB: 2 BB: 2 P: 11	R: 0 E: 0 K: 1 S: 5 H: 0 LOB: 0 BB: 0 P: 5	R: 0 E: 0 K: 0 S: 4 H: 1 LOB: 1 BB: 0 P: 4	R: 1 E: 0 K: 1 S: 6 H: 1 LOB: 0 BB: 0 P: 6	R: 0 E: 1 K: 1 S: 6 H: 1 LOB: 1 BB: 0 P: 6	R: 3 E: 0 K: 0 S: 7 H: 4 LOB: 3 BB: 2 P: 15	R: 1 E: 0 K: 0 S: 4 H: 3 LOB: 0 BB: 0 P: 4	R: 0 E: 1 K: 3 S: 10 H: 0 LOB: 1 BB: 0 P: 10	R: 1 E: 0 K: 0 S: 4 H: 1 LOB: 0 BB: 0 P: 4	R: 0 E: 0 K: 0 S: 3 H: 0 LOB: 1 BB: 1 P: 7	R: 0 E: 0 K: 1 S: 5 H: 0 LOB: 0 BB: 0 P: 5	R: 0 E: 0 K: 0 S: 4 H: 1 LOB: 2 BB: 1 P: 8	R: 3 E: 0 K: 0 S: 7 H: 4 LOB: 2 BB: 1 P: 11	1B: 11 2B: 2 3B: 0 HR: 3 SF: 0 SAC: 3 DP: 2 HBP: 0						

PITCHER		IP	WLS	BF	H	R	ER	SO	BB	IBB	HBP	BLK	WP	HR	S	P	ERA	WHIP
Jim Palmer, R ERA: 3.02	(1, 1)	5.1		26	6	4	4	3	3	1	0	0	0	1	28	44	6.75	1.688
Dick Hall, R ERA: 4.75	(6, 1)	0.2		3	1	0	0	0	0	0	0	0	0	0	3	3	0.00	1.500
Pete Richert, L ERA: 5.64	(7, 1)	2.0		8	3	1	1	3	0	0	0	0	1	1	14	14	4.50	1.500
Dave Leonhard, R ERA: 0.84	(9, 1)	2.0		8	1	1	1	0	1	0	0	0	0	1	7	11	4.50	1.000
Grant Jackson, L ERA: 2.91	(11, 1)	2.0		8	1	0	0	1	0	1	0	0	0	0	9	13	0.00	0.500

PITCHER		IP	WLS	BF	H	R	ER	SO	BB	IBB	HBP	BLK	WP	HR	S	P	ERA	WHIP
Orlando Pena, R ERA: 3.72	(13, 1)	1.0	L	8	4	3	3	0	0	1	0	0	0	0	7	11	27.00	4.000

TOP

California Angels @ Baltimore Orioles

Memorial Stadium, Baltimore, MD

Sun Jul 25 1971, 7:05 PM EDT

Att. 19,096 - Unknown

livebaseballscorecards.com

AB	51
R	9
H	16
RBI	9
BB	7
SO	7
LOB	30

WP: 1 PB: 0 SB: 1 CS: 0 PA: 61

Batter	1	2	3	4	5	6	7	8	9	10	11	12	13	AB	R	H	RBI	BB	SO	LOB
Don Buford, S (1, 7) OBP: 0.421, SLG: 0.487	BBBB 4-0 E BB	BBBB 4-0 BB		x 0-0 G3 ③		BBBB 4-0 BB 1-2 2-3		SSS 0-3 K2-3 ②		x 0-0 G4-6-3 ②③ 1-2f		x 0-0 FC6-4 ② 1-2f 2-3		4	0	0	0	3	1	4
Mark Belanger, R (1, 6) OBP: 0.373, SLG: 0.320	x 0-0 5-3 ① 1-2	x 0-0 F3 ③			BBBB 4-0 E S BB	BBBB 4-0 1-2 2-3 3-H BB		x 0-0 3-1 ③			SSS 0-3 K ①	x 0-0 6-3 ③		5	0	0	1	2	1	4
Frank Robinson, R (1, 3) OBP: 0.404, SLG: 0.512	BBBB 4-0 BB		x 0-0 F3 ①		x 0-0 F3 ① 1-2	x 0-0 B5 ②			BBBB 4-0 HR BB		SSS 0-3 K ②		SSS 0-3 K ①	5	1	0	0	2	2	4
Brooks Robinson, R (1, 5) OBP: 0.357, SLG: 0.429	x 0-0 F8 ②		x 0-0 F2 ②		x 0-0 F8 ②	x 0-0 F3 ③			x 0-0 1-H HR		x 0-0 BB 1B		x 0-0 G3 ②	7	1	2	2	0	0	6
Merv Rettenmund, R (1, 9) OBP: 0.421, SLG: 0.441	x 0-0 4-3 ③		x 0-0 1B		x 0-0 E4 2-3		x 0-0 F2 ①		x 0-0 F7 ①		BBBB 4-0 1-2 BB		x 0-0 3-1 ③	6	0	1	0	1	0	3
Paul Blair, R (1, 8) OBP: 0.298, SLG: 0.377		x 0-0 HR	x 0-0 4-3 ③		SSS 0-3 K ③		SSS 0-3 K ②		SSS 0-3 K ②		x 0-0 F3 ③			6	1	1	1	0	3	5
Davey Johnson, R (1, 4) OBP: 0.357, SLG: 0.446	x 0-0 HR			x 0-0 4-3 ①		SSS 0-3 K ①	x 0-0 F7 ③		x 0-0 L4 ③			x 0-0 FC3-6 1B		6	1	2	1	0	1	0
Clay Dalrymple, L (1, 2) OBP: 0.385, SLG: 0.344 Andy Etchebarren, R (12, PH) (13, 2) OBP: 0.271, SLG: 0.285	x 0-0 4-3 ①			x 0-0 4-3 ②		BBBB 4-0 BB 1B BB BB		x 0-0 HR		BBBB 4-0 G4-6-3 BB		x 0-0 FC3-6 ① FC6-4 1B 1-2f		3	2	1	1	2	0	0
	SSS 0-3 K2-3 ②			BBBB 4-0 BB		x 0-0 BB BB 1B 1-2		SSS 0-3 K ①		x 0-0 P6 ①		x 0-0 FC6-4 1B 1-2		1	0	0	0	1	1	0
Inning Stats	R: 0 H: 0 E: 1 LOB: 2 K: 0 BB: 2 S: 3 P: 11	R: 2 H: 2 E: 0 LOB: 1 K: 1 BB: 1 S: 7 P: 11	R: 0 H: 1 E: 0 LOB: 1 K: 0 BB: 0 S: 4 P: 4	R: 0 H: 0 E: 0 LOB: 1 K: 0 BB: 1 S: 3 P: 7	R: 0 H: 0 E: 1 LOB: 2 K: 1 BB: 1 S: 6 P: 10	R: 1 H: 1 E: 0 LOB: 3 K: 1 BB: 3 S: 6 P: 18	R: 0 H: 0 E: 0 LOB: 0 K: 1 BB: 0 S: 5 P: 5	R: 1 H: 1 E: 0 LOB: 0 K: 2 BB: 0 S: 8 P: 8	R: 2 H: 1 E: 0 LOB: 0 K: 1 BB: 1 S: 6 P: 10	R: 0 H: 0 E: 0 LOB: 0 K: 0 BB: 1 S: 2 P: 6	R: 0 H: 1 E: 0 LOB: 2 K: 2 BB: 1 S: 8 P: 12	R: 0 H: 2 E: 0 LOB: 2 K: 0 BB: 0 S: 5 P: 5	R: 0 H: 0 E: 0 LOB: 0 K: 1 BB: 0 S: 5 P: 5	1B: 5 SF: 0 2B: 0 SAC: 0 3B: 0 DP: 1 HR: 4 HBP: 0						

Jim Palmer, R (1, 1)
OBP: 0.214, SLG: 0.186
Dick Hall, R (8,)
OBP: 0.000, SLG: 0.000
Tom Shopay, L (9, PH)
OBP: 0.000, SLG: 0.000
Pete Richert, L (7,)
Elrod Hendricks, L (9, PH)
Dave Leonhard, R (9,)
Curt Motton, R (10, PH)
OBP: 0.000, SLG: 0.000
Grant Jackson, S (11,)
OBP: 0.000, SLG: 0.000
Chico Salmon, R (12, PH)
Orlando Pena, R (13,)

PITCHER		IP	WLS	BF	H	R	ER	SO	BB	IBB	HBP	BLK	WP	HR	S	P	ERA	WHIP
Rickey Clark, R ERA: 2.08	(1, 1)	5.0		24	3	2	2	2	5	0	0	0	0	0	2	23	43	3.60	1.600
Eddie Fisher, R ERA: 2.2	(6, 1)	3.0		16	3	4	4	4	4	0	0	0	0	2	20	36	12.00	2.333
Lloyd Allen, R ERA: 2.98	(9, 1)	5.0	W	19	3	0	0	4	2	0	0	0	0	0	25	33	0.00	1.000

PITCHER		IP	WLS	BF	H	R	ER	SO	BB	IBB	HBP	BLK	WP	HR	S	P	ERA	WHIP

BOTTOM

California Angels @ Baltimore Orioles

Memorial Stadium, Baltimore, MD

Sun Jul 25 1971, 7:05 PM EDT

Att. 19,096 - Unknown

livebaseballscorecards.com

AB	48
R	6
H	9
RBI	6
BB	11
SO	10
LOB	28

WP: 0 PA: 59
PB: 0
SB: 1
CS: 0

California Angels @ Cleveland Indians

Cleveland Municipal Stadium, Cleveland, OH

Tue Jul 27 1971, 7:05 PM EDT
Att. 8,016 - Unknown - 71 F

livebaseballscorecards.com

Batter	1	2	3	4	5	6	7	8	9	AB	R	H	RBI	BB	SO	LOB
Sandy Alomar Sr., S (1, 4) OBP: 0.309, SLG: 0.321	0-0 2B		4-0 G5-4-3 BB			0-0 SH1-3 HR 2B	0-3 K			3	1	2	0	1	1	1
Ken Berry, R (1, 8) OBP: 0.261, SLG: 0.305	0-0 F7		0-0 G5-4-3 1-2f			0-0 SH1-3 2-3		0-0 F5		3	0	0	0	0	0	2
Ken McMullen, R (1, 5) OBP: 0.319, SLG: 0.411	0-0 6-3		0-0 L5			0-0 HR 3-H		0-0 F8		4	1	1	2	0	0	1
Billy Cowan, R (1, 7) OBP: 0.348, SLG: 0.461	0-3 K			0-0 P4		0-0 G4-6-3 1B		0-0 5-3		4	0	1	0	0	1	1
Tommie Reynolds, R (1, 9) OBP: 0.296, SLG: 0.250		4-0 WP 6-3 FC5-2 BB		0-0 F7		0-0 G4-6-3 1-2f			0-0 F3	3	0	0	0	1	0	1
Jim Spencer, L (1, 3) OBP: 0.302, SLG: 0.399		0-0 6-3 1-2		0-0 1-3			0-0 HR		0-0 F9	4	1	1	1	0	0	1
Syd O'Brien, R (1, 6) OBP: 0.258, SLG: 0.321		0-0 FC5-2 BB 2-H			0-0 G1-4-3 1B		0-3 K		0-0 6-3	4	0	1	0	0	1	1
Jerry Moses, R (1, 2) OBP: 0.258, SLG: 0.367		4-0 1-2 BB			0-0 G1-4-3 1-2f		0-0 F8			2	0	0	0	1	0	1
Clyde Wright, R (1, 1) OBP: 0.262, SLG: 0.273		0-0 F8			0-3 K		4-0 BB			2	0	0	0	1	1	2

Inning Stats	1	2	3	4	5	6	7	8	9	AB	R	H	RBI	BB	SO	LOB
	R: 0 E: 0 K: 1 S: 6	H: 1 LOB: 1 BB: 0 P: 6	R: 0 E: 0 K: 0 S: 3	H: 0 LOB: 2 BB: 2 P: 11	R: 0 E: 0 K: 0 S: 2	H: 0 LOB: 0 BB: 1 P: 6	R: 0 E: 0 K: 0 S: 3	H: 0 LOB: 0 BB: 0 P: 3	R: 0 E: 0 K: 1 S: 5	H: 1 LOB: 0 BB: 0 P: 5	R: 2 E: 0 K: 0 S: 5	H: 3 LOB: 0 BB: 0 P: 5	R: 1 E: 0 K: 2 S: 8	H: 1 LOB: 1 BB: 1 P: 12	R: 0 E: 0 K: 0 S: 3	H: 0 LOB: 0 BB: 0 P: 3	R: 0 E: 0 K: 0 S: 3	H: 0 LOB: 0 BB: 0 P: 3

1B: 2	SF: 0
2B: 2	SAC: 1
3B: 0	DP: 3
HR: 2	HBP: 0

WP: 1 PA: 34
PB: 0
SB: 0
CS: 0

PITCHER	IP	WLS	BF	H	R	ER	SO	BB	IBB	HBP	BLK	WP	HR	S	P	ERA	WHIP
Sam McDowell, L (1, 1) ERA: 2.98	9.0	W	34	6	3	3	4	4	0	0	0	1	2	38	54	3.00	1.111

PITCHER	IP	WLS	BF	H	R	ER	SO	BB	IBB	HBP	BLK	WP	HR	S	P	ERA	WHIP

AB	29
R	3
H	6
RBI	3
BB	4
SO	4
LOB	11

BOTTOM

California Angels @ Cleveland Indians

Cleveland Municipal Stadium, Cleveland, OH

Tue Jul 27 1971, 7:05 PM EDT

Att. 8,016 - Unknown - 71 F

livebaseballscorecards.com

Batter	1	2	3	4	5	6	7	8	9	AB	R	H	RBI	BB	SO	LOB
Ted Uhlaender, L (1, 8) OBP: 0.332, SLG: 0.308	BBBB 4-0 F9 WP SF7 BB		x 0-0 ③ 4-3			BBBB 4-0 E 1B 2-3 BB	x 0-0 ②③ P4-3 1-2f			2	2	0	0	2	0	2
Eddie Leon, R (1, 4) OBP: 0.323, SLG: 0.322	x 0-0 ① F9 1-3			x 0-0 ① 3-1		x 0-0 E4 1B SF9 1-3 3-H		x 0-0 ① F9		4	1	0	1	0	0	2
Vada Pinson, L (1, 7) OBP: 0.297, SLG: 0.375	x 0-0 ② SF7 3-H			SSS 0-3 ② K		x 0-0 BB 1-3 3-H 1B		x 0-0 ② F7		3	0	1	2	0	1	0
Graig Nettles, L (1, 5) OBP: 0.367, SLG: 0.460	x 0-0 ③ 4-3			x 0-0 ③ 4-3		x 0-0 ② SF9 3-H		x 0-0 1B 2-1 1B		3	0	1	1	0	0	0
Chuck Hinton, R (1, 3) OBP: 0.348, SLG: 0.465		x 0-0 ① 5-3			BBBB 4-0 G6-4-3 BB	BBBB 4-0 1-2 BB		x 0-0 1-3 1B		2	0	1	0	2	0	0
Roy Foster, R (1, 9) OBP: 0.315, SLG: 0.410		x 0-0 ② 5-3			x 0-0 ①② G6-4-3 1-2f	x 0-0 ③ 6-3		x 0-0 ③ 2-1 3-H		3	0	0	0	0	0	3
Jack Heidemann, R (1, 6) OBP: 0.237, SLG: 0.217		SSS 0-3 ③ K			x 0-0 ③ F8		x 0-0 ① L4			3	0	0	0	0	1	0
Ken Suarez, R (1, 2) OBP: 0.301, SLG: 0.299			SSS 0-3 ① K			x 0-0 PB SH5-4 E 1B	BBBB 4-0 SH BB			2	1	1	0	1	1	0
Sam McDowell, L (1, 1) OBP: 0.213, SLG: 0.200			SSS 0-3 ② K			x 0-0 ① SH5-4 1-2	x 0-0 SH P4-3 1-2			1	0	0	0	0	1	0

	AB	23
	R	4
	H	4
	RBI	4
	BB	5
	SO	4
	LOB	7

Inning Stats	1	2	3	4	5	6	7	8	9
	R: 1 H: 0 E: 0 LOB: 0 K: 0 BB: 1 S: 3 P: 7	R: 0 H: 0 E: 0 LOB: 0 K: 1 BB: 0 S: 5 P: 5	R: 0 H: 0 E: 0 LOB: 0 K: 2 BB: 0 S: 7 P: 7	R: 0 H: 0 E: 0 LOB: 0 K: 1 BB: 0 S: 5 P: 5	R: 0 H: 0 E: 0 LOB: 0 K: 0 BB: 1 S: 2 P: 6	R: 3 H: 2 E: 1 LOB: 2 K: 0 BB: 2 S: 6 P: 14	R: 0 H: 0 E: 0 LOB: 1 K: 0 BB: 1 S: 3 P: 7	R: 0 H: 2 E: 0 LOB: 2 K: 0 BB: 0 S: 4 P: 4	

	1B: 4	SF: 2	WP: 1	PA: 32
	2B: 1	SAC: 2	PB: 1	
	3B: 0	DP: 2	SB: 0	
	HR: 0	HBP: 0	CS: 0	

PITCHER	IP	WLS	BF	H	R	ER	SO	BB	IBB	HBP	BLK	WP	HR	S	P	ERA	WHIP
Clyde Wright, L (1, 1) ERA: 3.39	8.0	L	33	4	4	3	4	5	0	0	0	1	0	35	55	3.38	1.125

PITCHER	IP	WLS	BF	H	R	ER	SO	BB	IBB	HBP	BLK	WP	HR	S	P	ERA	WHIP

Batter	1	2	3	4	5	6	7	8	9	AB	R	H	RBI	BB	SO	LOB
Sandy Alomar Sr., S (1, 4) OBP: 0.309, SLG: 0.320	6-3		1-3 2-3	1B 1-2 2-H 3-H		BB 1-2 2-3	F8		5-3	5	0	1	1	1	0	6
Mickey Rivers, L (1, 8) OBP: 0.309, SLG: 0.318	G4-6-3 BB		K		P6	SF5 2-3 3-H		5-3		2	0	0	0	1	1	1
Ken Berry, R (5, 8) OBP: 0.259, SLG: 0.303										1	0	0	1	0	0	0
Tony Gonzalez, L (1, 7) OBP: 0.339, SLG: 0.349	G4-6-3 1-2f		K		E4 G6-4-3	BB 1-2		BLK 1-3 1B		4	0	1	0	1	1	2
Ken McMullen, R (1, 5) OBP: 0.315, SLG: 0.405		6-3		E6 FC3-6 E 1B	G6-4-3 1-2f	K		1-3 1-2		5	1	0	0	0	1	5
John Stephenson, L (1, 2) OBP: 0.295, SLG: 0.359		2B		E6 FC3-6 1-2		P4	F8	K 2-3		5	0	1	0	0	1	2
Jim Spencer, L (1, 3) OBP: 0.303, SLG: 0.401		P4		FC3-6 BB 1B FC5-2 1-2f 2-3		1B 2B	F2		BB 1B	4	1	1	0	1	0	3
Roger Repoz, L (1, 9) OBP: 0.373, SLG: 0.335		IBB		FC5-2 BB 1B 1-2 3-H 1B		1B 1B BB	1B BB		K	2	2	1	1	3	1	1
Bruce Christensen, L (1, 6) OBP: 0.393, SLG: 0.292		4-3		FC5-2 1B 1-2 2-3 BB		BB 1B SF5 1-3 2-H 1B	BB 1-3 1B		1-2 1B	4	1	3	1	1	0	2
Rudy May, L (1, 1) OBP: 0.227, SLG: 0.214			1-3 2B	FC5-2 1B 1-2 2-3 3-Hf		E BB 1-2 3-H 1B	1-2 BB		K	4	0	2	1	1	1	5
Inning Stats	R: 0 E: 0 K: 0 S: 2 H: 0 LOB: 0 BB: 1 P: 6	R: 0 E: 0 K: 0 S: 4 H: 1 LOB: 2 BB: 1 P: 8	R: 0 E: 0 K: 2 S: 8 H: 1 LOB: 1 BB: 0 P: 8	R: 2 E: 2 K: 0 S: 6 H: 2 LOB: 2 BB: 1 P: 10	R: 0 E: 1 K: 0 S: 3 H: 0 LOB: 0 BB: 0 P: 3	R: 3 E: 1 K: 1 S: 8 H: 3 LOB: 3 BB: 3 P: 20	R: 0 E: 0 K: 0 S: 4 H: 1 LOB: 3 BB: 2 P: 12	R: 0 E: 0 K: 1 S: 6 H: 1 LOB: 1 BB: 0 P: 6	R: 0 E: 0 K: 2 S: 8 H: 1 LOB: 2 BB: 1 P: 12	1B: 7 2B: 3 3B: 0 HR: 0 SF: 1 SAC: 0 DP: 2 HBP: 0	WP: 0 PB: 0 SB: 0 CS: 0 PA: 46					

PITCHER	IP	WLS	BF	H	R	ER	SO	BB	IBB	HBP	BLK	WP	HR	S	P	ERA	WHIP
Steve Hargan, R (1, 1) ERA: 6.16	5.1	L	26	6	5	3	2	3	1	0	0	0	0	26	42	5.06	1.688
Steve Mingori, L (6, 1) ERA: 1.84	0.0		2	1	0	0	0	1	0	0	0	0	0	1	5	∞	∞
Ray Lamb, R (6, 1) ERA: 3.04	2.2		13	2	0	0	2	3	0	0	1	0	0	14	26	0.00	1.875
Vince Colbert, R (9, 1) ERA: 4.42	1.0		5	1	0	0	2	1	0	0	0	0	0	8	12	0.00	2.000

PITCHER	IP	WLS	BF	H	R	ER	SO	BB	IBB	HBP	BLK	WP	HR	S	P	ERA	WHIP

TOP

California Angels @ Cleveland Indians

Cleveland Municipal Stadium, Cleveland, OH

Wed Jul 28 1971, 7:05 PM EDT

Att. 3,512 - Unknown - 79 F

livebaseballscorecards.com

AB	36
R	5
H	10
RBI	5
BB	9
SO	6
LOB	27

Batter	1	2	3	4	5	6	7	8	9	AB	R	H	RBI	BB	SO	LOB
Ted Uhlaender, L (1, 8) OBP: 0.331, SLG: 0.307	F8 1B FC6-4 1B		P5			4-3		4-3		4	1	1	0	0	0	1
Eddie Leon, R (1, 4) OBP: 0.325, SLG: 0.328	FC6-4 1-2 1B		2B			5-3			5-3	4	0	2	0	0	0	0
Vada Pinson, L (1, 9) OBP: 0.294, SLG: 0.371	F8 2-3		4-3			4-3			F8	4	0	0	0	0	0	3
Graig Nettles, L (1, 5) OBP: 0.366, SLG: 0.458	FC6-4 1-2f 3-H			G3			G6-4-3 1B		K	4	0	1	1	0	1	1
Chuck Hinton, R (1, 3) OBP: 0.339, SLG: 0.452	K			K			G6-4-3 1-2f			3	0	0	0	0	2	2
Roy Foster, R (1, 7) OBP: 0.315, SLG: 0.409		G6-4-3 1B		5-3			P6			3	0	1	0	0	0	0
Ray Fosse, R (1, 2) OBP: 0.310, SLG: 0.351		G6-4-3 1-2f			F8			F8		3	0	0	0	0	0	1
Jack Heidemann, R (1, 6) OBP: 0.238, SLG: 0.218		4-3			F7			1B		3	0	1	0	0	0	0
Steve Hargan, R (1, 1) OBP: 0.083, SLG: 0.083			F9		K			K		2	0	0	0	0	1	0
Steve Mingori, L (6, 1) OBP: 0.500, SLG: 0.500										0	0	0	0	0	0	0
Ray Lamb, R (6, 1) OBP: 0.152, SLG: 0.125										0	0	0	0	0	0	0
Jim Clark, R (8, PH) OBP: 0.176, SLG: 0.125										1	0	0	0	0	1	1
Vince Colbert, R (9, 1) OBP: 0.222, SLG: 0.333										0	0	0	0	0	0	0
Inning Stats	R: 1 E: 0 K: 1 S: 7 H: 2 LOB: 1 BB: 0 P: 7	R: 0 E: 0 K: 0 S: 3 H: 1 LOB: 0 BB: 0 P: 3	R: 0 E: 0 K: 0 S: 4 H: 1 LOB: 1 BB: 0 P: 4	R: 0 E: 0 K: 1 S: 5 H: 0 LOB: 0 BB: 0 P: 5	R: 0 E: 0 K: 1 S: 5 H: 0 LOB: 0 BB: 0 P: 5	R: 0 E: 0 K: 0 S: 3 H: 0 LOB: 0 BB: 0 P: 3	R: 0 E: 0 K: 0 S: 3 H: 1 LOB: 0 BB: 0 P: 3	R: 0 E: 0 K: 1 S: 6 H: 1 LOB: 1 BB: 0 P: 6	R: 0 E: 0 K: 1 S: 5 H: 0 LOB: 0 BB: 0 P: 5	1B: 5 2B: 1 3B: 0 HR: 0	SF: 0 SAC: 0 DP: 2 HBP: 0						

PITCHER	IP	WLS	BF	H	R	ER	SO	BB	IBB	HBP	BLK	WP	HR	S	P	ERA	WHIP
Rudy May, L (1, 1) ERA: 2.71	9.0	W	31	6	1	1	5	0	0	0	0	0	0	41	41	1.00	0.667

PITCHER	IP	WLS	BF	H	R	ER	SO	BB	IBB	HBP	BLK	WP	HR	S	P	ERA	WHIP

BOTTOM

California Angels @ Cleveland Indians

Cleveland Municipal Stadium, Cleveland, OH

Wed Jul 28 1971, 7:05 PM EDT

Att. 3,512 - Unknown - 79 F

livebaseballscorecards.com

AB	31
R	1
H	6
RBI	1
BB	0
SO	5
LOB	9

Batter	1	2	3	4	5	6	7	8	9	AB	R	H	RBI	BB	SO	LOB
Sandy Alomar Sr., S (1, 4) OBP: 0.312, SLG: 0.323	4-3		1B 1B 1-3 3-H 1B		CS 1B		1B		4-3	5	1	3	1	0	0	0
Ken Berry, R (1, 8) OBP: 0.262, SLG: 0.305	P5		1B 1-3 3-H 1B		1-2 1B		K		E5 HR	5	1	2	1	0	1	1
Ken McMullen, R (1, 5) OBP: 0.318, SLG: 0.415	5-3		FC6-4 1-2 3-H 1B		K			BB 1B 1B	1-H HR	5	2	3	3	0	1	1
Billy Cowan, R (1, 7) OBP: 0.340, SLG: 0.479 Mickey Rivers, L (9, 7) OBP: 0.309, SLG: 0.318		F8	K			HR		K	5-3	5 0	1 0	1 0	1 0	0 0	2 0	3 0
Tommie Reynolds, R (1, 9) OBP: 0.267, SLG: 0.222 Roger Repoz, L (8, PH) OBP: 0.376, SLG: 0.335 (8, 9)		6-3	FC6-4 1-2f			4-3		1B 1-2 BB		3 0	0 0	0 0	0 0	0 1	0 0	2 0
Jim Spencer, L (1, 3) OBP: 0.305, SLG: 0.402		F9		WP PB 4-3 1B		G3-6-3 1B		K		4	0	2	0	0	1	2
Syd O'Brien, R (1, 6) OBP: 0.257, SLG: 0.320			F9	6-3 1-3		G3-6-3 1-2f		FC5-4 1-2 2-H 1B		4	0	1	1	0	0	2
Jerry Moses, R (1, 2) OBP: 0.258, SLG: 0.370			1B 1B 2B	4-3 3-H			K	FC5-4 1-2f		4	1	1	0	0	1	3
Tom Murphy, R (1, 1) OBP: 0.185, SLG: 0.212 Eddie Fisher, R (5, 1)			1B 1B 2-3 1B		6-3		K		K	2 2	1 0	1 0	0 0	0 0	0 2	0 0
Inning Stats	R: 0 H: 0 E: 0 LOB: 0 K: 0 BB: 0 S: 3 P: 3	R: 0 H: 0 E: 0 LOB: 0 K: 0 BB: 0 S: 3 P: 3	R: 3 H: 5 E: 0 LOB: 2 K: 1 BB: 0 S: 10 P: 10	R: 0 H: 1 E: 0 LOB: 1 K: 0 BB: 0 S: 3 P: 3	R: 0 H: 2 E: 0 LOB: 1 K: 1 BB: 0 S: 6 P: 6	R: 1 H: 2 E: 0 LOB: 0 K: 0 BB: 0 S: 4 P: 4	R: 0 H: 1 E: 0 LOB: 1 K: 3 BB: 0 S: 10 P: 10	R: 1 H: 2 E: 0 LOB: 2 K: 2 BB: 1 S: 9 P: 13	R: 2 H: 1 E: 1 LOB: 0 K: 1 BB: 0 S: 7 P: 7	1B: 11 SF: 0 2B: 1 SAC: 0 3B: 0 DP: 1 HR: 2 HBP: 0						

TOP

California Angels @ Cleveland Indians

Cleveland Municipal Stadium, Cleveland, OH

Thu Jul 29 1971, 7:05 PM EDT
Att. 3,272 - Unknown - 72 F

livebaseballscorecards.com

AB	39
R	7
H	14
RBI	7
BB	1
SO	8
LOB	14

WP: 1 PA: 40
PB: 1
SB: 0
CS: 1

PITCHER		IP	WLS	BF	H	R	ER	SO	BB	IBB	HBP	BLK	WP	HR	S	P	ERA	WHIP
Mike Paul, L ERA: 3.0	(1, 1)	2.1	L	12	5	3	3	0	0	0	0	0	0	0	12	12	11.57	2.143
Ed Farmer, R ERA: 1.64	(3, 1)	3.2		13	5	1	1	2	0	0	0	0	1	1	17	17	2.46	1.364
Phil Hennigan, R ERA: 4.33	(7, 1)	1.1		7	2	1	1	4	1	0	0	0	0	0	14	18	6.75	2.250
Steve Mingori, L ERA: 1.81	(8, 1)	0.2		3	1	0	0	1	0	0	0	0	0	0	5	5	0.00	1.500
Vince Colbert, R ERA: 4.36	(9, 1)	1.0		5	1	2	0	1	0	0	0	0	0	1	7	7	0.00	1.000

PITCHER	IP	WLS	BF	H	R	ER	SO	BB	IBB	HBP	BLK	WP	HR	S	P	ERA	WHIP

BOTTOM

California Angels @ Cleveland Indians

Cleveland Municipal Stadium, Cleveland, OH

Thu Jul 29 1971, 7:05 PM EDT

Att. 3,272 - Unknown - 72 F

livebaseballscorecards.com

Batter	1	2	3	4	5	6	7	8	9	AB	R	H	RBI	BB	SO	LOB
Ted Uhlaender, L (1, 8) OBP: 0.339, SLG: 0.314	1-3		WP 1B		BB SH1-3 1B	1-2 1B		BBB 1-2 2-3 BB		4	0	3	0	1	0	0
Eddie Leon, R (1, 4) OBP: 0.321, SLG: 0.323	F9		SSS K 1-2		SH1-3 1-2	F9		F9		4	0	0	0	0	1	6
Vada Pinson, L (1, 7) OBP: 0.290, SLG: 0.366	F7		P4		SSS K		F5		2-3	5	0	0	0	0	1	2
Graig Nettles, L (1, 5) OBP: 0.367, SLG: 0.459		SH1-3 1B 2B	4-3		BBB BB BB		F8		F7	4	1	1	0	1	0	1
Chris Chambliss, L (1, 3) OBP: 0.374, SLG: 0.442		SH1-3 2-3		BBB 1B SF7 BB	BBB 1-2 2-3 BB		6-3		SSS K2-3	2	1	0	0	2	1	0
Frank Baker, L (1, 9) OBP: 0.252, SLG: 0.312		L6		1-3 1B	F9			F8		4	0	1	0	0	0	4
Ray Fosse, R (1, 2) OBP: 0.309, SLG: 0.350		1B 3-H 1B		SF7 3-H		F9		F2		3	0	1	2	0	0	0
Jack Heidemann, R (1, 6) OBP: 0.243, SLG: 0.223		1-2 1B		L5		P3		BB BB 1B		4	0	2	0	0	0	1
Mike Paul, L (1, 1) Ed Farmer, R (3, 1) Chuck Hinton, R (6, PH) OBP: 0.345, SLG: 0.452 Phil Hennigan, R (7, 1) Steve Mingori, L (8, 1) OBP: 0.500, SLG: 0.500 Jim Clark, R (8, PH) OBP: 0.222, SLG: 0.125 Vince Colbert, R (9, 1) OBP: 0.222, SLG: 0.333		1-3		F7		BBB 1B BB		BBB BB 1-2 BB		1 1 0 0 0 0 0	0 0 0 0 0 0 0	0 0 0 0 0 0 0	0 0 0 0 1 0 1	0 0 0 0 0 0 0	0 0 0 0 0 0 0	2 1 0 0 0 0 0
Inning Stats	R: 0 E: 0 K: 0 S: 3 H: 0 LOB: 0 BB: 0 P: 3	R: 1 E: 0 K: 0 S: 6 H: 3 LOB: 2 BB: 0 P: 6	R: 0 E: 0 K: 1 S: 6 H: 1 LOB: 1 BB: 0 P: 6	R: 1 E: 0 K: 0 S: 4 H: 1 LOB: 1 BB: 1 P: 8	R: 0 E: 0 K: 1 S: 6 H: 1 LOB: 3 BB: 2 P: 14	R: 0 E: 0 K: 0 S: 4 H: 1 LOB: 2 BB: 1 P: 8	R: 0 E: 0 K: 0 S: 3 H: 0 LOB: 0 BB: 0 P: 3	R: 0 E: 0 K: 0 S: 4 H: 1 LOB: 3 BB: 2 P: 12	R: 0 E: 0 K: 1 S: 5 H: 0 LOB: 0 BB: 0 P: 5	1B: 7 2B: 1 3B: 0 HR: 0 SF: 1 SAC: 2 DP: 0 HBP: 0						

	AB	32
	R	2
	H	8
	RBI	2
	BB	6
	SO	3
	LOB	17

PITCHER		IP	WLS	BF	H	R	ER	SO	BB	IBB	HBP	BLK	WP	HR	S	P	ERA	WHIP
Tom Murphy, R ERA: 4.24	(1, 1)	4.1		20	6	2	2	1	1	0	0	0	1	0	21	25	4.15	1.615
Eddie Fisher, R ERA: 2.08	(5, 1)	4.2	W	21	2	0	0	2	5	0	0	0	0	0	20	40	0.00	1.500

PITCHER	IP	WLS	BF	H	R	ER	SO	BB	IBB	HBP	BLK	WP	HR	S	P	ERA	WHIP

California Angels @ Detroit Tigers

Tiger Stadium, Detroit, MI

Fri Jul 30 1971, 7:05 PM EDT

Att. 19,410 - Unknown

TOP

livebaseballscorecards.com

Batter	1	2	3	4	5	6	7	8	9	AB	R	H	RBI	BB	SO	LOB
Sandy Alomar Sr., S (1, 4) OBP: 0.311, SLG: 0.322	F2	F8			SH1-3 1B		F8		K	5	0	1	0	0	1	1
Mickey Rivers, L (1, 8) OBP: 0.316, SLG: 0.319	F8	1-3 1B			SH1-3 1-2		BBBBB FC6-4 BB		F7	3	0	1	0	1	0	0
Tony Gonzalez, L (1, 7) OBP: 0.338, SLG: 0.347	FC6-4 1B	4-3			E1 G6-4-3		FC6-4 1-2f			4	0	1	0	0	0	4
Ken McMullen, R (1, 5) OBP: 0.315, SLG: 0.411	FC6-4 1-2f		P4		G6-4-3 1-2f			E3 FC1-6		4	0	0	0	0	0	3
John Stephenson, L (1, 2) OBP: 0.294, SLG: 0.356		1B HR 1B	3-1			SSS K		FC1-6 1B 1-2f		4	1	1	0	0	1	1
Jim Spencer, L (1, 3) OBP: 0.307, SLG: 0.406		1-3 HR 1B	SSS K			2B		P4		4	1	2	0	0	1	1
Roger Repoz, L (1, 9) OBP: 0.378, SLG: 0.357		1-H 3-H HR		SSS K		F9		1-2 1B		4	1	2	3	0	1	1
Bruce Christensen, L (1, 6) OBP: 0.375, SLG: 0.286		1B 1B		4-3		F7		4-3		4	0	1	0	0	0	3
Andy Messersmith, R (1, 1) OBP: 0.217, SLG: 0.246 Dave LaRoche, L (8, 1) OBP: 0.222, SLG: 0.125 Billy Cowan, R (9, PH) OBP: 0.337, SLG: 0.474		K		K			6-3		P6	3 0 1	0 0 0	0 0 0	0 0 0	0 0 0	2 0 0	1 0 0
Inning Stats	R: 0 E: 0 K: 0 S: 4 H: 1 LOB: 1 BB: 0 P: 4	R: 3 E: 0 K: 1 S: 10 H: 5 LOB: 2 BB: 0 P: 10	R: 0 E: 0 K: 1 S: 5 H: 0 LOB: 0 BB: 0 P: 5	R: 0 E: 0 K: 2 S: 7 H: 0 LOB: 0 BB: 0 P: 7	R: 0 E: 1 K: 0 S: 4 H: 1 LOB: 1 BB: 0 P: 4	R: 0 E: 0 K: 1 S: 6 H: 1 LOB: 1 BB: 0 P: 6	R: 0 E: 0 K: 0 S: 3 H: 0 LOB: 1 BB: 1 P: 7	R: 0 E: 1 K: 0 S: 5 H: 1 LOB: 2 BB: 0 P: 5	R: 0 E: 0 K: 1 S: 5 H: 0 LOB: 0 BB: 0 P: 5	1B: 7 2B: 1 3B: 0 HR: 1 SF: 0 SAC: 1 DP: 1 HBP: 0						

	AB	36
	R	3
	H	9
	RBI	3
	BB	1
	SO	6
	LOB	15

WP: 0 PB: 0 SB: 0 CS: 0 PA: 38

PITCHER		IP	WLS	BF	H	R	ER	SO	BB	IBB	HBP	BLK	WP	HR	S	P	ERA	WHIP
Joe Niekro, R ERA: 5.11	(1, 1)	1.2		11	6	3	3	1	0	0	0	0	0	1	13	13	16.20	3.600
Mike Kilkenny, L ERA: 5.34	(2, 1)	4.1		15	2	0	0	4	0	0	0	0	0	0	23	23	0.00	0.462
Fred Scherman, L ERA: 2.8	(7, 1)	2.0	W	9	1	0	0	0	1	0	0	0	0	0	8	12	0.00	1.000
Tom Timmermann, R ERA: 3.72	(9, 1)	1.0	S	3	0	0	0	1	0	0	0	0	0	0	5	5	0.00	0.000

PITCHER	IP	WLS	BF	H	R	ER	SO	BB	IBB	HBP	BLK	WP	HR	S	P	ERA	WHIP

Batter	1	2	3	4	5	6	7	8	9	AB	R	H	RBI	BB	SO	LOB
Dick McAuliffe, L (1, 4) (9, 6) OBP: 0.283, SLG: 0.354	8-4 1B			P5		F8		BBB 4-0 1-2 2B BB		3	1	1	0	1	0	0
Aurelio Rodriguez, R (1, 5) OBP: 0.277, SLG: 0.373	8-4 1-2f			K		1B		1-H 2-H 3-H 2B		3	0	1	0	0	1	1
Fred Scherman, L (7, 1) OBP: 0.375, SLG: 0.286										0	0	0	0	0	0	0
Dalton Jones, L (8, PH) OBP: 0.313, SLG: 0.403										0	0	0	0	0	0	0
Tony Taylor, R (8, PH) (9, 4) OBP: 0.306, SLG: 0.347										1	0	1	3	0	0	0
Gates Brown, L (1, 7) OBP: 0.487, SLG: 0.691	K			HR		K		K		4	1	1	1	0	3	1
Tom Timmermann, R (9, 1) OBP: 0.200, SLG: 0.111										0	0	0	0	0	0	0
Willie Horton, R (1, 9) OBP: 0.336, SLG: 0.457		L4		1-3			3-1 F5-2 2B			3	0	1	0	0	0	0
Mickey Stanley, R (9, 8) OBP: 0.322, SLG: 0.367										0	0	0	0	0	0	0
Norm Cash, L (1, 3) OBP: 0.380, SLG: 0.572		F8			F7		3-1 2-3			3	0	0	0	0	0	1
Jim Northrup, L (1, 8) (9, 7) OBP: 0.370, SLG: 0.466		4-3			P4		F5-2 3-H			3	0	0	0	0	0	1
Bill Freehan, R (1, 2) OBP: 0.347, SLG: 0.468			P6		1B			FC4-6 1B 2B 1B		3	1	2	0	0	0	0
Ed Brinkman, R (1, 6) OBP: 0.279, SLG: 0.271			5-3		K			FC4-6 1-2 1B		2	0	0	0	0	1	1
Al Kaline, R (8, PH) (9, 9) OBP: 0.438, SLG: 0.452										1	0	1	0	0	0	0
Joe Niekro, R (1, 1) OBP: 0.286, SLG: 0.263			K			F7		FC4-6 BB 1-2f 2-3 2B		0	0	0	0	0	0	0
Mike Kilkenny, R (2, 1)										1	0	0	0	0	1	0
Kevin Collins, L (6, PH) (7, 5) OBP: 0.296, SLG: 0.519										2	1	0	0	0	0	2
Inning Stats	R: 0 E: 0 K: 1 S: 5 H: 1 LOB: 0 BB: 0 P: 5	R: 0 E: 0 K: 0 S: 3 H: 0 LOB: 0 BB: 0 P: 3	R: 0 E: 0 K: 1 S: 5 H: 0 LOB: 0 BB: 0 P: 5	R: 1 E: 0 K: 1 S: 6 H: 1 LOB: 0 BB: 0 P: 6	R: 0 E: 0 K: 1 S: 6 H: 1 LOB: 1 BB: 0 P: 6	R: 0 E: 0 K: 1 S: 6 H: 1 LOB: 1 BB: 0 P: 6	R: 0 E: 0 K: 0 S: 3 H: 1 LOB: 0 BB: 0 P: 3	R: 3 E: 0 K: 1 S: 7 H: 3 LOB: 0 BB: 1 P: 11		1B: 5 2B: 4 3B: 0 HR: 1	SF: 0 SAC: 0 DP: 2 HBP: 0						

PITCHER		IP	WLS	BF	H	R	ER	SO	BB	IBB	HBP	BLK	WP	HR	S	P	ERA	WHIP
Andy Messersmith, R ERA: 3.47	(1, 1)	7.1	L	28	7	4	4	5	1	0	0	0	0	1	37	41	4.91	1.091
Dave LaRoche, L ERA: 2.09	(8, 1)	0.2		2	1	0	0	1	0	0	0	0	0	0	4	4	0.00	1.500

PITCHER	IP	WLS	BF	H	R	ER	SO	BB	IBB	HBP	BLK	WP	HR	S	P	ERA	WHIP

BOTTOM

California Angels @ Detroit Tigers

Tiger Stadium, Detroit, MI

Fri Jul 30 1971, 7:05 PM EDT

Att. 19,410 - Unknown

livebaseballscorecards.com

AB	29
R	4
H	8
RBI	4
BB	1
SO	6
LOB	7

WP: 0 PA: 30
PB: 0
SB: 0
CS: 0

Batter	1	2	3	4	5	6	7	8	9	10	11	12	AB	R	H	RBI	BB	SO	LOB
Sandy Alomar Sr., S (1, 4) OBP: 0.310, SLG: 0.322	P6			P2		1-H 1B 2B		F8		1-3			5	1	1	1	0	0	0
Ken Berry, R (1, 8) OBP: 0.261, SLG: 0.303	4-3			K		2-H 1B		F3			5-3		5	0	1	1	0	1	0
Ken McMullen, R (1, 5) OBP: 0.312, SLG: 0.406	L9			K		P5			F8		K		5	0	0	0	0	2	1
Billy Cowan, R (1, 7) OBP: 0.330, SLG: 0.460 Mickey Rivers, L (12, 7) OBP: 0.316, SLG: 0.319		5-3			K		P3		1B 1B		L9		5 0	0 0	1 0	0 0	0 0	1 0	0 0
Tommie Reynolds, R (1, 9) OBP: 0.286, SLG: 0.250 Roger Repoz, L (12, 9) OBP: 0.378, SLG: 0.357		K			6-3		1B 1B		1-2 1B			4-3	5 0	0 0	2 0	0 0	0 0	1 0	0 0
Jim Spencer, L (1, 3) OBP: 0.303, SLG: 0.400		K			K		F8		F8			K	5	0	0	0	0	3	3
Syd O'Brien, R (1, 6) OBP: 0.260, SLG: 0.322			6-3	K		1-2 1B		F8				2B 1B	5	1	2	0	0	1	2
Jerry Moses, R (1, 2) OBP: 0.262, SLG: 0.377			K		2B 1B		K			K		1-H 2B	5	1	2	1	0	3	2
Clyde Wright, R (1, 1) OBP: 0.242, SLG: 0.250 Lloyd Allen, R (12, 1) OBP: 0.273, SLG: 0.545			K		L9		F3			K		F8	5 0	0 0	0 0	0 0	0 0	2 0	2 0
Inning Stats	R: 0 E: 0 K: 0 S: 3 H: 0 LOB: 0 BB: 0 P: 3	R: 0 E: 0 K: 2 S: 7 H: 0 LOB: 0 BB: 0 P: 7	R: 0 E: 0 K: 2 S: 7 H: 0 LOB: 0 BB: 0 P: 7	R: 0 E: 0 K: 2 S: 7 H: 0 LOB: 0 BB: 0 P: 7	R: 0 E: 0 K: 2 S: 7 H: 0 LOB: 0 BB: 0 P: 7	R: 2 E: 0 K: 1 S: 8 H: 3 LOB: 1 BB: 0 P: 8	R: 0 E: 0 K: 1 S: 7 H: 2 LOB: 2 BB: 0 P: 7	R: 0 E: 0 K: 0 S: 3 H: 0 LOB: 0 BB: 0 P: 3	R: 0 E: 0 K: 0 S: 5 H: 2 LOB: 2 BB: 0 P: 5	R: 0 E: 0 K: 2 S: 7 H: 0 LOB: 0 BB: 0 P: 7	R: 0 E: 0 K: 1 S: 5 H: 0 LOB: 0 BB: 0 P: 5	R: 1 E: 0 K: 1 S: 7 H: 2 LOB: 1 BB: 0 P: 7	1B: 7 2B: 2 3B: 0 HR: 0 SF: 0 SAC: 0 DP: 0 HBP: 0	WP: 0 PB: 0 SB: 0 CS: 0 PA: 45					

PITCHER	IP	WLS	BF	H	R	ER	SO	BB	IBB	HBP	BLK	WP	HR	S	P	ERA	WHIP
Mickey Lolich, L (1, 1) ERA: 3.04	12.0	L	45	9	3	3	14	0	0	0	0	0	0	73	73	2.25	0.750

PITCHER	IP	WLS	BF	H	R	ER	SO	BB	IBB	HBP	BLK	WP	HR	S	P	ERA	WHIP

California Angels @ Detroit Tigers

Tiger Stadium, Detroit, MI

Sat Jul 31 1971, 4:33 AM EDT

Att. 13,853 - Unknown

TOP

livebaseballscorecards.com

AB	45
R	3
H	9
RBI	3
BB	0
SO	14
LOB	10

Batter	1	2	3	4	5	6	7	8	9	10	11	12	AB	R	H	RBI	BB	SO	LOB
Aurelio Rodriguez, R (1, 5) OBP: 0.277, SLG: 0.371 Gates Brown, L (12, PH) OBP: 0.494, SLG: 0.691	P5	L5			F3			SH1-4		FC4-6 1B		BBBB 4-0 1-3 BB	4 0	0 0	1 0	0 0	0 1	0 0	3 0
Tony Taylor, R (1, 4) OBP: 0.297, SLG: 0.337	1-3		G3		4-3			L5		FC4-6 1-2f		B3-5 3-Hf	6	0	0	0	0	0	4
Al Kaline, R (1, 9) OBP: 0.434, SLG: 0.448	F3		L6-3			L6-3		2-3 1B		L9			5	0	1	0	0	0	1
Willie Horton, R (1, 7) OBP: 0.339, SLG: 0.474		HR	IHR			6-3		F3			BBBB BB		4	2	2	2	1	0	2
Bill Freehan, R (1, 2) OBP: 0.345, SLG: 0.463		BBBBB 4-0 BB 3-1 BB	L4			L6			F9		F2		4	0	0	0	1	0	1
Norm Cash, L (1, 3) OBP: 0.378, SLG: 0.566		3-1 1-2					4-3		P6		F7		5	0	1	0	0	0	2
Mickey Stanley, R (1, 8) OBP: 0.320, SLG: 0.361		F9				G5-4-3 1-2f	4-3		BBBB BB		F3		4	0	0	0	1	0	3
Ed Brinkman, R (1, 6) OBP: 0.278, SLG: 0.268		IIII BB IBB				1-3	P4		F9			6-3	4	0	0	0	1	0	1
Mickey Lolich, S (1, 1) OBP: 0.236, SLG: 0.105 Ike Brown, R (12, PH) OBP: 0.372, SLG: 0.507		BBBB 4-0 1-2 2-3 BB			F8			BBB 4-0 1B SH1-4 BB		SSS 0-3 K		0-0 BLK WP B3-5 1B	2 1	0 0	0 1	0 0	2 0	1 0	0 0
Inning Stats	R: 0 H: 0 E: 0 LOB: 0 K: 0 BB: 0 S: 3 P: 3	R: 1 H: 1 E: 0 LOB: 3 K: 0 BB: 3 S: 4 P: 16	R: 1 H: 1 E: 0 LOB: 0 K: 0 BB: 0 S: 4 P: 4	R: 0 H: 1 E: 0 LOB: 0 K: 0 BB: 0 S: 3 P: 3	R: 0 H: 0 E: 0 LOB: 0 K: 0 BB: 0 S: 3 P: 3	R: 0 H: 0 E: 0 LOB: 0 K: 0 BB: 0 S: 3 P: 3	R: 0 H: 0 E: 0 LOB: 0 K: 0 BB: 0 S: 3 P: 3	R: 0 H: 1 E: 0 LOB: 2 K: 0 BB: 1 S: 4 P: 8	R: 0 H: 0 E: 0 LOB: 1 K: 0 BB: 1 S: 3 P: 7	R: 0 H: 1 E: 0 LOB: 1 K: 1 BB: 0 S: 6 P: 6	R: 0 H: 0 E: 0 LOB: 1 K: 0 BB: 1 S: 3 P: 7	R: 0 H: 1 E: 0 LOB: 1 K: 0 BB: 1 S: 3 P: 7	1B: 4 2B: 1 3B: 0 HR: 2	SF: 0 SAC: 1 DP: 2 HBP: 0						

PITCHER	IP	WLS	BF	H	R	ER	SO	BB	IBB	HBP	BLK	WP	HR	S	P	ERA	WHIP
Clyde Wright, L (1, 1) ERA: 3.28	11.1	W	45	6	2	2	1	5	1	0	0	0	1	41	65	1.59	0.971
Lloyd Allen, R (12, 1) ERA: 2.95	0.2	S	2	0	0	0	0	1	0	0	1	1	0	1	5	0.00	1.500

PITCHER	IP	WLS	BF	H	R	ER	SO	BB	IBB	HBP	BLK	WP	HR	S	P	ERA	WHIP

BOTTOM

California Angels @ Detroit Tigers

Tiger Stadium, Detroit, MI

Sat Jul 31 1971, 4:33 AM EDT

Att. 13,853 - Unknown

livebaseballscorecards.com

AB	39
R	2
H	6
RBI	2
BB	7
SO	1
LOB	17

WP: 1 PA: 47
PB: 0
SB: 0
CS: 0

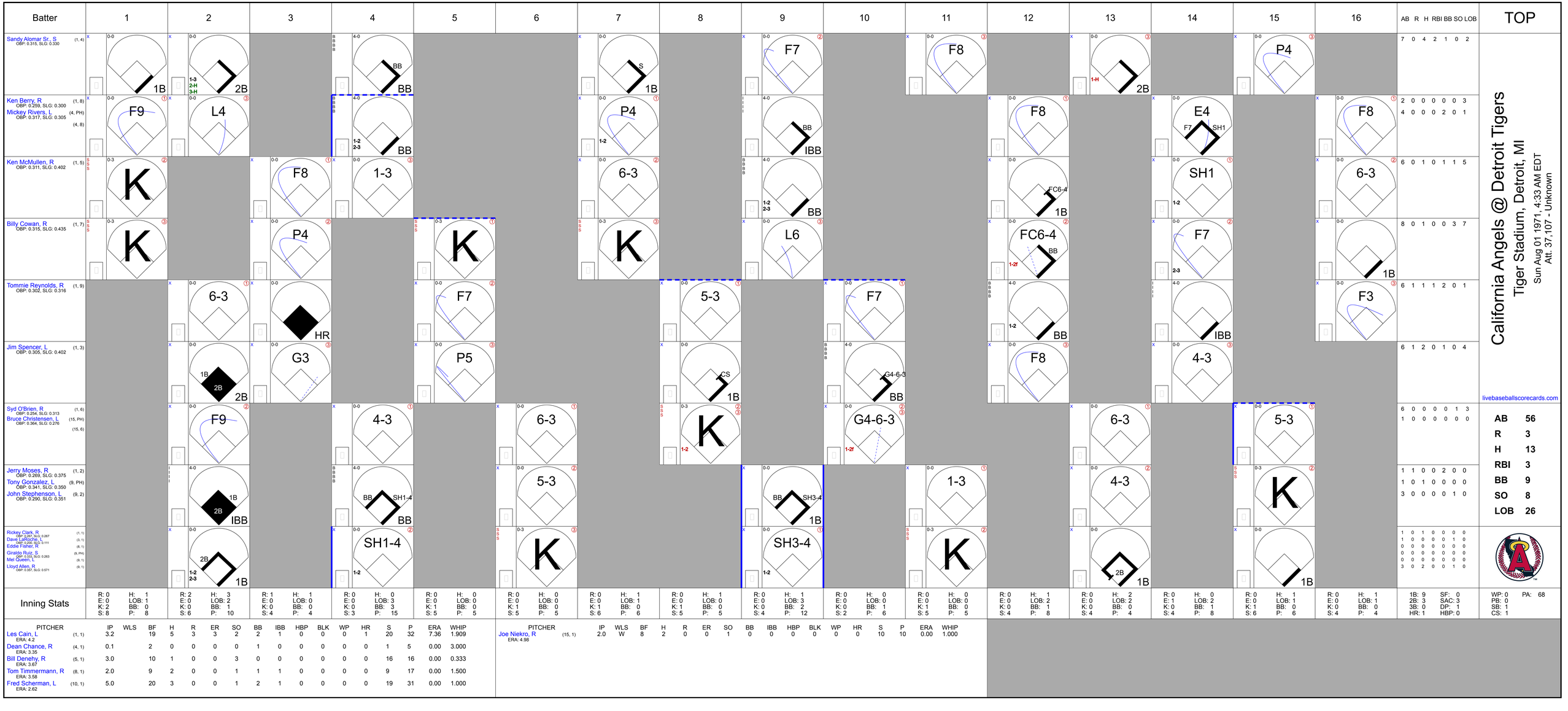
Batter
1
2
3
4
5
6
7
8
9
10
11
12
13
14
15
16
AB R H RBI BB SO LOB
TOP
Sandy Alomar Sr., S (1, 4)
OBP: 0.315, SLG: 0.330
7 0 4 2 1 0 2
Ken Berry, R (1, 8)
OBP: 0.259, SLG: 0.300
Mickey Rivers, L (4, PH) (4, 8)
OBP: 0.317, SLG: 0.305
2 0 0 0 0 0 3
4 0 0 0 2 0 1
Ken McMullen, R (1, 5)
OBP: 0.311, SLG: 0.402
6 0 1 0 1 1 5
Billy Cowan, R (1, 7)
OBP: 0.315, SLG: 0.435
8 0 1 0 0 3 7
Tommie Reynolds, R (1, 9)
OBP: 0.302, SLG: 0.316
6 1 1 1 2 0 1
Jim Spencer, L (1, 3)
OBP: 0.305, SLG: 0.402
6 1 2 0 1 0 4
Syd O'Brien, R (1, 6)
OBP: 0.254, SLG: 0.313
Bruce Christensen, L (15, PH) (15, 6)
OBP: 0.364, SLG: 0.276
6 0 0 0 0 1 3
1 0 0 0 0 0 0
Jerry Moses, R (1, 2)
OBP: 0.269, SLG: 0.375
Tony Gonzalez, L (9, PH)
OBP: 0.341, SLG: 0.350
John Stephenson, L (9, 2)
OBP: 0.290, SLG: 0.351
1 1 0 0 2 0 0
1 0 1 0 0 0 0
3 0 0 0 0 1 0
Rickey Clark, R (1, 1)
OBP: 0.267, SLG: 0.267
Dave LaRoche, L (3, 1)
OBP: 0.200, SLG: 0.111
Eddie Fisher, R (8, 1)
Giraldo Ruiz, S (9, PH)
OBP: 0.333, SLG: 0.263
Mel Queen, L (9, 1)
Lloyd Allen, R (9, 1)
OBP: 0.357, SLG: 0.571
1 0 1 0 0 0 0
1 0 0 0 0 1 0
0 0 0 0 0 0 0
0 0 0 0 0 0 0
0 0 0 0 0 0 0
3 0 2 0 0 1 0
Inning Stats
R: 0 E: 0 K: 2 S: 8 H: 1 LOB: 1 BB: 0 P: 8
R: 2 E: 0 K: 0 S: 6 H: 3 LOB: 2 BB: 1 P: 10
R: 1 E: 0 K: 0 S: 4 H: 1 LOB: 0 BB: 0 P: 4
R: 0 E: 0 K: 0 S: 3 H: 0 LOB: 3 BB: 3 P: 15
R: 0 E: 0 K: 1 S: 5 H: 0 LOB: 0 BB: 0 P: 5
R: 0 E: 0 K: 1 S: 5 H: 0 LOB: 0 BB: 0 P: 5
R: 0 E: 0 K: 1 S: 6 H: 1 LOB: 1 BB: 0 P: 6
R: 0 E: 0 K: 1 S: 5 H: 1 LOB: 0 BB: 0 P: 5
R: 0 E: 0 K: 0 S: 4 H: 1 LOB: 3 BB: 2 P: 12
R: 0 E: 0 K: 0 S: 2 H: 0 LOB: 0 BB: 1 P: 6
R: 0 E: 0 K: 1 S: 5 H: 0 LOB: 0 BB: 0 P: 5
R: 0 E: 0 K: 0 S: 4 H: 1 LOB: 2 BB: 1 P: 8
R: 0 E: 0 K: 0 S: 4 H: 2 LOB: 2 BB: 0 P: 4
R: 0 E: 1 K: 0 S: 4 H: 0 LOB: 2 BB: 1 P: 8
R: 0 E: 0 K: 1 S: 6 H: 1 LOB: 1 BB: 0 P: 6
R: 0 E: 0 K: 0 S: 4 H: 1 LOB: 1 BB: 0 P: 4
1B: 9 2B: 3 3B: 0 HR: 1
SF: 0 SAC: 3 DP: 1 HBP: 0
WP: 0 PB: 0 SB: 1 CS: 1
PA: 68
AB 56
R 3
H 13
RBI 3
BB 9
SO 8
LOB 26
PITCHER IP WLS BF H R ER SO BB IBB HBP BLK WP HR S P ERA WHIP
Les Cain, L (1, 1) ERA: 4.2 3.2 19 5 3 3 2 2 1 0 0 0 0 1 20 32 7.36 1.909
Dean Chance, R (4, 1) ERA: 3.35 0.1 2 0 0 0 0 1 0 0 0 0 0 0 1 5 0.00 3.000
Bill Denehy, R (5, 1) ERA: 3.67 3.0 10 1 0 0 3 0 0 0 0 0 0 0 16 16 0.00 0.333
Tom Timmermann, R (8, 1) ERA: 3.58 2.0 9 2 0 0 1 1 1 0 0 0 0 0 9 17 0.00 1.500
Fred Scherman, L (10, 1) ERA: 2.62 5.0 20 3 0 0 1 2 1 0 0 0 0 0 19 31 0.00 1.000
PITCHER IP WLS BF H R ER SO BB IBB HBP BLK WP HR S P ERA WHIP
Joe Niekro, R (15, 1) ERA: 4.98 2.0 W 8 2 0 0 1 0 0 0 0 0 0 0 10 10 0.00 1.000
California Angels @ Detroit Tigers
Tiger Stadium, Detroit, MI
Sun Aug 01 1971, 4:33 AM EDT
Att. 37,107 - Unknown
livebaseballscorecards.com

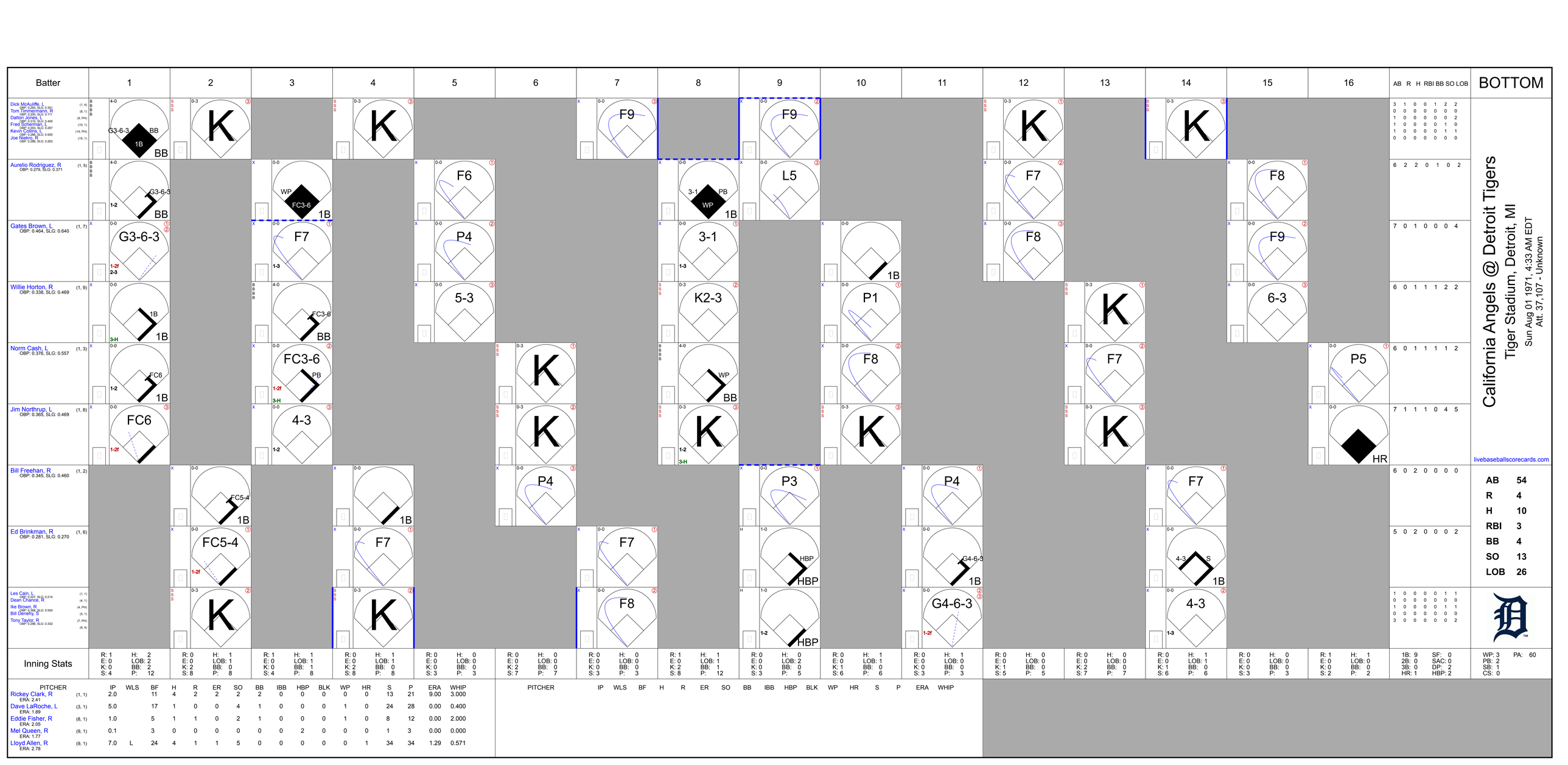
BOTTOM
California Angels @ Detroit Tigers
Tiger Stadium, Detroit, MI
Sun Aug 01 1971, 4:33 AM EDT
Att. 37,107 - Unknown
livebaseballscorecards.com
AB 54
R 4
H 10
RBI 3
BB 4
SO 13
LOB 26
Batter
1
2
3
4
5
6
7
8
9
10
11
12
13
14
15
16
AB R H RBI BB SO LOB
Dick McAuliffe, L OBP: 0.283, SLG: 0.361 (1, 4)
Tom Timmermann, R OBP: 0.000, SLG: 0.111 (8, 1)
Dalton Jones, L OBP: 0.310, SLG: 0.400 (9, PH)
Fred Scherman, L OBP: 0.000, SLG: 0.267 (10, 1)
Kevin Collins, L OBP: 0.286, SLG: 0.500 (14, PH)
Joe Niekro, R OBP: 0.286, SLG: 0.263 (15, 1)
Aurelio Rodriguez, R (1, 5) OBP: 0.279, SLG: 0.371
Gates Brown, L (1, 7) OBP: 0.464, SLG: 0.640
Willie Horton, R (1, 9) OBP: 0.338, SLG: 0.469
Norm Cash, L (1, 3) OBP: 0.376, SLG: 0.557
Jim Northrup, L (1, 8) OBP: 0.365, SLG: 0.469
Bill Freehan, R (1, 2) OBP: 0.345, SLG: 0.460
Ed Brinkman, R (1, 6) OBP: 0.281, SLG: 0.270
Les Cain, L OBP: 0.207, SLG: 0.214 (1, 1)
Dean Chance, R (4, 1)
Ike Brown, R OBP: 0.500, SLG: 0.500 (4, PH)
Bill Denehy, L (5, 1)
Tony Taylor, R OBP: 0.296, SLG: 0.332 (7, PH)
(8, 4)
Inning Stats
PITCHER IP WLS BF H R ER SO BB IBB HBP BLK WP HR S P ERA WHIP
Rickey Clark, R (1, 1) ERA: 2.41 2.0 11 4 2 2 2 2 0 0 0 0 0 13 21 9.00 3.000
Dave LaRoche, L (3, 1) ERA: 1.89 5.0 17 1 0 0 4 1 0 0 0 1 0 24 28 0.00 0.400
Eddie Fisher, R (8, 1) ERA: 2.05 1.0 5 1 1 0 2 1 0 0 0 1 0 8 12 0.00 2.000
Mel Queen, R (9, 1) ERA: 1.77 0.1 3 0 0 0 0 0 0 2 0 0 0 1 3 0.00 0.000
Lloyd Allen, R (9, 1) ERA: 2.78 7.0 L 24 4 1 1 5 0 0 0 0 0 1 34 34 1.29 0.571
PITCHER IP WLS BF H R ER SO BB IBB HBP BLK WP HR S P ERA WHIP
1B: 9 SF: 0 PA: 60
2B: 0 SAC: 0
3B: 0 DP: 2
HR: 1 HBP: 2
WP: 3
PB: 2
SB: 1
CS: 0

Batter	1	2	3	4	5	6	7	8	9	AB	R	H	RBI	BB	SO	LOB
Tommy Harper, R (1, 7) OBP: 0.310, SLG: 0.371	6-3		1-3			K		K		4	0	0	0	0	2	1
Ron Theobald, R (1, 4) OBP: 0.356, SLG: 0.329	F8			F8		L9			FC6-5 S 1B	4	0	1	0	0	0	0
Bobby Mitchell, R (1, 9) OBP: 0.300, SLG: 0.519	F2			BB			K		F7 1-2	3	0	0	0	1	1	1
Jose Cardenal, R (1, 8) OBP: 0.305, SLG: 0.378		K		K			S 1B		BB FC6-5	3	1	1	0	1	2	1
Andy Kosco, R (1, 3) OBP: 0.289, SLG: 0.326		F9		5-3			F8 1-2		FC6-5 1-2 2-3f	4	0	0	0	0	0	4
Roberto Pena, R (1, 5) OBP: 0.285, SLG: 0.355		6-3			4-3		2-H 1B		F8	4	0	1	1	0	0	2
Ellie Rodriguez, R (1, 2) OBP: 0.278, SLG: 0.213			BB 4-3		5-3		F3			2	0	0	0	1	0	1
Bob Heise, R (1, 6) OBP: 0.230, SLG: 0.236			4-3 1-2		6-3			1B CS		3	0	1	0	0	0	1
Marty Pattin, R (1, 1) OBP: 0.194, SLG: 0.158			K			K			P5 1-2	2	0	0	0	0	2	1
Dick Schofield, S (8, PH) OBP: 0.325, SLG: 0.277										1	0	0	0	0	0	1
John Morris, R (8, 1) OBP: 0.167, SLG: 0.200										0	0	0	0	0	0	0
Ken Sanders, R (8, 1)										0	0	0	0	0	0	0
Inning Stats	R: 0 E: 0 K: 0 S: 3 H: 0 LOB: 0 BB: 0 P: 3	R: 0 E: 0 K: 1 S: 5 H: 0 LOB: 0 BB: 0 P: 5	R: 0 E: 0 K: 1 S: 5 H: 0 LOB: 1 BB: 1 P: 9	R: 0 E: 0 K: 1 S: 5 H: 0 LOB: 1 BB: 1 P: 9	R: 0 E: 0 K: 0 S: 3 H: 0 LOB: 0 BB: 0 P: 3	R: 0 E: 0 K: 2 S: 7 H: 0 LOB: 0 BB: 0 P: 7	R: 1 E: 0 K: 1 S: 7 H: 2 LOB: 1 BB: 0 P: 7	R: 0 E: 0 K: 1 S: 5 H: 1 LOB: 0 BB: 0 P: 5	R: 0 E: 0 K: 0 S: 4 H: 1 LOB: 2 BB: 1 P: 8	1B: 4 2B: 0 3B: 0 HR: 0 SF: 0 SAC: 0 DP: 0 HBP: 0							

TOP

Milwaukee Brewers @ California Angels

Anaheim Stadium, Anaheim, CA

Mon Aug 02 1971, 10:05 PM EDT

Att. 6,289 - Unknown

livebaseballscorecards.com

AB	30
R	1
H	4
RBI	1
BB	3
SO	7
LOB	13

PITCHER		IP	WLS	BF	H	R	ER	SO	BB	IBB	HBP	BLK	WP	HR	S	P	ERA	WHIP
Rudy May, L ERA: 2.6	(1, 1)	9.0	W	33	4	1	1	7	3	0	0	0	0	0	44	56	1.00	0.778

PITCHER		IP	WLS	BF	H	R	ER	SO	BB	IBB	HBP	BLK	WP	HR	S	P	ERA	WHIP

WP: 0 PB: 0 SB: 2 CS: 1 PA: 33

BOTTOM

Milwaukee Brewers @ California Angels

Anaheim Stadium, Anaheim, CA

Mon Aug 02 1971, 10:05 PM EDT

Att. 6,289 - Unknown

Batter	1	2	3	4	5	6	7	8	9	AB	R	H	RBI	BB	SO	LOB
Sandy Alomar Sr., S (1, 4) OBP: 0.316, SLG: 0.330	CS 1B		BBBB S BB		6-3		F7			3	0	1	0	1	0	1
Mickey Rivers, L (1, 8) OBP: 0.308, SLG: 0.296	P4 1-2		F7 1-2		F5			6-3 1B 1B		3	0	0	0	0	0	2
Ken Berry, R (8, PH) (9, 8) OBP: 0.262, SLG: 0.303										1	1	1	0	0	0	0
Tony Gonzalez, L (1, 7) OBP: 0.339, SLG: 0.353	1B 2B		F8		L4			6-3 1-2		4	1	1	0	0	0	2
Ken McMullen, R (1, 5) OBP: 0.315, SLG: 0.403	HBP 2-H 1B		BBBB BB			1-3		1B IBB		2	0	1	1	2	0	0
John Stephenson, L (1, 2) OBP: 0.291, SLG: 0.348	1-2 HBP		3-1			3-1		F7		2	0	0	0	0	0	2
Billy Cowan, R (8, PH) OBP: 0.313, SLG: 0.431										1	0	0	0	0	0	2
Jerry Moses, R (9, 2) OBP: 0.269, SLG: 0.375										0	0	0	0	0	0	0
Jim Spencer, L (1, 3) OBP: 0.305, SLG: 0.400	F9			4-3		F2		1-3 2-H 1B		4	0	1	1	0	0	2
Roger Repoz, L (1, 9) OBP: 0.381, SLG: 0.377		F9		HR			1B	F8		4	1	2	1	0	0	2
Bruce Christensen, L (1, 6) OBP: 0.333, SLG: 0.250		F8		6-3			F7			3	0	0	0	0	0	1
Rudy May, L (1, 1) OBP: 0.213, SLG: 0.200		SSS K		SSS K			SSS K			3	0	0	0	0	3	1
Inning Stats	R: 1 H: 3 E: 0 LOB: 2 K: 0 BB: 0 S: 5 P: 6		R: 0 H: 0 E: 0 LOB: 0 K: 1 BB: 0 S: 5 P: 5	R: 0 H: 0 E: 0 LOB: 2 K: 0 BB: 2 S: 3 P: 11	R: 1 H: 1 E: 0 LOB: 0 K: 1 BB: 0 S: 6 P: 6	R: 0 H: 0 E: 0 LOB: 0 K: 0 BB: 0 S: 3 P: 3	R: 0 H: 0 E: 0 LOB: 0 K: 1 BB: 0 S: 6 P: 3	R: 1 H: 2 E: 0 LOB: 2 K: 0 BB: 1 S: 5 P: 9		1B: 5 SF: 0 2B: 1 SAC: 0 3B: 0 DP: 0 HR: 1 HBP: 1						WP: 0 PA: 34 PB: 0 SB: 1 CS: 1

livebaseballscorecards.com

AB	30
R	3
H	7
RBI	3
BB	3
SO	3
LOB	15

PITCHER		IP	WLS	BF	H	R	ER	SO	BB	IBB	HBP	BLK	WP	HR	S	P	ERA	WHIP
Marty Pattin, R ERA: 2.87	(1, 1)	7.0	L	28	5	2	2	3	2	0	1	0	0	1	31	40	2.57	1.000
John Morris, L ERA: 3.33	(8, 1)	0.1		3	1	1	1	0	0	1	0	0	0	0	2	6	27.00	3.000
Ken Sanders, R ERA: 2.19	(8, 1)	0.2		3	1	0	0	0	0	0	0	0	0	0	3	3	0.00	1.500

PITCHER	IP	WLS	BF	H	R	ER	SO	BB	IBB	HBP	BLK	WP	HR	S	P	ERA	WHIP

Batter	1	2	3	4	5	6	7	8	9	AB	R	H	RBI	BB	SO	LOB
Tommy Harper, R (1, 7) OBP: 0.310, SLG: 0.372	x 0-0 ① 5-3			SSS 0-3 ① K		x 0-0 FC1-4-5 2B		x 0-0 ③ 6-3		4	0	1	0	0	1	0
Ron Theobald, R (1, 4) OBP: 0.354, SLG: 0.327	x 0-0 ② 5-3			x 0-0 ② 6-3		x 0-0 ② FC1-4-5 2-3			x 0-0 PB 1B	4	0	1	0	0	0	1
Dave May, L (1, 9) OBP: 0.349, SLG: 0.410	x 0-0 ③ F9			x 0-0 ③ P5		x 0-0 ③ 4-3			x 0-0 ① 1-3 1-2	4	0	0	0	0	0	2
Jose Cardenal, R (1, 8) OBP: 0.304, SLG: 0.377		x 0-0 ① 5-3			x 0-0 WP S HR 1B		SSS 0-3 ① K		x 0-0 ② F7	4	1	1	0	0	1	1
John Briggs, L (1, 3) OBP: 0.399, SLG: 0.460		SSS 0-3 ② K			x 0-0 ① F9 1-3		BBBB 4-0 BB		IIII 4-0 IBB	2	0	0	0	2	1	1
Paul Ratliff, L (1, 2) OBP: 0.210, SLG: 0.387 Ellie Rodriguez, R (7, 2) OBP: 0.277, SLG: 0.212		SSS 0-3 ③ K			x 0-0 3-H HR		SSS 0-3 ② K		SSS 0-3 ③ K	3 1	1 0	1 0	2 0	0 0	2 1	1 2
Tom Matchick, L (1, 5) OBP: 0.167, SLG: 0.091			x 0-0 ① 6-3		x 0-0 G4-3 1B		x 0-0 ③ 4-3			3	0	1	0	0	0	1
Bob Heise, R (1, 6) OBP: 0.221, SLG: 0.227			x 0-0 ② 5-3		x 0-0 ② ③ G4-3 1-2f			x 0-0 ① 5-3		3	0	0	0	0	0	1
Lew Krausse, R (1, 1) Frank Tepedino, L (8, PH) OBP: 0.230, SLG: 0.286 Ken Sanders, R (8, 1)			x 0-0 ③ 5-3			x 0-0 ① F9		x 0-0 ② 4-3		2 1 0	0 0 0	0 0 0	0 0 0	0 0 0	0 0 0	0 0 0
Inning Stats	R: 0 E: 0 K: 0 S: 3 H: 0 LOB: 0 BB: 0 P: 3	R: 0 E: 0 K: 2 S: 7 H: 0 LOB: 0 BB: 0 P: 7	R: 0 E: 0 K: 0 S: 3 H: 0 LOB: 0 BB: 0 P: 3	R: 0 E: 0 K: 1 S: 5 H: 0 LOB: 0 BB: 0 P: 5	R: 2 E: 0 K: 0 S: 5 H: 3 LOB: 0 BB: 0 P: 5	R: 0 E: 0 K: 0 S: 4 H: 1 LOB: 1 BB: 0 P: 4	R: 0 E: 0 K: 2 S: 7 H: 0 LOB: 1 BB: 1 P: 11	R: 0 E: 0 K: 0 S: 3 H: 0 LOB: 0 BB: 0 P: 3	R: 0 E: 0 K: 1 S: 6 H: 1 LOB: 2 BB: 1 P: 10	1B: 3 2B: 1 3B: 0 HR: 1	SF: 0 SAC: 0 DP: 1 HBP: 0						

TOP

Milwaukee Brewers @ California Angels

Anaheim Stadium, Anaheim, CA

Tue Aug 03 1971, 10:05 PM EDT

Att. 7,875 - Unknown

livebaseballscorecards.com

AB	31
R	2
H	5
RBI	2
BB	2
SO	6
LOB	10

WP: 1 PB: 1 SB: 1 CS: 0 PA: 33

PITCHER	IP	WLS	BF	H	R	ER	SO	BB	IBB	HBP	BLK	WP	HR	S	P	ERA	WHIP
Tom Murphy, R (1, 1) ERA: 4.12	9.0	L	33	5	2	2	6	1	1	0	0	1	1	43	51	2.00	0.667

PITCHER	IP	WLS	BF	H	R	ER	SO	BB	IBB	HBP	BLK	WP	HR	S	P	ERA	WHIP

Batter	1	2	3	4	5	6	7	8	9	AB	R	H	RBI	BB	SO	LOB
Sandy Alomar Sr., S (1, 4) OBP: 0.316, SLG: 0.330	L4-6, S, 1B			F8		4-3			K	4	0	1	0	0	1	0
Mickey Rivers, L (1, 8) OBP: 0.306, SLG: 0.294	K, 1-2			S, 1B			5-3		G3	4	0	1	0	0	1	1
Tony Gonzalez, L (1, 7) OBP: 0.339, SLG: 0.353	L4-6, 2-3			F7, 1-2			1B			3	0	1	0	0	0	2
Ken McMullen, R (1, 5) OBP: 0.313, SLG: 0.400		F8		F8			F7			3	0	0	0	0	0	2
Jim Spencer, L (1, 3) OBP: 0.305, SLG: 0.399		K			FC4-6, 1B		F8			3	0	1	0	0	1	1
Roger Repoz, L (1, 9) OBP: 0.376, SLG: 0.371		4-3			FC4-6, G4-6-3, 1-2f			K		3	0	0	0	0	1	1
John Stephenson, L (1, 2) OBP: 0.291, SLG: 0.348 Giraldo Ruiz, S (8, PR) OBP: 0.333, SLG: 0.263 Jerry Moses, R (9, 2) OBP: 0.269, SLG: 0.375			F9		G4-6-3, 1-2f			G4-6-3, 1B		3 0 0	0 0 0	1 0 0	0 0 0	0 0 0	0 0 0	1 0 0
Bruce Christensen, L (1, 6) OBP: 0.308, SLG: 0.229			F8			F7		G4-6-3, 1-2f		3	0	0	0	0	0	1
Tom Murphy, R (1, 1) OBP: 0.179, SLG: 0.204 Tommie Reynolds, R (9, PH) OBP: 0.318, SLG: 0.359			K			1-3			2B	2 1	0 0	0 1	0 0	0 0	1 0	0 0
Inning Stats	R: 0 E: 0 K: 1 S: 5 H: 1 LOB: 0 BB: 0 P: 5	R: 0 E: 0 K: 1 S: 5 H: 0 LOB: 0 BB: 0 P: 5	R: 0 E: 0 K: 1 S: 5 H: 0 LOB: 0 BB: 0 P: 5	R: 0 E: 0 K: 0 S: 4 H: 1 LOB: 1 BB: 0 P: 4	R: 0 E: 0 K: 0 S: 3 H: 1 LOB: 0 BB: 0 P: 3	R: 0 E: 0 K: 0 S: 3 H: 0 LOB: 0 BB: 0 P: 3	R: 0 E: 0 K: 0 S: 4 H: 1 LOB: 1 BB: 0 P: 4	R: 0 E: 0 K: 1 S: 5 H: 1 LOB: 1 BB: 0 P: 5	R: 0 E: 0 K: 1 S: 5 H: 1 LOB: 0 BB: 0 P: 5	1B: 5 2B: 2 3B: 0 HR: 0 SF: 0 SAC: 0 DP: 3 HBP: 0						

PITCHER	IP	WLS	BF	H	R	ER	SO	BB	IBB	HBP	BLK	WP	HR	S	P	ERA	WHIP
Lew Krausse, R (1, 1) ERA: 3.29	7.0	W	23	4	0	0	3	0	0	0	0	0	0	29	29	0.00	0.571
Ken Sanders, R (8, 1) ERA: 2.14	2.0	S	6	2	0	0	2	0	0	0	0	0	0	10	10	0.00	1.000

PITCHER	IP	WLS	BF	H	R	ER	SO	BB	IBB	HBP	BLK	WP	HR	S	P	ERA	WHIP

BOTTOM

Milwaukee Brewers @ California Angels

Anaheim Stadium, Anaheim, CA

Tue Aug 03 1971, 10:05 PM EDT

Att. 7,875 - Unknown

livebaseballscorecards.com

AB	29
R	0
H	6
RBI	0
BB	0
SO	5
LOB	9

WP: 0 PA: 29
PB: 0
SB: 2
CS: 0

Batter	1	2	3	4	5	6	7	8	9	AB	R	H	RBI	BB	SO	LOB
Pat Kelly, L (1, 9) OBP: 0.398, SLG: 0.398	BBBB 4-0 1B BB	BBB 4-0 S 1B BB	x 0-0 ③ 6-3		x 0-0 1B	SSS 0-3 ③ K		x 0-0 ③ L4		4	2	1	0	2	1	5
Jay Johnstone, L (1, 8) OBP: 0.330, SLG: 0.383	x 0-0 1B 1-3 WP 1B	x 0-0 ② F7 1-2		x 0-0 BB S 1-2 WP 1B	x 0-0 ② P6		x 0-0 ① 3-1		x 0-0 ① P6	6	2	2	0	0	0	2
Rich McKinney, R (1, 4) OBP: 0.357, SLG: 0.438	x 0-0 WP 1-3 1B 3-H 1B	x 0-0 HBP 2-H 1B 1B		x 0-0 ① F8 1-2	x 0-0 ③ G3		x 0-0 ② 6-3		x 0-0 ② F8	6	2	2	2	0	0	2
Bill Melton, R (1, 5) OBP: 0.358, SLG: 0.535	BBBB 4-0 1B 1-2 FC5-4 3-H BB	H 1-0 1B 1-2 HBP		BBB 4-0 WP BB BB		x 0-0 1B 2B 1B	x 0-0 F9 ③		x 0-0 ③ F9	3	2	1	0	2	0	0
Rick Reichardt, R (1, 7) OBP: 0.357, SLG: 0.478	x 0-0 ① F7	x 0-0 1-2 2-H 1B		x 0-0 ② F9		x 0-0 2B 1-2 FC5-2 1B		x 0-0 ① P4		5	0	2	1	0	0	4
Ed Herrmann, L (1, 2) OBP: 0.332, SLG: 0.384	x 0-0 FC5-4 1-3 2-H 1B	x 0-0 ③ G3		BBB 4-0 WP 1-2 2-3 BB		SSS 0-3 ① K		BBB 4-0 BB 1B BB		3	1	1	1	2	1	4
Mike Andrews, R (1, 3) OBP: 0.392, SLG: 0.409	x 0-0 ② FC5-4 1-2f 3-H		BBB 4-0 5-3 1B BB	BBB 4-0 1-2 2-3 3-H BB		x 0-0 FC5-2 1B 1-3 2-H 2B		BBB 4-0 1B 1-2 BB		2	1	1	2	3	0	1
Rich Morales, R (1, 6) OBP: 0.377, SLG: 0.342	x 0-0 ③ 5-3		x 0-0 ① 5-3 1-2	x 0-0 ③ F7		x 0-0 ② FC5-2 1B 2-3 3-H		x 0-0 ② 1-3 2-H 1B		5	0	1	1	0	0	7
Tommy John, R (1, 1) OBP: 0.167, SLG: 0.118		x 0-0 ① 1-3	x 0-0 ② 2-H 1B		x 0-0 ① F3	x 0-0 1-2 3-H 1B		BBBB 4-0 BB		4	0	2	1	1	0	0
Inning Stats	R: 4 E: 1 K: 0 S: 6 H: 3 LOB: 1 BB: 2 P: 14	R: 2 E: 0 K: 0 S: 5 H: 2 LOB: 2 BB: 1 P: 10	R: 0 E: 0 K: 0 S: 3 H: 1 LOB: 1 BB: 1 P: 7	R: 1 E: 0 K: 0 S: 4 H: 1 LOB: 3 BB: 3 P: 16	R: 0 E: 0 K: 0 S: 4 H: 1 LOB: 1 BB: 0 P: 4	R: 2 E: 0 K: 2 S: 11 H: 4 LOB: 2 BB: 0 P: 11	R: 0 E: 0 K: 0 S: 3 H: 0 LOB: 0 BB: 0 P: 3	R: 1 E: 0 K: 0 S: 3 H: 1 LOB: 2 BB: 3 P: 15	R: 0 E: 0 K: 0 S: 3 H: 0 LOB: 0 BB: 0 P: 3	1B: 12 2B: 1 3B: 0 HR: 0 SF: 0 SAC: 0 DP: 0 HBP: 1						

TOP

Chicago White Sox @ California Angels

Anaheim Stadium, Anaheim, CA

Wed Aug 04 1971, 10:05 PM EDT

Att. 8,443 - Unknown

livebaseballscorecards.com

AB	38
R	10
H	13
RBI	8
BB	10
SO	2
LOB	25

WP: 2 PB: 0 SB: 2 CS: 0 PA: 49

PITCHER		IP	WLS	BF	H	R	ER	SO	BB	IBB	HBP	BLK	WP	HR	S	P	ERA	WHIP
Andy Messersmith, R ERA: 3.74	(1, 1)	1.2	L	14	5	6	6	0	3	0	1	0	1	0	10	23	32.40	4.800
Mel Queen, R ERA: 1.84	(2, 1)	3.1		16	3	1	1	0	4	0	0	0	1	0	12	28	2.70	2.100
Eddie Fisher, R ERA: 2.21	(6, 1)	2.0		10	4	2	2	2	0	0	0	0	0	0	14	14	9.00	2.000
Jim Maloney, R ERA: 6.04	(8, 1)	2.0		9	1	1	1	0	3	0	0	0	0	0	6	18	4.50	2.000

PITCHER		IP	WLS	BF	H	R	ER	SO	BB	IBB	HBP	BLK	WP	HR	S	P	ERA	WHIP

Batter	1	2	3	4	5	6	7	8	9	AB	R	H	RBI	BB	SO	LOB
Sandy Alomar Sr., S (1, 4) OBP: 0.314, SLG: 0.328	F7		4-3		5-3		FC6-4 1B 1-2 3-H		F8	5	0	1	1	0	0	3
Ken Berry, R (1, 8) OBP: 0.265, SLG: 0.306	K		F9			HR 1B	FC6-4 1-2f		FC5-4 1B 1-2	5	1	2	0	0	1	2
Ken McMullen, R (1, 5) OBP: 0.310, SLG: 0.396 Jim Maloney, L (8, 1) OBP: 0.200, SLG: 0.200 Jeff Torborg, R (9, PH) OBP: 0.179, SLG: 0.208	5-3			5-3		P4	FC6-4 1-2f		FC5-4 1-2f 2-3	4 0 1	0 0 0	0 0 0	0 0 0	0 0 0	0 0 0	3 0 2
Billy Cowan, R (1, 7) OBP: 0.325, SLG: 0.465		G6-4-3 1B		G6-4-3 1B		1-H HR		E5 BB 1B	5-3	5	1	3	2	0	0	2
Tommie Reynolds, R (1, 9) OBP: 0.313, SLG: 0.333 (8, 5)		G6-4-3 1-2f		G6-4-3 1-2f		5-3		BBBBB 4-0 1-2 1B BB		3	0	0	0	1	0	2
Jim Spencer, L (1, 3) OBP: 0.304, SLG: 0.398	1B 1B				4-3	F7		SSS 0-3 K		4	0	1	0	0	1	2
Jerry Moses, R (1, 2) OBP: 0.286, SLG: 0.390	FC6-4 1B 1-2				E 1B		FC4-6 E 1B 1B 1-2 2-H		FC6-4 1B	4	1	4	0	0	0	0
Syd O'Brien, R (1, 6) OBP: 0.250, SLG: 0.308	FC6-4 1-2f				E4 1-3		E4 FC4-6 1-2	FC6-4 1-2f		4	0	0	0	0	0	6
Andy Messersmith, R (1, 1) OBP: 0.217, SLG: 0.246 Mel Queen, L (2, 1) Roger Repoz, L (5, PH) OBP: 0.374, SLG: 0.369 Eddie Fisher, R (6, 1) Mickey Rivers, L (7, PH) OBP: 0.310, SLG: 0.298 (8, 9)			4-3		SSS K		FC4-6 1B 1-2f 2-3		FC5-4 1B	0 1 1 0 2	0 0 0 0 0	0 0 0 0 1	0 0 0 0 0	0 0 0 0 0	0 0 1 0 0	0 0 2 0 2
Inning Stats	R: 0 H: 0 E: 0 LOB: 0 K: 1 BB: 0 S: 5 P: 5	R: 0 H: 3 E: 0 LOB: 2 K: 0 BB: 0 S: 5 P: 5	R: 0 H: 0 E: 0 LOB: 0 K: 0 BB: 0 S: 3 P: 3	R: 0 H: 1 E: 0 LOB: 0 K: 0 BB: 0 S: 3 P: 3	R: 0 H: 1 E: 1 LOB: 2 K: 1 BB: 0 S: 7 P: 7	R: 2 H: 2 E: 0 LOB: 0 K: 0 BB: 0 S: 5 P: 5	R: 1 H: 2 E: 1 LOB: 2 K: 0 BB: 0 S: 6 P: 6	R: 0 H: 1 E: 1 LOB: 2 K: 1 BB: 1 S: 6 P: 10	R: 0 H: 2 E: 0 LOB: 2 K: 0 BB: 0 S: 5 P: 5	1B: 11	SF: 0		WP: 0	PA: 40		
										2B: 0	SAC: 0		PB: 0			
										3B: 0	DP: 2		SB: 0			
										HR: 1	HBP: 0		CS: 0			

PITCHER		IP	WLS	BF	H	R	ER	SO	BB	IBB	HBP	BLK	WP	HR	S	P	ERA	WHIP
Tommy John, L ERA: 3.09	(1, 1)	9.0	W	40	12	3	2	3	1	0	0	0	0	1	45	49	2.00	1.444

PITCHER	IP	WLS	BF	H	R	ER	SO	BB	IBB	HBP	BLK	WP	HR	S	P	ERA	WHIP

BOTTOM

Chicago White Sox @ California Angels

Anaheim Stadium, Anaheim, CA

Wed Aug 04 1971, 10:05 PM EDT

Att. 8,443 - Unknown

livebaseballscorecards.com

AB	39
R	3
H	12
RBI	3
BB	1
SO	3
LOB	26

Batter	1	2	3	4	5	6	7	8	9	AB	R	H	RBI	BB	SO	LOB
Walt Williams, R (1, 9) OBP: 0.349, SLG: 0.432	4-3		F8			F2		F8		4	0	0	0	0	0	0
Mike Hershberger, R (1, 8) OBP: 0.382, SLG: 0.328	K			G1-4-3, 1B		F3		L1		4	0	1	0	0	1	0
Rich McKinney, R (1, 4) OBP: 0.351, SLG: 0.431	5-3			F8			F8		F7	4	0	0	0	0	0	1
Bill Melton, R (1, 5) OBP: 0.359, SLG: 0.535		L6-4, 1B, 1B		G1-4-3 1-2f			FC6-4, 1B		5-3	4	0	2	0	0	0	1
Rick Reichardt, R (1, 7) OBP: 0.355, SLG: 0.476		1-2, 1B			F7		FC6-4, S, 1B 1-2f		6-3	4	1	1	0	0	0	1
Mike Andrews, R (1, 3) OBP: 0.394, SLG: 0.410		F3			1B		1B, BB 1-2			2	0	1	0	1	0	2
Tom Egan, R (1, 2) OBP: 0.346, SLG: 0.476		L6-4 2-3			F9		1B 1-2 2-H			3	0	1	1	0	0	3
Rich Morales, R (1, 6) OBP: 0.369, SLG: 0.333			F8		4-3		F7			3	0	0	0	0	0	3
Wilbur Wood, R (1, 1) OBP: 0.130, SLG: 0.032			K			4-3		K		3	0	0	0	0	2	0
Inning Stats	R: 0 E: 0 K: 1 S: 5 H: 0 LOB: 0 BB: 0 P: 5	R: 0 E: 0 K: 0 S: 4 H: 2 LOB: 1 BB: 0 P: 4	R: 0 E: 0 K: 1 S: 5 H: 0 LOB: 0 BB: 0 P: 5	R: 0 E: 0 K: 0 S: 3 H: 1 LOB: 0 BB: 0 P: 3	R: 0 E: 0 K: 0 S: 4 H: 1 LOB: 1 BB: 0 P: 4	R: 0 E: 0 K: 0 S: 3 H: 0 LOB: 0 BB: 0 P: 3	R: 1 E: 0 K: 0 S: 5 H: 2 LOB: 2 BB: 1 P: 9	R: 0 E: 0 K: 1 S: 5 H: 0 LOB: 0 BB: 0 P: 5	R: 0 E: 0 K: 0 S: 3 H: 0 LOB: 0 BB: 0 P: 3	1B: 6 2B: 1 3B: 0 HR: 0 SF: 0 SAC: 0 DP: 2 HBP: 0						

PITCHER		IP	WLS	BF	H	R	ER	SO	BB	IBB	HBP	BLK	WP	HR	S	P	ERA	WHIP
Clyde Wright, L ERA: 3.17	(1, 1)	9.0	L	32	6	1	1	3	1	0	0	0	0	0	37	41	1.00	0.778

PITCHER	IP	WLS	BF	H	R	ER	SO	BB	IBB	HBP	BLK	WP	HR	S	P	ERA	WHIP

TOP

Chicago White Sox @ California Angels

Anaheim Stadium, Anaheim, CA

Thu Aug 05 1971, 10:05 PM EDT

Att. 7,457 - Unknown

livebaseballscorecards.com

AB	31
R	1
H	6
RBI	1
BB	1
SO	3
LOB	11
PA:	32
WP:	0
PB:	0
SB:	1
CS:	0

Batter	1	2	3	4	5	6	7	8	9	AB	R	H	RBI	BB	SO	LOB
Sandy Alomar Sr., S (1, 4) OBP: 0.314, SLG: 0.326	6-3		6-3		5-3 BB 1-2		K 1-2			3	0	0	0	1	1	1
Ken Berry, R (1, 8) OBP: 0.260, SLG: 0.300	5-3		P6		5-3 1-2 2-3			F7		4	0	0	0	0	0	2
Ken McMullen, R (1, 5) OBP: 0.314, SLG: 0.398	PB 1B 1B			5-3	BB			2B 1B		3	0	2	0	1	0	0
Billy Cowan, R (1, 7) OBP: 0.331, SLG: 0.475	PB 1-2 1B			K	K			1-3 2B		4	0	2	0	0	2	3
Tommie Reynolds, R (1, 9) OBP: 0.308, SLG: 0.311	K2-3 1-2 2-3			1B BB		F8		5-3		3	0	0	0	1	1	4
Jim Spencer, L (1, 3) OBP: 0.306, SLG: 0.397		G5-4-3 BB		0-0 1-3 1B		4-3		F2		3	0	1	0	1	0	2
Jerry Moses, R (1, 2) OBP: 0.279, SLG: 0.381		G5-4-3 1-2f		L3		F7			6-3	4	0	0	0	0	0	3
Bruce Christensen, L (1, 6) OBP: 0.310, SLG: 0.237 Syd O'Brien, R (9, PH) OBP: 0.249, SLG: 0.307	L4				5-3 BB 1B		F9		K	3 1	0 0	1 0	0 0	0 0	0 1	0 0
Clyde Wright, R (1, 1) OBP: 0.246, SLG: 0.254 Jim Fregosi, R (9, PH) OBP: 0.273, SLG: 0.294		P6			F3		CS 1B		L5	3 1	0 0	1 0	0 0	0 0	0 0	1 0
Inning Stats	R: 0 H: 2 E: 0 LOB: 2 K: 1 BB: 0 S: 7 P: 7	R: 0 H: 0 E: 0 LOB: 0 K: 0 BB: 1 S: 2 P: 6	R: 0 H: 0 E: 0 LOB: 0 K: 0 BB: 0 S: 3 P: 3	R: 0 H: 1 E: 0 LOB: 2 K: 1 BB: 1 S: 6 P: 10	R: 0 H: 1 E: 0 LOB: 3 K: 1 BB: 2 S: 6 P: 14	R: 0 H: 0 E: 0 LOB: 0 K: 0 BB: 0 S: 3 P: 3	R: 0 H: 1 E: 0 LOB: 0 K: 1 BB: 0 S: 5 P: 5	R: 0 H: 2 E: 0 LOB: 2 K: 0 BB: 0 S: 5 P: 5	R: 0 H: 0 E: 0 LOB: 0 K: 1 BB: 0 S: 5 P: 5	1B: 6 SF: 0 2B: 1 SAC: 0 3B: 0 DP: 1 HR: 0 HBP: 0						WP: 0 PA: 36 PB: 1 SB: 0 CS: 1	

PITCHER	IP	WLS	BF	H	R	ER	SO	BB	IBB	HBP	BLK	WP	HR	S	P	ERA	WHIP
Wilbur Wood, L (1, 1) ERA: 1.94	9.0	W	36	7	0	0	5	4	0	0	0	0	0	42	58	0.00	1.222

PITCHER	IP	WLS	BF	H	R	ER	SO	BB	IBB	HBP	BLK	WP	HR	S	P	ERA	WHIP

BOTTOM

Chicago White Sox @ California Angels

Anaheim Stadium, Anaheim, CA

Thu Aug 05 1971, 10:05 PM EDT

Att. 7,457 - Unknown

livebaseballscorecards.com

AB	32
R	0
H	7
RBI	0
BB	4
SO	5
LOB	16

Batter	1	2	3	4	5	6	7	8	9	AB	R	H	RBI	BB	SO	LOB
Cesar Tovar, R (1, 7) OBP: 0.361, SLG: 0.359	F8			F8		5-3		F9		4	0	0	0	0	0	0
Rod Carew, L (1, 4) OBP: 0.317, SLG: 0.349	4-3			6-3		K		FC4 BB		3	0	0	0	1	1	0
Tony Oliva, L (1, 9) OBP: 0.398, SLG: 0.625	F7			BB 1B		2B		FC4 BB 1-2f		4	0	2	0	0	0	1
Harmon Killebrew, R (1, 3) OBP: 0.385, SLG: 0.411		5-3		1-2 BB		IBB		1-2 FC6-4 BB		1	0	0	0	3	0	0
Jim Holt, L (1, 8) OBP: 0.288, SLG: 0.325		K		K		F9		FC6-4 1-2f		4	0	0	0	0	2	6
Leo Cardenas, R (1, 6) OBP: 0.351, SLG: 0.446		K			5-3		6-3		5-3	4	0	0	0	0	1	0
Steve Braun, L (1, 5) OBP: 0.342, SLG: 0.330			P4		4-3 1B		FC5-4 BB		BB	2	0	1	0	2	0	0
George Mitterwald, R (1, 2) OBP: 0.316, SLG: 0.397			K		1-2 4-3		1-2f FC5-4		P5	4	0	0	0	0	1	3
Jim Perry, S (1, 1) OBP: 0.257, SLG: 0.188			K		4-1		4-3		F2	3	0	0	0	0	1	2
Brant Alyea, R (9, PH) OBP: 0.282, SLG: 0.262										1	0	0	0	0	0	1

TOP

Minnesota Twins @ California Angels

Anaheim Stadium, Anaheim, CA

Fri Aug 06 1971, 10:05 PM EDT

Att. 30,140 - Unknown - 57 F

livebaseballscorecards.com

AB	30
R	0
H	3
RBI	0
BB	6
SO	6
LOB	13

Inning Stats	1	2	3	4	5	6	7	8	9
	R: 0 E: 0 K: 0 S: 3	H: 0 LOB: 0 BB: 0 P: 3	R: 0 E: 0 K: 2 S: 7	H: 0 LOB: 0 BB: 0 P: 7	R: 0 E: 0 K: 2 S: 7	H: 0 LOB: 0 BB: 0 P: 7	R: 0 E: 0 K: 1 S: 6	H: 1 LOB: 2 BB: 1 P: 10	R: 0 E: 0 K: 0 S: 4	H: 1 LOB: 1 BB: 0 P: 4
	R: 0 E: 0 K: 1 S: 6	H: 1 LOB: 2 BB: 1 P: 10	R: 0 E: 0 K: 0 S: 3	H: 0 LOB: 1 BB: 1 P: 7	R: 0 E: 0 K: 0 S: 3	H: 0 LOB: 2 BB: 2 P: 11	R: 0 E: 0 K: 0 S: 3	H: 0 LOB: 1 BB: 1 P: 7		

1B: 2	SF: 0	WP: 0	PA: 36
2B: 1	SAC: 0	PB: 0	
3B: 0	DP: 0	SB: 0	
HR: 0	HBP: 0	CS: 0	

PITCHER	IP	WLS	BF	H	R	ER	SO	BB	IBB	HBP	BLK	WP	HR	S	P	ERA	WHIP
Andy Messersmith, R (1, 1) ERA: 3.56	9.0	W	36	3	0	0	6	5	1	0	0	0	0	42	66	0.00	0.889

PITCHER	IP	WLS	BF	H	R	ER	SO	BB	IBB	HBP	BLK	WP	HR	S	P	ERA	WHIP

Minnesota Twins @ California Angels

Anaheim Stadium, Anaheim, CA

Fri Aug 06 1971, 10:05 PM EDT

Att. 30,140 - Unknown - 57 F

livebaseballscorecards.com

BOTTOM

Batter	1	2	3	4	5	6	7	8	9	AB	R	H	RBI	BB	SO	LOB
Sandy Alomar Sr., S (1, 4) OBP: 0.313, SLG: 0.326	3-1		1-3		4-3		1B			4	0	1	0	0	0	0
Mickey Rivers, L (1, 8) OBP: 0.316, SLG: 0.324	2B		BB 2B		F7		P4			4	0	2	0	0	0	1
Tony Gonzalez, L (1, 7) OBP: 0.342, SLG: 0.349	BB		BB		4-3		F7			2	0	0	0	2	0	1
Ken McMullen, R (1, 5) OBP: 0.316, SLG: 0.398	F9		1-2 2-3 BB			4-3 SH1-4 HR 1B		F9		3	1	1	0	1	0	1
Jim Spencer, L (1, 3) OBP: 0.306, SLG: 0.397		4-3	K			SH1-4 1-2		1B		3	0	1	0	0	1	3
John Stephenson, L (1, 2) OBP: 0.291, SLG: 0.343		BB		P6		4-3 2-3		F7		3	0	0	0	1	0	2
Roger Repoz, L (1, 9) OBP: 0.372, SLG: 0.383		P3		G3		3-H HR		F8		4	1	1	2	0	0	2
Bruce Christensen, L (1, 6) OBP: 0.311, SLG: 0.225		F7		FC6 BB		6-3				2	0	0	0	1	0	1
Andy Messersmith, R (1, 1) OBP: 0.206, SLG: 0.233			K	FC6 1-2f			K			3	0	0	0	0	2	1

	AB	28
	R	2
	H	6
	RBI	2
	BB	5
	SO	3
	LOB	12

Inning Stats										
	R: 0 H: 1 E: 0 LOB: 1 K: 0 BB: 1 S: 3 P: 7	R: 0 H: 0 E: 0 LOB: 1 K: 0 BB: 1 S: 3 P: 7	R: 0 H: 1 E: 0 LOB: 3 K: 2 BB: 2 S: 8 P: 16	R: 0 H: 0 E: 0 LOB: 1 K: 0 BB: 1 S: 3 P: 7	R: 0 H: 0 E: 0 LOB: 0 K: 0 BB: 0 S: 3 P: 3	R: 2 H: 2 E: 0 LOB: 0 K: 0 BB: 0 S: 5 P: 5	R: 0 H: 1 E: 0 LOB: 1 K: 1 BB: 0 S: 6 P: 6	R: 0 H: 1 E: 0 LOB: 1 K: 0 BB: 0 S: 4 P: 4		1B: 3 SF: 0 2B: 2 SAC: 1 3B: 0 DP: 0 HR: 1 HBP: 0	WP: 0 PA: 34 PB: 0 SB: 0 CS: 0

PITCHER		IP	WLS	BF	H	R	ER	SO	BB	IBB	HBP	BLK	WP	HR	S	P	ERA	WHIP
Jim Perry, R ERA: 4.07	(1, 1)	8.0	L	34	6	2	2	3	5	0	0	0	0	1	35	55	2.25	1.375

PITCHER	IP	WLS	BF	H	R	ER	SO	BB	IBB	HBP	BLK	WP	HR	S	P	ERA	WHIP

Batter	1	2	3	4	5	6	7	8	9	AB	R	H	RBI	BB	SO	LOB
Cesar Tovar, R (1, 8) (6, 9) OBP: 0.361, SLG: 0.366	P4		BB, BB, 2B, 1B (1-3)	F7 (1-2)			5-3		HR (2-H, 3-H)	5	2	2	3	0	0	1
Rod Carew, L (1, 4) OBP: 0.320, SLG: 0.349	BB		BB, 2B, BB (1-2)		K		F8		FC4-6, 1B	3	1	1	0	2	1	0
Harmon Killebrew, R (1, 3) OBP: 0.383, SLG: 0.406	P4		2B, E, BB (1-2, 2-3, 3-H)		K		F3		F7	4	1	0	1	1	1	2
Tony Oliva, L (1, 9) OBP: 0.401, SLG: 0.631	F7		E, 2-1, 2B (1-3, 2-H, 3-H)		2B			F7	FC4-6 (1-2f)	3	0	2	2	0	0	1
Jim Holt, L (6, 7) OBP: 0.286, SLG: 0.323										2	0	0	0	0	0	1
Leo Cardenas, R (1, 6) OBP: 0.348, SLG: 0.442		K	6-3 (2-3, 3-H)		1-3			F2		4	0	0	0	0	1	2
Brant Alyea, R (1, 7) OBP: 0.283, SLG: 0.259		F9	BB			K		K		2	0	0	0	1	1	0
Jim Nettles, L (6, 8) OBP: 0.302, SLG: 0.432										1	0	0	0	0	1	0
George Mitterwald, R (1, 2) OBP: 0.321, SLG: 0.398		F7	BB (1-2)			CS, 1B			SH2-4, 1B, HR, BB	2	1	1	0	2	0	0
Steve Braun, L (1, 5) OBP: 0.352, SLG: 0.336		1B, BB; 2-1	CS, 1B			BB (1-2)			HR, SH2-4 (1-2)	2	2	2	0	2	0	0
Jim Kaat, L (1, 1) OBP: 0.235, SLG: 0.258			K, K			K			SH2-4 (1-2, 2-3)	3	0	0	0	0	3	3
Inning Stats	R: 0 E: 0 K: 0 S: 3 H: 0 LOB: 1 BB: 1 P: 7	R: 0 E: 0 K: 1 S: 5 H: 0 LOB: 0 BB: 0 P: 5	R: 4 E: 1 K: 1 S: 6 H: 2 LOB: 3 BB: 5 P: 26	R: 0 E: 0 K: 1 S: 5 H: 1 LOB: 0 BB: 0 P: 5	R: 0 E: 0 K: 2 S: 8 H: 1 LOB: 1 BB: 0 P: 8	R: 0 E: 0 K: 2 S: 7 H: 1 LOB: 1 BB: 1 P: 11	R: 0 E: 0 K: 0 S: 3 H: 0 LOB: 0 BB: 0 P: 3	R: 0 E: 0 K: 1 S: 5 H: 0 LOB: 0 BB: 0 P: 5	R: 3 E: 0 K: 0 S: 6 H: 3 LOB: 1 BB: 1 P: 10	1B: 5 2B: 2 3B: 0 HR: 1 SF: 0 SAC: 1 DP: 0 HBP: 0						

PITCHER	IP	WLS	BF	H	R	ER	SO	BB	IBB	HBP	BLK	WP	HR	S	P	ERA	WHIP
Rudy May, L (1, 1) ERA: 2.79	3.1	L	19	3	4	4	3	6	0	0	0	0	0	18	42	10.80	2.700
Lloyd Allen, R (4, 1) ERA: 2.67	2.2		9	2	0	0	4	1	0	0	0	0	0	16	20	0.00	1.125
Mel Queen, R (7, 1) ERA: 1.76	2.0		6	0	0	0	1	0	0	0	0	0	0	8	8	0.00	0.000
Rickey Clark, R (9, 1) ERA: 3.0	1.0		7	3	3	3	0	1	0	0	0	0	1	6	10	27.00	4.000

PITCHER	IP	WLS	BF	H	R	ER	SO	BB	IBB	HBP	BLK	WP	HR	S	P	ERA	WHIP

TOP

Minnesota Twins @ California Angels

Anaheim Stadium, Anaheim, CA

Sat Aug 07 1971, 10:05 PM EDT

Att. 13,091 - Unknown

livebaseballscorecards.com

AB	31
R	7
H	8
RBI	6
BB	8
SO	8
LOB	10

WP: 0 PB: 0 SB: 0 CS: 2 PA: 40

Batter	1	2	3	4	5	6	7	8	9	AB	R	H	RBI	BB	SO	LOB
Sandy Alomar Sr., S (1, 4) OBP: 0.313, SLG: 0.327	P6			2B		F8		1-3		4	0	1	0	0	0	1
Mickey Rivers, L (1, 9) OBP: 0.314, SLG: 0.339	4-3			K		1-H 3B		G3		4	0	1	1	0	1	1
Ken McMullen, R (1, 5) OBP: 0.313, SLG: 0.394	F8			P4		F2			F7	4	0	0	0	0	0	2
Billy Cowan, R (1, 7) OBP: 0.328, SLG: 0.467		F8		K			3-1 1B 1B		F8	4	0	1	0	0	1	1
Jerry Moses, R (1, 2) OBP: 0.279, SLG: 0.378		P4			F8		1-2 3-1 1B		F8	4	0	1	0	0	0	0
Jim Spencer, L (1, 3) OBP: 0.304, SLG: 0.394		K			P4		F8			3	0	0	0	0	1	2
Ken Berry, R (1, 8) OBP: 0.257, SLG: 0.296			6-3		5-3		1-2 2-3 3-1			3	0	0	0	0	0	2
Syd O'Brien, R (1, 6) OBP: 0.246, SLG: 0.303			F9			4-3	6-3			3	0	0	0	0	0	2
Rudy May, L (1, 1) OBP: 0.208, SLG: 0.196 Lloyd Allen, R (4, 1) OBP: 0.357, SLG: 0.571 Tommie Reynolds, R (6, PH) OBP: 0.321, SLG: 0.326 Mel Queen, L (7, 1) Jeff Torborg, R (8, PH) OBP: 0.175, SLG: 0.204 Rickey Clark, R (9, 1) OBP: 0.267, SLG: 0.267			K			3B 1B		F9		1 0 1 0 1 0	0 0 1 0 0 0	0 0 1 0 0 0	0 0 0 0 0 0	1 0 0 0 0 0	0 0 0 0 0 0	0 0 0 0 0 0
Inning Stats	R: 0 H: 0 E: 0 LOB: 0 K: 0 BB: 0 S: 3 P: 3	R: 0 H: 0 E: 0 LOB: 0 K: 1 BB: 0 S: 5 P: 5	R: 0 H: 0 E: 0 LOB: 0 K: 1 BB: 0 S: 5 P: 5	R: 0 H: 1 E: 0 LOB: 1 K: 2 BB: 0 S: 8 P: 8	R: 0 H: 0 E: 0 LOB: 0 K: 0 BB: 0 S: 3 P: 3	R: 1 H: 2 E: 0 LOB: 1 K: 0 BB: 0 S: 5 P: 5	R: 0 H: 2 E: 0 LOB: 2 K: 0 BB: 0 S: 5 P: 5	R: 0 H: 0 E: 0 LOB: 0 K: 0 BB: 0 S: 3 P: 3	R: 0 H: 0 E: 0 LOB: 0 K: 0 BB: 0 S: 3 P: 3	1B: 3 SF: 0 2B: 1 SAC: 0 3B: 1 DP: 0 HR: 0 HBP: 0						

PITCHER		IP	WLS	BF	H	R	ER	SO	BB	IBB	HBP	BLK	WP	HR	S	P	ERA	WHIP
Jim Kaat, L ERA: 3.26	(1, 1)	9.0	W	32	5	1	1	4	0	0	0	0	0	0	40	40	1.00	0.556

PITCHER	IP	WLS	BF	H	R	ER	SO	BB	IBB	HBP	BLK	WP	HR	S	P	ERA	WHIP

BOTTOM

Minnesota Twins @ California Angels

Anaheim Stadium, Anaheim, CA

Sat Aug 07 1971, 10:05 PM EDT

Att. 13,091 - Unknown

livebaseballscorecards.com

AB	32
R	1
H	5
RBI	1
BB	0
SO	4
LOB	11

Batter	1	2	3	4	5	6	7	8	9	AB	R	H	RBI	BB	SO	LOB
Cesar Tovar, R (1, 7) OBP: 0.358, SLG: 0.363	F7		F8		FC6-4 1-2f			F8		4	0	0	0	0	0	1
Rod Carew, L (1, 4) OBP: 0.322, SLG: 0.349	4-3		1B			3-1		BBBB G6-4-3 BB		3	0	1	0	1	0	0
Tony Oliva, L (1, 9) OBP: 0.396, SLG: 0.624	F7		G3			G3		G6-4-3 1-2f		4	0	0	0	0	0	2
Harmon Killebrew, R (1, 3) OBP: 0.380, SLG: 0.401		5-3		6-3		F8			F7	4	0	0	0	0	0	0
Steve Braun, L (1, 5) OBP: 0.354, SLG: 0.341		L3		BBBB G6-4-3 BB			2B		4-3	3	0	1	0	1	0	0
Leo Cardenas, R (1, 6) OBP: 0.349, SLG: 0.450		WP 1B 1B		G6-4-3 1-2f			P6		HR	4	2	2	1	0	0	2
Jim Holt, L (1, 8) OBP: 0.289, SLG: 0.323		1-H 1B			F9		IBB		6-3	3	0	1	1	1	0	0
Phil Roof, R (1, 2) OBP: 0.253, SLG: 0.252 Rich Reese, L (7, PH) OBP: 0.260, SLG: 0.329 George Mitterwald, R (7, 2) OBP: 0.321, SLG: 0.398		F8			4-3		F8			2 1 0	0 0 0	0 0 0	0 0 0	0 0 0	0 0 0	1 2 0
Bert Blyleven, R (1, 1) OBP: 0.111, SLG: 0.097			L6		FC6-4 1B		SSS K			3	0	1	0	0	1	2
Inning Stats	R: 0 E: 0 K: 0 S: 3 H: 0 LOB: 0 BB: 0 P: 3	R: 1 E: 0 K: 0 S: 5 H: 2 LOB: 1 BB: 0 P: 5	R: 0 E: 0 K: 0 S: 4 H: 1 LOB: 1 BB: 0 P: 4	R: 0 E: 0 K: 0 S: 2 H: 0 LOB: 0 BB: 1 P: 6	R: 0 E: 0 K: 0 S: 4 H: 1 LOB: 1 BB: 0 P: 4	R: 0 E: 0 K: 0 S: 3 H: 0 LOB: 0 BB: 0 P: 3	R: 0 E: 0 K: 1 S: 6 H: 1 LOB: 2 BB: 1 P: 10	R: 0 E: 0 K: 0 S: 2 H: 0 LOB: 0 BB: 1 P: 6	R: 1 E: 0 K: 0 S: 4 H: 1 LOB: 0 BB: 0 P: 4	1B: 4 2B: 1 3B: 0 HR: 1 SF: 0 SAC: 0 DP: 2 HBP: 0						

PITCHER	IP	WLS	BF	H	R	ER	SO	BB	IBB	HBP	BLK	WP	HR	S	P	ERA	WHIP
Tom Murphy, R (1, 1) ERA: 4.01	9.0	L	34	6	2	2	1	2	1	0	0	1	1	33	45	2.00	0.889

PITCHER	IP	WLS	BF	H	R	ER	SO	BB	IBB	HBP	BLK	WP	HR	S	P	ERA	WHIP

TOP

Minnesota Twins @ California Angels

Anaheim Stadium, Anaheim, CA

Sun Aug 08 1971, 6:33 AM EDT

Att. 7,567 - Unknown - 99 F

livebaseballscorecards.com

AB	31
R	2
H	6
RBI	2
BB	3
SO	1
LOB	10

WP: 1 PA: 34
PB: 0
SB: 0
CS: 0

Batter	1	2	3	4	5	6	7	8	9	AB	R	H	RBI	BB	SO	LOB
Sandy Alomar Sr., S (1, 4) OBP: 0.311, SLG: 0.324	F9		F8			G1		K		4	0	0	0	0	1	1
Mickey Rivers, L (1, 8) OBP: 0.312, SLG: 0.336	K			F9		FC4-6 1B			K2-3	4	0	1	0	0	2	0
Tony Gonzalez, L (1, 7) OBP: 0.336, SLG: 0.343	4-3			4-3		FC4-6 1-2f			F9	4	0	0	0	0	0	1
Ken McMullen, R (1, 5) OBP: 0.315, SLG: 0.397		G4-6-3 1B		1B 2B		P6			F9	4	1	2	0	0	0	1
Jim Spencer, L (1, 3) OBP: 0.304, SLG: 0.393		G4-6-3 1-2f		2-H 1B			K			3	0	1	1	0	1	1
John Stephenson, L (1, 2) OBP: 0.287, SLG: 0.338		3-1		F8			3-1			3	0	0	0	0	0	1
Roger Repoz, L (1, 9) OBP: 0.371, SLG: 0.382			F8		CS 1B		G3			3	0	1	0	0	0	0
Bruce Christensen, L (1, 6) OBP: 0.313, SLG: 0.233			SH2-4 1B		1-3 1-2			F8		3	0	1	0	0	0	1
Tom Murphy, R (1, 1) OBP: 0.172, SLG: 0.196			SH2-4 1-2		5-3			K		2	0	0	0	0	1	0
Inning Stats	R: 0 E: 0 K: 1 S: 5 H: 0 LOB: 0 BB: 0 P: 5	R: 0 E: 0 K: 0 S: 3 H: 1 LOB: 0 BB: 0 P: 3	R: 0 E: 0 K: 0 S: 4 H: 1 LOB: 1 BB: 0 P: 4	R: 1 E: 0 K: 0 S: 5 H: 2 LOB: 1 BB: 0 P: 5	R: 0 E: 0 K: 0 S: 3 H: 1 LOB: 0 BB: 0 P: 3	R: 0 E: 0 K: 0 S: 4 H: 1 LOB: 1 BB: 0 P: 4	R: 0 E: 0 K: 1 S: 5 H: 0 LOB: 0 BB: 0 P: 5	R: 0 E: 0 K: 2 S: 7 H: 0 LOB: 0 BB: 0 P: 7	R: 0 E: 0 K: 1 S: 5 H: 0 LOB: 0 BB: 0 P: 5	1B: 5 2B: 1 3B: 0 HR: 0 SF: 0 SAC: 1 DP: 1 HBP: 0						

PITCHER	IP	WLS	BF	H	R	ER	SO	BB	IBB	HBP	BLK	WP	HR	S	P	ERA	WHIP
Bert Blyleven, R (1, 1) ERA: 3.2	9.0	W	31	6	1	1	5	0	0	0	0	0	0	41	41	1.00	0.667

PITCHER	IP	WLS	BF	H	R	ER	SO	BB	IBB	HBP	BLK	WP	HR	S	P	ERA	WHIP

BOTTOM

Minnesota Twins @ California Angels

Anaheim Stadium, Anaheim, CA

Sun Aug 08 1971, 6:33 AM EDT

Att. 7,567 - Unknown - 99 F

livebaseballscorecards.com

AB	30
R	1
H	6
RBI	1
BB	0
SO	5
LOB	6

Batter	1	2	3	4	5	6	7	8	9	AB	R	H	RBI	BB	SO	LOB
Sandy Alomar Sr., S (1, 4) OBP: 0.311, SLG: 0.325	0-0 2B 1B 1B		0-0 F8 ①		0-0 3B 1B		0-0 F7 ①	0-0 4-3 ③		5	2	2	0	0	0	3
Mickey Rivers, L (1, 8) OBP: 0.308, SLG: 0.339	0-0 1B 1-3 SF8 2B		0-0 P4 ②		0-0 P5 ②		0-0 G3 ②		0-0 1-6-3 ①	5	1	1	0	0	0	1
Tony Gonzalez, L (1, 7) OBP: 0.337, SLG: 0.353	0-0 FC6-4 2-3 3-H 1B		0-3 K ③		0-0 1-H 3B		0-0 F9 ③		0-0 1-3 ②	5	0	2	2	0	1	0
Ken McMullen, R (1, 5) OBP: 0.311, SLG: 0.393	0-3 K ①			0-0 6-3 ①	0-0 6-3 ③			0-0 F9 ①	0-0 5-3 ③	5	0	0	0	0	1	3
Jim Spencer, L (1, 3) OBP: 0.306, SLG: 0.403	0-0 SF8 ② 3-H			0-0 HBP 1B		0-0 G3 ①		0-0 HR		3	1	2	2	0	0	0
Jim Fregosi, R (1, 6) OBP: 0.282, SLG: 0.299 Bruce Christensen, L (8, PR) OBP: 0.313, SLG: 0.233 (8, 6)	0-0 FC6-4 ③ 1-2f			H 1-0 1-2 HBP		0-0 2B 1B		0-0 HR 1B		3 0	1 1	2 0	0 0	0 0	0 0	1 0
Roger Repoz, L (1, 9) OBP: 0.369, SLG: 0.395		0-3 K ①		0-0 F7 ②		0-0 F9 ②		0-0 1-H HR		4	1	1	2	0	1	3
John Stephenson, L (1, 2) OBP: 0.291, SLG: 0.350 Jeff Torborg, R (8, PR) OBP: 0.175, SLG: 0.204 (8, 2)		0-3 K ②		0-3 K ③		0-0 1-H 2B		0-0 WP 2B		4 0	0 0	2 0	1 0	0 0	2 0	2 0
Clyde Wright, R (1, 1) OBP: 0.233, SLG: 0.239 Lloyd Allen, R (8, 1) OBP: 0.357, SLG: 0.571		0-3 K ③			0-3 K ①	0-0 5-3 ③		0-0 6-3 ② 2-3		4 0	0 0	0 0	0 0	0 0	2 0	3 0
Inning Stats	R: 2 E: 0 K: 1 S: 8 H: 3 LOB: 1 BB: 0 P: 8	R: 0 E: 0 K: 3 S: 9 H: 0 LOB: 0 BB: 0 P: 9	R: 0 E: 0 K: 1 S: 5 H: 0 LOB: 0 BB: 0 P: 5	R: 0 E: 0 K: 1 S: 6 H: 1 LOB: 2 BB: 0 P: 7	R: 1 E: 0 K: 1 S: 7 H: 2 LOB: 1 BB: 0 P: 7	R: 1 E: 0 K: 0 S: 5 H: 2 LOB: 1 BB: 0 P: 5	R: 0 E: 0 K: 0 S: 3 H: 0 LOB: 0 BB: 0 P: 3	R: 3 E: 0 K: 0 S: 7 H: 4 LOB: 3 BB: 0 P: 7	R: 0 E: 0 K: 0 S: 3 H: 0 LOB: 0 BB: 0 P: 3	1B: 6 2B: 3 3B: 1 HR: 2	SF: 1 SAC: 0 DP: 0 HBP: 1						

PITCHER	IP	WLS	BF	H	R	ER	SO	BB	IBB	HBP	BLK	WP	HR	S	P	ERA	WHIP
Stan Bahnsen, R (1, 1) ERA: 3.92	7.1	L	33	10	6	6	7	0	0	1	0	0	1	46	47	7.36	1.364
Lindy McDaniel, R (8, 1) ERA: 4.85	0.2		4	2	1	1	0	0	0	0	0	1	1	4	4	13.50	3.000
Jack Aker, R (9, 1) ERA: 2.03	1.0		3	0	0	0	0	0	0	0	0	0	0	3	3	0.00	0.000

PITCHER	IP	WLS	BF	H	R	ER	SO	BB	IBB	HBP	BLK	WP	HR	S	P	ERA	WHIP

California Angels @ New York Yankees

Yankee Stadium, Bronx, NY

Tue Aug 10 1971, 7:05 PM EDT

Att. 14,496 - Unknown - 86 F

TOP

livebaseballscorecards.com

AB	38
R	7
H	12
RBI	7
BB	0
SO	7
LOB	16

1B: 6	SF: 1	WP: 1	PA: 40
2B: 3	SAC: 0	PB: 0	
3B: 1	DP: 0	SB: 0	
HR: 2	HBP: 1	CS: 0	

Batter	1	2	3	4	5	6	7	8	9	AB	R	H	RBI	BB	SO	LOB
Horace Clarke, S (1, 4) OBP: 0.330, SLG: 0.317	FC6-4 1B	2-H 1B		2-H 1B			F9		F7	5	0	3	2	0	0	0
Thurman Munson, R (1, 2) OBP: 0.332, SLG: 0.396	FC6-4 1B SF8 1-2f	K		G3			5-3		5-3	5	1	0	0	0	1	3
Bobby Murcer, L (1, 8) OBP: 0.438, SLG: 0.563	SF8 BB 1B 1-3		K		F8		F3		4-3	5	0	1	0	0	1	0
Roy White, S (1, 7) OBP: 0.381, SLG: 0.478	BBBB BB 1-2		1-3		F9			3B 2B		3	1	1	0	1	0	0
Felipe Alou, R (1, 3) OBP: 0.320, SLG: 0.384	SF8 2-3 3-H		F7		6-3			6-3		3	0	0	1	0	0	1
Danny Cater, R (1, 5) OBP: 0.291, SLG: 0.351	4-3			1B SF7 1B		F8		6-3 2-H 3B		4	2	2	1	0	0	2
Ron Swoboda, R (1, 9) OBP: 0.369, SLG: 0.350 Ron Blomberg, L (8, PH) OBP: 0.402, SLG: 0.495 (9, 9)		K		SH3-4 1-3 1B 1B		2-3		6-3 3-H		3 1	1 0	1 0	0 1	0 0	1 0	0 0
Gene Michael, S (1, 6) OBP: 0.331, SLG: 0.309		SH1-4 1B 1B		SF7 3-H		1B		1B		3	1	3	1	0	0	0
Stan Bahnsen, R (1, 1) OBP: 0.161, SLG: 0.218 Lindy McDaniel, R (8, 1) OBP: 0.111, SLG: 0.111 Jake Gibbs, L (8, PH) OBP: 0.256, SLG: 0.310 Jack Aker, R (9, 1)		SH1-4 1-2		SH3-4 1-2		F7		K		1 0 1 0	0 0 0 0	0 0 0 0	0 0 0 0	0 0 1 0	0 0 1 0	1 0 1 0
Inning Stats	R: 1 H: 2 E: 0 LOB: 2 K: 0 BB: 1 S: 5 P: 9	R: 1 H: 2 E: 0 LOB: 1 K: 2 BB: 0 S: 9 P: 9	R: 0 H: 0 E: 0 LOB: 0 K: 1 BB: 0 S: 5 P: 5	R: 2 H: 3 E: 0 LOB: 1 K: 0 BB: 0 S: 6 P: 6	R: 0 H: 0 E: 0 LOB: 0 K: 0 BB: 0 S: 3 P: 3	R: 0 H: 1 E: 0 LOB: 1 K: 0 BB: 0 S: 4 P: 4	R: 0 H: 0 E: 0 LOB: 0 K: 0 BB: 0 S: 3 P: 3	R: 2 H: 3 E: 0 LOB: 1 K: 1 BB: 0 S: 8 P: 8	R: 0 H: 0 E: 0 LOB: 0 K: 0 BB: 0 S: 3 P: 3	1B: 9 SF: 2 2B: 1 SAC: 2 3B: 1 DP: 0 HR: 0 HBP: 0						WP: 0 PA: 39 PB: 0 SB: 0 CS: 0

PITCHER	IP	WLS	BF	H	R	ER	SO	BB	IBB	HBP	BLK	WP	HR	S	P	ERA	WHIP
Clyde Wright, L (1, 1) ERA: 3.32	7.1	W	33	10	6	6	3	1	0	0	0	0	0	38	42	7.36	1.500
Lloyd Allen, R (8, 1) ERA: 2.61	1.2	S	6	1	0	0	1	0	0	0	0	0	0	8	8	0.00	0.600

PITCHER	IP	WLS	BF	H	R	ER	SO	BB	IBB	HBP	BLK	WP	HR	S	P	ERA	WHIP

BOTTOM

California Angels @ New York Yankees

Yankee Stadium, Bronx, NY

Tue Aug 10 1971, 7:05 PM EDT
Att. 14,496 - Unknown - 86 F

livebaseballscorecards.com

AB	34
R	6
H	11
RBI	6
BB	1
SO	4
LOB	8

Batter	1	2	3	4	5	6	7	8	9	AB	R	H	RBI	BB	SO	LOB
Sandy Alomar Sr., S (1, 4) OBP: 0.313, SLG: 0.327	G6-4-3 1B		6-3			F3		FC6-4 1B		4	0	2	0	0	0	1
Ken Berry, R (1, 8) OBP: 0.257, SLG: 0.295	G6-4-3 1-2f			G6-4-3 1B		F9		FC6-4 1-2f		4	0	1	0	0	0	3
Ken McMullen, R (1, 5) OBP: 0.311, SLG: 0.394	F9			K		F8			WP 2B	4	0	1	0	0	1	2
Billy Cowan, R (1, 7) OBP: 0.341, SLG: 0.480		F9 2B		G6-4-3 1-2f			1B 1B		WP BB	3	0	2	0	1	0	1
Jim Fregosi, R (1, 6) OBP: 0.286, SLG: 0.303		F9			1B		G5-4-3 1-2 1B		6-3 1-2 2-3	4	0	2	0	0	0	3
Jim Spencer, L (1, 3) OBP: 0.303, SLG: 0.399		F9 2-3			F9		K		K	4	0	0	0	0	2	6
Tommie Reynolds, R (1, 9) OBP: 0.298, SLG: 0.300		5-3			F9		G5-4-3 1-2f		1-3	4	0	0	0	0	0	6
Jerry Moses, R (1, 2) OBP: 0.274, SLG: 0.371			F8		1-3			F7		3	0	0	0	0	0	1
Rudy May, L (1, 1) OBP: 0.204, SLG: 0.191			K			1B		6-3		1	0	0	0	0	1	0
Mickey Rivers, L (6, PH) OBP: 0.313, SLG: 0.344										1	0	1	0	0	0	0
Mel Queen, L (6, 1)										0	0	0	0	0	0	0
Syd O'Brien, R (8, PH) OBP: 0.245, SLG: 0.302										1	0	0	0	0	0	0
Eddie Fisher, R (8, 1)										0	0	0	0	0	0	0
Inning Stats	R: 0 E: 0 K: 0 S: 3 H: 1 LOB: 0 BB: 0 P: 3	R: 0 E: 0 K: 0 S: 4 H: 1 LOB: 1 BB: 0 P: 4	R: 0 E: 0 K: 1 S: 5 H: 0 LOB: 0 BB: 0 P: 5	R: 0 E: 0 K: 1 S: 5 H: 1 LOB: 0 BB: 0 P: 5	R: 0 E: 0 K: 0 S: 4 H: 1 LOB: 1 BB: 0 P: 4	R: 0 E: 0 K: 0 S: 4 H: 1 LOB: 1 BB: 0 P: 4	R: 0 E: 0 K: 1 S: 6 H: 2 LOB: 1 BB: 0 P: 6	R: 0 E: 0 K: 0 S: 4 H: 1 LOB: 1 BB: 0 P: 4	R: 0 E: 0 K: 1 S: 6 H: 1 LOB: 2 BB: 1 P: 10	1B: 7 2B: 2 3B: 0 HR: 0	SF: 0 SAC: 0 DP: 3 HBP: 0	WP: 1 PB: 0 SB: 0 CS: 0	PA: 34				

PITCHER	IP	WLS	BF	H	R	ER	SO	BB	IBB	HBP	BLK	WP	HR	S	P	ERA	WHIP
Fritz Peterson, L (1, 1) ERA: 3.09	9.0	W	34	9	0	0	4	1	0	0	0	1	0	41	45	0.00	1.111

PITCHER	IP	WLS	BF	H	R	ER	SO	BB	IBB	HBP	BLK	WP	HR	S	P	ERA	WHIP

TOP

California Angels @ New York Yankees

Yankee Stadium, Bronx, NY

Thu Aug 12 1971, 7:05 PM EDT

Unknown - 81 F

livebaseballscorecards.com

AB	33
R	0
H	9
RBI	0
BB	1
SO	4
LOB	23

Batter	1	2	3	4	5	6	7	8	9	AB	R	H	RBI	BB	SO	LOB
Horace Clarke, S (1, 4) OBP: 0.329, SLG: 0.316	SH1-3 1B		6-3	F8		4-3				4	1	1	0	0	0	0
Thurman Munson, R (1, 2) OBP: 0.332, SLG: 0.395	SH1-3 1-2		1B 2B	K			F9			3	1	1	0	0	1	0
Bobby Murcer, L (1, 8) OBP: 0.436, SLG: 0.560	P4		2B 6-3 1-3		G3		K			4	1	1	0	0	1	1
Roy White, S (1, 7) OBP: 0.386, SLG: 0.488	CS 2-H		6-3 1-3 3-H		2B		BB			3	0	3	2	1	0	0
Danny Cater, R (1, 5) (9, 3) OBP: 0.293, SLG: 0.351	CS 1-2	BB	6-3		E5		F7			3	0	1	0	1	0	2
Ron Swoboda, R (1, 9) OBP: 0.372, SLG: 0.356		BB 1-2	6-3 1-2 2-3 3-H		K			1B L5		3	0	1	1	1	1	4
John Ellis, R (1, 3) OBP: 0.328, SLG: 0.353 Jerry Kenney, L (8, PR) (9, 5) OBP: 0.364, SLG: 0.302	K	IBB			F7			1B 2-3		3 0	0 0	1 0	0 0	1 0	1 0	4 0
Gene Michael, S (1, 6) OBP: 0.327, SLG: 0.306		P4	F9			K		L5 3-H		4	0	0	0	0	1	7
Fritz Peterson, S (1, 1) OBP: 0.164, SLG: 0.100		K		K		K		K2-3		4	0	0	0	0	4	3
Inning Stats	R: 1 E: 0 K: 0 S: 4 H: 2 LOB: 0 BB: 0 P: 4	R: 0 E: 0 K: 2 S: 8 H: 1 LOB: 2 BB: 1 P: 12	R: 2 E: 0 K: 0 S: 6 H: 3 LOB: 3 BB: 2 P: 14	R: 0 E: 0 K: 2 S: 7 H: 0 LOB: 0 BB: 0 P: 7	R: 0 E: 1 K: 1 S: 7 H: 1 LOB: 2 BB: 0 P: 7	R: 0 E: 0 K: 2 S: 7 H: 0 LOB: 0 BB: 0 P: 7	R: 0 E: 0 K: 1 S: 5 H: 0 LOB: 1 BB: 1 P: 9	R: 0 E: 0 K: 1 S: 6 H: 2 LOB: 1 BB: 0 P: 6		1B: 6 2B: 4 3B: 0 HR: 0 SF: 0 SAC: 1 DP: 1 HBP: 0						

PITCHER		IP	WLS	BF	H	R	ER	SO	BB	IBB	HBP	BLK	WP	HR	S	P	ERA	WHIP
Rudy May, L ERA: 2.88	(1, 1)	5.0	L	25	7	3	3	5	1	2	0	0	0	0	32	44	5.40	1.600
Mel Queen, R ERA: 1.69	(6, 1)	2.0		7	0	0	0	3	1	0	0	0	0	0	12	16	0.00	0.500
Eddie Fisher, R ERA: 2.18	(8, 1)	1.0		4	2	0	0	1	0	0	0	0	0	0	6	6	0.00	2.000

PITCHER	IP	WLS	BF	H	R	ER	SO	BB	IBB	HBP	BLK	WP	HR	S	P	ERA	WHIP

BOTTOM

California Angels @ New York Yankees

Yankee Stadium, Bronx, NY

Thu Aug 12 1971, 7:05 PM EDT

Unknown - 81 F

livebaseballscorecards.com

AB	31
R	3
H	9
RBI	3
BB	4
SO	9
LOB	21

Batter	1	2	3	4	5	6	7	8	9	10	11	AB	R	H	RBI	BB	SO	LOB
Sandy Alomar Sr., S. (1, 4) OBP: 0.310, SLG: 0.323	K		E6 SF9 1B		F8		F8			P3		5	0	0	0	0	1	2
Mickey Rivers, L (1, 9) Lloyd Allen, R (10, 1) OBP: 0.357, SLG: 0.571	K		E 1-2 2-3 1B		F5			K		K		5 0	0 0	1 0	0 0	0 0	3 0	1 0
Ken McMullen, R (1, 5) OBP: 0.310, SLG: 0.391	5-3		SF9 2-3 3-H		BB			5-3		FC6-4 1-2f		3	0	0	1	1	0	1
Billy Cowan, R (1, 7) OBP: 0.328, SLG: 0.462		4-3	P6 1-2		K			P4			F8	5	0	0	0	0	1	3
Jim Fregosi, R (1, 6) OBP: 0.285, SLG: 0.299 Syd O'Brien, R (9, 6) OBP: 0.244, SLG: 0.300		F7		IBB		F2			5-3		1-3	3 1	0 0	0 0	0 0	1 0	0 0	0 0
Jim Spencer, L (1, 3) OBP: 0.304, SLG: 0.396		1B BB	F9			F3			P6		FC6-4 BB	3	0	0	0	2	0	3
Ken Berry, R (1, 8) OBP: 0.260, SLG: 0.297		1-2 1B		5-3		F8			1B		FC6-4 1-2f	5	0	2	0	0	0	1
John Stephenson, L (1, 2) OBP: 0.286, SLG: 0.344		L9		3-1			F3		L3			4	0	0	0	0	0	3
Tom Murphy, R (1, 1) OBP: 0.180, SLG: 0.203 Dave LaRoche, L (9, 1) OBP: 0.200, SLG: 0.111 Tommie Reynolds, R (10, PH) OBP: 0.310, SLG: 0.300 (10, 9)			E5 1B SF9 1B	F2			F7				FC6-4 BB	3 0 0	1 0 0	1 0 0	0 0 0	0 0 0	0 0 1	0 0 0
Inning Stats	R: 0 E: 0 K: 2 S: 7 H: 0 LOB: 0 BB: 0 P: 7	R: 0 E: 0 K: 0 S: 4 H: 1 LOB: 2 BB: 1 P: 8	R: 1 E: 3 K: 0 S: 6 H: 2 LOB: 3 BB: 1 P: 10	R: 0 E: 0 K: 0 S: 3 H: 0 LOB: 0 BB: 0 P: 3	R: 0 E: 0 K: 1 S: 5 H: 0 LOB: 1 BB: 1 P: 9	R: 0 E: 0 K: 0 S: 3 H: 0 LOB: 0 BB: 0 P: 3	R: 0 E: 0 K: 0 S: 3 H: 0 LOB: 0 BB: 0 P: 3	R: 0 E: 0 K: 1 S: 5 H: 0 LOB: 0 BB: 0 P: 5	R: 0 E: 0 K: 0 S: 4 H: 1 LOB: 1 BB: 0 P: 4	R: 0 E: 0 K: 1 S: 5 H: 0 LOB: 1 BB: 1 P: 9	R: 0 E: 0 K: 0 S: 3 H: 0 LOB: 1 BB: 1 P: 7	1B: 4 2B: 0 3B: 0 HR: 0	SF: 1 SAC: 0 DP: 0 HBP: 0			WP: 0 PB: 0 SB: 0 CS: 0	PA: 43		

PITCHER	IP	WLS	BF	H	R	ER	SO	BB	IBB	HBP	BLK	WP	HR	S	P	ERA	WHIP
Mike Kekich, L (1, 1) ERA: 3.33	11.0	W	43	4	1	0	5	4	1	0	0	0	0	48	68	0.00	0.727

PITCHER	IP	WLS	BF	H	R	ER	SO	BB	IBB	HBP	BLK	WP	HR	S	P	ERA	WHIP

TOP

California Angels @ New York Yankees

Yankee Stadium, Bronx, NY

Thu Aug 12 1971, 7:05 PM EDT

Att. 13,072 - Unknown - 77 F

livebaseballscorecards.com

AB	37
R	1
H	4
RBI	1
BB	5
SO	5
LOB	14

Batter	1	2	3	4	5	6	7	8	9	10	11	AB	R	H	RBI	BB	SO	LOB
Jerry Kenney, L (1, 5) OBP: 0.363, SLG: 0.298	1-3		4-3			F7			SH5-4 1-2		FC6-4 IBB	3	0	0	0	1	0	0
Jake Gibbs, L (1, 2) OBP: 0.251, SLG: 0.304	4-3		1-3			G3			IBB		FC6-4 1B 1-2f 2-3	3	0	0	0	0	0	0
Thurman Munson, R (9, PH) OBP: 0.333, SLG: 0.394 (10, 2)												1	0	0	0	1	0	2
Bobby Murcer, L (1, 8) OBP: 0.436, SLG: 0.558	L4			CS 1B			F8		F7		1B 1-2 3-H	5	0	2	1	0	0	2
Roy White, S (1, 7) OBP: 0.383, SLG: 0.482		2-3		F8			1-3		F8			4	0	0	0	0	0	3
Ron Blomberg, L (1, 9) OBP: 0.388, SLG: 0.477		4-1		F8			F8			4-3		4	0	0	0	0	0	1
Felipe Alou, R (1, 3) OBP: 0.322, SLG: 0.384		S 1B BB		CS 1-2	1B			6-3		F9		3	1	1	0	1	0	0
Horace Clarke, S (1, 4) OBP: 0.331, SLG: 0.318		1-H 1B			G6-3 1B			4-3		P5		4	0	2	1	0	0	0
Frank Baker, L (1, 6) OBP: 0.270, SLG: 0.137 Danny Cater, R (11, PH) OBP: 0.292, SLG: 0.350		F7			G6-3 1-2f			1-3			1-3	3	0	0	0	0	0	2
												1	0	0	0	0	0	0
Mike Kekich, R (1, 1) OBP: 0.235, SLG: 0.188 Gene Michael, S (11, PH) OBP: 0.329, SLG: 0.311			K			P4			SH5-4 1B		FC6-4 1B 2B	3	0	1	0	0	1	0
												1	1	1	0	0	0	0
Inning Stats	R: 0 E: 0 K: 0 S: 3 H: 0 LOB: 0 BB: 0 P: 3	R: 1 E: 0 K: 0 S: 4 H: 1 LOB: 1 BB: 1 P: 8	R: 0 E: 0 K: 1 S: 5 H: 0 LOB: 0 BB: 0 P: 5	R: 0 E: 0 K: 0 S: 3 H: 1 LOB: 0 BB: 0 P: 3	R: 0 E: 0 K: 0 S: 3 H: 2 LOB: 0 BB: 0 P: 3	R: 0 E: 0 K: 0 S: 3 H: 0 LOB: 0 BB: 0 P: 3	R: 0 E: 0 K: 0 S: 3 H: 0 LOB: 0 BB: 0 P: 3	R: 0 E: 0 K: 0 S: 3 H: 0 LOB: 0 BB: 0 P: 3	R: 0 E: 0 K: 0 S: 4 H: 1 LOB: 2 BB: 1 P: 8	R: 0 E: 0 K: 0 S: 3 H: 0 LOB: 0 BB: 0 P: 3	R: 1 E: 0 K: 0 S: 4 H: 2 LOB: 2 BB: 1 P: 8	1B: 6 2B: 1 3B: 0 HR: 0	SF: 0 SAC: 1 DP: 1 HBP: 0					

PITCHER		IP	WLS	BF	H	R	ER	SO	BB	IBB	HBP	BLK	WP	HR	S	P	ERA	WHIP
Tom Murphy, R ERA: 3.87	(1, 1)	8.1		28	5	1	1	1	1	0	0	0	0	0	29	33	1.08	0.720
Dave LaRoche, L ERA: 1.87	(9, 1)	0.2		3	0	0	0	0	0	1	0	0	0	0	2	6	0.00	0.000
Lloyd Allen, R ERA: 2.68	(10, 1)	1.2	L	8	2	1	1	0	0	1	0	0	0	0	7	11	5.40	1.200

PITCHER	IP	WLS	BF	H	R	ER	SO	BB	IBB	HBP	BLK	WP	HR	S	P	ERA	WHIP

BOTTOM

California Angels @ New York Yankees

Yankee Stadium, Bronx, NY

Thu Aug 12 1971, 7:05 PM EDT

Att. 13,072 - Unknown - 77 F

livebaseballscorecards.com

AB	35
R	2
H	7
RBI	2
BB	3
SO	1
LOB	10

WP: 0 PA: 40
PB: 0
SB: 1
CS: 1

Batter	1	2	3	4	5	6	7	8	9	AB	R	H	RBI	BB	SO	LOB
Sandy Alomar Sr., S (1, 4) OBP: 0.313, SLG: 0.326	S 1B		FC4-6 G3 1-2f 2-3			F9 1B 1B	1-2 2-3 1B		F9	5	0	3	0	0	0	3
Mickey Rivers, L (1, 8) OBP: 0.305, SLG: 0.333	F3 1-2		G3 1-2			F8	P4		1-2 1B	5	0	1	0	0	0	7
Tony Gonzalez, L (1, 7) OBP: 0.335, SLG: 0.350	P6		F8			1-2 1B		F7	F7	5	0	1	0	0	0	5
Jim Fregosi, R (1, 6) OBP: 0.280, SLG: 0.293	1-3			K		F9 2-3		P6		4	0	0	0	0	1	3
Jim Spencer, L (1, 3) OBP: 0.306, SLG: 0.397		G4-3 1B		3-1		F3		1B 1B		4	0	2	0	0	0	2
Ken McMullen, R (1, 5) OBP: 0.309, SLG: 0.390		G4-3 1-2f		6-3			6-3	1-2 1B		4	0	1	0	0	0	1
Roger Repoz, L (1, 9) OBP: 0.363, SLG: 0.387		G3			F8		3-1	K		4	0	0	0	0	1	2
John Stephenson, L (1, 2) OBP: 0.289, SLG: 0.344			BBBB FC4-6 BB BB		F7		1B HBP 1B		3-1	3	0	1	0	1	0	0
Andy Messersmith, R (1, 1) OBP: 0.215, SLG: 0.230 Tommie Reynolds, R (7, PH) OBP: 0.322, SLG: 0.300 Mel Queen, L (7, 1) Ken Berry, R (9, PH) OBP: 0.263, SLG: 0.300			BBBB FC4-6 1-2 BB		5-3		H 1B 1-2 HBP		1B 1B	1 0 0 1	0 0 0 0	0 0 0 1	0 0 0 0	1 0 0 0	0 0 0 0	0 0 0 0
Inning Stats	R: 0 E: 0 K: 0 S: 4 H: 1 LOB: 1 BB: 0 P: 4	R: 0 E: 0 K: 0 S: 3 H: 1 LOB: 0 BB: 0 P: 3	R: 0 E: 0 K: 0 S: 3 H: 0 LOB: 2 BB: 2 P: 11	R: 0 E: 0 K: 1 S: 5 H: 0 LOB: 0 BB: 0 P: 5	R: 0 E: 0 K: 0 S: 3 H: 0 LOB: 0 BB: 0 P: 3	R: 0 E: 0 K: 0 S: 5 H: 2 LOB: 2 BB: 0 P: 5	R: 0 E: 0 K: 0 S: 5 H: 2 LOB: 3 BB: 0 P: 6	R: 0 E: 0 K: 1 S: 7 H: 2 LOB: 2 BB: 0 P: 7	R: 0 E: 0 K: 0 S: 5 H: 2 LOB: 2 BB: 0 P: 5	1B: 10 2B: 0 3B: 0 HR: 0	SF: 0 SAC: 0 DP: 1 HBP: 1					

PITCHER	IP	WLS	BF	H	R	ER	SO	BB	IBB	HBP	BLK	WP	HR	S	P	ERA	WHIP
Denny McLain, R (1, 1) ERA: 4.1	9.0	W	39	10	0	0	2	2	0	1	0	0	0	40	49	0.00	1.333

PITCHER	IP	WLS	BF	H	R	ER	SO	BB	IBB	HBP	BLK	WP	HR	S	P	ERA	WHIP

TOP

California Angels @ Washington Senators

Robert F. Kennedy Memorial Stadium, Washington, DC

Fri Aug 13 1971, 7:05 PM EDT

Att. 4,928 - Unknown

livebaseballscorecards.com

AB	36
R	0
H	10
RBI	0
BB	2
SO	2
LOB	23

WP: 0	PA: 39		
PB: 0			
SB: 1			
CS: 0			

Batter	1	2	3	4	5	6	7	8	9	AB	R	H	RBI	BB	SO	LOB
Del Unser, L (1, 8) OBP: 0.346, SLG: 0.365	BBBB 4-0 1B BB BB	x 0-0 ② G3 2-3			x 0-0 ① 3-1		x 0-0 S 1B			3	1	1	0	1	0	1
Lenny Randle, S (1, 4) OBP: 0.301, SLG: 0.318	x 0-0 BB BB 1B 1-3 1B	x 0-0 ③ 6-3			SSS 0-3 ② K		SSS 0-3 ③ K 1-2			4	1	1	0	0	2	2
Don Mincher, L (1, 3) OBP: 0.413, SLG: 0.434	BBBB 4-0 BB 1B 1-2 BB		x 0-0 ① P5		x 0-0 ③ 4-3			x 0-0 ① F9		3	1	0	0	1	0	0
Jeff Burroughs, R (1, 7) OBP: 0.283, SLG: 0.367	SSS 0-3 ① K		x 0-0 ② 6-3			x 0-0 E6 FC3-6		SSS 0-3 ② K		4	0	0	0	0	2	3
Tom McCraw, L (1, 9) OBP: 0.279, SLG: 0.399	BBBB 4-0 G5-3 1B 1-2 2-3 3-H BB		x 0-0 ③ 4-3			x 0-0 ① FC3-6 S 1-2f		x 0-0 ③ 4-3		3	0	0	1	1	0	1
Davey Nelson, R (1, 5) OBP: 0.311, SLG: 0.370	x 0-0 1-2 2-H 3-H 1B			x 0-0 ① 6-3		x 0-0 ② 1-3 1-2				3	0	1	2	0	0	1
Dick Billings, R (1, 2) OBP: 0.282, SLG: 0.329	x 0-0 ② ③ G5-3 2-3f			x 0-0 E6 2B		x 0-0 ③ F7				3	1	0	0	0	0	3
Tim Cullen, R (1, 6) OBP: 0.249, SLG: 0.255		x 0-0 G3 SH5-4 1B		x 0-0 ② 1-H 2B			x 0-0 ① F3			3	0	2	1	0	0	0
Denny McLain, R (1, 1) OBP: 0.111, SLG: 0.116		x 0-0 ① SH5-4 1-2		SSS 0-3 ③ K			SSS 0-3 ② K			2	0	0	0	0	2	0
Inning Stats	R: 3 H: 2 E: 0 LOB: 1 K: 1 BB: 3 S: 6 P: 18	R: 0 H: 1 E: 0 LOB: 1 K: 0 BB: 0 S: 4 P: 4	R: 0 H: 0 E: 0 LOB: 0 K: 0 BB: 0 S: 3 P: 3	R: 1 H: 1 E: 1 LOB: 0 K: 1 BB: 0 S: 6 P: 6	R: 0 H: 0 E: 0 LOB: 0 K: 1 BB: 0 S: 5 P: 5	R: 0 H: 0 E: 1 LOB: 1 K: 0 BB: 0 S: 4 P: 4	R: 0 H: 1 E: 0 LOB: 1 K: 2 BB: 0 S: 8 P: 8	R: 0 H: 0 E: 0 LOB: 0 K: 1 BB: 0 S: 5 P: 5		1B: 4 SF: 0 2B: 1 SAC: 1 3B: 0 DP: 1 HR: 0 HBP: 0						

PITCHER		IP	WLS	BF	H	R	ER	SO	BB	IBB	HBP	BLK	WP	HR	S	P	ERA	WHIP
Andy Messersmith, R ERA: 3.59	(1, 1)	6.0	L	25	4	4	3	3	3	0	0	0	0	0	28	40	4.50	1.167
Mel Queen, R ERA: 1.62	(7, 1)	2.0		7	1	0	0	3	0	0	0	0	0	0	13	13	0.00	0.500

PITCHER	IP	WLS	BF	H	R	ER	SO	BB	IBB	HBP	BLK	WP	HR	S	P	ERA	WHIP

BOTTOM

California Angels @ Washington Senators

Robert F. Kennedy Memorial Stadium, Washington, DC

Fri Aug 13 1971, 7:05 PM EDT

Att. 4,928 - Unknown

livebaseballscorecards.com

AB	28
R	4
H	5
RBI	4
BB	3
SO	6
LOB	11

WP: 0 PA: 32
PB: 0
SB: 2
CS: 0

California Angels @ Washington Senators

Robert F. Kennedy Memorial Stadium, Washington, DC

Sat Aug 14 1971, 7:05 PM EDT

Att. 4,011 - Unknown

livebaseballscorecards.com

TOP

Batter	1	2	3	4	5	6	7	8	9	AB	R	H	RBI	BB	SO	LOB
Sandy Alomar Sr., S (1, 4) OBP: 0.312, SLG: 0.325	1B		L1		1-3			4-3	FC4-6 BB 1-2f 2-3	5	0	1	0	0	0	2
Mickey Rivers, L (1, 8) OBP: 0.315, SLG: 0.333	F9		1B		L3			FC4-6 E BB	1-2 BB	3	0	1	0	2	0	1
Tony Gonzalez, L (1, 7) OBP: 0.329, SLG: 0.344	F7		G3			3-1		E4 FC4-6 1-2	P6	4	0	0	0	0	0	3
Billy Cowan, R (9, PH) OBP: 0.326, SLG: 0.458										1	0	0	0	0	0	3
Jim Fregosi, R (1, 6) OBP: 0.280, SLG: 0.292	6-3			1B 1B		F7		FC4-6 BB 1-2f 2-3		4	0	1	0	0	0	3
Jim Spencer, L (1, 3) OBP: 0.306, SLG: 0.394		K		K		3-1		1-2 BB		3	0	0	0	1	2	1
Ken McMullen, R (1, 5) OBP: 0.313, SLG: 0.391		BB		1-3 1B			1B	F8		3	0	2	0	1	0	3
Roger Repoz, L (1, 9) OBP: 0.361, SLG: 0.384		P6		K			F8		FC4-6 HBP 1B	4	0	1	0	0	1	4
John Stephenson, L (1, 2) OBP: 0.285, SLG: 0.338		F9		F6			P5		F8	4	0	0	0	0	0	5
Clyde Wright, R (1, 1) OBP: 0.224, SLG: 0.229			6-3		6-3		F8		FC4-6 HBP 1-2	3	0	0	0	0	0	1
Lloyd Allen, R (8, 1) OBP: 0.357, SLG: 0.571										0	0	0	0	0	0	0
Tommie Reynolds, R (9, PH) OBP: 0.333, SLG: 0.300										0	0	0	0	0	0	0
Bruce Christensen, L (9, PR) OBP: 0.313, SLG: 0.233										0	0	0	0	0	0	0
Inning Stats	R: 0 E: 0 K: 0 S: 4 H: 1 LOB: 1 BB: 0 P: 4	R: 0 E: 0 K: 1 S: 5 H: 0 LOB: 1 BB: 1 P: 9	R: 0 E: 0 K: 0 S: 4 H: 1 LOB: 1 BB: 0 P: 4	R: 0 E: 0 K: 2 S: 9 H: 2 LOB: 2 BB: 0 P: 9	R: 0 E: 0 K: 0 S: 3 H: 0 LOB: 0 BB: 0 P: 3	R: 0 E: 0 K: 0 S: 3 H: 0 LOB: 0 BB: 0 P: 3	R: 0 E: 0 K: 0 S: 4 H: 1 LOB: 1 BB: 0 P: 4	R: 0 E: 1 K: 0 S: 4 H: 0 LOB: 3 BB: 2 P: 12	R: 0 E: 0 K: 0 S: 4 H: 1 LOB: 3 BB: 1 P: 9	1B: 6 2B: 0 3B: 0 HR: 0 SF: 0 SAC: 0 DP: 0 HBP: 1						

AB	34
R	0
H	6
RBI	0
BB	4
SO	3
LOB	26

WP: 0 PB: 0 SB: 0 CS: 0 PA: 39

PITCHER		IP	WLS	BF	H	R	ER	SO	BB	IBB	HBP	BLK	WP	HR	S	P	ERA	WHIP
Mike Thompson, R ERA: 3.68	(1, 1)	8.2	W	38	6	0	0	3	4	0	1	0	0	0	39	56	0.00	1.154
Paul Lindblad, L ERA: 2.56	(9, 1)	0.1	S	1	0	0	0	0	0	0	0	0	0	0	1	1	0.00	0.000

PITCHER	IP	WLS	BF	H	R	ER	SO	BB	IBB	HBP	BLK	WP	HR	S	P	ERA	WHIP

Batter	1	2	3	4	5	6	7	8	9	AB	R	H	RBI	BB	SO	LOB
Davey Nelson, R (1, 5) OBP: 0.305, SLG: 0.362	F9		K			F9		6-3		4	0	0	0	0	1	0
Lenny Randle, S (1, 4) OBP: 0.299, SLG: 0.316	6-3			F8		1-3		1B		4	0	1	0	0	0	0
Frank Howard, R (1, 3) OBP: 0.371, SLG: 0.475	1-3			FC6-4 BB			E6 HR	F9		3	1	0	0	1	0	1
Tom McCraw, L (9, 3) OBP: 0.279, SLG: 0.399										0	0	0	0	0	0	0
Jeff Burroughs, R (1, 7) OBP: 0.298, SLG: 0.434		1-3		FC6-4 FC5-4 1-2f			1-H HR	1-3 1B		4	1	2	2	0	0	1
Del Unser, L (9, 9) OBP: 0.346, SLG: 0.365										0	0	0	0	0	0	0
Dick Billings, R (1, 9) (9, 7) OBP: 0.285, SLG: 0.336		2B		FC5-4 1-2f			SH1-4 1B	5-3		4	0	2	0	0	0	3
Paul Casanova, R (1, 2) OBP: 0.237, SLG: 0.293		F9			6-3		SH1-4 1-2			2	0	0	0	0	0	1
Elliott Maddox, R (1, 8) OBP: 0.315, SLG: 0.255		L1			K		IBB			2	0	0	0	1	1	1
Tim Cullen, R (1, 6) OBP: 0.246, SLG: 0.252			4-3		F8		F9			3	0	0	0	0	0	2
Mike Thompson, R (1, 1) OBP: 0.154, SLG: 0.083			K			K	K			3	0	0	0	0	3	2
Paul Lindblad, L (9, 1) OBP: 0.211, SLG: 0.316										0	0	0	0	0	0	0
Inning Stats	R: 0 H: 0 E: 0 LOB: 0 K: 0 BB: 0 S: 3 P: 3	R: 0 H: 1 E: 0 LOB: 1 K: 0 BB: 0 S: 4 P: 4	R: 0 H: 0 E: 0 LOB: 0 K: 2 BB: 0 S: 7 P: 7	R: 0 H: 0 E: 0 LOB: 1 K: 0 BB: 1 S: 3 P: 7	R: 0 H: 0 E: 0 LOB: 0 K: 1 BB: 0 S: 5 P: 5	R: 0 H: 0 E: 0 LOB: 0 K: 1 BB: 0 S: 5 P: 5	R: 2 H: 2 E: 1 LOB: 2 K: 1 BB: 1 S: 8 P: 12	R: 0 H: 2 E: 0 LOB: 2 K: 0 BB: 0 S: 5 P: 5		1B: 3 SF: 0 2B: 1 SAC: 1 3B: 0 DP: 0 HR: 1 HBP: 0						

BOTTOM

California Angels @ Washington Senators

Robert F. Kennedy Memorial Stadium, Washington, DC

Sat Aug 14 1971, 7:05 PM EDT

Att. 4,011 - Unknown

livebaseballscorecards.com

AB	29
R	2
H	5
RBI	2
BB	2
SO	5
LOB	11

WP: 0 PB: 0 SB: 0 CS: 0 PA: 32

PITCHER		IP	WLS	BF	H	R	ER	SO	BB	IBB	HBP	BLK	WP	HR	S	P	ERA	WHIP
Clyde Wright, L ERA: 3.25	(1, 1)	7.1	L	29	4	2	1	5	1	1	0	0	0	1	37	45	1.23	0.682
Lloyd Allen, R ERA: 2.65	(8, 1)	0.2		3	1	0	0	0	0	0	0	0	0	0	3	3	0.00	1.500

PITCHER	IP	WLS	BF	H	R	ER	SO	BB	IBB	HBP	BLK	WP	HR	S	P	ERA	WHIP

Batter	1	2	3	4	5	6	7	8	9	10	AB	R	H	RBI	BB	SO	LOB
Sandy Alomar Sr., S (1, 4) OBP: 0.311, SLG: 0.324	1-3	F8			4-3		P6			SH5-4 1B FC6-4 1B	5	1	1	0	0	0	2
Mickey Rivers, L (1, 8) OBP: 0.318, SLG: 0.357 (10, 9)	HR		6-3			4-3		F7		FC6-4 SH5-4 1-2 1B	5	1	2	1	0	0	0
Tony Gonzalez, L (1, 7) OBP: 0.332, SLG: 0.346 Ken Berry, R (10, PH) OBP: 0.263, SLG: 0.300 (10, 8)	6-3		G6-4-3 1B			1B 1B		6-3		SH5-4 1-2 2-3	4 0	0 0	2 0	0 0	0 0	0 0	0 0
John Stephenson, L (1, 2) OBP: 0.287, SLG: 0.340	2B 2B		G6-4-3 1-2f			F8		G3		FC6-4 IBB	4	1	1	0	1	0	2
Jim Spencer, L (1, 3) OBP: 0.310, SLG: 0.400 Billy Cowan, R (10, PH) OBP: 0.324, SLG: 0.455 (10, 7)	2-H 2B			G6-4-3 1B		1-3 1B			4-3	FC6-4 1-2f 2-3 3-H	4 1	0 0	3 0	1 1	0 0	0 0	0 2
Roger Repoz, L (1, 9) OBP: 0.358, SLG: 0.394 (10, 3)	K			F5		F9			HR	K	5	1	1	1	0	2	6
Bruce Christensen, L (1, 6) OBP: 0.327, SLG: 0.255		G3		G6-4-3 1-2f			SH1-4 1B		FC6 1B		4	0	2	0	0	0	1
Syd O'Brien, R (1, 5) OBP: 0.242, SLG: 0.298 Ken McMullen, R (9, PH) OBP: 0.312, SLG: 0.391 (9, 5)		F9			6-3		SH1-4 1-2		FC6 1-2f		2 1	0 0	0 0	0 0	0 0	0 0	0 1
Eddie Fisher, R (1, 1) OBP: 0.188, SLG: 0.071 Lloyd Allen, R (6, 1) OBP: 0.357, SLG: 0.571 Jim Fregosi, R (7, PH) OBP: 0.278, SLG: 0.291 Dave LaRoche, L (7, 1) OBP: 0.200, SLG: 0.111 Tommie Reynolds, R (9, PH) OBP: 0.328, SLG: 0.294 Mel Queen, L (9, 1) OBP: 0.267, SLG: 0.267 Rickey Clark, R (10, 1)	1B				F3		K		G3		2 0 1 0 1 0 0	0 0 0 0 0 0 0	1 0 0 0 0 0 0	0 0 0 0 0 0 0	0 0 0 0 0 0 0	0 0 1 0 1 0 0	0 0 1 0 0 0 0
Inning Stats	R: 2 E: 0 K: 1 S: 8 H: 3 LOB: 1 BB: 0 P: 8	R: 0 E: 0 K: 0 S: 4 H: 1 LOB: 1 BB: 0 P: 4	R: 0 E: 0 K: 0 S: 3 H: 1 LOB: 0 BB: 0 P: 3	R: 0 E: 0 K: 0 S: 3 H: 1 LOB: 0 BB: 0 P: 3	R: 0 E: 0 K: 0 S: 3 H: 1 LOB: 0 BB: 0 P: 3	R: 0 E: 0 K: 0 S: 5 H: 2 LOB: 2 BB: 0 P: 5	R: 0 E: 0 K: 1 S: 6 H: 1 LOB: 1 BB: 0 P: 6	R: 0 E: 0 K: 0 S: 3 H: 0 LOB: 0 BB: 0 P: 3	R: 1 E: 0 K: 0 S: 5 H: 2 LOB: 1 BB: 0 P: 5	R: 1 E: 0 K: 1 S: 7 H: 2 LOB: 2 BB: 1 P: 11	1B: 9 2B: 2 3B: 0 HR: 2	SF: 0 SAC: 2 DP: 2 HBP: 0	WP: 0 PB: 0 SB: 0 CS: 0	PA: 42			

PITCHER		IP	WLS	BF	H	R	ER	SO	BB	IBB	HBP	BLK	WP	HR	S	P	ERA	WHIP
Dick Bosman, R ERA: 3.9	(1, 1)	9.0		36	11	3	3	2	0	0	0	0	0	2	40	40	3.00	1.222
Paul Lindblad, L ERA: 2.68	(10, 1)	0.0	L	2	2	1	1	0	0	0	0	0	0	0	2	2	∞	∞
Casey Cox, R ERA: 3.17	(10, 1)	0.1		2	0	0	0	0	0	1	0	0	0	0	1	5	0.00	0.000
Joe Grzenda, L ERA: 2.37	(10, 1)	0.2		2	0	0	0	1	0	0	0	0	0	0	4	4	0.00	0.000

PITCHER	IP	WLS	BF	H	R	ER	SO	BB	IBB	HBP	BLK	WP	HR	S	P	ERA	WHIP

TOP

California Angels @ Washington Senators

Robert F. Kennedy Memorial Stadium, Washington, DC

Sun Aug 15 1971, 3:33 AM EDT

Att. 6,895 - Unknown

livebaseballscorecards.com

AB	39
R	4
H	13
RBI	4
BB	1
SO	3
LOB	16

BOTTOM

California Angels @ Washington Senators

Robert F. Kennedy Memorial Stadium, Washington, DC

Sun Aug 15 1971, 3:33 AM EDT

Att. 6,895 - Unknown

livebaseballscorecards.com

Batter	1	2	3	4	5	6	7	8	9	10	AB	R	H	RBI	BB	SO	LOB
Del Unser, L (1, 8) (8, 9) OBP: 0.344, SLG: 0.363	F9		F8			PB HBP 1B 1B	E1 6-3 1B		F8		5	1	1	0	0	0	0
Lenny Randle, S (1, 4) OBP: 0.302, SLG: 0.315	K2-3			K		1B PB 1B HBP 1-2	6-3 1-2 1B		K		4	1	1	0	0	3	0
Don Mincher, L (1, 3) OBP: 0.410, SLG: 0.429 Frank Howard, R (7, PH) OBP: 0.370, SLG: 0.474 Elliott Maddox, R (8, 8) OBP: 0.318, SLG: 0.259	4-3			F8		F3 1-2 2-3	6-3 1-2 2-3			1B 1-3 1B	3 1 1	0 0 0	0 0 1	0 0 0	0 0 0	0 0 0	2 2 0
Tom McCraw, L (1, 9) (8, 3) OBP: 0.288, SLG: 0.398		F9		BB		1B 1B 2-3 3-H 1B	BB			1-3 1-2	3	1	1	1	2	0	1
Jeff Burroughs, R (1, 7) OBP: 0.306, SLG: 0.421		F8		BB 1-2		E 1B 1-3 3-H 1B	F8			F8	4	0	1	1	1	0	4
Dick Billings, R (1, 2) OBP: 0.291, SLG: 0.342		1B		F7		E8 K 1-3 3-H 1B		6-3		2-3 1B	5	0	3	1	0	0	2
Davey Nelson, R (1, 5) OBP: 0.302, SLG: 0.354	1-3		P6			IBB		5-3		1-3	4	0	0	0	1	0	3
Tim Cullen, R (1, 6) OBP: 0.244, SLG: 0.249			5-3	5-3		K 2-3		P4			4	0	0	0	0	1	3
Dick Bosman, R (1, 1) OBP: 0.224, SLG: 0.120 Bernie Allen, L (9, PH) OBP: 0.357, SLG: 0.378 Paul Lindblad, L (10, 1) OBP: 0.211, SLG: 0.316 Casey Cox, R (10, 1) OBP: 0.115, SLG: 0.080 Joe Grzenda, R (10, 1) OBP: 0.333, SLG: 0.333			4-3	F9			4-3		F9		3 1 0 0 0	0 0 0 0 0	0 0 0 0 0	0 0 0 0 0	0 0 0 0 0	0 0 0 0 0	0 0 0 0 0

Inning Stats												
	R: 0	H: 0	R: 0	H: 1	R: 0	H: 0	R: 0	H: 0	R: 0	H: 0	R: 3	H: 4
	E: 0	LOB: 0	E: 0	LOB: 1	E: 0	LOB: 0	E: 0	LOB: 2	E: 0	LOB: 0	E: 1	LOB: 2
	K: 1	BB: 0	K: 0	BB: 0	K: 0	BB: 0	K: 1	BB: 2	K: 0	BB: 0	K: 1	BB: 1
	S: 5	P: 5	S: 4	P: 4	S: 3	P: 3	S: 5	P: 13	S: 3	P: 3	S: 8	P: 13

Inning Stats												
	R: 0	H: 1	R: 0	H: 0	R: 0	H: 2	1B: 8	SF: 0	WP: 0	PA: 43		
	E: 1	LOB: 3	E: 0	LOB: 0	E: 0	LOB: 2	2B: 0	SAC: 0	PB: 1			
	K: 0	BB: 1	K: 1	BB: 0	K: 0	BB: 0	3B: 0	DP: 0	SB: 0			
	S: 5	P: 9	S: 5	P: 5	S: 5	P: 5	HR: 0	HBP: 1	CS: 0			

PITCHER	IP	WLS	BF	H	R	ER	SO	BB	IBB	HBP	BLK	WP	HR	S	P	ERA	WHIP
Eddie Fisher, R (1, 1) ERA: 2.34	5.1		24	5	3	3	2	2	0	1	0	0	0	25	34	5.06	1.312
Lloyd Allen, R (6, 1) ERA: 2.63	0.2		2	0	0	0	1	0	1	0	0	0	0	3	7	0.00	0.000
Dave LaRoche, L (7, 1) ERA: 1.8	2.0		9	1	0	0	0	1	0	0	0	0	0	8	12	0.00	1.000
Mel Queen, R (9, 1) ERA: 1.59	1.0	W	3	0	0	0	1	0	0	0	0	0	0	5	5	0.00	0.000
Rickey Clark, R (10, 1) ERA: 2.93	1.0	S	5	2	0	0	0	0	0	0	0	0	0	5	5	0.00	2.000

PITCHER	IP	WLS	BF	H	R	ER	SO	BB	IBB	HBP	BLK	WP	HR	S	P	ERA	WHIP

AB	38
R	3
H	8
RBI	3
BB	4
SO	4
LOB	17

California Angels @ Boston Red Sox

Fenway Park, Boston, MA

Mon Aug 16 1971, 7:05 PM EDT

Att. 17,877 - Unknown

livebaseballscorecards.com

Batter	1	2	3	4	5	6	7	8	9	AB	R	H	RBI	BB	SO	LOB
Sandy Alomar Sr., S (1, 4) OBP: 0.308, SLG: 0.321	L4		5-3		FC4 1-2f			E6 1B 1B	1-3	5	1	0	0	0	0	2
Mickey Rivers, L (1, 9) OBP: 0.323, SLG: 0.361	FC1-5-4-3 E 1B			3-1		4-3		1B 1B 1-3 1B		4	1	2	0	0	0	0
Tony Gonzalez, L (1, 7) OBP: 0.331, SLG: 0.345	FC1-5-4-2 1-3			F2		G3		1B BB SF9 1-3 3-H 1B		4	1	1	1	0	0	1
Ken McMullen, R (1, 5) OBP: 0.314, SLG: 0.389	6-3			SSS K		BBBB BB		BBBB SF9 1B WP 1-2 BB		2	1	0	0	2	1	1
Jim Spencer, L (1, 3) OBP: 0.310, SLG: 0.400		F3			G3 6-3 1B 1B	F9		WP 1-2 2-3 3-H 1B		3	1	1	0	0	0	1
Billy Cowan, R (8, PH) OBP: 0.328, SLG: 0.459										1	0	1	1	0	0	0
Rudy May, L (8, 1) OBP: 0.204, SLG: 0.191										0	0	0	0	0	0	0
Jim Fregosi, R (1, 6) OBP: 0.274, SLG: 0.287		F8			6-3 1-2		5-3	SF9 2-3 3-H		3	0	0	1	0	0	1
John Stephenson, L (1, 2) OBP: 0.283, SLG: 0.336		SSS K			G3 2-3		4-3	6-3 1-2 3-H		3	0	0	0	0	1	1
Jerry Moses, R (8, PH) OBP: 0.273, SLG: 0.369										1	0	0	0	0	0	1
(8, 2)																
Ken Berry, R (1, 8) OBP: 0.263, SLG: 0.300			1-3		1B 3-H 1B		3-1		F7	4	0	1	1	0	0	0
Tom Murphy, R (1, 1) OBP: 0.190, SLG: 0.213			SSS K		FC4 1-2 1B			SSS K	SSS K	2	0	1	0	0	1	0
Lloyd Allen, R (7, 1) OBP: 0.357, SLG: 0.571										0	0	0	0	0	0	0
Tommie Reynolds, R (8, PH) OBP: 0.323, SLG: 0.288										1	0	0	0	0	1	0
Roger Repoz, L (8, 3) OBP: 0.357, SLG: 0.392										1	0	0	0	0	1	0

Inning Stats	1	2	3	4	5	6	7	8	9
	R: 0 E: 1 K: 0 S: 4	H: 1 LOB: 1 BB: 0 P: 4	R: 0 E: 0 K: 1 S: 5	H: 0 LOB: 0 BB: 0 P: 5	R: 0 E: 0 K: 1 S: 5	H: 0 LOB: 0 BB: 0 P: 5	R: 0 E: 0 K: 1 S: 5	H: 0 LOB: 0 BB: 0 P: 5	R: 1 E: 0 K: 0 S: 6	H: 3 LOB: 2 BB: 0 P: 6	R: 0 E: 0 K: 0 S: 3	H: 0 LOB: 1 BB: 1 P: 7	R: 0 E: 0 K: 0 S: 3	H: 0 LOB: 0 BB: 0 P: 3	R: 4 E: 1 K: 1 S: 9	H: 3 LOB: 1 BB: 1 P: 13	R: 0 E: 0 K: 1 S: 5	H: 0 LOB: 0 BB: 0 P: 5

| | | | | | | | | | | | | | | | |

BOTTOM

California Angels @ Boston Red Sox

Fenway Park, Boston, MA

Mon Aug 16 1971, 7:05 PM EDT

Att. 17,877 - Unknown

Batter	1	2	3	4	5	6	7	8	9	AB	R	H	RBI	BB	SO	LOB
Luis Aparicio, R (1, 6) OBP: 0.280, SLG: 0.288	S S S 0-3 ① K		x 0-0 ③ 5-3			x 0-0 ③ 4-3		x 0-0 ① 1-3		4	0	0	0	0	1	0
Joe Lahoud, L (1, 9) OBP: 0.335, SLG: 0.466	x 0-0 ② G3			S S S 0-3 ① K			x 0-0 HR	x 0-0 ② 5-3		3	1	1	1	0	1	0
Phil Gagliano, R (8, PH) OBP: 0.423, SLG: 0.409 (9, 9)										1	0	0	0	0	0	0
Carl Yastrzemski, L (1, 7) OBP: 0.388, SLG: 0.413	x 0-0 ③ 4-3			x 0-0 ② 1-3			B B B B 4-0 SH1-4 HR BB	x 0-0 ③ F8		3	1	0	0	1	0	0
Rico Petrocelli, R (1, 5) OBP: 0.356, SLG: 0.458		x 0-0 5-3 1B		x 0-0 ③ F7			x 0-0 ① SH1-4 1-2		x 0-0 1B HR 1B	3	1	2	0	0	0	0
George Scott, R (1, 3) OBP: 0.325, SLG: 0.451		x 0-0 ① F8			x 0-0 ① 6-3		x 0-0 2-H HR		x 0-0 1-2 HR 1B	4	2	2	2	0	0	1
Billy Conigliaro, R (1, 8) OBP: 0.323, SLG: 0.463		x 0-0 ② 5-3 1-2			x 0-0 ② F7		x 0-0 2B		x 0-0 1-H 2-H HR	4	1	2	3	0	0	1
Doug Griffin, R (1, 4) OBP: 0.306, SLG: 0.337		x 0-0 ③ F9			x 0-0 ③ 6-3		4-0 IBB			2	0	0	0	1	0	1
Bob Montgomery, R (1, 2) OBP: 0.318, SLG: 0.385			x 0-0 ① 6-3			x 0-0 ① 5-3	S S S 0-3 ② K			3	0	0	0	0	1	2
Sonny Siebert, R (1, 1) OBP: 0.257, SLG: 0.433			x 0-0 ② L4			S S S 0-3 ② K	x 0-0 ③ 5-3			3	0	0	0	0	1	2
Bobby Bolin, R (8, 1) OBP: 0.273, SLG: 0.273										0	0	0	0	0	0	0
Sparky Lyle, L (8, 1) OBP: 1.000, SLG: 1.000										0	0	0	0	0	0	0
Inning Stats	R: 0 E: 0 K: 1 S: 5 H: 0 LOB: 0 BB: 0 P: 5	R: 0 E: 0 K: 0 S: 4 H: 1 LOB: 1 BB: 0 P: 4	R: 0 E: 0 K: 0 S: 3 H: 0 LOB: 0 BB: 0 P: 3	R: 0 E: 0 K: 1 S: 5 H: 0 LOB: 0 BB: 0 P: 5	R: 0 E: 0 K: 0 S: 3 H: 0 LOB: 0 BB: 0 P: 3	R: 0 E: 0 K: 1 S: 5 H: 0 LOB: 0 BB: 0 P: 5	R: 3 E: 0 K: 1 S: 8 H: 3 LOB: 2 BB: 2 P: 16	R: 0 E: 0 K: 0 S: 3 H: 0 LOB: 0 BB: 0 P: 3	R: 3 E: 0 K: 0 S: 3 H: 3 LOB: 0 BB: 0 P: 3	1B: 3 2B: 1 3B: 0 HR: 3 SF: 0 SAC: 1 DP: 0 HBP: 0	WP: 0 PB: 0 SB: 0 CS: 0 PA: 33					

livebaseballscorecards.com

	AB	30
	R	6
	H	7
	RBI	6
	BB	2
	SO	4
	LOB	7

PITCHER		IP	WLS	BF	H	R	ER	SO	BB	IBB	HBP	BLK	WP	HR	S	P	ERA	WHIP
Tom Murphy, R ERA: 3.88	(1, 1)	6.1		24	4	3	3	3	1	0	0	0	0	2	29	33	4.26	0.789
Lloyd Allen, R ERA: 2.61	(7, 1)	0.2		3	0	0	0	1	0	1	0	0	0	0	4	8	0.00	0.000
Rudy May, L ERA: 3.04	(8, 1)	1.0	L	6	3	3	3	0	0	0	0	0	0	1	6	6	27.00	3.000

PITCHER	IP	WLS	BF	H	R	ER	SO	BB	IBB	HBP	BLK	WP	HR	S	P	ERA	WHIP

California Angels @ Boston Red Sox

Fenway Park, Boston, MA

Tue Aug 17 1971, 7:05 PM EDT

Att. 19,953 - Unknown

TOP

livebaseballscorecards.com

Batter	1	2	3	4	5	6	7	8	9	AB	R	H	RBI	BB	SO	LOB
Sandy Alomar Sr., S (1, 4) OBP: 0.307, SLG: 0.319	0-0 2B 1B	0-0 G5-4-3 1-2f			0-3 K		0-0 F9		0-0 3-1	5	1	1	0	0	1	1
Mickey Rivers, L (1, 9) OBP: 0.323, SLG: 0.356	0-0 F8		0-3 K		4-0 BB		0-0 F8		0-0 F8	2	0	0	0	1	1	1
Jeff Torborg, R (6, 2) OBP: 0.169, SLG: 0.196										2	0	0	0	0	0	0
Tony Gonzalez, L (1, 7) (6, 9) (8, 7) OBP: 0.333, SLG: 0.351	0-0 1-3 2B 2B		0-0 1B		0-0 1-3		0-0 F7			4	1	2	0	0	0	1
Ken McMullen, R (1, 5) OBP: 0.317, SLG: 0.389	4-0 2B BB		0-3 K			4-0 1B SH5-3 BB		0-0 SH5-3 1B		2	1	1	0	2	1	1
Jim Spencer, L (1, 3) OBP: 0.310, SLG: 0.402	0-0 1-H 2-H 3-H E 2B		0-0 4-3			0-0 SH5-3 1-2		0-0 SH5-3 1-2		2	1	1	3	0	0	1
Jim Fregosi, R (1, 6) OBP: 0.286, SLG: 0.294	0-0 E7 G6-4-3 2-H 1B			0-0 1B		4-0 1B IBB		1-0 FC5-4 HBP		2	0	2	0	1	0	0
John Stephenson, L (1, 2) OBP: 0.281, SLG: 0.333	0-0 G6-4-3 1-2f			0-3 K		0-3 K		0-0 P4		2	0	0	0	0	1	1
Billy Cowan, R (6, PH) (6, 7) OBP: 0.326, SLG: 0.455										1	0	0	0	0	1	2
Roger Repoz, L (8, PH) (8, 9) OBP: 0.355, SLG: 0.390										1	0	0	0	0	0	2
Ken Berry, R (1, 8) OBP: 0.266, SLG: 0.303		0-0 FC1-6 1B		0-0 L4		0-0 1-2 2-3 1B		0-0 FC5-4 1-2f		4	0	2	0	0	0	2
Andy Messersmith, R (1, 1) OBP: 0.203, SLG: 0.215		0-0 FC1-6 G5-4-3 1-2f			0-3 K	0-3 K			0-3 K	4	0	0	0	0	3	4

	AB	31
	R	4
	H	9
	RBI	3
	BB	4
	SO	8
	LOB	16

Inning Stats																												
	R: 4	H: 4	R: 0	H: 1	R: 0	H: 1	R: 0	H: 1	R: 0	H: 0	R: 0	H: 1	R: 0	H: 0	R: 0	H: 1	R: 0	H: 0	1B: 7	SF: 0	WP: 0	PA: 38
	E: 1	LOB: 0	E: 0	LOB: 0	E: 0	LOB: 1	E: 0	LOB: 0	E: 0	LOB: 1	E: 0	LOB: 3	E: 0	LOB: 0	E: 0	LOB: 2	E: 0	LOB: 0	2B: 2	SAC: 2	PB: 0	
	K: 0	BB: 1	K: 0	BB: 0	K: 1	BB: 0	K: 2	BB: 1	K: 2	BB: 2	K: 0	BB: 0	K: 0	BB: 0	K: 1	BB: 0	3B: 0	DP: 2	SB: 0	
	S: 6	P: 10	S: 3	P: 3	S: 8	P: 8	S: 5	P: 5	S: 7	P: 11	S: 8	P: 16	S: 3	P: 3	S: 4	P: 5	S: 5	P: 5	HR: 0	HBP: 1	CS: 0	

PITCHER		IP	WLS	BF	H	R	ER	SO	BB	IBB	HBP	BLK	WP	HR	S	P	ERA	WHIP
Ken Tatum, R ERA: 4.65	(1, 1)	0.1	L	6	4	4	3	0	1	0	0	0	0	0	5	9	81.00	15.000
Roger Moret, L ERA: 2.51	(1, 1)	6.2		24	4	0	0	7	2	1	0	0	0	0	35	47	0.00	0.900
Luis Tiant, R ERA: 5.28	(8, 1)	2.0		8	1	0	0	1	0	0	1	0	0	0	9	10	0.00	0.500

PITCHER	IP	WLS	BF	H	R	ER	SO	BB	IBB	HBP	BLK	WP	HR	S	P	ERA	WHIP

Batter	1	2	3	4	5	6	7	8	9	AB	R	H	RBI	BB	SO	LOB
Doug Griffin, R (1, 4) OBP: 0.305, SLG: 0.338	6-3		6-3 2B			4-3		E5 1B FC1-2-5	F8	5	0	1	0	0	0	1
Luis Aparicio, R (1, 6) OBP: 0.280, SLG: 0.287	1-3		6-3 2-3			6-3		1B FC1-2-5 1B 1-3 1B		4	1	1	0	0	0	1
Joe Lahoud, L (1, 7) OBP: 0.333, SLG: 0.459	K		K			BBB 4-0 1B BB		FC1-2-5 1B 1B 1-2 3-H		3	0	0	0	1	2	3
Reggie Smith, S (1, 8) OBP: 0.367, SLG: 0.517		3-1		3-1		1-3 1B		1B 1-2 2-3 1B		4	0	2	0	0	0	0
Rico Petrocelli, R (1, 5) OBP: 0.357, SLG: 0.466		HR		5-3		SSS K		G5-4-3 1-2 2-3 3-H 1B		4	1	2	2	0	1	2
George Scott, R (1, 3) OBP: 0.322, SLG: 0.447		F8		1-3			5-3	G5-4-3 1-2f		4	0	0	0	0	0	3
Billy Conigliaro, R (1, 9) OBP: 0.319, SLG: 0.456		K			6-3		K		L9	4	0	0	0	0	2	0
Duane Josephson, R (1, 2) OBP: 0.296, SLG: 0.393			HR		5-3		1B		K	4	1	2	1	0	1	0
Ken Tatum, R (1, 1) OBP: 0.455, SLG: 0.667			1-3		1-3		4-3		1B	0	0	0	0	0	0	0
Roger Moret, S (1, 1)										2	0	0	0	0	0	0
Mike Fiore, L (7, PH) OBP: 0.288, SLG: 0.227										1	0	0	0	0	0	1
Luis Tiant, R (8, 1) OBP: 0.125, SLG: 0.188										0	0	0	0	0	0	0
Carl Yastrzemski, L (9, PH) OBP: 0.390, SLG: 0.415										1	0	1	0	0	0	0
Inning Stats	R: 0 E: 0 K: 1 S: 5 H: 0 LOB: 0 BB: 0 P: 5	R: 1 E: 0 K: 1 S: 6 H: 1 LOB: 0 BB: 0 P: 6	R: 1 E: 0 K: 1 S: 7 H: 2 LOB: 1 BB: 0 P: 7	R: 0 E: 0 K: 0 S: 3 H: 0 LOB: 0 BB: 0 P: 3	R: 0 E: 0 K: 0 S: 3 H: 0 LOB: 0 BB: 0 P: 3	R: 0 E: 0 K: 1 S: 6 H: 1 LOB: 2 BB: 1 P: 10	R: 0 E: 0 K: 1 S: 6 H: 1 LOB: 1 BB: 0 P: 6	R: 1 E: 1 K: 0 S: 6 H: 3 LOB: 2 BB: 0 P: 6	R: 0 E: 0 K: 1 S: 6 H: 1 LOB: 1 BB: 0 P: 6	1B: 6 2B: 1 3B: 0 HR: 2	SF: 0 SAC: 0 DP: 1 HBP: 0			WP: 0 PB: 0 SB: 0 CS: 0	PA: 37		

PITCHER	IP	WLS	BF	H	R	ER	SO	BB	IBB	HBP	BLK	WP	HR	S	P	ERA	WHIP
Andy Messersmith, R (1, 1) ERA: 3.56	9.0	W	37	9	3	3	6	1	0	0	0	0	2	48	52	3.00	1.111

PITCHER	IP	WLS	BF	H	R	ER	SO	BB	IBB	HBP	BLK	WP	HR	S	P	ERA	WHIP

BOTTOM

California Angels @ Boston Red Sox

Fenway Park, Boston, MA

Tue Aug 17 1971, 7:05 PM EDT

Att. 19,953 - Unknown

livebaseballscorecards.com

AB	36
R	3
H	9
RBI	3
BB	1
SO	6
LOB	11

Batter	1	2	3	4	5	6	7	8	9	AB	R	H	RBI	BB	SO	LOB
Sandy Alomar Sr., S (1, 4) OBP: 0.305, SLG: 0.317	4-3	F9			4-3			F9		4	0	0	0	0	0	1
Mickey Rivers, L (1, 8) OBP: 0.323, SLG: 0.351	BB	K			4-3			6-3		2	1	0	0	1	1	1
Ken Berry, R (8, PH) OBP: 0.265, SLG: 0.302										1	0	0	0	0	0	0
(8, 8)																
Tony Gonzalez, L (1, 7) OBP: 0.333, SLG: 0.349	BB		F8			6-3			BB	2	1	0	0	1	0	0
Billy Cowan, R (9, PH) OBP: 0.331, SLG: 0.455										0	0	0	0	1	0	0
Ken McMullen, R (1, 5) OBP: 0.315, SLG: 0.386	E6		5-3			F6			B1	4	1	0	0	0	0	2
Jim Spencer, L (1, 3) OBP: 0.311, SLG: 0.402	FC1-6		F9			F2			1B	3	0	1	1	0	0	0
Jim Fregosi, R (9, PH) OBP: 0.289, SLG: 0.297										1	0	1	0	0	0	0
Roger Repoz, L (1, 9) OBP: 0.351, SLG: 0.385	FC1-6			4-3			G3		FC4-6	3	0	0	1	0	0	1
Syd O'Brien, R (9, PH) OBP: 0.245, SLG: 0.301										1	0	1	0	0	0	0
John Stephenson, L (1, 2) OBP: 0.278, SLG: 0.329	G3			4-3			3-1		K	3	0	0	0	0	0	1
Jerry Moses, R (9, PH) OBP: 0.271, SLG: 0.367										1	0	0	0	0	1	3
Bruce Christensen, L (1, 6) OBP: 0.321, SLG: 0.255		SH2		F7		F6			FC4-6	4	0	1	0	0	0	3
Clyde Wright, R (1, 1) OBP: 0.221, SLG: 0.225		SH2			F8			F3		1	0	0	0	0	0	0
Lloyd Allen, R (7, 1) OBP: 0.357, SLG: 0.571										0	0	0	0	0	0	0
Tommie Reynolds, R (8, PH) OBP: 0.317, SLG: 0.283										1	0	0	0	0	0	0
Dave LaRoche, L (8, 1) OBP: 0.200, SLG: 0.111										0	0	0	0	0	0	0
Inning Stats	R: 3 E: 1 K: 0 S: 5 H: 1 LOB: 1 BB: 2 P: 13	R: 0 E: 0 K: 1 S: 6 H: 1 LOB: 1 BB: 0 P: 6	R: 0 E: 0 K: 0 S: 3 H: 0 LOB: 0 BB: 0 P: 3	R: 0 E: 0 K: 0 S: 3 H: 0 LOB: 0 BB: 0 P: 3	R: 0 E: 0 K: 0 S: 3 H: 0 LOB: 0 BB: 0 P: 3	R: 0 E: 0 K: 0 S: 3 H: 0 LOB: 0 BB: 0 P: 3	R: 0 E: 0 K: 0 S: 3 H: 0 LOB: 0 BB: 0 P: 3	R: 0 E: 0 K: 0 S: 3 H: 0 LOB: 0 BB: 0 P: 3	R: 0 E: 0 K: 1 S: 7 H: 2 LOB: 3 BB: 1 P: 11	1B: 4 2B: 0 3B: 0 HR: 0 SF: 0 SAC: 1 DP: 0 HBP: 0	WP: 0 PB: 0 SB: 2 CS: 0 PA: 35					

TOP

California Angels @ Boston Red Sox

Fenway Park, Boston, MA

Wed Aug 18 1971, 3:33 AM EDT

Att. 25,507 - Unknown

livebaseballscorecards.com

AB	31
R	3
H	4
RBI	2
BB	3
SO	2
LOB	12

PITCHER		IP	WLS	BF	H	R	ER	SO	BB	IBB	HBP	BLK	WP	HR	S	P	ERA	WHIP
Jim Lonborg, R ERA: 4.42	(1, 1)	7.0	W	26	2	3	1	1	2	0	0	0	0	0	26	34	1.29	0.571
Bill Lee, L ERA: 2.36	(8, 1)	1.1		7	2	0	0	0	1	0	0	0	0	0	6	10	0.00	2.250
Bobby Bolin, R ERA: 4.07	(9, 1)	0.2	S	2	0	0	0	1	0	0	0	0	0	0	4	4	0.00	0.000

PITCHER	IP	WLS	BF	H	R	ER	SO	BB	IBB	HBP	BLK	WP	HR	S	P	ERA	WHIP

BOTTOM

California Angels @ Boston Red Sox

Fenway Park, Boston, MA

Wed Aug 18 1971, 3:33 AM EDT

Att. 25,507 - Unknown

livebaseballscorecards.com

Batter	1	2	3	4	5	6	7	8	9	AB	R	H	RBI	BB	SO	LOB
Doug Griffin, R (1, 4) OBP: 0.301, SLG: 0.334	F2		F9			F8	G4-6-3 1-2f			4	0	0	0	0	0	3
John Kennedy, R (1, 6) OBP: 0.336, SLG: 0.424	4-3			K		3-1		F8 2B		4	0	1	0	0	1	0
Billy Conigliaro, R (1, 9) OBP: 0.315, SLG: 0.450	F9			F6		6-3		K		4	0	0	0	0	1	1
Reggie Smith, S (1, 8) OBP: 0.366, SLG: 0.515		K		F9			1B E 2B 1B	F8 2-3		4	1	1	0	0	1	1
Rico Petrocelli, R (1, 5) OBP: 0.357, SLG: 0.462		5-3			BB E G6-4-3 BB		E4 1B 2B 1-2	K		3	2	0	0	1	1	2
George Scott, R (1, 3) OBP: 0.323, SLG: 0.447		F8			E4 G6-4-3 BB 1-2		2B 1B 1-2 2-3 1B			3	1	1	0	0	0	1
Phil Gagliano, R (1, 7) OBP: 0.455, SLG: 0.444 Carl Yastrzemski, L (8, 7) OBP: 0.390, SLG: 0.415			SH1-3 BB		G6-4-3 BB 1-2 2-3		1B 1-3 2-H 3-H 2B			1 0	0 0	1 0	2 0	2 0	0 0	0 0
Duane Josephson, R (1, 2) OBP: 0.293, SLG: 0.389			F4		G6-4-3 1-2f 2-3 3-H		5-3			3	0	0	0	0	0	5
Jim Lonborg, R (1, 1) OBP: 0.211, SLG: 0.143 Luis Aparicio, R (7, PH) OBP: 0.282, SLG: 0.289 Bill Lee, L (8, 1) OBP: 0.286, SLG: 0.250 Bobby Bolin, R (9, 1) OBP: 0.273, SLG: 0.273			SH1-3 1-2		5-3		G4-6-3 2-3 3-H 1B			1 1 0 0	0 0 0 0	0 1 0 0	0 1 0 0	0 0 0 0	0 0 0 0	1 0 0 0
Inning Stats	R: 0 H: 0 E: 0 LOB: 0 K: 0 BB: 0 S: 3 P: 3	R: 0 H: 0 E: 0 LOB: 0 K: 1 BB: 0 S: 5 P: 5	R: 0 H: 0 E: 0 LOB: 1 K: 0 BB: 1 S: 3 P: 7	R: 0 H: 0 E: 0 LOB: 0 K: 1 BB: 0 S: 5 P: 5	R: 1 H: 0 E: 1 LOB: 1 K: 0 BB: 2 S: 3 P: 11	R: 0 H: 0 E: 0 LOB: 0 K: 0 BB: 0 S: 3 P: 3	R: 3 H: 4 E: 1 LOB: 1 K: 0 BB: 0 S: 7 P: 7	R: 0 H: 1 E: 0 LOB: 1 K: 2 BB: 0 S: 8 P: 8		1B: 3 SF: 0 2B: 2 SAC: 1 3B: 0 DP: 2 HR: 0 HBP: 0						

	AB	28
	R	4
	H	5
	RBI	3
	BB	3
	SO	4
	LOB	14

WP: 0 PA: 32
PB: 0
SB: 0
CS: 0

PITCHER		IP	WLS	BF	H	R	ER	SO	BB	IBB	HBP	BLK	WP	HR	S	P	ERA	WHIP
Clyde Wright, L ERA: 3.24	(1, 1)	6.1	L	27	4	4	2	2	3	0	0	0	0	0	28	40	2.84	1.105
Lloyd Allen, R ERA: 2.58	(7, 1)	0.2		1	0	0	0	0	0	0	0	0	0	0	1	1	0.00	0.000
Dave LaRoche, L ERA: 1.77	(8, 1)	1.0		4	1	0	0	2	0	0	0	0	0	0	8	8	0.00	1.000

PITCHER		IP	WLS	BF	H	R	ER	SO	BB	IBB	HBP	BLK	WP	HR	S	P	ERA	WHIP

Batter	1	2	3	4	5	6	7	8	9	AB	R	H	RBI	BB	SO	LOB
Horace Clarke, S (1, 4) OBP: 0.323, SLG: 0.312	7-4 BB 1B		6-3			6-3		F7		4	0	1	0	0	0	1
Thurman Munson, R (1, 2) OBP: 0.336, SLG: 0.384	BBBB 4-0 1-2 FC6-4 BB		L5			5-3			F2	3	0	0	0	1	0	0
Bobby Murcer, L (1, 8) OBP: 0.424, SLG: 0.543	7-4 2-3f			F2		1-3			G3	4	0	0	0	0	0	2
Roy White, S (1, 7) OBP: 0.378, SLG: 0.467	FC6-4 1-2f			G4-3 1B			F7		SSS K	4	0	1	0	0	1	1
Felipe Alou, R (1, 3) OBP: 0.320, SLG: 0.387		5-3		G4-3 1-2f			G1-4-3 1B			3	0	1	0	0	0	1
Danny Cater, R (1, 5) OBP: 0.296, SLG: 0.354		BBBB 4-0 BB BB			5-3		G1-4-3 1-2f			2	0	0	0	1	0	1
Ron Swoboda, R (1, 9) OBP: 0.379, SLG: 0.355		BBBB 4-0 1-2 L4-3 BB			FC5-4 1B			5-3		2	0	1	0	1	0	0
Gene Michael, S (1, 6) OBP: 0.322, SLG: 0.305		L4-3 1-2			FC5-4 1-2f			F8		3	0	0	0	0	0	3
Steve Kline, R (1, 1) OBP: 0.190, SLG: 0.164			L5-3		F9			2B		1	0	0	0	0	0	0
Al Closter, L (4, 1)										0	0	0	0	0	0	0
Ron Hansen, R (5, PH) OBP: 0.247, SLG: 0.263										1	0	0	0	0	0	1
Terry Ley, L (5, 1)										0	0	0	0	0	0	0
John Ellis, R (8, PH) OBP: 0.328, SLG: 0.365										1	0	1	0	0	0	0
Roger Hambright, R (8, 1) OBP: 0.500, SLG: 0.500										0	0	0	0	0	0	0
Inning Stats	R: 0 E: 0 K: 0 S: 3 H: 1 LOB: 1 BB: 1 P: 7	R: 0 E: 0 K: 0 S: 2 H: 0 LOB: 1 BB: 2 P: 10	R: 0 E: 0 K: 0 S: 3 H: 0 LOB: 0 BB: 0 P: 3	R: 0 E: 0 K: 0 S: 3 H: 1 LOB: 0 BB: 0 P: 3	R: 0 E: 0 K: 0 S: 4 H: 1 LOB: 1 BB: 0 P: 4	R: 0 E: 0 K: 0 S: 3 H: 0 LOB: 0 BB: 0 P: 3	R: 0 E: 0 K: 0 S: 3 H: 1 LOB: 0 BB: 0 P: 3	R: 0 E: 0 K: 0 S: 4 H: 1 LOB: 1 BB: 0 P: 4	R: 0 E: 0 K: 1 S: 5 H: 0 LOB: 0 BB: 0 P: 5	1B: 4 2B: 3 3B: 0 HR: 0 SF: 0 SAC: 0 DP: 4 HBP: 0						

PITCHER	IP	WLS	BF	H	R	ER	SO	BB	IBB	HBP	BLK	WP	HR	S	P	ERA	WHIP
Rudy May, L (1, 1) ERA: 2.87	9.0	W	31	5	0	0	1	3	0	0	0	0	0	30	42	0.00	0.889

PITCHER	IP	WLS	BF	H	R	ER	SO	BB	IBB	HBP	BLK	WP	HR	S	P	ERA	WHIP

TOP

New York Yankees @ California Angels

Anaheim Stadium, Anaheim, CA

Fri Aug 20 1971, 10:05 PM EDT

Att. 8,655 - Unknown

livebaseballscorecards.com

AB	28
R	0
H	5
RBI	0
BB	3
SO	1
LOB	10

PA: 31

WP: 0 PB: 0 SB: 0 CS: 0

Batter	1	2	3	4	5	6	7	8	9	AB	R	H	RBI	BB	SO	LOB
Sandy Alomar Sr., S (1, 4) OBP: 0.307, SLG: 0.322	0-0 1B 2B		0-0 E HR 1B	0-0 1B 1-2 1B		SSS 0-3 ① K	x 0-0 E5			5	2	3	0	0	1	2
Mickey Rivers, L (1, 8) OBP: 0.325, SLG: 0.349	0-0 ① F8		0-0 E4 1-2 HR	0-0 1-3 2-H 1B		BBBB 4-0 1-3 1-2 BB	0-0 ③ F2			4	1	1	1	1	0	4
Tony Gonzalez, L (1, 7) OBP: 0.327, SLG: 0.341	0-0 ② F8		0-0 ① P4	SSS 0-3 ③ K		0-0 ② 1-3 1-2 2-3		0-0 ① F8		5	0	0	0	0	1	7
Jim Fregosi, R (1, 6) OBP: 0.295, SLG: 0.300	0-0 BB 2-H 1B		0-0 ② L7		0-0 ① F9	4-0 IBB		0-0 FC1-6 1B		4	0	2	1	1	0	2
Jim Spencer, L (1, 3) OBP: 0.312, SLG: 0.407	BBBB 4-0 FC4-6 1-2 BB		0-0 1-H 2-H HR		0-0 ② F8	0-0 ③ P2		0-0 ② FC1-6 1-2f		4	1	1	3	1	0	4
Ken McMullen, R (1, 5) OBP: 0.316, SLG: 0.387	0-0 ③ FC4-6 1-2f		0-0 ③ F7		BBB 4-0 BB BB		x 0-0 E9 SF7 2B	x 0-0 ③ P4		4	1	1	0	1	0	3
Roger Repoz, L (1, 9) OBP: 0.354, SLG: 0.381		x 0-0 ① F8		x 0-0 ① F5	BBBB 4-0 1-2 BB		BBBB 4-0 SH2-3 BB			2	0	0	0	2	0	0
John Stephenson, L (1, 2) OBP: 0.278, SLG: 0.329		x 0-0 ② G3		x 0-0 1B 1B 1B	x 0-0 ③ F9		x 0-0 ① SF7 3-H			3	1	1	1	0	0	2
Rudy May, L (1, 1) OBP: 0.212, SLG: 0.184		SSS 0-3 ③ K		SSS 0-3 ② K		BBBB 4-0 1-3 BB BB	x 0-0 ② SH2-3 1-2			2	0	0	0	1	2	1
Inning Stats	R: 1 E: 0 K: 0 S: 5 H: 2 LOB: 2 BB: 1 P: 9	R: 0 E: 0 K: 1 S: 5 H: 0 LOB: 0 BB: 0 P: 5	R: 3 E: 1 K: 0 S: 6 H: 2 LOB: 0 BB: 0 P: 6	R: 1 E: 0 K: 2 S: 10 H: 3 LOB: 2 BB: 0 P: 10	R: 0 E: 0 K: 0 S: 3 H: 0 LOB: 2 BB: 2 P: 11	R: 0 E: 0 K: 1 S: 5 H: 0 LOB: 3 BB: 3 P: 17	R: 1 E: 2 K: 0 S: 5 H: 1 LOB: 2 BB: 1 P: 9	R: 0 E: 0 K: 0 S: 4 H: 1 LOB: 1 BB: 0 P: 4		1B: 6 2B: 2 3B: 0 HR: 1	SF: 1 SAC: 1 DP: 0 HBP: 0					

BOTTOM

New York Yankees @ California Angels

Anaheim Stadium, Anaheim, CA

Fri Aug 20 1971, 10:05 PM EDT

Att. 8,655 - Unknown

livebaseballscorecards.com

AB	33
R	6
H	9
RBI	6
BB	7
SO	4
LOB	25

WP: 0 PA: 42
PB: 0
SB: 0
CS: 0

PITCHER		IP	WLS	BF	H	R	ER	SO	BB	IBB	HBP	BLK	WP	HR	S	P	ERA	WHIP
Steve Kline, R ERA: 2.98	(1, 1)	3.2	L	20	7	5	2	2	1	0	0	0	0	1	23	27	4.91	2.182
Al Closter, L ERA: 1.84	(4, 1)	0.1		1	0	0	0	1	0	0	0	0	0	0	3	3	0.00	0.000
Terry Ley, L ERA:	(5, 1)	3.0		17	1	1	0	1	5	1	0	0	0	0	13	37	0.00	2.000
Roger Hambright, R ERA: 4.61	(8, 1)	1.0		4	1	0	0	0	0	0	0	0	0	0	4	4	0.00	1.000

PITCHER	IP	WLS	BF	H	R	ER	SO	BB	IBB	HBP	BLK	WP	HR	S	P	ERA	WHIP

Batter	1	2	3	4	5	6	7	8	9	10	11	12	13	AB	R	H	RBI	BB	SO	LOB
Jerry Kenney, L (1, 5) OBP: 0.365, SLG: 0.295	2B 1B		K			6-3			4-3		IBB			4	1	1	0	1	1	0
Thurman Munson, R (1, 2) OBP: 0.337, SLG: 0.383	F7		6-3			6-3			G4-6-3 1B		BB 1-2 2-3			4	0	1	0	1	0	1
Bobby Murcer, L (1, 8) OBP: 0.424, SLG: 0.544	1-H 2B			G4-6-3 1B			3-1		G4-6-3 1-2f		P5			5	0	2	1	0	0	4
Roy White, S (1, 7) OBP: 0.374, SLG: 0.461	F7			G4-6-3 1-2f			F7			4-3		F9		5	0	0	0	0	0	2
Ron Blomberg, L (1, 9) OBP: 0.387, SLG: 0.472 Ron Swoboda, R (12, PH) (12, 9) OBP: 0.377, SLG: 0.353	4-3			4-3			F7			4-3		K		4 1	0 0	0 0	0 0	0 1	1 0	1 0
Felipe Alou, R (1, 3) OBP: 0.318, SLG: 0.384		6-3	K					6-3 4-3 1B		4-3		F3		5	0	1	0	0	1	0
Horace Clarke, S (1, 4) OBP: 0.322, SLG: 0.310		F7	F7					4-3 1-2			SH2-4 1B BB		1-3	4	0	0	0	1	0	1
Gene Michael, S (1, 6) OBP: 0.319, SLG: 0.301		G3	4-3					6-3 2-3			SH2-4 1-2		P4	4	0	0	0	0	0	1
Stan Bahnsen, R (1, 1) OBP: 0.148, SLG: 0.200 Danny Cater, R (11, PH) OBP: 0.256, SLG: 0.356 Lindy McDaniel, R (11, 1) ERA: 5.19, SLG: 0.111 John Ellis, R (13, PH) OBP: 0.370, SLG: 0.363 Al Closter, L (13, 1) Jack Aker, R (13, 1)			K			6-3		4-3			BB 2-H		P4	3 1 0 1 0 0	0 0 0 0 0 0	0 1 0 0 0 0	0 0 0 0 0 0	1 0 0 0 0 0	1 0 0 0 0 0	0 0 0 0 0 0

Inning Stats															
	R: 1	H: 2	R: 0	H: 0	R: 0	H: 0	R: 0	H: 1	R: 0	H: 0	R: 0	H: 0	R: 0	H: 0	R: 0	H: 1	R: 0	H: 0	R: 0	H: 0	R: 0	H: 0	R: 0	H: 1	R: 0	H: 0	R: 0	H: 1	R: 0	H: 0	R: 0	H: 0
	E: 0	LOB: 1	E: 0	LOB: 0	E: 0	LOB: 0	E: 0	LOB: 0	E: 0	LOB: 0	E: 0	LOB: 0	E: 0	LOB: 0	K: 0	LOB: 0	E: 0	LOB: 0	E: 0	LOB: 0	E: 0	LOB: 0	K: 0	LOB: 0	E: 0	LOB: 0	E: 0	LOB: 3	E: 0	LOB: 0	E: 0	LOB: 0
	S: 5	BB: 0	S: 3	BB: 0	K: 2	BB: 0	S: 3	BB: 0	K: 0	BB: 0	K: 1	BB: 0	S: 4	BB: 0	S: 3	BB: 0	S: 3	BB: 0	S: 3	BB: 0	S: 3	BB: 0	S: 3	BB: 3	K: 1	BB: 0	K: 0	BB: 0	S: 3	BB: 0	S: 5	BB: 0
	P: 5		P: 3		S: 7	P: 7	P: 3		S: 5	P: 5	S: 3	P: 3												P: 15								

PITCHER		IP	WLS	BF	H	R	ER	SO	BB	IBB	HBP	BLK	WP	HR	S	P	ERA	WHIP
Tom Murphy, R ERA: 3.73	(1, 1)	10.0		33	5	1	1	3	0	0	0	0	0	0	39	39	0.90	0.500
Lloyd Allen, R ERA: 2.56	(11, 1)	0.2		5	1	0	0	0	2	1	0	0	0	0	2	14	0.00	4.500
Dave LaRoche, L ERA: 1.7	(11, 1)	2.1	W	7	0	0	0	1	0	0	0	0	0	0	9	9	0.00	0.000

PITCHER	IP	WLS	BF	H	R	ER	SO	BB	IBB	HBP	BLK	WP	HR	S	P	ERA	WHIP

TOP

New York Yankees @ California Angels

Anaheim Stadium, Anaheim, CA

Sat Aug 21 1971, 10:05 PM EDT

Att. 25,474 - Unknown - 78 F

livebaseballscorecards.com

AB	41
R	1
H	6
RBI	1
BB	3
SO	4
LOB	11

1B: 5	SF: 0	WP: 0	PA: 45
2B: 1	SAC: 1	PB: 0	
3B: 0	DP: 2	SB: 0	
HR: 0	HBP: 0	CS: 0	

Batter	1	2	3	4	5	6	7	8	9	10	11	12	13	AB	R	H	RBI	BB	SO	LOB
Sandy Alomar Sr., S (1, 4) OBP: 0.308, SLG: 0.322	S S S 0-3 ① K		x 0-0 ① 6-3		S S S 0-3 ③ K			x 0-0 ① FC4-6 BB 1B		x 0-0 ③ 4-3			x 0-0 ① BB SH1-4 1B 1B	6	1	2	0	0	2	1
Mickey Rivers, L (1, 8) OBP: 0.322, SLG: 0.340	x 0-0 ② F7		x 0-0 ② 1-3			x 0-0 ① F9		B B B B 4-0 ① FC4-6 1-2 BB			x 0-0 ① G3		x 0-0 ① SH1-4 1-2	4	0	0	0	1	0	0
Tony Gonzalez, L (1, 7) OBP: 0.329, SLG: 0.340 Ken Berry, R (13, PH) OBP: 0.264, SLG: 0.300	x 0-0 ③ F8		x 0-0 ③ 1-3			B B B B 4-0 FC6-4 BB		x 0-0 ② FC4-6 1-2f 2-3			x 0-0 1B 1B		S S S 0-3 ② K	4 1	0 0	1 0	0 0	1 0	0 1	2 1
Jim Fregosi, R (1, 6) OBP: 0.300, SLG: 0.303		x 0-0 1B 6-3 1B		x 0-0 L3 1B		x 0-0 ② FC6-4 1-2f		x 0-0 ③ 1-3			x 0-0 ② F7		x 4-0 1B BB IBB	5	1	2	0	1	0	4
Jim Spencer, L (1, 3) OBP: 0.314, SLG: 0.407		x 0-0 1-3 1B		x 0-0 ① ② L3 1-2		x 0-0 ③ F7			x 0-0 ① 4-1		x 0-0 1-3 1B		B B B B 4-0 1B 1-2 2-3 BB	5	0	2	0	1	0	2
Ken McMullen, R (1, 5) OBP: 0.314, SLG: 0.384		x 0-0 ① 6-3 3-H		S S S 0-3 ③ K2-3			x 0-0 ① F3		x 0-0 ② 6-3		x 0-0 ③ L4		x 0-0 1-2 2-3 3-H 1B	6	0	1	2	0	1	3
Roger Repoz, L (1, 9) OBP: 0.347, SLG: 0.372		x 0-0 ② F7			S S S 0-3 ① K		S S S 0-3 ② K		x 0-0 ③ F8			x 0-0 ① F8		5	0	0	0	0	2	1
John Stephenson, L (1, 2) OBP: 0.276, SLG: 0.324	I I I I 4-0 IBB				x 0-0 ② 1-6-3		x 0-0 ③ F7			S S S 0-3 ① K		x 0-0 ② 6-3		4	0	0	0	1	1	0
Tom Murphy, R (1, 1) OBP: 0.197, SLG: 0.219 Billy Cowan, R (10, PH) OBP: 0.329, SLG: 0.452 Lloyd Allen, R (11, 1) OBP: 0.357, SLG: 0.571 Dave LaRoche, L (11, 1) OBP: 0.182, SLG: 0.100	x 0-0 ③ L4				x 0-0 1B			x 0-0 ① P3		x 0-0 ② P6			S S S 0-3 ③ K	3 1 0 1	0 0 0 0	1 0 0 0	0 0 0 0	0 0 0 1	0 0 0 0	2 0 0 0
Inning Stats	R: 0 E: 0 K: 1 S: 5 H: 0 LOB: 0 BB: 0 P: 5	R: 1 E: 0 K: 0 S: 5 H: 2 LOB: 2 BB: 1 P: 9	R: 0 E: 0 K: 0 S: 3 H: 0 LOB: 0 BB: 0 P: 3	R: 0 E: 0 K: 1 S: 5 H: 1 LOB: 0 BB: 0 P: 5	R: 0 E: 0 K: 2 S: 8 H: 1 LOB: 1 BB: 0 P: 8	R: 0 E: 0 K: 0 S: 3 H: 0 LOB: 1 BB: 1 P: 7	R: 0 E: 0 K: 1 S: 5 H: 0 LOB: 0 BB: 0 P: 5	R: 0 E: 0 K: 0 S: 4 H: 1 LOB: 2 BB: 1 P: 8	R: 0 E: 0 K: 0 S: 3 H: 0 LOB: 0 BB: 0 P: 3	R: 0 E: 0 K: 1 S: 5 H: 0 LOB: 0 BB: 0 P: 5	R: 0 E: 0 K: 0 S: 5 H: 2 LOB: 2 BB: 0 P: 5	R: 0 E: 0 K: 1 S: 5 H: 0 LOB: 0 BB: 0 P: 5	R: 1 E: 0 K: 1 S: 6 H: 2 LOB: 3 BB: 2 P: 14	1B: 9 2B: 1 3B: 0 HR: 0 SF: 0 SAC: 1 DP: 1 HBP: 0						

PITCHER		IP	WLS	BF	H	R	ER	SO	BB	IBB	HBP	BLK	WP	HR	S	P	ERA	WHIP
Stan Bahnsen, R ERA: 3.71	(1, 1)	10.0		37	5	1	1	6	2	1	0	0	0	0	46	58	0.90	0.700
Lindy McDaniel, R ERA: 4.76	(11, 1)	2.0		8	2	0	0	1	0	0	0	0	0	0	10	10	0.00	1.000
Al Closter, L ERA: 2.35	(13, 1)	0.2	L	5	1	1	1	1	1	1	0	0	0	0	5	13	13.50	3.000
Jack Aker, R ERA: 2.84	(13, 1)	0.0		1	1	0	0	0	0	0	0	0	0	0	1	1	∞	∞

PITCHER	IP	WLS	BF	H	R	ER	SO	BB	IBB	HBP	BLK	WP	HR	S	P	ERA	WHIP

BOTTOM

New York Yankees @ California Angels

Anaheim Stadium, Anaheim, CA

Sat Aug 21 1971, 10:05 PM EDT

Att. 25,474 - Unknown - 78 F

livebaseballscorecards.com

AB	45
R	2
H	9
RBI	2
BB	5
SO	8
LOB	16

WP: 0 PB: 0 SB: 0 CS: 0 PA: 51

Batter	1	2	3	4	5	6	7	8	9	AB	R	H	RBI	BB	SO	LOB
Jerry Kenney, L (1, 5) OBP: 0.364, SLG: 0.294	F8		E6 G3 1B		F7		4-3			4	0	1	0	0	0	0
Jake Gibbs, L (1, 2) OBP: 0.257, SLG: 0.302	1-3		G3 2-3		FC4-6 1B			4-3		4	0	1	0	0	0	1
Bobby Murcer, L (1, 8) OBP: 0.423, SLG: 0.541	BB 1B		F7		FC4-6 S 1-2f			F9		4	0	1	0	0	0	2
Roy White, S (1, 7) OBP: 0.375, SLG: 0.459	BBBB 1-2 BB		BBBB BB		4-3 1-2			P4		2	0	0	0	2	0	1
Ron Blomberg, L (1, 9) OBP: 0.376, SLG: 0.457	4-3		F9			SSS K			L6	4	0	0	0	0	1	4
Danny Cater, R (1, 3) OBP: 0.300, SLG: 0.358		6-3		E5 FC4-6		G3-6-3 1B			G1-6-3 1B	4	0	2	0	0	0	0
Horace Clarke, S (1, 4) OBP: 0.320, SLG: 0.307		F7		FC4-6 1-2f		G3-6-3 1-2f			G1-6-3 1-2f	4	0	0	0	0	0	3
Gene Michael, S (1, 6) OBP: 0.319, SLG: 0.302		FC5-4 1B		F7			F8			3	0	1	0	0	0	1
Fritz Peterson, S (1, 1) OBP: 0.155, SLG: 0.094		FC5-4 1-2f		F8			F7			2	0	0	0	0	0	2
Felipe Alou, R (7, PH) OBP: 0.318, SLG: 0.383										1	0	0	0	0	0	0
Roger Hambright, R (7, 1) OBP: 0.500, SLG: 0.500										0	0	0	0	0	0	0
Inning Stats	R: 0 E: 0 K: 0 S: 4 H: 1 LOB: 2 BB: 1 P: 8	R: 0 E: 0 K: 0 S: 4 H: 1 LOB: 1 BB: 0 P: 4	R: 0 E: 1 K: 0 S: 4 H: 1 LOB: 2 BB: 1 P: 8	R: 0 E: 1 K: 0 S: 4 H: 0 LOB: 1 BB: 0 P: 4	R: 0 E: 0 K: 0 S: 4 H: 1 LOB: 1 BB: 0 P: 4	R: 0 E: 0 K: 1 S: 5 H: 1 LOB: 0 BB: 0 P: 5	R: 0 E: 0 K: 0 S: 3 H: 0 LOB: 0 BB: 0 P: 3	R: 0 E: 0 K: 0 S: 3 H: 0 LOB: 0 BB: 0 P: 3	R: 0 E: 0 K: 0 S: 3 H: 1 LOB: 0 BB: 0 P: 3	1B: 6 2B: 0 3B: 0 HR: 0 SF: 0 SAC: 0 DP: 2 HBP: 0							

PITCHER	IP	WLS	BF	H	R	ER	SO	BB	IBB	HBP	BLK	WP	HR	S	P	ERA	WHIP
Andy Messersmith, R (1, 1) ERA: 3.41	9.0	W	34	6	0	0	1	2	0	0	0	0	0	34	42	0.00	0.889

PITCHER	IP	WLS	BF	H	R	ER	SO	BB	IBB	HBP	BLK	WP	HR	S	P	ERA	WHIP

TOP

New York Yankees @ California Angels

Anaheim Stadium, Anaheim, CA

Sun Aug 22 1971, 6:33 AM EDT

Att. 8,957 - Sunny - 87 F

livebaseballscorecards.com

AB	32
R	0
H	6
RBI	0
BB	2
SO	1
LOB	14

WP: 0 PB: 0 SB: 1 CS: 0 PA: 34

BOTTOM

New York Yankees @ California Angels

Anaheim Stadium, Anaheim, CA

Sun Aug 22 1971, 6:33 AM EDT

Att. 8,957 - Sunny - 87 F

livebaseballscorecards.com

Batter	1	2	3	4	5	6	7	8	9	AB	R	H	RBI	BB	SO	LOB
Sandy Alomar Sr., S (1, 4) OBP: 0.309, SLG: 0.322	F7		E 1B		IBB		F5			3	0	1	0	1	0	0
Mickey Rivers, L (1, 9) OBP: 0.318, SLG: 0.335	1-3		4-3 1-3		P4			HR		2	0	0	0	0	0	1
Tommie Reynolds, R (5, PH) (6, 9) OBP: 0.313, SLG: 0.278										1	0	0	0	0	0	3
Roger Repoz, L (8, PH) (9, 9) OBP: 0.349, SLG: 0.389										1	1	1	1	0	0	0
Jim Fregosi, R (1, 6) OBP: 0.300, SLG: 0.303	F8			5-3		5-3 1B 1B		E6		3	1	1	0	0	0	0
Bruce Christensen, L (7, 6) OBP: 0.316, SLG: 0.250										1	0	0	0	0	0	0
Billy Cowan, R (1, 7) OBP: 0.319, SLG: 0.439		5-3		F3		5-3 1-2		K		4	0	0	0	0	1	2
Ken McMullen, R (1, 5) OBP: 0.311, SLG: 0.381		5-3		K		1-3		F3		4	0	0	0	0	1	2
Jim Spencer, L (1, 3) OBP: 0.315, SLG: 0.415		HR			P3	2-H 1B		F8		4	1	2	2	0	0	1
Ken Berry, R (1, 8) OBP: 0.261, SLG: 0.297		L8			K	L6				3	0	0	0	0	1	1
Jeff Torborg, R (1, 2) OBP: 0.177, SLG: 0.203			F9		2B 1B		P4			3	0	1	0	0	0	0
Andy Messersmith, R (1, 1) OBP: 0.208, SLG: 0.235			P4		1-3 2B		K			3	0	1	0	0	1	0
Inning Stats	R: 0 H: 0 E: 0 LOB: 0 K: 0 BB: 0 S: 3 P: 3	R: 1 H: 1 E: 0 LOB: 0 K: 0 BB: 0 S: 4 P: 4	R: 0 H: 1 E: 1 LOB: 1 K: 0 BB: 0 S: 4 P: 4	R: 0 H: 0 E: 0 LOB: 0 K: 1 BB: 0 S: 5 P: 5	R: 0 H: 2 E: 0 LOB: 3 K: 1 BB: 1 S: 7 P: 11	R: 1 H: 2 E: 0 LOB: 1 K: 0 BB: 0 S: 5 P: 5	R: 0 H: 0 E: 0 LOB: 0 K: 1 BB: 0 S: 5 P: 5	R: 1 H: 1 E: 1 LOB: 1 K: 1 BB: 0 S: 7 P: 7		1B: 4 SF: 0 2B: 1 SAC: 0 3B: 0 DP: 0 HR: 2 HBP: 0					WP: 0 PA: 33 PB: 0 SB: 0 CS: 0	

	AB	32
	R	3
	H	7
	RBI	3
	BB	1
	SO	4
	LOB	10

PITCHER	IP	WLS	BF	H	R	ER	SO	BB	IBB	HBP	BLK	WP	HR	S	P	ERA	WHIP
Fritz Peterson, L (1, 1) ERA: 2.96	6.0	L	25	6	2	2	2	0	1	0	0	0	1	28	32	3.00	1.000
Roger Hambright, R (7, 1) ERA: 4.6	2.0		8	1	1	1	2	0	0	0	0	0	1	12	12	4.50	0.500

PITCHER	IP	WLS	BF	H	R	ER	SO	BB	IBB	HBP	BLK	WP	HR	S	P	ERA	WHIP

Batter	1	2	3	4	5	6	7	8	9	AB	R	H	RBI	BB	SO	LOB
Del Unser, L (1, 9) OBP: 0.347, SLG: 0.363	4-3		6-3			P6			F8	4	0	0	0	0	0	0
Lenny Randle, S (1, 4) OBP: 0.295, SLG: 0.306	5-3			K		F8			K	4	0	0	0	0	2	0
Frank Howard, R (1, 3) OBP: 0.379, SLG: 0.481	BB			BB		F9			BB	1	1	0	0	3	0	0
Tom McCraw, L (9, 3) OBP: 0.290, SLG: 0.395										0	0	0	0	0	0	0
Jeff Burroughs, R (1, 7) OBP: 0.337, SLG: 0.446	1-3			F8			K		1B BB	3	0	0	0	1	1	2
Davey Nelson, R (1, 5) OBP: 0.309, SLG: 0.382		F7		F3			1-3		1-3 2-H 1B	4	0	1	1	0	0	1
Elliott Maddox, R (1, 8) OBP: 0.322, SLG: 0.263		F8			5-3		6-3		K	4	0	0	0	0	1	2
Paul Casanova, R (1, 2) OBP: 0.231, SLG: 0.287		F7			5-3			K		3	0	0	0	0	1	0
Tim Cullen, R (1, 6) OBP: 0.244, SLG: 0.251			F8		1B			K		3	0	1	0	0	1	0
Pete Broberg, R (1, 1) OBP: 0.067, SLG: 0.034			K		K			K		3	0	0	0	0	3	1
Inning Stats	R: 0 H: 0 E: 0 LOB: 1 K: 0 BB: 1 S: 3 P: 7	R: 0 H: 0 E: 0 LOB: 0 S: 3 BB: 0 P: 3	R: 0 H: 0 E: 0 LOB: 0 K: 1 BB: 0 S: 5 P: 5	R: 0 H: 0 E: 0 LOB: 1 K: 1 BB: 1 S: 5 P: 9	R: 0 H: 1 E: 0 LOB: 1 K: 1 BB: 0 S: 6 P: 6	R: 0 H: 0 E: 0 LOB: 0 K: 0 BB: 0 S: 3 P: 3	R: 0 H: 0 E: 0 LOB: 0 K: 1 BB: 0 S: 5 P: 5	R: 0 H: 0 E: 0 LOB: 0 K: 3 BB: 0 S: 9 P: 9	R: 1 H: 1 E: 0 LOB: 2 K: 2 BB: 2 S: 8 P: 16	1B: 2 SF: 0 2B: 0 SAC: 0 3B: 0 DP: 0 HR: 0 HBP: 0						

PITCHER	IP	WLS	BF	H	R	ER	SO	BB	IBB	HBP	BLK	WP	HR	S	P	ERA	WHIP
Clyde Wright, L (1, 1) ERA: 3.15	9.0	W	33	2	1	1	9	4	0	0	0	0	0	47	63	1.00	0.667

PITCHER	IP	WLS	BF	H	R	ER	SO	BB	IBB	HBP	BLK	WP	HR	S	P	ERA	WHIP

TOP

Washington Senators @ California Angels

Anaheim Stadium, Anaheim, CA

Tue Aug 24 1971, 10:05 PM EDT

Att. 9,004 - Unknown

livebaseballscorecards.com

AB	29
R	1
H	2
RBI	1
BB	4
SO	9
LOB	6

PA: 33

WP: 0
PB: 0
SB: 0
CS: 0

BOTTOM

Batter	1	2	3	4	5	6	7	8	9	AB	R	H	RBI	BB	SO	LOB
Sandy Alomar Sr., S (1, 4) OBP: 0.308, SLG: 0.321	S S S 0-3 K ①		x 0-0 SH2-3 1B		S S S 0-3 K ②			x 0-0 G3 ②		4	0	1	0	0	2	0
Mickey Rivers, L (1, 8) OBP: 0.318, SLG: 0.335	x 0-0 1B		x 0-0 SH2-3 ② 1-2		x 0-0 F6 ③			x 0-0 4-3 ③		3	0	1	0	0	0	0
Tony Gonzalez, L (1, 7) OBP: 0.327, SLG: 0.336	x 0-0 F8 ②		B B B 4-0 BB			x 0-0 6-3 ①			x 0-0 4-3 ①	3	0	0	0	1	0	1
Jim Fregosi, R (1, 6) OBP: 0.299, SLG: 0.299	S S S 0-3 K ③		x 0-0 G3 ③			x 0-0 F8 ②			B B B B 4-0 HR BB	3	1	0	0	1	1	3
Jim Spencer, L (1, 3) OBP: 0.315, SLG: 0.420		x 0-0 F8 ①		x 0-0 F8 ①		S S S 0-3 K ③			x 0-0 1-H HR	4	1	1	2	0	1	0
Ken McMullen, R (1, 5) OBP: 0.313, SLG: 0.380		B B B 4-0 BB		B B B 4-0 BB			x 0-0 F8 ①			1	0	0	0	2	0	0
Roger Repoz, L (1, 9) OBP: 0.346, SLG: 0.384		S S S 0-3 K ②		x 0-0 F9 ②			S S S 0-3 K ②			3	0	0	0	0	2	2
John Stephenson, L (1, 2) OBP: 0.273, SLG: 0.320		x 0-0 F8 ③		x 0-0 F9 ③			x 0-0 F9 ③			3	0	0	0	0	0	2
Clyde Wright, R (1, 1) OBP: 0.213, SLG: 0.216			S S S 0-3 K ①		x 0-0 F8 ①			x 0-0 6-3 ①		3	0	0	0	0	1	0
Inning Stats	R: 0 E: 0 K: 2 S: 8 H: 1 LOB: 1 BB: 0 P: 8	R: 0 E: 0 K: 1 S: 5 H: 0 LOB: 1 BB: 1 P: 9	R: 0 E: 0 K: 1 S: 6 H: 1 LOB: 2 BB: 1 P: 10	R: 0 E: 0 K: 0 S: 3 H: 0 LOB: 1 BB: 1 P: 7	R: 0 E: 0 K: 1 S: 5 H: 0 LOB: 0 BB: 0 P: 5	R: 0 E: 0 K: 1 S: 5 H: 0 LOB: 0 BB: 0 P: 5	R: 0 E: 0 K: 1 S: 5 H: 0 LOB: 0 BB: 0 P: 5	R: 0 E: 0 K: 0 S: 3 H: 0 LOB: 0 BB: 0 P: 3	R: 2 E: 0 K: 0 S: 2 H: 1 LOB: 0 BB: 1 P: 6	1B: 2 2B: 0 3B: 0 HR: 1	SF: 0 SAC: 1 DP: 0 HBP: 0						

PITCHER	IP	WLS	BF	H	R	ER	SO	BB	IBB	HBP	BLK	WP	HR	S	P	ERA	WHIP
Pete Broberg, R (1, 1) ERA: 2.62	8.1	L	32	3	2	2	7	4	0	0	0	0	1	42	58	2.16	0.840

PITCHER	IP	WLS	BF	H	R	ER	SO	BB	IBB	HBP	BLK	WP	HR	S	P	ERA	WHIP

Washington Senators @ California Angels

Anaheim Stadium, Anaheim, CA

Tue Aug 24 1971, 10:05 PM EDT

Att. 9,004 - Unknown

livebaseballscorecards.com

AB	27
R	2
H	3
RBI	2
BB	4
SO	7
LOB	8

1B: 2	SF: 0	WP: 0	PA: 32
2B: 0	SAC: 1	PB: 0	
3B: 0	DP: 0	SB: 0	
HR: 1	HBP: 0	CS: 0	

Washington Senators @ California Angels

Anaheim Stadium, Anaheim, CA

Wed Aug 25 1971, 10:05 PM EDT

Att. 7,114 - Unknown

livebaseballscorecards.com

TOP

Batter	1	2	3	4	5	6	7	8	9	AB	R	H	RBI	BB	SO	LOB
Del Unser, L (1, 9) OBP: 0.350, SLG: 0.367	SH1-3 1B 2B		1B		4-3	IBB			4-3	4	1	2	0	1	0	1
Lenny Randle, S (1, 4) OBP: 0.294, SLG: 0.302	SH1-3 2-3		P4			F9 K			FC6-4 BB	3	0	0	0	1	1	4
Frank Howard, R (1, 3) OBP: 0.379, SLG: 0.487	K		K			HR	G5-3 1B		F8	5	1	2	1	0	2	3
Larry Biittner, L (9, 3) OBP: 0.335, SLG: 0.307										0	0	0	0	0	0	0
Jeff Burroughs, R (1, 7) OBP: 0.351, SLG: 0.448	3-H 1B			6-3		BB	1-2 1B		FC6-4 1-2f	4	1	2	1	1	0	1
Dick Billings, R (1, 2) OBP: 0.295, SLG: 0.348	F9			F8		1-H 1B 2B	F2			4	1	1	1	0	0	3
Davey Nelson, R (1, 5) OBP: 0.313, SLG: 0.384		CS 1B		F8		2-3 WP 1B 1B	2-3f G5-3			4	1	2	0	0	0	2
Elliott Maddox, R (1, 8) OBP: 0.325, SLG: 0.261		1-2 6-3			G6-4-3 BB	1-2 4-3 1B BB		6-3		2	0	0	0	2	0	1
Toby Harrah, R (1, 6) OBP: 0.284, SLG: 0.270		K			1-2f G6-4-3	1-2 2-H 3-H 4-3 1B		L6		4	0	1	2	0	1	1
Denny McLain, R (1, 1) OBP: 0.157, SLG: 0.167			K		2B	1-2 2-3 4-3		6-3		2	0	1	0	0	1	0
Tom McCraw, L (6, PH) OBP: 0.289, SLG: 0.393										1	0	0	0	0	0	2
Joe Grzenda, R (6, 1) OBP: 0.250, SLG: 0.250										1	0	0	0	0	0	0

	AB	34
	R	5
	H	11
	RBI	5
	BB	5
	SO	5
	LOB	18

Inning Stats	1	2	3	4	5	6	7	8	9
	R: 1 E: 0 K: 1 S: 7	H: 2 LOB: 1 BB: 0 P: 7	R: 0 E: 0 K: 1 S: 5	H: 1 LOB: 0 BB: 0 P: 5	R: 0 E: 0 K: 2 S: 8	H: 1 LOB: 1 BB: 0 P: 8	R: 0 E: 0 K: 0 S: 3	H: 0 LOB: 0 BB: 0 P: 3	R: 0 E: 0 K: 0 S: 3	H: 1 LOB: 1 BB: 1 P: 7	R: 4 E: 0 K: 1 S: 9	H: 4 LOB: 3 BB: 3 P: 21	R: 0 E: 0 K: 0 S: 4	H: 2 LOB: 1 BB: 0 P: 4	R: 0 E: 0 K: 0 S: 3	H: 0 LOB: 0 BB: 0 P: 3	R: 0 E: 0 K: 0 S: 3	H: 0 LOB: 1 BB: 1 P: 7

	1B: 7	SF: 0	WP: 1	PA: 40
	2B: 3	SAC: 1	PB: 0	
	3B: 0	DP: 2	SB: 0	
	HR: 1	HBP: 0	CS: 1	

PITCHER		IP	WLS	BF	H	R	ER	SO	BB	IBB	HBP	BLK	WP	HR	S	P	ERA	WHIP
Rudy May, L ERA: 2.99	(1, 1)	5.1		23	7	4	4	4	2	0	0	0	0	1	29	37	6.75	1.688
Lloyd Allen, R ERA: 2.65	(6, 1)	0.2	L	8	4	1	1	1	1	1	0	0	1	0	8	16	13.50	7.500
Mel Queen, R ERA: 1.56	(7, 1)	1.0		2	0	0	0	0	0	0	0	0	0	0	2	2	0.00	0.000
Eddie Fisher, R ERA: 2.3	(8, 1)	2.0		7	0	0	0	0	1	0	0	0	0	0	6	10	0.00	0.500

PITCHER	IP	WLS	BF	H	R	ER	SO	BB	IBB	HBP	BLK	WP	HR	S	P	ERA	WHIP

Batter	1	2	3	4	5	6	7	8	9	AB	R	H	RBI	BB	SO	LOB
Sandy Alomar Sr., S (1, 4) OBP: 0.307, SLG: 0.319	5-3		SH3 1-2 3-H		F9		G6-3 1-2f			3	0	0	1	0	0	2
Mickey Rivers, L (1, 8) (8, 9) OBP: 0.317, SLG: 0.333	F9		E9 2-H 1B		F7			5-3		4	0	1	1	0	0	0
Tony Gonzalez, L (1, 7) OBP: 0.324, SLG: 0.332 Tommie Reynolds, R (8, PH) OBP: 0.308, SLG: 0.273 (9, 7)	F8		P3			6-3		5-3		3 1	0 0	0 0	0 0	0 0	0 0	1 0
Jim Fregosi, R (1, 6) OBP: 0.302, SLG: 0.315		K		HR		FC6-4 1B		K		4	1	2	1	0	2	0
Jim Spencer, L (1, 3) OBP: 0.312, SLG: 0.417		F9		3-1		K			F7	4	0	0	0	0	1	1
Ken McMullen, R (1, 5) OBP: 0.311, SLG: 0.377		F8		F9		FC6-4 1-2f			5-3	4	0	0	0	0	0	1
Roger Repoz, L (1, 9) OBP: 0.347, SLG: 0.385 Ken Berry, R (7, PH) OBP: 0.263, SLG: 0.298 (8, 8)			1B SH3 1B	F8			SH3-4 1B		F9	2 2	1 0	1 1	0 0	0 0	0 0	0 0
John Stephenson, L (1, 2) OBP: 0.275, SLG: 0.333 Jerry Moses, R (7, PH) OBP: 0.271, SLG: 0.367 (8, 2)			F9		HR		SH3-4 1-2			2 0	1 0	1 0	1 0	0 0	0 0	1 0
Rudy May, L (1, 1) OBP: 0.222, SLG: 0.196 Lloyd Allen, R (6, 1) OBP: 0.357, SLG: 0.571 Mel Queen, L (7, 1) Billy Cowan, R (7, PH) OBP: 0.324, SLG: 0.439 Eddie Fisher, R (8, 1) OBP: 0.188, SLG: 0.071			SH3 1-3 E 1B		K		G6-3 BB			2 0 0 0 0	1 0 0 0 0	1 0 0 0 0	0 0 0 0 0	1 0 0 0 0	0 0 0 0 0	0 0 0 0 0
Inning Stats	R: 0 E: 0 K: 0 S: 3 H: 0 LOB: 0 BB: 0 P: 3	R: 0 E: 0 K: 1 S: 5 H: 0 LOB: 0 BB: 0 P: 5	R: 2 E: 1 K: 0 S: 6 H: 3 LOB: 1 BB: 0 P: 6	R: 1 E: 0 K: 0 S: 4 H: 1 LOB: 0 BB: 0 P: 4	R: 1 E: 0 K: 1 S: 6 H: 1 LOB: 0 BB: 0 P: 6	R: 0 E: 0 K: 1 S: 6 H: 1 LOB: 1 BB: 0 P: 6	R: 0 E: 0 K: 0 S: 3 H: 1 LOB: 1 BB: 1 P: 7	R: 0 E: 0 K: 1 S: 5 H: 0 LOB: 0 BB: 0 P: 5	R: 0 E: 0 K: 0 S: 3 H: 0 LOB: 0 BB: 0 P: 3	1B: 5 2B: 0 3B: 0 HR: 2	SF: 0 SAC: 2 DP: 1 HBP: 0			WP: 0 PB: 0 SB: 0 CS: 0	PA: 34		

PITCHER		IP	WLS	BF	H	R	ER	SO	BB	IBB	HBP	BLK	WP	HR	S	P	ERA	WHIP
Denny McLain, R ERA: 4.13	(1, 1)	5.0	W	20	5	4	4	2	0	0	0	0	0	2	24	24	7.20	1.000
Joe Grzenda, L ERA: 2.19	(6, 1)	4.0	S	14	2	0	0	2	1	0	0	0	0	0	17	21	0.00	0.750

PITCHER	IP	WLS	BF	H	R	ER	SO	BB	IBB	HBP	BLK	WP	HR	S	P	ERA	WHIP

BOTTOM

Washington Senators @ California Angels

Anaheim Stadium, Anaheim, CA

Wed Aug 25 1971, 10:05 PM EDT

Att. 7,114 - Unknown

livebaseballscorecards.com

AB	31
R	4
H	7
RBI	4
BB	1
SO	4
LOB	6

Washington Senators @ California Angels

Anaheim Stadium, Anaheim, CA

Thu Aug 26 1971, 10:05 PM EDT

Att. 6,221 - Unknown

TOP

livebaseballscorecards.com

Batter	1	2	3	4	5	6	7	8	9	AB	R	H	RBI	BB	SO	LOB
Del Unser, L (1, 8) (8, 9) OBP: 0.352, SLG: 0.376	3-1 3B		1B 2-H 1B		FC5-6 1B 1-2f 1B		K		BB 1-3 BB 2B	5	3	3	1	0	1	1
Davey Nelson, R (1, 5) OBP: 0.319, SLG: 0.386	3-1 3-H		1-3 1B		1B 1-2 1B		6-3		BB BB 1B BB	4	1	2	1	1	0	0
Don Mincher, L (1, 3) OBP: 0.407, SLG: 0.442 Elliott Maddox, R (8, 8) OBP: 0.328, SLG: 0.261	4-3		K		F8			4-3	BB 1-2 1B 2-3 3-H BB	4 0	0 1	0 0	0 1	0 1	1 0	4 0
Frank Howard, R (1, 7) OBP: 0.378, SLG: 0.485 Tom McCraw, L (8, 3) OBP: 0.293, SLG: 0.393	P5		F2		1-3 2-H 1B			K	1B 1-2 2-3 3-H BB	4 0	0 0	1 0	1 1	0 1	1 0	2 0
Bernie Allen, L (1, 4) OBP: 0.362, SLG: 0.372 Lenny Randle, S (5, 4) OBP: 0.296, SLG: 0.304		G6-4-3 BB	4-3	F9		6-3		FC6-4 1-3 2-H 3-H 1B		2 2	0 0	0 1	0 2	1 0	0 0	2 0
Jeff Burroughs, R (1, 9) (8, 7) OBP: 0.333, SLG: 0.424		G6-4-3 1-2f	K	F9					K FC6-4 1-2f	5	0	0	0	0	2	3
Paul Casanova, R (1, 2) OBP: 0.232, SLG: 0.287		K	1B	K					F8	4	0	1	0	0	2	0
Toby Harrah, R (1, 6) OBP: 0.287, SLG: 0.276			SH3-4 1B 1B	F9		6-3			1B 2B	4	2	2	0	0	0	1
Dick Bosman, R (1, 1) OBP: 0.215, SLG: 0.123 Denny Riddleberger, R (7, 1) Horacio Pina, R (7, 1) Paul Lindblad, L (7, 1) OBP: 0.211, SLG: 0.316 Larry Biittner, L (9, PH) OBP: 0.340, SLG: 0.312 Casey Cox, R (9, 1) OBP: 0.115, SLG: 0.080			SH3-4 1-2		FC5-6 1B		K		2B 2-H BB 1B	2 0 0 0 1 0	0 0 0 0 1 0	1 0 0 0 1 0	0 0 0 0 1 0	0 0 0 0 0 0	1 0 0 0 0 0	0 0 0 0 0 0

Inning Stats																																			
	R: 1	E: 0	K: 0	S: 4	H: 1	LOB: 0	BB: 0	P: 4	R: 0	E: 0	K: 1	S: 4	H: 0	LOB: 0	BB: 1	P: 8	R: 1	E: 0	K: 1	S: 8	H: 3	LOB: 2	BB: 0	P: 8	R: 0	E: 0	K: 1	S: 6	H: 1	LOB: 1	BB: 0	P: 6	R: 1	E: 0	K: 0	S: 6	H: 3	LOB: 2	BB: 0	P: 6	R: 0	E: 0	K: 1	S: 5	H: 0	LOB: 0	BB: 0	P: 5	R: 0	E: 0	K: 2	S: 7	H: 0	LOB: 0	BB: 0	P: 7	R: 0	E: 0	K: 1	S: 5	H: 0	LOB: 0	BB: 0	P: 5	R: 5	E: 0	K: 1	S: 9	H: 4	LOB: 2	BB: 3	P: 21	1B: 9	2B: 2	3B: 1	HR: 0	SF: 0	SAC: 1	DP: 1	HBP: 0	WP: 0	PB: 0	SB: 0	CS: 0	PA: 42

PITCHER		IP	WLS	BF	H	R	ER	SO	BB	IBB	HBP	BLK	WP	HR	S	P	ERA	WHIP
Tom Murphy, R ERA: 3.76	(1, 1)	6.0		26	8	3	3	4	1	0	0	0	0	0	33	37	4.50	1.500
Mel Queen, R ERA: 1.5	(7, 1)	2.0		6	0	0	0	3	0	0	0	0	0	0	12	12	0.00	0.000
Eddie Fisher, R ERA: 2.74	(9, 1)	0.2	L	7	3	5	5	1	2	0	0	0	0	0	7	15	67.50	7.500
Dave LaRoche, L ERA: 1.69	(9, 1)	0.1		3	1	0	0	0	1	0	0	0	0	0	2	6	0.00	6.000

PITCHER	IP	WLS	BF	H	R	ER	SO	BB	IBB	HBP	BLK	WP	HR	S	P	ERA	WHIP

AB	37
R	8
H	12
RBI	8
BB	4
SO	8
LOB	13

Batter	1	2	3	4	5	6	7	8	9	AB	R	H	RBI	BB	SO	LOB
Sandy Alomar Sr., S (1, 4) OBP: 0.307, SLG: 0.319	1B		4-3			4-3		F8		4	0	1	0	0	0	1
Mickey Rivers, L (1, 8) OBP: 0.317, SLG: 0.333	G6-4-3 1-2		P6			4-3		1-H HR		3	0	1	0	0	0	0
Tommie Reynolds, R (8, PH) OBP: 0.318, SLG: 0.339 (9, 9)										1	1	1	2	0	0	0
Tony Gonzalez, L (1, 7) (8, 9) (9, 8) OBP: 0.323, SLG: 0.335	K			F5			1B SF8 2B	4-3		4	1	1	0	0	1	2
Jim Fregosi, R (1, 6) OBP: 0.301, SLG: 0.314	G6-4-3 1-2f			1-3			2-3 1B		4-3	4	0	1	0	0	0	2
Jim Spencer, L (1, 3) OBP: 0.312, SLG: 0.415		P4		P4			K		1B 1B	4	0	1	0	0	1	2
Ken McMullen, R (1, 5) OBP: 0.313, SLG: 0.381	4-3 2B				F8		SF8 3-H		1-2 1B	3	0	2	1	0	0	0
Roger Repoz, L (1, 9) OBP: 0.344, SLG: 0.381	4-3 2-3				F8		K		F9	2	0	0	0	0	0	1
Billy Cowan, R (7, PH) (8, 7) OBP: 0.320, SLG: 0.433										2	0	0	0	0	1	3
John Stephenson, L (1, 2) OBP: 0.273, SLG: 0.331	F7				4-3			F7	4-3	2	0	0	0	0	0	1
Jerry Moses, R (8, PH) (9, 2) OBP: 0.268, SLG: 0.363										2	0	0	0	0	0	2
Tom Murphy, R (1, 1) OBP: 0.194, SLG: 0.215										1	0	0	0	0	0	0
Bruce Christensen, L (6, PH) OBP: 0.310, SLG: 0.245										1	0	0	0	0	0	0
Mel Queen, L (7, 1)										0	0	0	0	0	0	0
Syd O'Brien, R (8, PH) OBP: 0.248, SLG: 0.301										0	1	0	0	1	0	0
Eddie Fisher, R (9, 1) OBP: 0.188, SLG: 0.071										0	0	0	0	0	0	0
Dave LaRoche, L (9, 1) OBP: 0.182, SLG: 0.100			P3			6-3		HR BB		0	0	0	0	0	0	0
Inning Stats	R: 0 E: 0 K: 1 S: 6 H: 2 LOB: 1 BB: 0 P: 6	R: 0 E: 0 K: 0 S: 4 H: 1 LOB: 1 BB: 0 P: 4	R: 0 E: 0 K: 0 S: 3 H: 0 LOB: 0 BB: 0 P: 3	R: 0 E: 0 K: 0 S: 3 H: 0 LOB: 0 BB: 0 P: 3	R: 0 E: 0 K: 0 S: 3 H: 0 LOB: 0 BB: 0 P: 3	R: 0 E: 0 K: 0 S: 3 H: 0 LOB: 0 BB: 0 P: 3	R: 1 E: 0 K: 2 S: 9 H: 2 LOB: 1 BB: 0 P: 9	R: 2 E: 0 K: 0 S: 4 H: 1 LOB: 0 BB: 1 P: 8	R: 0 E: 0 K: 0 S: 5 H: 2 LOB: 2 BB: 0 P: 5	1B: 5 2B: 2 3B: 0 HR: 1 SF: 1 SAC: 0 DP: 1 HBP: 0						

PITCHER		IP	WLS	BF	H	R	ER	SO	BB	IBB	HBP	BLK	WP	HR	S	P	ERA	WHIP
Dick Bosman, R ERA: 3.68	(1, 1)	6.0		22	5	1	1	1	0	0	0	0	0	0	24	24	1.50	0.833
Denny Riddleberger, L ERA: 3.81	(7, 1)	0.1		1	0	0	0	1	0	0	0	0	0	0	3	3	0.00	0.000
Horacio Pina, R ERA: 2.82	(7, 1)	0.1		1	0	0	0	0	0	0	0	0	0	0	1	1	0.00	0.000
Paul Lindblad, L ERA: 2.79	(7, 1)	1.1	W	6	1	2	2	1	1	0	0	0	0	1	7	11	13.50	1.500
Casey Cox, R ERA: 3.31	(9, 1)	1.0	S	5	2	0	0	0	0	0	0	0	0	0	5	5	0.00	2.000

PITCHER	IP	WLS	BF	H	R	ER	SO	BB	IBB	HBP	BLK	WP	HR	S	P	ERA	WHIP

BOTTOM

Washington Senators @ California Angels

Anaheim Stadium, Anaheim, CA

Thu Aug 26 1971, 10:05 PM EDT

Att. 6,221 - Unknown

livebaseballscorecards.com

AB	33
R	3
H	8
RBI	3
BB	1
SO	3
LOB	14

WP: 0	PB: 0	SB: 0	CS: 0	PA:	35	

Batter	1	2	3	4	5	6	7	8	9	AB	R	H	RBI	BB	SO	LOB
Doug Griffin, R (1, 4) OBP: 0.302, SLG: 0.333	5-3			FC6-4 1B		K		PO 2-3	1-3	4	0	1	0	0	1	0
Luis Aparicio, R (1, 6) OBP: 0.274, SLG: 0.282	5-3			FC6-4 4-3 S 1-2f			K		6-3	4	0	0	0	0	1	1
Carl Yastrzemski, L (1, 7) OBP: 0.385, SLG: 0.410	L3			4-3 1-3			2B		L8	4	0	1	0	0	0	1
Reggie Smith, S (1, 8) OBP: 0.358, SLG: 0.500		BB G5-4-3		2-3			F7			2	0	0	0	1	0	2
Rico Petrocelli, R (1, 5) OBP: 0.352, SLG: 0.455		P3			5-3		5-3			3	0	0	0	0	0	2
George Scott, R (1, 3) OBP: 0.315, SLG: 0.435		G5-4-3 1-2f			K			6-3		3	0	0	0	0	1	1
Joe Lahoud, L (1, 9) OBP: 0.337, SLG: 0.462			P6		K			4-1		3	0	0	0	0	1	0
Bob Montgomery, R (1, 2) OBP: 0.321, SLG: 0.375			L8			K		2B 1B		3	0	1	0	0	1	0
Sonny Siebert, R (1, 1) OBP: 0.267, SLG: 0.444			6-3			K		PO 1-3 2B		3	0	1	0	0	1	0
Inning Stats	R: 0 E: 0 K: 0 S: 3	H: 0 LOB: 0 BB: 0 P: 3	R: 0 E: 0 K: 0 S: 2	H: 0 LOB: 0 BB: 1 P: 6	R: 0 E: 0 K: 0 S: 3	H: 0 LOB: 0 BB: 0 P: 3	R: 0 E: 0 K: 0 S: 4	H: 1 LOB: 1 BB: 0 P: 4	R: 0 E: 0 K: 2 S: 7	H: 0 LOB: 0 BB: 0 P: 7	R: 0 E: 0 K: 3 S: 9	H: 0 LOB: 0 BB: 0 P: 9	R: 0 E: 0 K: 1 S: 6	H: 1 LOB: 1 BB: 0 P: 6	R: 0 E: 0 K: 0 S: 4	H: 2 LOB: 1 BB: 0 P: 4	R: 0 E: 0 K: 0 S: 3	H: 0 LOB: 0 BB: 0 P: 3

| | | |

Batter	1	2	3	4	5	6	7	8	9	AB	R	H	RBI	BB	SO	LOB
Sandy Alomar Sr., S (1, 4) OBP: 0.306, SLG: 0.319	G6-4-3 1B		K		4-3			E1 SH1-3 1-2		4	1	1	0	0	1	3
Mickey Rivers, L (1, 8) OBP: 0.323, SLG: 0.339	G6-4-3 1-3 1B		1-2 1B			F7		SH1-3 1-2 2-3		3	0	2	0	0	0	0
Tony Gonzalez, L (1, 7) OBP: 0.318, SLG: 0.330	G6-4-3 1-2f 3-H		F8			4-3		4-3		4	0	0	0	0	0	5
Jim Fregosi, R (1, 6) OBP: 0.298, SLG: 0.310	F9			5-3		6-3				3	0	0	0	0	0	0
Jim Spencer, L (1, 3) OBP: 0.312, SLG: 0.415		P6		F2			G4-6-3 1B			3	0	1	0	0	0	0
Ken McMullen, R (1, 5) OBP: 0.311, SLG: 0.378		F8		6-3			G4-6-3 1-2f			3	0	0	0	0	0	1
Roger Repoz, L (1, 9) OBP: 0.341, SLG: 0.376		L3			3-1		F8			3	0	0	0	0	0	0
Jeff Torborg, R (1, 2) OBP: 0.200, SLG: 0.226			1B 1B		F7			FC1-6 1B		3	0	2	0	0	0	0
Andy Messersmith, R (1, 1) OBP: 0.216, SLG: 0.243 Lloyd Allen, R (8, 1) OBP: 0.333, SLG: 0.533			B1		1B			FC1-6 SH1-3 E 1-2f		2 1	0 0	1 0	0 0	0 0	0 0	1 1
Inning Stats	R: 1 E: 0 K: 0 S: 4 H: 2 LOB: 0 BB: 0 P: 4	R: 0 E: 0 K: 0 S: 3 H: 0 LOB: 0 BB: 0 P: 3	R: 0 E: 0 K: 1 S: 7 H: 2 LOB: 2 BB: 0 P: 7	R: 0 E: 0 K: 0 S: 3 H: 0 LOB: 0 BB: 0 P: 3	R: 0 E: 0 K: 0 S: 4 H: 1 LOB: 1 BB: 0 P: 4	R: 0 E: 0 K: 0 S: 3 H: 0 LOB: 0 BB: 0 P: 3	R: 0 E: 0 K: 0 S: 3 H: 1 LOB: 0 BB: 0 P: 3	R: 0 E: 1 K: 0 S: 5 H: 1 LOB: 2 BB: 0 P: 5		1B: 7 2B: 0 3B: 0 HR: 0 SF: 0 SAC: 1 DP: 2 HBP: 0						

PITCHER	IP	WLS	BF	H	R	ER	SO	BB	IBB	HBP	BLK	WP	HR	S	P	ERA	WHIP
Sonny Siebert, R (1, 1) ERA: 2.99	8.0	L	30	7	1	1	1	0	0	0	0	0	0	32	32	1.12	0.875

PITCHER	IP	WLS	BF	H	R	ER	SO	BB	IBB	HBP	BLK	WP	HR	S	P	ERA	WHIP

BOTTOM

Boston Red Sox @ California Angels

Anaheim Stadium, Anaheim, CA

Fri Aug 27 1971, 10:05 PM EDT

Att. 7,897 - Unknown

livebaseballscorecards.com

AB	29
R	1
H	7
RBI	0
BB	0
SO	1
LOB	11

WP: 0 PA: 30
PB: 0
SB: 0
CS: 0

Boston Red Sox @ California Angels

Anaheim Stadium, Anaheim, CA

Sat Aug 28 1971, 10:05 PM EDT

Att. 13,042 - Unknown

livebaseballscorecards.com

Batter	1	2	3	4	5	6	7	8	9	AB	R	H	RBI	BB	SO	LOB
Doug Griffin, R (1, 4) OBP: 0.303, SLG: 0.334	0-0 WP E 1B 1B	0-0 1B 1-2 1B		0-0 P6 ①	0-0 F8 ③			0-0 F7 ②		5	1	2	0	0	0	0
Luis Aparicio, R (1, 6) OBP: 0.276, SLG: 0.283	0-0 E5 1B WP 1-2 1B	0-0 1-3 2-H 1B		0-0 BB HR 1B		0-0 5-3 ①		0-0 1-3 ③		5	2	2	1	0	0	1
Carl Yastrzemski, L (1, 7) OBP: 0.389, SLG: 0.410	0-0 ① B B B 1-3 2-H 1B	4-0 BB		4-0 HR 1-2 BB		4-0 1B 9-2 BB			0-0 F7 ①	2	1	1	1	3	0	0
Reggie Smith, S (1, 8) OBP: 0.361, SLG: 0.508	0-0 ③ S S S 3-H 1B	0-3 K		0-0 HR 1-H 2-H		0-0 S 1-3 1B			4-0 FC6-4 BB	4	1	3	4	1	1	3
Rico Petrocelli, R (1, 5) OBP: 0.351, SLG: 0.451	0-0 F8 ②		0-0 6-3 ①	4-0 FC5-4 BB		0-0 9-2 ② ③ 1-2 3-Hf			0-0 FC6-4 ② BB 1B 1-2f	4	0	0	0	1	0	4
George Scott, R (1, 3) OBP: 0.316, SLG: 0.435	0-0 L4 ③		0-0 WP 1B	0-0 P4 ②			0-0 F8 ①		0-0 BB 1-2 1B	5	0	2	0	0	0	2
Billy Conigliaro, R (1, 9) OBP: 0.316, SLG: 0.443	0-0 5-3 ①	0-0 P4 ② 1-2	0-0 FC5-4 ③ 1-2f				0-0 5-3 ②	4-0 FC5-4 1-2 2-3 BB		4	0	0	0	0	0	2
Joe Lahoud, L (7, 9) OBP: 0.340, SLG: 0.462										0	0	0	0	1	0	0
Bob Montgomery, R (1, 2) OBP: 0.323, SLG: 0.372	0-0 1B 1B 1B	4-0 I I I I IBB			0-0 F9 ①		0-0 6-3 ③		0-0 FC5-4 ③ 1-2f	4	1	1	0	1	0	3
Roger Moret, S (1, 1)	0-3 K ② S S S	0-3 K ③ S S S			0-0 P2 ②			0-3 K ① S S S		4	0	0	0	0	3	3

	AB	37
	R	6
	H	11
	RBI	6
	BB	7
	SO	4
	LOB	18

Inning Stats	1	2	3	4	5	6	7	8	9
	R: 2 E: 1 K: 0 S: 6	R: 1 E: 0 K: 2 S: 10	R: 0 E: 0 K: 1 S: 6	R: 3 E: 0 K: 0 S: 5	R: 0 E: 0 K: 0 S: 3	R: 0 E: 0 K: 0 S: 3	R: 0 E: 0 K: 0 S: 3	R: 0 E: 0 K: 1 S: 5	R: 0 E: 0 K: 0 S: 4
	H: 3 LOB: 1 BB: 0 P: 6	H: 3 LOB: 3 BB: 1 P: 14	H: 1 LOB: 2 BB: 1 P: 10	H: 2 LOB: 1 BB: 2 P: 13	H: 0 LOB: 0 BB: 0 P: 3	H: 1 LOB: 1 BB: 1 P: 7	H: 0 LOB: 0 BB: 0 P: 3	H: 0 LOB: 0 BB: 0 P: 5	H: 1 LOB: 3 BB: 2 P: 12

1B: 10	SF: 0	WP: 2	PA: 44		
2B: 1	SAC: 0	PB: 0			
3B: 0	DP: 1	SB: 1			
HR: 1	HBP: 0	CS: 0			

PITCHER		IP	WLS	BF	H	R	ER	SO	BB	IBB	HBP	BLK	WP	HR	S	P	ERA	WHIP
Clyde Wright, L ERA: 3.2	(1, 1)	1.2	L	12	6	3	2	1	1	0	0	0	1	0	13	17	10.80	4.200
Mel Queen, R ERA: 1.88	(2, 1)	3.1		16	3	3	3	2	2	1	0	0	1	1	17	29	8.10	1.500
Eddie Fisher, R ERA: 2.68	(6, 1)	2.0		7	1	0	0	0	1	0	0	0	0	0	6	10	0.00	1.000
Jim Maloney, R ERA: 5.6	(8, 1)	2.0		9	1	0	0	1	2	0	0	0	0	0	9	17	0.00	1.500

PITCHER	IP	WLS	BF	H	R	ER	SO	BB	IBB	HBP	BLK	WP	HR	S	P	ERA	WHIP

Boston Red Sox @ California Angels

Anaheim Stadium, Anaheim, CA

Sat Aug 28 1971, 10:05 PM EDT

Att. 13,042 - Unknown

BOTTOM

Batter	1	2	3	4	5	6	7	8	9	AB	R	H	RBI	BB	SO	LOB
Sandy Alomar Sr., S (1, 4) OBP: 0.304, SLG: 0.316	P4		K		K		FC4 1-2f 2-3		F8	5	0	0	0	0	2	3
Ken Berry, R (1, 8) OBP: 0.259, SLG: 0.294	5-3			4-3	5-3		F9			4	0	0	0	0	0	2
Jim Fregosi, R (1, 6) OBP: 0.308, SLG: 0.320	1B			HR 2B		7-3 HBP		FC5-4 BB		2	1	2	0	1	0	0
Billy Cowan, R (1, 7) OBP: 0.311, SLG: 0.421	K			K		7-3 1-2f		FC5-4 1-2f		4	0	0	0	0	2	4
Ken McMullen, R (1, 5) OBP: 0.312, SLG: 0.384		5-3		2-H HR		BB		L9		3	1	1	2	1	0	1
Jim Spencer, L (1, 3) OBP: 0.312, SLG: 0.413		P5		1B 1B		F5		4-3		4	0	1	0	0	0	2
Tommie Reynolds, R (1, 9) OBP: 0.329, SLG: 0.339		4-3		1-2 1B			BB FC4 1B		F7	3	0	1	0	1	0	0
Jeff Torborg, R (1, 2) OBP: 0.217, SLG: 0.258			F9	F9			1-2 FC4 1B		2B	4	0	2	0	0	0	2
Clyde Wright, R (1, 1) OBP: 0.213, SLG: 0.216			4-3		K		F2		P6	0	0	0	0	0	0	0
Mel Queen, L (2, 1)										1	0	0	0	0	0	0
Mickey Rivers, L (5, PH) OBP: 0.321, SLG: 0.337										1	0	0	0	0	1	0
Eddie Fisher, R (6, 1) OBP: 0.188, SLG: 0.071										0	0	0	0	0	0	0
Syd O'Brien, R (7, PH) OBP: 0.247, SLG: 0.300										1	0	0	0	0	0	2
Jim Maloney, L (8, 1) OBP: 0.200, SLG: 0.200										0	0	0	0	0	0	0
Jerry Moses, R (9, PH) OBP: 0.267, SLG: 0.361										1	0	0	0	0	0	1
Inning Stats	R: 0 E: 0 K: 1 S: 6 H: 1 LOB: 1 BB: 0 P: 6	R: 0 E: 0 K: 0 S: 3 H: 0 LOB: 0 BB: 0 P: 3	R: 0 E: 0 K: 1 S: 5 H: 0 LOB: 0 BB: 0 P: 5	R: 2 E: 0 K: 1 S: 9 H: 4 LOB: 2 BB: 0 P: 9	R: 0 E: 0 K: 2 S: 7 H: 0 LOB: 0 BB: 0 P: 7	R: 0 E: 0 K: 0 S: 2 H: 0 LOB: 1 BB: 1 P: 7	R: 0 E: 0 K: 0 S: 4 H: 1 LOB: 2 BB: 1 P: 8	R: 0 E: 0 K: 0 S: 3 H: 0 LOB: 1 BB: 1 P: 7	R: 0 E: 0 K: 0 S: 4 H: 1 LOB: 1 BB: 0 P: 4	1B: 4 2B: 3 3B: 0 HR: 1	SF: 0 SAC: 0 DP: 1 HBP: 1						

	AB	33
	R	2
	H	7
	RBI	2
	BB	3
	SO	5
	LOB	17

WP: 0 PB: 0 SB: 0 CS: 0 PA: 37

livebaseballscorecards.com

PITCHER	IP	WLS	BF	H	R	ER	SO	BB	IBB	HBP	BLK	WP	HR	S	P	ERA	WHIP
Roger Moret, L (1, 1) ERA: 3.64	9.0	W	37	7	2	2	5	3	0	1	0	0	1	43	56	2.00	1.111

PITCHER	IP	WLS	BF	H	R	ER	SO	BB	IBB	HBP	BLK	WP	HR	S	P	ERA	WHIP

Batter	1	2	3	4	5	6	7	8	9	AB	R	H	RBI	BB	SO	LOB
Doug Griffin, R (1, 4) OBP: 0.300, SLG: 0.331	4-3			F7		6-3		FC6-4 1-2f		4	0	0	0	0	0	2
Luis Aparicio, R (1, 6) OBP: 0.273, SLG: 0.280	F9			F7			F8		6-3	4	0	0	0	0	0	0
Carl Yastrzemski, L (1, 7) OBP: 0.386, SLG: 0.406	F8			4-3			F5		4-3	4	0	0	0	0	0	0
Reggie Smith, S (1, 8) OBP: 0.359, SLG: 0.504		F8			F8		6-3		6-3	4	0	0	0	0	0	0
Rico Petrocelli, R (1, 5) OBP: 0.354, SLG: 0.453		B B B B 4-0 G4-3 BB			0-0 1B			0-0 FC3-6 1B 1B		2	1	2	0	1	0	0
George Scott, R (1, 3) OBP: 0.316, SLG: 0.434		0-0 G4-3 1-2f			S S S 0-3 K			0-0 FC3-6 1-2 1B		3	0	1	0	0	1	2
Phil Gagliano, R (1, 9) OBP: 0.413, SLG: 0.385			0-0 P6		0-0 F7			0-0 F9		3	0	0	0	0	0	3
Bob Montgomery, R (1, 2) OBP: 0.319, SLG: 0.366			S S S 0-3 K			0-0 F8		0-0 FC3-6 1B 1-2f 2-3		3	0	0	0	0	1	2
Jim Lonborg, R (1, 1) OBP: 0.190, SLG: 0.128			S S S 0-3 K			0-0 F9		0-0 FC6-4 1-2 3-H 1B		2	0	0	0	0	1	0
Duane Josephson, R (8, PH) OBP: 0.292, SLG: 0.385										1	0	1	1	0	0	0
Bill Lee, L (8, 1) OBP: 0.273, SLG: 0.238										0	0	0	0	0	0	0
Inning Stats	R: 0 E: 0 K: 0 S: 3 H: 0 LOB: 0 BB: 0 P: 3	R: 0 E: 0 K: 0 S: 2 H: 0 LOB: 0 BB: 1 P: 6	R: 0 E: 0 K: 2 S: 7 H: 0 LOB: 0 BB: 0 P: 7	R: 0 E: 0 K: 0 S: 3 H: 0 LOB: 0 BB: 0 P: 3	R: 0 E: 0 K: 1 S: 6 H: 1 LOB: 1 BB: 0 P: 6	R: 0 E: 0 K: 0 S: 3 H: 0 LOB: 0 BB: 0 P: 3	R: 0 E: 0 K: 0 S: 3 H: 0 LOB: 0 BB: 0 P: 3	R: 1 E: 0 K: 0 S: 6 H: 3 LOB: 2 BB: 0 P: 6	R: 0 E: 0 K: 0 S: 3 H: 0 LOB: 0 BB: 0 P: 3	1B: 4 2B: 0 3B: 0 HR: 0 SF: 0 SAC: 0 DP: 1 HBP: 0						

TOP

Boston Red Sox @ California Angels

Anaheim Stadium, Anaheim, CA

Sun Aug 29 1971, 10:05 PM EDT

Att. 6,539 - Unknown

livebaseballscorecards.com

AB	30
R	1
H	4
RBI	1
BB	1
SO	3
LOB	9

PITCHER	IP	WLS	BF	H	R	ER	SO	BB	IBB	HBP	BLK	WP	HR	S	P	ERA	WHIP
Rudy May, L (1, 1) ERA: 2.91	7.2	W	27	4	1	1	3	1	0	0	0	0	0	32	36	1.17	0.652
Lloyd Allen, R (8, 1) ERA: 2.57	1.1	S	4	0	0	0	0	0	0	0	0	0	0	4	4	0.00	0.000

PITCHER	IP	WLS	BF	H	R	ER	SO	BB	IBB	HBP	BLK	WP	HR	S	P	ERA	WHIP

WP: 0 PB: 0 SB: 0 CS: 0 PA: 31

Batter	1	2	3	4	5	6	7	8	9	AB	R	H	RBI	BB	SO	LOB
Sandy Alomar Sr., S (1, 4) OBP: 0.303, SLG: 0.315	FC4-6 1B	P4			6-3		4-3			4	1	1	0	0	0	2
Mickey Rivers, L (1, 8) OBP: 0.325, SLG: 0.341	FC4-6 1B		S 1B		G3			1-3		4	1	2	0	0	0	0
Tony Gonzalez, L (1, 7) OBP: 0.319, SLG: 0.327 Ken Berry, R (8, PH) (9, 7) OBP: 0.262, SLG: 0.294	FC4-6 BB		F7		BB FC4-6 BB			BB FC5-4 BB		2 0	0 0	0 0	1 0	1 1	0 0	2 0
Jim Fregosi, R (1, 6) OBP: 0.307, SLG: 0.316	BB G3-6-1 BB		S S S K		FC4-6			FC5-4 FC6		3	0	0	0	1	1	3
Jim Spencer, L (1, 3) OBP: 0.311, SLG: 0.412	G3-6-1		2-H 1B			F8		FC6		4	0	1	1	0	0	3
Ken McMullen, R (1, 5) OBP: 0.310, SLG: 0.382		S S S K	F8			4-3				3	0	0	0	0	1	1
Roger Repoz, L (1, 9) OBP: 0.340, SLG: 0.380		WP 2B	S S S K			G3				3	0	1	0	0	1	0
John Stephenson, L (1, 2) OBP: 0.273, SLG: 0.328		BB 2-3 BB	1-3				F8			2	0	0	0	1	0	0
Rudy May, L (1, 1) OBP: 0.211, SLG: 0.185 Lloyd Allen, R (8, 1) OBP: 0.333, SLG: 0.533		S S S K	S S S K				S S S K			3 0	0 0	0 0	0 0	0 0	3 0	2 0
Inning Stats	R: 1 H: 2 E: 0 LOB: 1 K: 0 BB: 1 S: 4 P: 8	R: 0 H: 1 E: 0 LOB: 2 K: 2 BB: 1 S: 8 P: 12	R: 1 H: 2 E: 0 LOB: 1 K: 1 BB: 0 S: 7 P: 7	R: 0 H: 0 E: 0 LOB: 0 K: 2 BB: 0 S: 7 P: 7	R: 0 H: 0 E: 0 LOB: 1 K: 0 BB: 1 S: 3 P: 7	R: 0 H: 0 E: 0 LOB: 0 K: 0 BB: 0 S: 3 P: 3	R: 0 H: 0 E: 0 LOB: 0 K: 1 BB: 0 S: 5 P: 5	R: 0 H: 0 E: 0 LOB: 1 K: 0 BB: 1 S: 3 P: 7		1B: 4 SF: 0 2B: 1 SAC: 0 3B: 0 DP: 1 HR: 0 HBP: 0						

BOTTOM

Boston Red Sox @ California Angels

Anaheim Stadium, Anaheim, CA

Sun Aug 29 1971, 10:05 PM EDT

Att. 6,539 - Unknown

livebaseballscorecards.com

AB	28
R	2
H	5
RBI	2
BB	4
SO	6
LOB	13

		WP: 1	PA: 32
		PB: 0	
		SB: 1	
		CS: 0	

PITCHER		IP	WLS	BF	H	R	ER	SO	BB	IBB	HBP	BLK	WP	HR	S	P	ERA	WHIP
Jim Lonborg, R ERA: 4.43	(1, 1)	7.0	L	28	5	2	2	6	3	0	0	0	1	0	37	49	2.57	1.143
Bill Lee, L ERA: 2.49	(8, 1)	1.0		4	0	0	0	0	1	0	0	0	0	0	3	7	0.00	1.000

PITCHER	IP	WLS	BF	H	R	ER	SO	BB	IBB	HBP	BLK	WP	HR	S	P	ERA	WHIP

Batter	1	2	3	4	5	6	7	8	9	AB	R	H	RBI	BB	SO	LOB
Bert Campaneris, R (1, 6) OBP: 0.292, SLG: 0.338	5-3		FC4-6 1B		F8			6-3	P6	5	0	1	0	0	0	0
Joe Rudi, R (1, 7) OBP: 0.292, SLG: 0.384	E 1B BB		FC4-6 FC6-4 1-2f		F9			2B 1B		3	2	1	0	1	0	1
Reggie Jackson, L (1, 9) OBP: 0.358, SLG: 0.494	FC4 1B 1-2		FC6-4 WP 1-2f			CS BB 1B		FC1-4 3B 1-H 2B		4	1	2	1	0	0	2
Mike Epstein, L (1, 3) OBP: 0.376, SLG: 0.412 Mike Hegan, L (8, 3) OBP: 0.348, SLG: 0.355	F7		FC4 1-2 BB			WP 1-2 BB		FC1-4 IBB		1 0	0 0	0 0	0 0	3 0	0 0	2 0
Sal Bando, R (1, 5) OBP: 0.383, SLG: 0.457	1-3 2-H 1B		FC4 1-2f			F9 1-2 2-3		FC1-4 3B 1-2f 2-3		4	1	1	1	0	0	6
Rick Monday, L (1, 8) OBP: 0.333, SLG: 0.433	K			4-3		K		3B 1-H 3-H		4	0	1	2	0	2	3
Dave Duncan, R (1, 2) OBP: 0.310, SLG: 0.436		K2-5-2 WP BB		F3			K K	K		3	0	0	0	1	2	1
Dick Green, R (1, 4) OBP: 0.321, SLG: 0.354		4-3 1-2		G3			4-3		K	4	0	0	0	0	1	1
Blue Moon Odom, R (1, 1) OBP: 0.208, SLG: 0.283 Darold Knowles, L (8, 1) OBP: 0.143, SLG: 0.143		K2-5-2 2-3f			P3		1-3		4-3	3 1	0 0	0 0	0 0	0 0	1 0	1 0
Inning Stats	R: 1 H: 1 E: 1 LOB: 2 K: 1 BB: 1 S: 7 P: 11	R: 0 H: 0 E: 0 LOB: 1 K: 1 BB: 1 S: 4 P: 8	R: 0 H: 1 E: 0 LOB: 2 K: 0 BB: 1 S: 4 P: 8	R: 0 H: 0 E: 0 LOB: 0 K: 0 BB: 0 S: 3 P: 3	R: 0 H: 0 E: 0 LOB: 0 K: 0 BB: 0 S: 3 P: 3	R: 0 H: 1 E: 0 LOB: 1 K: 1 BB: 1 S: 5 P: 9	R: 0 H: 0 E: 0 LOB: 0 K: 1 BB: 0 S: 5 P: 5	R: 3 H: 3 E: 1 LOB: 1 K: 1 BB: 1 S: 8 P: 12	R: 0 H: 0 E: 0 LOB: 0 K: 1 BB: 0 S: 5 P: 5	1B: 4 SF: 0 2B: 2 SAC: 0 3B: 1 DP: 1 HR: 0 HBP: 0						WP: 3 PA: 37 PB: 0 SB: 0 CS: 1	

PITCHER	IP	WLS	BF	H	R	ER	SO	BB	IBB	HBP	BLK	WP	HR	S	P	ERA	WHIP
Tom Murphy, R (1, 1) ERA: 3.66	7.2	L	33	6	4	1	4	4	1	0	0	3	0	36	56	1.17	1.304
Lloyd Allen, R (8, 1) ERA: 2.52	1.1		4	0	0	0	2	0	0	0	0	0	0	8	8	0.00	0.000

PITCHER	IP	WLS	BF	H	R	ER	SO	BB	IBB	HBP	BLK	WP	HR	S	P	ERA	WHIP

Oakland Athletics @ California Angels

Anaheim Stadium, Anaheim, CA

Tue Aug 31 1971, 10:05 PM EDT

Att. 8,690 - Unknown

TOP

livebaseballscorecards.com

AB	32
R	4
H	6
RBI	4
BB	5
SO	6
LOB	17

Oakland Athletics @ California Angels

Anaheim Stadium, Anaheim, CA

Tue Aug 31 1971, 10:05 PM EDT

Att. 8,690 - Unknown

BOTTOM

Batter	1	2	3	4	5	6	7	8	9	AB	R	H	RBI	BB	SO	LOB
Sandy Alomar Sr., S (1, 4) OBP: 0.301, SLG: 0.313	K	FC6-4 1-2f			4-3		F8			4	0	0	0	0	1	2
Mickey Rivers, L (1, 8) OBP: 0.328, SLG: 0.344	S 1B 1B		L4		K			1B 1B		4	1	2	0	0	1	0
Tony Gonzalez, L (1, 7) OBP: 0.314, SLG: 0.322	6-3 1-2		F7		K			L7		4	0	0	0	0	1	2
Jim Fregosi, R (1, 6) OBP: 0.310, SLG: 0.316	1B BB		F5			6-3		1-2 1B		3	0	1	0	1	0	0
Jim Spencer, L (1, 3) OBP: 0.311, SLG: 0.411	1-2 2-H 1B			3-1		L8		F7		3	0	1	1	0	0	0
Billy Cowan, R (8, PH) OBP: 0.309, SLG: 0.418 (9, 3)										1	0	0	0	0	0	2
Ken McMullen, R (1, 5) OBP: 0.308, SLG: 0.379	F7			E6 FC5 G1		F7		4-3		4	0	0	0	0	0	4
Roger Repoz, L (1, 9) OBP: 0.337, SLG: 0.375		F7		G1 1-2			4-3		F9	3	0	0	0	0	0	1
Ken Berry, R (9, PH) OBP: 0.261, SLG: 0.292										1	0	0	0	0	0	0
John Stephenson, L (1, 2) OBP: 0.278, SLG: 0.327		FC6-4 BB		IBB		F9		F8		1	0	0	0	2	0	0
Jeff Torborg, R (9, PH) OBP: 0.214, SLG: 0.254										1	0	0	0	0	0	0
Tom Murphy, R (1, 1) OBP: 0.200, SLG: 0.221		FC6-4 FC6-4 1-2f		FC5 2-3f			1B		F9	3	0	1	0	0	0	3
Lloyd Allen, R (8, 1) OBP: 0.333, SLG: 0.533										0	0	0	0	0	0	0
Syd O'Brien, R (9, PH) OBP: 0.246, SLG: 0.298										1	0	0	0	0	0	0
Inning Stats	R: 1 H: 2 E: 0 LOB: 2 K: 1 BB: 1 S: 7 P: 11	R: 0 H: 0 E: 0 LOB: 1 K: 0 BB: 1 S: 3 P: 7	R: 0 H: 0 E: 0 LOB: 0 K: 0 BB: 0 S: 3 P: 3	R: 0 H: 0 E: 1 LOB: 2 K: 0 BB: 1 S: 4 P: 8	R: 0 H: 0 E: 0 LOB: 0 K: 2 BB: 0 S: 7 P: 7	R: 0 H: 0 E: 0 LOB: 0 K: 0 BB: 0 S: 3 P: 3	R: 0 H: 1 E: 0 LOB: 1 K: 0 BB: 0 S: 4 P: 4	R: 0 H: 2 E: 0 LOB: 2 K: 0 BB: 0 S: 5 P: 5	R: 0 H: 0 E: 0 LOB: 0 K: 0 BB: 0 S: 3 P: 3	1B: 5 SF: 0 2B: 0 SAC: 0 3B: 0 DP: 0 HR: 0 HBP: 0						WP: 0 PA: 36 PB: 0 SB: 1 CS: 0	

PITCHER	IP	WLS	BF	H	R	ER	SO	BB	IBB	HBP	BLK	WP	HR	S	P	ERA	WHIP
Blue Moon Odom, R (1, 1) ERA: 3.4	7.1	W	31	5	1	1	3	2	1	0	0	0	0	34	46	1.23	0.955
Darold Knowles, L (8, 1) ERA: 4.25	1.2	S	5	0	0	0	0	0	0	0	0	0	0	5	5	0.00	0.000

PITCHER	IP	WLS	BF	H	R	ER	SO	BB	IBB	HBP	BLK	WP	HR	S	P	ERA	WHIP

AB	33
R	1
H	5
RBI	1
BB	3
SO	3
LOB	14

livebaseballscorecards.com

Oakland Athletics @ California Angels

Anaheim Stadium, Anaheim, CA

Wed Sep 01 1971, 10:05 PM EDT

Att. 9,120 - Unknown

TOP

livebaseballscorecards.com

Batter	1	2	3	4	5	6	7	8	9	AB	R	H	RBI	BB	SO	LOB
Bert Campaneris, R (1, 6) OBP: 0.291, SLG: 0.336	0-0 ① 5-3		BBB 4-0 S 1B BB	0-0 ③ P6		0-0 ② SF8 3-H		SSS 0-3 ① K		3	1	0	1	1	1	1
Curt Blefary, L (1, 2) OBP: 0.320, SLG: 0.409	0-0 ② G3		0-0 ② F9 1-2		0-0 ① G3	0-0 ③ F7		SSS 0-3 ② K		5	0	0	0	0	1	2
Reggie Jackson, L (1, 9) OBP: 0.360, SLG: 0.501 Joe Rudi, R (8, 7) OBP: 0.292, SLG: 0.384	0-0 ③ G3		0-0 S 2-H 1B		0-0 HR		0-0 2B 1B	SSS 0-3 ③ K		5 0	2 0	3 0	2 0	0 0	1 0	0 0
Mike Epstein, L (1, 3) OBP: 0.379, SLG: 0.416 Mike Hegan, L (8, 3) OBP: 0.346, SLG: 0.353		BBBB 4-0 FC5-4 BB	BBBB 4-0 FC5-4 1-2 BB		0-0 ② 3-1		0-0 1B 1-H FC4-6 2B		0-0 ① F7	2 1	1 0	1 0	1 0	2 0	0 0	0 0
Sal Bando, R (1, 5) OBP: 0.383, SLG: 0.455 Larry Brown, R (8, 5) OBP: 0.237, SLG: 0.231	0-0 ① FC5-4 FC4-6 1B 1-2f	0-0 ③ FC5-4 1-2f			0-0 ③ 4-3		0-0 FC4-6 BB 2-3 1B		0-0 1B	4 1	0 0	1 1	0 0	0 0	0 0	3 0
Adrian Garrett, L (1, 7) OBP: 0.750, SLG: 0.667 Angel Mangual, R (8, 9) OBP: 0.342, SLG: 0.406	0-0 FC4-6 1-2 1B	SSS 0-3 ① K		BBBB 4-0 FC4-6 1-2 BB	0-0 FC4-6 1B	0-0 ② F8	3 1	0 0	2 0	0 0	1 0	1 0	0 1
Rick Monday, L (1, 8) OBP: 0.332, SLG: 0.429 George Hendrick, R (8, 8) OBP: 0.266, SLG: 0.315	0-0 ② FC4-6 1-2f 2-3	BBBB 4-0 1B E BB	0-0 ① FC4-6 1B 1-2f 1B	0-0 ① FC4-6 1-2f 2-3 3-H	0-0 ③ 5-3	3 1	2 0	0 0	1 0	1 0	0 0	5 1
Dick Green, R (1, 4) OBP: 0.323, SLG: 0.355	SSS 0-3 ③ K	0-0 E7 1-H 1B	0-0 ② P4	0-0 1B SF8 1-3 1B	0-0 ② P4		4	1	2	0	0	1	4
Chuck Dobson, R (1, 1) OBP: 0.238, SLG: 0.293	0-0 ① F5	0-0 ② L5	0-0 1-3 3-H 1B	0-0 ③ P4			4	0	1	1	0	0	3

	AB	37
	R	7
	H	11
	RBI	6
	BB	5
	SO	5
	LOB	20

Inning Stats																																		
	R: 0	H: 0	R: 0	H: 1	R: 1	H: 1	R: 1	H: 1	R: 1	H: 1	R: 2	H: 3	R: 2	H: 3	R: 0	H: 0	R: 0	H: 1	1B: 9	SF: 1	WP: 0	PA: 43
	E: 0	LOB: 0	E: 0	LOB: 2	E: 0	LOB: 2	E: 1	LOB: 1	E: 0	LOB: 0	E: 0	LOB: 1	E: 0	LOB: 2	E: 0	LOB: 0	E: 0	LOB: 1	2B: 1	SAC: 0	PB: 0	
	K: 0	BB: 0	K: 1	BB: 1	K: 0	BB: 2	K: 1	BB: 1	K: 0	BB: 0	K: 0	BB: 0	K: 0	BB: 1	K: 3	BB: 0	K: 0	BB: 0	3B: 0	DP: 0	SB: 2	
	S: 3	P: 3	S: 6	P: 10	S: 4	P: 12	S: 6	P: 10	S: 4	P: 4	S: 6	P: 6	S: 6	P: 10	S: 9	P: 9	S: 4	P: 4	HR: 1	HBP: 0	CS: 0	

PITCHER		IP	WLS	BF	H	R	ER	SO	BB	IBB	HBP	BLK	WP	HR	S	P	ERA	WHIP
Andy Messersmith, R ERA: 3.41	(1, 1)	6.0	L	30	8	6	5	2	4	0	0	0	0	1	30	46	7.50	2.000
Dave LaRoche, L ERA: 1.78	(7, 1)	2.0		9	2	1	1	3	1	0	0	0	0	0	14	18	4.50	1.500
Mel Queen, R ERA: 1.85	(9, 1)	1.0		4	1	0	0	0	0	0	0	0	0	0	4	4	0.00	1.000

PITCHER		IP	WLS	BF	H	R	ER	SO	BB	IBB	HBP	BLK	WP	HR	S	P	ERA	WHIP

BOTTOM

Oakland Athletics @ California Angels

Anaheim Stadium, Anaheim, CA

Wed Sep 01 1971, 10:05 PM EDT

Att. 9,120 - Unknown

Batter	1	2	3	4	5	6	7	8	9	AB	R	H	RBI	BB	SO	LOB
Sandy Alomar Sr., S (1, 4) OBP: 0.299, SLG: 0.311	4-3		6-3		1-3			3-1		4	0	0	0	0	0	0
Mickey Rivers, L (1, 8) OBP: 0.332, SLG: 0.348	G3-6-3, 1B		F7			F7		1B		4	0	2	0	0	0	0
Tony Gonzalez, L (1, 7) OBP: 0.314, SLG: 0.321	G3-6-3, 1-2f			1B, 1B		6-3		K		4	0	1	0	0	1	2
Jim Fregosi, R (1, 6) OBP: 0.310, SLG: 0.320 Bruce Christensen, L (8, 6) OBP: 0.322, SLG: 0.259		2B		K		F8			FC5-4, 1B	3 1	0 0	1 1	0 0	0 0	1 0	1 0
Jim Spencer, L (1, 3) OBP: 0.309, SLG: 0.408		F5		F5			F5		F7	4	0	0	0	0	0	3
Ken McMullen, R (1, 5) OBP: 0.310, SLG: 0.380		F7		1-2, 1B			3-1, 1B		FC5-4, BB, 1-2f	4	0	2	0	0	0	2
Roger Repoz, L (1, 9) OBP: 0.339, SLG: 0.372		IBB		4-1			3-1, 1-2		BB, 1-2	2	0	0	0	2	0	3
Jeff Torborg, R (1, 2) OBP: 0.203, SLG: 0.239		P6			4-3		6-3		P6	4	0	0	0	0	0	5
Andy Messersmith, R (1, 1) OBP: 0.211, SLG: 0.236 Dave LaRoche, L (7, 1) OBP: 0.182, SLG: 0.100 Tommie Reynolds, R (8, PH) OBP: 0.324, SLG: 0.333 Mel Queen, L (9, 1)			F7		K			5-3		2 0 1 0	0 0 0 0	0 0 0 0	0 0 0 0	0 0 0 0	1 0 0 0	0 0 0 0
Inning Stats	R: 0 H: 1 E: 0 LOB: 0 K: 0 BB: 0 S: 3 P: 3	R: 0 H: 1 E: 0 LOB: 2 K: 0 BB: 1 S: 4 P: 8	R: 0 H: 0 E: 0 LOB: 0 K: 0 BB: 0 S: 3 P: 3	R: 0 H: 2 E: 0 LOB: 2 K: 1 BB: 0 S: 7 P: 7	R: 0 H: 0 E: 0 LOB: 0 K: 1 BB: 0 S: 5 P: 5	R: 0 H: 0 E: 0 LOB: 0 K: 0 BB: 0 S: 3 P: 3	R: 0 H: 1 E: 0 LOB: 1 K: 0 BB: 0 S: 4 P: 4	R: 0 H: 1 E: 0 LOB: 1 K: 1 BB: 0 S: 6 P: 6	R: 0 H: 1 E: 0 LOB: 2 K: 0 BB: 1 S: 4 P: 8	1B: 6 SF: 0 2B: 1 SAC: 0 3B: 0 DP: 1 HR: 0 HBP: 0						

	AB	33
	R	0
	H	7
	RBI	0
	BB	2
	SO	3
	LOB	16

WP: 0 PA: 35
PB: 0
SB: 0
CS: 0

PITCHER	IP	WLS	BF	H	R	ER	SO	BB	IBB	HBP	BLK	WP	HR	S	P	ERA	WHIP
Chuck Dobson, R (1, 1) ERA: 3.58	9.0	W	35	7	0	0	3	1	1	0	0	0	0	39	47	0.00	0.889

PITCHER	IP	WLS	BF	H	R	ER	SO	BB	IBB	HBP	BLK	WP	HR	S	P	ERA	WHIP

livebaseballscorecards.com

Batter	1	2	3	4	5	6	7	8	9	AB	R	H	RBI	BB	SO	LOB
Sandy Alomar Sr., S (1, 4) OBP: 0.299, SLG: 0.310	K		F7		F8		1-3		FC6-4 1-2 1B	5	0	1	0	0	1	2
Mickey Rivers, L (1, 8) Billy Cowan, R (9, PH) Ken Berry, R (9, 8) OBP: 0.335, SLG: 0.351 OBP: 0.307, SLG: 0.415 OBP: 0.261, SLG: 0.292	K			BLK 1B 1B	S 2-3 3-H 1B		K		FC6-4 1B E 1-2f 2-3	4 1 0	1 1 0	2 0 0	1 0 0	0 0 0	2 0 0	0 2 0
Jim Fregosi, R (1, 6) OBP: 0.312, SLG: 0.323	F7			P6	SF8 1-2 3-H		1B		E9 1-H 3-H 1B	4	0	2	2	0	0	1
Jim Spencer, L (1, 3) OBP: 0.308, SLG: 0.406		1B		K	4-3		1-3		K	5	0	1	0	0	2	4
Ken McMullen, R (1, 5) OBP: 0.309, SLG: 0.379		P4		BLK 1-2 1B	F8			6-3		4	1	1	0	0	0	1
Tony Gonzalez, L (1, 7) OBP: 0.316, SLG: 0.324		F7		1-H 2-H 1B	PB 1B			4-3		4	0	2	2	0	0	1
Roger Repoz, L (1, 9) OBP: 0.334, SLG: 0.366		4-3		G3	P1 1-2			F7		4	0	0	0	0	0	3
John Stephenson, L (1, 2) OBP: 0.281, SLG: 0.327			F2		SH 1B 1B		4-0 FC6-4 IBB		K	3	1	1	0	1	1	0
Clyde Wright, R (1, 1) OBP: 0.217, SLG: 0.221			K		SH 1B 1-3 SF8		FC6-4 1-2f		FC6-4 1B 1B 1B	3	2	1	0	0	1	2
Inning Stats	R: 0 H: 0 E: 0 LOB: 0 K: 2 BB: 0 S: 7 P: 7	R: 0 H: 1 E: 0 LOB: 1 K: 0 BB: 0 S: 4 P: 4	R: 0 H: 0 E: 0 LOB: 0 K: 1 BB: 0 S: 5 P: 5	R: 2 H: 3 E: 0 LOB: 1 K: 1 BB: 0 S: 8 P: 8	R: 2 H: 2 E: 1 LOB: 1 K: 0 BB: 0 S: 6 P: 6	R: 0 H: 1 E: 0 LOB: 2 K: 0 BB: 1 S: 4 P: 8	R: 0 H: 1 E: 0 LOB: 1 K: 1 BB: 0 S: 6 P: 6	R: 0 H: 0 E: 0 LOB: 0 K: 0 BB: 0 S: 3 P: 3	R: 2 H: 3 E: 1 LOB: 1 K: 2 BB: 0 S: 10 P: 10	1B: 11 SF: 1 2B: 0 SAC: 1 3B: 0 DP: 0 HR: 0 HBP: 0						

TOP

California Angels @ Milwaukee Brewers

Milwaukee County Stadium, Milwaukee, WI

Fri Sep 03 1971, 8:05 PM EDT
Att. 6,175 - Unknown

livebaseballscorecards.com

AB	37
R	6
H	11
RBI	5
BB	1
SO	7
LOB	16

WP: 0 PA: 40
PB: 1
SB: 1
CS: 0

PITCHER		IP	WLS	BF	H	R	ER	SO	BB	IBB	HBP	BLK	WP	HR	S	P	ERA	WHIP
Jim Slaton, R ERA: 3.61	(1, 1)	8.0	L	34	8	4	2	5	0	1	0	1	0	0	43	47	2.25	1.000
John Morris, L ERA: 3.75	(9, 1)	0.1		3	2	2	1	1	0	0	0	0	0	0	5	5	27.00	6.000
Floyd Weaver, R ERA: 7.3	(9, 1)	0.2		3	1	0	0	1	0	0	0	0	0	0	5	5	0.00	1.500

PITCHER		IP	WLS	BF	H	R	ER	SO	BB	IBB	HBP	BLK	WP	HR	S	P	ERA	WHIP

Batter	1	2	3	4	5	6	7	8	9	AB	R	H	RBI	BB	SO	LOB
Tommy Harper, R (1, 7) OBP: 0.335, SLG: 0.397	5-3	4-3			K			6-3		4	0	0	0	0	1	0
Ron Theobald, R (1, 4) OBP: 0.335, SLG: 0.308 John Morris, R (9, 1) OBP: 0.167, SLG: 0.200 Floyd Weaver, R (9, 1)	1B SF8 1B		P3			1-3		6-3		4 0 0	1 0 0	1 0 0	0 0 0	0 0 0	0 0 0	0 0 0
Jose Cardenal, R (1, 8) OBP: 0.310, SLG: 0.365	SF8 E 1-3 1B		F9			F2			FC4-6 1B	4	1	2	0	0	0	0
John Briggs, L (1, 3) OBP: 0.370, SLG: 0.434	SF8 1-2 3-H		F7			1B			F7	3	0	1	1	0	0	1
Roberto Pena, R (1, 5) OBP: 0.289, SLG: 0.339	E2 BB 2-H 1B			FC5-4 1B		K2-3			FC4-6 1-2f	4	0	2	0	0	1	2
Ellie Rodriguez, R (1, 2) OBP: 0.303, SLG: 0.252	B B B B FC5-4 1-2 BB			FC5-4 FC1-6 1-2f			F9		L6	3	0	0	0	1	0	2
Dave May, L (1, 9) OBP: 0.350, SLG: 0.441	FC5-4 1-2f			FC1-6 CS 1-2f			1-3			3	0	0	0	0	0	3
Bob Heise, R (1, 6) OBP: 0.250, SLG: 0.270		6-3		CS 1-2	5-3		6-3			3	0	0	0	0	0	0
Jim Slaton, R (1, 1) OBP: 0.189, SLG: 0.091 Dick Schofield, S (8, PH) OBP: 0.333, SLG: 0.311 (9, 4)		6-3			F8			K		2 1	0 0	0 0	0 0	0 0	0 1	0 0
Inning Stats	R: 2 E: 1 K: 0 S: 6 H: 3 LOB: 2 BB: 1 P: 10	R: 0 E: 0 K: 0 S: 3 H: 0 LOB: 0 BB: 0 P: 3	R: 0 E: 0 K: 0 S: 3 H: 0 LOB: 0 BB: 0 P: 3	R: 0 E: 0 K: 0 S: 3 H: 1 LOB: 0 BB: 0 P: 3	R: 0 E: 0 K: 1 S: 5 H: 0 LOB: 0 BB: 0 P: 5	R: 0 E: 0 K: 1 S: 6 H: 1 LOB: 1 BB: 0 P: 6	R: 0 E: 0 K: 0 S: 3 H: 0 LOB: 0 BB: 0 P: 3	R: 0 E: 0 K: 1 S: 5 H: 0 LOB: 0 BB: 0 P: 5	R: 0 E: 0 K: 0 S: 4 H: 1 LOB: 1 BB: 0 P: 4	1B: 6 2B: 0 3B: 0 HR: 0 SF: 1 SAC: 0 DP: 0 HBP: 0						

PITCHER	IP	WLS	BF	H	R	ER	SO	BB	IBB	HBP	BLK	WP	HR	S	P	ERA	WHIP
Clyde Wright, L (1, 1) ERA: 3.12	9.0	W	33	6	2	1	3	1	0	0	0	0	0	38	42	1.00	0.778

PITCHER	IP	WLS	BF	H	R	ER	SO	BB	IBB	HBP	BLK	WP	HR	S	P	ERA	WHIP

BOTTOM

California Angels @ Milwaukee Brewers

Milwaukee County Stadium, Milwaukee, WI

Fri Sep 03 1971, 8:05 PM EDT

Att. 6,175 - Unknown

livebaseballscorecards.com

AB	31
R	2
H	6
RBI	1
BB	1
SO	3
LOB	8

PA: 34

WP: 0 PB: 0 SB: 0 CS: 1

Batter	1	2	3	4	5	6	7	8	9	AB	R	H	RBI	BB	SO	LOB
Sandy Alomar Sr., S (1, 4) OBP: 0.297, SLG: 0.308	6-3	P3			F2			4-3		4	0	0	0	0	0	3
Mickey Rivers, L (1, 8) OBP: 0.333, SLG: 0.349	1B	FC6-4 1-2f			F9			F9		4	0	1	0	0	0	3
Jim Fregosi, R (1, 6) OBP: 0.311, SLG: 0.319	F3		BB G4-6-3		L6			F8		3	0	0	0	1	0	1
Jim Spencer, L (1, 3) OBP: 0.305, SLG: 0.402	F2		G4-6-3 1-2f			F7			K	4	0	0	0	0	1	2
Ken McMullen, R (1, 5) OBP: 0.309, SLG: 0.378		1B 1B 1B	F7			6-3			6-3	4	1	1	0	0	0	0
Tony Gonzalez, L (1, 7) OBP: 0.315, SLG: 0.323		1B 1-3 1B		4-3		F5			3-1	4	0	1	0	0	0	0
Roger Repoz, L (1, 9) OBP: 0.338, SLG: 0.367		BB 1-3 3-H 1B		BB FC8-6 BB			F9			2	0	1	1	1	0	0
John Stephenson, L (1, 2) OBP: 0.281, SLG: 0.325		BB FC6-4 1-2 BB		FC8-6 1-2f			F8			2	0	0	0	1	0	1
Rudy May, L (1, 1) OBP: 0.203, SLG: 0.179 Mel Queen, L (4, 1) Tommie Reynolds, R (7, PH) OBP: 0.319, SLG: 0.328 Eddie Fisher, R (7, 1) OBP: 0.188, SLG: 0.071		K		K			6-3			2 0 1 0	0 0 0 0	0 0 0 0	0 0 0 0	0 0 0 0	2 0 0 0	4 0 0 0

TOP

California Angels @ Milwaukee Brewers

Milwaukee County Stadium, Milwaukee, WI

Sat Sep 04 1971, 8:05 PM EDT
Att. 4,965 - Unknown - 72 F

livebaseballscorecards.com

AB	30
R	1
H	4
RBI	1
BB	3
SO	3
LOB	14

Inning Stats	1	2	3	4	5	6	7	8	9
R	0	1	0	0	0	0	0	0	0
E	0	0	0	0	0	0	0	0	0
K	0	1	0	1	0	0	0	0	1
S	4	8	2	5	3	3	3	3	5
H	1	3	0	0	0	0	0	0	0
LOB	1	3	0	1	0	0	0	0	0
BB	0	1	1	1	0	0	0	0	0
P	4	12	6	9	3	3	3	3	5

1B	4
2B	0
3B	0
HR	0
SF	0
SAC	0
DP	1
HBP	0
WP	0
PB	0
SB	0
CS	0
PA	33

PITCHER	IP	WLS	BF	H	R	ER	SO	BB	IBB	HBP	BLK	WP	HR	S	P	ERA	WHIP
Bill Parsons, R (1, 1) ERA: 2.87	9.0	W	33	4	1	1	3	3	0	0	0	0	0	36	48	1.00	0.778

PITCHER	IP	WLS	BF	H	R	ER	SO	BB	IBB	HBP	BLK	WP	HR	S	P	ERA	WHIP

Batter	1	2	3	4	5	6	7	8	9	AB	R	H	RBI	BB	SO	LOB
Tommy Harper, R (1, 7) OBP: 0.335, SLG: 0.397	1B SF7 1B		FC6-4 1B	F9		P4		F8		5	1	2	0	0	0	3
Bob Heise, R (1, 4) OBP: 0.254, SLG: 0.274	1B 1-3 1B		FC6-4 4-3 1-2f	K		K		1B 1-2 1B		5	0	2	0	0	2	3
Jose Cardenal, R (1, 8) OBP: 0.307, SLG: 0.362	SF7 3-H		4-3 1-2		5-3		F8	1-3		4	0	0	1	0	0	3
John Briggs, L (1, 3) OBP: 0.369, SLG: 0.432 Tom Matchick, L (8, 5) OBP: 0.348, SLG: 0.361	K		F7		F8		1B 1B			4 0	0 0	1 0	0 0	0 0	1 0	2 0
Roberto Pena, R (1, 5) (8, 3) OBP: 0.292, SLG: 0.346	1B 1-2 1B			G3	2B		K			4	0	2	0	0	1	1
Ellie Rodriguez, R (1, 2) OBP: 0.309, SLG: 0.253	K			BB 1B BB	BB		1B 1-3 1B			2	1	1	0	2	1	2
Dave May, L (1, 9) OBP: 0.349, SLG: 0.437		P5		1B E 1B 1-2 BB	4-3		F9			3	1	0	0	1	0	4
Rick Auerbach, R (1, 6) OBP: 0.280, SLG: 0.237		K		E E 1-2 2-H 1B		SH3-4 HBP		F7		3	1	1	1	0	1	0
Bill Parsons, R (1, 1) OBP: 0.265, SLG: 0.262		1-6-3		E1 1-H 2-H 1B		SH3-4 1-2		1B 1B		3	0	2	0	0	0	0
Inning Stats	R: 1 E: 0 K: 2 S: 10 H: 3 LOB: 2 BB: 0 P: 10	R: 0 E: 0 K: 1 S: 5 H: 0 LOB: 0 BB: 0 P: 5	R: 0 E: 0 K: 0 S: 4 H: 1 LOB: 1 BB: 0 P: 4	R: 3 E: 1 K: 1 S: 7 H: 2 LOB: 1 BB: 2 P: 15	R: 0 E: 0 K: 0 S: 4 H: 1 LOB: 2 BB: 1 P: 8	R: 0 E: 0 K: 1 S: 5 H: 0 LOB: 1 BB: 0 P: 6	R: 0 E: 0 K: 1 S: 7 H: 2 LOB: 2 BB: 0 P: 7	R: 0 E: 0 K: 0 S: 5 H: 2 LOB: 2 BB: 0 P: 5		1B: 10 2B: 1 3B: 0 HR: 0 SF: 1 SAC: 1 DP: 0 HBP: 1						

PITCHER		IP	WLS	BF	H	R	ER	SO	BB	IBB	HBP	BLK	WP	HR	S	P	ERA	WHIP
Rudy May, L ERA: 2.96	(1, 1)	3.1	L	18	6	4	2	3	2	0	0	0	0	0	22	30	5.40	2.400
Mel Queen, R ERA: 1.77	(4, 1)	2.2		11	1	0	0	2	1	0	1	0	0	0	13	18	0.00	0.750
Eddie Fisher, R ERA: 2.63	(7, 1)	2.0		10	4	0	0	1	0	0	0	0	0	0	12	12	0.00	2.000

PITCHER	IP	WLS	BF	H	R	ER	SO	BB	IBB	HBP	BLK	WP	HR	S	P	ERA	WHIP

BOTTOM

California Angels @ Milwaukee Brewers

Milwaukee County Stadium, Milwaukee, WI

Sat Sep 04 1971, 8:05 PM EDT
Att. 4,965 - Unknown - 72 F

livebaseballscorecards.com

AB	33
R	4
H	11
RBI	2
BB	3
SO	6
LOB	18

WP: 0 PB: 0 SB: 0 CS: 0 PA: 39

California Angels @ Milwaukee Brewers

Milwaukee County Stadium, Milwaukee, WI

Sun Sep 05 1971, 4:33 AM EDT

Att. 10,697 - Unknown - 77 F

TOP

livebaseballscorecards.com

Batter	1	2	3	4	5	6	7	8	9	AB	R	H	RBI	BB	SO	LOB
Sandy Alomar Sr., S (1, 4) OBP: 0.300, SLG: 0.311	FC4-6 1B	2-H 1B			F9 1-2			1B		4	0	3	1	0	0	1
Mickey Rivers, L (1, 8) OBP: 0.327, SLG: 0.342	FC4-6 1-2f 2B	6-3			P6			S S S K		4	1	0	0	0	1	3
Jim Fregosi, R (1, 6) OBP: 0.310, SLG: 0.322	1-H IHR 2B		S S S K			F9		F7		4	1	1	1	0	1	1
Ken McMullen, R (1, 5) OBP: 0.310, SLG: 0.385	2-H IHR		F8			5-3		1-2 1B		4	1	2	2	0	0	0
Jim Spencer, L (1, 3) OBP: 0.303, SLG: 0.399	F8		4-3			4-3		3-1		4	0	0	0	0	0	2
Tony Gonzalez, L (1, 7) OBP: 0.311, SLG: 0.318	F7			4-3			4-3		S S S K	4	0	0	0	0	1	0
Roger Repoz, L (1, 9) OBP: 0.333, SLG: 0.361		P6		P6			3-1		F5	4	0	0	0	0	0	0
Jeff Torborg, R (1, 2) OBP: 0.218, SLG: 0.253		SH5-4 1B 1B		F9			FC6-4 1B		L1	4	1	2	0	0	0	0
Tom Murphy, R (1, 1) OBP: 0.200, SLG: 0.221		SH5-4 1-2			CS 1B		FC6-4 1-2f			0	0	0	0	0	0	0
Eddie Fisher, R (2, 1) OBP: 0.188, SLG: 0.071										0	0	0	0	0	0	0
Bruce Christensen, L (5, PH) OBP: 0.333, SLG: 0.273										1	0	1	0	0	0	0
Dave LaRoche, L (5, 1) OBP: 0.167, SLG: 0.091										1	0	0	0	0	0	1

	AB	34
	R	4
	H	9
	RBI	4
	BB	0
	SO	3
	LOB	8

Inning Stats	1	2	3	4	5	6	7	8	9
	R: 3 E: 0 K: 0 S: 6	H: 3 LOB: 0 BB: 0 P: 6	R: 1 E: 0 K: 0 S: 5	H: 2 LOB: 1 BB: 0 P: 5	R: 0 E: 0 K: 1 S: 5	H: 0 LOB: 0 BB: 0 P: 5	R: 0 E: 0 K: 0 S: 3	H: 0 LOB: 0 BB: 0 P: 3	R: 0 E: 0 K: 0 S: 3	H: 1 LOB: 0 BB: 0 P: 3	R: 0 E: 0 K: 0 S: 3	H: 0 LOB: 0 BB: 0 P: 3	R: 0 E: 0 K: 0 S: 4	H: 1 LOB: 1 BB: 0 P: 4	R: 0 E: 0 K: 1 S: 7	H: 2 LOB: 2 BB: 0 P: 7	R: 0 E: 0 K: 1 S: 5	H: 0 LOB: 0 BB: 0 P: 5

	1B: 7	SF: 0
	2B: 1	SAC: 1
	3B: 0	DP: 0
	HR: 1	HBP: 0

	WP: 0	PA: 35
	PB: 0	
	SB: 0	
	CS: 1	

PITCHER		IP	WLS	BF	H	R	ER	SO	BB	IBB	HBP	BLK	WP	HR	S	P	ERA	WHIP
Skip Lockwood, R ERA: 3.5	(1, 1)	7.2	W	31	9	4	4	2	0	0	0	0	0	0	35	35	4.70	1.174
Ken Sanders, R ERA: 1.93	(8, 1)	1.1	S	4	0	0	0	1	0	0	0	0	0	0	6	6	0.00	0.000

PITCHER		IP	WLS	BF	H	R	ER	SO	BB	IBB	HBP	BLK	WP	HR	S	P	ERA	WHIP

BOTTOM

California Angels @ Milwaukee Brewers

Milwaukee County Stadium, Milwaukee, WI

Sun Sep 05 1971, 4:33 AM EDT

Att. 10,697 - Unknown - 77 F

livebaseballscorecards.com

Batter	1	2	3	4	5	6	7	8	9	AB	R	H	RBI	BB	SO	LOB
Tommy Harper, R (1, 7) OBP: 0.336, SLG: 0.409	HR	1-H 2-H HR		F9 ①		6-3 ③				4	2	2	4	0	0	0
Bob Heise, R (1, 4) OBP: 0.254, SLG: 0.274	6-3 ①	F7 ①		P6 ②			1B ①			4	0	1	0	0	0	0
Jose Cardenal, R (1, 8) OBP: 0.308, SLG: 0.365	4-3 E 2B	1B		5-3 ③			F8 ②			4	1	2	0	0	0	0
John Briggs, L (1, 3) OBP: 0.369, SLG: 0.432 Frank Tepedino, L (1, 3) OBP: 0.210, SLG: 0.258 Roberto Pena, R (7, PH) OBP: 0.291, SLG: 0.344 (8, 3)	4-3 ② S S S 2-3	K ②			6-3 ①		F3 ③			0 3 1	0 0 0	0 0 0	0 0 0	0 0 0	0 1 0	0 2 0
Dave May, L (1, 9) OBP: 0.350, SLG: 0.441	B B B B E BB	F2 ③			SF7 3B			S S S K ①		3	1	1	0	1	1	1
Darrell Porter, L (1, 2) OBP: 0.143, SLG: 0.167	E7 1-3 3-H 1B		F8 ①		SF7 ② 3-H			P4 ②		3	0	1	2	0	0	0
Tom Matchick, L (1, 5) OBP: 0.343, SLG: 0.354	G3 ③		1B		F5 ③			F9 ③		4	0	1	0	0	0	2
Rick Auerbach, R (1, 6) OBP: 0.281, SLG: 0.234		B B B B BB HR BB	F8 ②			P6 ①				2	1	0	0	1	0	1
Skip Lockwood, R (1, 1) OBP: 0.172, SLG: 0.170 Ken Sanders, R (8, 1)		B B B B 1-2 HR BB	F9 ③			F8 ②				2 0	1 0	0 0	0 0	1 0	0 0	1 0
Inning Stats	R: 2 E: 1 K: 0 S: 6 H: 3 LOB: 2 BB: 1 P: 10	R: 3 E: 0 K: 1 S: 7 H: 2 LOB: 1 BB: 2 P: 15	R: 0 E: 0 K: 0 S: 4 H: 1 LOB: 1 BB: 0 P: 4	R: 0 E: 0 K: 0 S: 3 H: 0 LOB: 0 BB: 0 P: 3	R: 1 E: 0 K: 0 S: 4 H: 1 LOB: 0 BB: 0 P: 4	R: 0 E: 0 K: 0 S: 3 H: 0 LOB: 0 BB: 0 P: 3	R: 0 E: 0 K: 0 S: 3 H: 1 LOB: 0 BB: 0 P: 3	R: 0 E: 0 K: 1 S: 5 H: 0 LOB: 0 BB: 0 P: 5		1B: 4 2B: 1 3B: 1 HR: 2	SF: 1 SAC: 0 DP: 0 HBP: 0						

AB	30
R	6
H	8
RBI	6
BB	3
SO	2
LOB	7

WP: 0 PB: 0 SB: 0 CS: 0 PA: 34

PITCHER		IP	WLS	BF	H	R	ER	SO	BB	IBB	HBP	BLK	WP	HR	S	P	ERA	WHIP
Tom Murphy, R ERA: 3.81	(1, 1)	1.0		9	3	4	4	0	3	0	0	0	0	1	6	18	36.00	6.000
Eddie Fisher, R ERA: 2.64	(2, 1)	3.0	L	12	3	1	1	1	0	0	0	0	0	1	14	14	3.00	1.000
Dave LaRoche, L ERA: 1.81	(5, 1)	4.0		13	2	1	1	1	0	0	0	0	0	0	15	15	2.25	0.500

PITCHER	IP	WLS	BF	H	R	ER	SO	BB	IBB	HBP	BLK	WP	HR	S	P	ERA	WHIP

Batter	1	2	3	4	5	6	7	8	9	AB	R	H	RBI	BB	SO	LOB
Sandy Alomar Sr., S (1, 4) OBP: 0.302, SLG: 0.314	4-3		CS 1B			S SH1-3 SF8 1B		1-2 2-3 1B		4	1	3	0	0	0	0
Mickey Rivers, L (1, 8) (9, 7) OBP: 0.327, SLG: 0.338	B B B 4-0 PB 6-3 BB		F2 1-2			SH1-3 1-2		F5		2	0	0	0	1	0	4
Jim Fregosi, R (1, 6) OBP: 0.306, SLG: 0.319	6-3 1-2			6-3		SF8 2-H		L6-4 2-3		3	0	0	1	0	0	4
Ken McMullen, R (1, 5) OBP: 0.310, SLG: 0.386	F7 2-3			2B		P4			6-3	4	0	1	0	0	0	1
Jim Spencer, L (1, 3) OBP: 0.303, SLG: 0.404		HR		K			F9		K	4	1	1	1	0	2	1
Tony Gonzalez, L (1, 7) OBP: 0.310, SLG: 0.328		L8		3-1			4-3		HR	4	1	1	1	0	0	1
Ken Berry, R (9, 8) OBP: 0.261, SLG: 0.292										0	0	0	0	0	0	0
Roger Repoz, L (1, 9) OBP: 0.332, SLG: 0.371		K			K		4-3		HR	4	1	1	1	0	2	0
Jeff Torborg, R (1, 2) OBP: 0.222, SLG: 0.269		P4			6-3			1B 2B	1B	3	0	1	0	0	0	0
Syd O'Brien, R (8, PR) OBP: 0.246, SLG: 0.298										0	0	0	0	0	0	0
John Stephenson, L (8, 2) OBP: 0.284, SLG: 0.327										1	0	1	0	0	0	0
Andy Messersmith, R (1, 1) OBP: 0.200, SLG: 0.224			K		6-3			FC L6-4 1B	K2-3	4	0	0	0	0	2	2
Inning Stats	R: 0 E: 0 K: 0 S: 3 H: 0 LOB: 1 BB: 1 P: 7	R: 1 E: 0 K: 1 S: 6 H: 1 LOB: 0 BB: 0 P: 6	R: 0 E: 0 K: 1 S: 5 H: 1 LOB: 0 BB: 0 P: 5	R: 0 E: 0 K: 1 S: 6 H: 1 LOB: 1 BB: 0 P: 6	R: 0 E: 0 K: 1 S: 5 H: 0 LOB: 0 BB: 0 P: 5	R: 1 E: 0 K: 0 S: 4 H: 1 LOB: 0 BB: 0 P: 4	R: 0 E: 0 K: 0 S: 3 H: 0 LOB: 0 BB: 0 P: 3	R: 0 E: 0 K: 0 S: 5 H: 2 LOB: 3 BB: 0 P: 5	R: 2 E: 0 K: 2 S: 10 H: 3 LOB: 1 BB: 0 P: 10	1B: 4 2B: 3 3B: 0 HR: 3	SF: 1 SAC: 1 DP: 1 HBP: 0						

TOP

California Angels @ Oakland Athletics

Oakland-Alameda County Coliseum, Oakland, CA

Mon Sep 06 1971, 3:33 AM PDT

Att. 6,392 - Unknown

livebaseballscorecards.com

AB	33
R	4
H	9
RBI	4
BB	1
SO	6
LOB	13

1B: 4	SF: 1
2B: 3	SAC: 1
3B: 0	DP: 1
HR: 3	HBP: 0

WP: 0	PA: 36
PB: 1	
SB: 1	
CS: 1	

PITCHER	IP	WLS	BF	H	R	ER	SO	BB	IBB	HBP	BLK	WP	HR	S	P	ERA	WHIP
Chuck Dobson, R (1, 1) ERA: 3.6	9.0	L	36	9	4	4	6	1	0	0	0	0	3	47	51	4.00	1.111

PITCHER	IP	WLS	BF	H	R	ER	SO	BB	IBB	HBP	BLK	WP	HR	S	P	ERA	WHIP

Batter	1	2	3	4	5	6	7	8	9	AB	R	H	RBI	BB	SO	LOB
Bert Campaneris, R (1, 6) OBP: 0.289, SLG: 0.331	6-3		K		K			5-3		3	0	0	0	0	2	1
Larry Brown, R (6, 6) OBP: 0.237, SLG: 0.232										1	0	0	0	0	0	0
Joe Rudi, R (1, 7) OBP: 0.300, SLG: 0.389	1B BB		FC6-4 1-2 1B			4-3 G3 2B		1B		3	1	3	0	1	0	0
Reggie Jackson, L (1, 9) OBP: 0.362, SLG: 0.500	G6-4-3 1-2 1B		FC6-4 1-2f 2-3			4-3 2-3		2B		4	0	2	0	0	0	3
Mike Epstein, L (1, 3) OBP: 0.374, SLG: 0.416	G6-4-3 1-2f		K			G3 3-H		4-3		4	0	0	1	0	1	5
Sal Bando, R (1, 5) OBP: 0.383, SLG: 0.456		6-3 BB		5-3		HR			1B	3	1	2	1	1	0	0
Angel Mangual, R (1, 8) OBP: 0.338, SLG: 0.396		6-3 1-2		F9		K			P3	4	0	0	0	0	1	2
Curt Blefary, L (1, 2) OBP: 0.310, SLG: 0.395		F7		F7			4-3		K	4	0	0	0	0	1	2
Dick Green, R (1, 4) OBP: 0.323, SLG: 0.355		K			F4		3-1		K	3	0	0	0	0	1	1
Adrian Garrett, L (9, PH) OBP: 0.400, SLG: 0.182										1	0	0	0	0	1	1
Chuck Dobson, R (1, 1) OBP: 0.242, SLG: 0.295			FC6-4 1B 1B		5-3		5-3			3	0	1	0	0	0	0
Inning Stats	R: 0 E: 0 K: 0 S: 3 H: 1 LOB: 1 BB: 1 P: 7	R: 0 E: 0 K: 1 S: 5 H: 0 LOB: 1 BB: 1 P: 9	R: 0 E: 0 K: 2 S: 9 H: 2 LOB: 2 BB: 0 P: 9	R: 0 E: 0 K: 0 S: 3 H: 0 LOB: 0 BB: 0 P: 3	R: 0 E: 0 K: 1 S: 5 H: 0 LOB: 0 BB: 0 P: 5	R: 2 E: 0 K: 1 S: 7 H: 2 LOB: 0 BB: 0 P: 7	R: 0 E: 0 K: 0 S: 3 H: 0 LOB: 0 BB: 0 P: 3	R: 0 E: 0 K: 0 S: 4 H: 2 LOB: 1 BB: 0 P: 4	R: 0 E: 0 K: 2 S: 8 H: 1 LOB: 1 BB: 0 P: 8	1B: 5 2B: 2 3B: 0 HR: 1 SF: 0 SAC: 0 DP: 1 HBP: 0						

PITCHER	IP	WLS	BF	H	R	ER	SO	BB	IBB	HBP	BLK	WP	HR	S	P	ERA	WHIP
Andy Messersmith, R (1, 1) ERA: 3.35	9.0	W	35	8	2	2	7	2	0	0	0	0	1	47	55	2.00	1.111

PITCHER	IP	WLS	BF	H	R	ER	SO	BB	IBB	HBP	BLK	WP	HR	S	P	ERA	WHIP

BOTTOM

California Angels @ Oakland Athletics

Oakland-Alameda County Coliseum, Oakland, CA

Mon Sep 06 1971, 3:33 AM PDT

Att. 6,392 - Unknown

livebaseballscorecards.com

AB	33
R	2
H	8
RBI	2
BB	2
SO	7
LOB	15

California Angels @ Oakland Athletics

Oakland-Alameda County Coliseum, Oakland, CA

Tue Sep 07 1971, 7:05 PM PDT

Att. 6,878 - Unknown

TOP

livebaseballscorecards.com

Batter	1	2	3	4	5	6	7	8	9	AB	R	H	RBI	BB	SO	LOB
Sandy Alomar Sr., S (1, 4) OBP: 0.300, SLG: 0.311	F8	F9		K		K 2-3	1-3			5	0	0	0	0	2	3
Ken Berry, R (1, 8) OBP: 0.267, SLG: 0.298	6-3 HR 1B	FC6-4 1B		5-3		1-3		FC5-4 BB FC4-2 1B		5	1	3	0	0	0	1
Jim Fregosi, R (1, 6) OBP: 0.304, SLG: 0.314	6-3 1-2	FC6-4 1-2f			K		K 1B 2B	BBBB FC5-4 1-2 BB		4	1	0	0	1	2	2
Ken McMullen, R (1, 5) OBP: 0.314, SLG: 0.393	2-H HR		BBBB 1B BB		E BB		2B E 1-2 1B	FC5-4 FC4-2 1-2f 2-3		3	2	2	2	2	0	2
Billy Cowan, R (1, 7) OBP: 0.308, SLG: 0.409	BBBB 1B 1B BB		P6		E6 FC6-4 1-2		E FC5-2 1-3 2-H 2B	FC4-2 1-2 3-H		2	1	0	0	1	0	2
Mickey Rivers, L (7, PH) (7, 9) OBP: 0.329, SLG: 0.345										2	0	1	1	0	0	2
Jim Spencer, L (1, 3) OBP: 0.305, SLG: 0.405	FC5 1B 1-2 1B		FC5-4 1-2 1B		K		FC5-2 E SF9 HBP	4-3		4	1	2	0	0	1	4
Tommie Reynolds, R (1, 9) (7, 7) OBP: 0.312, SLG: 0.318	1-2 2-H 1B		P6		FC6-4 1-2f		E6 FC5-2 1-2 2-3 3-H		1-3	5	0	1	2	0	0	6
Jeff Torborg, R (1, 2) OBP: 0.221, SLG: 0.265	FC5 2-3f		FC5-4 1-2f			BLK SH3 1B	FC5-2 1-2 2-3 3-Hf		6-3	5	0	1	0	0	0	7
Clyde Wright, R (1, 1) OBP: 0.207, SLG: 0.213		F9		L6		SH3 1-2	SF9 3-H		5-3	3	0	0	1	0	0	0
Inning Stats	R: 3 E: 0 K: 0 S: 7 H: 4 LOB: 2 BB: 1 P: 11	R: 0 E: 0 K: 0 S: 4 H: 1 LOB: 1 BB: 0 P: 4	R: 0 E: 0 K: 0 S: 4 H: 1 LOB: 2 BB: 1 P: 8	R: 0 E: 0 K: 1 S: 5 H: 0 LOB: 0 BB: 0 P: 5	R: 0 E: 1 K: 2 S: 8 H: 0 LOB: 2 BB: 1 P: 12	R: 0 E: 0 K: 1 S: 6 H: 1 LOB: 1 BB: 0 P: 6	R: 3 E: 1 K: 1 S: 9 H: 2 LOB: 2 BB: 0 P: 10	R: 0 E: 0 K: 0 S: 4 H: 1 LOB: 2 BB: 1 P: 8	R: 0 E: 0 K: 0 S: 3 H: 0 LOB: 0 BB: 0 P: 3	1B: 8 2B: 1 3B: 0 HR: 1 SF: 1 SAC: 1 DP: 0 HBP: 1							

	AB	38
	R	6
	H	10
	RBI	6
	BB	4
	SO	5
	LOB	29

WP: 0 PB: 1 SB: 0 CS: 0 PA: 45

PITCHER		IP	WLS	BF	H	R	ER	SO	BB	IBB	HBP	BLK	WP	HR	S	P	ERA	WHIP
Vida Blue, L ERA: 1.79	(1, 1)	3.0	L	17	6	3	3	0	2	0	0	0	0	1	15	23	9.00	2.667
Ron Klimkowski, R ERA: 4.0	(4, 1)	2.0		8	0	0	0	3	1	0	0	0	0	0	13	17	0.00	0.500
Bob Locker, R ERA: 3.03	(6, 1)	1.0		7	3	3	1	2	0	0	0	1	0	0	11	11	9.00	3.000
Jim Roland, L ERA: 2.92	(7, 1)	1.0		5	0	0	0	0	0	0	1	0	0	0	4	5	0.00	0.000
Mudcat Grant, R ERA: 3.41	(8, 1)	2.0		8	1	0	0	0	1	0	0	0	0	0	7	11	0.00	1.000

PITCHER	IP	WLS	BF	H	R	ER	SO	BB	IBB	HBP	BLK	WP	HR	S	P	ERA	WHIP

Batter	1	2	3	4	5	6	7	8	9	AB	R	H	RBI	BB	SO	LOB
Bert Campaneris, R (1, 6) OBP: 0.291, SLG: 0.334	6-3		G5-4-3, 1-2, 1B		1-3		1-3, 2B			4	0	2	0	0	0	0
Joe Rudi, R (1, 3) OBP: 0.300, SLG: 0.388	1B		G5-4-3, 1-2f			5-3	5-3			4	0	1	0	0	0	4
Reggie Jackson, L (1, 9) OBP: 0.359, SLG: 0.496	K			K		4-3		K		4	0	0	0	0	3	1
Gene Tenace, R (1, 2) OBP: 0.394, SLG: 0.459	F9			1B		BB		F8		3	0	1	0	1	0	1
Sal Bando, R (1, 5) OBP: 0.381, SLG: 0.452		F8		K		K		F8		4	0	0	0	0	2	2
Angel Mangual, R (1, 8) OBP: 0.337, SLG: 0.394		F9		1B			4-3		6-3	4	0	1	0	0	0	0
George Hendrick, R (1, 7) OBP: 0.272, SLG: 0.303		1-3		K			3-1		E6	4	0	0	0	0	1	2
Dick Green, R (1, 4) OBP: 0.321, SLG: 0.351			F7		K		E6, 1B		F9	4	1	0	0	0	1	1
Vida Blue, S (1, 1) OBP: 0.125, SLG: 0.125 Dwain Anderson, R (3, PH) OBP: 0.000, SLG: 0.000 Ron Klimkowski, R (4, 1) OBP: 0.000, SLG: 0.000 Curt Blefary, L (5, PH) OBP: 0.304, SLG: 0.391 Bob Locker, S (6, 1) Jim Roland, R (7, 1) Dave Duncan, R (7, PH) OBP: 0.211, SLG: 0.432 Mudcat Grant, R (8, 1) OBP: 0.389, SLG: 0.400 Larry Brown, R (9, PH) OBP: 0.208, SLG: 0.230										0 0 0 1 0 0 0 1 0	0 0 0 0 0 0 0 0 0	0 0 0 0 0 0 0 1 0	0 0 0 0 0 0 0 1 0	0 1 0 0 0 0 0 0 0	0 0 0 0 0 0 0 1 0	0 0 0 0 0 0 0 1 0
Inning Stats	R: 0 E: 0 K: 1 S: 6 H: 1 LOB: 1 BB: 0 P: 6	R: 0 E: 0 K: 0 S: 3 H: 0 LOB: 0 BB: 0 P: 3	R: 0 E: 0 K: 0 S: 3 H: 1 LOB: 1 BB: 1 P: 7	R: 0 E: 0 K: 3 S: 11 H: 2 LOB: 2 BB: 0 P: 11	R: 0 E: 0 K: 1 S: 5 H: 0 LOB: 0 BB: 0 P: 5	R: 0 E: 0 K: 1 S: 5 H: 0 LOB: 1 BB: 1 P: 9	R: 1 E: 1 K: 0 S: 6 H: 2 LOB: 2 BB: 0 P: 6	R: 0 E: 0 K: 1 S: 5 H: 0 LOB: 0 BB: 0 P: 5	R: 0 E: 1 K: 1 S: 6 H: 0 LOB: 1 BB: 0 P: 6	1B: 5 2B: 1 3B: 0 HR: 0	SF: 0 SAC: 0 DP: 1 HBP: 0					

PITCHER		IP	WLS	BF	H	R	ER	SO	BB	IBB	HBP	BLK	WP	HR	S	P	ERA	WHIP
Clyde Wright, L ERA: 3.0	(1, 1)	9.0	W	36	6	1	0	8	2	0	0	0	0	0	50	58	0.00	0.889

PITCHER	IP	WLS	BF	H	R	ER	SO	BB	IBB	HBP	BLK	WP	HR	S	P	ERA	WHIP

BOTTOM

California Angels @ Oakland Athletics

Oakland-Alameda County Coliseum, Oakland, CA

Tue Sep 07 1971, 7:05 PM PDT

Att. 6,878 - Unknown

livebaseballscorecards.com

AB	34
R	1
H	6
RBI	1
BB	2
SO	8
LOB	12

WP: 0	PA: 36		
PB: 0			
SB: 0			
CS: 0			

Batter	1	2	3	4	5	6	7	8	9	AB	R	H	RBI	BB	SO	LOB
Sandy Alomar Sr., S (1, 4) OBP: 0.300, SLG: 0.311	S, HBP, 1B		F7		6-3		P4			4	0	1	0	0	0	2
Mickey Rivers, L (1, 8) OBP: 0.327, SLG: 0.340	F8		4-3			BBBB, SH1-4, BB		F5		3	0	0	0	1	0	1
Jim Fregosi, R (1, 6) OBP: 0.307, SLG: 0.314 Bruce Christensen, L (2, 6) OBP: 0.323, SLG: 0.263	1-2, HBP			SSS, K		SH1-4, 1-2		F7		0 2	0 0	0 0	0 0	0 0	0 1	0 0
Ken McMullen, R (1, 5) OBP: 0.313, SLG: 0.392	F5, 2-3			F9		SSS, K		1B		4	0	1	0	0	1	3
Jim Spencer, L (1, 3) OBP: 0.305, SLG: 0.403	SSS, K			BB, 1B		F8		4-3		4	0	1	0	0	1	4
Tony Gonzalez, L (1, 7) OBP: 0.310, SLG: 0.324		6-3		BBBB, 1-2, BB			4-3		6-3	3	0	0	0	1	0	0
Roger Repoz, L (1, 9) OBP: 0.331, SLG: 0.367		4-3		SSS, K			BBBB, 1B, BB		F9	3	0	0	0	1	1	2
John Stephenson, L (1, 2) OBP: 0.280, SLG: 0.322		F3			F9		F3		L9	4	0	0	0	0	0	1
Rudy May, L (1, 1) OBP: 0.210, SLG: 0.186			K		K		1-2, 1B			3	0	1	0	0	2	0
Inning Stats	R: 0 E: 0 K: 1 S: 6 H: 1 LOB: 2 BB: 0 P: 7	R: 0 E: 0 K: 0 S: 3 H: 0 LOB: 0 BB: 0 P: 3	R: 0 E: 0 K: 1 S: 5 H: 0 LOB: 0 BB: 0 P: 5	R: 0 E: 0 K: 2 S: 8 H: 1 LOB: 2 BB: 1 P: 12	R: 0 E: 0 K: 1 S: 5 H: 0 LOB: 0 BB: 0 P: 5	R: 0 E: 0 K: 1 S: 5 H: 0 LOB: 1 BB: 1 P: 9	R: 0 E: 0 K: 0 S: 4 H: 1 LOB: 2 BB: 1 P: 8	R: 0 E: 0 K: 0 S: 4 H: 1 LOB: 1 BB: 0 P: 4	R: 0 E: 0 K: 0 S: 3 H: 0 LOB: 0 BB: 0 P: 3	1B: 4 2B: 0 3B: 0 HR: 0 SF: 0 SAC: 1 DP: 0 HBP: 1							WP: 0 PB: 0 SB: 1 CS: 0 PA: 35

PITCHER	IP	WLS	BF	H	R	ER	SO	BB	IBB	HBP	BLK	WP	HR	S	P	ERA	WHIP
Catfish Hunter, R (1, 1) ERA: 3.1	9.0	W	35	4	0	0	6	3	0	1	0	0	0	43	56	0.00	0.778

PITCHER	IP	WLS	BF	H	R	ER	SO	BB	IBB	HBP	BLK	WP	HR	S	P	ERA	WHIP

TOP

California Angels @ Oakland Athletics

Oakland-Alameda County Coliseum, Oakland, CA

Wed Sep 08 1971, 7:05 PM PDT

Att. 3,264 - Unknown

livebaseballscorecards.com

AB	30
R	0
H	4
RBI	0
BB	3
SO	6
LOB	13

Batter	1	2	3	4	5	6	7	8	9	AB	R	H	RBI	BB	SO	LOB
Bert Campaneris, R (1, 6) OBP: 0.290, SLG: 0.333	F9			S 1B	F8 2-3		L8			4	0	1	0	0	0	2
Joe Rudi, R (1, 7) OBP: 0.299, SLG: 0.387	G3-6-3 1B			6-3 1-2	F7			4-3		4	0	1	0	0	0	3
Reggie Jackson, L (1, 9) OBP: 0.358, SLG: 0.493	G3-6-3 1-2f			F7		BBB FC1-5 E BB		SSS K		3	0	0	0	1	1	2
Sal Bando, R (1, 5) OBP: 0.382, SLG: 0.452		6-3		IBB		E6 E 1-2		1B		3	0	1	0	1	0	1
Mike Epstein, L (1, 3) OBP: 0.371, SLG: 0.411 Mike Hegan, L (9, 3) OBP: 0.347, SLG: 0.354		SSS K		F7		FC1-5 1-3 2-3f		4-3		4 0	0 0	0 0	0 0	0 0	1 0	5 0
Angel Mangual, R (1, 8) OBP: 0.337, SLG: 0.393		6-3			E BB E 1B	1-3				3	1	1	0	0	0	2
Dave Duncan, R (1, 2) OBP: 0.311, SLG: 0.429			SSS K		BBB F8 E 1-2 BB	6-3				2	0	0	0	1	1	2
Dick Green, R (1, 4) OBP: 0.321, SLG: 0.350			1-3		BBB 1-2 2-3 BB		L4			2	0	0	0	1	0	0
Catfish Hunter, R (1, 1) OBP: 0.365, SLG: 0.415			SSS K		P1 1-1 3-H		1-3			3	0	0	0	0	1	2
Inning Stats	R: 0 E: 0 K: 0 S: 3 H: 1 LOB: 0 BB: 0 P: 3	R: 0 E: 0 K: 1 S: 5 H: 0 LOB: 0 BB: 0 P: 5	R: 0 E: 0 K: 2 S: 7 H: 0 LOB: 0 BB: 0 P: 7	R: 0 E: 0 K: 0 S: 4 H: 1 LOB: 2 BB: 1 P: 8	R: 1 E: 2 K: 0 S: 4 H: 1 LOB: 2 BB: 2 P: 12	R: 0 E: 2 K: 0 S: 4 H: 0 LOB: 2 BB: 1 P: 8	R: 0 E: 0 K: 0 S: 3 H: 0 LOB: 0 BB: 0 P: 3	R: 0 E: 0 K: 1 S: 6 H: 1 LOB: 1 BB: 0 P: 6		1B: 4 2B: 0 3B: 0 HR: 0 SF: 0 SAC: 0 DP: 1 HBP: 0					

PITCHER	IP	WLS	BF	H	R	ER	SO	BB	IBB	HBP	BLK	WP	HR	S	P	ERA	WHIP
Rudy May, L (1, 1) ERA: 2.88	8.0	L	32	4	1	1	4	3	1	0	0	0	0	36	52	1.12	0.875

PITCHER	IP	WLS	BF	H	R	ER	SO	BB	IBB	HBP	BLK	WP	HR	S	P	ERA	WHIP

BOTTOM

California Angels @ Oakland Athletics

Oakland-Alameda County Coliseum, Oakland, CA

Wed Sep 08 1971, 7:05 PM PDT

Att. 3,264 - Unknown

livebaseballscorecards.com

AB	28
R	1
H	4
RBI	0
BB	4
SO	4
LOB	19

PA: 32

Batter	1	2	3	4	5	6	7	8	9	10	11	12	AB	R	H	RBI	BB	SO	LOB
Tommy Harper, R (1, 7) OBP: 0.337, SLG: 0.401	K			F8	3-1			2B IBB		F8			3	0	0	0	1	1	0
Bill Voss, L (10, PH) OBP: 0.315, SLG: 0.381 (10, 7)													1	0	0	0	0	0	0
Ron Theobald, R (1, 4) OBP: 0.344, SLG: 0.321	G1-4-3 BB			E6 1-3		4-3		1-3 2-H 2B		5-3			4	0	1	1	1	0	0
Jose Cardenal, R (1, 8) OBP: 0.309, SLG: 0.375	G1-4-3 1-2f			1-3 1-2			1-3	F9		K			5	0	0	0	0	1	4
John Briggs, L (1, 3) OBP: 0.379, SLG: 0.442		G3-6-3 BB		4-3			HR		2B BB		6-3		2	1	1	1	2	0	1
Bobby Mitchell, R (9, PR) OBP: 0.267, SLG: 0.352													0	0	0	0	0	0	0
Roberto Pena, R (9, 3) OBP: 0.288, SLG: 0.344													1	0	0	0	0	0	0
Dave May, L (1, 9) OBP: 0.351, SLG: 0.437		G3-6-3 1-2f			G3 2B		2-3		K		F7		5	0	1	0	0	1	2
Darrell Porter, L (1, 2) OBP: 0.348, SLG: 0.381		1-3			K		F9		1-3 2B		F5		5	0	1	0	0	1	1
Tom Matchick, L (1, 5) OBP: 0.329, SLG: 0.329			3-1		G3 2-3			K	K			K	5	0	0	0	0	3	4
Bob Heise, R (1, 6) OBP: 0.263, SLG: 0.283			5-3		1-3			E6 2B 1B	IBB			6-3	4	1	1	0	1	0	1
Bill Parsons, R (1, 1) OBP: 0.250, SLG: 0.246			F8			6-3		K	F8			6-3	4	0	0	0	0	1	4
Frank Tepedino, L (12, PH) OBP: 0.208, SLG: 0.245													1	0	0	0	0	0	0
Floyd Weaver, R (12, 1)													0	0	0	0	0	0	0
Inning Stats	R: 0 H: 0 E: 0 LOB: 0 K: 1 BB: 1 S: 4 P: 8	R: 0 H: 0 E: 0 LOB: 0 K: 0 BB: 1 S: 2 P: 6	R: 0 H: 0 E: 0 LOB: 0 K: 0 BB: 0 S: 3 P: 3	R: 0 H: 0 E: 1 LOB: 1 K: 0 BB: 0 S: 4 P: 4	R: 0 H: 1 E: 0 LOB: 1 K: 1 BB: 0 S: 6 P: 6	R: 0 H: 0 E: 0 LOB: 0 K: 0 BB: 0 S: 3 P: 3	R: 1 H: 1 E: 0 LOB: 0 K: 0 BB: 0 S: 4 P: 4	R: 1 H: 2 E: 1 LOB: 2 K: 2 BB: 1 S: 9 P: 13	R: 0 H: 1 E: 0 LOB: 3 K: 2 BB: 2 S: 8 P: 16	R: 0 H: 0 E: 0 LOB: 0 K: 1 BB: 0 S: 5 P: 5	R: 0 H: 0 E: 0 LOB: 0 K: 0 BB: 0 S: 3 P: 3	R: 0 H: 0 E: 0 LOB: 0 K: 1 BB: 0 S: 5 P: 5	1B: 1 2B: 3 3B: 0 HR: 1	SF: 0 SAC: 0 DP: 2 HBP: 0	WP: 0 PA: 45 PB: 0 SB: 0 CS: 0						

PITCHER		IP	WLS	BF	H	R	ER	SO	BB	IBB	HBP	BLK	WP	HR	S	P	ERA	WHIP
Tom Murphy, R ERA: 3.76	(1, 1)	8.0		30	4	2	2	4	2	1	0	0	0	1	35	47	2.25	0.750
Dave LaRoche, L ERA: 1.78	(9, 1)	1.0		6	1	0	0	2	1	1	0	0	0	0	8	16	0.00	2.000
Lloyd Allen, R ERA: 2.46	(10, 1)	2.0		6	0	0	0	1	0	0	0	0	0	0	8	8	0.00	0.000
Eddie Fisher, R ERA: 2.62	(12, 1)	1.0	W	3	0	0	0	1	0	0	0	0	0	0	5	5	0.00	0.000

PITCHER	IP	WLS	BF	H	R	ER	SO	BB	IBB	HBP	BLK	WP	HR	S	P	ERA	WHIP

Milwaukee Brewers @ California Angels

Anaheim Stadium, Anaheim, CA

Thu Sep 09 1971, 10:05 PM EDT

Att. 6,098 - Unknown

TOP

livebaseballscorecards.com

AB	40
R	2
H	5
RBI	2
BB	5
SO	8
LOB	17

Batter	1	2	3	4	5	6	7	8	9	10	11	12	AB	R	H	RBI	BB	SO	LOB
Sandy Alomar Sr., S (1, 6) OBP: 0.297, SLG: 0.308	4-3		F7			P5			FC1-5 1-2 2-3f		F8		5	1	0	0	0	0	2
Mickey Rivers, L (1, 8) OBP: 0.329, SLG: 0.351	G3			F9			G3		G1-2-3 1-H 2-H		1B 1B		5	0	2	2	0	0	0
Jim Spencer, L (1, 3) OBP: 0.306, SLG: 0.402	G3			F8			F8		IBB		1B 1-H		4	0	1	0	1	0	0
Ken McMullen, R (1, 5) OBP: 0.313, SLG: 0.389		6-3		F9			6-3		IBB 1-2			F9	4	0	0	0	1	0	0
Tony Gonzalez, L (1, 7) OBP: 0.311, SLG: 0.323		BB			4-3			G4-6-3	G1-2-3 3-Hf			6-3	4	0	1	0	1	0	3
Billy Parker, R (1, 4) OBP: 0.200, SLG: 0.800		K			K			P4		F4		HR	5	1	1	1	0	2	2
Roger Repoz, L (1, 9) OBP: 0.327, SLG: 0.361		F9			4-3			G4-6-3 1-2f		4-3			4	0	0	0	0	0	2
John Stephenson, L (1, 2) OBP: 0.280, SLG: 0.320			F8			F8			FC1-5 BB	K			2	0	0	0	1	0	0
Rudy Meoli, L (9, PR)													0	0	0	0	0	0	0
Jeff Torborg, R (10, 2) OBP: 0.218, SLG: 0.262													1	0	0	0	0	1	0
Tom Murphy, R (1, 1) OBP: 0.184, SLG: 0.214			F7			4-3			FC1-5 1-2		P4		2	0	0	0	0	0	0
Dave LaRoche, L (9, 1) OBP: 0.167, SLG: 0.091													0	0	0	0	0	0	0
Jim Fregosi, R (9, PH) OBP: 0.308, SLG: 0.314													0	1	0	0	1	0	0
Lloyd Allen, R (10, 1) OBP: 0.333, SLG: 0.533													0	0	0	0	0	0	0
Tommie Reynolds, R (11, PH) OBP: 0.308, SLG: 0.313													1	0	0	0	0	0	0
Eddie Fisher, R (12, 1) OBP: 0.188, SLG: 0.071													0	0	0	0	0	0	0
Inning Stats	R: 0 E: 0 K: 0 S: 3 H: 0 LOB: 0 BB: 0 P: 3	R: 0 E: 0 K: 1 S: 5 H: 0 LOB: 1 BB: 1 P: 9	R: 0 E: 0 K: 0 S: 3 H: 0 LOB: 0 BB: 0 P: 3	R: 0 E: 0 K: 0 S: 3 H: 0 LOB: 0 BB: 0 P: 3	R: 0 E: 0 K: 1 S: 5 H: 0 LOB: 0 BB: 0 P: 5	R: 0 E: 0 K: 0 S: 3 H: 0 LOB: 0 BB: 0 P: 3	R: 0 E: 0 K: 0 S: 3 H: 0 LOB: 0 BB: 0 P: 3	R: 0 E: 0 K: 0 S: 3 H: 1 LOB: 0 BB: 0 P: 3	R: 2 E: 0 K: 0 S: 3 H: 1 LOB: 2 BB: 4 P: 19	R: 0 E: 0 K: 1 S: 5 H: 0 LOB: 0 BB: 0 P: 5	R: 0 E: 0 K: 0 S: 4 H: 2 LOB: 2 BB: 0 P: 4	R: 1 E: 0 K: 0 S: 3 H: 1 LOB: 0 BB: 0 P: 3	1B: 3 2B: 0 3B: 1 HR: 1 SF: 0 SAC: 0 DP: 2 HBP: 0						

PITCHER	IP	WLS	BF	H	R	ER	SO	BB	IBB	HBP	BLK	WP	HR	S	P	ERA	WHIP
Bill Parsons, R (1, 1) ERA: 2.81	11.0		39	4	2	2	3	3	2	0	0	0	0	40	60	1.64	0.636
Floyd Weaver, R (12, 1) ERA: 7.46	0.2	L	3	1	1	1	0	0	0	0	0	0	1	3	3	13.50	1.500

PITCHER	IP	WLS	BF	H	R	ER	SO	BB	IBB	HBP	BLK	WP	HR	S	P	ERA	WHIP

BOTTOM

Milwaukee Brewers @ California Angels

Anaheim Stadium, Anaheim, CA

Thu Sep 09 1971, 10:05 PM EDT

Att. 6,098 - Unknown

livebaseballscorecards.com

AB	37
R	3
H	5
RBI	3
BB	5
SO	3
LOB	9

WP: 0	PA: 42	1B: 3	SF: 0			
PB: 0		2B: 0	SAC: 0			
SB: 0		3B: 1	DP: 2			
CS: 0		HR: 1	HBP: 0			

Milwaukee Brewers @ California Angels

Anaheim Stadium, Anaheim, CA

Fri Sep 10 1971, 10:05 PM EDT

Att. 6,805 - Unknown

TOP

livebaseballscorecards.com

Batter	1	2	3	4	5	6	7	8	9	AB	R	H	RBI	BB	SO	LOB
Tommy Harper, R (1, 7) OBP: 0.336, SLG: 0.398	F7		5-3		F8		BB		F8 1-2	4	0	0	0	1	0	1
Ron Theobald, R (1, 4) OBP: 0.342, SLG: 0.325	6-3		6-3		3B		1-3		F8	5	0	1	0	0	0	2
Jose Cardenal, R (1, 8) OBP: 0.310, SLG: 0.381	K		2B BB		K			HR		3	2	1	1	1	2	1
John Briggs, L (1, 3) OBP: 0.380, SLG: 0.443		F8	1-H 2B			K		BB		3	0	1	1	1	1	0
Dave May, L (1, 9) OBP: 0.350, SLG: 0.435		F8 S S 1B	3-1			P6		F9		4	1	1	0	0	0	2
Darrell Porter, L (1, 2) OBP: 0.360, SLG: 0.364 Ellie Rodriguez, R (4, 2) OBP: 0.313, SLG: 0.252		1-2 S BB		K		S BB		1-2 G4-6-3 BB		1 0	0 0	0 0	0 0	1 2	1 0	0 0
Tom Matchick, L (1, 5) OBP: 0.318, SLG: 0.317 Bill Voss, L (8, PH) OBP: 0.314, SLG: 0.380 Marcelino Lopez, R (8, 1) OBP: 0.059, SLG: 0.059 Jim Hannan, R (8, 1)	2-3 F8			F9		1-2 4-3		1-2f G4-6-3		3 1 0 0	0 0 0 0	0 0 0 0	0 0 0 0	0 0 0 0	0 0 0 0	3 2 0 0
Bob Heise, R (1, 6) OBP: 0.266, SLG: 0.281 Frank Tepedino, L (7, PH) OBP: 0.206, SLG: 0.243 Jim Slaton, R (7, 1) OBP: 0.175, SLG: 0.083 Rick Auerbach, R (8, 6) OBP: 0.273, SLG: 0.227		1-2 3-H BB		F8			K		5-3	1 1 0 1	0 0 0 0	0 0 0 0	0 0 0 0	1 0 0 0	0 1 0 0	0 0 0 0
Skip Lockwood, R (1, 1) OBP: 0.167, SLG: 0.164 Jerry Bell, S (5, 1) Dick Schofield, S (7, PH) (7, 6) (8, 5)	K				K	G3			WP BB	2 0 1	0 0 0	0 0 0	0 0 1	0 0 0	2 0 0	2 0 0
Inning Stats	R: 0 E: 0 K: 1 S: 5 H: 0 LOB: 0 BB: 0 P: 5	R: 1 E: 0 K: 1 S: 6 H: 1 LOB: 2 BB: 2 P: 14	R: 1 E: 0 K: 0 S: 4 H: 1 LOB: 1 BB: 1 P: 8	R: 0 E: 0 K: 1 S: 5 H: 0 LOB: 0 BB: 0 P: 5	R: 0 E: 0 K: 2 S: 8 H: 1 LOB: 1 BB: 0 P: 8	R: 0 E: 0 K: 1 S: 5 H: 0 LOB: 1 BB: 1 P: 9	R: 0 E: 0 K: 1 S: 5 H: 0 LOB: 1 BB: 1 P: 9	R: 1 E: 0 K: 0 S: 3 H: 1 LOB: 1 BB: 2 P: 11	R: 0 E: 0 K: 0 S: 3 H: 0 LOB: 1 BB: 1 P: 7	1B: 1 2B: 1 3B: 1 HR: 1 SF: 0 SAC: 0 DP: 1 HBP: 0						

	AB	30
	R	3
	H	4
	RBI	2
	BB	8
	SO	7
	LOB	13

WP: 1 PB: 0 SB: 4 CS: 0 PA: 38

PITCHER	IP	WLS	BF	H	R	ER	SO	BB	IBB	HBP	BLK	WP	HR	S	P	ERA	WHIP
Andy Messersmith, R (1, 1) ERA: 3.34	9.0	W	38	4	3	3	7	8	0	0	0	1	1	44	76	3.00	1.333

PITCHER	IP	WLS	BF	H	R	ER	SO	BB	IBB	HBP	BLK	WP	HR	S	P	ERA	WHIP

Batter	1	2	3	4	5	6	7	8	9	AB	R	H	RBI	BB	SO	LOB
Sandy Alomar Sr., S OBP: 0.295, SLG: 0.306 (1, 6) (9, 4)	K		5-3		1-3		F9	F8		5	0	0	0	0	1	1
Mickey Rivers, L OBP: 0.339, SLG: 0.358 (1, 8) (8, 9)	1B		F5		1B HBP		3B 1B	1-2 1B		4	3	3	0	0	0	0
Jim Fregosi, R OBP: 0.314, SLG: 0.325 (1, 7) (6, 3) Ken Berry, R OBP: 0.266, SLG: 0.297 (7, PR) (8, 8)	G6-4-3 1-H 1B			1B 1B 1B BB	K 1-2		1B 3B 1-H	F7		3 1	1 1	2 0	2 0	1 0	1 0	1 2
Ken McMullen, R OBP: 0.314, SLG: 0.390 (1, 5)	G6-4-3 1-2f			1B 1B 1-2 1B	2-H 1B		P6			4	1	2	1	0	0	2
Jim Spencer, L OBP: 0.308, SLG: 0.403 (1, 3) Tony Gonzalez, L OBP: 0.312, SLG: 0.324 (5, PH) (6, 7)		BB		1B 1-2 2-3 1B	G3		3-H 1B			1 2	0 0	1 1	0 1	1 0	0 0	0 1
Billy Parker, R OBP: 0.333, SLG: 0.667 (1, 4) Bruce Christensen, L OBP: 0.323, SLG: 0.263 (9, 6)		K		1B 1-2 2-H 3-H 1B		F9 S 1B	F9			4 0	0 0	2 0	2 0	0 0	1 0	3 0
Roger Repoz, L OBP: 0.332, SLG: 0.362 (1, 9) (8, 3)		G6-4-3 1-2 BB		1-3 2-H 1B		F9 1-3		SH1-4 1B BB		2	1	1	0	2	0	1
Jeff Torborg, R OBP: 0.211, SLG: 0.253 (1, 2)		G6-4-3 1-2f		P1		G3		SH1-4 1-2		3	0	0	0	0	0	5
Andy Messersmith, R OBP: 0.202, SLG: 0.225 (1, 1)			F9	4-3		K		1B 2-H		4	0	1	1	0	1	3
Inning Stats	R: 1 E: 0 K: 1 S: 6 H: 2 LOB: 0 BB: 0 P: 6	R: 0 E: 0 K: 1 S: 4 H: 0 LOB: 1 BB: 2 P: 12	R: 0 E: 0 K: 0 S: 3 H: 0 LOB: 0 BB: 0 P: 3	R: 2 E: 0 K: 0 S: 6 H: 4 LOB: 2 BB: 1 P: 10	R: 1 E: 0 K: 1 S: 6 H: 1 LOB: 1 BB: 0 P: 7	R: 0 E: 0 K: 1 S: 6 H: 1 LOB: 1 BB: 0 P: 6	R: 2 E: 0 K: 0 S: 6 H: 3 LOB: 2 BB: 0 P: 6	R: 1 E: 0 K: 0 S: 5 H: 2 LOB: 2 BB: 1 P: 9		1B: 12 2B: 0 3B: 1 HR: 0 SF: 0 SAC: 1 DP: 2 HBP: 1						

PITCHER		IP	WLS	BF	H	R	ER	SO	BB	IBB	HBP	BLK	WP	HR	S	P	ERA	WHIP
Skip Lockwood, R ERA: 3.6	(1, 1)	4.2	L	22	7	4	4	3	3	0	1	0	0	0	24	37	7.71	2.143
Jerry Bell, R ERA: 1.35	(5, 1)	1.1		5	1	0	0	1	0	0	0	0	0	0	7	7	0.00	0.750
Jim Slaton, R ERA: 3.99	(7, 1)	1.0		6	3	2	2	0	0	0	0	0	0	0	6	6	18.00	3.000
Marcelino Lopez, L ERA: 4.66	(8, 1)	0.2		5	2	1	1	0	1	0	0	0	0	0	4	8	13.50	4.500
Jim Hannan, R ERA: 4.57	(8, 1)	0.1		1	0	0	0	0	0	0	0	0	0	0	1	1	0.00	0.000

PITCHER	IP	WLS	BF	H	R	ER	SO	BB	IBB	HBP	BLK	WP	HR	S	P	ERA	WHIP

BOTTOM

Milwaukee Brewers @ California Angels

Anaheim Stadium, Anaheim, CA

Fri Sep 10 1971, 10:05 PM EDT

Att. 6,805 - Unknown

livebaseballscorecards.com

AB	33
R	7
H	13
RBI	7
BB	4
SO	4
LOB	19

WP: 0 PA: 39
PB: 0
SB: 3
CS: 0

Milwaukee Brewers @ California Angels

Anaheim Stadium, Anaheim, CA

Sat Sep 11 1971, 10:05 PM EDT

Att. 6,673 - Unknown - 91 F

TOP

livebaseballscorecards.com

Batter	1	2	3	4	5	6	7	8	9	AB	R	H	RBI	BB	SO	LOB
Tommy Harper, R (1, 7) OBP: 0.335, SLG: 0.397	4-3		FC6-4 1-2 1B		F9		SH5-4 1-2 2-3		4-3	1	0	0	0	0	0	0
Andy Kosco, R (2, 7) OBP: 0.302, SLG: 0.366										2	0	1	0	0	0	0
Bill Voss, L (7, PH) (7, 7) OBP: 0.313, SLG: 0.379										1	0	0	0	0	0	0
Ron Theobald, R (1, 4) OBP: 0.339, SLG: 0.322	6-3		FC6-4 FC6-4 1-2f 2-3		F7		FC1-5-2-5 2-3 3-H			4	0	0	0	0	0	4
Jose Cardenal, R (1, 8) OBP: 0.308, SLG: 0.378	L6		FC6-4 1-2f		F9		P4			4	0	0	0	0	0	4
John Briggs, L (1, 3) OBP: 0.379, SLG: 0.450		HR		6-3		F7		4-3		4	1	1	1	0	0	0
Ken Sanders, R (8, 1)										0	0	0	0	0	0	0
Roberto Pena, R (1, 5) OBP: 0.287, SLG: 0.343		6-3		3B 1B		G3		P5		4	1	1	0	0	0	0
(8, 3)																
Ellie Rodriguez, R (1, 2) OBP: 0.318, SLG: 0.265		6-3		1-H 1B 3B		FC4-6 1B		1B		4	1	3	1	0	0	0
Dave May, L (1, 9) OBP: 0.349, SLG: 0.434		3-1		3-H 1B		FC4-6 1-2f		4-3		4	0	1	1	0	0	2
Rick Auerbach, R (1, 6) OBP: 0.273, SLG: 0.228			5-3	K			SH5-4 HBP FC1-5-2-5 1B		K	4	0	1	0	0	2	1
Lew Krausse, R (1, 1) OBP: 0.114, SLG: 0.025			B B B 4-0 FC6-4 1B BB	F9			H 1-0 FC1-5-2-5 SH5-4 1-2 HBP		6-3	1	0	0	0	1	0	1
Tom Matchick, L (8, 5) OBP: 0.315, SLG: 0.313										1	0	0	0	0	0	0

	AB	34
	R	3
	H	8
	RBI	3
	BB	1
	SO	2
	LOB	12

Inning Stats	1	2	3	4	5	6	7	8	9
	R: 0 E: 0 K: 0 S: 3	H: 0 LOB: 0 BB: 0 P: 3	R: 1 E: 0 K: 0 S: 4	H: 1 LOB: 0 BB: 0 P: 4	R: 0 E: 0 K: 0 S: 4	H: 1 LOB: 2 BB: 1 P: 8	R: 2 E: 0 K: 1 S: 8	H: 3 LOB: 1 BB: 0 P: 8	R: 0 E: 0 K: 0 S: 3	H: 0 LOB: 0 BB: 0 P: 3	R: 0 E: 0 K: 0 S: 4	H: 1 LOB: 1 BB: 0 P: 4	R: 0 E: 0 K: 0 S: 4	H: 1 LOB: 2 BB: 0 P: 5	R: 0 E: 0 K: 0 S: 4	H: 1 LOB: 1 BB: 0 P: 4	R: 0 E: 0 K: 1 S: 5	H: 0 LOB: 0 BB: 0 P: 5

	1B: 6	SF: 0	WP: 0	PA: 37
	2B: 0	SAC: 1	PB: 0	
	3B: 1	DP: 0	SB: 0	
	HR: 1	HBP: 1	CS: 0	

PITCHER		IP	WLS	BF	H	R	ER	SO	BB	IBB	HBP	BLK	WP	HR	S	P	ERA	WHIP
Clyde Wright, L ERA: 3.04	(1, 1)	6.0	L	25	6	3	3	1	1	0	0	0	0	1	26	30	4.50	1.167
Mel Queen, R ERA: 1.71	(7, 1)	2.0		9	2	0	0	0	0	0	1	0	0	0	8	9	0.00	1.000
Dave LaRoche, L ERA: 1.76	(9, 1)	1.0		3	0	0	0	1	0	0	0	0	0	0	5	5	0.00	0.000

PITCHER		IP	WLS	BF	H	R	ER	SO	BB	IBB	HBP	BLK	WP	HR	S	P	ERA	WHIP

Batter	1	2	3	4	5	6	7	8	9	AB	R	H	RBI	BB	SO	LOB
Sandy Alomar Sr., S (1, 6) OBP: 0.295, SLG: 0.305	F7		G3			1B		FC5-4 1-2f		4	0	1	0	0	0	1
Mickey Rivers, L (1, 8) OBP: 0.333, SLG: 0.352	4-3		L4			F8		F9		4	0	0	0	0	0	2
Jim Fregosi, R (1, 3) OBP: 0.311, SLG: 0.320	K			F8		P6			6-3	4	0	0	0	0	1	1
Ken McMullen, R (1, 5) OBP: 0.312, SLG: 0.387		5-3		P1			K		F9	4	0	0	0	0	1	0
Tony Gonzalez, L (1, 7) OBP: 0.311, SLG: 0.323		1B 1B		F7			E3		G3	4	0	1	0	0	0	0
Billy Parker, R (1, 4) OBP: 0.250, SLG: 0.500		F9			P4		L8			3	0	0	0	0	0	2
Roger Repoz, L (1, 9) OBP: 0.332, SLG: 0.362		1-2 1B			K		4-3			3	0	1	0	0	1	1
Jeff Torborg, R (1, 2) OBP: 0.207, SLG: 0.247		F7			P3			6-3		2	0	0	0	0	0	2
Tommie Reynolds, R (8, PH) OBP: 0.304, SLG: 0.309										1	0	0	0	0	0	0
Dave LaRoche, L (9, 1) OBP: 0.167, SLG: 0.091										0	0	0	0	0	0	0
Clyde Wright, R (1, 1) OBP: 0.205, SLG: 0.210			F3			F8		FC5-4 BB		1	0	0	0	0	0	0
Rudy Meoli, L (6, PH)										1	0	0	0	0	0	0
Mel Queen, L (7, 1)										0	0	0	0	0	0	0
John Stephenson, L (8, PH) OBP: 0.283, SLG: 0.320										0	0	0	0	1	0	0
(9, 2)																
Inning Stats	R: 0 H: 0 E: 0 LOB: 0 K: 1 BB: 0 S: 5 P: 5	R: 0 H: 2 E: 0 LOB: 2 K: 0 BB: 0 S: 5 P: 5	R: 0 H: 0 E: 0 LOB: 0 K: 0 BB: 0 S: 3 P: 3	R: 0 H: 0 E: 0 LOB: 0 K: 0 BB: 0 S: 3 P: 3	R: 0 H: 0 E: 0 LOB: 0 K: 1 BB: 0 S: 5 P: 5	R: 0 H: 1 E: 0 LOB: 1 K: 0 BB: 0 S: 4 P: 4	R: 0 H: 0 E: 1 LOB: 1 K: 1 BB: 0 S: 6 P: 6	R: 0 H: 0 E: 0 LOB: 1 K: 0 BB: 1 S: 3 P: 7	R: 0 H: 0 E: 0 LOB: 0 K: 0 BB: 0 S: 3 P: 3	1B: 3 SF: 0 2B: 0 SAC: 0 3B: 0 DP: 0 HR: 0 HBP: 0							

PITCHER		IP	WLS	BF	H	R	ER	SO	BB	IBB	HBP	BLK	WP	HR	S	P	ERA	WHIP
Lew Krausse, R ERA: 2.8	(1, 1)	7.0	W	25	3	0	0	3	0	0	0	0	0	0	31	31	0.00	0.429
Ken Sanders, R ERA: 1.83	(8, 1)	2.0	S	7	0	0	0	0	1	0	0	0	0	0	6	10	0.00	0.500

PITCHER	IP	WLS	BF	H	R	ER	SO	BB	IBB	HBP	BLK	WP	HR	S	P	ERA	WHIP

BOTTOM

Milwaukee Brewers @ California Angels

Anaheim Stadium, Anaheim, CA

Sat Sep 11 1971, 10:05 PM EDT

Att. 6,673 - Unknown - 91 F

livebaseballscorecards.com

AB	31
R	0
H	3
RBI	0
BB	1
SO	3
LOB	9

Milwaukee Brewers @ California Angels

Anaheim Stadium, Anaheim, CA

Sun Sep 12 1971, 6:33 AM EDT

Att. 5,072 - Unknown

TOP

livebaseballscorecards.com

Batter	1	2	3	4	5	6	7	8	9	AB	R	H	RBI	BB	SO	LOB
Bill Voss, L (1, 7) OBP: 0.312, SLG: 0.375	F9		G3			BBBB 4-0 2B BB	P6			3	1	0	0	1	0	2
Bobby Mitchell, R (7, 7) OBP: 0.267, SLG: 0.352										0	0	0	0	0	0	0
Ron Theobald, R (1, 4) OBP: 0.338, SLG: 0.324	SSS 0-3 K 1B S FC3-6		F9			WP 1-H SF7 2B	P4			4	2	1	1	0	1	2
Jose Cardenal, R (1, 8) OBP: 0.308, SLG: 0.378	FC3-6 BB 1-3 CS 1B			4-3		SF7 2-H		F7		3	0	1	1	0	0	0
John Briggs, L (1, 3) OBP: 0.380, SLG: 0.457	BBBB 4-0 FC3-6 1-2 BB			4-3		HR		F9		3	1	1	1	1	0	0
Roberto Pena, R (8, 3) OBP: 0.287, SLG: 0.343										0	0	0	0	0	0	0
Dave May, L (1, 9) OBP: 0.348, SLG: 0.432	FC3-6 1-2f 2-3 3-H			SSS K		SSS K		1B		4	0	1	1	0	2	2
Tom Matchick, L (1, 5) OBP: 0.301, SLG: 0.299	CS 3-H	4-3			F9	6-3		SSS K		4	0	0	0	0	1	1
Ellie Rodriguez, R (1, 2) OBP: 0.317, SLG: 0.263		6-3			6-3		F7		BBBB 4-0 G5-4-3 BB	3	0	0	0	1	0	0
Rick Auerbach, R (1, 6) OBP: 0.277, SLG: 0.234		SSS K			1B		SH 1B		G5-4-3 1-2f	4	0	2	0	0	1	1
Marty Pattin, R (1, 1) OBP: 0.165, SLG: 0.123			6-3		F8		SH 1-2		5-3	2	0	0	0	0	0	1
Ken Sanders, R (8, 1)										0	0	0	0	0	0	0
Bob Heise, R (8, 5) OBP: 0.264, SLG: 0.280										1	0	0	0	0	0	0
Inning Stats	R: 1 E: 0 K: 1 S: 6 H: 1 LOB: 1 BB: 1 P: 10	R: 0 E: 0 K: 1 S: 5 H: 0 LOB: 0 BB: 0 P: 5	R: 0 E: 0 K: 0 S: 3 H: 0 LOB: 0 BB: 0 P: 3	R: 0 E: 0 K: 1 S: 5 H: 0 LOB: 0 BB: 0 P: 5	R: 0 E: 0 K: 0 S: 4 H: 1 LOB: 1 BB: 0 P: 4	R: 3 E: 0 K: 1 S: 7 H: 2 LOB: 0 BB: 1 P: 11	R: 0 E: 0 K: 0 S: 5 H: 1 LOB: 2 BB: 0 P: 5	R: 0 E: 0 K: 1 S: 6 H: 1 LOB: 1 BB: 0 P: 6	R: 0 E: 0 K: 0 S: 2 H: 0 LOB: 0 BB: 1 P: 6	1B: 4 2B: 1 3B: 0 HR: 1 SF: 1 SAC: 1 DP: 1 HBP: 0							

	AB	31
	R	4
	H	6
	RBI	4
	BB	3
	SO	5
	LOB	9

WP: 1 PB: 1 SB: 1 CS: 1 PA: 37

PITCHER		IP	WLS	BF	H	R	ER	SO	BB	IBB	HBP	BLK	WP	HR	S	P	ERA	WHIP
Eddie Fisher, R ERA: 2.73	(1, 1)	5.1	L	22	4	4	3	3	2	0	0	0	1	1	26	34	5.06	1.125
Dave LaRoche, L ERA: 1.71	(6, 1)	1.2		7	1	0	0	1	0	0	0	0	0	0	9	9	0.00	0.600
Archie Reynolds, R ERA: 4.61	(8, 1)	2.0		7	1	0	0	1	1	0	0	0	0	0	8	12	0.00	1.000

PITCHER		IP	WLS	BF	H	R	ER	SO	BB	IBB	HBP	BLK	WP	HR	S	P	ERA	WHIP

Batter	1	2	3	4	5	6	7	8	9	AB	R	H	RBI	BB	SO	LOB
Sandy Alomar Sr., S (1, 6) (8, 4) OBP: 0.296, SLG: 0.308	F7		4-1 2B		L8			2B E 1B	6-3	5	1	2	0	0	0	3
Mickey Rivers, L (1, 8) OBP: 0.335, SLG: 0.355	P3		4-1 2-3		FC4-6 1-2f			E9 1B 1-H G6-4-3 2B	BB	4	1	1	0	1	0	2
Jim Fregosi, R (1, 3) OBP: 0.315, SLG: 0.323	FC6-4 1B		BB			P4		G6-4-3 1B 2-3	F9	4	0	2	0	1	0	2
Ken McMullen, R (1, 5) OBP: 0.310, SLG: 0.384	FC6-4 1-2f		F8			P3		G6-4-3 1-2f 3-H		4	0	0	0	0	0	4
Tony Gonzalez, L (1, 7) OBP: 0.311, SLG: 0.320		L7		F7		F7		BB HBP		3	0	0	0	0	0	0
Billy Parker, R (1, 4) OBP: 0.214, SLG: 0.429		5-3		F8			G3 2B	BB 1-2		2	0	0	0	0	0	0
Bruce Christensen, L (7, PH) (8, 6) OBP: 0.344, SLG: 0.293										1	0	1	0	1	0	0
Roger Repoz, L (1, 9) OBP: 0.331, SLG: 0.371	HR			K			K	4-3		4	1	1	1	0	2	3
Jeff Torborg, R (1, 2) OBP: 0.213, SLG: 0.253	F7				FC5-6 1B		G3 2-3		SH1-4 1B	2	0	1	0	0	0	0
John Stephenson, L (7, PH) OBP: 0.282, SLG: 0.319										1	0	0	0	0	0	1
Art Kusnyer, R (8, 2) OBP: 1.000, SLG: 1.000										1	0	1	0	0	0	0
Rudy Meoli, L (9, PR)										0	0	0	0	0	0	0
Eddie Fisher, R (1, 1) OBP: 0.167, SLG: 0.063			6-3		FC5-6 FC4-6 1-2f		F8		SH1-4 1-2	2	0	0	0	0	0	1
Dave LaRoche, L (6, 1) OBP: 0.167, SLG: 0.091										0	0	0	0	0	0	0
Jim Spencer, L (7, PH) OBP: 0.308, SLG: 0.402										1	0	0	0	0	0	1
Archie Reynolds, R (8, 1)										0	0	0	0	0	0	0
Ken Berry, R (9, PH) OBP: 0.266, SLG: 0.297										0	0	0	0	0	0	0
Inning Stats	R: 0 E: 0 K: 0 S: 4 H: 1 LOB: 1 BB: 0 P: 4	R: 1 E: 0 K: 0 S: 4 H: 1 LOB: 0 BB: 0 P: 4	R: 0 E: 0 K: 0 S: 4 H: 1 LOB: 2 BB: 1 P: 8	R: 0 E: 0 K: 1 S: 5 H: 0 LOB: 0 BB: 0 P: 5	R: 0 E: 0 K: 0 S: 4 H: 1 LOB: 1 BB: 0 P: 4	R: 0 E: 0 K: 0 S: 3 H: 0 LOB: 0 BB: 0 P: 3	R: 0 E: 0 K: 1 S: 6 H: 1 LOB: 1 BB: 0 P: 6	R: 2 E: 1 K: 0 S: 5 H: 3 LOB: 2 BB: 1 P: 10	R: 0 E: 0 K: 0 S: 4 H: 1 LOB: 2 BB: 1 P: 8	1B: 5 2B: 3 3B: 0 HR: 1	SF: 0 SAC: 1 DP: 1 HBP: 1					

PITCHER		IP	WLS	BF	H	R	ER	SO	BB	IBB	HBP	BLK	WP	HR	S	P	ERA	WHIP
Marty Pattin, R ERA: 3.08	(1, 1)	7.0	W	29	7	3	3	2	1	0	0	0	0	1	32	36	3.86	1.143
Ken Sanders, R ERA: 1.8	(8, 1)	2.0	S	10	2	0	0	0	2	0	1	0	0	0	7	16	0.00	2.000

PITCHER	IP	WLS	BF	H	R	ER	SO	BB	IBB	HBP	BLK	WP	HR	S	P	ERA	WHIP

BOTTOM

Milwaukee Brewers @ California Angels

Anaheim Stadium, Anaheim, CA

Sun Sep 12 1971, 6:33 AM EDT

Att. 5,072 - Unknown

livebaseballscorecards.com

AB	34
R	3
H	9
RBI	1
BB	3
SO	2
LOB	17

WP: 0 PA: 39
PB: 0
SB: 0
CS: 0

Batter	1	2	3	4	5	6	7	8	9	AB	R	H	RBI	BB	SO	LOB
Cesar Tovar, R (1, 7) OBP: 0.349, SLG: 0.358	L1		F8		6-3		5-3			4	0	0	0	0	0	3
Hal Haydel, R (7, 1) OBP: 0.333, SLG: 0.333										0	0	0	0	0	0	0
Steve Braun, L (1, 4) OBP: 0.353, SLG: 0.339	F7		K			BBBB 1B G4-6-3 BB		4-3		3	1	0	0	1	1	1
(7, 7)																
Harmon Killebrew, R (1, 3) OBP: 0.382, SLG: 0.464	E8 1B			HR		G4-6-3 1-3 1B		6-3		4	1	3	1	0	0	0
Tony Oliva, L (1, 9) OBP: 0.377, SLG: 0.559	4-3			SSS K		G4-6-3 1-2f 3-H		2B		4	0	1	0	0	1	2
Leo Cardenas, R (1, 6) OBP: 0.329, SLG: 0.431		6-3		F8		5-3		4-3		4	0	0	0	0	0	1
Steve Brye, R (1, 8) OBP: 0.300, SLG: 0.391		1-3		1B			FC5-4 BB 1B		3-1	4	0	2	0	0	0	0
George Mitterwald, R (1, 2) OBP: 0.315, SLG: 0.389		SSS K		F7			SSS K		SSS K	4	0	0	0	0	3	2
Eric Soderholm, R (1, 5) OBP: 0.313, SLG: 0.237			F7		4-3		BBBB FC5-4 1-2 BB		SSS K	3	0	0	0	1	1	0
Pete Hamm, R (1, 1) OBP: 0.222, SLG: 0.333										1	0	1	0	0	0	0
Rick Renick, R (5, PH) OBP: 0.306, SLG: 0.267										1	0	0	0	0	0	0
Steve Luebber, R (5, 1) OBP: 0.059, SLG: 0.059			2B		6-3		FC5-4 1-2f 2-3			0	0	0	0	0	0	0
Rod Carew, L (7, PH) OBP: 0.359, SLG: 0.380										1	0	0	0	0	0	2
(7, 4)																

TOP

Minnesota Twins @ California Angels

Anaheim Stadium, Anaheim, CA

Mon Sep 13 1971, 10:05 PM EDT
Unknown - 100 F

livebaseballscorecards.com

AB	33
R	2
H	7
RBI	1
BB	2
SO	6
LOB	11

Inning Stats	1	2	3	4	5	6	7	8	9
	R: 0 E: 1 K: 0 S: 4	R: 0 E: 0 K: 1 S: 5	R: 0 E: 0 K: 1 S: 6	R: 1 E: 0 K: 1 S: 7	R: 0 E: 0 K: 0 S: 3	R: 1 E: 0 K: 0 S: 3	R: 0 E: 0 K: 1 S: 6	R: 0 E: 0 K: 0 S: 4	R: 0 E: 0 K: 2 S: 7
	H: 1 LOB: 1 BB: 0 P: 4	H: 0 LOB: 0 BB: 0 P: 5	H: 1 LOB: 1 BB: 0 P: 6	H: 2 LOB: 1 BB: 0 P: 7	H: 0 LOB: 0 BB: 0 P: 3	H: 1 LOB: 0 BB: 1 P: 7	H: 1 LOB: 2 BB: 1 P: 10	H: 1 LOB: 1 BB: 0 P: 4	H: 0 LOB: 0 BB: 0 P: 7

| | | | | | | | | | | | | | | | |

Minnesota Twins @ California Angels

Anaheim Stadium, Anaheim, CA

Mon Sep 13 1971, 10:05 PM EDT

Unknown - 100 F

BOTTOM

Batter	1	2	3	4	5	6	7	8	9	AB	R	H	RBI	BB	SO	LOB
Sandy Alomar Sr., S (1, 6) OBP: 0.295, SLG: 0.306	4-3		3-1		SH3-4 1B FC5-2-5 BB	P6				3	0	0	0	1	0	1
Mickey Rivers, L (1, 8) OBP: 0.342, SLG: 0.366	1B 2B		S 1B 1B		WP SH3-4 1-2 1B		K			4	2	3	0	0	1	0
Jim Fregosi, R (1, 3) OBP: 0.321, SLG: 0.325	1B 2-H 1B		1B 1-2 1B BB		SH3-4 1-2 2-3		G6-3 BB			1	1	1	1	2	0	0
Ken McMullen, R (1, 5) OBP: 0.311, SLG: 0.385	G4-6-3 1-2 1B		1B 1-2 2-H 1B		FC5-2-5 WP 3-H		G6-3 1-2f			4	0	2	1	0	0	3
Tony Gonzalez, L (1, 7) OBP: 0.313, SLG: 0.320 Ken Berry, R (9, 7) OBP: 0.266, SLG: 0.297	G4-6-3 1-2f		1-3 2-H 1B		1-2 2-3 IBB			4-3		3 0	0 0	1 0	1 0	1 0	0 0	2 0
Billy Parker, R (1, 4) OBP: 0.222, SLG: 0.353		K	F8		K			E BB		3	0	0	0	1	2	5
Roger Repoz, L (1, 9) OBP: 0.330, SLG: 0.367		F7	F8		K			1-2 IBB		3	0	0	0	1	1	0
John Stephenson, L (1, 2) OBP: 0.280, SLG: 0.316 Jeff Torborg, R (5, 2) OBP: 0.219, SLG: 0.258		6-3	F7			FC5-6 1B		F9		2 2	0 0	0 1	0 0	0 0	0 0	0 2
Rudy May, L (1, 1) OBP: 0.200, SLG: 0.177 Lloyd Allen, R (7, 1) OBP: 0.313, SLG: 0.500			6-3	K		FC5-6 1-2f		K		3 1	0 0	0 0	0 0	0 0	1 1	1 2
Inning Stats	R: 1 E: 0 K: 0 S: 5 H: 3 LOB: 1 BB: 0 P: 5	R: 0 E: 0 K: 1 S: 5 H: 0 LOB: 0 BB: 0 P: 5	R: 2 E: 0 K: 0 S: 6 H: 3 LOB: 2 BB: 1 P: 10	R: 0 E: 0 K: 1 S: 5 H: 0 LOB: 0 BB: 0 P: 5	R: 0 E: 0 K: 1 S: 6 H: 1 LOB: 3 BB: 2 P: 14	R: 0 E: 0 K: 1 S: 6 H: 1 LOB: 1 BB: 0 P: 6	R: 0 E: 0 K: 1 S: 4 H: 0 LOB: 0 BB: 1 P: 8	R: 0 E: 1 K: 1 S: 5 H: 0 LOB: 2 BB: 2 P: 13		1B: 7 2B: 1 3B: 0 HR: 0 SF: 0 SAC: 1 DP: 2 HBP: 0						

livebaseballscorecards.com

AB	29
R	3
H	8
RBI	3
BB	6
SO	6
LOB	16

WP: 1 PB: 0 SB: 1 CS: 0 PA: 36

PITCHER		IP	WLS	BF	H	R	ER	SO	BB	IBB	HBP	BLK	WP	HR	S	P	ERA	WHIP
Pete Hamm, R ERA: 6.87	(1, 1)	4.0	L	18	6	3	3	2	1	0	0	0	0	0	21	25	6.75	1.750
Steve Luebber, R ERA: 5.31	(5, 1)	2.0		10	2	0	0	2	1	1	0	0	1	0	12	20	0.00	1.500
Hal Haydel, R ERA: 4.01	(7, 1)	2.0		8	0	0	0	2	2	1	0	0	0	0	9	21	0.00	1.000

PITCHER	IP	WLS	BF	H	R	ER	SO	BB	IBB	HBP	BLK	WP	HR	S	P	ERA	WHIP

Minnesota Twins @ California Angels

Anaheim Stadium, Anaheim, CA

Mon Sep 13 1971, 10:05 PM EDT

Att. 6,065 - Unknown

TOP

livebaseballscorecards.com

Batter	1	2	3	4	5	6	7	8	9	AB	R	H	RBI	BB	SO	LOB
Cesar Tovar, R (1, 7) OBP: 0.348, SLG: 0.356	H 1-0 FC6-4 HBP		x 0-0 ① F9		x 0-0 ② 4-3 2-3		x 0-0 ③ F8			3	0	0	0	0	0	2
Rod Carew, L (1, 4) OBP: 0.357, SLG: 0.377	x 0-0 ① FC6-4 BB 1-2f		x 0-0 ② 4-3		S S S 0-3 ③ K			S S S 0-3 ① K		4	0	0	0	0	2	2
Tony Oliva, L (1, 9) OBP: 0.374, SLG: 0.554	x 0-0 ② F9		x 0-0 ③ F8			x 0-0 ① F8		x 0-0 ② F8		4	0	0	0	0	0	1
Harmon Killebrew, R (1, 3) OBP: 0.381, SLG: 0.461	B B B B 4-0 BB 1-2			x 0-0 ① 6-3		x 0-0 ② F7		x 0-0 ③ F8		3	0	0	0	1	0	0
Steve Braun, L (1, 5) OBP: 0.354, SLG: 0.351	S S S 0-3 ③ K			x 0-0 HR		x 0-0 1B			x 0-0 ① F8	4	1	2	1	0	1	2
Leo Cardenas, R (1, 6) OBP: 0.326, SLG: 0.427		x 0-0 ① 6-3		x 0-0 ② F7		x 0-0 ③ F8			x 0-0 ② F8	4	0	0	0	0	0	1
Steve Brye, R (1, 8) OBP: 0.278, SLG: 0.360		x 0-0 ② 1-3		x 0-0 ③ 5-3			x 0-0 ① P6		x 0-0 ③ 6-3	4	0	0	0	0	0	0
Phil Roof, R (1, 2) OBP: 0.281, SLG: 0.282		x 0-0 WP 1B			x 0-0 4-3 SH3-4 1B		x 0-0 1B			3	0	3	0	0	0	0
Jim Kaat, L (1, 1) OBP: 0.198, SLG: 0.214		x 0-0 ③ 1-3 1-2			x 0-0 ① SH3-4 1-2		x 0-0 ② P4			2	0	0	0	0	0	2
Inning Stats	R: 0 E: 0 K: 1 S: 5 H: 0 LOB: 2 BB: 1 P: 10	R: 0 E: 0 K: 0 S: 4 H: 1 LOB: 1 BB: 0 P: 4	R: 0 E: 0 K: 0 S: 3 H: 0 LOB: 0 BB: 0 P: 3	R: 1 E: 0 K: 0 S: 4 H: 1 LOB: 0 BB: 0 P: 4	R: 0 E: 0 K: 1 S: 6 H: 1 LOB: 1 BB: 0 P: 6	R: 0 E: 0 K: 0 S: 4 H: 1 LOB: 1 BB: 0 P: 4	R: 0 E: 0 K: 0 S: 4 H: 1 LOB: 1 BB: 0 P: 4	R: 0 E: 0 K: 1 S: 5 H: 0 LOB: 0 BB: 0 P: 5	R: 0 E: 0 K: 0 S: 3 H: 0 LOB: 0 BB: 0 P: 3	1B: 4 2B: 0 3B: 0 HR: 1 SF: 0 SAC: 1 DP: 0 HBP: 1							WP: 1 PB: 0 SB: 0 CS: 0 PA: 34

	AB	31
	R	1
	H	5
	RBI	1
	BB	1
	SO	3
	LOB	10

PITCHER		IP	WLS	BF	H	R	ER	SO	BB	IBB	HBP	BLK	WP	HR	S	P	ERA	WHIP
Tom Murphy, R ERA: 3.65	(1, 1)	9.0	L	34	5	1	1	3	1	0	1	0	1	1	38	43	1.00	0.667

PITCHER	IP	WLS	BF	H	R	ER	SO	BB	IBB	HBP	BLK	WP	HR	S	P	ERA	WHIP

BOTTOM

Minnesota Twins @ California Angels

Anaheim Stadium, Anaheim, CA

Mon Sep 13 1971, 10:05 PM EDT

Att. 6,065 - Unknown

Batter	1	2	3	4	5	6	7	8	9	AB	R	H	RBI	BB	SO	LOB
Sandy Alomar Sr., S (1, 6) OBP: 0.294, SLG: 0.304	F9	K2-3			F9		K			4	0	0	0	0	2	2
Mickey Rivers, L (1, 9) OBP: 0.340, SLG: 0.364	1B		3-1		6-3			6-3		4	0	1	0	0	0	0
Jim Fregosi, R (1, 3) OBP: 0.320, SLG: 0.324	1-2		5-3		F9			P4		4	0	1	0	0	0	0
Ken McMullen, R (1, 5) OBP: 0.309, SLG: 0.382	K		6-3			5-3		K		4	0	0	0	0	2	2
Billy Cowan, R (1, 7) OBP: 0.319, SLG: 0.418	P4			1B		1B			FC5-6 1B	4	0	3	0	0	0	2
Rudy Meoli, L (9, PR)										0	0	0	0	0	0	0
Billy Parker, R (1, 4) OBP: 0.273, SLG: 0.381		SH3 1B		K					FC5-6 2-3 1-2f	4	0	2	0	0	1	2
Ken Berry, R (1, 8) OBP: 0.269, SLG: 0.300		1-2 SH3		1-3		K			2-3 1-2	4	0	2	0	0	1	2
Art Kusnyer, R (1, 2) OBP: 0.250, SLG: 0.250		F9		K			K		P4	3	0	0	0	0	2	4
Tommie Reynolds, R (9, PH) OBP: 0.300, SLG: 0.304										1	0	0	0	0	0	2
Tom Murphy, R (1, 1) OBP: 0.189, SLG: 0.208		SH3 1-2 2-3		F7			F8			2	0	0	0	0	0	2

Inning Stats	1	2	3	4	5	6	7	8	9
	R: 0 H: 2 E: 0 LOB: 2 K: 1 BB: 0 S: 7 P: 7	R: 0 H: 2 E: 0 LOB: 2 K: 1 BB: 0 S: 7 P: 7	R: 0 H: 0 E: 0 LOB: 0 K: 0 BB: 0 S: 3 P: 3	R: 0 H: 2 E: 0 LOB: 2 K: 2 BB: 0 S: 9 P: 9	R: 0 H: 0 E: 0 LOB: 0 K: 0 BB: 0 S: 3 P: 3	R: 0 H: 2 E: 0 LOB: 1 K: 1 BB: 0 S: 6 P: 6	R: 0 H: 0 E: 0 LOB: 0 K: 2 BB: 0 S: 7 P: 7	R: 0 H: 0 E: 0 LOB: 0 K: 1 BB: 0 S: 5 P: 5	R: 0 H: 1 E: 0 LOB: 2 K: 0 BB: 0 S: 4 P: 4

PITCHER	IP	WLS	BF	H	R	ER	SO	BB	IBB	HBP	BLK	WP	HR	S	P	ERA	WHIP
Jim Kaat, L (1, 1) ERA: 3.45	9.0	W	35	9	0	0	8	0	0	0	0	0	0	51	51	0.00	1.000

PITCHER	IP	WLS	BF	H	R	ER	SO	BB	IBB	HBP	BLK	WP	HR	S	P	ERA	WHIP

1B: 9	SF: 0
2B: 0	SAC: 1
3B: 0	DP: 0
HR: 0	HBP: 0
WP: 0	PA: 35
PB: 0	
SB: 0	
CS: 0	

AB	34
R	0
H	9
RBI	0
BB	0
SO	8
LOB	18

livebaseballscorecards.com

Batter	1	2	3	4	5	6	7	8	9	AB	R	H	RBI	BB	SO	LOB
Sandy Alomar Sr., S (1, 6) OBP: 0.294, SLG: 0.305	4-3	1B		1-3			K		1B	5	0	2	0	0	1	0
Mickey Rivers, L (1, 8) OBP: 0.333, SLG: 0.356	F3		F8		F9		F9		F7	5	0	0	0	0	0	1
Jim Fregosi, R (1, 3) OBP: 0.316, SLG: 0.319	K		K		F7			F8	F8	5	0	0	0	0	2	1
Ken McMullen, R (1, 5) OBP: 0.313, SLG: 0.385		1B 1B G6-3 1B	E BB 1B		6-3			1B 2B BB	1-2 1B	4	2	3	0	1	0	0
Roger Repoz, L (1, 9) OBP: 0.337, SLG: 0.370		G6-3 1B 1-2 1B 1B	E 1-2 BB			S BB		1-2 2B 1B	G3	3	2	2	0	2	0	2
Billy Parker, R (1, 4) OBP: 0.269, SLG: 0.360		G6-3 1-2 2-3 1B	E5 1-2 2-3			K		K		4	0	1	0	0	2	5
Ken Berry, R (1, 7) OBP: 0.269, SLG: 0.303		G6-3 1-2f 2-3 3-H	L7			F7		1B 1-H 2-H 2B		4	0	1	2	0	0	6
Jeff Torborg, R (1, 2) OBP: 0.230, SLG: 0.268		HR 3-H 1B	5-3			K 1-2		2-3 1B		4	1	2	1	0	1	1
Andy Messersmith, R (1, 1) OBP: 0.205, SLG: 0.262		1-H HR	F9				P6	K		4	1	1	2	0	1	2
Inning Stats	R: 0 E: 0 K: 1 S: 5 H: 0 LOB: 0 BB: 0 P: 5	R: 4 E: 0 K: 0 S: 7 H: 6 LOB: 1 BB: 0 P: 7	R: 0 E: 1 K: 1 S: 7 H: 1 LOB: 3 BB: 1 P: 11	R: 0 E: 0 K: 0 S: 3 H: 0 LOB: 0 BB: 0 P: 3	R: 0 E: 0 K: 0 S: 3 H: 0 LOB: 0 BB: 0 P: 3	R: 0 E: 0 K: 2 S: 7 H: 0 LOB: 1 BB: 1 P: 11	R: 0 E: 0 K: 1 S: 5 H: 0 LOB: 0 BB: 0 P: 5	R: 2 E: 0 K: 2 S: 10 H: 3 LOB: 2 BB: 1 P: 14	R: 0 E: 0 K: 0 S: 5 H: 2 LOB: 2 BB: 0 P: 5	1B: 10 2B: 1 3B: 0 HR: 1 SF: 0 SAC: 0 DP: 1 HBP: 0							

TOP

California Angels @ Kansas City Royals

Municipal Stadium, Kansas City, MO

Wed Sep 15 1971, 8:05 PM EDT

Att. 5,370 - Unknown - 63 F

livebaseballscorecards.com

AB	38
R	6
H	12
RBI	5
BB	3
SO	7
LOB	18

WP: 0 PB: 0 SB: 1 CS: 0 PA: 41

PITCHER		IP	WLS	BF	H	R	ER	SO	BB	IBB	HBP	BLK	WP	HR	S	P	ERA	WHIP
Bruce Dal Canton, R ERA: 3.46	(1, 1)	3.0	L	16	7	4	4	2	1	0	0	0	0	1	19	23	12.00	2.667
Bill Butler, L ERA: 3.35	(4, 1)	4.0		13	0	0	0	3	1	0	0	0	0	0	18	22	0.00	0.250
Jim York, R ERA: 2.89	(8, 1)	2.0		12	5	2	2	2	1	0	0	0	0	0	15	19	9.00	3.000

PITCHER		IP	WLS	BF	H	R	ER	SO	BB	IBB	HBP	BLK	WP	HR	S	P	ERA	WHIP

Batter	1	2	3	4	5	6	7	8	9	AB	R	H	RBI	BB	SO	LOB
Freddie Patek, R (1, 6) OBP: 0.331, SLG: 0.382	5-3		F7		6-3		G6-4-3 BB			3	0	0	0	1	0	1
Sandy Valdespino, L (1, 7) OBP: 0.395, SLG: 0.634	5-3		F9			E4 4-3 2B	F5			4	1	0	0	0	0	4
Amos Otis, R (1, 8) OBP: 0.350, SLG: 0.451	1-3		6-3			K	G6-4-3 1-2f			4	0	0	0	0	1	5
Gail Hopkins, L (1, 3) OBP: 0.365, SLG: 0.431		F8		P4		4-3 1-2		K		4	0	0	0	0	1	1
Paul Schaal, R (1, 5) OBP: 0.383, SLG: 0.397		E BB		BB		2B 2-H		F2		2	0	1	1	2	0	0
Joe Keough, L (1, 9) OBP: 0.326, SLG: 0.327		E4 FC4-6 1-2		L8		F7		F7		4	0	0	0	0	0	3
Ed Kirkpatrick, L (1, 2) OBP: 0.306, SLG: 0.329 Dennis Paepke, R (5, 2) OBP: 0.257, SLG: 0.310		F7		K			E 1B 1B		6-3	2 2	0 1	0 1	0 0	1 0	3 0	
Bobby Knoop, R (1, 4) OBP: 0.288, SLG: 0.286		FC4-6 1-2f			F9		E 1-2 1B		6-3	4	0	1	0	0	0	2
Bruce Dal Canton, R (1, 1) OBP: 0.106, SLG: 0.087 Bobby Floyd, R (3, PH) OBP: 0.293, SLG: 0.250 Bill Butler, L (4, 1) OBP: 0.077, SLG: 0.083 Lou Piniella, R (7, PH) OBP: 0.296, SLG: 0.360 Jim York, R (8, 1) OBP: 0.167, SLG: 0.353 Bob Oliver, R (9, PH) OBP: 0.271, SLG: 0.328			1B		K		E7 1-3 2-H		K	0 1 1 1 0 1	0 0 0 0 0 0	0 1 0 0 0 0	0 0 0 0 0 0	0 0 0 0 0 0	0 0 1 0 0 0	0 0 0 1 0 0
Inning Stats	R: 0 E: 0 K: 0 S: 3 H: 0 LOB: 0 BB: 0 P: 3	R: 0 E: 1 K: 0 S: 4 H: 0 LOB: 2 BB: 1 P: 8	R: 0 E: 0 K: 0 S: 4 H: 1 LOB: 1 BB: 0 P: 4	R: 0 E: 0 K: 1 S: 5 H: 0 LOB: 1 BB: 1 P: 9	R: 0 E: 0 K: 1 S: 5 H: 0 LOB: 0 BB: 0 P: 5	R: 1 E: 1 K: 1 S: 7 H: 1 LOB: 1 BB: 0 P: 7	R: 1 E: 1 K: 0 S: 5 H: 2 LOB: 2 BB: 1 P: 9	R: 0 E: 0 K: 1 S: 5 H: 0 LOB: 0 BB: 0 P: 5	R: 0 E: 0 K: 1 S: 5 H: 0 LOB: 0 BB: 0 P: 5	1B: 3 2B: 1 3B: 0 HR: 0 SF: 0 SAC: 0 DP: 1 HBP: 0						WP: 0 PB: 0 SB: 0 CS: 0 PA: 36

PITCHER		IP	WLS	BF	H	R	ER	SO	BB	IBB	HBP	BLK	WP	HR	S	P	ERA	WHIP
Andy Messersmith, R ERA: 3.22	(1, 1)	9.0	W	36	4	2	0	5	3	0	0	0	0	0	43	55	0.00	0.778

PITCHER	IP	WLS	BF	H	R	ER	SO	BB	IBB	HBP	BLK	WP	HR	S	P	ERA	WHIP

BOTTOM

California Angels @ Kansas City Royals

Municipal Stadium, Kansas City, MO

Wed Sep 15 1971, 8:05 PM EDT

Att. 5,370 - Unknown - 63 F

livebaseballscorecards.com

AB	33
R	2
H	4
RBI	1
BB	3
SO	5
LOB	20

Batter	1	2	3	4	5	6	7	8	9	AB	R	H	RBI	BB	SO	LOB
Sandy Alomar Sr., S (1, 6) OBP: 0.293, SLG: 0.303	1-3		K		F7			G3		4	0	0	0	0	1	1
Mickey Rivers, L (1, 8) OBP: 0.336, SLG: 0.359	G6-4-3 1B			1B 1B		G3			G3	4	1	2	0	0	0	0
Jim Fregosi, R (1, 3) OBP: 0.315, SLG: 0.318	G6-4-3 1-2f			1B 1-3		6-3			6-3	4	0	1	0	0	0	1
Ken McMullen, R (1, 5) OBP: 0.311, SLG: 0.382		L7		K		K			F9	4	0	0	0	0	2	2
Roger Repoz, L (1, 9) OBP: 0.334, SLG: 0.366		6-3		K			3-1			3	0	0	0	0	1	2
Billy Parker, R (1, 4) OBP: 0.276, SLG: 0.357		4-3		1B 1-3 3-H			F8			3	0	1	1	0	0	0
Ken Berry, R (1, 7) OBP: 0.270, SLG: 0.307			6-3		2B 1B G4-6-3		5-3			3	1	1	0	0	0	0
Jeff Torborg, R (1, 2) OBP: 0.243, SLG: 0.280			1B		G4-6-3 2-3			F7		3	0	2	0	0	0	0
Clyde Wright, R (1, 1) OBP: 0.198, SLG: 0.202			K		G4-6-3 1-2f 3-H			4-3		3	0	0	0	0	1	2
Inning Stats	R: 0 E: 0 K: 0 S: 3 H: 1 LOB: 0 BB: 0 P: 3	R: 0 E: 0 K: 0 S: 3 H: 0 LOB: 0 BB: 0 P: 3	R: 0 E: 0 K: 2 S: 8 H: 1 LOB: 1 BB: 0 P: 8	R: 1 E: 0 K: 2 S: 9 H: 3 LOB: 2 BB: 0 P: 9	R: 1 E: 0 K: 0 S: 4 H: 2 LOB: 0 BB: 0 P: 4	R: 0 E: 0 K: 1 S: 5 H: 0 LOB: 0 BB: 0 P: 5	R: 0 E: 0 K: 0 S: 3 H: 0 LOB: 0 BB: 0 P: 3	R: 0 E: 0 K: 0 S: 3 H: 0 LOB: 0 BB: 0 P: 3	R: 0 E: 0 K: 0 S: 3 H: 0 LOB: 0 BB: 0 P: 3	1B: 6 2B: 1 3B: 0 HR: 0	SF: 0 SAC: 0 DP: 2 HBP: 0						

PITCHER	IP	WLS	BF	H	R	ER	SO	BB	IBB	HBP	BLK	WP	HR	S	P	ERA	WHIP
Dick Drago, R (1, 1) ERA: 2.97	9.0	L	31	7	2	2	5	0	0	0	0	0	0	41	41	2.00	0.778

PITCHER	IP	WLS	BF	H	R	ER	SO	BB	IBB	HBP	BLK	WP	HR	S	P	ERA	WHIP

TOP

California Angels @ Kansas City Royals

Municipal Stadium, Kansas City, MO

Thu Sep 16 1971, 8:05 PM EDT

Att. 5,801 - Unknown - 70 F

livebaseballscorecards.com

AB	31
R	2
H	7
RBI	1
BB	0
SO	5
LOB	8

1B: 6	SF: 0	WP: 0	PA: 31
2B: 1	SAC: 0	PB: 0	
3B: 0	DP: 2	SB: 0	
HR: 0	HBP: 0	CS: 0	

Batter	1	2	3	4	5	6	7	8	9	AB	R	H	RBI	BB	SO	LOB
Freddie Patek, R (1, 6) OBP: 0.328, SLG: 0.379	F9		5-3			1-3			P5	4	0	0	0	0	0	0
Paul Schaal, R (1, 5) OBP: 0.384, SLG: 0.400	F9			K			WP SF8 2B		6-3 1B 1B	4	1	2	0	0	1	0
Amos Otis, R (1, 8) OBP: 0.351, SLG: 0.451	BB			6-3			F9 2-3		6-3 1-2 1B	3	0	1	0	1	0	1
Lou Piniella, R (1, 7) OBP: 0.295, SLG: 0.357	L6			K			SF8 3-H		6-3 1-2 2-3	3	0	0	1	0	1	3
Bob Oliver, R (1, 9) OBP: 0.268, SLG: 0.324		F3			L5		P4		K	4	0	0	0	0	1	2
Dennis Paepke, R (1, 2) OBP: 0.252, SLG: 0.303		5-3			5-3			4-3		3	0	0	0	0	0	0
Chuck Harrison, R (1, 3) OBP: 0.264, SLG: 0.285		6-3			1-3			BB FC6-4		2	0	0	0	1	0	0
Bobby Knoop, R (1, 4) OBP: 0.283, SLG: 0.280			P4			L9		F9		3	0	0	0	0	0	1
Dick Drago, R (1, 1) OBP: 0.213, SLG: 0.178			K			K		FC6-4 1-2f		3	0	0	0	0	2	1
Inning Stats	R: 0 H: 0 E: 0 LOB: 1 K: 0 BB: 1 S: 3 P: 7	R: 0 H: 0 E: 0 LOB: 0 K: 0 BB: 0 S: 3 P: 3	R: 0 H: 0 E: 0 LOB: 0 K: 1 BB: 0 S: 5 P: 5	R: 0 H: 0 E: 0 LOB: 0 K: 2 BB: 0 S: 7 P: 7	R: 0 H: 0 E: 0 LOB: 0 K: 0 BB: 0 S: 3 P: 3	R: 0 H: 0 E: 0 LOB: 0 K: 1 BB: 0 S: 5 P: 5	R: 1 H: 1 E: 0 LOB: 0 K: 0 BB: 0 S: 4 P: 4	R: 0 H: 0 E: 0 LOB: 1 K: 0 BB: 1 S: 3 P: 7	R: 0 H: 2 E: 0 LOB: 2 K: 1 BB: 0 S: 7 P: 7	1B: 2 SF: 1 2B: 1 SAC: 0 3B: 0 DP: 0 HR: 0 HBP: 0						

PITCHER		IP	WLS	BF	H	R	ER	SO	BB	IBB	HBP	BLK	WP	HR	S	P	ERA	WHIP
Clyde Wright, L ERA: 2.96	(1, 1)	9.0	W	32	3	1	1	5	2	0	0	0	1	0	40	48	1.00	0.556

PITCHER	IP	WLS	BF	H	R	ER	SO	BB	IBB	HBP	BLK	WP	HR	S	P	ERA	WHIP

BOTTOM

California Angels @ Kansas City Royals

Municipal Stadium, Kansas City, MO

Thu Sep 16 1971, 8:05 PM EDT

Att. 5,801 - Unknown - 70 F

livebaseballscorecards.com

AB	29
R	1
H	3
RBI	1
BB	2
SO	5
LOB	8

WP: 1	PA: 32		
PB: 0			
SB: 0			
CS: 0			

Batter	1	2	3	4	5	6	7	8	9	AB	R	H	RBI	BB	SO	LOB
Sandy Alomar Sr., S (1, 6) OBP: 0.295, SLG: 0.304	BB 1B FC6-4 1B	G3 1B		F2		BBBB BB			F8	4	1	2	0	1	0	0
Mickey Rivers, L (1, 8) OBP: 0.333, SLG: 0.353	F8	G3 1-2		BBBB WP BB		SSS K			F7	4	0	0	0	1	1	3
Jim Fregosi, R (1, 3) OBP: 0.316, SLG: 0.319	FC6-4 BB 1-2 1B 1B	SSS K		SSS K 1-2			4-3		1B WP 1B	5	1	2	0	0	2	2
Ken McMullen, R (1, 5) OBP: 0.315, SLG: 0.389	BBBB FC6-4 1-2 2-3 BB	HR			BBBB BB		SSS K		1-3 1B	3	1	2	1	2	1	0
Roger Repoz, L (1, 9) OBP: 0.332, SLG: 0.367	FC6-4 BB 1B WP 1-2f 2-3 3-H	2B			SSS K		L6		SSS K	5	1	1	1	0	2	5
Billy Parker, R (1, 4) OBP: 0.273, SLG: 0.344	WP BB 1-2 3-H 1B	SSS K			SSS K			6-3		4	0	1	1	0	2	2
Ken Berry, R (1, 7) OBP: 0.269, SLG: 0.304	BBBB WP BB 1-2 2-3	SSS K			L7			1-3		3	0	0	0	1	1	2
Jeff Torborg, R (1, 2) OBP: 0.243, SLG: 0.272	SSS K 1-2 2-3 3-H	F9				L4		BBBB BB		3	0	0	0	1	1	3
Rudy May, L (1, 1) OBP: 0.197, SLG: 0.175		5-3		SSS K		6-3		SSS K		1	0	0	0	0	0	0
Mel Queen, L (2, 1)										0	0	0	0	0	0	0
Rudy Meoli, L (4, PH)										1	0	0	0	0	1	0
Eddie Fisher, R (4, 1) OBP: 0.167, SLG: 0.063										0	0	0	0	0	0	0
Bruce Christensen, L (6, PH) OBP: 0.308, SLG: 0.288										1	0	0	0	0	0	0
Jim Maloney, L (6, 1) OBP: 0.200, SLG: 0.200										0	0	0	0	0	0	0
Jim Spencer, L (8, PH) OBP: 0.307, SLG: 0.402										1	0	0	0	0	1	1
Rickey Clark, R (8, 1) OBP: 0.267, SLG: 0.267										0	0	0	0	0	0	0
Inning Stats	R: 3 E: 0 K: 1 S: 8 H: 3 LOB: 2 BB: 2 P: 16	R: 0 E: 0 K: 1 S: 6 H: 1 LOB: 1 BB: 0 P: 6	R: 1 E: 0 K: 2 S: 9 H: 2 LOB: 1 BB: 0 P: 9	R: 0 E: 0 K: 2 S: 7 H: 0 LOB: 1 BB: 1 P: 11	R: 0 E: 0 K: 2 S: 7 H: 0 LOB: 1 BB: 1 P: 11	R: 0 E: 0 K: 1 S: 5 H: 0 LOB: 1 BB: 1 P: 9	R: 0 E: 0 K: 1 S: 5 H: 0 LOB: 0 BB: 0 P: 5	R: 0 E: 0 K: 1 S: 5 H: 0 LOB: 1 BB: 1 P: 9	R: 0 E: 0 K: 1 S: 7 H: 2 LOB: 2 BB: 0 P: 7	1B: 6 2B: 1 3B: 0 HR: 1	SF: 0 SAC: 0 DP: 0 HBP: 0					

PITCHER	IP	WLS	BF	H	R	ER	SO	BB	IBB	HBP	BLK	WP	HR	S	P	ERA	WHIP
Bart Johnson, R (1, 1) ERA: 3.07	9.0	W	41	8	4	4	12	6	0	0	0	3	1	59	83	4.00	1.556

PITCHER	IP	WLS	BF	H	R	ER	SO	BB	IBB	HBP	BLK	WP	HR	S	P	ERA	WHIP

TOP

California Angels @ Chicago White Sox

Comiskey Park, Chicago, IL

Fri Sep 17 1971, 8:05 PM EDT

Att. 8,149 - Unknown

livebaseballscorecards.com

AB	35
R	4
H	8
RBI	3
BB	6
SO	12
LOB	18

1B: 6	SF: 0	WP: 3	PA: 41
2B: 1	SAC: 0	PB: 0	
3B: 0	DP: 0	SB: 0	
HR: 1	HBP: 0	CS: 0	

Batter	1	2	3	4	5	6	7	8	9	AB	R	H	RBI	BB	SO	LOB
Walt Williams, R (1, 9) OBP: 0.351, SLG: 0.430	BB 1B	SF8 BB 1B 1-2 3-H	K 1-2		P6		S BB			4	1	2	1	1	1	1
Mike Hershberger, R (1, 8) OBP: 0.377, SLG: 0.345	F8	1B SF8 2B BB 1-2 2-3	2B 2-H		1B 1B		G4-3 1B 1-2			4	1	3	1	1	0	1
Rich McKinney, R (1, 4) OBP: 0.330, SLG: 0.377	BB 1-2	SF8 1-2 2-3 3-H	F7		1B 1-2		P5			3	0	1	1	1	0	3
Bill Melton, R (1, 5) OBP: 0.350, SLG: 0.493	P5	2B 1B 2-3 3-H		F7	K		G4-3 1-2f			5	0	1	1	0	1	6
Rick Reichardt, R (1, 7) OBP: 0.345, SLG: 0.436	P4	L6		HR	K			6-3		5	1	1	1	0	1	6
Carlos May, L (1, 3) OBP: 0.378, SLG: 0.397		BB 1B BB 1-3 3-H 2B		S 2B 1B	K			4-3		4	2	2	1	1	1	0
Tom Egan, R (1, 2) OBP: 0.327, SLG: 0.423		1B 1B BB 1-2 F7		1-H 2B	K			F7		4	1	1	1	1	1	2
Luis Alvarado, R (1, 6) OBP: 0.246, SLG: 0.280		1B 1B 1B 1-2 2-H	6-3	F2		2B				4	1	2	1	0	0	1
Bart Johnson, R (1, 1) OBP: 0.218, SLG: 0.222		BB 1B SF8 1B 1-3 2-H	WP 2B HBP	6-3		6-3				3	2	1	1	0	0	2
Inning Stats	R: 0 E: 0 K: 0 S: 4 H: 1 LOB: 2 BB: 1 P: 8	R: 6 E: 0 K: 0 S: 8 H: 5 LOB: 2 BB: 3 P: 20	R: 1 E: 0 K: 1 S: 6 H: 1 LOB: 1 BB: 0 P: 7	R: 2 E: 0 K: 0 S: 6 H: 3 LOB: 1 BB: 0 P: 6	R: 0 E: 0 K: 2 S: 9 H: 2 LOB: 2 BB: 0 P: 9	R: 0 E: 0 K: 2 S: 8 H: 1 LOB: 1 BB: 0 P: 8	R: 0 E: 0 K: 0 S: 3 H: 1 LOB: 1 BB: 1 P: 7	R: 0 E: 0 K: 0 S: 3 H: 0 LOB: 0 BB: 0 P: 3		1B: 9 2B: 4 3B: 0 HR: 1 SF: 1 SAC: 0 DP: 1 HBP: 1				WP: 1 PB: 0 SB: 2 CS: 0 PA: 43		

PITCHER		IP	WLS	BF	H	R	ER	SO	BB	IBB	HBP	BLK	WP	HR	S	P	ERA	WHIP
Rudy May, L ERA: 3.11	(1, 1)	1.0	L	10	4	5	5	0	3	0	0	0	0	0	7	19	45.00	7.000
Mel Queen, R ERA: 1.94	(2, 1)	2.0		11	3	2	2	1	1	0	1	0	1	0	11	16	9.00	2.000
Eddie Fisher, R ERA: 2.84	(4, 1)	2.0		11	5	2	2	2	0	0	0	0	0	1	15	15	9.00	2.500
Jim Maloney, R ERA: 5.22	(6, 1)	2.0		8	2	0	0	2	1	0	0	0	0	0	11	15	0.00	1.500
Rickey Clark, R ERA: 2.86	(8, 1)	1.0		3	0	0	0	0	0	0	0	0	0	0	3	3	0.00	0.000

PITCHER	IP	WLS	BF	H	R	ER	SO	BB	IBB	HBP	BLK	WP	HR	S	P	ERA	WHIP

BOTTOM

California Angels @ Chicago White Sox

Comiskey Park, Chicago, IL

Fri Sep 17 1971, 8:05 PM EDT

Att. 8,149 - Unknown

livebaseballscorecards.com

AB	36
R	9
H	14
RBI	9
BB	5
SO	5
LOB	22

Batter	1	2	3	4	5	6	7	8	9	AB	R	H	RBI	BB	SO	LOB
Sandy Alomar Sr., S (1, 6) OBP: 0.296, SLG: 0.304	S S S 0-3 ① K		x 0-0 ② P6			x 0-0 1B		B B B B 4-0 S 2B BB		3	1	1	0	1	1	2
Mickey Rivers, L (1, 8) OBP: 0.332, SLG: 0.355	x 0-0 ② F2		x 0-0 ③ G3			x 0-0 ① F7		x 0-0 1-H 2B		4	0	1	1	0	0	3
Jim Fregosi, R (1, 3) OBP: 0.313, SLG: 0.315	x 0-0 ③ 1-3			x 0-0 ① F8		x 0-0 ② P5		x 0-0 ③ 5-3		4	0	0	0	0	0	2
Ken McMullen, R (1, 5) OBP: 0.313, SLG: 0.386		x 0-0 ① 6-3		x 0-0 ② F2		x 0-0 ③ F7			x 0-0 ① 6-3	4	0	0	0	0	0	1
Roger Repoz, L (1, 9) OBP: 0.328, SLG: 0.362		x 0-0 ② P6		x 0-0 ③ G3			x 0-0 ① F2		x 0-0 ② G3	4	0	0	0	0	0	0
Billy Parker, R (1, 4) OBP: 0.270, SLG: 0.333		x 0-0 ③ F8			x 0-0 1B		x 0-0 ② 2-3		x 0-0 ③ 6-3	4	0	1	0	0	0	0
Ken Berry, R (1, 7) OBP: 0.269, SLG: 0.304			x 0-0 ① 3-1		x 0-0 ① F7		x 0-0 ③ 1-3			0	0	0	0	0	0	0
Tony Gonzalez, L (1, 7) OBP: 0.310, SLG: 0.317										3	0	0	0	0	0	1
Art Kusnyer, R (1, 2) OBP: 0.286, SLG: 0.286			x 0-0 1B 1B		S S S 0-3 ② K			x 0-0 ① F7		3	0	1	0	0	1	1
Tom Murphy, R (1, 1) OBP: 0.197, SLG: 0.216			x 0-0 1-2 1B		S S S 0-3 ③ K			x 0-0 ② 1-3		2	0	1	0	0	1	1
Rudy Meoli, L (8, PH)										1	0	0	0	0	0	0
Eddie Fisher, R (8, 1) OBP: 0.167, SLG: 0.063										0	0	0	0	0	0	0
Inning Stats	R: 0 H: 0 E: 0 LOB: 0 K: 1 BB: 0 S: 5 P: 5	R: 0 H: 0 E: 0 LOB: 0 K: 0 BB: 0 S: 3 P: 3	R: 0 H: 2 E: 0 LOB: 2 K: 0 BB: 0 S: 5 P: 5	R: 0 H: 0 E: 0 LOB: 0 K: 0 BB: 0 S: 3 P: 3	R: 0 H: 1 E: 0 LOB: 1 K: 2 BB: 0 S: 8 P: 8	R: 0 H: 1 E: 0 LOB: 1 K: 0 BB: 0 S: 4 P: 4	R: 0 H: 0 E: 0 LOB: 0 K: 0 BB: 0 S: 3 P: 3	R: 1 H: 1 E: 0 LOB: 1 K: 0 BB: 1 S: 4 P: 8	R: 0 H: 0 E: 0 LOB: 0 K: 0 BB: 0 S: 3 P: 3	1B: 4 SF: 0 2B: 1 SAC: 0 3B: 0 DP: 0 HR: 0 HBP: 0						WP: 0 PA: 33 PB: 0 SB: 1 CS: 0	

TOP

California Angels @ Chicago White Sox

Comiskey Park, Chicago, IL

Sat Sep 18 1971, 4:33 AM EDT

Att. 4,612 - Unknown

livebaseballscorecards.com

AB	32
R	1
H	5
RBI	1
BB	1
SO	3
LOB	11

PITCHER	IP	WLS	BF	H	R	ER	SO	BB	IBB	HBP	BLK	WP	HR	S	P	ERA	WHIP
Tom Bradley, R (1, 1) ERA: 3.0	9.0	W	33	5	1	1	3	1	0	0	0	0	0	38	42	1.00	0.667

PITCHER	IP	WLS	BF	H	R	ER	SO	BB	IBB	HBP	BLK	WP	HR	S	P	ERA	WHIP

Batter	1	2	3	4	5	6	7	8	9	AB	R	H	RBI	BB	SO	LOB
Pat Kelly, L (1, 9) OBP: 0.401, SLG: 0.403	BBB 4-0 SH5-4 1B IHR BB	H 1-0 CS HBP			SSS 0-3 ③ K			X 0-0 CS 1B		2	1	1	0	1	1	0
Jay Johnstone, L (1, 8) OBP: 0.327, SLG: 0.427	X 0-0 SH5-4 1-2 IHR 1B	0-0 ③ CS 1-2	X 0-0 ① G3			H 1-0 WP S WP HBP		SSS 0-3 ①② K 1-2		3	2	1	0	0	1	1
Rich McKinney, R (1, 4) OBP: 0.327, SLG: 0.373	X 0-0 ① SH5-4 1-2 2-3		X 0-0 ② 6-3			X 0-0 ① 1-3 1-3		X 0-0 ③ F8		3	0	0	0	0	0	1
Bill Melton, R (1, 5) OBP: 0.350, SLG: 0.491	BBBB 4-0 IHR BB		X 0-0 ③ F9			X 0-0 ② F8				2	1	0	0	1	0	1
Carlos May, L (1, 3) OBP: 0.380, SLG: 0.404	X 0-0 1-H 2-H 3-H IHR			X 0-0 ① 3-1		I 4-0 WP IBB				2	1	1	4	1	0	0
Rick Reichardt, R (1, 7) OBP: 0.343, SLG: 0.433	X 0-0 ② 6-3			X 0-0 ② F9		SSS 0-3 ③ K 1-2 3-H				3	0	0	0	0	1	1
Ed Herrmann, L (1, 2) OBP: 0.321, SLG: 0.364	X 0-0 ③ F8			X 0-0 ③ 3-1			X 0-0 ① F7			3	0	0	0	0	0	0
Luis Alvarado, R (1, 6) OBP: 0.243, SLG: 0.277		X 0-0 ① 1-3			SSS 0-3 ① K		X 0-0 ② 3-1			3	0	0	0	0	1	0
Tom Bradley, R (1, 1) OBP: 0.163, SLG: 0.187		X 0-0 ② 5-3			X 0-0 ② F7		X 0-0 ③ F2			3	0	0	0	0	0	0
Inning Stats	R: 4 H: 2 E: 0 LOB: 0 K: 0 BB: 2 S: 5 P: 13	R: 0 H: 0 E: 0 LOB: 0 K: 0 BB: 0 S: 2 P: 3	R: 0 H: 0 E: 0 LOB: 0 K: 0 BB: 0 S: 3 P: 3	R: 0 H: 0 E: 0 LOB: 0 K: 0 BB: 0 S: 3 P: 3	R: 0 H: 0 E: 0 LOB: 0 K: 2 BB: 0 S: 7 P: 7	R: 1 H: 0 E: 0 LOB: 1 K: 1 BB: 1 S: 5 P: 10	R: 0 H: 0 E: 0 LOB: 0 K: 0 BB: 0 S: 3 P: 3	R: 0 H: 1 E: 0 LOB: 0 K: 1 BB: 0 S: 5 P: 5		1B: 2 SF: 0 2B: 0 SAC: 1 3B: 0 DP: 0 HR: 1 HBP: 2						

PITCHER		IP	WLS	BF	H	R	ER	SO	BB	IBB	HBP	BLK	WP	HR	S	P	ERA	WHIP
Tom Murphy, R ERA: 3.73	(1, 1)	7.0	L	27	2	5	5	3	2	1	2	0	2	0	28	42	6.43	0.571
Eddie Fisher, R ERA: 2.82	(8, 1)	1.0		3	1	0	0	1	0	0	0	0	0	0	5	5	0.00	1.000

PITCHER	IP	WLS	BF	H	R	ER	SO	BB	IBB	HBP	BLK	WP	HR	S	P	ERA	WHIP

BOTTOM

California Angels @ Chicago White Sox

Comiskey Park, Chicago, IL

Sat Sep 18 1971, 4:33 AM EDT

Att. 4,612 - Unknown

livebaseballscorecards.com

AB	24
R	5
H	3
RBI	4
BB	3
SO	4
LOB	4

California Angels @ Chicago White Sox

Comiskey Park, Chicago, IL

Sun Sep 19 1971, 4:33 AM EDT

Att. 3,854 - Unknown

TOP

livebaseballscorecards.com

Batter	1	2	3	4	5	6	7	8	9	AB	R	H	RBI	BB	SO	LOB
Sandy Alomar Sr., S (1, 6) OBP: 0.296, SLG: 0.309	6-3		HR			F8		F7		4	1	1	1	0	0	2
Mickey Rivers, L (1, 9) (9, 8) OBP: 0.327, SLG: 0.349	K		K			K		K2-3		4	0	0	0	0	4	2
Jim Fregosi, R (1, 3) OBP: 0.312, SLG: 0.317	2B			K2-3		K			6-3	4	0	1	0	0	2	1
Ken McMullen, R (1, 5) OBP: 0.311, SLG: 0.383	5-3			5-3			K		F2	4	0	0	0	0	1	1
Billy Cowan, R (1, 7) OBP: 0.311, SLG: 0.408 Roger Repoz, L (9, 9) OBP: 0.328, SLG: 0.362		F8		F8			F8		F9	4 0	0 0	0 0	0 0	0 0	0 0	0 0
Billy Parker, R (1, 4) OBP: 0.250, SLG: 0.308		F2			P4		K			3	0	0	0	0	1	0
Ken Berry, R (1, 8) (9, 7) OBP: 0.270, SLG: 0.308		F2			1-3			SH3-4 PB 2B		3	1	1	0	0	0	0
Jeff Torborg, R (1, 2) OBP: 0.239, SLG: 0.267			F8		F3			SH3-4 2-3		2	0	0	0	0	0	0
Andy Messersmith, R (1, 1) OBP: 0.220, SLG: 0.267 Rudy Meoli, L (8, PR) Dave LaRoche, L (8, 1) OBP: 0.167, SLG: 0.091			F7			1B		BB 3-H		2 0 0	0 0 0	1 0 0	0 0 0	1 0 0	0 0 0	0 0 0
Inning Stats	R: 0 E: 0 K: 1 S: 6 H: 1 LOB: 1 BB: 0 P: 6	R: 0 E: 0 K: 0 S: 3 H: 0 LOB: 0 BB: 0 P: 3	R: 1 E: 0 K: 1 S: 6 H: 1 LOB: 0 BB: 0 P: 6	R: 0 E: 0 K: 1 S: 5 H: 0 LOB: 0 BB: 0 P: 5	R: 0 E: 0 K: 0 S: 3 H: 0 LOB: 0 BB: 0 P: 3	R: 0 E: 0 K: 2 S: 8 H: 1 LOB: 1 BB: 0 P: 8	R: 0 E: 0 K: 2 S: 7 H: 0 LOB: 0 BB: 0 P: 7	R: 1 E: 0 K: 1 S: 6 H: 1 LOB: 1 BB: 1 P: 10	R: 0 E: 0 K: 0 S: 3 H: 0 LOB: 0 BB: 0 P: 3	1B: 1 2B: 2 3B: 0 HR: 1 SF: 0 SAC: 1 DP: 0 HBP: 0						

	AB	30
	R	2
	H	4
	RBI	1
	BB	1
	SO	8
	LOB	6

WP: 0 PB: 1 SB: 0 CS: 0 PA: 32

PITCHER	IP	WLS	BF	H	R	ER	SO	BB	IBB	HBP	BLK	WP	HR	S	P	ERA	WHIP
Wilbur Wood, L (1, 1) ERA: 2.0	9.0	L	32	4	2	2	8	1	0	0	0	0	1	47	51	2.00	0.556

PITCHER	IP	WLS	BF	H	R	ER	SO	BB	IBB	HBP	BLK	WP	HR	S	P	ERA	WHIP

Batter	1	2	3	4	5	6	7	8	9	AB	R	H	RBI	BB	SO	LOB
Walt Williams, R (1, 9) OBP: 0.347, SLG: 0.425	P3		6-3			F6			F3 1-2	4	0	0	0	0	0	1
Jay Johnstone, L (1, 8) OBP: 0.327, SLG: 0.424	K			L4			BB			2	0	0	0	1	1	0
Rich McKinney, R (1, 4) OBP: 0.328, SLG: 0.377	2B			F9			SH5-4-2 1-3f			2	0	1	0	0	0	0
Bill Melton, R (1, 5) OBP: 0.348, SLG: 0.488	K			F9			F8			3	0	0	0	0	1	1
Carlos May, L (1, 3) OBP: 0.378, SLG: 0.401		K			3-1			4-3		3	0	0	0	0	1	0
Rick Reichardt, R (1, 7) OBP: 0.343, SLG: 0.432		K			CS 1B			K		3	0	1	0	0	2	0
Ed Herrmann, L (1, 2) OBP: 0.318, SLG: 0.360		L4			K 1-2			F2		3	0	0	0	0	1	1
Luis Alvarado, R (1, 6) OBP: 0.242, SLG: 0.275			5-3			P6			K	2	0	0	0	0	0	0
Steve Huntz, S (9, PH) OBP: 0.275, SLG: 0.349										1	0	0	0	0	1	0
Wilbur Wood, R (1, 1) OBP: 0.130, SLG: 0.044			K			K			F3 1B	2	0	0	0	0	2	0
Tom Egan, R (9, PH) OBP: 0.330, SLG: 0.425										1	0	1	0	0	0	0
Lee Richard, R (9, PR) OBP: 0.287, SLG: 0.297										0	0	0	0	0	0	0
Inning Stats	R: 0 E: 0 K: 2 S: 8 H: 1 LOB: 1 BB: 0 P: 8	R: 0 E: 0 K: 2 S: 7 H: 0 LOB: 0 BB: 0 P: 7	R: 0 E: 0 K: 1 S: 5 H: 0 LOB: 0 BB: 0 P: 5	R: 0 E: 0 K: 0 S: 3 H: 0 LOB: 0 BB: 0 P: 3	R: 0 E: 0 K: 1 S: 5 H: 1 LOB: 0 BB: 0 P: 5	R: 0 E: 0 K: 1 S: 5 H: 0 LOB: 0 BB: 0 P: 5	R: 0 E: 0 K: 0 S: 2 H: 0 LOB: 0 BB: 1 P: 6	R: 0 E: 0 K: 1 S: 5 H: 0 LOB: 0 BB: 0 P: 5	R: 0 E: 0 K: 1 S: 5 H: 1 LOB: 1 BB: 0 P: 5	1B: 2 2B: 2 3B: 0 HR: 0 SF: 0 SAC: 1 DP: 1 HBP: 0						

PITCHER		IP	WLS	BF	H	R	ER	SO	BB	IBB	HBP	BLK	WP	HR	S	P	ERA	WHIP
Andy Messersmith, R ERA: 3.13	(1, 1)	7.0	W	22	2	0	0	7	1	0	0	0	0	0	35	39	0.00	0.429
Dave LaRoche, L ERA: 1.66	(8, 1)	2.0	S	6	1	0	0	2	0	0	0	0	0	0	10	10	0.00	0.500

PITCHER		IP	WLS	BF	H	R	ER	SO	BB	IBB	HBP	BLK	WP	HR	S	P	ERA	WHIP

BOTTOM

California Angels @ Chicago White Sox

Comiskey Park, Chicago, IL

Sun Sep 19 1971, 4:33 AM EDT

Att. 3,854 - Unknown

livebaseballscorecards.com

AB	26
R	0
H	3
RBI	0
BB	1
SO	9
LOB	3

WP: 0 PB: 0 SB: 0 CS: 1 PA: 28

Batter	1	2	3	4	5	6	7	8	9	AB	R	H	RBI	BB	SO	LOB
Freddie Patek, R (1, 6) OBP: 0.327, SLG: 0.379	F8			5-3 2B 1B	F8		K			3	1	1	0	0	0	1
Bobby Floyd, R (6, 6) OBP: 0.255, SLG: 0.240										1	0	0	0	0	1	0
Paul Schaal, R (1, 5) OBP: 0.386, SLG: 0.403	G4-3 1B			5-3 1-2		E 1B 1B	1-3			4	1	2	0	0	0	1
Rich Severson, R (7, 5) OBP: 0.316, SLG: 0.188										0	0	0	0	0	0	0
Amos Otis, R (1, 8) OBP: 0.348, SLG: 0.448	G4-3 1-2f			1B 2-H 2B		E4 1B HR 1-2		4-3		3	2	1	1	0	0	2
Ed Kirkpatrick, L (6, 8) OBP: 0.308, SLG: 0.332										1	0	0	0	0	0	0
Lou Piniella, R (1, 7) OBP: 0.299, SLG: 0.358		L4-3 1B		2-H 1B		HR 1-2 2-H 1B		4-3		4	1	3	2	0	0	0
Bob Oliver, R (1, 9) OBP: 0.268, SLG: 0.331		L4-3 1-2		F9		HR 1-H 2-H		4-3		4	1	1	3	0	0	2
Dennis Paepke, R (1, 2) OBP: 0.238, SLG: 0.287		K		L8		5-3			6-3	4	0	0	0	0	1	1
Chuck Harrison, R (1, 3) OBP: 0.257, SLG: 0.283			6-3		K	F9			5-3	4	0	0	0	0	1	0
Bobby Knoop, R (1, 4) OBP: 0.277, SLG: 0.280			F8		F9	F8			6-3	4	0	0	0	0	0	0
Dick Drago, R (1, 1) OBP: 0.217, SLG: 0.173			6-3		BB		F9			2	0	0	0	1	0	0
Inning Stats	R: 0 E: 0 K: 0 S: 3 H: 1 LOB: 0 BB: 0 P: 3	R: 0 E: 0 K: 1 S: 5 H: 1 LOB: 0 BB: 0 P: 5	R: 0 E: 0 K: 0 S: 3 H: 0 LOB: 0 BB: 0 P: 3	R: 2 E: 0 K: 0 S: 6 H: 3 LOB: 1 BB: 0 P: 6	R: 0 E: 0 K: 1 S: 5 H: 0 LOB: 1 BB: 1 P: 9	R: 4 E: 1 K: 0 S: 7 H: 3 LOB: 0 BB: 0 P: 7	R: 0 E: 0 K: 1 S: 5 H: 0 LOB: 0 BB: 0 P: 5	R: 0 E: 0 K: 0 S: 3 H: 0 LOB: 0 BB: 0 P: 3	R: 0 E: 0 K: 0 S: 3 H: 0 LOB: 0 BB: 0 P: 3	1B: 6 2B: 2 3B: 0 HR: 1	SF: 0 SAC: 0 DP: 2 HBP: 0						

TOP

Kansas City Royals @ California Angels

Anaheim Stadium, Anaheim, CA

Tue Sep 21 1971, 10:05 PM EDT

Att. 6,084 - Unknown - 73 F

livebaseballscorecards.com

AB	34
R	6
H	8
RBI	6
BB	1
SO	3
LOB	7

WP: 0 PB: 0 SB: 0 CS: 0 PA: 35

PITCHER		IP	WLS	BF	H	R	ER	SO	BB	IBB	HBP	BLK	WP	HR	S	P	ERA	WHIP
Clyde Wright, L ERA: 3.05	(1, 1)	8.0	L	32	8	6	5	3	1	0	0	0	0	1	37	41	5.62	1.125
Jim Maloney, R ERA: 5.04	(9, 1)	1.0		3	0	0	0	0	0	0	0	0	0	0	3	3	0.00	0.000

PITCHER		IP	WLS	BF	H	R	ER	SO	BB	IBB	HBP	BLK	WP	HR	S	P	ERA	WHIP

BOTTOM

Kansas City Royals @ California Angels

Anaheim Stadium, Anaheim, CA

Tue Sep 21 1971, 10:05 PM EDT

Att. 6,084 - Unknown - 73 F

livebaseballscorecards.com

Batter	1	2	3	4	5	6	7	8	9	AB	R	H	RBI	BB	SO	LOB
Sandy Alomar Sr., S (1, 6) OBP: 0.297, SLG: 0.311	G3		2B		4-3			1B		4	0	2	0	0	0	0
Mickey Rivers, L (1, 8) OBP: 0.322, SLG: 0.344	G3		P6			F8		F2		4	0	0	0	0	0	2
Jim Fregosi, R (1, 7) OBP: 0.311, SLG: 0.314	F5			BB, 1B		F2			6-3	3	0	0	0	1	0	0
Ken McMullen, R (1, 5) OBP: 0.310, SLG: 0.388		5-3		F9		K, SSS			HR	4	1	1	1	0	1	1
Jim Spencer, L (1, 3) OBP: 0.305, SLG: 0.398		F7		F8			F9		1-3	4	0	0	0	0	0	1
Billy Parker, R (1, 4) OBP: 0.295, SLG: 0.395		3B		1-3, 1B			6-3		2B, 1B	4	1	3	0	0	0	0
Roger Repoz, L (1, 9) OBP: 0.328, SLG: 0.364		K, SSS		F2			4-3		1-H, 2B	4	0	1	1	0	1	3
Jeff Torborg, R (1, 2) OBP: 0.234, SLG: 0.262			5-3		5-3			F8	F8	2	0	0	0	0	0	0
John Stephenson, L (8, PH) OBP: 0.278, SLG: 0.314 (9, 2)										2	0	0	0	0	0	1
Clyde Wright, R (1, 1) OBP: 0.194, SLG: 0.198			K, SSS		6-3			F7		2	0	0	0	0	1	0
Tommie Reynolds, R (8, PH) OBP: 0.296, SLG: 0.300										1	0	0	0	0	0	0
Jim Maloney, L (9, 1) OBP: 0.200, SLG: 0.200										0	0	0	0	0	0	0
Inning Stats	R: 0 E: 0 K: 0 S: 3 H: 0 LOB: 0 BB: 0 P: 3	R: 0 E: 0 K: 1 S: 6 H: 1 LOB: 1 BB: 0 P: 6	R: 0 E: 0 K: 1 S: 6 H: 1 LOB: 1 BB: 0 P: 6	R: 0 E: 0 K: 0 S: 4 H: 1 LOB: 2 BB: 1 P: 8	R: 0 E: 0 K: 0 S: 3 H: 0 LOB: 0 BB: 0 P: 3	R: 0 E: 0 K: 1 S: 5 H: 0 LOB: 0 BB: 0 P: 5	R: 0 E: 0 K: 0 S: 3 H: 0 LOB: 0 BB: 0 P: 3	R: 0 E: 0 K: 0 S: 4 H: 1 LOB: 1 BB: 0 P: 4	R: 2 E: 0 K: 0 S: 6 H: 3 LOB: 1 BB: 0 P: 6	1B: 3 2B: 2 3B: 1 HR: 1 SF: 0 SAC: 0 DP: 0 HBP: 0						

	AB	34
	R	2
	H	7
	RBI	2
	BB	1
	SO	3
	LOB	8

PITCHER	IP	WLS	BF	H	R	ER	SO	BB	IBB	HBP	BLK	WP	HR	S	P	ERA	WHIP
Dick Drago, R (1, 1) ERA: 2.93	9.0	W	35	7	2	2	3	1	0	0	0	0	1	40	44	2.00	0.889

PITCHER	IP	WLS	BF	H	R	ER	SO	BB	IBB	HBP	BLK	WP	HR	S	P	ERA	WHIP

Batter	1	2	3	4	5	6	7	8	9	AB	R	H	RBI	BB	SO	LOB
Freddie Patek, R (1, 6) OBP: 0.328, SLG: 0.377	S S S 0-3 ① K	B B B B 4-0 1-2 BB			x 0-0 ② 1-3			x 0-0 ① 4-3	x 4-0 1B 1B IBB	3	1	0	0	2	1	0
Paul Schaal, R (1, 5) OBP: 0.387, SLG: 0.403	B B B B 4-0 1B 1B BB	x 0-0 ③ P4			B B B B 4-0 BB			x 0-0 ② 6-3	x 0-0 1B 1B 1-2 2-3 3-H 1B	3	2	1	1	2	0	2
Amos Otis, R (1, 8) OBP: 0.347, SLG: 0.446	x 0-0 ② F7		x 0-0 ① 4-3		x 0-0 ③ F7			x 0-0 E6 FC6-4 1-3 2-H 3-H	x 0-0 S 1B 1B	5	1	1	2	0	0	2
Lou Piniella, R (1, 7) OBP: 0.302, SLG: 0.360	x 0-0 1B 1-3 1B		x 0-0 G6-4-3 1B			x 0-0 CS 1B		x 0-0 ③ FC6-4 1-2f	S S S 0-3 ② K 1-2	5	0	3	0	0	1	3
Bob Oliver, R (1, 9) OBP: 0.270, SLG: 0.332	x 0-0 1-2 3-H 1B		x 0-0 ② ③ G6-4-3 1-2f			x 0-0 ① ② F8 1-2			x 0-0 E4 1B BB FC6-4 0-0 BB 1B 2-H 3-H 1B	5	2	2	3	0	0	2
Dennis Paepke, R (1, 2) OBP: 0.239, SLG: 0.281 Bobby Floyd, R (9, PR) OBP: 0.268, SLG: 0.240 (9, 4)	S S S 0-3 ③ K			x 0-0 ① L7		S S S 0-3 ③ K			4-0 FC6-4 1B 1-2 2B BB 4-0 1B 1-2 1B BB	3 0	0 2	0 0	0 0	1 1	2 0	2 0
Chuck Harrison, R (1, 3) OBP: 0.268, SLG: 0.289		B B B B 4-0 BB BB		x 0-0 ② L7			x 0-0 ① P6		0-0 FC6-4 1-2 2-3 1B 0-0 WP 1B 1-2 2-H 1B	4	0	2	1	1	0	0
Bobby Knoop, R (1, 4) OBP: 0.272, SLG: 0.275 Gail Hopkins, L (9, PH) OBP: 0.373, SLG: 0.436 Joe Keough, L (9, PR) OBP: 0.321, SLG: 0.330 Buck Martinez, R (9, 2) OBP: 0.256, SLG: 0.212		x 0-0 ① F9		x 0-0 ③ 6-3			x 0-0 ② 1-3		FC6-4 2B 1B 1-2 2-3 3-H 0-0 WP 1-2 2-H 1B	3 1 1 0	0 0 1 0	0 0 1 0	0 1 1 0	0 0 0 0	0 0 0 0	1 2 0 0
Mike Hedlund, R (1, 1) OBP: 0.119, SLG: 0.092 Ted Abernathy, R (7, 1) OBP: 0.091, SLG: 0.091 Sandy Valdespino, L (9, PH) OBP: 0.377, SLG: 0.588 Tom Burgmeier, L (9, 1) OBP: 0.286, SLG: 0.350		S S S 0-3 ② K	S S S 0-3 ① K				x 0-0 ③ F8		0-0 1B 1B 1-3 3-H 2B 0-3 K	3 0 2 0	0 0 1 0	0 0 1 0	0 0 1 0	0 0 0 0	2 0 0 0	1 0 2 0
Inning Stats	R: 1 E: 0 K: 2 S: 9 H: 2 LOB: 2 BB: 1 P: 13	R: 0 E: 0 K: 1 S: 5 H: 0 LOB: 2 BB: 2 P: 13	R: 0 E: 0 K: 0 S: 3 H: 1 LOB: 0 BB: 0 P: 3	R: 0 E: 0 K: 0 S: 3 H: 0 LOB: 0 BB: 0 P: 3	R: 0 E: 0 K: 1 S: 5 H: 0 LOB: 1 BB: 1 P: 9	R: 0 E: 0 K: 1 S: 5 H: 1 LOB: 0 BB: 0 P: 5	R: 0 E: 0 K: 0 S: 3 H: 0 LOB: 0 BB: 0 P: 3	R: 0 E: 1 K: 0 S: 4 H: 0 LOB: 1 BB: 0 P: 4	R: 9 E: 1 K: 2 S: 15 H: 7 LOB: 3 BB: 3 P: 27	1B: 10 2B: 1 3B: 0 HR: 0 SF: 0 SAC: 0 DP: 1 HBP: 0						

PITCHER		IP	WLS	BF	H	R	ER	SO	BB	IBB	HBP	BLK	WP	HR	S	P	ERA	WHIP
Rudy May, L ERA: 3.04	(1, 1)	7.0		27	4	1	1	5	4	0	0	0	0	0	33	49	1.29	1.143
Lloyd Allen, R ERA: 2.56	(8, 1)	1.0	L	7	1	3	3	0	1	0	0	0	0	0	6	10	27.00	2.000
Dave LaRoche, L ERA: 2.17	(9, 1)	0.1		5	3	2	1	0	0	1	0	0	0	0	4	8	27.00	9.000
Mel Queen, R ERA: 1.92	(9, 1)	0.2		6	3	4	2	2	1	0	0	0	1	0	9	13	27.00	6.000

PITCHER	IP	WLS	BF	H	R	ER	SO	BB	IBB	HBP	BLK	WP	HR	S	P	ERA	WHIP

TOP

Kansas City Royals @ California Angels

Anaheim Stadium, Anaheim, CA

Wed Sep 22 1971, 10:05 PM EDT

Att. 5,030 - Unknown - 73 F

livebaseballscorecards.com

AB	38
R	10
H	11
RBI	10
BB	7
SO	7
LOB	17

WP: 1 PA: 45
PB: 0
SB: 1
CS: 1

Batter	1	2	3	4	5	6	7	8	9	AB	R	H	RBI	BB	SO	LOB
Sandy Alomar Sr., S (1, 6) OBP: 0.295, SLG: 0.309	S S S 0-3 K ①		x 0-0 F8 ②		x 0-0 1-3 ③		x 0-0 P6 ②		x 0-0 F7 ①	5	0	0	0	0	1	2
Mickey Rivers, L (1, 8) OBP: 0.324, SLG: 0.345	x 0-0 F9 ②		x 0-0 1-2 1B			x 0-0 F8 ①	x 0-0 2B 1B		x 0-0 B1 ②	5	1	2	0	0	0	1
Jim Fregosi, R (1, 7) OBP: 0.313, SLG: 0.320 Lloyd Allen, R (8, 1) OBP: 0.313, SLG: 0.500 Dave LaRoche, L (9, 1) OBP: 0.167, SLG: 0.091 Mel Queen, L (9, 1) Tommie Reynolds, R (9, PH) OBP: 0.293, SLG: 0.296	x 0-0 F9 ③		x 0-0 3-1 ③			x 0-0 1B 1B 1B	x 0-0 1-H 2B		x 0-0 1-3 ③	4 0 0 0 1	1 0 0 0 0	2 0 0 0 1	1 0 0 0 0	0 0 0 0 0	0 0 0 0 0	2 0 0 0 1
Ken McMullen, R (1, 5) OBP: 0.310, SLG: 0.387		x 0-0 F9 ①		x 0-0 F8 ①		x 0-0 1B 1-2 1B 1B	x 0-0 F5 ③			4	1	1	0	0	0	1
Jim Spencer, L (1, 3) OBP: 0.306, SLG: 0.397		B B B B 4-0 BB		B B B B 4-0 BB		x 0-0 F3 ②		x 0-0 P4 ①		2	0	0	0	2	0	2
Billy Parker, R (1, 4) OBP: 0.292, SLG: 0.383		x 0-0 L6 ②		x 0-0 P3 ②		x 0-0 1B 1-3 2-H 1B		x 0-0 F8 ②		4	0	1	1	0	0	2
Roger Repoz, L (1, 9) OBP: 0.330, SLG: 0.363		x 0-0 1-3 ③		x 0-0 L4 ③		x 0-0 1-3 3-H 1B		H 1-0 HBP		3	0	1	1	0	0	2
Art Kusnyer, R (1, 2) OBP: 0.182, SLG: 0.182			x 0-0 5-3 ①		x 0-0 5-3 ①	x 0-0 6-3 ③		x 0-0 1-3 ③		4	0	0	0	0	0	3
Rudy May, L (1, 1) OBP: 0.206, SLG: 0.172 Tony Gonzalez, L (7, PH) OBP: 0.309, SLG: 0.316 Ken Berry, R (8, 7) OBP: 0.272, SLG: 0.308			B B B B 4-0 1B BB		x 0-0 4-3 ②		x 0-0 F7 ①		H 1-0 HBP	1 1 0	0 0 0	0 0 0	0 0 0	1 0 0	0 0 0	0 0 0
Inning Stats	R: 0 E: 0 K: 1 S: 5 H: 0 LOB: 0 BB: 0 P: 5	R: 0 E: 0 K: 0 S: 3 H: 0 LOB: 1 BB: 1 P: 7	R: 0 E: 0 K: 0 S: 4 H: 1 LOB: 2 BB: 1 P: 8	R: 0 E: 0 K: 0 S: 3 H: 0 LOB: 1 BB: 1 P: 7	R: 0 E: 0 K: 0 S: 3 H: 0 LOB: 0 BB: 0 P: 3	R: 2 E: 0 K: 0 S: 7 H: 4 LOB: 2 BB: 0 P: 7	R: 1 E: 0 K: 0 S: 5 H: 2 LOB: 1 BB: 0 P: 5	R: 0 E: 0 K: 0 S: 3 H: 0 LOB: 1 BB: 0 P: 4	R: 0 E: 0 K: 0 S: 3 H: 0 LOB: 1 BB: 0 P: 4	1B: 6 2B: 1 3B: 0 HR: 0	SF: 0 SAC: 0 DP: 0 HBP: 2			WP: 0 PB: 0 SB: 0 CS: 0	PA: 39		

PITCHER		IP	WLS	BF	H	R	ER	SO	BB	IBB	HBP	BLK	WP	HR	S	P	ERA	WHIP
Mike Hedlund, R ERA: 2.73	(1, 1)	6.2		30	7	3	3	1	3	0	0	0	0	0	29	41	4.05	1.500
Ted Abernathy, R ERA: 2.45	(7, 1)	1.1	W	5	0	0	0	0	0	0	1	0	0	0	4	5	0.00	0.000
Tom Burgmeier, L ERA: 1.77	(9, 1)	1.0	S	4	0	0	0	0	0	0	1	0	0	0	3	4	0.00	0.000

PITCHER	IP	WLS	BF	H	R	ER	SO	BB	IBB	HBP	BLK	WP	HR	S	P	ERA	WHIP

BOTTOM

Kansas City Royals @ California Angels

Anaheim Stadium, Anaheim, CA

Wed Sep 22 1971, 10:05 PM EDT

Att. 5,030 - Unknown - 73 F

livebaseballscorecards.com

AB	34
R	3
H	7
RBI	3
BB	3
SO	1
LOB	16

Chicago White Sox @ California Angels

Anaheim Stadium, Anaheim, CA

Thu Sep 23 1971, 10:05 PM EDT

Att. 5,234 - Unknown - 76 F

TOP

livebaseballscorecards.com

Batter	1	2	3	4	5	6	7	8	9	AB	R	H	RBI	BB	SO	LOB
Lee Richard, R (1, 6) OBP: 0.294, SLG: 0.314	F8 WP 1B		4-3		HR 2-H 3-H			F8	FC4-6 HBP 1-2 2-3	4	1	2	3	0	0	0
Pat Kelly, L (1, 9) OBP: 0.407, SLG: 0.407	F8 1-3			F7	1B			P6	FC4-6 1-2f	5	0	1	0	0	0	4
Rich McKinney, R (1, 4) OBP: 0.329, SLG: 0.379	K			1-3	L4			BB		3	0	0	0	1	1	2
Bill Melton, R (1, 5) OBP: 0.352, SLG: 0.485	6-3			F9		F8		F9		4	0	0	0	0	0	2
Carlos May, L (1, 3) OBP: 0.376, SLG: 0.410		BB L3			HR	3-1			F8	3	1	1	1	1	0	0
Rick Reichardt, R (1, 7) OBP: 0.339, SLG: 0.431		K			4-3	BB CS			E6 BB 1B CS	3	0	0	0	1	1	1
Jay Johnstone, L (1, 8) OBP: 0.327, SLG: 0.418		L3 1-2			BB 1B HR	CS 1-2	G5-6-3 1B		CS BB S 1B 1-2	3	2	2	0	1	0	1
Ed Herrmann, L (1, 2) OBP: 0.319, SLG: 0.356			3-1		SH1-3 HR 1-3 1B		G5-6-3 1-2f		HBP S BB 1-2 2-3	3	1	1	0	1	0	1
Wilbur Wood, R (1, 1) OBP: 0.136, SLG: 0.043			K		SH1-3 1-2		6-3		HBP BB 1-2 2-H 3-H	2	0	0	0	1	1	0
Inning Stats	R: 0 E: 0 K: 1 S: 6 H: 1 LOB: 1 BB: 0 P: 6	R: 0 E: 0 K: 1 S: 4 H: 0 LOB: 0 BB: 1 P: 8	R: 0 E: 0 K: 1 S: 5 H: 0 LOB: 0 BB: 0 P: 5	R: 0 E: 0 K: 0 S: 3 H: 0 LOB: 0 BB: 0 P: 3	R: 4 E: 0 K: 0 S: 7 H: 4 LOB: 1 BB: 1 P: 11	R: 0 E: 0 K: 0 S: 2 H: 0 LOB: 0 BB: 0 P: 6	R: 0 E: 0 K: 0 S: 3 H: 1 LOB: 0 BB: 0 P: 3	R: 0 E: 0 K: 0 S: 3 H: 0 LOB: 1 BB: 1 P: 7	R: 1 E: 1 K: 0 S: 4 H: 1 LOB: 3 BB: 2 P: 13	1B: 5 2B: 1 3B: 0 HR: 2	SF: 0 SAC: 1 DP: 2 HBP: 1						

	AB	30
	R	5
	H	7
	RBI	4
	BB	6
	SO	3
	LOB	11

WP: 1 PB: 0 SB: 2 CS: 3 PA: 39

PITCHER		IP	WLS	BF	H	R	ER	SO	BB	IBB	HBP	BLK	WP	HR	S	P	ERA	WHIP
Tom Murphy, R ERA: 3.79	(1, 1)	6.0	L	24	5	4	4	3	3	0	0	0	1	2	27	39	6.00	1.333
Eddie Fisher, R ERA: 2.77	(7, 1)	2.0		7	1	0	0	0	1	0	0	0	0	0	6	10	0.00	1.000
Dave LaRoche, L ERA: 2.26	(9, 1)	1.0		7	1	1	1	0	2	0	1	0	0	0	4	13	9.00	3.000

PITCHER		IP	WLS	BF	H	R	ER	SO	BB	IBB	HBP	BLK	WP	HR	S	P	ERA	WHIP

Batter	1	2	3	4	5	6	7	8	9	AB	R	H	RBI	BB	SO	LOB
Sandy Alomar Sr., S (1, 6) OBP: 0.295, SLG: 0.309	6-3		E S 1B			4-3		F9		4	0	1	0	0	0	1
Ken Berry, R (1, 8) OBP: 0.272, SLG: 0.311	6-3		F9 1-3			K			4-3 2B	4	0	1	0	0	1	1
Jim Fregosi, R (1, 3) OBP: 0.313, SLG: 0.317	6-3			6-3			BB		6-3	3	0	0	0	1	0	1
Ken McMullen, R (1, 5) OBP: 0.308, SLG: 0.384		F8		4-3			K		4-3 2-3	4	0	0	0	0	1	2
Billy Cowan, R (1, 7) OBP: 0.310, SLG: 0.404		CS 1B		6-3			K		K	4	0	1	0	0	2	2
Billy Parker, R (1, 4) OBP: 0.294, SLG: 0.380		1-2 1B			K		L9			3	0	1	0	0	1	1
Tommie Reynolds, R (1, 9) OBP: 0.294, SLG: 0.297		F9			K			1B		3	0	1	0	0	1	1
Art Kusnyer, R (1, 2) OBP: 0.154, SLG: 0.154 Jerry Moses, R (8, PH) (9, 2) OBP: 0.266, SLG: 0.359			F3		F9			F7		2 1	0 0	0 0	0 0	0 0	0 0	0 1
Tom Murphy, R (1, 1) OBP: 0.195, SLG: 0.213 Bruce Christensen, L (6, PH) OBP: 0.333, SLG: 0.283 Eddie Fisher, R (7, 1) OBP: 0.167, SLG: 0.063 Syd O'Brien, R (8, PH) OBP: 0.245, SLG: 0.297 Dave LaRoche, L (9, 1) OBP: 0.167, SLG: 0.091			G3			4-3		K		1 1 0 1 0	0 0 0 0 0	0 0 0 0 0	0 0 0 0 0	0 0 0 1 0	0 0 0 1 0	0 0 0 1 0
Inning Stats	R: 0 E: 0 K: 0 S: 3 H: 0 LOB: 0 BB: 0 P: 3	R: 0 E: 0 K: 0 S: 4 H: 2 LOB: 1 BB: 0 P: 4	R: 0 E: 0 K: 0 S: 4 H: 1 LOB: 1 BB: 0 P: 4	R: 0 E: 0 K: 0 S: 3 H: 0 LOB: 0 BB: 0 P: 3	R: 0 E: 0 K: 2 S: 7 H: 0 LOB: 0 BB: 0 P: 7	R: 0 E: 0 K: 1 S: 5 H: 0 LOB: 0 BB: 0 P: 5	R: 0 E: 0 K: 2 S: 7 H: 0 LOB: 1 BB: 1 P: 11	R: 0 E: 0 K: 1 S: 6 H: 1 LOB: 1 BB: 0 P: 6	R: 0 E: 0 K: 1 S: 6 H: 1 LOB: 1 BB: 0 P: 6	1B: 4 2B: 1 3B: 0 HR: 0	SF: 0 SAC: 0 DP: 0 HBP: 0					

PITCHER	IP	WLS	BF	H	R	ER	SO	BB	IBB	HBP	BLK	WP	HR	S	P	ERA	WHIP
Wilbur Wood, L (1, 1) ERA: 1.95	9.0	W	32	5	0	0	7	1	0	0	0	0	0	45	49	0.00	0.667

PITCHER	IP	WLS	BF	H	R	ER	SO	BB	IBB	HBP	BLK	WP	HR	S	P	ERA	WHIP

BOTTOM

Chicago White Sox @ California Angels

Anaheim Stadium, Anaheim, CA

Thu Sep 23 1971, 10:05 PM EDT

Att. 5,234 - Unknown - 76 F

livebaseballscorecards.com

AB	31
R	0
H	5
RBI	0
BB	1
SO	7
LOB	11

WP: 0	PA: 32		
PB: 0			
SB: 1			
CS: 1			

Batter	1	2	3	4	5	6	7	8	9	AB	R	H	RBI	BB	SO	LOB
Lee Richard, R (1, 6) OBP: 0.289, SLG: 0.309	F5		E9 1-2		F8		P4			4	1	0	0	0	0	2
Pat Kelly, L (1, 9) OBP: 0.404, SLG: 0.404	K		K 1-2 2-3		S 2-3			4-3		4	0	1	0	0	2	2
Rich McKinney, R (1, 4) OBP: 0.336, SLG: 0.385	BB		1B 2-H 3-H		BB 1-2			F8 1B 2B		2	1	2	2	2	0	0
Bill Melton, R (1, 5) OBP: 0.349, SLG: 0.481	K		F7		F5			F8 2-3		4	0	0	0	0	1	6
Carlos May, L (1, 3) OBP: 0.377, SLG: 0.411		K 1B	K	4-3				1B 3-H		4	0	2	1	0	1	0
Jay Johnstone, L (1, 8) OBP: 0.326, SLG: 0.416		K 1-2	1-3	K					SH5-3 1B	4	0	1	0	0	2	1
Walt Williams, R (1, 7) OBP: 0.341, SLG: 0.416		K	F7	F8					SH5-3 1-2	3	0	0	0	0	1	0
Ed Herrmann, L (1, 2) OBP: 0.318, SLG: 0.352			K	F8		4-3			G4-3 IBB	3	0	0	0	1	1	0
Terry Forster, L (1, 1) OBP: 0.400, SLG: 0.600			E E 1B 1B	1B 2B		F7			G4-3 1-2f	2	1	2	0	0	0	0
Joe Horlen, R (6, 1) OBP: 0.098, SLG: 0.100										1	0	0	0	0	0	0
Rich Hinton, L (7, 1)										0	0	0	0	0	0	0
Steve Kealey, R (8, 1) OBP: 0.200, SLG: 0.500										0	0	0	0	0	0	0
Tony Muser, L (9, PH) OBP: 0.500, SLG: 0.429										1	0	0	0	0	0	2
Stan Perzanowski, S (9, 1)										0	0	0	0	0	0	0
Inning Stats	R: 0 E: 0 K: 2 S: 7 H: 0 LOB: 1 BB: 1 P: 11	R: 0 E: 0 K: 2 S: 7 H: 1 LOB: 0 BB: 0 P: 7	R: 2 E: 2 K: 2 S: 10 H: 2 LOB: 1 BB: 0 P: 10	R: 0 E: 0 K: 1 S: 5 H: 0 LOB: 0 BB: 0 P: 5	R: 0 E: 0 K: 0 S: 5 H: 2 LOB: 3 BB: 1 P: 9	R: 0 E: 0 K: 1 S: 5 H: 0 LOB: 0 BB: 0 P: 5	R: 0 E: 0 K: 0 S: 3 H: 0 LOB: 0 BB: 0 P: 3	R: 1 E: 0 K: 0 S: 4 H: 2 LOB: 1 BB: 0 P: 4	R: 0 E: 0 K: 0 S: 3 H: 1 LOB: 1 BB: 1 P: 7	1B: 6 2B: 2 3B: 0 HR: 0	SF: 0 SAC: 1 DP: 1 HBP: 0					

PITCHER	IP	WLS	BF	H	R	ER	SO	BB	IBB	HBP	BLK	WP	HR	S	P	ERA	WHIP
Andy Messersmith, R (1, 1) ERA: 3.06	9.0	W	36	8	3	1	8	2	1	0	0	0	0	49	61	1.00	1.111

PITCHER	IP	WLS	BF	H	R	ER	SO	BB	IBB	HBP	BLK	WP	HR	S	P	ERA	WHIP

TOP

Chicago White Sox @ California Angels

Anaheim Stadium, Anaheim, CA

Fri Sep 24 1971, 10:05 PM EDT

Att. 14,563 - Unknown - 79 F

livebaseballscorecards.com

AB	32
R	3
H	8
RBI	3
BB	3
SO	8
LOB	13

WP: 0 PB: 0 SB: 1 CS: 0 PA: 36

Batter	1	2	3	4	5	6	7	8	9	AB	R	H	RBI	BB	SO	LOB
Sandy Alomar Sr., S (1, 6) OBP: 0.295, SLG: 0.309	5-3		F7		F7		1-2 2-H 1B		BB 1B 1B	5	1	2	1	0	0	1
Mickey Rivers, L (1, 9) OBP: 0.320, SLG: 0.341	P4			F9		K	F8		1B 1-2 BB	3	0	0	0	0	1	0
Tommie Reynolds, R (7, PH) OBP: 0.299, SLG: 0.293 (8, 9)										1	0	0	0	1	0	2
Jim Fregosi, R (1, 3) OBP: 0.316, SLG: 0.319 (7, 7)	F9			6-3		6-3 BB		3B 1B	1-2 2-H 1B	4	1	2	1	1	0	0
Ken McMullen, R (1, 5) OBP: 0.309, SLG: 0.387		K		1B BB		6-3 1-2		SF8 1-H 3B		3	1	1	1	1	1	1
Billy Cowan, R (1, 7) OBP: 0.312, SLG: 0.405		F9		1-2 1B		F8		SF8 3-H		2	0	1	0	0	0	0
Jim Spencer, L (6, PH) OBP: 0.305, SLG: 0.396 (7, 3)										1	0	0	1	0	0	1
Billy Parker, R (1, 4) OBP: 0.291, SLG: 0.358		PB BB		K			E6 FC4-6	K		3	0	0	0	1	2	2
Ken Berry, R (1, 8) OBP: 0.270, SLG: 0.309		L5 1-2			L4		K	2B		2	0	0	0	0	0	1
Roger Repoz, L (7, PH) OBP: 0.331, SLG: 0.368 (8, 8)										2	0	1	0	0	1	1
Jeff Torborg, R (1, 2) OBP: 0.239, SLG: 0.266			F9		1B		FC4-6 1B 1-2f 1B		IBB	2	0	1	0	0	0	0
Tony Gonzalez, L (7, PH) OBP: 0.308, SLG: 0.315										1	1	0	0	0	0	1
Art Kusnyer, R (8, 2) OBP: 0.154, SLG: 0.154										0	0	0	0	0	0	0
John Stephenson, L (8, PH) OBP: 0.281, SLG: 0.314 (9, 2)										0	0	0	0	1	0	0
Andy Messersmith, R (1, 1) OBP: 0.221, SLG: 0.267			4-3		K		1B 1-2 1B	P3		4	0	1	0	0	1	3
Inning Stats	R: 0 E: 0 K: 0 S: 3 H: 0 LOB: 0 BB: 0 P: 3	R: 0 E: 0 K: 1 S: 5 H: 0 LOB: 1 BB: 1 P: 9	R: 0 E: 0 K: 0 S: 3 H: 0 LOB: 0 BB: 0 P: 3	R: 0 E: 0 K: 1 S: 6 H: 1 LOB: 2 BB: 1 P: 10	R: 0 E: 0 K: 1 S: 6 H: 1 LOB: 1 BB: 0 P: 6	R: 0 E: 0 K: 1 S: 5 H: 0 LOB: 1 BB: 1 P: 9	R: 1 E: 1 K: 1 S: 8 H: 2 LOB: 2 BB: 0 P: 8	R: 2 E: 0 K: 1 S: 8 H: 3 LOB: 2 BB: 1 P: 12	R: 1 E: 0 K: 0 S: 2 H: 2 LOB: 2 BB: 1 P: 6	1B: 7 2B: 1 3B: 1 HR: 0	SF: 1 SAC: 0 DP: 0 HBP: 0					

PITCHER		IP	WLS	BF	H	R	ER	SO	BB	IBB	HBP	BLK	WP	HR	S	P	ERA	WHIP
Terry Forster, L ERA: 4.1	(1, 1)	5.1		21	2	0	0	4	3	0	0	0	0	0	26	38	0.00	0.938
Joe Horlen, R ERA: 4.32	(6, 1)	1.1		7	2	1	0	1	0	0	0	0	0	0	9	9	0.00	1.500
Rich Hinton, L ERA: 4.84	(7, 1)	1.0		6	3	2	2	1	0	0	0	0	0	0	8	8	18.00	3.000
Steve Kealey, R ERA: 3.86	(8, 1)	0.1		2	0	0	0	0	0	1	0	0	0	0	1	5	0.00	0.000
Stan Perzanowski, R ERA: 14.4	(9, 1)	0.0	L	3	2	1	1	0	1	0	0	0	0	0	2	6	∞	∞

PITCHER	IP	WLS	BF	H	R	ER	SO	BB	IBB	HBP	BLK	WP	HR	S	P	ERA	WHIP

BOTTOM

Chicago White Sox @ California Angels

Anaheim Stadium, Anaheim, CA

Fri Sep 24 1971, 10:05 PM EDT

Att. 14,563 - Unknown - 79 F

livebaseballscorecards.com

AB	33
R	4
H	9
RBI	4
BB	5
SO	6
LOB	13

1B: 7	SF: 1	WP: 0	PA: 39
2B: 1	SAC: 0	PB: 1	
3B: 1	DP: 0	SB: 0	
HR: 0	HBP: 0	CS: 0	

Batter	1	2	3	4	5	6	7	8	9	AB	R	H	RBI	BB	SO	LOB
Lee Richard, R (1, 6) OBP: 0.289, SLG: 0.308	4-3		HR 1B		K		K			4	1	1	0	0	2	1
Walt Williams, R (1, 9) OBP: 0.343, SLG: 0.426 (6, 7)	P3-6 BB 1B		1-H HR		K			F9		4	1	2	2	0	1	1
Rich McKinney, R (1, 4) OBP: 0.338, SLG: 0.388	BBBB 1-2 BB		F8			2B		4-3		3	0	1	0	1	0	0
Bill Melton, R (1, 5) OBP: 0.349, SLG: 0.479	P3-6 2-3f			CS 1B		F7		5-3		4	0	1	0	0	0	3
Rick Reichardt, R (1, 8) OBP: 0.336, SLG: 0.427		6-3		K 1-2		6-3			K	4	0	0	0	0	2	2
Carlos May, L (1, 3) OBP: 0.378, SLG: 0.409		4-3		BBBB BB		BBBB BB			4-3	2	0	0	0	2	0	0
Ken Hottman, R (1, 7) OBP: 0.143, SLG: 0.143 Pat Kelly, L (6, PH) (6, 9) OBP: 0.401, SLG: 0.400	F8			F7		6-3			K	2 0 0 0 0 0 1 2 0 0 0 0 1 2						
Tom Egan, R (1, 2) OBP: 0.321, SLG: 0.412			F9		FC1-6 1B		P3			3	0	1	0	0	0	0
Tommy John, R (1, 1) OBP: 0.181, SLG: 0.145			K		FC1-6 1-2f		6-3			3	0	0	0	0	1	1
Inning Stats	R: 0 H: 1 E: 0 LOB: 1 K: 0 BB: 1 S: 3 P: 7	R: 0 H: 0 E: 0 LOB: 0 K: 0 BB: 0 S: 3 P: 3	R: 2 H: 2 E: 0 LOB: 0 K: 1 BB: 0 S: 7 P: 7	R: 0 H: 1 E: 0 LOB: 1 K: 1 BB: 1 S: 5 P: 9	R: 0 H: 1 E: 0 LOB: 1 K: 2 BB: 0 S: 8 P: 8	R: 0 H: 1 E: 0 LOB: 2 K: 0 BB: 1 S: 4 P: 8	R: 0 H: 0 E: 0 LOB: 0 K: 1 BB: 0 S: 5 P: 5	R: 0 H: 0 E: 0 LOB: 0 K: 0 BB: 0 S: 3 P: 3	R: 0 H: 0 E: 0 LOB: 0 K: 2 BB: 0 S: 7 P: 7	1B: 4 SF: 0 2B: 3 SAC: 0 3B: 0 DP: 2 HR: 1 HBP: 0						

TOP

Chicago White Sox @ California Angels

Anaheim Stadium, Anaheim, CA

Sat Sep 25 1971, 10:05 PM EDT

Att. 6,502 - Unknown - 70 F

livebaseballscorecards.com

AB	31
R	2
H	6
RBI	2
BB	3
SO	7
LOB	11

WP: 0 PA: 34
PB: 0
SB: 0
CS: 1

PITCHER		IP	WLS	BF	H	R	ER	SO	BB	IBB	HBP	BLK	WP	HR	S	P	ERA	WHIP
Clyde Wright, L ERA: 3.05	(1, 1)	5.2	W	24	6	2	2	4	3	0	0	0	0	1	29	41	3.18	1.588
Lloyd Allen, R ERA: 2.46	(6, 1)	3.1	S	10	0	0	0	3	0	0	0	0	0	0	16	16	0.00	0.000

PITCHER		IP	WLS	BF	H	R	ER	SO	BB	IBB	HBP	BLK	WP	HR	S	P	ERA	WHIP

Batter	1	2	3	4	5	6	7	8	9	AB	R	H	RBI	BB	SO	LOB
Sandy Alomar Sr., S (1, 6) OBP: 0.295, SLG: 0.309	0-0 S 1B E 1B	0-0 6-3 ③			0-0 P4 ③			0-3 K ②		4	1	1	0	0	1	0
Ken Berry, R (1, 8) OBP: 0.270, SLG: 0.308	0-0 E S 1B 1-2 1B		0-0 P6 ①			0-0 6-3 ①		0-0 5-3 ③		4	1	1	0	0	0	0
Jim Fregosi, R (1, 3) OBP: 0.314, SLG: 0.316	0-0 E4 1B E 1-3 2-H		0-3 K ②			0-0 6-3 ②				3	1	0	1	0	1	1
Ken McMullen, R (1, 5) OBP: 0.311, SLG: 0.392	0-0 FC6 1-2 3-H 1B		0-0 6-3 ③			0-0 3B				3	0	2	1	0	0	0
Billy Cowan, R (1, 7) OBP: 0.306, SLG: 0.398	0-0 FC6 ① 3-1 1-2f 2-H			0-0 6-3 ①		0-3 K ③				3	0	0	0	0	1	2
Billy Parker, R (1, 4) OBP: 0.276, SLG: 0.339	0-0 3-1 ② 2-3			0-3 K ②			0-3 K ①			3	0	0	0	0	2	1
Tommie Reynolds, R (1, 9) OBP: 0.289, SLG: 0.282 Roger Repoz, L (9, 9) OBP: 0.331, SLG: 0.368	0-0 1-3 ③			0-0 6-3 ③			0-0 5-3 ②			3 0	0 0	0 0	0 0	0 0	0 0	1 0
Jeff Torborg, R (1, 2) OBP: 0.233, SLG: 0.259		0-0 6-3 ①			0-0 F9 ①		0-0 6-3 ③			3	0	0	0	0	0	0
Clyde Wright, R (1, 1) OBP: 0.189, SLG: 0.193 Lloyd Allen, R (6, 1) OBP: 0.294, SLG: 0.471		0-0 L8 ②			0-0 6-3 ②			0-0 F9 ①		2 1	0 0	0 0	0 0	0 0	0 0	0 0
Inning Stats	R: 3 H: 3 E: 2 LOB: 1 K: 0 BB: 0 S: 7 P: 7	R: 0 H: 0 E: 0 LOB: 0 K: 0 BB: 0 S: 3 P: 3	R: 0 H: 0 E: 0 LOB: 0 K: 1 BB: 0 S: 5 P: 5	R: 0 H: 0 E: 0 LOB: 0 K: 1 BB: 0 S: 5 P: 5	R: 0 H: 0 E: 0 LOB: 0 K: 0 BB: 0 S: 3 P: 3	R: 0 H: 1 E: 0 LOB: 1 K: 1 BB: 0 S: 6 P: 6	R: 0 H: 0 E: 0 LOB: 0 K: 1 BB: 0 S: 5 P: 5	R: 0 H: 0 E: 0 LOB: 0 K: 1 BB: 0 S: 5 P: 5		1B: 3 SF: 0 2B: 0 SAC: 0 3B: 1 DP: 0 HR: 0 HBP: 0						

PITCHER	IP	WLS	BF	H	R	ER	SO	BB	IBB	HBP	BLK	WP	HR	S	P	ERA	WHIP
Tommy John, L (1, 1) ERA: 3.61	8.0	L	29	4	3	2	5	0	0	0	0	0	0	39	39	2.25	0.500

PITCHER	IP	WLS	BF	H	R	ER	SO	BB	IBB	HBP	BLK	WP	HR	S	P	ERA	WHIP

BOTTOM

Chicago White Sox @ California Angels

Anaheim Stadium, Anaheim, CA

Sat Sep 25 1971, 10:05 PM EDT

Att. 6,502 - Unknown - 70 F

livebaseballscorecards.com

AB	29
R	3
H	4
RBI	2
BB	0
SO	5
LOB	5

WP: 0	PA: 29		
PB: 0			
SB: 2			
CS: 0			

Batter	1	2	3	4	5	6	7	8	9	10	AB	R	H	RBI	BB	SO	LOB
Lee Richard, R (1, 6) OBP: 0.288, SLG: 0.307	S S S 0-3 K ①	S S S 0-3 K ①		S S S 0-3 K ①		S S S 0-3 K ①	x 0-0 1B BLK 1B 1-2 2-H 3-H ①	x 0-0 P6 ①			4	1	1	2	0	3	1
Tom Bradley, R (7, 1) OBP: 0.166, SLG: 0.191											0	0	0	0	0	0	0
Steve Kealey, R (8, 1) OBP: 0.200, SLG: 0.500											0	0	0	0	0	0	0
Terry Forster, L (8, 1) OBP: 0.400, SLG: 0.600											0	0	0	0	0	0	0
Tony Muser, L (9, PH) OBP: 0.444, SLG: 0.375											1	0	0	0	0	0	0
Joe Horlen, R (9, 1) OBP: 0.098, SLG: 0.100											0	0	0	0	0	0	0
Walt Williams, R (1, 9) OBP: 0.340, SLG: 0.422	x 0-0 4-3 ②	x 0-0 F9 ②				x 0-0 F8 ②	x 0-0 FC5 BLK 1B 1-3 2-H	x 0-0 F7 ②			3	0	0	0	0	0	1
Pat Kelly, L (7, PH) OBP: 0.402, SLG: 0.401											2	0	1	1	0	0	0
(7, 9)																	
Rich McKinney, R (1, 4) OBP: 0.338, SLG: 0.386	x 0-0 F7 ③			x 0-0 BB 1B		B B B 4-0 BB 1-2	x 0-0 FC5 BB 1-3 3-H ②		x 0-0 F9 ③		4	0	1	0	1	0	1
Bill Melton, R (1, 5) OBP: 0.352, SLG: 0.478		B B B B 4-0 G3-6-3 BB		B B B B 4-0 FC6-4 1-2 BB		x 0-0 P5 ③	B B B 4-0 FC6-4 1-2 BB			B B B 4-0 FC3-6 1B PB BB	1	1	0	0	4	0	2
Rick Reichardt, R (1, 8) OBP: 0.337, SLG: 0.433	x 0-0 F9 ①	x 0-0 FC6-4 1-2f ③					x 0-0 HR			x 0-0 FC3-6 1-2 1B	5	1	2	1	0	0	5
(7, 7)							x FC6-4 1-2f ③										
Carlos May, L (1, 3) OBP: 0.376, SLG: 0.407	x 0-0 G3-6-3 1-2f ② ③		S S S 0-3 K ①				x 0-0 BB BB 1B 1B	x 0-0 F9 ①		x 0-0 FC3-6 1-2f 2-3 ①	5	1	1	0	0	1	3
Ken Hottman, R (1, 7) OBP: 0.200, SLG: 0.111			S S S 0-3 K ①		x 0-0 P4 ②		B B B 4-0 BB 1B 1-2 BB	x 0-0 CS 1B 1B		x 0-0 P4 3-H ②	2	1	0	0	1	1	0
Jay Johnstone, L (7, 8) OBP: 0.327, SLG: 0.417											2	0	1	0	0	0	1
Ed Herrmann, L (1, 2) OBP: 0.317, SLG: 0.349			S S S 0-3 K ②		x 0-0 P4 ③		B B B 4-0 1B 1B 1-2 2-3 BB	x 0-0 1B 1-2		x 0-0 6-3 ③	2	0	0	0	0	1	0
Luis Alvarado, R (7, PH) OBP: 0.246, SLG: 0.277											2	1	1	0	1	0	1
(7, 6)																	
Wilbur Wood, R (1, 1) OBP: 0.143, SLG: 0.043		x 0-0 G3 ③			B B B 4-0 BB BB		S S S 0-3 K ①	S S S 0-3 K 2-3 ② ③			1	0	0	0	1	0	0
Steve Huntz, S (7, PH) OBP: 0.272, SLG: 0.345											1	0	0	0	0	1	3
Tom Egan, R (7, 2) OBP: 0.320, SLG: 0.410											1	0	0	0	0	1	2
Inning Stats	R: 0 H: 0 E: 0 LOB: 0 K: 1 BB: 0 S: 5 P: 5	R: 0 H: 0 E: 0 LOB: 0 K: 0 BB: 1 S: 2 P: 6	R: 0 H: 0 E: 0 LOB: 0 K: 2 BB: 0 S: 7 P: 7	R: 0 H: 1 E: 0 LOB: 2 K: 1 BB: 1 S: 6 P: 10	R: 0 H: 0 E: 0 LOB: 0 K: 1 BB: 0 S: 5 P: 5	R: 0 H: 0 E: 0 LOB: 2 K: 1 BB: 2 S: 5 P: 13	R: 5 H: 4 E: 0 LOB: 2 K: 1 BB: 3 S: 9 P: 21	R: 0 H: 2 E: 0 LOB: 2 K: 1 BB: 0 S: 6 P: 6	R: 0 H: 0 E: 0 LOB: 0 K: 0 BB: 0 S: 3 P: 3	R: 1 H: 1 E: 0 LOB: 1 K: 0 BB: 1 S: 4 P: 8	1B: 7 SF: 0 2B: 1 SAC: 0 3B: 0 DP: 2 HR: 1 HBP: 0						

PITCHER		IP	WLS	BF	H	R	ER	SO	BB	IBB	HBP	BLK	WP	HR	S	P	ERA	WHIP
Rudy May, L ERA: 3.08	(1, 1)	6.0		25	3	3	3	6	5	0	0	0	0	1	32	52	4.50	1.333
Dave LaRoche, L ERA: 2.5	(7, 1)	0.1		3	1	0	0	1	1	0	0	0	0	0	4	8	0.00	6.000
Lloyd Allen, R ERA: 2.45	(7, 1)	0.2		4	1	2	2	0	1	0	0	1	0	0	3	7	27.00	3.000
Tom Murphy, R ERA: 3.77	(8, 1)	1.0		4	2	0	0	1	0	0	0	0	0	0	6	6	0.00	2.000
Eddie Fisher, R ERA: 2.72	(9, 1)	2.0	L	8	1	1	0	0	1	0	0	0	0	0	7	11	0.00	1.000

PITCHER	IP	WLS	BF	H	R	ER	SO	BB	IBB	HBP	BLK	WP	HR	S	P	ERA	WHIP

TOP

Chicago White Sox @ California Angels

Anaheim Stadium, Anaheim, CA

Sun Sep 26 1971, 6:33 AM EDT
Att. 6,319 - Unknown - 78 F

livebaseballscorecards.com

AB	36
R	6
H	8
RBI	4
BB	8
SO	8
LOB	20

WP: 0	PA: 44		
PB: 1			
SB: 0			
CS: 1			

Batter	1	2	3	4	5	6	7	8	9	10	AB	R	H	RBI	BB	SO	LOB
Sandy Alomar Sr., S (1, 6) (8, 4) OBP: 0.294, SLG: 0.308	1-3			F7		F8		1B 1B 1-2 2-3 1B		P6	5	1	1	0	0	0	0
Ken Berry, R (1, 8) OBP: 0.271, SLG: 0.308	F3			6-3 S HR 1B		P6		S 1B 1-3 2-H 3-H 1B		F3	3	1	1	0	0	0	0
Roger Repoz, L (8, PH) (9, 9) OBP: 0.331, SLG: 0.369											2	0	1	2	0	0	0
Jim Fregosi, R (1, 3) (8, 7) OBP: 0.315, SLG: 0.317	F8			6-3 1-3			FC6-4 1B	S 1-2 3-H 1B		1-3	5	0	2	1	0	0	1
Ken McMullen, R (1, 5) OBP: 0.310, SLG: 0.396		6-3		HR 3-H			F9 SSS	K 1-2 2-3			4	1	1	2	0	1	3
Billy Cowan, R (1, 7) OBP: 0.309, SLG: 0.399		G6-3 1B		6-3			FC6-4 1-2f	FC6-4 IBB			2	0	1	0	0	0	0
Jim Spencer, L (7, PH) (8, 3) OBP: 0.306, SLG: 0.395											1	0	0	0	1	0	1
Billy Parker, R (1, 4) OBP: 0.262, SLG: 0.322		G6-3 1-2f		K SSS			K SSS	FC6-4 1-2f			3	0	0	0	0	2	2
Tom Murphy, R (8, 1) OBP: 0.195, SLG: 0.213											0	0	0	0	0	0	0
Tony Gonzalez, L (8, PH) OBP: 0.308, SLG: 0.315											0	0	0	0	0	0	0
Syd O'Brien, R (8, PH) OBP: 0.244, SLG: 0.296											1	0	0	0	0	0	3
Eddie Fisher, R (9, 1) OBP: 0.167, SLG: 0.063											0	0	0	0	0	0	0
Tommie Reynolds, R (1, 9) OBP: 0.293, SLG: 0.288			G5-4-3 1B	K SSS				5-3		3-1	2	0	1	0	0	1	0
Mickey Rivers, L (8, PH) (9, 8) OBP: 0.318, SLG: 0.338											2	0	0	0	0	0	0
Jeff Torborg, R (1, 2) OBP: 0.229, SLG: 0.254			G5-4-3 1-2f	4-3				4-0 BBBB 1B 1B 1B BB		G3	2	0	0	0	0	0	1
John Stephenson, L (8, PH) (9, 2) OBP: 0.282, SLG: 0.313											1	1	0	0	1	0	0
Rudy May, L (1, 1) OBP: 0.200, SLG: 0.167			K SSS			K SSS		1B 1-2 1B		4-3	2	0	0	0	0	2	0
Dave LaRoche, L (7, 1) OBP: 0.167, SLG: 0.091											0	0	0	0	0	0	0
Lloyd Allen, R (7, 1) OBP: 0.294, SLG: 0.471											0	0	0	0	0	0	0
Bruce Christensen, L (8, 6) OBP: 0.338, SLG: 0.290											2	1	1	0	0	0	0
Inning Stats	R: 0 E: 0 K: 0 S: 3 / H: 0 LOB: 0 BB: 0 P: 3	R: 0 E: 0 K: 0 S: 3 / H: 1 LOB: 0 BB: 0 P: 3	R: 0 E: 0 K: 1 S: 5 / H: 1 LOB: 0 BB: 0 P: 5	R: 2 E: 0 K: 0 S: 5 / H: 2 LOB: 0 BB: 0 P: 5	R: 0 E: 0 K: 2 S: 7 / H: 0 LOB: 0 BB: 0 P: 7	R: 0 E: 0 K: 1 S: 5 / H: 0 LOB: 0 BB: 0 P: 5	R: 0 E: 0 K: 1 S: 6 / H: 1 LOB: 1 BB: 0 P: 6	R: 3 E: 0 K: 1 S: 9 / H: 4 LOB: 3 BB: 2 P: 17	R: 0 E: 0 K: 0 S: 3 / H: 0 LOB: 0 BB: 0 P: 3	R: 0 E: 0 K: 0 S: 3 / H: 0 LOB: 0 BB: 0 P: 3	1B: 8 2B: 0 3B: 0 HR: 1	SF: 0 SAC: 0 DP: 2 HBP: 0						

PITCHER		IP	WLS	BF	H	R	ER	SO	BB	IBB	HBP	BLK	WP	HR	S	P	ERA	WHIP
Wilbur Wood, L ERA: 1.97	(1, 1)	6.0		20	4	2	2	4	0	0	0	0	0	1	28	28	3.00	0.667
Tom Bradley, R ERA: 2.98	(7, 1)	1.1		10	5	3	3	1	1	0	0	0	0	0	11	15	20.25	4.500
Steve Kealey, R ERA: 3.84	(8, 1)	0.1		2	0	0	0	1	0	1	0	0	0	0	3	7	0.00	0.000
Terry Forster, L ERA: 4.07	(8, 1)	0.1		1	0	0	0	0	0	0	0	0	0	0	1	1	0.00	0.000
Joe Horlen, R ERA: 4.26	(9, 1)	2.0	W	6	0	0	0	0	0	0	0	0	0	0	6	6	0.00	0.000

PITCHER	IP	WLS	BF	H	R	ER	SO	BB	IBB	HBP	BLK	WP	HR	S	P	ERA	WHIP

BOTTOM

Chicago White Sox @ California Angels

Anaheim Stadium, Anaheim, CA

Sun Sep 26 1971, 6:33 AM EDT

Att. 6,319 - Unknown - 78 F

livebaseballscorecards.com

AB	37
R	5
H	9
RBI	5
BB	2
SO	6
LOB	11

WP: 0 PB: 0 SB: 3 CS: 0 PA: 39

Batter	1	2	3	4	5	6	7	8	9	AB	R	H	RBI	BB	SO	LOB
Sandy Alomar Sr., S (1, 6) OBP: 0.298, SLG: 0.317	HR		4-3 G3 2B		K2-3			BB 1B 1B	2-H 1B	4	3	3	2	1	1	0
Ken Berry, R (1, 8) OBP: 0.273, SLG: 0.313	K		4-3 2-3			5-3 FC6-4 2B		K	1-2 1B	5	1	2	0	0	2	2
Jim Fregosi, R (1, 3) OBP: 0.313, SLG: 0.316	K		G3 3-H			5-3 2-3		1B 1-2 1B	K	5	0	1	1	0	2	3
Ken McMullen, R (1, 5) OBP: 0.313, SLG: 0.398	1B		F9			FC6-4 IBB		1-3 2-H 1B		3	0	2	1	1	0	0
Billy Cowan, R (1, 7) OBP: 0.309, SLG: 0.398 Mickey Rivers, L (8, PH) OBP: 0.317, SLG: 0.337 (8, 9)	K			FC5-4 1B		FC6-4 1-2f 3-H		G3		3 1	0 0	1 0	1 0	0 0	1 0	2 1
Billy Parker, R (1, 4) OBP: 0.262, SLG: 0.317		F8		FC5-4 CS 1-2f		K			SH3 1B 1B	4	1	1	0	0	1	2
Tommie Reynolds, R (1, 9) OBP: 0.295, SLG: 0.301 (8, 7)		2B		F9 1-2			6-3		SH3 1-2	3	0	1	0	0	0	1
Jeff Torborg, R (1, 2) OBP: 0.230, SLG: 0.254		P6			5-3		P3		SH1-4 2-H 1B	4	1	1	1	0	0	1
Andy Messersmith, R (1, 1) OBP: 0.214, SLG: 0.258		5-3			K		K		SH1-4 1-2	3	0	0	0	0	2	1

TOP

California Angels @ Minnesota Twins

Metropolitan Stadium, Bloomington , MI

Tue Sep 28 1971, 4:33 AM EDT

Att. 3,353 - Unknown - 75 F

livebaseballscorecards.com

AB	35
R	6
H	12
RBI	6
BB	2
SO	9
LOB	13

Inning Stats	1	2	3	4	5	6	7	8	9
	R: 1 E: 0 K: 3 S: 11	H: 2 LOB: 1 BB: 0 P: 11	R: 0 E: 0 K: 0 S: 4	H: 1 LOB: 1 BB: 0 P: 4	R: 1 E: 0 K: 0 S: 4	H: 1 LOB: 0 BB: 0 P: 4	R: 0 E: 0 K: 0 S: 3	H: 1 LOB: 0 BB: 0 P: 3	R: 0 E: 0 K: 2 S: 7	H: 0 LOB: 0 BB: 0 P: 7
	R: 1 E: 0 K: 1 S: 6	H: 1 LOB: 1 BB: 1 P: 10	R: 0 E: 0 K: 1 S: 5	H: 0 LOB: 0 BB: 0 P: 5	R: 1 E: 0 K: 1 S: 6	H: 2 LOB: 1 BB: 1 P: 10	R: 2 E: 0 K: 1 S: 9	H: 4 LOB: 2 BB: 0 P: 9	1B: 8 2B: 3 3B: 0 HR: 1	SF: 0 SAC: 2 DP: 0 HBP: 0

	WP: 0	PA: 39
	PB: 0	
	SB: 0	
	CS: 1	

PITCHER		IP	WLS	BF	H	R	ER	SO	BB	IBB	HBP	BLK	WP	HR	S	P	ERA	WHIP
Tom Hall, L ERA: 3.33	(1, 1)	7.0	L	27	6	3	3	7	0	1	0	0	0	1	40	44	3.86	0.857
Hal Haydel, R ERA: 4.28	(8, 1)	1.2		10	5	3	3	1	1	0	0	0	0	0	11	15	16.20	3.600
Bob Gebhard, R ERA: 3.0	(9, 1)	0.1		2	1	0	0	1	0	0	0	0	0	0	4	4	0.00	3.000

PITCHER	IP	WLS	BF	H	R	ER	SO	BB	IBB	HBP	BLK	WP	HR	S	P	ERA	WHIP

Batter	1	2	3	4	5	6	7	8	9	AB	R	H	RBI	BB	SO	LOB
Cesar Tovar, R (1, 9) OBP: 0.355, SLG: 0.367	6-3		4-3 1B		FC4-6 FC5 S 1-2f		K		E9 1B 1-2	5	0	1	0	0	1	3
Steve Braun, L (1, 5) OBP: 0.352, SLG: 0.346	K		4-3 1-2		BB 1-2		BB 1-2		1B 1-2 2-3	3	0	1	0	2	1	1
Harmon Killebrew, R (1, 3) OBP: 0.386, SLG: 0.468	K		F3		FC5 2-3f		P4		SF7 3-H	4	0	0	1	0	1	5
Rod Carew, L (1, 4) OBP: 0.357, SLG: 0.380		E 1B 1B	1-3			G3		K	K	5	0	1	0	0	2	2
Leo Cardenas, R (1, 6) OBP: 0.321, SLG: 0.424		P6	F8			6-3		K	F9	5	0	0	0	0	1	3
Steve Brye, R (1, 7) OBP: 0.278, SLG: 0.330		E5 BB 1-3 1B	HR			BB		PB 1B		3	1	3	1	1	0	0
Jim Nettles, L (1, 8) OBP: 0.321, SLG: 0.399		G5-4-3 1-2 BB	1-3			F8		PB 1-2 1B		3	0	1	0	1	0	1
George Mitterwald, R (1, 2) OBP: 0.316, SLG: 0.389		G5-4-3 1-2f			6-3		BB	F3 1-2 2-3		3	0	0	0	1	0	5
Tom Hall, L (1, 1) OBP: 0.286, SLG: 0.294			K		FC4-6 1B					2	0	1	0	0	1	0
Rich Reese, L (7, PH) OBP: 0.268, SLG: 0.348							F9			1	0	0	0	0	0	1
Hal Haydel, R (8, 1) OBP: 0.333, SLG: 0.333										0	0	0	0	0	0	0
Bob Gebhard, R (9, 1)									1B SF7 E 1B	0	0	0	0	0	0	0
Jim Holt, L (9, PH) OBP: 0.292, SLG: 0.318										1	1	1	0	0	0	0
Inning Stats	R: 0 E: 0 K: 2 S: 7 H: 0 LOB: 0 BB: 0 P: 7	R: 0 E: 1 K: 0 S: 4 H: 2 LOB: 2 BB: 1 P: 8	R: 0 E: 0 K: 1 S: 6 H: 1 LOB: 1 BB: 0 P: 6	R: 1 E: 0 K: 0 S: 4 H: 1 LOB: 0 BB: 0 P: 4	R: 0 E: 0 K: 0 S: 4 H: 1 LOB: 2 BB: 1 P: 8	R: 0 E: 0 K: 0 S: 3 H: 0 LOB: 1 BB: 1 P: 7	R: 0 E: 0 K: 1 S: 5 H: 0 LOB: 2 BB: 2 P: 13	R: 0 E: 0 K: 2 S: 9 H: 2 LOB: 2 BB: 0 P: 9	R: 1 E: 1 K: 1 S: 8 H: 2 LOB: 2 BB: 0 P: 8	1B: 8 2B: 0 3B: 0 HR: 1	SF: 1 SAC: 0 DP: 1 HBP: 0						

PITCHER	IP	WLS	BF	H	R	ER	SO	BB	IBB	HBP	BLK	WP	HR	S	P	ERA	WHIP
Andy Messersmith, R (1, 1) ERA: 2.99	9.0	W	41	9	2	1	7	5	0	0	0	0	1	50	70	1.00	1.556

PITCHER	IP	WLS	BF	H	R	ER	SO	BB	IBB	HBP	BLK	WP	HR	S	P	ERA	WHIP

BOTTOM

California Angels @ Minnesota Twins

Metropolitan Stadium, Bloomington , MI

Tue Sep 28 1971, 4:33 AM EDT

Att. 3,353 - Unknown - 75 F

livebaseballscorecards.com

AB	35
R	2
H	9
RBI	2
BB	5
SO	7
LOB	21

WP: 0 PA: 41
PB: 1
SB: 1
CS: 0

Batter	1	2	3	4	5	6	7	8	9	AB	R	H	RBI	BB	SO	LOB
Sandy Alomar Sr., S (1, 6) OBP: 0.300, SLG: 0.319	S 1B 1B		1B 1B	1-2 2-3 1B			F9			4	0	3	0	0	0	1
Mickey Rivers, L (1, 8) OBP: 0.316, SLG: 0.336	S 1-2 1B		K	9-2 3-Hf			F9			4	0	1	0	0	1	5
Jim Fregosi, R (1, 7) OBP: 0.315, SLG: 0.318	K 1-2 2-3		BB 1-3 1B		CS 1B		F5			4	0	2	0	0	1	3
Ken McMullen, R (1, 5) OBP: 0.313, SLG: 0.396	F9		BBBB BB 1-2		F8 1-2			F2		3	0	0	0	1	0	3
Jim Spencer, L (1, 3) OBP: 0.304, SLG: 0.392	G3		K		K			K		4	0	0	0	0	3	5
Billy Parker, R (1, 4) OBP: 0.246, SLG: 0.299		K	F8			F9		6-3		4	0	0	0	0	1	3
Roger Repoz, L (1, 9) OBP: 0.333, SLG: 0.374		FC6-5 2B	1B 1B 9-2 1B			4-3			F9	4	0	2	0	0	0	0
Jeff Torborg, R (1, 2) OBP: 0.224, SLG: 0.248 Tony Gonzalez, L (9, PH) OBP: 0.310, SLG: 0.315 Syd O'Brien, R (9, PR) OBP: 0.244, SLG: 0.296		FC6-5 2-3	F8			F7			BBBB G4-6-3 BB	3 0 0	0 0 0	0 0 0	0 0 0	0 1 0	0 0 0	2 0 0
Clyde Wright, R (1, 1) OBP: 0.204, SLG: 0.209 John Stephenson, L (9, PH) OBP: 0.281, SLG: 0.312	K		1B 1-2 1B			1B			G4-6-3 1-2f	3 1	0 0	2 0	0 0	0 0	1 0	1 1
Inning Stats	R: 0 E: 0 K: 1 S: 7 H: 2 LOB: 2 BB: 0 P: 7	R: 0 E: 0 K: 2 S: 8 H: 1 LOB: 1 BB: 0 P: 8	R: 0 E: 0 K: 2 S: 9 H: 2 LOB: 3 BB: 1 P: 13	R: 0 E: 0 K: 0 S: 5 H: 3 LOB: 2 BB: 0 P: 5	R: 0 E: 0 K: 1 S: 5 H: 1 LOB: 0 BB: 0 P: 5	R: 0 E: 0 K: 0 S: 3 H: 0 LOB: 0 BB: 0 P: 3	R: 0 E: 0 K: 0 S: 4 H: 1 LOB: 1 BB: 0 P: 4	R: 0 E: 0 K: 1 S: 5 H: 0 LOB: 0 BB: 0 P: 5	R: 0 E: 0 K: 0 S: 2 H: 0 LOB: 1 BB: 1 P: 6	1B: 9 2B: 2 3B: 0 HR: 0 SF: 0 SAC: 0 DP: 2 HBP: 0						

PITCHER	IP	WLS	BF	H	R	ER	SO	BB	IBB	HBP	BLK	WP	HR	S	P	ERA	WHIP
Bert Blyleven, R (1, 1) ERA: 2.81	9.0	W	36	10	0	0	7	2	0	0	0	0	0	48	56	0.00	1.333

PITCHER	IP	WLS	BF	H	R	ER	SO	BB	IBB	HBP	BLK	WP	HR	S	P	ERA	WHIP

TOP

California Angels @ Minnesota Twins

Metropolitan Stadium, Bloomington , MI

Wed Sep 29 1971, 4:33 AM EDT

Att. 3,799 - Unknown - 63 F

livebaseballscorecards.com

AB	34
R	0
H	10
RBI	0
BB	2
SO	7
LOB	24

WP: 0 PB: 0 SB: 2 CS: 1 PA: 36

Batter	1	2	3	4	5	6	7	8	9	AB	R	H	RBI	BB	SO	LOB
Cesar Tovar, R (1, 9) OBP: 0.355, SLG: 0.368	F8		FC5-4 G3-6 1-2f			SH1-3 8-3-4-2 2B		F9		4	0	1	0	0	0	1
Steve Braun, L (1, 4) OBP: 0.349, SLG: 0.343	L4		G3-6 1-2f			SH1-3 2-3		4-3		3	0	0	0	0	0	1
Harmon Killebrew, R (1, 3) OBP: 0.388, SLG: 0.467	E6			FC5-4 BB		IBB				1	0	0	0	2	0	0
Steve Brye, R (1, 8) (8, 7) OBP: 0.270, SLG: 0.320	1-3			FC5-4 1-2f		8-3-4-2 3-Hf				3	0	0	0	0	0	4
Leo Cardenas, R (1, 6) OBP: 0.321, SLG: 0.422		5-3		F9			BB			2	0	0	0	1	0	1
Eric Soderholm, R (1, 5) OBP: 0.301, SLG: 0.267		1-3		5-3			F7			3	0	0	0	0	0	2
Rick Renick, R (1, 7) OBP: 0.333, SLG: 0.366 Jim Nettles, L (8, 8) OBP: 0.321, SLG: 0.399		HR			4-3		K			3 0	1 0	1 0	1 0	0 0	1 0	1 0
Phil Roof, R (1, 2) OBP: 0.274, SLG: 0.268		K			6-3		F9			3	0	0	0	0	1	1
Bert Blyleven, R (1, 1) OBP: 0.151, SLG: 0.143			FC5-4 1B		5-3			K		3	0	1	0	0	1	0
Inning Stats	R: 0 E: 1 K: 0 S: 4 H: 0 LOB: 1 BB: 0 P: 4	R: 1 E: 0 K: 1 S: 6 H: 1 LOB: 0 BB: 0 P: 6	R: 0 E: 0 K: 0 S: 3 H: 1 LOB: 0 BB: 0 P: 3	R: 0 E: 0 K: 0 S: 3 H: 0 LOB: 1 BB: 1 P: 7	R: 0 E: 0 K: 0 S: 3 H: 0 LOB: 0 BB: 0 P: 3	R: 0 E: 0 K: 0 S: 3 H: 1 LOB: 1 BB: 1 P: 7	R: 0 E: 0 K: 1 S: 5 H: 0 LOB: 1 BB: 1 P: 9	R: 0 E: 0 K: 1 S: 5 H: 0 LOB: 0 BB: 0 P: 5		1B: 1 2B: 2 3B: 0 HR: 1	SF: 0 SAC: 1 DP: 2 HBP: 0					

PITCHER	IP	WLS	BF	H	R	ER	SO	BB	IBB	HBP	BLK	WP	HR	S	P	ERA	WHIP
Clyde Wright, L (1, 1) ERA: 2.99	8.0	L	29	3	1	1	3	2	1	0	0	0	1	32	44	1.12	0.625

PITCHER	IP	WLS	BF	H	R	ER	SO	BB	IBB	HBP	BLK	WP	HR	S	P	ERA	WHIP

BOTTOM

California Angels @ Minnesota Twins

Metropolitan Stadium, Bloomington , MI

Wed Sep 29 1971, 4:33 AM EDT

Att. 3,799 - Unknown - 63 F

livebaseballscorecards.com

AB	25
R	1
H	3
RBI	1
BB	3
SO	3
LOB	11

1B: 1	SF: 0	WP: 0	PA: 29
2B: 2	SAC: 1	PB: 0	
3B: 0	DP: 2	SB: 0	
HR: 1	HBP: 0	CS: 0	

California Angels @ Minnesota Twins

Metropolitan Stadium, Bloomington , MI

Thu Sep 30 1971, 4:33 AM EDT

Att. 4,938 - Unknown - 79 F

TOP

livebaseballscorecards.com

Batter	1	2	3	4	5	6	7	8	9	AB	R	H	RBI	BB	SO	LOB
Sandy Alomar Sr., S (1, 6) OBP: 0.301, SLG: 0.321	F9			2B		K		L7 1-2		3	1	1	0	0	1	0
Bruce Christensen, L (8, PH) (8, 6) OBP: 0.333, SLG: 0.286										1	0	0	0	0	0	1
Ken Berry, R (1, 8) OBP: 0.269, SLG: 0.309	P5			F9		P6			F8	4	0	0	0	0	0	1
Jim Fregosi, R (1, 3) OBP: 0.317, SLG: 0.326	6-3			2-H 2B			FC4-5 2B		F8	4	0	2	1	0	0	0
Ken McMullen, R (1, 5) OBP: 0.312, SLG: 0.395		G5-4-3 1B		K			FC4-5 G4-3 2-3		F8	4	0	1	0	0	1	2
Billy Cowan, R (1, 7) OBP: 0.304, SLG: 0.391		F3		F7			G4-3 1-2f			3	0	0	0	0	0	3
Billy Parker, R (1, 4) OBP: 0.250, SLG: 0.300		G5-4-3 1-2f			5-3			SH2-4 E 1B 1B		3	1	1	0	0	0	1
Tommie Reynolds, R (1, 9) OBP: 0.286, SLG: 0.291			K		L4			E6 SH2-4 1-2 1B		3	1	0	0	0	1	1
Jeff Torborg, R (1, 2) OBP: 0.220, SLG: 0.244			L6		4-3			SH2-4 1-2 2-3		2	0	0	0	0	0	0
Rudy May, L (1, 1) OBP: 0.194, SLG: 0.162			K			K		L7 2-H 3-H 1B		2	0	0	0	0	2	0
Syd O'Brien, R (8, PH) OBP: 0.247, SLG: 0.299										1	0	1	2	0	0	0
Lloyd Allen, R (8, 1) OBP: 0.294, SLG: 0.471										0	0	0	0	0	0	0

	AB	30
	R	3
	H	6
	RBI	3
	BB	0
	SO	5
	LOB	9

Inning Stats																		
	R: 0	H: 0	R: 0	H: 1	R: 0	H: 0	R: 1	H: 2	R: 0	H: 0	R: 0	H: 0	R: 0	H: 1	R: 2	H: 2	R: 0	H: 0
	E: 0	LOB: 0	E: 0	LOB: 0	E: 0	LOB: 0	E: 0	LOB: 1	E: 0	LOB: 0	E: 0	LOB: 0	E: 0	LOB: 0	E: 1	LOB: 1	E: 0	LOB: 0
	K: 0	BB: 0	K: 0	BB: 0	K: 2	BB: 0	K: 1	BB: 0	K: 0	BB: 0	K: 2	BB: 0	K: 0	BB: 0	K: 0	BB: 0	K: 0	BB: 0
	S: 3	P: 3	S: 3	P: 3	S: 7	P: 7	S: 7	P: 7	S: 3	P: 3	S: 7	P: 7	S: 3	P: 3	S: 5	P: 5	S: 3	P: 3

	1B: 3	SF: 0	WP: 0	PA: 31
	2B: 3	SAC: 1	PB: 0	
	3B: 0	DP: 2	SB: 0	
	HR: 0	HBP: 0	CS: 0	

PITCHER		IP	WLS	BF	H	R	ER	SO	BB	IBB	HBP	BLK	WP	HR	S	P	ERA	WHIP
Jim Kaat, L ERA: 3.32	(1, 1)	9.0	L	31	6	3	2	5	0	0	0	0	0	0	41	41	2.00	0.667

PITCHER	IP	WLS	BF	H	R	ER	SO	BB	IBB	HBP	BLK	WP	HR	S	P	ERA	WHIP

California Angels @ Minnesota Twins

Metropolitan Stadium, Bloomington , MI

Thu Sep 30 1971, 4:33 AM EDT

Att. 4,938 - Unknown - 79 F

BOTTOM

Batter	1	2	3	4	5	6	7	8	9	AB	R	H	RBI	BB	SO	LOB
Cesar Tovar, R (1, 9) OBP: 0.356, SLG: 0.368	0-0 1B 1B 1B	0-0 F9 ②		4-0 IBB			0-0 1-3 ①		0-0 1B 1B	4	1	2	0	1	0	1
Steve Braun, L (1, 4) (6, 6) OBP: 0.350, SLG: 0.344	0-0 F7 ①	0-0 E9 1-3 1B		0-0 F8 ③			0-3 K ②		0-0 FC6-4 1-3 2-H 1B	5	0	2	1	0	1	3
Harmon Killebrew, R (1, 3) OBP: 0.386, SLG: 0.464	0-0 1B 1B 1-2 1B	0-0 F8 ③			0-3 K ①		0-0 P3 ③		0-0 FC6-4 ③ 1-2f	5	0	1	0	0	1	4
Steve Brye, R (1, 8) OBP: 0.270, SLG: 0.318	0-0 1B 1-2 2-H 1B		0-0 5-3 ①		0-0 5-3 ②			0-3 K ①		4	0	1	1	0	1	0
Leo Cardenas, R (1, 6) OBP: 0.321, SLG: 0.421 Rod Carew, L (5, PR) (6, 4) OBP: 0.356, SLG: 0.380	0-0 L9 ②		0-3 K ②		4-0 BB			0-0 5-3 ②		2 1	0 0	0 0	0 0	1 0	1 0	2 0
Eric Soderholm, R (1, 5) OBP: 0.299, SLG: 0.266	0-0 1-2 2-3 1B		0-0 L5 ③		0-0 F8 ③			0-0 F5 ③		4	0	1	0	0	0	1
Rick Renick, R (1, 7) OBP: 0.308, SLG: 0.333	0-0 6-3 ③			0-0 6-3 ①		0-0 F9 ①			0-0 F7 ①	4	0	0	0	0	0	3
Phil Roof, R (1, 2) OBP: 0.275, SLG: 0.269 Rich Reese, L (9, PH) OBP: 0.270, SLG: 0.353		0-0 E5 E 1B		0-0 G3 1B		0-0 F8 ②			0-0 1B 2B	3 1	0 1	1 1	0 0	0 0	0 0	0 0
Jim Kaat, L (1, 1) OBP: 0.179, SLG: 0.194 Brant Alyea, R (9, PH) OBP: 0.282, SLG: 0.241		0-3 K ①		0-0 G3 ② 1-2		0-3 K ③			0-0 6-3 ②	3 1	0 0	0 0	0 0	0 0	2 0	2 1
Inning Stats	R: 1 E: 0 K: 0 S: 7 H: 4 LOB: 3 BB: 0 P: 7	R: 0 E: 2 K: 1 S: 7 H: 1 LOB: 2 BB: 0 P: 7	R: 0 E: 0 K: 1 S: 5 H: 0 LOB: 0 BB: 0 P: 5	R: 0 E: 0 K: 0 S: 4 H: 1 LOB: 2 BB: 1 P: 8	R: 0 E: 0 K: 1 S: 5 H: 0 LOB: 1 BB: 1 P: 9	R: 0 E: 0 K: 1 S: 5 H: 0 LOB: 0 BB: 0 P: 5	R: 0 E: 0 K: 1 S: 5 H: 0 LOB: 0 BB: 0 P: 5	R: 0 E: 0 K: 1 S: 5 H: 0 LOB: 0 BB: 0 P: 5	R: 1 E: 0 K: 0 S: 6 H: 3 LOB: 2 BB: 0 P: 6	1B: 8 2B: 1 3B: 0 HR: 0	SF: 0 SAC: 0 DP: 0 HBP: 0						

PITCHER	IP	WLS	BF	H	R	ER	SO	BB	IBB	HBP	BLK	WP	HR	S	P	ERA	WHIP
Rudy May, L (1, 1) ERA: 3.02	7.0	W	30	6	1	1	5	1	1	0	0	0	0	38	46	1.29	1.000
Lloyd Allen, R (8, 1) ERA: 2.49	2.0	S	9	3	1	1	1	0	0	0	0	0	0	11	11	4.50	1.500

PITCHER	IP	WLS	BF	H	R	ER	SO	BB	IBB	HBP	BLK	WP	HR	S	P	ERA	WHIP

livebaseballscorecards.com

AB	37
R	2
H	9
RBI	2
BB	2
SO	6
LOB	17

WP: 0 PB: 0 SB: 0 CS: 0 PA: 39