

# California Angels - 1971





Batter	1	2	3	4	5	6	7	8	9	AB	R	H	RBI	BB	SO	LOB	TOP					
Freddie Patek, R OBP: 0.444, SLG: 0.625	4-0 G3 BB		0-0 5-3		0-0 E6 1-3		0-0 S 1B			3	0	1	0	1	0	0						
Joe Keough, L OBP: 0.222, SLG: 0.125	0-0 G3 1-2		0-0 F8		0-0 1-3		0-0 F9 1-2			4	0	0	0	0	0	3						
Amos Otis, R OBP: 0.250, SLG: 0.375	0-0 F3			0-0 FC6-4 1B		0-0 F8		0-0 F9		4	0	1	0	0	0	3						
Lou Piniella, R OBP: 0.375, SLG: 0.500	0-0 F9			0-0 FC6-4 1B 1-2		0-0 1B 6-3		0-0 5-3		4	2	1	0	0	0	2						
Ed Kirkpatrick, L OBP: 0.750, SLG: 0.750		0-0 G6-4-3 1B		0-0 1B 1-2		0-0 1B 6-3		0-0 F9		4	1	3	0	0	0	0						
Bob Oliver, R OBP: 0.429, SLG: 0.429		0-0 G6-4-3 1B 1-2		0-0 1B 1-2 2-3		0-0 6-3		0-0 F3		4	0	2	1	0	0	1						
Cookie Rojas, R OBP: 0.375, SLG: 0.333		0-0 G6-4-3 1-2 2-3		0-0 G6-4-3 1B 1-2 2-3 3-H		0-0 2-H 1B		0-0 F4		4	0	2	2	0	0	2						
Paul Schaaf, R OBP: 0.250, SLG: 0.250		0-0 F7		0-0 G6-4-3 1-2		0-0 4-3		0-0 5-3		4	0	0	0	0	0	4						
Wally Bunker, R Jim York, R Rich Severson, R Ken Wright, R Carl Taylor, R Tom Burgmeier, L Gail Hopkins, L			0-3 K		0-0 5-3		0-0 4-3		0-0 F8	1	0	0	0	0	0	1	0					
<b>Inning Stats</b>	R: 0 E: 0 K: 0 S: 3	H: 0 LOB: 1 BB: 1 P: 7	R: 0 E: 0 K: 0 S: 4	H: 2 LOB: 1 BB: 0 P: 4	R: 0 E: 0 K: 1 S: 5	H: 0 LOB: 0 BB: 0 P: 5	R: 1 E: 0 K: 0 S: 6	H: 4 LOB: 2 BB: 0 P: 6	R: 0 E: 1 K: 0 S: 4	H: 0 LOB: 1 BB: 0 P: 4	R: 2 E: 0 K: 0 S: 5	H: 3 LOB: 0 BB: 0 P: 5	R: 0 E: 0 K: 0 S: 4	H: 1 LOB: 1 BB: 0 P: 4	R: 0 E: 0 K: 0 S: 3	H: 0 LOB: 0 BB: 0 P: 3	R: 0 E: 0 K: 0 S: 3	H: 0 LOB: 0 BB: 0 P: 3	1B: 10 2B: 0 3B: 0 HR: 0	SF: 0 SAC: 0 DP: 2 HBP: 0	WP: 0 PB: 0 SB: 1 CS: 0	PA: 36
<b>PITCHER</b> Tom Murphy, R ERA: 3.0	IP: 9.0 WLS: W BF: 36 H: 10 R: 3 ER: 3 SO: 1 BB: 1 IBB: 0 HBP: 0 BLK: 0 WP: 0 HR: 0 S: 37 P: 41 ERA: 3.00 WHIP: 1.222															<b>PITCHER</b>						
Batter	1	2	3	4	5	6	7	8	9	AB	R	H	RBI	BB	SO	LOB	BOTTOM					
Sandy Alomar Sr., S OBP: 0.222, SLG: 0.222	0-0 5-3		0-0 1B E	0-0 2-H 1B		0-0 F7		0-0 F9		5	1	2	1	0	0	2						
Jim Fregosi, R OBP: 0.111, SLG: 0.111	0-0 5-3		0-0 F7	0-3 K		0-0 2-H 1B		0-0 F6		5	0	1	1	0	1	3						
Alex Johnson, R OBP: 0.500, SLG: 0.500	0-0 1B		0-0 E SF7 1-3	0-3 K		0-0 F3				4	1	2	0	0	1	2						
Tony Conigliaro, R OBP: 0.250, SLG: 0.375	0-0 F4		0-0 E5 SF7 1-3 3-H		0-3 K		0-0 4-3 FC9-2 2B			4	0	1	1	0	1	2						
Jim Spencer, L OBP: 0.250, SLG: 0.286		0-0 F4	0-0 SF7	0-0 F3		0-0 4-3				3	0	0	1	0	0	1						
Ken McMullen, R OBP: 0.429, SLG: 0.833		0-0 HR	0-0 5-3		0-0 F9		4-0 BB			3	1	1	1	1	0	1						
Jerry Moses, R OBP: 0.429, SLG: 0.571		0-0 1B		0-0 2B 1B		0-0 1B 2B		0-0 FC9-2		4	2	3	0	0	0	2						
Ken Berry, R		0-0 F9		0-0 F4		0-0 5-3		4-0 SH1-4 BB		3	0	0	0	1	0	3						
Tom Murphy, R OBP: 0.667, SLG: 1.000		0-0 F3		0-0 1B 2B		0-0 1B 2B		0-0 SH1-4		3	2	2	2	0	0	1						
<b>Inning Stats</b>	R: 0 E: 0 K: 0 S: 4	H: 1 LOB: 1 BB: 0 P: 4	R: 1 E: 0 K: 0 S: 5	H: 2 LOB: 1 BB: 0 P: 5	R: 2 E: 1 K: 0 S: 6	H: 2 LOB: 1 BB: 0 P: 6	R: 2 E: 0 K: 2 S: 10	H: 3 LOB: 1 BB: 0 P: 10	R: 0 E: 0 K: 0 S: 5	H: 0 LOB: 0 BB: 0 P: 5	R: 2 E: 0 K: 0 S: 6	H: 3 LOB: 1 BB: 0 P: 6	R: 0 E: 0 K: 0 S: 3	H: 1 LOB: 1 BB: 1 P: 7	R: 0 E: 0 K: 0 S: 3	H: 0 LOB: 1 BB: 1 P: 7	1B: 8 2B: 4 3B: 0 HR: 1	SF: 1 SAC: 1 DP: 1 HBP: 0	WP: 0 PB: 0 SB: 1 CS: 0	PA: 38		
<b>PITCHER</b> Wally Bunker, R ERA: 10.8 Jim York, R ERA: Ken Wright, R ERA: 9.0 Tom Burgmeier, L ERA:	IP: 3.1 WLS: L BF: 19 H: 8 R: 5 ER: 4 SO: 4 BB: 0 IBB: 0 HBP: 0 BLK: 0 WP: 0 HR: 1 S: 19 P: 19 ERA: 10.80 WHIP: 2.400															<b>PITCHER</b>						
Wally Bunker, R ERA: 10.8	0.2	2	0	0	0	2	0	0	0	0	0	6	6	0.00	0.000							
Jim York, R ERA:																						
Ken Wright, R ERA: 9.0	2.0	9	3	2	2	1	0	0	0	0	0	11	11	9.00	1.500							
Tom Burgmeier, L ERA:	2.0	8	1	0	0	0	2	0	0	0	0	6	14	0.00	1.500							

Kansas City Royals @ California Angels  
Anaheim Stadium, Anaheim, CA  
Wed Apr 07 1971, 9:05 PM EST  
Att: 8,042 - Unknown - 64 F

AB	35
R	3
H	10
RBI	3
BB	1
SO	1
LOB	15



Kansas City Royals @ California Angels  
Anaheim Stadium, Anaheim, CA  
Wed Apr 07 1971, 9:05 PM EST  
Att: 8,042 - Unknown - 64 F

AB	34
R	7
H	12
RBI	7
BB	2
SO	3
LOB	17






Batter	1	2	3	4	5	6	7	8	9	AB	R	H	RBI	BB	SO	LOB	TOP					
Freddie Patek, R OBP: 0.286, SLG: 0.385	F7	F8		6-3		1-3		6-3		5	0	0	0	0	0	2						
Joe Keough, L OBP: 0.143, SLG: 0.077	6-3		F6	1-3		K			K	5	0	0	0	0	2	0						
Amos Otis, R OBP: 0.308, SLG: 0.385	E5		E7	5-3				F8	6-3	5	1	2	0	0	0	0						
Lou Piniella, R OBP: 0.231, SLG: 0.308	6-3		L8		5-3			F8	K	5	0	0	0	0	1	2						
Ed Kirkpatrick, L OBP: 0.750, SLG: 0.667		5-3	E							2	1	1	0	2	0	0						
Bob Oliver, R OBP: 0.384, SLG: 0.364	E6	E6				K				4	1	1	0	0	1	3						
Cookie Rojas, R OBP: 0.417, SLG: 0.500	6-3							F8		4	0	2	2	0	0	3						
Paul Schaaf, R OBP: 0.333, SLG: 0.200						K			6-3	2	0	0	0	2	1	2						
Mike Hedlund, R OBP: 0.333, SLG: 0.333										3	0	1	1	0	2	3						
Gail Hopkins, L (8, PH)						K				1	0	0	0	0	1	0						
Jim York, R (8, 1)										0	0	0	0	0	0	0						
<b>Inning Stats</b>	R: 0 E: 1 K: 0 S: 4	H: 1 LOB: 1 BB: 0 P: 4	R: 1 E: 1 K: 0 S: 5	H: 1 LOB: 2 BB: 1 P: 9	R: 2 E: 2 K: 1 S: 8	H: 2 LOB: 2 BB: 2 P: 16	R: 0 E: 0 K: 0 S: 3	H: 0 LOB: 0 BB: 0 P: 3	R: 0 E: 0 K: 2 S: 9	H: 2 LOB: 2 BB: 0 P: 9	R: 0 E: 0 K: 0 S: 7	H: 0 LOB: 0 BB: 0 P: 7	R: 0 E: 0 K: 0 S: 4	H: 1 LOB: 2 BB: 1 P: 8	R: 0 E: 0 K: 1 S: 5	H: 0 LOB: 0 BB: 0 P: 5	R: 0 E: 0 K: 2 S: 7	H: 0 LOB: 0 BB: 0 P: 7	1B: 6 2B: 1 3B: 0 HR: 0	SF: 0 SAC: 0 DP: 0 HBP: 0	WP: 0 PB: 0 SB: 0 CS: 0	PA: 40
<b>PITCHER</b>	IP	WLS	BF	H	R	ER	SO	BB	IBB	HBP	BLK	WP	HR	S	P	ERA	WHIP					
Andy Messersmith, R ERA:	(1, 1)	8.0	L	37	7	3	0	6	2	2	0	0	0	45	61	0.00	1.125					
Mel Queen, R ERA:	(9, 1)	1.0		3	0	0	0	2	0	0	0	0	0	7	7	0.00	0.000					

Kansas City Royals @ California Angels  
Anaheim Stadium, Anaheim, CA  
Thu Apr 08 1971, 9:05 PM EST  
Att: 8,754 - Unknown


AB	36
R	3
H	7
RBI	3
BB	4
SO	8
LOB	15



Batter	1	2	3	4	5	6	7	8	9	AB	R	H	RBI	BB	SO	LOB	BOTTOM				
Sandy Alomar Sr., S OBP: 0.308, SLG: 0.182	FC1-6		E		L8			K		2	1	0	0	2	1	0					
Jim Fregosi, R OBP: 0.231, SLG: 0.231	FC1-6		E7		F8					4	0	2	0	0	0	1					
Alex Johnson, R OBP: 0.417, SLG: 0.417	G4-3					6-3		F9		4	0	1	1	0	0	2					
Tony Conigliaro, R OBP: 0.250, SLG: 0.333		6-3	L8						5-3	4	0	1	0	0	0	2					
Jim Spencer, L OBP: 0.250, SLG: 0.273		4-3				G3-6			4-3	4	0	1	0	0	0	1					
Ken McMullen, R OBP: 0.455, SLG: 0.667					G6-4-3				K	3	0	1	0	1	1	1					
Jerry Moses, R OBP: 0.300, SLG: 0.400										3	0	0	0	0	0	2					
Ken Berry, R (1, 8)										3	0	0	0	0	0	0					
Andy Messersmith, R OBP: 0.500, SLG: 2.000										2	1	1	1	0	1	0					
Tony Gonzalez, L (8, PH)										1	0	0	0	0	1	0					
Mel Queen, L (9, 1)										0	0	0	0	0	0	0					
<b>Inning Stats</b>	R: 0 E: 0 K: 0 S: 2	H: 0 LOB: 0 BB: 1 P: 6	R: 0 E: 0 K: 0 S: 3	H: 0 LOB: 1 BB: 1 P: 7	R: 1 E: 1 K: 1 S: 7	H: 2 LOB: 1 BB: 1 P: 11	R: 0 E: 0 K: 0 S: 3	H: 1 LOB: 0 BB: 0 P: 3	R: 1 E: 0 K: 0 S: 4	H: 1 LOB: 0 BB: 0 P: 4	R: 0 E: 0 K: 0 S: 3	H: 1 LOB: 0 BB: 0 P: 3	R: 0 E: 0 K: 2 S: 8	H: 1 LOB: 1 BB: 0 P: 8	R: 0 E: 0 K: 1 S: 5	H: 0 LOB: 0 BB: 0 P: 5	1B: 6 2B: 0 3B: 0 HR: 1	SF: 0 SAC: 0 DP: 4 HBP: 0	WP: 0 PB: 0 SB: 0 CS: 0	PA: 33	
<b>PITCHER</b>	IP	WLS	BF	H	R	ER	SO	BB	IBB	HBP	BLK	WP	HR	S	P	ERA	WHIP				
Mike Hedlund, R ERA: 2.57	(1, 1)	7.0	W	26	6	2	2	1	3	0	0	0	0	25	37	2.57	1.286				
Jim York, R ERA:	(8, 1)	2.0	S	7	1	0	0	3	0	0	0	0	0	13	13	0.00	0.500				

Kansas City Royals @ California Angels  
Anaheim Stadium, Anaheim, CA  
Thu Apr 08 1971, 9:05 PM EST  
Att: 8,754 - Unknown

AB	30
R	2
H	7
RBI	2
BB	3
SO	4
LOB	9





Batter	1	2	3	4	5	6	7	8	9	AB	R	H	RBI	BB	SO	LOB	TOP										
Sandy Alomar Sr. S OBP: 0.222, SLG: 0.125	6-3		6-3		E4		1-3		6-3	5	0	0	0	0	0	0	<b>California Angels @ Milwaukee Brewers</b> Milwaukee County Stadium, Milwaukee, WI Sat Apr 10 1971, 4:33 AM EST Att: 40,566 - Unknown										
Jim Fregosi R OBP: 0.294, SLG: 0.313	F		P5		G6-4-3		BB			3	0	1	0	1	0	1											
Alex Johnson R OBP: 0.375, SLG: 0.375	E6		CS		6-3		P4			4	0	1	0	0	0	2											
Tony Conigliaro R OBP: 0.313, SLG: 0.438	K		CS		P5		FC3-6		S	4	1	2	0	0	1	2											
Jim Spencer L OBP: 0.313, SLG: 0.500	1-2				HR		FC3-6		F9	3	2	1	1	1	0	2											
Ken McMullen R OBP: 0.400, SLG: 0.545	K				4-3		K		SF7	2	0	0	1	1	1	3											
Jerry Moses R OBP: 0.286, SLG: 0.357			P4				K		P4	4	0	1	0	0	1	1											
Ken Berry R			5-3		5-3		1-3			4	0	0	0	0	1	3											
Clyde Wright R Mel Queen L Billy Cowan R	6-3				K		6-3		K	3	0	0	0	0	1	0											
<b>Inning Stats</b>	R: 0 E: 1 K: 2 S: 9	H: 1 LOB: 3 BB: 1 P: 13	R: 0 E: 0 K: 0 S: 3	H: 0 LOB: 0 BB: 0 P: 3	R: 0 E: 0 K: 0 S: 3	H: 1 LOB: 0 BB: 0 P: 3	R: 1 E: 0 K: 0 S: 5	H: 2 LOB: 1 BB: 0 P: 5	R: 0 E: 1 K: 1 S: 5	H: 0 LOB: 0 BB: 0 P: 5	R: 1 E: 0 K: 1 S: 7	H: 1 LOB: 2 BB: 1 P: 11	R: 0 E: 0 K: 0 S: 3	H: 0 LOB: 1 BB: 1 P: 7	R: 1 E: 0 K: 0 S: 4	H: 1 LOB: 0 BB: 0 P: 4		R: 0 E: 0 K: 2 S: 7	H: 0 LOB: 0 BB: 0 P: 7	1B: 3 2B: 2 3B: 0 HR: 1	SF: 1 SAC: 0 DP: 1 HBP: 0	WP: 1 PB: 0 SB: 1 CS: 1	PA: 38				
<b>PITCHER</b>	IP	WLS	BF	H	R	ER	SO	BB	IBB	HBP	BLK	WP	HR	S	P	ERA	WHIP										
Skip Lockwood R ERA: 3.86	(1, 1)	7.0	31	6	3	3	4	3	0	0	0	1	1	36	48	3.86	1.286										
Marcelino Lopez L ERA:	(8, 1)	2.0	W	6	0	0	0	2	0	0	0	0	0	10	10	0.00	0.000										

Batter	1	2	3	4	5	6	7	8	9	AB	R	H	RBI	BB	SO	LOB	BOTTOM										
Tommy Harper R OBP: 0.308, SLG: 0.250	5-3		P3		5-3					3	1	0	0	1	0	2	<b>California Angels @ Milwaukee Brewers</b> Milwaukee County Stadium, Milwaukee, WI Sat Apr 10 1971, 4:33 AM EST Att: 40,566 - Unknown										
Bernie Smith R OBP: 0.231, SLG: 0.308	F8		F7				K		SH5-4	4	0	1	0	0	1	2											
Dave May L OBP: 0.333, SLG: 0.200	6-3				E		4-3		SH5-4	2	1	0	0	0	0	0											
Andy Kosco R OBP: 0.462, SLG: 0.700					K		P6		SH5-4	3	0	1	0	1	1	1											
Danny Walton R OBP: 0.250, SLG: 1.000					G6-4-3				BB	3	1	1	2	0	1	1											
Mike Hegan L OBP: 0.375, SLG: 0.286					1-2				SH5-4	0	0	0	0	0	0	0											
Ted Savage R Bill Voss L					HR				1B	0	0	0	0	0	0	0											
Roberto Pena R OBP: 0.417, SLG: 0.400					1-3				SH5-4	1	0	0	0	0	1	3											
Elie Rodriguez R OBP: 0.333, SLG: 0.200					6-3				1B	3	0	1	1	1	0	3											
Ted Kubiak S OBP: 0.364, SLG: 0.222									FC9-6	3	0	1	0	0	0	1											
Skip Lockwood R Marcelino Lopez R					FC6-4				L1	3	0	0	0	0	0	3											
<b>Inning Stats</b>	R: 0 E: 0 K: 0 S: 3	H: 0 LOB: 0 BB: 0 P: 3	R: 0 E: 0 K: 0 S: 3	H: 1 LOB: 0 BB: 0 P: 3	R: 0 E: 0 K: 0 S: 4	H: 1 LOB: 2 BB: 1 P: 8	R: 2 E: 0 K: 1 S: 6	H: 1 LOB: 0 BB: 0 P: 7	R: 0 E: 0 K: 0 S: 3	H: 0 LOB: 0 BB: 0 P: 3	R: 0 E: 0 K: 1 S: 5	H: 0 LOB: 0 BB: 0 P: 5	R: 1 E: 0 K: 1 S: 7	H: 2 LOB: 1 BB: 0 P: 7	R: 1 E: 0 K: 1 S: 6	H: 1 LOB: 3 BB: 3 P: 18	R: 1 E: 0 K: 1 S: 6	H: 1 LOB: 0 BB: 0 P: 18	1B: 4 2B: 1 3B: 0 HR: 1	SF: 0 SAC: 1 DP: 1 HBP: 1	WP: 0 PB: 0 SB: 1 CS: 0	PA: 34					
<b>PITCHER</b>	IP	WLS	BF	H	R	ER	SO	BB	IBB	HBP	BLK	WP	HR	S	P	ERA	WHIP										
Clyde Wright L Mel Queen R ERA:	(1, 1)	7.1	L	31	6	4	4	3	2	1	1	0	0	4	8	4.91	1.091										
	(8, 1)	0.2	3	0	0	0	1	1	0	0	0	0	0	4	8	0.00	1.500										



Batter	1	2	3	4	5	6	7	8	9	AB	R	H	RBI	BB	SO	LOB	TOP					
Sandy Alomar Sr. S (1.4) OBP: 0.273, SLG: 0.158	4-0 BB G4-6-3		0-0 F5			0-0 4-3			0-0 E9	3	0	1	0	1	0	0	<b>California Angels @ Milwaukee Brewers</b> Milwaukee County Stadium, Milwaukee, WI Sun Apr 11 1971, 4:33 AM EST Att: 8,720 - Unknown					
Syd O'Brien, R (1.6)	0-0 G4-6-3		0-0 4-3			0-0 1-3			0-0 P6	4	0	0	0	0	0	2						
Alex Johnson, R (1.7) OBP: 0.400, SLG: 0.368	0-3 K			4-0 BB G6-4-3			0-0 1B		0-0 F9	3	0	1	0	1	1	1						
Tony Conigliaro, R (1.9) OBP: 0.250, SLG: 0.350		0-0 F7		0-0 G6-4-3			0-3 K		0-3 K	4	0	0	0	0	2	2						
Jim Spencer, L (1.3) OBP: 0.316, SLG: 0.438		4-0 FC1-6 BB		0-0 F9			0-0 F8			2	0	0	0	1	0	0						
Ken McMullen, R (1.5) OBP: 0.333, SLG: 0.429		0-0 FC1-6 1B			0-0 P5				0-0 F8	3	0	0	0	0	0	1						
Ken Berry, R (1.8) OBP: 0.118, SLG: 0.063		0-0 FC6-4 1B			0-0 5-3				0-0 F9	3	0	1	0	0	0	0						
Jeff Torborg, R (1.2) John Stephenson, L (8, PH) (8, 2)		0-0 FC6-4			0-0 6-3				0-0 E1	2	0	0	0	0	0	2						
Tom Murphy, R (1.1) OBP: 0.400, SLG: 0.600				0-0 F8					0-0 2-3	2	0	0	0	0	1	0						
Roger Repoz, L (8, PH) Eddie Fisher, R (8, 1)						0-3 K				1	0	0	0	0	0	1						
										0	0	0	0	0	0	0						
<b>Inning Stats</b>	R: 0 E: 0 K: 1 S: 4	H: 0 LOB: 0 BB: 1 P: 8	R: 0 E: 0 K: 0 S: 4	H: 1 LOB: 2 BB: 1 P: 8	R: 0 E: 0 K: 0 S: 3	H: 0 LOB: 0 BB: 0 P: 3	R: 0 E: 0 K: 0 S: 2	H: 0 LOB: 0 BB: 1 P: 6	R: 0 E: 0 K: 0 S: 3	H: 0 LOB: 0 BB: 0 P: 3	R: 0 E: 0 K: 1 S: 5	H: 0 LOB: 0 BB: 0 P: 5	R: 0 E: 0 K: 1 S: 5	H: 1 LOB: 0 BB: 0 P: 5	R: 0 E: 1 K: 0 S: 4	H: 0 LOB: 1 BB: 0 P: 4	R: 0 E: 1 K: 1 S: 6	H: 1 LOB: 1 BB: 0 P: 6	1B: 3 2B: 0 3B: 0 HR: 0	SF: 0 SAC: 0 DP: 2 HBP: 0	WP: 0 PB: 0 SB: 0 CS: 0	PA: 31
<b>PITCHER</b> Marty Pattin, R (1.1) ERA: 1.0	IP: 9.0 WLS: W BF: 31 H: 3 R: 0 ER: 0 SO: 4 BB: 3 IBB: 0 HBP: 0 BLK: 0 WP: 0 HR: 0 S: 36 P: 48 ERA: 0.00 WHIP: 0.667															<b>PITCHER</b>						

Batter	1	2	3	4	5	6	7	8	9	AB	R	H	RBI	BB	SO	LOB	BOTTOM			
Tommy Harper, R (1.5) OBP: 0.235, SLG: 0.188	0-0 F3		0-0 1-3			0-0 F5			0-0 4-3	4	0	0	0	0	0	2	<b>California Angels @ Milwaukee Brewers</b> Milwaukee County Stadium, Milwaukee, WI Sun Apr 11 1971, 4:33 AM EST Att: 8,720 - Unknown			
Bernie Smith, R (1.9) OBP: 0.235, SLG: 0.471	0-0 1-3		0-0 F8			0-0 1-3			0-0 HR	4	1	1	1	0	0	1				
Dave May, L (1.8) OBP: 0.375, SLG: 0.308	0-0 E 2B		4-0 BB			0-0 F5			0-3 K	3	1	1	0	1	1	0				
Andy Kosco, R (1.3) (7, 7) OBP: 0.471, SLG: 0.643	0-0 E7 1B		0-0 G3			0-0 5-3			0-0 FC4-6 1B	4	0	2	1	0	0	1				
Danny Walton, R (1.7) Mike Hegan, L (7, 3) OBP: 0.333, SLG: 0.250	0-0 5-3			4-0 BB G6-4-3			4-0 BB		0-0 FC4-6 S 1B	1	0	0	0	2	0	1				
Roberto Pena, R (1.6) OBP: 0.313, SLG: 0.286		0-0 6-3		0-0 F2			0-0 1-3		0-0 4-3	4	0	0	0	0	0	3				
Ellie Rodriguez, R (1.2) OBP: 0.444, SLG: 0.375		0-0 WP 1B		0-0 G6-4-3					0-0 G4-6-3 1B	3	1	2	0	0	0	1				
Ted Kubiak, S (1.4) OBP: 0.429, SLG: 0.333		0-0 CS 1B			0-0 SH5-4 1B				0-0 G4-6-3 1B	3	0	2	1	0	0	1				
Marty Pattin, R (1.1) OBP: 0.429, SLG: 0.200		0-3 K			0-0 SH5-4				1-0 HBP	1	0	0	0	0	1	1				
<b>Inning Stats</b>	R: 1 E: 1 K: 0 S: 5	H: 2 LOB: 1 BB: 0 P: 5	R: 1 E: 0 K: 1 S: 6	H: 2 LOB: 0 BB: 0 P: 6	R: 0 E: 0 K: 0 S: 3	H: 0 LOB: 1 BB: 1 P: 7	R: 0 E: 0 K: 0 S: 2	H: 0 LOB: 0 BB: 1 P: 6	R: 0 E: 0 K: 0 S: 4	H: 1 LOB: 1 BB: 0 P: 4	R: 0 E: 0 K: 0 S: 3	H: 0 LOB: 1 BB: 1 P: 7	R: 0 E: 0 K: 0 S: 3	H: 1 LOB: 1 BB: 0 P: 4	R: 1 E: 0 K: 1 S: 7	H: 2 LOB: 1 BB: 0 P: 7	1B: 6 2B: 1 3B: 0 HR: 1	SF: 0 SAC: 1 DP: 2 HBP: 1	WP: 1 PB: 0 SB: 1 CS: 1	PA: 33
<b>PITCHER</b> Tom Murphy, R (1.1) ERA: 2.81	IP: 7.0 WLS: L BF: 28 H: 6 R: 2 ER: 2 SO: 2 BB: 3 IBB: 0 HBP: 1 BLK: 0 WP: 1 HR: 0 S: 26 P: 39 ERA: 2.57 WHIP: 1.286															<b>PITCHER</b>				
Eddie Fisher, R (8, 1) ERA: 3.0	IP: 1.0 WLS: 5 BF: 2 H: 1 R: 1 ER: 1 SO: 1 BB: 0 IBB: 0 HBP: 0 BLK: 0 WP: 0 HR: 1 S: 7 P: 7 ERA: 9.00 WHIP: 2.000															<b>PITCHER</b>				

AB 28  
R 0  
H 3  
RBI 0  
BB 3  
SO 4  
LOB 9



AB 28  
R 3  
H 8  
RBI 3  
BB 3  
SO 2  
LOB 12










Batter	1	2	3	4	5	6	7	8	9	10	AB	R	H	RBI	BB	SO	LOB	TOP									
Sandy Alomar Sr., S OBP: 0.290, SLG: 0.222	5-3		1-3					FC4-6			4	0	1	1	1	0	1										
Ken Berry, R OBP: 0.125, SLG: 0.130	5-3			P4				4-3			3	0	0	0	0	0	1										
Jim Fregosi, R OBP: 0.316, SLG: 0.389	5-3									K	1	0	0	0	0	0	1										
Jerry Moses, R OBP: 0.267, SLG: 0.333	5-3										1	0	0	0	0	1	3										
Alex Johnson, R OBP: 0.310, SLG: 0.286	5-3			K							5	0	1	1	0	2	1										
Tony Conigliaro, R OBP: 0.172, SLG: 0.241		F2		5-3							5	0	0	0	0	1	3										
Jim Spencer, L OBP: 0.308, SLG: 0.333											3	0	0	0	1	0	0										
Ken McMullen, R OBP: 0.308, SLG: 0.409											4	0	2	0	0	0	1										
Giraldo Ruiz, S OBP: 1.000, SLG: 1.000		3-1									0	1	0	0	0	0	0										
Syd O'Brien, R OBP: 0.091, SLG: 0.091											4	1	1	0	0	1	2										
Jeff Torborg, R OBP: 0.091, SLG: 0.091											4	1	1	0	0	1	2										
Tony Gonzalez, L OBP: 0.091, SLG: 0.091											2	1	0	0	0	0	0										
Billy Cowan, R OBP: 0.333, SLG: 0.333											1	0	0	0	0	0	0										
Roger Repoz, L OBP: 0.333, SLG: 0.333											1	0	1	1	0	0	0										
Andy Messersmith, R OBP: 0.250, SLG: 1.000											2	0	0	0	0	0	1										
Dave LaRoche, L OBP: 0.500, SLG: 0.500											2	0	1	0	0	0	2										
<b>Inning Stats</b>	R: 0 E: 0 K: 0 S: 3	H: 0 LOB: 0 BB: 0 P: 3	R: 0 E: 0 K: 0 S: 3	H: 0 LOB: 1 BB: 1 P: 7	R: 0 E: 0 K: 0 S: 3	H: 0 LOB: 0 BB: 0 P: 3	R: 0 E: 0 K: 1 S: 5	H: 0 LOB: 0 BB: 0 P: 5	R: 0 E: 0 K: 1 S: 5	H: 0 LOB: 0 BB: 0 P: 5	R: 1 E: 1 K: 1 S: 7	H: 1 LOB: 1 BB: 0 P: 7	R: 0 E: 0 K: 0 S: 4	H: 1 LOB: 1 BB: 0 P: 4	R: 0 E: 0 K: 0 S: 4	H: 1 LOB: 1 BB: 0 P: 4	R: 0 E: 0 K: 1 S: 5	H: 0 LOB: 0 BB: 0 P: 5	R: 2 E: 0 K: 1 S: 9	H: 4 LOB: 3 BB: 1 P: 13	1B: 5 2B: 2 3B: 0 HR: 0	SF: 0 SAC: 0 DP: 0 HBP: 0	WP: 1 PB: 0 SB: 2 CS: 0	PA: 40			
<b>PITCHER</b>	IP 9.0	WLS L	BF 32	H 3	R 1	ER 0	SO 4	BB 1	IBB 0	HBP 0	BLK 0	WP 1	HR 0	S 39	P 43	ERA 0.00	WHIP 0.444										
Tom Bradley, R ERA: 1.08																											
Vicente Romo, R ERA: 3.38																											
Don Eddy, L ERA: 3.38																											
Steve Kealey, R ERA: 6.75																											

California Angels @ Chicago White Sox  
Comiskey Park, Chicago, IL  
Tue Apr 13 1971, 4:33 AM EST  
Att: 2,693 - Unknown

AB	38
R	3
H	7
RBI	3
BB	2
SO	5
LOB	16



Batter	1	2	3	4	5	6	7	8	9	10	AB	R	H	RBI	BB	SO	LOB	BOTTOM									
Ed Stroud, L OBP: 0.355, SLG: 0.519	G3		4-3								4	0	0	0	1	1	2										
Jay Johnstone, L OBP: 0.355, SLG: 0.519	G3										3	0	0	0	2	1	1										
Mike Andrews, R OBP: 0.367, SLG: 0.480	K										5	0	0	0	0	2	4										
Bill Melton, R OBP: 0.393, SLG: 0.609											2	1	0	0	3	2	0										
Carlos May, L OBP: 0.379, SLG: 0.385	4-3										4	0	0	0	0	0	4										
Lee Maye, L OBP: 0.500, SLG: 0.667											3	0	1	1	0	0	1										
Lee Richard, R OBP: 0.269, SLG: 0.360											1	0	1	0	0	0	0										
Ed Herrmann, L OBP: 0.455, SLG: 0.571											2	0	0	0	1	1	1										
Walt Williams, R OBP: 0.167, SLG: 0.304											1	0	0	0	0	0	0										
Tom Egan, R OBP: 0.400, SLG: 0.571											0	0	0	0	0	0	0										
Luis Alvarado, R OBP: 0.400, SLG: 0.571											2	0	0	0	0	1	0										
Rick Reichardt, R OBP: 0.259, SLG: 0.423											2	0	1	0	0	0	2										
Tom Bradley, R OBP: 0.400, SLG: 0.571											3	0	0	0	0	3	3										
Rich McKinney, R OBP: 1.000, SLG: 1.000											0	0	0	0	1	0	0										
Vicente Romo, R OBP: 1.000, SLG: 1.000											0	0	0	0	0	0	0										
Don Eddy, R OBP: 0.400, SLG: 0.571											0	0	0	0	0	0	0										
Steve Kealey, R OBP: 0.400, SLG: 0.571											0	0	0	0	0	0	0										
<b>Inning Stats</b>	R: 0 E: 0 K: 1 S: 5	H: 0 LOB: 2 BB: 2 P: 13	R: 0 E: 0 K: 1 S: 5	H: 0 LOB: 0 BB: 0 P: 5	R: 0 E: 0 K: 1 S: 5	H: 0 LOB: 1 BB: 1 P: 9	R: 0 E: 0 K: 1 S: 5	H: 0 LOB: 1 BB: 1 P: 9	R: 0 E: 1 K: 1 S: 6	H: 0 LOB: 2 BB: 1 P: 10	R: 1 E: 1 K: 1 S: 6	H: 1 LOB: 3 BB: 2 P: 14	R: 0 E: 0 K: 2 S: 7	H: 0 LOB: 0 BB: 0 P: 7	R: 0 E: 0 K: 1 S: 5	H: 1 LOB: 0 BB: 0 P: 5	R: 0 E: 0 K: 0 S: 3	H: 1 LOB: 1 BB: 1 P: 7	R: 0 E: 0 K: 2 S: 7	H: 0 LOB: 0 BB: 0 P: 7	1B: 1 2B: 2 3B: 0 HR: 0	SF: 0 SAC: 0 DP: 1 HBP: 0	WP: 0 PB: 0 SB: 1 CS: 1	PA: 41			
<b>PITCHER</b>	IP 5.2	WLS W	BF 14	H 2	R 0	ER 0	SO 6	BB 0	IBB 1	HBP 0	BLK 0	WP 0	HR 0	S 29	P 29	ERA 0.00	WHIP 0.462										
Andy Messersmith, R ERA: 0.66																											
Dave LaRoche, L ERA: 0.66																											

California Angels @ Chicago White Sox  
Comiskey Park, Chicago, IL  
Tue Apr 13 1971, 4:33 AM EST  
Att: 2,693 - Unknown

AB	32
R	1
H	3
RBI	1
BB	8
SO	11
LOB	18





Batter	1	2	3	4	5	6	7	8	9	AB	R	H	RBI	BB	SO	LOB	TOP					
Sandy Alomar Sr. S OBP: 0.278, SLG: 0.194	6-3		FC1-6-5-6		4-3		2B IBB		1-3	4	1	0	0	1	0	5						
Ken Berry R OBP: 0.111, SLG: 0.115	G3				F9		5-3			3	0	0	0	0	0	0						
Tony Gonzalez L OBP: 0.250, SLG: 0.500							2B			1	0	1	3	0	0	0						
Alex Johnson R OBP: 0.333, SLG: 0.290	FC6-4				FC6-4		5-3		K	3	0	1	0	1	1	1						
Tony Conigliaro R OBP: 0.152, SLG: 0.212	FC6-4				FC6-4		6-3		F7	4	0	0	0	0	0	2						
Jim Fregosi R OBP: 0.304, SLG: 0.364					L8		2B		L9	4	1	1	0	0	0	1						
Ken McMullen R OBP: 0.300, SLG: 0.385	L4						F8		F8	4	0	1	0	0	0	1						
Jim Spencer L OBP: 0.300, SLG: 0.320	G3				F9		2B		L9	4	1	1	0	0	0	1						
Jerry Moses R OBP: 0.368, SLG: 0.474					E6		2B			4	1	3	1	0	0	1						
Girardo Ruiz S OBP: 1.000, SLG: 1.000					SH2-4		2B		SH3	0	0	0	0	0	0	0						
Jeff Torborg R OBP: 0.000, SLG: 0.000							2B		SH3	0	0	0	0	0	0	0						
Clyde Wright R OBP: 0.000, SLG: 0.000					F8		4-3		SH3	2	0	0	0	0	0	4						
Mel Queen L OBP: 0.000, SLG: 0.000										0	0	0	0	0	0	0						
<b>Inning Stats</b>	R: 0 E: 0 K: 0 S: 3	H: 0 LOB: 1 BB: 1 P: 7	R: 0 E: 0 K: 0 S: 3	H: 0 LOB: 0 BB: 0 P: 3	R: 0 E: 0 K: 0 S: 3	H: 1 LOB: 0 BB: 0 P: 3	R: 0 E: 0 K: 0 S: 4	H: 1 LOB: 1 BB: 0 P: 4	R: 0 E: 1 K: 0 S: 5	H: 1 LOB: 2 BB: 0 P: 5	R: 0 E: 0 K: 0 S: 3	H: 0 LOB: 0 BB: 0 P: 3	R: 4 E: 0 K: 1 S: 9	H: 4 LOB: 1 BB: 1 P: 13	R: 0 E: 0 K: 0 S: 3	H: 0 LOB: 0 BB: 0 P: 3	R: 0 E: 0 K: 0 S: 4	H: 1 LOB: 2 BB: 0 P: 4	1B: 6 2B: 3 3B: 0 HR: 0	SF: 0 SAC: 2 DP: 1 HBP: 0	WP: 0 PB: 0 SB: 0 CS: 0	PA: 37
<b>PITCHER</b>	IP WLS BF H R ER SO BB IBB HBP BLK WP HR S P ERA WHIP																					
Jim Rooker L ERA: 7.56	(1, 1) 6.1 L 26 6 3 3 0 1 0 0 0 0 0 0 25 29 4.26 1.105																					
Jim York R ERA: 5.14	(7, 1) 0.2 4 1 1 1 1 0 1 0 0 0 0 0 5 9 13.50 1.500																					
Ken Wright R ERA: 3.0	(8, 1) 1.0 3 0 0 0 0 0 0 0 0 0 0 0 3 3 0.00 0.000																					
Al Fitzmorris R ERA: 7.11	(9, 1) 1.0 4 1 0 0 0 0 0 0 0 0 0 0 4 4 0.00 1.000																					

California Angels @ Kansas City Royals  
Municipal Stadium, Kansas City, MO  
Wed Apr 14 1971, 7:05 PM EST  
Att: 6,885 - Unknown

AB 33  
R 4  
H 8  
RBI 4  
BB 2  
SO 1  
LOB 16



Batter	1	2	3	4	5	6	7	8	9	AB	R	H	RBI	BB	SO	LOB	BOTTOM					
Freddie Patek R OBP: 0.350, SLG: 0.324	F3		FC5-4		F9					4	0	1	0	0	0	3						
Cookie Rojas R OBP: 0.400, SLG: 0.500					1-3		K			4	0	1	0	0	2	2						
Amos Otis R OBP: 0.270, SLG: 0.257	G1-4-3				F9		4-3		B5-3	4	0	0	0	0	0	3						
Lou Piniella R OBP: 0.216, SLG: 0.250					F8		F9			4	0	0	0	0	0	0						
Bob Oliver R OBP: 0.219, SLG: 0.406					L8		6-3		5-3	4	0	0	0	0	0	0						
Carl Taylor R OBP: 0.286, SLG: 0.167					5-3		E5		K	4	1	0	0	0	1	0						
Paul Schaal R OBP: 0.344, SLG: 0.321					4-3		SH2-3			3	0	1	0	0	0	0						
Jerry May R OBP: 0.600, SLG: 0.600							SH2-3			3	0	3	1	0	0	0						
Jim Rooker R							SH2-3			1	0	0	0	0	1	1						
Jim York R							SH2-3			0	0	0	0	0	0	0						
Ken Wright R							K			0	0	0	0	0	0	0						
Dennis Paepke R OBP: 0.167, SLG: 0.167										1	0	0	0	0	1	1						
Al Fitzmorris S OBP: 0.333, SLG: 0.333										0	0	0	0	0	0	0						
<b>Inning Stats</b>	R: 0 E: 0 K: 0 S: 3	H: 1 LOB: 0 BB: 0 P: 3	R: 0 E: 0 K: 0 S: 3	H: 0 LOB: 0 BB: 0 P: 3	R: 0 E: 0 K: 1 S: 6	H: 1 LOB: 1 BB: 0 P: 6	R: 0 E: 0 K: 0 S: 3	H: 0 LOB: 0 BB: 0 P: 3	R: 0 E: 1 K: 0 S: 6	H: 2 LOB: 2 BB: 0 P: 6	R: 0 E: 0 K: 1 S: 5	H: 0 LOB: 0 BB: 0 P: 5	R: 0 E: 0 K: 0 S: 3	H: 0 LOB: 0 BB: 0 P: 3	R: 0 E: 0 K: 2 S: 9	H: 2 LOB: 2 BB: 0 P: 9	R: 0 E: 0 K: 1 S: 5	H: 0 LOB: 0 BB: 0 P: 5	1B: 6 2B: 0 3B: 0 HR: 0	SF: 0 SAC: 1 DP: 1 HBP: 0	WP: 0 PB: 0 SB: 0 CS: 0	PA: 33
<b>PITCHER</b>	IP WLS BF H R ER SO BB IBB HBP BLK WP HR S P ERA WHIP																					
Clyde Wright L ERA: 3.54	(1, 1) 7.1 W 28 6 1 0 3 0 0 0 0 0 0 0 0 34 34 0.00 0.818																					
Mel Queen R ERA:	(8, 1) 1.2 S 5 0 0 0 2 0 0 0 0 0 0 0 0 9 9 0.00 0.000																					

California Angels @ Kansas City Royals  
Municipal Stadium, Kansas City, MO  
Wed Apr 14 1971, 7:05 PM EST  
Att: 6,885 - Unknown

AB 32  
R 1  
H 6  
RBI 1  
BB 0  
SO 5  
LOB 10









Batter	1	2	3	4	5	6	7	8	9	AB	R	H	RBI	BB	SO	LOB	TOP				
Sandy Alomar Sr. S OBP: 0.304, SLG: 0.341 (1.4)	E4 PB		K			4-3		1B 3B		4	1	1	2	0	1	0	<b>California Angels @ Minnesota Twins</b> Metropolitan Stadium, Bloomington, MI Fri Apr 16 1971, 4:33 AM EST Att.: 4,429 - Unknown <a href="http://livebaseballscorecards.com">livebaseballscorecards.com</a>				
Jim Fregosi R OBP: 0.333, SLG: 0.387 (1.6)	K			1-3			6-3	1B		4	0	1	1	0	1	1					
Alex Johnson R OBP: 0.326, SLG: 0.293 (1.7)	6-3			F9			2-3 1B	1B		4	0	2	0	0	0	1					
Tony Conigliaro R OBP: 0.190, SLG: 0.268 (1.9)	4-3			6-3			2-3 1B	F2		4	0	0	0	0	0	4					
Jim Spencer L OBP: 0.308, SLG: 0.313 (1.3)		4-3			3-1		3-1		4-3 SF8 2B	4	1	1	0	0	0	1					
Ken McMullen R OBP: 0.308, SLG: 0.382 (1.5)		P6			4-0 BB			6-3	4-3 2-3	3	0	0	0	1	0	1					
Jerry Moses R OBP: 0.320, SLG: 0.400 Giraldo Ruiz S OBP: 1.000, SLG: 1.000 Jeff Torborg R (8.2)		F7			G3			1B 3B 1B	SF8	3	0	1	0	0	0	1					
Ken Berry R OBP: 0.118, SLG: 0.152 Roger Repoz L (8.8)			P3			6-3		F2	L3	2	0	0	0	0	0	0					
Rudy May L (1.1)			K							2	0	0	0	0	1	0					
Tony Gonzalez L OBP: 0.333, SLG: 0.500 Lloyd Allen R (8.1)			K			6-3				1	1	1	0	0	0	0					
Dave LaRoche L OBP: 0.500, SLG: 0.500 (8.1)								1-3 3B 1B		0	0	0	0	0	0	0					
<b>Inning Stats</b>	R: 0 E: 1 K: 1 S: 6	H: 0 LOB: 1 BB: 0 P: 6	R: 0 E: 0 K: 0 S: 3	H: 0 LOB: 0 BB: 0 P: 3	R: 0 E: 0 K: 2 S: 7	H: 0 LOB: 0 BB: 0 P: 7	R: 0 E: 0 K: 0 S: 3	H: 0 LOB: 0 BB: 0 P: 3	R: 0 E: 0 K: 0 S: 2	H: 0 LOB: 0 BB: 1 P: 6	R: 0 E: 0 K: 0 S: 3	H: 1 LOB: 1 BB: 0 P: 4	R: 3 E: 0 K: 0 S: 8	H: 5 LOB: 2 BB: 0 P: 8	R: 1 E: 0 K: 0 S: 4	H: 1 LOB: 0 BB: 0 P: 4		1B: 5 2B: 1 3B: 1 HR: 0	SF: 1 SAC: 0 DP: 1 HBP: 0	WP: 0 PB: 1 SB: 0 CS: 0	PA: 35
<b>PITCHER</b>	IP WLS BF H R ER SO BB IBB HBP BLK WP HR S P ERA WHIP																				
Jim Perry R ERA: 4.42 Stan Williams R ERA: 3.0	(1.1) 7.2 L 30 6 3 3 3 1 0 0 0 0 0 0 35 39 3.52 0.913																				
(8.1) 1.1 5 1 1 1 0 0 0 0 0 0 0 5 5 6.75 0.750																					

Batter	1	2	3	4	5	6	7	8	9	AB	R	H	RBI	BB	SO	LOB	BOTTOM						
Cesar Tovar R OBP: 0.468, SLG: 0.500 (7.7)	2B		6-3		K			SH1-3 1B		4	1	2	0	0	1	0	<b>California Angels @ Minnesota Twins</b> Metropolitan Stadium, Bloomington, MI Fri Apr 16 1971, 4:33 AM EST Att.: 4,429 - Unknown <a href="http://livebaseballscorecards.com">livebaseballscorecards.com</a>						
Leo Cardenas R OBP: 0.325, SLG: 0.273 (1.6)	2B		K			5-3		SH1-3		3	0	1	1	0	1	0							
Harmon Killebrew R OBP: 0.476, SLG: 0.556 (1.3)	5-3		F7			1B BB		K		3	0	0	0	1	1	2							
Tony Oliva L OBP: 0.357, SLG: 0.575 (1.9)	K			K		K		4-3		4	0	0	0	0	3	3							
Brant Aylea R OBP: 0.400, SLG: 0.500 Steve Braun L OBP: 0.333, SLG: 0.200 (7.4)	F7									3	0	2	0	0	0	1							
Paul Powell R OBP: 0.375, SLG: 0.714 (1.8)			G6-4-3 1B			K		K		4	0	1	0	0	3	4							
George Mitterwald R OBP: 0.156, SLG: 0.129 (1.2)		G6-4-3		K				F3		4	0	0	0	0	1	3							
Danny Thompson R OBP: 0.250, SLG: 0.250 (7.5)					F8		6-3		K	4	0	1	0	0	1	1							
Jim Perry S OBP: 0.167, SLG: 0.167 Stan Williams R (8.1)	F7				F9		K			3	0	0	0	0	1	1							
<b>Inning Stats</b>	R: 1 E: 0 K: 1 S: 7	H: 2 LOB: 1 BB: 0 P: 7	R: 0 E: 0 K: 0 S: 4	H: 2 LOB: 1 BB: 0 P: 4	R: 0 E: 0 K: 1 S: 5	H: 0 LOB: 0 BB: 0 P: 5	R: 0 E: 0 K: 3 S: 10	H: 1 LOB: 1 BB: 0 P: 10	R: 0 E: 0 K: 1 S: 5	H: 0 LOB: 0 BB: 0 P: 5	R: 0 E: 0 K: 2 S: 8	H: 1 LOB: 2 BB: 1 P: 12	R: 0 E: 0 K: 1 S: 5	H: 0 LOB: 0 BB: 0 P: 5	R: 0 E: 0 K: 1 S: 6	H: 1 LOB: 1 BB: 0 P: 6		R: 0 E: 0 K: 2 S: 8	H: 1 LOB: 1 BB: 0 P: 8	1B: 5 2B: 3 3B: 0 HR: 0	SF: 0 SAC: 1 DP: 1 HBP: 0	WP: 0 PB: 0 SB: 0 CS: 0	PA: 35
<b>PITCHER</b>	IP WLS BF H R ER SO BB IBB HBP BLK WP HR S P ERA WHIP																						
Rudy May L ERA: 1.08 Lloyd Allen R ERA: 3.18 Dave LaRoche L ERA:	(1.1) 7.0 W 27 6 1 1 9 1 0 0 0 0 0 0 44 48 1.29 1.000																						
(8.1) 0.2 3 1 0 0 1 0 0 0 0 0 0 5 5 0.00 1.500																							
(8.1) 1.1 S 5 1 0 0 2 0 0 0 0 0 0 9 9 0.00 0.750																							



Batter	1	2	3	4	5	6	7	8	9	AB	R	H	RBI	BB	SO	LOB	TOP			
Sandy Alomar Sr. S OBP: 0.280, SLG: 0.311 (1.4)	0-0 6-3		0-0 5-3		0-0 1-3			0-0 F8		4	0	0	0	0	0	0	<b>California Angels @ Minnesota Twins</b> Metropolitan Stadium, Bloomington, MI Sat Apr 17 1971, 4:33 AM EST Att: 12,968 - Unknown - 65 F			
Jim Fregosi R OBP: 0.351, SLG: 0.382 (1.6)	0-0 6-3		0-0 FC6-4 1B		0-0 6-3		0-0 6-3 BB	4-0 6-4-3 BB	3	0	1	0	1	0	0					
Alex Johnson R OBP: 0.319, SLG: 0.289 (1.7)	0-0 1-3		0-0 FC6-4 1-2		0-0 6-4-3 1B		0-0 6-4-3 1B	0-0 G6-4-3 1-2	4	0	1	0	0	0	2					
Tony Conigliaro R OBP: 0.239, SLG: 0.349 (1.9)		4-0 HR BB		0-0 HR		0-0 G6-4-3 1-2		0-0 FC1-6 BB	2	2	1	1	2	0	1					
Jim Spencer L OBP: 0.279, SLG: 0.278 (1.3)	0-3 K		0-0 G3		0-3 K		0-3 K	0-0 FC1-6 E5 1-2	4	0	0	0	0	2	2					
Ken McMullen R OBP: 0.279, SLG: 0.342 (1.5)	0-0 F9		0-0 F7		0-3 K		0-0 E5 1-3	0-0 E5	4	0	0	0	0	1	2					
Jerry Moses R OBP: 0.379, SLG: 0.643 (1.2)	0-0 HR		0-0 P4		0-0 HR		4-0 IBB	0-0 P4	3	2	2	3	1	0	0					
Ken Berry R OBP: 0.132, SLG: 0.189 (1.8)	0-0 F7		0-0 6-3		0-0 2B		0-0 P4	0-0 P4	4	0	1	0	0	0	2					
Andy Messersmith R OBP: 0.143, SLG: 0.571 (1.1)			0-0 F9		0-0 6-3		0-0 P6		3	0	0	0	0	0	1					
<b>Inning Stats</b>	R: 0 E: 0 K: 0 S: 3	H: 0 LOB: 0 BB: 0 P: 3	R: 2 E: 0 K: 1 S: 6	H: 1 LOB: 0 BB: 1 P: 10	R: 0 E: 0 K: 0 S: 4	H: 1 LOB: 0 BB: 0 P: 4	R: 1 E: 0 K: 0 S: 4	H: 1 LOB: 0 BB: 0 P: 4	R: 0 E: 0 K: 0 S: 3	H: 1 LOB: 0 BB: 0 P: 3	R: 1 E: 0 K: 2 S: 9	H: 2 LOB: 1 BB: 0 P: 9	R: 0 E: 0 K: 0 S: 2	H: 0 LOB: 0 BB: 1 P: 6	R: 0 E: 1 K: 0 S: 3	H: 0 LOB: 2 BB: 2 P: 11	1B: 2 2B: 1 3B: 0 HR: 3	SF: 0 SAC: 0 DP: 2 HBP: 0	WP: 0 PB: 0 SB: 0 CS: 0	PA: 35
<b>PITCHER</b>	IP WLS BF H R ER SO BB IBB HBP BLK WP HR S P ERA WHIP																			
Bert Blyleven R ERA: 1.44 (1.1)	7.0 L 27 6 4 4 3 1 0 0 0 0 3 32 36 5.14 1.000																			
Ron Perranoski L ERA: 4.5 (8.1)	2.0 8 0 0 0 0 2 1 0 0 0 0 5 17 0.00 1.000																			

Batter	1	2	3	4	5	6	7	8	9	AB	R	H	RBI	BB	SO	LOB	BOTTOM					
Cesar Tovar R OBP: 0.442, SLG: 0.457 (1.9)	0-0 6-3		0-0 6-3		4-0 BB 1-2 2-3 BB		0-0 FC5-4 1B 1-2 6-3		0-0 5-3	4	1	0	0	1	0	1	<b>California Angels @ Minnesota Twins</b> Metropolitan Stadium, Bloomington, MI Sat Apr 17 1971, 4:33 AM EST Att: 12,968 - Unknown - 65 F					
Steve Braun L OBP: 0.545, SLG: 0.375 (1.4)	0-0 6-4-3 1B		0-0 F7		4-0 BB 1-2 2-3 3-H		0-0 6-3 1B	4-0 BB	3	0	2	1	2	0	0							
Harmon Killebrew R OBP: 0.426, SLG: 0.486 (1.5)	0-0 G6-4-3 1-2		0-3 K		0-0 F2		0-0 6-3	0-3 K	5	0	0	1	0	2	6							
Rich Reese L OBP: 0.250, SLG: 0.189 (1.3)		0-0 FC1-6 SF7 1B		0-0 1-3		0-0 4-3		0-0 4-3 1B	4	1	2	0	0	0	0							
Ron Perranoski L OBP: 0.357, SLG: 0.417 (1.7)		0-0 FC1-6 1-2 1B		0-3 K		0-0 E6 FC6-4 1B		0-0 5-3	4	0	1	0	0	1	0							
Jim Holt L OBP: 0.324, SLG: 0.382 (1.8)		0-0 FC1-6 1-2 2-3		0-0 4-3		0-0 4-3 FC6-4 1B		0-0 1B	4	0	2	0	0	0	2							
Leo Cardenas R OBP: 0.295, SLG: 0.250 (1.6)		0-0 SF7 3-H		0-0 6-3		0-0 FC6-4 1-2 2-3		0-0 F8	3	0	0	1	0	0	3							
Paul Ratliff L OBP: 0.262, SLG: 0.275 (1.2)		0-0 4-3		4-0 BB BB BB		0-3 K		0-3 K	3	1	0	0	1	2	4							
Bert Blyleven R OBP: 0.222, SLG: 0.125 (1.1)			0-3 K		4-0 BB BB BB		4-0 FC5-4 BB		0-0 1-3	1	0	0	0	1	1	0						
Charlie Manuel L OBP: 0.687, SLG: 0.500 (7, PH)									0	0	0	0	1	0	0							
Rod Carew L OBP: 0.262, SLG: 0.275 (8.4)									1	0	0	0	0	0	0							
<b>Inning Stats</b>	R: 0 E: 0 K: 0 S: 3	H: 1 LOB: 0 BB: 0 P: 3	R: 1 E: 0 K: 0 S: 5	H: 2 LOB: 1 BB: 0 P: 5	R: 0 E: 0 K: 1 S: 5	H: 0 LOB: 0 BB: 0 P: 5	R: 0 E: 0 K: 2 S: 7	H: 0 LOB: 0 BB: 0 P: 7	R: 1 E: 0 K: 0 S: 3	H: 0 LOB: 3 BB: 4 P: 19	R: 0 E: 1 K: 1 S: 7	H: 1 LOB: 2 BB: 0 P: 7	R: 1 E: 0 K: 0 S: 4	H: 2 LOB: 2 BB: 1 P: 8	R: 0 E: 0 K: 1 S: 6	H: 1 LOB: 1 BB: 0 P: 6	R: 0 E: 0 K: 1 S: 5	H: 0 LOB: 1 BB: 1 P: 9	1B: 7 2B: 0 3B: 0 HR: 0	SF: 1 SAC: 0 DP: 1 HBP: 0	WP: 0 PB: 0 SB: 0 CS: 0	PA: 39
<b>PITCHER</b>	IP WLS BF H R ER SO BB IBB HBP BLK WP HR S P ERA WHIP																					
Andy Messersmith R ERA: 1.59 (1.1)	9.0 W 39 7 3 3 6 6 0 0 0 0 0 0 45 69 3.00 1.444																					

AB	31
R	4
H	6
RBI	4
BB	4
SO	3
LOB	10



AB	32
R	3
H	7
RBI	3
BB	6
SO	6
LOB	16





Batter	1	2	3	4	5	6	7	8	9	AB	R	H	RBI	BB	SO	LOB	TOP					
Sandy Alomar Sr. S OBP: 0.259, SLG: 0.286 (1.4)										4	0	0	0	0	0	1						
Ken Berry R OBP: 0.119, SLG: 0.171 (1.8)										4	0	0	0	0	3	1						
Alex Johnson R OBP: 0.333, SLG: 0.388 (1.7)										4	2	2	2	0	1	0						
Tony Conigliaro R OBP: 0.260, SLG: 0.362 (1.9)										4	0	2	0	0	0	1						
Jim Fregosi R OBP: 0.341, SLG: 0.368 (1.6)										4	1	1	1	0	0	2						
Ken McMullen R OBP: 0.255, SLG: 0.310 (1.5)										4	0	0	0	0	1	2						
Jerry Moses R OBP: 0.364, SLG: 0.594 (1.2)										4	0	1	1	0	1	1						
Jim Spencer L OBP: 0.298, SLG: 0.359 (1.3)										3	1	1	1	1	1	0						
Clyde Wright R OBP: 0.500, SLG: 0.500 Mel Queen L OBP: 0.255, SLG: 0.310 (9.1)										4	1	0	0	0	1	2						
										0	0	0	0	0	0	0						
										0	0	0	0	0	0	0						
<b>Inning Stats</b>	R: 0 E: 0 K: 1 S: 5	H: 0 LOB: 0 BB: 0 P: 5	R: 0 E: 0 K: 2 S: 8	H: 1 LOB: 1 BB: 0 P: 8	R: 3 E: 1 K: 1 S: 9	H: 3 LOB: 1 BB: 0 P: 9	R: 0 E: 0 K: 1 S: 5	H: 0 LOB: 0 BB: 0 P: 5	R: 0 E: 0 K: 2 S: 7	H: 0 LOB: 0 BB: 0 P: 7	R: 0 E: 0 K: 0 S: 3	H: 0 LOB: 0 BB: 0 P: 3	R: 0 E: 0 K: 0 S: 3	H: 0 LOB: 0 BB: 0 P: 3	R: 0 E: 0 K: 1 S: 5	H: 0 LOB: 0 BB: 0 P: 5	R: 2 E: 0 K: 0 S: 6	H: 3 LOB: 2 BB: 1 P: 10	1B: 4 2B: 1 3B: 0 HR: 2	SF: 0 SAC: 0 DP: 0 HBP: 0	WP: 1 PB: 0 SB: 0 CS: 0	PA: 36
<b>PITCHER</b>	IP WLS BF H R ER SO BB IBB HBP BLK WP HR S P ERA WHIP																					
Tom Hall L ERA: 3.72	8.0 L 29 4 3 1 8 0 0 0 0 0 0 2 45 45 1.12 0.500																					
Stan Williams R ERA: 4.25	0.2 5 3 2 2 0 0 0 0 0 0 1 0 5 5 27.00 4.500																					
Sal Campisi R ERA: 2.7	0.1 2 0 0 0 0 0 1 0 0 0 0 0 0 1 5 0.00 3.000																					

California Angels @ Minnesota Twins  
Metropolitan Stadium, Bloomington, MI  
Sun Apr 18 1971, 4:33 AM EST  
Att. 6,566 - Unknown - 53 F

AB 35  
R 5  
H 7  
RBI 5  
BB 1  
SO 8  
LOB 10



Batter	1	2	3	4	5	6	7	8	9	AB	R	H	RBI	BB	SO	LOB	BOTTOM			
Cesar Tovar R OBP: 0.439, SLG: 0.451 (1.9)										5	0	2	0	0	2	2				
Leo Cardenas R OBP: 0.313, SLG: 0.282 (1.6)										3	1	1	0	1	0	1				
Harmon Killebrew R OBP: 0.392, SLG: 0.444 Stan Williams R OBP: 0.313, SLG: 0.282 Sal Campisi R OBP: 0.439, SLG: 0.451 (1.5)										4	0	0	0	0	0	5				
Brant Alyea R OBP: 0.333, SLG: 0.375 (1.7)											4	0	1	0	0	1				
Paul Powell R OBP: 0.417, SLG: 0.636 (1.8)											4	1	2	1	0	1				
Rich Reese L OBP: 0.227, SLG: 0.171 (1.3)											4	0	0	0	0	3				
Danny Thompson R OBP: 0.250, SLG: 0.250 (1.4)											4	1	1	0	0	2	1			
George Mitterwald R OBP: 0.171, SLG: 0.147 Jim Holt L OBP: 0.324, SLG: 0.382 Tom Tischinski R OBP: 0.279, SLG: 0.293 Jim Kaat L OBP: 0.333, SLG: 0.500 (1.2)											3	0	1	0	0	1	0			
Rod Carew L OBP: 0.279, SLG: 0.293 Jim Kaat L OBP: 0.333, SLG: 0.500 (9.2)											0	0	0	0	0	0	0			
Tom Hall L OBP: 0.500, SLG: 0.400 Rick Renick R OBP: 0.500, SLG: 0.667 (8.5)											2	0	0	0	0	0	0			
Steve Braun L OBP: 0.545, SLG: 0.375 (9.5)										0	0	0	0	0	0	0				
										2	0	1	2	0	0	1				
										0	0	0	0	0	0	0				
<b>Inning Stats</b>	R: 0 E: 0 K: 0 S: 3	H: 1 LOB: 0 BB: 0 P: 3	R: 0 E: 0 K: 0 S: 3	H: 0 LOB: 0 BB: 0 P: 3	R: 0 E: 0 K: 1 S: 5	H: 0 LOB: 0 BB: 0 P: 5	R: 0 E: 0 K: 0 S: 3	H: 0 LOB: 0 BB: 0 P: 3	R: 0 E: 0 K: 2 S: 7	H: 0 LOB: 0 BB: 0 P: 7	R: 1 E: 0 K: 0 S: 5	H: 2 LOB: 1 BB: 0 P: 5	R: 0 E: 0 K: 0 S: 5	H: 2 LOB: 3 BB: 1 P: 9	R: 3 E: 0 K: 1 S: 9	H: 4 LOB: 2 BB: 0 P: 9	1B: 8 2B: 2 3B: 0 HR: 0	SF: 0 SAC: 0 DP: 1 HBP: 0	WP: 0 PB: 0 SB: 0 CS: 0	PA: 37
<b>PITCHER</b>	IP WLS BF H R ER SO BB IBB HBP BLK WP HR S P ERA WHIP																			
Clyde Wright L ERA: 3.72	8.2 W 35 9 4 4 4 0 0 0 0 0 0 0 42 46 4.15 1.154																			
Dave LaRoche L ERA:	0.0 S 1 0 0 0 0 0 0 0 0 0 0 0 1 1 ∞ ∞																			
Mel Queen R ERA:	0.1 S 1 0 0 0 0 1 0 0 0 0 0 0 0 3 3 0.00 0.000																			

California Angels @ Minnesota Twins  
Metropolitan Stadium, Bloomington, MI  
Sun Apr 18 1971, 4:33 AM EST  
Att. 6,566 - Unknown - 53 F

AB 36  
R 4  
H 10  
RBI 4  
BB 1  
SO 5  
LOB 15









Batter	1	2	3	4	5	6	7	8	9	10	11	12	13	AB	R	H	RBI	BB	SO	LOB	TOP						
Bert Campaneris, R OBP: 0.208, SLG: 0.205 (1, 6)	6-3				K			F5		F7		K		6	0	1	0	0	2	4							
Joe Rudi, R OBP: 0.313, SLG: 0.466 (11, 9)	K			F8						FC4-6		4-3		6	1	1	1	0	1	4							
Reggie Jackson, L OBP: 0.295, SLG: 0.353 (11, 8)	K				K					F8		6-3		6	0	0	0	0	4	0							
Don Mincher, L OBP: 0.389, SLG: 0.389 (1, 3)		F7		F8						4-3		1B	BB	4	1	0	0	2	0	0							
Sal Bando, R OBP: 0.420, SLG: 0.636 (1, 5)				K				P4					HR	4	1	2	2	2	1	0							
Rick Monday, L OBP: 0.416, SLG: 0.535 (11, PH)					K			1-3						4	0	0	0	0	3	2							
Tommy Davis, R OBP: 0.300, SLG: 0.250 (11, 7)										K				2	0	0	0	0	1	2							
Dave Duncan, R OBP: 0.333, SLG: 0.348 (10, PH)														3	1	1	1	0	2	1							
Gene Tenace, R OBP: 0.500, SLG: 0.500 (10, 2)								K		FC6-4				3	0	1	0	0	1	2							
Dick Green, R OBP: 0.333, SLG: 0.333 (1, 4)				K						FC1-5				4	0	1	0	1	1	0							
Rolie Fingers, R OBP: 0.175, SLG: 0.125 (8, PH)								F5						1	0	0	0	0	0	0							
Angel Martinez, R OBP: 0.273, SLG: 0.273 (8, 1)										FC1-5				1	0	0	0	0	0	0							
Paul Lindblad, R OBP: 0.273, SLG: 0.273 (8, 1)														0	0	0	0	0	0	0							
Bob Locker, S OBP: 0.273, SLG: 0.273 (8, 1)														0	0	0	0	0	0	0							
Steve Novak, L OBP: 0.273, SLG: 0.273 (8, 1)														1	0	0	0	0	0	2							
Jim Roland, R OBP: 0.273, SLG: 0.273 (8, 1)														0	0	0	0	0	0	0							
Ron Klimkowski, R OBP: 0.273, SLG: 0.273 (8, 1)														1	0	0	0	0	0	1							
<b>Inning Stats</b>	R: 0 E: 0 K: 2 S: 7	H: 0 LOB: 0 BB: 0 P: 7	R: 0 E: 0 K: 2 S: 7	H: 0 LOB: 1 BB: 1 P: 11	R: 0 E: 0 K: 1 S: 6	H: 1 LOB: 1 BB: 0 P: 6	R: 0 E: 0 K: 2 S: 7	H: 0 LOB: 0 BB: 0 P: 7	R: 1 E: 0 K: 2 S: 8	H: 1 LOB: 1 BB: 1 P: 12	R: 0 E: 0 K: 1 S: 5	H: 0 LOB: 0 BB: 0 P: 5	R: 0 E: 0 K: 1 S: 5	H: 0 LOB: 0 BB: 0 P: 5	R: 1 E: 0 K: 1 S: 6	H: 1 LOB: 1 BB: 1 P: 10	R: 0 E: 0 K: 0 S: 5	H: 2 LOB: 2 BB: 0 P: 5	R: 0 E: 0 K: 1 S: 6	H: 1 LOB: 2 BB: 1 P: 10	R: 0 E: 0 K: 2 S: 8	H: 1 LOB: 0 BB: 0 P: 12	1B: 3 2B: 1 3B: 0 HR: 3	SF: 0 SAC: 1 DP: 0 HBP: 0	W/P: 0 PB: 0 SB: 0 CS: 0	PA: 52	
<b>PITCHER</b>	IP	WLS	BF	H	R	ER	SO	BB	IBB	HBP	BLK	WP	HR	S	P	ERA	WHIP										
Rudy May, L ERA: 1.56 (1, 1)	9.0		34	4	2	2	13	3	0	0	0	0	2	57	69	2.00	0.778										
Mel Queen, R ERA: (10, 1)	1.0		4	1	0	0	0	0	0	0	0	0	4	4	0.00	1.000											
Dave LaRoche, L ERA: (11, 1)	0.1		3	1	0	0	0	1	0	0	0	0	2	6	0.00	6.000											
Lloyd Allen, R ERA: 2.45 (11, 1)	1.2		6	0	0	0	2	0	0	0	0	0	10	10	0.00	0.000											
Eddie Fisher, R ERA: 4.0 (13, 1)	1.0	L	5	1	2	2	2	1	0	0	0	0	1	8	12	18.00	2.000										

Oakland Athletics @ California Angels  
Anaheim Stadium, Anaheim, CA  
Wed Apr 21 1971, 9:05 PM EST  
Att: 6,432 - Unknown

AB 46  
R 4  
H 7  
RBI 4  
BB 5  
SO 17  
LOB 18



Batter	1	2	3	4	5	6	7	8	9	10	11	12	13	AB	R	H	RBI	BB	SO	LOB	BOTTOM							
Sandy Alomar Sr, S OBP: 0.236, SLG: 0.259 (1, 4)	P4			F8	4-3			F7		SH3-4		FC4-2		5	0	1	0	0	0	1								
Roger Repoz, L OBP: 0.375, SLG: 0.429 (1, 3)	G3											1B		4	1	2	0	0	0	0								
Billy Cowan, R OBP: 0.333, SLG: 0.333 (10, PH)				HBP										0	0	0	0	0	0	0								
Tony Gonzalez, L OBP: 0.500, SLG: 0.500 (11, 9)				1B										0	0	0	0	2	0	0								
Alex Johnson, R OBP: 0.344, SLG: 0.357 (1, 7)	F9			K										4	0	0	0	2	1	3								
Tony Conigliaro, R OBP: 0.263, SLG: 0.340 (1, 9)														2	0	0	0	0	0	0								
Jim Spencer, L OBP: 0.259, SLG: 0.304 (8, 3)														3	0	0	0	0	0	5								
Jim Fregosi, R OBP: 0.353, SLG: 0.383 (1, 6)														6	0	2	1	0	1	3								
Ken McMullen, R OBP: 0.255, SLG: 0.360 (8, PH)														4	1	2	1	0	1	2								
Griego Ruiz, S OBP: 0.600, SLG: 0.500 (10, 5)														2	0	1	0	0	1	0								
Jerry Moses, R OBP: 0.302, SLG: 0.463 (1, 2)				K										6	0	0	0	0	1	3								
Ken Berry, R OBP: 0.173, SLG: 0.184 (1, 8)														5	0	2	0	1	0	3								
Rudy May, L ERA: 1.56 (1, 1)	7.0		27	5	2	2	4	0	0	1	0	0	0	5	9	2.57	0.714											
Mel Queen, L ERA: (10, 1)	1.1		6	2	0	0	0	0	1	0	0	0	0	2	2	0.00	0.000											
Syd O'Brien, R OBP: 0.243, SLG: 0.291 (11, 1)	0.2		2	0	0	0	0	0	0	0	0	0	0	2	2	0.00	0.000											
Bob Locker, R ERA: 2.79 (10, 1)	0.1		2	0	0	0	0	1	0	0	0	0	0	1	5	0.00	3.000											
John Stephenson, L ERA: 7.04 (13, 1)	3.2	W	17	3	0	0	1	1	3	0	0	0	0	15	31	0.00	1.091											
<b>Inning Stats</b>	R: 0 E: 0 K: 0 S: 3	H: 0 LOB: 0 BB: 0 P: 3	R: 0 E: 0 K: 1 S: 5	H: 0 LOB: 0 BB: 0 P: 5	R: 0 E: 0 K: 1 S: 5	H: 0 LOB: 0 BB: 0 P: 5	R: 1 E: 0 K: 2 S: 9	H: 2 LOB: 2 BB: 0 P: 10	R: 0 E: 0 K: 0 S: 4	H: 1 LOB: 1 BB: 0 P: 4	R: 0 E: 0 K: 0 S: 3	H: 0 LOB: 0 BB: 0 P: 3	R: 1 E: 0 K: 0 S: 5	H: 2 LOB: 1 BB: 0 P: 5	R: 0 E: 0 K: 0 S: 2	H: 1 LOB: 1 BB: 0 P: 4	R: 0 E: 0 K: 0 S: 5	H: 0 LOB: 2 BB: 0 P: 5	R: 0 E: 0 K: 0 S: 4	H: 2 LOB: 2 BB: 0 P: 5	R: 0 E: 0 K: 1 S: 4	H: 1 LOB: 3 BB: 2 P: 12	R: 0 E: 0 K: 1 S: 5	H: 0 LOB: 1 BB: 1 P: 9	1B: 8 2B: 2 3B: 0 HR: 1	SF: 0 SAC: 2 DP: 2 HBP: 1	W/P: 0 PB: 0 SB: 0 CS: 0	PA: 54
<b>PITCHER</b>	IP	WLS	BF	H	R	ER	SO	BB	IBB	HBP	BLK	WP	HR	S	P	ERA	WHIP											
Rolie Fingers, R ERA: 3.28 (8, 1)	1.1		6	2	0	0	0	0	1	0	0	0	0	5	9	0.00	1.500											
Paul Lindblad, L ERA: 2.08 (8, 1)	0.2		2	0	0	0	0	0	0	0	0	0	0	2	2	0.00	0.000											
Bob Locker, R ERA: 2.79 (10, 1)	0.1		2	0	0	0	0	1	0	0	0	0	0	1	5	0.00	3.000											
Jim Roland, L ERA: 7.04 (13, 1)	3.2	W	17	3	0	0	1	1	3	0	0	0	0	15	31	0.00	1.091											

Oakland Athletics @ California Angels  
Anaheim Stadium, Anaheim, CA  
Wed Apr 21 1971, 9:05 PM EST  
Att: 6,432 - Unknown

AB 45  
R 2  
H 10  
RBI 2  
BB 6  
SO 5  
LOB 22





Batter	1	2	3	4	5	6	7	8	9	AB	R	H	RBI	BB	SO	LOB	TOP					
Bert Campaneris, R OBP: 0.207, SLG: 0.205 (1, 6)	P6		P4		6-3	1B		4-3		5	0	1	0	0	0	0	<b>Oakland Athletics @ California Angels</b> Anaheim Stadium, Anaheim, CA Thu Apr 22 1971, 9:05 PM EST Att: 7,186 - Unknown <a href="http://livebaseballscorecards.com">livebaseballscorecards.com</a>					
Joe Rudi, R OBP: 0.333, SLG: 0.459 (1, 7)	FC6-4 BB		1B 4-3 BB		2B 1B	K		K		3	3	1	0	2	2	1						
Reggie Jackson, L OBP: 0.231, SLG: 0.375 (1, 9)	FC6-4 E BB		4-3 1B		1B 2B	K		1-3		4	1	2	0	1	1	1						
Don Mincher, L OBP: 0.357, SLG: 0.362 (1, 3)	E6 FC6-4		4-3 1B		1B 1B	K		K		4	1	0	1	1	2	4						
Sal Bando, R OBP: 0.419, SLG: 0.610 (1, 5)	FC6-4 1-2 2-3 3-H		K		P4			FC5-4 1B		4	0	1	1	1	1	6						
Rick Monday, L OBP: 0.414, SLG: 0.521 (1, 8)	CS	6-3		WP 6-3 1B	1B 1B	1-2 2-H 3-H		F9		5	1	2	2	0	0	2						
Dave Duncan, R OBP: 0.327, SLG: 0.340 (1, 2)		F7		6-3 1B	1B 1B	1-2 2-H		P2		4	1	1	1	0	0	2						
Dick Green, R OBP: 0.343, SLG: 0.333 (1, 4)				K BB	2-3	PB 1B		FC5-4		3	0	1	1	1	1	2						
Vida Blue, S OBP: 0.167, SLG: 0.250 (1, 1)		1-3		K	1-3 2-H	F7		K		4	0	0	0	0	2	3						
<b>Inning Stats</b>	R: 1 E: 1 K: 0 S: 3	H: 0 LOB: 1 BB: 2 P: 11	R: 0 E: 0 K: 0 S: 3	H: 0 LOB: 1 BB: 1 P: 7	R: 1 E: 0 K: 1 S: 6	H: 1 LOB: 1 BB: 1 P: 10	R: 0 E: 0 K: 2 S: 8	H: 1 LOB: 1 BB: 0 P: 8	R: 5 E: 0 K: 0 S: 8	H: 5 LOB: 1 BB: 1 P: 12	R: 0 E: 0 K: 3 S: 10	H: 1 LOB: 1 BB: 0 P: 10	R: 0 E: 0 K: 0 S: 4	H: 1 LOB: 1 BB: 0 P: 4	R: 0 E: 0 K: 2 S: 7	H: 0 LOB: 0 BB: 0 P: 7	R: 0 E: 0 K: 1 S: 5	H: 0 LOB: 1 BB: 1 P: 9	1B: 8 2B: 1 3B: 0 HR: 0	SF: 0 SAC: 0 DP: 0 HBP: 0	WP: 1 PB: 2 SB: 1 CS: 1	PA: 43
<b>PITCHER</b>	IP WLS BF H R ER SO BB IBB HBP BLK WP HR S P ERA WHIP																					
Andy Messersmith, R ERA: 2.96 (1, 1)	4.2 L 25 6 7 5 3 4 1 0 0 0 1 0 26 46 9.64 2.143																					
Billy Wynne, R ERA: (5, 1)	1.1 6 2 0 0 3 0 0 0 0 0 0 0 12 12 0.00 1.500																					
Eddie Fisher, R ERA: 3.27 (7, 1)	2.0 7 1 0 0 2 0 0 0 0 0 0 0 11 11 0.00 0.500																					
Dave LaRoche, L ERA: (9, 1)	1.0 4 0 0 0 1 1 0 0 0 0 0 0 5 9 0.00 1.000																					

Batter	1	2	3	4	5	6	7	8	9	AB	R	H	RBI	BB	SO	LOB	BOTTOM					
Sandy Alomar Sr., S OBP: 0.239, SLG: 0.274 (1, 4)	K		1-3			2B 2B		F8		4	1	1	0	0	1	0	<b>Oakland Athletics @ California Angels</b> Anaheim Stadium, Anaheim, CA Thu Apr 22 1971, 9:05 PM EST Att: 7,186 - Unknown <a href="http://livebaseballscorecards.com">livebaseballscorecards.com</a>					
Jim Spencer, L OBP: 0.293, SLG: 0.408 (1, 3)	HR				F8	2H 2B		2B BB		3	2	2	2	1	0	0						
Alex Johnson, R OBP: 0.338, SLG: 0.367 (1, 7)	K				6-3	K		1-H 2B		4	0	1	1	0	2	1						
Tony Conigliaro, R OBP: 0.246, SLG: 0.316 (1, 9)	K				5-3	F8		P6		4	0	0	0	0	1	2						
Jim Fregosi, R OBP: 0.345, SLG: 0.360 (1, 6)		F9			P5			L4		3	0	0	0	1	0	0						
Ken McMullen, R OBP: 0.254, SLG: 0.352 (1, 5)		F8			WP 1B			F8		4	0	1	0	0	0	1						
Jerry Moses, R OBP: 0.277, SLG: 0.422 (1, 2)		K			K			5-3		4	0	0	0	0	3	2						
Ken Berry, R OBP: 0.164, SLG: 0.173 (1, 8)					3-1	P4		F9		3	0	0	0	0	0	2						
Andy Messersmith, R OBP: 0.125, SLG: 0.550 (5, 1) Billy Wynne, L OBP: 0.300, SLG: 0.400 (7, 1) Eddie Fisher, R OBP: 0.154, SLG: 0.083 (8, PH) Syd O'Brien, R OBP: 0.200, SLG: 0.500 (9, 1)					F8			K		1	0	0	0	0	0	0						
<b>Inning Stats</b>	R: 1 E: 0 K: 3 S: 10	H: 1 LOB: 0 BB: 0 P: 10	R: 0 E: 0 K: 1 S: 5	H: 0 LOB: 0 BB: 0 P: 5	R: 0 E: 0 K: 0 S: 3	H: 0 LOB: 0 BB: 0 P: 3	R: 0 E: 0 K: 0 S: 3	H: 0 LOB: 0 BB: 0 P: 3	R: 0 E: 0 K: 1 S: 6	H: 1 LOB: 1 BB: 0 P: 6	R: 1 E: 0 K: 2 S: 9	H: 2 LOB: 1 BB: 0 P: 9	R: 0 E: 0 K: 1 S: 5	H: 0 LOB: 1 BB: 1 P: 9	R: 1 E: 0 K: 1 S: 6	H: 1 LOB: 1 BB: 1 P: 10	R: 0 E: 0 K: 0 S: 3	H: 0 LOB: 0 BB: 0 P: 3	1B: 1 2B: 3 3B: 0 HR: 1	SF: 0 SAC: 0 DP: 0 HBP: 0	WP: 1 PB: 0 SB: 0 CS: 0	PA: 34
<b>PITCHER</b>	IP WLS BF H R ER SO BB IBB HBP BLK WP HR S P ERA WHIP																					
Vida Blue, L ERA: 1.56 (1, 1)	9.0 W 34 5 3 3 9 2 0 0 0 1 1 50 58 3.00 0.778																					



Batter	1	2	3	4	5	6	7	8	9	AB	R	H	RBI	BB	SO	LOB	TOP											
Don Buford, S OBP: 0.465, SLG: 0.583 (1, 7)	1-3		F8		K			F8	1-3	5	0	0	1	0	1	3												
Davey Johnson, R OBP: 0.373, SLG: 0.612 (1, 4)	F9				HR			1-3		5	2	2	2	0	0	1												
Frank Robinson, R OBP: 0.407, SLG: 0.383 (1, 9)	1-3				F9			2-3		4	1	1	0	0	0	0												
Boog Powell, L OBP: 0.333, SLG: 0.400 (1, 3)					P5			3-1		4	0	1	0	0	0	1												
Paul Blair, R OBP: 0.345, SLG: 0.431 (1, 8)								F9		3	2	1	1	0	0	1												
Brooks Robinson, R OBP: 0.316, SLG: 0.352 (1, 5)								F8		3	1	0	0	1	0	0												
Andy Etchebarren, R OBP: 0.319, SLG: 0.450 (9, PH)										3	0	1	0	0	1	0												
Tom Shopay, L OBP: 0.400, SLG: 0.250 (9, 2)										0	1	0	1	1	0	0												
Eliud Hendricks, L OBP: 0.300, SLG: 0.269 (9, 2)										0	0	0	0	0	0	0												
Mark Belanger, R OBP: 0.340, SLG: 0.326 (1, 6)										4	1	2	2	0	0	1												
Dave McNally, R OBP: 0.200, SLG: 0.143 (1, 1)										4	0	0	1	0	3	3												
<b>Inning Stats</b>	R: 0 E: 0 K: 0 S: 3	H: 0 LOB: 0 BB: 0 P: 3	R: 0 E: 0 K: 0 S: 3	H: 1 LOB: 0 BB: 0 P: 3	R: 0 E: 0 K: 2 S: 8	H: 1 LOB: 1 BB: 0 P: 8	R: 2 E: 0 K: 0 S: 5	H: 2 LOB: 0 BB: 0 P: 5	R: 0 E: 0 K: 2 S: 8	H: 1 LOB: 1 BB: 0 P: 8	R: 0 E: 0 K: 0 S: 3	H: 0 LOB: 0 BB: 0 P: 3	R: 0 E: 0 K: 0 S: 3	H: 0 LOB: 0 BB: 0 P: 3	R: 0 E: 0 K: 1 S: 5	H: 0 LOB: 0 BB: 0 P: 5	R: 6 E: 0 K: 0 S: 7	H: 3 LOB: 1 BB: 2 P: 16	1B: 3 2B: 2 3B: 0 HR: 3	SF: 0 SAC: 0 DP: 1 HBP: 1	WP: 1 PA: 38 PB: 0 SB: 0 CS: 0							
<b>PITCHER</b>	IP	WLS	BF	H	R	ER	SO	BB	IBB	HBP	BLK	WP	HR	S	P	ERA	WHIP											
Clyde Wright, L ERA: 4.1 Lloyd Allen, R ERA: 5.63	(1, 1)	8.1	L	32	7	5	5	5	0	0	1	0	0	3	41	42	5.40	0.840										
	(9, 1)	0.2		6	1	3	3	0	1	1	0	0	1	0	4	12	40.50	3.000										

Baltimore Orioles @ California Angels  
Anaheim Stadium, Anaheim, CA  
Fri Apr 23 1971, 9:05 PM EST  
Att: 13,644 - Unknown

AB 35  
R 8  
H 8  
RBI 8  
BB 2  
SO 5  
LOB 10



Batter	1	2	3	4	5	6	7	8	9	AB	R	H	RBI	BB	SO	LOB	BOTTOM										
Sandy Alomar Sr., S OBP: 0.239, SLG: 0.273 (1, 4)	G3		1-3					1-3		4	0	1	1	0	0	0											
Jim Spencer, L OBP: 0.290, SLG: 0.396 (1, 3)								5-3		4	1	1	0	0	1	1											
Alex Johnson, R OBP: 0.319, SLG: 0.344 (1, 7)	L6									4	0	0	0	0	0	1											
Tony Conigliaro, R OBP: 0.262, SLG: 0.344 (1, 9)										4	0	2	0	0	0	0											
Jim Fregosi, R OBP: 0.339, SLG: 0.352 (1, 6)										4	0	1	1	0	1	1											
Ken McMullen, R OBP: 0.258, SLG: 0.351 (1, 5)										3	0	1	0	0	0	1											
Jerry Moses, R OBP: 0.260, SLG: 0.396 (1, 2)										3	0	0	0	0	0	1											
Ken Berry, R OBP: 0.172, SLG: 0.182 (1, 8)										3	1	1	0	0	0	1											
Clyde Wright, R Lloyd Allen, R (1, 1) (9, 1)										2	0	0	0	0	2	0											
										0	0	0	0	0	0	0											
<b>Inning Stats</b>	R: 1 E: 0 K: 0 S: 5	H: 3 LOB: 2 BB: 0 P: 5	R: 0 E: 0 K: 0 S: 3	H: 0 LOB: 0 BB: 0 P: 3	R: 0 E: 0 K: 1 S: 5	H: 0 LOB: 0 BB: 0 P: 5	R: 0 E: 0 K: 0 S: 4	H: 1 LOB: 1 BB: 0 P: 4	R: 1 E: 0 K: 1 S: 7	H: 2 LOB: 1 BB: 0 P: 7	R: 0 E: 0 K: 1 S: 5	H: 0 LOB: 0 BB: 0 P: 5	R: 0 E: 0 K: 0 S: 3	H: 1 LOB: 0 BB: 0 P: 3	R: 0 E: 0 K: 1 S: 5	H: 0 LOB: 0 BB: 0 P: 5	R: 0 E: 0 K: 0 S: 3	H: 0 LOB: 0 BB: 0 P: 3	1B: 6 2B: 1 3B: 0 HR: 0	SF: 0 SAC: 1 DP: 1 HBP: 0	WP: 0 PA: 32 PB: 0 SB: 0 CS: 0						
<b>PITCHER</b>	IP	WLS	BF	H	R	ER	SO	BB	IBB	HBP	BLK	WP	HR	S	P	ERA	WHIP										
Dave McNally, L ERA: 2.57	(1, 1)	9.0	W	32	7	2	2	4	0	0	0	0	0	40	40	2.00	0.778										

Baltimore Orioles @ California Angels  
Anaheim Stadium, Anaheim, CA  
Fri Apr 23 1971, 9:05 PM EST  
Att: 13,644 - Unknown

AB 31  
R 2  
H 7  
RBI 2  
BB 0  
SO 4  
LOB 6





Batter	1	2	3	4	5	6	7	8	9	AB	R	H	RBI	BB	SO	LOB	TOP																	
<b>Don Buford, S</b> OBP: 0.468, SLG: 0.575 (1, 7)										4	1	2	0	0	0	0	<b>Baltimore Orioles @ California Angels</b> Anaheim Stadium, Anaheim, CA Sat Apr 24, 1971, 10:05 PM EST Att: 12,590 - Unknown																	
<b>Mark Belanger, R</b> OBP: 0.333, SLG: 0.340 (1, 6)										4	1	1	0	0	0	2																		
<b>Boog Powell, L</b> OBP: 0.359, SLG: 0.462 (1, 3)										2	1	1	2	2	0	0																		
<b>Frank Robinson, R</b> OBP: 0.397, SLG: 0.373 (1, 9)										4	0	1	1	0	0	3																		
<b>Paul Blair, R</b> OBP: 0.339, SLG: 0.418 (1, 8)										4	0	1	0	0	0	3																		
<b>Brooks Robinson, R</b> OBP: 0.295, SLG: 0.328 (1, 5)										4	0	0	0	0	2	2																		
<b>Davey Johnson, R</b> OBP: 0.382, SLG: 0.660 (1, 4)										4	1	2	1	0	1	0																		
<b>Eliot Hendricks, L</b> OBP: 0.265, SLG: 0.233 (1, 2)										4	0	0	0	0	0	1																		
<b>Mike Cuellar, L</b> OBP: 0.167, SLG: 0.091 (1, 1)										3	0	0	0	0	2	0																		
<b>Dick Hall, R</b> OBP: 0.500, SLG: 0.500 (9, 1)										0	0	0	0	0	0	0																		
<b>Inning Stats</b>	R: 1 E: 0 K: 1 S: 7	H: 2 LOB: 2 BB: 1 P: 11	R: 0 E: 0 K: 2 S: 7	H: 0 LOB: 0 BB: 0 P: 7	R: 2 E: 0 K: 0 S: 5	H: 2 LOB: 0 BB: 0 P: 5	R: 1 E: 0 K: 1 S: 6	H: 1 LOB: 0 BB: 0 P: 6	R: 0 E: 0 K: 0 S: 4	H: 0 LOB: 2 BB: 1 P: 8	R: 0 E: 0 K: 0 S: 3	H: 0 LOB: 0 BB: 0 P: 3	R: 0 E: 0 K: 0 S: 3	H: 1 LOB: 0 BB: 0 P: 3	R: 0 E: 0 K: 1 S: 5	H: 1 LOB: 0 BB: 0 P: 5	1B: 5 2B: 1 3B: 0 HR: 2	SF: 0 SAC: 0 DP: 2 HBP: 0	WP: 1 PB: 0 SB: 0 CS: 0	PA: 35														
<b>PITCHER</b>	IP WLS BF H R ER SO BB IBB HBP BLK WP HR S P ERA WHIP	IP WLS BF H R ER SO BB IBB HBP BLK WP HR S P ERA WHIP																																
<b>Tom Murphy, R</b> ERA: 3.38 (1, 1)	8.0	32	7	4	4	4	1	1	0	0	0	1	2	38	46	4.50	1.000																	
<b>Lloyd Allen, R</b> ERA: 5.0 (9, 1)	1.0	W	3	1	0	0	1	0	0	0	0	0	0	5	5	0.00	1.000																	

AB	33
R	4
H	8
RBI	4
BB	2
SO	5
LOB	11



Batter	1	2	3	4	5	6	7	8	9	AB	R	H	RBI	BB	SO	LOB	BOTTOM																		
<b>Sandy Alomar Sr., S</b> OBP: 0.253, SLG: 0.300 (1, 4)										4	0	2	1	0	0	0	<b>Baltimore Orioles @ California Angels</b> Anaheim Stadium, Anaheim, CA Sat Apr 24, 1971, 10:05 PM EST Att: 12,590 - Unknown																		
<b>Jim Spencer, L</b> OBP: 0.273, SLG: 0.368 (1, 3)										4	0	0	0	0	0	2																			
<b>Alex Johnson, R</b> OBP: 0.329, SLG: 0.353 (1, 7)										4	2	2	0	0	0	0																			
<b>Tony Conigliaro, R</b> OBP: 0.275, SLG: 0.400 (1, 9)										4	2	2	2	0	0	0																			
<b>Jim Fregosi, R</b> OBP: 0.339, SLG: 0.351 (1, 6)										3	0	1	0	0	1	0																			
<b>Ken McMullen, R</b> OBP: 0.258, SLG: 0.333 (1, 5)										3	1	0	0	1	1	1																			
<b>Roger Repoz, L</b> OBP: 0.417, SLG: 0.700 (1, 8)										3	1	1	4	1	1	0																			
<b>Jeff Torborg, R</b> OBP: 0.091, SLG: 0.100 (1, 2)										3	0	1	0	0	0	1																			
<b>Tom Murphy, R</b> OBP: 0.167, SLG: 0.250 (1, 1)										2	1	0	0	0	0	2																			
<b>Billy Cowan, R</b> OBP: 0.250, SLG: 0.250 (8, PH)										1	0	0	0	0	0	0																			
<b>Lloyd Allen, R</b> ERA: 4.26 (9, 1)										0	0	0	0	0	0	0																			
<b>Inning Stats</b>	R: 2 E: 0 K: 0 S: 6	H: 3 LOB: 1 BB: 0 P: 6	R: 0 E: 0 K: 1 S: 5	H: 1 LOB: 0 BB: 0 P: 5	R: 0 E: 0 K: 0 S: 3	H: 0 LOB: 0 BB: 0 P: 3	R: 0 E: 0 K: 0 S: 3	H: 0 LOB: 0 BB: 0 P: 3	R: 1 E: 0 K: 0 S: 4	H: 1 LOB: 1 BB: 1 P: 8	R: 0 E: 0 K: 1 S: 5	H: 0 LOB: 0 BB: 0 P: 5	R: 0 E: 0 K: 0 S: 5	H: 0 LOB: 0 BB: 0 P: 5	R: 0 E: 0 K: 0 S: 3	H: 0 LOB: 0 BB: 0 P: 3	R: 4 E: 0 K: 0 S: 4	H: 3 LOB: 0 BB: 1 P: 8	1B: 6 2B: 1 3B: 0 HR: 2	SF: 0 SAC: 1 DP: 2 HBP: 0	WP: 0 PB: 0 SB: 1 CS: 0	PA: 34													
<b>PITCHER</b>	IP WLS BF H R ER SO BB IBB HBP BLK WP HR S P ERA WHIP	IP WLS BF H R ER SO BB IBB HBP BLK WP HR S P ERA WHIP																																	
<b>Mike Cuellar, L</b> ERA: 4.13 (1, 1)	8.0	L	4	2	3	3	0	0	1	0	0	0	0	1	3	7	81.00	6.000																	
<b>Dick Hall, R</b> ERA: 4.26 (9, 1)	0.1	L	4	2	3	3	0	0	1	0	0	0	0	1	3	7	81.00	6.000																	









Batter	1	2	3	4	5	6	7	8	9	AB	R	H	RBI	BB	SO	LOB	TOP		
<b>Buddy Bradford, R</b> OBP: 0.282, SLG: 0.273 (1, 8)										4	0	0	0	0	2	2	<b>Cleveland Indians @ California Angels</b> Anaheim Stadium, Anaheim, CA Mon Apr 26 1971, 10:05 PM EDT Att: 5,153 - Unknown		
<b>Graig Nettles, L</b> OBP: 0.250, SLG: 0.259 (1, 5)										3	0	0	0	0	0	0			
<b>Gomer Hodge, S</b> OBP: 0.563, SLG: 0.615 (9, PH)										1	0	0	0	0	1	1			
<b>Vada Pinson, L</b> OBP: 0.308, SLG: 0.300 (1, 9)										3	0	0	0	1	1	0			
<b>Ray Fosse, R</b> OBP: 0.309, SLG: 0.417 (1, 2)										3	0	0	0	1	1	0			
<b>Ken Harrelson, R</b> OBP: 0.283, SLG: 0.264 (1, 3)										4	0	1	0	0	1	3			
<b>Roy Foster, R</b> OBP: 0.220, SLG: 0.308 (1, 7)										3	0	0	0	0	1	1			
<b>Eddie Leon, R</b> OBP: 0.200, SLG: 0.158 (1, 4)										3	0	0	0	0	0	1			
<b>Jack Heidemann, R</b> OBP: 0.333, SLG: 0.333 (1, 6)										3	0	1	0	0	0	1			
<b>Steve Dunning, R</b> (1, 1)										1	0	0	0	0	1	1			
<b>Chuck Hinton, R</b> (6, PH)										1	0	0	0	0	0	0			
<b>Rick Austin, R</b> (6, 1)										0	0	0	0	0	0	0			
<b>Vince Colbert, R</b> (8, 1)										0	0	0	0	0	0	0			
<b>Ted Ford, R</b> OBP: 0.133, SLG: 0.143 (9, PH)										1	0	1	0	0	0	0			
<b>Inning Stats</b>	R: 0 E: 0 K: 2 S: 7	H: 0 LOB: 0 BB: 0 P: 7	R: 0 E: 0 K: 2 S: 7	H: 0 LOB: 0 BB: 0 P: 7	R: 0 E: 0 K: 2 S: 8	H: 1 LOB: 1 BB: 0 P: 8	R: 0 E: 0 K: 0 S: 3	H: 0 LOB: 0 BB: 0 P: 3	R: 0 E: 0 K: 0 S: 3	H: 0 LOB: 0 BB: 0 P: 3	R: 0 E: 0 K: 0 S: 3	H: 0 LOB: 0 BB: 0 P: 3	R: 0 E: 0 K: 0 S: 4	H: 1 LOB: 1 BB: 0 P: 4	R: 0 E: 0 K: 2 S: 8	H: 1 LOB: 3 BB: 2 P: 16	1B: 1 2B: 2 3B: 0 HR: 0	SF: 0 SAC: 0 DP: 0 HBP: 0	WP: 0 PA: 32 PB: 0 SB: 0 CS: 0
<b>PITCHER</b> <b>Rudy May, L</b> ERA: 1.03 (1, 1)	IP: 9.0 WLS: W BF: 32 H: 3 R: 0 ER: 0 SO: 8 BB: 2 IBB: 0 HBP: 0 BLK: 0 WP: 0 HR: 0 S: 46 P: 54 ERA: 0.00 WHIP: 0.556															<b>PITCHER</b> IP: WLS: BF: H: R: ER: SO: BB: IBB: HBP: BLK: WP: HR: S: P: ERA: WHIP:			

AB	30
R	0
H	3
RBI	0
BB	2
SO	8
LOB	10



Batter	1	2	3	4	5	6	7	8	9	AB	R	H	RBI	BB	SO	LOB	BOTTOM		
<b>Sandy Alomar Sr., S</b> OBP: 0.274, SLG: 0.312 (1, 4)										3	2	1	1	1	0	0	<b>Cleveland Indians @ California Angels</b> Anaheim Stadium, Anaheim, CA Mon Apr 26 1971, 10:05 PM EDT Att: 5,153 - Unknown		
<b>Jim Spencer, L</b> OBP: 0.297, SLG: 0.413 (1, 3)										2	2	1	2	2	0	0			
<b>Alex Johnson, R</b> OBP: 0.321, SLG: 0.355 (1, 7)										4	1	1	0	0	0	2			
<b>Tony Conigliaro, R</b> OBP: 0.273, SLG: 0.403 (1, 9)										3	1	1	2	0	0	0			
<b>Jim Fregosi, R</b> OBP: 0.314, SLG: 0.313 (1, 6)										3	0	0	0	1	2	1			
<b>Roger Repoz, L</b> OBP: 0.526, SLG: 0.615 (1, 8)										1	1	0	0	2	0	0			
<b>Ken Berry, R</b> OBP: 0.169, SLG: 0.182 (8, PH)										0	0	0	2	0	0	0			
<b>Ken McMullen, R</b> OBP: 0.270, SLG: 0.343 (1, 5)										3	1	1	0	1	1	1			
<b>Jerry Moses, R</b> OBP: 0.241, SLG: 0.365 (1, 2)										4	0	0	0	0	0	4			
<b>Rudy May, L</b> (1, 1)										3	0	0	0	0	1	1			
<b>Inning Stats</b>	R: 1 E: 0 K: 1 S: 5	H: 0 LOB: 1 BB: 2 P: 13	R: 0 E: 0 K: 1 S: 5	H: 0 LOB: 0 BB: 0 P: 5	R: 0 E: 0 K: 1 S: 5	H: 0 LOB: 0 BB: 0 P: 5	R: 0 E: 0 K: 1 S: 5	H: 0 LOB: 0 BB: 0 P: 5	R: 4 E: 0 K: 0 S: 6	H: 3 LOB: 0 BB: 1 P: 10	R: 0 E: 0 K: 0 S: 3	H: 0 LOB: 1 BB: 1 P: 7	R: 0 E: 0 K: 0 S: 3	H: 0 LOB: 0 BB: 0 P: 3	R: 3 E: 0 K: 0 S: 4	H: 2 LOB: 1 BB: 3 P: 16	1B: 3 2B: 1 3B: 0 HR: 1	SF: 2 SAC: 0 DP: 1 HBP: 0	WP: 0 PA: 35 PB: 1 SB: 1 CS: 0
<b>PITCHER</b> <b>Steve Dunning, R</b> ERA: 3.0 (1, 1)	IP: 5.0 WLS: L BF: 21 H: 3 R: 5 ER: 5 SO: 4 BB: 3 IBB: 0 HBP: 0 BLK: 0 WP: 0 HR: 1 S: 26 P: 38 ERA: 9.00 WHIP: 1.200															<b>PITCHER</b> IP: WLS: BF: H: R: ER: SO: BB: IBB: HBP: BLK: WP: HR: S: P: ERA: WHIP:			
<b>Rick Austin, L</b> ERA: 4.75 (6, 1)	2.0 11 2 3 3 0 2 1 0 0 0 0 0 8 20 13.50 2.000																		
<b>Vince Colbert, R</b> ERA: 2.77 (8, 1)	1.0 3 0 0 0 0 1 0 0 0 0 0 0 2 6 0.00 1.000																		

AB	26
R	8
H	5
RBI	7
BB	7
SO	4
LOB	9





Batter	1	2	3	4	5	6	7	8	9	AB	R	H	RBI	BB	SO	LOB	TOP										
Ted Ford, R OBP: 0.158, SLG: 0.167 (1, 9)										4	0	1	0	0	1	0	<b>Cleveland Indians @ California Angels</b> Anaheim Stadium, Anaheim, CA Tue Apr 27 1971, 10:05 PM EDT Att: 6,692 - Unknown										
Ted Uhlhaender, L OBP: 0.357, SLG: 0.370 Buddy Bradford, R OBP: 0.282, SLG: 0.273 (1, 7) (9, 8)										4	0	1	0	0	0	1											
Vada Pinson, L OBP: 0.290, SLG: 0.281 (1, 8) (9, 9)										4	0	0	0	0	0	2											
Ken Harrelson, R OBP: 0.281, SLG: 0.316 Chuck Hinton, R (9, 3)										4	1	1	1	0	0	1											
Graig Nettles, L OBP: 0.250, SLG: 0.246 (1, 5)										3	0	0	0	1	1	1											
Ray Fosse, R OBP: 0.319, SLG: 0.422 (1, 2)										4	0	2	0	0	0	1											
Eddie Leon, R OBP: 0.227, SLG: 0.171 (1, 4)										3	0	1	0	1	0	1											
Jack Heidemann, R OBP: 0.286, SLG: 0.286 (1, 6)										4	0	1	0	0	2	2											
Ray Lamb, R (1, 1)										3	0	0	0	0	2	3											
Camilo Pascual, R OBP: 0.500, SLG: 0.500 Steve Mingori, L (9, 1) Chuck Machedehl, R OBP: 0.500, SLG: 0.500 (9, 1)										0	0	0	0	0	0	0											
<b>Inning Stats</b>	R: 0 E: 0 K: 0 S: 3	H: 0 LOB: 0 BB: 0 P: 3	R: 1 E: 0 K: 0 S: 5	H: 3 LOB: 2 BB: 1 P: 9	R: 0 E: 0 K: 1 S: 5	H: 1 LOB: 0 BB: 0 P: 5	R: 0 E: 0 K: 0 S: 3	H: 0 LOB: 1 BB: 1 P: 7	R: 0 E: 0 K: 0 S: 5	H: 0 LOB: 0 BB: 0 P: 5	R: 0 E: 1 K: 0 S: 4	H: 0 LOB: 1 BB: 0 P: 4	R: 0 E: 0 K: 1 S: 5	H: 0 LOB: 0 BB: 0 P: 5	R: 0 E: 0 K: 1 S: 6	H: 1 LOB: 1 BB: 0 P: 6	R: 0 E: 0 K: 2 S: 9	H: 2 LOB: 2 BB: 0 P: 9	1B: 6 2B: 1 3B: 0 HR: 1	SF: 0 SAC: 0 DP: 2 HBP: 0	WP: 1 PB: 0 SB: 2 CS: 0	PA: 35					
<b>PITCHER</b>	IP	WLS	BF	H	R	ER	SO	BB	IBB	HBP	BLK	WP	HR	S	P	ERA	WHIP										
Andy Messersmith, R ERA: 2.55 Lloyd Allen, R ERA: 4.5	(1, 1)	8.0	30	5	1	1	4	2	0	0	0	1	1	36	44	1.12	0.875										
	(9, 1)	1.0	W	5	2	0	0	0	0	0	0	0	0	9	9	0.00	2.000										

Batter	1	2	3	4	5	6	7	8	9	AB	R	H	RBI	BB	SO	LOB	BOTTOM										
Sandy Alomar Sr., S OBP: 0.261, SLG: 0.296 (1, 4)										4	0	0	0	0	1	1	<b>Cleveland Indians @ California Angels</b> Anaheim Stadium, Anaheim, CA Tue Apr 27 1971, 10:05 PM EDT Att: 6,692 - Unknown										
Jim Spencer, L OBP: 0.295, SLG: 0.403 (1, 3)										4	0	1	0	0	1	0											
Alex Johnson, R OBP: 0.329, SLG: 0.363 (1, 7)										4	1	2	0	0	0	1											
Tony Conigliaro, R OBP: 0.284, SLG: 0.413 (1, 9)										3	1	1	0	1	0	1											
Jim Fregosi, R OBP: 0.311, SLG: 0.299 (1, 6)										3	0	0	0	1	0	2											
Roger Repoz, L OBP: 0.455, SLG: 0.500 Ken Berry, R OBP: 0.169, SLG: 0.182 John Stephenson, L (9, PH)										3	0	0	0	0	0	2											
Ken McMullen, R OBP: 0.269, SLG: 0.338 (1, 5)										4	0	1	1	0	0	0											
Jerry Moses, R OBP: 0.232, SLG: 0.352 Tony Gonzalez, L OBP: 0.500, SLG: 0.429 Jeff Torborg, R OBP: 0.071, SLG: 0.077 (1, 2) (9, PH) (9, 2)										2	0	0	0	0	0	0											
Andy Messersmith, R OBP: 0.200, SLG: 0.500 Billy Cowan, R OBP: 0.200, SLG: 0.200 Lloyd Allen, R (9, 1)										2	0	1	0	0	0	0											
<b>Inning Stats</b>	R: 0 E: 0 K: 0 S: 4	H: 1 LOB: 1 BB: 0 P: 4	R: 0 E: 0 K: 0 S: 3	H: 0 LOB: 0 BB: 0 P: 3	R: 0 E: 0 K: 1 S: 5	H: 0 LOB: 0 BB: 0 P: 5	R: 0 E: 0 K: 0 S: 4	H: 1 LOB: 2 BB: 1 P: 8	R: 0 E: 0 K: 0 S: 4	H: 1 LOB: 1 BB: 0 P: 4	R: 0 E: 0 K: 0 S: 3	H: 0 LOB: 0 BB: 0 P: 3	R: 0 E: 0 K: 1 S: 5	H: 0 LOB: 0 BB: 0 P: 5	R: 2 E: 0 K: 1 S: 7	H: 3 LOB: 2 BB: 1 P: 11		1B: 5 2B: 1 3B: 0 HR: 0	SF: 1 SAC: 0 DP: 0 HBP: 0	WP: 0 PB: 0 SB: 0 CS: 0	PA: 34						
<b>PITCHER</b>	IP	WLS	BF	H	R	ER	SO	BB	IBB	HBP	BLK	WP	HR	S	P	ERA	WHIP										
Ray Lamb, R ERA: 1.08 Camilo Pascual, R ERA: 4.09 Steve Mingori, L ERA: 1.35 Chuck Machedehl, R ERA: 7.82	(1, 1)	8.1	30	4	1	1	3	1	0	0	0	0	0	1	1	1.08	0.600										
	(9, 1)	0.0	L	1	1	0	0	0	0	0	0	0	0	1	1	∞	∞										
	(9, 1)	0.0	1	0	0	0	0	0	1	0	0	0	0	0	4	∞	∞										
	(9, 1)	0.1	2	1	1	1	0	0	0	0	0	0	0	2	2	27.00	3.000										



Batter	1	2	3	4	5	6	7	8	9	AB	R	H	RBI	BB	SO	LOB	TOP																								
Ted Ford, R OBP: 0.167, SLG: 0.174 (1, 7)										5	1	1	0	0	1	2																									
Vada Pinson, L OBP: 0.315, SLG: 0.309 (1, 8) (9, 9)									4	0	3	0	0	0	0	0																									
Ray Fosse, R OBP: 0.303, SLG: 0.397 (1, 2)									4	0	0	1	0	1	4																										
Ken Harrelson, R OBP: 0.265, SLG: 0.295 Buddy Bradford, R OBP: 0.292, SLG: 0.273 (1, 3) (9, 8)									4	1	0	0	0	0	4																										
Chuck Hinton, R OBP: 0.167, SLG: 0.091 (1, 9) (9, 3)									4	0	1	1	0	1	2																										
Eddie Leon, R OBP: 0.234, SLG: 0.182 John Lowenstein, L OBP: 0.310, SLG: 0.333 Lou Camilli, S (1, 4) (9, PH) (9, 4)									3	0	1	0	0	0	0																										
Graig Nettles, L OBP: 0.250, SLG: 0.246 (1, 5)									4	0	1	0	0	0	2																										
Jack Heidemann, R OBP: 0.182, SLG: 0.182 (1, 6)									4	0	0	0	0	2	2																										
Sam McDowell, L OBP: 0.200, SLG: 0.200 Camilo Pascual, R OBP: 0.500, SLG: 0.500 Gomer Hodges, S OBP: 0.528, SLG: 0.615 Steve Mingori, L (1, 1) (8, 1) (9, PH) (9, 1)									3	0	0	0	0	0	0																										
<b>Inning Stats</b>	R: 1 E: 1 K: 0 S: 5	H: 2 LOB: 1 BB: 0 P: 5	R: 0 E: 0 K: 0 S: 3	H: 0 LOB: 0 BB: 0 P: 3	R: 0 E: 1 K: 1 S: 7	H: 1 LOB: 2 BB: 0 P: 7	R: 0 E: 0 K: 0 S: 3	H: 0 LOB: 0 BB: 0 P: 3	R: 0 E: 0 K: 2 S: 7	H: 0 LOB: 0 BB: 0 P: 7	R: 0 E: 0 K: 0 S: 6	H: 2 LOB: 2 BB: 0 P: 6	R: 0 E: 0 K: 1 S: 5	H: 0 LOB: 0 BB: 0 P: 5	R: 0 E: 0 K: 1 S: 6	H: 1 LOB: 1 BB: 0 P: 6	R: 0 E: 0 K: 0 S: 4	H: 1 LOB: 1 BB: 1 P: 8	1B: 7 2B: 2 3B: 0 HR: 0	SF: 1 SAC: 0 DP: 0 HBP: 0	WP: 0 PB: 0 SB: 0 CS: 0	PA: 37																			
<b>PITCHER</b>	IP	WLS	BF	H	R	ER	SO	BB	IBB	HBP	BLK	WP	HR	S	P	ERA	WHIP	<b>PITCHER</b>							IP	WLS	BF	H	R	ER	SO	BB	IBB	HBP	BLK	WP	HR	S	P	ERA	WHIP
Clyde Wright, L ERA: 3.57 (1, 1)	8.0		32	6	2	1	5	0	0	0	0	0	0	42	42	1.12	0.750																								
Mel Queen, R ERA: 1.13 (9, 1)	0.1	L	3	1	1	1	0	1	0	0	0	0	0	2	6	27.00	6.000																								
Dave LaRoche, L ERA: (9, 1)	0.2		2	0	0	0	0	0	0	0	0	0	0	2	2	0.00	0.000																								

Cleveland Indians @ California Angels  
Anaheim Stadium, Anaheim, CA  
Wed Apr 28 1971, 10:05 PM EDT  
Att: 6,096 - Unknown

AB 35  
R 3  
H 7  
RBI 3  
BB 1  
SO 5  
LOB 16



Batter	1	2	3	4	5	6	7	8	9	AB	R	H	RBI	BB	SO	LOB	BOTTOM																								
Sandy Alomar Sr, S OBP: 0.247, SLG: 0.279 (1, 4)										5	0	0	0	0	1	4																									
Jim Spencer, L OBP: 0.305, SLG: 0.408 Roger Repoz, L OBP: 0.455, SLG: 0.500 (1, 3) (7, PR) (8, 3)									4	1	2	0	0	1	0																										
Billy Cowan, R OBP: 0.167, SLG: 0.167 (9, PH)									1	0	0	0	0	0	0																										
Alex Johnson, R OBP: 0.333, SLG: 0.365 (1, 7)									5	1	2	0	0	2	2																										
Tony Conigliaro, R OBP: 0.302, SLG: 0.410 (1, 9)									3	0	1	0	2	2	3																										
Jim Fregosi, R OBP: 0.304, SLG: 0.282 (1, 6)									4	0	0	0	1	0	5																										
Ken McMullen, R OBP: 0.293, SLG: 0.370 (1, 5)									2	0	2	1	1	0	0																										
Jerry Moses, R OBP: 0.237, SLG: 0.351 Giraldo Ruiz, S OBP: 0.500, SLG: 0.400 Jeff Torborg, R OBP: 0.071, SLG: 0.077 (1, 2) (8, PH) (9, 2)									3	0	1	1	0	0	3																										
Ken Berry, R OBP: 0.190, SLG: 0.175 (1, 8)									2	0	0	0	2	0	2																										
Clyde Wright, R (1, 1)									3	0	0	0	0	3	2																										
Tony Gonzalez, L OBP: 0.455, SLG: 0.375 Mel Queen, L OBP: 0.500, SLG: 0.500 Dave LaRoche, L OBP: 0.500, SLG: 0.500 (8, PH) (9, 1) (9, 1)									1	0	0	0	0	1	2																										
<b>Inning Stats</b>	R: 0 E: 0 K: 2 S: 8	H: 1 LOB: 2 BB: 1 P: 12	R: 0 E: 0 K: 1 S: 6	H: 1 LOB: 1 BB: 1 P: 10	R: 2 E: 0 K: 1 S: 8	H: 3 LOB: 2 BB: 1 P: 12	R: 0 E: 0 K: 1 S: 5	H: 0 LOB: 0 BB: 0 P: 5	R: 0 E: 0 K: 1 S: 6	H: 1 LOB: 2 BB: 1 P: 10	R: 0 E: 0 K: 1 S: 5	H: 0 LOB: 0 BB: 0 P: 5	R: 0 E: 0 K: 1 S: 5	H: 1 LOB: 1 BB: 1 P: 9	R: 0 E: 0 K: 1 S: 6	H: 1 LOB: 2 BB: 1 P: 10	R: 0 E: 1 K: 1 S: 6	H: 0 LOB: 1 BB: 0 P: 6	1B: 7 2B: 2 3B: 0 HR: 0	SF: 1 SAC: 1 DP: 1 HBP: 0	WP: 0 PB: 0 SB: 2 CS: 1	PA: 41																			
<b>PITCHER</b>	IP	WLS	BF	H	R	ER	SO	BB	IBB	HBP	BLK	WP	HR	S	P	ERA	WHIP	<b>PITCHER</b>							IP	WLS	BF	H	R	ER	SO	BB	IBB	HBP	BLK	WP	HR	S	P	ERA	WHIP
Sam McDowell, L ERA: 3.77 (1, 1)	7.0		32	7	2	2	8	4	1	0	0	0	0	43	63	2.57	1.571																								
Camilo Pascual, R ERA: 3.86 (8, 1)	1.0	W	5	1	0	0	1	1	0	0	0	0	0	6	10	0.00	2.000																								
Steve Mingori, L ERA: 1.17 (9, 1)	1.0	S	4	0	0	0	1	0	0	0	0	0	0	6	6	0.00	0.000																								

Cleveland Indians @ California Angels  
Anaheim Stadium, Anaheim, CA  
Wed Apr 28 1971, 10:05 PM EDT  
Att: 6,096 - Unknown

AB 33  
R 2  
H 8  
RBI 2  
BB 6  
SO 10  
LOB 23





Batter	1	2	3	4	5	6	7	8	9	AB	R	H	RBI	BB	SO	LOB	TOP			
Ted Ford, R OBP: 0.207, SLG: 0.214 (1, 9)										5	0	2	1	0	1	1				
Ted Uhlhaender, L OBP: 0.313, SLG: 0.323 (1, 7)										4	0	0	0	0	0	3				
Vada Pinson, L OBP: 0.312, SLG: 0.296 (1, 8)										3	0	0	0	1	0	0				
Ken Harrelson, R OBP: 0.264, SLG: 0.292 (1, 3)										4	1	1	0	0	0	1				
Graig Nettles, L OBP: 0.289, SLG: 0.306 (1, 5)										1	1	1	2	3	0	0				
Ray Fosse, R OBP: 0.300, SLG: 0.389 (1, 2)										4	1	1	0	0	0	2				
Eddie Leon, R OBP: 0.235, SLG: 0.170 (1, 4)										3	1	0	0	1	1	3				
Jack Heidemann, R OBP: 0.214, SLG: 0.154 (1, 6)										2	0	0	0	0	0	0				
John Lowenstein, L OBP: 0.302, SLG: 0.324 (9, PH)										1	0	0	0	0	0	0				
Alan Foster, R OBP: 0.125, SLG: 0.286 (1, 1)										0	0	0	1	0	0	0				
Rick Austin, R OBP: 0.231, SLG: 0.167 (4, PH)										1	0	1	0	0	0	0				
Vince Colbert, R OBP: 0.500, SLG: 0.571 (9, PH)										1	0	0	0	0	0	0				
<b>Inning Stats</b>	R: 0 E: 0 K: 0 S: 3	H: 1 LOB: 1 BB: 1 P: 7	R: 2 E: 1 K: 0 S: 4	H: 1 LOB: 2 BB: 2 P: 13	R: 0 E: 0 K: 0 S: 4	H: 1 LOB: 0 BB: 1 P: 8	R: 0 E: 0 K: 0 S: 3	H: 1 LOB: 0 BB: 0 P: 3	R: 2 E: 0 K: 0 S: 5	H: 2 LOB: 0 BB: 0 P: 5	R: 0 E: 0 K: 0 S: 3	H: 0 LOB: 0 BB: 0 P: 3	R: 0 E: 0 K: 0 S: 3	H: 0 LOB: 1 BB: 1 P: 9	R: 0 E: 0 K: 1 S: 5	H: 0 LOB: 0 BB: 0 P: 5	1B: 5 2B: 0 3B: 0 HR: 1	SF: 1 SAC: 0 DP: 1 HBP: 1	WP: 1 PB: 0 SB: 1 CS: 1	PA: 38
<b>PITCHER</b>	IP WLS BF H R ER SO BB IBB HBP BLK WP HR S P ERA WHIP																			
Tom Murphy, R ERA: 3.86 (1, 1)	4.2	W	23	6	4	4	0	4	0	0	1	0	0	1	1	18	35	7.71	2.143	
Eddie Fisher, R ERA: 2.12 (5, 1)	4.1	W	14	0	0	0	2	1	0	0	0	0	0	0	0	17	21	0.00	0.231	

Cleveland Indians @ California Angels  
Anaheim Stadium, Anaheim, CA  
Thu Apr 29 1971, 10:05 PM EDT  
Att: 6,205 - Unknown

AB 30  
R 4  
H 6  
RBI 4  
BB 5  
SO 2  
LOB 10

Batter	1	2	3	4	5	6	7	8	9	AB	R	H	RBI	BB	SO	LOB	BOTTOM			
Sandy Alomar Sr., S OBP: 0.255, SLG: 0.286 (1, 4)										5	1	2	0	0	0	2				
Tony Gonzalez, L OBP: 0.467, SLG: 0.455 (1, 8)										3	1	1	2	1	0	2				
Ken Berry, R OBP: 0.190, SLG: 0.175 (8, 8)										0	0	0	0	0	0	0				
Alex Johnson, R OBP: 0.319, SLG: 0.348 (1, 7)										4	0	0	0	0	1	4				
Jim Spencer, L OBP: 0.302, SLG: 0.392 (1, 3)										3	1	0	0	1	0	1				
Jim Fregosi, R OBP: 0.313, SLG: 0.282 (1, 6)										0	1	0	0	1	0	0				
Syd O'Brien, R OBP: 0.235, SLG: 0.333 (3, 6)										2	2	1	1	1	0	0				
Ken McMullen, R OBP: 0.302, SLG: 0.377 (1, 5)										4	1	2	1	0	1	2				
Roger Repoz, L OBP: 0.500, SLG: 0.579 (1, 9)										3	1	2	3	1	0	0				
Jerry Moses, R OBP: 0.238, SLG: 0.344 (1, 2)										4	0	1	0	0	1	4				
Tom Murphy, R OBP: 0.143, SLG: 0.214 (1, 1)										2	0	0	1	0	0	3				
Eddie Fisher, R ERA: 4.5 (5, 1)										1	0	0	0	1	0	0				
<b>Inning Stats</b>	R: 0 E: 0 K: 0 S: 3	H: 0 LOB: 0 BB: 0 P: 3	R: 2 E: 1 K: 1 S: 6	H: 0 LOB: 3 BB: 3 P: 18	R: 3 E: 0 K: 0 S: 4	H: 2 LOB: 1 BB: 2 P: 12	R: 0 E: 0 K: 1 S: 7	H: 2 LOB: 2 BB: 0 P: 7	R: 0 E: 0 K: 0 S: 3	H: 1 LOB: 1 BB: 0 P: 3	R: 2 E: 0 K: 0 S: 5	H: 3 LOB: 1 BB: 1 P: 9	R: 1 E: 0 K: 1 S: 6	H: 1 LOB: 0 BB: 0 P: 6	R: 0 E: 0 K: 0 S: 3	H: 0 LOB: 0 BB: 0 P: 3	1B: 6 2B: 2 3B: 0 HR: 1	SF: 0 SAC: 0 DP: 0 HBP: 0	WP: 0 PB: 0 SB: 1 CS: 0	PA: 37
<b>PITCHER</b>	IP WLS BF H R ER SO BB IBB HBP BLK WP HR S P ERA WHIP																			
Alan Foster, R ERA: 5.7 (1, 1)	2.2	L	15	1	5	0	0	0	0	0	0	0	0	0	0	1	1	0.00	3.000	
Rick Austin, L ERA: 4.5 (3, 1)	0.1	W	1	1	0	0	0	0	0	0	0	0	0	0	0	1	1	0.00	3.000	
Vince Colbert, R ERA: 3.5 (4, 1)	5.0	W	21	7	3	3	2	1	0	0	0	0	0	0	1	24	28	5.40	1.600	

Cleveland Indians @ California Angels  
Anaheim Stadium, Anaheim, CA  
Thu Apr 29 1971, 10:05 PM EDT  
Att: 6,205 - Unknown

AB 31  
R 8  
H 9  
RBI 8  
BB 6  
SO 3  
LOB 18



Batter	1	2	3	4	5	6	7	8	9	AB	R	H	RBI	BB	SO	LOB	TOP			
Mickey Stanley, R OBP: 0.313, SLG: 0.326										5	3	3	0	0	0	0				
Jim Northrup, L OBP: 0.416, SLG: 0.545										4	2	2	1	1	0	0				
Al Kaline, R OBP: 0.424, SLG: 0.348										4	1	1	2	1	1	1				
Willie Horton, R OBP: 0.222, SLG: 0.414										5	1	1	3	0	3	3				
Bill Freehan, R OBP: 0.395, SLG: 0.580										5	0	2	1	0	1	0				
Aurelio Rodriguez, R OBP: 0.326, SLG: 0.329										4	0	1	0	0	1	1				
Dick McAuliffe, L OBP: 0.301, SLG: 0.366										3	0	0	0	1	0	4				
Ed Brinkman, R OBP: 0.263, SLG: 0.197										3	0	0	0	1	0	5				
Joe Coleman, R										4	0	0	0	0	3	4				
Fred Scherman, L										0	0	0	0	0	0	0				
Bill Zepp, R										0	0	0	0	0	0	0				
<b>Inning Stats</b>	R: 4 E: 0 K: 2 S: 11	H: 4 LOB: 2 BB: 2 P: 19	R: 0 E: 0 K: 0 S: 3	H: 0 LOB: 0 BB: 0 P: 3	R: 0 E: 0 K: 0 S: 3	H: 0 LOB: 0 BB: 0 P: 3	R: 2 E: 1 K: 1 S: 8	H: 3 LOB: 3 BB: 1 P: 13	R: 1 E: 0 K: 2 S: 9	H: 2 LOB: 1 BB: 0 P: 9	R: 0 E: 0 K: 2 S: 8	H: 1 LOB: 2 BB: 1 P: 12	R: 0 E: 0 K: 1 S: 5	H: 0 LOB: 0 BB: 0 P: 5	R: 0 E: 0 K: 1 S: 5	H: 0 LOB: 0 BB: 0 P: 5	1B: 7 2B: 2 3B: 0 HR: 1	SF: 0 SAC: 0 DP: 0 HBP: 1	WP: 0 PB: 0 SB: 0 CS: 0	PA: 42
<b>PITCHER</b>	IP WLS BF H R ER SO BB IBB HBP BLK WP HR S P ERA WHIP																			
Rudy May, L ERA: 2.67	4.0 L 20 5 6 6 2 3 0 0 0 0 1 21 33 13.50 2.000																			
Mel Queen, R ERA: 1.64	3.0 16 5 1 1 5 1 0 1 0 0 0 24 29 3.00 2.000																			
Billy Wynne, R ERA: 4.91	1.0 3 0 0 0 1 0 0 0 0 0 0 5 5 0.00 0.000																			
Dave LaRoche, L ERA:	1.0 3 0 0 0 1 0 0 0 0 0 0 5 5 0.00 0.000																			

Detroit Tigers @ California Angels  
Anaheim Stadium, Anaheim, CA  
Fri Apr 30 1971, 10:05 PM EDT  
Att: 42,651 - Unknown

AB 37  
R 7  
H 10  
RBI 7  
BB 4  
SO 9  
LOB 18



Batter	1	2	3	4	5	6	7	8	9	AB	R	H	RBI	BB	SO	LOB	BOTTOM					
Sandy Alomar Sr., S OBP: 0.252, SLG: 0.274										4	0	0	0	1	1	1						
Jim Spencer, L OBP: 0.297, SLG: 0.372										4	0	0	0	1	0	1						
Alex Johnson, R OBP: 0.313, SLG: 0.340										5	1	1	0	0	3	2						
Roger Repoz, L OBP: 0.548, SLG: 0.619										2	1	1	0	3	0	0						
Jim Fregosi, R OBP: 0.317, SLG: 0.288										2	0	1	0	0	1	2						
Giraldo Ruiz, S OBP: 0.375, SLG: 0.286										2	0	0	0	0	1	3						
Ken McMullen, R OBP: 0.299, SLG: 0.372										1	0	0	0	0	0	2						
Tony Gonzalez, L OBP: 0.474, SLG: 0.467										4	1	2	1	0	0	1						
Syd O'Brien, R OBP: 0.286, SLG: 0.421										4	1	2	2	0	0	2						
Jerry Moses, R OBP: 0.234, SLG: 0.339										1	0	0	0	0	0	1						
John Stephenson, L OBP: 0.071, SLG: 0.077										2	0	0	0	0	1	2						
Billy Cowan, R OBP: 0.286, SLG: 0.286										1	0	1	1	0	0	0						
Jeff Torborg, R OBP: 0.071, SLG: 0.077										0	0	0	0	0	0	0						
Rudy May, L ERA: 4.26										1	0	0	0	0	1	1						
Mel Queen, L ERA: 1.63										1	0	0	0	0	0	0						
Ken Berry, R OBP: 0.260, SLG: 0.175										0	0	0	0	0	0	0						
Billy Wynne, L OBP: 0.299, SLG: 0.425										0	0	0	0	0	0	0						
Tony Conigliaro, R OBP: 0.500, SLG: 0.500										1	0	0	0	0	0	1						
Dave LaRoche, L ERA: 11.12										0	0	0	0	0	0	0						
<b>Inning Stats</b>	R: 0 E: 0 K: 2 S: 7	H: 0 LOB: 2 BB: 2 P: 15	R: 0 E: 0 K: 1 S: 6	H: 1 LOB: 1 BB: 0 P: 6	R: 0 E: 0 K: 0 S: 3	H: 0 LOB: 0 BB: 0 P: 3	R: 0 E: 0 K: 1 S: 7	H: 2 LOB: 2 BB: 0 P: 7	R: 0 E: 0 K: 0 S: 3	H: 0 LOB: 0 BB: 0 P: 3	R: 0 E: 0 K: 1 S: 6	H: 1 LOB: 1 BB: 0 P: 6	R: 0 E: 0 K: 0 S: 3	H: 0 LOB: 1 BB: 1 P: 7	R: 4 E: 0 K: 1 S: 9	H: 4 LOB: 1 BB: 1 P: 13	R: 0 E: 0 K: 2 S: 7	H: 0 LOB: 2 BB: 2 P: 15	1B: 6 2B: 2 3B: 0 HR: 0	SF: 0 SAC: 0 DP: 0 HBP: 0	WP: 0 PB: 0 SB: 0 CS: 0	PA: 41
<b>PITCHER</b>	IP WLS BF H R ER SO BB IBB HBP BLK WP HR S P ERA WHIP																					
Joe Coleman, R ERA: 4.26	7.2 W 34 7 4 4 6 4 0 0 0 0 0 42 58 4.70 1.435																					
Fred Scherman, L ERA: 1.63	0.0 1 1 0 0 0 0 0 0 0 0 0 1 1 ∞ ∞																					
Bill Zepp, R ERA: 11.12	1.1 S 6 0 0 0 2 2 0 0 0 0 0 0 8 16 0.00 1.500																					

Detroit Tigers @ California Angels  
Anaheim Stadium, Anaheim, CA  
Fri Apr 30 1971, 10:05 PM EDT  
Att: 42,651 - Unknown

AB 35  
R 4  
H 8  
RBI 4  
BB 6  
SO 8  
LOB 19






Batter	1	2	3	4	5	6	7	8	9	AB	R	H	RBI	BB	SO	LOB	TOP
Dick McAuliffe, L (1,4) OBP: 0.289, SLG: 0.349 Cesar Gutierrez, R (8,4)	0-0 4-3		0-0 F3			0-0 L3		0-3 K		4	0	0	0	0	1	1	
Al Kaline, R (1,9) OBP: 0.420, SLG: 0.338 Mickey Stanley, R (6, PR) (6, 8)	0-0 L7		0-0 L8			1-0 FC4-6 HBP		0-0 6-3		2	0	0	0	0	0	0	
Jim Northrup, L (1,8) OBP: 0.419, SLG: 0.538 (6, 9)	4-0 BB			0-0 4-3		0-0 FC4-6 BB 1-2		0-0 2-H 1B		3	0	1	1	1	0	1	
Willie Horton, R (1,7) OBP: 0.240, SLG: 0.417 Dalton Jones, L (8, PH) (8, 5)	0-0 F9			0-0 E6 6-3 1B		4-0 1-2 BB		0-3 K		2	0	1	0	1	0	2	
Norm Cash, L (1,3) OBP: 0.340, SLG: 0.524	0-3 K			0-0 6-3		0-0 F7			0-0 P4	4	0	0	0	0	1	5	
Bill Freehan, R (1,2) OBP: 0.380, SLG: 0.556 Jim Price, R (7,2) OBP: 0.286, SLG: 0.429		0-0 4-3		0-3 K			0-0 5-3		0-0 1B 2B	3	0	0	0	0	1	1	
Aurelio Rodriguez, R (1,5) OBP: 0.259, SLG: 0.317 Tom Timmermann, R (8,1)		0-0 L6			0-0 5-3		0-0 F7		0-3 K	3	0	0	0	0	0	0	
Ike Brown, R (9, PH)										1	0	0	0	0	1	1	
Ed Brinkman, R (1,6) OBP: 0.262, SLG: 0.200		0-0 F7			0-0 6-3		0-3 K		0-0 1B	4	0	1	0	0	1	0	
Dean Chance, R (1,1) Bill Denehy, S (2,1) Kevin Collins, L (5, PH) OBP: 0.200, SLG: 0.800 Jim Hannan, R (5,1) Daryl Patterson, L (7,1) Gates Brown, L (8, PH) (8, 7)			0-0 1-3		0-3 K			4-0 6-3 1B BB	0-0 F8	0	0	0	0	0	0	0	
<b>Inning Stats</b>	R: 0 E: 1 K: 1 S: 6	H: 0 LOB: 2 BB: 1 P: 10	R: 0 E: 0 K: 0 S: 3	H: 0 LOB: 0 BB: 0 P: 3	R: 0 E: 0 K: 1 S: 3	H: 1 LOB: 1 BB: 0 P: 6	R: 0 E: 0 K: 1 S: 5	H: 0 LOB: 0 BB: 0 P: 5	R: 0 E: 0 K: 0 S: 3	H: 0 LOB: 2 BB: 1 P: 8	R: 0 E: 0 K: 1 S: 8	H: 1 LOB: 1 BB: 0 P: 12	R: 0 E: 0 K: 1 S: 7	H: 2 LOB: 2 BB: 0 P: 7	1B: 3 2B: 1 3B: 0 HR: 0	SF: 0 SAC: 0 DP: 0 HBP: 1	WP: 0 PA: 36 PB: 0 SB: 0 CS: 0
<b>PITCHER</b> Andy Messersmith, R (1,1) ERA: 2.23	IP: 9.0 WLS: W BF: 36 H: 4 R: 1 ER: 1 SO: 7 BB: 3 IBB: 0 HBP: 1 BLK: 0 WP: 0 HR: 0 S: 46 P: 59 ERA: 1.00 WHIP: 0.778																

Detroit Tigers @ California Angels  
Anaheim Stadium, Anaheim, CA  
Sat May 01 1971, 10:05 PM EDT  
Att: 12,838 - Unknown


AB 32  
R 1  
H 4  
RBI 1  
BB 3  
SO 7  
LOB 15



Batter	1	2	3	4	5	6	7	8	9	AB	R	H	RBI	BB	SO	LOB	BOTTOM		
Sandy Alomar Sr., S (1,4) OBP: 0.250, SLG: 0.263	0-0 6-3	0-0 E6 2B		0-0 4-3		0-0 1-3		4-0 FC3-6 BB		4	1	0	0	1	0	0			
Jim Spencer, L (1,3) OBP: 0.302, SLG: 0.386	0-0 4-3	0-0 2B 1-H		0-0 G6-3 1B		0-0 F8		0-0 FC3-6 G6-4-3		5	1	2	1	0	0	1			
Alex Johnson, R (1,7) OBP: 0.327, SLG: 0.364	0-0 1B	0-0 BB 2B 2-H		0-0 G6-3 1-2		0-0 2B 1B		0-0 G6-4-3 1-2		5	1	3	1	0	0	2			
Tony Conigliaro, R (1,9) OBP: 0.308, SLG: 0.415 Ken Berry, R (8,8) OBP: 0.203, SLG: 0.175	0-0 F8	4-0 BB BB		0-0 5-3		0-0 3-1 2B		0-0 3-1 2B		3	1	1	1	1	0	1			
Roger Repoz, L (1,8) OBP: 0.571, SLG: 0.591 (8, 9)		4-0 BB BB		4-0 FC6-4 BB		0-0 3-1		0-0 E5 HBP 2B		1	1	0	1	3	0	0			
Ken McMullen, R (1,5) OBP: 0.286, SLG: 0.354		0-0 K		0-0 FC6-4 WP 1-2		0-0 E5 HBP 2B		0-0 2B		4	1	0	0	0	1	5			
Syd O'Brien, R (1,6) OBP: 0.320, SLG: 0.409		0-0 2B 1-2 E 1B		0-0 F7		0-0 6-3		1-0 2B HBP		3	2	1	0	0	0	1			
John Stephenson, L (1,2) OBP: 0.167, SLG: 0.364		0-0 E 2B		0-0 G3		0-0 F9		0-0 2B		4	1	2	3	0	0	0			
Andy Messersmith, R (1,1) OBP: 0.143, SLG: 0.357		0-3 K		0-0 P4		0-0 P4		0-0 F9		4	0	0	0	0	1	3			
<b>Inning Stats</b>	R: 0 E: 0 K: 0 S: 4	H: 1 LOB: 1 BB: 0 P: 4	R: 5 E: 1 K: 2 S: 12	H: 4 LOB: 3 BB: 3 P: 24	R: 0 E: 0 K: 0 S: 3	H: 0 LOB: 0 BB: 0 P: 3	R: 0 E: 0 K: 0 S: 3	H: 1 LOB: 0 BB: 0 P: 3	R: 0 E: 0 K: 0 S: 3	H: 0 LOB: 0 BB: 1 P: 7	R: 0 E: 0 K: 0 S: 3	H: 0 LOB: 1 BB: 0 P: 3	R: 4 E: 1 K: 0 S: 7	H: 3 LOB: 1 BB: 0 P: 8	R: 0 E: 0 K: 0 S: 2	H: 0 LOB: 0 BB: 1 P: 6	1B: 4 2B: 5 3B: 0 HR: 0	SF: 0 SAC: 0 DP: 2 HBP: 1	WP: 1 PA: 39 PB: 0 SB: 0 CS: 0
<b>PITCHER</b> Dean Chance, R (1,1) ERA: 2.67 Bill Denehy, R (2,1) ERA: 3.6 Jim Hannan, R (5,1) ERA: 3.6 Daryl Patterson, R (7,1) ERA: 4.5 Tom Timmermann, R (8,1) ERA: 3.45	IP: 1.2 WLS: L BF: 11 H: 4 R: 5 ER: 1 SO: 2 BB: 1 IBB: 0 HBP: 0 BLK: 0 WP: 0 HR: 0 S: 14 P: 18 ERA: 5.40 WHIP: 3.000																		

Detroit Tigers @ California Angels  
Anaheim Stadium, Anaheim, CA  
Sat May 01 1971, 10:05 PM EDT  
Att: 12,838 - Unknown

AB 33  
R 9  
H 9  
RBI 7  
BB 5  
SO 2  
LOB 13









Batter	1	2	3	4	5	6	7	8	9	AB	R	H	RBI	BB	SO	LOB	TOP			
<b>Sandy Alomar Sr. S</b> OBP: 0.265, SLG: 0.271 (1,4)										5	0	2	0	0	0	3	<b>California Angels @ Baltimore Orioles</b> Memorial Stadium, Baltimore, MD Tue May 04 1971, 7:05 PM EDT Att: 6,415 - Unknown			
<b>Jim Spencer L</b> OBP: 0.295, SLG: 0.396 (1,3)										4	1	1	1	1	1	5				
<b>Alex Johnson R</b> OBP: 0.310, SLG: 0.343 (1,7)										5	0	0	0	0	1	7				
<b>Tony Conigliaro R</b> OBP: 0.313, SLG: 0.404 (1,9)										4	0	1	0	0	0	0				
<b>Roger Repoz L</b> OBP: 0.564, SLG: 0.542 (1,8)										2	0	0	0	2	2	1				
<b>Ken McMullen R</b> OBP: 0.273, SLG: 0.326 (1,5)										3	0	0	0	0	1	2				
<b>Syd O'Brien R</b> OBP: 0.313, SLG: 0.414 (1,6)										4	0	0	0	0	1	4				
<b>John Stephenson L</b> OBP: 0.313, SLG: 0.467 (1,2)										4	0	3	0	0	0	2				
<b>Tom Murphy R</b> OBP: 0.133, SLG: 0.200 (1,1)										1	0	0	0	0	0	0				
<b>Tony Gonzalez L</b> OBP: 0.429, SLG: 0.412 (7, PH)										1	0	0	0	0	1	1				
<b>Mel Queen L</b> OBP: 0.325, SLG: 0.288 (9, PH)										0	0	0	0	0	0	0				
<b>Jim Fregosi R</b> OBP: 0.325, SLG: 0.288 (9, PH)										0	0	0	0	1	0	0				
<b>Inning Stats</b>	R: 1 E: 0 K: 0 S: 4	H: 1 LOB: 0 BB: 0 P: 4	R: 0 E: 0 K: 1 S: 5	H: 0 LOB: 0 BB: 0 P: 5	R: 0 E: 0 K: 1 S: 6	H: 1 LOB: 2 BB: 1 P: 10	R: 0 E: 0 K: 1 S: 6	H: 1 LOB: 1 BB: 0 P: 7	R: 0 E: 0 K: 0 S: 4	H: 0 LOB: 1 BB: 1 P: 7	R: 0 E: 0 K: 2 S: 9	H: 2 LOB: 2 BB: 0 P: 9	R: 0 E: 0 K: 2 S: 7	H: 0 LOB: 1 BB: 1 P: 11	R: 0 E: 0 K: 0 S: 4	H: 1 LOB: 2 BB: 1 P: 8	1B: 6 2B: 0 3B: 0 HR: 1	SF: 0 SAC: 1 DP: 0 HBP: 1	WP: 0 PB: 0 SB: 0 CS: 0	PA: 39
<b>PITCHER</b> <b>Jim Palmer R</b> ERA: 2.34 (1,1)	IP: 9.0 WLS: W BF: 39 H: 7 R: 1 ER: 1 SO: 7 BB: 4 IBB: 0 HBP: 1 BLK: 0 WP: 0 HR: 1 S: 48 P: 65 ERA: 1.00 WHIP: 1.222																			

Batter	1	2	3	4	5	6	7	8	9	AB	R	H	RBI	BB	SO	LOB	BOTTOM			
<b>Don Buford S</b> OBP: 0.402, SLG: 0.473 (1,7)										4	1	2	0	0	0	1	<b>California Angels @ Baltimore Orioles</b> Memorial Stadium, Baltimore, MD Tue May 04 1971, 7:05 PM EDT Att: 6,415 - Unknown			
<b>Mark Belanger R</b> OBP: 0.370, SLG: 0.346 (1,6)										3	1	2	0	0	0	0				
<b>Boog Powell L</b> OBP: 0.374, SLG: 0.500 (1,3)										2	1	1	2	2	0	0				
<b>Frank Robinson R</b> OBP: 0.385, SLG: 0.412 (1,9)										3	0	1	1	0	0	3				
<b>Paul Blair R</b> OBP: 0.296, SLG: 0.333 (1,8)										4	0	0	0	0	1	4				
<b>Brooks Robinson R</b> OBP: 0.303, SLG: 0.273 (1,5)										3	1	0	0	0	0	4				
<b>Davey Johnson R</b> OBP: 0.383, SLG: 0.552 (1,4)										4	0	1	0	0	0	2				
<b>Eliot Hendricks L</b> OBP: 0.236, SLG: 0.224 (1,2)										3	0	0	0	1	0	1				
<b>Jim Palmer R</b> OBP: 0.250, SLG: 0.211 (1,1)										4	0	2	1	0	1	0				
<b>Inning Stats</b>	R: 0 E: 0 K: 0 S: 3	H: 0 LOB: 0 BB: 0 P: 3	R: 0 E: 0 K: 1 S: 5	H: 0 LOB: 0 BB: 0 P: 5	R: 0 E: 0 K: 0 S: 3	H: 0 LOB: 0 BB: 0 P: 3	R: 3 E: 0 K: 0 S: 7	H: 4 LOB: 1 BB: 0 P: 7	R: 0 E: 0 K: 0 S: 5	H: 2 LOB: 3 BB: 1 P: 9	R: 1 E: 0 K: 0 S: 3	H: 1 LOB: 2 BB: 1 P: 8	R: 0 E: 0 K: 0 S: 4	H: 1 LOB: 3 BB: 1 P: 9	R: 0 E: 0 K: 1 S: 5	H: 1 LOB: 0 BB: 0 P: 5		1B: 7 2B: 2 3B: 0 HR: 0	SF: 0 SAC: 1 DP: 1 HBP: 2	WP: 0 PB: 0 SB: 0 CS: 0
<b>PITCHER</b> <b>Tom Murphy R</b> ERA: 4.13 (1,1)	IP: 6.0 WLS: L BF: 27 H: 7 R: 4 ER: 4 SO: 1 BB: 2 IBB: 0 HBP: 1 BLK: 0 WP: 0 HR: 0 S: 26 P: 35 ERA: 6.00 WHIP: 1.500																			
<b>Mel Queen R</b> ERA: 1.36 (7,1)	IP: 2.0 WLS: 9 BF: 2 H: 2 R: 0 ER: 0 SO: 1 BB: 0 IBB: 1 HBP: 1 BLK: 0 WP: 0 HR: 0 S: 9 P: 14 ERA: 0.00 WHIP: 1.000																			



Batter	1	2	3	4	5	6	7	8	9	AB	R	H	RBI	BB	SO	LOB	TOP					
<b>Sandy Alomar Sr. S</b> (1.4) OBP: 0.264, SLG: 0.270	0-0 4-3			0-0 F3		0-0 F7		0-0 4-1 1B		4	0	1	0	0	0	0	<b>California Angels @ Baltimore Orioles</b> Memorial Stadium, Baltimore, MD Thu May 06 1971, 7:05 PM EDT Unknown					
<b>Jim Spencer L</b> (1.3) OBP: 0.294, SLG: 0.383	0-0 F5			4-0 G5-4-3 BB		0-0 4-3		0-0 4-1		3	0	0	0	1	0	2						
<b>Alex Johnson R</b> (1.7) OBP: 0.299, SLG: 0.330	0-0 4-3			0-0 G5-4-3 1-2			0-0 F8	0-0 L6		4	0	0	0	0	0	3						
<b>Tony Conigliaro R</b> (1.9) OBP: 0.320, SLG: 0.419					0-0 6-3 2B				0-0 5-3	4	1	2	0	0	0	0						
<b>Jim Fregosi R</b> (1.6) OBP: 0.321, SLG: 0.284 <b>Syd O'Brien R</b> (2.6) OBP: 0.286, SLG: 0.375					0-0 6-3				0-0 6-3	1	0	0	0	0	0	0						
<b>Ken McMullen R</b> (1.5) OBP: 0.282, SLG: 0.337					0-0 2-3				0-0 6-3	3	0	0	0	0	0	2						
<b>Jerry Moses R</b> (1.2) OBP: 0.243, SLG: 0.382					0-0 3-H 6-3 2B				0-0 F9	3	0	1	1	1	0	0						
<b>Ken Berry R</b> (1.8) OBP: 0.214, SLG: 0.194					0-0 F2				4-0 4-1 1B BB	2	0	0	0	1	0	1						
<b>Andy Messersmith R</b> (1.1) OBP: 0.125, SLG: 0.313 <b>Billy Cowan R</b> (8. PH) OBP: 0.250, SLG: 0.250 <b>Eddie Fisher R</b> (8.1)					0-0 1-3				0-3 K	2	0	0	0	0	0	0						
<b>Inning Stats</b>	R: 0 E: 0 K: 0 S: 3	H: 0 LOB: 0 BB: 0 P: 3	R: 0 E: 0 K: 0 S: 3	H: 0 LOB: 0 BB: 0 P: 3	R: 0 E: 0 K: 0 S: 3	H: 0 LOB: 0 BB: 0 P: 3	R: 0 E: 0 K: 0 S: 2	H: 0 LOB: 0 BB: 0 P: 6	R: 1 E: 0 K: 1 S: 7	H: 2 LOB: 1 BB: 0 P: 7	R: 0 E: 0 K: 0 S: 3	H: 0 LOB: 0 BB: 0 P: 3	R: 0 E: 0 K: 1 S: 6	H: 1 LOB: 2 BB: 1 P: 10	R: 0 E: 0 K: 1 S: 6	H: 1 LOB: 2 BB: 1 P: 10		R: 0 E: 0 K: 0 S: 3	H: 0 LOB: 0 BB: 0 P: 3	1B: 2 2B: 2 3B: 0 HR: 0	SF: 0 SAC: 0 DP: 1 HBP: 0	WP: 0 PB: 0 SB: 0 CS: 0
<b>PITCHER</b> <b>Dave McNally L</b> (1.1) ERA: 2.53	IP: 9.0 WLS: W BF: 33 H: 4 R: 1 ER: 1 SO: 3 BB: 3 IBB: 0 HBP: 0 BLK: 0 WP: 0 HR: 0 S: 36 P: 48 ERA: 1.00 WHIP: 0.778															<b>PITCHER</b>						

Batter	1	2	3	4	5	6	7	8	9	AB	R	H	RBI	BB	SO	LOB	BOTTOM					
<b>Tom Shopay L</b> (1.9) OBP: 0.273, SLG: 0.200 <b>Paul Blair R</b> (7.8) OBP: 0.296, SLG: 0.333	0-0 1B FC3-6 1B	0-0 F9			0-0 B1-3	0-0 4-3				4	1	1	0	0	0	1	<b>California Angels @ Baltimore Orioles</b> Memorial Stadium, Baltimore, MD Thu May 06 1971, 7:05 PM EDT Unknown					
<b>Don Buford S</b> (1.7) OBP: 0.418, SLG: 0.474	0-0 FC3-6 1B		4-0 6-3 BB		1-0 4-3 S 1B HBP		0-0 P5			2	1	1	0	1	0	0						
<b>Boog Powell L</b> (1.3) OBP: 0.359, SLG: 0.476	0-0 FC3-6 BB 1-2 3-H		0-0 F9		0-0 4-3		0-0 G3			4	0	0	1	0	0	3						
<b>Brooks Robinson R</b> (1.5) OBP: 0.311, SLG: 0.275	4-0 FC6-4 BB		0-0 6-3		0-0 6-3 BB 1B		0-0 F9			3	1	1	1	1	0	1						
<b>Merv Rettenmund R</b> (1.8) OBP: 0.419, SLG: 0.340 (7.9)	0-3 K		0-0 2-3		4-0 1B BB			0-0 4-3		3	0	0	0	1	1	3						
<b>Davey Johnson R</b> (1.4) OBP: 0.378, SLG: 0.538	0-0 FC6-4 1-2			0-0 6-3	0-0 1-3 2-H 1B			0-3 K		4	0	1	1	0	1	2						
<b>Chico Salmon R</b> (1.6) OBP: 0.182, SLG: 0.100 <b>Mark Belanger R</b> (7.6) OBP: 0.366, SLG: 0.342		0-3 K		4-0 BB	0-0 P6			0-3 K2-3		2	0	0	0	1	1	2						
<b>Andy Etchebarren R</b> (1.2) OBP: 0.250, SLG: 0.273		0-0 SH3-4 1B		0-0 F9		0-3 K				3	0	1	0	0	1	1						
<b>Dave McNally R</b> (1.1) OBP: 0.211, SLG: 0.167		0-0 SH3-4 1-2		0-3 K		0-0 F8				2	0	0	0	0	1	1						
<b>Inning Stats</b>	R: 1 E: 0 K: 1 S: 7	H: 2 LOB: 2 BB: 1 P: 11	R: 0 E: 0 K: 1 S: 6	H: 1 LOB: 1 BB: 0 P: 6	R: 0 E: 0 K: 0 S: 3	H: 0 LOB: 1 BB: 1 P: 7	R: 0 E: 0 K: 1 S: 5	H: 0 LOB: 1 BB: 1 P: 9	R: 2 E: 0 K: 0 S: 5	H: 2 LOB: 2 BB: 1 P: 10	R: 0 E: 0 K: 1 S: 5	H: 0 LOB: 0 BB: 0 P: 5	R: 0 E: 0 K: 0 S: 3	H: 0 LOB: 0 BB: 0 P: 3	R: 0 E: 0 K: 2 S: 7	H: 0 LOB: 0 BB: 0 P: 7		R: 0 E: 0 K: 0 S: 3	H: 0 LOB: 0 BB: 0 P: 3	1B: 5 2B: 0 3B: 0 HR: 0	SF: 0 SAC: 1 DP: 0 HBP: 1	WP: 0 PB: 0 SB: 1 CS: 0
<b>PITCHER</b> <b>Andy Messersmith R</b> (1.1) ERA: 2.45 <b>Eddie Fisher R</b> (8.1) ERA: 1.86	IP: 7.0 WLS: L BF: 31 H: 5 R: 3 ER: 3 SO: 4 BB: 4 IBB: 0 HBP: 1 BLK: 0 WP: 0 HR: 0 S: 34 P: 51 ERA: 3.86 WHIP: 1.286															<b>PITCHER</b>						













Batter	1	2	3	4	5	6	7	8	9	AB	R	H	RBI	BB	SO	LOB	TOP					
Sandy Alomar Sr. S OBP: 0.261, SLG: 0.266 (1.4)	1-3		CS 1B			FC4			F8	5	0	2	1	0	0	1						
Jim Spencer L OBP: 0.268, SLG: 0.343 (1.3)	6-3		CS	L3	5-3		G3		P2	5	0	0	0	0	0	2						
Alex Johnson R OBP: 0.285, SLG: 0.312 (1.7)	1-3			5-3		3-1	6-3			4	0	0	0	0	0	0						
Tony Conigliaro R OBP: 0.325, SLG: 0.402 Ken Berry R OBP: 0.205, SLG: 0.185 (7.8)		K2-3			5-3					3	0	1	0	1	1	0						
Roger Repoz L OBP: 0.531, SLG: 0.576 (7.9)		G3		BB	F7					4	1	1	1	0	0	2						
Ken McMullen R OBP: 0.310, SLG: 0.385 (1.5)						HR				4	1	2	0	0	0	0						
John Stephenson L OBP: 0.409, SLG: 0.524 (1.2)										4	2	3	0	0	0	1						
Syd O'Brien R OBP: 0.289, SLG: 0.476 (1.6)										4	1	1	2	0	0	2						
Rudy May L OBP: 0.091, SLG: 0.091 Dave LaRoche L OBP: 0.333, SLG: 0.333 (8.1)										3	0	1	1	0	1	2						
<b>Inning Stats</b>	R: 0 E: 0 K: 0 S: 3	H: 0 LOB: 0 BB: 0 P: 3	R: 0 E: 0 K: 1 S: 6	H: 1 LOB: 1 BB: 0 P: 6	R: 0 E: 0 K: 0 S: 3	H: 1 LOB: 0 BB: 0 P: 3	R: 0 E: 0 K: 0 S: 3	H: 0 LOB: 1 BB: 1 P: 7	R: 1 E: 1 K: 1 S: 8	H: 2 LOB: 2 BB: 0 P: 8	R: 4 E: 0 K: 0 S: 8	H: 5 LOB: 1 BB: 0 P: 8	R: 0 E: 0 K: 0 S: 4	H: 1 LOB: 1 BB: 0 P: 4	R: 0 E: 0 K: 0 S: 3	H: 1 LOB: 0 BB: 0 P: 3	R: 0 E: 0 K: 0 S: 3	H: 0 LOB: 0 BB: 0 P: 3	1B: 9 2B: 0 3B: 1 HR: 1	SF: 0 SAC: 0 DP: 1 HBP: 0	WP: 0 PB: 0 SB: 0 CS: 1	PA: 39
<b>PITCHER</b>	IP	WLS	BF	H	R	ER	SO	BB	IBB	HBP	BLK	WP	HR	S	P	ERA	WHIP					
Ray Lamb R ERA: 1.3 (1.1)	5.0		20	4	1	0	2	1	0	0	0	0	0	23	27	0.00	1.000					
Rich Hand R ERA: 12.0 (6.1)	3.0	L	15	7	4	4	0	0	0	0	0	0	1	15	15	12.00	2.333					
Phil Hennigan R ERA: (9.1)	1.0		3	0	0	0	0	0	0	0	0	0	0	3	3	0.00	0.000					

California Angels @ Cleveland Indians  
Cleveland Municipal Stadium, Cleveland, OH

AB 37  
R 5  
H 11  
RBI 5  
BB 1  
SO 2  
LOB 10



Sat May 08 1971, 3:33 AM EDT  
Att. 4,295 - Unknown - 55 F

Batter	1	2	3	4	5	6	7	8	9	AB	R	H	RBI	BB	SO	LOB	BOTTOM					
Jack Heidemann R OBP: 0.256, SLG: 0.244 (1.6)	G1-4-3 BB	FC6-4		F9			1-5-3		K	4	0	0	0	1	1	4						
Ted Ford R OBP: 0.266, SLG: 0.333 Chuck Hinton R OBP: 0.333, SLG: 0.321 (2.9)	G1-4-3		BB		1B		P4		K	1	0	0	0	0	0	1						
Vada Pinson L OBP: 0.310, SLG: 0.320 (1.8)	4-3		BB		1B		F8		F9	4	0	0	0	1	0	1						
Ray Fosse R OBP: 0.343, SLG: 0.392 (1.2)		BB BB 1B	F8		FC6-4 1B		F3			4	1	2	0	0	0	2						
Roy Foster R OBP: 0.213, SLG: 0.356 Rich Hand R OBP: 0.385, SLG: 0.381 Gomer Hodge S OBP: 0.385, SLG: 0.381 Phil Hennigan R OBP: 0.385, SLG: 0.381 (8.1)			K	F7		F7	K			3	0	0	0	0	1	5						
Ken Harrelson R OBP: 0.289, SLG: 0.291 (1.3)		BB BB BB	K		FC6-4		1B BB			2	1	0	0	2	1	4						
Eddie Leon R OBP: 0.258, SLG: 0.200 (1.4)		BB BB BB		5-3		P4	1B 1B			3	0	1	0	1	0	0						
Graig Nettles L OBP: 0.330, SLG: 0.330 (1.5)		BB BB BB	FC6-4		SH3-1-4 1B		4-3		1B	3	0	2	2	1	0	0						
Ray Lamb R (1.1)										1	0	0	0	0	1	3						
Ted Uhlhaender L OBP: 0.281, SLG: 0.259 (6.7)				SH3-1-4		F7		G3		2	0	0	0	0	0	2						
<b>Inning Stats</b>	R: 0 E: 0 K: 0 S: 2	H: 0 LOB: 0 BB: 1 P: 6	R: 1 E: 0 K: 2 S: 8	H: 1 LOB: 3 BB: 3 P: 20	R: 0 E: 0 K: 1 S: 5	H: 0 LOB: 2 BB: 2 P: 13	R: 0 E: 0 K: 0 S: 4	H: 1 LOB: 1 BB: 0 P: 4	R: 0 E: 0 K: 0 S: 5	H: 2 LOB: 2 BB: 0 P: 5	R: 0 E: 0 K: 0 S: 3	H: 0 LOB: 0 BB: 0 P: 3	R: 0 E: 0 K: 0 S: 3	H: 0 LOB: 0 BB: 0 P: 3	R: 1 E: 0 K: 1 S: 7	H: 2 LOB: 2 BB: 1 P: 11	R: 0 E: 0 K: 2 S: 7	H: 0 LOB: 0 BB: 0 P: 7	1B: 6 2B: 0 3B: 0 HR: 0	SF: 0 SAC: 1 DP: 1 HBP: 0	WP: 0 PB: 0 SB: 0 CS: 0	PA: 39
<b>PITCHER</b>	IP	WLS	BF	H	R	ER	SO	BB	IBB	HBP	BLK	WP	HR	S	P	ERA	WHIP					
Rudy May L ERA: 2.81 (1.1)	7.2		35	6	2	2	4	7	0	0	0	0	0	36	64	2.35	1.696					
Dave LaRoche L ERA: (8.1)	1.1	S	4	0	0	0	2	0	0	0	0	0	0	8	8	0.00	0.000					

California Angels @ Cleveland Indians  
Cleveland Municipal Stadium, Cleveland, OH

AB 31  
R 2  
H 6  
RBI 2  
BB 7  
SO 6  
LOB 22



Sat May 08 1971, 3:33 AM EDT  
Att. 4,295 - Unknown - 55 F



Batter	1	2	3	4	5	6	7	8	9	AB	R	H	RBI	BB	SO	LOB	TOP			
Sandy Alomar Sr. S OBP: 0.252, SLG: 0.256 (1.4)	F7		4-3	4-3			E4		3-1	5	0	0	0	0	0	0				
Syd O'Brien R OBP: 0.280, SLG: 0.468 (1.6)	F3		1B 2B			K	F9		F2	5	0	1	0	0	1	1				
Alex Johnson R OBP: 0.291, SLG: 0.318 (1.7)	1B		2-3 1B			5-3	K			4	0	2	0	0	1	1				
Roger Repoz L OBP: 0.509, SLG: 0.528 (1.9)	F7		P4			BB	P5			3	0	0	0	1	0	4				
Ken McMullen R OBP: 0.308, SLG: 0.374 (1.5)		P6	BB			K			5-3	3	0	0	0	1	1	1				
Jim Spencer L OBP: 0.288, SLG: 0.348 (1.3)	4-3		F9			K			2B	4	0	1	0	0	1	3				
John Stephenson L OBP: 0.423, SLG: 0.542 (1.2)	1B BB					4-3			6-3	3	0	1	0	1	0	1				
Ken Berry R OBP: 0.221, SLG: 0.246 (1.8)	1-2 1B					HR	F8		P4	4	1	2	1	0	0	2				
Tom Murphy R OBP: 0.118, SLG: 0.176 (1.1)						K			6-3	2	0	0	0	0	2	2				
Tony Gonzalez L OBP: 0.400, SLG: 0.381 (6, PH)	K						F5			1	0	0	0	0	0	1				
Dave LaRoche L OBP: 0.333, SLG: 0.333 (6.1)										0	0	0	0	0	0	0				
Archie Reynolds R OBP: 0.222, SLG: 0.222 (7.1)										0	0	0	0	0	0	0				
Billy Cowan R OBP: 0.222, SLG: 0.222 (9, PH)										1	0	0	0	0	0	0				
<b>Inning Stats</b>	R: 0 E: 0 K: 0 S: 4	H: 1 LOB: 1 BB: 0 P: 4	R: 0 E: 0 K: 1 S: 6	H: 1 LOB: 2 BB: 1 P: 10	R: 0 E: 0 K: 0 S: 5	H: 2 LOB: 3 BB: 1 P: 9	R: 1 E: 0 K: 1 S: 6	H: 1 LOB: 0 BB: 0 P: 6	R: 0 E: 0 K: 1 S: 7	H: 0 LOB: 1 BB: 1 P: 11	R: 0 E: 0 K: 1 S: 6	H: 0 LOB: 1 BB: 0 P: 6	R: 0 E: 1 K: 0 S: 4	H: 1 LOB: 1 BB: 0 P: 4	R: 0 E: 0 K: 0 S: 3	H: 0 LOB: 0 BB: 0 P: 3	1B: 3 2B: 3 3B: 0 HR: 1	SF: 0 SAC: 0 DP: 0 HBP: 0	WP: 0 PB: 0 SB: 1 CS: 0	PA: 38
<b>PITCHER</b> Alan Foster, R ERA: 4.15 (1.1)	IP: 9.0 WLS: W BF: 38 H: 7 R: 1 ER: 1 SO: 6 BB: 3 IBB: 0 HBP: 0 BLK: 0 WP: 0 HR: 1 S: 47 P: 59 ERA: 1.00 WHIP: 1.111															<b>PITCHER</b>				

California Angels @ Cleveland Indians  
Cleveland Municipal Stadium, Cleveland, OH  
Sun May 09 1971, 3:33 AM EDT  
Att. 4,288 - Unknown - 67 F

AB 35  
R 1  
H 7  
RBI 1  
BB 3  
SO 6  
LOB 16



Batter	1	2	3	4	5	6	7	8	9	AB	R	H	RBI	BB	SO	LOB	BOTTOM			
Ted Uhlhaender L OBP: 0.290, SLG: 0.288 (1.7)	E6 FC3-6	BB 1B		4-3		F7 2H		F7		5	0	2	2	0	0	2				
Graig Nettles L OBP: 0.325, SLG: 0.315 (1.5)	F8	2H BB				F7		G3		4	0	0	0	1	0	3				
Vada Pinson L OBP: 0.299, SLG: 0.308 (1.8)	FC3-6 1-2 1B	4-3				F8				4	0	0	0	0	0	4				
Ray Fosse R OBP: 0.357, SLG: 0.400 (1.2)	1-2 1B					F8		BB 1B		3	1	2	0	1	0	0				
Ken Harrelson R OBP: 0.287, SLG: 0.281 (1.3)	1-3					P3		F9		3	0	0	0	1	0	3				
John Lowenstein L OBP: 0.234, SLG: 0.228 (1.9)		1B FC6-4 BB		4-3		1-3 2H 1B		F8		3	1	1	1	1	0	1				
Eddie Leon R OBP: 0.271, SLG: 0.219 (1.4)		FC6-4 1-3 1B				SH1-3 1B		F8		4	0	2	0	0	1	3				
Jack Heidemann R OBP: 0.255, SLG: 0.227 (1.6)		FC6-4 1-2 1B				F8		SH1-4 2B BB		3	2	0	1	1	1	2				
Alan Foster R OBP: 0.200, SLG: 0.250 (1.1)		L4				SH1-3		SH1-4		1	0	0	0	1	0	1				
<b>Inning Stats</b>	R: 0 E: 1 K: 0 S: 5	H: 1 LOB: 2 BB: 0 P: 5	R: 2 E: 1 K: 0 S: 5	H: 2 LOB: 2 BB: 2 P: 13	R: 0 E: 0 K: 0 S: 3	H: 0 LOB: 0 BB: 0 P: 3	R: 0 E: 0 K: 0 S: 4	H: 1 LOB: 1 BB: 0 P: 4	R: 1 E: 0 K: 0 S: 5	H: 2 LOB: 2 BB: 1 P: 9	R: 1 E: 0 K: 0 S: 4	H: 1 LOB: 1 BB: 1 P: 8	R: 0 E: 0 K: 1 S: 5	H: 0 LOB: 1 BB: 1 P: 9	R: 0 E: 0 K: 1 S: 5	H: 0 LOB: 1 BB: 1 P: 9	1B: 6 2B: 1 3B: 0 HR: 0	SF: 0 SAC: 2 DP: 0 HBP: 0	WP: 0 PB: 0 SB: 0 CS: 0	PA: 38
<b>PITCHER</b> Tom Murphy, R ERA: 4.08 (1.1)	IP: 5.0 WLS: L BF: 25 H: 6 R: 3 ER: 2 SO: 2 BB: 3 IBB: 0 HBP: 0 BLK: 0 WP: 0 HR: 0 S: 22 P: 34 ERA: 3.60 WHIP: 1.800															<b>PITCHER</b>				
Dave LaRoche L ERA: 0.68 (6.1)	1.0 5 1 1 1 0 1 0 0 0 0 0 4 8 9.00 2.000																			
Archie Reynolds R ERA: (7.1)	2.0 8 0 0 0 2 2 0 0 0 0 0 10 18 0.00 1.000																			

California Angels @ Cleveland Indians  
Cleveland Municipal Stadium, Cleveland, OH  
Sun May 09 1971, 3:33 AM EDT  
Att. 4,288 - Unknown - 67 F

AB 30  
R 4  
H 7  
RBI 4  
BB 6  
SO 2  
LOB 19





Batter	1	2	3	4	5	6	7	8	9	AB	R	H	RBI	BB	SO	LOB	TOP										
Sandy Alomar Sr. S OBP: 0.250, SLG: 0.248 (1.4)	F7		K2-3					F9	FC6-4	4	0	0	0	1	1	3											
Jim Spencer L OBP: 0.267, SLG: 0.345 (1.3)	F7				L4			1-3		4	0	1	0	0	0	2											
Alex Johnson R OBP: 0.283, SLG: 0.308 (1.7)	5-3		G6-3					F9		4	0	0	0	0	0	1											
Tony Conigliaro R OBP: 0.331, SLG: 0.406 (1.9)										4	1	2	0	0	1	0											
Roger Repoz L OBP: 0.509, SLG: 0.600 (1.8)	F8							P3		4	1	2	1	0	0	2											
Ken McMullen R OBP: 0.306, SLG: 0.364 (1.5)										3	0	0	0	1	0	2											
John Stephenson L OBP: 0.214, SLG: 0.519 (9, PH)										3	0	1	0	0	0	0											
Jerry Moses R OBP: 0.221, SLG: 0.347 (9, PH)										1	0	0	0	0	1	2											
Syd O'Brien R OBP: 0.296, SLG: 0.460 (1.6)										3	0	1	1	1	1	0											
Andy Messersmith R OBP: 0.167, SLG: 0.294 (6, 1)										1	0	0	0	1	1	3											
Mel Queen L OBP: 0.218, SLG: 0.243 (7, PH)										0	0	0	0	0	0	0											
Ken Berry R OBP: 0.218, SLG: 0.243 (7, PH)										1	0	0	0	0	0	0											
Archie Reynolds R OBP: 0.300, SLG: 0.222 (9, PH)										0	0	0	0	0	0	0											
Billy Cowan R OBP: 0.300, SLG: 0.222 (9, PH)										0	0	0	0	1	0	0											
<b>Inning Stats</b>	R: 0 E: 0 K: 0 S: 3	H: 0 LOB: 0 BB: 0 P: 3	R: 0 E: 0 K: 1 S: 7	H: 2 LOB: 3 BB: 1 P: 11	R: 0 E: 0 K: 1 S: 5	H: 1 LOB: 0 BB: 0 P: 5	R: 0 E: 0 K: 1 S: 5	H: 1 LOB: 0 BB: 0 P: 5	R: 0 E: 0 K: 1 S: 5	H: 0 LOB: 2 BB: 2 P: 13	R: 1 E: 0 K: 0 S: 4	H: 1 LOB: 0 BB: 0 P: 4	R: 0 E: 0 K: 0 S: 3	H: 0 LOB: 0 BB: 0 P: 3	R: 0 E: 0 K: 0 S: 3	H: 0 LOB: 0 BB: 0 P: 3	R: 1 E: 0 K: 1 S: 7	H: 2 LOB: 3 BB: 2 P: 15	1B: 6 2B: 0 3B: 0 HR: 1	SF: 0 SAC: 0 DP: 2 HBP: 0	WP: 0 PB: 0 SB: 0 CS: 0	PA: 37					
<b>PITCHER</b>	IP	WLS	BF	H	R	ER	SO	BB	IBB	HBP	BLK	WP	HR	S	P	ERA	WHIP										
Dean Chance R ERA: 2.97 (1.1)	4.2		19	4	0	0	4	3	0	0	0	0	0	24	36	0.00	1.500										
Fred Scherman L ERA: 2.45 (5.1)	4.0	W	16	3	2	2	1	1	0	0	0	0	1	17	21	4.50	1.000										
Tom Timmermann R ERA: 3.24 (9.1)	0.1	S	2	0	0	0	0	1	0	0	0	0	0	1	5	0.00	3.000										

California Angels @ Detroit Tigers  
Tiger Stadium, Detroit, MI  
Mon May 10 1971, 7:05 PM EDT  
Att: 15,215 - Unknown

AB 32  
R 2  
H 7  
RBI 2  
BB 5  
SO 5  
LOB 15



Batter	1	2	3	4	5	6	7	8	9	AB	R	H	RBI	BB	SO	LOB	BOTTOM											
Dick McAuliffe L OBP: 0.270, SLG: 0.360 (1.4)	F9		F9							4	1	1	1	0	0	3												
Aurelio Rodriguez R OBP: 0.262, SLG: 0.312 (1.5)	F8		K							4	0	0	0	0	2	0												
Jim Northrup L OBP: 0.411, SLG: 0.505 (7, 9)										4	1	2	0	0	0	0												
Norm Cash L OBP: 0.380, SLG: 0.644 (1.3)										3	2	1	0	1	0	1												
Dalton Jones L OBP: 0.467, SLG: 0.429 (7, 7)										4	1	1	0	0	2	0												
Gates Brown L OBP: 0.273, SLG: 0.238 (1.7)										3	0	1	1	0	1	1												
Mickey Stanley R OBP: 0.300, SLG: 0.288 (7, 8)										1	0	0	0	0	0	0												
Bill Freehan R OBP: 0.347, SLG: 0.467 (1.2)										2	0	0	0	2	1	0												
Ed Brinkman R OBP: 0.278, SLG: 0.255 (1.6)										3	0	0	0	1	0	1												
Dean Chance R (1.1)										1	0	0	0	0	1	0												
Fred Scherman L (5.1)										2	0	0	0	0	2	3												
Tom Timmermann R (9.1)										0	0	0	0	0	0	0												
<b>Inning Stats</b>	R: 2 E: 1 K: 1 S: 7	H: 1 LOB: 1 BB: 1 P: 11	R: 0 E: 0 K: 1 S: 6	H: 0 LOB: 0 BB: 0 P: 5	R: 0 E: 0 K: 3 S: 9	H: 0 LOB: 0 BB: 0 P: 9	R: 0 E: 0 K: 3 S: 9	H: 0 LOB: 0 BB: 0 P: 9	R: 1 E: 0 K: 1 S: 6	H: 3 LOB: 3 BB: 2 P: 16	R: 0 E: 0 K: 1 S: 5	H: 0 LOB: 0 BB: 0 P: 5	R: 0 E: 0 K: 0 S: 3	H: 0 LOB: 1 BB: 1 P: 7	R: 0 E: 0 K: 0 S: 3	H: 0 LOB: 0 BB: 0 P: 7	1B: 4 2B: 1 3B: 0 HR: 1	SF: 0 SAC: 0 DP: 0 HBP: 0	WP: 3 PB: 0 SB: 0 CS: 0	PA: 35								
<b>PITCHER</b>	IP	WLS	BF	H	R	ER	SO	BB	IBB	HBP	BLK	WP	HR	S	P	ERA	WHIP											
Andy Messersmith R ERA: 2.86 (1.1)	5.1	L	25	6	5	4	7	2	0	0	0	0	1	1	37	45	6.75	1.500										
Mel Queen R ERA: 1.13 (6.1)	0.2		3	0	0	0	1	1	0	0	0	1	0	4	8	0.00	1.500											
Archie Reynolds R ERA: (7.1)	2.0		7	0	0	0	1	1	0	0	0	0	0	8	12	0.00	0.500											

California Angels @ Detroit Tigers  
Tiger Stadium, Detroit, MI  
Mon May 10 1971, 7:05 PM EDT  
Att: 15,215 - Unknown

AB 31  
R 5  
H 6  
RBI 2  
BB 4  
SO 9  
LOB 9





Batter	1	2	3	4	5	6	7	8	9	AB	R	H	RBI	BB	SO	LOB	TOP					
Sandy Alomar Sr. S OBP: 0.249, SLG: 0.246 (1.4)	F8		4-3		G5-4-3		6-3 S 1B		F8	5	0	1	1	0	0	1						
Syd O'Brien R OBP: 0.288, SLG: 0.436 (1.6)	K				4-3		6-3 1-3		K	5	0	1	0	0	2	1						
Alex Johnson R OBP: 0.280, SLG: 0.299 (1.7)	L9		L4				F8			4	0	0	0	1	1	2						
Billy Cowan R OBP: 0.308, SLG: 0.250 Jim Spencer L OBP: 0.293, SLG: 0.339 (6.3)		E5 FC6-4			E S SF9 1B		5-3		P3	3	1	1	0	0	0	0						
Ken McMullen R OBP: 0.313, SLG: 0.389 (1.5)		F8			F3		1B HBP			3	2	1	1	0	0	2						
Roger Repoz L OBP: 0.508, SLG: 0.595 (1.9)		K			SF9		1B 1-2			2	0	1	1	1	1	1						
Jerry Moses R OBP: 0.247, SLG: 0.380 (1.2)		FC6-4					1B 1-3 2-H			4	0	3	1	0	0	1						
Ken Berry R OBP: 0.232, SLG: 0.311 (1.8)					K				F8	4	2	2	1	0	1	3						
Clyde Wright R OBP: 0.125, SLG: 0.087 (1.1)					K				FC6-4	4	0	1	0	0	2	3						
<b>Inning Stats</b>	R: 0 E: 0 K: 1 S: 5	H: 0 LOB: 0 BB: 0 P: 5	R: 0 E: 1 K: 1 S: 6	H: 0 LOB: 1 BB: 0 P: 6	R: 1 E: 0 K: 1 S: 7	H: 2 LOB: 1 BB: 0 P: 7	R: 1 E: 0 K: 1 S: 7	H: 2 LOB: 1 BB: 0 P: 7	R: 0 E: 0 K: 0 S: 3	H: 1 LOB: 0 BB: 0 P: 3	R: 1 E: 0 K: 0 S: 4	H: 2 LOB: 2 BB: 0 P: 5	R: 1 E: 0 K: 2 S: 9	H: 2 LOB: 1 BB: 0 P: 9	R: 1 E: 0 K: 0 S: 5	H: 2 LOB: 2 BB: 1 P: 9	R: 0 E: 0 K: 1 S: 5	H: 0 LOB: 1 BB: 1 P: 9	1B: 7 2B: 2 3B: 0 HR: 2	SF: 1 SAC: 0 DP: 1 HBP: 1	WP: 0 PB: 0 SB: 2 CS: 0	PA: 40
<b>PITCHER</b>	IP	WLS	BF	H	R	ER	SO	BB	IBB	HBP	BLK	WP	HR	S	P	ERA	WHIP					
Mickey Lolich L ERA: 3.2 (1.1)	6.1	L	28	9	4	4	5	0	0	1	0	0	1	37	38	5.68	1.421					
Bill Denehy R ERA: 1.29 (7.1)	1.2		8	2	1	1	1	1	0	0	0	0	1	9	13	5.40	1.800					
Daryl Patterson R ERA: 4.0 (9.1)	1.0		4	0	0	0	1	1	0	0	0	0	0	5	9	0.00	1.000					

California Angels @ Detroit Tigers  
Tiger Stadium, Detroit, MI  
Tue May 11 1971, 7:05 PM EDT  
Att: 8,275 - Unknown

AB	36
R	5
H	11
RBI	5
BB	2
SO	7
LOB	15



Batter	1	2	3	4	5	6	7	8	9	AB	R	H	RBI	BB	SO	LOB	BOTTOM					
Mickey Stanley R OBP: 0.311, SLG: 0.300 (1.8)	E6 L6-4-3 1B		E S 1B			5-3		F8		4	0	2	0	0	0	1						
Norm Cash L OBP: 0.387, SLG: 0.629 (1.3)			4-3			F9				3	0	1	0	1	0	1						
Al Kaline R OBP: 0.415, SLG: 0.310 (1.9)	L6-4-3 1-2 2-3				L8			L8		4	0	1	0	0	0	4						
Jim Northrup L OBP: 0.406, SLG: 0.496 (1.7)	P6					K				4	0	1	0	0	1	2						
Aurelio Rodriguez R OBP: 0.289, SLG: 0.319 (1.5)			F8		P6		G4-6-3 1B			4	0	2	0	0	0	1						
Bill Freehan R OBP: 0.333, SLG: 0.448 (1.2)			F8		F9		K		F9	4	0	0	0	0	1	3						
Dick McAuliffe L OBP: 0.262, SLG: 0.347 (1.4)			F9			K			P6	4	0	0	0	0	1	2						
Ed Brinkman R OBP: 0.270, SLG: 0.248 (1.6)					P4					3	0	0	0	0	0	0						
Mickey Lolich S OBP: 0.357, SLG: 0.250 Bill Denehy S (7.1)					K					2	0	0	0	0	1	0						
Ike Brown R OBP: 0.250, SLG: 0.625 Daryl Patterson L (9.1)						F9				0	0	0	0	0	0	0						
<b>Inning Stats</b>	R: 0 E: 1 K: 0 S: 3	H: 1 LOB: 1 BB: 1 P: 7	R: 0 E: 0 K: 0 S: 3	H: 0 LOB: 0 BB: 0 P: 3	R: 0 E: 0 K: 1 S: 6	H: 1 LOB: 1 BB: 0 P: 6	R: 0 E: 0 K: 0 S: 4	H: 1 LOB: 1 BB: 0 P: 4	R: 0 E: 0 K: 1 S: 5	H: 0 LOB: 0 BB: 0 P: 5	R: 0 E: 0 K: 1 S: 6	H: 1 LOB: 1 BB: 0 P: 6	R: 0 E: 0 K: 1 S: 5	H: 1 LOB: 2 BB: 0 P: 5	R: 0 E: 0 K: 0 S: 5	H: 2 LOB: 2 BB: 0 P: 5	R: 0 E: 0 K: 0 S: 4	H: 1 LOB: 1 BB: 0 P: 4	1B: 8 2B: 0 3B: 0 HR: 0	SF: 0 SAC: 0 DP: 2 HBP: 0	WP: 0 PB: 0 SB: 1 CS: 0	PA: 34
<b>PITCHER</b>	IP	WLS	BF	H	R	ER	SO	BB	IBB	HBP	BLK	WP	HR	S	P	ERA	WHIP					
Clyde Wright L ERA: 3.06 (1.1)	9.0	W	34	8	0	0	4	1	0	0	0	0	0	41	45	0.00	1.000					

California Angels @ Detroit Tigers  
Tiger Stadium, Detroit, MI  
Tue May 11 1971, 7:05 PM EDT  
Att: 8,275 - Unknown

AB	33
R	0
H	8
RBI	0
BB	1
SO	4
LOB	14





Batter	1	2	3	4	5	6	7	8	9	AB	R	H	RBI	BB	SO	LOB	TOP			
Sandy Alomar Sr. S OBP: 0.248, SLG: 0.246 (1, 4)										4	0	1	0	0	1	1	<b>California Angels @ Detroit Tigers</b> Tiger Stadium, Detroit, MI Wed May 12 1971, 7:05 PM EDT Att: 7,908 - Unknown			
Jim Spencer L OBP: 0.255, SLG: 0.328 Eddie Fisher, R (8, 1)										4	0	0	0	0	1	2				
Alex Johnson, R OBP: 0.279, SLG: 0.298 (1, 7)										4	0	1	0	0	3	2				
Roger Repoz, L OBP: 0.508, SLG: 0.578 (8, 3)											3	0	1	0	1	1				
Ken McMullen, R OBP: 0.311, SLG: 0.393 (1, 5)											4	1	1	0	0	1		3		
John Stephenson L OBP: 0.394, SLG: 0.484 (1, 2)											4	0	1	0	0	2				
Syd O'Brien, R OBP: 0.306, SLG: 0.448 (1, 6)											3	0	2	1	0	0				
Ken Berry, R OBP: 0.224, SLG: 0.299 (1, 8)											3	0	0	0	0	3				
Rudy May L OBP: 0.154, SLG: 0.154 Archie Reynolds, R (6, 1)										2	0	1	0	0	0	0				
Tony Gonzalez, L OBP: 0.385, SLG: 0.364 (8, PH) (8, 9)										0	0	0	0	0	0	0				
<b>Inning Stats</b>	R: 0 E: 0 K: 3 S: 10	H: 1 LOB: 1 BB: 0 P: 10	R: 0 E: 1 K: 1 S: 6	H: 1 LOB: 1 BB: 0 P: 6	R: 0 E: 0 K: 2 S: 8	H: 1 LOB: 0 BB: 0 P: 8	R: 0 E: 0 K: 0 S: 3	H: 0 LOB: 0 BB: 0 P: 3	R: 0 E: 0 K: 1 S: 5	H: 0 LOB: 0 BB: 0 P: 5	R: 1 E: 0 K: 0 S: 5	H: 3 LOB: 1 BB: 0 P: 5	R: 0 E: 0 K: 0 S: 3	H: 0 LOB: 0 BB: 0 P: 3	R: 0 E: 0 K: 0 S: 3	H: 1 LOB: 1 BB: 1 P: 7	1B: 7 2B: 1 3B: 0 HR: 0	SF: 0 SAC: 0 DP: 3 HBP: 0	WP: 0 PB: 0 SB: 1 CS: 0	PA: 33
<b>PITCHER</b> Joe Coleman, R ERA: 2.5 (1, 1)	IP: 9.0 WLS: W BF: 33 H: 8 R: 1 ER: 1 SO: 7 BB: 1 IBB: 0 HBP: 0 BLK: 0 WP: 0 HR: 0 S: 46 P: 50 ERA: 1.00 WHIP: 1.000															<b>PITCHER</b>				

Batter	1	2	3	4	5	6	7	8	9	AB	R	H	RBI	BB	SO	LOB	BOTTOM			
Mickey Stanley, R OBP: 0.295, SLG: 0.284 (1, 8)										4	0	0	0	0	1	0	<b>California Angels @ Detroit Tigers</b> Tiger Stadium, Detroit, MI Wed May 12 1971, 7:05 PM EDT Att: 7,908 - Unknown			
Jim Northrup, L OBP: 0.394, SLG: 0.479 (1, 3)										4	0	0	0	0	1	0				
Willie Horton, R OBP: 0.265, SLG: 0.400 (1, 7)										4	1	1	0	0	2	0				
Al Kaline, R OBP: 0.436, SLG: 0.337 (1, 9)										2	3	2	0	2	0	0				
Aurelio Rodriguez, R OBP: 0.296, SLG: 0.333 (1, 5)										4	2	2	0	0	2	2				
Ike Brown, R OBP: 0.417, SLG: 1.000 (1, 4)										3	2	3	4	0	0	0				
Jim Price, R OBP: 0.188, SLG: 0.267 (1, 2)										3	0	1	2	0	0	1				
Ed Brinkman, R OBP: 0.270, SLG: 0.248 (1, 6)										4	0	1	1	0	1	1				
Joe Coleman, R (1, 1)										3	0	0	0	0	1	3				
<b>Inning Stats</b>	R: 1 E: 1 K: 0 S: 5	H: 2 LOB: 1 BB: 0 P: 5	R: 0 E: 0 K: 0 S: 4	H: 1 LOB: 1 BB: 0 P: 4	R: 0 E: 0 K: 3 S: 9	H: 0 LOB: 0 BB: 0 P: 9	R: 3 E: 0 K: 1 S: 7	H: 2 LOB: 0 BB: 1 P: 11	R: 0 E: 0 K: 1 S: 5	H: 0 LOB: 0 BB: 0 P: 5	R: 2 E: 0 K: 0 S: 6	H: 4 LOB: 1 BB: 0 P: 6	R: 0 E: 0 K: 0 S: 3	H: 0 LOB: 0 BB: 0 P: 3	R: 2 E: 0 K: 1 S: 6	H: 1 LOB: 0 BB: 1 P: 10		1B: 7 2B: 2 3B: 0 HR: 1	SF: 2 SAC: 0 DP: 1 HBP: 0	WP: 0 PB: 0 SB: 0 CS: 0
<b>PITCHER</b> Rudy May, L ERA: 3.12 Archie Reynolds, R ERA: 1.59 Eddie Fisher, R ERA: 2.38 (1, 1) (6, 1) (8, 1)	IP: 5.1 WLS: L BF: 23 H: 6 R: 5 ER: 4 SO: 5 BB: 1 IBB: 0 HBP: 0 BLK: 0 WP: 0 HR: 1 S: 32 P: 36 ERA: 6.75 WHIP: 1.312															<b>PITCHER</b>				








Batter	1	2	3	4	5	6	7	8	9	AB	R	H	RBI	BB	SO	LOB	TOP			
<b>Tommy Harper, R</b> OBP: 0.234, SLG: 0.205 (1, 5)	0-3 K		0-0 S 1B		0-0 F8			0-0 6-3		4	0	1	0	0	1	1	<b>Milwaukee Brewers @ California Angels</b> Anaheim Stadium, Anaheim, CA Sat May 15 1971, 10:05 PM EDT Att: 24,969 - Unknown			
<b>Mike Hegan, L</b> OBP: 0.323, SLG: 0.354 (1, 3)	0-0 4-3		0-0 6-3 1-2				0-0 4-3	0-0 6-3		4	0	0	0	0	0	1				
<b>Dave May, L</b> OBP: 0.324, SLG: 0.375 (1, 8)	0-3 K			4-0 BB			0-0 4-3	0-0 1B		3	0	1	0	1	1	0				
<b>Andy Kosco, R</b> OBP: 0.293, SLG: 0.346 (1, 7)		0-0 5-3		0-0 F9 BB			4-0 BB	0-3 K		3	0	0	0	1	1	2				
<b>Bill Voss, L</b> OBP: 0.286, SLG: 0.388 (1, 9)	0-3 K		0-0 F8				0-0 L5		0-0 4-3 2B	4	1	1	0	0	1	2				
<b>Ted Kubiak, S</b> OBP: 0.276, SLG: 0.255 (1, 4)	4-0 BB		0-0 F7				0-3 K		0-0 4-3 2-3	3	0	0	0	1	1	2				
<b>Elie Rodriguez, R</b> OBP: 0.345, SLG: 0.340 (1, 2)	0-0 F9			0-0 SH3-4 1B			1-0 HBP		0-0 4-3 3-H	3	0	1	1	0	0	1				
<b>Rick Auerbach, R</b> OBP: 0.277, SLG: 0.250 (1, 6)			0-0 P3		0-0 SH3-4		0-0 P4		0-0 F7	2	0	0	0	0	0	1				
<b>John Briggs, L</b> OBP: 0.320, SLG: 0.329 (9, PH)			1-2 K		1-2 F2					1	0	0	0	0	0	1				
<b>Lew Krausse, R</b> (1, 1)			0-3 K		0-0 F2		0-0 1-3			2	0	0	0	0	1	1				
<b>Floyd Wicker, L</b> OBP: 0.333, SLG: 0.143 (7, PH)										1	0	0	0	0	0	1				
<b>Jim Hannan, R</b> (7, 1)										0	0	0	0	0	0	0				
<b>Inning Stats</b>	R: 0 E: 0 K: 2 S: 7	H: 0 LOB: 0 BB: 0 P: 7	R: 0 E: 0 K: 1 S: 5	H: 0 LOB: 1 BB: 1 P: 9	R: 0 E: 0 K: 1 S: 6	H: 1 LOB: 1 BB: 0 P: 6	R: 0 E: 0 K: 0 S: 3	H: 0 LOB: 1 BB: 1 P: 7	R: 0 E: 0 K: 0 S: 4	H: 1 LOB: 1 BB: 0 P: 4	R: 0 E: 0 K: 0 S: 3	H: 0 LOB: 1 BB: 1 P: 7	R: 0 E: 0 K: 1 S: 5	H: 0 LOB: 0 BB: 0 P: 6	R: 1 E: 0 K: 0 S: 4	H: 1 LOB: 0 BB: 0 P: 4	1B: 3 2B: 1 3B: 0 HR: 0	SF: 0 SAC: 1 DP: 0 HBP: 1	WP: 0 PB: 0 SB: 1 CS: 0	PA: 35
<b>PITCHER</b> <b>Andy Messersmith, R</b> ERA: 2.6 (1, 1)	IP: 9.0 WLS: W BF: 35 H: 4 R: 1 ER: 1 SO: 6 BB: 3 IBB: 0 HBP: 1 BLK: 0 WP: 0 HR: 0 S: 43 P: 56 ERA: 1.00 WHIP: 0.778															<b>PITCHER</b>				

Batter	1	2	3	4	5	6	7	8	9	AB	R	H	RBI	BB	SO	LOB	BOTTOM	
<b>Sandy Alomar Sr., S</b> OBP: 0.267, SLG: 0.262 (1, 4)	0-0 E S 1B	0-0 5-3 1B			0-0 F2		0-0 E4 K 1B			4	1	3	0	0	0	0	<b>Milwaukee Brewers @ California Angels</b> Anaheim Stadium, Anaheim, CA Sat May 15 1971, 10:05 PM EDT Att: 24,969 - Unknown	
<b>Tony Gonzalez, L</b> OBP: 0.355, SLG: 0.308 (1, 7)	0-0 F7 1-2	0-0 5-3 1-2 2-3			0-0 3-1		4-0 2-H 1B			3	0	0	0	1	0	3		
<b>Tony Conigliaro, R</b> OBP: 0.326, SLG: 0.400 (1, 9)	0-0 E5 HBP 2-3	0-0 1-3			0-0 CS 1B		0-3 K 2-3			4	0	1	0	0	1	5		
<b>Roger Repoz, L</b> OBP: 0.479, SLG: 0.528 (1, 3)	0-0 HBP 1-2 3-H 1B		0-0 3-1		0-0 CS		0-0 FC1-4 1B		0-0 G3	4	0	2	1	0	0	0		
<b>Ken McMullen, R</b> OBP: 0.314, SLG: 0.408 (1, 5)	0-0 F7		0-0 6-3				0-0 FC1-4 1B		0-0 4-3	4	0	0	0	0	0	3		
<b>John Stephenson, L</b> OBP: 0.436, SLG: 0.526 (1, 2)	1-0 1-2 2-3 HBP		0-0 P4				0-0 G6-4-3 1B		0-0 HR 2B	3	1	2	0	0	0	0		
<b>Syd O'Brien, R</b> OBP: 0.300, SLG: 0.470 (1, 6)	0-0 L6			0-0 1-3 1B			0-0 G6-4-3 1-2		0-0 HR 2B	4	1	2	2	0	0	5		
<b>Ken Berry, R</b> OBP: 0.239, SLG: 0.305 (1, 8)		0-0 5-3 2B		0-0 4-3 1-2			4-0 SH3-4 E BB		0-0 L6	3	1	1	0	1	0	1		
<b>Andy Messersmith, R</b> OBP: 0.150, SLG: 0.263 (1, 1)		0-0 P4		0-0 F5			0-0 SH3-4			2	0	0	0	0	0	1		
<b>Inning Stats</b>	R: 1 E: 1 K: 0 S: 6	H: 2 LOB: 3 BB: 0 P: 7	R: 0 E: 0 K: 0 S: 5	H: 2 LOB: 2 BB: 0 P: 5	R: 0 E: 0 K: 0 S: 3	H: 0 LOB: 0 BB: 0 P: 3	R: 0 E: 0 K: 0 S: 3	H: 1 LOB: 0 BB: 0 P: 3	R: 0 E: 0 K: 0 S: 4	H: 2 LOB: 1 BB: 0 P: 4	R: 1 E: 1 K: 1 S: 5	H: 1 LOB: 1 BB: 2 P: 13	R: 2 E: 0 K: 0 S: 5	H: 2 LOB: 0 BB: 0 P: 5	1B: 8 2B: 3 3B: 0 HR: 1	SF: 0 SAC: 1 DP: 2 HBP: 1		WP: 0 PB: 0 SB: 1 CS: 1
<b>PITCHER</b> <b>Lew Krausse, R</b> ERA: 2.42 (1, 1)	IP: 6.0 WLS: L BF: 25 H: 8 R: 1 ER: 1 SO: 1 BB: 0 IBB: 1 HBP: 0 BLK: 0 WP: 0 HR: 0 S: 24 P: 25 ERA: 1.50 WHIP: 1.333															<b>PITCHER</b>		
<b>Jim Hannan, R</b> ERA: 4.15 (7, 1)	IP: 2.0 WLS: L BF: 10 H: 3 R: 3 ER: 2 SO: 1 BB: 1 IBB: 0 HBP: 0 BLK: 0 WP: 0 HR: 1 S: 10 P: 18 ERA: 9.00 WHIP: 2.000															<b>PITCHER</b>		

AB	30
R	1
H	4
RBI	1
BB	3
SO	6
LOB	12



AB	31
R	4
H	11
RBI	3
BB	2
SO	1
LOB	18





Batter	1	2	3	4	5	6	7	8	9	AB	R	H	RBI	BB	SO	LOB	TOP																
Tommy Harper, R OBP: 0.263, SLG: 0.256 (1, 5)	0-0 BB 1B	0-0 1-3 1B		0-0 WP 2B	0-0 2H 3B		4-0 BB			4	0	4	1	1	0	0	<b>Milwaukee Brewers @ California Angels</b> Anaheim Stadium, Anaheim, CA Sun May 16 1971, 6:33 AM EDT Att: 8,951 - Unknown																
Mike Hegan, L OBP: 0.337, SLG: 0.349 (1, 3)	4-0 1B FC6-4 BB	0-0 SF7 3H		4-0 BB 2-3	4-0 BB		0-3 BB 2			1	1	0	1	3	1	2																	
Dave May, L OBP: 0.327, SLG: 0.370 (1, 8)	0-0 FC6-4 1-3 1B	0-0 G3		4-0 BB 1-2	0-0 F9 3		0-3 BB 3			4	0	1	0	1	1	5																	
Andy Kosco, R OBP: 0.270, SLG: 0.316 (1, 7)	0-0 FC6-4 BB 1-2 3H 1B		0-0 F8 1	0-3 BB K		0-0 F7 1		0-0 5-3 1		5	0	0	1	0	1	4																	
Bill Voss, L OBP: 0.313, SLG: 0.398 (1, 9)	0-0 BB 1-2 1B		4-0 BB		0-0 HR 1B		G1-6-3 BB		0-0 F9 2		3	1	2	0	2	0																	
Elie Rodriguez, R OBP: 0.350, SLG: 0.389 (1, 2)	4-0 BB 1-2 2-3 BB		0-0 F3 2		0-0 HR 1-2 1B		G1-6-3 3		0-0 F9 3		4	1	1	2	1	0																	
Ted Kubiak, S OBP: 0.273, SLG: 0.283 (1, 4)	0-0 F8 3		0-0 F8 3		0-0 6-3 1				0-0 P6 1		5	1	1	1	0	0																	
Rick Auerbach, R OBP: 0.300, SLG: 0.277 (1, 6)		0-0 1B SF7 1B		0-0 F9 1	0-0 SH2-4 3B 1B				0-0 6-3 2		5	2	3	0	0	0																	
Skip Lockwood, R OBP: 0.222, SLG: 0.125 Ken Sanders, R (8, 1)	0-3 K 1		0-0 F8 2	0-0 SH2-4 1-2					0-0 SH1 1		2	0	0	0	0	1																	
									0-0 6-3 3		1	0	0	0	0	0																	
<b>Inning Stats</b>	R: 1 E: 0 K: 0 S: 5	H: 3 LOB: 3 BB: 2 P: 13	R: 1 E: 0 K: 1 S: 7	H: 2 LOB: 1 BB: 0 P: 7	R: 0 E: 0 K: 1 S: 3	H: 0 LOB: 1 BB: 1 P: 7	R: 0 E: 0 K: 1 S: 6	H: 1 LOB: 3 BB: 2 P: 14	R: 3 E: 0 K: 0 S: 7	H: 4 LOB: 2 BB: 1 P: 11	R: 0 E: 0 K: 0 S: 2	H: 0 LOB: 0 BB: 1 P: 6	R: 1 E: 0 K: 2 S: 9	H: 2 LOB: 2 BB: 1 P: 13	R: 0 E: 0 K: 0 S: 3	H: 0 LOB: 0 BB: 0 P: 3	R: 0 E: 0 K: 0 S: 3	H: 0 LOB: 0 BB: 0 P: 3	1B: 8 2B: 1 3B: 1 HR: 2	SF: 1 SAC: 2 DP: 1 HBP: 0	WP: 1 PB: 0 SB: 0 CS: 0	PA: 45											
<b>PITCHER</b>	IP WLS BF H R ER SO BB IBB HBP BLK WP HR S P ERA WHIP	IP WLS BF H R ER SO BB IBB HBP BLK WP HR S P ERA WHIP																															
Lloyd Allen, R ERA: 4.35 Archie Reynolds, R ERA: 4.35 Dave LaRoche, L ERA: 0.64 Jim Maloney, R ERA: 4.5	(1, 1) (4, 1) (7, 1) (8, 1)	3.2 L 2 0 2.0	21 16 2 6	6 4 0 0	2 4 0 0	2 4 0 0	1 1 2 0	1 0 0 0	5 3 0 0	0 0 0 0	0 0 0 0	0 0 0 0	0 0 0 0	0 2 15 6	27 6 6 6	0.00 0.00 0.00 0.00	3.000 3.375 0.000 0.000																

Batter	1	2	3	4	5	6	7	8	9	AB	R	H	RBI	BB	SO	LOB	BOTTOM										
Sandy Alomar Sr., S OBP: 0.265, SLG: 0.260 (1, 4)	0-0 1-3 1		0-0 HBP HBP 1B		0-0 L6 1		0-0 E4 G4-6-3 1-2		0-0 1-3 3		5	0	1	0	0	0	1										
Tony Gonzalez, L OBP: 0.343, SLG: 0.276 (1, 7)	0-0 6-3 2		1-0 HBP HBP		0-0 F7 2		G4-6-3 1-2				3	0	0	0	0	0	2										
Tony Conigliaro, R OBP: 0.317, SLG: 0.386 (1, 9)	0-3 K 3		0-0 P6 1		0-0 L5 3				0-0 L5 1		4	0	0	0	0	1	2										
Roger Repoz, L OBP: 0.481, SLG: 0.509 (1, 3)		4-0 2B BB	0-3 K 2		4-0 G5-4-3 BB				0-0 F7 2		2	1	0	0	2	1	2										
Ken McMullen, R OBP: 0.326, SLG: 0.422 (1, 5)		0-0 G3 1H 2B 2B	1-0 HBP HBP		0-0 G5-4-3 1-2				0-0 2B 1B		3	1	2	1	0	0	1										
John Stephenson, L OBP: 0.444, SLG: 0.548 (1, 2)		0-0 G3 2-3	0-0 P6 3		0-0 FC6-4 1B				0-0 1-3 2B		4	0	2	0	0	0	4										
Syd O'Brien, R OBP: 0.297, SLG: 0.471 (1, 6)		0-0 3H 2B		0-0 5-3 1		0-0 FC6-4 1-2			0-3 K 3		4	0	1	1	0	1	3										
Ken Berry, R OBP: 0.240, SLG: 0.294 (1, 8)		0-0 F9 2		0-0 F8 2					0-0 1-6-3 1		3	0	0	0	1	0	1										
Lloyd Allen, R Archie Reynolds, R Dave LaRoche, L Jim Spencer Jim Maloney, L Alex Johnson, R	(1, 1) (4, 1) (7, 1) (8, 1) (8, 1) (8, 1)	0-3 K 3	0-3 K 3	0-3 K 3	0-3 K 3	0-3 K 3	0-3 K 3	0-3 K 3	0-0 P3 2		1	0	0	0	0	1	1										
<b>Inning Stats</b>	R: 0 E: 0 K: 1 S: 5	H: 0 LOB: 0 BB: 0 P: 5	R: 2 E: 0 K: 1 S: 7	H: 2 LOB: 1 BB: 1 P: 11	R: 0 E: 0 K: 1 S: 6	H: 1 LOB: 3 BB: 0 P: 8	R: 0 E: 0 K: 1 S: 5	H: 0 LOB: 0 BB: 0 P: 5	R: 0 E: 0 K: 0 S: 3	H: 0 LOB: 0 BB: 0 P: 3	R: 0 E: 0 K: 0 S: 3	H: 1 LOB: 1 BB: 1 P: 7	R: 0 E: 1 K: 1 S: 5	H: 0 LOB: 1 BB: 1 P: 9	R: 0 E: 0 K: 1 S: 7	H: 2 LOB: 2 BB: 0 P: 7	R: 0 E: 0 K: 0 S: 3	H: 0 LOB: 0 BB: 0 P: 3	1B: 3 2B: 3 3B: 0 HR: 0	SF: 0 SAC: 0 DP: 2 HBP: 2	WP: 0 PB: 0 SB: 0 CS: 0	PA: 37					
<b>PITCHER</b>	IP WLS BF H R ER SO BB IBB HBP BLK WP HR S P ERA WHIP	IP WLS BF H R ER SO BB IBB HBP BLK WP HR S P ERA WHIP																									
Skip Lockwood, R Ken Sanders, R	(1, 1) (8, 1)	7.2 S 4	33 0 0	6 0 0	2 0 0	5 1 0	0 0 0	0 0 0	0 0 6	6 6	0.00 0.000																



Batter	1	2	3	4	5	6	7	8	9	AB	R	H	RBI	BB	SO	LOB	TOP					
<b>Cesar Tovar, R</b> OBP: 0.388, SLG: 0.399 (1, 5)	F9		K														4 0 2 0 1 1 0					
<b>Jim Nettles, L</b> OBP: 0.200, SLG: 0.200 (1, 9)	K			K			4-3		F7								5 0 1 1 1 0 2 3					
<b>Harmon Killebrew, R</b> OBP: 0.419, SLG: 0.590 (1, 3)	6-3																2 0 0 0 2 1 2					
<b>Brant Aleyea, R</b> OBP: 0.333, SLG: 0.373 <b>Rich Reese, L</b> OBP: 0.246, SLG: 0.188 (6, 3)			K														3 0 0 0 0 2 1 1 0 0 0 0 0 1					
<b>Leo Cardenas, R</b> OBP: 0.336, SLG: 0.394 (1, 6)																	4 0 1 0 0 0 1					
<b>Rod Carew, L</b> OBP: 0.260, SLG: 0.317 (1, 4)																	4 1 1 0 0 1 3					
<b>George Mitterwald, R</b> OBP: 0.333, SLG: 0.318 (1, 2)																	3 1 1 2 1 1 2					
<b>Jim Holt, L</b> OBP: 0.344, SLG: 0.456 (1, 8)																	4 1 1 0 0 1 1					
<b>Bert Blyleven, R</b> OBP: 0.160, SLG: 0.125 <b>Tom Hall, L</b> OBP: 0.375, SLG: 0.400 (9, 1)																	4 0 0 0 0 0 2 0 0 0 0 0 0 0					
<b>Inning Stats</b>	R: 0 E: 0 K: 1 S: 5	H: 0 LOB: 0 BB: 0 P: 5	R: 0 E: 1 K: 3 S: 10	H: 0 LOB: 1 BB: 0 P: 10	R: 0 E: 0 K: 2 S: 7	H: 0 LOB: 0 BB: 0 P: 7	R: 0 E: 0 K: 1 S: 4	H: 0 LOB: 0 BB: 1 P: 8	R: 3 E: 0 K: 1 S: 9	H: 4 LOB: 2 BB: 1 P: 13	R: 0 E: 0 K: 1 S: 6	H: 1 LOB: 1 BB: 0 P: 6	R: 0 E: 0 K: 0 S: 4	H: 1 LOB: 1 BB: 0 P: 4	R: 0 E: 0 K: 0 S: 3	H: 0 LOB: 1 BB: 1 P: 7	R: 0 E: 0 K: 0 S: 4	H: 1 LOB: 2 BB: 1 P: 8	1B: 4 2B: 2 3B: 0 HR: 1	SF: 0 SAC: 0 DP: 0 HBP: 0	WP: 0 PB: 0 CS: 1	PA: 38
<b>PITCHER</b> <b>Rudy May, L</b> ERA: 3.1 (1, 1)	IP: 9.0 WLS: L BF: 38 H: 7 R: 3 ER: 3 SO: 9 BB: 4 IBB: 0 HBP: 0 BLK: 0 WP: 0 HR: 1 S: 52 P: 68 ERA: 3.00 WHIP: 1.222															<b>PITCHER</b>						

Minnesota Twins @ California Angels  
 Anaheim Stadium, Anaheim, CA  
 Mon May 17 1971, 10:05 PM EDT  
 Alt: 6,903 - Unknown - 82 F


AB	34
R	3
H	7
RBI	3
BB	4
SO	9
LOB	16



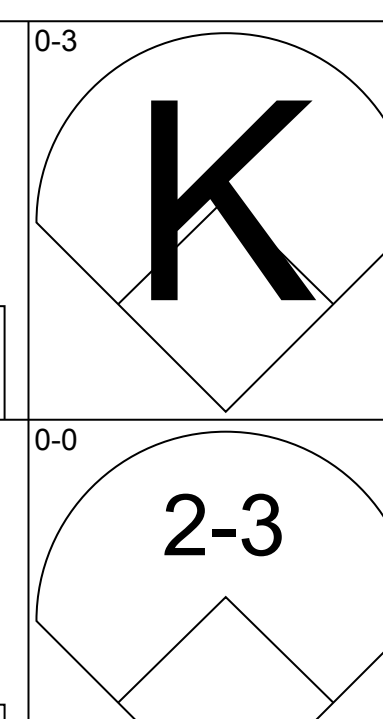
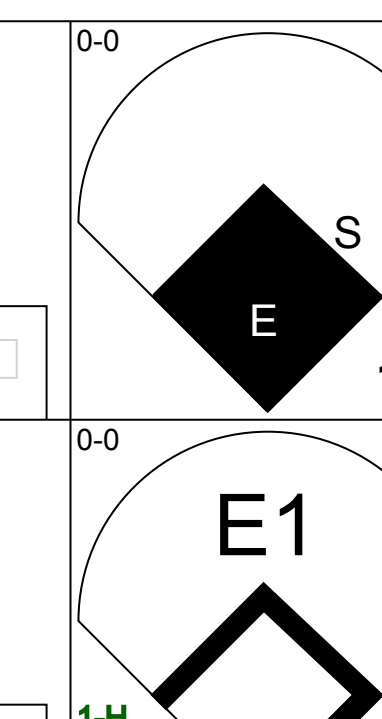
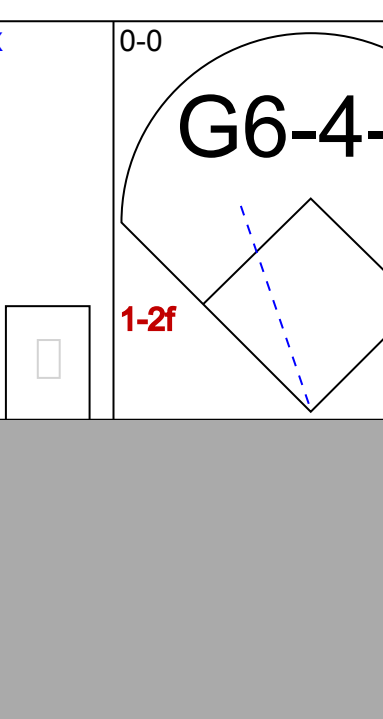
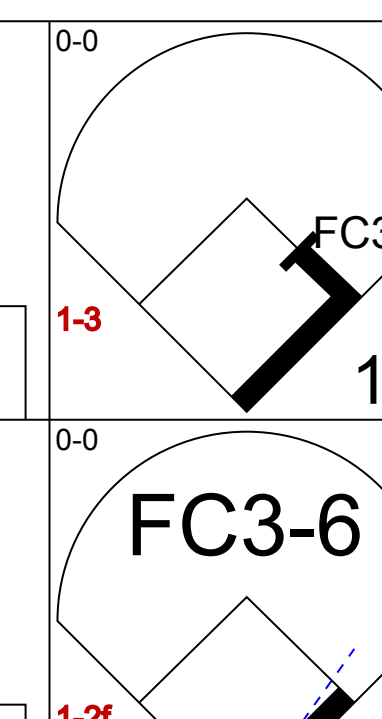
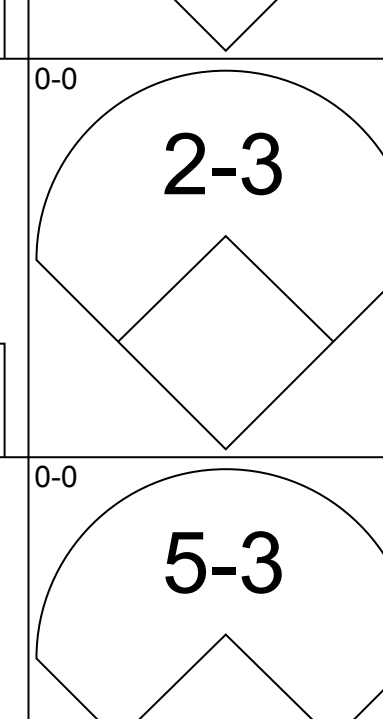
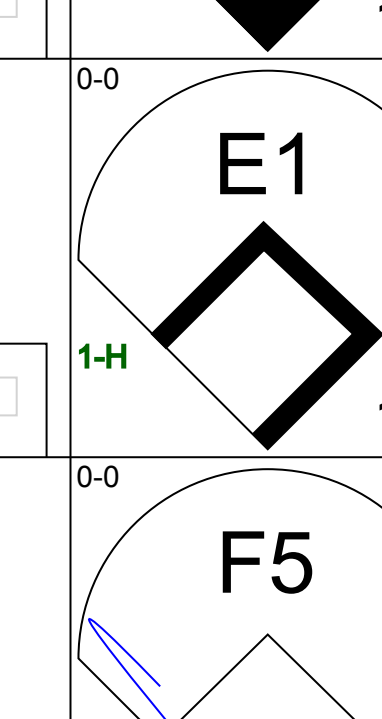
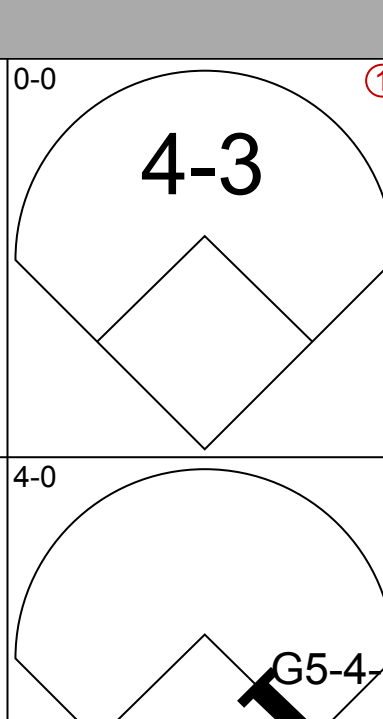
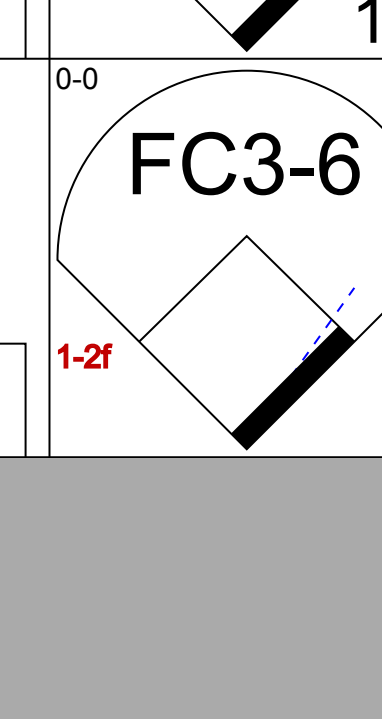
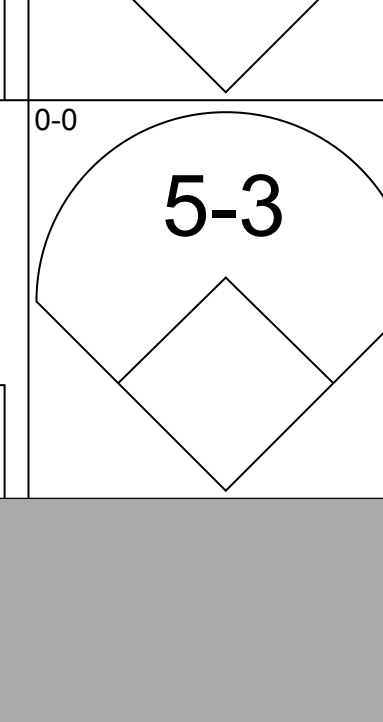
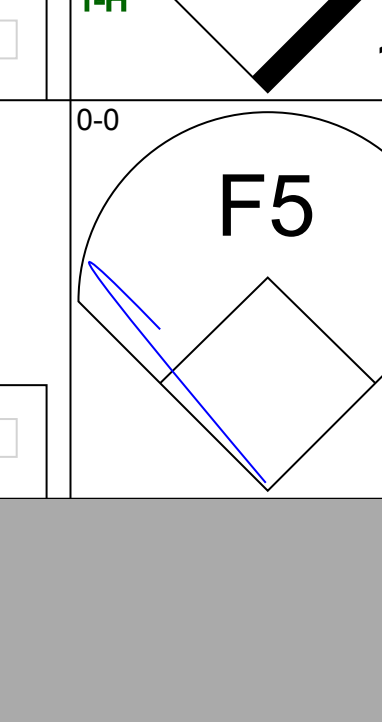
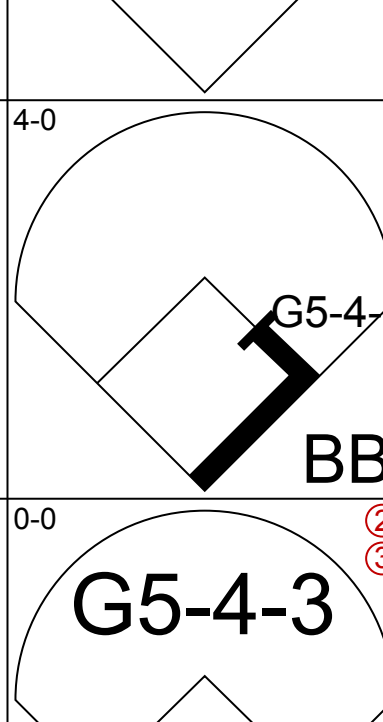
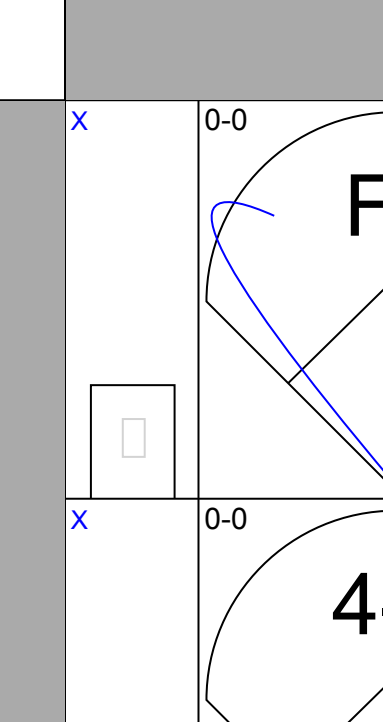
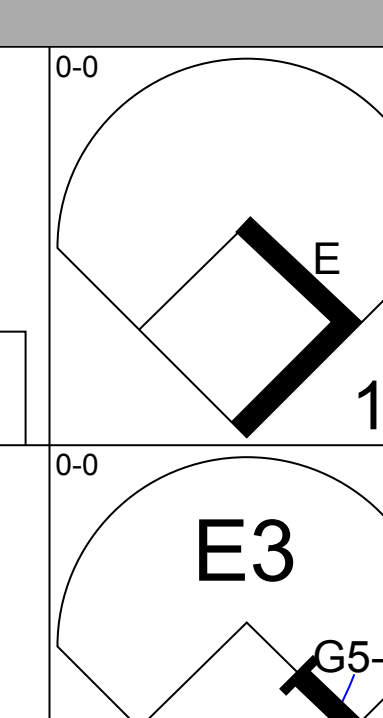
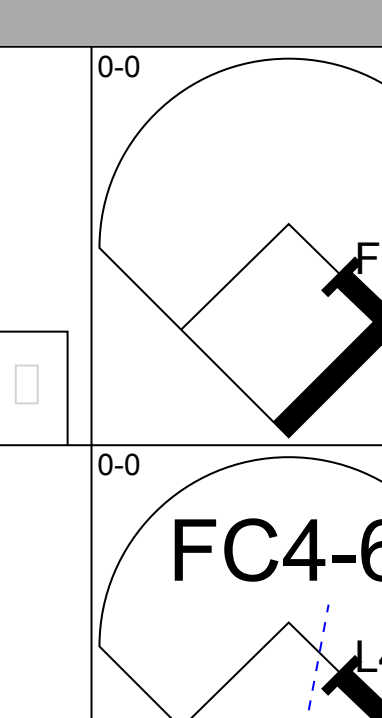
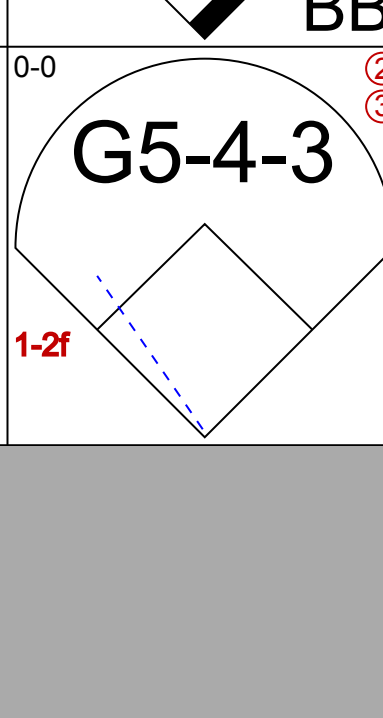
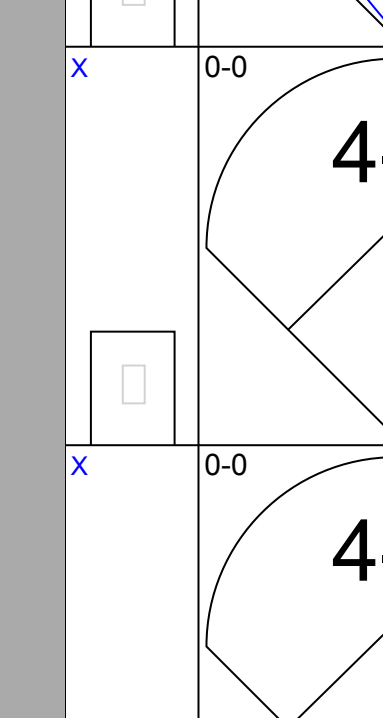
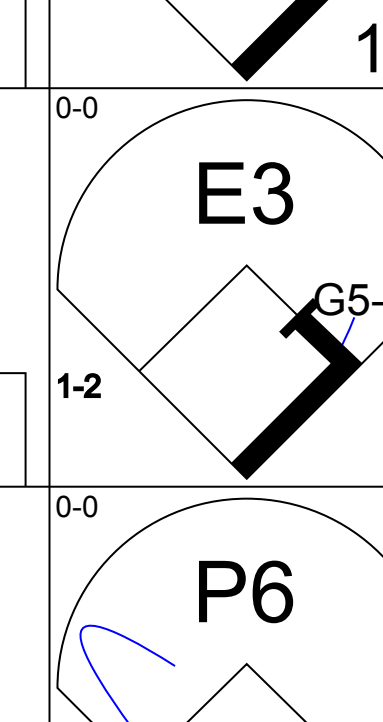
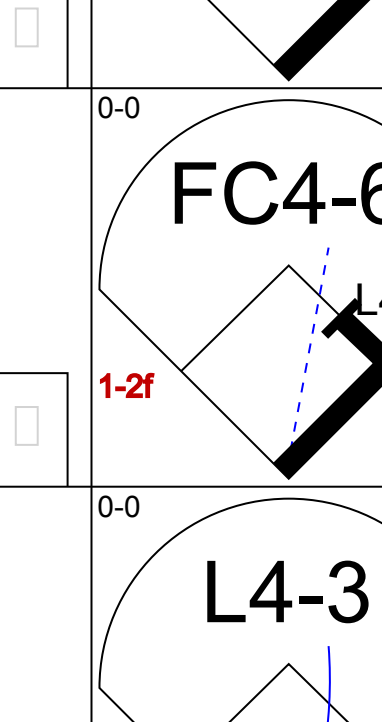
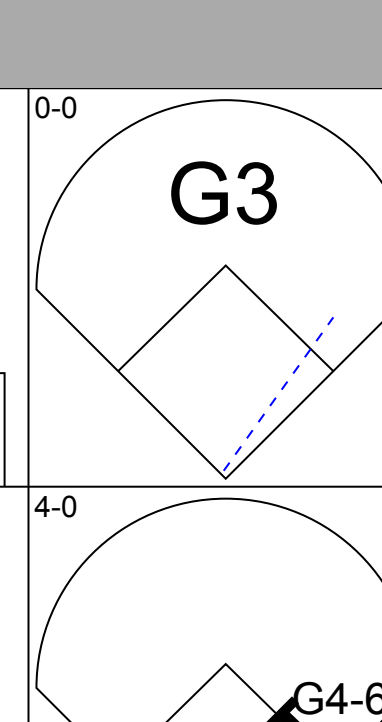
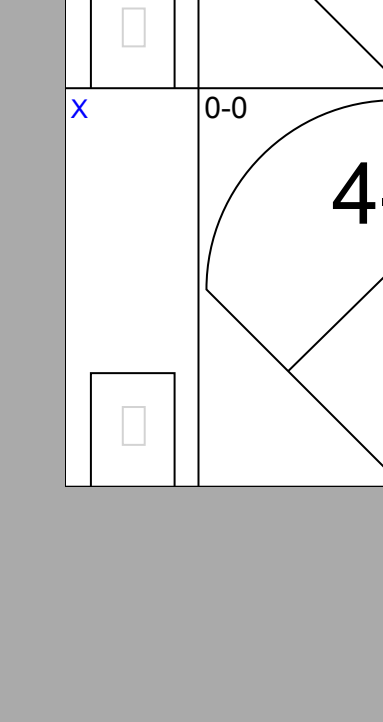
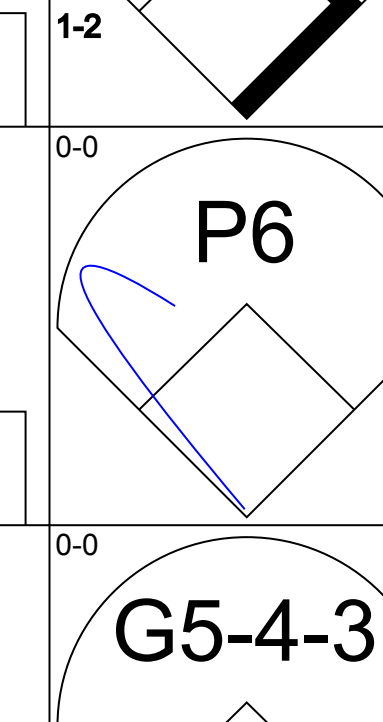
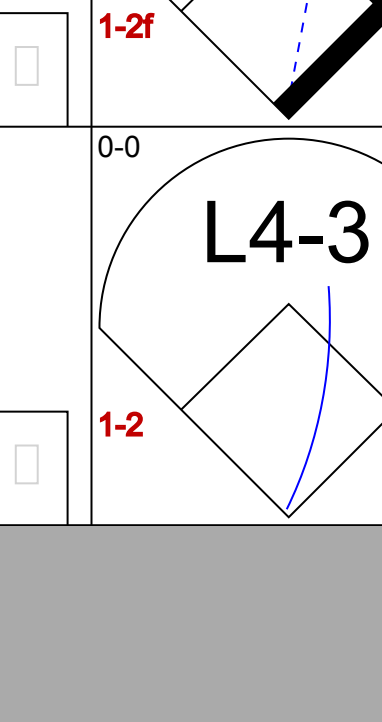
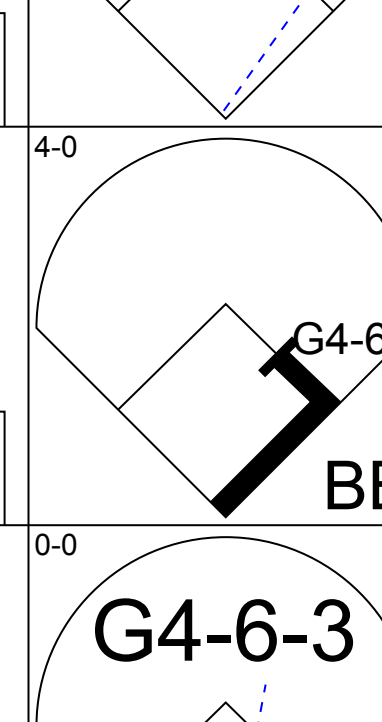
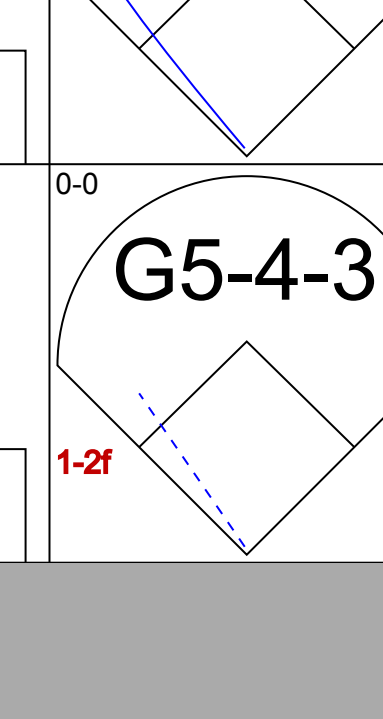
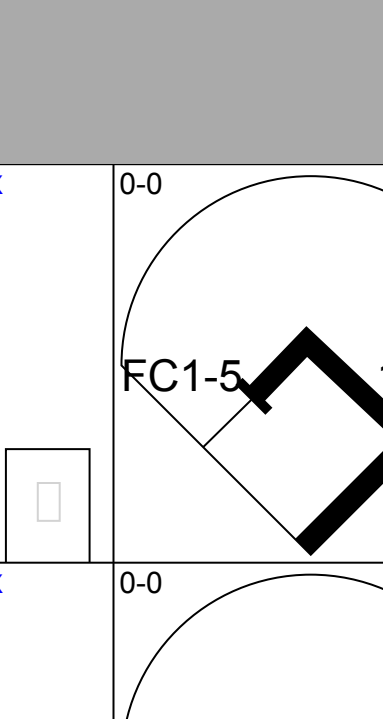
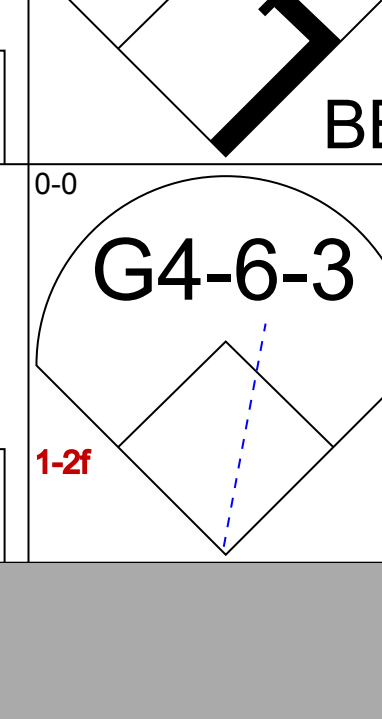
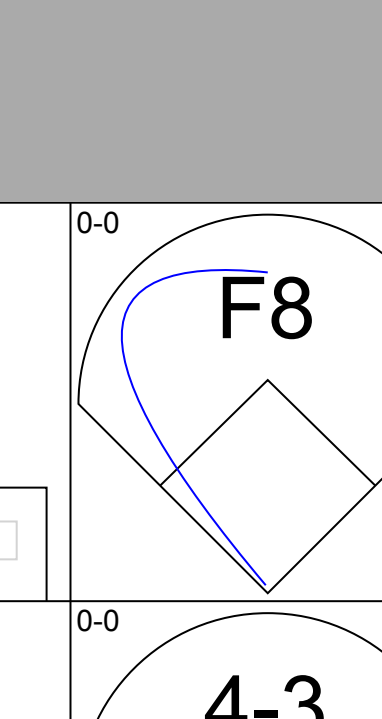
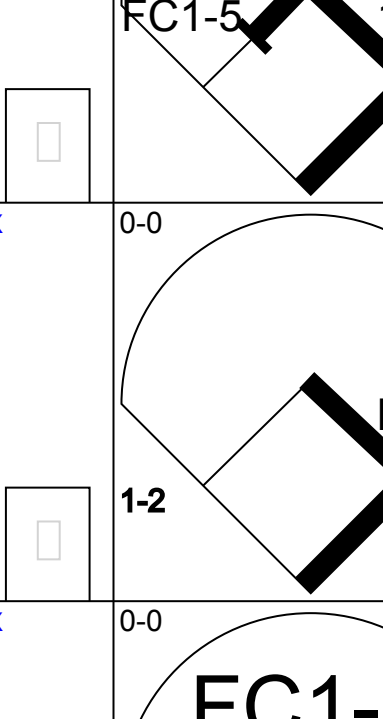
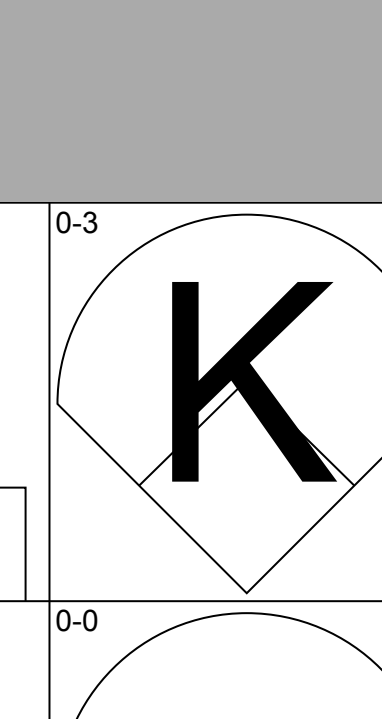
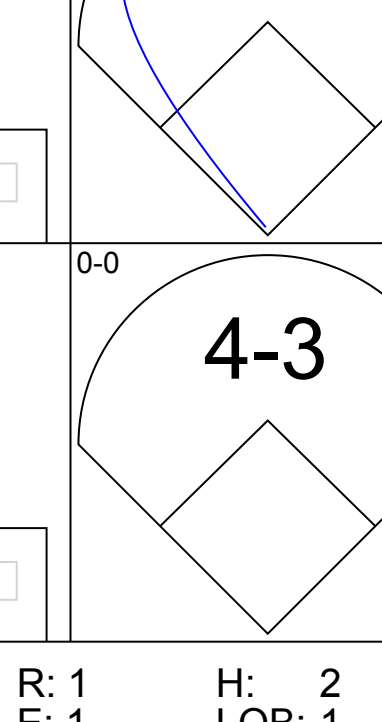
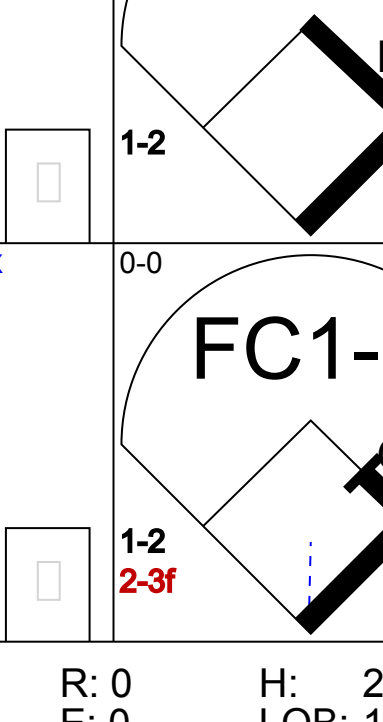
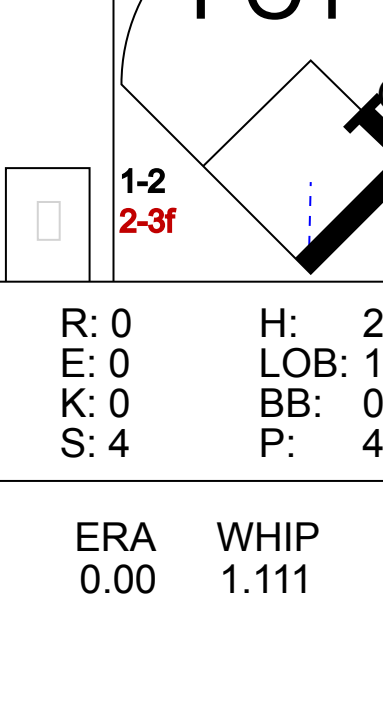
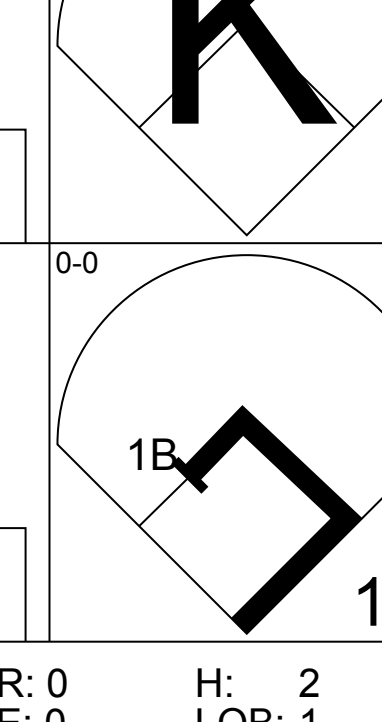
Batter	1	2	3	4	5	6	7	8	9	AB	R	H	RBI	BB	SO	LOB	BOTTOM					
<b>Sandy Alomar Sr., S</b> OBP: 0.259, SLG: 0.253 (1, 4)	F8	4-3															4 0 0 0 0 0 3					
<b>Alex Johnson, R</b> OBP: 0.289, SLG: 0.287 (1, 7)	F8		K														4 0 1 0 0 1 0					
<b>Tony Conigliaro, R</b> OBP: 0.315, SLG: 0.376 (1, 9)	F2		K														3 0 0 0 1 2 0					
<b>Roger Repoz, L</b> OBP: 0.457, SLG: 0.475 (1, 8)			K	K													4 0 0 0 0 4 2					
<b>Ken McMullen, R</b> OBP: 0.324, SLG: 0.417 (1, 5)																	4 1 1 0 0 0 2					
<b>John Stephenson, L</b> OBP: 0.446, SLG: 0.565 <b>Giraldo Ruiz, S</b> OBP: 0.375, SLG: 0.286 (9, FR)																	4 1 2 1 0 2 2 0 0 0 0 0 0 0					
<b>Jim Spencer, L</b> OBP: 0.241, SLG: 0.308 <b>Billy Cowan, R</b> OBP: 0.286, SLG: 0.231 (9, PH)																	3 0 0 0 0 2 1 1 0 0 0 0 1 2					
<b>Syd O'Brien, R</b> OBP: 0.299, SLG: 0.466 <b>Ken Berry, R</b> OBP: 0.237, SLG: 0.291 (9, PH)																	3 0 1 0 0 0 0 1 0 0 0 0 1 2					
<b>Rudy May, L</b> OBP: 0.250, SLG: 0.250 <b>Jim Fregosi, R</b> OBP: 0.318, SLG: 0.321 (9, PH)																	3 0 2 1 0 1 0 1 0 0 0 0 1 2					
<b>Inning Stats</b>	R: 0 E: 0 K: 0 S: 3	H: 0 LOB: 0 BB: 0 P: 3	R: 2 E: 1 K: 2 S: 11	H: 3 LOB: 2 BB: 0 P: 11	R: 0 E: 0 K: 3 S: 9	H: 0 LOB: 0 BB: 0 P: 9	R: 0 E: 0 K: 1 S: 5	H: 0 LOB: 0 BB: 0 P: 5	R: 0 E: 0 K: 1 S: 5	H: 0 LOB: 0 BB: 0 P: 5	R: 0 E: 0 K: 2 S: 8	H: 1 LOB: 2 BB: 1 P: 12	R: 0 E: 0 K: 1 S: 6	H: 1 LOB: 1 BB: 0 P: 6	R: 0 E: 0 K: 2 S: 7	H: 0 LOB: 0 BB: 0 P: 7	R: 0 E: 0 K: 3 S: 11	H: 2 LOB: 2 BB: 0 P: 11	1B: 6 2B: 1 3B: 0 HR: 0	SF: 0 SAC: 0 DP: 0 HBP: 0	WP: 0 PB: 0 CS: 0	PA: 36
<b>PITCHER</b> <b>Bert Blyleven, R</b> ERA: 2.01 <b>Tom Hall, L</b> ERA: 3.96 (9, 1)	IP: 8.0 WLS: W BF: 33 H: 7 R: 2 ER: 0 SO: 12 BB: 1 IBB: 0 HBP: 0 BLK: 0 WP: 0 HR: 0 S: 56 P: 60 ERA: 0.00 WHIP: 1.000															<b>PITCHER</b>						

Minnesota Twins @ California Angels  
 Anaheim Stadium, Anaheim, CA  
 Mon May 17 1971, 10:05 PM EDT  
 Alt: 6,903 - Unknown - 82 F

AB	35
R	2
H	7
RBI	2
BB	1
SO	15
LOB	16

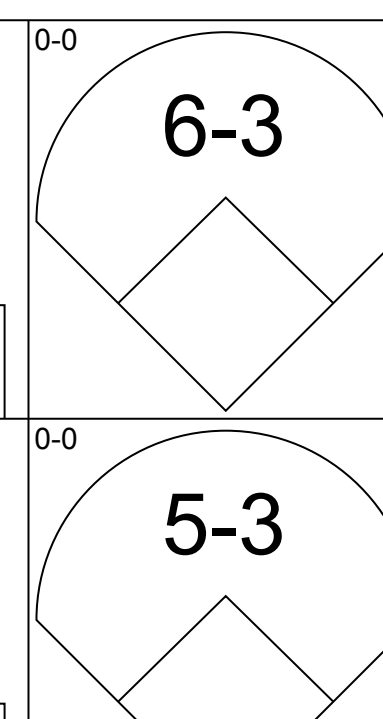
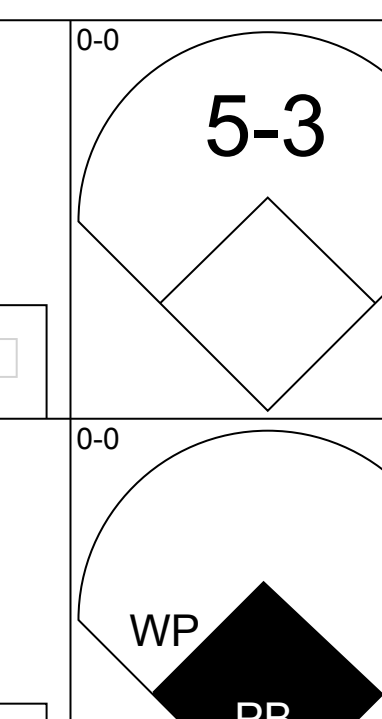
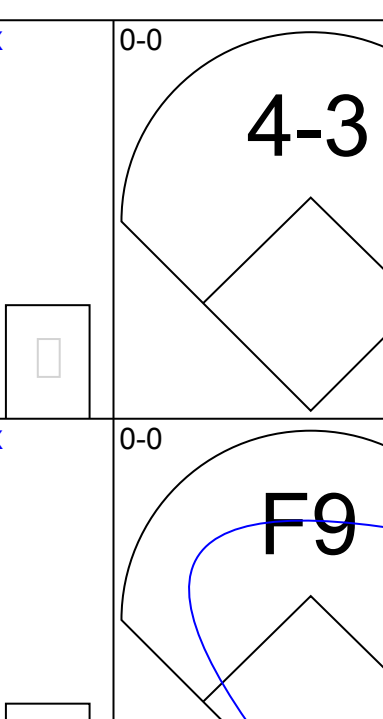
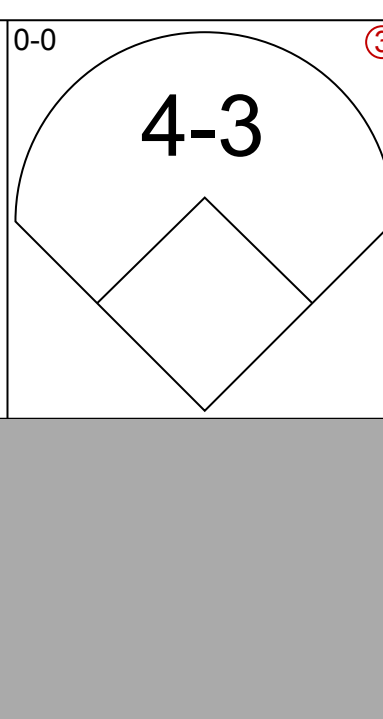
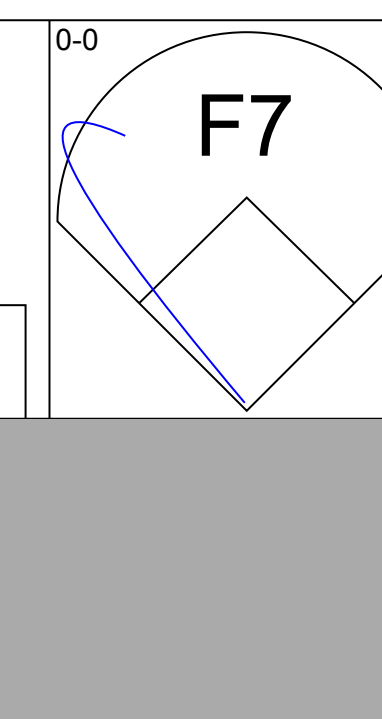
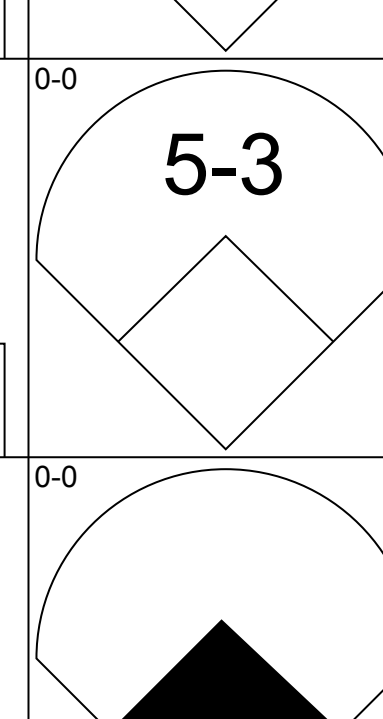
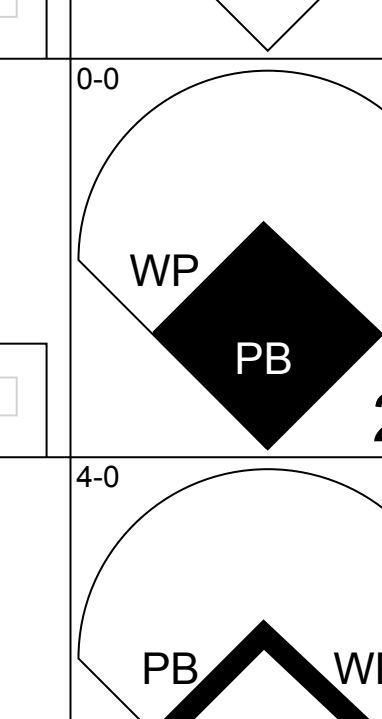
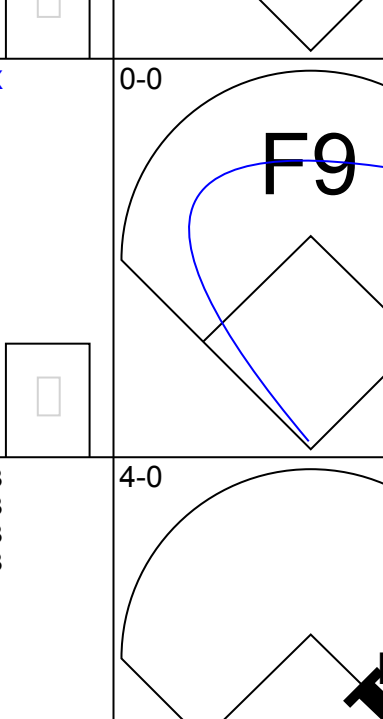
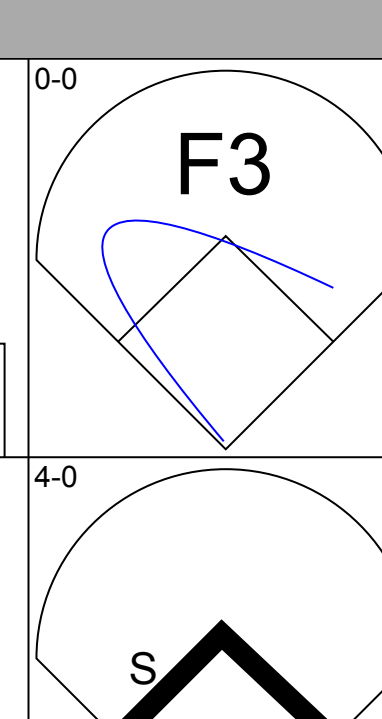
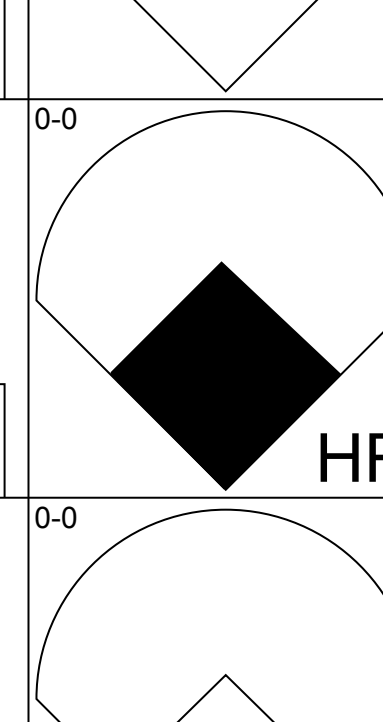
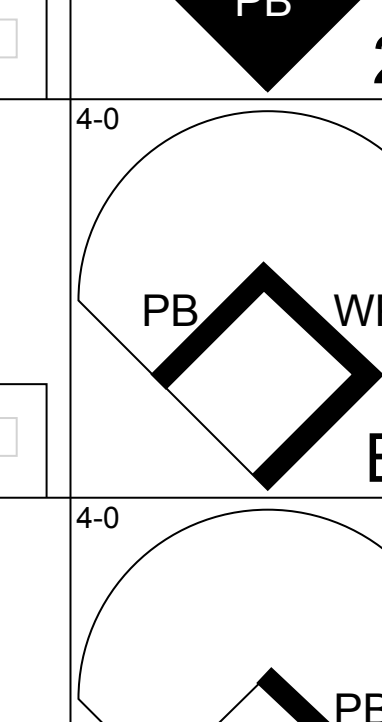
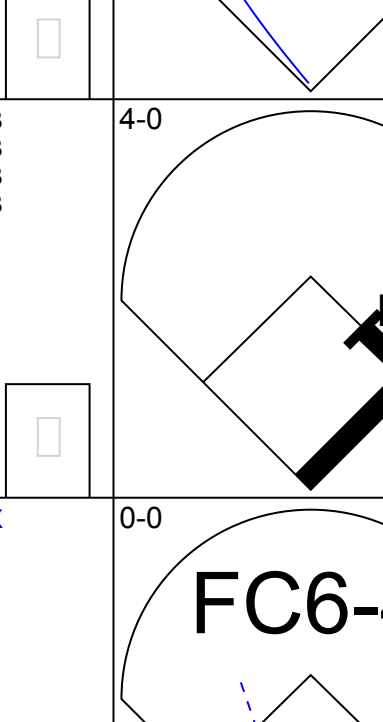
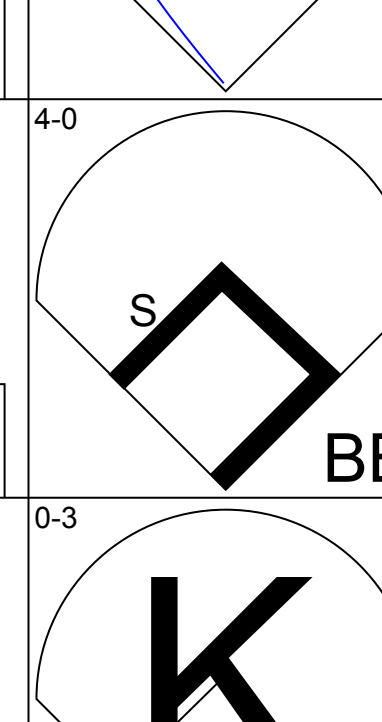
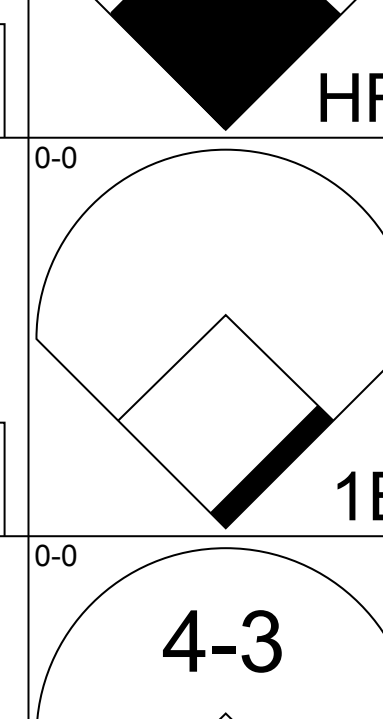
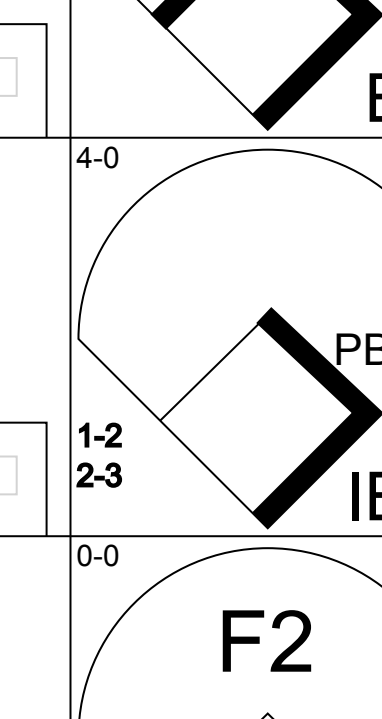
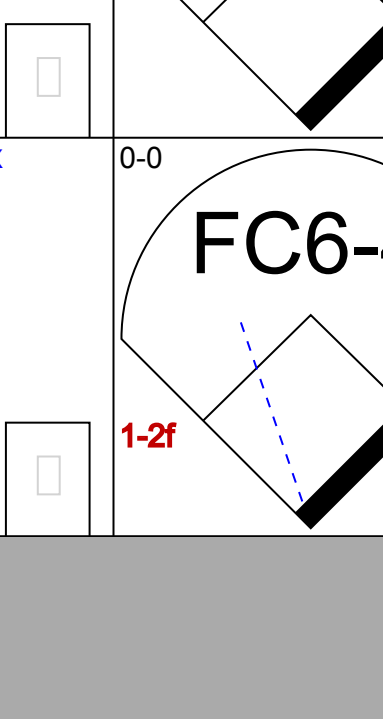
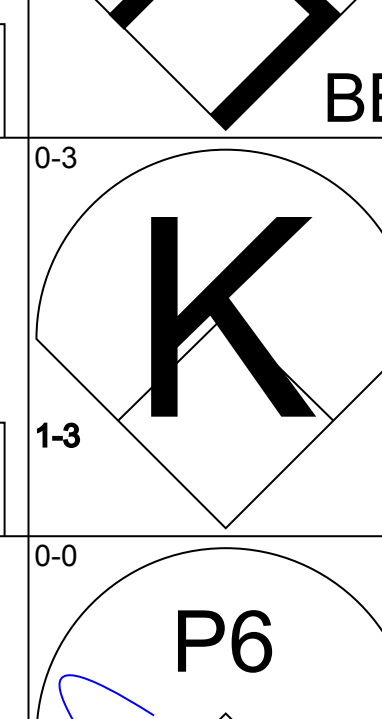
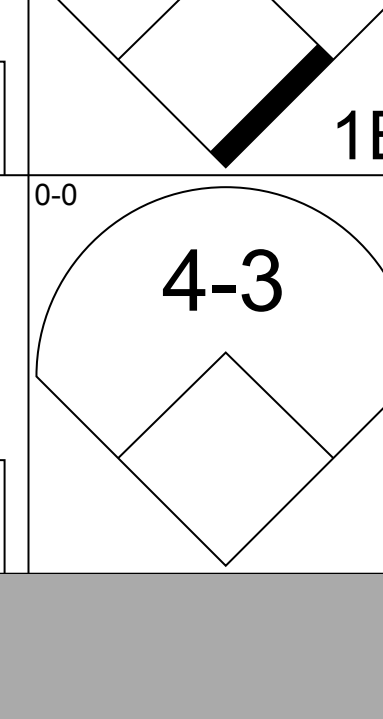
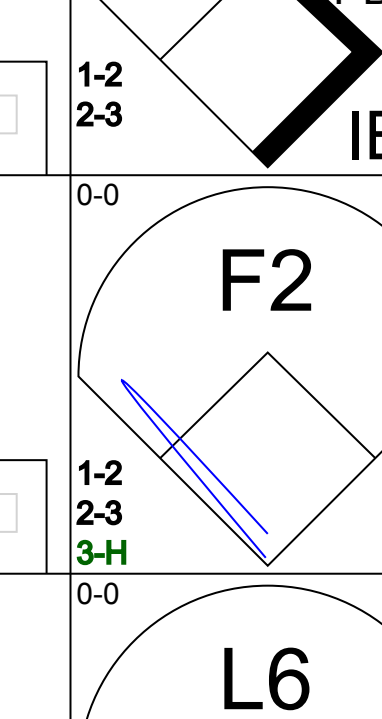

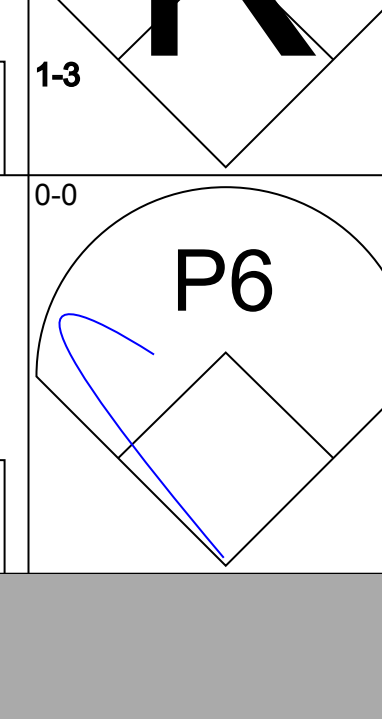
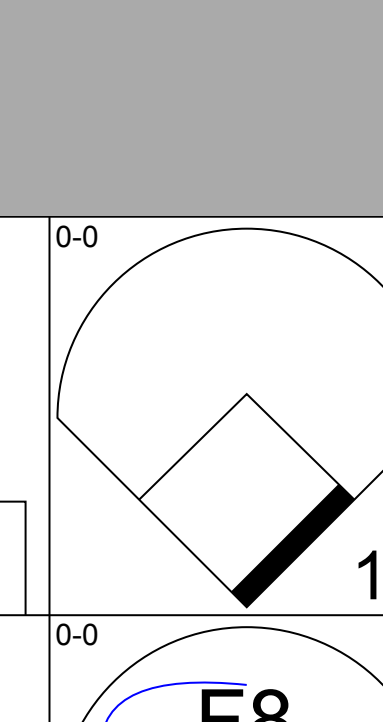
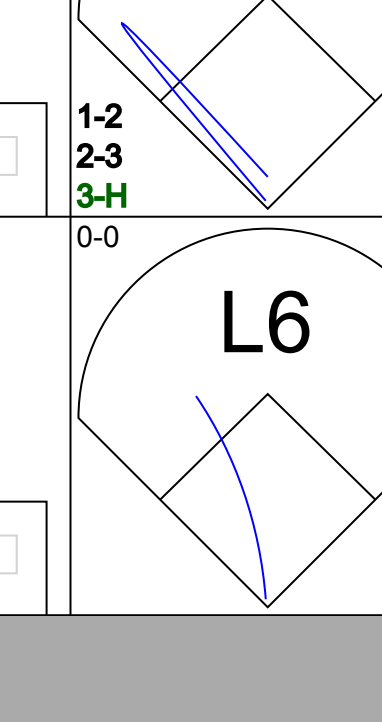

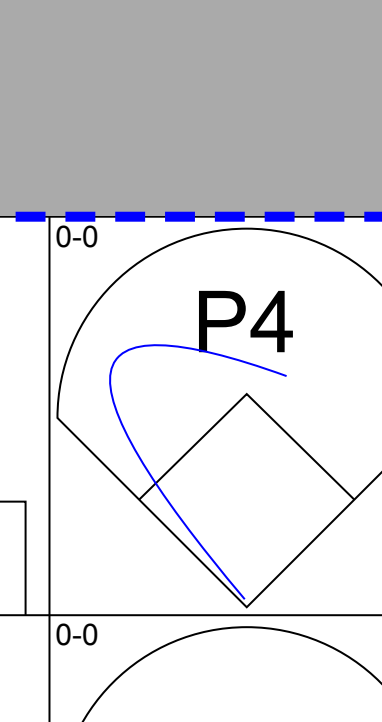
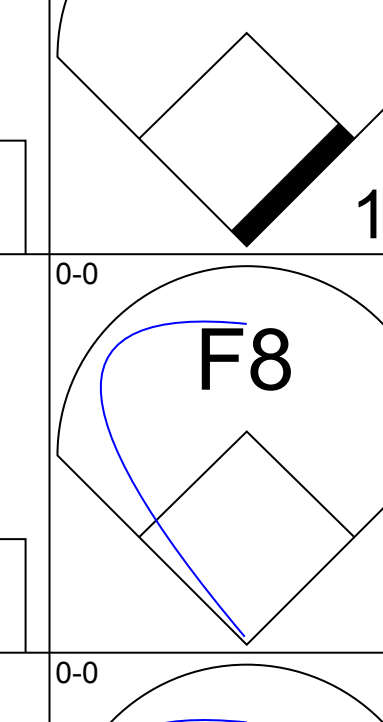
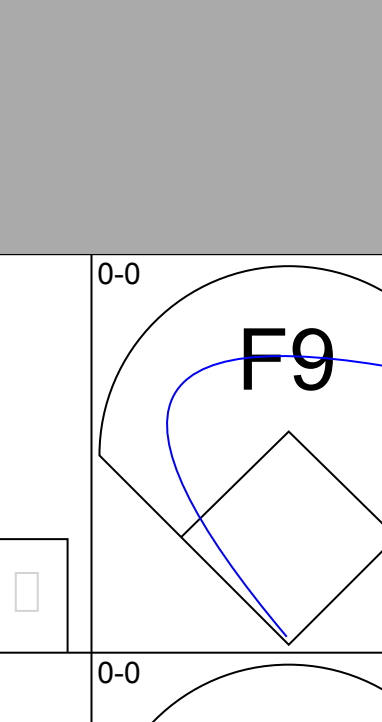
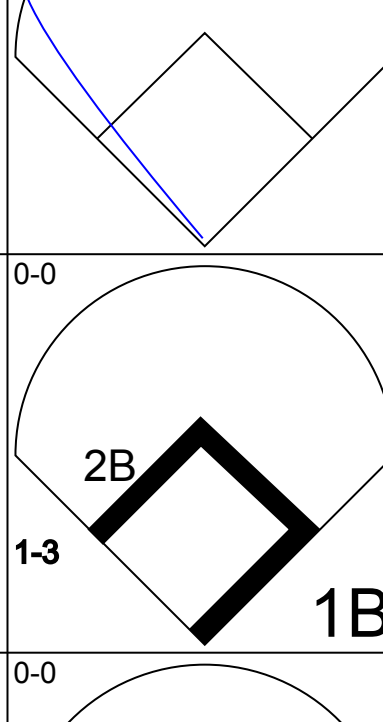
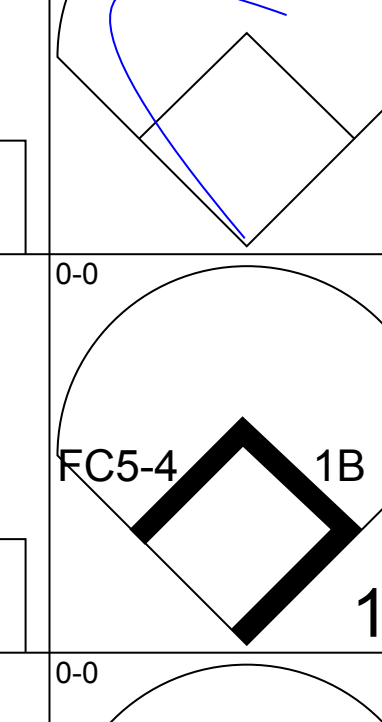
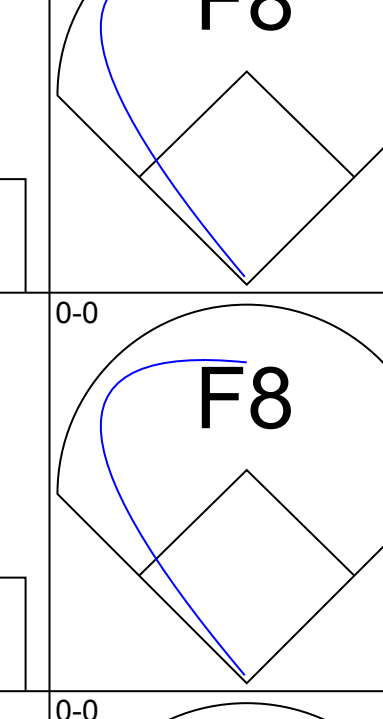
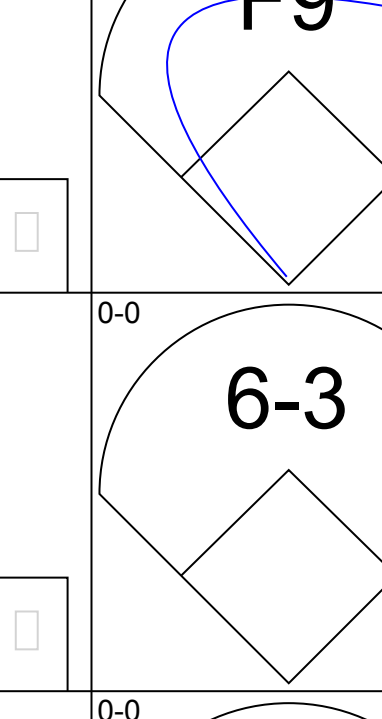
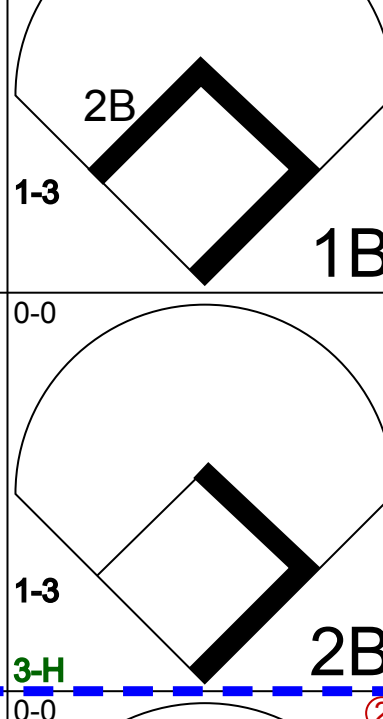
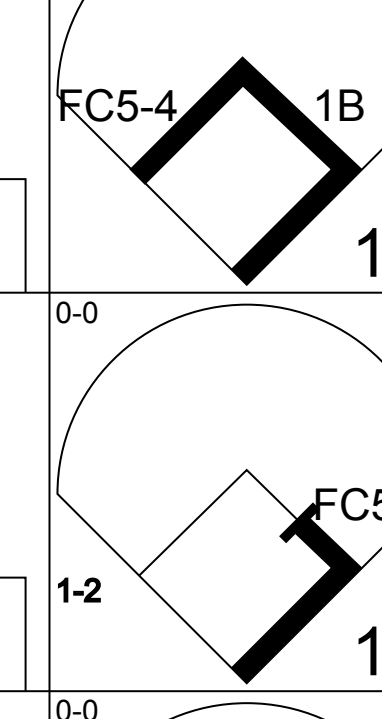

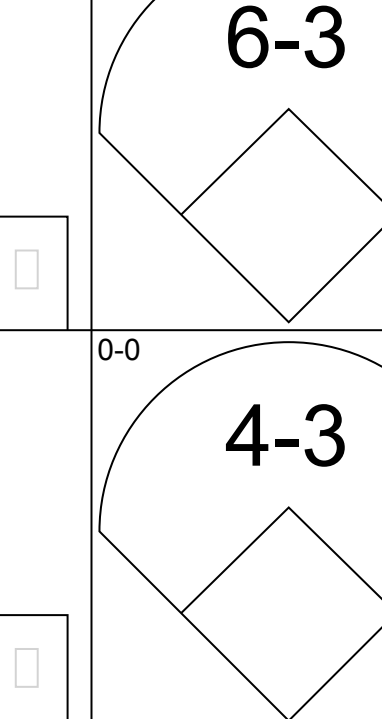
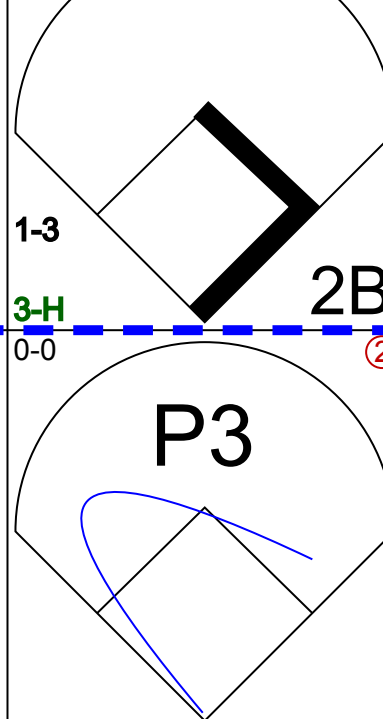
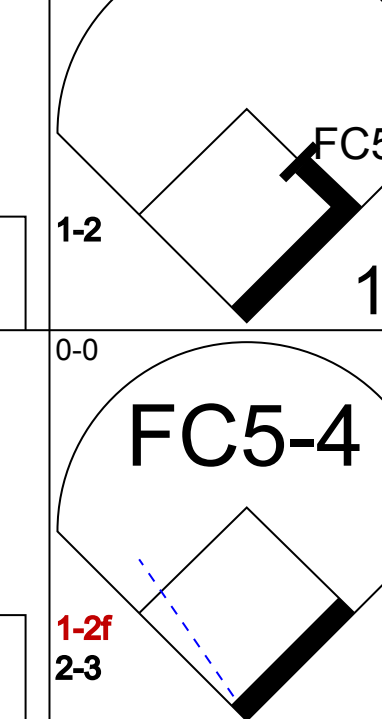




Batter	1	2	3	4	5	6	7	8	9	AB	R	H	RBI	BB	SO	LOB	TOP					
Cesar Tovar, R OBP: 0.390, SLG: 0.401 (1.7)										4	1	2	0	0	1	2	<b>Minnesota Twins @ California Angels</b> Anaheim Stadium, Anaheim, CA Tue May 18 1971, 10:05 PM EDT Att. 7,095 - Unknown - 79 F					
Rod Carew, L OBP: 0.299, SLG: 0.315 (1.4)										4	0	1	1	0	0	1						
Tony Oliva, L OBP: 0.430, SLG: 0.719 (1.9)										3	0	0	0	1	0	1						
Harmon Killebrew, R OBP: 0.420, SLG: 0.500 (1.3)										4	0	2	0	0	0	1						
Jim Holt, L OBP: 0.330, SLG: 0.436 (1.8)										4	0	0	0	0	0	2						
Steve Braun, L OBP: 0.455, SLG: 0.378 (1.5)										2	0	0	0	1	0	3						
Leo Cardenas, R OBP: 0.336, SLG: 0.392 (1.6)										3	0	1	0	0	0	3						
George Mitterwald, R OBP: 0.333, SLG: 0.318 (1.2)										3	0	1	0	0	1	0						
Jim Kaat, L OBP: 0.192, SLG: 0.269 (1.1)										2	0	0	0	0	0	2						
Stan Williams, R (6.1)										0	0	0	0	0	0	0						
Jim Nettles, L (8. PH) Ray Corbin, R (8.1)										1	0	1	0	0	0	0						
<b>Inning Stats</b>	R: 0 E: 0 K: 1 S: 5	H: 0 LOB: 0 BB: 0 P: 5	R: 0 E: 1 K: 0 S: 4	H: 1 LOB: 1 BB: 0 P: 4	R: 1 E: 1 K: 0 S: 5	H: 2 LOB: 1 BB: 0 P: 5	R: 0 E: 0 K: 0 S: 3	H: 1 LOB: 0 BB: 0 P: 3	R: 0 E: 0 K: 0 S: 4	H: 2 LOB: 1 BB: 0 P: 4	R: 0 E: 0 K: 0 S: 2	H: 0 LOB: 0 BB: 1 P: 6	R: 0 E: 0 K: 0 S: 2	H: 0 LOB: 0 BB: 1 P: 6	R: 0 E: 0 K: 1 S: 6	H: 2 LOB: 1 BB: 0 P: 6	R: 0 E: 0 K: 0 S: 3	H: 0 LOB: 0 BB: 0 P: 3	1B: 8 2B: 1 3B: 0 HR: 0	SF: 0 SAC: 0 DP: 5 HBP: 0	WP: 0 PB: 0 CS: 1	PA: 32
<b>PITCHER</b> Tom Murphy, R (1.1) ERA: 3.61	IP: 9.0 WLS: W BF: 32 H: 8 R: 1 ER: 0 SO: 2 BB: 2 IBB: 0 HBP: 0 BLK: 0 WP: 0 HR: 0 S: 34 P: 42 ERA: 0.00 WHIP: 1.111															<b>PITCHER</b>						

AB	30
R	1
H	8
RBI	1
BB	2
SO	2
LOB	15



Batter	1	2	3	4	5	6	7	8	9	AB	R	H	RBI	BB	SO	LOB	BOTTOM			
Sandy Alomar Sr., S (1.4)										5	0	0	0	0	0	4	<b>Minnesota Twins @ California Angels</b> Anaheim Stadium, Anaheim, CA Tue May 18 1971, 10:05 PM EDT Att. 7,095 - Unknown - 79 F			
Alex Johnson, R (1.7) Tony Gonzalez, L (8.7)										4	1	1	0	0	0	0				
Tony Conigliaro, R (1.9)										1	1	1	1	3	0	0				
Ken McMullen, R (1.5)										3	0	1	0	1	1	2				
Billy Cowan, R (1.3) Jim Spencer, L (7.3)										3	1	1	0	0	0	3				
Syd O'Brien, R (1.6)										4	0	1	0	0	0	3				
Jerry Moses, R (1.2)										4	0	2	0	0	0	1				
Ken Berry, R (1.8)										4	0	2	1	0	0	1				
Tom Murphy, R (1.1)										4	0	0	0	0	0	5				
<b>Inning Stats</b>	R: 1 E: 0 K: 0 S: 5	H: 2 LOB: 1 BB: 0 P: 5	R: 0 E: 0 K: 0 S: 4	H: 1 LOB: 1 BB: 0 P: 4	R: 1 E: 0 K: 0 S: 4	H: 1 LOB: 2 BB: 2 P: 12	R: 0 E: 0 K: 0 S: 3	H: 0 LOB: 0 BB: 0 P: 3	R: 0 E: 0 K: 0 S: 3	H: 0 LOB: 1 BB: 1 P: 7	R: 1 E: 0 K: 0 S: 6	H: 3 LOB: 2 BB: 0 P: 6	R: 0 E: 0 K: 1 S: 5	H: 0 LOB: 1 BB: 1 P: 9	R: 0 E: 0 K: 0 S: 5	H: 2 LOB: 2 BB: 0 P: 5		1B: 6 2B: 2 3B: 0 HR: 1	SF: 0 SAC: 0 DP: 0 HBP: 0	WP: 1 PB: 1 CS: 0
<b>PITCHER</b> Jim Kaat, L (1.1) Stan Williams, R (6.1) Ray Corbin, R (8.1)	IP: 5.1 WLS: L BF: 26 H: 7 R: 3 ER: 2 SO: 0 BB: 2 IBB: 1 HBP: 0 BLK: 0 WP: 1 HR: 1 S: 23 P: 35 ERA: 3.38 WHIP: 1.688															<b>PITCHER</b>				

AB	33
R	3
H	9
RBI	2
BB	4
SO	1
LOB	20





Batter	1	2	3	4	5	6	7	8	9	AB	R	H	RBI	BB	SO	LOB	TOP								
<b>Cesar Tovar, R</b> OBP: 0.394, SLG: 0.401 (1, 7) BB: 5, SO: 9	4-0 SH1-3 WP 4-3 BB	0-0 FC1-6			0-0 1B 1B	0-0 4-3		0-0 F2	0-0 1B	5	2	2	0	1	0	5	<b>Minnesota Twins @ California Angels</b> Anaheim Stadium, Anaheim, CA Wed May 19 1971, 10:05 PM EDT Att. 9,319 - Unknown - 76 F								
<b>Rod Carew, L</b> OBP: 0.271, SLG: 0.326 (1, 4) BB: 1, SO: 3	0-0 SH1-3		0-0 HR 1B		0-0 1B 1B	0-0 5-3		0-0 BB BB 1B	0-0 F7	5	3	3	1	0	0	2									
<b>Tony Oliva, L</b> OBP: 0.742, SLG: 0.742 (5, 7) BB: 3, SO: 7	0-0 4-3		0-0 HR		0-0 1B 1B		4-0 G3-6-3 BB	4-0 WP BB 1B		3	2	2	3	0	0	0									
<b>Rick Renick, R</b> OBP: 0.400, SLG: 0.368 (5, 7) BB: 3, SO: 7	0-0 4-3		0-0 HR		0-0 1B 1B		0-0 G3-6-3 BB	0-0 WP BB BB		0	0	0	1	2	0	0									
<b>Harmon Killebrew, R</b> OBP: 0.419, SLG: 0.493 (1, 3) BB: 4, SO: 3	0-0 P4		0-0 F8		0-0 1B 1B		0-0 FC5 SH5-4 1B	4-0 WP BB BB		4	0	1	3	1	1	1									
<b>Rich Reese, L</b> OBP: 0.248, SLG: 0.188 (8, PR) BB: 8, SO: 3	0-0 P4		0-0 F8		0-0 1B 1B		0-0 FC5 SH5-4 1B	4-0 WP BB BB		0	0	0	0	0	0	0									
<b>Steve Braun, L</b> OBP: 0.441, SLG: 0.354 (1, 5) BB: 3, SO: 1		4-0 1B BB	0-0 F9		0-0 SH5-4		0-0 G3-6-3	0-0 K		3	1	0	0	1	1	3									
<b>Jim Holt, L</b> OBP: 0.333, SLG: 0.438 (1, 8) BB: 2, SO: 0		0-0 1B BB	0-0 4-3		4-0 FC5 IBB		0-0 1-3	0-3 K		2	0	1	0	0	0	0									
<b>Brant Aleya, R</b> OBP: 0.341, SLG: 0.373 (5, PH) BB: 1, SO: 0		0-0 1B 1B	0-0 4-3		4-0 FC5 IBB		0-0 1-3	0-3 K		0	0	0	0	1	0	0									
<b>Jim Nettles, L</b> OBP: 0.250, SLG: 0.250 (5, PR) BB: 2, SO: 8		0-0 1B 1B	0-0 4-3		4-0 FC5 IBB		0-0 1-3	0-3 K		2	0	0	0	0	1	0									
<b>Leo Cardenas, R</b> OBP: 0.344, SLG: 0.422 (1, 6) BB: 2, SO: 2		0-0 FC1-6 1B	0-0 4-3		0-0 FC5		0-0 SH 1B 2B	0-0 1B 3B		5	2	3	2	0	0	2									
<b>George Mitterwald, R</b> OBP: 0.327, SLG: 0.304 (1, 2) BB: 4, SO: 1		0-0 F8	0-0 6-3		0-0 K		4-0 1B SH IBB	0-0 F3		4	1	0	0	1	1	5									
<b>Jim Perry, S</b> OBP: 0.360, SLG: 0.273 (1, 1) BB: 1, SO: 2		0-3 K	0-0 F9		0-0 F9		0-0 SH BB 1B	0-0 1B		1	0	0	0	0	1	2									
<b>Jim Strickland, L</b> OBP: 0.273, SLG: 0.211 (3, 1) BB: 1, SO: 1		0-0 K	0-0 F9		0-0 F9		0-0 SH BB 1B	0-0 1B		1	0	0	0	0	0	0									
<b>Danny Thompson, R</b> OBP: 0.412, SLG: 0.438 (6, 1) BB: 1, SO: 0		0-0 K	0-0 F9		0-0 F9		0-0 SH BB 1B	0-0 1B		1	1	1	1	0	0	0									
<b>Inning Stats</b>	R: 1 E: 0 K: 0 S: 3	H: 0 LOB: 0 BB: 1 P: 7	R: 1 E: 0 K: 1 S: 7	H: 2 LOB: 2 BB: 1 P: 11	R: 2 E: 0 K: 0 S: 5	H: 2 LOB: 0 BB: 0 P: 5	R: 0 E: 0 K: 0 S: 3	H: 0 LOB: 0 BB: 0 P: 3	R: 3 E: 0 K: 1 S: 9	H: 4 LOB: 2 BB: 1 P: 13	R: 0 E: 0 K: 1 S: 5	H: 0 LOB: 0 BB: 0 P: 5	R: 0 E: 0 K: 1 S: 4	H: 0 LOB: 0 BB: 1 P: 8	R: 4 E: 1 K: 1 S: 8	H: 2 LOB: 3 BB: 3 P: 20	R: 1 E: 0 K: 1 S: 8	H: 3 LOB: 2 BB: 0 P: 8	1B: 10 2B: 1 3B: 1 HR: 1	SF: 0 SAC: 3 DP: 1 HBP: 0	WP: 2 PB: 0 CS: 0	PA: 47			
<b>PITCHER</b>	IP	WLS	BF	H	R	ER	SO	BB	IBB	HBP	BLK	WP	HR	S	P	ERA	WHIP								
<b>Andy Messersmith, R</b> ERA: 3.36 (1, 1)	4.0	L	22	8	7	7	1	2	0	0	0	1	1	22	30	15.75	2.500								
<b>Dave LaRoche, L</b> ERA: 0.56 (5, 1)	2.0		7	0	0	0	2	0	1	0	0	0	0	10	14	0.00	0.000								
<b>Eddie Fisher, R</b> ERA: 2.22 (7, 1)	1.2		11	2	4	0	1	3	1	0	0	0	0	9	25	0.00	3.000								
<b>Jim Maloney, R</b> ERA: 4.76 (8, 1)	1.1		7	3	1	1	2	0	0	0	0	1	0	11	11	6.75	2.250								

Batter	1	2	3	4	5	6	7	8	9	AB	R	H	RBI	BB	SO	LOB	BOTTOM								
<b>Sandy Alomar Sr., S</b> OBP: 0.250, SLG: 0.246 (1, 4) BB: 6, SO: 6	0-0 S E 1B	0-0 SF7	0-0 FC5			0-0 6-3			0-0 P4	4	1	1	1	0	0	2	<b>Minnesota Twins @ California Angels</b> Anaheim Stadium, Anaheim, CA Wed May 19 1971, 10:05 PM EDT Att. 9,319 - Unknown - 76 F								
<b>Alex Johnson, R</b> OBP: 0.281, SLG: 0.283 (1, 7) BB: 5, SO: 2	0-3 K	0-0 F4		0-3 K2-3		0-0 F8			0-0 6-3	5	0	0	0	0	2	2									
<b>Tony Conigliaro, R</b> OBP: 0.341, SLG: 0.410 (1, 9) BB: 2, SO: 1	0-0 E9 1B	0-0 BB 1B		0-3 K		0-0 F7				4	1	2	2	0	1	0									
<b>John Stephenson, L</b> OBP: 0.462, SLG: 0.563 (1, 2) BB: 2, SO: 1	0-0 1B WP 1B	4-0 PO BB		0-3 K		0-3 K				2	1	1	1	1	1	0									
<b>Jerry Moses, R</b> OBP: 0.256, SLG: 0.381 (7, 2) BB: 3, SO: 1	0-0 1B WP 1B	0-0 PO BB		0-3 K		0-3 K				1	0	0	0	0	1	0									
<b>Ken McMullen, R</b> OBP: 0.327, SLG: 0.410 (1, 5) BB: 1, SO: 4	0-0 WP 1B	0-0 PO	0-0 6-3		0-3 K		0-3 K			4	0	1	0	0	2	0									
<b>Roger Repoz, L</b> OBP: 0.447, SLG: 0.492 (1, 3) BB: 4, SO: 1	0-3 K		0-0 1B 3B		0-0 P4		0-3 K			4	1	1	0	0	2	1									
<b>Syd O'Brien, R</b> OBP: 0.301, SLG: 0.456 (1, 6) BB: 2, SO: 1	0-0 6-3		0-0 FC5 BB 1B		0-0 FC5-4 1B		0-0 F3			2	0	1	1	0	0	1									
<b>Giraldo Ruiz, S</b> OBP: 0.400, SLG: 0.333 (6, 4) BB: 2, SO: 0	0-0 6-3		0-0 FC5 BB 1B		0-0 FC5-4 1B		0-0 F3			2	0	1	0	0	0	0									
<b>Ken Berry, R</b> OBP: 0.238, SLG: 0.298 (1, 8) BB: 4, SO: 1		0-0 E5 SH SF7	0-0 P4		0-0 FC5-4		0-3 K			4	1	0	0	0	1	2									
<b>Andy Messersmith, R</b> ERA: 0.96, SLG: 0.263 (5, 1) BB: 1, SO: 0		0-0 SH SF7	4-0 1B		0-3 K		0-3 K			0	1	0	0	1	0	0									
<b>Dave LaRoche, L</b> ERA: 0.333, SLG: 0.333 (5, PH) BB: 1, SO: 0		0-0 SH SF7	4-0 1B		0-3 K		0-3 K			0	0	0	0	0	0	0									
<b>Clyde Wright, L</b> OBP: 0.120, SLG: 0.083 (7, 1) BB: 0, SO: 1		0-0 SH SF7	4-0 1B		0-3 K		0-3 K			0	0	0	0	0	0	0									
<b>Eddie Fisher, R</b> (7, 1) BB: 0, SO: 1		0-0 SH SF7	4-0 1B		0-3 K		0-3 K			0	0	0	0	0	0	0									
<b>Jim Maloney, L</b> (8, 1) BB: 0, SO: 1		0-0 SH SF7	4-0 1B		0-3 K		0-3 K			0	0	0	0	0	0	0									
<b>Jim Spencer, L</b> OBP: 0.236, SLG: 0.303 (8, PH) BB: 1, SO: 0		0-0 SH SF7	4-0 1B		0-3 K		0-3 K			1	0	0	0	0	1	0									
<b>Inning Stats</b>	R: 3 E: 1 K: 2 S: 11	H: 4 LOB: 1 BB: 0 P: 11	R: 2 E: 1 K: 0 S: 5	H: 1 LOB: 1 BB: 1 P: 9	R: 1 E: 0 K: 0 S: 5	H: 2 LOB: 2 BB: 1 P: 9	R: 0 E: 0 K: 3 S: 9	H: 0 LOB: 0 BB: 0 P: 9	R: 0 E: 0 K: 1 S: 6	H: 1 LOB: 1 BB: 0 P: 6	R: 0 E: 0 K: 1 S: 5	H: 0 LOB: 0 BB: 0 P: 5	R: 0 E: 0 K: 2 S: 7	H: 0 LOB: 0 BB: 0 P: 7	R: 0 E: 0 K: 2 S: 7	H: 0 LOB: 0 BB: 0 P: 7	R: 0 E: 0 K: 1 S: 5	H: 0 LOB: 0 BB: 0 P: 5	1B: 7 2B: 0 3B: 1 HR: 0	SF: 1 SAC: 1 DP: 0 HBP: 0	WP: 1 PB: 0 CS: 0	PA: 39			
<b>PITCHER</b>	IP	WLS	BF	H	R	ER	SO	BB	IBB	HBP	BLK	WP	HR	S	P	ERA	WHIP								
<b>Jim Perry, R</b> ERA: 4.29 (1, 1)	2.2		18	7	6	4	2	2	0	0	0	0	0	20	28	13.50	3.375								
<b>Jim Strickland, L</b> ERA: (3, 1)	2.1	W	8	1	0	0	4	0	0	0	0	0	0	16	16	0.00	0.429								
<b>Tom Hall, L</b> ERA: 3.55 (6, 1)	4.0	S	12	0	0	0	6	0	0	0	0	0	0	24	24	0.00	0.000								



Batter	1	2	3	4	5	6	7	8	9	AB	R	H	RBI	BB	SO	LOB	TOP					
Cesar Tovar, R OBP: 0.385, SLG: 0.391 (7, 7)	6-3		P3		K			E3		4	0	0	0	0	1	1						
Rod Carew, L OBP: 0.284, SLG: 0.317 (1, 4)	6-3		K			K		K		4	0	0	0	0	3	1						
Harmon Killebrew, R OBP: 0.415, SLG: 0.486 (1, 3)	WP 1B 1B			P6		P4		F8		4	0	1	0	0	0	0						
Tony Oliva, L OBP: 0.430, SLG: 0.727 (1, 9)	WP 1-2 1B			1-6-3		4-3		F8		4	0	1	0	0	0	0						
Leo Cardenas, R OBP: 0.348, SLG: 0.424 (1, 6)	F9 1-2 2-3							6-3		4	0	2	0	0	0	2						
Brant Aylva, R OBP: 0.329, SLG: 0.357 (1, 7)																						
Jim Holt, L OBP: 0.330, SLG: 0.433 (7, 8)			K		K			6-3		3	0	0	0	0	2	1						
Steve Braun, L OBP: 0.435, SLG: 0.353 (1, 5)			F9					1-3		3	0	1	0	0	0	0						
George Mitterwald, R OBP: 0.318, SLG: 0.295 (1, 2)			P3					1-3		3	0	0	0	0	0	1						
Pete Hamm, R (1, 1)										2	0	0	0	0	1	1						
Rick Renick, R OBP: 0.395, SLG: 0.350 (8, PH)								4-3		1	0	0	0	0	0	0						
Ray Corbin, R OBP: 0.200, SLG: 0.200 (8, 1)										0	0	0	0	0	0	0						
<b>Inning Stats</b>	R: 0 E: 0 K: 0 S: 5	H: 2 LOB: 2 BB: 0 P: 5	R: 0 E: 0 K: 1 S: 5	H: 0 LOB: 0 BB: 0 P: 5	R: 0 E: 0 K: 1 S: 5	H: 0 LOB: 0 BB: 0 P: 5	R: 0 E: 0 K: 1 S: 6	H: 1 LOB: 1 BB: 0 P: 6	R: 0 E: 0 K: 1 S: 8	H: 1 LOB: 1 BB: 0 P: 8	R: 0 E: 0 K: 1 S: 5	H: 0 LOB: 0 BB: 0 P: 5	R: 0 E: 0 K: 0 S: 3	H: 0 LOB: 0 BB: 0 P: 3	R: 1 E: 1 K: 1 S: 6	H: 0 LOB: 1 BB: 0 P: 6	R: 0 E: 0 K: 0 S: 4	H: 1 LOB: 1 BB: 0 P: 4	1B: 5 2B: 0 3B: 0 HR: 0	SF: 0 SAC: 0 DP: 0 HBP: 0	WP: 1 PB: 0 CS: 0	PA: 33
<b>PITCHER</b> Clyde Wright, L ERA: 2.7 (1, 1)	IP: 9.0 WLS: W BF: 33 H: 5 R: 0 ER: 0 SO: 7 BB: 0 IBB: 0 HBP: 0 BLK: 0 WP: 1 HR: 0 S: 47 P: 47 ERA: 0.00 WHIP: 0.556															<b>PITCHER</b>						

Minnesota Twins @ California Angels  
Anaheim Stadium, Anaheim, CA  
Thu May 20 1971, 10:05 PM EDT  
Att. 7,525 - Unknown - 66 F

AB	33
R	0
H	5
RBI	0
BB	0
SO	7
LOB	8



Batter	1	2	3	4	5	6	7	8	9	AB	R	H	RBI	BB	SO	LOB	BOTTOM	
Sandy Alomar Sr., S OBP: 0.250, SLG: 0.246 (1, 6)	2-3		3-1			F8		SH1-3 1B		4	1	1	0	0	0	1		
Alex Johnson, R OBP: 0.288, SLG: 0.281 (1, 7)	4-3		FC5-4 BB			SH5-3 BB		SH1-3		1	0	0	0	2	0	0		
Ken Berry, R OBP: 0.238, SLG: 0.298 (9, 8)										0	0	0	0	0	0	0		
Tony Conigliaro, R OBP: 0.340, SLG: 0.403 (1, 9)	F5		FC5-4 1-2			SH5-3 1-2		1B FC7-2 BB		2	0	0	0	1	0	2		
John Stephenson, L OBP: 0.446, SLG: 0.538 (1, 2)		6-3			P4	5-3				4	0	1	1	0	0	1		
Ken McMullen, R OBP: 0.325, SLG: 0.401 (1, 5)		F7			5-3			FC1-5 1B BB		3	0	0	0	1	0	2		
Roger Repoz, L OBP: 0.455, SLG: 0.500 (1, 8) (9, 7)					G1			FC4-6 FC1-5 1B		3	0	2	0	0	0	0		
Jim Spencer, L OBP: 0.233, SLG: 0.296 (1, 3)					G3			FC1-5 FC4-6		3	0	0	0	0	0	3		
Giraldo Ruiz, S OBP: 0.385, SLG: 0.273 (1, 4)			3-1 SH1-4 BB			4-3		FC4-6 1-2 2-3		2	0	0	0	1	0	2		
Clyde Wright, R OBP: 0.111, SLG: 0.077 (1, 1)			SH1-4 1-2			F8		F9		2	0	0	0	0	0	2		
<b>Inning Stats</b>	R: 0 E: 0 K: 0 S: 3	H: 0 LOB: 0 BB: 0 P: 3	R: 0 E: 0 K: 0 S: 4	H: 1 LOB: 1 BB: 0 P: 4	R: 0 E: 0 K: 0 S: 3	H: 0 LOB: 2 BB: 2 P: 11	R: 0 E: 0 K: 0 S: 3	H: 0 LOB: 0 BB: 0 P: 3	R: 0 E: 0 K: 0 S: 3	H: 0 LOB: 1 BB: 1 P: 7	R: 0 E: 0 K: 0 S: 4	H: 1 LOB: 2 BB: 1 P: 8	R: 1 E: 0 K: 0 S: 4	H: 2 LOB: 1 BB: 1 P: 8	1B: 4 2B: 1 3B: 0 HR: 0	SF: 0 SAC: 3 DP: 1 HBP: 0	WP: 0 PB: 0 CS: 0	PA: 32
<b>PITCHER</b> Pete Hamm, R ERA: 1.38 Ray Corbin, R ERA: 0.83 (8, 1)	IP: 7.0 WLS: L BF: 27 H: 2 R: 1 ER: 1 SO: 0 BB: 1 IBB: 0 HBP: 0 BLK: 0 WP: 0 HR: 0 S: 23 P: 39 ERA: 0.00 WHIP: 0.857															<b>PITCHER</b>		

Minnesota Twins @ California Angels  
Anaheim Stadium, Anaheim, CA  
Thu May 20 1971, 10:05 PM EDT  
Att. 7,525 - Unknown - 66 F

AB	24
R	1
H	4
RBI	1
BB	5
SO	0
LOB	13





Batter	1	2	3	4	5	6	7	8	9	AB	R	H	RBI	BB	SO	LOB	TOP			
Lee Richard, R OBP: 0.275, SLG: 0.280 (1, 6)										4	0	1	0	0	1	1	<b>Chicago White Sox @ California Angels</b> Anaheim Stadium, Anaheim, CA Fri May 21 1971, 10:05 PM EDT Att: 10,018 - Unknown			
Mike Hershberger, R OBP: 0.500, SLG: 0.429 (1, 8)										3	0	0	0	1	2					
Mike Andrews, R OBP: 0.376, SLG: 0.402 (1, 4)										3	1	0	0	1	0					
Bill Melton, R OBP: 0.378, SLG: 0.456 (1, 5)										4	1	2	2	0	1					
Rick Reichardt, R OBP: 0.356, SLG: 0.527 (1, 7)										4	0	2	0	0	1					
Carlos May, L OBP: 0.346, SLG: 0.401 (1, 3)										4	0	1	0	0	3					
Rich McKinney, R OBP: 0.443, SLG: 0.452 Ed Stroud, L OBP: 0.225, SLG: 0.219 (1, 9) (6, 9)										3	0	0	0	0	1	4				
Tom Egan, R OBP: 0.308, SLG: 0.622 (1, 2)										4	1	2	1	0	0					
Tom Bradley, R OBP: 0.125, SLG: 0.087 (1, 1)										2	0	0	0	0	2	0				
<b>Inning Stats</b>	R: 0 E: 0 K: 0 S: 3	H: 1 LOB: 0 BB: 0 P: 3	R: 0 E: 0 K: 1 S: 6	H: 2 LOB: 1 BB: 0 P: 6	R: 0 E: 0 K: 2 S: 7	H: 0 LOB: 0 BB: 0 P: 7	R: 2 E: 0 K: 1 S: 6	H: 1 LOB: 0 BB: 0 P: 10	R: 1 E: 0 K: 2 S: 8	H: 1 LOB: 0 BB: 0 P: 8	R: 0 E: 0 K: 1 S: 6	H: 1 LOB: 1 BB: 0 P: 6	R: 0 E: 0 K: 0 S: 3	H: 0 LOB: 0 BB: 0 P: 3	R: 0 E: 0 K: 0 S: 3	H: 0 LOB: 0 BB: 0 P: 3	1B: 5 2B: 1 3B: 0 HR: 2	SF: 0 SAC: 1 DP: 0 HBP: 0	WP: 0 PB: 0 SB: 1 CS: 0	PA: 35
<b>PITCHER</b>	IP WLS BF H R ER SO BB IBB HBP BLK WP HR S P ERA WHIP	IP WLS BF H R ER SO BB IBB HBP BLK WP HR S P ERA WHIP																		
Rudy May, L ERA: 3.28 (1, 1)	5.1 L 22 6 3 3 6 2 0 0 0 0 2 32 40 5.06 1.500																			
Mel Queen, R ERA: 0.98 (6, 1)	0.2 3 1 0 0 0 0 0 0 0 0 0 0 3 3 0.00 1.500																			
Lloyd Allen, R ERA: 3.97 (7, 1)	2.0 7 1 0 0 1 0 0 0 0 0 0 0 9 9 0.00 0.500																			
Eddie Fisher, R ERA: 2.13 (9, 1)	1.0 3 0 0 0 0 0 0 0 0 0 0 0 3 3 0.00 0.000																			

Batter	1	2	3	4	5	6	7	8	9	AB	R	H	RBI	BB	SO	LOB	BOTTOM			
Sandy Alomar Sr., S OBP: 0.250, SLG: 0.246 (1, 4)										4	0	1	0	0	0	0	<b>Chicago White Sox @ California Angels</b> Anaheim Stadium, Anaheim, CA Fri May 21 1971, 10:05 PM EDT Att: 10,018 - Unknown			
Jim Fregosi, R OBP: 0.304, SLG: 0.305 Eddie Fisher, R (9, 1)										4	0	0	0	0	1	1				
Tony Conigliaro, R OBP: 0.336, SLG: 0.394 (1, 9)										3	0	0	0	1	1					
John Stephenson, L OBP: 0.433, SLG: 0.518 (1, 2)										4	0	1	0	0	1	1				
Ken McMullen, R OBP: 0.323, SLG: 0.397 (1, 5)										4	0	1	0	0	1	1				
Roger Repoz, L OBP: 0.451, SLG: 0.493 (1, 8)										3	0	1	0	0	1	1				
Jim Spencer, L OBP: 0.235, SLG: 0.297 (1, 3)										3	0	1	0	0	0	1				
Syd O'Brien, R OBP: 0.291, SLG: 0.439 (1, 6)										3	0	0	0	0	3					
Rudy May, L OBP: 0.226, SLG: 0.235 Mel Queen, L OBP: 0.286, SLG: 0.280 Alex Johnson, R OBP: 0.286, SLG: 0.280 Lloyd Allen, R OBP: 0.333, SLG: 0.297 (1, 1) (6, 1) (7, 1) (8, 9)										1	0	0	0	0	1	0				
<b>Inning Stats</b>	R: 0 E: 0 K: 1 S: 5	H: 0 LOB: 0 BB: 0 P: 5	R: 0 E: 0 K: 1 S: 5	H: 0 LOB: 0 BB: 0 P: 5	R: 0 E: 0 K: 1 S: 5	H: 0 LOB: 0 BB: 0 P: 5	R: 0 E: 0 K: 0 S: 3	H: 0 LOB: 1 BB: 1 P: 7	R: 0 E: 0 K: 1 S: 6	H: 1 LOB: 1 BB: 0 P: 6	R: 0 E: 0 K: 1 S: 7	H: 2 LOB: 2 BB: 0 P: 7	R: 0 E: 0 K: 0 S: 3	H: 0 LOB: 0 BB: 0 P: 3	R: 0 E: 0 K: 0 S: 3	H: 1 LOB: 0 BB: 0 P: 3	1B: 5 2B: 0 3B: 0 HR: 0	SF: 0 SAC: 0 DP: 1 HBP: 0	WP: 0 PB: 0 SB: 1 CS: 0	PA: 32
<b>PITCHER</b>	IP WLS BF H R ER SO BB IBB HBP BLK WP HR S P ERA WHIP	IP WLS BF H R ER SO BB IBB HBP BLK WP HR S P ERA WHIP																		
Tom Bradley, R ERA: 1.27 (1, 1)	9.0 W 32 5 0 0 6 1 0 0 0 0 0 43 47 0.00 0.667																			



Batter	1	2	3	4	5	6	7	8	9	AB	R	H	RBI	BB	SO	LOB	TOP					
Lee Richard, R (1.6) OBP: 0.287, SLG: 0.289										3	2	2	3	1	0	0	Chicago White Sox @ California Angels Anaheim Stadium, Anaheim, CA Sat May 22 1971, 10:05 PM EDT Att: 11,279 - Unknown					
Jay Johnstone, L (1.9) OBP: 0.316, SLG: 0.366										5	2	2	1	0	2	1						
Carlos May, L (1.3) OBP: 0.357, SLG: 0.404										4	2	2	0	0	0	0						
Bill Melton, R (1.5) OBP: 0.392, SLG: 0.492										3	2	2	3	2	1	0						
Rick Reichardt, R (1.7) OBP: 0.358, SLG: 0.522										3	1	1	1	1	0	2						
Ed Herrmann, L (1.2) OBP: 0.376, SLG: 0.482										5	1	3	2	0	0	3						
Mike Andrews, R (1.4) OBP: 0.370, SLG: 0.388										4	1	0	0	1	0	3						
Mike Hershberger, R (1.8) OBP: 0.478, SLG: 0.421											5	2	2	2	0	0	1					
Wilbur Wood, R (1.1)											3	0	0	0	0	2	0					
<b>Inning Stats</b>	R: 3 E: 1 K: 0 S: 6	H: 4 LOB: 1 BB: 1 P: 10	R: 0 E: 0 K: 1 S: 5	H: 0 LOB: 0 BB: 0 P: 5	R: 0 E: 0 K: 1 S: 5	H: 0 LOB: 0 BB: 0 P: 5	R: 0 E: 0 K: 0 S: 3	H: 1 LOB: 0 BB: 0 P: 3	R: 1 E: 0 K: 1 S: 6	H: 1 LOB: 0 BB: 0 P: 6	R: 5 E: 0 K: 1 S: 10	H: 5 LOB: 1 BB: 1 P: 14	R: 2 E: 0 K: 0 S: 5	H: 2 LOB: 1 BB: 1 P: 9	R: 2 E: 0 K: 0 S: 4	H: 1 LOB: 2 BB: 2 P: 13	R: 0 E: 0 K: 1 S: 5	H: 0 LOB: 0 BB: 0 P: 5	1B: 11 2B: 2 3B: 0 HR: 1	SF: 2 SAC: 2 DP: 2 HBP: 1	WP: 0 PB: 0 SB: 1 CS: 0	PA: 45
<b>PITCHER</b>	IP WLS BF H R ER SO BB IBB HBP BLK WP HR S P ERA WHIP																					
Tom Murphy, R (1.1) ERA: 4.33	5.1 L 25 9 8 8 3 1 1 0 0 0 0 0 29 37 13.50 1.875																					
Archie Reynolds, R (6.1) ERA: 4.91	0.2 4 2 1 1 1 0 0 0 0 0 0 0 6 6 13.50 3.000																					
Jim Maloney, R (7.1) ERA: 6.75	2.0 13 3 4 4 0 3 0 0 1 0 0 1 9 22 18.00 3.000																					
Mel Queen, R (9.1) ERA: 0.93	1.0 3 0 0 0 1 0 0 0 0 0 0 0 5 5 0.00 0.000																					


Batter	1	2	3	4	5	6	7	8	9	AB	R	H	RBI	BB	SO	LOB	BOTTOM					
Sandy Alomar Sr., S (1.4) OBP: 0.245, SLG: 0.240										4	0	0	0	0	0	0	Chicago White Sox @ California Angels Anaheim Stadium, Anaheim, CA Sat May 22 1971, 10:05 PM EDT Att: 11,279 - Unknown					
Syd O'Brien, R (1.6) OBP: 0.289, SLG: 0.430										4	0	1	0	0	0	0						
Alex Johnson, R (1.7) OBP: 0.272, SLG: 0.285										4	0	2	0	0	0	1						
Tony Conigliaro, R (1.9) OBP: 0.342, SLG: 0.397										4	0	2	0	0	0	1						
Ken McMullen, R (1.5) OBP: 0.315, SLG: 0.387										4	0	0	0	0	0	4						
Jim Fregosi, R (1.3) OBP: 0.316, SLG: 0.310										2	0	1	0	1	0	1						
Jim Spencer, L (8.3) OBP: 0.235, SLG: 0.297										0	0	0	0	0	0	0						
Jerry Moses, R (1.2) OBP: 0.247, SLG: 0.368										3	0	0	0	0	0	3						
Ken Berry, R (1.8) OBP: 0.231, SLG: 0.289										3	0	0	0	0	1	1						
Tom Murphy, R (1.1) ERA: 4.33										1	0	0	0	0	0	0						
Archie Reynolds, R (6.1) ERA: 4.91										0	0	0	0	0	0	0						
Jeff Torborg, R (6.1) ERA: 4.91										0	0	0	0	0	0	0						
Jim Maloney, R (7.1) ERA: 6.75										0	0	0	0	0	0	0						
Billy Cowan, R (8.1) ERA: 0.20										0	0	0	0	0	0	0						
Mel Queen, L (9.1) ERA: 0.93										0	0	0	0	0	0	0						
<b>Inning Stats</b>	R: 0 E: 0 K: 0 S: 3	H: 1 LOB: 0 BB: 0 P: 3	R: 0 E: 0 K: 0 S: 3	H: 1 LOB: 1 BB: 1 P: 7	R: 0 E: 0 K: 0 S: 3	H: 0 LOB: 0 BB: 0 P: 3	R: 0 E: 0 K: 0 S: 3	H: 0 LOB: 0 BB: 0 P: 3	R: 0 E: 0 K: 0 S: 4	H: 1 LOB: 1 BB: 0 P: 4	R: 0 E: 0 K: 0 S: 3	H: 0 LOB: 0 BB: 0 P: 3	R: 0 E: 1 K: 0 S: 4	H: 1 LOB: 1 BB: 0 P: 4	R: 0 E: 0 K: 1 S: 5	H: 0 LOB: 0 BB: 0 P: 5	R: 0 E: 0 K: 0 S: 5	H: 2 LOB: 2 BB: 0 P: 5	1B: 6 2B: 0 3B: 0 HR: 0	SF: 0 SAC: 0 DP: 2 HBP: 0	WP: 0 PB: 0 SB: 0 CS: 0	PA: 32
<b>PITCHER</b>	IP WLS BF H R ER SO BB IBB HBP BLK WP HR S P ERA WHIP																					
Wilbur Wood, L (1.1) ERA: 1.99	9.0 W 32 6 0 0 1 1 0 0 0 0 0 0 33 37 0.00 0.778																					



Batter	1	2	3	4	5	6	7	8	9	AB	R	H	RBI	BB	SO	LOB	TOP				
Lee Richard, R (1,6) OBP: 0.281, SLG: 0.282 Lee Maye, L (7,PH) OBP: 0.563, SLG: 0.583 (7,9)	0-0 5-3		0-0 P3			0-0 G1	4-0 2B BB	0-0 F9		3	0	0	0	0	0	1					
Jay Johnstone, L (1,9) OBP: 0.322, SLG: 0.365 Don Eddy, R (7,1)	0-0 1-3		0-0 F8			0-0 S 1B	4-0 2B BB		0-0 5-3	3	0	1	2	1	0	0					
Walt Williams, R (9,PH) OBP: 0.300, SLG: 0.327										1	0	0	0	0	0	0					
Carlos May, L (1,3) OBP: 0.358, SLG: 0.407	4-0 S BB			0-0 P6		0-0 F2		0-0 2B	0-3 K	4	0	1	2	1	1	1					
Bill Melton, R (1,5) OBP: 0.386, SLG: 0.477	0-0 F8			0-0 P4		4-0 1-2 BB		0-0 F9	0-0 F8	4	0	0	0	1	0	3					
Rick Reichardt, R (1,7) OBP: 0.354, SLG: 0.513		0-0 6-3		0-3 K		0-0 F8			0-0 3-1 PB 1B	4	1	1	0	0	1	2					
Ed Herrmann, L (1,2) OBP: 0.381, SLG: 0.460		0-0 F8			0-0 F8			0-0 F2	0-0 3-1	4	0	0	0	0	0	1					
Mike Andrews, R (1,4) OBP: 0.373, SLG: 0.387		4-0 BB			0-0 F5		0-0 1-3		0-0 HBP 1B	3	0	1	1	1	0	0					
Mike Hershberger, R (1,8) OBP: 0.481, SLG: 0.409		0-3 K			0-0 F8		0-0 1B BB 1B		1-2 HBP	3	1	1	0	0	1	1					
Bart Johnson, R (1,1) Tommy John, R (3,1) Ed Stroud, L (6,PH) Steve Kealey, R (6,1) Rich Morales, R (7,PH) OBP: 0.455, SLG: 0.450 (7,9)			0-0 6-3			0-0 1B 3B	0-0 1-3 2B 1B		0-0 F8	1	0	0	0	0	0	0					
<b>Inning Stats</b>	R: 0 E: 0 K: 0 S: 3	H: 0 LOB: 1 BB: 1 P: 7	R: 0 E: 0 K: 1 S: 5	H: 0 LOB: 1 BB: 1 P: 9	R: 0 E: 0 K: 1 S: 3	H: 0 LOB: 0 BB: 0 P: 3	R: 0 E: 0 K: 0 S: 3	H: 0 LOB: 0 BB: 0 P: 3	R: 1 E: 0 K: 0 S: 5	H: 2 LOB: 2 BB: 1 P: 9	R: 3 E: 0 K: 0 S: 6	H: 3 LOB: 2 BB: 2 P: 14	R: 1 E: 0 K: 0 S: 5	H: 2 LOB: 2 BB: 0 P: 6	R: 0 E: 0 K: 1 S: 5	H: 0 LOB: 0 BB: 0 P: 5	1B: 5 2B: 1 3B: 1 HR: 0	SF: 0 SAC: 0 DP: 0 HBP: 1	WP: 0 PB: 1 CS: 2	PA: 40	
<b>PITCHER</b>	IP WLS BF H R ER SO BB IBB HBP BLK WP HR S P ERA WHIP	IP WLS BF H R ER SO BB IBB HBP BLK WP HR S P ERA WHIP	IP WLS BF H R ER SO BB IBB HBP BLK WP HR S P ERA WHIP	IP WLS BF H R ER SO BB IBB HBP BLK WP HR S P ERA WHIP	IP WLS BF H R ER SO BB IBB HBP BLK WP HR S P ERA WHIP	IP WLS BF H R ER SO BB IBB HBP BLK WP HR S P ERA WHIP	IP WLS BF H R ER SO BB IBB HBP BLK WP HR S P ERA WHIP	IP WLS BF H R ER SO BB IBB HBP BLK WP HR S P ERA WHIP	IP WLS BF H R ER SO BB IBB HBP BLK WP HR S P ERA WHIP	IP WLS BF H R ER SO BB IBB HBP BLK WP HR S P ERA WHIP	IP WLS BF H R ER SO BB IBB HBP BLK WP HR S P ERA WHIP	IP WLS BF H R ER SO BB IBB HBP BLK WP HR S P ERA WHIP	IP WLS BF H R ER SO BB IBB HBP BLK WP HR S P ERA WHIP	IP WLS BF H R ER SO BB IBB HBP BLK WP HR S P ERA WHIP	IP WLS BF H R ER SO BB IBB HBP BLK WP HR S P ERA WHIP	IP WLS BF H R ER SO BB IBB HBP BLK WP HR S P ERA WHIP	IP WLS BF H R ER SO BB IBB HBP BLK WP HR S P ERA WHIP	IP WLS BF H R ER SO BB IBB HBP BLK WP HR S P ERA WHIP	IP WLS BF H R ER SO BB IBB HBP BLK WP HR S P ERA WHIP	IP WLS BF H R ER SO BB IBB HBP BLK WP HR S P ERA WHIP	IP WLS BF H R ER SO BB IBB HBP BLK WP HR S P ERA WHIP

Chicago White Sox @ California Angels  
Anaheim Stadium, Anaheim, CA  
Sun May 23 1971, 6:33 AM EDT  
Att: 10,252 - Unknown


AB 34  
R 5  
H 7  
RBI 5  
BB 5  
SO 3  
LOB 13



Batter	1	2	3	4	5	6	7	8	9	AB	R	H	RBI	BB	SO	LOB	BOTTOM					
Sandy Alomar Sr., S (1,6) OBP: 0.260, SLG: 0.279	0-0 1B 2B	0-0 SH1-3	0-0 WP 1B			0-0 6-3 HR 1B		0-0 HR		4	3	4	2	0	0	0						
Roger Repoz, L (1,7) OBP: 0.448, SLG: 0.479	4-0 1B BB	0-0 SF9	0-3 K			0-0 6-3		4-0 BB		2	1	0	1	2	1	3						
Tony Conigliaro, R (1,9) OBP: 0.344, SLG: 0.400	0-3 K	0-0 2B		0-0 5-3		4-0 HR BB		0-3 K		4	1	1	1	1	2	3						
John Stephenson, L (1,2) OBP: 0.431, SLG: 0.557 Jerry Moses, R (9,2) OBP: 0.247, SLG: 0.368	0-0 P4	0-0 4-3		0-0 G6-4-3 1B		0-0 HR		0-0 4-3		5	1	2	3	0	0	4						
Ken McMullen, R (1,5) OBP: 0.320, SLG: 0.409	0-0 1B 1B		0-0 HR	0-0 G6-4-3		0-3 K				4	1	2	2	0	1	1						
Jim Spencer, L (1,3) OBP: 0.242, SLG: 0.298	0-0 FC4-6 1B		4-0 G5-4-3 BB		0-0 P4		0-0 3-1			3	0	1	1	1	0	0						
Syd O'Brien, R (1,4) OBP: 0.277, SLG: 0.411	0-0 FC4-6		0-0 G5-4-3		0-0 L4		0-0 1-3			4	0	0	0	0	0	3						
Ken Berry, R (1,8) OBP: 0.241, SLG: 0.307		0-0 SH SF9 2B	0-0 1B 1B		0-0 F2		0-3 K			4	2	2	0	0	1	0						
Andy Messersmith, R (1,1) Eddie Fisher, R (7,1) OBP: 0.217, SLG: 0.286		0-0 SH 2B	0-0 WP 1B		0-0 F7		0-3 K			2	1	1	0	0	0	0						
<b>Inning Stats</b>	R: 2 E: 0 K: 1 S: 8	H: 3 LOB: 2 BB: 1 P: 12	R: 2 E: 0 K: 0 S: 6	H: 2 LOB: 1 BB: 0 P: 6	R: 2 E: 0 K: 1 S: 8	H: 4 LOB: 2 BB: 1 P: 12	R: 0 E: 0 K: 0 S: 3	H: 1 LOB: 0 BB: 0 P: 3	R: 0 E: 0 K: 0 S: 3	H: 0 LOB: 0 BB: 0 P: 3	R: 3 E: 0 K: 1 S: 7	H: 2 LOB: 1 BB: 1 P: 11	R: 0 E: 0 K: 1 S: 5	H: 0 LOB: 0 BB: 0 P: 5	R: 1 E: 0 K: 2 S: 8	H: 1 LOB: 1 BB: 1 P: 12	R: 0 E: 0 K: 1 S: 5	H: 0 LOB: 0 BB: 0 P: 5	1B: 7 2B: 3 3B: 0 HR: 3	SF: 1 SAC: 2 DP: 2 HBP: 0	WP: 1 PB: 0 SB: 0 CS: 0	PA: 40
<b>PITCHER</b>	IP WLS BF H R ER SO BB IBB HBP BLK WP HR S P ERA WHIP	IP WLS BF H R ER SO BB IBB HBP BLK WP HR S P ERA WHIP	IP WLS BF H R ER SO BB IBB HBP BLK WP HR S P ERA WHIP	IP WLS BF H R ER SO BB IBB HBP BLK WP HR S P ERA WHIP	IP WLS BF H R ER SO BB IBB HBP BLK WP HR S P ERA WHIP	IP WLS BF H R ER SO BB IBB HBP BLK WP HR S P ERA WHIP	IP WLS BF H R ER SO BB IBB HBP BLK WP HR S P ERA WHIP	IP WLS BF H R ER SO BB IBB HBP BLK WP HR S P ERA WHIP	IP WLS BF H R ER SO BB IBB HBP BLK WP HR S P ERA WHIP	IP WLS BF H R ER SO BB IBB HBP BLK WP HR S P ERA WHIP	IP WLS BF H R ER SO BB IBB HBP BLK WP HR S P ERA WHIP	IP WLS BF H R ER SO BB IBB HBP BLK WP HR S P ERA WHIP	IP WLS BF H R ER SO BB IBB HBP BLK WP HR S P ERA WHIP	IP WLS BF H R ER SO BB IBB HBP BLK WP HR S P ERA WHIP	IP WLS BF H R ER SO BB IBB HBP BLK WP HR S P ERA WHIP	IP WLS BF H R ER SO BB IBB HBP BLK WP HR S P ERA WHIP	IP WLS BF H R ER SO BB IBB HBP BLK WP HR S P ERA WHIP	IP WLS BF H R ER SO BB IBB HBP BLK WP HR S P ERA WHIP	IP WLS BF H R ER SO BB IBB HBP BLK WP HR S P ERA WHIP	IP WLS BF H R ER SO BB IBB HBP BLK WP HR S P ERA WHIP	IP WLS BF H R ER SO BB IBB HBP BLK WP HR S P ERA WHIP	

Chicago White Sox @ California Angels  
Anaheim Stadium, Anaheim, CA  
Sun May 23 1971, 6:33 AM EDT  
Att: 10,252 - Unknown

AB 33  
R 10  
H 13  
RBI 10  
BB 4  
SO 6  
LOB 14





Batter	1	2	3	4	5	6	7	8	9	10	11	12	13	AB	R	H	RBI	BB	SO	LOB	TOP	
Sandy Atomer Sr. S OBP: 0.251, SLG: 0.258 (1.6)	6-3	P6		6-3		F7		F7			2-3		E4	7	0	0	0	0	0	4		
Roger Repoz L OBP: 0.437, SLG: 0.494 (1.7)	F8					F2			1-3		4-3		F9	6	1	1	1	1	0	1		
Tony Conigliaro R OBP: 0.331, SLG: 0.383 (1.9)	K			F8	1-3						5-3			6	0	0	0	0	1	2		
John Stephenson L OBP: 0.423, SLG: 0.523 (1.2)																						
Ken McMullen R OBP: 0.320, SLG: 0.421 (1.5)																						
Jim Spencer L OBP: 0.252, SLG: 0.297 (1.3)																						
Syd O'Brien R OBP: 0.283, SLG: 0.404 (1.4)																						
Ken Berry R OBP: 0.254, SLG: 0.311 (1.8)																						
Clyde Wright R Lloyd Allen R Jim Fogasi R Mel Queen L Dave LaRoche L Tony Gougeon L Eddie Fisher R (13.1)																						
<b>Inning Stats</b>	R: 0 E: 0 K: 1 S: 5	H: 0 LOB: 0 BB: 0 P: 5	R: 2 E: 0 K: 0 S: 5	H: 2 LOB: 1 BB: 1 P: 10	R: 1 E: 0 K: 0 S: 4	H: 1 LOB: 1 BB: 1 P: 8	R: 1 E: 0 K: 0 S: 4	H: 1 LOB: 2 BB: 2 P: 12	R: 0 E: 0 K: 0 S: 3	H: 0 LOB: 0 BB: 0 P: 3	R: 0 E: 0 K: 0 S: 3	H: 0 LOB: 1 BB: 1 P: 7	R: 0 E: 1 K: 0 S: 3	H: 0 LOB: 0 BB: 0 P: 3	R: 0 E: 1 K: 0 S: 6	H: 0 LOB: 1 BB: 0 P: 6	R: 0 E: 1 K: 0 S: 4	H: 0 LOB: 1 BB: 0 P: 4	1B: 4 2B: 2 3B: 0 HR: 2	SF: 0 SAC: 2 DP: 0 HBP: 1	W/P: 0 PB: 0 SB: 0 CS: 2	PA: 56
<b>PITCHER</b>	IP	WLS	BF	H	R	ER	SO	BB	IBB	HBP	BLK	WP	HR	S	P	ERA	WHIP					
Chuck Dobson R (1.1)	5.0		26	5	4	4	2	4	1	1	0	0	2	24	45	7.20	1.800					
Diego Segui R (8.1)	5.0		19	3	1	1	0	1	1	0	0	0	0	17	25	1.80	0.800					
Bob Locker R (11.1)	3.0	W	11	0	0	0	1	0	0	0	0	0	0	13	13	0.00	0.000					

California Angels @ Oakland Athletics  
Oakland-Alameda County Coliseum, Oakland, CA  
Tue May 25 1971, 7:05 PM PDT  
Att. 2,8668 - Unknown

livebaseballscores.com  
AB 46  
R 5  
H 8  
RBI 5  
BB 7  
SO 3  
LOB 16



Batter	1	2	3	4	5	6	7	8	9	10	11	12	13	AB	R	H	RBI	BB	SO	LOB	BOTTOM							
Bert Campaneris R OBP: 0.251, SLG: 0.344 (1.6)	F2													6	1	0	0	0	3	2								
Joe Rudi R OBP: 0.304, SLG: 0.370 (1.7)	6-3													6	0	1	0	0	1	3								
Reggie Jackson L OBP: 0.359, SLG: 0.476 (1.9)	4-3													6	1	1	2	0	1	3								
Tommy Davis R OBP: 0.333, SLG: 0.420 (1.3)														5	0	1	0	0	0	0								
Sal Bando R OBP: 0.397, SLG: 0.451 (1.5)														5	0	1	0	0	0	1								
Angel Mangual R OBP: 0.278, SLG: 0.360 (1.8)														3	1	1	0	0	0	2								
Rick Monday L OBP: 0.368, SLG: 0.421 (8.8)														2	0	0	0	0	2	0								
Dave Duncan R OBP: 0.293, SLG: 0.373 (1.2)														5	3	3	2	0	0	1								
Dick Green R OBP: 0.351, SLG: 0.362 (1.4)														5	1	2	3	0	2	0								
Chuck Dobson R (1.1)														1	0	1	0	0	0	0								
Larry Brown R (5. PH)														1	0	0	0	0	1	0								
Diego Segui R (6.1)														1	0	0	0	0	1	0								
Ray Webster L (10. PH)														1	0	0	0	0	0	0								
Bob Locker S (11.1)														1	0	0	0	0	0	0								
<b>Inning Stats</b>	R: 0 E: 0 K: 1 S: 3	H: 0 LOB: 0 BB: 0 P: 3	R: 0 E: 0 K: 0 S: 3	H: 1 LOB: 0 BB: 0 P: 3	R: 1 E: 0 K: 2 S: 10	H: 3 LOB: 2 BB: 0 P: 10	R: 0 E: 0 K: 0 S: 4	H: 1 LOB: 1 BB: 0 P: 4	R: 0 E: 0 K: 3 S: 9	H: 0 LOB: 0 BB: 0 P: 9	R: 0 E: 0 K: 1 S: 8	H: 3 LOB: 0 BB: 0 P: 8	R: 0 E: 0 K: 0 S: 3	H: 0 LOB: 0 BB: 0 P: 3	R: 1 E: 0 K: 1 S: 6	H: 1 LOB: 0 BB: 0 P: 6	R: 0 E: 0 K: 1 S: 6	H: 1 LOB: 1 BB: 1 P: 6	R: 0 E: 0 K: 1 S: 5	H: 0 LOB: 0 BB: 0 P: 5	R: 0 E: 1 K: 1 S: 5	H: 0 LOB: 0 BB: 0 P: 5	R: 2 E: 1 K: 1 S: 5	H: 1 LOB: 0 BB: 0 P: 5	1B: 5 2B: 2 3B: 0 HR: 4	SF: 0 SAC: 1 DP: 1 HBP: 0	W/P: 0 PB: 0 SB: 1 CS: 0	PA: 48
<b>PITCHER</b>	IP	WLS	BF	H	R	ER	SO	BB	IBB	HBP	BLK	WP	HR	S	P	ERA	WHIP											
Clyde Wright L (1.1)	8.0		31	8	4	4	6	0	0	0	0	0	2	43	43	4.50	1.000											
Lloyd Allen R (9.1)	1.0		4	1	1	1	1	0	0	0	0	0	1	6	6	9.00	1.000											
Diego Segui R (10.1)	0.2		3	1	0	0	1	0	0	0	0	0	0	5	5	0.00	1.500											
Dave LaRoche L (10.1)	2.1		7	0	0	0	2	0	0	0	0	0	0	11	11	0.00	0.000											
Eddie Fisher R (13.1)	0.1	L	3	1	2	1	1	0	0	0	0	0	1	5	5	27.00	3.000											

California Angels @ Oakland Athletics  
Oakland-Alameda County Coliseum, Oakland, CA  
Tue May 25 1971, 7:05 PM PDT  
Att. 2,8668 - Unknown

livebaseballscores.com  
AB 48  
R 7  
H 11  
RBI 7  
BB 0  
SO 11  
LOB 12





Batter	1	2	3	4	5	6	7	8	9	10	11	12	AB	R	H	RBI	BB	SO	LOB	TOP											
Sandy Alomar Sr., S OBP: 0.294, SLG: 0.270	F7		E6		FC6-4						F8		6	0	2	2	0	0	2												
Roger Repoz, L Eddie Fisher, R Dave LaRoche, L OBP: 0.250, SLG: 0.250	K		4-3		K				SH3-4			F8	4	0	0	0	0	3	5												
Alex Johnson, R OBP: 0.285, SLG: 0.294			2-3		K								5	1	3	1	1	1	3												
John Stephenson, L Jerry Moses, R Jim Fregosi, R Jeff Torborg, R OBP: 0.063, SLG: 0.067	P4						P4	F9		G5-4-3			4	0	1	0	0	0	3												
Ken McMullen, R OBP: 0.315, SLG: 0.430		K																													
Tony Caniggiano, R OBP: 0.355, SLG: 0.381																															
Syd O'Brien, R OBP: 0.279, SLG: 0.394																															
Ken Berry, R OBP: 0.260, SLG: 0.318																															
Tom Murphy, R Tony Gonzalez, L Archie Reynolds, R Jim Spencer, L OBP: 0.259, SLG: 0.324																															
<b>Inning Stats</b>	R: 0 E: 0 K: 1 S: 6	H: 1 LOB: 1 BB: 6	R: 0 E: 0 K: 1 S: 6	H: 1 LOB: 1 BB: 0	R: 0 E: 1 K: 0 S: 4	H: 0 LOB: 1 BB: 4	R: 0 E: 0 K: 0 S: 3	H: 1 LOB: 0 BB: 3	R: 1 E: 1 K: 2 S: 9	H: 2 LOB: 2 BB: 13	R: 0 E: 0 K: 0 S: 3	H: 0 LOB: 0 BB: 3	R: 2 E: 0 K: 1 S: 9	H: 4 LOB: 2 BB: 9	R: 1 E: 0 K: 0 S: 4	H: 1 LOB: 0 BB: 4	R: 1 E: 0 K: 0 S: 4	H: 2 LOB: 1 BB: 8	R: 0 E: 0 K: 0 S: 3	H: 0 LOB: 0 BB: 3	R: 0 E: 0 K: 1 S: 5	H: 0 LOB: 0 BB: 5	R: 2 E: 0 K: 0 S: 5	H: 2 LOB: 0 BB: 6	1B: 9 2B: 2 3B: 0 HR: 3	SF: 0 SAC: 1 DP: 2 HBP: 0	WP: 0 PB: 0 SB: 1 CS: 0	PA: 51			
<b>PITCHER</b>	IP WLS BF H R ER SO BB IBB HBP BLK WP HR S P ERA WHIP	9.0 L 11 2 2 2 1 0 0 0 0 0 1 13 13 6.00 0.667																													

California Angels @ Oakland Athletics  
Oakland-Alameda County Coliseum, Oakland, CA  
Wed May 26 1971, 7:05 PM PDT  
Att. 4,354 - Unknown

AB	48
R	7
H	14
RBI	7
BB	2
SO	6
LOB	19



Batter	1	2	3	4	5	6	7	8	9	10	11	12	AB	R	H	RBI	BB	SO	LOB	BOTTOM											
Bert Campaneris, R OBP: 0.287, SLG: 0.335	S SF8 BB	1-3			5-3								5	1	0	0	1	1	0												
Joe Rudi, R OBP: 0.310, SLG: 0.376	SF8 1B BB				K								5	2	2	0	1	1	0												
Reggie Jackson, L OBP: 0.358, SLG: 0.465	1B HBP				K								4	1	0	0	1	3	2												
Mike Epstein, L OBP: 0.373, SLG: 0.382	SF8												4	1	2	3	1	0	0												
Sal Bando, R OBP: 0.400, SLG: 0.449	1B												5	0	2	2	1	0	3												
Rick Mandav, L OBP: 0.370, SLG: 0.409	P6												3	0	0	0	2	1	2												
Dave Duncan, R OBP: 0.283, SLG: 0.360	5-3												5	0	0	0	0	1	5												
Dick Green, R OBP: 0.347, SLG: 0.356													5	0	1	0	0	0	3												
Catfish Hunter, R Angel Mangual, R Ron Klimkowski, R OBP: 0.500, SLG: 0.333													3	0	0	0	0	0	1												
<b>Inning Stats</b>	R: 3 E: 0 K: 0 S: 4	H: 1 LOB: 1 BB: 2 P: 13	R: 0 E: 0 K: 0 S: 3	H: 0 LOB: 0 BB: 0	R: 2 E: 0 K: 1 S: 7	H: 2 LOB: 0 BB: 0 P: 7	R: 0 E: 0 K: 1 S: 5	H: 1 LOB: 0 BB: 6	R: 0 E: 0 K: 0 S: 3	H: 0 LOB: 1 BB: 1	R: 0 E: 0 K: 0 S: 3	H: 0 LOB: 0 BB: 2 P: 11	R: 0 E: 0 K: 1 S: 6	H: 1 LOB: 1 BB: 0	R: 0 E: 0 K: 1 S: 6	H: 1 LOB: 1 BB: 6	R: 0 E: 0 K: 2 S: 7	H: 0 LOB: 0 BB: 0	R: 0 E: 0 K: 0 S: 4	H: 1 LOB: 1 BB: 4	1B: 5 2B: 1 3B: 0 HR: 1	SF: 1 SAC: 0 DP: 0 HBP: 1	WP: 0 PB: 0 SB: 4 CS: 0	PA: 50							
<b>PITCHER</b>	IP WLS BF H R ER SO BB IBB HBP BLK WP HR S P ERA WHIP	4.0 2.0 2.2 3.1	18 9 11 12	4 0 1 0	5 0 0 0	5 1 0 0	2 2 0 0	1 0 0 0	1 8 11 20	19 20 19 20	28 11.25 0.00 0.600																				

California Angels @ Oakland Athletics  
Oakland-Alameda County Coliseum, Oakland, CA  
Wed May 26 1971, 7:05 PM PDT  
Att. 4,354 - Unknown

AB	41
R	5
H	7
RBI	5
BB	7
SO	8
LOB	16





Batter	1	2	3	4	5	6	7	8	9	AB	R	H	RBI	BB	SO	LOB	TOP										
Sandy Alomar Sr. S OBP: 0.252, SLG: 0.269	L1-3		1B 2B	F6		L9			K2-3	5	1	1	0	0	1	0											
Syd O'Brien R OBP: 0.284, SLG: 0.388	L7		2B E 1B	1B BB		L4			F7	4	2	1	0	1	0	0											
Alex Johnson R OBP: 0.283, SLG: 0.297	L4		E 1B 2B	F8		F7			4-3	5	1	1	2	0	0	1											
Roger Repoz L OBP: 0.432, SLG: 0.470		HR BB	E 1B IBB	1B 1-2 1B		F8				2	2	1	0	2	0	0											
Ken McMullen R OBP: 0.314, SLG: 0.426	K		E5 1B G6-3	1-3 2-3 3-H 1B		F7				4	1	1	1	0	1	3											
Jim Spencer L OBP: 0.265, SLG: 0.349			1-3 2-3 3-H 1B	F8		K				4	1	2	4	0	1	2											
Ken Berry R OBP: 0.252, SLG: 0.307	K		G6-3			G3			5-3	4	0	0	0	0	1	1											
Jeff Torborg R OBP: 0.100, SLG: 0.105	F6			F6		F6			K	4	0	1	0	0	1	0											
Andy Messersmith R OBP: 0.222, SLG: 0.280						1-3			K	4	1	1	0	0	2	1											
Lloyd Allen R										0	0	0	0	0	0	0											
Dave LaRoche L OBP: 0.250, SLG: 0.250										0	0	0	0	0	0	0											
<b>Inning Stats</b>	R: 0 E: 0 K: 0 S: 3	H: 0 LOB: 0 BB: 0 P: 3	R: 2 E: 0 K: 2 S: 8	H: 1 LOB: 0 BB: 1 P: 12	R: 6 E: 1 K: 1 S: 11	H: 6 LOB: 1 BB: 1 P: 15	R: 1 E: 0 K: 0 S: 5	H: 2 LOB: 2 BB: 1 P: 9	R: 0 E: 0 K: 0 S: 3	H: 0 LOB: 0 BB: 0 P: 3	R: 0 E: 0 K: 1 S: 5	H: 0 LOB: 0 BB: 0 P: 5	R: 0 E: 0 K: 2 S: 7	H: 0 LOB: 0 BB: 0 P: 7	R: 0 E: 0 K: 1 S: 5	H: 0 LOB: 0 BB: 0 P: 5	1B: 7 2B: 1 3B: 0 HR: 1	SF: 0 SAC: 0 DP: 1 HBP: 0	WP: 0 PB: 0 CS: 0	PA: 39							
<b>PITCHER</b>	IP	WLS	BF	H	R	ER	SO	BB	IBB	HBP	BLK	WP	HR	S	P	ERA	WHIP										
Steve Kline R ERA: 2.62	2.0	L	15	6	8	6	2	1	1	0	0	0	1	17	25	27.00	3.500										
Mike Kekich L ERA: 5.09	3.0		12	3	1	1	1	1	0	0	0	0	0	13	17	3.00	1.333										
Gary Jones L ERA: 3.68	2.0		6	0	0	0	1	0	0	0	0	0	0	8	8	0.00	0.000										
Jack Aker R ERA: 2.01	1.0		3	0	0	0	2	0	0	0	0	0	0	7	7	0.00	0.000										
Gary Waslewski R ERA: 3.04	1.0		3	0	0	0	1	0	0	0	0	0	0	5	5	0.00	0.000										

California Angels @ New York Yankees  
Yankee Stadium, Bronx, NY  
Fri May 28 1971, 7:05 PM EDT  
Att. 9,508 - Unknown - 62 F

AB	36
R	9
H	9
RBI	7
BB	3
SO	7
LOB	8



Batter	1	2	3	4	5	6	7	8	9	AB	R	H	RBI	BB	SO	LOB	BOTTOM										
Horace Clarke S OBP: 0.356, SLG: 0.318	1B BB		L6		4-3		K		BB 1B	4	2	1	0	1	1	2											
Jake Gibbs L OBP: 0.241, SLG: 0.278	1B SF9 1B		4-3			G6-4-3 1B		HR BB	K	4	2	2	0	1	1	1											
Roy White S OBP: 0.367, SLG: 0.493	SF9 1-3 2-H 1B		F9			G6-4-3 1-2		F8	F8	5	0	1	1	0	0	3											
Bobby Murcer L OBP: 0.463, SLG: 0.597	K				L9	L9		HR 1B	1B BB	4	1	1	2	1	1	2											
Danny Cater R OBP: 0.251, SLG: 0.279	SF9				6-3			L9	2B 1B	4	0	2	2	0	0	0											
Jim Lytle L OBP: 0.250, SLG: 0.387	2-3 3-H K							L9	L5	3	1	1	0	1	1	2											
Ron Hansen R OBP: 0.300, SLG: 0.286	K					1B SF9 BB		1B	F3	1	0	0	0	0	0	2											
Jerry Kenney L OBP: 0.316, SLG: 0.241			F7		F9			HBP 1B	2B	4	0	2	0	0	0	1											
Frank Baker L OBP: 0.375, SLG: 0.333			F9		G6-4-3 BB			SF9	BB	1	0	0	1	2	0	0											
Steve Kline R ERA: 2.28			L6-3			G6-4-3		3-H	K	1	0	0	0	0	0	0											
Mike Kekich R ERA: 3.76						1-2 HBP		1-2		0	0	0	0	0	0	0											
Felipe Alou L OBP: 0.236, SLG: 0.396										0	0	0	0	0	0	0											
Gary Jones L OBP: 0.236, SLG: 0.396										0	0	0	0	0	0	0											
John Ellis R OBP: 0.230, SLG: 0.515										0	0	0	0	0	0	0											
Jack Aker R OBP: 0.230, SLG: 0.515										0	0	0	0	0	0	0											
Ron Woods R OBP: 0.230, SLG: 0.515										0	0	0	0	0	0	0											
Gary Waslewski R OBP: 0.230, SLG: 0.515										0	0	0	0	0	0	0											
<b>Inning Stats</b>	R: 2 E: 0 K: 2 S: 9	H: 2 LOB: 1 BB: 1 P: 13	R: 0 E: 0 K: 0 S: 3	H: 0 LOB: 0 BB: 0 P: 3	R: 0 E: 0 K: 0 S: 3	H: 0 LOB: 0 BB: 0 P: 3	R: 0 E: 0 K: 0 S: 4	H: 1 LOB: 1 BB: 0 P: 4	R: 0 E: 0 K: 0 S: 2	H: 0 LOB: 0 BB: 1 P: 6	R: 0 E: 0 K: 0 S: 3	H: 1 LOB: 0 BB: 0 P: 3	R: 1 E: 0 K: 1 S: 6	H: 3 LOB: 3 BB: 2 P: 16	R: 2 E: 0 K: 1 S: 7	H: 2 LOB: 2 BB: 1 P: 11	1B: 8 2B: 1 3B: 0 HR: 1	SF: 2 SAC: 0 DP: 2 HBP: 1	WP: 0 PB: 0 CS: 0	PA: 42							
<b>PITCHER</b>	IP	WLS	BF	H	R	ER	SO	BB	IBB	HBP	BLK	WP	HR	S	P	ERA	WHIP										
Andy Messersmith R ERA: 3.76	7.1		32	7	5	5	3	4	0	1	0	0	0	33	50	6.14	1.500										
Lloyd Allen R ERA: 4.07	0.2		4	1	0	0	1	1	0	0	0	0	0	5	9	0.00	3.000										
Dave LaRoche L ERA: 0.79	1.0	S	6	2	1	1	1	1	0	0	0	0	0	7	11	9.00	3.000										

California Angels @ New York Yankees  
Yankee Stadium, Bronx, NY  
Fri May 28 1971, 7:05 PM EDT  
Att. 9,508 - Unknown - 62 F

AB	33
R	6
H	10
RBI	6
BB	6
SO	5
LOB	17





Batter	1	2	3	4	5	6	7	8	9	AB	R	H	RBI	BB	SO	LOB	TOP						
Sandy Alomar Sr. S OBP: 0.252, SLG: 0.265 (1, 6)	L8			1-3		BB		1-3		3	0	0	0	1	0	0							
Jim Spencer L OBP: 0.270, SLG: 0.365 (1, 3)	4-3			1B				F4		4	1	2	0	0	0	1							
Alex Johnson R OBP: 0.287, SLG: 0.298 (1, 7)	F9			2B				4-3		3	0	1	1	0	0	1							
Roger Repoz L OBP: 0.426, SLG: 0.453 (1, 8)		F2		BB				F7		3	0	0	0	1	0	2							
Ken McMullen R OBP: 0.313, SLG: 0.428 (1, 5)	F6			K				L4		4	0	1	0	0	1	3							
Tony Conigliaro R OBP: 0.318, SLG: 0.371 (1, 9)	5-3							FC4-6		4	0	0	0	0	0	3							
Syd O'Brien R OBP: 0.277, SLG: 0.377 (1, 4)			G3					F7		3	0	0	0	0	0	1							
Jeff Torborg R OBP: 0.091, SLG: 0.095 (8, PH)			5-3					6-3		2	0	0	0	0	1	0							
Tony Gonzalez L OBP: 0.333, SLG: 0.273 (8, PH)			5-3							1	0	0	0	0	0	0							
Lloyd Allen R (8, 1)			K							0	0	0	0	0	0	0							
Clyde Wright R OBP: 0.156, SLG: 0.194 John Stephenson L OBP: 0.408, SLG: 0.500 (8, 2)			K					F9		2	0	0	0	0	1	0							
								F5		1	0	0	0	0	0	0							
<b>Inning Stats</b>	R: 0 E: 0 K: 1 S: 3	H: 0 LOB: 0 BB: 0 P: 3	R: 0 E: 0 K: 0 S: 3	H: 0 LOB: 0 BB: 0 P: 3	R: 0 E: 0 K: 1 S: 5	H: 0 LOB: 0 BB: 0 P: 5	R: 1 E: 0 K: 1 S: 6	H: 2 LOB: 1 BB: 1 P: 10	R: 0 E: 0 K: 0 S: 5	H: 0 LOB: 0 BB: 0 P: 5	R: 0 E: 0 K: 0 S: 4	H: 1 LOB: 1 BB: 0 P: 4	R: 0 E: 0 K: 0 S: 3	H: 0 LOB: 0 BB: 0 P: 3	R: 0 E: 0 K: 0 S: 4	H: 1 LOB: 2 BB: 0 P: 5	1B: 1 2B: 3 3B: 0 HR: 0	SF: 0 SAC: 0 DP: 0 HBP: 1	WP: 0 PB: 0 SB: 0 CS: 1	PA: 33			
<b>PITCHER</b> Stan Bahnsen R ERA: 4.45 (1, 1)	IP: 9.0 WLS: W BF: 33 H: 4 R: 1 ER: 1 SO: 3 BB: 2 IBB: 0 HBP: 1 BLK: 0 WP: 0 HR: 0 S: 36 P: 45 ERA: 1.00 WHIP: 0.667											<b>PITCHER</b>	IP: 9.0 WLS: W BF: 33 H: 4 R: 1 ER: 1 SO: 3 BB: 2 IBB: 0 HBP: 1 BLK: 0 WP: 0 HR: 0 S: 36 P: 45 ERA: 1.00 WHIP: 0.667										

California Angels @ New York Yankees  
Yankee Stadium, Bronx, NY  
Sat May 29 1971, 3:33 AM EDT  
Att. 8,894 - Unknown - 71 F

AB 30  
R 1  
H 4  
RBI 1  
BB 2  
SO 3  
LOB 11



Batter	1	2	3	4	5	6	7	8	9	AB	R	H	RBI	BB	SO	LOB	BOTTOM						
Horace Clarke S OBP: 0.359, SLG: 0.318 (1, 4)	F3		5-3					FC6-4		3	0	1	0	1	0	1							
Thurman Munson R OBP: 0.352, SLG: 0.336 (1, 2)	CS			HR				FC6-4		4	2	2	0	0	0	2							
Roy White S OBP: 0.364, SLG: 0.507 (1, 7)	K			1B				L9		4	1	1	2	0	1	2							
Bobby Murcer L OBP: 0.464, SLG: 0.592 (1, 8)		F7		BB				4-3		3	2	1	0	1	0	0							
John Ellis R OBP: 0.537, SLG: 0.611 Jerry Kenney L OBP: 0.316, SLG: 0.241 (9, 5)		6-3		FC4-6				2B		0	0	0	0	0	0	0							
Danny Cater R OBP: 0.251, SLG: 0.278 (9, 3)		4-3		BB				1B		4	0	1	1	0	0	3							
Felipe Alou R OBP: 0.304, SLG: 0.363 (1, 9)			6-3					F7		4	0	1	1	0	0	3							
Gene Michael S OBP: 0.357, SLG: 0.289 (1, 6)			E3					K		3	0	1	0	0	1	3							
Stan Bahnsen R OBP: 0.105, SLG: 0.211 (1, 1)			K					6-3		3	0	0	0	0	1	1							
<b>Inning Stats</b>	R: 0 E: 0 K: 1 S: 5	H: 1 LOB: 1 BB: 0 P: 5	R: 0 E: 0 K: 0 S: 3	H: 0 LOB: 0 BB: 0 P: 3	R: 0 E: 1 K: 1 S: 6	H: 1 LOB: 1 BB: 0 P: 6	R: 3 E: 1 K: 0 S: 6	H: 3 LOB: 1 BB: 1 P: 10	R: 0 E: 0 K: 0 S: 3	H: 1 LOB: 0 BB: 0 P: 3	R: 0 E: 0 K: 0 S: 4	H: 1 LOB: 1 BB: 0 P: 4	R: 0 E: 0 K: 1 S: 5	H: 1 LOB: 0 BB: 0 P: 5	R: 3 E: 0 K: 0 S: 5	H: 2 LOB: 1 BB: 2 P: 13	1B: 7 2B: 3 3B: 1 HR: 1	SF: 0 SAC: 0 DP: 3 HBP: 0	WP: 0 PB: 0 SB: 1 CS: 2	PA: 34			
<b>PITCHER</b> Clyde Wright L ERA: 2.95 Lloyd Allen R ERA: 4.97 (8, 1)	IP: 7.0 WLS: L BF: 27 H: 8 R: 3 ER: 3 SO: 3 BB: 1 IBB: 0 HBP: 0 BLK: 0 WP: 0 HR: 1 S: 32 P: 36 ERA: 3.86 WHIP: 1.286											<b>PITCHER</b>	IP: 1.0 WLS: 7 BF: 2 H: 2 R: 3 ER: 3 SO: 0 BB: 1 IBB: 0 HBP: 0 BLK: 0 WP: 0 HR: 0 S: 5 P: 13 ERA: 27.00 WHIP: 3.000										

California Angels @ New York Yankees  
Yankee Stadium, Bronx, NY  
Sat May 29 1971, 3:33 AM EDT  
Att. 8,894 - Unknown - 71 F

AB 31  
R 6  
H 10  
RBI 6  
BB 3  
SO 3  
LOB 15





Batter	1	2	3	4	5	6	7	8	9	AB	R	H	RBI	BB	SO	LOB	TOP			
Sandy Alomar Sr. S OBP: 0.249, SLG: 0.261 Jim Fregosi, R OBP: 0.316, SLG: 0.345 (8, 6)	F8		F8		1-3			F6		3	0	0	0	0	0	0	California Angels @ New York Yankees Yankee Stadium, Bronx, NY Sun May 30 1971, 3:33 AM EDT Att: 8,105 - Unknown - 60 F			
Jim Spencer L OBP: 0.270, SLG: 0.358 (1, 3)	1B 4-3 BB		K			G3		3-1		3	1	0	0	1	1	2				
Alex Johnson, R OBP: 0.292, SLG: 0.302 (1, 7)				K		6-3				4	0	2	1	0	1	0				
Roger Repoz, L OBP: 0.420, SLG: 0.444 Eddie Fisher, R (8, 1)	4-3			FC5-4 1B		1-3		F8		4	0	1	1	0	0	3				
Ken McMullen, R OBP: 0.311, SLG: 0.420 (1, 5)	F6			FC5-4 HR						3	1	0	0	1	0	2				
Tony Conigliaro, R OBP: 0.322, SLG: 0.390 (1, 9)										3	1	1	2	1	0	1				
John Stephenson, L OBP: 0.388, SLG: 0.473 (1, 2)										4	0	0	0	0	0	2				
Syd O'Brien, R OBP: 0.270, SLG: 0.367 (1, 4)										3	1	0	0	0	1	0				
Andy Hassler, L (1, 1)										2	0	0	0	0	1	0				
Archie Reynolds, R Mel Queen, L Tony Gonzalez, L OBP: 0.350, SLG: 0.294 (8, 8)				F6		K2-3				0	0	0	0	0	0	0				
Inning Stats	R: 1 E: 0 K: 0 S: 4	H: 1 LOB: 1 BB: 1 P: 8	R: 0 E: 0 K: 0 S: 2	H: 0 LOB: 0 BB: 1 P: 6	R: 0 E: 0 K: 1 S: 5	H: 0 LOB: 0 BB: 0 P: 5	R: 2 E: 0 K: 1 S: 7	H: 2 LOB: 2 BB: 0 P: 7	R: 0 E: 0 K: 2 S: 3	H: 0 LOB: 0 BB: 0 P: 3	R: 0 E: 0 K: 0 S: 2	H: 0 LOB: 0 BB: 1 P: 6	R: 1 E: 1 K: 0 S: 6	H: 2 LOB: 2 BB: 0 P: 6	R: 0 E: 0 K: 0 S: 3	H: 0 LOB: 0 BB: 0 P: 3	1B: 4 2B: 0 3B: 0 HR: 1	SF: 0 SAC: 0 DP: 2 HBP: 0	WP: 0 PB: 0 SB: 0 CS: 0	PA: 34
PITCHER Mel Stottlemyre, R ERA: 2.83 (1, 1)	IP: 9.0 WLS: W BF: 34 H: 5 R: 4 ER: 3 SO: 4 BB: 3 IBB: 0 HBP: 0 BLK: 0 WP: 0 HR: 1 S: 39 P: 51 ERA: 3.00 WHIP: 0.889															PITCHER				

Batter	1	2	3	4	5	6	7	8	9	AB	R	H	RBI	BB	SO	LOB	BOTTOM			
Horace Clarke, S OBP: 0.360, SLG: 0.317 (1, 4)	6-3	FC5-4		K						4	1	1	0	1	1	4	California Angels @ New York Yankees Yankee Stadium, Bronx, NY Sun May 30 1971, 3:33 AM EDT Att: 8,105 - Unknown - 60 F			
Thurman Munson, R OBP: 0.361, SLG: 0.351 (1, 2)	1B 1-3 1B			G1						4	2	2	0	1	1	3				
Roy White, S OBP: 0.370, SLG: 0.510 (1, 7)	1-3									5	2	3	1	0	0	2				
Bobby Murcer, L OBP: 0.467, SLG: 0.593 (1, 8)				L8						5	1	3	2	0	0	3				
John Ellis, R OBP: 0.525, SLG: 0.610 Jerry Kenney, L OBP: 0.316, SLG: 0.241 (9, 5)	5-3			K						5	0	2	2	0	1	3				
Danny Cater, R OBP: 0.245, SLG: 0.271 (9, 3)										5	0	0	0	0	1	5				
Felipe Alou, R OBP: 0.320, SLG: 0.377 (1, 9)										3	1	2	0	2	0	2				
Gene Michael, S OBP: 0.372, SLG: 0.301 (1, 6)										2	0	1	1	3	0	2				
Mel Stottlemyre, R OBP: 0.250, SLG: 0.207 (1, 1)										5	0	0	0	0	3	10				
Inning Stats	R: 1 E: 0 K: 0 S: 5	H: 2 LOB: 1 BB: 0 P: 5	R: 0 E: 0 K: 0 S: 4	H: 1 LOB: 2 BB: 1 P: 8	R: 0 E: 0 K: 1 S: 7	H: 2 LOB: 2 BB: 0 P: 7	R: 0 E: 0 K: 1 S: 6	H: 1 LOB: 2 BB: 1 P: 10	R: 1 E: 1 K: 2 S: 11	H: 3 LOB: 3 BB: 1 P: 12	R: 4 E: 1 K: 2 S: 11	H: 4 LOB: 2 BB: 2 P: 19	R: 0 E: 0 K: 1 S: 5	H: 0 LOB: 1 BB: 1 P: 9	R: 1 E: 0 K: 1 S: 6	H: 1 LOB: 1 BB: 1 P: 10		1B: 10 2B: 4 3B: 0 HR: 0	SF: 0 SAC: 0 DP: 0 HBP: 0	WP: 1 PB: 0 SB: 1 CS: 0
PITCHER Andy Hassler, L ERA: 4.5 Archie Reynolds, R ERA: 5.79 Mel Queen, R ERA: 0.82 Eddie Fisher, R ERA: 2.56 (1, 1)	IP: 4.0 WLS: L BF: 9 H: 4 R: 4 ER: 3 SO: 1 BB: 1 IBB: 0 HBP: 0 BLK: 0 WP: 0 HR: 0 S: 24 P: 32 ERA: 4.50 WHIP: 2.500															PITCHER				



Batter	1	2	3	4	5	6	7	8	9	AB	R	H	RBI	BB	SO	LOB	TOP			
Sandy Alomar Sr. S OBP: 0.253, SLG: 0.258 (1.4)	5-3		BB BB		BB		F7			2	0	0	0	2	0	0	<b>California Angels @ Washington Senators</b> Robert F. Kennedy Memorial Stadium, Washington, DC Mon May 31 1971, 3:33 AM EDT Att: 13,289 - Unknown <a href="http://livebaseballscorecards.com">livebaseballscorecards.com</a>			
Roger Repoz L OBP: 0.415, SLG: 0.430 (1.8)	1B BB		K		K			K		3	0	0	0	1	3	2				
Alex Johnson R OBP: 0.301, SLG: 0.308 (1.7)					F8			G4-6-3 1B		3	0	2	0	1	0	1				
Ken McMullen R OBP: 0.305, SLG: 0.411 (1.5)	F2		F9		K			G4-6-3 1-2		4	0	0	0	0	1	6				
Jim Fregosi R OBP: 0.324, SLG: 0.344 (1.6)	P4		F2					G5-4-3 BB		3	0	1	0	1	0	4				
Tony Conigliaro R OBP: 0.315, SLG: 0.380 (1.9)		K			F8			G5-4-3 1-2		4	0	0	0	0	1	2				
Jim Spencer L OBP: 0.264, SLG: 0.350 (1.3)		G3			E5			1-3		4	0	0	0	0	0	0				
John Stephenson L OBP: 0.386, SLG: 0.461 (1.2)					K			G3		2	0	0	0	1	1	1				
Tom Murphy R OBP: 0.077, SLG: 0.115 Archie Reynolds R (5.1)			K		K			F9		2	0	0	0	0	2	2				
Giraldo Ruiz S OBP: 0.357, SLG: 0.250 Eddie Fisher R (7.1)					K					0	0	0	0	0	0	0				
										0	0	0	0	0	0	0				
<b>Inning Stats</b>	R: 0 E: 0 K: 0 S: 4	H: 1 LOB: 2 BB: 1 P: 8	R: 0 E: 0 K: 2 S: 7	H: 0 LOB: 1 BB: 1 P: 11	R: 0 E: 0 K: 1 S: 5	H: 0 LOB: 2 BB: 2 P: 13	R: 0 E: 1 K: 2 S: 8	H: 0 LOB: 1 BB: 0 P: 8	R: 0 E: 0 K: 0 S: 3	H: 1 LOB: 0 BB: 0 P: 3	R: 0 E: 0 K: 0 S: 3	H: 0 LOB: 0 BB: 0 P: 3	R: 0 E: 0 K: 1 S: 5	H: 1 LOB: 0 BB: 1 P: 5	R: 0 E: 0 K: 0 S: 2	H: 0 LOB: 0 BB: 1 P: 6	1B: 3 2B: 0 3B: 0 HR: 0	SF: 0 SAC: 0 DP: 3 HBP: 0	WP: 0 PB: 0 SB: 0 CS: 0	PA: 34
<b>PITCHER</b>	IP WLS BF H R ER SO BB IBB HBP BLK WP HR S P ERA WHIP	IP WLS BF H R ER SO BB IBB HBP BLK WP HR S P ERA WHIP	IP WLS BF H R ER SO BB IBB HBP BLK WP HR S P ERA WHIP	IP WLS BF H R ER SO BB IBB HBP BLK WP HR S P ERA WHIP	IP WLS BF H R ER SO BB IBB HBP BLK WP HR S P ERA WHIP	IP WLS BF H R ER SO BB IBB HBP BLK WP HR S P ERA WHIP	IP WLS BF H R ER SO BB IBB HBP BLK WP HR S P ERA WHIP	IP WLS BF H R ER SO BB IBB HBP BLK WP HR S P ERA WHIP	IP WLS BF H R ER SO BB IBB HBP BLK WP HR S P ERA WHIP	IP WLS BF H R ER SO BB IBB HBP BLK WP HR S P ERA WHIP	IP WLS BF H R ER SO BB IBB HBP BLK WP HR S P ERA WHIP	IP WLS BF H R ER SO BB IBB HBP BLK WP HR S P ERA WHIP	IP WLS BF H R ER SO BB IBB HBP BLK WP HR S P ERA WHIP	IP WLS BF H R ER SO BB IBB HBP BLK WP HR S P ERA WHIP	IP WLS BF H R ER SO BB IBB HBP BLK WP HR S P ERA WHIP	IP WLS BF H R ER SO BB IBB HBP BLK WP HR S P ERA WHIP	IP WLS BF H R ER SO BB IBB HBP BLK WP HR S P ERA WHIP			
Mike Thompson R ERA: 4.3	(1.1)	3.0	14	1	0	0	3	4	0	0	0	0	0	0	16	32	0.00	1.667		
Denny Riddleberger L ERA: 6.04	(4.1)	5.0	18	2	0	0	5	2	0	0	0	0	0	0	26	34	0.00	0.800		
Casey Cox R ERA: 4.29	(9.1)	1.0	2	0	0	0	0	0	0	0	0	0	0	0	2	2	0.00	0.000		

Batter	1	2	3	4	5	6	7	8	9	AB	R	H	RBI	BB	SO	LOB	BOTTOM			
Del Unser L OBP: 0.392, SLG: 0.415 (1.8)	3-1 2B		1B 1B 1B		B3	1-3		FC4		5	1	2	1	0	0	4	<b>California Angels @ Washington Senators</b> Robert F. Kennedy Memorial Stadium, Washington, DC Mon May 31 1971, 3:33 AM EDT Att: 13,289 - Unknown <a href="http://livebaseballscorecards.com">livebaseballscorecards.com</a>			
Bernie Allen L OBP: 0.333, SLG: 0.468 Elliott Maddox R OBP: 0.286, SLG: 0.208 (7. PR) (8.5)	3-1		K					G4-6-3 1B		4	1	2	1	0	1	3				
Don Mincher L OBP: 0.376, SLG: 0.413 (1.3)	2-3							HR		0	0	0	0	0	0	0				
Don Mincher L OBP: 0.376, SLG: 0.413 (1.3)	K		1B		FC6-5 1B			G4-6-3 1-2		4	0	2	1	0	1	2				
Frank Howard R OBP: 0.359, SLG: 0.459 (1.7)	5-3		F2		K			P3		4	0	0	0	0	1	5				
Larry Bittner L OBP: 0.419, SLG: 0.379 (1.9)								P4		4	0	3	1	0	0	0				
Paul Casanova R OBP: 0.288, SLG: 0.371 (1.2)			F8		FC6-5			4-3		4	0	0	0	0	1	5				
Toby Harrah R OBP: 0.304, SLG: 0.310 (1.6)	G4-3									4	0	3	0	0	0	1				
Tim Cullen R OBP: 0.227, SLG: 0.202 (1.4)			E6 1B		L6-3					2	1	1	0	2	0	1				
Mike Thompson R OBP: 0.250, SLG: 0.250 Tom McCraw L OBP: 0.250, SLG: 0.460 Denny Riddleberger R (4.1) Casey Cox R OBP: 0.200, SLG: 0.143 (9.1)			1B 1B		K			FC4 BB		0	0	0	0	0	0	0				
										1	1	1	0	0	0	0				
										2	0	0	0	1	2	1				
										0	0	0	0	0	0	0				
<b>Inning Stats</b>	R: 0 E: 0 K: 1 S: 6	H: 1 LOB: 0 BB: 0 P: 6	R: 0 E: 0 K: 0 S: 3	H: 1 LOB: 0 BB: 0 P: 3	R: 3 E: 1 K: 2 S: 12	H: 5 LOB: 2 BB: 0 P: 12	R: 0 E: 0 K: 1 S: 5	H: 1 LOB: 0 BB: 0 P: 5	R: 1 E: 0 K: 1 S: 8	H: 3 LOB: 2 BB: 0 P: 8	R: 0 E: 0 K: 1 S: 5	H: 1 LOB: 1 BB: 1 P: 9	R: 0 E: 0 K: 0 S: 3	H: 1 LOB: 1 BB: 0 P: 3	R: 0 E: 0 K: 0 S: 4	H: 1 LOB: 3 BB: 2 P: 12	1B: 11 2B: 3 3B: 0 HR: 1	SF: 0 SAC: 0 DP: 3 HBP: 0	WP: 0 PB: 0 SB: 0 CS: 1	PA: 37
<b>PITCHER</b>	IP WLS BF H R ER SO BB IBB HBP BLK WP HR S P ERA WHIP	IP WLS BF H R ER SO BB IBB HBP BLK WP HR S P ERA WHIP	IP WLS BF H R ER SO BB IBB HBP BLK WP HR S P ERA WHIP	IP WLS BF H R ER SO BB IBB HBP BLK WP HR S P ERA WHIP	IP WLS BF H R ER SO BB IBB HBP BLK WP HR S P ERA WHIP	IP WLS BF H R ER SO BB IBB HBP BLK WP HR S P ERA WHIP	IP WLS BF H R ER SO BB IBB HBP BLK WP HR S P ERA WHIP	IP WLS BF H R ER SO BB IBB HBP BLK WP HR S P ERA WHIP	IP WLS BF H R ER SO BB IBB HBP BLK WP HR S P ERA WHIP	IP WLS BF H R ER SO BB IBB HBP BLK WP HR S P ERA WHIP	IP WLS BF H R ER SO BB IBB HBP BLK WP HR S P ERA WHIP	IP WLS BF H R ER SO BB IBB HBP BLK WP HR S P ERA WHIP	IP WLS BF H R ER SO BB IBB HBP BLK WP HR S P ERA WHIP	IP WLS BF H R ER SO BB IBB HBP BLK WP HR S P ERA WHIP	IP WLS BF H R ER SO BB IBB HBP BLK WP HR S P ERA WHIP	IP WLS BF H R ER SO BB IBB HBP BLK WP HR S P ERA WHIP				
Tom Murphy R ERA: 4.87	(1.1)	4.2	23	11	4	4	5	0	0	0	0	0	0	0	33	33	0.00	2.357		
Archie Reynolds R ERA: 5.29	(5.1)	1.1	5	1	0	0	1	1	0	0	0	0	0	6	10	0.00	1.500			
Eddie Fisher R ERA: 2.41	(7.1)	2.0	9	2	0	0	0	1	1	0	0	0	0	7	15	0.00	1.500			



Batter	1	2	3	4	5	6	7	8	9	AB	R	H	RBI	BB	SO	LOB	TOP										
Roger Repoz, L OBP: 0.417, SLG: 0.438 (1, 8)	L3			K	BB			2B	P6	3	1	1	0	1	1	0	<b>California Angels @ Washington Senators</b> Robert F. Kennedy Memorial Stadium, Washington, DC Tue Jun 01 1971, 7:05 PM EDT Att: 3,675 - Unknown <a href="http://livebaseballscorecards.com">livebaseballscorecards.com</a>										
Syd O'Brien, R OBP: 0.267, SLG: 0.364 (9, PH)								2B		1	0	0	0	0	0	2											
Alex Johnson, R OBP: 0.299, SLG: 0.311 (1, 7)	6-3			4-3	F9			1B	K	5	1	1	2	0	1	5											
Jim Fregosi, R OBP: 0.321, SLG: 0.333 (1, 6)	6-3			5-3				4-3		3	0	0	0	1	0	1											
Jim Spencer, L OBP: 0.259, SLG: 0.343 Billy Cowan, R OBP: 0.263, SLG: 0.222 (8, PH)		P4			K	G3-6-3		F2		3	0	0	0	0	1	1											
Ken McMullen, R OBP: 0.309, SLG: 0.429 (1, 5)		F2			HR	K				4	1	2	2	0	1	0											
Tony Conigliaro, R OBP: 0.313, SLG: 0.383 Mel Queen, L (8, 1)		F8			1B	2B		5-3		4	1	1	0	0	1	1											
John Stephenson, L OBP: 0.368, SLG: 0.438 (1, 2)			F8		P2			4-3	4-3	4	0	0	0	0	0	1											
Sandy Alomar Sr., S OBP: 0.262, SLG: 0.264 (1, 4)			K		1B	1B			1B	3	0	2	1	1	1	0											
Jim Maloney, L Lloyd Allen, R Dave LaRoche, L Tony Esposito, R Ken Berry, R (1, 1) (5, 1) (8, 1) (8, 8) (9, PH)			K		K	BB		CS	E8	2	0	1	0	0	1	0											
<b>Inning Stats</b>	R: 0 E: 0 K: 0 S: 3	H: 0 LOB: 0 BB: 0 P: 3	R: 0 E: 0 K: 0 S: 3	H: 0 LOB: 0 BB: 0 P: 3	R: 0 E: 0 K: 2 S: 7	H: 0 LOB: 0 BB: 0 P: 7	R: 0 E: 0 K: 1 S: 5	H: 0 LOB: 0 BB: 0 P: 5	R: 2 E: 0 K: 1 S: 9	H: 4 LOB: 3 BB: 1 P: 13	R: 0 E: 0 K: 1 S: 4	H: 0 LOB: 0 BB: 1 P: 8	R: 0 E: 0 K: 1 S: 4	H: 0 LOB: 0 BB: 1 P: 8	R: 3 E: 0 K: 0 S: 7	H: 4 LOB: 1 BB: 0 P: 7	R: 0 E: 1 K: 1 S: 7	H: 2 LOB: 2 BB: 0 P: 7	1B: 6 2B: 3 3B: 0 HR: 1	SF: 0 SAC: 0 DP: 1 HBP: 0	WP: 0 PB: 0 SB: 0 CS: 1	PA: 39					
<b>PITCHER</b>	IP	WLS	BF	H	R	ER	SO	BB	IBB	HBP	BLK	WP	HR	S	P	ERA	WHIP										
Dick Bosman, R ERA: 4.41 (1, 1)	7.0	W	28	6	4	4	6	3	0	0	0	0	1	37	49	5.14	1.286										
Horacio Pina, R ERA: 3.39 (8, 1)	0.1		2	1	0	0	0	0	0	0	0	0	0	2	2	0.00	3.000										
Joe Grzenda, L ERA: 0.9 (8, 1)	0.1		1	0	0	0	0	0	0	0	0	0	0	1	1	0.00	0.000										
Casey Cox, R ERA: 4.24 (8, 1)	0.2	S	4	2	1	1	0	0	0	0	0	0	0	4	4	13.50	3.000										
Paul Lindblad, L ERA: 2.22 (9, 1)	0.2	S	3	1	0	0	1	0	0	0	0	0	0	5	5	0.00	1.500										

Batter	1	2	3	4	5	6	7	8	9	AB	R	H	RBI	BB	SO	LOB	BOTTOM										
Tom McCraw, L OBP: 0.281, SLG: 0.444 Elliott Maddox, R OBP: 0.301, SLG: 0.266 (1, 8) (7, 8)	F7		F9	P6						3	0	0	0	0	0	2	<b>California Angels @ Washington Senators</b> Robert F. Kennedy Memorial Stadium, Washington, DC Tue Jun 01 1971, 7:05 PM EDT Att: 3,675 - Unknown <a href="http://livebaseballscorecards.com">livebaseballscorecards.com</a>										
Bernie Allen, L OBP: 0.333, SLG: 0.453 Don Wert, R OBP: 0.200, SLG: 0.115 (1, 5) (7, 5)	F9		1B	K				F8	F7	2	1	0	0	1	1	2											
Don Mincher, L OBP: 0.376, SLG: 0.408 (1, 3)	FC4		1B		3-1			P6	G3	4	1	1	0	1	0	1											
Frank Howard, R OBP: 0.365, SLG: 0.466 Dick Billings, R OBP: 0.277, SLG: 0.304 (1, 7) (9, 7)	FC4		1B		E6					4	1	2	1	1	0	1											
Larry Bittner, L OBP: 0.444, SLG: 0.394 (1, 9)			FC5		F5			F8		4	0	2	1	1	0	3											
Paul Casanova, R OBP: 0.266, SLG: 0.360 (1, 2)	K		G6-4-3					F3	F9	4	0	0	0	1	1	5											
Toby Harrah, R OBP: 0.307, SLG: 0.309 (1, 6)	1-3				F9			G3		4	0	1	0	1	0	3											
Tim Cullen, R OBP: 0.244, SLG: 0.212 (1, 4)										2	1	2	1	2	0	0											
Dick Bosman, R OBP: 0.214, SLG: 0.120 Horacio Pina, R Joe Grzenda, R Casey Cox, R Paul Lindblad, L (1, 1) (8, 1) (8, 1) (8, 1) (9, 1)			FC5		SH			FC1-2	FC1-2	3	1	0	0	0	1	7											
<b>Inning Stats</b>	R: 0 E: 0 K: 0 S: 3	H: 0 LOB: 1 BB: 1 P: 7	R: 0 E: 0 K: 1 S: 6	H: 1 LOB: 2 BB: 1 P: 10	R: 2 E: 0 K: 0 S: 5	H: 3 LOB: 1 BB: 1 P: 9	R: 0 E: 0 K: 1 S: 7	H: 1 LOB: 2 BB: 0 P: 7	R: 1 E: 1 K: 1 S: 6	H: 0 LOB: 3 BB: 3 P: 18	R: 0 E: 0 K: 0 S: 4	H: 1 LOB: 0 BB: 1 P: 8	R: 3 E: 0 K: 0 S: 6	H: 3 LOB: 0 BB: 0 P: 6	R: 0 E: 0 K: 0 S: 4	H: 1 LOB: 2 BB: 1 P: 8		1B: 8 2B: 1 3B: 0 HR: 1	SF: 0 SAC: 1 DP: 1 HBP: 0	WP: 0 PB: 0 SB: 1 CS: 0	PA: 43						
<b>PITCHER</b>	IP	WLS	BF	H	R	ER	SO	BB	IBB	HBP	BLK	WP	HR	S	P	ERA	WHIP										
Jim Maloney, R ERA: 6.0 Lloyd Allen, R Dave LaRoche, L Mel Queen, R (1, 1) (5, 1) (6, 1) (8, 1)	4.2	L	26	5	3	2	2	5	1	0	0	0	0	3	3	0.00	0.000										
	0.1		1	0	0	0	1	0	0	0	0	0	0	3	3	0.00	0.000										
	2.0		11	4	3	3	0	0	1	0	0	0	1	10	14	13.50	2.000										
	1.0		5	1	0	0	0	0	1	0	0	0	0	4	8	0.00	1.000										



Batter	1	2	3	4	5	6	7	8	9	AB	R	H	RBI	BB	SO	LOB	TOP
Roger Repoz, L (1,8) OBP: 0.405, SLG: 0.420	F7	P4			4-3		K			4	0	0	0	0	1	2	
Alex Johnson, R (1,7) OBP: 0.307, SLG: 0.313	BB		G5-4-3		F8		BB			2	0	1	0	1	0	0	
Jim Fregosi, R (1,6) OBP: 0.318, SLG: 0.323	F2		G5-4-3		K					3	0	0	0	1	1	2	
Jim Spencer, L (1,3) OBP: 0.259, SLG: 0.341	F9		BB		3-4-1		P4			4	0	1	0	0	0	4	
Ken McMullen, R (1,5) OBP: 0.308, SLG: 0.422		6-3			5-3				1-3	3	0	0	0	1	0	0	
Tony Conigliaro, R (1,9) OBP: 0.319, SLG: 0.388	1B		F7							3	1	2	0	0	0	2	
John Stephenson, L (1,2) OBP: 0.378, SLG: 0.458	1B				4-3					3	1	2	0	0	0	1	
Sandy Alomar Sr., S (1,4) OBP: 0.263, SLG: 0.265	1B				FC3-5		F8			3	0	1	1	0	0	1	
Clyde Wright, R (1,1) OBP: 0.200, SLG: 0.212	1B				F9		BB			2	0	1	1	1	0	1	
<b>Inning Stats</b>	R: 0 E: 0 K: 0 S: 3	H: 0 LOB: 1 BB: 1 P: 7	R: 2 E: 0 K: 0 S: 6	H: 4 LOB: 1 BB: 0 P: 6	R: 0 E: 0 K: 0 S: 4	H: 2 LOB: 2 BB: 1 P: 8	R: 0 E: 0 K: 0 S: 3	H: 1 LOB: 0 BB: 0 P: 3	R: 0 E: 0 K: 1 S: 5	H: 0 LOB: 0 BB: 0 P: 5	R: 0 E: 0 K: 0 S: 4	H: 1 LOB: 1 BB: 0 P: 4	R: 0 E: 0 K: 1 S: 5	H: 0 LOB: 3 BB: 2 P: 14	R: 0 E: 0 K: 0 S: 1	H: 0 LOB: 0 BB: 0 P: 1	
<b>PITCHER</b> Denny McLain, R (1,1) ERA: 3.95	IP: 7.1 WLS: L BF: 32 H: 8 R: 2 ER: 2 SO: 2 BB: 4 IBB: 0 HBP: 1 BLK: 0 WP: 0 HR: 0 S: 31 P: 48 ERA: 2.46 WHIP: 1.636																

California Angels @ Washington Senators  
Robert F. Kennedy Memorial Stadium, Washington, DC  
Wed Jun 02 1971, 7:05 PM EDT  
Att: 3,606 - Unknown

AB	27
R	2
H	8
RBI	2
BB	4
SO	2
LOB	13



Batter	1	2	3	4	5	6	7	8	9	AB	R	H	RBI	BB	SO	LOB	BOTTOM
Toby Harrah, R (1,6) OBP: 0.314, SLG: 0.311	BB		G1-4-3		F8					2	1	1	0	1	0	0	
Elliott Maddox, R (1,8) OBP: 0.302, SLG: 0.268	E		G1-4-3		6-3					3	0	1	0	0	0	1	
Frank Howard, R (1,3) OBP: 0.370, SLG: 0.466	BB				1-4-3					2	0	1	0	1	0	0	
Dick Billings, R (1,7) OBP: 0.260, SLG: 0.296	FC6-4		6-3		5-3					3	0	0	0	0	0	3	
Larry Bittner, L (1,9) OBP: 0.410, SLG: 0.361	K				4-3					3	0	0	0	0	1	2	
Paul Casanova, R (1,2) OBP: 0.267, SLG: 0.360	4-3				1B		K			3	0	1	0	0	1	2	
Don Wert, R (1,5) OBP: 0.182, SLG: 0.103			6-3		F3		6-3			3	0	0	0	0	0	1	
Tim Cullen, R (1,4) OBP: 0.240, SLG: 0.208			5-3		2-3		6-3			3	0	0	0	0	0	1	
Denny McLain, R (1,1) OBP: 0.154, SLG: 0.200			F9		K					2	0	0	0	0	1	0	
<b>Inning Stats</b>	R: 1 E: 1 K: 1 S: 6	H: 1 LOB: 2 BB: 2 P: 14	R: 0 E: 0 K: 0 S: 3	H: 0 LOB: 0 BB: 0 P: 3	R: 0 E: 0 K: 0 S: 4	H: 2 LOB: 1 BB: 0 P: 4	R: 0 E: 0 K: 0 S: 4	H: 1 LOB: 1 BB: 0 P: 4	R: 0 E: 0 K: 1 S: 5	H: 0 LOB: 0 BB: 0 P: 5	R: 0 E: 0 K: 0 S: 3	H: 0 LOB: 0 BB: 0 P: 3	R: 0 E: 0 K: 1 S: 5	H: 0 LOB: 0 BB: 0 P: 5	R: 0 E: 0 K: 0 S: 1	H: 0 LOB: 0 BB: 0 P: 0	
<b>PITCHER</b> Clyde Wright, L (1,1) ERA: 2.83	IP: 7.0 WLS: W BF: 26 H: 4 R: 1 ER: 1 SO: 3 BB: 2 IBB: 0 HBP: 0 BLK: 0 WP: 0 HR: 0 S: 30 P: 38 ERA: 1.29 WHIP: 0.857																

California Angels @ Washington Senators  
Robert F. Kennedy Memorial Stadium, Washington, DC  
Wed Jun 02 1971, 7:05 PM EDT  
Att: 3,606 - Unknown

AB	24
R	1
H	4
RBI	0
BB	2
SO	3
LOB	10





Batter	1	2	3	4	5	6	7	8	9	AB	R	H	RBI	BB	SO	LOB	TOP					
Sandy Alomar Sr. S OBP: 0.267, SLG: 0.269 (1.6)	0-0 5-3 1B		0-0 6-3		0-0 F6			0-0 G4-6-3 1B		4	0	2	0	0	0	0	California Angels @ Boston Red Sox Fenway Park, Boston, MA Fri Jun 04 1971, 7:05 PM EDT Att: 31,375 - Unknown					
Alex Johnson R OBP: 0.306, SLG: 0.311 Billy Cowan R OBP: 0.273, SLG: 0.286 (1.7)	0-0 5-3 1-2		0-3 K			0-0 G6-4-3 2B		0-0 L9		1	0	0	0	0	0	1						
Jim Fregosi R OBP: 0.319, SLG: 0.316 Jim Spencer L OBP: 0.258, SLG: 0.339 (1.3)	0-0 F8		0-3 K			4-0 G6-4-3 BB		0-0 G4-6-3 1-2		2	0	0	0	1	1	1						
Ken McMullen R OBP: 0.307, SLG: 0.419 (1.5)	0-0 L7			0-0 G5-4-3 1B		0-0 G6-4-3 1-2 2-3			0-0 F9	4	0	1	0	0	0	3						
Tony Conigliaro R OBP: 0.317, SLG: 0.385 (1.9)		0-0 F6		0-0 G5-4-3 1-2		0-0 L7			0-0 G5-4-3 1B	4	0	1	0	0	0	2						
Syd O'Brien R OBP: 0.267, SLG: 0.368 (1.4)	0-0 4-3			0-0 2B			0-0 F8		0-0 G5-4-3 1-2	4	0	1	0	0	0	1						
Ken Berry R OBP: 0.267, SLG: 0.347 (1.8)		0-0 HR		0-0 1-3			0-0 FC6-4 1B			3	1	2	1	0	0	1						
Jerry Moses R OBP: 0.247, SLG: 0.374 (1.2)		0-0 2B			0-0 6-3		0-0 FC6-4 1-2			3	0	1	0	0	0	1						
Andy Messersmith R OBP: 0.214, SLG: 0.269 Andy Hassler L OBP: 0.257, SLG: 0.306 Tony Gonzalez L OBP: 0.257, SLG: 0.306 Lloyd Allen R OBP: 0.257, SLG: 0.306 Archie Reynolds R OBP: 0.257, SLG: 0.306 Jeff Torborg R OBP: 0.257, SLG: 0.306 Eddie Fisher R OBP: 0.257, SLG: 0.306 (1.1)	0-0 F8				0-3 K		0-0 6-3			1	0	0	0	0	0	1						
<b>Inning Stats</b>	R: 0 E: 0 K: 0 S: 4	H: 1 LOB: 1 BB: 0 P: 4	R: 1 E: 0 K: 0 S: 5	H: 2 LOB: 1 BB: 0 P: 5	R: 0 E: 0 K: 0 S: 7	H: 0 LOB: 0 BB: 0 P: 7	R: 0 E: 0 K: 0 S: 4	H: 2 LOB: 1 BB: 0 P: 4	R: 0 E: 0 K: 1 S: 5	H: 0 LOB: 0 BB: 0 P: 5	R: 0 E: 0 K: 0 S: 3	H: 1 LOB: 1 BB: 1 P: 7	R: 0 E: 1 K: 0 S: 4	H: 1 LOB: 1 BB: 0 P: 4	R: 0 E: 0 K: 0 S: 3	H: 1 LOB: 0 BB: 0 P: 3		R: 0 E: 0 K: 0 S: 3	H: 1 LOB: 0 BB: 0 P: 3	1B: 5 2B: 3 3B: 0 HR: 1	SF: 0 SAC: 0 DP: 4 HBP: 0	WP: 0 PB: 0 SB: 0 CS: 0
<b>PITCHER</b> Gary Peters, L ERA: 4.98 (1.1)	IP: 9.0 WLS: W BF: 33 H: 9 R: 1 ER: 1 SO: 3 BB: 1 IBB: 0 HBP: 0 BLK: 0 WP: 0 HR: 1 S: 38 P: 42 ERA: 1.00 WHIP: 1.111															<b>PITCHER</b>						

Batter	1	2	3	4	5	6	7	8	9	AB	R	H	RBI	BB	SO	LOB	BOTTOM			
Doug Griffin R OBP: 0.323, SLG: 0.324 (1.4)	0-0 5-3		0-3 K		4-0 FC5-4 BB	0-0 1B 1-2 1B	0-0 1B 1-2 3-H 1B	0-0 1B 1-2		5	1	3	1	1	1	2	California Angels @ Boston Red Sox Fenway Park, Boston, MA Fri Jun 04 1971, 7:05 PM EDT Att: 31,375 - Unknown			
Reggie Smith S OBP: 0.382, SLG: 0.512 George Thomas R OBP: 0.143, SLG: 0.077 (1.9)	0-0 1B	0-0 4-3		0-0 FC5-4 1-2	0-0 1B 1-3 2-H 1B	0-0 1B 1-3 3-H 1B	0-0 F7	0-0 6-3		5	1	2	1	0	0	5				
Carl Yastrzemski L OBP: 0.446, SLG: 0.514 Joe Lahoud L OBP: 0.395, SLG: 0.375 (1.7)	0-0 1B		0-0 G5-4-3 1B	4-0 G6-4-3 2-3 BB	0-0 E 1-3 2-H 1B		0-0 4-3		3	0	3	1	1	0	0	0				
Rico Petrocelli R OBP: 0.376, SLG: 0.472 (1.5)	0-3 K		0-0 G5-4-3 1-2	0-0 G6-4-3 1-2	0-0 E6 1-2 3-H		0-0 4-3		5	0	0	0	0	1	6					
George Scott R OBP: 0.343, SLG: 0.449 (1.3)	0-0 F7		4-0 BB 2B BB		0-0 K		0-0 1B		4	2	2	0	1	1	4					
Billy Conigliaro R OBP: 0.347, SLG: 0.503 (1.8)		4-0 FC1-5 WP BB	0-0 2B 1B		0-0 1B 1-3 1B	0-0 3-1	0-0 F8		4	2	2	0	1	0	1					
Luis Aparicio R OBP: 0.215, SLG: 0.247 John Kennedy R OBP: 0.472, SLG: 0.517 (1.6)		4-0 FC1-5 2B BB	4-0 2B BB		0-0 1B 2-H 3-H 1B	0-3 K		0-3 K		1	3	1	2	2	0	0				
Duane Josephson R OBP: 0.284, SLG: 0.377 (1.2)		0-0 FC1-5 2B 1-2 2-3	0-0 2B		0-0 F7 1-3 2-H 3-H 1B	0-0 1B 1B	0-0 1B	4-0 1B BB		4	1	2	3	1	0	3				
Gary Peters L OBP: 0.343, SLG: 0.424 (1.1)	0-0 1-3 2-H 2B		0-0 G3		0-0 F7	0-0 1B	0-3 K		5	0	2	1	0	1	3					
<b>Inning Stats</b>	R: 0 E: 0 K: 1 S: 7	H: 2 LOB: 2 BB: 0 P: 7	R: 1 E: 0 K: 1 S: 6	H: 1 LOB: 2 BB: 2 P: 14	R: 3 E: 0 K: 0 S: 5	H: 3 LOB: 1 BB: 2 P: 13	R: 0 E: 1 K: 0 S: 2	H: 0 LOB: 1 BB: 2 P: 10	R: 5 E: 1 K: 1 S: 12	H: 6 LOB: 2 BB: 0 P: 12	R: 1 E: 0 K: 1 S: 8	H: 3 LOB: 2 BB: 0 P: 8	R: 0 E: 0 K: 0 S: 4	H: 1 LOB: 1 BB: 0 P: 4	R: 0 E: 0 K: 2 S: 8	H: 1 LOB: 2 BB: 1 P: 12		1B: 15 2B: 2 3B: 0 HR: 0	SF: 0 SAC: 0 DP: 2 HBP: 0	WP: 1 PB: 0 SB: 2 CS: 0
<b>PITCHER</b> Andy Messersmith R ERA: 4.05 Andy Hassler L ERA: 3.6 Lloyd Allen R ERA: 0.15 Archie Reynolds R ERA: 5.4 Eddie Fisher R ERA: 5.27 (1.1)	IP: 3.0 WLS: L BF: 19 H: 6 R: 4 ER: 4 SO: 2 BB: 4 IBB: 4 HBP: 4 BLK: 2 WP: 1 HR: 0 S: 18 P: 38 ERA: 12.00 WHIP: 3.667															<b>PITCHER</b>				





Batter	1	2	3	4	5	6	7	8	9	AB	R	H	RBI	BB	SO	LOB	TOP								
Sandy Alomar Sr. S OBP: 0.274, SLG: 0.281 (1, 4)	3-1		1B		1-2 2-3 1B		E 2B		6-3	5	1	3	0	0	0	0									
Roger Repoz L OBP: 0.397, SLG: 0.410 (1, 7)	K		F8		F3		E8 1B 2H		K	5	1	1	1	0	2	4									
Jim Fregosi R OBP: 0.308, SLG: 0.304 (1, 6)	K		K		F5		K			4	0	0	0	0	3	5									
Ken McMullen R OBP: 0.306, SLG: 0.415 (1, 5)		6-3	F7		F8		1B			4	0	1	1	0	0	4									
Jim Spencer L OBP: 0.263, SLG: 0.339 (1, 3)		1B 2B 1B		B1-3		BB	K			3	1	1	0	1	1	1									
Tony Conigliaro R OBP: 0.321, SLG: 0.393 (1, 9)		2B G1-2-3 1B		CS 2B		F7		K		4	0	2	0	0	1	1									
Ken Berry R OBP: 0.267, SLG: 0.352 (1, 8)		1-3 2B		K		F3		F8		4	0	1	1	0	1	2									
Jerry Moses R OBP: 0.258, SLG: 0.372 (1, 2)		3-H 4-0 IBB				F6		6-3		3	0	1	0	1	0	1									
Tom Murphy R OBP: 0.069, SLG: 0.103 (1, 1)		G1-2-3		SH 1B		SH 1B		K		3	0	0	0	0	2	3									
<b>Inning Stats</b>	R: 0 E: 0 K: 2 S: 7	H: 0 LOB: 0 BB: 0 P: 7	R: 1 E: 0 K: 0 S: 5	H: 3 LOB: 2 BB: 1 P: 9	R: 0 E: 0 K: 1 S: 6	H: 1 LOB: 1 BB: 0 P: 6	R: 0 E: 0 K: 1 S: 5	H: 1 LOB: 0 BB: 0 P: 5	R: 0 E: 0 K: 0 S: 6	H: 2 LOB: 3 BB: 0 P: 6	R: 0 E: 0 K: 0 S: 3	H: 0 LOB: 1 BB: 1 P: 7	R: 2 E: 1 K: 3 S: 12	H: 3 LOB: 1 BB: 0 P: 12	R: 0 E: 0 K: 1 S: 5	H: 0 LOB: 0 BB: 0 P: 5	R: 0 E: 0 K: 2 S: 7	H: 0 LOB: 0 BB: 0 P: 7	1B: 7 2B: 3 3B: 0 HR: 0	SF: 0 SAC: 1 DP: 1 HBP: 0	WP: 0 PB: 0 SB: 1 CS: 1	PA: 38			
<b>PITCHER</b>	IP	WLS	BF	H	R	ER	SO	BB	IBB	HBP	BLK	WP	HR	S	P	ERA	WHIP								
Jim Lonborg R ERA: 4.41 (1, 1)	8.0	L	35	10	3	2	8	1	1	0	0	0	0	49	57	2.25	1.375								
Sparky Lyle L ERA: 1.64 (9, 1)	1.0		3	0	0	0	2	0	0	0	0	0	0	7	7	0.00	0.000								

California Angels @ Boston Red Sox  
Fenway Park, Boston, MA  
Sat Jun 05 1971, 3:33 AM EDT  
Att: 25,764 - Unknown

AB 35  
R 3  
H 10  
RBI 3  
BB 2  
SO 10  
LOB 21



Batter	1	2	3	4	5	6	7	8	9	AB	R	H	RBI	BB	SO	LOB	BOTTOM								
Doug Griffin R OBP: 0.316, SLG: 0.316 (1, 4)	6-3		FC5-4			1-3		L6		4	0	0	0	0	0	1									
Reggie Smith S OBP: 0.379, SLG: 0.507 (1, 9)	L9			4-3		1B 1-3-2 1B		6-3		4	0	1	0	0	0	0									
Carl Yastrzemski L OBP: 0.442, SLG: 0.508 (1, 7)	6-3			G3		1-3 1B		5-3		4	0	1	0	0	0	0									
Rico Petrocelli R OBP: 0.374, SLG: 0.467 (1, 5)		5-3		BB 1B		1-3-2 3-H		F9		4	0	1	0	0	0	2									
George Scott R OBP: 0.346, SLG: 0.447 (1, 3)		6-3		BB 1-2 BB		6-3		1B WP 5-3 1B		3	1	1	0	1	0	0									
Billy Conigliaro R OBP: 0.345, SLG: 0.497 (1, 8)		6-3		5-3		F2		5-3 1B		4	0	1	0	0	0	2									
Luis Aparicio R OBP: 0.216, SLG: 0.247 (1, 6)			6-3		6-3	FC5-4 1B		5-3		4	0	1	1	0	0	1									
Duane Josephson R OBP: 0.278, SLG: 0.367 (1, 2)			K		F8	FC5-4 1-2		K		4	0	0	0	0	2	2									
Jim Lonborg R OBP: 0.300, SLG: 0.125 Joe Lahoud L OBP: 0.410, SLG: 0.485 Sparky Lyle L (8, PH) (9, 1)			FC5-4 BB		K			HR		1	0	0	0	1	1	0									
<b>Inning Stats</b>	R: 0 E: 0 K: 0 S: 3	H: 0 LOB: 0 BB: 0 P: 3	R: 0 E: 0 K: 1 S: 5	H: 0 LOB: 1 BB: 1 P: 9	R: 0 E: 0 K: 0 S: 4	H: 1 LOB: 2 BB: 1 P: 8	R: 0 E: 0 K: 1 S: 5	H: 0 LOB: 0 BB: 0 P: 5	R: 0 E: 0 K: 0 S: 4	H: 2 LOB: 1 BB: 0 P: 4	R: 0 E: 0 K: 0 S: 4	H: 1 LOB: 1 BB: 0 P: 4	R: 1 E: 0 K: 0 S: 4	H: 1 LOB: 0 BB: 0 P: 4	R: 1 E: 0 K: 1 S: 7	H: 2 LOB: 1 BB: 0 P: 7	1B: 6 2B: 1 3B: 0 HR: 1	SF: 0 SAC: 0 DP: 1 HBP: 0	WP: 1 PB: 0 SB: 0 CS: 0	PA: 35					
<b>PITCHER</b>	IP	WLS	BF	H	R	ER	SO	BB	IBB	HBP	BLK	WP	HR	S	P	ERA	WHIP								
Tom Murphy R ERA: 4.88 (1, 1)	9.0	W	35	7	2	2	3	2	0	0	0	1	1	39	47	2.00	1.000								

California Angels @ Boston Red Sox  
Fenway Park, Boston, MA  
Sat Jun 05 1971, 3:33 AM EDT  
Att: 25,764 - Unknown

AB 33  
R 2  
H 7  
RBI 2  
BB 2  
SO 3  
LOB 8














Batter	1	2	3	4	5	6	7	8	9	AB	R	H	RBI	BB	SO	LOB	TOP																		
Horace Clarke, S OBP: 0.358, SLG: 0.333 (1, 4)										4	0	1	0	0	0	1																			
Jerry Kenney, L OBP: 0.331, SLG: 0.273 (1, 5)										3	1	2	0	1	0	0																			
Bobby Murcer, L OBP: 0.475, SLG: 0.593 (1, 8)										4	1	1	0	0	0	3																			
Roy White, S OBP: 0.375, SLG: 0.503 (1, 7)										4	1	1	0	0	1	1																			
Danny Cater, R OBP: 0.260, SLG: 0.300 (1, 3)										4	0	2	1	0	0	0																			
Thurman Munson, R OBP: 0.340, SLG: 0.341 (1, 2)										4	0	0	0	0	1	3																			
Felipe Alou, R OBP: 0.309, SLG: 0.355 (1, 9)										4	0	2	1	0	0	1																			
Gene Michael, S OBP: 0.349, SLG: 0.293 (1, 6)										4	0	1	0	0	0	4																			
Fritz Peterson, S OBP: 0.200, SLG: 0.077 (1, 1)										1	0	0	0	0	0	0																			
Jake Gibbs, L OBP: 0.240, SLG: 0.261 (8, PH)										1	0	0	0	0	0	0																			
Jack Aker, R (8, PH)										0	0	0	0	0	0	0																			
John Ellis, R OBP: 0.402, SLG: 0.468 (9, PH)										1	0	0	0	0	2																				
Jim Hardin, R (9, 1)										0	0	0	0	0	0																				
<b>Inning Stats</b>	R: 0 E: 0 K: 1 S: 6	H: 2 LOB: 1 BB: 0 P: 6	R: 0 E: 0 K: 0 S: 4	H: 1 LOB: 1 BB: 0 P: 4	R: 0 E: 0 K: 0 S: 3	H: 0 LOB: 1 BB: 1 P: 7	R: 0 E: 0 K: 1 S: 5	H: 0 LOB: 0 BB: 0 P: 5	R: 0 E: 0 K: 0 S: 4	H: 1 LOB: 1 BB: 0 P: 4	R: 1 E: 1 K: 0 S: 4	H: 1 LOB: 0 BB: 0 P: 4	R: 0 E: 0 K: 0 S: 3	H: 1 LOB: 0 BB: 0 P: 3	R: 0 E: 0 K: 0 S: 3	H: 0 LOB: 0 BB: 0 P: 3	R: 2 E: 0 K: 0 S: 7	H: 4 LOB: 2 BB: 0 P: 7	1B: 10 2B: 1 3B: 0 HR: 0	SF: 0 SAC: 1 DP: 2 HBP: 0	WP: 0 PA: 36 CS: 0														
<b>PITCHER</b>	IP WLS BF H R ER SO BB IBB HBP BLK WP HR S P ERA WHIP																																		
Andy Messersmith, R ERA: 3.9 (1, 1)	8.0	31	8	3	2	2	1	0	0	0	0	0	34	38	2.25	1.125																			
Mel Queen, R ERA: 0.77 (9, 1)	0.1	3	2	0	0	0	0	0	0	0	0	0	3	3	0.00	6.000																			
Dave LaRoche, L ERA: 1.61 (9, 1)	0.2	W	2	0	0	0	0	0	0	0	0	0	2	2	0.00	0.000																			

New York Yankees @ California Angels  
Anaheim Stadium, Anaheim, CA  
Wed Jun 09 1971, 10:05 PM EDT  
Att. 7,802 - Overcast - 66 F


AB 34  
R 3  
H 10  
RBI 2  
BB 1  
SO 2  
LOB 15



Batter	1	2	3	4	5	6	7	8	9	AB	R	H	RBI	BB	SO	LOB	BOTTOM																		
Sandy Alomar Sr., S OBP: 0.269, SLG: 0.275 (1, 4)										4	0	1	0	0	0	0																			
Ken Berry, R OBP: 0.288, SLG: 0.359 (1, 8)										4	1	2	0	0	1	1																			
Jim Fregosi, R OBP: 0.305, SLG: 0.327 (1, 6)										3	1	0	0	0	1	2																			
Ken McMullen, R OBP: 0.303, SLG: 0.405 (1, 5)										3	0	0	0	1	0	2																			
Tony Conigliaro, R OBP: 0.317, SLG: 0.382 (1, 9)										3	1	0	0	1	1	2																			
Billy Cowan, R OBP: 0.280, SLG: 0.417 (1, 7)										3	1	1	3	0	1	0																			
Tony Gonzalez, L OBP: 0.388, SLG: 0.349 (8, 7)										1	0	1	1	0	0	0																			
Jim Spencer, L OBP: 0.263, SLG: 0.346 (1, 3)										3	0	1	0	0	1	0																			
Jeff Torborg, R OBP: 0.077, SLG: 0.080 (1, 2)										3	0	0	0	0	1																				
Andy Messersmith, R OBP: 0.194, SLG: 0.241 ERA: 4.04 (1, 1)										3	0	0	0	0	1	0																			
Mel Queen, L ERA: 2.25 (9, 1)										0	0	0	0	0	0	0																			
Dave LaRoche, L OBP: 0.400, SLG: 0.250 (9, 1)										0	0	0	0	0	0	0																			
<b>Inning Stats</b>	R: 0 E: 0 K: 2 S: 7	H: 0 LOB: 0 BB: 0 P: 7	R: 0 E: 0 K: 1 S: 5	H: 0 LOB: 0 BB: 0 P: 5	R: 0 E: 0 K: 0 S: 3	H: 1 LOB: 0 BB: 0 P: 3	R: 0 E: 0 K: 0 S: 4	H: 1 LOB: 1 BB: 0 P: 4	R: 0 E: 0 K: 2 S: 7	H: 0 LOB: 0 BB: 0 P: 7	R: 0 E: 0 K: 1 S: 5	H: 0 LOB: 0 BB: 0 P: 5	R: 3 E: 0 K: 0 S: 5	H: 2 LOB: 0 BB: 1 P: 9	R: 0 E: 0 K: 0 S: 3	H: 0 LOB: 0 BB: 0 P: 3	R: 1 E: 0 K: 0 S: 4	H: 2 LOB: 2 BB: 1 P: 8	1B: 4 2B: 1 3B: 1 HR: 1	SF: 0 SAC: 1 DP: 1 HBP: 0	WP: 0 PA: 33 CS: 0														
<b>PITCHER</b>	IP WLS BF H R ER SO BB IBB HBP BLK WP HR S P ERA WHIP																																		
Fritz Peterson, L ERA: 4.04 (1, 1)	7.0	25	4	3	3	6	1	0	0	0	0	0	36	40	3.86	0.714																			
Jack Aker, R ERA: 2.25 (8, 1)	1.0	3	0	0	0	0	0	0	0	0	0	0	3	3	0.00	0.000																			
Jim Hardin, R ERA: 5.56 (9, 1)	0.2	L	5	2	1	1	0	0	1	0	0	0	4	8	13.50	3.000																			

New York Yankees @ California Angels  
Anaheim Stadium, Anaheim, CA  
Wed Jun 09 1971, 10:05 PM EDT  
Att. 7,802 - Overcast - 66 F


AB 30  
R 4  
H 6  
RBI 4  
BB 2  
SO 6  
LOB 8






Batter	1	2	3	4	5	6	7	8	9	AB	R	H	RBI	BB	SO	LOB	TOP				
Jerry Kenney, L OBP: 0.336, SLG: 0.282										4	1	2	1	0	0	1	<b>New York Yankees @ California Angels</b> Anaheim Stadium, Anaheim, CA Thu Jun 10 1971, 10:05 PM EDT Att. 8,557 - Overcast - 67 F				
Jim Lytle, L OBP: 0.205, SLG: 0.302										4	0	1	0	0	1	1					
Bobby Murcer, L OBP: 0.471, SLG: 0.586										4	0	1	1	0	1	2					
Roy White, S OBP: 0.373, SLG: 0.495										3	0	0	0	1	0	1					
Danny Cater, R OBP: 0.255, SLG: 0.294										4	0	0	0	0	0	2					
Thurman Munson, R OBP: 0.355, SLG: 0.350										2	1	2	0	2	0	0					
Gene Michael, S OBP: 0.341, SLG: 0.286										4	0	0	0	0	1	5					
Frank Baker, L OBP: 0.367, SLG: 0.227										2	1	0	0	2	0	1					
Stan Bahnsen, R OBP: 0.179, SLG: 0.259										4	0	1	0	0	1	2					
<b>Inning Stats</b>	R: 1 E: 0 K: 0 S: 5	H: 2 LOB: 3 BB: 2 P: 13	R: 1 E: 1 K: 2 S: 8	H: 1 LOB: 1 BB: 1 P: 12	R: 0 E: 0 K: 0 S: 3	H: 1 LOB: 0 BB: 0 P: 3	R: 0 E: 0 K: 0 S: 4	H: 0 LOB: 0 BB: 0 P: 4	R: 0 E: 0 K: 0 S: 2	H: 0 LOB: 0 BB: 2 P: 10	R: 0 E: 0 K: 0 S: 3	H: 0 LOB: 0 BB: 0 P: 3	R: 0 E: 0 K: 0 S: 3	H: 1 LOB: 1 BB: 0 P: 3	R: 0 E: 0 K: 2 S: 8	H: 1 LOB: 1 BB: 0 P: 8	1B: 6 2B: 1 3B: 0 HR: 0	SF: 0 SAC: 1 DP: 1 HBP: 0	WP: 0 PB: 0 SB: 1 CS: 1	PA: 38	
<b>PITCHER</b>	IP WLS BF H R ER SO BB IBB HBP BLK WP HR S P ERA WHIP	7.0 L 30 5 3 2 2 4 1 0 0 0 0 28 48 2.57 1.286	2.0 7 2 0 0 2 0 0 0 0 0 0 0 11 11 0.00 1.000																		

AB	31
R	3
H	7
RBI	2
BB	5
SO	4
LOB	15



Batter	1	2	3	4	5	6	7	8	9	AB	R	H	RBI	BB	SO	LOB	BOTTOM			
Sandy Alomar Sr., S OBP: 0.264, SLG: 0.271										4	0	0	0	0	0	2	<b>New York Yankees @ California Angels</b> Anaheim Stadium, Anaheim, CA Thu Jun 10 1971, 10:05 PM EDT Att. 8,557 - Overcast - 67 F			
Jim Spencer, L OBP: 0.288, SLG: 0.351										3	1	1	0	1	1	0				
Jim Fregosi, R OBP: 0.311, SLG: 0.350										4	0	2	1	0	0	1				
Tony Gonzalez, L OBP: 0.358, SLG: 0.319										4	0	0	0	0	0	3				
Ken McMullen, R OBP: 0.302, SLG: 0.399										3	0	0	0	1	0	1				
Roger Repoz, L OBP: 0.369, SLG: 0.368										4	1	0	0	0	1	3				
John Stephenson, L OBP: 0.366, SLG: 0.430										4	0	1	0	0	0	1				
Ken Berry, R OBP: 0.287, SLG: 0.356										4	0	1	1	0	0	1				
Tom Murphy, R OBP: 0.065, SLG: 0.097 Alex Johnson, R OBP: 0.309, SLG: 0.311 Dave LaRoche, L OBP: 0.400, SLG: 0.250										2	0	0	0	0	1	0				
<b>Inning Stats</b>	R: 1 E: 0 K: 0 S: 5	H: 2 LOB: 2 BB: 1 P: 9	R: 0 E: 0 K: 0 S: 3	H: 0 LOB: 0 BB: 0 P: 3	R: 0 E: 0 K: 1 S: 5	H: 0 LOB: 0 BB: 0 P: 5	R: 0 E: 0 K: 0 S: 3	H: 0 LOB: 1 BB: 1 P: 7	R: 1 E: 1 K: 0 S: 5	H: 1 LOB: 2 BB: 1 P: 9	R: 0 E: 0 K: 1 S: 6	H: 1 LOB: 1 BB: 0 P: 6	R: 0 E: 0 K: 0 S: 3	H: 0 LOB: 0 BB: 0 P: 3	1B: 2 2B: 3 3B: 0 HR: 0	SF: 0 SAC: 0 DP: 1 HBP: 0	WP: 0 PB: 0 SB: 0 CS: 0	PA: 35		
<b>PITCHER</b>	IP WLS BF H R ER SO BB IBB HBP BLK WP HR S P ERA WHIP	9.0 W 35 5 2 1 3 3 0 0 0 0 0 38 50 1.00 0.889																		

AB	32
R	2
H	5
RBI	2
BB	3
SO	3
LOB	12









Batter	1	2	3	4	5	6	7	8	9	AB	R	H	RBI	BB	SO	LOB	TOP									
<b>Toby Harrah, R</b> OBP: 0.327, SLG: 0.322 (1, 6)	0-0 5-3		0-0 FC5 1-2 1B			0-0 2B 3B	0-0 5-3			4	1	2	0	0	0	0										
<b>Elliott Maddox, R</b> OBP: 0.293, SLG: 0.245 (1, 5)	4-0 E 1B BB		0-0 FC5 1-2 2-3f			0-0 P4		0-0 F7		3	0	0	0	1	0	3										
<b>Frank Howard, R</b> OBP: 0.380, SLG: 0.488 (1, 3)	0-0 E6 G1-4-3 1-3 1B		0-0 6-3			4-0 2B IBB		0-0 5-3		3	1	1	0	1	0	2										
<b>Frank Fernandez, R</b> OBP: 0.205, SLG: 0.094 <b>Tom McCraw, L</b> OBP: 0.230, SLG: 0.473 (7, 7)	0-0 G1-4-3 1-2f			0-0 5-3		0-3 K		4-0 PB BB		3	0	0	0	0	1	4										
<b>Dick Billings, R</b> OBP: 0.239, SLG: 0.250 (1, 9)		0-3 K		1-0 G6-4-3 HBP		0-0 1B 2B		4-0 PO BB		2	1	1	2	1	1	0										
<b>Paul Casanova, R</b> OBP: 0.254, SLG: 0.331 (1, 2)	0-0 F8		0-0 G6-4-3 1-2f			0-0 1B		0-0 PO	0-0 4-3	4	0	1	1	0	0	1										
<b>Del Unser, L</b> OBP: 0.332, SLG: 0.371 (1, 8)	0-0 F8				0-3 K	0-0 F8			0-0 4-3	4	0	0	0	0	1	1										
<b>Tim Cullen, R</b> OBP: 0.239, SLG: 0.223 (1, 4)			0-3 K		0-0 5-3		0-0 5-3		0-0 6-3	4	0	0	0	0	1	0										
<b>Dick Bosman, R</b> OBP: 0.212, SLG: 0.103 <b>Joe Grzenda, R</b> (8, 1) <b>Horacio Pina, R</b> (8, 1) <b>Paul Lindblad, L</b> OBP: 0.143, SLG: 0.143 (9, 1)			4-0 FC5 1B BB		0-3 K		0-0 4-3			2	0	0	0	1	1	0										
<b>Inning Stats</b>	R: 0 E: 1 K: 0 S: 3	H: 1 LOB: 1 BB: 1 P: 7	R: 0 E: 0 K: 1 S: 5	H: 0 LOB: 0 BB: 0 P: 5	R: 0 E: 0 K: 1 S: 6	H: 1 LOB: 2 BB: 1 P: 10	R: 0 E: 0 K: 0 S: 2	H: 0 LOB: 0 BB: 0 P: 3	R: 0 E: 0 K: 2 S: 7	H: 0 LOB: 0 BB: 0 P: 7	R: 3 E: 0 K: 1 S: 8	H: 3 LOB: 1 BB: 1 P: 12	R: 0 E: 0 K: 0 S: 3	H: 0 LOB: 0 BB: 0 P: 3	R: 0 E: 0 K: 0 S: 2	H: 0 LOB: 0 BB: 2 P: 10	R: 0 E: 0 K: 0 S: 3	H: 0 LOB: 0 BB: 0 P: 3	1B: 3 2B: 1 3B: 1 HR: 0	SF: 0 SAC: 0 DP: 2 HBP: 1	WP: 0 PB: 2 CS: 0	PA: 36				
<b>PITCHER</b>	IP	WLS	BF	H	R	ER	SO	BB	IBB	HBP	BLK	WP	HR	S	P	ERA	WHIP									
<b>Andy Hassler, L</b> ERA: 3.6 <b>Eddie Fisher, R</b> ERA: 2.27 <b>Lloyd Allen, R</b> ERA: 5.34	(1, 1)	6.0	L	25	5	3	3	5	2	1	1	0	0	0	31	44	4.50	1.167								
	(7, 1)	2.0		7	0	0	0	0	2	0	0	0	0	0	5	13	0.00	1.000								
	(9, 1)	1.0		3	0	0	0	0	0	0	0	0	0	0	3	3	0.00	0.000								

Washington Senators @ California Angels  
Anaheim Stadium, Anaheim, CA  
Sat Jun 12, 1971, 10:05 PM EDT  
Att: 12,836 - Unknown

AB	29
R	3
H	5
RBI	3
BB	5
SO	5
LOB	11



Batter	1	2	3	4	5	6	7	8	9	AB	R	H	RBI	BB	SO	LOB	BOTTOM									
<b>Sandy Alomar Sr., S</b> OBP: 0.266, SLG: 0.267 (1, 4)	0-0 F8			0-0 4-3		0-0 F7		4-0 1B 4-3 BB		3	1	0	0	1	0	1										
<b>Jim Spencer, L</b> OBP: 0.274, SLG: 0.358 <b>Billy Cowan, R</b> OBP: 0.308, SLG: 0.440 (8, PH) (9, 9)	0-0 P6					0-0 FC4-3 1B		0-0 4-3 HBP 1B		3	0	2	0	0	0	0										
<b>Jim Fregosi, R</b> OBP: 0.314, SLG: 0.347 (1, 6)	0-3 K			0-3 K		0-0 FC4-3 FC4-6 1-2f		0-0 4-3 HBP		3	0	0	0	0	2	3										
<b>Tony Gonzalez, L</b> OBP: 0.311, SLG: 0.278 <b>Lloyd Allen, R</b> (9, 1)		0-0 F8		0-0 4-3		0-0 FC4-6 1-2f		0-0 4-3		4	0	0	1	0	0	5										
<b>Ken McMullen, R</b> OBP: 0.300, SLG: 0.407 (1, 5)		0-0 P4				0-0 1B 1B		0-0 K		4	0	1	0	0	1	2										
<b>John Stephenson, L</b> OBP: 0.361, SLG: 0.430 <b>Giraldo Ruiz, S</b> OBP: 0.333, SLG: 0.231 (9, PH)		0-0 F9				0-0 G6-3 1B		0-0 F5		3	0	1	0	0	0	0										
<b>Roger Repoz, L</b> OBP: 0.365, SLG: 0.358 (9, 3) <b>Jerry Moses, R</b> OBP: 0.263, SLG: 0.368 (9, PH)			0-0 4-3			0-0 P6		0-0 F2		3	0	0	0	0	0	2										
<b>Ken Berry, R</b> OBP: 0.291, SLG: 0.352 (1, 8)			0-0 F9			0-0 G6-3 1-2f		4-0 BB 1B BB		3	1	0	0	1	0	3										
<b>Andy Hassler, L</b> <b>Syd O'Brien, R</b> OBP: 0.270, SLG: 0.371 <b>Eddie Fisher, R</b> (7, 1) <b>Alex Johnson, R</b> OBP: 0.306, SLG: 0.308 (9, 7)		0-0 F8				0-0 1B 1B		0-0 F8		1	0	0	0	0	0	0										
<b>Inning Stats</b>	R: 0 E: 0 K: 1 S: 5	H: 0 LOB: 0 BB: 0 P: 5	R: 0 E: 0 K: 0 S: 3	H: 0 LOB: 0 BB: 0 P: 3	R: 0 E: 0 K: 0 S: 3	H: 0 LOB: 0 BB: 0 P: 3	R: 0 E: 0 K: 1 S: 6	H: 1 LOB: 1 BB: 0 P: 6	R: 0 E: 0 K: 0 S: 4	H: 2 LOB: 1 BB: 0 P: 4	R: 0 E: 0 K: 0 S: 5	H: 2 LOB: 2 BB: 0 P: 5	R: 0 E: 0 K: 1 S: 6	H: 1 LOB: 2 BB: 2 P: 15	R: 0 E: 0 K: 0 S: 3	H: 0 LOB: 1 BB: 1 P: 7	1B: 5 2B: 1 3B: 0 HR: 0	SF: 0 SAC: 0 DP: 1 HBP: 1	WP: 0 PB: 0 CS: 0	PA: 36						
<b>PITCHER</b>	IP	WLS	BF	H	R	ER	SO	BB	IBB	HBP	BLK	WP	HR	S	P	ERA	WHIP									
<b>Dick Bosman, R</b> ERA: 4.21 <b>Joe Grzenda, L</b> ERA: 1.96 <b>Horacio Pina, R</b> ERA: 2.96 <b>Paul Lindblad, L</b> ERA: 2.88	(1, 1)	7.1	W	28	5	2	2	2	2	0	0	0	0	0	30	38	2.46	0.955								
	(8, 1)	0.0		1	1	0	0	0	0	0	0	0	0	1	1	∞	∞									
	(8, 1)	0.2		3	0	0	0	1	0	0	1	0	0	0	4	5	0.00	0.000								
	(9, 1)	1.0	S	4	0	0	0	0	1	0	0	0	0	0	3	7	0.00	1.000								

Washington Senators @ California Angels  
Anaheim Stadium, Anaheim, CA  
Sat Jun 12, 1971, 10:05 PM EDT  
Att: 12,836 - Unknown

AB	32
R	2
H	6
RBI	2
BB	3
SO	3
LOB	18





Batter	1	2	3	4	5	6	7	8	9	AB	R	H	RBI	BB	SO	LOB	TOP										
<b>Del Unser, L</b> OBP: 0.343, SLG: 0.385 (1, 8)										4	2	3	0	1	0	0	<b>Washington Senators @ California Angels</b> Anaheim Stadium, Anaheim, CA Sun Jun 13 1971, 6:33 AM EDT Att: 20,051 - Unknown										
<b>Bernie Allen, L</b> OBP: 0.341, SLG: 0.419 (1, 5)										5	0	1	1	0	1	3											
<b>Don Mincher, L</b> OBP: 0.405, SLG: 0.426 <b>Tom McCraw, L</b> OBP: 0.290, SLG: 0.473 (9, PR) (9, 7)										3	0	1	0	2	0	1											
<b>Frank Howard, R</b> OBP: 0.381, SLG: 0.483 (9, 3)										4	0	1	0	1	1	3											
<b>Larry Blittner, L</b> OBP: 0.317, SLG: 0.271 <b>Elliott Maddox, R</b> OBP: 0.298, SLG: 0.262 (9, PH) (9, 8)										3	0	0	0	1	0	3											
<b>Paul Casanova, R</b> OBP: 0.253, SLG: 0.327 (1, 2)										5	1	1	0	0	3	6											
<b>Toby Harrah, R</b> OBP: 0.330, SLG: 0.339 (1, 6)										3	1	1	2	1	0	1											
<b>Tim Cullen, R</b> OBP: 0.239, SLG: 0.229 (1, 4)										4	0	1	0	0	1	3											
<b>Jackie Brown, R</b> <b>Casey Cox, R</b> OBP: 0.167, SLG: 0.116 (5, 1)										2	0	0	0	0	2	1											
<b>Inning Stats</b>	R: 0 E: 0 K: 0 S: 4	H: 1 LOB: 2 BB: 1 P: 8	R: 3 E: 0 K: 1 S: 9	H: 5 LOB: 1 BB: 0 P: 9	R: 0 E: 0 K: 1 S: 6	H: 1 LOB: 1 BB: 0 P: 6	R: 0 E: 0 K: 2 S: 7	H: 0 LOB: 1 BB: 1 P: 11	R: 0 E: 0 K: 0 S: 4	H: 1 LOB: 3 BB: 2 P: 12	R: 0 E: 0 K: 1 S: 5	H: 0 LOB: 0 BB: 0 P: 5	R: 0 E: 0 K: 1 S: 5	H: 0 LOB: 0 BB: 0 P: 5	R: 0 E: 0 K: 1 S: 5	H: 0 LOB: 0 BB: 0 P: 5		R: 2 E: 0 K: 3 S: 11	H: 2 LOB: 3 BB: 2 P: 19	1B: 5 2B: 4 3B: 0 HR: 1	SF: 0 SAC: 0 DP: 0 HBP: 0	WP: 0 PB: 0 SB: 2 CS: 0	PA: 42				
<b>PITCHER</b>	IP	WLS	BF	H	R	ER	SO	BB	IBB	HBP	BLK	WP	HR	S	P	ERA	WHIP										
<b>Jim Maloney, R</b> ERA: 6.14 (1, 1)	4.0	L	21	8	3	3	4	2	0	0	0	0	1	27	35	6.75	2.500										
<b>Archie Reynolds, R</b> ERA: 5.09 (5, 1)	1.0		5	0	0	0	0	1	1	0	0	0	0	3	11	0.00	1.000										
<b>Eddie Fisher, R</b> ERA: 2.21 (6, 1)	1.0		3	0	0	0	1	0	0	0	0	0	0	5	5	0.00	0.000										
<b>Mel Queen, R</b> ERA: 1.38 (7, 1)	2.2		11	1	2	2	4	1	1	0	1	0	0	17	25	6.75	0.750										
<b>Dave LaRoche, L</b> ERA: 1.45 (9, 1)	0.1		2	1	0	0	1	0	0	0	0	0	0	4	4	0.00	3.000										
<b>Batter</b>	<b>1</b>	<b>2</b>	<b>3</b>	<b>4</b>	<b>5</b>	<b>6</b>	<b>7</b>	<b>8</b>	<b>9</b>	<b>AB</b>	<b>R</b>	<b>H</b>	<b>RBI</b>	<b>BB</b>	<b>SO</b>	<b>LOB</b>	<b>BOTTOM</b>										
<b>Sandy Alomar Sr., S</b> OBP: 0.268, SLG: 0.267 (1, 4)										4	0	1	0	1	0	0	<b>Washington Senators @ California Angels</b> Anaheim Stadium, Anaheim, CA Sun Jun 13 1971, 6:33 AM EDT Att: 20,051 - Unknown										
<b>Jim Spencer, L</b> OBP: 0.279, SLG: 0.354 (1, 3)										2	0	0	0	2	0	1											
<b>Jim Fregosi, R</b> OBP: 0.313, SLG: 0.344 (1, 6)										4	1	1	0	0	0	3											
<b>Tony Gonzalez, L</b> OBP: 0.338, SLG: 0.298 (1, 7)										3	1	2	0	1	0	2											
<b>Ken McMullen, R</b> OBP: 0.305, SLG: 0.411 (1, 5)										3	0	2	1	0	0	2											
<b>John Stephenson, L</b> OBP: 0.395, SLG: 0.422 <b>Jerry Moses, R</b> OBP: 0.267, SLG: 0.371 (6, 2)										2	0	0	1	0	0	1											
<b>Roger Repoz, L</b> OBP: 0.363, SLG: 0.349 (1, 9)										3	0	0	0	1	0	3											
<b>Ken Berry, R</b> OBP: 0.284, SLG: 0.342 (1, 8)										4	0	0	0	0	1	5											
<b>Jim Maloney, L</b> OBP: 0.268, SLG: 0.267 <b>Archie Reynolds, R</b> OBP: 0.313, SLG: 0.354 <b>Graldo Ruiz, S</b> OBP: 0.214 <b>Eddie Fisher, R</b> OBP: 0.338, SLG: 0.344 <b>Alex Johnson, R</b> OBP: 0.326, SLG: 0.336 <b>Mel Queen, L</b> OBP: 0.267, SLG: 0.371 <b>Dave LaRoche, L</b> OBP: 0.267, SLG: 0.371 <b>Syd O'Brien, R</b> OBP: 0.267, SLG: 0.371 (1, 1) (5, PH) (6, 1) (5, PH) (7, 1) (9, 1) (9, PH)										1	0	0	0	0	0	0											
<b>Inning Stats</b>	R: 0 E: 0 K: 0 S: 4	H: 1 LOB: 2 BB: 1 P: 8	R: 0 E: 1 K: 0 S: 3	H: 0 LOB: 0 BB: 0 P: 3	R: 0 E: 0 K: 0 S: 3	H: 0 LOB: 0 BB: 0 P: 3	R: 2 E: 1 K: 1 S: 8	H: 3 LOB: 1 BB: 0 P: 8	R: 0 E: 0 K: 0 S: 4	H: 1 LOB: 2 BB: 1 P: 8	R: 0 E: 0 K: 0 S: 2	H: 0 LOB: 0 BB: 1 P: 6	R: 0 E: 0 K: 0 S: 3	H: 0 LOB: 1 BB: 1 P: 7	R: 0 E: 0 K: 0 S: 3	H: 0 LOB: 0 BB: 0 P: 3		1B: 7 2B: 1 3B: 0 HR: 0	SF: 0 SAC: 1 DP: 3 HBP: 0	WP: 1 PB: 0 SB: 1 CS: 0	PA: 37						
<b>PITCHER</b>	IP	WLS	BF	H	R	ER	SO	BB	IBB	HBP	BLK	WP	HR	S	P	ERA	WHIP										
<b>Jackie Brown, R</b> ERA: 2.7 (1, 1)	4.1		20	5	2	2	1	2	0	0	0	0	1	20	28	4.15	1.615										
<b>Casey Cox, R</b> ERA: 3.9 (5, 1)	4.2	W	17	2	0	0	0	3	0	0	0	0	0	14	26	0.00	1.071										



Batter	1	2	3	4	5	6	7	8	9	10	11	12	13	14	15	AB	R	H	RBI	BB	SO	LOB	TOP				
John Kennedy, R OBP: 0.423, SLG: 0.444 (1.9)	5-3	E2 1B		5-3			FC1-5		F7			L9		K		7	0	1	2	0	1	4					
Joe Lahoud, L OBP: 0.429, SLG: 0.548 (1.9)		K					F3							1-3		6	1	3	1	1	1	4					
Reggie Smith, S OBP: 0.387, SLG: 0.498 (1.8)	3-1						FC4-6 1B							1B		6	0	0	0	1	0	5					
Carl Yastrzemski, L OBP: 0.424, SLG: 0.463 (1.7)	L7						F6									6	0	0	0	1	1	3					
Rico Petrocelli, R OBP: 0.369, SLG: 0.444 (1.5)							F9									7	0	3	0	0	1	3					
Luis Aparicio, R OBP: 0.277, SLG: 0.239 (15. PR)	6-3															0	1	0	0	0	0	0					
Phil Cagliano, R OBP: 0.556, SLG: 0.571 (15.5)																0	0	0	0	0	0	0					
George Scott, R OBP: 0.346, SLG: 0.447 (1.3)																6	0	1	0	1	2	2					
Doug Griffin, R OBP: 0.296, SLG: 0.290 (1.4)							F8									7	1	2	1	0	2	1					
Duane Josephson, R OBP: 0.286, SLG: 0.386 (1.2)							L5									6	1	2	0	1	1	2					
Ray Culp, R OBP: 0.250, SLG: 0.200 (1.1)																2	0	1	0	1	0	1					
Gary Peters, L OBP: 0.316, SLG: 0.389 (11. PH)																1	0	0	0	0	0	0					
Bill Lee, L OBP: 0.143, SLG: 0.143 (11.1)																0	0	0	0	0	0	0					
Mike Fiore, L OBP: 0.287, SLG: 0.083 (14. PH)																1	0	1	0	0	0	0					
Sparky Lyle, L OBP: 0.287, SLG: 0.083 (14.1)																0	0	0	0	0	0	0					
<b>Inning Stats</b>	R: 1 E: 0 K: 0 S: 4	H: 1 LOB: 0 BB: 0 P: 4	R: 2 E: 1 K: 2 S: 9	H: 2 LOB: 2 BB: 2 P: 17	R: 0 E: 0 K: 1 S: 6	H: 1 LOB: 1 BB: 0 P: 6	R: 0 E: 0 K: 0 S: 4	H: 1 LOB: 1 BB: 0 P: 4	R: 0 E: 0 K: 0 S: 4	H: 0 LOB: 0 BB: 0 P: 4	R: 0 E: 0 K: 1 S: 6	H: 1 LOB: 1 BB: 0 P: 6	R: 0 E: 0 K: 1 S: 5	H: 0 LOB: 0 BB: 0 P: 5	R: 0 E: 0 K: 1 S: 6	H: 1 LOB: 2 BB: 1 P: 10	R: 0 E: 0 K: 2 S: 7	H: 0 LOB: 0 BB: 0 P: 7	R: 0 E: 0 K: 1 S: 6	H: 1 LOB: 1 BB: 0 P: 6	R: 1 E: 0 K: 0 S: 3	H: 2 LOB: 3 BB: 2 P: 11	1B: 13 2B: 0 3B: 0 HR: 1	SF: 0 SAC: 1 DP: 1 HBP: 0	WP: 0 PB: 1 SB: 3 CS: 0	PA: 62	
<b>PITCHER</b>	IP 10.0	WLS 42	BF 10	H 3	R 3	ER 4	SO 4	BB 2	IBB 1	HBP 0	BLK 0	WP 2	HR 1	S 47	P 59	ERA 2.70	WHIP 1.200										
Andy Messersmith, R ERA: 3.78 (1.1)	10.0	42	10	3	3	4	2	1	0	0	0	2	1	47	59	2.70	1.200										
Lloyd Allen, R ERA: 5.12 (11.1)	1.1	6	1	0	0	1	1	0	0	0	0	0	0	7	11	0.00	1.500										
Dave LaRoche, L ERA: 1.52 (12.1)	0.2	2	0	0	0	1	0	0	0	0	0	0	0	4	4	0.00	0.000										
Eddie Fisher, R ERA: 2.86 (13.1)	3.0	L	13	3	1	0	3	2	0	0	0	0	0	16	24	0.00	1.667										

**Boston Red Sox @ California Angels**  
 Anaheim Stadium, Anaheim, CA  
 Mon Jun 14 1971, 10:05 PM EDT  
 Att: 8,410 - Unknown

AB	55
R	4
H	14
RBI	4
BB	6
SO	9
LOB	25



Batter	1	2	3	4	5	6	7	8	9	10	11	12	13	14	15	AB	R	H	RBI	BB	SO	LOB	BOTTOM				
Sandy Alomar Sr., S OBP: 0.288, SLG: 0.285 (1.4)	4-3															6	1	1	0	1	0	0					
Jim Spencer, L OBP: 0.276, SLG: 0.353 (1.3)																6	1	1	1	0	1	2					
Syd O'Brien, R OBP: 0.266, SLG: 0.364 (15. PH)	K															1	0	0	0	0	0	0					
Jim Fregosi, R OBP: 0.307, SLG: 0.336 (1.6)																6	0	1	1	0	1	0					
Tony Gonzalez, L OBP: 0.324, SLG: 0.286 (1.7)																6	0	1	1	0	1	2					
Ken McMullen, R OBP: 0.287, SLG: 0.400 (1.5)																6	0	0	0	0	4	3					
Roger Repoz, L OBP: 0.361, SLG: 0.338 (1.9)																4	0	0	0	2	1	1					
Jerry Moses, R OBP: 0.282, SLG: 0.359 (1.2)																6	0	1	0	0	0	5					
Ken Berry, R OBP: 0.275, SLG: 0.336 (1.8)																3	1	0	0	0	0	0					
Alex Johnson, R OBP: 0.305, SLG: 0.303 (10.7)																2	0	0	0	1	0	2					
Andy Messersmith, R OBP: 0.398, SLG: 0.495 (10. PR)																3	0	1	0	0	1	1					
Lloyd Allen, R OBP: 0.276, SLG: 0.271 (11.1)																1	0	0	0	0	0	0					
Dave LaRoche, L OBP: 0.287, SLG: 0.286 (12. PR)																0	0	0	0	0	0	0					
Eddie Fisher, R OBP: 0.287, SLG: 0.083 (13.1)																1	0	0	0	0	1	0					
Grady Sizemore, R OBP: 0.286, SLG: 0.286 (15. PR)																1	0	0	0	0	1	0					
<b>Inning Stats</b>	R: 0 E: 0 K: 2 S: 7	H: 0 LOB: 0 BB: 0 P: 7	R: 0 E: 0 K: 1 S: 6	H: 1 LOB: 1 BB: 0 P: 6	R: 3 E: 2 K: 2 S: 11	H: 2 LOB: 3 BB: 2 P: 19	R: 0 E: 0 K: 1 S: 5	H: 0 LOB: 0 BB: 0 P: 3	R: 0 E: 0 K: 0 S: 4	H: 2 LOB: 1 BB: 0 P: 4	R: 0 E: 0 K: 0 S: 3	H: 0 LOB: 0 BB: 0 P: 3	R: 0 E: 0 K: 0 S: 3	H: 1 LOB: 0 BB: 0 P: 3	R: 0 E: 0 K: 1 S: 5	H: 0 LOB: 0 BB: 0 P: 5	R: 0 E: 0 K: 1 S: 5	H: 0 LOB: 1 BB: 1 P: 9	R: 0 E: 0 K: 3 S: 3	H: 0 LOB: 1 BB: 0 P: 7	R: 0 E: 0 K: 1 S: 5	H: 0 LOB: 1 BB: 0 P: 5	1B: 5 2B: 1 3B: 0 HR: 0	SF: 0 SAC: 0 DP: 2 HBP: 0	WP: 1 PB: 1 SB: 0 CS: 0	PA: 56	
<b>PITCHER</b>	IP 10.0	WLS 36	BF 36	H 6	R 3	ER 7	SO 7	BB 2	IBB 0	HBP 0	BLK 0	WP 1	HR 0	S 50	P 58	ERA 0.90	WHIP 0.800										
Ray Culp, R ERA: 3.69 (1.1)	10.0	36	36	6	3	7	7	2	0	0	0	1	0	50	58	0.90	0.800										
Bill Lee, L ERA: 2.56 (11.1)	3.0	11	0	0	0	2	1	0	0	0	0	0	0	14	18	0.00	0.333										
Sparky Lyle, L ERA: 1.67 (14.1)	2.0	W	7	0	0	0	1	1	0	0	0	0	0	8	12	0.00	0.500										

**Boston Red Sox @ California Angels**  
 Anaheim Stadium, Anaheim, CA  
 Mon Jun 14 1971, 10:05 PM EDT  
 Att: 8,410 - Unknown

AB	52
R	3
H	6
RBI	3
BB	4
SO	10
LOB	17





Batter	1	2	3	4	5	6	7	8	9	AB	R	H	RBI	BB	SO	LOB	TOP								
John Kennedy, R OBP: 0.439, SLG: 0.449	0-0 4-3		0-0 3-2 1B		4-0 FC4-6 BB		0-0 1-2 1B		0-0 5-3	4	1	2	0	1	0	1									
Joe Lahoud, L OBP: 0.415, SLG: 0.587	0-0 HR		0-0 3-2		0-0 FC4-6 HR		0-3 K			4	2	1	1	0	1	5									
Reggie Smith, S OBP: 0.369, SLG: 0.508	0-0 4-1		0-0 1B HBP		0-0 1-H HR		0-0 F7			3	1	1	2	0	0	2									
Carl Yastrzemski, L OBP: 0.425, SLG: 0.466	4-0 FC6-4 BB		0-0 1-3 2H 1B		0-0 4-3			0-3 K		3	0	1	1	1	1	0									
Rico Petrocelli, R OBP: 0.363, SLG: 0.436	0-0 FC6-4		0-3 K		0-0 6-3			0-3 K		4	0	0	0	0	2	3									
George Scott, R OBP: 0.340, SLG: 0.438		0-0 F4		0-0 5-3		0-0 6-3		0-0 F3		4	0	0	0	0	0	0									
Doug Griffin, R OBP: 0.295, SLG: 0.290		0-0 G5-4-3 1B		0-0 5-3		0-0 5-3			0-0 L4	4	0	1	0	0	0	0									
Duane Josephson, R OBP: 0.286, SLG: 0.380		0-0 G5-4-3		0-3 K			4-0 1B BB		0-0 F2	3	0	0	0	1	1	1									
Gary Peters, L OBP: 0.317, SLG: 0.385			0-0 1B 3-2 1B		0-0 L4		0-0 F5		0-0 1B	3	0	1	0	0	0	1									
Bobby Bolin, R OBP: 0.667, SLG: 0.667										1	0	1	0	0	0	0									
Sparky Lyle, L OBP: 0.317, SLG: 0.385										0	0	0	0	0	0	0									
<b>Inning Stats</b>	R: 1 E: 0 K: 0 S: 4	H: 1 LOB: 1 BB: 1 P: 8	R: 0 E: 0 K: 0 S: 3	H: 1 LOB: 0 BB: 0 P: 3	R: 1 E: 0 K: 1 S: 7	H: 3 LOB: 2 BB: 0 P: 8	R: 0 E: 0 K: 1 S: 5	H: 0 LOB: 0 BB: 0 P: 5	R: 2 E: 0 K: 0 S: 4	H: 1 LOB: 0 BB: 1 P: 8	R: 0 E: 0 K: 0 S: 3	H: 0 LOB: 0 BB: 0 P: 3	R: 0 E: 0 K: 2 S: 6	H: 1 LOB: 2 BB: 1 P: 10	R: 0 E: 0 K: 2 S: 7	H: 0 LOB: 0 BB: 0 P: 7	R: 0 E: 0 K: 0 S: 4	H: 1 LOB: 1 BB: 0 P: 4	1B: 6 2B: 1 3B: 0 HR: 2	SF: 0 SAC: 0 DP: 2 HBP: 1	WP: 0 PB: 0 SB: 0 CS: 0	PA: 37			
<b>PITCHER</b>	IP	WLS	BF	H	R	ER	SO	BB	IBB	HBP	BLK	WP	HR	S	P	ERA	WHIP								
Tom Murphy, R ERA: 4.51	(1, 1)	6.1	28	7	4	4	2	3	0	1	0	0	2	28	41	5.68	1.579								
Andy Hassler, L ERA: 3.45	(7, 1)	0.2	2	0	0	0	1	0	0	0	0	0	0	4	4	0.00	0.000								
Eddie Fisher, R ERA: 1.97	(8, 1)	2.0	W	7	1	0	0	2	0	0	0	0	0	11	11	0.00	0.500								

**Boston Red Sox @ California Angels**  
Anaheim Stadium, Anaheim, CA  
Tue Jun 15 1971, 10:05 PM EDT  
Att: 12,489 - Unknown

**AB 33**  
**R 4**  
**H 8**  
**RBI 4**  
**BB 3**  
**SO 5**  
**LOB 13**



Batter	1	2	3	4	5	6	7	8	9	AB	R	H	RBI	BB	SO	LOB	BOTTOM								
Sandy Alomar Sr., S OBP: 0.272, SLG: 0.269	4-0 FC6-4 BB		0-0 6-3		0-0 1B 2B		0-0 G6-3		0-0 SH1-4	3	1	1	0	1	0	1									
Tony Gonzalez, L OBP: 0.320, SLG: 0.273	0-0 FC6-4		0-3 K		4-0 1B BB		0-0 6-3		0-0 HR	3	0	0	0	1	1	1									
Syd O'Brien, R OBP: 0.272, SLG: 0.395	0-0 1B BB									1	1	1	2	0	0	0									
Jim Fregosi, R OBP: 0.312, SLG: 0.336	4-0 1B BB		0-0 5-3		0-0 F8			0-0 1B 1B		3	1	1	0	1	0	2									
Alex Johnson, R OBP: 0.313, SLG: 0.312	0-0 1B			0-0 L9	0-0 1-3 2H 1B			0-0 SH5-4 1B 5-3 1B		4	1	3	1	0	0	0									
Ken McMullen, R OBP: 0.300, SLG: 0.399	0-0 F4			4-0 1B BB	0-0 F7			0-0 SH5-4 1B		3	0	1	1	1	0	5									
Billy Cowan, R OBP: 0.300, SLG: 0.414	0-0 F3							0-0 SH5-4		3	0	1	0	0	0	3									
Jim Spencer, L OBP: 0.276, SLG: 0.353				0-0 1B		0-0 F6		0-0 SH5-4		0	0	0	0	0	0	0									
Ken Berry, R OBP: 0.278, SLG: 0.329		0-0 4-3		0-0 L9	4-0 G5-4-3 BB			0-0 5-3		3	0	0	1	1	0	3									
Jeff Torborg, R OBP: 0.069, SLG: 0.071		0-0 6-3				0-0 F3		0-0 G3		3	0	0	0	0	0	3									
John Stephenson, L OBP: 0.346, SLG: 0.413					0-0 F3		0-0 G5-4-3			1	0	0	0	0	0	1									
Tom Murphy, R OBP: 0.061, SLG: 0.091		0-3 K				0-0 4-3			4-0 SH1-4 HR BB	2	0	0	0	0	1	0									
Andy Hassler, L										0	0	0	0	0	0	0									
Giraldo Ruiz, S OBP: 0.333, SLG: 0.250								0-0 G6-3		1	0	1	0	0	0	0									
Eddie Fisher, R										0	0	0	0	0	0	0									
Roger Repoz, L OBP: 0.365, SLG: 0.338										0	1	0	0	1	0	0									
<b>Inning Stats</b>	R: 0 E: 0 K: 0 S: 4	H: 1 LOB: 3 BB: 2 P: 12	R: 0 E: 0 K: 1 S: 5	H: 0 LOB: 0 BB: 0 P: 5	R: 0 E: 0 K: 1 S: 5	H: 0 LOB: 0 BB: 0 P: 5	R: 0 E: 0 K: 0 S: 4	H: 1 LOB: 2 BB: 1 P: 8	R: 1 E: 0 K: 0 S: 5	H: 2 LOB: 2 BB: 1 P: 9	R: 0 E: 0 K: 0 S: 2	H: 0 LOB: 0 BB: 1 P: 6	R: 0 E: 0 K: 0 S: 3	H: 1 LOB: 0 BB: 0 P: 3	R: 2 E: 0 K: 0 S: 6	H: 3 LOB: 1 BB: 0 P: 6	R: 2 E: 0 K: 0 S: 2	H: 1 LOB: 0 BB: 1 P: 6	1B: 7 2B: 1 3B: 0 HR: 1	SF: 0 SAC: 2 DP: 2 HBP: 0	WP: 0 PB: 0 SB: 0 CS: 0	PA: 38			
<b>PITCHER</b>	IP	WLS	BF	H	R	ER	SO	BB	IBB	HBP	BLK	WP	HR	S	P	ERA	WHIP								
Gary Peters, L ERA: 5.13	(1, 1)	7.0	31	7	3	3	2	5	0	0	0	0	0	30	50	3.86	1.714								
Bobby Bolin, R ERA: 2.73	(8, 1)	1.1	6	1	1	1	0	1	0	0	0	0	0	5	9	6.75	1.500								
Sparky Lyle, L ERA: 2.0	(9, 1)	0.0	L	1	1	1	0	0	0	0	0	0	1	1	1	∞	∞								

**Boston Red Sox @ California Angels**  
Anaheim Stadium, Anaheim, CA  
Tue Jun 15 1971, 10:05 PM EDT  
Att: 12,489 - Unknown

**AB 30**  
**R 5**  
**H 9**  
**RBI 5**  
**BB 6**  
**SO 2**  
**LOB 19**






Batter	1	2	3	4	5	6	7	8	9	AB	R	H	RBI	BB	SO	LOB	TOP																					
Doug Griffin, R OBP: 0.290, SLG: 0.284 (1, 4)	5-3	F8			5-3			6-3		4	0	0	0	0	0	2																						
John Kennedy, R OBP: 0.426, SLG: 0.434 (1, 6)	6-3		1-3			5-3			HR	4	1	1	0	0	0	0																						
Reggie Smith, S OBP: 0.364, SLG: 0.500 (1, 9)	F4		1-6-3			F9			K	4	0	0	0	0	1	1																						
Carl Yastrzemski, L OBP: 0.426, SLG: 0.478 (1, 7)		FC6-4 E PB BB	4-3			F8			HR	3	2	1	2	1	0	0																						
Rico Petrocelli, R OBP: 0.358, SLG: 0.428 (1, 5)	F8				6-3			F8		4	0	0	0	0	0	1																						
George Scott, R OBP: 0.335, SLG: 0.430 (1, 3)	E6 FC6-4 1-2				6-3			F8		4	0	0	0	0	0	1																						
Billy Conigliaro, R OBP: 0.320, SLG: 0.471 (1, 8)	FC6-4 PB 1B 1-2 2-3				6-3					3	1	0	0	0	0	2																						
Duane Josephson, R OBP: 0.286, SLG: 0.376 (1, 2)		1B IBB 3-H 2-H				F9		4-3		2	0	0	0	1	0	0																						
Jim Lonborg, R OBP: 0.288, SLG: 0.167 (1, 1)						K		K		3	0	1	1	0	2	0																						
<b>Inning Stats</b>	R: 0 E: 0 K: 0 S: 3	H: 0 LOB: 0 BB: 0 P: 3	R: 2 E: 1 K: 0 S: 5	H: 1 LOB: 2 BB: 2 P: 13	R: 0 E: 0 K: 0 S: 3	H: 0 LOB: 0 BB: 0 P: 3	R: 0 E: 0 K: 0 S: 3	H: 0 LOB: 0 BB: 0 P: 3	R: 0 E: 0 K: 1 S: 5	H: 0 LOB: 0 BB: 0 P: 5	R: 0 E: 0 K: 0 S: 3	H: 0 LOB: 0 BB: 0 P: 3	R: 0 E: 0 K: 1 S: 5	H: 0 LOB: 0 BB: 0 P: 5	R: 2 E: 0 K: 1 S: 7	H: 2 LOB: 0 BB: 0 P: 7	1B: 2 2B: 0 3B: 0 HR: 1	SF: 0 SAC: 0 DP: 0 HBP: 0	WP: 0 PB: 1 SB: 0 CS: 0	PA: 33																		
<b>PITCHER</b>	IP	WLS	BF	H	R	ER	SO	BB	IBB	HBP	BLK	WP	HR	S	P	ERA	WHIP	<b>PITCHER</b>				IP	WLS	BF	H	R	ER	SO	BB	IBB	HBP	BLK	WP	HR	S	P	ERA	WHIP
Clyde Wright, L ERA: 2.6 (1, 1)	8.0	L	28	1	2	0	2	1	1	0	0	0	0	0	30	38	0.00	0.250																				
Dave LaRoche, L ERA: 1.93 (9, 1)	1.0		5	2	2	2	1	0	0	0	0	0	0	1	7	7	18.00	2.000																				

**Boston Red Sox @ California Angels**  
 Anaheim Stadium, Anaheim, CA  
 Wed Jun 16 1971, 10:05 PM EDT  
 Att: 10,801 - Unknown


AB	31
R	4
H	3
RBI	3
BB	2
SO	3
LOB	7



Batter	1	2	3	4	5	6	7	8	9	AB	R	H	RBI	BB	SO	LOB	BOTTOM																					
Sandy Alomar Sr., S OBP: 0.274, SLG: 0.269 (1, 4)	1B BB	FC5 1-3 1B		3-1		F7		FC1-6 S 1-2		4	0	1	0	1	0	1																						
Tony Gonzalez, L OBP: 0.338, SLG: 0.286 (1, 9)	1-2 1B	IBB		F8		1B		F6		4	0	2	0	1	0	1																						
Jim Fregosi, R OBP: 0.308, SLG: 0.331 (1, 6)	F5	FC5 2-3f				F7		K		5	0	1	0	0	1	7																						
Alex Johnson, R OBP: 0.311, SLG: 0.309 (1, 7)	L9		HBP 1B	L4				F8		5	0	1	0	0	0	3																						
Ken McMullen, R OBP: 0.298, SLG: 0.395 (1, 5)	L7		F8			F7		K		5	0	1	0	0	1	3																						
Jim Spencer, L OBP: 0.278, SLG: 0.351 (1, 3)		G6-4-3 BB WP 1B		F9		F9		3-1		4	1	1	0	1	0	2																						
John Stephenson, L OBP: 0.362, SLG: 0.421 (1, 2)		G6-4-3 BB 1-2 1B		HBP 1B		F9		1-3 1B		3	0	2	0	1	0	1																						
Ken Berry, R OBP: 0.277, SLG: 0.323 (1, 8)		G6-4-3 1-2 2-3		1-2 2-3 HBP		K		G3		3	0	0	0	0	1	5																						
Clyde Wright, R OBP: 0.222, SLG: 0.286 (8, PH)		1B BB		F9		6-3		FC1-6 BB		2	0	0	0	1	0	3																						
Roger Repoz, L OBP: 0.369, SLG: 0.338 (6, PR)										0	0	0	0	1	0	0																						
Giraldo Ruiz, S OBP: 0.333, SLG: 0.250 (6, PR)										0	0	0	0	0	0	0																						
Dave LaRoche, L OBP: 0.400, SLG: 0.250 (9, 1)		3-H BB								0	0	0	0	0	0	0																						
<b>Inning Stats</b>	R: 0 E: 0 K: 0 S: 4	H: 1 LOB: 2 BB: 1 P: 8	R: 1 E: 0 K: 0 S: 4	H: 2 LOB: 3 BB: 3 P: 16	R: 0 E: 0 K: 0 S: 4	H: 1 LOB: 1 BB: 0 P: 4	R: 0 E: 0 K: 1 S: 5	H: 0 LOB: 1 BB: 1 P: 9	R: 0 E: 0 K: 0 S: 4	H: 1 LOB: 2 BB: 0 P: 4	R: 0 E: 0 K: 0 S: 5	H: 2 LOB: 2 BB: 0 P: 5	R: 0 E: 0 K: 1 S: 5	H: 0 LOB: 2 BB: 1 P: 9	R: 0 E: 0 K: 1 S: 5	H: 0 LOB: 0 BB: 0 P: 5	1B: 9 2B: 0 3B: 0 HR: 0	SF: 0 SAC: 0 DP: 1 HBP: 1	WP: 1 PB: 0 SB: 1 CS: 0	PA: 42																		
<b>PITCHER</b>	IP	WLS	BF	H	R	ER	SO	BB	IBB	HBP	BLK	WP	HR	S	P	ERA	WHIP	<b>PITCHER</b>				IP	WLS	BF	H	R	ER	SO	BB	IBB	HBP	BLK	WP	HR	S	P	ERA	WHIP
Jim Lonborg, R ERA: 4.44 (1, 1)	9.0	W	42	9	1	1	3	5	1	1	0	1	0	41	66	1.00	1.556																					

**Boston Red Sox @ California Angels**  
 Anaheim Stadium, Anaheim, CA  
 Wed Jun 16 1971, 10:05 PM EDT  
 Att: 10,801 - Unknown

AB	35
R	1
H	9
RBI	0
BB	6
SO	3
LOB	26





Batter	1	2	3	4	5	6	7	8	9	AB	R	H	RBI	BB	SO	LOB	TOP			
Sandy Alomar Sr. S OBP: 0.274, SLG: 0.269 (1, 4)	6-3		K		F8			G1-6-3 1B		4	0	1	0	0	1	0	<b>California Angels @ Kansas City Royals</b> Municipal Stadium, Kansas City, MO Thu Jun 17 1971, 8:05 PM EDT Att: 10,509 - Unknown - 88 F			
Jim Fregosi R OBP: 0.301, SLG: 0.322 (1, 6)	K		K			F3		F9		4	0	0	0	0	2	1				
Tony Gonzalez L OBP: 0.333, SLG: 0.284 (1, 9)	BB 1B		F8			F7		G1-6-3 1-2		4	0	1	0	0	0	1				
Alex Johnson R OBP: 0.310, SLG: 0.305 (1, 7)	FC6-4 BB 1-2			5-3		F9			5-3	3	0	0	0	1	0	0				
Ken McMullen R OBP: 0.302, SLG: 0.397 (1, 5)	FC6-4 1-2			1B 1B					6-3	4	0	2	0	0	0	2				
Jim Spencer L OBP: 0.282, SLG: 0.351 (1, 3)		F2		G1-6-3 1B 1-2			F9		BB BB BB 4-0	3	0	1	0	1	0	1				
Ken Berry R OBP: 0.282, SLG: 0.329 (1, 8)			G1-6-3 1-2				1-2 HBP		BB 4-0	3	0	1	0	0	0	3				
Jeff Torborg R OBP: 0.065, SLG: 0.067 John Stephenson L OBP: 0.359, SLG: 0.417 (7, PH) (7, 2)		L4			F7		F7			2	0	0	0	0	0	1				
Rudy May L OBP: 0.222, SLG: 0.222 Clyde Wright R OBP: 0.217, SLG: 0.279 Lloyd Allen R (5, PH) Roger Repoz L OBP: 0.367, SLG: 0.336 Mel Queen L (7, 1)		K			4-3		F8			1	0	0	0	0	1	1				
										1	0	0	0	0	0	0				
										0	0	0	0	0	0	0				
										1	0	0	0	0	0	2				
										0	0	0	0	0	0	0				
<b>Inning Stats</b>	R: 0 E: 0 K: 1 S: 6	H: 1 LOB: 2 BB: 1 P: 10	R: 0 E: 0 K: 1 S: 6	H: 1 LOB: 1 BB: 0 P: 6	R: 0 E: 0 K: 2 S: 7	H: 0 LOB: 0 BB: 0 P: 7	R: 0 E: 0 K: 0 S: 4	H: 2 LOB: 1 BB: 0 P: 4	R: 0 E: 0 K: 0 S: 3	H: 0 LOB: 0 BB: 0 P: 3	R: 0 E: 0 K: 0 S: 3	H: 0 LOB: 0 BB: 0 P: 3	R: 0 E: 0 K: 0 S: 4	H: 1 LOB: 2 BB: 0 P: 5	R: 0 E: 0 K: 0 S: 3	H: 1 LOB: 0 BB: 1 P: 7	1B: 5 2B: 1 3B: 0 HR: 0	SF: 0 SAC: 0 DP: 2 HBP: 1	WP: 0 PB: 0 SB: 0 CS: 0	PA: 34
<b>PITCHER</b> Dick Drago R ERA: 2.37 (1, 1)	IP: 9.0 WLS: W BF: 34 H: 6 R: 0 ER: 0 SO: 4 BB: 2 IBB: 0 HBP: 1 BLK: 0 WP: 0 HR: 0 S: 39 P: 48 ERA: 0.00 WHIP: 0.889															<b>PITCHER</b>				

Batter	1	2	3	4	5	6	7	8	9	AB	R	H	RBI	BB	SO	LOB	BOTTOM				
Paul Schaaf R OBP: 0.405, SLG: 0.442 (1, 5)	1B 2B 1B						4-3			4	1	3	1	0	0	0	<b>California Angels @ Kansas City Royals</b> Municipal Stadium, Kansas City, MO Thu Jun 17 1971, 8:05 PM EDT Att: 10,509 - Unknown - 88 F				
Cookie Rojas R OBP: 0.357, SLG: 0.421 (1, 4)	2B 1-3 6-3 1B	F7		F8			1B WP 1B			4	2	2	0	0	0	2					
Amos Otis R OBP: 0.354, SLG: 0.532 (1, 8)	1B 1-3 3-H 2B		K		L4		1B 1-3 1B			4	1	2	1	0	1	0					
Chuck Harrison R OBP: 0.333, SLG: 0.400 (1, 3)	6-3			1B	5-3		F9			4	0	1	1	0	0	1					
Lou Piniella R OBP: 0.305, SLG: 0.292 (1, 7)	3-H 1B		F9				3-H 1B			4	0	2	1	0	0	1					
Bob Oliver R OBP: 0.275, SLG: 0.312 (1, 9)	5-3		F7		K			F5		4	0	0	0	0	1	3					
Jerry May R OBP: 0.321, SLG: 0.355 (1, 2)	P4			F7		6-3		K		4	0	0	0	0	1	1					
Rich Severson R OBP: 0.357, SLG: 0.182 (1, 6)		6-3		SH2-4 1B BB		1-3				2	1	0	0	1	0	0					
Dick Drago R OBP: 0.207, SLG: 0.080 (1, 1)		6-3		SH2-4 1-2		K				2	0	0	0	0	1	0					
										1B: 9 2B: 1 3B: 0 HR: 0	SF: 0 SAC: 1 DP: 0 HBP: 0	WP: 1 PB: 0 SB: 0 CS: 0	PA: 34								
<b>Inning Stats</b>	R: 3 E: 0 K: 0 S: 7	H: 4 LOB: 1 BB: 0 P: 7	R: 0 E: 0 K: 0 S: 4	H: 1 LOB: 1 BB: 0 P: 4	R: 0 E: 0 K: 1 S: 6	H: 1 LOB: 1 BB: 0 P: 6	R: 1 E: 0 K: 0 S: 4	H: 1 LOB: 1 BB: 1 P: 8	R: 0 E: 0 K: 1 S: 5	H: 0 LOB: 0 BB: 0 P: 5	R: 1 E: 0 K: 0 S: 4	H: 2 LOB: 0 BB: 0 P: 4	R: 0 E: 0 K: 1 S: 5	H: 0 LOB: 0 BB: 0 P: 5	R: 0 E: 0 K: 1 S: 5	H: 0 LOB: 0 BB: 0 P: 5		1B: 9 2B: 1 3B: 0 HR: 0	SF: 0 SAC: 1 DP: 0 HBP: 0	WP: 1 PB: 0 SB: 0 CS: 0	PA: 34
<b>PITCHER</b> Rudy May L ERA: 3.65 Lloyd Allen R ERA: 4.51 Mel Queen R ERA: 1.61 (1, 1) (5, 1) (7, 1)	IP: 4.0 WLS: L BF: 20 H: 7 R: 4 ER: 4 SO: 1 BB: 1 IBB: 0 HBP: 0 BLK: 0 WP: 0 HR: 0 S: 11 P: 25 ERA: 9.00 WHIP: 2.000															<b>PITCHER</b>					







Batter	1	2	3	4	5	6	7	8	9	AB	R	H	RBI	BB	SO	LOB	TOP				
<b>Sandy Alomar Sr. S</b> OBP: 0.278, SLG: 0.277 (1, 4)	L4	HR			F8		F8			5	1	2	1	0	0	1	<b>California Angels @ Kansas City Royals</b> Municipal Stadium, Kansas City, MO Sat Jun 19 1971, 4:33 AM EDT Alt. 9,800 - Unknown - 93 F				
<b>Jim Fregosi R</b> OBP: 0.301, SLG: 0.342 (1, 6)					F9		F8		K	5	2	2	3	0	1	3					
<b>Tony Gonzalez L</b> OBP: 0.322, SLG: 0.266 (1, 8)					P6				K	4	0	0	0	1	1	2					
<b>Alex Johnson R</b> OBP: 0.312, SLG: 0.321 <b>Roger Repoz L</b> OBP: 0.367, SLG: 0.336 (8, 8)					F8				6-3	4	1	2	2	0	0	0					
<b>Ken McMullen R</b> OBP: 0.296, SLG: 0.388 (1, 5)					K		K		6-3	4	0	0	0	0	3	2					
<b>Tony Conigliaro R</b> OBP: 0.314, SLG: 0.377 (1, 9)					F9		K			4	0	0	0	0	2	2					
<b>Jim Spencer L</b> OBP: 0.282, SLG: 0.354 (1, 3)					P5		F7			4	1	1	0	0	1	0					
<b>Jeff Torborg R</b> OBP: 0.128, SLG: 0.162 (1, 2)					P6		SH1-4			4	1	2	1	0	0	0					
<b>Andy Messersmith R</b> OBP: 0.222, SLG: 0.242 <b>John Stephenson L</b> OBP: 0.364, SLG: 0.422 <b>Giraldo Ruiz S</b> OBP: 0.333, SLG: 0.250 <b>Lloyd Allen R</b> OBP: 0.315, SLG: 0.167 <b>Dave LaRoche L</b> OBP: 0.400, SLG: 0.250 (9, 1)					K		SH1-4			1	1	0	0	1	1	0					
<b>Inning Stats</b>	R: 1 E: 0 K: 2 S: 9	H: 2 LOB: 2 BB: 1 P: 13	R: 3 E: 0 K: 1 S: 7	H: 2 LOB: 0 BB: 1 P: 11	R: 0 E: 0 K: 1 S: 5	H: 0 LOB: 0 BB: 0 P: 5	R: 0 E: 0 K: 1 S: 5	H: 0 LOB: 0 BB: 0 P: 5	R: 0 E: 0 K: 2 S: 8	H: 1 LOB: 0 BB: 0 P: 8	R: 0 E: 0 K: 0 S: 4	H: 1 LOB: 1 BB: 0 P: 4	R: 0 E: 0 K: 0 S: 3	H: 0 LOB: 0 BB: 0 P: 3	R: 2 E: 0 K: 2 S: 11	H: 4 LOB: 2 BB: 0 P: 11		1B: 4 2B: 4 3B: 0 HR: 2	SF: 0 SAC: 1 DP: 0 HBP: 0	WP: 0 PB: 0 SB: 0 CS: 0	PA: 39
<b>PITCHER</b>	IP	WLS	BF	H	R	ER	SO	BB	IBB	HBP	BLK	WP	HR	S	P	ERA	WHIP				
<b>Mike Hedlund R</b> ERA: 2.65 (1, 1)	1.2		10	3	3	3	3	2	0	0	0	0	0	14	22	16.20	3.000				
<b>Jim York R</b> ERA: 3.79 (2, 1)	4.1	L	15	2	2	2	4	0	0	0	0	0	2	23	23	4.15	0.462				
<b>Tom Burgmeier L</b> ERA: 1.26 (7, 1)	2.0		7	1	0	0	0	0	0	0	0	0	0	7	7	0.00	0.500				
<b>Ted Abernathy R</b> ERA: 2.36 (9, 1)	1.0		7	4	2	2	2	0	0	0	0	0	0	11	11	18.00	4.000				

Batter	1	2	3	4	5	6	7	8	9	AB	R	H	RBI	BB	SO	LOB	BOTTOM					
<b>Freddie Patek R</b> OBP: 0.324, SLG: 0.321 (1, 6)	5-3		P6	1B		5-3			G6-4-3	5	0	2	1	0	0	1	<b>California Angels @ Kansas City Royals</b> Municipal Stadium, Kansas City, MO Sat Jun 19 1971, 4:33 AM EDT Alt. 9,800 - Unknown - 93 F					
<b>Paul Schaaf R</b> OBP: 0.413, SLG: 0.438 (1, 5)	F7		F8	1B			F9		G6-4-3	4	0	1	0	1	0	0						
<b>Amos Otis R</b> OBP: 0.364, SLG: 0.546 (1, 8)			HR	HBP			F8		G6-4-3	4	1	1	0	0	0	4						
<b>Ed Kirkpatrick L</b> OBP: 0.354, SLG: 0.399 (1, 9)	F7		HR				F9		1-3	5	1	1	2	0	0	2						
<b>Chuck Harrison R</b> OBP: 0.357, SLG: 0.389 (1, 3)		BB	F7				5-3		P6	3	0	0	0	1	0	0						
<b>Cookie Rojas R</b> OBP: 0.368, SLG: 0.436 (1, 4)		BB	FC6-4	BB			E7		5-3	3	1	2	0	1	0	0						
<b>Lou Piniella R</b> OBP: 0.307, SLG: 0.304 (1, 7)			F9				6-3		G3	4	0	1	0	0	0	4						
<b>Jerry May R</b> OBP: 0.324, SLG: 0.354 (1, 2)			F9				1B		G3	3	1	1	1	1	0	3						
<b>Mike Hedlund R</b> OBP: 0.303, SLG: 0.271 <b>Jim York R</b> ERA: 3.85 <b>Gail Hopkins L</b> OBP: 0.316, SLG: 0.558 <b>Tom Burgmeier L</b> OBP: 0.333, SLG: 0.167 <b>Joe Keough R</b> OBP: 0.315, SLG: 0.279 <b>Ted Abernathy R</b> ERA: 2.14 (9, 1)			FC6-4				K		F9	0	0	0	0	0	0	0						
<b>Inning Stats</b>	R: 0 E: 0 K: 0 S: 4	H: 1 LOB: 1 BB: 0 P: 4	R: 0 E: 0 K: 0 S: 3	H: 0 LOB: 2 BB: 2 P: 11	R: 2 E: 0 K: 0 S: 4	H: 1 LOB: 0 BB: 0 P: 5	R: 2 E: 1 K: 1 S: 9	H: 4 LOB: 2 BB: 0 P: 9	R: 0 E: 0 K: 0 S: 3	H: 0 LOB: 0 BB: 0 P: 3	R: 0 E: 0 K: 0 S: 4	H: 1 LOB: 1 BB: 0 P: 4	R: 0 E: 0 K: 0 S: 3	H: 0 LOB: 0 BB: 0 P: 3	R: 0 E: 0 K: 1 S: 6	H: 1 LOB: 2 BB: 1 P: 10		R: 0 E: 0 K: 0 S: 3	H: 1 LOB: 1 BB: 1 P: 7	1B: 5 2B: 2 3B: 1 HR: 1	SF: 0 SAC: 0 DP: 1 HBP: 1	WP: 0 PB: 0 SB: 1 CS: 0
<b>PITCHER</b>	IP	WLS	BF	H	R	ER	SO	BB	IBB	HBP	BLK	WP	HR	S	P	ERA	WHIP					
<b>Andy Messersmith R</b> ERA: 3.85 (1, 1)	8.0		36	8	4	4	2	3	0	1	0	0	0	36	49	4.50	1.375					
<b>Lloyd Allen R</b> ERA: 4.72 (9, 1)	0.2		3	1	0	0	0	1	0	0	0	0	0	2	6	0.00	3.000					
<b>Dave LaRoche L</b> ERA: 2.14 (9, 1)	0.1	S	1	0	0	0	0	0	0	0	0	0	0	1	1	0.00	0.000					





Batter	1	2	3	4	5	6	7	8	9	AB	R	H	RBI	BB	SO	LOB	TOP								
Sandy Alomar Sr. S OBP: 0.275, SLG: 0.273 (1, 4)	F7		FC6			5-3		5-3		4	0	0	0	0	0	2									
Jim Fregosi R OBP: 0.299, SLG: 0.335 (1, 6)	5-3			6-3		F8			1B BB G1-2-3	3	0	0	0	1	0	0									
Tony Gonzalez L OBP: 0.319, SLG: 0.265 (1, 8)	3-1			1-3			FC4-6 1B		P6	4	0	1	0	0	0	1									
Alex Johnson R OBP: 0.315, SLG: 0.321 (1, 7)		5-3		P4			FC4-6 1B			3	0	1	0	1	0	0									
John Stephenson L OBP: 0.355, SLG: 0.411 Billy Cowan R OBP: 0.314, SLG: 0.441 (9, PH)	F5				4-3		FC4-6 G5-4-3			3	0	0	0	0	0	2									
Tony Conigliaro R OBP: 0.308, SLG: 0.369 (1, 9)	5-3				K		G5-4-3		G1-2-3	4	0	0	0	0	1	5									
Ken McMullen R OBP: 0.293, SLG: 0.383 (1, 5)			3-1		5-3				F7	3	0	0	0	0	0	0									
Jim Spencer L OBP: 0.286, SLG: 0.372 (1, 3)			F8							3	1	2	1	0	0	0									
Clyde Wright R OBP: 0.229, SLG: 0.289 Mel Queen L (7, 1) Syd O'Brien R OBP: 0.262, SLG: 0.379 Eddie Fisher R (8, 1)						F8			P5	2	0	1	0	0	0	0									
										0	0	0	0	0	0	0									
										1	0	0	0	0	0	1									
										0	0	0	0	0	0	0									
<b>Inning Stats</b>	R: 0 E: 0 K: 0 S: 3	H: 0 LOB: 0 BB: 0 P: 3	R: 0 E: 0 K: 0 S: 3	H: 0 LOB: 0 BB: 0 P: 3	R: 0 E: 0 K: 0 S: 4	H: 1 LOB: 1 BB: 0 P: 4	R: 0 E: 0 K: 0 S: 3	H: 0 LOB: 0 BB: 0 P: 3	R: 0 E: 0 K: 1 S: 5	H: 0 LOB: 0 BB: 0 P: 5	R: 1 E: 0 K: 0 S: 4	H: 1 LOB: 0 BB: 0 P: 4	R: 0 E: 0 K: 0 S: 4	H: 2 LOB: 1 BB: 0 P: 4	R: 0 E: 0 K: 0 S: 4	H: 1 LOB: 1 BB: 0 P: 4	R: 0 E: 0 K: 0 S: 3	H: 1 LOB: 2 BB: 2 P: 11	1B: 5 2B: 0 3B: 0 HR: 1	SF: 0 SAC: 0 DP: 2 HBP: 0	WP: 0 PB: 0 SB: 0 CS: 0	PA: 33			
<b>PITCHER</b>	IP	WLS	BF	H	R	ER	SO	BB	IBB	HBP	BLK	WP	HR	S	P	ERA	WHIP								
Bruce Dal Canton R ERA: 2.82 Tom Burgmeier L ERA: 1.26 Ted Abernathy R ERA: 2.31	8.1	W	31	5	1	1	1	2	0	0	0	0	1	31	39	1.08	0.840								
	0.0		1	1	0	0	0	0	0	0	0	0	0	1	1	-	-								
	0.2	S	1	0	0	0	0	0	0	0	0	0	0	1	1	0.00	0.000								

California Angels @ Kansas City Royals  
Municipal Stadium, Kansas City, MO  
Sun Jun 20 1971, 4:33 AM EDT  
Unknown - 89 F

AB 31  
R 1  
H 6  
RBI 1  
BB 2  
SO 1  
LOB 11



Batter	1	2	3	4	5	6	7	8	9	AB	R	H	RBI	BB	SO	LOB	BOTTOM								
Freddie Patek R OBP: 0.327, SLG: 0.321 (1, 6)	WP 1B BB		F9			1B SF8 1B	FC4-2 PB			3	2	1	0	1	0	2									
Paul Schaaf R OBP: 0.418, SLG: 0.439 (1, 5)	1B FC6-4 BB		6-3			1B	FC5-4 BB			2	1	1	0	2	0	0									
Amos Otis R OBP: 0.363, SLG: 0.541 (1, 8)	FC6-4 1-3 2-H 1B		6-3			P6	K			4	0	1	1	0	1	5									
Chuck Harrison R OBP: 0.326, SLG: 0.359 (1, 3)	FC6-4 1-2 3-H G6-4-3 1B					SF8	FC5-4			3	0	0	2	0	0	4									
Lou Piniella R OBP: 0.298, SLG: 0.294 (1, 7)	G6-4-3 1-2			6-3		F8			5-3	4	0	0	0	0	0	2									
Cookie Rojas R OBP: 0.371, SLG: 0.438 (1, 4)		P1			F8		2B 1B			4	1	2	0	0	0	0									
Bob Oliver R OBP: 0.277, SLG: 0.315 (1, 9)		F8			G4-3 BB		1B 2B		K	3	1	1	0	1	1	1									
Jerry May R OBP: 0.329, SLG: 0.349 (1, 2)					G4-3 1-2		1B FC4-2 IBB		F3	2	0	0	0	2	0	2									
Bruce Dal Canton R OBP: 0.097, SLG: 0.097 Tom Burgmeier L OBP: 0.256, SLG: 0.167 Ted Abernathy R (9, 1)						F9	PB FC4-2 1B			3	0	1	2	0	1	1									
										0	0	0	0	0	0	0									
										0	0	0	0	0	0	0									
<b>Inning Stats</b>	R: 2 E: 0 K: 0 S: 3	H: 1 LOB: 0 BB: 2 P: 11	R: 0 E: 0 K: 1 S: 5	H: 0 LOB: 1 BB: 1 P: 9	R: 0 E: 0 K: 0 S: 3	H: 0 LOB: 0 BB: 0 P: 3	R: 0 E: 0 K: 0 S: 3	H: 0 LOB: 0 BB: 0 P: 3	R: 0 E: 0 K: 0 S: 2	H: 0 LOB: 0 BB: 1 P: 6	R: 1 E: 0 K: 0 S: 5	H: 2 LOB: 1 BB: 0 P: 5	R: 2 E: 0 K: 1 S: 8	H: 3 LOB: 3 BB: 2 P: 16	R: 0 E: 0 K: 1 S: 6	H: 1 LOB: 1 BB: 0 P: 6	R: 0 E: 0 K: 0 S: 3	H: 1 LOB: 2 BB: 2 P: 11	1B: 6 2B: 1 3B: 0 HR: 0	SF: 1 SAC: 0 DP: 2 HBP: 0	WP: 1 PB: 1 SB: 0 CS: 0	PA: 35			
<b>PITCHER</b>	IP	WLS	BF	H	R	ER	SO	BB	IBB	HBP	BLK	WP	HR	S	P	ERA	WHIP								
Clyde Wright L ERA: 2.83 Mel Queen R ERA: 1.55 Eddie Fisher R ERA: 1.81	6.0	L	26	5	5	5	1	4	1	0	0	0	1	23	43	7.50	1.500								
	1.0		5	1	0	0	1	1	0	0	0	0	0	6	10	0.00	2.000								
	1.0		4	1	0	0	1	0	0	0	0	0	0	6	6	0.00	1.000								

California Angels @ Kansas City Royals  
Municipal Stadium, Kansas City, MO  
Sun Jun 20 1971, 4:33 AM EDT  
Unknown - 89 F

AB 28  
R 5  
H 7  
RBI 5  
BB 6  
SO 3  
LOB 17





Batter	1	2	3	4	5	6	7	8	9	AB	R	H	RBI	BB	SO	LOB	TOP										
<b>Sandy Alomar Sr., S</b> OBP: 0.270, SLG: 0.268 (1, 4)	0-0 4-3		0-0 E1 S G1 E	0-0 F8		0-0 F6		0-0 G1-6-3		5	1	0	0	0	0	2											
<b>Jim Fregosi, R</b> OBP: 0.297, SLG: 0.331 (1, 6)	0-0 2B SF9 1B		0-0 G1	0-0 5-3		0-3 K			0-0 F2	5	1	1	0	0	1	2											
<b>Tony Gonzalez, L</b> OBP: 0.343, SLG: 0.291 (1, 8) (9, 7)	0-0 1-3 2B		4-0 2B 2H BB		0-0 2B 1B		4-0 1B BB		0-0 E3 3B	3	2	2	0	2	0	0											
<b>Alex Johnson, R</b> OBP: 0.313, SLG: 0.324 <b>Tony Conigliaro, R</b> OBP: 0.306, SLG: 0.369 (1, 7) (9, 9)	0-0 SF9		0-0 F9		0-0 1B 2B		0-0 F9		0-0 F9	4	1	1	1	0	0	3											
<b>Jim Spencer, L</b> OBP: 0.293, SLG: 0.386 (1, 3)	0-0 3-H F3		0-0 F9		0-0 1B 1B		0-0 1-2 1B		0-0 3B	5	1	3	3	0	0	2											
<b>Roger Repoz, L</b> OBP: 0.368, SLG: 0.333 (1, 9) (9, 8)		0-0 F8		4-0 2B BB		0-0 2H 3H 1B		0-3 K		4	1	1	1	1	1	3											
<b>Syd O'Brien, R</b> OBP: 0.254, SLG: 0.367 (1, 5)		0-0 F9		0-0 P4		0-0 5-3		0-0 F8		4	0	0	0	0	0	4											
<b>Jeff Torborg, R</b> OBP: 0.163, SLG: 0.220 (1, 2)		0-0 FC4-6 1B		0-0 2B 2B		0-0 3-1		0-0 F8		4	1	2	0	0	0	0											
<b>Tom Murphy, R</b> OBP: 0.083, SLG: 0.139 <b>Lloyd Allen, R</b> OBP: 0.200, SLG: 0.200 (1, 1) (7, 1)	0-0 FC4-6		0-0 2B		0-0 P4		0-0 G1-6-3 1B			3	0	1	2	0	0	1											
<b>Inning Stats</b>	R: 1 E: 0 K: 0 S: 5	H: 2 LOB: 1 BB: 0 P: 5	R: 0 E: 0 K: 0 S: 4	H: 1 LOB: 1 BB: 0 P: 4	R: 1 E: 1 K: 0 S: 4	H: 0 LOB: 1 BB: 1 P: 8	R: 2 E: 0 K: 0 S: 5	H: 2 LOB: 1 BB: 1 P: 9	R: 3 E: 0 K: 1 S: 6	H: 4 LOB: 0 BB: 0 P: 6	R: 0 E: 0 K: 1 S: 5	H: 0 LOB: 0 BB: 0 P: 5	R: 0 E: 0 K: 1 S: 6	H: 1 LOB: 2 BB: 1 P: 10	R: 0 E: 0 K: 0 S: 3	H: 1 LOB: 1 BB: 0 P: 3	R: 1 E: 1 K: 0 S: 5	H: 1 LOB: 1 BB: 0 P: 5	1B: 7 2B: 4 3B: 1 HR: 0	SF: 1 SAC: 0 DP: 1 HBP: 0	WP: 0 PB: 0 SB: 1 CS: 1	PA: 42					
<b>PITCHER</b>	IP	WLS	BF	H	R	ER	SO	BB	IBB	HBP	BLK	WP	HR	S	P	ERA	WHIP										
<b>Al Fitzmorris, R</b> ERA: 5.79 (1, 1)	4.0	L	22	7	6	5	0	2	0	0	0	0	0	20	28	11.25	2.250										
<b>Tom Burgmeier, L</b> ERA: 1.47 (5, 1)	1.0	4	2	1	1	0	0	0	0	0	0	0	0	4	4	9.00	2.000										
<b>Jim York, R</b> ERA: 3.57 (6, 1)	2.0	8	1	0	0	2	1	0	0	0	0	0	0	11	15	0.00	1.000										
<b>Mike Hedlund, R</b> ERA: 2.99 (8, 1)	2.0	8	2	1	0	0	0	0	0	0	0	0	0	8	8	0.00	1.000										

California Angels @ Kansas City Royals  
Municipal Stadium, Kansas City, MO  
Sun Jun 20 1971, 4:38 AM EDT  
Att: 35,295 - Unknown - 91 F

AB 38  
R 8  
H 12  
RBI 7  
BB 3  
SO 2  
LOB 17



Batter	1	2	3	4	5	6	7	8	9	AB	R	H	RBI	BB	SO	LOB	BOTTOM										
<b>Freddie Patek, R</b> OBP: 0.328, SLG: 0.331 (1, 6)	0-0 2B 3B			0-0 6-3	0-0 F7			0-0 P4		5	1	2	0	0	0	2											
<b>Paul Schaaf, R</b> OBP: 0.422, SLG: 0.445 <b>Bobby Knoop, R</b> OBP: 0.316, SLG: 0.294 (1, 5) (9, 5)	0-0 4-3 2B	0-0 F8		0-0 1B		0-0 5-3		4-0 FC1-4 BB		4	0	2	1	1	0	2											
<b>Amos Otis, R</b> OBP: 0.355, SLG: 0.530 (1, 8)	0-0 4-3		0-0 1-3	0-0 F9		0-0 6-3		0-0 FC1-4		5	0	0	0	0	0	3											
<b>Ed Kirkpatrick, L</b> OBP: 0.350, SLG: 0.393 (1, 2)	0-0 F3		0-0 BB 2B 1B	0-0 G3		0-0 F9		0-0 G3		5	1	1	0	0	0	3											
<b>Chuck Harrison, R</b> OBP: 0.314, SLG: 0.326 (1, 3)	0-3 K		4-0 2B BB		0-0 5-3		0-0 5-3		0-0 1-3	4	0	0	0	1	1	1											
<b>Cookie Rojas, R</b> OBP: 0.375, SLG: 0.445 (1, 4)		0-0 4-3		0-0 2B		0-0 FC5-4 1B		0-3 K		5	0	3	1	0	1	0											
<b>Lou Piniella, R</b> OBP: 0.309, SLG: 0.309 (1, 7)		4-0 2B BB		0-0 F9		0-0 FC5-4 1B		0-0 WP 1B		4	2	2	0	1	0	3											
<b>Bob Oliver, R</b> OBP: 0.286, SLG: 0.324 (1, 9)		0-0 1B 2B		4-0 1B IBB		0-0 1B 1B		0-0 L5		4	0	2	1	1	1	3											
<b>Al Fitzmorris, S</b> OBP: 0.167, SLG: 0.167 <b>Tom Burgmeier, L</b> OBP: 0.296, SLG: 0.167 <b>Gail Higgins, L</b> OBP: 0.327, SLG: 0.696 <b>Jim York, R</b> OBP: 0.313, SLG: 0.277 <b>Joe Keough, L</b> OBP: 0.103, SLG: 0.271 (1, 1) (5, 1) (5, PH) (8, 1) (7, PH) (8, 1)	0-0 F8		0-0 P4		0-0 1-2 2H 1B		0-0 F7			2	0	0	0	0	0	4											
<b>Inning Stats</b>	R: 1 E: 0 K: 1 S: 7	H: 2 LOB: 1 BB: 0 P: 7	R: 1 E: 0 K: 0 S: 5	H: 2 LOB: 2 BB: 1 P: 9	R: 1 E: 0 K: 0 S: 5	H: 2 LOB: 3 BB: 2 P: 13	R: 0 E: 0 K: 0 S: 4	H: 1 LOB: 1 BB: 0 P: 4	R: 1 E: 0 K: 0 S: 6	H: 3 LOB: 2 BB: 0 P: 6	R: 0 E: 0 K: 0 S: 3	H: 0 LOB: 0 BB: 0 P: 3	R: 0 E: 0 K: 0 S: 5	H: 2 LOB: 2 BB: 0 P: 5	R: 0 E: 0 K: 0 S: 3	H: 0 LOB: 1 BB: 1 P: 7	R: 0 E: 0 K: 2 S: 8	H: 1 LOB: 1 BB: 0 P: 8	1B: 8 2B: 4 3B: 1 HR: 0	SF: 0 SAC: 0 DP: 0 HBP: 0	WP: 1 PB: 0 SB: 1 CS: 0	PA: 44					
<b>PITCHER</b>	IP	WLS	BF	H	R	ER	SO	BB	IBB	HBP	BLK	WP	HR	S	P	ERA	WHIP										
<b>Tom Murphy, R</b> ERA: 4.58 (1, 1)	6.1	W	34	12	4	4	1	2	1	0	0	1	0	33	45	5.68	2.211										
<b>Lloyd Allen, R</b> ERA: 4.35 (7, 1)	2.2	S	10	1	0	0	2	1	0	0	0	1	0	13	17	0.00	0.750										

California Angels @ Kansas City Royals  
Municipal Stadium, Kansas City, MO  
Sun Jun 20 1971, 4:38 AM EDT  
Att: 35,295 - Unknown - 91 F

AB 40  
R 4  
H 13  
RBI 4  
BB 4  
SO 3  
LOB 23






Batter	1	2	3	4	5	6	7	8	9	10	AB	R	H	RBI	BB	SO	LOB	
Sandy Alomar Sr., S OBP: 0.275, SLG: 0.274 (1.4)	K		F8			SH3 1B		1-3 1B		1B	5	1	3	0	0	1	1	
Jim Fregosi, R OBP: 0.290, SLG: 0.323 (1.6)	6-3		K			SH3		1-3 1B		P4	4	0	0	0	0	1	3	
Tony Gonzalez, L OBP: 0.350, SLG: 0.300 (1.8)	F7				F7			1B			4	0	2	2	0	0	0	
Alex Johnson, R OBP: 0.308, SLG: 0.319 Roger Repoz, L OBP: 0.368, SLG: 0.333 (1.7)	F9		F8			G3-6-3 1B		4-3			4	0	0	0	0	0	2	
Jim Spencer, L OBP: 0.296, SLG: 0.386 (1.3)	FC6-4 BB		P5					1B		4-3	3	0	1	0	1	0	0	
Tony Conigliaro, R OBP: 0.302, SLG: 0.361 (1.9)	K				5-3			F2		5-3	4	0	0	0	0	1	2	
Syd O'Brien, R OBP: 0.246, SLG: 0.356 (1.5)	FC6-4		F9					F8		6-3	4	0	0	0	0	0	2	
Jeff Torborg, R OBP: 0.170, SLG: 0.222 (1.2)			6-3					1B			4	0	1	0	0	0	0	
Rudy May, L OBP: 0.286, SLG: 0.250 John Stephenson, L OBP: 0.352, SLG: 0.407 Dave LaRoche, L OBP: 0.400, SLG: 0.250 (1.1)						SH3 1B		4-3		F9	2	1	1	0	1	0	2	
											1	0	0	0	0	0	0	
											0	0	0	0	0	0	0	
<b>Inning Stats</b>	R: 0 E: 0 K: 1 S: 5	H: 0 LOB: 0 BB: 0 P: 5	R: 0 E: 0 K: 1 S: 5	H: 0 LOB: 1 BB: 1 P: 9	R: 0 E: 0 K: 1 S: 5	H: 0 LOB: 1 BB: 1 P: 9	R: 0 E: 0 K: 0 S: 3	H: 0 LOB: 0 BB: 0 P: 3	R: 0 E: 0 K: 0 S: 5	H: 2 LOB: 2 BB: 0 P: 5	R: 0 E: 0 K: 0 S: 4	H: 2 LOB: 1 BB: 0 P: 4	R: 0 E: 0 K: 0 S: 3	H: 0 LOB: 0 BB: 0 P: 3	R: 0 E: 0 K: 0 S: 4	H: 1 LOB: 1 BB: 0 P: 4	1B: 8 2B: 0 3B: 0 HR: 0	SF: 0 SAC: 1 DP: 1 HBP: 0
<b>PITCHER</b>	IP 8.0	WLS 31	H 7	R 2	ER 2	SO 3	BB 2	IBB 0	HBP 0	BLK 0	WP 0	HR 0	S 35	P 43	ERA 2.25	WHIP 1.125		
Marty Pattin, R ERA: 3.08 Ken Sanders, R ERA: 2.28 (9.1)	2.0	W	7	1	0	0	0	0	0	0	0	0	7	7	0.00	0.500		

**California Angels @ Milwaukee Brewers**  
**Milwaukee County Stadium, Milwaukee, WI**  
 Mon Jun 21 1971, 8:05 PM EDT  
 Att: 5,498 - Unknown

AB 35  
 R 2  
 H 8  
 RBI 2  
 BB 2  
 SO 3  
 LOB 12




WP: 0 PA: 38  
 PB: 0  
 SB: 0  
 CS: 0

Batter	1	2	3	4	5	6	7	8	9	10	AB	R	H	RBI	BB	SO	LOB	
Tommy Harper, R OBP: 0.294, SLG: 0.304 (1.5)	5-3		SF8			F5				SH3-4 1B	3	1	1	1	1	0	0	
Gus Gil, R OBP: 0.533, SLG: 0.125 (1.4)	F8		1-3					BB		SH3-4 1B	2	0	0	0	2	0	1	
Roberto Pena, R OBP: 0.248, SLG: 0.324 (1.3)	P4				6-3	F8				1B FC5-2 1B	5	0	2	2	0	0	1	
Andy Kosco, R OBP: 0.303, SLG: 0.343 (1.7)		K			F7			F5		F7	4	0	0	0	0	1	1	
Rob Ellis, R OBP: 0.333, SLG: 0.333 (1.9)		P4			6-3			P4			4	0	1	0	0	0	0	
Elie Rodriguez, R OBP: 0.341, SLG: 0.297 (1.2)		F7				5-3		K			3	0	0	0	1	1	0	
Dave May, L OBP: 0.348, SLG: 0.376 Ron Theobald, R OBP: 0.352, SLG: 0.320 (1.8)						1-3		K		FC5-2	2	1	1	0	0	0	0	
						SH SF8 1B					2	0	0	0	0	1	3	
Rick Auerbach, R OBP: 0.283, SLG: 0.239 Ted Kubiak, S OBP: 0.292, SLG: 0.270 (1.6)			K			6-3		F7			2	0	0	0	0	1	1	
										BB SH3-4 1B BB	1	1	0	0	1	0	0	
Marty Pattin, R OBP: 0.256, SLG: 0.229 Al Yates, R OBP: 0.250, SLG: 0.297 Ken Sanders, R (1.1)			SH			K		F7		SH3-4	1	0	0	0	0	1	0	
											1	0	0	0	0	0	0	
											0	0	0	0	0	0	0	
<b>Inning Stats</b>	R: 0 E: 0 K: 0 S: 3	H: 0 LOB: 0 BB: 0 P: 3	R: 0 E: 0 K: 1 S: 5	H: 0 LOB: 0 BB: 0 P: 5	R: 1 E: 1 K: 1 S: 7	H: 1 LOB: 1 BB: 0 P: 7	R: 0 E: 0 K: 0 S: 3	H: 0 LOB: 0 BB: 0 P: 3	R: 0 E: 0 K: 0 S: 3	H: 0 LOB: 0 BB: 0 P: 3	R: 0 E: 0 K: 1 S: 5	H: 0 LOB: 0 BB: 0 P: 5	R: 0 E: 0 K: 0 S: 6	H: 3 LOB: 3 BB: 1 P: 10	R: 1 E: 0 K: 0 S: 2	H: 1 LOB: 3 BB: 3 P: 14	1B: 5 2B: 0 3B: 0 HR: 0	SF: 1 SAC: 3 DP: 0 HBP: 0
<b>PITCHER</b>	IP 9.0	WLS 34	H 4	R 2	ER 1	SO 5	BB 1	IBB 1	HBP 0	BLK 0	WP 0	HR 0	S 42	P 50	ERA 1.00	WHIP 0.556		
Rudy May, L ERA: 3.31 Dave LaRoche, L ERA: 2.38 (10.1)	0.1	L	5	1	1	0	2	1	0	0	0	0	2	14	27.00	9.000		


**California Angels @ Milwaukee Brewers**  
**Milwaukee County Stadium, Milwaukee, WI**  
 Mon Jun 21 1971, 8:05 PM EDT  
 Att: 5,498 - Unknown


AB 30  
 R 3  
 H 5  
 RBI 3  
 BB 5  
 SO 5  
 LOB 7



WP: 0 PA: 39  
 PB: 0  
 SB: 0  
 CS: 0



Batter	1	2	3	4	5	6	7	8	9	AB	R	H	RBI	BB	SO	LOB	TOP			
Tony Gonzalez, L (1,8) OBP: 0.336, SLG: 0.287	0-0 4-3		0-0 F9		0-0 F9			0-0 4-3		4	0	0	0	0	0	1	California Angels @ Milwaukee Brewers Milwaukee County Stadium, Milwaukee, WI Wed Jun 23 1971, 8:05 PM EDT Unknown 			
Jim Fregosi, R (1,6) OBP: 0.284, SLG: 0.316	0-0 F8		0-0 F8			0-0 6-3		0-0 F8		4	0	0	0	0	0	0				
Jim Spencer, L (1,3) OBP: 0.295, SLG: 0.383	0-0 1B			0-0 P4		0-0 F9		0-0 F9		4	0	1	0	0	0	0				
Alex Johnson, R (1,7) OBP: 0.307, SLG: 0.318	0-0 L4			0-0 1B		0-0 F8		0-0 E5 1B		4	0	1	0	0	0	1				
John Stephenson, L (1,2)		0-0 F2		0-0 F9			0-0 1-3		0-0 F7	4	0	0	0	0	0	2				
Ken McMullen, R (1,5) OBP: 0.296, SLG: 0.382		4-0 BB		0-0 F7			0-0 6-3		0-0 FC5-4 1B	3	0	1	0	1	0	1				
Tony Conigliaro, R (1,9) OBP: 0.306, SLG: 0.369		0-0 F7			0-0 4-3 1B		0-0 2B		0-0 FC5-4 1-2	4	0	2	0	0	0	3				
Sandy Alomar Sr., S (1,4) OBP: 0.273, SLG: 0.271		0-0 6-3			0-0 4-3		0-0 4-3			3	0	0	0	0	0	3				
Andy Messersmith, R (1,1) OBP: 0.211, SLG: 0.229			0-0 P4		0-0 6-3			0-0 P6		2	0	0	0	0	0	1				
Rickey Clark, R (7,1)										0	0	0	0	0	0	0				
Tom Silverio, L (8, PH)										1	0	0	0	0	0	0				
Fred Lasher, R (8,1)										0	0	0	0	0	0	0				
<b>Inning Stats</b>	R: 0 E: 0 K: 0 S: 4	H: 1 LOB: 1 BB: 0 P: 4	R: 0 E: 0 K: 0 S: 3	H: 0 LOB: 1 BB: 1 P: 7	R: 0 E: 0 K: 0 S: 3	H: 0 LOB: 0 BB: 0 P: 3	R: 0 E: 0 K: 0 S: 4	H: 1 LOB: 1 BB: 0 P: 4	R: 0 E: 0 K: 0 S: 3	H: 0 LOB: 0 BB: 0 P: 3	R: 0 E: 0 K: 0 S: 4	H: 1 LOB: 1 BB: 0 P: 4	R: 0 E: 0 K: 0 S: 3	H: 0 LOB: 0 BB: 0 P: 3	R: 0 E: 1 K: 0 S: 5	H: 1 LOB: 2 BB: 0 P: 5	1B: 4 2B: 1 3B: 0 HR: 0	SF: 0 SAC: 0 DP: 0 HBP: 0	WP: 0 PB: 0 SB: 0 CS: 0	PA: 34
<b>PITCHER</b> Bill Parsons, R (1,1) ERA: 2.46	IP: 9.0 WLS: W BF: 34 H: 5 R: 0 ER: 0 SO: 0 BB: 1 IBB: 0 HBP: 0 BLK: 0 WP: 0 HR: 0 S: 33 P: 37 ERA: 0.00 WHIP: 0.667															<b>PITCHER</b>				

Batter	1	2	3	4	5	6	7	8	9	AB	R	H	RBI	BB	SO	LOB	BOTTOM			
Tommy Harper, R (1,5) OBP: 0.288, SLG: 0.297	0-0 6-3		0-0 F9		0-3 K		0-3 K		0-0 FC5	5	0	0	0	0	2	5	California Angels @ Milwaukee Brewers Milwaukee County Stadium, Milwaukee, WI Wed Jun 23 1971, 8:05 PM EDT Unknown 			
Gus Gil, R (1,4) OBP: 0.550, SLG: 0.182	0-0 F9		0-0 1-3		0-0 S 1B		4-0 E 1B BB	4-0 G4-3 BB		3	1	1	0	2	0	0				
Dave May, L (1,8) OBP: 0.349, SLG: 0.370	4-0 E S BB		4-0 2B BB		0-0 4-3 1-2		0-0 E1 1B 1-2	0-0 G4-3 1-2		3	2	0	0	2	0	3				
John Briggs, L (1,7) OBP: 0.362, SLG: 0.455	0-0 E6		0-0 2B		0-0 F7		0-0 1B 1B	0-0 F7		5	1	2	2	0	0	1				
Andy Kosco, R (1,9) OBP: 0.301, SLG: 0.339	0-0 F9		0-0 E5 3B		0-0 F8		0-0 BB FC5-2 1B			4	1	1	1	0	0	2				
Roberto Pena, R (1,3) OBP: 0.284, SLG: 0.351		0-0 1B FC3-2 1B	0-0 1H 2B 3B		0-0 BB		0-0 F9		0-0 F9	3	1	2	1	1	0	2				
Phil Roof, R (1,2) OBP: 0.255, SLG: 0.245	0-3 K		0-0 K		0-3 K		0-0 FC5-2 BB 1-2 1B			4	0	2	2	0	2	2				
Ted Kubiak, S (1,6) OBP: 0.297, SLG: 0.272	0-0 FC3-2 1B		0-0 K		0-0 K		0-0 FC5 FC5-2 BB		0-0 FC5-2 BB	3	0	1	0	1	1	1				
Bill Parsons, R (1,1) OBP: 0.242, SLG: 0.276	0-0 FC3-2 1-2 3H			0-3 K		0-0 5-3		0-0 FC5-2		4	0	0	0	0	1	5				
<b>Inning Stats</b>	R: 0 E: 1 K: 0 S: 4	H: 0 LOB: 2 BB: 1 P: 8	R: 0 E: 0 K: 1 S: 7	H: 2 LOB: 2 BB: 0 P: 7	R: 3 E: 1 K: 1 S: 8	H: 3 LOB: 1 BB: 1 P: 12	R: 0 E: 0 K: 2 S: 8	H: 1 LOB: 1 BB: 0 P: 8	R: 0 E: 0 K: 1 S: 5	H: 0 LOB: 1 BB: 1 P: 9	R: 0 E: 0 K: 1 S: 5	H: 0 LOB: 0 BB: 0 P: 5	R: 3 E: 1 K: 0 S: 7	H: 3 LOB: 3 BB: 2 P: 15	R: 0 E: 0 K: 0 S: 2	H: 0 LOB: 0 BB: 1 P: 6	1B: 6 2B: 2 3B: 1 HR: 0	SF: 0 SAC: 0 DP: 1 HBP: 0	WP: 0 PB: 0 SB: 2 CS: 0	PA: 40
<b>PITCHER</b> Andy Messersmith, R (1,1) ERA: 3.87	IP: 6.0 WLS: L BF: 32 H: 8 R: 6 ER: 3 SO: 6 BB: 4 IBB: 0 HBP: 0 BLK: 0 WP: 0 HR: 0 S: 40 P: 56 ERA: 4.50 WHIP: 2.000															<b>PITCHER</b>				
Rickey Clark, R (7,1) ERA:	IP: 1.0 WLS: 5 BF: 1 H: 0 R: 0 ER: 0 SO: 0 BB: 1 IBB: 0 HBP: 0 BLK: 0 WP: 0 HR: 4 S: 8 P: 8 ERA: 0.00 WHIP: 2.000															<b>PITCHER</b>				
Fred Lasher, R (8,1) ERA:	IP: 1.0 WLS: 3 BF: 0 H: 0 R: 0 ER: 0 SO: 0 BB: 1 IBB: 0 HBP: 0 BLK: 0 WP: 0 HR: 2 S: 6 P: 6 ERA: 0.00 WHIP: 1.000															<b>PITCHER</b>				



Batter	1	2	3	4	5	6	7	8	9	AB	R	H	RBI	BB	SO	LOB	TOP					
<b>Sandy Alomar Sr., S</b> OBP: 0.277, SLG: 0.279 (1, 4)										6	1	3	0	0	0	0	<b>California Angels @ Milwaukee Brewers</b> Milwaukee County Stadium, Milwaukee, WI Wed Jun 23 1971, 8:05 PM EDT Att: 12,317 - Unknown					
<b>Syd O'Brien, R</b> OBP: 0.336, SLG: 0.391 (1, 6)										6	2	3	1	0	1	2						
<b>Tony Gonzalez, L</b> OBP: 0.336, SLG: 0.283 (1, 8)										5	2	1	0	0	1	2						
<b>Alex Johnson, R</b> OBP: 0.313, SLG: 0.324 (1, 7)										5	2	3	2	0	1	1						
<b>Jim Spencer, L</b> OBP: 0.297, SLG: 0.388 (1, 3)										5	0	2	2	0	1	1						
<b>Ken McMullen, R</b> OBP: 0.301, SLG: 0.387 (1, 5)										5	2	3	2	0	1	3						
<b>Tony Conigliaro, R</b> OBP: 0.317, SLG: 0.379 (1, 9)										3	0	2	1	2	0	1						
<b>Jeff Torborg, R</b> OBP: 0.192, SLG: 0.224 (1, 2)										4	0	1	1	1	0	6						
<b>Eddie Fisher, R</b> (1, 1)										3	0	0	0	0	1	4						
<b>Dave LaRoche, L</b> OBP: 0.333, SLG: 0.200 (6, 1)										1	0	0	0	0	0	0						
<b>Lloyd Allen, R</b> OBP: 0.167, SLG: 0.167 (7, 1)										1	0	0	0	0	0	0						
<b>Inning Stats</b>	R: 0 E: 0 K: 3 S: 10	H: 1 LOB: 1 BB: 0 P: 10	R: 1 E: 0 K: 0 S: 6	H: 4 LOB: 3 BB: 0 P: 6	R: 3 E: 0 K: 0 S: 7	H: 4 LOB: 1 BB: 0 P: 7	R: 0 E: 0 K: 1 S: 5	H: 0 LOB: 0 BB: 0 P: 5	R: 2 E: 0 K: 0 S: 6	H: 3 LOB: 2 BB: 1 P: 10	R: 2 E: 0 K: 1 S: 8	H: 3 LOB: 0 BB: 1 P: 13	R: 1 E: 0 K: 0 S: 4	H: 1 LOB: 0 BB: 0 P: 4	R: 0 E: 0 K: 1 S: 6	H: 1 LOB: 2 BB: 1 P: 10	R: 0 E: 0 K: 0 S: 4	H: 1 LOB: 1 BB: 0 P: 4	1B: 13 2B: 4 3B: 0 HR: 1	SF: 0 SAC: 0 DP: 0 HBP: 1	WP: 0 PB: 1 SB: 1 CS: 0	PA: 48
<b>PITCHER</b>	IP WLS BF H R ER SO BB IBB HBP BLK WP HR S P ERA WHIP																					
<b>Lew Krausse, R</b> ERA: 3.74 (1, 1)	2.0 L 13 8 4 4 3 0 0 0 0 0 0 0 19 19 18.00 4.000																					
<b>John Morris, L</b> ERA: 2.79 (3, 1)	3.0 14 4 2 2 1 0 1 0 0 0 0 0 15 19 6.00 1.333																					
<b>Dick Ellsworth, L</b> ERA: 4.91 (6, 1)	0.1 5 3 2 2 0 0 0 0 1 0 0 0 0 4 5 54.00 9.000																					
<b>Jim Hannan, R</b> ERA: 3.86 (6, 1)	1.2 7 1 1 1 1 0 1 0 0 0 0 1 8 12 5.40 0.600																					
<b>Ken Sanders, R</b> ERA: 2.19 (8, 1)	2.0 9 2 0 0 1 1 0 0 0 0 0 0 10 14 0.00 1.500																					

Batter	1	2	3	4	5	6	7	8	9	AB	R	H	RBI	BB	SO	LOB	BOTTOM					
<b>Tommy Harper, R</b> OBP: 0.294, SLG: 0.318 (1, 5) (8, 9)										4	2	2	2	1	0	0	<b>California Angels @ Milwaukee Brewers</b> Milwaukee County Stadium, Milwaukee, WI Wed Jun 23 1971, 8:05 PM EDT Att: 12,317 - Unknown					
<b>Gus Gil, R</b> OBP: 0.520, SLG: 0.313 (1, 4) (8, 5)										5	1	2	2	0	2	1						
<b>Dave May, L</b> OBP: 0.346, SLG: 0.366 (1, 8)										5	0	1	0	0	1	4						
<b>John Briggs, L</b> OBP: 0.351, SLG: 0.439 (1, 7)										5	0	0	0	0	2	4						
<b>Andy Kosco, R</b> OBP: 0.305, SLG: 0.342 (1, 9) (8, 3)										5	0	2	1	0	1	0						
<b>Roberto Pena, R</b> OBP: 0.286, SLG: 0.350 (1, 3) (6, 1)										3	0	1	0	0	0	2						
<b>Ron Theobald, R</b> OBP: 0.397, SLG: 0.351 (7, PH) (8, 4)										2	0	2	0	0	0	0						
<b>Ellie Rodriguez, R</b> OBP: 0.343, SLG: 0.301 (1, 2)										5	0	2	0	0	1	2						
<b>Ted Kubiak, S</b> OBP: 0.294, SLG: 0.265 (1, 6)										4	0	0	0	1	0	4						
<b>Lew Krausse, R</b> (1, 1)										0	0	0	0	0	0	0						
<b>John Morris, R</b> OBP: 0.320, SLG: 0.230 (3, 1)										1	0	0	0	0	0	0						
<b>Rob Ellis, R</b> OBP: 0.429, SLG: 0.429 (5, PH)										1	1	1	0	0	0	0						
<b>Dick Ellsworth, L</b> (8, 1)										0	0	0	0	0	0	0						
<b>Frank Tepedino, L</b> OBP: 0.171, SLG: 0.285 (8, 3)										1	1	1	0	0	0	0						
<b>Al Yates, R</b> OBP: 0.225, SLG: 0.297 (7, PH)										0	0	0	0	0	0	0						
<b>Bill Voss, R</b> OBP: 0.315, SLG: 0.387 (7, PH)										1	0	0	0	0	0	3						
<b>Ken Sanders, R</b> (8, 1)										0	0	0	0	0	0	0						
<b>Inning Stats</b>	R: 0 E: 0 K: 1 S: 5	H: 0 LOB: 0 BB: 0 P: 5	R: 0 E: 0 K: 2 S: 9	H: 2 LOB: 0 BB: 0 P: 9	R: 0 E: 0 K: 2 S: 9	H: 1 LOB: 2 BB: 0 P: 9	R: 0 E: 0 K: 0 S: 4	H: 1 LOB: 1 BB: 0 P: 4	R: 3 E: 0 K: 1 S: 9	H: 4 LOB: 1 BB: 0 P: 9	R: 2 E: 0 K: 0 S: 5	H: 2 LOB: 3 BB: 1 P: 9	R: 0 E: 0 K: 0 S: 5	H: 2 LOB: 3 BB: 1 P: 9	R: 0 E: 0 K: 0 S: 4	H: 1 LOB: 1 BB: 0 P: 4	R: 0 E: 0 K: 1 S: 6	H: 1 LOB: 1 BB: 0 P: 6	1B: 9 2B: 4 3B: 0 HR: 1	SF: 0 SAC: 0 DP: 0 HBP: 0	WP: 0 PB: 2 SB: 1 CS: 0	PA: 44
<b>PITCHER</b>	IP WLS BF H R ER SO BB IBB HBP BLK WP HR S P ERA WHIP																					
<b>Eddie Fisher, R</b> ERA: 2.44 (1, 1)	5.2 W 28 9 5 5 6 1 0 0 0 0 0 0 39 43 7.94 1.765																					
<b>Dave LaRoche, L</b> ERA: 2.31 (6, 1)	1.0 7 3 0 0 0 1 0 0 0 0 0 0 6 10 0.00 4.000																					
<b>Lloyd Allen, R</b> ERA: 4.12 (7, 1)	2.1 S 9 2 0 0 1 0 0 0 0 0 0 0 11 11 0.00 0.857																					



Batter	1	2	3	4	5	6	7	8	9	AB	R	H	RBI	BB	SO	LOB	TOP					
Sandy Alomar Sr. S OBP: 0.277, SLG: 0.279 (1, 4)	0-3 K		0-0 6-3		0-3 K			0-0 FC4-6 1B		4	0	1	0	0	2	1	<b>California Angels @ Milwaukee Brewers</b> Milwaukee County Stadium, Milwaukee, WI Thu Jun 24 1971, 4:33 AM EDT Alt. 9,673 - Unknown - 73 F					
Syd O'Brien, R OBP: 0.257, SLG: 0.387 (1, 6)	0-0 4-3			0-0 6-3 1B		0-0 5-3		0-0 FC4-6 G4-6-3		4	0	1	0	0	0	2						
Tony Gonzalez, L OBP: 0.325, SLG: 0.272 Mel Queen, L (8, 1)	0-0 1-3			0-0 F5		0-0 6-3		0-0 G4-6-3		4	0	0	0	0	0	3						
Alex Johnson, R OBP: 0.308, SLG: 0.318 (1, 7)		0-0 F8		0-0 6-3 1-2		0-0 P4			0-0 6-3	4	0	0	0	0	0	1						
Jim Spencer, L OBP: 0.304, SLG: 0.389 (1, 3)		4-0 BB BB		4-0 IBB			0-0 5-3 1B		0-0 F8	2	0	1	0	2	0	0						
Ken McMullen, R OBP: 0.301, SLG: 0.382 (1, 5)		4-0 G6-4-3 1-2 BB		0-0 F4			0-0 F9		0-0 3-1	3	0	0	0	1	0	3						
Tony Conigliaro, R OBP: 0.313, SLG: 0.373 (1, 9)		0-0 G6-4-3 1-2			0-0 F7		0-0 5-3 1-2			3	0	0	0	0	0	3						
Jeff Torborg, R OBP: 0.182, SLG: 0.212 (1, 2)			0-0 1-3		0-0 5-3		0-0 P6			3	0	0	0	0	0	1						
Clyde Wright, R OBP: 0.240, SLG: 0.283 Tom Silverio, L OBP: 0.500, SLG: 0.500 (8, PH) (8, 8)			0-3 K		4-0 BB			0-0 FC4-6 1B 1B		1	0	0	0	1	1	0						
<b>Inning Stats</b>	R: 0 E: 0 K: 1 S: 5	H: 0 LOB: 0 BB: 0 P: 5	R: 0 E: 0 K: 0 S: 2	H: 0 LOB: 1 BB: 2 P: 10	R: 0 E: 0 K: 1 S: 5	H: 0 LOB: 0 BB: 0 P: 5	R: 0 E: 0 K: 0 S: 4	H: 1 LOB: 2 BB: 1 P: 8	R: 0 E: 0 K: 1 S: 5	H: 0 LOB: 1 BB: 1 P: 9	R: 0 E: 0 K: 0 S: 3	H: 0 LOB: 0 BB: 0 P: 3	R: 0 E: 0 K: 0 S: 4	H: 1 LOB: 1 BB: 0 P: 4	R: 0 E: 0 K: 0 S: 4	H: 2 LOB: 1 BB: 0 P: 4	R: 0 E: 0 K: 0 S: 3	H: 0 LOB: 0 BB: 0 P: 3	1B: 4 2B: 0 3B: 0 HR: 0	SF: 0 SAC: 0 DP: 2 HBP: 0	WP: 0 PB: 0 SB: 0 CS: 0	PA: 33
<b>PITCHER</b> Jim Slaton, R ERA: 5.19 (1, 1)	IP: 9.0 WLS: W BF: 33 H: 4 R: 0 ER: 0 SO: 3 BB: 3 IBB: 1 HBP: 0 BLK: 0 WP: 0 HR: 0 S: 35 P: 51 ERA: 0.00 WHIP: 0.778															<b>PITCHER</b> IP: 9.0 WLS: W BF: 33 H: 4 R: 0 ER: 0 SO: 3 BB: 3 IBB: 1 HBP: 0 BLK: 0 WP: 0 HR: 0 S: 35 P: 51 ERA: 0.00 WHIP: 0.778						

Batter	1	2	3	4	5	6	7	8	9	AB	R	H	RBI	BB	SO	LOB	BOTTOM	
Tommy Harper, R OBP: 0.297, SLG: 0.321 (1, 5)	0-0 F9			0-0 BB 1B						4	2	2	0	0	0	2	<b>California Angels @ Milwaukee Brewers</b> Milwaukee County Stadium, Milwaukee, WI Thu Jun 24 1971, 4:33 AM EDT Alt. 9,673 - Unknown - 73 F	
Gus Gil, R OBP: 0.517, SLG: 0.316 (1, 4)	4-0 G6-4-3 BB			0-3 K	0-0 6-3		0-0 1B 1B			3	0	1	0	1	1	1		
Roberto Pena, R OBP: 0.273, SLG: 0.350 (1, 3)	0-0 G6-4-3 1-2			4-0 BB 1B 2B BB	0-0 1-3		0-0 FC6-4 1B			3	1	1	1	1	0	1		
Andy Kosco, R OBP: 0.303, SLG: 0.339 (1, 7)		0-0 5-3		0-0 2B 1B	0-0 1-3		0-0 FC6-4			4	1	1	1	0	0	2		
Rob Ellis, R OBP: 0.364, SLG: 0.300 (1, 9)		0-0 F6		4-0 2B BB		0-0 F8		0-0 1-3		3	1	0	0	1	0	0		
Phil Roof, R OBP: 0.245, SLG: 0.235 (1, 2)		0-0 4-3		0-0 L9		0-0 F7		0-0 5-3		4	0	0	0	0	0	3		
Dave May, L OBP: 0.344, SLG: 0.369 (1, 8)			0-3 K	0-0 1B E 2B		0-0 F9		0-3 K		4	1	1	3	0	2	0		
Ted Kubiak, S OBP: 0.301, SLG: 0.263 (1, 6)			4-0 CS BB	4-0 1B IBB			0-0 F9			1	0	0	0	2	0	0		
Jim Slaton, R OBP: 0.222, SLG: 0.125 (1, 1)			0-3 K	0-0 E2 1B			0-0 F8			3	0	1	0	0	1	1		
<b>Inning Stats</b>	R: 0 E: 0 K: 0 S: 2	H: 0 LOB: 1 BB: 0 P: 6	R: 0 E: 0 K: 0 S: 3	H: 0 LOB: 0 BB: 0 P: 3	R: 0 E: 0 K: 2 S: 6	H: 0 LOB: 1 BB: 1 P: 10	R: 5 E: 1 K: 1 S: 9	H: 4 LOB: 2 BB: 3 P: 21	R: 0 E: 0 K: 0 S: 3	H: 0 LOB: 0 BB: 0 P: 3	R: 1 E: 0 K: 0 S: 6	H: 3 LOB: 2 BB: 0 P: 6	R: 0 E: 0 K: 1 S: 5	H: 0 LOB: 0 BB: 0 P: 5	1B: 6 2B: 2 3B: 0 HR: 0	SF: 0 SAC: 0 DP: 2 HBP: 0	WP: 0 PB: 0 SB: 0 CS: 1	PA: 34
<b>PITCHER</b> Clyde Wright, L ERA: 3.01 Mel Queen, R ERA: 1.5 (8, 1)	IP: 7.0 WLS: L BF: 31 H: 7 R: 6 ER: 5 SO: 3 BB: 4 IBB: 1 HBP: 0 BLK: 0 WP: 0 HR: 0 S: 32 P: 52 ERA: 6.43 WHIP: 1.571															<b>PITCHER</b> IP: 1.0 WLS: L BF: 3 H: 0 R: 0 ER: 0 SO: 1 BB: 0 IBB: 0 HBP: 0 BLK: 0 WP: 0 HR: 0 S: 5 P: 5 ERA: 0.00 WHIP: 0.000		



Batter	1	2	3	4	5	6	7	8	9	AB	R	H	RBI	BB	SO	LOB	TOP
Sandy Alomar Sr. S OBP: 0.282, SLG: 0.285	0-0 FC3-6 1B		0-0 F2			0-0 FC6-4 1B		0-0 BB 1B	4 0 3 0 0 0 0								
Jim Spencer L OBP: 0.305, SLG: 0.388 Syd O'Brien R OBP: 0.262, SLG: 0.387	0-0 FC3-6 F8-6-5 1-2			0-0 3-1 1B		0-0 P6		4-0 FC6-4 BB 1-2	3 0 1 0 0 0 2 0 0 0 0 1 0 0								
Jim Fregosi R OBP: 0.278, SLG: 0.309	0-0 F8-6-5 1-2			0-3 K		0-0 FC6-4 1-2		0-3 K	4 0 0 0 0 2 5								
Tony Conigliaro R OBP: 0.307, SLG: 0.366		0-3 K		0-0 3-1				0-0 F9	4 0 0 0 0 1 3								
Ken McMullen R OBP: 0.300, SLG: 0.380		0-0 1B		0-0 F9				0-0 FC6-4 1-2	4 0 1 0 0 0 3								
Billy Cowan R OBP: 0.316, SLG: 0.432		0-0 P4				0-0 G3-6-3 1B		0-0 L6	3 0 1 0 0 0 1								
Tony Gonzalez L OBP: 0.317, SLG: 0.264		0-0 4-3				0-0 G3-6-3 1-2		0-3 K	3 0 0 0 0 1 2								
Jerry Moses R OBP: 0.252, SLG: 0.346			0-0 4-3			0-0 1-3		0-0 F8	3 0 0 0 0 0 0								
Tom Murphy R OBP: 0.079, SLG: 0.132 Dave LaRoche L OBP: 0.333, SLG: 0.200 Giraldo Ruiz S OBP: 0.316, SLG: 0.235 Mel Queen L OBP: 0.316, SLG: 0.235			0-0 F9			0-3 K		0-3 K	2 0 0 0 0 1 0 0 0 0 0 0 0 0 1 0 0 0 0 1 0 0 0 0 0 0 0 0								
<b>Inning Stats</b>	R: 0 E: 0 K: 0 S: 3	H: 1 LOB: 0 BB: 0 P: 3	R: 0 E: 0 K: 1 S: 6	H: 1 LOB: 1 BB: 0 P: 6	R: 0 E: 0 K: 0 S: 3	H: 0 LOB: 0 BB: 0 P: 3	R: 0 E: 0 K: 1 S: 6	H: 1 LOB: 1 BB: 0 P: 6	R: 0 E: 0 K: 0 S: 3	H: 0 LOB: 0 BB: 0 P: 3	R: 0 E: 0 K: 2 S: 7	H: 0 LOB: 0 BB: 0 P: 7	R: 0 E: 0 K: 1 S: 6	H: 1 LOB: 2 BB: 1 P: 10	1B: 6 2B: 1 3B: 0 HR: 0	SF: 0 SAC: 0 DP: 2 HBP: 0	WP: 0 PA: 32 CS: 0
<b>PITCHER</b>	IP WLS BF H R ER SO BB IBB HBP BLK WP HR S P ERA WHIP																
Tommy John L ERA: 3.82	(1, 1) 8.0 W 29 6 0 0 5 1 0 0 0 0 0 0 0 38 42 0.00 0.875																
Bart Johnson R ERA: 3.6	(9, 1) 1.0 S 3 0 0 0 1 0 0 0 0 0 0 0 0 5 5 0.00 0.000																

California Angels @ Chicago White Sox  
Comiskey Park, Chicago, IL  
Fri Jun 25 1971, 8:05 PM EDT  
Att: 15,513 - Unknown

AB	31
R	0
H	6
RBI	0
BB	1
SO	6
LOB	16



Batter	1	2	3	4	5	6	7	8	9	AB	R	H	RBI	BB	SO	LOB	BOTTOM		
Walt Williams R OBP: 0.363, SLG: 0.462	0-0 FC6-4 1B	0-0 P4		0-0 6-3		0-0 FC4-6 1B			4 0 2 0 0 0 1										
Jay Johnstone L OBP: 0.323, SLG: 0.388	0-3 K	0-0 P3		0-0 1B		0-0 FC4-6 1-2			4 0 1 0 0 1 4										
Rich McKinney R OBP: 0.381, SLG: 0.429	0-0 FC6-4 BB 1-2		0-0 BB 1B	0-0 F8		0-0 G3			4 1 1 0 0 0 2										
Rick Reichardt R OBP: 0.355, SLG: 0.505	4-0 1B BB		0-0 F9			0-0 CS 1B		0-0 1B	3 1 2 0 1 0 1										
Carlos May L OBP: 0.349, SLG: 0.354	0-0 1B		0-0 F8			0-0 F9		0-0 F8	4 0 1 1 0 0 3										
Tom Egan R OBP: 0.367, SLG: 0.513	0-0 1B		0-0 BB 1B	0-0 4-3		0-3 K			4 0 2 1 0 1 2										
Rich Morales R OBP: 0.375, SLG: 0.321	1-2 3-H 1-3		0-0 1-3 2-3 BB	0-0 5-3		0-0 5-3		0-0 F2	3 0 0 0 1 0 2										
Luis Alvarado R OBP: 0.262, SLG: 0.310		0-0 6-3	0-0 5-3			0-0 5-3		0-0 L6	4 0 0 0 0 0 3										
Tommy John R OBP: 0.207, SLG: 0.148 Bart Johnson R OBP: 0.211, SLG: 0.237		0-0 1B		0-0 5-3		4-0 1B BB		0-0 F8	3 0 1 0 1 0 0 0 0 0 0 0 0 0										
<b>Inning Stats</b>	R: 2 E: 0 K: 1 S: 8	H: 3 LOB: 2 BB: 1 P: 12	R: 0 E: 0 K: 0 S: 4	H: 1 LOB: 1 BB: 0 P: 4	R: 0 E: 0 K: 0 S: 5	H: 2 LOB: 3 BB: 1 P: 9	R: 0 E: 0 K: 0 S: 4	H: 1 LOB: 1 BB: 0 P: 4	R: 0 E: 0 K: 0 S: 3	H: 1 LOB: 0 BB: 0 P: 3	R: 0 E: 0 K: 0 S: 4	H: 1 LOB: 2 BB: 1 P: 8	R: 0 E: 0 K: 1 S: 6	H: 1 LOB: 1 BB: 0 P: 6	R: 0 E: 0 K: 0 S: 3	H: 0 LOB: 0 BB: 0 P: 3	1B: 10 2B: 0 3B: 0 HR: 0	SF: 0 SAC: 0 DP: 0 HBP: 0	WP: 0 PA: 36 CS: 1
<b>PITCHER</b>	IP WLS BF H R ER SO BB IBB HBP BLK WP HR S P ERA WHIP																		
Tom Murphy R ERA: 4.51	(1, 1) 5.2 L 28 9 2 2 1 3 0 0 0 0 0 0 0 27 39 3.18 2.118																		
Dave LaRoche L ERA: 2.23	(6, 1) 1.1 5 1 0 0 1 0 0 0 0 0 0 0 7 7 0.00 0.750																		
Mel Queen R ERA: 1.45	(8, 1) 1.0 3 0 0 0 0 0 0 0 0 0 0 0 3 3 0.00 0.000																		

California Angels @ Chicago White Sox  
Comiskey Park, Chicago, IL  
Fri Jun 25 1971, 8:05 PM EDT  
Att: 15,513 - Unknown

AB	33
R	2
H	10
RBI	2
BB	3
SO	2
LOB	18





Batter	1	2	3	4	5	6	7	8	9	10	AB	R	H	RBI	BB	SO	LOB	TOP					
Sandy Alomar Sr., S OBP: 0.287, SLG: 0.288	0-0 1B SF9	0-0 4-3			0-0 5-3			4-0 1B SH2-3 BB		0-0 BB 1B	4	2	2	0	1	0	0						
Jim Fregosi, R OBP: 0.278, SLG: 0.303	0-3 K		0-3 K		0-3 K			0-0 SH2-3		4-0 BB 1B	3	0	0	0	1	3	1						
Tony Gonzalez, L OBP: 0.323, SLG: 0.273	0-0 1B		0-0 F7		0-0 P6			0-0 CS 1B		0-0 F3	4	1	2	1	0	0	0						
Ken McMullen, R OBP: 0.299, SLG: 0.379	2-3 1B							2-H 1B			1	0	0	0	0	0	2						
Eddie Fisher, R											0	0	0	0	0	0	0						
Jim Spencer, L OBP: 0.299, SLG: 0.382	0-0 SF9		0-0 4-3					0-0 F9		0-0 G3	4	0	0	1	0	0	3						
Tony Conigliaro, R OBP: 0.312, SLG: 0.359	3-H 0-0 1B				0-3 K			0-3 K		0-0 F9	4	0	0	0	0	2	1						
John Stephenson, L OBP: 0.246, SLG: 0.405	0-0 1B				0-0 2B			0-0 3-1		0-0 1-3	4	0	2	1	0	0	0						
Roger Repoz, L OBP: 0.371, SLG: 0.328	0-3 K				4-0 BB			0-0 F8		4-0 BB	2	0	0	0	2	1	2						
Syd O'Brien, R OBP: 0.255, SLG: 0.377		0-3 K			0-3 K			0-0 G3		0-0 F3	4	0	0	0	0	2	3						
Rudy May, L OBP: 0.261, SLG: 0.227		0-0 4-3			0-3 K			0-0 G1			2	0	0	0	0	1	2						
Tom Silvero, L OBP: 0.353, SLG: 0.333											1	0	0	0	0	0	0						
Lloyd Allen, R OBP: 0.167, SLG: 0.167											0	0	0	0	0	0	0						
Billy Cowan, R OBP: 0.308, SLG: 0.421											1	0	0	0	0	0	0						
<b>Inning Stats</b>	R: 2 E: 1 K: 2 S: 11	H: 3 LOB: 2 BB: 0 P: 11	R: 0 E: 0 K: 1 S: 5	H: 0 LOB: 0 BB: 0 P: 5	R: 0 E: 0 K: 1 S: 5	H: 0 LOB: 0 BB: 1 P: 5	R: 0 E: 0 K: 3 S: 10	H: 1 LOB: 2 BB: 1 P: 14	R: 0 E: 0 K: 1 S: 5	H: 0 LOB: 0 BB: 0 P: 5	R: 0 E: 0 K: 0 S: 3	H: 0 LOB: 0 BB: 0 P: 3	R: 1 E: 0 K: 0 S: 3	H: 1 LOB: 0 BB: 1 P: 7	R: 0 E: 0 K: 0 S: 3	H: 0 LOB: 1 BB: 1 P: 7	R: 0 E: 0 K: 0 S: 4	H: 1 LOB: 2 BB: 1 P: 8	1B: 5 2B: 1 3B: 0 HR: 0	SF: 1 SAC: 1 DP: 0 HBP: 0	WP: 0 PB: 0 SB: 1 CS: 1	PA: 40	
<b>PITCHER</b>	IP 7.1	WLS 29	H 4	R 3	ER 2	SO 9	BB 2	IBB 0	HBP 0	BLK 0	WP 0	HR 0	S 45	P 53	ERA 2.46	WHIP 0.818							
Tom Bradley, R ERA: 2.45																							
Bart Johnson, R ERA: 3.53																							
Terry Forster, L ERA: 2.81																							

California Angels @ Chicago White Sox  
Comiskey Park, Chicago, IL  
Sat Jun 26 1971, 4:33 AM EDT  
Att: 8,001 - Unknown

AB	34
R	3
H	6
RBI	3
BB	4
SO	9
LOB	14



Batter	1	2	3	4	5	6	7	8	9	10	AB	R	H	RBI	BB	SO	LOB	BOTTOM					
Lee Richard, R OBP: 0.306, SLG: 0.300	4-0 CS BB		0-0 F9		0-0 E1			0-0 5-3		0-3 K	2	0	1	0	1	0	0						
Ed Stroud, L OBP: 0.240, SLG: 0.257					1-H 1B						2	0	0	0	0	1	1						
Walt Williams, R OBP: 0.364, SLG: 0.450	0-0 F2				4-0 2B BB			0-0 5-3		4-0 1B	3	1	0	0	2	0	1						
Rich McKinney, R OBP: 0.362, SLG: 0.427	0-0 F8				0-0 F9			0-0 SH1-3 1B		0-0 K	5	1	2	1	0	1	2						
Rick Reichardt, R OBP: 0.359, SLG: 0.510	0-0 CS	0-0 5-3			0-0 2B			0-0 SH1-3		4-0 FC3-6 BB	2	0	1	1	1	0	0						
Carlos May, L OBP: 0.347, SLG: 0.352		0-0 6-3			0-0 1-3			0-0 FC6-4 1B		0-0 FC3-6	4	0	1	1	0	0	2						
Tom Egan, R OBP: 0.356, SLG: 0.496		0-0 L6			0-3 K			0-0 FC6-4		0-3 K	4	0	0	0	0	2	3						
Rich Morales, R OBP: 0.389, SLG: 0.355					1-3 6-3 2B			4-0 1B BB		0-0 4-3	3	1	1	0	1	1	1						
Luis Alvarado, R OBP: 0.254, SLG: 0.300					0-0 1-3			0-3 K		0-3 K	4	0	0	0	0	3	2						
Tom Bradley, R OBP: 0.095, SLG: 0.073					2-3 6-3			0-0 F9		0-0 1B WP	3	0	0	1	0	0	1						
Bart Johnson, R OBP: 0.211, SLG: 0.237											0	0	0	0	0	0	0						
Terry Forster, L											0	0	0	0	0	0	0						
Lee Maye, L OBP: 0.304, SLG: 0.350					3-H 6-3						1	1	1	0	0	0	0						
<b>Inning Stats</b>	R: 0 E: 0 K: 0 S: 2	H: 0 LOB: 0 BB: 1 P: 6	R: 0 E: 0 K: 0 S: 3	H: 0 LOB: 0 BB: 0 P: 3	R: 1 E: 0 K: 0 S: 4	H: 1 LOB: 0 BB: 0 P: 4	R: 1 E: 0 K: 1 S: 6	H: 1 LOB: 1 BB: 1 P: 10	R: 0 E: 1 K: 1 S: 5	H: 2 LOB: 1 BB: 0 P: 5	R: 0 E: 0 K: 2 S: 7	H: 0 LOB: 0 BB: 0 P: 7	R: 0 E: 0 K: 1 S: 5	H: 0 LOB: 0 BB: 0 P: 5	R: 0 E: 0 K: 1 S: 5	H: 0 LOB: 1 BB: 1 P: 9	R: 1 E: 0 K: 2 S: 8	H: 2 LOB: 2 BB: 1 P: 12	1B: 5 2B: 2 3B: 0 HR: 0	SF: 0 SAC: 1 DP: 0 HBP: 0	WP: 1 PB: 0 SB: 0 CS: 1	PA: 40	
<b>PITCHER</b>	IP 6.0	WLS 24	H 5	R 3	ER 3	SO 2	BB 3	IBB 0	HBP 0	BLK 0	WP 0	HR 0	S 25	P 37	ERA 4.50	WHIP 1.333							
Rudy May, L ERA: 3.4																							
Lloyd Allen, R ERA: 3.83																							
Eddie Fisher, R ERA: 2.57																							

California Angels @ Chicago White Sox  
Comiskey Park, Chicago, IL  
Sat Jun 26 1971, 4:33 AM EDT  
Att: 8,001 - Unknown

AB	33
R	4
H	7
RBI	4
BB	5
SO	8
LOB	13





Batter	1	2	3	4	5	6	7	8	9	AB	R	H	RBI	BB	SO	LOB	TOP	
Sandy Alomar Sr. S OBP: 0.290, SLG: 0.291 (1, 4)										3	0	2	0	0	0	0	<b>California Angels @ Chicago White Sox</b> Comiskey Park, Chicago, IL Sun Jun 27 1971, 4:33 AM EDT Unknown	
Syd O'Brien R OBP: 0.255, SLG: 0.373 (1, 3)										4	1	1	0	0	0	4		
Jim Fregosi R OBP: 0.282, SLG: 0.309 (1, 6)										3	0	1	0	1	1	3		
Billy Cowan R OBP: 0.326, SLG: 0.452 (1, 7)										4	0	2	2	0	1	1		
Tony Conigliaro R OBP: 0.301, SLG: 0.362 (1, 9)										4	0	1	0	0	0	3		
Ken McMullen R OBP: 0.295, SLG: 0.373 (1, 5)										4	0	0	0	0	0	1		
Jerry Moses R OBP: 0.243, SLG: 0.333 (1, 2)										4	0	0	0	0	1	1		
Tony Gonzalez L OBP: 0.320, SLG: 0.272 (1, 8)										4	0	1	0	0	0	0		
Andy Messersmith R OBP: 0.225, SLG: 0.243 Mel Queen, L (6, 1)										2	1	1	0	0	0	2		
Dave LaRoche L OBP: 0.286, SLG: 0.167 (8, 1)										1	0	0	0	0	0	0		
<b>Inning Stats</b>	R: 0 E: 0 K: 1 S: 6	H: 2 LOB: 1 BB: 0 P: 6	R: 0 E: 0 K: 0 S: 5	H: 2 LOB: 2 BB: 0 P: 5	R: 0 E: 0 K: 0 S: 4	H: 0 LOB: 0 BB: 0 P: 3	R: 2 E: 2 K: 0 S: 6	H: 2 LOB: 1 BB: 0 P: 6	R: 0 E: 0 K: 1 S: 6	H: 1 LOB: 1 BB: 0 P: 6	R: 0 E: 0 K: 0 S: 3	H: 0 LOB: 0 BB: 0 P: 3	R: 0 E: 0 K: 0 S: 3	H: 0 LOB: 0 BB: 0 P: 3	1B: 6 2B: 3 3B: 0 HR: 0	SF: 0 SAC: 1 DP: 1 HBP: 0	WP: 0 PB: 0 SB: 0 CS: 1	PA: 36
<b>PITCHER</b>	IP WLS BF H R ER SO BB IBB HBP BLK WP HR S P ERA WHIP	8.0 L 33 9 2 0 3 1 0 0 0 0 0 0 3 3 0.00 1.250	1.0 3 0 0 0 0 0 0 0 0 0 0 0 0 3 3 0.00 0.000															

Batter	1	2	3	4	5	6	7	8	9	AB	R	H	RBI	BB	SO	LOB	BOTTOM	
Walt Williams R OBP: 0.369, SLG: 0.446 (1, 9)										3	0	1	0	1	0	2	<b>California Angels @ Chicago White Sox</b> Comiskey Park, Chicago, IL Sun Jun 27 1971, 4:33 AM EDT Unknown	
Jay Johnstone L OBP: 0.318, SLG: 0.382 Mike Andrews, R OBP: 0.387, SLG: 0.392 Jim Magnuson, R (8, PH)										3	0	0	0	0	0	1		
Rich McKinney R OBP: 0.372, SLG: 0.415 (1, 4)										4	0	0	0	0	2	2		
Bill Melton R OBP: 0.381, SLG: 0.535 (1, 5)										4	0	0	0	0	3	1		
Rick Reichardt R OBP: 0.357, SLG: 0.519 (1, 7)										4	1	1	1	0	2	0		
Carlos May L OBP: 0.346, SLG: 0.354 (1, 3)										4	0	2	0	0	0	0		
Tom Egan R OBP: 0.356, SLG: 0.488 (1, 2)										2	0	0	0	0	1	2		
Luis Alvarado R OBP: 0.250, SLG: 0.295 Lee Mays, L OBP: 0.298, SLG: 0.341 Lee Richard, R OBP: 0.306, SLG: 0.300 (7, PH)										2	0	0	0	0	1	2		
Wilbur Wood R OBP: 0.135, SLG: 0.059 Ed Stroud, L OBP: 0.238, SLG: 0.255 (8, PH)										2	0	1	0	0	1	0		
<b>Inning Stats</b>	R: 0 E: 0 K: 0 S: 4	H: 1 LOB: 1 BB: 0 P: 4	R: 0 E: 0 K: 0 S: 3	H: 0 LOB: 0 BB: 0 P: 4	R: 0 E: 0 K: 1 S: 5	H: 0 LOB: 0 BB: 0 P: 5	R: 0 E: 0 K: 2 S: 7	H: 0 LOB: 0 BB: 0 P: 7	R: 1 E: 0 K: 0 S: 4	H: 2 LOB: 0 BB: 0 P: 4	R: 0 E: 0 K: 1 S: 5	H: 0 LOB: 1 BB: 1 P: 9	R: 0 E: 0 K: 2 S: 7	H: 0 LOB: 0 BB: 0 P: 7	1B: 4 2B: 0 3B: 0 HR: 1	SF: 0 SAC: 0 DP: 1 HBP: 1		WP: 0 PB: 0 SB: 0 CS: 0
<b>PITCHER</b>	IP WLS BF H R ER SO BB IBB HBP BLK WP HR S P ERA WHIP	5.0 W 19 3 0 0 5 0 0 1 0 0 0 1 12 16 3.86 1.286	2.1 9 2 1 1 2 1 0 0 0 0 0 1 12 16 3.86 1.286	1.2 S 5 0 0 0 3 0 0 0 0 0 0 0 11 11 0.00 0.000														



Batter	1	2	3	4	5	6	7	8	9	AB	R	H	RBI	BB	SO	LOB	TOP									
Sandy Alomar Sr. S OBP: 0.291, SLG: 0.298 (1, 4)	5-3		E3			E3		1B 1B	L4	6	2	2	1	0	0	0	<b>California Angels @ Chicago White Sox</b> Comiskey Park, Chicago, IL Sun Jun 27 1971, 4:38 AM EDT Att: 23,190 - Unknown									
Tony Gonzalez L OBP: 0.316, SLG: 0.269 (1, 7)	K		1-3			1B		K		5	1	1	1	0	3	3										
Tony Conigliaro R OBP: 0.307, SLG: 0.367 (1, 9)	5-3			5-3		1B SH	HR	1B		5	3	3	0	0	0	0										
Jim Spencer L OBP: 0.301, SLG: 0.380 (1, 3)		P6		FC6-4		SH	B1	F7		4	1	1	1	1	0	3										
John Stephenson L OBP: 0.341, SLG: 0.398 Billy Cowan R OBP: 0.318, SLG: 0.442 (6, PH) Jerry Moses R OBP: 0.256, SLG: 0.372 (6, 2)	G3		FC6-4			K				2	0	0	0	0	0	1										
Ken McMullen R OBP: 0.301, SLG: 0.393 (1, 5)			FC5-4			SH				4	2	3	4	0	0	1										
Roger Repoz L OBP: 0.372, SLG: 0.348 (1, 8)	F9					SH				4	1	1	3	1	2	3										
Syd O'Brien R OBP: 0.259, SLG: 0.381 (1, 6)			P6			6-3				5	0	2	0	0	0	1										
Rickey Clark R Eddie Fisher R (8, 1)	6-3					K	FC6-4	6-3		4	1	0	0	0	1	2										
										1	0	0	0	0	1	0										
<b>Inning Stats</b>	R: 0 E: 0 K: 1 S: 5	H: 0 LOB: 0 BB: 0 P: 5	R: 0 E: 0 K: 0 S: 4	H: 1 LOB: 1 BB: 0 P: 4	R: 0 E: 2 K: 0 S: 4	H: 0 LOB: 1 BB: 0 P: 4	R: 0 E: 0 K: 0 S: 3	H: 0 LOB: 1 BB: 1 P: 7	R: 0 E: 0 K: 1 S: 4	H: 0 LOB: 0 BB: 1 P: 8	R: 7 E: 1 K: 2 S: 15	H: 6 LOB: 1 BB: 0 P: 15	R: 3 E: 0 K: 1 S: 9	H: 4 LOB: 0 BB: 0 P: 9	R: 2 E: 0 K: 2 S: 11	H: 4 LOB: 2 BB: 0 P: 11	R: 0 E: 0 K: 1 S: 5	H: 0 LOB: 0 BB: 0 P: 5	1B: 9 2B: 2 3B: 1 HR: 3	SF: 0 SAC: 1 DP: 0 HBP: 0	WP: 0 PB: 0 SB: 1 CS: 1	PA: 46				
<b>PITCHER</b>	IP	WLS	BF	H	R	ER	SO	BB	IBB	HBP	BLK	WP	HR	S	P	ERA	WHIP									
Joe Horlen R ERA: 4.85 Terry Forster L ERA: 4.33 Stan Perzanowski R ERA: 20.25 Steve Kealey R ERA: 4.91	(1, 1)	5.0	L	22	4	4	3	2	2	0	0	0	0	0	24	32	5.40	1.200								
	(6, 1)	1.1		10	5	5	5	2	0	0	0	0	0	2	14	14	33.75	3.750								
	(7, 1)	1.1		9	5	3	3	2	0	0	0	0	0	1	13	13	20.25	3.750								
	(8, 1)	1.1		5	1	0	0	2	0	0	0	0	0	0	9	9	0.00	0.750								

Batter	1	2	3	4	5	6	7	8	9	AB	R	H	RBI	BB	SO	LOB	BOTTOM									
Lee Richard R OBP: 0.308, SLG: 0.323 (1, 6)	F8		F8			6-3			G4-6-3	5	1	2	1	0	0	2	<b>California Angels @ Chicago White Sox</b> Comiskey Park, Chicago, IL Sun Jun 27 1971, 4:38 AM EDT Att: 23,190 - Unknown									
Ed Stroud L OBP: 0.238, SLG: 0.250 (1, 8)	F8		1B			K		4-3		3	0	0	0	1	1	1										
Rich McKinney R OBP: 0.368, SLG: 0.410 (1, 4)	FC5-2-6		FC5			F9		6-3		4	0	1	0	0	0	1										
Bill Melton R OBP: 0.379, SLG: 0.528 (1, 5)			G5-4-3			K			F7	3	0	0	0	1	1	2										
Rick Reichardt R OBP: 0.351, SLG: 0.509 (1, 7)	FC5					P4		K		4	0	0	0	0	1	2										
Carlos May L OBP: 0.352, SLG: 0.354 (1, 3)			G3			HR		1-3		3	1	1	0	1	0	0										
Walt Williams R OBP: 0.373, SLG: 0.474 (1, 9)	6-3					K				4	1	2	2	0	1	1										
Chuck Brinkman R OBP: 0.278, SLG: 0.188 (1, 2)						HR				2	0	1	0	2	1	0										
Joe Horlen R Terry Forster L Stan Perzanowski S Steve Kealey R Lee Maye L OBP: 0.292, SLG: 0.333 (9, PH)	P6					K				2	0	0	0	0	0	3										
										0	0	0	0	0	0	0										
										1	0	0	0	0	0	0										
										1	0	0	0	0	0	0										
										1	0	0	0	0	2											
<b>Inning Stats</b>	R: 0 E: 0 K: 0 S: 4	H: 1 LOB: 2 BB: 1 P: 8	R: 0 E: 0 K: 0 S: 4	H: 1 LOB: 1 BB: 0 P: 4	R: 0 E: 0 K: 0 S: 3	H: 1 LOB: 1 BB: 1 P: 7	R: 0 E: 0 K: 1 S: 5	H: 0 LOB: 2 BB: 2 P: 13	R: 0 E: 0 K: 1 S: 5	H: 0 LOB: 0 BB: 0 P: 5	R: 2 E: 0 K: 2 S: 9	H: 2 LOB: 0 BB: 0 P: 9	R: 1 E: 0 K: 0 S: 4	H: 1 LOB: 0 BB: 0 P: 4	R: 0 E: 0 K: 1 S: 5	H: 0 LOB: 0 BB: 0 P: 5	R: 0 E: 0 K: 0 S: 3	H: 1 LOB: 1 BB: 1 P: 7	1B: 4 2B: 1 3B: 0 HR: 2	SF: 0 SAC: 0 DP: 2 HBP: 0	WP: 1 PB: 0 SB: 0 CS: 0	PA: 37				
<b>PITCHER</b>	IP	WLS	BF	H	R	ER	SO	BB	IBB	HBP	BLK	WP	HR	S	P	ERA	WHIP									
Rickey Clark R ERA: 3.38 Eddie Fisher R ERA: 2.45	(1, 1)	7.0	W	30	6	3	3	4	4	0	0	0	0	0	34	50	3.86	1.429								
	(8, 1)	2.0	S	7	1	0	0	1	1	0	0	0	0	8	12	0.00	1.000									




Batter	1	2	3	4	5	6	7	8	9	AB	R	H	RBI	BB	SO	LOB	TOP			
Paul Schaaf, R OBP: 0.419, SLG: 0.441 (1, 5)	4-3		2B WP 1B		6-3		6-3			4	1	1	0	0	0	0				
Cookie Rojas, R OBP: 0.372, SLG: 0.450 (1, 4)	6-3		WP 1B 2B		1B		6-3			4	1	2	0	0	0	0				
Amos Otis, R OBP: 0.354, SLG: 0.504 (1, 8)	K		2-H 3-H 1B		F9		P5			4	0	1	1	0	1	1				
Ed Kirkpatrick, L OBP: 0.336, SLG: 0.371 (1, 2)		1B FC6-4 1B	6-3		F9			F7		4	1	1	0	0	0	2				
Gail Hopkins, L OBP: 0.333, SLG: 0.500 (1, 3)		1B FC6-4 1B		6-3		1B CS 4-3 1B		4-3		4	0	2	0	0	0	0				
Lou Piniella, R OBP: 0.303, SLG: 0.333 (1, 7)		F8			2B		4-3		1-3	4	0	1	0	0	0	3				
Joe Keough, L OBP: 0.333, SLG: 0.290 (1, 9)		1B FC6-4 CS			IBB		CS 1B		1B CS	2	0	1	1	2	0	1				
Bobby Floyd, R OBP: 0.250, SLG: 0.250 (1, 6)		CS	P4	F8			CS		K	4	0	1	0	0	1	3				
Paul Splittorff, L OBP: 0.154, SLG: 0.083 (1, 1)			4-3	F7			F9		G3	4	0	0	0	0	0	5				
<b>Inning Stats</b>	R: 0 E: 0 K: 1 S: 5	H: 0 LOB: 0 BB: 0 P: 5	R: 1 E: 0 K: 0 S: 4	H: 2 LOB: 0 BB: 0 P: 4	R: 2 E: 0 K: 0 S: 6	H: 3 LOB: 1 BB: 0 P: 6	R: 0 E: 0 K: 0 S: 4	H: 1 LOB: 2 BB: 1 P: 8	R: 0 E: 0 K: 0 S: 4	H: 1 LOB: 1 BB: 0 P: 4	R: 0 E: 0 K: 0 S: 4	H: 2 LOB: 0 BB: 0 P: 3	R: 0 E: 0 K: 0 S: 3	H: 0 LOB: 0 BB: 0 P: 3	R: 0 E: 0 K: 1 S: 5	H: 1 LOB: 0 BB: 0 P: 5	1B: 8 2B: 3 3B: 0 HR: 0	SF: 0 SAC: 0 DP: 1 HBP: 0	WP: 1 PB: 0 SB: 0 CS: 5	PA: 37
<b>PITCHER</b>	IP	WLS	BF	H	R	ER	SO	BB	IBB	HBP	BLK	WP	HR	S	P	ERA	WHIP			
Archie Reynolds, R ERA: 4.94 (1, 1)	6.0	L	27	9	3	3	1	0	2	0	0	1	0	27	35	4.50	1.500			
Eddie Fisher, R ERA: 2.4 (7, 1)	2.0		6	0	0	0	0	0	0	0	0	0	0	6	6	0.00	0.000			
Mel Queen, R ERA: 1.57 (9, 1)	1.0		3	1	0	0	1	0	0	0	0	0	0	5	5	0.00	1.000			

**Kansas City Royals @ California Angels**  
 Anaheim Stadium, Anaheim, CA  
 Mon Jun 28 1971, 10:05 PM EDT  
 Att: 8,920 - Unknown - 75 F

livebaseballscores.com

AB 34  
 R 3  
 H 10  
 RBI 2  
 BB 2  
 SO 2  
 LOB 15




Batter	1	2	3	4	5	6	7	8	9	AB	R	H	RBI	BB	SO	LOB	BOTTOM			
Sandy Alomar Sr., S OBP: 0.288, SLG: 0.294 (1, 4)	4-3		G4-6-3 1-2			P4		F8		4	0	0	0	0	0	2				
Mickey Rivers, L OBP: 0.500, SLG: 0.500 (1, 8)				4-3		1B			E4 FC6-4	4	0	2	0	0	0	0				
Tony Conigliaro, R OBP: 0.302, SLG: 0.360 (1, 9)	6-3			P5		K			K	4	0	0	0	0	2	3				
Billy Cowan, R OBP: 0.313, SLG: 0.426 (1, 7)				F9		5-3			F8	4	0	1	0	0	0	2				
Ken McMullen, R OBP: 0.300, SLG: 0.391 (1, 5)		CS 1B			5-3			G6-4-3 1B	F8	4	0	1	0	0	0	2				
Syd O'Brien, R OBP: 0.261, SLG: 0.380 (1, 6)		K			FC3-6 1B		G6-4-3 1-2		FC6-4	3	0	1	0	0	1	2				
Jim Spencer, L OBP: 0.297, SLG: 0.375 (1, 3)			F9		FC3-6 1-2			F7		3	0	0	0	0	0	1				
Jerry Moses, R OBP: 0.258, SLG: 0.371 (1, 2)					L4			K		3	0	1	0	0	1	1				
Archie Reynolds, R (1, 1)										1	0	0	0	0	0	1				
Giraldo Ruiz, S OBP: 0.300, SLG: 0.222 (6, PH)					L9					1	0	0	0	0	1	0				
Eddie Fisher, R (7, 1)										0	0	0	0	0	0	0				
Tony Gonzalez, L OBP: 0.321, SLG: 0.275 (8, PH)										1	0	1	0	0	0	0				
Mel Queen, L (9, 1)										0	0	0	0	0	0	0				
<b>Inning Stats</b>	R: 0 E: 0 K: 0 S: 4	H: 1 LOB: 1 BB: 0 P: 4	R: 0 E: 0 K: 1 S: 5	H: 1 LOB: 0 BB: 0 P: 5	R: 0 E: 0 K: 0 S: 3	H: 1 LOB: 0 BB: 0 P: 3	R: 0 E: 0 K: 0 S: 3	H: 0 LOB: 0 BB: 0 P: 3	R: 0 E: 0 K: 2 S: 8	H: 1 LOB: 1 BB: 0 P: 8	R: 0 E: 0 K: 0 S: 3	H: 1 LOB: 0 BB: 0 P: 3	R: 0 E: 0 K: 1 S: 6	H: 1 LOB: 1 BB: 0 P: 6	R: 0 E: 1 K: 1 S: 6	H: 0 LOB: 1 BB: 0 P: 6	1B: 7 2B: 1 3B: 0 HR: 0	SF: 0 SAC: 0 DP: 3 HBP: 0	WP: 0 PB: 0 SB: 1 CS: 1	PA: 32
<b>PITCHER</b>	IP	WLS	BF	H	R	ER	SO	BB	IBB	HBP	BLK	WP	HR	S	P	ERA	WHIP			
Paul Splittorff, L ERA: 2.97 (1, 1)	9.0	W	32	7	0	0	5	0	0	0	0	0	0	42	42	0.00	0.778			

**Kansas City Royals @ California Angels**  
 Anaheim Stadium, Anaheim, CA  
 Mon Jun 28 1971, 10:05 PM EDT  
 Att: 8,920 - Unknown - 75 F

livebaseballscores.com

AB 32  
 R 0  
 H 7  
 RBI 0  
 BB 0  
 SO 5  
 LOB 14





Batter	1	2	3	4	5	6	7	8	9	AB	R	H	RBI	BB	SO	LOB	TOP			
Paul Schaaf, R (1, 5) OBP: 0.420, SLG: 0.437										2	0	0	0	2	0	0	<b>Kansas City Royals @ California Angels</b> Anaheim Stadium, Anaheim, CA Tue Jun 29 1971, 10:05 PM EDT Att: 8,297 - Unknown - 77 F			
Cookie Rojas, R (1, 4) OBP: 0.366, SLG: 0.443										4	0	0	0	0	1	3				
Amos Otis, R (1, 8) OBP: 0.360, SLG: 0.517										3	2	2	1	1	0	0				
Ed Kirkpatrick, L (1, 2) OBP: 0.339, SLG: 0.378										4	0	2	0	0	0	1				
Gail Hopkins, L (1, 3) OBP: 0.317, SLG: 0.479										3	0	0	1	0	0	1				
Ted Savage, R (9, PR) OBP: 0.280, SLG: 0.143										0	0	0	0	0	0	0				
Bob Oliver, R (9, 3) OBP: 0.276, SLG: 0.327										0	0	0	0	0	0	0				
Lou Piniella, R (1, 7) OBP: 0.296, SLG: 0.325										4	0	0	0	0	0	2				
Joe Keough, L (1, 9) OBP: 0.326, SLG: 0.283										4	0	0	0	0	0	2				
Bobby Floyd, R (1, 6) OBP: 0.286, SLG: 0.167										2	0	0	0	1	0	0				
Mike Hedlund, R (1, 1) OBP: 0.091, SLG: 0.063										2	0	0	0	0	0	0				
<b>Inning Stats</b>	R: 0 E: 0 K: 0 S: 2	H: 0 LOB: 1 BB: 2 P: 10	R: 0 E: 0 K: 0 S: 3	H: 0 LOB: 0 BB: 0 P: 3	R: 0 E: 0 K: 0 S: 3	H: 0 LOB: 0 BB: 0 P: 3	R: 1 E: 0 K: 1 S: 5	H: 2 LOB: 1 BB: 0 P: 5	R: 0 E: 0 K: 1 S: 5	H: 0 LOB: 2 BB: 2 P: 13	R: 0 E: 0 K: 0 S: 3	H: 0 LOB: 0 BB: 0 P: 3	R: 0 E: 0 K: 0 S: 3	H: 0 LOB: 0 BB: 0 P: 3	R: 1 E: 0 K: 0 S: 5	H: 2 LOB: 2 BB: 0 P: 5	1B: 2 2B: 2 3B: 0 HR: 1	SF: 1 SAC: 1 DP: 1 HBP: 0	WP: 0 PB: 1 SB: 1 CS: 0	PA: 34
<b>PITCHER</b>	IP WLS BF H R ER SO BB IBB HBP BLK WP HR S P ERA WHIP																			
Tom Murphy, R (1, 1) ERA: 4.37	8.0 L 31 4 2 2 1 4 0 0 0 0 0 1 29 45 2.25 1.000																			
Dave LaRoche, L (9, 1) ERA: 2.09	1.0 3 0 0 0 0 0 0 0 0 0 0 0 3 3 0.00 0.000																			

Batter	1	2	3	4	5	6	7	8	9	AB	R	H	RBI	BB	SO	LOB	BOTTOM					
Sandy Alomar Sr., S (1, 4) OBP: 0.285, SLG: 0.292										3	0	0	0	0	0	0	<b>Kansas City Royals @ California Angels</b> Anaheim Stadium, Anaheim, CA Tue Jun 29 1971, 10:05 PM EDT Att: 8,297 - Unknown - 77 F					
Mickey Rivers, L (1, 8) OBP: 0.571, SLG: 0.714										3	1	2	0	0	0	0						
Tony Gonzalez, L (1, 7) OBP: 0.319, SLG: 0.282										4	0	1	1	0	0	3						
Jim Spencer, L (1, 3) OBP: 0.297, SLG: 0.373										4	0	1	0	0	0	3						
Tony Conigliaro, R (1, 9) OBP: 0.297, SLG: 0.354										4	0	0	0	0	1	3						
Ken McMullen, R (1, 5) OBP: 0.303, SLG: 0.391										3	0	1	0	1	1	0						
Giraldo Ruiz, S (9, PR) OBP: 0.300, SLG: 0.222										0	0	0	0	0	0	0						
Syd O'Brien, R (1, 6) OBP: 0.256, SLG: 0.373										3	0	0	0	0	1	1						
Jerry Moses, R (1, 2) OBP: 0.252, SLG: 0.361										3	0	0	0	0	1	1						
Tom Murphy, R (1, 1) OBP: 0.098, SLG: 0.125										2	0	0	0	1	0	1						
Dave LaRoche, L (9, 1) OBP: 0.286, SLG: 0.167										0	0	0	0	0	0	0						
<b>Inning Stats</b>	R: 1 E: 0 K: 0 S: 5	H: 2 LOB: 1 BB: 0 P: 5	R: 0 E: 0 K: 1 S: 5	H: 0 LOB: 0 BB: 0 P: 5	R: 0 E: 1 K: 0 S: 4	H: 0 LOB: 2 BB: 1 P: 8	R: 0 E: 0 K: 1 S: 5	H: 0 LOB: 0 BB: 0 P: 5	R: 0 E: 0 K: 1 S: 5	H: 0 LOB: 0 BB: 0 P: 5	R: 0 E: 0 K: 0 S: 4	H: 2 LOB: 1 BB: 0 P: 4	R: 0 E: 0 K: 0 S: 3	H: 0 LOB: 1 BB: 1 P: 7	R: 0 E: 0 K: 0 S: 3	H: 0 LOB: 0 BB: 0 P: 3	R: 0 E: 0 K: 2 S: 8	H: 1 LOB: 1 BB: 0 P: 8	1B: 3 2B: 2 3B: 0 HR: 0	SF: 0 SAC: 3 DP: 0 HBP: 0	WP: 0 PB: 0 SB: 0 CS: 1	PA: 34
<b>PITCHER</b>	IP WLS BF H R ER SO BB IBB HBP BLK WP HR S P ERA WHIP																					
Mike Hedlund, R (1, 1) ERA: 2.81	9.0 W 34 5 1 1 4 2 0 0 0 0 0 0 40 48 1.00 0.778																					







Batter	1	2	3	4	5	6	7	8	9	AB	R	H	RBI	BB	SO	LOB	TOP			
Paul Schaaf, R OBP: 0.426, SLG: 0.441 (1, 5)										3	2	1	2	2	1	0	<b>Kansas City Royals @ California Angels</b> Anaheim Stadium, Anaheim, CA Thu Jul 01 1971, 10:05 PM EDT Att: 6,657 - Unknown - 74 F			
Joe Keough, L OBP: 0.333, SLG: 0.293 (1, 9)										5	2	3	1	0	2	1				
Amos Otis, R OBP: 0.358, SLG: 0.523 (1, 8)			5-3							5	2	2	3	0	0	1				
Ed Kirkpatrick, L OBP: 0.336, SLG: 0.385 (1, 2)										4	0	1	1	0	0	0				
Gail Hopkins, L OBP: 0.322, SLG: 0.468 Bob Oliver, R OBP: 0.280, SLG: 0.327 (9, 3)										4	1	1	1	1	1	1				
Lou Piniella, R OBP: 0.303, SLG: 0.327 (1, 7)										5	0	2	0	0	1	1				
Bobby Knoop, R OBP: 0.313, SLG: 0.250 (1, 4)										4	0	0	0	1	1	3				
Bobby Floyd, R OBP: 0.313, SLG: 0.154 (1, 6)										3	1	0	1	2	1	2				
Dick Drago, R OBP: 0.216, SLG: 0.152 (1, 1)										5	1	1	0	0	4	3				
<b>Inning Stats</b>	R: 2 E: 0 K: 0 S: 6	H: 3 LOB: 2 BB: 1 P: 10	R: 0 E: 0 K: 3 S: 9	H: 0 LOB: 0 BB: 0 P: 9	R: 0 E: 0 K: 1 S: 6	H: 1 LOB: 1 BB: 0 P: 6	R: 3 E: 0 K: 0 S: 6	H: 3 LOB: 1 BB: 1 P: 10	R: 0 E: 1 K: 0 S: 4	H: 0 LOB: 1 BB: 0 P: 4	R: 0 E: 0 K: 1 S: 5	H: 0 LOB: 0 BB: 0 P: 5	R: 0 E: 0 K: 3 S: 9	H: 0 LOB: 1 BB: 1 P: 13	R: 4 E: 0 K: 1 S: 9	H: 4 LOB: 2 BB: 2 P: 17	1B: 7 2B: 2 3B: 1 HR: 1	SF: 1 SAC: 0 DP: 0 HBP: 0	WP: 0 PB: 0 SB: 0 CS: 0	PA: 45
<b>PITCHER</b>	IP WLS BF H R ER SO BB IBB HBP BLK WP HR S P ERA WHIP																			
Andy Messersmith, R ERA: 3.92 Eddie Fisher, R ERA: 2.29 Fred Lasher, R ERA: 27.0 Archie Reynolds, R ERA: 4.81 (1, 1)	5.0 L 25 7 5 5 4 2 0 0 0 0 0 1 31 39 9.00 1.800																			

Batter	1	2	3	4	5	6	7	8	9	AB	R	H	RBI	BB	SO	LOB	BOTTOM			
Mickey Rivers, L OBP: 0.267, SLG: 0.333 (1, 8)										4	0	0	0	0	3	1	<b>Kansas City Royals @ California Angels</b> Anaheim Stadium, Anaheim, CA Thu Jul 01 1971, 10:05 PM EDT Att: 6,657 - Unknown - 74 F			
Jim Fregosi, R OBP: 0.276, SLG: 0.298 (1, 6)			6-3							4	0	0	0	0	1	1				
Tony Gonzalez, L OBP: 0.329, SLG: 0.292 (1, 7)										3	1	1	0	1	0	0				
John Stephenson, L OBP: 0.336, SLG: 0.412 (1, 2)										4	1	1	0	0	0	2				
Jim Spencer, L OBP: 0.296, SLG: 0.378 (1, 3)										4	1	1	2	0	0	1				
Ken McMullen, R OBP: 0.305, SLG: 0.390 (1, 5)										4	1	1	0	0	0	0				
Tony Conigliaro, R OBP: 0.292, SLG: 0.346 (1, 9)										4	0	1	1	0	2	0				
Sandy Alomar Sr., S OBP: 0.283, SLG: 0.289 (1, 4)										3	0	0	1	0	1	1				
Andy Messersmith, R Mel Queen, L Eddie Fisher, R Syd O'Brien, R Fred Lasher, R Archie Reynolds, R (1, 1) (5, P#) (8, P#) (9, 1) (9, 1)	R: 0 E: 0 K: 2 S: 7	H: 0 LOB: 0 BB: 0 P: 7	R: 2 E: 0 K: 1 S: 8	H: 3 LOB: 1 BB: 0 P: 8	R: 0 E: 0 K: 1 S: 6	H: 1 LOB: 0 BB: 0 P: 6	R: 0 E: 0 K: 1 S: 5	H: 0 LOB: 0 BB: 0 P: 5	R: 0 E: 0 K: 0 S: 3	H: 0 LOB: 0 BB: 0 P: 3	R: 0 E: 0 K: 1 S: 5	H: 0 LOB: 0 BB: 0 P: 5	R: 0 E: 0 K: 2 S: 8	H: 1 LOB: 1 BB: 0 P: 8	R: 2 E: 0 K: 0 S: 4	H: 1 LOB: 0 BB: 1 P: 8		1B: 5 2B: 0 3B: 0 HR: 1	SF: 0 SAC: 0 DP: 0 HBP: 0	WP: 0 PB: 0 SB: 0 CS: 0
<b>PITCHER</b>	IP WLS BF H R ER SO BB IBB HBP BLK WP HR S P ERA WHIP																			
Dick Drago, R ERA: 3.81 (1, 1)	9.0 W 34 6 4 4 8 1 0 0 0 0 0 1 49 53 4.00 0.778																			



Batter	1	2	3	4	5	6	7	8	9	AB	R	H	RBI	BB	SO	LOB	TOP					
<b>Rick Monday, L</b> OBP: 0.340, SLG: 0.389 (1, 8)										3	0	1	0	1	0	0						
<b>Joe Rudi, R</b> OBP: 0.306, SLG: 0.410 (1, 7)										3	0	0	0	1	0	2						
<b>Reggie Jackson, L</b> OBP: 0.374, SLG: 0.528 (1, 9)										4	0	0	0	0	1	3						
<b>Mike Epstein, L</b> OBP: 0.378, SLG: 0.487 (1, 3)										4	0	0	0	0	1	1						
<b>Sal Bando, R</b> OBP: 0.369, SLG: 0.434 (1, 5)										4	0	0	0	0	1	0						
<b>Curt Blefary, L</b> OBP: 0.317, SLG: 0.439 (1, 2)										2	0	0	0	1	0	0						
<b>Larry Brown, R</b> OBP: 0.274, SLG: 0.261 (1, 6)										3	0	1	0	0	2	0						
<b>Dick Green, R</b> OBP: 0.350, SLG: 0.405 (1, 4)										3	0	0	0	0	0	2						
<b>Blue Moon Odom, R</b> (1, 1)										3	0	0	0	0	3	0						
<b>Inning Stats</b>	R: 0 E: 0 K: 2 S: 7	H: 0 LOB: 1 BB: 1 P: 11	R: 0 E: 0 K: 2 S: 7	H: 0 LOB: 0 BB: 0 P: 7	R: 0 E: 0 K: 1 S: 5	H: 0 LOB: 0 BB: 0 P: 5	R: 0 E: 0 K: 0 S: 3	H: 0 LOB: 0 BB: 0 P: 3	R: 0 E: 0 K: 1 S: 5	H: 0 LOB: 0 BB: 0 P: 5	R: 0 E: 0 K: 1 S: 6	H: 1 LOB: 2 BB: 1 P: 10	R: 0 E: 0 K: 0 S: 4	H: 1 LOB: 2 BB: 1 P: 8	R: 0 E: 0 K: 1 S: 5	H: 1 LOB: 0 BB: 0 P: 5	R: 0 E: 0 K: 0 S: 3	H: 0 LOB: 0 BB: 0 P: 3	1B: 2 2B: 0 3B: 0 HR: 0	SF: 0 SAC: 0 DP: 0 HBP: 0	WP: 1 PB: 0 SB: 0 CS: 0	PA: 32
<b>PITCHER</b> <b>Rickey Clark, R</b> ERA: 1.59 (1, 1)	IP: 9.0 WLS: W BF: 32 H: 2 R: 0 ER: 0 SO: 8 BB: 3 IBB: 0 HBP: 0 BLK: 0 WP: 1 HR: 0 S: 45 P: 57 ERA: 0.00 WHIP: 0.556															<b>PITCHER</b> <b>Rickey Clark, R</b> ERA: 1.59 (1, 1)	IP: 9.0 WLS: W BF: 32 H: 2 R: 0 ER: 0 SO: 8 BB: 3 IBB: 0 HBP: 0 BLK: 0 WP: 1 HR: 0 S: 45 P: 57 ERA: 0.00 WHIP: 0.556					

Oakland Athletics @ California Angels  
Anaheim Stadium, Anaheim, CA  
Fri Jul 02 1971, 10:05 PM EDT  
Att: 8,488 - Unknown

AB 29  
R 0  
H 2  
RBI 0  
BB 3  
SO 8  
LOB 8



Batter	1	2	3	4	5	6	7	8	9	AB	R	H	RBI	BB	SO	LOB	BOTTOM					
<b>Sandy Alomar Sr., S</b> OBP: 0.282, SLG: 0.288 (1, 4)										4	0	1	0	0	0	2						
<b>Mickey Rivers, L</b> OBP: 0.316, SLG: 0.294 (1, 8)										2	1	0	0	2	1	0						
<b>Tony Gonzalez, L</b> OBP: 0.329, SLG: 0.293 (1, 7)										3	0	1	0	0	0	1						
<b>John Stephenson, L</b> OBP: 0.326, SLG: 0.400 (1, 2)										4	0	0	0	0	0	3						
<b>Jim Spencer, L</b> OBP: 0.298, SLG: 0.382 (1, 3)										3	0	1	0	1	0	0						
<b>Giraldo Ruiz, S</b> OBP: 0.300, SLG: 0.222 (9, PR)										0	0	0	0	0	0	0						
<b>Ken McMullen, R</b> OBP: 0.304, SLG: 0.388 (1, 5)										4	0	1	1	0	0	2						
<b>Tony Conigliaro, R</b> OBP: 0.296, SLG: 0.347 (1, 9)										2	0	1	0	1	0	0						
<b>Syd O'Brien, R</b> OBP: 0.256, SLG: 0.370 (1, 6)										3	0	0	0	0	0	2						
<b>Rickey Clark, R</b> (1, 1)										2	0	0	0	0	2	1						
<b>Inning Stats</b>	R: 0 E: 0 K: 1 S: 5	H: 0 LOB: 0 BB: 0 P: 5	R: 0 E: 0 K: 0 S: 3	H: 0 LOB: 0 BB: 0 P: 3	R: 0 E: 0 K: 0 S: 3	H: 0 LOB: 1 BB: 1 P: 7	R: 0 E: 0 K: 0 S: 5	H: 2 LOB: 2 BB: 0 P: 5	R: 0 E: 0 K: 1 S: 6	H: 1 LOB: 1 BB: 0 P: 6	R: 0 E: 0 K: 0 S: 2	H: 0 LOB: 0 BB: 1 P: 6	R: 0 E: 0 K: 0 S: 3	H: 0 LOB: 0 BB: 0 P: 3	R: 0 E: 0 K: 1 S: 5	H: 1 LOB: 3 BB: 0 P: 5	R: 1 E: 1 K: 0 S: 3	H: 1 LOB: 3 BB: 2 P: 11	1B: 4 2B: 2 3B: 0 HR: 0	SF: 0 SAC: 2 DP: 1 HBP: 0	WP: 1 PB: 0 SB: 0 CS: 1	PA: 34
<b>PITCHER</b> <b>Blue Moon Odom, R</b> ERA: 2.91 (1, 1)	IP: 8.1 WLS: L BF: 33 H: 5 R: 1 ER: 1 SO: 3 BB: 3 IBB: 1 HBP: 0 BLK: 0 WP: 1 HR: 0 S: 35 P: 51 ERA: 1.08 WHIP: 0.960															<b>PITCHER</b> <b>Blue Moon Odom, R</b> ERA: 2.91 (1, 1)	IP: 8.1 WLS: L BF: 33 H: 5 R: 1 ER: 1 SO: 3 BB: 3 IBB: 1 HBP: 0 BLK: 0 WP: 1 HR: 0 S: 35 P: 51 ERA: 1.08 WHIP: 0.960					

Oakland Athletics @ California Angels  
Anaheim Stadium, Anaheim, CA  
Fri Jul 02 1971, 10:05 PM EDT  
Att: 8,488 - Unknown

AB 27  
R 1  
H 5  
RBI 1  
BB 4  
SO 3  
LOB 11





Batter	1	2	3	4	5	6	7	8	9	AB	R	H	RBI	BB	SO	LOB	TOP					
Angel Mangual, R (1.8) OBP: 0.343, SLG: 0.409										5	0	3	0	0	0	1						
Joe Rudi, R (1.7) OBP: 0.307, SLG: 0.417										5	0	2	1	0	1	3						
Reggie Jackson, L (1.9) OBP: 0.374, SLG: 0.524										4	1	1	0	1	2	2						
Mike Epstein, L (1.3) OBP: 0.375, SLG: 0.479										4	0	0	0	1	1	3						
Sal Bando, R (1.5) OBP: 0.379, SLG: 0.446										4	1	4	1	1	0	0						
Dave Duncan, R (1.2) OBP: 0.296, SLG: 0.436										5	1	2	0	0	0	4						
Larry Brown, R (1.6) OBP: 0.283, SLG: 0.272										4	0	2	0	0	0	1						
Dick Green, R (1.4) OBP: 0.349, SLG: 0.402										4	1	1	1	0	2	2						
Chuck Dobson, R (1.1) OBP: 0.290, SLG: 0.400										4	1	1	2	0	1	2						
Darold Knowles, L (8.1) OBP: 0.250, SLG: 0.250										0	0	0	0	0	0	0						
<b>Inning Stats</b>	R: 0 E: 0 K: 1 S: 6	H: 1 LOB: 1 BB: 0 P: 6	R: 1 E: 0 K: 0 S: 5	H: 4 LOB: 1 BB: 0 P: 5	R: 1 E: 0 K: 0 S: 4	H: 2 LOB: 2 BB: 2 P: 12	R: 0 E: 0 K: 1 S: 5	H: 0 LOB: 0 BB: 0 P: 5	R: 0 E: 0 K: 1 S: 6	H: 2 LOB: 2 BB: 1 P: 10	R: 3 E: 0 K: 1 S: 9	H: 4 LOB: 1 BB: 0 P: 9	R: 0 E: 0 K: 0 S: 4	H: 1 LOB: 1 BB: 0 P: 4	R: 0 E: 0 K: 2 S: 8	H: 1 LOB: 1 BB: 0 P: 8	R: 0 E: 0 K: 1 S: 6	H: 1 LOB: 1 BB: 0 P: 6	1B: 13 2B: 2 3B: 1 HR: 0	SF: 0 SAC: 0 DP: 2 HBP: 0	WP: 0 PB: 2 SB: 1 CS: 0	PA: 43
<b>PITCHER</b>	IP WLS BF H R ER SO BB IBB HBP BLK WP HR S P ERA WHIP																					
Clyde Wright, L (1.1) ERA: 3.17	5.0 L 25 11 4 4 3 2 1 0 0 0 0 0 28 40 7.20 2.600																					
Archie Reynolds, R (6.1) ERA: 4.97	1.0 5 2 1 1 1 0 0 0 0 0 0 0 7 7 9.00 2.000																					
Eddie Fisher, R (7.1) ERA: 2.22	2.0 8 2 0 0 2 0 0 0 0 0 0 0 12 12 0.00 1.000																					
Dave LaRoche, L (9.1) ERA: 2.03	1.0 4 1 0 0 1 0 0 0 0 0 0 0 6 6 0.00 1.000																					

Oakland Athletics @ California Angels  
Anaheim Stadium, Anaheim, CA  
Sat Jul 03 1971, 10:05 PM EDT  
Att: 13,154 - Unknown

AB 39  
R 5  
H 16  
RBI 5  
BB 3  
SO 7  
LOB 18



Batter	1	2	3	4	5	6	7	8	9	AB	R	H	RBI	BB	SO	LOB	BOTTOM					
Sandy Alomar Sr., S (1.4) OBP: 0.282, SLG: 0.288										4	1	1	0	0	0	1						
Mickey Rivers, L (1.8) OBP: 0.304, SLG: 0.286										4	0	1	1	0	0	1						
Tony Gonzalez, L (1.7) OBP: 0.327, SLG: 0.307										4	0	1	1	0	1	1						
John Stephenson, L (1.2) OBP: 0.327, SLG: 0.399										3	0	1	0	0	0	0						
Billy Cowan, R (8. PH) OBP: 0.320, SLG: 0.429										1	0	0	0	0	0	1						
Dave LaRoche, L (9.1) OBP: 0.286, SLG: 0.167										0	0	0	0	0	0	0						
Jim Spencer, L (1.3) OBP: 0.298, SLG: 0.383										4	1	1	0	0	1	1						
Ken McMullen, R (1.5) OBP: 0.307, SLG: 0.388										3	0	1	1	1	1	1						
Tony Conigliaro, R (1.9) OBP: 0.299, SLG: 0.354										4	0	2	0	0	1	1						
Syd O'Brien, R (1.6) OBP: 0.250, SLG: 0.361										4	0	0	0	0	1	3						
Clyde Wright, R (1.1) OBP: 0.235, SLG: 0.277										1	0	0	0	0	0	0						
Archie Reynolds, R (6.1) OBP: 0.333, SLG: 0.263										0	0	0	0	0	0	0						
Graldo Ruiz, S (6. PH) OBP: 0.333, SLG: 0.263										1	1	1	0	0	0	0						
Eddie Fisher, R (7.1) OBP: 0.370, SLG: 0.345										0	0	0	0	0	0	0						
Roger Repoz, L (8. PH) OBP: 0.370, SLG: 0.345										1	0	0	0	0	0	0						
Jerry Moses, R (9.2) OBP: 0.252, SLG: 0.361										0	0	0	0	0	0	0						
<b>Inning Stats</b>	R: 0 E: 0 K: 0 S: 3	H: 0 LOB: 0 BB: 0 P: 3	R: 0 E: 0 K: 1 S: 5	H: 1 LOB: 0 BB: 0 P: 5	R: 0 E: 0 K: 1 S: 5	H: 0 LOB: 0 BB: 0 P: 5	R: 0 E: 0 K: 1 S: 5	H: 0 LOB: 0 BB: 0 P: 5	R: 0 E: 0 K: 0 S: 3	H: 0 LOB: 1 BB: 1 P: 7	R: 1 E: 0 K: 0 S: 5	H: 2 LOB: 1 BB: 0 P: 5	R: 1 E: 0 K: 0 S: 5	H: 3 LOB: 1 BB: 0 P: 5	R: 1 E: 0 K: 0 S: 5	H: 2 LOB: 1 BB: 0 P: 5	R: 0 E: 0 K: 2 S: 8	H: 1 LOB: 1 BB: 0 P: 8	1B: 6 2B: 3 3B: 1 HR: 0	SF: 0 SAC: 0 DP: 2 HBP: 0	WP: 0 PB: 0 SB: 0 CS: 0	PA: 35
<b>PITCHER</b>	IP WLS BF H R ER SO BB IBB HBP BLK WP HR S P ERA WHIP																					
Chuck Dobson, R (1.1) ERA: 3.16	7.2 W 30 8 3 3 3 1 0 0 0 0 0 0 35 39 3.52 1.174																					
Darold Knowles, L (8.1) ERA: 5.97	1.1 S 5 1 0 0 2 0 0 0 0 0 0 0 9 9 0.00 0.750																					

Oakland Athletics @ California Angels  
Anaheim Stadium, Anaheim, CA  
Sat Jul 03 1971, 10:05 PM EDT  
Att: 13,154 - Unknown

AB 34  
R 3  
H 9  
RBI 3  
BB 1  
SO 5  
LOB 10





Batter	1	2	3	4	5	6	7	8	9	AB	R	H	RBI	BB	SO	LOB	TOP					
<b>Rick Monday, L</b> OBP: 0.343, SLG: 0.388 (1, 8)	F9		BB		1B			4-3		3	0	1	0	1	0	0						
<b>Joe Rudi, R</b> OBP: 0.307, SLG: 0.425 (1, 7)	6-3		K		6-3			HR		4	1	1	1	0	1	2						
<b>Reggie Jackson, L</b> OBP: 0.376, SLG: 0.524 (1, 9)	CS				F8			1B		4	0	2	0	0	0	0						
<b>Mike Epstein, L</b> OBP: 0.377, SLG: 0.489 (1, 3)	CS				FC4-6			F7		3	1	1	1	1	0	1						
<b>Sal Bando, R</b> OBP: 0.374, SLG: 0.439 (1, 5)		5-3			FC4-6			2-3		4	0	0	0	0	0	1						
<b>Dave Duncan, R</b> OBP: 0.291, SLG: 0.428 (1, 2)		K			K			5-3		4	0	0	0	0	2	1						
<b>Larry Brown, R</b> OBP: 0.272, SLG: 0.260 (1, 6)					P4			L7		4	0	0	0	0	1	2						
<b>Dick Green, R</b> OBP: 0.345, SLG: 0.398 (1, 4)					5-3			6-3		3	0	0	0	0	0	0						
<b>Vida Blue, S</b> OBP: 0.148, SLG: 0.121 (1, 1)					K			K2-3		3	0	0	0	0	3	0						
<b>Inning Stats</b>	R: 0 E: 0 K: 0 S: 3	H: 1 LOB: 0 BB: 0 P: 3	R: 1 E: 0 K: 1 S: 6	H: 1 LOB: 0 BB: 0 P: 6	R: 0 E: 0 K: 2 S: 7	H: 0 LOB: 1 BB: 1 P: 11	R: 0 E: 0 K: 1 S: 6	H: 0 LOB: 2 BB: 1 P: 10	R: 0 E: 1 K: 1 S: 6	H: 1 LOB: 1 BB: 0 P: 6	R: 0 E: 0 K: 0 S: 3	H: 0 LOB: 0 BB: 0 P: 3	R: 0 E: 0 K: 0 S: 3	H: 0 LOB: 0 BB: 0 P: 3	R: 1 E: 0 K: 1 S: 7	H: 2 LOB: 1 BB: 0 P: 7	R: 0 E: 0 K: 1 S: 5	H: 0 LOB: 0 BB: 0 P: 5	1B: 3 2B: 0 3B: 0 HR: 2	SF: 0 SAC: 0 DP: 0 HBP: 0	WP: 1 PB: 0 SB: 1 CS: 1	PA: 35
<b>PITCHER</b> <b>Tom Murphy, R</b> ERA: 4.21 (1, 1)	IP: 9.0 WLS: L BF: 34 H: 5 R: 2 ER: 2 SO: 7 BB: 2 IBB: 0 HBP: 0 BLK: 0 WP: 1 HR: 2 S: 46 P: 54 ERA: 2.00 WHIP: 0.778															<b>PITCHER</b>						

Oakland Athletics @ California Angels  
Anaheim Stadium, Anaheim, CA  
Sun Jul 04 1971, 6:33 AM EDT  
Att: 44,631 - Unknown

AB 32  
R 2  
H 5  
RBI 2  
BB 2  
SO 7  
LOB 7



Batter	1	2	3	4	5	6	7	8	9	AB	R	H	RBI	BB	SO	LOB	BOTTOM					
<b>Sandy Alomar Sr., S</b> OBP: 0.284, SLG: 0.290 (1, 4)	L8				1B			L9		4	0	2	0	0	0	1						
<b>Ken Berry, R</b> OBP: 0.283, SLG: 0.327 (1, 8)	L9		F9		G5-4-3			F3		4	0	1	0	0	0	2						
<b>Tony Conigliaro, R</b> OBP: 0.295, SLG: 0.348 (1, 9)	K		F9		G5-4-3			P4		4	0	0	0	0	1	4						
<b>Billy Cowan, R</b> OBP: 0.296, SLG: 0.396 (1, 7)		K			F9			F7		4	0	0	0	0	2	0						
<b>Ken McMullen, R</b> OBP: 0.306, SLG: 0.386 (1, 5)		5-3			F8			P6		4	0	1	0	0	0	0						
<b>Roger Repoz, L</b> OBP: 0.370, SLG: 0.345 (9, PR)								1B		0	0	0	0	0	0	0						
<b>Syd O'Brien, R</b> OBP: 0.250, SLG: 0.358 (1, 6)		6-3			1B			F8		4	0	1	0	0	1	1						
<b>Jim Spencer, L</b> OBP: 0.300, SLG: 0.389 (1, 3)					2B			F8		4	1	2	0	0	1	1						
<b>Jerry Moses, R</b> OBP: 0.244, SLG: 0.350 (1, 2)					K			P5		4	0	0	0	0	2	4						
<b>Tom Murphy, R</b> OBP: 0.136, SLG: 0.186 (1, 1)					1B			F9		3	0	2	1	0	0	0						
<b>Inning Stats</b>	R: 0 E: 0 K: 1 S: 5	H: 0 LOB: 0 BB: 0 P: 5	R: 0 E: 0 K: 1 S: 5	H: 0 LOB: 0 BB: 0 P: 5	R: 1 E: 0 K: 1 S: 8	H: 3 LOB: 2 BB: 0 P: 8	R: 0 E: 0 K: 1 S: 7	H: 2 LOB: 2 BB: 0 P: 7	R: 0 E: 0 K: 0 S: 4	H: 2 LOB: 1 BB: 0 P: 4	R: 0 E: 0 K: 1 S: 5	H: 0 LOB: 0 BB: 0 P: 5	R: 0 E: 0 K: 0 S: 4	H: 1 LOB: 1 BB: 0 P: 4	R: 0 E: 0 K: 0 S: 3	H: 0 LOB: 0 BB: 0 P: 3	R: 0 E: 0 K: 2 S: 8	H: 1 LOB: 1 BB: 0 P: 8	1B: 7 2B: 2 3B: 0 HR: 0	SF: 0 SAC: 0 DP: 1 HBP: 0	WP: 0 PB: 0 SB: 0 CS: 0	PA: 35
<b>PITCHER</b> <b>Vida Blue, L</b> ERA: 1.51 (1, 1)	IP: 9.0 WLS: W BF: 35 H: 9 R: 1 ER: 1 SO: 7 BB: 0 IBB: 0 HBP: 0 BLK: 0 WP: 0 HR: 0 S: 49 P: 49 ERA: 1.00 WHIP: 1.000															<b>PITCHER</b>						

Oakland Athletics @ California Angels  
Anaheim Stadium, Anaheim, CA  
Sun Jul 04 1971, 6:33 AM EDT  
Att: 44,631 - Unknown

AB 35  
R 1  
H 9  
RBI 1  
BB 0  
SO 7  
LOB 13





Batter	1	2	3	4	5	6	7	8	9	AB	R	H	RBI	BB	SO	LOB	TOP			
Angel Mangual, R (1, 8) OBP: 0.345, SLG: 0.405										4	0	1	0	1	0	3	<p>Oakland Athletics @ California Angels Anaheim Stadium, Anaheim, CA</p> <p>Mon Jul 05 1971, 6:33 AM EDT Att: 8,456 - Unknown</p> <p>livebaseballscorecards.com</p> <p>AB 33 R 1 H 7 RBI 1 BB 4 SO 4 LOB 19</p>			
Joe Rudi, R (1, 7) OBP: 0.306, SLG: 0.426										4	0	1	0	0	0	2				
Reggie Jackson, L (1, 9) OBP: 0.371, SLG: 0.517										4	0	0	0	0	0	2				
Mike Epstein, L (1, 3) OBP: 0.375, SLG: 0.483										3	0	0	0	1	0	2				
Sal Bando, R (1, 5) OBP: 0.376, SLG: 0.438										3	0	1	0	1	0	2				
Dave Duncan, R (1, 2) OBP: 0.292, SLG: 0.431										3	0	1	0	0	1	1				
Rick Monday, L (9, PH) OBP: 0.341, SLG: 0.385										1	0	0	0	0	1	0				
Larry Brown, R (1, 6) OBP: 0.254, SLG: 0.253										3	0	0	0	0	0	3				
Mike Hegan, L (9, PH) OBP: 0.353, SLG: 0.359										1	0	0	0	0	1	0				
Dick Green, R (1, 4) OBP: 0.343, SLG: 0.395										2	0	0	0	0	1	2				
Gene Tenace, R (7, PH) OBP: 0.339, SLG: 0.313										1	1	1	0	0	0	0				
Rollie Fingers, R (7, 1) OBP: 0.240, SLG: 0.208										0	0	0	0	0	0	0				
Curt Blefary, L (9, PH) OBP: 0.326, SLG: 0.439										0	0	0	0	1	0	0				
Caffish Hunter, R (1, 1) OBP: 0.375, SLG: 0.407										2	0	0	0	0	0	2				
Tommy Davis, R (7, PH) OBP: 0.362, SLG: 0.407										2	0	2	1	0	0	0				
Tony La Russa, R (9, PR)										0	0	0	0	0	0	0				
<b>Inning Stats</b>	R: 0 E: 0 K: 0 S: 3	H: 0 LOB: 1 BB: 1 P: 7	R: 0 E: 0 K: 1 S: 6	H: 1 LOB: 2 BB: 1 P: 10	R: 0 E: 0 K: 0 S: 3	H: 0 LOB: 0 BB: 0 P: 3	R: 0 E: 0 K: 0 S: 4	H: 1 LOB: 1 BB: 0 P: 4	R: 0 E: 0 K: 0 S: 2	H: 0 LOB: 0 BB: 1 P: 6	R: 1 E: 0 K: 1 S: 7	H: 2 LOB: 1 BB: 0 P: 7	R: 0 E: 0 K: 0 S: 4	H: 1 LOB: 1 BB: 0 P: 4	R: 0 E: 0 K: 2 S: 8	H: 1 LOB: 2 BB: 1 P: 12	1B: 4 2B: 3 3B: 0 HR: 0	SF: 0 SAC: 0 DP: 1 HBP: 0	WP: 0 PB: 0 SB: 0 CS: 0	PA: 37
<b>PITCHER</b>	IP WLS BF H R ER SO BB IBB HBP BLK WP HR S P ERA WHIP																			
Rudy May, L (1, 1) ERA: 3.24	7.0 W 29 6 1 1 2 3 0 0 0 0 0 0 30 42 1.29 1.286																			
Dave LaRoche, L (8, 1) ERA: 1.99	0.2 2 0 0 0 0 0 0 0 0 0 0 0 2 2 0.00 0.000																			
Lloyd Allen, R (8, 1) ERA: 3.63	1.1 S 6 1 0 0 2 1 0 0 0 0 0 0 9 13 0.00 1.500																			

Batter	1	2	3	4	5	6	7	8	9	AB	R	H	RBI	BB	SO	LOB	BOTTOM			
Sandy Alomar Sr., S (1, 4) OBP: 0.286, SLG: 0.291										3	1	1	0	1	1	1	<p>Oakland Athletics @ California Angels Anaheim Stadium, Anaheim, CA</p> <p>Mon Jul 05 1971, 6:33 AM EDT Att: 8,456 - Unknown</p> <p>livebaseballscorecards.com</p> <p>AB 27 R 2 H 4 RBI 2 BB 3 SO 6 LOB 14</p>			
Mickey Rivers, L (1, 8) OBP: 0.259, SLG: 0.240										4	0	0	0	0	0	3				
Tony Gonzalez, L (1, 7) OBP: 0.325, SLG: 0.302										2	1	0	1	1	1	1				
John Stephenson, L (1, 2) OBP: 0.325, SLG: 0.394										4	0	1	0	0	0	1				
Jim Spencer, L (1, 3) OBP: 0.301, SLG: 0.392										3	0	1	1	0	0	0				
Ken McMullen, R (1, 5) OBP: 0.303, SLG: 0.382										3	0	0	0	0	1	2				
Tony Conigliaro, R (1, 9) OBP: 0.292, SLG: 0.344										3	0	0	0	0	1	2				
Syd O'Brien, R (1, 6) OBP: 0.257, SLG: 0.360										2	0	1	0	1	0	0				
Rudy May, L (1, 1) OBP: 0.214, SLG: 0.185										3	0	0	0	0	2	4				
Dave LaRoche, L (8, 1) OBP: 0.286, SLG: 0.167										0	0	0	0	0	0	0				
Lloyd Allen, R (8, 1) OBP: 0.167, SLG: 0.167										0	0	0	0	0	0	0				
<b>Inning Stats</b>	R: 1 E: 0 K: 0 S: 3	H: 0 LOB: 0 BB: 1 P: 7	R: 0 E: 0 K: 0 S: 3	H: 0 LOB: 0 BB: 0 P: 3	R: 0 E: 0 K: 0 S: 4	H: 1 LOB: 1 BB: 0 P: 4	R: 1 E: 0 K: 2 S: 9	H: 2 LOB: 3 BB: 2 P: 17	R: 0 E: 0 K: 2 S: 7	H: 0 LOB: 0 BB: 0 P: 7	R: 0 E: 0 K: 2 S: 3	H: 0 LOB: 0 BB: 0 P: 3	R: 0 E: 0 K: 0 S: 4	H: 1 LOB: 1 BB: 0 P: 4	R: 0 E: 0 K: 0 S: 7	H: 0 LOB: 0 BB: 0 P: 7	1B: 3 2B: 1 3B: 0 HR: 0	SF: 1 SAC: 0 DP: 0 HBP: 0	WP: 0 PB: 0 SB: 2 CS: 0	PA: 31
<b>PITCHER</b>	IP WLS BF H R ER SO BB IBB HBP BLK WP HR S P ERA WHIP																			
Caffish Hunter, R (1, 1) ERA: 3.52	6.0 L 24 3 2 2 4 2 0 0 0 0 0 0 29 41 3.00 0.833																			
Rollie Fingers, R (7, 1) ERA: 2.73	2.0 7 1 0 0 2 0 0 0 0 0 0 0 11 11 0.00 0.500																			



Batter	1	2	3	4	5	6	7	8	9	AB	R	H	RBI	BB	SO	LOB	TOP				
Mickey Rivers, L (1, 8) OBP: 0.290, SLG: 0.345 Ken Berry, R (8, PH) OBP: 0.286, SLG: 0.331	F9		F8	2B			2B	1B		4	0	2	1	0	0	1					
Jim Fregosi, R (1, 6) OBP: 0.274, SLG: 0.295	F7		F8	6-3			FC1-5-4	CS		5	0	1	0	0	0	4					
Tony Gonzalez, L (1, 7) OBP: 0.315, SLG: 0.292	F7		1-3				2-3			5	0	0	0	0	1	3					
John Stephenson, L (1, 2) OBP: 0.333, SLG: 0.404				2B						4	2	2	0	1	0	1					
Jim Spencer, L (1, 3) OBP: 0.297, SLG: 0.386	L3			1B						4	0	0	0	0	1	3					
Ken McMullen, R (1, 5) OBP: 0.308, SLG: 0.400				1B			6-3			4	2	3	3	0	0	0					
Tony Conigliaro, R (1, 9) OBP: 0.295, SLG: 0.347	E1			2B			6-3			4	1	2	0	0	0	1					
Sandy Alomar Sr., S (1, 4) OBP: 0.289, SLG: 0.293	F8			2B			F8			4	1	2	1	0	0	2					
Andy Messersmith, R (1, 1) OBP: 0.227, SLG: 0.244 Dave LaRoche, L (7, 1) OBP: 0.259, SLG: 0.167 Billy Cowan, R (8, PH) OBP: 0.339, SLG: 0.407 Lloyd Allen, R (8, 1) OBP: 0.167, SLG: 0.167				1B			F3			3	0	1	0	0	1	2					
<b>Inning Stats</b>	R: 0 E: 0 K: 0 S: 3	H: 0 LOB: 0 BB: 0 P: 3	R: 0 E: 1 K: 0 S: 4	H: 1 LOB: 2 BB: 1 P: 8	R: 0 E: 0 K: 2 S: 12	H: 1 LOB: 1 BB: 0 P: 4	R: 3 E: 0 K: 2 S: 12	H: 5 LOB: 2 BB: 0 P: 12	R: 0 E: 0 K: 0 S: 3	H: 0 LOB: 0 BB: 0 P: 3	R: 0 E: 0 K: 0 S: 4	H: 1 LOB: 1 BB: 0 P: 4	R: 4 E: 0 K: 0 S: 7	H: 6 LOB: 0 BB: 0 P: 7	R: 0 E: 0 K: 1 S: 5	H: 1 LOB: 0 BB: 0 P: 5	1B: 10 2B: 5 3B: 0 HR: 1	SF: 0 SAC: 0 DP: 2 HBP: 0	WP: 0 PB: 0 SB: 0 CS: 1	PA: 41	
<b>PITCHER</b>	IP	WLS	BF	H	R	ER	SO	BB	IBB	HBP	BLK	WP	HR	S	P	ERA	WHIP				
Bert Blyleven, R (1, 1) ERA: 3.13	3.2		19	7	3	3	2	1	0	0	0	0	0	22	26	7.36	2.182				
Ray Corbin, R (4, 1) ERA: 3.73	3.2	L	15	4	3	3	0	0	0	0	0	0	1	15	15	7.36	1.091				
Ron Perranoski, L (8, 1) ERA: 6.41	0.1		3	3	1	1	0	0	0	0	0	0	0	3	3	27.00	9.000				
Stan Williams, R (8, 1) ERA: 3.44	1.1		3	1	0	0	1	0	0	0	0	0	0	5	5	0.00	0.750				

California Angels @ Minnesota Twins  
Metropolitan Stadium, Bloomington, MI  
Tue Jul 06 1971, 8:05 PM EDT  
Att: 26,687 - Unknown - 83 F

AB 39  
R 7  
H 15  
RBI 7  
BB 1  
SO 3  
LOB 17



Batter	1	2	3	4	5	6	7	8	9	AB	R	H	RBI	BB	SO	LOB	BOTTOM				
Steve Braun, L (1, 5) OBP: 0.337, SLG: 0.363	2-3	E6			G4-6-3				K	3	1	1	0	2	1	1					
Cesar Tovar, R (1, 9) OBP: 0.355, SLG: 0.360	2-3	K			G4-6-3				BB	4	0	1	0	1	1	3					
Rod Carew, L (1, 4) OBP: 0.321, SLG: 0.358		1B		G3						3	1	2	2	1	0	0					
Rich Reese, L (1, 3) OBP: 0.248, SLG: 0.327	F9			F8						5	0	1	1	0	1	6					
Brant Aylea, R (1, 7) OBP: 0.293, SLG: 0.288 George Thomas, R (7, 7) OBP: 0.105, SLG: 0.056	K			5-3						3	0	0	0	0	1	1					
Jim Holt, L (1, 8) OBP: 0.303, SLG: 0.350		2B		4-3						3	1	0	0	1	1	0					
Leo Cardenas, R (1, 6) OBP: 0.345, SLG: 0.448		4-3		K						4	1	1	0	0	1	0					
Tom Tischinski, R (1, 2) OBP: 0.208, SLG: 0.227 George Mitterwald, R (8, PH) OBP: 0.332, SLG: 0.352		4-3								2	0	0	1	1	1	1					
Bert Blyleven, R (1, 1) OBP: 0.098, SLG: 0.080 Ray Corbin, R (4, 1) OBP: 0.190, SLG: 0.190 Ron Perranoski, L (8, 1) Stan Williams, R (8, 1) Paul Ratliff, L (8, PH) OBP: 0.229, SLG: 0.326		K		K						1	0	0	0	0	1	1					
<b>Inning Stats</b>	R: 1 E: 0 K: 1 S: 6	H: 1 LOB: 1 BB: 1 P: 10	R: 2 E: 1 K: 2 S: 9	H: 1 LOB: 1 BB: 1 P: 13	R: 0 E: 0 K: 2 S: 7	H: 0 LOB: 1 BB: 1 P: 11	R: 1 E: 0 K: 0 S: 3	H: 2 LOB: 0 BB: 1 P: 7	R: 0 E: 0 K: 0 S: 3	H: 0 LOB: 0 BB: 0 P: 3	R: 1 E: 0 K: 1 S: 7	H: 2 LOB: 2 BB: 1 P: 11	R: 0 E: 0 K: 1 S: 5	H: 0 LOB: 0 BB: 0 P: 5	R: 0 E: 0 K: 2 S: 8	H: 1 LOB: 3 BB: 2 P: 16	1B: 4 2B: 2 3B: 1 HR: 0	SF: 1 SAC: 0 DP: 1 HBP: 0	WP: 0 PB: 0 SB: 1 CS: 1	PA: 41	
<b>PITCHER</b>	IP	WLS	BF	H	R	ER	SO	BB	IBB	HBP	BLK	WP	HR	S	P	ERA	WHIP				
Andy Messersmith, R (1, 1) ERA: 4.8	6.1		28	6	5	4	6	4	0	0	0	0	0	36	52	5.68	1.579				
Dave LaRoche, L (7, 1) ERA: 1.96	0.2	W	3	0	0	0	0	0	1	0	0	0	0	2	6	0.00	0.000				
Lloyd Allen, R (8, 1) ERA: 3.47	2.0	S	9	1	0	0	3	2	0	0	0	0	0	13	21	0.00	1.500				

California Angels @ Minnesota Twins  
Metropolitan Stadium, Bloomington, MI  
Tue Jul 06 1971, 8:05 PM EDT  
Att: 26,687 - Unknown - 83 F


AB 32  
R 5  
H 7  
RBI 4  
BB 7  
SO 9  
LOB 14










Batter	1	2	3	4	5	6	7	8	9	AB	R	H	RBI	BB	SO	LOB	TOP										
Sandy Alomar Sr. S OBP: 0.294, SLG: 0.299 (1.4)	1-3		FC1-6 HR				F3		SF7 BB	4	2	1	2	1	0	1	<b>California Angels @ Minnesota Twins</b> Metropolitan Stadium, Bloomington, MI Thu Jul 08 1971, 4:33 AM EDT Att: 21,741 - Unknown - 76 F  <b>AB 34</b> <b>R 7</b> <b>H 7</b> <b>RBI 7</b> <b>BB 5</b> <b>SO 3</b> <b>LOB 16</b> 										
Mickey Rivers L OBP: 0.297, SLG: 0.303 Ken Berry R OBP: 0.277, SLG: 0.322 (1.8)	4-3		F3	K			G3		SF7 1-H	4	0	0	0	0	1	3											
Tony Gonzalez L OBP: 0.317, SLG: 0.311 (1.7)	1-3		HR		4-3				4-3	4	2	1	2	1	0	0											
John Stephenson L OBP: 0.323, SLG: 0.391 (1.2)		E5 1B 4-3	F8		L8				E1 1B	5	1	0	0	0	0	1											
Ken McMullen R OBP: 0.316, SLG: 0.404 (1.5)		4-3 1B		2B 1B	5-3				FC6-4 1B	4	1	3	1	0	0	0											
Jim Spencer L OBP: 0.292, SLG: 0.379 (1.3)	4-3			F9			F3		FC6-4 1B	4	0	0	1	0	0	4											
Tony Conigliaro R OBP: 0.293, SLG: 0.345 (1.9)		F8		1B 2B					L8	3	1	1	0	1	0	1											
Syd O'Brien R OBP: 0.262, SLG: 0.354 (1.6)		K		1B IBB					4-3	2	0	0	0	2	1	1											
Tom Murphy R OBP: 0.149, SLG: 0.196 Dave LaRoche L OBP: 0.250, SLG: 0.143 Lloyd Allen R OBP: 0.167, SLG: 0.167 (1.1)				FC1-6 1B	K		G6-4-3		F7	3	0	1	0	0	1	5											
<b>Inning Stats</b>	R: 0 E: 0 K: 0 S: 3	H: 0 LOB: 0 BB: 0 P: 3	R: 1 E: 1 K: 1 S: 7	H: 1 LOB: 1 BB: 0 P: 7	R: 2 E: 0 K: 0 S: 5	H: 2 LOB: 0 BB: 0 P: 5	R: 2 E: 0 K: 2 S: 10	H: 3 LOB: 2 BB: 1 P: 14	R: 0 E: 0 K: 0 S: 3	H: 0 LOB: 1 BB: 0 P: 3	R: 1 E: 1 K: 0 S: 5	H: 1 LOB: 2 BB: 1 P: 9	R: 0 E: 0 K: 0 S: 3	H: 0 LOB: 0 BB: 0 P: 3	R: 1 E: 1 K: 0 S: 3	H: 0 LOB: 0 BB: 0 P: 7	1B: 5 2B: 1 3B: 0 HR: 1	SF: 1 SAC: 0 DP: 1 HBP: 0	WP: 0 PB: 0 SB: 1 CS: 0	PA: 40							
<b>PITCHER</b>	IP	WLS	BF	H	R	ER	SO	BB	IBB	HBP	BLK	WP	HR	S	P	ERA	WHIP										
Steve Luebber R ERA: 7.82 (1.1)	3.2	L	19	6	5	4	2	0	1	0	0	0	1	22	26	9.82	1.636										
Jim Strickland L ERA: (4.1)	3.1		14	1	1	0	1	3	0	0	0	0	0	13	25	0.00	1.200										
Stan Williams R ERA: 3.38 (8.1)	1.0		4	0	1	0	0	1	0	0	0	0	0	3	7	0.00	1.000										
Tom Hall L ERA: 3.12 (9.1)	1.0		3	0	0	0	0	0	0	0	0	0	0	3	3	0.00	0.000										

Batter	1	2	3	4	5	6	7	8	9	AB	R	H	RBI	BB	SO	LOB	BOTTOM										
Steve Braun L OBP: 0.353, SLG: 0.368 (1.4)	1B SF9		G3 E BB		4-3				FC4-6 1B	4	1	3	1	1	0	1	<b>California Angels @ Minnesota Twins</b> Metropolitan Stadium, Bloomington, MI Thu Jul 08 1971, 4:33 AM EDT Att: 21,741 - Unknown - 76 F  <b>AB 37</b> <b>R 4</b> <b>H 12</b> <b>RBI 4</b> <b>BB 2</b> <b>SO 1</b> <b>LOB 22</b> 										
Cesar Tovar R OBP: 0.351, SLG: 0.354 (1.9)	FC6-4 1B		L5		L5		L7		FC4-6 1B	5	0	1	0	0	0	6											
Rich Reese L OBP: 0.249, SLG: 0.325 Harmon Killebrew R OBP: 0.377, SLG: 0.434 (1.3)	FC6-4 1B		G3				F7			3	0	1	0	0	0	3											
Leo Cardenas R OBP: 0.341, SLG: 0.453 (1.6)	SF9		4-3						F9	4	1	1	2	0	0	4											
Jim Holt L OBP: 0.306, SLG: 0.351 (1.8)	K			1-3					F6	4	0	1	0	0	1	1											
Brant Aveya R OBP: 0.284, SLG: 0.278 (1.7)		5-3		6-3			G5-4-3 1B		F8	4	0	0	0	0	0	2											
George Mitterwald R OBP: 0.333, SLG: 0.347 (1.2)				F6					F7	4	0	1	0	0	0	0											
George Thomas R OBP: 0.174, SLG: 0.136 (1.5)					F9				FC4-6 1B 1B	4	2	2	0	0	0	1											
Steve Luebber R Jim Strickland L Jim Kaat L Stan Williams R Tom Hall L Tom Iachinski R (1.1)		1-3					4-3 BLK		F7	1	0	0	0	0	0	1											
<b>Inning Stats</b>	R: 1 E: 0 K: 1 S: 7	H: 2 LOB: 1 BB: 0 P: 7	R: 0 E: 0 K: 0 S: 4	H: 1 LOB: 0 BB: 0 P: 4	R: 0 E: 1 K: 0 S: 3	H: 0 LOB: 1 BB: 1 P: 7	R: 0 E: 0 K: 0 S: 3	H: 0 LOB: 0 BB: 0 P: 3	R: 0 E: 0 K: 0 S: 4	H: 2 LOB: 1 BB: 0 P: 4	R: 1 E: 0 K: 0 S: 6	H: 3 LOB: 2 BB: 0 P: 6	R: 1 E: 0 K: 0 S: 4	H: 1 LOB: 0 BB: 0 P: 4	R: 1 E: 0 K: 0 S: 6	H: 3 LOB: 2 BB: 0 P: 6	1B: 11 2B: 0 3B: 0 HR: 1	SF: 1 SAC: 0 DP: 1 HBP: 0	WP: 0 PB: 0 SB: 0 CS: 0	PA: 40							
<b>PITCHER</b>	IP	WLS	BF	H	R	ER	SO	BB	IBB	HBP	BLK	WP	HR	S	P	ERA	WHIP										
Tom Murphy R ERA: 4.13 (1.1)	6.2	W	29	8	2	2	1	2	0	0	1	0	1	29	37	2.70	1.500										
Dave LaRoche L ERA: 2.3 (7.1)	1.2		8	3	2	2	0	0	0	0	0	0	1	8	8	10.80	1.800										
Lloyd Allen R ERA: 3.42 (9.1)	0.2	S	3	1	0	0	0	0	0	0	0	0	0	3	3	0.00	1.500										







Batter	1	2	3	4	5	6	7	8	9	AB	R	H	RBI	BB	SO	LOB	TOP					
Sandy Alomar Sr. S OBP: 0.297, SLG: 0.301 (1.4)	4-3		1B E	CS BB			4-3		2B 1B	4	1	2	0	1	0	0	<b>California Angels @ Oakland Athletics</b> Oakland-Alameda County Coliseum, Oakland, CA Sat Jul 10 1971, 3:33 AM PDT Att: 19,364 - Unknown <a href="http://livebaseballscorecards.com">livebaseballscorecards.com</a>					
Mickey Rivers L OBP: 0.288, SLG: 0.333 (1.9)	4-3		1B E	1-2			F5		1-3 2B	5	1	2	0	0	1	1						
Tony Gonzalez L OBP: 0.329, SLG: 0.325 (1.7)			E8 1B	4-3					4-3	5	1	3	0	0	0	2						
John Stephenson L OBP: 0.315, SLG: 0.380 (1.2)	P4		1B 1-2 2-H				L8		P6	4	0	1	1	0	0	2						
Ken McMullen R OBP: 0.311, SLG: 0.395 (1.5)			K	K			4-3		K	4	0	0	0	0	3	2						
Jim Spencer L OBP: 0.291, SLG: 0.374 (1.3)	F9		1B 1-3 2-H				K		K	4	0	1	1	0	2	0						
Ken Berry R OBP: 0.276, SLG: 0.322 (1.8)			P5				K		F5	4	0	1	0	0	1	2						
Syd O'Brien R OBP: 0.256, SLG: 0.339 (1.6)			BB	1-2 1B			F7		K	3	0	1	0	1	1	0						
Andy Messersmith R OBP: 0.204, SLG: 0.217 (1.1)	4-3		4-3				K		5-3	4	0	0	0	0	1	5						
<b>Inning Stats</b>	R: 0 E: 0 K: 0 S: 4	H: 1 LOB: 1 BB: 0 P: 4	R: 0 E: 0 K: 1 S: 6	H: 1 LOB: 2 BB: 1 P: 10	R: 3 E: 1 K: 1 S: 11	H: 6 LOB: 3 BB: 0 P: 11	R: 0 E: 0 K: 1 S: 4	H: 0 LOB: 0 BB: 1 P: 8	R: 0 E: 0 K: 1 S: 5	H: 0 LOB: 0 BB: 0 P: 5	R: 0 E: 0 K: 2 S: 7	H: 0 LOB: 0 BB: 0 P: 7	R: 0 E: 0 K: 0 S: 4	H: 1 LOB: 1 BB: 0 P: 4	R: 0 E: 0 K: 2 S: 7	H: 0 LOB: 0 BB: 0 P: 7	R: 0 E: 0 K: 1 S: 7	H: 2 LOB: 2 BB: 0 P: 7	1B: 9 2B: 2 3B: 0 HR: 0	SF: 0 SAC: 0 DP: 0 HBP: 0	WP: 0 PB: 0 SB: 0 CS: 1	PA: 39
<b>PITCHER</b>	IP	WLS	BF	H	R	ER	SO	BB	IBB	HBP	BLK	WP	HR	S	P	ERA	WHIP					
Caffish Hunter R ERA: 3.53 (1.1)	7.0	L	31	9	3	3	6	2	0	0	0	0	0	41	49	3.86	1.571					
Bob Locker R ERA: 3.6 (8.1)	1.2		7	2	0	0	3	0	0	0	0	0	0	13	13	0.00	1.200					
Darold Knowles L ERA: 5.14 (9.1)	0.1		1	0	0	0	0	0	0	0	0	0	0	1	1	0.00	0.000					

Batter	1	2	3	4	5	6	7	8	9	AB	R	H	RBI	BB	SO	LOB	BOTTOM				
Angel Mangual R OBP: 0.358, SLG: 0.408 (1.9)	F8		FC4-6 BB							1	0	0	0	0	0	0	<b>California Angels @ Oakland Athletics</b> Oakland-Alameda County Coliseum, Oakland, CA Sat Jul 10 1971, 3:33 AM PDT Att: 19,364 - Unknown <a href="http://livebaseballscorecards.com">livebaseballscorecards.com</a>				
Mike Hegan L OBP: 0.354, SLG: 0.364 (2.9)										2	0	1	0	1	0	0					
Curt Blefary L OBP: 0.347, SLG: 0.429 (1.7)	1B		FC4-6 1-2							4	0	2	0	0	0	2					
Rick Monday L OBP: 0.341, SLG: 0.376 (1.8)	1B		P4							3	0	1	0	1	0	2					
Mike Epstein L OBP: 0.365, SLG: 0.468 (1.3)	K		F7							4	0	0	0	0	1	4					
Sal Bando R OBP: 0.376, SLG: 0.432 (1.5)	6-3									4	0	1	0	0	1	3					
Gene Tenace R OBP: 0.343, SLG: 0.315 (1.2)			S BB							3	0	1	0	1	1	2					
Larry Brown R OBP: 0.272, SLG: 0.265 (1.6)	F9		F3							4	0	0	0	0	0	3					
Dick Green R OBP: 0.332, SLG: 0.380 (1.4)			K							3	0	0	0	0	1	2					
Reggie Jackson R OBP: 0.368, SLG: 0.511 (9. PH)			FC5-4 1-2							1	0	0	0	0	1	0					
Caffish Hunter R OBP: 0.356, SLG: 0.386 (1.1)										2	0	0	0	0	2	1					
Tony La Russa R (7. PH)										1	0	0	0	0	1	0					
Bob Locker S (8.1)										0	0	0	0	0	0	0					
Darold Knowles L OBP: 0.250, SLG: 0.250 (9. PH)										0	0	0	0	0	0	0					
Tommy Davis R OBP: 0.348, SLG: 0.387 (9. PH)										1	0	0	0	0	0	0					
<b>Inning Stats</b>	R: 0 E: 0 K: 1 S: 7	H: 2 LOB: 2 BB: 0 P: 7	R: 0 E: 0 K: 2 S: 7	H: 0 LOB: 1 BB: 1 P: 11	R: 0 E: 0 K: 0 S: 3	H: 0 LOB: 1 BB: 1 P: 7	R: 0 E: 0 K: 1 S: 6	H: 1 LOB: 1 BB: 0 P: 6	R: 0 E: 0 K: 1 S: 6	H: 1 LOB: 1 BB: 0 P: 6	R: 0 E: 0 K: 1 S: 6	H: 1 LOB: 1 BB: 0 P: 6	R: 0 E: 0 K: 0 S: 3	H: 0 LOB: 1 BB: 1 P: 7	R: 0 E: 0 K: 1 S: 5	H: 0 LOB: 0 BB: 0 P: 5	1B: 4 2B: 2 3B: 0 HR: 0	SF: 0 SAC: 0 DP: 0 HBP: 0	WP: 0 PB: 0 SB: 1 CS: 0	PA: 36	
<b>PITCHER</b>	IP	WLS	BF	H	R	ER	SO	BB	IBB	HBP	BLK	WP	HR	S	P	ERA	WHIP				
Andy Messersmith R ERA: 3.75 (1.1)	9.0	W	36	6	0	0	8	3	0	0	0	0	0	49	61	0.00	1.000				



Batter	1	2	3	4	5	6	7	8	9	AB	R	H	RBI	BB	SO	LOB	TOP										
Sandy Alomar Sr. S (1.4) OBP: 0.299, SLG: 0.303	0-0 3-1 S 4-3 1B		0-0 FC4-6 CS			0-0 F9			0-0 FC5-4 1B	4	1	2	0	0	0	1											
Mickey Rivers L (1.8) OBP: 0.273, SLG: 0.333 Billy Cowan R (9, PH) OBP: 0.294, SLG: 0.403	0-0 3-1 1-3		0-0 CS	0-0 FC6-4 1B		0-0 4-3			0-0 FC5-4 HBP	3	0	1	0	0	0	1											
Tony Gonzalez L (1.7) OBP: 0.324, SLG: 0.318 Tommy Reynolds R (9, PH)	0-0 4-3			0-0 FC6-4 2B		0-0 6-3			1-0 G3-6 HBP	3	1	0	1	0	0	1											
John Stephenson L (1.2) OBP: 0.314, SLG: 0.383	0-0 F9			0-0 6-3 1-H 2B			0-3 K		0-0 G3-6-1 HBP	4	0	1	1	0	1	2											
Ken McMullen R (1.5) OBP: 0.308, SLG: 0.391		0-0 G3		0-0 6-3			0-0 P6			3	0	0	0	0	0	1											
Jim Spencer L (1.3) OBP: 0.291, SLG: 0.373		0-0 G4-3 1B		0-0 4-3			0-0 F7			3	0	1	0	0	0	1											
Roger Repoz L (1.9) OBP: 0.367, SLG: 0.338		0-0 G4-3				0-0 P4		0-3 K2-3		3	0	0	0	0	1	1											
Syd O'Brien R (1.6) OBP: 0.257, SLG: 0.335			4-0 FC1-4 BB			0-3 K		0-0 L4		2	0	0	0	1	1	0											
Rickey Clark R (1.1) OBP: 0.111, SLG: 0.111 Lloyd Allen R (6.1) OBP: 0.143, SLG: 0.143			0-0 FC1-4 FC4-6			0-0 F8		0-0 6-3		2	0	0	0	0	0	1											
<b>Inning Stats</b>	R: 1 E: 0 K: 0 S: 4	H: 1 LOB: 0 BB: 0 P: 4	R: 0 E: 0 K: 0 S: 3	H: 1 LOB: 0 BB: 0 P: 3	R: 0 E: 0 K: 0 S: 2	H: 0 LOB: 0 BB: 1 P: 6	R: 1 E: 0 K: 0 S: 5	H: 2 LOB: 1 BB: 0 P: 5	R: 0 E: 0 K: 1 S: 5	H: 0 LOB: 0 BB: 0 P: 5	R: 0 E: 0 K: 1 S: 5	H: 0 LOB: 0 BB: 0 P: 5	R: 0 E: 0 K: 1 S: 5	H: 0 LOB: 0 BB: 0 P: 5	R: 0 E: 0 K: 0 S: 3	H: 1 LOB: 1 BB: 0 P: 4	1B: 4 2B: 1 3B: 0 HR: 0	SF: 0 SAC: 0 DP: 2 HBP: 1	WP: 0 PB: 0 SB: 1 CS: 1	PA: 32							
<b>PITCHER</b>	IP	WLS	BF	H	R	ER	SO	BB	IBB	HBP	BLK	WP	HR	S	P	ERA	WHIP										
Diego Segui R (1.1) ERA: 3.32	8.0	W	28	5	2	2	3	1	0	0	0	0	0	33	37	2.25	0.750										
Darold Knowles L (9.1) ERA: 5.09	0.1		1	0	0	0	0	0	0	0	0	0	0	1	1	0.00	0.000										
Rollie Fingers R (9.1) ERA: 2.5	0.2	S	2	0	0	0	0	0	0	1	0	0	0	1	2	0.00	0.000										

California Angels @ Oakland Athletics  
Oakland-Alameda County Coliseum, Oakland, CA

AB 29  
R 2  
H 5  
RBI 2  
BB 1  
SO 3  
LOB 10



livebaseballscores.com

Sun Jul 11 1971, 3:33 AM PDT  
Unknown

Batter	1	2	3	4	5	6	7	8	9	AB	R	H	RBI	BB	SO	LOB	BOTTOM										
George Hendrick R (1.7) OBP: 0.182, SLG: 0.182	0-3 K		0-0 4-3		0-3 K		0-0 F2			4	0	0	0	0	2	0											
Curt Blefary L (1.2) OBP: 0.342, SLG: 0.409	4-0 WP BB BB		0-0 F8		0-0 P6		0-0 F8			3	0	0	0	1	0	0											
Reggie Jackson L (1.9) OBP: 0.367, SLG: 0.506 Steve Howley L (9.9) OBP: 0.344, SLG: 0.217	0-3 K		0-0 P6			4-0 HR BB		0-0 F9		3	1	0	0	1	1	1											
Mike Epstein L (1.3) OBP: 0.370, SLG: 0.480	4-0 WP BB			0-0 F9		0-0 1-H HR		4-0 SH1-3 1B BB		2	2	1	2	2	0	0											
Sal Bando R (1.5) OBP: 0.378, SLG: 0.431	1-0 1-2 2-3 HBP			4-0 1B BB		0-0 E6 FC5 1B		0-0 SH1-3		1	0	0	0	1	0	0											
Rick Monday L (1.8) OBP: 0.344, SLG: 0.376	0-0 F8			0-3 K		0-0 FC5 1B		4-0 1B IBB		3	0	1	0	1	1	4											
Larry Brown R (1.6) OBP: 0.273, SLG: 0.267 Tommy Davis R (8, PH) OBP: 0.353, SLG: 0.393 Tony La Russa R (9.6)		0-0 6-3		1-2 1B		0-0 FC5 G6-4-3		0-0 S 1B		3	0	1	0	0	0	2											
Dick Green R (1.4) OBP: 0.328, SLG: 0.375		0-0 F7		0-0 F7		0-0 G6-4-3		0-0 F9		4	0	0	0	0	0	6											
Diego Segui R (1.1) OBP: 0.103, SLG: 0.179 Darold Knowles L (9.1) OBP: 0.250, SLG: 0.250 Rollie Fingers R (9.1) OBP: 0.222, SLG: 0.192		0-3 K			0-3 K		0-3 K			3	0	0	0	0	3	0											
<b>Inning Stats</b>	R: 0 E: 0 K: 2 S: 7	H: 0 LOB: 3 BB: 2 P: 16	R: 0 E: 0 K: 1 S: 5	H: 0 LOB: 0 BB: 0 P: 5	R: 0 E: 0 K: 0 S: 3	H: 0 LOB: 0 BB: 0 P: 3	R: 0 E: 0 K: 1 S: 6	H: 1 LOB: 2 BB: 1 P: 10	R: 0 E: 0 K: 2 S: 7	H: 0 LOB: 0 BB: 0 P: 7	R: 2 E: 1 K: 0 S: 5	H: 2 LOB: 1 BB: 1 P: 9	R: 0 E: 0 K: 1 S: 5	H: 0 LOB: 0 BB: 0 P: 5	R: 1 E: 0 K: 0 S: 4	H: 1 LOB: 2 BB: 2 P: 12	1B: 3 2B: 0 3B: 0 HR: 1	SF: 0 SAC: 1 DP: 1 HBP: 1	WP: 1 PB: 0 SB: 1 CS: 0	PA: 35							
<b>PITCHER</b>	IP	WLS	BF	H	R	ER	SO	BB	IBB	HBP	BLK	WP	HR	S	P	ERA	WHIP										
Rickey Clark R (1.1) ERA: 1.73	5.0		24	3	2	2	6	4	0	1	0	0	0	31	48	3.60	1.400										
Lloyd Allen R (6.1) ERA: 3.4	3.0	L	11	1	1	1	1	1	1	0	0	0	0	11	19	3.00	0.667										

California Angels @ Oakland Athletics  
Oakland-Alameda County Coliseum, Oakland, CA

AB 27  
R 3  
H 4  
RBI 3  
BB 6  
SO 7  
LOB 13



livebaseballscores.com

Sun Jul 11 1971, 3:33 AM PDT  
Unknown



Batter	1	2	3	4	5	6	7	8	9	AB	R	H	RBI	BB	SO	LOB	TOP					
Sandy Alomar Sr. S OBP: 0.295, SLG: 0.299	E4 1B	FC4-6		L3			4-3		F7	5	1	0	0	0	0	3						
Mickey Rivers L OBP: 0.286, SLG: 0.326	SH1-4 1B	1		F1			G1		G6-3 BB	4	1	1	1	1	0	2						
Tony Gonzalez L OBP: 0.326, SLG: 0.317	SF9 1B			1B G4-6-3		K	4-3		G6-3 1-2	4	2	1	0	1	1	1						
Ken McMullen R OBP: 0.311, SLG: 0.394	SH1-4			1B G4-6-3		1-4-3			SH SF8 1B	3	1	2	0	0	0	0						
Jim Spencer L OBP: 0.289, SLG: 0.371	SF9			G4-6-3		F9			SH SF8	2	0	0	1	0	0	1						
Roger Repoz L OBP: 0.377, SLG: 0.358 Tommie Reynolds R (8, PH)	1B			FC5			SH1-4 1B		G3	3	1	3	1	0	0	0						
Ken Berry R OBP: 0.276, SLG: 0.322	1B			FC5 2B			SH1-4 1B			0	0	0	0	0	0	0						
Syd O'Brien R OBP: 0.263, SLG: 0.337	1B			FC5			SH1-4			2	0	1	0	1	0	1						
Jerry Moses R OBP: 0.245, SLG: 0.358	K			SH 2B			G6-4-3 1B		SF8	3	0	2	2	0	1	2						
Clyde Wright R OBP: 0.245, SLG: 0.286 Mel Queen L (7, 1)				SH			G6-4-3		K	2	0	1	0	0	0	1						
Dave LaRoche L OBP: 0.222, SLG: 0.125				FC4-6 1B			L3			1	0	0	0	0	1	2						
<b>Inning Stats</b>	R: 3 E: 1 K: 1 S: 9	H: 3 LOB: 2 BB: 1 P: 13	R: 0 E: 0 K: 0 S: 3	H: 1 LOB: 0 BB: 0 P: 3	R: 1 E: 0 K: 0 S: 5	H: 3 LOB: 1 BB: 0 P: 5	R: 0 E: 0 K: 0 S: 4	H: 1 LOB: 1 BB: 0 P: 4	R: 0 E: 0 K: 1 S: 5	H: 0 LOB: 0 BB: 0 P: 5	R: 1 E: 0 K: 0 S: 4	H: 2 LOB: 0 BB: 0 P: 4	R: 0 E: 0 K: 0 S: 3	H: 0 LOB: 0 BB: 0 P: 3	R: 1 E: 1 K: 1 S: 7	H: 1 LOB: 2 BB: 1 P: 11	R: 0 E: 0 K: 0 S: 2	H: 0 LOB: 0 BB: 0 P: 6	1B: 9 2B: 4 3B: 0 HR: 0	SF: 2 SAC: 4 DP: 5 HBP: 0	WP: 0 PB: 0 SB: 1 CS: 0	PA: 39
<b>PITCHER</b>	IP WLS BF H R ER SO BB IBB HBP BLK WP HR S P ERA WHIP																					
Blue Moon Odom R ERA: 2.87	(1, 1) 3.0 L 18 8 4 1 1 1 1 0 0 0 0 0 0 0 0 0 19 23 3.00 3.000																					
Jim Roland L ERA: 3.49	(4, 1) 2.0 5 0 0 0 1 0 0 0 0 0 0 0 0 0 0 7 7 0.00 0.000																					
Bob Locker R ERA: 3.64	(6, 1) 2.0 7 2 1 1 0 0 0 0 0 0 0 0 0 0 0 7 7 4.50 1.000																					
Darold Knowles L ERA: 4.82	(8, 1) 2.0 9 1 1 0 1 1 1 0 0 0 0 0 0 0 9 17 0.00 1.000																					

California Angels @ Oakland Athletics  
Oakland-Alameda County Coliseum, Oakland, CA  
Sun Jul 11 1971, 3:38 AM PDT  
Att: 11,195 - Unknown

AB	30
R	6
H	11
RBI	5
BB	3
SO	3
LOB	15



Batter	1	2	3	4	5	6	7	8	9	AB	R	H	RBI	BB	SO	LOB	BOTTOM					
George Hendrick R OBP: 0.313, SLG: 0.438	1-3			G6-3 1B			F9			5	1	3	0	0	0	1						
Rick Monday L OBP: 0.341, SLG: 0.371	K			G6-3			P3			5	0	1	0	0	2	3						
Tommy Davis R OBP: 0.367, SLG: 0.418	FC5 HBP BB			F8			3-1 3B			3	1	2	1	1	0	0						
Mike Epstein L OBP: 0.368, SLG: 0.474				K			3-1			3	0	0	1	0	2	2						
Sal Bando R OBP: 0.374, SLG: 0.425	FC5			K			F9			4	0	0	0	0	1	4						
Gene Tenace R OBP: 0.380, SLG: 0.339				G3-6-3 1B			G4-6-3 1B			2	1	2	0	2	0	0						
Larry Brown R OBP: 0.265, SLG: 0.258				G3-6-3			G4-6-3			4	0	0	0	0	0	6						
Dick Green R OBP: 0.327, SLG: 0.377				K			E3			4	0	1	1	0	1	0						
Blue Moon Odom R Jim Roland R Joe Rudi R Bob Locker R Curt Blefary L Tony La Russa R Darold Knowles L Steve Hovley L	(1, 1) 6.0 W 24 5 3 3 6 2 0 0 1 0 0 0 0 0 0 33 42 4.50 1.167																					
Mel Queen R ERA: 1.69	(7, 1) 0.1 2 1 0 0 0 0 0 0 0 0 0 0 2 2 0.00 3.000																					
Dave LaRoche L ERA: 2.17	(7, 1) 2.2 S 12 3 0 0 4 1 0 0 0 0 0 0 0 19 23 0.00 1.500																					
<b>Inning Stats</b>	R: 0 E: 0 K: 1 S: 5	H: 0 LOB: 2 BB: 1 P: 10	R: 0 E: 0 K: 1 S: 5	H: 1 LOB: 0 BB: 0 P: 5	R: 0 E: 0 K: 1 S: 5	H: 1 LOB: 0 BB: 0 P: 5	R: 0 E: 0 K: 2 S: 7	H: 0 LOB: 0 BB: 0 P: 7	R: 0 E: 0 K: 1 S: 6	H: 1 LOB: 1 BB: 0 P: 6	R: 2 E: 0 K: 0 S: 5	H: 2 LOB: 0 BB: 0 P: 5	R: 1 E: 0 K: 1 S: 6	H: 1 LOB: 1 BB: 1 P: 10	R: 0 E: 0 K: 1 S: 7	H: 2 LOB: 3 BB: 1 P: 11	R: 0 E: 0 K: 2 S: 8	H: 1 LOB: 1 BB: 0 P: 8	1B: 6 2B: 1 3B: 2 HR: 0	SF: 0 SAC: 0 DP: 3 HBP: 1	WP: 0 PB: 0 SB: 0 CS: 0	PA: 38
<b>PITCHER</b>	IP WLS BF H R ER SO BB IBB HBP BLK WP HR S P ERA WHIP																					

California Angels @ Oakland Athletics  
Oakland-Alameda County Coliseum, Oakland, CA  
Sun Jul 11 1971, 3:38 AM PDT  
Att: 11,195 - Unknown


AB	34
R	3
H	9
RBI	3
BB	3
SO	10
LOB	18










Batter	1	2	3	4	5	6	7	8	9	AB	R	H	RBI	BB	SO	LOB	TOP										
Don Buford, S OBP: 0.441, SLG: 0.520 (1, 7)	4-0 FC5 BB BB		0-0 P3		0-0 G1-4-3		0-0 1B 1B	0-0 1B 1B		4	1	2	1	1	0	2	<p>Baltimore Orioles @ California Angels Anaheim Stadium, Anaheim, CA Fri Jul 16 1971, 10:05 PM EDT Att: 25,047 - Unknown</p> <p>livebaseballscorecards.com</p> <p>AB 31 R 4 H 9 RBI 4 BB 8 SO 3 LOB 28</p> 										
Paul Blair, R OBP: 0.301, SLG: 0.367 (1, 8)	4-0 FC5 BB		0-0 F9			4-0 6-3 BB BB	0-0 1B 1B	0-0 1B 1B		3	0	1	1	2	0	2											
Brooks Robinson, R OBP: 0.359, SLG: 0.425 Jerry Davanon, R OBP: 0.361, SLG: 0.308 (1, 5)	0-0 FC5		0-0 F9			0-0 F8	0-0 FC4 1B	0-0 SH5-3 1B		5	0	2	1	0	0	3											
Frank Robinson, R OBP: 0.406, SLG: 0.535 (1, 3)	0-0 P4			0-0 4-3 5-3 1B		4-0 6-3 BB	0-0 P4	0-0 F9		4	0	1	0	1	0	5											
Davey Johnson, R OBP: 0.354, SLG: 0.411 (1, 4)	0-0 F9			0-0 5-3		0-0 6-3	0-0 FC4	0-0 SH5-3		4	0	0	0	0	0	7											
Mery Rettenmund, R OBP: 0.415, SLG: 0.431 (1, 9)		0-0 SH1-3 SF9 2B		0-0 4-3		4-0 IBB		0-3 K	0-0 6-3	4	1	1	0	1	1	3											
Andy Etchebarren, R Elrod Hendricks, L OBP: 0.344, SLG: 0.375 (8, PH) (8, 2)		0-0 SH1-3			0-0 BB 1B	0-3 K		0-0 4-3		2	0	1	0	0	1	3											
Mark Belanger, R OBP: 0.385, SLG: 0.336 (1, 6)		0-0 SF9			4-0 G1-4-3 BB		4-0 1B WP 1B BB	4-0 1B BB		0	2	0	1	3	0	0											
Mike Cuellar, L Chico Salmon, R Dave Boswell, R Dick Hall, R Tom Shopay, L Eddie Watt, R OBP: 0.086, SLG: 0.106 OBP: 0.122, SLG: 0.167 OBP: 0.292, SLG: 0.333 OBP: 0.242, SLG: 0.333 OBP: 0.276, SLG: 0.355 (7, PH) (7, 1) (7, 1) (8, PH) (8, 1)		0-0 G3			0-3 K		0-0 F7	0-0 1B		2	0	0	0	0	1	2											
Inning Stats	R: 0 E: 0 K: 0 S: 3	H: 0 LOB: 2 BB: 2 P: 11	R: 1 E: 0 K: 0 S: 4	H: 1 LOB: 0 BB: 0 P: 4	R: 0 E: 0 K: 0 S: 3	H: 0 LOB: 0 BB: 0 P: 3	R: 0 E: 0 K: 1 S: 5	H: 1 LOB: 1 BB: 1 P: 9	R: 0 E: 0 K: 1 S: 5	H: 0 LOB: 3 BB: 3 P: 17	R: 2 E: 0 K: 0 S: 6	H: 3 LOB: 2 BB: 1 P: 10	R: 1 E: 0 K: 1 S: 7	H: 2 LOB: 2 BB: 1 P: 11	R: 0 E: 0 K: 0 S: 4	H: 1 LOB: 2 BB: 0 P: 4		1B: 8 2B: 1 3B: 0 HR: 0	SF: 1 SAC: 2 DP: 1 HBP: 0	WP: 1 PB: 0 SB: 0 CS: 0	PA: 42						
PITCHER	IP	WLS	BF	H	R	ER	SO	BB	IBB	HBP	BLK	WP	HR	S	P	ERA	WHIP	PITCHER									
Clyde Wright, L ERA: 3.26	6.1	W	28	4	3	3	2	6	1	0	0	1	0	25	53	4.26	1.579										
Lloyd Allen, R ERA: 3.4	7.1	S	14	5	1	1	1	1	0	0	0	0	0	15	19	3.38	2.250										

Batter	1	2	3	4	5	6	7	8	9	AB	R	H	RBI	BB	SO	LOB	BOTTOM										
Sandy Alomar Sr., S OBP: 0.295, SLG: 0.298 (1, 4)	0-0 5-3		0-0 FC6-4 2B 4-3		0-0 1-3		0-0 F8			4	1	0	0	0	0	1	<p>Baltimore Orioles @ California Angels Anaheim Stadium, Anaheim, CA Fri Jul 16 1971, 10:05 PM EDT Att: 25,047 - Unknown</p> <p>livebaseballscorecards.com</p> <p>AB 35 R 5 H 11 RBI 5 BB 1 SO 2 LOB 14</p> 										
Mickey Rivers, L OBP: 0.333, SLG: 0.389 (9, 9)	0-0 G3		0-0 1B 2B		0-0 FC5-4 1B		0-0 1B 1B			4	1	3	0	0	0	0											
Ken McMullen, R OBP: 0.313, SLG: 0.393 (1, 5)	0-0 F8		0-0 4-3		0-0 FC5-4		0-0 1B			4	0	1	1	0	0	2											
Billy Cowan, R Ken Berry, R OBP: 0.301, SLG: 0.444 OBP: 0.276, SLG: 0.322 (1, 7) (9, 8)		0-0 F7	0-0 2H 1B		0-0 K		0-0 HR			4	1	2	2	0	1	2											
Jim Spencer, L OBP: 0.291, SLG: 0.384 (1, 3)		0-0 1B 1B	0-0 F9		0-0 K		0-0 6-3			0	0	0	0	0	0	0											
Tommy Reynolds, R Tony Gonzalez, L OBP: 0.328, SLG: 0.319 (1, 9) (8, PH) (9, 7)		0-0 F7	0-0 4-3		0-0 F3		0-0 FC4-6 1B			4	1	2	1	0	0	0											
Jerry Moses, R OBP: 0.245, SLG: 0.355 (1, 2)		0-0 1B	0-0 F7		0-0 P4		0-3 K			4	0	1	0	0	1	1											
Syd O'Brien, R OBP: 0.255, SLG: 0.325 (1, 6)		0-0 F9	0-0 F7		0-0 1-3		0-0 FC4-6			4	0	0	0	0	0	3											
Clyde Wright, R Lloyd Allen, R OBP: 0.255, SLG: 0.280 OBP: 0.222, SLG: 0.556 (1, 1) (7, 1)			4-0 FC6-4 BB		0-0 5-3		0-0 HR		0-0 F8	1	0	0	0	1	0	0											
Inning Stats	R: 0 E: 0 K: 0 S: 3	H: 0 LOB: 0 BB: 0 P: 3	R: 0 E: 0 K: 0 S: 5	H: 2 LOB: 2 BB: 0 P: 5	R: 2 E: 0 K: 0 S: 5	H: 2 LOB: 1 BB: 1 P: 9	R: 0 E: 0 K: 0 S: 3	H: 0 LOB: 0 BB: 0 P: 3	R: 0 E: 0 K: 0 S: 4	H: 1 LOB: 1 BB: 0 P: 4	R: 2 E: 0 K: 0 S: 5	H: 2 LOB: 0 BB: 0 P: 5	R: 1 E: 0 K: 1 S: 8	H: 3 LOB: 2 BB: 0 P: 8	R: 0 E: 0 K: 1 S: 6	H: 1 LOB: 1 BB: 0 P: 6		1B: 7 2B: 1 3B: 0 HR: 3	SF: 0 SAC: 0 DP: 0 HBP: 0	WP: 0 PB: 0 SB: 0 CS: 0	PA: 36						
PITCHER	IP	WLS	BF	H	R	ER	SO	BB	IBB	HBP	BLK	WP	HR	S	P	ERA	WHIP	PITCHER									
Mike Cuellar, L ERA: 2.99	6.0	L	26	7	4	4	0	1	0	0	0	0	2	25	29	6.00	1.333										
Dave Boswell, R ERA: 6.32	0.1		4	3	1	1	0	0	0	0	0	0	1	4	4	27.00	9.000										
Dick Hall, R ERA: 4.5	0.2		2	0	0	0	1	0	0	0	0	0	0	4	4	0.00	0.000										
Eddie Watt, R ERA: 1.8	1.0		4	1	0	0	1	0	0	0	0	0	0	6	6	0.00	1.000										







Batter	1	2	3	4	5	6	7	8	9	AB	R	H	RBI	BB	SO	LOB	TOP					
Ted Uhlhaender, L (1,8) OBP: 0.343, SLG: 0.321	0-0 1-4-3		0-0 P6			0-0 F7		0-0 6-3		4	0	0	0	0	0	0	<b>Cleveland Indians @ California Angels</b> Anaheim Stadium, Anaheim, CA Sun Jul 18 1971, 10:05 PM EDT Att: 10,607 - Unknown					
Eddie Leon, R (1,4) OBP: 0.325, SLG: 0.322	0-0 6-3		0-3 K			4-0 2B BB		0-0 F9		3	1	0	0	1	1	0						
Roy Foster, R (1,9) OBP: 0.325, SLG: 0.423	0-0 G1				0-0 P5			0-0 F9		4	0	0	0	0	0	1						
Chuck Hinton, R (1,3) OBP: 0.359, SLG: 0.505		0-0 P7			0-0 2B				0-3 K	4	0	2	1	0	1	0						
Jim Clark, R (1,7) OBP: 0.111, SLG: 0.111		0-0 BB 1B			0-0 5-3			0-0 4-3	0-3 K	4	0	1	0	0	1	2						
Kurt Bevacqua, R (1,5) OBP: 0.213, SLG: 0.254		0-0 F8			0-3 K				0-0 L5	4	0	0	0	0	1	2						
Jack Heidemann, R (1,6) OBP: 0.241, SLG: 0.222		4-0 1-2 BB			0-0 P4			0-0 6-3		2	0	0	0	1	0	0						
Ken Suarez, R (1,2) OBP: 0.284, SLG: 0.266		0-3 K			0-0 5-3					3	0	1	0	0	1	2						
Alan Foster, R (1,1) OBP: 0.086, SLG: 0.091			0-3 K			0-0 4-3			0-3 K	3	0	0	0	0	2	1						
<b>Inning Stats</b>	R: 0 E: 0 K: 0 S: 3	H: 0 LOB: 0 BB: 0 P: 3	R: 0 E: 0 K: 1 S: 6	H: 1 LOB: 2 BB: 1 P: 10	R: 0 E: 0 K: 2 S: 7	H: 0 LOB: 0 BB: 0 P: 7	R: 0 E: 0 K: 1 S: 6	H: 1 LOB: 1 BB: 0 P: 6	R: 0 E: 0 K: 0 S: 3	H: 0 LOB: 0 BB: 0 P: 3	R: 1 E: 0 K: 0 S: 4	H: 1 LOB: 1 BB: 1 P: 8	R: 0 E: 0 K: 1 S: 6	H: 1 LOB: 1 BB: 0 P: 6	R: 0 E: 0 K: 0 S: 3	H: 0 LOB: 0 BB: 0 P: 3	R: 0 E: 0 K: 2 S: 7	H: 0 LOB: 0 BB: 0 P: 7	1B: 2 2B: 2 3B: 0 HR: 0	SF: 0 SAC: 0 DP: 0 HBP: 0	WP: 0 PB: 0 SB: 0 CS: 0	PA: 33
<b>PITCHER</b> Rudy May, L (1,1) ERA: 2.72	IP: 9.0 WLS: W BF: 33 H: 4 R: 1 ER: 1 SO: 7 BB: 2 IBB: 0 HBP: 0 BLK: 0 WP: 0 HR: 0 S: 45 P: 53 ERA: 1.00 WHIP: 0.667															<b>PITCHER</b>						

Batter	1	2	3	4	5	6	7	8	9	AB	R	H	RBI	BB	SO	LOB	BOTTOM					
Sandy Alomar Sr., S (1,4) OBP: 0.298, SLG: 0.302	0-3 K			0-0 S SF7 2B		0-0 4-3		0-0 F7		4	1	1	0	0	1	0	<b>Cleveland Indians @ California Angels</b> Anaheim Stadium, Anaheim, CA Sun Jul 18 1971, 10:05 PM EDT Att: 10,607 - Unknown					
Mickey Rivers, L (1,8) OBP: 0.333, SLG: 0.381	0-0 P4			0-0 4-3		0-0 4-3			0-3 K	4	0	0	0	0	1	1						
Tony Gonzalez, L (1,7) OBP: 0.328, SLG: 0.322	0-0 P3			0-0 SF7		0-0 1B			0-0 HR G3 1B	3	1	2	1	0	0	0						
John Stephenson, L (1,2) OBP: 0.304, SLG: 0.360		4-0 FC3-6 BB		4-0 3-H BB		0-0 G3			0-0 G3	2	0	0	0	2	0	2						
Ken McMullen, R (1,5) OBP: 0.314, SLG: 0.402		0-0 FC3-6 G5-4-3 1-2		0-0 F8				0-0 F7		4	1	1	2	0	0	2						
Jim Spencer, L (1,3) OBP: 0.293, SLG: 0.385		0-0 G5-4-3 1-2			0-0 L3			0-0 G3		3	0	0	0	0	0	1						
Roger Repoz, L (1,9) OBP: 0.371, SLG: 0.350			0-0 F9		4-0 1B BB			0-3 K		2	0	0	0	1	1	0						
Bruce Christensen, L (1,6) OBP: 0.333, SLG: 0.200				0-0 4-3		0-0 G4-3 1B		0-0 4-3		3	0	1	0	0	0	0						
Rudy May, L (1,1) OBP: 0.200, SLG: 0.176			0-3 K		0-0 G4-3 1-2			0-0 F8		3	0	0	0	0	1	2						
<b>Inning Stats</b>	R: 0 E: 0 K: 1 S: 5	H: 0 LOB: 0 BB: 0 P: 5	R: 0 E: 0 K: 0 S: 2	H: 0 LOB: 0 BB: 1 P: 6	R: 0 E: 0 K: 1 S: 5	H: 0 LOB: 0 BB: 0 P: 5	R: 1 E: 0 K: 0 S: 4	H: 1 LOB: 1 BB: 1 P: 8	R: 0 E: 0 K: 0 S: 3	H: 1 LOB: 1 BB: 1 P: 7	R: 0 E: 0 K: 0 S: 4	H: 1 LOB: 1 BB: 0 P: 4	R: 0 E: 0 K: 1 S: 5	H: 0 LOB: 0 BB: 0 P: 5	R: 0 E: 0 K: 0 S: 3	H: 0 LOB: 0 BB: 0 P: 3	R: 2 E: 0 K: 1 S: 6	H: 2 LOB: 0 BB: 0 P: 6	1B: 3 2B: 1 3B: 0 HR: 1	SF: 1 SAC: 0 DP: 2 HBP: 0	WP: 0 PB: 0 SB: 1 CS: 0	PA: 32
<b>PITCHER</b> Alan Foster, R (1,1) ERA: 3.69	IP: 8.2 WLS: L BF: 32 H: 5 R: 3 ER: 3 SO: 4 BB: 3 IBB: 0 HBP: 0 BLK: 0 WP: 0 HR: 1 S: 37 P: 49 ERA: 3.12 WHIP: 0.923															<b>PITCHER</b>						



Batter	1	2	3	4	5	6	7	8	9	AB	R	H	RBI	BB	SO	LOB	TOP										
Ted Uhlhaender, L (1, 8) OBP: 0.340, SLG: 0.319	4-3		4-3	FC4			5-3		1B FC1-6 BB	5	1	1	0	0	0	2	<b>Cleveland Indians @ California Angels</b> Anaheim Stadium, Anaheim, CA Mon Jul 19 1971, 10:05 PM EDT Att: 8,100 - Unknown										
Vada Pinson, L (1, 7) OBP: 0.304, SLG: 0.387	P5		4-3			CS 1B	WP FC4-2 1B		FC1-6 BB E	5	1	2	0	0	0	2											
Graig Nettles, L (1, 5) OBP: 0.363, SLG: 0.431	BB		HBP 1B				FC4-2 WP BB		E BB FC6-4 1B	3	1	2	0	2	1	1											
Chris Chambliss, L (1, 3) OBP: 0.384, SLG: 0.443	1-3		HBP				FC4-2		FC6-4 E BB	3	0	0	1	1	1	4											
Roy Foster, R (1, 9) OBP: 0.324, SLG: 0.417 Frank Baker, L (9, PH) OBP: 0.262, SLG: 0.333	F8		1-3				F9		E6 FC6-4	3	0	0	0	1	0	4											
Eddie Leon, R (1, 4) OBP: 0.324, SLG: 0.321	FC6-4 1B			G3		SH2-6-4 BB			F8 FC6-4	4	0	1	1	0	0	2											
Jack Heidemann, R (1, 6) OBP: 0.240, SLG: 0.222	FC6-4 BB			1B			6-3		F7 G3	5	0	1	0	0	0	4											
Ken Suarez, R (1, 2) OBP: 0.308, SLG: 0.273	BB			FC4 1B					6-3	2	0	1	0	2	0	0											
Sam McDowell, L (1, 1) OBP: 0.224, SLG: 0.211	K			K			K		FC1-6 1B	4	0	1	0	0	3	6											
<b>Inning Stats</b>	R: 0 E: 0 K: 0 S: 3	H: 0 LOB: 1 BB: 1 P: 7	R: 0 E: 0 K: 1 S: 6	H: 1 LOB: 2 BB: 1 P: 10	R: 0 E: 0 K: 0 S: 4	H: 1 LOB: 2 BB: 0 P: 5	R: 0 E: 0 K: 1 S: 7	H: 2 LOB: 1 BB: 0 P: 7	R: 0 E: 0 K: 1 S: 5	H: 0 LOB: 2 BB: 2 P: 13	R: 0 E: 0 K: 0 S: 4	H: 1 LOB: 2 BB: 1 P: 8	R: 0 E: 0 K: 0 S: 3	H: 0 LOB: 0 BB: 0 P: 3	R: 3 E: 1 K: 0 S: 7	H: 3 LOB: 2 BB: 1 P: 11		1B: 9 2B: 1 3B: 0 HR: 0	SF: 0 SAC: 1 DP: 1 HBP: 1	WP: 1 PB: 0 SB: 1 CS: 1	PA: 43						
<b>PITCHER</b>	IP	WLS	BF	H	R	ER	SO	BB	IBB	HBP	BLK	WP	HR	S	P	ERA	WHIP										
Rickey Clark, R (1, 1) ERA: 1.85	8.0	L	37	8	2	2	5	4	1	1	0	1	0	41	62	2.25	1.500										
Dave LaRoche, L (9, 1) ERA: 2.15	0.1		3	1	0	0	0	1	0	0	0	0	0	2	6	0.00	6.000										
Lloyd Allen, R (9, 1) ERA: 3.35	0.2		3	0	1	0	0	0	0	0	0	0	0	3	3	0.00	0.000										

Batter	1	2	3	4	5	6	7	8	9	AB	R	H	RBI	BB	SO	LOB	BOTTOM										
Sandy Alomar Sr, S (1, 4) OBP: 0.299, SLG: 0.305	F7		6-3			4-3 2B		CS 1B	K	5	0	2	0	0	1	1	<b>Cleveland Indians @ California Angels</b> Anaheim Stadium, Anaheim, CA Mon Jul 19 1971, 10:05 PM EDT Att: 8,100 - Unknown										
Mickey Rivers, L (1, 8) OBP: 0.314, SLG: 0.358	P6			K		4-3		K		4	0	0	0	0	2	2											
Ken McMullen, R (1, 5) OBP: 0.316, SLG: 0.404	6-3			F8		FC6-4 IBB		2B		3	0	1	0	1	0	0											
Billy Cowan, R (1, 7) OBP: 0.312, SLG: 0.440	K					FC6-4		2B		3	0	1	0	1	1	2											
Jim Spencer, L (1, 3) OBP: 0.293, SLG: 0.383	4-3			G3				IBB		4	0	1	0	0	0	3											
Tommie Reynolds, R (1, 9) OBP: 0.444, SLG: 0.286						SH2-4 1B		4-3		2	0	2	0	1	0	0											
Jerry Moses, R (1, 2) OBP: 0.238, SLG: 0.345	F2					FC4-6 BB		1B		4	0	0	0	0	2	4											
Syd O'Brien, R (1, 6) OBP: 0.255, SLG: 0.320						G5-4-3		IBB		3	1	0	0	1	0	2											
Rickey Clark, R (1, 1) OBP: 0.083, SLG: 0.083						6-3				3	0	0	0	0	1	2											
Dave LaRoche, L (9, 1) OBP: 0.222, SLG: 0.125										0	0	0	0	0	0	0											
Lloyd Allen, R (9, 1) OBP: 0.222, SLG: 0.556										0	0	0	0	0	0	0											
John Stephenson, L (9, PH) OBP: 0.303, SLG: 0.358									E4	1	0	0	0	0	0	0											
<b>Inning Stats</b>	R: 0 E: 0 K: 0 S: 3	H: 0 LOB: 0 BB: 0 P: 3	R: 0 E: 0 K: 1 S: 6	H: 1 LOB: 0 BB: 0 P: 6	R: 0 E: 0 K: 1 S: 5	H: 0 LOB: 0 BB: 0 P: 5	R: 0 E: 0 K: 1 S: 6	H: 1 LOB: 1 BB: 0 P: 6	R: 0 E: 0 K: 0 S: 2	H: 0 LOB: 0 BB: 1 P: 6	R: 0 E: 0 K: 0 S: 4	H: 1 LOB: 2 BB: 1 P: 8	R: 0 E: 0 K: 1 S: 6	H: 1 LOB: 2 BB: 1 P: 10	R: 0 E: 0 K: 1 S: 6	H: 2 LOB: 1 BB: 1 P: 10	R: 1 E: 1 K: 2 S: 9	H: 1 LOB: 1 BB: 0 P: 9	1B: 5 2B: 2 3B: 0 HR: 0	SF: 0 SAC: 1 DP: 1 HBP: 0	WP: 0 PB: 0 SB: 0 CS: 1	PA: 37					
<b>PITCHER</b>	IP	WLS	BF	H	R	ER	SO	BB	IBB	HBP	BLK	WP	HR	S	P	ERA	WHIP										
Sam McDowell, L (1, 1) ERA: 2.82	9.0	W	37	7	1	0	7	1	3	0	0	0	0	47	63	0.00	0.889										



Batter	1	2	3	4	5	6	7	8	9	AB	R	H	RBI	BB	SO	LOB	TOP			
Dick McAuliffe, L (1.4)	0-0 4-3		0-3 K			0-0 4-3		0-0 P4		4	0	0	0	0	1	1				
Aurelio Rodriguez, R (1.5)	0-0 FC5-4 1B		0-0 FC3-6 CS			0-0 1B			0-0 F8	4	0	2	0	0	0	1				
Jim Northrup, L (1.8)	0-0 F7		0-0 CS	0-0 F9		0-0 F9			0-0 F7	4	0	0	0	0	0	2				
Willie Horton, R (1.9)	0-0 FC5-4			0-3 K				0-0 F9		4	0	0	0	0	1	1				
Norm Cash, L (1.3)		4-0 FC5-4 BB		0-0 F7				4-0 BB		1	0	0	0	2	0	0				
Dalton Jones, L (1.7)		0-0 FC5-4			0-0 3-1			0-0 F9		3	0	0	0	0	0	2				
Bill Freehan, R (1.2)		0-3 K			0-0 1-3			0-0 P5		3	0	0	0	0	1	2				
Ed Brinkman, R (1.6)		0-0 P6			0-0 6-3			0-0 5-3		3	0	0	0	0	0	1				
Les Cain, L (1.1)			0-0 FC3-6 1B			0-3 K		0-3 K		3	0	1	0	0	2	0				
<b>Inning Stats</b>	R: 0 E: 0 K: 0 S: 4	H: 1 LOB: 1 BB: 0 P: 4	R: 0 E: 0 K: 1 S: 5	H: 0 LOB: 1 BB: 1 P: 9	R: 0 E: 0 K: 1 S: 5	H: 1 LOB: 0 BB: 0 P: 5	R: 0 E: 0 K: 0 S: 3	H: 0 LOB: 0 BB: 0 P: 3	R: 0 E: 0 K: 1 S: 6	H: 1 LOB: 1 BB: 0 P: 6	R: 0 E: 0 K: 0 S: 3	H: 0 LOB: 1 BB: 1 P: 7	R: 0 E: 0 K: 1 S: 5	H: 0 LOB: 0 BB: 0 P: 5	R: 0 E: 0 K: 0 S: 3	H: 0 LOB: 0 BB: 0 P: 3	1B: 3 2B: 0 3B: 0 HR: 0	SF: 0 SAC: 0 DP: 0 HBP: 0	WP: 0 PB: 0 SB: 0 CS: 1	PA: 32
<b>PITCHER</b> Andy Messersmith, R (1.1) ERA: 3.49	IP: 9.0 WLS: W BF: 31 H: 3 R: 0 ER: 0 SO: 5 BB: 2 IBB: 0 HBP: 0 BLK: 0 WP: 0 HR: 0 S: 39 P: 47 ERA: 0.00 WHIP: 0.556															<b>PITCHER</b>				

Detroit Tigers @ California Angels  
 Anaheim Stadium, Anaheim, CA  
 Tue Jul 20 1971, 10:05 PM EDT  
 Att: 10,669 - Unknown

AB 29  
 R 0  
 H 3  
 RBI 0  
 BB 2  
 SO 5  
 LOB 10



Batter	1	2	3	4	5	6	7	8	9	AB	R	H	RBI	BB	SO	LOB	BOTTOM			
Sandy Alomar Sr., S (1.4)	0-0 F9		0-0 1B		0-0 L1			0-0 4-3		4	0	1	0	0	0	1				
Mickey Rivers, L (1.8)	0-0 4-3		0-0 G3			0-0 S 1B		0-3 K		4	0	1	0	0	1	1				
Ken McMullen, R (1.5)	0-0 P4			0-0 L6		0-3 K 1-2		0-0 1B 2B 1B		4	1	1	0	0	1	1				
Billy Cowan, R (1.7)		0-0 FC5-4 1B		4-0 BB		0-0 P6		0-0 1B 2B 1B		3	1	2	0	1	0	1				
Ken Berry, R (9.8)								1-2 2B 1B		0	0	0	0	0	0	0				
Tommy Reynolds, R (1.9)		0-0 F7		0-0 P6		0-0 6-3		0-0 1H 2H 2B		4	0	1	2	0	0	3				
Jim Spencer, L (1.3)		0-0 F9		0-0 F8			0-0 L3	0-0 G3		4	0	0	0	0	0	3				
Jerry Moses, R (1.2)		0-0 FC5-4			4-0 FC5-6 BB				0-0 3B	2	0	1	0	1	0	1				
Syd O'Brien, R (1.6)			0-0 6-3		0-0 F9		0-0 6-3			3	0	0	0	0	0	2				
Andy Messersmith, R (1.1)			0-3 K		0-0 FC5-6		0-0 P3			3	0	0	0	0	1	2				
<b>Inning Stats</b>	R: 0 E: 0 K: 0 S: 3	H: 0 LOB: 0 BB: 0 P: 3	R: 0 E: 0 K: 1 S: 6	H: 1 LOB: 1 BB: 0 P: 6	R: 0 E: 0 K: 0 S: 3	H: 0 LOB: 1 BB: 1 P: 7	R: 0 E: 0 K: 1 S: 6	H: 1 LOB: 1 BB: 0 P: 6	R: 0 E: 0 K: 1 S: 4	H: 1 LOB: 1 BB: 0 P: 4	R: 2 E: 0 K: 1 S: 8	H: 3 LOB: 1 BB: 0 P: 8	R: 0 E: 0 K: 0 S: 3	H: 0 LOB: 0 BB: 0 P: 3	R: 0 E: 0 K: 0 S: 3	H: 0 LOB: 0 BB: 0 P: 3	1B: 5 2B: 1 3B: 1 HR: 0	SF: 0 SAC: 0 DP: 0 HBP: 0	WP: 0 PB: 0 SB: 1 CS: 0	PA: 33
<b>PITCHER</b> Les Cain, L (1.1) ERA: 3.3	IP: 8.0 WLS: L BF: 33 H: 7 R: 2 ER: 2 SO: 3 BB: 2 IBB: 0 HBP: 0 BLK: 0 WP: 0 HR: 0 S: 37 P: 45 ERA: 2.25 WHIP: 1.125															<b>PITCHER</b>				

Detroit Tigers @ California Angels  
 Anaheim Stadium, Anaheim, CA  
 Tue Jul 20 1971, 10:05 PM EDT  
 Att: 10,669 - Unknown

AB 31  
 R 2  
 H 7  
 RBI 2  
 BB 2  
 SO 3  
 LOB 15









Batter	1	2	3	4	5	6	7	8	9	AB	R	H	RBI	BB	SO	LOB	TOP					
Dalton Jones, L OBP: 0.298, SLG: 0.409	4-0 BB		X	0-0 1B		0-3 K	0-3 K		4-0 BB	3	0	1	0	2	2	0	<b>Detroit Tigers @ California Angels</b> Anaheim Stadium, Anaheim, CA Wed Jul 21 1971, 10:05 PM EDT Att: 30,054 - Unknown					
Al Kaline, R OBP: 0.444, SLG: 0.455			X						1-2 BB	0	0	0	0	0	0	0						
Aurelio Rodriguez, R OBP: 0.276, SLG: 0.361	0-0 F9		X	0-0 P6		0-0 6-3	0-0 6-3		0-3 K	5	0	0	0	0	1	4						
Jim Northrup, L OBP: 0.372, SLG: 0.478	0-0 G4-6-3		X	0-0 F7		0-0 1B	0-0 F8			4	1	1	0	0	0	2						
Norm Cash, L OBP: 0.384, SLG: 0.595		X	0-0 F8		0-0 4-3	0-0 BB	0-0 1B	X	0-0 G3	4	1	1	0	0	0	0						
Bill Freehan, R OBP: 0.353, SLG: 0.490		X	0-0 WP		0-0 HR	0-0 BB	0-0 1B	X	0-0 F8	4	2	3	2	0	0	0						
Dick McAuliffe, L OBP: 0.260, SLG: 0.316		X	4-0 FC6-4		0-0 G3	0-0 E	0-0 1B	X	0-3 K	2	1	0	0	2	1	0						
Mickey Stanley, R OBP: 0.321, SLG: 0.369		X	0-3 K		0-0 5-3	0-0 E1	0-0 1B	X	0-3 K	4	1	0	1	0	2	3						
Ed Brinkman, R OBP: 0.271, SLG: 0.258		X	0-0 FC6-4		0-0 1-3	0-0 1B	0-0 1B	X	0-3 K	4	0	1	2	0	1	2						
Dean Chance, R		X	0-3 K2-3		0-3 K	0-0 4-3	0-0 BB	X	0-0 1B	0	0	0	0	0	0	0						
Bill Gilbreth, L OBP: 0.162, SLG: 0.182		X			0-0 K			X		1	0	0	0	0	1	0						
Mike Kilkenny, R		X						X		0	0	0	0	0	0	0						
Tom Timmermann, R OBP: 0.200, SLG: 0.111		X						X		1	0	0	0	0	1	0						
Fred Scherman, L OBP: 0.333, SLG: 0.286		X						X		2	0	1	0	0	0	0						
<b>Inning Stats</b>	R: 0 E: 0 K: 0 S: 2	H: 0 LOB: 0 BB: 1 P: 6	R: 0 E: 0 K: 1 S: 6	H: 1 LOB: 2 BB: 1 P: 10	R: 0 E: 0 K: 1 S: 6	H: 1 LOB: 1 BB: 0 P: 6	R: 1 E: 0 K: 0 S: 4	H: 1 LOB: 0 BB: 0 P: 4	R: 0 E: 0 K: 2 S: 7	H: 0 LOB: 0 BB: 0 P: 7	R: 0 E: 0 K: 1 S: 5	H: 0 LOB: 0 BB: 0 P: 5	R: 0 E: 0 K: 1 S: 5	H: 0 LOB: 0 BB: 0 P: 5	R: 0 E: 0 K: 3 S: 10	H: 1 LOB: 2 BB: 1 P: 14	1B: 7 2B: 0 3B: 0 HR: 1	SF: 0 SAC: 0 DP: 1 HBP: 0	WP: 1 PB: 0 SB: 0 CS: 0	PA: 38		
<b>PITCHER</b>	IP WLS BF H R ER SO	IP WLS BF H R ER SO	IP WLS BF H R ER SO	IP WLS BF H R ER SO	IP WLS BF H R ER SO	IP WLS BF H R ER SO	IP WLS BF H R ER SO	IP WLS BF H R ER SO	IP WLS BF H R ER SO	IP WLS BF H R ER SO	IP WLS BF H R ER SO	IP WLS BF H R ER SO	IP WLS BF H R ER SO	IP WLS BF H R ER SO	IP WLS BF H R ER SO	IP WLS BF H R ER SO	ERA WHIP	ERA WHIP	ERA WHIP			
Tom Murphy, R ERA: 4.24	(1, 1) 5.1 24 6 5 5 4	(1, 1) 1.2 6 1 1 0 1	(6, 1) 2.0 W 8 1 0 0 4	(1, 1) 5.1 24 6 5 5 4	(1, 1) 1.2 6 1 1 0 1	(6, 1) 2.0 W 8 1 0 0 4	(1, 1) 5.1 24 6 5 5 4	(1, 1) 1.2 6 1 1 0 1	(6, 1) 2.0 W 8 1 0 0 4	(1, 1) 5.1 24 6 5 5 4	(1, 1) 1.2 6 1 1 0 1	(6, 1) 2.0 W 8 1 0 0 4	(1, 1) 5.1 24 6 5 5 4	(1, 1) 1.2 6 1 1 0 1	(6, 1) 2.0 W 8 1 0 0 4	(1, 1) 5.1 24 6 5 5 4	8.44 1.688	0.00 0.600	0.00 1.000			
Lloyd Allen, R ERA: 3.25	(6, 1) 1.2 6 1 1 0 1	(6, 1) 2.0 W 8 1 0 0 4	(1, 1) 5.1 24 6 5 5 4	(1, 1) 1.2 6 1 1 0 1	(6, 1) 2.0 W 8 1 0 0 4	(1, 1) 5.1 24 6 5 5 4	(1, 1) 1.2 6 1 1 0 1	(6, 1) 2.0 W 8 1 0 0 4	(1, 1) 5.1 24 6 5 5 4	(1, 1) 1.2 6 1 1 0 1	(6, 1) 2.0 W 8 1 0 0 4	(1, 1) 5.1 24 6 5 5 4	(1, 1) 1.2 6 1 1 0 1	(6, 1) 2.0 W 8 1 0 0 4	(1, 1) 5.1 24 6 5 5 4	(1, 1) 1.2 6 1 1 0 1	0.00 0.600	0.00 1.000				
Eddie Fisher, R ERA: 1.82	(6, 1) 2.0 W 8 1 0 0 4	(1, 1) 5.1 24 6 5 5 4	(1, 1) 1.2 6 1 1 0 1	(6, 1) 2.0 W 8 1 0 0 4	(1, 1) 5.1 24 6 5 5 4	(1, 1) 1.2 6 1 1 0 1	(6, 1) 2.0 W 8 1 0 0 4	(1, 1) 5.1 24 6 5 5 4	(1, 1) 1.2 6 1 1 0 1	(6, 1) 2.0 W 8 1 0 0 4	(1, 1) 5.1 24 6 5 5 4	(1, 1) 1.2 6 1 1 0 1	(6, 1) 2.0 W 8 1 0 0 4	(1, 1) 5.1 24 6 5 5 4	(1, 1) 1.2 6 1 1 0 1	(6, 1) 2.0 W 8 1 0 0 4	0.00 1.000					
Sandy Alomar Sr., S OBP: 0.302, SLG: 0.306	0-0 F7	4-0 FC6-2	X	0-0 1B	0-0 WP	0-0 FC1-6	0-0 F8		4-0 1-2	4	1	1	0	2	0	2	<b>Detroit Tigers @ California Angels</b> Anaheim Stadium, Anaheim, CA Wed Jul 21 1971, 10:05 PM EDT Att: 30,054 - Unknown					
Mickey Rivers, L OBP: 0.337, SLG: 0.359	4-0 BB	0-0 SH1-4	X	0-0 2B	0-0 WP	0-0 1B	0-0 4-3	X	0-0 IBB	3	1	2	0	1	0	1						
Eddie Fisher, R		0-0 SH1-4	X	0-0 1B	0-0 WP	0-0 1B	0-0 4-3	X	0-0 SF9	0	0	0	0	0	0	0						
Ken Berry, R OBP: 0.275, SLG: 0.322	0-0 1B	0-0 SH1-4	X	0-0 1B	0-0 WP	0-0 1B	0-0 4-3	X	0-0 3-H	0	0	0	1	0	0	0						
Tony Gonzalez, L OBP: 0.324, SLG: 0.322	0-0 1B	0-0 FC6-2	X	0-0 L4	0-0 5-3	0-0 L6	0-0 L6	X		5	1	1	0	0	0	5						
John Stephenson, L OBP: 0.297, SLG: 0.350	0-0 1B	0-0 6-3	X	0-0 1-3	0-0 4-3	0-0 P4	0-0 P4	X		5	1	1	1	0	0	3						
Ken McMullen, R OBP: 0.320, SLG: 0.402	0-0 1B	0-0 1B	X	0-0 1B	0-0 WP	0-0 IBB	0-0 BB	X		3	1	2	1	2	0	0						
Jim Spencer, L OBP: 0.293, SLG: 0.386	0-0 1B	0-0 1B	X	0-0 1B	0-0 IBB	0-0 BB	0-0 F8	X		4	0	2	1	1	0	1						
Roger Repoz, L OBP: 0.367, SLG: 0.342	0-3 K	0-0 1B	X	0-0 1B	0-0 F9	0-0 FC5-6	0-0 1B	X	0-0 1-3	1	0	0	0	0	1	2						
Tommie Reynolds, R OBP: 0.389, SLG: 0.375		0-0 1B	X	0-0 1B	0-0 F9	0-0 FC5-6	0-0 1B	X	0-0 1-3	4	0	2	1	0	0	3						
Bruce Christensen, L OBP: 0.286, SLG: 0.167	0-0 F8	0-0 FC5-6	X	0-0 FC5-6	0-0 FC1-6	0-0 1B	0-0 FC5-6	X	0-0 1B	4	1	1	0	0	0	5						
Syd O'Brien, R OBP: 0.254, SLG: 0.319	0-0 F8	0-0 FC5-6	X	0-0 FC5-6	0-0 FC1-6	0-0 1B	0-0 FC5-6	X	0-0 1B	1	1	1	0	0	0	0						
Tom Murphy, R OBP: 0.173, SLG: 0.200		4-0 SH1-4	X	0-0 G6-4-3	0-0 K	0-0 FC5-6	0-0 1B	X	0-0 IBB	2	0	0	0	1	1	3						
Lloyd Allen, R OBP: 0.222, SLG: 0.556		4-0 SH1-4	X	0-0 G6-4-3	0-0 K	0-0 FC5-6	0-0 1B	X	0-0 IBB	0	0	0	0	0	0	0						
Billy Cowan, R OBP: 0.349, SLG: 0.475		4-0 SH1-4	X	0-0 G6-4-3	0-0 K	0-0 FC5-6	0-0 1B	X	0-0 IBB	2	0	2	1	0	0	0						
<b>Inning Stats</b>	R: 3 E: 0 K: 1 S: 9	H: 4 LOB: 2 BB: 1 P: 13	R: 0 E: 0 K: 0 S: 3	H: 0 LOB: 2 BB: 2 P: 11	R: 1 E: 0 K: 0 S: 5	H: 3 LOB: 1 BB: 0 P: 5	R: 1 E: 0 K: 0 S: 5	H: 2 LOB: 2 BB: 2 P: 13	R: 0 E: 0 K: 1 S: 7	H: 2 LOB: 2 BB: 0 P: 7	R: 0 E: 0 K: 0 S: 3	H: 0 LOB: 0 BB: 0 P: 3	R: 1 E: 0 K: 0 S: 5	H: 2 LOB: 1 BB: 0 P: 5	R: 0 E: 0 K: 0 S: 3	H: 0 LOB: 1 BB: 1 P: 7	R: 1 E: 0 K: 0 S: 4	H: 2 LOB: 2 BB: 1 P: 8	1B: 13 2B: 2 3B: 0 HR: 0	SF: 1 SAC: 1 DP: 1 HBP: 0	WP: 2 PB: 0 SB: 0 CS: 0	PA: 47
<b>PITCHER</b>	IP WLS BF H R ER SO	IP WLS BF H R ER SO	IP WLS BF H R ER SO	IP WLS BF H R ER SO	IP WLS BF H R ER SO	IP WLS BF H R ER SO	IP WLS BF H R ER SO	IP WLS BF H R ER SO	IP WLS BF H R ER SO	IP WLS BF H R ER SO	IP WLS BF H R ER SO	IP WLS BF H R ER SO	IP WLS BF H R ER SO	IP WLS BF H R ER SO	IP WLS BF H R ER SO	IP WLS BF H R ER SO	ERA WHIP	ERA WHIP	ERA WHIP			
Dean Chance, R ERA: 3.32	(1, 1) 0.1 11 4 1 1 1	(1, 1) 1.2 6 1 1 0 1	(3, 1) 1.2 8 2 1 1 0	(1, 1) 0.1 11 4 1 1 1	(1, 1) 1.2 6 1 1 0 1	(3, 1) 1.2 8 2 1 1 0	(1, 1) 0.1 11 4 1 1 1	(1, 1) 1.2 6 1 1 0 1	(3, 1) 1.2 8 2 1 1 0	(1, 1) 0.1 11 4 1 1 1	(1, 1) 1.2 6 1 1 0 1	(3, 1) 1.2 8 2 1 1 0	(1, 1) 0.1 11 4 1 1 1	(1, 1) 1.2 6 1 1 0 1	(3, 1) 1.2 8 2 1 1 0	(1, 1) 0.1 11 4 1 1 1	5.40 3.600	5.40 1.800	0.00 2.000			
Bill Gilbreth, L ERA: 4.0	(1, 1) 0.1 11 4 1 1 1	(3, 1) 1.2 8 2 1 1 0	(1, 1) 0.1 11 4 1 1 1	(1, 1) 1.2 6 1 1 0 1	(3, 1) 1.2 8 2 1 1 0	(1, 1) 0.1 11 4 1 1 1	(1, 1) 1.2 6 1 1 0 1	(3, 1) 1.2 8 2 1 1 0	(1, 1) 0.1 11 4 1 1 1	(1, 1) 1.2 6 1 1 0 1	(3, 1) 1.2 8 2 1 1 0	(1, 1) 0.1 11 4 1 1 1	(1, 1) 1.2 6 1 1 0 1	(3, 1) 1.2 8 2 1 1 0	(1, 1) 0.1 11 4 1 1 1	(1, 1) 1.2 6 1 1 0 1	5.40 3.600	5.40 1.800	0.00 2.000			
Tom Timmermann, R ERA: 4.43	(1, 1) 0.1 11 4 1 1 1	(3, 1) 1.2 8 2 1 1 0	(1, 1) 0.1 11 4 1 1 1	(1, 1) 1.2 6 1 1 0 1	(3, 1) 1.2 8 2 1 1 0	(1, 1) 0.1 11 4 1 1 1	(1, 1) 1.2 6 1 1 0 1	(3, 1) 1.2 8 2 1 1 0	(1, 1) 0.1 11 4 1 1 1	(1, 1) 1.2 6 1 1 0 1	(3, 1) 1.2 8 2 1 1 0	(1, 1) 0.1 11 4 1 1 1	(1, 1) 1.2 6 1 1 0 1	(3, 1) 1.2 8 2 1 1 0	(1, 1) 0.1 11 4 1 1 1	(1, 1) 1.2 6 1 1 0 1	0.00 2.000					
Fred Scherman, L ERA: 2.71	(1, 1) 0.1 11 4 1 1 1	(3, 1) 1.2 8 2 1 1 0	(1, 1) 0.1 11 4 1 1 1	(1, 1) 1.2 6 1 1 0 1	(3, 1) 1.2 8 2 1 1 0	(1, 1) 0.1 11 4 1 1 1	(1, 1) 1.2 6 1 1 0 1	(3, 1) 1.2 8 2 1 1 0	(1, 1) 0.1 11 4 1 1 1	(1, 1) 1.2 6 1 1 0 1	(3, 1) 1.2 8 2 1 1 0	(1, 1) 0.1 11 4 1 1 1	(1, 1) 1.2 6 1 1 0 1	(3, 1) 1.2 8 2 1 1 0	(1, 1) 0.1 11 4 1 1 1	(1, 1) 1.2 6 1 1 0 1	4.50 1.250					















Batter	1	2	3	4	5	6	7	8	9	AB	R	H	RBI	BB	SO	LOB	TOP					
Sandy Alomar Sr. S (1.4) X OBP: 0.309, SLG: 0.321	0-0 2B		4-0 BB			0-0 SH1-3 HR 2B	0-3 K			3	1	2	0	1	1	1	<b>California Angels @ Cleveland Indians</b> Cleveland Municipal Stadium, Cleveland, OH Tue Jul 27 1971, 7:05 PM EDT Att: 8,016 - Unknown - 71 F					
Ken Berry R (1.8) X OBP: 0.261, SLG: 0.305	0-0 F7		0-0 G5-4-3			0-0 SH1-3		0-0 F5		3	0	0	0	0	2							
Ken McMullen, R (1.5) X OBP: 0.319, SLG: 0.411	0-0 6-3		0-0 L5			0-0 HR		0-0 F8		4	1	1	2	0	1							
Billy Cowan, R (1.7) X OBP: 0.348, SLG: 0.461	0-3 K			0-0 P4		0-0 G4-6-3 1B		0-0 5-3		4	0	1	0	0	1							
Tommie Reynolds, R (1.9) X OBP: 0.296, SLG: 0.250		4-0 WP FC5-2 BB		0-0 F7		0-0 G4-6-3		0-0 F3		3	0	0	0	1	0							
Jim Spencer L (1.3) X OBP: 0.302, SLG: 0.399	0-0 6-3		0-0 1-3					0-0 F9		4	1	1	1	0	1							
Syd O'Brien, R (1.6) X OBP: 0.258, SLG: 0.321		0-0 FC5-2 BB			0-0 G1-4-3 1B		0-3 K		0-0 6-3		4	0	1	0	1							
Jerry Moses, R (1.2) X OBP: 0.258, SLG: 0.367		4-0 BB		0-0 G1-4-3		0-0 F8				2	0	0	0	1	0							
Clyde Wright, R (1.1) X OBP: 0.262, SLG: 0.273	0-0 F8			0-3 K			4-0 BB			2	0	0	0	1	2							
<b>Inning Stats</b>	R: 0 E: 0 K: 1 S: 6	H: 1 LOB: 1 BB: 0 P: 6	R: 0 E: 0 K: 0 S: 3	H: 0 LOB: 2 BB: 1 P: 11	R: 0 E: 0 K: 0 S: 2	H: 0 LOB: 0 BB: 1 P: 6	R: 0 E: 0 K: 0 S: 3	H: 0 LOB: 0 BB: 0 P: 3	R: 0 E: 0 K: 1 S: 5	H: 1 LOB: 0 BB: 0 P: 5	R: 2 E: 0 K: 0 S: 5	H: 3 LOB: 0 BB: 0 P: 5	R: 1 E: 0 K: 2 S: 8	H: 1 LOB: 1 BB: 1 P: 12	R: 0 E: 0 K: 0 S: 3	H: 0 LOB: 0 BB: 0 P: 3	R: 0 E: 0 K: 0 S: 3	H: 0 LOB: 0 BB: 0 P: 3	1B: 2 2B: 2 3B: 0 HR: 2	SF: 0 SAC: 1 DP: 3 HBP: 0	WP: 1 PB: 0 SB: 0 CS: 0	PA: 34
<b>PITCHER</b> Sam McDowell, L (1.1) ERA: 2.98	IP: 9.0 WLS: W BF: 34 H: 6 R: 3 ER: 3 SO: 4 BB: 4 IBB: 0 HBP: 0 BLK: 0 WP: 1 HR: 2 S: 38 P: 54 ERA: 3.00 WHIP: 1.111															<b>PITCHER</b>						

AB	29
R	3
H	6
RBI	3
BB	4
SO	4
LOB	11




Batter	1	2	3	4	5	6	7	8	9	AB	R	H	RBI	BB	SO	LOB	BOTTOM			
Ted Uhlaender, L (1.8) X OBP: 0.332, SLG: 0.308	4-0 F9 WP SF7 BB		0-0 4-3			4-0 E 1B BB	0-0 P4-3			2	2	0	0	2	0	2	<b>California Angels @ Cleveland Indians</b> Cleveland Municipal Stadium, Cleveland, OH Tue Jul 27 1971, 7:05 PM EDT Att: 8,016 - Unknown - 71 F			
Eddie Leon, R (1.4) X OBP: 0.323, SLG: 0.322	0-0 F9			0-0 3-1		0-0 E4 1B SF9		0-0 F9		4	1	0	1	0	2					
Vada Pinson, L (1.7) X OBP: 0.297, SLG: 0.375	0-0 SF7			0-3 K		0-0 BB 1B		0-0 F7		3	0	1	2	0	1					
Graig Nettles, L (1.5) X OBP: 0.367, SLG: 0.460	0-0 4-3			0-0 4-3		0-0 SF9		0-0 1B 2-1 1B		3	0	1	1	0	0					
Chuck Hinton, R (1.3) X OBP: 0.348, SLG: 0.465		0-0 5-3			4-0 G6-4-3 BB	4-0 1-2 BB		0-0 1B		2	0	1	0	2	0					
Roy Foster, R (1.9) X OBP: 0.315, SLG: 0.410		0-0 5-3			0-0 G6-4-3	0-0 6-3		0-0 2-1		3	0	0	0	0	3					
Jack Heidemann, R (1.6) X OBP: 0.237, SLG: 0.217		0-3 K			0-0 F8		0-0 L4			3	0	0	0	0	1					
Ken Suarez, R (1.2) X OBP: 0.301, SLG: 0.299			0-3 K			0-0 PB SH5-4 E 1B	4-0 SH BB			2	1	1	0	1	1					
Sam McDowell, L (1.1) X OBP: 0.213, SLG: 0.200			0-3 K			0-0 SH5-4	0-0 SH P4-3			1	0	0	0	0	1					
<b>Inning Stats</b>	R: 1 E: 0 K: 0 S: 3	H: 0 LOB: 0 BB: 1 P: 7	R: 0 E: 0 K: 1 S: 5	H: 0 LOB: 0 BB: 0 P: 5	R: 0 E: 0 K: 2 S: 7	H: 0 LOB: 0 BB: 0 P: 7	R: 0 E: 0 K: 1 S: 5	H: 0 LOB: 0 BB: 0 P: 5	R: 0 E: 0 K: 0 S: 2	H: 0 LOB: 1 BB: 1 P: 6	R: 3 E: 1 K: 0 S: 6	H: 2 LOB: 2 BB: 2 P: 14	R: 0 E: 0 K: 0 S: 3	H: 0 LOB: 1 BB: 1 P: 7	R: 0 E: 0 K: 0 S: 4	H: 2 LOB: 2 BB: 0 P: 4	1B: 4 2B: 1 3B: 0 HR: 0	SF: 2 SAC: 2 DP: 2 HBP: 0	WP: 1 PB: 1 SB: 0 CS: 0	PA: 32
<b>PITCHER</b> Clyde Wright, L (1.1) ERA: 3.39	IP: 8.0 WLS: L BF: 33 H: 4 R: 4 ER: 3 SO: 4 BB: 5 IBB: 0 HBP: 0 BLK: 0 WP: 1 HR: 0 S: 35 P: 55 ERA: 3.38 WHIP: 1.125															<b>PITCHER</b>				





Batter	1	2	3	4	5	6	7	8	9	AB	R	H	RBI	BB	SO	LOB	TOP					
<b>Sandy Alomar Sr. S</b> OBP: 0.309, SLG: 0.320 (1, 4)	6-3		1-3						5-3	5	0	1	1	1	0	6	<b>California Angels @ Cleveland Indians</b> Cleveland Municipal Stadium, Cleveland, OH Wed Jul 28 1971, 7:05 PM EDT Att. 3,512 - Unknown - 79 F					
<b>Mickey Rivers L</b> OBP: 0.308, SLG: 0.318 <b>Ken Berry R</b> OBP: 0.259, SLG: 0.303 (1, 8) (5, 8)	G4-6-3 BB		K						5-3	2	0	0	0	1	1	1						
<b>Tony Gonzalez L</b> OBP: 0.339, SLG: 0.349 (1, 7)	G4-6-3 1-2		K						BLK 1-3 1B	4	0	1	0	1	1	2						
<b>Ken McMullen R</b> OBP: 0.315, SLG: 0.405 (1, 5)		6-3		E6 FC3-6 1B					1-3	5	1	0	0	0	1	5						
<b>John Stephenson L</b> OBP: 0.295, SLG: 0.359 (1, 2)				E6 FC3-6 1-2					K	5	0	1	0	0	1	2						
<b>Jim Spencer L</b> OBP: 0.303, SLG: 0.401 (1, 3)				FC3-6 BB 1B FC5-2 1-2 2-3					1B BB	4	1	1	0	1	0	3						
<b>Roger Repoz L</b> OBP: 0.373, SLG: 0.335 (1, 9)				FC5-2 BB 1B 1-2 3-H					K	2	2	1	1	3	1	1						
<b>Bruce Christensen L</b> OBP: 0.393, SLG: 0.292 (1, 6)				FC5-2 1B 1-2 2-3 BB					1B	4	1	3	1	1	0	2						
<b>Rudy May L</b> OBP: 0.227, SLG: 0.214 (1, 1)				FC5-2 1B 1-2 2-3 3-H					K	4	0	2	1	1	1	5						
<b>Inning Stats</b>	R: 0 E: 0 K: 0 S: 2	H: 0 LOB: 0 BB: 1 P: 6	R: 0 E: 0 K: 0 S: 4	H: 1 LOB: 2 BB: 1 P: 8	R: 0 E: 0 K: 2 S: 8	H: 1 LOB: 2 BB: 0 P: 8	R: 2 E: 2 K: 0 S: 6	H: 2 LOB: 2 BB: 1 P: 10	R: 0 E: 1 K: 0 S: 3	H: 0 LOB: 0 BB: 0 P: 3	R: 3 E: 1 K: 1 S: 8	H: 3 LOB: 3 BB: 3 P: 20	R: 0 E: 0 K: 0 S: 4	H: 1 LOB: 3 BB: 2 P: 12	R: 0 E: 0 K: 1 S: 6	H: 1 LOB: 1 BB: 0 P: 6	R: 0 E: 0 K: 2 S: 8	H: 1 LOB: 2 BB: 1 P: 12	1B: 7 2B: 3 3B: 0 HR: 0	SF: 1 SAC: 0 DP: 2 HBP: 0	WP: 0 PB: 0 SB: 0 CS: 0	PA: 46
<b>PITCHER</b>	IP	WLS	BF	H	R	ER	SO	BB	IBB	HBP	BLK	WP	HR	S	P	ERA	WHIP					
<b>Steve Hargan R</b> ERA: 6.16 (1, 1)	5.1	L	26	6	5	3	2	3	1	0	0	0	0	0	1	5	∞	∞				
<b>Steve Mingo L</b> ERA: 1.94 (6, 1)	0.0		2	1	0	0	0	1	0	0	0	0	0	1	5	∞	∞					
<b>Ray Lamb R</b> ERA: 3.04 (6, 1)	2.2		13	2	0	0	2	3	0	0	1	0	0	14	26	0.00	1.875					
<b>Vince Colbert R</b> ERA: 4.42 (9, 1)	1.0		5	1	0	0	2	1	0	0	0	0	0	8	12	0.00	2.000					

AB	36
R	5
H	10
RBI	5
BB	9
SO	6
LOB	27



Batter	1	2	3	4	5	6	7	8	9	AB	R	H	RBI	BB	SO	LOB	BOTTOM					
<b>Ted Uhlhaender L</b> OBP: 0.331, SLG: 0.307 (1, 8)	F8 FC6-4 1B		P5						4-3	4	1	1	0	0	0	1	<b>California Angels @ Cleveland Indians</b> Cleveland Municipal Stadium, Cleveland, OH Wed Jul 28 1971, 7:05 PM EDT Att. 3,512 - Unknown - 79 F					
<b>Eddie Leon R</b> OBP: 0.325, SLG: 0.328 (1, 4)	FC6-4 1-2 1B								5-3	4	0	2	0	0	0	0						
<b>Vada Pinson L</b> OBP: 0.294, SLG: 0.371 (1, 9)	F8 2-3		4-3						F8	4	0	0	0	0	0	3						
<b>Graig Nettles L</b> OBP: 0.366, SLG: 0.458 (1, 5)	FC6-4 1-2 3-H								K	4	0	1	1	0	1	1						
<b>Chuck Hinton R</b> OBP: 0.339, SLG: 0.452 (1, 3)	K								G6-4-3 1-2	3	0	0	0	0	2	2						
<b>Roy Foster R</b> OBP: 0.315, SLG: 0.409 (1, 7)									P6	3	0	1	0	0	0	0						
<b>Ray Fosse R</b> OBP: 0.310, SLG: 0.351 (1, 2)									F8	3	0	0	0	0	0	1						
<b>Jack Heidemann R</b> OBP: 0.238, SLG: 0.218 (1, 6)									F7	3	0	1	0	0	0	0						
<b>Steve Hargan R</b> OBP: 0.083, SLG: 0.083 <b>Steve Mingo L</b> OBP: 0.500, SLG: 0.500 <b>Ray Lamb R</b> OBP: 0.152, SLG: 0.125 <b>Jim Clark R</b> OBP: 0.178, SLG: 0.125 <b>Vince Colbert R</b> OBP: 0.222, SLG: 0.333 (1, 1) (6, 1) (6, PH) (9, 1)									F9	2	0	0	0	0	0	1	0					
<b>Inning Stats</b>	R: 1 E: 0 K: 1 S: 7	H: 2 LOB: 1 BB: 0 P: 7	R: 0 E: 0 K: 0 S: 3	H: 1 LOB: 0 BB: 0 P: 3	R: 0 E: 0 K: 0 S: 4	H: 1 LOB: 1 BB: 0 P: 4	R: 0 E: 0 K: 1 S: 5	H: 0 LOB: 0 BB: 0 P: 5	R: 0 E: 0 K: 1 S: 5	H: 0 LOB: 0 BB: 0 P: 5	R: 0 E: 0 K: 0 S: 3	H: 0 LOB: 0 BB: 0 P: 3	R: 0 E: 0 K: 0 S: 3	H: 1 LOB: 0 BB: 0 P: 3	R: 0 E: 0 K: 1 S: 6	H: 1 LOB: 1 BB: 0 P: 6	R: 0 E: 0 K: 1 S: 5	H: 0 LOB: 0 BB: 0 P: 5	1B: 5 2B: 1 3B: 0 HR: 0	SF: 0 SAC: 0 DP: 2 HBP: 0	WP: 0 PB: 0 SB: 0 CS: 0	PA: 31
<b>PITCHER</b>	IP	WLS	BF	H	R	ER	SO	BB	IBB	HBP	BLK	WP	HR	S	P	ERA	WHIP					
<b>Rudy May L</b> ERA: 2.71 (1, 1)	9.0	W	31	6	1	1	5	0	0	0	0	0	0	41	41	1.00	0.667					





Batter	1	2	3	4	5	6	7	8	9	AB	R	H	RBI	BB	SO	LOB	TOP								
Sandy Alomar Sr., S OBP: 0.312, SLG: 0.323 (1, 4)	4-3		1B						4-3	5	1	3	1	0	0	0									
Ken Berry, R OBP: 0.262, SLG: 0.305 (1, 8)	P5		1B						E5 HR	5	1	2	1	0	1	1									
Ken McMullen, R OBP: 0.318, SLG: 0.415 (1, 5)	5-3		1B							5	2	3	3	0	1	1									
Billy Cowan, R OBP: 0.340, SLG: 0.479 Mickey Rivers, L OBP: 0.309, SLG: 0.318 (9, 7)		F8	K						5-3	5	1	1	1	0	2	3									
Tommy Reynolds, R OBP: 0.267, SLG: 0.222 Roger Repoz, L OBP: 0.376, SLG: 0.335 (8, PH) (8, 9)		6-3	FC6-4							3	0	0	0	0	0	2									
Jim Spencer, L OBP: 0.305, SLG: 0.402 (1, 3)		F9								4	0	2	0	0	1	2									
Syd O'Brien, R OBP: 0.257, SLG: 0.320 (1, 6)			F9							4	0	1	1	0	0	2									
Jerry Moses, R OBP: 0.258, SLG: 0.370 (1, 2)			1B							4	1	1	0	0	1	3									
Tom Murphy, R OBP: 0.185, SLG: 0.212 Eddie Fisher, R (5, 1)			1B							2	1	1	0	0	0	0									
<b>Inning Stats</b>	R: 0 E: 0 K: 0 S: 3	H: 0 LOB: 0 BB: 0 P: 3	R: 0 E: 0 K: 0 S: 3	H: 0 LOB: 0 BB: 0 P: 3	R: 3 E: 0 K: 1 S: 10	H: 5 LOB: 2 BB: 0 P: 10	R: 0 E: 0 K: 0 S: 3	H: 1 LOB: 1 BB: 0 P: 3	R: 0 E: 0 K: 1 S: 6	H: 2 LOB: 1 BB: 0 P: 6	R: 1 E: 0 K: 0 S: 4	H: 2 LOB: 0 BB: 0 P: 4	R: 0 E: 0 K: 3 S: 10	H: 1 LOB: 1 BB: 0 P: 10	R: 1 E: 0 K: 2 S: 9	H: 2 LOB: 2 BB: 1 P: 13	R: 2 E: 1 K: 1 S: 7	H: 1 LOB: 0 BB: 0 P: 7	1B: 11 2B: 1 3B: 0 HR: 2	SF: 0 SAC: 0 DP: 1 HBP: 0	WP: 1 PB: 1 SB: 0 CS: 1	PA: 40			
<b>PITCHER</b>	IP	WLS	BF	H	R	ER	SO	BB	IBB	HBP	BLK	WP	HR	S	P	ERA	WHIP								
Mike Paul, L ERA: 3.0 (1, 1)	2.1	L	12	5	3	3	0	0	0	0	0	0	0	12	12	11.57	2.143								
Ed Farmer, R ERA: 1.54 (3, 1)	3.2		13	5	1	1	2	0	0	0	0	1	1	17	17	2.46	1.364								
Phil Hennigan, R ERA: 4.33 (7, 1)	1.1		7	2	1	1	4	1	0	0	0	0	0	14	18	6.75	2.250								
Steve Mingori, L ERA: 1.81 (8, 1)	0.2		3	1	0	0	1	0	0	0	0	0	0	5	5	0.00	1.500								
Vince Colbert, R ERA: 4.39 (9, 1)	1.0		5	1	2	0	1	0	0	0	0	0	1	7	7	0.00	1.000								

California Angels @ Cleveland Indians  
Cleveland Municipal Stadium, Cleveland, OH

AB 39  
R 7  
H 14  
RBI 7  
BB 1  
SO 8  
LOB 14



Thu Jul 29 1971, 7:05 PM EDT  
Alt. 3,272 - Unknown - 72 F

Batter	1	2	3	4	5	6	7	8	9	AB	R	H	RBI	BB	SO	LOB	BOTTOM								
Ted Uhlhaender, L OBP: 0.339, SLG: 0.314 (1, 8)	1-3		WP							4	0	3	0	1	0	0									
Eddie Leon, R OBP: 0.321, SLG: 0.323 (1, 4)	F9		K							4	0	0	0	0	1	6									
Vada Pinson, L OBP: 0.290, SLG: 0.366 (1, 7)	F7		P4							5	0	0	0	0	1	2									
Graig Nettles, L OBP: 0.367, SLG: 0.459 (1, 5)		SH1-3	4-3							4	1	1	0	1	0	1									
Chris Chambliss, L OBP: 0.374, SLG: 0.442 (1, 3)		SH1-3								2	1	0	0	2	1	0									
Frank Baker, L OBP: 0.252, SLG: 0.312 (1, 9)		L6								4	0	1	0	0	0	4									
Ray Fosse, R OBP: 0.309, SLG: 0.350 (1, 2)		1B								3	0	1	2	0	0	0									
Jack Heidemann, R OBP: 0.243, SLG: 0.223 (1, 6)		1B								4	0	2	0	0	0	1									
Mike Paul, L Ed Farmer, R Chuck Hinton, R Phil Hennigan, R Steve Mingori, L Jim Clark, R Vince Colbert, R (1, 1) (3, 1) (6, PH) (7, 1) (8, PH) (8, PH) (9, 1)		1-3								1	0	0	0	0	0	2									
<b>Inning Stats</b>	R: 0 E: 0 K: 0 S: 3	H: 3 LOB: 2 BB: 0 P: 6	R: 0 E: 0 K: 1 S: 6	H: 1 LOB: 1 BB: 0 P: 6	R: 1 E: 0 K: 0 S: 4	H: 1 LOB: 1 BB: 1 P: 8	R: 0 E: 0 K: 0 S: 6	H: 1 LOB: 2 BB: 2 P: 14	R: 0 E: 0 K: 0 S: 3	H: 0 LOB: 0 BB: 0 P: 3	R: 0 E: 0 K: 0 S: 4	H: 1 LOB: 3 BB: 2 P: 12	R: 0 E: 0 K: 1 S: 5	H: 0 LOB: 0 BB: 0 P: 5	1B: 7 2B: 1 3B: 0 HR: 0	SF: 1 SAC: 2 DP: 0 HBP: 0	WP: 1 PB: 0 SB: 0 CS: 0	PA: 41							
<b>PITCHER</b>	IP	WLS	BF	H	R	ER	SO	BB	IBB	HBP	BLK	WP	HR	S	P	ERA	WHIP								
Tom Murphy, R ERA: 4.24 (1, 1)	4.1		20	6	2	2	1	1	0	0	0	0	0	21	25	4.15	1.615								
Eddie Fisher, R ERA: 2.09 (5, 1)	4.2	W	21	2	0	0	2	5	0	0	0	0	0	20	40	0.00	1.500								

California Angels @ Cleveland Indians  
Cleveland Municipal Stadium, Cleveland, OH

AB 32  
R 2  
H 8  
RBI 2  
BB 6  
SO 3  
LOB 17



Thu Jul 29 1971, 7:05 PM EDT  
Alt. 3,272 - Unknown - 72 F



Batter	1	2	3	4	5	6	7	8	9	AB	R	H	RBI	BB	SO	LOB	TOP		
<b>Sandy Alomar Sr. S</b> OBP: 0.311, SLG: 0.322 (1, 4)	F2	F8																	
<b>Mickey Rivers L</b> OBP: 0.316, SLG: 0.319 (1, 8)	F8																		
<b>Tony Gonzalez L</b> OBP: 0.338, SLG: 0.347 (1, 7)																			
<b>Ken McMullen R</b> OBP: 0.315, SLG: 0.411 (1, 5)																			
<b>John Stephenson L</b> OBP: 0.294, SLG: 0.356 (1, 2)																			
<b>Jim Spencer L</b> OBP: 0.307, SLG: 0.406 (1, 3)																			
<b>Roger Repoz L</b> OBP: 0.378, SLG: 0.357 (1, 9)																			
<b>Bruce Christensen L</b> OBP: 0.375, SLG: 0.286 (1, 6)																			
<b>Andy Messersmith R</b> OBP: 0.217, SLG: 0.246 (1, 1)																			
<b>Dave LaRoche L</b> OBP: 0.222, SLG: 0.125 (8, 1)																			
<b>Billy Cowan R</b> OBP: 0.337, SLG: 0.474 (9, PH)																			
<b>Inning Stats</b>	R: 0 E: 0 K: 0 S: 4	H: 1 LOB: 1 BB: 0 P: 4	R: 3 E: 0 K: 1 S: 10	H: 5 LOB: 2 BB: 0 P: 10	R: 0 E: 0 K: 1 S: 5	H: 0 LOB: 0 BB: 0 P: 5	R: 0 E: 0 K: 2 S: 7	H: 0 LOB: 0 BB: 0 P: 7	R: 0 E: 1 K: 0 S: 4	H: 1 LOB: 1 BB: 0 P: 6	R: 0 E: 0 K: 0 S: 3	H: 0 LOB: 1 BB: 1 P: 7	R: 0 E: 1 K: 0 S: 5	H: 1 LOB: 2 BB: 0 P: 5	R: 0 E: 0 K: 1 S: 5	H: 0 LOB: 0 BB: 0 P: 5	1B: 7 2B: 1 3B: 0 HR: 1	SF: 0 SAC: 1 DP: 1 HBP: 0	WP: 0 PA: 38 PB: 0 SB: 0 CS: 0
<b>PITCHER</b>	IP	WLS	BF	H	R	ER	SO	BB	IBB	HBP	BLK	WP	HR	S	P	ERA	WHIP		
<b>Joe Niekro R</b> ERA: 5.11 (1, 1)	1.2		11	6	3	3	1	0	0	0	0	0	1	13	13	16.20	3.600		
<b>Mike Kilkenny L</b> ERA: 5.34 (2, 1)	4.1		15	2	0	0	4	0	0	0	0	0	0	23	23	0.00	0.462		
<b>Fred Scherman L</b> ERA: 2.8 (7, 1)	2.0	W	9	1	0	0	0	1	0	0	0	0	0	8	12	0.00	1.000		
<b>Tom Timmermann R</b> ERA: 3.72 (9, 1)	1.0	S	3	0	0	0	1	0	0	0	0	0	0	5	5	0.00	0.000		

California Angels @ Detroit Tigers  
Tiger Stadium, Detroit, MI  
Fri Jul 30 1971, 7:05 PM EDT  
Att: 19,410 - Unknown

AB 36  
R 3  
H 9  
RBI 3  
BB 1  
SO 6  
LOB 15



Batter	1	2	3	4	5	6	7	8	9	AB	R	H	RBI	BB	SO	LOB	BOTTOM		
<b>Dick McAuliffe L</b> OBP: 0.283, SLG: 0.354 (1, 4) (9, 6)																			
<b>Aurelio Rodriguez R</b> OBP: 0.277, SLG: 0.373 (1, 5)																			
<b>Fred Scherman L</b> OBP: 0.375, SLG: 0.286 (7, 1)																			
<b>Dalton Jones L</b> OBP: 0.313, SLG: 0.403 (8, PH)																			
<b>Tony Taylor R</b> OBP: 0.306, SLG: 0.347 (8, PH) (9, 4)																			
<b>Gates Brown L</b> OBP: 0.487, SLG: 0.691 (1, 7)																			
<b>Tom Timmermann R</b> OBP: 0.200, SLG: 0.111 (9, 1)																			
<b>Willie Horton R</b> OBP: 0.336, SLG: 0.457 (1, 9)																			
<b>Mickey Stanley R</b> OBP: 0.322, SLG: 0.367 (9, 8)																			
<b>Norm Cash L</b> OBP: 0.380, SLG: 0.572 (1, 3)																			
<b>Jim Northrup L</b> OBP: 0.370, SLG: 0.466 (1, 8) (9, 7)																			
<b>Bill Freehan R</b> OBP: 0.347, SLG: 0.468 (1, 2)																			
<b>Ed Brinkman R</b> OBP: 0.279, SLG: 0.271 ERA: 3.47 (8, PH) (9, 9)																			
<b>Joe Niekro R</b> OBP: 0.286, SLG: 0.263 (1, 1)																			
<b>Mike Kilkenny R</b> OBP: 0.438, SLG: 0.452 (6, PH) (7, 5)																			
<b>Kevin Collins L</b> OBP: 0.296, SLG: 0.519 (6, PH) (7, 5)																			
<b>Inning Stats</b>	R: 0 E: 0 K: 1 S: 5	H: 1 LOB: 0 BB: 0 P: 5	R: 0 E: 0 K: 0 S: 3	H: 0 LOB: 0 BB: 0 P: 3	R: 0 E: 0 K: 1 S: 5	H: 0 LOB: 0 BB: 0 P: 5	R: 1 E: 0 K: 1 S: 6	H: 1 LOB: 0 BB: 0 P: 6	R: 0 E: 0 K: 1 S: 6	H: 1 LOB: 1 BB: 0 P: 6	R: 0 E: 0 K: 0 S: 3	H: 1 LOB: 0 BB: 0 P: 3	R: 3 E: 0 K: 1 S: 7	H: 3 LOB: 0 BB: 1 P: 11	R: 0 E: 0 K: 1 S: 5	H: 0 LOB: 0 BB: 0 P: 5	1B: 5 2B: 4 3B: 0 HR: 1	SF: 0 SAC: 0 DP: 2 HBP: 0	WP: 0 PA: 30 PB: 0 SB: 0 CS: 0
<b>PITCHER</b>	IP	WLS	BF	H	R	ER	SO	BB	IBB	HBP	BLK	WP	HR	S	P	ERA	WHIP		
<b>Andy Messersmith R</b> ERA: 3.47 (1, 1)	7.1	L	28	7	4	4	5	1	0	0	0	0	0	4	4	0.00	1.500		
<b>Dave LaRoche L</b> ERA: 2.09 (8, 1)	0.2		2	1	0	0	1	0	0	0	0	0	0	4	4	0.00	1.500		

California Angels @ Detroit Tigers  
Tiger Stadium, Detroit, MI  
Fri Jul 30 1971, 7:05 PM EDT  
Att: 19,410 - Unknown

AB 29  
R 4  
H 8  
RBI 4  
BB 1  
SO 6  
LOB 7






Batter	1	2	3	4	5	6	7	8	9	10	11	12	AB	R	H	RBI	BB	SO	LOB			
Sandy Alomar Sr. S OBP: 0.310, SLG: 0.332	P6			P2		1B		F8		1-3			5	1	1	1	0	0	0			
Ken Berry R OBP: 0.261, SLG: 0.303	4-3			K				F3			5-3		5	0	1	1	0	1	0			
Ken McMullen R OBP: 0.312, SLG: 0.406	L9			K					F8		K		5	0	0	0	0	2	1			
Billy Cowan R OBP: 0.330, SLG: 0.460		5-3					P3			1B		L9	5	0	1	0	0	1	0			
Mickey Rivers L OBP: 0.316, SLG: 0.319			5-3										0	0	0	0	0	0	0			
Tommy Reynolds R OBP: 0.286, SLG: 0.250		K			6-3				1B			4-3	5	0	2	0	0	1	0			
Roger Repoz L OBP: 0.378, SLG: 0.357									1B				0	0	0	0	0	0	0			
Jim Spantzer L OBP: 0.303, SLG: 0.400								F8		F8		K	5	0	0	0	0	3	3			
Syd O'Brien R OBP: 0.260, SLG: 0.322			6-3			K				F8			5	1	2	0	0	1	2			
Jerry Moses R OBP: 0.262, SLG: 0.377				K								2B	5	1	2	1	0	3	2			
Clyde Wright R OBP: 0.242, SLG: 0.250						2B																
Lloyd Allen R OBP: 0.273, SLG: 0.545				K				L9		F3		F8	5	0	0	0	0	2	2			
													0	0	0	0	0	0	0			
<b>Inning Stats</b>	R: 0 E: 0 K: 0 S: 3	H: 0 LOB: 0 BB: 0 P: 3	R: 0 E: 0 K: 2 S: 7	H: 0 LOB: 0 BB: 0 P: 7	R: 0 E: 0 K: 2 S: 7	H: 0 LOB: 0 BB: 0 P: 7	R: 0 E: 0 K: 2 S: 7	H: 0 LOB: 0 BB: 0 P: 7	R: 2 E: 0 K: 1 S: 8	H: 3 LOB: 1 BB: 0 P: 8	R: 0 E: 0 K: 0 S: 3	H: 0 LOB: 0 BB: 0 P: 3	R: 0 E: 0 K: 2 S: 5	H: 2 LOB: 2 BB: 0 P: 5	R: 0 E: 0 K: 1 S: 5	H: 0 LOB: 0 BB: 0 P: 5	R: 1 E: 0 K: 1 S: 7	H: 2 LOB: 1 BB: 0 P: 7	1B: 7 2B: 2 3B: 0 HR: 0	SF: 0 SAC: 0 DP: 0 HBP: 0	WP: 0 PB: 0 SB: 0 CS: 0	PA: 45
<b>PITCHER</b> Mickey Lolich L ERA: 3.04	IP: 12.0 WLS: 45 BF: 45 H: 9 R: 3 ER: 3 SO: 14 BB: 0 IBB: 0 HBP: 0 BLK: 0 WP: 0 HR: 0 S: 73 P: 73 ERA: 2.25 WHIP: 0.750											IP: 12.0 WLS: 45 BF: 45 H: 9 R: 3 ER: 3 SO: 14 BB: 0 IBB: 0 HBP: 0 BLK: 0 WP: 0 HR: 0 S: 73 P: 73 ERA: 2.25 WHIP: 0.750										

**California Angels @ Detroit Tigers**  
Tiger Stadium, Detroit, MI  
Sat Jul 31 1971, 4:33 AM EDT  
Att. 13,863 - Unknown


**AB 45**  
**R 3**  
**H 9**  
**RBI 3**  
**BB 0**  
**SO 14**  
**LOB 10**



Batter	1	2	3	4	5	6	7	8	9	10	11	12	AB	R	H	RBI	BB	SO	LOB			
Aurelio Rodriguez R OBP: 0.277, SLG: 0.371	P5	L5			F3			SH1-4					4	0	1	0	0	0	3			
Gates Brown L OBP: 0.494, SLG: 0.691													0	0	0	0	0	1	0			
Tony Taylor R OBP: 0.297, SLG: 0.337	1-3			G3		4-3		L5		FC4-6		B3-5	6	0	0	0	0	0	4			
Al Kaline R OBP: 0.434, SLG: 0.448	F3			L6-3				L6-3		L9			5	0	1	0	0	0	1			
Willie Horton R OBP: 0.339, SLG: 0.474				HR		IHR		6-3		F3			4	2	2	2	1	0	2			
Bill Freehan R OBP: 0.345, SLG: 0.463		BB			L4			L6					4	0	0	0	1	0	1			
Norm Cash L OBP: 0.378, SLG: 0.566		3-1						4-3		P6		F7	5	0	1	0	0	0	2			
Mickey Stanley R OBP: 0.320, SLG: 0.361								4-3				F3	4	0	0	0	1	0	3			
Ed Brinkman R OBP: 0.278, SLG: 0.268								1-3		P4		F9	4	0	0	0	1	0	1			
Mickey Lolich S ERA: 3.28													2	0	0	0	2	1	0			
Ike Brown R OBP: 0.372, SLG: 0.507								F8					1	0	1	0	0	0	0			
													1	0	1	0	0	0	0			
<b>Inning Stats</b>	R: 0 E: 0 K: 0 S: 3	H: 0 LOB: 0 BB: 0 P: 3	R: 1 E: 0 K: 0 S: 4	H: 1 LOB: 3 BB: 3 P: 16	R: 1 E: 0 K: 0 S: 4	H: 1 LOB: 0 BB: 0 P: 4	R: 0 E: 0 K: 0 S: 3	H: 1 LOB: 0 BB: 0 P: 3	R: 0 E: 0 K: 0 S: 3	H: 0 LOB: 0 BB: 0 P: 3	R: 0 E: 0 K: 0 S: 3	H: 0 LOB: 1 BB: 1 P: 7	R: 0 E: 0 K: 0 S: 3	H: 1 LOB: 1 BB: 1 P: 6	R: 0 E: 0 K: 0 S: 3	H: 0 LOB: 1 BB: 1 P: 7	R: 0 E: 0 K: 0 S: 3	H: 1 LOB: 1 BB: 1 P: 7	1B: 4 2B: 1 3B: 0 HR: 2	SF: 0 SAC: 1 DP: 2 HBP: 0	WP: 1 PB: 0 SB: 0 CS: 0	PA: 47
<b>PITCHER</b> Clyde Wright L ERA: 2.95	IP: 11.1 WLS: 45 BF: 45 H: 6 R: 2 ER: 2 SO: 1 BB: 5 IBB: 1 HBP: 0 BLK: 0 WP: 0 HR: 1 S: 41 P: 65 ERA: 1.59 WHIP: 0.971											IP: 11.1 WLS: 45 BF: 45 H: 6 R: 2 ER: 2 SO: 1 BB: 5 IBB: 1 HBP: 0 BLK: 0 WP: 0 HR: 1 S: 41 P: 65 ERA: 1.59 WHIP: 0.971										

**California Angels @ Detroit Tigers**  
Tiger Stadium, Detroit, MI  
Sat Jul 31 1971, 4:33 AM EDT  
Att. 13,863 - Unknown

**AB 39**  
**R 2**  
**H 6**  
**RBI 2**  
**BB 7**  
**SO 1**  
**LOB 17**





Batter	1	2	3	4	5	6	7	8	9	10	11	12	13	14	15	16	AB	R	H	RBI	BB	SO	LOB	TOP		
Sandy Alomar Sr. R OBP: 0.319, SLG: 0.330																	7	0	4	2	1	0	2			
Ken Berry, R OBP: 0.269, SLG: 0.300																	2	0	0	0	0	0	3			
Mickey Rivers, L OBP: 0.317, SLG: 0.305																	4	0	0	0	0	2	0			
Ken McMullen, R OBP: 0.311, SLG: 0.402																	6	0	1	0	1	1	5			
Billy Cowan, R OBP: 0.315, SLG: 0.435																	8	0	1	0	0	3	7			
Tommie Reynolds, R OBP: 0.302, SLG: 0.316																		6	1	1	1	2	0			
Jim Spencer, L OBP: 0.305, SLG: 0.402																	6	1	2	0	1	0	4			
Syd O'Brien, R OBP: 0.284, SLG: 0.313																	6	0	0	0	0	1	3			
Bruce Chatemans, L OBP: 0.304, SLG: 0.276																	1	0	0	0	0	0	0			
Jerry Moses, R OBP: 0.269, SLG: 0.375																		1	1	0	0	2	0	0		
Tony Gonzalez, L OBP: 0.241, SLG: 0.350																		1	0	1	0	0	0	0		
John Stephenson, L OBP: 0.290, SLG: 0.351																		3	0	0	0	0	1	0		
Rickey Clark, R OBP: 0.287, SLG: 0.311																	1	0	1	0	0	0	0			
Dave LaRoche, L OBP: 0.290, SLG: 0.311																	1	0	0	0	0	0	0			
Eddie Fisher, R OBP: 0.285, SLG: 0.311																	0	0	0	0	0	0	0			
Grady Sizemore, R OBP: 0.283, SLG: 0.311																	0	0	0	0	0	0	0			
Mel Queen, L OBP: 0.301, SLG: 0.371																	0	0	0	0	0	0	0			
Lloyd Allen, R OBP: 0.301, SLG: 0.371																	0	0	0	0	0	0	0			
Inning Stats	R: 0 E: 0 K: 2 S: 8	H: 1 LOB: 1 BB: 0 P: 8	R: 2 E: 0 K: 0 S: 6	H: 3 LOB: 2 BB: 10 P: 10	R: 1 E: 0 K: 0 S: 4	H: 1 LOB: 0 BB: 4 P: 4	R: 0 E: 0 K: 1 S: 5	H: 0 LOB: 0 BB: 0 P: 5	R: 0 E: 0 K: 1 S: 6	H: 0 LOB: 0 BB: 0 P: 5	R: 0 E: 0 K: 1 S: 5	H: 1 LOB: 1 BB: 0 P: 6	R: 0 E: 0 K: 1 S: 5	H: 1 LOB: 2 BB: 1 P: 8	R: 0 E: 0 K: 0 S: 4	H: 2 LOB: 2 BB: 0 P: 4	R: 0 E: 1 K: 1 S: 6	H: 1 LOB: 1 BB: 0 P: 6	R: 0 E: 0 K: 0 S: 4	H: 1 LOB: 1 BB: 0 P: 4	R: 0 E: 0 K: 0 S: 4	H: 1 LOB: 1 BB: 0 P: 4	1B: 9 2B: 3 3B: 0 HR: 1	SF: 0 SAC: 3 DP: 1 HBP: 0	WP: 0 PB: 0 SB: 1 CS: 1	PA: 68
PITCHER	IP WLS BF H R ER SO	IP WLS BF H R ER SO	IP WLS BF H R ER SO	IP WLS BF H R ER SO	IP WLS BF H R ER SO	IP WLS BF H R ER SO	IP WLS BF H R ER SO	IP WLS BF H R ER SO	IP WLS BF H R ER SO	IP WLS BF H R ER SO	IP WLS BF H R ER SO	IP WLS BF H R ER SO	IP WLS BF H R ER SO	IP WLS BF H R ER SO	IP WLS BF H R ER SO	IP WLS BF H R ER SO	IP WLS BF H R ER SO	IP WLS BF H R ER SO	IP WLS BF H R ER SO	IP WLS BF H R ER SO	IP WLS BF H R ER SO	IP WLS BF H R ER SO	IP WLS BF H R ER SO	IP WLS BF H R ER SO		
Les Cain, L ERA: 4.2	3.2 19 5	3.2 19 5	3.2 19 5	3.2 19 5	3.2 19 5	3.2 19 5	3.2 19 5	3.2 19 5	3.2 19 5	3.2 19 5	3.2 19 5	3.2 19 5	3.2 19 5	3.2 19 5	3.2 19 5	3.2 19 5	3.2 19 5	3.2 19 5	3.2 19 5	3.2 19 5	3.2 19 5	3.2 19 5	3.2 19 5	3.2 19 5	3.2 19 5	
Dean Chance, R ERA: 3.59	0.1 2 0	0.1 2 0	0.1 2 0	0.1 2 0	0.1 2 0	0.1 2 0	0.1 2 0	0.1 2 0	0.1 2 0	0.1 2 0	0.1 2 0	0.1 2 0	0.1 2 0	0.1 2 0	0.1 2 0	0.1 2 0	0.1 2 0	0.1 2 0	0.1 2 0	0.1 2 0	0.1 2 0	0.1 2 0	0.1 2 0	0.1 2 0	0.1 2 0	
Bill Denehy, R ERA: 3.67	3.0 10 1	3.0 10 1	3.0 10 1	3.0 10 1	3.0 10 1	3.0 10 1	3.0 10 1	3.0 10 1	3.0 10 1	3.0 10 1	3.0 10 1	3.0 10 1	3.0 10 1	3.0 10 1	3.0 10 1	3.0 10 1	3.0 10 1	3.0 10 1	3.0 10 1	3.0 10 1	3.0 10 1	3.0 10 1	3.0 10 1	3.0 10 1	3.0 10 1	
Tom Timmermann, R ERA: 3.98	2.0 9 2	2.0 9 2	2.0 9 2	2.0 9 2	2.0 9 2	2.0 9 2	2.0 9 2	2.0 9 2	2.0 9 2	2.0 9 2	2.0 9 2	2.0 9 2	2.0 9 2	2.0 9 2	2.0 9 2	2.0 9 2	2.0 9 2	2.0 9 2	2.0 9 2	2.0 9 2	2.0 9 2	2.0 9 2	2.0 9 2	2.0 9 2	2.0 9 2	
Fred Scherman, L ERA: 2.62	5.0 20 3	5.0 20 3	5.0 20 3	5.0 20 3	5.0 20 3	5.0 20 3	5.0 20 3	5.0 20 3	5.0 20 3	5.0 20 3	5.0 20 3	5.0 20 3	5.0 20 3	5.0 20 3	5.0 20 3	5.0 20 3	5.0 20 3	5.0 20 3	5.0 20 3	5.0 20 3	5.0 20 3	5.0 20 3	5.0 20 3	5.0 20 3	5.0 20 3	

California Angels @ Detroit Tigers  
Tiger Stadium, Detroit, MI  
Sun Aug 01 1971, 4:33 AM EDT  
Att. 37,107 - Unknown

AB 56  
R 13  
H 33  
RBI 3  
BB 9  
SO 8  
LOB 26



Batter	1	2	3	4	5	6	7	8	9	10	11	12	13	14	15	16	AB	R	H	RBI	BB	SO	LOB	BOTTOM	
Dick McAuliffe, L OBP: 0.285, SLG: 0.311																	3	1	0	0	1	2	2		
Tom Timmermann, R ERA: 3.98																	0	0	0	0	0	0	0		
Dave LaRoche, L ERA: 2.44																	0	0	0	0	0	0	0		
Eddie Fisher, R ERA: 2.05																	1	0	0	0	0	0	0		
Mel Queen, R ERA: 1.77																	1	0	0	0	0	0	0		
Lloyd Allen, R ERA: 2.78																	0	0	0	0	0	0	0		
Aurelio Rodriguez, R OBP: 0.279, SLG: 0.371																		6	2	2	0	1	0	2	
Gates Brown, L OBP: 0.484, SLG: 0.640																		7	0	1	0	0	0	4	
Willie Horton, R OBP: 0.338, SLG: 0.469																		6	0	1	1	1	2	2	
Norm Cash, L OBP: 0.376, SLG: 0.557																		6	0	1	1	1	1	2	
Jim Northrup, L OBP: 0.365, SLG: 0.469																	7	1	1	1	0	4	5		
Bill Freehan, R OBP: 0.345, SLG: 0.460																	6	0	2	0	0	0	0		
Ed Brinkman, R OBP: 0.281, SLG: 0.270																	5	0	2	0	0	0	2		
Les Cain, L ERA: 4.2	2.0 9 2	2.0 9 2	2.0 9 2	2.0 9 2	2.0 9 2	2.0 9 2	2.0 9 2	2.0 9 2	2.0 9 2	2.0 9 2	2.0 9 2	2.0 9 2	2.0 9 2	2.0 9 2	2.0 9 2	2.0 9 2	2.0 9 2	2.0 9 2	2.0 9 2	2.0 9 2	2.0 9 2	2.0 9 2	2.0 9 2	2.0 9 2	2.0 9 2
Dave LaRoche, L ERA: 2.44	5.0 17 1	5.0																							



Batter	1	2	3	4	5	6	7	8	9	AB	R	H	RBI	BB	SO	LOB	TOP			
Tommy Harper, R OBP: 0.310, SLG: 0.371 (1, 7)	0-0 6-3		0-0 1-3			0-3 K		0-3 K		4	0	0	0	0	2	1				
Ron Theobald, R OBP: 0.356, SLG: 0.329 (1, 4)	0-0 F8			0-0 F8		0-0 L9			0-0 FC6-5 1B	4	0	1	0	0	0	0				
Bobby Mitchell, R OBP: 0.300, SLG: 0.519 (1, 9)	0-0 F2			4-0 BB			0-3 K		0-0 F7 1-2	3	0	0	0	1	1	1				
Jose Cardenal, R OBP: 0.305, SLG: 0.378 (1, 8)		0-3 K		0-3 K			0-0 S 1B		4-0 FC6-5 BB	3	1	1	0	1	2	1				
Andy Kosco, R OBP: 0.289, SLG: 0.326 (1, 3)	0-0 F9			0-0 5-3			0-0 F8 1-2		0-0 FC6-5 BB	4	0	0	0	0	0	4				
Roberto Pena, R OBP: 0.285, SLG: 0.355 (1, 5)	0-0 6-3				0-0 4-3		0-0 2H 1B		0-0 F8	4	0	1	1	0	0	2				
Elie Rodriguez, R OBP: 0.276, SLG: 0.213 (1, 2)			4-0 BB 4-3		0-0 5-3		0-0 F3			2	0	0	0	1	0	1				
Bob Heise, R OBP: 0.230, SLG: 0.236 (1, 6)			0-0 4-3		0-0 6-3			0-0 CS 1B		3	0	1	0	0	0	1				
Marty Pattin, R OBP: 0.194, SLG: 0.158 Dick Schofield, S OBP: 0.325, SLG: 0.277 John Morris, R OBP: 0.167, SLG: 0.200 Ken Sanders, R OBP: 0.167, SLG: 0.200 (8, PH) (8, 1) (8, 1)	0-3 K		0-3 K			0-3 K		0-0 P5 1-2		2	0	0	0	0	2	1				
<b>Inning Stats</b>	R: 0 E: 0 K: 0 S: 3	H: 0 LOB: 0 BB: 0 P: 3	R: 0 E: 0 K: 1 S: 5	H: 0 LOB: 0 BB: 0 P: 5	R: 0 E: 0 K: 1 S: 5	H: 0 LOB: 1 BB: 1 P: 9	R: 0 E: 0 K: 1 S: 5	H: 0 LOB: 0 BB: 0 P: 9	R: 0 E: 0 K: 2 S: 7	H: 0 LOB: 0 BB: 0 P: 7	R: 1 E: 0 K: 1 S: 7	H: 2 LOB: 1 BB: 0 P: 7	R: 0 E: 0 K: 1 S: 5	H: 1 LOB: 2 BB: 1 P: 5	R: 0 E: 0 K: 0 S: 4	H: 1 LOB: 2 BB: 1 P: 8	1B: 4 2B: 0 3B: 0 HR: 0	SF: 0 SAC: 0 DP: 0 HBP: 0	WP: 0 PB: 0 SB: 2 CS: 1	PA: 33
<b>PITCHER</b> Rudy May, L ERA: 2.6 (1, 1)	IP: 9.0 WLS: W BF: 33 H: 4 R: 1 ER: 1 SO: 7 BB: 3 IBB: 0 HBP: 0 BLK: 0 WP: 0 HR: 0 S: 44 P: 56 ERA: 1.00 WHIP: 0.778															<b>PITCHER</b>				

Milwaukee Brewers @ California Angels  
Anaheim Stadium, Anaheim, CA  
Mon Aug 02 1971, 10:05 PM EDT  
Att: 6,289 - Unknown

AB 30  
R 1  
H 4  
RBI 1  
BB 3  
SO 7  
LOB 13



Batter	1	2	3	4	5	6	7	8	9	AB	R	H	RBI	BB	SO	LOB	BOTTOM			
Sandy Alomar Sr., S OBP: 0.316, SLG: 0.330 (1, 4)	0-0 CS 1B		4-0 S BB		0-0 6-3		0-0 F7			3	0	1	0	1	0	1				
Mickey Rivers, L OBP: 0.308, SLG: 0.296 Ken Berry, R OBP: 0.262, SLG: 0.303 (8, PH) (8, 8)	0-0 P4 1-2		0-0 F7 1-2		0-0 F5			0-0 6-3 1B		3	0	0	0	0	0	2				
Tony Gonzalez, L OBP: 0.339, SLG: 0.353 (1, 7)	0-0 1B 2B		0-0 F8		0-0 L4			0-0 6-3		4	1	1	0	0	0	2				
Ken McMullen, R OBP: 0.315, SLG: 0.403 (1, 5)	0-0 HBP 2H 1B		4-0 BB		0-0 1-3			4-0 1B IBB		2	0	1	1	2	0	0				
John Stephenson, L OBP: 0.291, SLG: 0.348 Billy Cowan, R OBP: 0.313, SLG: 0.431 Jerry Moses, R OBP: 0.269, SLG: 0.375 (8, PH) (8, 2) (8, 2)	1-0 3-1 1-2 HBP		0-0 3-1		0-0 3-1			0-0 F7		2	0	0	0	0	0	2				
Jim Spencer, L OBP: 0.305, SLG: 0.400 (1, 3)	0-0 F9			0-0 4-3		0-0 F2		0-0 1-3 2H 1B		4	0	1	1	0	0	2				
Roger Repoz, L OBP: 0.361, SLG: 0.377 (1, 9)		0-0 F9		0-0 HR			0-0 1B		0-0 F8	4	1	2	1	0	0	2				
Bruce Christensen, L OBP: 0.333, SLG: 0.250 (1, 6)		0-0 F8		0-0 6-3			0-0 F7			3	0	0	0	0	0	1				
Rudy May, L OBP: 0.213, SLG: 0.200 (1, 1)		0-3 K		0-3 K			0-3 K			3	0	0	0	0	3	1				
<b>Inning Stats</b>	R: 1 E: 0 K: 0 S: 5	H: 3 LOB: 2 BB: 0 P: 6	R: 0 E: 0 K: 1 S: 5	H: 0 LOB: 0 BB: 0 P: 5	R: 0 E: 0 K: 0 S: 3	H: 0 LOB: 2 BB: 2 P: 11	R: 1 E: 0 K: 1 S: 6	H: 1 LOB: 0 BB: 0 P: 6	R: 0 E: 0 K: 0 S: 3	H: 0 LOB: 0 BB: 0 P: 3	R: 0 E: 0 K: 1 S: 6	H: 1 LOB: 1 BB: 0 P: 6	R: 1 E: 0 K: 0 S: 5	H: 2 LOB: 2 BB: 1 P: 9	R: 1 E: 0 K: 0 S: 5	H: 2 LOB: 2 BB: 1 P: 9	1B: 5 2B: 1 3B: 0 HR: 1	SF: 0 SAC: 0 DP: 0 HBP: 1	WP: 0 PB: 0 SB: 1 CS: 1	PA: 34
<b>PITCHER</b> Marty Pattin, R ERA: 2.87 John Morris, L ERA: 3.33 Ken Sanders, R ERA: 2.19 (1, 1) (8, 1) (8, 1)	IP: 7.0 WLS: L BF: 28 H: 5 R: 2 ER: 2 SO: 3 BB: 2 IBB: 0 HBP: 1 BLK: 0 WP: 0 HR: 1 S: 31 P: 40 ERA: 2.57 WHIP: 1.000															<b>PITCHER</b>				

Milwaukee Brewers @ California Angels  
Anaheim Stadium, Anaheim, CA  
Mon Aug 02 1971, 10:05 PM EDT  
Att: 6,289 - Unknown

AB 30  
R 3  
H 7  
RBI 3  
BB 3  
SO 3  
LOB 15





Batter	1	2	3	4	5	6	7	8	9	AB	R	H	RBI	BB	SO	LOB	TOP								
<b>Tommy Harper, R</b> OBP: 0.310, SLG: 0.372 (1, 7)	0-0 5-3 ①			0-3 K ①		0-0 FC1-4 2B		0-0 6-3 ③		4	0	1	0	0	1	0									
<b>Ron Theobald, R</b> OBP: 0.354, SLG: 0.327 (1, 4)	0-0 5-3 ②			0-0 6-3 ②		0-0 FC1-4-5 ②			0-0 PB 1B	4	0	1	0	0	0	1									
<b>Dave May, L</b> OBP: 0.349, SLG: 0.410 (1, 9)	0-0 F9 ③			0-0 P5 ③		0-0 4-3 ③			0-0 1-3 ①	4	0	0	0	0	0	2									
<b>Jose Cardenal, R</b> OBP: 0.304, SLG: 0.377 (1, 8)		0-0 5-3 ①			0-0 WP HR 1B			0-3 K ①	0-0 F7 ②	4	1	1	0	0	1	1									
<b>John Briggs, L</b> OBP: 0.399, SLG: 0.460 (1, 3)		0-3 K ②			0-0 F9 ①			4-0	4-0	2	0	0	0	2	1	1									
<b>Paul Retliff, L</b> OBP: 0.210, SLG: 0.387 <b>Ellie Rodriguez, R</b> OBP: 0.277, SLG: 0.212 (7, 2)		0-3 K ③			0-0 1-3 ①			0-3 BB ②	0-3 IBB ③	3	1	1	2	0	2	1									
<b>Tom Matchick, L</b> OBP: 0.167, SLG: 0.091 (1, 5)			0-0 6-3 ①		0-0 3-H HR ②			0-0 4-3 ③		3	0	1	0	0	0	1									
<b>Bob Heise, R</b> OBP: 0.221, SLG: 0.227 (1, 6)		0-0 5-3 ②			0-0 G4-3 1B ②				0-0 5-3 ①	3	0	0	0	0	0	1									
<b>Lew Krausse, R</b> <b>Frank Tepedino, L</b> (8, PH) <b>Ken Sanders, R</b> (8, 1)		0-0 5-3 ③			0-0 1-2 ②				0-0 4-3 ②	2	0	0	0	0	0	0									
<b>Inning Stats</b>	R: 0 E: 0 K: 0 S: 3	H: 0 LOB: 0 BB: 0 P: 3	R: 0 E: 0 K: 2 S: 7	H: 0 LOB: 0 BB: 0 P: 7	R: 0 E: 0 K: 0 S: 3	H: 0 LOB: 0 BB: 0 P: 3	R: 0 E: 0 K: 1 S: 5	H: 3 LOB: 0 BB: 0 P: 5	R: 2 E: 0 K: 0 S: 5	H: 3 LOB: 0 BB: 0 P: 5	R: 0 E: 0 K: 0 S: 4	H: 1 LOB: 1 BB: 0 P: 4	R: 0 E: 0 K: 2 S: 7	H: 0 LOB: 1 BB: 1 P: 11	R: 0 E: 0 K: 0 S: 3	H: 0 LOB: 0 BB: 0 P: 3	R: 0 E: 0 K: 1 S: 6	H: 1 LOB: 2 BB: 1 P: 10	1B: 3 2B: 1 3B: 0 HR: 1	SF: 0 SAC: 0 DP: 1 HBP: 0	WP: 1 PB: 1 CS: 0	PA: 33			
<b>PITCHER</b> <b>Tom Murphy, R</b> ERA: 4.12 (1, 1)	IP: 9.0 WLS: L BF: 33	H: 5 R: 2 ER: 2 SO: 6	BB: 1 IBB: 1 HBP: 0 BLK: 0	WP: 1 HR: 1 S: 43 P: 51	ERA: 2.00 WHIP: 0.667																				

Milwaukee Brewers @ California Angels  
Anaheim Stadium, Anaheim, CA  
Tue Aug 03 1971, 10:05 PM EDT  
Att: 7,875 - Unknown

AB 31  
R 2  
H 5  
RBI 2  
BB 2  
SO 6  
LOB 10



Batter	1	2	3	4	5	6	7	8	9	AB	R	H	RBI	BB	SO	LOB	BOTTOM								
<b>Sandy Alomar Sr., S</b> OBP: 0.316, SLG: 0.330 (1, 4)	0-0 L4-6 S 1B			0-0 F8 ①		0-0 4-3 ③			0-3 K ②	4	0	1	0	0	1	0									
<b>Mickey Rivers, L</b> OBP: 0.306, SLG: 0.294 (1, 8)	0-3 K ①			0-0 S 1B			0-0 5-3 ①		0-0 G3 ③	4	0	1	0	0	1	1									
<b>Tony Gonzalez, L</b> OBP: 0.339, SLG: 0.353 (1, 7)	0-0 L4-6 ②			0-0 F7 ②			0-0 1B ②			3	0	1	0	0	0	2									
<b>Ken McMullen, R</b> OBP: 0.313, SLG: 0.400 (1, 5)		0-0 F8 ①		0-0 F8 ③			0-0 F7 ②			3	0	0	0	0	0	2									
<b>Jim Spencer, L</b> OBP: 0.305, SLG: 0.399 (1, 3)		0-3 K ②			0-0 FC4-6 1B		0-0 F8 ③			3	0	1	0	0	1	1									
<b>Roger Repoz, L</b> OBP: 0.376, SLG: 0.371 (1, 9)		0-0 4-3 ③			0-0 FC4-6 G4-6-3 1-2			0-3 K ①		3	0	0	0	0	1	1									
<b>John Stephenson, L</b> OBP: 0.291, SLG: 0.348 <b>Giraldo Ruiz, S</b> (8, PR) <b>Jerry Moses, R</b> (9, 2)			0-0 F9 ①		0-0 G4-6-3 1-2			0-0 K ①	0-0 G4-6-3 1B	3	0	1	0	0	0	1									
<b>Bruce Christensen, L</b> OBP: 0.308, SLG: 0.229 (1, 6)			0-0 F8 ②			0-0 F7 ①		0-0 G4-6-3 1-2	0-0 G4-6-3 ③	3	0	0	0	0	1										
<b>Tom Murphy, R</b> OBP: 0.179, SLG: 0.204 <b>Tommie Reynolds, R</b> (8, PH)			0-3 K ③			0-0 1-3 ②			0-0 2B ①	2	0	0	0	0	1	0									
<b>Inning Stats</b>	R: 0 E: 0 K: 1 S: 5	H: 1 LOB: 0 BB: 0 P: 5	R: 0 E: 0 K: 1 S: 5	H: 0 LOB: 0 BB: 0 P: 5	R: 0 E: 0 K: 1 S: 5	H: 0 LOB: 0 BB: 0 P: 5	R: 0 E: 0 K: 0 S: 4	H: 1 LOB: 1 BB: 0 P: 4	R: 0 E: 0 K: 0 S: 3	H: 1 LOB: 0 BB: 0 P: 3	R: 0 E: 0 K: 0 S: 4	H: 1 LOB: 1 BB: 0 P: 4	R: 0 E: 0 K: 1 S: 5	H: 1 LOB: 1 BB: 0 P: 5	R: 0 E: 0 K: 1 S: 5	H: 1 LOB: 0 BB: 0 P: 5	1B: 5 2B: 2 3B: 0 HR: 0	SF: 0 SAC: 0 DP: 3 HBP: 0	WP: 0 PB: 0 SB: 2 CS: 0	PA: 29					
<b>PITCHER</b> <b>Lew Krausse, R</b> ERA: 3.29 <b>Ken Sanders, R</b> ERA: 2.14 (8, 1)	IP: 7.0 WLS: W BF: 23	H: 4 R: 0 ER: 0 SO: 3	BB: 0 IBB: 0 HBP: 0 BLK: 0	WP: 0 HR: 0 S: 29 P: 29	ERA: 0.00 WHIP: 0.571																				

Milwaukee Brewers @ California Angels  
Anaheim Stadium, Anaheim, CA  
Tue Aug 03 1971, 10:05 PM EDT  
Att: 7,875 - Unknown

AB 29  
R 0  
H 6  
RBI 0  
BB 0  
SO 5  
LOB 9









Batter	1	2	3	4	5	6	7	8	9	AB	R	H	RBI	BB	SO	LOB	TOP								
Walt Williams, R OBP: 0.348, SLG: 0.432	0-0 4-3		0-0 F8			0-0 F2		0-0 F8		4	0	0	0	0	0	0									
Mike Hershberger, R OBP: 0.352, SLG: 0.528	0-3 K			0-0 G1-4-3 1B		0-0 F3		0-0 L1		4	0	1	0	0	1	0									
Rich McKinney, R OBP: 0.351, SLG: 0.431	0-0 5-3			0-0 F8			0-0 F8		0-0 F7	4	0	0	0	0	0	1									
Bill Melton, R OBP: 0.359, SLG: 0.535		0-0 L6-4 1B		0-0 G1-4-3 1-2			0-0 FC6-4 1B		0-0 5-3	4	0	2	0	0	0	1									
Rick Reichardt, R OBP: 0.355, SLG: 0.476		0-0 1-2 1B			0-0 F7		0-0 FC6-4 1B		0-0 6-3	4	1	1	0	0	0	1									
Mike Andrews, R OBP: 0.394, SLG: 0.410		0-0 F3			0-0 1B		4-0 1-2 BB			2	0	1	0	1	0	2									
Tom Egan, R OBP: 0.346, SLG: 0.476		0-0 L6-4 2-3			0-0 F9		0-0 1-2 2-H 1B			3	0	1	1	0	0	3									
Rich Morales, R OBP: 0.369, SLG: 0.333			0-0 F8		0-0 4-3		0-0 F7			3	0	0	0	0	0	3									
Wilbur Wood, R OBP: 0.130, SLG: 0.032		0-3 K			0-0 4-3			0-3 K		3	0	0	0	0	2	0									
<b>Inning Stats</b>	R: 0 E: 0 K: 1 S: 5	H: 0 LOB: 0 BB: 0 P: 5	R: 0 E: 0 K: 0 S: 4	H: 2 LOB: 1 BB: 0 P: 4	R: 0 E: 0 K: 1 S: 5	H: 0 LOB: 0 BB: 0 P: 5	R: 0 E: 0 K: 0 S: 3	H: 1 LOB: 0 BB: 0 P: 3	R: 0 E: 0 K: 0 S: 4	H: 1 LOB: 1 BB: 0 P: 4	R: 0 E: 0 K: 0 S: 3	H: 0 LOB: 0 BB: 0 P: 3	R: 1 E: 0 K: 0 S: 5	H: 2 LOB: 2 BB: 1 P: 9	R: 0 E: 0 K: 1 S: 5	H: 0 LOB: 0 BB: 0 P: 5	R: 0 E: 0 K: 0 S: 3	H: 0 LOB: 0 BB: 0 P: 3	1B: 6 2B: 1 3B: 0 HR: 0	SF: 0 SAC: 0 DP: 2 HBP: 0	WP: 0 PB: 0 SB: 1 CS: 0	PA: 32			
<b>PITCHER</b> Clyde Wright, L ERA: 3.17	IP: 9.0 WLS: L BF: 32	H: 6 R: 1 ER: 1 SO: 3	BB: 1 IBB: 0 HBP: 0 BLK: 0	WP: 0 HR: 0 S: 37 P: 41	ERA: 1.00 WHIP: 0.778																				

Chicago White Sox @ California Angels  
Anaheim Stadium, Anaheim, CA  
Thu Aug 05 1971, 10:05 PM EDT  
Att: 7,457 - Unknown

AB	31
R	1
H	6
RBI	1
BB	1
SO	3
LOB	11



Batter	1	2	3	4	5	6	7	8	9	AB	R	H	RBI	BB	SO	LOB	BOTTOM								
Sandy Alomar Sr., S OBP: 0.314, SLG: 0.326	0-0 6-3		0-0 6-3		4-0 5-3 BB		0-3 K			3	0	0	0	1	1	1									
Ken Berry, R OBP: 0.260, SLG: 0.300	0-0 5-3		0-0 P6		0-0 5-3			0-0 F7		4	0	0	0	0	0	2									
Ken McMullen, R OBP: 0.314, SLG: 0.398	0-0 PB 1B			0-0 5-3	4-0 BB			0-0 2B 1B		3	0	2	0	1	0	0									
Billy Cowan, R OBP: 0.331, SLG: 0.475	0-0 PB 1B			0-3 K	0-3 K			0-0 1-3 2B		4	0	2	0	0	2	3									
Tommy Reynolds, R OBP: 0.308, SLG: 0.311	0-3 K2-3			4-0 1B BB		0-0 F8		0-0 5-3		3	0	0	0	1	1	4									
Jim Spencer, L OBP: 0.306, SLG: 0.397		4-0 G5-4-3 BB		0-0 1-3 1B		0-0 4-3		0-0 F2		3	0	1	0	1	0	2									
Jerry Moses, R OBP: 0.279, SLG: 0.381		0-0 G5-4-3 1-2		0-0 L3		0-0 F7			0-0 6-3	4	0	0	0	0	0	3									
Bruce Christensen, L OBP: 0.310, SLG: 0.237 Syd O'Brien, R OBP: 0.249, SLG: 0.307		0-0 L4			0-0 5-3 BB 1B		0-0 F9		0-3 K	3	0	1	0	0	0	0									
Clyde Wright, R OBP: 0.246, SLG: 0.254 Jim Fregosi, R OBP: 0.273, SLG: 0.294			0-0 P6		0-0 F3		0-0 CS 1B		0-0 L5	3	0	1	0	0	0	1									
<b>Inning Stats</b>	R: 0 E: 0 K: 1 S: 7	H: 2 LOB: 2 BB: 0 P: 7	R: 0 E: 0 K: 0 S: 2	H: 0 LOB: 0 BB: 1 P: 6	R: 0 E: 0 K: 0 S: 3	H: 0 LOB: 0 BB: 0 P: 3	R: 0 E: 0 K: 1 S: 6	H: 1 LOB: 2 BB: 1 P: 10	R: 0 E: 0 K: 1 S: 6	H: 1 LOB: 3 BB: 2 P: 14	R: 0 E: 0 K: 0 S: 3	H: 0 LOB: 0 BB: 0 P: 3	R: 0 E: 0 K: 1 S: 5	H: 1 LOB: 0 BB: 0 P: 5	R: 0 E: 0 K: 0 S: 5	H: 2 LOB: 2 BB: 0 P: 5	R: 0 E: 0 K: 1 S: 5	H: 0 LOB: 0 BB: 0 P: 5	1B: 6 2B: 1 3B: 0 HR: 0	SF: 0 SAC: 0 DP: 1 HBP: 0	WP: 0 PB: 1 SB: 0 CS: 1	PA: 36			
<b>PITCHER</b> Wilbur Wood, L ERA: 1.94	IP: 9.0 WLS: W BF: 36	H: 7 R: 0 ER: 0 SO: 5	BB: 4 IBB: 0 HBP: 0 BLK: 0	WP: 0 HR: 0 S: 42 P: 58	ERA: 0.00 WHIP: 1.222																				

Chicago White Sox @ California Angels  
Anaheim Stadium, Anaheim, CA  
Thu Aug 05 1971, 10:05 PM EDT  
Att: 7,457 - Unknown

AB	32
R	0
H	7
RBI	0
BB	4
SO	5
LOB	16





Batter	1	2	3	4	5	6	7	8	9	AB	R	H	RBI	BB	SO	LOB	TOP	
<b>Cesar Tovar, R</b> OBP: 0.361, SLG: 0.359	F8			F8		5-3		F9		4	0	0	0	0	0	0	<b>Minnesota Twins @ California Angels</b> Anaheim Stadium, Anaheim, CA Fri Aug 06 1971, 10:05 PM EDT Att: 30,140 - Unknown - 57 F	
<b>Rod Carew, L</b> OBP: 0.317, SLG: 0.349	4-3			6-3		K		FC4 BB		3	0	0	0	1	1	0		
<b>Tony Oliva, L</b> OBP: 0.398, SLG: 0.625	F7			BB 1B				FC4 BB 1-2f		4	0	2	0	0	0	1		
<b>Harmon Killebrew, R</b> OBP: 0.385, SLG: 0.411		5-3		4-0 1-2 BB		4-0 IBB		4-0 FC6-4 BB 1-2		1	0	0	0	3	0	0		
<b>Jim Holt, L</b> OBP: 0.288, SLG: 0.325		K		0-3 K		0-0 F9		0-0 FC6-4 BB 1-2f		4	0	0	0	0	2	6		
<b>Leo Cardenas, R</b> OBP: 0.351, SLG: 0.446		K			5-3		6-3		5-3	4	0	0	0	0	1	0		
<b>Steve Braun, L</b> OBP: 0.342, SLG: 0.330			P4		4-3 1B		FC5-4 BB		BB	2	0	1	0	2	0	0		
<b>George Mitterwald, R</b> OBP: 0.316, SLG: 0.397			K		4-3		FC5-4 BB 1-2f		P5	4	0	0	0	0	1	3		
<b>Jim Perry, S</b> OBP: 0.257, SLG: 0.188			K		4-1		4-3		F2	3	0	0	0	0	1	2		
<b>Brant Alyea, R</b> OBP: 0.282, SLG: 0.262										1	0	0	0	0	0	1		
<b>Inning Stats</b>	R: 0 E: 0 K: 0 S: 3	H: 0 LOB: 0 BB: 0 P: 3	R: 0 E: 0 K: 2 S: 7	H: 0 LOB: 0 BB: 0 P: 7	R: 0 E: 0 K: 1 S: 6	H: 1 LOB: 2 BB: 1 P: 10	R: 0 E: 0 K: 1 S: 4	H: 1 LOB: 1 BB: 0 P: 4	R: 0 E: 0 K: 1 S: 6	H: 1 LOB: 2 BB: 1 P: 10	R: 0 E: 0 K: 0 S: 3	H: 0 LOB: 1 BB: 2 P: 11	R: 0 E: 0 K: 0 S: 3	H: 0 LOB: 1 BB: 1 P: 7	1B: 2 2B: 1 3B: 0 HR: 0	SF: 0 SAC: 0 DP: 0 HBP: 0	WP: 0 PB: 0 CS: 0	PA: 36
<b>PITCHER</b> <b>Andy Messersmith, R</b> ERA: 3.56	IP: 9.0 WLS: W BF: 36 H: 3 R: 0 ER: 0 SO: 6 BB: 5 IBB: 1 HBP: 0 BLK: 0 WP: 0 HR: 0 S: 42 P: 66 ERA: 0.00 WHIP: 0.889											<b>PITCHER</b>	IP: 9.0 WLS: W BF: 36 H: 3 R: 0 ER: 0 SO: 6 BB: 5 IBB: 1 HBP: 0 BLK: 0 WP: 0 HR: 0 S: 42 P: 66 ERA: 0.00 WHIP: 0.889					

AB	30
R	0
H	3
RBI	0
BB	6
SO	6
LOB	13



Batter	1	2	3	4	5	6	7	8	9	AB	R	H	RBI	BB	SO	LOB	BOTTOM	
<b>Sandy Alomar Sr., S</b> OBP: 0.313, SLG: 0.326	3-1		1-3		4-3		1B			4	0	1	0	0	0	0	<b>Minnesota Twins @ California Angels</b> Anaheim Stadium, Anaheim, CA Fri Aug 06 1971, 10:05 PM EDT Att: 30,140 - Unknown - 57 F	
<b>Mickey Rivers, L</b> OBP: 0.316, SLG: 0.324	2B		BB 2B		F7		P4			4	0	2	0	0	0	1		
<b>Tony Gonzalez, L</b> OBP: 0.342, SLG: 0.349	BB		BB BB		4-3		F7			2	0	0	0	2	0	1		
<b>Ken McMullen, R</b> OBP: 0.316, SLG: 0.398	F9		1-2 2-3 BB		4-3 SH1-4 HR 1B		F9			3	1	1	0	1	0	1		
<b>Jim Spencer, L</b> OBP: 0.306, SLG: 0.397		4-3	K		SH1-4		1B			3	0	1	0	0	1	3		
<b>John Stephenson, L</b> OBP: 0.291, SLG: 0.343		BB		P6		4-3		F7		3	0	0	0	1	0	2		
<b>Roger Repoz, L</b> OBP: 0.372, SLG: 0.383		P3		G3		HR		F8		4	1	1	2	0	0	2		
<b>Bruce Christensen, L</b> OBP: 0.311, SLG: 0.225		F7		FC6 BB		6-3				2	0	0	0	1	0	1		
<b>Andy Messersmith, R</b> OBP: 0.206, SLG: 0.233			K		FC6		K			3	0	0	0	0	2	1		
<b>Inning Stats</b>	R: 0 E: 0 K: 0 S: 3	H: 1 LOB: 1 BB: 1 P: 7	R: 0 E: 0 K: 0 S: 3	H: 0 LOB: 1 BB: 1 P: 7	R: 0 E: 0 K: 2 S: 8	H: 1 LOB: 3 BB: 2 P: 16	R: 0 E: 0 K: 0 S: 3	H: 0 LOB: 1 BB: 1 P: 7	R: 0 E: 0 K: 0 S: 5	H: 2 LOB: 0 BB: 0 P: 5	R: 0 E: 0 K: 1 S: 6	H: 1 LOB: 1 BB: 0 P: 6	R: 0 E: 0 K: 0 S: 4	H: 1 LOB: 1 BB: 0 P: 4	1B: 3 2B: 2 3B: 0 HR: 1	SF: 0 SAC: 1 DP: 0 HBP: 0	WP: 0 PB: 0 CS: 0	PA: 34
<b>PITCHER</b> <b>Jim Perry, R</b> ERA: 4.07	IP: 8.0 WLS: L BF: 34 H: 6 R: 2 ER: 2 SO: 3 BB: 5 IBB: 0 HBP: 0 BLK: 0 WP: 0 HR: 1 S: 35 P: 55 ERA: 2.25 WHIP: 1.375											<b>PITCHER</b>	IP: 8.0 WLS: L BF: 34 H: 6 R: 2 ER: 2 SO: 3 BB: 5 IBB: 0 HBP: 0 BLK: 0 WP: 0 HR: 1 S: 35 P: 55 ERA: 2.25 WHIP: 1.375					

AB	28
R	2
H	6
RBI	2
BB	5
SO	3
LOB	12





Batter	1	2	3	4	5	6	7	8	9	AB R H RBI BB SO LOB	TOP																											
<b>Cesar Tovar, R</b> OBP: 0.361, SLG: 0.366 (1, 8)										5 2 2 3 0 0 1	<b>Minnesota Twins @ California Angels</b> Anaheim Stadium, Anaheim, CA Sat Aug 07 1971, 10:05 PM EDT Att: 13,091 - Unknown																											
<b>Rod Carew, L</b> OBP: 0.320, SLG: 0.349 (1, 4)										3 1 1 0 2 1 0																												
<b>Harmon Killebrew, R</b> OBP: 0.383, SLG: 0.496 (1, 3)										4 1 0 1 1 1 2																												
<b>Tony Oliva, L</b> OBP: 0.401, SLG: 0.631 <b>Jim Holt, L</b> OBP: 0.286, SLG: 0.323 (6, 7)										3 0 2 2 0 0 1 2 0 0 0 0 0 1																												
<b>Leo Cardenas, R</b> OBP: 0.348, SLG: 0.442 (1, 6)										4 0 0 0 0 1 2																												
<b>Brant Aylva, R</b> OBP: 0.283, SLG: 0.259 <b>Jim Nettles, L</b> OBP: 0.302, SLG: 0.432 (6, 8)										2 0 0 0 1 1 0 1 0 0 0 0 1 0																												
<b>George Mitterwald, R</b> OBP: 0.321, SLG: 0.398 (1, 2)										2 1 1 0 2 0 0																												
<b>Steve Braun, L</b> OBP: 0.352, SLG: 0.336 (1, 5)										2 2 2 0 2 0 0																												
<b>Jim Kaat, L</b> OBP: 0.235, SLG: 0.258 (1, 1)										3 0 0 0 0 3 3																												
<b>Inning Stats</b>	R: 0 E: 0 K: 0 S: 3	H: 0 LOB: 1 BB: 1 P: 7	R: 0 E: 0 K: 1 S: 5	H: 0 LOB: 0 BB: 0 P: 5	R: 4 E: 1 K: 1 S: 6	H: 2 LOB: 3 BB: 5 P: 26	R: 0 E: 0 K: 1 S: 5	H: 1 LOB: 0 BB: 0 P: 5	R: 0 E: 0 K: 2 S: 8	H: 1 LOB: 1 BB: 0 P: 8		R: 0 E: 0 K: 0 S: 3	H: 0 LOB: 0 BB: 0 P: 3	R: 0 E: 0 K: 1 S: 5	H: 0 LOB: 0 BB: 0 P: 5	R: 3 E: 0 K: 0 S: 6	H: 3 LOB: 1 BB: 1 P: 10	1B: 5 2B: 2 3B: 0 HR: 1	SF: 0 SAC: 1 DP: 0 HBP: 0	WP: 0 PB: 0 CS: 2	PA: 40																	
<b>PITCHER</b>	IP WLS BF H R ER SO BB IBB HBP BLK WP HR S P ERA WHIP											IP WLS BF H R ER SO BB IBB HBP BLK WP HR S P ERA WHIP																										
<b>Rudy May, L</b> ERA: 2.79 <b>Lloyd Allen, R</b> ERA: 2.57 <b>Mel Queen, R</b> ERA: 1.76 <b>Rickey Clark, R</b> ERA: 3.0	(1, 1)	3.1 L 19 3 4 4 3 6 0 0 0 0 0 0 18 42 10.80 2.700											(4, 1)	2.2 9 2 0 0 4 1 0 0 0 0 0 0 16 20 0.00 1.125											(7, 1)	2.0 6 0 0 0 1 0 0 0 0 0 0 0 8 8 0.00 0.000											(9, 1)	1.0 7 3 3 3 0 1 0 0 0 0 0 1 6 10 27.00 4.000

Batter	1	2	3	4	5	6	7	8	9	AB R H RBI BB SO LOB	BOTTOM									
<b>Sandy Alomar Sr., S</b> OBP: 0.313, SLG: 0.327 (1, 4)										4 0 1 0 0 0 1	<b>Minnesota Twins @ California Angels</b> Anaheim Stadium, Anaheim, CA Sat Aug 07 1971, 10:05 PM EDT Att: 13,091 - Unknown									
<b>Mickey Rivers, L</b> OBP: 0.314, SLG: 0.339 (1, 9)										4 0 1 1 0 1 1										
<b>Ken McMullen, R</b> OBP: 0.313, SLG: 0.394 (1, 5)										4 0 0 0 0 0 2										
<b>Billy Cowan, R</b> OBP: 0.328, SLG: 0.467 (1, 7)										4 0 1 0 0 1 1										
<b>Jerry Moses, R</b> OBP: 0.279, SLG: 0.378 (1, 2)										4 0 1 0 0 0 0										
<b>Jim Spencer, L</b> OBP: 0.304, SLG: 0.394 (1, 3)										3 0 0 0 0 1 2										
<b>Ken Berry, R</b> OBP: 0.257, SLG: 0.296 (1, 8)										3 0 0 0 0 0 2										
<b>Syd O'Brien, R</b> OBP: 0.246, SLG: 0.303 (1, 6)										3 0 0 0 0 0 2										
<b>Rudy May, L</b> ERA: 2.28, SLG: 0.196 <b>Lloyd Allen, R</b> ERA: 2.97, SLG: 0.971 <b>Tommye Heywood, R</b> OBP: 0.321, SLG: 0.326 <b>Mel Queen, L</b> <b>Jeff Torborg, R</b> OBP: 0.195, SLG: 0.204 <b>Rickey Clark, R</b> OBP: 0.207, SLG: 0.287 (1, 1)										1 0 0 0 0 1 0 0 0 0 0 0 0 0 1 1 1 0 0 0 0 0 0 0 0 0 0 0 1 0 0 0 0 0 0 0 0 0 0 0 0 0										
<b>Inning Stats</b>	R: 0 E: 0 K: 0 S: 3	H: 0 LOB: 0 BB: 0 P: 3	R: 0 E: 0 K: 1 S: 5	H: 0 LOB: 0 BB: 0 P: 5	R: 0 E: 0 K: 2 S: 8	H: 1 LOB: 1 BB: 0 P: 8	R: 0 E: 0 K: 0 S: 3	H: 0 LOB: 0 BB: 0 P: 3	R: 1 E: 0 K: 0 S: 5	H: 2 LOB: 1 BB: 0 P: 5		R: 0 E: 0 K: 0 S: 5	H: 2 LOB: 2 BB: 0 P: 5	R: 0 E: 0 K: 0 S: 3	H: 0 LOB: 0 BB: 0 P: 3	R: 0 E: 0 K: 0 S: 3	H: 0 LOB: 0 BB: 0 P: 3	1B: 3 2B: 1 3B: 1 HR: 0	SF: 0 SAC: 0 DP: 0 HBP: 0	WP: 0 PB: 0 CS: 0
<b>PITCHER</b>	IP WLS BF H R ER SO BB IBB HBP BLK WP HR S P ERA WHIP											IP WLS BF H R ER SO BB IBB HBP BLK WP HR S P ERA WHIP								
<b>Jim Kaat, L</b> ERA: 3.26 (1, 1)	9.0 W 32 5 1 1 4 0 0 0 0 0 0 0 40 40 1.00 0.556											(1, 1)	9.0 W 32 5 1 1 4 0 0 0 0 0 0 0 40 40 1.00 0.556							



Batter	1	2	3	4	5	6	7	8	9	AB	R	H	RBI	BB	SO	LOB	TOP					
<b>Cesar Tovar, R</b> OBP: 0.358, SLG: 0.363 (1, 7)	F7		F8		FC6-4			F8		4	0	0	0	0	0	1	<b>Minnesota Twins @ California Angels</b> Anaheim Stadium, Anaheim, CA Sun Aug 08 1971, 6:33 AM EDT Att. 7,567 - Unknown - 99 F					
<b>Rod Carew, L</b> OBP: 0.322, SLG: 0.349 (1, 4)	4-3					3-1		G6-4-3 BB		3	0	1	0	1	0	0						
<b>Tony Oliva, L</b> OBP: 0.396, SLG: 0.624 (1, 9)	F7		G3			G3		G6-4-3		4	0	0	0	0	2							
<b>Harmon Killebrew, R</b> OBP: 0.380, SLG: 0.401 (1, 3)		5-3			6-3			F8		4	0	0	0	0	0	0						
<b>Steve Braun, L</b> OBP: 0.354, SLG: 0.341 (1, 5)		L3			G6-4-3 BB			4-3		3	0	1	0	1	0	0						
<b>Leo Cardenas, R</b> OBP: 0.348, SLG: 0.450 (1, 6)		WP 1B			G6-4-3			P6		4	2	2	1	0	0	2						
<b>Jim Holt, L</b> OBP: 0.289, SLG: 0.323 (1, 8)		1B						HR		3	0	1	1	1	0	0						
<b>Phil Roof, R</b> OBP: 0.253, SLG: 0.252 (7, PH)		1B						1B		2	0	0	0	0	0	1						
<b>Rich Reese, L</b> OBP: 0.260, SLG: 0.329 (7, 2)								IBB		1	0	0	0	0	0	2						
<b>George Mitterwald, R</b> OBP: 0.321, SLG: 0.398 (7, 2)										0	0	0	0	0	0	0						
<b>Bert Blyleven, R</b> OBP: 0.111, SLG: 0.097 (1, 1)			L6					K		3	0	1	0	0	1	2						
<b>Inning Stats</b>	R: 0 E: 0 K: 0 S: 3	H: 0 LOB: 0 BB: 0 P: 3	R: 1 E: 0 K: 0 S: 5	H: 2 LOB: 1 BB: 0 P: 5	R: 0 E: 0 K: 0 S: 4	H: 1 LOB: 1 BB: 0 P: 4	R: 0 E: 0 K: 0 S: 2	H: 0 LOB: 0 BB: 1 P: 6	R: 0 E: 0 K: 0 S: 4	H: 1 LOB: 1 BB: 0 P: 4	R: 0 E: 0 K: 0 S: 3	H: 0 LOB: 0 BB: 0 P: 3	R: 0 E: 0 K: 1 S: 6	H: 1 LOB: 2 BB: 1 P: 10	R: 0 E: 0 K: 0 S: 2	H: 0 LOB: 0 BB: 1 P: 6	R: 1 E: 0 K: 0 S: 4	H: 1 LOB: 0 BB: 0 P: 4	1B: 4 2B: 1 3B: 0 HR: 1	SF: 0 SAC: 0 DP: 2 HBP: 0	WP: 1 PB: 0 CS: 0	PA: 34
<b>PITCHER</b> <b>Tom Murphy, R</b> ERA: 4.01 (1, 1)	IP: 9.0 WLS: L BF: 34	H: 6 R: 2 ER: 2 SO: 1	BB: 2 IBB: 1 HBP: 0 BLK: 0	WP: 1 HR: 1 S: 33 P: 45	ERA: 2.00 WHIP: 0.889											ERA: 2.00 WHIP: 0.889						

AB	31
R	2
H	6
RBI	2
BB	3
SO	1
LOB	10



Batter	1	2	3	4	5	6	7	8	9	AB	R	H	RBI	BB	SO	LOB	BOTTOM					
<b>Sandy Alomar Sr., S</b> OBP: 0.311, SLG: 0.324 (1, 4)	F9		F8			G1		K		4	0	0	0	0	1	1	<b>Minnesota Twins @ California Angels</b> Anaheim Stadium, Anaheim, CA Sun Aug 08 1971, 6:33 AM EDT Att. 7,567 - Unknown - 99 F					
<b>Mickey Rivers, L</b> OBP: 0.312, SLG: 0.336 (1, 8)	K				F9	FC4-6 1B		K2-3		4	0	1	0	0	2	0						
<b>Tony Gonzalez, L</b> OBP: 0.336, SLG: 0.343 (1, 7)	4-3				4-3	FC4-6		F9		4	0	0	0	0	0	1						
<b>Ken McMullen, R</b> OBP: 0.315, SLG: 0.397 (1, 5)		G4-6-3 1B			1B	P6		F9		4	1	2	0	0	0	1						
<b>Jim Spencer, L</b> OBP: 0.304, SLG: 0.393 (1, 3)		G4-6-3			1B	K				3	0	1	1	0	1	1						
<b>John Stephenson, L</b> OBP: 0.287, SLG: 0.338 (1, 2)		3-1			F8	3-1				3	0	0	0	0	0	1						
<b>Roger Repoz, L</b> OBP: 0.371, SLG: 0.382 (1, 9)					F8	G3				3	0	1	0	0	0	0						
<b>Bruce Christensen, L</b> OBP: 0.313, SLG: 0.233 (1, 6)					SH2-4 1B	1-3		F8		3	0	1	0	0	0	1						
<b>Tom Murphy, R</b> OBP: 0.172, SLG: 0.196 (1, 1)					SH2-4	5-3		K		2	0	0	0	0	1	0						
<b>Inning Stats</b>	R: 0 E: 0 K: 1 S: 5	H: 0 LOB: 0 BB: 0 P: 5	R: 0 E: 0 K: 0 S: 3	H: 1 LOB: 0 BB: 0 P: 3	R: 0 E: 0 K: 0 S: 4	H: 1 LOB: 1 BB: 0 P: 4	R: 1 E: 0 K: 0 S: 5	H: 2 LOB: 1 BB: 0 P: 5	R: 0 E: 0 K: 0 S: 3	H: 1 LOB: 0 BB: 0 P: 3	R: 0 E: 0 K: 0 S: 4	H: 1 LOB: 1 BB: 0 P: 4	R: 0 E: 0 K: 1 S: 5	H: 0 LOB: 0 BB: 0 P: 5	R: 0 E: 0 K: 2 S: 7	H: 0 LOB: 0 BB: 0 P: 7		R: 0 E: 0 K: 1 S: 5	H: 0 LOB: 0 BB: 0 P: 5	1B: 5 2B: 1 3B: 0 HR: 0	SF: 0 SAC: 1 DP: 1 HBP: 0	WP: 0 PB: 0 CS: 1
<b>PITCHER</b> <b>Bert Blyleven, R</b> ERA: 3.2 (1, 1)	IP: 9.0 WLS: W BF: 31	H: 6 R: 1 ER: 1 SO: 5	BB: 0 IBB: 0 HBP: 0 BLK: 0	WP: 0 HR: 0 S: 41 P: 41	ERA: 1.00 WHIP: 0.667											ERA: 1.00 WHIP: 0.667						

AB	30
R	1
H	6
RBI	1
BB	0
SO	5
LOB	6





Batter	1	2	3	4	5	6	7	8	9	AB	R	H	RBI	BB	SO	LOB	TOP					
Sandy Alomar Sr. S OBP: 0.311, SLG: 0.325 (1,4)										5	2	2	0	0	0	3	California Angels @ New York Yankees Yankee Stadium, Bronx, NY Tue Aug 10 1971, 7:05 PM EDT Att: 14,496 - Unknown - 86 F					
Mickey Rivers L OBP: 0.308, SLG: 0.339 (1,8)										5	1	1	0	0	0	1						
Tony Gonzalez L OBP: 0.337, SLG: 0.353 (1,7)										5	0	2	2	0	1	0						
Ken McMullen, R OBP: 0.311, SLG: 0.393 (1,5)										5	0	0	0	0	1	3						
Jim Spencer L OBP: 0.306, SLG: 0.403 (1,3)										3	1	2	2	0	0	0						
Jim Fregosi R OBP: 0.292, SLG: 0.299 Bruce Christensen L OBP: 0.313, SLG: 0.233 (8, PR) (8, 6)										3	1	2	0	0	0	1						
Roger Repoz L OBP: 0.369, SLG: 0.395 (1,9)										4	1	1	2	0	1	3						
John Stephenson L OBP: 0.291, SLG: 0.350 Jeff Torborg R OBP: 0.175, SLG: 0.204 (8, PR) (8, 2)										4	0	2	1	0	2	2						
Clyde Wright R OBP: 0.233, SLG: 0.239 Lloyd Allen R OBP: 0.357, SLG: 0.571 (8, 1) (8, 1)										4	0	0	0	0	2	3						
<b>Inning Stats</b>	R: 2 E: 0 K: 1 S: 8	H: 3 LOB: 1 BB: 0 P: 8	R: 0 E: 0 K: 3 S: 9	H: 0 LOB: 0 BB: 0 P: 9	R: 0 E: 0 K: 1 S: 5	H: 0 LOB: 0 BB: 0 P: 5	R: 0 E: 0 K: 1 S: 6	H: 1 LOB: 1 BB: 0 P: 7	R: 1 E: 0 K: 0 S: 7	H: 2 LOB: 1 BB: 0 P: 7	R: 0 E: 0 K: 0 S: 3	H: 0 LOB: 0 BB: 0 P: 3	R: 0 E: 0 K: 0 S: 3	H: 0 LOB: 0 BB: 0 P: 3	R: 3 E: 0 K: 0 S: 7	H: 4 LOB: 3 BB: 0 P: 7		R: 0 E: 0 K: 0 S: 3	H: 0 LOB: 0 BB: 0 P: 3	1B: 6 2B: 3 3B: 1 HR: 2	SF: 1 SAC: 0 DP: 0 HBP: 1	WP: 1 PB: 0 SB: 0 CS: 0
<b>PITCHER</b>	IP WLS BF H R ER SO BB IBB HBP BLK WP HR S P ERA WHIP																					
Stan Bahnsen R ERA: 3.92 (1, 1)	7.1 L 33 10 6 6 7 0 0 0 0 0 0 1 1 4 4 7.36 1.364																					
Lindy McDaniel R ERA: 4.95 (8, 1)	0.2 4 2 1 1 0 0 0 0 0 0 1 1 4 4 13.50 3.000																					
Jack Aker R ERA: 2.03 (9, 1)	1.0 3 0 0 0 0 0 0 0 0 0 0 0 3 3 0.00 0.000																					

Batter	1	2	3	4	5	6	7	8	9	AB	R	H	RBI	BB	SO	LOB	BOTTOM					
Horace Clarke S OBP: 0.330, SLG: 0.317 (1,4)										5	0	3	2	0	0	0	California Angels @ New York Yankees Yankee Stadium, Bronx, NY Tue Aug 10 1971, 7:05 PM EDT Att: 14,496 - Unknown - 86 F					
Thurman Munson R OBP: 0.332, SLG: 0.396 (1,2)										5	1	0	0	0	1	3						
Bobby Murcer L OBP: 0.438, SLG: 0.563 (1,8)										5	0	1	0	0	1	0						
Roy White S OBP: 0.381, SLG: 0.478 (1,7)										3	1	1	0	1	0	0						
Felipe Alou R OBP: 0.320, SLG: 0.384 (1,3)										3	0	0	1	0	0	1						
Danny Cater R OBP: 0.291, SLG: 0.351 (1,5)										4	2	2	1	0	0	2						
Ron Swoboda R OBP: 0.369, SLG: 0.350 Ron Blomberg L OBP: 0.402, SLG: 0.495 (8, PH) (9, 9)										3	1	1	0	0	1	0						
Gene Michael S OBP: 0.331, SLG: 0.309 (1,6)										3	1	3	1	0	0	0						
Stan Bahnsen R OBP: 0.161, SLG: 0.218 Lindy McDaniel R OBP: 0.111, SLG: 0.111 Jake Gibbs L OBP: 0.256, SLG: 0.310 Jack Aker R (8, PH) (9, 1)										1	0	0	0	0	0	1						
<b>Inning Stats</b>	R: 1 E: 0 K: 0 S: 5	H: 2 LOB: 2 BB: 1 P: 9	R: 1 E: 0 K: 2 S: 9	H: 2 LOB: 1 BB: 0 P: 9	R: 0 E: 0 K: 1 S: 5	H: 0 LOB: 0 BB: 0 P: 5	R: 2 E: 0 K: 0 S: 6	H: 3 LOB: 1 BB: 0 P: 6	R: 0 E: 0 K: 0 S: 3	H: 0 LOB: 0 BB: 0 P: 3	R: 0 E: 0 K: 0 S: 4	H: 1 LOB: 1 BB: 0 P: 4	R: 0 E: 0 K: 0 S: 3	H: 0 LOB: 0 BB: 0 P: 3	R: 2 E: 0 K: 1 S: 8	H: 3 LOB: 1 BB: 0 P: 8		R: 0 E: 0 K: 0 S: 3	H: 0 LOB: 0 BB: 0 P: 3	1B: 9 2B: 1 3B: 1 HR: 0	SF: 2 SAC: 2 DP: 0 HBP: 0	WP: 0 PB: 0 SB: 0 CS: 0
<b>PITCHER</b>	IP WLS BF H R ER SO BB IBB HBP BLK WP HR S P ERA WHIP																					
Clyde Wright L ERA: 3.32 (1, 1)	7.1 W 33 10 6 6 3 1 0 0 0 0 0 0 0 8 8 7.36 1.500																					
Lloyd Allen R ERA: 2.61 (8, 1)	1.2 S 6 1 0 0 1 0 0 0 0 0 0 0 0 8 8 0.00 0.600																					



Batter	1	2	3	4	5	6	7	8	9	AB	R	H	RBI	BB	SO	LOB	TOP			
Sandy Alomar Sr. S (1.4) X OBP: 0.313, SLG: 0.327	0-0 G6-4-3 1B		0-0 6-3			0-0 F3		0-0 FC6-4 1B		4	0	2	0	0	0	1				
Ken Berry R (1.8) X OBP: 0.297, SLG: 0.295	0-0 G6-4-3 1-2			0-0 G6-4-3 1B		0-0 F9		0-0 FC6-4 1-2		4	0	1	0	0	0	3				
Ken McMullen, R (1.5) X OBP: 0.311, SLG: 0.394	0-0 F9			0-3 K		0-0 F8			0-0 WP 2B	4	0	1	0	0	1	2				
Billy Cowan, R (1.7) X OBP: 0.341, SLG: 0.480		0-0 F9 2B		0-0 G6-4-3 1-2			0-0 1B		4-0 WP BB	3	0	2	0	1	0	1				
Jim Fregosi, R (1.6) X OBP: 0.286, SLG: 0.303	0-0 F9				0-0 1B		0-0 G5-4-3 1B		0-0 6-3	4	0	2	0	0	0	3				
Jim Spencer L (1.3) X OBP: 0.303, SLG: 0.399	0-0 F9 2-3				0-0 F9		0-3 K		0-3 K	4	0	0	0	0	2	6				
Tommy Reynolds, R (1.9) X OBP: 0.296, SLG: 0.300	0-0 5-3				0-0 F9		0-0 G5-4-3 1-2		0-0 1-3	4	0	0	0	0	0	6				
Jerry Moses, R (1.2) X OBP: 0.274, SLG: 0.371			0-0 F8		0-0 1-3			0-0 F7		3	0	0	0	0	0	1				
Rudy May L (1.1) X OBP: 0.204, SLG: 0.191			0-3 K			0-0 1B		0-0 6-3		1	0	0	0	0	1	0				
Mickey Rivers, L (6, PH) X OBP: 0.313, SLG: 0.344										1	0	1	0	0	0	0				
Mel Queen, L (6, PH) X OBP: 0.245, SLG: 0.302										0	0	0	0	0	0	0				
Syd O'Brien, R (8, PH) X OBP: 0.245, SLG: 0.302										1	0	0	0	0	0	0				
Eddie Fisher, R (8.1) X										0	0	0	0	0	0	0				
<b>Inning Stats</b>	R: 0 E: 0 K: 0 S: 3	H: 1 LOB: 0 BB: 0 P: 3	R: 0 E: 0 K: 0 S: 4	H: 1 LOB: 1 BB: 0 P: 4	R: 0 E: 0 K: 1 S: 5	H: 0 LOB: 0 BB: 0 P: 5	R: 0 E: 0 K: 1 S: 5	H: 1 LOB: 1 BB: 0 P: 5	R: 0 E: 0 K: 0 S: 4	H: 1 LOB: 1 BB: 0 P: 4	R: 0 E: 0 K: 1 S: 6	H: 2 LOB: 1 BB: 0 P: 6	R: 0 E: 0 K: 0 S: 4	H: 1 LOB: 1 BB: 0 P: 4	R: 0 E: 0 K: 1 S: 6	H: 1 LOB: 2 BB: 1 P: 10	1B: 7 2B: 2 3B: 0 HR: 0	SF: 0 SAC: 0 DP: 3 HBP: 0	WP: 1 PB: 0 SB: 0 CS: 0	PA: 34
<b>PITCHER</b> Fritz Peterson, L ERA: 3.09	IP: 9.0 WLS: W BF: 34 H: 9 R: 0 ER: 0 SO: 4 BB: 1 IBB: 0 HBP: 0 BLK: 0 WP: 1 HR: 0 S: 41 P: 45 ERA: 0.00 WHIP: 1.111															<b>PITCHER</b>	IP: 9.0 WLS: W BF: 34 H: 9 R: 0 ER: 0 SO: 4 BB: 1 IBB: 0 HBP: 0 BLK: 0 WP: 1 HR: 0 S: 41 P: 45 ERA: 0.00 WHIP: 1.111			

California Angels @ New York Yankees  
Yankee Stadium, Bronx, NY  
Thu Aug 12 1971, 7:05 PM EDT  
Unknown - 81 F

AB 33  
R 0  
H 9  
RBI 0  
BB 1  
SO 4  
LOB 23



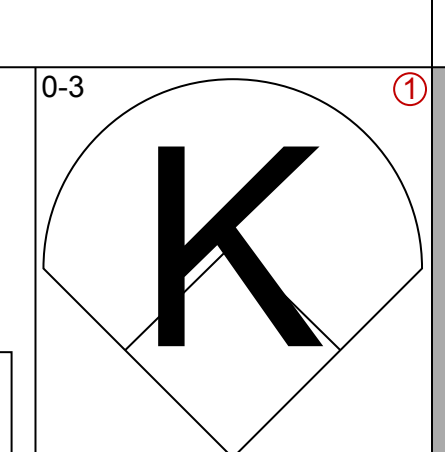
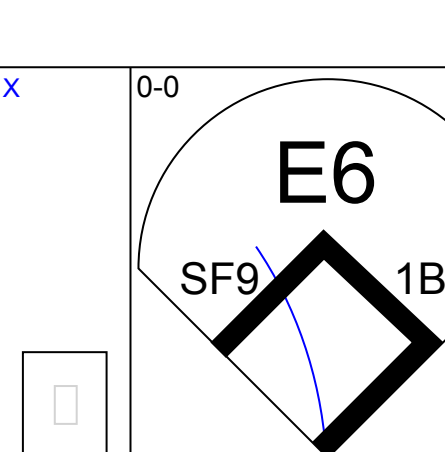
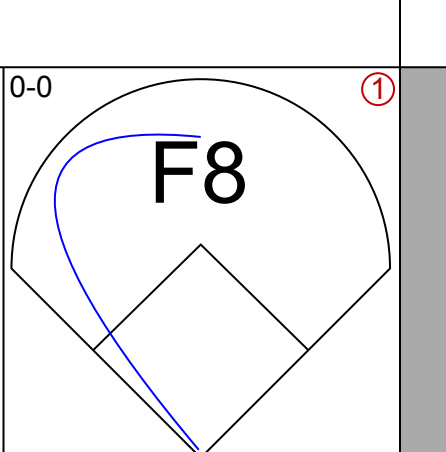
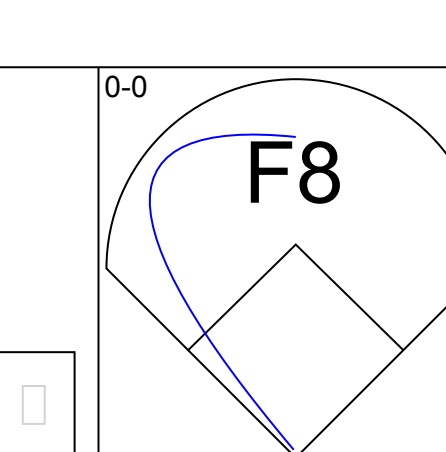
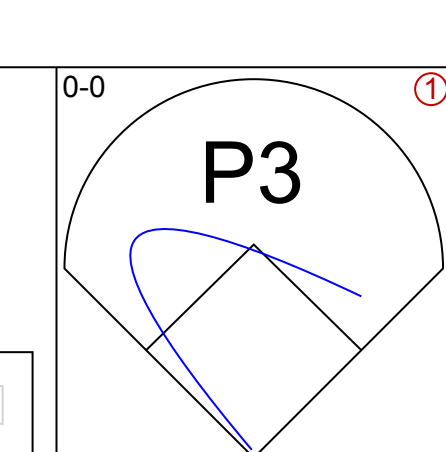
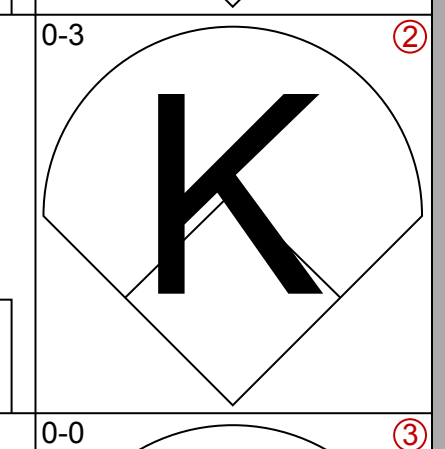
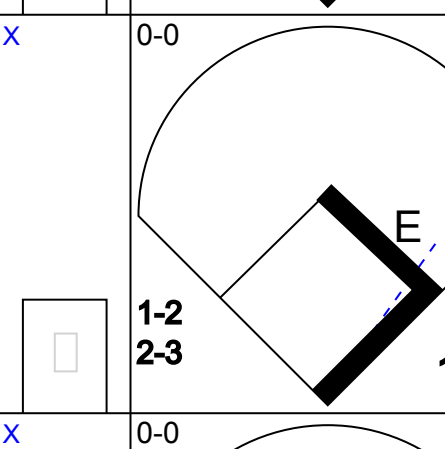
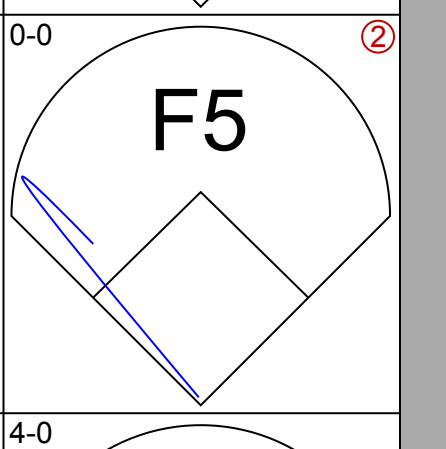
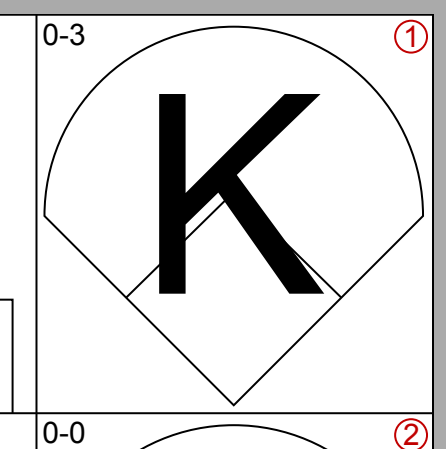
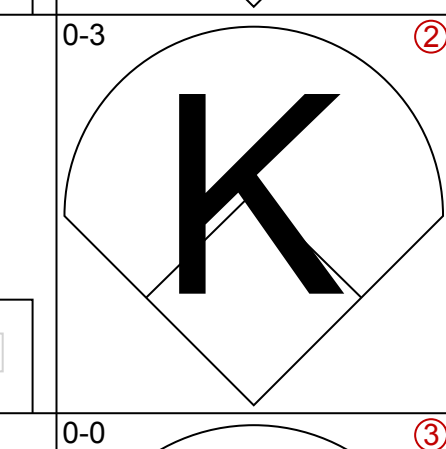
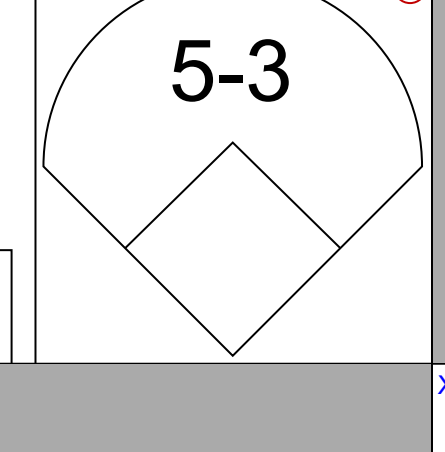
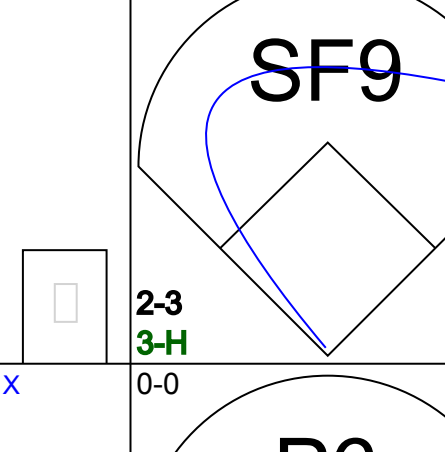
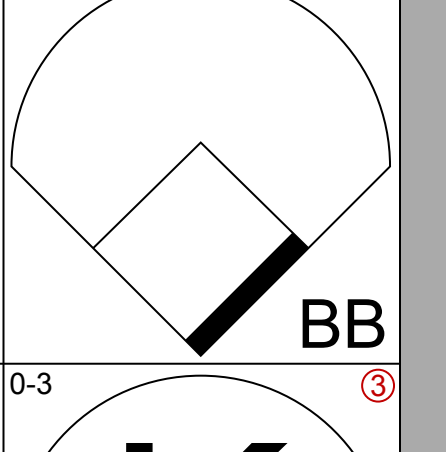
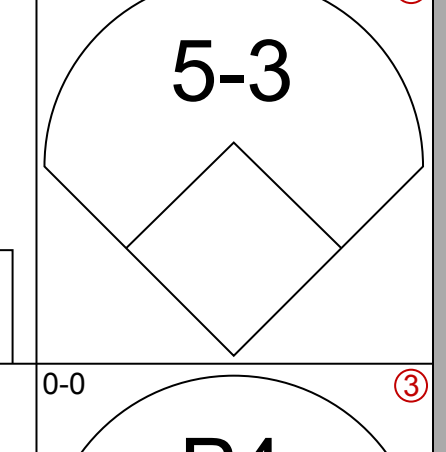
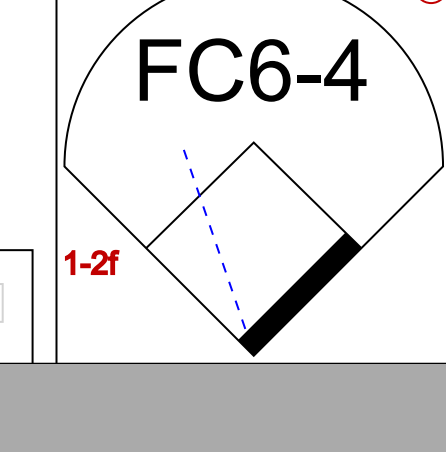
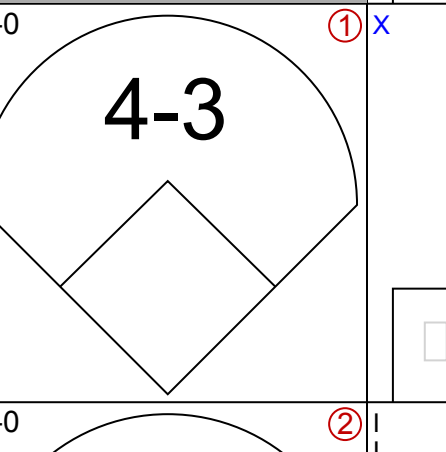
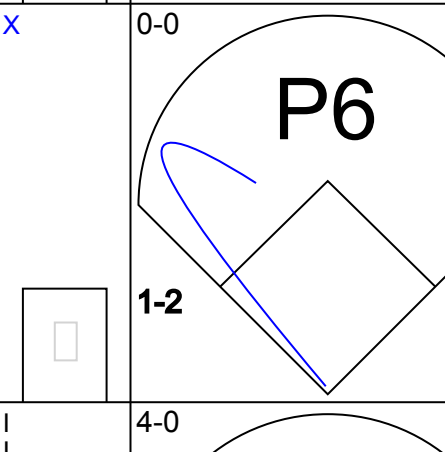
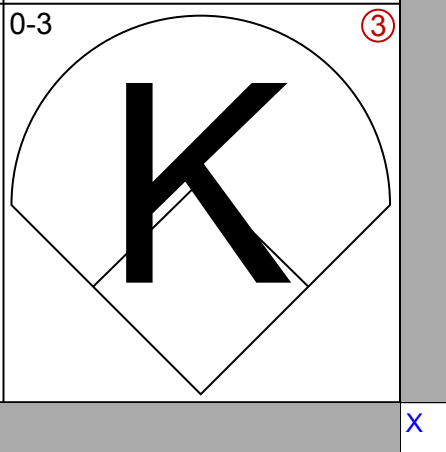
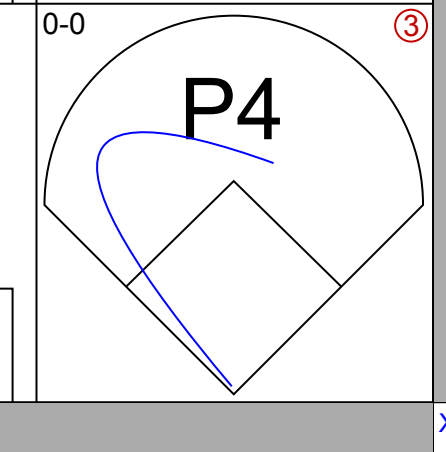
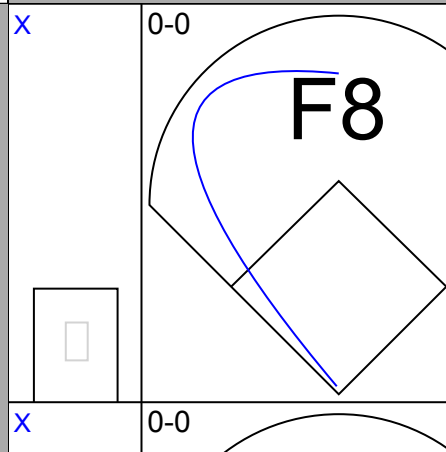
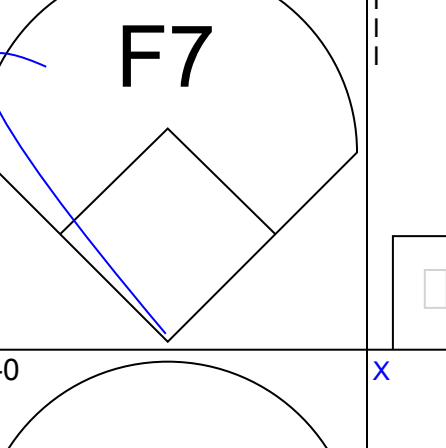
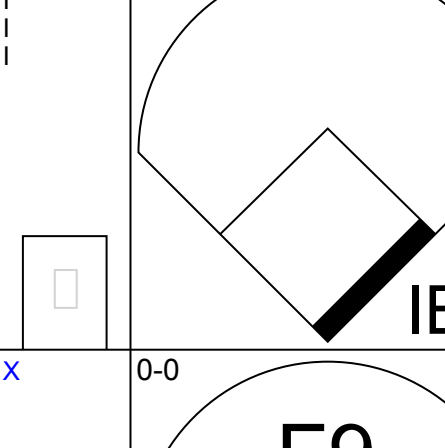
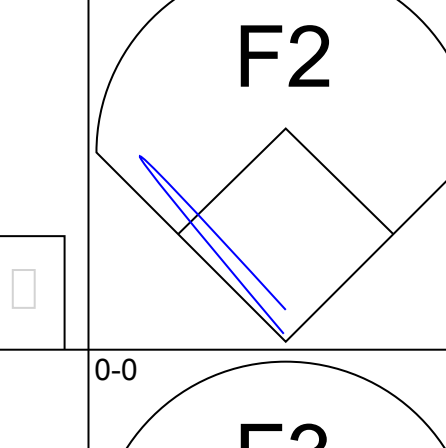
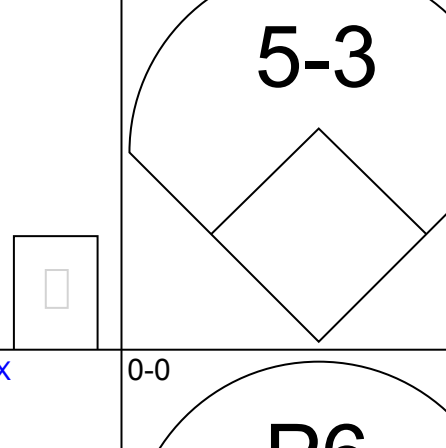
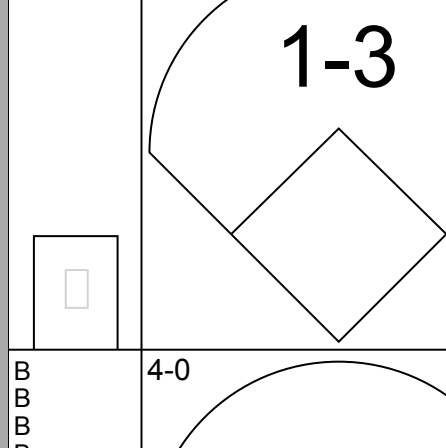
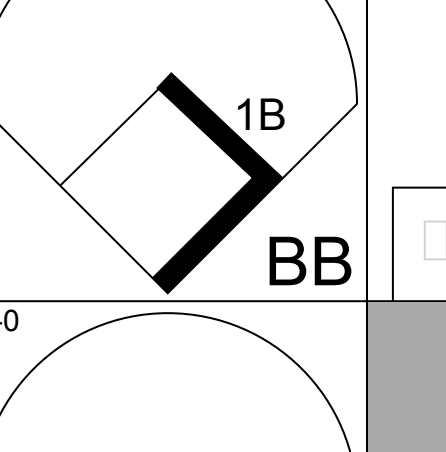
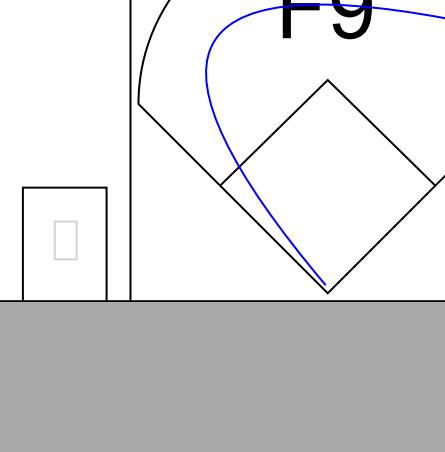
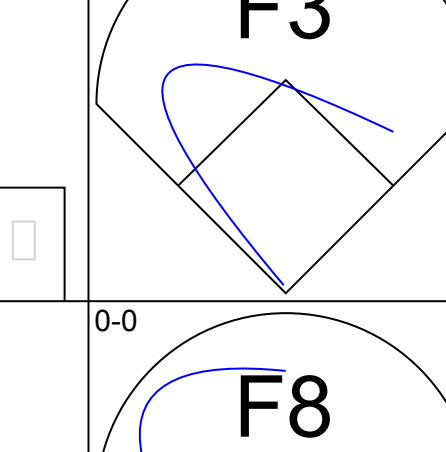
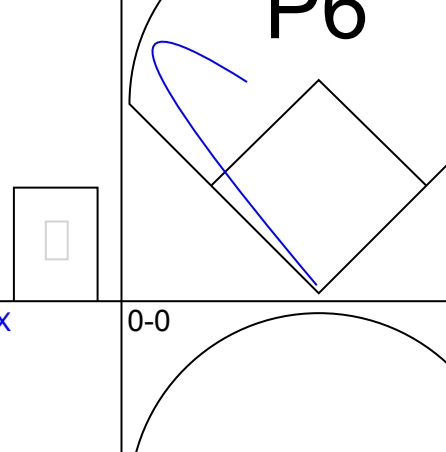
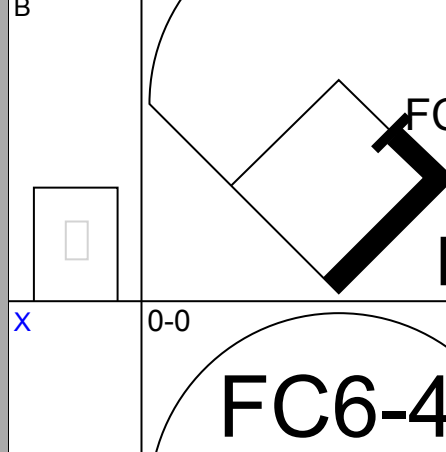
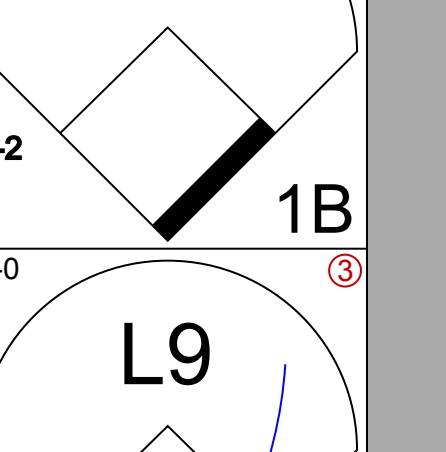
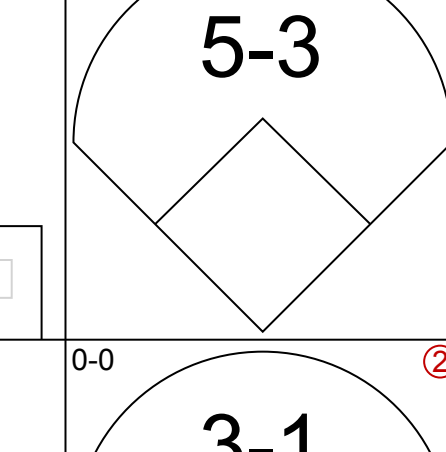
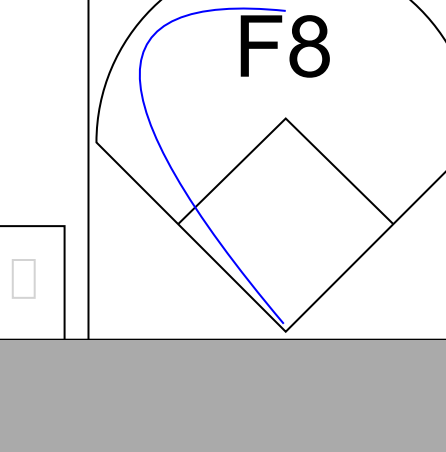
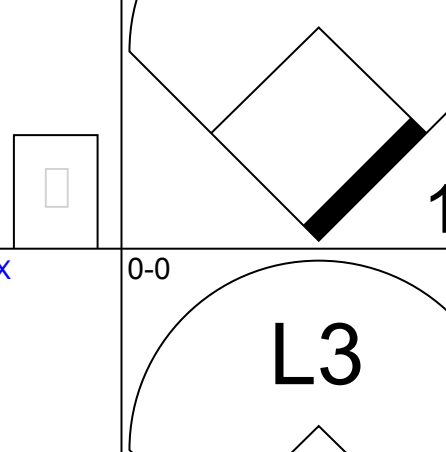
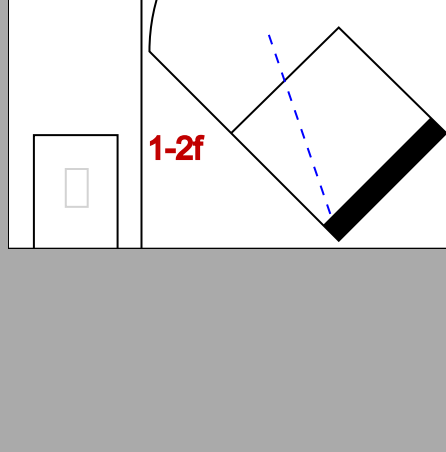
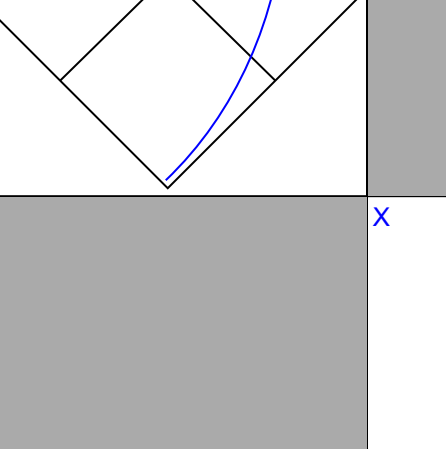
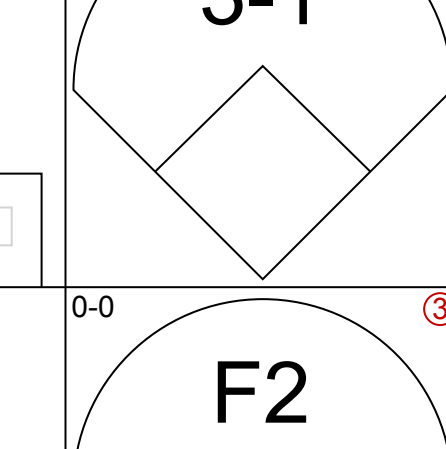
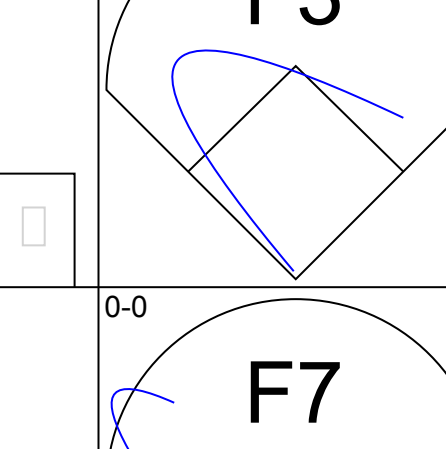
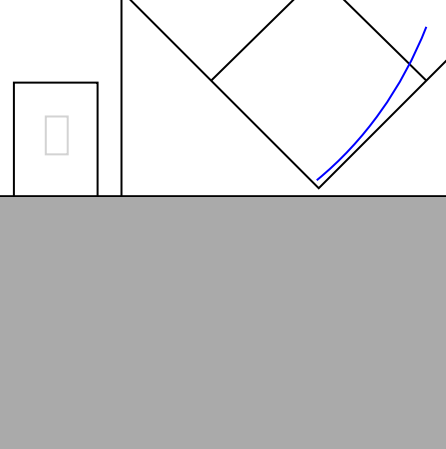
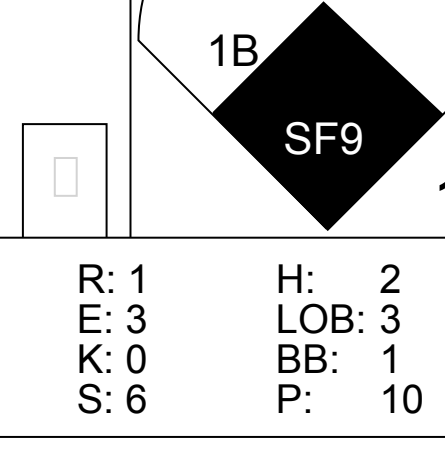
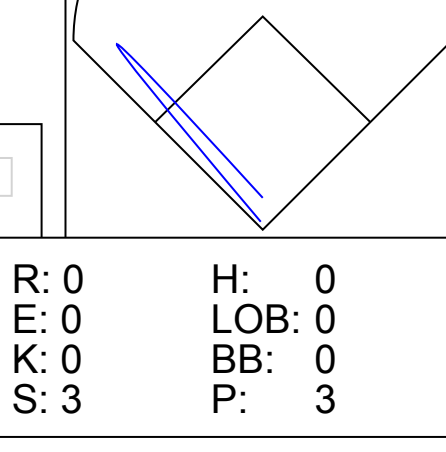
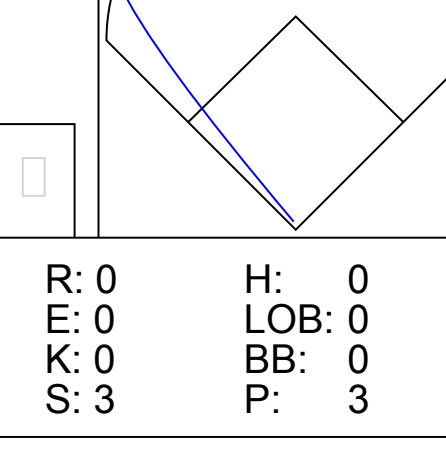
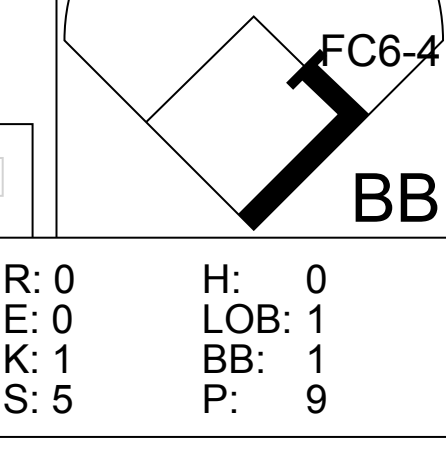
Batter	1	2	3	4	5	6	7	8	9	AB	R	H	RBI	BB	SO	LOB	BOTTOM			
Horace Clarke, S (1.4) X OBP: 0.329, SLG: 0.316	0-0 SH1-3 1B		0-0 6-3	0-0 F8		0-0 4-3				4	1	1	0	0	0	0				
Thurman Munson, R (1.2) X OBP: 0.332, SLG: 0.395	0-0 SH1-3 1-2		0-0 1B	0-3 K			0-0 F9			3	1	1	0	0	1	0				
Bobby Murcer, L (1.8) X OBP: 0.436, SLG: 0.560	0-0 P4		0-0 2B	0-0 G3			0-3 K			4	1	1	0	0	1	1				
Roy White, S (1.7) X OBP: 0.386, SLG: 0.488	0-0 CS 2H		0-0 1B	0-0 2B		0-0 2B	4-0 BB			3	0	3	2	1	0	0				
Danny Cater, R (1.5) X OBP: 0.293, SLG: 0.351	0-0 CS 1-2	0-0 BB 1B	4-0 IBB	0-0 E5		0-0 F7				3	0	1	0	1	0	2				
Ron Swoboda, R (1.9) X OBP: 0.372, SLG: 0.356		4-0 BB 1B	0-0 6-3	0-3 K		0-0 K		0-0 L5 2B		3	0	1	1	1	1	4				
John Ellis, R (1.3) X OBP: 0.328, SLG: 0.353		0-3 BB 1B	0-0 IBB	0-0 F7				0-0 2-3 1B		3	0	1	0	1	1	4				
Jerry Kenney, L (6, PR) X OBP: 0.364, SLG: 0.302		0-0 K	0-0 IBB					0-0 2-3 1B		0	0	0	0	0	0	0				
Gene Michael, S (1.6) X OBP: 0.327, SLG: 0.306		0-0 P4	0-0 F9			0-3 K		0-0 L5		4	0	0	0	0	1	7				
Fritz Peterson, S (1.1) X OBP: 0.164, SLG: 0.100		0-3 K		0-3 K		0-3 K		0-3 K2-3		4	0	0	0	0	4	3				
<b>Inning Stats</b>	R: 1 E: 0 K: 0 S: 4	H: 2 LOB: 0 BB: 0 P: 4	R: 0 E: 0 K: 2 S: 8	H: 1 LOB: 1 BB: 1 P: 12	R: 2 E: 0 K: 0 S: 6	H: 3 LOB: 3 BB: 2 P: 14	R: 0 E: 0 K: 2 S: 7	H: 0 LOB: 0 BB: 0 P: 7	R: 0 E: 0 K: 1 S: 7	H: 1 LOB: 2 BB: 0 P: 7	R: 0 E: 0 K: 2 S: 7	H: 0 LOB: 0 BB: 0 P: 7	R: 0 E: 0 K: 1 S: 5	H: 0 LOB: 1 BB: 1 P: 9	R: 0 E: 0 K: 1 S: 6	H: 2 LOB: 1 BB: 0 P: 6	1B: 6 2B: 4 3B: 0 HR: 0	SF: 0 SAC: 1 DP: 1 HBP: 0	WP: 0 PB: 0 SB: 0 CS: 1	PA: 37
<b>PITCHER</b> Rudy May, L ERA: 2.88	IP: 5.0 WLS: L BF: 25 H: 7 R: 3 ER: 3 SO: 5 BB: 1 IBB: 0 HBP: 0 BLK: 0 WP: 0 HR: 0 S: 32 P: 44 ERA: 5.40 WHIP: 1.600															<b>PITCHER</b>	IP: 5.0 WLS: L BF: 25 H: 7 R: 3 ER: 3 SO: 5 BB: 1 IBB: 0 HBP: 0 BLK: 0 WP: 0 HR: 0 S: 32 P: 44 ERA: 5.40 WHIP: 1.600			
Mel Queen, R ERA: 1.69	2.0 7 0 0 0 3 1 0 0 0 0 0 12 16 0.00 0.500															<b>PITCHER</b>	2.0 7 0 0 0 3 1 0 0 0 0 0 12 16 0.00 0.500			
Eddie Fisher, R ERA: 2.18	1.0 4 2 0 0 1 0 0 0 0 0 0 6 6 0.00 2.000															<b>PITCHER</b>	1.0 4 2 0 0 1 0 0 0 0 0 0 6 6 0.00 2.000			

California Angels @ New York Yankees  
Yankee Stadium, Bronx, NY  
Thu Aug 12 1971, 7:05 PM EDT  
Unknown - 81 F

AB 31  
R 3  
H 9  
RBI 3  
BB 4  
SO 9  
LOB 21



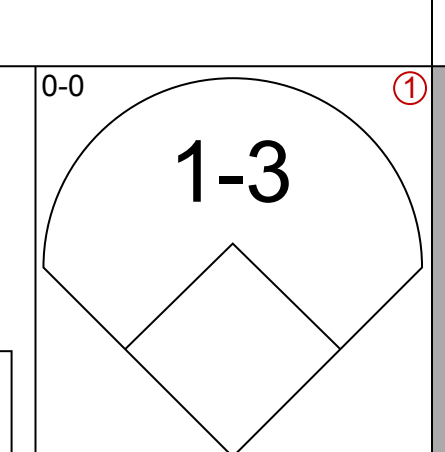
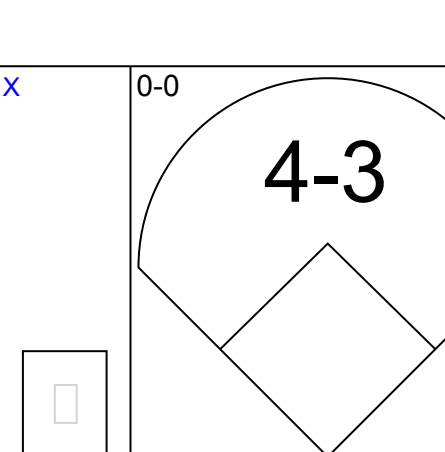
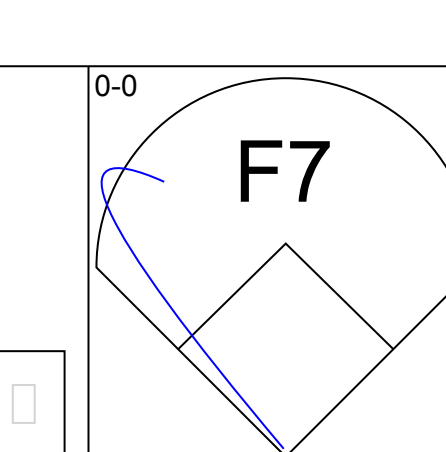
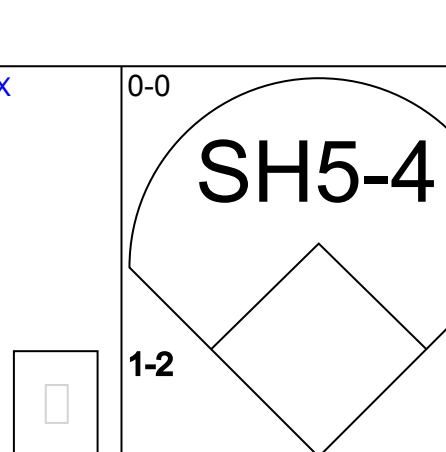
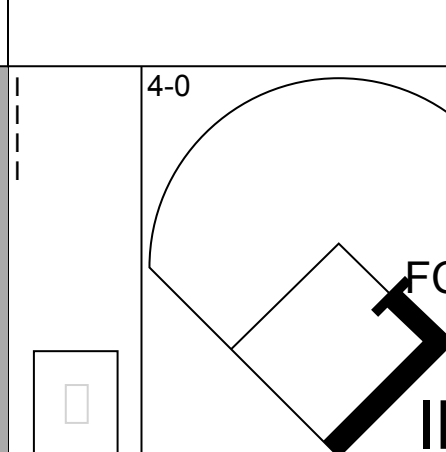
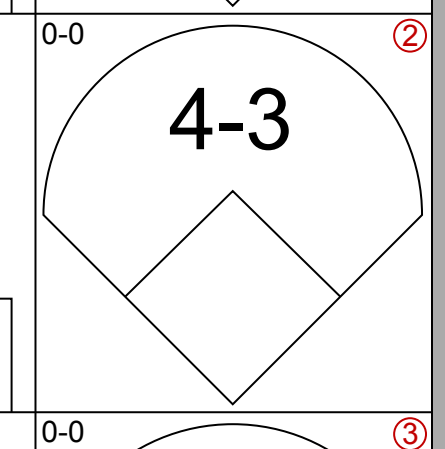
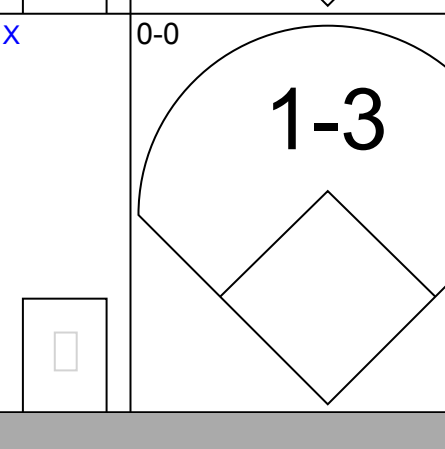
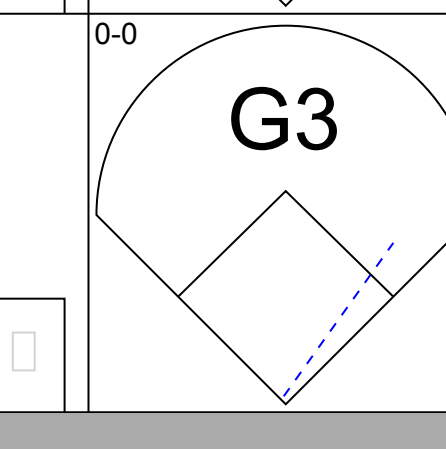
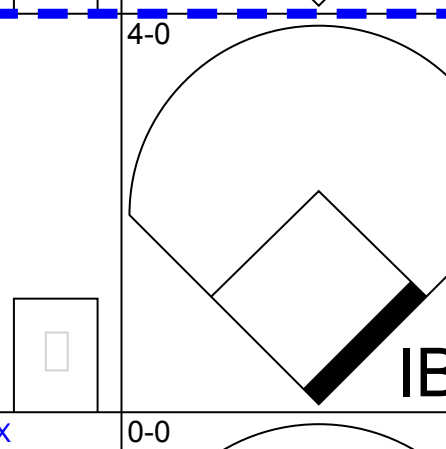
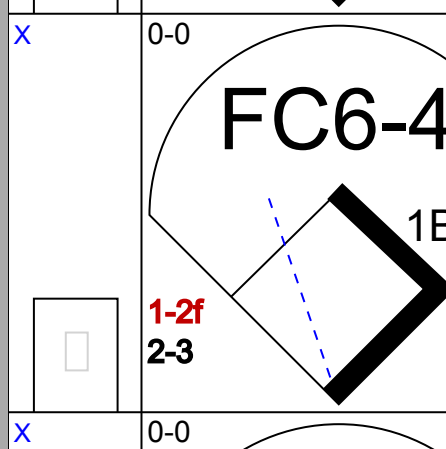
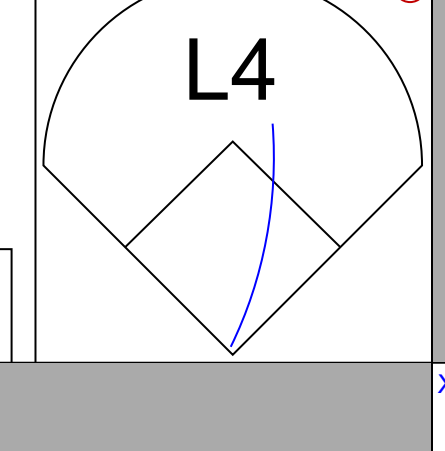
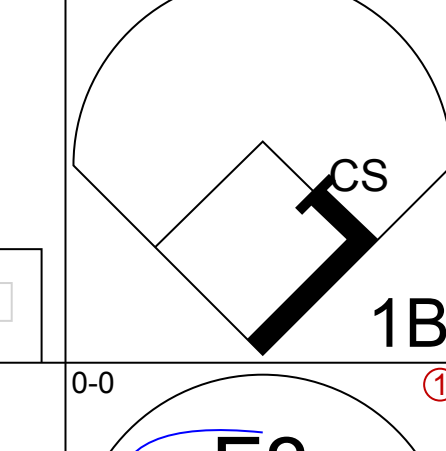

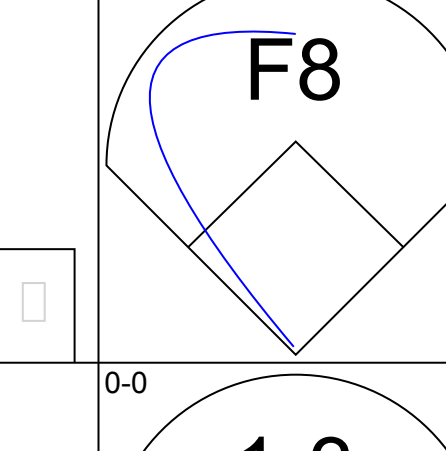
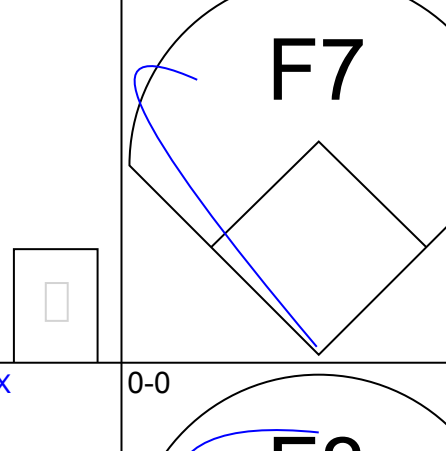
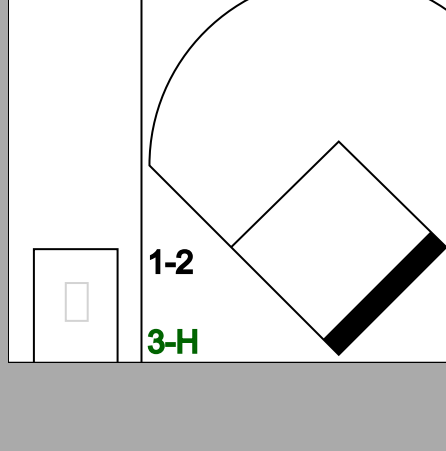
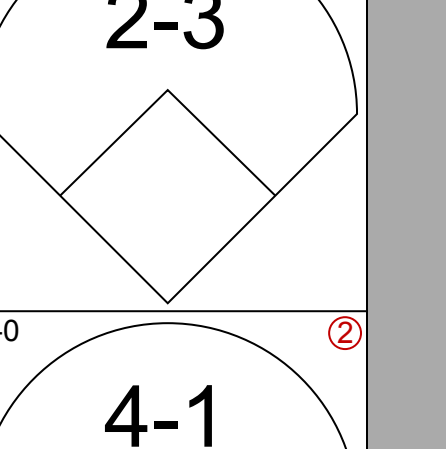
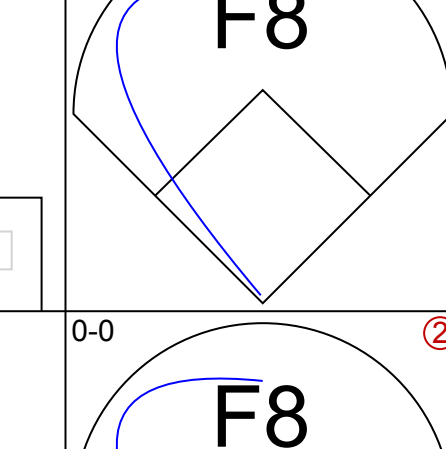
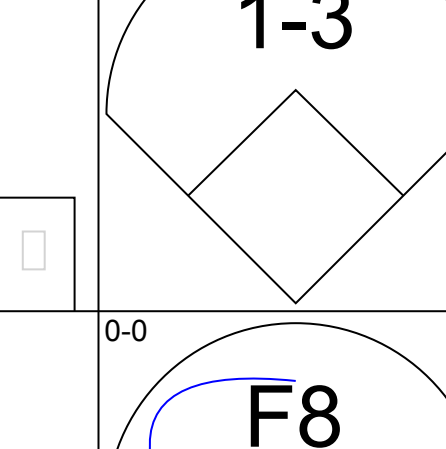
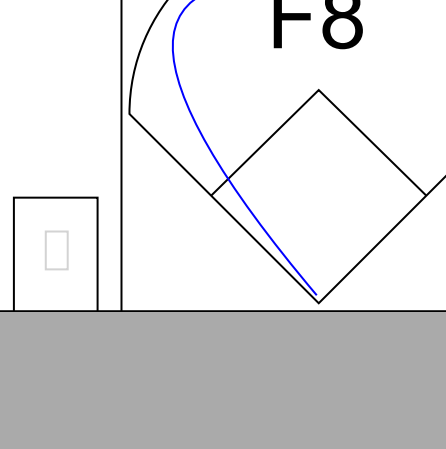
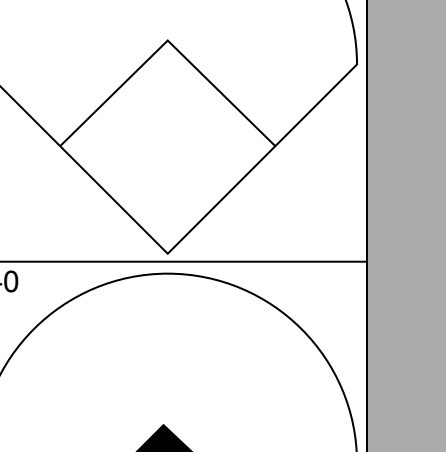
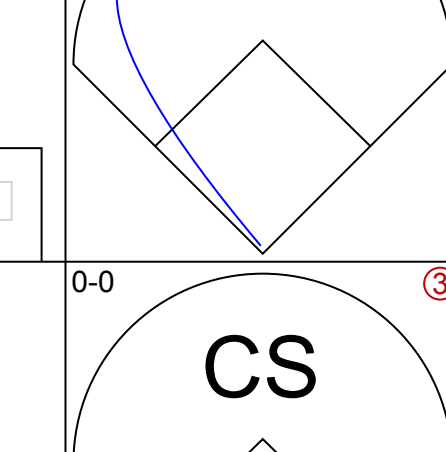
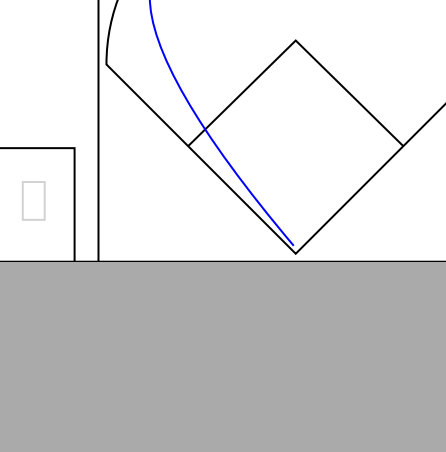
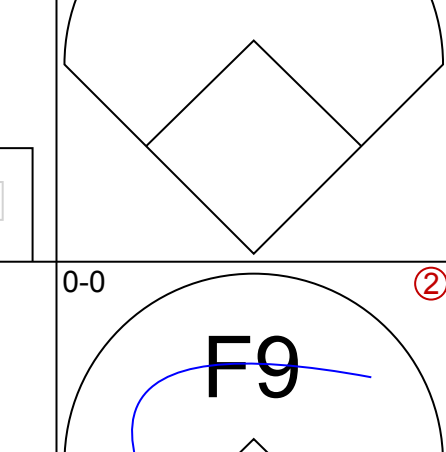
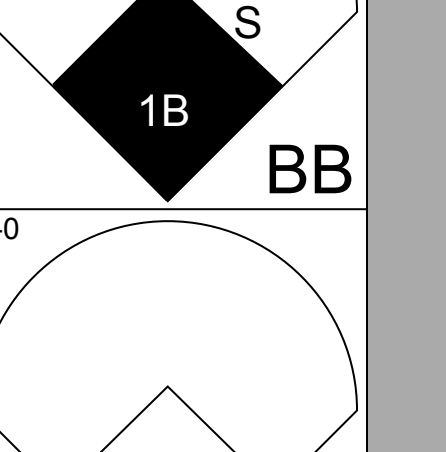
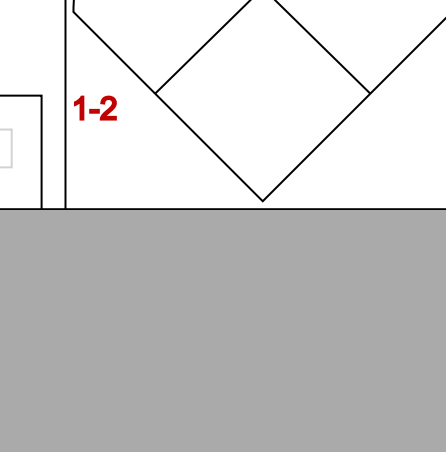
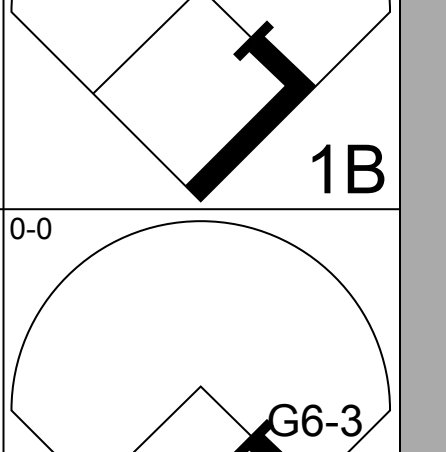
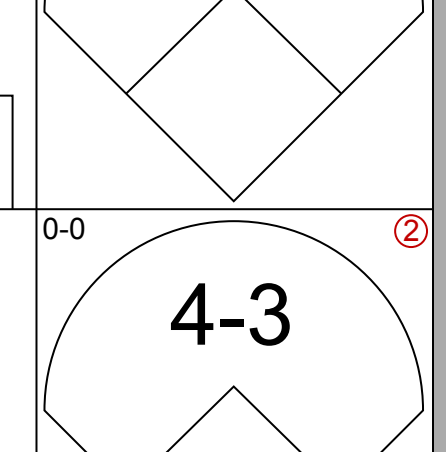
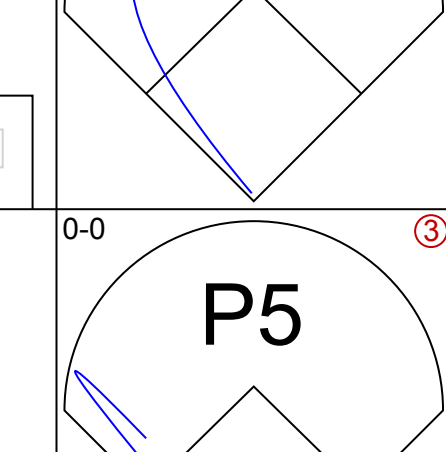
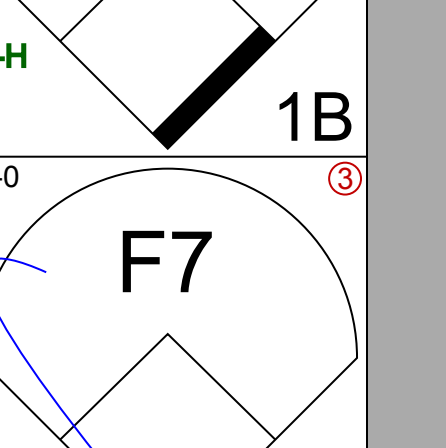
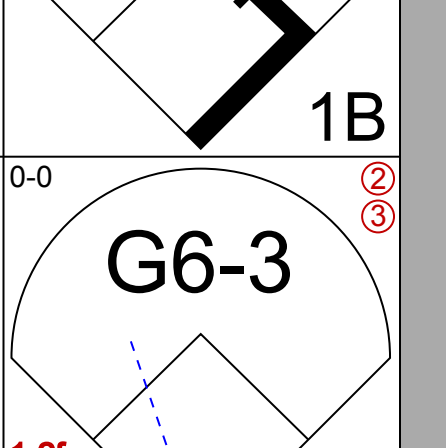
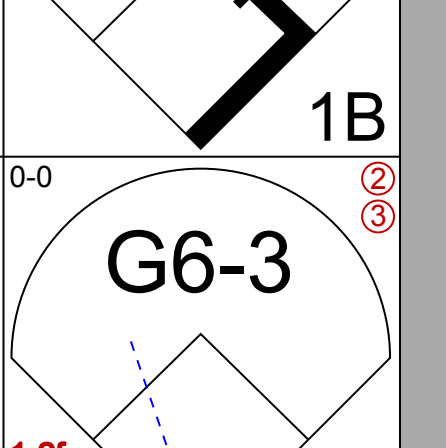
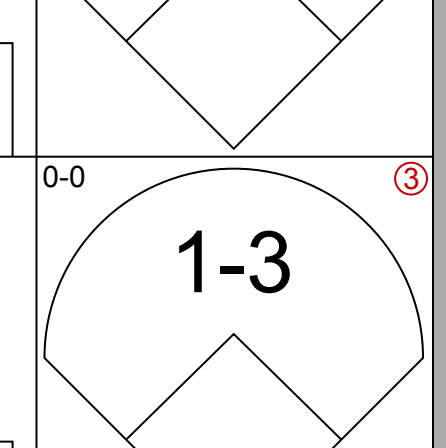
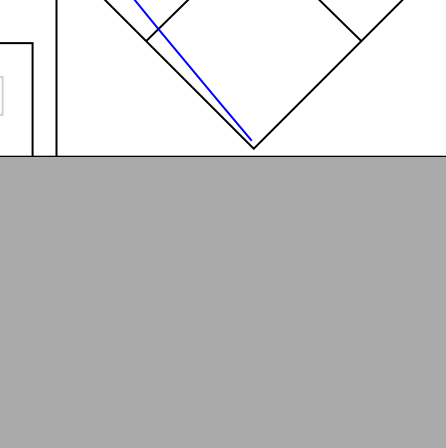
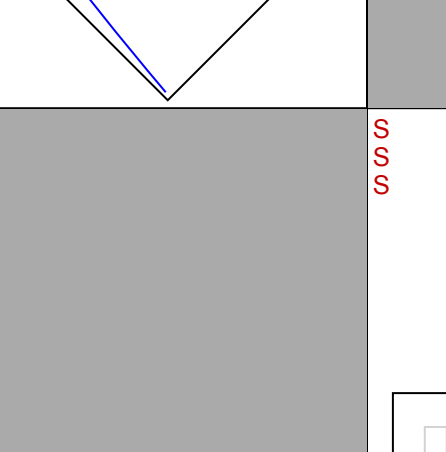
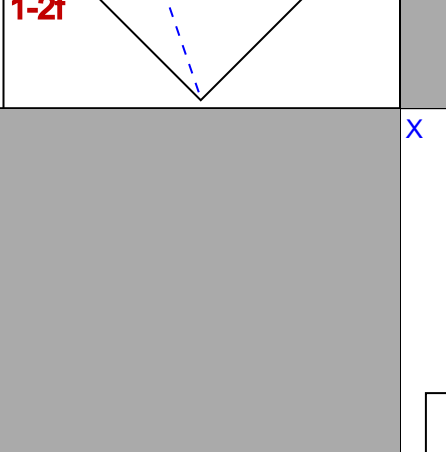
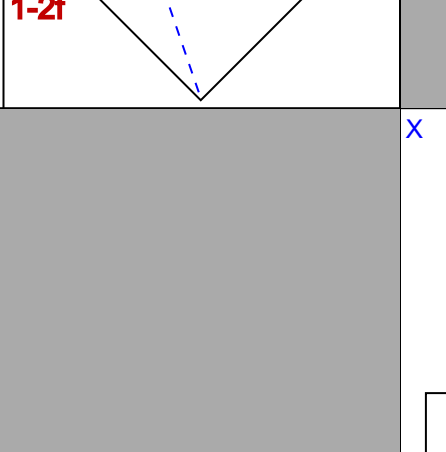
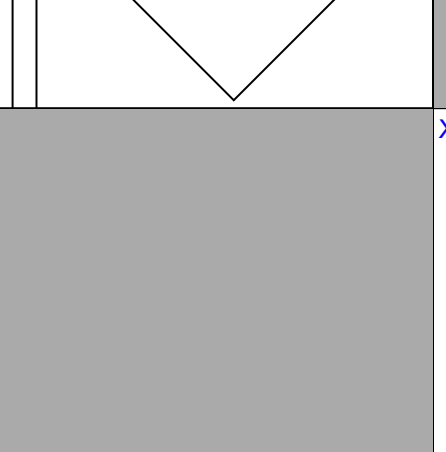
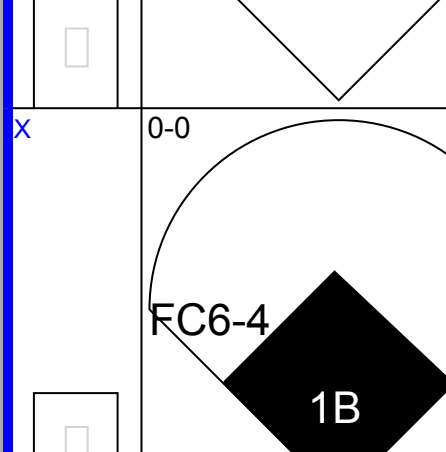
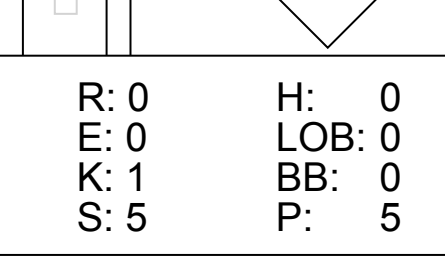
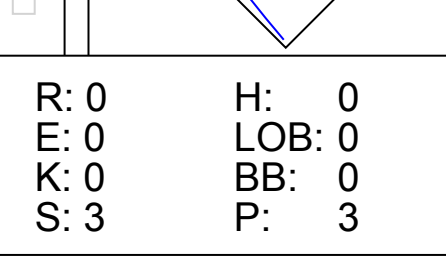
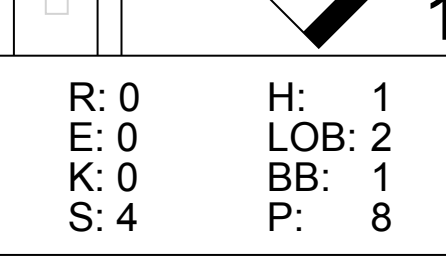
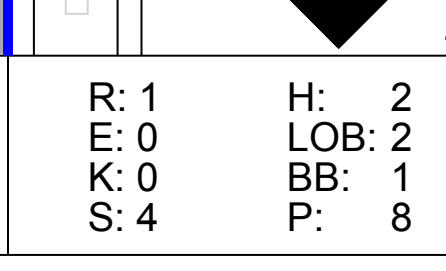


Batter	1	2	3	4	5	6	7	8	9	10	11	AB	R	H	RBI	BB	SO	LOB	TOP			
Sandy Alomar Sr., S OBP: 0.310, SLG: 0.323 (1, 4)												5	0	0	0	0	1	2				
Mickey Rivers, L OBP: 0.339, SLG: 0.339 Lloyd Allen, R OBP: 0.357, SLG: 0.571 (1, 9)												5	0	1	0	0	3	1				
Ken McMullen, R OBP: 0.310, SLG: 0.391 (1, 5)												3	0	0	1	1	0	1				
Billy Cowan, R OBP: 0.328, SLG: 0.462 (1, 7)												5	0	0	0	0	1	3				
Jim Fregosi, R OBP: 0.285, SLG: 0.299 Syd O'Brien, R OBP: 0.244, SLG: 0.300 (1, 6)												3	0	0	0	1	0	0				
Jim Spencer, L OBP: 0.304, SLG: 0.396 (1, 3)												3	0	0	0	2	0	3				
Ken Berry, R OBP: 0.260, SLG: 0.297 (1, 8)												5	0	2	0	0	0	1				
John Stephenson, L OBP: 0.286, SLG: 0.344 (1, 2)												4	0	0	0	0	0	3				
Tom Murphy, R OBP: 0.203, SLG: 0.203 Dave LaRoche, L OBP: 0.200, SLG: 0.111 Tommy Reynolds, R OBP: 0.310, SLG: 0.300 (1, 1)												3	1	1	0	0	0	0				
<b>Inning Stats</b>	R: 0 E: 0 K: 2 S: 7	H: 0 LOB: 0 BB: 0 P: 7	R: 0 E: 0 K: 0 S: 4	H: 1 LOB: 2 BB: 1 P: 8	R: 1 E: 3 K: 0 S: 6	H: 2 LOB: 3 BB: 1 P: 10	R: 0 E: 0 K: 0 S: 3	H: 0 LOB: 0 BB: 0 P: 3	R: 0 E: 0 K: 1 S: 5	H: 0 LOB: 0 BB: 0 P: 3	R: 0 E: 0 K: 1 S: 5	H: 0 LOB: 0 BB: 0 P: 5	R: 0 E: 0 K: 0 S: 4	H: 1 LOB: 1 BB: 0 P: 4	R: 0 E: 0 K: 1 S: 5	H: 0 LOB: 1 BB: 1 P: 9	R: 0 E: 0 K: 0 S: 3	H: 0 LOB: 1 BB: 1 P: 7	1B: 4 2B: 0 3B: 0 HR: 0	SF: 1 SAC: 0 DP: 0 HBP: 0	WP: 0 PB: 0 SB: 0 CS: 0	PA: 43
<b>PITCHER</b> Mike Kekich, L ERA: 3.33 (1, 1)	IP 11.0	WLS W	BF 43	H 4	R 1	ER 0	SO 5	BB 4	IBB 1	HBP 0	BLK 0	WP 0	HR 0	S 48	P 68	ERA 0.00	WHIP 0.727					

California Angels @ New York Yankees  
Yankee Stadium, Bronx, NY  
Thu Aug 12 1971, 7:05 PM EDT  
Att. 13,072 - Unknown - 77 F

AB 37  
R 1  
H 4  
RBI 1  
BB 5  
SO 5  
LOB 14



Batter	1	2	3	4	5	6	7	8	9	10	11	AB	R	H	RBI	BB	SO	LOB	BOTTOM			
Jerry Kenney, L OBP: 0.363, SLG: 0.298 (1, 5)												3	0	0	0	1	0	0				
Jake Gibbs, L OBP: 0.251, SLG: 0.304 Thurman Munson, R OBP: 0.333, SLG: 0.394 (1, 2)												3	0	0	0	0	0	0				
Bobby Murcer, L OBP: 0.436, SLG: 0.558 (1, 8)													5	0	2	1	0	0	2			
Roy White, S OBP: 0.383, SLG: 0.482 (1, 7)												4	0	0	0	0	0	3				
Ron Blomberg, L OBP: 0.388, SLG: 0.477 (1, 9)												4	0	0	0	0	0	1				
Felipe Alou, R OBP: 0.322, SLG: 0.384 (1, 3)												3	1	1	0	1	0	0				
Horace Clarke, S OBP: 0.331, SLG: 0.318 (1, 4)												4	0	2	1	0	0	0				
Frank Baker, L OBP: 0.270, SLG: 0.137 Danny Cater, R OBP: 0.292, SLG: 0.350 (1, 6)												3	0	0	0	0	0	2				
Mike Kekich, R OBP: 0.235, SLG: 0.188 Gene Michael, S OBP: 0.329, SLG: 0.311 (1, 1)												3	0	1	0	0	1	0				
<b>Inning Stats</b>	R: 0 E: 0 K: 0 S: 3	H: 0 LOB: 0 BB: 0 P: 3	R: 1 E: 0 K: 0 S: 4	H: 1 LOB: 1 BB: 1 P: 8	R: 0 E: 0 K: 1 S: 5	H: 0 LOB: 0 BB: 0 P: 5	R: 0 E: 0 K: 0 S: 3	H: 1 LOB: 0 BB: 0 P: 3	R: 0 E: 0 K: 0 S: 3	H: 0 LOB: 0 BB: 0 P: 3	R: 0 E: 0 K: 0 S: 3	H: 0 LOB: 0 BB: 0 P: 3	R: 0 E: 0 K: 0 S: 4	H: 1 LOB: 2 BB: 1 P: 8	R: 0 E: 0 K: 0 S: 3	H: 0 LOB: 0 BB: 0 P: 3	R: 1 E: 0 K: 0 S: 4	H: 2 LOB: 2 BB: 1 P: 8	1B: 6 2B: 1 3B: 0 HR: 0	SF: 0 SAC: 1 DP: 1 HBP: 0	WP: 0 PB: 0 SB: 1 CS: 1	PA: 40
<b>PITCHER</b> Tom Murphy, R ERA: 3.67 (1, 1)	IP 8.1	WLS 0.2	BF 28	H 5	R 0	ER 1	SO 1	BB 1	IBB 0	HBP 0	BLK 0	WP 0	HR 0	S 29	P 33	ERA 1.08	WHIP 0.720					
Dave LaRoche, L ERA: 1.87 (9, 1)	0.2	3	0	0	0	0	0	0	0	0	0	0	0	2	6	0.00	0.000					
Lloyd Allen, R ERA: 2.68 (10, 1)	1.2	L	8	2	1	1	0	0	1	0	0	0	0	7	11	5.40	1.200					

California Angels @ New York Yankees  
Yankee Stadium, Bronx, NY  
Thu Aug 12 1971, 7:05 PM EDT  
Att. 13,072 - Unknown - 77 F

AB 35  
R 2  
H 7  
RBI 2  
BB 3  
SO 1  
LOB 10





Batter	1	2	3	4	5	6	7	8	9	AB	R	H	RBI	BB	SO	LOB	TOP					
<b>Sandy Alomar Sr. S</b> OBP: 0.313, SLG: 0.326 (1.4)										5	0	3	0	0	0	3	<b>California Angels @ Washington Senators</b> Robert F. Kennedy Memorial Stadium, Washington, DC Fri Aug 13 1971, 7:05 PM EDT Att: 4,928 - Unknown <a href="http://livebaseballscorecards.com">livebaseballscorecards.com</a>					
<b>Mickey Rivers L</b> OBP: 0.305, SLG: 0.333 (1.8)										5	0	1	0	0	0	7						
<b>Tony Gonzalez L</b> OBP: 0.335, SLG: 0.350 (1.7)										5	0	1	0	0	0	5						
<b>Jim Fregosi R</b> OBP: 0.280, SLG: 0.293 (1.6)										4	0	0	0	0	1	3						
<b>Jim Spencer L</b> OBP: 0.306, SLG: 0.397 (1.3)										4	0	2	0	0	0	2						
<b>Ken McMullen R</b> OBP: 0.305, SLG: 0.390 (1.5)										4	0	1	0	0	0	1						
<b>Roger Repoz L</b> OBP: 0.363, SLG: 0.387 (1.9)										4	0	0	0	0	1	2						
<b>John Stephenson L</b> OBP: 0.289, SLG: 0.344 (1.2)										3	0	1	0	1	0	0						
<b>Andy Messersmith R</b> OBP: 0.215, SLG: 0.230 (7. PH)										1	0	0	0	1	0	0						
<b>Tommie Reynolds R</b> OBP: 0.322, SLG: 0.390 (7. 1)										0	0	0	0	0	0	0						
<b>Mel Queen L</b> OBP: 0.263, SLG: 0.300 (9. PH)										1	0	1	0	0	0	0						
<b>Inning Stats</b>	R: 0 E: 0 K: 0 S: 4	H: 1 LOB: 1 BB: 0 P: 4	R: 0 E: 0 K: 0 S: 3	H: 1 LOB: 0 BB: 0 P: 3	R: 0 E: 0 K: 1 S: 5	H: 0 LOB: 2 BB: 2 P: 11	R: 0 E: 0 K: 1 S: 5	H: 0 LOB: 0 BB: 0 P: 5	R: 0 E: 0 K: 0 S: 3	H: 0 LOB: 0 BB: 0 P: 3	R: 0 E: 0 K: 0 S: 5	H: 2 LOB: 2 BB: 0 P: 5	R: 0 E: 0 K: 0 S: 5	H: 2 LOB: 2 BB: 0 P: 6	R: 0 E: 0 K: 1 S: 7	H: 2 LOB: 2 BB: 0 P: 7	R: 0 E: 0 K: 0 S: 5	H: 2 LOB: 2 BB: 0 P: 5	1B: 10 2B: 0 3B: 0 HR: 0	SF: 0 SAC: 0 DP: 1 HBP: 1	WP: 0 PB: 0 SB: 1 CS: 0	PA: 39
<b>PITCHER</b> <b>Denny McLain R</b> ERA: 4.1 (1.1)	IP: 9.0 WLS: W BF: 39 H: 10 R: 0 ER: 0 SO: 2 BB: 2 IBB: 0 HBP: 1 BLK: 0 WP: 0 HR: 0 S: 40 P: 49 ERA: 0.00 WHIP: 1.333															<b>PITCHER</b>						

Batter	1	2	3	4	5	6	7	8	9	AB	R	H	RBI	BB	SO	LOB	BOTTOM			
<b>Del Unser L</b> OBP: 0.346, SLG: 0.365 (1.8)										3	1	1	0	1	0	1	<b>California Angels @ Washington Senators</b> Robert F. Kennedy Memorial Stadium, Washington, DC Fri Aug 13 1971, 7:05 PM EDT Att: 4,928 - Unknown <a href="http://livebaseballscorecards.com">livebaseballscorecards.com</a>			
<b>Lenny Randle S</b> OBP: 0.301, SLG: 0.318 (1.4)										4	1	1	0	0	2	2				
<b>Don Mincher L</b> OBP: 0.413, SLG: 0.434 (1.3)										3	1	0	0	1	0	0				
<b>Jeff Burroughs R</b> OBP: 0.283, SLG: 0.367 (1.7)										4	0	0	0	0	2	3				
<b>Tom McCraw L</b> OBP: 0.279, SLG: 0.399 (1.9)										3	0	0	1	1	0	1				
<b>Davey Nelson R</b> OBP: 0.311, SLG: 0.370 (1.5)										3	0	1	2	0	0	1				
<b>Dick Billings R</b> OBP: 0.282, SLG: 0.329 (1.2)										3	1	0	0	0	0	3				
<b>Tim Cullen R</b> OBP: 0.249, SLG: 0.255 (1.6)										3	0	2	1	0	0	0				
<b>Denny McLain R</b> OBP: 0.111, SLG: 0.116 (1.1)										2	0	0	0	0	2	0				
<b>Inning Stats</b>	R: 3 E: 0 K: 1 S: 6	H: 2 LOB: 3 BB: 3 P: 18	R: 0 E: 0 K: 0 S: 4	H: 1 LOB: 1 BB: 0 P: 4	R: 0 E: 0 K: 1 S: 6	H: 1 LOB: 0 BB: 0 P: 6	R: 0 E: 0 K: 1 S: 5	H: 0 LOB: 0 BB: 0 P: 5	R: 0 E: 0 K: 0 S: 4	H: 0 LOB: 1 BB: 0 P: 4	R: 0 E: 0 K: 2 S: 8	H: 1 LOB: 1 BB: 0 P: 8	R: 0 E: 0 K: 1 S: 5	H: 0 LOB: 0 BB: 0 P: 5	R: 0 E: 0 K: 1 S: 5	H: 0 LOB: 0 BB: 0 P: 5		1B: 4 2B: 1 3B: 0 HR: 0	SF: 0 SAC: 1 DP: 1 HBP: 0	WP: 0 PB: 0 SB: 2 CS: 0
<b>PITCHER</b> <b>Andy Messersmith R</b> ERA: 3.95 <b>Mel Queen R</b> ERA: 1.62 (1.1)	IP: 6.0 WLS: L BF: 25 H: 4 R: 4 ER: 3 SO: 3 BB: 3 IBB: 0 HBP: 0 BLK: 0 WP: 0 HR: 0 S: 13 P: 13 ERA: 4.50 WHIP: 1.167															<b>PITCHER</b>				



Batter	1	2	3	4	5	6	7	8	9	AB	R	H	RBI	BB	SO	LOB	TOP			
Sandy Alomar Sr. S OBP: 0.312, SLG: 0.325 (1.4)			L1		1-3			4-3	FC4-6 BB	5	0	1	0	0	0	2	<b>California Angels @ Washington Senators</b> Robert F. Kennedy Memorial Stadium, Washington, DC Sat Aug 14 1971, 7:05 PM EDT Att: 4,011 - Unknown			
Mickey Rivers L OBP: 0.315, SLG: 0.333 (1.8)	F9				L3			FC4-6 BB	BB BB BB BB	3	0	1	0	2	0	1				
Tony Gonzalez L OBP: 0.329, SLG: 0.344 Billy Cowan R OBP: 0.326, SLG: 0.458 (9, PH)	F7		G3			3-1		E4 FC4-6	BB	4	0	0	0	0	0	3				
Jim Fregosi R OBP: 0.280, SLG: 0.292 (1.6)	6-3					F7		FC4-6 BB	BB BB BB BB	4	0	1	0	0	0	3				
Jim Spencer L OBP: 0.306, SLG: 0.394 (1.3)		K		K		3-1		BB BB BB BB	BB BB BB BB	3	0	0	0	1	2	1				
Ken McMullen R OBP: 0.313, SLG: 0.391 (1.5)		BB		BB				F8	BB BB BB BB	3	0	2	0	1	0	3				
Roger Repoz L OBP: 0.361, SLG: 0.384 (1.9)		P6		K				F8	BB BB BB BB	4	0	1	0	0	1	4				
John Stephenson L OBP: 0.285, SLG: 0.338 (1.2)		F9		F6				P5	BB BB BB BB	4	0	0	0	0	0	5				
Clyde Wright R OBP: 0.224, SLG: 0.229 Lloyd Allen R OBP: 0.337, SLG: 0.571 Tommy Reynolds R OBP: 0.333, SLG: 0.500 Bruce Christensen L OBP: 0.313, SLG: 0.233 (9, PR)			6-3		6-3			F8	BB BB BB BB	3	0	0	0	0	0	1				
								FC4-6 HBP	BB BB BB BB	0	0	0	0	0	0	0				
<b>Inning Stats</b>	R: 0 E: 0 K: 0 S: 4	H: 1 LOB: 1 BB: 0 P: 4	R: 0 E: 0 K: 1 S: 5	H: 0 LOB: 1 BB: 1 P: 9	R: 0 E: 0 K: 2 S: 4	H: 1 LOB: 1 BB: 0 P: 4	R: 0 E: 0 K: 2 S: 9	H: 2 LOB: 2 BB: 0 P: 9	R: 0 E: 0 K: 0 S: 3	H: 0 LOB: 0 BB: 0 P: 3	R: 0 E: 0 K: 0 S: 4	H: 1 LOB: 1 BB: 0 P: 4	R: 0 E: 1 K: 0 S: 4	H: 0 LOB: 3 BB: 2 P: 12	R: 0 E: 0 K: 0 S: 4	H: 1 LOB: 3 BB: 1 P: 9	1B: 6 2B: 0 3B: 0 HR: 0	SF: 0 SAC: 0 DP: 0 HBP: 1	WP: 0 PB: 0 SB: 0 CS: 0	PA: 39
<b>PITCHER</b>	IP WLS BF H R ER SO BB IBB HBP BLK WP HR S P ERA WHIP	8.2 W 38 6 0 0 3 4 0 0 0 0 0 0 1 1.54	0.1 S 1 0 0 0 0 0 0 0 0 0 0 0 1 1 0.00 0.000																	

Batter	1	2	3	4	5	6	7	8	9	AB	R	H	RBI	BB	SO	LOB	BOTTOM			
Davey Nelson R OBP: 0.305, SLG: 0.362 (1.5)	F9		K			F9		6-3		4	0	0	0	0	1	0	<b>California Angels @ Washington Senators</b> Robert F. Kennedy Memorial Stadium, Washington, DC Sat Aug 14 1971, 7:05 PM EDT Att: 4,011 - Unknown			
Lenny Randle S OBP: 0.299, SLG: 0.316 (1.4)	6-3				F8	1-3		BB	BB BB BB BB	4	0	1	0	0	0	0				
Frank Howard R OBP: 0.475 Tom McCraw L OBP: 0.279, SLG: 0.399 (9, 3)	1-3				FC6-4 BB			F9	BB BB BB BB	3	1	0	0	1	0	1				
Jeff Burroughs R OBP: 0.298, SLG: 0.434 Del Unser L OBP: 0.346, SLG: 0.365 (9, 9)		1-3			FC6-4 FC5-4			HR	BB BB BB BB	4	1	2	2	0	0	1				
Dick Billings R OBP: 0.285, SLG: 0.336 (9, 7)					FC5-4			HR	BB BB BB BB	0	0	0	0	0	0	0				
Paul Casanova R OBP: 0.237, SLG: 0.293 (1.2)								1B	BB BB BB BB	4	0	2	0	0	0	3				
Elliott Maddox R OBP: 0.315, SLG: 0.255 (1.8)					6-3			SH1-4	BB BB BB BB	2	0	0	0	0	0	1				
Tim Cullen R OBP: 0.246, SLG: 0.252 (1.6)					K			SH1-4	BB BB BB BB	2	0	0	0	1	1	1				
Mike Thompson R OBP: 0.194, SLG: 0.083 Paul Lindblad L OBP: 0.211, SLG: 0.316 (9, 1)					L1			1B	BB BB BB BB	2	0	0	0	1	1	1				
								IBB	BB BB BB BB	3	0	0	0	0	0	2				
								F9	BB BB BB BB	3	0	0	0	0	3	2				
<b>Inning Stats</b>	R: 0 E: 0 K: 0 S: 3	H: 0 LOB: 0 BB: 0 P: 3	R: 0 E: 0 K: 0 S: 4	H: 1 LOB: 1 BB: 0 P: 4	R: 0 E: 0 K: 2 S: 7	H: 0 LOB: 0 BB: 0 P: 7	R: 0 E: 0 K: 0 S: 3	H: 0 LOB: 1 BB: 1 P: 7	R: 0 E: 0 K: 1 S: 5	H: 0 LOB: 0 BB: 0 P: 5	R: 2 E: 1 K: 1 S: 8	H: 2 LOB: 2 BB: 1 P: 12	R: 0 E: 0 K: 0 S: 5	H: 2 LOB: 2 BB: 0 P: 5	R: 0 E: 0 K: 0 S: 5	H: 2 LOB: 2 BB: 0 P: 5	1B: 3 2B: 1 3B: 0 HR: 1	SF: 0 SAC: 1 DP: 0 HBP: 0	WP: 0 PB: 0 SB: 0 CS: 0	PA: 32
<b>PITCHER</b>	IP WLS BF H R ER SO BB IBB HBP BLK WP HR S P ERA WHIP	7.1 L 29 4 2 1 5 0 0 0 0 0 0 0 3 3 1.23 0.682	0.2 3 1 0 0 0 0 0 0 0 0 0 0 3 3 0.00 1.500																	




Batter	1	2	3	4	5	6	7	8	9	10	AB	R	H	RBI	BB	SO	LOB			
Sandy Alomar Sr., S OBP: 0.311, SLG: 0.324	1-3	F8			4-3		P6			SH5-4 FC6-4 1B	5	1	1	0	0	0	2			
Mickey Rivers, L OBP: 0.318, SLG: 0.357	HR		6-3		4-3		F7			FC6-4 SH5-4 1-2 1B	5	1	2	1	0	0	0			
Tony Gonzalez, L OBP: 0.332, SLG: 0.346	6-3						6-3			SH5-4	4	0	2	0	0	0	0			
Ken Berry, R OBP: 0.263, SLG: 0.300			G6-4-3 1B			1B				1-2 2-3	0	0	0	0	0	0	0			
John Stephenson, L OBP: 0.267, SLG: 0.340	2B		G6-4-3 1-2			F8				FC6-4 IBB	4	1	1	0	1	0	2			
Jim Spencer, L OBP: 0.310, SLG: 0.400											4	0	3	1	0	0	0			
Billy Cowan, R OBP: 0.324, SLG: 0.455	2B					G6-4-3 1B				FC6-4 1-2 2-3 3-4	1	0	0	1	0	0	2			
Roger Repoz, L OBP: 0.358, SLG: 0.394	K					F5				K	5	1	1	1	0	2	6			
Bruce Christensen, L OBP: 0.327, SLG: 0.255											4	0	2	0	0	0	1			
Syd O'Brien, R OBP: 0.242, SLG: 0.298											2	0	0	0	0	0	0			
Ken McMullen, R OBP: 0.312, SLG: 0.391											1	0	0	0	0	0	1			
Eddie Fisher, R OBP: 0.198, SLG: 0.071											2	0	1	0	0	0	0			
Lloyd Allen, R OBP: 0.337, SLG: 0.378											0	0	0	0	0	0	0			
Jim Fregosi, S OBP: 0.291, SLG: 0.291											1	0	0	0	0	0	1			
Dave LaRoche, L OBP: 0.290, SLG: 0.111											0	0	0	0	0	0	0			
Tommy Reynolds, R OBP: 0.268, SLG: 0.124											1	0	0	0	0	0	1			
Mel Queen, L OBP: 0.287, SLG: 0.267											0	0	0	0	0	0	0			
Rickey Clark, R OBP: 0.267, SLG: 0.267											0	0	0	0	0	0	0			
<b>Inning Stats</b>	R: 2 E: 0 K: 1 S: 8	H: 3 LOB: 1 BB: 0 P: 8	R: 0 E: 0 K: 0 S: 4	H: 1 LOB: 1 BB: 0 P: 4	R: 0 E: 0 K: 0 S: 3	H: 1 LOB: 0 BB: 0 P: 3	R: 0 E: 0 K: 0 S: 3	H: 1 LOB: 0 BB: 0 P: 3	R: 0 E: 0 K: 0 S: 5	H: 2 LOB: 2 BB: 0 P: 5	R: 0 E: 0 K: 1 S: 6	H: 1 LOB: 1 BB: 0 P: 6	R: 0 E: 0 K: 0 S: 3	H: 0 LOB: 0 BB: 0 P: 3	R: 1 E: 0 K: 0 S: 5	H: 2 LOB: 1 BB: 0 P: 5	R: 1 E: 0 K: 1 S: 7	H: 2 LOB: 2 BB: 1 P: 11	1B: 9 2B: 2 3B: 0 HR: 2	SF: 0 SAC: 2 DP: 2 HBP: 0

PITCHER	IP	WLS	BF	H	R	ER	SO	BB	IBB	HBP	BLK	WP	HR	S	P	ERA	WHIP
Dick Bosman, R ERA: 3.9	9.0		36	11	3	3	2	0	0	0	0	0	2	40	40	3.00	1.222
Paul Lindblad, L ERA: 2.68	10.1	L	2	2	1	1	0	0	0	0	0	0	0	2	2	∞	∞
Casey Cox, R ERA: 3.17	10.1		2	0	0	0	0	0	1	0	0	0	0	1	5	0.00	0.000
Joe Grzenda, L ERA: 2.37	10.1		2	0	0	0	1	0	0	0	0	0	0	4	4	0.00	0.000

**California Angels @ Washington Senators**  
 Robert F. Kennedy Memorial Stadium, Washington, DC  
 Sun Aug 15 1971, 3:33 AM EDT  
 Att: 6,895 - Unknown

AB	39
R	4
H	13
RBI	4
BB	1
SO	3
LOB	16



WP: 0	PA: 42
PB: 0	
SB: 0	
CS: 0	

livebaseballscorecards.com

Batter	1	2	3	4	5	6	7	8	9	10	AB	R	H	RBI	BB	SO	LOB			
Del Unser, L OBP: 0.344, SLG: 0.363	F9		F8			PB HBP 1B	E1 6-3 1B		F8		5	1	1	0	0	0	0			
Lenny Randle, S OBP: 0.302, SLG: 0.315	K2-3					1B PB HBP	6-3 1B		K		4	1	1	0	0	3	0			
Don Mincher, L OBP: 0.410, SLG: 0.429	4-3					F8	F3			1B 1-3 1B	3	0	0	0	0	0	2			
Frank Howard, R OBP: 0.370, SLG: 0.474						1-2 2-3	1-2 2-3				1	0	0	0	0	0	2			
Elliott Maddox, R OBP: 0.318, SLG: 0.259						1-2 2-3	1-2 2-3				1	0	1	0	0	0	0			
Tom McCraw, L OBP: 0.288, SLG: 0.388		F9				1B BB 1B	BB BB			1-3 1B	3	1	1	1	2	0	1			
Jeff Burroughs, R OBP: 0.305, SLG: 0.421		F8				E 1B	F8				4	0	1	1	0	4				
Dick Billings, R OBP: 0.281, SLG: 0.342						1-3 3-H	E8 K 1B			2-3 1B	5	0	3	1	0	0	2			
Davey Nelson, R OBP: 0.302, SLG: 0.354	1-3										4	0	0	0	1	0	3			
Tim Cullen, R OBP: 0.244, SLG: 0.249											4	0	0	0	0	1	3			
Dick Bosman, R OBP: 0.224, SLG: 0.120											3	0	0	0	0	0	0			
Bernie Allen, L OBP: 0.357, SLG: 0.378	4-3										1	0	0	0	0	0	0			
Paul Lindblad, L OBP: 0.211, SLG: 0.316											0	0	0	0	0	0	0			
Casey Cox, R OBP: 0.115, SLG: 0.080											0	0	0	0	0	0	0			
Joe Grzenda, R OBP: 0.333, SLG: 0.333											0	0	0	0	0	0	0			
<b>Inning Stats</b>	R: 0 E: 0 K: 1 S: 5	H: 0 LOB: 0 BB: 0 P: 5	R: 0 E: 0 K: 0 S: 4	H: 1 LOB: 1 BB: 0 P: 4	R: 0 E: 0 K: 0 S: 3	H: 0 LOB: 0 BB: 0 P: 3	R: 0 E: 0 K: 1 S: 5	H: 0 LOB: 2 BB: 0 P: 13	R: 0 E: 0 K: 0 S: 3	H: 0 LOB: 0 BB: 0 P: 3	R: 3 E: 1 K: 1 S: 8	H: 4 LOB: 2 BB: 1 P: 13	R: 0 E: 0 K: 0 S: 3	H: 0 LOB: 0 BB: 0 P: 3	R: 0 E: 0 K: 1 S: 5	H: 0 LOB: 0 BB: 0 P: 5	R: 0 E: 0 K: 0 S: 5	H: 2 LOB: 2 BB: 0 P: 5	1B: 8 2B: 0 3B: 0 HR: 0	SF: 0 SAC: 0 DP: 0 HBP: 1

**California Angels @ Washington Senators**  
 Robert F. Kennedy Memorial Stadium, Washington, DC  
 Sun Aug 15 1971, 3:33 AM EDT  
 Att: 6,895 - Unknown

AB	38
R	3
H	8
RBI	3
BB	4
SO	4
LOB	17



WP: 0	PA: 43
PB: 1	
SB: 0	
CS: 0	

livebaseballscorecards.com



Batter	1	2	3	4	5	6	7	8	9	AB	R	H	RBI	BB	SO	LOB	TOP								
Sandy Alomar Sr. S OBP: 0.308, SLG: 0.321 (1.4)	L4		5-3		FC4			E6	1-3	5	1	0	0	0	0	2	California Angels @ Boston Red Sox Fenway Park, Boston, MA Mon Aug 16 1971, 7:05 PM EDT Att: 17,877 - Unknown								
Mickey Rivers L OBP: 0.323, SLG: 0.361 (1.9)	E			3-1			4-3	1B		4	1	2	0	0	0	0									
Tony Gonzalez L OBP: 0.331, SLG: 0.345 (1.7)	FC1-5-4-2			F2			G3	1B	BB	4	1	1	1	0	0	1									
Ken McMullen R OBP: 0.314, SLG: 0.389 (1.5)	6-3			K				3H	1B	2	1	0	0	2	1	1									
Jim Spencer L OBP: 0.310, SLG: 0.400 Billy Cowan R OBP: 0.328, SLG: 0.459 Rudy May L OBP: 0.204, SLG: 0.191 (8.1)			F3		G3	6-3		1B	1B	3	1	1	0	0	0	1									
Jim Fregosi R OBP: 0.274, SLG: 0.287 (1.6)			F8		6-3				SF9	1	0	1	1	0	0	0									
John Stephenson L OBP: 0.273, SLG: 0.338 Jerry Moses R OBP: 0.273, SLG: 0.369 (8.2)			K		G3			4-3	6-3	3	0	0	0	0	1	1									
Ken Berry R OBP: 0.263, SLG: 0.300 (1.8)			1-3					3-1		4	0	1	1	0	0	0									
Tom Murphy R OBP: 0.190, SLG: 0.213 Lloyd Allen R OBP: 0.357, SLG: 0.571 Tommie Reynolds R OBP: 0.323, SLG: 0.288 Roger Repoz L OBP: 0.357, SLG: 0.392 (8.3)			K					K	K	2	0	1	0	0	1	0									
Inning Stats	R: 0 E: 1 K: 0 S: 4	H: 1 LOB: 1 BB: 0 P: 4	R: 0 E: 0 K: 1 S: 5	H: 0 LOB: 0 BB: 0 P: 5	R: 0 E: 0 K: 1 S: 5	H: 0 LOB: 0 BB: 0 P: 5	R: 0 E: 0 K: 1 S: 5	H: 0 LOB: 0 BB: 0 P: 5	R: 1 E: 0 K: 0 S: 6	H: 3 LOB: 2 BB: 0 P: 6	R: 0 E: 0 K: 0 S: 3	H: 0 LOB: 1 BB: 1 P: 7	R: 0 E: 0 K: 0 S: 3	H: 0 LOB: 0 BB: 0 P: 3	R: 4 E: 1 K: 1 S: 9	H: 3 LOB: 1 BB: 1 P: 13		R: 0 E: 0 K: 1 S: 5	H: 0 LOB: 0 BB: 0 P: 5	1B: 7 2B: 0 3B: 0 HR: 0	SF: 1 SAC: 0 DP: 0 HBP: 0	WP: 1 PB: 0 SB: 0 CS: 0	PA: 37		
PITCHER	IP	WLS	BF	H	R	ER	SO	BB	IBB	HBP	BLK	WP	HR	S	P	ERA	WHIP								
Sonny Siebert R ERA: 3.11 (1.1)	7.1		30	6	4	3	4	1	0	0	0	0	0	37	41	3.68	0.955								
Bobby Bolin R ERA: 4.12 (8.1)	0.0		1	0	0	0	0	1	0	0	0	0	0	4	4	∞	∞								
Sparky Lyle L ERA: 2.89 (8.1)	1.2	W	6	1	1	0	1	0	0	0	0	1	0	8	8	0.00	0.600								

Batter	1	2	3	4	5	6	7	8	9	AB	R	H	RBI	BB	SO	LOB	BOTTOM								
Luis Aparicio R OBP: 0.280, SLG: 0.288 (1.6)	K		5-3			4-3		1-3		4	0	0	0	0	1	0	California Angels @ Boston Red Sox Fenway Park, Boston, MA Mon Aug 16 1971, 7:05 PM EDT Att: 17,877 - Unknown								
Joe Lohoud L OBP: 0.335, SLG: 0.466 Phil Gagliano R OBP: 0.423, SLG: 0.409 (9.9)	G3			K			HR	5-3		3	1	1	1	0	1	0									
Carl Yastrzemski L OBP: 0.389, SLG: 0.413 (1.7)	4-3			1-3			SH1-4	F8		3	1	0	0	1	0	0									
Rico Petrocelli R OBP: 0.356, SLG: 0.458 (1.5)				F7			SH1-4	1B	1B	3	1	2	0	0	0	0									
George Scott R OBP: 0.325, SLG: 0.451 (1.3)				F8			HR	1B	1B	4	2	2	2	0	0	1									
Billy Conigliano R OBP: 0.323, SLG: 0.463 (1.8)				5-3			HR	1B	1B	4	1	2	3	0	0	1									
Doug Griffin R OBP: 0.306, SLG: 0.337 (1.4)				F9			2B	HR		2	0	0	0	1	0	1									
Bob Montgomery R OBP: 0.318, SLG: 0.385 (1.2)				6-3				1B		3	0	0	0	0	1	2									
Sonny Siebert R OBP: 0.257, SLG: 0.433 Bobby Bolin R OBP: 0.273, SLG: 0.273 Sparky Lyle L OBP: 1.000, SLG: 1.000 (8.1)				L4				5-3		3	0	0	0	0	1	2									
Inning Stats	R: 0 E: 0 K: 1 S: 5	H: 0 LOB: 0 BB: 0 P: 5	R: 0 E: 0 K: 0 S: 4	H: 1 LOB: 1 BB: 0 P: 4	R: 0 E: 0 K: 0 S: 3	H: 0 LOB: 0 BB: 0 P: 3	R: 0 E: 0 K: 1 S: 5	H: 0 LOB: 0 BB: 0 P: 5	R: 0 E: 0 K: 0 S: 3	H: 0 LOB: 0 BB: 0 P: 3	R: 3 E: 0 K: 1 S: 8	H: 3 LOB: 2 BB: 2 P: 16	R: 0 E: 0 K: 0 S: 3	H: 0 LOB: 0 BB: 0 P: 3	R: 3 E: 0 K: 0 S: 3	H: 3 LOB: 0 BB: 0 P: 3		1B: 3 2B: 1 3B: 0 HR: 3	SF: 0 SAC: 1 DP: 0 HBP: 0	WP: 0 PB: 0 SB: 0 CS: 0	PA: 33				
PITCHER	IP	WLS	BF	H	R	ER	SO	BB	IBB	HBP	BLK	WP	HR	S	P	ERA	WHIP								
Tom Murphy R ERA: 3.88 (7.1)	6.1		24	4	3	3	3	1	0	0	0	0	0	29	33	4.26	0.789								
Lloyd Allen R ERA: 2.51 (8.1)	0.2		3	0	0	0	1	0	1	0	0	0	0	4	8	0.00	0.000								
Rudy May L ERA: 3.04 (8.1)	1.0	L	6	3	3	3	0	0	0	0	0	0	1	6	6	27.00	3.000								





Batter	1	2	3	4	5	6	7	8	9	AB	R	H	RBI	BB	SO	LOB	TOP			
<b>Sandy Alomar Sr. S</b> OBP: 0.307, SLG: 0.319										5	1	1	0	0	1	1	<b>California Angels @ Boston Red Sox</b> Fenway Park, Boston, MA Tue Aug 17 1971, 7:05 PM EDT Att: 19,953 - Unknown			
<b>Mickey Rivers L</b> OBP: 0.323, SLG: 0.356 <b>Jeff Torborg R</b> OBP: 0.169, SLG: 0.196										2	0	0	0	1	1	1				
<b>Tony Gonzalez L</b> OBP: 0.333, SLG: 0.351										4	1	2	0	0	0	1				
<b>Ken McMullen R</b> OBP: 0.317, SLG: 0.389										2	1	1	0	2	1	1				
<b>Jim Spencer L</b> OBP: 0.310, SLG: 0.402										2	1	1	3	0	0	1				
<b>Jim Fregosi R</b> OBP: 0.286, SLG: 0.294										2	0	2	0	1	0	0				
<b>John Stephenson L</b> OBP: 0.281, SLG: 0.333 <b>Billy Cowan R</b> OBP: 0.326, SLG: 0.455										2	0	0	0	0	1	1				
<b>Roger Repoz L</b> OBP: 0.355, SLG: 0.390										1	0	0	0	0	0	2				
<b>Ken Berry R</b> OBP: 0.266, SLG: 0.303										4	0	2	0	0	0	2				
<b>Andy Messersmith R</b> OBP: 0.203, SLG: 0.215										4	0	0	0	0	3	4				
<b>Inning Stats</b>	R: 4 E: 1 K: 0 S: 6	H: 4 LOB: 0 BB: 1 P: 10	R: 0 E: 0 K: 0 S: 3	H: 1 LOB: 0 BB: 0 P: 3	R: 0 E: 0 K: 2 S: 8	H: 1 LOB: 0 BB: 0 P: 8	R: 0 E: 0 K: 1 S: 5	H: 1 LOB: 0 BB: 0 P: 5	R: 0 E: 0 K: 2 S: 7	H: 0 LOB: 1 BB: 1 P: 11	R: 0 E: 0 K: 2 S: 8	H: 1 LOB: 2 BB: 2 P: 16	R: 0 E: 0 K: 0 S: 4	H: 1 LOB: 2 BB: 0 P: 5	R: 0 E: 0 K: 1 S: 5	H: 0 LOB: 0 BB: 0 P: 5	1B: 7 2B: 2 3B: 0 HR: 0	SF: 0 SAC: 0 DP: 2 HBP: 1	WP: 0 PB: 0 SB: 0 CS: 0	PA: 38
<b>PITCHER</b>	IP WLS BF H R ER SO BB IBB HBP BLK WP HR S P ERA WHIP																			
<b>Ken Tatum R</b> ERA: 4.65	(1, 1) 0.1 L 6 4 4 3 0 1 0 0 0 0 0 0 5 9 81.00 15.000																			
<b>Roger Moret L</b> ERA: 2.51	(1, 1) 6.2 24 4 0 0 7 2 1 0 0 0 0 35 47 0.00 0.900																			
<b>Luis Tiant R</b> ERA: 5.28	(8, 1) 2.0 8 1 0 0 1 0 0 1 0 0 0 9 10 0.00 0.500																			

AB	31
R	4
H	9
RBI	3
BB	4
SO	8
LOB	16



Batter	1	2	3	4	5	6	7	8	9	AB	R	H	RBI	BB	SO	LOB	BOTTOM			
<b>Doug Griffin R</b> OBP: 0.305, SLG: 0.338										5	0	1	0	0	0	1	<b>California Angels @ Boston Red Sox</b> Fenway Park, Boston, MA Tue Aug 17 1971, 7:05 PM EDT Att: 19,953 - Unknown			
<b>Luis Aparicio R</b> OBP: 0.280, SLG: 0.287										4	1	1	0	0	0	1				
<b>Joe Lahoud L</b> OBP: 0.333, SLG: 0.459										3	0	0	0	1	2	3				
<b>Reggie Smith S</b> OBP: 0.367, SLG: 0.517										4	0	2	0	0	0	0				
<b>Rico Petrocelli R</b> OBP: 0.357, SLG: 0.466										4	1	2	2	0	1	2				
<b>George Scott R</b> OBP: 0.322, SLG: 0.447										4	0	0	0	0	0	3				
<b>Billy Conigliaro R</b> OBP: 0.319, SLG: 0.456										4	0	0	0	0	2	0				
<b>Duane Josephson R</b> OBP: 0.296, SLG: 0.393										4	1	2	1	0	1	0				
<b>Ken Tatum R</b> OBP: 0.455, SLG: 0.667 <b>Roger Moret S</b>	(1, 1) 1-3									0	0	0	0	0	0	0				
<b>Mike Fiore L</b> OBP: 0.288, SLG: 0.227 <b>Luis Tiant R</b> OBP: 0.125, SLG: 0.188 <b>Carl Yastrzemski L</b> OBP: 0.300, SLG: 0.415	(7, PH) 1-3 (8, 1) 1-3 (9, PH) 1-3									2	0	0	0	0	0	0				
<b>Inning Stats</b>	R: 0 E: 0 K: 1 S: 5	H: 0 LOB: 0 BB: 0 P: 5	R: 1 E: 0 K: 1 S: 6	H: 1 LOB: 0 BB: 0 P: 6	R: 1 E: 0 K: 1 S: 7	H: 2 LOB: 1 BB: 0 P: 7	R: 0 E: 0 K: 0 S: 3	H: 0 LOB: 0 BB: 0 P: 3	R: 0 E: 0 K: 1 S: 6	H: 1 LOB: 2 BB: 1 P: 10	R: 0 E: 0 K: 1 S: 6	H: 1 LOB: 1 BB: 0 P: 6	R: 1 E: 1 K: 0 S: 6	H: 3 LOB: 2 BB: 0 P: 6	R: 0 E: 0 K: 1 S: 6	H: 1 LOB: 1 BB: 0 P: 6	1B: 6 2B: 1 3B: 0 HR: 2	SF: 0 SAC: 0 DP: 1 HBP: 0	WP: 0 PB: 0 SB: 0 CS: 0	PA: 37
<b>PITCHER</b>	IP WLS BF H R ER SO BB IBB HBP BLK WP HR S P ERA WHIP																			
<b>Andy Messersmith R</b> ERA: 3.56	(1, 1) 9.0 W 37 9 3 3 6 1 0 0 0 0 0 2 48 52 3.00 1.111																			

AB	36
R	3
H	9
RBI	3
BB	1
SO	6
LOB	11





Batter	1	2	3	4	5	6	7	8	9	AB	R	H	RBI	BB	SO	LOB	TOP
Sandy Alomar Sr. S OBP: 0.305, SLG: 0.317 (1, 4)	4-3	F9			4-3			F9		4	0	0	0	0	0	1	<b>California Angels @ Boston Red Sox</b> Fenway Park, Boston, MA Wed Aug 18 1971, 3:33 AM EDT Att: 25,507 - Unknown
Mickey Rivers L OBP: 0.323, SLG: 0.351 Ken Berry R OBP: 0.265, SLG: 0.302 (1, 8)	4-0	0-3			4-3			6-3		2	1	0	0	1	1	1	
Tony Gonzalez L OBP: 0.333, SLG: 0.349 Billy Cowan R OBP: 0.331, SLG: 0.455 (1, 7)	4-0				F8			6-3		2	1	0	0	1	0	0	
Ken McMullen R OBP: 0.315, SLG: 0.386 (1, 5)	0-0				5-3			F6		4	1	0	0	0	0	2	
Jim Spencer L OBP: 0.311, SLG: 0.402 Jim Fregosi R OBP: 0.289, SLG: 0.297 (1, 3)	0-0				F9			F2		3	0	1	1	0	0	0	
Roger Repoz L OBP: 0.351, SLG: 0.385 Syd O'Brien R OBP: 0.245, SLG: 0.301 (1, 9)	0-0				4-3			G3		3	0	0	1	0	0	1	
John Stephenson L OBP: 0.278, SLG: 0.329 Jerry Moses R OBP: 0.271, SLG: 0.367 (1, 2)	0-0				4-3			3-1		3	0	0	0	0	0	1	
Bruce Christensen L OBP: 0.321, SLG: 0.255 (1, 6)					F7			F6		4	0	1	0	0	0	3	
Clyde Wright R OBP: 0.221, SLG: 0.225 Lloyd Allen R OBP: 0.357, SLG: 0.571 Tommy Reynolds R OBP: 0.317, SLG: 0.283 Dave LaRoche L OBP: 0.200, SLG: 0.111 (1, 1)								F8		1	0	0	0	0	0	0	
<b>Inning Stats</b>	R: 3 E: 1 K: 0 S: 5	H: 1 LOB: 1 BB: 2 P: 13	R: 0 E: 0 K: 1 S: 6	H: 1 LOB: 1 BB: 0 P: 6	R: 0 E: 0 K: 0 S: 3	H: 0 LOB: 0 BB: 0 P: 3	R: 0 E: 0 K: 0 S: 3	H: 0 LOB: 0 BB: 0 P: 3	R: 0 E: 0 K: 0 S: 3	H: 0 LOB: 0 BB: 0 P: 3	R: 0 E: 0 K: 1 S: 7	H: 2 LOB: 3 BB: 1 P: 11	1B: 4 2B: 0 3B: 0 HR: 0	SF: 0 SAC: 1 DP: 0 HBP: 0	WP: 0 PB: 0 SB: 2 CS: 0	PA: 35	
<b>PITCHER</b>	IP WLS BF H R ER SO BB IBB HBP BLK WP HR S P ERA WHIP																
Jim Lonborg R ERA: 4.42 (1, 1)	7.0 W 26 2 3 1 1 2 0 0 0 0 0 26 34 1.29 0.571																
Bill Lee L ERA: 2.36 (8, 1)	1.1 7 2 0 0 0 1 0 0 0 0 0 6 10 0.00 2.250																
Bobby Bolin R ERA: 4.07 (9, 1)	0.2 S 2 0 0 0 1 0 0 0 0 0 0 4 4 0.00 0.000																

Batter	1	2	3	4	5	6	7	8	9	AB	R	H	RBI	BB	SO	LOB	BOTTOM		
Doug Griffin R OBP: 0.301, SLG: 0.334 (1, 4)	F2					F8	G4-6-3			4	0	0	0	0	0	3	<b>California Angels @ Boston Red Sox</b> Fenway Park, Boston, MA Wed Aug 18 1971, 3:33 AM EDT Att: 25,507 - Unknown		
John Kennedy R OBP: 0.336, SLG: 0.424 (1, 6)	4-3				K	3-1		F8		4	0	1	0	0	1	0			
Billy Conigliaro R OBP: 0.315, SLG: 0.450 (1, 9)	F9				F6	6-3		K		4	0	0	0	0	1	1			
Reggie Smith S OBP: 0.366, SLG: 0.515 (1, 8)					F9			F8		4	1	1	0	0	1	1			
Rico Petrocelli R OBP: 0.357, SLG: 0.462 (1, 5)					5-3			E4		3	2	0	0	1	1	2			
George Scott R OBP: 0.323, SLG: 0.447 (1, 3)					F8			K		3	1	1	0	0	0	1			
Phil Gagliano R OBP: 0.455, SLG: 0.444 Carl Yastrzemski L OBP: 0.390, SLG: 0.415 (1, 7)					SH1-3			1B		1	0	1	2	2	0	0			
Duane Josephson R OBP: 0.293, SLG: 0.389 (1, 2)					F4			2B		3	0	0	0	0	0	5			
Jim Lonborg R OBP: 0.211, SLG: 0.143 Luis Aparicio R OBP: 0.282, SLG: 0.289 Bill Lee L OBP: 0.286, SLG: 0.250 Bobby Bolin R OBP: 0.273, SLG: 0.273 (1, 1)					SH1-3			1B		1	0	0	0	0	0	1			
<b>Inning Stats</b>	R: 0 E: 0 K: 0 S: 3	H: 0 LOB: 0 BB: 0 P: 3	R: 0 E: 0 K: 1 S: 5	H: 0 LOB: 0 BB: 0 P: 5	R: 0 E: 0 K: 1 S: 5	H: 0 LOB: 0 BB: 1 P: 7	R: 1 E: 1 K: 0 S: 3	H: 0 LOB: 1 BB: 2 P: 11	R: 0 E: 0 K: 0 S: 3	H: 0 LOB: 0 BB: 0 P: 3	R: 3 E: 1 K: 0 S: 7	H: 4 LOB: 1 BB: 0 P: 7	R: 0 E: 0 K: 2 S: 8	H: 1 LOB: 1 BB: 0 P: 8	1B: 3 2B: 2 3B: 0 HR: 0	SF: 0 SAC: 1 DP: 2 HBP: 0		WP: 0 PB: 0 SB: 0 CS: 0	PA: 32
<b>PITCHER</b>	IP WLS BF H R ER SO BB IBB HBP BLK WP HR S P ERA WHIP																		
Clyde Wright L ERA: 3.24 (7, 1)	6.1 L 27 4 4 2 2 2 3 0 0 0 0 0 28 40 2.84 1.105																		
Lloyd Allen R ERA: 2.58 (8, 1)	0.2 1 0 0 0 0 0 0 0 0 0 0 1 1 0.00 0.000																		
Dave LaRoche L ERA: 1.77 (8, 1)	1.0 4 1 0 0 0 2 0 0 0 0 0 0 8 8 0.00 1.000																		



Batter	1	2	3	4	5	6	7	8	9	AB	R	H	RBI	BB	SO	LOB	TOP		
Horace Clarke, S OBP: 0.323, SLG: 0.312 (1, 4)	0-0 7-4 BB 1B		0-0 6-3			0-0 6-3		0-0 F7		4	0	1	0	0	0	1			
Thurman Munson, R OBP: 0.336, SLG: 0.384 (1, 2)	4-0 FC6-4 BB		0-0 L5			0-0 5-3			0-0 F2	3	0	0	0	1	0	0			
Bobby Murcer, L OBP: 0.424, SLG: 0.543 (1, 8)	0-0 7-4			0-0 F2		0-0 1-3			0-0 G3	4	0	0	0	0	0	2			
Roy White, S OBP: 0.378, SLG: 0.467 (1, 7)	0-0 FC6-4			0-0 G4-3 1B			0-0 F7		0-0 K	4	0	1	0	0	1	1			
Felipe Alou, R OBP: 0.320, SLG: 0.387 (1, 3)		0-0 5-3		0-0 G4-3 1B			0-0 G1-4-3 1B			3	0	1	0	0	0	1			
Danny Cater, R OBP: 0.296, SLG: 0.354 (1, 5)		4-0 BB BB			0-0 5-3		0-0 G1-4-3 1B			2	0	0	0	1	0	1			
Ron Swoboda, R OBP: 0.379, SLG: 0.355 (1, 9)		4-0 L4-3 BB			0-0 FC5-4 1B			0-0 5-3		2	0	1	0	1	0	0			
Gene Michael, S OBP: 0.322, SLG: 0.305 (1, 6)		0-0 L4-3			0-0 FC5-4			0-0 F8		3	0	0	0	0	0	3			
Steve Kline, R Al Closter, L Ron Hansen, R Terry Ley, L John Ellis, R Roger Hambricht, R (1, 1) (4, 1) (5, PH) (5, 1) (8, PH) (8, 1)			0-0 L5-3			0-0 F9		0-0 2B		1	0	0	0	0	0	0			
<b>Inning Stats</b>	R: 0 E: 0 K: 0 S: 3	H: 1 LOB: 1 BB: 1 P: 7	R: 0 E: 0 K: 0 S: 2	H: 0 LOB: 1 BB: 2 P: 10	R: 0 E: 0 K: 0 S: 3	H: 0 LOB: 0 BB: 0 P: 3	R: 0 E: 0 K: 0 S: 3	H: 1 LOB: 1 BB: 0 P: 3	R: 0 E: 0 K: 0 S: 3	H: 0 LOB: 0 BB: 0 P: 3	R: 0 E: 0 K: 0 S: 3	H: 1 LOB: 1 BB: 0 P: 3	R: 0 E: 0 K: 0 S: 4	H: 1 LOB: 1 BB: 0 P: 4	R: 0 E: 0 K: 1 S: 5	H: 0 LOB: 0 BB: 0 P: 5	1B: 4 2B: 3 3B: 0 HR: 0	SF: 0 SAC: 0 DP: 4 HBP: 0	WP: 0 PA: 31 CS: 0
<b>PITCHER</b> Rudy May, L ERA: 2.87 (1, 1)	IP: 9.0 WLS: W BF: 31 H: 5 R: 0 ER: 0 SO: 1 BB: 3 IBB: 0 HBP: 0 BLK: 0 WP: 0 HR: 0 S: 30 P: 42 ERA: 0.00 WHIP: 0.889															<b>PITCHER</b> Rudy May, L ERA: 2.87 (1, 1)	IP: 9.0 WLS: W BF: 31 H: 5 R: 0 ER: 0 SO: 1 BB: 3 IBB: 0 HBP: 0 BLK: 0 WP: 0 HR: 0 S: 30 P: 42 ERA: 0.00 WHIP: 0.889		

New York Yankees @ California Angels  
Anaheim Stadium, Anaheim, CA  
Fri Aug 20 1971, 10:05 PM EDT  
Att: 8,655 - Unknown

AB 28  
R 0  
H 5  
RBI 0  
BB 3  
SO 1  
LOB 10



Batter	1	2	3	4	5	6	7	8	9	AB	R	H	RBI	BB	SO	LOB	BOTTOM		
Sandy Alomar Sr., S OBP: 0.307, SLG: 0.322 (1, 4)	0-0 1B 2B		0-0 E HR 1B	0-0 1B 1-2		0-3 K	0-0 E5			5	2	3	0	0	1	2			
Mickey Rivers, L OBP: 0.325, SLG: 0.349 (1, 8)	0-0 F8		0-0 E4 HR 1B	0-0 1B 1-3 2-H		4-0 1-3 BB	0-0 F2			4	1	1	1	1	0	4			
Tony Gonzalez, L OBP: 0.327, SLG: 0.341 (1, 7)	0-0 F8		0-0 P4	0-3 K		0-0 1-3		0-0 F8		5	0	0	0	0	1	7			
Jim Fregosi, R OBP: 0.295, SLG: 0.300 (1, 6)	0-0 BB 2-H 1B		0-0 L7		0-0 F9	4-0 1B IBB		0-0 FC1-6 1B		4	0	2	1	1	0	2			
Jim Spencer, L OBP: 0.312, SLG: 0.407 (1, 3)	4-0 FC4-6 BB		0-0 1-H 2-H HR		0-0 F8	0-0 P2		0-0 FC1-6		4	1	1	3	1	0	4			
Ken McMullen, R OBP: 0.316, SLG: 0.387 (1, 5)	0-0 FC4-6		0-0 F7		4-0 BB BB		0-0 E9 SF7 2B	0-0 P4		4	1	1	0	1	0	3			
Roger Repoz, L OBP: 0.354, SLG: 0.381 (1, 9)		0-0 F8		0-0 F5	4-0 1-2 BB		4-0 SH2-3 BB			2	0	0	0	2	0	0			
John Stephenson, L OBP: 0.278, SLG: 0.329 (1, 2)		0-0 G3		0-0 1B 1B		0-0 F9		0-0 SF7		3	1	1	1	0	0	2			
Rudy May, L OBP: 0.212, SLG: 0.184 (1, 1)		0-3 K		0-3 K		4-0 1-3 BB BB		3-H SH2-3		2	0	0	0	1	2	1			
<b>Inning Stats</b>	R: 1 E: 0 K: 0 S: 5	H: 2 LOB: 2 BB: 1 P: 9	R: 0 E: 0 K: 1 S: 5	H: 0 LOB: 0 BB: 0 P: 5	R: 3 E: 1 K: 0 S: 6	H: 2 LOB: 0 BB: 0 P: 6	R: 1 E: 0 K: 2 S: 10	H: 3 LOB: 2 BB: 0 P: 10	R: 0 E: 0 K: 0 S: 3	H: 0 LOB: 2 BB: 2 P: 11	R: 0 E: 0 K: 1 S: 5	H: 0 LOB: 3 BB: 3 P: 17	R: 1 E: 2 K: 0 S: 5	H: 1 LOB: 2 BB: 1 P: 9	R: 0 E: 0 K: 0 S: 4	H: 1 LOB: 1 BB: 0 P: 4	1B: 6 2B: 2 3B: 0 HR: 1	SF: 1 SAC: 1 DP: 0 HBP: 0	WP: 0 PA: 42 CS: 0
<b>PITCHER</b> Steve Kline, R Al Closter, L Terry Ley, L Roger Hambricht, R (1, 1) (4, 1) (5, 1) (8, 1)	IP: 3.2 WLS: L BF: 20 H: 7 R: 5 ER: 2 SO: 2 BB: 1 IBB: 0 HBP: 0 BLK: 0 WP: 0 HR: 1 S: 23 P: 27 ERA: 4.91 WHIP: 2.182															<b>PITCHER</b> Steve Kline, R Al Closter, L Terry Ley, L Roger Hambricht, R (1, 1) (4, 1) (5, 1) (8, 1)	IP: 3.2 WLS: L BF: 20 H: 7 R: 5 ER: 2 SO: 2 BB: 1 IBB: 0 HBP: 0 BLK: 0 WP: 0 HR: 1 S: 23 P: 27 ERA: 4.91 WHIP: 2.182		

New York Yankees @ California Angels  
Anaheim Stadium, Anaheim, CA  
Fri Aug 20 1971, 10:05 PM EDT  
Att: 8,655 - Unknown

AB 33  
R 6  
H 9  
RBI 6  
BB 7  
SO 4  
LOB 25









Batter	1	2	3	4	5	6	7	8	9	AB	R	H	RBI	BB	SO	LOB	TOP
Jerry Kenney, L (1.5) OBP: 0.364, SLG: 0.294	F8		E6 G3		F7		4-3			4	0	1	0	0	0	0	<b>New York Yankees @ California Angels</b> Anaheim Stadium, Anaheim, CA Sun Aug 22 1971, 6:33 AM EDT Att: 8,957 - Sunny - 87 F
Jake Gibbs, L (1.2) OBP: 0.257, SLG: 0.302	1-3		G3		FC4-6		4-3			4	0	1	0	0	0	1	
Bobby Murcer, L (1.8) OBP: 0.423, SLG: 0.541	BB		F7		FC4-6		F9			4	0	1	0	0	0	2	
Roy White, S (1.7) OBP: 0.375, SLG: 0.459	1-2		BB		4-3		P4			2	0	0	0	2	0	1	
Ron Blomberg, L (1.9) OBP: 0.376, SLG: 0.457	4-3		F9		K		L6			4	0	0	0	0	1	4	
Danny Cater, R (1.3) OBP: 0.300, SLG: 0.358		6-3		E5 FC4-6		G3-6-3		G1-6-3		4	0	2	0	0	0	0	
Horace Clarke, S (1.4) OBP: 0.320, SLG: 0.307	F7		FC4-6		G3-6-3		G1-6-3			4	0	0	0	0	0	3	
Gene Michael, S (1.6) OBP: 0.319, SLG: 0.302	FC5-4		F7		F8		F8			3	0	1	0	0	0	1	
Fritz Peterson, S (1.1) OBP: 0.155, SLG: 0.094 (7, PH)	FC5-4		F8		F7		F7			2	0	0	0	0	0	2	
Felipe Alou, R (7, PH) OBP: 0.318, SLG: 0.383	FC5-4									1	0	0	0	0	0	0	
Roger Hambricht, R (7.1) OBP: 0.500, SLG: 0.500	1-2									0	0	0	0	0	0	0	
<b>Inning Stats</b>	R: 0 E: 0 K: 0 S: 4	H: 1 LOB: 2 BB: 1 P: 8	R: 0 E: 0 K: 0 S: 4	H: 1 LOB: 1 BB: 0 P: 4	R: 0 E: 1 K: 0 S: 4	H: 0 LOB: 1 BB: 1 P: 4	R: 0 E: 0 K: 1 S: 5	H: 1 LOB: 0 BB: 0 P: 5	R: 0 E: 0 K: 0 S: 3	H: 0 LOB: 0 BB: 0 P: 3	R: 0 E: 0 K: 0 S: 3	H: 1 LOB: 0 BB: 0 P: 3	R: 0 E: 0 K: 0 S: 3	H: 1 LOB: 0 BB: 0 P: 3	1B: 6 2B: 0 3B: 0 HR: 0	SF: 0 SAC: 0 DP: 2 HBP: 0	WP: 0 PA: 34 CS: 1
<b>PITCHER</b> Andy Messersmith, R (1.1) ERA: 3.41	IP: 9.0 WLS: W BF: 34 H: 6 R: 0 ER: 0 SO: 1 BB: 2 IBB: 0 HBP: 0 BLK: 0 WP: 0 HR: 0 S: 34 P: 42 ERA: 0.00 WHIP: 0.889											<b>PITCHER</b>	IP: 9.0 WLS: W BF: 34 H: 6 R: 0 ER: 0 SO: 1 BB: 2 IBB: 0 HBP: 0 BLK: 0 WP: 0 HR: 0 S: 34 P: 42 ERA: 0.00 WHIP: 0.889				

Batter	1	2	3	4	5	6	7	8	9	AB	R	H	RBI	BB	SO	LOB	BOTTOM
Sandy Alomar Sr., S (1.4) OBP: 0.309, SLG: 0.322	F7		E				F5			3	0	1	0	1	0	0	<b>New York Yankees @ California Angels</b> Anaheim Stadium, Anaheim, CA Sun Aug 22 1971, 6:33 AM EDT Att: 8,957 - Sunny - 87 F
Mickey Rivers, L (1.9) OBP: 0.318, SLG: 0.335 (5, PH)	1-3		4-3		P4					2	0	0	0	0	0	1	
Tommie Reynolds, R (6.9) OBP: 0.313, SLG: 0.278 (6, PH)			1-3							1	0	0	0	0	0	3	
Roger Repoz, L (8.9) OBP: 0.349, SLG: 0.389 (9, PH)								HR		1	1	1	1	0	0	0	
Jim Fregosi, R (1.6) OBP: 0.300, SLG: 0.303 (7, PH)	F8				5-3			E6		3	1	1	0	0	0	0	
Bruce Christensen, L (7.6) OBP: 0.316, SLG: 0.250					1B			K		1	0	0	0	0	0	0	
Billy Cowan, R (1.7) OBP: 0.319, SLG: 0.439		5-3			F3			K		4	0	0	0	0	1	2	
Ken McMullen, R (1.5) OBP: 0.311, SLG: 0.381		5-3			K			F3		4	0	0	0	0	1	2	
Jim Spencer, L (1.3) OBP: 0.315, SLG: 0.415							P3			4	1	2	2	0	0	1	
Ken Berry, R (1.8) OBP: 0.261, SLG: 0.297		HR						F8		3	0	0	0	0	1	1	
Jeff Torborg, R (1.2) OBP: 0.177, SLG: 0.203										3	0	1	0	0	0	0	
Andy Messersmith, R (1.1) OBP: 0.208, SLG: 0.235										3	0	1	0	0	1	0	
<b>Inning Stats</b>	R: 0 E: 0 K: 0 S: 3	H: 0 LOB: 0 BB: 0 P: 3	R: 1 E: 0 K: 0 S: 4	H: 1 LOB: 0 BB: 0 P: 4	R: 0 E: 1 K: 0 S: 4	H: 1 LOB: 1 BB: 0 P: 4	R: 0 E: 0 K: 1 S: 5	H: 2 LOB: 0 BB: 0 P: 5	R: 0 E: 0 K: 0 S: 5	H: 2 LOB: 1 BB: 0 P: 5	R: 0 E: 0 K: 1 S: 5	H: 0 LOB: 0 BB: 0 P: 5	R: 1 E: 1 K: 1 S: 7	H: 1 LOB: 1 BB: 0 P: 7	1B: 4 2B: 1 3B: 0 HR: 2	SF: 0 SAC: 0 DP: 0 HBP: 0	WP: 0 PA: 33 CS: 0
<b>PITCHER</b> Fritz Peterson, L (1.1) ERA: 2.96	IP: 6.0 WLS: L BF: 25 H: 6 R: 2 ER: 2 SO: 2 BB: 0 IBB: 0 HBP: 0 BLK: 0 WP: 0 HR: 1 S: 28 P: 32 ERA: 3.00 WHIP: 1.000											<b>PITCHER</b> Roger Hambricht, R (7.1) ERA: 4.6	IP: 2.0 WLS: 8 BF: 1 H: 1 R: 1 ER: 1 SO: 2 BB: 0 IBB: 0 HBP: 0 BLK: 0 WP: 0 HR: 1 S: 12 P: 12 ERA: 4.50 WHIP: 0.500				





Batter	1	2	3	4	5	6	7	8	9	AB	R	H	RBI	BB	SO	LOB	TOP			
<b>Del Unser, L</b> OBP: 0.347, SLG: 0.363 (1, 9)	0-0 4-3		0-0 6-3			0-0 P6			0-0 F8	4	0	0	0	0	0	0	<b>Washington Senators @ California Angels</b> Anaheim Stadium, Anaheim, CA Tue Aug 24 1971, 10:05 PM EDT Att: 9,004 - Unknown <a href="http://livebaseballscorecards.com">livebaseballscorecards.com</a>			
<b>Lenny Randle, S</b> OBP: 0.295, SLG: 0.306 (1, 4)	0-0 5-3			0-3 K		0-0 F8			0-3 K	4	0	0	0	0	2	0				
<b>Frank Howard, R</b> OBP: 0.379, SLG: 0.481 (1, 3)	4-0 BB			4-0 BB		0-0 F9			4-0 BB 1B	1	1	0	0	3	0	0				
<b>Tom McCraw, L</b> OBP: 0.290, SLG: 0.395 (9, 3)										0	0	0	0	0	0	0				
<b>Jeff Burroughs, R</b> OBP: 0.337, SLG: 0.446 (1, 7)	0-0 1-3			0-0 F8			0-3 K		4-0 1B 1-2 BB	3	0	0	0	1	1	2				
<b>Davey Nelson, R</b> OBP: 0.309, SLG: 0.382 (1, 5)		0-0 F7		0-0 F3			0-0 1-3		0-0 1-3 2-H 1B	4	0	1	1	0	0	1				
<b>Elliott Maddox, R</b> OBP: 0.322, SLG: 0.263 (1, 8)		0-0 F8			0-0 5-3				0-3 K	4	0	0	0	0	1	2				
<b>Paul Casanova, R</b> OBP: 0.231, SLG: 0.287 (1, 2)		0-0 F7			0-0 5-3			0-3 K		3	0	0	0	0	1	0				
<b>Tim Cullen, R</b> OBP: 0.244, SLG: 0.251 (1, 6)			0-0 F8		0-0 1B			0-3 K		3	0	1	0	0	1	0				
<b>Pete Broberg, R</b> OBP: 0.067, SLG: 0.034 (1, 1)			0-3 K		0-3 K			0-3 K		3	0	0	0	0	3	1				
<b>Inning Stats</b>	R: 0 E: 0 K: 0 S: 3	H: 0 LOB: 1 BB: 1 P: 7	R: 0 E: 0 K: 0 S: 3	H: 0 LOB: 0 BB: 0 P: 3	R: 0 E: 0 K: 1 S: 5	H: 0 LOB: 1 BB: 1 P: 9	R: 0 E: 0 K: 1 S: 6	H: 1 LOB: 1 BB: 0 P: 6	R: 0 E: 0 K: 3 S: 9	H: 0 LOB: 0 BB: 0 P: 3	R: 0 E: 0 K: 1 S: 5	H: 0 LOB: 0 BB: 0 P: 5	R: 0 E: 0 K: 3 S: 9	H: 0 LOB: 0 BB: 0 P: 9	R: 1 E: 0 K: 2 S: 8	H: 1 LOB: 2 BB: 2 P: 16	1B: 2 2B: 0 3B: 0 HR: 0	SF: 0 SAC: 0 DP: 0 HBP: 0	WP: 0 PB: 0 CS: 0	PA: 33
<b>PITCHER</b> <b>Clyde Wright, L</b> ERA: 3.15 (1, 1)	IP: 9.0 WLS: W BF: 33 H: 2 R: 1 ER: 1 SO: 9 BB: 4 IBB: 0 HBP: 0 BLK: 0 WP: 0 HR: 0 S: 47 P: 63 ERA: 1.00 WHIP: 0.667															<b>PITCHER</b>				

Batter	1	2	3	4	5	6	7	8	9	AB	R	H	RBI	BB	SO	LOB	BOTTOM			
<b>Sandy Alomar Sr., S</b> OBP: 0.308, SLG: 0.321 (1, 4)	0-3 K		0-0 SH2-3 1B		0-3 K			0-0 G3		4	0	1	0	0	2	0	<b>Washington Senators @ California Angels</b> Anaheim Stadium, Anaheim, CA Tue Aug 24 1971, 10:05 PM EDT Att: 9,004 - Unknown <a href="http://livebaseballscorecards.com">livebaseballscorecards.com</a>			
<b>Mickey Rivers, L</b> OBP: 0.318, SLG: 0.335 (1, 8)	0-0 1B		0-0 SH2-3 1-2		0-0 F6			0-0 4-3		3	0	1	0	0	0	0				
<b>Tony Gonzalez, L</b> OBP: 0.327, SLG: 0.336 (1, 7)	0-0 F8		4-0 BB		0-0 6-3			0-0 4-3		3	0	0	0	1	0	1				
<b>Jim Fregosi, R</b> OBP: 0.299, SLG: 0.299 (1, 6)	0-3 K		0-0 G3		0-0 F8			4-0 HR BB		3	1	0	0	1	1	3				
<b>Jim Spencer, L</b> OBP: 0.315, SLG: 0.420 (1, 3)		0-0 F8		0-0 F8		0-3 K		0-0 1-H HR		4	1	1	2	0	1	0				
<b>Ken McMullen, R</b> OBP: 0.313, SLG: 0.380 (1, 5)		4-0 BB		4-0 BB			0-0 F8			1	0	0	0	2	0	0				
<b>Roger Repoz, L</b> OBP: 0.346, SLG: 0.384 (1, 9)		0-3 K		0-0 F9			0-3 K			3	0	0	0	0	2	2				
<b>John Stephenson, L</b> OBP: 0.273, SLG: 0.320 (1, 2)		0-0 F8		0-0 F9			0-0 F9			3	0	0	0	0	0	2				
<b>Clyde Wright, R</b> OBP: 0.213, SLG: 0.216 (1, 1)			0-3 K		0-0 F8			0-0 6-3		3	0	0	0	0	1	0				
<b>Inning Stats</b>	R: 0 E: 0 K: 2 S: 8	H: 1 LOB: 1 BB: 0 P: 8	R: 0 E: 0 K: 1 S: 5	H: 0 LOB: 1 BB: 1 P: 9	R: 0 E: 0 K: 1 S: 6	H: 1 LOB: 2 BB: 1 P: 10	R: 0 E: 0 K: 0 S: 3	H: 0 LOB: 1 BB: 1 P: 7	R: 0 E: 0 K: 1 S: 5	H: 0 LOB: 0 BB: 0 P: 5	R: 0 E: 0 K: 1 S: 5	H: 0 LOB: 0 BB: 0 P: 5	R: 0 E: 0 K: 1 S: 5	H: 0 LOB: 0 BB: 0 P: 3	R: 2 E: 0 K: 0 S: 2	H: 1 LOB: 0 BB: 1 P: 6		1B: 2 2B: 0 3B: 0 HR: 1	SF: 0 SAC: 1 DP: 0 HBP: 0	WP: 0 PB: 0 CS: 0
<b>PITCHER</b> <b>Pete Broberg, R</b> ERA: 2.62 (1, 1)	IP: 8.1 WLS: L BF: 32 H: 3 R: 2 ER: 2 SO: 7 BB: 4 IBB: 0 HBP: 0 BLK: 0 WP: 0 HR: 1 S: 42 P: 58 ERA: 2.16 WHIP: 0.840															<b>PITCHER</b>				



Batter	1	2	3	4	5	6	7	8	9	AB	R	H	RBI	BB	SO	LOB	TOP			
<b>Del Unser, L</b> OBP: 0.350, SLG: 0.367 (1, 9)										4	1	2	0	1	0	1	<b>Washington Senators @ California Angels</b> Anaheim Stadium, Anaheim, CA Wed Aug 25 1971, 10:05 PM EDT Att: 7,114 - Unknown			
<b>Lenny Randle, S</b> OBP: 0.294, SLG: 0.302 (1, 4)										3	0	0	0	1	1	4				
<b>Frank Howard, R</b> OBP: 0.379, SLG: 0.487 <b>Larry Blittner, L</b> OBP: 0.335, SLG: 0.307 (9, 3)										5	1	2	1	0	2	3				
<b>Jeff Burroughs, R</b> OBP: 0.351, SLG: 0.448 (1, 7)										4	1	2	1	1	0	1				
<b>Dick Billings, R</b> OBP: 0.295, SLG: 0.348 (1, 2)										4	1	1	1	0	0	3				
<b>Davey Nelson, R</b> OBP: 0.313, SLG: 0.384 (1, 5)										4	1	2	0	0	0	2				
<b>Elliott Maddox, R</b> OBP: 0.325, SLG: 0.261 (1, 8)										2	0	0	0	2	0	1				
<b>Toby Harrah, R</b> OBP: 0.284, SLG: 0.270 (1, 6)										4	0	1	2	0	1	1				
<b>Denny McLain, R</b> OBP: 0.157, SLG: 0.167 <b>Tom McCraw, L</b> OBP: 0.289, SLG: 0.393 <b>Joe Grzenda, R</b> OBP: 0.250, SLG: 0.250 (6, PH)										2	0	1	0	0	1	0				
<b>Inning Stats</b>	R: 1 E: 0 K: 1 S: 7	H: 2 LOB: 1 BB: 0 P: 7	R: 0 E: 0 K: 1 S: 5	H: 1 LOB: 0 BB: 0 P: 5	R: 0 E: 0 K: 2 S: 8	H: 1 LOB: 1 BB: 0 P: 8	R: 0 E: 0 K: 0 S: 3	H: 0 LOB: 0 BB: 0 P: 3	R: 0 E: 0 K: 0 S: 3	H: 1 LOB: 1 BB: 1 P: 7	R: 4 E: 0 K: 1 S: 9	H: 4 LOB: 3 BB: 3 P: 21	R: 0 E: 0 K: 0 S: 4	H: 2 LOB: 1 BB: 0 P: 4	R: 0 E: 0 K: 0 S: 3	H: 0 LOB: 1 BB: 1 P: 7	1B: 7 2B: 3 3B: 0 HR: 1	SF: 0 SAC: 1 DP: 2 HBP: 0	WP: 1 PB: 0 CS: 1	PA: 40
<b>PITCHER</b>	IP WLS BF H R ER SO BB IBB HBP BLK WP HR S P ERA WHIP																			
<b>Rudy May, L</b> ERA: 2.99 <b>Lloyd Allen, R</b> ERA: 2.55 <b>Mel Queen, R</b> ERA: 1.56 <b>Eddie Fisher, R</b> ERA: 2.3	(1, 1) (6, 1) (7, 1) (8, 1)	5.1 0.2 1.0 2.0	23 L 8 2 7	7 4 2 0	4 1 0 0	4 1 0 0	4 1 0 0	2 1 0 1	0 1 0 0	0 0 0 0	0 1 0 0	1 0 2 6	37 16 2 10	6.75 13.50 0.00 0.00	1.688 7.500 0.000 0.500					

Batter	1	2	3	4	5	6	7	8	9	AB	R	H	RBI	BB	SO	LOB	BOTTOM					
<b>Sandy Alomar Sr, S</b> OBP: 0.307, SLG: 0.319 (1, 4)										3	0	0	1	0	0	2	<b>Washington Senators @ California Angels</b> Anaheim Stadium, Anaheim, CA Wed Aug 25 1971, 10:05 PM EDT Att: 7,114 - Unknown					
<b>Mickey Rivers, L</b> OBP: 0.317, SLG: 0.333 (8, 9)										4	0	1	1	0	0	0						
<b>Tony Gonzalez, L</b> OBP: 0.324, SLG: 0.332 <b>Tommie Reynolds, R</b> OBP: 0.308, SLG: 0.273 (6, PH)										3	0	0	0	0	0	1						
<b>Jim Fregosi, R</b> OBP: 0.302, SLG: 0.315 (1, 6)										4	1	2	1	0	2	0						
<b>Jim Spencer, L</b> OBP: 0.312, SLG: 0.417 (1, 3)										4	0	0	0	0	1	1						
<b>Ken McMullen, R</b> OBP: 0.311, SLG: 0.377 (1, 5)										4	0	0	0	0	0	1						
<b>Roger Repoz, L</b> OBP: 0.347, SLG: 0.385 <b>Ken Berry, R</b> OBP: 0.263, SLG: 0.298 (7, PH)										2	1	1	0	0	0	0						
<b>John Stephenson, L</b> OBP: 0.275, SLG: 0.333 <b>Jerry Moses, R</b> OBP: 0.271, SLG: 0.367 (7, PH)										2	1	1	1	0	0	1						
<b>Rudy May, L</b> OBP: 0.222, SLG: 0.196 <b>Lloyd Allen, R</b> OBP: 0.357, SLG: 0.571 <b>Mel Queen, L</b> <b>Billy Cowan, R</b> OBP: 0.324, SLG: 0.439 <b>Eddie Fisher, R</b> OBP: 0.188, SLG: 0.071 (8, 1)	(1, 1) (6, 1) (7, 1) (7, PH) (8, 1)	5.0 4.0	W 20 S 14	5 2	4 0	4 0	2 0	2 2	2 0	0 0	0 0	2 17	24 21	7.20 0.00	1.000 0.750							
<b>Inning Stats</b>	R: 0 E: 0 K: 0 S: 3	H: 0 LOB: 0 BB: 0 P: 3	R: 0 E: 0 K: 1 S: 5	H: 0 LOB: 0 BB: 0 P: 5	R: 2 E: 1 K: 0 S: 6	H: 3 LOB: 1 BB: 0 P: 6	R: 1 E: 0 K: 0 S: 4	H: 1 LOB: 0 BB: 0 P: 4	R: 1 E: 0 K: 1 S: 6	H: 1 LOB: 1 BB: 0 P: 6	R: 0 E: 0 K: 1 S: 6	H: 1 LOB: 1 BB: 0 P: 6	R: 0 E: 0 K: 0 S: 3	H: 1 LOB: 1 BB: 1 P: 7	R: 0 E: 0 K: 1 S: 5	H: 0 LOB: 0 BB: 0 P: 5	R: 0 E: 0 K: 0 S: 3	H: 0 LOB: 0 BB: 0 P: 3	1B: 5 2B: 0 3B: 0 HR: 2	SF: 0 SAC: 2 DP: 1 HBP: 0	WP: 0 PB: 0 CS: 0	PA: 34
<b>PITCHER</b>	IP WLS BF H R ER SO BB IBB HBP BLK WP HR S P ERA WHIP																					
<b>Denny McLain, R</b> ERA: 4.13 <b>Joe Grzenda, L</b> ERA: 2.19	(1, 1) (6, 1)	5.0 4.0	S 14	5 2	4 0	4 0	2 0	2 2	2 0	0 0	0 0	2 17	24 21	7.20 0.00	1.000 0.750							







Batter	1	2	3	4	5	6	7	8	9	AB	R	H	RBI	BB	SO	LOB	TOP									
Doug Griffin, R OBP: 0.302, SLG: 0.333 (1, 4)	5-3			FC6-4 1B		K		PO	1-3	4	0	1	0	0	1	0										
Luis Aparicio, R OBP: 0.274, SLG: 0.282 (1, 6)	5-3			FC6-4 4-3 1-2			K		6-3	4	0	0	0	0	1	1										
Carl Yastrzemski, L OBP: 0.385, SLG: 0.410 (1, 7)	L3			4-3					L8	4	0	1	0	0	0	1										
Reggie Smith, S OBP: 0.358, SLG: 0.500 (1, 8)		G5-4-3 BB		2-3			F7			2	0	0	0	1	0	2										
Rico Petrocelli, R OBP: 0.352, SLG: 0.455 (1, 5)	P3				5-3				5-3	3	0	0	0	0	0	2										
George Scott, R OBP: 0.315, SLG: 0.435 (1, 3)	G5-4-3				K				6-3	3	0	0	0	0	1	1										
Joe Lahoud, L OBP: 0.337, SLG: 0.462 (1, 9)			P6		K				4-1	3	0	0	0	0	1	0										
Bob Montgomery, R OBP: 0.321, SLG: 0.375 (1, 2)			L8			K			2B 1B	3	0	1	0	0	1	0										
Sonny Siebert, R OBP: 0.267, SLG: 0.444 (1, 1)			6-3			K			PO 2B	3	0	1	0	0	1	0										
<b>Inning Stats</b>	R: 0 E: 0 K: 0 S: 3	H: 0 LOB: 0 BB: 0 P: 3	R: 0 E: 0 K: 0 S: 2	H: 0 LOB: 0 BB: 1 P: 6	R: 0 E: 0 K: 0 S: 3	H: 0 LOB: 0 BB: 0 P: 3	R: 0 E: 0 K: 0 S: 4	H: 1 LOB: 1 BB: 0 P: 4	R: 0 E: 0 K: 2 S: 7	H: 0 LOB: 0 BB: 0 P: 7	R: 0 E: 0 K: 3 S: 9	H: 0 LOB: 0 BB: 0 P: 9	R: 0 E: 0 K: 1 S: 6	H: 1 LOB: 1 BB: 0 P: 6	R: 0 E: 0 K: 0 S: 4	H: 2 LOB: 1 BB: 0 P: 4	R: 0 E: 0 K: 0 S: 3	H: 0 LOB: 0 BB: 0 P: 3	1B: 2 2B: 2 3B: 0 HR: 0	SF: 0 SAC: 0 DP: 1 HBP: 0	WP: 0 PB: 0 SB: 1 CS: 0	PA: 31				
<b>PITCHER</b>	IP	WLS	BF	H	R	ER	SO	BB	IBB	HBP	BLK	WP	HR	S	P	ERA	WHIP									
Andy Messersmith, R ERA: 3.25 Lloyd Allen, R ERA: 2.61	(1, 1)		7.2	W	27	4	0	0	6	1	0	0	0	0	38	42	0.00	0.652								
(8, 1)			1.1	S	3	0	0	0	0	0	0	0	0	0	3	3	0.00	0.000								

**Boston Red Sox @ California Angels**  
Anaheim Stadium, Anaheim, CA  
Fri Aug 27 1971, 10:05 PM EDT  
Att: 7,897 - Unknown

AB 29  
R 0  
H 4  
RBI 0  
BB 1  
SO 6  
LOB 7



Batter	1	2	3	4	5	6	7	8	9	AB	R	H	RBI	BB	SO	LOB	BOTTOM									
Sandy Alomar Sr., S OBP: 0.306, SLG: 0.319 (1, 4)	1B G6-4-3		K		4-3			E1 SH1-3		4	1	1	0	0	1	3										
Mickey Rivers, L OBP: 0.323, SLG: 0.339 (1, 8)	G6-4-3 1B					F7		SH1-3		3	0	2	0	0	0	0										
Tony Gonzalez, L OBP: 0.318, SLG: 0.330 (1, 7)	G6-4-3		F8			4-3		4-3		4	0	0	0	0	0	5										
Jim Fregosi, R OBP: 0.298, SLG: 0.310 (1, 6)	F9				5-3			6-3		3	0	0	0	0	0	0										
Jim Spencer, L OBP: 0.312, SLG: 0.415 (1, 3)		P6		F2			G4-6-3 1B			3	0	1	0	0	0	0										
Ken McMullen, R OBP: 0.311, SLG: 0.378 (1, 5)		F8		6-3			G4-6-3			3	0	0	0	0	0	1										
Roger Repoz, L OBP: 0.341, SLG: 0.376 (1, 9)		L3			3-1		F8			3	0	0	0	0	0	0										
Jeff Torborg, R OBP: 0.200, SLG: 0.226 (1, 2)			1B 1B			F7		FC1-8 1B		3	0	2	0	0	0	0										
Andy Messersmith, R OBP: 0.216, SLG: 0.243 Lloyd Allen, R OBP: 0.333, SLG: 0.533 (8, 1)			B1					FC1-6 SH1-3 E		2	0	1	0	0	0	1										
1										1	0	0	0	0	0	1										
<b>Inning Stats</b>	R: 1 E: 0 K: 0 S: 4	H: 2 LOB: 0 BB: 0 P: 4	R: 0 E: 0 K: 0 S: 3	H: 0 LOB: 0 BB: 0 P: 3	R: 0 E: 0 K: 1 S: 7	H: 2 LOB: 2 BB: 0 P: 7	R: 0 E: 0 K: 0 S: 3	H: 0 LOB: 0 BB: 0 P: 3	R: 0 E: 0 K: 0 S: 3	H: 1 LOB: 1 BB: 0 P: 4	R: 0 E: 0 K: 0 S: 3	H: 0 LOB: 0 BB: 0 P: 3	R: 0 E: 0 K: 0 S: 3	H: 1 LOB: 2 BB: 0 P: 3	R: 0 E: 1 K: 0 S: 5	H: 1 LOB: 2 BB: 0 P: 5	1B: 7 2B: 0 3B: 0 HR: 0	SF: 0 SAC: 1 DP: 2 HBP: 0	WP: 0 PB: 0 SB: 0 CS: 0	PA: 30						
<b>PITCHER</b>	IP	WLS	BF	H	R	ER	SO	BB	IBB	HBP	BLK	WP	HR	S	P	ERA	WHIP									
Sonny Siebert, R ERA: 2.99	(1, 1)		8.0	L	30	7	1	1	1	0	0	0	0	0	32	32	1.12	0.875								

**Boston Red Sox @ California Angels**  
Anaheim Stadium, Anaheim, CA  
Fri Aug 27 1971, 10:05 PM EDT  
Att: 7,897 - Unknown

AB 29  
R 1  
H 7  
RBI 0  
BB 0  
SO 1  
LOB 11





Batter	1	2	3	4	5	6	7	8	9	AB	R	H	RBI	BB	SO	LOB	TOP					
Doug Griffin, R OBP: 0.303, SLG: 0.334 (1, 4)										5	1	2	0	0	0	0						
Luis Aparicio, R OBP: 0.276, SLG: 0.283 (1, 6)										5	2	2	1	0	0	1						
Carl Yastrzemski, L OBP: 0.389, SLG: 0.410 (1, 7)										2	1	1	1	3	0	0						
Reggie Smith, S OBP: 0.361, SLG: 0.508 (1, 8)									4	1	3	4	1	1	3							
Rico Petrocelli, R OBP: 0.351, SLG: 0.451 (1, 5)									4	0	0	0	1	0	4							
George Scott, R OBP: 0.316, SLG: 0.435 (1, 3)									5	0	2	0	0	0	2							
Billy Conigliaro, R Joe Lahoud, L OBP: 0.340, SLG: 0.462 (7, 9)									4	0	0	0	0	0	2							
Bob Montgomery, R OBP: 0.323, SLG: 0.372 (1, 2)									4	1	1	0	1	0	3							
Roger Moret, S (1, 1)									4	0	0	0	0	3	3							
<b>Inning Stats</b>	R: 2 E: 1 K: 0 S: 6	H: 3 LOB: 1 BB: 0 P: 6	R: 1 E: 0 K: 2 S: 10	H: 3 LOB: 3 BB: 1 P: 14	R: 0 E: 0 K: 1 S: 6	H: 1 LOB: 2 BB: 1 P: 10	R: 3 E: 0 K: 0 S: 5	H: 2 LOB: 1 BB: 2 P: 13	R: 0 E: 0 K: 0 S: 3	H: 0 LOB: 0 BB: 0 P: 3	R: 0 E: 0 K: 0 S: 3	H: 1 LOB: 1 BB: 1 P: 7	R: 0 E: 0 K: 0 S: 3	H: 0 LOB: 0 BB: 0 P: 3	R: 0 E: 0 K: 1 S: 5	H: 0 LOB: 0 BB: 0 P: 5	R: 0 E: 0 K: 0 S: 4	H: 1 LOB: 3 BB: 2 P: 12	1B: 10 2B: 1 3B: 0 HR: 1	SF: 0 SAC: 0 DP: 1 HBP: 0	WP: 2 PB: 0 SB: 1 CS: 0	PA: 44
<b>PITCHER</b>	IP WLS BF H R ER SO BB IBB HBP BLK WP HR S P ERA WHIP	IP WLS BF H R ER SO BB IBB HBP BLK WP HR S P ERA WHIP																				
Clyde Wright, L ERA: 3.2 (1, 1)	1.2 L 12 6 3 2 1 1 0 0 0 1 0 13 17 10.80 4.200																					
Mel Queen, R ERA: 1.88 (2, 1)	3.1 3 3 3 2 2 1 0 0 0 1 1 17 29 8.10 1.500																					
Eddie Fisher, R ERA: 2.68 (6, 1)	2.0 7 1 0 0 0 1 0 0 0 0 0 6 10 0.00 1.000																					
Jim Maloney, R ERA: 5.6 (8, 1)	2.0 9 1 0 0 1 2 0 0 0 0 0 9 17 0.00 1.500																					

Boston Red Sox @ California Angels  
Anaheim Stadium, Anaheim, CA  
Sat Aug 28 1971, 10:05 PM EDT  
Att: 13,042 - Unknown

AB 37  
R 6  
H 11  
RBI 6  
BB 7  
SO 4  
LOB 18



Batter	1	2	3	4	5	6	7	8	9	AB	R	H	RBI	BB	SO	LOB	BOTTOM					
Sandy Alomar Sr., S OBP: 0.304, SLG: 0.316 (1, 4)										5	0	0	0	0	2	3						
Ken Berry, R OBP: 0.299, SLG: 0.294 (1, 8)										4	0	0	0	0	0	2						
Jim Fregosi, R OBP: 0.308, SLG: 0.320 (1, 6)										2	1	2	0	1	0	0						
Billy Cowan, R OBP: 0.311, SLG: 0.421 (1, 7)										4	0	0	0	0	2	4						
Ken McMullen, R OBP: 0.312, SLG: 0.384 (1, 5)										3	1	1	2	1	0	1						
Jim Spencer, L OBP: 0.312, SLG: 0.413 (1, 3)										4	0	1	0	0	0	2						
Tommie Reynolds, R OBP: 0.329, SLG: 0.339 (1, 9)										3	0	1	0	1	0	0						
Jeff Torborg, R OBP: 0.217, SLG: 0.258 (1, 2)										4	0	2	0	0	0	2						
Clyde Wright, R Mel Queen, L Mickey Rivers, L Eddie Fisher, R Syd O'Brien, R Jim Maloney, L Jerry Moses, R OBP: 0.271, SLG: 0.216 (2, 1) (5, PH) (8, 1) (7, PH) (8, 1) (9, PH)										0	0	0	0	0	0	0						
<b>Inning Stats</b>	R: 0 E: 0 K: 1 S: 6	H: 1 LOB: 1 BB: 0 P: 6	R: 0 E: 0 K: 0 S: 3	H: 0 LOB: 0 BB: 0 P: 3	R: 0 E: 0 K: 1 S: 5	H: 0 LOB: 0 BB: 0 P: 5	R: 2 E: 0 K: 1 S: 9	H: 4 LOB: 2 BB: 0 P: 9	R: 0 E: 0 K: 2 S: 7	H: 0 LOB: 0 BB: 0 P: 7	R: 0 E: 0 K: 0 S: 2	H: 0 LOB: 1 BB: 1 P: 7	R: 0 E: 0 K: 0 S: 4	H: 1 LOB: 2 BB: 1 P: 8	R: 0 E: 0 K: 0 S: 3	H: 0 LOB: 1 BB: 1 P: 7	R: 0 E: 0 K: 0 S: 4	H: 1 LOB: 1 BB: 0 P: 4	1B: 4 2B: 3 3B: 0 HR: 1	SF: 0 SAC: 0 DP: 1 HBP: 1	WP: 0 PB: 0 SB: 0 CS: 0	PA: 37
<b>PITCHER</b>	IP WLS BF H R ER SO BB IBB HBP BLK WP HR S P ERA WHIP	IP WLS BF H R ER SO BB IBB HBP BLK WP HR S P ERA WHIP																				
Roger Moret, L ERA: 3.64 (1, 1)	9.0 W 37 7 2 2 5 3 0 1 0 0 1 43 2.00 1.111																					

Boston Red Sox @ California Angels  
Anaheim Stadium, Anaheim, CA  
Sat Aug 28 1971, 10:05 PM EDT  
Att: 13,042 - Unknown

AB 33  
R 2  
H 7  
RBI 2  
BB 3  
SO 5  
LOB 17







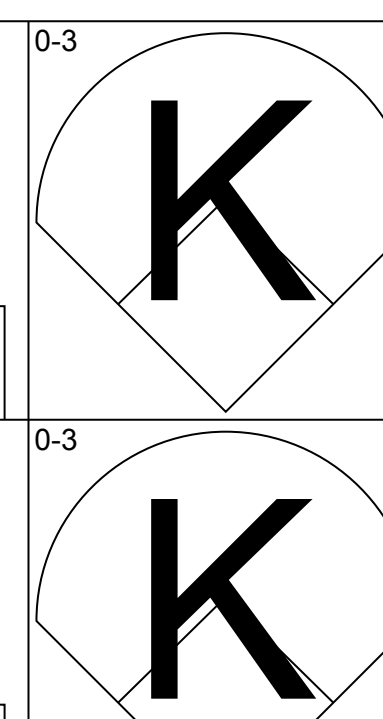
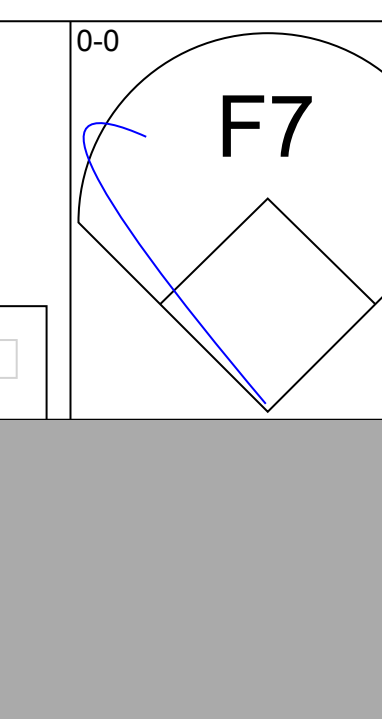
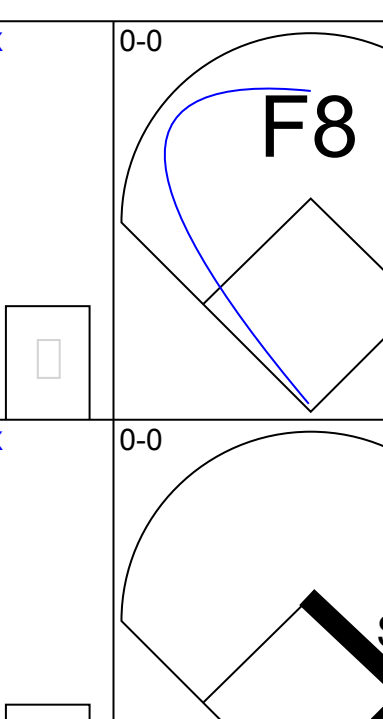
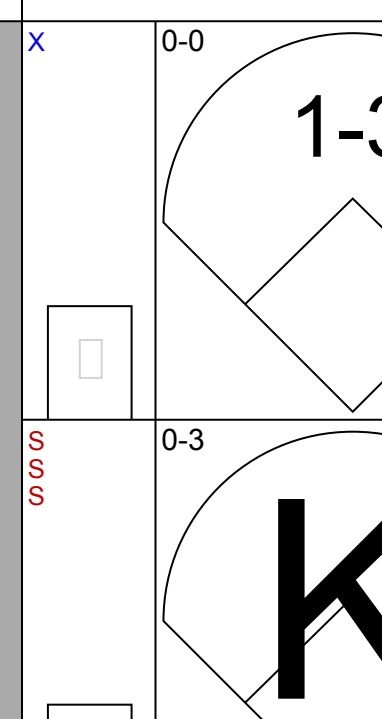
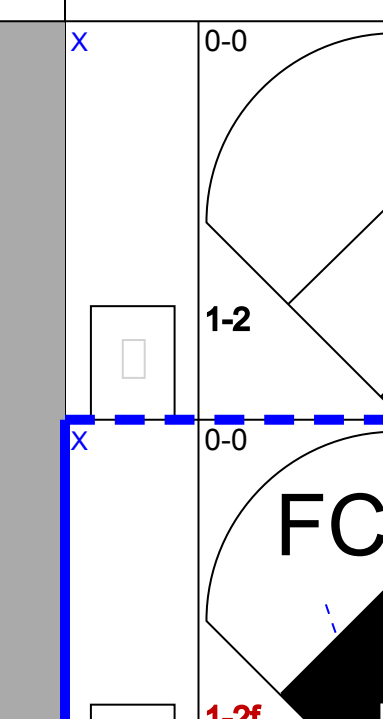
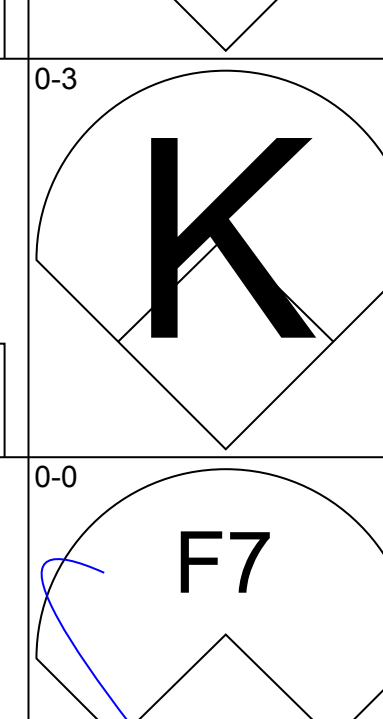
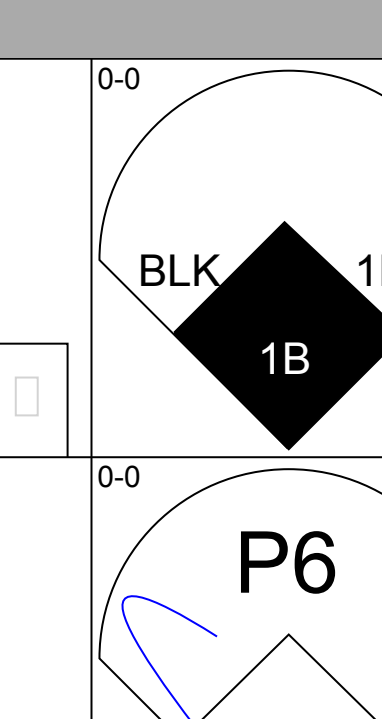
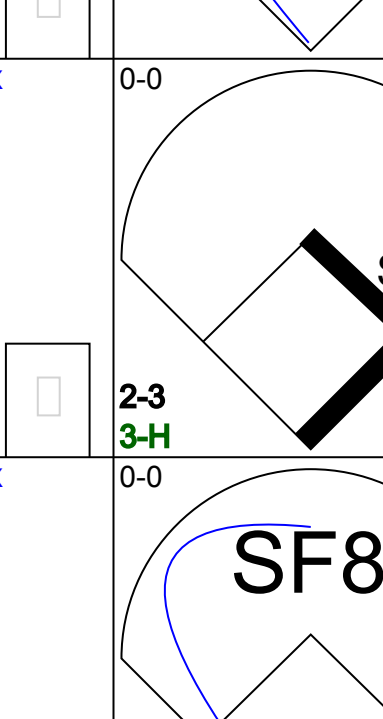
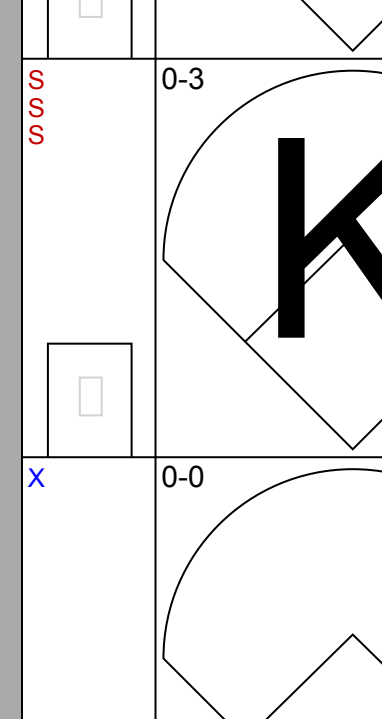
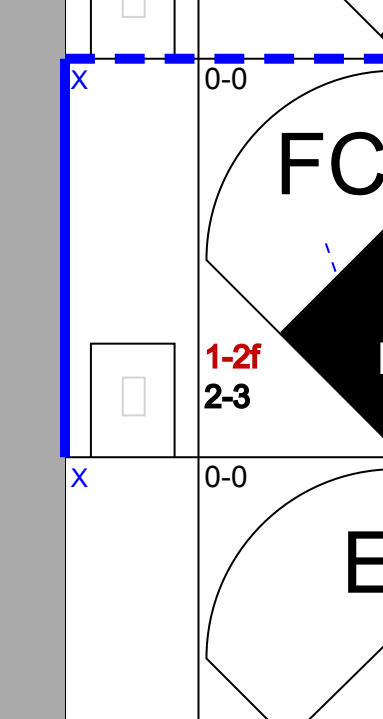
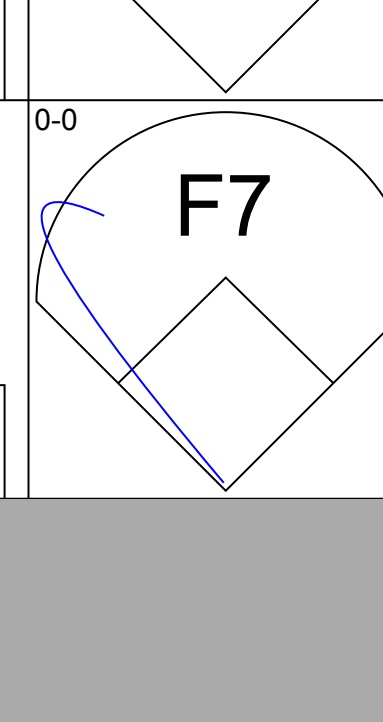
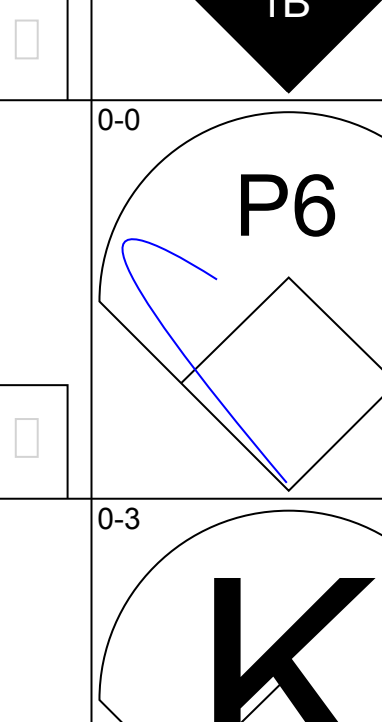
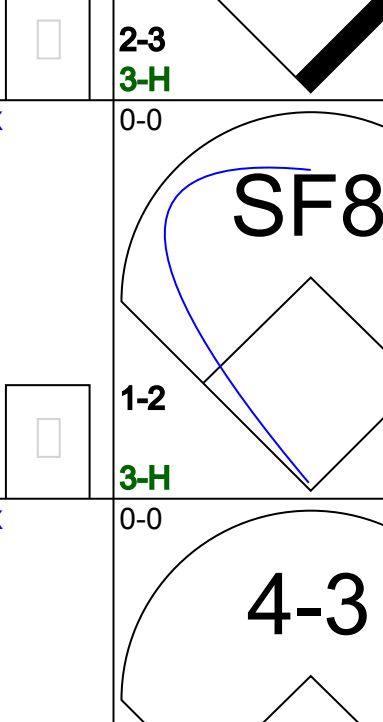
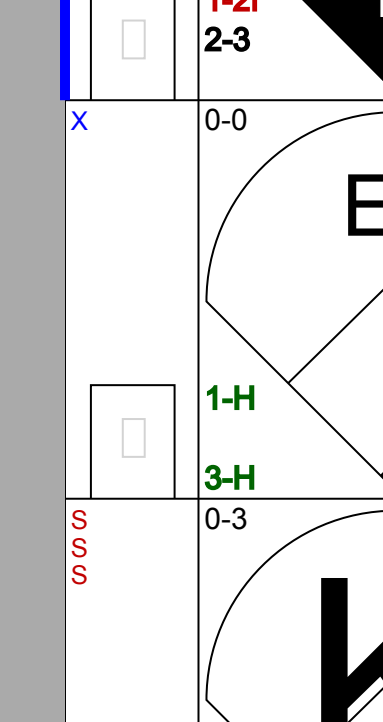
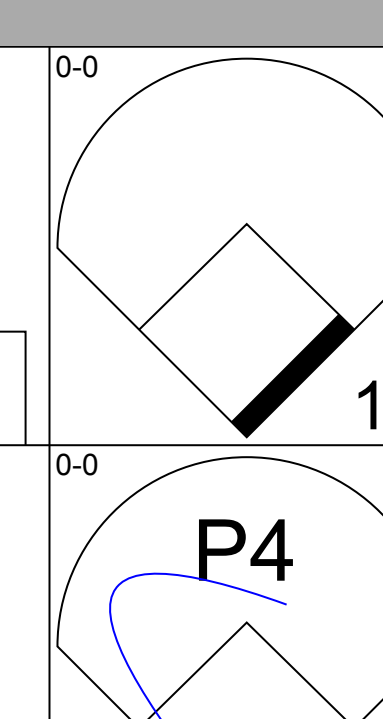
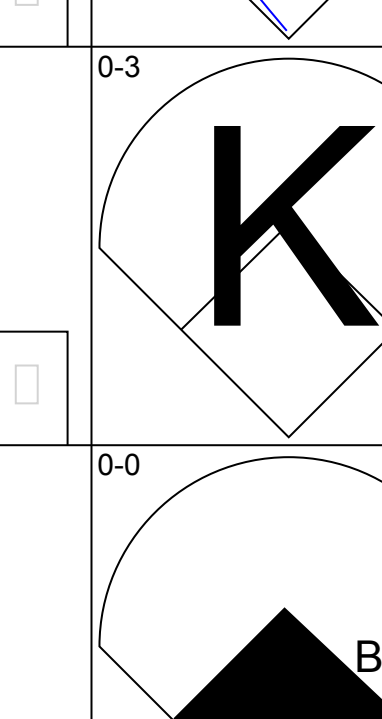
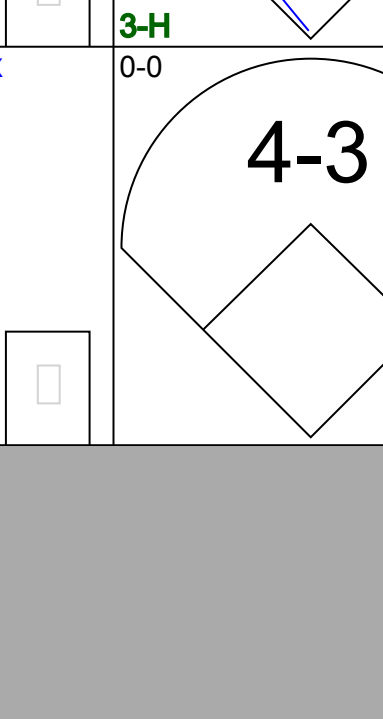
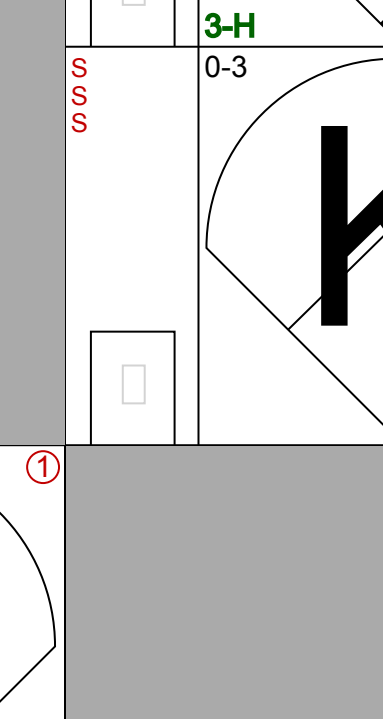
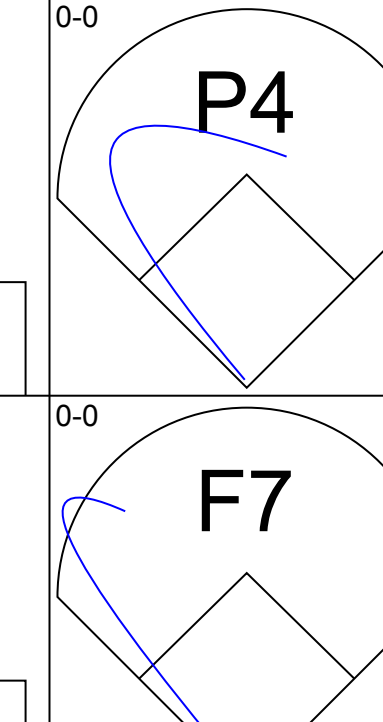
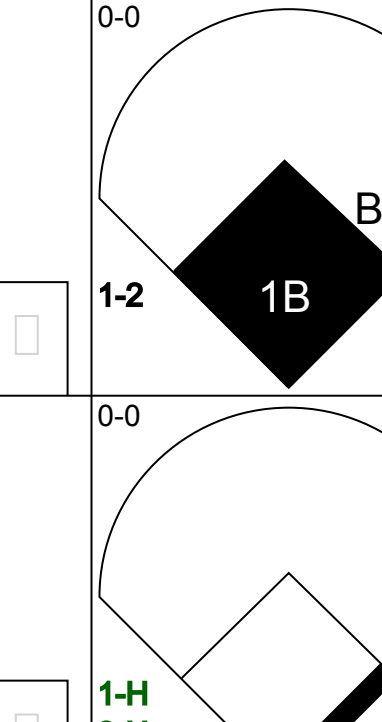
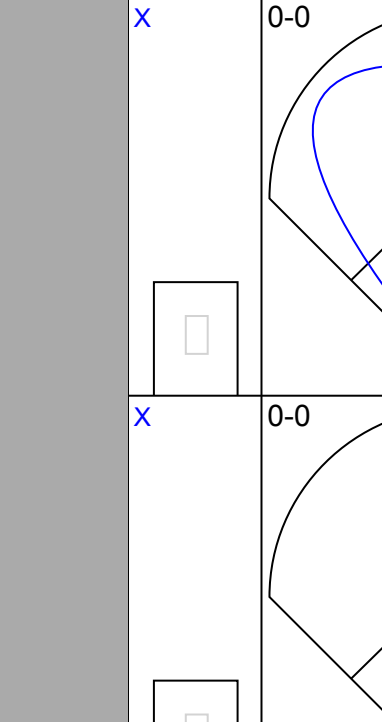
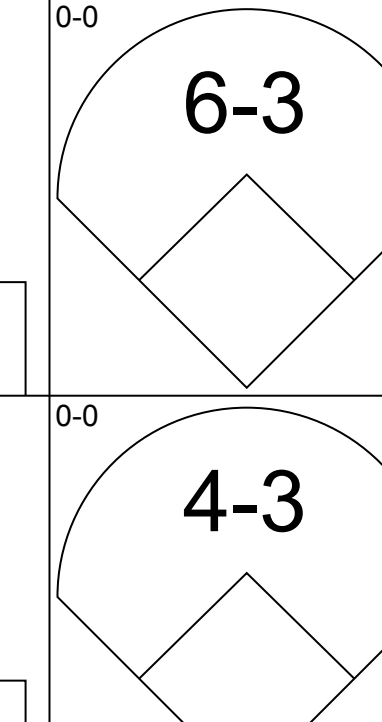
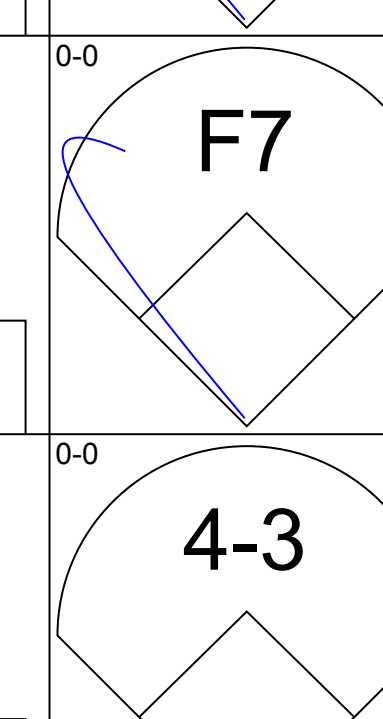
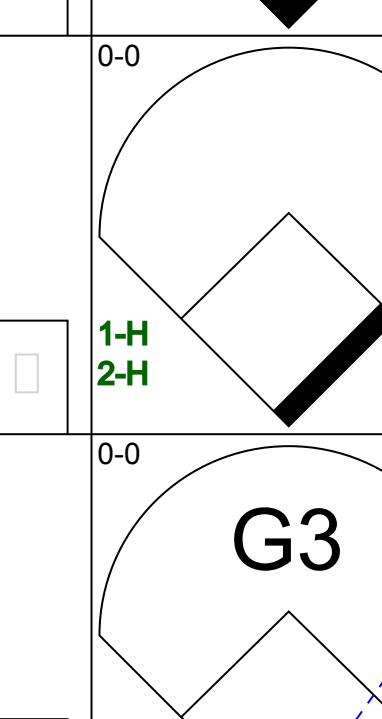
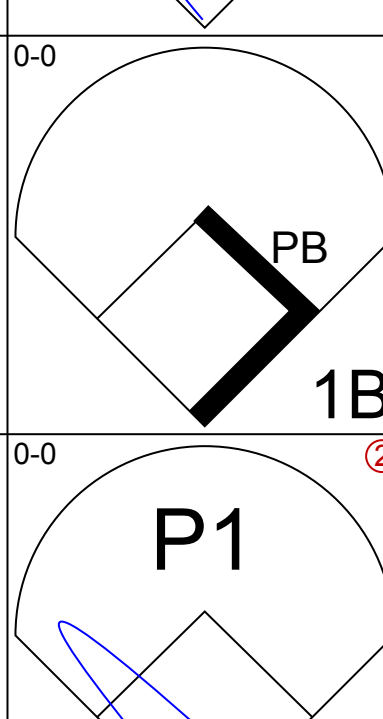
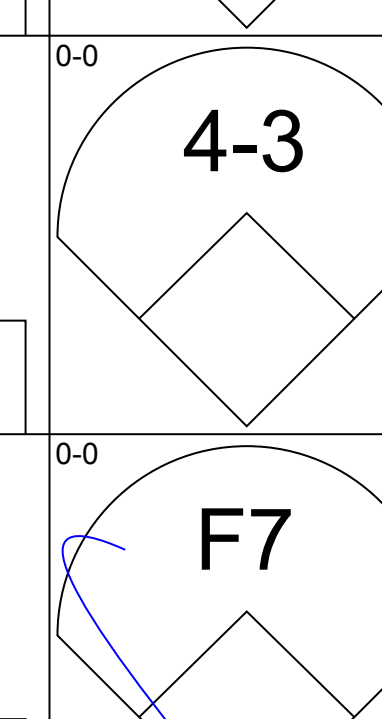
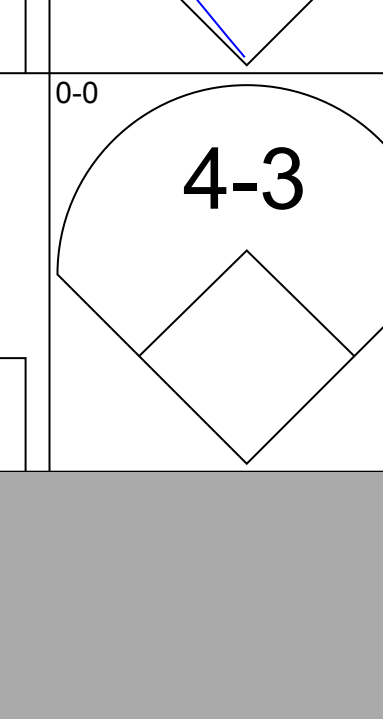
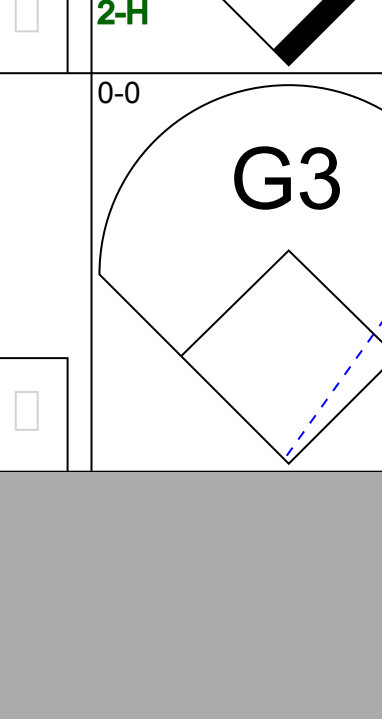
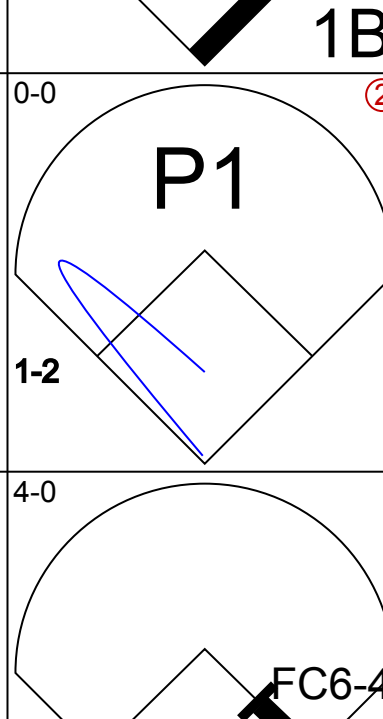
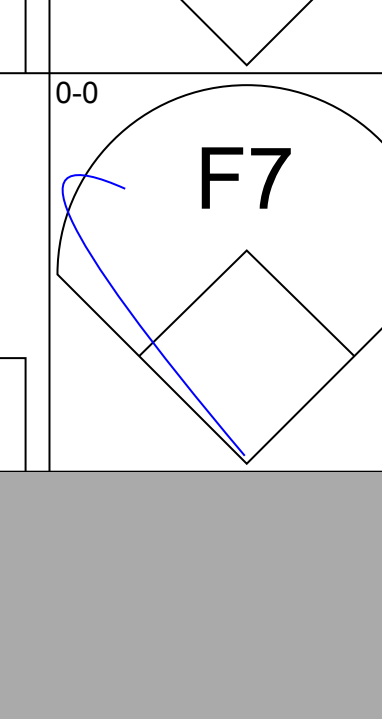
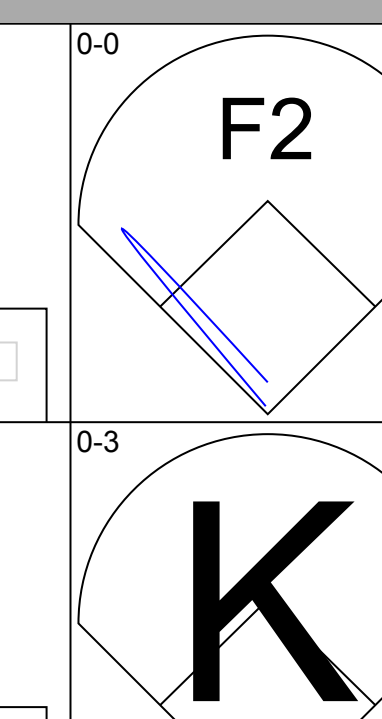
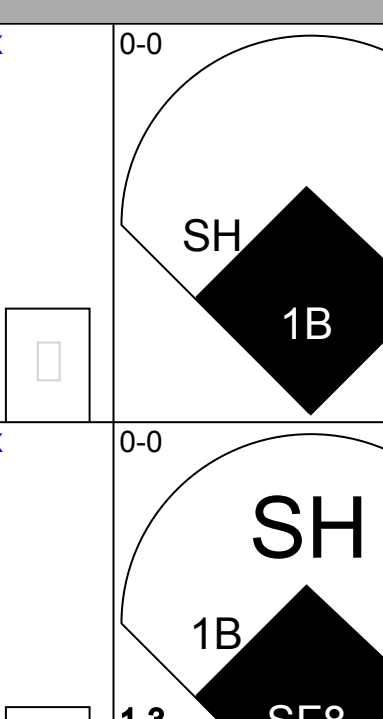
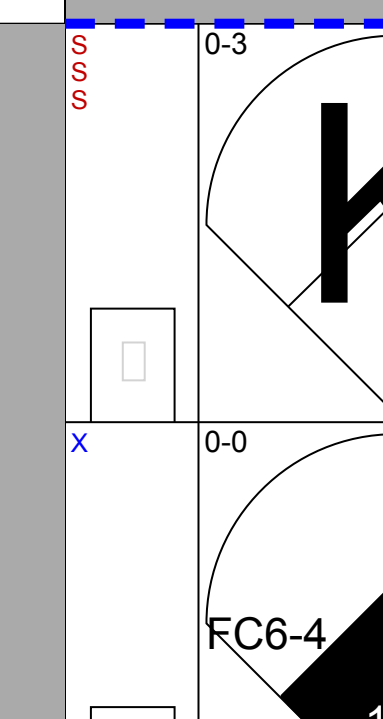
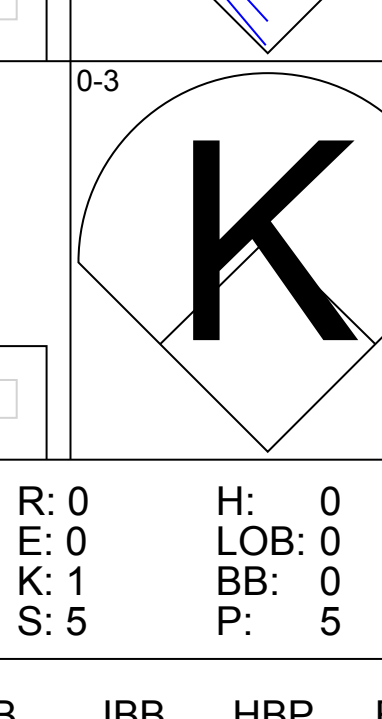
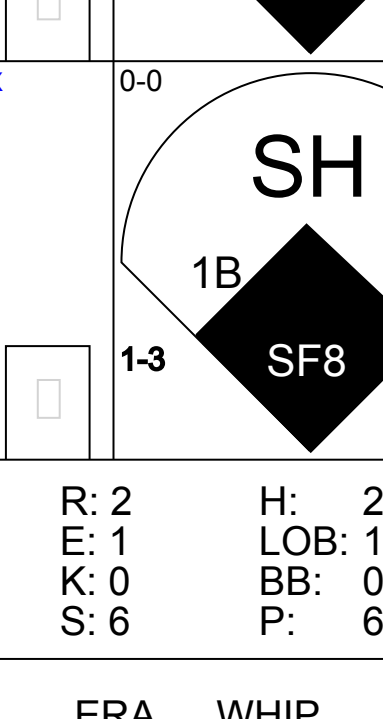
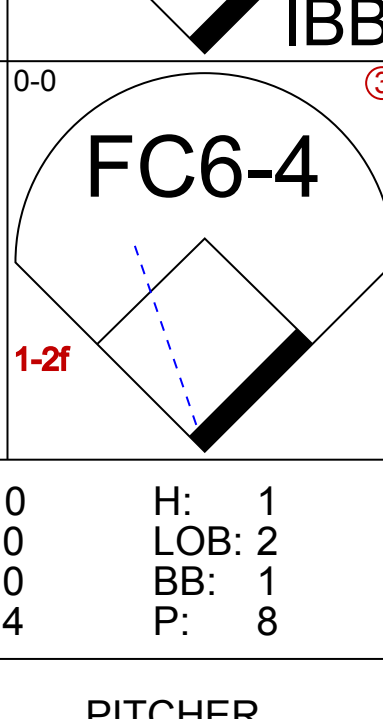
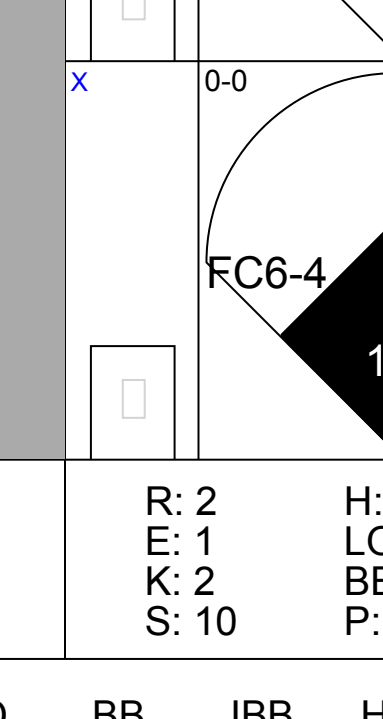


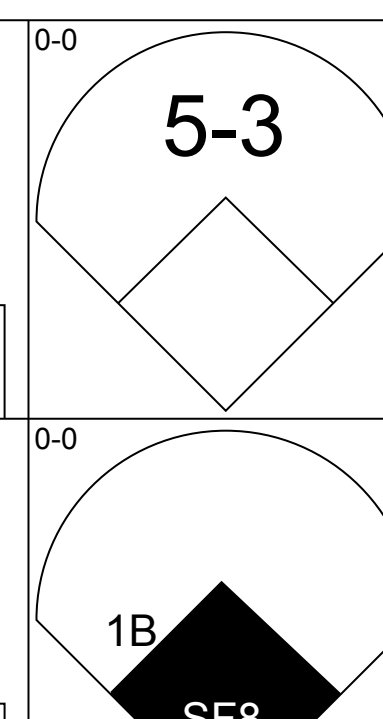
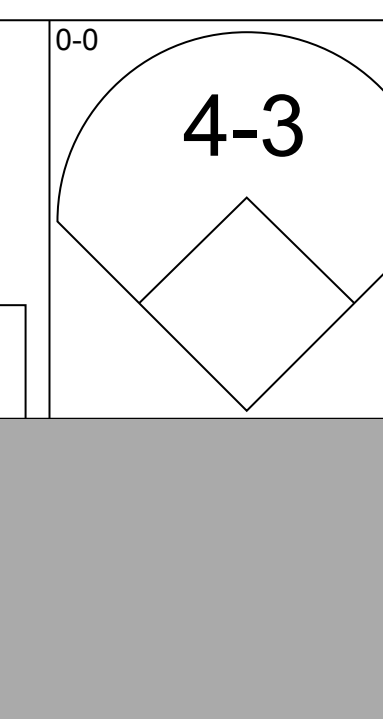
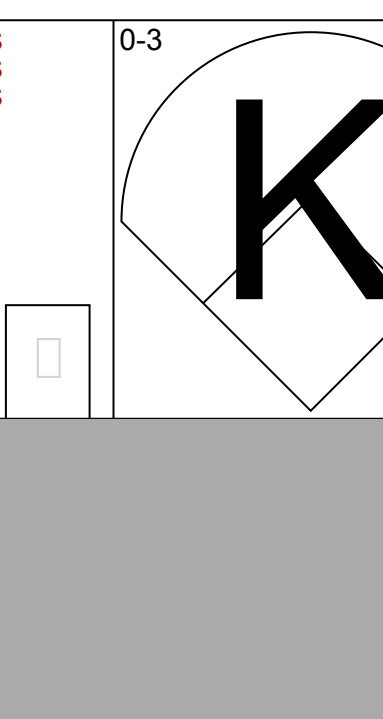
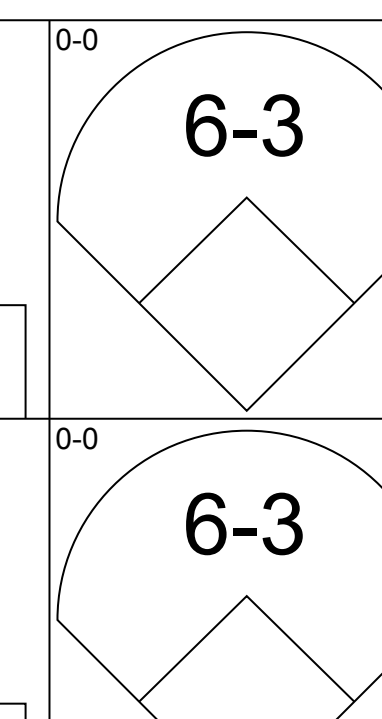
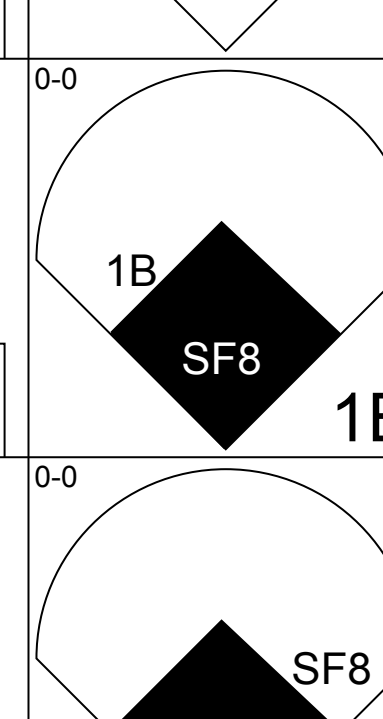
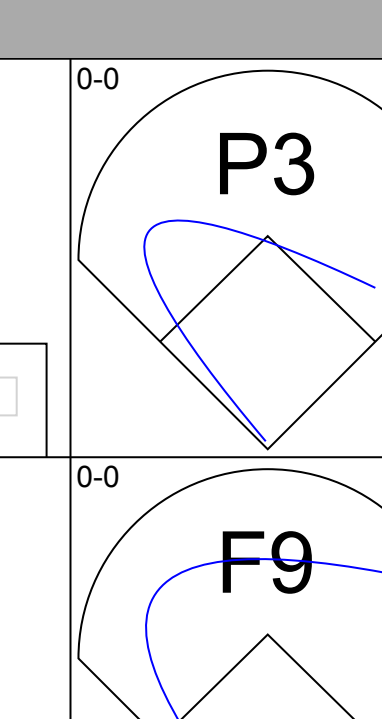
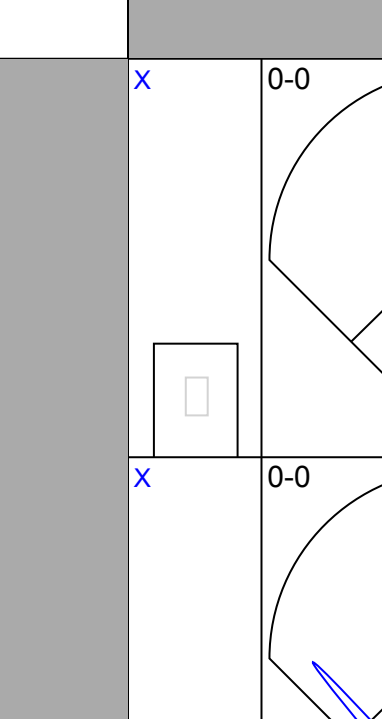
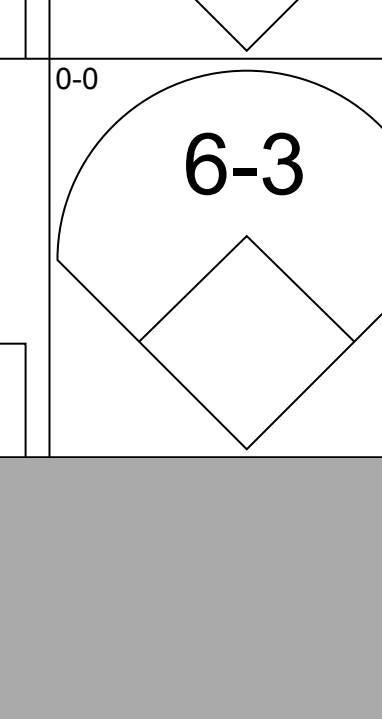
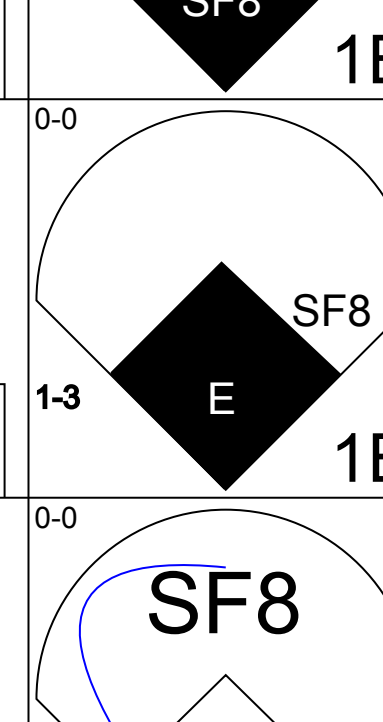
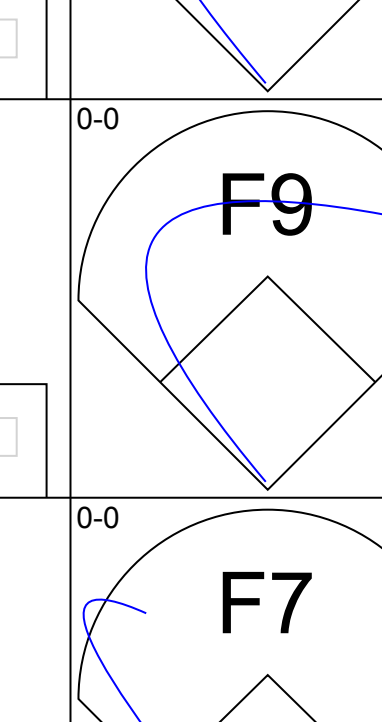
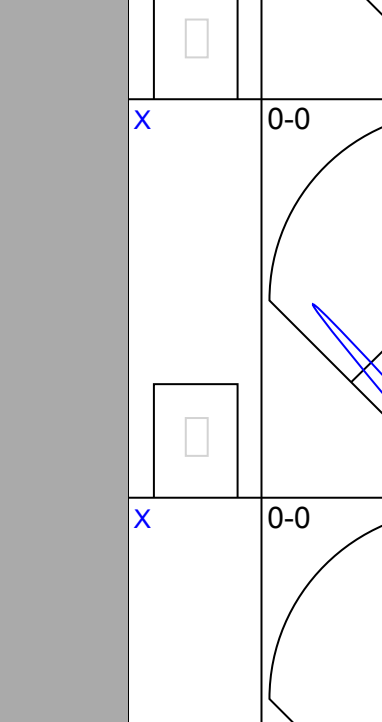

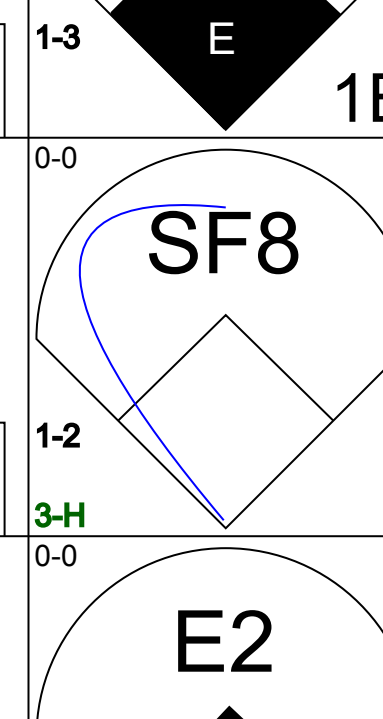
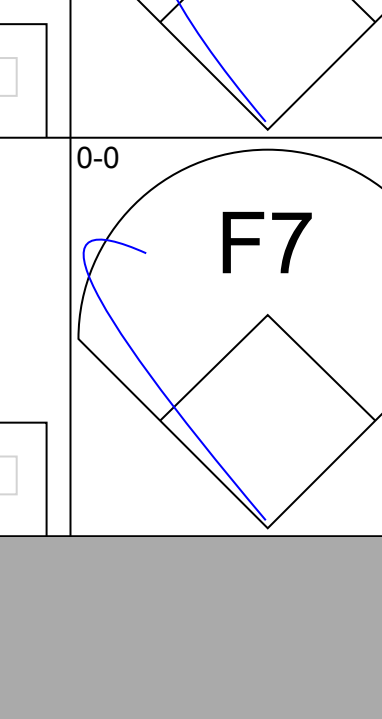
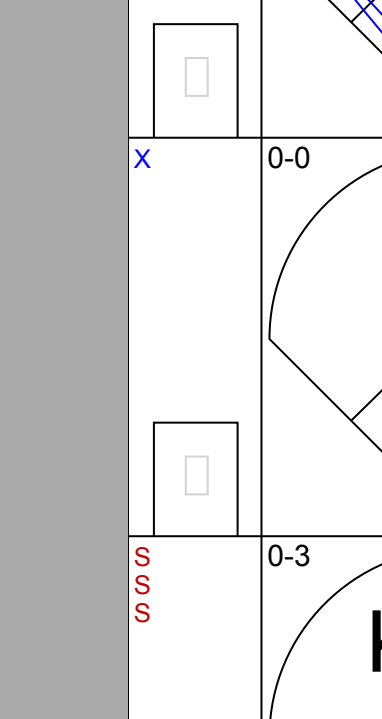

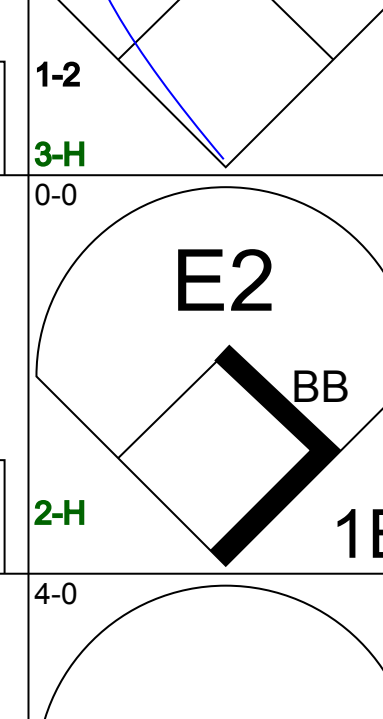
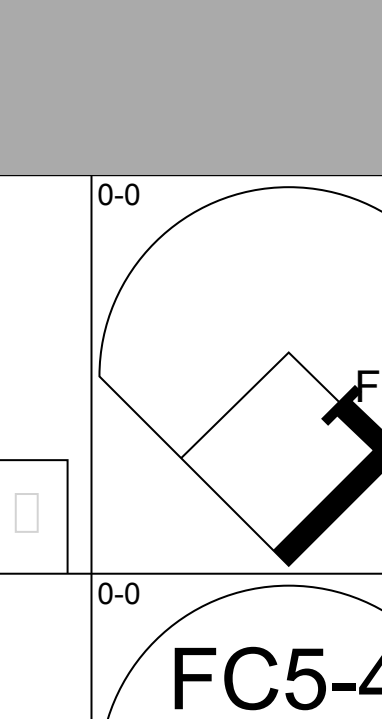
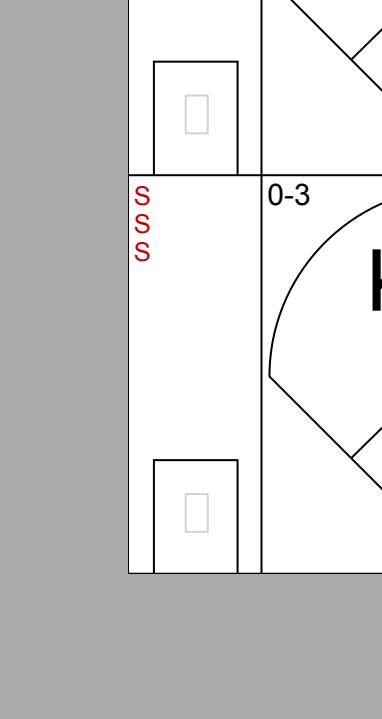

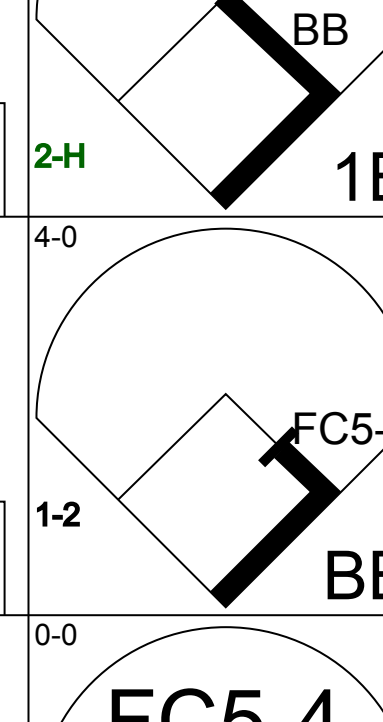
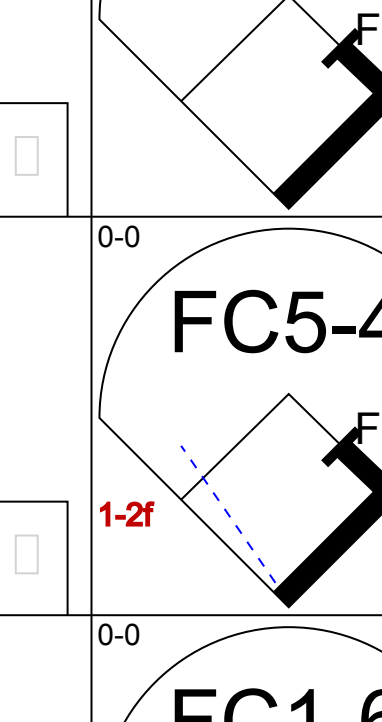


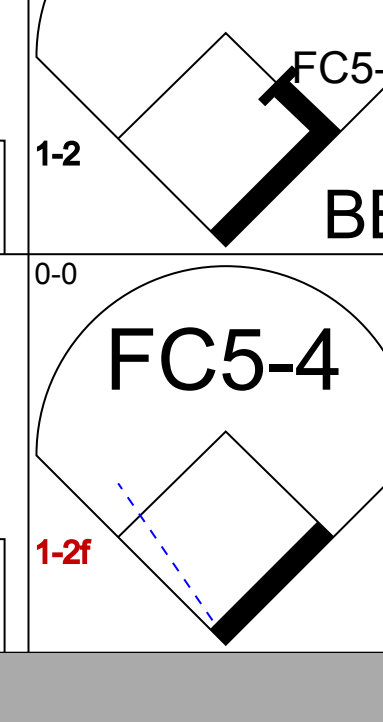
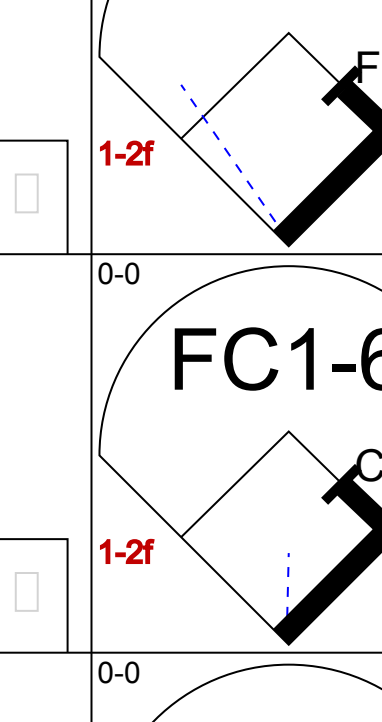

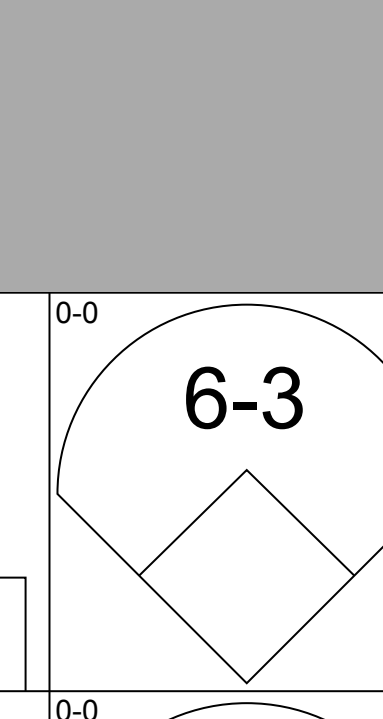
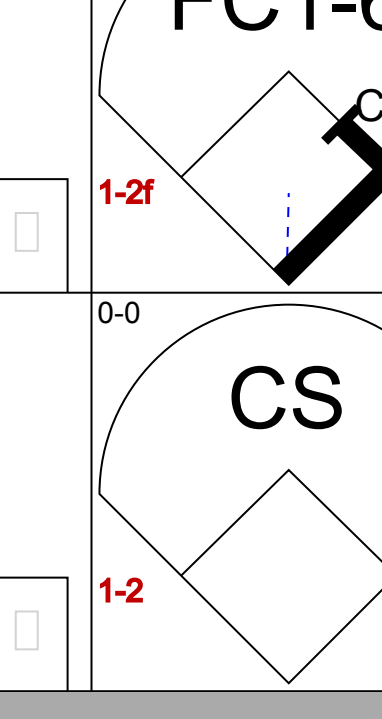
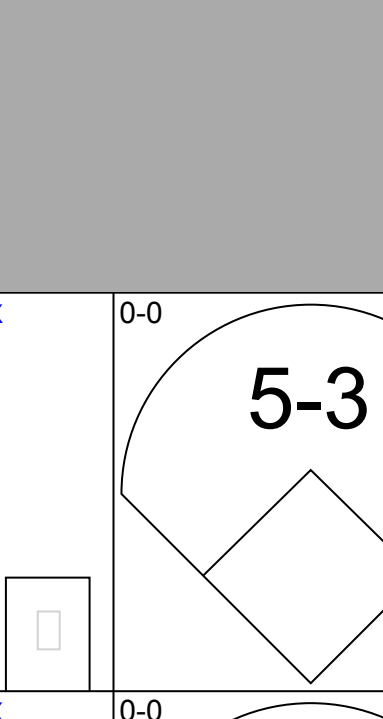

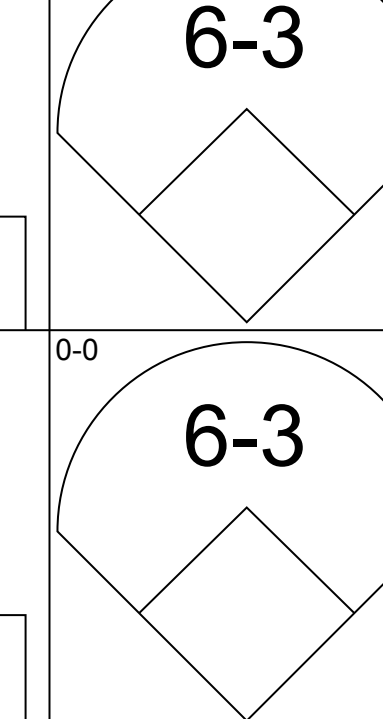
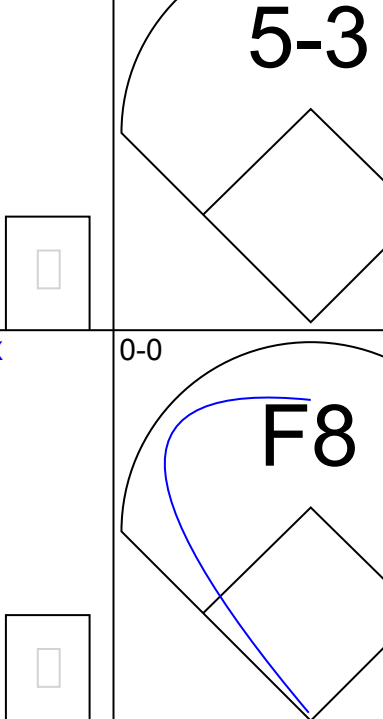
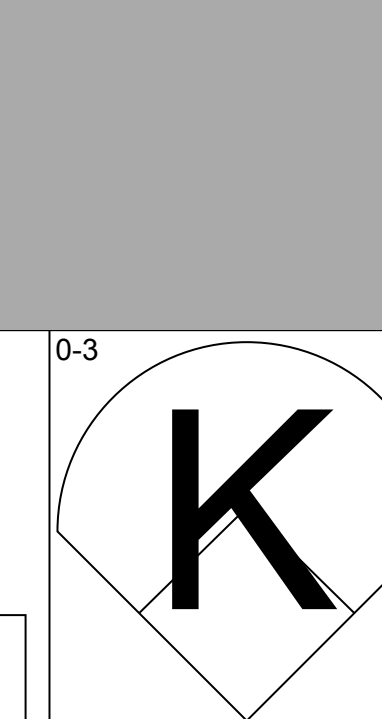








Batter	1	2	3	4	5	6	7	8	9	AB	R	H	RBI	BB	SO	LOB	TOP								
Sandy Alomar Sr. S OBP: 0.299, SLG: 0.310 (1, 4)										5	0	1	0	0	1	2	<b>California Angels @ Milwaukee Brewers</b> Milwaukee County Stadium, Milwaukee, WI Fri Sep 03 1971, 8:05 PM EDT Att: 6,175 - Unknown								
Mickey Rivers L OBP: 0.335, SLG: 0.351 Billy Cowan R OBP: 0.307, SLG: 0.415 Ken Berry R OBP: 0.261, SLG: 0.292 (1, 8)										4	1	2	1	0	2	0									
Jim Fregosi R OBP: 0.312, SLG: 0.323 (1, 6)										4	0	2	2	0	0	1									
Jim Spencer L OBP: 0.308, SLG: 0.406 (1, 3)										5	0	1	0	0	2	4									
Ken McMullen R OBP: 0.309, SLG: 0.379 (1, 5)										4	1	1	0	0	0	1									
Tony Gonzalez L OBP: 0.316, SLG: 0.324 (1, 7)										4	0	2	2	0	0	1									
Roger Repoz L OBP: 0.334, SLG: 0.366 (1, 9)										4	0	0	0	0	0	3									
John Stephenson L OBP: 0.281, SLG: 0.327 (1, 2)										3	1	1	0	1	1	0									
Clyde Wright R OBP: 0.217, SLG: 0.221 (1, 1)										3	2	1	0	0	1	2									
<b>Inning Stats</b>	R: 0 E: 0 K: 2 S: 7	H: 0 LOB: 0 BB: 0 P: 7	R: 0 E: 0 K: 0 S: 4	H: 1 LOB: 1 BB: 0 P: 4	R: 0 E: 0 K: 1 S: 5	H: 0 LOB: 0 BB: 0 P: 5	R: 2 E: 0 K: 1 S: 8	H: 3 LOB: 1 BB: 0 P: 8	R: 2 E: 1 K: 0 S: 6	H: 2 LOB: 1 BB: 0 P: 6	R: 0 E: 0 K: 0 S: 4	H: 1 LOB: 1 BB: 0 P: 8	R: 0 E: 0 K: 1 S: 6	H: 1 LOB: 1 BB: 0 P: 6	R: 0 E: 0 K: 0 S: 3	H: 0 LOB: 0 BB: 0 P: 3		R: 2 E: 1 K: 2 S: 10	H: 3 LOB: 1 BB: 0 P: 10	1B: 11 2B: 0 3B: 0 HR: 0	SF: 1 SAC: 1 DP: 0 HBP: 0	WP: 0 PB: 1 SB: 1 CS: 0	PA: 40		
<b>PITCHER</b>	IP	WLS	BF	H	R	ER	SO	BB	IBB	HBP	BLK	WP	HR	S	P	ERA	WHIP								
Jim Slaton R ERA: 3.61 (1, 1)	8.0	L	34	8	4	2	5	0	1	0	1	0	0	43	47	2.25	1.000								
John Morris L ERA: 3.75 (9, 1)	0.1		3	2	2	1	1	0	0	0	0	0	0	5	5	27.00	6.000								
Floyd Weaver R ERA: 7.3 (9, 1)	0.2		3	1	0	0	1	0	0	0	0	0	0	5	5	0.00	1.500								

Batter	1	2	3	4	5	6	7	8	9	AB	R	H	RBI	BB	SO	LOB	BOTTOM								
Tommy Harper R OBP: 0.335, SLG: 0.397 (1, 7)										4	0	0	0	0	1	0	<b>California Angels @ Milwaukee Brewers</b> Milwaukee County Stadium, Milwaukee, WI Fri Sep 03 1971, 8:05 PM EDT Att: 6,175 - Unknown								
Ron Theobald R OBP: 0.335, SLG: 0.308 John Morris R OBP: 0.167, SLG: 0.200 Floyd Weaver R (1, 4)									4	1	1	0	0	0	0	0									
Jose Cardenal R OBP: 0.310, SLG: 0.365 (1, 8)									4	1	2	0	0	0	0	0									
John Briggs L OBP: 0.370, SLG: 0.434 (1, 3)									3	0	1	1	0	0	1										
Roberto Pena R OBP: 0.289, SLG: 0.339 (1, 5)									4	0	2	0	0	1	2										
Elie Rodriguez R OBP: 0.303, SLG: 0.252 (1, 2)										3	0	0	0	1	0	2									
Dave May L OBP: 0.350, SLG: 0.441 (1, 9)										3	0	0	0	0	0	3									
Bob Heise R OBP: 0.250, SLG: 0.270 (1, 6)										3	0	0	0	0	0	0									
Jim Slaton R OBP: 0.189, SLG: 0.091 Dick Schofield S OBP: 0.333, SLG: 0.311 (1, 1)										2	0	0	0	0	0	0									
<b>Inning Stats</b>	R: 2 E: 1 K: 0 S: 6	H: 3 LOB: 2 BB: 1 P: 10	R: 0 E: 0 K: 0 S: 3	H: 0 LOB: 0 BB: 0 P: 3	R: 0 E: 0 K: 0 S: 3	H: 0 LOB: 0 BB: 0 P: 3	R: 0 E: 0 K: 0 S: 3	H: 1 LOB: 0 BB: 0 P: 3	R: 0 E: 0 K: 1 S: 5	H: 0 LOB: 0 BB: 0 P: 5	R: 0 E: 0 K: 1 S: 6	H: 1 LOB: 1 BB: 0 P: 6	R: 0 E: 0 K: 0 S: 3	H: 0 LOB: 0 BB: 0 P: 3	R: 0 E: 0 K: 1 S: 5	H: 0 LOB: 0 BB: 0 P: 5		R: 0 E: 0 K: 0 S: 4	H: 1 LOB: 1 BB: 0 P: 4	1B: 6 2B: 0 3B: 0 HR: 0	SF: 1 SAC: 0 DP: 0 HBP: 0	WP: 0 PB: 0 SB: 0 CS: 1	PA: 34		
<b>PITCHER</b>	IP	WLS	BF	H	R	ER	SO	BB	IBB	HBP	BLK	WP	HR	S	P	ERA	WHIP								
Clyde Wright L ERA: 3.12 (1, 1)	9.0	W	33	6	2	1	3	1	0	0	0	0	0	38	42	1.00	0.778								



Batter	1	2	3	4	5	6	7	8	9	AB	R	H	RBI	BB	SO	LOB	TOP			
Sandy Alomar Sr. S OBP: 0.297, SLG: 0.308 (1.4)	0-0 6-3	0-0 P3			0-0 F2			0-0 4-3		4	0	0	0	0	0	3	<b>California Angels @ Milwaukee Brewers</b> Milwaukee County Stadium, Milwaukee, WI Sat Sep 04 1971, 8:05 PM EDT Att. 4,965 - Unknown - 72 F			
Mickey Rivers L OBP: 0.333, SLG: 0.349 (1.8)	0-0 1B	0-0 FC6-4			0-0 F9			0-0 F9		4	0	1	0	0	0	3				
Jim Fregosi R OBP: 0.311, SLG: 0.319 (1.6)	0-0 F3			4-0 G4-6-3 BB	0-0 L6			0-0 F8		3	0	0	0	1	0	1				
Jim Spencer L OBP: 0.305, SLG: 0.402 (1.3)	0-0 F2			0-0 G4-6-3			0-0 F7		0-3 K	4	0	0	0	0	1	2				
Ken McMullen R OBP: 0.309, SLG: 0.378 (1.5)		0-0 1B			0-0 F7			0-0 6-3		4	1	1	0	0	0	0				
Tony Gonzalez L OBP: 0.315, SLG: 0.323 (1.7)		0-0 1B			0-0 4-3			0-0 F5		4	0	1	0	0	0	0				
Roger Repoz L OBP: 0.338, SLG: 0.367 (1.9)		0-0 1B			4-0 FC8-6 BB			0-0 F9		2	0	1	1	1	0	0				
John Stephenson L OBP: 0.281, SLG: 0.325 (1.2)		4-0 FC6-4 BB			0-0 FC8-6			0-0 F8		2	0	0	0	1	0	1				
Rudy May L OBP: 0.203, SLG: 0.179 Mel Queen L (4.1)	0-3 K				0-3 K			0-0 6-3		2	0	0	0	0	2	4				
Tommie Reynolds R OBP: 0.319, SLG: 0.328 Eddie Fisher R OBP: 0.188, SLG: 0.071 (7.1)										0	0	0	0	0	0	0				
<b>Inning Stats</b>	R: 0 E: 0 K: 0 S: 4	H: 1 LOB: 1 BB: 0 P: 4	R: 1 E: 0 K: 1 S: 8	H: 3 LOB: 3 BB: 1 P: 12	R: 0 E: 0 K: 0 S: 2	H: 0 LOB: 0 BB: 1 P: 6	R: 0 E: 0 K: 1 S: 5	H: 0 LOB: 0 BB: 1 P: 9	R: 0 E: 0 K: 0 S: 3	H: 0 LOB: 0 BB: 0 P: 3	R: 0 E: 0 K: 0 S: 3	H: 0 LOB: 0 BB: 0 P: 3	R: 0 E: 0 K: 1 S: 5	H: 0 LOB: 0 BB: 0 P: 5	R: 0 E: 0 K: 1 S: 5	H: 0 LOB: 0 BB: 0 P: 5	1B: 4 2B: 0 3B: 0 HR: 0	SF: 0 SAC: 0 DP: 1 HBP: 0	WP: 0 PB: 0 SB: 0 CS: 0	PA: 33
<b>PITCHER</b> Bill Parsons R ERA: 2.87 (1.1)	IP: 9.0 WLS: W BF: 33 H: 4 R: 1 ER: 1 SO: 3 BB: 3 IBB: 0 HBP: 0 BLK: 0 WP: 0 HR: 0 S: 36 P: 48 ERA: 1.00 WHIP: 0.778															<b>PITCHER</b> IP: 9.0 WLS: W BF: 33 H: 4 R: 1 ER: 1 SO: 3 BB: 3 IBB: 0 HBP: 0 BLK: 0 WP: 0 HR: 0 S: 36 P: 48 ERA: 1.00 WHIP: 0.778				

Batter	1	2	3	4	5	6	7	8	9	AB	R	H	RBI	BB	SO	LOB	BOTTOM			
Tommy Harper R OBP: 0.335, SLG: 0.397 (1.7)	0-0 1B		0-0 FC6-4	0-0 F9		0-0 P4		0-0 F8		5	1	2	0	0	0	3	<b>California Angels @ Milwaukee Brewers</b> Milwaukee County Stadium, Milwaukee, WI Sat Sep 04 1971, 8:05 PM EDT Att. 4,965 - Unknown - 72 F			
Bob Heise R OBP: 0.254, SLG: 0.274 (1.4)	0-0 1B		0-0 FC6-4	0-3 K		0-3 K		0-0 1B		5	0	2	0	0	2	3				
Jose Cardenal R OBP: 0.307, SLG: 0.362 (1.8)	0-0 SF7		0-0 4-3	0-0 F7		0-0 5-3		0-0 F8	0-0 1-3	4	0	0	1	0	0	3				
John Briggs L OBP: 0.369, SLG: 0.432 Tom Matchick L OBP: 0.346, SLG: 0.361 (8.5)	0-3 K		0-0 F7		0-0 F8			0-0 1B		4	0	1	0	0	1	2				
Roberto Pena R OBP: 0.292, SLG: 0.346 (8.3)	0-0 1B			0-0 G3		0-0 2B		0-3 K		4	0	2	0	0	1	1				
Elie Rodriguez R OBP: 0.309, SLG: 0.253 (1.2)	0-3 K			4-0 BB		4-0 BB		0-0 1B		2	1	1	0	2	1	2				
Dave May L OBP: 0.349, SLG: 0.437 (1.9)		0-0 P5		4-0 1B		0-0 4-3		0-0 F9		3	1	0	0	1	0	4				
Rick Auerbach R OBP: 0.280, SLG: 0.237 (1.6)	0-3 K			0-0 E		1-0 SH3-4 HBP		0-0 F7		3	1	1	1	0	1	0				
Bill Parsons R OBP: 0.265, SLG: 0.262 (1.1)	0-0 1-6-3			0-0 E1		0-0 SH3-4		0-0 1B		3	0	2	0	0	0	0				
<b>Inning Stats</b>	R: 1 E: 0 K: 2 S: 10	H: 3 LOB: 2 BB: 0 P: 10	R: 0 E: 0 K: 1 S: 5	H: 0 LOB: 0 BB: 0 P: 5	R: 0 E: 0 K: 0 S: 4	H: 1 LOB: 1 BB: 0 P: 4	R: 3 E: 1 K: 1 S: 7	H: 2 LOB: 1 BB: 2 P: 15	R: 0 E: 0 K: 0 S: 4	H: 1 LOB: 2 BB: 1 P: 8	R: 0 E: 0 K: 1 S: 5	H: 0 LOB: 1 BB: 0 P: 6	R: 0 E: 0 K: 1 S: 7	H: 2 LOB: 2 BB: 0 P: 7	R: 0 E: 0 K: 0 S: 5	H: 2 LOB: 2 BB: 0 P: 5		1B: 10 2B: 1 3B: 0 HR: 0	SF: 1 SAC: 1 DP: 0 HBP: 1	WP: 0 PB: 0 SB: 0 CS: 0
<b>PITCHER</b> Rudy May L ERA: 2.96 Mel Queen R ERA: 1.77 Eddie Fisher R ERA: 2.63 (7.1)	IP: 3.1 WLS: L BF: 18 H: 6 R: 4 ER: 2 SO: 3 BB: 2 IBB: 0 HBP: 0 BLK: 0 WP: 0 HR: 0 S: 13 P: 18 ERA: 0.00 WHIP: 0.750															<b>PITCHER</b> Rudy May L ERA: 2.96 Mel Queen R ERA: 1.77 Eddie Fisher R ERA: 2.63 (7.1)				



Batter	1	2	3	4	5	6	7	8	9	AB	R	H	RBI	BB	SO	LOB	TOP		
Sandy Alomar Sr. S OBP: 0.300, SLG: 0.311	0-0 FC4-6 1B	0-0 2H 1B			0-0 F9			0-0 1B		4	0	3	1	0	0	1	<b>California Angels @ Milwaukee Brewers</b> Milwaukee County Stadium, Milwaukee, WI Sun Sep 05 1971, 4:33 AM EDT Att: 10,697 - Unknown - 77 F		
Mickey Rivers L OBP: 0.327, SLG: 0.342	0-0 FC4-6 2B	0-0 6-3			0-0 P6			0-3 K		4	1	0	0	0	1	3			
Jim Fregosi R OBP: 0.310, SLG: 0.322	0-0 IHR 2B		0-3 K		0-0 F9			0-0 F7		4	1	1	1	0	1	1			
Ken McMullen R OBP: 0.310, SLG: 0.385	0-0 IHR		0-0 F8		0-0 5-3			0-0 1B		4	1	2	2	0	0	0			
Jim Spencer L OBP: 0.303, SLG: 0.399	0-0 F8		0-0 4-3		0-0 4-3			0-0 3-1		4	0	0	0	0	0	2			
Tony Gonzalez L OBP: 0.311, SLG: 0.318	0-0 F7		0-0 4-3		0-0 4-3			0-3 K		4	0	0	0	0	1	0			
Roger Repoz L OBP: 0.333, SLG: 0.361		0-0 P6		0-0 P6			0-0 3-1	0-0 F5		4	0	0	0	0	0	0			
Jeff Torborg R OBP: 0.278, SLG: 0.253		0-0 SH5-4 1B		0-0 F9			0-0 FC6-4 1B	0-0 L1		4	1	2	0	0	0	0			
Tom Murphy R OBP: 0.200, SLG: 0.221		0-0 SH5-4		0-0 CS 1B			0-0 FC6-4			0	0	0	0	0	0	0			
Eddie Fisher R OBP: 0.158, SLG: 0.071										0	0	0	0	0	0	0			
Bruce Christensen L OBP: 0.333, SLG: 0.273										1	0	1	0	0	0	0			
Dave LaRoche L OBP: 0.167, SLG: 0.091										1	0	0	0	0	0	1			
<b>Inning Stats</b>	R: 3 E: 0 K: 0 S: 6	H: 3 LOB: 0 BB: 0 P: 6	R: 1 E: 0 K: 0 S: 5	H: 2 LOB: 1 BB: 0 P: 5	R: 0 E: 0 K: 1 S: 5	H: 0 LOB: 0 BB: 0 P: 5	R: 0 E: 0 K: 0 S: 3	H: 0 LOB: 0 BB: 0 P: 3	R: 0 E: 0 K: 0 S: 3	H: 1 LOB: 0 BB: 0 P: 3	R: 0 E: 0 K: 0 S: 4	H: 1 LOB: 1 BB: 0 P: 4	R: 0 E: 0 K: 1 S: 7	H: 2 LOB: 2 BB: 0 P: 7	R: 0 E: 0 K: 1 S: 5	H: 0 LOB: 0 BB: 0 P: 5	1B: 7 2B: 1 3B: 0 HR: 1	SF: 0 SAC: 1 DP: 0 HBP: 0	WP: 0 PA: 35 CS: 1
<b>PITCHER</b>	IP WLS BF H R ER SO BB IBB HBP BLK WP HR S P ERA WHIP																		
Skip Lockwood R ERA: 3.5	(1, 1) 7.2 W 31 9 4 4 2 0 0 0 0 0 0 0 35 35 4.70 1.174																		
Ken Sanders R ERA: 1.93	(8, 1) 1.1 S 4 0 0 0 1 0 0 0 0 0 0 0 6 6 0.00 0.000																		

Batter	1	2	3	4	5	6	7	8	9	AB	R	H	RBI	BB	SO	LOB	BOTTOM		
Tommy Harper R OBP: 0.336, SLG: 0.409	0-0 HR	0-0 1H 2H HR		0-0 F9		0-0 6-3				4	2	2	4	0	0	0	<b>California Angels @ Milwaukee Brewers</b> Milwaukee County Stadium, Milwaukee, WI Sun Sep 05 1971, 4:33 AM EDT Att: 10,697 - Unknown - 77 F		
Bob Heise R OBP: 0.254, SLG: 0.274	0-0 6-3	0-0 F7		0-0 P6			0-0 1B			4	0	1	0	0	0	0			
Jose Cardenal R OBP: 0.308, SLG: 0.365	0-0 4-3 E	0-0 1B		0-0 5-3			0-0 F8			4	1	2	0	0	0	0			
John Briggs L OBP: 0.369, SLG: 0.432	0-0 4-3	0-3 K		0-0 6-3			0-0 F3			0	0	0	0	0	0	0			
Frank Tepedino L OBP: 0.210, SLG: 0.258	0-0 2-3			0-0 6-3			0-0 F3			3	0	0	0	0	1	2			
Roberto Pena R OBP: 0.291, SLG: 0.344				0-0 6-3			0-0 F3			1	0	0	0	0	0	0			
Dave May L OBP: 0.350, SLG: 0.441	4-0 E BB	0-0 F2		0-0 SF7 3B			0-3 K			3	1	1	0	1	1	1			
Darrell Porter L OBP: 0.143, SLG: 0.167	0-0 E7 1B		0-0 F8		0-0 SF7		0-0 P4			3	0	1	2	0	0	0			
Tom Matchick L OBP: 0.343, SLG: 0.354	0-0 G3		0-0 1B		0-0 F5		0-0 F9			4	0	1	0	0	0	2			
Rick Auerbach R OBP: 0.281, SLG: 0.234		4-0 BB HR BB		0-0 F8		0-0 P6				2	1	0	0	1	0	1			
Skip Lockwood R OBP: 0.172, SLG: 0.170		4-0 HR BB		0-0 F9		0-0 F8				2	1	0	0	1	0	1			
Ken Sanders R ERA: 1.81	(8, 1) 1.0 L 12 3 1 1 1 0 0 0 0 0 0 1 14 14 3.00 1.000																		
<b>Inning Stats</b>	R: 2 E: 1 K: 0 S: 6	H: 3 LOB: 2 BB: 1 P: 10	R: 3 E: 0 K: 1 S: 7	H: 2 LOB: 1 BB: 2 P: 15	R: 0 E: 0 K: 0 S: 4	H: 1 LOB: 1 BB: 0 P: 4	R: 0 E: 0 K: 0 S: 3	H: 0 LOB: 0 BB: 0 P: 3	R: 1 E: 0 K: 0 S: 4	H: 1 LOB: 0 BB: 0 P: 4	R: 0 E: 0 K: 0 S: 3	H: 0 LOB: 0 BB: 0 P: 3	R: 0 E: 0 K: 1 S: 5	H: 0 LOB: 0 BB: 0 P: 5	R: 0 E: 0 K: 1 S: 5	H: 0 LOB: 0 BB: 0 P: 5	1B: 4 2B: 1 3B: 1 HR: 2	SF: 1 SAC: 0 DP: 0 HBP: 0	WP: 0 PA: 34 CS: 0
<b>PITCHER</b>	IP WLS BF H R ER SO BB IBB HBP BLK WP HR S P ERA WHIP																		
Tom Murphy R ERA: 3.81	(1, 1) 1.0 L 12 3 1 1 1 0 0 0 0 0 0 1 14 14 3.00 1.000																		
Eddie Fisher R ERA: 2.64	(2, 1) 3.0 L 12 3 1 1 1 0 0 0 0 0 0 1 14 14 3.00 1.000																		
Dave LaRoche L ERA: 1.81	(5, 1) 4.0 13 2 1 1 1 0 0 0 0 0 0 0 15 15 2.25 0.500																		



Batter	1	2	3	4	5	6	7	8	9	AB	R	H	RBI	BB	SO	LOB	TOP			
Sandy Alomar Sr. S OBP: 0.302, SLG: 0.314	4-3		CS 1B			S SH1-3 SF8 1B		1-2 2-3 1B		4	1	3	0	0	0	0	<b>California Angels @ Oakland Athletics</b> Oakland-Alameda County Coliseum, Oakland, CA Mon Sep 06 1971, 3:33 AM PDT Att: 6,392 - Unknown			
Mickey Rivers L OBP: 0.327, SLG: 0.338	6-3 BB		F2			SH1-3		F5		2	0	0	0	1	0	4				
Jim Fregosi R OBP: 0.306, SLG: 0.319	6-3			6-3		SF8		L6-4		3	0	0	1	0	0	4				
Ken McMullen R OBP: 0.310, SLG: 0.386	F7					P4			6-3	4	0	1	0	0	0	1				
Jim Spencer L OBP: 0.303, SLG: 0.404		HR		K					K	4	1	1	1	0	2	1				
Tony Gonzalez L OBP: 0.310, SLG: 0.328 Ken Berry R OBP: 0.261, SLG: 0.292	L8			3-1			4-3		HR	4	1	1	1	0	0	1				
Roger Repoz L OBP: 0.332, SLG: 0.371			K				4-3		HR	4	1	1	1	0	2	0				
Jeff Torborg R OBP: 0.222, SLG: 0.269 Syd O'Brien R OBP: 0.246, SLG: 0.298 John Stephenson L OBP: 0.284, SLG: 0.327	P4					6-3		1B 2B		3	0	1	0	0	0	0				
Andy Messersmith R OBP: 0.200, SLG: 0.224			K			6-3		FC L6-4 1B	K2-3	4	0	0	0	0	2	2				
<b>Inning Stats</b>	R: 0 E: 0 K: 0 S: 3	H: 0 LOB: 1 BB: 1 P: 7	R: 1 E: 0 K: 1 S: 6	H: 1 LOB: 0 BB: 0 P: 6	R: 0 E: 0 K: 1 S: 5	H: 1 LOB: 1 BB: 0 P: 5	R: 0 E: 0 K: 1 S: 6	H: 0 LOB: 0 BB: 0 P: 5	R: 1 E: 0 K: 0 S: 4	H: 1 LOB: 0 BB: 0 P: 4	R: 0 E: 0 K: 0 S: 3	H: 0 LOB: 0 BB: 0 P: 3	R: 0 E: 0 K: 0 S: 5	H: 2 LOB: 3 BB: 0 P: 5	R: 2 E: 0 K: 2 S: 10	H: 3 LOB: 1 BB: 0 P: 10		1B: 4 2B: 3 3B: 0 HR: 3	SF: 1 SAC: 1 DP: 1 HBP: 0	WP: 0 PB: 1 SB: 1 CS: 1
<b>PITCHER</b> Chuck Dobson R ERA: 3.6	IP: 9.0 WLS: L BF: 36	H: 9 R: 4 ER: 4 SO: 6	BB: 1 IBB: 0 HBP: 0 BLK: 0	WP: 0 HR: 3 S: 47 P: 51	ERA: 4.00 WHIP: 1.111	<b>PITCHER</b>										ERA: 4.00 WHIP: 1.111				

AB	33
R	4
H	9
RBI	4
BB	1
SO	6
LOB	13



Batter	1	2	3	4	5	6	7	8	9	AB	R	H	RBI	BB	SO	LOB	BOTTOM					
Bert Campaneris R OBP: 0.289, SLG: 0.331 Larry Brown R OBP: 0.237, SLG: 0.232	6-3		K		K			5-3		3	0	0	0	0	2	1	<b>California Angels @ Oakland Athletics</b> Oakland-Alameda County Coliseum, Oakland, CA Mon Sep 06 1971, 3:33 AM PDT Att: 6,392 - Unknown					
Joe Rudi R OBP: 0.300, SLG: 0.389	1B BB		FC6-4 1B			4-3 G3 2B		1B		3	1	3	0	1	0	0						
Reggie Jackson L OBP: 0.362, SLG: 0.500	G6-4-3 1B		FC6-4 1-2 2-3			4-3		2B		4	0	2	0	0	0	3						
Mike Epstein L OBP: 0.374, SLG: 0.416	G6-4-3		K			G3		4-3		4	0	0	1	0	1	5						
Sal Bando R OBP: 0.383, SLG: 0.456		6-3 BB		5-3		HR		1B		3	1	2	1	1	0	0						
Angel Mangual R OBP: 0.338, SLG: 0.396	6-3			F9		K		P3		4	0	0	0	0	1	2						
Curt Blefary L OBP: 0.310, SLG: 0.395	F7			F7				K		4	0	0	0	0	1	2						
Dick Green R OBP: 0.323, SLG: 0.355 Adrian Garrett L OBP: 0.400, SLG: 0.182			K		F4			K		3	0	0	0	0	1	1						
Chuck Dobson R OBP: 0.242, SLG: 0.295			FC6-4 1B		5-3			5-3		3	0	1	0	0	0	0						
<b>Inning Stats</b>	R: 0 E: 0 K: 0 S: 3	H: 1 LOB: 1 BB: 1 P: 7	R: 0 E: 0 K: 1 S: 5	H: 0 LOB: 1 BB: 1 P: 9	R: 0 E: 0 K: 2 S: 9	H: 2 LOB: 2 BB: 0 P: 9	R: 0 E: 0 K: 0 S: 3	H: 0 LOB: 0 BB: 0 P: 3	R: 0 E: 0 K: 1 S: 5	H: 0 LOB: 0 BB: 0 P: 5	R: 2 E: 0 K: 1 S: 7	H: 2 LOB: 0 BB: 0 P: 7	R: 0 E: 0 K: 0 S: 3	H: 0 LOB: 0 BB: 0 P: 3	R: 0 E: 0 K: 0 S: 4	H: 2 LOB: 1 BB: 0 P: 4		R: 0 E: 0 K: 2 S: 8	H: 1 LOB: 1 BB: 0 P: 8	1B: 5 2B: 2 3B: 0 HR: 1	SF: 0 SAC: 0 DP: 1 HBP: 0	WP: 0 PB: 0 SB: 0 CS: 0
<b>PITCHER</b> Andy Messersmith R ERA: 3.35	IP: 9.0 WLS: W BF: 35	H: 8 R: 2 ER: 2 SO: 7	BB: 2 IBB: 0 HBP: 0 BLK: 0	WP: 0 HR: 1 S: 47 P: 55	ERA: 2.00 WHIP: 1.111	<b>PITCHER</b>										ERA: 2.00 WHIP: 1.111						





Batter	1	2	3	4	5	6	7	8	9	AB	R	H	RBI	BB	SO	LOB	TOP					
Sandy Alomar Sr. S OBP: 0.300, SLG: 0.311	F8	F9		K		K	1-3			5	0	0	0	0	2	3						
Ken Berry R OBP: 0.297, SLG: 0.298	6-3 HR	FC6-4 1B		5-3		1-3		FC5-4 BB FC4-2 1B		5	1	3	0	0	0	1						
Jim Fregosi R OBP: 0.304, SLG: 0.314	6-3 1-2	FC6-4 1-2			K		K 1B 2B	FC5-4 BB 1-2		4	1	0	0	1	2	2						
Ken McMullen R OBP: 0.314, SLG: 0.393	HR 2H			1B BB		E BB	2B E 1B	FC5-4 FC4-2 1-2 2-3		3	2	2	2	2	0	2						
Billy Cowan R OBP: 0.308, SLG: 0.409	1B			P6		E6 FC6-4	E FC5-2 2B	FC4-2		2	1	0	0	1	0	2						
Mickey Rivers L OBP: 0.329, SLG: 0.345	1B BB					1-2	1-3 2H	1-2		2	0	1	1	0	0	2						
Jim Spencer L OBP: 0.305, SLG: 0.405	FC5 1B 1-2			FC5-4 1B		K	FC5-2 E HBP	4-3		4	1	2	0	0	1	4						
Tommie Reynolds R OBP: 0.312, SLG: 0.318	1B 1-2 2H			P6		FC6-4 1-2	E6 FC5-2	1-3		5	0	1	2	0	0	6						
Jeff Torborg R OBP: 0.221, SLG: 0.265	FC5 2-3f			FC5-4 1-2		BLK SH3 1B	FC5-2 1-2 2-3 3H	6-3		5	0	1	0	0	0	7						
Clyde Wright R OBP: 0.207, SLG: 0.213		F9		L6		SH3	SF9	5-3		3	0	0	1	0	0	0						
<b>Inning Stats</b>	R: 3 E: 0 K: 0 S: 7	H: 4 LOB: 2 BB: 1 P: 11	R: 0 E: 0 K: 0 S: 4	H: 1 LOB: 1 BB: 0 P: 4	R: 0 E: 0 K: 0 S: 4	H: 1 LOB: 2 BB: 1 P: 8	R: 0 E: 0 K: 1 S: 5	H: 0 LOB: 0 BB: 0 P: 5	R: 0 E: 1 K: 2 S: 8	H: 0 LOB: 2 BB: 1 P: 12	R: 0 E: 0 K: 1 S: 9	H: 2 LOB: 2 BB: 0 P: 10	R: 0 E: 0 K: 0 S: 4	H: 1 LOB: 2 BB: 1 P: 8	R: 0 E: 0 K: 0 S: 3	H: 0 LOB: 0 BB: 0 P: 3	1B: 8 2B: 1 3B: 0 HR: 1	SF: 1 SAC: 1 DP: 0 HBP: 1	WP: 0 PB: 1 SB: 0 CS: 0	PA: 45		
<b>PITCHER</b>	IP WLS BF H R ER SO BB IBB HBP BLK WP HR S P ERA WHIP																					
Vida Blue, L ERA: 1.79	3.0 L 17 6 3 3 0 2 0 0 0 0 0 1 15 23 9.00 2.667																					
Ron Klimkowski, R ERA: 4.0	2.0 8 0 0 0 0 3 1 0 0 0 0 0 0 13 17 0.00 0.500																					
Bob Locker, R ERA: 3.03	1.0 7 3 3 1 2 0 0 0 0 1 0 0 0 11 11 9.00 3.000																					
Jim Roland, L ERA: 2.92	1.0 5 0 0 0 0 0 0 0 1 0 0 0 0 4 5 0.00 0.000																					
Mudcat Grant, R ERA: 3.41	2.0 8 1 0 0 0 1 0 0 0 0 0 0 0 7 11 0.00 1.000																					
<b>Batter</b>	1	2	3	4	5	6	7	8	9	AB <th>R</th> <th>H</th> <th>RBI</th> <th>BB</th> <th>SO</th> <th>LOB</th> <th>BOTTOM</th>	R	H	RBI	BB	SO	LOB	BOTTOM					
Bert Campaneris R OBP: 0.291, SLG: 0.334	6-3		G5-4-3 1B		1-3					4	0	2	0	0	0	0						
Joe Rudi R OBP: 0.300, SLG: 0.388			G5-4-3 1B			5-3	5-3			4	0	1	0	0	0	4						
Reggie Jackson L OBP: 0.359, SLG: 0.496	K					4-3				4	0	0	0	0	3	1						
Gene Tenace R OBP: 0.394, SLG: 0.459	F9					1B 1B				3	0	1	0	1	0	1						
Sal Bando R OBP: 0.381, SLG: 0.452		F8				K				4	0	0	0	0	2	2						
Angel Mangual R OBP: 0.337, SLG: 0.394		F9								4	0	1	0	0	0	0						
George Hendrick R OBP: 0.272, SLG: 0.303										4	0	0	0	0	1	2						
Dick Green R OBP: 0.321, SLG: 0.351										4	1	0	0	0	1	1						
Vida Blue, L ERA: 3.0	9.0 W 36 6 1 0 8 2 0 0 0 0 0 0 50 58 0.00 0.889																					
<b>PITCHER</b>	IP WLS BF H R ER SO BB IBB HBP BLK WP HR S P ERA WHIP																					
Clyde Wright, L ERA: 3.0	9.0 W 36 6 1 0 8 2 0 0 0 0 0 0 50 58 0.00 0.889																					
<b>Inning Stats</b>	R: 0 E: 0 K: 1 S: 6	H: 1 LOB: 0 BB: 0 P: 6	R: 0 E: 0 K: 0 S: 3	H: 0 LOB: 0 BB: 0 P: 3	R: 0 E: 0 K: 0 S: 3	H: 1 LOB: 1 BB: 1 P: 7	R: 0 E: 0 K: 3 S: 11	H: 2 LOB: 2 BB: 0 P: 11	R: 0 E: 0 K: 1 S: 5	H: 0 LOB: 0 BB: 0 P: 5	R: 0 E: 0 K: 1 S: 5	H: 0 LOB: 1 BB: 1 P: 9	R: 1 E: 1 K: 0 S: 6	H: 2 LOB: 2 BB: 0 P: 6	R: 0 E: 0 K: 1 S: 5	H: 0 LOB: 0 BB: 0 P: 5	R: 0 E: 1 K: 1 S: 6	H: 0 LOB: 1 BB: 0 P: 6	1B: 5 2B: 1 3B: 0 HR: 0	SF: 0 SAC: 0 DP: 1 HBP: 0	WP: 0 PB: 0 SB: 0 CS: 0	PA: 36

California Angels @ Oakland Athletics  
Oakland-Alameda County Coliseum, Oakland, CA  
Tue Sep 07 1971, 7:05 PM PDT  
Att: 6,878 - Unknown

AB 38  
R 6  
H 10  
RBI 6  
BB 4  
SO 5  
LOB 29



California Angels @ Oakland Athletics  
Oakland-Alameda County Coliseum, Oakland, CA  
Tue Sep 07 1971, 7:05 PM PDT  
Att: 6,878 - Unknown

AB 34  
R 1  
H 6  
RBI 1  
BB 2  
SO 8  
LOB 12





Batter	1	2	3	4	5	6	7	8	9	AB	R	H	RBI	BB	SO	LOB	TOP					
Sandy Alomar Sr. S OBP: 0.300, SLG: 0.311	(1,4) X 0-0 S HBP 1B		(2) X 0-0 F7		(3) X 0-0 6-3		(3) X 0-0 P4			4	0	1	0	0	0	2						
Mickey Rivers L OBP: 0.327, SLG: 0.340	(1,8) X 0-0 F8		(3) X 0-0 4-3			(1) X 4-0 SH1-4 BB		(1) X 0-0 F5		3	0	0	0	1	0	1						
Jim Fregosi R OBP: 0.307, SLG: 0.314 Bruce Christensen L OBP: 0.323, SLG: 0.263	(1,6) H (2,6) X 1-0 1-2 HBP			(1) X 0-3 K		(1) X 0-0 SH1-4		(2) X 0-0 F7		0	0	0	0	0	0	0						
Ken McMullen R OBP: 0.313, SLG: 0.392	(1,5) X 0-0 F5			(2) X 0-0 F9		(2) X 0-3 K		(2) X 0-0 1B		4	0	1	0	0	1	3						
Jim Spencer L OBP: 0.305, SLG: 0.403	(1,3) X 0-3 K			(3) X 0-0 BB 1B		(3) X 0-0 F8		(3) X 0-0 4-3		4	0	1	0	0	1	4						
Tony Gonzalez L OBP: 0.310, SLG: 0.324		(1) X 0-0 6-3		(1) X 4-0 1-2 BB		(1) X 0-0 4-3		(1) X 0-0 6-3		3	0	0	0	1	0	0						
Roger Repoz L OBP: 0.331, SLG: 0.367		(2) X 0-0 4-3		(3) X 0-3 K		(2) X 4-0 1B BB		(2) X 0-0 F9		3	0	0	0	1	1	2						
John Stephenson L OBP: 0.280, SLG: 0.322		(3) X 0-0 F3			(1) X 0-0 F9		(2) X 0-0 F3		(3) X 0-0 L9	4	0	0	0	0	0	1						
Rudy May L OBP: 0.210, SLG: 0.186			(1) X 0-3 K		(2) X 0-3 K		(2) X 0-0 1-2 1B			3	0	1	0	0	2	0						
<b>Inning Stats</b>	R: 0 E: 0 K: 1 S: 6	H: 1 LOB: 2 BB: 0 P: 7	R: 0 E: 0 K: 0 S: 3	H: 0 LOB: 0 BB: 0 P: 3	R: 0 E: 0 K: 1 S: 5	H: 0 LOB: 0 BB: 1 P: 5	R: 0 E: 0 K: 2 S: 8	H: 1 LOB: 2 BB: 1 P: 12	R: 0 E: 0 K: 1 S: 5	H: 0 LOB: 0 BB: 0 P: 5	R: 0 E: 0 K: 1 S: 5	H: 0 LOB: 1 BB: 1 P: 9	R: 0 E: 0 K: 0 S: 4	H: 1 LOB: 2 BB: 1 P: 8	R: 0 E: 0 K: 0 S: 3	H: 0 LOB: 0 BB: 0 P: 3	1B: 4 2B: 0 3B: 0 HR: 0	SF: 0 SAC: 1 DP: 0 HBP: 1	WP: 0 PB: 0 SB: 1 CS: 0	PA: 35		
<b>PITCHER</b> Caffish Hunter R ERA: 3.1	(1,1)	IP: 9.0 WLS: W BF: 35 H: 4 R: 0 ER: 0 SO: 6 BB: 3 IBB: 0 HBP: 1 BLK: 0 WP: 0 HR: 0 S: 43 P: 56 ERA: 0.00 WHIP: 0.778																				

California Angels @ Oakland Athletics  
Oakland-Alameda County Coliseum, Oakland, CA  
Wed Sep 08 1971, 7:05 PM PDT  
Att: 3,264 - Unknown

AB	30
R	0
H	4
RBI	0
BB	3
SO	6
LOB	13



Batter	1	2	3	4	5	6	7	8	9	AB	R	H	RBI	BB	SO	LOB	BOTTOM					
Bert Campaneris R OBP: 0.290, SLG: 0.333	(1,6) X 0-0 F9			(2) X 0-0 S 1B	(2) X 0-0 F8		(3) X 0-0 L8			4	0	1	0	0	0	2						
Joe Rudi R OBP: 0.299, SLG: 0.387	(1,7) X 0-0 G3-6-3 1B			(1) X 0-0 6-3	(3) X 0-0 F7			(1) X 0-0 4-3		4	0	1	0	0	0	3						
Reggie Jackson L OBP: 0.358, SLG: 0.493	(1,9) X 0-0 G3-6-3 1-2			(2) X 0-0 F7		(2) X 4-0 FC1-5 E BB		(2) X 0-3 K		3	0	0	0	1	1	2						
Sal Bando R OBP: 0.382, SLG: 0.452		(1) X 0-0 6-3		(1) X 4-0 1B BB		(1) X 0-0 E6		(1) X 0-0 1B		3	0	1	0	1	0	1						
Mike Epstein L OBP: 0.371, SLG: 0.411 Mike Hegan L OBP: 0.347, SLG: 0.354	(1,3) X (9,3) X 0-3 K		(2) X 0-3 K		(3) X 0-0 F7		(1) X 0-0 FC1-5		(3) X 0-0 4-3	4	0	0	0	0	1	5						
Angel Mangual R OBP: 0.337, SLG: 0.393		(3) X 0-0 6-3			(2) X 0-0 E BB 1B		(2) X 0-0 1-3			3	1	1	0	0	0	2						
Dave Duncan R OBP: 0.311, SLG: 0.429			(1) X 0-3 K		(1) X 4-0 F8 E BB		(3) X 0-0 6-3			2	0	0	0	1	1	2						
Dick Green R OBP: 0.321, SLG: 0.350			(2) X 0-0 1-3		(2) X 4-0 1-2 2-3 BB		(1) X 0-0 L4			2	0	0	0	1	0	0						
Caffish Hunter R OBP: 0.365, SLG: 0.415			(3) X 0-3 K		(1) X 0-0 P1		(2) X 0-0 1-3			3	0	0	0	0	1	2						
<b>Inning Stats</b>	R: 0 E: 0 K: 0 S: 3	H: 1 LOB: 0 BB: 0 P: 3	R: 0 E: 0 K: 1 S: 5	H: 0 LOB: 0 BB: 0 P: 5	R: 0 E: 0 K: 2 S: 7	H: 0 LOB: 0 BB: 0 P: 7	R: 0 E: 0 K: 0 S: 4	H: 1 LOB: 2 BB: 1 P: 8	R: 0 E: 2 K: 0 S: 4	H: 0 LOB: 2 BB: 2 P: 12	R: 0 E: 2 K: 0 S: 4	H: 0 LOB: 2 BB: 1 P: 8	R: 0 E: 0 K: 0 S: 3	H: 0 LOB: 0 BB: 0 P: 3	R: 0 E: 0 K: 1 S: 6	H: 1 LOB: 1 BB: 0 P: 6	1B: 4 2B: 0 3B: 0 HR: 0	SF: 0 SAC: 0 DP: 1 HBP: 0	WP: 0 PB: 0 SB: 1 CS: 0	PA: 32		
<b>PITCHER</b> Rudy May L ERA: 2.88	(1,1)	IP: 8.0 WLS: L BF: 32 H: 4 R: 1 ER: 1 SO: 4 BB: 3 IBB: 1 HBP: 0 BLK: 0 WP: 0 HR: 0 S: 36 P: 52 ERA: 1.12 WHIP: 0.875																				

California Angels @ Oakland Athletics  
Oakland-Alameda County Coliseum, Oakland, CA  
Wed Sep 08 1971, 7:05 PM PDT  
Att: 3,264 - Unknown

AB	28
R	1
H	4
RBI	0
BB	4
SO	4
LOB	19









Batter	1	2	3	4	5	6	7	8	9	AB	R	H	RBI	BB	SO	LOB	TOP
<b>Tommy Harper, R</b> OBP: 0.336, SLG: 0.398 (1, 7)										4	0	0	0	1	0	1	<b>Milwaukee Brewers @ California Angels</b> Anaheim Stadium, Anaheim, CA Fri Sep 10 1971, 10:05 PM EDT Att: 6,805 - Unknown
<b>Ron Theobald, R</b> OBP: 0.342, SLG: 0.325 (1, 4)										5	0	1	0	0	0	2	
<b>Jose Cardenal, R</b> OBP: 0.310, SLG: 0.381 (1, 8)										3	2	1	1	1	2	1	
<b>John Briggs, L</b> OBP: 0.380, SLG: 0.443 (1, 3)										3	0	1	1	1	1	0	
<b>Dave May, L</b> OBP: 0.350, SLG: 0.435 (1, 9)										4	1	1	0	0	0	2	
<b>Darrell Porter, L</b> OBP: 0.390, SLG: 0.364 <b>Ellie Rodriguez, R</b> OBP: 0.313, SLG: 0.252 (4, 2)										1	0	0	0	1	1	0	
<b>Tom Matchick, L</b> OBP: 0.318, SLG: 0.317 <b>Bill Voss, L</b> OBP: 0.314, SLG: 0.380 <b>Marcelino Lopez, R</b> OBP: 0.059, SLG: 0.059 <b>Jim Hannan, R</b> (8, 1)										3	0	0	0	0	0	3	
<b>Bob Heise, R</b> OBP: 0.266, SLG: 0.281 <b>Frank Tepedino, L</b> OBP: 0.206, SLG: 0.243 <b>Jim Slaton, R</b> OBP: 0.175, SLG: 0.083 <b>Rick Auerbach, R</b> OBP: 0.273, SLG: 0.227 (8, 6)										1	0	0	0	1	0	0	
<b>Skip Lockwood, R</b> OBP: 0.167, SLG: 0.164 <b>Jerry Bell, S</b> (5, 1) <b>Dick Schofield, S</b> OBP: 0.341, SLG: 0.303 (7, 6)										2	0	0	0	0	2	2	
<b>Inning Stats</b>	R: 0 E: 0 K: 1 S: 5	H: 0 LOB: 0 BB: 0 P: 5	R: 1 E: 0 K: 1 S: 6	H: 1 LOB: 2 BB: 2 P: 14	R: 1 E: 0 K: 0 S: 4	H: 1 LOB: 0 BB: 0 P: 8	R: 0 E: 0 K: 1 S: 5	H: 0 LOB: 1 BB: 1 P: 9	R: 0 E: 0 K: 1 S: 3	H: 0 LOB: 1 BB: 1 P: 11	R: 1 E: 0 K: 0 S: 3	H: 1 LOB: 1 BB: 1 P: 7	1B: 1 2B: 1 3B: 1 HR: 1	SF: 0 SAC: 0 DP: 1 HBP: 0	WP: 1 PB: 0 SB: 4 CS: 0	PA: 38	
<b>PITCHER</b> <b>Andy Messersmith, R</b> ERA: 3.34 (1, 1)	IP: 9.0 WLS: W BF: 38 H: 4 R: 3 ER: 3 SO: 7 BB: 8 IBB: 0 HBP: 0 BLK: 0 WP: 1 HR: 1 S: 44 P: 76 ERA: 3.00 WHIP: 1.333																

Batter	1	2	3	4	5	6	7	8	9	AB	R	H	RBI	BB	SO	LOB	BOTTOM				
<b>Sandy Alomar Sr., S</b> OBP: 0.295, SLG: 0.306 (9, 4)										5	0	0	0	0	1	1	<b>Milwaukee Brewers @ California Angels</b> Anaheim Stadium, Anaheim, CA Fri Sep 10 1971, 10:05 PM EDT Att: 6,805 - Unknown				
<b>Mickey Rivers, L</b> OBP: 0.338, SLG: 0.358 (8, 9)										4	3	3	0	0	0	0					
<b>Jim Fregosi, R</b> OBP: 0.314, SLG: 0.325 (6, 3) <b>Ken Berry, R</b> OBP: 0.266, SLG: 0.297 (7, 8)										3	1	2	2	1	1	1					
<b>Ken McMullen, R</b> OBP: 0.314, SLG: 0.390 (1, 5)										4	1	2	1	0	0	2					
<b>Jim Spencer, L</b> OBP: 0.308, SLG: 0.403 <b>Tony Gonzalez, L</b> OBP: 0.312, SLG: 0.324 (5, 7)										1	0	1	0	1	0	0					
<b>Billy Parker, R</b> OBP: 0.333, SLG: 0.667 <b>Bruce Christensen, L</b> OBP: 0.323, SLG: 0.263 (9, 6)										4	0	2	2	0	1	3					
<b>Roger Repoz, L</b> OBP: 0.332, SLG: 0.362 (8, 3)										2	1	1	0	2	0	1					
<b>Jeff Torborg, R</b> OBP: 0.211, SLG: 0.253 (1, 2)										3	0	0	0	0	0	5					
<b>Andy Messersmith, R</b> OBP: 0.202, SLG: 0.225 (1, 1)										4	0	1	1	0	1	3					
<b>Inning Stats</b>	R: 1 E: 0 K: 1 S: 6	H: 2 LOB: 0 BB: 0 P: 6	R: 0 E: 0 K: 1 S: 4	H: 0 LOB: 2 BB: 2 P: 12	R: 0 E: 0 K: 0 S: 3	H: 0 LOB: 0 BB: 0 P: 3	R: 2 E: 0 K: 0 S: 6	H: 4 LOB: 2 BB: 1 P: 10	R: 1 E: 0 K: 1 S: 6	H: 1 LOB: 1 BB: 0 P: 7	R: 0 E: 0 K: 1 S: 6	H: 1 LOB: 1 BB: 0 P: 6	R: 2 E: 0 K: 0 S: 6	H: 3 LOB: 2 BB: 0 P: 6	R: 1 E: 0 K: 0 S: 5	H: 2 LOB: 2 BB: 1 P: 9		1B: 12 2B: 0 3B: 1 HR: 0	SF: 0 SAC: 1 DP: 2 HBP: 1	WP: 0 PB: 0 SB: 3 CS: 0	PA: 39
<b>PITCHER</b> <b>Skip Lockwood, R</b> ERA: 3.6 (1, 1) <b>Jerry Bell, R</b> ERA: 1.35 (5, 1) <b>Jim Slaton, R</b> ERA: 3.99 (7, 1) <b>Marcelino Lopez, L</b> ERA: 4.66 (8, 1) <b>Jim Hannan, R</b> ERA: 4.57 (8, 1)	IP: 1.1 WLS: L BF: 5 H: 1 R: 0 ER: 0 SO: 1 BB: 0 IBB: 0 HBP: 0 BLK: 0 WP: 0 HR: 0 S: 7 P: 7 ERA: 0.00 WHIP: 0.750																				











Batter	1	2	3	4	5	6	7	8	9	AB	R	H	RBI	BB	SO	LOB	TOP								
Cesar Tovar, R OBP: 0.349, SLG: 0.358 Hal Haydel, R OBP: 0.333, SLG: 0.333	L1		F8		6-3		5-3			4	0	0	0	0	0	3									
Steve Braun, L OBP: 0.353, SLG: 0.339	F7		K			1B G4-6-3 BB		4-3		3	1	0	0	1	1	1									
Harmon Killebrew, R OBP: 0.382, SLG: 0.464	E8 1B							6-3		4	1	3	1	0	0	0									
Tony Oliva, L OBP: 0.377, SLG: 0.559	4-3									4	0	1	0	0	1	2									
Leo Cardenas, R OBP: 0.329, SLG: 0.431		6-3								4	0	0	0	0	0	1									
Steve Brye, R OBP: 0.300, SLG: 0.391		1-3								4	0	2	0	0	0	0									
George Mitterwald, R OBP: 0.315, SLG: 0.389			K							4	0	0	0	0	3	2									
Eric Soderholm, R OBP: 0.313, SLG: 0.237			F7							3	0	0	0	1	1	0									
Pete Hamm, R OBP: 0.222, SLG: 0.333 Rick Renick, R OBP: 0.306, SLG: 0.267 Steve Luebber, R OBP: 0.059, SLG: 0.059 Rod Carew, L OBP: 0.359, SLG: 0.380					6-3					1	0	1	0	0	0	0									
<b>Inning Stats</b>	R: 0 E: 1 K: 0 S: 4	H: 1 LOB: 1 BB: 0 P: 4	R: 0 E: 0 K: 1 S: 5	H: 0 LOB: 0 BB: 0 P: 5	R: 0 E: 0 K: 1 S: 6	H: 1 LOB: 1 BB: 0 P: 6	R: 1 E: 0 K: 1 S: 7	H: 2 LOB: 1 BB: 0 P: 7	R: 0 E: 0 K: 0 S: 3	H: 0 LOB: 0 BB: 0 P: 3	R: 1 E: 0 K: 0 S: 3	H: 1 LOB: 0 BB: 1 P: 7	R: 0 E: 0 K: 1 S: 6	H: 1 LOB: 2 BB: 1 P: 10	R: 0 E: 0 K: 0 S: 4	H: 1 LOB: 1 BB: 0 P: 4	R: 0 E: 0 K: 2 S: 7	H: 0 LOB: 0 BB: 0 P: 7	1B: 4 2B: 2 3B: 0 HR: 1	SF: 0 SAC: 0 DP: 1 HBP: 0	WP: 0 PB: 0 CS: 0	PA: 35			
<b>PITCHER</b>	IP	WLS	BF	H	R	ER	SO	BB	IBB	HBP	BLK	WP	HR	S	P	ERA	WHIP								
Rudy May, L ERA: 2.88 Lloyd Allen, R ERA: 2.38	(1, 1) (7, 1)	6.0 S	24 11	6 1	2 0	2 0	3 3	1 1	0 0	0 0	0 0	0 0	1 0	29 16	33 20	3.00 0.00	1.167 0.667								

Minnesota Twins @ California Angels  
Anaheim Stadium, Anaheim, CA  
Mon Sep 13 1971, 10:05 PM EDT  
Unknown - 100 F

AB 33  
R 2  
H 7  
RBI 1  
BB 2  
SO 6  
LOB 11



Batter	1	2	3	4	5	6	7	8	9	AB	R	H	RBI	BB	SO	LOB	BOTTOM								
Sandy Alomar Sr., S OBP: 0.295, SLG: 0.306	4-3		3-1			SH3-4 1B BB				3	0	0	0	1	0	1									
Mickey Rivers, L OBP: 0.342, SLG: 0.366										4	2	3	0	0	1	0									
Jim Fregosi, R OBP: 0.321, SLG: 0.325										1	1	1	1	2	0	0									
Ken McMullen, R OBP: 0.311, SLG: 0.385										4	0	2	1	0	0	3									
Tony Gonzalez, L OBP: 0.313, SLG: 0.320 Ken Berry, R OBP: 0.266, SLG: 0.297										3	0	1	1	1	0	2									
Billy Parker, R OBP: 0.222, SLG: 0.353										3	0	0	0	1	2	5									
Roger Repoz, L OBP: 0.330, SLG: 0.367										3	0	0	0	1	1	0									
John Stephenson, L OBP: 0.280, SLG: 0.316 Jeff Torborg, R OBP: 0.219, SLG: 0.258										2	0	0	0	0	0	0									
Rudy May, L OBP: 0.200, SLG: 0.177 Lloyd Allen, R OBP: 0.313, SLG: 0.500										3	0	0	0	0	1	1									
<b>Inning Stats</b>	R: 1 E: 0 K: 0 S: 5	H: 3 LOB: 1 BB: 0 P: 5	R: 0 E: 0 K: 1 S: 5	H: 0 LOB: 0 BB: 0 P: 5	R: 2 E: 0 K: 0 S: 6	H: 3 LOB: 2 BB: 1 P: 10	R: 0 E: 0 K: 1 S: 5	H: 0 LOB: 0 BB: 0 P: 5	R: 0 E: 0 K: 1 S: 6	H: 1 LOB: 3 BB: 2 P: 14	R: 0 E: 0 K: 1 S: 6	H: 1 LOB: 1 BB: 0 P: 6	R: 0 E: 1 K: 1 S: 5	H: 0 LOB: 0 BB: 2 P: 13	R: 0 E: 1 K: 1 S: 5	H: 0 LOB: 2 BB: 2 P: 13	1B: 7 2B: 1 3B: 0 HR: 0	SF: 0 SAC: 1 DP: 2 HBP: 0	WP: 1 PB: 0 CS: 0	PA: 36					
<b>PITCHER</b>	IP	WLS	BF	H	R	ER	SO	BB	IBB	HBP	BLK	WP	HR	S	P	ERA	WHIP								
Pete Hamm, R ERA: 6.87 Steve Luebber, R ERA: 5.31 Hal Haydel, R ERA: 4.01	(1, 1) (5, 1) (7, 1)	4.0 L	18 10 8	6 2 0	3 0 0	3 0 0	2 2 2	1 1 2	1 1 0	0 0 0	0 0 0	0 1 0	0 12 9	21 20 21	6.75 0.00 0.00	1.750 1.500 1.000									

Minnesota Twins @ California Angels  
Anaheim Stadium, Anaheim, CA  
Mon Sep 13 1971, 10:05 PM EDT  
Unknown - 100 F

AB 29  
R 3  
H 8  
RBI 3  
BB 6  
SO 6  
LOB 16





Batter	1	2	3	4	5	6	7	8	9	AB	R	H	RBI	BB	SO	LOB	TOP			
<b>Cesar Tovar, R</b> OBP: 0.348, SLG: 0.356 (1, 7)										3	0	0	0	0	0	2				
<b>Rod Carew, L</b> OBP: 0.357, SLG: 0.377 (1, 4)										4	0	0	0	0	2	2				
<b>Tony Oliva, L</b> OBP: 0.374, SLG: 0.554 (1, 9)										4	0	0	0	0	0	1				
<b>Harmon Killebrew, R</b> OBP: 0.381, SLG: 0.461 (1, 3)										3	0	0	0	1	0	0				
<b>Steve Braun, L</b> OBP: 0.354, SLG: 0.351 (1, 5)										4	1	2	1	0	1	2				
<b>Leo Cardenas, R</b> OBP: 0.326, SLG: 0.427 (1, 6)										4	0	0	0	0	0	1				
<b>Steve Brye, R</b> OBP: 0.278, SLG: 0.360 (1, 8)										4	0	0	0	0	0	0				
<b>Phil Roof, R</b> OBP: 0.281, SLG: 0.282 (1, 2)										3	0	3	0	0	0	0				
<b>Jim Kaat, L</b> OBP: 0.198, SLG: 0.214 (1, 1)										2	0	0	0	0	0	2				
<b>Inning Stats</b>	R: 0 E: 0 K: 1 S: 5	H: 0 LOB: 2 BB: 1 P: 10	R: 0 E: 0 K: 0 S: 4	H: 1 LOB: 1 BB: 0 P: 4	R: 0 E: 0 K: 0 S: 3	H: 0 LOB: 0 BB: 0 P: 3	R: 1 E: 0 K: 0 S: 4	H: 1 LOB: 0 BB: 0 P: 4	R: 0 E: 0 K: 1 S: 6	H: 1 LOB: 1 BB: 0 P: 6	R: 0 E: 0 K: 0 S: 4	H: 1 LOB: 1 BB: 0 P: 4	R: 0 E: 0 K: 1 S: 5	H: 0 LOB: 0 BB: 0 P: 5	R: 0 E: 0 K: 0 S: 3	H: 0 LOB: 0 BB: 0 P: 3	1B: 4 2B: 0 3B: 0 HR: 1	SF: 0 SAC: 1 DP: 0 HBP: 1	WP: 1 PB: 0 CS: 0	PA: 34
<b>PITCHER</b> <b>Tom Murphy, R</b> ERA: 3.65 (1, 1)	IP: 9.0 WLS: L BF: 34 H: 5 R: 1 ER: 1 SO: 3 BB: 1 IBB: 0 HBP: 1 BLK: 0 WP: 1 HR: 1 S: 38 P: 43 ERA: 1.00 WHIP: 0.667															<b>PITCHER</b>				

Minnesota Twins @ California Angels  
Anaheim Stadium, Anaheim, CA  
Mon Sep 13 1971, 10:05 PM EDT  
Att: 6,065 - Unknown

AB 31  
R 1  
H 5  
RBI 1  
BB 1  
SO 3  
LOB 10



Batter	1	2	3	4	5	6	7	8	9	AB	R	H	RBI	BB	SO	LOB	BOTTOM					
<b>Sandy Alomar Sr., S</b> OBP: 0.294, SLG: 0.304 (1, 6)										4	0	0	0	0	2	2						
<b>Mickey Rivers, L</b> OBP: 0.340, SLG: 0.364 (1, 9)										4	0	1	0	0	0	0						
<b>Jim Fregosi, R</b> OBP: 0.320, SLG: 0.324 (1, 3)										4	0	1	0	0	0	0						
<b>Ken McMullen, R</b> OBP: 0.309, SLG: 0.382 (1, 5)										4	0	0	0	0	2	2						
<b>Billy Cowan, R</b> OBP: 0.319, SLG: 0.418 (1, 7)										4	0	3	0	0	0	2						
<b>Rudy Meoli, L</b> (9, PR)										0	0	0	0	0	0	0						
<b>Billy Parker, R</b> OBP: 0.273, SLG: 0.381 (1, 4)										4	0	2	0	0	1	2						
<b>Ken Berry, R</b> OBP: 0.269, SLG: 0.300 (1, 8)										4	0	2	0	0	1	2						
<b>Art Kusnyer, R</b> OBP: 0.250, SLG: 0.250 (1, 2)										3	0	0	0	0	2	4						
<b>Tommye Reynolds, R</b> OBP: 0.300, SLG: 0.394 (9, PH)										1	0	0	0	0	0	2						
<b>Tom Murphy, R</b> OBP: 0.189, SLG: 0.208 (1, 1)										2	0	0	0	0	0	2						
<b>Inning Stats</b>	R: 0 E: 0 K: 1 S: 7	H: 2 LOB: 2 BB: 0 P: 7	R: 0 E: 0 K: 1 S: 7	H: 2 LOB: 2 BB: 0 P: 7	R: 0 E: 0 K: 0 S: 3	H: 0 LOB: 0 BB: 0 P: 3	R: 0 E: 0 K: 2 S: 9	H: 2 LOB: 2 BB: 0 P: 9	R: 0 E: 0 K: 0 S: 3	H: 0 LOB: 0 BB: 0 P: 3	R: 0 E: 0 K: 1 S: 6	H: 2 LOB: 1 BB: 0 P: 6	R: 0 E: 0 K: 2 S: 7	H: 0 LOB: 0 BB: 0 P: 7	R: 0 E: 0 K: 1 S: 5	H: 0 LOB: 0 BB: 0 P: 5	R: 0 E: 0 K: 0 S: 4	H: 1 LOB: 2 BB: 0 P: 4	1B: 9 2B: 0 3B: 0 HR: 0	SF: 0 SAC: 1 DP: 0 HBP: 0	WP: 0 PB: 0 CS: 0	PA: 35
<b>PITCHER</b> <b>Jim Kaat, L</b> ERA: 3.45 (1, 1)	IP: 9.0 WLS: W BF: 35 H: 9 R: 0 ER: 0 SO: 8 BB: 0 IBB: 0 HBP: 0 BLK: 0 WP: 0 HR: 0 S: 51 P: 51 ERA: 0.00 WHIP: 1.000															<b>PITCHER</b>						

Minnesota Twins @ California Angels  
Anaheim Stadium, Anaheim, CA  
Mon Sep 13 1971, 10:05 PM EDT  
Att: 6,065 - Unknown

AB 34  
R 0  
H 9  
RBI 0  
BB 0  
SO 8  
LOB 18





Batter	1	2	3	4	5	6	7	8	9	AB	R	H	RBI	BB	SO	LOB	TOP										
<b>Sandy Alomar Sr. S</b> OBP: 0.294, SLG: 0.305 (1, 6)	0-0 4-3	0-0 1B		0-0 1-3		0-3 K		0-0 1B	5 0 2 0 0 1 0								<b>California Angels @ Kansas City Royals</b> Municipal Stadium, Kansas City, MO Wed Sep 15 1971, 8:05 PM EDT Att: 5,370 - Unknown - 63 F										
<b>Mickey Rivers L</b> OBP: 0.333, SLG: 0.356 (1, 8)	0-0 F3		0-0 F8		0-0 F9	0-0 F9		0-0 F7	5 0 0 0 0 0 1																		
<b>Jim Fregosi R</b> OBP: 0.316, SLG: 0.319 (1, 3)	0-3 K		0-3 K		0-0 F7			0-0 F8	5 0 0 0 0 2 1																		
<b>Ken McMullen, R</b> OBP: 0.313, SLG: 0.385 (1, 5)		0-0 1B G6-3 1B	0-0 E BB 1B		0-0 6-3			4-0 1B 2B BB	4 2 3 0 1 0 0																		
<b>Roger Repoz L</b> OBP: 0.337, SLG: 0.370 (1, 9)	0-0 G6-3 1B 1-2 1B		4-0 E BB 1B			4-0 S BB		0-0 2B 1B	3 2 2 0 2 0 2																		
<b>Billy Parker R</b> OBP: 0.269, SLG: 0.360 (1, 4)	0-0 G6-3 1-2 2-3 1B		0-0 E5 1-2 2-3 1B			0-3 K		0-3 K	4 0 1 0 0 2 5																		
<b>Ken Berry, R</b> OBP: 0.269, SLG: 0.303 (1, 7)	0-0 G6-3 1-2 2-3 3-H		0-0 L7			0-0 F7		0-0 1B 2B	4 0 1 2 0 0 6																		
<b>Jeff Torborg, R</b> OBP: 0.230, SLG: 0.268 (1, 2)	0-0 HR 3-H		0-0 5-3			0-3 K		0-0 2-3 1B	4 1 2 1 0 1 1																		
<b>Andy Messersmith R</b> OBP: 0.205, SLG: 0.262 (1, 1)	0-0 1-H HR		0-0 F9			0-0 P6		0-3 K	4 1 1 2 0 1 2																		
<b>Inning Stats</b>	R: 0 E: 0 K: 1 S: 5	H: 0 LOB: 0 BB: 0 P: 5	R: 4 E: 0 K: 0 S: 7	H: 6 LOB: 1 BB: 7	R: 0 E: 1 K: 1 S: 7	H: 1 LOB: 3 BB: 1 P: 11	R: 0 E: 0 K: 0 S: 3	H: 0 LOB: 0 BB: 0 P: 3	R: 0 E: 0 K: 2 S: 7	H: 0 LOB: 1 BB: 1 P: 11	R: 0 E: 0 K: 1 S: 5	H: 0 LOB: 0 BB: 0 P: 5	R: 0 E: 0 K: 1 S: 10	H: 3 LOB: 2 BB: 1 P: 14	R: 2 E: 0 K: 2 S: 10	H: 3 LOB: 2 BB: 0 P: 14		R: 0 E: 0 K: 0 S: 5	H: 2 LOB: 2 BB: 0 P: 5	1B: 10 2B: 1 3B: 0 HR: 1	SF: 0 SAC: 0 DP: 1 HBP: 0	WP: 0 PB: 0 SB: 1 CS: 0	PA: 41				
<b>PITCHER</b>	IP	WLS	BF	H	R	ER	SO	BB	IBB	HBP	BLK	WP	HR	S	P	ERA	WHIP										
<b>Bruce Dal Canton, R</b> ERA: 3.48 (1, 1)	3.0	L	16	7	4	4	2	1	0	0	0	0	1	19	23	12.00	2.667										
<b>Bill Butler, L</b> ERA: 3.35 (4, 1)	4.0		13	0	0	0	3	1	0	0	0	0	0	18	22	0.00	0.250										
<b>Jim York, R</b> ERA: 2.89 (8, 1)	2.0		12	5	2	2	2	1	0	0	0	0	0	15	19	9.00	3.000										

AB	38
R	6
H	12
RBI	5
BB	3
SO	7
LOB	18



Batter	1	2	3	4	5	6	7	8	9	AB	R	H	RBI	BB	SO	LOB	BOTTOM										
<b>Freddie Patek R</b> OBP: 0.331, SLG: 0.382 (1, 6)	0-0 5-3		0-0 F7		0-0 6-3		4-0 G6-4-3 BB		3 0 0 0 1 0 1								<b>California Angels @ Kansas City Royals</b> Municipal Stadium, Kansas City, MO Wed Sep 15 1971, 8:05 PM EDT Att: 5,370 - Unknown - 63 F										
<b>Sandy Valdespino L</b> OBP: 0.366, SLG: 0.654 (1, 7)	0-0 5-3		0-0 F9			0-0 E4 4-3 2B	0-0 F5		4 1 0 0 0 0 4																		
<b>Amos Otis, R</b> OBP: 0.350, SLG: 0.451 (1, 8)	0-0 1-3		0-0 6-3			0-3 K	0-0 G6-4-3 1-2		4 0 0 0 0 1 5																		
<b>Gail Hopkins, L</b> OBP: 0.365, SLG: 0.431 (1, 3)		0-0 F8		0-0 P4		0-0 4-3		0-3 K	4 0 0 0 0 1 1																		
<b>Paul Schaaf, R</b> OBP: 0.383, SLG: 0.397 (1, 5)		4-0 E BB		4-0 BB		0-0 2-H 2B		0-0 F2	2 0 1 1 2 0 0																		
<b>Joe Keough, L</b> OBP: 0.326, SLG: 0.327 (1, 9)		0-0 E4 FC4-6 1-2		0-0 L8		0-0 F7		0-0 F7	4 0 0 0 0 0 3																		
<b>Ed Kirkpatrick, L</b> OBP: 0.306, SLG: 0.329 (1, 2)		0-0 F7		0-3 K					2 0 0 0 0 1 3																		
<b>Dennis Paepke, R</b> OBP: 0.257, SLG: 0.310 (5, 2)								0-0 1B E 1B	2 1 1 0 0 0 0																		
<b>Bobby Knoop, R</b> OBP: 0.288, SLG: 0.286 (1, 4)		0-0 FC4-6 1-2				0-0 F9		0-0 E 1B	4 0 1 0 0 0 2																		
<b>Bruce Dal Canton, R</b> OBP: 0.106, SLG: 0.087 (3, PH)						0-3 K			0 0 0 0 0 0 0																		
<b>Bobby Floyd, R</b> OBP: 0.291, SLG: 0.250 (4, 1)									1 0 1 0 0 0 0																		
<b>Bill Butler, L</b> OBP: 0.277, SLG: 0.250 (4, 1)									1 0 0 0 0 0 1																		
<b>Lou Piniella, R</b> OBP: 0.192, SLG: 0.360 (7, PH)									1 0 0 0 0 0 1																		
<b>Jim York, R</b> OBP: 0.142, SLG: 0.353 (8, 1)									0 0 0 0 0 0 0																		
<b>Bob Oliver, R</b> OBP: 0.271, SLG: 0.328 (8, PH)									1 0 0 0 0 1 0																		
<b>Inning Stats</b>	R: 0 E: 0 K: 0 S: 3	H: 0 LOB: 0 BB: 0 P: 3	R: 0 E: 1 K: 0 S: 4	H: 0 LOB: 2 BB: 1 P: 8	R: 0 E: 0 K: 0 S: 4	H: 1 LOB: 1 BB: 0 P: 4	R: 0 E: 0 K: 1 S: 5	H: 0 LOB: 1 BB: 1 P: 9	R: 0 E: 0 K: 1 S: 7	H: 0 LOB: 0 BB: 0 P: 7	R: 1 E: 1 K: 0 S: 5	H: 1 LOB: 2 BB: 1 P: 9	R: 0 E: 0 K: 1 S: 5	H: 0 LOB: 0 BB: 0 P: 5	R: 0 E: 0 K: 1 S: 5	H: 0 LOB: 0 BB: 0 P: 5	R: 0 E: 0 K: 1 S: 5	H: 0 LOB: 0 BB: 0 P: 5	1B: 3 2B: 1 3B: 0 HR: 0	SF: 0 SAC: 0 DP: 1 HBP: 0	WP: 0 PB: 0 SB: 0 CS: 0	PA: 36					
<b>PITCHER</b>	IP	WLS	BF	H	R	ER	SO	BB	IBB	HBP	BLK	WP	HR	S	P	ERA	WHIP										
<b>Andy Messersmith, R</b> ERA: 3.22 (1, 1)	9.0	W	36	4	2	0	5	3	0	0	0	0	0	43	55	0.00	0.778										

AB	33
R	2
H	4
RBI	1
BB	3
SO	5
LOB	20





Batter	1	2	3	4	5	6	7	8	9	AB	R	H	RBI	BB	SO	LOB	TOP					
Sandy Alomar Sr. S OBP: 0.293, SLG: 0.303 (1.6)	1-3		K		F7			G3		4	0	0	0	0	1	1						
Mickey Rivers L OBP: 0.336, SLG: 0.359 (1.8)	G6-4-3 1B			1B		G3		G3		4	1	2	0	0	0	0						
Jim Fregosi R OBP: 0.315, SLG: 0.318 (1.3)	G6-4-3 1-2			1B		6-3		6-3		4	0	1	0	0	0	1						
Ken McMullen R OBP: 0.311, SLG: 0.382 (1.5)		L7		K		K		F9		4	0	0	0	0	2	2						
Roger Repoz L OBP: 0.334, SLG: 0.366 (1.9)	6-3			K						3	0	0	0	0	1	2						
Billy Parker R OBP: 0.276, SLG: 0.357 (1.4)	4-3							F8		3	0	1	1	0	0	0						
Ken Berry R OBP: 0.270, SLG: 0.307 (1.7)			6-3			1B G4-6-3 2B		5-3		3	1	1	0	0	0	0						
Jeff Torborg R OBP: 0.243, SLG: 0.280 (1.2)								F7		3	0	2	0	0	0	0						
Clyde Wright R OBP: 0.198, SLG: 0.202 (1.1)			K					4-3		3	0	0	0	0	1	2						
<b>Inning Stats</b>	R: 0 E: 0 K: 0 S: 3	H: 1 LOB: 0 BB: 0 P: 3	R: 0 E: 0 K: 0 S: 3	H: 0 LOB: 0 BB: 0 P: 3	R: 0 E: 0 K: 2 S: 8	H: 1 LOB: 1 BB: 0 P: 8	R: 1 E: 0 K: 2 S: 9	H: 3 LOB: 2 BB: 0 P: 9	R: 1 E: 0 K: 0 S: 4	H: 2 LOB: 0 BB: 0 P: 4	R: 0 E: 0 K: 1 S: 5	H: 0 LOB: 0 BB: 0 P: 5	R: 0 E: 0 K: 0 S: 3	H: 0 LOB: 0 BB: 0 P: 3	R: 0 E: 0 K: 0 S: 3	H: 0 LOB: 0 BB: 0 P: 3	R: 0 E: 0 K: 0 S: 3	H: 0 LOB: 0 BB: 0 P: 3	1B: 6 2B: 1 3B: 0 HR: 0	SF: 0 SAC: 0 DP: 2 HBP: 0	WP: 0 PB: 0 SB: 0 CS: 0	PA: 31
<b>PITCHER</b> Dick Drago R ERA: 2.97 (1.1)	IP: 9.0 WLS: L BF: 31 H: 7 R: 2 ER: 2 SO: 5 BB: 0 IBB: 0 HBP: 0 BLK: 0 WP: 0 HR: 0 S: 41 P: 41 ERA: 2.00 WHIP: 0.778															<b>PITCHER</b>	IP: 9.0 WLS: L BF: 31 H: 7 R: 2 ER: 2 SO: 5 BB: 0 IBB: 0 HBP: 0 BLK: 0 WP: 0 HR: 0 S: 41 P: 41 ERA: 2.00 WHIP: 0.778					

California Angels @ Kansas City Royals  
Municipal Stadium, Kansas City, MO  
Thu Sep 16 1971, 8:05 PM EDT  
Att: 5,801 - Unknown - 70 F

AB 31  
R 2  
H 7  
RBI 1  
BB 0  
SO 5  
LOB 8



Batter	1	2	3	4	5	6	7	8	9	AB	R	H	RBI	BB	SO	LOB	BOTTOM					
Freddie Patek R OBP: 0.328, SLG: 0.379 (1.6)	F9		5-3			1-3			P5	4	0	0	0	0	0	0						
Paul Schaaf R OBP: 0.384, SLG: 0.400 (1.5)	F9			K			WP SF8 2B		6-3 1B	4	1	2	0	0	1	0						
Amos Otis R OBP: 0.351, SLG: 0.451 (1.8)				6-3			F9		6-3 1B	3	0	1	0	1	0	1						
Lou Piniella R OBP: 0.295, SLG: 0.357 (1.7)	L6			K			SF8		6-3	3	0	0	1	0	1	3						
Bob Oliver R OBP: 0.268, SLG: 0.324 (1.9)			F3		L5		P4		K	4	0	0	0	0	1	2						
Dennis Paepke R OBP: 0.252, SLG: 0.303 (1.2)			5-3		5-3				4-3	3	0	0	0	0	0	0						
Chuck Harrison R OBP: 0.264, SLG: 0.285 (1.3)			6-3		1-3				FC6-4 BB	2	0	0	0	1	0	0						
Bobby Knoop R OBP: 0.283, SLG: 0.280 (1.4)					P4		L9		F9	3	0	0	0	0	0	1						
Dick Drago R OBP: 0.213, SLG: 0.178 (1.1)			K			K			FC6-4	3	0	0	0	0	2	1						
<b>Inning Stats</b>	R: 0 E: 0 K: 0 S: 3	H: 0 LOB: 1 BB: 1 P: 7	R: 0 E: 0 K: 0 S: 3	H: 0 LOB: 0 BB: 0 P: 3	R: 0 E: 0 K: 1 S: 5	H: 0 LOB: 0 BB: 0 P: 5	R: 0 E: 0 K: 2 S: 7	H: 0 LOB: 0 BB: 0 P: 7	R: 0 E: 0 K: 0 S: 3	H: 0 LOB: 0 BB: 0 P: 3	R: 0 E: 0 K: 1 S: 5	H: 0 LOB: 0 BB: 0 P: 5	R: 1 E: 0 K: 0 S: 4	H: 1 LOB: 0 BB: 0 P: 4	R: 0 E: 0 K: 0 S: 3	H: 0 LOB: 1 BB: 1 P: 7	R: 0 E: 0 K: 1 S: 7	H: 2 LOB: 2 BB: 0 P: 7	1B: 2 2B: 1 3B: 0 HR: 0	SF: 1 SAC: 0 DP: 0 HBP: 0	WP: 1 PB: 0 SB: 0 CS: 0	PA: 32
<b>PITCHER</b> Clyde Wright L ERA: 2.96 (1.1)	IP: 9.0 WLS: W BF: 32 H: 3 R: 1 ER: 1 SO: 5 BB: 2 IBB: 0 HBP: 0 BLK: 0 WP: 1 HR: 0 S: 40 P: 48 ERA: 1.00 WHIP: 0.556															<b>PITCHER</b>	IP: 9.0 WLS: W BF: 32 H: 3 R: 1 ER: 1 SO: 5 BB: 2 IBB: 0 HBP: 0 BLK: 0 WP: 1 HR: 0 S: 40 P: 48 ERA: 1.00 WHIP: 0.556					

California Angels @ Kansas City Royals  
Municipal Stadium, Kansas City, MO  
Thu Sep 16 1971, 8:05 PM EDT  
Att: 5,801 - Unknown - 70 F

AB 29  
R 1  
H 3  
RBI 1  
BB 2  
SO 5  
LOB 8





Batter	1	2	3	4	5	6	7	8	9	AB	R	H	RBI	BB	SO	LOB	TOP					
Sandy Alomar Sr. S OBP: 0.295, SLG: 0.304										4	1	2	0	1	0	0	<b>California Angels @ Chicago White Sox</b> Comiskey Park, Chicago, IL Fri Sep 17 1971, 8:05 PM EDT Att: 8,149 - Unknown					
Mickey Rivers L OBP: 0.333, SLG: 0.353										4	0	0	0	1	1	3						
Jim Fregosi R OBP: 0.316, SLG: 0.319										5	1	2	0	0	2	2						
Ken McMullen, R OBP: 0.315, SLG: 0.389										3	1	2	1	2	1	0						
Roger Repoz L OBP: 0.332, SLG: 0.367										5	1	1	1	0	2	5						
Billy Parker R OBP: 0.273, SLG: 0.344										4	0	1	1	0	2	2						
Ken Berry, R OBP: 0.269, SLG: 0.304										3	0	0	0	1	1	2						
Jeff Torborg, R OBP: 0.243, SLG: 0.272										3	0	0	0	1	1	3						
Rudy May, L OBP: 0.197, SLG: 0.175										1	0	0	0	0	0	0						
Mel Queen, L OBP: 0.266, SLG: 0.328										0	0	0	0	0	0	0						
Rudy Meoli, L OBP: 0.266, SLG: 0.328										0	0	0	0	0	0	0						
Eddie Fisher, R OBP: 0.266, SLG: 0.328										0	0	0	0	0	0	0						
Bruce Christensen, L OBP: 0.266, SLG: 0.328										0	0	0	0	0	0	0						
Jim Maloney, L OBP: 0.266, SLG: 0.328										0	0	0	0	0	0	0						
Jim Spencer, L OBP: 0.266, SLG: 0.328										0	0	0	0	0	0	0						
Rickey Clark, R OBP: 0.266, SLG: 0.328										0	0	0	0	0	0	0						
<b>Inning Stats</b>	R: 3 E: 0 K: 1 S: 8	H: 3 LOB: 2 BB: 2 P: 16	R: 0 E: 0 K: 1 S: 6	H: 1 LOB: 1 BB: 0 P: 6	R: 1 E: 0 K: 2 S: 9	H: 2 LOB: 1 BB: 0 P: 9	R: 0 E: 0 K: 2 S: 7	H: 0 LOB: 1 BB: 1 P: 11	R: 0 E: 0 K: 2 S: 7	H: 0 LOB: 1 BB: 1 P: 11	R: 0 E: 0 K: 1 S: 5	H: 0 LOB: 0 BB: 0 P: 5	R: 0 E: 0 K: 1 S: 5	H: 0 LOB: 1 BB: 1 P: 9	R: 0 E: 0 K: 1 S: 5	H: 0 LOB: 1 BB: 1 P: 9	R: 0 E: 0 K: 1 S: 7	H: 2 LOB: 2 BB: 0 P: 7	1B: 6 2B: 1 3B: 0 HR: 1	SF: 0 SAC: 0 DP: 0 HBP: 0	WP: 3 PB: 0 CS: 0	PA: 41
<b>PITCHER</b>	IP WLS BF H R ER SO BB IBB HBP BLK WP HR S P ERA WHIP																ERA WHIP					
Bart Johnson, R ERA: 3.07	(1, 1) 9.0 W 41 8 4 4 12 6 0 0 0 3 1 59 83 4.00 1.556																					

Batter	1	2	3	4	5	6	7	8	9	AB	R	H	RBI	BB	SO	LOB	BOTTOM			
Walt Williams, R OBP: 0.351, SLG: 0.430										4	1	2	1	1	1	1	<b>California Angels @ Chicago White Sox</b> Comiskey Park, Chicago, IL Fri Sep 17 1971, 8:05 PM EDT Att: 8,149 - Unknown			
Mike Hershberger, R OBP: 0.377, SLG: 0.345										4	1	3	1	1	0	1				
Rich McKinney, R OBP: 0.330, SLG: 0.377										3	0	1	1	1	0	3				
Bill Melton, R OBP: 0.350, SLG: 0.493										5	0	1	1	0	1	6				
Rick Reichardt, R OBP: 0.345, SLG: 0.436										5	1	1	1	0	1	6				
Carlos May, L OBP: 0.376, SLG: 0.397										4	2	2	1	1	1	0				
Tom Egan, R OBP: 0.327, SLG: 0.423										4	1	1	1	1	1	2				
Luis Alvarado, R OBP: 0.246, SLG: 0.280										4	1	2	1	0	0	1				
Bart Johnson, R OBP: 0.218, SLG: 0.222										3	2	1	1	0	0	2				
<b>Inning Stats</b>	R: 0 E: 0 K: 0 S: 4	H: 1 LOB: 2 BB: 1 P: 8	R: 6 E: 0 K: 0 S: 8	H: 5 LOB: 3 BB: 3 P: 20	R: 1 E: 0 K: 1 S: 6	H: 1 LOB: 1 BB: 0 P: 7	R: 2 E: 0 K: 0 S: 6	H: 3 LOB: 1 BB: 0 P: 6	R: 0 E: 0 K: 2 S: 9	H: 2 LOB: 2 BB: 0 P: 9	R: 0 E: 0 K: 2 S: 8	H: 1 LOB: 1 BB: 0 P: 8	R: 0 E: 0 K: 0 S: 3	H: 1 LOB: 1 BB: 1 P: 7	R: 0 E: 0 K: 0 S: 3	H: 0 LOB: 0 BB: 0 P: 3		1B: 9 2B: 4 3B: 0 HR: 1	SF: 1 SAC: 0 DP: 1 HBP: 1	WP: 1 PB: 0 CS: 0
<b>PITCHER</b>	IP WLS BF H R ER SO BB IBB HBP BLK WP HR S P ERA WHIP																ERA WHIP			
Rudy May, L ERA: 3.11	(1, 1) 1.0 L 10 4 5 5 0 0 3 0 0 0 1 0 11 16 9.00 2.000																			
Mel Queen, R ERA: 1.94	(2, 1) 2.0 11 3 2 2 1 1 0 1 0 1 0 11 16 9.00 2.500																			
Eddie Fisher, R ERA: 2.84	(4, 1) 2.0 11 5 2 2 2 0 0 0 0 0 1 15 15 9.00 1.500																			
Jim Maloney, R ERA: 5.22	(6, 1) 2.0 8 2 0 0 2 1 0 0 0 0 0 0 11 15 0.00 1.500																			
Rickey Clark, R ERA: 2.89	(8, 1) 1.0 3 0 0 0 0 0 0 0 0 0 0 3 3 0.00 0.000																			

AB 35  
R 4  
H 8  
RBI 3  
BB 6  
SO 12  
LOB 18



AB 36  
R 9  
H 14  
RBI 9  
BB 5  
SO 5  
LOB 22









Batter	1	2	3	4	5	6	7	8	9	AB	R	H	RBI	BB	SO	LOB	TOP			
Sandy Alomar Sr. S OBP: 0.296, SLG: 0.309 (1, 6)	0-0 6-3		0-0 HR			0-0 F8		0-0 F7		4	1	1	1	0	0	2				
Mickey Rivers L OBP: 0.327, SLG: 0.349 (1, 9) (9, 8)	0-3 K		0-3 K			0-3 K		0-3 K2-3		4	0	0	0	0	0	4	2			
Jim Fregosi R OBP: 0.312, SLG: 0.317 (1, 3)	0-0 2B			0-3 K2-3		0-3 K			0-0 6-3	4	0	1	0	0	2	1				
Ken McMullen, R OBP: 0.311, SLG: 0.383 (1, 5)	0-0 5-3			0-0 5-3			0-3 K		0-0 F2	4	0	0	0	0	1	1				
Billy Cowan, R OBP: 0.311, SLG: 0.408 Roger Repoz, L OBP: 0.328, SLG: 0.362 (1, 7) (9, 9)		0-0 F8		0-0 F8			0-0 F8		0-0 F9	4	0	0	0	0	0	0	0			
Billy Parker R OBP: 0.250, SLG: 0.308 (1, 4)		0-0 F2			0-0 P4		0-3 K			3	0	0	0	0	1	0				
Ken Berry, R OBP: 0.270, SLG: 0.308 (1, 8) (9, 7)		0-0 F2			0-0 1-3			0-0 SH3-4 PB 2B		3	1	1	0	0	0	0				
Jeff Torborg, R OBP: 0.239, SLG: 0.267 (1, 2)			0-0 F8		0-0 F3			0-0 SH3-4 2-3		2	0	0	0	0	0	0				
Andy Messersmith R OBP: 0.220, SLG: 0.267 Rudy Meoli, L (8, PR) Dave LaRoche, L OBP: 0.167, SLG: 0.091 (8, 1) (8, 1)			0-0 F7			0-0 1B		4-0 BB 3H		2	0	1	0	1	0	0				
<b>Inning Stats</b>	R: 0 E: 0 K: 1 S: 6	H: 1 LOB: 1 BB: 0 P: 6	R: 0 E: 0 K: 0 S: 3	H: 0 LOB: 0 BB: 0 P: 3	R: 1 E: 0 K: 1 S: 6	H: 1 LOB: 0 BB: 0 P: 6	R: 0 E: 0 K: 0 S: 5	H: 0 LOB: 0 BB: 0 P: 5	R: 0 E: 0 K: 2 S: 8	H: 1 LOB: 1 BB: 0 P: 8	R: 0 E: 0 K: 2 S: 7	H: 0 LOB: 0 BB: 0 P: 7	R: 1 E: 0 K: 1 S: 6	H: 1 LOB: 1 BB: 1 P: 10	R: 0 E: 0 K: 0 S: 3	H: 0 LOB: 0 BB: 0 P: 3	1B: 1 2B: 2 3B: 0 HR: 1	SF: 0 SAC: 1 DP: 0 HBP: 0	WP: 0 PB: 1 CS: 0	PA: 32
<b>PITCHER</b> Wilbur Wood, L ERA: 2.0 (1, 1)	IP: 9.0 WLS: L BF: 32 H: 4 R: 2 ER: 2 SO: 8 BB: 1 IBB: 0 HBP: 0 BLK: 0 WP: 0 HR: 1 S: 47 P: 51 ERA: 2.00 WHIP: 0.556															<b>PITCHER</b>				

California Angels @ Chicago White Sox  
Comiskey Park, Chicago, IL  
Sun Sep 19 1971, 4:33 AM EDT  
Att: 3,854 - Unknown

AB 30  
R 2  
H 4  
RBI 1  
BB 1  
SO 8  
LOB 6



Batter	1	2	3	4	5	6	7	8	9	AB	R	H	RBI	BB	SO	LOB	BOTTOM			
Walt Williams, R OBP: 0.347, SLG: 0.425 (1, 9)	0-0 P3		0-0 6-3			0-0 F6			0-0 F3	4	0	0	0	0	0	1				
Jay Johnstone, L OBP: 0.327, SLG: 0.424 (1, 8)	0-3 K			0-0 L4		4-0 SH4-4 BB				2	0	0	0	1	1	0				
Rich McKinney, R OBP: 0.328, SLG: 0.377 (1, 4)	0-0 2B			0-0 F9		0-0 SH5-4-2 1-3F				2	0	1	0	0	0	0				
Bill Melton, R OBP: 0.348, SLG: 0.488 (1, 5)	0-3 K			0-0 F9		0-0 F8				3	0	0	0	0	1	1				
Carlos May, L OBP: 0.378, SLG: 0.401 (1, 3)		0-3 K			0-0 3-1			0-0 4-3		3	0	0	0	0	1	0				
Rick Reichardt, R OBP: 0.343, SLG: 0.432 (1, 7)		0-3 K			0-0 CS 1B			0-3 K		3	0	1	0	0	2	0				
Ed Herrmann, L OBP: 0.318, SLG: 0.360 (1, 2)		0-0 L4			0-3 K			0-0 F2		3	0	0	0	0	1	1				
Luis Alvarado, R OBP: 0.242, SLG: 0.275 Steve Huntz, S OBP: 0.275, SLG: 0.349 (9, PH) (9, PH)			0-0 5-3			0-0 P6			0-3 K	2	0	0	0	0	0	0				
Wilbur Wood, R OBP: 0.130, SLG: 0.044 Tom Egan, R OBP: 0.330, SLG: 0.425 Lee Richard, R OBP: 0.287, SLG: 0.297 (9, PR) (9, PR)			0-3 K			0-3 K			0-0 F3 1B	2	0	0	0	0	2	0				
<b>Inning Stats</b>	R: 0 E: 0 K: 2 S: 8	H: 1 LOB: 1 BB: 0 P: 8	R: 0 E: 0 K: 2 S: 7	H: 0 LOB: 0 BB: 0 P: 7	R: 0 E: 0 K: 1 S: 5	H: 0 LOB: 0 BB: 0 P: 5	R: 0 E: 0 K: 0 S: 3	H: 0 LOB: 0 BB: 0 P: 3	R: 0 E: 0 K: 1 S: 5	H: 1 LOB: 0 BB: 0 P: 5	R: 0 E: 0 K: 0 S: 2	H: 0 LOB: 0 BB: 1 P: 6	R: 0 E: 0 K: 1 S: 5	H: 0 LOB: 0 BB: 0 P: 5	R: 0 E: 0 K: 1 S: 5	H: 1 LOB: 1 BB: 0 P: 5	1B: 2 2B: 2 3B: 0 HR: 0	SF: 0 SAC: 1 DP: 1 HBP: 0	WP: 0 PB: 0 CS: 1	PA: 28
<b>PITCHER</b> Andy Messersmith, R ERA: 3.15 Dave LaRoche, L ERA: 1.66 (1, 1) (8, 1)	IP: 7.0 WLS: W BF: 22 H: 2 R: 0 ER: 0 SO: 7 BB: 1 IBB: 0 HBP: 0 BLK: 0 WP: 0 HR: 0 S: 35 P: 39 ERA: 0.00 WHIP: 0.429															<b>PITCHER</b>				

California Angels @ Chicago White Sox  
Comiskey Park, Chicago, IL  
Sun Sep 19 1971, 4:33 AM EDT  
Att: 3,854 - Unknown

AB 26  
R 0  
H 3  
RBI 0  
BB 1  
SO 9  
LOB 3






Batter	1	2	3	4	5	6	7	8	9	AB	R	H	RBI	BB	SO	LOB	TOP										
Freddie Patek, R (1, 6) OBP: 0.327, SLG: 0.379 Bobby Floyd, R (6, 6) OBP: 0.255, SLG: 0.240	F8			5-3 2B 1B	F8		K			3	1	1	0	0	0	1											
Paul Schaaf, R (1, 5) OBP: 0.386, SLG: 0.403 Rich Severson, R (7, 5) OBP: 0.316, SLG: 0.188	G4-3 1B			5-3 1-2		E 1B 1B	1-3			4	1	2	0	0	0	1											
Amos Otis, R (1, 8) OBP: 0.348, SLG: 0.448 Ed Kirkpatrick, L (6, 8) OBP: 0.308, SLG: 0.332	G4-3 1-2			1B 2B		E4 1B HR		4-3		3	2	1	1	0	0	2											
Lou Piniella, R (1, 7) OBP: 0.299, SLG: 0.358		L4-3 1B		2H 1B		1-2 2H HR 1B		4-3		4	1	3	2	0	0	0											
Bob Oliver, R (1, 9) OBP: 0.268, SLG: 0.331	L4-3 1-2			F9		1-1 2H HR		4-3		4	1	1	3	0	0	2											
Dennis Paepke, R (1, 2) OBP: 0.236, SLG: 0.287	K			L8		5-3			6-3	4	0	0	0	0	1	1											
Chuck Harrison, R (1, 3) OBP: 0.257, SLG: 0.283			6-3		K	F9		5-3		4	0	0	0	0	1	0											
Bobby Knoop, R (1, 4) OBP: 0.277, SLG: 0.280			F8		F9	F8		6-3		4	0	0	0	0	0	0											
Dick Drago, R (1, 1) OBP: 0.217, SLG: 0.173			6-3				F9			2	0	0	0	1	0	0											
<b>Inning Stats</b>	R: 0 E: 0 K: 0 S: 3	H: 1 LOB: 0 BB: 0 P: 3	R: 0 E: 0 K: 1 S: 5	H: 1 LOB: 0 BB: 0 P: 5	R: 0 E: 0 K: 0 S: 3	H: 0 LOB: 0 BB: 0 P: 3	R: 2 E: 0 K: 0 S: 6	H: 3 LOB: 1 BB: 0 P: 6	R: 0 E: 0 K: 1 S: 5	H: 0 LOB: 1 BB: 1 P: 9	R: 4 E: 1 K: 0 S: 7	H: 3 LOB: 0 BB: 0 P: 7	R: 0 E: 0 K: 1 S: 5	H: 0 LOB: 0 BB: 0 P: 5	R: 0 E: 0 K: 0 S: 3	H: 0 LOB: 0 BB: 0 P: 3	R: 0 E: 0 K: 0 S: 3	H: 0 LOB: 0 BB: 0 P: 3	1B: 6 2B: 2 3B: 0 HR: 1	SF: 0 SAC: 0 DP: 2 HBP: 0	WP: 0 PB: 0 SB: 0 CS: 0	PA: 35					
<b>PITCHER</b>	IP	WLS	BF	H	R	ER	SO	BB	IBB	HBP	BLK	WP	HR	S	P	ERA	WHIP										
Clyde Wright, L (1, 1) ERA: 3.05 Jim Maloney, R (9, 1) ERA: 5.04	8.0	L	32	8	6	5	3	1	0	0	0	0	1	37	41	5.62	1.125										

**Kansas City Royals @ California Angels**  
 Anaheim Stadium, Anaheim, CA  
 Tue Sep 21 1971, 10:05 PM EDT  
 Alt. 6,084 - Unknown - 73 F

livebaseballscores.com

AB 34  
R 6  
H 8  
RBI 6  
BB 1  
SO 3  
LOB 7




Batter	1	2	3	4	5	6	7	8	9	AB	R	H	RBI	BB	SO	LOB	BOTTOM										
Sandy Alomar Sr., S (1, 6) OBP: 0.297, SLG: 0.311	G3				4-3					4	0	2	0	0	0	0											
Mickey Rivers, L (1, 8) OBP: 0.322, SLG: 0.344	G3		2B			F8		F2		4	0	0	0	0	0	2											
Jim Fregosi, R (1, 7) OBP: 0.311, SLG: 0.314	F5			1B BB		F2			6-3	3	0	0	0	1	0	0											
Ken McMullen, R (1, 5) OBP: 0.310, SLG: 0.388		5-3		F9		K			HR	4	1	1	1	0	1	1											
Jim Spencer, L (1, 3) OBP: 0.305, SLG: 0.398		F7		F8			F9		1-3	4	0	0	0	0	0	1											
Billy Parker, R (1, 4) OBP: 0.295, SLG: 0.395							6-3		2B 1B	4	1	3	0	0	0	0											
Roger Repoz, L (1, 9) OBP: 0.328, SLG: 0.364					F2		4-3		1-1 2B	4	0	1	1	0	1	3											
Jeff Torborg, R (1, 2) OBP: 0.234, SLG: 0.262 John Stephenson, L (8, PH) OBP: 0.276, SLG: 0.314 (9, 2)			5-3				5-3		F8 F8	2	0	0	0	0	0	0											
Clyde Wright, R (1, 1) OBP: 0.194, SLG: 0.198 Tommye Reynolds, R (8, PH) OBP: 0.296, SLG: 0.300 Jim Maloney, L (9, 1) OBP: 0.200, SLG: 0.200							6-3		F7	2	0	0	0	0	1	0											
<b>Inning Stats</b>	R: 0 E: 0 K: 0 S: 3	H: 0 LOB: 0 BB: 0 P: 3	R: 0 E: 0 K: 1 S: 6	H: 1 LOB: 1 BB: 0 P: 6	R: 0 E: 0 K: 1 S: 4	H: 1 LOB: 2 BB: 1 P: 8	R: 0 E: 0 K: 0 S: 3	H: 0 LOB: 0 BB: 0 P: 3	R: 0 E: 0 K: 1 S: 5	H: 0 LOB: 0 BB: 0 P: 5	R: 0 E: 0 K: 0 S: 3	H: 0 LOB: 0 BB: 0 P: 3	R: 0 E: 0 K: 0 S: 4	H: 1 LOB: 1 BB: 0 P: 4	R: 2 E: 0 K: 0 S: 6	H: 3 LOB: 1 BB: 0 P: 6	1B: 3 2B: 2 3B: 1 HR: 1	SF: 0 SAC: 0 DP: 0 HBP: 0	WP: 0 PB: 0 SB: 0 CS: 0	PA: 35							
<b>PITCHER</b>	IP	WLS	BF	H	R	ER	SO	BB	IBB	HBP	BLK	WP	HR	S	P	ERA	WHIP										
Dick Drago, R (1, 1)	9.0	W	35	7	2	2	3	1	0	0	0	0	1	40	44	2.00	0.889										

**Kansas City Royals @ California Angels**  
 Anaheim Stadium, Anaheim, CA  
 Tue Sep 21 1971, 10:05 PM EDT  
 Alt. 6,084 - Unknown - 73 F

livebaseballscores.com

AB 34  
R 2  
H 7  
RBI 2  
BB 1  
SO 3  
LOB 8









Batter	1	2	3	4	5	6	7	8	9	AB	R	H	RBI	BB	SO	LOB	TOP										
Lee Richard, R OBP: 0.294, SLG: 0.314 (1, 6)	0-0 F8 WP 1B		0-0 4-3		0-0 HR			0-0 F8	1-0 FC4-6 HBP	4	1	2	3	0	0	0											
Pat Kelly, L OBP: 0.407, SLG: 0.407 (1, 9)	0-0 F8			0-0 F7	0-0 1B			0-0 P6	0-0 FC4-6	5	0	1	0	0	0	4											
Rich McKinney, R OBP: 0.329, SLG: 0.379 (1, 4)	0-3 K			0-0 1-3	0-0 L4			4-0 BB		3	0	0	0	1	1	2											
Bill Melton, R OBP: 0.352, SLG: 0.485 (1, 5)	0-0 6-3			0-0 F9		0-0 F8		0-0 F9		4	0	0	0	0	0	2											
Carlos May, L OBP: 0.376, SLG: 0.410 (1, 3)		4-0 L3 BB			0-0 HR	0-0 3-1			0-0 F8	3	1	1	1	1	0	0											
Rick Reichardt, R OBP: 0.339, SLG: 0.431 (1, 7)		0-3 K		0-0 4-3	0-0 CS BB	4-0 CS			0-0 E6 BB CS 1B	3	0	0	0	1	1	1											
Jay Johnstone, L OBP: 0.327, SLG: 0.418 (1, 8)		0-0 L3 1-2		4-0 1B HR BB	0-0 CS	0-0 G5-6-3 1B			0-0 CS BB S 1B	3	2	2	0	1	0	1											
Ed Herrmann, L OBP: 0.319, SLG: 0.356 (1, 2)			0-0 3-1		0-0 SH1-3 HR 1B	0-0 G5-6-3 1-2			4-0 HBP S BB	3	1	1	0	1	0	1											
Wilbur Wood, R OBP: 0.136, SLG: 0.043 (1, 1)		0-3 K		0-0 SH1-3	0-0 6-3			4-0 HBP BB		2	0	0	0	1	1	0											
<b>Inning Stats</b>	R: 0 E: 0 K: 1 S: 6	H: 1 LOB: 1 BB: 0 P: 6	R: 0 E: 0 K: 1 S: 4	H: 0 LOB: 0 BB: 1 P: 8	R: 0 E: 0 K: 1 S: 5	H: 0 LOB: 0 BB: 0 P: 5	R: 0 E: 0 K: 0 S: 3	H: 0 LOB: 0 BB: 0 P: 3	R: 4 E: 0 K: 0 S: 7	H: 4 LOB: 1 BB: 1 P: 11	R: 0 E: 0 K: 0 S: 2	H: 0 LOB: 0 BB: 0 P: 6	R: 0 E: 0 K: 0 S: 3	H: 1 LOB: 0 BB: 0 P: 3	R: 0 E: 0 K: 0 S: 3	H: 0 LOB: 1 BB: 1 P: 7	R: 1 E: 1 K: 0 S: 4	H: 1 LOB: 3 BB: 2 P: 13	1B: 5 2B: 1 3B: 0 HR: 2	SF: 0 SAC: 1 DP: 2 HBP: 1	WP: 1 PB: 0 SB: 2 CS: 3	PA: 39					
<b>PITCHER</b>	IP	WLS	BF	H	R	ER	SO	BB	IBB	HBP	BLK	WP	HR	S	P	ERA	WHIP										
Tom Murphy, R ERA: 3.79 (1, 1)	6.0	L	24	5	4	4	3	3	0	0	0	1	2	27	39	6.00	1.333										
Eddie Fisher, R ERA: 2.77 (7, 1)	2.0		7	1	0	0	0	1	0	0	0	0	0	6	10	0.00	1.000										
Dave LaRoche, L ERA: 2.26 (9, 1)	1.0		7	1	1	1	0	2	0	1	0	0	0	4	13	9.00	3.000										

Chicago White Sox @ California Angels  
Anaheim Stadium, Anaheim, CA  
Thu Sep 23 1971, 10:05 PM EDT  
Alt. 5,234 - Unknown - 76 F

livebaseballscores.com

AB 30  
R 5  
H 7  
RBI 4  
BB 6  
SO 3  
LOB 11



Batter	1	2	3	4	5	6	7	8	9	AB	R	H	RBI	BB	SO	LOB	BOTTOM										
Sandy Alomar Sr., S OBP: 0.295, SLG: 0.309 (1, 6)	0-0 6-3		0-0 E S 1B			0-0 4-3		0-0 F9		4	0	1	0	0	0	1											
Ken Berry, R OBP: 0.272, SLG: 0.311 (1, 8)	0-0 6-3		0-0 F9			0-3 K			0-0 4-3 2B	4	0	1	0	0	1	1											
Jim Fregosi, R OBP: 0.313, SLG: 0.317 (1, 3)	0-0 6-3			0-0 6-3		4-0 BB			0-0 6-3	3	0	0	0	1	0	1											
Ken McMullen, R OBP: 0.308, SLG: 0.384 (1, 5)		0-0 F8		0-0 4-3		0-3 K			0-0 4-3	4	0	0	0	0	1	2											
Billy Cowan, R OBP: 0.310, SLG: 0.404 (1, 7)		0-0 CS 1B		0-0 6-3		0-3 K			0-3 K	4	0	1	0	0	2	2											
Billy Parker, R OBP: 0.294, SLG: 0.380 (1, 4)		0-0 1-2 1B		0-3 K		0-0 L9				3	0	1	0	0	1	1											
Tommie Reynolds, R OBP: 0.294, SLG: 0.297 (1, 9)		0-0 F9		0-3 K					0-0 1B	3	0	1	0	0	1	1											
Art Kusnyer, R OBP: 0.154, SLG: 0.154 (8, PH) Jerry Moses, R OBP: 0.266, SLG: 0.359 (9, 2)			0-0 F3		0-0 F9			0-0 F7		2	0	0	0	0	0	0											
Tom Murphy, R OBP: 0.195, SLG: 0.213 (6, PH) Bruce Christensen, L OBP: 0.333, SLG: 0.263 Eddie Fisher, R OBP: 0.187, SLG: 0.083 Syd O'Brien, R OBP: 0.245, SLG: 0.297 Dave LaRoche, L OBP: 0.167, SLG: 0.091 (9, 1)			0-0 G3		0-0 4-3			0-3 K		1	0	0	0	0	0	0											
<b>Inning Stats</b>	R: 0 E: 0 K: 0 S: 3	H: 0 LOB: 0 BB: 0 P: 3	R: 0 E: 0 K: 0 S: 4	H: 2 LOB: 1 BB: 0 P: 4	R: 0 E: 0 K: 0 S: 4	H: 1 LOB: 1 BB: 0 P: 4	R: 0 E: 0 K: 0 S: 3	H: 0 LOB: 0 BB: 0 P: 3	R: 0 E: 0 K: 2 S: 7	H: 0 LOB: 0 BB: 0 P: 7	R: 0 E: 0 K: 1 S: 5	H: 0 LOB: 0 BB: 0 P: 5	R: 0 E: 0 K: 2 S: 7	H: 0 LOB: 1 BB: 1 P: 11	R: 0 E: 0 K: 1 S: 6	H: 1 LOB: 1 BB: 0 P: 6	R: 0 E: 0 K: 1 S: 6	H: 1 LOB: 1 BB: 0 P: 6	1B: 4 2B: 1 3B: 0 HR: 0	SF: 0 SAC: 0 DP: 0 HBP: 0	WP: 0 PB: 0 SB: 1 CS: 1	PA: 32					
<b>PITCHER</b>	IP	WLS	BF	H	R	ER	SO	BB	IBB	HBP	BLK	WP	HR	S	P	ERA	WHIP										
Wilbur Wood, L ERA: 1.95 (1, 1)	9.0	W	32	5	0	0	7	1	0	0	0	0	0	45	49	0.00	0.667										

Chicago White Sox @ California Angels  
Anaheim Stadium, Anaheim, CA  
Thu Sep 23 1971, 10:05 PM EDT  
Alt. 5,234 - Unknown - 76 F

livebaseballscores.com

AB 31  
R 0  
H 5  
RBI 0  
BB 1  
SO 7  
LOB 11





Batter	1	2	3	4	5	6	7	8	9	AB	R	H	RBI	BB	SO	LOB	TOP					
Lee Richard, R OBP: 0.289, SLG: 0.309 (1, 6)	F5		E9 1B		F8		P4			4	1	0	0	0	0	2	Chicago White Sox @ California Angels Anaheim Stadium, Anaheim, CA Fri Sep 24, 1971, 10:05 PM EDT Att: 14,563 - Unknown - 79 F					
Pat Kelly, L OBP: 0.404, SLG: 0.404 (1, 9)	K		K		S		4-3			4	0	1	0	0	2	2						
Rich McKinney, R OBP: 0.336, SLG: 0.385 (1, 4)	BB		1B		BB		F8 1B			2	1	2	2	2	0	0						
Bill Melton, R OBP: 0.349, SLG: 0.481 (1, 5)	K		F7		F5		F8			4	0	0	0	0	1	6						
Carlos May, L OBP: 0.377, SLG: 0.411 (1, 3)					4-3					4	0	2	1	0	1	0						
Jay Johnstone, L OBP: 0.326, SLG: 0.416 (1, 8)	K				1-3		K			4	0	1	0	0	2	1						
Walt Williams, R OBP: 0.341, SLG: 0.416 (1, 7)	K				F7		F8			3	0	0	0	0	1	0						
Ed Herrmann, L OBP: 0.318, SLG: 0.352 (1, 2)			K		F8		4-3			3	0	0	0	1	1	0						
Terry Forster, L Joe Horlen, R Rich Hinton, L Steve Keasley, R Tony Muser, R Stan Perzanowski, S (1, 1) (6, 1) (7, 1) (8, 1) (9, PH) (9, 1)			E 1B		1B		F7			2	1	2	0	0	0	0						
					2B					1	0	0	0	0	0	0						
<b>Inning Stats</b>	R: 0 E: 0 K: 2 S: 7	H: 0 LOB: 1 BB: 1 P: 11	R: 0 E: 0 K: 2 S: 7	H: 1 LOB: 0 BB: 0 P: 7	R: 2 E: 2 K: 2 S: 10	H: 2 LOB: 1 BB: 0 P: 10	R: 0 E: 0 K: 1 S: 5	H: 0 LOB: 0 BB: 0 P: 5	R: 0 E: 0 K: 1 S: 5	H: 2 LOB: 3 BB: 1 P: 9	R: 0 E: 0 K: 0 S: 5	H: 0 LOB: 0 BB: 0 P: 5	R: 0 E: 0 K: 0 S: 3	H: 0 LOB: 0 BB: 0 P: 3	R: 1 E: 0 K: 0 S: 4	H: 2 LOB: 1 BB: 0 P: 4	R: 0 E: 0 K: 0 S: 3	H: 1 LOB: 1 BB: 1 P: 7	1B: 6 2B: 2 3B: 0 HR: 0	SF: 0 SAC: 1 DP: 1 HBP: 0	WP: 0 PB: 0 SB: 1 CS: 0	PA: 36
<b>PITCHER</b> Andy Messersmith, R ERA: 3.06 (1, 1)	IP: 9.0 WLS: W BF: 36 H: 8 R: 3 ER: 1 SO: 8 BB: 2 IBB: 1 HBP: 0 BLK: 0 WP: 0 HR: 0 S: 49 P: 61 ERA: 1.00 WHIP: 1.11																					

AB 32  
R 3  
H 8  
RBI 3  
BB 3  
SO 8  
LOB 13



Batter	1	2	3	4	5	6	7	8	9	AB	R	H	RBI	BB	SO	LOB	BOTTOM					
Sandy Alomar Sr., S OBP: 0.295, SLG: 0.309 (1, 6)	5-3		F7		F7					5	1	2	1	0	0	1	Chicago White Sox @ California Angels Anaheim Stadium, Anaheim, CA Fri Sep 24, 1971, 10:05 PM EDT Att: 14,563 - Unknown - 79 F					
Mickey Rivers, L OBP: 0.320, SLG: 0.341 Tommie Reynolds, R OBP: 0.299, SLG: 0.293 (1, 9) (7, PH) (8, 9)	P4				F9		K			3	0	0	0	0	1	0						
Jim Fregosi, R OBP: 0.316, SLG: 0.319 (1, 3) (7, 7)	F9				6-3		6-3 BB			4	1	2	1	1	0	0						
Ken McMullen, R OBP: 0.309, SLG: 0.387 (1, 5)			K		1B BB		6-3			3	1	1	1	1	1	1						
Billy Cowan, R OBP: 0.312, SLG: 0.405 Jim Spencer, L OBP: 0.305, SLG: 0.396 (1, 7) (6, PH) (7, 3)	F9						F8			2	0	1	0	0	0	0						
Billy Parker, R OBP: 0.291, SLG: 0.358 (1, 4)	PB BB				K					3	0	0	0	1	2	2						
Ken Berry, R OBP: 0.309, SLG: 0.309 Roger Repoz, L OBP: 0.331, SLG: 0.368 (1, 8) (7, PH) (8, 8)	L5				L4		K			2	0	0	0	0	0	1						
Jeff Torborg, R OBP: 0.239, SLG: 0.266 Tony Gonzalez, L OBP: 0.309, SLG: 0.315 Art Kusnyer, R OBP: 0.154, SLG: 0.154 John Stephenson, L OBP: 0.281, SLG: 0.314 (1, 2) (7, PH) (8, 2) (8, PH) (9, 2)			F9				FC4-6 1B			2	0	1	0	0	0	0						
Andy Messersmith, R OBP: 0.221, SLG: 0.287 (1, 1)			4-3		K		1B			4	0	1	0	0	1	3						
<b>Inning Stats</b>	R: 0 E: 0 K: 0 S: 3	H: 0 LOB: 0 BB: 0 P: 3	R: 0 E: 0 K: 1 S: 5	H: 0 LOB: 1 BB: 1 P: 9	R: 0 E: 0 K: 0 S: 3	H: 0 LOB: 0 BB: 0 P: 3	R: 0 E: 0 K: 1 S: 6	H: 1 LOB: 2 BB: 1 P: 10	R: 0 E: 0 K: 1 S: 6	H: 1 LOB: 1 BB: 0 P: 6	R: 0 E: 0 K: 1 S: 5	H: 0 LOB: 1 BB: 1 P: 9	R: 1 E: 1 K: 1 S: 8	H: 2 LOB: 2 BB: 0 P: 8	R: 2 E: 0 K: 1 S: 8	H: 3 LOB: 2 BB: 1 P: 12		R: 1 E: 0 K: 0 S: 2	H: 2 LOB: 2 BB: 1 P: 6	1B: 7 2B: 1 3B: 1 HR: 0	SF: 1 SAC: 0 DP: 0 HBP: 0	WP: 0 PB: 1 SB: 0 CS: 0
<b>PITCHER</b> Terry Forster, L ERA: 4.1 Joe Horlen, R ERA: 4.32 Rich Hinton, L ERA: 4.84 Steve Keasley, R ERA: 3.86 Stan Perzanowski, R ERA: 14.4 (1, 1) (6, 1) (7, 1) (8, 1) (9, 1)	IP: 5.1 WLS: 7 BF: 21 H: 2 R: 1 ER: 0 SO: 4 BB: 0 IBB: 0 HBP: 0 BLK: 0 WP: 0 HR: 0 S: 26 P: 38 ERA: 0.00 WHIP: 0.938																					

AB 33  
R 4  
H 9  
RBI 4  
BB 5  
SO 6  
LOB 13










Batter	1	2	3	4	5	6	7	8	9	10	AB	R	H	RBI	BB	SO	LOB	TOP								
Lee Richard, R Tom Bradley, L Steve Kealey, L Terry Forster, L Tony Musler, L Joe Horlen, R	(1, 6) 0-3 K			(1, 6) 0-3 K		(1, 6) 0-3 K	(1, 6) 0-0 1B BLK 1B		(1, 6) 0-0 P6		4	1	2	0	3	1		<b>Chicago White Sox @ California Angels</b> Anaheim Stadium, Anaheim, CA Sun Sep 26 1971, 6:33 AM EDT Att: 6,319 - Unknown - 78 F								
Walt Williams, R Pat Kelly, L	(1, 9) 0-0 4-3			(1, 9) 0-0 F9		(1, 9) 0-0 F8	(1, 9) 0-0 FC5 BLK 1B		(1, 9) 0-0 F7		3	0	0	0	0	1										
Rich McKinney, R	(1, 4) 0-0 F7			(1, 4) 0-0 1B		(1, 4) 0-0 1B	(1, 4) 0-0 FC5 BB		(1, 4) 0-0 F9		4	0	1	0	1	0	1									
Bill Melton, R	(1, 5)			(1, 5) 4-0 BB G3-6-3		(1, 5) 4-0 FC6-4 BB	(1, 5) 4-0 FC6-4 BB		(1, 5) 4-0 FC3-6 1B BB		1	1	0	0	4	0	2									
Rick Reichardt, R	(1, 8) 0-0 F9			(1, 8) 0-0 FC6-4		(1, 8) 0-0 FC6-4			(1, 8) 0-0 FC3-6 1B		5	1	2	1	0	0	5									
Carlos May, L	(1, 3) 0-0 G3-6-3			(1, 3) 0-3 K		(1, 3) 0-0 BB 1B	(1, 3) 0-0 F9		(1, 3) 0-0 FC3-6		5	1	1	0	0	1	3									
Ken Holtman, R Jay Johnstone, L	(1, 7) 0-0 K			(1, 7) 0-0 P4		(1, 7) 0-0 BB 1B	(1, 7) 0-0 CS 1B		(1, 7) 0-0 P4		2	1	0	0	1	1	0									
Ed Herrmann, L Luis Alvarado, R	(1, 2) 0-3 K			(1, 2) 0-3 K		(1, 2) 0-0 BB 1B	(1, 2) 0-0 1B		(1, 2) 0-0 6-3		2	0	0	0	0	1	0									
Wilbur Wood, R Steve Huntz, S Tom Egan, R	(1, 1) 0-0 G3			(1, 1) 0-0 BB BB		(1, 1) 0-0 K	(1, 1) 0-3 K		(1, 1) 0-0 K		1	0	0	0	1	0	0									
<b>Inning Stats</b>	R: 0 E: 0 K: 1 S: 5	H: 0 LOB: 0 BB: 0 P: 5	R: 0 E: 0 K: 0 S: 2	H: 0 LOB: 0 BB: 1 P: 6	R: 0 E: 0 K: 2 S: 7	H: 0 LOB: 0 BB: 0 P: 7	R: 0 E: 0 K: 1 S: 5	H: 1 LOB: 2 BB: 2 P: 10	R: 0 E: 0 K: 1 S: 5	H: 0 LOB: 2 BB: 2 P: 13	R: 5 E: 0 K: 1 S: 9	H: 4 LOB: 2 BB: 3 P: 21	R: 0 E: 0 K: 1 S: 6	H: 2 LOB: 2 BB: 0 P: 6	R: 0 E: 0 K: 0 S: 3	H: 0 LOB: 0 BB: 0 P: 3	R: 1 E: 0 K: 0 S: 4		H: 1 LOB: 1 BB: 1 P: 8	1B: 7 2B: 1 3B: 0 HR: 1	SF: 0 SAC: 0 DP: 2 HBP: 0	WP: 0 PB: 1 SB: 0 CS: 1	PA: 44			
<b>PITCHER</b>	IP WLS BF H R ER SO BB IBB HBP BLK WP HR S P ERA WHIP																									
Rudy May, L Dave LaRoche, L Lloyd Allen, R Tom Murphy, R Eddie Fisher, R	(1, 1) ERA: 3.08	(7, 1) ERA: 2.5	(7, 1) ERA: 2.45	(8, 1) ERA: 3.77	(9, 1) ERA: 2.72																					

AB	36
R	6
H	8
RBI	4
BB	8
SO	8
LOB	20



Batter	1	2	3	4	5	6	7	8	9	10	AB	R	H	RBI	BB	SO	LOB	BOTTOM								
Sandy Alomar Sr., S	(1, 6) 0-0 1-3			(1, 6) 0-0 F7		(1, 6) 0-0 F8		(1, 6) 0-0 1B 1B		(1, 6) 0-0 P6		5	1	1	0	0	0	<b>Chicago White Sox @ California Angels</b> Anaheim Stadium, Anaheim, CA Sun Sep 26 1971, 6:33 AM EDT Att: 6,319 - Unknown - 78 F								
Ken Berry, R Roger Repoz, L	(1, 8) 0-0 F3			(1, 8) 0-0 6-3 HR 1B		(1, 8) 0-0 P6	(1, 8) 0-0 S 1B		(1, 8) 0-0 F3		3	1	1	0	0	0	0									
Jim Fregosi, R	(1, 3) 0-0 F8			(1, 3) 0-0 6-3		(1, 3) 0-0 6-3	(1, 3) 0-0 FC6-4 1B		(1, 3) 0-0 1-3		5	0	2	1	0	0	1									
Ken McMullen, R	(1, 5)			(1, 5) 0-0 6-3		(1, 5) 0-0 HR	(1, 5) 0-0 F9		(1, 5) 0-0 K		4	1	1	2	0	1	3									
Billy Cowan, R Jim Spencer, L	(1, 7) 0-0 G6-3			(1, 7) 0-0 6-3		(1, 7) 0-0 FC6-4	(1, 7) 0-0 FC6-4 1B		(1, 7) 0-0 G6-3		2	0	1	0	0	0	0									
Billy Parker, R Tom Murphy, R Tony Gonzalez, L Syd O'Brien, R Eddie Fisher, R	(1, 4) 0-0 G6-3			(1, 4) 0-0 K		(1, 4) 0-0 K	(1, 4) 0-0 FC6-4		(1, 4) 0-0 K		3	0	0	0	0	2	2									
Tommy Reynolds, R Mickey Rivers, L	(1, 9) 0-0 G5-4-3			(1, 9) 0-0 K		(1, 9) 0-0 K	(1, 9) 0-0 5-3		(1, 9) 0-0 3-1		2	0	1	0	0	1	0									
Jeff Torborg, R John Stephenson, L	(1, 2) 0-0 G5-4-3			(1, 2) 0-0 4-3		(1, 2) 0-0 K	(1, 2) 0-0 1B 1B		(1, 2) 0-0 G3		2	0	0	0	0	1	0									
Rudy May, L Dave LaRoche, L Lloyd Allen, R Bruce Christensen, L	(1, 1) 0-0 K			(1, 1) 0-0 K		(1, 1) 0-0 K	(1, 1) 0-0 1B 1B		(1, 1) 0-0 4-3		2	0	0	0	0	2	0									
<b>Inning Stats</b>	R: 0 E: 0 K: 0 S: 3	H: 0 LOB: 0 BB: 0 P: 3	R: 0 E: 0 K: 0 S: 3	H: 1 LOB: 0 BB: 0 P: 3	R: 0 E: 0 K: 1 S: 5	H: 1 LOB: 0 BB: 0 P: 5	R: 2 E: 0 K: 0 S: 5	H: 2 LOB: 0 BB: 0 P: 5	R: 0 E: 0 K: 2 S: 7	H: 0 LOB: 0 BB: 0 P: 7	R: 0 E: 0 K: 1 S: 6	H: 1 LOB: 1 BB: 0 P: 6	R: 3 E: 0 K: 1 S: 9	H: 4 LOB: 3 BB: 2 P: 17	R: 0 E: 0 K: 0 S: 3	H: 0 LOB: 0 BB: 0 P: 3	R: 0 E: 0 K: 0 S: 3		H: 0 LOB: 0 BB: 0 P: 3	1B: 8 2B: 0 3B: 0 HR: 1	SF: 0 SAC: 0 DP: 2 HBP: 0	WP: 0 PB: 0 SB: 3 CS: 0	PA: 39			
<b>PITCHER</b>	IP WLS BF H R ER SO BB IBB HBP BLK WP HR S P ERA WHIP																									
Wilbur Wood, L Tom Bradley, R Steve Kealey, R Terry Forster, L Joe Horlen, R	(1, 1) ERA: 1.97	(7, 1) ERA: 2.94	(8, 1) ERA: 3.84	(8, 1) ERA: 4.07	(9, 1) ERA: 4.29																					

AB	37
R	5
H	9
RBI	5
BB	2
SO	6
LOB	11





Batter	1	2	3	4	5	6	7	8	9	AB	R	H	RBI	BB	SO	LOB	TOP														
Sandy Alomar Sr. S OBP: 0.298, SLG: 0.317 (1, 6)										4	3	3	2	1	1	0	<b>California Angels @ Minnesota Twins</b> Metropolitan Stadium, Bloomington, MI Tue Sep 28 1971, 4:33 AM EDT Att. 3,353 - Unknown - 75 F														
Ken Berry R OBP: 0.273, SLG: 0.313 (1, 8)										5	1	2	0	0	2	2															
Jim Fregosi R OBP: 0.313, SLG: 0.316 (1, 3)										5	0	1	1	1	0	2															
Ken McMullen R OBP: 0.313, SLG: 0.398 (1, 5)										3	0	2	1	1	0	0															
Billy Cowan R OBP: 0.309, SLG: 0.398 Mickey Rivers L OBP: 0.317, SLG: 0.337 (8, PH) (8, 9)										3	0	1	1	0	1	2															
Billy Parker R OBP: 0.262, SLG: 0.317 (1, 4)										4	1	1	0	0	1	2															
Tommie Reynolds R OBP: 0.295, SLG: 0.301 (1, 9) (8, 7)										3	0	1	0	0	0	1															
Jeff Torborg R OBP: 0.230, SLG: 0.254 (1, 2)										4	1	1	1	0	0	1															
Andy Messersmith R OBP: 0.214, SLG: 0.258 (1, 1)										3	0	0	0	0	2	1															
<b>Inning Stats</b>	R: 1 E: 0 K: 3 S: 11	H: 2 LOB: 1 BB: 0 P: 11	R: 0 E: 0 K: 0 S: 4	H: 1 LOB: 1 BB: 0 P: 4	R: 1 E: 0 K: 0 S: 4	H: 1 LOB: 0 BB: 0 P: 4	R: 0 E: 0 K: 0 S: 3	H: 1 LOB: 0 BB: 0 P: 3	R: 0 E: 0 K: 2 S: 7	H: 0 LOB: 0 BB: 0 P: 7	R: 1 E: 0 K: 1 S: 6	H: 1 LOB: 1 BB: 1 P: 10	R: 0 E: 0 K: 1 S: 5	H: 0 LOB: 0 BB: 0 P: 5	R: 1 E: 0 K: 1 S: 6	H: 2 LOB: 1 BB: 1 P: 10	R: 2 E: 0 K: 1 S: 9	H: 4 LOB: 2 BB: 0 P: 9	1B: 8 2B: 3 3B: 0 HR: 1	SF: 0 SAC: 2 DP: 0 HBP: 0	WP: 0 PB: 0 SB: 0 CS: 1	PA: 39									
<b>PITCHER</b>	IP WLS BF H R ER SO BB IBB HBP BLK WP HR S P ERA WHIP																														
Tom Hall, L ERA: 3.33 Hal Haydel, R ERA: 4.28 Bob Gebhard, R ERA: 3.0	(1, 1) (8, 1) (9, 1)	7.0 1.2 0.1	L 10 2	27 5 1	6 3 0	3 3 0	7 1 0	0 1 0	0 0 0	0 0 0	0 0 0	1 11 4	44 15 4	3.86 16.20 0.00	0.857 3.600 3.000																


Batter	1	2	3	4	5	6	7	8	9	AB	R	H	RBI	BB	SO	LOB	BOTTOM																		
Cesar Tovar R OBP: 0.355, SLG: 0.367 (1, 9)										5	0	1	0	0	1	3	<b>California Angels @ Minnesota Twins</b> Metropolitan Stadium, Bloomington, MI Tue Sep 28 1971, 4:33 AM EDT Att. 3,353 - Unknown - 75 F																		
Steve Braun L OBP: 0.352, SLG: 0.346 (1, 5)										3	0	1	0	2	1	1																			
Harmon Killebrew R OBP: 0.386, SLG: 0.468 (1, 3)										4	0	0	1	0	1	5																			
Rod Carew L OBP: 0.357, SLG: 0.380 (1, 4)										5	0	1	0	0	2	2																			
Leo Cardenas R OBP: 0.321, SLG: 0.424 (1, 6)										5	0	0	0	0	1	3																			
Steve Brye R OBP: 0.278, SLG: 0.330 (1, 7)										3	1	3	1	1	0	0																			
Jim Nettles L OBP: 0.321, SLG: 0.399 (1, 8)										3	0	1	0	1	0	1																			
George Mitterwald R OBP: 0.316, SLG: 0.389 (1, 2)										3	0	0	0	1	0	5																			
Tom Hall, L OBP: 0.286, SLG: 0.294 Rich Reese L OBP: 0.269, SLG: 0.348 Hal Haydel, R OBP: 0.333, SLG: 0.333 Bob Gebhard, R (9, PH) Jim Holt L OBP: 0.292, SLG: 0.318 (9, PH)	(1, 1) (7, PH) (8, 1) (9, 1) (9, PH)	9.0 W	41	9	2	1	7	5	0	0	0	0	0	0	0	0		1																	
<b>Inning Stats</b>	R: 0 E: 0 K: 2 S: 7	H: 0 LOB: 0 BB: 0 P: 7	R: 0 E: 1 K: 0 S: 4	H: 2 LOB: 2 BB: 1 P: 8	R: 0 E: 0 K: 1 S: 6	H: 1 LOB: 1 BB: 0 P: 6	R: 1 E: 0 K: 0 S: 4	H: 1 LOB: 0 BB: 0 P: 4	R: 0 E: 0 K: 0 S: 4	H: 1 LOB: 2 BB: 1 P: 8	R: 0 E: 0 K: 0 S: 3	H: 0 LOB: 1 BB: 1 P: 7	R: 0 E: 0 K: 1 S: 5	H: 0 LOB: 2 BB: 2 P: 13	R: 0 E: 0 K: 2 S: 9	H: 2 LOB: 2 BB: 0 P: 9	R: 1 E: 1 K: 1 S: 8	H: 2 LOB: 2 BB: 0 P: 8	1B: 8 2B: 0 3B: 0 HR: 1	SF: 1 SAC: 0 DP: 1 HBP: 0	WP: 0 PB: 1 SB: 1 CS: 0	PA: 41													
<b>PITCHER</b>	IP WLS BF H R ER SO BB IBB HBP BLK WP HR S P ERA WHIP																																		
Andy Messersmith R ERA: 2.99	(1, 1)	9.0	W	41	9	2	1	7	5	0	0	0	0	0	0	0	1	1.00	1.556																



Batter	1	2	3	4	5	6	7	8	9	AB	R	H	RBI	BB	SO	LOB	TOP			
Sandy Alomar Sr. S OBP: 0.300, SLG: 0.319										4	0	3	0	0	0	1				
Mickey Rivers L OBP: 0.316, SLG: 0.336										4	0	1	0	0	1	5				
Jim Fregosi R OBP: 0.315, SLG: 0.318										4	0	2	0	0	1	3				
Ken McMullen R OBP: 0.313, SLG: 0.396										3	0	0	0	1	0	3				
Jim Spencer L OBP: 0.304, SLG: 0.392										4	0	0	0	0	3	5				
Billy Parker R OBP: 0.246, SLG: 0.299										4	0	0	0	0	1	3				
Roger Repoz L OBP: 0.333, SLG: 0.374										4	0	2	0	0	0	0				
Jeff Torborg R OBP: 0.224, SLG: 0.248										3	0	0	0	0	0	2				
Tony Gonzalez L OBP: 0.310, SLG: 0.315										0	0	0	0	1	0	0				
Syd O'Brien R OBP: 0.244, SLG: 0.296										0	0	0	0	0	0	0				
Clyde Wright R OBP: 0.204, SLG: 0.209										3	0	2	0	0	1	1				
John Stephenson L OBP: 0.281, SLG: 0.312										1	0	0	0	0	0	1				
<b>Inning Stats</b>	R: 0 E: 0 K: 1 S: 7	H: 2 LOB: 2 BB: 0 P: 7	R: 0 E: 0 K: 2 S: 8	H: 1 LOB: 1 BB: 0 P: 8	R: 0 E: 0 K: 2 S: 9	H: 2 LOB: 3 BB: 1 P: 13	R: 0 E: 0 K: 0 S: 5	H: 3 LOB: 2 BB: 0 P: 5	R: 0 E: 0 K: 1 S: 5	H: 1 LOB: 1 BB: 0 P: 5	R: 0 E: 0 K: 1 S: 4	H: 0 LOB: 0 BB: 0 P: 4	R: 0 E: 0 K: 1 S: 5	H: 0 LOB: 0 BB: 1 P: 5	R: 0 E: 0 K: 0 S: 2	H: 0 LOB: 1 BB: 1 P: 6	1B: 9 2B: 2 3B: 0 HR: 0	SF: 0 SAC: 0 DP: 2 HBP: 0	WP: 0 PB: 0 SB: 2 CS: 1	PA: 36
<b>PITCHER</b> Bert Blyleven R ERA: 2.81	IP: 9.0 WLS: W BF: 36 H: 10 R: 0 ER: 0 SO: 7 BB: 2 IBB: 0 HBP: 0 BLK: 0 WP: 0 HR: 0 S: 48 P: 56 ERA: 0.00 WHIP: 1.333															<b>PITCHER</b>				

California Angels @ Minnesota Twins  
Metropolitan Stadium, Bloomington, MI  
Wed Sep 29 1971, 4:33 AM EDT  
Att: 3,799 - Unknown - 63 F

AB 34  
R 0  
H 10  
RBI 0  
BB 2  
SO 7  
LOB 24



Batter	1	2	3	4	5	6	7	8	9	AB	R	H	RBI	BB	SO	LOB	BOTTOM			
Cesar Tovar R OBP: 0.355, SLG: 0.368										4	0	1	0	0	0	1				
Steve Braun L OBP: 0.349, SLG: 0.343										3	0	0	0	0	0	1				
Harmon Killebrew R OBP: 0.389, SLG: 0.467										1	0	0	0	2	0	0				
Steve Brye R OBP: 0.270, SLG: 0.320										3	0	0	0	0	0	4				
Leo Cardenas R OBP: 0.321, SLG: 0.422										2	0	0	0	1	0	1				
Eric Soderholm R OBP: 0.301, SLG: 0.267										3	0	0	0	0	0	2				
Rick Renick R OBP: 0.333, SLG: 0.366										3	1	1	1	0	1	1				
Jim Nettles L OBP: 0.321, SLG: 0.399										0	0	0	0	0	0	0				
Phil Roof R OBP: 0.274, SLG: 0.268										3	0	0	0	0	1	1				
Bert Blyleven R OBP: 0.151, SLG: 0.143										3	0	1	0	0	1	0				
<b>Inning Stats</b>	R: 0 E: 1 K: 0 S: 4	H: 0 LOB: 1 BB: 0 P: 4	R: 1 E: 0 K: 1 S: 6	H: 1 LOB: 0 BB: 0 P: 6	R: 0 E: 0 K: 0 S: 3	H: 1 LOB: 0 BB: 0 P: 3	R: 0 E: 0 K: 0 S: 3	H: 0 LOB: 1 BB: 1 P: 7	R: 0 E: 0 K: 0 S: 3	H: 0 LOB: 0 BB: 0 P: 3	R: 0 E: 0 K: 0 S: 3	H: 1 LOB: 1 BB: 1 P: 7	R: 0 E: 0 K: 1 S: 5	H: 0 LOB: 1 BB: 1 P: 9	R: 0 E: 0 K: 1 S: 5	H: 0 LOB: 0 BB: 0 P: 5	1B: 1 2B: 2 3B: 0 HR: 1	SF: 0 SAC: 1 DP: 2 HBP: 0	WP: 0 PB: 0 SB: 0 CS: 0	PA: 29
<b>PITCHER</b> Clyde Wright L ERA: 2.99	IP: 8.0 WLS: L BF: 29 H: 3 R: 1 ER: 1 SO: 3 BB: 2 IBB: 1 HBP: 0 BLK: 0 WP: 0 HR: 1 S: 32 P: 44 ERA: 1.12 WHIP: 0.625															<b>PITCHER</b>				

California Angels @ Minnesota Twins  
Metropolitan Stadium, Bloomington, MI  
Wed Sep 29 1971, 4:33 AM EDT  
Att: 3,799 - Unknown - 63 F

AB 25  
R 1  
H 3  
RBI 1  
BB 3  
SO 3  
LOB 11

