

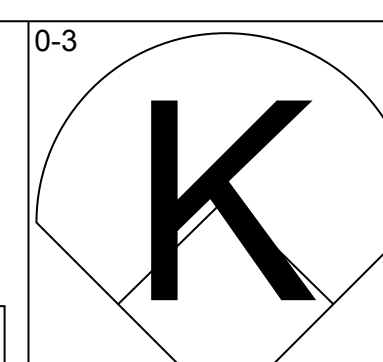
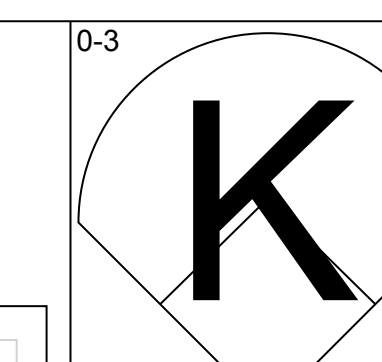
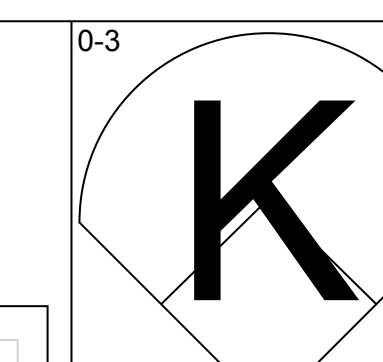
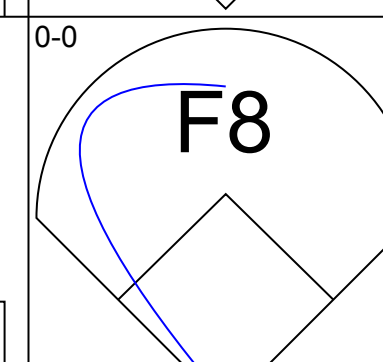
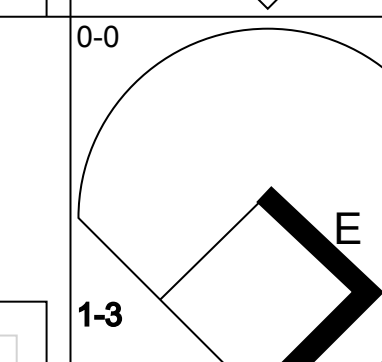
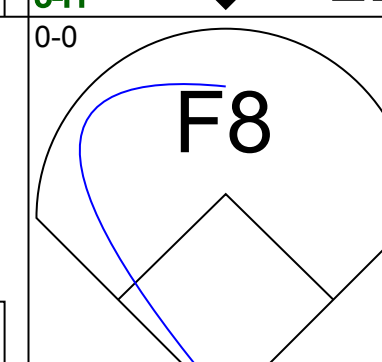
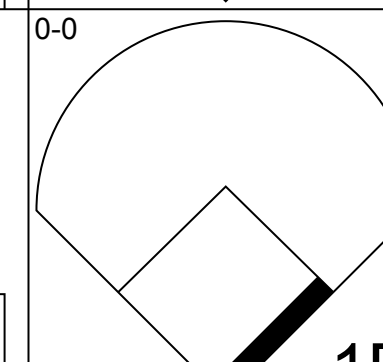
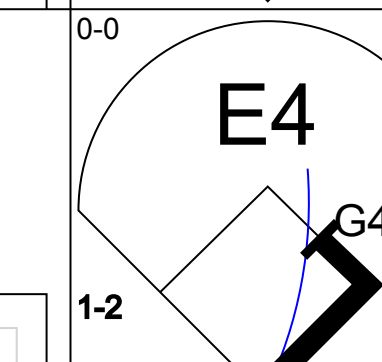
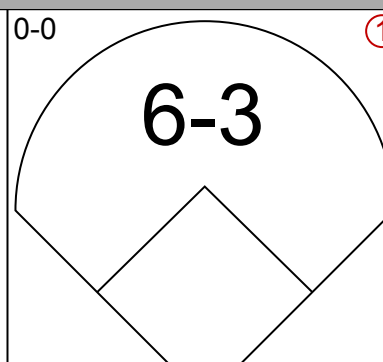
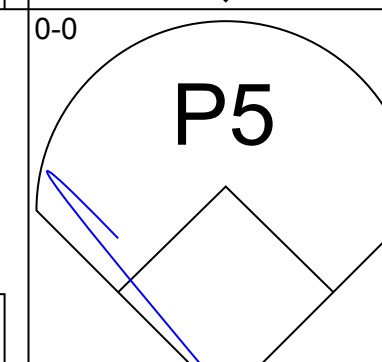
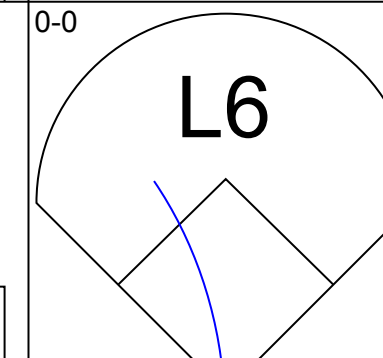
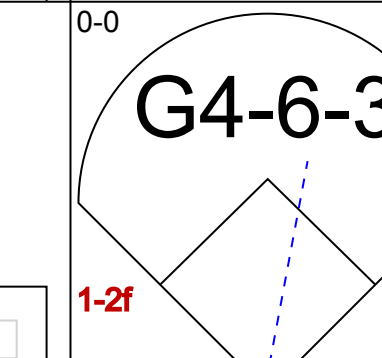
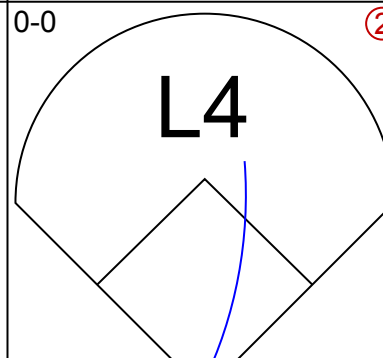
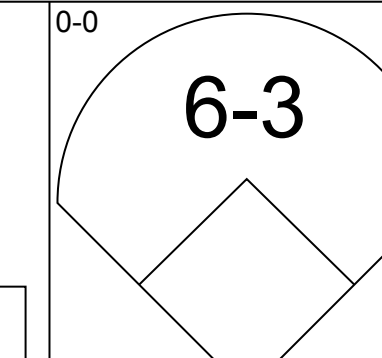
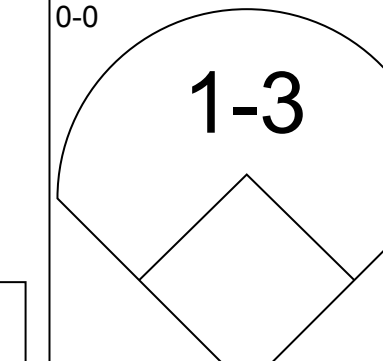
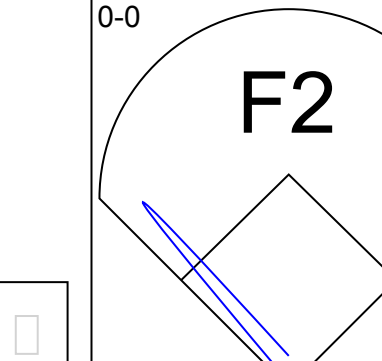
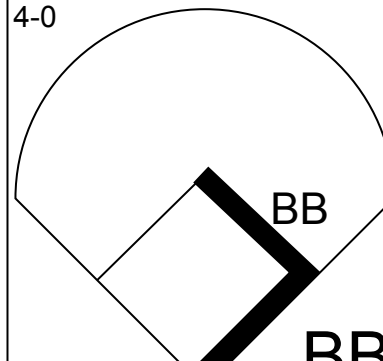
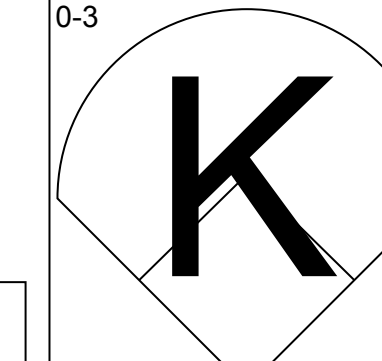
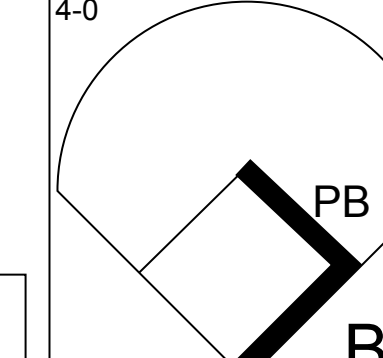
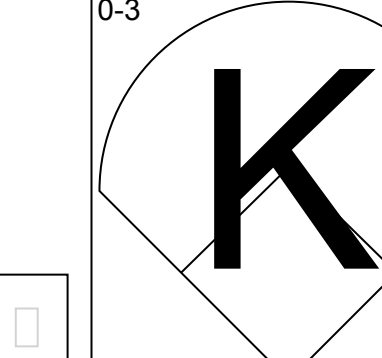
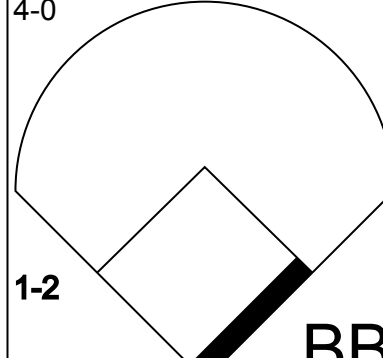
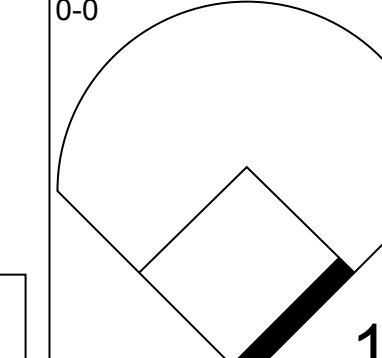
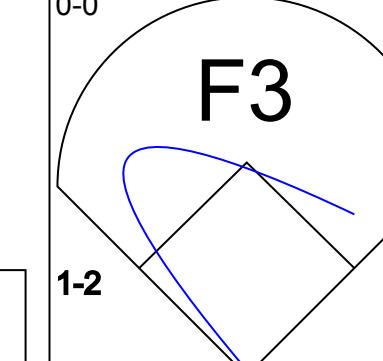
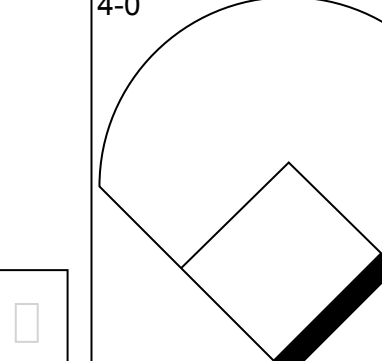
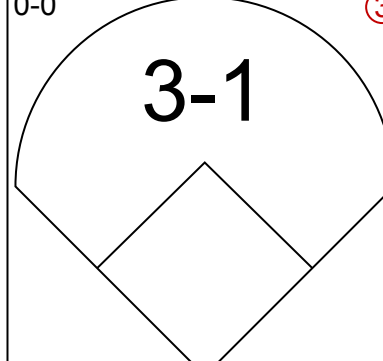
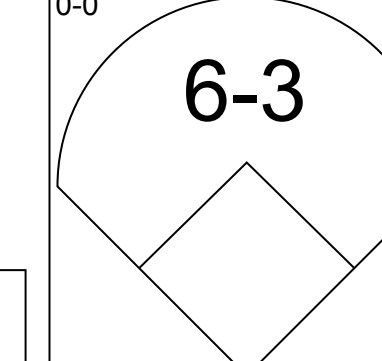
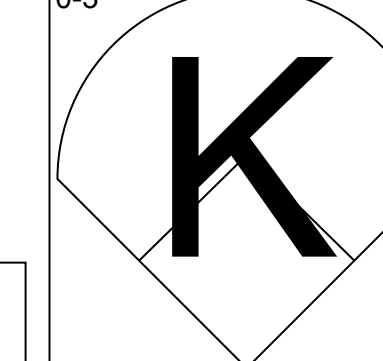
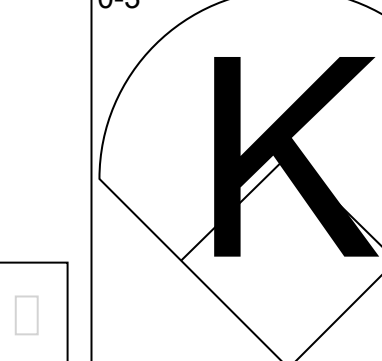
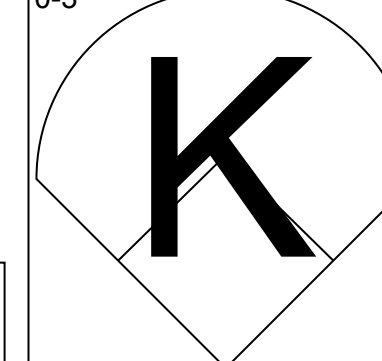
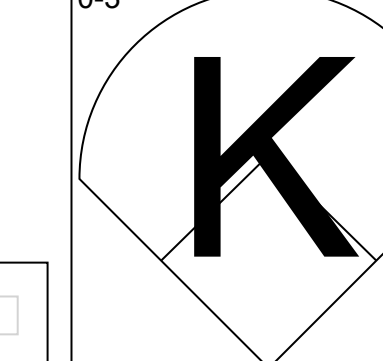
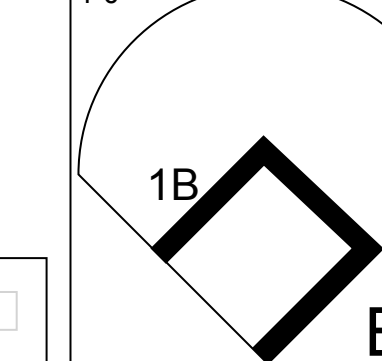
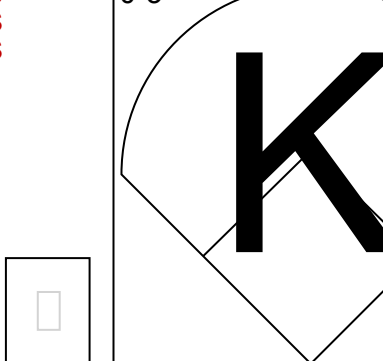
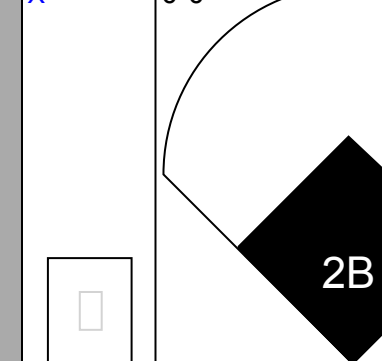
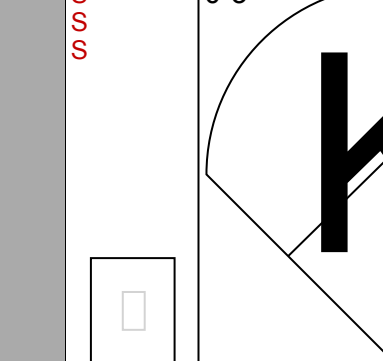
California Angels - 1973

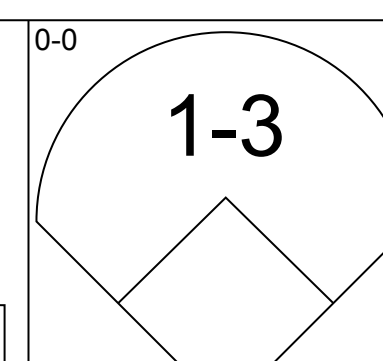
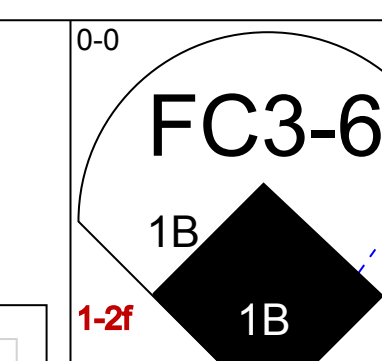
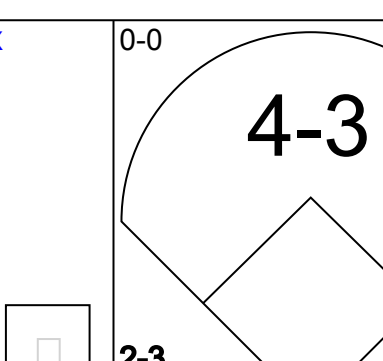
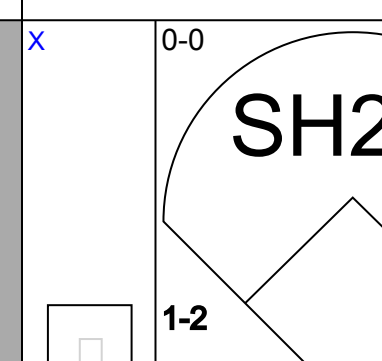
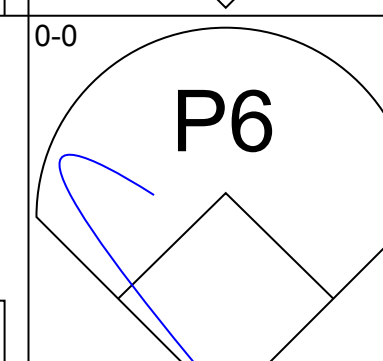
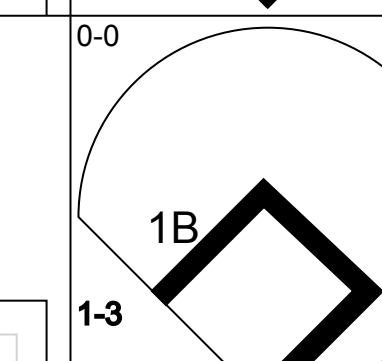
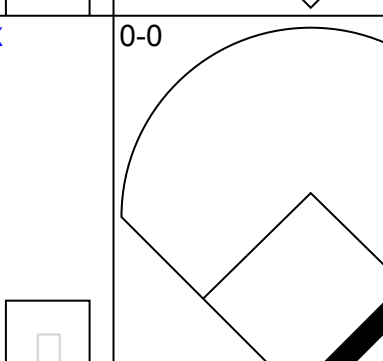
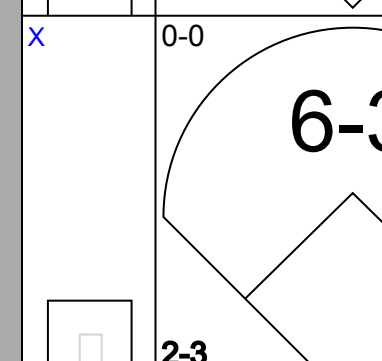
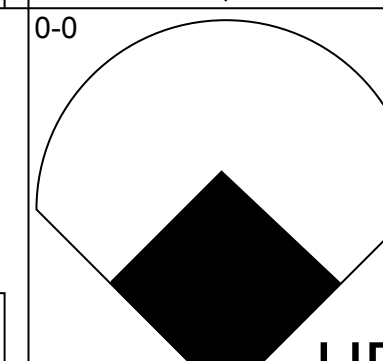
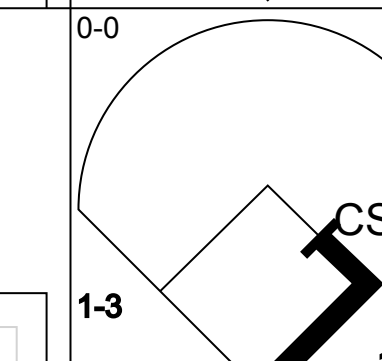
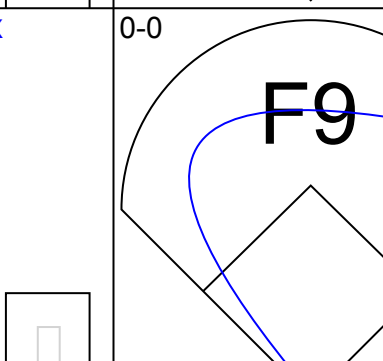
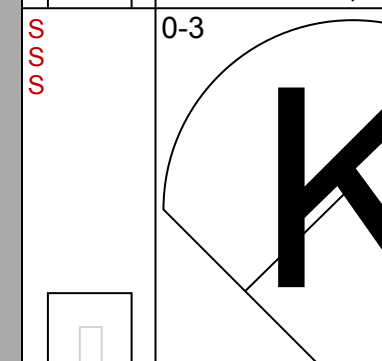
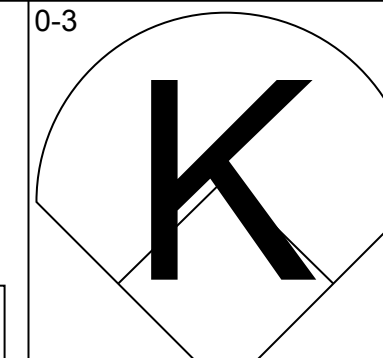
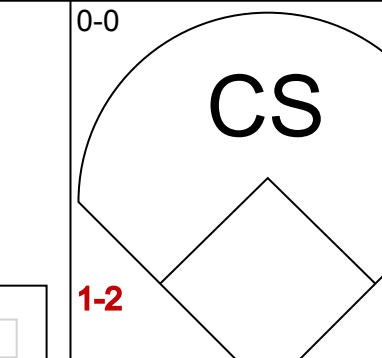
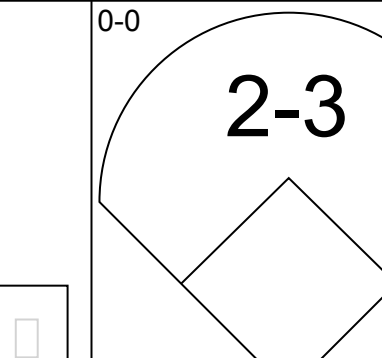
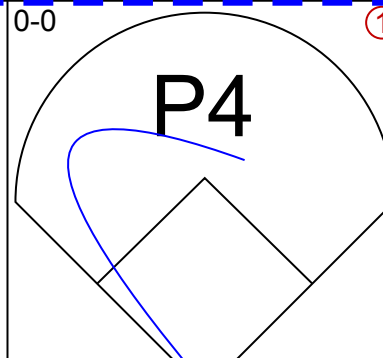
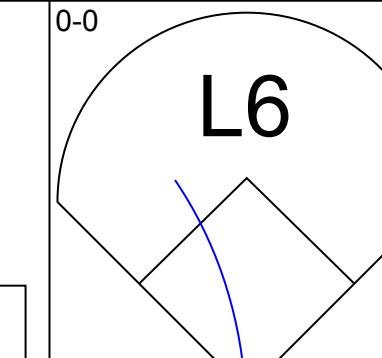
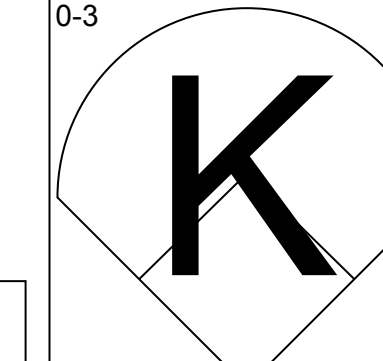
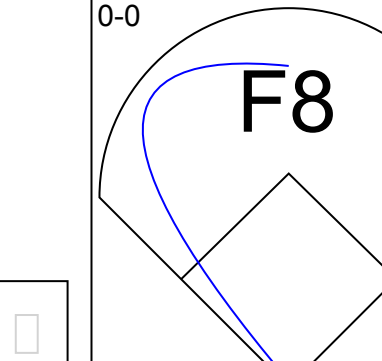
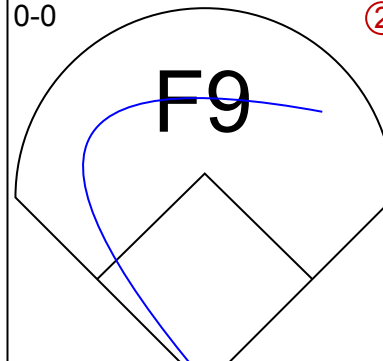
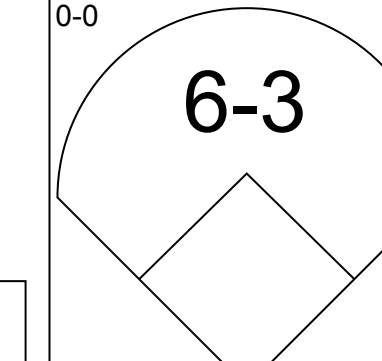
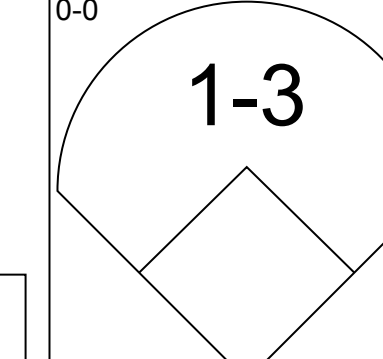
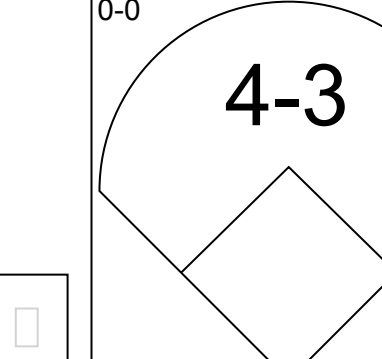
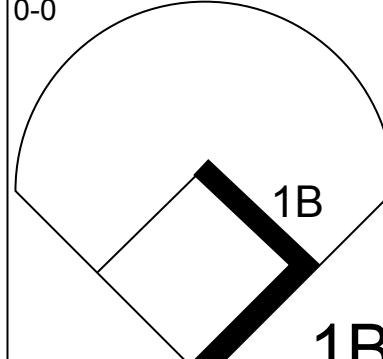
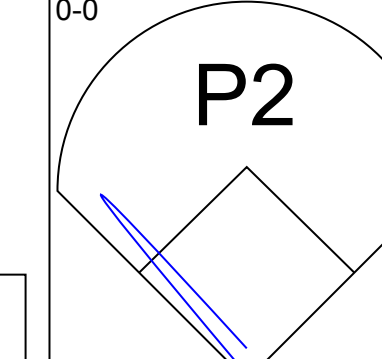
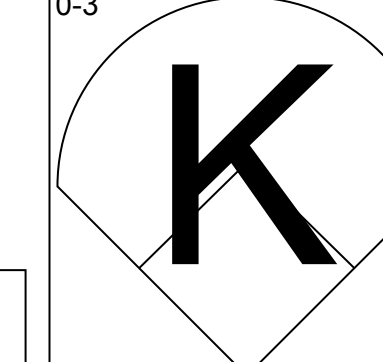
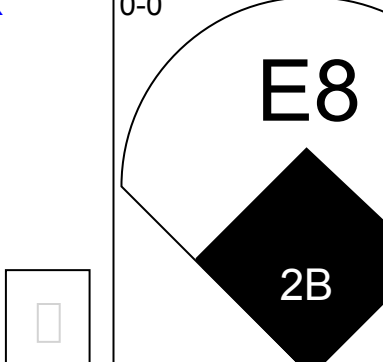
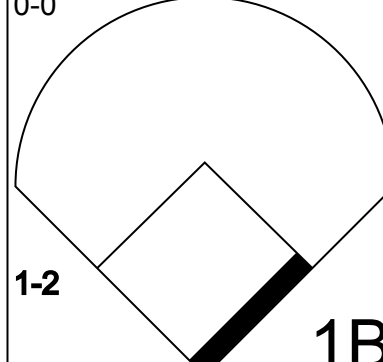
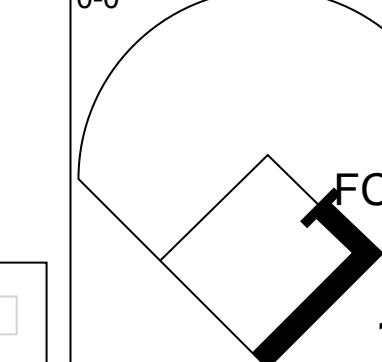
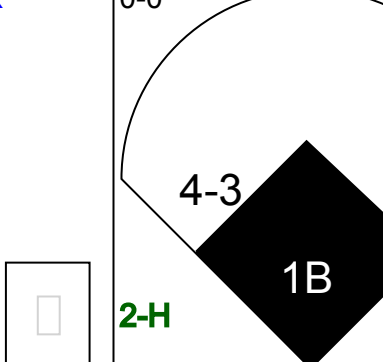
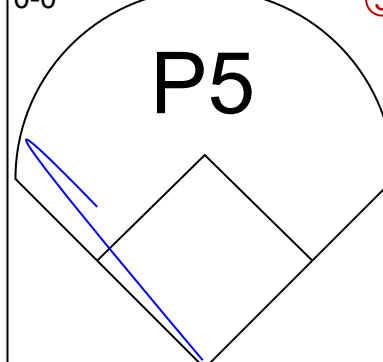
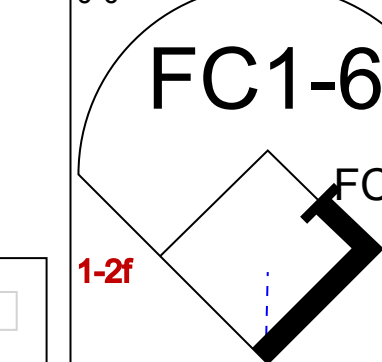
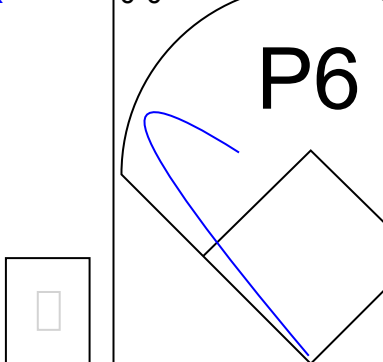
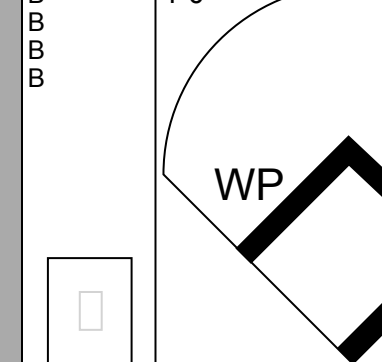
Batter	1	2	3	4	5	6	7	8	9	AB	R	H	RBI	BB	SO	LOB	TOP					
Freddie Patek, R OBP: 0.500, SLG: 0.750 (1, 6)										4	0	2	0	0	2	0	Kansas City Royals @ California Angels Anaheim Stadium, Anaheim, CA Fri Apr 06 1973, 9:05 PM EST Att: 27,240 - Unknown					
Cookie Rojas, R OBP: 0.750, SLG: 0.667 (1, 4)										3	0	2	1	1	0	1						
Amos Otis, R (1, 8)										4	0	0	0	0	3	4						
John Mayberry, L (1, 3)										3	0	0	0	1	2	4						
Hal McRae, R (1, 9)										4	0	0	0	0	2	2						
Ed Kirkpatrick, L (1, 10)										3	0	0	0	1	0	0						
Lou Piniella, R OBP: 0.250, SLG: 0.250 (1, 7)										4	1	1	0	0	0	1						
Paul Schaal, R (1, 5)										2	0	0	0	1	2	1						
Jerry May, R (1, 2)										2	0	0	0	0	1	1						
Gail Hopkins, L OBP: 1.000, SLG: 1.000 (8, PH)			4-3							1	0	1	1	0	0	0						
Carl Taylor, R (8, PR)										0	1	0	0	0	0	0						
Inning Stats	R: 0 E: 0 K: 2 S: 7	H: 0 LOB: 1 BB: 1 P: 11	R: 0 E: 0 K: 1 S: 4	H: 0 LOB: 0 BB: 1 P: 8	R: 0 E: 0 K: 2 S: 7	H: 0 LOB: 0 BB: 0 P: 7	R: 0 E: 0 K: 1 S: 6	H: 1 LOB: 1 BB: 0 P: 6	R: 0 E: 0 K: 1 S: 5	H: 0 LOB: 1 BB: 1 P: 9	R: 0 E: 0 K: 0 S: 5	H: 0 LOB: 0 BB: 1 P: 6	R: 0 E: 0 K: 0 S: 2	H: 0 LOB: 0 BB: 1 P: 6	R: 2 E: 0 K: 3 S: 13	H: 4 LOB: 2 BB: 0 P: 13	R: 0 E: 0 K: 1 S: 5	H: 0 LOB: 0 BB: 0 P: 5	1B: 5 2B: 2 3B: 0 HR: 0	SF: 0 SAC: 0 DP: 3 HBP: 0	WP: 0 PB: 1 SB: 1 CS: 0	PA: 34
PITCHER	IP WLS BF H R ER SO BB IBB HBP BLK WP HR S P ERA WHIP																					
Nolan Ryan, R ERA: 2.0 (1, 1)	9.0 W 34 6 2 2 12 4 0 0 0 0 0 0 54 70 2.00 1.111																					
Nolan Ryan, R ERA: 2.0 (9, 1)	9.0 W 34 6 2 2 12 4 0 0 0 0 0 0 54 70 2.00 1.111																					

Batter	1	2	3	4	5	6	7	8	9	AB	R	H	RBI	BB	SO	LOB	BOTTOM					
Billy Grabarkewitz, R OBP: 0.500, SLG: 0.667 (1, 5)										3	1	1	0	1	1	0	Kansas City Royals @ California Angels Anaheim Stadium, Anaheim, CA Fri Apr 06 1973, 9:05 PM EST Att: 27,240 - Unknown					
Bobby Valentine, R OBP: 0.500, SLG: 1.000 (1, 6)										4	1	2	1	0	0	0						
Vada Pinson, L OBP: 0.250, SLG: 0.250 (1, 9)										4	0	1	1	0	0	3						
Frank Robinson, R OBP: 0.500, SLG: 1.250 (1, 7)										4	1	2	1	0	0	4						
Rudy Meoli, L (8, PR)										0	0	0	0	0	0	0						
Nolan Ryan, R (9, 1)										0	0	0	0	0	0	0						
Tom McCraw, L OBP: 0.250, SLG: 0.250 (1, 10) (9, 7)										4	0	1	0	0	1	1						
Jim Spencer, L (1, 3)										2	0	0	0	1	0	1						
Ken Berry, R (1, 8)										2	0	0	0	2	0	1						
John Stephenson, L (1, 2)										4	0	0	0	0	1	5						
Sandy Alomar Sr., S OBP: 0.250, SLG: 0.250 (1, 4)										4	0	1	0	0	0	5						
Inning Stats	R: 0 E: 0 K: 0 S: 3	H: 0 LOB: 0 BB: 0 P: 3	R: 1 E: 0 K: 1 S: 6	H: 1 LOB: 0 BB: 0 P: 6	R: 2 E: 0 K: 0 S: 6	H: 3 LOB: 1 BB: 0 P: 6	R: 0 E: 0 K: 0 S: 3	H: 1 LOB: 0 BB: 0 P: 3	R: 0 E: 0 K: 0 S: 5	H: 2 LOB: 3 BB: 1 P: 9	R: 0 E: 0 K: 0 S: 3	H: 0 LOB: 2 BB: 2 P: 11	R: 0 E: 0 K: 1 S: 5	H: 0 LOB: 0 BB: 0 P: 5	R: 0 E: 0 K: 1 S: 6	H: 1 LOB: 3 BB: 1 P: 11	R: 0 E: 0 K: 1 S: 6	H: 1 LOB: 3 BB: 1 P: 11	1B: 5 2B: 1 3B: 1 HR: 1	SF: 0 SAC: 0 DP: 1 HBP: 1	WP: 0 PB: 0 SB: 1 CS: 0	PA: 36
PITCHER	IP WLS BF H R ER SO BB IBB HBP BLK WP HR S P ERA WHIP																					
Steve Busby, R ERA: 6.27 (1, 1)	4.1 L 20 7 3 3 1 1 0 0 0 0 0 0 10 18 6.23 1.846																					
Bruce Dal Canton, R ERA: (5, 1)	2.2 10 0 0 0 1 2 0 0 0 0 0 0 10 18 0.00 0.750																					
Tom Burgmeier, L ERA: (8, 1)	1.0 6 1 0 0 1 1 0 1 0 0 0 0 6 11 0.00 2.000																					

Batter	1	2	3	4	5	6	7	8	9	AB	R	H	RBI	BB	SO	LOB	TOP				
Larry Hise, R OBP: 0.393, SLG: 0.765 (1, 8)			FC6-4		G5-4-3					4	0	0	0	0	2	3	Minnesota Twins @ California Angels Anaheim Stadium, Anaheim, CA Tue Apr 10 1973, 9:05 PM EST Att. 6,319 - Unknown - 58 F				
Rod Carew, L OBP: 0.313, SLG: 0.462 (1, 4)	1-5-3		SF8			WP 1B 6-3 BB		6-3		2	1	0	1	1	0	0					
Bobby Darwin, R OBP: 0.294, SLG: 0.200 (1, 9)						6-3 WP 1-2 1B				4	0	1	0	0	3	1					
Tony Oliva, L OBP: 0.385, SLG: 0.583 (1, 10)					FC5-4 1B	6-3		F8		4	0	1	1	0	1	1					
Joe Lis, R OBP: 0.235, SLG: 0.200 (1, 3)		F7								4	0	0	0	0	3	2					
Steve Braun, L OBP: 0.235, SLG: 0.313 (1, 5)				FC5-4 1-2					L7	3	0	1	0	1	0	1					
Danny Thompson, R OBP: 0.118, SLG: 0.176 (1, 6)					F8	4-3			6-3	4	0	0	0	0	1	4					
Phil Roof, R OBP: 0.286, SLG: 0.286 (1, 2)			FC6-4 SF8 1B		F9				P2	3	1	1	0	0	0	0					
Jim Holt, L OBP: 0.400, SLG: 0.700 (1, 7)			FC6-4 1-2 1B			G5-4-3 1B			F9	3	0	2	0	0	0	0					
Inning Stats	R: 0 E: 0 K: 2 S: 7	H: 0 LOB: 0 BB: 0 P: 7	R: 0 E: 0 K: 2 S: 8	H: 1 LOB: 1 BB: 0 P: 8	R: 1 E: 0 K: 1 S: 7	H: 2 LOB: 1 BB: 0 P: 7	R: 0 E: 0 K: 1 S: 6	H: 1 LOB: 0 BB: 0 P: 6	R: 0 E: 0 K: 0 S: 3	H: 1 LOB: 2 BB: 2 P: 3	R: 1 E: 0 K: 1 S: 6	H: 1 LOB: 0 BB: 2 P: 14	R: 0 E: 0 K: 1 S: 5	H: 0 LOB: 0 BB: 0 P: 5	R: 0 E: 0 K: 1 S: 5	H: 0 LOB: 0 BB: 0 P: 5		R: 0 E: 0 K: 1 S: 5	H: 0 LOB: 0 BB: 0 P: 5	1B: 5 2B: 1 3B: 0 HR: 0	SF: 1 SAC: 0 DP: 1 HBP: 0
PITCHER Bill Singer, R ERA: 2.0 (1, 1)	IP: 9.0 WLS: W BF: 34 H: 6 R: 2 ER: 2 SO: 10 BB: 2 IBB: 0 HBP: 0 BLK: 0 WP: 1 HR: 0 S: 52 P: 60 ERA: 2.00 WHIP: 0.889															PITCHER IP: 9.0 WLS: W BF: 34 H: 6 R: 2 ER: 2 SO: 10 BB: 2 IBB: 0 HBP: 0 BLK: 0 WP: 1 HR: 0 S: 52 P: 60 ERA: 2.00 WHIP: 0.889					

Batter	1	2	3	4	5	6	7	8	9	AB	R	H	RBI	BB	SO	LOB	BOTTOM		
Sandy Alomar Sr., S OBP: 0.267, SLG: 0.214 (1, 4)	F8		1-3					F5		4	1	1	0	0	0	1	Minnesota Twins @ California Angels Anaheim Stadium, Anaheim, CA Tue Apr 10 1973, 9:05 PM EST Att. 6,319 - Unknown - 58 F		
Bobby Valentine, R OBP: 0.500, SLG: 0.647 (1, 6)				F8				E3 1B		4	0	2	2	0	1	0			
Vada Pinson, L OBP: 0.353, SLG: 0.357 (1, 9)	G3			4-3				E3 1-3		4	0	0	0	0	1	1			
Tom McCraw, L OBP: 0.412, SLG: 0.357 (1, 7)		F5						4-3		4	1	1	0	0	0	1			
Bob Oliver, R OBP: 0.222, SLG: 0.125 (1, 10)		6-3						P4		3	0	1	1	0	0	0			
Jim Spencer, L (1, 3)								4-3		3	0	0	0	0	1	1			
Ken Berry, R OBP: 0.375, SLG: 0.286 (1, 8)				4-3				3-1		3	1	1	0	0	0	0			
John Stephenson, L OBP: 0.167, SLG: 0.167 (1, 2)								SH3 6-3		2	0	0	0	0	1	0			
Rudy Meoli, L OBP: 0.857, SLG: 0.750 (1, 5)								1B 1B 2H		2	1	1	1	1	0	0			
Inning Stats	R: 0 E: 0 K: 1 S: 5	H: 0 LOB: 0 BB: 0 P: 5	R: 0 E: 0 K: 1 S: 5	H: 0 LOB: 0 BB: 0 P: 5	R: 0 E: 0 K: 1 S: 5	H: 0 LOB: 1 BB: 1 P: 9	R: 1 E: 0 K: 0 S: 5	H: 2 LOB: 1 BB: 0 P: 5	R: 3 E: 0 K: 1 S: 8	H: 4 LOB: 0 BB: 0 P: 8	R: 0 E: 0 K: 0 S: 3	H: 0 LOB: 0 BB: 0 P: 3	R: 0 E: 1 K: 0 S: 4	H: 1 LOB: 1 BB: 0 P: 4	R: 0 E: 0 K: 0 S: 4	H: 0 LOB: 0 BB: 0 P: 4		1B: 6 2B: 1 3B: 0 HR: 0	SF: 0 SAC: 1 DP: 0 HBP: 0
PITCHER Bert Blyleven, R ERA: 3.38 Dave Goltz, R ERA: (8, 1)	IP: 7.0 WLS: L BF: 27 H: 6 R: 4 ER: 4 SO: 4 BB: 1 IBB: 0 HBP: 0 BLK: 0 WP: 0 HR: 0 S: 34 P: 38 ERA: 5.14 WHIP: 1.000															PITCHER IP: 1.0 WLS: L BF: 4 H: 1 R: 0 ER: 0 SO: 0 BB: 0 IBB: 0 HBP: 0 BLK: 0 WP: 0 HR: 0 S: 4 P: 4 ERA: 0.00 WHIP: 1.000			

Batter	1	2	3	4	5	6	7	8	9	AB	R	H	RBI	BB	SO	LOB	TOP					
Larry Hise, R OBP: 0.318, SLG: 0.682 (1, 8)										5	0	1	1	0	3	1	Minnesota Twins @ California Angels Anaheim Stadium, Anaheim, CA Wed Apr 11 1973, 9:05 PM EST Att: 6,946 - Unknown					
Rod Carew, L OBP: 0.300, SLG: 0.412 (1, 4)			 1B							4	0	1	0	0	0	1						
Bobby Darwin, R OBP: 0.286, SLG: 0.211 (1, 9)			 G4-6-3							4	0	1	0	0	0	3						
Tony Oliva, L OBP: 0.294, SLG: 0.438 (1, 10)			 1-2							4	0	0	0	0	0	4						
Joe Lis, R OBP: 0.238, SLG: 0.167 (1, 3)						 BB				3	0	0	0	1	1	0						
Steve Braun, L OBP: 0.333, SLG: 0.333 (1, 5)		 BB				 1-2				2	0	1	0	2	1	0						
Danny Thompson, R OBP: 0.143, SLG: 0.150 (1, 6)										3	0	0	0	1	0	4						
Phil Roof, R OBP: 0.222, SLG: 0.222 (7, PH)										2	0	0	0	0	2	2						
Steve Brye, R (7, 2)										1	0	0	0	0	1	0						
George Mitterwald, R (7, 2)										1	0	0	0	0	1	0						
Jim Holt, L OBP: 0.429, SLG: 0.769 (1, 7)			 BB				 3B			3	1	1	0	1	2	0						
Inning Stats	R: 0 E: 0 K: 1 S: 6	H: 1 LOB: 1 BB: 0 P: 6	R: 0 E: 0 K: 1 S: 5	H: 0 LOB: 1 BB: 1 P: 9	R: 0 E: 1 K: 1 S: 6	H: 1 LOB: 2 BB: 1 P: 10	R: 0 E: 0 K: 2 S: 7	H: 0 LOB: 1 BB: 1 P: 11	R: 0 E: 0 K: 1 S: 5	H: 0 LOB: 0 BB: 0 P: 5	R: 0 E: 0 K: 0 S: 3	H: 0 LOB: 2 BB: 2 P: 11	R: 1 E: 0 K: 1 S: 7	H: 2 LOB: 1 BB: 0 P: 7	R: 0 E: 0 K: 3 S: 6	H: 1 LOB: 1 BB: 0 P: 6	R: 0 E: 0 K: 3 S: 9	H: 0 LOB: 0 BB: 0 P: 9	1B: 3 2B: 1 3B: 1 HR: 0	SF: 0 SAC: 0 DP: 1 HBP: 0	WP: 0 PB: 1 CS: 0	PA: 37
PITCHER Nolan Ryan, R ERA: 1.5 (1, 1)	IP: 9.0 WLS: W BF: 37 H: 5 R: 1 ER: 1 SO: 11 BB: 5 IBB: 0 HBP: 0 BLK: 0 WP: 0 HR: 0 S: 54 P: 74 ERA: 1.00 WHIP: 1.111															PITCHER						

Batter	1	2	3	4	5	6	7	8	9	AB	R	H	RBI	BB	SO	LOB	BOTTOM			
Sandy Alomar Sr., S OBP: 0.222, SLG: 0.176 (1, 4)			 1B							3	1	0	0	0	0	2	Minnesota Twins @ California Angels Anaheim Stadium, Anaheim, CA Wed Apr 11 1973, 9:05 PM EST Att: 6,946 - Unknown			
Bobby Valentine, R OBP: 0.500, SLG: 0.619 (1, 6)			 1-3		 3-H					4	0	2	1	0	0	1				
Vada Pinson, L OBP: 0.381, SLG: 0.556 (1, 9)			 1-3							4	1	2	2	0	1	2				
Tom McCraw, L OBP: 0.333, SLG: 0.278 (1, 7)			 1-2							4	0	0	0	0	1	0				
Bob Oliver, R OBP: 0.154, SLG: 0.083 (1, 10)										4	0	0	0	0	1	0				
John Stephenson, L OBP: 0.188, SLG: 0.188 (1, 2)						 1B				4	0	1	0	0	0	0				
Ken Berry, R OBP: 0.421, SLG: 0.353 (1, 8)						 2B		 1-2		3	1	2	0	0	1	0				
Jim Spencer, L OBP: 0.333, SLG: 0.214 (1, 3)			 1B		 2H					3	1	2	1	0	0	2				
Rudy Meoli, L OBP: 0.700, SLG: 0.500 (1, 5)			 1-2				 SH2-3			2	0	0	0	1	0	2				
Inning Stats	R: 1 E: 0 K: 1 S: 6	H: 1 LOB: 0 BB: 0 P: 6	R: 0 E: 0 K: 2 S: 7	H: 0 LOB: 0 BB: 0 P: 7	R: 1 E: 0 K: 0 S: 5	H: 3 LOB: 1 BB: 0 P: 5	R: 0 E: 0 K: 0 S: 3	H: 0 LOB: 0 BB: 0 P: 3	R: 2 E: 1 K: 0 S: 6	H: 3 LOB: 1 BB: 0 P: 6	R: 0 E: 0 K: 0 S: 5	H: 2 LOB: 2 BB: 0 P: 5	R: 0 E: 0 K: 1 S: 5	H: 0 LOB: 1 BB: 1 P: 9	R: 0 E: 0 K: 0 S: 3	H: 0 LOB: 0 BB: 0 P: 3		1B: 7 2B: 1 3B: 0 HR: 1	SF: 0 SAC: 1 DP: 0 HBP: 0	WP: 1 PB: 0 CS: 1
PITCHER Bill Hands, R ERA: 4.15 Joe Decker, R ERA: (6, 1)	IP: 5.0 WLS: L BF: 21 H: 7 R: 4 ER: 4 SO: 3 BB: 0 IBB: 0 HBP: 0 BLK: 0 WP: 1 HR: 1 S: 27 P: 27 ERA: 7.20 WHIP: 1.400															PITCHER				

Batter	1	2	3	4	5	6	7	8	9	AB	R	H	RBI	BB	SO	LOB	TOP			
Sandy Alomar Sr. S OBP: 0.273, SLG: 0.238 (1,4)										4	0	2	1	0	0	0	California Angels @ Texas Rangers Arlington Stadium, Arlington, TX Fri Apr 13 1973, 7:05 PM EST Att: 11,047 - Unknown			
Bobby Valentine R OBP: 0.462, SLG: 0.560 (1,6)										4	0	1	0	0	0	3				
Vada Pinson, L OBP: 0.320, SLG: 0.455 (1,9) (8,7)										4	0	0	0	0	3	4				
Doug Howard, R OBP: 0.222, SLG: 0.125 (8, PH) Tom McCraw, L OBP: 0.318, SLG: 0.263 Jerry Davanon, R (8,5)										3	0	0	0	0	0	1				
Bob Oliver, R OBP: 0.176, SLG: 0.125 (1,10)										4	0	1	0	0	0	0				
Jim Spencer L OBP: 0.364, SLG: 0.235 (1,3)										0	0	0	0	0	0	0				
Ken Berry, R OBP: 0.435, SLG: 0.350 (1,8)										3	1	1	0	1	0	2				
Rudy Meoli, L OBP: 0.583, SLG: 0.375 (8, PH) Leroy Stanton, R OBP: 1.000, SLG: 2.000 (8,9)										2	0	0	0	0	1	1				
Art Kusnyer R OBP: 0.333, SLG: 0.333 (1,2)										3	0	1	0	0	1	0				
Inning Stats	R: 0 E: 0 K: 1 S: 6	H: 1 LOB: 1 BB: 0 P: 6	R: 0 E: 0 K: 1 S: 6	H: 2 LOB: 1 BB: 0 P: 6	R: 0 E: 0 K: 0 S: 3	H: 0 LOB: 0 BB: 0 P: 3	R: 0 E: 0 K: 0 S: 3	H: 0 LOB: 0 BB: 0 P: 3	R: 0 E: 0 K: 2 S: 8	H: 1 LOB: 1 BB: 0 P: 8	R: 0 E: 0 K: 0 S: 3	H: 0 LOB: 0 BB: 0 P: 3	R: 0 E: 0 K: 0 S: 10	H: 3 LOB: 2 BB: 1 P: 14	R: 0 E: 0 K: 0 S: 2	H: 0 LOB: 0 BB: 1 P: 6		1B: 7 2B: 1 3B: 0 HR: 0	SF: 0 SAC: 0 DP: 2 HBP: 0	WP: 0 PB: 0 SB: 2 CS: 0
PITCHER	IP WLS BF H R ER SO BB IBB HBP BLK WP HR S P ERA WHIP																			
Mike Paul, L ERA: 4.0 (1,1)	7.0 W 27 7 2 2 4 1 0 0 0 0 0 34 38 2.57 1.143																			
Steve Foucault, R ERA: (8,1)	2.0 S 7 1 0 0 2 1 0 0 0 0 0 10 14 0.00 1.000																			

Batter	1	2	3	4	5	6	7	8	9	AB	R	H	RBI	BB	SO	LOB	BOTTOM			
Davey Nelson R OBP: 0.267, SLG: 0.182 Jim Mason, L (9,4)										2	1	0	0	1	0	0	California Angels @ Texas Rangers Arlington Stadium, Arlington, TX Fri Apr 13 1973, 7:05 PM EST Att: 11,047 - Unknown			
Toby Harrah R OBP: 0.333, SLG: 0.316 (1,6)										3	0	1	0	1	0	2				
Mike Epstein, L OBP: 0.273, SLG: 0.263 (1,3)										3	1	1	1	0	0	2				
Rico Carty, R OBP: 0.100, SLG: 0.158 Tom Grieve, R (7,7)										3	1	1	1	0	0	0				
Alex Johnson, R OBP: 0.450, SLG: 0.526 (1,10)										3	1	1	0	0	0	0				
Jeff Burroughs, R OBP: 0.421, SLG: 0.625 (1,9)										3	0	0	0	0	1	1				
Dick Billings, R OBP: 0.286, SLG: 0.100 (1,2)										2	0	0	1	0	1	0				
Joe Lovitto, S OBP: 0.167, SLG: 0.118 (1,5)										3	0	0	0	0	1	0				
Vic Harris, S (1,8)										3	0	0	0	0	0	0				
Inning Stats	R: 1 E: 0 K: 0 S: 3	H: 0 LOB: 0 BB: 1 P: 7	R: 0 E: 0 K: 0 S: 3	H: 0 LOB: 0 BB: 0 P: 3	R: 0 E: 1 K: 0 S: 4	H: 0 LOB: 1 BB: 0 P: 4	R: 3 E: 1 K: 2 S: 10	H: 3 LOB: 0 BB: 0 P: 10	R: 0 E: 0 K: 0 S: 4	H: 1 LOB: 1 BB: 0 P: 4	R: 0 E: 0 K: 0 S: 3	H: 0 LOB: 0 BB: 0 P: 3	R: 0 E: 0 K: 1 S: 5	H: 0 LOB: 0 BB: 0 P: 5	R: 0 E: 0 K: 0 S: 2	H: 0 LOB: 0 BB: 1 P: 6		1B: 3 2B: 1 3B: 0 HR: 0	SF: 2 SAC: 1 DP: 1 HBP: 0	WP: 0 PB: 0 SB: 1 CS: 0
PITCHER	IP WLS BF H R ER SO BB IBB HBP BLK WP HR S P ERA WHIP																			
Clyde Wright, L ERA: 5.4 (1,1)	8.0 L 30 4 4 3 3 2 0 0 0 0 0 34 42 3.38 0.750																			

Batter	1	2	3	4	5	6	7	8	9	AB	R	H	RBI	BB	SO	LOB	TOP								
Sandy Alomar Sr. S OBP: 0.259, SLG: 0.231 (1, 4)	6-3	S 1B		FC5-4			P4		P6	5	0	1	2	0	0	3									
Bobby Valentine R OBP: 0.452, SLG: 0.567 (1, 6)	6-3 1B 2B	6-3			5-3		5-3		1B	5	1	2	2	0	0	1									
Doug Howard R OBP: 0.214, SLG: 0.154 (1, 7)	6-3			G1-4-3 1B		K		6-3	K	5	0	1	0	0	2	2									
Frank Robinson R OBP: 0.375, SLG: 0.750 (1, 10)	1B			G1-4-3 1-2		K		K		4	0	1	1	0	2	1									
Bob Oliver R OBP: 0.190, SLG: 0.150 (1, 3)	P4			E5 FC6-4		5-3		1B		4	0	1	0	0	0	1									
Leroy Stanton R OBP: 0.200, SLG: 0.400 (1, 9)		F8		FC6-4 1-2		F3		F8		4	0	0	0	0	0	2									
Ken Berry R OBP: 0.444, SLG: 0.417 (1, 8)		G3 1B 1B		6-3					F9	4	1	2	0	0	0	0	AB 39								
Al Gallagher R OBP: 0.357, SLG: 0.308 (1, 5)		G3 1B 1B		P4		6-3			2B 1B 1B	4	2	2	0	0	0	1	R 5								
John Stephenson L OBP: 0.250, SLG: 0.300 (1, 2)		G3		FC5-4 1B		F4			1-3 1B 2B	4	1	2	0	0	0	2	H 12								
Inning Stats	R: 1 E: 0 K: 0 S: 5	H: 2 LOB: 1 BB: 0 P: 5	R: 2 E: 0 K: 0 S: 6	H: 3 LOB: 1 BB: 0 P: 6	R: 0 E: 1 K: 0 S: 4	H: 1 LOB: 1 BB: 0 P: 4	R: 0 E: 0 K: 0 S: 4	H: 1 LOB: 1 BB: 0 P: 4	R: 0 E: 0 K: 0 S: 7	H: 0 LOB: 0 BB: 0 P: 7	R: 0 E: 0 K: 0 S: 4	H: 1 LOB: 1 BB: 0 P: 4	R: 0 E: 0 K: 0 S: 3	H: 0 LOB: 0 BB: 0 P: 3	R: 0 E: 0 K: 1 S: 6	H: 1 LOB: 1 BB: 0 P: 6	R: 2 E: 0 K: 1 S: 8	H: 3 LOB: 1 BB: 0 P: 8	1B: 9 2B: 3 3B: 0 HR: 0	SF: 0 SAC: 0 DP: 1 HBP: 0	WP: 0 PB: 0 SB: 1 CS: 0	PA: 39			
PITCHER	IP	WLS	BF	H	R	ER	SO	BB	IBB	HBP	BLK	WP	HR	S	P	ERA	WHIP								
Jim Kaat L ERA: 3.72 (1, 1)	8.0	W	33	9	3	3	3	0	0	0	0	0	0	39	39	3.38	1.125								
Ken Sanders R ERA: 13.5 (9, 1)	1.0	S	6	3	2	2	1	0	0	0	0	0	0	8	8	18.00	3.000								

California Angels @ Minnesota Twins
Metropolitan Stadium, Bloomington, MI
Tue Apr 17 1973, 4:33 AM EST
Att. 3,856 - Unknown - 65 F

AB 39
R 5
H 12
RBI 5
BB 0
SO 4
LOB 13



Batter	1	2	3	4	5	6	7	8	9	AB	R	H	RBI	BB	SO	LOB	BOTTOM								
Larry Hise R OBP: 0.417, SLG: 0.750 (1, 8)	F8	P6			P2		1B 1B			4	1	1	0	1	0	3									
Rod Carew L OBP: 0.324, SLG: 0.414 (1, 4)	FC5-4 1B		F8		FC6-4 1-2		1B K			5	1	2	1	0	1	3									
Harmon Killebrew R OBP: 0.390, SLG: 0.273 Steve Brye R OBP: 0.333, SLG: 0.200 (1, 3) (9, 7)	FC5-4 1-2		3-1 2B		F8		HR IBB		1-3	4	1	1	0	1	0	2									
Tony Oliva L OBP: 0.310, SLG: 0.407 Danny Walton R OBP: 0.444, SLG: 1.250 (7, PH) (1, 10)	G3		3-1		3-1		BB HR PB WP		2B	2	2	2	4	0	0	0									
Bobby Darwin R OBP: 0.294, SLG: 0.300 (1, 9)		K	F9		F9		K 5-3 1B BB		5-3	4	1	0	0	1	2	2									
Steve Braun L OBP: 0.300, SLG: 0.250 (1, 5)		F8		G3		F9	E3 1B 5-3		FC6-4 BB	4	1	0	0	1	0	2									
Danny Thompson R OBP: 0.152, SLG: 0.156 (1, 6)		2B E 1B		K		5-3	5-3		FC6-4	5	1	1	0	0	1	4									
George Mitterwald R OBP: 0.500, SLG: 0.400 Mike Adams R ERA: 9.0 Phil Roof R OBP: 0.231, SLG: 0.167 (8, 2)		E 1-3 2B		5-3			1B 1B BB			3	0	2	0	0	0	0									
Jim Holt L OBP: 0.409, SLG: 0.619 (9, 3) (1, 7)		E6					F5			4	0	2	2	0	0	2									
Inning Stats	R: 0 E: 0 K: 0 S: 4	H: 1 LOB: 1 BB: 0 P: 4	R: 1 E: 1 K: 1 S: 8	H: 2 LOB: 2 BB: 0 P: 8	R: 0 E: 0 K: 0 S: 4	H: 1 LOB: 1 BB: 0 P: 4	R: 0 E: 0 K: 1 S: 5	H: 0 LOB: 0 BB: 0 P: 5	R: 0 E: 0 K: 0 S: 4	H: 1 LOB: 1 BB: 0 P: 4	R: 0 E: 0 K: 1 S: 5	H: 0 LOB: 1 BB: 1 P: 9	R: 8 E: 1 K: 1 S: 11	H: 5 LOB: 2 BB: 4 P: 27	R: 1 E: 0 K: 0 S: 4	H: 1 LOB: 1 BB: 1 P: 8	1B: 7 2B: 3 3B: 0 HR: 1	SF: 0 SAC: 0 DP: 0 HBP: 0	WP: 2 PB: 1 SB: 0 CS: 0	PA: 43					
PITCHER	IP	WLS	BF	H	R	ER	SO	BB	IBB	HBP	BLK	WP	HR	S	P	ERA	WHIP								
Bill Singer R ERA: 2.93 (1, 1)	6.1	L	29	8	5	4	3	1	1	0	0	0	1	2	10	5.68	1.421								
Steve Barber L ERA: 9.0 (7, 1)	0.0		4	1	1	1	0	1	1	0	0	0	1	2	10	∞	∞								
Dave Sells R ERA: 4.91 (7, 1)	0.1		4	1	3	1	0	2	0	0	0	1	0	2	10	27.00	9.000								
Rudy May L ERA: 7.5 (7, 1)	1.1		6	1	1	0	1	1	0	0	0	1	0	7	11	0.00	1.500								

California Angels @ Minnesota Twins
Metropolitan Stadium, Bloomington, MI
Tue Apr 17 1973, 4:33 AM EST
Att. 3,856 - Unknown - 65 F

AB 37
R 10
H 11
RBI 7
BB 6
SO 4
LOB 20



Batter	1	2	3	4	5	6	7	8	9	AB	R	H	RBI	BB	SO	LOB	TOP									
Sandy Alomar Sr. S (1,4) OBP: 0.267, SLG: 0.241	0-3 K		0-0 6-3		0-0 3B 1B		0-0 SH3-4		0-0 SH1-3	3	1	1	0	0	1	0	California Angels @ Minnesota Twins Metropolitan Stadium, Bloomington, MI Wed Apr 18 1973, 4:33 AM EST Att: 5,088 - Unknown									
Bobby Valentine R (1,6) OBP: 0.472, SLG: 0.676	0-0 2B		0-0 2B 1B		1-H 3B		1-2 2-3 SF9	0-3 K	4	0	3	2	0	1	1											
Vada Pinson, L (1,9) OBP: 0.310, SLG: 0.462	0-0 4-3		1-3 2B		0-3 K		3-H 0-0 F8		4	0	1	0	0	1	4											
Frank Robinson, R (1,10) OBP: 0.333, SLG: 0.833	0-3 K		0-3 K		0-3 K		0-0 HR		4	1	1	1	0	3	3											
Tom McCraw L (1,7) OBP: 0.308, SLG: 0.227		4-0 BB		0-0 4-3		0-0 3-1		0-0 4-3	3	0	0	0	1	0	0											
Jim Spencer L (1,3) OBP: 0.346, SLG: 0.238		0-0 P4		0-3 K		0-0 1B		0-0 F3	4	0	1	0	0	1	1											
Ken Berry, R (1,8) OBP: 0.387, SLG: 0.357		0-3 K		0-0 4-3		0-0 1-3		0-0 F9	4	0	0	0	0	1	2											
Al Gallagher, R (1,5) OBP: 0.353, SLG: 0.313		0-3 K		0-0 4-3		0-0 SH3-4 HBP SF9 1B		0-0 4-3	3	0	1	0	0	1	1											
Rudy Meoli, L (7, PR) OBP: 0.536, SLG: 0.333									1	1	0	0	0	0	0											
John Stephenson L (1,2) OBP: 0.261, SLG: 0.273			0-0 F2		0-0 F2		1-0 SH3-4 HBP		0-0 SH1-3 1B	2	0	0	0	0	0	0										
Jerry Davanon, R (7, PR)									0	0	0	0	0	0	0	0										
Jeff Torborg, R (7,2) OBP: 1.000, SLG: 1.000									1	0	1	0	0	0	0	0										
Inning Stats	R: 0 E: 0 K: 2 S: 8	H: 1 LOB: 1 BB: 0 P: 8	R: 0 E: 0 K: 2 S: 7	H: 0 LOB: 1 BB: 1 P: 11	R: 0 E: 0 K: 1 S: 7	H: 2 LOB: 2 BB: 0 P: 7	R: 0 E: 0 K: 1 S: 5	H: 0 LOB: 0 BB: 0 P: 5	R: 1 E: 0 K: 1 S: 7	H: 2 LOB: 1 BB: 0 P: 7	R: 0 E: 0 K: 1 S: 6	H: 1 LOB: 1 BB: 0 P: 6	R: 1 E: 0 K: 0 S: 4	H: 1 LOB: 2 BB: 0 P: 5	R: 1 E: 0 K: 0 S: 4	H: 1 LOB: 0 BB: 0 P: 4	R: 0 E: 0 K: 1 S: 6	H: 1 LOB: 1 BB: 0 P: 6	1B: 5 2B: 2 3B: 1 HR: 1	SF: 1 SAC: 2 DP: 0 HBP: 1	WP: 0 PB: 0 SB: 0 CS: 0	PA: 38				
PITCHER Bert Blyleven, R (1,1) ERA: 2.91	IP: 9.0 WLS: L BF: 38	H: 9 R: 3 ER: 3 SO: 9	BB: 1 IBB: 0 HBP: 1 BLK: 0	WP: 0 HR: 1 S: 54 P: 59	ERA: 3.00 WHIP: 1.111	PITCHER										ERA: 3.00 WHIP: 1.111	PITCHER									

Batter	1	2	3	4	5	6	7	8	9	AB	R	H	RBI	BB	SO	LOB	BOTTOM									
Larry Hise, R (1,8) OBP: 0.400, SLG: 0.686	4-0 HR	0-0 F3		0-3 K			0-3 K			3	1	0	0	1	2	2	California Angels @ Minnesota Twins Metropolitan Stadium, Bloomington, MI Wed Apr 18 1973, 4:33 AM EST Att: 5,088 - Unknown									
Rod Carew, L (1,4) OBP: 0.342, SLG: 0.500	0-0 1-H HR	0-3 K		4-0 CS BB		0-3 K			3	1	1	2	1	2	0											
Harmon Killebrew, R (1,3) OBP: 0.294, SLG: 0.214	4-0 1B 1B BB		0-3 K		0-3 K 1-2		0-0 F6		3	0	0	0	1	2	1											
Tony Oliva, L (1,10) OBP: 0.303, SLG: 0.387	0-0 1B 1B		0-3 K		0-3 K		0-0 4-3		4	0	1	0	0	2	0											
Bobby Darwin, R (1,9) OBP: 0.263, SLG: 0.265	0-3 K		0-0 P4		0-0 F9		0-3 K		4	0	0	0	0	2	2											
Steve Braun, L (1,5) OBP: 0.324, SLG: 0.321	0-0 F8			0-0 2B		0-0 4-3		0-0 FC1-6 1B	4	0	2	0	0	0	2											
Danny Thompson, R (1,6) OBP: 0.189, SLG: 0.171	0-0 1B			0-3 K		4-0 BB		0-0 FC1-6 1-2 1-4	3	0	1	0	1	1	2											
Jerry Terrell, R (9, PR)	1-2 2-3								0	0	0	0	0	0	0											
George Mitterwald, R (1,2) OBP: 0.389, SLG: 0.286	0-3 K			0-3 K		0-0 F9		0-0 L7-1-4	4	0	0	0	0	2	6											
Jim Holt, L (1,7) OBP: 0.400, SLG: 0.565		0-0 6-3		4-0 BB			0-3 K		2	0	0	0	1	1	0											
Inning Stats	R: 2 E: 0 K: 2 S: 10	H: 3 LOB: 3 BB: 2 P: 18	R: 0 E: 0 K: 1 S: 5	H: 0 LOB: 0 BB: 0 P: 5	R: 0 E: 0 K: 2 S: 7	H: 0 LOB: 0 BB: 0 P: 7	R: 0 E: 0 K: 3 S: 10	H: 1 LOB: 2 BB: 1 P: 14	R: 0 E: 0 K: 2 S: 6	H: 0 LOB: 0 BB: 1 P: 10	R: 0 E: 0 K: 0 S: 3	H: 0 LOB: 1 BB: 1 P: 7	R: 0 E: 0 K: 3 S: 9	H: 0 LOB: 0 BB: 0 P: 9	R: 0 E: 0 K: 1 S: 5	H: 0 LOB: 0 BB: 0 P: 5	R: 0 E: 0 K: 0 S: 3	H: 1 LOB: 1 BB: 0 P: 3	1B: 3 2B: 3 3B: 0 HR: 1	SF: 0 SAC: 0 DP: 1 HBP: 0	WP: 0 PB: 0 SB: 0 CS: 1	PA: 35				
PITCHER Nolan Ryan, R (1,1) ERA: 1.67	IP: 9.0 WLS: W BF: 35	H: 5 R: 2 ER: 2 SO: 14	BB: 5 IBB: 0 HBP: 0 BLK: 0	WP: 0 HR: 1 S: 58 P: 78	ERA: 2.00 WHIP: 1.111	PITCHER										ERA: 2.00 WHIP: 1.111	PITCHER									

Batter	1	2	3	4	5	6	7	8	9	AB	R	H	RBI	BB	SO	LOB	TOP					
Sandy Alomar Sr. S OBP: 0.265, SLG: 0.242 (1, 4)	5-3		G6-3			1B SF8 1B		F2		4	1	1	0	0	0	1	California Angels @ Oakland Athletics Oakland-Alameda County Coliseum, Oakland, CA Fri Apr 20 1973, 6:05 PM PST Att: 6,142 - Unknown					
Bobby Valentine R OBP: 0.450, SLG: 0.632 (1, 6)	6-3			F9		1B		4-3		4	0	1	0	0	0	0						
Doug Howard R OBP: 0.167, SLG: 0.125 (1, 7)	F8			K		SF8			K	3	0	0	1	0	2	0						
Frank Robinson R OBP: 0.313, SLG: 0.667 (1, 10)		BB		3-1		K		F9		3	0	0	0	1	1	1						
Bob Oliver R OBP: 0.240, SLG: 0.304 (1, 3)	K				HR		K			3	1	1	1	1	2	1						
Leroy Stanton R OBP: 0.222, SLG: 0.667 (1, 9)	K				1-4-3		HR		5-3	4	1	1	1	0	1	2						
Ken Berry R OBP: 0.382, SLG: 0.355 (1, 8)	L7				CS 1B		5-3			3	0	1	0	0	0	1						
Al Gallagher R OBP: 0.300, SLG: 0.263 (1, 5)			4-3		4-3		F3			3	0	0	0	0	0	1						
Jeff Torborg R OBP: 0.500, SLG: 0.500 (1, 2)						F8		L7		3	0	1	0	0	0	0						
Inning Stats	R: 0 E: 0 K: 0 S: 3	H: 0 LOB: 0 BB: 0 P: 3	R: 0 E: 0 K: 2 S: 7	H: 0 LOB: 1 BB: 1 P: 11	R: 0 E: 0 K: 0 S: 3	H: 1 LOB: 0 BB: 0 P: 3	R: 0 E: 0 K: 1 S: 5	H: 0 LOB: 0 BB: 0 P: 5	R: 1 E: 0 K: 0 S: 4	H: 2 LOB: 0 BB: 0 P: 4	R: 1 E: 0 K: 1 S: 7	H: 2 LOB: 1 BB: 0 P: 7	R: 1 E: 0 K: 1 S: 6	H: 1 LOB: 0 BB: 0 P: 6	R: 0 E: 0 K: 0 S: 3	H: 0 LOB: 0 BB: 0 P: 3		R: 0 E: 0 K: 1 S: 5	H: 0 LOB: 1 BB: 1 P: 9	1B: 4 2B: 0 3B: 0 HR: 2	SF: 1 SAC: 0 DP: 1 HBP: 0	WP: 0 PB: 0 SB: 0 CS: 1
PITCHER Ken Holtzman L ERA: 2.0 (1, 1)	IP: 9.0 WLS: W BF: 33 H: 6 R: 3 ER: 3 SO: 6 BB: 2 IBB: 0 HBP: 0 BLK: 0 WP: 0 HR: 2 S: 43 P: 51 ERA: 3.00 WHIP: 0.889															PITCHER						

Batter	1	2	3	4	5	6	7	8	9	AB	R	H	RBI	BB	SO	LOB	BOTTOM			
Bert Campaneris R OBP: 0.296, SLG: 0.308 (1, 6)	4-3				G5-4-3		4-3			4	0	1	0	0	0	2	California Angels @ Oakland Athletics Oakland-Alameda County Coliseum, Oakland, CA Fri Apr 20 1973, 6:05 PM PST Att: 6,142 - Unknown			
Angel Mangual R OBP: 0.280, SLG: 0.440 (1, 10)	F9		5-3			4-3		G3		4	0	0	0	0	0	1				
Joe Rudi R OBP: 0.229, SLG: 0.348 (1, 7)				F7		HR 1B			HR	4	2	3	1	0	0	0				
Reggie Jackson L OBP: 0.417, SLG: 0.605 (1, 9)	1-3				BB 1B	P6		K		4	0	1	0	0	1	2				
Sal Bando R OBP: 0.413, SLG: 0.568 (1, 5)		P3		F8		HR		5-3		4	1	1	2	0	0	1				
Gene Tenace R OBP: 0.438, SLG: 0.667 Bill North S OBP: 0.314, SLG: 0.258 (9, FR)		L8			FC6-4 BB	K			SH2-3 2B 1B	3	0	1	0	1	1	0				
Ray Fosse R OBP: 0.300, SLG: 0.289 (1, 2)					FC6-4		F8		SH2-3	3	0	0	0	0	1	2				
Billy Conigliaro R OBP: 0.324, SLG: 0.438 (1, 8)			F9				F8			4	0	2	1	0	0	0				
Dick Green R OBP: 0.200, SLG: 0.250 (1, 4)				E1						3	0	1	0	0	0	1				
Inning Stats	R: 0 E: 0 K: 0 S: 4	H: 1 LOB: 1 BB: 0 P: 4	R: 0 E: 0 K: 1 S: 5	H: 0 LOB: 0 BB: 0 P: 5	R: 0 E: 0 K: 0 S: 4	H: 1 LOB: 1 BB: 0 P: 4	R: 0 E: 0 K: 0 S: 4	H: 1 LOB: 2 BB: 1 P: 8	R: 0 E: 0 K: 1 S: 7	H: 2 LOB: 0 BB: 0 P: 7	R: 0 E: 0 K: 1 S: 4	H: 1 LOB: 1 BB: 0 P: 4	R: 1 E: 0 K: 1 S: 6	H: 1 LOB: 0 BB: 0 P: 6	R: 1 E: 0 K: 0 S: 3	H: 2 LOB: 2 BB: 0 P: 3		1B: 7 2B: 1 3B: 0 HR: 2	SF: 0 SAC: 1 DP: 1 HBP: 0	WP: 1 PB: 0 SB: 0 CS: 0
PITCHER Clyde Wright L ERA: 4.95 Dave Seils R ERA: 4.91 (1, 1)	IP: 8.1 WLS: L BF: 34 H: 9 R: 4 ER: 4 SO: 3 BB: 1 IBB: 0 HBP: 0 BLK: 0 WP: 1 HR: 2 S: 39 P: 43 ERA: 4.32 WHIP: 1.200															PITCHER				

Batter	1	2	3	4	5	6	7	8	9	AB	R	H	RBI	BB	SO	LOB	TOP				
Sandy Alomar Sr. S OBP: 0.229, SLG: 0.213 (1, 4)	1-3		FC4-6 1B 2B	3-1			F7			4	1	0	0	0	0	1					
Bobby Valentine R OBP: 0.442, SLG: 0.633 (1, 8)	6-3		2B 1B				F9		6-3	4	1	1	0	0	0	0					
Vada Pinson, L OBP: 0.278, SLG: 0.424 (1, 9)	K		1B 2B				F5		K	4	1	1	1	0	2	0					
Frank Robinson, R OBP: 0.345, SLG: 0.500 (1, 10)		L7	1B 1B				F2		BB BB	3	0	1	2	1	0	0					
Tom McCraw L OBP: 0.382, SLG: 0.414 (1, 7)	K		1B				F8		BB BB	3	0	1	0	1	1	0					
Jim Spencer L OBP: 0.324, SLG: 0.250 (1, 3)	WP 2B	G3					4-3		P6	4	0	1	0	0	0	4					
Billy Grabarkewitz, R OBP: 0.278, SLG: 0.375 Jerry Davanon, R (9, 5)	G3			SF8 3B			5-3		F7	4	1	1	0	0	0	1	AB 32				
Rudy Meoli, L OBP: 0.471, SLG: 0.250 (1, 6)			FC1-6 BB	G3			F8		5-3	3	0	0	0	1	0	1	R 4				
Art Kusnyer R OBP: 0.200, SLG: 0.222 (1, 2)			FC1-6 FC4-6	SF8			F2		L7	3	0	0	1	0	0	1	H 6				
Inning Stats	R: 0 E: 0 K: 1 S: 5	H: 0 LOB: 0 BB: 0 P: 5	R: 0 E: 0 K: 1 S: 6	H: 1 LOB: 1 BB: 0 P: 6	R: 3 E: 0 K: 0 S: 7	H: 4 LOB: 2 BB: 1 P: 11	R: 1 E: 0 K: 0 S: 4	H: 1 LOB: 0 BB: 0 P: 4	R: 0 E: 0 K: 0 S: 3	H: 0 LOB: 0 BB: 0 P: 3	R: 0 E: 0 K: 0 S: 3	H: 0 LOB: 0 BB: 0 P: 3	R: 0 E: 0 K: 1 S: 5	H: 0 LOB: 2 BB: 2 P: 13	R: 0 E: 0 K: 0 S: 3	H: 0 LOB: 0 BB: 0 P: 3	1B: 3 2B: 2 3B: 1 HR: 0	SF: 1 SAC: 0 DP: 0 HBP: 0	WP: 1 PB: 0 SB: 0 CS: 0	PA: 36	
PITCHER	IP	WLS	BF	H	R	ER	SO	BB	IBB	HBP	BLK	WP	HR	S	P	ERA	WHIP				
Blue Moon Odum, R ERA: 8.0 (1, 1)	8.0	L	33	6	4	4	3	3	0	0	0	1	0	36	48	4.50	1.125				
Paul Lindblad, L ERA: 18.47 (9, 1)	1.0		3	0	0	0	0	0	0	0	0	0	0	3	3	0.00	0.000				

California Angels @ Oakland Athletics
Oakland-Alameda County Coliseum, Oakland, CA
Mon Apr 23 1973, 6:05 PM PST
Att: 14,752 - Unknown

AB	32
R	4
H	6
RBI	4
BB	3
SO	3
LOB	8



Batter	1	2	3	4	5	6	7	8	9	AB	R	H	RBI	BB	SO	LOB	BOTTOM					
Bert Campaneris, R OBP: 0.244, SLG: 0.250 (1, 6)	1-3		F8		5-3			F8		4	0	0	0	0	0	2						
Angel Mangual, R OBP: 0.333, SLG: 0.414 (1, 10)	1B		F8			5-3		F9		4	0	1	0	0	0	1						
Joe Rudi, R OBP: 0.258, SLG: 0.356 (1, 7)	1B		6-3			L8		F9		4	0	1	0	0	0	0						
Reggie Jackson, L OBP: 0.387, SLG: 0.527 (1, 9)	4-3			K		4-3		K		4	0	0	0	0	2	1						
Sal Bando, R OBP: 0.400, SLG: 0.551 (1, 5)		K		F9		5-3		P6		4	0	0	0	0	1	0						
Gene Tenace, R OBP: 0.390, SLG: 0.542 (1, 3)		K		F7		K				3	0	0	0	0	2	0						
Billy Conigliaro, R OBP: 0.328, SLG: 0.400 (1, 8)		2B BB				P4				2	0	1	0	1	0	0	AB 31					
Ray Fosse, R OBP: 0.333, SLG: 0.347 (1, 2)		2B		F8				1B		3	0	2	0	0	0	1	R 0					
Dick Green, R OBP: 0.219, SLG: 0.258 (1, 4)								1B		1	0	0	0	0	0	2	H 5					
Rich McKinney, R OBP: 0.333, SLG: 0.250 (5, PH)	1-3					P4		K		1	0	0	0	0	0	1	RBI 0					
Dal Maxvill, R OBP: 0.111, SLG: 0.111 (6, 4)										0	0	0	0	0	0	0	BB 1					
Bill North, S OBP: 0.304, SLG: 0.244 (8, PH)										0	0	0	0	0	1	1	SO 6					
Ted Kubiak, S OBP: 0.333, SLG: 0.259 (9, 4)										0	0	0	0	0	0	0	LOB 9					
Inning Stats	R: 0 E: 0 K: 0 S: 4	H: 2 LOB: 1 BB: 0 P: 4	R: 0 E: 0 K: 2 S: 8	H: 1 LOB: 2 BB: 1 P: 12	R: 0 E: 0 K: 0 S: 3	H: 0 LOB: 0 BB: 0 P: 3	R: 0 E: 0 K: 1 S: 5	H: 0 LOB: 0 BB: 0 P: 5	R: 0 E: 0 K: 0 S: 4	H: 1 LOB: 1 BB: 0 P: 4	R: 0 E: 0 K: 0 S: 3	H: 0 LOB: 0 BB: 0 P: 3	R: 0 E: 0 K: 1 S: 5	H: 0 LOB: 0 BB: 0 P: 5	R: 0 E: 0 K: 1 S: 6	H: 1 LOB: 1 BB: 0 P: 6	R: 0 E: 0 K: 1 S: 5	H: 0 LOB: 0 BB: 0 P: 5	1B: 4 2B: 1 3B: 0 HR: 0	SF: 0 SAC: 0 DP: 0 HBP: 0	WP: 0 PB: 0 SB: 0 CS: 0	PA: 32
PITCHER	IP	WLS	BF	H	R	ER	SO	BB	IBB	HBP	BLK	WP	HR	S	P	ERA	WHIP					
Rudy May, L ERA: 3.0 (1, 1)	9.0	W	32	5	0	0	6	1	0	0	0	0	0	43	47	0.00	0.667					

California Angels @ Oakland Athletics
Oakland-Alameda County Coliseum, Oakland, CA
Mon Apr 23 1973, 6:05 PM PST
Att: 14,752 - Unknown

AB	31
R	0
H	5
RBI	0
BB	1
SO	6
LOB	9



Batter	1	2	3	4	5	6	7	8	9	10	AB	R	H	RBI	BB	SO	LOB	TOP			
Merv Rettenmund, R OBP: 0.382, SLG: 0.386 (1, 9)	F8		1B 2B	6-3		HBP S BB	F7			5-3	5	1	1	1	1	0	2				
Bobby Grich, R OBP: 0.386, SLG: 0.328 (1, 4)	1B		F9 SF8 1B			F8		B1-3		5-3	5	1	2	0	1	0	1				
Boog Powell, L OBP: 0.279, SLG: 0.242 (1, 3)	F8			4-3		6-3		FC6-4 BB 1B		F7	6	0	2	1	0	0	4				
Earl Williams, R OBP: 0.350, SLG: 0.569 (1, 2)	F7		F9			2B SF7 BB	HBP BB	FC6-4 BB			2	1	0	0	3	0	3				
Don Baylor, R OBP: 0.338, SLG: 0.421 (1, 7)		E6 1B	SF8			SF7 FC4-2 2B		FC6-4 FC6-4			3	1	2	1	0	0	2				
Brooks Robinson, R OBP: 0.183, SLG: 0.281 (1, 5)	G6-4-3 1B		6-3			SF7 K		FC6-4			4	0	1	2	0	1	6				
Paul Blair, R OBP: 0.305, SLG: 0.316 (1, 8)	G6-4-3 1B					FC4-2 1B		F8 2B		5-3	5	1	3	0	0	0	1				
Tommy Davis, R OBP: 0.308, SLG: 0.346 (1, 10)	G6-4-3							K		5-3	5	0	2	0	0	1	3				
Mark Belanger, R OBP: 0.317, SLG: 0.273 (1, 6)	F8					K		F8		F9	5	0	0	0	0	1	6				
Inning Stats	R: 0 E: 0 K: 0 S: 4	H: 1 LOB: 1 BB: 0 P: 4	R: 1 E: 1 K: 0 S: 5	H: 3 LOB: 1 BB: 0 P: 5	R: 2 E: 0 K: 1 S: 6	H: 3 LOB: 1 BB: 0 P: 6	R: 1 E: 0 K: 1 S: 7	H: 2 LOB: 2 BB: 1 P: 11	R: 1 E: 0 K: 0 S: 5	H: 2 LOB: 2 BB: 1 P: 9	R: 0 E: 0 K: 1 S: 5	H: 0 LOB: 3 BB: 2 P: 14	R: 0 E: 0 K: 1 S: 6	H: 1 LOB: 1 BB: 0 P: 6	R: 0 E: 0 K: 0 S: 3	H: 0 LOB: 0 BB: 0 P: 3	R: 0 E: 0 K: 0 S: 3	H: 0 LOB: 0 BB: 0 P: 3	1B: 10 2B: 3 3B: 0 HR: 0	SF: 2 SAC: 0 DP: 1 HBP: 1	WP: 0 PA: 48
PITCHER	IP WLS BF H R ER SO ERA WHIP	IP WLS BF H R ER SO ERA WHIP	IP WLS BF H R ER SO ERA WHIP	IP WLS BF H R ER SO ERA WHIP	IP WLS BF H R ER SO ERA WHIP	IP WLS BF H R ER SO ERA WHIP	IP WLS BF H R ER SO ERA WHIP	IP WLS BF H R ER SO ERA WHIP	IP WLS BF H R ER SO ERA WHIP	IP WLS BF H R ER SO ERA WHIP	IP WLS BF H R ER SO ERA WHIP	IP WLS BF H R ER SO ERA WHIP	IP WLS BF H R ER SO ERA WHIP	IP WLS BF H R ER SO ERA WHIP	IP WLS BF H R ER SO ERA WHIP	IP WLS BF H R ER SO ERA WHIP	IP WLS BF H R ER SO ERA WHIP	IP WLS BF H R ER SO ERA WHIP	IP WLS BF H R ER SO ERA WHIP	IP WLS BF H R ER SO ERA WHIP	IP WLS BF H R ER SO ERA WHIP
Clyde Wright, L ERA: 5.32 (1, 1)	2.0	15	4	2	2	1	2	0	0	0	0	15	23	6.00	2.000						
Lloyd Allen, R ERA: 7.5 (3, 1)	3.0	9	1	0	0	2	2	0	1	0	0	10	19	0.00	1.800						
Steve Barber, L ERA: 4.91 (6, 1)	1.2	1	0	0	0	0	1	0	0	0	0	10	19	0.00	1.800						
Dave Sells, R ERA: 2.57 (7, 1)	3.1	12	1	0	0	0	1	0	0	0	0	11	15	0.00	0.600						

Baltimore Orioles @ California Angels
Anaheim Stadium, Anaheim, CA
Tue Apr 24 1973, 9:05 PM EST
Att: 7,488 - Unknown

AB 40
R 5
H 13
RBI 5
BB 5
SO 3
LOB 28





Batter	1	2	3	4	5	6	7	8	9	10	AB	R	H	RBI	BB	SO	LOB	BOTTOM					
Sandy Alomar Sr., S OBP: 0.220, SLG: 0.204 (1, 4)	6-3					1B HR HBP				G6-4-3	2	0	0	0	0	1	0						
Leroy Stanton, R OBP: 0.294, SLG: 0.467 (6, PH) (7, 9)			K								2	1	1	0	0	0	2						
Bobby Valentine, R OBP: 0.421, SLG: 0.585 (1, 8) (7, 6)	F8					P4	L6-4				4	1	0	0	1	0	4						
Vada Pinson, L OBP: 0.300, SLG: 0.417 (1, 9) (7, 8)						L3		6-3		SH 1B BB	3	1	1	1	1	0	0						
Frank Robinson, R OBP: 0.353, SLG: 0.567 (1, 7)	F9					F3		5-3		SH 1B IBB	4	1	1	3	1	0	1						
Tom McCraw, L OBP: 0.359, SLG: 0.382 (1, 10)						1-3 2-H HR 1B		6-3			5	0	1	0	0	0	3						
Jim Spencer, L OBP: 0.359, SLG: 0.303 (1, 3)						1-3 2-H HR 1B		4-3		P6	5	0	3	1	0	0	1						
Billy Grabarkewitz, R OBP: 0.318, SLG: 0.450 (1, 5) (9, PR) (10, 4)						G6-4-3 1B		F8		3-1	4	0	2	0	0	0	2						
Jerry Davanon, R OBP: 0.273, SLG: 0.300 (10, 4)						G4-6-3 1B		FC5-4		1B 2B	0	1	0	0	0	0	0						
Rudy Meoli, L OBP: 0.400, SLG: 0.200 (1, 6) (7, 4)						G4-6-3 1B				1B	3	0	0	0	0	1	2						
Bob Oliver, R OBP: 0.258, SLG: 0.286 (9, PH) Al Gallagher, R OBP: 0.308, SLG: 0.217 (10, 5)						F8		K			1	0	1	1	0	0	0						
Jeff Torborg, R OBP: 0.300, SLG: 0.400 John Stephenson, L OBP: 0.296, SLG: 0.308 (7, 2)						G4-6-3 1B				2B 1B	0	0	0	0	0	0	0						
Ken Berry, R OBP: 0.366, SLG: 0.351 (7, PR) Art Kusnyer, R OBP: 0.300 (8, 2)						6-3		HBP 1B		G6-4-3 1B	0	0	0	0	0	0	0						
Inning Stats	R: 0 E: 0 K: 0 S: 3	H: 0 LOB: 1 BB: 1 P: 7	R: 0 E: 0 K: 0 S: 3	H: 1 LOB: 0 BB: 0 P: 3	R: 0 E: 0 K: 1 S: 5	H: 0 LOB: 0 BB: 0 P: 5	R: 0 E: 0 K: 0 S: 3	H: 0 LOB: 0 BB: 0 P: 3	R: 0 E: 0 K: 0 S: 4	H: 2 LOB: 1 BB: 0 P: 4	R: 4 E: 0 K: 0 S: 7	H: 4 LOB: 4 BB: 0 P: 8	R: 0 E: 0 K: 1 S: 6	H: 2 LOB: 2 BB: 0 P: 6	R: 0 E: 0 K: 0 S: 3	H: 0 LOB: 0 BB: 0 P: 3	R: 1 E: 0 K: 0 S: 5	H: 3 LOB: 1 BB: 0 P: 5	R: 1 E: 1 K: 0 S: 3	H: 1 LOB: 3 BB: 2 P: 11	1B: 11 2B: 2 3B: 0 HR: 1	SF: 0 SAC: 1 DP: 4 HBP: 1	WP: 0 PA: 42
PITCHER	IP WLS BF H R ER SO ERA WHIP	IP WLS BF H R ER SO ERA WHIP	IP WLS BF H R ER SO ERA WHIP	IP WLS BF H R ER SO ERA WHIP	IP WLS BF H R ER SO ERA WHIP	IP WLS BF H R ER SO ERA WHIP	IP WLS BF H R ER SO ERA WHIP	IP WLS BF H R ER SO ERA WHIP	IP WLS BF H R ER SO ERA WHIP	IP WLS BF H R ER SO ERA WHIP	IP WLS BF H R ER SO ERA WHIP	IP WLS BF H R ER SO ERA WHIP	IP WLS BF H R ER SO ERA WHIP	IP WLS BF H R ER SO ERA WHIP	IP WLS BF H R ER SO ERA WHIP	IP WLS BF H R ER SO ERA WHIP	IP WLS BF H R ER SO ERA WHIP	IP WLS BF H R ER SO ERA WHIP	IP WLS BF H R ER SO ERA WHIP	IP WLS BF H R ER SO ERA WHIP			
Doyle Alexander, R ERA: 4.29 (1, 1)	5.1	13	5	1	1	1	0	0	0	0	0	15	15	6.75	1.312								
Orlando Pena, R ERA: 3.0 (6, 1)	3.0	5	1	1	1	0	1	1	0	0	0	3	11	13.50	3.000								
Eddie Watt, R ERA: 1.8 (9, 1)	0.2	1	0	0	0	0	0	0	0	0	0	2	2	0.00	3.000								
Grant Jackson, L ERA: 4.91 (10, 1)	0.1	2	1	0	0	0	0	0	0	0	0	2	2	0.00	3.000								

Baltimore Orioles @ California Angels
Anaheim Stadium, Anaheim, CA
Tue Apr 24 1973, 9:05 PM EST
Att: 7,488 - Unknown

AB 37
R 6
H 13
RBI 6
BB 3
SO 2
LOB 15



Batter	1	2	3	4	5	6	7	8	9	AB	R	H	RBI	BB	SO	LOB	TOP					
Mery Rettenmund, R OBP: 0.361, SLG: 0.361 (1, 9)	0-3 K ①		0-3 K ②			0-0 6-3 ①		0-0 F8 ②		4	0	0	0	0	2	0	<p>Baltimore Orioles @ California Angels Anaheim Stadium, Anaheim, CA Wed Apr 25 1973, 9:05 PM EST Att: 7,061 - Unknown</p> <p>livebaseballscorecards.com</p> <p>AB 30 R 0 H 4 RBI 0 BB 1 SO 10 LOB 10</p> 					
Bobby Grich, R OBP: 0.378, SLG: 0.355 (1, 4)	0-0 F3 ②		0-3 K ③			0-0 F9 ②		0-0 3B ③		4	0	1	0	0	1	0						
Boog Powell, L OBP: 0.292, SLG: 0.246 (1, 3)	0-0 1B ③			0-3 K ①		4-0 BB ③		0-0 3-1 ③		3	0	1	0	1	1	1						
Earl Williams, R OBP: 0.328, SLG: 0.527 (1, 2)	0-0 F8 ③			0-0 F8 ②		0-0 F7 ③			0-0 6-3 ①	4	0	0	0	0	2	2						
Don Baylor, R OBP: 0.333, SLG: 0.400 (1, 7)		0-3 K ①		0-0 F9 ③			1-0 SH1-4 HBP ①		0-0 F9 ②	3	0	0	0	0	1	0						
Brooks Robinson, R OBP: 0.206, SLG: 0.333 (1, 5)		0-0 3B ③				0-0 1B ③		0-0 SH1-4 1-2 ①	0-3 K ③	3	0	2	0	0	1	0						
Paul Blair, R OBP: 0.290, SLG: 0.300 (1, 8)		0-3 K ②			0-3 K ①			0-0 F8 ②		3	0	0	0	0	2	3						
Terry Crowley, L OBP: 0.333, SLG: 0.242 (1, 10)		0-3 K ③			0-0 F3 ②			0-0 F7 ③		3	0	0	0	0	1	3						
Mark Belanger, R OBP: 0.302, SLG: 0.259 (1, 6)			0-3 K ①		0-0 L6 ③			0-0 B3 ①		3	0	0	0	0	1	1						
Inning Stats	R: 0 E: 0 K: 1 S: 6	H: 1 LOB: 1 BB: 0 P: 6	R: 0 E: 0 K: 3 S: 10	H: 1 LOB: 1 BB: 0 P: 10	R: 0 E: 0 K: 3 S: 9	H: 0 LOB: 0 BB: 0 P: 9	R: 0 E: 0 K: 1 S: 5	H: 0 LOB: 0 BB: 1 P: 5	R: 0 E: 0 K: 1 S: 6	H: 1 LOB: 1 BB: 0 P: 6	R: 0 E: 0 K: 0 S: 3	H: 0 LOB: 1 BB: 1 P: 7	R: 0 E: 0 K: 0 S: 3	H: 0 LOB: 1 BB: 0 P: 4	R: 0 E: 0 K: 0 S: 4	H: 1 LOB: 1 BB: 0 P: 4		R: 0 E: 0 K: 1 S: 5	H: 0 LOB: 0 BB: 0 P: 5	1B: 2 2B: 0 3B: 2 HR: 0	SF: 0 SAC: 1 DP: 0 HBP: 1	WP: 0 PB: 0 SB: 0 CS: 0
PITCHER Bill Singer, R ERA: 1.93 (1, 1)	IP: 9.0 WLS: W BF: 33	H: 4 R: 0 ER: 0 SO: 10	BB: 1 IBB: 0 HBP: 1 BLK: 0	WP: 0 HR: 0 S: 51 P: 56	ERA: 0.00 WHIP: 0.556	PITCHER										IP: 9.0 WLS: W BF: 33	H: 4 R: 0 ER: 0 SO: 10	BB: 1 IBB: 0 HBP: 1 BLK: 0	WP: 0 HR: 0 S: 51 P: 56	ERA: 0.00 WHIP: 0.556		

Batter	1	2	3	4	5	6	7	8	9	AB	R	H	RBI	BB	SO	LOB	BOTTOM					
Sandy Alomar Sr., S OBP: 0.222, SLG: 0.192 (1, 4)	0-0 F7 ①		0-0 FC6-4 1-2 ③			0-0 6-3 ①		4-0 FC3-2 1B IBB ②		3	0	0	0	1	0	1	<p>Baltimore Orioles @ California Angels Anaheim Stadium, Anaheim, CA Wed Apr 25 1973, 9:05 PM EST Att: 7,061 - Unknown</p> <p>livebaseballscorecards.com</p> <p>AB 26 R 1 H 5 RBI 1 BB 3 SO 3 LOB 7</p> 					
Vada Pinson, L OBP: 0.273, SLG: 0.375 (1, 8)	0-0 4-3 ②			0-0 F7 ①		0-0 4-3 ②		0-0 FC3-2 1B 1-2 2-3 3-H ③		4	0	0	0	0	3	3						
Bobby Valentine, R OBP: 0.410, SLG: 0.561 (1, 6)	0-0 L5 ③			0-0 5-3 ②		0-0 F9 ③		0-0 1B 1-2 2-H 3-H ③		4	0	1	1	0	0	0						
Frank Robinson, R OBP: 0.351, SLG: 0.576 (1, 7)		0-0 5-3 ①		0-0 2B ②		0-0 F7 ①			0-0 6-3 ②	3	0	1	0	0	0	0						
Bob Oliver, R OBP: 0.265, SLG: 0.267 (1, 10)		0-3 K ②		4-0 IBB ③		0-0 6-3 ②			0-3 K ③	2	0	0	0	1	1	0						
Jim Spencer, L OBP: 0.333, SLG: 0.278 (1, 3)		0-0 6-3 ③		0-0 F7 ③						3	0	0	0	0	1	2						
Leroy Stanton, R OBP: 0.350, SLG: 0.500 (1, 9)			0-3 K ①		0-0 G5-4-3 1B ②			0-0 SH3-4 FC3-2 1B ②		3	0	2	0	0	1	0						
Billy Grabarkewitz, R OBP: 0.320, SLG: 0.409 Al Gallagher, R OBP: 0.308, SLG: 0.217 (1, 5) (9, 5)			0-0 F8 ②		0-0 G5-4-3 1-2 ②			4-0 FC3-2 SH3-4 1B BB ②		2	1	0	0	1	0	1						
Jeff Torborg, R OBP: 0.333, SLG: 0.417 (1, 2)			0-0 FC6-4 1B ③		0-0 5-3 ③			0-0 SH3-4 1-2 2-3 ①		0	0	0	0	0	0	0						
Inning Stats	R: 0 E: 0 K: 0 S: 3	H: 0 LOB: 0 BB: 0 P: 3	R: 0 E: 0 K: 1 S: 5	H: 0 LOB: 0 BB: 0 P: 5	R: 0 E: 0 K: 1 S: 6	H: 1 LOB: 1 BB: 0 P: 6	R: 0 E: 0 K: 0 S: 4	H: 1 LOB: 2 BB: 1 P: 8	R: 0 E: 0 K: 0 S: 3	H: 1 LOB: 0 BB: 0 P: 3	R: 0 E: 0 K: 1 S: 5	H: 0 LOB: 0 BB: 0 P: 5	R: 0 E: 0 K: 0 S: 5	H: 0 LOB: 0 BB: 0 P: 5	R: 1 E: 0 K: 0 S: 4	H: 2 LOB: 2 BB: 2 P: 12		R: 0 E: 0 K: 0 S: 4	H: 2 LOB: 2 BB: 2 P: 12	1B: 4 2B: 1 3B: 0 HR: 0	SF: 0 SAC: 1 DP: 1 HBP: 0	WP: 0 PB: 0 SB: 0 CS: 0
PITCHER Dave McNally, L ERA: 1.01 (1, 1)	IP: 8.0 WLS: L BF: 30	H: 5 R: 1 ER: 1 SO: 3	BB: 1 IBB: 2 HBP: 0 BLK: 0	WP: 0 HR: 0 S: 33 P: 45	ERA: 1.12 WHIP: 0.750	PITCHER										IP: 8.0 WLS: L BF: 30	H: 5 R: 1 ER: 1 SO: 3	BB: 1 IBB: 2 HBP: 0 BLK: 0	WP: 0 HR: 0 S: 33 P: 45	ERA: 1.12 WHIP: 0.750		

Batter	1	2	3	4	5	6	7	8	9	AB	R	H	RBI	BB	SO	LOB	TOP			
Walt Williams, R (1, 10) OBP: 0.273, SLG: 0.364	0-0 6-3		0-0 F2			0-0 G5-4-3		0-0 6-3	4 0 0 0 0 0 1											
Leo Cardenas, R (1, 6) OBP: 0.197, SLG: 0.180	0-0 2B			0-3 K			0-0 P3	0-0 FC5-4 1B	4 0 2 0 0 1 0											
John Ellis, R (1, 3) OBP: 0.317, SLG: 0.278	0-0 P4			0-0 F7			0-0 FC5-4 1B	0-0 FC5-4	4 0 1 0 0 0 2											
Charlie Spikes, R (1, 7) OBP: 0.291, SLG: 0.451	0-3 K			0-3 K			0-0 FC5-4	0-0 FC5-4	3 0 0 0 0 2 2											
Ron Lolich, R (1, 9) OBP: 0.471, SLG: 0.875		0-0 F9			0-0 F8		0-0 F8		3 0 0 0 0 0 1											
Dave Duncan, R (1, 2) OBP: 0.250, SLG: 0.290	0-3 K			0-0 F9				0-0 F7	3 0 0 0 0 1 0											
George Hendrick, R (1, 8) OBP: 0.280, SLG: 0.365	0-0 6-3			0-0 5-3				0-0 5-3	3 0 0 0 0 0 0											
Buddy Bell, R (1, 5) OBP: 0.232, SLG: 0.175			0-0 6-3			0-0 5-3		0-0 F8	3 0 0 0 0 0 0											
Jack Brohamer, L (1, 4) OBP: 0.286, SLG: 0.294			0-0 4-3			0-0 G5-4-3 1B		0-0 F8	3 0 1 0 0 0 0											
Inning Stats	R: 0 E: 0 K: 1 S: 6	H: 1 LOB: 1 BB: 0 P: 6	R: 0 E: 0 K: 1 S: 5	H: 0 LOB: 0 BB: 0 P: 5	R: 0 E: 0 K: 2 S: 3	H: 0 LOB: 0 BB: 0 P: 3	R: 0 E: 0 K: 0 S: 3	H: 0 LOB: 0 BB: 0 P: 3	R: 0 E: 0 K: 0 S: 3	H: 1 LOB: 0 BB: 0 P: 3	R: 0 E: 0 K: 0 S: 4	H: 1 LOB: 1 BB: 0 P: 4	R: 0 E: 0 K: 0 S: 3	H: 0 LOB: 0 BB: 0 P: 3	R: 0 E: 0 K: 0 S: 4	H: 1 LOB: 1 BB: 0 P: 4	1B: 3 2B: 1 3B: 0 HR: 0	SF: 0 SAC: 0 DP: 1 HBP: 0	WP: 0 PB: 0 SB: 0 CS: 0	PA: 30
PITCHER Rudy May, L (1, 1) ERA: 1.88	IP: 9.0 WLS: W BF: 30 H: 4 R: 0 ER: 0 SO: 4 BB: 0 IBB: 0 HBP: 0 BLK: 0 WP: 0 HR: 0 S: 38 P: 38 ERA: 0.00 WHIP: 0.444																			

Cleveland Indians @ California Angels
Anaheim Stadium, Anaheim, CA
Sat Apr 28 1973, 10:05 PM EST
Att: 8,732 - Unknown

AB 30
R 0
H 4
RBI 0
BB 0
SO 4
LOB 6



Batter	1	2	3	4	5	6	7	8	9	AB	R	H	RBI	BB	SO	LOB	BOTTOM			
Tom McCraw, L (1, 10) OBP: 0.319, SLG: 0.333	0-0 1B FC6-2 1B	0-0 6-3		0-0 1-3		0-0 3-1			4 0 1 0 0 0 2											
Vada Pinson, L (1, 8) (8, 7) OBP: 0.285, SLG: 0.375	0-0 FC6-2 1B 1-3	0-0 E3 WP			0-0 CS 1B		0-3 K		4 1 2 0 0 1 0											
Bobby Valentine, R (1, 6) OBP: 0.362, SLG: 0.492	0-0 FC6-2 1B 3B 2-3 3-H	0-3 K			0-0 F8		0-0 F9		4 1 0 0 0 1 4											
Frank Robinson, R (1, 7) OBP: 0.333, SLG: 0.500	0-0 3B 1B		0-0 F7		0-0 L4		0-0 F7		4 1 1 1 0 0 0											
Ken Berry, R (8, 8) OBP: 0.366, SLG: 0.351	1-3 3-H 3B 1B								0 0 0 0 0 0 0											
Jim Spencer, L (1, 3) OBP: 0.380, SLG: 0.372	0-0 1B 3B		0-0 G3			0-0 1B 1B		0-0 G6-4-3 1B	4 2 3 2 0 0 0											
Leroy Stanton, R (1, 9) OBP: 0.333, SLG: 0.480	0-3 K		0-0 1B			0-3 K		0-3 K	4 0 1 0 0 3 3											
Al Gallagher, R (1, 5) OBP: 0.333, SLG: 0.259	0-0 1B		0-0 1-3			0-0 1B 1B		0-0 G6-4-3	4 0 2 1 0 0 2											
Art Kusnyer, R (1, 2) OBP: 0.286, SLG: 0.308	0-0 F3			0-0 P4		0-0 1B 1B		0-0 1B	3 0 1 1 0 0 1											
Sandy Alomar Sr., S (1, 4) OBP: 0.200, SLG: 0.172		0-0 4-3		0-3 K		0-0 F8			3 0 0 0 0 1 2											
Inning Stats	R: 4 E: 0 K: 1 S: 10	H: 5 LOB: 1 BB: 0 P: 10	R: 0 E: 1 K: 1 S: 6	H: 0 LOB: 1 BB: 0 P: 6	R: 0 E: 0 K: 0 S: 4	H: 1 LOB: 0 BB: 0 P: 4	R: 0 E: 0 K: 1 S: 5	H: 0 LOB: 0 BB: 0 P: 5	R: 0 E: 0 K: 1 S: 8	H: 3 LOB: 2 BB: 0 P: 8	R: 0 E: 0 K: 1 S: 5	H: 0 LOB: 0 BB: 0 P: 5	R: 0 E: 0 K: 1 S: 5	H: 1 LOB: 0 BB: 0 P: 5	R: 0 E: 0 K: 1 S: 5	H: 1 LOB: 0 BB: 0 P: 5	1B: 10 2B: 0 3B: 1 HR: 0	SF: 0 SAC: 0 DP: 1 HBP: 0	WP: 1 PB: 0 SB: 0 CS: 1	PA: 34
PITCHER Gaylord Perry, R (1, 1) ERA: 2.47	IP: 8.0 WLS: L BF: 34 H: 11 R: 5 ER: 5 SO: 6 BB: 0 IBB: 0 HBP: 0 BLK: 0 WP: 1 HR: 0 S: 46 P: 46 ERA: 5.62 WHIP: 1.375																			

Cleveland Indians @ California Angels
Anaheim Stadium, Anaheim, CA
Sat Apr 28 1973, 10:05 PM EST
Att: 8,732 - Unknown

AB 34
R 5
H 11
RBI 5
BB 0
SO 6
LOB 14



Batter	1	2	3	4	5	6	7	8	9	AB	R	H	RBI	BB	SO	LOB	TOP					
Walt Williams, R (1, 10) OBP: 0.333, SLG: 0.400										4	1	2	0	0	1	1	Cleveland Indians @ California Angels Anaheim Stadium, Anaheim, CA Sun Apr 29 1973, 6:33 AM EDT Att: 13,244 - Unknown					
Leo Cardenas, R (1, 6) OBP: 0.186, SLG: 0.169										4	0	0	0	0	0	3						
John Ellis, R (1, 3) OBP: 0.311, SLG: 0.275										4	0	1	0	0	0	2						
Chris Chambliss, L (8, 3) OBP: 0.273, SLG: 0.200										0	0	0	0	0	0	0						
Charlie Spikes, R (1, 7) OBP: 0.313, SLG: 0.520										4	1	3	1	0	0	0						
Rusty Torres, S (8, 9) OBP: 0.259, SLG: 0.277										0	0	0	0	0	0	0						
Ron Lolich, R (1, 9) OBP: 0.400, SLG: 0.737										3	0	0	0	0	0	2						
Dave Duncan, R (1, 2) OBP: 0.250, SLG: 0.288										4	0	1	0	0	2	1						
George Hendrick, R (1, 8) OBP: 0.291, SLG: 0.410										4	1	2	1	0	0	2						
Buddy Bell, R (1, 5) OBP: 0.233, SLG: 0.179										4	0	1	0	0	0	3						
Jack Brohamer, L (1, 4) OBP: 0.288, SLG: 0.296										3	0	1	0	0	0	0						
Inning Stats	R: 0 E: 0 K: 1 S: 5	H: 3 LOB: 2 BB: 0 P: 5	R: 0 E: 0 K: 1 S: 5	H: 1 LOB: 0 BB: 0 P: 5	R: 1 E: 1 K: 0 S: 4	H: 1 LOB: 0 BB: 0 P: 4	R: 0 E: 1 K: 0 S: 5	H: 1 LOB: 2 BB: 0 P: 5	R: 0 E: 0 K: 1 S: 6	H: 1 LOB: 1 BB: 0 P: 6	R: 0 E: 0 K: 1 S: 6	H: 1 LOB: 1 BB: 0 P: 6	R: 1 E: 0 K: 0 S: 4	H: 1 LOB: 0 BB: 0 P: 4	R: 1 E: 0 K: 0 S: 4	H: 1 LOB: 0 BB: 0 P: 4	R: 1 E: 0 K: 0 S: 4	H: 1 LOB: 0 BB: 0 P: 4	1B: 8 2B: 1 3B: 0 HR: 2	SF: 0 SAC: 3 DP: 3 HBP: 0	WP: 0 PB: 0 SB: 1 CS: 0	PA: 37
PITCHER Clyde Wright, L (1, 1) ERA: 4.35	IP: 9.0 WLS: L BF: 37	H: 11 R: 3 ER: 2 SO: 3	BB: 0 IBB: 0 HBP: 0 BLK: 0	WP: 0 HR: 2 S: 43 P: 43	ERA: 2.00 WHIP: 1.222	PITCHER														ERA: 2.00 WHIP: 1.222		

AB	34
R	3
H	11
RBI	2
BB	0
SO	3
LOB	14



Batter	1	2	3	4	5	6	7	8	9	AB	R	H	RBI	BB	SO	LOB	BOTTOM			
Tom McCraw, L (1, 7) OBP: 0.333, SLG: 0.333										3	0	1	1	0	0	0	Cleveland Indians @ California Angels Anaheim Stadium, Anaheim, CA Sun Apr 29 1973, 6:33 AM EDT Att: 13,244 - Unknown			
Ken Berry, R (8, 8) OBP: 0.366, SLG: 0.351										3	0	2	0	0	0	0				
Bobby Valentine, R (1, 6) OBP: 0.375, SLG: 0.500										2	0	0	1	0	1	1				
Vada Pinson, L (1, 8) OBP: 0.273, SLG: 0.360										3	0	1	0	1	0	1				
Frank Robinson, R (1, 10) OBP: 0.347, SLG: 0.488										3	0	0	0	1	0	3				
Jim Spencer, L (1, 3) OBP: 0.370, SLG: 0.348										4	0	1	0	0	1	3				
Leroy Stanton, R (1, 9) OBP: 0.323, SLG: 0.483										4	0	1	0	0	1	3				
Al Gallagher, R (1, 5) OBP: 0.324, SLG: 0.258										3	1	1	0	0	0	1				
Jeff Torborg, R (1, 2) OBP: 0.333, SLG: 0.400										1	0	0	0	0	1	0				
Billy Grabarkewitz, R (8, PH) OBP: 0.276, SLG: 0.346										2	1	0	0	0	0	0				
Sandy Alomar Sr., S (1, 4) OBP: 0.194, SLG: 0.167										1	0	0	0	0	0	0				
Bob Oliver, R (8, PH) OBP: 0.276, SLG: 0.258																				
Inning Stats	R: 0 E: 0 K: 1 S: 5	H: 2 LOB: 1 BB: 0 P: 4	R: 2 E: 1 K: 0 S: 6	H: 2 LOB: 1 BB: 0 P: 6	R: 0 E: 0 K: 1 S: 6	H: 1 LOB: 1 BB: 0 P: 6	R: 0 E: 0 K: 0 S: 3	H: 0 LOB: 1 BB: 1 P: 7	R: 0 E: 0 K: 0 S: 2	H: 0 LOB: 0 BB: 0 P: 3	R: 0 E: 0 K: 0 S: 4	H: 1 LOB: 2 BB: 1 P: 8	R: 0 E: 0 K: 1 S: 5	H: 0 LOB: 0 BB: 0 P: 5	R: 0 E: 0 K: 0 S: 4	H: 1 LOB: 2 BB: 1 P: 8	1B: 6 2B: 1 3B: 0 HR: 0	SF: 1 SAC: 3 DP: 1 HBP: 1	WP: 1 PB: 0 SB: 1 CS: 1	PA: 37
PITCHER Dick Tidrow, R (1, 1) ERA: 4.38	IP: 9.0 WLS: W BF: 36	H: 7 R: 2 ER: 1 SO: 3	BB: 1 IBB: 1 HBP: 1 BLK: 0	WP: 1 HR: 0 S: 39 P: 48	ERA: 1.00 WHIP: 0.889	PITCHER														ERA: 1.00 WHIP: 0.889

AB	29
R	2
H	7
RBI	2
BB	2
SO	3
LOB	12



Batter	1	2	3	4	5	6	7	8	9	AB R H RBI BB SO LOB	TOP									
Billy Grabarkewitz, R OBP: 0.265, SLG: 0.419 (1, 10)										5 1 1 1 0 1 1	California Angels @ Detroit Tigers Tiger Stadium, Detroit, MI Tue May 01 1973, 7:05 PM EDT Att: 10,118 - Unknown									
Bobby Valentine, R OBP: 0.390, SLG: 0.597 (1, 6)										5 1 3 0 0 0 1										
Ken Berry, R OBP: 0.370, SLG: 0.357 (1, 8)										5 2 2 0 0 1 1										
Frank Robinson, R OBP: 0.370, SLG: 0.553 Doug Howard, R OBP: 0.196, SLG: 0.118 (9, 7)										4 2 2 2 1 1 1 0 0 0 0 0 0 0										
Bob Oliver, R OBP: 0.341, SLG: 0.371 (1, 3)										4 0 3 2 1 1 0										
Al Gallacher, R OBP: 0.359, SLG: 0.286 (1, 5)										4 0 2 1 1 1 3										
Leroy Stanton, R OBP: 0.278, SLG: 0.412 (1, 9)										5 0 0 0 0 2 8										
Jeff Torborg, R OBP: 0.316, SLG: 0.333 (1, 2)										3 0 0 0 1 1 3										
Sandy Alomar Sr., S OBP: 0.197, SLG: 0.172 (1, 4)										4 0 1 0 0 0 5										
Inning Stats	R: 0 E: 0 K: 0 S: 3	H: 0 LOB: 0 BB: 0 P: 3	R: 1 E: 0 K: 1 S: 7	H: 2 LOB: 2 BB: 1 P: 11	R: 3 E: 0 K: 0 S: 6	H: 4 LOB: 1 BB: 1 P: 10	R: 0 E: 0 K: 2 S: 7	H: 0 LOB: 0 BB: 0 P: 7	R: 2 E: 0 K: 1 S: 9	H: 4 LOB: 3 BB: 1 P: 13	R: 0 E: 0 K: 1 S: 6	H: 1 LOB: 1 BB: 0 P: 6	R: 0 E: 0 K: 0 S: 3	H: 1 LOB: 0 BB: 0 P: 3	R: 0 E: 0 K: 2 S: 8	H: 1 LOB: 2 BB: 1 P: 12	1B: 10 2B: 2 3B: 0 HR: 2	SF: 0 SAC: 0 DP: 0 HBP: 0	WP: 0 PB: 0 SB: 2 CS: 1	PA: 43
PITCHER	IP WLS BF H R ER SO BB IBB HBP BLK WP HR S P ERA WHIP											PITCHER	IP WLS BF H R ER SO BB IBB HBP BLK WP HR S P ERA WHIP							
Woodie Fryman, L ERA: 4.44 (1, 1)	3.0 L 16 6 4 4 1 2 0 0 0 0 0 2 16 24 12.00 2.667																			
Tom Timmermann, R ERA: 5.4 (4, 1)	2.0 11 4 2 2 3 1 0 0 0 0 0 0 16 20 9.00 2.500																			
Lerrin LaGrow, R ERA: 3.26 (6, 1)	2.0 8 2 0 0 2 0 0 0 0 0 0 0 12 12 0.00 1.000																			
Fred Scherman, L ERA: (8, 1)	2.0 8 2 0 0 2 1 0 0 0 0 0 0 11 15 0.00 1.500																			

Batter	1	2	3	4	5	6	7	8	9	AB R H RBI BB SO LOB	BOTTOM									
Jim Northrup, L OBP: 0.340, SLG: 0.293 (6, 9)										4 0 1 0 1 0 1	California Angels @ Detroit Tigers Tiger Stadium, Detroit, MI Tue May 01 1973, 7:05 PM EDT Att: 10,118 - Unknown									
Al Kaline, R OBP: 0.306, SLG: 0.369 Rich Reese, L (5, FR) OBP: 0.125, SLG: 0.034 (6, 7)										2 0 0 0 0 0 1 2 0 0 0 0 0 2										
Gates Brown, L OBP: 0.304, SLG: 0.298 (1, 10)										3 0 0 0 1 0 2										
Norm Cash, L OBP: 0.288, SLG: 0.414 (1, 3)										4 1 1 0 0 1 2										
Duke Sims, L OBP: 0.538, SLG: 0.889 (1, 2)										3 1 1 1 1 0 2										
Dick McAuliffe, L OBP: 0.263, SLG: 0.309 (1, 4)										4 0 1 0 0 1 1										
Mickey Stanley, R OBP: 0.338, SLG: 0.470 (1, 8)										3 0 0 0 1 1 2										
Aurelio Rodriguez, R OBP: 0.186, SLG: 0.262 (1, 5)										4 0 1 0 0 1 3										
Ed Brinkman, R OBP: 0.329, SLG: 0.391 Bill Freehan, R (9, PH) OBP: 0.405, SLG: 0.365 (1, 6)										3 0 0 0 0 1 2 1 0 0 0 0 0 0										
Inning Stats	R: 0 E: 0 K: 0 S: 4	H: 1 LOB: 2 BB: 1 P: 8	R: 0 E: 0 K: 1 S: 5	H: 0 LOB: 0 BB: 0 P: 5	R: 0 E: 0 K: 0 S: 3	H: 0 LOB: 0 BB: 0 P: 3	R: 1 E: 0 K: 1 S: 7	H: 2 LOB: 1 BB: 0 P: 7	R: 0 E: 0 K: 1 S: 5	H: 0 LOB: 0 BB: 0 P: 5	R: 0 E: 0 K: 0 S: 3	H: 0 LOB: 0 BB: 0 P: 3	R: 0 E: 0 K: 1 S: 7	H: 1 LOB: 2 BB: 1 P: 11	R: 0 E: 0 K: 0 S: 3	H: 0 LOB: 0 BB: 0 P: 3	1B: 3 2B: 3 3B: 0 HR: 0	SF: 0 SAC: 0 DP: 0 HBP: 1	WP: 0 PB: 0 SB: 0 CS: 0	PA: 38
PITCHER	IP WLS BF H R ER SO BB IBB HBP BLK WP HR S P ERA WHIP											PITCHER	IP WLS BF H R ER SO BB IBB HBP BLK WP HR S P ERA WHIP							
Bill Singer, R ERA: 1.73 (1, 1)	9.0 W 38 5 2 1 5 4 0 1 0 0 0 0 43 60 1.00 1.000																			



Batter	1	2	3	4	5	6	7	8	9	10	11	12	AB R H RBI BB SO LOB	TOP																
Billy Grabarkewitz, R OBP: 0.225, SLG: 0.351 (1, 10)													6 0 0 0 0 2 1	California Angels @ Detroit Tigers Tiger Stadium, Detroit, MI Wed May 02 1973, 7:05 PM EDT Att: 10,003 - Unknown																
Bobby Valentine, R OBP: 0.415, SLG: 0.538 (1, 6)													5 1 4 0 0 0 0																	
Ken Berry, R OBP: 0.353, SLG: 0.362 (1, 8)													5 0 1 1 0 1 2																	
Frank Robinson, R OBP: 0.356, SLG: 0.519 (12, 7)													5 1 1 0 0 2 3																	
Vada Pinson, L OBP: 0.273, SLG: 0.360 (12, 7)													0 0 0 0 0 0 0																	
Bob Oliver, R OBP: 0.326, SLG: 0.425 (1, 3)													5 1 1 2 0 0 0																	
Jim Spencer, L OBP: 0.370, SLG: 0.348 (12, 3)													0 0 0 0 0 0 0																	
Al Gallagher, R OBP: 0.372, SLG: 0.333 (9, FR)													4 0 2 0 0 1 0																	
Jerry Davanon, R (9, FR)													0 0 0 0 0 0 0																	
Tom McCraw, L OBP: 0.327, SLG: 0.326 (12, PH)													1 0 0 0 0 0 0																	
Rudy Meoli, L OBP: 0.400, SLG: 0.200 (12, 5)													0 0 0 0 0 0 0																	
Leroy Stanton, R OBP: 0.268, SLG: 0.385 (1, 9)													5 1 1 0 0 1 3																	
Jeff Torborg, R OBP: 0.300, SLG: 0.316 (1, 2)													1 0 0 0 0 0 1																	
Art Kusnyer, R OBP: 0.276, SLG: 0.353 (3, 2)													4 1 1 1 0 0 1																	
Sandy Alomar Sr., S OBP: 0.211, SLG: 0.191 (1, 4)													4 0 2 1 0 0 0																	
Inning Stats	R: 0 E: 0 K: 2 S: 8	H: 1 LOB: 1 BB: 0 P: 8	R: 0 E: 0 K: 0 S: 4	H: 1 LOB: 1 BB: 0 P: 4	R: 1 E: 0 K: 0 S: 5	H: 3 LOB: 1 BB: 0 P: 5	R: 0 E: 0 K: 0 S: 3	H: 1 LOB: 0 BB: 0 P: 3	R: 0 E: 0 K: 0 S: 3	H: 0 LOB: 0 BB: 0 P: 3	R: 2 E: 0 K: 1 S: 7	H: 2 LOB: 0 BB: 0 P: 7	R: 0 E: 0 K: 1 S: 5	H: 1 LOB: 1 BB: 0 P: 6	R: 0 E: 1 K: 0 S: 4	H: 0 LOB: 1 BB: 0 P: 4	R: 0 E: 0 K: 1 S: 5	H: 1 LOB: 0 BB: 0 P: 5	R: 0 E: 0 K: 1 S: 5	H: 0 LOB: 0 BB: 0 P: 5	R: 0 E: 0 K: 0 S: 5	H: 2 LOB: 0 BB: 0 P: 6	R: 2 E: 0 K: 0 S: 6	H: 2 LOB: 0 BB: 0 P: 6	R: 2 E: 0 K: 0 S: 6	H: 2 LOB: 0 BB: 0 P: 6	1B: 8 2B: 4 3B: 0 HR: 1	SF: 1 SAC: 0 DP: 2 HBP: 0	WP: 0 PB: 0 SB: 0 CS: 2	PA: 48
PITCHER	IP WLS BF H R ER SO BB IBB HBP BLK WP HR S P ERA WHIP	Mickey Lolich, L ERA: 3.38 Lerrin LaGrew, R ERA: 3.98																												

Batter	1	2	3	4	5	6	7	8	9	10	11	12	AB R H RBI BB SO LOB	BOTTOM											
Dick McAuliffe, L OBP: 0.270, SLG: 0.317 (1, 4)													5 0 1 1 1 0 1	California Angels @ Detroit Tigers Tiger Stadium, Detroit, MI Wed May 02 1973, 7:05 PM EDT Att: 10,003 - Unknown											
Aurelio Rodriguez, R OBP: 0.196, SLG: 0.292 (1, 5)													5 1 1 1 1 1 2												
Jim Northrup, L OBP: 0.377, SLG: 0.348 (1, 9)													5 1 3 0 1 0 1												
Bill Freehan, R OBP: 0.400, SLG: 0.363 (1, 2)													6 0 2 0 0 2 3												
Norm Cash, L OBP: 0.278, SLG: 0.381 (1, 3)													5 0 0 0 1 0 6												
Duke Sims, L OBP: 0.526, SLG: 0.714 (1, 7)													5 0 2 1 1 0 4												
Gates Brown, L OBP: 0.306, SLG: 0.275 (1, 10)													4 0 0 0 2 0 6												
Mickey Stanley, R OBP: 0.337, SLG: 0.451 (1, 8)													5 1 1 0 1 1 2												
Ed Brinkman, R OBP: 0.312, SLG: 0.368 (12, PH)													4 0 0 0 0 3 3												
Rich Reese, L OBP: 0.121, SLG: 0.033 (12, PH)													1 0 0 0 0 0 1												
Inning Stats	R: 1 E: 0 K: 0 S: 5	H: 2 LOB: 2 BB: 1 P: 9	R: 0 E: 0 K: 1 S: 5	H: 0 LOB: 1 BB: 1 P: 9	R: 1 E: 0 K: 0 S: 6	H: 3 LOB: 2 BB: 0 P: 6	R: 1 E: 0 K: 1 S: 7	H: 2 LOB: 1 BB: 0 P: 7	R: 0 E: 0 K: 1 S: 6	H: 1 LOB: 1 BB: 1 P: 6	R: 0 E: 0 K: 1 S: 5	H: 0 LOB: 2 BB: 1 P: 5	R: 0 E: 0 K: 0 S: 5		H: 0 LOB: 0 BB: 0 P: 5	R: 0 E: 0 K: 1 S: 5	H: 0 LOB: 2 BB: 2 P: 13	R: 0 E: 0 K: 0 S: 4	H: 1 LOB: 2 BB: 1 P: 8	R: 0 E: 0 K: 0 S: 3	H: 0 LOB: 1 BB: 1 P: 7	1B: 7 2B: 2 3B: 0 HR: 1	SF: 0 SAC: 1 DP: 0 HBP: 0	WP: 0 PB: 0 SB: 0 CS: 0	PA: 54
PITCHER	IP WLS BF H R ER SO BB IBB HBP BLK WP HR S P ERA WHIP	Nolan Ryan, R ERA: 2.62																							

AB	45
R	5
H	13
RBI	5
BB	0
SO	7
LOB	11



AB	45
R	3
H	10
RBI	3
BB	8
SO	7
LOB	29



Batter	1	2	3	4	5	6	7	8	9	AB	R	H	RBI	BB	SO	LOB	TOP			
Billy Grabarkewitz, R OBP: 0.227, SLG: 0.325 (1, 10)	0-0 5-3			0-0 6-3		4-0 CS BB		0-0 6-3	0-0 6-3	3	0	0	0	1	0	0				
Bobby Valentine, R OBP: 0.407, SLG: 0.524 Rudy Meoli, L OBP: 0.400, SLG: 0.200 (9, FR) (9, 6)	0-0 1-3			0-0 1-3		0-0 CS	0-3 K		0-0 FC6-4 1B	4	0	1	0	0	1	0				
Ken Berry, R OBP: 0.364, SLG: 0.373 (1, 8)	0-0 G3			0-0 1B			0-0 6-3		0-0 FC6-4 1B	4	0	2	0	0	0	0				
Frank Robinson, R OBP: 0.349, SLG: 0.518 (1, 7)		0-0 F8		0-0 F7			0-0 2B		0-0 FC6-4	4	1	1	0	0	0	3				
Bob Oliver, R OBP: 0.360, SLG: 0.477 (1, 3)		0-0 G4-6-3 1B			0-0 G4-6-3 1B		0-0 2B		0-0 P6	4	0	3	1	0	0	2				
Al Gallacher, R OBP: 0.348, SLG: 0.310 (1, 5)		0-0 G4-6-3			0-3 K		0-0 F9			3	0	0	0	0	1	3				
Leroy Stanton, R OBP: 0.250, SLG: 0.357 (1, 9)			0-0 6-3		0-0 G4-6-3		0-3 K			3	0	0	0	0	1	1				
Art Kusnyer, R OBP: 0.238, SLG: 0.300 (1, 2)			0-3 K			0-0 F8		0-0 P6		3	0	0	0	0	1	0				
Sandy Alomar Sr., S OBP: 0.216, SLG: 0.197 (1, 4)			0-0 6-3			0-0 CS 1B		0-0 L5		3	0	1	0	0	0	0				
Inning Stats	R: 0 E: 0 K: 0 S: 3	H: 0 LOB: 0 BB: 0 P: 3	R: 0 E: 0 K: 0 S: 3	H: 1 LOB: 0 BB: 0 P: 3	R: 0 E: 0 K: 1 S: 5	H: 0 LOB: 0 BB: 0 P: 5	R: 0 E: 0 K: 0 S: 4	H: 1 LOB: 1 BB: 0 P: 4	R: 0 E: 0 K: 1 S: 5	H: 1 LOB: 0 BB: 1 P: 5	R: 1 E: 0 K: 0 S: 7	H: 2 LOB: 1 BB: 0 P: 7	R: 0 E: 0 K: 1 S: 5	H: 0 LOB: 0 BB: 0 P: 5	R: 0 E: 0 K: 0 S: 5	H: 2 LOB: 2 BB: 0 P: 5	1B: 6 2B: 2 3B: 0 HR: 0	SF: 0 SAC: 0 DP: 2 HBP: 0	WP: 0 PB: 0 SB: 0 CS: 2	PA: 33
PITCHER Dave McNally, L ERA: 1.57 (1, 1)	IP: 9.0 WLS: L BF: 32 H: 8 R: 1 ER: 1 SO: 4 BB: 1 IBB: 0 HBP: 0 BLK: 0 WP: 0 HR: 0 S: 39 P: 43 ERA: 1.00 WHIP: 1.000															PITCHER IP: 9.0 WLS: W BF: 32 H: 2 R: 0 ER: 0 SO: 4 BB: 3 IBB: 1 HBP: 0 BLK: 0 WP: 0 HR: 0 S: 36 P: 52 ERA: 0.00 WHIP: 0.556				

California Angels @ Baltimore Orioles
Memorial Stadium, Baltimore, MD
Fri May 04 1973, 7:05 PM EDT
Att: 14,392 - Unknown

AB	31
R	1
H	8
RBI	1
BB	1
SO	4
LOB	9



Batter	1	2	3	4	5	6	7	8	9	AB	R	H	RBI	BB	SO	LOB	BOTTOM	
Merv Rettenmund, R OBP: 0.337, SLG: 0.325 (1, 9)	0-0 F5		0-0 F7			0-3 K			0-0 P4	4	0	0	0	0	1	0		
Bobby Grich, R OBP: 0.390, SLG: 0.422 (1, 4)	0-0 5-3			0-3 K		4-0 F7 5-3 BB			0-0 2B	3	0	1	0	1	1	0		
Tommy Davis, R OBP: 0.302, SLG: 0.353 (1, 10)	0-3 K			0-0 F9		0-0 5-3	1-2		0-0 1-3	4	0	0	0	0	1	2		
Earl Williams, R OBP: 0.308, SLG: 0.403 Al Bumbry, L OBP: 0.222, SLG: 0.222 (9, FR)		4-0 G6-4-3 BB		0-0 5-3		0-0 L7	4-0 F7 2-3		4-0 FC6-4 IBB	2	0	0	0	2	0	1		
Don Baylor, R OBP: 0.333, SLG: 0.412 (1, 7)		0-0 G6-4-3			0-0 L7		4-0 BB		0-0 FC6-4	3	0	0	0	1	0	3		
Brooks Robinson, R OBP: 0.239, SLG: 0.376 (1, 5)		0-0 1B			0-0 F7		0-0 P4			3	0	1	0	0	0	2		
Paul Blair, R OBP: 0.277, SLG: 0.256 (1, 8)		0-3 K			0-0 F7			0-0 F9		3	0	0	0	0	1	1		
Andy Etchebarren, R (1, 2)			0-0 F8			0-0 6-3		0-0 P4		3	0	0	0	0	0	0		
Mark Belanger, R OBP: 0.291, SLG: 0.231 (1, 6)			0-0 F8			0-0 P6		0-0 F7		3	0	0	0	0	0	0		
Inning Stats	R: 0 E: 0 K: 1 S: 5	H: 0 LOB: 0 BB: 0 P: 5	R: 0 E: 0 K: 1 S: 5	H: 1 LOB: 1 BB: 1 P: 9	R: 0 E: 0 K: 0 S: 3	H: 0 LOB: 0 BB: 0 P: 3	R: 0 E: 0 K: 1 S: 5	H: 0 LOB: 0 BB: 0 P: 5	R: 0 E: 0 K: 0 S: 3	H: 0 LOB: 2 BB: 2 P: 11	R: 0 E: 0 K: 0 S: 3	H: 0 LOB: 0 BB: 0 P: 3	R: 0 E: 0 K: 0 S: 4	H: 1 LOB: 2 BB: 1 P: 8	1B: 1 2B: 1 3B: 0 HR: 0	SF: 0 SAC: 0 DP: 1 HBP: 0	WP: 0 PB: 0 SB: 0 CS: 0	PA: 32
PITCHER Rudy May, L ERA: 1.36 (1, 1)	IP: 9.0 WLS: W BF: 32 H: 2 R: 0 ER: 0 SO: 4 BB: 3 IBB: 1 HBP: 0 BLK: 0 WP: 0 HR: 0 S: 36 P: 52 ERA: 0.00 WHIP: 0.556															PITCHER IP: 9.0 WLS: W BF: 32 H: 2 R: 0 ER: 0 SO: 4 BB: 3 IBB: 1 HBP: 0 BLK: 0 WP: 0 HR: 0 S: 36 P: 52 ERA: 0.00 WHIP: 0.556		

California Angels @ Baltimore Orioles
Memorial Stadium, Baltimore, MD
Fri May 04 1973, 7:05 PM EDT
Att: 14,392 - Unknown

AB	28
R	0
H	2
RBI	0
BB	4
SO	4
LOB	9



Batter	1	2	3	4	5	6	7	8	9	AB	R	H	RBI	BB	SO	LOB	TOP			
Sandy Alomar Sr. S OBP: 0.215, SLG: 0.197	F7		F9	4-3		FC5-4 2H 1B		K		5	0	1	1	0	1	2				
Bobby Valentine R OBP: 0.407, SLG: 0.512	BB E BB		1-6-3		SH1-4 1B	FC5-4 1-2		F8		4	1	1	0	1	0	1				
Ken Berry R OBP: 0.362, SLG: 0.370	E1 BB				SH1-4 1-2		F9			3	0	1	0	0	0	1				
Frank Robinson R OBP: 0.343, SLG: 0.492	G5-4-3 1-2 2-3 BB		P5		1-3		6-3			3	0	0	0	1	0	2				
Bob Oliver R OBP: 0.370, SLG: 0.542	G5-4-3 1-2			HR	WP 1B		6-3			4	1	2	2	0	0	3				
Al Gallacher R OBP: 0.360, SLG: 0.311		BB		5-3	6-3			L6-3 1B		3	0	1	0	1	0	1				
Vada Pinson L OBP: 0.254, SLG: 0.333	F8		4-3			F9		L6-3 1-2		4	0	0	0	0	0	2				
Jim Spencer L OBP: 0.362, SLG: 0.327	K			1B BB	4-3		F5			3	0	0	0	1	1	1				
Art Kusnyer R OBP: 0.280, SLG: 0.375	K			1-2 1B		1B 2B		F8		4	1	2	0	0	1	1				
Inning Stats	R: 0 E: 1 K: 0 S: 3	H: 0 LOB: 2 BB: 2 P: 11	R: 0 E: 0 K: 2 S: 7	H: 0 LOB: 1 BB: 1 P: 11	R: 0 E: 0 K: 0 S: 4	H: 1 LOB: 1 BB: 0 P: 4	R: 1 E: 0 K: 0 S: 5	H: 2 LOB: 2 BB: 1 P: 9	R: 1 E: 0 K: 0 S: 5	H: 2 LOB: 1 BB: 0 P: 5	R: 0 E: 0 K: 0 S: 3	H: 0 LOB: 0 BB: 0 P: 3	R: 0 E: 0 K: 1 S: 5	H: 1 LOB: 0 BB: 0 P: 5	R: 0 E: 0 K: 1 S: 5	H: 0 LOB: 0 BB: 0 P: 5	1B: 6 2B: 2 3B: 0 HR: 1	SF: 0 SAC: 1 DP: 2 HBP: 0	WP: 1 PB: 0 SB: 0 CS: 0	PA: 38
PITCHER	IP	WLS	BF	H	R	ER	SO	BB	IBB	HBP	BLK	WP	HR	S	P	ERA	WHIP			
Mike Cuellar L ERA: 4.78	6.0	L	29	7	3	3	2	4	0	0	0	1	1	29	45	4.50	1.833			
Bob Reynolds R ERA: 0.9	3.0		9	1	0	0	1	0	0	0	0	0	0	11	11	0.00	0.333			

California Angels @ Baltimore Orioles
Memorial Stadium, Baltimore, MD
Sat May 05 1973, 7:05 PM EDT
Att: 7,177 - Unknown

AB 33
R 3
H 8
RBI 3
BB 4
SO 3
LOB 14



Batter	1	2	3	4	5	6	7	8	9	AB	R	H	RBI	BB	SO	LOB	BOTTOM					
Al Bumbry L OBP: 0.231, SLG: 0.385	E 3B	1-3			G3		4-3			4	1	1	0	0	0	0						
Bobby Grich R OBP: 0.375, SLG: 0.402	E6 WP S 3H		F7		P4			K		4	0	0	1	0	1	0						
Tommy Davis R OBP: 0.281, SLG: 0.327	K		6-3		K			K		4	0	0	0	0	3	1						
Earl Williams R OBP: 0.316, SLG: 0.392	K			BB		BB		F3		2	0	0	0	2	1	1						
Boog Powell L OBP: 0.273, SLG: 0.239	HBP BB		F7		F7			F8		3	0	0	0	1	0	2						
Don Baylor R OBP: 0.330, SLG: 0.398				5-3		K		6-3		3	0	0	0	0	1	1						
Brooks Robinson R OBP: 0.228, SLG: 0.360	F8			4-3		K		4-3		4	0	0	0	0	1	4						
Rich Coggins L OBP: 0.273, SLG: 0.600		F8						K		3	0	1	0	0	1	0						
Mark Belanger R OBP: 0.281, SLG: 0.222		F8			P4 3B		5-3			3	0	0	0	0	0	1						
Inning Stats	R: 1 E: 1 K: 2 S: 9	H: 1 LOB: 3 BB: 1 P: 14	R: 0 E: 0 K: 0 S: 3	H: 0 LOB: 0 BB: 0 P: 3	R: 0 E: 0 K: 0 S: 3	H: 0 LOB: 1 BB: 1 P: 7	R: 0 E: 0 K: 0 S: 4	H: 1 LOB: 1 BB: 0 P: 4	R: 0 E: 0 K: 1 S: 5	H: 0 LOB: 0 BB: 0 P: 5	R: 0 E: 0 K: 2 S: 7	H: 0 LOB: 1 BB: 1 P: 11	R: 0 E: 0 K: 1 S: 5	H: 0 LOB: 0 BB: 0 P: 5	R: 0 E: 0 K: 2 S: 7	H: 0 LOB: 0 BB: 0 P: 7	R: 0 E: 0 K: 0 S: 3	H: 0 LOB: 0 BB: 0 P: 3	1B: 0 2B: 0 3B: 2 HR: 0	SF: 0 SAC: 0 DP: 0 HBP: 1	WP: 1 PB: 0 SB: 1 CS: 0	PA: 34
PITCHER	IP	WLS	BF	H	R	ER	SO	BB	IBB	HBP	BLK	WP	HR	S	P	ERA	WHIP					
Bill Singer R ERA: 1.6	9.0	W	34	2	1	1	8	3	0	1	0	1	0	46	59	1.00	0.556					

California Angels @ Baltimore Orioles
Memorial Stadium, Baltimore, MD
Sat May 05 1973, 7:05 PM EDT
Att: 7,177 - Unknown


AB 30
R 1
H 2
RBI 1
BB 3
SO 8
LOB 10



Batter	1	2	3	4	5	6	7	8	9	AB	R	H	RBI	BB	SO	LOB	TOP			
Tom McCraw, L (1, 7) OBP: 0.339, SLG: 0.327	0-0 F9 WP 1B		0-0 1-3		0-3 K			1-0 HBP		3	0	1	0	0	1	1				
Bobby Valentine, R (1, 6) OBP: 0.389, SLG: 0.489	0-0 F9 1-3		0-0 6-3			0-0 F9		0-0 1-3		4	0	0	0	0	0	2				
Vada Pinson, L (1, 8) OBP: 0.254, SLG: 0.328	0-0 L4			0-0 F7		0-0 G6-4-3 1B			0-0 4-3	4	0	1	0	0	0	1				
Frank Robinson, R (1, 10) OBP: 0.338, SLG: 0.492	0-0 F7			0-0 E5 FC6-4		0-0 G6-4-3 1B			0-0 WP 2B	4	0	1	0	0	0	2				
Bob Oliver, R (1, 3) OBP: 0.345, SLG: 0.500		0-0 4-3		0-0 F8			0-0 F3		0-3 K	4	0	0	0	0	1	2				
Al Gallacher, R (1, 5) OBP: 0.352, SLG: 0.306				0-0 FC6-4 1B			0-0 6-3		0-0 F9	4	0	1	0	0	0	2				
Leroy Stanton, R (1, 9) OBP: 0.295, SLG: 0.378					0-0 K 2B		0-0 F9			3	0	1	0	0	1	1				
Sandy Alomar Sr., S (1, 4) OBP: 0.210, SLG: 0.192 John Stephenson, L (8, PH) OBP: 0.258, SLG: 0.267				0-0 1-3					0-0 P6	2	0	0	0	0	0	2				
Art Kusner, R (1, 2) OBP: 0.299, SLG: 0.346 Jim Spencer, L (8, PH) OBP: 0.356, SLG: 0.320 Rudy Meoli, L (8, 4) OBP: 0.400, SLG: 0.200				0-0 F9			0-0 6-3		0-0 F8	1	0	0	0	0	0	0				
Inning Stats	R: 0 E: 0 K: 0 S: 4	H: 1 LOB: 1 BB: 0 P: 4	R: 0 E: 0 K: 1 S: 6	H: 1 LOB: 1 BB: 0 P: 6	R: 0 E: 0 K: 0 S: 3	H: 0 LOB: 0 BB: 0 P: 3	R: 0 E: 1 K: 0 S: 4	H: 0 LOB: 1 BB: 0 P: 4	R: 0 E: 0 K: 1 S: 6	H: 1 LOB: 1 BB: 0 P: 6	R: 0 E: 0 K: 0 S: 3	H: 0 LOB: 0 BB: 0 P: 3	R: 0 E: 0 K: 0 S: 3	H: 0 LOB: 1 BB: 0 P: 4	R: 0 E: 0 K: 1 S: 6	H: 1 LOB: 1 BB: 0 P: 6	1B: 3 2B: 2 3B: 0 HR: 0	SF: 0 SAC: 0 DP: 1 HBP: 1	WP: 2 PB: 0 SB: 0 CS: 0	PA: 33
PITCHER Jim Palmer, R (1, 1) ERA: 2.53	IP: 9.0 WLS: W BF: 33 H: 5 R: 0 ER: 0 SO: 3 BB: 0 IBB: 0 HBP: 1 BLK: 0 WP: 2 HR: 0 S: 38 P: 39 ERA: 0.00 WHIP: 0.556															PITCHER	IP: 9.0 WLS: W BF: 33 H: 5 R: 0 ER: 0 SO: 3 BB: 0 IBB: 0 HBP: 1 BLK: 0 WP: 2 HR: 0 S: 38 P: 39 ERA: 0.00 WHIP: 0.556			

California Angels @ Baltimore Orioles
Memorial Stadium, Baltimore, MD
Sun May 06 1973, 3:33 AM EDT
Att: 11,282 - Unknown


AB 32
R 0
H 5
RBI 0
BB 0
SO 3
LOB 14



Batter	1	2	3	4	5	6	7	8	9	AB	R	H	RBI	BB	SO	LOB	BOTTOM			
Al Bumbry, L (1, 9) OBP: 0.294, SLG: 0.333 Paul Blair, R (8, PH) OBP: 0.274, SLG: 0.253	4-0 BB 1B BB				4-0 BB		0-0 E3 1B 1B	0-0 F8		2	2	0	0	2	1	1				
Rich Coggins, L (1, 8) OBP: 0.333, SLG: 0.571	0-0 BB G3 1B		0-0 4-3		0-0 P3		0-0 1B S			4	2	2	1	0	0	1				
Bobby Grich, R (1, 4) OBP: 0.389, SLG: 0.398	4-0 G3 1B BB		4-0 WP BB		0-0 F7		4-0 1B BB			1	0	0	0	3	0	1				
Earl Williams, R (1, 2) OBP: 0.323, SLG: 0.390	4-0 G3 BB		0-3 K		0-0 6-3		0-0 1B			3	0	1	3	1	1	1				
Boog Powell, L (1, 3) OBP: 0.262, SLG: 0.228	0-0 G3		0-0 P5		0-0 2-3		0-0 K			4	0	0	1	0	1	5				
Don Baylor, R (1, 7) OBP: 0.317, SLG: 0.380	0-3 K			0-3 K		0-0 1-3		0-0 6-3		4	0	0	0	0	2	2				
Brooks Robinson, R (1, 5) OBP: 0.229, SLG: 0.348	0-0 4-3			0-3 K		0-0 F9		1-0 FC6-4 1B HBP		3	0	0	0	0	1	2				
Terry Crowley, L (1, 10) OBP: 0.333, SLG: 0.237		0-0 6-3		0-0 G3		4-0 E 1B BB		0-0 FC6-4 1B		3	1	1	0	1	0	0				
Mark Belanger, R (1, 6) OBP: 0.269, SLG: 0.212		0-0 6-3			0-0 P3		0-0 F8	0-0 FC6-4		4	0	0	0	0	0	3				
Inning Stats	R: 2 E: 0 K: 1 S: 6	H: 1 LOB: 2 BB: 3 P: 18	R: 0 E: 0 K: 1 S: 5	H: 0 LOB: 0 BB: 0 P: 5	R: 0 E: 0 K: 1 S: 5	H: 0 LOB: 1 BB: 1 P: 9	R: 0 E: 0 K: 2 S: 7	H: 0 LOB: 0 BB: 0 P: 7	R: 0 E: 0 K: 0 S: 3	H: 0 LOB: 0 BB: 1 P: 7	R: 0 E: 0 K: 0 S: 3	H: 0 LOB: 0 BB: 0 P: 3	R: 3 E: 1 K: 1 S: 8	H: 2 LOB: 2 BB: 2 P: 16	R: 0 E: 0 K: 0 S: 4	H: 1 LOB: 2 BB: 0 P: 5	1B: 4 2B: 0 3B: 0 HR: 0	SF: 0 SAC: 0 DP: 0 HBP: 1	WP: 1 PB: 0 SB: 1 CS: 0	PA: 37
PITCHER Nolan Ryan, R (1, 1) ERA: 2.48 Steve Barber, L (7, 1) ERA: 4.5 Dave Sells, R (8, 1) ERA: 2.25	IP: 6.2 WLS: L BF: 31 H: 3 R: 5 ER: 1 SO: 5 BB: 7 IBB: 0 HBP: 0 BLK: 0 WP: 1 HR: 0 S: 34 P: 62 ERA: 1.35 WHIP: 1.500															PITCHER	IP: 6.2 WLS: L BF: 31 H: 3 R: 5 ER: 1 SO: 5 BB: 7 IBB: 0 HBP: 0 BLK: 0 WP: 1 HR: 0 S: 34 P: 62 ERA: 1.35 WHIP: 1.500			

California Angels @ Baltimore Orioles
Memorial Stadium, Baltimore, MD
Sun May 06 1973, 3:33 AM EDT
Att: 11,282 - Unknown

AB 29
R 5
H 4
RBI 5
BB 7
SO 6
LOB 18




Batter	1	2	3	4	5	6	7	8	9	AB	R	H	RBI	BB	SO	LOB	TOP			
Sandy Alomar Sr. S (1.4) OBP: 0.214, SLG: 0.198 John Stephenson, L (8, PH) OBP: 0.250, SLG: 0.258 (8.2)	0-0 1-3		0-3 K		0-0 2-3 1B			0-0 4-3		3	0	1	0	0	1	0	California Angels @ Cleveland Indians Cleveland Municipal Stadium, Cleveland, OH Tue May 08 1973, 7:05 PM EDT Att: 1,437 - Unknown			
Bobby Valentine R (1.6) OBP: 0.394, SLG: 0.484	0-0 1B		4-0 BB		0-0 4-3			0-0 6-3		3	0	1	0	1	0	2				
Vada Pinson, L (1.9) OBP: 0.239, SLG: 0.306	0-0 F7		0-0 4-3				0-0 F7		0-3 K	4	0	0	0	0	1	2				
Frank Robinson, R (1.7) OBP: 0.347, SLG: 0.493 Rudy Meoli, L (9, PR) OBP: 0.400, SLG: 0.200	0-0 5-3			0-0 G6-4-3 1B			0-0 1-3		0-0 1B	4	0	2	0	0	0	1				
Bob Oliver R (1.10) OBP: 0.323, SLG: 0.464		0-3 K		0-0 G6-4-3 1B			0-0 5-3		0-0 FC1-4-6 1B	4	0	0	0	0	1	2				
Jim Spencer L (1.3) OBP: 0.333, SLG: 0.296		0-0 L5		0-0 F7					0-0 FC4-6	4	0	0	0	0	1					
Ken Berry, R (1.8) OBP: 0.361, SLG: 0.357		4-0 BB			0-0 4-3				0-0 F9	2	0	0	0	1	0	0				
Al Gallagher, R (1.5) OBP: 0.351, SLG: 0.294		0-3 K			4-0 1B				0-0 1-6-3	2	0	0	0	1	1					
Jeff Torborg, R (1.2) OBP: 0.273, SLG: 0.286 Tom McCraw, L (8, PH) OBP: 0.333, SLG: 0.320 Jerry Davanon, R (8.4)			0-0 L5		0-3 K				0-0 G3	2	0	0	0	0	1	1				
					1-2					1	0	0	0	0	0	0				
										0	0	0	0	0	0	0				
Inning Stats	R: 0 E: 0 K: 0 S: 4	H: 1 LOB: 1 BB: 0 P: 4	R: 0 E: 0 K: 2 S: 7	H: 0 LOB: 1 BB: 1 P: 11	R: 0 E: 0 K: 1 S: 5	H: 0 LOB: 1 BB: 1 P: 9	R: 0 E: 0 K: 0 S: 3	H: 1 LOB: 0 BB: 0 P: 3	R: 0 E: 0 K: 1 S: 6	H: 1 LOB: 2 BB: 1 P: 10	R: 0 E: 0 K: 0 S: 3	H: 0 LOB: 0 BB: 0 P: 3	R: 0 E: 0 K: 0 S: 3	H: 0 LOB: 0 BB: 0 P: 3	R: 0 E: 0 K: 1 S: 6	H: 1 LOB: 1 BB: 0 P: 6	1B: 4 2B: 0 3B: 0 HR: 0	SF: 0 SAC: 0 DP: 1 HBP: 0	WP: 0 PB: 0 SB: 2 CS: 0	PA: 33
PITCHER Gaylord Perry, R (1.1) ERA: 2.28	IP: 9.0 WLS: W BF: 33 H: 4 R: 0 ER: 0 SO: 5 BB: 3 IBB: 0 HBP: 0 BLK: 0 WP: 0 HR: 0 S: 40 P: 52 ERA: 0.00 WHIP: 0.778																			

Batter	1	2	3	4	5	6	7	8	9	AB	R	H	RBI	BB	SO	LOB	BOTTOM	
Walt Williams, R (1.7) OBP: 0.308, SLG: 0.346	0-3 K		0-0 G1-6-3			0-0 1-3 SH1-4 1B		0-0 6-3		4	1	1	0	0	1	1	California Angels @ Cleveland Indians Cleveland Municipal Stadium, Cleveland, OH Tue May 08 1973, 7:05 PM EDT Att: 1,437 - Unknown	
Rusty Torres, S (1.9) OBP: 0.270, SLG: 0.250	0-0 4-3		0-0 F2			0-0 SH1-4		0-0 1-3		3	0	0	0	0	0	0		
George Hendrick, R (1.8) OBP: 0.250, SLG: 0.369	0-0 4-3			0-0 F7		0-0 1-3		0-0 FC6-4 1B		4	0	1	0	0	0	1		
Charlie Spikes, R (1.10) OBP: 0.306, SLG: 0.478		0-3 K		0-0 6-3		0-0 1B		0-0 FC6-4		4	0	1	1	0	1	1		
Dave Duncan, R (1.2) OBP: 0.292, SLG: 0.333		0-0 HR		0-0 1B		0-0 1-3				3	1	2	1	0	0	1		
Buddy Bell, R (1.5) OBP: 0.263, SLG: 0.198		4-0 BB		0-0 L4			0-0 P4			2	0	0	0	1	0	1		
Chris Chambliss, L (1.3) OBP: 0.270, SLG: 0.253		0-3 K			0-0 2-3		0-0 4-3			3	0	0	0	0	1	1		
Frank Duffy, R (1.6) OBP: 0.571, SLG: 0.500		0-0 1B			4-0 BB		0-0 1B			2	0	2	0	1	0	0		
Tom Ragland, R (1.4) OBP: 0.333, SLG: 0.333			0-0 G1-6-3 1B		0-0 G4-6-3		0-0 F9			3	0	1	0	0	0	2		
										1B: 7 2B: 0 3B: 0 HR: 1								WP: 0 PB: 0 SB: 0 CS: 0
PITCHER Clyde Wright, L (1.1) ERA: 3.92	IP: 8.0 WLS: L BF: 31 H: 8 R: 2 ER: 2 SO: 3 BB: 2 IBB: 0 HBP: 0 BLK: 0 WP: 0 HR: 1 S: 35 P: 43 ERA: 2.25 WHIP: 1.250																	

Batter	1	2	3	4	5	6	7	8	9	AB	R	H	RBI	BB	SO	LOB	TOP	
Vada Pinson, L OBP: 0.250, SLG: 0.313 (1, 9)										5	0	2	1	0	0	2		
Bobby Valentine, R OBP: 0.375, SLG: 0.464 (1, 6)										4	0	0	0	0	0	4		
Tom McCraw, L OBP: 0.328, SLG: 0.302 (1, 3)										3	0	0	0	1	1	2		
Bob Oliver, R OBP: 0.318, SLG: 0.441 (1, 10)										3	1	0	0	0	1	0		
Doug Howard, R OBP: 0.130, SLG: 0.095 (1, 7)										4	0	0	0	0	1	2		
Billy Grabarkewitz, R OBP: 0.250, SLG: 0.349 (1, 4) (7, 5)										3	0	1	1	1	0	0		
Ken Berry, R OBP: 0.354, SLG: 0.350 (1, 8)										4	1	1	0	0	1	3		
Al Gallagher, R OBP: 0.383, SLG: 0.321 Sandy Alomar Sr., S OBP: 0.212, SLG: 0.195 (1, 5) (7, PH) (7, 4)										2	0	2	0	1	0	0		
Art Kusnyer, R OBP: 0.241, SLG: 0.321 Jim Spencer, L OBP: 0.328, SLG: 0.291 John Stephenson, L OBP: 0.242, SLG: 0.250 (1, 2) (7, PH) (7, 2)										2	0	0	0	0	0	4		
Inning Stats	R: 0 E: 0 K: 0 S: 3	H: 0 LOB: 0 BB: 0 P: 3	R: 0 E: 0 K: 0 S: 3	H: 0 LOB: 0 BB: 0 P: 3	R: 0 E: 1 K: 0 S: 5	H: 1 LOB: 2 BB: 0 P: 5	R: 1 E: 0 K: 1 S: 6	H: 1 LOB: 3 BB: 2 P: 15	R: 0 E: 0 K: 0 S: 5	H: 0 LOB: 0 BB: 0 P: 3	R: 0 E: 0 K: 0 S: 7	H: 0 LOB: 1 BB: 1 P: 11	R: 0 E: 0 K: 0 S: 3	H: 0 LOB: 0 BB: 0 P: 3	1B: 5 2B: 2 3B: 0 HR: 0	SF: 0 SAC: 0 DP: 1 HBP: 1	WP: 0 PB: 1 SB: 0 CS: 0	PA: 37
PITCHER	IP WLS BF H R ER SO BB IBB HBP BLK WP HR S P ERA WHIP																	
Mitt Wilcox, R ERA: 4.5 Jerry Johnson, R ERA: 5.11 (1, 1) (9, 1)	8.0 W 34 6 3 3 4 2 1 1 0 0 0 0 3 3 3.38 1.000																	

California Angels @ Cleveland Indians
Cleveland Municipal Stadium, Cleveland, OH
Wed May 09 1973, 3:33 AM EDT
Att. 2,536 - Unknown - 65 F


AB 33
R 3
H 6
RBI 3
BB 3
SO 4
LOB 18



Batter	1	2	3	4	5	6	7	8	9	AB	R	H	RBI	BB	SO	LOB	BOTTOM			
Walt Williams, R OBP: 0.290, SLG: 0.323 (1, 7)										5	1	1	0	0	1	3				
Rusty Torres, S OBP: 0.285, SLG: 0.239 (1, 9)										3	1	0	0	1	0	4				
George Hendrick, R OBP: 0.259, SLG: 0.387 (1, 8)										3	2	2	2	0	1	0				
Charlie Spikes, R OBP: 0.324, SLG: 0.495 (1, 10)										3	2	2	3	1	1	0				
Dave Duncan, R OBP: 0.290, SLG: 0.323 (1, 2)										3	1	0	0	1	0	2				
Buddy Bell, R OBP: 0.293, SLG: 0.236 (1, 5)										3	2	3	3	1	0	0				
Chris Chambliss, L OBP: 0.289, SLG: 0.253 (1, 3)										4	0	1	1	0	0	3				
Frank Duffy, R OBP: 0.455, SLG: 0.333 (1, 6)										3	0	0	0	1	0	2				
Tom Ragland, R OBP: 0.400, SLG: 0.333 (1, 4)										3	1	1	0	1	0	1				
Inning Stats	R: 1 E: 0 K: 1 S: 6	H: 1 LOB: 0 BB: 0 P: 6	R: 0 E: 0 K: 0 S: 2	H: 0 LOB: 1 BB: 1 P: 6	R: 0 E: 0 K: 0 S: 3	H: 0 LOB: 0 BB: 0 P: 3	R: 4 E: 0 K: 0 S: 6	H: 4 LOB: 1 BB: 1 P: 10	R: 4 E: 0 K: 0 S: 7	H: 4 LOB: 1 BB: 1 P: 11	R: 0 E: 0 K: 1 S: 5	H: 0 LOB: 1 BB: 1 P: 9	R: 0 E: 0 K: 1 S: 4	H: 0 LOB: 0 BB: 1 P: 8	R: 1 E: 1 K: 0 S: 5	H: 1 LOB: 2 BB: 1 P: 9	1B: 7 2B: 4 3B: 0 HR: 0	SF: 1 SAC: 1 DP: 2 HBP: 0	WP: 3 PB: 1 SB: 0 CS: 1	PA: 38
PITCHER	IP WLS BF H R ER SO BB IBB HBP BLK WP HR S P ERA WHIP																			
Rudy May, L ERA: 2.0 Lloyd Allen, R ERA: 11.74 Steve Barber, L ERA: 3.38 Ron Perranoski, L ERA: 3.38 Dave Sellis, R ERA: 2.0 (1, 1) (4, 1) (5, 1) (7, 1) (8, 1)	3.0 L 13 3 4 3 1 1 0 0 0 0 1 0 10 14 27.00 4.200																			

California Angels @ Cleveland Indians
Cleveland Municipal Stadium, Cleveland, OH
Wed May 09 1973, 3:33 AM EDT
Att. 2,536 - Unknown - 65 F

AB 30
R 10
H 10
RBI 9
BB 6
SO 3
LOB 15



Batter	1	2	3	4	5	6	7	8	9	AB	R	H	RBI	BB	SO	LOB	TOP					
Pat Kelly, L OBP: 0.521, SLG: 0.576 (1, 9)										5	1	2	0	0	0	3	Chicago White Sox @ California Angels Anaheim Stadium, Anaheim, CA Fri May 11, 1973, 10:05 PM EDT Att: 11,716 - Unknown					
Carlos May, L OBP: 0.343, SLG: 0.389 (1, 7)										4	0	2	0	1	0	2						
Dick Allen, R Hank Allen, R (8, PH) (8, 3)										4	2	3	1	0	0	1						
Bill Melton, R OBP: 0.422, SLG: 0.593 (1, 5)										3	2	1	0	2	0	3						
Ken Henderson, S OBP: 0.404, SLG: 0.441 (1, 8)										5	1	4	1	0	1	0						
Mike Andrews, R OBP: 0.405, SLG: 0.382 (1, 10)										3	1	1	2	0	0	2						
Jorge Orta, L OBP: 0.326, SLG: 0.256 (1, 4)										5	0	1	1	0	2	5						
Eddie Leon, R OBP: 0.278, SLG: 0.306 (1, 6)										4	0	1	1	0	1	4						
Chuck Brinkman, R OBP: 0.296, SLG: 0.182 (1, 2)										3	0	0	0	1	2	1						
Inning Stats	R: 5 E: 0 K: 2 S: 12	H: 5 LOB: 1 BB: 1 P: 16	R: 0 E: 0 K: 0 S: 4	H: 2 LOB: 1 BB: 0 P: 4	R: 0 E: 0 K: 1 S: 6	H: 1 LOB: 1 BB: 0 P: 6	R: 0 E: 0 K: 1 S: 6	H: 1 LOB: 2 BB: 0 P: 6	R: 0 E: 0 K: 0 S: 3	H: 1 LOB: 0 BB: 3	R: 2 E: 0 K: 1 S: 8	H: 3 LOB: 3 BB: 2 P: 16	R: 0 E: 0 K: 1 S: 5	H: 0 LOB: 0 BB: 1 P: 6	R: 0 E: 0 K: 1 S: 5	H: 0 LOB: 0 BB: 0 P: 5	1B: 11 2B: 4 3B: 0 HR: 0	SF: 0 SAC: 2 DP: 1 HBP: 0	WP: 1 PB: 0 SB: 1 CS: 2	PA: 43		
PITCHER	IP WLS BF H R ER SO BB IBB HBP BLK WP HR S P ERA WHIP	IP WLS BF H R ER SO BB IBB HBP BLK WP HR S P ERA WHIP																				
Nolan Ryan, R ERA: 3.19 (1, 1)	0.1 L 6 4 5 5 0	5.2 25 9 2 2 4 1	3.0 12 2 0 0 2 2	3.19 1 0 0 0 0 0	3.18 32 36 3.18 1.765	0.00 14 22 0.00 1.333																
Steve Barber, L ERA: 3.27 (7, 1)																						
Ron Perranoski, L ERA: 3.0 (7, 1)																						

Batter	1	2	3	4	5	6	7	8	9	AB	R	H	RBI	BB	SO	LOB	BOTTOM			
Sandy Alomar Sr, S Winston Llenas, R (1, 4) (7, PH) (8, 4)										3	0	1	0	0	0	0	Chicago White Sox @ California Angels Anaheim Stadium, Anaheim, CA Fri May 11, 1973, 10:05 PM EDT Att: 11,716 - Unknown			
Bobby Valentine, R OBP: 0.348, SLG: 0.425 (1, 6)										4	0	0	0	0	0	2				
Ken Berry, R OBP: 0.360, SLG: 0.386 (1, 8)										4	2	1	0	0	1	1				
Frank Robinson, R OBP: 0.353, SLG: 0.474 (1, 7)										3	1	1	0	1	0	1				
Bob Oliver, R OBP: 0.316, SLG: 0.464 (1, 10)										4	0	2	3	0	0	1				
Al Gallagher, R OBP: 0.357, SLG: 0.302 (1, 5)										4	0	0	0	0	0	4				
Leroy Stanton, R OBP: 0.250, SLG: 0.365 Vada Pinson, L OBP: 0.257, SLG: 0.309 (7, PH) (8, 9)										2	0	0	0	0	2	0				
Jim Spencer, L Rudy Meoli, L OBP: 0.338, SLG: 0.328 OBP: 0.400, SLG: 0.200 (1, 3) (9, PR)										3	0	1	1	1	1	0				
Jeff Torborg, R Tom McCraw, L John Stephenson, L Billy Grabarkewitz, R OBP: 0.250, SLG: 0.259 OBP: 0.323, SLG: 0.296 OBP: 0.242, SLG: 0.250 OBP: 0.259, SLG: 0.333 (1, 2) (7, PH) (8, 2) (9, PH)										1	0	0	0	0	0	1				
Inning Stats	R: 0 E: 0 K: 0 S: 3	H: 0 LOB: 0 BB: 0 P: 3	R: 0 E: 0 K: 2 S: 7	H: 0 LOB: 0 BB: 0 P: 7	R: 1 E: 0 K: 0 S: 6	H: 3 LOB: 2 BB: 0 P: 6	R: 0 E: 0 K: 1 S: 5	H: 0 LOB: 0 BB: 0 P: 5	R: 2 E: 1 K: 0 S: 6	H: 2 LOB: 1 BB: 0 P: 6	R: 1 E: 0 K: 1 S: 6	H: 1 LOB: 1 BB: 1 P: 10	R: 0 E: 0 K: 1 S: 5	H: 0 LOB: 1 BB: 1 P: 9	R: 0 E: 0 K: 1 S: 5	H: 0 LOB: 1 BB: 1 P: 9	1B: 4 2B: 0 3B: 2 HR: 0	SF: 0 SAC: 0 DP: 0 HBP: 0	WP: 0 PB: 0 SB: 0 CS: 0	PA: 37
PITCHER	IP WLS BF H R ER SO BB IBB HBP BLK WP HR S P ERA WHIP	IP WLS BF H R ER SO BB IBB HBP BLK WP HR S P ERA WHIP																		
Stan Bahnsen, R ERA: 3.04 (9, 1)	8.1 W 35 6 4 0 0 3	0.2 S 2 0 0 0 1																		
Terry Forster, L ERA: 0.79 (9, 1)																				

Batter	1	2	3	4	5	6	7	8	9	AB	R	H	RBI	BB	SO	LOB	TOP								
Johnny Jeter, R OBP: 0.354, SLG: 0.522 (1, 9)										5	1	1	0	0	2	3	Chicago White Sox @ California Angels Anaheim Stadium, Anaheim, CA Sat May 12 1973, 10:05 PM EDT Att: 25,655 - Unknown								
Carlos May, L OBP: 0.355, SLG: 0.402 Pat Kelly, L OBP: 0.527, SLG: 0.574 (1, 7) (3, PR)										2	0	2	0	0	0	0									
Dick Allen, R OBP: 0.371, SLG: 0.634 (1, 3)										4	1	1	1	0	2	5									
Bill Melton, R OBP: 0.430, SLG: 0.589 (1, 5)										4	0	2	0	1	1	0									
Ken Henderson, S OBP: 0.394, SLG: 0.423 (1, 8)										4	0	0	0	1	3	4									
Rick Reichardt, R OBP: 0.400, SLG: 0.375 (1, 10)										5	1	2	0	0	1	3									
Eddie Leon, R OBP: 0.311, SLG: 0.311 Tony Muser, L OBP: 0.286, SLG: 0.167 Luis Alvarado, R (8, PH) (8, 6)										2	1	1	0	0	0	2									
Jorge Orta, L OBP: 0.323, SLG: 0.256 (1, 4)										4	0	1	0	0	0	6									
Chuck Brinkman, R OBP: 0.290, SLG: 0.192 (1, 2)										4	1	1	1	0	1	2									
Inning Stats	R: 0 E: 0 K: 1 S: 5	H: 1 LOB: 0 BB: 0 P: 5	R: 0 E: 0 K: 1 S: 6	H: 1 LOB: 2 BB: 1 P: 10	R: 1 E: 0 K: 0 S: 6	H: 3 LOB: 2 BB: 0 P: 6	R: 3 E: 1 K: 1 S: 9	H: 4 LOB: 1 BB: 0 P: 9	R: 0 E: 0 K: 1 S: 6	H: 1 LOB: 0 BB: 0 P: 10	R: 0 E: 0 K: 1 S: 5	H: 0 LOB: 0 BB: 0 P: 5	R: 1 E: 1 K: 1 S: 6	H: 1 LOB: 0 BB: 0 P: 6	R: 0 E: 0 K: 2 S: 9	H: 2 LOB: 3 BB: 1 P: 13		R: 0 E: 0 K: 2 S: 7	H: 0 LOB: 0 BB: 0 P: 7	1B: 12 2B: 1 3B: 0 HR: 0	SF: 1 SAC: 1 DP: 1 HBP: 0	WP: 0 PB: 0 SB: 0 CS: 1	PA: 43		
PITCHER	IP	WLS	BF	H	R	ER	SO	BB	IBB	HBP	BLK	WP	HR	S	P	ERA	WHIP								
Clyde Wright, L ERA: 4.43	3.2		20	9	4	4	2	1	0	0	0	0	0	23	27	9.82	2.727								
Dave Sellis, R ERA: 1.42	3.1	W	15	4	1	0	4	1	0	0	0	0	0	22	26	0.00	1.500								
Nolan Ryan, R ERA: 3.09	2.0	S	7	0	0	0	4	1	0	0	0	0	0	14	18	0.00	0.500								

Batter	1	2	3	4	5	6	7	8	9	AB	R	H	RBI	BB	SO	LOB	BOTTOM								
Vada Pinson, L OBP: 0.266, SLG: 0.315 (1, 9)										5	1	2	1	0	0	2	Chicago White Sox @ California Angels Anaheim Stadium, Anaheim, CA Sat May 12 1973, 10:05 PM EDT Att: 25,655 - Unknown								
Bobby Valentine, R OBP: 0.336, SLG: 0.409 (1, 6)										4	0	0	0	0	2	2									
Ken Berry, R OBP: 0.354, SLG: 0.392 (1, 8)										4	1	1	0	0	0	1									
Frank Robinson, R OBP: 0.360, SLG: 0.488 Leroy Stanton, R OBP: 0.275, SLG: 0.365 (1, 7) (8, 9)										4	0	2	2	0	0	0									
Bob Oliver, R OBP: 0.325, SLG: 0.466 (1, 10)										4	1	2	0	0	0	2									
Al Gallagher, R OBP: 0.370, SLG: 0.297 (1, 5)										1	0	0	0	2	0	1									
Jim Spencer, L OBP: 0.347, SLG: 0.371 (1, 3)										4	3	2	1	0	0	3									
Jeff Torborg, R OBP: 0.313, SLG: 0.387 (1, 2)										4	0	3	2	0	0	0									
Sandy Alomar Sr., S OBP: 0.198, SLG: 0.183 (1, 4)										3	0	0	0	0	0	3									
Inning Stats	R: 1 E: 0 K: 0 S: 5	H: 2 LOB: 1 BB: 0 P: 5	R: 1 E: 0 K: 0 S: 4	H: 2 LOB: 2 BB: 1 P: 8	R: 0 E: 0 K: 1 S: 5	H: 0 LOB: 0 BB: 0 P: 5	R: 2 E: 0 K: 0 S: 6	H: 3 LOB: 1 BB: 0 P: 6	R: 1 E: 0 K: 1 S: 7	H: 2 LOB: 1 BB: 0 P: 7	R: 1 E: 1 K: 0 S: 5	H: 2 LOB: 0 BB: 0 P: 5	R: 0 E: 0 K: 0 S: 4	H: 1 LOB: 2 BB: 1 P: 8	R: 0 E: 0 K: 0 S: 3	H: 0 LOB: 0 BB: 0 P: 3		1B: 6 2B: 6 3B: 0 HR: 0	SF: 0 SAC: 2 DP: 0 HBP: 0	WP: 0 PB: 0 SB: 0 CS: 0	PA: 37				
PITCHER	IP	WLS	BF	H	R	ER	SO	BB	IBB	HBP	BLK	WP	HR	S	P	ERA	WHIP								
Eddie Fisher, R ERA: 3.9	3.1		17	7	4	4	1	1	0	0	0	0	0	18	22	10.80	2.400								
Steve Stone, R ERA: 6.59	3.1	L	16	5	2	2	1	1	0	0	0	0	0	17	21	5.40	1.800								
Cy Acosta, R ERA: 3.86	1.1		4	0	0	0	0	0	0	0	0	0	0	4	4	0.00	0.000								


Batter	1	2	3	4	5	6	7	8	9	AB	R	H	RBI	BB	SO	LOB	TOP			
Johnny Jeter, R OBP: 0.327, SLG: 0.480 (1, 9)	F8		6-3		4-3			K		4	0	0	0	0	1	0	Chicago White Sox @ California Angels Anaheim Stadium, Anaheim, CA Sun May 13 1973, 6:33 AM EDT Att: 11,155 - Unknown			
Mike Andrews, R OBP: 0.410, SLG: 0.371 (1, 10)	1B BB		BB			F7		K		2	0	0	0	2	1	0				
Dick Allen, R OBP: 0.385, SLG: 0.649 (1, 3)	1-2 1B		P4			6-3 2B				4	0	3	0	0	0	1				
Bill Melton, R OBP: 0.414, SLG: 0.564 (1, 5)	K				F7			5-3		4	0	0	0	0	1	4				
Ken Henderson, S OBP: 0.381, SLG: 0.406 (1, 8)	F8				P4				K	4	0	0	0	0	2	3				
Rick Reichardt, R OBP: 0.414, SLG: 0.370 (1, 7)		5-3			BB			F8		3	0	1	0	1	0	0				
Eddie Leon, R OBP: 0.282, SLG: 0.308 (1, 6)	K				1-3			1-3		4	0	1	0	0	1	1				
Jorge Orta, L OBP: 0.323, SLG: 0.259 Hank Allen, R (9, PH)	K							F8		3	0	1	0	0	1	0				
Chuck Brinkman, R OBP: 0.265, SLG: 0.172 Pat Kelly, L OBP: 0.520, SLG: 0.565 (9, PH)			K					F8		1	0	0	0	0	1	2				
								F2		1	0	0	0	0	1	2				
Inning Stats	R: 0 E: 0 K: 1 S: 6	H: 1 LOB: 2 BB: 1 P: 10	R: 0 E: 0 K: 2 S: 7	H: 0 LOB: 0 BB: 0 P: 7	R: 0 E: 0 K: 1 S: 5	H: 0 LOB: 1 BB: 1 P: 9	R: 0 E: 0 K: 0 S: 3	H: 0 LOB: 0 BB: 0 P: 7	R: 0 E: 0 K: 0 S: 3	H: 1 LOB: 1 BB: 0 P: 6	R: 0 E: 0 K: 1 S: 4	H: 1 LOB: 1 BB: 0 P: 4	R: 0 E: 0 K: 2 S: 8	H: 1 LOB: 1 BB: 0 P: 8	R: 0 E: 0 K: 3 S: 11	H: 2 LOB: 2 BB: 0 P: 11	1B: 5 2B: 1 3B: 0 HR: 0	SF: 0 SAC: 0 DP: 0 HBP: 0	WP: 0 PB: 0 SB: 0 CS: 0	PA: 36
PITCHER Rudy May, L ERA: 1.6 (1, 1)	IP: 9.0 WLS: W BF: 36 H: 6 R: 0 ER: 0 SO: 10 BB: 3 IBB: 0 HBP: 0 BLK: 0 WP: 0 HR: 0 S: 53 P: 65 ERA: 0.00 WHIP: 1.000															PITCHER				

Batter	1	2	3	4	5	6	7	8	9	AB	R	H	RBI	BB	SO	LOB	BOTTOM			
Vada Pinson, L OBP: 0.289, SLG: 0.338 (1, 7)	WP BB SF7-5-6 1B		1B					F8		4	1	3	1	0	0	0	Chicago White Sox @ California Angels Anaheim Stadium, Anaheim, CA Sun May 13 1973, 6:33 AM EDT Att: 11,155 - Unknown			
Sandy Alomar Sr., S OBP: 0.210, SLG: 0.188 (1, 4)	1-2 BB		G4-6-3 1B		FC1-2 1B			5-3		3	0	1	0	1	0	1				
Bobby Valentine, R OBP: 0.325, SLG: 0.398 (1, 8)	SF7-5-6 1-3 2-H		G4-6-3 1-2		4-3			1-3		3	0	0	1	0	0	3				
Frank Robinson, R OBP: 0.366, SLG: 0.482 Jerry Davanon, R (8, PR)	BB				L9			5-3		3	0	1	0	1	0	0				
Bob Oliver, R OBP: 0.313, SLG: 0.447 Leroy Stanton, R OBP: 0.273, SLG: 0.365 (9, 9)	BB				P4			F3		3	0	0	0	0	1	1				
Al Gallagher, R OBP: 0.382, SLG: 0.292 (1, 5)		4-0 BB			F8			FC6 BB		1	0	0	0	2	0	0				
Jim Spencer, L OBP: 0.347, SLG: 0.415 (1, 3)		G4-6-3 1-2						FC6		3	1	1	1	0	0	2				
Rudy Meoli, L OBP: 0.391, SLG: 0.222 (1, 6)		K						K		3	1	1	0	0	2	0				
Jeff Torborg, R OBP: 0.294, SLG: 0.364 (1, 2)					6-3			SH3-4 1B		2	0	0	0	0	0	0				
								5-3		1	0	0	0	0	0	0				
Inning Stats	R: 1 E: 0 K: 1 S: 5	H: 1 LOB: 2 BB: 2 P: 13	R: 0 E: 0 K: 1 S: 4	H: 0 LOB: 0 BB: 1 P: 8	R: 0 E: 0 K: 0 S: 4	H: 2 LOB: 1 BB: 0 P: 4	R: 0 E: 0 K: 0 S: 3	H: 0 LOB: 0 BB: 0 P: 3	R: 2 E: 1 K: 0 S: 6	H: 3 LOB: 1 BB: 0 P: 6	R: 0 E: 0 K: 0 S: 3	H: 0 LOB: 1 BB: 1 P: 7	R: 0 E: 0 K: 1 S: 5	H: 0 LOB: 0 BB: 0 P: 5	R: 0 E: 0 K: 0 S: 3	H: 1 LOB: 1 BB: 0 P: 3	1B: 6 2B: 1 3B: 0 HR: 1	SF: 1 SAC: 1 DP: 3 HBP: 0	WP: 1 PB: 0 SB: 0 CS: 1	PA: 32
PITCHER Rich Gossage, R ERA: 9.39 (1, 1)	IP: 8.0 WLS: L BF: 31 H: 7 R: 3 ER: 3 SO: 3 BB: 4 IBB: 0 HBP: 0 BLK: 0 WP: 1 HR: 1 S: 33 P: 49 ERA: 3.38 WHIP: 1.375															PITCHER				

Batter	1	2	3	4	5	6	7	8	9	10	AB	R	H	RBI	BB	SO	LOB				
Vada Pinson, L OBP: 0.284, SLG: 0.329 (1, 7)	5-3			FC4-6 1B		F8		L8		F2	5	0	1	0	0	0	2				
Sandy Alomar Sr., S OBP: 0.212, SLG: 0.190 (1, 4)	6-3			FC4-6 HR		F8				5-3	4	1	1	0	0	0	1				
Bobby Valentine, R OBP: 0.315, SLG: 0.385 (1, 8)	5-3			K		L9				6-3	4	0	0	0	0	1	2				
Frank Robinson, R OBP: 0.351, SLG: 0.506 (1, 10)				HR		K				F9	4	1	1	2	0	1	1				
Bob Oliver, R OBP: 0.299, SLG: 0.425 Ken Berry, R OBP: 0.354, SLG: 0.392 (1, 9) (10, 9)	K			F7		4-3				F8	4	0	0	0	0	1	0				
Al Gallagher, R OBP: 0.263, SLG: 0.275 (1, 5)	4-3					F7				F8	4	0	0	0	0	0	0				
Jim Spencer, L OBP: 0.342, SLG: 0.406 (1, 3)						K				L8	4	1	1	0	0	1	0				
Rudy Meoli, L OBP: 0.407, SLG: 0.273 (1, 6)										L8	4	0	2	0	0	0	0				
Jeff Torborg, R OBP: 0.270, SLG: 0.333 Tom McCraw, L OBP: 0.353, SLG: 0.309 Art Kusnyer, R OBP: 0.241, SLG: 0.321 (1, 2) (10, PH) (10, 2)	K					6-3				F8	3	0	0	0	0	1	1				
										1B	1	0	1	1	0	0	0				
										1B	0	0	0	0	0	0	0				
Inning Stats	R: 0 E: 0 K: 0 S: 3	H: 0 LOB: 0 BB: 0 P: 3	R: 0 E: 0 K: 1 S: 5	H: 0 LOB: 0 BB: 0 P: 5	R: 0 E: 0 K: 1 S: 5	H: 0 LOB: 0 BB: 0 P: 5	R: 2 E: 0 K: 1 S: 7	H: 2 LOB: 0 BB: 0 P: 7	R: 0 E: 0 K: 1 S: 6	H: 1 LOB: 1 BB: 0 P: 6	R: 0 E: 0 K: 0 S: 3	H: 0 LOB: 0 BB: 0 P: 3	R: 0 E: 0 K: 0 S: 3	H: 0 LOB: 0 BB: 0 P: 3	R: 1 E: 0 K: 0 S: 6	H: 3 LOB: 2 BB: 0 P: 6	1B: 6 2B: 0 3B: 0 HR: 1	SF: 0 SAC: 0 DP: 0 HBP: 0			
PITCHER Dick Drago, R ERA: 5.32 (1, 1)	IP: 10.0 WLS: L BF: 37 H: 7 R: 3 ER: 3 SO: 5 BB: 0 IBB: 0 HBP: 0 BLK: 0 WP: 0 HR: 1 S: 47 P: 47 ERA: 2.70 WHIP: 0.700											PITCHER									

California Angels @ Kansas City Royals
Royals Stadium, Kansas City, MO
Mon May 14 1973, 8:05 PM EDT
Att: 10,053 - Unknown - 60 F

AB	37
R	3
H	7
RBI	3
BB	0
SO	5
LOB	7




WP: 0	PA: 37
PB: 0	
SB: 2	
CS: 0	

Batter	1	2	3	4	5	6	7	8	9	10	AB	R	H	RBI	BB	SO	LOB					
Paul Schaal, R OBP: 0.397, SLG: 0.345 (1, 5)	F7				6-3					P6	4	0	0	0	1	0	0					
Steve Hovley, L OBP: 0.319, SLG: 0.318 (1, 9)	FC6-4 1B				F8					F8	4	1	2	0	1	0	0					
Amos Otis, R OBP: 0.344, SLG: 0.478 (1, 8)	FC6-4 1-2f				1B					G6-4-3 1B	5	0	2	0	0	0	3					
John Mayberry, L OBP: 0.410, SLG: 0.561 (1, 3)	F8				1B					G6-4-3 1-2f	4	0	2	1	0	0	1					
Ed Kirkpatrick, L OBP: 0.145, SLG: 0.594 (1, 7)					1B					4-3	4	0	1	0	0	1	4					
Cookie Rojas, R OBP: 0.357, SLG: 0.435 Freddie Patek, R OBP: 0.338, SLG: 0.331 (1, 4) (4, 6)	F7				K					B3	1	0	0	0	0	0	1					
	1-2									K	3	0	0	0	0	2	0					
Lou Piniella, R OBP: 0.298, SLG: 0.345 (1, 10)	K				HR					K	4	1	1	1	0	3	1					
Fran Healy, R OBP: 0.242, SLG: 0.258 Jim Wohlford, R OBP: 0.373, SLG: 0.250 (1, 2) (9, PH) (10, 2)	K				K					L9	3	0	0	0	0	2	1					
					K					K	1	0	0	0	0	1	0					
					K					K	0	0	0	0	0	0	0					
Bobby Floyd, R OBP: 0.143, SLG: 0.143 (1, 6) (4, 4)	K				K					F8	4	0	0	0	0	2	0					
										4-3												
Inning Stats	R: 0 E: 0 K: 0 S: 4	H: 1 LOB: 1 BB: 0 P: 4	R: 0 E: 0 K: 2 S: 8	H: 1 LOB: 1 BB: 0 P: 8	R: 1 E: 0 K: 2 S: 9	H: 2 LOB: 2 BB: 1 P: 13	R: 1 E: 0 K: 3 S: 10	H: 1 LOB: 0 BB: 0 P: 10	R: 0 E: 0 K: 0 S: 5	H: 2 LOB: 2 BB: 0 P: 5	R: 0 E: 0 K: 1 S: 5	H: 0 LOB: 0 BB: 0 P: 5	R: 0 E: 0 K: 2 S: 3	H: 1 LOB: 1 BB: 1 P: 7	R: 0 E: 0 K: 1 S: 5	H: 0 LOB: 0 BB: 0 P: 5	R: 0 E: 0 K: 2 S: 7	H: 0 LOB: 0 BB: 0 P: 7	R: 0 E: 0 K: 0 S: 3	H: 0 LOB: 0 BB: 0 P: 3	1B: 7 2B: 0 3B: 0 HR: 1	SF: 0 SAC: 0 DP: 1 HBP: 0
PITCHER Bill Singer, R ERA: 1.76 (1, 1)	IP: 10.0 WLS: W BF: 39 H: 8 R: 2 ER: 2 SO: 11 BB: 2 IBB: 0 HBP: 0 BLK: 0 WP: 0 HR: 1 S: 59 P: 67 ERA: 1.80 WHIP: 1.000											PITCHER										

California Angels @ Kansas City Royals
Royals Stadium, Kansas City, MO
Mon May 14 1973, 8:05 PM EDT
Att: 10,053 - Unknown - 60 F

AB	37
R	2
H	8
RBI	2
BB	2
SO	11
LOB	11



WP: 0	PA: 39
PB: 0	
SB: 1	
CS: 0	

Batter	1	2	3	4	5	6	7	8	9	AB	R	H	RBI	BB	SO	LOB	TOP					
Bert Campaneris, R OBP: 0.343, SLG: 0.373										4	1	1	0	0	0	2	Oakland Athletics @ California Angels Anaheim Stadium, Anaheim, CA Wed May 16 1973, 10:05 PM EDT Att: 11,087 - Unknown					
Joe Rudi, R OBP: 0.281, SLG: 0.370										4	0	0	0	0	0	3						
Gene Tenace, R OBP: 0.407, SLG: 0.525										3	0	2	0	1	0	0						
Reggie Jackson, L OBP: 0.378, SLG: 0.469										3	0	0	1	0	0	4						
Deron Johnson, R OBP: 0.330, SLG: 0.451										3	0	0	0	1	1	0						
Sal Bando, R OBP: 0.356, SLG: 0.446										3	1	1	1	1	1	2						
Ray Fosse, R OBP: 0.319, SLG: 0.380										4	0	0	0	0	0	1						
Dick Green, R OBP: 0.211, SLG: 0.246										4	0	1	0	0	0	0						
Bill North, S OBP: 0.364, SLG: 0.297										3	0	1	0	0	1	0						
Inning Stats	R: 1 E: 0 K: 0 S: 5	H: 2 LOB: 2 BB: 1 P: 9	R: 0 E: 0 K: 0 S: 3	H: 0 LOB: 0 BB: 0 P: 3	R: 0 E: 0 K: 1 S: 4	H: 1 LOB: 1 BB: 0 P: 4	R: 0 E: 0 K: 1 S: 4	H: 0 LOB: 0 BB: 1 P: 8	R: 0 E: 0 K: 1 S: 5	H: 2 LOB: 3 BB: 1 P: 9	R: 0 E: 0 K: 1 S: 5	H: 0 LOB: 0 BB: 0 P: 5	R: 0 E: 0 K: 1 S: 5	H: 0 LOB: 0 BB: 0 P: 5	R: 0 E: 0 K: 0 S: 3	H: 0 LOB: 0 BB: 0 P: 3	R: 1 E: 0 K: 0 S: 4	H: 1 LOB: 0 BB: 0 P: 4	1B: 3 2B: 1 3B: 1 HR: 1	SF: 1 SAC: 0 DP: 1 HBP: 0	WP: 0 PB: 0 SB: 0 CS: 0	PA: 35
PITCHER Clyde Wright, L ERA: 4.01	IP: 9.0 WLS: W BF: 35 H: 6 R: 2 ER: 2 SO: 3 BB: 3 IBB: 0 HBP: 0 BLK: 0 WP: 0 HR: 1 S: 38 P: 50 ERA: 2.00 WHIP: 1.000															PITCHER						

AB	31
R	2
H	6
RBI	2
BB	3
SO	3
LOB	12



Batter	1	2	3	4	5	6	7	8	9	AB	R	H	RBI	BB	SO	LOB	BOTTOM			
Vada Pinson, L OBP: 0.289, SLG: 0.333										3	1	1	2	0	1	0	Oakland Athletics @ California Angels Anaheim Stadium, Anaheim, CA Wed May 16 1973, 10:05 PM EDT Att: 11,087 - Unknown			
Sandy Alomar Sr., S OBP: 0.266, SLG: 0.185										4	0	1	0	0	1	2				
Bobby Valentine, R OBP: 0.318, SLG: 0.392										4	1	2	1	0	0	2				
Frank Robinson, R OBP: 0.362, SLG: 0.489										4	0	1	2	0	0	3				
Bob Oliver, R OBP: 0.305, SLG: 0.455										4	0	1	0	0	2	3				
Ken Berry, R OBP: 0.354, SLG: 0.392										0	0	0	0	0	0	0				
Al Gallagher, R OBP: 0.375, SLG: 0.299										4	1	2	0	0	1	2				
Jim Spencer, L OBP: 0.333, SLG: 0.429										4	1	1	2	0	2	3				
Rudy Meoli, L OBP: 0.400, SLG: 0.333										4	2	2	0	0	1	1				
Jeff Torborg, R OBP: 0.279, SLG: 0.333										2	1	1	0	0	0	0				
Inning Stats	R: 0 E: 1 K: 0 S: 4	H: 0 LOB: 1 BB: 0 P: 4	R: 0 E: 0 K: 0 S: 3	H: 1 LOB: 0 BB: 0 P: 3	R: 1 E: 0 K: 1 S: 6	H: 1 LOB: 0 BB: 0 P: 6	R: 1 E: 0 K: 2 S: 9	H: 2 LOB: 1 BB: 0 P: 9	R: 3 E: 0 K: 1 S: 9	H: 4 LOB: 1 BB: 0 P: 9	R: 2 E: 0 K: 2 S: 9	H: 2 LOB: 0 BB: 0 P: 9	R: 0 E: 0 K: 1 S: 6	H: 1 LOB: 0 BB: 0 P: 6	R: 0 E: 0 K: 1 S: 5	H: 1 LOB: 0 BB: 0 P: 5	1B: 9 2B: 2 3B: 0 HR: 1	SF: 1 SAC: 1 DP: 1 HBP: 0	WP: 2 PB: 0 SB: 1 CS: 1	PA: 35
PITCHER Blue Moon Odom, R ERA: 5.98	IP: 4.0 WLS: L BF: 19 H: 7 R: 5 ER: 5 SO: 3 BB: 0 IBB: 0 HBP: 0 BLK: 0 WP: 0 HR: 0 S: 25 P: 25 ERA: 11.25 WHIP: 1.750															PITCHER				
Paul Lindblad, L ERA: 10.22	IP: 0.1 WLS: 0 BF: 2 H: 1 R: 0 ER: 0 SO: 0 BB: 0 IBB: 0 HBP: 0 BLK: 0 WP: 0 HR: 0 S: 2 P: 2 ERA: 0.00 WHIP: 3.000																			
Horacio Pina, R ERA: 2.83	IP: 3.2 WLS: 14 BF: 4 H: 2 R: 2 ER: 2 SO: 5 BB: 0 IBB: 0 HBP: 0 BLK: 0 WP: 1 HR: 1 S: 24 P: 24 ERA: 4.91 WHIP: 1.091																			

AB	33
R	7
H	12
RBI	7
BB	0
SO	8
LOB	16



Batter	1	2	3	4	5	6	7	8	9	AB	R	H	RBI	BB	SO	LOB	TOP										
Bert Campaneris, R OBP: 0.338, SLG: 0.366 (1.6)	6-3		1-3		3-1		FC1-4		G6-4-3	5	0	1	0	0	0	1											
Joe Rudi, R OBP: 0.279, SLG: 0.364 (1.7)	F7		1B		L7		CS		G6-4-3	5	0	1	0	0	0	3											
Gene Tenace, R OBP: 0.403, SLG: 0.516 (1.3)	K		1B		6-3				F3	4	0	1	0	0	1	0											
Reggie Jackson, L OBP: 0.381, SLG: 0.485 (1.9)		HR	F5						BB	4	1	2	0	0	1	2											
Deron Johnson, R OBP: 0.327, SLG: 0.436 (1.10)	K		P4						1B	3	0	0	0	1	1	3											
Sal Bando, R OBP: 0.356, SLG: 0.435 (1.5)	K				P4				BB	3	0	0	0	1	1	3											
Ray Fosse, R OBP: 0.324, SLG: 0.379 (1.2)	HR				F8		FC5-4		BB	3	1	1	0	1	0	1											
Dick Green, R OBP: 0.227, SLG: 0.301 (1.4)	HR				F8				1B	4	1	2	3	0	0	0											
Bill North, S OBP: 0.368, SLG: 0.330 (1.8)	5-3								1B	4	1	2	1	0	1	2											
Inning Stats	R: 0 E: 0 K: 1 S: 5	H: 0 LOB: 0 BB: 0 P: 5	R: 3 E: 0 K: 2 S: 9	H: 2 LOB: 0 BB: 1 P: 13	R: 0 E: 0 K: 0 S: 5	H: 2 LOB: 2 BB: 0 P: 5	R: 0 E: 0 K: 0 S: 3	H: 0 LOB: 0 BB: 0 P: 3	R: 1 E: 0 K: 0 S: 4	H: 1 LOB: 0 BB: 0 P: 4	R: 0 E: 0 K: 1 S: 5	H: 0 LOB: 1 BB: 1 P: 9	R: 0 E: 0 K: 0 S: 3	H: 1 LOB: 0 BB: 0 P: 3	R: 0 E: 0 K: 0 S: 4	H: 1 LOB: 2 BB: 1 P: 8	R: 0 E: 0 K: 1 S: 7	H: 3 LOB: 2 BB: 0 P: 7	1B: 7 2B: 0 3B: 1 HR: 2	SF: 0 SAC: 0 DP: 1 HBP: 0	WP: 0 PB: 0 SB: 0 CS: 1	PA: 39					
PITCHER	IP	WLS	BF	H	R	ER	SO	BB	IBB	HBP	BLK	WP	HR	S	P	ERA	WHIP										
Rudy May, L ERA: 2.12 (1.1)	6.0	L	25	5	4	4	4	2	0	0	0	0	2	31	39	6.00	1.167										
Lloyd Allen, R ERA: 10.38 (7.1)	1.0		3	1	0	0	0	0	0	0	0	0	0	3	3	0.00	1.000										
Steve Barber, L ERA: 3.0 (8.1)	1.0		5	1	0	0	0	1	0	0	0	0	0	4	8	0.00	2.000										
Dave Sells, R ERA: 1.32 (9.1)	1.0		5	3	0	0	1	0	0	0	0	0	0	7	7	0.00	3.000										

Oakland Athletics @ California Angels
Anaheim Stadium, Anaheim, CA
Thu May 17 1973, 10:05 PM EDT
Att: 11,481 - Unknown

AB 35
R 4
H 10
RBI 4
BB 3
SO 5
LOB 15



Batter	1	2	3	4	5	6	7	8	9	AB	R	H	RBI	BB	SO	LOB	BOTTOM										
Vada Pinson, L OBP: 0.277, SLG: 0.319 (1.7)	P6		L7						4-3	4	0	0	0	0	0	0											
Sandy Alomar Sr., S OBP: 0.209, SLG: 0.189 (1.4)					F7				F8	3	0	1	0	0	0	0											
Tom McCraw, L OBP: 0.328, SLG: 0.304 (9. PH)	1-3									1	0	0	0	0	0	0											
Bobby Valentine, R OBP: 0.323, SLG: 0.397 (1.8)					F2					1	0	1	0	0	0	0											
Ken Berry, R OBP: 0.354, SLG: 0.390 (2.8)	1B									3	0	1	0	0	0	1											
Frank Robinson, R OBP: 0.349, SLG: 0.469 (1.10)					F3				F9	4	0	0	0	0	1	0											
Bob Oliver, R OBP: 0.306, SLG: 0.451 (1.9)										3	0	1	0	0	1	0											
Al Gallacher, R OBP: 0.374, SLG: 0.291 (1.5)										2	0	0	0	1	0	0											
Jim Spencer, L OBP: 0.333, SLG: 0.425 (1.3)										3	0	1	0	0	0	2											
Rudy Meoli, L OBP: 0.368, SLG: 0.303 (1.6)					F8					3	0	0	0	0	1	0											
Jeff Torborg, R OBP: 0.273, SLG: 0.326 (1.2)										1	0	0	0	0	0	0											
Billy Grabarkewitz, R OBP: 0.255, SLG: 0.327 (6. PH)										1	0	0	0	0	0	0											
Art Kusnyer, R OBP: 0.233, SLG: 0.310 (7.2)										1	0	0	0	0	0	0											
Inning Stats	R: 0 E: 0 K: 0 S: 3	H: 1 LOB: 1 BB: 0 P: 3	R: 0 E: 0 K: 0 S: 3	H: 1 LOB: 1 BB: 1 P: 7	R: 0 E: 0 K: 0 S: 3	H: 0 LOB: 0 BB: 0 P: 3	R: 0 E: 0 K: 0 S: 3	H: 0 LOB: 0 BB: 0 P: 3	R: 0 E: 0 K: 0 S: 4	H: 1 LOB: 1 BB: 0 P: 4	R: 0 E: 0 K: 1 S: 5	H: 0 LOB: 0 BB: 0 P: 5	R: 0 E: 0 K: 0 S: 3	H: 0 LOB: 0 BB: 0 P: 3	R: 0 E: 0 K: 0 S: 4	H: 1 LOB: 1 BB: 0 P: 4	R: 0 E: 0 K: 0 S: 4	H: 1 LOB: 1 BB: 0 P: 4	1B: 5 2B: 0 3B: 0 HR: 0	SF: 0 SAC: 0 DP: 1 HBP: 0	WP: 0 PB: 0 SB: 0 CS: 0	PA: 31					
PITCHER	IP	WLS	BF	H	R	ER	SO	BB	IBB	HBP	BLK	WP	HR	S	P	ERA	WHIP										
Catfish Hunter, R ERA: 3.66 (1.1)	9.0	W	31	5	0	0	1	1	0	0	0	0	0	32	36	0.00	0.667										

Oakland Athletics @ California Angels
Anaheim Stadium, Anaheim, CA
Thu May 17 1973, 10:05 PM EDT
Att: 11,481 - Unknown

AB 30
R 0
H 5
RBI 0
BB 1
SO 1
LOB 5




Batter	1	2	3	4	5	6	7	8	9	AB	R	H	RBI	BB	SO	LOB	TOP			
Davey Nelson, R OBP: 0.319, SLG: 0.398 (1, 4)										5	0	1	0	0	1	3	Texas Rangers @ California Angels Anaheim Stadium, Anaheim, CA Fri May 18 1973, 10:05 PM EDT Att: 13,926 - Unknown			
Toby Harrah, R OBP: 0.326, SLG: 0.349 Joe Lovitto, S OBP: 0.200, SLG: 0.162 (1, 5) (4, 5)										2	0	0	0	0	0	0				
Larry Bittner, L OBP: 0.204, SLG: 0.200 (1, 3)										4	0	1	0	0	1	0				
Alex Johnson, R OBP: 0.348, SLG: 0.411 Tom Grieve, R OBP: 0.125, SLG: 0.125 (1, 7) (7, 7)										3	0	2	0	0	1	1				
Rico Carty, R OBP: 0.288, SLG: 0.236 (1, 10)										4	0	0	0	0	2	3				
Jeff Burroughs, R OBP: 0.290, SLG: 0.423 (1, 9)										4	1	1	0	0	2	3				
Vic Harris, S OBP: 0.248, SLG: 0.276 (1, 8)										3	0	1	1	1	0	2				
Ken Suarez, R OBP: 0.350, SLG: 0.411 Rick Stelmazsek, L (6, 2) (1, 2)										2	0	1	0	0	0	1				
Jim Mason, L OBP: 0.317, SLG: 0.324 (1, 6)										4	0	1	0	0	1	2				
Inning Stats	R: 0 E: 0 K: 0 S: 3	H: 0 LOB: 0 BB: 0 P: 3	R: 1 E: 0 K: 0 S: 5	H: 3 LOB: 1 BB: 0 P: 5	R: 0 E: 0 K: 1 S: 5	H: 0 LOB: 0 BB: 0 P: 5	R: 0 E: 1 K: 2 S: 9	H: 1 LOB: 2 BB: 0 P: 9	R: 0 E: 0 K: 3 S: 10	H: 1 LOB: 1 BB: 0 P: 10	R: 0 E: 0 K: 0 S: 4	H: 1 LOB: 2 BB: 1 P: 8	R: 0 E: 0 K: 2 S: 7	H: 0 LOB: 0 BB: 0 P: 7	R: 0 E: 0 K: 2 S: 8	H: 1 LOB: 2 BB: 1 P: 12		1B: 7 2B: 1 3B: 0 HR: 0	SF: 0 SAC: 0 DP: 1 HBP: 0	WP: 0 PB: 0 SB: 0 CS: 0
PITCHER Bill Singer, R ERA: 1.67 (1, 1)	IP: 9.0 WLS: W BF: 37 H: 8 R: 1 ER: 1 SO: 10 BB: 2 IBB: 0 HBP: 0 BLK: 0 WP: 0 HR: 0 S: 55 P: 63 ERA: 1.00 WHIP: 1.111															PITCHER				

Batter	1	2	3	4	5	6	7	8	9	AB	R	H	RBI	BB	SO	LOB	BOTTOM			
Billy Grabarkewitz, R OBP: 0.271, SLG: 0.327 Sandy Alomar Sr., S OBP: 0.209, SLG: 0.189 (1, 4) (7, 4)										3	2	1	1	1	0	0	Texas Rangers @ California Angels Anaheim Stadium, Anaheim, CA Fri May 18 1973, 10:05 PM EDT Att: 13,926 - Unknown			
Rudy Meoli, L OBP: 0.366, SLG: 0.306 (1, 6)										3	1	1	1	0	0	0				
Winston Lienes, R OBP: 0.167, SLG: 0.200 Tom McCraw, L OBP: 0.328, SLG: 0.304 (1, 7) (8, 7)										3	0	1	1	0	0	2				
Frank Robinson, R OBP: 0.354, SLG: 0.495 (1, 10)										3	1	1	2	0	0	2				
Bob Oliver, R OBP: 0.304, SLG: 0.442 (1, 3)										4	0	1	1	0	0	0				
Al Gallacher, R OBP: 0.368, SLG: 0.280 (1, 5)										3	1	0	0	1	1	2				
Ken Berry, R OBP: 0.337, SLG: 0.370 (1, 8)										4	0	0	0	0	1	1				
Leroy Stanton, R OBP: 0.276, SLG: 0.364 (1, 9)										3	1	1	0	0	0	0				
Jeff Torborg, R OBP: 0.255, SLG: 0.304 (1, 2)										3	1	0	0	0	0	1				
Inning Stats	R: 2 E: 0 K: 0 S: 4	H: 1 LOB: 0 BB: 1 P: 8	R: 5 E: 1 K: 1 S: 10	H: 4 LOB: 2 BB: 1 P: 15	R: 0 E: 0 K: 1 S: 5	H: 0 LOB: 0 BB: 0 P: 5	R: 0 E: 1 K: 0 S: 4	H: 0 LOB: 1 BB: 0 P: 4	R: 0 E: 0 K: 0 S: 3	H: 0 LOB: 0 BB: 0 P: 3	R: 0 E: 0 K: 0 S: 3	H: 1 LOB: 0 BB: 0 P: 3	R: 0 E: 0 K: 0 S: 3	H: 0 LOB: 0 BB: 0 P: 3	R: 0 E: 0 K: 0 S: 3	H: 0 LOB: 0 BB: 0 P: 3		1B: 5 2B: 0 3B: 0 HR: 1	SF: 1 SAC: 1 DP: 1 HBP: 1	WP: 0 PB: 0 SB: 0 CS: 0
PITCHER Mike Paul, L ERA: 5.92 Bill Gogolewski, R ERA: 3.66 Jim Merritt, L ERA: 5.06 (1, 1) (2, 1) (6, 1)	IP: 1.2 WLS: L BF: 13 H: 4 R: 7 ER: 4 SO: 7 BB: 2 IBB: 0 HBP: 0 BLK: 0 WP: 0 HR: 1 S: 10 P: 19 ERA: 21.60 WHIP: 3.600															PITCHER				

AB	35
R	1
H	8
RBI	1
BB	2
SO	10
LOB	19




AB	29
R	7
H	6
RBI	6
BB	2
SO	2
LOB	8



Batter	1	2	3	4	5	6	7	8	9	AB	R	H	RBI	BB	SO	LOB	TOP			
Davey Nelson, R OBP: 0.305, SLG: 0.379	0-3 K		0-3 K		0-3 K		0-3 K			4	0	0	0	0	4	1	Texas Rangers @ California Angels Anaheim Stadium, Anaheim, CA Sat May 19 1973, 10:05 PM EDT Att: 15,019 - Unknown			
Joe Lovitto, S OBP: 0.227, SLG: 0.154	0-3 K		4-0 BB		0-0 6-3			4-0 3-1 BB BB		2	0	0	0	2	1	0				
Larry Bittner, L OBP: 0.208, SLG: 0.188	0-0 F7		0-3 K		0-0 F3			4-0 3-1 BB 1-2 BB		3	0	0	0	1	1	1				
Mike Epstein, L OBP: 0.300, SLG: 0.244		4-0 E BB		0-0 6-3 1B 2B		0-0 G3		0-0 3-1 1-2 2-3		3	1	1	0	1	0	2				
Alex Johnson, R OBP: 0.338, SLG: 0.398	0-3 K		0-0 6-3		0-0 K		0-3 K		0-3 K	4	0	0	0	0	3	4				
Jeff Burroughs, R OBP: 0.289, SLG: 0.417	0-0 E6		0-0 1B		0-0 1B		0-3 K		0-0 F8	4	0	1	0	0	1	3				
Vic Harris, S OBP: 0.248, SLG: 0.275	0-3 K		0-0 1B		0-0 1B		0-0 1-3		0-0 3-1	4	0	1	1	0	1	2				
Ken Suarez, R OBP: 0.349, SLG: 0.397	0-0 F8		0-0 F9		0-0 F9		4-0 BB		0-0 G4-3 1B	2	0	0	0	1	0	4				
Rick Steimaszek, L OBP: 0.200, SLG: 0.111										1	0	1	0	0	0	0				
Jim Mason, L OBP: 0.289, SLG: 0.293			0-0 5-3		0-3 K		0-0 F8		0-0 G4-3 1-2	4	0	0	0	0	1	4				
Inning Stats	R: 0 E: 0 K: 2 S: 7	H: 0 LOB: 0 BB: 7	R: 0 E: 1 K: 2 S: 8	H: 0 LOB: 2 BB: 1 P: 12	R: 0 E: 0 K: 1 S: 7	H: 0 LOB: 1 BB: 1 P: 11	R: 1 E: 0 K: 1 S: 8	H: 3 LOB: 2 BB: 0 P: 8	R: 0 E: 0 K: 1 S: 5	H: 0 LOB: 0 BB: 0 P: 5	R: 0 E: 0 K: 1 S: 5	H: 0 LOB: 1 BB: 1 P: 9	R: 0 E: 0 K: 1 S: 5	H: 0 LOB: 2 BB: 2 P: 13	R: 0 E: 0 K: 0 S: 3	H: 1 LOB: 0 BB: 3 P: 3	1B: 3 2B: 1 3B: 0 HR: 0	SF: 0 SAC: 0 DP: 1 HBP: 0	WP: 0 PB: 0 SB: 0 CS: 0	PA: 36
PITCHER Nolan Ryan, R ERA: 2.52	IP: 9.0 WLS: W BF: 36 H: 4 R: 1 ER: 1 SO: 12 BB: 5 IBB: 0 HBP: 0 BLK: 0 WP: 0 HR: 0 S: 55 P: 75 ERA: 1.00 WHIP: 1.000															PITCHER				

Batter	1	2	3	4	5	6	7	8	9	AB	R	H	RBI	BB	SO	LOB	BOTTOM			
Vada Pinson, L OBP: 0.286, SLG: 0.320	0-0 4-3				0-0 1B WP			0-0 F7		3	1	1	0	1	0	0	Texas Rangers @ California Angels Anaheim Stadium, Anaheim, CA Sat May 19 1973, 10:05 PM EDT Att: 15,019 - Unknown			
Tom McCraw, L OBP: 0.323, SLG: 0.298		4-0 FC6-4 IBB			0-0 1B BB			0-0 5-3		1	0	0	0	0	0	0				
Rudy Meoli, L OBP: 0.370, SLG: 0.341	0-0 F7		0-0 P6		0-0 1B BB			0-0 5-3		5	1	2	0	0	0	3				
Billy Grabarkewitz, R OBP: 0.286, SLG: 0.327	0-0 HBP		0-0 FC6-4		4-0 BB WP			0-0 5-3		3	2	1	0	1	0	4				
Sandy Alomar Sr., S OBP: 0.207, SLG: 0.188	0-0 HR		1-2 1B		1-2 SF8 BB			0-0 5-3		1	0	0	0	0	0	0				
Frank Robinson, R OBP: 0.359, SLG: 0.485	1-0 HR		0-0 4-3		4-0 2B IBB			0-0 1-3		2	2	0	0	1	0	1				
Bob Oliver, R OBP: 0.314, SLG: 0.474	0-0 HBP		0-0 1-3		4-0 2B SF9			0-0 1B SF8		2	2	1	4	1	0	0				
Leroy Stanton, R OBP: 0.288, SLG: 0.375	1-1 HR		0-0 1-3		1-2 SF9 BB			0-0 1B		1	1	1	0	0	0	0				
Jim Spencer, L OBP: 0.330, SLG: 0.422	0-0 G3		0-0 4-3		0-0 SF8			0-0 1B		3	0	1	1	0	0	0				
Ken Berry, R OBP: 0.356, SLG: 0.398		4-0 2B BB		0-0 1B		0-0 SF9		0-0 SF8		2	0	2	2	1	0	0				
Al Gallagher, R OBP: 0.364, SLG: 0.294		0-0 2B		0-0 L4-3		0-0 SF9		0-0 F9		3	0	1	1	0	0	2				
Jeff Torborg, R OBP: 0.235, SLG: 0.280		0-0 F5		0-0 F9		0-0 P4		0-0 FC6-4		4	0	0	0	0	0	4				
Inning Stats	R: 3 E: 0 K: 0 S: 5	H: 2 LOB: 0 BB: 0 P: 6	R: 0 E: 0 K: 0 S: 4	H: 1 LOB: 3 BB: 2 P: 12	R: 0 E: 0 K: 0 S: 3	H: 0 LOB: 0 BB: 0 P: 3	R: 0 E: 0 K: 0 S: 3	H: 1 LOB: 0 BB: 0 P: 3	R: 5 E: 0 K: 0 S: 6	H: 3 LOB: 1 BB: 3 P: 18	R: 0 E: 0 K: 0 S: 4	H: 1 LOB: 1 BB: 0 P: 4	R: 1 E: 0 K: 0 S: 5	H: 2 LOB: 1 BB: 0 P: 5	R: 0 E: 0 K: 0 S: 3	H: 0 LOB: 0 BB: 0 P: 3	1B: 6 2B: 4 3B: 0 HR: 1	SF: 3 SAC: 0 DP: 1 HBP: 1	WP: 1 PB: 0 SB: 0 CS: 0	PA: 39
PITCHER Rich Hand, R ERA: 5.4	IP: 4.0 WLS: L BF: 23 H: 6 R: 8 ER: 8 SO: 0 BB: 3 IBB: 2 HBP: 1 BLK: 0 WP: 1 HR: 1 S: 17 P: 38 ERA: 18.00 WHIP: 2.250															PITCHER				
Charlie Hudson, L ERA: 5.75	3.0 BF: 13 H: 4 R: 1 ER: 1 SO: 0 BB: 0 IBB: 0 HBP: 0 BLK: 0 WP: 0 HR: 0 S: 13 P: 13 ERA: 3.00 WHIP: 1.333															PITCHER				
Steve Foucault, R ERA: 1.86	1.0 BF: 3 H: 0 R: 0 ER: 0 SO: 0 BB: 0 IBB: 0 HBP: 0 BLK: 0 WP: 0 HR: 0 S: 3 P: 3 ERA: 0.00 WHIP: 0.000															PITCHER				

AB 31
R 1
H 4
RBI 1
BB 5
SO 12
LOB 21



AB 30
R 9
H 10
RBI 8
BB 5
SO 0
LOB 14



livebaseballscores.com

livebaseballscores.com

Batter	1	2	3	4	5	6	7	8	9	AB	R	H	RBI	BB	SO	LOB	TOP					
Davey Nelson, R OBP: 0.310, SLG: 0.374 (1, 4)										4	0	1	1	1	1	2						
Vic Harris, S OBP: 0.239, SLG: 0.265 (1, 8)										4	0	0	0	0	0	5						
Toby Harrah, R OBP: 0.324, SLG: 0.341 (1, 5) (7, 6)										3	0	0	0	1	0	0						
Alex Johnson, R OBP: 0.336, SLG: 0.416 (1, 7)										4	1	1	1	0	0	1						
Mike Epstein, L OBP: 0.317, SLG: 0.259 (1, 3)										0	1	0	0	0	0	0						
Jeff Burroughs, R OBP: 0.295, SLG: 0.415 (1, 9)										3	0	1	0	1	0	2						
Bill Sudakis, S OBP: 0.241, SLG: 0.360 (1, 10)										4	0	0	0	0	2	4						
Ken Suarez, R OBP: 0.358, SLG: 0.403 (1, 2)										4	0	2	0	0	0	0						
Jim Mason, L OBP: 0.298, SLG: 0.302 (7, PH)										2	0	1	0	0	0	0						
Rico Carty, R OBP: 0.273, SLG: 0.236 (7, PR)										0	0	0	0	1	0	0						
Joe Lovitto, S OBP: 0.222, SLG: 0.150 (7, 5)										1	0	0	0	0	0	0						
Inning Stats	R: 0 E: 0 K: 0 S: 3	H: 1 LOB: 0 BB: 0 P: 3	R: 0 E: 0 K: 0 S: 3	H: 1 LOB: 1 BB: 1 P: 7	R: 0 E: 0 K: 0 S: 4	H: 2 LOB: 1 BB: 0 P: 4	R: 0 E: 0 K: 0 S: 4	H: 1 LOB: 1 BB: 0 P: 4	R: 0 E: 0 K: 1 S: 5	H: 0 LOB: 0 BB: 0 P: 5	R: 0 E: 0 K: 0 S: 3	H: 0 LOB: 1 BB: 1 P: 7	R: 1 E: 0 K: 1 S: 6	H: 1 LOB: 3 BB: 3 P: 18	R: 1 E: 1 K: 1 S: 7	H: 2 LOB: 1 BB: 0 P: 7	R: 0 E: 0 K: 1 S: 5	H: 0 LOB: 0 BB: 0 P: 5	1B: 7 2B: 0 3B: 0 HR: 1	SF: 0 SAC: 0 DP: 3 HBP: 0	WP: 0 PB: 0 SB: 0 CS: 0	PA: 37
PITCHER	IP	WLS	BF	H	R	ER	SO	BB	IBB	HBP	BLK	WP	HR	S	P	ERA	WHIP					
Clyde Wright, L ERA: 3.79	(1, 1)	7.2	W	33	8	2	2	3	5	0	0	0	0	1	34	54	2.35	1.696				
Dave Sells, R ERA: 1.2	(8, 1)	1.1	S	4	0	0	0	1	0	0	0	0	0	6	6	0.00	0.000					

Texas Rangers @ California Angels
Anaheim Stadium, Anaheim, CA
Sun May 20 1973, 6:33 AM EDT
Att: 15,689 - Unknown

AB	29
R	2
H	6
RBI	2
BB	4
SO	3
LOB	14



Batter	1	2	3	4	5	6	7	8	9	AB	R	H	RBI	BB	SO	LOB	BOTTOM					
Vada Pinson, L OBP: 0.275, SLG: 0.307 (1, 7)										4	0	0	0	0	0	1						
Rudy Meoli, L OBP: 0.380, SLG: 0.341 (1, 6)										3	1	1	0	1	0	0						
Billy Grabarkewitz, R OBP: 0.294, SLG: 0.310 (8, 4)										3	1	0	0	1	0	2						
Sandy Alomar Sr., S OBP: 0.207, SLG: 0.188 (8, 4)										0	0	0	0	0	0	0						
Frank Robinson, R OBP: 0.372, SLG: 0.528 (1, 10)										3	2	2	3	1	0	0						
Bob Oliver, R OBP: 0.321, SLG: 0.475 (9, 9)										4	0	2	1	0	1	1						
Leroy Stanton, R OBP: 0.288, SLG: 0.375 (9, 9)										0	0	0	0	0	0	0						
Jim Spencer, L OBP: 0.316, SLG: 0.402 (1, 3)										4	0	0	0	0	1	2						
Ken Berry, R OBP: 0.344, SLG: 0.384 (1, 8)										3	0	0	0	0	1	0						
Al Gallagher, R OBP: 0.353, SLG: 0.284 (1, 5)										3	0	0	0	0	0	0						
Jeff Torborg, R OBP: 0.241, SLG: 0.283 (1, 2)										3	0	1	0	0	0	0						
Inning Stats	R: 2 E: 0 K: 1 S: 7	H: 2 LOB: 1 BB: 1 P: 11	R: 0 E: 0 K: 1 S: 5	H: 0 LOB: 0 BB: 0 P: 5	R: 2 E: 0 K: 0 S: 6	H: 3 LOB: 1 BB: 0 P: 6	R: 0 E: 0 K: 0 S: 4	H: 1 LOB: 1 BB: 0 P: 4	R: 0 E: 0 K: 0 S: 3	H: 0 LOB: 1 BB: 1 P: 7	R: 0 E: 0 K: 0 S: 3	H: 0 LOB: 0 BB: 1 P: 3	R: 0 E: 0 K: 1 S: 5	H: 0 LOB: 0 BB: 0 P: 5	R: 0 E: 0 K: 1 S: 5	H: 0 LOB: 0 BB: 0 P: 5	1B: 4 2B: 1 3B: 0 HR: 1	SF: 0 SAC: 0 DP: 0 HBP: 0	WP: 0 PB: 0 SB: 0 CS: 0	PA: 33		
PITCHER	IP	WLS	BF	H	R	ER	SO	BB	IBB	HBP	BLK	WP	HR	S	P	ERA	WHIP					
Don Stanhouse, R ERA: 4.19	(1, 1)	8.0	L	33	6	4	4	3	3	0	0	0	0	1	36	48	4.50	1.125				

Texas Rangers @ California Angels
Anaheim Stadium, Anaheim, CA
Sun May 20 1973, 6:33 AM EDT
Att: 15,689 - Unknown

AB	30
R	4
H	6
RBI	4
BB	3
SO	3
LOB	6



Batter	1	2	3	4	5	6	7	8	9	AB	R	H	RBI	BB	SO	LOB	TOP			
Vada Pinson, L (1, 7) OBP: 0.285, SLG: 0.295 Art Kusnyer, R (7, 2) OBP: 0.233, SLG: 0.310	E1 SF7		P6		4-3		E9			4	1	0	0	0	0	2	California Angels @ Chicago White Sox Comiskey Park, Chicago, IL Tue May 22 1973, 8:05 PM EDT Att. 7,051 - Unknown - 57 F			
Billy Grabarkewitz, R (1, 4) OBP: 0.262, SLG: 0.306	E4 CS		E4 1-3 2-H				K			4	0	1	0	0	1	3				
Frank Robinson, R (1, 10) OBP: 0.360, SLG: 0.514	SF7		K		F9		5-3			3	0	0	1	0	1	4				
Mike Epstein, L (1, 3) OBP: 0.306, SLG: 0.247	K		K		F5			K		4	0	0	0	0	3	4				
Bob Oliver, R (1, 9) OBP: 0.310, SLG: 0.457	CS 1-2	F7		F7		6-3		P4		4	0	0	0	0	0	0				
Al Gallacher, R (1, 5) OBP: 0.349, SLG: 0.293		F8		F9		1B 2B		P3		4	0	1	0	0	0	0				
Ken Berry, R (1, 8) OBP: 0.351, SLG: 0.382		6-3		BB BB		BB BB G6-3 1B		5-3		3	0	1	0	1	0	0				
Rudy Meoli, L (1, 6) OBP: 0.389, SLG: 0.326			BB BB E BB	BB BB 1-2 BB		G6-3 1-2		P3		2	1	0	0	2	0	2				
Jeff Torborg, R (1, 2) OBP: 0.250, SLG: 0.278 Tom McCraw, L (7, PH) OBP: 0.313, SLG: 0.288			BB BB E BB	BB BB K				L1		1	0	0	0	1	1	2				
								6-3		2	0	0	0	0	0	0				
Inning Stats	R: 1 E: 2 K: 1 S: 6	H: 0 LOB: 0 BB: 0 P: 6	R: 0 E: 0 K: 0 S: 3	H: 0 LOB: 0 BB: 0 P: 3	R: 1 E: 1 K: 2 S: 8	H: 0 LOB: 2 BB: 2 P: 16	R: 0 E: 0 K: 1 S: 5	H: 0 LOB: 2 BB: 2 P: 13	R: 0 E: 0 K: 0 S: 4	H: 1 LOB: 1 BB: 0 P: 4	R: 0 E: 0 K: 0 S: 4	H: 2 LOB: 1 BB: 0 P: 4	R: 0 E: 1 K: 1 S: 6	H: 0 LOB: 0 BB: 0 P: 6	R: 0 E: 0 K: 0 S: 5	H: 0 LOB: 0 BB: 0 P: 3	1B: 2 2B: 1 3B: 0 HR: 0	SF: 1 SAC: 0 DP: 1 HBP: 0	WP: 0 PB: 0 SB: 0 CS: 1	PA: 37
PITCHER Stan Bahnsen, R (1, 1) ERA: 2.92	IP: 9.0 WLS: W BF: 36 H: 3 R: 2 ER: 0 SO: 6 BB: 4 IBB: 0 HBP: 0 BLK: 0 WP: 0 HR: 0 S: 44 P: 60 ERA: 0.00 WHIP: 0.778																			

Batter	1	2	3	4	5	6	7	8	9	AB	R	H	RBI	BB	SO	LOB	BOTTOM	
Johnny Jeter, R (1, 9) OBP: 0.253, SLG: 0.351	K	K			K		6-3			4	0	0	0	0	3	0	California Angels @ Chicago White Sox Comiskey Park, Chicago, IL Tue May 22 1973, 8:05 PM EDT Att. 7,051 - Unknown - 57 F	
Mike Andrews, R (1, 10) OBP: 0.382, SLG: 0.322	E 1B		6-3		1-3		BB			3	0	1	0	1	0	0		
Dick Allen, R (1, 3) OBP: 0.396, SLG: 0.667	K 1-2		HR		F2		F8			4	1	1	1	0	1	2		
Bill Melton, R (1, 5) OBP: 0.383, SLG: 0.527	F9		L5			F9		E 2B		4	1	1	0	0	0	1		
Ken Henderson, S (1, 8) OBP: 0.369, SLG: 0.397		HR		1B		E 1B		F3		4	2	3	1	0	0	1		
Rick Reichardt, R (1, 7) OBP: 0.381, SLG: 0.492		HR BB	4-3		E7 1B		K			3	1	1	0	1	1	2		
Eddie Leon, R (1, 6) OBP: 0.271, SLG: 0.268		F8			F8		K		E6 1B	4	0	1	0	0	1	2		
Jorge Orta, L (1, 4) OBP: 0.285, SLG: 0.278		F7			K		F7		K	4	0	0	0	0	2	3		
Chuck Brinkman, R (1, 2) OBP: 0.244, SLG: 0.250		HR			G3		6-3			3	1	1	2	0	0	0		
Inning Stats	R: 0 E: 1 K: 2 S: 8	H: 1 LOB: 1 BB: 0 P: 8	R: 3 E: 0 K: 1 S: 7	H: 2 LOB: 1 BB: 1 P: 11	R: 1 E: 0 K: 0 S: 5	H: 2 LOB: 1 BB: 0 P: 5	R: 0 E: 0 K: 1 S: 5	H: 0 LOB: 0 BB: 0 P: 5	R: 0 E: 0 K: 1 S: 7	H: 2 LOB: 1 BB: 0 P: 7	R: 0 E: 0 K: 0 S: 3	H: 0 LOB: 1 BB: 1 P: 7	R: 0 E: 1 K: 2 S: 9	H: 2 LOB: 1 BB: 0 P: 9	1B: 5 2B: 1 3B: 0 HR: 3	SF: 0 SAC: 0 DP: 0 HBP: 0		WP: 0 PB: 0 SB: 1 CS: 0
PITCHER Rudy May, L (1, 1) ERA: 2.44	IP: 8.0 WLS: L BF: 35 H: 9 R: 6 ER: 4 SO: 8 BB: 2 IBB: 0 HBP: 0 BLK: 0 WP: 0 HR: 3 S: 49 P: 57 ERA: 4.50 WHIP: 1.375																	

Batter	1	2	3	4	5	6	7	8	9	AB	R	H	RBI	BB	SO	LOB	TOP										
Sandy Alomar Sr. S OBP: 0.217, SLG: 0.191 Winston Lenas, R OBP: 0.143, SLG: 0.167	0-0 1-3		0-0 2-3		0-0 1B		0-0 1B	4-0 S BB	0-3 K	3	1	1	0	1	0	0	California Angels @ Chicago White Sox Comiskey Park, Chicago, IL Wed May 23 1973, 8:05 PM EDT Alt. 9,480 - Unknown - 53 F										
Rudy Meoli, L OBP: 0.362, SLG: 0.300 Bobby Brooks, R OBP: 0.286, SLG: 0.367	0-0 P6		0-0 F7		0-0 F8		0-3 K	0-0 E9	0-0 E9	4	0	0	0	0	1	3											
Frank Robinson, R OBP: 0.377, SLG: 0.514	4-0 BB		4-0 BB		0-0 1B		4-0 BB	0-0 BB	0-0 F8	2	0	1	1	3	0	1											
Mike Epstein, L OBP: 0.304, SLG: 0.247	0-3 K		0-3 K		0-0 FC4-6		0-0 4-3			4	0	1	1	0	2	4											
Bob Oliver, R OBP: 0.308, SLG: 0.477		0-0 HR		0-0 5-3	0-0 FC4-6			0-0 P3		4	1	1	1	0	0	2											
Leroy Stanton, R OBP: 0.286, SLG: 0.367		0-0 S 1B		0-0 5-3		0-0 G3		0-0 P6		4	0	1	0	0	0	0											
Ken Berry, R OBP: 0.356, SLG: 0.380	0-0 F9		0-0 F7		0-0 BB		4-0 CS BB	0-0 E9	0-0 1B	3	0	1	0	1	0	1											
Al Gallagher, R OBP: 0.336, SLG: 0.281	0-3 K		0-3 K		0-0 L4		0-3 K	0-3 K	0-3 K	4	0	0	0	0	3	3											
Jeff Torborg, R OBP: 0.254, SLG: 0.268 Billy Grabarkewitz, R OBP: 0.276, SLG: 0.352	0-0 P6		0-0 P6		4-0 1B BB		0-3 K		0-0 5-3	2	1	0	0	1	1	1											
Inning Stats	R: 0 E: 0 K: 1 S: 5	H: 0 LOB: 1 BB: 1 P: 9	R: 1 E: 0 K: 1 S: 7	H: 2 LOB: 1 BB: 0 P: 7	R: 0 E: 0 K: 1 S: 5	H: 0 LOB: 1 BB: 1 P: 9	R: 0 E: 0 K: 0 S: 3	H: 0 LOB: 2 BB: 0 P: 3	R: 2 E: 0 K: 1 S: 6	H: 3 LOB: 2 BB: 1 P: 10	R: 0 E: 0 K: 1 S: 4	H: 0 LOB: 1 BB: 1 P: 8	R: 0 E: 0 K: 2 S: 7	H: 0 LOB: 2 BB: 2 P: 15	R: 0 E: 1 K: 1 S: 6	H: 1 LOB: 1 BB: 0 P: 6	R: 0 E: 1 K: 1 S: 6	H: 0 LOB: 1 BB: 0 P: 6	1B: 5 2B: 1 3B: 0 HR: 1	SF: 0 SAC: 0 DP: 1 HBP: 0	WP: 0 PB: 0 SB: 2 CS: 1	PA: 39					
PITCHER	IP	WLS	BF	H	R	ER	SO	BB	IBB	HBP	BLK	WP	HR	S	P	ERA	WHIP	PITCHER									
Eddie Fisher, R ERA: 4.35	4.2		21	4	3	3	3	3	0	0	0	0	1	24	36	5.79	1.500										
Terry Forster, L ERA: 2.05	4.1	W	18	2	0	0	5	3	0	0	0	0	0	25	37	0.00	1.154										

Batter	1	2	3	4	5	6	7	8	9	AB	R	H	RBI	BB	SO	LOB	BOTTOM										
Pat Kelly, L OBP: 0.440, SLG: 0.467	0-0 4-3	4-0 BB		4-0 BB			0-3 K	0-3 K		3	0	0	0	2	2	0	California Angels @ Chicago White Sox Comiskey Park, Chicago, IL Wed May 23 1973, 8:05 PM EDT Alt. 9,480 - Unknown - 53 F										
Ken Henderson, S OBP: 0.386, SLG: 0.392	0-3 K	0-0 F9		0-3 K			0-0 1B			4	1	1	0	0	2	5											
Dick Allen, R OBP: 0.399, SLG: 0.659	4-0 S BB		0-0 5-3	0-0 F9			0-0 FC3-6	1-2 HR	1-2 1B	3	1	1	0	1	0	2											
Bill Melton, R OBP: 0.392, SLG: 0.530	4-0 BB		0-0 FC4-6	1-2 BB		0-3 K	0-0 FC3-6	1-2 2H	1-2 1B	3	0	2	1	1	1	0											
Rick Reichardt, R OBP: 0.358, SLG: 0.460	0-3 K		0-0 F3	0-0 F9		0-0 F9	0-0 FC3-6	1-2 HR	1-2 HR	4	1	0	0	0	1	5											
Carlos May, L OBP: 0.336, SLG: 0.430		0-0 6-3	0-0 FC4-6	1-2 BB		0-0 P6	0-0 HR	0-3 HR		4	1	1	3	0	0	1											
Jorge Orta, L OBP: 0.284, SLG: 0.294	0-3 K		0-0 1B	0-0 3B		0-0 P6	0-0 K			4	1	1	0	0	2	0											
Eddie Leon, R OBP: 0.279, SLG: 0.277	0-0 E	0-0 1B		0-0 SH2-4	0-0 1B		0-0 F9	0-0 4-3		4	0	2	1	0	0	0											
Chuck Brinkman, R OBP: 0.227, SLG: 0.231	0-0 E5	0-0 BB		0-0 SH2-4	0-0 1B		0-3 K	0-3 K		3	0	0	0	0	2	1											
Inning Stats	R: 0 E: 0 K: 2 S: 7	H: 0 LOB: 2 BB: 2 P: 15	R: 0 E: 1 K: 1 S: 7	H: 1 LOB: 3 BB: 1 P: 11	R: 0 E: 0 K: 0 S: 4	H: 1 LOB: 1 BB: 0 P: 4	R: 1 E: 0 K: 1 S: 7	H: 2 LOB: 2 BB: 1 P: 11	R: 0 E: 0 K: 1 S: 5	H: 0 LOB: 0 BB: 0 P: 5	R: 0 E: 0 K: 1 S: 5	H: 0 LOB: 0 BB: 0 P: 5	R: 4 E: 0 K: 2 S: 11	H: 4 LOB: 0 BB: 0 P: 11	R: 0 E: 0 K: 2 S: 7	H: 0 LOB: 0 BB: 0 P: 7	1B: 6 2B: 0 3B: 1 HR: 1	SF: 0 SAC: 1 DP: 0 HBP: 0	WP: 0 PB: 0 SB: 1 CS: 0	PA: 37							
PITCHER	IP	WLS	BF	H	R	ER	SO	BB	IBB	HBP	BLK	WP	HR	S	P	ERA	WHIP	PITCHER									
Bill Singer, R ERA: 2.05	7.0	L	34	8	5	5	8	4	0	0	0	0	1	46	62	6.43	1.714										
Dave Sellis, R ERA: 1.13	1.0		3	0	0	0	2	0	0	0	0	0	0	7	7	0.00	0.000										

Batter	1	2	3	4	5	6	7	8	9	AB	R	H	RBI	BB	SO	LOB	TOP			
Sandy Alomar Sr. S (1,4) OBP: 0.211, SLG: 0.186 Billy Grabarkewitz, R (9, PH) OBP: 0.289, SLG: 0.313	0-3 K ①		0-0 5-3 ③			0-3 K ②		0-0 1B 1B ①	3 0 0 0 0 2 0 1 1 1 0 0 0 0								California Angels @ Chicago White Sox Comiskey Park, Chicago, IL Thu May 24 1973, 4:33 AM EDT Att: 17,727 - Unknown			
Ken Berry, R (1,8) OBP: 0.343, SLG: 0.365	0-3 K ②			0-0 5-3 ①		0-0 6-3 ③		0-3 K ②	4 0 0 0 0 2 1											
Frank Robinson, R (1,10) OBP: 0.373, SLG: 0.504 Jerry Davanon, R (9, PR)	0-0 F8 ③			0-0 F8 ②		0-0 5-3 ①		0-0 1B 1B ①	4 0 1 0 0 0 0 0 0 0 0 0 0 0											
Mike Epstein, L (1,3)		0-0 6-3 ①		0-0 1B ③		0-3 K ②		0-0 1B ①	4 0 2 1 0 1 0											
Bob Oliver, R (1,9)		0-0 1-3 1B ②		0-0 F5 ③		0-0 6-3 ③		0-0 1B ③	4 0 1 0 0 0 3											
Leroy Stanton, R (1,7) OBP: 0.288, SLG: 0.365		0-0 1-3 ②			0-0 G1-6-3 1B ②			0-3 K ①	3 0 1 0 0 1 1											
Al Gallagher, R (1,5) OBP: 0.327, SLG: 0.273		0-0 1-3 ③			0-0 G1-6-3 ②			0-0 6-3 ②	3 0 0 0 0 0 2											
Rudy Meoli, L (1,6) OBP: 0.344, SLG: 0.283			0-0 1-3 ①		0-0 4-3 ③			0-0 4-3 ③	3 0 0 0 0 0 0											
Jeff Torborg, R (1,2) OBP: 0.246, SLG: 0.259 Winston Llenas, R (9, PH) OBP: 0.125, SLG: 0.143			0-0 1-3 ②			0-0 F3 ①		0-0 F9 ①	2 0 0 0 0 0 0 1 0 0 0 0 0 0											
Inning Stats	R: 0 E: 0 K: 2 S: 7	H: 0 LOB: 0 BB: 0 P: 7	R: 0 E: 0 K: 0 S: 4	H: 1 LOB: 1 BB: 0 P: 4	R: 0 E: 0 K: 0 S: 3	H: 0 LOB: 0 BB: 0 P: 3	R: 0 E: 0 K: 0 S: 4	H: 1 LOB: 1 BB: 0 P: 4	R: 0 E: 0 K: 1 S: 5	H: 0 LOB: 0 BB: 0 P: 5	R: 0 E: 0 K: 1 S: 5	H: 0 LOB: 0 BB: 0 P: 5	R: 0 E: 0 K: 1 S: 5	H: 0 LOB: 0 BB: 0 P: 5	R: 1 E: 0 K: 1 S: 8	H: 3 LOB: 2 BB: 0 P: 8		1B: 6 2B: 0 3B: 0 HR: 0	SF: 0 SAC: 0 DP: 1 HBP: 0	WP: 0 PB: 0 CS: 0
PITCHER	IP WLS BF H R ER SO BB IBB HBP BLK WP HR S P ERA WHIP																			
Wilbur Wood, L (1,1) ERA: 1.91	8.2 W 31 6 1 1 6 0 0 0 0 0 0 0 43 43 1.04 0.692																			
Cy Acosta, R (9,1) ERA: 4.0	0.1 S 1 0 0 0 0 0 0 0 0 0 0 0 1 1 0.00 0.000																			

AB	32
R	1
H	6
RBI	1
BB	0
SO	6
LOB	7



Batter	1	2	3	4	5	6	7	8	9	AB	R	H	RBI	BB	SO	LOB	BOTTOM			
Pat Kelly, L (1,9) OBP: 0.442, SLG: 0.463	0-0 G3 ①		4-0 1B SF8 BB ③		0-0 S 1B ①		0-3 K ③		3 1 1 0 1 1 0								California Angels @ Chicago White Sox Comiskey Park, Chicago, IL Thu May 24 1973, 4:33 AM EDT Att: 17,727 - Unknown			
Ken Henderson, S (1,8) OBP: 0.376, SLG: 0.403	0-0 2B 1B ①		0-0 1-3 2B 1B ②		0-3 K ①		0-0 S 1B ①	4 2 3 0 0 1 1												
Dick Allen, R (1,3) OBP: 0.395, SLG: 0.659 Tony Muser, L (9,3) OBP: 0.391, SLG: 0.400	0-0 WP 1-H 2B ②		0-0 SF8 ②		0-0 F8 ②		0-3 K ①	3 0 1 2 0 1 2 0 0 0 0 0 0 0												
Bill Melton, R (1,5) OBP: 0.389, SLG: 0.529	0-3 K ②		0-0 3-H 1B 2B ③		0-3 K ③		0-0 F8 ②	4 1 1 1 0 2 3												
Rick Reichardt, R (1,7) OBP: 0.352, SLG: 0.448	0-3 K ③		0-0 1-H 1B 2B ③		0-0 2-H 1B ③		0-0 F9 ①	4 0 1 1 0 1 2												
Carlos May, L (1,10) OBP: 0.333, SLG: 0.422 Mike Andrews, R (6, PH) OBP: 0.358, SLG: 0.319		0-0 4-3 ①	0-0 6-3 ③		0-3 K ②		0-0 4-3 ③	2 0 0 0 0 0 1 1 0 0 0 0 1 0												
Ed Herrmann, L (1,2) OBP: 0.299, SLG: 0.357		0-0 F7 ②		0-3 K ①		0-0 4-3 ③		0-0 4-3 ③	3 0 0 0 0 1 0											
Jorge Orta, L (1,4) OBP: 0.277, SLG: 0.287		0-3 K ③		0-3 K ②		0-3 K ①		0-3 K ①	3 0 0 0 0 3 0											
Eddie Leon, R (1,6) OBP: 0.272, SLG: 0.269			0-3 K ①		0-0 5-3 ③		0-3 K ②	3 0 0 0 0 2 0												
Inning Stats	R: 1 E: 0 K: 2 S: 9	H: 2 LOB: 1 BB: 0 P: 9	R: 0 E: 0 K: 1 S: 5	H: 0 LOB: 0 BB: 0 P: 5	R: 3 E: 0 K: 1 S: 8	H: 3 LOB: 1 BB: 1 P: 12	R: 0 E: 0 K: 2 S: 7	H: 0 LOB: 0 BB: 0 P: 7	R: 0 E: 0 K: 2 S: 8	H: 1 LOB: 1 BB: 0 P: 8	R: 0 E: 0 K: 1 S: 5	H: 0 LOB: 0 BB: 0 P: 5	R: 0 E: 0 K: 3 S: 9	H: 0 LOB: 0 BB: 0 P: 9	R: 0 E: 0 K: 1 S: 6	H: 1 LOB: 1 BB: 0 P: 6		1B: 5 2B: 2 3B: 0 HR: 0	SF: 1 SAC: 0 DP: 0 HBP: 0	WP: 1 PB: 0 SB: 2 CS: 0
PITCHER	IP WLS BF H R ER SO BB IBB HBP BLK WP HR S P ERA WHIP																			
Nolan Ryan, R (1,1) ERA: 2.7	8.0 L 32 7 4 4 13 1 0 0 0 0 1 0 57 61 4.50 1.000																			

AB	30
R	4
H	7
RBI	4
BB	1
SO	13
LOB	9



Batter	1	2	3	4	5	6	7	8	9	AB	R	H	RBI	BB	SO	LOB	TOP					
Billy Grabarkewitz, R OBP: 0.282, SLG: 0.294 (1, 4)	F3			F9		FC6-4 3B		F7		4	1	0	0	1	0	3	California Angels @ Milwaukee Brewers Milwaukee County Stadium, Milwaukee, WI Fri May 25 1973, 8:05 PM EDT Att: 9,089 - Unknown					
Vada Pinson, L OBP: 0.298, SLG: 0.352 (1, 8)	WP S BB					HR		F8		3	2	2	2	2	0	0						
Frank Robinson, R OBP: 0.360, SLG: 0.483 (1, 10)	K		K		K	5-3		L5		5	0	0	0	0	3	5						
Mike Epstein, L OBP: 0.314, SLG: 0.257 (1, 3)	F8		P5		BB 1B BB	2B 1B		G3		4	1	1	1	1	0	4						
Bob Oliver, R OBP: 0.317, SLG: 0.483 (9, PR) Ken Berry, R OBP: 0.343, SLG: 0.365 (9, 9)	K			F7		BB 1B		G6-3 1B		5	0	3	1	0	1	0						
Leroy Stanton, R OBP: 0.296, SLG: 0.348 (1, 7)	5-3			1B WP BB		BB		G6-3 1B		3	1	0	0	2	1	2						
Al Gallagher, R OBP: 0.333, SLG: 0.282 (1, 5)	6-3			WP 1B		F8		L6-3 1B		4	0	2	0	0	0	3						
Rudy Meoli, L OBP: 0.354, SLG: 0.273 (1, 6)			BB BB BB		F8			P6		2	0	0	0	2	0	4						
Jeff Torborg, R OBP: 0.246, SLG: 0.258 (1, 2)	P3		P3	F2		FC6-4 1B		L6-3		4	0	1	0	0	0	4						
Inning Stats	R: 0 E: 0 K: 1 S: 5	H: 0 LOB: 1 BB: 1 P: 9	R: 0 E: 0 K: 1 S: 5	H: 0 LOB: 0 BB: 0 P: 5	R: 0 E: 0 K: 1 S: 5	H: 0 LOB: 3 BB: 3 P: 17	R: 1 E: 0 K: 0 S: 4	H: 1 LOB: 2 BB: 2 P: 12	R: 1 E: 0 K: 1 S: 7	H: 2 LOB: 3 BB: 2 P: 15	R: 3 E: 0 K: 1 S: 9	H: 4 LOB: 1 BB: 0 P: 9	R: 0 E: 0 K: 0 S: 3	H: 1 LOB: 0 BB: 0 P: 3	R: 0 E: 0 K: 0 S: 3	H: 0 LOB: 0 BB: 0 P: 3		R: 0 E: 0 K: 0 S: 3	H: 1 LOB: 1 BB: 0 P: 3	1B: 6 2B: 2 3B: 1 HR: 1	SF: 0 SAC: 0 DP: 2 HBP: 0	WP: 2 PB: 0 SB: 1 CS: 0
PITCHER	IP	WLS	BF	H	R	ER	SO	BB	IBB	HBP	BLK	WP	HR	S	P	ERA	WHIP					
Bill Parsons, R ERA: 4.63 (1, 1)	4.1	L	24	3	2	2	4	8	0	0	0	2	1	24	56	4.15	2.538					
Skip Lockwood, R ERA: 2.75 (5, 1)	4.2		18	6	3	3	1	0	0	0	0	0	0	20	20	5.79	1.286					

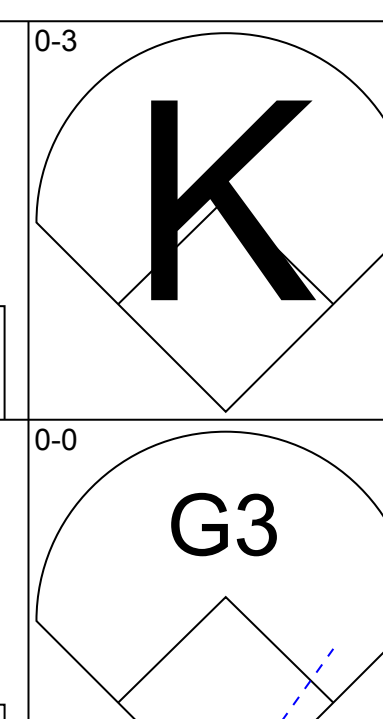
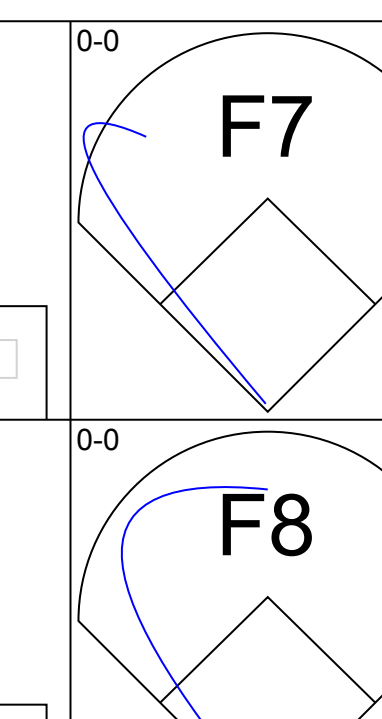
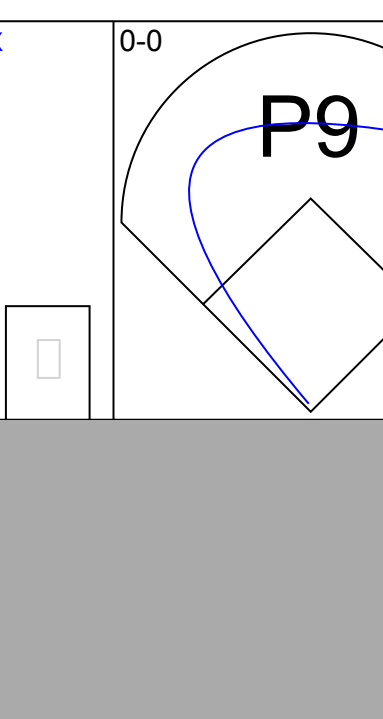
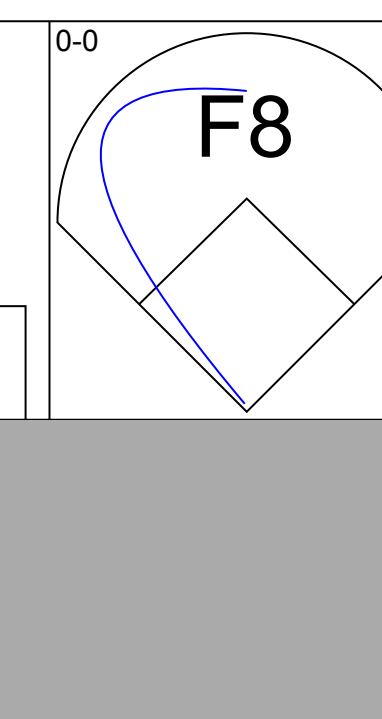
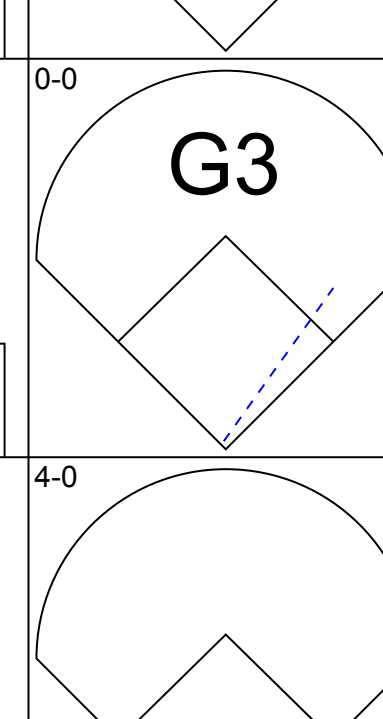
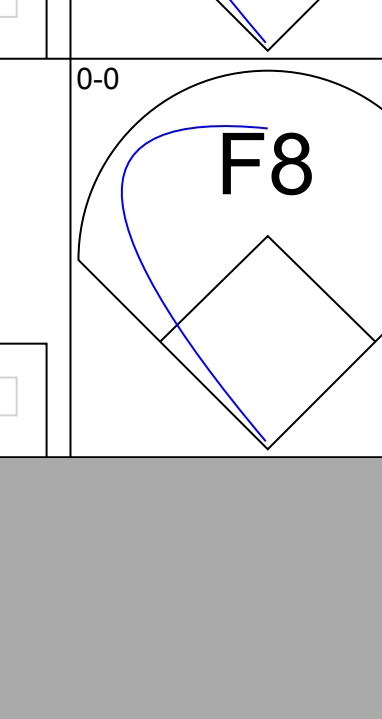
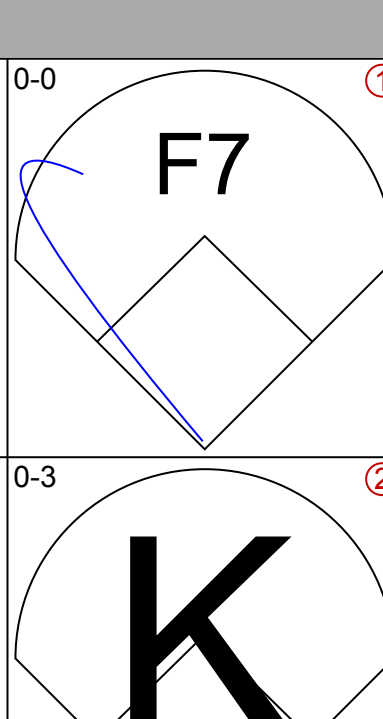
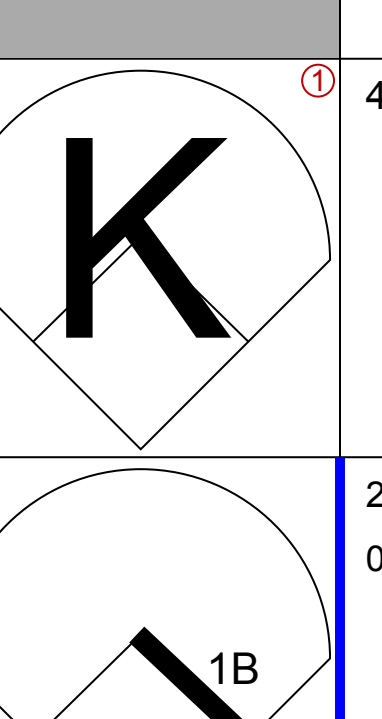
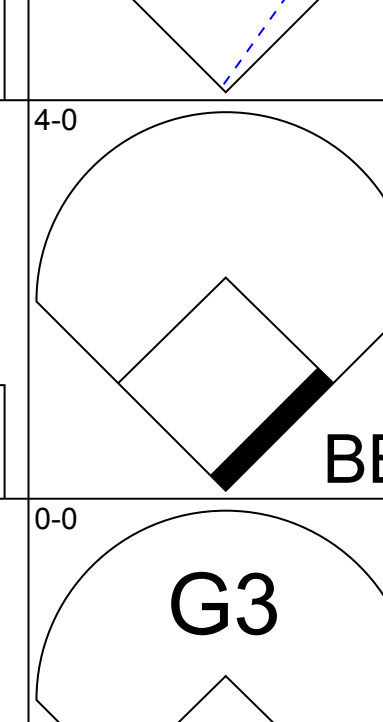
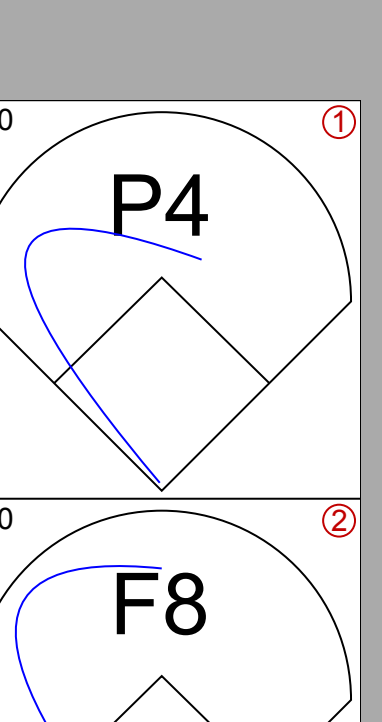
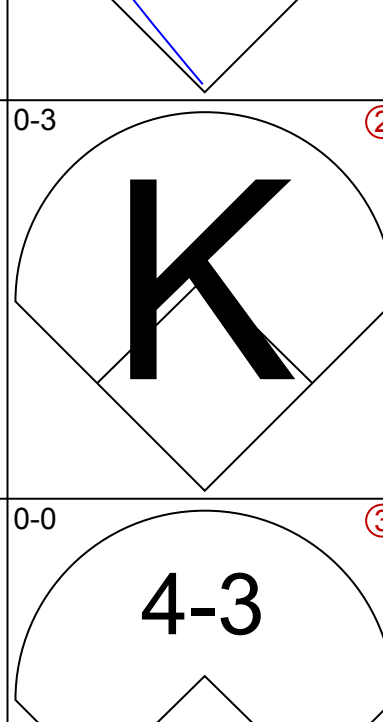
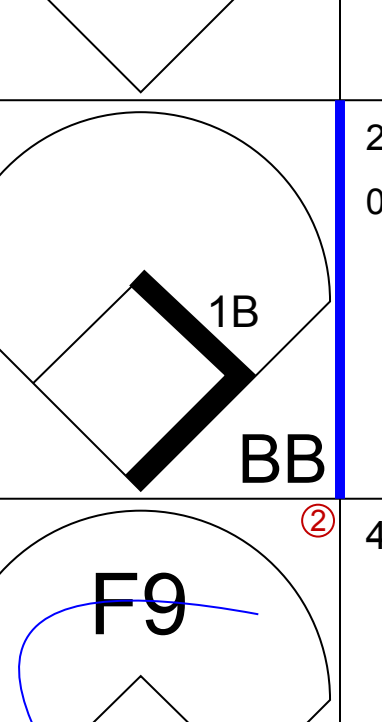
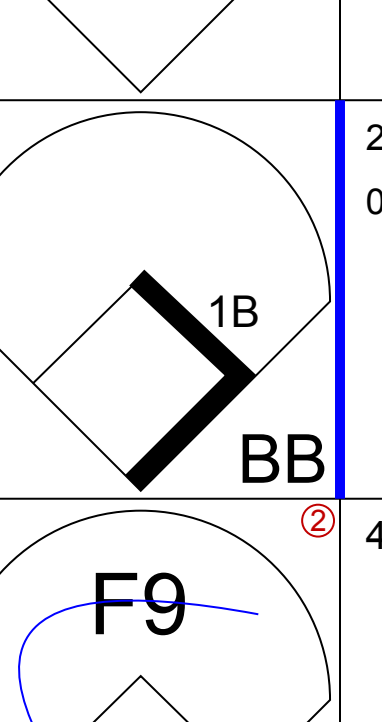
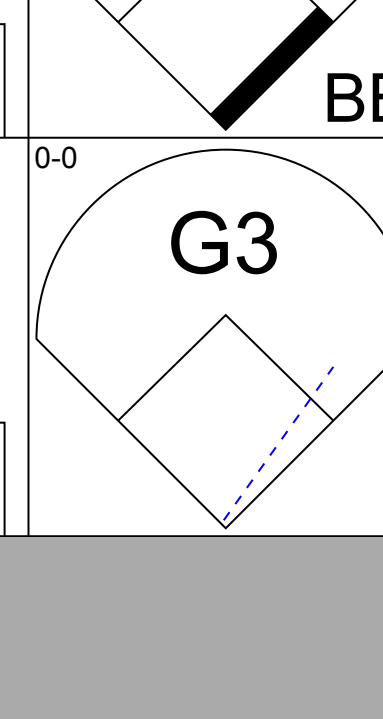
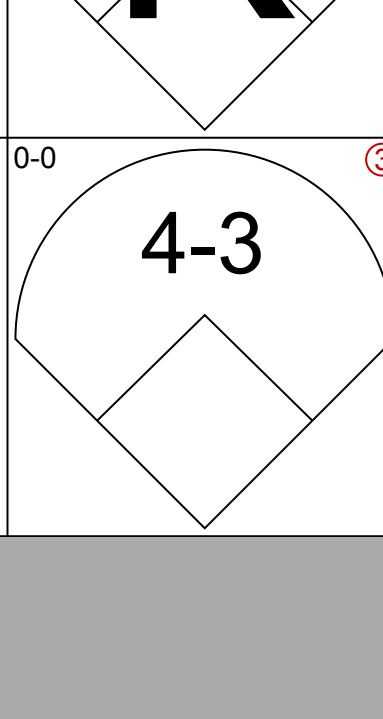
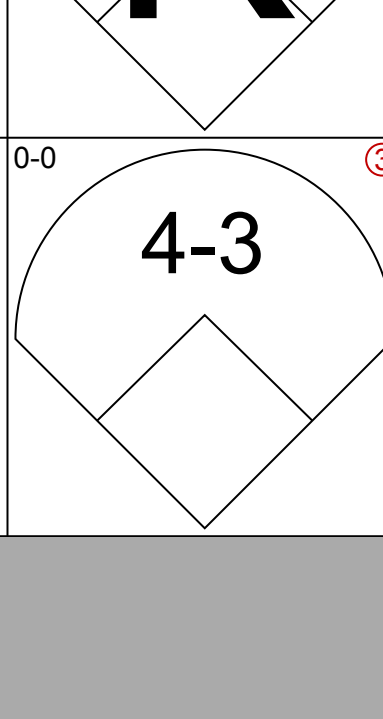
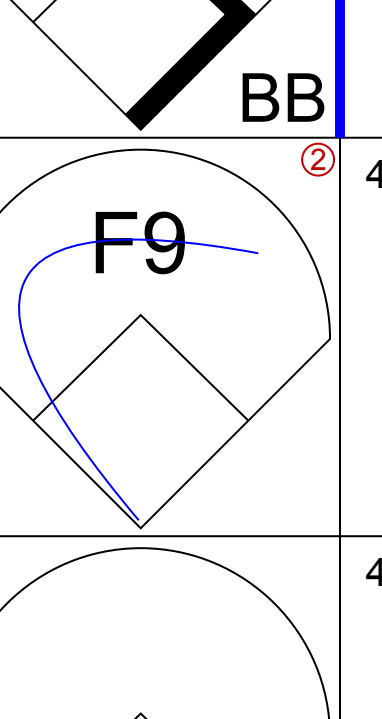
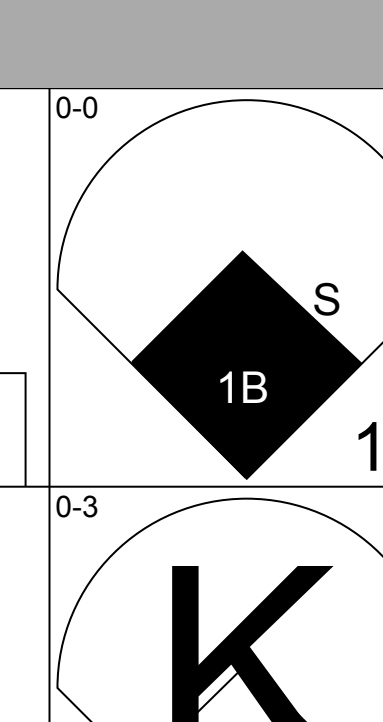
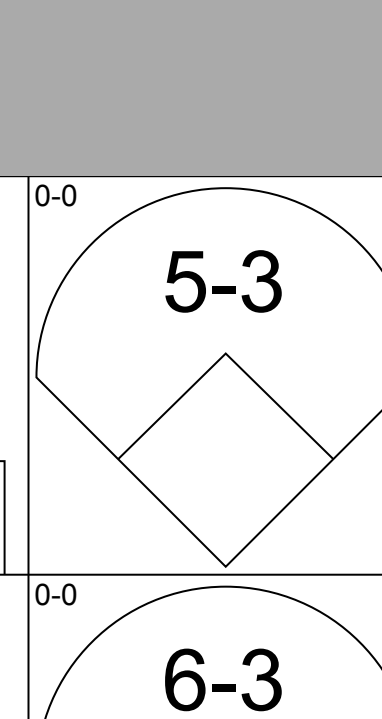
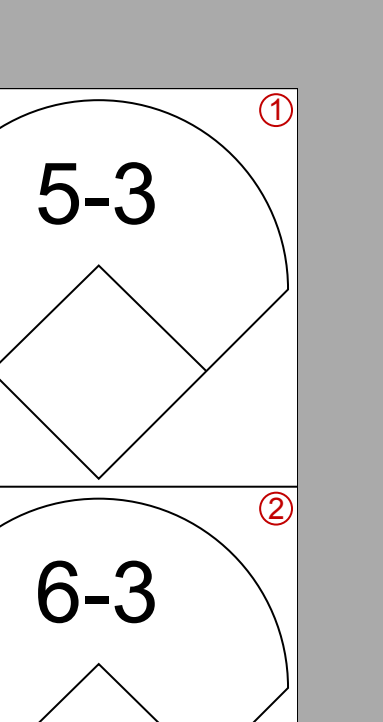
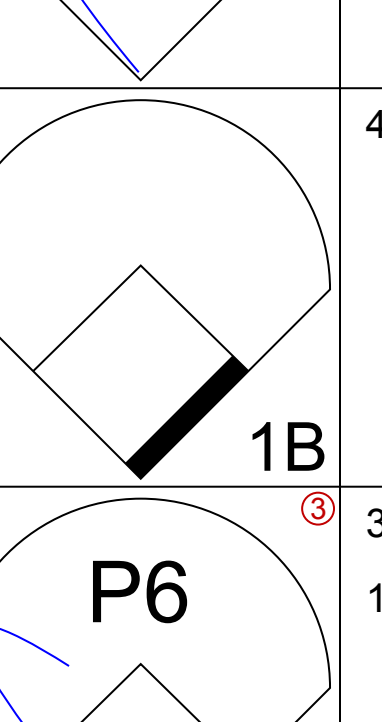
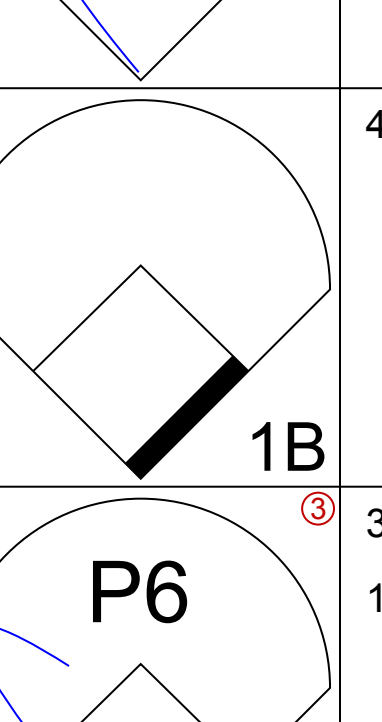
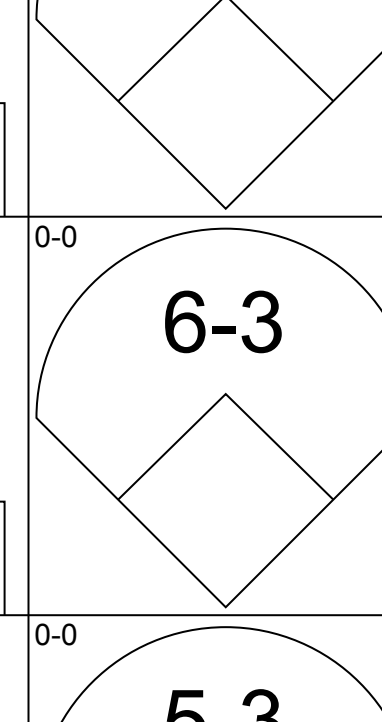
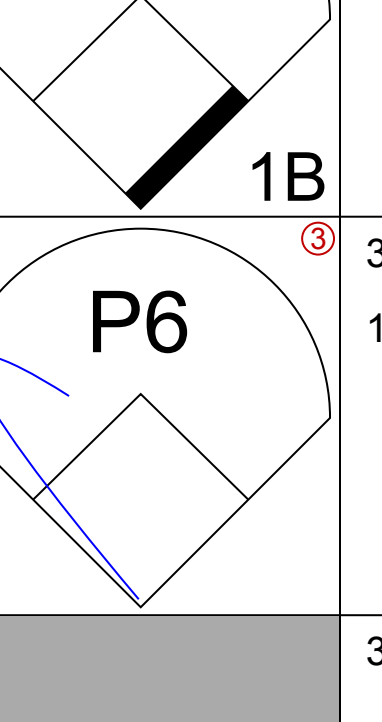
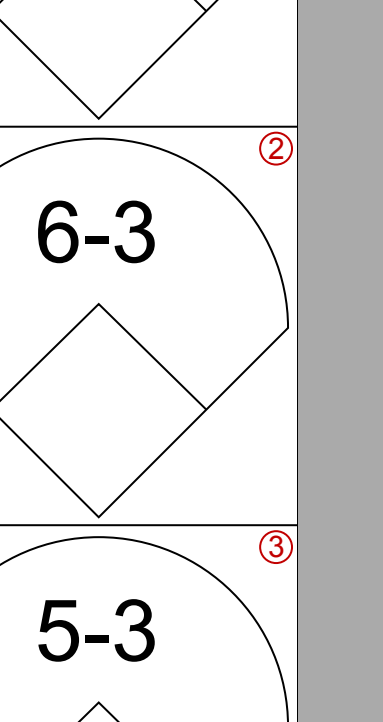
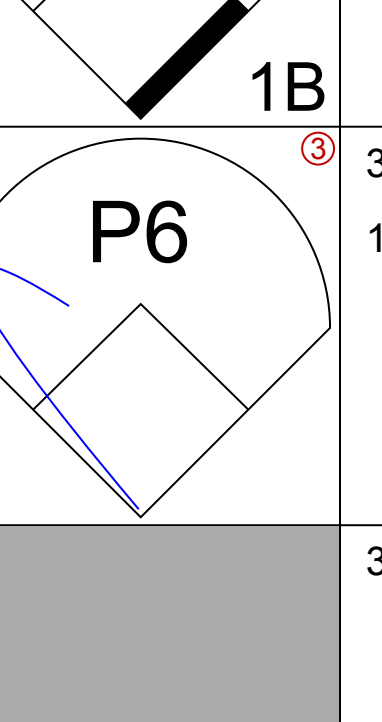
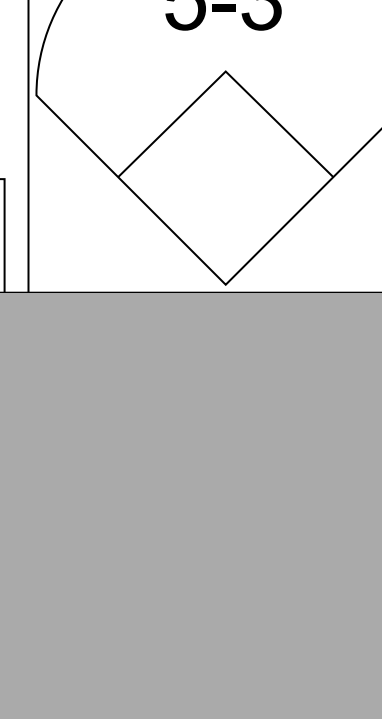

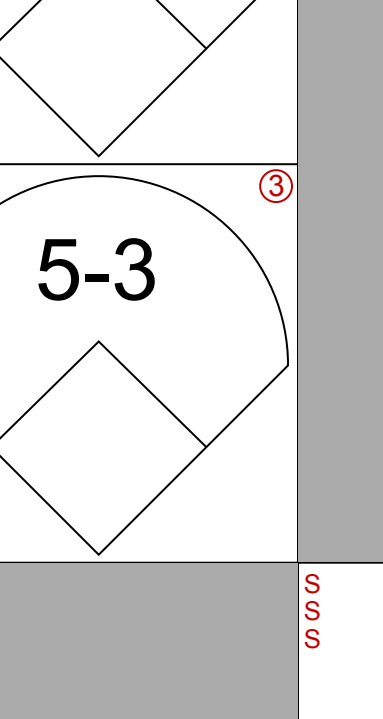
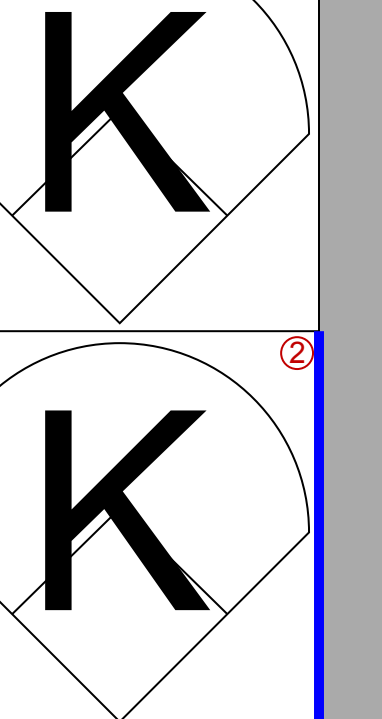


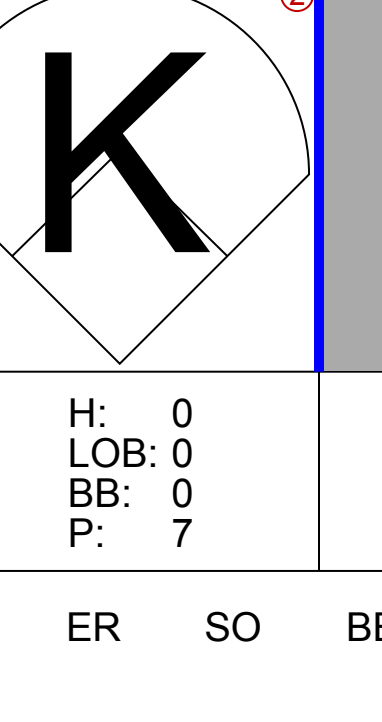
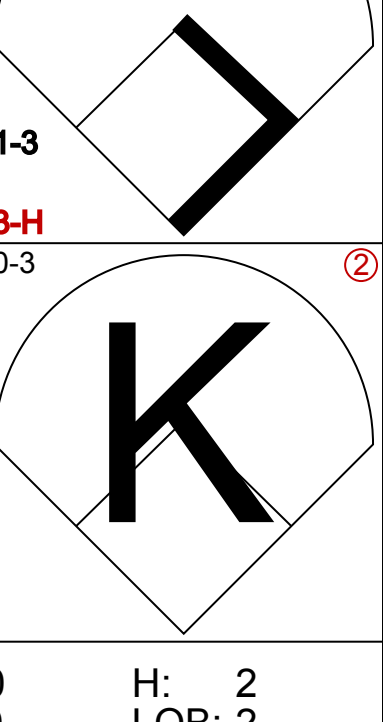
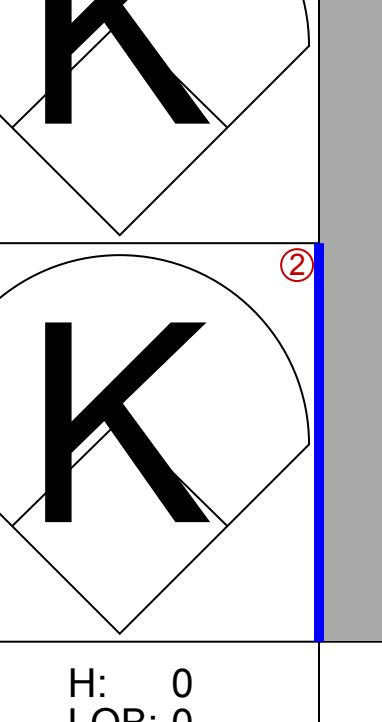
Batter	1	2	3	4	5	6	7	8	9	AB	R	H	RBI	BB	SO	LOB	BOTTOM				
Bob Coluccio, R OBP: 0.226, SLG: 0.388 (1, 9)	1B 3B	L6			F7		WP 1B		K	5	1	2	1	0	1	3	California Angels @ Milwaukee Brewers Milwaukee County Stadium, Milwaukee, WI Fri May 25 1973, 8:05 PM EDT Att: 9,089 - Unknown				
Elie Rodriguez, R OBP: 0.286, SLG: 0.271 (1, 2) Darrell Porter, L OBP: 0.337, SLG: 0.402 (7, PH)	G3		F8		6-3		1-2 2-H 1B		K	3	0	1	1	0	0	0					
Gorman Thomas, R OBP: 0.290, SLG: 0.303 (9, PH)	3-H 1B						1-2 2-H 1B		K	1	0	0	0	0	1	1					
Dave May, L OBP: 0.305, SLG: 0.482 (1, 8)	P3		K		1-3		P5			4	0	0	0	0	1	3					
George Scott, R OBP: 0.341, SLG: 0.359 (1, 3)	G3				6-3			K	4	0	1	0	0	1	1						
Don Money, R OBP: 0.253, SLG: 0.308 (1, 5)	5-3				6-3			F9		4	0	0	0	0	2						
John Briggs, L OBP: 0.318, SLG: 0.375 (1, 7)	L7				4-3		K	E4 FC6-4		4	0	0	0	0	1	0					
Ollie Brown, R OBP: 0.292, SLG: 0.340 (1, 10)	4-3 2B				G1-6-3 1B		5-3	FC6-4		4	0	2	0	0	0	1					
Tim Johnson, L OBP: 0.268, SLG: 0.303 (1, 6)	4-3				G1-6-3		1B 1B		K	4	1	1	0	0	1	2					
Pedro Garcia, R OBP: 0.299, SLG: 0.445 (1, 4)					6-3		1B 1B			3	1	2	0	1	0	0					
Inning Stats	R: 1 E: 0 K: 0 S: 5	H: 2 LOB: 1 BB: 0 P: 5	R: 0 E: 0 K: 0 S: 4	H: 1 LOB: 2 BB: 1 P: 8	R: 0 E: 0 K: 1 S: 6	H: 1 LOB: 1 BB: 0 P: 6	R: 0 E: 0 K: 0 S: 3	H: 1 LOB: 0 BB: 0 P: 3	R: 0 E: 0 K: 0 S: 3	H: 0 LOB: 0 BB: 0 P: 3	R: 2 E: 0 K: 1 S: 9	H: 4 LOB: 2 BB: 0 P: 9	R: 0 E: 1 K: 1 S: 6	H: 0 LOB: 1 BB: 0 P: 6	R: 0 E: 0 K: 3 S: 10	H: 1 LOB: 1 BB: 0 P: 10	1B: 8 2B: 1 3B: 1 HR: 0	SF: 0 SAC: 0 DP: 1 HBP: 0	WP: 1 PB: 0 SB: 0 CS: 0	PA: 38	
PITCHER	IP	WLS	BF	H	R	ER	SO	BB	IBB	HBP	BLK	WP	HR	S	P	ERA	WHIP				
Clyde Wright, L ERA: 3.82 (1, 1)	6.2	W	28	8	3	3	2	1	0	0	0	0	0	31	35	4.05	1.350				
Dave Selts, R ERA: 1.13 (7, 1)	0.0		1	1	0	0	0	0	0	0	0	0	0	1	1	∞	∞				
Steve Barber, L ERA: 2.51 (7, 1)	2.1	S	9	1	0	0	4	0	0	0	0	1	0	17	17	0.00	0.429				

Batter	1	2	3	4	5	6	7	8	9	AB	R	H	RBI	BB	SO	LOB	TOP		
Billy Grabarkewitz, R OBP: 0.293, SLG: 0.286 (1, 4)	4-0 BB G3-6		0-0 2-3f G5-3			4-0 BB		0-0 1-2f FC6-4		2	0	0	0	2	0	3	California Angels @ Milwaukee Brewers Milwaukee County Stadium, Milwaukee, WI Sat May 26 1973, 4:33 AM EDT Alt. 7, 0699 - Unknown - 59 F		
Vada Pinson, L OBP: 0.297, SLG: 0.348 (1, 8)	0-0 1-2f G3-6			0-0 F9		0-0 F8		0-0 1-2 1B		4	0	1	0	0	0	2			
Frank Robinson, R OBP: 0.350, SLG: 0.468 (1, 10)	0-0 F7			0-0 4-1		0-3 K		0-0 F8		4	0	0	0	0	1	3			
Mike Epstein, L OBP: 0.312, SLG: 0.257 (1, 3)		0-0 F7		0-0 1B		0-0 1-3			0-0 P6	4	0	1	0	0	0	1			
Bob Oliver, R OBP: 0.308, SLG: 0.467 (1, 9)		0-0 1-3		0-3 K			0-0 F8		0-0 5-3	4	0	0	0	0	1	1			
Leroy Stanton, R OBP: 0.293, SLG: 0.343 (1, 7)		0-3 K			0-0 F8		0-3 K		0-0 1B	4	0	1	0	0	2	0			
Al Gallagher, R OBP: 0.339, SLG: 0.276 (1, 5)			4-0 BB G5-3		4-0 BB		0-0 6-3		0-3 K	2	0	0	0	2	1	1			
Rudy Meoli, L OBP: 0.353, SLG: 0.276 (1, 6)			0-0 1-2 1B		0-3 K			0-0 P6		3	0	1	0	0	1	1			
Jeff Torborg, R OBP: 0.239, SLG: 0.250 (1, 2)			0-0 F7		0-3 K			0-0 FC6-4		2	0	0	0	0	1	3			
John Stephenson, L (8, PH) OBP: 0.265, SLG: 0.273 (8, 2)										1	0	1	0	0	0	0			
Inning Stats	R: 0 E: 0 K: 0 S: 2	H: 0 LOB: 0 BB: 1 P: 6	R: 0 E: 0 K: 1 S: 5	H: 0 LOB: 0 BB: 0 P: 5	R: 0 E: 0 K: 0 S: 3	H: 1 LOB: 1 BB: 1 P: 7	R: 0 E: 0 K: 1 S: 6	H: 1 LOB: 1 BB: 0 P: 6	R: 0 E: 0 K: 2 S: 7	H: 0 LOB: 1 BB: 1 P: 11	R: 0 E: 0 K: 1 S: 5	H: 0 LOB: 0 BB: 0 P: 5	R: 0 E: 0 K: 1 S: 5	H: 2 LOB: 2 BB: 0 P: 5	R: 0 E: 0 K: 1 S: 6	H: 1 LOB: 1 BB: 0 P: 6	1B: 5 2B: 0 3B: 0 HR: 0	SF: 0 SAC: 0 DP: 2 HBP: 0	WP: 0 PA: 34 CS: 0
PITCHER Jim Colborn, R ERA: 2.09 (1, 1)	IP: 9.0 WLS: W BF: 34 H: 5 R: 0 ER: 0 SO: 7 BB: 4 IBB: 0 HBP: 0 BLK: 0 WP: 0 HR: 0 S: 44 P: 60 ERA: 0.00 WHIP: 1.000															PITCHER Jim Colborn, R ERA: 2.09 (1, 1)	IP: 9.0 WLS: W BF: 34 H: 5 R: 0 ER: 0 SO: 7 BB: 4 IBB: 0 HBP: 0 BLK: 0 WP: 0 HR: 0 S: 44 P: 60 ERA: 0.00 WHIP: 1.000		

Batter	1	2	3	4	5	6	7	8	9	AB	R	H	RBI	BB	SO	LOB	BOTTOM		
Bob Coluccio, R OBP: 0.244, SLG: 0.393 (1, 7)	4-0 BB CS			0-0 F7		0-3 K		0-0 6-3		4	0	1	1	2	1	4	California Angels @ Milwaukee Brewers Milwaukee County Stadium, Milwaukee, WI Sat May 26 1973, 4:33 AM EDT Alt. 7, 0699 - Unknown - 59 F		
Tim Johnson, L OBP: 0.297, SLG: 0.313 (1, 6)	0-3 K	0-0 1B		4-0 1B		0-0 1B	0-3 3-H			4	0	2	2	1	2	3			
Don Money, R OBP: 0.258, SLG: 0.306 (1, 5)	0-3 K	0-0 P6		0-0 1B		4-0 1B		0-0 6-3		4	1	1	0	1	1	4			
Ollie Brown, R OBP: 0.315, SLG: 0.343 (1, 10)		4-0 BB G6-4-3	4-0 1B	0-0 P3		0-0 1B		4-0 1B		2	2	1	1	3	0	2			
Ellie Rodriguez, R OBP: 0.315, SLG: 0.302 (1, 2)		0-0 1B	0-0 L6		0-0 S WP SF8	0-0 FC4		0-0 2B 1-3		5	2	3	0	0	0	2			
George Scott, R OBP: 0.349, SLG: 0.369 (1, 3)		0-0 1B	0-0 G6-4-3		0-3 K		4-0 1B	0-0 1-3		4	1	2	1	1	1	3			
Dave May, L OBP: 0.313, SLG: 0.482 (1, 8)		1-0 1B HBP	0-0 P6		0-0 SF8		0-0 2B	1-0 1-3		2	1	1	1	0	0	2			
Gorman Thomas, R OBP: 0.286, SLG: 0.298 (1, 9)		0-0 1B	0-0 F7		0-3 K		0-3 K	0-0 1-3		5	1	1	2	0	2	6			
Pedro Garcia, R OBP: 0.309, SLG: 0.454 (1, 4)		0-0 1B		0-0 F5		0-0 1B		0-0 P6		4	1	2	1	1	0	2			
Inning Stats	R: 0 E: 0 K: 2 S: 6	H: 0 LOB: 0 BB: 1 P: 10	R: 3 E: 0 K: 0 S: 6	H: 4 LOB: 3 BB: 2 P: 15	R: 0 E: 0 K: 0 S: 4	H: 1 LOB: 2 BB: 1 P: 8	R: 0 E: 0 K: 0 S: 4	H: 1 LOB: 2 BB: 1 P: 8	R: 1 E: 0 K: 2 S: 8	H: 1 LOB: 0 BB: 0 P: 8	R: 2 E: 0 K: 1 S: 7	H: 3 LOB: 1 BB: 1 P: 11	R: 1 E: 0 K: 2 S: 9	H: 2 LOB: 2 BB: 1 P: 13	R: 2 E: 0 K: 0 S: 5	H: 2 LOB: 2 BB: 2 P: 14	1B: 11 2B: 3 3B: 0 HR: 0	SF: 1 SAC: 0 DP: 1 HBP: 2	WP: 1 PA: 46 CS: 1
PITCHER Rudy May, L ERA: 2.81 (1, 1)	IP: 5.0 WLS: L BF: 26 H: 7 R: 4 ER: 4 SO: 4 BB: 5 IBB: 0 HBP: 1 BLK: 0 WP: 1 HR: 0 S: 28 P: 49 ERA: 7.20 WHIP: 2.400															PITCHER Rudy May, L ERA: 2.81 (1, 1)	IP: 5.0 WLS: L BF: 26 H: 7 R: 4 ER: 4 SO: 4 BB: 5 IBB: 0 HBP: 1 BLK: 0 WP: 1 HR: 0 S: 28 P: 49 ERA: 7.20 WHIP: 2.400		
Rich Hand, R ERA: 5.77 (6, 1)	2.0	12	5	3	3	3	2	0	0	0	0	0	16	24	13.50	3.500			
Ron Perranoski, L ERA: 4.5 (8, 1)	1.0	8	2	2	2	0	2	0	1	0	0	0	5	14	18.00	4.000			

Batter	1	2	3	4	5	6	7	8	9	AB	R	H	RBI	BB	SO	LOB	TOP					
Sandy Alomar Sr. S OBP: 0.221, SLG: 0.198 (1, 4)										5	1	1	0	0	2	3	California Angels @ Boston Red Sox Fenway Park, Boston, MA Tue May 29 1973, 7:05 PM EDT Att: 12,691 - Unknown livebaseballscores.com					
Bobby Brooks R OBP: 0.200, SLG: 0.200 (1, 7)										4	0	1	0	0	1	0						
Frank Robinson R OBP: 0.362, SLG: 0.489 (1, 10)										2	0	1	0	2	0	2						
Jerry Davanon R (8, PR)										0	0	0	0	0	0	0		0				
Bob Oliver R OBP: 0.304, SLG: 0.457 (1, 9)										4	0	1	1	0	0	3						
Mike Epstein L OBP: 0.336, SLG: 0.273 (1, 3)										4	0	2	0	0	2	2						
Al Gallacher R OBP: 0.357, SLG: 0.295 (1, 5)										3	0	1	0	1	0	1						
Ken Berry R OBP: 0.359, SLG: 0.359 (1, 8)										3	0	1	0	0	0	1						
Tom McCraw L OBP: 0.319, SLG: 0.311 (8, PH)										1	0	0	0	0	0	3						
Rudy Meoli L OBP: 0.360, SLG: 0.297 (1, 6)										3	0	1	0	0	0	1						
Jeff Torborg R OBP: 0.254, SLG: 0.265 (1, 2)										2	0	1	0	0	0	0						
Winston Llenas R OBP: 0.300, SLG: 0.333 (7, PH)										1	0	1	0	0	0	0						
Art Kusnyer R OBP: 0.298, SLG: 0.310 (7, 2)										0	0	0	0	0	0	0						
Vada Pinson L OBP: 0.273, SLG: 0.331 (8, PH)										1	0	0	0	0	0	0						
Inning Stats	R: 1 E: 0 K: 1 S: 7	H: 3 LOB: 1 BB: 0 P: 7	R: 0 E: 0 K: 0 S: 5	H: 2 LOB: 2 BB: 0 P: 5	R: 0 E: 0 K: 2 S: 7	H: 0 LOB: 1 BB: 1 P: 11	R: 0 E: 0 K: 0 S: 3	H: 1 LOB: 0 BB: 0 P: 3	R: 0 E: 0 K: 0 S: 3	H: 0 LOB: 0 BB: 0 P: 3	R: 0 E: 0 K: 0 S: 4	H: 2 LOB: 1 BB: 0 P: 4	R: 0 E: 0 K: 1 S: 6	H: 2 LOB: 1 BB: 0 P: 6	R: 0 E: 0 K: 0 S: 4	H: 1 LOB: 3 BB: 2 P: 12	R: 0 E: 0 K: 1 S: 5	H: 0 LOB: 0 BB: 0 P: 5	1B: 10 2B: 1 3B: 0 HR: 0	SF: 0 SAC: 1 DP: 3 HBP: 0	WP: 0 PB: 0 SB: 0 CS: 0	PA: 37
PITCHER	IP WLS BF H R ER SO BB IBB HBP BLK WP HR S P ERA WHIP																					
Bill Lee L ERA: 2.17 (1, 1)	7.2 W 33 11 1 1 4 3 0 0 0 0 0 0 38 50 1.17 1.826																					
Bobby Bolin R ERA: 0.84 (8, 1)	1.1 S 4 0 0 0 1 0 0 0 0 0 0 0 6 6 0.00 0.000																					


Batter	1	2	3	4	5	6	7	8	9	AB	R	H	RBI	BB	SO	LOB	BOTTOM				
Rick Miller L OBP: 0.408, SLG: 0.350 (1, 9)										3	0	0	0	1	2	3	California Angels @ Boston Red Sox Fenway Park, Boston, MA Tue May 29 1973, 7:05 PM EDT Att: 12,691 - Unknown livebaseballscores.com				
Luis Aparicio R OBP: 0.338, SLG: 0.322 (1, 6)										3	0	1	0	1	0	0					
Carlton Fisk R OBP: 0.396, SLG: 0.560 (1, 2)										4	0	1	0	0	1	3					
Reggie Smith S OBP: 0.389, SLG: 0.440 (1, 8)										3	1	0	0	1	1	4					
Orlando Cepeda R OBP: 0.338, SLG: 0.476 (1, 10)										4	1	1	2	0	1	1					
Rico Petrocelli R OBP: 0.288, SLG: 0.426 (1, 5)										3	0	0	0	1	1	0					
Tommy Harper R OBP: 0.353 (1, 7)										3	0	2	0	0	0	0					
Dwight Evans R OBP: 0.319, SLG: 0.269 (8, 7)										1	0	0	0	0	0	0					
Danny Cater R OBP: 0.300, SLG: 0.278 (1, 3)										2	0	0	0	1	2	1					
John Kennedy R OBP: 0.281, SLG: 0.379 (1, 4)										3	0	0	0	0	2	4					
Inning Stats	R: 0 E: 0 K: 1 S: 5	H: 0 LOB: 0 BB: 0 P: 5	R: 2 E: 0 K: 1 S: 6	H: 1 LOB: 0 BB: 1 P: 10	R: 0 E: 0 K: 1 S: 5	H: 0 LOB: 2 BB: 2 P: 13	R: 0 E: 0 K: 1 S: 6	H: 1 LOB: 3 BB: 2 P: 14	R: 0 E: 0 K: 0 S: 4	H: 1 LOB: 1 BB: 0 P: 4	R: 0 E: 0 K: 2 S: 8	H: 1 LOB: 1 BB: 0 P: 8	R: 0 E: 0 K: 2 S: 8	H: 1 LOB: 1 BB: 0 P: 8	R: 0 E: 0 K: 2 S: 7	H: 0 LOB: 0 BB: 0 P: 7		1B: 3 2B: 1 3B: 0 HR: 1	SF: 0 SAC: 0 DP: 0 HBP: 0	WP: 0 PB: 0 SB: 2 CS: 0	PA: 34
PITCHER	IP WLS BF H R ER SO BB IBB HBP BLK WP HR S P ERA WHIP																				
Nolan Ryan R ERA: 2.66 (1, 1)	8.0 L 34 5 2 2 10 5 0 0 0 0 0 1 49 69 2.25 1.250																				

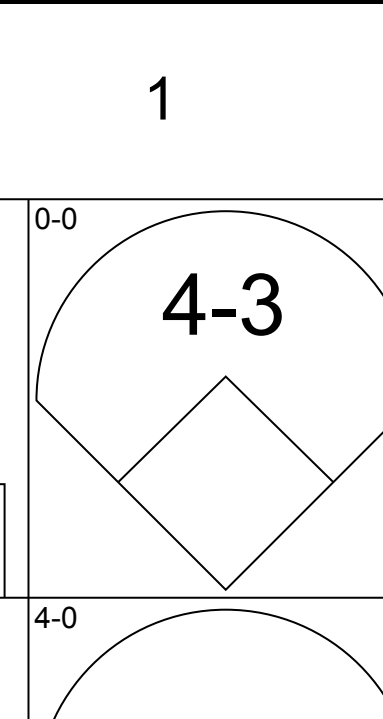
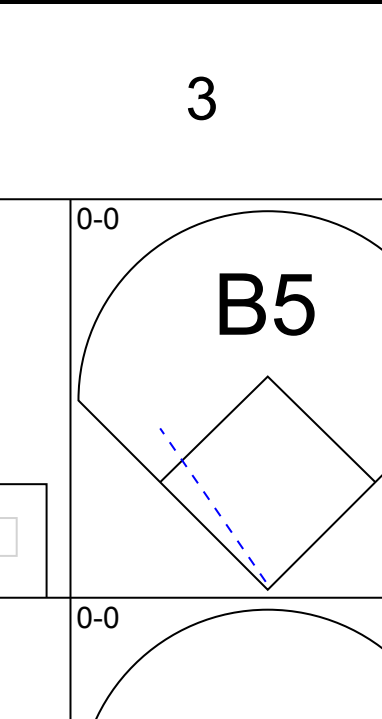
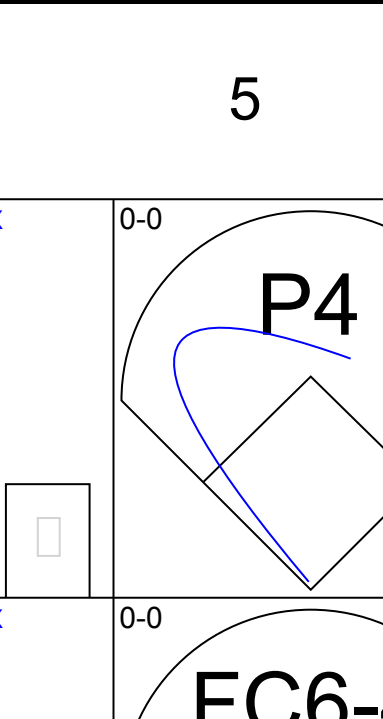
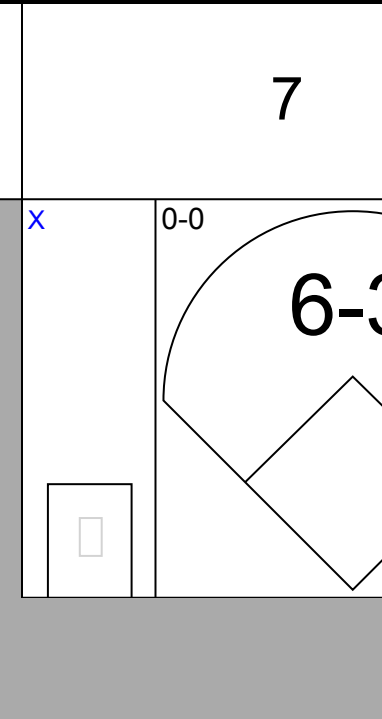
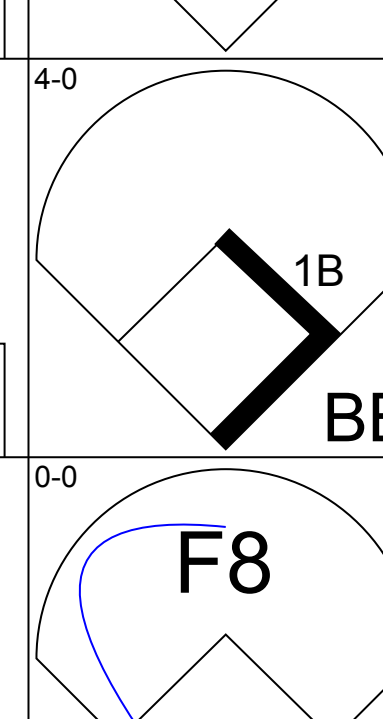
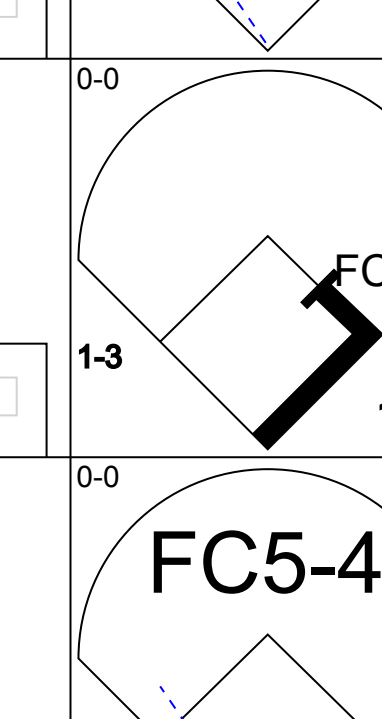
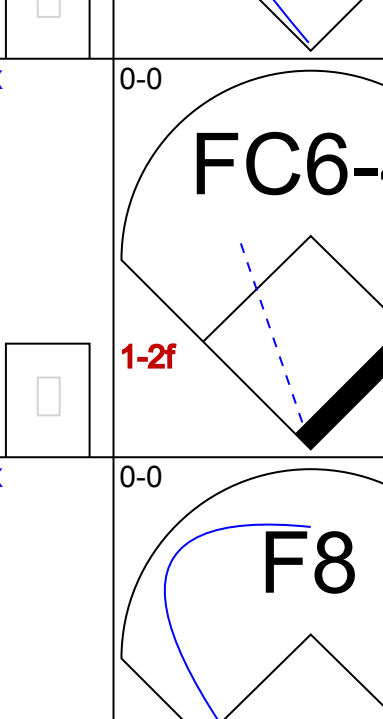
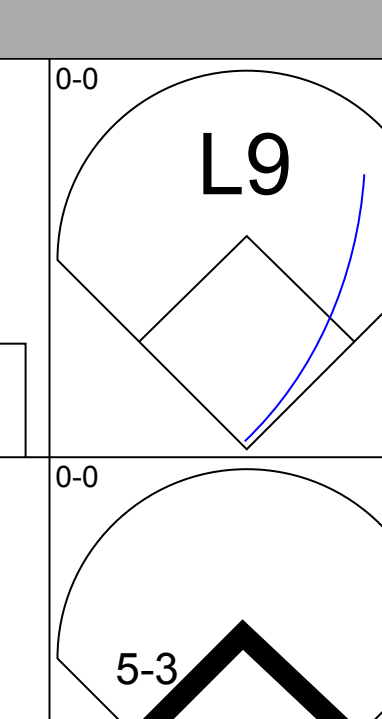
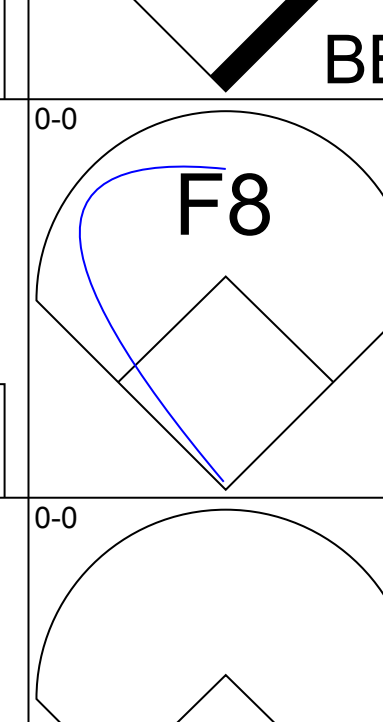
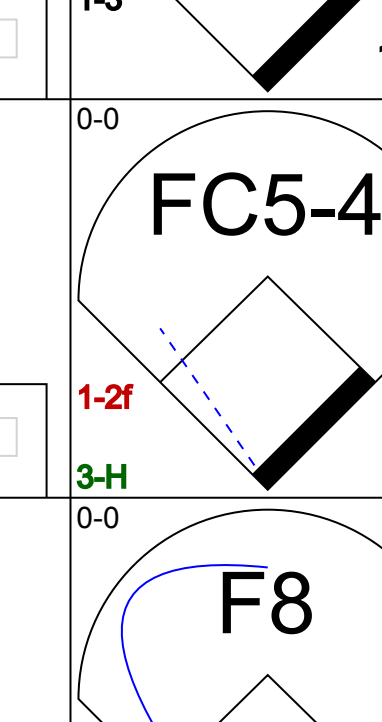
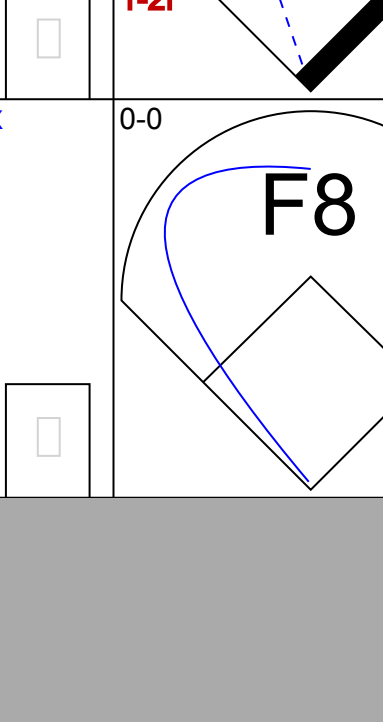
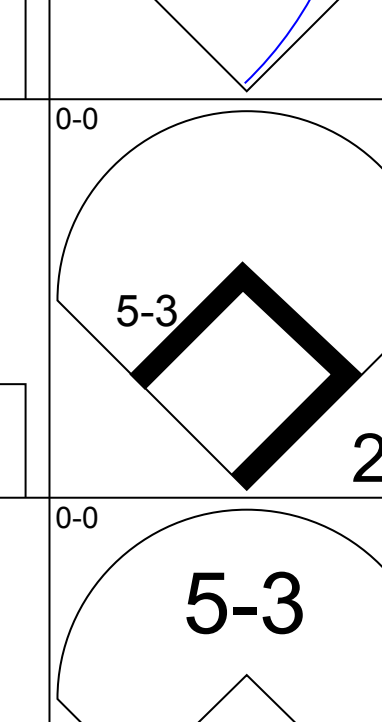
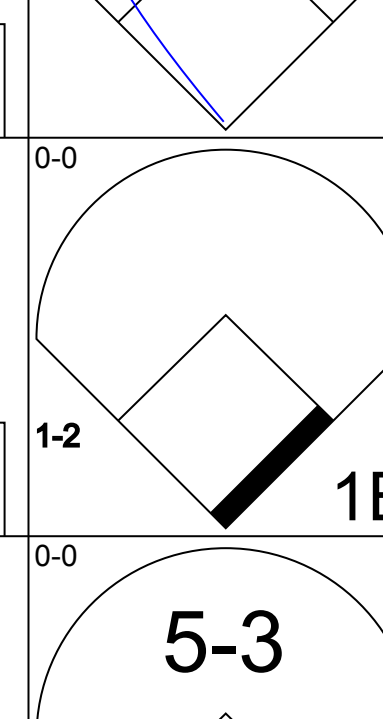
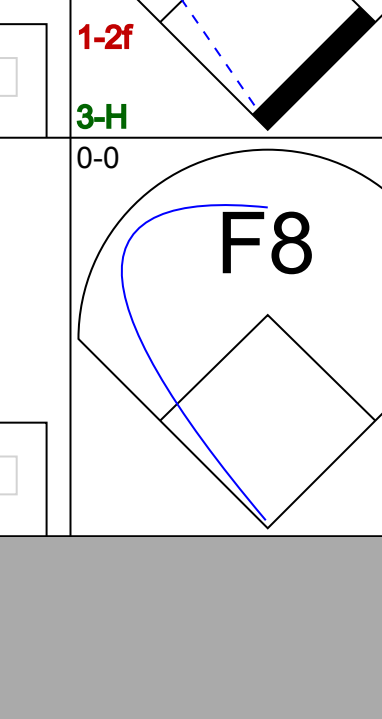
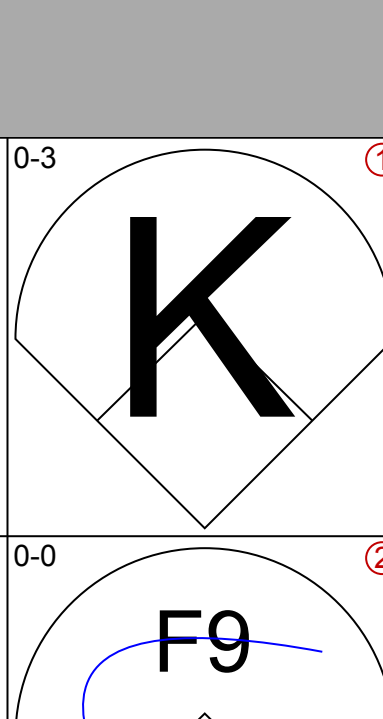
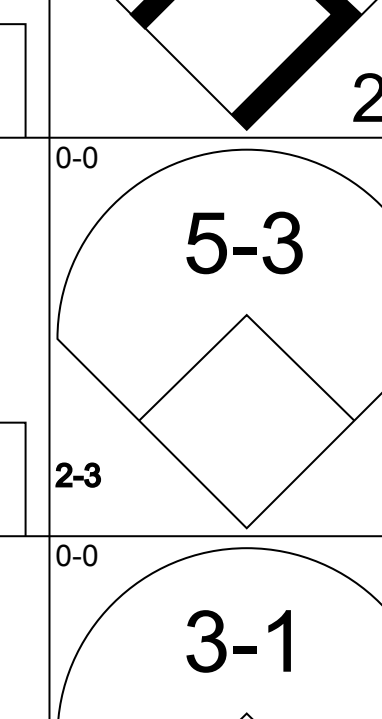
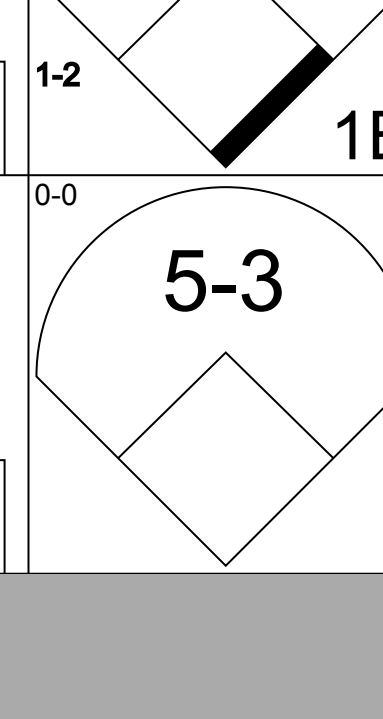
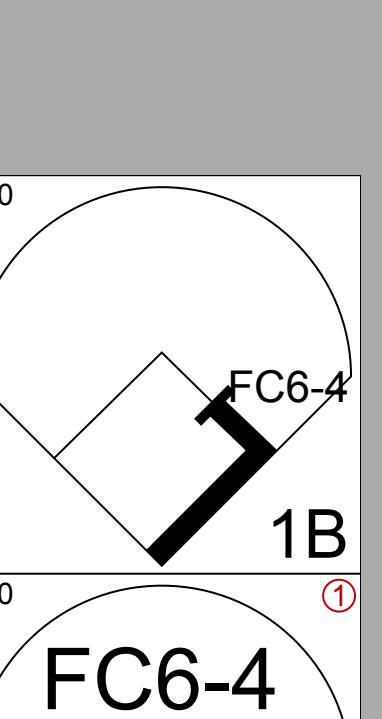
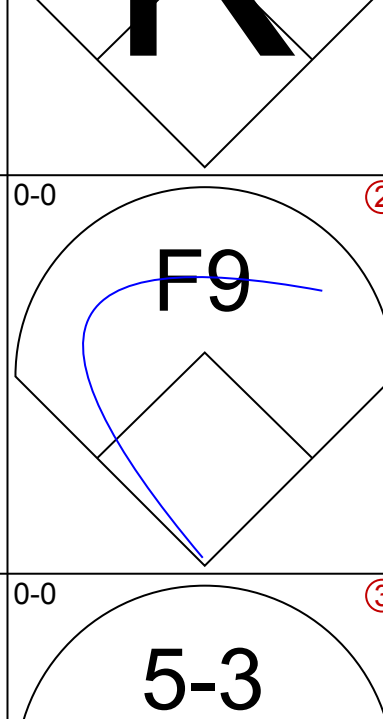
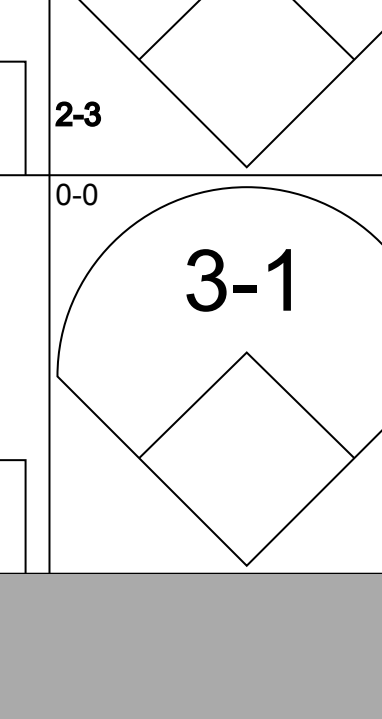
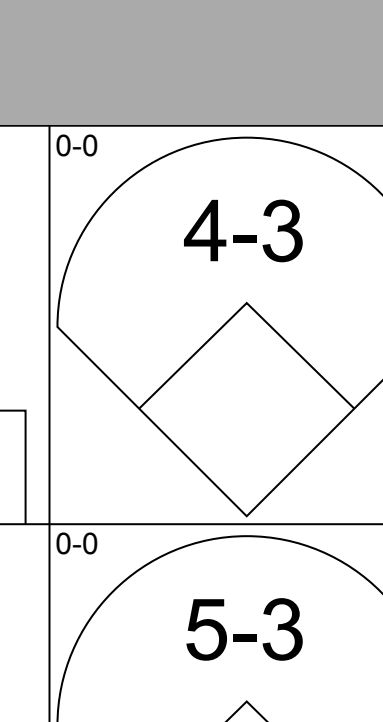
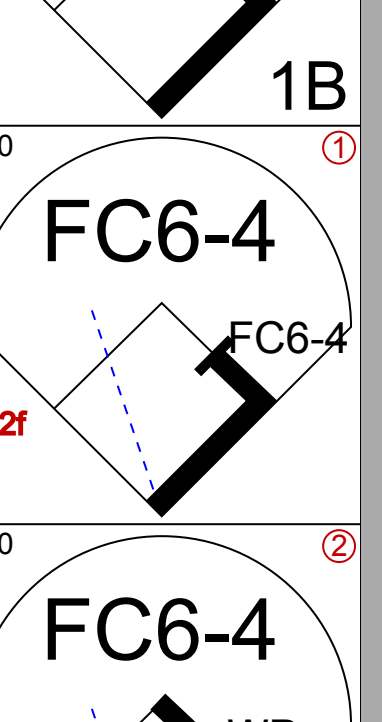
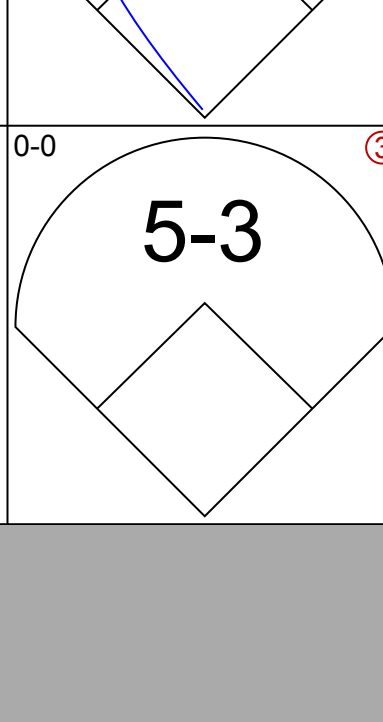
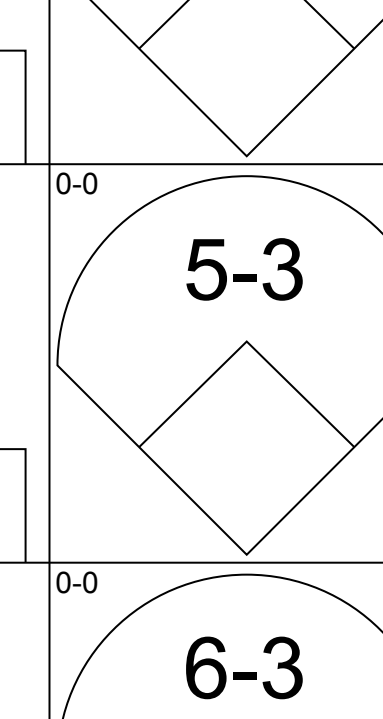
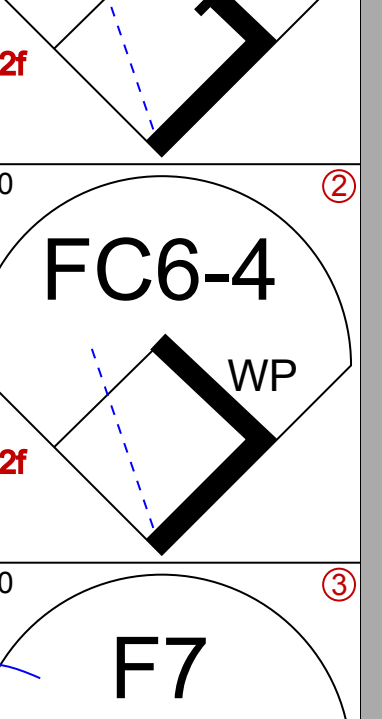
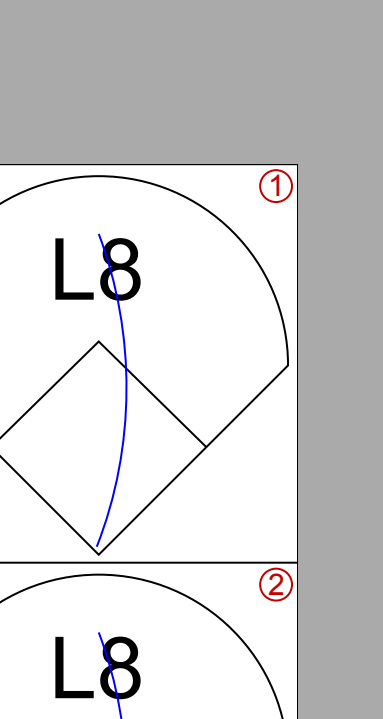
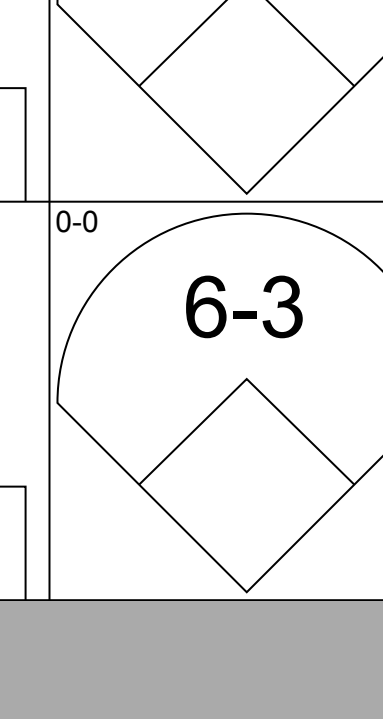
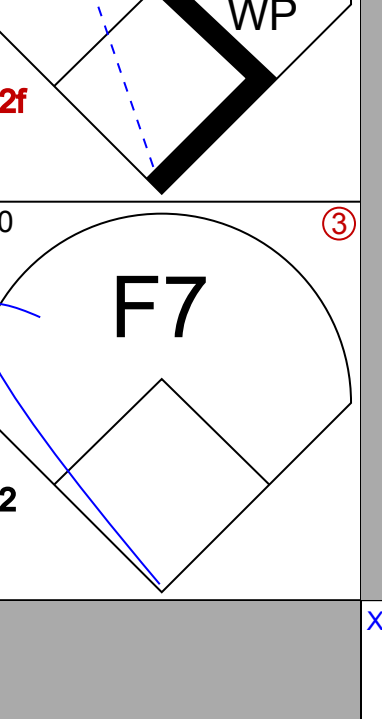
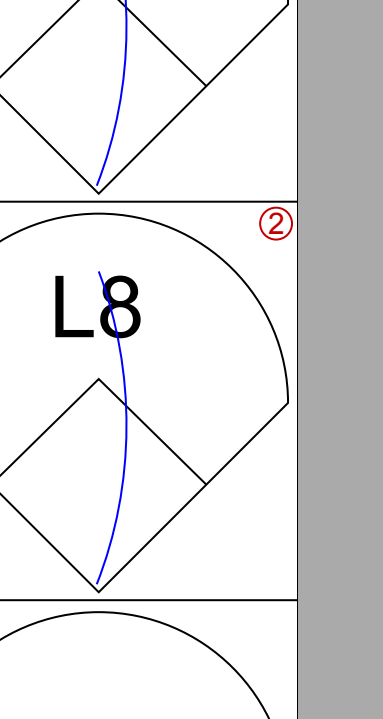
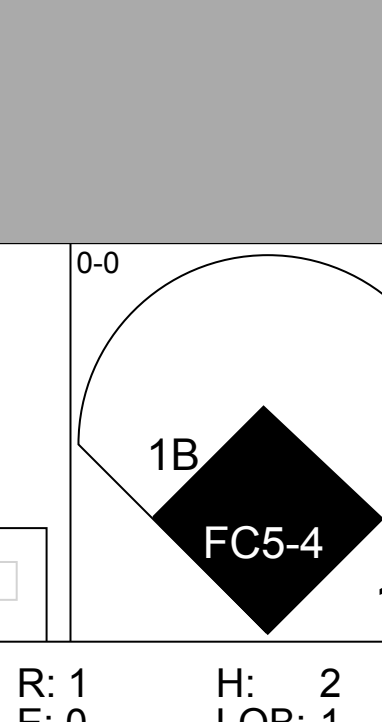
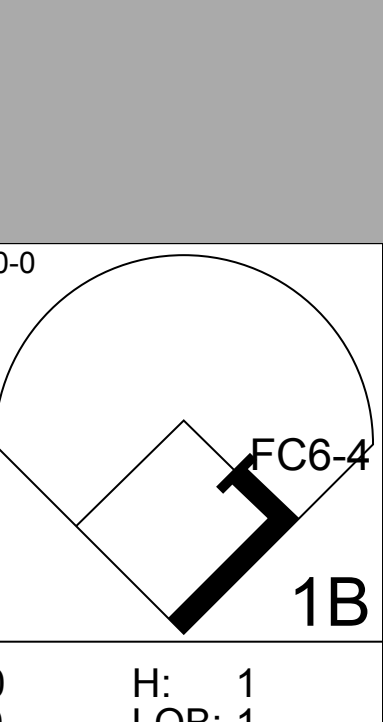
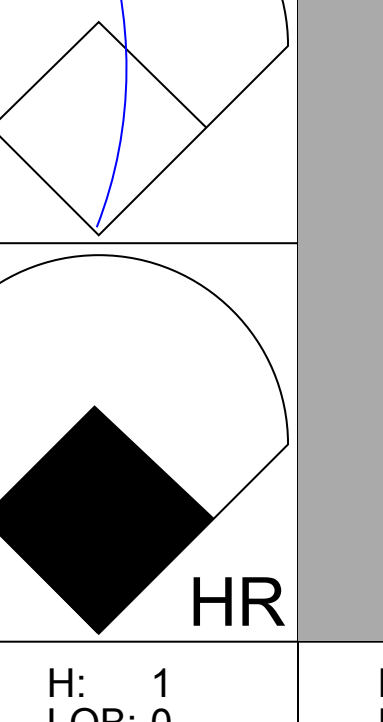
Batter	1	2	3	4	5	6	7	8	9	AB	R	H	RBI	BB	SO	LOB	TOP			
Sandy Alomar Sr. S OBP: 0.215, SLG: 0.192 (1, 4)										4	0	0	0	0	1	2				
Vada Pinson L OBP: 0.265, SLG: 0.320 (1, 7)										4	0	0	0	0	1	0				
Frank Robinson R OBP: 0.363, SLG: 0.481 Billy Grabarkewitz R OBP: 0.293, SLG: 0.286 (9, PR)										2	0	0	0	2	1	0				
Mike Epstein L OBP: 0.326, SLG: 0.263 (1, 3)										4	0	0	0	0	0	2				
Bob Oliver R OBP: 0.310, SLG: 0.459 (1, 9)										4	1	2	0	0	1	0				
Al Gallacher R OBP: 0.356, SLG: 0.304 Winston Lenas R OBP: 0.273, SLG: 0.300 (9, PH)										3	0	1	0	0	1	1				
Ken Berry R OBP: 0.348, SLG: 0.368 (1, 8)										3	0	2	1	0	0	0				
Rudy Meoli L OBP: 0.346, SLG: 0.284 (1, 6)										3	0	0	0	0	1	3				
Jeff Torborg R OBP: 0.247, SLG: 0.257 Tom McCraw L OBP: 0.314, SLG: 0.306 Art Kusnyer R OBP: 0.258, SLG: 0.310 (8, 2)										2	0	0	0	0	2	2				
Inning Stats	R: 0 E: 0 K: 1 S: 5	H: 0 LOB: 1 BB: 1 P: 9	R: 1 E: 0 K: 1 S: 6	H: 2 LOB: 0 BB: 0 P: 6	R: 0 E: 0 K: 1 S: 5	H: 0 LOB: 0 BB: 0 P: 5	R: 0 E: 0 K: 1 S: 5	H: 0 LOB: 0 BB: 0 P: 5	R: 0 E: 0 K: 1 S: 7	H: 2 LOB: 2 BB: 0 P: 7	R: 0 E: 0 K: 0 S: 3	H: 0 LOB: 0 BB: 0 P: 3	R: 0 E: 0 K: 2 S: 7	H: 0 LOB: 0 BB: 0 P: 7	R: 0 E: 0 K: 1 S: 6	H: 1 LOB: 2 BB: 1 P: 10	1B: 4 2B: 2 3B: 0 HR: 0	SF: 0 SAC: 0 DP: 1 HBP: 0	WP: 0 PB: 0 SB: 1 CS: 0	PA: 33
PITCHER Luis Tiant R ERA: 4.11 (1, 1)	IP: 9.0 WLS: W BF: 33	H: 5 R: 1 ER: 1 SO: 9	BB: 2 IBB: 0 HBP: 0 BLK: 0	WP: 0 HR: 0 S: 49 P: 57	ERA: 1.00 WHIP: 0.778	PITCHER														

California Angels @ Boston Red Sox
Fenway Park, Boston, MA
Wed May 30 1973, 7:05 PM EDT
Att: 11,809 - Unknown - 72 F

livebaseballscores.com

AB 31
R 1
H 5
RBI 1
BB 2
SO 9
LOB 12




Batter	1	2	3	4	5	6	7	8	9	AB	R	H	RBI	BB	SO	LOB	BOTTOM			
Tommy Harper R OBP: 0.318, SLG: 0.344 Rick Miller L OBP: 0.408, SLG: 0.350 (8, 7)										4	0	0	0	0	0	2				
Luis Aparicio R OBP: 0.341, SLG: 0.322 (1, 6)										3	0	1	0	1	0	1				
Carlton Fisk R OBP: 0.393, SLG: 0.559 (1, 2)										4	0	1	1	0	0	3				
Reggie Smith S OBP: 0.385, SLG: 0.434 (1, 8)										4	0	1	0	0	1	2				
Orlando Cepeda R OBP: 0.335, SLG: 0.470 (1, 10)										4	0	1	0	0	0	3				
Rico Petrocelli R OBP: 0.282, SLG: 0.414 (1, 5)										3	0	0	0	0	0	1				
Danny Cater R OBP: 0.261, SLG: 0.238 (1, 3)										3	0	0	0	0	0	1				
John Kennedy R OBP: 0.269, SLG: 0.361 (1, 4)										3	0	0	0	0	0	1				
Dwight Evans R OBP: 0.340, SLG: 0.333 (1, 9)										3	2	3	1	0	0	0				
Inning Stats	R: 0 E: 0 K: 0 S: 4	H: 1 LOB: 2 BB: 1 P: 8	R: 0 E: 0 K: 0 S: 3	H: 0 LOB: 0 BB: 0 P: 3	R: 1 E: 0 K: 0 S: 5	H: 2 LOB: 1 BB: 0 P: 5	R: 0 E: 0 K: 0 S: 4	H: 1 LOB: 1 BB: 0 P: 4	R: 0 E: 0 K: 1 S: 5	H: 1 LOB: 1 BB: 0 P: 4	R: 1 E: 0 K: 0 S: 4	H: 1 LOB: 1 BB: 0 P: 4	R: 0 E: 0 K: 0 S: 4	H: 1 LOB: 1 BB: 0 P: 4	R: 0 E: 0 K: 0 S: 4	H: 1 LOB: 1 BB: 0 P: 4	1B: 5 2B: 1 3B: 0 HR: 1	SF: 0 SAC: 0 DP: 0 HBP: 0	WP: 1 PB: 0 SB: 0 CS: 0	PA: 32
PITCHER Clyde Wright L ERA: 3.65 (1, 1)	IP: 8.0 WLS: L BF: 32	H: 7 R: 2 ER: 2 SO: 1	BB: 1 IBB: 0 HBP: 0 BLK: 0	WP: 1 HR: 1 S: 33 P: 37	ERA: 2.25 WHIP: 1.000	PITCHER														

California Angels @ Boston Red Sox
Fenway Park, Boston, MA
Wed May 30 1973, 7:05 PM EDT
Att: 11,809 - Unknown - 72 F

livebaseballscores.com

AB 31
R 2
H 7
RBI 2
BB 1
SO 1
LOB 14



Batter	1	2	3	4	5	6	7	8	9	AB	R	H	RBI	BB	SO	LOB	TOP								
Billy Grabarkewitz, R (1, 4) OBP: 0.291, SLG: 0.324 Ken Berry, R (8, 7) OBP: 0.345, SLG: 0.364	0-0 1-3		0-0 1-3		0-0 2H HR			0-3 K	0-3 K	4	1	1	2	0	1	0									
Vada Pinson, L (1, 8) OBP: 0.270, SLG: 0.323	0-0 1-3			0-0 1B	0-0 F5			0-0 1B	0-0 F8	5	1	2	0	0	0	1									
Leroy Stanton, R (1, 7) OBP: 0.291, SLG: 0.338	0-0 5-3			0-3 K		0-0 6-3		0-0 1B		4	1	1	0	0	1	1									
Frank Robinson, R (1, 10) OBP: 0.369, SLG: 0.482		0-0 G6-4-3 1B		0-0 F8		0-0 6-3		0-0 1B		4	1	2	1	0	0	1									
Bob Oliver, R (1, 9) OBP: 0.315, SLG: 0.482 Sandy Alomar Sr., S (8, 4) OBP: 0.215, SLG: 0.192		0-0 G6-4-3		0-0 F7				0-0 1B		4	1	2	3	0	0	2									
Mike Epstein, L (1, 3) OBP: 0.331, SLG: 0.265		4-0 BB		0-0 2B SF7		0-0 6-3		0-3 K		3	1	1	0	1	1	1									
Art Kusnyer, R (1, 2) OBP: 0.229, SLG: 0.273		0-0 L8		0-0 F9		0-0 6-3		0-3 K		4	0	0	0	0	1	2									
Jerry Davanon, R (1, 5) OBP: 0.200, SLG: 0.400			0-3 K		0-0 1-3 HR		0-0 5-3		0-0 6-3	4	1	1	0	0	1	0									
Rudy Meoli, L (1, 6) OBP: 0.341, SLG: 0.286			0-0 4-3		0-0 SF7		0-3 K			3	0	1	1	0	1	0									
Inning Stats	R: 0 E: 0 K: 0 S: 3	H: 0 LOB: 0 BB: 0 P: 3	R: 0 E: 0 K: 0 S: 3	H: 1 LOB: 1 BB: 1 P: 7	R: 0 E: 0 K: 1 S: 5	H: 0 LOB: 0 BB: 0 P: 5	R: 0 E: 0 K: 1 S: 6	H: 1 LOB: 1 BB: 0 P: 6	R: 3 E: 0 K: 0 S: 6	H: 3 LOB: 0 BB: 0 P: 6	R: 0 E: 0 K: 0 S: 4	H: 1 LOB: 0 BB: 0 P: 4	R: 0 E: 0 K: 1 S: 5	H: 0 LOB: 0 BB: 0 P: 5	R: 4 E: 0 K: 3 S: 13	H: 4 LOB: 0 BB: 0 P: 13	R: 0 E: 0 K: 1 S: 6	H: 1 LOB: 1 BB: 0 P: 6	1B: 8 2B: 1 3B: 0 HR: 2	SF: 1 SAC: 0 DP: 1 HBP: 0	WP: 0 PB: 0 SB: 0 CS: 0	PA: 38			
PITCHER	IP	WLS	BF	H	R	ER	SO	BB	IBB	HBP	BLK	WP	HR	S	P	ERA	WHIP								
John Curtis, L (1, 1) ERA: 3.27	7.1		30	8	5	5	4	1	0	0	0	0	1	37	41	6.14	1.227								
Bobby Bolin, R (8, 1) ERA: 2.53	0.0	L	2	2	2	2	0	0	0	0	0	0	1	2	2	∞	∞								
Bob Veale, L (8, 1) ERA: 2.6	1.2		6	1	0	0	3	0	0	0	0	0	0	12	12	0.00	0.600								

California Angels @ Boston Red Sox
Fenway Park, Boston, MA
Thu May 31 1973, 3:33 AM EDT
Att: 10,600 - Unknown - 79 F

AB 36
R 7
H 11
RBI 7
BB 1
SO 7
LOB 9



Batter	1	2	3	4	5	6	7	8	9	AB	R	H	RBI	BB	SO	LOB	BOTTOM								
Tommy Harper, R (1, 7) OBP: 0.330, SLG: 0.353 Rick Miller, L (5, 7) OBP: 0.411, SLG: 0.355	0-0 S 1B	0-0 CS 1B		4-0 2B BB		0-0 G6-4-3 1B		0-3 K2-3		2	1	2	2	1	0	0									
Luis Aparicio, R (1, 6) OBP: 0.343, SLG: 0.331	0-0 S 1B	0-0 CS	0-0 6-3	0-0 BB	0-0 G6-4-3				0-0 4-3	5	0	2	2	0	0	2									
Carlton Fisk, R (1, 2) OBP: 0.393, SLG: 0.550	0-0 P5		4-0 E5 BB	0-3 K		0-0 4-3			0-0 E 1B	4	0	1	0	1	1	3									
Reggie Smith, S (1, 8) OBP: 0.384, SLG: 0.431 Ben Oglivie, L (5, PR) OBP: 0.311, SLG: 0.475	0-3 K		0-0 E5		0-0 1B S G6-4-3 1B		0-0 6-3		0-0 E 1B	3	0	1	0	0	1	2									
Orlando Cepeda, R (1, 10) OBP: 0.331, SLG: 0.461 Buddy Hunter, R (9, PR) OBP: 1.000, SLG: 1.000	0-3 K		0-0 F7		0-0 G6-4-3 1B		0-0 6-3		0-0 E6	5	0	1	0	0	1	5									
Rico Petrocelli, R (1, 5) OBP: 0.271, SLG: 0.397		0-0 P3		0-0 P4	0-0 G6-4-3		0-0 F8		0-0 G6-4-3	5	0	0	0	0	0	5									
Danny Cater, R (1, 3) OBP: 0.333, SLG: 0.292		0-0 2-3 1B 1B		4-0 2B SF9 BB		0-0 F8			0-0 FC1-4 1B	3	2	2	0	1	0	1									
John Kennedy, R (1, 4) OBP: 0.282, SLG: 0.385		0-0 2-3 1B 1B		0-0 SF9 2B 2B		0-0 F8		0-3 K		4	2	2	0	0	1	1									
Dwight Evans, R (1, 9) OBP: 0.337, SLG: 0.325		0-0 2-3		0-0 SF9		4-0 1B BB		0-0 FC1-4		2	0	0	1	1	0	3									
Inning Stats	R: 1 E: 0 K: 2 S: 9	H: 2 LOB: 1 BB: 0 P: 9	R: 2 E: 0 K: 0 S: 5	H: 3 LOB: 0 BB: 0 P: 5	R: 0 E: 1 K: 0 S: 3	H: 0 LOB: 1 BB: 1 P: 7	R: 2 E: 0 K: 1 S: 7	H: 2 LOB: 2 BB: 2 P: 15	R: 1 E: 0 K: 0 S: 4	H: 2 LOB: 1 BB: 0 P: 4	R: 0 E: 0 K: 0 S: 3	H: 1 LOB: 1 BB: 1 P: 7	R: 0 E: 0 K: 2 S: 8	H: 1 LOB: 1 BB: 0 P: 8	R: 0 E: 1 K: 0 S: 5	H: 2 LOB: 3 BB: 0 P: 5	1B: 11 2B: 3 3B: 0 HR: 0	SF: 1 SAC: 0 DP: 3 HBP: 0	WP: 0 PB: 0 SB: 3 CS: 1	PA: 43					
PITCHER	IP	WLS	BF	H	R	ER	SO	BB	IBB	HBP	BLK	WP	HR	S	P	ERA	WHIP								
Rudy May, L (1, 1) ERA: 3.31	4.0		21	6	1	1	2	1	0	0	0	0	0	21	25	2.08	1.615								
Rich Hand, R (5, 1) ERA: 5.44	4.1	W	18	6	1	1	2	1	0	0	0	0	0	21	25	2.08	1.615								
Steve Barber, L (9, 1) ERA: 2.51	0.0		1	1	0	0	0	0	0	0	0	0	0	1	1	∞	∞								
Dave Sells, R (9, 1) ERA: 1.08	0.2	S	2	0	0	0	0	0	0	0	0	0	0	2	2	0.00	0.000								

California Angels @ Boston Red Sox
Fenway Park, Boston, MA
Thu May 31 1973, 3:33 AM EDT
Att: 10,600 - Unknown - 79 F

AB 37
R 6
H 14
RBI 5
BB 4
SO 5
LOB 23



Batter	1	2	3	4	5	6	7	8	9	AB	R	H	RBI	BB	SO	LOB	TOP		
Billy Grabarkewitz, R OBP: 0.286, SLG: 0.308 Sandy Alomar Sr., S OBP: 0.216, SLG: 0.192	(1, 5) X 0-0 L3		(4, 0) X 1B HR BB	(0, 0) X 4-3		(0, 3) X K		(0, 0) X FC6		4	1	0	0	1	1	3			
Vada Pinson, L OBP: 0.292, SLG: 0.341	(1, 7) X 0-0 4-3		(1, 3) X 1-3 HR 1B		(0, 0) X F7 E 2B				(0, 0) X F8	5	2	3	0	0	0	0			
Ken Berry, R OBP: 0.339, SLG: 0.384	(1, 8) X 0-0 F9		(0, 0) X 2-H 3-H HR		(0, 0) X E4 F7 2B				(0, 0) X 6-3	5	2	1	3	0	0	2			
Frank Robinson, R OBP: 0.364, SLG: 0.468	(1, 10)		(0, 0) X G5-4-3 BB		(0, 0) X F7				(0, 0) X 4-3	4	0	0	0	1	0	2			
Bob Oliver, R OBP: 0.313, SLG: 0.471 Leroy Stanton, R OBP: 0.291, SLG: 0.338	(1, 9) X (7, 9) X		(0, 0) X G5-4-3 1-2		(4, 0) X 2B IBB				(0, 0) X 6-3	3	0	0	0	1	0	1			
Mike Epstein, L OBP: 0.336, SLG: 0.267	(1, 3)		(4, 0) X 1B BB		(0, 0) X WP 1B				(0, 0) X 3-1	3	0	1	0	1	1	3			
Jerry Davanon, R OBP: 0.444, SLG: 0.667	(1, 4) X (8, 5)		(0, 0) X 1-2 1B		(0, 0) X WP 1B				(0, 0) X P3	4	0	3	2	0	0	0			
Art Kusnyer, R OBP: 0.205, SLG: 0.243	(1, 2)		(0, 0) X F9		(0, 3) X 1-2 2-3 K				(0, 0) X F8	4	0	0	0	0	1	6			
Rudy Meoli, L OBP: 0.337, SLG: 0.284	(1, 6)		(0, 0) X F7		(0, 0) X 4-3				(0, 0) X FC6 1B	4	0	1	0	0	0	2			
Inning Stats	R: 0 E: 0 K: 0 S: 3	H: 0 LOB: 0 BB: 0 P: 3	R: 0 E: 0 K: 0 S: 3	H: 1 LOB: 2 BB: 2 P: 11	R: 3 E: 0 K: 0 S: 5	H: 2 LOB: 0 BB: 1 P: 9	R: 0 E: 0 K: 1 S: 7	H: 2 LOB: 2 BB: 0 P: 7	R: 2 E: 1 K: 1 S: 8	H: 2 LOB: 2 BB: 1 P: 12	R: 0 E: 0 K: 0 S: 3	H: 0 LOB: 0 BB: 0 P: 3	R: 0 E: 0 K: 0 S: 4	H: 1 LOB: 1 BB: 0 P: 4	R: 0 E: 0 K: 0 S: 3	H: 0 LOB: 0 BB: 0 P: 3	1B: 6 2B: 2 3B: 0 HR: 1	SF: 0 SAC: 0 DP: 1 HBP: 0	WP: 1 PA: 40 PB: 0 SB: 0 CS: 0
PITCHER	IP	WLS	BF	H	R	ER	SO	BB	IBB	HBP	BLK	WP	HR	S	P	ERA	WHIP		
Mike Kekich, L ERA: 9.2	(1, 1)	3.0	L	16	5	3	3	0	3	0	0	0	1	13	25	9.00	2.667		
Fred Beene, R ERA: 1.27	(4, 1)	6.0		24	4	2	0	3	0	1	0	1	0	29	33	0.00	0.667		

California Angels @ New York Yankees
Yankee Stadium, Bronx, NY
Fri Jun 01 1973, 7:05 PM EDT
Att: 12,060 - Unknown - 66 F

AB	36
R	5
H	9
RBI	5
BB	4
SO	3
LOB	19



Batter	1	2	3	4	5	6	7	8	9	AB	R	H	RBI	BB	SO	LOB	BOTTOM		
Horace Clarke, S OBP: 0.312, SLG: 0.280	(1, 4) X 0-0 1B FC5-4		(0, 0) X F7							4	1	3	1	0	0	0			
Roy White, S OBP: 0.341, SLG: 0.299	(1, 7) X 0-0 FC5-4 1B									4	0	1	0	0	1	2			
Matty Alou, L OBP: 0.322, SLG: 0.338	(1, 9) X 0-0 FC5-4 1-2 3-H									3	0	0	1	1	0	1			
Bobby Murcer, L OBP: 0.335, SLG: 0.489	(1, 8) X 0-0 F2									4	0	1	0	0	1	2			
Ron Blomberg, L OBP: 0.455, SLG: 0.556	(1, 3)		(0, 0) X 4-3							4	0	1	0	0	0	0			
Graig Nettles, L OBP: 0.380, SLG: 0.409	(1, 5)		(0, 0) X F7							4	0	0	0	0	0	2			
Jim Ray Hart, R OBP: 0.355, SLG: 0.464	(1, 10)		(0, 0) X 5-3							4	0	1	0	0	0	0			
Thurman Munson, R OBP: 0.352, SLG: 0.485	(1, 2)		(0, 3) X K							4	1	1	0	0	1	3			
Gene Michael, S OBP: 0.295, SLG: 0.354	(1, 6)		(0, 0) X F9							3	0	0	0	0	1	1			
Inning Stats	R: 1 E: 0 K: 0 S: 4	H: 2 LOB: 0 BB: 0 P: 4	R: 0 E: 0 K: 0 S: 3	H: 0 LOB: 0 BB: 0 P: 3	R: 0 E: 0 K: 1 S: 5	H: 0 LOB: 0 BB: 0 P: 5	R: 0 E: 0 K: 1 S: 5	H: 0 LOB: 0 BB: 0 P: 5	R: 0 E: 0 K: 2 S: 9	H: 2 LOB: 2 BB: 1 P: 13	R: 0 E: 0 K: 0 S: 3	H: 0 LOB: 0 BB: 0 P: 3	R: 0 E: 0 K: 0 S: 4	H: 1 LOB: 1 BB: 0 P: 4	R: 0 E: 0 K: 0 S: 6	H: 3 LOB: 3 BB: 0 P: 6	1B: 7 2B: 1 3B: 0 HR: 0	SF: 0 SAC: 0 DP: 0 HBP: 0	WP: 0 PA: 35 PB: 0 SB: 0 CS: 0
PITCHER	IP	WLS	BF	H	R	ER	SO	BB	IBB	HBP	BLK	WP	HR	S	P	ERA	WHIP		
Bill Singer, R ERA: 2.23	(1, 1)	8.1	W	32	7	2	4	0	0	0	0	0	0	39	43	2.16	0.960		
Steve Barber, L ERA: 2.45	(9, 1)	0.1		1	0	0	0	0	0	0	0	0	0	1	1	0.00	0.000		
Dave Sells, R ERA: 1.06	(9, 1)	0.1	S	2	1	0	0	0	0	0	0	0	0	2	2	0.00	3.000		

California Angels @ New York Yankees
Yankee Stadium, Bronx, NY
Fri Jun 01 1973, 7:05 PM EDT
Att: 12,060 - Unknown - 66 F

AB	34
R	2
H	8
RBI	2
BB	1
SO	4
LOB	11



Batter	1	2	3	4	5	6	7	8	9	AB	R	H	RBI	BB	SO	LOB	TOP					
Billy Grabarkewitz, R OBP: 0.295, SLG: 0.300 (1.5)										2	0	0	0	2	1	1	California Angels @ New York Yankees Yankee Stadium, Bronx, NY Sat Jun 02 1973, 3:33 AM EDT Att: 13,831 - Unknown					
Vada Pinson, L OBP: 0.274, SLG: 0.331 (1.7)										4	0	0	0	0	0	3						
Ken Berry, R OBP: 0.336, SLG: 0.374 (1.8)										3	0	0	0	1	0	3						
Frank Robinson, R OBP: 0.361, SLG: 0.458 (1.10)										3	0	0	0	1	0	1						
Bob Oliver, R OBP: 0.318, SLG: 0.469 (1.9)										3	0	1	0	1	0	3						
Mike Epstein, L OBP: 0.333, SLG: 0.260 (1.3)										3	0	0	0	0	1	2						
Jerry Davanon, R OBP: 0.333, SLG: 0.500 (1.4)										3	0	0	0	0	1	2						
Art Kuszner, R OBP: 0.195, SLG: 0.231 (7, PH)										2	0	0	0	0	0	1						
Winston Lianas, R OBP: 0.250, SLG: 0.273 (7, 2)										1	0	0	0	0	0	1						
Jeff Torborg, R OBP: 0.247, SLG: 0.257 (7, 2)										0	0	0	0	0	0	0						
Rudy Meoli, L OBP: 0.337, SLG: 0.286 (1.6)										3	0	1	0	0	0	1						
Inning Stats	R: 0 E: 0 K: 0 S: 2	H: 0 LOB: 0 BB: 1 P: 6	R: 0 E: 0 K: 1 S: 4	H: 0 LOB: 1 BB: 1 P: 8	R: 0 E: 0 K: 0 S: 4	H: 1 LOB: 1 BB: 0 P: 4	R: 0 E: 0 K: 0 S: 2	H: 0 LOB: 0 BB: 1 P: 6	R: 0 E: 0 K: 0 S: 4	H: 1 LOB: 1 BB: 0 P: 4	R: 0 E: 1 K: 0 S: 4	H: 0 LOB: 3 BB: 2 P: 12	R: 0 E: 0 K: 1 S: 5	H: 0 LOB: 1 BB: 0 P: 6	R: 0 E: 0 K: 1 S: 5	H: 0 LOB: 0 BB: 0 P: 3	R: 0 E: 0 K: 0 S: 3	H: 0 LOB: 0 BB: 0 P: 3	1B: 2 2B: 2 3B: 0 HR: 0	SF: 0 SAC: 0 DP: 3 HBP: 1	WP: 2 PB: 0 SB: 0 CS: 1	PA: 33
PITCHER	IP	WLS	BF	H	R	ER	SO	BB	IBB	HBP	BLK	WP	HR	S	P	ERA	WHIP					
Fritz Peterson, L ERA: 3.28 (1.1)	7.0	W	27	2	0	0	2	5	0	1	0	2	0	25	46	0.00	1.000					
Sparky Lyle, L ERA: 2.12 (8.1)	2.0	S	6	0	0	0	1	0	0	0	0	0	0	8	8	0.00	0.000					

Batter	1	2	3	4	5	6	7	8	9	AB	R	H	RBI	BB	SO	LOB	BOTTOM				
Horace Clarke, S OBP: 0.306, SLG: 0.276 (1.4)										3	0	0	1	0	2	1	California Angels @ New York Yankees Yankee Stadium, Bronx, NY Sat Jun 02 1973, 3:33 AM EDT Att: 13,831 - Unknown				
Roy White, S OBP: 0.339, SLG: 0.298 (1.7)										4	0	1	0	0	1	1					
Matty Alou, L OBP: 0.320, SLG: 0.335 (1.9)										4	0	1	0	0	0	1					
Bobby Murcer, L OBP: 0.338, SLG: 0.495 (1.8)										4	1	2	0	0	0	2					
Ron Blomberg, L OBP: 0.461, SLG: 0.554 (1.3)										2	0	1	1	1	0	1					
Graig Nettles, L OBP: 0.354, SLG: 0.401 (1.5)										3	0	0	0	0	1	3					
Jim Ray Hart, R OBP: 0.354, SLG: 0.461 (1.10)										3	0	1	0	0	0	1					
Thurman Munson, R OBP: 0.357, SLG: 0.482 (1.2)										1	1	0	0	2	1	0					
Gene Michael, S OBP: 0.296, SLG: 0.353 (1.6)										3	0	1	0	0	1	1					
Inning Stats	R: 0 E: 0 K: 1 S: 6	H: 1 LOB: 1 BB: 0 P: 6	R: 0 E: 0 K: 1 S: 4	H: 0 LOB: 0 BB: 1 P: 8	R: 0 E: 0 K: 2 S: 7	H: 0 LOB: 0 BB: 0 P: 7	R: 1 E: 0 K: 0 S: 5	H: 2 LOB: 1 BB: 0 P: 5	R: 1 E: 0 K: 0 S: 4	H: 1 LOB: 1 BB: 1 P: 8	R: 0 E: 0 K: 0 S: 4	H: 1 LOB: 1 BB: 0 P: 4	R: 0 E: 0 K: 2 S: 7	H: 1 LOB: 1 BB: 1 P: 11	R: 0 E: 0 K: 0 S: 3	H: 1 LOB: 0 BB: 0 P: 3		1B: 6 2B: 1 3B: 0 HR: 0	SF: 1 SAC: 0 DP: 1 HBP: 0	WP: 0 PB: 0 SB: 2 CS: 2	PA: 31
PITCHER	IP	WLS	BF	H	R	ER	SO	BB	IBB	HBP	BLK	WP	HR	S	P	ERA	WHIP				
Nolan Ryan, R ERA: 2.63 (1.1)	8.0	L	31	7	2	2	6	3	0	0	0	0	0	40	52	2.25	1.250				

Batter	1	2	3	4	5	6	7	8	9	AB	R	H	RBI	BB	SO	LOB	TOP							
Rudy Meoli, L (1, 6) OBP: 0.333, SLG: 0.296 Leroy Stanton, R (9, PH) OBP: 0.288, SLG: 0.333	0-3 K		0-0 4-3		0-0 2B		0-0 3-1		0-0 E5	4	0	1	0	0	1	0								
Vada Pinson, L (1, 8) OBP: 0.272, SLG: 0.326	0-0 F9		0-0 S		0-0 P4		0-0 F8		0-0 P6	5	0	1	0	0	0	5								
Tom McCraw, L (1, 7) OBP: 0.289, SLG: 0.288 Bobby Brooks, R (9, PH) OBP: 0.167, SLG: 0.167	0-0 E4 2B		0-0 F9		0-0 F9				0-0 F9	4	0	0	0	0	0	3								
Frank Robinson, R (1, 10) OBP: 0.364, SLG: 0.473	0-0 1-3 2B			0-0 P3		0-0 4-3 FC1-6 2B		0-0 6-3		4	1	2	0	0	0	0								
Bob Oliver, R (1, 9) OBP: 0.310, SLG: 0.456	0-3 K			0-0 5-3		0-0 4-3		0-3 K		4	0	0	0	0	2	3								
Mike Epstein, L (1, 3) OBP: 0.338, SLG: 0.256 Sandy Alomar Sr., S (9, PR) OBP: 0.215, SLG: 0.192		0-0 G3		4-0 BB		4-0 FC1-6 IBB			0-0 E3 1B	2	0	0	0	2	0	0								
Billy Grabarkewitz, R (1, 5) OBP: 0.289, SLG: 0.289 Al Gallagher, R (6, 5) OBP: 0.361, SLG: 0.310 Ken Berry, R (9, PR) OBP: 0.330, SLG: 0.374		0-0 P3		0-0 P4		0-0 FC1-6 FC6-4		0-0 E 1B	0-0 1-2 1B	3	0	1	0	0	0	2	AB 37							
Jerry Davanon, R (1, 4) OBP: 0.250, SLG: 0.375		0-0 4-3				0-0 F7		0-3 K	0-0 FC6-4	4	0	0	0	0	1	3	R 2							
Jeff Torborg, R (1, 2) OBP: 0.250, SLG: 0.260 Winston Lienas, R (9, PH) OBP: 0.308, SLG: 0.333			0-3 K			0-0 2B 1B		0-0 P6	0-0 1-2 2-H 1B	3	0	1	0	0	1	0	H 7							
Inning Stats	R: 0 E: 1 K: 2 S: 9	H: 1 LOB: 2 BB: 0 P: 9	R: 0 E: 0 K: 0 S: 3	H: 0 LOB: 0 BB: 0 P: 3	R: 0 E: 0 K: 1 S: 6	H: 1 LOB: 1 BB: 0 P: 6	R: 0 E: 0 K: 0 S: 3	H: 0 LOB: 1 BB: 1 P: 7	R: 0 E: 0 K: 0 S: 5	H: 2 LOB: 2 BB: 0 P: 5	R: 1 E: 0 K: 0 S: 4	H: 1 LOB: 1 BB: 1 P: 8	R: 0 E: 0 K: 0 S: 3	H: 0 LOB: 0 BB: 0 P: 3	R: 0 E: 0 K: 1 S: 5	H: 0 LOB: 0 BB: 0 P: 5	R: 1 E: 2 K: 2 S: 11	H: 2 LOB: 3 BB: 0 P: 11	1B: 4 2B: 3 3B: 0 HR: 0	SF: 0 SAC: 0 DP: 0 HBP: 0	WP: 0 PB: 0 SB: 1 CS: 0	PA: 39		
PITCHER	IP WLS BF H R ER SO BB IBB HBP BLK WP HR S P ERA WHIP	8.0 W 34 6 2 1 4 1 1 0 0 0 0 40 48 1.12 0.875	1.0 S 5 1 0 0 2 0 0 0 0 0 0 9 9 0.00 1.000																					

California Angels @ New York Yankees
Yankee Stadium, Bronx, NY
Sun Jun 03 1973, 3:33 AM EDT
Att: 60,108 - Cloudy - 71 F

AB 37
R 2
H 7
RBI 2
BB 2
SO 6
LOB 21



Batter	1	2	3	4	5	6	7	8	9	AB	R	H	RBI	BB	SO	LOB	BOTTOM					
Horace Clarke, S (1, 4) OBP: 0.318, SLG: 0.299	0-0 SH1-3 2B		0-0 2-3		0-0 FC5-2 1B		0-0 1-2 2B		0-0 1B	5	0	4	1	0	0	1						
Roy White, S (1, 7) OBP: 0.338, SLG: 0.297	0-0 SH1-3 2-3		0-0 1-3		0-0 FC5-2 1B		0-0 4-3		0-0 4-3	4	0	1	0	0	0	3						
Matty Alou, L (1, 9) OBP: 0.324, SLG: 0.335	0-0 F2			4-0 FC1-6 BB		0-0 FC5-2 1-2 2-3 3-H		0-0 FC4-6 1B		3	0	1	0	1	0	4						
Bobby Murcer, L (1, 8) OBP: 0.332, SLG: 0.485	0-0 1-3			0-0 FC1-6 FC5 BB		0-0 F7		0-0 FC4-6 1B		4	0	0	0	0	0	6						
Jim Ray Hart, R (1, 10) OBP: 0.351, SLG: 0.454		0-0 F9		0-0 P4		0-0 F8		0-0 1-3 1B		4	0	1	0	0	0	1						
Graig Nettles, L (1, 5) OBP: 0.358, SLG: 0.406		0-0 1-3		4-0 1-2 BB		0-0 1B 2B		0-3 K		3	1	1	0	1	1	2						
Thurman Munson, R (1, 2) OBP: 0.355, SLG: 0.473		0-0 6-3		0-0 FC5 2-3		4-0 1B 6-3 BB		0-0 F9		3	1	0	0	1	0	4	AB 34					
Felipe Alou, R (1, 3) OBP: 0.267, SLG: 0.356			0-0 1-3		0-0 6-3		0-0 6-3 2B 1B		0-0 6-3	4	1	1	1	0	0	0	R 3					
Gene Michael, S (1, 6) OBP: 0.301, SLG: 0.357			0-0 2-3 1B		0-0 1B FC5-2 1B		0-0 6-3 2-3 3-H 1B		0-0 6-3	4	0	2	1	0	0	1	H 11					
Inning Stats	R: 0 E: 0 K: 0 S: 4	H: 1 LOB: 1 BB: 0 P: 4	R: 0 E: 0 K: 0 S: 3	H: 0 LOB: 0 BB: 0 P: 3	R: 0 E: 0 K: 0 S: 4	H: 1 LOB: 1 BB: 0 P: 4	R: 0 E: 0 K: 0 S: 3	H: 0 LOB: 2 BB: 2 P: 11	R: 0 E: 0 K: 0 S: 6	H: 3 LOB: 3 BB: 0 P: 6	R: 3 E: 0 K: 0 S: 6	H: 3 LOB: 1 BB: 1 P: 10	R: 0 E: 0 K: 1 S: 7	H: 2 LOB: 2 BB: 0 P: 7	R: 0 E: 0 K: 0 S: 4	H: 1 LOB: 1 BB: 0 P: 4	1B: 8 2B: 3 3B: 0 HR: 0	SF: 0 SAC: 1 DP: 0 HBP: 0	WP: 0 PB: 0 SB: 0 CS: 0	PA: 38		
PITCHER	IP WLS BF H R ER SO BB IBB HBP BLK WP HR S P ERA WHIP	6.1 L 32 10 3 3 0 3 0 0 0 0 0 3 3 0.00 2.053	0.1 1 0 0 0 1 0 0 0 0 0 0 0 3 3 0.00 0.000	1.1 5 1 0 0 0 0 0 0 0 0 0 0 5 5 0.00 0.750																		

California Angels @ New York Yankees
Yankee Stadium, Bronx, NY
Sun Jun 03 1973, 3:33 AM EDT
Att: 60,108 - Cloudy - 71 F

AB 34
R 3
H 11
RBI 3
BB 3
SO 1
LOB 22



Batter	1	2	3	4	5	6	7	8	9	AB	R	H	RBI	BB	SO	LOB	TOP								
Mickey Stanley, R OBP: 0.307, SLG: 0.422 Jim Northrup, L OBP: 0.333, SLG: 0.385	0-0 E 1B 1B		0-0 4-3		0-0 P6		0-0 1B			1	1	1	0	0	0	0									
Gates Brown, L OBP: 0.323, SLG: 0.370	0-0 E4 1B SF8 1-2		0-0 F8		1-0 HBP		0-3 K			3	1	0	0	0	1	2									
Willie Horton, R OBP: 0.430, SLG: 0.589 Dick Sharon, R OBP: 0.167, SLG: 0.389	0-0 1-3 2-H 1B		0-0 P3		0-3 K			0-3 K		4	0	1	1	0	2	1									
Duke Sims, L OBP: 0.384, SLG: 0.447	0-0 SF8			0-0 1B 2B		0-3 K			0-0 4-3	3	1	1	1	0	1	1									
Al Kaline, R OBP: 0.322, SLG: 0.366	0-0 L5-3			0-0 L1-3		0-3 K			0-0 L6-3	4	0	0	0	0	1	1									
Norm Cash, L OBP: 0.296, SLG: 0.392 Ike Brown, R OBP: 0.419, SLG: 0.217 Rich Reese, L OBP: 0.188, SLG: 0.135			0-0 G3		0-0 1B 2-H		0-0 F9		0-0 4-3	2	0	1	1	0	0	0									
Dick McAuliffe, L OBP: 0.372, SLG: 0.398			0-0 2B 1B		4-0 BB		0-3 K		0-3 K	3	1	1	0	1	2	0									
Aurelio Rodriguez, R OBP: 0.241, SLG: 0.330			0-0 F8		0-0 P6			0-3 K		4	0	0	0	0	2	2									
Ed Brinkman, R OBP: 0.348, SLG: 0.424			0-0 1-H 2B				0-0 HR		0-0 F9	3	1	2	2	0	0	0									
Inning Stats	R: 2 E: 1 K: 0 S: 5	H: 2 LOB: 0 BB: 0 P: 5	R: 1 E: 0 K: 0 S: 4	H: 2 LOB: 1 BB: 0 P: 4	R: 0 E: 0 K: 0 S: 3	H: 0 LOB: 0 BB: 0 P: 3	R: 1 E: 0 K: 0 S: 4	H: 2 LOB: 1 BB: 1 P: 8	R: 1 E: 0 K: 2 S: 8	H: 1 LOB: 0 BB: 0 P: 9	R: 0 E: 0 K: 2 S: 7	H: 0 LOB: 0 BB: 0 P: 7	R: 0 E: 0 K: 2 S: 8	H: 1 LOB: 1 BB: 0 P: 8	R: 0 E: 0 K: 1 S: 5	H: 0 LOB: 0 BB: 0 P: 5	R: 0 E: 0 K: 2 S: 7	H: 0 LOB: 0 BB: 0 P: 7	1B: 5 2B: 2 HR: 1	SF: 1 SAC: 0 DP: 0 HBP: 1	WP: 0 PB: 0 SB: 0 CS: 0	PA: 35			
PITCHER	IP	WLS	BF	H	R	ER	SO	BB	IBB	HBP	BLK	WP	HR	S	P	ERA	WHIP								
Rich Hand, R ERA: 5.37	4.0	L	17	6	4	2	0	1	0	0	0	0	0	16	20	4.50	1.750								
Rudy May, L ERA: 3.21	5.0	S	18	2	1	1	9	0	0	1	0	0	1	35	36	1.80	0.400								

Detroit Tigers @ California Angels
Anaheim Stadium, Anaheim, CA
Tue Jun 05 1973, 10:05 PM EDT
Att: 9,777 - Unknown

AB	32
R	5
H	8
RBI	5
BB	1
SO	9
LOB	7



Batter	1	2	3	4	5	6	7	8	9	AB	R	H	RBI	BB	SO	LOB	BOTTOM								
Rudy Meoli, L OBP: 0.330, SLG: 0.286 Bobby Brooks, R OBP: 0.143, SLG: 0.143	0-0 P6	0-0 F8			0-0 4-3		4-0 BB BB		0-3 K	3	0	0	0	1	0	1									
Ken Berry, R OBP: 0.333, SLG: 0.370 Leroy Stanton, R OBP: 0.296, SLG: 0.342	0-0 HR 1B	0-0 P2			0-0 F3		0-3 K		0-0 1B	4	1	1	0	0	1	2									
Vada Pinson, L OBP: 0.283, SLG: 0.315	0-0 F9		0-3 K		0-3 K		0-0 F7		0-3 K	5	0	0	0	0	3	3									
Frank Robinson, R OBP: 0.367, SLG: 0.490	0-0 1-H HR		0-0 6-3		0-0 5-3		4-0 1-2 BB		0-0 P5	3	1	1	2	1	0	0									
Mike Epstein, L OBP: 0.348, SLG: 0.273	4-0 WP BB		0-0 2B		0-0 1B 1B 1B		0-0 P6		0-0 F6	3	0	2	0	1	0	2									
Bob Oliver, R OBP: 0.309, SLG: 0.447	4-0 1-2 BB		0-0 F9		0-0 P6			0-0 F6		3	0	0	0	1	0	2									
Al Gallagher, R OBP: 0.358, SLG: 0.308	0-3 K			0-0 1-3		0-0 1B 1B		0-0 F7		4	0	1	0	0	1	2									
Jerry Davanon, R OBP: 0.300, SLG: 0.400		0-0 1B		0-0 L5		0-0 1-2 2-3 1B		0-0 F3		4	0	2	0	0	0	0									
Jeff Torborg, R OBP: 0.244, SLG: 0.253 Tom McCraw, L OBP: 0.237, SLG: 0.288 Winston Lenas, R OBP: 0.239, SLG: 0.308 John Stephenson, L OBP: 0.265, SLG: 0.273 Billy Grabarkewitz, R OBP: 0.253, SLG: 0.286		0-0 F8		0-0 L4		0-3 K		0-0 4-3		2	0	0	0	0	0	1									
Inning Stats	R: 2 E: 0 K: 1 S: 7	H: 2 LOB: 2 BB: 2 P: 15	R: 0 E: 0 K: 0 S: 4	H: 1 LOB: 1 BB: 0 P: 4	R: 0 E: 0 K: 1 S: 6	H: 1 LOB: 1 BB: 0 P: 6	R: 0 E: 0 K: 0 S: 3	H: 0 LOB: 0 BB: 0 P: 3	R: 0 E: 0 K: 1 S: 5	H: 3 LOB: 3 BB: 0 P: 8	R: 0 E: 0 K: 1 S: 5	H: 0 LOB: 2 BB: 2 P: 13	R: 0 E: 0 K: 0 S: 3	H: 0 LOB: 0 BB: 0 P: 3	R: 0 E: 0 K: 2 S: 8	H: 1 LOB: 1 BB: 0 P: 8	1B: 6 2B: 1 HR: 1	SF: 0 SAC: 0 DP: 0 HBP: 0	WP: 1 PB: 0 SB: 0 CS: 0	PA: 39					
PITCHER	IP	WLS	BF	H	R	ER	SO	BB	IBB	HBP	BLK	WP	HR	S	P	ERA	WHIP								
Jim Perry, R ERA: 2.21	5.2	W	26	7	2	2	3	2	0	0	0	0	0	19	30	3.18	1.588								
John Hiller, L ERA: 1.64	3.1	S	13	1	0	0	4	2	0	0	0	0	0	19	27	0.00	0.900								

Detroit Tigers @ California Angels
Anaheim Stadium, Anaheim, CA
Tue Jun 05 1973, 10:05 PM EDT
Att: 9,777 - Unknown


AB	35
R	2
H	8
RBI	2
BB	4
SO	7
LOB	16



Batter	1	2	3	4	5	6	7	8	9	AB	R	H	RBI	BB	SO	LOB	TOP				
Jim Northrup, L (1, 8) OBP: 0.331, SLG: 0.376	4-0 BB BB		0-3 K			0-0 6-3	0-3 K			3	0	0	0	1	2	3					
Al Kaline, R (1, 9) OBP: 0.311, SLG: 0.352	0-0 L7		0-0 L3-1			0-0 L1-3		0-0 L4		4	0	0	0	0	0	2					
Gates Brown, L (1, 10) OBP: 0.328, SLG: 0.364	4-0 G6-4-3 BB			0-0 4-3				0-0 G3		2	1	0	0	2	0	0					
Willie Horton, R (1, 7) OBP: 0.423, SLG: 0.606	0-0 G6-4-3			0-0 P4				0-0 F7	0-0 HR	4	1	1	1	0	0	3					
Duke Sims, L (1, 2) OBP: 0.388, SLG: 0.474		0-0 4-3		0-3 K				0-0 HR	4-0 BB	3	1	1	2	1	1	0					
Norm Cash, L (1, 3) OBP: 0.292, SLG: 0.386					0-0 L4				0-3 BB	2	0	0	0	0	1	0					
Rich Reese, L (5, 3) OBP: 0.195, SLG: 0.133								4-0 FC6-4 1B BB	0-3 K	1	1	0	0	1	1	1					
Dick McAuliffe, L (1, 4) OBP: 0.368, SLG: 0.394										4	0	1	0	0	1	0					
Aurelio Rodriguez, R (1, 5) OBP: 0.237, SLG: 0.323			0-0 F5		0-3 K			0-0 FC6-4 1B	0-0 4-3	4	0	0	0	0	1	2					
Ed Brinkman, R (1, 6) OBP: 0.352, SLG: 0.432							0-0 P4	0-0 1-2 3H 1B	0-0 6-3	4	0	2	1	0	0	0					
Inning Stats	R: 0 E: 0 K: 0 S: 2	H: 0 LOB: 1 BB: 2 P: 10	R: 0 E: 0 K: 2 S: 7	H: 0 LOB: 0 BB: 0 P: 7	R: 0 E: 0 K: 1 S: 6	H: 1 LOB: 1 BB: 0 P: 6	R: 0 E: 0 K: 1 S: 5	H: 0 LOB: 0 BB: 0 P: 5	R: 0 E: 0 K: 1 S: 3	H: 0 LOB: 0 BB: 0 P: 3	R: 3 E: 0 K: 1 S: 8	H: 3 LOB: 2 BB: 2 P: 16	R: 1 E: 0 K: 1 S: 6	H: 1 LOB: 1 BB: 0 P: 10	R: 0 E: 0 K: 0 S: 3	H: 0 LOB: 0 BB: 0 P: 3	1B: 2 2B: 1 3B: 0 HR: 2	SF: 0 SAC: 0 DP: 1 HBP: 0	WP: 0 PB: 0 SB: 0 CS: 0	PA: 36	
PITCHER	IP WLS BF H R ER SO BB IBB HBP BLK WP HR S P ERA WHIP	6.1 W 25 3 3 3 5 4 0 0 0 0 1 31 47 4.26 1.105	2.2 S 11 2 1 1 2 1 0 0 0 0 1 14 18 3.38 1.125																		

Detroit Tigers @ California Angels
Anaheim Stadium, Anaheim, CA
Wed Jun 06 1973, 10:05 PM EDT
Att: 11,691 - Unknown


AB 31
R 4
H 5
RBI 4
BB 5
SO 7
LOB 11



Batter	1	2	3	4	5	6	7	8	9	AB	R	H	RBI	BB	SO	LOB	BOTTOM				
Sandy Alomar Sr., S (1, 4) OBP: 0.229, SLG: 0.222	0-0 BB BB 1B	0-0 1-H 2B 3B		0-0 F5		0-0 1-2 1B		0-3 K		5	2	3	1	0	1	0					
Rudy Meoli, L (1, 6) OBP: 0.333, SLG: 0.295	4-0 BB BB 3-1 BB	0-0 4-3 2B			0-0 4-3	0-3 K		0-3 K		4	1	1	1	1	2	2					
Vada Pinson, L (1, 7) OBP: 0.269, SLG: 0.336	0-0 P1	0-0 4-3			0-0 HR			4-0 1B BB		3	2	1	1	1	0	3					
Frank Robinson, R (1, 10) OBP: 0.372, SLG: 0.487	4-0 3-1 BB	0-3 K			1-0 HR			0-0 1B BB		1	0	0	0	1	1	1					
Winston Lienes, R (7, PH) OBP: 0.333, SLG: 0.357	1-2 2-3 BB				0-0 HBP			1-3 WP 1B		1	1	1	0	0	0	0					
Mike Epstein, L (1, 3) OBP: 0.346, SLG: 0.267	4-0 3-1 BB		0-3 K		0-0 L4			0-3 K		3	0	0	1	1	2	3					
Bob Oliver, R (1, 9) OBP: 0.301, SLG: 0.435	0-0 3-1		0-0 1-3		0-0 F8			0-3 K		4	0	0	1	0	1	5					
Leroy Stanton, R (8, 9) OBP: 0.296, SLG: 0.342	1-2 2-3 3H									0	0	0	0	0	0	0					
Ken Berry, R (1, 8) OBP: 0.338, SLG: 0.374	0-0 F2		0-3 K					0-0 FC4-6 1B	0-0 E 1-3 1B	4	0	2	1	0	1	2					
Al Gallagher, R (1, 5) OBP: 0.355, SLG: 0.306		0-0 3B 1B		0-3 K		0-0 FC4-6 1B		0-0 5-3		4	1	1	0	0	1	2					
Art Kusnyer, R (1, 2) OBP: 0.178, SLG: 0.209		0-0 F8		0-0 P3		0-3 K		0-0 6-3		4	0	0	0	0	1	2					
Inning Stats	R: 2 E: 0 K: 0 S: 4	H: 1 LOB: 2 BB: 3 P: 16	R: 2 E: 0 K: 1 S: 8	H: 3 LOB: 1 BB: 0 P: 8	R: 0 E: 0 K: 2 S: 7	H: 0 LOB: 0 BB: 0 P: 7	R: 0 E: 0 K: 1 S: 5	H: 0 LOB: 0 BB: 0 P: 5	R: 1 E: 0 K: 0 S: 4	H: 1 LOB: 1 BB: 0 P: 5	R: 0 E: 0 K: 2 S: 9	H: 2 LOB: 2 BB: 0 P: 9	R: 2 E: 0 K: 2 S: 9	H: 2 LOB: 1 BB: 1 P: 13	R: 0 E: 0 K: 2 S: 7	H: 0 LOB: 0 BB: 0 P: 7	1B: 6 2B: 1 3B: 1 HR: 1	SF: 0 SAC: 0 DP: 0 HBP: 1	WP: 1 PB: 0 SB: 1 CS: 0	PA: 38	
PITCHER	IP WLS BF H R ER SO BB IBB HBP BLK WP HR S P ERA WHIP	5.0 L 24 5 5 5 4 3 0 0 0 0 0 9 28 41 9.00 1.600	1.0 5 2 0 0 2 0 0 0 0 0 0 0 9 9 0.00 2.000	0.1 3 1 2 2 1 1 0 0 0 0 0 0 4 8 54.00 6.000	1.2 6 1 0 0 3 0 0 0 0 1 0 12 12 0.00 0.600																

Detroit Tigers @ California Angels
Anaheim Stadium, Anaheim, CA
Wed Jun 06 1973, 10:05 PM EDT
Att: 11,691 - Unknown


AB 33
R 7
H 9
RBI 6
BB 4
SO 10
LOB 20



Batter	1	2	3	4	5	6	7	8	9	AB	R	H	RBI	BB	SO	LOB	TOP			
Jim Northrup, L (1, 8) OBP: 0.322, SLG: 0.365	5-3		K			6-3		F7		4	0	0	0	0	1	0				
Bill Freehan, R (1, 2) OBP: 0.397, SLG: 0.358	6-3			K					G3 1B	4	0	2	0	0	1	0				
Gates Brown, L (1, 10) OBP: 0.319, SLG: 0.352	G3			P6		P6			G3	4	0	0	0	0	0	2				
Willie Horton, R (1, 7) OBP: 0.435, SLG: 0.604		BB						F8		2	0	1	0	1	0	0				
Duke Sims, L (1, 9) OBP: 0.375, SLG: 0.455	K					P6			HBP	4	0	0	0	0	1	3				
Norm Cash, L (1, 3) OBP: 0.297, SLG: 0.397										4	0	2	0	0	1	3				
Dick McAuliffe, L (1, 4) OBP: 0.368, SLG: 0.388	K					2B				2	0	0	0	1	1	2				
Ed Brinkman, R (1, 6) OBP: 0.346, SLG: 0.424			K			G5-4-3 BB				3	0	0	0	0	1	2				
Aurelio Rodriguez, R (1, 5) OBP: 0.233, SLG: 0.318			K					F7		3	0	0	0	0	1	0				
Inning Stats	R: 0 E: 0 K: 0 S: 3	H: 0 LOB: 0 BB: 0 P: 3	R: 0 E: 0 K: 2 S: 7	H: 0 LOB: 1 BB: 1 P: 11	R: 0 E: 0 K: 3 S: 9	H: 0 LOB: 0 BB: 0 P: 9	R: 0 E: 0 K: 1 S: 5	H: 1 LOB: 1 BB: 0 P: 5	R: 0 E: 0 K: 0 S: 4	H: 1 LOB: 1 BB: 0 P: 4	R: 0 E: 0 K: 0 S: 4	H: 1 LOB: 1 BB: 0 P: 4	R: 0 E: 0 K: 0 S: 3	H: 0 LOB: 0 BB: 0 P: 3	R: 0 E: 0 K: 1 S: 6	H: 1 LOB: 2 BB: 0 P: 7	1B: 4 2B: 1 3B: 0 HR: 0	SF: 0 SAC: 0 DP: 1 HBP: 1	WP: 0 PB: 0 SB: 0 CS: 0	PA: 33
PITCHER Nolan Ryan, R (1, 1) ERA: 2.43	IP: 9.0 WLS: W BF: 33 H: 5 R: 0 ER: 0 SO: 7 BB: 2 IBB: 0 HBP: 1 BLK: 0 WP: 0 HR: 0 S: 44 P: 53 ERA: 0.00 WHIP: 0.778															PITCHER				

Detroit Tigers @ California Angels
Anaheim Stadium, Anaheim, CA
Thu Jun 07 1973, 10:05 PM EDT
Att: 13,807 - Unknown


AB 30
R 0
H 5
RBI 0
BB 2
SO 7
LOB 12



Batter	1	2	3	4	5	6	7	8	9	AB	R	H	RBI	BB	SO	LOB	BOTTOM			
Sandy Alomar Sr., S (1, 4) OBP: 0.234, SLG: 0.229	FC5-6 1B		P6			6-3		F8		5	0	2	0	0	0	5				
Rudy Meoli, L (1, 6) OBP: 0.321, SLG: 0.283	FC5-6 CS			K		K		F8		4	0	0	0	0	2	3				
Winston Llenas, R (1, 7) OBP: 0.333, SLG: 0.353										3	0	1	0	0	1	1				
Vada Pinson, L (7, PH) OBP: 0.273, SLG: 0.347	P5					FC4-6 FC3-2 1B				1	0	1	0	0	0	0				
Frank Robinson, R (1, 10) OBP: 0.380, SLG: 0.487		5-3								2	0	1	0	2	0	0				
Jerry Davanon, R (7, PR) OBP: 0.300, SLG: 0.400				1B BB		FC4-6 FC3-2 1B		G6-4-3 IBB		0	0	0	0	0	0	0				
Bob Oliver, R (1, 9) OBP: 0.302, SLG: 0.433										3	1	1	0	0	1	2				
Leroy Stanton, R (7, PH) OBP: 0.293, SLG: 0.338	K					FC4-6 FC3-2 BB		G6-4-3		1	0	0	0	0	0	2				
Mike Epstein, L (1, 3) OBP: 0.343, SLG: 0.261		F8				BB FC3-2 1B BB				3	1	0	0	1	2	2				
Ken Berry, R (1, 8) OBP: 0.336, SLG: 0.370										4	1	1	0	0	0	3				
Al Gallagher, R (1, 5) OBP: 0.366, SLG: 0.315			F8			1B BB				3	0	2	1	1	0	1				
Jeff Torborg, R (1, 2) OBP: 0.256, SLG: 0.266			K							4	0	2	2	0	1	2				
Inning Stats	R: 0 E: 0 K: 0 S: 3	H: 1 LOB: 0 BB: 0 P: 3	R: 0 E: 0 K: 1 S: 5	H: 0 LOB: 0 BB: 0 P: 5	R: 0 E: 0 K: 1 S: 6	H: 1 LOB: 1 BB: 0 P: 6	R: 0 E: 0 K: 3 S: 10	H: 1 LOB: 2 BB: 1 P: 14	R: 0 E: 0 K: 1 S: 7	H: 2 LOB: 2 BB: 0 P: 7	R: 3 E: 0 K: 0 S: 6	H: 3 LOB: 2 BB: 2 P: 14	R: 0 E: 0 K: 0 S: 3	H: 1 LOB: 2 BB: 1 P: 7	R: 0 E: 0 K: 1 S: 7	H: 2 LOB: 2 BB: 0 P: 7	1B: 10 2B: 1 3B: 0 HR: 0	SF: 0 SAC: 0 DP: 1 HBP: 0	WP: 0 PB: 0 SB: 0 CS: 1	PA: 37
PITCHER Woodie Fryman, L (1, 1) ERA: 5.19	IP: 5.2 WLS: L BF: 27 H: 8 R: 3 ER: 3 SO: 6 BB: 3 IBB: 0 HBP: 0 BLK: 0 WP: 0 HR: 0 S: 36 P: 48 ERA: 4.76 WHIP: 1.941															PITCHER				
Tom Timmermann, R (6, 1) ERA: 3.31	1.1 5 1 0 0 0 0 1 0 0 0 0 0 4 8 0.00 0.750																			
Fred Scherman, L (8, 1) ERA: 5.63	1.0 5 2 0 0 1 0 0 0 0 0 0 7 7 0.00 2.000																			

Detroit Tigers @ California Angels
Anaheim Stadium, Anaheim, CA
Thu Jun 07 1973, 10:05 PM EDT
Att: 13,807 - Unknown

AB 33
R 3
H 11
RBI 3
BB 4
SO 7
LOB 21



Batter	1	2	3	4	5	6	7	8	9	AB	R	H	RBI	BB	SO	LOB	TOP										
Tim Johnson, L (1, 6) OBP: 0.279, SLG: 0.307	0-0 4-3		0-0 1B	0-0 FC5-4		0-0 4-3		0-0 F8	0-0 4-3	6	1	1	0	0	0	1											
Don Money, R (1, 5) OBP: 0.257, SLG: 0.311	4-0 BB		0-0 1B	0-0 2B		0-0 F2		0-0 F9		4	1	2	0	1	0	0											
Dave May, L (1, 8) OBP: 0.333, SLG: 0.457	0-0 G4-6-3		0-0 1B	0-0 1-4-3		0-3 K		0-0 BB	0-0 1B	5	2	2	1	0	1	2											
George Scott, R (1, 3) OBP: 0.354, SLG: 0.402		0-0 5-3	0-0 L4		0-0 FC5-4		0-0 1B	0-0 BB	0-0 1B	5	2	3	0	0	0	2											
Olle Brown, R (1, 10) OBP: 0.324, SLG: 0.355		4-0 BB	0-0 E		0-0 FC5-4		0-0 1B	4-0 BB	0-0 1B	3	1	2	1	2	0	1											
Gorman Thomas, R (8, PR) OBP: 0.288, SLG: 0.300		1B	1-2 3-H	1-2 2-H	1-2 3-H	1-2 3-H	1-2 3-H	1-2 2-3	1-2 2-3	0	1	0	0	0	0	0											
John Briggs, L (1, 7) OBP: 0.340, SLG: 0.400	4-0 BB		0-0 E3		0-0 FC1-5		0-0 1B	0-0 BB	0-0 2B	3	0	2	3	2	0	1											
Ellie Rodriguez, R (1, 2) OBP: 0.344, SLG: 0.298	0-0 BB		4-0 BB		0-0 FC5		0-0 FC1-5	0-0 F9	0-0 L4	4	0	2	1	1	0	5											
Bob Coluccio, R (1, 9) OBP: 0.242, SLG: 0.356	0-0 BB		0-0 F8		0-0 FC1-5		0-0 FC6-4		0-0 F8	5	0	0	1	0	0	10											
Pedro Garcia, R (1, 4) OBP: 0.318, SLG: 0.439			0-0 6-3		0-0 FC5		0-3 K		0-0 6-3	5	0	1	0	0	1	4											
Inning Stats	R: 0 E: 0 K: 0 S: 2	H: 0 LOB: 0 BB: 1 P: 6	R: 0 E: 0 K: 0 S: 3	H: 1 LOB: 2 BB: 2 P: 11	R: 3 E: 1 K: 0 S: 8	H: 4 LOB: 3 BB: 1 P: 12	R: 0 E: 0 K: 0 S: 4	H: 2 LOB: 1 BB: 0 P: 4	R: 1 E: 0 K: 1 S: 6	H: 3 LOB: 2 BB: 0 P: 6	R: 0 E: 0 K: 1 S: 5	H: 0 LOB: 0 BB: 0 P: 5	R: 1 E: 0 K: 1 S: 7	H: 2 LOB: 2 BB: 1 P: 11	R: 3 E: 0 K: 0 S: 6	H: 3 LOB: 0 BB: 1 P: 10	R: 0 E: 0 K: 0 S: 3	H: 0 LOB: 0 BB: 0 P: 3	1B: 12 2B: 3 3B: 0 HR: 0	SF: 0 SAC: 0 DP: 2 HBP: 0	WP: 1 PB: 0 SB: 0 CS: 1	PA: 46					
PITCHER	IP WLS BF	H R ER SO	BB IBB HBP BLK	WP HR S P	ERA WHIP	PITCHER	IP WLS BF	H R ER SO	BB IBB HBP BLK	WP HR S P	ERA WHIP																
Clyde Wright, L (1, 1) ERA: 3.8	2.2 L	15 5 3 2 0	3 0 0 0 0	0 0 12 24	6.75 3.000	Steve Barber, L (3, 1) ERA: 3.98	5.1 28	10 5 5 2 3	0 0 0 0 1	0 0 29 41	8.44 2.438	Rich Hand, R (9, 1) ERA: 5.26	1.0 3	0 0 0 0 0	0 0 0 0 0	0 0 3 3	0.00 0.000										

Milwaukee Brewers @ California Angels
Anaheim Stadium, Anaheim, CA
Fri Jun 08 1973, 10:05 PM EDT
Att: 11,497 - Unknown

AB 40
R 8
H 15
RBI 7
BB 6
SO 2
LOB 26



Batter	1	2	3	4	5	6	7	8	9	AB	R	H	RBI	BB	SO	LOB	BOTTOM					
Sandy Alomar Sr., S (1, 4) OBP: 0.242, SLG: 0.225	4-0 BB		0-0 E6		0-0 4-3			4-0 BB		2	0	0	0	2	0	1						
Rudy Meoli, L (1, 6) OBP: 0.305, SLG: 0.271	0-0 FC4-6		0-0 L4		0-0 P6		0-3 K			4	0	0	0	0	1	3						
Vada Pinson, L (1, 7) OBP: 0.273, SLG: 0.344	0-3 K		0-0 G3		0-0 4-3				0-0 WP	4	1	1	0	0	1	2						
Frank Robinson, R (1, 10) OBP: 0.378, SLG: 0.487	0-0 F7		0-0 F8		0-0 3-1			0-0 BB	0-0 1B	4	1	1	1	0	0	1						
Mike Epstein, L (1, 3) OBP: 0.335, SLG: 0.254		0-0 F8		0-0 F7		0-0 G3		0-0 G3	0-0 1B	4	0	0	0	0	0	1						
Bob Oliver, R (1, 9) OBP: 0.295, SLG: 0.422		0-0 4-3		0-3 K		0-0 5-3		0-0 6-3	0-0 2B	4	0	0	1	0	1	0						
Ken Berry, R (1, 8) OBP: 0.333, SLG: 0.362		4-0 BB		0-0 4-3		0-0 4-3		0-0 6-3	0-0 1B	3	0	0	0	1	0	0						
Al Gallagher, R (1, 5) OBP: 0.365, SLG: 0.315		0-0 1-3		0-0 FC1-6		0-0 6-3		0-0 G3		3	0	1	0	0	0	1						
Jeff Torborg, R (1, 2) OBP: 0.250, SLG: 0.259			0-0 5-3		0-0 FC1-6			0-0 G3		2	0	0	0	0	0	1						
Tom McCraw, L (8, PH) OBP: 0.293, SLG: 0.284					1-2					1	0	0	0	0	0	0						
John Stephenson, L (9, 2) OBP: 0.265, SLG: 0.273										0	0	0	0	0	0	0						
Inning Stats	R: 0 E: 0 K: 1 S: 5	H: 0 LOB: 1 BB: 1 P: 9	R: 0 E: 0 K: 0 S: 3	H: 0 LOB: 1 BB: 1 P: 7	R: 0 E: 0 K: 0 S: 4	H: 0 LOB: 0 BB: 0 P: 4	R: 0 E: 0 K: 1 S: 5	H: 0 LOB: 0 BB: 0 P: 5	R: 0 E: 0 K: 0 S: 4	H: 1 LOB: 1 BB: 0 P: 4	R: 0 E: 0 K: 0 S: 3	H: 0 LOB: 0 BB: 0 P: 3	R: 0 E: 0 K: 0 S: 3	H: 0 LOB: 0 BB: 0 P: 3	R: 0 E: 0 K: 1 S: 5	H: 0 LOB: 1 BB: 1 P: 9	R: 2 E: 0 K: 0 S: 5	H: 2 LOB: 0 BB: 0 P: 5	1B: 2 2B: 1 3B: 0 HR: 0	SF: 0 SAC: 0 DP: 0 HBP: 0	WP: 1 PB: 0 SB: 0 CS: 0	PA: 34
PITCHER	IP WLS BF	H R ER SO	BB IBB HBP BLK	WP HR S P	ERA WHIP	PITCHER	IP WLS BF	H R ER SO	BB IBB HBP BLK	WP HR S P	ERA WHIP											
Jerry Bell, R (1, 1) ERA: 3.48	9.0 W	34 3 2 2 3	3 0 0 0 3	1 0 37 49	2.00 0.667																	

Milwaukee Brewers @ California Angels
Anaheim Stadium, Anaheim, CA
Fri Jun 08 1973, 10:05 PM EDT
Att: 11,497 - Unknown

AB 31
R 2
H 3
RBI 2
BB 3
SO 3
LOB 10



Batter	1	2	3	4	5	6	7	8	9	AB	R	H	RBI	BB	SO	LOB	TOP					
Tim Johnson, L (1, 6) OBP: 0.271, SLG: 0.298	0-0 1-3			0-0 4-3		0-0 4-3			0-0 F7	4	0	0	0	0	0	0						
Don Money, R (1, 5) OBP: 0.252, SLG: 0.304	0-3 K			0-0 F7			0-0 P4		0-0 1-3	4	0	0	0	0	1	0						
Dave May, L (1, 8) OBP: 0.329, SLG: 0.451	0-3 K			0-0 F7			0-0 F5			3	0	0	0	0	1	0						
George Scott, R (1, 3) OBP: 0.349, SLG: 0.396		0-0 F9			0-3 K			0-0 F9		3	0	0	0	0	1	0						
Ollie Brown, R (1, 10) OBP: 0.324, SLG: 0.379		0-0 6-3			0-0 HR			0-0 5-3		3	1	1	1	0	0	0						
John Briggs, L (1, 7) OBP: 0.335, SLG: 0.393		0-3 K			0-0 F9			0-3 K		3	0	0	0	0	2	0						
Elie Rodriguez, R (1, 2) OBP: 0.344, SLG: 0.291			0-0 F7		0-0 F9			4-0 BB		2	0	0	0	1	0	0						
Gorman Thomas, R (1, 9) OBP: 0.289, SLG: 0.301			0-3 K			0-0 1B		0-3 K		3	0	1	0	0	2	1						
Pedro Garcia, R (1, 4) OBP: 0.313, SLG: 0.432			0-0 5-3			0-3 K		0-3 K		3	0	0	0	0	2	1						
Inning Stats	R: 0 E: 0 K: 2 S: 7	H: 0 LOB: 0 BB: 7 P: 7	R: 0 E: 0 K: 1 S: 5	H: 0 LOB: 0 BB: 0 P: 5	R: 0 E: 0 K: 1 S: 5	H: 0 LOB: 0 BB: 0 P: 5	R: 0 E: 0 K: 0 S: 3	H: 0 LOB: 0 BB: 0 P: 3	R: 1 E: 0 K: 1 S: 6	H: 1 LOB: 0 BB: 0 P: 6	R: 0 E: 0 K: 1 S: 5	H: 0 LOB: 0 BB: 0 P: 5	R: 0 E: 0 K: 0 S: 3	H: 0 LOB: 0 BB: 0 P: 3	R: 0 E: 0 K: 2 S: 7	H: 0 LOB: 1 BB: 1 P: 11	R: 0 E: 0 K: 1 S: 5	H: 0 LOB: 0 BB: 0 P: 5	1B: 1 2B: 0 3B: 0 HR: 1	SF: 0 SAC: 0 DP: 0 HBP: 0	WP: 0 PB: 0 SB: 0 CS: 0	PA: 29
PITCHER Rudy May, L (1, 1) ERA: 2.96	IP: 9.0 WLS: L BF: 29 H: 2 R: 1 ER: 1 SO: 9 BB: 1 IBB: 0 HBP: 0 BLK: 0 WP: 0 HR: 1 S: 46 P: 50 ERA: 1.00 WHIP: 0.333															PITCHER	IP: 9.0 WLS: L BF: 29 H: 2 R: 1 ER: 1 SO: 9 BB: 1 IBB: 0 HBP: 0 BLK: 0 WP: 0 HR: 1 S: 46 P: 50 ERA: 1.00 WHIP: 0.333					

Milwaukee Brewers @ California Angels
Anaheim Stadium, Anaheim, CA
Sat Jun 09 1973, 10:05 PM EDT
Att: 22,576 - Unknown

AB 28
R 1
H 2
RBI 1
BB 1
SO 9
LOB 2



Batter	1	2	3	4	5	6	7	8	9	AB	R	H	RBI	BB	SO	LOB	BOTTOM			
Sandy Alomar Sr., S (1, 4) OBP: 0.237, SLG: 0.221 Leroy Stanton, R (9, PH) OBP: 0.259, SLG: 0.333	0-0 F7		0-0 6-3			0-3 K			0-0 1-3	3	0	0	0	0	1	1				
Rudy Meoli, L (1, 6) OBP: 0.301, SLG: 0.263 Bob Oliver, R (9, PH) OBP: 0.293, SLG: 0.420	0-0 6-3			0-0 4-3			0-0 F7		0-0 1-3	3	0	0	0	0	0	0				
Vada Pinson, L (1, 9) OBP: 0.268, SLG: 0.338	0-0 G3			0-0 P6			0-0 F7			3	0	0	0	0	0	0				
Frank Robinson, R (1, 10) OBP: 0.377, SLG: 0.481		4-0 FC1-6 BB		0-0 6-3			0-3 K			2	0	0	0	1	1	0				
Mike Epstein, L (1, 3) OBP: 0.329, SLG: 0.248		0-3 K			0-3 K			0-0 G3		3	0	0	0	0	2	1				
Tom McCraw, L (1, 7) OBP: 0.308, SLG: 0.290		0-0 FC1-6 PO			0-0 G4-6-3 1B			4-0 1B BB		2	0	1	0	1	0	1				
Ken Berry, R (1, 8) OBP: 0.340, SLG: 0.368		0-0 PO	0-0 CS 1B		0-0 G4-6-3 1B			0-0 G4-6-3 1B		3	0	2	0	0	0	1				
Al Gallagher, R (1, 5) OBP: 0.358, SLG: 0.308			0-0 1-3			0-3 K		0-0 G4-6-3		3	0	0	0	0	1	3				
John Stephenson, L (1, 2) OBP: 0.278, SLG: 0.286 Winston Lienas, R (9, PH) OBP: 0.316, SLG: 0.333			0-0 1B			0-0 F9			0-0 6-3	2	0	1	0	0	0	0				
Inning Stats	R: 0 E: 0 K: 0 S: 3	H: 0 LOB: 0 BB: 0 P: 3	R: 0 E: 0 K: 1 S: 4	H: 0 LOB: 1 BB: 1 P: 8	R: 0 E: 0 K: 0 S: 4	H: 2 LOB: 1 BB: 0 P: 4	R: 0 E: 0 K: 0 S: 3	H: 0 LOB: 0 BB: 0 P: 3	R: 0 E: 0 K: 2 S: 7	H: 0 LOB: 0 BB: 0 P: 7	R: 0 E: 0 K: 1 S: 5	H: 0 LOB: 0 BB: 0 P: 5	R: 0 E: 0 K: 0 S: 3	H: 1 LOB: 1 BB: 1 P: 7	R: 0 E: 0 K: 0 S: 3	H: 0 LOB: 0 BB: 0 P: 3	1B: 4 2B: 0 3B: 0 HR: 0	SF: 0 SAC: 0 DP: 2 HBP: 0	WP: 0 PB: 0 SB: 0 CS: 1	PA: 30
PITCHER Jim Colborn, R (1, 1) ERA: 1.82 Frank Linzy, R (8, 1) ERA: 2.66	IP: 7.1 WLS: W BF: 25 H: 4 R: 0 ER: 0 SO: 5 BB: 2 IBB: 0 HBP: 0 BLK: 0 WP: 0 HR: 0 S: 33 P: 41 ERA: 0.00 WHIP: 0.818															PITCHER	IP: 1.2 WLS: S BF: 4 H: 0 R: 0 ER: 0 SO: 0 BB: 0 IBB: 0 HBP: 0 BLK: 0 WP: 0 HR: 0 S: 4 P: 4 ERA: 0.00 WHIP: 0.000			

Milwaukee Brewers @ California Angels
Anaheim Stadium, Anaheim, CA
Sat Jun 09 1973, 10:05 PM EDT
Att: 22,576 - Unknown

AB 27
R 0
H 4
RBI 0
BB 2
SO 5
LOB 7



Batter	1	2	3	4	5	6	7	8	9	AB	R	H	RBI	BB	SO	LOB	TOP			
Tim Johnson, L (1, 6) OBP: 0.276, SLG: 0.301										5	0	2	0	0	0	2				
Don Money, R (1, 5) OBP: 0.256, SLG: 0.307										5	1	2	1	0	1	3				
Dave May, L (1, 8) OBP: 0.331, SLG: 0.450										5	2	2	0	0	1	2				
George Scott, R (1, 3) OBP: 0.349, SLG: 0.395										3	0	1	1	0	0	1				
John Vukovich, R (7, 3) OBP: 0.198, SLG: 0.172										1	0	0	0	0	0	1				
John Briggs, L (1, 7) OBP: 0.332, SLG: 0.388										5	1	1	0	0	1	4				
Darrell Porter, L (1, 10) OBP: 0.350, SLG: 0.442										4	1	2	1	1	1	0				
Elie Rodriguez, R (1, 2) OBP: 0.347, SLG: 0.289										4	1	1	1	0	1	1				
Bob Coluccio, R (1, 9) OBP: 0.256, SLG: 0.393										4	1	2	3	1	0	3				
Pedro Garcia, R (1, 4) OBP: 0.317, SLG: 0.439										4	1	2	0	0	0	2				
Inning Stats	R: 2 E: 0 K: 0 S: 7	H: 4 LOB: 3 BB: 0 P: 8	R: 1 E: 1 K: 0 S: 5	H: 2 LOB: 1 BB: 0 P: 5	R: 1 E: 0 K: 0 S: 5	H: 3 LOB: 1 BB: 0 P: 5	R: 0 E: 0 K: 1 S: 5	H: 0 LOB: 0 BB: 0 P: 5	R: 0 E: 0 K: 1 S: 6	H: 1 LOB: 2 BB: 1 P: 10	R: 4 E: 0 K: 0 S: 7	H: 4 LOB: 1 BB: 1 P: 11	R: 0 E: 0 K: 2 S: 8	H: 1 LOB: 1 BB: 0 P: 8	R: 0 E: 0 K: 0 S: 3	H: 0 LOB: 0 BB: 0 P: 3	1B: 12 2B: 2 3B: 0 HR: 1	SF: 0 SAC: 1 DP: 1 HBP: 1	WP: 0 PB: 0 CS: 0	PA: 44
PITCHER	IP WLS BF H R ER SO BB IBB HBP BLK WP HR S P ERA WHIP																			
Bill Singer, R (1, 1) ERA: 2.75	6.2 L 36 14 8 7 3 1 1 1 0 0 1 39 48 9.45 2.250																			
Steve Barber, L (7, 1) ERA: 3.57	2.1 8 1 0 0 2 0 0 0 0 0 0 12 12 0.00 0.429																			

Milwaukee Brewers @ California Angels
Anaheim Stadium, Anaheim, CA
Sun Jun 10 1973, 6:33 AM EDT
Att: 16,279 - Unknown

AB 40
R 8
H 15
RBI 7
BB 2
SO 5
LOB 19



Batter	1	2	3	4	5	6	7	8	9	AB	R	H	RBI	BB	SO	LOB	BOTTOM					
Sandy Alomar Sr., S (1, 4) OBP: 0.229, SLG: 0.213										5	0	0	0	0	1	1						
Rudy Meoli, L (1, 6) OBP: 0.302, SLG: 0.275										3	1	1	0	0	0	0						
Winston Lenas, R (8, PH) OBP: 0.333, SLG: 0.350										2	1	1	0	0	0	0						
Vada Pinson, L (1, 9) OBP: 0.272, SLG: 0.340										5	1	2	1	0	0	0						
Frank Robinson, R (1, 10) OBP: 0.374, SLG: 0.472										3	1	0	0	1	0	3						
Mike Epstein, L (1, 3) OBP: 0.328, SLG: 0.262										4	0	1	0	0	0	3						
Tom McCraw, L (1, 7) OBP: 0.305, SLG: 0.278										3	1	0	0	1	0	2						
Ken Berry, R (1, 8) OBP: 0.345, SLG: 0.380										4	1	2	1	0	0	1						
Al Gallagher, R (1, 5) OBP: 0.361, SLG: 0.314										4	0	2	3	0	0	1						
Art Kusnyer, R (1, 2) OBP: 0.170, SLG: 0.200										2	0	0	0	0	0	1						
John Stephenson, L (7, PH) OBP: 0.270, SLG: 0.278										1	0	0	0	0	0	0						
Bob Oliver, R (8, PH) OBP: 0.291, SLG: 0.417										1	0	0	0	0	0	3						
Jeff Torborg, R (9, 2) OBP: 0.250, SLG: 0.259										0	0	0	0	0	0	0						
Inning Stats	R: 0 E: 0 K: 1 S: 5	H: 0 LOB: 0 BB: 0 P: 5	R: 3 E: 1 K: 0 S: 6	H: 2 LOB: 1 BB: 1 P: 10	R: 0 E: 0 K: 0 S: 3	H: 0 LOB: 0 BB: 0 P: 3	R: 0 E: 0 K: 0 S: 4	H: 1 LOB: 1 BB: 0 P: 4	R: 1 E: 0 K: 0 S: 5	H: 2 LOB: 1 BB: 0 P: 5	R: 0 E: 0 K: 0 S: 3	H: 0 LOB: 0 BB: 0 P: 3	R: 0 E: 0 K: 0 S: 3	H: 0 LOB: 0 BB: 0 P: 3	R: 2 E: 0 K: 0 S: 7	H: 4 LOB: 3 BB: 1 P: 11	R: 0 E: 0 K: 0 S: 3	H: 0 LOB: 0 BB: 0 P: 3	1B: 6 2B: 2 3B: 1 HR: 0	SF: 0 SAC: 0 DP: 0 HBP: 0	WP: 1 PB: 0 CS: 0	PA: 39
PITCHER	IP WLS BF H R ER SO BB IBB HBP BLK WP HR S P ERA WHIP																					
Jim Slaton, R (1, 1) ERA: 3.23	7.2 W 33 14 8 5 1 2 0 0 0 0 1 33 41 5.87 1.174																					
Frank Linzy, R (8, 1) ERA: 2.52	1.1 S 6 2 0 0 0 0 0 0 0 0 0 6 6 0.00 1.500																					

Milwaukee Brewers @ California Angels
Anaheim Stadium, Anaheim, CA
Sun Jun 10 1973, 6:33 AM EDT
Att: 16,279 - Unknown

AB 37
R 6
H 9
RBI 5
BB 2
SO 1
LOB 15



Batter	1	2	3	4	5	6	7	8	9	AB	R	H	RBI	BB	SO	LOB	TOP			
Rick Miller, L OBP: 0.418, SLG: 0.394 (1, 9)	WP HR 1B	BB 1B			K		6-3		HBP	4	1	2	0	0	1	1	Boston Red Sox @ California Angels Anaheim Stadium, Anaheim, CA Tue Jun 12 1973, 10:05 PM EDT Att: 11,120 - Unknown			
Reggie Smith, S OBP: 0.376, SLG: 0.427 (1, 8)	HR BB	BB			CS BB		F9		K	2	1	0	0	3	1	2				
Carlton Fisk, R OBP: 0.376, SLG: 0.575 (1, 2)	P5	P4			K				K	4	0	0	0	0	2	5				
Carl Yastrzemski, L OBP: 0.362, SLG: 0.463 (1, 3)	HR				F9				S SF9 2B	4	2	2	3	0	1	0				
Orlando Cepeda, R OBP: 0.329, SLG: 0.477 (1, 10)	P4				4-3				SF9 2H	3	1	1	2	0	0	0				
Rico Petrocelli, R OBP: 0.300, SLG: 0.431 (1, 5)	HBP				K				F8	3	0	0	0	0	1	0				
Tommy Harper, R OBP: 0.329, SLG: 0.344 Dwight Evans, R OBP: 0.327, SLG: 0.309 (1, 7) (9, 7)	1-3				6-3				E5 SH1	4	0	0	0	0	1	1				
Luis Aparicio, R OBP: 0.335, SLG: 0.318 (1, 6)					6-3				SH1	3	1	1	0	0	1	0				
John Kennedy, R OBP: 0.291, SLG: 0.360 (1, 4)					6-3				F8	3	0	0	0	0	1	1				
Inning Stats	R: 3 E: 0 K: 0 S: 5	H: 2 LOB: 1 BB: 1 P: 10	R: 0 E: 0 K: 1 S: 6	H: 1 LOB: 2 BB: 1 P: 10	R: 0 E: 0 K: 1 S: 5	H: 0 LOB: 0 BB: 0 P: 5	R: 0 E: 0 K: 1 S: 5	H: 0 LOB: 0 BB: 0 P: 5	R: 0 E: 0 K: 2 S: 6	H: 1 LOB: 0 BB: 0 P: 8	R: 1 E: 0 K: 0 S: 4	H: 1 LOB: 0 BB: 0 P: 4	R: 1 E: 0 K: 1 S: 6	H: 1 LOB: 0 BB: 0 P: 6	R: 0 E: 1 K: 1 S: 6	H: 0 LOB: 0 BB: 0 P: 7	1B: 3 2B: 1 3B: 0 HR: 2	SF: 1 SAC: 2 DP: 0 HBP: 2	WP: 2 PB: 0 SB: 1 CS: 1	PA: 38
PITCHER Nolan Ryan, R ERA: 2.69 (1, 1)	IP: 9.0 WLS: L BF: 38 H: 6 R: 6 ER: 6 SO: 9 BB: 3 IBB: 0 HBP: 2 BLK: 0 WP: 2 HR: 2 S: 51 P: 65 ERA: 6.00 WHIP: 1.000															PITCHER				


Batter	1	2	3	4	5	6	7	8	9	AB	R	H	RBI	BB	SO	LOB	BOTTOM			
Sandy Alomar Sr., S OBP: 0.241, SLG: 0.226 (1, 4)	HR 1B				F9					5	3	3	0	0	0	1	Boston Red Sox @ California Angels Anaheim Stadium, Anaheim, CA Tue Jun 12 1973, 10:05 PM EDT Att: 11,120 - Unknown			
Vada Pinson, L OBP: 0.275, SLG: 0.359 (1, 7)	K				P4				HR 1B	5	1	2	2	0	1	2				
Frank Robinson, R OBP: 0.375, SLG: 0.485 (1, 10)	HR				BB				HR	4	1	1	2	1	1	1				
Mike Epstein, L OBP: 0.326, SLG: 0.262 (1, 3)	4-3				1B				F8	4	0	1	1	0	1	1				
Bob Oliver, R OBP: 0.291, SLG: 0.419 (1, 9)	2B				K				K	4	0	1	0	0	2	2				
Ken Berry, R OBP: 0.336, SLG: 0.369 (1, 8)	6-3				4-3				L1	4	0	0	0	0	0	3				
Al Gallagher, R OBP: 0.365, SLG: 0.319 (1, 5)					1B				1-3	4	0	2	0	0	1	0				
Rudy Meoli, L OBP: 0.300, SLG: 0.274 (1, 6)	F8				P6				1-3	4	0	1	0	0	0	1				
Jeff Torborg, R OBP: 0.244, SLG: 0.253 Winston Lienas, R OBP: 0.318, SLG: 0.333 John Stephenson, L OBP: 0.263, SLG: 0.270 (1, 2) (6, PH) (7, 2)	6-3				K				F8	2	0	0	0	0	1	1				
Inning Stats	R: 2 E: 0 K: 1 S: 8	H: 3 LOB: 1 BB: 0 P: 8	R: 0 E: 0 K: 1 S: 5	H: 0 LOB: 0 BB: 0 P: 5	R: 1 E: 0 K: 1 S: 7	H: 2 LOB: 2 BB: 1 P: 11	R: 0 E: 0 K: 1 S: 6	H: 1 LOB: 1 BB: 0 P: 6	R: 0 E: 0 K: 0 S: 3	H: 0 LOB: 0 BB: 0 P: 3	R: 0 E: 0 K: 1 S: 7	H: 2 LOB: 2 BB: 0 P: 7	R: 0 E: 0 K: 2 S: 8	H: 1 LOB: 1 BB: 0 P: 8	R: 0 E: 0 K: 1 S: 5	H: 0 LOB: 0 BB: 0 P: 5	1B: 8 2B: 1 3B: 0 HR: 2	SF: 0 SAC: 0 DP: 0 HBP: 0	WP: 0 PB: 0 SB: 1 CS: 0	PA: 39
PITCHER Luis Tiant, R ERA: 4.1 Bobby Bolin, R ERA: 3.29 (1, 1) (7, 1)	IP: 6.0 WLS: W BF: 27 H: 8 R: 3 ER: 3 SO: 3 BB: 1 IBB: 0 HBP: 0 BLK: 0 WP: 1 HR: 1 S: 36 P: 40 ERA: 4.50 WHIP: 1.500															PITCHER				


Batter	1	2	3	4	5	6	7	8	9	AB	R	H	RBI	BB	SO	LOB	TOP											
John Kennedy, R OBP: 0.278, SLG: 0.343 (1, 4)	F9		P4		K			6-3	K	5	0	0	0	0	2	1	Boston Red Sox @ California Angels Anaheim Stadium, Anaheim, CA Wed Jun 13 1973, 10:05 PM EDT Att: 8,775 - Unknown											
Reggie Smith, S OBP: 0.377, SLG: 0.422 (1, 8)	1B BB		4-3		F8			1B HR 1B	4-3	4	1	1	0	1	0	1												
Carlton Fisk, R OBP: 0.377, SLG: 0.571 (1, 2)	F9		BB 1B		5-3			1B HR 1B	5-3	5	1	2	0	0	0	2												
Carl Yastrzemski, L OBP: 0.369, SLG: 0.482 (1, 3)	1B		BB 1B		3-1			HR		3	1	2	3	1	0	0												
Orlando Cepeda, R OBP: 0.332, SLG: 0.474 Ben Oglivie, L (8, PR) OBP: 0.311, SLG: 0.475 (1, 10)	6-3		5-3		G6-4-3 1B			E BB 1B BB		3	0	1	0	1	0	4												
Rico Petrocelli, R OBP: 0.299, SLG: 0.423 (1, 5)		6-3			F9			1B E BB		3	0	0	0	1	0	1												
Tommy Harper, R OBP: 0.323, SLG: 0.337 (1, 7)	E5 G1-6-3		F8		5-3			E1 1B		4	0	0	0	0	0	2												
Luis Aparicio, R OBP: 0.333, SLG: 0.316 (1, 6)	G1-6-3		F8		K			G6-4-3 1B		4	0	1	1	0	1	1												
Dwight Evans, R OBP: 0.333, SLG: 0.340 (1, 9)			HR		K			G6-4-3		3	1	1	1	1	1	3												
Inning Stats	R: 0 E: 0 K: 0 S: 4	H: 1 LOB: 2 BB: 1 P: 8	R: 0 E: 1 K: 0 S: 3	H: 0 LOB: 0 BB: 0 P: 3	R: 1 E: 0 K: 0 S: 5	H: 2 LOB: 2 BB: 1 P: 9	R: 0 E: 0 K: 0 S: 3	H: 0 LOB: 0 BB: 0 P: 3	R: 0 E: 0 K: 1 S: 5	H: 0 LOB: 1 BB: 1 P: 9	R: 0 E: 0 K: 0 S: 3	H: 1 LOB: 0 BB: 0 P: 3	R: 0 E: 0 K: 2 S: 7	H: 0 LOB: 0 BB: 0 P: 7	R: 4 E: 1 K: 0 S: 7	H: 4 LOB: 3 BB: 2 P: 15	R: 0 E: 0 K: 1 S: 5	H: 0 LOB: 0 BB: 0 P: 5	1B: 6 2B: 0 3B: 0 HR: 2	SF: 0 SAC: 0 DP: 3 HBP: 0	WP: 0 PB: 0 SB: 0 CS: 0	PA: 39						
PITCHER	IP	WLS	BF	H	R	ER	SO	BB	IBB	HBP	BLK	WP	HR	S	P	ERA	WHIP											
Clyde Wright, L ERA: 3.89 Dave Sells, R ERA: 1.59	(1, 1)	7.1	W	31	7	4	4	3	3	0	0	0	0	2	34	46	4.91	1.364										
(8, 1)	1.2	S	8	1	1	1	1	2	0	0	0	0	0	8	16	5.40	1.800											

Batter	1	2	3	4	5	6	7	8	9	AB	R	H	RBI	BB	SO	LOB	BOTTOM											
Sandy Alomar Sr., S OBP: 0.246, SLG: 0.222 (1, 4)	G3					FC3 SH1-4		K		3	1	0	0	2	1	4	Boston Red Sox @ California Angels Anaheim Stadium, Anaheim, CA Wed Jun 13 1973, 10:05 PM EDT Att: 8,775 - Unknown											
Vada Pinson, L OBP: 0.280, SLG: 0.376 (1, 7)	HR	2B BB		FC4-6 BB		SH1-4		4-3		3	2	1	2	1	0	2												
Frank Robinson, R OBP: 0.365, SLG: 0.500 Jerry Davanor, R (6, PR) OBP: 0.300, SLG: 0.400 (1, 10)	CS 2B	E7 2B		FC5-4		G4-6-3 IBB		E 1B HBP		3	0	2	2	1	0	2												
Mike Epstein, L OBP: 0.323, SLG: 0.255 (1, 3)	FC5-4 BB	F9		F5		G4-6-3		K		4	0	0	0	1	1	5												
Bob Oliver, R OBP: 0.291, SLG: 0.418 Leroy Stanton, R (5, PR) OBP: 0.294, SLG: 0.338 (6, 9)	FC5-4		K		FC6-4 1B		K	E 1B		3	0	1	0	0	1	1												
Ken Berry, R OBP: 0.331, SLG: 0.363 (1, 8)		F8		4-3		FC6-4		BB 1B	E6	5	0	1	0	0	0	2												
Al Gallagher, R OBP: 0.360, SLG: 0.315 (1, 5)		6-3		4-3		5-3		BB 1B	6-3	5	0	1	0	0	0	3												
Jeff Torborg, R OBP: 0.267, SLG: 0.267 (1, 2)		BB BB 1B		FC4-6 SH1-3 1B		E 1B BB		F9		3	2	2	0	1	0	2												
Rudy Meoli, L OBP: 0.317, SLG: 0.280 (1, 6)		BB BB 2B BB		SH1-3		E1 SH1-4 1B		1B BB		1	1	1	0	2	0	0												
Inning Stats	R: 1 E: 0 K: 0 S: 4	H: 2 LOB: 1 BB: 1 P: 8	R: 4 E: 1 K: 0 S: 5	H: 2 LOB: 1 BB: 3 P: 17	R: 0 E: 0 K: 1 S: 5	H: 0 LOB: 0 BB: 0 P: 5	R: 0 E: 0 K: 0 S: 4	H: 1 LOB: 2 BB: 1 P: 8	R: 0 E: 0 K: 0 S: 4	H: 1 LOB: 1 BB: 0 P: 4	R: 1 E: 2 K: 0 S: 4	H: 1 LOB: 2 BB: 2 P: 12	R: 0 E: 0 K: 2 S: 9	H: 2 LOB: 3 BB: 1 P: 13	R: 1 E: 1 K: 1 S: 7	H: 1 LOB: 2 BB: 0 P: 8	1B: 7 2B: 2 3B: 0 HR: 1	SF: 0 SAC: 2 DP: 1 HBP: 1	WP: 0 PB: 0 SB: 0 CS: 1	PA: 43								
PITCHER	IP	WLS	BF	H	R	ER	SO	BB	IBB	HBP	BLK	WP	HR	S	P	ERA	WHIP											
Ray Culp, R ERA: 21.6 Roger Moret, L ERA: 2.33 Don Newhauser, R ERA:	(1, 1)	1.2	L	12	4	5	4	0	0	0	0	0	0	0	32	49	0.00	1.500										
(8, 1)	0.1			0	0	0	0	0	0	0	0	0	0	2	2	0.00	0.000											

Batter	1	2	3	4	5	6	7	8	9	AB	R	H	RBI	BB	SO	LOB	TOP					
Horace Clarke, S OBP: 0.323, SLG: 0.308 (1, 4)	F8		G6-3		4-3			K2-3	1B	5	0	1	0	0	1	1	New York Yankees @ California Angels Anaheim Stadium, Anaheim, CA Sat Jun 16 1973, 6:33 AM EDT Att: 15,134 - Unknown					
Roy White, S OBP: 0.344, SLG: 0.313 (1, 7)	K		F5			K	FC6-4	1B	K	5	0	1	0	0	3	1						
Matty Alou, L OBP: 0.343, SLG: 0.358 (1, 9)	2B			F2	1B	6-3		FC6-4	BB	4	1	2	0	0	0	1						
Bobby Murcer, L OBP: 0.321, SLG: 0.449 (1, 8)	K			F7	1B	P2		BB	BB	3	0	0	0	1	1	2						
Ron Blomberg, L OBP: 0.479, SLG: 0.540 (1, 3)		1B		1B			1B	BB	BB	2	1	2	0	2	0	0						
Graig Nettles, L OBP: 0.371, SLG: 0.402 (1, 5)		2B		F2			1B	BB	BB	3	0	2	1	1	0	2						
Jim Ray Hart, R OBP: 0.326, SLG: 0.430 (1, 10)		K		P3			SF9	F9		3	0	0	1	0	1	6						
Thurman Munson, R OBP: 0.349, SLG: 0.450 (1, 2)		P4			K		K		K	4	0	0	0	0	3	2						
Gene Michael, S OBP: 0.303, SLG: 0.328 (1, 6)			BB	G6-3	K		F5		4-3	3	0	0	0	1	1	1						
Inning Stats	R: 0 E: 0 K: 2 S: 8	H: 1 LOB: 1 BB: 0 P: 8	R: 0 E: 0 K: 1 S: 6	H: 2 LOB: 1 BB: 0 P: 6	R: 0 E: 0 K: 0 S: 2	H: 0 LOB: 0 BB: 1 P: 6	R: 0 E: 0 K: 0 S: 5	H: 2 LOB: 2 BB: 0 P: 5	R: 0 E: 0 K: 1 S: 7	H: 0 LOB: 0 BB: 0 P: 7	R: 0 E: 0 K: 1 S: 5	H: 0 LOB: 0 BB: 0 P: 5	R: 1 E: 0 K: 1 S: 6	H: 1 LOB: 1 BB: 1 P: 10	R: 1 E: 0 K: 1 S: 6	H: 1 LOB: 3 BB: 3 P: 18	R: 0 E: 0 K: 2 S: 8	H: 1 LOB: 1 BB: 0 P: 8	1B: 6 2B: 2 3B: 0 HR: 0	SF: 1 SAC: 0 DP: 1 HBP: 0	WP: 0 PB: 0 CS: 0	PA: 38
PITCHER Nolan Ryan, R ERA: 2.64 (1, 1)	IP: 9.0 WLS: W BF: 38	H: 8 R: 2 ER: 2 SO: 10	BB: 5 IBB: 0 HBP: 0 BLK: 0	WP: 0 HR: 0 S: 53 P: 73	ERA: 2.00 WHIP: 1.444	PITCHER																

Batter	1	2	3	4	5	6	7	8	9	AB	R	H	RBI	BB	SO	LOB	BOTTOM		
Sandy Alomar Sr., S OBP: 0.244, SLG: 0.218 (1, 4)	K		G3			4-3	S			4	1	1	0	0	1	0	New York Yankees @ California Angels Anaheim Stadium, Anaheim, CA Sat Jun 16 1973, 6:33 AM EDT Att: 15,134 - Unknown		
Vada Pinson, L OBP: 0.285, SLG: 0.381 (1, 8) (7, 7)	K			3-1		E	3B	E1		4	2	1	0	0	1	1			
Frank Robinson, R OBP: 0.382, SLG: 0.511 (1, 10)	1B			F9		E	2B	K		3	1	1	0	1	1	2			
Mike Epstein, L OBP: 0.318, SLG: 0.267 (1, 3)	F7			3-1		E3	FC1-2	3B		4	0	1	2	0	0	2			
Bob Oliver, R OBP: 0.288, SLG: 0.413 (6, PR) (7, 9)	6-3				1-3	FC1-2	2B	K		3	0	1	1	0	0	0			
Richie Scheinblum, S OBP: 0.353, SLG: 0.375 (7, 8)	F9				HR	FC1-2	IBB		P4	2	1	1	1	1	0	0			
Ken Berry, R OBP: 0.325, SLG: 0.357 (7, 8)						IBB			P4	1	0	0	0	0	0	0			
Al Gallagher, R OBP: 0.356, SLG: 0.308 (1, 5)	4-3				4-3	FC1-2	1B	FC5-4	1B	4	0	2	0	0	0	3			
Jeff Torborg, R OBP: 0.250, SLG: 0.242 (1, 2)			5-3		4-3	1-3		FC5-4		4	0	0	0	0	0	5			
Rudy Meoli, L OBP: 0.316, SLG: 0.282 (1, 6)			4-3		3-1		4-3	4-3		4	0	0	0	0	0	2			
Inning Stats	R: 0 E: 0 K: 2 S: 8	H: 1 LOB: 1 BB: 0 P: 8	R: 0 E: 0 K: 0 S: 3	H: 0 LOB: 0 BB: 0 P: 3	R: 0 E: 0 K: 0 S: 3	H: 0 LOB: 0 BB: 0 P: 3	R: 0 E: 0 K: 0 S: 5	H: 2 LOB: 1 BB: 0 P: 5	R: 2 E: 1 K: 0 S: 6	H: 2 LOB: 3 BB: 2 P: 14	R: 2 E: 1 K: 2 S: 10	H: 2 LOB: 1 BB: 0 P: 10	R: 0 E: 0 K: 0 S: 4	H: 1 LOB: 1 BB: 0 P: 4	1B: 4 2B: 2 3B: 1 HR: 1	SF: 0 SAC: 0 DP: 0 HBP: 0	WP: 0 PB: 0 CS: 0	PA: 36	
PITCHER Pat Dobson, R ERA: 4.33 (1, 1)	IP: 8.0 WLS: L BF: 36	H: 8 R: 5 ER: 2 SO: 4	BB: 0 IBB: 2 HBP: 0 BLK: 0	WP: 0 HR: 1 S: 42 P: 50	ERA: 2.25 WHIP: 1.000	PITCHER													


Batter	1	2	3	4	5	6	7	8	9	AB	R	H	RBI	BB	SO	LOB	TOP			
Horace Clarke, S OBP: 0.318, SLG: 0.302	F8		F7		P6		F9		P4	5	0	0	0	0	0	2	<p>New York Yankees @ California Angels Anaheim Stadium, Anaheim, CA Sun Jun 17 1973, 6:33 AM EDT Unknown - 74 F</p> <p>livebaseballscores.com</p>			
Roy White, S OBP: 0.343, SLG: 0.309	6-3		G3		1B		FC4-6			3	0	0	0	1	0	1				
Matty Alou, L OBP: 0.346, SLG: 0.361	F8				1B		FC6-4			4	0	2	0	0	0	1				
Bobby Murcer, L OBP: 0.320, SLG: 0.445		G3			G3				F3	4	0	1	0	0	0	2				
Jim Ray Hart, R OBP: 0.330, SLG: 0.429					1B		4-3		1-3	3	0	1	0	1	0	0				
Graig Nettles, L OBP: 0.395, SLG: 0.394					BB		G3		4-3	4	0	0	0	0	1	4				
Thurman Munson, R OBP: 0.356, SLG: 0.451					F9		FC5-4			2	0	1	0	2	0	3				
Felipe Alou, R OBP: 0.254, SLG: 0.323	FC6-4				F7		FC5-4		F7	4	0	0	0	0	0	7				
Gene Michael, S OBP: 0.302, SLG: 0.327			6-3		5-3				F7	4	0	1	0	0	0	1				
Inning Stats	R: 0 E: 0 K: 0 S: 3	H: 0 LOB: 0 BB: 0 P: 3	R: 0 E: 0 K: 0 S: 4	H: 1 LOB: 2 BB: 1 P: 8	R: 0 E: 0 K: 0 S: 3	H: 0 LOB: 0 BB: 0 P: 3	R: 0 E: 0 K: 1 S: 7	H: 2 LOB: 3 BB: 1 P: 11	R: 0 E: 0 K: 0 S: 4	H: 1 LOB: 1 BB: 0 P: 4	R: 0 E: 0 K: 0 S: 4	H: 1 LOB: 1 BB: 0 P: 4	R: 0 E: 0 K: 0 S: 3	H: 0 LOB: 0 BB: 0 P: 3	R: 0 E: 0 K: 0 S: 3	H: 0 LOB: 1 BB: 1 P: 7		1B: 6 2B: 0 3B: 0 HR: 0	SF: 0 SAC: 0 DP: 0 HBP: 0	WP: 0 PB: 0 CS: 0
PITCHER Clyde Wright, L ERA: 3.53	IP: 9.0 WLS: W BF: 37 H: 6 R: 0 ER: 0 SO: 1 BB: 4 IBB: 0 HBP: 0 BLK: 0 WP: 0 HR: 0 S: 35 P: 51 ERA: 0.00 WHIP: 1.111																			

Batter	1	2	3	4	5	6	7	8	9	AB	R	H	RBI	BB	SO	LOB	BOTTOM			
Sandy Alomar Sr., S OBP: 0.243, SLG: 0.223	6-3		4-3							5	0	1	0	0	0	1	<p>New York Yankees @ California Angels Anaheim Stadium, Anaheim, CA Sun Jun 17 1973, 6:33 AM EDT Unknown - 74 F</p> <p>livebaseballscores.com</p>			
Vada Pinson, L OBP: 0.293, SLG: 0.403			F7							5	2	3	0	0	0	1				
Frank Robinson, R OBP: 0.378, SLG: 0.500										4	1	0	0	1	0	3				
Bob Oliver, R OBP: 0.292, SLG: 0.412										3	1	1	2	1	1	1				
Richie Scheinblum, S OBP: 0.361, SLG: 0.373										3	1	1	2	1	1	0				
Leroy Stanton, R OBP: 0.294, SLG: 0.325										0	0	0	0	0	0	0				
Ken Berry, R OBP: 0.335, SLG: 0.386										4	1	3	3	0	1	2				
Al Gallagher, R OBP: 0.356, SLG: 0.302										3	0	0	0	1	1	2				
Jeff Torborg, R OBP: 0.250, SLG: 0.273										4	1	1	1	0	1	5				
Rudy Meoli, L OBP: 0.314, SLG: 0.275										3	1	0	0	1	1	1				
Inning Stats	R: 4 E: 0 K: 0 S: 6	H: 3 LOB: 0 BB: 1 P: 10	R: 4 E: 1 K: 2 S: 10	H: 3 LOB: 3 BB: 4 P: 26	R: 0 E: 0 K: 0 S: 3	H: 0 LOB: 0 BB: 0 P: 3	R: 0 E: 0 K: 1 S: 5	H: 0 LOB: 0 BB: 0 P: 5	R: 0 E: 0 K: 1 S: 6	H: 1 LOB: 1 BB: 0 P: 6	R: 0 E: 1 K: 1 S: 6	H: 1 LOB: 1 BB: 0 P: 6	R: 0 E: 0 K: 0 S: 4	H: 1 LOB: 1 BB: 0 P: 4	R: 0 E: 0 K: 1 S: 6	H: 1 LOB: 1 BB: 0 P: 6		1B: 5 2B: 2 3B: 1 HR: 2	SF: 0 SAC: 0 DP: 0 HBP: 0	WP: 1 PB: 0 CS: 0
PITCHER Fritz Peterson, L ERA: 4.04 Lindy McDaniel, R ERA: 2.6	IP: 1.1 WLS: L BF: 11 H: 5 R: 1 ER: 1 SO: 6 BB: 2 IBB: 1 HBP: 0 BLK: 0 WP: 0 HR: 0 S: 9 P: 17 ERA: 47.25 WHIP: 5.250																			

Batter	1	2	3	4	5	6	7	8	9	AB	R	H	RBI	BB	SO	LOB	TOP										
Bernie Allen, L OBP: 0.250, SLG: 0.222 (1, 4)										5	1	2	0	0	0	1											
Johnny Callison, L OBP: 0.175, SLG: 0.167 (1, 9)										4	2	1	1	1	0	1											
Roy White, S OBP: 0.340, SLG: 0.306 (1, 7)										5	0	1	0	0	0	3											
Bobby Murcer, L OBP: 0.317, SLG: 0.440 (1, 8)										5	0	1	0	0	1	3											
Ron Blomberg, L OBP: 0.480, SLG: 0.535 Felipe Alou, R OBP: 0.254, SLG: 0.323 (1, 3) (8, 3)										3	1	1	1	1	0	0											
Graig Nettles, L OBP: 0.397, SLG: 0.418 (1, 5)										3	1	2	3	0	1	0											
Jim Ray Hart, R OBP: 0.328, SLG: 0.421 (1, 10)										3	0	0	0	1	0	4											
Jerry Moses, R OBP: 0.167, SLG: 0.182 (1, 2)										4	0	1	0	0	1	2											
Hal Lanier, R OBP: 0.250, SLG: 0.300 (1, 6)										4	0	1	0	0	0	4											
Inning Stats	R: 4 E: 1 K: 0 S: 8	H: 5 LOB: 2 BB: 1 P: 12	R: 0 E: 0 K: 1 S: 6	H: 1 LOB: 1 BB: 0 P: 6	R: 0 E: 0 K: 1 S: 5	H: 0 LOB: 0 BB: 0 P: 5	R: 0 E: 0 K: 1 S: 5	H: 0 LOB: 0 BB: 0 P: 5	R: 1 E: 0 K: 0 S: 4	H: 1 LOB: 2 BB: 2 P: 12	R: 0 E: 0 K: 0 S: 3	H: 0 LOB: 0 BB: 0 P: 3	R: 0 E: 1 K: 0 S: 5	H: 1 LOB: 2 BB: 0 P: 5	R: 0 E: 0 K: 0 S: 4	H: 1 LOB: 1 BB: 0 P: 4	1B: 7 2B: 2 3B: 0 HR: 1	SF: 1 SAC: 0 DP: 1 HBP: 0	WP: 0 PB: 0 CS: 0	PA: 40							
PITCHER	IP	WLS	BF	H	R	ER	SO	BB	IBB	HBP	BLK	WP	HR	S	P	ERA	WHIP										
Rich Hand, R ERA: 5.87 (1, 1)	0.2	L	8	5	4	4	0	1	0	0	0	0	1	7	11	54.00	9.000										
Steve Barber, L ERA: 2.9 (1, 1)	7.1		28	4	1	1	3	2	0	0	0	0	0	32	40	1.23	0.818										
Ron Perranoski, L ERA: 4.09 (9, 1)	1.0		4	1	0	0	0	0	0	0	0	0	0	4	4	0.00	1.000										

New York Yankees @ California Angels
Anaheim Stadium, Anaheim, CA
Sun Jun 17 1973, 10:05 PM EDT
Att: 28,857 - Unknown


AB 36
R 5
H 10
RBI 5
BB 3
SO 3
LOB 18



Batter	1	2	3	4	5	6	7	8	9	AB	R	H	RBI	BB	SO	LOB	BOTTOM										
Sandy Alomar Sr., S OBP: 0.247, SLG: 0.223 (1, 4) (3, 6)										4	0	1	0	1	0	1											
Richie Scheinblum, S OBP: 0.355, SLG: 0.355 (1, 7)										3	0	0	0	1	2	2											
Frank Robinson, R OBP: 0.381, SLG: 0.495 (1, 10)										2	0	0	0	2	1	2											
Bob Oliver, R OBP: 0.291, SLG: 0.409 (1, 3)										4	0	1	0	0	1	1											
Leroy Stanton, R OBP: 0.283, SLG: 0.314 (1, 9)										3	0	0	0	1	1	3											
Ken Berry, R OBP: 0.339, SLG: 0.389 (1, 8)										4	1	2	0	0	0	1											
Al Gallagher, R OBP: 0.353, SLG: 0.296 (1, 5)										3	0	0	0	1	0	2											
Jeff Torborg, R OBP: 0.255, SLG: 0.270 Billy Grabarkewitz, R OBP: 0.277, SLG: 0.279 Art Kusnyer, R OBP: 0.193, SLG: 0.191 (1, 2) (7, PH) (8, 2)										1	0	0	0	1	0	2											
Rudy Meoli, L OBP: 0.314, SLG: 0.275 Winston Llenas, R OBP: 0.296, SLG: 0.320 (1, 6) (2, PH) (3, 4)										0	0	0	0	0	0	0											
Inning Stats	R: 0 E: 0 K: 2 S: 8	H: 1 LOB: 2 BB: 1 P: 12	R: 0 E: 0 K: 0 S: 4	H: 1 LOB: 2 BB: 2 P: 12	R: 0 E: 0 K: 1 S: 6	H: 1 LOB: 2 BB: 1 P: 10	R: 0 E: 0 K: 0 S: 2	H: 0 LOB: 0 BB: 1 P: 6	R: 0 E: 0 K: 2 S: 7	H: 0 LOB: 0 BB: 0 P: 7	R: 0 E: 0 K: 0 S: 2	H: 0 LOB: 0 BB: 1 P: 6	R: 0 E: 0 K: 1 S: 6	H: 1 LOB: 2 BB: 1 P: 10	R: 0 E: 0 K: 0 S: 3	H: 0 LOB: 0 BB: 0 P: 3	R: 0 E: 0 K: 1 S: 6	H: 1 LOB: 1 BB: 0 P: 6	1B: 5 2B: 0 3B: 0 HR: 0	SF: 1 SAC: 0 DP: 2 HBP: 0	WP: 0 PB: 0 CS: 0	PA: 37					
PITCHER	IP	WLS	BF	H	R	ER	SO	BB	IBB	HBP	BLK	WP	HR	S	P	ERA	WHIP										
Sam McDowell, L ERA: 4.05 (1, 1)	6.2	W	29	4	1	1	6	7	0	0	0	0	0	34	62	1.35	1.650										
Sparky Lyle, L ERA: 1.96 (7, 1)	2.1	S	8	1	0	0	1	0	0	0	0	0	0	10	10	0.00	0.429										


New York Yankees @ California Angels
Anaheim Stadium, Anaheim, CA
Sun Jun 17 1973, 10:05 PM EDT
Att: 28,857 - Unknown


AB 29
R 1
H 5
RBI 1
BB 7
SO 7
LOB 15



Batter	1	2	3	4	5	6	7	8	9	AB	R	H	RBI	BB	SO	LOB	TOP				
Sandy Alomar Sr. S (1.4) OBP: 0.251, SLG: 0.228	F8		PO				F7			5	1	2	0	0	0	3	California Angels @ Chicago White Sox Comiskey Park, Chicago, IL Mon Jun 18 1973, 8:05 PM EDT Att: 10,443 - Unknown - 80 F				
Vada Pinson L (1.7) OBP: 0.292, SLG: 0.400 Leroy Stanton R (6.7) OBP: 0.280, SLG: 0.310	4-3		PO	3-1		4-3		6-3		4	1	1	0	0	0	0					
Frank Robinson R (1.10) OBP: 0.393, SLG: 0.492 Winston Llenas R (6, FH) OBP: 0.286, SLG: 0.308	F2				P4			P6		3	1	1	0	0	0	2					
Mike Epstein L (1.3) OBP: 0.320, SLG: 0.266		F9		F9		P6				4	1	1	1	1	0	2					
Richie Scheinblum S (1.9) OBP: 0.370, SLG: 0.364	4-3							4-3		4	2	2	1	1	0	1					
Ken Berry R (1.8) OBP: 0.346, SLG: 0.388										3	2	1	1	2	0	2					
Al Gallagher R (1.5) OBP: 0.349, SLG: 0.305										5	1	1	2	0	1	4					
Jeff Torborg R (1.2) OBP: 0.270, SLG: 0.272			F3							3	0	1	2	2	0	0					
Rudy Meoli L (1.6) OBP: 0.312, SLG: 0.268			K							3	0	0	1	1	1	2					
Inning Stats	R: 0 E: 0 K: 0 S: 3	H: 0 LOB: 0 BB: 0 P: 3	R: 0 E: 0 K: 0 S: 3	H: 0 LOB: 1 BB: 1 P: 7	R: 0 E: 0 K: 1 S: 5	H: 1 LOB: 0 BB: 0 P: 5	R: 4 E: 0 K: 0 S: 8	H: 5 LOB: 1 BB: 0 P: 8	R: 5 E: 0 K: 1 S: 9	H: 4 LOB: 2 BB: 3 P: 21	R: 0 E: 0 K: 0 S: 3	H: 0 LOB: 1 BB: 1 P: 7	R: 0 E: 0 K: 0 S: 3	H: 0 LOB: 1 BB: 1 P: 7	R: 0 E: 0 K: 0 S: 3	H: 0 LOB: 0 BB: 0 P: 3		1B: 9 2B: 0 3B: 1 HR: 0	SF: 0 SAC: 0 DP: 0 HBP: 1	WP: 2 PB: 1 CS: 0	PA: 45
PITCHER	IP	WLS	BF	H	R	ER	SO	BB	IBB	HBP	BLK	WP	HR	S	P	ERA	WHIP				
Eddie Fisher R (1.1) ERA: 4.95	3.2	L	17	6	4	4	1	1	0	0	0	0	0	18	22	9.82	1.909				
Steve Kaseley R (4.1) ERA: 12.46	0.2		6	4	4	4	0	0	0	0	0	1	0	6	6	54.00	6.000				
Jim Geddes R (5.1) ERA: 1.93	4.2		21	0	1	1	1	6	0	1	0	1	0	16	41	1.93	1.286				

Batter	1	2	3	4	5	6	7	8	9	AB	R	H	RBI	BB	SO	LOB	BOTTOM					
Johnny Jeter R (1.9) OBP: 0.259, SLG: 0.367	F9		1-3				K		FC5	5	0	0	0	0	1	7	California Angels @ Chicago White Sox Comiskey Park, Chicago, IL Mon Jun 18 1973, 8:05 PM EDT Att: 10,443 - Unknown - 80 F					
Carlos May L (1.7) OBP: 0.314, SLG: 0.391	F5		6-3			G3		4-3		4	0	0	1	0	0	1						
Dick Allen R (1.3) OBP: 0.407, SLG: 0.660	K		F9					5-3		4	0	1	0	0	1	1						
Bill Melton R (1.5) OBP: 0.370, SLG: 0.525 Hank Allen R (8, PR) (9.5)		HR				P4				4	1	2	1	0	0	1						
Rick Reichardt R (1.8) OBP: 0.310, SLG: 0.388		6-3				F8				4	0	0	0	0	1	2						
Mike Andrews R (1.10) OBP: 0.306, SLG: 0.277		6-3				K				4	0	1	0	0	1	0						
Eddie Leon R (1.6) OBP: 0.344, SLG: 0.366		K								4	0	2	0	0	1	1						
Luis Alvarado R (1.4) OBP: 0.306, SLG: 0.277										4	1	3	0	0	1	1						
Chuck Brinkman R (1.2) OBP: 0.228, SLG: 0.235										4	0	1	0	0	1	5						
Inning Stats	R: 0 E: 0 K: 1 S: 5	H: 0 LOB: 0 BB: 0 P: 5	R: 1 E: 0 K: 1 S: 6	H: 1 LOB: 0 BB: 0 P: 6	R: 1 E: 0 K: 0 S: 5	H: 2 LOB: 1 BB: 0 P: 5	R: 0 E: 0 K: 1 S: 5	H: 0 LOB: 0 BB: 0 P: 5	R: 0 E: 0 K: 2 S: 8	H: 1 LOB: 1 BB: 0 P: 8	R: 0 E: 0 K: 1 S: 6	H: 1 LOB: 2 BB: 0 P: 6	R: 0 E: 0 K: 1 S: 7	H: 2 LOB: 2 BB: 0 P: 7	R: 0 E: 0 K: 0 S: 4	H: 1 LOB: 1 BB: 0 P: 4		R: 0 E: 0 K: 0 S: 5	H: 2 LOB: 2 BB: 0 P: 5	1B: 8 2B: 1 3B: 0 HR: 1	SF: 0 SAC: 0 DP: 0 HBP: 0	WP: 0 PB: 0 CS: 0
PITCHER	IP	WLS	BF	H	R	ER	SO	BB	IBB	HBP	BLK	WP	HR	S	P	ERA	WHIP					
Rudy May L (1.1) ERA: 2.91	9.0	W	37	10	2	2	7	0	0	0	0	0	1	51	51	2.00	1.111					

Batter	1	2	3	4	5	6	7	8	9	AB	R	H	RBI	BB	SO	LOB	TOP		
Sandy Alomar Sr. S OBP: 0.259, SLG: 0.229 (1, 4)	F9	BB			F8		1B S		3-1	4	0	1	0	1	0	0	California Angels @ Chicago White Sox Comiskey Park, Chicago, IL Tue Jun 19 1973, 8:05 PM EDT Att: 11,926 - Unknown - 70 F AB 36 R 3 H 11 RBI 3 BB 4 SO 7 LOB 22 		
Ken Berry R OBP: 0.353, SLG: 0.406 (1, 8)	3B	BB			CS		1B		K	5	0	3	0	0	2	3			
Frank Robinson R OBP: 0.383, SLG: 0.487 (1, 10)	BB			F7	CS	4-3	K		1B	4	0	1	0	1	1	2			
Bob Oliver R OBP: 0.284, SLG: 0.398 (1, 3)	P3			K			F8		F9	5	0	0	0	0	1	5			
Richie Scheinblum S OBP: 0.365, SLG: 0.348 (1, 9)	1-3			5-3			K		1B	3	0	0	0	1	1	2			
Leroy Stanton R OBP: 0.276, SLG: 0.308 (1, 7)				6-3			K		K	4	0	1	0	0	2	1			
Al Gallagher R OBP: 0.363, SLG: 0.318 (1, 5)				BB	G6-4-3		2B		1B	3	1	3	0	1	0	0			
Jeff Torborg R OBP: 0.285, SLG: 0.267 (1, 2)				FC1-5	G6-4-3		HR		P4	2	0	0	0	0	0	3			
Billy Grabarkewitz R OBP: 0.284, SLG: 0.299 (7, PH)				BB	1-2		HR		2B	1	1	1	0	0	0	0			
Jerry Davanon R OBP: 0.286, SLG: 0.381 (7, 6)				1-2	1-2		HR			1	0	0	0	0	0	2			
Rudy Meoli L OBP: 0.308, SLG: 0.264 (7, PH)				F7			HR		F9	2	0	0	0	0	0	2			
Winston Lienes R OBP: 0.310, SLG: 0.444 (7, PH)					6-3					1	1	1	3	0	0	0			
Art Kusnyer R OBP: 0.160, SLG: 0.188 (7, 2)										1	0	0	0	0	0	2			
Inning Stats	R: 0 E: 0 K: 0 S: 4	H: 1 LOB: 2 BB: 1 P: 8	R: 0 E: 0 K: 1 S: 6	H: 1 LOB: 3 BB: 2 P: 14	R: 0 E: 0 K: 1 S: 5	H: 0 LOB: 0 BB: 0 P: 5	R: 0 E: 0 K: 0 S: 3	H: 1 LOB: 0 BB: 0 P: 3	R: 0 E: 0 K: 1 S: 5	H: 0 LOB: 0 BB: 0 P: 5	R: 3 E: 0 K: 2 S: 12	H: 5 LOB: 2 BB: 0 P: 12	R: 0 E: 0 K: 1 S: 6	H: 1 LOB: 2 BB: 1 P: 10	R: 0 E: 0 K: 1 S: 6	H: 1 LOB: 1 BB: 0 P: 6	1B: 8 2B: 1 3B: 1 HR: 1	SF: 0 SAC: 0 DP: 1 HBP: 0	WP: 0 PA: 41 CS: 1
PITCHER	IP WLS BF H R ER SO BB IBB HBP BLK WP HR S P ERA WHIP																		
Wilbur Wood L ERA: 2.5	(1, 1) 6.1 L 29 9 3 3 4 3 0 0 0 0 1 34 46 4.26 1.895																		
Cy Acosta R ERA: 3.45	(7, 1) 2.2 11 2 0 0 3 1 0 0 0 0 0 16 20 0.00 1.125																		

Batter	1	2	3	4	5	6	7	8	9	AB	R	H	RBI	BB	SO	LOB	BOTTOM			
Pat Kelly L OBP: 0.404, SLG: 0.409 (1, 9)	F8		1-3		L6-3			F7		4	0	0	0	0	0	3	California Angels @ Chicago White Sox Comiskey Park, Chicago, IL Tue Jun 19 1973, 8:05 PM EDT Att: 11,926 - Unknown - 70 F AB 31 R 1 H 6 RBI 1 BB 3 SO 1 LOB 15 			
Tony Muser L OBP: 0.397, SLG: 0.390 (1, 10)	4-3-6			4-3	WP		F5	G4-6-3		3	0	1	0	1	0	1				
Dick Allen R OBP: 0.400, SLG: 0.648 (1, 3)	4-3-6			F7			K		6-3	4	0	0	0	0	1	2				
Carlos May L OBP: 0.308, SLG: 0.383 (1, 7)		5-3		4-3			4-3		F7	4	0	0	0	0	0	1				
Mike Andrews R OBP: 0.305, SLG: 0.276 (1, 5)		4-3		F9			F9		1B	4	0	1	0	0	0	1				
Eddie Leon R OBP: 0.357, SLG: 0.373 (1, 6)					E		1B		1B	2	1	2	0	2	0	0				
Ed Herrmann L OBP: 0.286, SLG: 0.348 (1, 2)		F7		F7			F9		4-3	4	0	0	0	0	0	5				
Bill Sharp L OBP: 0.308, SLG: 0.370 (1, 8)				F7	E7		F9			3	0	1	0	0	0	1				
Luis Alvarado R OBP: 0.308, SLG: 0.280 (1, 4)				5-3	E5				G4-6-3	3	0	1	1	0	0	1				
Inning Stats	R: 0 E: 0 K: 0 S: 2	H: 0 LOB: 0 BB: 1 P: 6	R: 0 E: 0 K: 0 S: 3	H: 0 LOB: 1 BB: 1 P: 7	R: 0 E: 0 K: 0 S: 3	H: 0 LOB: 0 BB: 0 P: 3	R: 0 E: 0 K: 0 S: 4	H: 1 LOB: 1 BB: 0 P: 4	R: 1 E: 2 K: 0 S: 4	H: 1 LOB: 1 BB: 1 P: 8	R: 0 E: 0 K: 1 S: 5	H: 0 LOB: 0 BB: 0 P: 5	R: 0 E: 0 K: 0 S: 4	H: 1 LOB: 1 BB: 0 P: 4	R: 0 E: 0 K: 0 S: 3	H: 2 LOB: 2 BB: 0 P: 5		1B: 6 2B: 2 3B: 0 HR: 0	SF: 0 SAC: 0 DP: 3 HBP: 0	WP: 1 PA: 34 CS: 0
PITCHER	IP WLS BF H R ER SO BB IBB HBP BLK WP HR S P ERA WHIP																			
Bill Singer R ERA: 2.62	(1, 1) 9.0 W 34 6 1 1 1 3 0 0 0 0 1 33 45 1.00 1.000																			

Batter	1	2	3	4	5	6	7	8	9	AB	R	H	RBI	BB	SO	LOB	TOP			
Sandy Alomar Sr. S OBP: 0.251, SLG: 0.226 (1, 4)	1-3		K			K		CS 1B		4	0	1	0	0	2	1	California Angels @ Minnesota Twins Metropolitan Stadium, Bloomington, MI Thu Jun 21 1973, 8:05 PM EDT Alt. 8,819 - Unknown - 65 F			
Vada Pinson, L OBP: 0.290, SLG: 0.399 (1, 7)	3-1 1B		K			K		1-2 2B		4	0	2	0	0	2	1				
Frank Robinson, R OBP: 0.374, SLG: 0.473 (1, 10)	3-1 1B			K		F2		P4		4	0	1	0	0	1	2				
Mike Epstein, L OBP: 0.322, SLG: 0.271 (1, 3)	3-1				G4-6-3 1B			1B	P6	4	0	2	0	0	0	2				
Richie Scheinblum, S OBP: 0.376, SLG: 0.355 (1, 9)	K				G4-6-3 1-2			FC6-4 1B	G5-4-3 BB	3	0	1	0	1	1	3				
Ken Berry, R OBP: 0.349, SLG: 0.395 (1, 8)		4-3				F2		K	G5-4-3 1-2	4	0	0	0	0	1	3				
Al Gallagher, R OBP: 0.365, SLG: 0.318 (1, 5)		4-3				L4		L3		3	0	0	0	0	0	2				
Jerry Davanon, R OBP: 0.292, SLG: 0.375 (7, PH)						L9		FC6-4 1-2		2	0	0	0	0	0	0				
Tom McCraw, L OBP: 0.294, SLG: 0.270 (7, PH)		6-3								1	0	0	0	0	0	2				
Rudy Meoli, L OBP: 0.310, SLG: 0.262 (7, 6)										0	0	0	0	0	0	0				
Jeff Torborg, R OBP: 0.261, SLG: 0.261 (1, 2)			F8						F7	3	0	1	0	0	0	0				
Inning Stats	R: 0 E: 0 K: 1 S: 7	H: 2 LOB: 2 BB: 0 P: 7	R: 0 E: 0 K: 0 S: 3	H: 0 LOB: 0 BB: 0 P: 3	R: 0 E: 0 K: 2 S: 5	H: 1 LOB: 0 BB: 0 P: 5	R: 0 E: 0 K: 0 S: 3	H: 0 LOB: 0 BB: 0 P: 3	R: 0 E: 0 K: 2 S: 8	H: 1 LOB: 1 BB: 0 P: 8	R: 0 E: 0 K: 1 S: 7	H: 2 LOB: 2 BB: 0 P: 7	R: 0 E: 0 K: 0 S: 4	H: 2 LOB: 1 BB: 0 P: 4	R: 0 E: 0 K: 0 S: 2	H: 0 LOB: 0 BB: 1 P: 6	1B: 7 2B: 1 3B: 0 HR: 0	SF: 0 SAC: 0 DP: 2 HBP: 0	WP: 0 PB: 0 SB: 0 CS: 1	PA: 33
PITCHER Bert Blyleven, R ERA: 2.36 (1, 1)	IP: 9.0 WLS: W BF: 33 H: 8 R: 0 ER: 0 SO: 7 BB: 1 IBB: 0 HBP: 0 BLK: 0 WP: 0 HR: 0 S: 46 P: 50 ERA: 0.00 WHIP: 1.000																			


Batter	1	2	3	4	5	6	7	8	9	AB	R	H	RBI	BB	SO	LOB	BOTTOM					
Jerry Terrell, R OBP: 0.322, SLG: 0.357 (1, 6)	F3		1B			F9		L8		4	0	1	0	0	0	2	California Angels @ Minnesota Twins Metropolitan Stadium, Bloomington, MI Thu Jun 21 1973, 8:05 PM EDT Alt. 8,819 - Unknown - 65 F					
Larry Hise, R OBP: 0.339, SLG: 0.418 (1, 8)	F8		F8		K			F8		4	0	0	0	0	1	3						
Harmon Killebrew, R OBP: 0.399, SLG: 0.542 (1, 3)	6-3				1B			K		4	0	2	0	0	1	0						
Tony Oliva, L OBP: 0.333, SLG: 0.359 (1, 10)		F7			F8			F8	1-6-3	4	0	0	0	0	0	2						
Bobby Darwin, R OBP: 0.323, SLG: 0.436 (1, 9)		F3			K			G5-4-3 1-2	G5-4-3 1B	4	1	1	0	0	1	2						
Danny Walton, R OBP: 0.329, SLG: 0.410 (7, FR)					K			SH5-4 BB	K	1	0	0	0	2	1	1						
Steve Brye, R OBP: 0.188, SLG: 0.133 (8, 7)					K			1-2 K		1	0	0	0	0	1	1						
Steve Braun, L OBP: 0.412, SLG: 0.473 (1, 5)		G3						SH5-4 1-2	SH1-4 1B	2	0	1	0	1	0	1						
Phil Roof, R OBP: 0.303, SLG: 0.271 (9, PH)			6-3			SH1-4				2	0	0	0	0	0	2						
Joe Lis, R OBP: 0.237, SLG: 0.352 (9, PH)						1-2 SH1-4				1	0	1	1	0	0	0						
Dan Monzon, R OBP: 0.409, SLG: 0.476 (1, 4)			6-3						1-2 2H 1B	3	0	1	0	0	0	2						
Inning Stats	R: 0 E: 0 K: 0 S: 3	H: 0 LOB: 0 BB: 0 P: 3	R: 0 E: 0 K: 0 S: 3	H: 0 LOB: 1 BB: 1 P: 7	R: 0 E: 0 K: 2 S: 4	H: 1 LOB: 0 BB: 0 P: 4	R: 0 E: 0 K: 2 S: 8	H: 1 LOB: 1 BB: 0 P: 8	R: 0 E: 0 K: 1 S: 7	H: 2 LOB: 2 BB: 0 P: 7	R: 0 E: 0 K: 0 S: 3	H: 1 LOB: 0 BB: 0 P: 3	R: 0 E: 0 K: 0 S: 3	H: 0 LOB: 2 BB: 1 P: 7	R: 0 E: 0 K: 1 S: 5	H: 0 LOB: 0 BB: 0 P: 5	R: 1 E: 0 K: 1 S: 6	H: 2 LOB: 2 BB: 1 P: 10	1B: 7 2B: 0 3B: 0 HR: 0	SF: 0 SAC: 2 DP: 1 HBP: 0	WP: 0 PB: 0 SB: 1 CS: 0	PA: 35
PITCHER Clyde Wright, L ERA: 3.33 (1, 1)	IP: 8.2 WLS: L BF: 35 H: 7 R: 1 ER: 1 SO: 5 BB: 3 IBB: 0 HBP: 0 BLK: 0 WP: 0 HR: 0 S: 42 P: 54 ERA: 1.04 WHIP: 1.154																					

Batter	1	2	3	4	5	6	7	8	9	10	11	AB	R	H	RBI	BB	SO	LOB	TOP								
Sandy Alomar Sr., S OBP: 0.297, SLG: 0.233 (1.4)	G6-4-3 1B		K		E S 1B		L8		K		F9	6	1	2	0	0	2	0									
Billy Grabarkewitz, R Leroy Stanton, R OBP: 0.276, SLG: 0.304 (1.7) (7.7)	G6-4-3 1-2r		6-3		1B BB		K			4-3		3	0	0	0	1	1	1									
Frank Robinson, R OBP: 0.385, SLG: 0.481 (1.10)	WP 2B			K	1-2 1B			E4 1B 1B				4	0	3	1	1	1	0									
Bob Oliver, R OBP: 0.284, SLG: 0.391 (1.3)	FC6-4 2-3 BB			1-3	5-3			G1		K		4	0	0	0	1	1	4									
Richie Scheinblum, S OBP: 0.362, SLG: 0.357 (1.9)	FC6-4 1-2r			1B BB			L7		F8		L8	4	0	0	0	1	0	4									
Ken Berry, R OBP: 0.345, SLG: 0.389 (1.8)		F8		1-2 1B	FC6 1B		F9		2-3 1B		F8	5	0	2	0	0	0	0									
Al Gallagher, R OBP: 0.359, SLG: 0.319 (1.5)		L8		1-2r	FC6 1B			4-3			L8	5	0	1	0	0	0	4									
Jerry Davanon, R OBP: 0.310, SLG: 0.379 (1.6)		6-3			G3		5-3		1-4 1B		HR 1B	5	1	2	0	0	0	1									
Jeff Torborg, R Mike Epstein, L Art Kushner, R OBP: 0.248, SLG: 0.248 OBP: 0.324, SLG: 0.291 OBP: 0.160, SLG: 0.188 (1.2) (11, PH) (11.2)			K		P3		L6		1-4 1-2r		HR 1B	4	0	0	0	0	1	1									
Inning Stats	R: 0 E: 0 K: 0 S: 4	H: 2 LOB: 2 BB: 1 P: 8	R: 0 E: 0 K: 0 S: 3	H: 0 LOB: 0 BB: 0 P: 3	R: 0 E: 0 K: 2 S: 7	H: 0 LOB: 0 BB: 0 P: 7	R: 0 E: 0 K: 1 S: 6	H: 1 LOB: 2 BB: 1 P: 10	R: 1 E: 0 K: 1 S: 5	H: 2 LOB: 2 BB: 1 P: 9	R: 0 E: 0 K: 1 S: 4	H: 1 LOB: 0 BB: 0 P: 5	R: 0 E: 1 K: 0 S: 5	H: 2 LOB: 2 BB: 0 P: 5	R: 0 E: 0 K: 1 S: 5	H: 1 LOB: 0 BB: 0 P: 5	R: 0 E: 0 K: 1 S: 5	H: 0 LOB: 1 BB: 1 P: 9	R: 2 E: 0 K: 0 S: 5	H: 2 LOB: 0 BB: 0 P: 5	1B: 8 2B: 3 3B: 0 HR: 1	SF: 0 SAC: 0 DP: 2 HBP: 0	WP: 1 PB: 0 SB: 1 CS: 0	PA: 46			
PITCHER	IP 11.0	WLS L	BF 46	H 11	R 3	ER 3	SO 6	BB 4	IBB 0	HBP 0	BLK 0	WP 1	HR 1	S 54	P 70	ERA 2.46	WHIP 1.364										

California Angels @ Minnesota Twins
Metropolitan Stadium, Bloomington, MI
Sat Jun 23 1973, 4:33 AM EDT
Att: 11 631 - Unknown - 78 F

livebaseballscorecards.com

AB 42
R 3
H 11
RBI 3
BB 4
SO 6
LOB 15



Batter	1	2	3	4	5	6	7	8	9	10	11	AB	R	H	RBI	BB	SO	LOB	BOTTOM									
Jerry Terrell, R OBP: 0.321, SLG: 0.355 (1.6)	L8		4-3		K		G4-3 1-2r		P6		1-2 1B	6	0	1	0	0	1	2										
Steve Braun, L OBP: 0.415, SLG: 0.466 (1.5)	G4-6-3 1B		1B BB		1B BB			4-3 1B S		BB BB BB BB	F7	3	1	2	0	3	0	2										
Tony Oliva, L OBP: 0.336, SLG: 0.361 (1.10)	G4-6-3 1-2r		1-2 1B		FC5-4 1B			4-3	F2		F6	6	0	2	0	0	0	6										
Bobby Darwin, R OBP: 0.320, SLG: 0.429 (1.9)		5-3	K		FC5-4 1-2r			1-3			5-3	5	0	0	0	0	1	5										
Harmon Killebrew, R Mike Adams, R Joe Lis, R OBP: 0.360, SLG: 0.344 OBP: 0.389, SLG: 0.083 OBP: 0.250, SLG: 0.333 (1.3) (8, PH) (9.3)		6-3		FC6-4 1B		K		FC5 1B 3-H		BB BB BB BB	BB	4	0	2	1	0	1	0										
Jim Holt, L OBP: 0.318, SLG: 0.464 (1.7) (10.8)	BB BB	BB BB		K		P4		1-2 1B			L7	4	0	1	0	1	1	2										
Dan Monzon, R OBP: 0.355, SLG: 0.379 (1.4) (10.7)		BB BB		FC6-4 1-2r		L8		FC5 2-3r			5-3	4	0	0	0	1	0	4										
George Mitterwald, R OBP: 0.312, SLG: 0.410 (1.2)		K		F5			G4-3 HBP		SH3 1B		1B BB	3	0	1	0	1	1	3										
Steve Brye, R Rod Carew, L OBP: 0.162, SLG: 0.143 OBP: 0.396, SLG: 0.509 (1.8) (9, PH) (10.4)			K		F9		K		SH3 1-2		F9	3	0	0	0	0	2	1										
Inning Stats	R: 0 E: 0 K: 0 S: 3	H: 1 LOB: 0 BB: 0 P: 3	R: 0 E: 0 K: 1 S: 5	H: 0 LOB: 2 BB: 2 P: 13	R: 0 E: 0 K: 2 S: 8	H: 1 LOB: 2 BB: 1 P: 12	R: 0 E: 0 K: 1 S: 6	H: 1 LOB: 1 BB: 0 P: 6	R: 0 E: 0 K: 1 S: 5	H: 0 LOB: 0 BB: 0 P: 5	R: 1 E: 0 K: 0 S: 6	H: 3 LOB: 2 BB: 0 P: 6	R: 0 E: 0 K: 0 S: 4	H: 1 LOB: 2 BB: 1 P: 8	R: 0 E: 0 K: 0 S: 3	H: 0 LOB: 1 BB: 1 P: 7	R: 0 E: 0 K: 0 S: 4	H: 1 LOB: 2 BB: 1 P: 8	1B: 9 2B: 0 3B: 0 HR: 0	SF: 0 SAC: 1 DP: 2 HBP: 1	WP: 0 PB: 0 SB: 0 CS: 0	PA: 48						
PITCHER	IP 8.2	WLS 1	BF 38	H 8	R 1	ER 1	SO 7	BB 5	IBB 0	HBP 0	BLK 0	WP 0	HR 0	S 46	P 67	ERA 1.04	WHIP 1.500											
Bill Singer, R Steve Barber, L Dave Sells, R Rich Hand, R OBP: 2.52 OBP: 3.16 OBP: 1.57 OBP: 5.53 (1.1) (9.1) (10.1) (10.1)	0.1	1	0	0	0	0	0	0	0	0	0	0	0	0	0	0	0.00	0.000										
	0.1	2	0	0	0	0	1	0	0	0	0	0	0	0	0	0.00	3.000											
	1.2	W	7	1	0	0	0	1	0	0	0	0	0	0	6	10.00	1.200											

California Angels @ Minnesota Twins
Metropolitan Stadium, Bloomington, MI
Sat Jun 23 1973, 4:33 AM EDT
Att: 11 631 - Unknown - 78 F

livebaseballscorecards.com

AB 39
R 1
H 9
RBI 1
BB 7
SO 7
LOB 26



Batter	1	2	3	4	5	6	7	8	9	AB	R	H	RBI	BB	SO	LOB	TOP										
Sandy Alomar Sr. S OBP: 0.258, SLG: 0.231 Winston Lenas, R OBP: 0.314, SLG: 0.424 Jerry Davanon, R OBP: 0.281, SLG: 0.344	4-3		BB			F3		SH1-4	1B	2	0	0	0	1	0	1											
Vada Pinson, L OBP: 0.290, SLG: 0.392	4-3		F7			P4		P6	1B	5	0	1	1	0	0	3											
Frank Robinson, R OBP: 0.385, SLG: 0.470	1B			F3			G1-6-3	BB	BB	3	0	1	0	2	0	2											
Mike Epstein, L OBP: 0.321, SLG: 0.286	G3			4-3			G1-6-3	BB	K	4	0	0	0	0	1	5											
Richie Scheinblum, S OBP: 0.378, SLG: 0.370 Ken Berry, R OBP: 0.343, SLG: 0.386		F7		L9			1B		F9	4	0	1	0	0	0	0											
Bob Oliver, R OBP: 0.283, SLG: 0.385 Leroy Stanton, R OBP: 0.276, SLG: 0.304	K				K		1B		L9	4	0	1	0	0	2	0											
Billy Grabarkewitz, R OBP: 0.318, SLG: 0.280 Al Gallagher, R OBP: 0.352, SLG: 0.312	K				6-3		1B		BB	3	1	0	0	1	2	2											
Rudy Meoli, L OBP: 0.305, SLG: 0.252			F7			L8		SH1-4	E4	3	1	0	0	1	0	1											
Jeff Torborg, R OBP: 0.258, SLG: 0.246 Tom McCraw, L OBP: 0.318, SLG: 0.280 John Stephenson, L OBP: 0.263, SLG: 0.270						K		SH1-4	1B	1	0	0	0	2	1	0											
Inning Stats	R: 0 E: 0 K: 0 S: 4	H: 1 LOB: 1 BB: 4	R: 0 E: 0 K: 2 S: 7	H: 0 LOB: 0 BB: 7	R: 0 E: 0 K: 1 S: 5	H: 0 LOB: 1 BB: 1 P: 9	R: 0 E: 0 K: 0 S: 3	H: 0 LOB: 0 BB: 0 P: 3	R: 0 E: 0 K: 1 S: 5	H: 0 LOB: 0 BB: 1 P: 6	R: 0 E: 0 K: 1 S: 6	H: 2 LOB: 2 BB: 1 P: 10	R: 0 E: 0 K: 1 S: 5	H: 0 LOB: 3 BB: 3 P: 17	R: 3 E: 1 K: 0 S: 6	H: 2 LOB: 2 BB: 2 P: 14	1B: 5 2B: 0 3B: 0 HR: 0	SF: 0 SAC: 1 DP: 1 HBP: 0	WP: 0 PB: 0 SB: 0 CS: 1	PA: 39							
PITCHER	IP	WLS	BF	H	R	ER	SO	BB	IBB	HBP	BLK	WP	HR	S	P	ERA	WHIP										
Dave Goltz, R ERA: 4.56	6.2		24	3	0	0	4	3	0	0	0	0	0	29	41	0.00	0.900										
Ray Corbin, R ERA: 1.97	2.0	L	14	2	3	0	2	5	0	0	0	0	0	13	33	0.00	3.500										
Ken Sanders, R ERA: 5.15	0.1		1	0	0	0	0	0	0	0	0	0	0	1	1	0.00	0.000										

California Angels @ Minnesota Twins
Metropolitan Stadium, Bloomington, MI
Sun Jun 24 1973, 4:38 AM EDT
Att: 20,153 - Unknown

AB 30
R 3
H 5
RBI 3
BB 8
SO 6
LOB 14



Batter	1	2	3	4	5	6	7	8	9	AB	R	H	RBI	BB	SO	LOB	BOTTOM										
Jerry Terrell, R OBP: 0.314, SLG: 0.348	F9		6-3			5-3		FC1-6		4	0	0	0	0	0	1											
Rod Carew, L OBP: 0.390, SLG: 0.500	K		6-3			F7		L4		4	0	0	0	0	1	1											
Bobby Darwin, R OBP: 0.325, SLG: 0.430	BB			F3		BB	1B	F9		3	0	1	0	1	0	1											
Harmon Killebrew, R OBP: 0.360, SLG: 0.543	6-3			6-3		BB	1B		6-3	3	0	0	0	1	0	1											
Tony Oliva, L OBP: 0.339, SLG: 0.363		1B		F8		1B		3-1		4	0	2	0	0	0	0											
Mike Adams, R OBP: 0.346, SLG: 0.105	K				5-3		1-3		1B	4	0	1	0	0	1	1											
Steve Braun, L OBP: 0.414, SLG: 0.460				G6-4-3		BB		G3		3	0	2	0	1	0	0											
George Mitterwald, R OBP: 0.314, SLG: 0.414		G6-4-3		L7				F4		4	0	0	0	0	1	5											
Steve Brye, R OBP: 0.241, SLG: 0.185			5-3			G3		FC1-6		3	0	1	0	0	0	1											
Inning Stats	R: 0 E: 0 K: 1 S: 5	H: 0 LOB: 1 BB: 1 P: 9	R: 0 E: 0 K: 1 S: 6	H: 2 LOB: 1 BB: 0 P: 6	R: 0 E: 0 K: 0 S: 3	H: 0 LOB: 0 BB: 0 P: 3	R: 0 E: 0 K: 0 S: 3	H: 0 LOB: 0 BB: 0 P: 3	R: 0 E: 0 K: 0 S: 4	H: 2 LOB: 2 BB: 1 P: 8	R: 0 E: 0 K: 0 S: 3	H: 0 LOB: 0 BB: 0 P: 3	R: 0 E: 0 K: 0 S: 4	H: 1 LOB: 1 BB: 0 P: 4	R: 0 E: 0 K: 1 S: 7	H: 2 LOB: 2 BB: 0 P: 7	1B: 7 2B: 0 3B: 0 HR: 0	SF: 0 SAC: 0 DP: 1 HBP: 0	WP: 0 PB: 0 SB: 0 CS: 0	PA: 35							
PITCHER	IP	WLS	BF	H	R	ER	SO	BB	IBB	HBP	BLK	WP	HR	S	P	ERA	WHIP										
Clyde Wright, L ERA: 3.09	8.2		34	7	0	0	2	3	0	0	0	0	0	35	47	0.00	1.154										
Steve Barber, L ERA: 3.13	0.1	S	1	0	0	0	1	0	0	0	0	0	0	3	3	0.00	0.000										

California Angels @ Minnesota Twins
Metropolitan Stadium, Bloomington, MI
Sun Jun 24 1973, 4:38 AM EDT
Att: 20,153 - Unknown

AB 32
R 0
H 7
RBI 0
BB 3
SO 3
LOB 11



Batter	1	2	3	4	5	6	7	8	9	AB	R	H	RBI	BB	SO	LOB	TOP
Frank White, R OBP: 0.283, SLG: 0.296										5	1	2	0	0	2	1	Kansas City Royals @ California Angels Anaheim Stadium, Anaheim, CA Mon Jun 25 1973, 10:05 PM EDT Att: 18,048 - Unknown
Cookie Rojas, R OBP: 0.299, SLG: 0.333										3	0	0	0	1	0	1	
Amos Otis, R OBP: 0.342, SLG: 0.466										3	0	0	0	1	0	2	
John Mayberry, L OBP: 0.438, SLG: 0.587										3	0	0	1	0	0	1	
Ed Kirkpatrick, L OBP: 0.382, SLG: 0.472										3	0	0	0	1	2	0	
Lou Piniella, R OBP: 0.280, SLG: 0.359										4	0	1	0	0	2	1	
Paul Schaal, R OBP: 0.382, SLG: 0.381										2	1	0	0	2	1	1	
Gail Hopkins, L OBP: 0.427, SLG: 0.471										2	0	1	1	2	0	0	
Fran Healy, R OBP: 0.308, SLG: 0.308										2	0	0	0	0	1	3	
Steve Hovley, L OBP: 0.344, SLG: 0.300										2	0	1	0	0	1	3	
Inning Stats	R: 1 E: 1 K: 0 S: 3	H: 1 LOB: 0 BB: 1 P: 7	R: 0 E: 0 K: 2 S: 8	H: 1 LOB: 1 BB: 1 P: 12	R: 0 E: 0 K: 1 S: 5	H: 0 LOB: 0 BB: 2 P: 13	R: 0 E: 0 K: 1 S: 6	H: 1 LOB: 3 BB: 2 P: 14	R: 0 E: 0 K: 2 S: 7	H: 0 LOB: 0 BB: 0 P: 7	R: 0 E: 0 K: 2 S: 8	H: 1 LOB: 1 BB: 0 P: 8	1B: 3 2B: 1 3B: 1 HR: 0	SF: 1 SAC: 0 DP: 1 HBP: 0	WP: 0 PB: 0 SB: 0 CS: 1	PA: 38	
PITCHER Nolan Ryan, R ERA: 2.85	IP: 9.0 WLS: W BF: 37 H: 5 R: 2 ER: 1 SO: 9 BB: 7 IBB: 0 HBP: 0 BLK: 0 WP: 0 HR: 0 S: 48 P: 76 ERA: 1.00 WHIP: 1.333																

Batter	1	2	3	4	5	6	7	8	9	AB	R	H	RBI	BB	SO	LOB	BOTTOM			
Sandy Alomar Sr., S OBP: 0.271, SLG: 0.235										1	3	1	1	3	0	0	Kansas City Royals @ California Angels Anaheim Stadium, Anaheim, CA Mon Jun 25 1973, 10:05 PM EDT Att: 18,048 - Unknown			
Vada Pinson, L OBP: 0.293, SLG: 0.404										4	0	2	3	0	2	3				
Frank Robinson, R OBP: 0.383, SLG: 0.463										3	0	0	0	1	3	2				
Mike Epstein, L OBP: 0.320, SLG: 0.281										3	0	0	0	1	1	1				
Richie Scheinblum, S OBP: 0.391, SLG: 0.372										2	0	1	1	2	0	0				
Leroy Stanton, R OBP: 0.276, SLG: 0.304										0	0	0	0	0	0	0				
Ken Berry, R OBP: 0.337, SLG: 0.378										4	0	0	0	0	1	5				
Al Gallagher, R OBP: 0.350, SLG: 0.311										4	0	1	0	0	0	0				
Rudy Meoli, L OBP: 0.303, SLG: 0.246										3	1	0	0	1	1	1				
Jeff Torborg, R OBP: 0.265, SLG: 0.242										2	1	0	0	2	1	1				
Inning Stats	R: 1 E: 0 K: 1 S: 4	H: 0 LOB: 2 BB: 4 P: 20	R: 0 E: 0 K: 1 S: 5	H: 0 LOB: 2 BB: 2 P: 13	R: 0 E: 0 K: 1 S: 5	H: 1 LOB: 1 BB: 0 P: 5	R: 3 E: 0 K: 2 S: 9	H: 2 LOB: 1 BB: 2 P: 17	R: 0 E: 0 K: 0 S: 3	H: 0 LOB: 0 BB: 0 P: 3	R: 0 E: 1 K: 1 S: 5	H: 1 LOB: 0 BB: 0 P: 5	R: 1 E: 0 K: 2 S: 8	H: 1 LOB: 2 BB: 2 P: 16	R: 0 E: 0 K: 1 S: 5	H: 0 LOB: 0 BB: 0 P: 5	1B: 4 2B: 0 3B: 1 HR: 0	SF: 0 SAC: 0 DP: 1 HBP: 0	WP: 1 PB: 1 SB: 1 CS: 1	PA: 36
PITCHER Ken Wright, R ERA: 4.17	IP: 4.0 WLS: L BF: 21 H: 3 R: 4 ER: 4 SO: 5 BB: 8 IBB: 0 HBP: 0 BLK: 0 WP: 1 HR: 0 S: 23 P: 55 ERA: 9.00 WHIP: 2.750																			
Wayne Simpson, R ERA: 5.65	IP: 2.0 WLS: L BF: 8 H: 2 R: 1 ER: 1 SO: 1 BB: 1 IBB: 0 HBP: 0 BLK: 0 WP: 0 HR: 0 S: 9 P: 13 ERA: 4.50 WHIP: 1.500																			
Doug Bird, R ERA: 3.6	IP: 2.0 WLS: L BF: 7 H: 0 R: 0 ER: 0 SO: 3 BB: 0 IBB: 1 HBP: 0 BLK: 0 WP: 0 HR: 0 S: 12 P: 16 ERA: 0.00 WHIP: 0.000																			

Batter	1	2	3	4	5	6	7	8	9	AB	R	H	RBI	BB	SO	LOB	TOP																					
Freddie Patek, R OBP: 0.339, SLG: 0.324	6-3	L7								3	1	1	0	2	0	2																						
Cookie Rojas, R OBP: 0.297, SLG: 0.332	F7									4	1	1	1	0	1	2																						
Amos Otis, R OBP: 0.346, SLG: 0.476										3	2	1	1	2	0	1																						
John Mayberry, L OBP: 0.438, SLG: 0.583										5	0	2	0	0	2	2																						
Lou Piniella, R OBP: 0.283, SLG: 0.360										5	1	2	2	0	1	4																						
Paul Scheal, R OBP: 0.380, SLG: 0.379										4	0	1	0	0	0	3																						
Hal McRae, R OBP: 0.244, SLG: 0.241										2	0	1	1	1	0	1																						
Steve Hovley, L OBP: 0.344, SLG: 0.300										0	0	0	0	0	0	0																						
Jim Wohlford, R OBP: 0.286, SLG: 0.396										4	0	2	0	0	0	1																						
Fran Healy, R OBP: 0.299, SLG: 0.298										4	0	0	0	0	2	4																						
Inning Stats	R: 1 E: 0 K: 1 S: 6	H: 1 LOB: 0 BB: 0 P: 6	R: 1 E: 0 K: 1 S: 8	H: 3 LOB: 2 BB: 0 P: 8	R: 2 E: 0 K: 1 S: 7	H: 2 LOB: 1 BB: 1 P: 11	R: 0 E: 0 K: 0 S: 3	H: 0 LOB: 1 BB: 1 P: 7	R: 0 E: 0 K: 1 S: 5	H: 1 LOB: 1 BB: 1 P: 9	R: 0 E: 0 K: 0 S: 2	H: 0 LOB: 0 BB: 1 P: 6	R: 1 E: 0 K: 0 S: 3	H: 0 LOB: 0 BB: 1 P: 7	R: 0 E: 0 K: 1 S: 7	H: 2 LOB: 2 BB: 0 P: 7	R: 0 E: 0 K: 1 S: 7	H: 2 LOB: 2 BB: 0 P: 7	1B: 10 2B: 1 3B: 0 HR: 1	SF: 2 SAC: 0 DP: 2 HBP: 0	WP: 1 PB: 0 SB: 2 CS: 0	PA: 41																
PITCHER	IP	WLS	BF	H	R	ER	SO	BB	IBB	HBP	BLK	WP	HR	S	P	ERA	WHIP	PITCHER				IP	WLS	BF	H	R	ER	SO	BB	IBB	HBP	BLK	WP	HR	S	P	ERA	WHIP
Rudy May, L ERA: 3.09	2.1		13	5	4	4	3	1	0	0	0	1	1	18	22	15.43	2.571																					
Rich Hand, R ERA: 4.57	5.2		23	4	1	0	2	4	0	0	0	0	0	23	39	0.00	1.412																					
Steve Barber, L ERA: 3.06	0.2		4	2	0	0	1	0	0	0	0	0	0	6	6	0.00	3.000																					
Dave Sells, R ERA: 1.55	0.1	W	1	0	0	0	0	0	0	0	0	0	0	1	1	0.00	0.000																					

Kansas City Royals @ California Angels
Anaheim Stadium, Anaheim, CA
Tue Jun 26 1973, 10:05 PM EDT
Att: 10,691 - Unknown - 75 F


AB 34
R 5
H 11
RBI 5
BB 5
SO 6
LOB 20

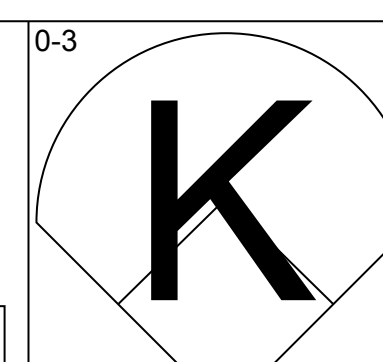
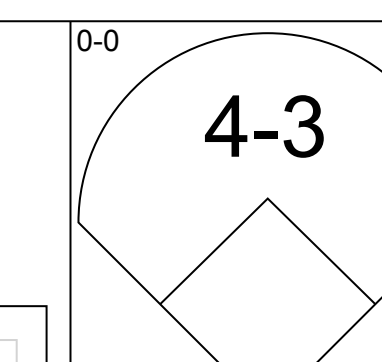
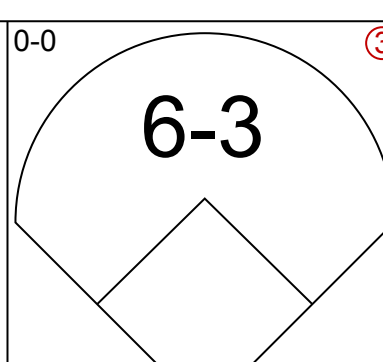
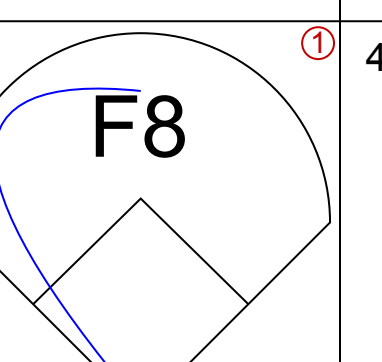

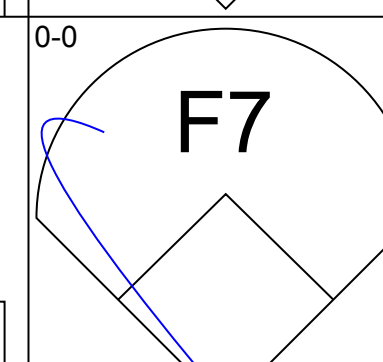
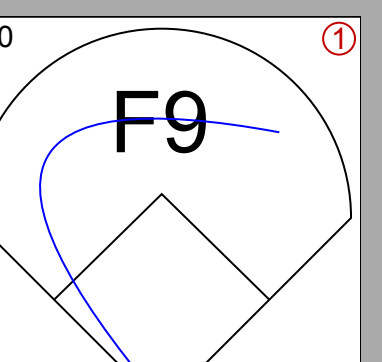
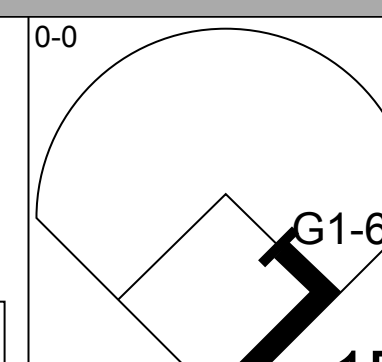
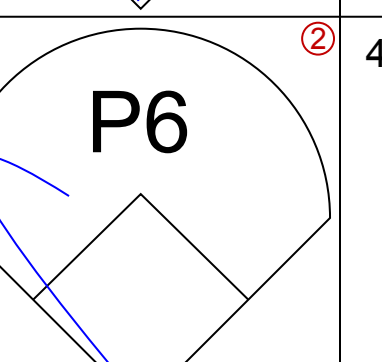
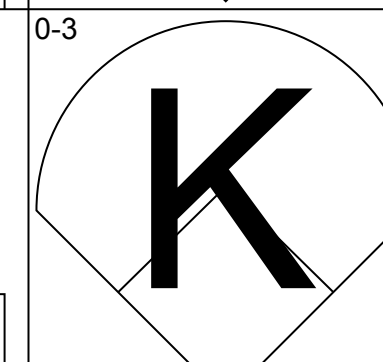
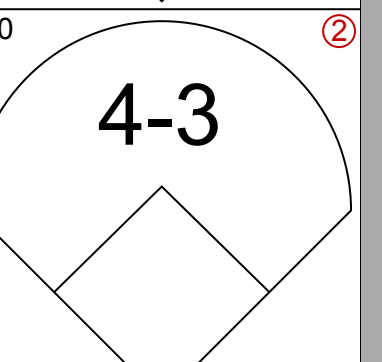
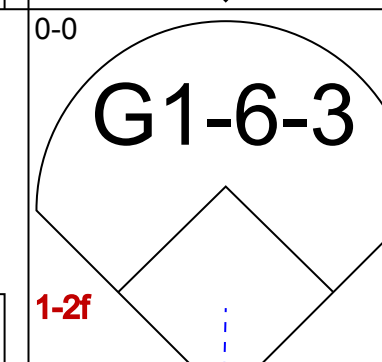
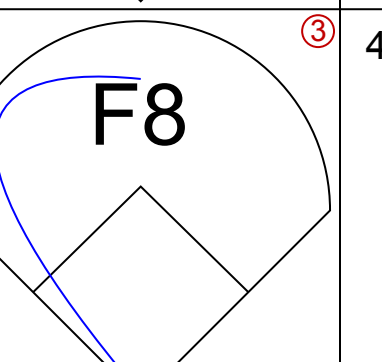
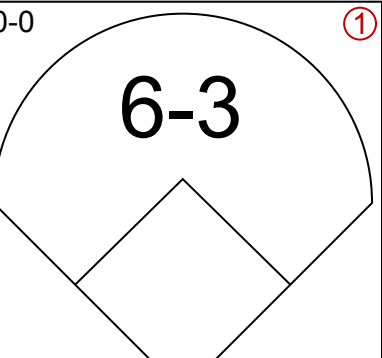
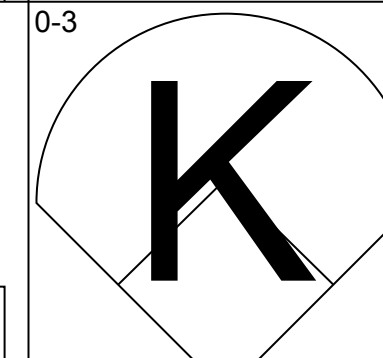
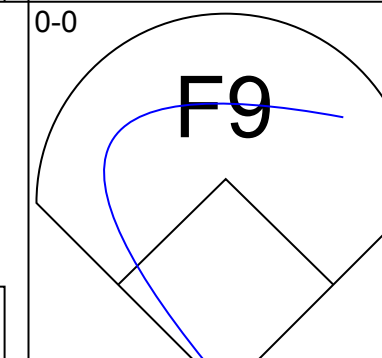

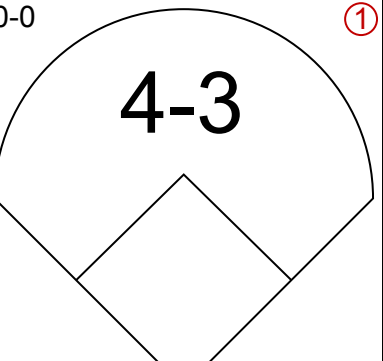
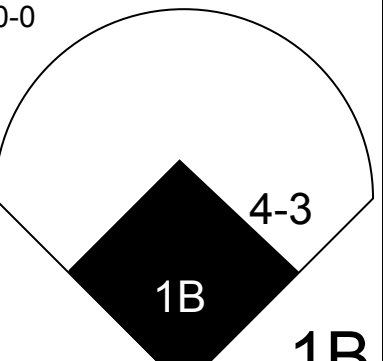

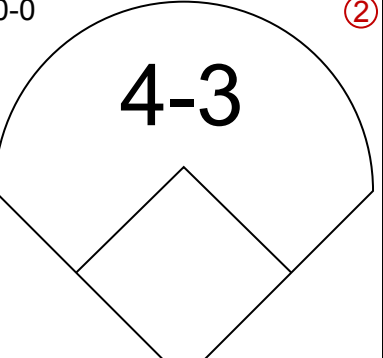
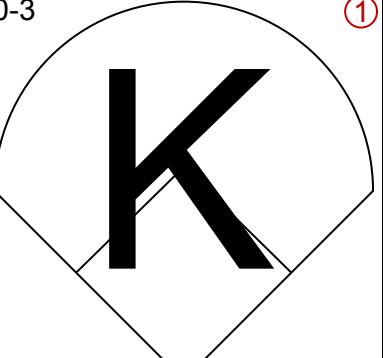
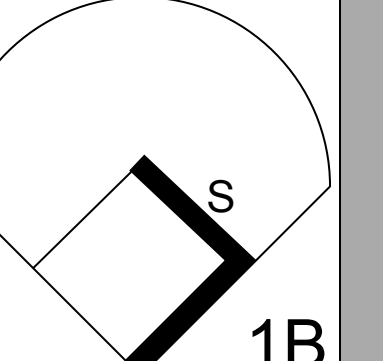
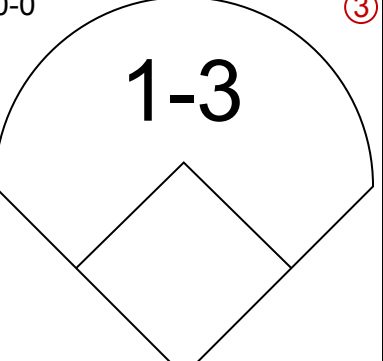
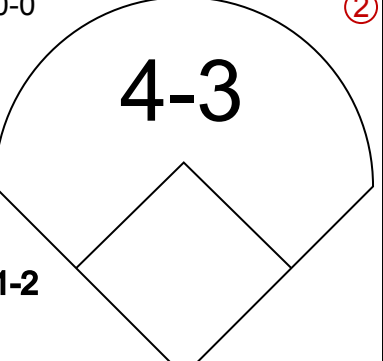
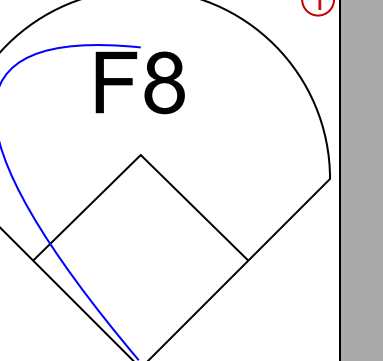
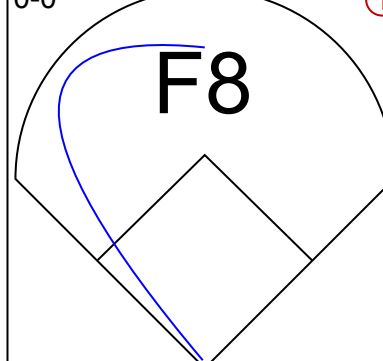
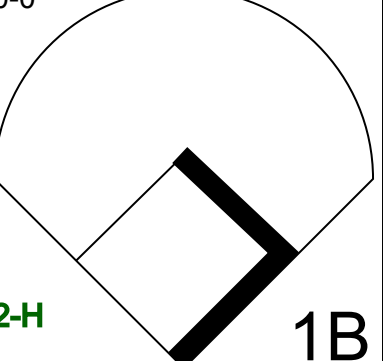
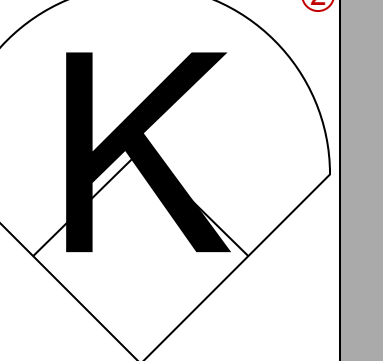
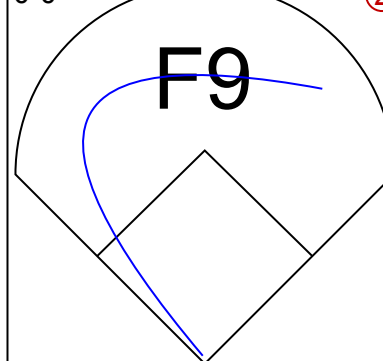
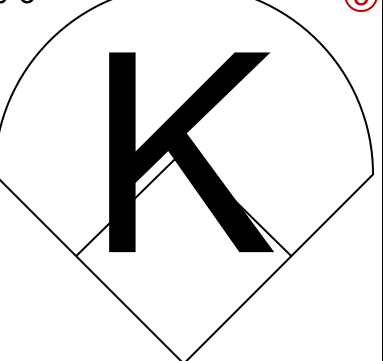


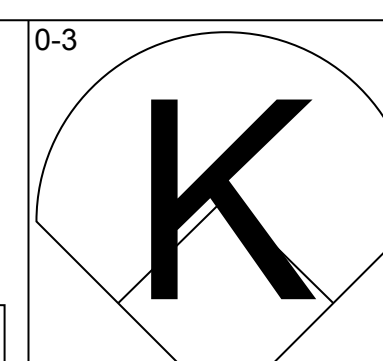
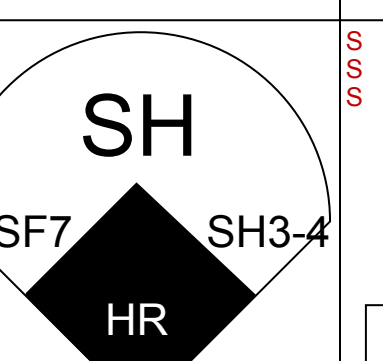
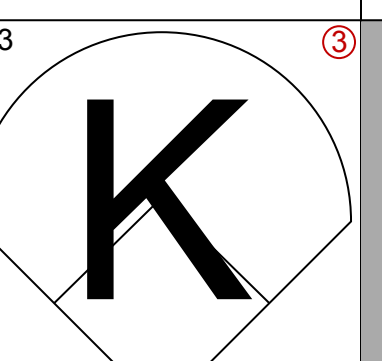
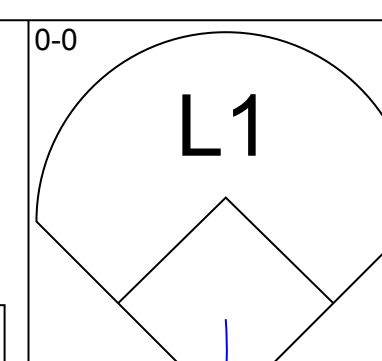

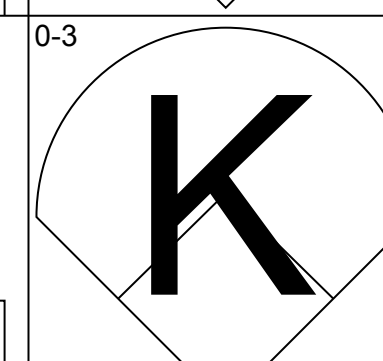
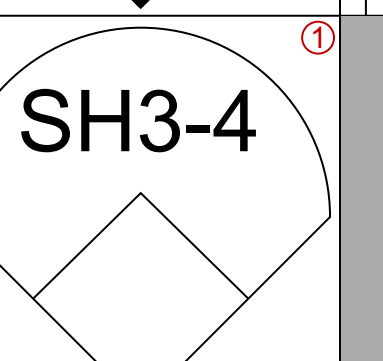
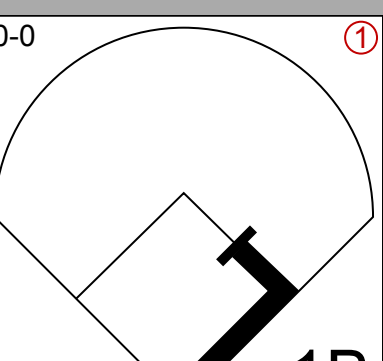
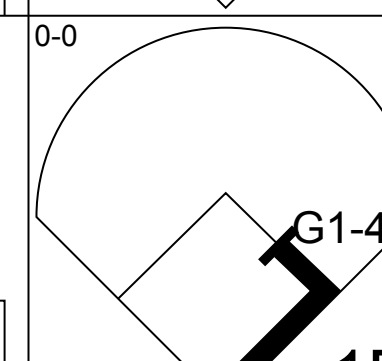
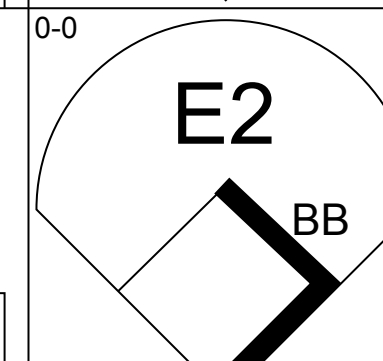
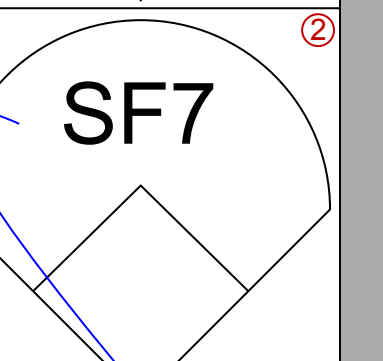
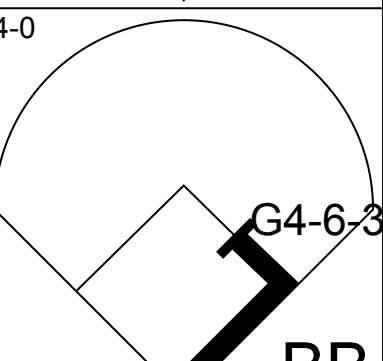
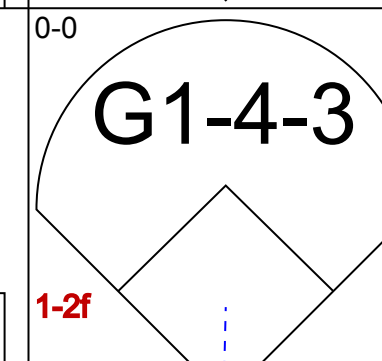
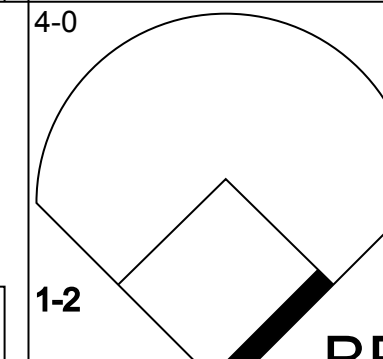
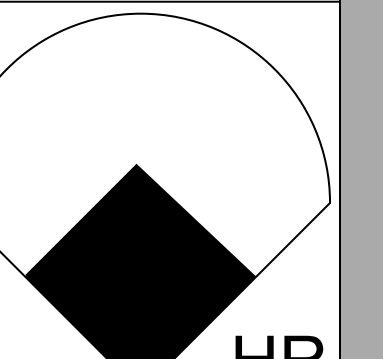
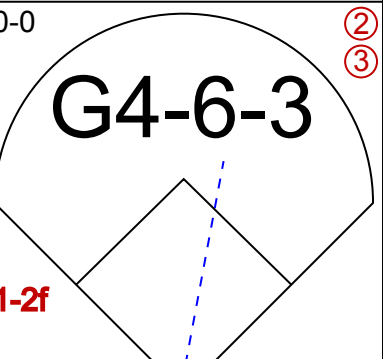
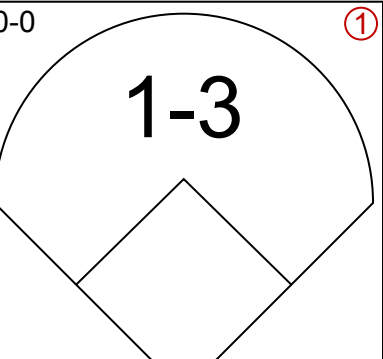
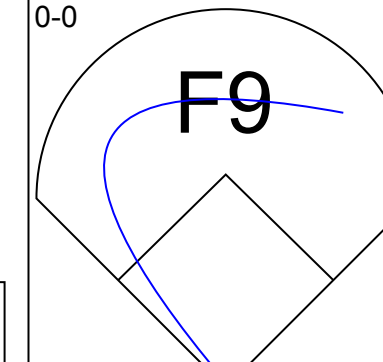
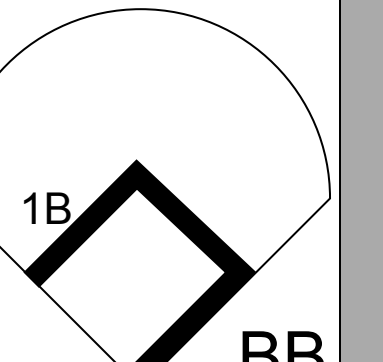
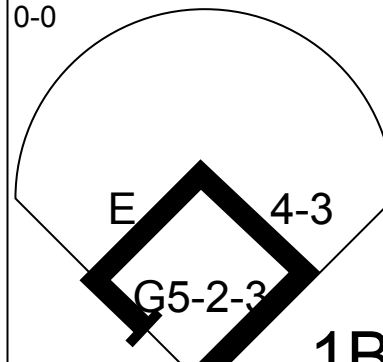
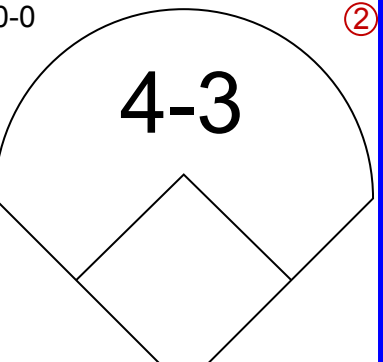
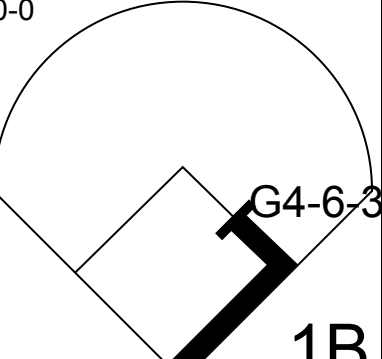
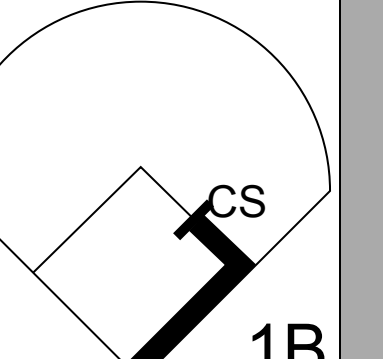
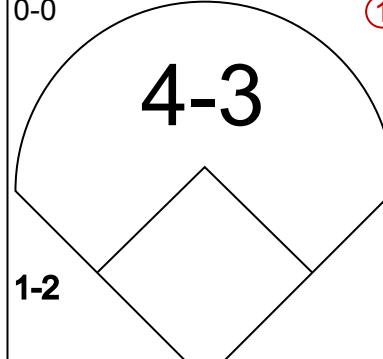
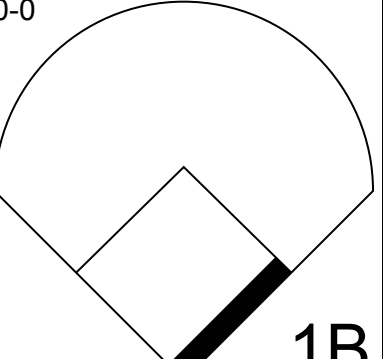
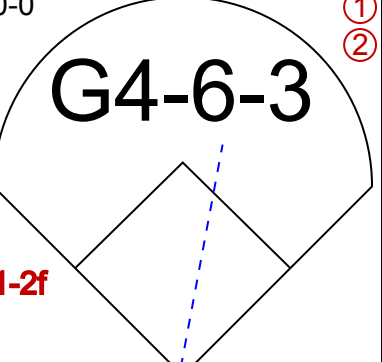
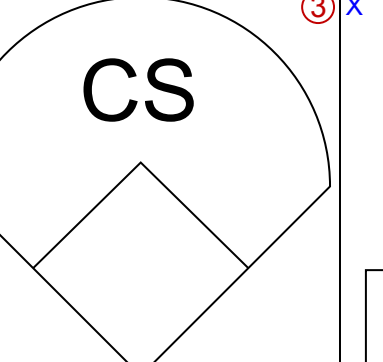
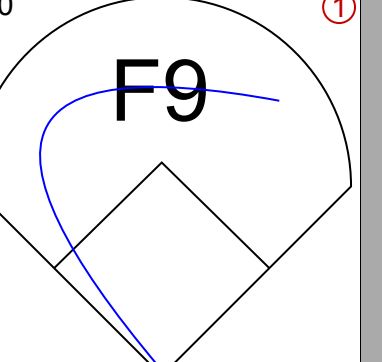
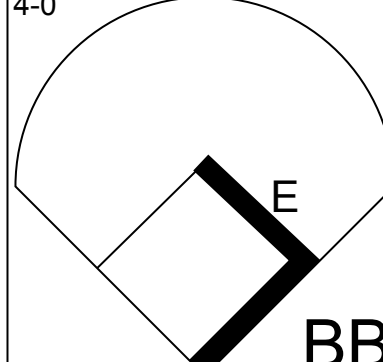
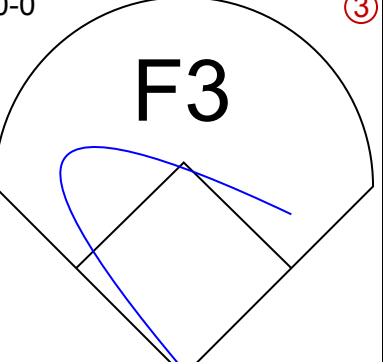

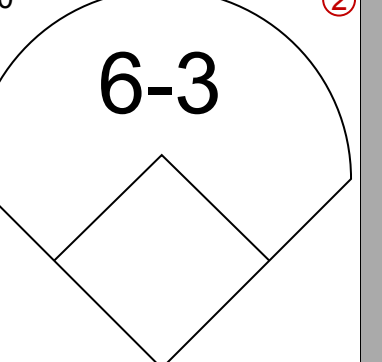
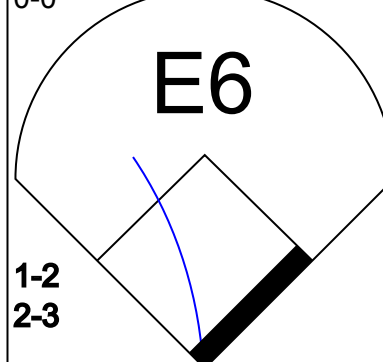
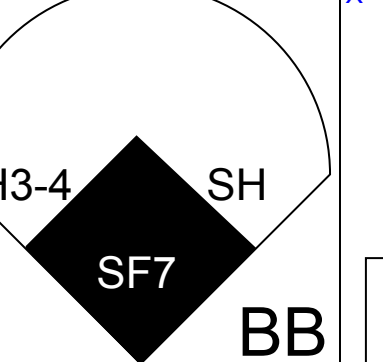
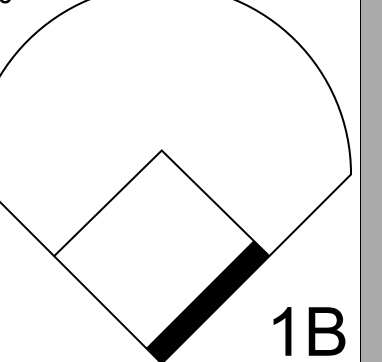
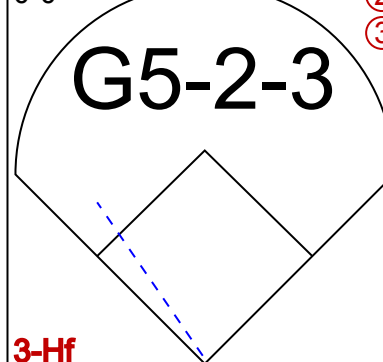
Batter	1	2	3	4	5	6	7	8	9	AB	R	H	RBI	BB	SO	LOB	BOTTOM																					
Sandy Alomar Sr., S OBP: 0.272, SLG: 0.233	1-3									2	0	0	0	1	0	1																						
Winston Lenas, R OBP: 0.366, SLG: 0.424										0	0	0	1	0	0	0																						
Vada Pinson, L OBP: 0.297, SLG: 0.424										4	1	2	3	0	0	2																						
Frank Robinson, R OBP: 0.378, SLG: 0.455										4	0	0	0	0	1	1																						
Mike Epstein, L OBP: 0.319, SLG: 0.281										4	0	1	0	0	0	1																						
Billy Grabarkewitz, R OBP: 0.282, SLG: 0.280										0	1	0	0	0	0	0																						
Richie Scheinblum, S OBP: 0.378, SLG: 0.357										4	0	0	0	0	0	1																						
Leroy Stanton, R OBP: 0.276, SLG: 0.304										0	1	0	0	0	0	0																						
Ken Berry, R OBP: 0.335, SLG: 0.376										4	0	1	1	1	0	2																						
John Stephenson, L OBP: 0.282, SLG: 0.250										3	1	0	0	1	0	1																						
Al Gallagher, R OBP: 0.353, SLG: 0.315										4	1	2	1	0	0	1																						
Rudy Meoli, L OBP: 0.306, SLG: 0.250										2	0	1	0	0	0	0																						
Bob Oliver, R OBP: 0.286, SLG: 0.385										0	1	0	0	0	0	0																						
Jerry Davanon, R OBP: 0.281, SLG: 0.344										0	0	0	0	0	0	0																						
Inning Stats	R: 0 E: 0 K: 0 S: 4	H: 1 LOB: 1 BB: 0 P: 4	R: 0 E: 0 K: 1 S: 5	H: 0 LOB: 0 BB: 0 P: 5	R: 0 E: 0 K: 1 S: 4	H: 1 LOB: 1 BB: 0 P: 4	R: 0 E: 0 K: 1 S: 5	H: 0 LOB: 0 BB: 0 P: 5	R: 0 E: 0 K: 0 S: 2	H: 0 LOB: 0 BB: 1 P: 6	R: 0 E: 0 K: 0 S: 3	H: 0 LOB: 0 BB: 0 P: 3	R: 0 E: 0 K: 0 S: 3	H: 0 LOB: 0 BB: 0 P: 3	R: 4 E: 1 K: 1 S: 8	H: 2 LOB: 2 BB: 0 P: 9	R: 2 E: 1 K: 0 S: 4	H: 3 LOB: 3 BB: 1 P: 8	1B: 5 2B: 1 3B: 0 HR: 1	SF: 1 SAC: 0 DP: 1 HBP: 1	WP: 0 PB: 0 SB: 0 CS: 1	PA: 35																
PITCHER	IP	WLS	BF	H	R	ER	SO	BB	IBB	HBP	BLK	WP	HR	S	P	ERA	WHIP	PITCHER				IP	WLS	BF	H	R	ER	SO	BB	IBB	HBP	BLK	WP	HR	S	P	ERA	WHIP
Dick Drago, R ERA: 3.78	8.0	L	33	6	6	1	3	6	6	1	3	0	1	37	42	1.12	0.875																					
Gene Garber, R ERA: 3.89	0.0		2	1	0	0	0	0	1	0	0	0	0	1	5	∞	∞																					

Kansas City Royals @ California Angels
Anaheim Stadium, Anaheim, CA
Tue Jun 26 1973, 10:05 PM EDT
Att: 10,691 - Unknown - 75 F

AB 31
R 6
H 7
RBI 6
BB 2
SO 3
LOB 8

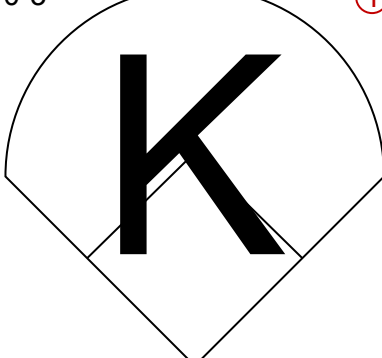
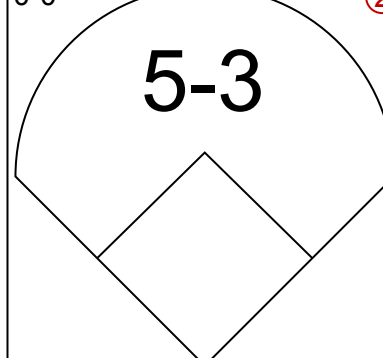
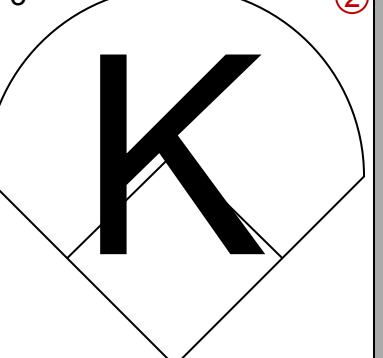
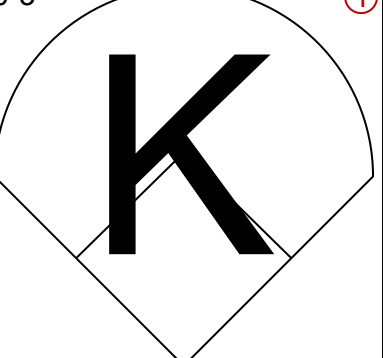
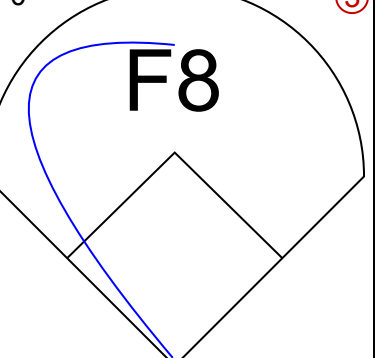
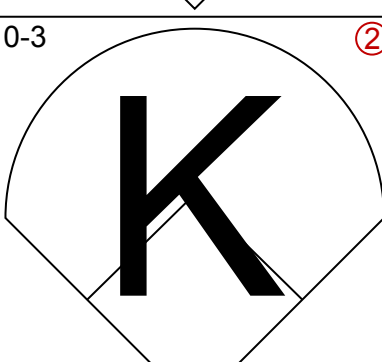
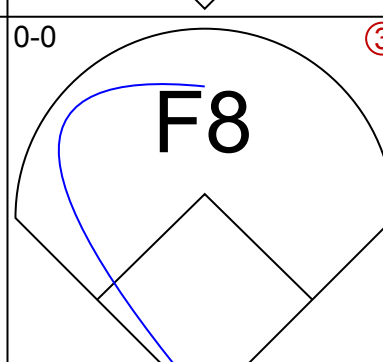
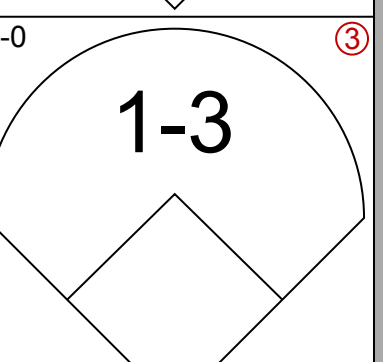
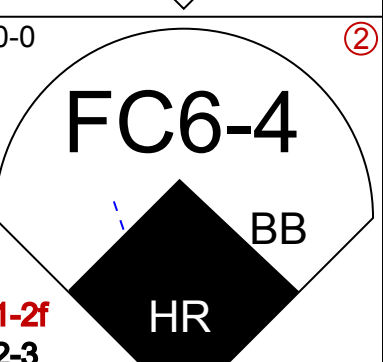
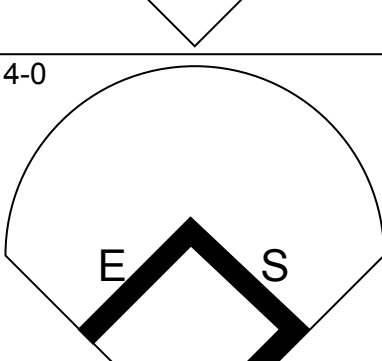
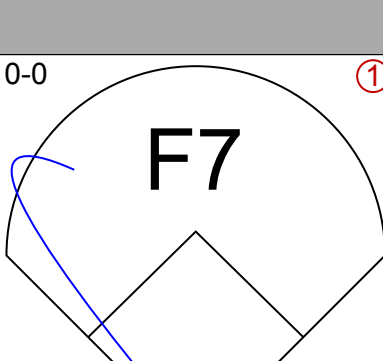
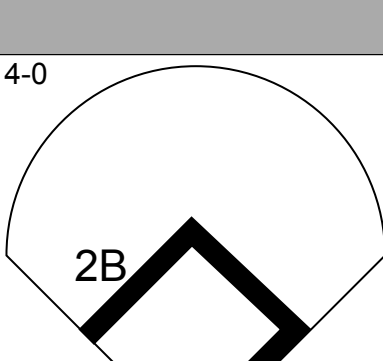
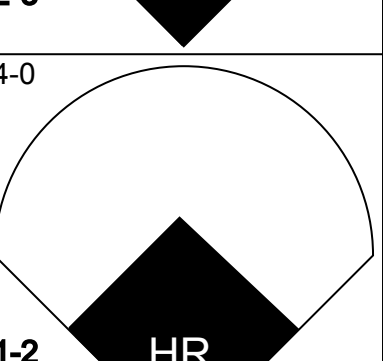
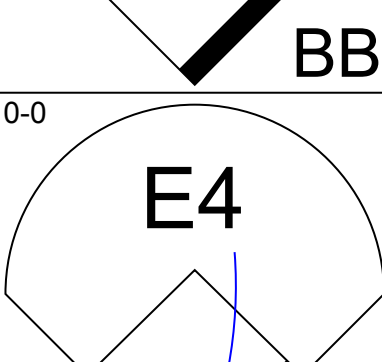
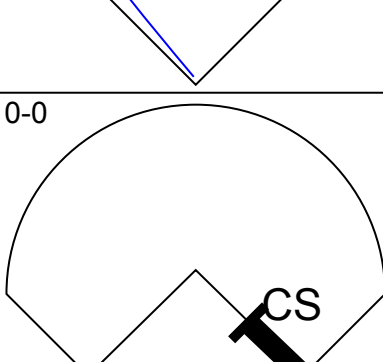
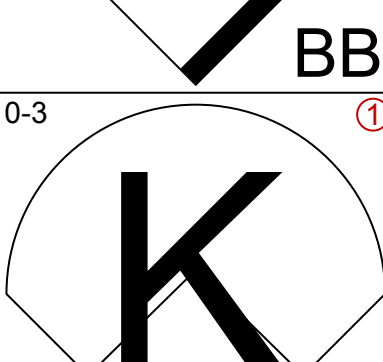
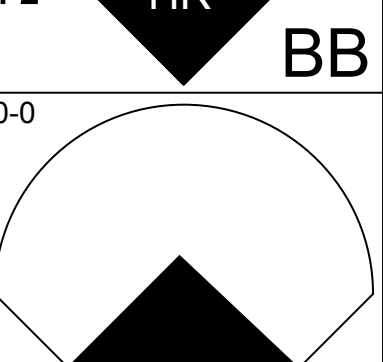
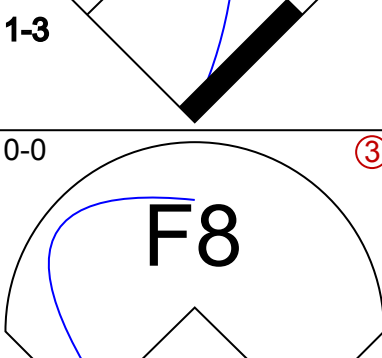

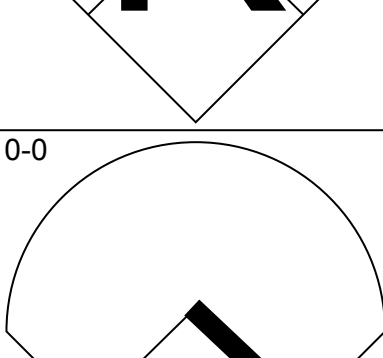
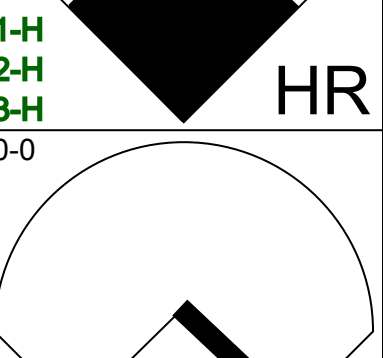
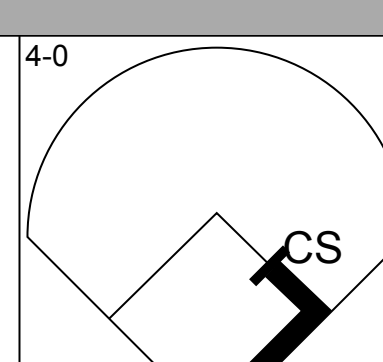
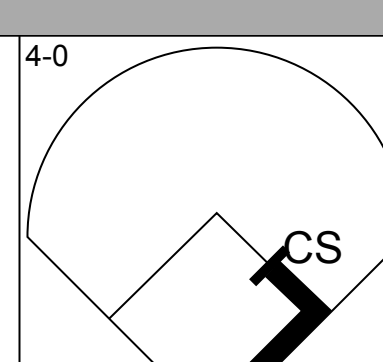
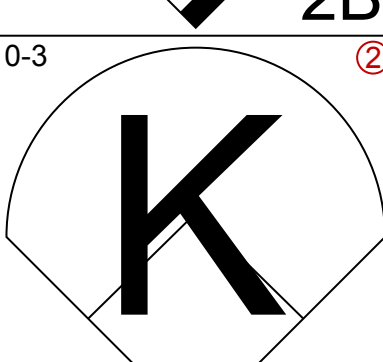
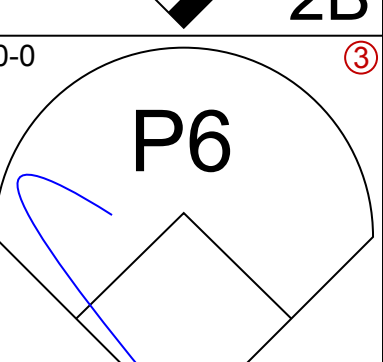
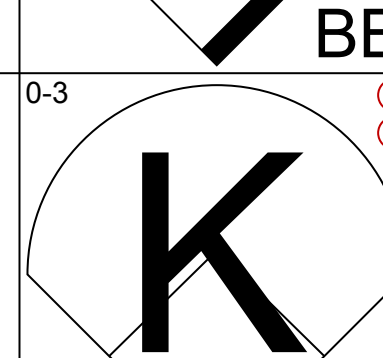
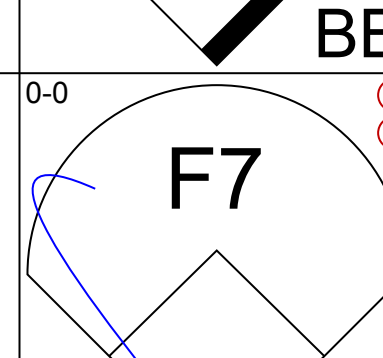
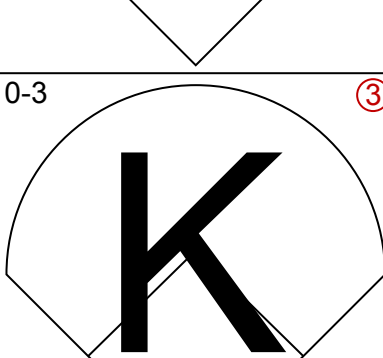
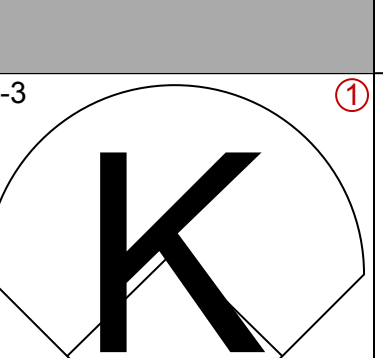
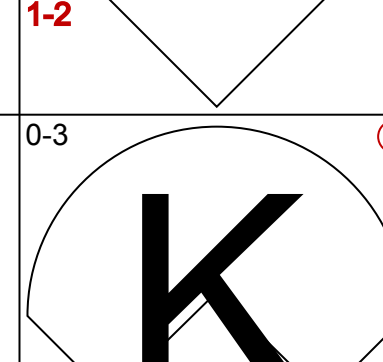
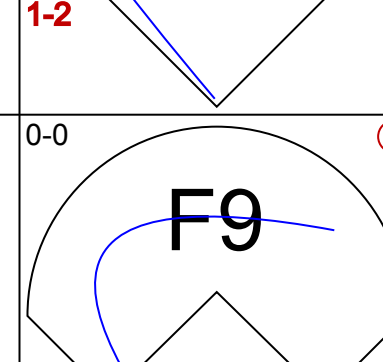
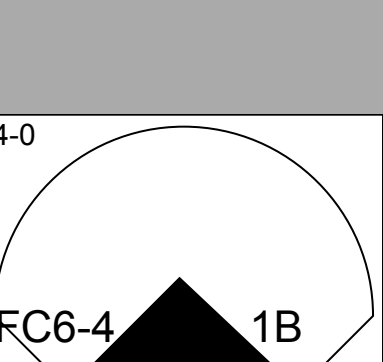
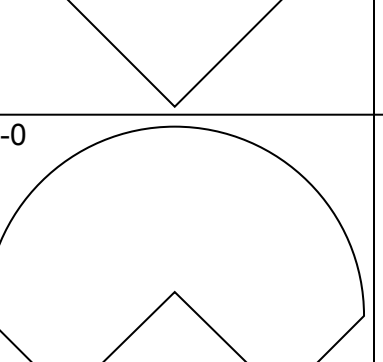
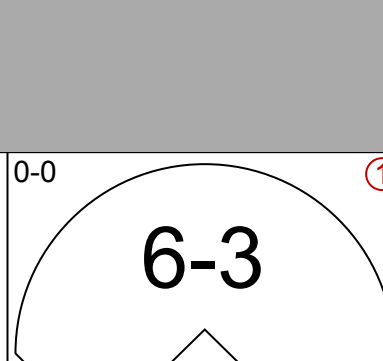

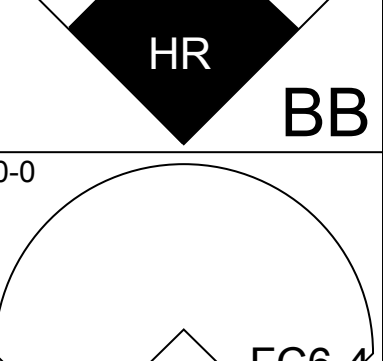
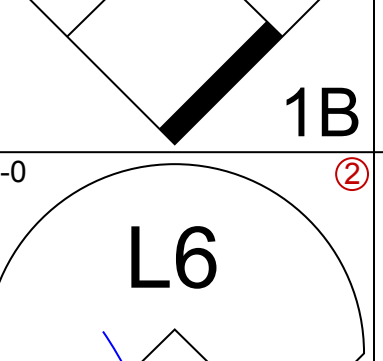


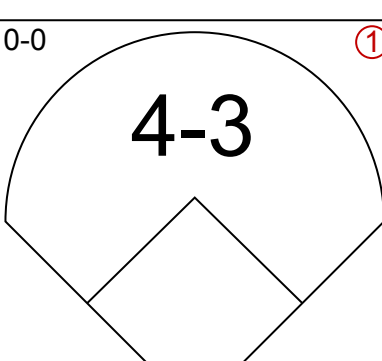
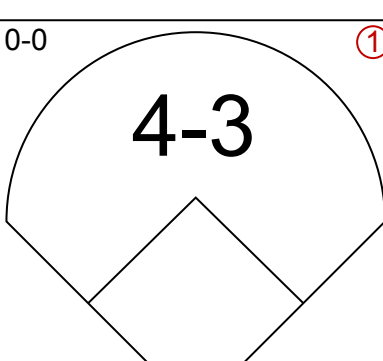
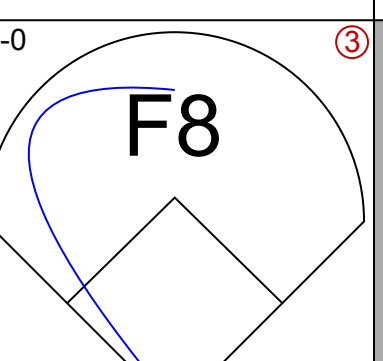
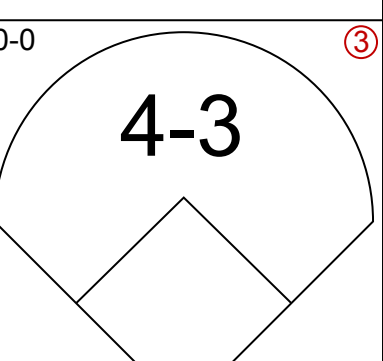
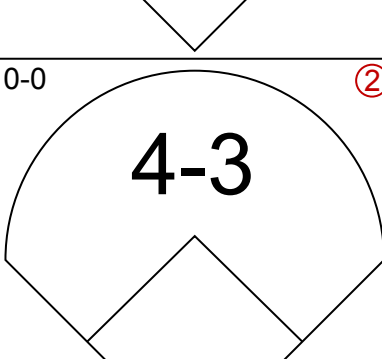
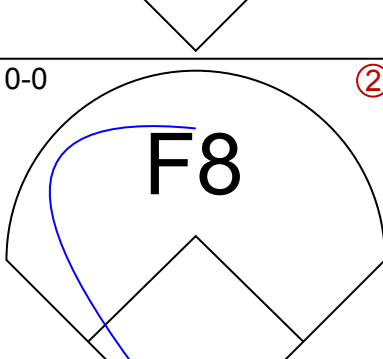
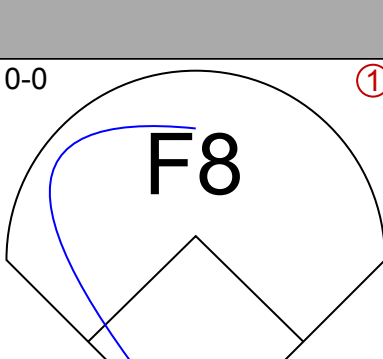
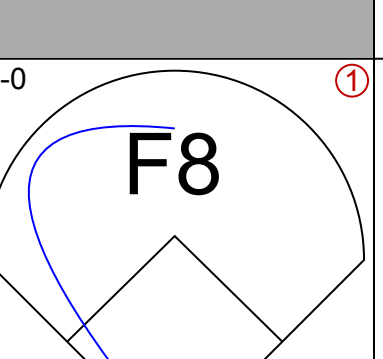
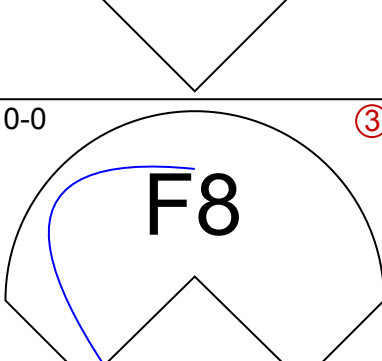
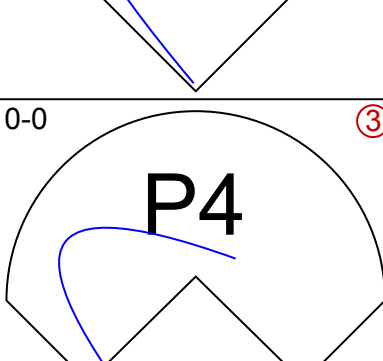
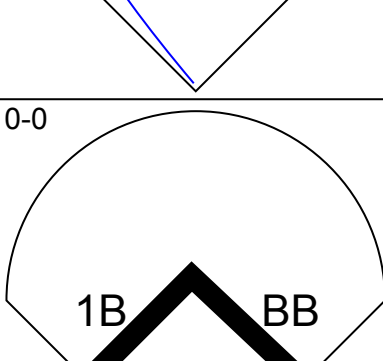
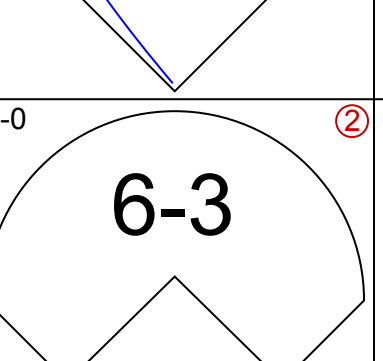
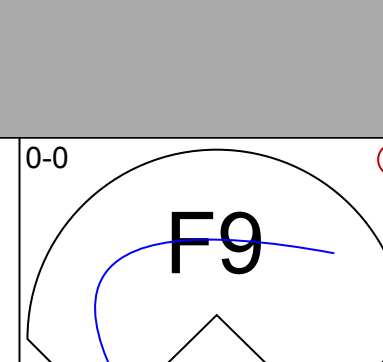
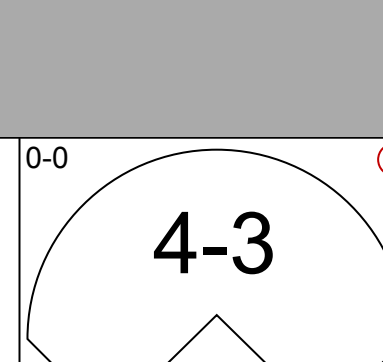
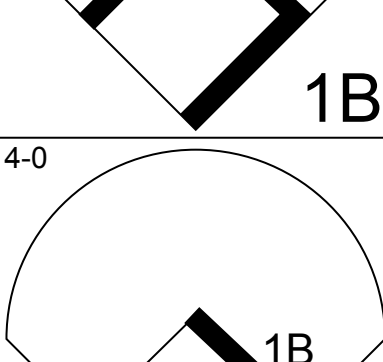
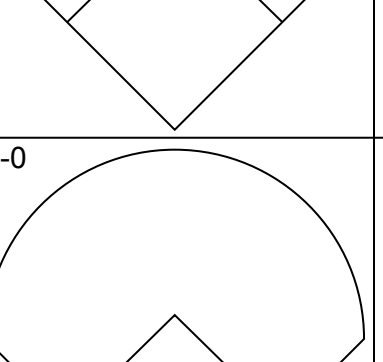
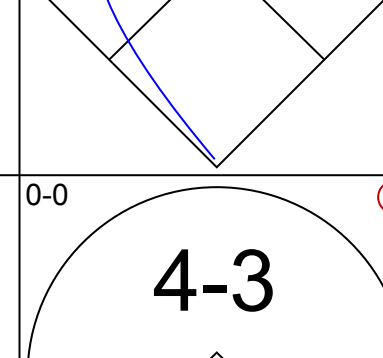
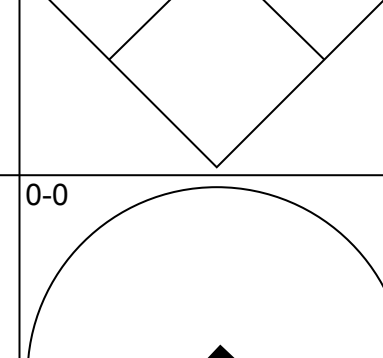
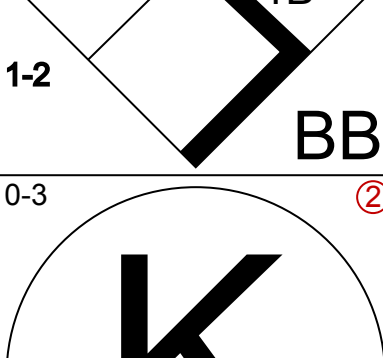
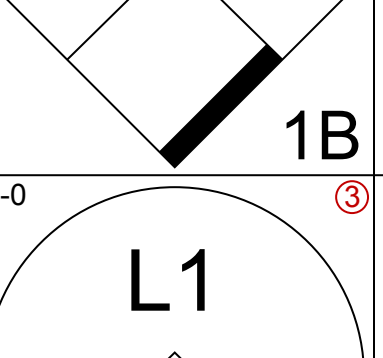
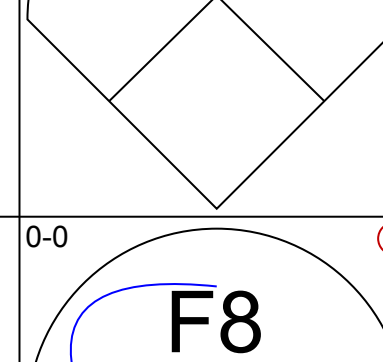
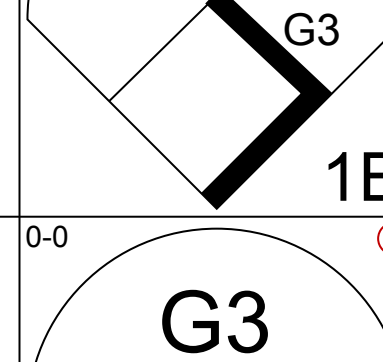
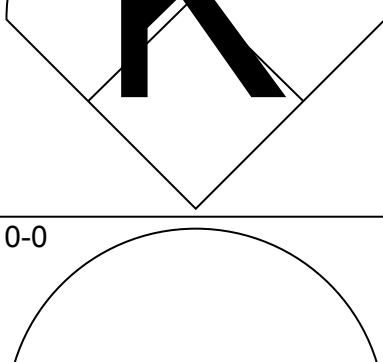
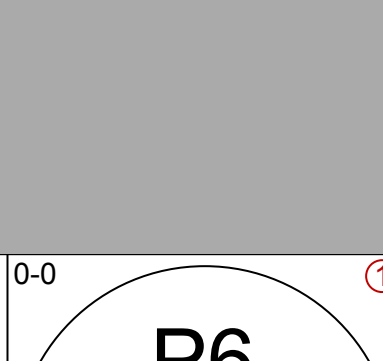
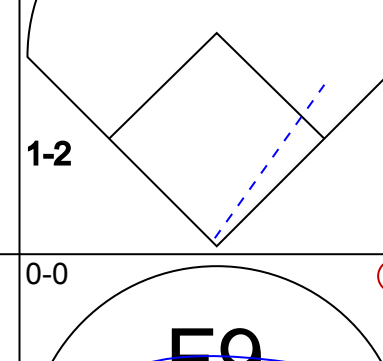
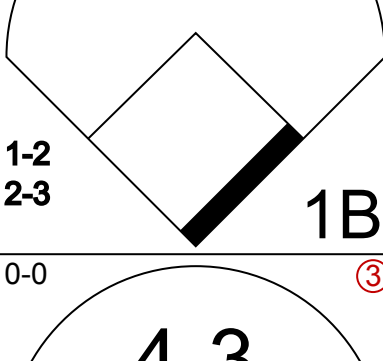
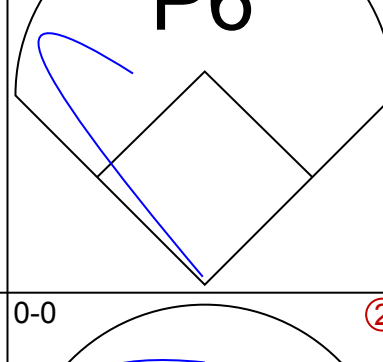
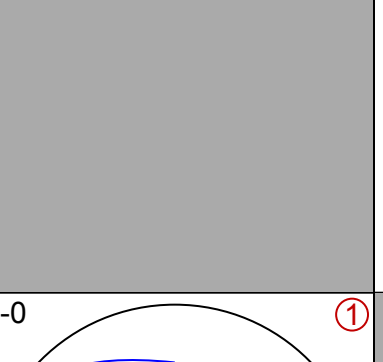
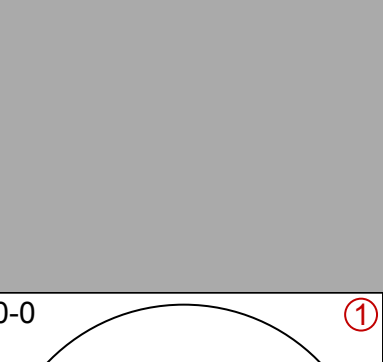
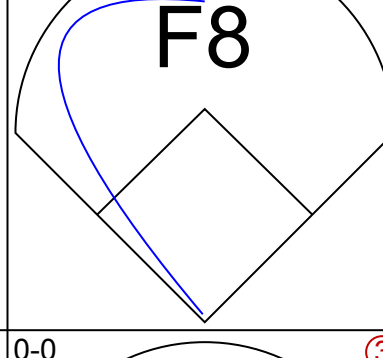
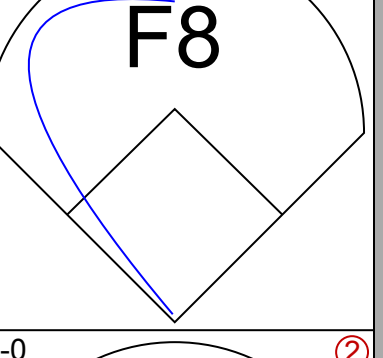
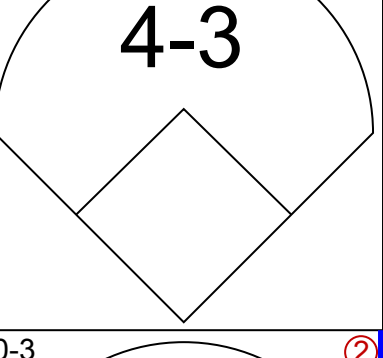
Batter	1	2	3	4	5	6	7	8	9	AB	R	H	RBI	BB	SO	LOB	TOP					
Pat Kelly, L OBP: 0.394, SLG: 0.416 (1, 9)										4	0	0	0	0	1	1	<p>Chicago White Sox @ California Angels Anaheim Stadium, Anaheim, CA Wed Jun 27 1973, 10:05 PM EDT Att: 18,178 - Unknown</p> <p>livebaseballscores.com</p> <p>AB 30 R 1 H 4 RBI 1 BB 0 SO 7 LOB 7</p> 					
Tony Muser, L OBP: 0.386, SLG: 0.392 (1, 7)										4	0	1	0	0	0	0						
Dick Allen, R OBP: 0.391, SLG: 0.616 (1, 3)										4	0	0	0	0	1	1						
Bill Melton, R OBP: 0.356, SLG: 0.496 (1, 5)										3	0	0	0	0	1	0						
Carlos May, L OBP: 0.305, SLG: 0.367 (1, 10)										3	1	1	0	0	1	0						
Ed Herrmann, L OBP: 0.286, SLG: 0.367 (1, 2)										3	0	0	0	0	1	1						
Jorge Orta, L OBP: 0.277, SLG: 0.294 (1, 4)										3	0	1	0	0	0	1						
Bill Sharp, L OBP: 0.278, SLG: 0.338 (1, 8)										3	0	1	1	0	0	1						
Eddie Leon, R OBP: 0.336, SLG: 0.336 (1, 6)										3	0	0	0	0	2	2						
Inning Stats	R: 0 E: 0 K: 2 S: 7	H: 0 LOB: 0 BB: 0 P: 7	R: 0 E: 0 K: 1 S: 5	H: 0 LOB: 0 BB: 0 P: 5	R: 0 E: 0 K: 1 S: 6	H: 1 LOB: 0 BB: 0 P: 6	R: 0 E: 0 K: 1 S: 5	H: 0 LOB: 0 BB: 0 P: 5	R: 0 E: 0 K: 0 S: 3	H: 0 LOB: 0 BB: 0 P: 3	R: 0 E: 0 K: 0 S: 3	H: 1 LOB: 0 BB: 0 P: 3	R: 0 E: 0 K: 0 S: 3	H: 1 LOB: 0 BB: 0 P: 3	R: 1 E: 0 K: 2 S: 9	H: 2 LOB: 1 BB: 0 P: 9	R: 0 E: 0 K: 0 S: 3	H: 0 LOB: 0 BB: 0 P: 3	1B: 4 2B: 0 3B: 0 HR: 0	SF: 0 SAC: 0 DP: 1 HBP: 0	WP: 0 PB: 0 SB: 1 CS: 0	PA: 30
PITCHER Bill Singer, R ERA: 2.43 (1, 1)	IP: 9.0 WLS: W BF: 30 H: 4 R: 1 ER: 1 SO: 7 BB: 0 IBB: 0 HBP: 0 BLK: 0 WP: 0 HR: 0 S: 44 P: 44 ERA: 1.00 WHIP: 0.444															PITCHER	IP: 9.0 WLS: W BF: 30 H: 4 R: 1 ER: 1 SO: 7 BB: 0 IBB: 0 HBP: 0 BLK: 0 WP: 0 HR: 0 S: 44 P: 44 ERA: 1.00 WHIP: 0.444					

Batter	1	2	3	4	5	6	7	8	9	AB	R	H	RBI	BB	SO	LOB	BOTTOM						
Sandy Alomar Sr., S OBP: 0.268, SLG: 0.229 (1, 4)										3	1	0	0	0	2	1	<p>Chicago White Sox @ California Angels Anaheim Stadium, Anaheim, CA Wed Jun 27 1973, 10:05 PM EDT Att: 18,178 - Unknown</p> <p>livebaseballscores.com</p> <p>AB 26 R 3 H 8 RBI 3 BB 5 SO 4 LOB 13</p> 						
Vada Pinson, L OBP: 0.302, SLG: 0.427 (1, 7)										3	0	2	0	0	1	0							
Frank Robinson, R OBP: 0.376, SLG: 0.451 (1, 10)										2	0	0	1	1	0	1							
Mike Epstein, L OBP: 0.322, SLG: 0.296 (1, 3)										3	1	1	2	1	0	1							
Richie Scheinblum, S OBP: 0.382, SLG: 0.356 Leroy Stanton, R OBP: 0.276, SLG: 0.304 (1, 9) (9, 9)										3	0	1	0	1	0	2							
Ken Berry, R OBP: 0.343, SLG: 0.383 (1, 8)										4	0	3	0	0	0	1							
Al Gallagher, R OBP: 0.351, SLG: 0.310 (1, 5)										3	0	0	0	1	0	2							
Rudy Meoli, L OBP: 0.300, SLG: 0.245 (1, 6)										3	0	0	0	0	1	2							
Jeff Torborg, R OBP: 0.274, SLG: 0.246 (1, 2)										2	1	1	0	1	0	3							
Inning Stats	R: 0 E: 1 K: 2 S: 8	H: 0 LOB: 2 BB: 1 P: 12	R: 0 E: 0 K: 1 S: 5	H: 1 LOB: 0 BB: 0 P: 5	R: 3 E: 0 K: 0 S: 5	H: 2 LOB: 1 BB: 2 P: 13	R: 0 E: 0 K: 1 S: 6	H: 1 LOB: 0 BB: 0 P: 6	R: 0 E: 0 K: 0 S: 2	H: 1 LOB: 0 BB: 1 P: 6	R: 0 E: 1 K: 0 S: 4	H: 1 LOB: 2 BB: 1 P: 8	R: 0 E: 0 K: 0 S: 3	H: 1 LOB: 0 BB: 0 P: 3	R: 0 E: 0 K: 0 S: 4	H: 1 LOB: 1 BB: 0 P: 4		R: 0 E: 0 K: 0 S: 4	H: 1 LOB: 1 BB: 0 P: 4	1B: 7 2B: 0 3B: 0 HR: 1	SF: 1 SAC: 2 DP: 4 HBP: 0	WP: 0 PB: 0 SB: 0 CS: 1	PA: 35
PITCHER Bart Johnson, R ERA: 2.7 Terry Forster, L ERA: 1.94 (1, 1) (6, 1)	IP: 5.1 WLS: L BF: 25 H: 6 R: 3 ER: 3 SO: 4 BB: 3 IBB: 0 HBP: 0 BLK: 0 WP: 0 HR: 1 S: 28 P: 48 ERA: 5.06 WHIP: 2.062															PITCHER		IP: 6.1 WLS: L BF: 25 H: 6 R: 3 ER: 3 SO: 4 BB: 3 IBB: 0 HBP: 0 BLK: 0 WP: 0 HR: 1 S: 28 P: 48 ERA: 5.06 WHIP: 2.062					

Batter	1	2	3	4	5	6	7	8	9	AB	R	H	RBI	BB	SO	LOB	TOP			
Johnny Jeter, R (1, 8) OBP: 0.244, SLG: 0.344 Bill Sharp, L (8, 8) OBP: 0.278, SLG: 0.338	3-1		F9		6-3			1B		4	0	1	0	0	0	0	Chicago White Sox @ California Angels Anaheim Stadium, Anaheim, CA Thu Jun 28 1973, 10:05 PM EDT Att: 14,175 - Unknown - 69 F			
Pat Kelly, L (1, 9) OBP: 0.396, SLG: 0.418	1-3		1B		K			1B		4	0	2	0	0	1	0				
Dick Allen, R (1, 3) OBP: 0.390, SLG: 0.612 Tony Muser, L (7, 3) OBP: 0.381, SLG: 0.387	F7		1B		6-3			P6		3	0	1	0	0	0	0				
Bill Melton, R (1, 5) OBP: 0.358, SLG: 0.496		F7	F8		6-3			1B		4	0	2	0	0	0	2				
Carlos May, L (1, 10) OBP: 0.300, SLG: 0.361	E6		1-3		G4-6-3			G3		4	1	0	0	0	0	4				
Hank Allen, R (1, 7) OBP: 0.056, SLG: 0.111	E6				G3			F8		4	1	0	0	0	0	1				
Luis Alvarado, R (1, 4) OBP: 0.294, SLG: 0.318	1-3		6-3		6-3			P3		3	0	1	2	0	0	0				
Ed Herrmann, L (1, 2) OBP: 0.282, SLG: 0.361	1-3		F7		F7			P6		3	0	0	0	0	0	1				
Eddie Leon, R (1, 6) OBP: 0.332, SLG: 0.332	K		1-3		1-3			K		3	0	0	0	0	2	1				
Inning Stats	R: 0 E: 0 K: 0 S: 3	H: 0 LOB: 0 BB: 0 P: 3	R: 2 E: 2 K: 1 S: 8	H: 1 LOB: 1 BB: 0 P: 8	R: 0 E: 0 K: 0 S: 5	H: 2 LOB: 2 BB: 0 P: 5	R: 0 E: 0 K: 0 S: 3	H: 0 LOB: 0 BB: 0 P: 3	R: 0 E: 0 K: 1 S: 5	H: 1 LOB: 0 BB: 0 P: 3	R: 0 E: 0 K: 0 S: 3	H: 0 LOB: 0 BB: 0 P: 3	R: 0 E: 0 K: 1 S: 6	H: 2 LOB: 1 BB: 0 P: 6	R: 0 E: 0 K: 0 S: 3	H: 1 LOB: 0 BB: 0 P: 3		1B: 6 2B: 1 3B: 0 HR: 0	SF: 0 SAC: 0 DP: 1 HBP: 0	WP: 0 PB: 0 SB: 0 CS: 1
PITCHER Clyde Wright, L (1, 1) ERA: 2.86	IP: 9.0 WLS: L BF: 33 H: 7 R: 2 ER: 0 SO: 3 BB: 0 IBB: 0 HBP: 0 BLK: 0 WP: 0 HR: 0 S: 39 P: 39 ERA: 0.00 WHIP: 0.778															PITCHER				

Batter	1	2	3	4	5	6	7	8	9	AB	R	H	RBI	BB	SO	LOB	BOTTOM					
Sandy Alomar Sr., S (1, 4) OBP: 0.273, SLG: 0.232 Bob Oliver, R (7, PH) OBP: 0.258, SLG: 0.383 Jerry Davanon, R (8, 4) OBP: 0.281, SLG: 0.344	S		F5		1-2		K			2	0	1	0	1	0	0	Chicago White Sox @ California Angels Anaheim Stadium, Anaheim, CA Thu Jun 28 1973, 10:05 PM EDT Att: 14,175 - Unknown - 69 F					
Vada Pinson, L (1, 7) OBP: 0.297, SLG: 0.420	F9				6-3		P8			4	0	0	0	0	0	6						
Frank Robinson, R (1, 10) OBP: 0.371, SLG: 0.443	K				K		K			4	0	0	0	0	4	4						
Mike Epstein, L (1, 3) OBP: 0.321, SLG: 0.296	K				BB		E5			4	0	1	0	0	1	1						
Richie Scheinblum, S (1, 9) OBP: 0.386, SLG: 0.356	P4				G4-6-3		G4-6-3			3	0	1	0	1	0	1						
Ken Berry, R (1, 8) OBP: 0.336, SLG: 0.376	F9				F8		3-1			4	0	0	0	0	0	3						
Al Gallagher, R (1, 5) OBP: 0.354, SLG: 0.314	1-3				FC3-5		FC3-6			4	0	2	0	0	1	0						
Rudy Meoli, L (1, 6) OBP: 0.301, SLG: 0.246 Billy Grabarkewitz, R (8, PH) OBP: 0.279, SLG: 0.277	K				BB		FC3-6			3	0	1	0	0	1	1						
Jeff Torborg, R (1, 2) OBP: 0.270, SLG: 0.242 Tom McCraw, L (7, PH) OBP: 0.326, SLG: 0.280 Art Kusnyer, R (8, 2) OBP: 0.151, SLG: 0.176 Winston Llenas, R (8, PH) OBP: 0.297, SLG: 0.412	F7				FC3-5		FC6-4			2	0	0	0	0	0	2						
Inning Stats	R: 0 E: 0 K: 2 S: 8	H: 1 LOB: 1 BB: 0 P: 8	R: 0 E: 0 K: 0 S: 3	H: 0 LOB: 0 BB: 0 P: 3	R: 0 E: 0 K: 1 S: 5	H: 0 LOB: 0 BB: 0 P: 5	R: 0 E: 0 K: 1 S: 6	H: 1 LOB: 2 BB: 1 P: 10	R: 0 E: 0 K: 1 S: 7	H: 2 LOB: 3 BB: 1 P: 11	R: 0 E: 1 K: 0 S: 3	H: 0 LOB: 0 BB: 0 P: 3	R: 0 E: 0 K: 1 S: 6	H: 1 LOB: 2 BB: 1 P: 10	R: 0 E: 0 K: 1 S: 6	H: 1 LOB: 1 BB: 0 P: 6		R: 0 E: 0 K: 1 S: 5	H: 0 LOB: 0 BB: 0 P: 5	1B: 6 2B: 0 3B: 0 HR: 0	SF: 0 SAC: 0 DP: 1 HBP: 0	WP: 0 PB: 0 SB: 1 CS: 0
PITCHER Steve Stone, R (1, 1) ERA: 4.01 Terry Forster, L (7, 1) ERA: 1.85	IP: 6.1 WLS: W BF: 27 H: 5 R: 0 ER: 0 SO: 5 BB: 3 IBB: 0 HBP: 0 BLK: 0 WP: 0 HR: 0 S: 34 P: 46 ERA: 0.00 WHIP: 1.263															PITCHER						

Batter	1	2	3	4	5	6	7	8	9	AB	R	H	RBI	BB	SO	LOB	TOP			
Rod Carew, L OBP: 0.399, SLG: 0.498 (1,4)										5	0	0	0	0	3	3	Minnesota Twins @ California Angels Anaheim Stadium, Anaheim, CA Fri Jun 29 1973, 10:05 PM EDT Att: 15,212 - Unknown			
Jerry Terrell, R OBP: 0.315, SLG: 0.338 (1,6)										4	1	0	0	0	1	2				
Tony Oliva, L OBP: 0.335, SLG: 0.349 (1,10)										1	1	0	0	3	0	0				
Bobby Darwin, R OBP: 0.322, SLG: 0.428 (1,9)										4	1	2	4	0	1	2				
Steve Braun, L OBP: 0.418, SLG: 0.472 (1,5)										4	0	2	0	0	1	3				
Larry Hisle, R OBP: 0.347, SLG: 0.412 (1,8)										2	0	0	0	2	1	3				
Joe Lis, R OBP: 0.232, SLG: 0.320 (1,3)										4	0	0	0	0	3	4				
George Mitterwald, R OBP: 0.324, SLG: 0.404 (1,2)										3	1	1	0	1	1	0				
Jim Holt, L OBP: 0.311, SLG: 0.444 (1,7)										4	0	1	0	0	1	1				
Inning Stats	R: 0 E: 1 K: 2 S: 8	H: 0 LOB: 2 BB: 1 P: 12	R: 0 E: 0 K: 2 S: 6	H: 0 LOB: 0 BB: 1 P: 10	R: 0 E: 0 K: 0 S: 3	H: 0 LOB: 0 BB: 0 P: 3	R: 0 E: 0 K: 1 S: 5	H: 1 LOB: 0 BB: 0 P: 5	R: 0 E: 0 K: 0 S: 2	H: 0 LOB: 0 BB: 1 P: 6	R: 0 E: 0 K: 3 S: 10	H: 1 LOB: 2 BB: 1 P: 14	R: 4 E: 0 K: 1 S: 8	H: 3 LOB: 1 BB: 2 P: 16	R: 0 E: 0 K: 1 S: 6	H: 1 LOB: 1 BB: 0 P: 6		1B: 3 2B: 3 3B: 0 HR: 1	SF: 0 SAC: 0 DP: 1 HBP: 0	WP: 0 PB: 0 SB: 1 CS: 3
PITCHER Nolan Ryan, R ERA: 2.92 (1,1)	IP: 9.0 WLS: L BF: 37	H: 6 R: 4 ER: 4 SO: 12	BB: 6 IBB: 0 HBP: 0 BLK: 0	WP: 0 HR: 1 S: 55 P: 79	ERA: 4.00 WHIP: 1.333	PITCHER														

Batter	1	2	3	4	5	6	7	8	9	AB	R	H	RBI	BB	SO	LOB	BOTTOM			
Sandy Alomar Sr., S OBP: 0.269, SLG: 0.228 (1,4)										4	0	0	0	0	0	0	Minnesota Twins @ California Angels Anaheim Stadium, Anaheim, CA Fri Jun 29 1973, 10:05 PM EDT Att: 15,212 - Unknown			
Vada Pinson, L OBP: 0.292, SLG: 0.412 (1,7)										4	0	0	0	0	0	0				
Tom McCraw, L OBP: 0.323, SLG: 0.278 (1,10)										4	0	1	0	0	0	0				
Mike Epstein, L OBP: 0.324, SLG: 0.296 (1,3)										3	0	1	0	1	0	0				
Richie Scheinblum, S OBP: 0.382, SLG: 0.352 (1,9)										4	0	1	0	0	1	3				
Ken Berry, R OBP: 0.336, SLG: 0.375 (1,8)										3	0	1	0	0	0	1				
Al Gallagher, R OBP: 0.349, SLG: 0.309 (1,5)										3	0	0	0	0	0	4				
Rudy Meoli, L OBP: 0.295, SLG: 0.241 (1,6)										3	0	0	0	0	0	0				
Jeff Torborg, R OBP: 0.286, SLG: 0.238 (1,2)										2	0	0	0	0	0	0				
Billy Grabarkewitz, R OBP: 0.277, SLG: 0.274 (8, PH)										1	0	0	0	0	1	0				
Art Kusnyer, R OBP: 0.151, SLG: 0.176 (9, 2)										0	0	0	0	0	0	0				
Inning Stats	R: 0 E: 0 K: 0 S: 3	H: 0 LOB: 0 BB: 0 P: 3	R: 0 E: 0 K: 0 S: 3	H: 0 LOB: 0 BB: 0 P: 3	R: 0 E: 0 K: 0 S: 3	H: 0 LOB: 0 BB: 0 P: 3	R: 0 E: 0 K: 0 S: 4	H: 1 LOB: 1 BB: 0 P: 4	R: 0 E: 0 K: 0 S: 3	H: 0 LOB: 0 BB: 0 P: 3	R: 0 E: 0 K: 1 S: 7	H: 2 LOB: 3 BB: 1 P: 11	R: 0 E: 0 K: 1 S: 5	H: 0 LOB: 0 BB: 0 P: 5	R: 0 E: 0 K: 0 S: 4	H: 1 LOB: 1 BB: 0 P: 4	1B: 4 2B: 0 3B: 0 HR: 0	SF: 0 SAC: 0 DP: 0 HBP: 0	WP: 0 PB: 0 SB: 0 CS: 0	PA: 32
PITCHER Bert Blyleven, R ERA: 2.27 (1,1)	IP: 9.0 WLS: W BF: 32	H: 4 R: 0 ER: 0 SO: 2	BB: 1 IBB: 0 HBP: 0 BLK: 0	WP: 0 HR: 0 S: 35 P: 39	ERA: 0.00 WHIP: 0.556	PITCHER														

Batter	1	2	3	4	5	6	7	8	9	AB	R	H	RBI	BB	SO	LOB	TOP								
Jerry Terrell, R OBP: 0.317, SLG: 0.340	0-0 4-3	0-0 1B			0-0 6-3	0-0 F7			0-0 FC4-2 1B	5	1	2	0	0	0	2									
Rod Carew, L OBP: 0.402, SLG: 0.500	0-0 BB 2B	0-0 F7			0-0 1B 2B	0-0 FC6-4			0-0 1B 1B	5	3	3	0	0	0	3									
Bobby Darwin, R OBP: 0.320, SLG: 0.421	4-0 2B FC4 BB		0-3 K		0-0 P4			0-0 F7	0-0 FC4-2 1B	4	1	0	0	1	1	4									
Tony Oliva, L OBP: 0.343, SLG: 0.362	0-0 FC4		0-0 CS 1B		0-0 2B 1B			0-0 F9	0-0 G5-4-3 1B	5	1	4	3	0	0	0									
Steve Brye, R OBP: 0.241, SLG: 0.185	0-0 2B		0-0 1B		0-0 2B 1B			0-0 F9	0-0 G5-4-3 1B	0	0	0	0	0	0	0									
Joe Lis, R OBP: 0.241, SLG: 0.329	4-0 FC4 BB		0-3 K		0-0 2B			0-3 K	0-0 G5-4-3	4	0	1	2	1	2	3									
Steve Braun, L OBP: 0.412, SLG: 0.464	0-0 FC4		0-0 F7		0-0 G3			0-0 F7		4	0	0	1	0	0	3									
Larry Hisle, R OBP: 0.346, SLG: 0.413	0-0 G6-4-3		0-0 2B		0-0 6-3			0-0 F9		4	0	1	0	0	0	3									
George Mitterwald, R OBP: 0.323, SLG: 0.401		0-0 F9		0-3 K		0-0 BB 1B		0-0 L6		4	0	1	0	0	1	1									
Mike Adams, R OBP: 0.375, SLG: 0.292		0-0 F9		0-0 F8		4-0 FC6-4 BB		0-0 1B 1B		3	0	1	0	1	0	1									
Inning Stats	R: 2 E: 0 K: 0 S: 5	H: 2 LOB: 2 BB: 2 P: 13	R: 0 E: 0 K: 0 S: 4	H: 1 LOB: 1 BB: 0 P: 4	R: 0 E: 0 K: 2 S: 7	H: 1 LOB: 1 BB: 0 P: 7	R: 0 E: 0 K: 1 S: 6	H: 1 LOB: 1 BB: 0 P: 6	R: 2 E: 0 K: 0 S: 6	H: 3 LOB: 1 BB: 0 P: 6	R: 0 E: 0 K: 0 S: 4	H: 1 LOB: 2 BB: 1 P: 8	R: 0 E: 0 K: 1 S: 5	H: 0 LOB: 0 BB: 0 P: 5	R: 0 E: 0 K: 0 S: 3	H: 0 LOB: 0 BB: 0 P: 3	R: 2 E: 0 K: 0 S: 6	H: 4 LOB: 2 BB: 0 P: 6	1B: 10 2B: 4 3B: 0 HR: 0	SF: 0 SAC: 0 DP: 3 HBP: 0	WP: 0 PB: 0 CS: 1	PA: 41			
PITCHER	IP WLS BF ERA WHIP	WLS BF ERA WHIP	IP WLS BF ERA WHIP	IP WLS BF ERA WHIP	IP WLS BF ERA WHIP	IP WLS BF ERA WHIP	IP WLS BF ERA WHIP	IP WLS BF ERA WHIP	IP WLS BF ERA WHIP	IP WLS BF ERA WHIP	IP WLS BF ERA WHIP	IP WLS BF ERA WHIP	IP WLS BF ERA WHIP	IP WLS BF ERA WHIP	IP WLS BF ERA WHIP	IP WLS BF ERA WHIP	IP WLS BF ERA WHIP	IP WLS BF ERA WHIP	IP WLS BF ERA WHIP	IP WLS BF ERA WHIP	IP WLS BF ERA WHIP	IP WLS BF ERA WHIP	IP WLS BF ERA WHIP	IP WLS BF ERA WHIP	
Andy Hassler, L ERA: 5.68	(1, 1) 0.1 L 5 2 2 2 0	(1, 1) 7.2 33 10 4 4 4	(1, 1) 1.0 3 1 0 0 0	(1, 1) 1.0 3 1 0 0 0	(1, 1) 1.0 3 1 0 0 0	(1, 1) 1.0 3 1 0 0 0	(1, 1) 1.0 3 1 0 0 0	(1, 1) 1.0 3 1 0 0 0	(1, 1) 1.0 3 1 0 0 0	(1, 1) 1.0 3 1 0 0 0	(1, 1) 1.0 3 1 0 0 0	(1, 1) 1.0 3 1 0 0 0	(1, 1) 1.0 3 1 0 0 0	(1, 1) 1.0 3 1 0 0 0	(1, 1) 1.0 3 1 0 0 0	(1, 1) 1.0 3 1 0 0 0	(1, 1) 1.0 3 1 0 0 0	(1, 1) 1.0 3 1 0 0 0	(1, 1) 1.0 3 1 0 0 0	(1, 1) 1.0 3 1 0 0 0	(1, 1) 1.0 3 1 0 0 0	(1, 1) 1.0 3 1 0 0 0	(1, 1) 1.0 3 1 0 0 0	(1, 1) 1.0 3 1 0 0 0	(1, 1) 1.0 3 1 0 0 0
Steve Barber, L ERA: 3.39	(1, 1) 7.2 33 10 4 4 4	(1, 1) 7.2 33 10 4 4 4	(1, 1) 1.0 3 1 0 0 0	(1, 1) 1.0 3 1 0 0 0	(1, 1) 1.0 3 1 0 0 0	(1, 1) 1.0 3 1 0 0 0	(1, 1) 1.0 3 1 0 0 0	(1, 1) 1.0 3 1 0 0 0	(1, 1) 1.0 3 1 0 0 0	(1, 1) 1.0 3 1 0 0 0	(1, 1) 1.0 3 1 0 0 0	(1, 1) 1.0 3 1 0 0 0	(1, 1) 1.0 3 1 0 0 0	(1, 1) 1.0 3 1 0 0 0	(1, 1) 1.0 3 1 0 0 0	(1, 1) 1.0 3 1 0 0 0	(1, 1) 1.0 3 1 0 0 0	(1, 1) 1.0 3 1 0 0 0	(1, 1) 1.0 3 1 0 0 0	(1, 1) 1.0 3 1 0 0 0	(1, 1) 1.0 3 1 0 0 0	(1, 1) 1.0 3 1 0 0 0	(1, 1) 1.0 3 1 0 0 0	(1, 1) 1.0 3 1 0 0 0	(1, 1) 1.0 3 1 0 0 0
Dave Sells, R ERA: 1.5	(9, 1) 1.0 3 1 0 0 0	(9, 1) 1.0 3 1 0 0 0	(9, 1) 1.0 3 1 0 0 0	(9, 1) 1.0 3 1 0 0 0	(9, 1) 1.0 3 1 0 0 0	(9, 1) 1.0 3 1 0 0 0	(9, 1) 1.0 3 1 0 0 0	(9, 1) 1.0 3 1 0 0 0	(9, 1) 1.0 3 1 0 0 0	(9, 1) 1.0 3 1 0 0 0	(9, 1) 1.0 3 1 0 0 0	(9, 1) 1.0 3 1 0 0 0	(9, 1) 1.0 3 1 0 0 0	(9, 1) 1.0 3 1 0 0 0	(9, 1) 1.0 3 1 0 0 0	(9, 1) 1.0 3 1 0 0 0	(9, 1) 1.0 3 1 0 0 0	(9, 1) 1.0 3 1 0 0 0	(9, 1) 1.0 3 1 0 0 0	(9, 1) 1.0 3 1 0 0 0	(9, 1) 1.0 3 1 0 0 0	(9, 1) 1.0 3 1 0 0 0	(9, 1) 1.0 3 1 0 0 0	(9, 1) 1.0 3 1 0 0 0	(9, 1) 1.0 3 1 0 0 0

Minnesota Twins @ California Angels
Anaheim Stadium, Anaheim, CA
Sat Jun 30 1973, 10:05 PM EDT
Att: 25,017 - Unknown - 69 F

AB 38
R 6
H 13
RBI 6
BB 3
SO 4
LOB 20



Batter	1	2	3	4	5	6	7	8	9	AB	R	H	RBI	BB	SO	LOB	BOTTOM								
Sandy Alomar Sr., S OBP: 0.272, SLG: 0.226	4-0 G3 1B BB		4-0 FC6 BB	0-0 F8		0-0 4-3			0-3 K	2	0	0	0	2	0	3									
Bob Oliver, R OBP: 0.254, SLG: 0.382			0-0 FC6 BB	0-0 F8		0-0 4-3			0-3 K	1	0	0	0	0	1	1									
Vada Pinson, L OBP: 0.295, SLG: 0.416	0-0 G3 1B		0-0 FC6 BB	0-0 F8		0-0 P6			0-0 1B 1B	5	1	3	0	0	0	2									
Tom McCraw, L OBP: 0.337, SLG: 0.289	0-3 K		4-0 1B BB	0-0 F8		0-0 L6			0-0 FC6 1B	4	0	2	1	1	1	3									
Mike Epstein, L OBP: 0.321, SLG: 0.294	0-0 G3		0-0 1B	0-0 F8		0-3 K			0-0 F8	5	0	1	0	0	1	6									
Richie Scheinblum, S OBP: 0.382, SLG: 0.348	4-0 BB		0-3 K	0-0 F8		0-0 2B 1B			0-0 FC6	4	1	1	0	1	1	4									
Ken Berry, R OBP: 0.339, SLG: 0.382	0-3 K		0-0 F8 1B	0-0 F8 1B		0-0 2B			0-0 4-3	4	0	2	2	0	1	3									
Al Gallagher, R OBP: 0.347, SLG: 0.308		0-0 4-3		0-0 F8 1B		0-0 F9			0-0 F8	4	0	1	0	0	0	1									
Rudy Meoli, L OBP: 0.294, SLG: 0.236		0-0 6-3		0-0 F8		4-0 4-3 BB			0-0 F7	3	0	0	0	1	0	2									
Jeff Torborg, R OBP: 0.282, SLG: 0.234		0-0 P4		0-3 K		0-3 K			4-0 1B BB	2	0	0	0	0	1	2									
Billy Grabarkewitz, R OBP: 0.274, SLG: 0.271				0-0 K		0-3 K			1B BB	1	0	0	0	0	1	1									
Art Kusnyer, R OBP: 0.151, SLG: 0.176				0-0 K		0-3 K			1B BB	0	0	0	0	0	0	0									
Winston Llenas, R OBP: 0.316, SLG: 0.412				0-0 K		0-3 K			1B BB	0	1	0	0	1	0	0									
Inning Stats	R: 0 E: 0 K: 2 S: 8	H: 1 LOB: 3 BB: 2 P: 16	R: 0 E: 0 K: 0 S: 3	H: 0 LOB: 0 BB: 0 P: 3	R: 0 E: 0 K: 1 S: 5	H: 1 LOB: 2 BB: 2 P: 13	R: 0 E: 0 K: 1 S: 7	H: 2 LOB: 2 BB: 0 P: 7	R: 2 E: 0 K: 1 S: 8	H: 3 LOB: 1 BB: 0 P: 8	R: 0 E: 0 K: 1 S: 5	H: 0 LOB: 1 BB: 1 P: 9	R: 0 E: 0 K: 0 S: 3	H: 1 LOB: 0 BB: 0 P: 3	R: 0 E: 0 K: 0 S: 3	H: 0 LOB: 0 BB: 0 P: 3	R: 1 E: 0 K: 1 S: 7	H: 2 LOB: 2 BB: 1 P: 11	1B: 9 2B: 1 3B: 0 HR: 0	SF: 0 SAC: 0 DP: 1 HBP: 0	WP: 0 PB: 0 CS: 0	PA: 41			
PITCHER	IP WLS BF ERA WHIP	IP WLS BF ERA WHIP	IP WLS BF ERA WHIP	IP WLS BF ERA WHIP	IP WLS BF ERA WHIP	IP WLS BF ERA WHIP	IP WLS BF ERA WHIP	IP WLS BF ERA WHIP	IP WLS BF ERA WHIP	IP WLS BF ERA WHIP	IP WLS BF ERA WHIP	IP WLS BF ERA WHIP	IP WLS BF ERA WHIP	IP WLS BF ERA WHIP	IP WLS BF ERA WHIP	IP WLS BF ERA WHIP	IP WLS BF ERA WHIP	IP WLS BF ERA WHIP	IP WLS BF ERA WHIP	IP WLS BF ERA WHIP	IP WLS BF ERA WHIP	IP WLS BF ERA WHIP	IP WLS BF ERA WHIP	IP WLS BF ERA WHIP	
Joe Decker, R ERA: 3.97	(1, 1) 7.0 32 10 4 4 4	(1, 1) 7.0 32 10 4 4 4	(8, 1) 2.0 9 2 1 1 1	(8, 1) 2.0 9 2 1 1 1	(8, 1) 2.0 9 2 1 1 1	(8, 1) 2.0 9 2 1 1 1	(8, 1) 2.0 9 2 1 1 1	(8, 1) 2.0 9 2 1 1 1	(8, 1) 2.0 9 2 1 1 1	(8, 1) 2.0 9 2 1 1 1	(8, 1) 2.0 9 2 1 1 1	(8, 1) 2.0 9 2 1 1 1	(8, 1) 2.0 9 2 1 1 1	(8, 1) 2.0 9 2 1 1 1	(8, 1) 2.0 9 2 1 1 1	(8, 1) 2.0 9 2 1 1 1	(8, 1) 2.0 9 2 1 1 1	(8, 1) 2.0 9 2 1 1 1	(8, 1) 2.0 9 2 1 1 1	(8, 1) 2.0 9 2 1 1 1	(8, 1) 2.0 9 2 1 1 1	(8, 1) 2.0 9 2 1 1 1	(8, 1) 2.0 9 2 1 1 1	(8, 1) 2.0 9 2 1 1 1	(8, 1) 2.0 9 2 1 1 1
Ray Corbin, R ERA: 2.05	(8, 1) 2.0 9 2 1 1 1	(8, 1) 2.0 9 2 1 1 1	(8, 1) 2.0 9 2 1 1 1	(8, 1) 2.0 9 2 1 1 1	(8, 1) 2.0 9 2 1 1 1	(8, 1) 2.0 9 2 1 1 1	(8, 1) 2.0 9 2 1 1 1	(8, 1) 2.0 9 2 1 1 1	(8, 1) 2.0 9 2 1 1 1	(8, 1) 2.0 9 2 1 1 1	(8, 1) 2.0 9 2 1 1 1	(8, 1) 2.0 9 2 1 1 1	(8, 1) 2.0 9 2 1 1 1	(8, 1) 2.0 9 2 1 1 1	(8, 1) 2.0 9 2 1 1 1	(8, 1) 2.0 9 2 1 1 1	(8, 1) 2.0 9 2 1 1 1	(8, 1) 2.0 9 2 1 1 1	(8, 1) 2.0 9 2 1 1 1	(8, 1) 2.0 9 2 1 1 1	(8, 1) 2.0 9 2 1 1 1	(8, 1) 2.0 9 2 1 1 1	(8, 1) 2.0 9 2 1 1 1	(8, 1) 2.0 9 2 1 1 1	(8, 1) 2.0 9 2 1 1 1

Minnesota Twins @ California Angels
Anaheim Stadium, Anaheim, CA
Sat Jun 30 1973, 10:05 PM EDT
Att: 25,017 - Unknown - 69 F

AB 35
R 3
H 10
RBI 3
BB 6
SO 7
LOB 28



Batter	1	2	3	4	5	6	7	8	9	AB	R	H	RBI	BB	SO	LOB	TOP								
Rod Carew, L (1, 4) OBP: 0.400, SLG: 0.496	F8		1-3 2-H 3-H 1B		4-3			F7		4	0	1	2	0	0	2									
Jerry Terrell, R (1, 6) OBP: 0.310, SLG: 0.331	4-3		1-3				F9	F9		4	0	0	0	0	0	2									
Tony Oliva, L (1, 10) OBP: 0.338, SLG: 0.357	L4		5-3				4-3		F7	4	0	0	0	0	0	1									
Bobby Darwin, R (1, 9) OBP: 0.316, SLG: 0.415		4-3		5-3			4-3		6-3	4	0	0	0	0	0	0									
Steve Braun, L (1, 5) OBP: 0.406, SLG: 0.455		K		F5			F8	F8		4	0	0	0	0	1	0									
Larry Hisle, R (1, 8) OBP: 0.342, SLG: 0.408		F8		F8			K			3	0	0	0	0	1	0									
Joe Lis, R (1, 3) OBP: 0.233, SLG: 0.317			1-3		K		F7			3	0	0	0	0	1	0									
George Mitterwald, R (1, 2) OBP: 0.328, SLG: 0.401				4-3						0	1	0	0	0	0	0									
Phil Roof, R (3, 2) OBP: 0.292, SLG: 0.250			1B 1B HBP					K		2	0	0	0	0	1	0									
Jim Holt, L (1, 7) OBP: 0.321, SLG: 0.457			1-3 1B 1B							3	1	3	0	0	0	0									
Inning Stats	R: 0 E: 0 K: 0 S: 3	H: 0 LOB: 0 BB: 0 P: 3	R: 0 E: 0 K: 1 S: 5	H: 0 LOB: 0 BB: 0 P: 5	R: 2 E: 0 K: 0 S: 5	H: 2 LOB: 1 BB: 0 P: 6	R: 0 E: 0 K: 0 S: 3	H: 0 LOB: 0 BB: 0 P: 3	R: 0 E: 0 K: 1 S: 6	H: 1 LOB: 1 BB: 0 P: 6	R: 0 E: 0 K: 0 S: 3	H: 0 LOB: 0 BB: 0 P: 3	R: 0 E: 0 K: 1 S: 5	H: 0 LOB: 0 BB: 0 P: 5	R: 0 E: 0 K: 1 S: 6	H: 1 LOB: 1 BB: 0 P: 6	R: 0 E: 0 K: 0 S: 3	H: 0 LOB: 0 BB: 0 P: 3	1B: 3 2B: 1 3B: 0 HR: 0	SF: 0 SAC: 0 DP: 0 HBP: 1	WP: 0 PB: 0 CS: 0	PA: 32			
PITCHER Bill Singer, R (1, 1) ERA: 2.41	IP: 9.0 WLS: L BF: 32	H: 4 R: 2 ER: 2 SO: 4	BB: 0 IBB: 0 HBP: 1 BLK: 0	WP: 0 HR: 0 S: 39 P: 40	ERA: 2.00 WHIP: 0.444																				

Minnesota Twins @ California Angels
Anaheim Stadium, Anaheim, CA
Sun Jul 01 1973, 6:33 AM EDT
Att: 27,068 - Unknown - 92 F

AB 31
R 2
H 4
RBI 2
BB 0
SO 4
LOB 5



Batter	1	2	3	4	5	6	7	8	9	AB	R	H	RBI	BB	SO	LOB	BOTTOM								
Vada Pinson, L (1, 7) OBP: 0.293, SLG: 0.409	4-3		F8			P6			1-3	4	0	0	0	0	0	0									
Sandy Alomar Sr., S (1, 4) OBP: 0.269, SLG: 0.223				6-3			F8			3	0	0	0	0	0	0									
Leroy Stanton, R (9, PH) OBP: 0.273, SLG: 0.301									K	1	0	0	0	0	1	0									
Winston Llenas, R (1, 5) OBP: 0.293, SLG: 0.378				F7			E5			3	0	0	0	0	0	0									
Frank Robinson, R (1, 10) OBP: 0.370, SLG: 0.455				P4			K			3	1	1	1	0	1	1									
Bob Oliver, R (1, 3) OBP: 0.280, SLG: 0.376							K			3	0	0	0	0	2	1									
Richie Scheinblum, S (1, 9) OBP: 0.374, SLG: 0.339										3	0	0	0	0	0	0									
Ken Berry, R (1, 8) OBP: 0.335, SLG: 0.377										3	0	0	0	0	1	0									
Jeff Torborg, R (1, 2) OBP: 0.257, SLG: 0.229										3	0	0	0	0	0	0									
Rudy Meoli, L (1, 6) OBP: 0.291, SLG: 0.233										2	0	0	0	0	2	0									
Al Gallagher, R (9, PH) OBP: 0.346, SLG: 0.307										1	0	0	0	0	0	0									
Inning Stats	R: 0 E: 0 K: 0 S: 3	H: 0 LOB: 0 BB: 0 P: 3	R: 1 E: 0 K: 0 S: 4	H: 1 LOB: 0 BB: 0 P: 4	R: 0 E: 0 K: 1 S: 5	H: 0 LOB: 0 BB: 0 P: 5	R: 0 E: 0 K: 0 S: 3	H: 0 LOB: 0 BB: 0 P: 3	R: 0 E: 0 K: 2 S: 7	H: 0 LOB: 0 BB: 0 P: 7	R: 0 E: 0 K: 1 S: 5	H: 0 LOB: 0 BB: 0 P: 5	R: 0 E: 1 K: 2 S: 8	H: 0 LOB: 1 BB: 0 P: 8	R: 0 E: 0 K: 0 S: 3	H: 0 LOB: 0 BB: 0 P: 3	R: 0 E: 0 K: 1 S: 5	H: 0 LOB: 0 BB: 0 P: 5	1B: 0 2B: 0 3B: 0 HR: 1	SF: 0 SAC: 0 DP: 0 HBP: 0	WP: 0 PB: 0 CS: 0	PA: 29			
PITCHER Jim Kaat, L (1, 1) ERA: 4.09	IP: 9.0 WLS: W BF: 29	H: 1 R: 1 ER: 1 SO: 7	BB: 0 IBB: 0 HBP: 0 BLK: 0	WP: 0 HR: 1 S: 43 P: 43	ERA: 1.00 WHIP: 0.111																				

Minnesota Twins @ California Angels
Anaheim Stadium, Anaheim, CA
Sun Jul 01 1973, 6:33 AM EDT
Att: 27,068 - Unknown - 92 F

AB 29
R 1
H 1
RBI 1
BB 0
SO 7
LOB 2



Batter	1	2	3	4	5	6	7	8	9	AB	R	H	RBI	BB	SO	LOB	TOP				
Sandy Alomar Sr. S OBP: 0.289, SLG: 0.223 (1, 4)	L3	1B						6-3		4	0	1	0	0	1	1	California Angels @ Oakland Athletics Oakland-Alameda County Coliseum, Oakland, CA Mon Jul 02 1973, 7:05 PM PDT Att: 33,407 - Unknown livebaseballscorecards.com				
Winston Lenas R OBP: 0.288, SLG: 0.366 Al Gallagher R OBP: 0.346, SLG: 0.307 (1, 5)	K		F8		G4-3			1B		4	0	1	0	0	1	1					
Frank Robinson R OBP: 0.372, SLG: 0.453 (1, 10)	F9					1-3		1B		3	0	1	0	1	0	0					
Bob Oliver R OBP: 0.279, SLG: 0.371 Leroy Stanton R OBP: 0.273, SLG: 0.301 (1, 9)		WP HR BB	K			K		K		3	1	0	0	1	3	3					
Mike Epstein L OBP: 0.316, SLG: 0.288 (1, 3)			F7							4	0	0	0	0	1	2					
Richie Scheinblum S OBP: 0.385, SLG: 0.347 (1, 7)					5-3					3	2	2	0	1	0	0					
Ken Berry R OBP: 0.338, SLG: 0.393 Jerry Davanon R OBP: 0.281, SLG: 0.344 Vada Pinson L OBP: 0.293, SLG: 0.409 (1, 8)					4-3			1B		4	1	2	4	0	1	0					
Rudy Meoli L OBP: 0.295, SLG: 0.240 (1, 6)										0	0	0	0	0	0	0					
Jeff Torborg R OBP: 0.259, SLG: 0.226 (1, 2)										0	0	0	0	0	0	0					
Inning Stats	R: 0 E: 0 K: 1 S: 5	H: 0 LOB: 0 BB: 0 P: 5	R: 3 E: 0 K: 0 S: 5	H: 3 LOB: 2 BB: 13	R: 0 E: 0 K: 1 S: 5	H: 0 LOB: 0 BB: 1 P: 9	R: 0 E: 0 K: 0 S: 3	H: 0 LOB: 0 BB: 0 P: 3	R: 0 E: 0 K: 1 S: 4	H: 0 LOB: 0 BB: 1 P: 8	R: 0 E: 0 K: 2 S: 7	H: 2 LOB: 1 BB: 0 P: 6	R: 0 E: 0 K: 1 S: 6	H: 2 LOB: 1 BB: 0 P: 6	R: 1 E: 0 K: 1 S: 6	H: 2 LOB: 1 BB: 0 P: 6		1B: 8 2B: 1 3B: 0 HR: 1	SF: 0 SAC: 0 DP: 2 HBP: 0	WP: 2 PB: 2 SB: 0 CS: 1	PA: 35
PITCHER Vida Blue, L ERA: 3.66 (1, 1)	IP: 9.0 WLS: L BF: 35 H: 9 R: 4 ER: 4 SO: 8 BB: 4 IBB: 0 HBP: 0 BLK: 0 WP: 2 HR: 1 S: 47 P: 63 ERA: 4.00 WHIP: 1.444															PITCHER					

Batter	1	2	3	4	5	6	7	8	9	AB	R	H	RBI	BB	SO	LOB	BOTTOM						
Bert Campaneris R OBP: 0.335, SLG: 0.336 (1, 6)	L1		6-3						4-3	4	0	0	0	1	0	3	California Angels @ Oakland Athletics Oakland-Alameda County Coliseum, Oakland, CA Mon Jul 02 1973, 7:05 PM PDT Att: 33,407 - Unknown livebaseballscorecards.com						
Bill North S OBP: 0.360, SLG: 0.333 (1, 8)	K		4-3		6-3			4-3		5	0	0	0	0	2	5							
Sal Bando R OBP: 0.363, SLG: 0.477 (1, 5)	4-3				F7			6-3		4	0	0	0	0	0	0							
Reggie Jackson L OBP: 0.363, SLG: 0.517 (1, 9)		3-1			P6			P5		3	0	0	0	1	0	0							
Deron Johnson R OBP: 0.325, SLG: 0.426 (1, 10)								F3		3	1	1	1	1	0	1							
Gene Tenace R OBP: 0.388, SLG: 0.471 (1, 3)					P4			L5		3	0	0	0	0	0	1							
Joe Rudi R OBP: 0.287, SLG: 0.391 (1, 7)			K							3	1	1	0	1	1	0							
Ray Fosse R OBP: 0.297, SLG: 0.347 (1, 2)										2	0	1	1	2	0	3							
Dick Green R OBP: 0.303, SLG: 0.338 Rich McKinney R OBP: 0.302, SLG: 0.345 Allan Lewis S (7, PR) Manny Trillo R OBP: 0.250, SLG: 0.250 Angel Mangual R OBP: 0.248, SLG: 0.304 (1, 4)										2	0	0	0	0	0	2							
Inning Stats	R: 0 E: 0 K: 1 S: 5	H: 0 LOB: 0 BB: 0 P: 5	R: 1 E: 0 K: 1 S: 6	H: 1 LOB: 0 BB: 0 P: 6	R: 0 E: 0 K: 0 S: 3	H: 0 LOB: 1 BB: 1 P: 7	R: 0 E: 0 K: 0 S: 3	H: 0 LOB: 1 BB: 1 P: 7	R: 0 E: 0 K: 0 S: 3	H: 0 LOB: 2 BB: 2 P: 11	R: 0 E: 0 K: 0 S: 3	H: 0 LOB: 0 BB: 0 P: 3	R: 1 E: 0 K: 0 S: 5	H: 2 LOB: 2 BB: 1 P: 9	R: 0 E: 0 K: 0 S: 3	H: 0 LOB: 2 BB: 2 P: 12		R: 0 E: 0 K: 1 S: 5	H: 0 LOB: 0 BB: 0 P: 5	1B: 0 2B: 2 3B: 0 HR: 1	SF: 0 SAC: 0 DP: 0 HBP: 1	WP: 0 PB: 0 SB: 0 CS: 0	PA: 38
PITCHER Clyde Wright L ERA: 2.86 Dave Sells R ERA: 1.44 Steve Barber L ERA: 3.27 (1, 1)	IP: 6.1 WLS: W BF: 26 H: 3 R: 2 ER: 2 SO: 2 BB: 4 IBB: 0 HBP: 0 BLK: 0 WP: 0 HR: 1 S: 26 P: 42 ERA: 2.84 WHIP: 1.105															PITCHER							



Batter	1	2	3	4	5	6	7	8	9	AB	R	H	RBI	BB	SO	LOB	TOP										
Sandy Alomar Sr. S OBP: 0.280, SLG: 0.237 (1.4)										4	0	2	0	0	0	0	California Angels @ Oakland Athletics Oakland-Alameda County Coliseum, Oakland, CA Wed Jul 04 1973, 7:05 PM PDT Att: 36,741 - Unknown										
Al Gallagher R OBP: 0.344, SLG: 0.306 (1.5)										4	0	1	0	0	1	2											
Frank Robinson R OBP: 0.362, SLG: 0.438 (1.10)										4	0	0	0	0	2	2											
Bob Oliver R OBP: 0.274, SLG: 0.367 (1.3)										4	1	1	0	0	0	1											
Leroy Stanton R OBP: 0.272, SLG: 0.292 (1.9)										3	1	0	0	1	1	0											
Vada Pinson L OBP: 0.305, SLG: 0.424 (1.7)										3	1	3	1	1	0	0											
Ken Berry R OBP: 0.331, SLG: 0.384 (1.8)										4	0	0	0	0	1	4											
Rudy Meoli L OBP: 0.291, SLG: 0.244 (1.6)										4	0	1	1	0	1	1											
Jeff Torborg R OBP: 0.250, SLG: 0.217 (1.2)										3	0	0	0	0	1	1											
Inning Stats	R: 0 E: 0 K: 0 S: 3	H: 1 LOB: 0 BB: 0 P: 3	R: 0 E: 0 K: 0 S: 4	H: 1 LOB: 1 BB: 0 P: 4	R: 0 E: 0 K: 2 S: 8	H: 1 LOB: 1 BB: 0 P: 8	R: 0 E: 0 K: 1 S: 4	H: 0 LOB: 0 BB: 1 P: 8	R: 0 E: 0 K: 0 S: 2	H: 0 LOB: 3 BB: 1 P: 6	R: 0 E: 0 K: 0 S: 3	H: 0 LOB: 0 BB: 0 P: 3	R: 3 E: 1 K: 0 S: 7	H: 3 LOB: 1 BB: 0 P: 7	R: 0 E: 0 K: 1 S: 6	H: 1 LOB: 1 BB: 0 P: 6		R: 0 E: 0 K: 3 S: 10	H: 1 LOB: 1 BB: 0 P: 10	R: 0 E: 0 K: 3 S: 10	H: 1 LOB: 1 BB: 0 P: 10	1B: 5 2B: 2 3B: 1 HR: 0	SF: 0 SAC: 0 DP: 2 HBP: 0	WP: 0 PB: 0 SB: 1 CS: 1	PA: 36		
PITCHER	IP	WLS	BF	H	R	ER	SO	BB	IBB	HBP	BLK	WP	HR	S	P	ERA	WHIP										
Dave Hamilton L ERA: 2.5 (1.1)	6.2	L	26	6	3	0	3	2	0	0	0	0	0	30	38	0.00	1.200										
Rollie Fingers R ERA: 1.34 (7.1)	2.1		9	2	0	0	4	0	0	0	0	0	0	17	17	0.00	0.857										

Batter	1	2	3	4	5	6	7	8	9	AB	R	H	RBI	BB	SO	LOB	BOTTOM										
Bert Campaneris R OBP: 0.329, SLG: 0.326 (1.6)										4	1	0	0	1	1	4	California Angels @ Oakland Athletics Oakland-Alameda County Coliseum, Oakland, CA Wed Jul 04 1973, 7:05 PM PDT Att: 36,741 - Unknown										
Bill North S OBP: 0.366, SLG: 0.338 (1.8)										4	0	3	0	1	0	0											
Sal Bando R OBP: 0.356, SLG: 0.466 (1.5)										5	0	0	1	0	2	6											
Reggie Jackson L OBP: 0.356, SLG: 0.503 (1.9)										4	0	0	0	1	1	5											
Deron Johnson R OBP: 0.331, SLG: 0.423 (1.10)										2	0	0	0	2	1	2											
Gene Tenace R OBP: 0.379, SLG: 0.458 (1.3)										4	0	0	0	0	0	2											
Joe Rudi R OBP: 0.294, SLG: 0.404 (1.7)										3	0	2	0	1	1	0											
Ray Fosse R OBP: 0.304, SLG: 0.354 (1.2)										4	0	2	0	0	0	3											
Dick Green R OBP: 0.300, SLG: 0.333 (1.4)										2	0	0	0	0	1	3											
Mike Hegan L OBP: 0.237, SLG: 0.255 (8, PH)										1	0	0	0	0	0	2											
Manny Trillo R OBP: 0.250, SLG: 0.250 (9.4)										0	0	0	0	0	0	0											
Inning Stats	R: 0 E: 0 K: 3 S: 10	H: 1 LOB: 1 BB: 0 P: 10	R: 0 E: 0 K: 0 S: 4	H: 1 LOB: 1 BB: 0 P: 4	R: 1 E: 0 K: 1 S: 6	H: 1 LOB: 1 BB: 1 P: 10	R: 0 E: 0 K: 1 S: 4	H: 0 LOB: 0 BB: 1 P: 8	R: 0 E: 1 K: 0 S: 4	H: 1 LOB: 2 BB: 1 P: 8	R: 0 E: 0 K: 1 S: 6	H: 1 LOB: 2 BB: 1 P: 10	R: 0 E: 0 K: 0 S: 4	H: 1 LOB: 2 BB: 1 P: 8	R: 0 E: 0 K: 0 S: 3	H: 0 LOB: 0 BB: 0 P: 3	R: 0 E: 0 K: 0 S: 3	H: 0 LOB: 0 BB: 0 P: 3	1B: 7 2B: 1 3B: 0 HR: 0	SF: 0 SAC: 1 DP: 2 HBP: 0	WP: 0 PB: 0 SB: 3 CS: 0	PA: 40					
PITCHER	IP	WLS	BF	H	R	ER	SO	BB	IBB	HBP	BLK	WP	HR	S	P	ERA	WHIP										
Bill Singer R ERA: 2.36 (1.1)	7.1	W	34	6	1	1	7	6	0	0	0	0	0	42	66	0.00	1.636										
Dave Sellis R ERA: 1.36 (8.1)	1.2	S	6	1	0	0	0	0	0	0	0	0	0	6	6	0.00	0.600										



Batter	1	2	3	4	5	6	7	8	9	10	11	AB	R	H	RBI	BB	SO	LOB	TOP	
Sandy Alomar Sr., S OBP: 0.275, SLG: 0.233 Leroy Stanton, R OBP: 0.279, SLG: 0.299 Art Kusner, R OBP: 0.151, SLG: 0.176	5-3		4-3			G3		K	1B			4	0	0	0	0	1	0		
Al Gallagher, R OBP: 0.341, SLG: 0.303	6-3		5-3			F8			1B	G3		5	1	1	0	0	0	0		
Frank Robinson, R OBP: 0.359, SLG: 0.433	K			5-3		P4			1B	5-3		5	1	1	0	0	1	0		
Mike Epstein, L OBP: 0.314, SLG: 0.287		1-3				F8			1B	F8		5	1	2	1	0	0	0		
Vada Pinson, L OBP: 0.303, SLG: 0.419	K		G4-6-3			K			1B	F8		5	1	1	1	0	2	1		
Bob Oliver, R OBP: 0.281, SLG: 0.382					6-3				1B			4	1	2	1	1	1	2		
Ken Berry, R OBP: 0.324, SLG: 0.376					K				K			5	0	0	0	0	2	4		
Rudy Meoli, L OBP: 0.293, SLG: 0.242 Tom McCraw, L OBP: 0.333, SLG: 0.286 Jerry Davanon, R OBP: 0.281, SLG: 0.344 Winston Llanas, R OBP: 0.314, SLG: 0.370	FC4							K	1B	FC5-4		1	0	0	0	1	0	2		
Jeff Torborg, R OBP: 0.265, SLG: 0.216 Riche Scheinlum, S OBP: 0.374, SLG: 0.336 John Stephenson, L OBP: 0.273, SLG: 0.282 Billy Grabarkewitz, R OBP: 0.272, SLG: 0.288			5-3			F7			1B			1	0	0	0	0	0	0		
Inning Stats	R: 0 E: 0 K: 1 S: 5	H: 0 LOB: 0 BB: 0 P: 5	R: 0 E: 1 K: 1 S: 6	H: 0 LOB: 2 BB: 1 P: 10	R: 0 E: 0 K: 0 S: 3	H: 0 LOB: 0 BB: 0 P: 3	R: 0 E: 0 K: 0 S: 3	H: 1 LOB: 0 BB: 0 P: 3	R: 0 E: 0 K: 2 S: 7	H: 0 LOB: 0 BB: 0 P: 7	R: 0 E: 0 K: 2 S: 13	H: 7 LOB: 1 BB: 0 P: 13	R: 0 E: 0 K: 0 S: 3	H: 0 LOB: 0 BB: 0 P: 3	R: 0 E: 0 K: 0 S: 4	H: 1 LOB: 1 BB: 0 P: 4	1B: 9 2B: 0 3B: 0 HR: 1	SF: 0 SAC: 0 DP: 1 HBP: 0	WP: 1 PB: 0 SB: 0 CS: 0	PA: 44
PITCHER	IP ERA WLS BF H R ER SO BB IBB HBP BLK WP HR S P ERA WHIP	8.0 4.46 3.0 12 4 2 2 2 0 0 0 0 1 0 16 16 6.00 1.333																		

California Angels @ Cleveland Indians
Cleveland Municipal Stadium, Cleveland, OH
Fri Jul 06 1973, 7:05 PM EDT
Att: 6,699 - Unknown

livebaseballscorecards.com

AB 42
R 7
H 10
RBI 7
BB 2
SO 8
LOB 11



Batter	1	2	3	4	5	6	7	8	9	10	11	AB	R	H	RBI	BB	SO	LOB	BOTTOM	
Buddy Bell, R OBP: 0.353, SLG: 0.398	6-3		E6									4	3	3	1	2	0	0		
Walt Williams, R OBP: 0.255, SLG: 0.283	F7		F9	L5								5	0	1	1	0	0	5		
George Hendrick, R OBP: 0.297, SLG: 0.440	K											5	1	2	2	0	1	4		
John Ellis, R OBP: 0.333, SLG: 0.415			SF9	K								4	0	1	1	1	2	1		
Charlie Spikes, R OBP: 0.298, SLG: 0.429		L3			4-3							6	0	2	2	0	0	1		
Ron Lolich, R OBP: 0.247, SLG: 0.314 Rusty Torres, S OBP: 0.306, SLG: 0.273			6-3		6-3							4	0	2	0	0	0	1		
Chris Chambliss, L OBP: 0.302, SLG: 0.289												4	1	1	0	1	2	1		
Leo Cardenas, R OBP: 0.266, SLG: 0.234												5	0	0	0	0	2	3		
Tom Ragland, R OBP: 0.299, SLG: 0.319												4	3	2	1	0	0	0		
Inning Stats	R: 0 E: 0 K: 1 S: 5	H: 2 LOB: 2 BB: 1 P: 8	R: 3 E: 1 K: 0 S: 7	H: 4 LOB: 1 BB: 0 P: 7	R: 3 E: 0 K: 2 S: 11	H: 3 LOB: 1 BB: 0 P: 11	R: 0 E: 0 K: 1 S: 5	H: 0 LOB: 0 BB: 0 P: 5	R: 0 E: 1 K: 0 S: 4	H: 1 LOB: 1 BB: 1 P: 4	R: 1 E: 0 K: 4 S: 4	H: 2 LOB: 1 BB: 1 P: 8	R: 0 E: 0 K: 2 S: 5	H: 0 LOB: 0 BB: 0 P: 5	R: 0 E: 0 K: 2 S: 7	H: 0 LOB: 0 BB: 0 P: 7	1B: 11 2B: 3 3B: 2 HR: 0	SF: 1 SAC: 3 DP: 2 HBP: 0	WP: 0 PB: 0 SB: 0 CS: 0	PA: 50
PITCHER	IP ERA WLS BF H R ER SO BB IBB HBP BLK WP HR S P ERA WHIP	3.1 3.18 4.2 11 2.1 L 11																		

California Angels @ Cleveland Indians
Cleveland Municipal Stadium, Cleveland, OH
Fri Jul 06 1973, 7:05 PM EDT
Att: 6,699 - Unknown

livebaseballscorecards.com

AB 42
R 8
H 14
RBI 8
BB 4
SO 7
LOB 16



Batter	1	2	3	4	5	6	7	8	9	AB	R	H	RBI	BB	SO	LOB	TOP									
Sandy Alomar Sr. S OBP: 0.270, SLG: 0.228 (1, 4)	F7		4-3		FC4		4-3		F7	5	0	0	0	0	0	4	California Angels @ Cleveland Indians Cleveland Municipal Stadium, Cleveland, OH Sat Jul 07 1973, 3:33 AM EDT Att: 7,553 - Unknown									
Vada Pinson L OBP: 0.302, SLG: 0.417 (1, 8) (8, 7)	G6-4-3 1B			4-3	FC5-4		K			4	0	1	0	0	1	2										
Frank Robinson R OBP: 0.361, SLG: 0.434 (1, 10)	G6-4-3								K	4	1	2	0	0	1	1										
Mike Epstein L OBP: 0.313, SLG: 0.300 (1, 3)		4-3							K	4	1	1	2	0	1	1										
Bob Oliver R OBP: 0.280, SLG: 0.380 Ken Berry R OBP: 0.324, SLG: 0.376 (1, 9) (8, 8)	F9			F7			6-3			4	0	1	0	0	0	1										
Leroy Stanton R OBP: 0.276, SLG: 0.297 (1, 7) (8, 9)				F9					1B	0	0	0	0	0	0	0										
					E FC1 SF7		K		F9	4	1	1	0	0	2	1										
Al Gallagher R OBP: 0.340, SLG: 0.299 (1, 5)			F9		FC1				1-3	3	0	0	0	0	0	1										
Rudy Meoli L OBP: 0.293, SLG: 0.239 (1, 6)			E3		SF7		FC4-6			2	0	0	1	1	0	1										
Jeff Torborg R OBP: 0.246, SLG: 0.217 (1, 2)			6-3						F9	4	0	1	0	0	1	2										
Inning Stats	R: 0 E: 0 K: 0 S: 3	H: 1 LOB: 0 BB: 0 P: 3	R: 0 E: 0 K: 1 S: 5	H: 0 LOB: 0 BB: 0 P: 5	R: 0 E: 1 K: 0 S: 4	H: 0 LOB: 1 BB: 0 P: 4	R: 0 E: 0 K: 0 S: 4	H: 1 LOB: 1 BB: 0 P: 4	R: 1 E: 1 K: 0 S: 6	H: 2 LOB: 2 BB: 0 P: 6	R: 2 E: 0 K: 1 S: 7	H: 2 LOB: 1 BB: 0 P: 8	R: 0 E: 0 K: 2 S: 8	H: 0 LOB: 0 BB: 0 P: 7	R: 0 E: 0 K: 0 S: 8	H: 1 LOB: 1 BB: 0 P: 8	R: 0 E: 0 K: 0 S: 3	H: 0 LOB: 1 BB: 1 P: 7	1B: 6 2B: 0 3B: 0 HR: 1	SF: 1 SAC: 0 DP: 1 HBP: 1	WP: 0 PB: 0 SB: 0 CS: 0	PA: 37				
PITCHER Gaylord Perry R ERA: 3.15 (1, 1)	IP: 9.0 WLS: L BF: 37	H: 7 R: 3 ER: 2 SO: 6	BB: 1 IBB: 0 HBP: 1 BLK: 0	WP: 0 HR: 1 S: 47 P: 52	ERA: 2.00 WHIP: 0.889											ERA: 2.00 WHIP: 0.889										

Batter	1	2	3	4	5	6	7	8	9	AB	R	H	RBI	BB	SO	LOB	BOTTOM									
Buddy Bell R OBP: 0.346, SLG: 0.392 (1, 5)	F8		4-3			F9	F5		F8	5	0	0	0	0	0	5	California Angels @ Cleveland Indians Cleveland Municipal Stadium, Cleveland, OH Sat Jul 07 1973, 3:33 AM EDT Att: 7,553 - Unknown									
John Lowenstein L OBP: 0.348, SLG: 0.387 (1, 4)	F9		K			FC3-6 1B			K	5	0	2	1	0	2	1										
Oscar Gamble L OBP: 0.339, SLG: 0.598 George Hendrick R OBP: 0.296, SLG: 0.438 (9, PH)			6-3			FC3-6 1B			K	4	0	2	0	0	0	2										
John Ellis R OBP: 0.336, SLG: 0.413 (1, 2)	K					1B			K	1	0	0	0	0	1	2										
Charlie Spikes R OBP: 0.297, SLG: 0.424 (1, 10)			F9			F8			F8	3	0	0	0	1	1	3										
Chris Chambliss L OBP: 0.305, SLG: 0.296 (1, 3)										3	0	0	0	1	1	3										
Chris Chambliss L OBP: 0.305, SLG: 0.296 (1, 3)	PB 2B									4	0	2	0	0	1	3										
Walt Williams R OBP: 0.254, SLG: 0.291 (1, 7)	F7					F8			G4-6-3 1B	4	1	1	0	0	0	2										
Rusty Torres S OBP: 0.310, SLG: 0.274 (1, 8)	F7								1B	3	0	1	0	1	0	2										
Leo Cardenas R OBP: 0.277, SLG: 0.248 Frank Duffy R OBP: 0.224, SLG: 0.215 (9, PR)			4-3						1B	3	0	2	0	1	1	1										
Inning Stats	R: 0 E: 0 K: 1 S: 6	H: 1 LOB: 1 BB: 0 P: 6	R: 0 E: 0 K: 0 S: 4	H: 1 LOB: 1 BB: 0 P: 4	R: 0 E: 0 K: 1 S: 6	H: 1 LOB: 1 BB: 0 P: 6	R: 0 E: 0 K: 0 S: 2	H: 0 LOB: 0 BB: 1 P: 6	R: 0 E: 0 K: 1 S: 4	H: 0 LOB: 0 BB: 1 P: 8	R: 0 E: 0 K: 1 S: 7	H: 2 LOB: 2 BB: 0 P: 7	R: 0 E: 0 K: 0 S: 5	H: 3 LOB: 2 BB: 0 P: 5	R: 0 E: 0 K: 2 S: 8	H: 1 LOB: 2 BB: 1 P: 12	R: 1 E: 0 K: 1 S: 7	H: 2 LOB: 2 BB: 1 P: 11	1B: 8 2B: 3 3B: 0 HR: 0	SF: 0 SAC: 0 DP: 2 HBP: 0	WP: 0 PB: 1 SB: 0 CS: 0	PA: 39				
PITCHER Nolan Ryan R ERA: 2.84 Steve Barber L ERA: 3.27 (1, 1) (9, 1)	IP: 8.2 WLS: W BF: 38	H: 11 R: 1 ER: 1 SO: 6	BB: 4 IBB: 0 HBP: 0 BLK: 0	WP: 0 HR: 0 S: 46 P: 62	ERA: 1.04 WHIP: 1.731											ERA: 1.04 WHIP: 1.731										

Batter	1	2	3	4	5	6	7	8	9	AB R H RBI BB SO LOB	TOP									
Sandy Alomar Sr. S OBP: 0.266, SLG: 0.224 Jerry Davanon, R OBP: 0.273, SLG: 0.333	4-3		FC6-4	1-3	4-3		L5-4			4 0 0 0 0 0 2 1 0 0 0 0 0 2	California Angels @ Cleveland Indians Cleveland Municipal Stadium, Cleveland, OH Sun Jul 08 1973, 3:33 AM EDT Unknown livebaseballscorecards.com									
Vada Pinson, L OBP: 0.395, SLG: 0.430 Ken Berry, R OBP: 0.322, SLG: 0.374	HR		FC4-6		2B 1B	P5		K		4 3 2 1 0 0 1 1 0 0 0 0 1 0										
Frank Robinson, R OBP: 0.365, SLG: 0.437	F9		1B HR		1B SF8	WP BB		P6		3 2 1 0 2 0 0										
Mike Epstein, L OBP: 0.315, SLG: 0.302	4-3		HR		SF8	F7		P6		5 2 2 2 0 0 1										
Bob Oliver, R OBP: 0.287, SLG: 0.392 Richie Scheinblum, S OBP: 0.374, SLG: 0.336		P3			SF7 SF8	WP BB		F2		3 2 1 1 3 2 0 0 0 0 0 0 0 0 0 0										
Leroy Stanton, R OBP: 0.274, SLG: 0.295	K		HR		SF8	3-1		F7		4 0 1 1 0 1 2										
Al Gallagher, R OBP: 0.349, SLG: 0.301			P4		SF7 1B		L5-4 1B			2 1 1 0 3 0 1										
Rudy Meoli, L OBP: 0.285, SLG: 0.234	F8				F7	SF7		F7		4 0 0 1 0 0 3										
Jeff Torborg, R OBP: 0.261, SLG: 0.226				4-3						3 0 2 2 1 0 0										
Inning Stats	R: 1 E: 0 K: 0 S: 4	H: 1 LOB: 0 BB: 0 P: 4	R: 0 E: 0 K: 1 S: 5	H: 0 LOB: 1 BB: 1 P: 9	R: 4 E: 0 K: 0 S: 6	H: 3 LOB: 1 BB: 2 P: 14	R: 0 E: 0 K: 0 S: 3	H: 0 LOB: 0 BB: 0 P: 3	R: 5 E: 0 K: 0 S: 7	H: 4 LOB: 1 BB: 2 P: 15		R: 0 E: 0 K: 0 S: 3	H: 2 LOB: 1 BB: 0 P: 4	R: 0 E: 0 K: 1 S: 5	H: 0 LOB: 0 BB: 0 P: 5	R: 0 E: 0 K: 0 S: 3	H: 0 LOB: 1 BB: 1 P: 7	1B: 7 2B: 2 3B: 0 HR: 2	SF: 2 SAC: 0 DP: 1 HBP: 0	WP: 1 PB: 0 SB: 1 CS: 0
PITCHER	IP WLS BF H R ER SO BB IBB HBP BLK WP HR S P ERA WHIP											IP WLS BF H R ER SO BB IBB HBP BLK WP HR S P ERA WHIP								
Milt Wilcox, R ERA: 5.57	(1, 1) 4.0 L 21 6 7 7 1 3 0 0 0 0 0 2 20 32 15.75 2.250																			
Tom Timmermann, R ERA: 4.94	(5, 1) 0.2 6 2 3 3 0 1 1 0 0 0 0 4 12 40.50 4.500																			
Mike Kekich, L ERA: 9.19	(5, 1) 4.1 17 2 0 0 1 3 0 0 0 1 0 16 28 0.00 1.154																			

Batter	1	2	3	4	5	6	7	8	9	AB R H RBI BB SO LOB	BOTTOM									
Buddy Bell, R OBP: 0.346, SLG: 0.389		FC5-4	F7			F9		K		5 1 1 0 0 1 4	California Angels @ Cleveland Indians Cleveland Municipal Stadium, Cleveland, OH Sun Jul 08 1973, 3:33 AM EDT Unknown livebaseballscorecards.com									
John Lowenstein, L OBP: 0.356, SLG: 0.390					K			F7		4 0 2 1 1 1 1										
Oscar Gamble, L OBP: 0.341, SLG: 0.500					G3					3 0 0 0 2 1 1										
John Ellis, R OBP: 0.338, SLG: 0.415					F9			F9		4 0 1 0 0 0 2										
Charlie Spikes, R OBP: 0.293, SLG: 0.417					1-4-3			P5		5 0 0 0 0 1 6										
Chris Chambliss, L OBP: 0.311, SLG: 0.309								6-3		2 2 1 1 2 0 1										
Walt Williams, R OBP: 0.254, SLG: 0.298					HR			6-3		4 1 1 0 0 0 2										
Rusty Torres, S OBP: 0.308, SLG: 0.273								4-3		4 0 1 0 0 2 2										
Leo Cardenas, R OBP: 0.282, SLG: 0.255								F2		4 0 1 0 0 2 2										
										4 0 2 2 0 1 2										
Inning Stats	R: 0 E: 0 K: 0 S: 4	H: 2 LOB: 2 BB: 1 P: 8	R: 3 E: 1 K: 1 S: 8	H: 3 LOB: 3 BB: 2 P: 17	R: 0 E: 0 K: 1 S: 6	H: 1 LOB: 2 BB: 1 P: 10	R: 0 E: 0 K: 1 S: 5	H: 0 LOB: 0 BB: 0 P: 5	R: 1 E: 0 K: 1 S: 6	H: 1 LOB: 0 BB: 0 P: 6	R: 0 E: 0 K: 0 S: 3	H: 0 LOB: 1 BB: 1 P: 7	R: 0 E: 0 K: 1 S: 6	H: 1 LOB: 1 BB: 0 P: 6	R: 0 E: 0 K: 2 S: 7	H: 0 LOB: 0 BB: 0 P: 7	1B: 6 2B: 2 3B: 0 HR: 1	SF: 0 SAC: 0 DP: 0 HBP: 1	WP: 0 PB: 0 SB: 1 CS: 1	PA: 41
PITCHER	IP WLS BF H R ER SO BB IBB HBP BLK WP HR S P ERA WHIP											IP WLS BF H R ER SO BB IBB HBP BLK WP HR S P ERA WHIP								
Bill Singer, R ERA: 2.44	(1, 1) 9.0 W 41 9 4 4 7 5 0 1 0 0 1 49 70 4.00 1.556																			

Batter	1	2	3	4	5	6	7	8	9	10	AB	R	H	RBI	BB	SO	LOB	TOP									
Billy Grabarkewitz, R OBP: 0.288, SLG: 0.287 Al Calligher, R OBP: 0.349, SLG: 0.301	(1, 5) X 0-0 G3-6-3 1B		(1, 0) X 0-0 F9 2B		(1, 0) X 0-0 5-3		(1, 0) X 0-3 K		(1, 0) X 4-0 G4-6-3 BB		4	0	2	0	1	1	2										
Vada Pinson, L OBP: 0.299, SLG: 0.421	(1, 8) X 0-0 G3-6-3 1-2f		(1, 0) X 0-0 F9 2-3		(1, 0) X 0-3 K		(1, 0) X 0-0 4-3		(1, 0) X 0-0 G4-6-3 1-2f		5	0	0	0	0	1	5										
Frank Robinson, R OBP: 0.362, SLG: 0.432	(1, 10) X 0-0 F8		(1, 0) X 0-0 4-3		(1, 0) X 0-0 5-3		(1, 0) X 0-0 4-3 1B		(1, 0) X 0-3 K		5	0	1	0	0	1	1										
Mike Epstein, L OBP: 0.316, SLG: 0.304	(1, 3) X 0-0 1-3		(1, 0) X 0-0 3B 1B		(1, 0) X 0-0 6-3		(1, 0) X 0-0 4-3		(1, 0) X 0-0 4-3 1B		5	2	2	0	0	0	1										
Richie Scheinblum, S OBP: 0.375, SLG: 0.370	(1, 9) X 0-0 2B 2B		(1, 0) X 0-0 F8		(1, 0) X 0-3 K		(1, 0) X 0-0 6-3		(1, 0) X 0-0 6-3 1B		5	2	2	2	0	1	2										
Leroy Stanton, R OBP: 0.288, SLG: 0.336	(1, 7) X 0-0 L3		(1, 0) X 0-0 3B 1B		(1, 0) X 0-0 E5 WP 1B		(1, 0) X 0-0 SH3-4 2B 2B		(1, 0) X 0-3 K		5	1	3	1	0	1	1										
John Stephenson, L OBP: 0.283, SLG: 0.295 Bob Oliver, R OBP: 0.286, SLG: 0.391 Jeff Torborg, R OBP: 0.261, SLG: 0.226 Ken Berry, R OBP: 0.322, SLG: 0.374 Rudy Meoli, L OBP: 0.284, SLG: 0.232 Sandy Alomar Sr., S OBP: 0.264, SLG: 0.223 Winston Llenas, R OBP: 0.321, SLG: 0.398	(1, 2) X 0-0 2B 2B (7, PH) X 0-0 2B (7, 2) X 0-0 2B (9, PH) X 0-0 2B (9, 6) X 0-0 2B (1, 4) X 0-0 F3 (7, PH) X 0-0 F3		(1, 0) X 0-0 G3		(1, 0) X 0-0 4-3		(1, 0) X 0-0 6-3		(1, 0) X 0-0 6-3		(1, 0) X 0-0 6-3		(1, 0) X 0-0 6-3		(1, 0) X 0-0 6-3		(1, 0) X 0-0 6-3										
Jerry Davanon, R OBP: 0.278, SLG: 0.314 Tom McCraw, L OBP: 0.340, SLG: 0.286 Art Kusnyer, R OBP: 0.151, SLG: 0.176	(1, 6) X 0-0 K K S (9, PH) X 0-0 K K S (9, 2) X 0-0 K K S		(1, 0) X 0-3 K		(1, 0) X 0-0 6-3		(1, 0) X 0-0 BB		(1, 0) X 0-0 BB IBB		(1, 0) X 0-0 P6		(1, 0) X 0-0 P6		(1, 0) X 0-0 P6		(1, 0) X 0-0 P6										
Inning Stats	R: 0 E: 0 K: 0 S: 3	H: 1 LOB: 0 BB: 0 P: 3	R: 1 E: 0 K: 0 S: 5	H: 2 LOB: 1 BB: 0 P: 5	R: 0 E: 0 K: 1 S: 6	H: 1 LOB: 1 BB: 0 P: 6	R: 1 E: 0 K: 0 S: 5	H: 2 LOB: 1 BB: 0 P: 5	R: 0 E: 0 K: 1 S: 5	H: 0 LOB: 0 BB: 0 P: 5	R: 0 E: 0 K: 1 S: 5	H: 0 LOB: 0 BB: 0 P: 5	R: 0 E: 1 K: 1 S: 6	H: 1 LOB: 2 BB: 1 P: 10	R: 0 E: 0 K: 0 S: 4	H: 1 LOB: 1 BB: 0 P: 4	R: 1 E: 0 K: 0 S: 4	H: 2 LOB: 2 BB: 2 P: 12	R: 2 E: 0 K: 2 S: 9	H: 2 LOB: 0 BB: 0 P: 9	1B: 5 2B: 5 3B: 1 HR: 1	SF: 0 SAC: 1 DP: 2 HBP: 0	WP: 1 PA: 43 PB: 0 SB: 0 CS: 0				
PITCHER	IP	WLS	BF	H	R	ER	SO	BB	IBB	HBP	BLK	WP	HR	S	P	ERA	WHIP										
Dick Bosman, R ERA: 5.03 Tom Hilgendorf, L ERA: 3.43 Jerry Johnson, R ERA: 5.31	(1, 1) 6.0 (7, 1) 2.0 (9, 1) 2.0		24	7	2	2	3	0	0	0	0	0	0	30	30	3.00	1.167										

California Angels @ Cleveland Indians
Cleveland Municipal Stadium, Cleveland, OH

AB 39
R 5
H 12
RBI 5
BB 3
SO 6
LOB 17



WP: 1 PA: 43
PB: 0
SB: 0
CS: 0

Batter	1	2	3	4	5	6	7	8	9	10	AB	R	H	RBI	BB	SO	LOB	BOTTOM									
Buddy Bell, R OBP: 0.347, SLG: 0.387	(1, 5) X 0-0 F9		(1, 0) X 0-0 4-3		(1, 0) X 4-0 FC4-6 1-2 BB		(1, 0) X 0-0 FC6-4 1B		(1, 0) X 0-0 5-3		4	0	1	0	1	0	1										
John Lowenstein, L OBP: 0.348, SLG: 0.383 Ron Lorch, R OBP: 0.243, SLG: 0.310	(1, 4) X 0-0 6-3 (8, 9) X 0-0 6-3		(1, 0) X 0-0 SF7		(1, 0) X 0-0 FC4-6 1-2f 2-3		(1, 0) X 0-0 FC6-4 1-2f		(1, 0) X 0-0 5-3		3	0	0	1	0	0	3										
Oscar Gamble, L OBP: 0.345, SLG: 0.515 Walt Williams, R OBP: 0.252, SLG: 0.296 Tom Ragland, R OBP: 0.299, SLG: 0.319 George Hendrick, R OBP: 0.298, SLG: 0.443	(1, 9) X 4-0 1B BB (8, 4) X 0-0 1B BB (10, PH) X 0-0 BB		(1, 0) X 0-0 HR		(1, 0) X 0-0 F7		(1, 0) X 0-0 P6		(1, 0) X 0-0 5-3		2	1	1	1	1	0	2										
John Ellis, R OBP: 0.335, SLG: 0.410	(1, 10) X 0-0 1-2 1B		(1, 0) X 0-0 6-3		(1, 0) X 0-3 K		(1, 0) X 0-0 F8		(1, 0) X 0-0 6-3		5	0	1	0	0	1	1										
Charlie Spikes, R OBP: 0.232, SLG: 0.419	(1, 7) X 0-0 F8		(1, 0) X 0-0 F7		(1, 0) X 0-0 1B 2B		(1, 0) X 0-3 K		(1, 0) X 0-0 4-3		4	1	1	0	0	1	2										
Chris Chambliss, L OBP: 0.310, SLG: 0.308	(1, 3) X 0-0 4-3		(1, 0) X 0-0 F7		(1, 0) X 0-0 4-3 1B		(1, 0) X 0-0 4-3		(1, 0) X 0-0 4-3		4	0	1	1	0	0	0										
Rusty Torres, S OBP: 0.302, SLG: 0.267	(1, 8) X 0-0 F8		(1, 0) X 0-0 F7		(1, 0) X 0-0 4-3		(1, 0) X 0-0 F9		(1, 0) X 0-0 F9		4	0	0	0	0	0	1										
Alan Ashby, S OBP: 0.125, SLG: 0.125	(1, 2) X 0-0 6-3		(1, 0) X 0-0 F8		(1, 0) X 0-0 3-1		(1, 0) X 0-0 F9		(1, 0) X 0-0 F9		4	0	0	0	0	0	1										
Frank Duffy, R OBP: 0.233, SLG: 0.227	(1, 6) X 0-0 4-3 SF7 2B		(1, 0) X 4-0 FC4-6 BB BB		(1, 0) X 0-0 P4		(1, 0) X 0-0 1-3		(1, 0) X 0-0 1-3		3	1	1	0	1	0	0										
Inning Stats	R: 0 E: 0 K: 0 S: 4	H: 1 LOB: 2 BB: 1 P: 8	R: 0 E: 0 K: 0 S: 3	H: 0 LOB: 0 BB: 0 P: 3	R: 2 E: 0 K: 0 S: 5	H: 2 LOB: 0 BB: 0 P: 5	R: 0 E: 0 K: 0 S: 3	H: 0 LOB: 0 BB: 0 P: 3	R: 0 E: 0 K: 0 S: 3	H: 0 LOB: 2 BB: 2 P: 11	R: 1 E: 0 K: 1 S: 7	H: 2 LOB: 1 BB: 0 P: 7	R: 0 E: 0 K: 0 S: 4	H: 1 LOB: 1 BB: 0 P: 4	R: 0 E: 0 K: 1 S: 5	H: 0 LOB: 0 BB: 0 P: 5	R: 0 E: 0 K: 0 S: 3	H: 0 LOB: 0 BB: 0 P: 3	R: 0 E: 0 K: 0 S: 4	H: 1 LOB: 1 BB: 0 P: 4	1B: 3 2B: 3 3B: 0 HR: 1	SF: 1 SAC: 0 DP: 0 HBP: 0	WP: 0 PA: 40 PB: 0 SB: 0 CS: 0				
PITCHER	IP	WLS	BF	H	R	ER	SO	BB	IBB	HBP	BLK	WP	HR	S	P	ERA	WHIP										
Dick Lange, R ERA: 4.15 Steve Barber, L ERA: 3.1 Dave Selts, R ERA: 1.35	(1, 1) 4.1 (5, 1) 5.1 (10, 1) 0.1		19	2	2	2	0	3	0	0	0	0	0	16	28	4.15	1.385										

California Angels @ Cleveland Indians
Cleveland Municipal Stadium, Cleveland, OH

AB 36
R 3
H 7
RBI 3
BB 3
SO 2
LOB 12



WP: 0 PA: 40
PB: 0
SB: 0
CS: 0

Batter	1	2	3	4	5	6	7	8	9	AB	R	H	RBI	BB	SO	LOB	TOP											
Sandy Alomar Sr. S OBP: 0.264, SLG: 0.227 (1.4)	0-0 6-3		0-0 1B 2B	0-0 5-3			0-0 F7			4	1	1	0	0	0	2												
Ken Berry R OBP: 0.325, SLG: 0.373 (1.8)	1-0 G5-4-3 HBP		0-0 2H 1B 1B		0-0 F8			0-0 5-3		3	1	1	1	0	0	0												
Frank Robinson R OBP: 0.361, SLG: 0.427 (1.10)	0-0 G5-4-3 1-2		4-0 1B 1-2 BB		0-0 4-3			0-0 F3		3	0	0	0	1	0	1												
Bob Oliver R OBP: 0.289, SLG: 0.392 (1.3)		0-0 1-3	0-0 1-3 2H 1B		0-0 5-3			0-0 1B		4	0	2	1	0	0	0												
Richie Scheinblum S OBP: 0.372, SLG: 0.362 (1.9)		4-0 2B BB		0-0 G3		0-0 F8		0-0 G3		3	0	0	0	1	0	1												
Leroy Stanton R OBP: 0.295, SLG: 0.345 (1.7)		0-0 1-2 2B		4-0 1B 1B SF9 BB		0-0 G3		0-3 K		3	1	1	0	1	1	0												
Al Gallagher R OBP: 0.349, SLG: 0.301 Vada Pinson L OBP: 0.298, SLG: 0.420 (9, PH)	0-0 G3		0-0 SF9 1B 1-2		0-0 6-3			0-0 4-3		3	0	1	0	0	0	1												
Jerry Davanon R OBP: 0.282, SLG: 0.316 Winston Lienes R OBP: 0.315, SLG: 0.358 (9, PH)			0-0 L5		0-0 SF9 1B 1-2 2-3 3H		0-0 F7		0-0 6-3	3	0	1	0	0	0	0												
Jeff Torborg R OBP: 0.258, SLG: 0.224 Tom McCraw L OBP: 0.337, SLG: 0.282 John Stephenson L OBP: 0.283, SLG: 0.295 (7, 2)			0-0 4-3		0-0 SF9		0-0 6-3			1	0	0	1	0	0	0												
										1	0	0	0	0	0	0												
										0	0	0	0	0	0	0												
										0	0	0	0	0	0	0												
Inning Stats	R: 0 E: 0 K: 0 S: 2	H: 0 LOB: 0 BB: 0 P: 3	R: 0 E: 0 K: 0 S: 3	H: 1 LOB: 1 BB: 1 P: 7	R: 2 E: 0 K: 0 S: 5	H: 3 LOB: 2 BB: 1 P: 9	R: 1 E: 0 K: 0 S: 5	H: 2 LOB: 2 BB: 1 P: 9	R: 0 E: 0 K: 0 S: 3	H: 0 LOB: 0 BB: 0 P: 3	R: 0 E: 0 K: 0 S: 3	H: 0 LOB: 0 BB: 0 P: 3	R: 0 E: 0 K: 0 S: 4	H: 1 LOB: 1 BB: 0 P: 4	R: 0 E: 0 K: 1 S: 5	H: 0 LOB: 0 BB: 0 P: 5	1B: 5 2B: 2 3B: 0 HR: 0	SF: 1 SAC: 0 DP: 1 HBP: 1	WP: 0 PB: 0 SB: 0 CS: 0	PA: 35								
PITCHER	IP	WLS	BF	H	R	ER	SO	BB	IBB	HBP	BLK	WP	HR	S	P	ERA	WHIP											
Dave McNally, L ERA: 2.62 Bob Reynolds, R ERA: 2.04	(1.1)	6.0	W	25	6	3	3	0	3	0	1	0	0	0	21	34	4.50	1.500										
	(7.1)	3.0	S	10	1	0	0	1	0	0	0	0	0	12	12	0.00	0.333											

California Angels @ Baltimore Orioles
Memorial Stadium, Baltimore, MD
Mon Jul 09 1973, 7:05 PM EDT
Att: 8,677 - Unknown

AB 30
R 3
H 7
RBI 3
BB 3
SO 1
LOB 5



Batter	1	2	3	4	5	6	7	8	9	AB	R	H	RBI	BB	SO	LOB	BOTTOM										
Merv Rettenmund R OBP: 0.298, SLG: 0.316 (1.9)	0-0 4-3		0-0 6-3		4-0 1-2 E BB	0-0 F8				3	1	0	0	1	0	1											
Bobby Grich R OBP: 0.360, SLG: 0.363 (1.4)	4-0 FC6-4 1B 2B BB		0-0 G3		0-0 E9 1B 1H 2H	0-0 F9				3	2	0	0	1	0	0											
Paul Blair R OBP: 0.360, SLG: 0.430 (1.8)	0-0 FC6-4 1-2 1B		0-0 F8		0-0 F6		0-3 K			4	0	1	0	0	1	1											
Tommy Davis R OBP: 0.319, SLG: 0.373 (1.10)	0-0 FC6-4 2B 1-2 2-3		0-3 K		0-0 1B		0-0 FC6-4 1B			4	0	2	1	0	1	2											
Earl Williams R OBP: 0.332, SLG: 0.410 (1.3)	0-0 1-3 3H 2B		0-0 E9 FC6-5		0-0 5-3		0-0 FC6-4 1-2			4	0	1	1	0	0	2											
Don Baylor R OBP: 0.301, SLG: 0.338 (1.7)	0-0 F7		0-0 FC6-5 2-3		0-0 FC6-5		0-0 F8		0-0 F7	4	0	0	0	0	0	3											
Brooks Robinson R OBP: 0.286, SLG: 0.296 (1.5)		0-0 F6		0-0 F5		4-0 2B BB		0-0 5-3		3	1	0	0	1	0	1											
Andy Etchebarran R OBP: 0.234, SLG: 0.333 (1.2)		0-0 4-3		0-0 FC5-4 1B		0-0 1H 2B		0-0 F9		4	0	2	1	0	0	0											
Mark Belanger R OBP: 0.307, SLG: 0.239 (1.6)		0-0 F9		0-0 FC5-4 1-2 E		0-0 F3				3	1	0	0	0	0	2											
										1B: 4 2B: 2 3B: 0 HR: 0																	
										SF: 0 SAC: 0 DP: 0 HBP: 0																	
Inning Stats	R: 1 E: 0 K: 0 S: 5	H: 2 LOB: 2 BB: 1 P: 9	R: 0 E: 0 K: 0 S: 3	H: 0 LOB: 0 BB: 0 P: 3	R: 0 E: 1 K: 1 S: 6	H: 0 LOB: 1 BB: 0 P: 6	R: 3 E: 1 K: 0 S: 6	H: 2 LOB: 1 BB: 1 P: 10	R: 1 E: 0 K: 0 S: 4	H: 1 LOB: 1 BB: 1 P: 8	R: 0 E: 0 K: 1 S: 6	H: 1 LOB: 0 BB: 0 P: 6	R: 0 E: 0 K: 0 S: 3	H: 0 LOB: 0 BB: 0 P: 3	1B: 4 2B: 2 3B: 0 HR: 0	SF: 0 SAC: 0 DP: 0 HBP: 0	WP: 0 PB: 0 SB: 0 CS: 0	PA: 35									
PITCHER	IP	WLS	BF	H	R	ER	SO	BB	IBB	HBP	BLK	WP	HR	S	P	ERA	WHIP										
Clyde Wright, L ERA: 3.14	(1.1)	8.0	L	35	6	5	2	2	3	0	0	0	0	36	48	2.25	1.125										

California Angels @ Baltimore Orioles
Memorial Stadium, Baltimore, MD
Mon Jul 09 1973, 7:05 PM EDT
Att: 8,677 - Unknown

AB 32
R 5
H 6
RBI 3
BB 3
SO 2
LOB 12



Batter	1	2	3	4	5	6	7	8	9	10	AB	R	H	RBI	BB	SO	LOB	TOP				
Vada Pinson, L OBP: 0.293, SLG: 0.414 (1, 8)	F9		G3		F8			4-3	SF		4	0	0	1	0	0	1	California Angels @ Baltimore Orioles Memorial Stadium, Baltimore, MD Tue Jul 10 1973, 7:05 PM EDT Att: 9,649 - Unknown				
Sandy Alomar Sr., S OBP: 0.260, SLG: 0.223 (1, 4)	F7		F7		6-3			K	F3		5	0	0	0	0	1	3					
Frank Robinson, R OBP: 0.358, SLG: 0.421 (1, 10)	F9				F7				F8		4	0	0	0	1	1	2					
Mike Epstein, L OBP: 0.311, SLG: 0.298 (1, 3)		4-3			F8			4-3			5	0	0	0	0	1	1					
Bob Oliver, R OBP: 0.252, SLG: 0.407 Billy Grabarkewitz, R OBP: 0.295, SLG: 0.287 Ken Berry, R OBP: 0.328, SLG: 0.376 (1, 9)		5-3									4	1	2	1	0	0	0					
Leroy Stanton, R OBP: 0.315, SLG: 0.441 (1, 7)											0	1	0	0	0	0	0					
John Stephenson, L OBP: 0.294, SLG: 0.327 (1, 2)											1	1	1	0	0	0	0					
Al Gallagher, R OBP: 0.350, SLG: 0.300 (1, 5)											5	4	4	5	0	1	0					
Rudy Meoli, L OBP: 0.288, SLG: 0.251 (1, 6)											5	1	2	0	0	0	2					
Inning Stats	R: 0 E: 0 K: 0 S: 3	H: 0 LOB: 0 BB: 0 P: 3	R: 0 E: 0 K: 1 S: 5	H: 0 LOB: 0 BB: 0 P: 5	R: 1 E: 2 K: 0 S: 5	H: 2 LOB: 1 BB: 0 P: 5	R: 2 E: 0 K: 0 S: 6	H: 3 LOB: 1 BB: 0 P: 6	R: 0 E: 0 K: 1 S: 5	H: 0 LOB: 0 BB: 0 P: 5	R: 1 E: 0 K: 0 S: 7	H: 1 LOB: 1 BB: 1 P: 7	R: 0 E: 0 K: 1 S: 5	H: 0 LOB: 1 BB: 1 P: 9	R: 4 E: 1 K: 0 S: 8	H: 4 LOB: 2 BB: 0 P: 8	R: 2 E: 0 K: 1 S: 7		H: 2 LOB: 0 BB: 0 P: 7	1B: 6 2B: 2 3B: 1 HR: 4	SF: 2 SAC: 0 DP: 1 HBP: 0	WP: 1 PB: 0 SB: 1 CS: 0
PITCHER	IP	WLS	BF	H	R	ER	SO	BB	IBB	HBP	BLK	WP	HR	S	P	ERA	WHIP					
Jim Palmer, R ERA: 2.88 (1, 1)	8.1		35	9	7	6	3	2	0	0	0	1	3	39	47	6.48	1.320					
Grant Jackson, L ERA: 1.99 (9, 1)	0.2		4	1	1	1	0	0	0	0	0	0	0	4	4	13.50	1.500					
Eddie Watt, R ERA: 4.22 (10, 1)	1.0	L	5	2	2	2	1	0	0	0	0	0	1	7	7	18.00	2.000					

Batter	1	2	3	4	5	6	7	8	9	10	AB	R	H	RBI	BB	SO	LOB	BOTTOM				
Merv Rettenmund, R OBP: 0.310, SLG: 0.325 (1, 9)	FC7-5 WP 1B				F7						5	2	3	1	1	1	1	California Angels @ Baltimore Orioles Memorial Stadium, Baltimore, MD Tue Jul 10 1973, 7:05 PM EDT Att: 9,649 - Unknown				
Bobby Grich, R OBP: 0.365, SLG: 0.368 (1, 4)	FC7-5 BB				K						4	1	2	0	2	1	3					
Paul Blair, R OBP: 0.360, SLG: 0.435 (1, 8)	FC7-5 G4-6-3 2-3f										6	1	2	3	0	0	5					
Tommy Davis, R OBP: 0.316, SLG: 0.369 (1, 10)	G4-6-3 1-2f				1-6-3						6	1	1	1	0	1	4					
Earl Williams, R OBP: 0.333, SLG: 0.423 (1, 3)		K			F7						5	1	2	2	0	2	0					
Don Baylor, R OBP: 0.302, SLG: 0.338 Al Bumbry, L OBP: 0.383, SLG: 0.537 (1, 7)		6-3									3	0	1	0	0	1	1					
Brooks Robinson, R OBP: 0.289, SLG: 0.300 Frank Baker, L OBP: 0.222, SLG: 0.143 (1, 5)					F5						1	0	0	0	0	0	0					
Andy Etchebarren, R OBP: 0.220, SLG: 0.313 Boog Powell, L OBP: 0.394, SLG: 0.370 (1, 2)					F8						3	0	0	0	0	0	1					
Mark Belanger, R OBP: 0.311, SLG: 0.241 Rich Coggins, L OBP: 0.322, SLG: 0.411 Larry Brown, R OBP: 0.300, SLG: 0.421 (1, 6)					F8						2	1	1	0	1	0	0					
Inning Stats	R: 0 E: 0 K: 0 S: 3	H: 1 LOB: 1 BB: 1 P: 7	R: 0 E: 0 K: 1 S: 5	H: 0 LOB: 0 BB: 0 P: 5	R: 0 E: 0 K: 0 S: 3	H: 0 LOB: 2 BB: 2 P: 11	R: 0 E: 0 K: 0 S: 4	H: 1 LOB: 1 BB: 0 P: 4	R: 0 E: 0 K: 1 S: 6	H: 1 LOB: 1 BB: 0 P: 6	R: 3 E: 0 K: 0 S: 6	H: 3 LOB: 1 BB: 1 P: 10	R: 0 E: 0 K: 1 S: 6	H: 1 LOB: 2 BB: 1 P: 10	R: 5 E: 1 K: 1 S: 11	H: 5 LOB: 1 BB: 0 P: 11	R: 0 E: 0 K: 1 S: 6		H: 1 LOB: 1 BB: 0 P: 6	1B: 9 2B: 4 3B: 0 HR: 1	SF: 0 SAC: 0 DP: 1 HBP: 0	WP: 1 PB: 0 SB: 0 CS: 0
PITCHER	IP	WLS	BF	H	R	ER	SO	BB	IBB	HBP	BLK	WP	HR	S	P	ERA	WHIP					
Rudy May, L ERA: 3.08 (1, 1)	6.1		27	5	2	2	4	4	0	0	0	1	0	31	47	2.84	1.421					
Steve Barber, L ERA: 3.26 (7, 1)	0.1		3	2	1	1	0	0	0	0	0	0	0	3	3	27.00	6.000					
Dave Selts, R ERA: 2.34 (7, 1)	1.1		10	5	4	4	1	1	0	0	1	0	0	11	15	27.00	4.500					
Dick Lange, R ERA: 4.26 (9, 1)	2.0	W	9	2	1	1	2	0	0	0	0	0	1	13	13	4.50	1.000					



Batter	1	2	3	4	5	6	7	8	9	AB	R	H	RBI	BB	SO	LOB	TOP			
Vada Pinson, L OBP: 0.291, SLG: 0.410 (1, 8)	4-3		G4-6-3		E4		1B		K	5	0	1	0	0	1	4	California Angels @ Baltimore Orioles Memorial Stadium, Baltimore, MD Wed Jul 11 1973, 7:05 PM EDT Att: 9,389 - Unknown			
Sandy Alomar Sr., S OBP: 0.262, SLG: 0.223 (1, 4)	1B		BB		F7		F8		F8	4	0	1	0	1	0	6				
Frank Robinson, R OBP: 0.357, SLG: 0.419 (1, 10)	F8		P4		F8				FC4-6 1B	4	0	1	0	0	0	4				
Bob Oliver, R OBP: 0.292, SLG: 0.404 (1, 9)	F9			K		K			FC4-6 1B	4	0	1	0	0	2	1				
Mike Epstein, L OBP: 0.310, SLG: 0.297 (1, 3)		FC6-4 1B		K		P6			FC4-6 G1-4-3	4	0	1	0	0	1	2				
Leroy Stanton, R OBP: 0.305, SLG: 0.426 (1, 7)	FC6-4 1B			K		4-3			G1-4-3	4	0	0	0	0	1	3				
Al Gallagher, R OBP: 0.348, SLG: 0.300 (1, 5)	1B				P4		1-3		F8	4	0	1	0	0	0	0				
Rudy Meoli, L OBP: 0.294, SLG: 0.254 (9, PH)	F8				1B E		1B		BB	2	1	1	0	1	0	1				
Winston Lienes, R OBP: 0.327, SLG: 0.400 (9, PH)					BB		1B		1B	1	0	1	0	0	0	0				
Jeff Torborg, R OBP: 0.285, SLG: 0.233 (9, PH)			G4-6-3 1B		1-2 1B		K		BB	3	0	2	0	0	1	1				
Inning Stats	R: 0 E: 0 K: 0 S: 4	H: 1 LOB: 1 BB: 0 P: 4	R: 0 E: 0 K: 0 S: 4	H: 2 LOB: 1 BB: 0 P: 4	R: 0 E: 0 K: 3 S: 9	H: 1 LOB: 1 BB: 1 P: 7	R: 0 E: 0 K: 3 S: 9	H: 0 LOB: 0 BB: 0 P: 9	R: 1 E: 1 K: 0 S: 5	H: 1 LOB: 2 BB: 1 P: 9	R: 0 E: 0 K: 1 S: 7	H: 2 LOB: 2 BB: 0 P: 7	R: 0 E: 0 K: 0 S: 4	H: 2 LOB: 1 BB: 0 P: 4	R: 0 E: 0 K: 1 S: 6	H: 1 LOB: 2 BB: 1 P: 10	1B: 10 2B: 0 3B: 0 HR: 0	SF: 0 SAC: 0 DP: 2 HBP: 0	WP: 0 PB: 0 SB: 0 CS: 0	PA: 38
PITCHER Mike Cuellar, L ERA: 3.73 (1, 1)	IP: 9.0 WLS: W BF: 38 H: 10 R: 1 ER: 0 SO: 6 BB: 3 IBB: 0 HBP: 0 BLK: 0 WP: 0 HR: 0 S: 47 P: 59 ERA: 0.00 WHIP: 1.444															PITCHER				

Batter	1	2	3	4	5	6	7	8	9	AB	R	H	RBI	BB	SO	LOB	BOTTOM			
Al Bumbry, L OBP: 0.378, SLG: 0.527 (1, 7)	K			K		K		K		5	0	1	1	0	4	2	California Angels @ Baltimore Orioles Memorial Stadium, Baltimore, MD Wed Jul 11 1973, 7:05 PM EDT Att: 9,389 - Unknown			
Rich Coggins, L OBP: 0.330, SLG: 0.416 (1, 9)	F8	6-3		BB		F9 S HR		WP 2B		3	2	1	0	2	0	2				
Paul Blair, R OBP: 0.364, SLG: 0.438 (1, 8)	BB		F9	BB		F9		2B		3	0	1	2	2	0	1				
Boog Powell, L OBP: 0.384, SLG: 0.381 (1, 3)	G3		K	K		HR		BB		4	1	1	2	1	2	4				
Tommy Davis, R OBP: 0.321, SLG: 0.373 (1, 10)		2B SF9 1B		1B		S 1B		G4-3 BB		5	2	3	0	0	0	2				
Earl Williams, R OBP: 0.333, SLG: 0.426 (1, 2)		1B 2B		K		K		K		3	1	1	0	0	2	2				
Eliot Hendricks, L OBP: 0.280, SLG: 0.414 (6, 2)										1	0	0	0	0	1	0				
Bobby Grich, R OBP: 0.369, SLG: 0.367 (1, 4)		1B BB		2B BB		K		S BB		1	1	0	0	3	1	1				
Brooks Robinson, R OBP: 0.292, SLG: 0.307 (1, 5)		K		BB		BB		6-3		4	0	2	1	0	1	4				
Mark Belanger, R OBP: 0.306, SLG: 0.238 (1, 6)		SF9		K		K		6-3		3	0	0	1	0	2	4				
Inning Stats	R: 0 E: 0 K: 1 S: 5	H: 0 LOB: 1 BB: 1 P: 9	R: 2 E: 0 K: 1 S: 8	H: 3 LOB: 2 BB: 1 P: 12	R: 0 E: 0 K: 2 S: 8	H: 1 LOB: 0 BB: 0 P: 8	R: 1 E: 0 K: 3 S: 10	H: 1 LOB: 3 BB: 3 P: 22	R: 1 E: 0 K: 3 S: 11	H: 2 LOB: 1 BB: 0 P: 11	R: 2 E: 0 K: 1 S: 6	H: 1 LOB: 0 BB: 1 P: 10	R: 0 E: 0 K: 1 S: 5	H: 0 LOB: 1 BB: 1 P: 9	R: 1 E: 0 K: 1 S: 6	H: 2 LOB: 1 BB: 1 P: 10	1B: 5 2B: 4 3B: 0 HR: 1	SF: 1 SAC: 0 DP: 1 HBP: 0	WP: 1 PB: 0 SB: 3 CS: 0	PA: 41
PITCHER Nolan Ryan, R ERA: 3.05 (1, 1)	IP: 6.0 WLS: L BF: 32 H: 8 R: 6 ER: 6 SO: 11 BB: 6 IBB: 0 HBP: 0 BLK: 0 WP: 1 HR: 1 S: 48 P: 72 ERA: 9.00 WHIP: 2.333															PITCHER				
Andy Hassler, L ERA: 4.15 (7, 1)	IP: 2.0 WLS: 9 BF: 2 H: 2 R: 1 ER: 1 SO: 2 BB: 2 IBB: 0 HBP: 0 BLK: 0 WP: 0 HR: 0 S: 11 P: 19 ERA: 4.50 WHIP: 2.000															PITCHER				

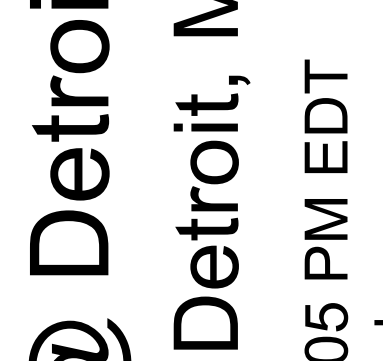
Batter	1	2	3	4	5	6	7	8	9	AB	R	H	RBI	BB	SO	LOB	TOP			
Sandy Alomar Sr. S OBP: 0.264, SLG: 0.226 (1, 4)	0-0 SH3 BB 1B		0-0 1B		0-3 K		0-0 F8		0-0 F8	5	0	2	0	0	1	0	California Angels @ Detroit Tigers Tiger Stadium, Detroit, MI Fri Jul 13 1973, 7:05 PM EDT Att: 26,646 - Unknown			
Winston Lienes R OBP: 0.355, SLG: 0.400 (1, 5)	4-0 FC5 SH3 1-2 BB		0-0 F8		4-0 1B BB		0-0 HR 1B		0-0 1B	3	1	2	0	2	0	1				
Frank Robinson R OBP: 0.357, SLG: 0.428 (1, 10)	0-0 SH3 1-2 2-3		0-0 F7		0-0 1-3 1B		0-0 1-H HR		0-0 F9	4	1	2	2	0	0	2				
Bob Oliver R OBP: 0.294, SLG: 0.410 (1, 3)	4-0 1B BB		0-0 F8		0-3 K		0-3 K			3	0	0	0	1	2	3				
Richie Scheinblum S OBP: 0.373, SLG: 0.353 (1, 9)	0-0 F8			4-0 L4-3 BB		0-0 F8			0-0 5-3	3	0	0	0	1	0	5				
Leroy Stanton R OBP: 0.286, SLG: 0.400 (1, 7)	0-0 FC5 2-3f			0-3 K		0-0 F8			0-3 K	4	0	0	0	0	2	4				
Ken Berry R OBP: 0.327, SLG: 0.378 (1, 8)		0-3 K		0-0 L4-3 1-2		0-0 F8			0-0 2B	4	0	1	0	0	1	1				
Jerry Davanon R OBP: 0.296, SLG: 0.295 (1, 6)		0-0 P6		4-0 BB		0-3 K			0-0 6-3	3	0	0	0	1	1	1				
Art Kusnyer R OBP: 0.145, SLG: 0.170 (7, PH)		0-0 F8		0-0 P4					0-0 F8	2	0	0	0	0	0	2				
Billy Grabarkewitz R OBP: 0.253, SLG: 0.264 (7, 2)									0-0 F8	1	0	0	0	0	0	0				
John Stephenson L OBP: 0.294, SLG: 0.327 (9, PH)									0-0 F8	1	0	0	0	0	0	0				
Al Gallagher R OBP: 0.349, SLG: 0.302 (9, PH)									0-0 F8	1	0	0	0	0	0	0				
Inning Stats	R: 0 E: 0 K: 0 S: 4	H: 1 LOB: 3 BB: 2 P: 12	R: 0 E: 0 K: 1 S: 5	H: 0 LOB: 0 BB: 0 P: 5	R: 0 E: 0 K: 1 S: 4	H: 1 LOB: 1 BB: 0 P: 4	R: 0 E: 0 K: 1 S: 5	H: 0 LOB: 2 BB: 1 P: 13	R: 0 E: 0 K: 2 S: 8	H: 1 LOB: 2 BB: 1 P: 12	R: 2 E: 0 K: 1 S: 7	H: 2 LOB: 0 BB: 0 P: 7	R: 0 E: 0 K: 1 S: 6	H: 1 LOB: 1 BB: 0 P: 6	R: 0 E: 0 K: 0 S: 4	H: 1 LOB: 1 BB: 0 P: 4	1B: 5 2B: 1 3B: 0 HR: 1	SF: 0 SAC: 1 DP: 0 HBP: 0	WP: 0 PB: 0 SB: 0 CS: 0	PA: 39
PITCHER Mickey Lolich L ERA: 3.37 (1, 1)	IP: 9.0 WLS: W BF: 39 H: 7 R: 2 ER: 2 SO: 7 BB: 5 IBB: 0 HBP: 0 BLK: 0 WP: 0 HR: 1 S: 48 P: 68 ERA: 2.00 WHIP: 1.333															PITCHER				

Batter	1	2	3	4	5	6	7	8	9	AB	R	H	RBI	BB	SO	LOB	BOTTOM			
Mickey Stanley R OBP: 0.284, SLG: 0.377 (1, 8)	0-0 4-3		0-0 5-3		0-0 1-3	0-0 4-3		0-0 FC6-4 2B		5	1	0	0	0	0	2	California Angels @ Detroit Tigers Tiger Stadium, Detroit, MI Fri Jul 13 1973, 7:05 PM EDT Att: 26,646 - Unknown			
Tony Taylor R OBP: 0.252, SLG: 0.304 (1, 4)	4-0 BB 1B BB		0-0 3-1		0-0 HR	0-0 L3		0-0 1-H HR 2B		4	3	2	2	1	0	1				
Al Kaline R OBP: 0.333, SLG: 0.309 (1, 3)	4-0 1B 1-2 BB		0-0 BB 1B		0-0 L5-3		0-0 L7		0-0 2-H HR	3	1	1	0	1	0	0				
Rich Reese L OBP: 0.208, SLG: 0.223 (8, 3)	1-2 BB		0-0 1B		0-0 L5-3		0-0 L7		0-0 2-H HR	1	1	1	2	0	0	0				
Frank Howard R OBP: 0.326, SLG: 0.390 (1, 10)	0-0 G1 1-3 2-H 1B		4-0 1B BB		0-0 BB 1B		0-0 HR		0-0 F7	4	1	3	2	1	0	0				
Bill Freehan R OBP: 0.327, SLG: 0.317 (1, 2)	0-0 G1 1-2		0-0 1-2 1B		4-0 BB 1B		0-0 F7			3	0	1	1	1	0	2				
Jim Northrup L OBP: 0.323, SLG: 0.393 (1, 7)	0-0 F9		0-0 4-3		0-0 F8		4-0 FC5 CS BB			3	0	0	0	1	0	6				
Dick Sharon R OBP: 0.266, SLG: 0.508 (1, 9)		0-0 F8		0-0 6-3		0-0 4-3		0-0 FC5 1-3		4	0	0	0	0	0	1				
Aurelio Rodriguez R OBP: 0.264, SLG: 0.359 (1, 5)		0-0 5-3		0-0 P4		0-0 2B 1B		0-0 FC6-4 1B		4	1	2	0	0	0	0				
Ed Brinkman R OBP: 0.320, SLG: 0.382 (1, 6)		0-0 1-3		0-0 P4		0-0 1-H 2B		0-0 F8		4	0	1	1	0	0	1				
Inning Stats	R: 1 E: 0 K: 0 S: 4	H: 1 LOB: 2 BB: 2 P: 12	R: 0 E: 0 K: 0 S: 3	H: 0 LOB: 0 BB: 0 P: 3	R: 1 E: 0 K: 0 S: 5	H: 2 LOB: 1 BB: 1 P: 9	R: 0 E: 0 K: 0 S: 3	H: 0 LOB: 0 BB: 0 P: 3	R: 1 E: 0 K: 0 S: 5	H: 2 LOB: 1 BB: 1 P: 9	R: 1 E: 0 K: 0 S: 4	H: 1 LOB: 1 BB: 1 P: 8	R: 3 E: 0 K: 0 S: 6	H: 3 LOB: 0 BB: 0 P: 6	R: 0 E: 0 K: 0 S: 4	H: 3 LOB: 0 BB: 0 P: 6	1B: 6 2B: 2 3B: 0 HR: 3	SF: 0 SAC: 0 DP: 0 HBP: 0	WP: 0 PB: 0 SB: 0 CS: 1	PA: 40
PITCHER Clyde Wright L ERA: 3.3 Dick Lange R ERA: 7.04 (7, 1)	IP: 6.2 WLS: L BF: 33 H: 8 R: 5 ER: 5 SO: 0 BB: 5 IBB: 0 HBP: 0 BLK: 0 WP: 0 HR: 2 S: 28 P: 48 ERA: 6.75 WHIP: 1.950															PITCHER				

AB 33
R 2
H 7
RBI 2
BB 5
SO 7
LOB 19



AB 35
R 8
H 11
RBI 8
BB 5
SO 0
LOB 13



Batter	1	2	3	4	5	6	7	8	9	AB	R	H	RBI	BB	SO	LOB	TOP			
Vada Pinson, L OBP: 0.292, SLG: 0.411 (1, 8)	F8		P5						FC3-6	4	0	1	0	1	0	1	California Angels @ Detroit Tigers Tiger Stadium, Detroit, MI Sat Jul 14 1973, 3:33 AM EDT Att: 28,253 - Unknown			
Rudy Meoli, L OBP: 0.287, SLG: 0.265 (1, 6)	L1-3						L1-3		F9	5	1	1	1	0	0	4				
Tom McCraw, L OBP: 0.343, SLG: 0.284 (1, 7)				HR						3	0	1	0	1	1	0				
Mike Epstein, L OBP: 0.308, SLG: 0.292 (1, 3)	P5								F9	3	0	0	0	1	1	2				
Bob Oliver, R OBP: 0.297, SLG: 0.409 Sandy Alomar Sr., S OBP: 0.264, SLG: 0.226 (1, 9) (8, 4)										3	0	1	0	1	1	2				
Richie Scheinblum, S OBP: 0.376, SLG: 0.353 (1, 10)										0	0	0	0	0	0	0				
John Stephenson, L OBP: 0.273, SLG: 0.302 (1, 2)										3	0	1	0	1	1	2				
Al Gallagher, R OBP: 0.348, SLG: 0.298 (1, 5)										3	0	0	0	1	0	0				
Jerry Davanon, R OBP: 0.280, SLG: 0.277 Ken Berry, R OBP: 0.329, SLG: 0.381 (1, 4) (8, 8)										3	0	0	0	0	2	1				
Inning Stats	R: 0 E: 0 K: 0 S: 3	H: 0 LOB: 1 BB: 1 P: 7	R: 0 E: 0 K: 0 S: 3	H: 1 LOB: 0 BB: 0 P: 3	R: 0 E: 0 K: 1 S: 5	H: 0 LOB: 0 BB: 0 P: 5	R: 1 E: 0 K: 2 S: 8	H: 1 LOB: 2 BB: 2 P: 16	R: 0 E: 0 K: 1 S: 5	H: 0 LOB: 1 BB: 1 P: 9	R: 0 E: 0 K: 0 S: 4	H: 1 LOB: 2 BB: 1 P: 8	R: 0 E: 0 K: 1 S: 7	H: 2 LOB: 2 BB: 0 P: 7	R: 0 E: 0 K: 0 S: 4	H: 1 LOB: 1 BB: 0 P: 4		1B: 5 2B: 0 3B: 0 HR: 1	SF: 0 SAC: 0 DP: 1 HBP: 0	WP: 0 PB: 0 SB: 1 CS: 0
PITCHER Joe Coleman, R ERA: 3.6 (1, 1)	IP: 9.0 WLS: W BF: 38 H: 6 R: 1 ER: 1 SO: 6 BB: 6 IBB: 0 HBP: 0 BLK: 0 WP: 0 HR: 1 S: 44 P: 68 ERA: 1.00 WHIP: 1.333																			

Batter	1	2	3	4	5	6	7	8	9	AB	R	H	RBI	BB	SO	LOB	BOTTOM			
Mickey Stanley, R OBP: 0.289, SLG: 0.379 (1, 8)	1B	PO	F7				5-3		WP	4	0	2	0	1	0	0	California Angels @ Detroit Tigers Tiger Stadium, Detroit, MI Sat Jul 14 1973, 3:33 AM EDT Att: 28,253 - Unknown			
Tony Taylor, R OBP: 0.258, SLG: 0.317 Gates Brown, L OBP: 0.326, SLG: 0.368 (1, 4) (9, PH)	1B						F9		BB	4	0	2	0	0	0	1				
Al Kaline, R OBP: 0.282, SLG: 0.308 (1, 3)	1B								IBB	5	0	1	0	0	0	5				
Frank Howard, R OBP: 0.338, SLG: 0.397 (1, 10)	1B									3	0	2	0	1	0	0				
Bill Freehan, R OBP: 0.321, SLG: 0.311 (1, 2)	F3									4	0	0	0	0	0	7				
Ike Brown, R OBP: 0.423, SLG: 0.310 (1, 7)	4-3									4	1	2	0	0	1	3				
Dick Sharon, R OBP: 0.250, SLG: 0.478 (1, 9)										4	0	0	0	0	0	2				
Aurelio Rodriguez, R OBP: 0.261, SLG: 0.356 Willie Horton, R OBP: 0.413, SLG: 0.606 Jim Northrup, L OBP: 0.323, SLG: 0.393 (1, 5) (9, PH) (9, PR)										3	0	0	0	0	0	1				
Ed Brinkman, R OBP: 0.319, SLG: 0.380 (1, 6)										4	1	1	0	0	0	3				
Inning Stats	R: 0 E: 0 K: 0 S: 6	H: 3 LOB: 3 BB: 0 P: 6	R: 0 E: 0 K: 0 S: 3	H: 1 LOB: 0 BB: 0 P: 3	R: 0 E: 0 K: 0 S: 4	H: 1 LOB: 2 BB: 1 P: 8	R: 0 E: 0 K: 0 S: 4	H: 1 LOB: 1 BB: 0 P: 4	R: 0 E: 0 K: 0 S: 5	H: 0 LOB: 0 BB: 0 P: 5	R: 0 E: 0 K: 1 S: 3	H: 0 LOB: 0 BB: 0 P: 3	R: 0 E: 0 K: 0 S: 3	H: 0 LOB: 0 BB: 0 P: 3	R: 2 E: 0 K: 0 S: 3	H: 1 LOB: 2 BB: 3 P: 15		1B: 9 2B: 1 3B: 0 HR: 0	SF: 0 SAC: 0 DP: 0 HBP: 0	WP: 2 PB: 0 SB: 0 CS: 1
PITCHER Rudy May, L ERA: 3.01 Dave Sellis, R ERA: 2.45 (1, 1) (9, 1)	IP: 8.2 WLS: L BF: 37 H: 10 R: 2 ER: 2 SO: 1 BB: 3 IBB: 0 HBP: 0 BLK: 1 WP: 0 HR: 0 S: 36 P: 48 ERA: 2.08 WHIP: 1.500																			

Batter	1	2	3	4	5	6	7	8	9	AB	R	H	RBI	BB	SO	LOB	TOP				
Sandy Alomar Sr., S OBP: 0.267, SLG: 0.229 (1, 4)	F7		CS 1B		F8			K	1B	5	0	2	0	0	1	3					
Vada Pinson, L OBP: 0.297, SLG: 0.405 (1, 9)	F7		SF9		F9			4-3	F7	4	0	0	1	0	0	3					
Tom McCraw, L OBP: 0.343, SLG: 0.278 Winston Llenas, R OBP: 0.365, SLG: 0.411 (8, FH) Leroy Stanton, R OBP: 0.288, SLG: 0.400 (8, FR)	BB		CS	F7		4-3		BB 1B		2	0	0	0	1	0	0					
Mike Epstein, L OBP: 0.311, SLG: 0.297 (1, 3)	F8				P5			BB 1B	BB 1B	3	1	1	0	1	0	1					
Bob Oliver, R OBP: 0.300, SLG: 0.409 (1, 10)		F9		P4			G4-6-3 BB	BB 1B	BB 1B	3	1	1	1	1	0	1					
Ken Berry, R OBP: 0.328, SLG: 0.376 (1, 8)	F9			F9			G4-6-3	BB	BB	3	0	0	0	1	0	2					
Al Gallagher, R OBP: 0.350, SLG: 0.301 (1, 5)	K				P3 1B		F9		1B	4	0	2	2	0	1	0					
Rudy Meoli, L OBP: 0.286, SLG: 0.270 (1, 6)			4-3		P3			BB 2B	6-3	4	1	1	0	0	0	1					
Art Kusnyer, R OBP: 0.169, SLG: 0.179 (1, 2)			1B SF9 1B		BB			FC 4-3 1B	P6	3	2	1	0	1	0	1					
Inning Stats	R: 0 E: 0 K: 0 S: 3	H: 0 LOB: 1 BB: 1 P: 7	R: 0 E: 0 K: 1 S: 5	H: 0 LOB: 0 BB: 0 P: 5	R: 1 E: 0 K: 0 S: 4	H: 2 LOB: 0 BB: 0 P: 4	R: 0 E: 0 K: 0 S: 4	H: 1 LOB: 1 BB: 0 P: 4	R: 0 E: 0 K: 0 S: 3	H: 0 LOB: 0 BB: 0 P: 3	R: 0 E: 0 K: 0 S: 2	H: 0 LOB: 0 BB: 1 P: 6	R: 5 E: 0 K: 1 S: 9	H: 4 LOB: 2 BB: 2 P: 17	R: 0 E: 0 K: 0 S: 4	H: 1 LOB: 1 BB: 0 P: 4	1B: 7 2B: 3 3B: 0 HR: 0	SF: 1 SAC: 0 DP: 2 HBP: 0	WP: 0 PB: 0 SB: 0 CS: 1	PA: 39	
PITCHER	IP	WLS	BF	H	R	ER	SO	BB	IBB	HBP	BLK	WP	HR	S	P	ERA	WHIP				
Jim Perry, R ERA: 3.37 (1, 1)	7.1	L	28	5	3	3	2	3	0	0	0	0	0	29	41	3.68	1.091				
Fred Scherman, L ERA: 5.79 (8, 1)	0.1		1	0	0	0	0	0	0	0	0	0	0	1	1	0.00	0.000				
Bob Miller, R ERA: 4.08 (8, 1)	0.0		3	2	1	1	0	1	0	0	0	0	0	2	6	∞	∞				
Ed Farmer, R ERA: 3.11 (8, 1)	1.1		7	2	2	2	0	1	0	0	0	0	0	5	9	13.50	2.250				

California Angels @ Detroit Tigers
Tiger Stadium, Detroit, MI
Sun Jul 15 1973, 3:33 AM EDT
Att: 41,411 - Unknown

AB 32
R 6
H 9
RBI 6
BB 5
SO 2
LOB 12



Batter	1	2	3	4	5	6	7	8	9	AB	R	H	RBI	BB	SO	LOB	BOTTOM				
Jim Northrup, L OBP: 0.317, SLG: 0.386 (1, 7)	F9		K			F8		F8		4	0	0	0	0	1	0					
Mickey Stanley, R OBP: 0.288, SLG: 0.375 (1, 8)	K			BB		K			6-3	3	0	0	0	1	2	0					
Gates Brown, L OBP: 0.329, SLG: 0.365 (1, 10)	BB			K		BB			L6	2	0	0	0	2	1	1					
Norm Cash, L OBP: 0.324, SLG: 0.484 (1, 3)	K			K		4-3			P6	4	0	0	0	0	2	3					
Duke Sims, L OBP: 0.345, SLG: 0.386 (1, 2)		K		K				K		3	0	0	0	0	3	1					
Dick McAuliffe, L OBP: 0.362, SLG: 0.412 (1, 4)		K			K			K		3	0	0	0	0	3	0					
Dick Sharon, R OBP: 0.254, SLG: 0.464 (1, 9)		K			BB			K		2	0	0	0	1	2	0					
Aurelio Rodriguez, R OBP: 0.259, SLG: 0.352 (1, 5)			K		K			5-3		3	0	0	0	0	2	1					
Ed Brinkman, R OBP: 0.316, SLG: 0.376 (1, 6)			F8			6-3		K		3	0	0	0	0	1	1					
Inning Stats	R: 0 E: 0 K: 2 S: 7	H: 0 LOB: 1 BB: 1 P: 11	R: 0 E: 0 K: 3 S: 9	H: 0 LOB: 0 BB: 0 P: 9	R: 0 E: 0 K: 2 S: 7	H: 0 LOB: 0 BB: 0 P: 7	R: 0 E: 0 K: 3 S: 9	H: 0 LOB: 1 BB: 1 P: 13	R: 0 E: 0 K: 1 S: 5	H: 0 LOB: 1 BB: 1 P: 9	R: 0 E: 0 K: 3 S: 9	H: 0 LOB: 0 BB: 0 P: 9	R: 0 E: 0 K: 1 S: 5	H: 0 LOB: 0 BB: 0 P: 5	R: 0 E: 0 K: 0 S: 3	H: 0 LOB: 0 BB: 0 P: 3	1B: 0 2B: 0 3B: 0 HR: 0	SF: 0 SAC: 0 DP: 0 HBP: 0	WP: 0 PB: 0 SB: 0 CS: 0	PA: 31	
PITCHER	IP	WLS	BF	H	R	ER	SO	BB	IBB	HBP	BLK	WP	HR	S	P	ERA	WHIP				
Nolan Ryan, R ERA: 2.9 (1, 1)	9.0	W	31	0	0	0	17	4	0	0	0	0	0	61	77	0.00	0.444				

California Angels @ Detroit Tigers
Tiger Stadium, Detroit, MI
Sun Jul 15 1973, 3:33 AM EDT
Att: 41,411 - Unknown

AB 27
R 0
H 0
RBI 0
BB 4
SO 17
LOB 7



Batter	1	2	3	4	5	6	7	8	9	AB	R	H	RBI	BB	SO	LOB	TOP					
Buddy Bell, R OBP: 0.338, SLG: 0.381 (1, 5)										4	3	2	0	0	0	1	Cleveland Indians @ California Angels Anaheim Stadium, Anaheim, CA Mon Jul 16 1973, 10:05 PM EDT Att: 20,265 - Unknown					
Oscar Gamble, L OBP: 0.336, SLG: 0.476 (1, 10)										5	2	1	0	0	1	4						
George Hendrick, R OBP: 0.298, SLG: 0.462 (1, 8)										5	0	0	0	0	1	5						
John Ellis, R OBP: 0.336, SLG: 0.409 (1, 2)										5	1	4	4	0	0	0						
Charlie Spikes, R OBP: 0.291, SLG: 0.399 (1, 7)										5	0	0	0	0	1	5						
Chris Chambliss, L OBP: 0.321, SLG: 0.324 (1, 3)										3	1	1	1	1	0	0						
John Lowenstein, L OBP: 0.304, SLG: 0.417 (1, 9)										4	2	2	2	0	0	2						
Rusty Torres, S OBP: 0.319, SLG: 0.306 (8, 9)										0	0	0	0	0	0	0						
Jack Brohamer, L OBP: 0.279, SLG: 0.304 (1, 4)										4	0	1	0	0	0	0						
Frank Duffy, R OBP: 0.261, SLG: 0.246 (1, 6)										4	0	1	0	0	1	0						
Inning Stats	R: 2 E: 1 K: 2 S: 11	H: 3 LOB: 2 BB: 0 P: 11	R: 0 E: 0 K: 1 S: 5	H: 0 LOB: 0 BB: 5 P: 5	R: 0 E: 1 K: 0 S: 4	H: 1 LOB: 1 BB: 0 P: 4	R: 1 E: 1 K: 0 S: 5	H: 2 LOB: 1 BB: 0 P: 5	R: 0 E: 0 K: 0 S: 3	H: 1 LOB: 0 BB: 3 P: 3	R: 2 E: 0 K: 0 S: 4	H: 1 LOB: 1 BB: 1 P: 8	R: 1 E: 1 K: 1 S: 7	H: 2 LOB: 1 BB: 7 P: 7	R: 0 E: 0 K: 0 S: 3	H: 0 LOB: 0 BB: 3 P: 3	R: 3 E: 0 K: 0 S: 5	H: 2 LOB: 0 BB: 6 P: 6	1B: 10 2B: 0 3B: 0 HR: 2	SF: 0 SAC: 0 DP: 1 HBP: 1	WP: 0 PB: 0 SB: 5 CS: 0	PA: 41
PITCHER	IP WLS BF H R ER SO BB IBB HBP BLK WP HR S P ERA WHIP																					
Bill Singer, R ERA: 2.64 (1, 1)	6.1 L 31 10 6 3 4 1 0 0 0 0 1 38 42 4.26 1.737																					
Dick Lange, R ERA: 7.54 (7, 1)	2.2 10 2 3 3 0 0 0 1 0 0 1 9 10 10.12 0.750																					

AB	39
R	9
H	12
RBI	7
BB	1
SO	4
LOB	17



Batter	1	2	3	4	5	6	7	8	9	AB	R	H	RBI	BB	SO	LOB	BOTTOM					
Sandy Alomar Sr., S OBP: 0.272, SLG: 0.230 (1, 4)										3	1	1	1	2	1	0	Cleveland Indians @ California Angels Anaheim Stadium, Anaheim, CA Mon Jul 16 1973, 10:05 PM EDT Att: 20,265 - Unknown					
Vada Pinson, L OBP: 0.283, SLG: 0.399 (1, 9)										4	1	0	0	0	2	2						
Leroy Stanton, R OBP: 0.286, SLG: 0.397 (9, PH)										1	0	0	0	0	1	2						
Tom McCraw, L OBP: 0.259, SLG: 0.287 (1, 7)										4	1	2	0	0	0	1						
Frank Robinson, R OBP: 0.359, SLG: 0.441 (9, PH)										1	1	1	3	0	0	0						
Mike Epstein, L OBP: 0.312, SLG: 0.296 (1, 3)										4	1	1	1	1	0	1						
Bob Oliver, R OBP: 0.298, SLG: 0.416 (1, 10)										5	1	1	3	0	1	3						
Ken Berry, R OBP: 0.326, SLG: 0.372 (1, 8)										5	0	1	0	0	0	1						
John Stephenson, L OBP: 0.353, SLG: 0.306 (1, 2)										3	0	0	0	0	0	0						
Winston Llenas, R OBP: 0.359, SLG: 0.404 (8, PH)										1	0	0	0	0	0	1						
Art Kusnyer, R OBP: 0.169, SLG: 0.179 (9, 2)										0	0	0	0	0	0	0						
Al Gallagher, R OBP: 0.353, SLG: 0.306 (1, 5)										3	0	2	0	0	0	0						
Jerry Davanon, R OBP: 0.280, SLG: 0.277 (8, 5)										0	0	0	0	0	0	0						
Richie Scheinblum, S OBP: 0.380, SLG: 0.353 (9, PH)										0	1	0	0	1	0	0						
Rudy Meoli, L OBP: 0.282, SLG: 0.266 (1, 6)										3	0	0	0	0	1	2						
Billy Grabarkewitz, R OBP: 0.259, SLG: 0.254 (9, PH)										0	1	0	0	1	0	0						
Inning Stats	R: 1 E: 0 K: 1 S: 6	H: 1 LOB: 1 BB: 1 P: 10	R: 0 E: 0 K: 0 S: 4	H: 1 LOB: 1 BB: 0 P: 4	R: 0 E: 0 K: 0 S: 3	H: 0 LOB: 2 BB: 2 P: 11	R: 0 E: 0 K: 1 S: 6	H: 1 LOB: 1 BB: 0 P: 6	R: 0 E: 0 K: 1 S: 5	H: 0 LOB: 0 BB: 0 P: 5	R: 0 E: 0 K: 0 S: 3	H: 0 LOB: 0 BB: 0 P: 3	R: 0 E: 0 K: 0 S: 3	H: 0 LOB: 0 BB: 0 P: 3	R: 3 E: 0 K: 0 S: 7	H: 4 LOB: 1 BB: 0 P: 7	R: 4 E: 1 K: 1 S: 8	H: 2 LOB: 1 BB: 2 P: 16	1B: 7 2B: 0 3B: 0 HR: 2	SF: 0 SAC: 0 DP: 0 HBP: 0	WP: 1 PB: 0 SB: 1 CS: 0	PA: 42
PITCHER	IP WLS BF H R ER SO BB IBB HBP BLK WP HR S P ERA WHIP																					
Milt Wilcox, R ERA: 5.71 (1, 1)	7.2 W 33 10 6 4 4 3 3 0 0 0 0 1 36 48 4.70 1.304																					
Tom Higendorf, L ERA: 3.82 (8, 1)	1.0 7 2 4 4 1 2 0 0 0 0 1 1 7 15 36.00 4.000																					
Tom Timmermann, R ERA: 5.07 (9, 1)	0.1 S 2 0 0 0 0 0 0 0 0 0 0 0 2 2 0.00 0.000																					

AB	37
R	8
H	9
RBI	8
BB	5
SO	4
LOB	13



Batter	1	2	3	4	5	6	7	8	9	AB	R	H	RBI	BB	SO	LOB	TOP			
Buddy Bell, R OBP: 0.338, SLG: 0.378 (1, 5)	4-0 L3 BB			6-3		5-3			6-3								3 0 0 0 1 0 0			
Watt Williams, R OBP: 0.281, SLG: 0.301 (1, 10)	0-0 L3			E6 G5-3 WP				FC5-4 1B	FC5-4 1B								4 0 2 0 0 0 1			
George Hendrick, R OBP: 0.300, SLG: 0.461 (1, 8)	0-0 4-3							FC5-4 1-2 1B	FC5-4 1-2 1B								3 0 1 0 1 0 1			
John Ellis, R OBP: 0.331, SLG: 0.403 John Lowenstein, L OBP: 0.364, SLG: 0.417 (9, PR)									FC5-4 1-2 2-3								4 0 0 0 0 0 5 0 0 0 0 0 0 0			
Charlie Spikes, R OBP: 0.291, SLG: 0.400 (1, 7)				6-3					FC5-4 1-2								4 1 1 0 0 0 2			
Chris Chambliss, L OBP: 0.319, SLG: 0.321 (1, 3)				6-3													3 0 0 0 0 1 1			
Rusty Torres, S OBP: 0.315, SLG: 0.301 (1, 9)																	3 0 0 0 0 1 1			
Jack Brohamer, L OBP: 0.280, SLG: 0.305 (1, 4)				5-3													3 0 1 1 0 0 0			
Frank Duffy, R OBP: 0.257, SLG: 0.242 Ron Loliich, R OBP: 0.250, SLG: 0.315 Leo Cardenas, R OBP: 0.272, SLG: 0.244 (8, PH)																	2 0 0 0 0 0 0 1 0 0 0 0 1 1 0 0 0 0 0 0 0			
Inning Stats	R: 0 E: 0 K: 0 S: 2	H: 0 LOB: 0 BB: 1 P: 6	R: 0 E: 0 K: 0 S: 3	H: 0 LOB: 0 BB: 0 P: 3	R: 0 E: 0 K: 1 S: 5	H: 0 LOB: 0 BB: 0 P: 5	R: 0 E: 1 K: 0 S: 3	H: 0 LOB: 1 BB: 1 P: 7	R: 0 E: 0 K: 0 S: 3	H: 0 LOB: 0 BB: 0 P: 3	R: 0 E: 0 K: 0 S: 3	H: 1 LOB: 0 BB: 0 P: 3	R: 1 E: 0 K: 2 S: 9	H: 2 LOB: 1 BB: 0 P: 9	R: 0 E: 0 K: 0 S: 5	H: 2 LOB: 2 BB: 0 P: 5	1B: 4 2B: 2 3B: 0 HR: 0	SF: 0 SAC: 0 DP: 3 HBP: 0	WP: 1 PB: 0 SB: 0 CS: 0	PA: 32
PITCHER Clyde Wright, L ERA: 3.17 (1, 1)	IP: 9.0 WLS: W BF: 32 H: 5 R: 1 ER: 1 SO: 3 BB: 2 IBB: 0 HBP: 0 BLK: 0 WP: 1 HR: 0 S: 36 P: 44 ERA: 1.00 WHIP: 0.778															PITCHER IP: WLS: BF: H: R: ER: SO: BB: IBB: HBP: BLK: WP: HR: S: P: ERA: WHIP				

Cleveland Indians @ California Angels
Anaheim Stadium, Anaheim, CA
Tue Jul 17, 1973, 10:05 PM EDT
Att: 10,968 - Unknown

AB 30
R 1
H 5
RBI 1
BB 2
SO 3
LOB 12

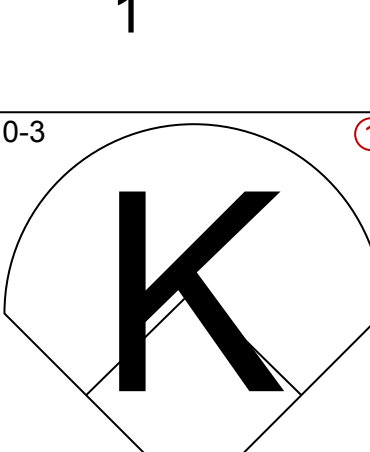
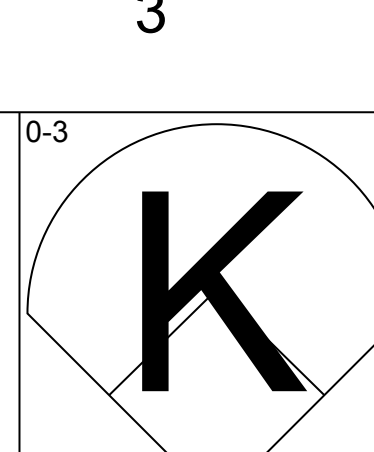
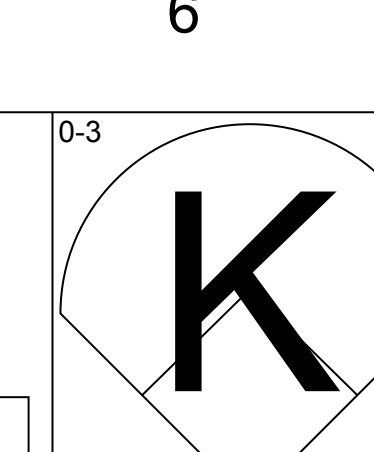
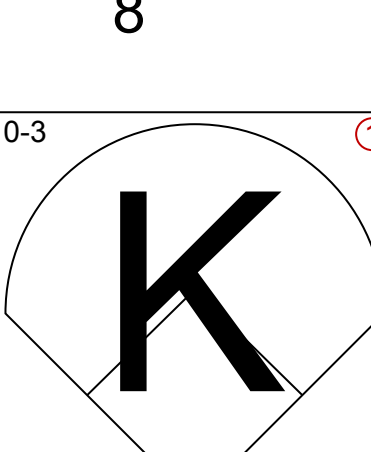
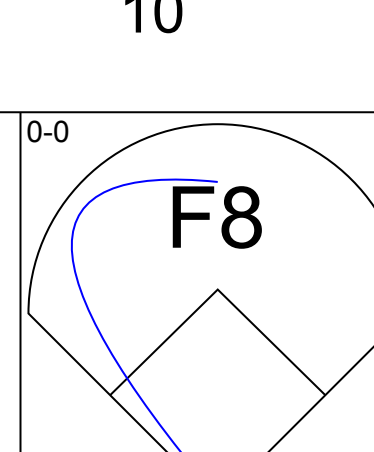
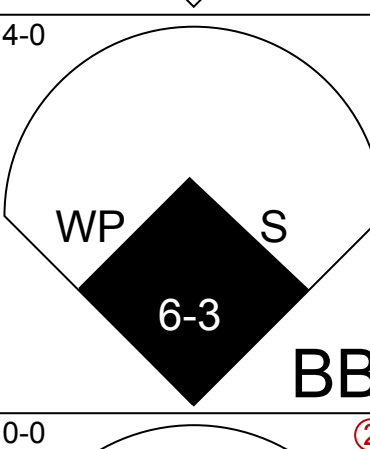
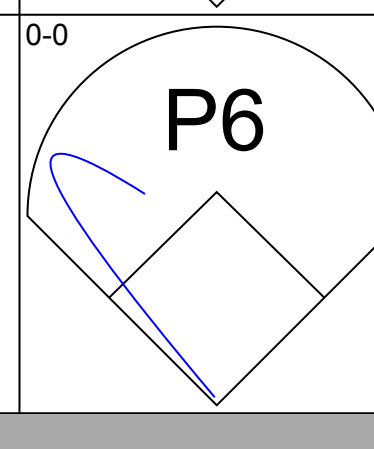
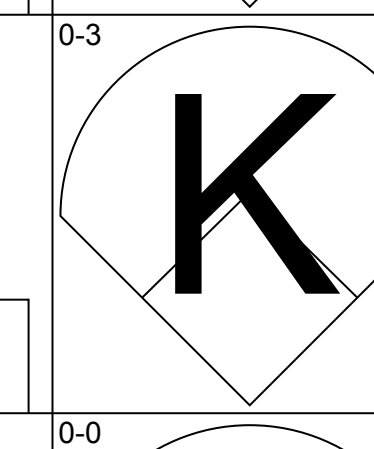
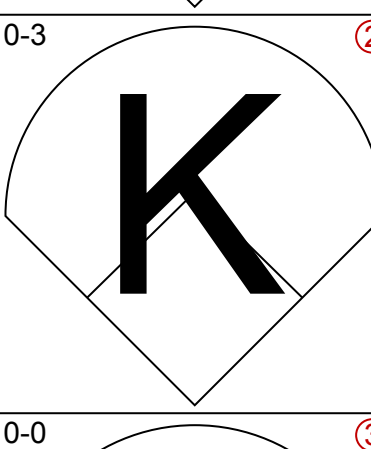

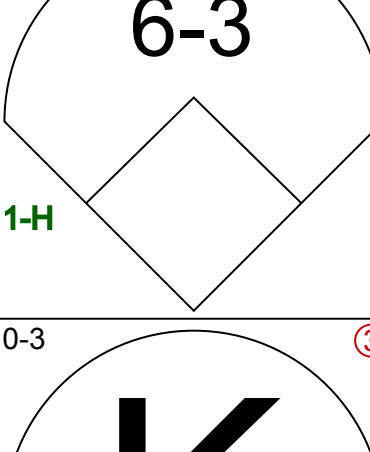
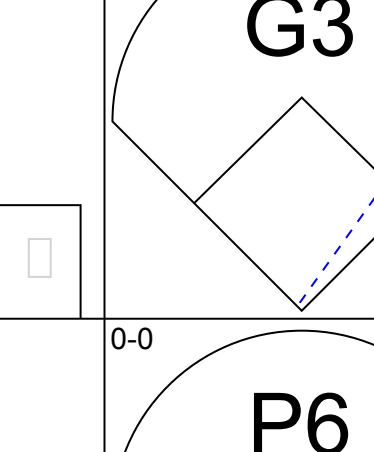
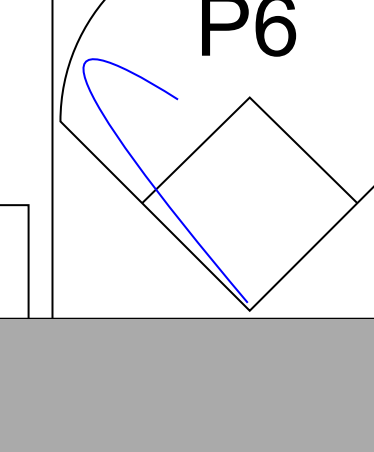
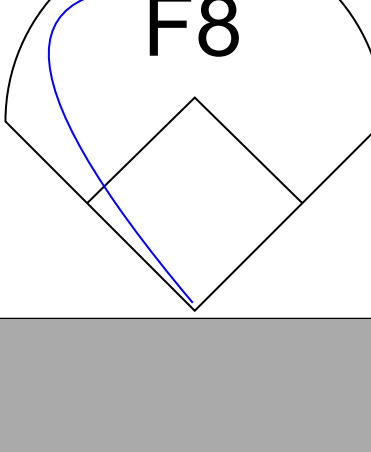

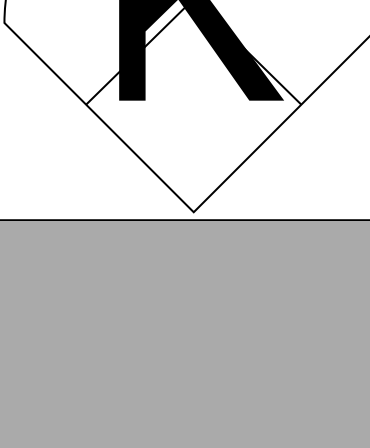
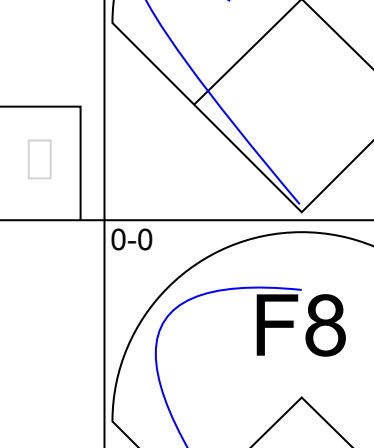
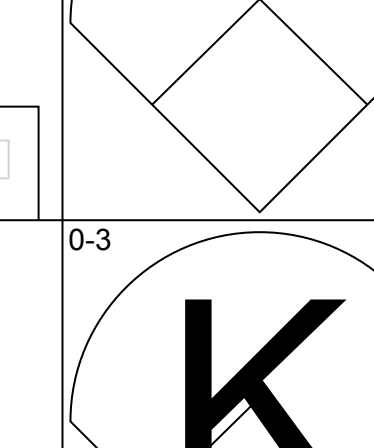
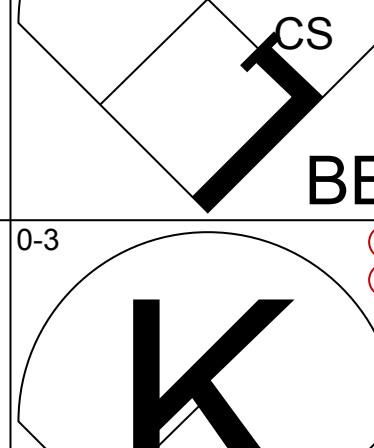

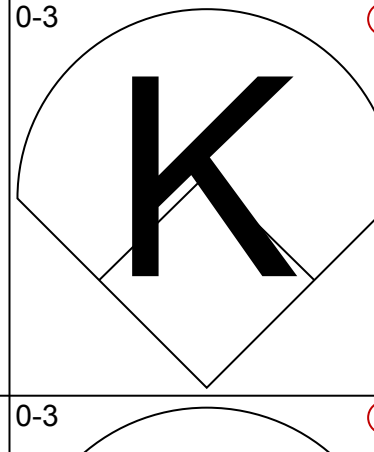
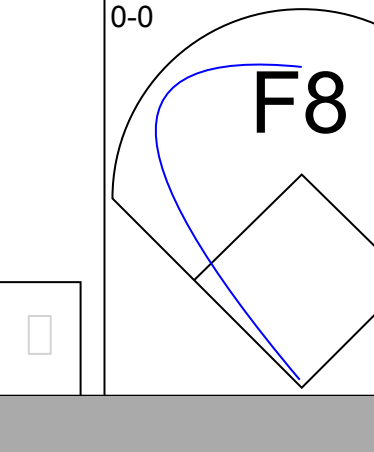
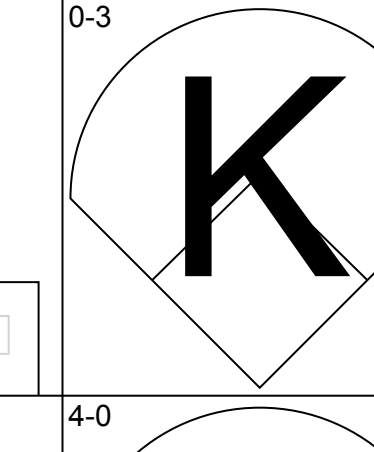
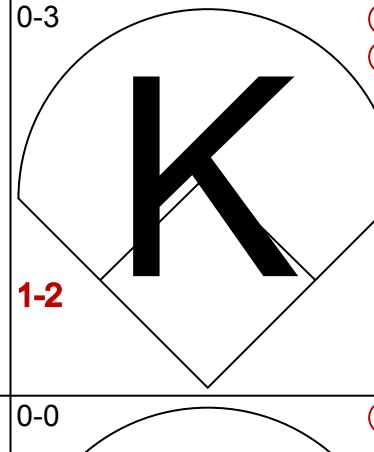

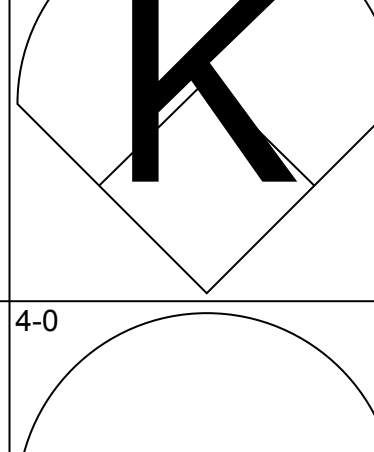
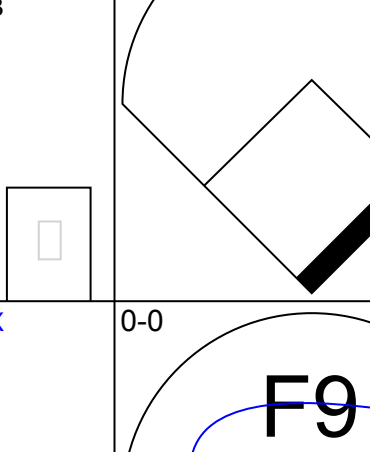
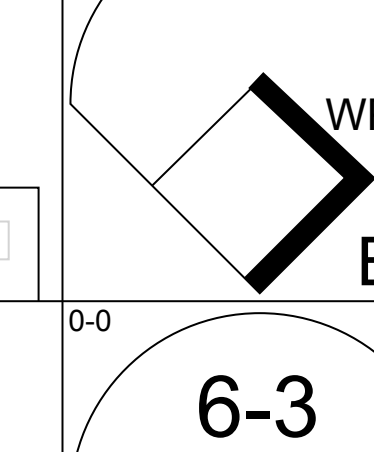
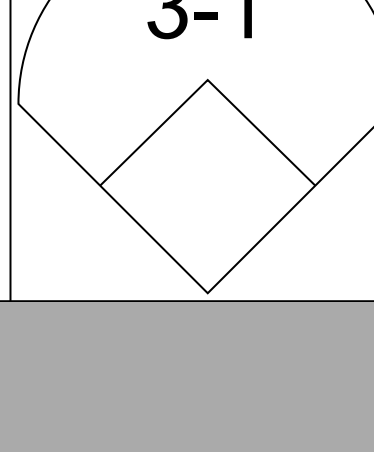
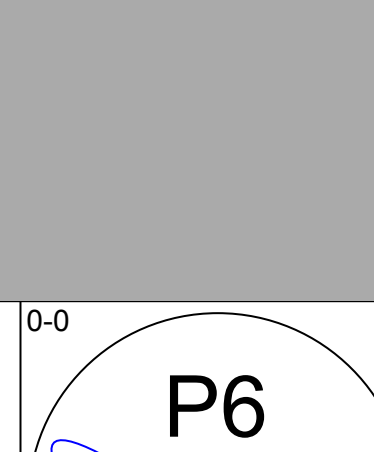
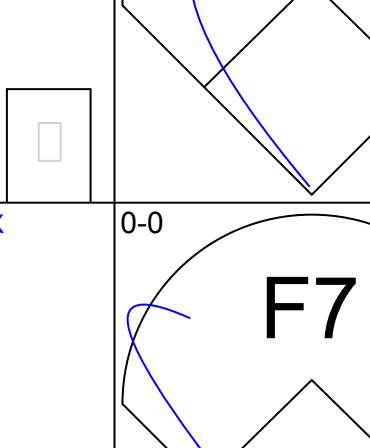
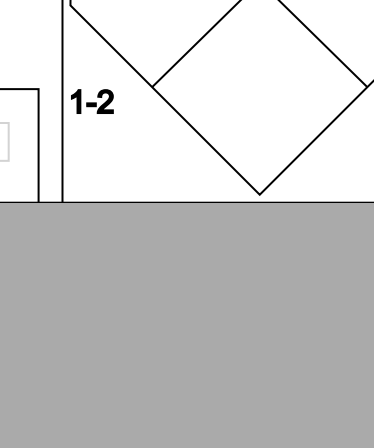
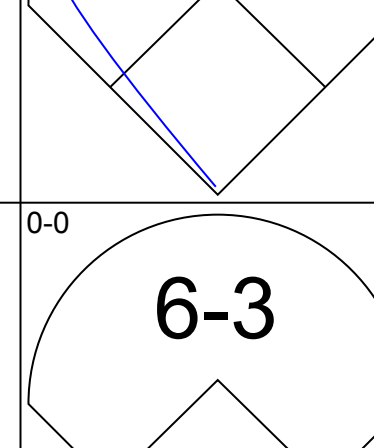
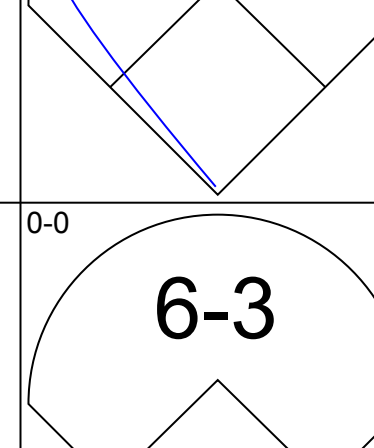

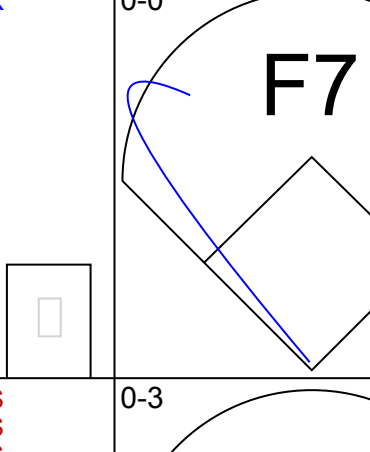
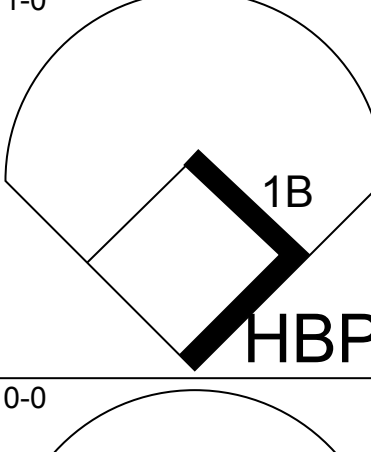
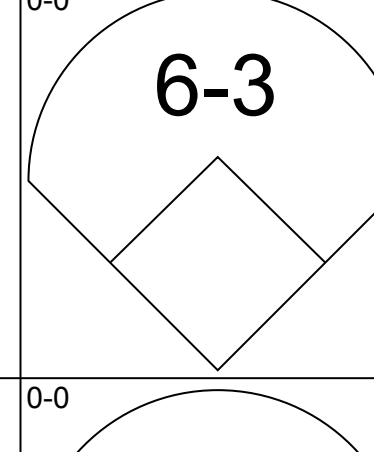
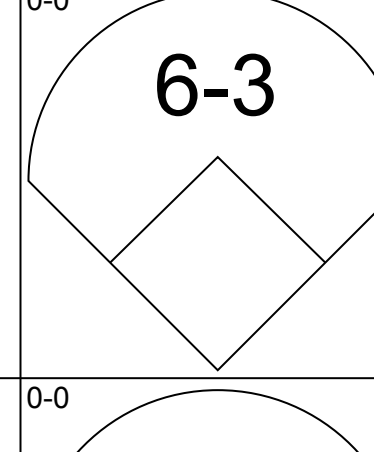
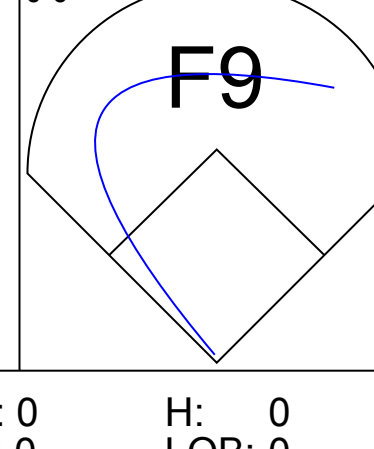
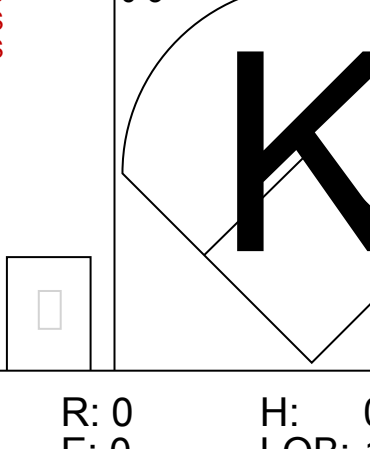
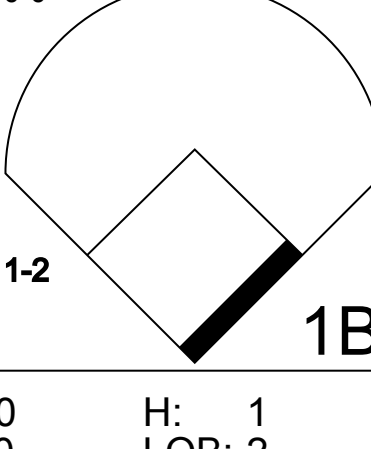


Batter	1	2	3	4	5	6	7	8	9	AB	R	H	RBI	BB	SO	LOB	BOTTOM			
Sandy Alomar Sr., S OBP: 0.272, SLG: 0.231 (1, 6)	0-0 6-3																4 0 1 1 0 0 1			
Vada Pinson, L OBP: 0.279, SLG: 0.394 (8, 9)	0-0 F9																4 0 0 0 0 0 3			
Tom McCraw, L OBP: 0.345, SLG: 0.286 (1, 7)	0-0 1B																4 0 1 0 0 0 1			
Frank Robinson, R OBP: 0.364, SLG: 0.452 (1, 10)																	2 1 1 1 0 1 0			
Mike Epstein, L OBP: 0.315, SLG: 0.314 (1, 3)																	4 1 2 1 0 0 1			
Bob Oliver, R OBP: 0.296, SLG: 0.415 Ken Berry, R OBP: 0.325, SLG: 0.371 (7, PR)																	3 0 1 0 0 0 2 1 1 0 0 0 0 1			
Winston Llenas, R OBP: 0.343, SLG: 0.383 (1, 5)																	3 0 0 0 0 1 3			
Billy Grabarkewitz, R OBP: 0.290, SLG: 0.279 (1, 4)																	2 0 0 0 1 0 2			
Rick Stelmazek, L OBP: 0.231, SLG: 0.091 (1, 2)																	2 0 0 0 1 0 2			
Inning Stats	R: 0 E: 0 K: 0 S: 3	H: 1 LOB: 1 BB: 0 P: 3	R: 0 E: 0 K: 1 S: 6	H: 1 LOB: 2 BB: 0 P: 7	R: 0 E: 0 K: 0 S: 3	H: 0 LOB: 1 BB: 1 P: 7	R: 2 E: 0 K: 0 S: 5	H: 2 LOB: 0 BB: 0 P: 5	R: 0 E: 1 K: 0 S: 3	H: 0 LOB: 0 BB: 0 P: 3	R: 0 E: 0 K: 1 S: 5	H: 0 LOB: 0 BB: 0 P: 5	R: 1 E: 0 K: 0 S: 5	H: 2 LOB: 2 BB: 1 P: 9	R: 0 E: 0 K: 0 S: 3	H: 0 LOB: 1 BB: 0 P: 4	1B: 3 2B: 1 3B: 0 HR: 2	SF: 0 SAC: 0 DP: 0 HBP: 2	WP: 0 PB: 0 SB: 1 CS: 1	PA: 34
PITCHER Dick Bosman, R ERA: 4.64 (1, 1)	IP: 8.0 WLS: L BF: 33 H: 6 R: 3 ER: 3 SO: 2 BB: 2 IBB: 0 HBP: 2 BLK: 0 WP: 0 HR: 2 S: 33 P: 43 ERA: 3.38 WHIP: 1.000															PITCHER IP: WLS: BF: H: R: ER: SO: BB: IBB: HBP: BLK: WP: HR: S: P: ERA: WHIP				

Cleveland Indians @ California Angels
Anaheim Stadium, Anaheim, CA
Tue Jul 17, 1973, 10:05 PM EDT
Att: 10,968 - Unknown

AB 29
R 3
H 6
RBI 3
BB 2
SO 2
LOB 16

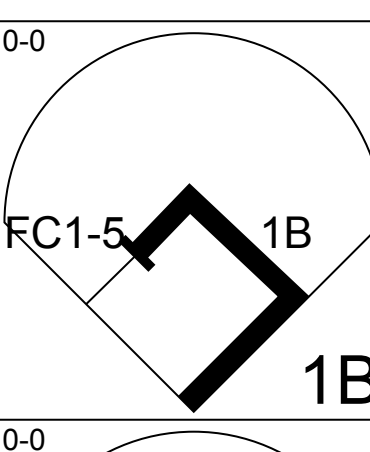
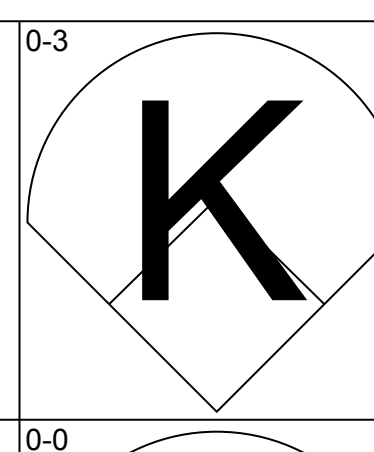
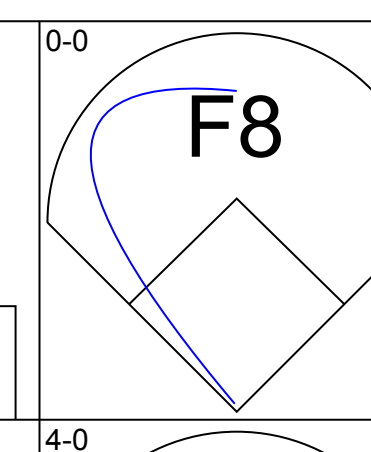
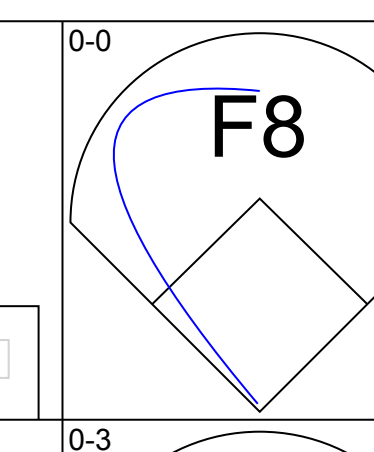
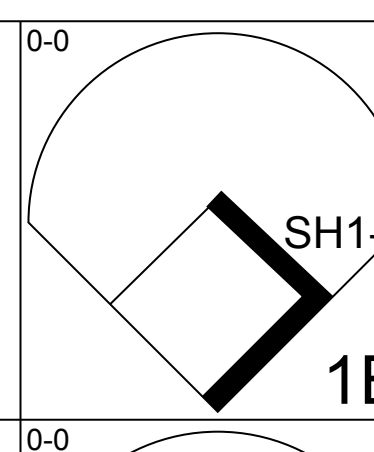
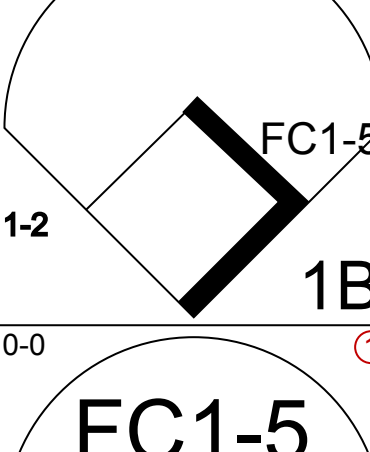
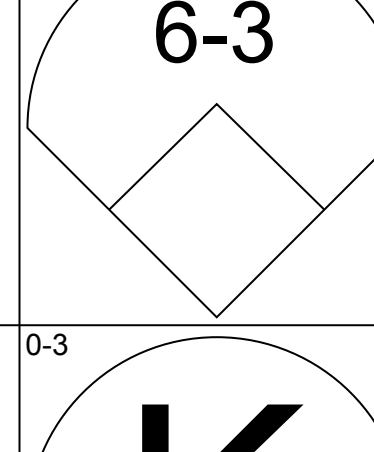
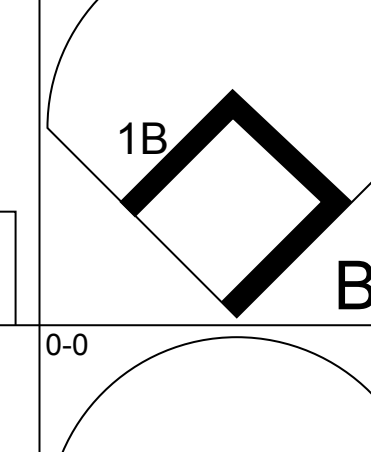
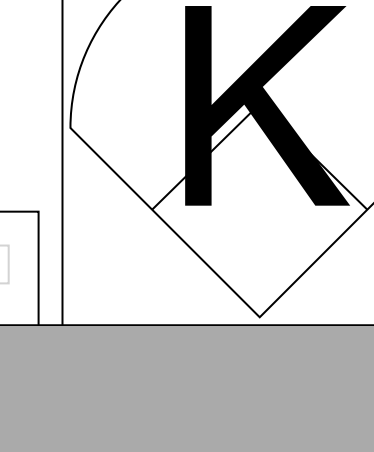
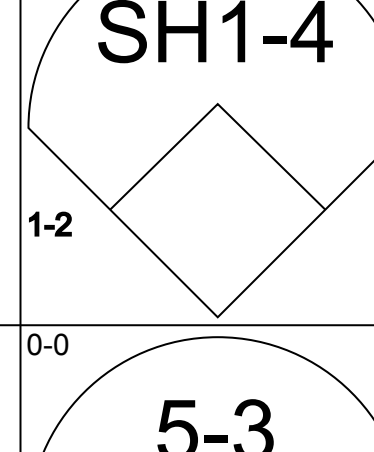
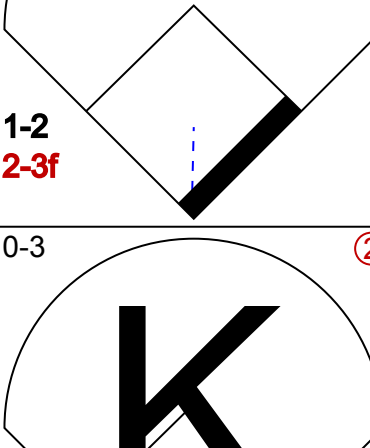

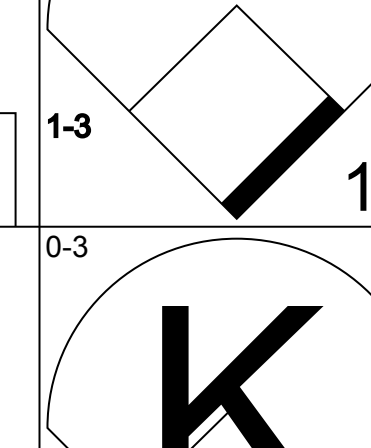
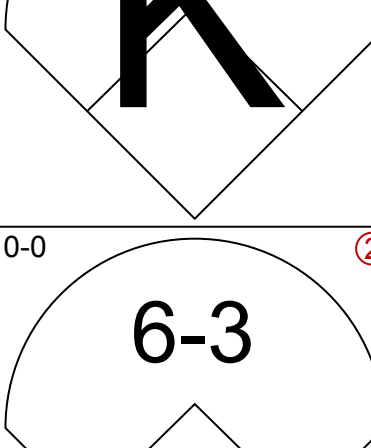
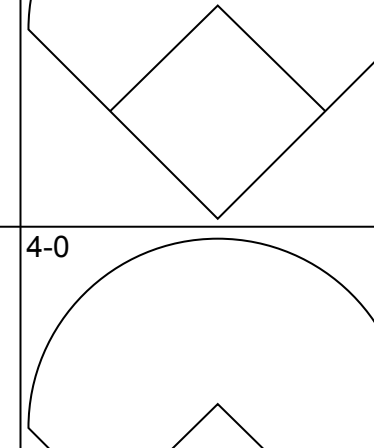
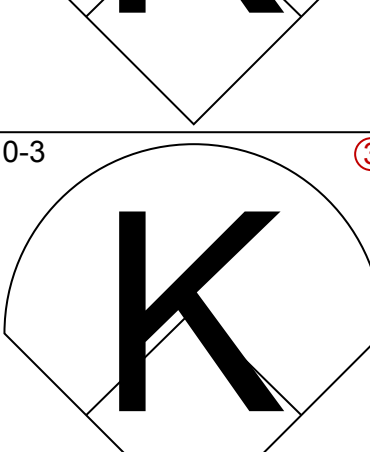
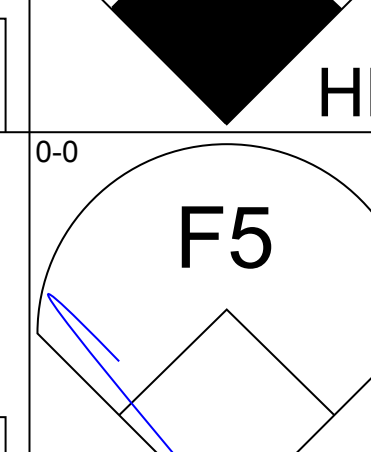
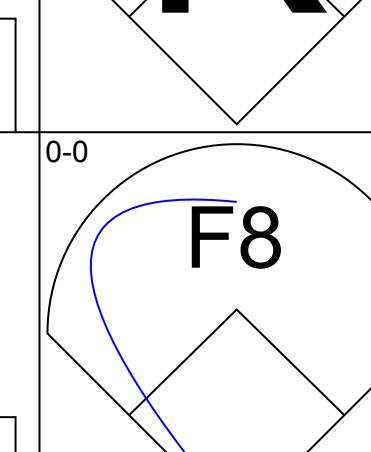
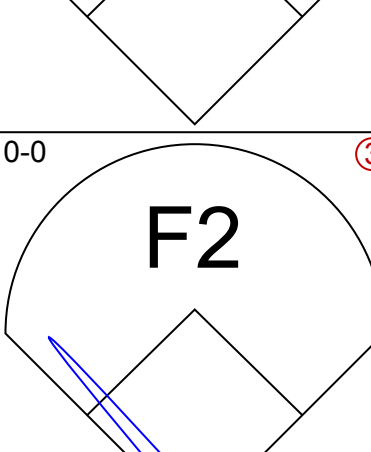
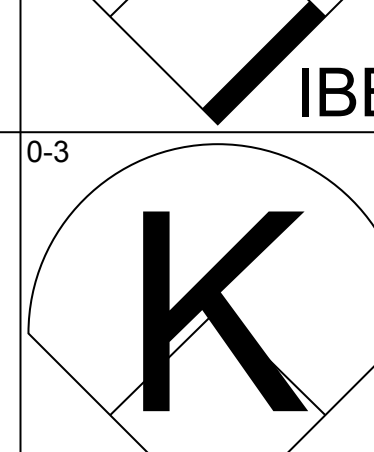

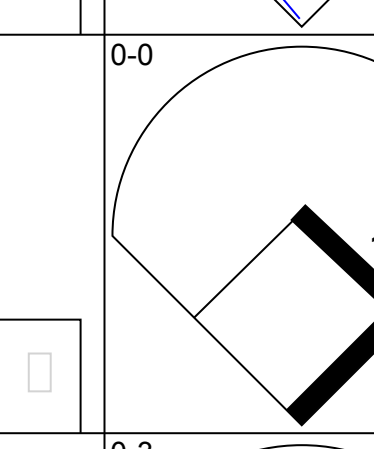



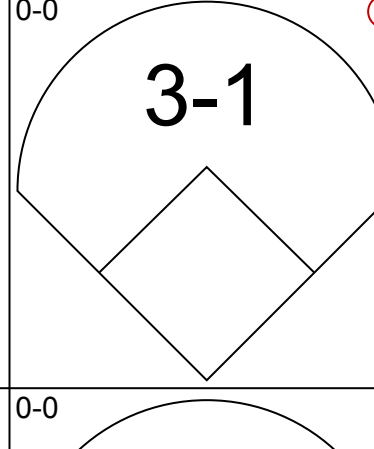
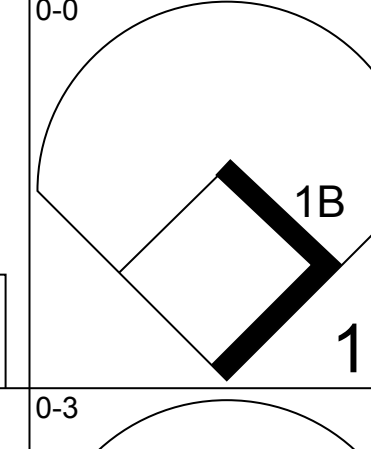
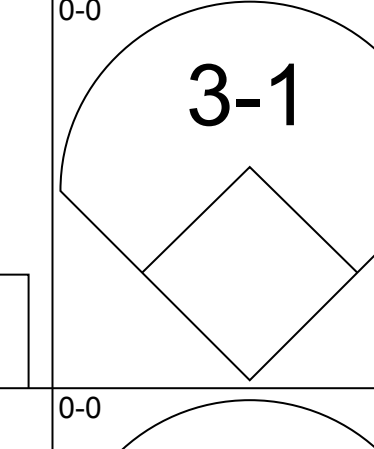
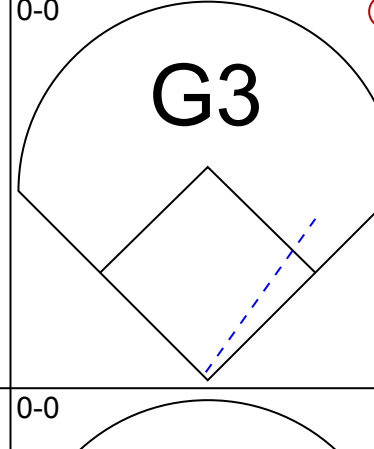

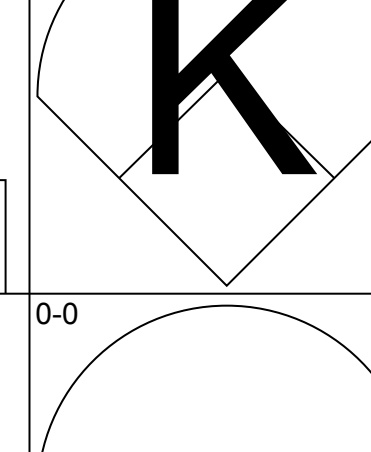
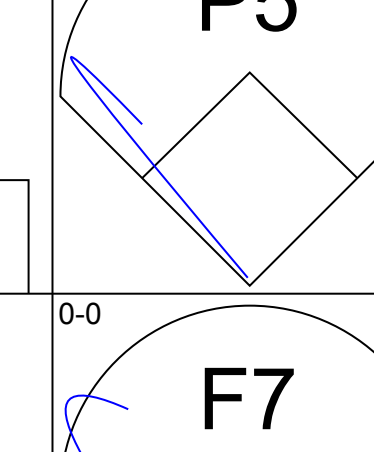
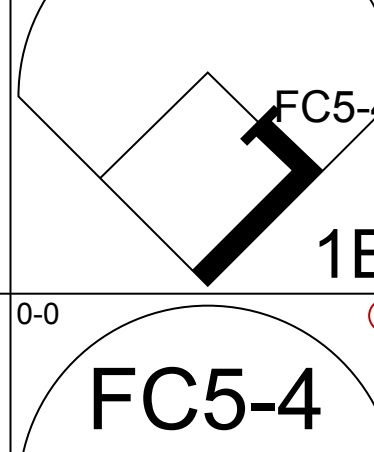

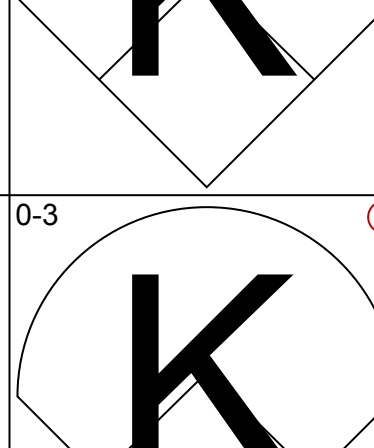
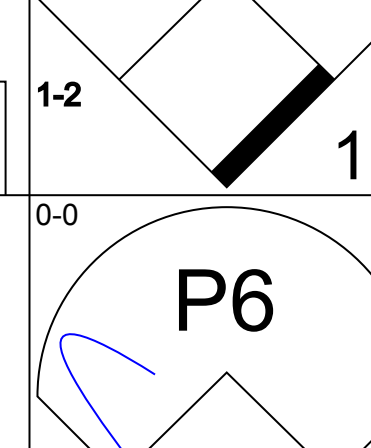
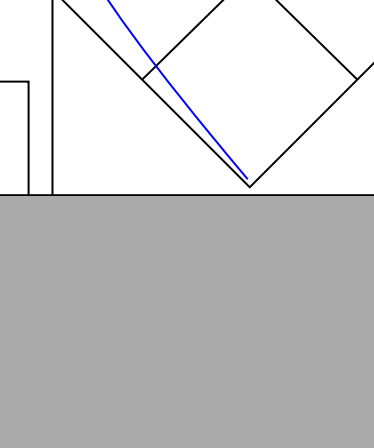
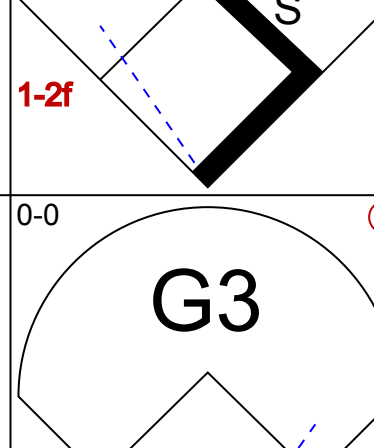

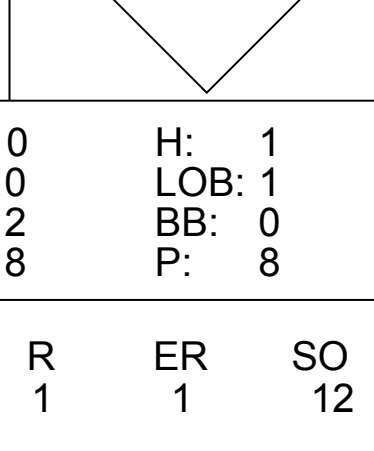
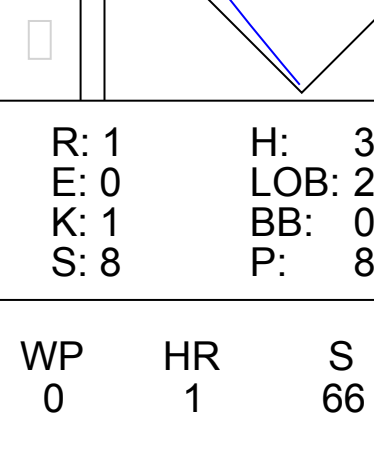
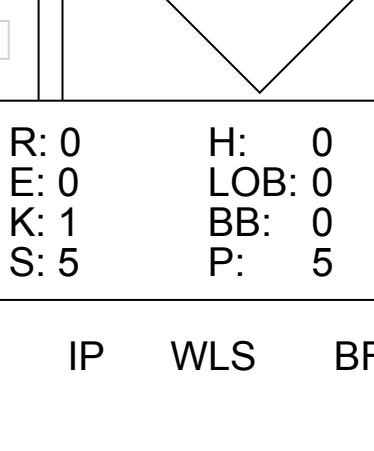
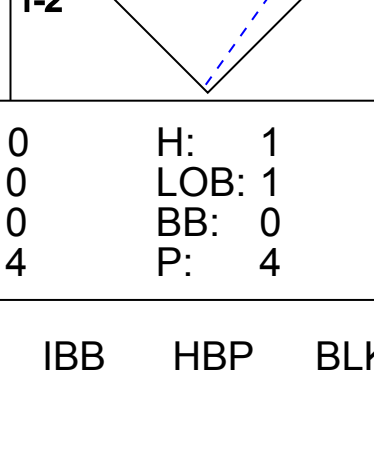


Batter	1	2	3	4	5	6	7	8	9	10	11	AB	R	H	RBI	BB	SO	LOB	TOP			
Al Bumbry, L OBP: 0.372, SLG: 0.516 (1, 7)												5	0	0	0	0	4	3				
Rich Coggins, L OBP: 0.335, SLG: 0.422 (1, 8) (9, 9)												4	1	0	0	1	2	2				
Tommy Davis, R OBP: 0.344, SLG: 0.397 (1, 10)												5	1	1	1	0	0	2				
Boog Powell, L OBP: 0.377, SLG: 0.368 Paul Blair, R OBP: 0.338, SLG: 0.437 (9, PR) (9, 8)												3	0	0	0	1	1	0				
Earl Williams, R OBP: 0.338, SLG: 0.403 Eliot Hendricks, L OBP: 0.275, SLG: 0.392 (9, PH) (9, 2)												3	0	0	0	0	2	0				
Terry Crowley, L OBP: 0.301, SLG: 0.244 (1, 9) (9, 3)												3	0	1	2	2	1	1				
Bobby Grich, R OBP: 0.385, SLG: 0.364 (1, 4)												4	0	1	0	1	0	2				
Brooks Robinson, R OBP: 0.299, SLG: 0.309 (1, 5)												4	0	0	0	0	1	4				
Mark Belanger, R OBP: 0.301, SLG: 0.246 (1, 6)												4	0	2	0	0	1	1				
Inning Stats	R: 1 E: 0 K: 2 S: 7	H: 0 LOB: 0 BB: 1 P: 11	R: 0 E: 0 K: 3 S: 9	H: 0 LOB: 1 BB: 1 P: 13	R: 0 E: 0 K: 1 S: 5	H: 0 LOB: 0 BB: 0 P: 5	R: 0 E: 0 K: 0 S: 3	H: 0 LOB: 0 BB: 0 P: 3	R: 0 E: 0 K: 1 S: 5	H: 0 LOB: 0 BB: 1 P: 9	R: 0 E: 0 K: 2 S: 8	H: 1 LOB: 2 BB: 0 P: 9	R: 0 E: 0 K: 1 S: 4	H: 0 LOB: 1 BB: 1 P: 8	R: 0 E: 0 K: 0 S: 4	H: 1 LOB: 0 BB: 0 P: 4	R: 2 E: 0 K: 0 S: 6	H: 3 LOB: 2 BB: 1 P: 10	1B: 3 2B: 2 3B: 0 HR: 0	SF: 0 SAC: 0 DP: 0 HBP: 1	WP: 2 PB: 0 SB: 1 CS: 1	PA: 44
PITCHER	IP 10.1	WLS L	BF 39	H 3	R 2	ER 2	SO 13	BB 5	IBB 0	HBP 0	BLK 0	WP 2	HR 0	S 59	P 90	ERA 1.74	WHIP 0.774					
Nolan Ryan, R ERA: 2.84 Dave Sells, R ERA: 3.12 (1, 1) (11, 1)	0.2		5	2	1	1	0	1	0	0	0	0	0	4	8	13.50	4.500					

Baltimore Orioles @ California Angels
Anaheim Stadium, Anaheim, CA
Thu Jul 19 1973, 10:05 PM EDT
Att: 20,823 - Unknown

AB 37
R 3
H 5
RBI 3
BB 6
SO 13
LOB 17



Batter	1	2	3	4	5	6	7	8	9	10	11	AB	R	H	RBI	BB	SO	LOB	BOTTOM			
Sandy Alomar Sr., S OBP: 0.273, SLG: 0.233 (1, 6)												5	0	2	0	0	1	0				
Winston Lenas, R OBP: 0.355, SLG: 0.382 (1, 5)												3	0	1	0	1	1	0				
Tom McCraw, L OBP: 0.333, SLG: 0.278 (1, 7)												5	0	1	0	0	2	3				
Frank Robinson, R OBP: 0.367, SLG: 0.460 (1, 10)												4	1	1	1	1	2	4				
Bob Oliver, R OBP: 0.296, SLG: 0.407 (1, 9)												5	0	0	0	0	2	6				
Mike Epstein, L OBP: 0.314, SLG: 0.318 (1, 3)												5	0	1	0	0	1	0				
Ken Berry, R OBP: 0.328, SLG: 0.372 (1, 8)												5	0	2	0	0	1	1				
Billy Grabarkewitz, R OBP: 0.284, SLG: 0.285 (1, 4)												5	0	1	0	0	1	2				
Art Kusnyer, R OBP: 0.199, SLG: 0.167 (1, 2)												4	0	0	0	0	1	4				
Inning Stats	R: 0 E: 0 K: 2 S: 9	H: 2 LOB: 2 BB: 0 P: 9	R: 0 E: 0 K: 2 S: 8	H: 1 LOB: 1 BB: 0 P: 8	R: 0 E: 0 K: 2 S: 7	H: 0 LOB: 0 BB: 0 P: 7	R: 1 E: 0 K: 1 S: 8	H: 3 LOB: 2 BB: 0 P: 8	R: 0 E: 0 K: 1 S: 6	H: 1 LOB: 2 BB: 1 P: 10	R: 0 E: 0 K: 0 S: 5	H: 0 LOB: 0 BB: 0 P: 5	R: 0 E: 0 K: 1 S: 5	H: 0 LOB: 0 BB: 0 P: 5	R: 0 E: 0 K: 0 S: 4	H: 1 LOB: 1 BB: 0 P: 4	R: 0 E: 0 K: 1 S: 6	H: 1 LOB: 1 BB: 1 P: 10	1B: 8 2B: 0 3B: 0 HR: 1	SF: 0 SAC: 1 DP: 0 HBP: 0	WP: 0 PB: 0 SB: 1 CS: 0	PA: 44
PITCHER	IP 11.0	WLS W	BF 44	H 9	R 1	ER 1	SO 12	BB 1	IBB 1	HBP 0	BLK 0	WP 0	HR 1	S 66	P 74	ERA 0.82	WHIP 0.909					
Mike Cuellar, L ERA: 3.42 (1, 1)																						

Baltimore Orioles @ California Angels
Anaheim Stadium, Anaheim, CA
Thu Jul 19 1973, 10:05 PM EDT
Att: 20,823 - Unknown

AB 41
R 1
H 9
RBI 1
BB 2
SO 12
LOB 20



Batter	1	2	3	4	5	6	7	8	9	AB	R	H	RBI	BB	SO	LOB	TOP					
Al Bumbry, L OBP: 0.373, SLG: 0.513 (1, 7)										5	1	2	0	0	1	2	Baltimore Orioles @ California Angels Anaheim Stadium, Anaheim, CA Fri Jul 20 1973, 10:05 PM EDT Att: 40,257 - Unknown					
Rich Coggins, L OBP: 0.337, SLG: 0.421 (1, 8)										5	1	2	0	0	0	2						
Tommy Davis, R OBP: 0.348, SLG: 0.407 (1, 10)										5	1	3	2	0	0	1						
Boog Powell, L OBP: 0.372, SLG: 0.363 (1, 3)										3	0	0	1	0	1	3						
Earl Williams, R OBP: 0.328, SLG: 0.406 (1, 2)										3	0	1	0	1	0	2						
Terry Crowley, L OBP: 0.295, SLG: 0.235 (1, 9)										3	0	0	0	1	1	1						
Bobby Grich, R OBP: 0.364, SLG: 0.363 (1, 4)										4	0	1	0	0	1	3						
Brooks Robinson, R OBP: 0.298, SLG: 0.306 (1, 5)										3	0	0	0	1	2	2						
Mark Belanger, R OBP: 0.302, SLG: 0.247 (1, 6)										3	0	1	0	0	0	4						
Frank Baker, L OBP: 0.263, SLG: 0.200 (9, PH)										1	0	1	0	0	0	0						
Inning Stats	R: 0 E: 0 K: 0 S: 3	H: 1 LOB: 0 BB: 0 P: 3	R: 0 E: 0 K: 0 S: 4	H: 1 LOB: 3 BB: 2 P: 12	R: 0 E: 0 K: 1 S: 6	H: 1 LOB: 1 BB: 0 P: 6	R: 0 E: 0 K: 2 S: 7	H: 0 LOB: 1 BB: 1 P: 11	R: 3 E: 0 K: 0 S: 6	H: 3 LOB: 0 BB: 0 P: 6	R: 0 E: 0 K: 1 S: 6	H: 1 LOB: 1 BB: 0 P: 6	R: 0 E: 0 K: 1 S: 7	H: 3 LOB: 2 BB: 0 P: 7	R: 0 E: 0 K: 1 S: 5	H: 0 LOB: 0 BB: 0 P: 5	R: 0 E: 0 K: 0 S: 4	H: 1 LOB: 1 BB: 0 P: 4	1B: 9 2B: 1 3B: 1 HR: 0	SF: 1 SAC: 0 DP: 1 HBP: 0	WP: 0 PB: 0 SB: 0 CS: 0	PA: 39
PITCHER Bill Singer, R ERA: 2.65 (1, 1)	IP: 9.0 WLS: W BF: 39 H: 11 R: 3 ER: 3 SO: 6 BB: 3 IBB: 0 HBP: 0 BLK: 0 WP: 0 HR: 0 S: 48 P: 60 ERA: 3.00 WHIP: 1.556															PITCHER						

Batter	1	2	3	4	5	6	7	8	9	AB	R	H	RBI	BB	SO	LOB	BOTTOM			
Sandy Alomar Sr., S OBP: 0.278, SLG: 0.239 (1, 6)										5	1	3	1	0	0	2	Baltimore Orioles @ California Angels Anaheim Stadium, Anaheim, CA Fri Jul 20 1973, 10:05 PM EDT Att: 40,257 - Unknown			
Ken Berry, R OBP: 0.327, SLG: 0.370 (1, 8)										4	0	1	1	0	0	3				
Tom McCraw, L OBP: 0.321, SLG: 0.265 (1, 9)										5	0	0	0	0	0	4				
Frank Robinson, R OBP: 0.368, SLG: 0.459 (1, 7)										3	1	1	0	1	2	1				
Bob Oliver, R OBP: 0.299, SLG: 0.408 (1, 3)										4	1	2	1	0	1	0				
Richie Scheinblum, S OBP: 0.380, SLG: 0.345 (1, 10)										2	2	0	0	2	1	2				
John Stephenson, L OBP: 0.290, SLG: 0.333 (1, 2)										4	1	3	3	0	0	0				
Al Gallagher, R OBP: 0.354, SLG: 0.309 (1, 5)										3	1	1	2	1	1	0				
Billy Grabarkewitz, R OBP: 0.283, SLG: 0.259 (1, 4)										3	1	0	0	1	0	2				
Inning Stats	R: 1 E: 1 K: 0 S: 5	H: 1 LOB: 2 BB: 1 P: 9	R: 0 E: 0 K: 0 S: 4	H: 2 LOB: 2 BB: 1 P: 8	R: 6 E: 0 K: 0 S: 8	H: 5 LOB: 1 BB: 2 P: 16	R: 0 E: 0 K: 2 S: 7	H: 0 LOB: 0 BB: 0 P: 7	R: 0 E: 0 K: 1 S: 5	H: 0 LOB: 0 BB: 0 P: 5	R: 0 E: 0 K: 1 S: 6	H: 1 LOB: 1 BB: 0 P: 6	R: 1 E: 0 K: 1 S: 5	H: 1 LOB: 0 BB: 1 P: 9	R: 0 E: 0 K: 0 S: 4	H: 1 LOB: 1 BB: 0 P: 4	1B: 9 2B: 2 3B: 0 HR: 0	SF: 0 SAC: 1 DP: 0 HBP: 0	WP: 1 PB: 0 SB: 1 CS: 0	PA: 39
PITCHER Jesse Jefferson, R ERA: 3.57 (1, 1)	IP: 2.1 WLS: L BF: 15 H: 5 R: 4 ER: 3 SO: 0 BB: 2 IBB: 0 HBP: 0 BLK: 0 WP: 0 HR: 0 S: 12 P: 24 ERA: 11.57 WHIP: 3.000															PITCHER				
Don Hood, L ERA: 4.5 (3, 1)	0.0	2	2	1	1	0	0	0	0	0	0	2	2							
Bob Reynolds, R ERA: 2.31 (3, 1)	4.2	18	3	3	3	5	2	0	0	0	1	0	26	34	5.79	1.071				
Eddie Watt, R ERA: 4.09 (8, 1)	1.0	4	1	0	0	0	0	0	0	0	0	0	4	4	0.00	1.000				

Batter	1	2	3	4	5	6	7	8	9	AB	R	H	RBI	BB	SO	LOB	TOP								
Merv Rettenmund, R OBP: 0.314, SLG: 0.353 (1, 9)	0-3 K		0-0 G1-3 BLK 1B	4-0 BB BB 1-2 2-3 BB		0-0 F7			0-0 F3	4	0	1	0	1	1	0									
Bobby Grich, R OBP: 0.350, SLG: 0.356 (1, 4)	0-0 L5		0-0 G1-3	0-3 K		0-0 6-3			0-0 4-3	5	0	0	0	0	1	4									
Paul Blair, R OBP: 0.353, SLG: 0.427 (1, 8)	0-0 5-3		0-0 F7	4-0 BB BB 1-2 2-3 3-H BB		0-3 K			0-0 F9	4	0	0	1	1	1	1									
Tommy Davis, R OBP: 0.351, SLG: 0.404 (1, 10)		0-0 4-3 1B		0-0 BB BB					0-0 4-3	2	1	1	1	2	0	0									
Earl Williams, R OBP: 0.331, SLG: 0.401 (1, 3)		0-0 4-3		0-0 BB BB					0-0 G3	3	1	0	0	1	1	4									
Don Baylor, R OBP: 0.308, SLG: 0.345 (1, 7)		4-0 S HR BB		0-0 1-2 2-3 1B	0-0 1B				0-0 6-3	3	3	1	0	1	0	2									
Brooks Robinson, R OBP: 0.305, SLG: 0.321 (1, 5)		0-0 1-H HR		0-0 1-2 2-H 3-H 1B	0-0 BB BB 1B	0-0 G6-4-3 1B			0-0 4-1	4	2	3	5	0	0	0									
Andy Etchebarren, R OBP: 0.230, SLG: 0.281 (1, 2)		0-0 F6		0-0 1-2 3-H K	0-0 G6-4-3 1B			1-0 G6-3 HBP		3	0	0	0	0	1	3									
Mark Belanger, R OBP: 0.307, SLG: 0.252 (1, 6)			0-0 F4	0-0 1-2 2-H BB BB 1B		0-0 F8			0-0 G6-3	4	1	1	1	0	0	1									
Inning Stats	R: 0 E: 0 K: 1 S: 5	H: 0 LOB: 0 BB: 0 P: 5	R: 2 E: 0 K: 0 S: 4	H: 2 LOB: 0 BB: 1 P: 8	R: 0 E: 0 K: 0 S: 4	H: 1 LOB: 1 BB: 0 P: 4	R: 5 E: 1 K: 3 S: 12	H: 2 LOB: 3 BB: 5 P: 32	R: 1 E: 0 K: 0 S: 4	H: 2 LOB: 0 BB: 0 P: 4	R: 0 E: 0 K: 1 S: 5	H: 0 LOB: 0 BB: 0 P: 5	R: 0 E: 0 K: 0 S: 3	H: 0 LOB: 0 BB: 0 P: 3	R: 0 E: 0 K: 0 S: 2	H: 0 LOB: 0 BB: 0 P: 3	R: 0 E: 0 K: 0 S: 3	H: 0 LOB: 0 BB: 0 P: 3	1B: 5 2B: 0 3B: 1 HR: 1	SF: 0 SAC: 0 DP: 2 HBP: 1	WP: 0 PB: 0 SB: 1 CS: 0	PA: 39			
PITCHER	IP WLS BF H R ER SO BB IBB HBP BLK WP HR S P ERA WHIP	IP WLS BF H R ER SO BB IBB HBP BLK WP HR S P ERA WHIP	IP WLS BF H R ER SO BB IBB HBP BLK WP HR S P ERA WHIP	IP WLS BF H R ER SO BB IBB HBP BLK WP HR S P ERA WHIP	IP WLS BF H R ER SO BB IBB HBP BLK WP HR S P ERA WHIP	IP WLS BF H R ER SO BB IBB HBP BLK WP HR S P ERA WHIP	IP WLS BF H R ER SO BB IBB HBP BLK WP HR S P ERA WHIP	IP WLS BF H R ER SO BB IBB HBP BLK WP HR S P ERA WHIP	IP WLS BF H R ER SO BB IBB HBP BLK WP HR S P ERA WHIP	IP WLS BF H R ER SO BB IBB HBP BLK WP HR S P ERA WHIP	IP WLS BF H R ER SO BB IBB HBP BLK WP HR S P ERA WHIP	IP WLS BF H R ER SO BB IBB HBP BLK WP HR S P ERA WHIP	IP WLS BF H R ER SO BB IBB HBP BLK WP HR S P ERA WHIP	IP WLS BF H R ER SO BB IBB HBP BLK WP HR S P ERA WHIP	IP WLS BF H R ER SO BB IBB HBP BLK WP HR S P ERA WHIP	IP WLS BF H R ER SO BB IBB HBP BLK WP HR S P ERA WHIP	IP WLS BF H R ER SO BB IBB HBP BLK WP HR S P ERA WHIP	IP WLS BF H R ER SO BB IBB HBP BLK WP HR S P ERA WHIP	IP WLS BF H R ER SO BB IBB HBP BLK WP HR S P ERA WHIP	IP WLS BF H R ER SO BB IBB HBP BLK WP HR S P ERA WHIP	IP WLS BF H R ER SO BB IBB HBP BLK WP HR S P ERA WHIP	IP WLS BF H R ER SO BB IBB HBP BLK WP HR S P ERA WHIP	IP WLS BF H R ER SO BB IBB HBP BLK WP HR S P ERA WHIP	IP WLS BF H R ER SO BB IBB HBP BLK WP HR S P ERA WHIP	IP WLS BF H R ER SO BB IBB HBP BLK WP HR S P ERA WHIP

Baltimore Orioles @ California Angels
Anaheim Stadium, Anaheim, CA
Sun Jul 22 1973, 6:33 AM EDT
Att: 11,743 - Unknown

AB 32
R 8
H 7
RBI 8
BB 6
SO 5
LOB 15



Batter	1	2	3	4	5	6	7	8	9	AB	R	H	RBI	BB	SO	LOB	BOTTOM								
Sandy Alomar Sr., S OBP: 0.278, SLG: 0.241 (1, 6)	0-0 SH3-4 1B	0-0 G3			0-0 1-3 FC4-6 1B		0-0 P6		0-0 1-2 FC4-6 1B	5	0	2	0	0	0	3									
Ken Berry, R OBP: 0.332, SLG: 0.375 (1, 8)	0-0 SH3-4 1-2		0-3 K		0-0 F9		0-0 2B		0-0 1-2 1B	4	0	2	0	0	1	2									
Tom McCraw, L OBP: 0.324, SLG: 0.265 (1, 7)	4-0 FC5-4 BB		0-0 1B		0-0 1-2 3-H FC4-6 FC6-4		0-0 F7		0-0 1-3	4	0	1	1	1	0	4									
Frank Robinson, R OBP: 0.360, SLG: 0.447 (1, 10)	0-0 F6		0-0 F8		0-0 1-2 FC6-4		0-0 P5			4	0	0	0	0	0	5									
Bob Oliver, R OBP: 0.301, SLG: 0.407 (1, 3)	0-0 FC5-4 1-2		0-3 K		0-0 F5			0-0 5-3		4	0	0	0	0	1	3									
Leroy Stanton, R OBP: 0.282, SLG: 0.407 (1, 9)		0-3 K		0-0 6-3		0-3 K		0-3 K		4	0	0	0	0	3	0									
John Stephenson, L OBP: 0.275, SLG: 0.303 (1, 2)		0-0 F5		0-0 F5		4-0 FC6-4 BB		0-0 F4		3	0	0	0	1	0	0									
Al Gallagher, R OBP: 0.354, SLG: 0.310 Rudy Meoli, L OBP: 0.284, SLG: 0.265 (5, 5)		0-0 BB 1B		0-0 4-3		0-0 FC6-4 1-2		4-0 FC6-4 BB		2	0	1	0	0	0	0									
Billy Grabarkewitz, R OBP: 0.301, SLG: 0.289 (1, 4)		4-0 1-2 BB			0-0 1B FC4-6 1B			0-0 FC6-4 HR		3	2	2	1	1	0	1									
Inning Stats	R: 0 E: 0 K: 0 S: 4	H: 1 LOB: 2 BB: 1 P: 8	R: 0 E: 0 K: 1 S: 6	H: 1 LOB: 1 BB: 1 P: 10	R: 0 E: 0 K: 2 S: 8	H: 1 LOB: 0 BB: 0 P: 8	R: 0 E: 0 K: 0 S: 3	H: 0 LOB: 0 BB: 0 P: 3	R: 1 E: 0 K: 0 S: 5	H: 2 LOB: 1 BB: 0 P: 5	R: 0 E: 0 K: 1 S: 5	H: 0 LOB: 1 BB: 1 P: 9	R: 1 E: 0 K: 0 S: 5	H: 2 LOB: 1 BB: 0 P: 5	R: 0 E: 0 K: 1 S: 5	H: 0 LOB: 0 BB: 0 P: 5	R: 0 E: 0 K: 0 S: 4	H: 1 LOB: 2 BB: 1 P: 8	1B: 6 2B: 1 3B: 0 HR: 1	SF: 0 SAC: 1 DP: 0 HBP: 0	WP: 0 PB: 0 SB: 0 CS: 0	PA: 39			
PITCHER	IP WLS BF H R ER SO BB IBB HBP BLK WP HR S P ERA WHIP	IP WLS BF H R ER SO BB IBB HBP BLK WP HR S P ERA WHIP	IP WLS BF H R ER SO BB IBB HBP BLK WP HR S P ERA WHIP	IP WLS BF H R ER SO BB IBB HBP BLK WP HR S P ERA WHIP	IP WLS BF H R ER SO BB IBB HBP BLK WP HR S P ERA WHIP	IP WLS BF H R ER SO BB IBB HBP BLK WP HR S P ERA WHIP	IP WLS BF H R ER SO BB IBB HBP BLK WP HR S P ERA WHIP	IP WLS BF H R ER SO BB IBB HBP BLK WP HR S P ERA WHIP	IP WLS BF H R ER SO BB IBB HBP BLK WP HR S P ERA WHIP	IP WLS BF H R ER SO BB IBB HBP BLK WP HR S P ERA WHIP	IP WLS BF H R ER SO BB IBB HBP BLK WP HR S P ERA WHIP	IP WLS BF H R ER SO BB IBB HBP BLK WP HR S P ERA WHIP	IP WLS BF H R ER SO BB IBB HBP BLK WP HR S P ERA WHIP	IP WLS BF H R ER SO BB IBB HBP BLK WP HR S P ERA WHIP	IP WLS BF H R ER SO BB IBB HBP BLK WP HR S P ERA WHIP	IP WLS BF H R ER SO BB IBB HBP BLK WP HR S P ERA WHIP	IP WLS BF H R ER SO BB IBB HBP BLK WP HR S P ERA WHIP	IP WLS BF H R ER SO BB IBB HBP BLK WP HR S P ERA WHIP	IP WLS BF H R ER SO BB IBB HBP BLK WP HR S P ERA WHIP	IP WLS BF H R ER SO BB IBB HBP BLK WP HR S P ERA WHIP	IP WLS BF H R ER SO BB IBB HBP BLK WP HR S P ERA WHIP	IP WLS BF H R ER SO BB IBB HBP BLK WP HR S P ERA WHIP	IP WLS BF H R ER SO BB IBB HBP BLK WP HR S P ERA WHIP	IP WLS BF H R ER SO BB IBB HBP BLK WP HR S P ERA WHIP	IP WLS BF H R ER SO BB IBB HBP BLK WP HR S P ERA WHIP

Baltimore Orioles @ California Angels
Anaheim Stadium, Anaheim, CA
Sun Jul 22 1973, 6:33 AM EDT
Att: 11,743 - Unknown

AB 34
R 2
H 8
RBI 2
BB 4
SO 5
LOB 19




Batter	1	2	3	4	5	6	7	8	9	AB	R	H	RBI	BB	SO	LOB	TOP			
Sandy Alomar Sr. S OBP: 0.279, SLG: 0.240 Al Gallagher R OBP: 0.356, SLG: 0.310	4-0 BB		0-0 SH1-4		0-0 G3		0-0 E6		4-0 BB	2	0	0	0	1	0	1	<p>California Angels @ Texas Rangers</p> <p>Arlington Stadium, Arlington, TX</p> <p>Thu Jul 26 1973, 8:05 PM EDT</p> <p>Unknown</p>			
Vada Pinson L OBP: 0.291, SLG: 0.390	0-0 F8		0-0 5-3		0-0 G3		0-0 SH1-3		0-3 K	4	0	0	0	0	1	5				
Tom McCraw L OBP: 0.314, SLG: 0.256	0-3 K		0-3 K		0-3 K		0-0 3-1			4	0	0	0	0	3	5				
Frank Robinson R OBP: 0.359, SLG: 0.444	0-0 P5				0-0 P4		0-0 1B		0-0 P4	4	1	1	0	0	0	2				
Mike Epstein L OBP: 0.313, SLG: 0.314		0-3 K			4-0 BB		0-0 F2		0-0 6-3	3	0	0	0	1	1	1				
Bob Oliver R OBP: 0.297, SLG: 0.401		0-3 K			0-0 F8		0-3 K		0-3 K	4	0	0	0	0	3	2				
John Stephenson L OBP: 0.288, SLG: 0.304		0-0 6-3			4-0 BB		0-0 BB		0-0 G3	3	0	1	1	1	0	0				
Billy Grabarkewitz R OBP: 0.309, SLG: 0.267 Winston Llenas R OBP: 0.346, SLG: 0.370			4-0 SH1-4		0-3 K		4-0 BB		0-0 P6	1	0	0	0	2	1	2				
Rudy Meoli L OBP: 0.290, SLG: 0.263 Richie Scheinblum S OBP: 0.376, SLG: 0.340			4-0 SH1-4		0-0 G3		0-0 F8		0-3 K	1	0	0	0	2	0	2				
Inning Stats	R: 0 E: 0 K: 1 S: 5	H: 0 LOB: 1 BB: 1 P: 9	R: 0 E: 0 K: 2 S: 7	H: 0 LOB: 0 BB: 0 P: 7	R: 0 E: 0 K: 1 S: 5	H: 0 LOB: 2 BB: 2 P: 13	R: 0 E: 0 K: 1 S: 5	H: 0 LOB: 1 BB: 1 P: 9	R: 1 E: 0 K: 1 S: 7	H: 2 LOB: 2 BB: 1 P: 11	R: 0 E: 1 K: 0 S: 4	H: 0 LOB: 1 BB: 0 P: 4	R: 0 E: 0 K: 1 S: 5	H: 0 LOB: 0 BB: 0 P: 5	R: 0 E: 0 K: 2 S: 7	H: 0 LOB: 1 BB: 1 P: 11		1B: 2 2B: 0 3B: 0 HR: 0	SF: 0 SAC: 2 DP: 0 HBP: 0	WP: 0 PB: 0 SB: 2 CS: 0
PITCHER Jim Bibby R ERA: 3.71	IP: 9.0 WLS: W BF: 38 H: 2 R: 1 ER: 1 SO: 10 BB: 8 IBB: 0 HBP: 0 BLK: 0 WP: 0 HR: 0 S: 50 P: 82 ERA: 1.00 WHIP: 1.111															PITCHER				

Batter	1	2	3	4	5	6	7	8	9	AB	R	H	RBI	BB	SO	LOB	BOTTOM	
Davey Nelson R OBP: 0.327, SLG: 0.376	0-0 1B			0-0 6-3			0-0 F9		4-0 3B	3	1	1	0	1	0	0	<p>California Angels @ Texas Rangers</p> <p>Arlington Stadium, Arlington, TX</p> <p>Thu Jul 26 1973, 8:05 PM EDT</p> <p>Unknown</p>	
Vic Harris S OBP: 0.310, SLG: 0.358	0-0 1B			0-0 P5			0-0 FC		0-0 F9	4	1	2	0	0	0	1		
Jim Spencer L OBP: 0.344, SLG: 0.375	0-0 1B			0-0 F7			0-0 FC		0-0 3B	4	0	1	2	0	0	1		
Alex Johnson R OBP: 0.314, SLG: 0.384		0-0 2B			0-0 P4		0-0 3B		0-0 3B	4	1	3	2	0	0	0		
Larry Bittner L OBP: 0.286, SLG: 0.260 Elliott Maddox R OBP: 0.338, SLG: 0.252		0-0 4-3			0-3 K		0-0 HR		0-3 K	3	0	1	1	0	1	0		
Bill Sudakis S OBP: 0.250, SLG: 0.418 Pete Mackanin R OBP: 0.094, SLG: 0.078		0-3 K			0-3 K		0-0 HR		0-0 F8	3	1	1	2	0	2	0		
Ken Suarez R OBP: 0.370, SLG: 0.348			4-0 BB		0-0 F9		0-0 4-3			2	0	0	0	1	0	1		
Jim Mason L OBP: 0.287, SLG: 0.312			0-0 F9		0-0 5-3		4-0 BB			2	0	0	0	1	0	1		
Tom Grieve R OBP: 0.281, SLG: 0.267			0-0 G6-4-3		0-0 5-3		0-3 K			3	0	0	0	0	1	3		
Inning Stats	R: 0 E: 0 K: 0 S: 3	H: 2 LOB: 0 BB: 0 P: 3	R: 0 E: 0 K: 1 S: 5	H: 1 LOB: 0 BB: 0 P: 5	R: 0 E: 0 K: 0 S: 2	H: 0 LOB: 0 BB: 1 P: 6	R: 0 E: 0 K: 0 S: 3	H: 0 LOB: 0 BB: 0 P: 3	R: 0 E: 0 K: 2 S: 7	H: 0 LOB: 0 BB: 0 P: 7	R: 5 E: 0 K: 1 S: 10	H: 4 LOB: 2 BB: 1 P: 14	R: 2 E: 0 K: 1 S: 7	H: 2 LOB: 1 BB: 1 P: 11	1B: 2 2B: 2 3B: 4 HR: 1	SF: 0 SAC: 0 DP: 2 HBP: 0		WP: 0 PB: 0 SB: 1 CS: 0
PITCHER Nolan Ryan R ERA: 2.95 Aurelio Monteagudo R ERA: 6.0 Steve Barber L ERA: 3.65	IP: 6.1 WLS: L BF: 23 H: 6 R: 4 ER: 4 SO: 3 BB: 1 IBB: 0 HBP: 0 BLK: 0 WP: 0 HR: 0 S: 28 P: 32 ERA: 5.68 WHIP: 1.105															PITCHER		

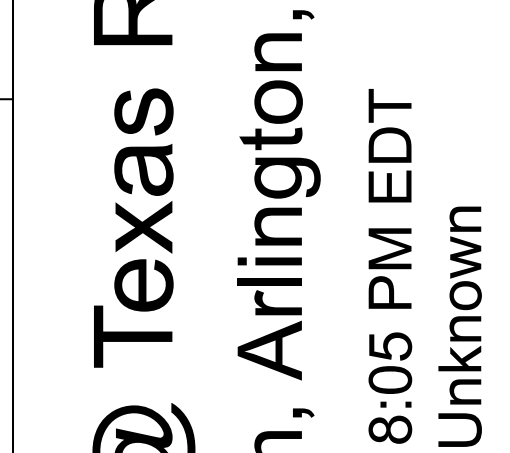
Batter	1	2	3	4	5	6	7	8	9	AB	R	H	RBI	BB	SO	LOB	TOP	
Sandy Alomar Sr. S OBP: 0.276, SLG: 0.237	6-3	K			5-3		6-3			4	0	0	0	0	1	3	California Angels @ Texas Rangers Arlington Stadium, Arlington, TX Thu Jul 26 1973, 8:05 PM EDT Att: 25,620 - Unknown	
Ken Berry R OBP: 0.334, SLG: 0.377	FC4 1B		1-3		6-3			1B F9 1B		4	0	2	0	0	0	0		
Leroy Stanton R OBP: 0.275, SLG: 0.396	P4		K		5-3			K		4	0	0	0	0	2	2		
Frank Robinson R OBP: 0.355, SLG: 0.439	FC4 1-2		E5 FC5-4			F8		F9 1-2		4	0	0	0	0	0	2		
Bob Oliver R OBP: 0.297, SLG: 0.399		K	FC5-4 1-2			6-3			1B 2-3	4	0	1	0	0	1	1		
Mike Epstein L OBP: 0.316, SLG: 0.312		BB FC3-2 BB			4-3				BB 4-3	2	0	0	0	2	0	2		
Al Gallagher R OBP: 0.361, SLG: 0.314		FC3-2 1-2 1B					1-3		BB L3	3	0	2	0	1	0	1		
Billy Grabarkewitz R OBP: 0.309, SLG: 0.282		FC3-2 1-2 2-3 BB			F9				K	2	0	0	0	1	0	1		
Tom McCraw L OBP: 0.312, SLG: 0.254							5-3			1	0	0	0	0	1	1		
Art Kusnyer R OBP: 0.152, SLG: 0.159		FC3-2 1-2 2-3 3-H			K				L3	3	0	0	0	0	2	4		
Richie Scheinblum S OBP: 0.374, SLG: 0.338										1	0	0	0	0	0	1		
Inning Stats	R: 0 E: 0 K: 0 S: 4	H: 1 LOB: 1 BB: 2 P: 4	R: 0 E: 0 K: 2 S: 8	H: 1 LOB: 1 BB: 0 P: 16	R: 0 E: 1 K: 1 S: 6	H: 0 LOB: 1 BB: 0 P: 6	R: 0 E: 0 K: 0 S: 3	H: 1 LOB: 0 BB: 1 P: 7	R: 0 E: 0 K: 1 S: 5	H: 0 LOB: 0 BB: 0 P: 5	R: 0 E: 0 K: 1 S: 7	H: 2 LOB: 2 BB: 0 P: 7	R: 0 E: 0 K: 1 S: 4	H: 0 LOB: 0 BB: 1 P: 8	1B: 5 2B: 1 3B: 0 HR: 0	SF: 0 SAC: 0 DP: 1 HBP: 0	WP: 0 PB: 0 SB: 0 CS: 0	PA: 36
PITCHER	IP WLS BF H R ER SO BB IBB HBP BLK WP HR S P ERA WHIP																	
David Clyde L ERA: 3.64	(1, 1) 7.0 W 28 3 0 0 5 3 0 0 0 0 0 0 35 47 0.00 0.857																	
Jackie Brown R ERA: 2.12	(8, 1) 2.0 S 8 2 0 0 2 1 0 0 0 0 0 0 11 15 0.00 1.500																	

Batter	1	2	3	4	5	6	7	8	9	AB	R	H	RBI	BB	SO	LOB	BOTTOM			
Davey Nelson R OBP: 0.322, SLG: 0.370	K		5-3		4-3			F7		5	0	0	0	0	1	2	California Angels @ Texas Rangers Arlington Stadium, Arlington, TX Thu Jul 26 1973, 8:05 PM EDT Att: 25,620 - Unknown			
Vic Harris S OBP: 0.320, SLG: 0.364	1B E BB	1B		G4-6-3 1B		6-3 1B		WP 1B BB		3	3	3	0	2	0	0				
Jim Spencer L OBP: 0.345, SLG: 0.376				G4-6-3 1-2		F9		K		5	0	2	0	0	1	3				
Alex Johnson R OBP: 0.318, SLG: 0.386	E4 1B HR			1B E 1B		6-3		BB 1B BB		4	2	2	2	1	0	2				
Jim Fregosi R OBP: 0.359, SLG: 0.363	HR 1B	K		E5 1B		1-3		BB 1B		5	1	3	1	0	1	3				
Jeff Burroughs R OBP: 0.348, SLG: 0.441				1B						2	1	1	4	2	0	2				
Elliott Maddox R OBP: 0.343, SLG: 0.252	HR	L9		BB			5-3 WP BB	1-2 2-3 BB		0	0	0	0	1	0	0				
Larry Blittner L OBP: 0.283, SLG: 0.258	1B	4-3		F8		5-3		4-3		5	0	1	0	0	0	8				
Dick Billings R OBP: 0.230, SLG: 0.219	F9		1-3		K		5-3			4	0	0	0	0	1	3				
Jim Mason L OBP: 0.286, SLG: 0.311	FC6-4 1B		4-3		4-3		G3			4	0	1	0	0	0	2				
Inning Stats	R: 5 E: 1 K: 1 S: 11	H: 5 LOB: 2 BB: 1 P: 15	R: 1 E: 0 K: 1 S: 8	H: 3 LOB: 3 BB: 0 P: 8	R: 0 E: 0 K: 0 S: 3	H: 0 LOB: 0 BB: 0 P: 3	R: 1 E: 1 K: 0 S: 5	H: 3 LOB: 2 BB: 1 P: 9	R: 0 E: 0 K: 1 S: 5	H: 0 LOB: 0 BB: 0 P: 5	R: 0 E: 0 K: 0 S: 4	H: 1 LOB: 1 BB: 0 P: 4	R: 0 E: 0 K: 0 S: 3	H: 0 LOB: 2 BB: 1 P: 7	R: 1 E: 0 K: 1 S: 6	H: 1 LOB: 3 BB: 3 P: 18	1B: 12 2B: 0 3B: 0 HR: 1	SF: 0 SAC: 0 DP: 1 HBP: 0	WP: 2 PB: 0 SB: 0 CS: 0	PA: 43
PITCHER	IP WLS BF H R ER SO BB IBB HBP BLK WP HR S P ERA WHIP																			
Bill Singer R ERA: 2.83	(1, 1) 0.2 L 9 5 5 4 1 1 0 0 0 0 0 0 10 14 54.00 9.000																			
Dick Lange R ERA: 6.91	(1, 1) 3.1 16 6 2 1 1 1 0 0 0 0 0 0 17 21 2.70 2.100																			
Dave Sells R ERA: 3.0	(5, 1) 4.0 18 2 1 1 2 4 0 0 0 2 0 0 18 34 2.25 1.500																			

AB 32
R 0
H 5
RBI 0
BB 4
SO 7
LOB 18



AB 37
R 7
H 13
RBI 7
BB 6
SO 4
LOB 25




Batter	1	2	3	4	5	6	7	8	9	AB	R	H	RBI	BB	SO	LOB	TOP			
Sandy Alomar Sr. S OBP: 0.272, SLG: 0.234 (1, 6)										4	0	0	0	0	0	2	California Angels @ Texas Rangers Arlington Stadium, Arlington, TX Fri Jul 27 1973, 4:33 AM EDT Att: 3,317 - Unknown			
Al Gallagher R OBP: 0.366, SLG: 0.321 (1, 5)										4	0	3	1	0	0	1				
Frank Robinson R OBP: 0.354, SLG: 0.436 (1, 10)										4	0	1	0	0	1	3				
Bob Oliver R OBP: 0.296, SLG: 0.407 (1, 3)										4	1	1	1	0	0	2				
Leroy Stanton R OBP: 0.268, SLG: 0.385 (1, 9)										4	0	0	0	0	1	0				
Ken Berry R OBP: 0.337, SLG: 0.379 (1, 8)										4	0	2	0	0	0	0				
Vada Pinson L OBP: 0.280, SLG: 0.388 (1, 7)										4	0	1	0	0	0	2				
Rudy Meoli L OBP: 0.290, SLG: 0.269 (1, 4)										3	0	1	0	0	0	1				
Winston Lianas R OBP: 0.341, SLG: 0.365 (9, PH)										1	0	0	0	0	1	1				
Rick Stelmazek L OBP: 0.250, SLG: 0.222 (1, 2)										3	1	1	0	0	1	1				
Richie Scheinblum S OBP: 0.371, SLG: 0.336 (9, PH)										1	0	0	0	0	0	1				
Inning Stats	R: 0 E: 0 K: 0 S: 4	H: 1 LOB: 1 BB: 0 P: 4	R: 0 E: 0 K: 1 S: 5	H: 0 LOB: 0 BB: 0 P: 5	R: 1 E: 0 K: 0 S: 5	H: 2 LOB: 1 BB: 0 P: 5	R: 1 E: 0 K: 0 S: 5	H: 2 LOB: 1 BB: 0 P: 5	R: 0 E: 0 K: 0 S: 4	H: 1 LOB: 1 BB: 0 P: 4	R: 0 E: 0 K: 0 S: 4	H: 1 LOB: 1 BB: 0 P: 4	R: 0 E: 0 K: 1 S: 3	H: 1 LOB: 0 BB: 0 P: 3	R: 0 E: 0 K: 1 S: 6	H: 1 LOB: 1 BB: 0 P: 6	1B: 7 2B: 3 3B: 0 HR: 1	SF: 0 SAC: 0 DP: 1 HBP: 0	WP: 0 PB: 0 SB: 0 CS: 0	PA: 36
PITCHER	IP WLS BF H R ER SO BB IBB HBP BLK WP HR S P ERA WHIP																			
Jim Merritt L ERA: 3.82 (1, 1)	9.0 W 36	H 10 R 2 ER 2 SO 4	BB 0 IBB 0 HBP 0 BLK 0	WP 0 HR 1 S 44 P 44	ERA 2.00 WHIP 1.111															

Batter	1	2	3	4	5	6	7	8	9	AB	R	H	RBI	BB	SO	LOB	BOTTOM			
Davey Nelson R OBP: 0.320, SLG: 0.368 (1, 4)										5	0	1	0	0	0	1	California Angels @ Texas Rangers Arlington Stadium, Arlington, TX Fri Jul 27 1973, 4:33 AM EDT Att: 3,317 - Unknown			
Vic Harris S OBP: 0.324, SLG: 0.363 (1, 8)										3	0	1	0	2	1	1				
Jim Fregosi R OBP: 0.365, SLG: 0.384 (1, 5)										4	1	2	1	1	0	2				
Alex Johnson R OBP: 0.319, SLG: 0.384 (1, 10)										4	0	1	0	1	0	4				
Jeff Burroughs R OBP: 0.348, SLG: 0.441 (1, 9)										4	1	2	0	1	0	3				
Bill Sudakis S OBP: 0.252, SLG: 0.416 (1, 3)										3	1	1	1	0	0	2				
Ken Suarez R OBP: 0.377, SLG: 0.346 (1, 2)										1	1	0	0	3	0	1				
Tom Grieve R OBP: 0.278, SLG: 0.353 (1, 7)										4	1	1	3	0	0	5				
Pete Mackanin R OBP: 0.105, SLG: 0.074 (1, 6)										3	0	0	0	0	0	2				
Inning Stats	R: 0 E: 0 K: 0 S: 3	H: 1 LOB: 0 BB: 0 P: 3	R: 3 E: 0 K: 0 S: 5	H: 2 LOB: 1 BB: 1 P: 10	R: 2 E: 0 K: 1 S: 7	H: 2 LOB: 2 BB: 2 P: 15	R: 0 E: 0 K: 0 S: 5	H: 2 LOB: 2 BB: 0 P: 5	R: 0 E: 0 K: 0 S: 4	H: 1 LOB: 1 BB: 0 P: 4	R: 0 E: 0 K: 0 S: 3	H: 0 LOB: 2 BB: 2 P: 11	R: 0 E: 0 K: 0 S: 4	H: 1 LOB: 2 BB: 1 P: 8	R: 0 E: 0 K: 0 S: 3	H: 0 LOB: 2 BB: 2 P: 11		1B: 7 2B: 1 3B: 0 HR: 2	SF: 0 SAC: 1 DP: 1 HBP: 1	WP: 0 PB: 0 SB: 0 CS: 0
PITCHER	IP WLS BF H R ER SO BB IBB HBP BLK WP HR S P ERA WHIP																			
Clyde Wright L ERA: 3.48 (1, 1)	2.2 L 16	H 5 R 5 ER 5 SO 1	BB 3 IBB 0 HBP 0 BLK 0	WP 0 HR 0 S 15 P 27	ERA 0.00 WHIP 1.909															
Steve Barber L ERA: 3.44 (3, 1)	3.2 18	H 4 R 0 ER 0 SO 0	BB 3 IBB 0 HBP 0 BLK 0	WP 0 HR 0 S 15 P 27	ERA 0.00 WHIP 0.600															
Aurelio Monteagudo R ERA: 3.96 (7, 1)	1.2 7	H 0 R 0 ER 0 SO 0	BB 1 IBB 1 HBP 0 BLK 0	WP 0 HR 0 S 5 P 13	ERA 0.00 WHIP 0.600															

Batter	1	2	3	4	5	6	7	8	9	AB	R	H	RBI	BB	SO	LOB	TOP					
Sandy Alomar Sr. S OBP: 0.269, SLG: 0.231 (1, 6)	F8		3-1		4-3		4-3			4	0	0	0	0	0	1	California Angels @ Kansas City Royals Royals Stadium, Kansas City, MO Sun Jul 29 1973, 4:33 AM EDT Unknown - 85 F					
Vada Pinson, L OBP: 0.288, SLG: 0.391 (1, 7)	G3				F7			F8		4	0	1	0	0	0	0						
Frank Robinson, R OBP: 0.358, SLG: 0.458 (1, 10)			F7		1-3			5-3		4	0	1	0	0	0	1						
Bob Oliver, R OBP: 0.302, SLG: 0.412 (1, 3)	F8		5-3			G6-3 BB				3	0	1	0	1	0	2						
Richie Scheinblum, S OBP: 0.384, SLG: 0.355 (1, 9)		4-3		4-3		F7		4-3		4	0	0	0	0	0	2						
Ken Berry, R OBP: 0.332, SLG: 0.370 (1, 8)		1-3		4-3 1B		G6-3 1-2			6-3	4	0	1	0	0	0	1						
Al Gallagher, R OBP: 0.367, SLG: 0.316 (1, 5)		4-0 1B BB		4-3 1-2 1B			P6		F9	3	0	1	0	1	0	0						
Rudy Meoli, L OBP: 0.295, SLG: 0.291 (1, 4)				4-3			1-3		3-1	4	0	1	0	0	0	2						
Rick Stelmazek, L OBP: 0.276, SLG: 0.200 (1, 2)			F7		6-3					2	0	0	0	1	0	4						
Inning Stats	R: 0 E: 0 K: 0 S: 4	H: 1 LOB: 1 BB: 0 P: 4	R: 0 E: 0 K: 0 S: 4	H: 1 LOB: 2 BB: 1 P: 8	R: 0 E: 0 K: 0 S: 4	H: 1 LOB: 1 BB: 0 P: 4	R: 0 E: 0 K: 0 S: 5	H: 2 LOB: 2 BB: 0 P: 5	R: 0 E: 0 K: 0 S: 3	H: 0 LOB: 0 BB: 1 P: 3	R: 0 E: 0 K: 0 S: 2	H: 0 LOB: 0 BB: 1 P: 6	R: 0 E: 0 K: 0 S: 3	H: 0 LOB: 1 BB: 1 P: 7	R: 0 E: 0 K: 0 S: 4	H: 1 LOB: 1 BB: 0 P: 4	R: 0 E: 0 K: 0 S: 3	H: 0 LOB: 0 BB: 0 P: 3	1B: 5 2B: 1 3B: 0 HR: 0	SF: 0 SAC: 0 DP: 1 HBP: 0	WP: 1 PB: 0 SB: 0 CS: 0	PA: 35
PITCHER A Fitzmorris, R ERA: 1.8 (1, 1)	IP: 9.0 WLS: W BF: 35 H: 6 R: 0 ER: 0 SO: 0 BB: 3 IBB: 0 HBP: 0 BLK: 0 WP: 1 HR: 0 S: 32 P: 44 ERA: 0.00 WHIP: 1.000																PITCHER					

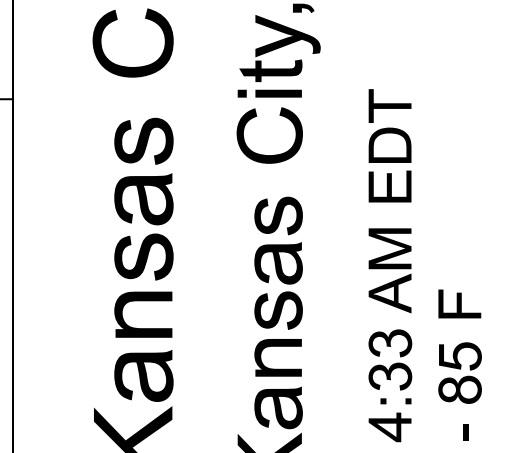
Batter	1	2	3	4	5	6	7	8	9	AB	R	H	RBI	BB	SO	LOB	BOTTOM			
Freddie Patek, R OBP: 0.332, SLG: 0.339 (1, 6)	1B HR BB	K		1B BB		2B 3B		F7		3	2	1	0	2	1	0	California Angels @ Kansas City Royals Royals Stadium, Kansas City, MO Sun Jul 29 1973, 4:33 AM EDT Unknown - 85 F			
Cookie Rojas, R OBP: 0.316, SLG: 0.365 Bobby Floyd, R OBP: 0.404, SLG: 0.453 (1, 4) (8, 4)	1-3 HR 1B		4-3	1-2 1B		2B				4	1	3	1	0	0	0				
Amos Otis, R OBP: 0.359, SLG: 0.506 (1, 8)	1-3 HR		F9	F9		1-3		F8		5	1	1	3	0	0	4				
John Mayberry, L OBP: 0.439, SLG: 0.535 (1, 3)	4-0 S BB				F7		1B G1-6-3 BB			1	1	0	0	3	0	0				
Ed Kirkpatrick, L OBP: 0.375, SLG: 0.422 (1, 9)	F5		4-3				G1-6-3 1-3 1B			4	0	2	0	0	0	2				
Lou Piniella, R OBP: 0.294, SLG: 0.364 (1, 7)	K			4-3 IHR 2B		P4		G1-6-3 1-2 1B		4	1	1	0	0	1	3				
Gail Hopkins, L OBP: 0.384, SLG: 0.370 (1, 10)	F7			4-3		4-3				4	0	1	0	0	0	3				
Kurt Bevacqua, R OBP: 0.321, SLG: 0.348 (1, 5)		1-5-3		K			G5-4-3 1B		K	4	0	1	0	0	2	2				
Fran Healy, R OBP: 0.330, SLG: 0.395 (1, 2)	F7			3H IHR		G5-4-3 1-2		6-3		4	1	1	2	0	0	1				
Inning Stats	R: 3 E: 0 K: 1 S: 7	H: 2 LOB: 1 BB: 2 P: 15	R: 0 E: 0 K: 1 S: 5	H: 0 LOB: 0 BB: 0 P: 5	R: 0 E: 0 K: 1 S: 3	H: 0 LOB: 1 BB: 1 P: 7	R: 2 E: 0 K: 1 S: 8	H: 3 LOB: 2 BB: 1 P: 12	R: 0 E: 0 K: 0 S: 4	H: 1 LOB: 1 BB: 0 P: 4	R: 1 E: 0 K: 0 S: 5	H: 3 LOB: 1 BB: 0 P: 5	R: 1 E: 0 K: 1 S: 6	H: 2 LOB: 1 BB: 1 P: 10	R: 0 E: 0 K: 0 S: 4	H: 1 LOB: 1 BB: 0 P: 4	1B: 6 2B: 2 3B: 2 HR: 2	SF: 0 SAC: 0 DP: 2 HBP: 0	WP: 0 PB: 0 SB: 1 CS: 0	PA: 39
PITCHER Bill Singer, R ERA: 3.02 Dave Sells, R ERA: 3.04 (1, 1) (6, 1)	IP: 5.2 WLS: L BF: 29 H: 9 R: 6 ER: 6 SO: 3 BB: 4 IBB: 0 HBP: 0 BLK: 0 WP: 0 HR: 1 S: 31 P: 47 ERA: 9.53 WHIP: 2.294																PITCHER			

AB	32
R	0
H	6
RBI	0
BB	3
SO	0
LOB	13





WP	1	PA	35
----	---	----	----

AB	34
R	7
H	12
RBI	6
BB	5
SO	4
LOB	15



WP	0	PA	39
----	---	----	----

Batter	1	2	3	4	5	6	7	8	9	AB	R	H	RBI	BB	SO	LOB	TOP										
Davey Nelson, R OBP: 0.312, SLG: 0.355 (1, 4)	F9		P4		FC1-5-4 1B	FC6-4		1-3		5	1	0	0	0	0	5	Texas Rangers @ California Angels Anaheim Stadium, Anaheim, CA Tue Jul 31 1973, 10:05 PM EDT Att. 11,147 - Unknown livebaseballscores.com AB 37 R 4 H 12 RBI 4 BB 0 SO 5 LOB 19 										
Vic Harris, S OBP: 0.322, SLG: 0.366 (1, 8)	F7		P3		1B	F7			K	5	0	1	0	0	1	2											
Jim Fregosi, R OBP: 0.343, SLG: 0.374 (1, 5)	E6			1B	P6				K	5	1	1	0	0	1	2											
Alex Johnson, R OBP: 0.321, SLG: 0.386 (1, 10)	1-3			SF9 1B					6-3	5	1	2	1	0	1	1											
Jeff Burroughs, R OBP: 0.354, SLG: 0.467 (1, 7)		FC5-4 1B		SF9 1B	5-3				6-3	3	0	1	1	0	0	2											
Bill Sudakis, S OBP: 0.270, SLG: 0.435 (1, 3)	K			F8		SH1-3 1B			SH3-4 1B	4	1	2	0	0	1	2											
Tom Grieve, R OBP: 0.333, SLG: 0.378 (1, 9)	FC5-4			E2 1B		SH1-3			SH3-4 1B	3	0	2	1	0	0	1											
Dick Billings, R OBP: 0.223, SLG: 0.209 (1, 2)	1-3			L5		FC6-4 1B			SH3-4	3	0	1	1	0	0	2											
Pete Mackanin, R OBP: 0.141, SLG: 0.131 (1, 6)			K		FC1-5 2B				FC6-2-5	4	0	2	0	0	1	2											
Inning Stats	R: 0 E: 1 K: 0 S: 4	H: 0 LOB: 1 BB: 0 P: 4	R: 0 E: 0 K: 1 S: 6	H: 1 LOB: 1 BB: 0 P: 6	R: 0 E: 0 K: 1 S: 5	H: 0 LOB: 0 BB: 0 P: 5	R: 2 E: 0 K: 0 S: 6	H: 3 LOB: 1 BB: 0 P: 6	R: 1 E: 0 K: 0 S: 6	H: 3 LOB: 2 BB: 0 P: 6	R: 0 E: 0 K: 1 S: 5	H: 0 LOB: 0 BB: 0 P: 5	R: 0 E: 0 K: 2 S: 7	H: 2 LOB: 2 BB: 0 P: 5	R: 0 E: 0 K: 2 S: 7	H: 0 LOB: 0 BB: 0 P: 7	1B: 11 2B: 1 3B: 0 HR: 0	SF: 1 SAC: 2 DP: 0 HBP: 0	WP: 0 PB: 0 SB: 0 CS: 0	PA: 40							
PITCHER	IP	WLS	BF	H	R	ER	SO	BB	IBB	HBP	BLK	WP	HR	S	P	ERA	WHIP										
Clyde Wright, L ERA: 3.58 (1, 1)	6.0	L	29	10	4	4	2	0	0	0	0	0	0	33	33	6.00	1.667										
Dick Lange, R ERA: 5.6 (7, 1)	3.0		11	2	0	0	3	0	0	0	0	0	0	17	17	0.00	0.667										

Batter	1	2	3	4	5	6	7	8	9	AB	R	H	RBI	BB	SO	LOB	BOTTOM										
Sandy Alomar Sr., S OBP: 0.273, SLG: 0.231 (1, 4) (7, 6)	F8			FC4-6 BB		F9				3	0	1	0	1	0	1	Texas Rangers @ California Angels Anaheim Stadium, Anaheim, CA Tue Jul 31 1973, 10:05 PM EDT Att. 11,147 - Unknown livebaseballscores.com AB 30 R 2 H 8 RBI 2 BB 4 SO 6 LOB 16 										
Al Gallacher, R OBP: 0.362, SLG: 0.312 (1, 5)	5-3			FC4-6 CS		F8			G4-6-3	4	0	0	0	0	0	5											
Frank Robinson, R OBP: 0.357, SLG: 0.459 (1, 10)	4-3			K					5-3	4	0	1	0	0	1	1											
Bob Oliver, R OBP: 0.307, SLG: 0.423 (1, 3)		G4-3 1B		CS	F8				HR	4	1	2	1	0	1	1											
Richie Scheinblum, S OBP: 0.385, SLG: 0.363 (1, 9)		G4-3			5-3					4	0	1	0	0	0	2											
Jerry Davanon, R OBP: 0.256, SLG: 0.306 (9, PH)		1-2				F8			BB	0	0	0	0	0	0	0											
Leroy Stanton, R OBP: 0.275, SLG: 0.378 (1, 7)		CS BB				K			BB	2	0	0	0	2	2	1											
Ken Berry, R OBP: 0.333, SLG: 0.370 (1, 8)		CS		4-3		2B SF7 1B			1B BB 1B	4	1	2	0	0	1	2											
Art Kusnyer, R OBP: 0.149, SLG: 0.156 (1, 2)									F5	1	0	0	0	0	1	0											
Billy Grabarkewitz, R OBP: 0.314, SLG: 0.296 (6, PH)									P6	1	0	1	0	0	0	0											
Rick Steimaszek, L OBP: 0.276, SLG: 0.200 (7, 2)										0	0	0	0	0	0	0											
Mike Epstein, L OBP: 0.315, SLG: 0.311 (8, PH)										1	0	0	0	0	0	1											
John Stephenson, L OBP: 0.304, SLG: 0.360 (9, 2)										1	0	0	0	0	0	2											
Rudy Meoli, L OBP: 0.292, SLG: 0.287 (1, 6)										1	0	0	0	0	0	0											
Winston Lienas, R OBP: 0.360, SLG: 0.380 (6, PH) (7, 4)									1B	0	0	0	1	1	0	0											
Inning Stats	R: 0 E: 0 K: 0 S: 3	H: 0 LOB: 0 BB: 0 P: 3	R: 0 E: 0 K: 0 S: 2	H: 1 LOB: 1 BB: 1 P: 6	R: 0 E: 0 K: 1 S: 5	H: 0 LOB: 0 BB: 0 P: 5	R: 0 E: 0 K: 1 S: 4	H: 0 LOB: 0 BB: 1 P: 8	R: 0 E: 0 K: 0 S: 5	H: 2 LOB: 1 BB: 0 P: 5	R: 0 E: 0 K: 2 S: 8	H: 1 LOB: 1 BB: 0 P: 8	R: 0 E: 0 K: 0 S: 4	H: 2 LOB: 2 BB: 1 P: 8	R: 0 E: 0 K: 1 S: 7	H: 2 LOB: 2 BB: 1 P: 11	1B: 5 2B: 2 3B: 0 HR: 1	SF: 1 SAC: 0 DP: 2 HBP: 0	WP: 0 PB: 0 SB: 0 CS: 2	PA: 37							
PITCHER	IP	WLS	BF	H	R	ER	SO	BB	IBB	HBP	BLK	WP	HR	S	P	ERA	WHIP										
David Clyde, L ERA: 3.31 (1, 1)	7.0	W	24	4	1	1	5	2	0	0	0	0	0	32	40	1.29	0.857										
Bill Gogolewski, R ERA: 3.36 (8, 1)	1.1		8	4	1	1	0	1	0	0	0	0	1	7	11	6.75	3.750										
Don Durham, R ERA: 7.5 (9, 1)	0.2	S	3	0	0	0	1	1	0	0	0	0	0	4	8	0.00	1.500										

Batter	1	2	3	4	5	6	7	8	9	AB	R	H	RBI	BB	SO	LOB	TOP			
Davey Nelson, R OBP: 0.312, SLG: 0.356 (1, 4)										4	0	1	1	0	1	0	Texas Rangers @ California Angels Anaheim Stadium, Anaheim, CA Wed Aug 01 1973, 10:05 PM EDT Att: 8,087 - Unknown			
Vic Harris, S OBP: 0.318, SLG: 0.362 (1, 8)										4	0	0	0	0	0	1				
Jim Fregosi, R OBP: 0.341, SLG: 0.371 (1, 5)										4	0	1	0	0	1	0				
Alex Johnson, R OBP: 0.318, SLG: 0.382 (1, 10)										4	0	0	0	0	0	1				
Jeff Burroughs, R OBP: 0.355, SLG: 0.467 (1, 7)										4	0	2	0	0	1	0				
Bill Sudakis, S OBP: 0.277, SLG: 0.427 (1, 3)										2	0	0	0	2	1	2				
Tom Grieve, R OBP: 0.365, SLG: 0.429 (1, 9)										4	1	3	0	0	1	1				
Dick Billings, R OBP: 0.219, SLG: 0.204 (1, 2)										4	0	0	0	0	1	5				
Pete Mackanin, R OBP: 0.134, SLG: 0.125 (1, 6)										3	0	0	0	0	2	1				
Inning Stats	R: 0 E: 0 K: 2 S: 7	H: 0 LOB: 0 BB: 0 P: 7	R: 0 E: 0 K: 2 S: 7	H: 0 LOB: 1 BB: 1 P: 11	R: 0 E: 0 K: 1 S: 5	H: 0 LOB: 0 BB: 0 P: 5	R: 0 E: 0 K: 0 S: 5	H: 2 LOB: 2 BB: 0 P: 5	R: 1 E: 0 K: 1 S: 7	H: 2 LOB: 1 BB: 0 P: 7	R: 0 E: 0 K: 0 S: 3	H: 0 LOB: 0 BB: 0 P: 3	R: 0 E: 0 K: 1 S: 5	H: 1 LOB: 0 BB: 0 P: 5	R: 0 E: 0 K: 0 S: 3	H: 0 LOB: 3 BB: 1 P: 11	1B: 5 2B: 2 3B: 0 HR: 0	SF: 0 SAC: 0 DP: 1 HBP: 0	WP: 0 PB: 0 SB: 0 CS: 0	PA: 35
PITCHER Rudy May, L ERA: 3.55 (1, 1)	IP: 9.0 WLS: W BF: 35 H: 7 R: 1 ER: 1 SO: 8 BB: 2 IBB: 0 HBP: 0 BLK: 0 WP: 0 HR: 0 S: 49 P: 57 ERA: 1.00 WHIP: 1.000																			

Batter	1	2	3	4	5	6	7	8	9	AB	R	H	RBI	BB	SO	LOB	BOTTOM			
Sandy Alomar Sr., S OBP: 0.274, SLG: 0.234 (1, 6)										5	0	2	1	0	1	1	Texas Rangers @ California Angels Anaheim Stadium, Anaheim, CA Wed Aug 01 1973, 10:05 PM EDT Att: 8,087 - Unknown			
Al Gallacher, R OBP: 0.359, SLG: 0.309 (1, 5)										3	0	0	1	1	0	2				
Frank Robinson, R OBP: 0.361, SLG: 0.461 (1, 10)										3	1	2	0	1	0	1				
Bob Oliver, R OBP: 0.309, SLG: 0.424 (1, 9)										4	1	2	0	0	0	2				
Mike Epstein, L OBP: 0.317, SLG: 0.311 (1, 3)										3	0	1	0	1	0	2				
Leroy Stanton, R OBP: 0.275, SLG: 0.375 (1, 7)										4	0	1	2	0	3	1				
Ken Berry, R OBP: 0.332, SLG: 0.369 (1, 8)										4	1	1	0	0	1	3				
John Stephenson, L OBP: 0.325, SLG: 0.372 (1, 2)										3	1	2	0	1	0	0				
Billy Grabarkewitz, R OBP: 0.312, SLG: 0.295 (1, 4)										4	1	1	1	0	0	3				
Inning Stats	R: 0 E: 0 K: 0 S: 5	H: 3 LOB: 2 BB: 0 P: 5	R: 3 E: 0 K: 1 S: 10	H: 5 LOB: 2 BB: 0 P: 10	R: 0 E: 0 K: 2 S: 8	H: 1 LOB: 2 BB: 1 P: 12	R: 2 E: 0 K: 1 S: 7	H: 2 LOB: 2 BB: 2 P: 15	R: 0 E: 0 K: 0 S: 3	H: 0 LOB: 0 BB: 0 P: 3	R: 0 E: 0 K: 0 S: 2	H: 0 LOB: 1 BB: 1 P: 6	R: 0 E: 0 K: 1 S: 5	H: 0 LOB: 0 BB: 0 P: 5	R: 0 E: 0 K: 0 S: 4	H: 1 LOB: 1 BB: 0 P: 4	1B: 12 2B: 0 3B: 0 HR: 0	SF: 1 SAC: 0 DP: 1 HBP: 0	WP: 1 PB: 0 SB: 0 CS: 1	PA: 38
PITCHER Jim Merritt, L ERA: 4.03 Steve Dunning, R ERA: 5.9 Charlie Hudson, L ERA: 5.54 (1, 1) (2, 1) (8, 1)	IP: 1.2 WLS: L BF: 12 H: 3 R: 3 ER: 3 SO: 1 BB: 0 IBB: 0 HBP: 0 BLK: 0 WP: 1 HR: 0 S: 14 P: 14 ERA: 16.20 WHIP: 4.800																			

AB 33
R 1
H 7
RBI 1
BB 2
SO 8
LOB 11



AB 33
R 5
H 12
RBI 5
BB 4
SO 5
LOB 15



Batter	1	2	3	4	5	6	7	8	9	AB	R	H	RBI	BB	SO	LOB	TOP					
Davey Nelson, R OBP: 0.315, SLG: 0.361 (1, 4)	0-0 4-3		0-0 1-H 2B		0-3 K		4-0 BB		0-0 1B 1-2	4	0	2	1	1	1	2						
Vic Harris, S OBP: 0.317, SLG: 0.360 (1, 8)	0-0 4-3		0-0 P6		0-0 F2		0-0 P6		0-0 1B 1-3 2-H	5	0	1	0	0	0	3						
Jim Spencer, L OBP: 0.348, SLG: 0.379 (1, 3)	0-0 4-3			0-3 K		0-0 2B		0-0 F4	0	0	0	0	0	0	0	0						
Alex Johnson, R OBP: 0.315, SLG: 0.378 (1, 10)		0-3 K		0-0 6-3		0-3 K		0-3 K		4	0	0	0	0	3	1						
Bill Sudakis, S OBP: 0.276, SLG: 0.421 (1, 5)		0-0 F8		0-3 K		0-3 K		0-0 E 1B		4	0	1	0	0	2	1						
Jeff Burroughs, R OBP: 0.357, SLG: 0.469 (1, 7)		0-3 K			4-0 BB BB		0-0 BB 1B		0-0 E5 1-3	3	1	1	0	1	1	1						
Larry Bittner, L OBP: 0.276, SLG: 0.254 (1, 9)			0-3 K		4-0 1-2 BB		0-0 G3 2-3		0-0 5-3	3	0	0	0	1	1	3						
Dick Billings, R OBP: 0.219, SLG: 0.205 (1, 2)			0-3 K		0-0 P6		0-0 1-3 1B		0-0 F3	4	0	1	1	0	1	2						
Jim Mason, L OBP: 0.287, SLG: 0.307 (1, 6)			4-0 2B BB		0-0 F7		0-0 1-3 1-2		0-0 1B 1B	3	1	1	0	1	0	3						
Inning Stats	R: 0 E: 0 K: 0 S: 3	H: 0 LOB: 0 BB: 0 P: 3	R: 0 E: 0 K: 2 S: 7	H: 0 LOB: 0 BB: 0 P: 7	R: 1 E: 0 K: 2 S: 8	H: 1 LOB: 1 BB: 1 P: 12	R: 0 E: 0 K: 2 S: 7	H: 0 LOB: 0 BB: 0 P: 7	R: 0 E: 0 K: 1 S: 5	H: 0 LOB: 2 BB: 2 P: 13	R: 0 E: 0 K: 2 S: 8	H: 1 LOB: 1 BB: 0 P: 8	R: 1 E: 0 K: 0 S: 5	H: 2 LOB: 2 BB: 1 P: 9	R: 0 E: 1 K: 1 S: 7	H: 1 LOB: 2 BB: 0 P: 7	R: 0 E: 0 K: 1 S: 7	H: 3 LOB: 2 BB: 0 P: 7	1B: 5 2B: 3 3B: 0 HR: 0	SF: 0 SAC: 0 DP: 0 HBP: 0	WP: 0 PB: 0 SB: 0 CS: 0	PA: 39
PITCHER Nolan Ryan, R ERA: 2.9 (1, 1)	IP: 9.0 WLS: W BF: 39 H: 8 R: 2 ER: 2 SO: 11 BB: 4 IBB: 0 HBP: 0 BLK: 0 WP: 0 HR: 0 S: 57 P: 73 ERA: 2.00 WHIP: 1.333															PITCHER						

Texas Rangers @ California Angels
Anaheim Stadium, Anaheim, CA
Thu Aug 02 1973, 6:33 AM EDT
Att: 7,500 - Unknown


AB 30
R 2
H 7
RBI 2
BB 4
SO 9
LOB 16



Batter	1	2	3	4	5	6	7	8	9	AB	R	H	RBI	BB	SO	LOB	BOTTOM			
Sandy Alomar Sr., S OBP: 0.272, SLG: 0.232 (1, 6)	0-0 F8		0-0 SF8		0-0 5-3		0-0 F9			3	0	0	1	0	0	1				
Al Gallacher, R OBP: 0.356, SLG: 0.308 (1, 5)	0-0 E6		0-0 BB 1B		0-0 F4			0-0 4-3		4	0	1	1	0	0	1				
Frank Robinson, R OBP: 0.362, SLG: 0.458 (1, 10)	0-0 G5-4-3		4-0 BB 1B		4-0 BB 1B		4-0 BB 1B		0-0 5-3	2	1	0	0	2	0	1				
Bob Oliver, R OBP: 0.311, SLG: 0.423 (1, 9)		0-0 F7	0-0 G5-4-3		0-0 SF9 1B		0-0 BB 1B		4-0 BB	3	0	1	0	1	0	3				
Mike Epstein, L OBP: 0.314, SLG: 0.307 (1, 3)		0-0 1-3		0-0 1-3		0-0 F8		0-0 F9		4	0	0	0	0	0	3				
Billy Parker, R (1, 4)		0-0 6-3		0-3 K		0-0 SF9				2	0	0	1	0	1	0				
Ken Berry, R OBP: 0.332, SLG: 0.368 (1, 8)			0-0 BB 1B		0-3 K		0-0 4-3			3	1	1	0	0	1	1				
Leroy Stanton, R OBP: 0.282, SLG: 0.377 (1, 7)			0-0 BB 1B		4-0 BB 1B		0-0 5-3			2	1	1	0	1	0	0				
John Stephenson, L OBP: 0.337, SLG: 0.388 (1, 2)			4-0 BB 1B		0-0 5-3 1B		0-0 6-3			2	0	1	0	1	0	0				
Inning Stats	R: 0 E: 1 K: 0 S: 3	H: 0 LOB: 0 BB: 0 P: 3	R: 0 E: 0 K: 0 S: 3	H: 0 LOB: 0 BB: 0 P: 3	R: 2 E: 0 K: 0 S: 5	H: 3 LOB: 2 BB: 2 P: 13	R: 0 E: 0 K: 2 S: 7	H: 0 LOB: 0 BB: 0 P: 7	R: 0 E: 0 K: 0 S: 3	H: 1 LOB: 1 BB: 1 P: 7	R: 1 E: 0 K: 0 S: 4	H: 1 LOB: 1 BB: 1 P: 8	R: 0 E: 0 K: 0 S: 3	H: 0 LOB: 0 BB: 0 P: 3	R: 0 E: 0 K: 0 S: 3	H: 0 LOB: 1 BB: 1 P: 7	1B: 4 2B: 1 3B: 0 HR: 0	SF: 2 SAC: 0 DP: 2 HBP: 0	WP: 0 PB: 0 SB: 0 CS: 0	PA: 32
PITCHER Sonny Siebert, R ERA: 2.43 Don Durham, R ERA: 5.63 (1, 1) (7, 1)	IP: 6.0 WLS: L BF: 25 H: 5 R: 3 ER: 3 SO: 2 BB: 4 IBB: 0 HBP: 0 BLK: 0 WP: 0 HR: 0 S: 25 P: 41 ERA: 4.50 WHIP: 1.500															PITCHER				

Texas Rangers @ California Angels
Anaheim Stadium, Anaheim, CA
Thu Aug 02 1973, 6:33 AM EDT
Att: 7,500 - Unknown

AB 25
R 3
H 5
RBI 3
BB 5
SO 2
LOB 10



Batter	1	2	3	4	5	6	7	8	9	AB	R	H	RBI	BB	SO	LOB	TOP					
Bert Campaneris, R OBP: 0.322, SLG: 0.320 (1, 6)										5	0	1	0	0	1	4						
Bill North, S OBP: 0.372, SLG: 0.352 (1, 8)										3	1	0	0	2	1	1						
Sal Bando, R OBP: 0.349, SLG: 0.450 (1, 5)										5	0	0	0	0	1	3						
Reggie Jackson, L OBP: 0.372, SLG: 0.519 (1, 9)										3	0	1	1	0	0	0						
Deron Johnson, R OBP: 0.339, SLG: 0.428 (1, 10)										4	1	3	1	0	0	0						
Gene Tenace, R OBP: 0.383, SLG: 0.462 Mike Hegan, L OBP: 0.232, SLG: 0.250 (8, 3)										4	1	1	0	0	0	4						
Jesus Alou, R OBP: 0.270, SLG: 0.317 (1, 7)										4	0	1	1	0	0	2						
Ray Fosse, R OBP: 0.294, SLG: 0.364 (1, 2)										4	0	1	0	0	0	1						
Mike Andrews, R OBP: 0.301, SLG: 0.253 Dick Green, R OBP: 0.297, SLG: 0.320 (7, 4)										2	0	0	0	1	0	1						
Inning Stats	R: 0 E: 0 K: 0 S: 3	H: 1 LOB: 0 BB: 0 P: 3	R: 2 E: 0 K: 0 S: 6	H: 3 LOB: 2 BB: 1 P: 10	R: 1 E: 0 K: 0 S: 5	H: 2 LOB: 2 BB: 1 P: 9	R: 0 E: 0 K: 0 S: 3	H: 0 LOB: 0 BB: 0 P: 3	R: 0 E: 0 K: 1 S: 6	H: 1 LOB: 2 BB: 0 P: 7	R: 0 E: 0 K: 0 S: 3	H: 0 LOB: 0 BB: 0 P: 3	R: 0 E: 0 K: 0 S: 3	H: 0 LOB: 0 BB: 0 P: 3	R: 0 E: 0 K: 2 S: 10	H: 0 LOB: 1 BB: 0 P: 10	R: 0 E: 0 K: 0 S: 8	H: 1 LOB: 2 BB: 1 P: 12	1B: 7 2B: 0 3B: 1 HR: 1	SF: 0 SAC: 0 DP: 0 HBP: 1	WP: 0 PB: 0 SB: 1 CS: 0	PA: 39
PITCHER Clyde Wright, L ERA: 3.55 (1, 1)	IP: 9.0 WLS: L BF: 39	H: 9 R: 3 ER: 3 SO: 3	BB: 3 IBB: 0 HBP: 1 BLK: 0	WP: 0 HR: 1 S: 41 P: 54	ERA: 3.00 WHIP: 1.333	PITCHER										IP: 9.0 WLS: L BF: 39	H: 9 R: 3 ER: 3 SO: 3	BB: 3 IBB: 0 HBP: 1 BLK: 0	WP: 0 HR: 1 S: 41 P: 54	ERA: 3.00 WHIP: 1.333		

Oakland Athletics @ California Angels
Anaheim Stadium, Anaheim, CA
Sat Aug 04 1973, 10:05 PM EDT
Att: 17,945 - Unknown

livebaseballscorecards.com

AB	35
R	3
H	9
RBI	3
BB	3
SO	3
LOB	16

Batter	1	2	3	4	5	6	7	8	9	AB	R	H	RBI	BB	SO	LOB	BOTTOM					
Sandy Alomar Sr., S OBP: 0.265, SLG: 0.226 (1, 6)										4	0	0	0	0	1	2						
Al Gallacher, R OBP: 0.352, SLG: 0.303 Mike Epstein, L OBP: 0.313, SLG: 0.306 Rick Stelmazek, L OBP: 0.276, SLG: 0.290 (8, PH)										3	0	1	0	0	0	0						
Frank Robinson, R OBP: 0.364, SLG: 0.459 Billy Grabarzewitz, R OBP: 0.312, SLG: 0.295 (8, PR)										4	0	2	2	0	0	1						
Bob Oliver, R OBP: 0.309, SLG: 0.417 (1, 3)										4	0	1	0	0	1	3						
Richie Scheinblum, S OBP: 0.376, SLG: 0.353 (1, 9)										4	0	0	0	0	1	1						
Billy Parker, R (1, 4)										4	0	0	0	0	1	0						
Ken Berry, R OBP: 0.330, SLG: 0.365 (1, 8)										4	0	1	0	0	0	0						
Leroy Stanton, R OBP: 0.287, SLG: 0.371 Tom McCraw, L OBP: 0.313, SLG: 0.281 (9, PH)										2	1	1	0	1	0	0						
John Stephenson, L OBP: 0.326, SLG: 0.372 Winston Lienas, R OBP: 0.355, SLG: 0.373 (8, PH)										2	0	0	0	0	0	1						
Inning Stats	R: 0 E: 0 K: 1 S: 6	H: 1 LOB: 1 BB: 0 P: 6	R: 0 E: 0 K: 1 S: 5	H: 0 LOB: 0 BB: 0 P: 5	R: 0 E: 0 K: 0 S: 3	H: 0 LOB: 0 BB: 0 P: 3	R: 0 E: 0 K: 1 S: 6	H: 1 LOB: 1 BB: 0 P: 6	R: 0 E: 0 K: 0 S: 3	H: 0 LOB: 1 BB: 0 P: 7	R: 0 E: 0 K: 0 S: 4	H: 1 LOB: 1 BB: 0 P: 4	R: 0 E: 0 K: 0 S: 3	H: 0 LOB: 0 BB: 0 P: 3	R: 2 E: 0 K: 2 S: 10	H: 3 LOB: 1 BB: 0 P: 10	R: 0 E: 0 K: 0 S: 5	H: 2 LOB: 2 BB: 0 P: 5	1B: 7 2B: 1 3B: 0 HR: 0	SF: 0 SAC: 0 DP: 0 HBP: 0	WP: 0 PB: 0 SB: 0 CS: 0	PA: 36
PITCHER Ken Holtzman, L ERA: 2.33 Rollie Fingers, R ERA: 1.51 Paul Lindblad, L ERA: 3.66 Horacio Pina, R ERA: 2.97 (9, 1)	IP: 7.1 WLS: W BF: 28	H: 5 R: 2 ER: 2 SO: 2	BB: 1 IBB: 0 HBP: 0 BLK: 0	WP: 0 HR: 0 S: 33 P: 37	ERA: 2.46 WHIP: 0.818	PITCHER										IP: 9.0 WLS: L BF: 39	H: 9 R: 3 ER: 3 SO: 3	BB: 3 IBB: 0 HBP: 1 BLK: 0	WP: 0 HR: 1 S: 41 P: 54	ERA: 3.00 WHIP: 1.333		

Oakland Athletics @ California Angels
Anaheim Stadium, Anaheim, CA
Sat Aug 04 1973, 10:05 PM EDT
Att: 17,945 - Unknown

livebaseballscorecards.com

AB	35
R	2
H	8
RBI	2
BB	1
SO	5
LOB	12

Batter	1	2	3	4	5	6	7	8	9	AB	R	H	RBI	BB	SO	LOB	TOP					
Bert Campaneris, R OBP: 0.323, SLG: 0.320 (1, 6)										4	1	1	0	1	1	1	Oakland Athletics @ California Angels Anaheim Stadium, Anaheim, CA Sun Aug 05 1973, 6:33 AM EDT Att: 13,158 - Unknown					
Bill North, S OBP: 0.371, SLG: 0.354 (1, 8)										4	0	1	1	0	1	1						
Sal Bando, R OBP: 0.352, SLG: 0.452 (1, 5)										3	0	1	0	2	1	0						
Reggie Jackson, L OBP: 0.370, SLG: 0.515 (1, 9)										5	1	1	0	0	3	6						
Deron Johnson, R OBP: 0.338, SLG: 0.424 (1, 10)										3	1	0	0	1	1	5						
Gene Tenace, R OBP: 0.383, SLG: 0.469 (1, 3) (8, 2)										3	1	1	1	0	1	0						
Jesus Alou, R OBP: 0.269, SLG: 0.302 (1, 7)										3	1	0	0	1	0	1						
Ray Fosse, R OBP: 0.291, SLG: 0.361 (8, PH)										3	0	0	0	0	0	1						
Vic Davalillo, L OBP: 0.189, SLG: 0.216 (8, PH)										0	0	0	0	0	0	0						
Billy Conigliaro, R OBP: 0.280, SLG: 0.293 (8, PH)										1	0	0	0	0	1	3						
Mike Hegan, L OBP: 0.232, SLG: 0.250 (8, 3)										0	0	0	0	0	0	0						
Mike Andrews, R OBP: 0.307, SLG: 0.267 (1, 4)										3	0	2	0	0	0	0						
Dick Green, R OBP: 0.300, SLG: 0.338 (6, 4)										1	1	1	4	0	0	0						
Inning Stats	R: 0 E: 0 K: 2 S: 8	H: 1 LOB: 1 BB: 0 P: 8	R: 0 E: 2 K: 0 S: 4	H: 0 LOB: 1 BB: 0 P: 4	R: 1 E: 0 K: 1 S: 7	H: 2 LOB: 2 BB: 1 P: 11	R: 0 E: 0 K: 1 S: 5	H: 0 LOB: 0 BB: 0 P: 5	R: 0 E: 0 K: 0 S: 6	H: 1 LOB: 0 BB: 2 P: 14	R: 1 E: 0 K: 0 S: 4	H: 1 LOB: 0 BB: 0 P: 4	R: 0 E: 0 K: 1 S: 5	H: 1 LOB: 0 BB: 0 P: 5	R: 4 E: 0 K: 1 S: 7	H: 2 LOB: 0 BB: 2 P: 15	R: 0 E: 0 K: 2 S: 7	H: 0 LOB: 0 BB: 0 P: 7	1B: 3 2B: 3 HR: 2	SF: 0 SAC: 2 DP: 0 HBP: 0	WP: 0 PB: 0 SB: 0 CS: 1	PA: 40
PITCHER	IP WLS BF H R ER SO BB IBB HBP BLK WP HR S P ERA WHIP																					
Rudy May, L ERA: 3.63 (1, 1)	7.0 L 32 7 4 4 6 3 1 0 0 0 0 1 40 56 5.14 1.429																					
Aurelio Monteagudo, R ERA: 4.73 (8, 1)	0.1 2 0 0 0 0 0 0 1 0 0 0 0 0 1 5 0.00 0.000																					
Steve Barber, L ERA: 9.86 (8, 1)	1.2 6 1 2 2 3 0 0 0 0 0 0 0 1 12 10.80 0.600																					

AB	33
R	6
H	8
RBI	6
BB	5
SO	9
LOB	18



Batter	1	2	3	4	5	6	7	8	9	AB	R	H	RBI	BB	SO	LOB	BOTTOM					
Sandy Alomar Sr., S OBP: 0.265, SLG: 0.229 (8, PH)										4	0	1	0	0	0	3	Oakland Athletics @ California Angels Anaheim Stadium, Anaheim, CA Sun Aug 05 1973, 6:33 AM EDT Att: 13,158 - Unknown					
Al Gallacher, R OBP: 0.356, SLG: 0.307 (1, 5)										2	0	2	0	0	0	0						
Rudy Meoli, L OBP: 0.295, SLG: 0.290 (7, PH)										1	0	1	0	0	0	0						
Winston Llenas, R OBP: 0.347, SLG: 0.365 (8, 5)										2	0	0	0	0	0	2						
Frank Robinson, R OBP: 0.363, SLG: 0.455 (1, 10)										3	0	0	0	1	0	4						
Bob Oliver, R OBP: 0.305, SLG: 0.412 (1, 3)										4	0	0	1	0	1	6						
Richie Scheinblum, S OBP: 0.379, SLG: 0.359 (1, 9)										3	1	1	0	1	0	3						
Ken Berry, R OBP: 0.329, SLG: 0.362 (1, 8)										3	0	0	0	1	0	1						
Billy Parker, R (1, 4)										3	0	0	0	0	1	1						
Leroy Stanton, R OBP: 0.281, SLG: 0.363 (1, 7)										4	0	0	0	0	1	3						
John Stephenson, L OBP: 0.330, SLG: 0.368 (7, PH)										1	0	0	0	1	0	2						
Billy Grabarkewitz, R OBP: 0.316, SLG: 0.295 (8, 2)										0	1	0	0	1	0	0						
Rick Stelmazek, L OBP: 0.287, SLG: 0.192 (8, 2)										1	0	0	0	0	0	0						
Inning Stats	R: 0 E: 0 K: 1 S: 6	H: 1 LOB: 1 BB: 0 P: 6	R: 0 E: 0 K: 0 S: 4	H: 1 LOB: 1 BB: 0 P: 4	R: 0 E: 0 K: 0 S: 4	H: 1 LOB: 2 BB: 1 P: 8	R: 1 E: 1 K: 1 S: 6	H: 0 LOB: 2 BB: 2 P: 14	R: 0 E: 0 K: 0 S: 4	H: 1 LOB: 1 BB: 0 P: 4	R: 0 E: 0 K: 1 S: 5	H: 0 LOB: 0 BB: 0 P: 5	R: 1 E: 0 K: 0 S: 4	H: 1 LOB: 2 BB: 2 P: 12	R: 0 E: 0 K: 0 S: 3	H: 0 LOB: 0 BB: 0 P: 3	R: 0 E: 0 K: 1 S: 5	H: 0 LOB: 0 BB: 0 P: 5	1B: 3 2B: 2 HR: 0	SF: 0 SAC: 1 DP: 0 HBP: 0	WP: 0 PB: 0 SB: 0 CS: 0	PA: 38
PITCHER	IP WLS BF H R ER SO BB IBB HBP BLK WP HR S P ERA WHIP																					
Darold Knowles, L ERA: 2.25 (7, 1)	6.0 W 10 0 0 0 1 0 1 0 0 0 0 0 0 11 15 0.00 0.000																					

AB	32
R	2
H	5
RBI	1
BB	5
SO	4
LOB	25



Batter	1	2	3	4	5	6	7	8	9	AB	R	H	RBI	BB	SO	LOB	TOP			
Sandy Alomar Sr. S OBP: 0.265, SLG: 0.228 (1, 6)	F7		4-3		F7			SF8 BB		3	1	0	0	1	0	0	California Angels @ Milwaukee Brewers Milwaukee County Stadium, Milwaukee, WI Wed Aug 08 1973, 8:05 PM EDT Att: 7,046 - Unknown livebaseballscorecards.com			
Vada Pinson L OBP: 0.283, SLG: 0.383 (1, 8)	4-3		4-3		F8			P5		4	0	0	0	0	0	1				
Frank Robinson R OBP: 0.367, SLG: 0.467 (1, 10)								HR		4	1	4	1	0	0	0				
Mike Epstein L OBP: 0.307, SLG: 0.301 (1, 3)	F9		F8		4-3			SF8		3	0	0	1	0	0	2				
Richie Scheinblum S OBP: 0.374, SLG: 0.354 (1, 9)		E5 1B			F9			F8		4	0	1	0	0	0	1				
Billy Parker R OBP: 0.053, SLG: 0.056 (1, 4)	P4			K	F9					4	0	0	0	0	1	2				
Tom McCraw L OBP: 0.331, SLG: 0.307 (1, 7)					F7			G4-6-3 BB		3	0	1	0	1	1	0				
John Stephenson L OBP: 0.324, SLG: 0.358 (1, 2)	P6				G3			G4-6-3		4	0	0	0	0	0	3				
Rudy Meoli L OBP: 0.297, SLG: 0.293 (1, 5)	5-3				F7			4-3		3	0	0	0	0	0	2				
Inning Stats	R: 0 E: 0 K: 0 S: 4	H: 1 LOB: 1 BB: 0 P: 4	R: 0 E: 1 K: 0 S: 5	H: 1 LOB: 2 BB: 0 P: 5	R: 0 E: 0 K: 1 S: 5	H: 0 LOB: 0 BB: 0 P: 5	R: 0 E: 0 K: 0 S: 3	H: 0 LOB: 0 BB: 0 P: 3	R: 1 E: 0 K: 0 S: 5	H: 2 LOB: 1 BB: 0 P: 5	R: 0 E: 0 K: 0 S: 2	H: 0 LOB: 0 BB: 1 P: 6	R: 1 E: 0 K: 0 S: 4	H: 1 LOB: 1 BB: 1 P: 8	R: 0 E: 0 K: 1 S: 5	H: 0 LOB: 0 BB: 0 P: 5	1B: 4 2B: 1 3B: 0 HR: 1	SF: 1 SAC: 0 DP: 1 HBP: 0	WP: 0 PB: 0 SB: 0 CS: 0	PA: 35
PITCHER Jim Colborn R ERA: 2.87 (1, 1)	IP: 9.0 WLS: W BF: 35 H: 6 R: 2 ER: 2 SO: 2 BB: 2 IBB: 0 HBP: 0 BLK: 0 WP: 0 HR: 1 S: 37 P: 45 ERA: 2.00 WHIP: 0.889															PITCHER IP: 9.0 WLS: W BF: 35 H: 6 R: 2 ER: 2 SO: 2 BB: 2 IBB: 0 HBP: 0 BLK: 0 WP: 0 HR: 1 S: 37 P: 45 ERA: 2.00 WHIP: 0.889				

Batter	1	2	3	4	5	6	7	8	9	AB	R	H	RBI	BB	SO	LOB	BOTTOM			
Tim Johnson L OBP: 0.270, SLG: 0.257 (1, 6)	L6		FC4 BB E	G6-3 1B		1B 1B		4-3		5	2	3	0	0	0	0	California Angels @ Milwaukee Brewers Milwaukee County Stadium, Milwaukee, WI Wed Aug 08 1973, 8:05 PM EDT Att: 7,046 - Unknown livebaseballscorecards.com			
Bob Coluccio R OBP: 0.308, SLG: 0.450 (1, 9)	F8 E BB		FC4 BB	F8		1B 1-3 2-3		5-3		3	1	1	0	2	0	1				
Dave May L OBP: 0.360, SLG: 0.481 (1, 8)	E1 FC6-4		FC4 E BB 1B	G6-3		1-3 2-H 3-H		F9		5	1	1	2	0	0	4				
George Scott R OBP: 0.366, SLG: 0.466 (1, 3)	F8		1B E G3 BB		5-3	1-3				3	1	0	1	1	0	3				
John Briggs L OBP: 0.359, SLG: 0.427 (1, 7)	FC6-4		FC6 G3 1B 2B		4-3					3	1	0	1	1	0	4				
Ollie Brown R OBP: 0.348, SLG: 0.393 (1, 10)			4-3					K		4	1	2	1	0	1	2				
Ellie Rodriguez R OBP: 0.376, SLG: 0.302 (1, 2)			1-3		FC6-4			K		4	0	0	1	0	1	3				
Pedro Garcia R OBP: 0.308, SLG: 0.401 (1, 4)								K		4	0	3	2	0	1	0				
John Vukovich R OBP: 0.178, SLG: 0.156 (1, 5)			K					P4		4	1	1	0	0	1	2				
Inning Stats	R: 0 E: 1 K: 0 S: 4	H: 0 LOB: 2 BB: 1 P: 8	R: 0 E: 0 K: 1 S: 6	H: 1 LOB: 1 BB: 0 P: 6	R: 5 E: 1 K: 0 S: 7	H: 3 LOB: 1 BB: 2 P: 15	R: 0 E: 0 K: 0 S: 3	H: 1 LOB: 0 BB: 0 P: 3	R: 0 E: 0 K: 0 S: 4	H: 1 LOB: 1 BB: 0 P: 4	R: 3 E: 0 K: 1 S: 9	H: 5 LOB: 2 BB: 1 P: 13	R: 0 E: 0 K: 2 S: 7	H: 0 LOB: 0 BB: 0 P: 7	R: 0 E: 0 K: 0 S: 3	H: 0 LOB: 0 BB: 0 P: 3	1B: 10 2B: 1 3B: 0 HR: 0	SF: 0 SAC: 0 DP: 1 HBP: 0	WP: 0 PB: 0 SB: 0 CS: 0	PA: 39
PITCHER Bill Singer R ERA: 3.04 Rich Hand R ERA: 4.68 (1, 1) (6, 1)	IP: 5.1 WLS: L BF: 30 H: 11 R: 8 ER: 5 SO: 1 BB: 3 IBB: 0 HBP: 0 BLK: 0 WP: 0 HR: 0 S: 29 P: 41 ERA: 8.44 WHIP: 2.625															PITCHER IP: 2.2 WLS: L BF: 9 H: 0 R: 0 ER: 0 SO: 3 BB: 1 IBB: 0 HBP: 0 BLK: 0 WP: 0 HR: 0 S: 14 P: 18 ERA: 0.00 WHIP: 0.375				

Batter	1	2	3	4	5	6	7	8	9	AB	R	H	RBI	BB	SO	LOB	TOP			
Sandy Alomar Sr. S OBP: 0.263, SLG: 0.226 (1, 6)										4	0	0	0	0	0	0	California Angels @ Milwaukee Brewers Milwaukee County Stadium, Milwaukee, WI Thu Aug 09 1973, 4:33 AM EDT Att: 6,311 - Unknown			
Ken Berry R OBP: 0.330, SLG: 0.362 (1, 8)										4	1	1	0	0	0	0				
Frank Robinson R OBP: 0.368, SLG: 0.470 (1, 10)										4	1	2	0	0	1	1				
Bob Oliver R OBP: 0.305, SLG: 0.414 Al Gallagher R OBP: 0.356, SLG: 0.307 (1, 5) (8, 5)										4	2	2	1	0	0	1				
Mike Epstein L OBP: 0.307, SLG: 0.310 (1, 3)										4	1	1	3	0	0	1				
Vada Pinson L OBP: 0.283, SLG: 0.382 (1, 7)										4	0	1	1	0	1	0				
Richie Scheinblum S OBP: 0.376, SLG: 0.365 Leroy Stanton R OBP: 0.283, SLG: 0.360 (1, 9) (7, 9)										3	0	2	0	0	0	1				
Billy Parker R OBP: 0.043, SLG: 0.045 (1, 4)										4	0	0	0	0	1	2				
John Stephenson L OBP: 0.314, SLG: 0.347 (1, 2)										3	0	0	0	0	0	0				
Inning Stats	R: 0 E: 0 K: 0 S: 4	H: 1 LOB: 1 BB: 0 P: 4	R: 0 E: 0 K: 1 S: 6	H: 1 LOB: 1 BB: 0 P: 6	R: 0 E: 0 K: 0 S: 3	H: 0 LOB: 0 BB: 0 P: 3	R: 2 E: 0 K: 0 S: 5	H: 3 LOB: 0 BB: 0 P: 5	R: 0 E: 0 K: 1 S: 3	H: 0 LOB: 1 BB: 0 P: 3	R: 3 E: 0 K: 1 S: 9	H: 4 LOB: 1 BB: 0 P: 9	R: 0 E: 0 K: 0 S: 3	H: 0 LOB: 0 BB: 0 P: 3	R: 0 E: 0 K: 0 S: 3	H: 0 LOB: 0 BB: 0 P: 3		1B: 5 2B: 3 3B: 0 HR: 1	SF: 0 SAC: 0 DP: 0 HBP: 0	WP: 0 PB: 0 SB: 0 CS: 1
PITCHER Jim Slaton R ERA: 4.06 (1, 1)	IP: 9.0 WLS: W BF: 35 H: 9 R: 5 ER: 5 SO: 3 BB: 0 IBB: 0 HBP: 0 BLK: 0 WP: 0 HR: 1 S: 41 P: 41 ERA: 5.00 WHIP: 1.000															PITCHER				

Batter	1	2	3	4	5	6	7	8	9	AB	R	H	RBI	BB	SO	LOB	BOTTOM					
John Briggs L OBP: 0.364, SLG: 0.439 (1, 7)										4	1	3	2	1	0	0	California Angels @ Milwaukee Brewers Milwaukee County Stadium, Milwaukee, WI Thu Aug 09 1973, 4:33 AM EDT Att: 6,311 - Unknown					
Bob Coluccio R OBP: 0.306, SLG: 0.444 (1, 9)										4	1	0	0	0	4	4						
Dave May L OBP: 0.361, SLG: 0.487 (1, 8)										5	2	2	2	0	1	2						
George Scott R OBP: 0.365, SLG: 0.464 (1, 3)										4	0	1	0	0	0	1						
Ollie Brown R OBP: 0.346, SLG: 0.392 (1, 10)										3	1	1	1	0	0	0						
Elie Rodriguez R OBP: 0.376, SLG: 0.305 (1, 2)										4	0	1	1	0	0	1						
Pedro Garcia R OBP: 0.310, SLG: 0.400 (1, 4)										3	0	1	0	1	0	1						
Tim Johnson L OBP: 0.273, SLG: 0.259 Darrell Porter L OBP: 0.391, SLG: 0.547 Bob Heise R OBP: 0.218, SLG: 0.222 (1, 6) (8, PH) (9, 6)										2	0	1	0	1	0	1						
John Vukovich R OBP: 0.175, SLG: 0.153 Don Money R OBP: 0.320, SLG: 0.381 (1, 5) (7, PH) (8, 5)										2	0	0	0	0	0	4						
Inning Stats	R: 0 E: 0 K: 0 S: 3	H: 0 LOB: 1 BB: 0 P: 4	R: 0 E: 0 K: 0 S: 3	H: 0 LOB: 1 BB: 1 P: 7	R: 0 E: 0 K: 1 S: 6	H: 1 LOB: 0 BB: 0 P: 6	R: 0 E: 0 K: 0 S: 3	H: 0 LOB: 0 BB: 0 P: 3	R: 2 E: 1 K: 0 S: 5	H: 2 LOB: 0 BB: 0 P: 5	R: 1 E: 0 K: 0 S: 5	H: 2 LOB: 1 BB: 0 P: 5	R: 0 E: 0 K: 0 S: 2	H: 0 LOB: 2 BB: 2 P: 10	R: 1 E: 0 K: 0 S: 6	H: 3 LOB: 3 BB: 0 P: 7		R: 2 E: 0 K: 0 S: 3	H: 2 LOB: 0 BB: 0 P: 3	1B: 7 2B: 1 3B: 0 HR: 2	SF: 1 SAC: 0 DP: 1 HBP: 2	WP: 0 PB: 1 SB: 0 CS: 0
PITCHER Clyde Wright L ERA: 3.97 Aurelio Montegudo R ERA: 4.6 Rudy May L ERA: 3.73 (1, 1) (7, 1) (8, 1)	IP: 1.1 WLS: L BF: 6 H: 3 R: 3 ER: 1 SO: 1 BB: 0 IBB: 0 HBP: 0 BLK: 0 WP: 0 HR: 0 S: 26 P: 39 ERA: 6.75 WHIP: 2.250															PITCHER						

Batter	1	2	3	4	5	6	7	8	9	AB	R	H	RBI	BB	SO	LOB	TOP				
Sandy Alomar Sr. S OBP: 0.263, SLG: 0.224 (1, 6)	G3	P6					SH1-4		K	3	0	0	0	1	1	2	California Angels @ Boston Red Sox Fenway Park, Boston, MA Fri Aug 10 1973, 7:05 PM EDT Att: 24,856 - Unknown - 88 F				
Ken Berry R OBP: 0.331, SLG: 0.361 (1, 8)	HR	G3					F9		5-3	4	1	1	0	1	0	4					
Frank Robinson R OBP: 0.376, SLG: 0.483 (1, 10)	HR								1B	3	2	3	3	2	0	0					
Bob Oliver R OBP: 0.306, SLG: 0.413 (1, 5)							1-3		1B	5	0	2	0	0	1	5					
Mike Epstein L OBP: 0.305, SLG: 0.309 (1, 3)	K									5	0	1	1	0	1	5					
Leroy Stanton R OBP: 0.281, SLG: 0.367 (1, 7) (8, 9)	K								1-3	5	1	1	0	0	1	4					
Riche Scheinblum S Vada Pinson L OBP: 0.283, SLG: 0.382 (8, PR) (8, 7)										4	0	3	1	0	1	0					
Billy Parker R OBP: 0.074, SLG: 0.040 (1, 4)										3	0	0	0	0	0	2					
Jeff Torborg R OBP: 0.272, SLG: 0.248 (7, PR) Tom McCraw L OBP: 0.331, SLG: 0.307 (7, PR) John Stephenson L OBP: 0.311, SLG: 0.343 (7, 2)										3	0	2	0	0	0	0					
Inning Stats	R: 2 E: 0 K: 2 S: 9	H: 2 LOB: 1 BB: 1 P: 13	R: 0 E: 0 K: 0 S: 5	H: 2 LOB: 2 BB: 0 P: 5	R: 0 E: 0 K: 0 S: 3	H: 0 LOB: 0 BB: 1 P: 7	R: 0 E: 0 K: 0 S: 3	H: 1 LOB: 0 BB: 0 P: 3	R: 0 E: 0 K: 1 S: 5	H: 0 LOB: 0 BB: 0 P: 5	R: 1 E: 0 K: 0 S: 5	H: 2 LOB: 1 BB: 0 P: 5	R: 1 E: 0 K: 0 S: 4	H: 2 LOB: 2 BB: 0 P: 5	R: 1 E: 0 K: 1 S: 8	H: 3 LOB: 2 BB: 0 P: 8		1B: 10 2B: 1 3B: 1 HR: 1	SF: 0 SAC: 1 DP: 3 HBP: 1	WP: 0 PB: 0 SB: 1 CS: 0	PA: 42
PITCHER	IP	WLS	BF	H	R	ER	SO	BB	IBB	HBP	BLK	WP	HR	S	P	ERA	WHIP				
John Curtis L ERA: 3.25 (1, 1)	7.1	L	34	10	4	4	4	3	1	0	0	0	1	38	54	4.91	1.773				
Bobby Bolin R ERA: 3.95 (8, 1)	1.1		6	2	1	1	1	0	0	1	0	0	0	7	8	6.75	1.500				
Bob Veale L ERA: 2.77 (9, 1)	0.1		2	1	0	0	0	0	0	0	0	0	0	2	2	0.00	3.000				

AB	36
R	5
H	13
RBI	5
BB	4
SO	5
LOB	24



Batter	1	2	3	4	5	6	7	8	9	AB	R	H	RBI	BB	SO	LOB	BOTTOM				
Tommy Harper R OBP: 0.344, SLG: 0.440 (1, 7)	P6									3	0	1	0	2	1	0	California Angels @ Boston Red Sox Fenway Park, Boston, MA Fri Aug 10 1973, 7:05 PM EDT Att: 24,856 - Unknown - 88 F				
Luis Aparicio R OBP: 0.316, SLG: 0.303 (1, 6)										4	0	1	0	1	0	4					
Reggie Smith S OBP: 0.385, SLG: 0.478 (1, 8) Dwight Evans R OBP: 0.305, SLG: 0.363 (3, 9) Ben Oglivie L OBP: 0.250, SLG: 0.364 (7, PH) (8, 9)										1	0	0	0	0	0	1					
Carl Yastrzemski L OBP: 0.370, SLG: 0.421 (1, 3)										3	1	2	0	1	1	0					
Orlando Cepeda R OBP: 0.340, SLG: 0.462 (1, 10)										4	1	1	2	0	1	2					
Rico Petrocelli R OBP: 0.336, SLG: 0.401 (1, 5)										3	0	0	0	1	0	1					
Carlton Fisk R OBP: 0.324, SLG: 0.469 (1, 2)										4	0	1	0	0	0	3					
Doug Griffin R OBP: 0.288, SLG: 0.345 (1, 4)										4	0	0	0	0	1	3					
Rick Miller L OBP: 0.345, SLG: 0.375 (1, 9) (3, 8)										4	0	0	0	0	0	1					
Inning Stats	R: 0 E: 0 K: 0 S: 2	H: 0 LOB: 0 BB: 1 P: 6	R: 2 E: 0 K: 1 S: 7	H: 2 LOB: 0 BB: 0 P: 7	R: 0 E: 0 K: 0 S: 4	H: 1 LOB: 1 BB: 0 P: 4	R: 0 E: 0 K: 2 S: 7	H: 0 LOB: 0 BB: 0 P: 7	R: 0 E: 0 K: 0 S: 4	H: 1 LOB: 2 BB: 1 P: 8	R: 1 E: 0 K: 0 S: 4	H: 1 LOB: 1 BB: 2 P: 12	R: 0 E: 0 K: 0 S: 4	H: 1 LOB: 1 BB: 0 P: 4	R: 0 E: 0 K: 0 S: 3	H: 0 LOB: 1 BB: 1 P: 7		1B: 4 2B: 1 3B: 0 HR: 2	SF: 0 SAC: 0 DP: 1 HBP: 0	WP: 0 PB: 0 SB: 1 CS: 0	PA: 38
PITCHER	IP	WLS	BF	H	R	ER	SO	BB	IBB	HBP	BLK	WP	HR	S	P	ERA	WHIP				
Dick Lange R ERA: 5.48 (1, 1)	5.1		24	5	3	3	3	4	0	0	0	0	0	26	42	5.06	1.688				
Dave Sellis R ERA: 2.82 (6, 1)	3.2	W	14	2	0	0	1	1	0	0	0	0	0	15	19	0.00	0.818				



Batter	1	2	3	4	5	6	7	8	9	AB	R	H	RBI	BB	SO	LOB	TOP											
Sandy Alomar Sr. S OBP: 0.262, SLG: 0.227 (1, 6)	0-3 K		0-0 1-3		0-0 2B			0-0 F5		4	0	1	0	0	1	1	California Angels @ Boston Red Sox Fenway Park, Boston, MA Sat Aug 11 1973, 3:33 AM EDT Att: 19,046 - Unknown											
Ken Berry R OBP: 0.333, SLG: 0.361 (1, 8)	0-0 FC5-4 1B		0-0 P6		0-0 F5			4-0 E BB		3	0	1	0	1	0	1												
Frank Robinson R OBP: 0.377, SLG: 0.482 (1, 10)	0-3 K			0-0 F5 1B				4-0 BB		3	0	1	0	1	1	1												
Bob Oliver R OBP: 0.306, SLG: 0.412 (1, 5) (8, 3)	0-0 FC5-4 1-2			0-0 F5 1B				0-3 BB		4	0	1	0	0	1	3												
Mike Epstein L OBP: 0.303, SLG: 0.306 Winston Llenas R OBP: 0.333, SLG: 0.348 Ricky Meoli L OBP: 0.297, SLG: 0.293 (1, 3) (8, PH) (8, 5)		0-0 G3		0-0 F5				0-0 F7		3	0	0	0	0	0	2												
Leroy Stanton R OBP: 0.286, SLG: 0.363 (1, 7)		4-0 FC4-6 BB		4-0 G6-4-3 BB				0-0 6-3		2	0	0	0	2	0	0												
Richie Scheinblum S OBP: 0.379, SLG: 0.365 (1, 9)		0-0 P6		0-0 G6-4-3 1-2				0-0 6-3		4	0	0	0	0	0	4												
Billy Parker R OBP: 0.067, SLG: 0.036 Al Gallagher R OBP: 0.355, SLG: 0.306 (1, 4) (9, PH)		0-0 FC4-6 1-2			0-0 F8			0-3 K		3	0	0	0	0	0	1												
Jeff Torborg R OBP: 0.273, SLG: 0.250 (1, 2)			0-0 P5		0-0 5-3			0-0 E BB WP 1B		3	1	1	0	0	0	0												
Inning Stats	R: 0 E: 0 K: 2 S: 8	H: 1 LOB: 1 BB: 0 P: 8	R: 0 E: 0 K: 0 S: 3	H: 0 LOB: 1 BB: 1 P: 7	R: 0 E: 0 K: 0 S: 3	H: 0 LOB: 0 BB: 0 P: 3	R: 0 E: 0 K: 0 S: 4	H: 2 LOB: 2 BB: 1 P: 8	R: 0 E: 0 K: 0 S: 4	H: 1 LOB: 1 BB: 0 P: 4	R: 0 E: 0 K: 0 S: 3	H: 0 LOB: 0 BB: 0 P: 3	R: 0 E: 0 K: 1 S: 6	H: 1 LOB: 2 BB: 2 P: 14	R: 0 E: 0 K: 1 S: 5	H: 0 LOB: 0 BB: 0 P: 5		1B: 4 2B: 1 3B: 0 HR: 0	SF: 0 SAC: 0 DP: 1 HBP: 0	WP: 1 PB: 0 SB: 0 CS: 0	PA: 35							
PITCHER	IP	WLS	BF	H	R	ER	SO	BB	IBB	HBP	BLK	WP	HR	S	P	ERA		WHIP										
Roger Moret L ERA: 2.22 (1, 1)	7.1	W	30	5	1	0	2	4	0	0	0	1	0	30	46	0.00		1.227										
Bobby Bolin R ERA: 3.03 (8, 1)	0.1		1	0	0	0	1	0	0	0	0	0	0	3	3	0.00	0.000											
Bob Veale L ERA: 2.63 (8, 1)	1.1	S	4	0	0	0	1	0	0	0	0	0	0	6	6	0.00	0.000											

Batter	1	2	3	4	5	6	7	8	9	AB	R	H	RBI	BB	SO	LOB	BOTTOM											
Tommy Harper R OBP: 0.347, SLG: 0.445 (1, 7)	0-0 1B 2B	0-0 1-2 2-H 1B		0-3 K				0-0 SH1-4 1-2		3	1	2	1	0	1	1	California Angels @ Boston Red Sox Fenway Park, Boston, MA Sat Aug 11 1973, 3:33 AM EDT Att: 19,046 - Unknown											
Mario Guerrero R OBP: 0.287, SLG: 0.287 (1, 6)	0-3 K	0-0 F9			0-3 K			0-0 4-3		4	0	0	0	0	2	4												
Carl Yastrzemski L OBP: 0.374, SLG: 0.423 (1, 3)	0-0 1B 2-H	0-0 F2			0-0 1B			4-0 IBB		3	0	2	1	1	0	2												
Orlando Cepeda R OBP: 0.341, SLG: 0.462 (1, 10)	0-0 1-2 1B		0-3 K		0-0 G5-4-3 1B			0-0 5-3		4	0	2	0	0	1	2												
Rico Petrocelli R OBP: 0.333, SLG: 0.396 (1, 5)	0-3 K		0-0 F7		0-0 G5-4-3 1-2			0-3 K		4	0	0	0	0	2	4												
Carlton Fisk R OBP: 0.324, SLG: 0.466 (1, 2)	0-3 K		0-3 K					0-3 K		3	0	0	0	0	3	2												
Rick Miller L OBP: 0.350, SLG: 0.379 (1, 8)		4-0 1B BB		0-0 WP SH3 1B				0-0 F7		3	1	2	0	1	0	0												
Doug Griffin R OBP: 0.289, SLG: 0.344 (1, 4)		0-0 1B 1-2 1B		0-0 SH3				0-0 F9		3	0	1	0	0	1	2												
Ben Oglivie L OBP: 0.250, SLG: 0.358 (1, 9)		0-3 K		0-3 K				0-0 4-3 SH1-4 1B		4	0	1	0	0	2	5												
Inning Stats	R: 1 E: 0 K: 3 S: 12	H: 3 LOB: 2 BB: 0 P: 12	R: 1 E: 0 K: 1 S: 7	H: 2 LOB: 2 BB: 1 P: 11	R: 0 E: 0 K: 2 S: 7	H: 0 LOB: 0 BB: 0 P: 7	R: 0 E: 0 K: 2 S: 8	H: 1 LOB: 1 BB: 0 P: 8	R: 0 E: 0 K: 1 S: 6	H: 2 LOB: 1 BB: 0 P: 6	R: 0 E: 0 K: 1 S: 5	H: 0 LOB: 0 BB: 0 P: 5	R: 0 E: 0 K: 0 S: 4	H: 1 LOB: 2 BB: 1 P: 8	R: 0 E: 0 K: 2 S: 8	H: 1 LOB: 2 BB: 0 P: 9		1B: 9 2B: 1 3B: 0 HR: 0	SF: 0 SAC: 2 DP: 1 HBP: 1	WP: 1 PB: 0 SB: 0 CS: 0	PA: 36							
PITCHER	IP	WLS	BF	H	R	ER	SO	BB	IBB	HBP	BLK	WP	HR	S	P	ERA		WHIP										
Nolan Ryan R ERA: 2.92 (1, 1)	8.0	L	36	10	2	2	12	1	1	1	0	1	0	57	66	2.25		1.375										

Batter	1	2	3	4	5	6	7	8	9	AB	R	H	RBI	BB	SO	LOB	TOP								
Sandy Alomar Sr. S OBP: 0.261, SLG: 0.225 Rudy Meoli, L OBP: 0.300, SLG: 0.296 (6, 6)	G3		FC4-6			1B	G4-6-3		4-3	2	0	0	0	0	0	2	California Angels @ Boston Red Sox Fenway Park, Boston, MA Sun Aug 12 1973, 3:33 AM EDT Att: 20,522 - Unknown - 88 F								
Leroy Stanton, R OBP: 0.289, SLG: 0.367 John Stephenson, L OBP: 0.309, SLG: 0.340 (7, PH)			K			1B	G4-6-3		4-3	1	0	1	2	0	0	0									
Ken Berry, R OBP: 0.334, SLG: 0.361 (1, 8)	G5-4-3					HR			4-3	5	1	2	0	0	1	3									
Frank Robinson, R OBP: 0.382, SLG: 0.504 (1, 10)	G5-4-3					HR			HR	4	3	3	4	1	0	1									
Bob Oliver, R OBP: 0.304, SLG: 0.407 (1, 5)		5-3				HR			HR	4	1	0	0	1	0	1									
Mike Epstein, L OBP: 0.305, SLG: 0.309 (1, 3)	L4					F9			BB	3	0	1	0	1	0	0									
Vada Pinson, L OBP: 0.282, SLG: 0.380 (1, 7)	P7					2B			BB	4	0	1	1	0	0	1									
Richie Scheinblum, S OBP: 0.376, SLG: 0.368 (1, 9)			4-3			L3			3-1	4	1	1	1	0	0	2									
Billy Parker, R OBP: 0.118, SLG: 0.094 (7, 6)			FC4-6			5-3			P9	4	1	2	0	0	0	2									
Jeff Torborg, R OBP: 0.281, SLG: 0.255 Rick Stelmazek, L OBP: 0.267, SLG: 0.192 Winston Llenas, R OBP: 0.327, SLG: 0.341 (7, PH)			FC4-6			1B			F7	1	1	1	0	1	0	0									
Inning Stats	R: 0 E: 0 K: 0 S: 3	H: 1 LOB: 0 BB: 0 P: 3	R: 0 E: 0 K: 0 S: 3	H: 0 LOB: 0 BB: 0 P: 3	R: 0 E: 0 K: 1 S: 7	H: 2 LOB: 2 BB: 0 P: 7	R: 0 E: 0 K: 0 S: 2	H: 0 LOB: 0 BB: 1 P: 6	R: 0 E: 0 K: 0 S: 3	H: 0 LOB: 0 BB: 0 P: 3	R: 3 E: 0 K: 0 S: 6	H: 4 LOB: 1 BB: 1 P: 10	R: 2 E: 0 K: 0 S: 5	H: 3 LOB: 0 BB: 0 P: 5	R: 2 E: 0 K: 0 S: 4	H: 2 LOB: 2 BB: 2 P: 13	R: 1 E: 0 K: 0 S: 4	H: 1 LOB: 0 BB: 0 P: 4	1B: 8 2B: 3 3B: 0 HR: 2	SF: 0 SAC: 0 DP: 3 HBP: 0	WP: 0 PB: 0 SB: 1 CS: 0	PA: 40			
PITCHER	IP	WLS	BF	H	R	ER	SO	BB	IBB	HBP	BLK	WP	HR	S	P	ERA	WHIP								
Dick Pole, R ERA: 9.24 Craig Skok, L ERA: 5.7 Bobby Bolin, R ERA: 3.12	5.2	W	23	7	3	3	1	2	0	0	0	0	1	23	31	4.76	1.588								
	1.1		10	5	4	4	0	2	0	0	0	0	0	8	16	27.00	5.250								
	2.0	S	7	1	1	1	0	0	0	0	0	0	1	7	7	4.50	0.500								

Batter	1	2	3	4	5	6	7	8	9	AB	R	H	RBI	BB	SO	LOB	BOTTOM								
Tommy Harper, R OBP: 0.349, SLG: 0.446 (1, 7)	K					FC6				6	0	3	1	0	1	1	California Angels @ Boston Red Sox Fenway Park, Boston, MA Sun Aug 12 1973, 3:33 AM EDT Att: 20,522 - Unknown - 88 F								
Mario Guerrero, R OBP: 0.277, SLG: 0.277 (1, 6)	F8					L4			5-3	6	0	0	0	0	5										
Carl Yastrzemski, L OBP: 0.377, SLG: 0.425 John Kennedy, R OBP: 0.245, SLG: 0.278 (7, 5)	4-3					1B			5-3	3	2	2	0	1	0	0									
Orlando Cepeda, R OBP: 0.348, SLG: 0.478 (1, 10)						HR			5-3	2	0	0	0	0	0	1									
Danny Cater, R OBP: 0.352, SLG: 0.408 (7, 3)						HR			HR	5	4	4	4	0	0	2									
Carlton Fisk, R OBP: 0.322, SLG: 0.470 (1, 2)	K					HR			5-3	5	2	1	1	0	1	7									
Rick Miller, L OBP: 0.354, SLG: 0.378 (1, 8)						HR			5-3	3	1	1	2	2	0	3									
Doug Griffin, R OBP: 0.287, SLG: 0.341 (1, 4)	FC6-4					HR			5-3	5	1	1	2	0	0	6									
Ben Oglivie, L OBP: 0.270, SLG: 0.365 (1, 9)	1B					1B			F8	4	0	2	2	1	0	0									
Inning Stats	R: 0 E: 0 K: 1 S: 5	H: 0 LOB: 0 BB: 0 P: 5	R: 3 E: 0 K: 1 S: 9	H: 4 LOB: 2 BB: 1 P: 13	R: 0 E: 1 K: 0 S: 6	H: 2 LOB: 3 BB: 0 P: 6	R: 0 E: 0 K: 0 S: 3	H: 0 LOB: 0 BB: 0 P: 3	R: 4 E: 0 K: 0 S: 6	H: 3 LOB: 1 BB: 2 P: 14	R: 5 E: 1 K: 0 S: 9	H: 6 LOB: 2 BB: 1 P: 13	R: 2 E: 0 K: 0 S: 6	H: 3 LOB: 1 BB: 0 P: 6	R: 0 E: 0 K: 0 S: 4	H: 1 LOB: 1 BB: 0 P: 4		1B: 14 2B: 2 3B: 0 HR: 3	SF: 0 SAC: 0 DP: 0 HBP: 0	WP: 0 PB: 1 SB: 0 CS: 0	PA: 48				
PITCHER	IP	WLS	BF	H	R	ER	SO	BB	IBB	HBP	BLK	WP	HR	S	P	ERA	WHIP								
Bill Singer, R ERA: 3.23 Rich Hand, R ERA: 5.11 Steve Barber, L ERA: 3.97 Dave Sells, R ERA: 3.04	4.0	L	23	4	5	5	0	1	0	0	0	0	1	9	13	33.75	3.750								
	0.1		3	2	1	0	0	1	0	0	0	0	0	2	6	0.00	9.000								
	2.1		12	5	2	2	0	0	0	0	0	0	1	12	12	7.71	2.143								

Batter	1	2	3	4	5	6	7	8	9	AB	R	H	RBI	BB	SO	LOB	TOP			
Sandy Alomar Sr. S (1,6) OBP: 0.259, SLG: 0.224 Tom McCraw L (8,PH) OBP: 0.336, SLG: 0.307 Rudy Meoli L (8,6) OBP: 0.300, SLG: 0.296	0-0 F9		0-0 F7			0-0 F5		4-0 BB		3	0	0	0	0	0	2	California Angels @ New York Yankees Yankee Stadium, Bronx, NY Mon Aug 13 1973, 7:05 PM EDT Att: 18,202 - Unknown - 78 F			
Ken Berry R (1,8) OBP: 0.330, SLG: 0.357	0-0 4-3		0-3 K			0-0 4-3		0-0 1-3		4	0	0	0	0	1	3				
Frank Robinson R (1,10) OBP: 0.380, SLG: 0.501	0-3 K			0-0 F3		0-0 1B		0-0 6-3		4	0	1	0	0	1	1				
Bob Oliver R (1,5) OBP: 0.301, SLG: 0.402		0-0 F8		0-0 5-3		0-0 F7		0-3 K		4	0	0	0	0	1	2				
Mike Epstein L (1,3) OBP: 0.302, SLG: 0.305		0-0 P6		0-0 F8			0-0 P6		0-0 4-3		4	0	0	0	0	0				
Vada Pinson L (1,7) OBP: 0.282, SLG: 0.381		0-0 F7			0-0 G3		0-0 G3		0-0 WP		4	0	1	0	0	0				
Richie Scheinblum S (1,9) OBP: 0.379, SLG: 0.371			0-0 1B		0-0 F8		0-0 BB		0-0 P6		4	0	2	0	0	1				
Billy Parker R (1,4) OBP: 0.162, SLG: 0.091 Winston Lianas R (9,PH) OBP: 0.333, SLG: 0.341			0-3 K		4-0 FC6-4		4-0 BB		4-0 BB		1	0	0	0	2	1				
Jeff Torborg R (1,2) OBP: 0.282, SLG: 0.256 John Stephenson L (9,PH) OBP: 0.306, SLG: 0.337			0-0 1-2		0-0 FC6-4		0-0 P4		0-0 F9		3	0	1	0	0	0				
Inning Stats	R: 0 E: 0 K: 1 S: 5	H: 0 LOB: 0 BB: 0 P: 5	R: 0 E: 0 K: 0 S: 3	H: 0 LOB: 0 BB: 3 P: 3	R: 0 E: 0 K: 2 S: 9	H: 2 LOB: 2 BB: 0 P: 9	R: 0 E: 0 K: 0 S: 3	H: 0 LOB: 0 BB: 0 P: 3	R: 0 E: 0 K: 0 S: 4	H: 1 LOB: 1 BB: 0 P: 4	R: 0 E: 0 K: 0 S: 4	H: 1 LOB: 2 BB: 1 P: 8	R: 0 E: 0 K: 1 S: 5	H: 0 LOB: 1 BB: 1 P: 9	R: 0 E: 0 K: 0 S: 4	H: 1 LOB: 2 BB: 1 P: 8	1B: 4 2B: 1 3B: 0 HR: 0	SF: 0 SAC: 0 DP: 0 HBP: 0	WP: 1 PB: 0 SB: 0 CS: 0	PA: 36
PITCHER Doc Medich R (1,1) ERA: 3.2	IP: 9.0 WLS: W BF: 36 H: 5 R: 0 ER: 0 SO: 4 BB: 4 IBB: 0 HBP: 0 BLK: 0 WP: 1 HR: 0 S: 40 P: 56 ERA: 0.00 WHIP: 1.000															PITCHER				

Batter	1	2	3	4	5	6	7	8	9	AB	R	H	RBI	BB	SO	LOB	BOTTOM			
Horace Clarke S (1,4) OBP: 0.319, SLG: 0.304	0-0 5-3	0-0 SF8	0-0 FC6-4		4-0 BB			4-0 BB		2	0	1	1	2	0	0	California Angels @ New York Yankees Yankee Stadium, Bronx, NY Mon Aug 13 1973, 7:05 PM EDT Att: 18,202 - Unknown - 78 F			
Matty Alou L (1,3) OBP: 0.351, SLG: 0.372	0-0 6-3	0-0 HR	0-0 FC6-4		0-0 4-3			0-0 G4-6-3		5	1	1	1	0	0	5				
Roy White S (1,7) OBP: 0.346, SLG: 0.394	0-0 HR	0-0 HR		0-0 1-3		0-3 K		0-0 6-3		5	2	2	3	0	1	0				
Bobby Murcer L (1,8) OBP: 0.374, SLG: 0.488	4-0 1B	0-0 F8		0-0 1B		0-3 K		0-0 K		3	1	1	0	1	1	0				
Thurman Munson R (1,2) OBP: 0.366, SLG: 0.503	0-0 1B	4-0 BB		0-0 F9		0-0 BB		0-0 2B		3	0	2	0	1	0	1				
Graig Nettles L (1,5) OBP: 0.337, SLG: 0.390	0-0 1-3	0-3 K		0-0 G3		0-0 F9		0-0 F9		4	0	1	1	0	1	3				
Jim Ray Hart R (1,10) OBP: 0.314, SLG: 0.393	0-3 K		0-0 1B		0-0 P3		0-0 5-3			4	0	1	0	0	1	2				
Felipe Alou R (1,9) OBP: 0.250, SLG: 0.310		0-0 1B	0-0 F2		0-0 P2		0-0 5-3			4	1	1	0	0	0	1				
Gene Michael S (1,6) OBP: 0.283, SLG: 0.296		0-0 2B	0-0 F7		0-0 BB		0-0 1-3			4	1	2	0	0	0	1				
Inning Stats	R: 2 E: 0 K: 1 S: 8	H: 3 LOB: 2 BB: 1 P: 12	R: 4 E: 0 K: 1 S: 9	H: 4 LOB: 1 BB: 1 P: 13	R: 0 E: 0 K: 0 S: 5	H: 2 LOB: 2 BB: 0 P: 5	R: 0 E: 0 K: 0 S: 4	H: 1 LOB: 1 BB: 0 P: 4	R: 0 E: 0 K: 2 S: 8	H: 1 LOB: 1 BB: 0 P: 8	R: 0 E: 0 K: 0 S: 3	H: 0 LOB: 0 BB: 0 P: 3	R: 0 E: 0 K: 0 S: 2	H: 0 LOB: 0 BB: 1 P: 6	R: 0 E: 0 K: 0 S: 2	H: 0 LOB: 0 BB: 1 P: 6	1B: 7 2B: 3 3B: 0 HR: 2	SF: 1 SAC: 0 DP: 1 HBP: 0	WP: 0 PB: 0 SB: 0 CS: 0	PA: 39
PITCHER Rudy May L (1,1) ERA: 3.99 Dick Lange R (2,1) ERA: 4.71 Steve Barber L (8,1) ERA: 3.91	IP: 1.1 WLS: L BF: 25 H: 6 R: 1 ER: 1 SO: 3 BB: 2 IBB: 0 HBP: 0 BLK: 0 WP: 0 HR: 1 S: 29 P: 37 ERA: 1.59 WHIP: 1.412															PITCHER				

AB	32
R	0
H	5
RBI	0
BB	4
SO	4
LOB	15



AB	34
R	6
H	12
RBI	6
BB	4
SO	4
LOB	13



Batter	1	2	3	4	5	6	7	8	9	AB	R	H	RBI	BB	SO	LOB	TOP																	
Vada Pinson, L OBP: 0.282, SLG: 0.380 (1, 8)	0-0 5-3 1B		0-3 K			0-0 4-3	0-0 F8			4	0	1	0	0	1	1	California Angels @ New York Yankees Yankee Stadium, Bronx, NY Tue Aug 14 1973, 7:05 PM EDT Att: 14,098 - Unknown livebaseballscores.com																	
Rudy Meoli, L OBP: 0.303, SLG: 0.300 (1, 6)	0-0 5-3 1-2		0-0 4-3			0-0 2B SF7 1B		0-0 CS 1B		4	1	2	0	0	0	1																		
Frank Robinson, R OBP: 0.379, SLG: 0.501 (1, 10)	0-0 P4			0-0 6-3		0-0 1B 2B		0-3 K 1-2		4	1	1	0	0	1	2																		
Bob Oliver, R OBP: 0.298, SLG: 0.399 (1, 5)	0-0 5-3			0-0 F8		0-0 SF7 2B		0-0 5-3		3	0	0	1	0	0	1																		
Mike Epstein, L OBP: 0.301, SLG: 0.305 (1, 3)		0-3 K		0-0 F8		0-0 2B 1B		0-0 F7		4	0	1	1	0	1	0																		
Richie Scheinblum, S OBP: 0.380, SLG: 0.373 (1, 9)		0-0 BB 1B			0-0 1B		0-0 G3		0-0 3-1		4	0	2	0	0	0		1																
Tom McCraw, L OBP: 0.340, SLG: 0.307 (1, 7)		4-0 BB 1B G6-4-3			0-0 F8 1B		0-0 F9 1B		0-3 K		3	0	1	0	1	1																		
Jeff Torborg, R OBP: 0.279, SLG: 0.253 (1, 2)		0-0 G6-4-3 1-2			0-3 K		0-0 SH1-2-4 1-2				2	0	0	0	0	1		3																
Sandy Alomar Sr., S OBP: 0.257, SLG: 0.222 (1, 4)			0-0 F9		0-0 F8		0-0 F9 2-3				3	0	0	0	0	2																		
Inning Stats	R: 0 E: 0 K: 0 S: 4	H: 1 LOB: 1 BB: 0 P: 4	R: 0 E: 0 K: 1 S: 5	H: 1 LOB: 1 BB: 1 P: 9	R: 0 E: 0 K: 1 S: 5	H: 0 LOB: 0 BB: 0 P: 5	R: 0 E: 0 K: 0 S: 3	H: 0 LOB: 0 BB: 0 P: 3	R: 0 E: 0 K: 1 S: 6	H: 1 LOB: 1 BB: 0 P: 6	R: 2 E: 0 K: 0 S: 6	H: 3 LOB: 1 BB: 0 P: 6	R: 0 E: 0 K: 0 S: 4	H: 1 LOB: 0 BB: 0 P: 4	R: 0 E: 0 K: 1 S: 5	H: 0 LOB: 0 BB: 0 P: 5	R: 0 E: 0 K: 1 S: 5	H: 0 LOB: 0 BB: 0 P: 5	1B: 7 2B: 2 3B: 0 HR: 0	SF: 1 SAC: 1 DP: 2 HBP: 0	WP: 0 PB: 0 SB: 0 CS: 1	PA: 34												
PITCHER	IP WLS BF H R ER SO BB IBB HBP BLK WP HR S P ERA WHIP	IP WLS BF H R ER SO BB IBB HBP BLK WP HR S P ERA WHIP																																
Pat Dobson, R ERA: 4.32 (1, 1)	6.1	26	7	2	2	3	1	0	0	0	0	0	0	0	31	35	2.84	1.263																
Lindy McDaniel, R ERA: 2.36 (7, 1)	2.2	8	1	0	0	2	0	0	0	0	0	0	0	0	12	12	0.00	0.375																

Batter	1	2	3	4	5	6	7	8	9	AB	R	H	RBI	BB	SO	LOB	BOTTOM																
Horace Clarke, S OBP: 0.322, SLG: 0.312 (1, 4)	0-0 5-3	0-0 F3								5	0	3	0	0	0	1	California Angels @ New York Yankees Yankee Stadium, Bronx, NY Tue Aug 14 1973, 7:05 PM EDT Att: 14,098 - Unknown livebaseballscores.com																
Matty Alou, L OBP: 0.352, SLG: 0.371 (1, 3)	0-0 FC1-6 BB 1B	0-0 5-3			0-0 4-3		0-0 P4	4-0 BB 2B		4	1	1	0	1	0	3																	
Roy White, S OBP: 0.344, SLG: 0.391 (1, 7)	4-0 FC1-6 BB 1B		0-0 1-3		0-0 1-3			6-3 P5		4	0	0	0	1	0	3																	
Bobby Murcer, L OBP: 0.371, SLG: 0.484 (1, 8)	0-0 FC1-6 BB 1B		0-0 F9			0-0 P5		0-0 E4 HR		4	2	0	0	0	0	2																	
Thurman Munson, R OBP: 0.367, SLG: 0.505 (1, 2)	0-0 1B		0-0 5-3			0-0 2B		0-0 L5		4	0	2	1	0	0	1																	
Graig Nettles, L OBP: 0.338, SLG: 0.399 (1, 5)	0-0 1B			0-0 4-3		0-0 F5		0-0 HR		4	1	2	3	0	0	1																	
Jim Ray Hart, R OBP: 0.313, SLG: 0.398 (1, 10)	0-0 F9			0-0 6-3		0-0 F7		0-0 2B 3B		4	1	1	0	0	0	3																	
Felipe Alou, R OBP: 0.250, SLG: 0.313 (1, 9)		0-0 F6		0-0 F7			0-0 F8	0-0 BB 2B		4	1	1	1	0	0	0																	
Gene Michael, S OBP: 0.285, SLG: 0.298 (1, 6)		0-0 1B			0-0 6-3		0-0 1-3	0-0 2B WP 1B		4	1	2	1	0	0	0																	
Inning Stats	R: 2 E: 0 K: 0 S: 6	H: 3 LOB: 2 BB: 1 P: 10	R: 0 E: 0 K: 0 S: 4	H: 1 LOB: 0 BB: 0 P: 4	R: 0 E: 0 K: 0 S: 3	H: 0 LOB: 0 BB: 0 P: 3	R: 0 E: 0 K: 0 S: 3	H: 0 LOB: 0 BB: 0 P: 3	R: 0 E: 0 K: 0 S: 4	H: 1 LOB: 1 BB: 0 P: 4	R: 0 E: 0 K: 0 S: 4	H: 1 LOB: 1 BB: 0 P: 4	R: 0 E: 0 K: 0 S: 4	H: 1 LOB: 0 BB: 0 P: 4	R: 5 E: 1 K: 0 S: 9	H: 5 LOB: 2 BB: 1 P: 13	1B: 6 2B: 4 3B: 1 HR: 1	SF: 0 SAC: 0 DP: 0 HBP: 0	WP: 1 PB: 0 SB: 1 CS: 0	PA: 39													
PITCHER	IP WLS BF H R ER SO BB IBB HBP BLK WP HR S P ERA WHIP	IP WLS BF H R ER SO BB IBB HBP BLK WP HR S P ERA WHIP																															
Clyde Wright, L ERA: 3.53 (1, 1)	7.2	34	9	5	3	0	1	0	0	0	0	1	0	4	8	27.00	12.000																
Nolan Ryan, R ERA: 2.99 (8, 1)	0.1	5	3	2	1	0	1	0	0	0	1	0	4	8	27.00	12.000																	


Batter	1	2	3	4	5	6	7	8	9	AB	R	H	RBI	BB	SO	LOB	TOP		
Vada Pinson, L OBP: 0.283, SLG: 0.383 (1, 8)	0-0 1B 1B		0-0 1-3 2B	0-0 1-3			0-0 4-3	0-0 F9		5	1	2	0	0	0	6	California Angels @ New York Yankees Yankee Stadium, Bronx, NY Wed Aug 15 1973, 3:33 AM EDT Att: 17,253 - Overcast - 76 F		
Rudy Meoli, L OBP: 0.301, SLG: 0.298 (1, 6)	0-0 1-3 1-2		0-0 6-3				0-0 F5		0-0 E4 1B	5	0	1	0	0	0	2			
Frank Robinson, R OBP: 0.377, SLG: 0.496 (1, 10)	0-0 5-3		0-0 1-3 2-3		4-0 HBP BB		0-3 K		0-0 FC1-6-5 G3 2-3	4	0	0	0	1	1	3			
Bob Oliver, R OBP: 0.297, SLG: 0.397 Billy Parker, R OBP: 0.162, SLG: 0.091 John Stephenson, L OBP: 0.303, SLG: 0.333 (1, 5)	0-0 1B 1B		0-0 6-3		0-0 F9			0-0 E5 FC4-6 1B 4-3	0-0 G3 2-3	4	0	1	1	0	0	2			
Mike Epstein, L OBP: 0.302, SLG: 0.304 (1, 3)	0-0 1B			0-0 P6	1-0 HBP			0-0 4-3	0-0 F9	4	0	1	0	0	0	2			
Richie Scheinblum, S OBP: 0.352, SLG: 0.373 Leroy Stanton, R OBP: 0.289, SLG: 0.367 (1, 9)		0-0 4-3		0-0 E 1B 1B	0-0 F8			4-0 FC4-6 IBB		3	0	1	0	1	0	2			
Tom McCraw, L OBP: 0.343, SLG: 0.313 Ken Berry, R OBP: 0.330, SLG: 0.357 (1, 7)				0-0 FC6-4 1B		0-0 G3		0-0 FC4-6 1B 1-2 2-3		4	1	2	0	0	0	2			
Jeff Torborg, R OBP: 0.274, SLG: 0.249 Winston Lienes, R OBP: 0.340, SLG: 0.348 Al Gallagher, R OBP: 0.355, SLG: 0.306 (1, 2)		0-0 FC6-4		0-0 6-3		0-0 3-1		0-0 1B 1B		3	0	0	0	0	0	3			
Sandy Alomar Sr., S OBP: 0.260, SLG: 0.223 (1, 4)		0-0 4-3		0-0 BB		0-0 L4		0-0 1B		3	0	1	1	1	0	1			
Inning Stats	R: 1 E: 0 K: 0 S: 5	H: 3 LOB: 2 BB: 0 P: 5	R: 0 E: 0 K: 0 S: 4	H: 1 LOB: 1 BB: 0 P: 4	R: 0 E: 1 K: 0 S: 4	H: 2 LOB: 3 BB: 1 P: 9	R: 0 E: 0 K: 0 S: 3	H: 0 LOB: 0 BB: 0 P: 3	R: 0 E: 0 K: 1 S: 5	H: 0 LOB: 0 BB: 0 P: 5	R: 2 E: 1 K: 0 S: 6	H: 2 LOB: 3 BB: 1 P: 10	R: 0 E: 1 K: 0 S: 4	H: 1 LOB: 1 BB: 0 P: 4	1B: 9 2B: 1 3B: 0 HR: 0	SF: 0 SAC: 0 DP: 0 HBP: 1		WP: 0 PB: 0 SB: 0 CS: 0	PA: 41
PITCHER Mel Stottlemyre, R ERA: 3.24 (1, 1)	IP: 9.0 WLS: L BF: 41	H: 10 R: 3 ER: 1 SO: 1	BB: 2 IBB: 1 HBP: 1 BLK: 0	WP: 0 HR: 0 S: 39 P: 52	ERA: 1.00 WHIP: 1.333	PITCHER												ERA: 1.00 WHIP: 1.333	

Batter	1	2	3	4	5	6	7	8	9	AB	R	H	RBI	BB	SO	LOB	BOTTOM		
Horace Clarke, S OBP: 0.323, SLG: 0.312 (1, 4)	0-0 G6-4-3 1B		0-0 6-3	0-3 K			4-0 FC5 1B BB		0-0 G6-4-3 1-2	4	0	1	0	1	1	3	California Angels @ New York Yankees Yankee Stadium, Bronx, NY Wed Aug 15 1973, 3:33 AM EDT Att: 17,253 - Overcast - 76 F		
Matty Alou, L OBP: 0.354, SLG: 0.376 (1, 3)	0-0 G6-4-3 1-2		0-0 2B		0-0 E4 L4-6 1B		0-0 1-2 1B		0-0 6-3	5	0	3	0	0	0	1			
Roy White, S OBP: 0.344, SLG: 0.388 (1, 7)	4-0 1B BB		0-0 6-3		0-0 L6		0-0 FC5 2-3			3	0	0	0	1	0	4			
Bobby Murcer, L OBP: 0.372, SLG: 0.484 (1, 8)	0-0 1-2 1B		0-0 P4		0-0 L4-6 2-3			0-0 SH2-3 1B		4	0	2	0	0	0	2			
Thurman Munson, R OBP: 0.367, SLG: 0.503 (1, 2)	0-3 K			1-0 1B SF7 HBP		0-3 K		0-0 SH2-3 1-2		2	1	0	0	0	2	2			
Graig Nettles, L OBP: 0.340, SLG: 0.398 (1, 5)		0-0 4-3		0-0 BB 1B		0-0 4-3		4-0 BB BB		3	0	1	0	1	0	0			
Jim Ray Hart, R OBP: 0.247, SLG: 0.402 Ron Blomberg, L OBP: 0.408, SLG: 0.502 (1, 10)		0-0 FC6 2B		4-0 1-2 BB		0-3 K		0-0 F7		2	0	1	0	1	1	0			
Felipe Alou, R OBP: 0.247, SLG: 0.310 Johnny Callison, L OBP: 0.197, SLG: 0.228 (1, 9)		0-0 FC6 FC6-4 2-3		0-0 P6			0-0 F7	0-0 4-3		3	0	0	0	0	0	4			
Gene Michael, S OBP: 0.285, SLG: 0.298 (1, 6)		0-0 FC6-4 1-2		0-0 SF7 3H			0-0 F7		0-0 G6-4-3 1B	3	0	1	1	0	0	1			
Inning Stats	R: 0 E: 0 K: 1 S: 6	H: 2 LOB: 2 BB: 1 P: 10	R: 0 E: 0 K: 0 S: 4	H: 1 LOB: 1 BB: 0 P: 4	R: 0 E: 0 K: 1 S: 6	H: 1 LOB: 2 BB: 1 P: 11	R: 0 E: 0 K: 2 S: 7	H: 0 LOB: 0 BB: 0 P: 7	R: 0 E: 0 K: 0 S: 4	H: 1 LOB: 2 BB: 1 P: 8	R: 0 E: 0 K: 0 S: 4	H: 1 LOB: 2 BB: 1 P: 8	R: 0 E: 0 K: 0 S: 3	H: 1 LOB: 0 BB: 0 P: 3	1B: 7 2B: 3 3B: 0 HR: 0	SF: 1 SAC: 1 DP: 3 HBP: 1		WP: 0 PB: 0 SB: 0 CS: 0	PA: 38
PITCHER Steve Barber, L ERA: 3.68 Aurelio Montague, R ERA: 4.15 (1, 1)	IP: 7.1 WLS: W BF: 33	H: 8 R: 1 ER: 1 SO: 4	BB: 4 IBB: 0 HBP: 0 BLK: 0	WP: 0 HR: 0 S: 5 P: 5	ERA: 0.00 WHIP: 0.600	PITCHER												ERA: 0.00 WHIP: 0.600	

Batter	1	2	3	4	5	6	7	8	9	AB	R	H	RBI	BB	SO	LOB	TOP					
Jim Northrup, L (1, 7) OBP: 0.364, SLG: 0.466	0-0 2B		4-0 F8 BB		4-0 2B BB		0-3 K		0-0 4-3	3	0	1	0	2	1	3						
Mickey Stanley, R (1, 8) OBP: 0.310, SLG: 0.399	4-0 L6-4-3 BB		0-0 F8		0-0 1-3 2B			0-0 HR		3	1	2	1	1	0	2						
Gates Brown, L (1, 10) OBP: 0.351, SLG: 0.412	0-3 K		0-0 5-3		0-0 P6			0-0 3-1		4	0	0	1	0	1	5						
Al Kaline, R (1, 9) OBP: 0.322, SLG: 0.393	0-0 L6-4-3		0-0 L7				0-3 K		0-3 K	3	0	0	0	0	1	3						
Dick Sharon, R (7, 9) OBP: 0.270, SLG: 0.410	1-2 L6-4-3						0-0 K		0-0 F8	1	0	0	0	0	1	0						
Dick McAuliffe, L (1, 4) OBP: 0.364, SLG: 0.456		0-3 K		0-0 P4		0-0 3-1		0-0 F8		4	0	0	0	0	1	0						
Bill Freehan, R (1, 2) OBP: 0.327, SLG: 0.339		0-3 K		0-0 6-3		0-3 K			4-0 1B BB	3	0	0	0	1	2	0						
Norm Cash, L (1, 3) OBP: 0.345, SLG: 0.482		4-0 BB		0-3 K			4-0 FC5-4 BB		0-3 K	2	0	0	0	2	2	1						
Aurelio Rodriguez, R (1, 5) OBP: 0.277, SLG: 0.363		0-3 K		0-3 K		0-3 K	0-0 FC5-4 S		0-0 F4	4	0	0	0	0	2	3						
Ed Brinkman, R (1, 6) OBP: 0.297, SLG: 0.349			0-0 F8 BB		0-3 K		0-3 K		0-0 1B	3	1	1	0	0	2	1						
Tom Verzyer, R (7, 6) OBP: 1.000, SLG: 1.000			5-3 1B				1-2 K		1-2 1B	1	0	1	0	0	0	0						
Inning Stats	R: 0 E: 0 K: 1 S: 5	H: 1 LOB: 1 BB: 1 P: 9	R: 0 E: 0 K: 3 S: 9	H: 0 LOB: 1 BB: 1 P: 13	R: 1 E: 0 K: 0 S: 4	H: 1 LOB: 1 BB: 1 P: 8	R: 0 E: 0 K: 1 S: 5	H: 0 LOB: 0 BB: 0 P: 5	R: 0 E: 0 K: 2 S: 8	H: 1 LOB: 2 BB: 1 P: 12	R: 0 E: 0 K: 2 S: 7	H: 0 LOB: 0 BB: 0 P: 7	R: 0 E: 0 K: 2 S: 7	H: 0 LOB: 1 BB: 1 P: 11	R: 1 E: 0 K: 1 S: 6	H: 1 LOB: 0 BB: 1 P: 6	R: 0 E: 0 K: 1 S: 6	H: 1 LOB: 2 BB: 1 P: 10	1B: 2 2B: 2 3B: 0 HR: 1	SF: 0 SAC: 0 DP: 1 HBP: 0	WP: 0 PB: 0 SB: 1 CS: 0	PA: 37
PITCHER Nolan Ryan, R (1, 1) ERA: 2.96	IP: 9.0 WLS: W BF: 37 H: 5 R: 2 ER: 2 SO: 13 BB: 6 IBB: 0 HBP: 0 BLK: 0 WP: 0 HR: 1 S: 57 P: 81 ERA: 2.00 WHIP: 1.222															PITCHER	IP: 9.0 WLS: W BF: 37 H: 5 R: 2 ER: 2 SO: 13 BB: 6 IBB: 0 HBP: 0 BLK: 0 WP: 0 HR: 1 S: 57 P: 81 ERA: 2.00 WHIP: 1.222					

Detroit Tigers @ California Angels
Anaheim Stadium, Anaheim, CA
Fri Aug 17 1973, 10:05 PM EDT
Att: 16,201 - Unknown


AB 31
R 2
H 5
RBI 2
BB 6
SO 13
LOB 18



Batter	1	2	3	4	5	6	7	8	9	AB	R	H	RBI	BB	SO	LOB	BOTTOM							
Sandy Alomar Sr., S (1, 4) OBP: 0.261, SLG: 0.225	0-0 L9	0-0 F3	0-0 1B		0-0 1B		0-0 F2			5	0	2	0	0	0	1								
Ken Berry, R (1, 8) OBP: 0.331, SLG: 0.360	0-0 1B	1-3 HR	0-0 G3		0-0 6-3		0-0 5-3			5	2	2	0	0	0	2								
Frank Robinson, R (1, 10) OBP: 0.380, SLG: 0.507	4-0 2B BB	0-0 1B HR		0-0 5-3		0-0 3-1 E 2B		0-0 F9		4	3	2	3	1	0	0								
Bob Oliver, R (1, 5) OBP: 0.299, SLG: 0.397	0-0 2B	0-0 1B FC4-6		0-0 5-3		0-3 K		0-0 F9		5	1	2	1	0	1	1								
Mike Epstein, L (1, 3) OBP: 0.312, SLG: 0.322	0-0 1B	0-0 FC4-6		0-0 HR		4-0 3-1 E BB		4-0 1B BB		3	3	3	2	2	0	0								
Rchie Scheinblum, S (1, 9) OBP: 0.382, SLG: 0.373	0-0 2-3	0-0 FC4-6		0-0 HR		0-0 3-1		0-0 1B BB		5	0	2	1	0	0	5								
Leroy Stanton, R (1, 7) OBP: 0.297, SLG: 0.370	4-0 IBB	0-0 K		0-0 1B		0-0 L9		0-0 E6 1B		4	0	2	2	1	1	2								
Jeff Torborg, R (1, 2) OBP: 0.267, SLG: 0.241	0-0 F8		0-0 F8		0-0 F7		0-0 5-3		0-3 K	5	0	0	0	0	1	6								
Rudy Meoli, L (1, 6) OBP: 0.300, SLG: 0.297		0-0 1B HR		0-3 K		0-0 L9		0-0 1-3		4	1	1	0	0	1	0								
Inning Stats	R: 2 E: 0 K: 0 S: 6	H: 3 LOB: 3 BB: 2 P: 14	R: 4 E: 0 K: 1 S: 10	H: 5 LOB: 1 BB: 0 P: 10	R: 0 E: 0 K: 1 S: 6	H: 1 LOB: 1 BB: 0 P: 6	R: 1 E: 0 K: 0 S: 5	H: 2 LOB: 1 BB: 0 P: 5	R: 0 E: 0 K: 1 S: 4	H: 1 LOB: 1 BB: 0 P: 4	R: 2 E: 1 K: 1 S: 7	H: 2 LOB: 1 BB: 1 P: 11	R: 0 E: 0 K: 0 S: 3	H: 0 LOB: 0 BB: 0 P: 3	R: 1 E: 0 K: 1 S: 7	H: 2 LOB: 2 BB: 1 P: 11	1B: 11 2B: 3 3B: 0 HR: 2	SF: 0 SAC: 0 DP: 0 HBP: 0	WP: 0 PB: 0 SB: 0 CS: 0	PA: 44				
PITCHER Woodie Fryman, L (1, 1) ERA: 5.19	IP: 1.1 WLS: L BF: 12 H: 6 R: 5 ER: 5 SO: 0 BB: 1 IBB: 1 HBP: 0 BLK: 0 WP: 0 HR: 1 S: 10 P: 18 ERA: 33.75 WHIP: 5.250															PITCHER	IP: 1.1 WLS: L BF: 12 H: 6 R: 5 ER: 5 SO: 0 BB: 1 IBB: 1 HBP: 0 BLK: 0 WP: 0 HR: 1 S: 10 P: 18 ERA: 33.75 WHIP: 5.250							
Mike Strahler, R (2, 1) ERA: 4.11	4.2 3 0 0 0	8 4 3 3	1 0 0 0	0 0 0 0	0 0 0 0	0 0 0 0	0 0 0 0	0 0 0 0	0 0 0 0	0 0 0 0	0 0 0 0	0 0 0 0	0 0 0 0	0 0 0 0	0 0 0 0	0 0 0 0	0 0 0 0	0 0 0 0	0 0 0 0	0 0 0 0	0 0 0 0	0 0 0 0	0 0 0 0	
Fred Scherman, L (7, 1) ERA: 4.7	1.0 3 0 0 0	0 0 0 0	0 0 0 0	0 0 0 0	0 0 0 0	0 0 0 0	0 0 0 0	0 0 0 0	0 0 0 0	0 0 0 0	0 0 0 0	0 0 0 0	0 0 0 0	0 0 0 0	0 0 0 0	0 0 0 0	0 0 0 0	0 0 0 0	0 0 0 0	0 0 0 0	0 0 0 0	0 0 0 0	0 0 0 0	
Ed Farmer, R (8, 1) ERA: 4.6	1.0 6 2 1 1	1 1 1	1 0 0	0 0 0	0 0 0	0 0 0	0 0 0	0 0 0	0 0 0	0 0 0	0 0 0	0 0 0	0 0 0	0 0 0	0 0 0	0 0 0	0 0 0	0 0 0	0 0 0	0 0 0	0 0 0	0 0 0	0 0 0	0 0 0

Detroit Tigers @ California Angels
Anaheim Stadium, Anaheim, CA
Fri Aug 17 1973, 10:05 PM EDT
Att: 16,201 - Unknown

AB 40
R 10
H 16
RBI 9
BB 4
SO 4
LOB 17



Batter	1	2	3	4	5	6	7	8	9	10	11	AB	R	H	RBI	BB	SO	LOB	TOP							
Mickey Stanley, R OBP: 0.307, SLG: 0.401 (1, 8)	6-3		HR	P4		F9			F8		1B WP	6	2	2	1	0	0	2								
Tony Taylor, R OBP: 0.264, SLG: 0.320 (1, 4)	E6 1B		HR	F9		F8			6-3		1B WP	6	1	2	1	0	0	2								
Al Kaline, R OBP: 0.318, SLG: 0.384 (1, 3)	L8		L8			L6-3			L6-3		1-2 HBP	5	0	0	0	0	0	1								
Willie Horton, R OBP: 0.380, SLG: 0.523 (1, 7)			6-3			P4			6-3		4-3	6	0	1	0	0	0	2								
Bill Freehan, R OBP: 0.327, SLG: 0.342 (1, 2)	5-3 1B					BB 1B			F3		G3	5	0	2	0	0	0	2								
Frank Howard, R OBP: 0.324, SLG: 0.457 (1, 10)			F8	E6 1-2		BB 1B			HR		FC6-4 1B	4	1	2	1	1	0	1								
Dick Sharon, R OBP: 0.260, SLG: 0.393 (1, 9)			F8	P3		F9			6-3		FC6-4 1-2	5	0	0	0	0	0	5								
Aurelio Rodriguez, R OBP: 0.277, SLG: 0.361 (1, 5)						SH1-4 1B			6-3		K	5	0	2	0	0	1	0								
Ed Brinkman, R OBP: 0.307, SLG: 0.346 (1, 6)	F8			SH1-4 1-2					L1		5-3	4	0	1	0	0	0	1								
Inning Stats	R: 0 E: 1 K: 0 S: 5	H: 1 LOB: 2 BB: 0 P: 5	R: 0 E: 0 K: 0 S: 4	H: 1 LOB: 1 BB: 0 P: 4	R: 2 E: 1 K: 0 S: 7	H: 3 LOB: 2 BB: 0 P: 7	R: 0 E: 0 K: 0 S: 4	H: 1 LOB: 1 BB: 0 P: 4	R: 0 E: 0 K: 0 S: 4	H: 0 LOB: 0 BB: 0 P: 3	R: 1 E: 0 K: 0 S: 4	H: 1 LOB: 0 BB: 0 P: 4	R: 0 E: 0 K: 0 S: 3	H: 0 LOB: 0 BB: 0 P: 3	R: 0 E: 0 K: 0 S: 4	H: 1 LOB: 1 BB: 0 P: 4	R: 1 E: 0 K: 1 S: 7	H: 2 LOB: 2 BB: 0 P: 8	1B: 9 2B: 0 3B: 0 HR: 3	SF: 0 SAC: 1 DP: 0 HBP: 1	WP: 1 PB: 0 SB: 0 CS: 0	PA: 49				
PITCHER	IP ERA WLS BF H R ER SO BB IBB HBP BLK WP HR S P ERA WHIP	Clyde Wright, L ERA: 3.32 (1, 1)	8.0 3.0 L 13 3 1 1 1 0 0 0 1 0 1 0 14 15 3.00 1.000	Aurelio Monteaegudo, R ERA: 3.98 (9, 1)																						

Detroit Tigers @ California Angels
Anaheim Stadium, Anaheim, CA
Sun Aug 19 1973, 6:33 AM EDT
Att: 10,289 - Unknown


AB 46
R 4
H 12
RBI 3
BB 1
SO 1
LOB 16



Batter	1	2	3	4	5	6	7	8	9	10	11	AB	R	H	RBI	BB	SO	LOB	BOTTOM			
Sandy Alomar Sr., S OBP: 0.261, SLG: 0.226 (1, 4) (6, 6)	F9		F7						L5-3		1B	5	0	2	1	0	0	1				
Ken Berry, R OBP: 0.329, SLG: 0.357 (1, 8)	L4-3		L5					F8	F3		L3	5	0	0	0	0	0	4				
Frank Robinson, R OBP: 0.380, SLG: 0.503 Billy Parker, R OBP: 0.158, SLG: 0.088 (1, 10) (8, PR)	F2							F7	L3		1B BB	3	0	0	0	1	0	0				
Bob Oliver, R OBP: 0.304, SLG: 0.398 (1, 5)			L4-3					L5-3	L6-3		1B	5	0	2	0	0	0	0				
Mike Epstein, L OBP: 0.309, SLG: 0.320 (1, 3)			K					P1	L1-3		K	5	0	1	1	0	2	1				
Richie Scheinblum, S OBP: 0.379, SLG: 0.375 Vada Pinson, L OBP: 0.262, SLG: 0.360 (1, 9) (9, 7)									K		K	4	1	2	0	0	2	2				
Leroy Stanton, R OBP: 0.298, SLG: 0.368 (1, 7) (9, 9)			1B						1B		K	5	1	2	1	0	2	1				
Jeff Torborg, R OBP: 0.274, SLG: 0.250 Tom McCraw, L OBP: 0.349, SLG: 0.327 John Stephenson, L OBP: 0.303, SLG: 0.333 Al Gallagher, R OBP: 0.354, SLG: 0.305 (1, 2) (9, PR) (10, 2) (11, PH)									SH1-3 1B		L5-3	3	0	1	0	0	0	1				
Rudy Meoli, L OBP: 0.298, SLG: 0.292 Winston Lenas, R OBP: 0.327, SLG: 0.333 (1, 6) (5, PH) (6, 4)									P1		E6 1B	0	0	0	0	0	0	0				
									P4		F9	1	0	0	0	0	0	1				
Inning Stats	R: 0 E: 0 K: 0 S: 3	H: 0 LOB: 0 BB: 0 P: 3	R: 0 E: 0 K: 2 S: 8	H: 1 LOB: 1 BB: 0 P: 8	R: 0 E: 0 K: 0 S: 4	H: 1 LOB: 1 BB: 0 P: 4	R: 0 E: 0 K: 0 S: 3	H: 0 LOB: 0 BB: 0 P: 3	R: 2 E: 0 K: 0 S: 6	H: 3 LOB: 1 BB: 0 P: 6	R: 0 E: 0 K: 1 S: 7	H: 2 LOB: 2 BB: 1 P: 11	R: 0 E: 1 K: 0 S: 5	H: 1 LOB: 2 BB: 0 P: 5	R: 0 E: 0 K: 3 S: 10	H: 1 LOB: 1 BB: 0 P: 10	R: 0 E: 0 K: 1 S: 5	H: 0 LOB: 0 BB: 0 P: 5	1B: 9 2B: 1 3B: 0 HR: 0	SF: 0 SAC: 1 DP: 0 HBP: 0	WP: 0 PB: 0 SB: 0 CS: 0	PA: 45
PITCHER	IP ERA WLS BF H R ER SO BB IBB HBP BLK WP HR S P ERA WHIP	Mickey Lolich, L ERA: 3.71 (1, 1)	7.2 3.1 W 15 4 0 0 5 0 0 0 0 0 0 25 25 0.00 1.200	John Hiller, L ERA: 1.59 (8, 1)																		

Detroit Tigers @ California Angels
Anaheim Stadium, Anaheim, CA
Sun Aug 19 1973, 6:33 AM EDT
Att: 10,289 - Unknown

AB 43
R 3
H 10
RBI 3
BB 1
SO 8
LOB 15



Batter	1	2	3	4	5	6	7	8	9	AB	R	H	RBI	BB	SO	LOB	TOP								
Don Money, R OBP: 0.321, SLG: 0.370 (1, 5)										5	0	0	0	0	2	1	Milwaukee Brewers @ California Angels Anaheim Stadium, Anaheim, CA Tue Aug 21 1973, 10:05 PM EDT Att: 21,549 - Unknown								
Bob Coluccio, R OBP: 0.301, SLG: 0.419 (1, 10)										5	1	2	0	0	1	0									
Dave May, L OBP: 0.359, SLG: 0.481 (1, 8)										4	0	1	0	0	1	1									
George Scott, R OBP: 0.372, SLG: 0.483 (1, 3)										2	1	1	1	2	0	0									
Darrell Porter, L OBP: 0.377, SLG: 0.516 (1, 2)										3	1	0	0	1	3	1									
John Briggs, L OBP: 0.372, SLG: 0.443 (1, 7)										2	2	1	2	2	1	1									
Bobby Mitchell, R OBP: 0.295, SLG: 0.568 (1, 9)										4	1	1	2	0	1	3									
Tim Johnson, L OBP: 0.269, SLG: 0.259 (1, 6)										4	0	0	0	0	1	2									
Pedro Garcia, R OBP: 0.308, SLG: 0.398 (1, 4)										4	0	1	1	0	1	0									
Inning Stats	R: 0 E: 0 K: 1 S: 5	H: 0 LOB: 0 BB: 0 P: 5	R: 0 E: 0 K: 2 S: 7	H: 0 LOB: 1 BB: 1 P: 11	R: 0 E: 0 K: 3 S: 9	H: 0 LOB: 0 BB: 0 P: 9	R: 1 E: 0 K: 1 S: 6	H: 1 LOB: 0 BB: 0 P: 6	R: 1 E: 0 K: 0 S: 4	H: 1 LOB: 1 BB: 1 P: 8	R: 4 E: 0 K: 1 S: 7	H: 2 LOB: 2 BB: 2 P: 15	R: 0 E: 0 K: 2 S: 5	H: 3 LOB: 3 BB: 0 P: 5	R: 0 E: 0 K: 2 S: 7	H: 0 LOB: 1 BB: 1 P: 11	R: 0 E: 0 K: 1 S: 5	H: 0 LOB: 0 BB: 0 P: 5	1B: 5 2B: 1 3B: 0 HR: 1	SF: 0 SAC: 0 DP: 0 HBP: 0	WP: 0 PB: 1 SB: 4 CS: 0	PA: 38			
PITCHER	IP	WLS	BF	H	R	ER	SO	BB	IBB	HBP	BLK	WP	HR	S	P	ERA	WHIP								
Nolan Ryan, R ERA: 3.1 (1, 1)	5.2	L	25	4	6	6	8	4	0	0	0	0	0	6	6	9.53	1.412								
Dave Sellis, R ERA: 2.96 (6, 1)	1.1		6	3	0	0	0	0	0	0	0	0	0	6	6	0.00	2.250								
Rudy May, L ERA: 3.97 (8, 1)	1.0		4	0	0	0	2	1	0	0	0	0	0	7	11	0.00	1.000								
Steve Barber, L ERA: 3.61 (9, 1)	1.0		3	0	0	0	1	0	0	0	0	0	0	5	5	0.00	0.000								

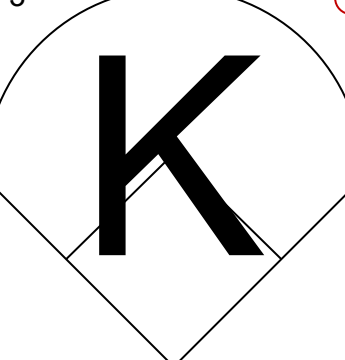

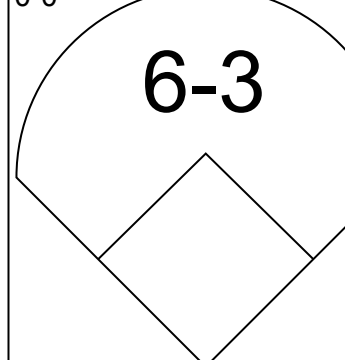
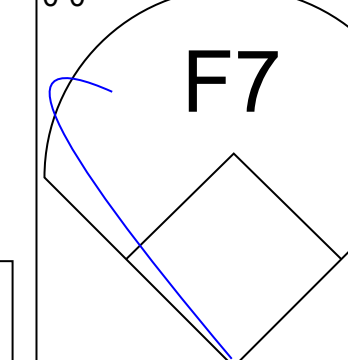
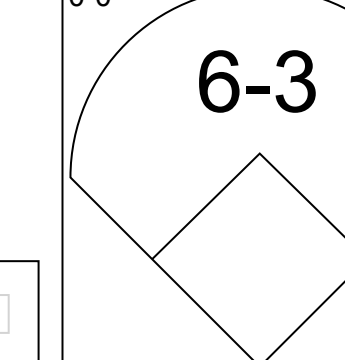
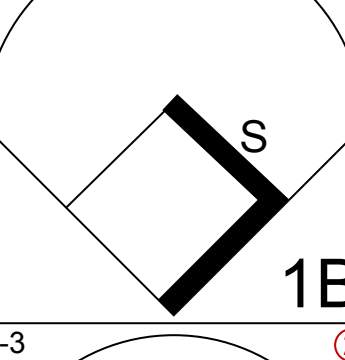
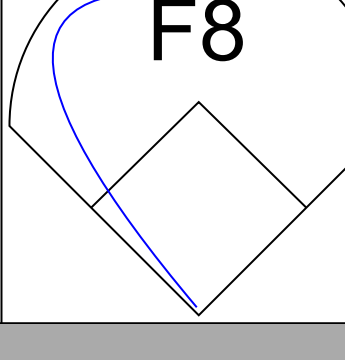
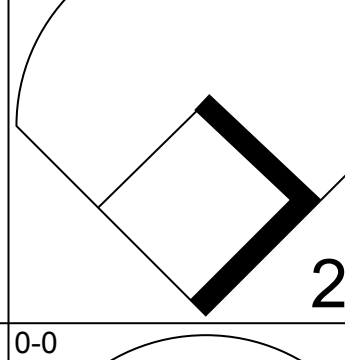
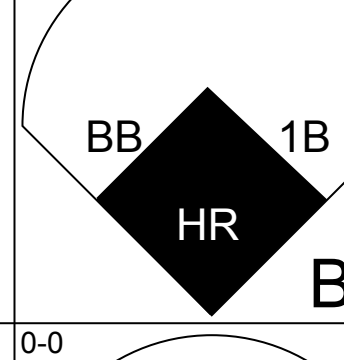
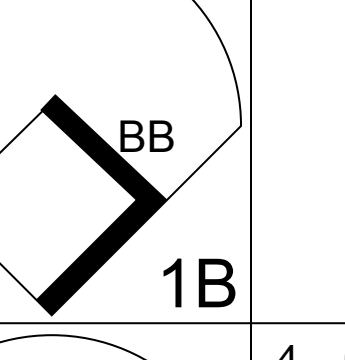
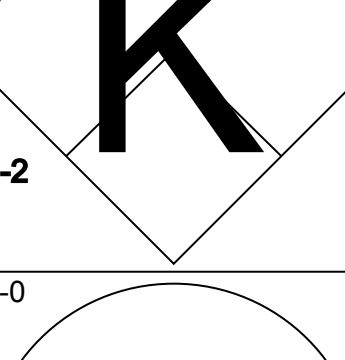
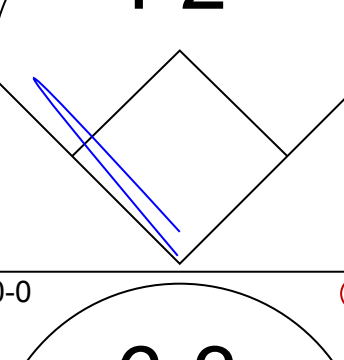

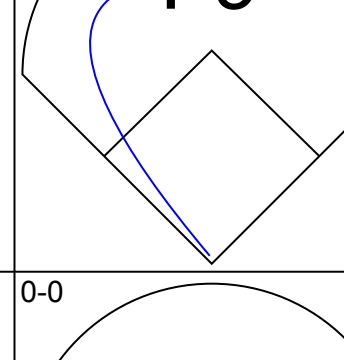
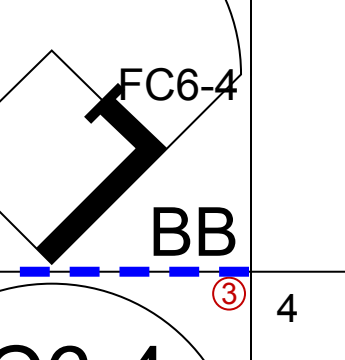
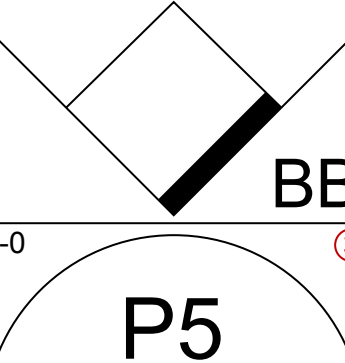
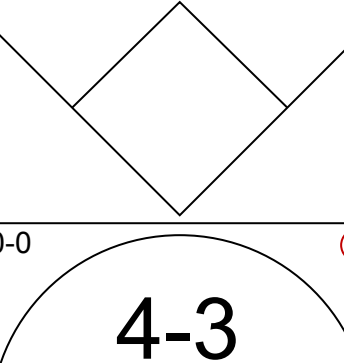
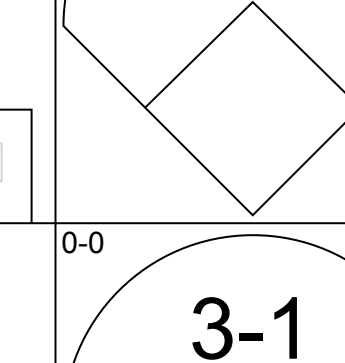
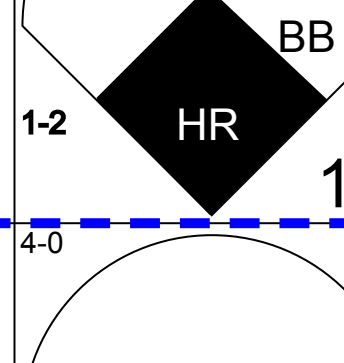
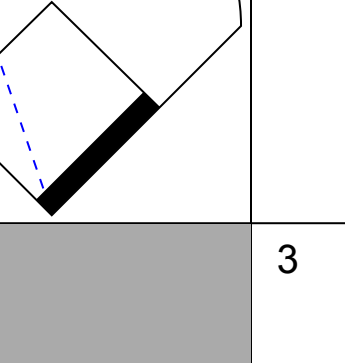
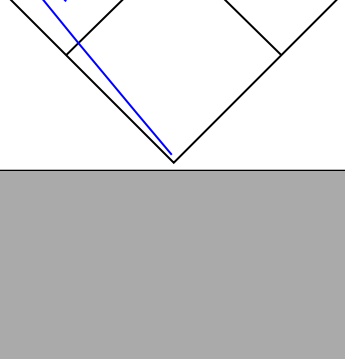
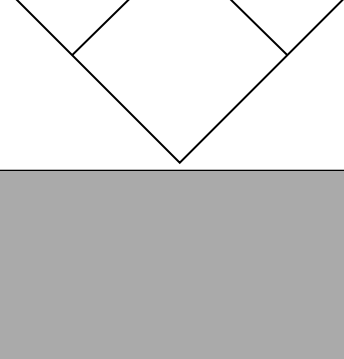
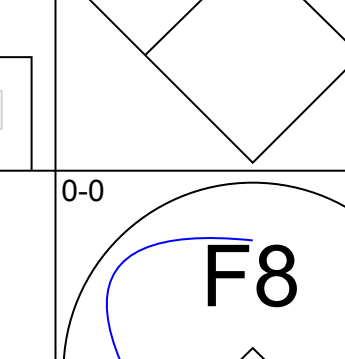
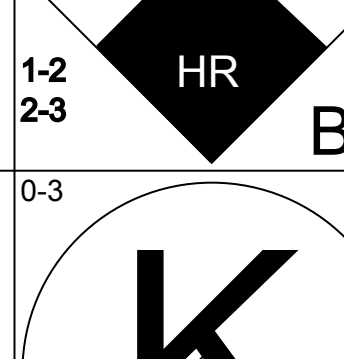
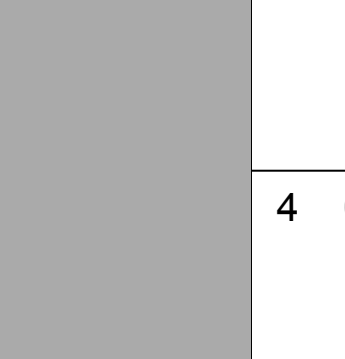
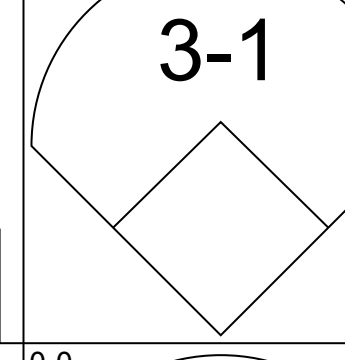
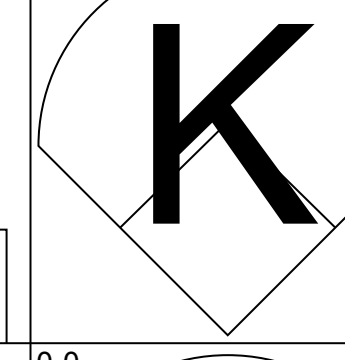
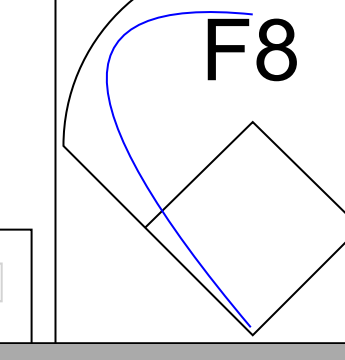
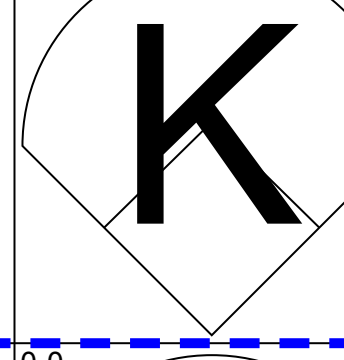
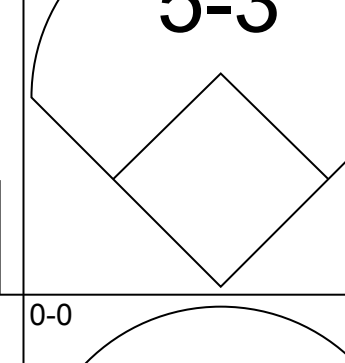
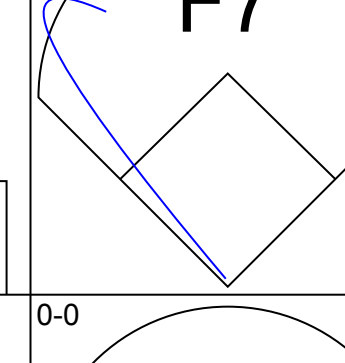
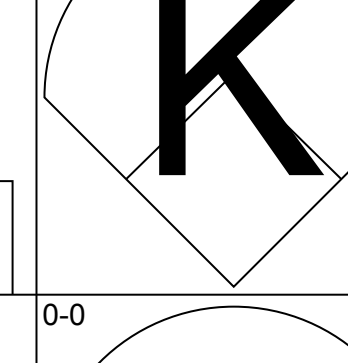
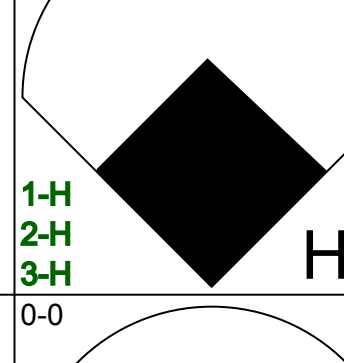
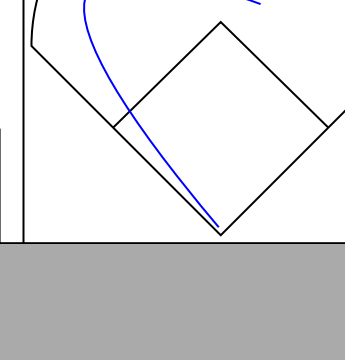
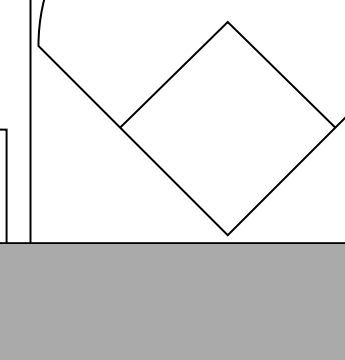
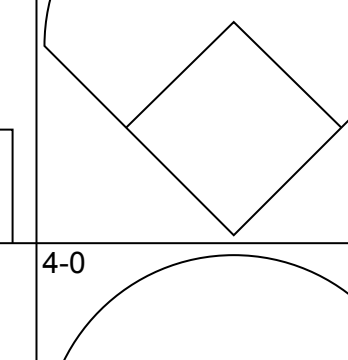
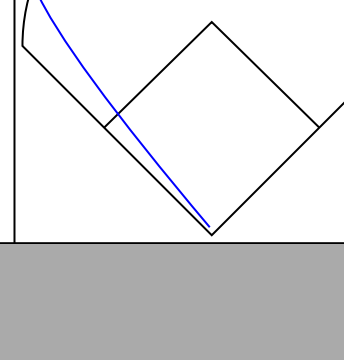
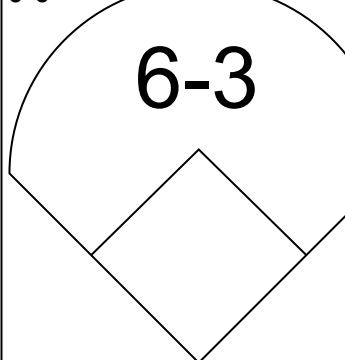
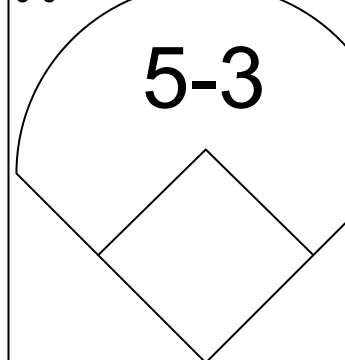
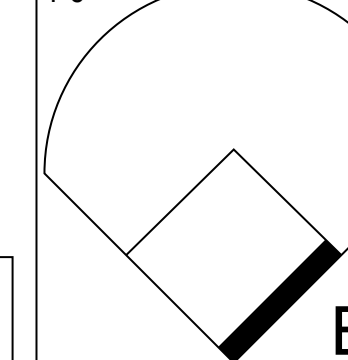
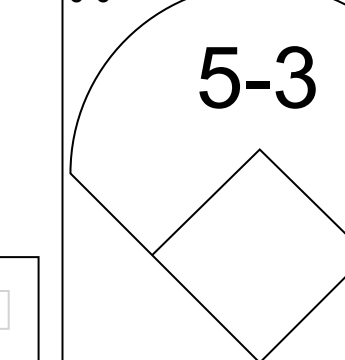
Batter	1	2	3	4	5	6	7	8	9	AB	R	H	RBI	BB	SO	LOB	BOTTOM								
Vada Pinson, L OBP: 0.281, SLG: 0.378 (1, 8)										5	0	1	2	0	2	2	Milwaukee Brewers @ California Angels Anaheim Stadium, Anaheim, CA Tue Aug 21 1973, 10:05 PM EDT Att: 21,549 - Unknown								
Rudy Meoli, L OBP: 0.297, SLG: 0.291 (1, 6)										4	0	1	0	0	0	2									
Frank Robinson, R OBP: 0.378, SLG: 0.500 (1, 10)										4	0	1	0	0	0	2									
Bob Oliver, R OBP: 0.304, SLG: 0.396 (1, 5)										4	0	1	0	0	0	2									
Mike Epstein, L OBP: 0.311, SLG: 0.322 (1, 3)										4	0	2	0	0	1	3									
Richie Scheinblum, S OBP: 0.374, SLG: 0.368 (1, 9)										4	0	0	0	0	1	3									
Tom McCraw, L OBP: 0.341, SLG: 0.318 (1, 7)										4	1	0	0	0	0	2									
Jeff Torborg, R OBP: 0.280, SLG: 0.262 (1, 2)										3	1	2	0	0	0	0									
John Stephenson, L OBP: 0.309, SLG: 0.340 (9, PH)										1	0	1	0	0	0	0									
Billy Parker, R OBP: 0.158, SLG: 0.088 (9, FR)										0	0	0	0	0	0	0									
Sandy Alomar Sr., S OBP: 0.260, SLG: 0.226 (1, 4)										1	0	0	0	0	0	0									
Winston Lenas, R OBP: 0.321, SLG: 0.327 (7, PH) (8, 4)										2	0	0	0	0	0	3									
Inning Stats	R: 0 E: 0 K: 1 S: 5	H: 0 LOB: 0 BB: 0 P: 5	R: 0 E: 0 K: 0 S: 4	H: 1 LOB: 1 BB: 0 P: 4	R: 0 E: 0 K: 0 S: 4	H: 1 LOB: 1 BB: 0 P: 4	R: 0 E: 0 K: 0 S: 4	H: 1 LOB: 1 BB: 0 P: 4	R: 0 E: 0 K: 1 S: 6	H: 1 LOB: 1 BB: 0 P: 6	R: 0 E: 1 K: 1 S: 6	H: 1 LOB: 1 BB: 0 P: 6	R: 0 E: 0 K: 1 S: 5	H: 1 LOB: 1 BB: 0 P: 5	R: 0 E: 0 K: 1 S: 5	H: 1 LOB: 1 BB: 0 P: 5	1B: 8 2B: 1 3B: 0 HR: 0	SF: 0 SAC: 1 DP: 1 HBP: 0	WP: 0 PB: 0 SB: 0 CS: 0	PA: 37					
PITCHER	IP	WLS	BF	H	R	ER	SO	BB	IBB	HBP	BLK	WP	HR	S	P	ERA	WHIP								
Jim Coborn, R ERA: 2.84 (1, 1)	9.0	W	37	9	2	0	4	0	0	0	0	0	0	45	45	0.00	1.000								

AB	33
R	6
H	7
RBI	6
BB	5
SO	11
LOB	9



AB	36
R	2
H	9
RBI	2
BB	0
SO	4
LOB	19

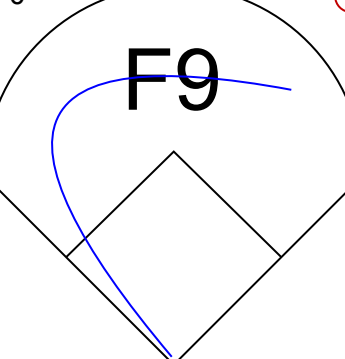
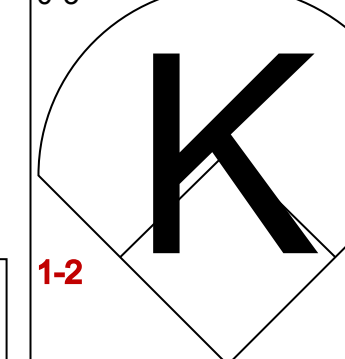
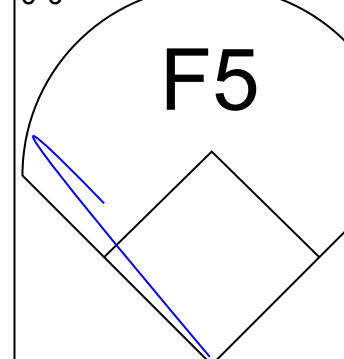
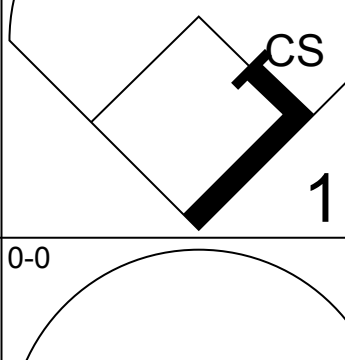
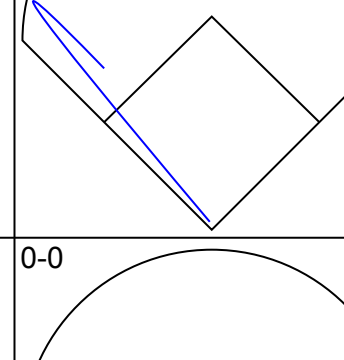
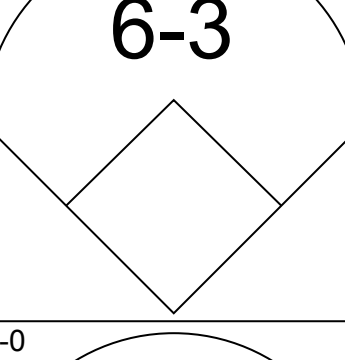
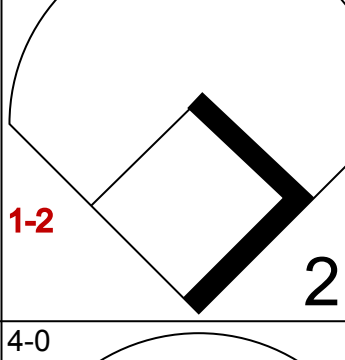
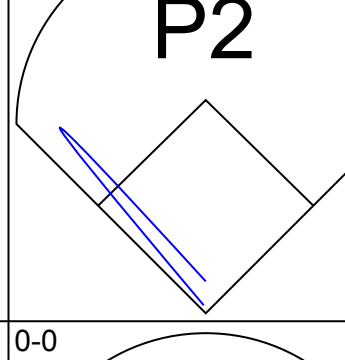
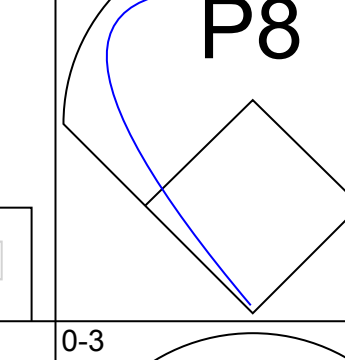
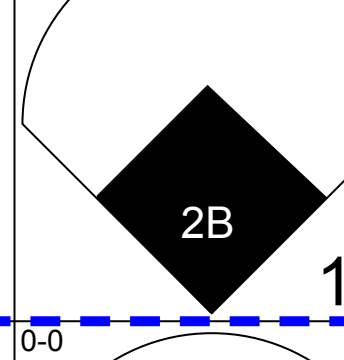

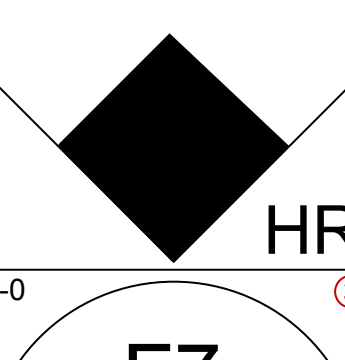
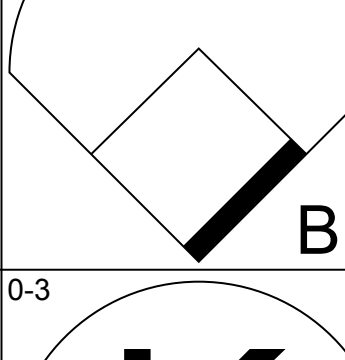
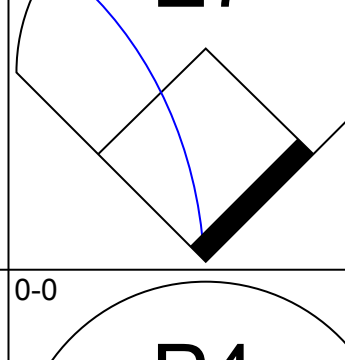
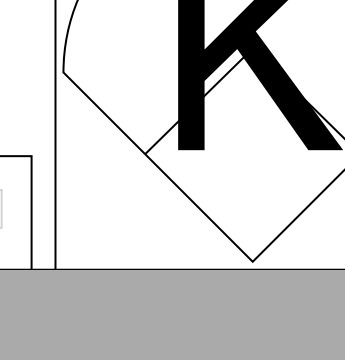
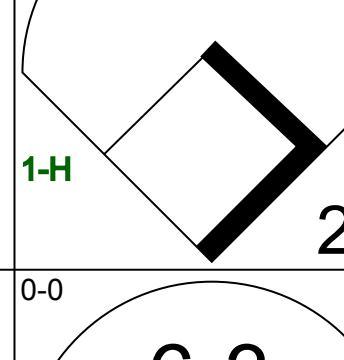

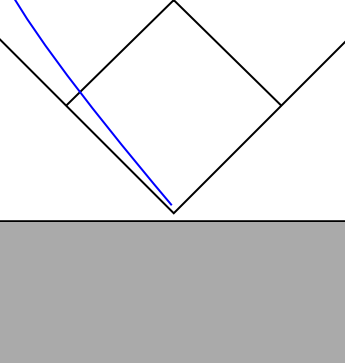

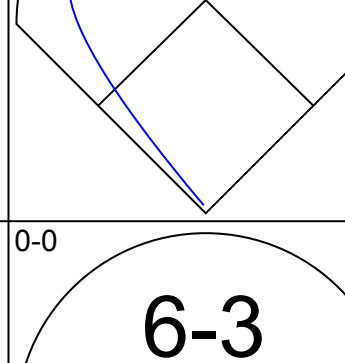
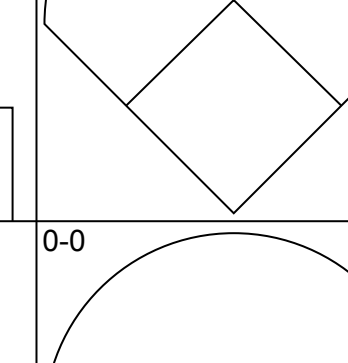
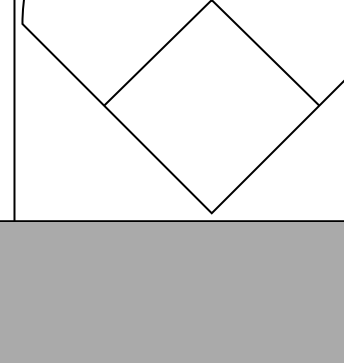
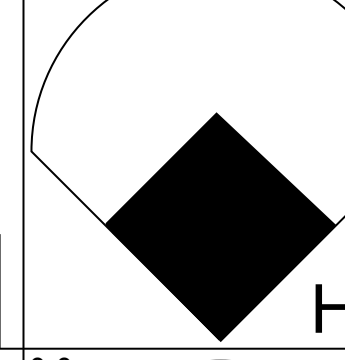
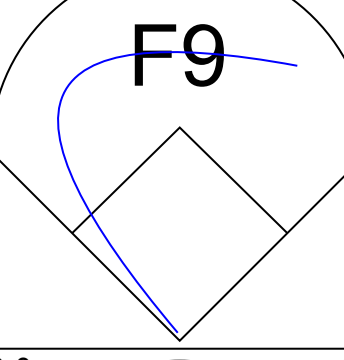
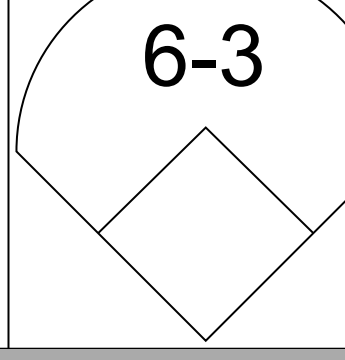
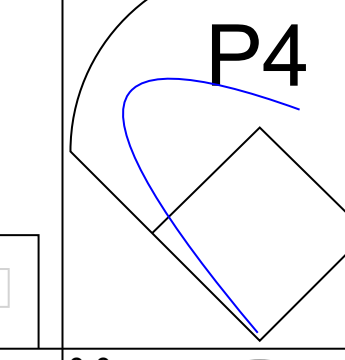
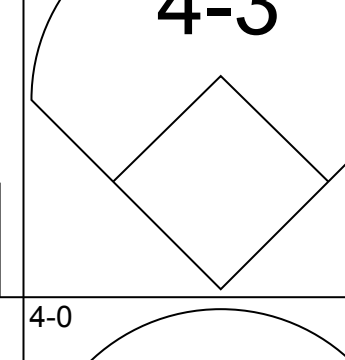
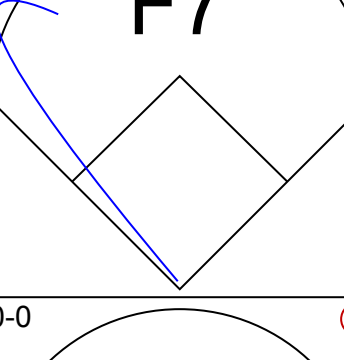
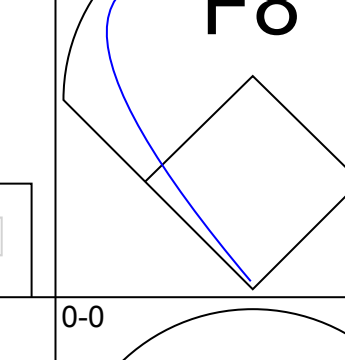
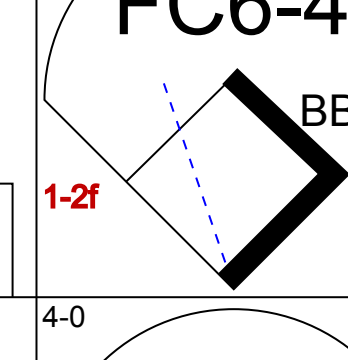
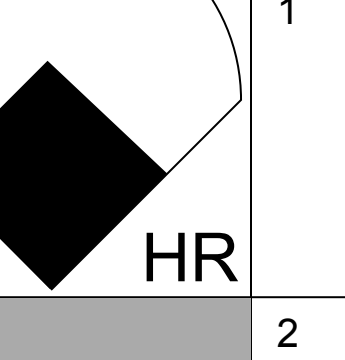
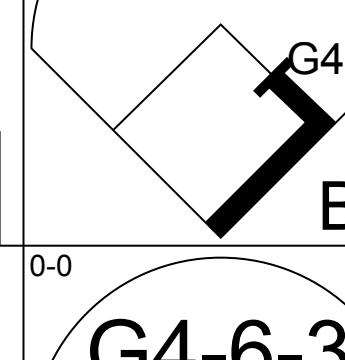
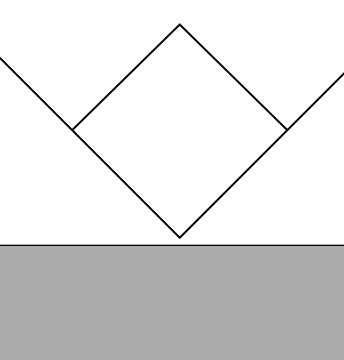
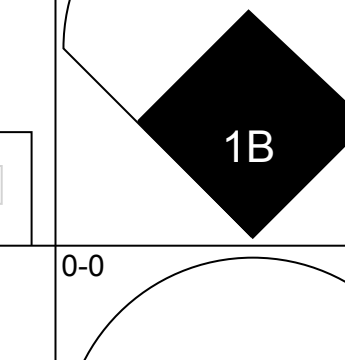
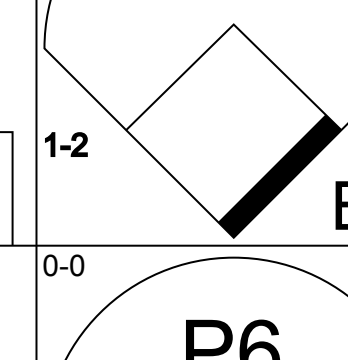

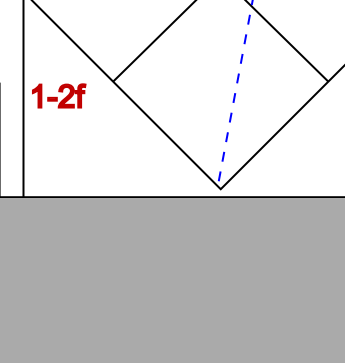
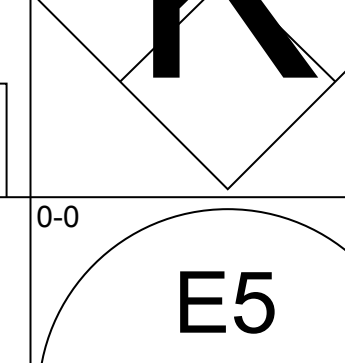
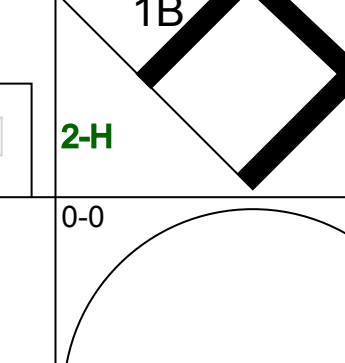
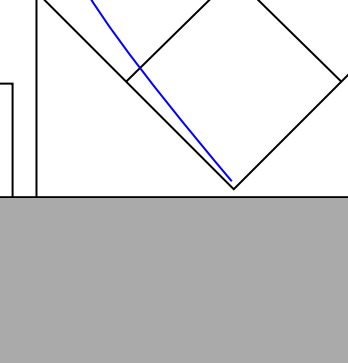
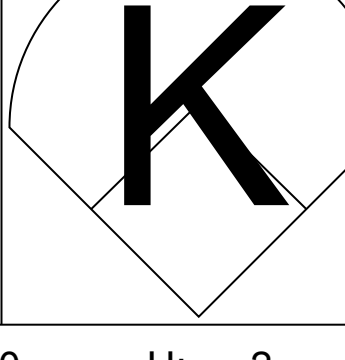
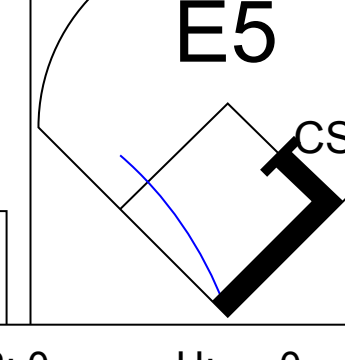
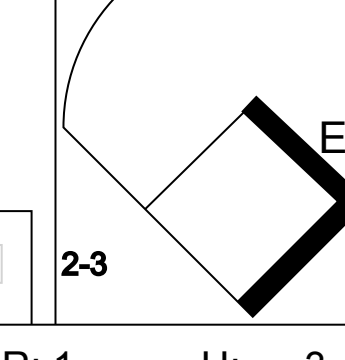
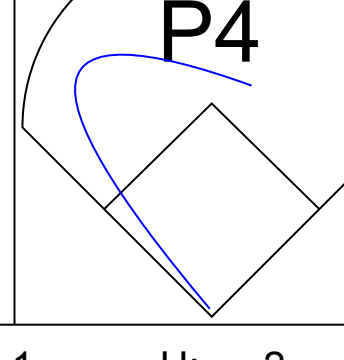


Batter	1	2	3	4	5	6	7	8	9	10	AB	R	H	RBI	BB	SO	LOB	TOP			
Tim Johnson, L OBP: 0.265, SLG: 0.256 (1, 6)											5	0	0	0	0	2	1				
Don Money, R OBP: 0.326, SLG: 0.376 (1, 5)											4	1	3	0	1	0	0				
Dave May, L OBP: 0.358, SLG: 0.477 (1, 8)											4	0	0	0	1	1	3				
George Scott, R OBP: 0.373, SLG: 0.481 (1, 3)											4	1	1	0	1	0	2				
John Briggs, L OBP: 0.371, SLG: 0.440 (1, 7)											3	1	0	0	1	0	2				
Darrell Porter, L OBP: 0.372, SLG: 0.508 (1, 2)												4	0	0	0	2	3				
Ollie Brown, R OBP: 0.358, SLG: 0.398 Joe Lahoud, L OBP: 0.281, SLG: 0.291 (9, PH)												3	0	0	0	1	0				
Bob Coluccio, R OBP: 0.298, SLG: 0.414 (1, 9)												4	0	0	0	0	0				
Pedro Garcia, R OBP: 0.308, SLG: 0.395 (1, 4)											3	0	0	0	1	0	0				
Inning Stats	R: 0 E: 0 K: 2 S: 8	H: 1 LOB: 2 BB: 1 P: 12	R: 0 E: 0 K: 0 S: 3	H: 0 LOB: 0 BB: 0 P: 3	R: 0 E: 0 K: 1 S: 5	H: 0 LOB: 0 BB: 0 P: 5	R: 0 E: 0 K: 0 S: 3	H: 0 LOB: 0 BB: 0 P: 3	R: 0 E: 0 K: 1 S: 7	H: 1 LOB: 1 BB: 0 P: 4	R: 0 E: 0 K: 0 S: 3	H: 0 LOB: 0 BB: 0 P: 3	R: 0 E: 0 K: 1 S: 5	H: 0 LOB: 1 BB: 1 P: 9	R: 4 E: 0 K: 1 S: 7	H: 2 LOB: 0 BB: 2 P: 15	R: 0 E: 0 K: 0 S: 4	H: 1 LOB: 2 BB: 1 P: 8	1B: 3 2B: 1 3B: 0 HR: 1	SF: 0 SAC: 0 DP: 0 HBP: 0	WP: 0 PA: 40
PITCHER	IP WLS BF H R ER SO ERA WHIP	IP WLS BF H R ER SO ERA WHIP	IP WLS BF H R ER SO ERA WHIP	IP WLS BF H R ER SO ERA WHIP	IP WLS BF H R ER SO ERA WHIP	IP WLS BF H R ER SO ERA WHIP	IP WLS BF H R ER SO ERA WHIP	IP WLS BF H R ER SO ERA WHIP	IP WLS BF H R ER SO ERA WHIP	IP WLS BF H R ER SO ERA WHIP	IP WLS BF H R ER SO ERA WHIP	IP WLS BF H R ER SO ERA WHIP	IP WLS BF H R ER SO ERA WHIP	IP WLS BF H R ER SO ERA WHIP	IP WLS BF H R ER SO ERA WHIP	IP WLS BF H R ER SO ERA WHIP	IP WLS BF H R ER SO ERA WHIP	IP WLS BF H R ER SO ERA WHIP	IP WLS BF H R ER SO ERA WHIP	IP WLS BF H R ER SO ERA WHIP	IP WLS BF H R ER SO ERA WHIP
Bill Singer, R ERA: 3.11 Steve Barber, L ERA: 3.71 Aurelio Monteaquedo, R ERA: 4.22 Dave Selis, R ERA: 2.95 (1, 1)	8.1	0.1	1.0	0.1	1.0	0.1	0.1	0.1	0.1	0.1	0.1	0.1	0.1	0.1	0.1	0.1	0.1	0.1	0.1	0.1	0.1

Milwaukee Brewers @ California Angels
Anaheim Stadium, Anaheim, CA
Wed Aug 22 1973, 10:05 PM EDT
Att: 6,568 - Unknown

AB	35
R	4
H	5
RBI	4
BB	5
SO	6
LOB	11



Batter	1	2	3	4	5	6	7	8	9	10	AB	R	H	RBI	BB	SO	LOB	BOTTOM			
Vada Pinson, L OBP: 0.281, SLG: 0.376 (9, 7)											4	0	1	0	0	1	3				
Winston Llenas, R OBP: 0.318, SLG: 0.323 (9, PH)											1	0	0	0	0	0	0				
Rudy Meoli, L OBP: 0.297, SLG: 0.295 Riche Scheinblum, S OBP: 0.376, SLG: 0.371 Billy Parker, R OBP: 0.158, SLG: 0.088 (9, PR)											4	0	1	0	0	0	3				
Frank Robinson, R OBP: 0.361, SLG: 0.510 (1, 10)											4	1	2	2	1	1	3				
Bob Oliver, R OBP: 0.300, SLG: 0.391 (1, 5)											5	0	0	0	0	1	5				
Mike Epstein, L OBP: 0.313, SLG: 0.331 (1, 3)												5	1	2	1	0	0	1			
Tom McCraw, L OBP: 0.333, SLG: 0.310 Leroy Stanton, R OBP: 0.301, SLG: 0.387 (8, PR)												4	0	0	0	0	1				
Ken Berry, R OBP: 0.333, SLG: 0.361 (1, 8)											2	1	1	0	2	0	0				
Jeff Torborg, R OBP: 0.279, SLG: 0.262 (1, 2)											4	0	1	1	0	1	3				
Sandy Alomar Sr., S OBP: 0.260, SLG: 0.226 (10, 6)											4	0	1	0	0	1	0				
Inning Stats	R: 1 E: 0 K: 0 S: 4	H: 1 LOB: 0 BB: 0 P: 4	R: 1 E: 0 K: 0 S: 3	H: 1 LOB: 0 BB: 1 P: 7	R: 0 E: 0 K: 2 S: 8	H: 2 LOB: 2 BB: 1 P: 12	R: 0 E: 0 K: 0 S: 3	H: 0 LOB: 0 BB: 0 P: 3	R: 0 E: 1 K: 2 S: 7	H: 0 LOB: 1 BB: 0 P: 4	R: 1 E: 1 K: 1 S: 9	H: 3 LOB: 3 BB: 0 P: 9	R: 0 E: 0 K: 0 S: 4	H: 1 LOB: 2 BB: 1 P: 8	R: 1 E: 0 K: 0 S: 5	H: 2 LOB: 2 BB: 0 P: 5	R: 1 E: 0 K: 0 S: 2	H: 1 LOB: 0 BB: 0 P: 2	1B: 5 2B: 4 3B: 0 HR: 3	SF: 0 SAC: 0 DP: 2 HBP: 0	WP: 0 PA: 42
PITCHER	IP WLS BF H R ER SO ERA WHIP	IP WLS BF H R ER SO ERA WHIP	IP WLS BF H R ER SO ERA WHIP	IP WLS BF H R ER SO ERA WHIP	IP WLS BF H R ER SO ERA WHIP	IP WLS BF H R ER SO ERA WHIP	IP WLS BF H R ER SO ERA WHIP	IP WLS BF H R ER SO ERA WHIP	IP WLS BF H R ER SO ERA WHIP	IP WLS BF H R ER SO ERA WHIP	IP WLS BF H R ER SO ERA WHIP	IP WLS BF H R ER SO ERA WHIP	IP WLS BF H R ER SO ERA WHIP	IP WLS BF H R ER SO ERA WHIP	IP WLS BF H R ER SO ERA WHIP	IP WLS BF H R ER SO ERA WHIP	IP WLS BF H R ER SO ERA WHIP	IP WLS BF H R ER SO ERA WHIP	IP WLS BF H R ER SO ERA WHIP	IP WLS BF H R ER SO ERA WHIP	IP WLS BF H R ER SO ERA WHIP
Jim Slaton, R ERA: 4.12 Chris Short, L ERA: 4.5 Eduardo Rodriguez, R ERA: 1.86 (1, 1)	8.0	0.2	0.2	0.2	0.2	0.2	0.2	0.2	0.2	0.2	0.2	0.2	0.2	0.2	0.2	0.2	0.2	0.2	0.2	0.2	0.2

Milwaukee Brewers @ California Angels
Anaheim Stadium, Anaheim, CA
Wed Aug 22 1973, 10:05 PM EDT
Att: 6,568 - Unknown

AB	39
R	5
H	11
RBI	5
BB	3
SO	5
LOB	19




Batter	1	2	3	4	5	6	7	8	9	AB	R	H	RBI	BB	SO	LOB	TOP		
John Briggs, L (1, 7) OBP: 0.370, SLG: 0.438										4	1	1	0	0	0	1	Milwaukee Brewers @ California Angels Anaheim Stadium, Anaheim, CA Thu Aug 23 1973, 10:05 PM EDT Att: 7,968 - Unknown		
Bob Coluccio, R (1, 10) OBP: 0.297, SLG: 0.412										4	0	1	0	0	0	2			
Dave May, L (1, 8) OBP: 0.357, SLG: 0.474										3	0	0	0	1	0	1			
George Scott, R (1, 3) OBP: 0.372, SLG: 0.486										4	1	1	2	0	0	2			
Don Money, R (1, 5) OBP: 0.330, SLG: 0.389										4	1	3	1	0	0	2			
Bobby Mitchell, R (1, 9) OBP: 0.271, SLG: 0.521										4	0	0	0	0	0	2			
Darrell Porter, L (1, 2) OBP: 0.367, SLG: 0.500										4	0	0	0	0	1	2			
Pedro Garcia, R (1, 4) OBP: 0.309, SLG: 0.396										4	0	2	0	0	0	0			
Bob Heise, R (1, 6) OBP: 0.211, SLG: 0.214										2	0	0	0	0	0	0			
Joe Lahoud, L (9, PH) OBP: 0.279, SLG: 0.289										1	0	0	0	0	0	1			
Inning Stats	R: 2 E: 0 K: 0 S: 6	H: 3 LOB: 1 BB: 0 P: 6	R: 0 E: 0 K: 1 S: 5	H: 0 LOB: 0 BB: 0 P: 5	R: 0 E: 0 K: 0 S: 3	H: 0 LOB: 0 BB: 0 P: 3	R: 0 E: 0 K: 0 S: 4	H: 1 LOB: 1 BB: 0 P: 4	R: 0 E: 1 K: 0 S: 4	H: 1 LOB: 1 BB: 0 P: 4	R: 0 E: 0 K: 0 S: 3	H: 0 LOB: 0 BB: 0 P: 3	R: 0 E: 0 K: 0 S: 4	H: 1 LOB: 2 BB: 1 P: 8	R: 0 E: 1 K: 0 S: 4	H: 1 LOB: 1 BB: 0 P: 4	1B: 5 2B: 1 3B: 0 HR: 2	SF: 0 SAC: 1 DP: 1 HBP: 0	WP: 0 PA: 36 PB: 0 SB: 0 CS: 0
PITCHER	IP WLS BF H R ER SO BB IBB HBP BLK WP HR S P ERA WHIP																		
Clyde Wright, L (1, 1) ERA: 3.53	7.1 W 30 7 3 3 1 1 0 0 0 0 2 31 35 3.68 1.091																		
Dave Sellis, R (8, 1) ERA: 2.96	1.2 S 6 1 0 0 0 0 0 0 0 0 0 6 6 0.00 0.600																		

Batter	1	2	3	4	5	6	7	8	9	AB	R	H	RBI	BB	SO	LOB	BOTTOM
Vada Pinson, L (1, 7) OBP: 0.280, SLG: 0.375										4	0	1	2	0	0	0	Milwaukee Brewers @ California Angels Anaheim Stadium, Anaheim, CA Thu Aug 23 1973, 10:05 PM EDT Att: 7,968 - Unknown
Rudy Meoli, L (1, 6) OBP: 0.292, SLG: 0.290										4	0	0	0	0	1	2	
Frank Robinson, R (1, 10) OBP: 0.380, SLG: 0.506										3	1	0	0	1	2	2	
Bob Oliver, R (1, 5) OBP: 0.302, SLG: 0.395										4	2	2	0	0	0	0	
Mike Epstein, L (1, 3) OBP: 0.309, SLG: 0.328										4	0	0	0	0	1	3	
Leroy Stanton, R (1, 9) OBP: 0.305, SLG: 0.395										4	1	2	1	0	0	1	
Ken Berry, R (1, 8) OBP: 0.335, SLG: 0.362										4	1	2	1	0	0	1	
Jeff Torborg, R (1, 2) OBP: 0.277, SLG: 0.259										2	0	0	0	0	0	1	
Tom McCraw, L (7, PH) ERA: 3.86										0	0	0	0	0	0	0	
Winston Lienes, R (7, PH) OBP: 0.324, SLG: 0.323										0	1	0	1	0	0	0	
Rick Stelmazek, L (8, 2) OBP: 0.287, SLG: 0.192										0	0	0	0	0	0	0	
Sandy Alomar Sr., S (1, 4) OBP: 0.261, SLG: 0.225										2	0	0	1	1	1	0	
Inning Stats	R: 0 E: 0 K: 1 S: 5	H: 2 LOB: 1 BB: 0 P: 5	R: 1 E: 0 K: 0 S: 5	H: 2 LOB: 1 BB: 0 P: 5	R: 0 E: 0 K: 1 S: 5	H: 0 LOB: 0 BB: 0 P: 3	R: 0 E: 0 K: 1 S: 5	H: 0 LOB: 0 BB: 0 P: 3	R: 0 E: 0 K: 1 S: 9	H: 4 LOB: 2 BB: 2 P: 18	R: 0 E: 0 K: 1 S: 6	H: 1 LOB: 1 BB: 0 P: 6	1B: 5 2B: 2 3B: 0 HR: 0	SF: 0 SAC: 0 DP: 0 HBP: 1	WP: 0 PA: 34 PB: 0 SB: 0 CS: 0		
PITCHER	IP WLS BF H R ER SO BB IBB HBP BLK WP HR S P ERA WHIP																
Bill Champion, R (1, 1) ERA: 3.86	6.0 L 21 2 2 2 2 3 1 0 0 0 0 0 26 30 3.00 0.500																
Eduardo Rodriguez, R (7, 1) ERA: 2.35	0.1 L 4 3 0 0 0 0 0 0 0 0 0 4 4 0.00 9.000																
Chris Short, L (7, 1) ERA: 4.59	0.2 5 1 4 4 1 1 0 1 0 0 0 5 10 54.00 3.000																
Carlos Velazquez, R (8, 1) ERA: 1.4	1.0 4 1 0 0 0 1 0 0 0 0 0 6 6 0.00 1.000																

Batter	1	2	3	4	5	6	7	8	9	AB	R	H	RBI	BB	SO	LOB	TOP																			
Rick Miller, L OBP: 0.348, SLG: 0.373 (1, 8)	0-3 K		0-0 1-H 3B			0-0 F9		0-0 F7	0-0 1-3	5	0	1	1	0	1	3																				
Mario Guerrero, R OBP: 0.271, SLG: 0.271 (1, 6)	0-3 K		0-0 6-3			0-0 1B 2B		0-3 K		4	1	1	0	0	2	1																				
Carl Yastrzemski, L OBP: 0.382, SLG: 0.418 (1, 5)	0-0 F8			0-0 P6		0-0 1-2 2B		0-0 F5		4	1	1	0	0	0	0																				
Orlando Cepeda, R OBP: 0.356, SLG: 0.469 (1, 10)		0-3 K		0-0 F7		0-0 1-H 2H 2B			0-0 P4	4	0	1	2	0	1	0																				
Carlton Fisk, R OBP: 0.326, SLG: 0.477 (1, 2)		0-3 K		0-0 F8		0-0 5-3			1-0 1B 4-3 E HBP	3	1	0	0	0	1	1																				
Ben Oglivie, L OBP: 0.260, SLG: 0.337 (1, 9)		0-3 K			4-0 FC3-6 BB	0-0 4-3			0-0 4-3	3	0	0	0	1	1	2																				
Doug Griffin, R OBP: 0.300, SLG: 0.353 (1, 4)			4-0 3B BB		0-0 FC3-6 WP			0-3 K	0-0 BB E 1B	3	1	1	0	1	1	1	AB 33																			
Cecil Cooper, L (1, 3)			0-0 F9		0-3 K	0-0 F7		0-0 F7	0-0 E6 BB	4	0	0	0	0	1	3	R 4																			
Dwight Evans, R OBP: 0.315, SLG: 0.385 (1, 7)			0-0 F9		0-0 6-3	0-0 F8		0-0 F8	1-2 3-H 4-0 BB	3	0	0	0	1	0	2	H 5																			
Inning Stats	R: 0 E: 0 K: 2 S: 7	H: 0 LOB: 0 BB: 0 P: 7	R: 0 E: 0 K: 3 S: 9	H: 0 LOB: 0 BB: 0 P: 9	R: 1 E: 0 K: 0 S: 4	H: 1 LOB: 1 BB: 1 P: 8	R: 0 E: 0 K: 0 S: 3	H: 0 LOB: 0 BB: 0 P: 3	R: 0 E: 0 K: 1 S: 5	H: 3 LOB: 1 BB: 1 P: 6	R: 0 E: 0 K: 1 S: 5	H: 0 LOB: 0 BB: 0 P: 5	R: 0 E: 0 K: 1 S: 5	H: 0 LOB: 0 BB: 0 P: 5	R: 1 E: 1 K: 0 S: 5	H: 1 LOB: 3 BB: 1 P: 10	1B: 3 2B: 1 3B: 1 HR: 0	SF: 0 SAC: 0 DP: 0 HBP: 1	WP: 1 PA: 37 PB: 0 SB: 0 CS: 0																	
PITCHER	IP	WLS	BF	H	R	ER	SO	BB	IBB	HBP	BLK	WP	HR	S	P	ERA	WHIP	PITCHER		IP	WLS	BF	H	R	ER	SO	BB	IBB	HBP	BLK	WP	HR	S	P	ERA	WHIP
Nolan Ryan, R ERA: 3.1	(1, 1)	8.2	L	36	5	4	3	8	3	0	1	0	0	48	61	3.12	0.923																			
Dave Sellis, R ERA: 2.64	(9, 1)	0.1		1	0	0	0	0	0	0	0	0	0	1	1	0.00	0.000																			

Boston Red Sox @ California Angels
Anaheim Stadium, Anaheim, CA
Sat Aug 25 1973, 10:05 PM EDT
Att: 13,679 - Unknown


AB 33
R 4
H 5
RBI 3
BB 3
SO 8
LOB 13



Batter	1	2	3	4	5	6	7	8	9	AB	R	H	RBI	BB	SO	LOB	BOTTOM																				
Sandy Alomar Sr., S OBP: 0.265, SLG: 0.231 (9, 6)	0-3 K		0-0 F8			4-0 G4-6-3 BB		0-0 1B		3	0	1	0	1	1	0																					
Vada Pinson, L OBP: 0.282, SLG: 0.373 (1, 7)	0-0 1B		0-0 4-3			0-0 G4-6-3		0-0 6-3		4	0	1	0	0	0	2																					
Frank Robinson, R OBP: 0.373, SLG: 0.496 (1, 10)	0-0 P4			0-0 5-3		0-0 F9		0-0 F7	0-0 F7	4	0	0	0	0	0	1																					
Bob Oliver, R OBP: 0.299, SLG: 0.389 (1, 5)	0-0 4-3			0-3 K		0-0 4-3		0-0 4-3	0-0 F7	4	0	0	0	0	1	1																					
Mike Epstein, L OBP: 0.307, SLG: 0.322 Winston Lienas, R (9, PH) OBP: 0.319, SLG: 0.317		0-3 K		0-0 6-3		4-0 1B BB		0-3 K	0-3 K	2	0	0	0	1	1	0																					
Leroy Stanton, R OBP: 0.300, SLG: 0.386 (1, 9)		0-0 6-3			0-0 6-3	0-0 1-2 1B				3	0	1	0	0	0	0																					
Ken Berry, R OBP: 0.334, SLG: 0.361 (1, 8)		0-0 FC6-4 1B			0-0 4-3	0-0 P6				3	0	1	0	0	0	2	AB 30																				
Jeff Torborg, R OBP: 0.277, SLG: 0.260 (1, 2)		0-0 FC6-4			0-0 F8			0-0 P6	0-0 P6	3	0	0	0	0	0	1	R 0																				
Rudy Meoli, L OBP: 0.291, SLG: 0.288 Billy Parker, R (8, PH) OBP: 0.154, SLG: 0.086 (9, 4)			0-0 F8			0-0 4-3		0-0 4-3		2	0	0	0	0	0	0	H 4																				
Inning Stats	R: 0 E: 0 K: 1 S: 6	H: 1 LOB: 1 BB: 0 P: 6	R: 0 E: 0 K: 1 S: 6	H: 1 LOB: 1 BB: 0 P: 6	R: 0 E: 0 K: 0 S: 3	H: 0 LOB: 0 BB: 0 P: 3	R: 0 E: 0 K: 1 S: 5	H: 0 LOB: 0 BB: 0 P: 5	R: 0 E: 0 K: 0 S: 3	H: 0 LOB: 0 BB: 0 P: 3	R: 0 E: 0 K: 0 S: 2	H: 0 LOB: 0 BB: 1 P: 6	R: 0 E: 0 K: 0 S: 4	H: 1 LOB: 2 BB: 1 P: 8	R: 0 E: 0 K: 0 S: 4	H: 1 LOB: 1 BB: 0 P: 4	R: 0 E: 0 K: 1 S: 5	H: 0 LOB: 0 BB: 0 P: 5	1B: 4 2B: 0 3B: 0 HR: 0	SF: 0 SAC: 0 DP: 1 HBP: 0	WP: 0 PA: 32 PB: 0 SB: 0 CS: 0																
PITCHER	IP	WLS	BF	H	R	ER	SO	BB	IBB	HBP	BLK	WP	HR	S	P	ERA	WHIP	PITCHER		IP	WLS	BF	H	R	ER	SO	BB	IBB	HBP	BLK	WP	HR	S	P	ERA	WHIP	
John Curtis, L ERA: 3.35	(1, 1)	9.0	W	32	4	0	0	4	2	0	0	0	0	38	46	0.00	0.667																				

Boston Red Sox @ California Angels
Anaheim Stadium, Anaheim, CA
Sat Aug 25 1973, 10:05 PM EDT
Att: 13,679 - Unknown

AB 30
R 0
H 4
RBI 0
BB 2
SO 4
LOB 7



Batter	1	2	3	4	5	6	7	8	9	AB	R	H	RBI	BB	SO	LOB	TOP			
Rick Miller, L OBP: 0.347, SLG: 0.372 (1, 8)	0-0 4-3		0-0 G3		0-0 1-2 1B		0-0 7-4			4	0	1	0	0	0	2	Boston Red Sox @ California Angels Anaheim Stadium, Anaheim, CA Sun Aug 26 1973, 10:05 PM EDT Alt. 8, 132 - Unknown - 67 F livebaseballscores.com			
Mario Guerrero, R OBP: 0.271, SLG: 0.267 (1, 6)	4-0 BB BB		0-0 4-3		0-3 K			0-3 K		3	0	0	0	1	2	2				
Carl Yastrzemski, L OBP: 0.383, SLG: 0.416 (1, 5)	4-0 1-2 BB		0-0 1-3		4-0 BLK BB			0-0 F7		2	0	0	0	2	0	0				
Orlando Cepeda, R OBP: 0.355, SLG: 0.466 (1, 10) John Kennedy, R OBP: 0.246, SLG: 0.276 (8, PR)	0-3 K		0-0 F8		0-0 F4			4-0 1B BB		3	0	0	0	1	1	3				
Ben Oglivie, L OBP: 0.259, SLG: 0.333 (1, 9)	0-0 F7		0-0 L8		0-3 K			0-0 1-2 1B		4	0	1	0	0	1	3				
Bob Montgomery, R OBP: 0.329, SLG: 0.564 (1, 2)		0-3 K		0-0 6-3		0-3 K		0-0 3-1		4	0	0	0	0	2	3				
Cecil Cooper, L OBP: 0.250, SLG: 0.182 (1, 3)		0-0 SH3 1B		0-0 6-3		0-0 7-4 1B 1B		0-0 P4		4	0	2	0	0	0	0				
Doug Griffin, R OBP: 0.297, SLG: 0.350 (1, 4)		0-0 SH3		0-0 P4		0-0 P4		0-0 F8		3	0	0	0	0	0	1				
Dwight Evans, R OBP: 0.318, SLG: 0.387 (1, 7)		0-3 K		0-0 1B 1B		0-0 1-2 1B		0-3 K		4	0	2	0	0	2	1				
Inning Stats	R: 0 E: 0 K: 1 S: 5	H: 0 LOB: 2 BB: 2 P: 13	R: 0 E: 0 K: 2 S: 8	H: 1 LOB: 1 BB: 0 P: 8	R: 0 E: 0 K: 0 S: 3	H: 0 LOB: 0 BB: 0 P: 3	R: 0 E: 0 K: 0 S: 3	H: 2 LOB: 2 BB: 0 P: 3	R: 0 E: 0 K: 1 S: 7	H: 0 LOB: 1 BB: 1 P: 11	R: 0 E: 0 K: 0 S: 4	H: 2 LOB: 1 BB: 0 P: 4	R: 0 E: 0 K: 1 S: 6	H: 1 LOB: 2 BB: 1 P: 10	R: 0 E: 0 K: 1 S: 5	H: 0 LOB: 0 BB: 0 P: 5	1B: 6 2B: 1 3B: 0 HR: 0	SF: 0 SAC: 1 DP: 1 HBP: 0	WP: 0 PB: 0 SB: 0 CS: 0	PA: 36
PITCHER Bill Singer, R ERA: 3.0 (1, 1)	IP: 9.0 WLS: W BF: 36 H: 6 R: 0 ER: 0 SO: 8 BB: 4 IBB: 0 HBP: 0 BLK: 1 WP: 0 HR: 0 S: 48 P: 64 ERA: 0.00 WHIP: 1.111															PITCHER				

Batter	1	2	3	4	5	6	7	8	9	AB	R	H	RBI	BB	SO	LOB	BOTTOM			
Vada Pinson, L OBP: 0.279, SLG: 0.369 (1, 7)	0-0 P6		0-0 F7		0-0 G3			0-0 FC1-5 BB		4	0	0	0	0	0	2	Boston Red Sox @ California Angels Anaheim Stadium, Anaheim, CA Sun Aug 26 1973, 10:05 PM EDT Alt. 8, 132 - Unknown - 67 F livebaseballscores.com			
Rudy Meoli, L OBP: 0.287, SLG: 0.283 (1, 6)	0-0 F9		0-3 K		0-0 F5		0-0 P5		4	0	0	0	0	1	2					
Frank Robinson, R OBP: 0.374, SLG: 0.494 (1, 10)	0-3 K		4-0 1B BB		0-0 F9		0-0 1-2 2-3 BB		2	0	0	0	2	1	0					
Bob Oliver, R OBP: 0.296, SLG: 0.385 (1, 5)		0-0 5-3		0-3 K		0-3 K		0-0 6-3		4	0	0	0	0	2	4				
Mike Epstein, L OBP: 0.307, SLG: 0.320 (1, 3)		1-0 G1 1B HBP		0-0 P5		0-0 F2			2	1	0	0	0	0	1					
Ken Berry, R OBP: 0.334, SLG: 0.361 (1, 8)		0-0 G1		0-0 1-2 1B		0-0 4-3			3	0	1	0	0	0	1					
Leroy Stanton, R OBP: 0.300, SLG: 0.385 (1, 9)		0-0 FC6-4 2-H 1B		0-3 K		0-0 F7			3	0	1	1	0	1	2					
Jeff Torborg, R OBP: 0.278, SLG: 0.258 (1, 2)		0-0 FC6-4		0-0 P3		0-0 FC1-5 1B BB			2	0	0	0	1	0	1					
Sandy Alomar Sr., S OBP: 0.266, SLG: 0.231 (1, 4)		0-0 F2		0-0 F7		0-0 BB FC1-5 1B			3	0	1	0	0	0	0					
Inning Stats	R: 0 E: 0 K: 1 S: 5	H: 0 LOB: 0 BB: 0 P: 5	R: 1 E: 0 K: 0 S: 4	H: 1 LOB: 1 BB: 0 P: 5	R: 0 E: 0 K: 1 S: 5	H: 0 LOB: 0 BB: 0 P: 5	R: 0 E: 0 K: 2 S: 8	H: 1 LOB: 2 BB: 1 P: 12	R: 0 E: 0 K: 0 S: 3	H: 0 LOB: 0 BB: 0 P: 3	R: 0 E: 0 K: 1 S: 5	H: 0 LOB: 0 BB: 0 P: 5	R: 0 E: 0 K: 0 S: 3	H: 0 LOB: 0 BB: 0 P: 3	R: 0 E: 0 K: 0 S: 4	H: 1 LOB: 3 BB: 2 P: 12	1B: 3 2B: 0 3B: 0 HR: 0	SF: 0 SAC: 0 DP: 0 HBP: 1	WP: 0 PB: 0 SB: 0 CS: 0	PA: 31
PITCHER Luis Tiant, R ERA: 3.66 (1, 1)	IP: 8.0 WLS: L BF: 31 H: 3 R: 1 ER: 1 SO: 5 BB: 3 IBB: 0 HBP: 1 BLK: 0 WP: 0 HR: 0 S: 37 P: 50 ERA: 1.12 WHIP: 0.750															PITCHER				

Batter	1	2	3	4	5	6	7	8	9	AB	R	H	RBI	BB	SO	LOB	TOP					
Horace Clarke, S OBP: 0.321, SLG: 0.313										4	0	1	0	0	0	0						
Matty Alou, L OBP: 0.342, SLG: 0.360										4	0	0	0	0	0	1						
Roy White, S OBP: 0.338, SLG: 0.382										4	0	0	0	0	1	0						
Bobby Murcer, L OBP: 0.364, SLG: 0.477										3	1	2	0	0	1	0						
Thurman Munson, R OBP: 0.372, SLG: 0.508										3	1	2	2	0	1	1						
Graig Nettles, L OBP: 0.342, SLG: 0.400										3	0	0	0	0	0	2						
Jim Ray Hart, R OBP: 0.314, SLG: 0.402										2	0	0	0	1	0	1						
Gene Michael, S OBP: 0.286, SLG: 0.297										3	0	0	0	0	0	1						
Mike Hegan, L OBP: 0.245, SLG: 0.302										3	0	0	0	0	1	1						
Inning Stats	R: 0 E: 0 K: 1 S: 5	H: 1 LOB: 0 BB: 0 P: 5	R: 0 E: 0 K: 1 S: 5	H: 1 LOB: 0 BB: 0 P: 5	R: 0 E: 0 K: 0 S: 2	H: 0 LOB: 0 BB: 1 P: 6	R: 0 E: 0 K: 0 S: 3	H: 0 LOB: 0 BB: 0 P: 3	R: 0 E: 0 K: 1 S: 6	H: 1 LOB: 1 BB: 0 P: 6	R: 0 E: 0 K: 0 S: 3	H: 0 LOB: 0 BB: 0 P: 3	R: 2 E: 0 K: 0 S: 5	H: 2 LOB: 0 BB: 0 P: 5	R: 0 E: 0 K: 1 S: 5	H: 0 LOB: 0 BB: 0 P: 5	R: 0 E: 0 K: 0 S: 3	H: 0 LOB: 0 BB: 0 P: 3	1B: 4 2B: 0 3B: 0 HR: 1	SF: 0 SAC: 0 DP: 2 HBP: 0	WP: 0 PB: 0 CS: 0	PA: 31
PITCHER Clyde Wright, L ERA: 3.47	IP: 9.0 WLS: W BF: 30 H: 5 R: 2 ER: 2 SO: 4 BB: 1 IBB: 0 HBP: 0 BLK: 0 WP: 0 HR: 1 S: 37 P: 41 ERA: 2.00 WHIP: 0.667															PITCHER						

New York Yankees @ California Angels
Anaheim Stadium, Anaheim, CA
Tue Aug 28 1973, 10:05 PM EDT
Alt. 9,725 - Unknown - 66 F

AB 29
R 2
H 5
RBI 2
BB 1
SO 4
LOB 7



Batter	1	2	3	4	5	6	7	8	9	AB	R	H	RBI	BB	SO	LOB	BOTTOM	
Sandy Alomar Sr., S OBP: 0.265, SLG: 0.232										4	0	1	1	0	0	0		
Rudy Meoli, L OBP: 0.286, SLG: 0.283										4	1	1	0	0	1	2		
Frank Robinson, R OBP: 0.376, SLG: 0.493										3	1	1	0	1	0	2		
Bob Oliver, R OBP: 0.300, SLG: 0.397										4	1	3	3	0	0	0		
Mike Epstein, L OBP: 0.306, SLG: 0.322										4	0	1	0	0	0	2		
Ken Berry, R OBP: 0.331, SLG: 0.357										4	0	0	0	0	0	2		
Vada Pinson, L OBP: 0.279, SLG: 0.366										3	0	0	0	1	1	0		
Leroy Stanton, R OBP: 0.304, SLG: 0.402										4	2	2	1	0	1	2		
Jeff Torborg, R OBP: 0.279, SLG: 0.259										3	0	1	0	0	0	0		
Inning Stats	R: 2 E: 0 K: 1 S: 6	H: 1 LOB: 1 BB: 1 P: 10	R: 1 E: 0 K: 0 S: 4	H: 1 LOB: 0 BB: 0 P: 4	R: 1 E: 0 K: 0 S: 5	H: 3 LOB: 1 BB: 0 P: 5	R: 0 E: 0 K: 0 S: 3	H: 0 LOB: 0 BB: 0 P: 3	R: 0 E: 0 K: 0 S: 4	H: 1 LOB: 1 BB: 0 P: 4	R: 1 E: 0 K: 1 S: 8	H: 3 LOB: 2 BB: 0 P: 8	R: 0 E: 0 K: 1 S: 6	H: 1 LOB: 2 BB: 1 P: 10	1B: 7 2B: 1 3B: 0 HR: 2	SF: 0 SAC: 0 DP: 0 HBP: 0	WP: 0 PB: 0 CS: 0	PA: 35
PITCHER Fritz Peterson, L ERA: 4.11 Wayne Granger, R ERA: 3.7	IP: 3.0 WLS: L BF: 14 H: 5 R: 4 ER: 4 SO: 1 BB: 1 IBB: 0 HBP: 0 BLK: 0 WP: 0 HR: 2 S: 15 P: 19 ERA: 12.00 WHIP: 2.000															PITCHER		

New York Yankees @ California Angels
Anaheim Stadium, Anaheim, CA
Tue Aug 28 1973, 10:05 PM EDT
Alt. 9,725 - Unknown - 66 F

AB 33
R 5
H 10
RBI 5
BB 2
SO 3
LOB 10



Batter	1	2	3	4	5	6	7	8	9	AB	R	H	RBI	BB	SO	LOB	TOP				
Horace Clarke, S OBP: 0.320, SLG: 0.311 (1, 4)	4-0 FC4-6 BB		0-3 K		0-0 F7			0-0 F7		3	0	0	0	1	1	2					
Roy White, S OBP: 0.336, SLG: 0.379 (1, 7)	0-0 FC4-6 1B		0-0 5-3			0-0 F3			0-3 K	4	0	0	0	0	1	1					
Thurman Munson, R OBP: 0.371, SLG: 0.506 (1, 2)	0-0 1-2 1B			0-3 K		0-0 F7			0-0 F8	4	0	1	0	0	1	0					
Bobby Murcer, L OBP: 0.361, SLG: 0.474 (1, 8)	0-0 P4			0-3 K		0-0 F8			0-0 F8	4	0	0	0	0	1	2					
Ron Blomberg, L OBP: 0.392, SLG: 0.480 (1, 10)	0-3 K			0-0 F8				0-0 F9		3	0	0	0	0	1	2					
Graig Nettles, L OBP: 0.344, SLG: 0.399 (1, 5)		4-0 G4-6-3 BB			4-0 FC1-5 E BB			0-3 K		1	0	0	0	2	1	0					
Matty Alou, L OBP: 0.340, SLG: 0.358 (1, 9)		0-0 G4-6-3 1-2			0-0 E6 FC1-5 1-2			0-0 6-3		3	0	0	0	0	0	2					
Mike Hegan, L OBP: 0.238, SLG: 0.293 (1, 3)		0-3 K			0-0 FC1-5 1-2 2-3			0-3 K		3	0	0	0	0	2	2					
Gene Michael, S OBP: 0.284, SLG: 0.295 (1, 6)			0-0 G3		0-3 K			0-3 K		3	0	0	0	0	2	2					
Inning Stats	R: 0 E: 0 K: 1 S: 6	H: 1 LOB: 2 BB: 1 P: 10	R: 0 E: 0 K: 1 S: 4	H: 0 LOB: 0 BB: 1 P: 8	R: 0 E: 0 K: 1 S: 5	H: 0 LOB: 0 BB: 0 P: 5	R: 0 E: 0 K: 2 S: 7	H: 0 LOB: 0 BB: 0 P: 7	R: 0 E: 0 K: 1 S: 6	H: 0 LOB: 2 BB: 1 P: 10	R: 0 E: 0 K: 0 S: 3	H: 0 LOB: 0 BB: 0 P: 3	R: 0 E: 0 K: 1 S: 5	H: 0 LOB: 0 BB: 0 P: 5	R: 0 E: 0 K: 2 S: 7	H: 0 LOB: 0 BB: 0 P: 7	R: 0 E: 0 K: 1 S: 5	H: 0 LOB: 0 BB: 0 P: 5	1B: 1 2B: 0 3B: 0 HR: 0	SF: 0 SAC: 0 DP: 1 HBP: 0	WP: 0 PA: 31
PITCHER Nolan Ryan, R ERA: 3.0 (1, 1)	IP: 9.0 WLS: W BF: 31 H: 1 R: 0 ER: 0 SO: 10 BB: 3 IBB: 0 HBP: 0 BLK: 0 WP: 0 HR: 0 S: 48 P: 60 ERA: 0.00 WHIP: 0.444															PITCHER					

New York Yankees @ California Angels
Anaheim Stadium, Anaheim, CA
Wed Aug 29 1973, 10:05 PM EDT
Att: 12,286 - Unknown

AB 28
R 0
H 1
RBI 0
BB 3
SO 10
LOB 13



Batter	1	2	3	4	5	6	7	8	9	AB	R	H	RBI	BB	SO	LOB	BOTTOM				
Vada Pinson, L OBP: 0.282, SLG: 0.369 (1, 8) (8, 7)	0-0 FC6-4 1B		0-0 SH		0-0 F7			0-0 1B WP 1B		3	1	2	1	0	0	0					
Rudy Meoli, L OBP: 0.286, SLG: 0.282 (1, 6)	0-0 P5		0-0 4-3		0-0 F7			0-0 E 1-3 3-H 1B		4	0	1	2	0	0	2					
Frank Robinson, R OBP: 0.372, SLG: 0.488 (1, 10)	0-3 K		0-3 K			0-3 K		0-0 5-3		4	0	0	0	0	3	3					
Bob Oliver, R OBP: 0.297, SLG: 0.393 (1, 5)	0-0 FC6-4 1-2		0-0 5-3			0-0 1-3		0-0 6-3		4	0	0	0	0	0	4					
Mike Epstein, L OBP: 0.308, SLG: 0.322 (1, 3)		1-0 HBP			0-0 1B			0-3 K		3	0	1	0	0	1	0					
Tom McCraw, L OBP: 0.333, SLG: 0.310 (1, 7) Ken Berry, R OBP: 0.330, SLG: 0.356 (7, FR) (8, 8)		0-3 K			0-0 F5			0-0 1B 1B		3	0	1	0	0	1	2					
Leroy Stanton, R OBP: 0.299, SLG: 0.394 (1, 9)		0-3 K			0-0 P4			0-3 K		4	0	0	0	0	2	3					
Jeff Torborg, R OBP: 0.279, SLG: 0.260 (1, 2)		0-0 P3			0-3 K			0-0 1B 1B		3	1	1	0	0	1	2					
Sandy Alomar Sr., S OBP: 0.268, SLG: 0.235 (1, 4)			0-0 SH 4-3 1B			0-0 4-3		0-0 1B 1B		3	2	2	1	0	0	0					
Inning Stats	R: 0 E: 0 K: 1 S: 6	H: 1 LOB: 1 BB: 0 P: 6	R: 0 E: 0 K: 2 S: 7	H: 0 LOB: 0 BB: 0 P: 8	R: 1 E: 1 K: 1 S: 7	H: 1 LOB: 1 BB: 0 P: 7	R: 0 E: 0 K: 1 S: 6	H: 1 LOB: 0 BB: 0 P: 6	R: 0 E: 0 K: 0 S: 3	H: 0 LOB: 0 BB: 0 P: 3	R: 0 E: 0 K: 1 S: 5	H: 0 LOB: 0 BB: 0 P: 5	R: 4 E: 0 K: 1 S: 10	H: 5 LOB: 2 BB: 0 P: 10	R: 0 E: 0 K: 2 S: 7	H: 0 LOB: 0 BB: 0 P: 7	R: 0 E: 0 K: 2 S: 7	H: 0 LOB: 0 BB: 0 P: 7	1B: 8 2B: 0 3B: 0 HR: 0	SF: 0 SAC: 1 DP: 0 HBP: 1	WP: 1 PA: 34
PITCHER Doc Medich, R ERA: 3.38 Lindy McDaniel, R ERA: 2.22 (1, 1) (8, 1)	IP: 7.0 WLS: L BF: 31 H: 8 R: 5 ER: 4 SO: 7 BB: 0 IBB: 0 HBP: 1 BLK: 0 WP: 0 HR: 0 S: 44 P: 45 ERA: 5.14 WHIP: 1.143															PITCHER					

New York Yankees @ California Angels
Anaheim Stadium, Anaheim, CA
Wed Aug 29 1973, 10:05 PM EDT
Att: 12,286 - Unknown

AB 32
R 5
H 8
RBI 4
BB 0
SO 9
LOB 16



Batter	1	2	3	4	5	6	7	8	9	AB	R	H	RBI	BB	SO	LOB	TOP					
Sandy Alomar Sr. S OBP: 0.267, SLG: 0.234 (1,4) (5,6)	F7		FC5 1B		6-3	F7			F8	5	0	1	1	0	0	3	California Angels @ Chicago White Sox Comiskey Park, Chicago, IL Fri Aug 31 1973, 8:05 PM EDT Att: 13,305 - Unknown - 84 F					
Rudy Meoli, L Winston Llenas, R OBP: 0.287, SLG: 0.284 (5, PH) (5,4)	4-3		1B		2B 1B	F9			5-3	2	0	1	0	0	0	0						
Frank Robinson, R OBP: 0.373, SLG: 0.489 (1,10)	1B		FC5		2B	F7			P4	5	0	2	0	0	2							
Bob Oliver, R OBP: 0.295, SLG: 0.389 (1,5)	F2			K	F7				K2-3	4	0	0	0	0	2	3						
Mike Epstein, L OBP: 0.310, SLG: 0.321 (1,3)		K			F8				1B BB	2	0	0	0	2	1	2						
Ken Berry, R OBP: 0.326, SLG: 0.352 (1,8)	5-3				F9				L4	4	0	0	0	0	0	2						
Vada Pinson, L OBP: 0.282, SLG: 0.367 (1,7)					G3				1B	4	0	1	0	0	1	1						
Leroy Stanton, R OBP: 0.302, SLG: 0.396 (1,9)			P4		2B 6-3 1B				K	4	1	2	0	0	1	2						
Jeff Torborg, R OBP: 0.284, SLG: 0.271 Tom McCraw, L Rick Stelmazek, L OBP: 0.331, SLG: 0.308 (8, PH) (8,2)	1-3				1-3 1B				K	3	1	2	0	0	0	0						
Inning Stats	R: 0 E: 0 K: 0 S: 4	H: 1 LOB: 1 BB: 0 P: 4	R: 0 E: 0 K: 2 S: 7	H: 0 LOB: 0 BB: 0 P: 7	R: 0 E: 0 K: 1 S: 5	H: 2 LOB: 2 BB: 0 P: 5	R: 0 E: 0 K: 1 S: 5	H: 0 LOB: 1 BB: 1 P: 9	R: 2 E: 0 K: 0 S: 7	H: 4 LOB: 2 BB: 0 P: 7	R: 0 E: 0 K: 0 S: 5	H: 2 LOB: 2 BB: 0 P: 5	R: 0 E: 0 K: 1 S: 5	H: 0 LOB: 0 BB: 0 P: 5	R: 0 E: 0 K: 2 S: 8	H: 1 LOB: 2 BB: 1 P: 12		R: 0 E: 0 K: 0 S: 3	H: 0 LOB: 0 BB: 0 P: 3	1B: 8 2B: 2 3B: 0 HR: 0	SF: 0 SAC: 0 DP: 0 HBP: 0	WP: 0 PB: 0 CS: 0
PITCHER	IP WLS BF H R ER SO BB IBB HBP BLK WP HR S P ERA WHIP																					
Wilbur Wood, L ERA: 3.37 Cy Acosta, R ERA: 2.45	(1,1) (8,1)	7.1 W 34 10 2 2 4 2 0 0 0 0 0 0 9 48 2.46 1.636																				

Batter	1	2	3	4	5	6	7	8	9	AB	R	H	RBI	BB	SO	LOB	BOTTOM			
Pat Kelly, L OBP: 0.362, SLG: 0.356 (1,9)	F7		FC5 2B	1-3		F7			SH5-4	4	0	1	0	0	0	1	California Angels @ Chicago White Sox Comiskey Park, Chicago, IL Fri Aug 31 1973, 8:05 PM EDT Att: 13,305 - Unknown - 84 F			
Tony Muser, L OBP: 0.337, SLG: 0.361 (1,3)	F7		BB FC5 BB	F8		1-3			SF8 BB 1B	4	2	1	0	1	0	1				
Jerry Hairston, S OBP: 0.354, SLG: 0.354 (1,10)			FC5 BB FC6-4		G3				1B WP 1B	3	2	1	0	2	0	2				
Bill Melton, R OBP: 0.371, SLG: 0.452 (1,5)	1-3		FC6-4 BB		1B				SF8	3	0	1	1	1	0	2				
Carlos May, L OBP: 0.309, SLG: 0.380 (1,7)		WP 1B	FC6-4 BB		S BB				F7	3	1	2	2	2	0	1				
Jorge Orta, L OBP: 0.302, SLG: 0.349 (1,4)			K2-3 FC6-4		BB				F7	4	0	1	1	1	1	5				
Bill Sharp, L OBP: 0.298, SLG: 0.352 (1,8)			K		K				WP HBP	3	0	1	1	0	2	4				
Ed Herrmann, L OBP: 0.284, SLG: 0.359 (1,2)					G3				P4	4	1	2	1	0	0	2				
Bucky Dent, R OBP: 0.366, SLG: 0.359 (1,6)	5-3				1-3 1B				E6 1B SH5-4 SF8	4	1	1	0	0	0	1				
Inning Stats	R: 0 E: 0 K: 0 S: 3	H: 0 LOB: 1 BB: 1 P: 7	R: 1 E: 0 K: 1 S: 7	H: 3 LOB: 1 BB: 0 P: 7	R: 2 E: 0 K: 1 S: 6	H: 1 LOB: 2 BB: 3 P: 18	R: 0 E: 0 K: 0 S: 4	H: 1 LOB: 1 BB: 0 P: 4	R: 0 E: 0 K: 0 S: 5	H: 1 LOB: 2 BB: 2 P: 13	R: 1 E: 0 K: 0 S: 4	H: 1 LOB: 0 BB: 0 P: 4	R: 1 E: 0 K: 0 S: 5	H: 2 LOB: 2 BB: 0 P: 6	R: 2 E: 1 K: 0 S: 6	H: 2 LOB: 2 BB: 1 P: 10		1B: 9 2B: 1 3B: 0 HR: 1	SF: 1 SAC: 1 DP: 0 HBP: 1	WP: 2 PB: 0 CS: 0
PITCHER	IP WLS BF H R ER SO BB IBB HBP BLK WP HR S P ERA WHIP																			
Bill Singer, R Steve Barber, L Dave Sells, R ERA: 3.09 ERA: 3.99 ERA: 2.81	(1,1) (7,1) (8,1)	6.2 L 33 9 5 3 3 1 0 0 0 0 0 0 3 3 6.75 2.250																		

Batter	1	2	3	4	5	6	7	8	9	AB	R	H	RBI	BB	SO	LOB	TOP										
Sandy Alomar Sr. S (1.4) Mike Epstein L (9. PH) OBP: 0.272, SLG: 0.239 OBP: 0.311, SLG: 0.321	FC6-4 1B		2B 1B		1B 1B	F8			BB	4	2	3	0	0	0	0											
Winston Llenas R (1.7) Vada Pinson L (7.7) Billy Parker R (9. PH) John Stephenson L (9. PH) OBP: 0.317, SLG: 0.315 OBP: 0.282, SLG: 0.367 OBP: 0.154, SLG: 0.086 OBP: 0.306, SLG: 0.337	FC6-4 1B		F9		1B 1B		F7		F2	4	2	1	1	0	0	2											
Frank Robinson R (1.10) OBP: 0.375, SLG: 0.492	2B 1B		1B 2B		1B BB		P6		F8	4	0	2	1	1	0	2											
Bob Oliver R (1.3) OBP: 0.297, SLG: 0.392	1B 2B		F8		BB 1B		4-3			4	0	2	3	0	0	1											
Leroy Stanton R (1.9) OBP: 0.301, SLG: 0.391	G3-6-3 BB		F8		F2				L3	3	0	0	0	1	0	2											
Ken Berry R (1.8) OBP: 0.328, SLG: 0.351	G3-6-3				F9		FC6-4 BB		CS 1B	3	0	1	0	1	0	3											
Al Gallagher R (1.5) OBP: 0.350, SLG: 0.301			F9		F9		FC6-4		4-3	4	0	0	0	0	0	3											
Jeff Torborg R (1.2) Tom McCraw L (9. PH) OBP: 0.281, SLG: 0.267 OBP: 0.330, SLG: 0.306	F9		F9		5-3		1-3		K	3	0	0	0	0	0	0											
Rudy Meoli L (1.6) Richie Scheinblum S (9. PH) OBP: 0.288, SLG: 0.285 OBP: 0.376, SLG: 0.371	4-3		4-3		1B 1B		P3		PB BB	3	1	1	0	0	0	0											
Inning Stats	R: 1 E: 0 K: 0 S: 5	H: 3 LOB: 2 BB: 1 P: 9	R: 0 E: 0 K: 0 S: 3	H: 0 LOB: 0 BB: 0 P: 3	R: 1 E: 0 K: 0 S: 5	H: 2 LOB: 1 BB: 0 P: 5	R: 0 E: 0 K: 0 S: 3	H: 0 LOB: 0 BB: 0 P: 3	R: 3 E: 0 K: 0 S: 6	H: 4 LOB: 2 BB: 2 P: 14	R: 0 E: 0 K: 0 S: 3	H: 0 LOB: 0 BB: 0 P: 3	R: 0 E: 0 K: 0 S: 3	H: 1 LOB: 0 BB: 0 P: 3	R: 0 E: 0 K: 1 S: 5	H: 0 LOB: 2 BB: 2 P: 13	1B: 8 2B: 2 3B: 0 HR: 0	SF: 0 SAC: 0 DP: 1 HBP: 0	WP: 0 PB: 1 SB: 0 CS: 1	PA: 39							
PITCHER	IP	WLS	BF	H	R	ER	SO	BB	IBB	HBP	BLK	WP	HR	S	P	ERA	WHIP										
Jim Kaat L (1.1) ERA: 4.39	4.0		21	8	5	5	0	2	0	0	0	0	0	19	27	11.25	2.500										
Jim McGlothlin R (5.1) ERA: 6.87	2.0		7	1	0	0	0	1	0	0	0	0	0	6	10	0.00	1.000										
Bart Johnson R (7.1) ERA: 4.14	2.1	W	8	1	0	0	1	1	0	0	0	0	0	9	13	0.00	0.857										
Ken Frailing L (9.1) ERA: 1.54	0.0		1	0	0	0	0	1	0	0	0	0	0	4	∞	∞	∞										
Cy Acosta R (9.1) ERA: 2.43	0.2	S	2	0	0	0	0	0	0	0	0	0	0	2	2	0.00	0.000										

California Angels @ Chicago White Sox
Comiskey Park, Chicago, IL
Sat Sep 01 1973, 8:05 PM EDT
Alt. 9,335 - Unknown - 86 F

AB 34
R 5
H 10
RBI 5
BB 5
SO 1
LOB 15



Batter	1	2	3	4	5	6	7	8	9	AB	R	H	RBI	BB	SO	LOB	BOTTOM										
Johnny Jeter R (1.8) OBP: 0.266, SLG: 0.396	F9		K	P4			HR			4	1	1	1	0	1	1											
Luis Alvarado R (1.4) OBP: 0.281, SLG: 0.298	6-3		1B		6-3		5-3			4	0	1	0	0	0	0											
Jerry Hairston S (1.10) OBP: 0.344, SLG: 0.342	E5		L6		K		5-3			4	0	0	0	0	1	1											
Bill Melton R (1.5) OBP: 0.371, SLG: 0.452	P6			BB SF9 2B	5-3		5-3			4	1	1	0	0	0	1											
Carlos May L (1.7) Pat Kelly L (4. PR) OBP: 0.372, SLG: 0.379 OBP: 0.363, SLG: 0.355	4-3			1B BB S BB		K		SH1-4 HR BB		1	0	0	0	1	0	0											
Brian Downing R (1.9) OBP: 0.258, SLG: 0.393	HR			1B BB 1-2 2-3		SH1-3 BB		SH1-4		1	1	1	1	2	0	0											
Bucky Dent R (1.6) Jorge Orta L (6. PH) OBP: 0.372, SLG: 0.375 OBP: 0.304, SLG: 0.360	CS 1B			SF9		SH1-3		HR		1	0	1	1	0	0	0											
Tony Muser L (1.3) OBP: 0.342, SLG: 0.364	K			3H S 1B 1B				CS 1B		3	1	2	0	1	1	1											
Chuck Brinkman R (1.2) Eddie Leon R (6. PH) Ed Herrmann L (7.2) OBP: 0.242, SLG: 0.256 OBP: 0.290, SLG: 0.283 OBP: 0.284, SLG: 0.358			F7			F9		G3		2	0	1	1	0	0	0											
Inning Stats	R: 0 E: 1 K: 0 S: 4	H: 0 LOB: 1 BB: 0 P: 4	R: 1 E: 0 K: 1 S: 6	H: 2 LOB: 0 BB: 0 P: 6	R: 0 E: 0 K: 1 S: 6	H: 1 LOB: 1 BB: 0 P: 6	R: 3 E: 0 K: 0 S: 5	H: 3 LOB: 1 BB: 2 P: 13	R: 0 E: 0 K: 1 S: 5	H: 0 LOB: 2 BB: 2 P: 5	R: 0 E: 0 K: 1 S: 5	H: 0 LOB: 2 BB: 2 P: 13	R: 1 E: 0 K: 0 S: 4	H: 1 LOB: 0 BB: 0 P: 4	R: 2 E: 0 K: 0 S: 4	H: 2 LOB: 0 BB: 1 P: 8	1B: 5 2B: 1 3B: 0 HR: 3	SF: 1 SAC: 2 DP: 0 HBP: 0	WP: 0 PB: 0 SB: 2 CS: 2	PA: 36							
PITCHER	IP	WLS	BF	H	R	ER	SO	BB	IBB	HBP	BLK	WP	HR	S	P	ERA	WHIP										
Rudy May L (1.1) ERA: 4.13	7.0	L	32	7	6	6	4	5	0	0	0	0	2	35	55	7.71	1.714										
Dave Seils R (8.1) ERA: 2.79	0.1		1	0	0	0	0	0	0	0	0	0	0	1	1	0.00	0.000										
Steve Barber L (8.1) ERA: 3.64	0.2		3	2	1	1	0	0	0	0	0	0	1	3	3	13.50	3.000										

California Angels @ Chicago White Sox
Comiskey Park, Chicago, IL
Sat Sep 01 1973, 8:05 PM EDT
Alt. 9,335 - Unknown - 86 F

AB 28
R 7
H 9
RBI 6
BB 5
SO 4
LOB 7



Batter	1	2	3	4	5	6	7	8	9	AB	R	H	RBI	BB	SO	LOB	TOP			
Bill North, S OBP: 0.372, SLG: 0.360 (1, 8)										4	0	1	0	0	2	1	<p>Oakland Athletics @ California Angels Anaheim Stadium, Anaheim, CA Mon Sep 03 1973, 6:33 AM EDT Att: 14,182 - Unknown</p>			
Bert Campaneris, R OBP: 0.307, SLG: 0.331 (1, 6)										4	0	0	0	0	2	1				
Sal Bando, R OBP: 0.362, SLG: 0.475 (1, 5)										3	0	0	0	1	1	0				
Reggie Jackson, L OBP: 0.384, SLG: 0.541 (1, 9)										4	0	1	0	0	1	1				
Deron Johnson, R OBP: 0.334, SLG: 0.426 (1, 3)										3	0	0	0	1	1	1				
Pat Bourque, L OBP: 0.311, SLG: 0.423 (1, 10)										2	1	1	1	2	1	2				
Jesus Alou, R OBP: 0.321, SLG: 0.379 (1, 7)										4	0	0	0	0	0	2				
Gene Tenace, R OBP: 0.382, SLG: 0.456 (1, 2)										2	0	0	0	1	2	1				
Dick Green, R OBP: 0.300, SLG: 0.338 (7, PH)										2	0	0	0	0	2	1				
Vic Davalillo, L OBP: 0.186, SLG: 0.216 (7, 4)										1	0	0	0	0	0	1				
Ted Kubiak, S OBP: 0.270, SLG: 0.329 (7, 4)										0	0	0	0	0	0	0				
Inning Stats	R: 0 E: 0 K: 3 S: 9	H: 0 LOB: 0 BB: 0 P: 9	R: 0 E: 0 K: 1 S: 5	H: 0 LOB: 1 BB: 1 P: 9	R: 0 E: 0 K: 3 S: 9	H: 0 LOB: 2 BB: 0 P: 15	R: 0 E: 0 K: 2 S: 7	H: 0 LOB: 1 BB: 1 P: 9	R: 0 E: 0 K: 1 S: 4	H: 1 LOB: 1 BB: 0 P: 4	R: 0 E: 0 K: 1 S: 5	H: 0 LOB: 1 BB: 1 P: 9	R: 0 E: 0 K: 0 S: 3	H: 1 LOB: 0 BB: 0 P: 3	R: 1 E: 0 K: 1 S: 6	H: 1 LOB: 0 BB: 0 P: 6	1B: 2 2B: 0 3B: 0 HR: 1	SF: 0 SAC: 0 DP: 1 HBP: 0	WP: 0 PB: 0 SB: 1 CS: 0	PA: 34
PITCHER Nolan Ryan, R ERA: 2.94 (1, 1)	IP: 9.0 WLS: W BF: 34 H: 3 R: 1 ER: 1 SO: 12 BB: 5 IBB: 0 HBP: 0 BLK: 0 WP: 0 HR: 1 S: 53 P: 73 ERA: 1.00 WHIP: 0.889															PITCHER				

AB	29
R	1
H	3
RBI	1
BB	5
SO	12
LOB	11



Batter	1	2	3	4	5	6	7	8	9	AB	R	H	RBI	BB	SO	LOB	BOTTOM			
Vada Pinson, L OBP: 0.279, SLG: 0.363 (1, 7)										3	0	1	1	0	0	0	<p>Oakland Athletics @ California Angels Anaheim Stadium, Anaheim, CA Mon Sep 03 1973, 6:33 AM EDT Att: 14,182 - Unknown</p>			
Rudy Meoli, L OBP: 0.287, SLG: 0.287 (1, 6)										4	0	0	0	0	1	1				
Frank Robinson, R OBP: 0.377, SLG: 0.490 (1, 10)										2	0	1	0	2	1	0				
Bob Oliver, R OBP: 0.300, SLG: 0.397 (1, 5)										4	1	2	0	0	1	3				
Mike Epstein, L OBP: 0.310, SLG: 0.317 (1, 3)										4	0	1	0	0	2	3				
Leroy Stanton, R OBP: 0.302, SLG: 0.391 (1, 9)										3	0	1	1	0	0	3				
Ken Berry, R OBP: 0.331, SLG: 0.354 (1, 8)										3	1	2	0	0	0	1				
Jeff Torborg, R OBP: 0.278, SLG: 0.264 (1, 2)										2	0	0	0	0	1	3				
Sandy Alomar Sr., S OBP: 0.277, SLG: 0.244 (1, 4)										3	1	1	1	0	0	0				
Inning Stats	R: 0 E: 0 K: 2 S: 7	H: 0 LOB: 0 BB: 0 P: 7	R: 1 E: 0 K: 1 S: 7	H: 3 LOB: 1 BB: 0 P: 7	R: 0 E: 0 K: 1 S: 6	H: 1 LOB: 2 BB: 1 P: 10	R: 0 E: 0 K: 1 S: 6	H: 1 LOB: 1 BB: 0 P: 6	R: 0 E: 0 K: 0 S: 3	H: 0 LOB: 0 BB: 0 P: 3	R: 0 E: 0 K: 1 S: 5	H: 1 LOB: 1 BB: 1 P: 9	R: 2 E: 0 K: 0 S: 5	H: 2 LOB: 0 BB: 0 P: 5	R: 0 E: 0 K: 0 S: 3	H: 1 LOB: 0 BB: 0 P: 3	1B: 6 2B: 4 3B: 0 HR: 0	SF: 1 SAC: 1 DP: 3 HBP: 0	WP: 1 PB: 0 SB: 0 CS: 0	PA: 32
PITCHER Blue Moon Odom, R ERA: 4.66 (1, 1)	IP: 5.0 WLS: L BF: 22 H: 6 R: 1 ER: 1 SO: 5 BB: 1 IBB: 1 HBP: 0 BLK: 0 WP: 0 HR: 0 S: 30 P: 38 ERA: 1.80 WHIP: 1.400															PITCHER				
Darold Knowles, L ERA: 2.54 (6, 1)	IP: 2.0 WLS: 7 BF: 2 H: 2 R: 2 ER: 2 SO: 1 BB: 0 IBB: 0 HBP: 0 BLK: 0 WP: 1 HR: 0 S: 9 P: 9 ERA: 9.00 WHIP: 1.000																			
Horacio Pina, R ERA: 2.68 (8, 1)	IP: 1.0 WLS: 3 BF: 1 H: 1 R: 0 ER: 0 SO: 0 BB: 0 IBB: 0 HBP: 0 BLK: 0 WP: 0 HR: 0 S: 3 P: 3 ERA: 0.00 WHIP: 1.000																			

AB	28
R	3
H	9
RBI	3
BB	2
SO	6
LOB	14



Batter	1	2	3	4	5	6	7	8	9	AB	R	H	RBI	BB	SO	LOB	TOP			
Bill North, S OBP: 0.369, SLG: 0.356 (1, 8)										5	1	1	0	0	0	3				
Bert Campaneris, R OBP: 0.398, SLG: 0.329 (1, 6)										3	2	0	0	2	0	0				
Sal Bando, R OBP: 0.363, SLG: 0.482 (1, 5)										5	2	2	1	0	2	1				
Reggie Jackson, L OBP: 0.389, SLG: 0.541 (1, 9)										3	1	2	1	1	0	1				
Deron Johnson, R OBP: 0.333, SLG: 0.421 (1, 10)										3	1	0	1	1	1	3				
Pat Bourque, L OBP: 0.313, SLG: 0.420 (9, PH)										0	0	0	0	1	0	0				
Allan Lewis, S (9, PR)										0	1	0	0	0	0	0				
Gene Tenace, R OBP: 0.385, SLG: 0.457 (1, 3)										4	2	3	3	1	0	1				
Jesus Alou, R OBP: 0.313, SLG: 0.367 (1, 7)										4	0	0	1	0	1	5				
Joe Rudi, R OBP: 0.296, SLG: 0.378 (7, 7)										1	1	1	0	0	0	0				
Ray Fosse, R OBP: 0.289, SLG: 0.354 (1, 2)										5	0	2	3	0	0	1				
Dick Green, R OBP: 0.301, SLG: 0.342 (1, 4)										5	0	1	0	0	2	3				
Inning Stats	R: 5 E: 0 K: 1 S: 9	H: 4 LOB: 2 BB: 3 P: 21	R: 1 E: 0 K: 1 S: 6	H: 1 LOB: 1 BB: 1 P: 10	R: 0 E: 0 K: 1 S: 6	H: 1 LOB: 1 BB: 0 P: 6	R: 0 E: 0 K: 2 S: 7	H: 0 LOB: 1 BB: 0 P: 8	R: 1 E: 0 K: 0 S: 4	H: 1 LOB: 0 BB: 0 P: 4	R: 0 E: 0 K: 0 S: 3	H: 1 LOB: 1 BB: 1 P: 7	R: 0 E: 0 K: 1 S: 5	H: 0 LOB: 0 BB: 0 P: 5	R: 4 E: 0 K: 0 S: 7	H: 4 LOB: 1 BB: 1 P: 11	1B: 10 2B: 2 3B: 0 HR: 0	SF: 0 SAC: 0 DP: 1 HBP: 1	WP: 0 PB: 1 SB: 3 CS: 0	PA: 45
PITCHER	IP	WLS	BF	H	R	ER	SO	BB	IBB	HBP	BLK	WP	HR	S	P	ERA	WHIP			
Rudy May, L ERA: 4.41 (1, 1)	0.0	L	6	3	5	5	0	3	0	0	1	0	0	3	15	∞	∞			
Andy Hassler, L ERA: 3.5 (1, 1)	8.1		33	6	3	3	6	2	0	1	1	0	0	42	51	3.24	0.960			
Steve Barber, L ERA: 3.73 (9, 1)	0.1		1	0	0	0	0	0	0	0	0	0	0	1	1	0.00	0.000			
Dave Sells, R ERA: 3.64 (9, 1)	0.1		5	3	3	3	0	0	1	0	0	0	0	4	8	81.00	9.000			

Oakland Athletics @ California Angels
Anaheim Stadium, Anaheim, CA
Wed Sep 05 1973, 10:05 PM EDT
Att: 9,277 - Unknown

AB 38
R 11
H 12
RBI 10
BB 6
SO 6
LOB 18



Batter	1	2	3	4	5	6	7	8	9	AB	R	H	RBI	BB	SO	LOB	BOTTOM			
Mickey Rivers, L OBP: 0.400, SLG: 0.250 (1, 8)										4	2	1	0	1	0	0				
Vada Pinson, L OBP: 0.285, SLG: 0.366 (1, 7)										4	2	4	0	1	0	0				
Frank Robinson, R OBP: 0.377, SLG: 0.485 (1, 10)										5	0	2	1	0	1	3				
Bob Oliver, R OBP: 0.304, SLG: 0.405 (1, 5)										3	1	1	2	0	0	1				
Al Gallagher, R OBP: 0.349, SLG: 0.300 (7, 5)										1	0	0	0	0	0	2				
Winston Llenas, R OBP: 0.317, SLG: 0.309 (9, PH)										1	0	0	0	0	0	2				
Mike Epstein, L OBP: 0.310, SLG: 0.318 (1, 3)										0	0	0	0	0	0	0				
Tom McCraw, L OBP: 0.339, SLG: 0.310 (1, 3)										4	1	1	1	1	0	2				
Leroy Stanton, R OBP: 0.295, SLG: 0.378 (1, 9)										4	0	0	0	1	3	2				
Charlie Sands, L OBP: 0.400, SLG: 1.200 (1, 2)										4	2	2	2	0	0	1				
Sandy Alomar Sr., S OBP: 0.280, SLG: 0.248 (1, 4)										4	0	2	1	0	0	0				
Dave Chalk, R (1, 6)										3	0	0	0	0	0	2				
Richie Scheinblum, S OBP: 0.379, SLG: 0.369 (8, PH)										1	0	0	0	0	0	1				
Rudy Meoli, L OBP: 0.287, SLG: 0.287 (9, 6)										0	0	0	0	0	0	0				
Inning Stats	R: 2 E: 0 K: 1 S: 7	H: 2 LOB: 0 BB: 0 P: 7	R: 0 E: 0 K: 0 S: 3	H: 1 LOB: 1 BB: 1 P: 7	R: 0 E: 0 K: 0 S: 3	H: 0 LOB: 1 BB: 1 P: 7	R: 1 E: 0 K: 1 S: 6	H: 2 LOB: 0 BB: 0 P: 6	R: 0 E: 0 K: 0 S: 4	H: 1 LOB: 1 BB: 0 P: 4	R: 2 E: 0 K: 1 S: 6	H: 1 LOB: 0 BB: 1 P: 10	R: 1 E: 0 K: 0 S: 5	H: 2 LOB: 2 BB: 1 P: 9	R: 0 E: 1 K: 1 S: 6	H: 0 LOB: 1 BB: 0 P: 6	1B: 10 2B: 1 3B: 0 HR: 2	SF: 0 SAC: 0 DP: 2 HBP: 0	WP: 0 PB: 0 SB: 0 CS: 1	PA: 43
PITCHER	IP	WLS	BF	H	R	ER	SO	BB	IBB	HBP	BLK	WP	HR	S	P	ERA	WHIP			
Caffish Hunter, R ERA: 3.33 (1, 1)	6.1	W	29	5	6	6	3	4	0	0	0	0	0	15	15	6.75	1.895			
Rollie Fingers, R ERA: 1.75 (7, 1)	2.2	S	13	5	2	2	1	0	0	0	0	0	0	15	15	6.75	1.875			

Oakland Athletics @ California Angels
Anaheim Stadium, Anaheim, CA
Wed Sep 05 1973, 10:05 PM EDT
Att: 9,277 - Unknown

AB 38
R 8
H 13
RBI 7
BB 4
SO 4
LOB 16




Batter	1	2	3	4	5	6	7	8	9	AB	R	H	RBI	BB	SO	LOB	TOP					
Bill North, S OBP: 0.369, SLG: 0.356 (1, 8)										5	2	2	0	0	0	4	<p>Oakland Athletics @ California Angels Anaheim Stadium, Anaheim, CA</p> <p>Thu Sep 06 1973, 10:05 PM EDT Att: 26,104 - Unknown</p>					
Bert Campaneris, R OBP: 0.335, SLG: 0.330 (1, 6)										5	1	2	1	0	0	5						
Sal Bando, R OBP: 0.362, SLG: 0.481 (1, 5)										4	0	1	1	0	2	2						
Reggie Jackson, L OBP: 0.386, SLG: 0.535 (1, 9)										5	0	0	0	0	3	2						
Deron Johnson, R OBP: 0.335, SLG: 0.422 Allan Lewis, S (6, PR)										2	0	1	0	1	0	1						
Pat Bourque, L OBP: 0.317, SLG: 0.424 Jesus Alou, R OBP: 0.310, SLG: 0.364 (9, PH)										0	1	0	0	0	0	0						
Gene Tenace, R OBP: 0.383, SLG: 0.452 (1, 3)										4	1	0	0	1	1	2						
Joe Rudi, R OBP: 0.300, SLG: 0.384 (1, 7)										4	1	3	1	0	0	0						
Ray Fosse, R OBP: 0.289, SLG: 0.354 (1, 2)										3	0	1	1	0	0	2						
Dick Green, R OBP: 0.301, SLG: 0.342 (1, 4)										3	0	1	1	0	0	3						
Inning Stats	R: 1 E: 0 K: 0 S: 5	H: 2 LOB: 1 BB: 0 P: 5	R: 0 E: 0 K: 1 S: 5	H: 0 LOB: 0 BB: 0 P: 5	R: 0 E: 0 K: 0 S: 4	H: 1 LOB: 1 BB: 0 P: 4	R: 0 E: 0 K: 0 S: 5	H: 2 LOB: 2 BB: 0 P: 5	R: 0 E: 0 K: 1 S: 7	H: 2 LOB: 1 BB: 0 P: 7	R: 2 E: 0 K: 0 S: 5	H: 2 LOB: 3 BB: 2 P: 13	R: 0 E: 0 K: 2 S: 8	H: 1 LOB: 0 BB: 0 P: 8	R: 2 E: 3 K: 1 S: 8	H: 2 LOB: 1 BB: 0 P: 8	R: 0 E: 0 K: 1 S: 5	H: 0 LOB: 0 BB: 0 P: 5	1B: 11 2B: 1 3B: 0 HR: 0	SF: 1 SAC: 2 DP: 0 HBP: 0	WP: 1 PB: 0 SB: 2 CS: 0	PA: 42
PITCHER	IP WLS BF H R ER SO BB IBB HBP BLK WP HR S P ERA WHIP																					
Clyde Wright, L ERA: 3.61 (1, 1)	5.0 L 25 8 4 4 2 2 2 0 0 0 0 1 0 27 35 7.20 2.000																					
Dick Lange, R ERA: 4.5 (6, 1)	3.0 14 4 2 0 3 0 0 0 0 0 0 0 20 20 0.00 1.333																					
Steve Barber, L ERA: 3.69 (9, 1)	1.0 3 0 0 0 1 0 0 0 0 0 0 0 5 5 0.00 0.000																					

Batter	1	2	3	4	5	6	7	8	9	AB	R	H	RBI	BB	SO	LOB	BOTTOM					
Mickey Rivers, L OBP: 0.200, SLG: 0.111 (1, 8)										5	0	0	0	0	0	1	<p>Oakland Athletics @ California Angels Anaheim Stadium, Anaheim, CA</p> <p>Thu Sep 06 1973, 10:05 PM EDT Att: 26,104 - Unknown</p>					
Sandy Alomar Sr., S OBP: 0.279, SLG: 0.246 (1, 4)										4	1	0	0	1	0	0						
Frank Robinson, R OBP: 0.380, SLG: 0.497 (1, 10)										4	2	3	2	0	0	0						
Bob Oliver, R OBP: 0.306, SLG: 0.413 (1, 5)										4	1	2	2	0	0	1						
Mike Epstein, L OBP: 0.309, SLG: 0.315 (1, 3)										3	0	0	0	1	1	1						
Leroy Stanton, R OBP: 0.295, SLG: 0.373 (1, 9)										3	0	0	0	1	0	1						
Ken Berry, R OBP: 0.335, SLG: 0.356 Tom McCraw, L OBP: 0.342, SLG: 0.314 (9, 7)										2	0	1	0	1	1	0						
Jeff Torborg, R OBP: 0.275, SLG: 0.258 Charlie Sands, L OBP: 0.400, SLG: 1.200 Winston Lianas, R OBP: 0.315, SLG: 0.306 Rick Stelmazek, L OBP: 0.250, SLG: 0.179 (9, 2)										2	0	0	0	1	1	4						
Dave Chalk, R Al Gallagher, R OBP: 0.348, SLG: 0.299 (9, PH)										3	0	0	0	0	0	1						
Inning Stats	R: 0 E: 0 K: 0 S: 3	H: 0 LOB: 0 BB: 0 P: 3	R: 0 E: 0 K: 0 S: 3	H: 1 LOB: 0 BB: 0 P: 3	R: 0 E: 0 K: 1 S: 5	H: 0 LOB: 1 BB: 1 P: 9	R: 0 E: 0 K: 1 S: 6	H: 1 LOB: 3 BB: 3 P: 18	R: 0 E: 0 K: 0 S: 3	H: 0 LOB: 0 BB: 0 P: 3	R: 2 E: 0 K: 1 S: 8	H: 3 LOB: 1 BB: 0 P: 8	R: 0 E: 0 K: 0 S: 3	H: 0 LOB: 0 BB: 0 P: 3	R: 1 E: 0 K: 0 S: 5	H: 2 LOB: 2 BB: 1 P: 9		R: 0 E: 0 K: 0 S: 3	H: 0 LOB: 0 BB: 0 P: 3	1B: 4 2B: 2 3B: 0 HR: 2	SF: 0 SAC: 0 DP: 2 HBP: 0	WP: 1 PB: 0 SB: 0 CS: 0
PITCHER	IP WLS BF H R ER SO BB IBB HBP BLK WP HR S P ERA WHIP																					
Vida Blue, L ERA: 3.58 (1, 1)	7.0 W 30 6 4 4 3 4 0 0 0 0 1 2 32 48 5.14 1.429																					
Horacio Pina, R ERA: 2.63 (8, 1)	0.2 4 1 0 0 0 1 0 0 0 0 0 0 3 7 0.00 3.000																					
Paul Lindblad, L ERA: 3.92 (8, 1)	1.1 S 4 0 0 0 0 0 0 0 0 0 0 0 4 4 0.00 0.000																					

Batter	1	2	3	4	5	6	7	8	9	AB	R	H	RBI	BB	SO	LOB	TOP																	
Mickey Rivers, L (1.8) OBP: 0.400, SLG: 0.385										4	3	3	3	1	1	0	California Angels @ Kansas City Royals Royals Stadium, Kansas City, MO Sat Sep 08 1973, 4:33 AM EDT Overcast - 73 F																	
Vada Pinson, L (1.7) OBP: 0.295, SLG: 0.367										5	0	2	2	0	0	3																		
Frank Robinson, R (1.10) OBP: 0.379, SLG: 0.496										5	0	1	1	0	3	4																		
Bob Oliver, R (1.5) OBP: 0.309, SLG: 0.416										4	1	2	1	1	1	1																		
Mike Epstein, L (1.3) OBP: 0.307, SLG: 0.313										3	0	0	0	0	1	3																		
Ken Berry, R (8, PH) OBP: 0.334, SLG: 0.355										1	0	0	0	0	1	1																		
Tom McCraw, L (8.3) OBP: 0.340, SLG: 0.312										1	0	0	0	0	1	0																		
Leroy Stanton, R (1.9) OBP: 0.293, SLG: 0.382										5	1	1	2	0	1	2																		
Charlie Sands, L (1.2) OBP: 0.444, SLG: 0.889										4	1	2	0	0	2	0																		
Dave Chalk, R (1.6) OBP: 0.154, SLG: 0.154										4	2	2	0	0	2	1																		
Sandy Alomar Sr., S (1.4) OBP: 0.279, SLG: 0.246										4	1	1	0	0	0	3																		
Inning Stats	R: 1 E: 0 K: 1 S: 7	H: 2 LOB: 1 BB: 0 P: 7	R: 0 E: 0 K: 1 S: 6	H: 1 LOB: 1 BB: 0 P: 6	R: 0 E: 0 K: 2 S: 7	H: 0 LOB: 1 BB: 1 P: 11	R: 0 E: 0 K: 1 S: 5	H: 0 LOB: 0 BB: 0 P: 5	R: 3 E: 0 K: 1 S: 9	H: 4 LOB: 2 BB: 1 P: 13	R: 0 E: 0 K: 2 S: 7	H: 0 LOB: 0 BB: 0 P: 7	R: 0 E: 0 K: 1 S: 5	H: 1 LOB: 0 BB: 0 P: 5	R: 5 E: 0 K: 2 S: 13	H: 6 LOB: 1 BB: 0 P: 13	R: 0 E: 0 K: 2 S: 7	H: 0 LOB: 0 BB: 0 P: 7	1B: 10 2B: 3 HR: 1	SF: 0 SAC: 0 DP: 1 HBP: 0	WP: 0 PB: 0 SB: 2 CS: 0	PA: 42												
PITCHER	IP WLS BF H R ER SO BB IBB HBP BLK WP HR S P ERA WHIP																																	
Al Fitzmorris, R (1.1) ERA: 2.98	4.1	21	7	4	4	4	5	1	0	0	0	0	0	0	30	34	8.31	1.846																
Steve Mingo, L (5.1) ERA: 4.27	3.0	L	14	5	4	4	5	0	1	0	0	0	0	1	23	27	12.00	1.667																
Joe Hoerner, L (8.1) ERA: 5.86	1.2		7	2	1	1	3	0	0	0	0	0	0	0	13	13	5.40	1.200																

Batter	1	2	3	4	5	6	7	8	9	AB	R	H	RBI	BB	SO	LOB	BOTTOM																
Steve Hovley, L (1.10) OBP: 0.339, SLG: 0.328										3	1	2	1	0	0	0	California Angels @ Kansas City Royals Royals Stadium, Kansas City, MO Sat Sep 08 1973, 4:33 AM EDT Overcast - 73 F																
Hal McRae, R (6, PH) OBP: 0.292, SLG: 0.347										2	0	0	0	0	1	4																	
Cookie Rojas, R (1.4) OBP: 0.315, SLG: 0.373										5	0	1	3	0	0	2																	
Bobby Floyd, R (9.4) OBP: 0.373, SLG: 0.403										0	0	0	0	0	0	0																	
John Mayberry, L (1.3) OBP: 0.413, SLG: 0.485										2	0	0	0	3	0	2																	
Amos Otis, R (1.8) OBP: 0.365, SLG: 0.497										4	0	1	0	1	1	5																	
Ed Kirkpatrick, L (1.9) OBP: 0.345, SLG: 0.392										5	0	1	0	0	1	4																	
Lou Piniella, R (1.7) OBP: 0.294, SLG: 0.367										5	0	0	0	0	0	1																	
Paul Schaal, R (1.5) OBP: 0.392, SLG: 0.405										1	2	0	0	3	0	1																	
Carl Taylor, R (1.2) OBP: 0.380, SLG: 0.302										4	1	1	0	0	0	3																	
Tom Poquette, L (9, PH)										1	1	0	0	0	0	1																	
Freddie Patek, R (1.6) OBP: 0.312, SLG: 0.319										2	0	0	0	0	0	1																	
Gail Hopkins, L (6, PH) OBP: 0.373, SLG: 0.362										0	0	0	0	0	0	0																	
Jim Wohlford, R (6, PH) OBP: 0.286, SLG: 0.364										0	1	0	0	1	0	0																	
Frank White, R (7.6) OBP: 0.280, SLG: 0.289										1	0	0	0	0	0	0																	
Kurt Bevacqua, R (9, PH) OBP: 0.321, SLG: 0.335										1	0	1	2	0	0	0																	
Inning Stats	R: 0 E: 0 K: 1 S: 5	H: 0 LOB: 1 BB: 1 P: 9	R: 0 E: 0 K: 0 S: 4	H: 1 LOB: 0 BB: 0 P: 4	R: 1 E: 1 K: 0 S: 6	H: 2 LOB: 2 BB: 0 P: 6	R: 0 E: 1 K: 0 S: 3	H: 0 LOB: 1 BB: 1 P: 7	R: 0 E: 0 K: 0 S: 4	H: 1 LOB: 2 BB: 1 P: 8	R: 3 E: 0 K: 1 S: 7	H: 2 LOB: 3 BB: 3 P: 19	R: 0 E: 0 K: 0 S: 3	H: 0 LOB: 1 BB: 0 P: 4	R: 0 E: 0 K: 0 S: 3	H: 0 LOB: 2 BB: 1 P: 8	R: 2 E: 1 K: 1 S: 7	H: 1 LOB: 1 BB: 1 P: 11	1B: 4 2B: 2 HR: 1	SF: 0 SAC: 0 DP: 0 HBP: 2	WP: 0 PB: 0 SB: 0 CS: 0	PA: 46											
PITCHER	IP WLS BF H R ER SO BB IBB HBP BLK WP HR S P ERA WHIP																																
Bill Singer, R (1.1) ERA: 3.17	5.1		26	5	3	3	1	4	0	0	0	0	0	24	40	5.06	1.688																
Rudy May, L (6.1) ERA: 4.45	0.1		4	1	1	1	1	2	0	0	0	0	0	4	12	27.00	9.000																
Aurelio Monteagudo, R (6.1) ERA: 3.65	3.1	W	16	1	2	0	1	2	0	2	0	0	0	14	24	0.00	0.900																

AB	40
R	9
H	14
RBI	9
BB	2
SO	13
LOB	18



AB	36
R	6
H	7
RBI	6
BB	8
SO	3
LOB	24



Batter	1	2	3	4	5	6	7	8	9	AB	R	H	RBI	BB	SO	LOB	TOP
Mickey Rivers, L OBP: 0.400, SLG: 0.389 (1, 8)										5	1	2	1	0	0	0	California Angels @ Kansas City Royals Royals Stadium, Kansas City, MO Sat Sep 08 1973, 4:38 AM EDT Att: 11,043 - Unknown - 75 F livebaseballscorecards.com
Sandy Alomar Sr., S OBP: 0.262, SLG: 0.248 (1, 4)										4	0	2	1	1	0	1	
Frank Robinson, R OBP: 0.375, SLG: 0.490 (1, 10)										5	0	0	0	0	0	5	
Bob Oliver, R OBP: 0.311, SLG: 0.419 (1, 5)										4	0	2	0	0	0	1	
Leroy Stanton, R OBP: 0.300, SLG: 0.385 (1, 9)										3	1	2	1	1	1	0	
Tom McCraw, L OBP: 0.333, SLG: 0.305 (1, 3)										4	0	0	0	0	1	6	
Ken Berry, R OBP: 0.333, SLG: 0.354 (1, 7)										4	0	1	0	0	0	1	
Jeff Torborg, R OBP: 0.273, SLG: 0.256 (6, PH)										2	0	0	0	0	0	1	
Winston Lienesz, R OBP: 0.320, SLG: 0.313 (6, PH)										1	1	1	1	0	0	0	
Rick Stelmazek, L OBP: 0.242, SLG: 0.172 (6, 2)										3	1	0	0	1	0	0	
Dave Chalk, R OBP: 0.176, SLG: 0.125 (1, 6)																	
Inning Stats	R: 0 E: 0 K: 0 S: 4	H: 1 LOB: 3 BB: 2 P: 12	R: 0 E: 0 K: 0 S: 3	H: 1 LOB: 0 BB: 0 P: 3	R: 1 E: 0 K: 1 S: 8	H: 3 LOB: 2 BB: 0 P: 8	R: 0 E: 0 K: 0 S: 3	H: 0 LOB: 0 BB: 0 P: 3	R: 0 E: 0 K: 0 S: 4	H: 1 LOB: 1 BB: 0 P: 4	R: 0 E: 0 K: 0 S: 5	H: 0 LOB: 0 BB: 0 P: 5	R: 0 E: 0 K: 0 S: 3	H: 0 LOB: 0 BB: 0 P: 3	R: 0 E: 0 K: 0 S: 3	H: 0 LOB: 0 BB: 0 P: 3	1B: 9 2B: 1 3B: 0 HR: 0 SF: 0 SAC: 0 DP: 1 HBP: 0 WP: 0 PA: 39 R: 0 H: 0 RBI: 0 BB: 0 SO: 0
PITCHER	IP WLS BF H R ER SO BB IBB HBP BLK WP HR S P ERA WHIP	5.2 L 29 10 4 4 1 2 1 0 0 0 0 28 40 6.35 2.118	3.1 10 0 0 0 1 0 0 0 0 0 0 12 12 0.00 0.000														

Batter	1	2	3	4	5	6	7	8	9	AB	R	H	RBI	BB	SO	LOB	BOTTOM	
Frank White, R OBP: 0.291, SLG: 0.300 (1, 6)										4	1	2	0	0	0	1	California Angels @ Kansas City Royals Royals Stadium, Kansas City, MO Sat Sep 08 1973, 4:38 AM EDT Att: 11,043 - Unknown - 75 F livebaseballscorecards.com	
Kurt Bevacqua, R OBP: 0.320, SLG: 0.333 (9, PH)										1	0	0	0	0	0	0		
Steve Hovley, L OBP: 0.342, SLG: 0.328 (1, 8)										3	1	1	0	1	0	1		
Amos Otis, R OBP: 0.366, SLG: 0.496 (1, 10)										3	0	1	1	1	0	2		
Gail Hopkins, L OBP: 0.366, SLG: 0.353 (1, 3)										3	0	0	0	0	0	2		
Freddie Patek, R OBP: 0.311, SLG: 0.319 (7, 6)										1	0	0	0	0	0	1		
Hal McRae, R OBP: 0.295, SLG: 0.347 (1, 7)										3	1	1	0	1	0	1		
Ed Kirkpatrick, L OBP: 0.344, SLG: 0.390 (1, 2)										4	0	1	0	0	0	2		
Paul Schaal, R OBP: 0.392, SLG: 0.404 (1, 5)										3	0	1	0	0	1	0		
George Brett, L OBP: 0.133, SLG: 0.133 (6, PR)										1	0	0	0	0	0	1		
Tom Poquette, L (1, 9)										2	0	0	0	0	0	0		
John Mayberry, L OBP: 0.414, SLG: 0.484 (6, PH)										1	0	0	0	1	0	0		
Bobby Floyd, R OBP: 0.377, SLG: 0.422 (1, 4)										2	0	1	0	0	1	0		
Lou Piniella, R OBP: 0.292, SLG: 0.365 (6, PH)										2	0	0	0	0	0	2		
Inning Stats	R: 2 E: 0 K: 0 S: 6	H: 4 LOB: 1 BB: 0 P: 6	R: 0 E: 0 K: 0 S: 4	H: 1 LOB: 1 BB: 0 P: 4	R: 0 E: 0 K: 0 S: 3	H: 0 LOB: 1 BB: 1 P: 7	R: 0 E: 0 K: 1 S: 5	H: 0 LOB: 0 BB: 0 P: 5	R: 0 E: 0 K: 1 S: 6	H: 1 LOB: 1 BB: 0 P: 6	R: 1 E: 0 K: 0 S: 4	H: 1 LOB: 2 BB: 2 P: 12	R: 0 E: 0 K: 0 S: 3	H: 0 LOB: 1 BB: 1 P: 7	R: 0 E: 0 K: 0 S: 3	H: 1 LOB: 0 BB: 0 P: 3	1B: 7 2B: 2 3B: 0 HR: 0 SF: 0 SAC: 0 DP: 2 HBP: 0 WP: 2 PA: 37 R: 0 H: 0 RBI: 0 BB: 0 SO: 0	
PITCHER	IP WLS BF H R ER SO BB IBB HBP BLK WP HR S P ERA WHIP	5.2 W 25 10 0 0 0 0 0 1 0 0 0 1 0 0 4 4.76 1.588	0.0 1 0 0 0 0 0 1 0 0 0 1 0 0 4 0.00 0.000	3.1 S 11 1 0 0 0 0 1 0 0 0 0 0 0 10 14 0.00 0.600														

Batter	1	2	3	4	5	6	7	8	9	AB	R	H	RBI	BB	SO	LOB	TOP			
Mickey Rivers, L OBP: 0.440, SLG: 0.409 (1, 8)										4	2	2	0	1	1	2	California Angels @ Kansas City Royals Royals Stadium, Kansas City, MO Sun Sep 09 1973, 4:33 AM EDT Unknown - 80 F			
Vada Pinson, L OBP: 0.295, SLG: 0.372 (1, 7)										5	1	1	2	0	1	5				
Frank Robinson, R OBP: 0.373, SLG: 0.486 (1, 10)										4	1	0	0	1	2	3				
Bob Oliver, R OBP: 0.312, SLG: 0.428 (1, 5)										5	1	2	3	0	1	2				
Tom McCraw, L OBP: 0.330, SLG: 0.298 (1, 3)										4	0	0	0	1	2	2				
Leroy Stanton, R OBP: 0.303, SLG: 0.385 (1, 9)										3	0	1	0	1	1	0				
Charlie Sands, L OBP: 0.385, SLG: 0.667 (1, 2)										3	0	0	0	1	1	4				
Dave Chalk, R OBP: 0.190, SLG: 0.105 (1, 6)										3	0	0	0	1	0	1				
Sandy Alomar Sr., S OBP: 0.284, SLG: 0.250 (1, 4)										4	0	2	0	0	0	1				
Inning Stats	R: 2 E: 0 K: 0 S: 4	H: 2 LOB: 2 BB: 3 P: 16	R: 0 E: 0 K: 0 S: 3	H: 1 LOB: 2 BB: 1 P: 7	R: 0 E: 1 K: 3 S: 11	H: 1 LOB: 2 BB: 0 P: 11	R: 0 E: 0 K: 1 S: 5	H: 0 LOB: 0 BB: 0 P: 5	R: 0 E: 0 K: 0 S: 3	R: 2 E: 0 K: 1 S: 7	H: 2 LOB: 0 BB: 0 P: 7	R: 0 E: 0 K: 0 S: 3	H: 0 LOB: 1 BB: 1 P: 7	R: 1 E: 1 K: 3 S: 11	H: 1 LOB: 1 BB: 0 P: 11	1B: 5 2B: 2 3B: 0 HR: 2		SF: 0 SAC: 0 DP: 1 HBP: 0	WP: 0 PB: 0 SB: 0 CS: 0	PA: 41
PITCHER	IP WLS BF H R ER SO BB IBB HBP BLK WP HR S P ERA WHIP	IP WLS BF H R ER SO BB IBB HBP BLK WP HR S P ERA WHIP	IP WLS BF H R ER SO BB IBB HBP BLK WP HR S P ERA WHIP	IP WLS BF H R ER SO BB IBB HBP BLK WP HR S P ERA WHIP	IP WLS BF H R ER SO BB IBB HBP BLK WP HR S P ERA WHIP	IP WLS BF H R ER SO BB IBB HBP BLK WP HR S P ERA WHIP	IP WLS BF H R ER SO BB IBB HBP BLK WP HR S P ERA WHIP	IP WLS BF H R ER SO BB IBB HBP BLK WP HR S P ERA WHIP	IP WLS BF H R ER SO BB IBB HBP BLK WP HR S P ERA WHIP	IP WLS BF H R ER SO BB IBB HBP BLK WP HR S P ERA WHIP	IP WLS BF H R ER SO BB IBB HBP BLK WP HR S P ERA WHIP	IP WLS BF H R ER SO BB IBB HBP BLK WP HR S P ERA WHIP	IP WLS BF H R ER SO BB IBB HBP BLK WP HR S P ERA WHIP	IP WLS BF H R ER SO BB IBB HBP BLK WP HR S P ERA WHIP	IP WLS BF H R ER SO BB IBB HBP BLK WP HR S P ERA WHIP	IP WLS BF H R ER SO BB IBB HBP BLK WP HR S P ERA WHIP	IP WLS BF H R ER SO BB IBB HBP BLK WP HR S P ERA WHIP	IP WLS BF H R ER SO BB IBB HBP BLK WP HR S P ERA WHIP	IP WLS BF H R ER SO BB IBB HBP BLK WP HR S P ERA WHIP	IP WLS BF H R ER SO BB IBB HBP BLK WP HR S P ERA WHIP
Dick Drago, R ERA: 4.28 (1, 1)	0.2	6	2	2	2	0	3	0	0	0	0	0	0	0	0	0	27.00	7.500		
Steve Mingo, L ERA: 4.1 (1, 1)	6.1	W	26	5	2	2	6	2	0	0	0	0	1	36	44	2.84	1.105			
Doug Bird, R ERA: 3.25 (8, 1)	2.0	S	9	1	1	0	3	1	0	0	0	0	0	14	18	0.00	1.000			
Batter	1	2	3	4	5	6	7	8	9	AB	R	H	RBI	BB	SO	LOB	BOTTOM			
Frank White, R OBP: 0.297, SLG: 0.329 (1, 6)										5	2	2	0	0	0	2	California Angels @ Kansas City Royals Royals Stadium, Kansas City, MO Sun Sep 09 1973, 4:33 AM EDT Unknown - 80 F			
Cookie Rojas, R OBP: 0.317, SLG: 0.378 (1, 4)										4	2	2	1	0	0	1				
Amos Otis, R OBP: 0.369, SLG: 0.497 (1, 8)										3	1	2	1	1	0	2				
John Mayberry, L OBP: 0.412, SLG: 0.482 (1, 3)										4	1	1	0	0	1	5				
Lou Piniella, R OBP: 0.296, SLG: 0.371 (1, 7)										4	2	3	2	0	0	0				
Paul Schaaf, R OBP: 0.388, SLG: 0.401 (1, 5)										3	0	0	1	0	0	2				
Hal McRae, R OBP: 0.297, SLG: 0.354 Tom Poquette, L (8, 9)										3	1	1	1	1	1	1				
Kurt Bevacqua, R OBP: 0.315, SLG: 0.328 (1, 10)										4	0	0	0	0	0	1				
Carl Taylor, R OBP: 0.383, SLG: 0.302 (1, 2)										3	0	1	0	1	0	0				
Inning Stats	R: 5 E: 1 K: 1 S: 8	H: 2 LOB: 2 BB: 2 P: 16	R: 0 E: 0 K: 0 S: 4	H: 1 LOB: 2 BB: 1 P: 8	R: 1 E: 0 K: 0 S: 4	H: 2 LOB: 0 BB: 0 P: 4	R: 2 E: 0 K: 0 S: 5	H: 3 LOB: 0 BB: 0 P: 5	R: 0 E: 0 K: 1 S: 5	H: 0 LOB: 0 BB: 0 P: 5	R: 0 E: 0 K: 0 S: 5	H: 2 LOB: 2 BB: 0 P: 5	R: 1 E: 0 K: 0 S: 4	H: 2 LOB: 0 BB: 0 P: 4	R: 0 E: 0 K: 0 S: 3	H: 0 LOB: 0 BB: 0 P: 3		1B: 6 2B: 8 3B: 1 HR: 0	SF: 1 SAC: 0 DP: 3 HBP: 0	WP: 2 PB: 1 SB: 0 CS: 0
PITCHER	IP WLS BF H R ER SO BB IBB HBP BLK WP HR S P ERA WHIP	IP WLS BF H R ER SO BB IBB HBP BLK WP HR S P ERA WHIP	IP WLS BF H R ER SO BB IBB HBP BLK WP HR S P ERA WHIP	IP WLS BF H R ER SO BB IBB HBP BLK WP HR S P ERA WHIP	IP WLS BF H R ER SO BB IBB HBP BLK WP HR S P ERA WHIP	IP WLS BF H R ER SO BB IBB HBP BLK WP HR S P ERA WHIP	IP WLS BF H R ER SO BB IBB HBP BLK WP HR S P ERA WHIP	IP WLS BF H R ER SO BB IBB HBP BLK WP HR S P ERA WHIP	IP WLS BF H R ER SO BB IBB HBP BLK WP HR S P ERA WHIP	IP WLS BF H R ER SO BB IBB HBP BLK WP HR S P ERA WHIP	IP WLS BF H R ER SO BB IBB HBP BLK WP HR S P ERA WHIP	IP WLS BF H R ER SO BB IBB HBP BLK WP HR S P ERA WHIP	IP WLS BF H R ER SO BB IBB HBP BLK WP HR S P ERA WHIP	IP WLS BF H R ER SO BB IBB HBP BLK WP HR S P ERA WHIP	IP WLS BF H R ER SO BB IBB HBP BLK WP HR S P ERA WHIP	IP WLS BF H R ER SO BB IBB HBP BLK WP HR S P ERA WHIP	IP WLS BF H R ER SO BB IBB HBP BLK WP HR S P ERA WHIP	IP WLS BF H R ER SO BB IBB HBP BLK WP HR S P ERA WHIP	IP WLS BF H R ER SO BB IBB HBP BLK WP HR S P ERA WHIP	IP WLS BF H R ER SO BB IBB HBP BLK WP HR S P ERA WHIP
Andy Hassler, L ERA: 4.18 (3, 1)	2.1	L	16	7	3	3	1	0	0	0	0	0	0	0	0	0	4.76	1.235		
Clyde Wright, L ERA: 3.64 (3, 1)	5.2		21	7	3	3	1	0	0	0	0	0	0	23	23	4.76	1.235			

Batter	1	2	3	4	5	6	7	8	9	AB	R	H	RBI	BB	SO	LOB	TOP																					
Mickey Rivers, L OBP: 0.500, SLG: 0.462	3-1	2H 3-H		E		1B		1B		4	0	3	2	1	0	0	California Angels @ Kansas City Royals Royals Stadium, Kansas City, MO Sun Sep 09 1973, 4:38 AM EDT Att: 16,636 - Unknown																					
Ken Berry, R OBP: 0.351, SLG: 0.351 Sandy Alomar Sr., S OBP: 0.284, SLG: 0.250	K		E	E4		F8		4-3		4	0	0	0	1	1	3																						
Richie Scheinblum, S OBP: 0.383, SLG: 0.372	BB			4-3					L3	4	0	2	0	1	0	2																						
Bob Oliver, R OBP: 0.311, SLG: 0.424	BB		E5	G4-6-3		L9		F3		4	0	0	0	1	0	4																						
Mike Epstein, L OBP: 0.306, SLG: 0.312 Tom McCraw, L OBP: 0.333, SLG: 0.308	L8		F3			2B		G3		1	0	0	0	0	0	2																						
Leroy Stanton, R OBP: 0.297, SLG: 0.377		F9	G4-6-3			K		K		5	0	0	0	0	2	5																						
Rudy Meoli, L OBP: 0.293, SLG: 0.289		2B	1B					4-3		2	2	1	0	2	0	0																						
Dave Chalk, R OBP: 0.167, SLG: 0.091 Vada Pinson, L OBP: 0.294, SLG: 0.371	P3			K		K		P4		3	0	0	0	0	2	4																						
Jeff Torborg, R OBP: 0.274, SLG: 0.261 Charlie Sands, L OBP: 0.357, SLG: 0.615		1B	2B	F3		P6		4-3		3	1	1	0	0	0	1																						
										1	0	0	0	0	0	0																						
Inning Stats	R: 0 E: 0 K: 1 S: 5	H: 0 LOB: 2 BB: 2 P: 13	R: 2 E: 0 K: 0 S: 4	H: 2 LOB: 1 BB: 1 P: 8	R: 0 E: 1 K: 0 S: 4	H: 1 LOB: 2 BB: 1 P: 8	R: 1 E: 1 K: 1 S: 7	H: 1 LOB: 2 BB: 1 P: 11	R: 0 E: 0 K: 2 S: 8	H: 1 LOB: 2 BB: 1 P: 12	R: 0 E: 0 K: 1 S: 5	H: 0 LOB: 0 BB: 0 P: 5	R: 0 E: 0 K: 1 S: 5	H: 1 LOB: 1 BB: 0 P: 4	R: 0 E: 0 K: 0 S: 4	H: 1 LOB: 1 BB: 0 P: 4	1B: 7 2B: 2 3B: 0 HR: 0	SF: 0 SAC: 0 DP: 1 HBP: 0	WP: 0 PB: 0 SB: 1 CS: 0	PA: 42																		
PITCHER	IP	WLS	BF	H	R	ER	SO	BB	IBB	HBP	BLK	WP	HR	S	P	ERA	WHIP	PITCHER				IP	WLS	BF	H	R	ER	SO	BB	IBB	HBP	BLK	WP	HR	S	P	ERA	WHIP
Mark Littell, R ERA: 5.7	(1, 1)	4.2		25	5	3	2	3	5	1	0	0	0	0	25	49	3.86	2.143																				
Al Fitzmorris, R ERA: 2.75	(5, 1)	4.1	W	17	4	0	0	2	0	0	0	0	0	21	21	0.00	0.923																					

AB	36
R	3
H	9
RBI	2
BB	6
SO	5
LOB	24



Batter	1	2	3	4	5	6	7	8	9	AB	R	H	RBI	BB	SO	LOB	BOTTOM																					
Frank White, R OBP: 0.292, SLG: 0.322	1B	5-3		L7		5-3		F9		5	0	1	0	0	0	2	California Angels @ Kansas City Royals Royals Stadium, Kansas City, MO Sun Sep 09 1973, 4:38 AM EDT Att: 16,636 - Unknown																					
Paul Schaaf, R OBP: 0.387, SLG: 0.399	F8		BB	F8		6-3				4	1	1	0	0	0	2																						
Amos Otis, R OBP: 0.370, SLG: 0.496	1B		L7		2B	6-3				3	1	1	0	1	0	1																						
Frank Ortenzio, R John Mayberry, L OBP: 0.413, SLG: 0.482	K		K		2B		L8			2	0	0	0	0	2	3																						
Lou Piniella, R OBP: 0.298, SLG: 0.372	F8		1B		2B		K			2	1	1	0	0	0	0																						
Hal McRae, R OBP: 0.303, SLG: 0.361		HR		FC6-4		FC1-5		F8		3	1	2	2	1	0	0																						
Rick Reichardt, R OBP: 0.307, SLG: 0.380		HR		FC6-4		FC1-5		5-3		4	1	1	2	0	0	3																						
Freddie Patek, R OBP: 0.311, SLG: 0.316	K			6-3				K		3	0	0	0	1	2	0																						
Buck Martinez, R	F9			BB		G6-4-3				2	0	0	0	2	0	2																						
Inning Stats	R: 0 E: 0 K: 1 S: 7	H: 2 LOB: 2 BB: 0 P: 7	R: 2 E: 0 K: 1 S: 6	H: 1 LOB: 1 BB: 1 P: 10	R: 1 E: 0 K: 1 S: 7	H: 2 LOB: 2 BB: 1 P: 11	R: 0 E: 0 K: 0 S: 3	H: 0 LOB: 1 BB: 1 P: 7	R: 3 E: 0 K: 0 S: 5	H: 3 LOB: 1 BB: 2 P: 13	R: 0 E: 0 K: 1 S: 5	H: 0 LOB: 0 BB: 0 P: 5	R: 0 E: 0 K: 1 S: 5	H: 0 LOB: 1 BB: 1 P: 9	R: 0 E: 0 K: 1 S: 5	H: 0 LOB: 1 BB: 1 P: 9	1B: 5 2B: 2 3B: 0 HR: 1	SF: 0 SAC: 0 DP: 1 HBP: 0	WP: 0 PB: 0 SB: 0 CS: 0	PA: 37																		
PITCHER	IP	WLS	BF	H	R	ER	SO	BB	IBB	HBP	BLK	WP	HR	S	P	ERA	WHIP	PITCHER				IP	WLS	BF	H	R	ER	SO	BB	IBB	HBP	BLK	WP	HR	S	P	ERA	WHIP
Frank Tanana, L ERA: 9.0	(1, 1)	4.0	L	21	5	4	4	3	4	0	0	0	0	0	23	39	9.00	2.250																				
Dave Selts, R ERA: 3.71	(5, 1)	0.1		5	3	2	2	0	1	0	0	0	0	4	8	54.00	12.000																					
Steve Barber, L ERA: 3.53	(5, 1)	3.2		11	0	0	0	2	1	0	0	0	0	14	18	0.00	0.273																					


AB	31
R	6
H	8
RBI	6
BB	6
SO	5
LOB	15



Batter	1	2	3	4	5	6	7	8	9	AB	R	H	RBI	BB	SO	LOB	TOP
Pat Kelly, L OBP: 0.362, SLG: 0.353 (1,9)	4-3		F8			F7			3-1	4	0	0	0	0	0	0	
Tony Muser, L OBP: 0.352, SLG: 0.388 Johnny Jeter, R OBP: 0.270, SLG: 0.412 (6,7)	HR		4-3			G3			1-3	3	1	1	1	0	0	0	
Jerry Hairston, S OBP: 0.370, SLG: 0.344 (6,3)	L6					G1-6-3 1B			1B	4	0	3	0	0	0	0	
Carlos May, L OBP: 0.325, SLG: 0.405 (1,10)	E6					G1-6-3 1-2			FC4-6 FC5 G3	4	0	0	0	0	0	3	
Jorge Orta, L OBP: 0.315, SLG: 0.377 (1,4)	K					3-1			G3	3	0	0	0	0	1	2	
Brian Downing, R OBP: 0.289, SLG: 0.375 (1,5)						6-3			FC5	3	0	0	0	0	0	1	
Bill Sharp, L OBP: 0.308, SLG: 0.374 (1,8)						4-3			F7	3	0	0	0	0	0	0	
Ed Herrmann, L OBP: 0.285, SLG: 0.349 (1,2)						K			F8	3	0	0	0	0	1	0	
Bucky Dent, R OBP: 0.351, SLG: 0.333 (1,6)						5-3			6-3	3	0	0	0	0	1	0	
Inning Stats	R: 1 E: 1 K: 1 S: 7	H: 1 LOB: 1 BB: 0 P: 7	R: 0 E: 0 K: 0 S: 3	H: 0 LOB: 2 BB: 0 P: 3	R: 0 E: 0 K: 0 S: 3	H: 1 LOB: 0 BB: 0 P: 3	R: 0 E: 0 K: 1 S: 5	H: 0 LOB: 0 BB: 0 P: 5	R: 0 E: 0 K: 0 S: 4	H: 1 LOB: 1 BB: 0 P: 4	R: 0 E: 0 K: 0 S: 3	H: 0 LOB: 0 BB: 0 P: 3	R: 0 E: 0 K: 0 S: 4	H: 1 LOB: 1 BB: 0 P: 4	1B: 3 2B: 0 3B: 0 HR: 1	SF: 0 SAC: 0 DP: 1 HBP: 0	WP: 0 PA: 31 SB: 0 CS: 0
PITCHER Dick Lange, R ERA: 3.83 (1,1)	IP: 9.0 WLS: W BF: 31 H: 4 R: 1 ER: 1 SO: 3 BB: 0 IBB: 0 HBP: 0 BLK: 0 WP: 0 HR: 1 S: 37 P: 37 ERA: 1.00 WHIP: 0.444																

Chicago White Sox @ California Angels
 Anaheim Stadium, Anaheim, CA
 Mon Sep 10 1973, 10:05 PM EDT
 Att: 8,255 - Unknown - 66 F


AB	31
R	1
H	4
RBI	1
BB	0
SO	3
LOB	6

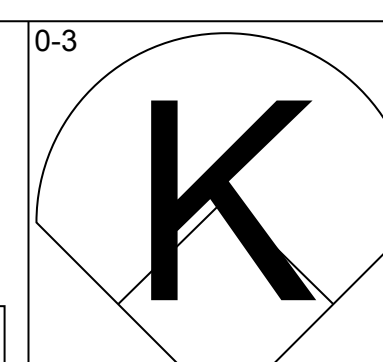
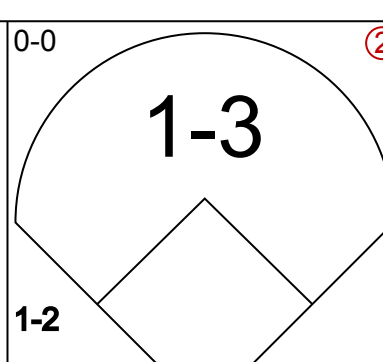
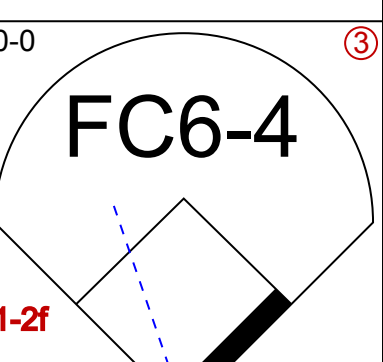
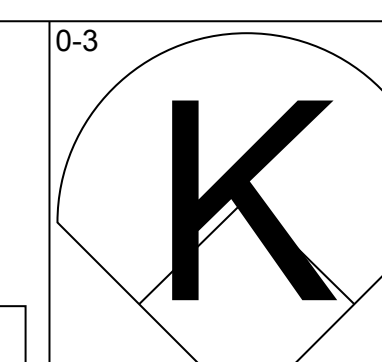
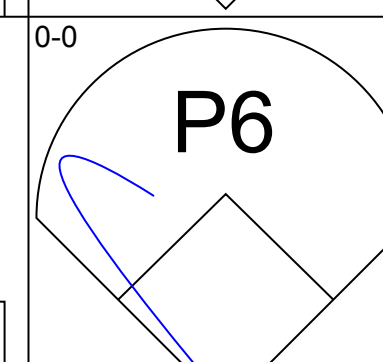
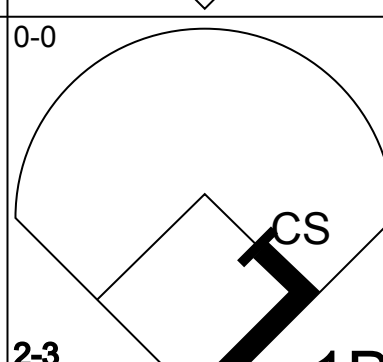
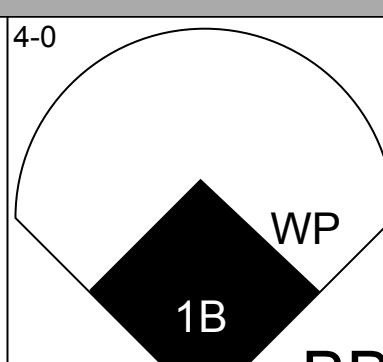
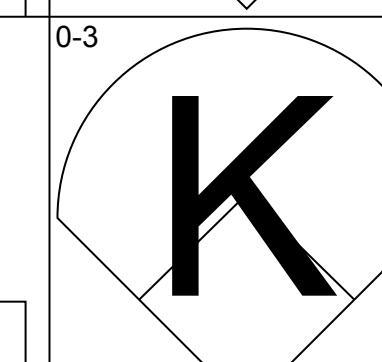
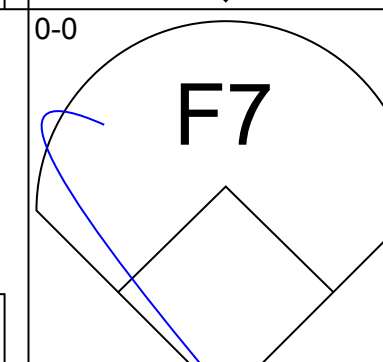
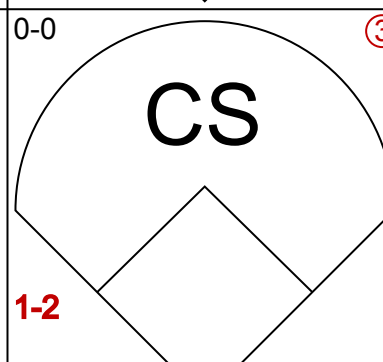
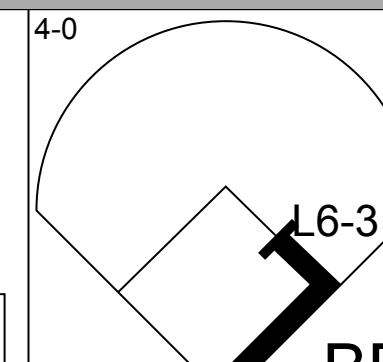
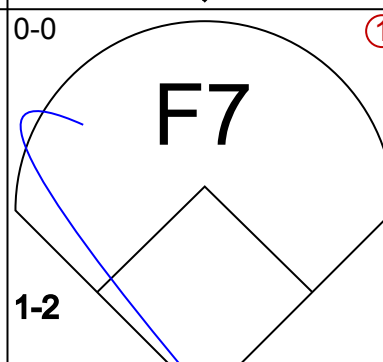
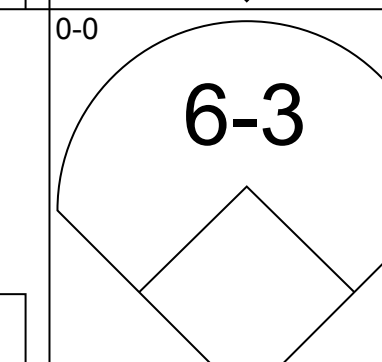
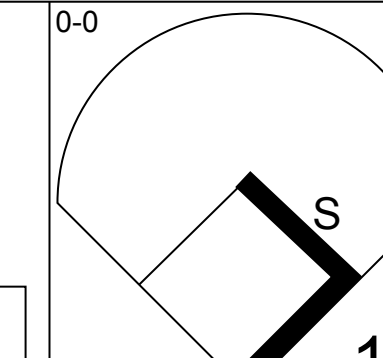
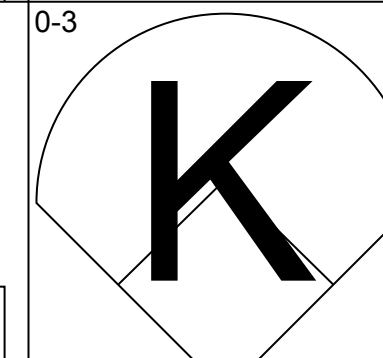
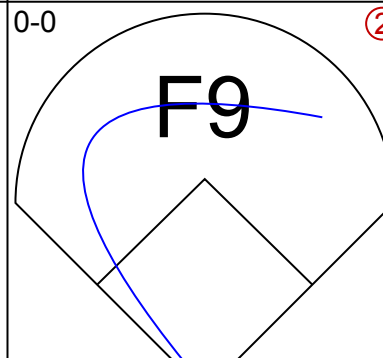
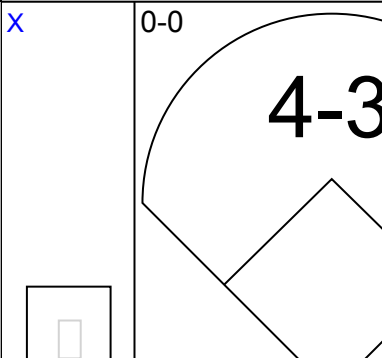

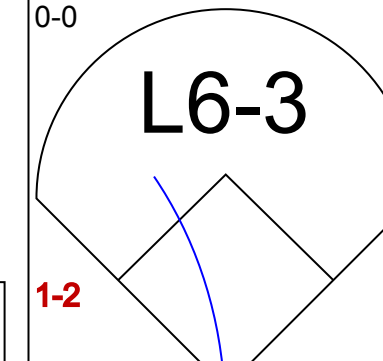
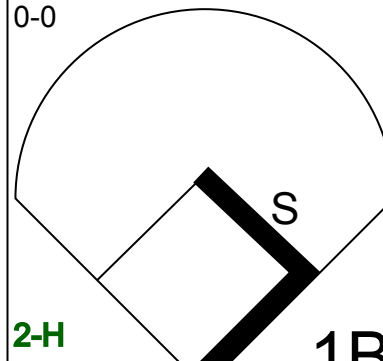
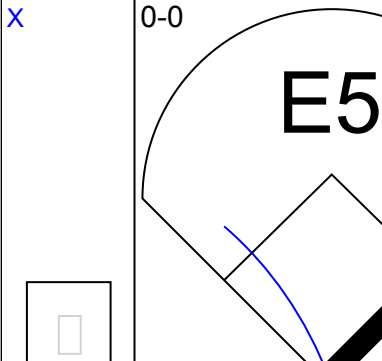

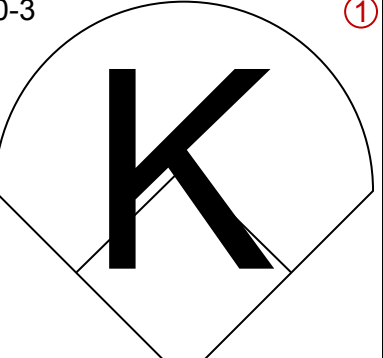
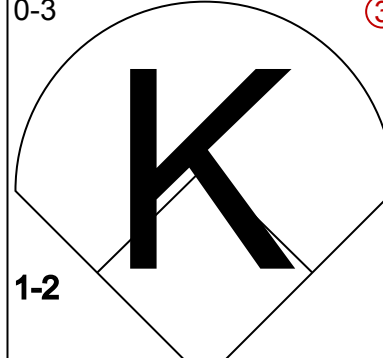
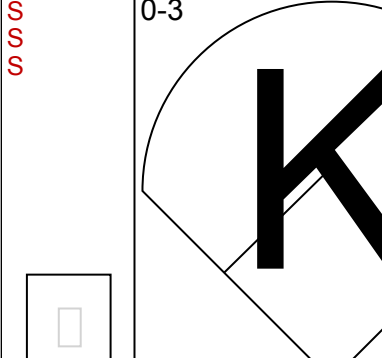

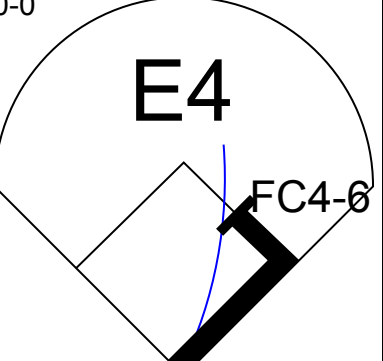
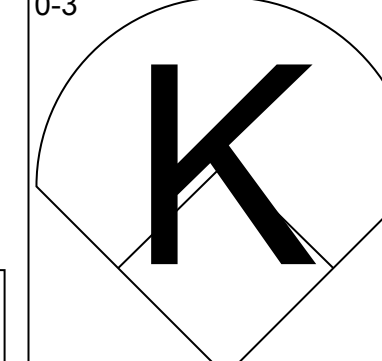
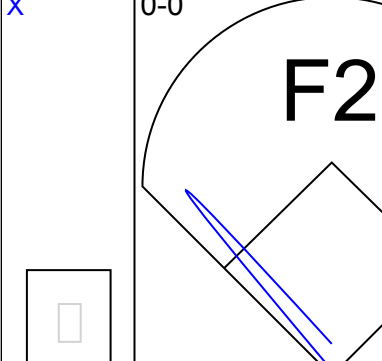
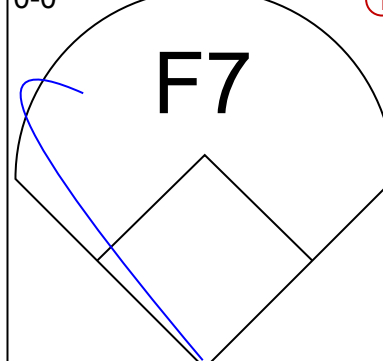
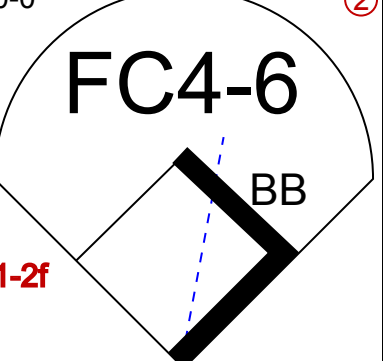
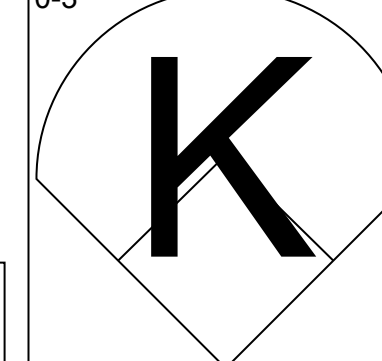
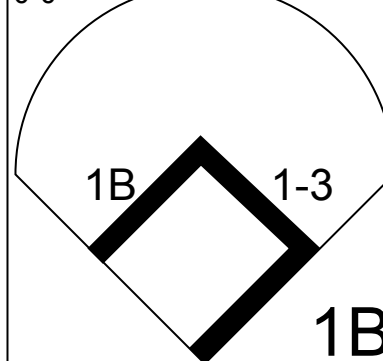

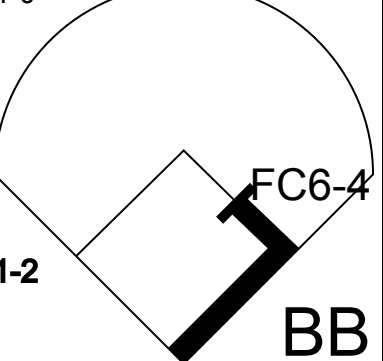
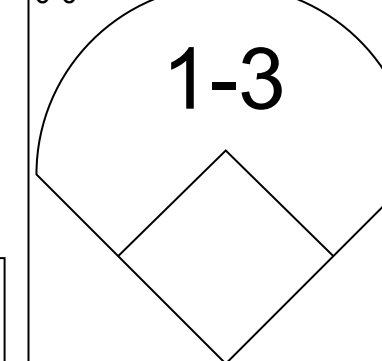


Batter	1	2	3	4	5	6	7	8	9	AB	R	H	RBI	BB	SO	LOB	BOTTOM		
Mickey Rivers, L OBP: 0.496, SLG: 0.548 (1,8)	G3 2B	FC6-5 1B		FC1-6 FC6			1-3	2B		5	1	2	2	0	0	3			
Vada Pinson, L OBP: 0.286, SLG: 0.374 (1,7)	P6			FC6			1-3	2B		5	0	2	1	0	0	3			
Riche Scheinblum, S OBP: 0.391, SLG: 0.370 Billy Parker, R OBP: 0.150, SLG: 0.083 (7, PR)	G3	K					1-3	K		4	0	1	0	0	1	3			
Bob Oliver, R OBP: 0.311, SLG: 0.424 (1,5)	5-3			G1-6-3 1B			P4	6-3		5	0	2	0	0	0	2			
Tom McCraw, L OBP: 0.341, SLG: 0.314 (1,3)		1B 2B BB		G1-6-3			S 1B			3	1	2	1	1	0	1			
Leroy Stanton, R OBP: 0.300, SLG: 0.379 (1,9)		2B 1B		F8			1B	F7		4	1	2	0	0	0	3			
Charlie Sands, L OBP: 0.444, SLG: 0.706 (1,2)		1B 2B		FC1-6 1B			F8	E 3B 1B		4	2	3	2	0	0	0			
Rudy Meoli, L OBP: 0.292, SLG: 0.288 (1,6)		1-3		FC1-6 1B			6-3	E9 3B		4	1	1	0	0	0	2			
Sandy Alomar Sr., S OBP: 0.283, SLG: 0.250 (1,4)		FC6-5 1B		F7			F8	K		4	0	1	1	0	1	4			
Inning Stats	R: 0 E: 0 K: 0 S: 4	H: 1 LOB: 1 BB: 0 P: 4	R: 3 E: 0 K: 1 S: 9	H: 4 LOB: 2 BB: 1 P: 13	R: 0 E: 0 K: 0 S: 3	H: 1 LOB: 0 BB: 0 P: 3	R: 0 E: 0 K: 0 S: 5	H: 2 LOB: 2 BB: 0 P: 5	R: 0 E: 0 K: 0 S: 4	H: 2 LOB: 2 BB: 0 P: 4	R: 0 E: 0 K: 0 S: 3	H: 0 LOB: 0 BB: 0 P: 3	R: 1 E: 0 K: 2 S: 6	H: 3 LOB: 3 BB: 0 P: 6	R: 3 E: 1 K: 2 S: 11	H: 3 LOB: 1 BB: 0 P: 11	1B: 12 2B: 3 3B: 1 HR: 0	SF: 0 SAC: 0 DP: 1 HBP: 0	WP: 0 PA: 40 SB: 1 CS: 0
PITCHER Stan Bahnsen, R ERA: 3.14 Steve Stone, R ERA: 4.43 (7,1)	IP: 6.2 WLS: L BF: 32 H: 13 R: 4 ER: 4 SO: 1 BB: 1 IBB: 0 HBP: 0 BLK: 0 WP: 0 HR: 0 S: 33 P: 37 ERA: 5.40 WHIP: 2.100																		

Chicago White Sox @ California Angels
 Anaheim Stadium, Anaheim, CA
 Mon Sep 10 1973, 10:05 PM EDT
 Att: 8,255 - Unknown - 66 F

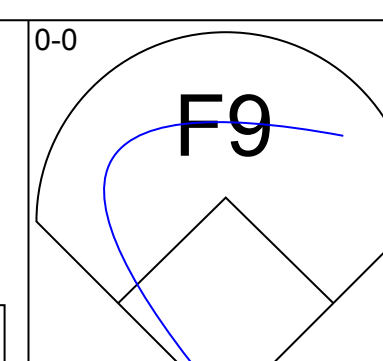
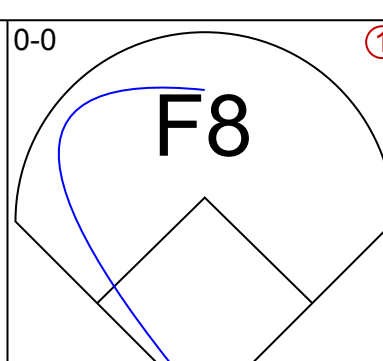
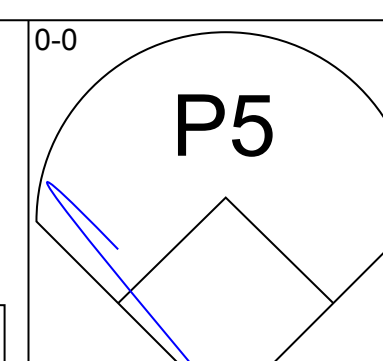
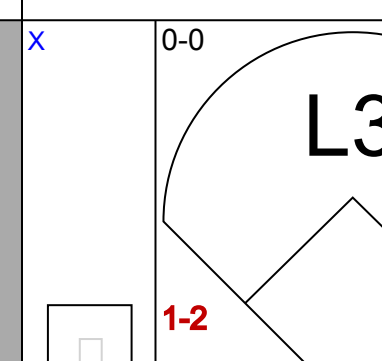
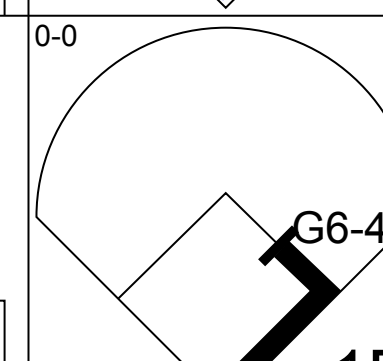
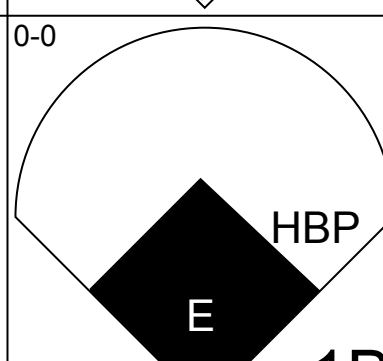
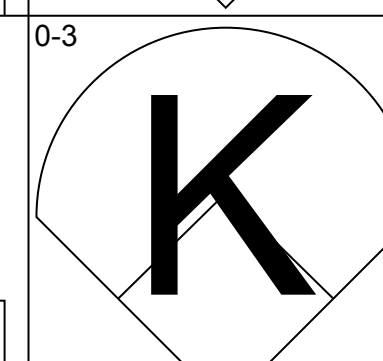
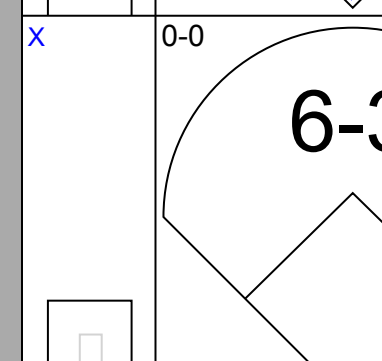
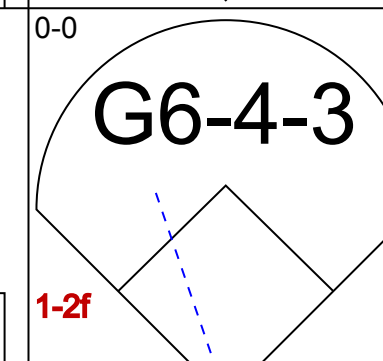
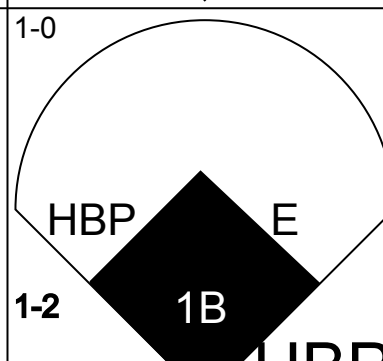

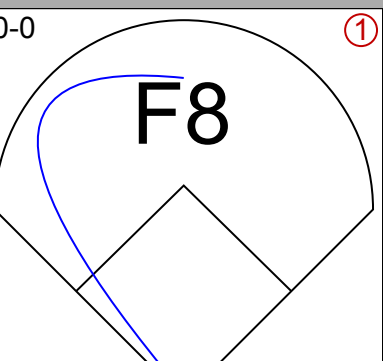
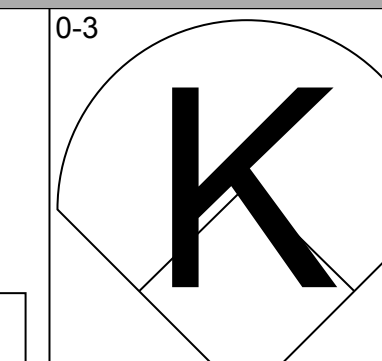
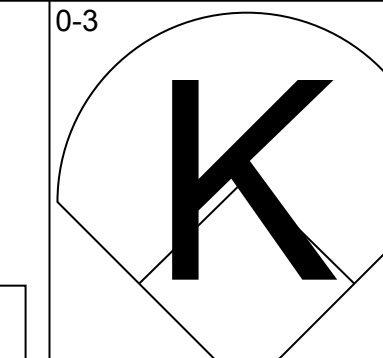
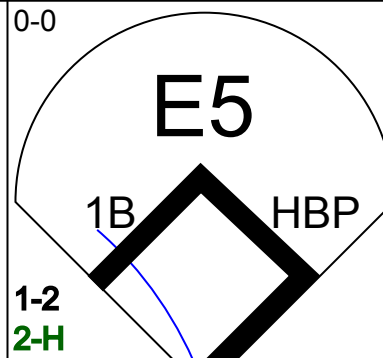
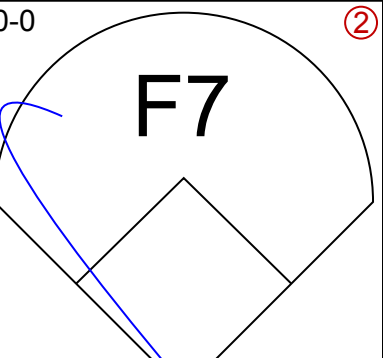
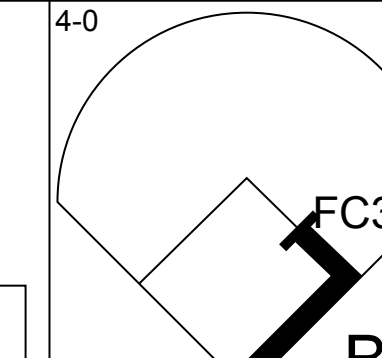

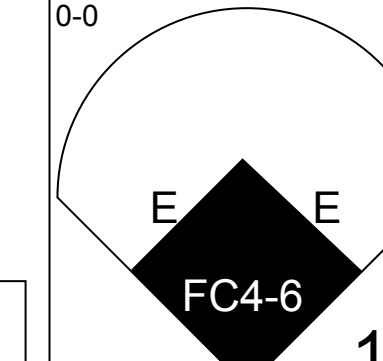
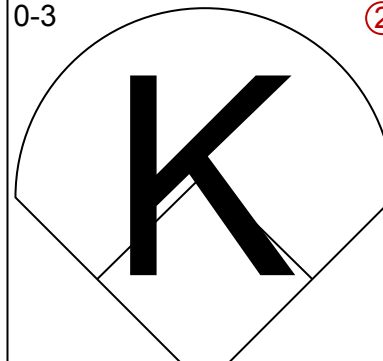
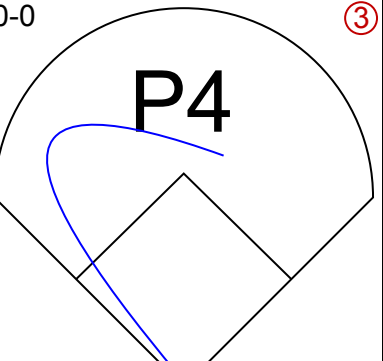
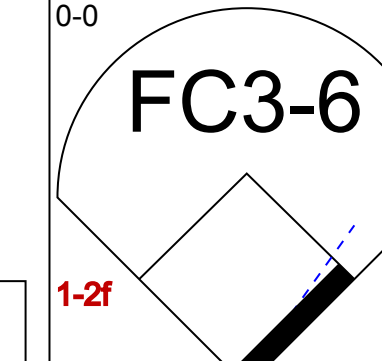

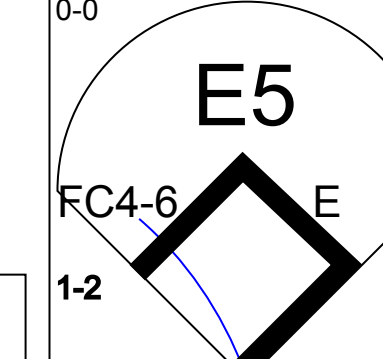
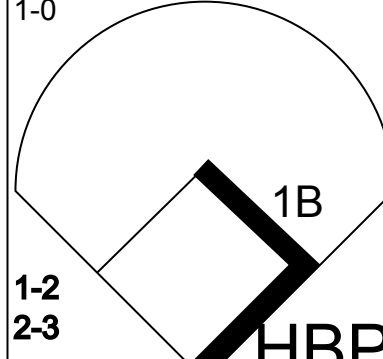

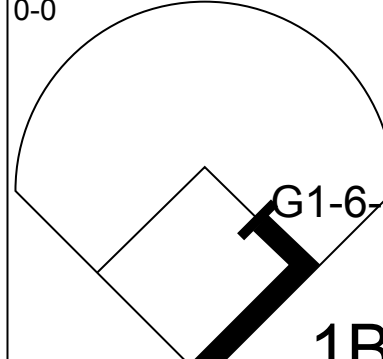
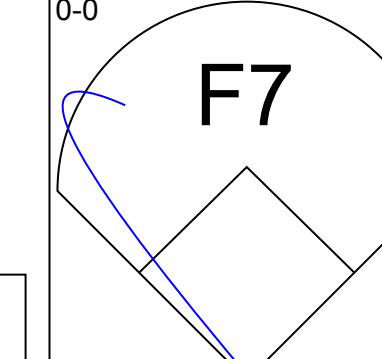
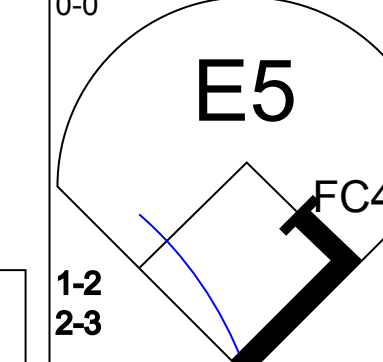
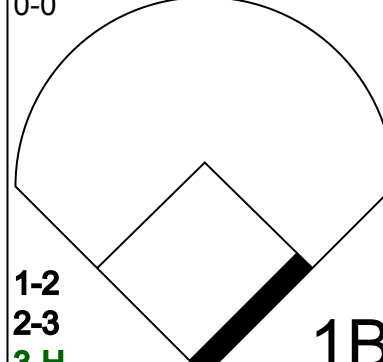

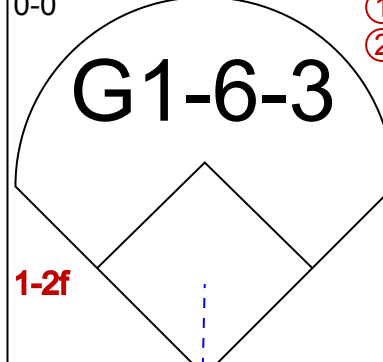

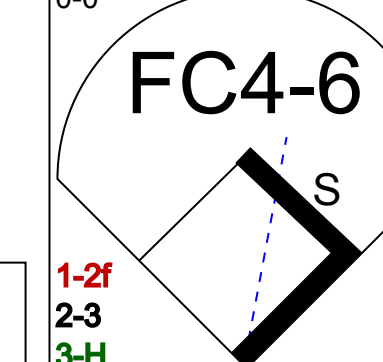
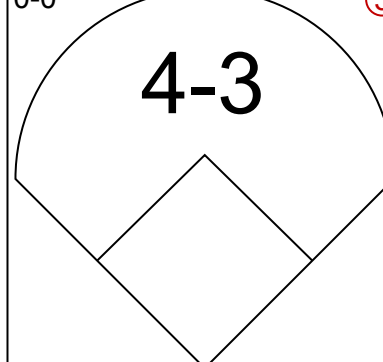
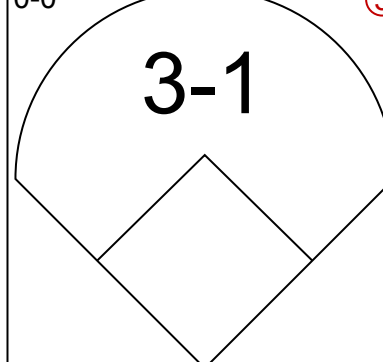

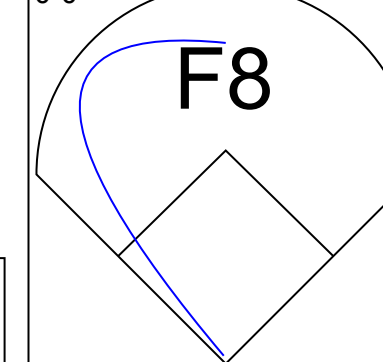
AB	39
R	7
H	16
RBI	7
BB	1
SO	3
LOB	22




Batter	1	2	3	4	5	6	7	8	9	AB	R	H	RBI	BB	SO	LOB	TOP			
Pat Kelly, L OBP: 0.359, SLG: 0.350 (1, 9)										4	0	0	0	0	2	3	Chicago White Sox @ California Angels Anaheim Stadium, Anaheim, CA Tue Sep 11 1973, 10:05 PM EDT Att: 6,727 - Unknown			
Bucky Dent, R OBP: 0.356, SLG: 0.333 (1, 6)										3	1	1	0	1	1	0				
Jerry Hairston, S OBP: 0.367, SLG: 0.338 (1, 7)										3	0	0	0	1	0	1				
Carlos May, L OBP: 0.324, SLG: 0.404 (1, 10)										4	0	1	0	0	1	2				
Jorge Orta, L OBP: 0.314, SLG: 0.375 (1, 4)										4	0	1	1	0	1	2				
Sam Ewing, L (1, 3)										4	0	0	0	0	4	3				
Brian Downing, R OBP: 0.283, SLG: 0.366 Luis Alvarado, R OBP: 0.253, SLG: 0.287 (4, 5)										1	0	0	0	0	1	1				
Bill Sharp, L OBP: 0.303, SLG: 0.367 (1, 8)										3	0	0	0	0	1	1				
Chuck Brinkman, R OBP: 0.261, SLG: 0.267 (1, 2)										2	0	1	0	1	0	0				
Inning Stats	R: 0 E: 0 K: 1 S: 5	H: 0 LOB: 0 BB: 0 P: 5	R: 0 E: 0 K: 3 S: 10	H: 1 LOB: 1 BB: 0 P: 10	R: 0 E: 0 K: 0 S: 4	H: 2 LOB: 1 BB: 0 P: 4	R: 0 E: 0 K: 1 S: 4	H: 0 LOB: 0 BB: 1 P: 8	R: 0 E: 1 K: 2 S: 6	H: 1 LOB: 1 BB: 1 P: 10	R: 0 E: 0 K: 2 S: 7	H: 0 LOB: 0 BB: 0 P: 7	R: 0 E: 0 K: 1 S: 6	H: 0 LOB: 1 BB: 0 P: 6	R: 0 E: 1 K: 1 S: 6	H: 0 LOB: 1 BB: 0 P: 6		1B: 4 2B: 1 3B: 0 HR: 0	SF: 0 SAC: 0 DP: 1 HBP: 0	WP: 1 PB: 0 SB: 2 CS: 1
PITCHER Nolan Ryan, R ERA: 2.88 (1, 1)	IP: 9.0 WLS: W BF: 34 H: 4 R: 1 ER: 1 SO: 12 BB: 3 IBB: 0 HBP: 0 BLK: 0 WP: 1 HR: 0 S: 55 P: 67 ERA: 1.00 WHIP: 0.778															PITCHER				

AB	31
R	1
H	4
RBI	1
BB	3
SO	12
LOB	14



Batter	1	2	3	4	5	6	7	8	9	AB	R	H	RBI	BB	SO	LOB	BOTTOM			
Mickey Rivers, L OBP: 0.436, SLG: 0.486 (1, 8)										4	0	0	0	0	0	1	Chicago White Sox @ California Angels Anaheim Stadium, Anaheim, CA Tue Sep 11 1973, 10:05 PM EDT Att: 6,727 - Unknown			
Sandy Alomar Sr., S OBP: 0.266, SLG: 0.252 (1, 4)										4	1	2	0	0	1	0				
Frank Robinson, R OBP: 0.372, SLG: 0.483 (1, 10)										3	1	0	0	0	1	1				
Bob Oliver, R OBP: 0.311, SLG: 0.421 (1, 5)										3	0	0	0	1	1	1				
Tom McCraw, L OBP: 0.340, SLG: 0.312 (1, 3)										4	1	1	0	0	1	3				
Leroy Stanton, R OBP: 0.303, SLG: 0.378 (1, 9)										3	0	1	0	0	0	2				
Ken Berry, R OBP: 0.332, SLG: 0.351 (1, 7)										3	0	1	1	0	0	3				
Rudy Meoli, L OBP: 0.289, SLG: 0.285 (1, 6)										3	0	0	1	0	0	5				
Jeff Torborg, R OBP: 0.275, SLG: 0.262 (1, 2)										3	0	1	0	0	1	2				
Inning Stats	R: 0 E: 0 K: 0 S: 3	H: 1 LOB: 0 BB: 0 P: 3	R: 1 E: 2 K: 2 S: 10	H: 1 LOB: 2 BB: 0 P: 10	R: 2 E: 1 K: 1 S: 8	H: 2 LOB: 3 BB: 0 P: 10	R: 0 E: 0 K: 1 S: 5	H: 0 LOB: 0 BB: 0 P: 5	R: 0 E: 0 K: 0 S: 3	H: 1 LOB: 0 BB: 0 P: 3	R: 0 E: 0 K: 0 S: 3	H: 1 LOB: 0 BB: 0 P: 3	R: 0 E: 0 K: 1 S: 5	H: 0 LOB: 1 BB: 1 P: 9	R: 0 E: 0 K: 1 S: 5	H: 0 LOB: 1 BB: 1 P: 9		1B: 6 2B: 1 3B: 0 HR: 0	SF: 0 SAC: 0 DP: 3 HBP: 2	WP: 0 PB: 0 SB: 1 CS: 0
PITCHER Wilbur Wood, L ERA: 3.32 (1, 1)	IP: 8.0 WLS: L BF: 33 H: 6 R: 3 ER: 0 SO: 5 BB: 1 IBB: 0 HBP: 2 BLK: 0 WP: 0 HR: 0 S: 40 P: 46 ERA: 0.00 WHIP: 0.875															PITCHER				

AB	30
R	3
H	6
RBI	2
BB	1
SO	5
LOB	18




Batter	1	2	3	4	5	6	7	8	9	AB	R	H	RBI	BB	SO	LOB	TOP					
Pat Kelly, L OBP: 0.359, SLG: 0.351 (1, 9)										5	1	2	0	0	1	2	Chicago White Sox @ California Angels Anaheim Stadium, Anaheim, CA Wed Sep 12 1973, 10:05 PM EDT Alt. 6,555 - Unknown - 64 F AB 37 R 5 H 11 RBI 5 BB 3 SO 6 LOB 22 					
Jorge Orta, L OBP: 0.316, SLG: 0.374 (1, 4)										4	0	1	0	1	0	1						
Jerry Hairston, S OBP: 0.374, SLG: 0.348 (9, PR)										4	1	2	0	1	0	1						
Johnny Jeter, R OBP: 0.270, SLG: 0.412 (9, PR)										0	0	0	0	0	0	0						
Bill Melton, R OBP: 0.365, SLG: 0.444 (1, 5)										4	1	1	1	1	1	3						
Carlos May, L OBP: 0.325, SLG: 0.405 (1, 10)										4	0	2	0	0	0	2						
Sam Ewing, L OBP: 0.125, SLG: 0.125 (1, 3)										4	1	1	1	0	0	4						
Bill Sharp, L OBP: 0.307, SLG: 0.395 (1, 8)										4	1	2	3	0	1	2						
Bucky Dent, R OBP: 0.341, SLG: 0.316 (8, PR)										4	0	0	0	0	1	4						
Luis Alvarado, R OBP: 0.253, SLG: 0.287 (8, 6)										0	0	0	0	0	0	0						
Chuck Brinkman, R OBP: 0.256, SLG: 0.262 (7, PH)										2	0	0	0	0	1	0						
Buddy Bradford, R OBP: 0.316, SLG: 0.429 (7, 2)										1	0	0	0	0	1	2						
Pete Varney, R (7, 2)										1	0	0	0	0	0	1						
Inning Stats	R: 0 E: 0 K: 0 S: 3	H: 1 LOB: 0 BB: 0 P: 3	R: 0 E: 0 K: 0 S: 4	H: 1 LOB: 2 BB: 1 P: 8	R: 1 E: 0 K: 0 S: 4	H: 1 LOB: 2 BB: 2 P: 12	R: 0 E: 0 K: 2 S: 7	H: 0 LOB: 0 BB: 0 P: 7	R: 0 E: 0 K: 1 S: 5	H: 1 LOB: 0 BB: 0 P: 5	R: 0 E: 0 K: 0 S: 3	H: 0 LOB: 0 BB: 0 P: 3	R: 0 E: 0 K: 1 S: 7	H: 2 LOB: 2 BB: 0 P: 7	R: 4 E: 1 K: 0 S: 8	H: 4 LOB: 1 BB: 0 P: 8	R: 0 E: 0 K: 2 S: 8	H: 1 LOB: 1 BB: 0 P: 8	1B: 8 2B: 2 3B: 0 HR: 1	SF: 0 SAC: 0 DP: 1 HBP: 0	WP: 1 PB: 0 SB: 0 CS: 1	PA: 41
PITCHER Bill Singer, R ERA: 3.23 (1, 1)	IP: 9.0 WLS: W BF: 40	H: 11 R: 5 ER: 5 SO: 6	BB: 3 IBB: 0 HBP: 0 BLK: 0	WP: 1 HR: 1 S: 49 P: 61	ERA: 5.00 WHIP: 1.556	PITCHER IP WLS BF H R ER SO BB IBB HBP BLK WP HR S P ERA WHIP																


Batter	1	2	3	4	5	6	7	8	9	AB	R	H	RBI	BB	SO	LOB	BOTTOM			
Mickey Rivers, L OBP: 0.432, SLG: 0.475 (1, 8)										5	2	2	0	0	1	0	Chicago White Sox @ California Angels Anaheim Stadium, Anaheim, CA Wed Sep 12 1973, 10:05 PM EDT Alt. 6,555 - Unknown - 64 F AB 38 R 6 H 16 RBI 6 BB 2 SO 2 LOB 20 			
Sandy Alomar Sr., S OBP: 0.288, SLG: 0.257 (3, 4)										2	2	2	2	0	0	0				
Winston Lenas, R OBP: 0.328, SLG: 0.322 (3, 4)										3	1	2	0	0	0	0				
Frank Robinson, R OBP: 0.376, SLG: 0.485 (1, 10)										4	1	3	1	1	0	1				
Bob Oliver, R OBP: 0.314, SLG: 0.423 (1, 5)										5	0	3	2	0	0	2				
Tom McCraw, L OBP: 0.345, SLG: 0.316 (1, 3)										4	0	2	0	1	0	4				
Leroy Stanton, R OBP: 0.299, SLG: 0.374 (1, 9)										3	0	0	1	0	0	4				
Ken Berry, R OBP: 0.333, SLG: 0.352 (1, 7)										4	0	2	0	0	0	2				
Jeff Torborg, R OBP: 0.270, SLG: 0.258 (1, 2)										4	0	0	0	0	0	5				
Rudy Meoli, L OBP: 0.286, SLG: 0.281 (1, 6)										4	0	0	0	0	1	2				
Inning Stats	R: 3 E: 0 K: 0 S: 7	H: 4 LOB: 2 BB: 1 P: 11	R: 2 E: 1 K: 0 S: 7	H: 4 LOB: 2 BB: 0 P: 7	R: 0 E: 0 K: 1 S: 5	H: 0 LOB: 0 BB: 0 P: 5	R: 0 E: 0 K: 0 S: 4	H: 1 LOB: 1 BB: 0 P: 4	R: 0 E: 0 K: 0 S: 5	H: 2 LOB: 2 BB: 0 P: 5	R: 0 E: 0 K: 1 S: 6	H: 1 LOB: 1 BB: 0 P: 6	R: 0 E: 0 K: 0 S: 4	H: 2 LOB: 1 BB: 0 P: 4	R: 1 E: 0 K: 0 S: 5	H: 2 LOB: 2 BB: 1 P: 9	1B: 15 2B: 1 3B: 0 HR: 0	SF: 1 SAC: 0 DP: 1 HBP: 0	WP: 0 PB: 0 SB: 0 CS: 0	PA: 41
PITCHER Terry Forster, L ERA: 2.51 (1, 1)	IP: 8.0 WLS: L BF: 41	H: 16 R: 6 ER: 6 SO: 2	BB: 2 IBB: 0 HBP: 0 BLK: 0	WP: 0 HR: 0 S: 43 P: 51	ERA: 6.75 WHIP: 2.250	PITCHER IP WLS BF H R ER SO BB IBB HBP BLK WP HR S P ERA WHIP														

Batter	1	2	3	4	5	6	7	8	9	AB	R	H	RBI	BB	SO	LOB	TOP					
Frank White, R (1, 6) Rick Reichardt, R (8, PH) Buck Martinez, R (8, 2)	B1-3		5-3		K			K		3	0	0	0	0	1	0	Kansas City Royals @ California Angels Anaheim Stadium, Anaheim, CA Fri Sep 14, 1973, 10:05 PM EDT Att: 5,693 - Unknown					
Cookie Rojas, R (1, 4) OBP: 0.322, SLG: 0.378	P5			E7 1B			P4		4	1	1	0	0	0	0							
Amos Otis, R (1, 10) OBP: 0.369, SLG: 0.492							6-3		4	0	2	1	0	0	1							
John Mayberry, L (1, 3) OBP: 0.409, SLG: 0.472	1-3								4	0	1	0	0	1	2							
Hal McRae, R (1, 9) OBP: 0.306, SLG: 0.390									4	1	1	1	0	1	2							
Lou Piniella, R (1, 7) OBP: 0.294, SLG: 0.365									3	0	0	0	1	0	0							
Paul Schaal, R (1, 5) Fran Healy, R (9, PR) OBP: 0.347, SLG: 0.408									4	0	1	0	0	0	2							
Steve Hovley, L (1, 8) Jim Wohlford, R (7, PH) Tom Poquette, L (7, 8) Frank Ortenzio, R (9, PH)			B1-3		K				2	0	0	0	0	1	0							
Carl Taylor, R (1, 2) Kurt Bevacqua, R (8, PH) Freddie Patek, R (8, 6) OBP: 0.310, SLG: 0.316									1	0	0	0	0	0	0							
Inning Stats	R: 0 E: 0 K: 0 S: 4	H: 1 LOB: 1 BB: 0 P: 4	R: 0 E: 0 K: 1 S: 5	H: 0 LOB: 0 BB: 0 P: 5	R: 0 E: 0 K: 1 S: 5	H: 0 LOB: 0 BB: 0 P: 5	R: 1 E: 1 K: 1 S: 7	H: 1 LOB: 2 BB: 1 P: 11	R: 0 E: 0 K: 2 S: 7	H: 0 LOB: 0 BB: 0 P: 7	R: 0 E: 0 K: 0 S: 4	H: 1 LOB: 1 BB: 0 P: 4	R: 0 E: 0 K: 0 S: 3	H: 0 LOB: 0 BB: 0 P: 3	R: 0 E: 0 K: 1 S: 6	H: 1 LOB: 1 BB: 0 P: 6		R: 1 E: 0 K: 0 S: 5	H: 2 LOB: 1 BB: 0 P: 5	1B: 5 2B: 0 3B: 0 HR: 1	SF: 0 SAC: 0 DP: 0 HBP: 0	WP: 0 PB: 0 SB: 0 CS: 0
PITCHER Frank Tanana, L (1, 1) ERA: 3.46	IP: 9.0 WLS: W BF: 35 H: 6 R: 2 ER: 1 SO: 6 BB: 1 IBB: 0 HBP: 0 BLK: 0 WP: 0 HR: 1 S: 46 P: 50 ERA: 1.00 WHIP: 0.778																					

Batter	1	2	3	4	5	6	7	8	9	AB	R	H	RBI	BB	SO	LOB	BOTTOM			
Mickey Rivers, L (1, 8) OBP: 0.385, SLG: 0.417	E6 4-3 S		G1-6-3 1-2		4-3			6-3		4	0	0	0	0	0	2	Kansas City Royals @ California Angels Anaheim Stadium, Anaheim, CA Fri Sep 14, 1973, 10:05 PM EDT Att: 5,693 - Unknown			
Vada Pinson, L (1, 7) Mike Epstein, L (9, 3) OBP: 0.306, SLG: 0.311										3	2	1	0	1	1	2				
Richie Scheinblum, S (1, 10) Dave Chalk, R (8, PR) OBP: 0.167, SLG: 0.091										4	0	2	0	0	0	2				
Bob Oliver, R (1, 5) OBP: 0.313, SLG: 0.419										3	0	0	0	1	0	3				
Tom McCraw, L (1, 3) Winston Llenas, R (8, PH) Ken Berry, R (9, 7) OBP: 0.335, SLG: 0.354										3	0	1	1	0	0	0				
Leroy Stanton, R (1, 9) OBP: 0.294, SLG: 0.364										3	0	0	1	1	2	1				
Billy Parker, R (1, 4) OBP: 0.174, SLG: 0.119										4	1	1	0	0	1	3				
Rick Stelmazek, L (1, 2) OBP: 0.286, SLG: 0.200										1	0	1	0	1	0	0				
Rudy Meoli, L (1, 6) OBP: 0.284, SLG: 0.283										3	0	1	1	0	0	2				
Inning Stats	R: 0 E: 1 K: 1 S: 6	H: 0 LOB: 1 BB: 0 P: 6	R: 0 E: 0 K: 1 S: 5	H: 0 LOB: 0 BB: 0 P: 5	R: 0 E: 0 K: 0 S: 2	H: 0 LOB: 1 BB: 1 P: 6	R: 1 E: 0 K: 0 S: 5	H: 2 LOB: 1 BB: 0 P: 5	R: 1 E: 0 K: 0 S: 5	H: 2 LOB: 1 BB: 0 P: 5	R: 0 E: 0 K: 0 S: 3	H: 1 LOB: 0 BB: 0 P: 3	R: 0 E: 0 K: 1 S: 6	H: 1 LOB: 1 BB: 0 P: 6	R: 1 E: 1 K: 1 S: 6	H: 1 LOB: 3 BB: 3 P: 18		1B: 6 2B: 2 3B: 0 HR: 0	SF: 0 SAC: 1 DP: 2 HBP: 0	WP: 1 PB: 0 SB: 1 CS: 0
PITCHER Steve Busby, R (1, 1) ERA: 4.48 Joe Hoerner, L (8, 1) ERA: 5.79 Doug Bird, R (8, 1) ERA: 3.16	IP: 7.1 WLS: L BF: 31 H: 7 R: 3 ER: 2 SO: 3 BB: 2 IBB: 1 HBP: 0 BLK: 0 WP: 1 HR: 0 S: 34 P: 46 ERA: 2.46 WHIP: 1.227																			

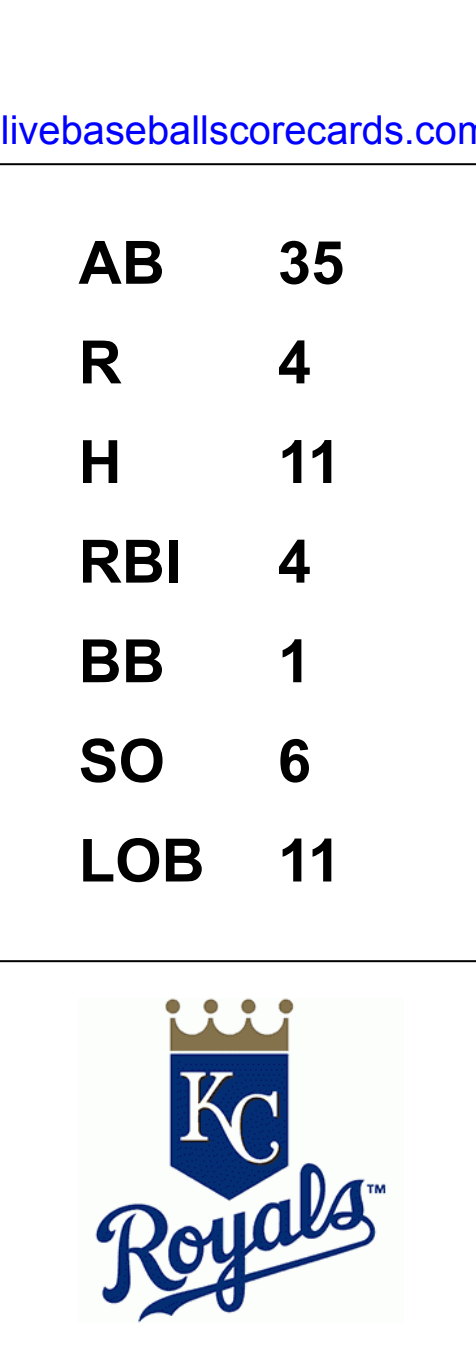


Batter	1	2	3	4	5	6	7	8	9	AB	R	H	RBI	BB	SO	LOB	TOP
Steve Hovley, L (1, 8) OBP: 0.347, SLG: 0.335	G3		K				4-3			4	0	1	1	0	1	1	Kansas City Royals @ California Angels Anaheim Stadium, Anaheim, CA Sat Sep 15 1973, 10:05 PM EDT Att: 19,183 - Unknown AB 29 R 1 H 3 RBI 1 BB 6 SO 10 LOB 16 
Cookie Rojas, R (1, 4) OBP: 0.321, SLG: 0.376	F9		6-3					F9		3	0	0	0	1	0	1	
Amos Otis, R (1, 10) OBP: 0.368, SLG: 0.490	K			K	P4			FC6-4 1B		4	0	1	0	0	2	3	
John Mayberry, L (1, 3) OBP: 0.406, SLG: 0.468		F9		K	K			F8		4	0	0	0	0	2	4	
Hal McRae, R (1, 9) OBP: 0.308, SLG: 0.388						K		FC6-4 1-2		2	0	0	0	2	1	1	
Ed Kirkpatrick, L (1, 2) OBP: 0.338, SLG: 0.382		L4		F8		K			F5	4	0	0	0	0	1	2	
Lou Piniella, R (1, 7) OBP: 0.294, SLG: 0.364		F9				BB 1B	4-3		5-3	4	1	1	0	0	0	1	
Paul Schaal, R (1, 5) OBP: 0.385, SLG: 0.388 (9, PR)				SH3-4 BB		BB 1B BB	4-3			1	0	0	0	3	0	0	
Jim Wohlford, R (9, PR) OBP: 0.276, SLG: 0.353										0	0	0	0	0	0	0	
Freddie Patek, R (1, 6) OBP: 0.309, SLG: 0.315 (9, PH)			SH3-4 1-2		K		K		K	2	0	0	0	0	2	2	
Gail Hopkins, L (9, PH) OBP: 0.366, SLG: 0.348										1	0	0	0	0	1	1	
Inning Stats	R: 0 E: 0 K: 1 S: 5	H: 0 LOB: 0 BB: 0 P: 5	R: 0 E: 0 K: 0 S: 3	H: 0 LOB: 1 BB: 1 P: 7	R: 0 E: 0 K: 1 S: 5	H: 0 LOB: 1 BB: 1 P: 9	R: 0 E: 0 K: 2 S: 7	H: 0 LOB: 0 BB: 0 P: 7	R: 0 E: 0 K: 1 S: 4	H: 1 LOB: 1 BB: 1 P: 4	R: 0 E: 0 K: 1 S: 5	H: 0 LOB: 1 BB: 1 P: 9	1B: 3 2B: 0 3B: 0 HR: 0	SF: 0 SAC: 1 DP: 0 HBP: 0	WP: 0 PB: 0 SB: 0 CS: 0	PA: 36	
PITCHER Nolan Ryan, R (1, 1) ERA: 2.82	IP: 9.0 WLS: W BF: 36 H: 3 R: 1 ER: 1 SO: 10 BB: 6 IBB: 0 HBP: 0 BLK: 0 WP: 0 HR: 0 S: 50 P: 74 ERA: 1.00 WHIP: 1.000											PITCHER	IP: 9.0 WLS: W BF: 36 H: 3 R: 1 ER: 1 SO: 10 BB: 6 IBB: 0 HBP: 0 BLK: 0 WP: 0 HR: 0 S: 50 P: 74 ERA: 1.00 WHIP: 1.000				

Batter	1	2	3	4	5	6	7	8	9	AB	R	H	RBI	BB	SO	LOB	BOTTOM	
Mickey Rivers, L (1, 8) OBP: 0.411, SLG: 0.481				4-3						4	0	3	2	0	0	2	Kansas City Royals @ California Angels Anaheim Stadium, Anaheim, CA Sat Sep 15 1973, 10:05 PM EDT Att: 19,183 - Unknown AB 30 R 3 H 10 RBI 3 BB 2 SO 5 LOB 13 	
Vada Pinson, L (1, 7) OBP: 0.287, SLG: 0.372	4-3	4-3			P5		CS	FC5-4 1B		4	0	1	0	0	0	1		
Richie Scheinblum, S (1, 10) OBP: 0.387, SLG: 0.371			E 1B	G1-6-3 BB	4-3			F7		3	1	1	0	1	0	1		
Bob Oliver, R (1, 5) OBP: 0.310, SLG: 0.415	E5 1B		F9		K			FC5-4 1-2		4	0	0	0	0	1	3		
Tom McCraw, L (1, 3) OBP: 0.338, SLG: 0.309			G1-6-3			K		G3		4	0	1	1	0	1	2		
Leroy Stanton, R (1, 9) OBP: 0.286, SLG: 0.368		6-3		1B 1B			CS 1B			3	0	2	0	0	0	0		
Billy Parker, R (1, 4) OBP: 0.163, SLG: 0.111		K		K			F7 1-2			3	0	0	0	0	2	2		
Jeff Torborg, R (1, 2) OBP: 0.275, SLG: 0.260							P4			2	1	1	0	1	0	0		
Rudy Meoli, L (1, 6) OBP: 0.285, SLG: 0.284					K			F3		3	1	1	0	0	1	2		
Inning Stats	R: 1 E: 1 K: 0 S: 5	H: 3 LOB: 1 BB: 0 P: 5	R: 2 E: 0 K: 1 S: 7	H: 2 LOB: 1 BB: 1 P: 11	R: 0 E: 0 K: 0 S: 2	H: 0 LOB: 0 BB: 1 P: 6	R: 0 E: 0 K: 2 S: 9	H: 2 LOB: 2 BB: 0 P: 9	R: 0 E: 0 K: 1 S: 5	H: 1 LOB: 0 BB: 0 P: 5	R: 0 E: 0 K: 0 S: 3	H: 1 LOB: 1 BB: 0 P: 3	R: 0 E: 0 K: 0 S: 4	H: 1 LOB: 1 BB: 0 P: 4	1B: 9 2B: 0 3B: 1 HR: 0	SF: 0 SAC: 0 DP: 1 HBP: 0		WP: 0 PB: 0 SB: 0 CS: 2
PITCHER Gene Garber, R (1, 1) ERA: 4.27	IP: 8.0 WLS: L BF: 32 H: 10 R: 3 ER: 2 SO: 5 BB: 2 IBB: 0 HBP: 0 BLK: 0 WP: 0 HR: 0 S: 40 P: 48 ERA: 2.25 WHIP: 1.500											PITCHER	IP: 8.0 WLS: L BF: 32 H: 10 R: 3 ER: 2 SO: 5 BB: 2 IBB: 0 HBP: 0 BLK: 0 WP: 0 HR: 0 S: 40 P: 48 ERA: 2.25 WHIP: 1.500					


Batter	1	2	3	4	5	6	7	8	9	AB	R	H	RBI	BB	SO	LOB	TOP					
Steve Hovley, L (1, 8) OBP: 0.348, SLG: 0.336										5	1	2	1	0	2	1						
Cookie Rojas, R (1, 4) OBP: 0.321, SLG: 0.375										4	0	1	0	0	0	2						
Amos Otis, R (1, 10) OBP: 0.369, SLG: 0.490										4	0	2	1	0	0	1						
John Mayberry, L (1, 3) OBP: 0.407, SLG: 0.468										4	0	2	1	0	1	1						
Lou Piniella, R (1, 7) OBP: 0.292, SLG: 0.361										4	0	0	0	0	1	4						
Ed Kirkpatrick, L (1, 2) OBP: 0.337, SLG: 0.379										3	1	0	0	1	1	0						
Hal McRae, R (1, 9) OBP: 0.306, SLG: 0.384										3	0	0	0	0	0	0	AB 35					
Tom Poquette, L (9, 9) OBP: 0.167, SLG: 0.167										0	0	0	0	0	0	0	R 4					
Paul Schaal, R (1, 5) OBP: 0.386, SLG: 0.389										4	1	2	0	0	0	1	H 11					
Freddie Patek, R (1, 6) OBP: 0.308, SLG: 0.313																	RBI 4					
Gail Hopkins, L (8, PH) OBP: 0.370, SLG: 0.353										2	0	0	0	0	1	1	BB 1					
Frank White, R (8, PH) OBP: 0.291, SLG: 0.311										1	0	1	0	0	0	0	SO 6					
										1	1	1	1	0	0	0	LOB 11					
Inning Stats	R: 0 E: 0 K: 0 S: 5	H: 3 LOB: 2 BB: 0 P: 5	R: 0 E: 0 K: 0 S: 3	H: 0 LOB: 0 BB: 0 P: 3	R: 0 E: 0 K: 2 S: 7	H: 0 LOB: 0 BB: 0 P: 7	R: 0 E: 0 K: 0 S: 3	H: 1 LOB: 0 BB: 0 P: 3	R: 0 E: 0 K: 1 S: 6	H: 1 LOB: 1 BB: 0 P: 6	R: 0 E: 0 K: 0 S: 3	H: 0 LOB: 0 BB: 0 P: 7	R: 0 E: 0 K: 2 S: 7	H: 0 LOB: 0 BB: 0 P: 7	R: 3 E: 0 K: 0 S: 8	H: 5 LOB: 2 BB: 0 P: 8	R: 1 E: 0 K: 1 S: 6	H: 1 LOB: 1 BB: 1 P: 10	1B: 11 2B: 0 3B: 0 HR: 0	SF: 0 SAC: 1 DP: 1 HBP: 0	WP: 0 PB: 0 SB: 0 CS: 1	PA: 37
PITCHER	IP WLS BF H R ER SO BB IBB HBP BLK WP HR S P ERA WHIP																					
Bill Singer, R (1, 1) ERA: 3.24	8.0 L 32 10 3 3 5 0 0 0 0 0 0 0 42 42 3.38 1.250																					
Steve Barber, L (9, 1) ERA: 3.55	1.0 5 1 1 1 1 1 0 0 0 0 0 0 6 10 9.00 2.000																					

Kansas City Royals @ California Angels
 Anaheim Stadium, Anaheim, CA
 Sun Sep 16 1973, 6:33 AM EDT
 Att: 5,014 - Unknown



Batter	1	2	3	4	5	6	7	8	9	AB	R	H	RBI	BB	SO	LOB	BOTTOM					
Mickey Rivers, L (1, 8) OBP: 0.383, SLG: 0.446										4	0	0	0	0	1	3						
Ken Berry, R (1, 7) OBP: 0.332, SLG: 0.350										4	0	0	0	0	2	2						
Winston Llenas, R (1, 10) OBP: 0.321, SLG: 0.314										4	0	0	0	0	1	0						
Bob Oliver, R (1, 5) OBP: 0.310, SLG: 0.416										4	0	1	0	0	0	0						
Tom McCraw, L (1, 3) OBP: 0.336, SLG: 0.308										4	0	1	0	0	2	1						
Leroy Stanton, R (1, 9) OBP: 0.294, SLG: 0.362										4	0	0	0	0	2	2						
Billy Parker, R (1, 4) OBP: 0.176, SLG: 0.128										2	0	1	0	0	1	0	AB 31					
Richie Scheinblum, S (8, PH) OBP: 0.389, SLG: 0.374										1	0	1	0	0	0	0	R 0					
Dave Chalk, R (8, PH) OBP: 0.167, SLG: 0.091										0	0	0	0	0	0	0	H 5					
Jeff Torborg, R (1, 2) OBP: 0.277, SLG: 0.259										1	0	0	0	1	0	0	RBI 0					
Al Gallagher, R (8, PH) OBP: 0.347, SLG: 0.298										1	0	0	0	0	0	1	BB 2					
Rudy Meoli, L (1, 6) OBP: 0.286, SLG: 0.285										2	0	1	0	0	1	2	SO 10					
Frank Robinson, R (8, PH) OBP: 0.377, SLG: 0.489										0	0	0	0	1	0	0	LOB 11					
Rick Stelmazek, L (9, 2) OBP: 0.286, SLG: 0.200										0	0	0	0	0	0	0						
										0	0	0	0	0	0	0						
Inning Stats	R: 0 E: 0 K: 1 S: 5	H: 0 LOB: 0 BB: 0 P: 5	R: 0 E: 0 K: 2 S: 7	H: 0 LOB: 0 BB: 0 P: 7	R: 0 E: 0 K: 1 S: 6	H: 1 LOB: 1 BB: 0 P: 6	R: 0 E: 0 K: 0 S: 3	H: 0 LOB: 0 BB: 0 P: 3	R: 0 E: 0 K: 3 S: 10	H: 1 LOB: 2 BB: 1 P: 14	R: 0 E: 0 K: 1 S: 5	H: 0 LOB: 0 BB: 0 P: 5	R: 0 E: 0 K: 0 S: 3	H: 1 LOB: 0 BB: 0 P: 3	R: 0 E: 0 K: 1 S: 6	H: 1 LOB: 2 BB: 1 P: 10	R: 0 E: 0 K: 1 S: 6	H: 1 LOB: 1 BB: 0 P: 6	1B: 4 2B: 1 3B: 0 HR: 0	SF: 0 SAC: 0 DP: 1 HBP: 0	WP: 0 PB: 0 SB: 0 CS: 0	PA: 33
PITCHER	IP WLS BF H R ER SO BB IBB HBP BLK WP HR S P ERA WHIP																					
Paul Spittorf, L (1, 1) ERA: 4.05	9.0 W 33 5 0 0 10 2 0 0 0 0 0 0 51 59 0.00 0.778																					

Kansas City Royals @ California Angels
 Anaheim Stadium, Anaheim, CA
 Sun Sep 16 1973, 6:33 AM EDT
 Att: 5,014 - Unknown



Batter	1	2	3	4	5	6	7	8	9	10	11	12	13	AB R H RBI BB SO LOB	TOP																																
Mickey Rivers, L OBP: 0.364, SLG: 0.419 (1.8)	F8		F3		F7			F8 SH1-4 1B	F5			F9		6 1 1 0 0 0 4	California Angels @ Oakland Athletics Oakland-Alameda County Coliseum, Oakland, CA Mon Sep 17 1973, 7:05 PM PDT Att. 12,963 - Unknown livebaseballscorecards.com																																
Ken Berry, R OBP: 0.330, SLG: 0.348 (1.7)	F9			1B	1-3			SH1-4		6-3		P3		5 1 1 0 0 0 2																																	
Frank Robinson, R OBP: 0.373, SLG: 0.483 (1.10)	F9			K				F8		6-3		F9		6 0 0 0 0 1 2																																	
Bob Oliver, R OBP: 0.310, SLG: 0.414 (1.5)		F8		1B	1B			4-3		F3		5-3		5 0 1 0 1 0 0																																	
Tom McCraw, L OBP: 0.344, SLG: 0.318 (1.3)				1B				4-3				K		6 0 4 2 0 1 0																																	
Leroy Stanton, R OBP: 0.288, SLG: 0.355 (1.9)				1B				4-3						6 0 0 0 0 4 6																																	
Billy Parker, R OBP: 0.196, SLG: 0.176 (7.6)			F3		F9							G3		4 0 1 0 1 0 2																																	
Jeff Torborg, R OBP: 0.275, SLG: 0.256 (7. PH)			6-3					6-3				F9		2 0 0 0 0 0 0																																	
Winston Lenias, R OBP: 0.316, SLG: 0.309 (7.4)					6-3			6-3						2 0 0 0 0 0 1																																	
Rudy Meoli, L OBP: 0.290, SLG: 0.291 (7. PH)								F8						1 0 1 0 1 0 0																																	
Richie Scheinblum, S OBP: 0.388, SLG: 0.372 (7.2)														1 0 0 0 0 0 1																																	
John Stephenson, L OBP: 0.306, SLG: 0.337 (9. PH)														0 0 0 0 0 0 0																																	
Al Gallagher, R OBP: 0.346, SLG: 0.297 (9.2)														1 0 0 0 0 1 1																																	
Rick Steimaszek, L OBP: 0.336, SLG: 0.320 (9.2)														0 0 0 0 0 1 0																																	
Inning Stats	R: 0 H: 0 E: 0 K: 0 S: 3 H: 0 LOB: 0 BB: 0 P: 3					R: 0 H: 1 E: 0 K: 1 S: 5 H: 1 LOB: 0 BB: 0 P: 5					R: 0 H: 1 E: 0 K: 1 S: 6 H: 1 LOB: 1 BB: 0 P: 4					R: 0 H: 0 E: 0 K: 0 S: 3 H: 0 LOB: 0 BB: 0 P: 7					R: 0 H: 1 E: 0 K: 1 S: 6 H: 1 LOB: 1 BB: 0 P: 6					R: 0 H: 0 E: 0 K: 1 S: 5 H: 0 LOB: 0 BB: 0 P: 9					R: 0 H: 0 E: 0 K: 1 S: 5 H: 0 LOB: 0 BB: 0 P: 3					R: 0 H: 0 E: 0 K: 1 S: 6 H: 0 LOB: 0 BB: 0 P: 5					R: 0 H: 1 E: 0 K: 1 S: 6 H: 1 LOB: 1 BB: 0 P: 6					1B: 7 SF: 0 2B: 1 SAC: 2 3B: 1 DP: 0 HR: 0 HBP: 0	WP: 1 PA: 51 PB: 0 SB: 0 CS: 1
PITCHER	Ken Holtzman, L (1.1) ERA: 2.8 Rolife Fingers, R (13.1) ERA: 1.62													PITCHER IP WLS BF H R ER SO BB IBB HBP BLK WP HR S P ERA WHIP																																	

Batter	1	2	3	4	5	6	7	8	9	10	11	12	13	AB R H RBI BB SO LOB	BOTTOM																						
Bill North, S OBP: 0.378, SLG: 0.351 (1.8)													F7	2 0 1 0 5 0 3	California Angels @ Oakland Athletics Oakland-Alameda County Coliseum, Oakland, CA Mon Sep 17 1973, 7:05 PM PDT Att. 12,963 - Unknown livebaseballscorecards.com																						
Bert Campaneris, R OBP: 0.300, SLG: 0.316 (1.6)	L5-3		2-3		CS	6-3			F9			F8		6 0 1 1 1 0 6																							
Sal Bando, R OBP: 0.370, SLG: 0.486 (8. PR)			1-3											4 0 1 0 0 1 1																							
Phil Garner, R (9.5)	K													0 1 0 0 0 0 0																							
Mike Andrews, R (12. PH)														1 0 0 0 0 0 0																							
Rich McKinney, R (13.5)														0 0 0 0 0 0 0																							
Gene Tenace, R OBP: 0.385, SLG: 0.450 (1.3)		K												2 0 0 0 3 1 0																							
Joe Rudi, R OBP: 0.308, SLG: 0.400 (1.7)		F3												5 0 1 1 0 0 2																							
Jose Morales, R (1.10)														6 0 2 0 0 2 4																							
Blue Moon Odom, R (13. PR)														0 1 0 0 0 0 0																							
Angel Mangual, R OBP: 0.253, SLG: 0.303 (1.9)														6 1 3 0 0 1 1																							
Ray Fosse, R OBP: 0.291, SLG: 0.359 (1.2)														2 0 1 1 1 0 2																							
Dick Green, R (1.4)														2 0 0 0 0 1 0																							
Jesus Alou, R (7. PH)														1 0 0 0 0 1 1																							
Ted Kubiak, R (8.4)														0 0 0 0 0 0 0																							
Rico Carty, R (11. PH)														1 0 0 0 0 0 0																							
Marty Pate, R (12.4)														0 0 0 0 0 0 0																							
Don Sutton, R (13. PH)														0 0 0 0 1 0 0																							
Vic Davalillo, R (13. PH)														0 0 0 0 0 0 0																							
Inning Stats	R: 0 H: 0 E: 0 K: 1 S: 4 H: 0 LOB: 0 BB: 1 P: 8					R: 0 H: 2 E: 0 K: 1 S: 7 H: 2 LOB: 2 BB: 0 P: 11					R: 0 H: 1 E: 0 K: 2 S: 7 H: 1 LOB: 1 BB: 1 P: 10					R: 0 H: 1 E: 0 K: 1 S: 4 H: 1 LOB: 2 BB: 1 P: 8					R: 0 H: 1 E: 0 K: 1 S: 6 H: 1 LOB: 2 BB: 0 P: 10					R: 0 H: 1 E: 0 K: 1 S: 7 H: 1 LOB: 2 BB: 1 P: 11					R: 0 H: 1 E: 0 K: 0 S: 3 H: 0 LOB: 0 BB: 0 P: 3					1B: 9 SF: 2 2B: 2 SAC: 4 3B: 0 DP: 2 HR: 0 HBP: 0	WP: 1 PA: 57 PB: 0 SB: 0 CS: 1
PITCHER	Rudy May, L (1.1) ERA: 4.23													PITCHER IP WLS BF H R ER SO BB IBB HBP BLK WP HR S P ERA WHIP																							



Batter	1	2	3	4	5	6	7	8	9	AB	R	H	RBI	BB	SO	LOB	TOP											
Mickey Rivers, L OBP: 0.378, SLG: 0.426	4-3 S 1B BB	SH1-3		6-3					F7 2B	3	2	1	1	0	0		California Angels @ Texas Rangers Arlington Stadium, Arlington, TX Wed Sep 19 1973, 8:05 PM EDT Unknown											
Vada Pinson, L OBP: 0.296, SLG: 0.371	4-3	6-3				F9			F7	5	0	1	0	0	0	5												
Frank Robinson, R OBP: 0.372, SLG: 0.483	1B 1B	F2		F8		K				5	1	2	2	0	1	4												
Bob Oliver, R OBP: 0.309, SLG: 0.410	K			K		6-3			F8	5	0	0	0	0	3	2												
Tom McCraw, L OBP: 0.345, SLG: 0.330	1B E 1B			BB 1B BB		K			5-3	4	2	1	0	1	1	1												
Leroy Stanton, R OBP: 0.291, SLG: 0.354	E 1B			1B BB		F8				3	0	1	1	1	1	0												
Billy Parker, R OBP: 0.222, SLG: 0.207	E5 1B			G1-6-3 1B		1B 1B			F9	4	1	3	2	0	0	0												
John Stephenson, L OBP: 0.293, SLG: 0.321	G3			G1-6-3 1-2		F8			3-1	4	0	0	0	0	0	5												
Dave Chalk, R OBP: 0.214, SLG: 0.154				F7		1B 1B			6-3	4	0	2	0	0	0	0												
Inning Stats	R: 3 E: 1 K: 1 S: 9	H: 4 LOB: 2 BB: 1 P: 13	R: 0 E: 0 K: 0 S: 4	H: 1 LOB: 0 BB: 0 P: 4	R: 1 E: 0 K: 1 S: 5	H: 1 LOB: 1 BB: 2 P: 13	R: 0 E: 0 K: 0 S: 4	H: 1 LOB: 1 BB: 0 P: 4	R: 0 E: 0 K: 1 S: 5	H: 0 LOB: 0 BB: 0 P: 5	R: 1 E: 0 K: 1 S: 8	H: 3 LOB: 2 BB: 0 P: 8	R: 0 E: 0 K: 0 S: 3	H: 0 LOB: 0 BB: 0 P: 3	R: 0 E: 0 K: 0 S: 3	H: 0 LOB: 0 BB: 0 P: 3	R: 1 E: 0 K: 1 S: 7	H: 2 LOB: 1 BB: 0 P: 7	1B: 10 2B: 2 3B: 0 HR: 0	SF: 0 SAC: 1 DP: 1 HBP: 0	WP: 0 PB: 0 SB: 1 CS: 0	PA: 41						
PITCHER	IP	WLS	BF	H	R	ER	SO	BB	IBB	HBP	BLK	WP	HR	S	P	ERA	WHIP	PITCHER										
Pete Broberg, R ERA: 5.79	(1, 1)	2.1	L	16	6	4	4	2	3	0	0	0	0	0	17	29	15.43	3.857										
Jackie Brown, R ERA: 3.51	(3, 1)	1.2		5	1	0	0	0	0	0	0	0	0	5	5	0.00	0.600											
Don Durham, R ERA: 8.1	(5, 1)	5.0		20	5	2	2	4	0	0	0	0	0	28	28	3.60	1.000											

AB	37
R	6
H	12
RBI	6
BB	3
SO	6
LOB	17



Batter	1	2	3	4	5	6	7	8	9	AB	R	H	RBI	BB	SO	LOB	BOTTOM											
Davey Nelson, R OBP: 0.322, SLG: 0.370	WP S 1B			6-3					6-3	3	0	1	0	1	0	2	California Angels @ Texas Rangers Arlington Stadium, Arlington, TX Wed Sep 19 1973, 8:05 PM EDT Unknown											
Jim Mason, L OBP: 0.272, SLG: 0.296	K			K					6-3	4	0	0	0	0	2	5												
Bill Sudakis, S OBP: 0.315, SLG: 0.502	BB			K					K	3	0	0	0	1	3	0												
Jeff Burroughs, R OBP: 0.358, SLG: 0.491	P4			FC5-4 BB		G3-6-3 1B			HR	3	1	2	1	1	0	2												
Jim Spencer, L OBP: 0.333, SLG: 0.363	F9			L9		G3-6-3 1-2			P4	4	0	0	0	0	0	4												
Bill Madlock, R OBP: 0.375, SLG: 0.545				FC5-4 1B BB		5-3			K	3	1	0	0	1	1	1												
Larry Bittner, L OBP: 0.307, SLG: 0.307				F7		F8			F8	4	0	0	0	0	0	1												
Dick Billings, R OBP: 0.235, SLG: 0.224				6-3 1B BB		K			P6	3	0	0	0	1	1	1												
Vic Harris, S OBP: 0.321, SLG: 0.355				6-3 1B					F7	4	0	2	1	0	0	0												
Inning Stats	R: 0 E: 0 K: 1 S: 6	H: 1 LOB: 2 BB: 1 P: 10	R: 1 E: 1 K: 0 S: 4	H: 1 LOB: 2 BB: 2 P: 12	R: 0 E: 0 K: 1 S: 5	H: 0 LOB: 1 BB: 1 P: 9	R: 0 E: 0 K: 1 S: 6	H: 1 LOB: 2 BB: 1 P: 10	R: 0 E: 0 K: 1 S: 5	H: 0 LOB: 0 BB: 0 P: 5	R: 0 E: 0 K: 1 S: 3	H: 0 LOB: 0 BB: 0 P: 3	R: 0 E: 0 K: 2 S: 8	H: 1 LOB: 0 BB: 0 P: 8	R: 0 E: 0 K: 0 S: 3	H: 0 LOB: 0 BB: 0 P: 3	R: 0 E: 0 K: 0 S: 3	H: 0 LOB: 0 BB: 0 P: 3	1B: 4 2B: 0 3B: 0 HR: 1	SF: 0 SAC: 0 DP: 1 HBP: 0	WP: 1 PB: 0 SB: 2 CS: 0	PA: 36						
PITCHER	IP	WLS	BF	H	R	ER	SO	BB	IBB	HBP	BLK	WP	HR	S	P	ERA	WHIP	PITCHER										
Nolan Ryan, R ERA: 2.76	(1, 1)	9.0	W	36	5	2	1	7	5	0	0	0	1	1	45	65	1.00	1.111										


AB	31
R	2
H	5
RBI	2
BB	5
SO	7
LOB	16



Batter	1	2	3	4	5	6	7	8	9	10	11	AB	R	H	RBI	BB	SO	LOB	TOP												
Mickey Rivers, L OBP: 0.353, SLG: 0.392 (1, 8)												6	1	1	0	0	0	5													
Vada Pinson, L OBP: 0.289, SLG: 0.376 (1, 7)												6	2	3	0	0	0	0													
Frank Robinson, R OBP: 0.372, SLG: 0.487 (1, 10)												6	1	1	1	0	1	2													
Bob Oliver, R OBP: 0.312, SLG: 0.414 (1, 5)												5	1	2	0	1	0	2													
Tom McCraw, L OBP: 0.345, SLG: 0.335 (1, 3)												6	1	2	0	0	2	3													
Richie Scheinblum, S OBP: 0.405, SLG: 0.409 Leroy Stanton, R OBP: 0.289, SLG: 0.352 (11, PR) (11, 9)												6	0	3	2	0	0	2													
Billy Parker, R OBP: 0.270, SLG: 0.242 (1, 4)												5	0	3	1	1	1	1													
John Stephenson, L OBP: 0.297, SLG: 0.324 Winston Llanas, R OBP: 0.312, SLG: 0.304 Rick Stelmazek, L OBP: 0.275, SLG: 0.176 Al Gallagher, R OBP: 0.348, SLG: 0.301 Charlie Sands, L OBP: 0.345, SLG: 0.481 Dave Chalk, R OBP: 0.316, SLG: 0.212 (1, 2) (5, PH) (5, 2) (10, PH) (10, 2) (1, 6)												2	0	1	0	0	0	1													
Inning Stats	R: 3 E: 1 K: 2 S: 11	H: 3 LOB: 1 BB: 0 P: 11	R: 0 E: 0 K: 1 S: 7	H: 2 LOB: 2 BB: 0 P: 7	R: 0 E: 0 K: 0 S: 3	H: 0 LOB: 0 BB: 0 P: 3	R: 0 E: 0 K: 1 S: 6	H: 1 LOB: 1 BB: 0 P: 6	R: 1 E: 0 K: 0 S: 6	H: 3 LOB: 3 BB: 1 P: 10	R: 0 E: 0 K: 0 S: 3	H: 0 LOB: 0 BB: 0 P: 3	R: 0 E: 0 K: 0 S: 4	H: 2 LOB: 2 BB: 0 P: 4	R: 0 E: 0 K: 0 S: 4	H: 1 LOB: 1 BB: 0 P: 4	R: 0 E: 0 K: 2 S: 8	H: 1 LOB: 1 BB: 1 P: 8	R: 0 E: 0 K: 0 S: 4	H: 1 LOB: 2 BB: 1 P: 8	R: 2 E: 0 K: 1 S: 8	H: 3 LOB: 2 BB: 1 P: 12	1B: 12 2B: 5 3B: 0 HR: 0	SF: 0 SAC: 0 DP: 0 HBP: 0	WP: 0 PB: 0 SB: 0 CS: 0	PA: 53					
PITCHER	IP ERA WHIP	WLS BF H R ER SO	BF H R ER SO	BB IBB HBP BLK	WP HR S P	ERA WHIP	PITCHER														ERA WHIP										
Bill Gogolewski, R ERA: 4.07 Jim Merritt, L ERA: 4.12 (1, 1) (5, 1)	4.1 6.2	23 L 30	9 8	4 2	1 2	3 3	0 2	1 1	0 0	0 0	0 0	33 45	2.70 1.500																		

California Angels @ Texas Rangers
Arlington Stadium, Arlington, TX
Thu Sep 20 1973, 8:05 PM EDT
Unknown


AB 50
R 6
H 17
RBI 4
BB 3
SO 7
LOB 24



Batter	1	2	3	4	5	6	7	8	9	10	11	AB	R	H	RBI	BB	SO	LOB	BOTTOM												
Jim Mason, L OBP: 0.278, SLG: 0.300 (1, 4)												4	1	2	0	1	1	0													
Toby Harrah, R OBP: 0.329, SLG: 0.372 (1, 6)												5	0	1	2	0	3	3													
Jim Spencer, L OBP: 0.329, SLG: 0.358 (1, 3)												5	0	0	0	0	0	3													
Jeff Burroughs, R OBP: 0.356, SLG: 0.490 (1, 9)												5	1	2	1	0	1	0													
Alex Johnson, R OBP: 0.321, SLG: 0.380 (1, 10)												5	0	1	1	0	2	1													
Bill Madlock, R OBP: 0.357, SLG: 0.500 Pete Mackanin, R OBP: 0.156, SLG: 0.137 (1, 5) (9, 5)												4	0	1	0	0	1	1													
Larry Bittner, L OBP: 0.309, SLG: 0.306 (1, 7)												4	0	1	0	1	1	1													
Vic Harris, S OBP: 0.319, SLG: 0.351 (1, 8)												4	1	1	0	1	1	4													
Ken Suarez, R OBP: 0.338, SLG: 0.301 Bill Sudakis, S OBP: 0.314, SLG: 0.500 (1, 2) (11, PH)												3	1	0	0	1	0	2													
Inning Stats	R: 2 E: 0 K: 1 S: 7	H: 3 LOB: 1 BB: 0 P: 7	R: 2 E: 0 K: 1 S: 6	H: 1 LOB: 2 BB: 3 P: 18	R: 0 E: 0 K: 0 S: 3	H: 0 LOB: 0 BB: 0 P: 3	R: 0 E: 1 K: 2 S: 9	H: 2 LOB: 2 BB: 0 P: 9	R: 0 E: 0 K: 1 S: 6	H: 1 LOB: 1 BB: 0 P: 6	R: 0 E: 0 K: 1 S: 5	H: 0 LOB: 0 BB: 0 P: 5	R: 0 E: 0 K: 2 S: 8	H: 2 LOB: 2 BB: 1 P: 12	R: 0 E: 0 K: 2 S: 7	H: 0 LOB: 0 BB: 0 P: 7	R: 0 E: 0 K: 0 S: 3	H: 0 LOB: 0 BB: 0 P: 3	R: 0 E: 0 K: 0 S: 4	H: 1 LOB: 1 BB: 0 P: 4	1B: 8 2B: 2 3B: 0 HR: 0	SF: 0 SAC: 0 DP: 0 HBP: 0	WP: 0 PB: 0 SB: 1 CS: 1	PA: 45							
PITCHER	IP ERA WHIP	WLS BF H R ER SO	BF H R ER SO	BB IBB HBP BLK	WP HR S P	ERA WHIP	PITCHER														ERA WHIP										
Bill Singer, R ERA: 3.24 (1, 1)	11.0 W	45 45	10 10	4 4	4 4	10 10	4 4	0 0	0 0	0 0	61 77	3.27 1.273																			

California Angels @ Texas Rangers
Arlington Stadium, Arlington, TX
Thu Sep 20 1973, 8:05 PM EDT
Unknown

AB 41
R 4
H 10
RBI 4
BB 4
SO 10
LOB 16




Batter	1	2	3	4	5	6	7	8	9	AB R H RBI BB SO LOB	TOP									
Mickey Rivers, L (1, 8) OBP: 0.394, SLG: 0.448	4-0 BB L4-3		0-0 E5 2B 1B		0-0 1B		0-0 SH5-3		0-0 E 2B 1B	3 2 3 0 1 0 0	California Angels @ Texas Rangers Arlington Stadium, Arlington, TX Fri Sep 21 1973, 4:33 AM EDT Att: 2,513 - Unknown									
Richie Scheinblum, S (1, 9) OBP: 0.459, SLG: 0.411 Ken Berry, R (7, FR) OBP: 0.332, SLG: 0.348	0-0 P3		0-3 K		0-0 1B		1-0 HBP		4-0 E 2B BB	3 0 1 0 0 1 3 0 1 0 0 1 0 0										
Frank Robinson, R (1, 10) OBP: 0.369, SLG: 0.481	0-0 L4-3		0-0 5-3		0-0 F9		0-0 L6-4		0-0 E6 2B	5 0 0 1 0 0 7										
Bob Oliver, R (1, 3) OBP: 0.311, SLG: 0.416		0-0 F9	0-0 WP 2B		0-0 6-3		0-0 5-3		0-0 2B	5 0 2 3 0 0 0										
Leroy Stanton, R (1, 7) OBP: 0.291, SLG: 0.350		0-0 2B 1B	0-3 K		4-0 1B BB		0-0 5-3		0-0 4-3	4 1 1 0 1 1 3										
Al Gallacher, R (1, 5) OBP: 0.347, SLG: 0.301		0-3 K		0-0 6-3		0-0 1B		0-0 F9		4 0 1 0 0 1 1										
Billy Parker, R (1, 4) OBP: 0.280, SLG: 0.270		0-0 1H 2B		0-0 6-3		0-3 K		0-0 1B SH1 E 1B		4 1 2 1 0 1 2										
John Stephenson, L (1, 2) OBP: 0.295, SLG: 0.322		0-0 F5		0-0 4-3		0-0 4-3		0-0 SH1		3 0 0 0 0 0 3										
Dave Chalk, R (1, 6) OBP: 0.326, SLG: 0.231			4-0 E 1B 5-3 BB		0-0 5-3		0-0 E5 L6-4 SH5-3		0-0 5-3	3 1 0 0 1 0 1										
Inning Stats	R: 0 E: 0 K: 0 S: 2	H: 0 LOB: 0 BB: 1 P: 6	R: 1 E: 0 K: 1 S: 7	H: 2 LOB: 1 BB: 0 P: 7	R: 2 E: 1 K: 2 S: 9	H: 2 LOB: 1 BB: 1 P: 13	R: 0 E: 0 K: 0 S: 3	H: 0 LOB: 0 BB: 0 P: 3	R: 0 E: 0 K: 1 S: 4	H: 1 LOB: 1 BB: 1 P: 4	R: 0 E: 0 K: 0 S: 3	H: 0 LOB: 0 BB: 0 P: 4	R: 0 E: 0 K: 0 S: 3	H: 0 LOB: 0 BB: 0 P: 3	R: 3 E: 1 K: 0 S: 7	H: 3 LOB: 2 BB: 1 P: 11	1B: 7 2B: 5 3B: 0 HR: 0	SF: 0 SAC: 2 DP: 2 HBP: 1	WP: 1 PB: 0 SB: 2 CS: 0	PA: 41
PITCHER	IP WLS BF H R ER SO BB IBB HBP BLK WP HR S P ERA WHIP											IP WLS BF H R ER SO BB IBB HBP BLK WP HR S P ERA WHIP								
David Clyde, L (1, 1) ERA: 5.02	8.2 L 40 10 6 3 4 4 0 1 0 1 0 43 60 3.12 1.615											Lloyd Allen, R (9, 1) ERA: 9.12	0.1 1 0 0 0 0 0 0 0 0 0 0 1 1 0.00 0.000							

AB	34
R	6
H	10
RBI	5
BB	4
SO	4
LOB	20



Batter	1	2	3	4	5	6	7	8	9	AB R H RBI BB SO LOB	BOTTOM							
Vic Harris, S (1, 4) OBP: 0.318, SLG: 0.349	0-0 G3			0-0 F5		0-0 F7			0-0 3-1	4 0 0 0 0 0 1	California Angels @ Texas Rangers Arlington Stadium, Arlington, TX Fri Sep 21 1973, 4:33 AM EDT Att: 2,513 - Unknown							
Toby Harrah, R (1, 5) OBP: 0.329, SLG: 0.370	0-0 5-3			0-3 K		0-3 K		0-3 K		4 0 0 0 0 3 0								
Jim Spencer, L (1, 3) OBP: 0.325, SLG: 0.353	0-0 G3			0-0 4-3		0-0 F9		0-0 P5		4 0 0 0 0 0 0								
Jeff Burroughs, R (1, 9) OBP: 0.353, SLG: 0.485		0-0 L4-6 WP 1B		0-0 5-3		0-0 F7				3 0 1 0 0 0 0								
Alex Johnson, R (1, 8) OBP: 0.323, SLG: 0.381		0-0 F3		0-0 1-3				0-0 2B WP 1B		3 1 1 0 0 0 1								
Bill Sudakis, S (1, 10) OBP: 0.317, SLG: 0.504 Lenny Randle, S (8, FR) OBP: 0.125, SLG: 0.250	0-0 L4-6			0-0 G3				0-0 WP 1B 2B		3 0 1 0 0 0 1 0 0 0 0 0 0 0								
Larry Blittner, L (1, 7) OBP: 0.309, SLG: 0.311				0-0 6-3		0-0 2B		0-3 K		3 0 1 0 0 1 2								
Dick Billings, R (1, 2) OBP: 0.236, SLG: 0.237				0-0 F9		0-0 1-6-3		0-0 L1		3 0 0 0 0 0 3								
Pete Mackanin, R (1, 6) OBP: 0.150, SLG: 0.132				0-0 P1		0-0 6-3		0-0 5-3		3 0 0 0 0 0 2								
Inning Stats	R: 0 E: 0 K: 0 S: 3	H: 0 LOB: 0 BB: 0 P: 3	R: 0 E: 0 K: 0 S: 3	H: 1 LOB: 0 BB: 0 P: 3	R: 0 E: 0 K: 1 S: 5	H: 0 LOB: 0 BB: 0 P: 5	R: 0 E: 0 K: 0 S: 4	H: 0 LOB: 0 BB: 0 P: 4	R: 0 E: 0 K: 1 S: 5	H: 0 LOB: 0 BB: 0 P: 5	R: 1 E: 0 K: 1 S: 7	H: 2 LOB: 2 BB: 0 P: 7	R: 0 E: 0 K: 1 S: 5	H: 0 LOB: 0 BB: 0 P: 5	1B: 2 2B: 3 3B: 0 HR: 0	SF: 0 SAC: 0 DP: 1 HBP: 0	WP: 2 PB: 0 SB: 0 CS: 0	PA: 30
PITCHER	IP WLS BF H R ER SO BB IBB HBP BLK WP HR S P ERA WHIP											IP WLS BF H R ER SO BB IBB HBP BLK WP HR S P ERA WHIP						
Rich Hand, R (1, 1) ERA: 4.33	7.0 W 24 4 1 1 2 0 0 0 0 0 1 0 28 28 1.29 0.571											Aurelio Montague, R (8, 1) ERA: 3.14	2.0 S 6 0 0 0 0 2 0 0 0 0 0 1 0 10 0.00 0.000					



Batter	1	2	3	4	5	6	7	8	9	AB	R	H	RBI	BB	SO	LOB	TOP					
Mickey Rivers, L (1, 8) OBP: 0.388, SLG: 0.440	0-3 K			0-0 1B 2B 1B		0-0 F6		0-0 4-3		4	1	1	0	0	1	0	California Angels @ Minnesota Twins Metropolitan Stadium, Bloomington, MI Sat Sep 22 1973, 4:33 AM EDT Att. 6,665 - Unknown - 66 F					
Vada Pinson, L (1, 7) OBP: 0.288, SLG: 0.372	0-0 F7			0-0 F9		0-0 1-3		0-3 K		4	0	0	0	0	1	1						
Frank Robinson, R (1, 10) OBP: 0.372, SLG: 0.488	0-0 P3			0-0 2B 1B		0-0 HR			4-0 1B BB	3	2	2	1	1	0	0						
Bob Oliver, R (1, 5) OBP: 0.311, SLG: 0.416		0-3 K		0-0 2B		0-0 F5			0-3 K	4	0	1	2	0	2	1						
Tom McCraw, L (1, 3) OBP: 0.338, SLG: 0.328		0-0 4-3		0-0 F7			0-0 4-3		0-0 F5	4	0	0	0	0	0	2						
Richie Scheinblum, S (1, 9) OBP: 0.409, SLG: 0.408		0-0 4-3		0-3 K			0-0 1-3		0-0 1B	4	0	1	0	0	1	1						
Billy Parker, R (1, 4) OBP: 0.282, SLG: 0.273			0-0 1-3		0-0 F3			0-3 K		3	0	1	0	0	0	0						
Charlie Sands, L (0, PH) OBP: 0.333, SLG: 0.464										1	0	0	0	0	1	2						
John Stephenson, L (1, 2) OBP: 0.288, SLG: 0.314			0-0 5-3		0-0 F8					3	0	0	0	0	0	1						
Dave Chalk, R (1, 6) OBP: 0.313, SLG: 0.220			0-0 P4		0-0 5-3					2	0	0	0	0	0	0						
Winston Llenas, R (0, PH) OBP: 0.309, SLG: 0.302										1	0	0	0	0	0	0						
Rudy Meoli, L (0, 6) OBP: 0.291, SLG: 0.289										0	0	0	0	0	0	0						
Inning Stats	R: 0 E: 0 K: 1 S: 5	H: 0 LOB: 0 BB: 0 P: 5	R: 0 E: 0 K: 1 S: 5	H: 0 LOB: 0 BB: 0 P: 5	R: 0 E: 0 K: 0 S: 3	H: 0 LOB: 0 BB: 0 P: 3	R: 2 E: 0 K: 1 S: 8	H: 3 LOB: 1 BB: 0 P: 8	R: 0 E: 0 K: 0 S: 3	H: 0 LOB: 0 BB: 0 P: 3	R: 1 E: 0 K: 0 S: 4	H: 1 LOB: 0 BB: 0 P: 4	R: 0 E: 0 K: 0 S: 4	H: 1 LOB: 1 BB: 0 P: 4	R: 0 E: 0 K: 1 S: 5	H: 0 LOB: 0 BB: 0 P: 5	R: 0 E: 0 K: 2 S: 8	H: 1 LOB: 2 BB: 1 P: 12	1B: 4 2B: 1 3B: 0 HR: 1	SF: 0 SAC: 0 DP: 0 HBP: 0	WP: 0 PB: 0 SB: 0 CS: 0	PA: 34
PITCHER Bert Blyleven, R (1, 1) ERA: 2.57	IP: 9.0 WLS: W BF: 34 H: 6 R: 3 ER: 3 SO: 6 BB: 1 IBB: 0 HBP: 0 BLK: 0 WP: 0 HR: 1 S: 45 P: 49 ERA: 3.00 WHIP: 0.778															PITCHER	IP: 9.0 WLS: W BF: 34 H: 6 R: 3 ER: 3 SO: 6 BB: 1 IBB: 0 HBP: 0 BLK: 0 WP: 0 HR: 1 S: 45 P: 49 ERA: 3.00 WHIP: 0.778					

AB	33
R	3
H	6
RBI	3
BB	1
SO	6
LOB	8



Batter	1	2	3	4	5	6	7	8	9	AB	R	H	RBI	BB	SO	LOB	BOTTOM					
Steve Brye, R (1, 8) OBP: 0.341, SLG: 0.389	0-0 6-3		0-0 6-3		0-0 F9		0-0 F8			4	0	0	0	0	0	2	California Angels @ Minnesota Twins Metropolitan Stadium, Bloomington, MI Sat Sep 22 1973, 4:33 AM EDT Att. 6,665 - Unknown - 66 F					
Rod Carew, L (1, 4) OBP: 0.406, SLG: 0.468	0-0 G3		4-0 E 1B IBB		0-0 S E 1B		0-0 2B			3	2	2	0	1	0	0						
Larry Hise, R (1, 9) OBP: 0.353, SLG: 0.427	0-0 1-3		0-0 E8 1B		0-0 E2 S		0-3 K			4	2	1	2	0	1	2						
George Mitterwald, R (1, 10) OBP: 0.325, SLG: 0.400		0-3 K	0-0 E 1B		0-3 K			0-0 5-3		4	0	1	2	0	2	0						
Craig Kusick, R (1, 3) OBP: 0.278, SLG: 0.242		0-0 E8	0-0 E8		0-3 K			0-0 1-3		4	0	1	0	0	1	1						
Rich Reese, L (0, 3) OBP: 0.223, SLG: 0.261		FC5-4 1B	1-2 G6-4-3		0-0 K			0-0 1-3		0	0	0	0	0	0	0						
Mike Adams, R (1, 7) OBP: 0.371, SLG: 0.306		0-3 K	0-0 G6-4-3		0-0 5-3			0-3 K		3	0	0	0	0	1	3						
Jim Holt, L (0, 9) OBP: 0.336, SLG: 0.446			1-2							1	0	0	0	0	1	0						
Jerry Terrell, R (1, 6) OBP: 0.309, SLG: 0.329	0-0 FC5-4			0-0 6-3		0-0 P6				3	0	0	0	0	0	1						
Dan Monzon, R (1, 5) OBP: 0.321, SLG: 0.282			0-0 6-3 E 1B		0-0 1-3			0-0 5-3		3	1	1	0	0	0	0						
Glenn Borgmann, R (1, 2) OBP: 0.375, SLG: 0.316			0-0 E4 6-3 E		0-3 K			0-0 F2		3	1	0	0	0	1	1						
Inning Stats	R: 0 E: 0 K: 0 S: 3	H: 0 LOB: 0 BB: 0 P: 3	R: 0 E: 0 K: 2 S: 8	H: 1 LOB: 1 BB: 0 P: 8	R: 4 E: 3 K: 0 S: 7	H: 3 LOB: 1 BB: 1 P: 11	R: 0 E: 0 K: 1 S: 5	H: 0 LOB: 0 BB: 0 P: 5	R: 2 E: 1 K: 2 S: 9	H: 1 LOB: 0 BB: 0 P: 9	R: 0 E: 0 K: 0 S: 3	H: 0 LOB: 0 BB: 0 P: 3	R: 0 E: 0 K: 1 S: 6	H: 1 LOB: 1 BB: 0 P: 6	R: 0 E: 0 K: 1 S: 5	H: 0 LOB: 0 BB: 0 P: 5	R: 0 E: 0 K: 2 S: 8	H: 1 LOB: 2 BB: 1 P: 12	1B: 5 2B: 1 3B: 0 HR: 0	SF: 0 SAC: 0 DP: 1 HBP: 0	WP: 0 PB: 0 SB: 3 CS: 0	PA: 33
PITCHER Rudy May, L (1, 1) ERA: 4.2	IP: 8.0 WLS: L BF: 33 H: 6 R: 6 ER: 3 SO: 7 BB: 0 IBB: 1 HBP: 0 BLK: 0 WP: 0 HR: 0 S: 46 P: 50 ERA: 3.38 WHIP: 0.750															PITCHER	IP: 8.0 WLS: L BF: 33 H: 6 R: 6 ER: 3 SO: 7 BB: 0 IBB: 1 HBP: 0 BLK: 0 WP: 0 HR: 0 S: 46 P: 50 ERA: 3.38 WHIP: 0.750					

AB	32
R	6
H	6
RBI	4
BB	1
SO	7
LOB	10



Batter	1	2	3	4	5	6	7	8	9	AB	R	H	RBI	BB	SO	LOB	TOP					
Mickey Rivers, L OBP: 0.394, SLG: 0.443										6	3	3	0	0	0	6						
Richie Scheinblum, S OBP: 0.404, SLG: 0.404										5	2	1	0	1	1	6						
Frank Robinson, R OBP: 0.375, SLG: 0.497										5	3	3	5	1	0	0						
Bob Oliver, R OBP: 0.308, SLG: 0.412										6	0	0	0	0	3	5						
Tom McCraw, L OBP: 0.335, SLG: 0.324										6	2	1	0	0	1	3						
Leroy Stanton, R OBP: 0.302, SLG: 0.357										3	3	3	2	2	0	0						
Billy Parker, R OBP: 0.278, SLG: 0.259										4	1	0	1	1	1	5						
Jeff Torborg, R OBP: 0.277, SLG: 0.256										4	0	1	1	1	0	3						
Dave Chalk, R OBP: 0.358, SLG: 0.289										4	1	3	4	1	0	1						
Inning Stats	R: 5 E: 0 K: 2 S: 11	H: 4 LOB: 2 BB: 3 P: 23	R: 0 E: 0 K: 1 S: 5	H: 0 LOB: 0 BB: 0 P: 5	R: 2 E: 1 K: 2 S: 10	H: 2 LOB: 2 BB: 1 P: 14	R: 0 E: 0 K: 0 S: 3	H: 1 LOB: 1 BB: 0 P: 3	R: 0 E: 0 K: 0 S: 4	H: 1 LOB: 1 BB: 0 P: 4	R: 4 E: 1 K: 0 S: 8	H: 4 LOB: 1 BB: 0 P: 8	R: 3 E: 0 K: 1 S: 7	H: 2 LOB: 0 BB: 1 P: 11	R: 1 E: 0 K: 0 S: 4	H: 1 LOB: 2 BB: 2 P: 12	R: 0 E: 0 K: 0 S: 3	H: 0 LOB: 0 BB: 0 P: 3	1B: 12 2B: 2 3B: 0 HR: 1	SF: 0 SAC: 0 DP: 1 HBP: 0	WP: 1 PB: 2 SB: 2 CS: 0	PA: 50
PITCHER	IP WLS BF H R ER SO BB IBB HBP BLK WP HR S P ERA WHIP																					
Joe Decker, R ERA: 4.17	(1, 1) 0.2 L 8 3 5 5 2 3 0 0 0 0 0 0 9 21 67.50 9.000																					
Eddie Bane, L ERA: 4.92	(1, 1) 5.1 27 9 6 4 3 1 0 0 0 1 0 32 36 6.75 1.875																					
Vic Albury, L ERA: 2.7	(7, 1) 2.0 12 3 4 4 1 3 0 0 0 0 0 1 11 23 18.00 3.000																					
Bill Campbell, R ERA: 3.11	(9, 1) 1.0 3 0 0 0 0 0 0 0 0 0 0 0 3 3 0.00 0.000																					

California Angels @ Minnesota Twins
Metropolitan Stadium, Bloomington, MI
Sun Sep 23 1973, 4:33 AM EDT
Att: 5,426 - Unknown

AB	43
R	15
H	15
RBI	13
BB	7
SO	6
LOB	29



Batter	1	2	3	4	5	6	7	8	9	AB	R	H	RBI	BB	SO	LOB	BOTTOM					
Steve Brye, R OBP: 0.342, SLG: 0.389										5	2	2	0	0	1	2						
Rod Carew, L OBP: 0.408, SLG: 0.472										5	2	4	2	0	1	0						
Tony Oliva, L OBP: 0.342, SLG: 0.401										5	0	1	1	0	0	5						
Joe Lis, R OBP: 0.325, SLG: 0.403										0	0	0	0	0	0	0						
Craig Kusick, R OBP: 0.317, SLG: 0.250										3	0	1	0	2	2	2						
Jim Holt, L OBP: 0.337, SLG: 0.446										5	0	2	2	0	1	2						
Larry Hise, R OBP: 0.350, SLG: 0.423										5	0	0	0	0	3	5						
Jerry Terrell, R OBP: 0.308, SLG: 0.328										5	1	1	0	0	3	4						
Dan Monzon, R OBP: 0.341, SLG: 0.278										1	1	0	0	3	0	0						
Glenn Borgmann, R OBP: 0.383, SLG: 0.348										4	1	2	1	0	1	2						
Inning Stats	R: 0 E: 0 K: 1 S: 5	H: 0 LOB: 0 BB: 0 P: 5	R: 0 E: 0 K: 2 S: 7	H: 0 LOB: 0 BB: 0 P: 7	R: 0 E: 0 K: 1 S: 5	H: 0 LOB: 1 BB: 1 P: 9	R: 0 E: 0 K: 1 S: 5	H: 1 LOB: 1 BB: 1 P: 9	R: 0 E: 0 K: 2 S: 7	H: 0 LOB: 1 BB: 1 P: 11	R: 2 E: 0 K: 2 S: 10	H: 3 LOB: 2 BB: 1 P: 14	R: 0 E: 0 K: 1 S: 7	H: 2 LOB: 2 BB: 0 P: 7	R: 0 E: 0 K: 0 S: 3	H: 1 LOB: 0 BB: 0 P: 3	R: 5 E: 0 K: 2 S: 13	H: 6 LOB: 2 BB: 1 P: 17	1B: 12 2B: 1 3B: 0 HR: 0	SF: 0 SAC: 0 DP: 2 HBP: 0	WP: 1 PB: 0 SB: 1 CS: 0	PA: 43
PITCHER	IP WLS BF H R ER SO BB IBB HBP BLK WP HR S P ERA WHIP																					
Nolan Ryan, R ERA: 2.89	(1, 1) 9.0 W 43 13 7 7 12 5 0 0 0 1 0 62 82 7.00 2.000																					

California Angels @ Minnesota Twins
Metropolitan Stadium, Bloomington, MI
Sun Sep 23 1973, 4:33 AM EDT
Att: 5,426 - Unknown

AB	38
R	7
H	13
RBI	6
BB	5
SO	12
LOB	22



Batter	1	2	3	4	5	6	7	8	9	AB	R	H	RBI	BB	SO	LOB	TOP	
Davey Nelson, R OBP: 0.322, SLG: 0.370	5-3		1B	1-3			4-3			6	2	2	0	0	0	4		
Toby Harrah, R OBP: 0.329, SLG: 0.365	F8		SF9	1B			L1			5	2	2	0	0	0	0		
Jeff Burroughs, R OBP: 0.354, SLG: 0.480			SF9	1B			P4			2	1	0	2	2	0	2		
Alex Johnson, R OBP: 0.324, SLG: 0.380	L4		1B							5	1	3	3	0	0	1		
Bill Madlock, R OBP: 0.354, SLG: 0.467			F8							5	0	1	0	0	0	5		
Jim Fregosi, R OBP: 0.328, SLG: 0.374	F7									1	0	0	0	1	0	1		
Elliott Maddox, R OBP: 0.356, SLG: 0.260										2	0	1	0	0	0	2		
Jim Spencer, L OBP: 0.327, SLG: 0.354				FC5-4						0	1	0	0	0	0	0		
Tom Grieve, R OBP: 0.360, SLG: 0.526	F9			FC5-4						4	0	1	0	0	0	4		
Bill Sudakis, S OBP: 0.323, SLG: 0.507				1-2						0	0	0	1	1	0	0		
Lenny Randle, S OBP: 0.235, SLG: 0.471				1-2						0	1	0	0	0	0	0		
Dick Billings, R OBP: 0.236, SLG: 0.240	G3			P4						5	0	1	2	0	0	5		
Vic Harris, S OBP: 0.317, SLG: 0.346			1-3							4	1	2	1	0	0	1		
Inning Stats	R: 0 H: 0 E: 0 K: 0 S: 3	H: 0 LOB: 1 BB: 1 P: 7	R: 0 H: 1 E: 0 K: 0 S: 4	R: 2 H: 3 E: 0 K: 0 S: 6	R: 0 H: 1 E: 0 K: 0 S: 4	R: 0 H: 1 E: 0 K: 0 S: 4	R: 0 H: 1 E: 0 K: 0 S: 3	R: 0 H: 0 E: 1 K: 0 S: 5	R: 0 H: 1 E: 1 K: 0 S: 9	R: 7 H: 5 E: 1 K: 0 S: 9	1B: 13 SF: 1 2B: 0 3B: 0 HR: 0	SF: 1 SAC: 1 DP: 1 HBP: 0	WP: 0 PB: 0 SB: 0 CS: 0	PA: 46				
PITCHER	IP WLS BF H R ER SO BB IBB HBP BLK WP HR S P ERA WHIP																	
Clyde Wright, L ERA: 3.88	(1, 1)	8.0	37	10	4	4	0	3	0	0	0	0	0	34	46	4.50	1.625	
Aurelio Monteaugudo, R ERA: 4.34	(9, 1)	0.1	7	3	4	3	0	1	1	0	0	0	0	5	13	81.00	12.000	
Steve Barber, L ERA: 9.53	(9, 1)	0.2	W	2	0	1	1	0	0	0	0	0	0	2	2	13.50	0.000	

Texas Rangers @ California Angels
Anaheim Stadium, Anaheim, CA
Mon Sep 24 1973, 10:05 PM EDT
Att: 3,753 - Unknown


AB 39
R 9
H 13
RBI 9
BB 4
SO 0
LOB 25





Batter	1	2	3	4	5	6	7	8	9	AB	R	H	RBI	BB	SO	LOB	BOTTOM	
Mickey Rivers, L OBP: 0.385, SLG: 0.431	E6			E8			6-3		1-3	5	1	1	2	0	0	0		
Vada Pinson, L OBP: 0.287, SLG: 0.371				1-3						4	0	1	2	0	2	1		
Ken Berry, R OBP: 0.331, SLG: 0.347	K		4-3				K		F7	1	0	0	0	0	0	0		
Frank Robinson, R OBP: 0.277, SLG: 0.495				2-H						1	1	0	0	0	0	0		
Winston Llenas, R OBP: 0.319, SLG: 0.302	BB		G3						WP	1	1	0	0	2	1	1		
Bob Oliver, R OBP: 0.310, SLG: 0.412	HBP								BB	4	2	2	0	1	0	0		
Tom McCraw, L OBP: 0.336, SLG: 0.322	1B		4-3						BB	4	2	2	0	1	0	0		
Richie Scheinblum, S OBP: 0.404, SLG: 0.402	1B								BB	4	1	1	1	1	0	2		
Rudy Meoli, L OBP: 0.291, SLG: 0.289	1B								BB	0	1	0	0	0	0	0		
Billy Parker, R OBP: 0.259									BB	4	1	1	0	0	1	2		
Charlie Sands, L OBP: 0.355, SLG: 0.464	K								BB	0	0	0	1	1	0	0		
Jeff Torborg, R OBP: 0.280, SLG: 0.260									BB	4	1	2	0	0	1	0		
Leroy Stanton, R OBP: 0.304, SLG: 0.362									BB	1	0	1	2	0	0	0		
Dave Chalk, R OBP: 0.351, SLG: 0.271									BB	3	1	0	0	1	1	1		
Inning Stats	R: 2 H: 2 E: 1 K: 2 S: 9	H: 2 LOB: 2 BB: 1 P: 14	R: 0 H: 0 E: 0 K: 2 S: 7	R: 0 H: 0 E: 0 K: 0 S: 3	R: 4 H: 4 E: 1 K: 1 S: 9	R: 0 H: 0 E: 0 K: 0 S: 3	R: 0 H: 0 E: 0 K: 0 S: 3	R: 0 H: 1 E: 0 K: 1 S: 6	R: 0 H: 1 E: 0 K: 0 S: 4	R: 4 H: 2 E: 0 K: 0 S: 4	1B: 9 SF: 0 2B: 1 3B: 0 HR: 0	SF: 0 SAC: 0 DP: 0 HBP: 1	WP: 1 PB: 0 SB: 0 CS: 1	PA: 44				
PITCHER	IP WLS BF H R ER SO BB IBB HBP BLK WP HR S P ERA WHIP																	
Pete Broberg, R ERA: 5.99	(1, 1)	4.0	21	6	6	5	0	2	0	1	0	0	0	0	12	16	0.00	0.667
Rick Henninger, R ERA: 2.74	(5, 1)	3.0	11	1	0	0	1	1	0	0	0	0	0	0	7	11	10.80	1.800
Bill Gogolewski, R ERA: 4.22	(8, 1)	1.2	8	2	2	2	0	1	0	0	0	0	0	1	0	0	∞	∞
Lloyd Allen, R ERA: 9.42	(9, 1)	0.0	L	3	0	0	0	3	0	0	0	0	0	0	0	0	∞	∞
Jackie Brown, R ERA: 3.92	(9, 1)	0.0	1	1	2	2	0	0	0	0	0	0	0	0	1	1	∞	∞

Texas Rangers @ California Angels
Anaheim Stadium, Anaheim, CA
Mon Sep 24 1973, 10:05 PM EDT
Att: 3,753 - Unknown

AB 36
R 10
H 10
RBI 10
BB 7
SO 6
LOB 7



Batter	1	2	3	4	5	6	7	8	9	10	AB	R	H	RBI	BB	SO	LOB	TOP		
Davey Nelson, R OBP: 0.323, SLG: 0.371 (1, 4)	5-3			K		SH5-3		CS 1B		SH1-4 1B	4	1	2	0	0	1	0	Texas Rangers @ California Angels Anaheim Stadium, Anaheim, CA Tue Sep 25 1973, 10:05 PM EDT Att: 5,044 - Unknown livebaseballscorecards.com AB 31 R 4 H 7 RBI 2 BB 4 SO 3 LOB 13 		
Jim Mason, L OBP: 0.274, SLG: 0.295 (1, 6)	F8			4-3		L6		G3		SH1-4	4	0	0	0	0	0	2			
Jeff Burroughs, R OBP: 0.357, SLG: 0.480 (1, 9)	K			1B		BB		E6		1B 6-3	4	1	2	1	1	1	0			
Jim Spencer, L OBP: 0.330, SLG: 0.355 (1, 3)		P5		1B				6-3		1B	0	0	0	0	0	0	0			
Alex Johnson, R OBP: 0.323, SLG: 0.376 Elliott Maddox, R OBP: 0.356, SLG: 0.260 (1, 7) (10, 7)		G6-3 BB		4-3		F8				P6	4	0	0	1	1	0	5			
Don Castle, L (1, 10)		G6-3		1-3				F8		WP BB	4	0	0	0	1	0	2			
Bill Madlock, R OBP: 0.362, SLG: 0.460 (1, 5)				K		5-3		1B		G6-4-3 BB	3	0	1	0	1	1	0			
Dick Billings, R OBP: 0.233, SLG: 0.237 (1, 2)				1-3		F8		5-3		G6-4-3	4	0	0	0	0	0	3			
Vic Harris, S OBP: 0.318, SLG: 0.347 (1, 8)				4-3				F5		SH1-4 1B	4	2	2	0	0	0	1			
Inning Stats	R: 0 E: 0 K: 1 S: 5	H: 0 LOB: 0 BB: 0 P: 5	R: 0 E: 0 K: 0 S: 2	H: 0 LOB: 0 BB: 1 P: 6	R: 0 E: 0 K: 1 S: 5	H: 0 LOB: 0 BB: 0 P: 5	R: 0 E: 0 K: 1 S: 7	H: 2 LOB: 2 BB: 0 P: 7	R: 0 E: 0 K: 0 S: 5	H: 1 LOB: 1 BB: 0 P: 4	R: 0 E: 0 K: 0 S: 4	H: 1 LOB: 1 BB: 0 P: 4	R: 0 E: 0 K: 0 S: 2	H: 0 LOB: 1 BB: 2 P: 10	R: 3 E: 0 K: 0 S: 6	H: 3 LOB: 1 BB: 1 P: 10	1B: 9 2B: 0 3B: 0 HR: 0		SF: 0 SAC: 2 DP: 2 HBP: 0	WP: 1 PA: 42 PB: 0 SB: 0 CS: 1
PITCHER Bill Singer, R ERA: 3.25 (1, 1)	IP 10.0	WLS L	BF 42	H 9	R 4	ER 4	SO 3	BB 4	IBB 1	HBP 0	BLK 0	WP 1	HR 0	S 43	P 63	ERA 3.60	WHIP 1.300	PITCHER		IP WLS BF H R ER SO BB IBB HBP BLK WP HR S P ERA WHIP

Batter	1	2	3	4	5	6	7	8	9	10	AB	R	H	RBI	BB	SO	LOB	BOTTOM		
Mickey Rivers, L OBP: 0.395, SLG: 0.477 (1, 8)	G3 2B	F8								4-3	5	0	3	0	0	0	1	Texas Rangers @ California Angels Anaheim Stadium, Anaheim, CA Tue Sep 25 1973, 10:05 PM EDT Att: 5,044 - Unknown livebaseballscorecards.com AB 35 R 1 H 7 RBI 1 BB 2 SO 3 LOB 14 		
Vada Pinson, L OBP: 0.287, SLG: 0.369 (1, 7)	G3			6-3		1-3		G5-4-3 BB			3	0	0	0	1	0	2			
Frank Robinson, R OBP: 0.372, SLG: 0.491 (1, 10)	K			1-3		P6		P3			4	0	0	0	0	1	4			
Bob Oliver, R OBP: 0.312, SLG: 0.412 (1, 5)	BB			1B		6-3		G5-4-3			3	0	1	0	1	0	2			
Tom McCraw, L OBP: 0.335, SLG: 0.321 (1, 3)	F8			P6		K				L6-3 1B	4	0	1	0	0	1	3			
Richie Scheinblum, S OBP: 0.399, SLG: 0.396 (1, 9)		P6		G3		4-3				L6-3	4	0	0	0	0	0	1			
Billy Parker, R OBP: 0.265, SLG: 0.247 (1, 4)		F9		1-3				F3		5-3	4	0	0	0	0	0	0			
Jeff Torborg, R OBP: 0.281, SLG: 0.261 Winston Llenas, R OBP: 0.317, SLG: 0.299 (1, 2) (10, PH)		E6 1B		5-3				G6-3 1B		5-3	3	1	1	0	0	0	0			
Dave Chalk, R OBP: 0.350, SLG: 0.275 Charlie Sands, L OBP: 0.344, SLG: 0.448 (1, 6) (10, PH)						F8		G6-3		K	3	0	1	1	0	0	1			
Inning Stats	R: 0 E: 0 K: 1 S: 6	H: 1 LOB: 2 BB: 1 P: 10	R: 1 E: 1 K: 0 S: 5	H: 1 LOB: 1 BB: 0 P: 5	R: 0 E: 0 K: 0 S: 4	H: 1 LOB: 1 BB: 0 P: 4	R: 0 E: 0 K: 0 S: 3	H: 0 LOB: 0 BB: 0 P: 3	R: 0 E: 0 K: 0 S: 5	H: 1 LOB: 1 BB: 0 P: 3	R: 0 E: 0 K: 0 S: 3	H: 1 LOB: 1 BB: 1 P: 7	R: 0 E: 0 K: 0 S: 3	H: 1 LOB: 0 BB: 0 P: 3	R: 0 E: 0 K: 1 S: 5	H: 0 LOB: 0 BB: 0 P: 5	1B: 4 2B: 3 3B: 1 HR: 0		SF: 0 SAC: 0 DP: 3 HBP: 0	WP: 0 PA: 37 PB: 0 SB: 0 CS: 0
PITCHER Steve Dunning, R ERA: 5.53 Steve Foucault, R ERA: 3.88 (1, 1) (10, 1)	IP 9.0	WLS W	BF 34	H 7	R 1	ER 0	SO 2	BB 2	IBB 0	HBP 0	BLK 0	WP 0	HR 0	S 36	P 44	ERA 0.00	WHIP 1.000	PITCHER		IP WLS BF H R ER SO BB IBB HBP BLK WP HR S P ERA WHIP

Batter	1	2	3	4	5	6	7	8	9	AB	R	H	RBI	BB	SO	LOB	TOP			
Lenny Randle, S OBP: 0.286, SLG: 0.571	1-3		1-3		FC4-6 1B		3-1 3B		SH3-4	4	1	2	0	0	0	0				
Jim Mason, L OBP: 0.273, SLG: 0.290	F7		BB		FC4-6 1-2		3-1		F7	4	0	0	1	1	0	2				
Jim Spencer, L OBP: 0.328, SLG: 0.361	HR		G3		L3		F8		4-3	0	1	0	0	0	0	0				
Jeff Burroughs, R OBP: 0.359, SLG: 0.494	F7				HR		1B		HR	4	2	3	2	0	0	0				
Alex Johnson, R OBP: 0.321, SLG: 0.376		F9			4-3		F9		6-3	4	0	0	0	0	0	1				
Bill Sudakis, S OBP: 0.318, SLG: 0.498		F8			4-3		P6		4-3	4	0	0	0	0	0	1				
Bill Madlock, R OBP: 0.397, SLG: 0.485		1B			HBP		1-2 1B		1B	3	0	3	0	0	0	0				
Dick Billings, R OBP: 0.229, SLG: 0.233		K			F9		F7		P4	4	0	0	0	0	1	5				
Vic Harris, S OBP: 0.317, SLG: 0.345					3-1		3-1		SH3-4 BB	3	0	0	0	1	0	0				
Inning Stats	R: 1 E: 0 K: 0 S: 4	H: 1 LOB: 0 BB: 0 P: 4	R: 0 E: 0 K: 1 S: 6	H: 1 LOB: 1 BB: 0 P: 6	R: 0 E: 0 K: 0 S: 3	H: 0 LOB: 1 BB: 1 P: 7	R: 1 E: 0 K: 0 S: 4	H: 1 LOB: 1 BB: 0 P: 5	R: 0 E: 0 K: 0 S: 5	H: 2 LOB: 2 BB: 0 P: 5	R: 1 E: 0 K: 0 S: 4	H: 1 LOB: 0 BB: 0 P: 4	R: 1 E: 0 K: 0 S: 5	H: 2 LOB: 1 BB: 0 P: 5	R: 0 E: 0 K: 0 S: 3	H: 0 LOB: 1 BB: 1 P: 7	1B: 5 2B: 0 3B: 1 HR: 3	SF: 0 SAC: 1 DP: 0 HBP: 1	WP: 0 PB: 0 CS: 0	PA: 39
PITCHER	IP	WLS	BF	H	R	ER	SO	BB	IBB	HBP	BLK	WP	HR	S	P	ERA	WHIP			
Rich Hand, R ERA: 4.39	7.0		31	8	4	4	1	1	0	1	0	0	3	31	36	5.14	1.286			
Dave Sells, R ERA: 3.56	2.0	W	8	1	0	0	0	1	0	0	0	0	0	7	11	0.00	1.000			

Texas Rangers @ California Angels
Anaheim Stadium, Anaheim, CA
Wed Sep 26 1973, 10:05 PM EDT
Att: 3,923 - Unknown


AB 30
R 4
H 8
RBI 3
BB 2
SO 1
LOB 9



Batter	1	2	3	4	5	6	7	8	9	AB	R	H	RBI	BB	SO	LOB	BOTTOM					
Mickey Rivers, L OBP: 0.395, SLG: 0.473	F8		K		1-3 1B		K		1B	5	0	2	1	0	2	0						
Vada Pinson, L OBP: 0.286, SLG: 0.367	4-3		FC6 1B		P4		1-3		P1	5	0	1	0	0	0	4						
Frank Robinson, R OBP: 0.374, SLG: 0.497	HR		FC6 1-2		FC6-4 1B		4-0 BB		F8	4	1	2	1	1	0	3						
Bob Oliver, R OBP: 0.312, SLG: 0.412	K		FC1-6 1B		FC6-4 1B		0-3 K		1-2 1B	5	0	2	1	0	2	2						
Tom McCraw, L OBP: 0.337, SLG: 0.324		P6			FC1-6 1B		G6-4-3 1B		1B	4	1	2	0	0	0	1						
Ken Berry, R OBP: 0.328, SLG: 0.344		K			E4 1B		G6-4-3 1-2		K	4	1	0	0	0	2	4						
Billy Parker, R OBP: 0.275, SLG: 0.258		1B			1B 1B		K2-3		F7	4	1	2	1	0	1	1						
John Stephenson, L OBP: 0.289, SLG: 0.314					1B 1B				K	3	0	1	1	0	0	1						
Leroy Stanton, R OBP: 0.303, SLG: 0.361		P4			1-3 1B		3-1		K	1	0	0	0	0	1	1						
Jeff Torborg, R OBP: 0.281, SLG: 0.261					1-3 1B				K	0	0	0	0	0	0	0						
Dave Chalk, R OBP: 0.344, SLG: 0.273					1-3 K		5-3		1B 1B	4	1	1	0	0	1	2						
Inning Stats	R: 1 E: 0 K: 1 S: 6	H: 1 LOB: 0 BB: 0 P: 6	R: 0 E: 0 K: 1 S: 6	H: 1 LOB: 1 BB: 0 P: 6	R: 0 E: 0 K: 1 S: 6	H: 1 LOB: 1 BB: 0 P: 6	R: 3 E: 0 K: 1 S: 10	H: 4 LOB: 2 BB: 0 P: 10	R: 0 E: 0 K: 0 S: 4	H: 2 LOB: 1 BB: 0 P: 4	R: 0 E: 0 K: 1 S: 5	H: 0 LOB: 0 BB: 1 P: 5	R: 0 E: 0 K: 2 S: 7	H: 0 LOB: 1 BB: 1 P: 11	R: 0 E: 0 K: 2 S: 8	H: 1 LOB: 1 BB: 0 P: 8	R: 1 E: 0 K: 0 S: 5	H: 3 LOB: 2 BB: 0 P: 5	1B: 12 2B: 0 3B: 0 HR: 1	SF: 0 SAC: 0 DP: 1 HBP: 0	WP: 0 PB: 0 CS: 0	PA: 40
PITCHER	IP	WLS	BF	H	R	ER	SO	BB	IBB	HBP	BLK	WP	HR	S	P	ERA	WHIP					
Sonny Siebert, R ERA: 4.06	3.2		19	7	4	2	4	0	0	0	0	0	1	27	27	4.91	1.909					
Jim Merritt, L ERA: 4.05	5.0	L	21	6	1	1	5	1	0	0	0	0	0	30	34	1.80	1.400					

Texas Rangers @ California Angels
Anaheim Stadium, Anaheim, CA
Wed Sep 26 1973, 10:05 PM EDT
Att: 3,923 - Unknown


AB 39
R 5
H 13
RBI 5
BB 1
SO 9
LOB 19



Batter	1	2	3	4	5	6	7	8	9	10	11	AB	R	H	RBI	BB	SO	LOB	TOP						
Steve Brye, R OBP: 0.340, SLG: 0.389 (1, 8)	0-0 BB 1B	0-0 S 1B		0-3 K		0-0 G6-4-3 1-2f		0-3 K		0-0 6-3	6	1	2	0	0	2	3								
Rod Carew, L OBP: 0.407, SLG: 0.466 (1, 4)	4-0 1B 2B BB	0-3 K		0-3 K		0-3 K		0-0 P4		4-0 S BB	4	1	0	0	2	3	1								
Tony Oliva, L OBP: 0.345, SLG: 0.413 (1, 10)	0-0 1B 2B	0-3 K		0-0 1B		4-0 BB		0-0 F9		0-0 F8	5	1	2	1	1	1	2								
Harmon Killebrew, R OBP: 0.347, SLG: 0.347 Rich Reese, L OBP: 0.220, SLG: 0.256 (9, PR) (9, 3)	0-0 1H 2H 2B		4-0 E BB		0-3 K		0-3 K		0-0 1B		0-3 K	4	0	2	2	1	2	2							
Jim Holt, L OBP: 0.341, SLG: 0.444 (1, 9)	0-3 K		0-3 K		0-0 P6		0-0 1B		0-0 F7			5	0	1	0	0	2	4							
George Mitterwald, R OBP: 0.326, SLG: 0.468 (1, 2)	0-3 K		0-0 E4 G6-4-3		0-0 E5 F9 1B		0-3 K			0-0 G6-3		5	1	1	0	0	2	4							
Eric Soderholm, R OBP: 0.403, SLG: 0.441 (1, 5)	4-0 BB		0-0 G6-4-3 1-2f		0-0 F9		4-0 4-3 WP FC4-2 BB		0-0 G6-3		3	0	0	0	2	0	4								
Mike Adams, R OBP: 0.395, SLG: 0.417 (1, 7)	0-3 K		0-3 K		0-3 K		4-0 1B BB		0-0 4-3		4	0	1	0	1	2	3								
Jerry Terrell, R OBP: 0.302, SLG: 0.321 (1, 6)		0-0 4-3		0-3 K		0-0 1B G6-4-3		0-0 FC4-2		0-0 P4	5	0	1	1	0	1	2								
Inning Stats	R: 3 E: 0 K: 3 S: 12	H: 3 LOB: 2 BB: 2 P: 20	R: 0 E: 0 K: 2 S: 8	H: 1 LOB: 1 BB: 0 P: 8	R: 0 E: 1 K: 1 S: 5	H: 0 LOB: 1 BB: 1 P: 9	R: 0 E: 0 K: 3 S: 9	H: 0 LOB: 0 BB: 0 P: 9	R: 0 E: 0 K: 2 S: 8	H: 1 LOB: 1 BB: 0 P: 8	R: 0 E: 0 K: 3 S: 10	H: 1 LOB: 2 BB: 1 P: 14	R: 0 E: 0 K: 1 S: 5	H: 0 LOB: 1 BB: 1 P: 9	R: 0 E: 0 K: 0 S: 4	H: 1 LOB: 0 BB: 0 P: 4	R: 0 E: 0 K: 0 S: 4	H: 2 LOB: 1 BB: 0 P: 4	R: 0 E: 0 K: 1 S: 5	H: 0 LOB: 1 BB: 1 P: 9	1B: 9 2B: 1 3B: 0 HR: 0	SF: 0 SAC: 0 DP: 3 HBP: 0	WP: 1 PB: 0 SB: 4 CS: 0	PA: 49	
PITCHER Nolan Ryan, R ERA: 2.87 (1, 1)	IP 11.0	WLS W 49	BF 49	H 10	R 4	ER 3	SO 16	BB 7	IBB 0	HBP 0	BLK 0	WP 1	HR 0	S 74	P 102	ERA 2.46	WHIP 1.545								

Minnesota Twins @ California Angels
Anaheim Stadium, Anaheim, CA
Thu Sep 27 1973, 10:05 PM EDT
Att: 9,100 - Unknown


AB	42
R	4
H	10
RBI	4
BB	7
SO	16
LOB	26



Batter	1	2	3	4	5	6	7	8	9	10	11	AB	R	H	RBI	BB	SO	LOB	BOTTOM						
Mickey Rivers, L OBP: 0.395, SLG: 0.470 (1, 8)	0-0 1B 1B	0-0 4-3			0-0 F9			0-0 S 1B		0-0 F9	5	1	2	0	0	0	0								
Dave Chalk, R OBP: 0.343, SLG: 0.283 (1, 6)	0-0 BB SF8 1B		0-0 E1 1B		0-3 K		0-0 P3		0-0 5-3		5	2	2	0	0	1	1								
Frank Robinson, R OBP: 0.376, SLG: 0.496 (1, 10)	0-0 SF8 4-3 1B		4-0 G6-3 1B BB		0-0 5-3		4-0 BB		0-0 5-3		3	1	1	1	2	0	0								
Tom McCraw, L OBP: 0.342, SLG: 0.327 (1, 3)	4-0 4-3 BB		0-0 G6-3 1B		0-0 F7		0-3 K		0-0 K		4	1	2	1	1	1	2								
Vada Pinson, L OBP: 0.283, SLG: 0.364 (1, 9)	0-0 SF8		0-0 G6-3		0-0 F7		0-0 F7		0-0 F9		4	0	0	1	0	0	5								
Ken Berry, R OBP: 0.327, SLG: 0.343 Richie Scheinblum, S OBP: 0.401, SLG: 0.402 (11, PH)	0-0 4-3		0-0 4-3		0-0 F8			0-0 G3-6-3 1B		0-0 F8	4	0	1	1	0	0	2								
Al Gallagher, R OBP: 0.343, SLG: 0.297 (1, 5)	0-0 5-3		0-0 E5 G6-3		0-0 F9		0-0 G3-6-3 1B		0-0 F8		4	0	0	0	0	2									
Billy Parker, R OBP: 0.274, SLG: 0.258 (1, 4)		0-0 4-3		0-0 G6-3		0-0 F9		0-0 G6-4-3 1B		0-0 F8	4	0	1	0	0	0	1								
Jeff Torborg, R OBP: 0.277, SLG: 0.257 (1, 2)		0-0 5-3		0-0 6-3		0-0 G6-4-3		0-0 4-3			4	0	0	0	0	0	1								
Inning Stats	R: 3 E: 0 K: 0 S: 6	H: 3 LOB: 1 BB: 1 P: 10	R: 0 E: 0 K: 0 S: 3	H: 0 LOB: 0 BB: 0 P: 3	R: 1 E: 1 K: 0 S: 4	H: 2 LOB: 1 BB: 1 P: 8	R: 0 E: 1 K: 0 S: 3	H: 0 LOB: 0 BB: 0 P: 3	R: 0 E: 0 K: 1 S: 6	H: 1 LOB: 2 BB: 1 P: 10	R: 0 E: 0 K: 0 S: 3	H: 1 LOB: 0 BB: 0 P: 3	R: 0 E: 0 K: 0 S: 3	H: 0 LOB: 0 BB: 0 P: 3	R: 0 E: 0 K: 0 S: 3	H: 2 LOB: 2 BB: 0 P: 4	R: 1 E: 1 K: 0 S: 4	H: 2 LOB: 2 BB: 0 P: 4	1B: 9 2B: 1 3B: 0 HR: 0	SF: 1 SAC: 0 DP: 4 HBP: 0	WP: 0 PB: 0 SB: 1 CS: 0	PA: 42			
PITCHER Dave Goltz, R ERA: 5.25 (1, 1)	IP 2.0	WLS L 13	BF 13	H 5	R 4	ER 4	SO 4	BB 2	IBB 0	HBP 0	BLK 0	WP 0	HR 0	S 11	P 19	ERA 18.00	WHIP 3.500								
Bill Hands, R ERA: 3.49 (3, 1)	IP 5.0	WLS L 14	BF 14	H 1	R 0	ER 0	SO 1	BB 0	IBB 0	HBP 0	BLK 0	WP 0	HR 0	S 16	P 16	ERA 0.00	WHIP 0.200								
Bill Campbell, R ERA: 3.0 (8, 1)	IP 3.1	WLS L 15	BF 15	H 4	R 1	ER 1	SO 1	BB 1	IBB 0	HBP 0	BLK 0	WP 0	HR 0	S 16	P 20	ERA 2.70	WHIP 1.500								

Minnesota Twins @ California Angels
Anaheim Stadium, Anaheim, CA
Thu Sep 27 1973, 10:05 PM EDT
Att: 9,100 - Unknown

AB	38
R	5
H	10
RBI	5
BB	3
SO	2
LOB	14



Batter	1	2	3	4	5	6	7	8	9	10	11	AB	R	H	RBI	BB	SO	LOB	TOP			
Steve Brye, R OBP: 0.344, SLG: 0.398 (1, 8)	G3 FC1-5 1B BB	P5			K	FC5 1B 1-2 2-3f		FC3-6 SH1-3		E8 FC6-5 1B		5	0	1	0	1	1	5				
Rod Carew, L OBP: 0.413, SLG: 0.471 Jerry Terrell, R OBP: 0.299, SLG: 0.317 (1, 4) (6, 4)	G3 1B			4-3 1B BB		FC5 2B		SH1-3		FC6-5		3	1	3	0	1	0	0				
Tony Oliva, L OBP: 0.345, SLG: 0.410 (1, 10)	G3			4-3						F8		4	0	0	0	2	0	7				
Craig Kusick, R OBP: 0.368, SLG: 0.304 (1, 7)	FC1-5			G6-4-3 1B		FC5		FC5-4 IBB		6-3		5	0	1	1	1	0	7				
Jim Holt, L OBP: 0.341, SLG: 0.442 (1, 9)	F7			G6-4-3 1B								6	1	3	0	0	0	4				
Eric Soderholm, R OBP: 0.419, SLG: 0.430 (1, 5)				4-3								2	1	0	0	2	0	1				
Rich Reese, L OBP: 0.225, SLG: 0.248 (1, 3)				F3								4	0	0	0	2	1	4				
Danny Thompson, R OBP: 0.262, SLG: 0.286 (1, 6)	FC1-5			G3								6	0	1	0	0	3	8				
Glenn Borgmann, R OBP: 0.405, SLG: 0.355 (1, 2)	K											5	0	2	2	0	2	4				
Inning Stats	R: 0 E: 0 K: 0 S: 4	H: 1 LOB: 2 BB: 1 P: 8	R: 0 E: 0 K: 1 S: 5	H: 0 LOB: 2 BB: 2 P: 13	R: 1 E: 0 K: 0 S: 3	H: 1 LOB: 0 BB: 1 P: 7	R: 0 E: 0 K: 0 S: 3	H: 0 LOB: 0 BB: 0 P: 3	R: 0 E: 0 K: 2 S: 8	H: 1 LOB: 2 BB: 1 P: 12	R: 0 E: 1 K: 2 S: 7	H: 0 LOB: 2 BB: 1 P: 12	R: 0 E: 0 K: 0 S: 4	H: 1 LOB: 2 BB: 0 P: 5	R: 0 E: 0 K: 0 S: 4	H: 1 LOB: 1 BB: 0 P: 4	R: 0 E: 0 K: 1 S: 6	H: 1 LOB: 1 BB: 0 P: 6	1B: 10 2B: 1 3B: 0 HR: 0	SF: 0 SAC: 2 DP: 1 HBP: 1	WP: 0 PB: 0 SB: 0 CS: 0	PA: 53
PITCHER Bill Singer, R ERA: 3.22 (1, 1)	IP 11.0	WLS W	BF 53	H 11	R 3	ER 3	SO 7	BB 8	IBB 1	HBP 1	BLK 0	WP 0	HR 0	S 57	P 94	ERA 2.46	WHIP 1.727					
PITCHER	IP	WLS	BF	H	R	ER	SO	BB	IBB	HBP	BLK	WP	HR	S	P	ERA	WHIP					

Minnesota Twins @ California Angels
Anaheim Stadium, Anaheim, CA
Sat Sep 29 1973, 10:05 PM EDT
Att. 14,783 - Unknown - 70 F

livebaseballscorecards.com

AB 41
R 3
H 11
RBI 3
BB 9
SO 7
LOB 41




Batter	1	2	3	4	5	6	7	8	9	10	11	AB	R	H	RBI	BB	SO	LOB	BOTTOM					
Mickey Rivers, L OBP: 0.396, SLG: 0.456 (1, 8)	3-1									F7		4	1	1	0	0	0	0						
Richie Scheintlum, S OBP: 0.409, SLG: 0.462 Ken Berry, R OBP: 0.327, SLG: 0.342 (1, 9) (8, PR) (9, 7)	F9									L6		3	0	1	0	0	0	1						
Frank Robinson, R OBP: 0.373, SLG: 0.489 (1, 10)	6-3									5-3		4	1	0	0	1	0	2						
Bob Oliver, R OBP: 0.311, SLG: 0.410 (1, 5)												5	0	1	3	0	2	1						
Tom McCraw, L OBP: 0.345, SLG: 0.330 (1, 3)												4	0	2	0	1	0	1						
Leroy Stanton, R OBP: 0.302, SLG: 0.360 (1, 7) (9, 9)	F8											4	1	1	0	0	0	3						
Billy Parker, R OBP: 0.286, SLG: 0.265 Charlie Sands, L OBP: 0.353, SLG: 0.433 Rudy Meoli, L OBP: 0.293, SLG: 0.291 (1, 4) (9, PH) (9, PR) (10, 6)												3	0	1	0	0	1	1						
Jeff Torborg, R OBP: 0.278, SLG: 0.259 John Stephenson, L OBP: 0.292, SLG: 0.311 (1, 2) (8, 2)												3	0	0	0	0	1	2						
Dave Chalk, R OBP: 0.329, SLG: 0.289 Winston Llenas, R OBP: 0.317, SLG: 0.300 (1, 6) (9, PH) (10, 4)												2	0	1	1	0	0	2						
Inning Stats	R: 0 E: 0 K: 0 S: 3	H: 0 LOB: 0 BB: 0 P: 3	R: 0 E: 0 K: 1 S: 7	H: 2 LOB: 2 BB: 0 P: 7	R: 3 E: 1 K: 0 S: 5	H: 2 LOB: 1 BB: 10 P: 10	R: 0 E: 0 K: 0 S: 3	H: 0 LOB: 0 BB: 0 P: 3	R: 0 E: 0 K: 2 S: 8	H: 1 LOB: 1 BB: 0 P: 8	R: 0 E: 0 K: 1 S: 5	H: 0 LOB: 0 BB: 0 P: 5	R: 0 E: 0 K: 0 S: 3	H: 1 LOB: 1 BB: 0 P: 3	R: 0 E: 0 K: 1 S: 5	H: 0 LOB: 2 BB: 2 P: 13	R: 0 E: 0 K: 0 S: 3	H: 0 LOB: 0 BB: 0 P: 3	R: 1 E: 0 K: 1 S: 7	H: 3 LOB: 3 BB: 1 P: 11	1B: 8 2B: 2 3B: 0 HR: 0	SF: 0 SAC: 2 DP: 2 HBP: 1	WP: 0 PB: 0 SB: 0 CS: 0	PA: 45
PITCHER Ray Corbin, R ERA: 3.03 (1, 1)	IP 10.0	WLS L	BF 39	H 7	R 3	ER 3	SO 5	BB 1	IBB 2	HBP 1	BLK 0	WP 0	HR 0	S 45	P 58	ERA 2.70	WHIP 0.800							
PITCHER Bill Campbell, R ERA: 3.14 (11, 1)	IP 0.2	WLS L	BF 6	H 3	R 1	ER 1	SO 1	BB 1	IBB 0	HBP 0	BLK 0	WP 0	HR 0	S 7	P 11	ERA 13.50	WHIP 6.000							
PITCHER	IP	WLS	BF	H	R	ER	SO	BB	IBB	HBP	BLK	WP	HR	S	P	ERA	WHIP							

Minnesota Twins @ California Angels
Anaheim Stadium, Anaheim, CA
Sat Sep 29 1973, 10:05 PM EDT
Att. 14,783 - Unknown - 70 F

livebaseballscorecards.com

AB 38
R 4
H 10
RBI 4
BB 4
SO 6
LOB 15



Batter	1	2	3	4	5	6	7	8	9	AB	R	H	RBI	BB	SO	LOB	TOP					
Steve Brye, R OBP: 0.343, SLG: 0.396 (1, 8)	0-0 6-3		0-0 PB 1B			0-0 F3			0-0 P3	4	0	1	0	0	0	0						
Danny Thompson, R OBP: 0.259, SLG: 0.282 (1, 6)	0-3 K		0-0 F9 1-2			0-0 F8			0-0 F7	4	0	0	0	0	1	1						
Eric Soderholm, R OBP: 0.414, SLG: 0.423 (1, 5)	0-0 WP 1B			0-3 K					0-0 F9	4	0	1	0	0	1	0						
George Mitterwald, R OBP: 0.326, SLG: 0.405 (1, 10)	0-3 K 1-2			0-0 5-3					0-0 F3	3	0	0	0	0	1	1						
Craig Kusick, R OBP: 0.357, SLG: 0.292 (1, 3)		0-3 K		0-0 F8					4-0 BB	2	0	0	0	1	1	0						
Mike Adams, R OBP: 0.381, SLG: 0.379 (1, 7)		0-3 K			0-0 6-3				0-3 K	3	0	0	0	0	2	1						
Glenn Borgmann, R OBP: 0.375, SLG: 0.324 (1, 2)		0-3 K			0-3 K				0-0 P4	3	0	0	0	0	2	0						
Jerry Terrell, R OBP: 0.297, SLG: 0.315 (1, 9)			0-0 5-3		0-3 K				0-0 F3	3	0	0	0	0	1	0						
Dan Monzon, R OBP: 0.326, SLG: 0.263 (1, 4)			0-0 6-3			0-0 F7			0-0 F7	3	0	0	0	0	0	0						
Inning Stats	R: 0 E: 0 K: 2 S: 8	H: 1 LOB: 1 BB: 0 P: 8	R: 0 E: 0 K: 3 S: 9	H: 0 LOB: 0 BB: 0 P: 9	R: 0 E: 0 K: 0 S: 4	H: 1 LOB: 1 BB: 0 P: 4	R: 0 E: 0 K: 1 S: 5	H: 0 LOB: 0 BB: 0 P: 5	R: 0 E: 0 K: 2 S: 7	H: 0 LOB: 0 BB: 0 P: 7	R: 0 E: 0 K: 1 S: 5	H: 0 LOB: 1 BB: 1 P: 9	R: 0 E: 0 K: 0 S: 3	H: 0 LOB: 0 BB: 0 P: 3	R: 0 E: 0 K: 0 S: 3	H: 0 LOB: 0 BB: 0 P: 3	R: 0 E: 0 K: 0 S: 3	H: 0 LOB: 0 BB: 0 P: 3	1B: 2 2B: 0 3B: 0 HR: 0	SF: 0 SAC: 0 DP: 0 HBP: 0	WP: 1 PB: 1 CS: 0	PA: 30
PITCHER Frank Tanana, L ERA: 3.08 (1, 1)	IP: 9.0 WLS: W BF: 30 H: 2 R: 0 ER: 0 SO: 9 BB: 1 IBB: 0 HBP: 0 BLK: 0 WP: 1 HR: 0 S: 47 P: 51 ERA: 0.00 WHIP: 0.333															PITCHER	IP: 9.0 WLS: W BF: 30 H: 2 R: 0 ER: 0 SO: 9 BB: 1 IBB: 0 HBP: 0 BLK: 0 WP: 1 HR: 0 S: 47 P: 51 ERA: 0.00 WHIP: 0.333					

Minnesota Twins @ California Angels
Anaheim Stadium, Anaheim, CA
Sun Sep 30 1973, 6:33 AM EDT
Att. 7,489 - Unknown - 75 F

AB 29
R 0
H 2
RBI 0
BB 1
SO 9
LOB 3



Batter	1	2	3	4	5	6	7	8	9	AB	R	H	RBI	BB	SO	LOB	BOTTOM					
Mickey Rivers, L OBP: 0.391, SLG: 0.457 (1, 8)	0-0 F8 2B		0-3 K	0-0 F8			0-0 F9			4	1	1	0	0	1	2						
Vada Pinson, L OBP: 0.286, SLG: 0.367 Ken Berry, R OBP: 0.327, SLG: 0.342 (1, 7) (8, 7)	0-0 F8 2-3		0-0 2B SF7 1B		0-0 6-3 3B		0-0 4-3			4	2	2	0	0	0	1						
Frank Robinson, R OBP: 0.372, SLG: 0.489 (1, 10)	0-0 P3		0-0 SF7 1-3 2B		0-0 6-3 3H 2B		0-0 P3			4	0	1	1	0	0	1						
Bob Oliver, R OBP: 0.311, SLG: 0.412 (1, 5)	0-0 2B		0-0 SF7		0-0 6-3			0-0 6-3		3	0	1	2	0	0	0						
Tom McCraw, L OBP: 0.343, SLG: 0.326 (1, 3)	0-3 K		0-0 F7		4-0 BB			0-0 F8		3	0	0	0	1	1	2						
Charlie Sands, L OBP: 0.368, SLG: 0.485 (1, 2)		0-0 3B		4-0 E BB		0-3 K		0-3 K		3	0	1	0	1	2	1						
Leroy Stanton, R OBP: 0.300, SLG: 0.356 (1, 9)		0-3 K		0-3 K 1-2		0-3 K				3	0	0	0	0	3	2						
Rudy Meoli, L OBP: 0.290, SLG: 0.289 (1, 4)		0-0 1-3		0-0 F7		0-0 4-3				3	0	0	0	0	2							
Dave Chalk, R OBP: 0.329, SLG: 0.261 (1, 6)		0-0 F9		1-0 HBP		0-0 6-3				2	0	0	0	0	1							
Inning Stats	R: 1 E: 0 K: 1 S: 7	H: 2 LOB: 1 BB: 0 P: 7	R: 0 E: 0 K: 1 S: 6	H: 1 LOB: 1 BB: 0 P: 6	R: 1 E: 1 K: 1 S: 7	H: 2 LOB: 1 BB: 0 P: 7	R: 0 E: 1 K: 1 S: 5	H: 0 LOB: 2 BB: 1 P: 10	R: 1 E: 0 K: 1 S: 6	H: 1 LOB: 1 BB: 1 P: 10	R: 0 E: 0 K: 1 S: 5	H: 0 LOB: 0 BB: 0 P: 5	R: 0 E: 0 K: 0 S: 3	H: 0 LOB: 0 BB: 0 P: 3	R: 0 E: 0 K: 1 S: 5	H: 0 LOB: 0 BB: 0 P: 5	R: 0 E: 0 K: 0 S: 5	H: 0 LOB: 0 BB: 0 P: 5	1B: 1 2B: 3 3B: 2 HR: 0	SF: 1 SAC: 0 DP: 0 HBP: 1	WP: 0 PB: 0 CS: 0	PA: 33
PITCHER Bert Blyleven, R ERA: 2.52 (1, 1)	IP: 8.0 WLS: L BF: 33 H: 6 R: 3 ER: 3 SO: 7 BB: 2 IBB: 0 HBP: 1 BLK: 0 WP: 0 HR: 0 S: 44 P: 53 ERA: 3.38 WHIP: 1.000															PITCHER	IP: 8.0 WLS: L BF: 33 H: 6 R: 3 ER: 3 SO: 7 BB: 2 IBB: 0 HBP: 1 BLK: 0 WP: 0 HR: 0 S: 44 P: 53 ERA: 3.38 WHIP: 1.000					

Minnesota Twins @ California Angels
Anaheim Stadium, Anaheim, CA
Sun Sep 30 1973, 6:33 AM EDT
Att. 7,489 - Unknown - 75 F

AB 29
R 3
H 6
RBI 3
BB 2
SO 7
LOB 12

