

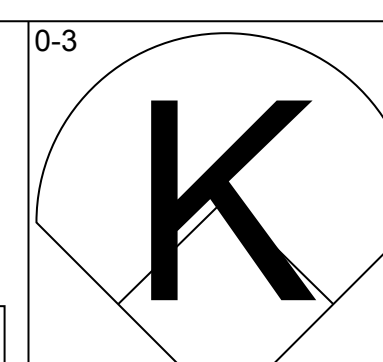
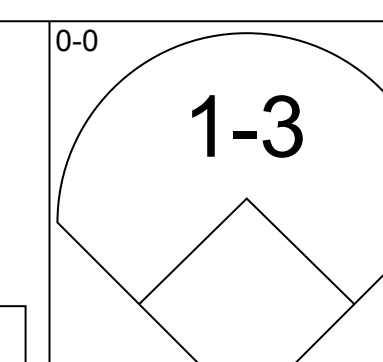
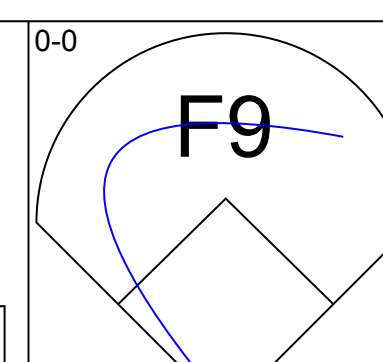
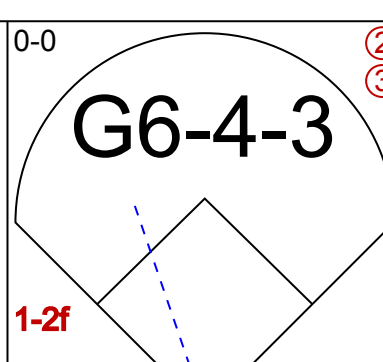
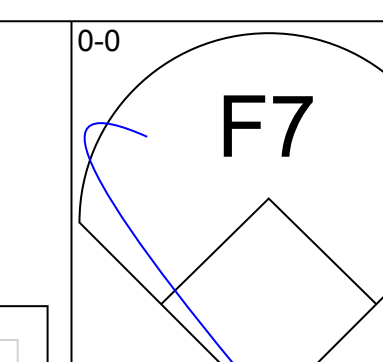
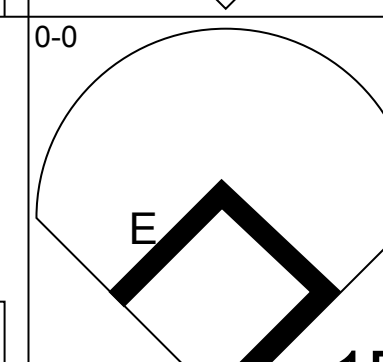
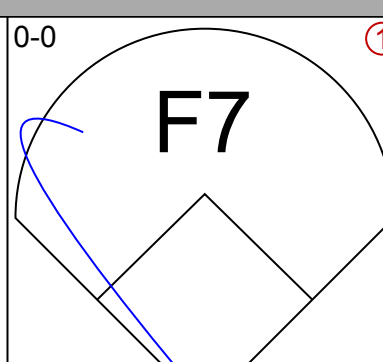
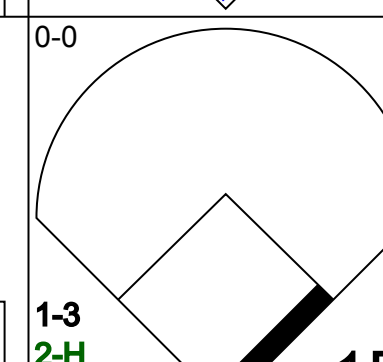
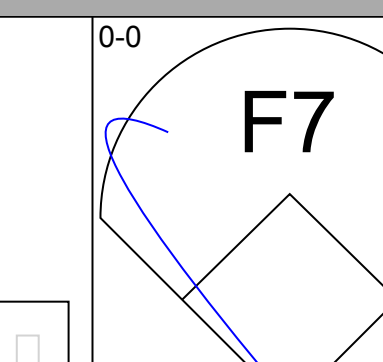
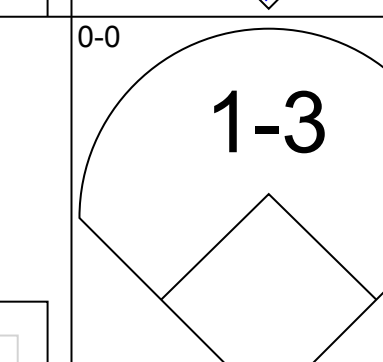
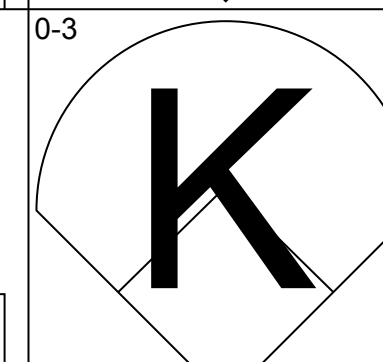
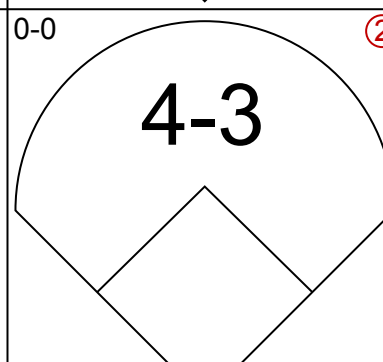
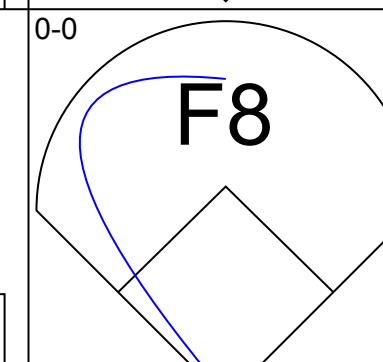
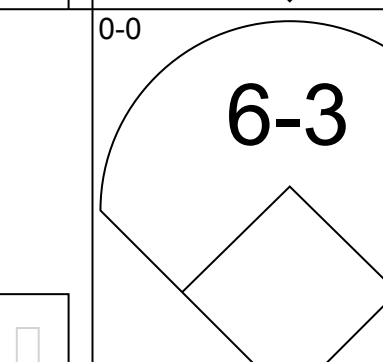
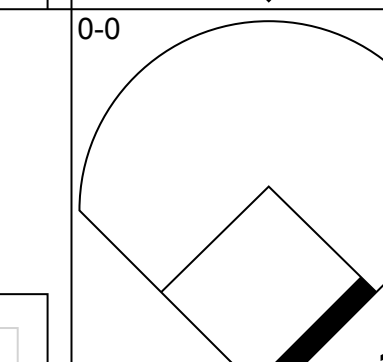
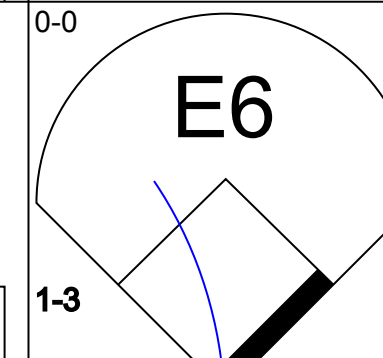
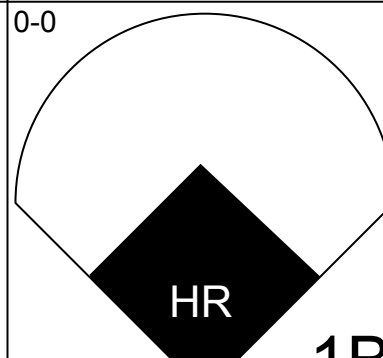

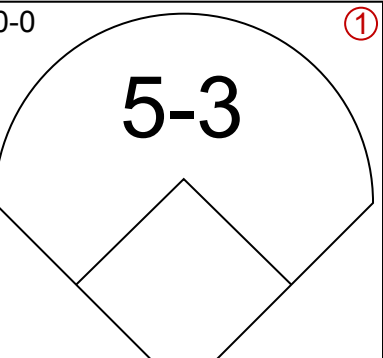
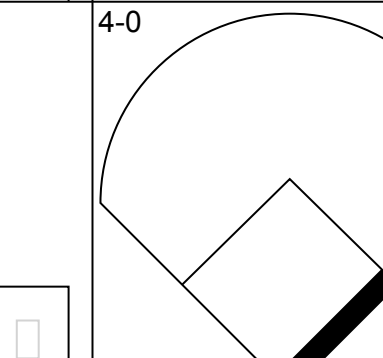
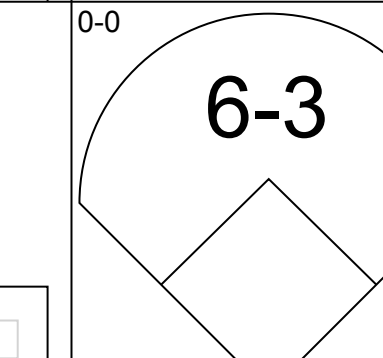
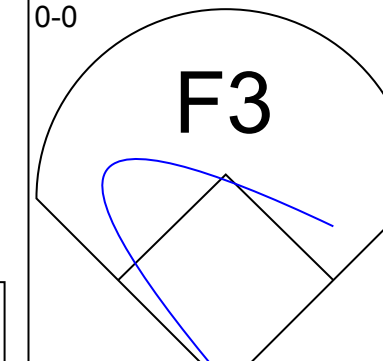
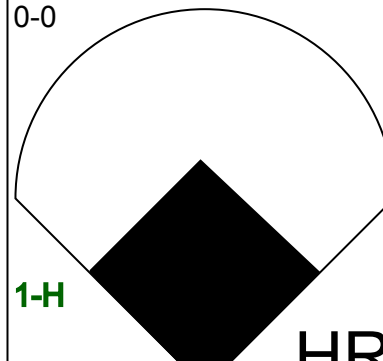

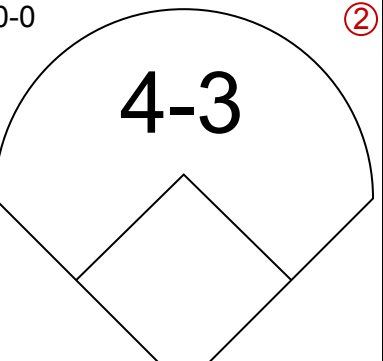
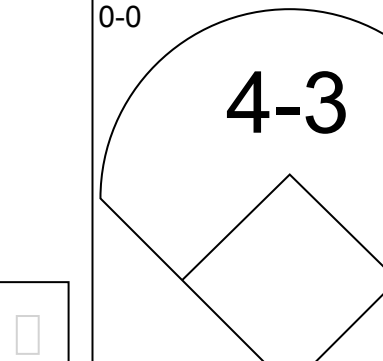
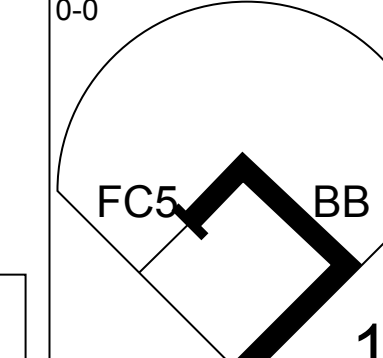
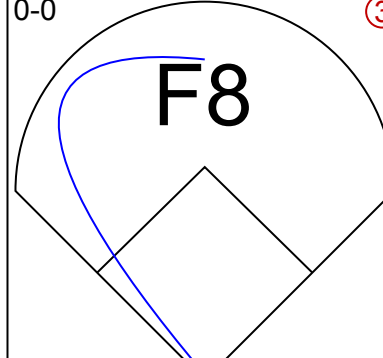
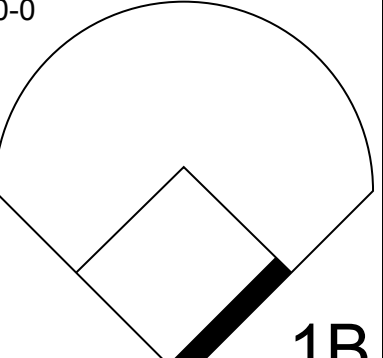
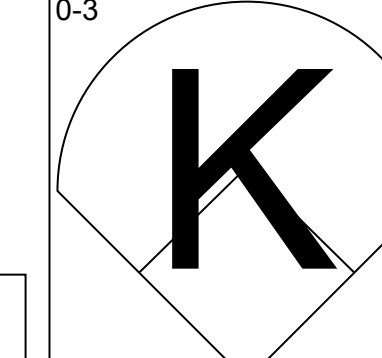
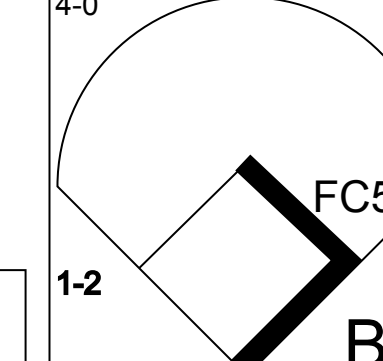
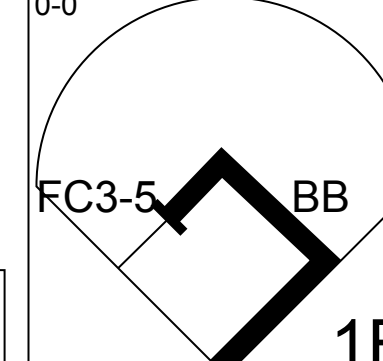
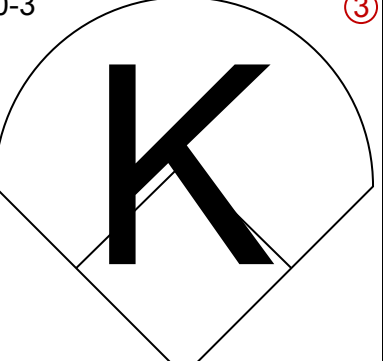
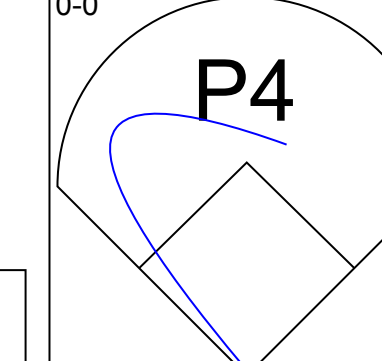
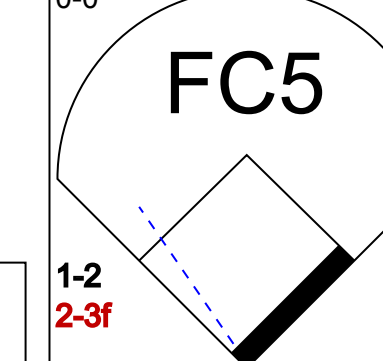
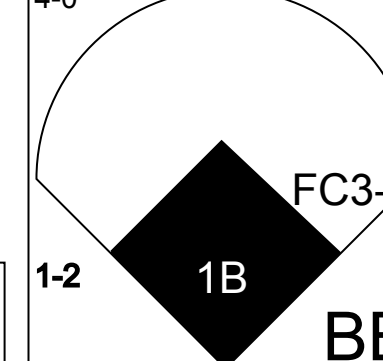
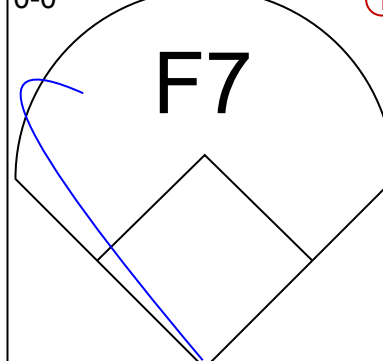
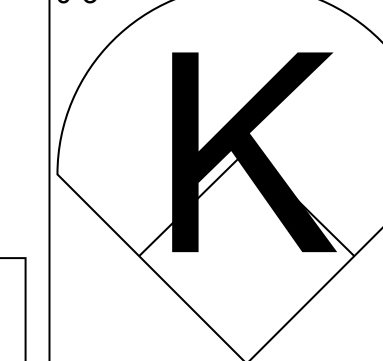
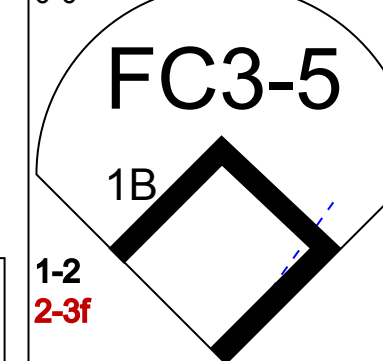
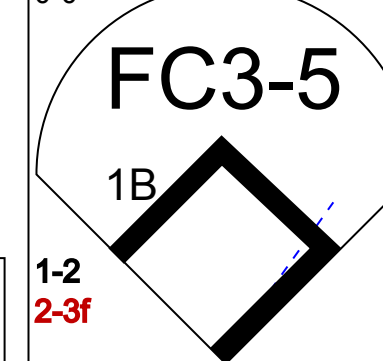
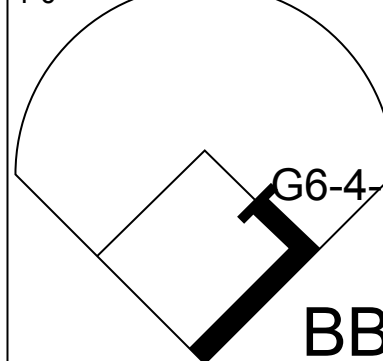
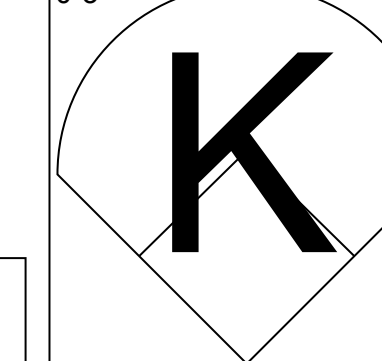


California Angels - 1974

Batter	1	2	3	4	5	6	7	8	9	AB	R	H	RBI	BB	SO	LOB	TOP		
Mickey Rivers, L OBP: 0.273, SLG: 0.364	SH1-4 2B	G3		4-3			P6		CS 1B	5	0	2	1	0	0	2	California Angels @ Chicago White Sox Comiskey Park, Chicago, IL Sat Apr 06 1974, 4:33 AM EDT Att: 10,841 - Unknown - 51 F AB 31 R 3 H 7 RBI 3 BB 4 SO 5 LOB 16 		
Denny Doyle, L OBP: 0.300, SLG: 0.125	FC2 SH1-4			K			1-3		CS 1-2	3	0	0	0	1	1				
Bobby Valentine, R Joe Lahoud, L OBP: 0.167	SH1-4 1-2 2-3	6-3			E6 CS			F9		3	0	0	0	0	0	3			
Frank Robinson, R OBP: 0.444, SLG: 0.429	K				P6				6-3 BB	3	0	0	0	1	2	3			
Mike Epstein, L Tom McCraw, L OBP: 0.167	F6								6-3 1-2	3	1	0	0	1	0	3			
Bob Oliver, R OBP: 0.697, SLG: 0.778		1B 1B			SF9 2B			F8		4	1	2	0	0	0	1			
Leroy Stanton, R OBP: 0.333, SLG: 1.000		K			SF9 2B				CS 1B	3	0	1	1	0	2	1			
Ellie Rodriguez, R OBP: 0.333, SLG: 0.250		G3 1B			6-3				1-3 WP E 1B BB	3	1	1	0	1	0	1			
Dave Chalk, R OBP: 0.333, SLG: 0.250					5-3				5-3	4	0	1	1	0	0	1			
Inning Stats	R: 0 E: 0 K: 1 S: 7	H: 1 LOB: 2 BB: 0 P: 7	R: 1 E: 0 K: 1 S: 8	H: 3 LOB: 3 BB: 1 P: 12	R: 1 E: 0 K: 0 S: 4	H: 1 LOB: 1 BB: 1 P: 8	R: 0 E: 0 K: 1 S: 5	H: 0 LOB: 0 BB: 0 P: 5	R: 0 E: 0 K: 1 S: 5	H: 0 LOB: 0 BB: 0 P: 5	R: 0 E: 0 K: 0 S: 3	H: 0 LOB: 0 BB: 0 P: 3	R: 0 E: 0 K: 0 S: 3	H: 0 LOB: 1 BB: 1 P: 7	R: 1 E: 1 K: 0 S: 3	H: 2 LOB: 0 BB: 1 P: 7		1B: 5 2B: 3 3B: 0 HR: 0	SF: 1 SAC: 1 DP: 1 HBP: 0
PITCHER Stan Bahnsen, R ERA: 2.0	IP: 9.0 WLS: L BF: 37 H: 7 R: 3 ER: 2 SO: 5 BB: 4 IBB: 0 HBP: 0 BLK: 0 WP: 1 HR: 0 S: 43 P: 59 ERA: 2.00 WHIP: 1.222																		

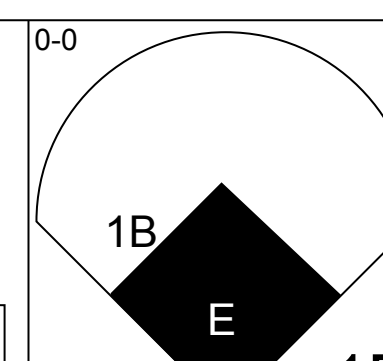
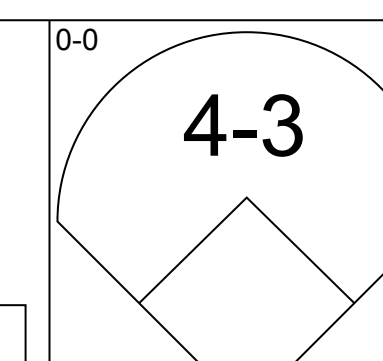
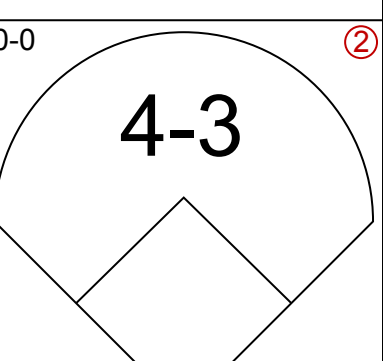
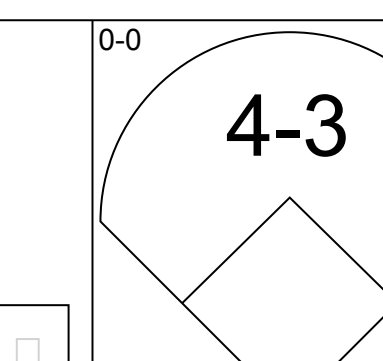
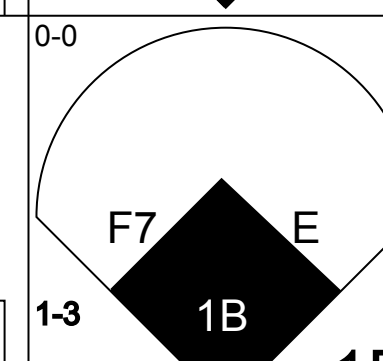
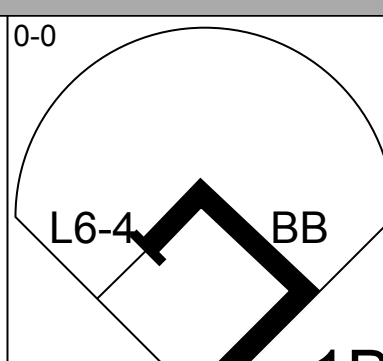

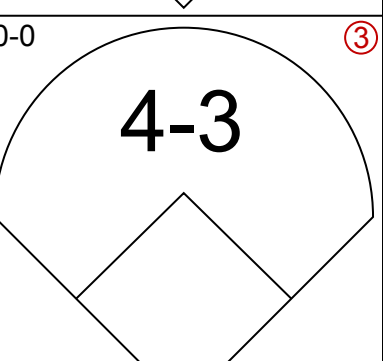
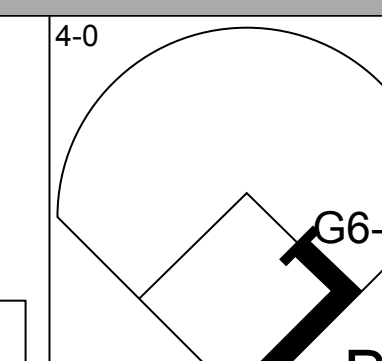
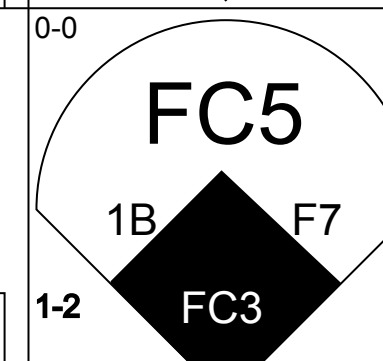
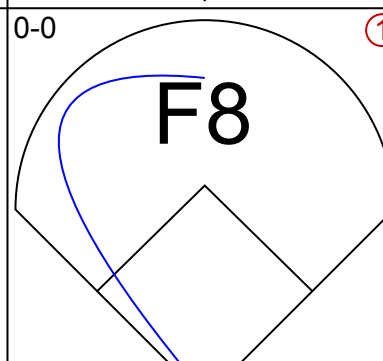
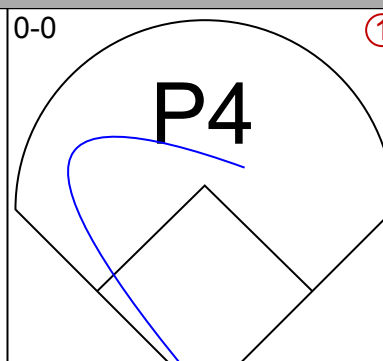
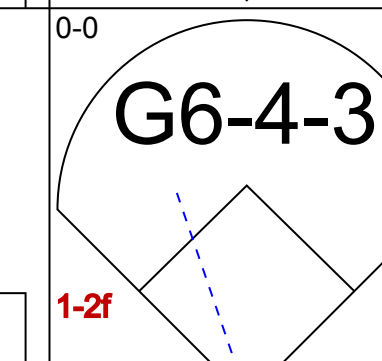
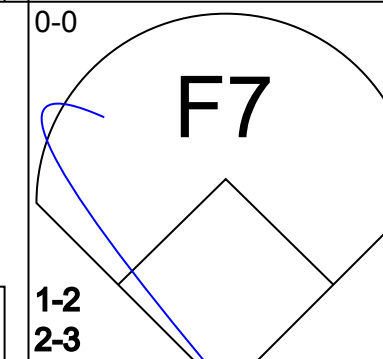
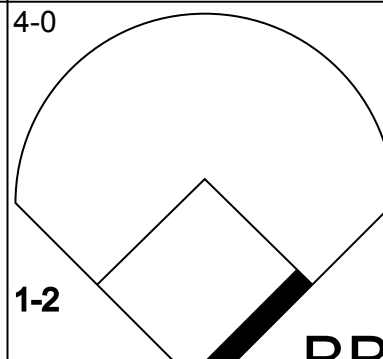

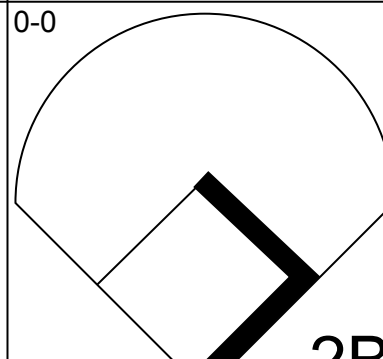
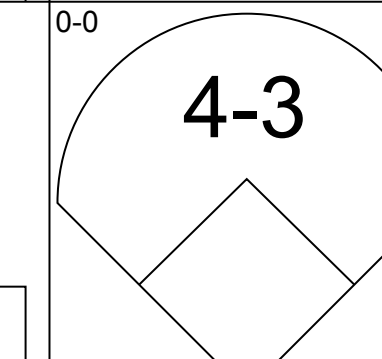
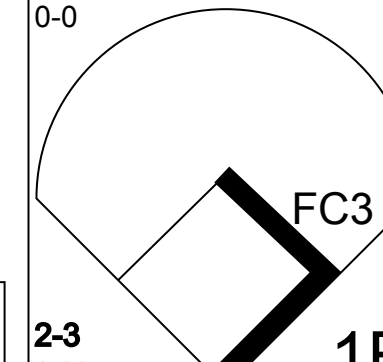
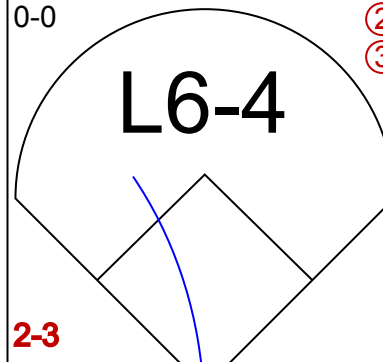
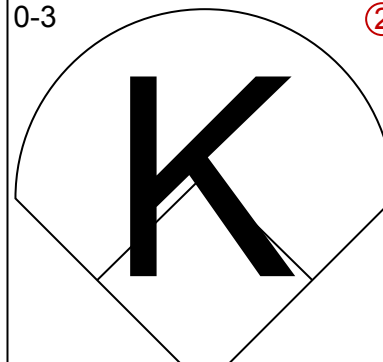
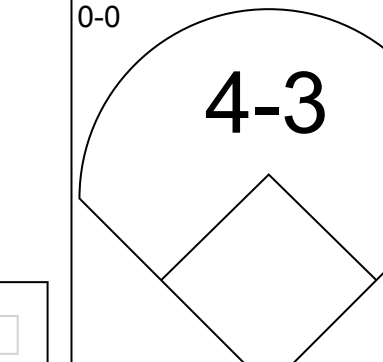
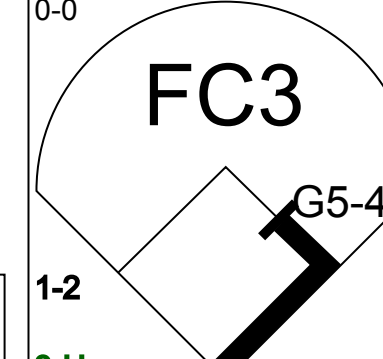
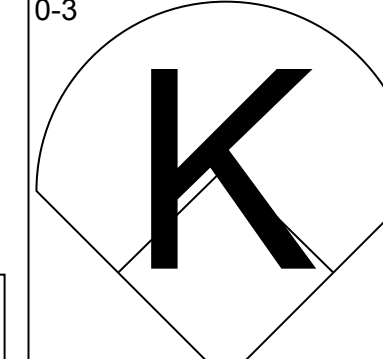
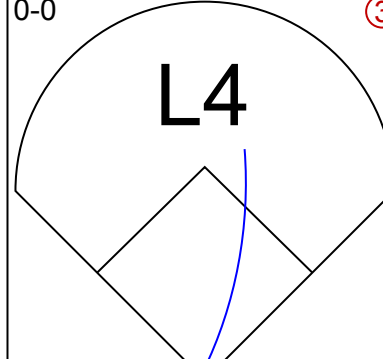
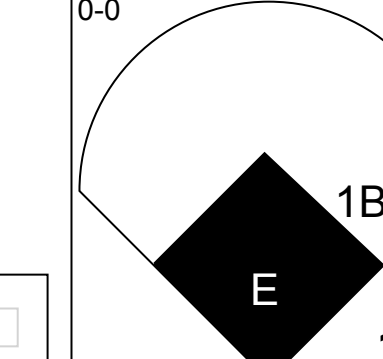
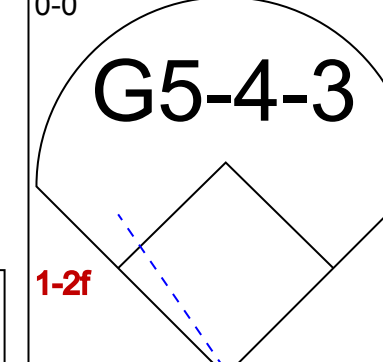
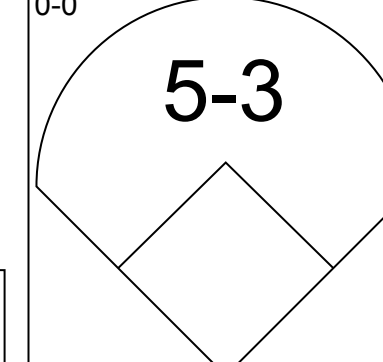
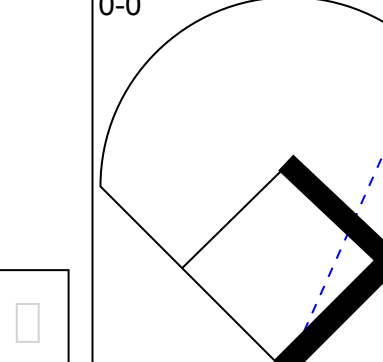
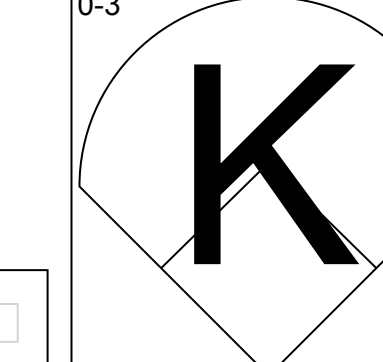
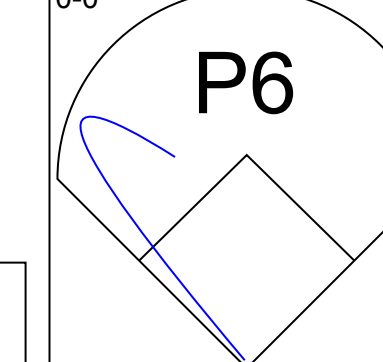
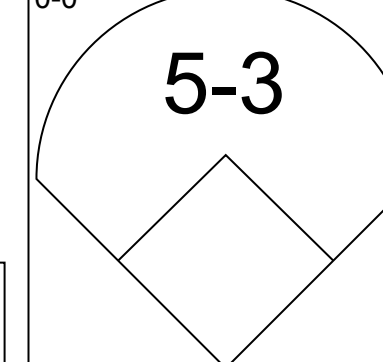
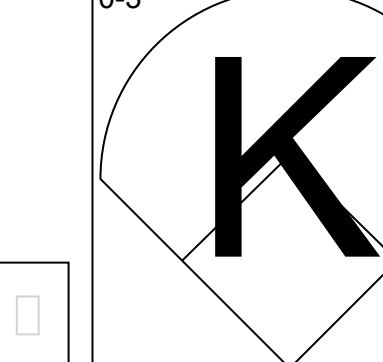
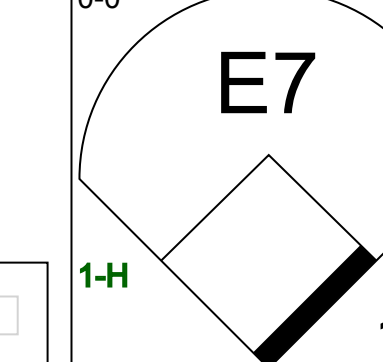
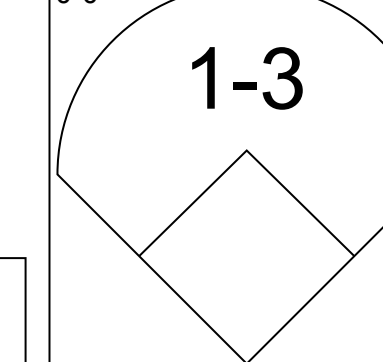
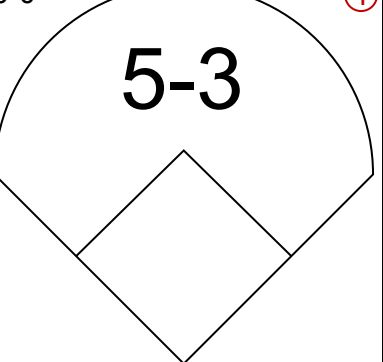
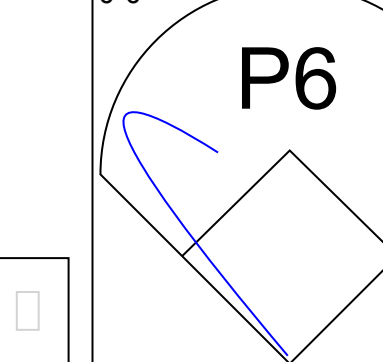
Batter	1	2	3	4	5	6	7	8	9	AB	R	H	RBI	BB	SO	LOB	BOTTOM		
Buddy Bradford, R OBP: 0.750, SLG: 2.000	HR									3	1	2	1	1	0	1	California Angels @ Chicago White Sox Comiskey Park, Chicago, IL Sat Apr 06 1974, 4:33 AM EDT Att: 10,841 - Unknown - 51 F AB 30 R 2 H 6 RBI 2 BB 3 SO 3 LOB 12 		
Ken Henderson, S OBP: 0.625, SLG: 0.500	FC6-4 1B									3	0	1	0	0	1	3			
Dick Allen, R	FC6-4 1-2									3	0	0	0	1	0	3			
Bill Melton, R OBP: 0.375, SLG: 0.714	F8									4	1	1	1	0	0	3			
Carlos May, L	FC6-4 1-2									4	0	0	0	0	0	1			
Ron Santo, R										3	0	0	0	1	0	0			
Jorge Orta, L OBP: 0.125, SLG: 0.250										4	0	0	0	0	2	1			
Bucky Dent, R										3	0	0	0	0	0	0			
Ed Herrmann, L OBP: 0.429, SLG: 0.500										3	0	2	0	0	0	0			
Inning Stats	R: 1 E: 0 K: 0 S: 5	H: 2 LOB: 1 BB: 0 P: 5	R: 0 E: 0 K: 0 S: 3	H: 0 LOB: 0 BB: 0 P: 3	R: 0 E: 0 K: 1 S: 5	H: 1 LOB: 1 BB: 1 P: 9	R: 0 E: 0 K: 1 S: 5	H: 0 LOB: 1 BB: 1 P: 9	R: 0 E: 0 K: 0 S: 4	H: 1 LOB: 0 BB: 0 P: 4	R: 1 E: 0 K: 0 S: 4	H: 1 LOB: 0 BB: 0 P: 4	R: 0 E: 0 K: 0 S: 3	H: 0 LOB: 1 BB: 1 P: 7	R: 0 E: 0 K: 1 S: 5	H: 0 LOB: 0 BB: 0 P: 5		1B: 2 2B: 3 3B: 0 HR: 2	SF: 0 SAC: 1 DP: 2 HBP: 0
PITCHER Frank Tanana, L ERA: 2.45 Dick Selma, R ERA:	IP: 7.1 WLS: W BF: 30 H: 6 R: 2 ER: 2 SO: 2 BB: 2 IBB: 1 HBP: 0 BLK: 0 WP: 0 HR: 2 S: 31 P: 43 ERA: 2.46 WHIP: 1.091																		

Batter	1	2	3	4	5	6	7	8	9	AB	R	H	RBI	BB	SO	LOB	TOP					
Davey Nelson, R OBP: 0.227, SLG: 0.318 (1, 4)										5	0	0	0	0	1	5						
Toby Harrah, R OBP: 0.478, SLG: 0.571 (1, 6)										5	0	2	1	0	0	0						
Alex Johnson, R OBP: 0.227, SLG: 0.150 (1, 7)										5	0	1	0	0	1	3						
Jeff Burroughs, R OBP: 0.227, SLG: 0.476 (1, 9)										4	1	1	0	1	0	2						
Tom Grieve, R OBP: 0.647, SLG: 1.067 (1, 10)										4	1	1	2	0	0	3						
Jim Fregosi, R OBP: 0.333, SLG: 0.267 (1, 3)										4	0	2	0	0	1	0						
Joe Lovitto, S OBP: 0.283, SLG: 0.278 (1, 8)										3	0	1	0	1	1	1						
Larry Brown, R OBP: 0.300, SLG: 0.222 (1, 5)										3	1	1	0	1	0	2						
Jim Sundberg, R OBP: 0.500, SLG: 0.500 (1, 2)										3	0	0	0	1	2	5						
Inning Stats	R: 0 E: 1 K: 2 S: 9	H: 1 LOB: 2 BB: 0 P: 9	R: 0 E: 0 K: 1 S: 6	H: 1 LOB: 2 BB: 1 P: 10	R: 2 E: 0 K: 0 S: 5	H: 2 LOB: 0 BB: 0 P: 5	R: 1 E: 0 K: 0 S: 5	H: 2 LOB: 2 BB: 1 P: 9	R: 0 E: 0 K: 1 S: 6	H: 1 LOB: 1 BB: 0 P: 6	R: 0 E: 0 K: 0 S: 2	H: 0 LOB: 0 BB: 1 P: 6	R: 0 E: 0 K: 0 S: 3	H: 0 LOB: 1 BB: 1 P: 7	R: 0 E: 0 K: 2 S: 8	H: 1 LOB: 0 BB: 0 P: 8	R: 0 E: 0 K: 0 S: 4	H: 1 LOB: 1 BB: 0 P: 4	1B: 8 2B: 0 3B: 0 HR: 1	SF: 0 SAC: 0 DP: 1 HBP: 0	WP: 0 PB: 0 SB: 0 CS: 0	PA: 40
PITCHER Frank Tanana, L ERA: 2.76 (1, 1)	IP: 9.0 WLS: W BF: 40 H: 9 R: 3 ER: 3 SO: 6 BB: 4 IBB: 0 HBP: 0 BLK: 0 WP: 0 HR: 1 S: 48 P: 64 ERA: 3.00 WHIP: 1.444																					

Texas Rangers @ California Angels
Anaheim Stadium, Anaheim, CA
Wed Apr 10 1974, 10:05 PM EDT
Att: 6,463 - Unknown


AB 36
R 3
H 9
RBI 3
BB 4
SO 6
LOB 21



Batter	1	2	3	4	5	6	7	8	9	AB	R	H	RBI	BB	SO	LOB	BOTTOM					
Mickey Rivers, L OBP: 0.240, SLG: 0.250 (1, 8)										4	1	1	0	0	0	1						
Denny Doyle, L OBP: 0.318, SLG: 0.167 (1, 4)										3	1	2	0	1	0	0						
Frank Robinson, R OBP: 0.409, SLG: 0.412 (1, 10)										4	1	0	0	0	0	3						
Mike Epstein, L OBP: 0.300, SLG: 0.133 (1, 3)										3	0	1	0	1	0	2						
Bob Oliver, R OBP: 0.364, SLG: 0.381 (1, 5)										4	0	1	1	0	1	3						
Richie Scheinblum, S OBP: 0.250, SLG: 0.250 (1, 7)										4	1	1	1	0	1	2						
Leroy Stanton, R OBP: 0.409, SLG: 0.895 (1, 9)										4	0	1	0	0	1	3						
Ellie Rodriguez, R OBP: 0.318, SLG: 0.333 (1, 2)										4	0	1	0	0	1	1						
Dave Chalk, R OBP: 0.250, SLG: 0.118 Tom McCraw, L Sandy Alomar Sr., S										2	0	0	0	0	0	0						
Inning Stats	R: 3 E: 1 K: 0 S: 7	H: 3 LOB: 1 BB: 0 P: 7	R: 0 E: 0 K: 0 S: 3	H: 0 LOB: 0 BB: 0 P: 3	R: 0 E: 0 K: 1 S: 5	H: 1 LOB: 1 BB: 1 P: 7	R: 0 E: 0 K: 1 S: 5	H: 0 LOB: 0 BB: 0 P: 5	R: 0 E: 0 K: 1 S: 6	H: 1 LOB: 1 BB: 0 P: 6	R: 0 E: 0 K: 1 S: 6	H: 1 LOB: 1 BB: 0 P: 6	R: 0 E: 0 K: 0 S: 2	H: 0 LOB: 0 BB: 1 P: 6	R: 1 E: 1 K: 1 S: 6	H: 2 LOB: 1 BB: 0 P: 6	R: 0 E: 1 K: 1 S: 6	H: 0 LOB: 0 BB: 1 P: 6	1B: 6 2B: 3 3B: 0 HR: 0	SF: 0 SAC: 0 DP: 3 HBP: 0	WP: 0 PB: 0 SB: 0 CS: 0	PA: 35
PITCHER Fergie Jenkins, R ERA: 1.02 (1, 1)	IP: 8.2 WLS: L BF: 35 H: 8 R: 4 ER: 2 SO: 4 BB: 2 IBB: 0 HBP: 0 BLK: 0 WP: 0 HR: 0 S: 41 P: 49 ERA: 2.08 WHIP: 1.154																					

Texas Rangers @ California Angels
Anaheim Stadium, Anaheim, CA
Wed Apr 10 1974, 10:05 PM EDT
Att: 6,463 - Unknown


AB 33
R 4
H 8
RBI 2
BB 2
SO 4
LOB 16



Batter	1	2	3	4	5	6	7	8	9	AB	R	H	RBI	BB	SO	LOB	TOP										
Pat Kelly, L OBP: 0.407, SLG: 0.375 (1, 9)										4	0	0	0	0	0	0											
Carlos May, L OBP: 0.276, SLG: 0.310 (1, 7)										4	0	0	0	0	1	1											
Dick Allen, R OBP: 0.267, SLG: 0.346 (1, 3)										2	0	0	0	2	0	1											
Bill Melton, R OBP: 0.379, SLG: 0.542 (1, 5)										4	1	1	1	0	0	2											
Ron Santo, R OBP: 0.414, SLG: 0.227 (1, 4)										4	0	2	0	0	2	0											
Ken Henderson, S OBP: 0.419, SLG: 0.464 (1, 8)										4	0	1	0	0	1	2											
Tony Muser, L OBP: 0.500, SLG: 0.750 (1, 10)										4	0	2	0	0	1	1											
Ed Herrmann, L OBP: 0.333, SLG: 0.391 (1, 2)										3	0	0	0	0	1	3											
Brian Downing, R (7, 2)										0	0	0	0	0	0	0											
Bucky Dent, R OBP: 0.158, SLG: 0.222 (1, 6)										3	0	0	0	0	1	0											
Inning Stats	R: 0 E: 0 K: 0 S: 3	H: 0 LOB: 1 BB: 1 P: 7	R: 0 E: 0 K: 1 S: 6	H: 2 LOB: 1 BB: 0 P: 6	R: 0 E: 0 K: 0 S: 3	H: 0 LOB: 0 BB: 0 P: 3	R: 1 E: 0 K: 1 S: 8	H: 3 LOB: 2 BB: 0 P: 8	R: 0 E: 0 K: 0 S: 4	H: 0 LOB: 0 BB: 1 P: 8	R: 0 E: 0 K: 1 S: 5	H: 0 LOB: 0 BB: 0 P: 5	R: 0 E: 1 K: 2 S: 8	H: 0 LOB: 1 BB: 0 P: 8	R: 0 E: 0 K: 1 S: 6	H: 1 LOB: 1 BB: 0 P: 6	1B: 4 2B: 1 3B: 0 HR: 1	SF: 0 SAC: 0 DP: 2 HBP: 0	WP: 0 PB: 0 SB: 0 CS: 0	PA: 34							
PITCHER	IP	WLS	BF	H	R	ER	SO	BB	IBB	HBP	BLK	WP	HR	S	P	ERA	WHIP										
Nolan Ryan, R ERA: 5.29	8.0	W	30	5	1	1	6	2	0	0	0	0	1	40	48	1.12	0.875										
Skip Lockwood, R ERA: 4.5	1.0		4	1	0	0	1	0	0	0	0	0	0	6	6	0.00	1.000										

Chicago White Sox @ California Angels
Anaheim Stadium, Anaheim, CA
Fri Apr 12 1974, 10:05 PM EDT
Att: 12,439 - Unknown - 60 F


AB 32
R 1
H 6
RBI 1
BB 2
SO 7
LOB 10



Batter	1	2	3	4	5	6	7	8	9	AB	R	H	RBI	BB	SO	LOB	BOTTOM										
Mickey Rivers, L OBP: 0.324, SLG: 0.313 Richie Scheinblum, S OBP: 0.333, SLG: 0.333 (1, 8)										4	2	2	3	0	0	1											
Dave Chalk, R OBP: 0.290, SLG: 0.185 (1, 6)										5	2	3	3	1	1	2											
Bobby Valentine, R OBP: 0.476, SLG: 0.647 Joe Lahoud, L OBP: 0.333, SLG: 0.800 (1, 7)										1	0	0	0	0	0	0											
Frank Robinson, R OBP: 0.438, SLG: 0.680 (1, 10)										4	2	3	3	1	0	0											
Bob Oliver, R OBP: 0.344, SLG: 0.355 (1, 5)										5	1	1	0	0	1	5											
Mike Epstein, L OBP: 0.345, SLG: 0.391 Tom McCraw, L OBP: 0.500, SLG: 0.333 (1, 3)										4	0	0	0	0	0	4											
Leroy Stanton, R OBP: 0.484, SLG: 0.962 (8, 8)										4	2	2	0	1	0	0											
Ellie Rodriguez, R OBP: 0.387, SLG: 0.333 (1, 2)										3	2	1	0	1	0	3											
Denny Doyle, L OBP: 0.355, SLG: 0.269 (1, 4)										4	2	1	1	1	0	5											
Inning Stats	R: 2 E: 2 K: 0 S: 5	H: 2 LOB: 1 BB: 0 P: 6	R: 1 E: 1 K: 0 S: 5	H: 2 LOB: 0 BB: 0 P: 5	R: 1 E: 0 K: 0 S: 4	H: 1 LOB: 0 BB: 0 P: 4	R: 3 E: 0 K: 1 S: 8	H: 3 LOB: 3 BB: 2 P: 17	R: 2 E: 1 K: 0 S: 5	H: 1 LOB: 1 BB: 0 P: 6	R: 0 E: 0 K: 0 S: 3	H: 0 LOB: 0 BB: 0 P: 3	R: 0 E: 0 K: 0 S: 3	H: 1 LOB: 1 BB: 1 P: 7	R: 6 E: 0 K: 1 S: 10	H: 6 LOB: 1 BB: 2 P: 18	1B: 12 2B: 3 3B: 0 HR: 2	SF: 0 SAC: 0 DP: 3 HBP: 3	WP: 0 PB: 0 SB: 0 CS: 0	PA: 47							
PITCHER	IP	WLS	BF	H	R	ER	SO	BB	IBB	HBP	BLK	WP	HR	S	P	ERA	WHIP										
Terry Forster, L ERA: 18.9	3.1	L	20	8	7	6	0	1	0	1	0	0	0	15	23	16.20	2.700										
Bill Moran, R ERA	4.1		17	2	2	0	1	2	0	2	0	0	0	15	25	0.00	1.091										
Wayne Granger, R ERA: 54.0	8.1		10	6	6	6	1	2	0	0	0	0	1	10	18	54.00	8.000										

Chicago White Sox @ California Angels
Anaheim Stadium, Anaheim, CA
Fri Apr 12 1974, 10:05 PM EDT
Att: 12,439 - Unknown - 60 F

AB 39
R 15
H 16
RBI 15
BB 5
SO 2
LOB 23



Batter	1	2	3	4	5	6	7	8	9	AB	R	H	RBI	BB	SO	LOB	TOP																					
Buddy Bradford, R OBP: 0.500, SLG: 1.250 (1, 9)	6-3		4-0 CS BB		0-0 HR		SF8		0-0 P5	3	1	2	1	0	0																							
Ken Henderson, S OBP: 0.417, SLG: 0.545 (1, 8)	WP SF9 2B		6-3 1-2		0-3 K		3-H 0-0 2-H 3B		0-3 K	5	1	2	1	0	2	1																						
Dick Allen, R OBP: 0.235, SLG: 0.310 (1, 3)	SF9 2-H		6-3		0-0 P4		0-0 F8			3	0	0	1	0	0	1																						
Bill Melton, R OBP: 0.364, SLG: 0.500 (1, 5)	K				0-0 L1-6		0-0 6-3		0-0 1B 1B	4	0	1	0	0	1	0																						
Ron Santo, R OBP: 0.424, SLG: 0.240 (1, 4)			SH2-4 5-3 1B		4-0 E BB		0-0 5-3		0-0 P4	3	1	1	0	1	0	1																						
Carlos May, L OBP: 0.273, SLG: 0.303 Pat Kelly, L OBP: 0.407, SLG: 0.375 (1, 7) (9, 9)			5-3 SH2-4 1B		0-0 F3		0-0 1-3		0-0 F9	4	0	1	0	0	0	2																						
Eddie Leon, R Tony Muser, L OBP: 0.600, SLG: 0.800 (1, 10) (8, PH)			SH2-4 1-2 2-3		0-0 E4		4-0 FC1-6 BB		0-0 1B	1	0	0	0	1	0	1																						
Ed Herrmann, L OBP: 0.286, SLG: 0.333 (1, 2)			5-3 2-3 3-H		0-0 P4		0-0 FC1-6 2B SF8		0-3 K	4	1	0	1	0	1	6																						
Bucky Dent, R OBP: 0.174, SLG: 0.273 (1, 6)			4-3		0-0 5-3		0-0 PB 3B 2B		0-0 F3	4	1	1	0	0	0	1																						
Inning Stats	R: 1 E: 0 K: 1 S: 6	H: 1 LOB: 0 BB: 0 P: 6	R: 1 E: 0 K: 0 S: 5	H: 2 LOB: 1 BB: 0 P: 5	R: 0 E: 0 K: 0 S: 2	H: 0 LOB: 0 BB: 1 P: 6	R: 0 E: 1 K: 0 S: 4	H: 0 LOB: 2 BB: 1 P: 8	R: 1 E: 0 K: 1 S: 6	H: 1 LOB: 0 BB: 0 P: 6	R: 0 E: 0 K: 0 S: 3	H: 0 LOB: 0 BB: 0 P: 3	R: 2 E: 0 K: 0 S: 5	H: 2 LOB: 1 BB: 1 P: 9	R: 0 E: 0 K: 1 S: 7	H: 2 LOB: 2 BB: 0 P: 7	R: 0 E: 0 K: 1 S: 5	H: 0 LOB: 0 BB: 0 P: 5	1B: 4 2B: 2 3B: 1 HR: 1	SF: 2 SAC: 1 DP: 0 HBP: 0	WP: 1 PB: 1 CS: 0	PA: 38																
PITCHER	IP	WLS	BF	H	R	ER	SO	BB	IBB	HBP	BLK	WP	HR	S	P	ERA	WHIP	PITCHER				IP	WLS	BF	H	R	ER	SO	BB	IBB	HBP	BLK	WP	HR	S	P	ERA	WHIP
Rudy May, L ERA: 5.73 Skip Lockwood, R ERA: 2.84 (1, 1) (7, 1)	6.2	L	29	6	5	5	2	3	0	0	0	1	1	30	42	6.75	1.350					6.2	W	37	6	4	4	8	3	0	2	1	1	48	62	4.00	1.000	

Chicago White Sox @ California Angels
Anaheim Stadium, Anaheim, CA
Sat Apr 13, 1974, 10:05 PM EDT
Att: 23,712 - Unknown - 63 F

AB 32
R 5
H 8
RBI 5
BB 3
SO 4
LOB 13



Batter	1	2	3	4	5	6	7	8	9	AB	R	H	RBI	BB	SO	LOB	BOTTOM																					
Mickey Rivers, L OBP: 0.333, SLG: 0.361 (1, 8)	1-3		E4 3B		0-0 P4		4-0 S BB		0-3 K	4	1	1	1	1	1	1																						
Dave Chalk, R OBP: 0.314, SLG: 0.172 (1, 6)	B2		FC5-4 BB		0-0 5-3		1-0 FC5-4 HBP			2	0	0	0	1	0	0																						
Bobby Valentine, R Joe Lahoud, L Richie Scheinblum, S OBP: 0.417, SLG: 0.550 OBP: 0.333, SLG: 0.800 OBP: 0.286, SLG: 0.286 (1, 7) (7, 7) (7, PH) (8, 7)	5-3		FC5-4 1-2		0-3 K		0-0 FC5-4 1-2			3	0	0	0	0	1	1																						
Frank Robinson, R OBP: 0.417, SLG: 0.607 (1, 10)			G6-4-3 HBP		0-0 6-3		0-0 5-3		0-0 F8	3	0	0	0	0	0	1																						
Bob Oliver, R OBP: 0.333, SLG: 0.343 (1, 5)			G6-4-3 1-2		0-0 1B		0-0 F8		0-3 K	4	0	1	0	0	1	1																						
Mike Epstein, L OBP: 0.384, SLG: 0.500 (1, 3)			BB		0-3 K		0-0 HR		0-3 K	3	1	1	1	1	2	1																						
Leroy Stanton, R OBP: 0.486, SLG: 0.933 (1, 9)			K		0-3 K		0-0 5-3 SF9 2B		0-0 WP SH1-4 1B	4	1	2	0	0	2	2																						
Ellie Rodriguez, R OBP: 0.353, SLG: 0.300 (1, 2)			K		0-3 1-3		0-0 5-3		0-0 SH1-4	3	0	0	0	0	1	2																						
Denny Doyle, L Winston Lienas, R OBP: 0.384, SLG: 0.286 (1, 4) (7, PH) (8, 4)			E 1B		0-0 L6		0-0 SF9		0-0 F7	2	1	1	0	0	0	0																						
Inning Stats	R: 0 E: 0 K: 0 S: 3	H: 0 LOB: 0 BB: 0 P: 3	R: 0 E: 0 K: 1 S: 4	H: 0 LOB: 1 BB: 1 P: 9	R: 2 E: 1 K: 1 S: 7	H: 2 LOB: 1 BB: 1 P: 11	R: 0 E: 0 K: 2 S: 8	H: 1 LOB: 0 BB: 0 P: 8	R: 0 E: 0 K: 0 S: 3	H: 0 LOB: 0 BB: 0 P: 3	R: 0 E: 0 K: 1 S: 5	H: 0 LOB: 0 BB: 0 P: 5	R: 2 E: 0 K: 0 S: 5	H: 2 LOB: 2 BB: 1 P: 10	R: 0 E: 0 K: 2 S: 7	H: 0 LOB: 0 BB: 0 P: 7	R: 0 E: 0 K: 1 S: 6	H: 1 LOB: 1 BB: 0 P: 6	1B: 3 2B: 1 3B: 1 HR: 1	SF: 1 SAC: 1 DP: 1 HBP: 2	WP: 1 PB: 0 SB: 1 CS: 0	PA: 37																
PITCHER	IP	WLS	BF	H	R	ER	SO	BB	IBB	HBP	BLK	WP	HR	S	P	ERA	WHIP	PITCHER				IP	WLS	BF	H	R	ER	SO	BB	IBB	HBP	BLK	WP	HR	S	P	ERA	WHIP
Wilbur Wood, L ERA: 3.8 (1, 1)	9.0	W	37	6	4	4	8	3	0	2	0	1	1	48	62	4.00	1.000					9.0	W	37	6	4	4	8	3	0	2	1	1	48	62	4.00	1.000	

Chicago White Sox @ California Angels
Anaheim Stadium, Anaheim, CA
Sat Apr 13, 1974, 10:05 PM EDT
Att: 23,712 - Unknown - 63 F

AB 30
R 4
H 6
RBI 3
BB 3
SO 8
LOB 12



Batter	1	2	3	4	5	6	7	8	9	AB	R	H	RBI	BB	SO	LOB	TOP				
Buddy Bradford, R OBP: 0.529, SLG: 1.000	F9		FC5 BB 1B		G6-4-3 HBP		FC1-2 1B		K	4	0	2	0	0	1	0					
Luis Alvarado, R OBP: 0.265, SLG: 0.294	F7		F7		F9		FC1-2 G4-6-3			3	0	0	0	0	0	2					
Dick Allen, R OBP: 0.263, SLG: 0.290					G6-4-3		G4-6-3			2	0	0	0	2	0	4					
Bill Melton, R OBP: 0.378, SLG: 0.516									K	3	1	1	0	1	1	3					
Ron Santo, R OBP: 0.459, SLG: 0.286										3	1	2	0	1	0	1					
Ken Henderson, S OBP: 0.400, SLG: 0.514										4	0	1	0	0	0	3					
Brian Downing, R OBP: 0.393, SLG: 0.360										3	0	0	0	0	1	3					
Pat Kelly, L OBP: 0.393, SLG: 0.360										1	0	0	0	0	1	0					
Ed Herrmann, L OBP: 0.313, SLG: 0.452										4	1	2	2	0	0	1					
Bucky Dent, R OBP: 0.154, SLG: 0.240										3	0	0	0	0	0	2					
Jerry Hairston, S OBP: 0.154, SLG: 0.240										1	0	0	0	0	0	0					
Inning Stats	R: 0 E: 0 K: 1 S: 5	H: 0 LOB: 1 BB: 1 P: 9	R: 0 E: 0 K: 1 S: 4	H: 0 LOB: 0 BB: 1 P: 8	R: 1 E: 0 K: 0 S: 5	H: 2 LOB: 2 BB: 1 P: 9	R: 1 E: 0 K: 0 S: 5	H: 2 LOB: 1 BB: 0 P: 5	R: 0 E: 0 K: 0 S: 2	H: 0 LOB: 0 BB: 0 P: 3	R: 0 E: 0 K: 0 S: 4	H: 1 LOB: 1 BB: 0 P: 4	R: 0 E: 1 K: 0 S: 5	H: 2 LOB: 2 BB: 0 P: 5	R: 1 E: 0 K: 1 S: 5	H: 1 LOB: 0 BB: 1 P: 9	R: 0 E: 0 K: 1 S: 5	H: 0 LOB: 0 BB: 0 P: 5	1B: 6 2B: 1 3B: 0 HR: 1	SF: 0 SAC: 0 DP: 4 HBP: 1	WP: 0 PA: 37 CS: 0
PITCHER	IP WLS BF H R ER SO BB IBB HBP BLK WP HR S P ERA WHIP	6.0 W 28 7 2 2 2 3 0 1 0 0 1 28 41 3.00 1.667	3.0 S 9 1 1 1 2 1 0 0 0 0 0 12 16 3.00 0.667																		

Chicago White Sox @ California Angels
Anaheim Stadium, Anaheim, CA
Sun Apr 14 1974, 6:33 AM EDT
Att. 9,365 - Unknown - 80 F

AB 32
R 3
H 8
RBI 2
BB 4
SO 4
LOB 22



Batter	1	2	3	4	5	6	7	8	9	AB	R	H	RBI	BB	SO	LOB	BOTTOM				
Mickey Rivers, L OBP: 0.326, SLG: 0.350										4	1	1	0	0	1	1					
Denny Doyle, L OBP: 0.378, SLG: 0.290										3	1	1	0	1	0	0					
Joe Lahoud, L OBP: 0.200, SLG: 0.444										4	0	0	0	0	3	3					
Frank Robinson, R OBP: 0.425, SLG: 0.688										4	2	2	2	0	1	1					
Mike Epstein, L OBP: 0.351, SLG: 0.448										3	0	0	0	1	0	0					
Tom McCraw, L OBP: 0.500, SLG: 0.333										0	0	0	0	0	0	0					
Leroy Stanton, R OBP: 0.487, SLG: 0.909										3	2	2	1	0	0	0					
Elie Rodriguez, R OBP: 0.351, SLG: 0.303										3	0	1	1	0	1	1					
Dave Chalk, R OBP: 0.289, SLG: 0.161										2	0	0	1	0	0	3					
Sandy Alomar Sr., S OBP: 0.333, SLG: 1.000										3	0	1	1	0	1	0					
Inning Stats	R: 3 E: 0 K: 1 S: 9	H: 4 LOB: 2 BB: 1 P: 13	R: 0 E: 0 K: 0 S: 3	H: 0 LOB: 0 BB: 0 P: 3	R: 0 E: 0 K: 1 S: 5	H: 0 LOB: 0 BB: 0 P: 5	R: 1 E: 0 K: 2 S: 9	H: 2 LOB: 1 BB: 0 P: 9	R: 1 E: 0 K: 1 S: 6	H: 1 LOB: 0 BB: 0 P: 6	R: 1 E: 0 K: 1 S: 6	H: 1 LOB: 0 BB: 0 P: 6	R: 0 E: 0 K: 1 S: 5	H: 0 LOB: 1 BB: 1 P: 9	R: 0 E: 0 K: 0 S: 3	H: 0 LOB: 0 BB: 0 P: 3	R: 0 E: 0 K: 1 S: 3	H: 0 LOB: 0 BB: 0 P: 3	1B: 6 2B: 0 3B: 1 HR: 1	SF: 2 SAC: 1 DP: 0 HBP: 0	WP: 0 PA: 34 CS: 0
PITCHER	IP WLS BF H R ER SO BB IBB HBP BLK WP HR S P ERA WHIP	8.0 L 34 8 6 6 7 2 0 0 0 0 1 46 54 6.75 1.250																			

Chicago White Sox @ California Angels
Anaheim Stadium, Anaheim, CA
Sun Apr 14 1974, 6:33 AM EDT
Att. 9,365 - Unknown - 80 F

AB 29
R 6
H 8
RBI 6
BB 2
SO 7
LOB 9



Batter	1	2	3	4	5	6	7	8	9	AB	R	H	RBI	BB	SO	LOB	TOP					
Jerry Terrell, R OBP: 0.290, SLG: 0.355 (1, 5)	F7		K			FC6 1B			L8	4	1	0	0	0	1	2						
Rod Carew, L OBP: 0.444, SLG: 0.455 (1, 4)	CS 1B				6-3				F7	4	0	2	1	0	0	0						
Tony Oliva, L OBP: 0.500, SLG: 0.706 Eric Soderholm, R (9, PR)	F8				F7					4	0	1	0	0	0	2						
Bobby Darwin, R OBP: 0.455, SLG: 0.781 (1, 9)		6-3			K				L7	4	0	0	0	0	2	1						
Steve Braun, L OBP: 0.321, SLG: 0.360 (1, 7)		6-3				4-3				3	0	0	0	0	0	0						
Harmon Killebrew, R OBP: 0.211, SLG: 0.176 Joe Lis, R OBP: 0.333, SLG: 0.231 (7, 3)		4-3				L8				3	0	0	0	0	1	0						
Larry Hise, R OBP: 0.382, SLG: 0.519 (1, 8)			4-3 2B			K			K	3	0	1	0	0	2	0						
Randy Hundley, R OBP: 0.240, SLG: 0.174 (1, 2)			4-3			F8			K	3	0	0	0	0	1	1						
Danny Thompson, R OBP: 0.308, SLG: 0.308 (1, 6)			3-1						F7	3	0	1	0	0	0	1						
Inning Stats	R: 0 E: 0 K: 0 S: 3	H: 1 LOB: 0 BB: 0 P: 3	R: 0 E: 0 K: 0 S: 3	H: 0 LOB: 0 BB: 0 P: 3	R: 0 E: 0 K: 1 S: 6	H: 1 LOB: 1 BB: 0 P: 6	R: 0 E: 0 K: 1 S: 5	H: 0 LOB: 0 BB: 0 P: 5	R: 0 E: 0 K: 1 S: 5	H: 0 LOB: 2 BB: 0 P: 5	R: 1 E: 1 K: 0 S: 5	H: 2 LOB: 1 BB: 0 P: 5	R: 0 E: 0 K: 2 S: 7	H: 0 LOB: 0 BB: 0 P: 7	R: 0 E: 0 K: 2 S: 7	H: 0 LOB: 0 BB: 0 P: 7	R: 0 E: 0 K: 0 S: 4	H: 1 LOB: 1 BB: 0 P: 4	1B: 4 2B: 1 3B: 0 HR: 0	SF: 0 SAC: 0 DP: 0 HBP: 0	WP: 0 PB: 0 CS: 1	PA: 31
PITCHER Bill Singer, R ERA: 2.96 (1, 1)	IP: 9.0 WLS: W BF: 31 H: 5 R: 1 ER: 0 SO: 7 BB: 0 IBB: 0 HBP: 0 BLK: 0 WP: 0 HR: 0 S: 45 P: 45 ERA: 0.00 WHIP: 0.556											PITCHER	IP: 9.0 WLS: W BF: 31 H: 5 R: 1 ER: 0 SO: 7 BB: 0 IBB: 0 HBP: 0 BLK: 0 WP: 0 HR: 0 S: 45 P: 45 ERA: 0.00 WHIP: 0.556									

Minnesota Twins @ California Angels
Anaheim Stadium, Anaheim, CA
Mon Apr 15 1974, 10:05 PM EDT
Att: 12,968 - Unknown - 65 F

AB 31
R 1
H 5
RBI 1
BB 0
SO 7
LOB 7



Batter	1	2	3	4	5	6	7	8	9	AB	R	H	RBI	BB	SO	LOB	BOTTOM	
Mickey Rivers, L OBP: 0.354, SLG: 0.378 (1, 8)	1-3		S 1B			4-3 WP 1B			4-3	5	2	3	0	0	0	0		
Denny Doyle, L OBP: 0.357, SLG: 0.278 (1, 4)			4-3			4-3			3-1	5	0	1	1	0	0	4		
Joe Lahoud, L OBP: 0.267, SLG: 0.643 (1, 7)			1-2			1-3 2-H				5	2	2	2	0	0	2		
Frank Robinson, R OBP: 0.432, SLG: 0.667 (1, 10)						HR			E8 E 1B	4	1	2	1	0	1	1		
Mike Epstein, L OBP: 0.341, SLG: 0.406 (1, 3)						FC1-6 1B			E6 E 1B	3	0	0	0	1	0	2		
Leroy Stanton, R OBP: 0.488, SLG: 0.865 (1, 9)						3-H 1B			L4	4	1	2	1	0	1	1		
Elie Rodriguez, R OBP: 0.341, SLG: 0.297 (1, 2)						1-2 2-H 1B			E6 E SF7	4	0	1	0	0	2	4		
Dave Chalk, R OBP: 0.262, SLG: 0.147 (1, 6)						1-2 2-H 1B			K	3	0	0	1	0	2	2		
Sandy Alomar Sr., S OBP: 0.429, SLG: 0.714 (1, 5)						6-3			K	4	2	2	0	0	1	0		
Inning Stats	R: 0 E: 0 K: 1 S: 6	H: 1 LOB: 1 BB: 0 P: 6	R: 0 E: 0 K: 1 S: 5	H: 1 LOB: 0 BB: 0 P: 5	R: 0 E: 0 K: 1 S: 6	H: 1 LOB: 1 BB: 0 P: 6	R: 1 E: 0 K: 2 S: 10	H: 3 LOB: 2 BB: 0 P: 10	R: 3 E: 2 K: 1 S: 9	H: 3 LOB: 1 BB: 0 P: 9	R: 1 E: 1 K: 1 S: 6	H: 0 LOB: 0 BB: 0 P: 6	R: 0 E: 0 K: 0 S: 3	H: 0 LOB: 0 BB: 0 P: 3	1B: 12 2B: 0 3B: 0 HR: 1	SF: 1 SAC: 0 DP: 0 HBP: 0	WP: 1 PB: 0 CS: 1	PA: 39
PITCHER Bill Hands, R ERA: 13.06 Danny Fife, R ERA: 13.5 Vic Albury, L ERA: 3.86	IP: 4.2 WLS: L BF: 23 H: 9 R: 4 ER: 4 SO: 5 BB: 1 IBB: 0 HBP: 0 BLK: 0 WP: 1 HR: 1 S: 32 P: 36 ERA: 7.71 WHIP: 2.143											PITCHER	IP: 4.2 WLS: L BF: 23 H: 9 R: 4 ER: 4 SO: 5 BB: 1 IBB: 0 HBP: 0 BLK: 0 WP: 1 HR: 1 S: 32 P: 36 ERA: 7.71 WHIP: 2.143					

Minnesota Twins @ California Angels
Anaheim Stadium, Anaheim, CA
Mon Apr 15 1974, 10:05 PM EDT
Att: 12,968 - Unknown - 65 F


AB 37
R 8
H 13
RBI 6
BB 1
SO 7
LOB 16



Batter	1	2	3	4	5	6	7	8	9	AB	R	H	RBI	BB	SO	LOB	TOP								
Sergio Ferrer, S OBP: 0.433, SLG: 0.480 (1, 6)	4-3		5-3		4-3 1B BB		SH2-4		P4	3	1	0	0	1	0	1									
Rod Carew, L OBP: 0.455, SLG: 0.488 (1, 4)	PB 2B		CS 1B		4-3		K			4	0	2	0	0	1	2									
Steve Braun, L OBP: 0.333, SLG: 0.364 (1, 7)	K		CS	FC6-4 1B	1B		F7			4	1	2	1	0	1	2									
Bobby Darwin, R OBP: 0.415, SLG: 0.692 (1, 9)	4-3			FC6-4 1B	F8				FC6-4 1B	4	0	2	0	0	0	2									
Jim Holt, L (1, 3)		6-3		FC6-4 1B	G3				FC6-4 1B	4	1	0	0	0	0	4									
Harmon Killebrew, R OBP: 0.231, SLG: 0.208 (1, 10)		1B		1-6-3 1B			P4		G6-4-3	4	0	2	1	0	0	1									
Larry Hise, R OBP: 0.357, SLG: 0.543 (1, 8)		K		1-6-3 1B			K		6-3	4	0	1	1	0	2	1									
Glenn Borgmann, R OBP: 0.250, SLG: 0.100 (9, PH)										3	0	0	0	0	1	3									
Tony Oliva, L OBP: 0.478, SLG: 0.619 (9, FR)				1-6-3			5-3		FC1-4 1B	1	0	1	0	0	0	0									
Eric Soderholm, R (9, FR)				1-2 2-3						0	0	0	0	0	0	0									
Jerry Terrell, R OBP: 0.256, SLG: 0.308 (1, 5)			1-3	F7			SH2-4 1B		FC1-4	4	0	1	0	0	0	3									
Inning Stats	R: 0 E: 0 K: 1 S: 6	H: 1 LOB: 1 BB: 0 P: 6	R: 0 E: 0 K: 2 S: 8	H: 1 LOB: 1 BB: 0 P: 8	R: 0 E: 0 K: 0 S: 3	H: 1 LOB: 0 BB: 0 P: 3	R: 2 E: 0 K: 0 S: 7	H: 4 LOB: 2 BB: 0 P: 7	R: 1 E: 0 K: 0 S: 4	H: 1 LOB: 1 BB: 1 P: 8	R: 0 E: 0 K: 1 S: 5	H: 0 LOB: 0 BB: 0 P: 5	R: 0 E: 0 K: 1 S: 6	H: 1 LOB: 1 BB: 0 P: 6	R: 0 E: 0 K: 0 S: 3	H: 1 LOB: 0 BB: 0 P: 3	R: 0 E: 0 K: 0 S: 4	H: 1 LOB: 1 BB: 0 P: 4	1B: 10 2B: 1 3B: 0 HR: 0	SF: 0 SAC: 1 DP: 1 HBP: 0	WP: 0 PB: 1 CS: 1	PA: 38			
PITCHER	IP	WLS	BF	H	R	ER	SO	BB	IBB	HBP	BLK	WP	HR	S	P	ERA	WHIP								
Bill Stoneman, R ERA: 6.23 (1, 1)	4.1		21	8	3	3	3	1	0	0	0	0	0	26	30	6.23	2.077								
Dave Sells, R ERA: (5, 1)	4.2	W	16	3	0	0	2	0	0	0	0	0	0	20	20	0.00	0.643								

Minnesota Twins @ California Angels
Anaheim Stadium, Anaheim, CA
Wed Apr 17 1974, 10:05 PM EDT
Att. 7,259 - Unknown - 55 F


AB	35
R	3
H	11
RBI	3
BB	1
SO	5
LOB	19



Batter	1	2	3	4	5	6	7	8	9	AB	R	H	RBI	BB	SO	LOB	BOTTOM								
Mickey Rivers, L OBP: 0.321, SLG: 0.340 (1, 8)	K		F7		FC1-6 1-3		E6 SF7 SH5-4			4	0	0	0	0	1	2									
Denny Doyle, L OBP: 0.327, SLG: 0.256 (1, 4)	1B		F7		1-3		SH5-4			3	0	1	0	0	0	1									
Bobby Valentine, R OBP: 0.393, SLG: 0.522 (1, 7)	F8				F7		SF7			3	0	1	1	0	0	2									
Frank Robinson, R OBP: 0.462, SLG: 0.738 (1, 10)	1B		5-3				HR		IBB	3	1	2	1	1	0	1									
Mike Epstein, L OBP: 0.327, SLG: 0.359 (7, FR)	K				K		F8		BB	3	0	0	0	0	0	0									
Tom McCraw, L OBP: 0.400, SLG: 0.250 (8, 3)										0	0	0	0	0	0	0									
Bob Oliver, R OBP: 0.341, SLG: 0.488 (1, 5)		HR			HR				F9	4	2	2	2	0	1	3									
Leroy Stanton, R OBP: 0.440, SLG: 0.744 (1, 9)		F8			K		F8		F7	4	0	0	0	0	1	0									
Ellie Rodriguez, R OBP: 0.313, SLG: 0.273 (1, 2)		K			F8				6-3	4	1	1	0	0	1	0									
Dave Chalk, R OBP: 0.292, SLG: 0.200 (1, 6)		6-3					FC1-6 1B		P4	4	1	2	0	0	0	0									
Inning Stats	R: 0 E: 0 K: 2 S: 9	H: 2 LOB: 2 BB: 0 P: 9	R: 1 E: 0 K: 1 S: 6	H: 1 LOB: 0 BB: 0 P: 6	R: 0 E: 0 K: 0 S: 4	H: 1 LOB: 1 BB: 0 P: 4	R: 1 E: 0 K: 2 S: 8	H: 1 LOB: 0 BB: 0 P: 8	R: 0 E: 0 K: 0 S: 4	H: 1 LOB: 1 BB: 0 P: 4	R: 1 E: 1 K: 0 S: 6	H: 1 LOB: 3 BB: 2 P: 14	R: 0 E: 0 K: 0 S: 3	H: 0 LOB: 0 BB: 0 P: 3	1B: 6 2B: 0 3B: 0 HR: 3	SF: 1 SAC: 1 DP: 0 HBP: 0	WP: 0 PB: 1 CS: 0	PA: 36							
PITCHER	IP	WLS	BF	H	R	ER	SO	BB	IBB	HBP	BLK	WP	HR	S	P	ERA	WHIP								
Dick Woodson, R ERA: 5.68 (1, 1)	6.0	L	27	9	5	3	6	0	0	0	0	0	0	3	39	4.50	1.500								
Tom Burgmeier, L ERA: 4.05 (7, 1)	2.0		9	0	0	0	0	1	1	0	0	0	0	7	15	0.00	0.500								

Minnesota Twins @ California Angels
Anaheim Stadium, Anaheim, CA
Wed Apr 17 1974, 10:05 PM EDT
Att. 7,259 - Unknown - 55 F

AB	32
R	5
H	9
RBI	4
BB	2
SO	6
LOB	11



Batter	1	2	3	4	5	6	7	8	9	AB	R	H	RBI	BB	SO	LOB	TOP			
Sergio Ferrer, S OBP: 0.428, SLG: 0.467 (1,6)										5	0	2	0	0	0	0				
Rod Carew, L OBP: 0.468, SLG: 0.489 (1,4)										4	0	2	0	1	0	1				
Larry Hisle, R OBP: 0.370, SLG: 0.526 (1,7)										3	0	1	0	1	1	3				
Bobby Darwin, R OBP: 0.378, SLG: 0.628 (1,9)										4	0	0	0	0	2	7				
Harmon Killebrew, R OBP: 0.250, SLG: 0.160 (1,10)										4	0	1	0	0	1	0				
Jerry Terrell, R OBP: 0.250, SLG: 0.308 (8, PR)										0	0	0	0	0	0	0				
Joe Lis, R OBP: 0.316, SLG: 0.188 (1,3)										3	1	0	0	1	1	1				
Randy Hundley, R OBP: 0.233, SLG: 0.160 (1,2)										2	0	0	0	1	0	1				
Tony Oliva, L OBP: 0.458, SLG: 0.591 (8, PH)										1	0	0	0	1	1					
Glenn Borgmann, R OBP: 0.250, SLG: 0.100 (8,2)										0	0	0	0	0	0	0				
Eric Soderholm, R OBP: 0.250, SLG: 0.250 (1,5)										4	1	1	0	0	0	2				
Steve Brye, R OBP: 0.250, SLG: 0.625 (1,8)										4	1	1	3	0	1	0				
Inning Stats	R: 0 E: 0 K: 2 S: 8	H: 2 LOB: 2 BB: 0 P: 8	R: 0 E: 0 K: 0 S: 3	H: 0 LOB: 1 BB: 1 P: 7	R: 0 E: 0 K: 1 S: 6	H: 1 LOB: 2 BB: 1 P: 10	R: 0 E: 0 K: 1 S: 5	H: 0 LOB: 0 BB: 0 P: 5	R: 0 E: 1 K: 1 S: 7	H: 1 LOB: 3 BB: 1 P: 11	R: 3 E: 0 K: 0 S: 5	H: 2 LOB: 0 BB: 1 P: 9	R: 0 E: 0 K: 0 S: 3	H: 1 LOB: 1 BB: 0 P: 8	R: 0 E: 0 K: 0 S: 3	H: 0 LOB: 0 BB: 0 P: 3	1B: 7 2B: 1 3B: 0 HR: 1	SF: 0 SAC: 0 DP: 1 HBP: 0	WP: 0 PB: 0 CS: 2	PA: 38
PITCHER	IP WLS BF H R ER SO BB IBB HBP BLK WP HR S P ERA WHIP																			
Frank Tanana, L ERA: 3.07 (1,1)	7.0 L 31 7 3 3 5 4 0 0 0 0 0 1 37 53 3.86 1.571																			
Skip Lockwood, R ERA: 2.16 (8,1)	2.0 7 1 0 0 2 0 0 0 0 0 0 0 11 11 0.00 0.500																			

Minnesota Twins @ California Angels
 Anaheim Stadium, Anaheim, CA
 Thu Apr 18 1974, 6:33 AM EDT
 Att: 7,383 - Unknown

livebaseballscores.com

AB 34
 R 3
 H 8
 RBI 3
 BB 4
 SO 7
 LOB 16

Batter	1	2	3	4	5	6	7	8	9	AB	R	H	RBI	BB	SO	LOB	BOTTOM			
Mickey Rivers, L OBP: 0.317, SLG: 0.333 (1,8)										4	0	1	0	0	0	1				
Denny Doyle, L OBP: 0.314, SLG: 0.244 (1,4)										2	0	0	0	0	0	0				
Winston Llenas, R (8, PH)										1	0	0	0	1	2					
Sandy Alomar Sr., S OBP: 0.429, SLG: 0.714 (7,4)										0	0	0	0	0	0	0				
Richie Scheinblum, S OBP: 0.250, SLG: 0.250 (8, PH)										1	0	0	0	0	0	1				
Bobby Valentine, R OBP: 0.375, SLG: 0.519 (1,7)										4	1	1	0	0	0	0				
Frank Robinson, R OBP: 0.446, SLG: 0.689 (1,10)										3	1	0	0	1	2	0				
Bob Oliver, R OBP: 0.354, SLG: 0.489 (1,5)										4	0	2	1	0	0	0				
Tom McCraw, L OBP: 0.250, SLG: 0.143 (1,3)										3	0	0	0	0	0	3				
Leroy Stanton, R OBP: 0.415, SLG: 0.696 (1,9)										3	0	0	1	0	0	1				
Ellie Rodriguez, R OBP: 0.353, SLG: 0.289 (1,2)										1	0	1	0	2	0	0				
Dave Chalk, R OBP: 0.294, SLG: 0.209 (1,6)										3	0	1	0	0	0	2				
Inning Stats	R: 0 E: 0 K: 0 S: 3	H: 0 LOB: 0 BB: 0 P: 3	R: 0 E: 0 K: 1 S: 5	H: 0 LOB: 0 BB: 0 P: 5	R: 0 E: 0 K: 0 S: 3	H: 0 LOB: 0 BB: 0 P: 3	R: 0 E: 0 K: 0 S: 3	H: 0 LOB: 0 BB: 0 P: 3	R: 0 E: 0 K: 1 S: 6	H: 1 LOB: 2 BB: 1 P: 10	R: 2 E: 0 K: 0 S: 4	H: 2 LOB: 0 BB: 1 P: 8	R: 0 E: 0 K: 0 S: 3	H: 0 LOB: 1 BB: 1 P: 7	R: 0 E: 0 K: 1 S: 5	H: 0 LOB: 0 BB: 0 P: 5	1B: 5 2B: 2 3B: 0 HR: 0	SF: 0 SAC: 0 DP: 1 HBP: 0	WP: 1 PB: 0 CS: 3	PA: 34
PITCHER	IP WLS BF H R ER SO BB IBB HBP BLK WP HR S P ERA WHIP																			
Ray Corbin, R ERA: 4.15 (1,1)	5.2 W 19 4 0 0 1 1 0 0 0 0 1 0 20 24 0.00 0.882																			
Tom Burgmeier, L ERA: 6.43 (6,1)	0.1 3 1 2 2 1 1 0 0 0 0 1 0 4 8 54.00 6.000																			
Bill Campbell, R ERA: (7,1)	3.0 S 10 1 0 0 1 1 0 0 0 0 0 0 11 15 0.00 0.667																			

Minnesota Twins @ California Angels
 Anaheim Stadium, Anaheim, CA
 Thu Apr 18 1974, 6:33 AM EDT
 Att: 7,383 - Unknown

livebaseballscores.com

AB 29
 R 2
 H 6
 RBI 2
 BB 3
 SO 3
 LOB 10

Batter	1	2	3	4	5	6	7	8	9	AB	R	H	RBI	BB	SO	LOB	TOP			
Mickey Rivers, L OBP: 0.313, SLG: 0.328 (1, 8)										4	0	1	0	0	0	2	California Angels @ Oakland Athletics Oakland-Alameda County Coliseum, Oakland, CA Fri Apr 19 1974, 7:05 PM PDT Att: 5,347 - Unknown livebaseballscores.com			
Denny Doyle, L OBP: 0.291, SLG: 0.224 (1, 4)										4	0	0	0	0	0	1				
Bobby Valentine, R OBP: 0.361, SLG: 0.484 (1, 7)										4	0	1	0	0	1	1				
Frank Robinson, R OBP: 0.417, SLG: 0.633 (1, 10)										4	0	0	0	0	2					
Mike Epstein, L OBP: 0.321, SLG: 0.419 (1, 3)										4	1	1	1	0	0	0				
Bob Oliver, R OBP: 0.327, SLG: 0.451 (1, 5)										4	0	0	0	0	1	0				
Leroy Stanton, R OBP: 0.429, SLG: 0.694 (1, 9)										3	0	2	0	0	0	0				
Ellie Rodriguez, R OBP: 0.370, SLG: 0.313 (1, 2)										3	0	2	0	0	0	1				
Dave Chalk, R OBP: 0.283, SLG: 0.200 (7, PH)										2	0	0	0	0	0	2				
Joe Lahoud, L OBP: 0.200, SLG: 0.474 (7, 6)										1	0	0	0	0	0	1				
Sandy Alomar Sr., S OBP: 0.429, SLG: 0.714 (7, 6)										0	0	0	0	0	0	0				
Inning Stats	R: 0 E: 0 K: 1 S: 6	H: 1 LOB: 1 BB: 0 P: 6	R: 1 E: 0 K: 0 S: 6	H: 3 LOB: 2 BB: 0 P: 6	R: 0 E: 0 K: 0 S: 3	H: 1 LOB: 0 BB: 0 P: 3	R: 0 E: 0 K: 0 S: 4	H: 1 LOB: 1 BB: 0 P: 4	R: 0 E: 0 K: 0 S: 3	H: 0 LOB: 0 BB: 0 P: 3	R: 0 E: 0 K: 1 S: 6	H: 1 LOB: 1 BB: 0 P: 6	R: 0 E: 0 K: 0 S: 3	H: 0 LOB: 0 BB: 0 P: 3	R: 0 E: 0 K: 0 S: 3	H: 0 LOB: 0 BB: 0 P: 3	1B: 6 2B: 0 3B: 0 HR: 1	SF: 0 SAC: 0 DP: 1 HBP: 0	WP: 0 PB: 0 SB: 1 CS: 0	PA: 33
PITCHER Caffish Hunter, R ERA: 2.35 (1, 1)	IP: 9.0 WLS: W BF: 33 H: 7 R: 1 ER: 1 SO: 2 BB: 0 IBB: 0 HBP: 0 BLK: 0 WP: 0 HR: 1 S: 37 P: 37 ERA: 1.00 WHIP: 0.778																			

Batter	1	2	3	4	5	6	7	8	9	AB	R	H	RBI	BB	SO	LOB	BOTTOM			
Bert Campaneris, R OBP: 0.423, SLG: 0.455 (1, 6)										4	2	1	0	0	0	0	California Angels @ Oakland Athletics Oakland-Alameda County Coliseum, Oakland, CA Fri Apr 19 1974, 7:05 PM PDT Att: 5,347 - Unknown livebaseballscores.com			
Bill North, S OBP: 0.220, SLG: 0.135 (1, 8)										4	1	3	1	0	0	0				
Sal Bando, R OBP: 0.426, SLG: 0.595 (1, 5)										3	1	1	1	0	0	1				
Reggie Jackson, L OBP: 0.396, SLG: 0.938 (1, 9)										4	1	2	2	0	2	1				
Joe Rudi, R OBP: 0.404, SLG: 0.478 (1, 7)										4	0	2	1	0	0	0				
Gene Tenace, R OBP: 0.380, SLG: 0.385 (1, 3)										3	0	1	0	1	2	1				
Ray Fosse, R OBP: 0.237, SLG: 0.342 (1, 2)										4	0	0	0	0	1	3				
Jesus Alou, R OBP: 0.174, SLG: 0.136 (7, PR)										2	0	0	0	1	2	0				
Herb Washington, R (7, PR)										0	0	0	0	0	0	0				
Manny Trillo, R OBP: 0.217, SLG: 0.100 (1, 4)										3	0	0	0	0	2	1				
Inning Stats	R: 2 E: 1 K: 2 S: 10	H: 2 LOB: 1 BB: 0 P: 10	R: 0 E: 0 K: 2 S: 7	H: 0 LOB: 0 BB: 0 P: 7	R: 2 E: 0 K: 0 S: 5	H: 3 LOB: 0 BB: 0 P: 5	R: 0 E: 0 K: 2 S: 7	H: 0 LOB: 0 BB: 0 P: 7	R: 0 E: 0 K: 1 S: 5	H: 0 LOB: 0 BB: 0 P: 5	R: 0 E: 0 K: 0 S: 4	H: 2 LOB: 2 BB: 1 P: 8	R: 1 E: 0 K: 0 S: 4	H: 2 LOB: 1 BB: 1 P: 8	R: 0 E: 0 K: 2 S: 8	H: 1 LOB: 1 BB: 0 P: 8	1B: 6 2B: 2 3B: 1 HR: 1	SF: 1 SAC: 0 DP: 0 HBP: 0	WP: 1 PB: 0 SB: 2 CS: 2	PA: 34
PITCHER Bill Singer, R ERA: 3.16 Skip Lockwood, R ERA: 1.93 (8, 1)	IP: 7.0 WLS: L BF: 30 H: 9 R: 5 ER: 3 SO: 7 BB: 2 IBB: 0 HBP: 0 BLK: 0 WP: 0 HR: 1 S: 42 P: 50 ERA: 3.86 WHIP: 1.571																			

Batter	1	2	3	4	5	6	7	8	9	AB	R	H	RBI	BB	SO	LOB	TOP						
Mickey Rivers, L (1, 8) OBP: 0.306, SLG: 0.348										3	2	0	0	0	0	0							
Dave Chalk, R (1, 6) OBP: 0.239, SLG: 0.235										3	0	1	1	0	0	2							
Joe Lahoud, L (8, PH) OBP: 0.239, SLG: 0.550										1	0	1	1	0	0	0							
Sandy Alomar Sr., S (8, PH) OBP: 0.375, SLG: 0.625										1	1	0	0	0	0	0							
Bobby Valentine, R (1, 7) OBP: 0.356, SLG: 0.513										3	1	1	3	0	0	1							
Frank Robinson, R (1, 10) OBP: 0.406, SLG: 0.614										3	0	1	1	0	0	0							
Bob Oliver, R (1, 5) OBP: 0.328, SLG: 0.433										4	1	1	0	0	0	2							
Mike Epstein, L (1, 3) OBP: 0.285, SLG: 0.431										3	0	0	0	0	1	0							
Winston Lenas, R (8, PH)										0	1	0	0	1	0	0							
Tom McCraw, L (8, 3) OBP: 0.250, SLG: 0.143										0	0	0	0	0	0	0							
Leroy Stanton, R (1, 9) OBP: 0.415, SLG: 0.707										4	1	1	3	0	2	0							
Ellie Rodriguez, R (1, 2) OBP: 0.355, SLG: 0.357										4	0	0	0	0	0	1							
Denny Doyle, L (1, 4) OBP: 0.302, SLG: 0.232										3	2	1	0	1	0	0							
Inning Stats	R: 1 E: 1 K: 0 S: 4	H: 1 LOB: 0 BB: 0 P: 4	R: 0 E: 0 K: 2 S: 7	H: 0 LOB: 0 BB: 0 P: 7	R: 0 E: 0 K: 0 S: 4	H: 1 LOB: 1 BB: 0 P: 4	R: 0 E: 0 K: 0 S: 3	H: 0 LOB: 0 BB: 0 P: 3	R: 0 E: 0 K: 0 S: 3	H: 0 LOB: 0 BB: 0 P: 3	R: 2 E: 1 K: 0 S: 5	H: 2 LOB: 1 BB: 1 P: 9	R: 0 E: 0 K: 1 S: 5	H: 0 LOB: 0 BB: 0 P: 5	R: 6 E: 0 K: 0 S: 8	H: 5 LOB: 1 BB: 1 P: 12	R: 0 E: 0 K: 0 S: 3	H: 0 LOB: 0 BB: 0 P: 3	1B: 5 2B: 2 3B: 2 HR: 1	SF: 2 SAC: 2 DP: 1 HBP: 0	WP: 1 PB: 0 SB: 0 CS: 0	PA: 38	
PITCHER	IP WLS BF H R ER SO BB IBB HBP BLK WP HR S P ERA WHIP																						
Vida Blue, L (1, 1) ERA: 7.2	7.1	L	28	5	4	3	3	1	0	0	0	0	0	0	0	33	37	3.68	0.818				
Rollie Fingers, R (8, 1) ERA: 3.63	0.1	L	4	3	2	2	0	0	0	0	0	0	0	0	4	4	54.00	9.000					
Darold Knowles, L (8, 1) ERA: 8.44	1.1		6	1	3	3	0	1	0	0	0	1	1	5	9	20.25	1.500						

California Angels @ Oakland Athletics
Oakland-Alameda County Coliseum, Oakland, CA
Sun Apr 21 1974, 3:33 AM PDT
Att: 8,449 - Unknown

AB	32
R	9
H	9
RBI	9
BB	2
SO	3
LOB	6



Batter	1	2	3	4	5	6	7	8	9	AB	R	H	RBI	BB	SO	LOB	BOTTOM					
Bert Campaneris, R (1, 6) OBP: 0.381, SLG: 0.377										5	0	0	0	0	0	3						
Bill North, S (1, 8) OBP: 0.250, SLG: 0.114										4	1	0	0	1	0	3						
Sal Bando, R (1, 5) OBP: 0.448, SLG: 0.556										3	2	1	0	2	0	1						
Reggie Jackson, L (1, 9) OBP: 0.444, SLG: 0.909										3	1	2	0	2	1	0						
Joe Rudi, R (1, 7) OBP: 0.393, SLG: 0.519										4	0	2	2	0	0	2						
Gene Tenace, R (1, 3) OBP: 0.387, SLG: 0.340										4	1	0	0	1	1	6						
Ray Fosse, R (1, 2) OBP: 0.239, SLG: 0.356										3	0	0	0	0	0	2						
Vic Davallo, L (7, PH) OBP: 0.250, SLG: 0.111										0	0	0	1	0	0	0						
Larry Haney, R (8, 2)										0	0	0	0	0	0	0						
Angel Mangual, R (8, PH) OBP: 0.300, SLG: 0.444										1	0	1	1	0	0	0						
Pat Bourque, L (1, 10) OBP: 0.438, SLG: 0.308										2	0	1	0	0	0	0						
Jesus Alou, R (6, PH) OBP: 0.154, SLG: 0.120										3	0	0	0	0	0	2						
Ted Kubiak, S (1, 4) OBP: 0.176, SLG: 0.176										4	0	2	0	0	0	2						
Inning Stats	R: 1 E: 1 K: 1 S: 6	H: 1 LOB: 2 BB: 2 P: 14	R: 0 E: 0 K: 0 S: 3	H: 0 LOB: 0 BB: 0 P: 3	R: 1 E: 0 K: 0 S: 5	H: 2 LOB: 2 BB: 1 P: 9	R: 0 E: 0 K: 0 S: 5	H: 2 LOB: 2 BB: 0 P: 5	R: 0 E: 0 K: 0 S: 3	H: 0 LOB: 2 BB: 2 P: 11	R: 0 E: 0 K: 0 S: 4	H: 1 LOB: 1 BB: 0 P: 4	R: 2 E: 1 K: 0 S: 6	H: 2 LOB: 2 BB: 1 P: 10	R: 0 E: 0 K: 0 S: 3	H: 0 LOB: 0 BB: 0 P: 3	R: 1 E: 1 K: 1 S: 7	H: 1 LOB: 1 BB: 0 P: 7	1B: 9 2B: 0 3B: 0 HR: 0	SF: 1 SAC: 1 DP: 0 HBP: 0	WP: 0 PB: 0 SB: 1 CS: 0	PA: 44
PITCHER	IP WLS BF H R ER SO BB IBB HBP BLK WP HR S P ERA WHIP																					
Bill Stoneman, R (1, 1) ERA: 5.4	4.0		21	5	2	2	1	4	0	0	0	0	0	0	19	35	4.50	2.250				
Rudy May, L (5, 1) ERA: 5.54	2.0	W	10	3	2	1	0	1	0	0	0	0	0	9	13	4.50	2.000					
Skip Lockwood, R (7, 1) ERA: 1.46	3.0	W	13	1	1	0	1	0	1	0	0	0	0	14	18	0.00	0.333					

California Angels @ Oakland Athletics
Oakland-Alameda County Coliseum, Oakland, CA
Sun Apr 21 1974, 3:33 AM PDT
Att: 8,449 - Unknown

AB	36
R	5
H	9
RBI	4
BB	6
SO	2
LOB	21



Batter	1	2	3	4	5	6	7	8	9	10	AB	R	H	RBI	BB	SO	LOB	TOP			
Mickey Rivers, L OBP: 0.299, SLG: 0.329	(1, 8) BB 4-0 S BB		(1, 0) F7		(1, 0) F8		(1, 0) FC4-6		(1, 0) F7		4	0	0	0	1	0	1	California Angels @ Baltimore Orioles Memorial Stadium, Baltimore, MD Tue Apr 23 1974, 7:05 PM EDT Att: 3,743 - Unknown			
Dave Chalk, R OBP: 0.318, SLG: 0.232	(1, 6) S 0-3 K		(1, 0) CS 1B		(1, 0) F8		(1, 0) 1-3		(1, 0) 6-3		5	0	1	0	0	1	2				
Bobby Valentine, R OBP: 0.360, SLG: 0.500	(1, 5) X 0-0 E5		(1, 2) 1B		(1, 2) 1B		(1, 0) P4		(1, 0) 6-3		5	1	2	0	0	0	1				
Frank Robinson, R OBP: 0.405, SLG: 0.590	(1, 10) X 0-0 F9		(1, 2) 1B		(1, 2) 1B		(1, 0) F2		(1, 0) 5-3		4	0	1	0	1	0	2				
Bob Oliver, R OBP: 0.333, SLG: 0.431	(1, 3) X 0-0 F8		(1, 3) 6-3		(1, 3) F9		(1, 0) F9		(1, 2) 1B		5	0	2	1	0	0	4				
Richie Scheinblum, S OBP: 0.251, SLG: 0.231	(1, 7) S (4, 9)	(1, 0) K		(1, 0) 6-3		(1, 0) FC1-6 1B		(1, 0) P6		(1, 0) G3		5	0	1	0	0	1		3		
Leroy Stanton, R OBP: 0.418, SLG: 0.695	(1, 9) X 0-0 1-3		(1, 0) 1-3		(1, 0) F9 HBP		(1, 2) FC1-6 2B		(1, 0) P4		1	0	0	0	0	0	0		AB 38 R 3 H 9 RBI 3 BB 3 SO 3 LOB 20		
Joe Lahoud, L OBP: 0.217, SLG: 0.500	(4, 7) X 0-0 1-3		(1, 0) 1-3		(1, 0) 1-3		(1, 2) FC1-6 1B		(1, 0) 1-3		1	0	1	1	0	0	0				
Ellie Rodriguez, R OBP: 0.384, SLG: 0.373	(1, 2) B 4-0 BB		(1, 0) BB		(1, 2) F9		(1, 0) 1B 2B		(1, 0) 6-3		3	1	1	1	1	0	3				
Denny Doyle, L OBP: 0.262, SLG: 0.224	(1, 4) S 0-3 K		(1, 0) K		(1, 0) 1-3		(1, 0) FC1-6 1B		(1, 0) 1-3		2	0	0	0	0	1	1				
Winston Lienesz, R OBP: 0.400, SLG: 0.333	(7, PH)		(1, 0) K								1	0	1	1	0	0	0				
Sandy Alomar Sr., S OBP: 0.333, SLG: 0.556	(7, PR)		(1, 0) K								1	0	0	0	0	0	0				
Inning Stats	R: 0 E: 1 K: 1 S: 6	H: 0 LOB: 2 BB: 1 P: 10	R: 0 E: 0 K: 2 S: 7	H: 0 LOB: 1 BB: 1 P: 11	R: 0 E: 0 K: 0 S: 5	H: 3 LOB: 2 BB: 0 P: 5	R: 0 E: 0 K: 0 S: 2	H: 0 LOB: 0 BB: 0 P: 3	R: 0 E: 0 K: 0 S: 3	H: 0 LOB: 0 BB: 0 P: 3	R: 2 E: 0 K: 0 S: 6	H: 3 LOB: 2 BB: 0 P: 6	R: 1 E: 0 K: 0 S: 5	H: 2 LOB: 2 BB: 1 P: 9	R: 0 E: 0 K: 0 S: 3	H: 0 LOB: 0 BB: 0 P: 3	R: 0 E: 0 K: 0 S: 4	H: 1 LOB: 1 BB: 0 P: 4	1B: 8 2B: 1 3B: 0 HR: 0	SF: 0 SAC: 0 DP: 0 HBP: 1	WP: 0 PA: 42 PB: 0 SB: 2 CS: 1
PITCHER	IP WLS BF H R ER SO BB IBB HBP BLK WP HR S P ERA WHIP	IP WLS BF H R ER SO BB IBB HBP BLK WP HR S P ERA WHIP																			
Ross Grimsley, L ERA: 2.37	(1, 1) 7.0	32	8	3	3	3	3	3	3	3	3	3	3	3	3	3	3	3.86	1.571		
Bob Reynolds, R ERA:	(8, 1) 3.0	10	1	0	0	0	0	0	0	0	0	0	0	0	0	0	0	0.00	0.333		

Batter	1	2	3	4	5	6	7	8	9	10	AB	R	H	RBI	BB	SO	LOB	BOTTOM			
Paul Blair, R OBP: 0.191, SLG: 0.222	(1, 8) X 0-0 F9		(1, 0) 5-3		(1, 0) F7		(1, 0) S 1B		(1, 0) P4		5	1	1	0	0	0	3	California Angels @ Baltimore Orioles Memorial Stadium, Baltimore, MD Tue Apr 23 1974, 7:05 PM EDT Att: 3,743 - Unknown			
Bobby Grich, R OBP: 0.531, SLG: 0.625	(1, 4) X 0-0 G6-4-3 1B		(1, 0) P4		(1, 0) F7		(1, 2) K		(1, 0) HBP		4	0	1	0	0	1	2				
Tommy Davis, R OBP: 0.344, SLG: 0.439	(1, 10) X 0-0 G6-4-3		(1, 0) SH SF9 2B		(1, 0) 1B		(1, 2) 1B		(1, 0) F8		5	1	3	1	0	0	3				
Don Baylor, R OBP: 0.250, SLG: 0.157	(1, 7) S 0-3 K		(1, 0) SH SF9 1B		(1, 0) L3		(1, 0) 6-3		(1, 0) PB 1B HBP		3	2	0	0	0	1	1				
Brooks Robinson, R OBP: 0.333, SLG: 0.369	(1, 5) X 0-0 6-3		(1, 0) SF9		(1, 0) K		(1, 0) K		(1, 0) L7		4	0	1	1	0	1	1				
Earl Williams, R OBP: 0.298, SLG: 0.143	(1, 3) X 0-0 FC5-4 1B		(1, 2) 1-2 3-H		(1, 0) K		(1, 0) WP 1B		(1, 0) P6		3	0	2	0	0	1	1				
Boog Powell, L OBP: 0.250, SLG: 0.300	(10, PH)		(1, 2) 1-2		(1, 0) 1B		(1, 2) K		(1, 0) P6		1	0	0	0	0	0	1				
Jim Fuller, R OBP: 0.286, SLG: 0.400	(1, 9) X 0-0 FC5-4		(1, 0) FC1-6 HBP		(1, 0) 1B		(1, 0) 1B		(1, 0) 4-3		3	0	1	1	0	0	2				
Rich Coggins, L OBP: 0.195, SLG: 0.189	(8, PH) (9, 9)		(1, 2) 1-2		(1, 0) FC1-6 1B		(1, 0) F7		(1, 0) 1B		2	0	1	1	0	0	1				
Andy Etchebarren, R OBP: 0.333, SLG: 0.400	(1, 2) X 0-0 SH1-3 1B		(1, 0) FC1-6		(1, 0) F9		(1, 0) F9		(1, 0) SH1-4 BB		3	0	1	0	0	0	3				
Al Bumby, L OBP: 0.263, SLG: 0.371	(9, PH)		(1, 2) 1-2 2-3		(1, 0) SH1-3 1B		(1, 0) FC1-6		(1, 0) SH1-4 BB		0	0	0	0	1	0	0				
Eliot Hendricks, L OBP: 0.357, SLG: 0.571	(10, 2)		(1, 0) SH1-3 1B		(1, 0) FC1-6		(1, 0) F9		(1, 0) SH1-4 BB		0	0	0	0	0	0	0				
Mark Belanger, R OBP: 0.250, SLG: 0.263	(1, 6) X 0-0 SH1-3		(1, 0) SH1-3		(1, 0) F8		(1, 0) F8		(1, 0) SH1-4		2	0	0	0	0	0	2				
Inning Stats	R: 0 E: 0 K: 0 S: 3	H: 1 LOB: 0 BB: 0 P: 3	R: 0 E: 0 K: 1 S: 6	H: 1 LOB: 1 BB: 0 P: 6	R: 0 E: 0 K: 0 S: 4	H: 1 LOB: 1 BB: 0 P: 4	R: 2 E: 1 K: 0 S: 6	H: 2 LOB: 2 BB: 0 P: 7	R: 0 E: 0 K: 0 S: 4	H: 1 LOB: 1 BB: 0 P: 4	R: 0 E: 0 K: 1 S: 6	H: 1 LOB: 1 BB: 0 P: 6	R: 0 E: 0 K: 1 S: 6	H: 1 LOB: 1 BB: 0 P: 6	R: 0 E: 0 K: 0 S: 3	H: 0 LOB: 2 BB: 1 P: 8	R: 1 E: 0 K: 0 S: 3	H: 1 LOB: 1 BB: 0 P: 4	1B: 10 2B: 1 3B: 0 HR: 0	SF: 1 SAC: 3 DP: 1 HBP: 3	WP: 1 PA: 43 PB: 1 SB: 2 CS: 0
PITCHER	IP WLS BF H R ER SO BB IBB HBP BLK WP HR S P ERA WHIP	IP WLS BF H R ER SO BB IBB HBP BLK WP HR S P ERA WHIP																			
Frank Tanana, L ERA: 2.97	(1, 1) 7.0	30	9	3	2	3	3	3	3	3	3	3	3	3	3	3	3	2.57	1.286		
Dave Sells, R ERA:	(8, 1) 2.2	13	2	1	0	1	1	0	0	0	0	0	0	0	0	0	0	0.00	1.125		



Batter	1	2	3	4	5	6	7	8	9	AB	R	H	RBI	BB	SO	LOB	TOP	
Mickey Rivers, L OBP: 0.291, SLG: 0.317	0-3 K		0-0 4-3	0-0 FC1-2 HBP BB		0-0 E S 1B		0-0 F8		5	0	1	0	0	1	3	California Angels @ Cleveland Indians Cleveland Municipal Stadium, Cleveland, OH Fri Apr 26 1974, 7:05 PM EDT Att: 6,423 - Unknown livebaseballscorecards.com	
Denny Doyle, L OBP: 0.288, SLG: 0.219	4-0 BB 1B BB		0-0 2B 1B	0-0 SF7 3-H 4-0		0-0 F7 1-3		0-0 E4 FC4-6		3	0	1	1	1	0	1		
Joe Lahoud, L OBP: 0.290, SLG: 0.538 Sandy Alomar Sr., S OBP: 0.290, SLG: 0.417	0-0 1-2 1B		0-0 1-3 2B	0-0 HBP BB		0-0 P4		0-0 FC4-6 1-2		4	0	2	0	1	0	2		
Frank Robinson, R OBP: 0.422, SLG: 0.582	4-0 1-2 2-3 BB		4-0 IBB	1-0 1-2 2-3 HBP		0-0 5-3		0-3 K		0	0	0	0	0	0	0		
Bob Oliver, R OBP: 0.320, SLG: 0.397	0-0 G6-4-3 1-2		0-0 F3	0-0 F8 3-H		0-0 6-3		0-3 K		5	0	0	0	0	1	10		
Mike Epstein, L OBP: 0.308, SLG: 0.426		0-0 F9		4-0 1B BB		0-0 F8				3	1	1	0	1	0	0		
Riche Scheinblum, S Morris Nettles, L	0-0 F8		0-0 SH FC1-2 1B	0-0 FC4-6 1B		0-0 4-3				4	0	1	0	0	0	1		
Ellie Rodriguez, R OBP: 0.371, SLG: 0.381	0-3 K		0-0 FC1-2 SH SF7 1B	0-0 1-3 1B		0-0 1-3				4	1	2	1	0	1	0		
Dave Chalk, R OBP: 0.315, SLG: 0.238			0-3 K	0-0 SH BB FC1-2 HBP		0-0 1-3		0-0 4-3		3	1	0	0	0	1	1		
Inning Stats	R: 0 E: 0 K: 1 S: 5	H: 1 LOB: 2 BB: 2 P: 13	R: 0 E: 0 K: 1 S: 5	H: 0 LOB: 0 BB: 0 P: 5	R: 0 E: 0 K: 1 S: 7	H: 2 LOB: 3 BB: 1 P: 11	R: 3 E: 1 K: 0 S: 6	H: 2 LOB: 3 BB: 2 P: 15	R: 0 E: 0 K: 0 S: 4	H: 1 LOB: 1 BB: 0 P: 4	R: 0 E: 0 K: 0 S: 3	H: 0 LOB: 0 BB: 0 P: 3	R: 0 E: 0 K: 2 S: 8	H: 0 LOB: 1 BB: 0 P: 8	1B: 7 2B: 1 3B: 0 HR: 0	SF: 1 SAC: 1 DP: 1 HBP: 1		WP: 0 PA: 41 PB: 0 SB: 1 CS: 0
PITCHER	IP WLS BF H R ER SO	IP WLS BF H R ER SO	IP WLS BF H R ER SO	IP WLS BF H R ER SO	IP WLS BF H R ER SO	IP WLS BF H R ER SO	IP WLS BF H R ER SO	IP WLS BF H R ER SO	IP WLS BF H R ER SO	IP WLS BF H R ER SO	IP WLS BF H R ER SO	IP WLS BF H R ER SO	IP WLS BF H R ER SO	IP WLS BF H R ER SO	IP WLS BF H R ER SO	IP WLS BF H R ER SO	ERA WHIP	ERA WHIP
Bob Johnson, R ERA: 4.15	(1, 1) 3.2	(1, 1) 3.2	(1, 1) 3.2	(1, 1) 3.2	(1, 1) 3.2	(1, 1) 3.2	(1, 1) 3.2	(1, 1) 3.2	(1, 1) 3.2	(1, 1) 3.2	(1, 1) 3.2	(1, 1) 3.2	(1, 1) 3.2	(1, 1) 3.2	(1, 1) 3.2	(1, 1) 3.2	2.46	2.455
Tom Timmermann, R ERA: 5.4	(4, 1) 3.1	(4, 1) 3.1	(4, 1) 3.1	(4, 1) 3.1	(4, 1) 3.1	(4, 1) 3.1	(4, 1) 3.1	(4, 1) 3.1	(4, 1) 3.1	(4, 1) 3.1	(4, 1) 3.1	(4, 1) 3.1	(4, 1) 3.1	(4, 1) 3.1	(4, 1) 3.1	(4, 1) 3.1	0.00	0.900
Milt Wilcox, R ERA: 3.45	(8, 1) 2.0	(8, 1) 2.0	(8, 1) 2.0	(8, 1) 2.0	(8, 1) 2.0	(8, 1) 2.0	(8, 1) 2.0	(8, 1) 2.0	(8, 1) 2.0	(8, 1) 2.0	(8, 1) 2.0	(8, 1) 2.0	(8, 1) 2.0	(8, 1) 2.0	(8, 1) 2.0	(8, 1) 2.0	0.00	0.000

Batter	1	2	3	4	5	6	7	8	9	AB	R	H	RBI	BB	SO	LOB	BOTTOM		
John Lowenstein, L OBP: 0.405, SLG: 0.381	4-0 F8 BB		0-0 F7		0-0 4-3		0-0 1B 2B 1B			3	1	1	0	1	0	1	California Angels @ Cleveland Indians Cleveland Municipal Stadium, Cleveland, OH Fri Apr 26 1974, 7:05 PM EDT Att: 6,423 - Unknown livebaseballscorecards.com		
Jack Brohamer, L OBP: 0.500, SLG: 0.364	0-0 F8 1-2		0-0 4-3		4-0 FC4-6 BB		0-0 1B 2B 1B			3	1	1	1	1	0	1			
Chris Chambliss, L OBP: 0.375, SLG: 0.388	0-0 3-1		0-0 F8		0-0 FC4-6 1-2		0-0 1B 2B			4	0	1	3	0	0	2			
Charlie Spikes, R OBP: 0.382, SLG: 0.563		0-0 PB S 1B		0-3 K		0-0 F9		0-0 4-3		4	0	1	0	0	1	1			
Oscar Gamble, L OBP: 0.200, SLG: 0.292		0-3 K		0-0 4-1		0-3 K2-3		0-0 4-3		4	0	0	0	0	2	2			
Buddy Bell, R OBP: 0.261, SLG: 0.385		4-0 BB BB		0-0 1B		0-0 6-3		0-0 F8		3	0	1	0	1	0	0			
Leron Lee, L OBP: 0.287, SLG: 0.231		4-0 K		0-3 K		0-0 1B BB 1B		0-0 P6		2	1	0	0	2	1	1			
Dave Duncan, R OBP: 0.308, SLG: 0.563 Larry Johnson, R OBP: 0.284, SLG: 0.284		0-3 K		0-0 K		4-0 1B BB BB		0-0 1B 1B		2	0	0	0	1	2	3			
John Ellis, R OBP: 0.304, SLG: 0.358		0-0 K		0-0 K		0-0 1B 2B BB		0-0 1B		0	1	0	0	0	0	0			
Frank Duffy, R OBP: 0.190, SLG: 0.250 George Hendrick, R OBP: 0.284, SLG: 0.284 Jack Heidemann, R		0-0 F8		4-0 4-3 BB		0-3 K		0-3 K		1	0	0	0	1	0	3			
Inning Stats	R: 0 E: 0 K: 0 S: 2	H: 0 LOB: 0 BB: 1 P: 6	R: 0 E: 0 K: 2 S: 8	H: 1 LOB: 3 BB: 2 P: 16	R: 0 E: 0 K: 2 S: 3	H: 0 LOB: 0 BB: 0 P: 3	R: 0 E: 0 K: 2 S: 8	H: 1 LOB: 1 BB: 0 P: 8	R: 0 E: 0 K: 1 S: 5	H: 0 LOB: 2 BB: 2 P: 13	R: 0 E: 0 K: 1 S: 5	H: 0 LOB: 0 BB: 0 P: 5	R: 4 E: 0 K: 1 S: 8	H: 3 LOB: 2 BB: 2 P: 16	R: 0 E: 0 K: 1 S: 6	H: 1 LOB: 1 BB: 0 P: 6	1B: 5 2B: 1 3B: 0 HR: 0	SF: 0 SAC: 0 DP: 0 HBP: 0	WP: 0 PA: 36 PB: 1 SB: 1 CS: 0
PITCHER	IP WLS BF H R ER SO	IP WLS BF H R ER SO	IP WLS BF H R ER SO	IP WLS BF H R ER SO	IP WLS BF H R ER SO	IP WLS BF H R ER SO	IP WLS BF H R ER SO	IP WLS BF H R ER SO	IP WLS BF H R ER SO	IP WLS BF H R ER SO	IP WLS BF H R ER SO	IP WLS BF H R ER SO	IP WLS BF H R ER SO	IP WLS BF H R ER SO	IP WLS BF H R ER SO	IP WLS BF H R ER SO	ERA WHIP	ERA WHIP	
Nolan Ryan, R ERA: 4.91	(1, 1) 6.1	(1, 1) 6.1	(1, 1) 6.1	(1, 1) 6.1	(1, 1) 6.1	(1, 1) 6.1	(1, 1) 6.1	(1, 1) 6.1	(1, 1) 6.1	(1, 1) 6.1	(1, 1) 6.1	(1, 1) 6.1	(1, 1) 6.1	(1, 1) 6.1	(1, 1) 6.1	(1, 1) 6.1	5.68	1.895	
Dick Selma, R ERA: 1.46	(7, 1) 1.2	(7, 1) 1.2	(7, 1) 1.2	(7, 1) 1.2	(7, 1) 1.2	(7, 1) 1.2	(7, 1) 1.2	(7, 1) 1.2	(7, 1) 1.2	(7, 1) 1.2	(7, 1) 1.2	(7, 1) 1.2	(7, 1) 1.2	(7, 1) 1.2	(7, 1) 1.2	(7, 1) 1.2	0.00	0.600	

Batter	1	2	3	4	5	6	7	8	9	AB	R	H	RBI	BB	SO	LOB	TOP			
Mickey Rivers, L OBP: 0.278, SLG: 0.302	G3		1-3		G3			F8		4	0	0	0	0	0	1	California Angels @ Cleveland Indians Cleveland Municipal Stadium, Cleveland, OH Sat Apr 27 1974, 3:33 AM EDT Att: 12,381 - Unknown - 69 F livebaseballscorecards.com			
Denny Doyle, L OBP: 0.273, SLG: 0.206	4-3		1-3		F7			4-3		4	0	0	0	0	0	1				
Joe Lahoud, L OBP: 0.281, SLG: 0.500	1B		4-3		G3			F9		4	0	1	0	0	0	0				
Frank Robinson, R OBP: 0.402, SLG: 0.549	4-3			F8	P5			5-3		0	0	0	0	0	0	0				
Mike Epstein, L OBP: 0.304, SLG: 0.414		1B		F8	F9			F8		4	0	1	0	0	0	0				
Bob Oliver, R OBP: 0.321, SLG: 0.395		F3					K			3	0	1	0	0	1	1				
Richie Scheinblum, S OBP: 0.167, SLG: 0.167		P6			P5		4-3			3	0	0	0	0	0	2				
Ellie Rodriguez, R OBP: 0.384, SLG: 0.385							P6			2	0	1	0	0	0	0				
Dave Chalk, R OBP: 0.303, SLG: 0.227		4-3			F9			F8		3	0	0	0	0	3	3				
Inning Stats	R: 0 E: 0 K: 0 S: 4	H: 1 LOB: 1 BB: 0 P: 4	R: 0 E: 0 K: 0 S: 5	H: 2 LOB: 2 BB: 0 P: 5	R: 0 E: 0 K: 0 S: 3	H: 0 LOB: 0 BB: 0 P: 3	R: 0 E: 0 K: 0 S: 4	H: 1 LOB: 1 BB: 0 P: 4	R: 0 E: 0 K: 0 S: 3	H: 0 LOB: 0 BB: 0 P: 3	R: 0 E: 0 K: 1 S: 5	H: 0 LOB: 0 BB: 0 P: 5	R: 0 E: 0 K: 0 S: 3	H: 0 LOB: 0 BB: 0 P: 3	R: 0 E: 0 K: 0 S: 3	H: 0 LOB: 0 BB: 0 P: 3	1B: 4 2B: 0 3B: 0 HR: 0	SF: 0 SAC: 0 DP: 0 HBP: 1	WP: 0 PB: 0 SB: 1 CS: 0	PA: 32
PITCHER Jim Perry, R ERA: 2.41	(1, 1)	IP: 9.0 WLS: W BF: 32	H: 4 R: 0 ER: 0 SO: 1	BB: 0 IBB: 0 HBP: 1 BLK: 0	WP: 0 HR: 0 S: 33 P: 34	ERA: 0.00 WHIP: 0.444	PITCHER	IP: 9.0 WLS: W BF: 32	H: 4 R: 0 ER: 0 SO: 1	BB: 0 IBB: 0 HBP: 1 BLK: 0	WP: 0 HR: 0 S: 33 P: 34	ERA: 0.00 WHIP: 0.444	PITCHER	IP: 9.0 WLS: W BF: 32	H: 4 R: 0 ER: 0 SO: 1	BB: 0 IBB: 0 HBP: 1 BLK: 0	WP: 0 HR: 0 S: 33 P: 34	ERA: 0.00 WHIP: 0.444		

Batter	1	2	3	4	5	6	7	8	9	AB	R	H	RBI	BB	SO	LOB	BOTTOM			
John Lowenstein, L OBP: 0.397, SLG: 0.373	K		G3			E6		4-3		4	0	1	0	0	1	1	California Angels @ Cleveland Indians Cleveland Municipal Stadium, Cleveland, OH Sat Apr 27 1974, 3:33 AM EDT Att: 12,381 - Unknown - 69 F livebaseballscorecards.com			
Jack Brohamer, L OBP: 0.471, SLG: 0.357	6-3		4-3			SH3				3	0	1	0	0	0	1				
Remy Hermoso, R OBP: 0.273, SLG: 0.260						SH3		S		0	1	0	0	0	0	0				
Buddy Bell, R OBP: 0.274, SLG: 0.373	4-3		F9			G4-6-3		1B		2	1	0	0	2	0	1				
John Ellis, R OBP: 0.301, SLG: 0.352		6-3			4-3	G4-6-3		E7		4	1	1	1	0	0	2				
Oscar Gamble, L OBP: 0.241, SLG: 0.429					F7			HR		4	2	2	2	0	0	0				
Charlie Spikes, R OBP: 0.589, SLG: 0.618					F9			HR		4	1	2	2	0	1	1				
Rusty Torres, S OBP: 0.400, SLG: 0.250								K		0	0	0	0	0	0	0				
Leron Lee, L OBP: 0.222, SLG: 0.188						K				3	0	0	0	0	2	1				
Dave Duncan, R OBP: 0.291, SLG: 0.529										3	0	0	0	0	0	1				
Frank Duffy, R OBP: 0.197, SLG: 0.271										3	0	1	0	0	1	0				
Inning Stats	R: 0 E: 0 K: 1 S: 5	H: 0 LOB: 0 BB: 0 P: 5	R: 1 E: 0 K: 1 S: 7	H: 2 LOB: 1 BB: 0 P: 7	R: 0 E: 0 K: 0 S: 4	H: 1 LOB: 0 BB: 0 P: 4	R: 0 E: 0 K: 0 S: 3	H: 0 LOB: 0 BB: 0 P: 3	R: 0 E: 0 K: 1 S: 5	H: 0 LOB: 0 BB: 0 P: 5	R: 0 E: 1 K: 0 S: 3	H: 1 LOB: 1 BB: 1 P: 7	R: 1 E: 0 K: 0 S: 4	H: 1 LOB: 0 BB: 0 P: 4	R: 4 E: 1 K: 2 S: 10	H: 3 LOB: 1 BB: 1 P: 14	1B: 4 2B: 2 3B: 0 HR: 2	SF: 0 SAC: 1 DP: 1 HBP: 0	WP: 1 PB: 0 SB: 1 CS: 0	PA: 33
PITCHER Bill Stoneman, R ERA: 4.11	(1, 1)	IP: 7.0 WLS: L BF: 26	H: 5 R: 2 ER: 2 SO: 3	BB: 1 IBB: 0 HBP: 0 BLK: 0	WP: 1 HR: 1 S: 31 P: 35	ERA: 2.57 WHIP: 0.857	PITCHER Skip Lockwood, R ERA: 4.05	(8, 1)	IP: 1.0 WLS: L BF: 7	H: 3 R: 4 ER: 4 SO: 2	BB: 1 IBB: 0 HBP: 0 BLK: 0	WP: 0 HR: 1 S: 10 P: 14	ERA: 36.00 WHIP: 4.000	PITCHER	IP: 1.0 WLS: L BF: 7	H: 3 R: 4 ER: 4 SO: 2	BB: 1 IBB: 0 HBP: 0 BLK: 0	WP: 0 HR: 1 S: 10 P: 14	ERA: 36.00 WHIP: 4.000	

Batter	1	2	3	4	5	6	7	8	9	AB	R	H	RBI	BB	SO	LOB	TOP
Morris Nettles, L (1, 8) Mickey Rivers, L (8, PH) OBP: 0.275, SLG: 0.299 (8, 8)	0-3 K ①		0-3 K ③			0-3 K ②		E3 1B		3	0	0	0	0	3	2	California Angels @ Cleveland Indians Cleveland Municipal Stadium, Cleveland, OH Sun Apr 28 1974, 3:33 AM EDT Att: 11,581 - Unknown - 76 F
Denny Doyle, L (1, 4) Winston Lianas, R (8, PH) OBP: 0.375, SLG: 0.400 (8, 4)	0-0 4-3 ②			0-3 K ①		0-3 K ③		SF8		3	0	0	0	0	2	1	
Bobby Valentine, R (1, 7) OBP: 0.357, SLG: 0.480	0-0 P4 ③			0-0 F7 ②			0-0 1B	0-0 1B		4	0	2	1	0	0	0	
Frank Robinson, R (1, 10) OBP: 0.396, SLG: 0.527		0-0 F8 ①		0-0 5-3 ③			1-0 1B	0-3 1B		0	0	0	0	0	0	0	
Mike Epstein, L (1, 3) OBP: 0.288, SLG: 0.387		0-0 F9 ②			0-0 4-3 ①		0-0 F5 ②		0-0 F9 ①	4	0	0	0	0	0	1	
Joe Lahoud, L (1, 9) OBP: 0.276, SLG: 0.471		0-0 1-3 ③			0-0 3-1 ②		0-3 K ③		0-0 FC4-6 1B	4	0	1	0	0	1	1	
Bob Oliver, R (1, 5) OBP: 0.317, SLG: 0.380			4-0 5-3 BB		0-0 4-3 ③			0-3 K ①	0-3 K ②	3	0	0	0	1	2	1	
Ellie Rodriguez, R (1, 2) OBP: 0.377, SLG: 0.368			0-0 5-3 ①			0-0 P6 ①		4-0 E BB SF8 BB	0-0 FC4-6 ③	3	1	0	0	1	0	2	
Dave Chalk, R (1, 6) Rickey Scheinblum, S (8, PH) Sandy Alomar Sr., S (8, PR) OBP: 0.250, SLG: 0.417 (8, 6)			0-0 P5 ②			0-0 WP 1B		4-0 SF8 E 1B BB		2	0	1	0	0	0	1	
Inning Stats	R: 0 H: 0 E: 0 LOB: 0 K: 1 BB: 0 S: 5 P: 5	R: 0 H: 0 E: 0 LOB: 0 K: 0 BB: 0 S: 3 P: 3	R: 0 H: 0 E: 0 LOB: 1 K: 1 BB: 1 S: 5 P: 9	R: 0 H: 0 E: 0 LOB: 0 K: 1 BB: 0 S: 5 P: 5	R: 0 H: 0 E: 0 LOB: 0 K: 0 BB: 0 S: 3 P: 3	R: 0 H: 1 E: 0 LOB: 1 K: 2 BB: 0 S: 8 P: 8	R: 0 H: 1 E: 0 LOB: 1 K: 1 BB: 0 S: 5 P: 6	R: 2 H: 1 E: 1 LOB: 2 K: 2 BB: 2 S: 9 P: 17	R: 0 H: 1 E: 0 LOB: 1 K: 1 BB: 0 S: 6 P: 6	1B: 4 SF: 1 2B: 0 SAC: 0 3B: 0 DP: 0 HR: 0 HBP: 1	WP: 1 PA: 35 PB: 0 SB: 0 CS: 0						
PITCHER Gaylord Perry, R (1, 1) ERA: 1.86	IP: 9.0 WLS: W BF: 35 H: 4 R: 2 ER: 0 SO: 9 BB: 3 IBB: 0 HBP: 1 BLK: 0 WP: 1 HR: 0 S: 49 P: 62 ERA: 0.00 WHIP: 0.778											PITCHER					

Batter	1	2	3	4	5	6	7	8	9	AB	R	H	RBI	BB	SO	LOB	BOTTOM
Remy Hermoso, R (1, 4) OBP: 0.267, SLG: 0.255	0-0 F8 ①		0-0 4-3 ①		0-0 1B 1B		0-0 F9 ③	0-0 F8 ②		5	0	1	0	0	0	2	California Angels @ Cleveland Indians Cleveland Municipal Stadium, Cleveland, OH Sun Apr 28 1974, 3:33 AM EDT Att: 11,581 - Unknown - 76 F
John Lowenstein, L (1, 8) OBP: 0.410, SLG: 0.380	0-0 G3 ②		0-3 K ②		0-0 1-3 1B			1B BB		4	2	2	0	1	1	0	
Buddy Bell, R (1, 5) OBP: 0.295, SLG: 0.380	4-0 2B BB		0-0 6-3 ③		0-0 F9 ③			1B BB		4	2	2	1	1	0	2	
John Ellis, R (1, 3) OBP: 0.333, SLG: 0.400	0-0 1-H 2B			0-0 F8 2B		0-3 K ①		1B BB		4	1	3	2	1	1	0	
Charlie Spikes, R (1, 9) OBP: 0.390, SLG: 0.597	0-3 K ③			4-0 1-3 BB		0-0 F8 ②		1B BB		4	1	1	1	1	1	3	
George Hendrick, R (1, 7) OBP: 0.276, SLG: 0.380		0-0 1-3 ①		0-0 F8 ①		0-0 HR		1B HR		4	2	2	5	0	0	2	
Oscar Gamble, L (1, 10) OBP: 0.242, SLG: 0.406		0-0 4-3 ②		0-0 4-3 ③		0-3 K ③		1B BB		4	1	1	0	0	1	2	
Dave Duncan, R (1, 2) OBP: 0.305, SLG: 0.527		0-0 1B			0-0 P3 ①		0-0 F7 ①	0-0 WP BB 1B 1B		4	1	2	0	0	0	0	
Frank Duffy, R (1, 6) OBP: 0.185, SLG: 0.254		0-3 K ③			0-0 5-3 ②		0-0 F7 ②	0-0 P4 ①		4	0	0	0	0	1	3	
Inning Stats	R: 1 H: 1 E: 0 LOB: 1 K: 1 BB: 1 S: 6 P: 10	R: 0 H: 1 E: 0 LOB: 1 K: 1 BB: 0 S: 6 P: 6	R: 0 H: 0 E: 0 LOB: 0 K: 1 BB: 0 S: 5 P: 5	R: 0 H: 1 E: 0 LOB: 1 K: 0 BB: 1 S: 3 P: 7	R: 0 H: 2 E: 0 LOB: 2 K: 0 BB: 0 S: 5 P: 5	R: 1 H: 1 E: 0 LOB: 0 K: 2 BB: 0 S: 8 P: 8	R: 0 H: 0 E: 0 LOB: 0 K: 0 BB: 0 S: 3 P: 3	R: 8 H: 8 E: 0 LOB: 2 K: 0 BB: 2 S: 11 P: 19	1B: 10 SF: 0 2B: 3 SAC: 0 3B: 0 DP: 1 HR: 2 HBP: 0	WP: 1 PA: 41 PB: 1 SB: 0 CS: 0							
PITCHER Frank Tanana, L (1, 1) ERA: 3.32 Dick Selma, R (8, 1) ERA: 4.38 Dave Sells, R (8, 1) ERA: 1.8	IP: 7.0 WLS: L BF: 30 H: 8 R: 4 ER: 4 SO: 5 BB: 2 IBB: 0 HBP: 0 BLK: 0 WP: 0 HR: 1 S: 38 P: 46 ERA: 5.14 WHIP: 1.429											PITCHER					

Batter	1	2	3	4	5	6	7	8	9	AB	R	H	RBI	BB	SO	LOB	TOP			
Mickey Rivers, L (1, 8) OBP: 0.299, SLG: 0.333	1-3		G6-4-3 1B	F5			PO 1B		E4	5	0	2	1	0	0	4	California Angels @ Boston Red Sox Fenway Park, Boston, MA Wed May 01 1974, 3:33 AM EDT Alt. 6,534 - Unknown - 72 F			
Dave Chalk, R (1, 6) OBP: 0.315, SLG: 0.363	5-3		G6-4-3 1-2 3-H		K		1B		SF9	4	0	1	1	0	1	1				
Bobby Valentine, R (1, 7) Joe Lahoud, L (8, 7) OBP: 0.244, SLG: 0.410	F9			1-3			PO	FC6-4 E 1B	1-3	4	0	2	0	0	0	0				
Frank Robinson, R (1, 10) OBP: 0.406, SLG: 0.519		L5	6-3		K			E4 FC6-4 1B		4	0	0	0	0	1	2				
Bob Oliver, R (1, 5) OBP: 0.309, SLG: 0.391	1-3			5-3			P3	FC6-4 G1-6-3		4	0	0	0	0	0	2				
Morris Nettles, L (1, 9) OBP: 0.313, SLG: 0.333				E4 1B SF9			5-3	G1-6-3		4	1	1	0	0	0	2				
Tom McCraw, L (1, 3) OBP: 0.500, SLG: 0.842				2B 1B			P9			4	0	2	0	0	0	1				
Ellie Rodriguez, R (1, 2) OBP: 0.374, SLG: 0.367				1B 1B	SF9		CS BB	FC1-6 E 1B SF9		2	2	1	1	1	0	1				
Denny Doyle, L (1, 4) OBP: 0.305, SLG: 0.267				1B G6-4-3 1B			K			4	1	3	0	0	1	1				
Inning Stats	R: 0 E: 0 K: 0 S: 3	H: 0 LOB: 0 BB: 0 P: 3	R: 0 E: 0 K: 0 S: 4	H: 1 LOB: 1 BB: 0 P: 4	R: 2 E: 0 K: 0 S: 6	H: 4 LOB: 1 BB: 0 P: 6	R: 1 E: 1 K: 0 S: 6	H: 2 LOB: 2 BB: 0 P: 6	R: 0 E: 0 K: 0 S: 7	H: 0 LOB: 0 BB: 0 P: 7	R: 0 E: 0 K: 0 S: 5	H: 2 LOB: 1 BB: 1 P: 9	R: 0 E: 1 K: 0 S: 4	H: 1 LOB: 1 BB: 0 P: 4	R: 1 E: 1 K: 0 S: 6	H: 2 LOB: 2 BB: 0 P: 6		1B: 9 2B: 4 3B: 0 HR: 0	SF: 2 SAC: 0 DP: 3 HBP: 0	WP: 0 PB: 0 SB: 0 CS: 1
PITCHER Bill Lee, L (1, 1) ERA: 2.27	IP: 9.0 WLS: L BF: 39	H: 12 R: 4 ER: 2 SO: 3	BB: 1 IBB: 0 HBP: 0 BLK: 0	WP: 0 HR: 0 S: 44 P: 48	ERA: 2.00 WHIP: 1.444															

AB	36
R	4
H	12
RBI	3
BB	1
SO	3
LOB	16



Batter	1	2	3	4	5	6	7	8	9	AB	R	H	RBI	BB	SO	LOB	BOTTOM			
Tommy Harper, R (1, 7) OBP: 0.295, SLG: 0.246	F7		6-3		FC5-4 S S		1B BB		L8	4	0	0	0	1	0	2	California Angels @ Boston Red Sox Fenway Park, Boston, MA Wed May 01 1974, 3:33 AM EDT Alt. 6,534 - Unknown - 72 F			
Rick Miller, L (1, 8) Bob Montgomery, R (9, PH) OBP: 0.342, SLG: 0.367 OBP: 0.228, SLG: 0.315	G3			BB 1B BB	S BB		1B		K	2	1	1	0	2	0	0				
Dick McAuliffe, L (1, 5) OBP: 0.360, SLG: 0.325				1B BB	L9		P6			2	0	0	0	2	0	4				
Carl Yastrzemski, L (1, 3) OBP: 0.458, SLG: 0.676	F7			K			1B		F5	4	0	1	0	0	1	3				
Rico Petrocelli, R (1, 10) OBP: 0.282, SLG: 0.250				K			F8		K	4	0	0	0	0	2	3				
Dwight Evans, R (1, 9) OBP: 0.384, SLG: 0.575				1-2 2-H 1B			K		K	4	0	1	1	0	2	1				
Carlton Fisk, R (1, 2) OBP: 0.300, SLG: 0.313				6-3			K			4	1	1	1	0	2	3				
John Kennedy, R (1, 4) Cecil Cooper, L (9, PH) OBP: 0.143, SLG: 0.308 OBP: 0.333, SLG: 0.418				K			K			3	0	0	0	0	2	0				
Mario Guerrero, R (1, 6) Bernie Carbo, L (9, PH) Danny Cater, R (9, PH) OBP: 0.282, SLG: 0.254 OBP: 0.342, SLG: 0.418 OBP: 0.385, SLG: 0.417				P9			FC5-4 1B		6-3	1	0	1	0	0	0	0				
				P9					1-3	3	0	1	0	0	0	0				
									P3	1	0	0	0	0	0	1				
Inning Stats	R: 0 E: 0 K: 0 S: 3	H: 0 LOB: 1 BB: 1 P: 7	R: 0 E: 0 K: 1 S: 5	H: 0 LOB: 0 BB: 0 P: 5	R: 0 E: 0 K: 1 S: 5	H: 0 LOB: 0 BB: 0 P: 5	R: 1 E: 0 K: 2 S: 8	H: 1 LOB: 2 BB: 2 P: 16	R: 0 E: 0 K: 1 S: 6	H: 1 LOB: 2 BB: 1 P: 10	R: 0 E: 0 K: 2 S: 8	H: 1 LOB: 1 BB: 0 P: 8	R: 0 E: 0 K: 2 S: 4	H: 0 LOB: 0 BB: 0 P: 7	R: 1 E: 0 K: 1 S: 7	H: 2 LOB: 1 BB: 0 P: 7	1B: 5 2B: 0 3B: 0 HR: 1	SF: 0 SAC: 0 DP: 0 HBP: 0	WP: 0 PB: 0 SB: 3 CS: 0	PA: 38
PITCHER Bill Stoneman, R (1, 1) Rudy May, L (9, 1) ERA: 3.47 ERA: 5.14	IP: 8.0 WLS: W BF: 35	H: 6 R: 2 ER: 2 SO: 9	BB: 5 IBB: 0 HBP: 0 BLK: 0	WP: 0 HR: 1 S: 48 P: 68	ERA: 2.25 WHIP: 1.375															



Batter	1	2	3	4	5	6	7	8	9	AB	R	H	RBI	BB	SO	LOB	TOP										
Paul Blair, R OBP: 0.208, SLG: 0.250 (1, 8)	L8			F8		FC6 1-2 1B		F7									4 0 1 0 0 0 1										
Bobby Grich, R OBP: 0.484, SLG: 0.568 (1, 4)	K			F7		P6			BB 1B BB								3 0 0 0 1 1 2										
Tommy Davis, R OBP: 0.291, SLG: 0.354 (1, 10)	4-3			F9		FC6 1-2			F8								4 0 0 0 0 0 3										
Earl Williams, R OBP: 0.292, SLG: 0.233 (1, 3)		K			F6				F5								3 0 0 0 1 1 1										
Don Baylor, R OBP: 0.265, SLG: 0.183 (1, 7)					K				F8								3 0 1 0 1 1 1										
Brooks Robinson, R OBP: 0.384, SLG: 0.380 (9, FR)																	2 0 0 0 2 0 2										
Al Bumbry, L OBP: 0.231, SLG: 0.333 (9, FR)	8-3								G5-4-3 BB								0 0 0 0 0 0 0										
Jim Fuller, R OBP: 0.269, SLG: 0.343 (9, PH)																	3 0 0 0 0 2 1										
Rich Coggins, L OBP: 0.241, SLG: 0.250 (9, PH)			K		F3												0 0 0 0 0 0 0										
Enos Cabell, R (9, PH)									1-3								1 0 0 0 0 0 3										
Andy Etchebarren, R OBP: 0.258, SLG: 0.250 (1, 2)			1-3						F9								3 0 0 0 0 0 0										
Mark Belanger, R OBP: 0.266, SLG: 0.316 (1, 6)					F8												2 0 1 0 1 0 0										
Inning Stats	R: 0 E: 0 K: 1 S: 5	H: 0 LOB: 0 BB: 0 P: 5	R: 0 E: 0 K: 1 S: 4	H: 0 LOB: 0 BB: 1 P: 8	R: 0 E: 0 K: 1 S: 5	H: 0 LOB: 0 BB: 0 P: 5	R: 0 E: 0 K: 0 S: 3	H: 0 LOB: 1 BB: 0 P: 3	R: 0 E: 0 K: 1 S: 5	H: 2 LOB: 2 BB: 0 P: 5	R: 0 E: 0 K: 0 S: 2	H: 0 LOB: 0 BB: 1 P: 6	R: 0 E: 0 K: 1 S: 5	H: 0 LOB: 1 BB: 1 P: 9	R: 0 E: 0 K: 0 S: 4	H: 1 LOB: 3 BB: 2 P: 12	1B: 3 2B: 1 3B: 0 HR: 0	SF: 0 SAC: 0 DP: 2 HBP: 0	WP: 0 PB: 0 SB: 0 CS: 0	PA: 34							
PITCHER	IP	WLS	BF	H	R	ER	SO	BB	IBB	HBP	BLK	WP	HR	S	P	ERA	WHIP										
Frank Tanana, L ERA: 2.77 (1, 1)	8.2	W	32	3	0	0	5	5	0	0	0	0	0	37	57	0.00	0.923										
Dick Selma, R ERA: 4.39 (9, 1)	0.0		1	0	0	0	0	1	0	0	0	0	0	0	4	∞	∞										
Rudy May, L ERA: 5.02 (9, 1)	0.1	S	1	0	0	0	0	0	0	0	0	0	0	1	1	0.00	0.000										

Baltimore Orioles @ California Angels
Anaheim Stadium, Anaheim, CA
Fri May 03 1974, 10:05 PM EDT
Att: 11,139 - Unknown

AB 28
R 0
H 3
RBI 0
BB 6
SO 5
LOB 14



Batter	1	2	3	4	5	6	7	8	9	AB	R	H	RBI	BB	SO	LOB	BOTTOM										
Mickey Rivers, L OBP: 0.288, SLG: 0.321 (1, 8)	1-3			F7					6-3								4 0 0 0 0 1 0										
Dave Chalk, R OBP: 0.302, SLG: 0.345 (1, 6)	K			K					5-3								4 0 0 0 0 2 0										
Bobby Valentine, R OBP: 0.333, SLG: 0.439 (1, 7)	K								F7								4 0 1 0 0 1 0										
Frank Robinson, R OBP: 0.390, SLG: 0.494 (1, 10)				F8		F7			F2								4 0 0 0 0 1 1										
Bob Oliver, R OBP: 0.320, SLG: 0.426 (1, 5)				4-3 BB BB					K								2 1 1 1 1 1 0										
Morris Nettles, L OBP: 0.386, SLG: 0.313 (1, 9)									5-3								1 0 0 0 2 0 0										
Tom McCraw, L OBP: 0.520, SLG: 0.955 (1, 3)				4-3													3 1 2 1 0 0 2										
Ellie Rodriguez, R OBP: 0.372, SLG: 0.358 (1, 2)																	2 0 0 0 1 1 2										
Denny Doyle, L OBP: 0.296, SLG: 0.258 (1, 4)	K								G4-6-3 1B								3 0 0 0 0 1 5										
Inning Stats	R: 0 E: 0 K: 2 S: 7	H: 0 LOB: 0 BB: 0 P: 7	R: 0 E: 0 K: 1 S: 5	H: 0 LOB: 3 BB: 3 P: 17	R: 0 E: 0 K: 1 S: 6	H: 1 LOB: 1 BB: 0 P: 6	R: 1 E: 0 K: 1 S: 6	H: 2 LOB: 1 BB: 1 P: 10	R: 0 E: 0 K: 1 S: 5	H: 0 LOB: 0 BB: 0 P: 5	R: 0 E: 0 K: 1 S: 5	H: 0 LOB: 0 BB: 0 P: 5	R: 1 E: 0 K: 0 S: 4	H: 1 LOB: 0 BB: 0 P: 4	R: 0 E: 0 K: 1 S: 5	H: 0 LOB: 0 BB: 0 P: 5	1B: 2 2B: 0 3B: 0 HR: 2	SF: 0 SAC: 0 DP: 1 HBP: 0	WP: 0 PB: 0 SB: 0 CS: 0	PA: 31							
PITCHER	IP	WLS	BF	H	R	ER	SO	BB	IBB	HBP	BLK	WP	HR	S	P	ERA	WHIP										
Ross Grimsley, L ERA: 2.53 (1, 1)	8.0	L	31	4	2	2	8	3	1	0	0	0	2	43	59	2.25	0.875										

Baltimore Orioles @ California Angels
Anaheim Stadium, Anaheim, CA
Fri May 03 1974, 10:05 PM EDT
Att: 11,139 - Unknown

AB 27
R 2
H 4
RBI 2
BB 4
SO 8
LOB 10



Batter	1	2	3	4	5	6	7	8	9	AB	R	H	RBI	BB	SO	LOB	TOP						
John Lowenstein, L OBP: 0.386, SLG: 0.343	F7		G3		K	CS	F7			5	0	1	0	0	1	1							
Jack Brohamer, L OBP: 0.420, SLG: 0.367 Remy Hermoso, R OBP: 0.268, SLG: 0.292	F8		4-3		F7		F9			5	0	1	0	0	0	1							
Buddy Bell, R OBP: 0.303, SLG: 0.406	4-3						4-3			5	2	2	1	0	1	1							
John Ellis, R OBP: 0.333, SLG: 0.402		F7		6-3						4	1	1	1	0	0	0							
Oscar Gamble, L OBP: 0.371, SLG: 0.525		P6								4	1	3	2	0	0	0							
Charlie Spikes, R OBP: 0.377, SLG: 0.560				HR						3	1	1	0	1	1	2							
George Hendrick, R OBP: 0.269, SLG: 0.378				1B						4	0	2	0	0	0	1							
Dave Duncan, R OBP: 0.280, SLG: 0.440										2	0	0	1	1	0	2							
Frank Duffy, R OBP: 0.204, SLG: 0.289										4	0	1	0	0	1	2							
Inning Stats	R: 0 E: 0 K: 0 S: 3	H: 0 LOB: 0 BB: 0 P: 3	R: 0 E: 0 K: 0 S: 3	H: 0 LOB: 1 BB: 1 P: 7	R: 0 E: 0 K: 1 S: 5	H: 0 LOB: 1 BB: 1 P: 9	R: 3 E: 0 K: 0 S: 7	H: 4 LOB: 1 BB: 0 P: 7	R: 2 E: 0 K: 2 S: 10	H: 3 LOB: 1 BB: 0 P: 10	R: 0 E: 0 K: 0 S: 3	H: 1 LOB: 0 BB: 0 P: 3	R: 0 E: 0 K: 0 S: 3	H: 0 LOB: 0 BB: 0 P: 3	R: 0 E: 0 K: 0 S: 5	H: 2 LOB: 2 BB: 0 P: 5	R: 0 E: 0 K: 1 S: 6	H: 2 LOB: 1 BB: 0 P: 6	1B: 8 2B: 1 3B: 1 HR: 2	SF: 1 SAC: 0 DP: 0 HBP: 0	WP: 0 PB: 0 SB: 0 CS: 1	PA: 40	
PITCHER	IP	WLS	BF	H	R	ER	SO	BB	IBB	HBP	BLK	WP	HR	S	P	ERA	WHIP						
Bill Stoneman, R ERA: 4.5	(1, 1)	4.2	L	22	6	5	5	2	2	0	0	0	0	2	24	32	9.64	1.714					
Ed Figueroa, R ERA:	(5, 1)	4.1		17	6	0	0	2	0	0	0	0	0	21	21	0.00	1.385						

Cleveland Indians @ California Angels
Anaheim Stadium, Anaheim, CA
Mon May 06 1974, 10:05 PM EDT
Att: 14,234 - Unknown


AB 36
R 5
H 12
RBI 5
BB 2
SO 4
LOB 10



Batter	1	2	3	4	5	6	7	8	9	AB	R	H	RBI	BB	SO	LOB	BOTTOM						
Mickey Rivers, L OBP: 0.282, SLG: 0.345	G3	3-1			4-3					4	0	1	0	0	0	3							
Dave Chalk, R OBP: 0.306, SLG: 0.379	F9									4	1	2	0	0	0	1							
Bobby Valentine, R OBP: 0.373, SLG: 0.500										4	1	2	1	0	0	0							
Frank Robinson, R OBP: 0.388, SLG: 0.537	F3									4	0	1	2	0	0	1							
Bob Oliver, R OBP: 0.324, SLG: 0.419										4	0	1	0	0	0	0							
Paul Schaaf, R OBP: 0.300, SLG: 0.317										3	0	1	0	1	1	0							
Tom McCraw, L OBP: 0.514, SLG: 0.788										4	0	1	0	0	0	3							
Ellie Rodriguez, R OBP: 0.349, SLG: 0.326										4	0	0	0	0	2	4							
Denny Doyle, L OBP: 0.309, SLG: 0.280										3	0	0	0	0	2	1							
Inning Stats	R: 0 E: 0 K: 0 S: 4	H: 1 LOB: 1 BB: 0 P: 4	R: 0 E: 0 K: 1 S: 7	H: 2 LOB: 3 BB: 0 P: 8	R: 0 E: 0 K: 1 S: 6	H: 1 LOB: 0 BB: 0 P: 6	R: 3 E: 0 K: 0 S: 6	H: 3 LOB: 0 BB: 0 P: 6	R: 0 E: 0 K: 1 S: 5	H: 0 LOB: 1 BB: 1 P: 9	R: 0 E: 0 K: 0 S: 3	H: 1 LOB: 0 BB: 0 P: 3	R: 0 E: 0 K: 0 S: 3	R: 0 E: 0 K: 2 S: 7	H: 0 LOB: 0 BB: 0 P: 7	R: 0 E: 0 K: 2 S: 7	H: 0 LOB: 0 BB: 0 P: 7	1B: 7 2B: 1 3B: 0 HR: 1	SF: 0 SAC: 0 DP: 1 HBP: 1	WP: 0 PB: 0 SB: 0 CS: 0	PA: 36		
PITCHER	IP	WLS	BF	H	R	ER	SO	BB	IBB	HBP	BLK	WP	HR	S	P	ERA	WHIP						
Fritz Peterson, L ERA: 4.5	(1, 1)	6.0	W	27	8	3	3	3	1	0	1	0	0	1	31	36	4.50	1.500					
Milt Wilcox, R ERA: 2.66	(7, 1)	3.0	S	9	1	0	0	2	0	0	0	0	0	13	13	0.00	0.333						

Cleveland Indians @ California Angels
Anaheim Stadium, Anaheim, CA
Mon May 06 1974, 10:05 PM EDT
Att: 14,234 - Unknown

AB 34
R 2
H 9
RBI 3
BB 1
SO 5
LOB 13



Batter	1	2	3	4	5	6	7	8	9	AB	R	H	RBI	BB	SO	LOB	TOP			
Frank Duffy, R OBP: 0.204, SLG: 0.284 (1, 6)	F7		4-3	1-3			5-3		E	5	1	1	0	0	0	2	Cleveland Indians @ California Angels Anaheim Stadium, Anaheim, CA Tue May 07 1974, 10:05 PM EDT Att: 6,727 - Unknown - 61 F			
John Lowenstein, L OBP: 0.395, SLG: 0.356 (1, 7)			4-3		F5				E6	5	0	3	1	0	0	0				
Buddy Bell, R OBP: 0.301, SLG: 0.394 (1, 5)					F7	E5			CS	3	0	0	0	1	0	1				
John Ellis, R OBP: 0.330, SLG: 0.396 (1, 3)	FC6-4				F8				CS	4	1	1	0	0	0	2				
Charlie Spikes, R OBP: 0.373, SLG: 0.558 (1, 9)		K			P4				K	4	1	1	0	0	2	1				
George Hendrick, R OBP: 0.278, SLG: 0.376 (1, 8)									F3	3	1	1	0	1	0	0				
Oscar Gamble, L OBP: 0.394, SLG: 0.540 (1, 10)		K								4	1	3	2	0	1	1				
Dave Duncan, R OBP: 0.279, SLG: 0.423 (1, 2)									F3	3	0	0	0	1	0	3				
Remy Hermoso, R OBP: 0.257, SLG: 0.279 (1, 4)									F9	3	0	0	1	0	0	1				
Inning Stats	R: 0 E: 0 K: 0 S: 3	H: 1 LOB: 1 BB: 1 P: 7	R: 0 E: 0 K: 2 S: 8	H: 1 LOB: 1 BB: 0 P: 8	R: 0 E: 0 K: 0 S: 3	H: 0 LOB: 0 BB: 0 P: 3	R: 3 E: 0 K: 0 S: 6	H: 3 LOB: 2 BB: 2 P: 14	R: 0 E: 1 K: 0 S: 4	H: 0 LOB: 1 BB: 0 P: 4	R: 0 E: 0 K: 0 S: 4	H: 1 LOB: 1 BB: 0 P: 4	R: 0 E: 0 K: 1 S: 5	H: 0 LOB: 0 BB: 0 P: 5	R: 2 E: 1 K: 0 S: 5	H: 3 LOB: 0 BB: 0 P: 5	1B: 9 2B: 1 3B: 0 HR: 0	SF: 0 SAC: 1 DP: 0 HBP: 0	WP: 0 PB: 0 SB: 0 CS: 3	PA: 39
PITCHER Frank Tanana, L ERA: 2.95 (1, 1)	IP: 9.0 WLS: L BF: 38	H: 10 R: 5 ER: 4 SO: 3	BB: 3 IBB: 0 HBP: 0 BLK: 0	WP: 0 HR: 0 S: 41 P: 53	ERA: 4.00 WHIP: 1.444	PITCHER														

AB	34
R	5
H	10
RBI	4
BB	3
SO	3
LOB	11



Batter	1	2	3	4	5	6	7	8	9	AB	R	H	RBI	BB	SO	LOB	BOTTOM					
Mickey Rivers, L OBP: 0.289, SLG: 0.350 (1, 8)	4-3		6-3			E	SH1-3			4	1	2	0	0	0	0	Cleveland Indians @ California Angels Anaheim Stadium, Anaheim, CA Tue May 07 1974, 10:05 PM EDT Att: 6,727 - Unknown - 61 F					
Denny Doyle, L OBP: 0.307, SLG: 0.279 (1, 4)										4	1	1	0	0	0	1						
Tom Egan, R OBP: 0.500, SLG: 0.333 (9, PH)	6-3								F7	1	0	0	0	0	0	2						
Bobby Valentine, R OBP: 0.356, SLG: 0.475 (1, 7)										4	1	0	0	0	1	3						
Frank Robinson, R OBP: 0.383, SLG: 0.525 (1, 10)										4	0	1	1	0	0	2						
Bob Oliver, R OBP: 0.330, SLG: 0.422 (1, 3)		K								4	0	2	2	0	1	1						
Paul Schaaf, R OBP: 0.296, SLG: 0.311 (1, 5)										4	0	1	0	0	0	2						
Tom McCraw, L OBP: 0.488, SLG: 0.722 (1, 9)		L4								3	0	0	0	1	0	2						
Dave Chalk, R OBP: 0.297, SLG: 0.367 (1, 6)										3	0	0	0	0	0	4						
Joe Lahoud, L OBP: 0.238, SLG: 0.400 (9, PH)										1	0	0	0	0	0	0						
Sandy Alomar Sr., S ERA: 2.37, SLG: 0.417 (9, PR)										0	0	0	0	0	0	0						
Elie Rodriguez, R OBP: 0.349, SLG: 0.326 (1, 2)										3	0	1	0	0	0	0						
Charlie Sands, L (9, PH)										1	0	0	0	0	1	1						
Inning Stats	R: 0 E: 0 K: 0 S: 3	H: 0 LOB: 0 BB: 0 P: 3	R: 0 E: 0 K: 1 S: 7	H: 2 LOB: 2 BB: 0 P: 7	R: 0 E: 0 K: 0 S: 3	H: 0 LOB: 0 BB: 0 P: 3	R: 0 E: 0 K: 0 S: 4	H: 1 LOB: 1 BB: 0 P: 4	R: 0 E: 0 K: 0 S: 3	H: 0 LOB: 0 BB: 0 P: 3	R: 3 E: 1 K: 0 S: 7	H: 3 LOB: 2 BB: 1 P: 11	R: 0 E: 0 K: 1 S: 6	H: 1 LOB: 1 BB: 0 P: 6	R: 0 E: 0 K: 0 S: 3	H: 0 LOB: 0 BB: 0 P: 3	R: 0 E: 1 K: 1 S: 7	H: 1 LOB: 2 BB: 0 P: 7	1B: 8 2B: 0 3B: 0 HR: 0	SF: 0 SAC: 1 DP: 0 HBP: 0	WP: 0 PB: 0 SB: 0 CS: 0	PA: 38
PITCHER Jim Perry, R ERA: 2.78 (1, 1)	IP: 5.1 WLS: W BF: 14	H: 2 R: 0 ER: 0 SO: 2	BB: 0 IBB: 0 HBP: 0 BLK: 0	WP: 0 HR: 0 S: 25 P: 25	ERA: 3.38 WHIP: 1.125	PITCHER																
Fred Beene, R ERA: 2.37 (6, 1)	IP: 3.1 WLS: S BF: 1	H: 0 R: 0 ER: 0 SO: 0	BB: 0 IBB: 0 HBP: 0 BLK: 0	WP: 0 HR: 0 S: 1 P: 1	ERA: 0.00 WHIP: 0.000	PITCHER																
Tom Hilgendorf, L ERA: 14.29 (9, 1)	IP: 0.1 WLS: S BF: 1	H: 0 R: 0 ER: 0 SO: 0	BB: 0 IBB: 0 HBP: 0 BLK: 0	WP: 0 HR: 0 S: 1 P: 1	ERA: 0.00 WHIP: 0.000	PITCHER																


AB	36
R	3
H	8
RBI	3
BB	1
SO	3
LOB	18




Batter	1	2	3	4	5	6	7	8	9	AB	R	H	RBI	BB	SO	LOB	TOP		
Freddie Patek, R (1, 6) OBP: 0.333, SLG: 0.297	0-3 K		0-0 6-3		0-0 SH3			0-0 L3		3	0	0	0	0	1	0	Kansas City Royals @ California Angels Anaheim Stadium, Anaheim, CA Fri May 10 1974, 10:05 PM EDT Att: 12,534 - Unknown		
Jim Wohlford, R (1, 7) OBP: 0.354, SLG: 0.355	0-3 K		0-3 K		0-0 4-3			0-3 K		4	0	0	0	0	3	1			
Amos Otis, R (1, 8) OBP: 0.340, SLG: 0.429	0-0 F7		0-0 6-3		0-0 1-3			0-0 HR		4	1	1	1	0	0	1			
John Mayberry, L (1, 3) OBP: 0.380, SLG: 0.400		4-0 SH1-3 BB		0-3 K		4-0 G4-6-3 BB		4-0 BB		1	0	0	0	3	1	0			
Al Cowens, R (8, PR) OBP: 0.231, SLG: 0.280		4-0 SH1-3 BB		4-0 CS BB		0-0 G4-6-3 BB		0-3 K		0	0	0	0	0	0	0			
Tony Solaita, L (8, 3) OBP: 0.417, SLG: 0.714		4-0 SH1-3 BB		0-0 BB		0-0 BB		0-3 K		0	0	0	0	0	0	0			
Hal McRae, R (1, 10) OBP: 0.382, SLG: 0.554		4-0 SH1-3 BB		0-0 BB		0-0 BB		0-3 K		2	0	0	0	2	1	2			
Cookie Rojas, R (1, 4) OBP: 0.357, SLG: 0.455		0-0 SH1-3		0-0 1B		0-0 F9		0-0 L8-6 SH1-3		3	0	2	0	0	0	0			
Frank White, R (9, PR) OBP: 0.286, SLG: 0.429		1-2 2-3		1-2 1B				0-0 L8-6 SH1-3		0	0	0	0	0	0	0			
Vada Pinson, L (1, 9) OBP: 0.293, SLG: 0.379		0-3 K		0-0 1B				0-0 SH1-3		3	0	1	0	0	1	2			
Fran Healy, R (1, 2) OBP: 0.326, SLG: 0.554		4-0 BB		0-3 K				1-2 SH1-3		2	0	0	0	2	1	2			
George Brett, L (1, 5) OBP: 0.389, SLG: 0.563		0-3 K						4-0 BB		2	0	0	0	1	2	3			
Richie Scheinblum, S (9, PH) OBP: 0.250, SLG: 0.152				4-3 SH3 BB				0-0 L8-6		1	0	0	0	0	0	2			
Inning Stats	R: 0 H: 0 E: 0 K: 2 S: 7	H: 0 LOB: 0 BB: 0 P: 7	R: 0 H: 0 E: 0 K: 2 S: 7	H: 0 LOB: 3 BB: 3 P: 19	R: 0 H: 0 E: 0 K: 1 S: 5	H: 2 LOB: 2 BB: 1 P: 5	R: 0 H: 0 E: 0 K: 0 S: 3	H: 0 LOB: 1 BB: 1 P: 7	R: 0 H: 0 E: 0 K: 0 S: 2	H: 0 LOB: 0 BB: 1 P: 6	R: 0 H: 0 E: 0 K: 1 S: 5	H: 0 LOB: 0 BB: 0 P: 5	R: 1 H: 1 E: 0 K: 2 S: 8	H: 1 LOB: 1 BB: 1 P: 12	R: 0 H: 1 E: 0 K: 0 S: 3	H: 1 LOB: 1 BB: 1 P: 7	1B: 3 2B: 1 3B: 0 HR: 1	SF: 0 SAC: 3 DP: 2 HBP: 0	WP: 0 PA: 36 SB: 0 CS: 1
PITCHER Nolan Ryan, R (1, 1) ERA: 4.75	IP: 9.0 WLS: W BF: 36	H: 4 R: 1 ER: 1 SO: 10	BB: 8 IBB: 0 HBP: 0 BLK: 0	WP: 0 HR: 1 S: 48 P: 80	ERA: 1.00 WHIP: 1.333	PITCHER													

Batter	1	2	3	4	5	6	7	8	9	AB	R	H	RBI	BB	SO	LOB	BOTTOM		
Mickey Rivers, L (1, 8) OBP: 0.307, SLG: 0.357	0-0 1-3		0-0 P3		0-0 2B			4-0 1B BB		3	1	1	1	1	0	1	Kansas City Royals @ California Angels Anaheim Stadium, Anaheim, CA Fri May 10 1974, 10:05 PM EDT Att: 12,534 - Unknown		
Dave Chalk, R (1, 6) OBP: 0.303, SLG: 0.368	0-0 CS		0-0 F9		0-0 1B			0-0 E7		4	0	3	0	0	0	1			
Bobby Valentine, R (1, 7) OBP: 0.355, SLG: 0.465	0-0 6-3				0-0 1B			0-0 F9		4	0	1	0	0	0	3			
Frank Robinson, R (1, 10) OBP: 0.376, SLG: 0.505		4-0 G4-6-3 BB		0-0 F9		0-0 F7		0-0 6-3		3	0	0	0	1	0	1			
Bob Oliver, R (1, 3) OBP: 0.319, SLG: 0.407		0-0 G4-6-3		0-0 F7		0-0 6-3		0-0 1-3		4	0	0	0	0	0	2			
Paul Schaaf, R (1, 5) OBP: 0.302, SLG: 0.275		4-0 BB		4-0 IBB		4-0 BB		0-3 K		1	0	0	0	3	1	0			
Tom McCraw, L (1, 9) OBP: 0.447, SLG: 0.643		0-0 5-3		0-0 F8		0-0 F8				3	0	0	0	0	0	4			
Morris Nettles, L (7, 9) OBP: 0.308, SLG: 0.227										0	0	0	0	0	0	0			
Ellie Rodriguez, R (1, 2) OBP: 0.345, SLG: 0.324								0-0 F7		3	1	2	0	0	0	0			
Denny Doyle, L (1, 4) OBP: 0.306, SLG: 0.279								0-0 F8		2	0	0	0	0	0	1			
Inning Stats	R: 0 H: 1 E: 0 K: 0 S: 3	H: 0 LOB: 1 BB: 2 P: 10	R: 0 H: 1 E: 0 K: 0 S: 4	H: 1 LOB: 1 BB: 0 P: 4	R: 0 H: 1 E: 0 K: 0 S: 4	H: 1 LOB: 2 BB: 1 P: 8	R: 1 H: 3 E: 0 K: 0 S: 5	H: 0 LOB: 1 BB: 0 P: 5	R: 0 H: 0 E: 0 K: 0 S: 3	H: 0 LOB: 1 BB: 1 P: 7	R: 1 H: 1 E: 1 K: 0 S: 4	H: 1 LOB: 1 BB: 1 P: 8	R: 0 H: 0 E: 0 K: 1 S: 5	H: 0 LOB: 0 BB: 0 P: 5	1B: 6 2B: 1 3B: 0 HR: 0	SF: 0 SAC: 1 DP: 1 HBP: 0	WP: 0 PA: 33 SB: 2 CS: 1		
PITCHER Paul Spittorff, L (1, 1) ERA: 3.07	IP: 8.0 WLS: L BF: 33	H: 7 R: 2 ER: 1 SO: 1	BB: 4 IBB: 1 HBP: 0 BLK: 0	WP: 0 HR: 0 S: 30 P: 50	ERA: 1.12 WHIP: 1.375	PITCHER													

AB 25
R 1
H 4
RBI 1
BB 8
SO 10
LOB 13



AB 27
R 2
H 7
RBI 1
BB 5
SO 1
LOB 13



Batter	1	2	3	4	5	6	7	8	9	AB	R	H	RBI	BB	SO	LOB	TOP																				
Freddie Patek, R OBP: 0.328, SLG: 0.293 (1, 6)	4-3		5-3			P4	FC1 1B	E 1B		5	2	1	0	0	0	1																					
Vada Pinson, L OBP: 0.395, SLG: 0.413 Al Cowens, R OBP: 0.231, SLG: 0.280 (1, 9) (8, 9)	2B			3-1		3-1	1B 1B	E6 SF8 2B		5	2	3	3	0	0	0																					
Amos Otis, R OBP: 0.343, SLG: 0.425 (1, 8)	P3			K		HR BB	1B 2B 1B	SF8		3	2	1	2	1	1	1																					
John Mayberry, L OBP: 0.389, SLG: 0.429 (1, 3)	4-3			BB		HR	L9	1B BB		3	1	1	2	2	0	3																					
Hal McRae, R OBP: 0.387, SLG: 0.552 Jim Wohlford, R OBP: 0.370, SLG: 0.361 (1, 7) (7, 7)	F2		F8			1B	1B	FC5-4 1B		4	1	2	1	0	0	1																					
Cookie Rojas, R OBP: 0.367, SLG: 0.470 Frank White, R OBP: 0.286, SLG: 0.429 (1, 4) (9, 4)	1-3					E S 1B	1B	FC5-4 1B		5	0	3	2	0	0	2																					
Richie Scheinblum, S OBP: 0.175, SLG: 0.132 (1, 10)	L5					K	L5	L5	F9	5	0	0	0	0	1	4																					
Fran Healy, R OBP: 0.319, SLG: 0.545 (1, 2)			F9			K	FC1 1B 2B	5-3	F8	5	1	1	0	0	1	1																					
George Brett, L OBP: 0.348, SLG: 0.450 (1, 5)			6-3			F8	1-3	1B E BB	F8	4	1	0	0	1	0	2																					
Inning Stats	R: 0 E: 0 K: 0 S: 4	H: 1 LOB: 1 BB: 0 P: 4	R: 0 E: 0 K: 0 S: 3	H: 0 LOB: 0 BB: 0 P: 3	R: 0 E: 0 K: 1 S: 5	H: 0 LOB: 1 BB: 1 P: 9	R: 0 E: 0 K: 2 S: 8	H: 1 LOB: 1 BB: 0 P: 8	R: 2 E: 0 K: 0 S: 6	H: 3 LOB: 2 BB: 1 P: 10	R: 5 E: 0 K: 0 S: 9	H: 5 LOB: 1 BB: 0 P: 9	R: 3 E: 1 K: 0 S: 6	H: 3 LOB: 2 BB: 2 P: 14	R: 0 E: 0 K: 0 S: 3	H: 0 LOB: 0 BB: 0 P: 3	1B: 8 2B: 4 3B: 0 HR: 1	SF: 1 SAC: 0 DP: 0 HBP: 0	WP: 0 PA: 45 PB: 0 SB: 1 CS: 0																		
PITCHER	IP	WLS	BF	H	R	ER	SO	BB	IBB	HBP	BLK	WP	HR	S	P	ERA	WHIP	PITCHER		IP	WLS	BF	H	R	ER	SO	BB	IBB	HBP	BLK	WP	HR	S	P	ERA	WHIP	
Bill Stoneman, R ERA: 4.28 (1, 1)	5.2	L	24	5	2	2	3	2	0	0	0	0	1	28	36	3.18	1.235																				
Rudy May, L ERA: 6.32 (6, 1)	0.2		5	2	3	3	0	0	0	0	0	0	0	5	5	40.50	3.000																				
Ed Figueroa, R ERA: 1.23 (7, 1)	0.0		1	1	0	0	0	0	0	0	0	0	0	1	1	∞	∞																				
Bill Githreth, L ERA: 6.75 (7, 1)	0.2		4	2	2	2	0	0	0	0	0	0	0	4	4	27.00	3.000																				
Skip Lockwood, R ERA: 5.29 (8, 1)	2.0		11	3	3	3	0	2	0	0	0	0	0	9	17	13.50	2.500																				

Kansas City Royals @ California Angels
Anaheim Stadium, Anaheim, CA
Sat May 11 1974, 6:33 AM EDT
Att: 15,011 - Unknown - 63 F

AB 40
R 10
H 13
RBI 10
BB 4
SO 3
LOB 15





Batter	1	2	3	4	5	6	7	8	9	AB	R	H	RBI	BB	SO	LOB	BOTTOM																				
Mickey Rivers, L OBP: 0.298, SLG: 0.346 (1, 8)	4-3		F8			5-3		4-3		4	0	0	0	0	0	0																					
Denny Doyle, L OBP: 0.304, SLG: 0.278 (1, 4)	1B		4-3			G3		4-3		4	0	1	0	0	0	0																					
Bobby Valentine, R OBP: 0.340, SLG: 0.444 (1, 7)	F5			F7		L6		L4		4	0	0	0	0	0	1																					
Frank Robinson, R OBP: 0.364, SLG: 0.486 (1, 10)	K			K		F3		K		4	0	0	0	0	3	1																					
Joe Lahoud, L OBP: 0.300, SLG: 0.468 (1, 9)				L3		2B BB		F8		3	1	1	0	1	0	0																					
Paul Schaaf, R OBP: 0.318, SLG: 0.315 (1, 5)	F2			G4-6-3 1B		1B 2B				3	1	2	1	0	0	1																					
Tom McCraw, L OBP: 0.440, SLG: 0.622 (1, 3)	F8			G4-6-3 1-2		1B				3	0	1	1	0	0	2																					
Ellie Rodriguez, R OBP: 0.336, SLG: 0.314 (1, 2)	L4			F8		K				3	0	0	0	0	1	2																					
Dave Chalk, R OBP: 0.295, SLG: 0.358 (1, 6)			5-3			K		F7		3	0	0	0	0	1	0																					
Inning Stats	R: 0 E: 0 K: 1 S: 6	H: 1 LOB: 1 BB: 0 P: 6	R: 0 E: 0 K: 0 S: 4	H: 1 LOB: 1 BB: 0 P: 4	R: 0 E: 0 K: 0 S: 3	H: 0 LOB: 0 BB: 0 P: 3	R: 0 E: 0 K: 1 S: 5	H: 0 LOB: 0 BB: 0 P: 5	R: 0 E: 0 K: 0 S: 3	H: 1 LOB: 0 BB: 0 P: 3	R: 2 E: 0 K: 1 S: 7	H: 2 LOB: 1 BB: 1 P: 11	R: 0 E: 0 K: 0 S: 3	H: 0 LOB: 0 BB: 0 P: 3	R: 0 E: 0 K: 1 S: 5	H: 0 LOB: 0 BB: 0 P: 5	1B: 4 2B: 1 3B: 0 HR: 0	SF: 0 SAC: 0 DP: 1 HBP: 0	WP: 0 PA: 32 PB: 0 SB: 1 CS: 0																		
PITCHER	IP	WLS	BF	H	R	ER	SO	BB	IBB	HBP	BLK	WP	HR	S	P	ERA	WHIP	PITCHER		IP	WLS	BF	H	R	ER	SO	BB	IBB	HBP	BLK	WP	HR	S	P	ERA	WHIP	
Steve Busby, R ERA: 3.39 (1, 1)	9.0	W	32	5	2	2	5	1	0	0	0	0	0	41	45	2.00	0.667																				

Kansas City Royals @ California Angels
Anaheim Stadium, Anaheim, CA
Sat May 11 1974, 6:33 AM EDT
Att: 15,011 - Unknown - 63 F

AB 31
R 2
H 5
RBI 2
BB 1
SO 5
LOB 7



Batter	1	2	3	4	5	6	7	8	9	AB	R	H	RBI	BB	SO	LOB	TOP										
Freddie Patek, R OBP: 0.321, SLG: 0.288 (1, 6)	0-0 6-3		0-0 F8			0-0 4-3		0-0 4-3		5	1	1	0	0	0	3	Kansas City Royals @ California Angels Anaheim Stadium, Anaheim, CA Sun May 12 1974, 6:38 AM EDT Att: 13,162 - Unknown - 63 F livebaseballscorecards.com AB 36 R 5 H 7 RBI 5 BB 4 SO 4 LOB 16 										
Vada Pinson, L OBP: 0.294, SLG: 0.392 (1, 9)	0-0 F9		0-0 F8			0-0 E3 1B		0-0 L9	0-3 K	5	0	0	0	0	1	2											
Amos Otis, R OBP: 0.360, SLG: 0.426 (1, 8)	0-0 1B			0-0 5-3		0-0 F8		1-0 6-3 2B HBP	0-0 6-3 1B	4	1	2	0	0	0	1											
Tony Solaita, L OBP: 0.407, SLG: 0.667 (8, PH)	0-3 K			0-0 4-3		0-0 1B		0-0 6-3	0-0 6-3	3	0	1	0	0	1	1											
Fran Healy, R OBP: 0.320, SLG: 0.559 (8, 2)				0-0 4-3		1-3 1B		1-2 2-3	1-3	2	0	0	0	0	0	3											
Hal McRae, R OBP: 0.409, SLG: 0.592 (1, 7)		0-0 F8		4-0 BB		0-0 P6		0-0 BB 1B 2B	0-0 6-3	4	1	1	2	1	0	3											
Richie Scheinblum, S OBP: 0.182, SLG: 0.122 (1, 10)		0-0 P4		0-0 4-3			0-0 P6	4-0 1B BB BB		3	1	0	0	1	0	1											
Buck Martinez, R OBP: 0.355, SLG: 0.333 (8, PH)		0-3 K			0-0 6-3		0-0 6-3	4-0 1B BB BB	0-0 6-3	3	0	0	0	0	1	0											
John Mayberry, L OBP: 0.382, SLG: 0.412 (8, 3)								1-2 2-3	1-2 2-3 BB	0	1	0	0	1	0	0											
Bobby Floyd, R (1, 4)			4-0 BB		0-0 6-3		0-0 E6 FC6-4	0-0 1B BB 1B		1	0	0	0	1	0	0											
Cookie Rojas, R OBP: 0.373, SLG: 0.472 (7, PH)								1-2 2-3 3-H	0-0 1B	2	0	1	1	0	0	0											
George Brett, L OBP: 0.320, SLG: 0.409 (7, PH)			0-3 K		0-0 F7		0-0 FC6-4	0-0 1B		2	0	0	0	0	1	1											
Jim Wohlford, R OBP: 0.355, SLG: 0.345 (7, PH)							1-2	1-3 2-H 3-H	0-0 1B	1	0	0	0	0	0	1											
Frank White, R OBP: 0.320, SLG: 0.440 (7, 5)								1-3 2-H 3-H	0-0 1B	1	0	1	2	0	0	0											
Inning Stats	R: 0 E: 0 K: 1 S: 6	H: 1 LOB: 1 P: 6	R: 0 E: 0 K: 1 S: 5	H: 0 LOB: 0 BB: 0 P: 5	R: 0 E: 0 K: 1 S: 5	H: 0 LOB: 1 BB: 1 P: 9	R: 0 E: 0 K: 0 S: 3	H: 0 LOB: 1 BB: 1 P: 7	R: 0 E: 0 K: 0 S: 3	H: 0 LOB: 0 BB: 0 P: 3	R: 0 E: 1 K: 0 S: 5	H: 1 LOB: 2 BB: 0 P: 5	R: 0 E: 1 K: 0 S: 4	H: 0 LOB: 1 BB: 0 P: 4	R: 5 E: 0 K: 0 S: 7	H: 4 LOB: 2 BB: 2 P: 16	R: 0 E: 0 K: 1 S: 6	H: 1 LOB: 1 BB: 0 P: 6	1B: 6 2B: 1 3B: 0 HR: 0	SF: 0 SAC: 0 DP: 0 HBP: 1	WP: 0 PA: 41 PB: 0 SB: 1 CS: 0						
PITCHER	IP	WLS	BF	H	R	ER	SO	BB	IBB	HBP	BLK	WP	HR	S	P	ERA	WHIP										
Dick Lange, R ERA: 1.29	7.0		28	3	1	1	3	2	0	0	0	0	0	32	40	1.29	0.714										
Rudy May, L ERA: 8.51	0.2		3	0	0	0	0	0	0	1	0	0	0	2	3	0.00	0.000										
Dick Selma, R ERA: 5.17	0.0	L	2	1	1	1	0	1	0	0	0	0	0	1	5	∞	∞										
Bill Glibreth, L ERA: 13.5	0.0		1	0	0	0	0	1	0	0	0	0	0	0	4	∞	∞										
Dave Sells, R ERA: 1.89	1.1		7	3	3	3	1	0	0	0	0	0	0	9	9	20.25	2.250										

Batter	1	2	3	4	5	6	7	8	9	AB	R	H	RBI	BB	SO	LOB	BOTTOM										
Morris Nettles, L OBP: 0.300, SLG: 0.231 (1, 8)	0-0 WP PB 1B		0-0 4-3			0-0 F7		0-0 L7	0-0 F5	4	0	1	0	0	0	3	Kansas City Royals @ California Angels Anaheim Stadium, Anaheim, CA Sun May 12 1974, 6:38 AM EDT Att: 13,162 - Unknown - 63 F livebaseballscorecards.com AB 34 R 2 H 6 RBI 2 BB 4 SO 9 LOB 18 										
Bobby Valentine, R OBP: 0.333, SLG: 0.442 (8, PH)									0-0 P6	4	0	1	0	1	0	2											
Denny Doyle, L OBP: 0.311, SLG: 0.282 (1, 4)	0-0 4-3 1-3		0-0 1-3			4-0 CS BB		0-0 1B	0-0 P6	4	0	1	0	1	0	2											
Joe Lahoud, L OBP: 0.291, SLG: 0.431 (1, 7)	0-3 K2-3		0-0 P5			4-0 1B BB	0-3 K			3	1	0	0	1	2	3											
Charlie Sands, L OBP: 0.308, SLG: 0.182 (1, 10)	0-0 4-3		0-0 G3			0-0 1B 1B		0-0 F3		4	0	1	0	0	0	1											
Bob Oliver, R OBP: 0.315, SLG: 0.392 (1, 3)		0-3 K		0-0 F7		0-0 1B 1B		0-0 F8		4	0	1	1	0	1	0											
Tom McCraw, L OBP: 0.414, SLG: 0.558 (1, 9)		0-3 K WP PB FC		0-3 K		0-3 K		0-0 1B		4	1	1	0	0	3	2											
Paul Schaal, R OBP: 0.297, SLG: 0.279 (1, 5)		4-0 FC BB		0-3 K		0-3 K		0-0 6-3		3	0	0	0	1	2	3											
Ellie Rodriguez, R OBP: 0.325, SLG: 0.303 (1, 2)		0-0 FC		0-0 6-3		0-0 F9		0-0 F7		4	0	0	1	0	0	1											
Dave Chalk, R OBP: 0.308, SLG: 0.362 (1, 6)		0-3 K		0-0 F7		0-0 1B		4-0 BB		3	0	1	0	1	1	2											
Inning Stats	R: 0 E: 0 K: 1 S: 6	H: 1 LOB: 0 P: 6	R: 1 E: 0 K: 3 S: 11	H: 0 LOB: 2 BB: 1 P: 15	R: 0 E: 0 K: 0 S: 3	H: 0 LOB: 0 BB: 0 P: 3	R: 0 E: 0 K: 2 S: 7	H: 0 LOB: 0 BB: 0 P: 7	R: 0 E: 0 K: 0 S: 3	H: 0 LOB: 0 BB: 0 P: 3	R: 1 E: 0 K: 2 S: 8	H: 2 LOB: 2 BB: 2 P: 16	R: 0 E: 0 K: 1 S: 7	H: 2 LOB: 0 BB: 0 P: 7	R: 0 E: 0 K: 0 S: 4	H: 1 LOB: 1 BB: 0 P: 4	R: 0 E: 0 K: 0 S: 3	H: 0 LOB: 1 BB: 1 P: 7	1B: 6 2B: 0 3B: 0 HR: 0	SF: 0 SAC: 0 DP: 0 HBP: 0	WP: 2 PA: 38 PB: 3 SB: 0 CS: 1						
PITCHER	IP	WLS	BF	H	R	ER	SO	BB	IBB	HBP	BLK	WP	HR	S	P	ERA	WHIP										
Bruce Dal Canton, R ERA: 2.12	5.1		22	2	2	1	6	3	0	0	0	0	0	31	43	1.69	0.938										
Gene Garber, R ERA: 4.5	0.0		1	1	0	0	0	0	0	0	0	0	0	1	1	∞	∞										
Joe Hoerner, L ERA: 1.333	3.0	W	13	3	0	0	3	1	0	0	0	0	0	18	22	0.00	1.333										
Doug Bird, R ERA: 2.37	0.2		2	0	0	0	0	0	0	0	0	0	0	2	2	0.00	0.000										

Batter	1	2	3	4	5	6	7	8	9	AB	R	H	RBI	BB	SO	LOB	TOP					
Morris Nettles, L (1,8) OBP: 0.350, SLG: 0.324	0-0 6-3		0-0 2B		0-0 2B		4-0 FC6-4 BB		0-3 K	4	0	2	0	1	1	2						
Dave Chalk, R (1,6) OBP: 0.295, SLG: 0.344	0-0 6-3		0-0 5-3		0-0 6-3		0-0 FC6-4 1-2 2-3		0-0 4-3	5	0	0	0	0	0	9						
Bobby Valentine, R (1,7) OBP: 0.333, SLG: 0.427	4-0 CS BB			0-0 F9		0-0 F9		0-0 1B G5-4-3 1B		3	1	1	0	1	0	0						
Frank Robinson, R (1,10) OBP: 0.368, SLG: 0.482	0-0 CS 1-2	4-0 G6-4-3 BB		0-0 6-3		0-0 5-3		0-0 G5-4-3 1B		3	0	1	0	1	0	0						
Bob Oliver, R (1,3) OBP: 0.311, SLG: 0.386		0-0 G6-4-3 1-2		4-0 BB		0-0 6-3		0-0 G5-4-3 1-2		3	0	0	0	1	0	2						
Paul Schaaf, R (1,5) OBP: 0.280, SLG: 0.304		0-0 P4		0-0 F7			0-0 6-3	0-0 5-3 3-H		4	0	0	0	0	0	1						
Winston Lienes, R (1,9) OBP: 0.357, SLG: 0.364			0-0 4-3		0-0 9-4 1B		0-0 5-3	0-3 K		4	0	1	0	0	1	0	AB 32					
Ellie Rodriguez, R (1,2) OBP: 0.344, SLG: 0.322			0-0 2B 1B		0-0 2B 1B		0-0 BB 2B	4-0 1B BB		3	0	3	0	1	0	0	R 1					
Denny Doyle, L (1,4) OBP: 0.326, SLG: 0.311			0-3 K		0-0 9-4 2-3		4-0 BB BB	0-0 1-2 1B		3	0	1	0	1	1	3	H 9					
Inning Stats	R: 0 E: 0 K: 0 S: 2	H: 0 LOB: 0 BB: 1 P: 6	R: 0 E: 0 K: 0 S: 2	H: 0 LOB: 0 BB: 1 P: 6	R: 0 E: 0 K: 1 S: 7	H: 2 LOB: 2 BB: 0 P: 7	R: 0 E: 0 K: 0 S: 3	H: 0 LOB: 1 BB: 1 P: 7	R: 0 E: 0 K: 0 S: 5	H: 3 LOB: 2 BB: 0 P: 5	R: 0 E: 0 K: 0 S: 3	H: 0 LOB: 0 BB: 0 P: 3	R: 0 E: 0 K: 0 S: 4	H: 1 LOB: 2 BB: 2 P: 12	R: 1 E: 0 K: 0 S: 4	H: 2 LOB: 0 BB: 0 P: 4	R: 0 E: 0 K: 2 S: 8	H: 1 LOB: 2 BB: 1 P: 12	1B: 6 2B: 4 3B: 0 HR: 0	SF: 0 SAC: 0 DP: 3 HBP: 0	WP: 0 PB: 0 SB: 0 CS: 1	PA: 39
PITCHER David Clyde, L (1,1) ERA: 2.43	IP: 9.0 WLS: W BF: 38 H: 9 R: 1 ER: 1 SO: 3 BB: 6 IBB: 0 HBP: 0 BLK: 0 WP: 0 HR: 0 S: 38 P: 62 ERA: 1.00 WHIP: 1.667															PITCHER						

California Angels @ Texas Rangers
Arlington Stadium, Arlington, TX
Wed May 15 1974, 8:05 PM EDT
Att: 13,209 - Unknown

AB 32
R 1
H 9
RBI 0
BB 6
SO 3
LOB 17



Batter	1	2	3	4	5	6	7	8	9	AB	R	H	RBI	BB	SO	LOB	BOTTOM			
Cesar Tovar, R (1,8) OBP: 0.315, SLG: 0.288	4-0 CS BB		4-0 3B BB	4-0 BB			0-0 F8	0-0 6-3		2	1	0	0	3	0	1				
Toby Harrah, R (1,6) OBP: 0.303, SLG: 0.289	4-0 BB 1-2		0-3 K	0-0 4-3			4-0 2B BB			2	1	0	0	2	1	5				
Alex Johnson, R (1,7) OBP: 0.353, SLG: 0.340	4-0 G4-6-3 BB		0-0 1-H 2-H 2B 3B		0-0 6-3		0-0 1-H 2-H 1B 2B			3	2	2	4	1	0	0				
Jeff Burroughs, R (1,9) OBP: 0.318, SLG: 0.500	0-0 G4-6-3 1-2		0-0 3-H 2B		0-3 K		0-0 F7			4	0	1	1	0	1	3				
Mike Hargrove, L (1,3) OBP: 0.314, SLG: 0.474		0-3 K	0-3 K		0-0 F9		0-0 2-H 1B 1B			4	0	1	1	0	2	1				
Duke Sims, L (1,10) OBP: 0.250, SLG: 0.207		0-0 P4		4-0 SH1-4 BB		0-0 F9	0-0 1-2 1B			3	0	1	0	1	0	0				
Lenny Randle, S (1,4) OBP: 0.344, SLG: 0.362		0-0 P4		0-0 SH1-4 1B		0-0 1-3	0-0 5-3			4	0	1	0	0	0	2	AB 28			
Larry Brown, R (1,5) OBP: 0.250, SLG: 0.184			0-3 K	0-0 SH1-4	0-0 1-2 2-3		0-0 P4	0-0 5-3		3	0	0	0	0	1	0	R 6			
Jim Sundberg, R (1,2) OBP: 0.304, SLG: 0.290			0-0 BB 3B 1B	0-3 K		4-0 BB 2B BB	0-0 F7			3	2	1	0	1	1	2	H 7			
Inning Stats	R: 0 E: 0 K: 0 S: 1	H: 0 LOB: 1 BB: 3 P: 13	R: 0 E: 0 K: 1 S: 5	H: 0 LOB: 0 BB: 0 P: 5	R: 3 E: 0 K: 3 S: 12	H: 3 LOB: 1 BB: 1 P: 16	R: 0 E: 0 K: 1 S: 6	H: 1 LOB: 3 BB: 2 P: 14	R: 0 E: 0 K: 0 S: 3	H: 0 LOB: 0 BB: 0 P: 3	R: 3 E: 0 K: 0 S: 6	H: 3 LOB: 2 BB: 2 P: 14	R: 0 E: 0 K: 0 S: 3	H: 0 LOB: 0 BB: 0 P: 3	R: 0 E: 0 K: 0 S: 3	H: 0 LOB: 0 BB: 0 P: 3	1B: 4 2B: 2 3B: 1 HR: 0	SF: 0 SAC: 1 DP: 1 HBP: 0	WP: 0 PB: 0 SB: 0 CS: 1	PA: 37
PITCHER Nolan Ryan, R (1,1) ERA: 5.08 Rudy May, L (7,1) ERA: 6.11	IP: 6.2 WLS: L BF: 32 H: 6 R: 6 ER: 6 SO: 6 BB: 8 IBB: 0 HBP: 0 BLK: 0 WP: 0 HR: 0 S: 36 P: 68 ERA: 8.10 WHIP: 2.100															PITCHER				

California Angels @ Texas Rangers
Arlington Stadium, Arlington, TX
Wed May 15 1974, 8:05 PM EDT
Att: 13,209 - Unknown

AB 28
R 6
H 7
RBI 6
BB 8
SO 6
LOB 14



Batter	1	2	3	4	5	6	7	8	9	AB	R	H	RBI	BB	SO	LOB	TOP							
Mickey Rivers, L OBP: 0.320, SLG: 0.368 (1, 8)	4-3	HBP			G1		FC6-4 1B	2B		4	0	2	1	0	0	1	California Angels @ Minnesota Twins Metropolitan Stadium, Bloomington, MI Sat May 18 1974, 4:33 AM EDT Alt. 4,380 - Unknown - 55 F							
Morris Nettles, L OBP: 0.319, SLG: 0.275 Bob Oliver, R OBP: 0.307, SLG: 0.380 (8, 3)	K	4-3			1-3		FC6-4 1B E	F7		4	1	0	1	0	1	4								
Denny Doyle, L OBP: 0.320, SLG: 0.305 (1, 4)	1B				K		P4	F7		5	0	1	0	0	1	3								
Frank Robinson, R OBP: 0.362, SLG: 0.470 (1, 10)	1-3				P6		K	5-3		5	0	1	0	0	1	2								
Bobby Valentine, R OBP: 0.342, SLG: 0.438 (8, 6)		1B 2B			FC6-4 PO		1B 1B	E9 1B		5	1	4	1	0	0	1								
Paul Schaaf, R OBP: 0.275, SLG: 0.295 (1, 5)	SH3-1 1B 2H	PO			K		BB 1B	6-3		5	0	2	1	0	2	3								
Tom McCraw, L OBP: 0.388, SLG: 0.500 (8, 9)	SH3-1 1B 1-2				K		F7	1B 2B BB		4	1	1	0	1	1	3								
Ellie Rodriguez, R OBP: 0.356, SLG: 0.322 (1, 2)	SH3-1 1-2 2-3				F2		BB 1-2 2-3	2B 1B		2	0	1	0	1	0	0								
Dave Chalk, R OBP: 0.301, SLG: 0.357 Joe Lahoud, L OBP: 0.311, SLG: 0.446 Sandy Alomar Sr., S OBP: 0.286, SLG: 0.429 Charlie Sands, L OBP: 0.273, SLG: 0.333 Winston Llenas, R OBP: 0.307, SLG: 0.364 (8, 7)	K				G1 1-3 2B		P4	K		2	1	0	0	0	1	2								
Inning Stats	R: 0 E: 0 K: 1 S: 6	H: 1 LOB: 1 BB: 0 P: 6	R: 1 E: 0 K: 1 S: 8	H: 3 LOB: 3 BB: 0 P: 9	R: 0 E: 1 K: 0 S: 3	H: 0 LOB: 0 BB: 0 P: 3	R: 0 E: 0 K: 2 S: 7	H: 0 LOB: 0 BB: 0 P: 7	R: 1 E: 0 K: 1 S: 6	H: 1 LOB: 0 BB: 0 P: 6	R: 0 E: 0 K: 1 S: 7	H: 2 LOB: 3 BB: 1 P: 11	R: 1 E: 1 K: 0 S: 6	H: 3 LOB: 2 BB: 0 P: 6	R: 1 E: 0 K: 1 S: 7	H: 2 LOB: 2 BB: 1 P: 11		R: 0 E: 0 K: 1 S: 6	H: 1 LOB: 1 BB: 0 P: 6	1B: 10 2B: 3 3B: 0 HR: 0	SF: 0 SAC: 1 DP: 0 HBP: 1	WP: 0 PB: 0 SB: 1 CS: 0	PA: 44	
PITCHER	IP WLS BF H R ER SO BB IBB HBP BLK WP HR S P ERA WHIP	1.0 L 7 4 1 1 1 0 0 0 0 0 0 9 9 9.00 4.000	5.2 W 25 6 2 2 5 1 0 1 0 0 0 33 38 3.18 1.235	2.1 L 11 3 1 1 2 1 0 0 0 0 0 14 18 3.86 1.714																				

AB	39
R	4
H	13
RBI	4
BB	2
SO	8
LOB	26



Batter	1	2	3	4	5	6	7	8	9	AB	R	H	RBI	BB	SO	LOB	BOTTOM						
Larry Hisle, R OBP: 0.336, SLG: 0.514 (9, 9)	6-3 1B				SF8		4-3	K		4	2	2	1	0	1	3	California Angels @ Minnesota Twins Metropolitan Stadium, Bloomington, MI Sat May 18 1974, 4:33 AM EDT Alt. 4,380 - Unknown - 55 F						
Rod Carew, L OBP: 0.436, SLG: 0.457 (1, 4)	6-3 1-2				4-3		FC3-6 1B	4-3		5	1	2	3	0	0	3							
Tony Oliva, L OBP: 0.322, SLG: 0.430 (1, 10)	G6-4-3 1B 2H				FC6 1B		FC3-6 1B	F7		5	2	2	2	0	0	3							
Harmon Killebrew, R OBP: 0.284, SLG: 0.372 Jim Holt, L OBP: 0.188, SLG: 0.140 (7, 3)	G6-4-3 1-2				F2		F3	E6 1B		4	0	0	0	0	0	5							
Steve Braun, L OBP: 0.343, SLG: 0.389 (1, 7)		1-3			1-2 2H 1B		1B	WP 1B		4	1	3	2	1	0	0							
Bobby Darwin, R OBP: 0.339, SLG: 0.519 Steve Brye, R OBP: 0.266, SLG: 0.355 (8, 8)	K	K			K		1-2 2H 1B	1-2 2-3 BB		4	0	2	2	1	2	2							
Eric Soderholm, R OBP: 0.370, SLG: 0.484 (1, 5)	4-3				WP 1B SF8 BB		F3	F9		4	1	1	0	1	0	5							
Glenn Borgmann, R OBP: 0.242, SLG: 0.164 (1, 2)					K		WP 1B	F8		5	1	2	0	0	1	3							
Luis Gomez, R OBP: 0.270, SLG: 0.250 (1, 6)					1B 1B		P6	1B 1B		4	2	3	0	0	0	2							
Inning Stats	R: 1 E: 0 K: 0 S: 4	H: 2 LOB: 0 BB: 0 P: 4	R: 0 E: 0 K: 1 S: 5	H: 0 LOB: 0 BB: 0 P: 5	R: 3 E: 1 K: 2 S: 12	H: 4 LOB: 2 BB: 0 P: 12	R: 1 E: 0 K: 0 S: 4	H: 1 LOB: 1 BB: 1 P: 8	R: 1 E: 0 K: 0 S: 6	H: 3 LOB: 2 BB: 0 P: 6	R: 2 E: 1 K: 0 S: 7	H: 3 LOB: 3 BB: 1 P: 11	R: 1 E: 0 K: 1 S: 7	H: 2 LOB: 1 BB: 0 P: 7	R: 1 E: 0 K: 0 S: 4	H: 2 LOB: 1 BB: 1 P: 8		1B: 15 2B: 2 3B: 0 HR: 0	SF: 1 SAC: 0 DP: 1 HBP: 0	WP: 3 PB: 1 SB: 1 CS: 0	PA: 44		
PITCHER	IP WLS BF H R ER SO BB IBB HBP BLK WP HR S P ERA WHIP	4.1 L 24 10 6 5 3 0 0 0 0 0 0 4 4 9.00 1.000	0.2 L 6 2 1 0 0 1 0 0 0 0 0 5 9 0.00 4.500	1.0 L 5 2 1 0 1 0 0 0 0 0 0 7 7 0.00 2.000	1.0 L 5 2 1 1 0 1 0 0 0 0 1 0 4 8 9.00 3.000																		

AB	40
R	10
H	17
RBI	10
BB	3
SO	4
LOB	26



Batter	1	2	3	4	5	6	7	8	9	AB	R	H	RBI	BB	SO	LOB	TOP					
Mickey Rivers, L (1, 8) OBP: 0.323, SLG: 0.369	0-0 1B		0-0 1-3		0-0 F7			0-0 FC4-2 1B	0-0 F8	5	0	2	0	0	0	0	California Angels @ Minnesota Twins Metropolitan Stadium, Bloomington, MI Sun May 19 1974, 4:33 AM EDT Cloudy - 60 F					
Denny Doyle, L (1, 4) OBP: 0.326, SLG: 0.322	0-0 1B		0-0 1B			0-0 4-3 2B		0-0 FC4-2 1B HBP	0-0 F7	5	1	3	0	0	0	1						
Joe Lahoud, L (1, 9) OBP: 0.309, SLG: 0.424 Morris Nettles, L (8, PR) OBP: 0.319, SLG: 0.275	0-3 K		0-3 K			0-0 1-3		1-0 1B HBP		3	0	0	0	0	2	4						
Charlie Sands, L (1, 10) OBP: 0.269, SLG: 0.286 Sandy Alomar Sr., S (8, PR) OBP: 0.286, SLG: 0.429	0-3 K			0-0 4-3		0-0 4-3		4-0 1B BB		3	0	0	0	1	1	3						
Bobby Valentine, R (1, 7) OBP: 0.339, SLG: 0.431	0-3 K			0-3 K		0-0 F8		0-0 1B G3 1B		4	1	1	1	0	2	3						
Paul Schaaf, R (1, 5) OBP: 0.295, SLG: 0.309		0-0 G4-3 1B		4-0 BB			0-0 4-3	0-0 G3 1B		3	0	2	2	1	0	0						
Tom McCraw, L (1, 3) OBP: 0.366, SLG: 0.469		0-0 G4-3 1-2		0-0 F5			0-0 F5	0-0 G3		4	0	0	1	0	0	3						
Ellie Rodriguez, R (1, 2) OBP: 0.355, SLG: 0.314		0-0 6-3			0-3 K		4-0 BB	0-3 K		3	0	0	0	1	2	2						
Dave Chalk, R (1, 6) OBP: 0.293, SLG: 0.346			0-0 P4		0-3 K		0-3 K		0-0 F7	4	0	0	0	0	2	1						
Inning Stats	R: 0 E: 0 K: 3 S: 11	H: 2 LOB: 2 BB: 0 P: 11	R: 0 E: 0 K: 0 S: 3	H: 1 LOB: 0 BB: 0 P: 3	R: 0 E: 0 K: 1 S: 6	H: 1 LOB: 1 BB: 0 P: 6	R: 0 E: 0 K: 1 S: 5	H: 0 LOB: 1 BB: 0 P: 9	R: 0 E: 0 K: 2 S: 7	H: 0 LOB: 0 BB: 0 P: 7	R: 0 E: 0 K: 0 S: 4	H: 1 LOB: 1 BB: 0 P: 4	R: 0 E: 0 K: 1 S: 5	H: 0 LOB: 1 BB: 1 P: 9	R: 4 E: 0 K: 1 S: 8	H: 3 LOB: 2 BB: 1 P: 13		R: 0 E: 0 K: 0 S: 3	H: 0 LOB: 0 BB: 0 P: 3	1B: 7 2B: 1 3B: 0 HR: 0	SF: 0 SAC: 0 DP: 1 HBP: 1	WP: 0 PB: 0 SB: 0 CS: 0
PITCHER	IP WLS BF H R ER SO BB IBB HBP BLK WP HR S P ERA WHIP																					
Bert Blyleven, R (1, 1) ERA: 2.28	7.1 L 32 7 4 4 8 3 0 1 0 0 0 44 57 4.91 1.364																					
Bill Campbell, R (8, 1) ERA: 1.55	1.2 6 1 0 0 1 0 0 0 0 0 0 8 8 0.00 0.600																					

Batter	1	2	3	4	5	6	7	8	9	AB	R	H	RBI	BB	SO	LOB	BOTTOM					
Larry Hise, R (1, 8) OBP: 0.339, SLG: 0.500	0-3 K		0-0 F8		4-0 1B BB		4-0 SH1-4 BB		0-3 K	3	0	0	0	2	2	1	California Angels @ Minnesota Twins Metropolitan Stadium, Bloomington, MI Sun May 19 1974, 4:33 AM EDT Cloudy - 60 F					
Rod Carew, L (1, 4) OBP: 0.451, SLG: 0.470	0-0 CS 1B		4-0 S BB		0-0 1-2 3-H 1B		0-0 SH1-4		0-0 1B	3	0	3	1	1	0	0						
Tony Oliva, L (1, 10) OBP: 0.319, SLG: 0.416 Jerry Terrell, R (7, PR) OBP: 0.262, SLG: 0.313	0-3 K		0-3 K		0-0 F9		4-0 BB		0-3 K	3	0	0	0	1	2	5						
Harmon Killebrew, R (1, 3) OBP: 0.274, SLG: 0.357 Jim Holt, L (8, 3) OBP: 0.184, SLG: 0.136		0-0 F9		0-0 6-3		0-0 F7		0-3 K	0-3 K	4	0	0	0	0	1	4						
Steve Braun, L (1, 7) OBP: 0.343, SLG: 0.387 Steve Brye, R (7, PH) OBP: 0.262, SLG: 0.349		0-0 1B		0-0 L6		0-0 4-3		0-0 F7		3	0	1	0	0	0	0						
Bobby Darwin, R (1, 9) OBP: 0.336, SLG: 0.505		0-0 F7		0-0 6-3		0-0 BB BB		0-3 K		3	0	0	0	1	1	1						
Eric Soderholm, R (1, 5) OBP: 0.377, SLG: 0.493		0-3 K			0-0 E 2B		4-0 1-2 BB		0-3 K	3	1	1	0	1	2	1						
Glenn Borgmann, R (1, 2) OBP: 0.258, SLG: 0.172			0-3 K		0-0 SH1-4 1B 2H 1B		0-0 P6		4-0 BB	3	1	1	1	1	1	2						
Luis Gomez, R (1, 6) OBP: 0.282, SLG: 0.243 Joe Lis, R (8, PH) OBP: 0.286, SLG: 0.194 Sergio Ferrer, S (8, 6) OBP: 0.379, SLG: 0.351			4-0 E BB		0-0 SH1-4 2-3		0-0 4-3		0-3 K	1	0	0	0	1	0	2						
Inning Stats	R: 0 E: 0 K: 2 S: 7	H: 1 LOB: 1 BB: 0 P: 7	R: 0 E: 0 K: 1 S: 6	H: 1 LOB: 0 BB: 0 P: 6	R: 0 E: 1 K: 2 S: 7	H: 0 LOB: 2 BB: 2 P: 15	R: 0 E: 0 K: 0 S: 3	H: 0 LOB: 0 BB: 0 P: 3	R: 2 E: 1 K: 0 S: 6	H: 3 LOB: 2 BB: 1 P: 10	R: 0 E: 0 K: 0 S: 3	H: 0 LOB: 2 BB: 2 P: 11	R: 0 E: 0 K: 1 S: 5	H: 0 LOB: 2 BB: 2 P: 13	R: 0 E: 0 K: 3 S: 9	H: 0 LOB: 1 BB: 1 P: 13		R: 0 E: 0 K: 3 S: 10	H: 1 LOB: 1 BB: 0 P: 10	1B: 5 2B: 1 3B: 0 HR: 0	SF: 0 SAC: 2 DP: 0 HBP: 0	WP: 0 PB: 0 SB: 1 CS: 1
PITCHER	IP WLS BF H R ER SO BB IBB HBP BLK WP HR S P ERA WHIP																					
Nolan Ryan, R (1, 1) ERA: 4.6	9.0 W 40 6 2 1 12 8 0 0 0 0 0 56 88 1.00 1.556																					

Batter	1	2	3	4	5	6	7	8	9	AB	R	H	RBI	BB	SO	LOB	TOP			
Mickey Rivers, L OBP: 0.327, SLG: 0.368 (1, 8)	1-3		1B		F8			SH1-4 BB BB		3	0	1	0	1	0	1	California Angels @ Minnesota Twins Metropolitan Stadium, Bloomington, MI Sun May 19 1974, 4:38 AM EDT Att: 6,714 - Unknown livebaseballscorecards.com			
Dave Chalk, R OBP: 0.287, SLG: 0.338 Joe Lahoud, L OBP: 0.318, SLG: 0.424 (8, PH) (8, 9)	F8		F3		F8		F8	SH1-4 BB		3	0	0	0	0	0	1				
Bobby Valentine, R OBP: 0.331, SLG: 0.420 (1, 7)	P4		K		F9		F9	SH1-4		3	0	0	0	0	1	1				
Frank Robinson, R OBP: 0.359, SLG: 0.471 (1, 10)		F9		F8		2B		F7		4	1	1	0	0	0	2				
Bob Oliver, R OBP: 0.319, SLG: 0.421 (1, 3)		HR		G6-4-3 1B		2B		K		4	1	3	2	0	1	2				
Paul Schaaf, R OBP: 0.303, SLG: 0.329 (1, 5)				G6-4-3 1B		K				4	0	2	0	0	1	2				
Tom Egan, R OBP: 0.300, SLG: 0.125 Tom McCraw, L OBP: 0.361, SLG: 0.462 (9, PH)		K			6-3		K		P6	3	0	0	0	0	2	1				
Sandy Alomar Sr., S OBP: 0.294, SLG: 0.375 (1, 4) (8, PH)		P4			P6			G4-6-3 1B		2	0	0	0	1	0	1				
Charlie Sands, L OBP: 0.259, SLG: 0.273 (9, PH)								G6-3 BB		1	0	0	0	0	0	1				
Morris Nettles, L OBP: 0.340, SLG: 0.286 Denny Doyle, L OBP: 0.329, SLG: 0.322 (8, 4)				1B				G6-3		2	0	1	0	1	0	1				
Inning Stats	R: 0 E: 0 K: 0 S: 3	H: 0 LOB: 0 BB: 0 P: 3	R: 1 E: 0 K: 1 S: 7	H: 2 LOB: 1 BB: 0 P: 7	R: 0 E: 0 K: 1 S: 6	H: 2 LOB: 1 BB: 0 P: 6	R: 0 E: 0 K: 0 S: 3	H: 1 LOB: 0 BB: 0 P: 3	R: 0 E: 0 K: 1 S: 7	H: 2 LOB: 1 BB: 0 P: 7	R: 0 E: 0 K: 1 S: 4	H: 0 LOB: 0 BB: 1 P: 8	R: 0 E: 0 K: 1 S: 5	H: 0 LOB: 2 BB: 2 P: 13	R: 0 E: 0 K: 0 S: 3	H: 1 LOB: 0 BB: 0 P: 3	1B: 4 2B: 3 3B: 0 HR: 1	SF: 0 SAC: 1 DP: 3 HBP: 0	WP: 0 PB: 0 SB: 0 CS: 0	PA: 35
PITCHER	IP WLS BF H R ER SO BB IBB HBP BLK WP HR S P ERA WHIP	7.0 W 27 7 2 2 4 2 0 0 0 0 1 33 41 2.57 1.286	2.0 L 8 1 0 0 1 2 0 0 0 0 0 8 16 0.00 1.500	PITCHER																

Batter	1	2	3	4	5	6	7	8	9	AB	R	H	RBI	BB	SO	LOB	BOTTOM			
Steve Braun, L OBP: 0.355, SLG: 0.385 (1, 7)	BB	F7	BB		CS	F8		1B		3	0	1	1	2	0	2	California Angels @ Minnesota Twins Metropolitan Stadium, Bloomington, MI Sun May 19 1974, 4:38 AM EDT Att: 6,714 - Unknown livebaseballscorecards.com			
Rod Carew, L OBP: 0.450, SLG: 0.467 (1, 4)	F8		1B		4-3	4-3		1B		5	1	2	0	0	0	4				
Larry Hisle, R OBP: 0.341, SLG: 0.491 (1, 9)	L7		1B	1-3		HBP		G6-4-3		4	1	1	0	0	0	3				
Tony Oliva, L OBP: 0.316, SLG: 0.402 (1, 10)	BB		F8	L6		G3				3	0	0	0	1	0	3				
Eric Soderholm, R OBP: 0.370, SLG: 0.471 (1, 5)	P3		F9			F8				3	0	0	0	1	0	4				
Steve Brye, R OBP: 0.261, SLG: 0.343 (1, 8)		F7	1B	F3		P6				4	1	1	1	0	0	1				
Jim Holt, L OBP: 0.245, SLG: 0.250 (1, 3)			BB	BB	FC6-4 1B					4	1	4	1	0	0	0				
Glenn Borgmann, R OBP: 0.271, SLG: 0.180 (1, 2)			BB	BB	K			K		3	0	1	1	1	2	2				
Luis Gomez, R OBP: 0.279, SLG: 0.225 (1, 6)	F8		BB	BB	FC6-4 CS			F9		3	0	0	0	1	0	3				
Inning Stats	R: 0 E: 0 K: 0 S: 3	H: 0 LOB: 2 BB: 2 P: 11	R: 0 E: 0 K: 0 S: 4	H: 1 LOB: 2 BB: 1 P: 8	R: 4 E: 0 K: 0 S: 8	H: 5 LOB: 3 BB: 2 P: 16	R: 0 E: 0 K: 0 S: 3	H: 0 LOB: 1 BB: 1 P: 7	R: 0 E: 0 K: 1 S: 5	H: 1 LOB: 0 BB: 0 P: 5	R: 0 E: 0 K: 0 S: 3	H: 0 LOB: 1 BB: 0 P: 4	R: 0 E: 0 K: 1 S: 6	H: 1 LOB: 1 BB: 0 P: 6	R: 0 E: 0 K: 0 S: 4	H: 2 LOB: 1 BB: 0 P: 4		1B: 8 2B: 2 3B: 0 HR: 0	SF: 0 SAC: 0 DP: 1 HBP: 1	WP: 0 PB: 0 SB: 1 CS: 1
PITCHER	IP WLS BF H R ER SO BB IBB HBP BLK WP HR S P ERA WHIP	2.2 L 18 6 4 4 0 4 0 0 0 0 0 14 30 13.50 3.750	5.1 L 21 4 0 0 2 2 0 1 0 0 0 22 31 0.00 1.125	PITCHER																

Batter	1	2	3	4	5	6	7	8	9	AB	R	H	RBI	BB	SO	LOB	TOP										
Mickey Rivers, L (1, 8) OBP: 0.331, SLG: 0.368	K2-3			CS 1B		1-3 BB	K			3	0	1	0	1	2	3	California Angels @ Kansas City Royals Royals Stadium, Kansas City, MO Tue May 21 1974, 8:05 PM EDT Att. 9,814 - Unknown - 77 F										
Denny Doyle, L (1, 4) OBP: 0.327, SLG: 0.320	G6-4-3 1B			6-3		1-3		F7		4	0	1	0	0	0	2											
Bobby Valentine, R (1, 7) OBP: 0.321, SLG: 0.407	G6-4-3			F8		5-3		F9		4	0	0	0	0	0	2											
Frank Robinson, R (1, 10) OBP: 0.363, SLG: 0.496		5-3			1B SF7 1B	K		HR		4	2	2	1	0	1	1											
Bob Oliver, R (1, 3) OBP: 0.317, SLG: 0.416		6-3			1-2 1B		6-3	K		4	0	1	0	0	1	0											
Joe Lahoud, L (1, 9) Winston Lenas, R (9, PH) OBP: 0.319, SLG: 0.410 OBP: 0.333, SLG: 0.333	K				4-0 SF7 1B BB		4-3		P3	2	0	0	0	1	1	0											
Paul Schaal, R (1, 5) OBP: 0.311, SLG: 0.337				6-3	1-2 2-3 1B		BB BB 1B	6-3		4	0	2	0	0	0	0											
Ellie Rodriguez, R (1, 2) OBP: 0.352, SLG: 0.309			5-3		SF7		BB BB	F8		2	0	0	1	1	0	0											
Dave Chalk, R (1, 6) Charlie Sands, L (7, PH) Sandy Alomar Sr., S (7, PR) OBP: 0.283, SLG: 0.333 OBP: 0.236, SLG: 0.273 OBP: 0.294, SLG: 0.375	K				1-2 2-3 3-H P6		1-2 2-3 BB			2	0	0	0	0	1	2											
Inning Stats	R: 0 E: 0 K: 1 S: 5	H: 1 LOB: 0 BB: 0 P: 5	R: 0 E: 0 K: 1 S: 5	H: 0 LOB: 0 BB: 0 P: 5	R: 0 E: 0 K: 1 S: 5	H: 0 LOB: 0 BB: 0 P: 5	R: 0 E: 0 K: 0 S: 3	H: 1 LOB: 0 BB: 0 P: 3	R: 1 E: 0 K: 0 S: 5	H: 3 LOB: 2 BB: 1 P: 9	R: 0 E: 0 K: 1 S: 6	H: 1 LOB: 3 BB: 2 P: 14	R: 1 E: 0 K: 1 S: 6	H: 1 LOB: 0 BB: 0 P: 6	R: 0 E: 0 K: 0 S: 3	H: 0 LOB: 0 BB: 0 P: 3		1B: 6 2B: 0 3B: 0 HR: 1	SF: 1 SAC: 0 DP: 1 HBP: 0	WP: 0 PB: 0 SB: 0 CS: 1	PA: 35						
PITCHER	IP	WLS	BF	H	R	ER	SO	BB	IBB	HBP	BLK	WP	HR	S	P	ERA	WHIP										
Steve Busby, R (1, 1) ERA: 3.2	6.2	W	27	6	1	1	4	4	0	0	0	0	0	31	47	1.35	1.500										
Joe Hoerner, L (7, 1) ERA: 1.64	2.1	S	8	1	1	1	2	0	0	0	0	0	1	12	12	3.86	0.429										

AB	30
R	2
H	7
RBI	2
BB	4
SO	6
LOB	10



Batter	1	2	3	4	5	6	7	8	9	AB	R	H	RBI	BB	SO	LOB	BOTTOM										
Jim Wohlford, R (1, 7) OBP: 0.359, SLG: 0.368	F8		F9			4-3		1B FC6-2 1B		4	0	1	0	0	0	0	California Angels @ Kansas City Royals Royals Stadium, Kansas City, MO Tue May 21 1974, 8:05 PM EDT Att. 9,814 - Unknown - 77 F										
Cookie Rojas, R (1, 4) OBP: 0.344, SLG: 0.443	5-3		F8			HR 2B		FC4-6 FC6-2 1B		4	1	2	0	0	0	0											
Amos Otis, R (1, 8) OBP: 0.355, SLG: 0.434	2B 1B			L3		K		FC6-2 FC4-6		4	1	1	0	0	1	3											
John Mayberry, L (1, 3) OBP: 0.378, SLG: 0.470	WP 1-H 2B			K		HR		FC4-6		4	1	2	3	0	1	2											
Hal McRae, R (1, 9) Al Cowens, R (8, 9) OBP: 0.426, SLG: 0.616 OBP: 0.200, SLG: 0.235	F9			F8		5-3		F7		3	0	0	0	0	0	1											
1-2 2-3										1	0	0	0	0	0	2											
Riche Scheinblum, S (1, 10) OBP: 0.192, SLG: 0.118		F3			F8		F7			3	0	0	0	0	0	0											
Fran Healy, R (1, 2) OBP: 0.312, SLG: 0.482		F9			6-3		4-3			3	0	0	0	0	0	0											
Freddie Patek, R (1, 6) OBP: 0.327, SLG: 0.331		L6				HR		1B		3	1	2	1	0	0	0											
George Brett, L (1, 5) OBP: 0.277, SLG: 0.372			4-3			K		F7		3	0	0	0	0	1	1											
Inning Stats	R: 1 E: 0 K: 0 S: 5	H: 2 LOB: 1 BB: 0 P: 5	R: 0 E: 0 K: 0 S: 3	H: 0 LOB: 0 BB: 0 P: 3	R: 0 E: 0 K: 1 S: 5	H: 0 LOB: 0 BB: 0 P: 5	R: 0 E: 0 K: 1 S: 5	H: 0 LOB: 0 BB: 0 P: 5	R: 1 E: 0 K: 1 S: 6	H: 1 LOB: 0 BB: 0 P: 6	R: 2 E: 0 K: 1 S: 7	H: 2 LOB: 0 BB: 0 P: 7	R: 0 E: 0 K: 0 S: 4	H: 1 LOB: 1 BB: 0 P: 4	R: 0 E: 0 K: 0 S: 5	H: 2 LOB: 2 BB: 0 P: 5	1B: 4 2B: 2 3B: 0 HR: 2	SF: 0 SAC: 0 DP: 0 HBP: 0	WP: 1 PB: 0 SB: 0 CS: 0	PA: 32							
PITCHER	IP	WLS	BF	H	R	ER	SO	BB	IBB	HBP	BLK	WP	HR	S	P	ERA	WHIP										
Frank Tanana, L (1, 1) ERA: 3.09	7.0	L	27	6	4	4	3	0	0	0	0	0	0	2	33	5.14	0.857										
Dave Sellis, R (8, 1) ERA: 1.76	1.0		5	2	0	0	0	0	0	0	0	0	0	5	5	0.00	2.000										

AB	32
R	4
H	8
RBI	4
BB	0
SO	3
LOB	9



Batter	1	2	3	4	5	6	7	8	9	AB	R	H	RBI	BB	SO	LOB	TOP					
Mickey Rivers, L OBP: 0.333, SLG: 0.381 (1, 8)										5	1	2	0	0	1	3	California Angels @ Kansas City Royals Royals Stadium, Kansas City, MO Wed May 22 1974, 8:05 PM EDT Att: 10,221 - Unknown - 80 F					
Denny Doyle, L OBP: 0.323, SLG: 0.312 (1, 4)										4	0	0	0	1	1							
Bobby Valentine, R OBP: 0.326, SLG: 0.409 Morris Nettles, L OBP: 0.333, SLG: 0.279 (8, 7)										4	1	2	1	0	0	0						
Frank Robinson, R OBP: 0.364, SLG: 0.512 (1, 10)										4	2	1	1	1	1	3						
Bob Oliver, R OBP: 0.315, SLG: 0.411 (1, 3)										4	0	1	1	0	0	3						
Joe Lohoud, L OBP: 0.315, SLG: 0.446 (1, 9)										4	1	1	1	0	1	2						
Paul Schaal, R OBP: 0.308, SLG: 0.333 (1, 5)										4	0	1	1	0	0	0						
Ellie Rodriguez, R OBP: 0.349, SLG: 0.302 (1, 2)										3	0	0	0	1	0	2						
Dave Chalk, R OBP: 0.288, SLG: 0.338 (1, 6)										4	1	2	0	0	1	0						
Inning Stats	R: 3 E: 1 K: 0 S: 7	H: 3 LOB: 2 BB: 1 P: 11	R: 1 E: 0 K: 1 S: 7	H: 2 LOB: 2 BB: 1 P: 11	R: 0 E: 0 K: 0 S: 3	H: 0 LOB: 0 BB: 0 P: 3	R: 0 E: 0 K: 1 S: 5	H: 1 LOB: 0 BB: 0 P: 5	R: 2 E: 0 K: 0 S: 5	H: 2 LOB: 0 BB: 0 P: 5	R: 0 E: 0 K: 0 S: 3	H: 1 LOB: 1 BB: 0 P: 3	R: 0 E: 0 K: 0 S: 4	H: 1 LOB: 1 BB: 0 P: 4	R: 0 E: 0 K: 2 S: 8	H: 1 LOB: 2 BB: 1 P: 12		R: 0 E: 0 K: 1 S: 5	H: 0 LOB: 0 BB: 0 P: 5	1B: 7 2B: 0 3B: 1 HR: 2	SF: 0 SAC: 0 DP: 0 HBP: 0	WP: 0 PB: 0 SB: 1 CS: 1
PITCHER	IP WLS BF H R ER SO BB IBB HBP BLK WP HR S P ERA WHIP																					
Al Fitzmorris, R ERA: 3.89 (1, 1)	1.1 L 11 4 4 2 0 2 0 0 0 0 0 0 0 9 17 13.50 4.500																					
Lindy McDaniel, R ERA: 4.5 (2, 1)	5.2 21 5 2 2 2 0 0 0 0 0 0 2 25 25 3.18 0.882																					
Steve Mingori, L ERA: 6.0 (8, 1)	1.0 5 1 0 0 2 1 0 0 0 0 0 0 8 12 0.00 2.000																					
Gene Garber, R ERA: 5.28 (9, 1)	1.0 3 0 0 0 1 0 0 0 0 0 0 0 5 5 0.00 0.000																					

Batter	1	2	3	4	5	6	7	8	9	AB	R	H	RBI	BB	SO	LOB	BOTTOM					
Jim Wohlford, R OBP: 0.356, SLG: 0.365 (1, 7)										4	0	1	0	0	0	0	California Angels @ Kansas City Royals Royals Stadium, Kansas City, MO Wed May 22 1974, 8:05 PM EDT Att: 10,221 - Unknown - 80 F					
Cookie Rojas, R OBP: 0.344, SLG: 0.437 Frank White, R OBP: 0.231, SLG: 0.308 (7, 4)										2	0	0	0	1	1	2						
Amos Otis, R OBP: 0.359, SLG: 0.448 (1, 8)										3	1	1	0	1	0	1						
John Mayberry, L OBP: 0.375, SLG: 0.471 (1, 3)										4	0	1	1	0	1	1						
Hal McRae, R OBP: 0.421, SLG: 0.605 (1, 9)										4	0	1	0	0	1	1						
Tony Solaita, L OBP: 0.364, SLG: 0.567 (1, 10)										4	0	0	0	0	2	2						
Buck Martinez, R OBP: 0.345, SLG: 0.250 (1, 2)										3	0	0	0	0	1	0						
Freddie Patek, R OBP: 0.321, SLG: 0.324 (1, 6)										3	0	0	0	0	0	0						
George Brett, L OBP: 0.280, SLG: 0.391 (1, 5)										3	0	1	0	0	0	0						
Inning Stats	R: 0 E: 0 K: 0 S: 2	H: 0 LOB: 0 BB: 1 P: 6	R: 0 E: 0 K: 0 S: 3	H: 0 LOB: 0 BB: 0 P: 3	R: 0 E: 0 K: 1 S: 7	H: 2 LOB: 2 BB: 0 P: 7	R: 0 E: 0 K: 2 S: 8	H: 1 LOB: 1 BB: 0 P: 8	R: 0 E: 0 K: 0 S: 3	H: 0 LOB: 0 BB: 0 P: 3	R: 0 E: 0 K: 0 S: 3	H: 0 LOB: 1 BB: 1 P: 7	R: 0 E: 0 K: 3 S: 9	H: 0 LOB: 0 BB: 0 P: 9	R: 0 E: 0 K: 0 S: 3	H: 0 LOB: 0 BB: 0 P: 3		R: 1 E: 0 K: 1 S: 7	H: 2 LOB: 1 BB: 0 P: 7	1B: 2 2B: 3 3B: 1 HR: 0	SF: 0 SAC: 0 DP: 1 HBP: 0	WP: 0 PB: 0 SB: 0 CS: 0
PITCHER	IP WLS BF H R ER SO BB IBB HBP BLK WP HR S P ERA WHIP																					
Bill Singer, R ERA: 2.7 (1, 1)	9.0 W 33 5 1 1 7 2 0 0 0 0 0 0 45 53 1.00 0.778																					

Batter	1	2	3	4	5	6	7	8	9	AB	R	H	RBI	BB	SO	LOB	TOP								
Bill North, S OBP: 0.330, SLG: 0.309 (1, 8)	F7	L7			F7		BB 1B	3-1		5	1	1	0	0	0	3	Oakland Athletics @ California Angels Anaheim Stadium, Anaheim, CA Fri May 24 1974, 10:05 PM EDT Att: 24,855 - Unknown livebaseballscorecards.com								
Bert Campaneris, R OBP: 0.366, SLG: 0.380 (1, 6)	1B		1B		2B		F8	4-3		4	1	2	0	1	0	1									
Joe Rudi, R OBP: 0.344, SLG: 0.491 (1, 7)	F9		F9		4-3 1-H		F8	L5		5	0	1	1	1	0	3									
Reggie Jackson, L OBP: 0.464, SLG: 0.777 (1, 10)	5-3				4-3		1B	F7		4	0	1	0	1	0	2									
Deron Johnson, R OBP: 0.238, SLG: 0.299 (1, 3)		BB PB BB	K		F7		1-2 2-H			3	0	1	1	1	1	3									
Gene Tenace, R OBP: 0.385, SLG: 0.368 (1, 2)	F8		P4				F7	F7		4	0	0	0	0	0	5									
Angel Mangual, R OBP: 0.309, SLG: 0.576 (1, 9)	FC				6-3		2B	HR		4	1	2	1	0	0	1									
Phil Garner, R OBP: 0.336, SLG: 0.548 (8, PH)	F7		K		5-3			1-3		3	0	0	0	0	1	3									
Gaylen Pitts, R OBP: 0.326, SLG: 0.316 (1, 4)					F9			1-3		2	0	0	0	1	0	1									
Pat Bourque, L OBP: 0.365, SLG: 0.383 (8, PH)										1	0	0	0	0	0	0									
Ted Kubiak, S OBP: 0.259, SLG: 0.252 (8, 4)	1-2 2-3									0	0	0	0	0	0	0									
Inning Stats	R: 0 E: 0 K: 0 S: 4	H: 1 LOB: 1 BB: 0 P: 4	R: 0 E: 0 K: 0 S: 4	H: 0 LOB: 3 BB: 2 P: 12	R: 0 E: 0 K: 1 S: 7	H: 2 LOB: 2 BB: 0 P: 7	R: 0 E: 0 K: 1 S: 5	H: 0 LOB: 0 BB: 0 P: 5	R: 1 E: 0 K: 0 S: 4	H: 1 LOB: 1 BB: 0 P: 8	R: 0 E: 0 K: 0 S: 4	H: 1 LOB: 1 BB: 0 P: 4	R: 1 E: 0 K: 0 S: 5	H: 2 LOB: 2 BB: 1 P: 9	R: 1 E: 0 K: 0 S: 4	H: 1 LOB: 0 BB: 0 P: 4	R: 0 E: 0 K: 0 S: 3	H: 0 LOB: 0 BB: 0 P: 3	1B: 5 2B: 2 3B: 0 HR: 1	SF: 0 SAC: 0 DP: 0 HBP: 0	WP: 0 PB: 1 SB: 0 CS: 0	PA: 40			
PITCHER	IP	WLS	BF	H	R	ER	SO	BB	IBB	HBP	BLK	WP	HR	S	P	ERA	WHIP								
Dick Lange, R ERA: 1.84 (1, 1)	6.2	W	32	7	2	2	2	4	0	0	0	0	0	32	48	2.70	1.650								
Dave Sellis, R ERA: 2.04 (7, 1)	2.1	S	8	1	1	1	0	0	0	0	0	0	1	8	8	3.86	0.429								

Batter	1	2	3	4	5	6	7	8	9	AB	R	H	RBI	BB	SO	LOB	BOTTOM								
Mickey Rivers, L OBP: 0.344, SLG: 0.401 (1, 8)	CS 1B		FC2-6 E 1B 1-2 1-3		HR		4-3			4	2	2	1	0	0	2	Oakland Athletics @ California Angels Anaheim Stadium, Anaheim, CA Fri May 24 1974, 10:05 PM EDT Att: 24,855 - Unknown livebaseballscorecards.com								
Denny Doyle, L OBP: 0.318, SLG: 0.302 (1, 4)	F2		E9 1-3 1B		F7		L8			4	0	1	0	0	0	1									
Bobby Valentine, R OBP: 0.315, SLG: 0.396 (1, 7)	F7		1-3		L5		5-3			4	0	0	1	0	0	1									
Frank Robinson, R OBP: 0.356, SLG: 0.489 (1, 10)		1B G3 BB	1-3		K		F8			3	1	0	0	1	1	1									
Bob Oliver, R OBP: 0.314, SLG: 0.405 (1, 5)		3-1 G3 1B			F3		6-3			3	0	1	0	0	0	0									
Joe Lahoud, L OBP: 0.313, SLG: 0.423 (1, 9)		G3					P4			3	1	1	1	0	0	1									
Morris Nettles, L OBP: 0.327, SLG: 0.273 (7, 9)		1-2 3-H			2B 1B					0	0	0	0	0	0	0									
Tom McCraw, L OBP: 0.360, SLG: 0.471 (1, 3)		3-1			1-H 2B		5-3			3	0	1	1	0	0	1									
Ellie Rodriguez, R OBP: 0.340, SLG: 0.288 (1, 2)		P5			F3		P4			3	0	0	0	0	0	2									
Dave Chalk, R OBP: 0.296, SLG: 0.340 (1, 6)					5-3		CS 1B			3	0	2	0	0	0	1									
Inning Stats	R: 0 E: 0 K: 0 S: 3	H: 1 LOB: 0 BB: 0 P: 3	R: 1 E: 0 K: 0 S: 4	H: 1 LOB: 1 BB: 1 P: 8	R: 1 E: 1 K: 0 S: 5	H: 2 LOB: 1 BB: 0 P: 5	R: 1 E: 0 K: 0 S: 5	H: 2 LOB: 1 BB: 0 P: 5	R: 1 E: 0 K: 1 S: 6	H: 1 LOB: 0 BB: 0 P: 6	R: 0 E: 0 K: 0 S: 3	H: 0 LOB: 0 BB: 0 P: 3	R: 0 E: 0 K: 0 S: 3	H: 1 LOB: 0 BB: 0 P: 3	R: 0 E: 0 K: 0 S: 3	H: 0 LOB: 0 BB: 0 P: 3	1B: 6 2B: 1 3B: 0 HR: 1	SF: 0 SAC: 0 DP: 0 HBP: 0	WP: 0 PB: 0 SB: 0 CS: 2	PA: 31					
PITCHER	IP	WLS	BF	H	R	ER	SO	BB	IBB	HBP	BLK	WP	HR	S	P	ERA	WHIP								
Catfish Hunter, R ERA: 2.28 (1, 1)	8.0	L	31	8	4	3	1	1	0	0	0	0	1	32	36	3.38	1.125								

Batter	1	2	3	4	5	6	7	8	9	AB	R	H	RBI	BB	SO	LOB	TOP					
Bill North, S OBP: 0.326, SLG: 0.305 (1, 8)	5-3		F9			S E 1B		F8	F9	5	1	1	0	0	0	4	Oakland Athletics @ California Angels Anaheim Stadium, Anaheim, CA Sat May 25 1974, 10:05 PM EDT Att: 17,798 - Unknown livebaseballscorecards.com					
Bert Campaneris, R OBP: 0.369, SLG: 0.394 (1, 6)	1B S 1B		FC6-4			F4				4	0	2	0	0	0	2						
Sal Bando, R Phil Garner, R (1, 5) (8, 5)	F6		F9			K		K		4	0	0	0	0	2	4						
Reggie Jackson, L Herb Washington, R Jesus Alou, R (1, 9) (6, PR) (6, 9)					K	E6 S 1B		4-3		3	0	1	0	0	1	1						
Joe Rudi, R OBP: 0.342, SLG: 0.486 (1, 7)	1-3				F3					4	0	1	2	0	0	2						
Angel Mangual, R OBP: 0.306, SLG: 0.557 (1, 10)		F8			3-1					4	0	1	0	0	1	1						
Deron Johnson, R OBP: 0.239, SLG: 0.296 (1, 3)		F7								4	0	1	0	0	0	1						
Gene Tenace, R Lary Haney, R Gaylen Pitts, R (1, 2) (7, 2) (9, PH)	4-3					F8		K		3	0	0	0	0	1	0						
Ted Kubiak, S OBP: 0.267, SLG: 0.255 (1, 4)					4-3			4-3		3	0	1	0	1	0	0						
Inning Stats	R: 0 E: 0 K: 0 S: 5	H: 2 LOB: 2 BB: 0 P: 5	R: 0 E: 0 K: 0 S: 3	H: 0 LOB: 0 BB: 0 P: 3	R: 0 E: 0 K: 1 S: 3	H: 0 LOB: 1 BB: 1 P: 7	R: 0 E: 0 K: 1 S: 5	H: 0 LOB: 0 BB: 0 P: 5	R: 0 E: 0 K: 0 S: 3	H: 1 LOB: 0 BB: 0 P: 3	R: 2 E: 1 K: 2 S: 10	H: 2 LOB: 1 BB: 0 P: 10	R: 0 E: 0 K: 1 S: 5	H: 0 LOB: 1 BB: 0 P: 5	R: 0 E: 0 K: 0 S: 6	H: 1 LOB: 1 BB: 0 P: 6		R: 0 E: 0 K: 0 S: 6	H: 3 LOB: 3 BB: 0 P: 6	1B: 8 2B: 0 3B: 1 HR: 0	SF: 0 SAC: 0 DP: 0 HBP: 0	WP: 0 PB: 0 SB: 3 CS: 0
PITCHER Frank Tanana, L ERA: 2.8 (1, 1)	IP: 9.0 WLS: W BF: 37 H: 9 R: 2 ER: 0 SO: 5 BB: 1 IBB: 0 HBP: 0 BLK: 0 WP: 0 HR: 0 S: 46 P: 50 ERA: 0.00 WHIP: 1.111											PITCHER	IP: 9.0 WLS: W BF: 37 H: 9 R: 2 ER: 0 SO: 5 BB: 1 IBB: 0 HBP: 0 BLK: 0 WP: 0 HR: 0 S: 46 P: 50 ERA: 0.00 WHIP: 1.111									

Batter	1	2	3	4	5	6	7	8	9	AB	R	H	RBI	BB	SO	LOB	BOTTOM			
Mickey Rivers, L OBP: 0.348, SLG: 0.400 (1, 8)	2B BB				SH SF8 1B					3	2	1	0	1	1	2	Oakland Athletics @ California Angels Anaheim Stadium, Anaheim, CA Sat May 25 1974, 10:05 PM EDT Att: 17,798 - Unknown livebaseballscorecards.com			
Denny Doyle, L OBP: 0.326, SLG: 0.317 (1, 4)	FC4-6 1-H 2B				F8					5	2	3	1	0	0	3				
Bobby Valentine, R Morris Nettles, L (1, 7) (6, 7)	K				F9 FC5 1B					3	1	1	1	0	1	3				
Frank Robinson, R OBP: 0.364, SLG: 0.486 (1, 10)	FC4-6 BB				SF8 1B					3	1	1	0	2	0	4				
Bob Oliver, R OBP: 0.311, SLG: 0.399 (1, 5)	FC4-6 1-2 2-3				F9					5	0	1	3	0	0	4				
Joe Lahoud, L OBP: 0.316, SLG: 0.461 (1, 9)	G3				FC5 1B					5	1	2	1	0	1	5				
Tom McCraw, L OBP: 0.354, SLG: 0.465 (1, 3)					SF8 1B					3	0	1	2	0	1	0				
Ellie Rodriguez, R OBP: 0.331, SLG: 0.279 (1, 2)					F9					4	0	0	0	0	0	4				
Dave Chalk, R Sandy Alomar Sr., S (1, 6) (7, PR) (8, 6)					F3					2	1	2	0	1	0	0				
Inning Stats	R: 1 E: 0 K: 1 S: 6	H: 1 LOB: 2 BB: 2 P: 14	R: 0 E: 0 K: 1 S: 6	H: 1 LOB: 1 BB: 0 P: 6	R: 2 E: 1 K: 1 S: 9	H: 3 LOB: 2 BB: 0 P: 9	R: 4 E: 1 K: 0 S: 7	H: 3 LOB: 2 BB: 2 P: 15	R: 0 E: 0 K: 0 S: 5	H: 2 LOB: 2 BB: 0 P: 5	R: 1 E: 0 K: 1 S: 6	H: 1 LOB: 0 BB: 0 P: 6	R: 0 E: 0 K: 0 S: 3	H: 1 LOB: 2 BB: 0 P: 4	R: 0 E: 0 K: 0 S: 3	H: 1 LOB: 0 BB: 0 P: 3		1B: 11 2B: 1 3B: 0 HR: 1	SF: 2 SAC: 1 DP: 1 HBP: 1	WP: 0 PB: 0 SB: 0 CS: 0
PITCHER Ken Holtzman, L ERA: 3.88 Blue Moon Odom, R ERA: 7.53 Paul Lindblad, L ERA: 1.93 Darold Knowles, L ERA: 4.96 Rolife Fingers, R ERA: 2.65 (1, 1) (4, 1) (4, 1) (7, 1) (8, 1)	IP: 3.0 WLS: L BF: 20 H: 6 R: 6 ER: 5 SO: 3 BB: 3 IBB: 0 HBP: 0 BLK: 0 WP: 0 HR: 0 S: 23 P: 35 ERA: 15.00 WHIP: 3.000											PITCHER	IP: 3.0 WLS: L BF: 20 H: 6 R: 6 ER: 5 SO: 3 BB: 3 IBB: 0 HBP: 0 BLK: 0 WP: 0 HR: 0 S: 23 P: 35 ERA: 15.00 WHIP: 3.000							

Batter	1	2	3	4	5	6	7	8	9	AB	R	H	RBI	BB	SO	LOB	TOP										
Bill North, S OBP: 0.328, SLG: 0.314 (1, 8)	1-3		5-3-2					5-3		5	2	2	0	0	0	2											
Bert Campaneris, R OBP: 0.397, SLG: 0.391 (1, 6)	6-3			K		E7	SH1-3		K	4	0	1	2	0	2	0											
Sal Bando, R OBP: 0.412, SLG: 0.505 (1, 5)	6-3			K			SF8		K	3	1	0	1	1	2	0											
Reggie Jackson, L OBP: 0.460, SLG: 0.754 (1, 10)				K		FC1-5-2			K	5	1	2	0	0	2	2											
Joe Rudi, R OBP: 0.346, SLG: 0.483 (1, 7)						E1				3	0	1	0	1	0	1											
Angel Mangual, R OBP: 0.289, SLG: 0.527 (1, 9)	F9					F8		FC5		4	0	0	0	0	0	6											
Deron Johnson, R OBP: 0.239, SLG: 0.286 (1, 3)	G6-4-3							F8		3	0	0	0	1	1	2											
Gene Tenace, R OBP: 0.392, SLG: 0.399 (1, 2)										2	1	2	2	2	0	0											
Ted Kubiak, S OBP: 0.271, SLG: 0.252 (1, 4)										1	1	0	0	1	0	1											
Pat Bourque, L OBP: 0.358, SLG: 0.375 (6, PH)								SH1-3		1	0	0	0	0	0	3											
Phil Garner, R (6, 4)										0	0	0	0	0	0	0											
Inning Stats	R: 0 E: 0 K: 0 S: 3	H: 0 LOB: 0 BB: 0 P: 3	R: 0 E: 0 K: 0 S: 4	H: 2 LOB: 1 BB: 0 P: 4	R: 0 E: 0 K: 0 S: 3	H: 1 LOB: 0 BB: 0 P: 3	R: 0 E: 0 K: 3 S: 9	H: 0 LOB: 0 BB: 0 P: 9	R: 0 E: 0 K: 1 S: 5	H: 0 LOB: 0 BB: 0 P: 5	R: 0 E: 0 K: 0 S: 5	H: 0 LOB: 2 BB: 1 P: 9	R: 0 E: 0 K: 0 S: 3	H: 0 LOB: 1 BB: 1 P: 7	R: 0 E: 0 K: 3 S: 9	H: 0 LOB: 0 BB: 0 P: 9	1B: 5 2B: 3 3B: 0 HR: 1	SF: 1 SAC: 2 DP: 2 HBP: 0	WP: 0 PB: 1 SB: 1 CS: 0	PA: 40							
PITCHER	IP	WLS	BF	H	R	ER	SO	BB	IBB	HBP	BLK	WP	HR	S	P	ERA	WHIP										
Bill Singer, R ERA: 2.85 (1, 1)	5.0		21	6	5	3	4	2	0	0	0	0	1	27	35	5.40	1.600										
Rudy May, L ERA: 5.79 (6, 1)	0.1		1	0	0	0	0	0	0	0	0	0	0	1	1	0.00	0.000										
Dave Sellis, R ERA: 2.37 (6, 1)	1.1	L	10	2	1	1	0	3	0	0	0	0	0	7	19	6.75	3.750										
Dick Selma, R ERA: 4.74 (7, 1)	2.1		8	0	0	0	3	1	0	0	0	0	0	13	17	0.00	0.429										

Oakland Athletics @ California Angels
Anaheim Stadium, Anaheim, CA
Sun May 26 1974, 6:33 AM EDT
Att: 13,329 - Unknown

AB 31
R 6
H 8
RBI 5
BB 6
SO 7
LOB 17



Batter	1	2	3	4	5	6	7	8	9	AB	R	H	RBI	BB	SO	LOB	BOTTOM										
Mickey Rivers, L OBP: 0.346, SLG: 0.397 (1, 8)	L1-3		F8		SH3-4	F7			4-3	4	0	1	0	0	0	3											
Denny Doyle, L OBP: 0.317, SLG: 0.308 (1, 4)	L1-3			G3	F7			1-3	F6	5	0	0	0	0	0	4											
Bobby Valentine, R OBP: 0.305, SLG: 0.383 (1, 7)	K			F9	F8			F8		4	0	0	0	0	1	1											
Frank Robinson, R OBP: 0.367, SLG: 0.479 (1, 10)						5-3		F9		2	1	0	0	2	0	0											
Bob Oliver, R OBP: 0.317, SLG: 0.396 (6, PR)										1	0	0	0	2	0	1											
Sandy Alomar Sr., S OBP: 0.279, SLG: 0.353 (7, 5)										1	1	0	0	0	0	0											
Winston Llenas, R OBP: 0.316, SLG: 0.313 (1, 9)										4	0	1	1	0	1	3											
Tom McCraw, L OBP: 0.349, SLG: 0.453 (1, 3)										4	1	1	0	0	0	4											
Ellie Rodriguez, R OBP: 0.340, SLG: 0.312 (6, PH)										2	1	2	1	0	0	0											
Charlie Sands, L OBP: 0.333, SLG: 0.458 (7, 2)										2	1	2	3	0	0	0											
Morris Nettles, L OBP: 0.340, SLG: 0.289 (9, PR)										0	0	0	0	0	0	0											
Dave Chalk, R OBP: 0.320, SLG: 0.351 (1, 6)										2	0	1	0	0	0	1											
Inning Stats	R: 0 E: 0 K: 1 S: 5	H: 1 LOB: 0 BB: 0 P: 5	R: 0 E: 1 K: 0 S: 3	H: 0 LOB: 1 BB: 1 P: 7	R: 0 E: 0 K: 0 S: 3	H: 1 LOB: 0 BB: 0 P: 3	R: 1 E: 0 K: 0 S: 4	H: 1 LOB: 2 BB: 2 P: 12	R: 1 E: 0 K: 0 S: 5	H: 2 LOB: 1 BB: 0 P: 5	R: 3 E: 0 K: 0 S: 5	H: 3 LOB: 1 BB: 1 P: 10	R: 0 E: 0 K: 0 S: 3	H: 0 LOB: 0 BB: 0 P: 3	R: 0 E: 0 K: 1 S: 5	H: 0 LOB: 0 BB: 0 P: 5	R: 0 E: 0 K: 0 S: 4	H: 1 LOB: 2 BB: 0 P: 4	1B: 6 2B: 1 3B: 0 HR: 2	SF: 0 SAC: 2 DP: 3 HBP: 1	WP: 0 PB: 0 SB: 0 CS: 0	PA: 38					
PITCHER	IP	WLS	BF	H	R	ER	SO	BB	IBB	HBP	BLK	WP	HR	S	P	ERA	WHIP										
Dave Hamilton, L ERA: 3.08 (1, 1)	4.0		18	5	2	2	1	3	0	0	0	0	1	17	29	4.50	2.000										
Darold Knowles, L ERA: 5.5 (5, 1)	1.2		7	1	2	2	0	1	0	0	0	0	0	6	10	10.80	1.200										
Rollie Fingers, R ERA: 2.66 (6, 1)	3.1	W	13	2	1	1	1	0	0	1	0	0	1	14	15	2.70	0.600										

Oakland Athletics @ California Angels
Anaheim Stadium, Anaheim, CA
Sun May 26 1974, 6:33 AM EDT
Att: 13,329 - Unknown

AB 31
R 5
H 8
RBI 5
BB 4
SO 2
LOB 17



Batter	1	2	3	4	5	6	7	8	9	AB	R	H	RBI	BB	SO	LOB	TOP					
Don Money, R OBP: 0.341, SLG: 0.442 (1.5)										4	1	1	2	0	1	3	Milwaukee Brewers @ California Angels Anaheim Stadium, Anaheim, CA Mon May 27 1974, 10:05 PM EDT Att: 9,211 - Unknown					
Dave May, L OBP: 0.262, SLG: 0.396 (1.9)										2	0	0	0	2	1	2						
George Scott, R OBP: 0.371, SLG: 0.478 (1.3)										4	0	1	0	0	1	4						
John Briggs, L OBP: 0.352, SLG: 0.558 (1.7)										4	0	1	0	0	1	1						
Bob Hansen, L OBP: 0.231, SLG: 0.208 (1.10)										4	0	0	0	0	3	0						
Darrell Porter, L OBP: 0.386, SLG: 0.409 (1.2)										3	0	1	0	1	0	0						
Bob Coluccio, R OBP: 0.320, SLG: 0.356 (1.8)										3	0	0	0	1	1	1						
Pedro Garcia, R OBP: 0.325, SLG: 0.468 (1.4)										3	0	2	0	0	0	0						
Robin Yount, R OBP: 0.279, SLG: 0.313 (1.6)										1	1	1	0	2	0	0						
Inning Stats	R: 0 E: 0 K: 1 S: 6	H: 1 LOB: 1 BB: 0 P: 6	R: 0 E: 0 K: 1 S: 5	H: 0 LOB: 0 BB: 0 P: 5	R: 0 E: 0 K: 0 S: 4	H: 1 LOB: 2 BB: 1 P: 8	R: 0 E: 0 K: 2 S: 7	H: 1 LOB: 0 BB: 0 P: 7	R: 2 E: 0 K: 2 S: 9	H: 3 LOB: 1 BB: 1 P: 13	R: 0 E: 0 K: 1 S: 5	H: 0 LOB: 1 BB: 1 P: 9	R: 0 E: 0 K: 1 S: 4	H: 0 LOB: 0 BB: 1 P: 8	R: 0 E: 0 K: 0 S: 2	H: 1 LOB: 0 BB: 1 P: 6	R: 0 E: 0 K: 0 S: 2	H: 0 LOB: 0 BB: 1 P: 6	1B: 4 2B: 2 3B: 0 HR: 1	SF: 0 SAC: 0 DP: 1 HBP: 0	WP: 0 PB: 0 SB: 0 CS: 4	PA: 37
PITCHER Nolan Ryan, R ERA: 4.01 (1.1)	IP: 9.0 WLS: L BF: 34 H: 7 R: 2 ER: 2 SO: 8 BB: 6 IBB: 0 HBP: 0 BLK: 0 WP: 0 HR: 1 S: 44 P: 68 ERA: 2.00 WHIP: 1.444																					

Batter	1	2	3	4	5	6	7	8	9	AB	R	H	RBI	BB	SO	LOB	BOTTOM			
Mickey Rivers, L OBP: 0.344, SLG: 0.390 (1.8)										3	0	0	0	1	2	2	Milwaukee Brewers @ California Angels Anaheim Stadium, Anaheim, CA Mon May 27 1974, 10:05 PM EDT Att: 9,211 - Unknown			
Denny Doyle, L OBP: 0.316, SLG: 0.307 (1.4)										4	0	1	0	0	1	4				
Bobby Valentine, R OBP: 0.297, SLG: 0.372 (1.7)										4	0	0	0	0	0	3				
Frank Robinson, R OBP: 0.364, SLG: 0.472 (1.10)										4	0	1	0	0	0	0				
Bob Oliver, R OBP: 0.315, SLG: 0.392 (1.3)										4	0	1	0	0	0	1				
Winston Llenas, R OBP: 0.261, SLG: 0.250 (1.9)										4	0	0	0	0	1	1				
Paul Schaal, R OBP: 0.316, SLG: 0.343 (1.5)										3	0	1	0	0	0	1				
Ellie Rodriguez, R OBP: 0.345, SLG: 0.319 (1.2)										3	0	2	0	0	0	0				
Dave Chalk, R OBP: 0.314, SLG: 0.344 (1.6)										3	0	0	0	0	1	3				
Inning Stats	R: 0 E: 0 K: 0 S: 3	H: 0 LOB: 0 BB: 0 P: 3	R: 0 E: 0 K: 0 S: 3	H: 1 LOB: 0 BB: 0 P: 3	R: 0 E: 0 K: 2 S: 9	H: 2 LOB: 0 BB: 0 P: 9	R: 0 E: 0 K: 0 S: 3	H: 0 LOB: 0 BB: 0 P: 3	R: 0 E: 0 K: 1 S: 6	H: 1 LOB: 1 BB: 0 P: 6	R: 0 E: 0 K: 1 S: 6	H: 1 LOB: 1 BB: 0 P: 6	R: 0 E: 0 K: 1 S: 6	H: 1 LOB: 2 BB: 1 P: 10	R: 0 E: 0 K: 0 S: 3	H: 0 LOB: 0 BB: 0 P: 3	1B: 5 2B: 1 3B: 0 HR: 0	SF: 0 SAC: 0 DP: 1 HBP: 0	WP: 0 PB: 0 SB: 0 CS: 0	PA: 33
PITCHER Kevin Kobel, L ERA: 2.06 (1.1)	IP: 9.0 WLS: W BF: 33 H: 6 R: 0 ER: 0 SO: 5 BB: 1 IBB: 0 HBP: 0 BLK: 0 WP: 0 HR: 0 S: 42 P: 46 ERA: 0.00 WHIP: 0.778																			

Batter	1	2	3	4	5	6	7	8	9	AB	R	H	RBI	BB	SO	LOB	TOP					
Don Money, R OBP: 0.337, SLG: 0.435 (1, 5)										5	1	1	0	0	0	2	Milwaukee Brewers @ California Angels Anaheim Stadium, Anaheim, CA Tue May 28 1974, 10:05 PM EDT Att: 5,330 - Unknown					
Dave May, L OBP: 0.271, SLG: 0.420 (1, 9)										5	1	3	1	0	0	1						
George Scott, R OBP: 0.368, SLG: 0.491 (1, 3)										4	1	1	1	0	0	3						
John Briggs, L OBP: 0.355, SLG: 0.553 (1, 7)										3	1	1	0	1	0	1						
Darrell Porter, L OBP: 0.382, SLG: 0.398 (1, 2)										3	1	0	0	1	2	2						
Bob Hansen, L OBP: 0.207, SLG: 0.185 (8, FH)										3	0	0	0	0	0	3						
Rob Ellis, R OBP: 0.250, SLG: 0.182 (8, FH)										1	0	0	0	0	0	0						
Bob Coluccio, R OBP: 0.325, SLG: 0.360 (1, 8)										4	0	2	1	0	1	0						
Pedro Garcia, R OBP: 0.316, SLG: 0.458 (1, 4)										3	0	0	1	0	2	2						
Robin Yount, R OBP: 0.286, SLG: 0.328 (1, 6)										4	1	2	0	0	1	2						
Inning Stats	R: 0 E: 0 K: 0 S: 3	H: 0 LOB: 0 BB: 0 P: 3	R: 2 E: 1 K: 0 S: 5	H: 2 LOB: 0 BB: 0 P: 5	R: 2 E: 0 K: 1 S: 7	H: 2 LOB: 0 BB: 0 P: 7	R: 0 E: 0 K: 1 S: 6	H: 1 LOB: 2 BB: 1 P: 10	R: 1 E: 0 K: 2 S: 6	H: 2 LOB: 1 BB: 0 P: 7	R: 0 E: 0 K: 2 S: 7	H: 0 LOB: 0 BB: 0 P: 7	R: 1 E: 0 K: 0 S: 5	H: 2 LOB: 1 BB: 0 P: 5	R: 0 E: 0 K: 1 S: 5	H: 0 LOB: 3 BB: 0 P: 5	R: 0 E: 0 K: 0 S: 4	H: 1 LOB: 1 BB: 0 P: 4	1B: 7 2B: 2 3B: 0 HR: 2	SF: 1 SAC: 0 DP: 2 HBP: 0	WP: 0 PB: 1 CS: 0	PA: 38
PITCHER	IP WLS BF H R ER SO BB IBB HBP BLK WP HR S P ERA WHIP																					
Dick Lange, R ERA: 2.55 (1, 1)	3.0 L 14 4 4 2 1 1 0 0 0 0 0 2 15 19 6.00 1.667																					
Bill Stoneman, R ERA: 4.73 (4, 1)	3.2 16 5 2 1 4 1 0 0 0 0 0 0 23 27 2.46 1.636																					
Rudy May, L ERA: 5.4 (7, 1)	1.1 4 0 0 0 1 0 0 0 0 0 0 0 6 6 0.00 0.000																					
Skip Lockwood, R ERA: 3.74 (9, 1)	1.0 4 1 0 0 0 0 0 0 0 0 0 0 4 4 0.00 1.000																					

Batter	1	2	3	4	5	6	7	8	9	AB	R	H	RBI	BB	SO	LOB	BOTTOM					
Mickey Rivers, L OBP: 0.342, SLG: 0.387 (1, 8)										4	0	1	0	0	0	1	Milwaukee Brewers @ California Angels Anaheim Stadium, Anaheim, CA Tue May 28 1974, 10:05 PM EDT Att: 5,330 - Unknown					
Denny Doyle, L OBP: 0.306, SLG: 0.300 (1, 4)										4	0	0	0	0	0	4						
Tom McCraw, L OBP: 0.345, SLG: 0.456 (1, 7)										4	1	1	0	0	1	0						
Charlie Sands, L OBP: 0.324, SLG: 0.407 (1, 10)										3	0	0	0	1	2	1						
Bob Oliver, R OBP: 0.314, SLG: 0.389 (1, 3)										4	1	1	0	0	1	1						
Joe Lahoud, L OBP: 0.315, SLG: 0.450 (1, 9)										4	0	1	1	0	1	1						
Paul Schaal, R OBP: 0.314, SLG: 0.340 (1, 5)										4	0	1	1	0	1	1						
Ellie Rodriguez, R OBP: 0.349, SLG: 0.324 (1, 2)										4	0	2	0	0	0	2						
Dave Chalk, R OBP: 0.314, SLG: 0.340 (1, 6)										2	0	0	0	1	0	1						
Inning Stats	R: 0 E: 0 K: 1 S: 5	H: 0 LOB: 0 BB: 0 P: 5	R: 0 E: 0 K: 1 S: 5	H: 0 LOB: 1 BB: 1 P: 9	R: 0 E: 0 K: 0 S: 4	H: 1 LOB: 1 BB: 0 P: 4	R: 0 E: 0 K: 0 S: 3	H: 0 LOB: 0 BB: 0 P: 3	R: 0 E: 0 K: 1 S: 5	H: 0 LOB: 0 BB: 0 P: 5	R: 0 E: 0 K: 0 S: 3	H: 0 LOB: 0 BB: 0 P: 3	R: 0 E: 0 K: 2 S: 7	H: 0 LOB: 0 BB: 0 P: 7	R: 0 E: 0 K: 0 S: 5	H: 2 LOB: 3 BB: 1 P: 9	R: 2 E: 0 K: 1 S: 8	H: 4 LOB: 1 BB: 0 P: 8	1B: 6 2B: 1 3B: 0 HR: 0	SF: 0 SAC: 0 DP: 1 HBP: 0	WP: 0 PB: 0 CS: 0	PA: 35
PITCHER	IP WLS BF H R ER SO BB IBB HBP BLK WP HR S P ERA WHIP																					
Jim Slaton, R ERA: 3.84 (1, 1)	8.1 W 33 6 2 2 6 2 0 0 0 0 0 0 0 43 51 2.16 0.960																					
Tom Murphy, R ERA: 2.05 (9, 1)	0.2 2 1 0 0 0 0 0 0 0 0 0 0 2 2 0.00 1.500																					


Batter	1	2	3	4	5	6	7	8	9	AB	R	H	RBI	BB	SO	LOB	TOP										
Dave May, L OBP: 0.269, SLG: 0.414 (1, 9)	0-0 E6 BB		0-0 F3		0-0 4-3		0-0 F9		0-0 1B PB HR 1B	5	1	1	0	0	0	1	Milwaukee Brewers @ California Angels Anaheim Stadium, Anaheim, CA Wed May 29 1974, 10:05 PM EDT Att: 6,787 - Unknown										
Don Money, R OBP: 0.336, SLG: 0.434 (1, 5)	0-0 F6		0-0 CS 1B		0-3 K		0-0 F6		0-0 1B HR 1B	5	1	2	1	0	1	2											
John Briggs, L OBP: 0.362, SLG: 0.571 (1, 7)	0-3 K		0-0 1-2 1B		4-0 1B BB		0-0 1H HR		0-3 K	4	2	2	2	1	2	3											
George Scott, R OBP: 0.369, SLG: 0.503 (1, 3)	4-0 1-2 BB		0-0 F9		0-0 F4		0-0 F8		0-0 1H HR	4	1	1	3	1	0	2											
Bob Coluccio, R OBP: 0.314, SLG: 0.348 (1, 8)	0-0 5-3			0-0 F7		0-0 F8		0-0 F8	0-0 5-3	5	0	0	0	0	0	3											
Charlie Moore, R OBP: 0.370, SLG: 0.396 (1, 2)		0-3 K		4-0 BB		0-0 1B 1B		4-0 FC3-6 BB	0-0 6-3	3	0	1	0	2	1	0											
Rob Ellis, R Darrell Porter, L OBP: 0.288 (1, 10) OBP: 0.379, SLG: 0.395 (8, PH)		0-0 5-3 1B		0-3 K		0-0 1-3 2-H 1B		0-0 1-2 FC3-6		3	0	2	1	0	1	1											
Pedro Garcia, R OBP: 0.310, SLG: 0.448 (1, 4)		0-0 5-3		0-0 F7		0-0 F2		0-0 G3		3	0	0	0	0	0	4											
John Vukovich, R OBP: 0.222, SLG: 0.333 (7, 4)		0-0 5-3		0-0 F7		0-0 F2		0-0 G3		0	0	0	0	0	0	0											
Bob Hansen, L OBP: 0.200, SLG: 0.179 (8, PH)		0-0 1-2		0-0 F7		0-0 F2		0-0 G3		1	0	0	0	0	0	1											
Tim Johnson, L OBP: 0.176, SLG: 0.235 (8, 4)		0-0 1-2		0-0 F7		0-0 F2		0-0 G3		0	0	0	0	0	0	0											
Robin Yount, R OBP: 0.292, SLG: 0.333 (1, 6)		0-0 F8		0-0 F7		0-0 F7		0-0 HR 1B	0-0 PB 1B 1B	4	2	2	0	0	0	1											
Inning Stats	R: 0 E: 1 K: 1 S: 6	H: 0 LOB: 2 BB: 1 P: 10	R: 0 E: 0 K: 1 S: 6	H: 1 LOB: 1 BB: 0 P: 6	R: 0 E: 0 K: 0 S: 4	H: 2 LOB: 1 BB: 0 P: 4	R: 0 E: 0 K: 1 S: 5	H: 0 LOB: 1 BB: 1 P: 9	R: 0 E: 0 K: 0 S: 5	H: 0 LOB: 0 BB: 0 P: 5	R: 1 E: 0 K: 0 S: 5	H: 2 LOB: 2 BB: 1 P: 9	R: 2 E: 0 K: 0 S: 5	H: 2 LOB: 0 BB: 0 P: 5	R: 0 E: 0 K: 0 S: 3	H: 0 LOB: 1 BB: 1 P: 7	R: 4 E: 0 K: 1 S: 9	H: 4 LOB: 0 BB: 0 P: 9	1B: 9 2B: 0 3B: 0 HR: 2	SF: 0 SAC: 0 DP: 0 HBP: 0	WP: 0 PB: 1 CS: 0	PA: 42					
PITCHER	IP	WLS	BF	H	R	ER	SO	BB	IBB	HBP	BLK	WP	HR	S	P	ERA	WHIP										
Frank Tanana, L ERA: 2.88 (1, 1)	6.2		30	7	3	3	4	3	0	0	0	0	1	35	47	4.05	1.500										
Skip Lockwood, R ERA: 4.7 (7, 1)	1.1	L	8	3	3	3	0	1	0	0	0	0	0	7	11	20.25	3.000										
John Cumberland, L ERA: (9, 1)	0.1		1	0	0	0	1	0	0	0	0	0	0	3	3	0.00	0.000										
Dick Selma, R ERA: 5.03 (9, 1)	0.2		3	1	1	1	0	0	0	0	0	0	1	3	3	13.50	1.500										

Batter	1	2	3	4	5	6	7	8	9	AB	R	H	RBI	BB	SO	LOB	BOTTOM										
Mickey Rivers, L OBP: 0.338, SLG: 0.378 (1, 8)	0-0 3-1		4-0 1B 1B SF8 BB	0-0 F7		0-3 K		0-0 4-3		4	1	0	0	1	1	3	Milwaukee Brewers @ California Angels Anaheim Stadium, Anaheim, CA Wed May 29 1974, 10:05 PM EDT Att: 6,787 - Unknown										
Dave Chalk, R OBP: 0.324, SLG: 0.346 (1, 6)	0-0 WP 1B		0-0 SF8 1B		4-0 6-3 BB		0-3 K		0-0 F3	3	2	2	0	1	1	0											
Tom McCraw, L OBP: 0.341, SLG: 0.450 (9, PH)			0-0 SF8 1B		0-0 6-3 BB		0-0 K		0-0 F3	1	0	0	0	0	0	0											
Bobby Valentine, R OBP: 0.297, SLG: 0.372 (1, 7)	0-0 F6		0-0 1-2 2-3 3-H 1B		0-0 6-3		0-0 BB 1B		0-0 G6-4-3 1B	0	0	0	0	0	0	0											
Winston Llenas, R OBP: 0.296, SLG: 0.292 (1, PH)	0-0 F6		0-0 1-2 2-3 3-H 1B		0-0 6-3		0-0 BB 1B		0-0 G6-4-3 1B	4	1	2	1	0	0	2											
Joe Lahoud, L OBP: 0.322, SLG: 0.457 (8, 7)	1-2		0-0 SF8		4-0 G4-3 BB		4-0 1B 1B		0-0 G6-4-3 1B	1	0	1	0	0	0	0											
Frank Robinson, R OBP: 0.371, SLG: 0.473 (1, 10)	0-0 FC6-4 1B		0-0 SF8		4-0 G4-3 BB		4-0 1B 1B		0-0 G6-4-3 1B	2	0	1	2	2	0	1											
Bob Oliver, R OBP: 0.307, SLG: 0.382 (1, 3)	0-0 FC6-4		0-0 SF8		0-0 G4-3		0-3 K		0-0 K	3	0	0	1	0	1	5											
Leroy Stanton, R OBP: 0.437, SLG: 0.698 (1, 9)		0-0 CS 1B	0-3 K		0-0 1B 1B		0-0 1-2 2-H 1B		0-0 6-3	4	0	3	1	0	1	1											
Paul Schaal, R OBP: 0.320, SLG: 0.355 (1, 5)		0-3 K		0-0 2B		0-0 HBP 1B		0-0 F7		4	0	2	0	0	1	3											
Ellie Rodriguez, R OBP: 0.347, SLG: 0.318 (1, 2)		0-3 K		0-3 K		1-0 HBP		0-0 6-3		3	0	0	0	0	2	1											
Denny Doyle, L OBP: 0.308, SLG: 0.295 (1, 4)			4-0 1B BB 1B	0-0 F7		0-0 F7		0-0 F7		3	1	0	0	1	0	3											
Inning Stats	R: 1 E: 0 K: 0 S: 5	H: 2 LOB: 1 BB: 0 P: 5	R: 0 E: 0 K: 2 S: 7	H: 1 LOB: 0 BB: 0 P: 7	R: 3 E: 0 K: 1 S: 7	H: 2 LOB: 1 BB: 2 P: 15	R: 0 E: 0 K: 1 S: 6	H: 1 LOB: 1 BB: 0 P: 6	R: 0 E: 0 K: 0 S: 2	H: 0 LOB: 2 BB: 2 P: 10	R: 0 E: 0 K: 1 S: 6	H: 2 LOB: 2 BB: 0 P: 7	R: 1 E: 0 K: 2 S: 9	H: 2 LOB: 1 BB: 1 P: 13	R: 0 E: 0 K: 0 S: 3	H: 0 LOB: 0 BB: 0 P: 3	R: 0 E: 0 K: 0 S: 3	H: 1 LOB: 0 BB: 0 P: 3	1B: 10 2B: 1 3B: 0 HR: 0	SF: 2 SAC: 0 DP: 2 HBP: 1	WP: 1 PB: 0 SB: 1 CS: 1	PA: 40					
PITCHER	IP	WLS	BF	H	R	ER	SO	BB	IBB	HBP	BLK	WP	HR	S	P	ERA	WHIP										
Clyde Wright, L ERA: 4.09 (1, 1)	0.1		2	1	1	1	0	0	0	0	0	0	2	2	27.00	3.000											
Bill Travers, L ERA: 5.91 (1, 1)	1.2		8	2	2	2	2	2	0	0	0	1	0	10	18	10.80	2.400										
Ed Sprague, R ERA: 2.91 (3, 1)	4.1		21	6	2	2	4	3	0	1	0	0	0	25	38	4.15	2.077										
Eduardo Rodriguez, R ERA: 1.71 (7, 1)	2.2	W	9	2	0	0	1	0	0	0	0	0	0	11	11	0.00	0.750										

Batter	1	2	3	4	5	6	7	8	9	AB	R	H	RBI	BB	SO	LOB	TOP					
Mickey Stanley, R (1, 8) OBP: 0.255, SLG: 0.297	F8		2B		F7		F8		K	5	0	1	0	0	1	3						
Gary Sutherland, R (1, 4) OBP: 0.315, SLG: 0.382	F3		K		K				FC3-6 1B	4	0	1	0	0	2	3						
Ben Oglivie, L (1, 7) OBP: 0.400, SLG: 0.412	1-3			BB	1B				FC3-6 1B 7-2-5	3	0	1	2	1	0	1						
Al Kaline, R (1, 10) OBP: 0.335, SLG: 0.333		L8		K	L4-3				1B	4	0	1	0	0	1	2						
Jim Northrup, L (1, 9) OBP: 0.272, SLG: 0.272		FC4-6 1B		F8			F6		7-2-5	4	0	1	0	0	0	3						
Norm Cash, L (1, 3) OBP: 0.311, SLG: 0.333		FC4-6 1B 1-2		BB	4-3				1B FC4-6 BB	2	1	0	0	2	0	1						
Bill Freehan, R (1, 2) OBP: 0.374, SLG: 0.440				F6			F9		K	4	0	1	0	0	1	3						
Aurelio Rodriguez, R (1, 5) OBP: 0.278, SLG: 0.280			F4		F7 BB 1B		K		FC4-6 1B	4	1	2	0	0	1	0						
Ed Brinkman, R (1, 6) OBP: 0.274, SLG: 0.333			F8		F7 BB 1B		6-3		FC4-6	2	1	0	0	1	0	0						
Gates Brown, L (9, PH) OBP: 0.333, SLG: 0.167										1	0	0	1	0	0	1						
John Knox, L (9, PR) OBP: 0.409, SLG: 0.350										0	0	0	0	0	0	0						
Inning Stats	R: 0 E: 0 K: 0 S: 3	H: 0 LOB: 0 BB: 0 P: 3	R: 0 E: 0 K: 0 S: 4	H: 2 LOB: 2 BB: 0 P: 4	R: 0 E: 0 K: 1 S: 6	H: 1 LOB: 1 BB: 0 P: 6	R: 0 E: 0 K: 1 S: 5	H: 0 LOB: 2 BB: 2 P: 13	R: 2 E: 0 K: 1 S: 7	H: 2 LOB: 1 BB: 1 P: 11	R: 0 E: 0 K: 0 S: 3	H: 0 LOB: 0 BB: 0 P: 3	R: 0 E: 0 K: 1 S: 5	H: 0 LOB: 0 BB: 0 P: 5	R: 0 E: 0 K: 0 S: 4	H: 2 LOB: 1 BB: 0 P: 4	R: 1 E: 0 K: 2 S: 8	H: 1 LOB: 1 BB: 1 P: 12	1B: 7 2B: 2 3B: 0 HR: 0	SF: 0 SAC: 0 DP: 1 HBP: 0	WP: 0 PB: 0 SB: 0 CS: 0	PA: 37
PITCHER Bill Singer, R (1, 1) ERA: 2.86	IP: 9.0 WLS: W BF: 37 H: 8 R: 3 ER: 3 SO: 6 BB: 4 IBB: 0 HBP: 0 BLK: 0 WP: 0 HR: 0 S: 45 P: 61 ERA: 3.00 WHIP: 1.333															PITCHER						

Detroit Tigers @ California Angels
Anaheim Stadium, Anaheim, CA
Fri May 31 1974, 10:05 PM EDT
Att: 10,760 - Unknown


AB	33
R	3
H	8
RBI	3
BB	4
SO	6
LOB	17



Batter	1	2	3	4	5	6	7	8	9	AB	R	H	RBI	BB	SO	LOB	BOTTOM			
Mickey Rivers, L (1, 8) OBP: 0.338, SLG: 0.378	6-3		K		SH		2B 1B			3	0	1	0	0	1	0				
Dave Chalk, R (1, 6) OBP: 0.322, SLG: 0.350	6-3		6-3		G6-4-3		1B			4	0	1	0	0	0	1				
Winston Llenas, R (1, 7) OBP: 0.300, SLG: 0.289					5-3		2B			2	0	0	0	1	0	0				
Joe Lahoud, L (7, 7) OBP: 0.319, SLG: 0.451	F7						F9			1	0	0	0	0	0	2				
Frank Robinson, R (1, 10) OBP: 0.374, SLG: 0.480		BB 2B 1B		F9			K			4	1	2	0	0	1	1				
Bob Oliver, R (1, 3) OBP: 0.300, SLG: 0.373		K		6-3			F5		K	4	0	0	0	0	2	2				
Leroy Stanton, R (1, 9) OBP: 0.413, SLG: 0.657		F9		K			K		1-3	4	0	0	0	0	2	2				
Paul Schaal, R (1, 5) OBP: 0.317, SLG: 0.345		BB 2B BB		F8			F6		4-3	3	1	0	0	1	0	1				
Ellie Rodriguez, R (1, 2) OBP: 0.358, SLG: 0.377							HR		HR	3	2	3	4	0	0	0				
Sandy Alomar Sr., S (1, 4) OBP: 0.286, SLG: 0.350							SH G6-4-3 1B		5-3	3	1	1	0	0	0	1				
Inning Stats	R: 0 E: 0 K: 0 S: 3	H: 0 LOB: 0 BB: 0 P: 3	R: 2 E: 0 K: 1 S: 7	H: 2 LOB: 1 BB: 1 P: 11	R: 0 E: 0 K: 1 S: 5	H: 0 LOB: 1 BB: 1 P: 9	R: 0 E: 0 K: 1 S: 5	H: 0 LOB: 0 BB: 0 P: 5	R: 2 E: 1 K: 0 S: 5	H: 2 LOB: 0 BB: 0 P: 5	R: 0 E: 0 K: 2 S: 7	H: 0 LOB: 0 BB: 0 P: 7	R: 1 E: 0 K: 0 S: 6	H: 3 LOB: 2 BB: 0 P: 6	R: 0 E: 0 K: 1 S: 6	H: 1 LOB: 1 BB: 0 P: 6	1B: 3 2B: 3 3B: 0 HR: 2	SF: 0 SAC: 1 DP: 1 HBP: 0	WP: 0 PB: 0 SB: 0 CS: 0	PA: 34
PITCHER Mickey Lolich, L (1, 1) ERA: 3.9	IP: 8.0 WLS: L BF: 34 H: 8 R: 5 ER: 4 SO: 6 BB: 2 IBB: 0 HBP: 0 BLK: 0 WP: 0 HR: 2 S: 44 P: 52 ERA: 4.50 WHIP: 1.250															PITCHER				

Detroit Tigers @ California Angels
Anaheim Stadium, Anaheim, CA
Fri May 31 1974, 10:05 PM EDT
Att: 10,760 - Unknown


AB	31
R	5
H	8
RBI	4
BB	2
SO	6
LOB	10



Batter	1	2	3	4	5	6	7	8	9	AB	R	H	RBI	BB	SO	LOB	TOP			
Mickey Stanley, R (1, 8) OBP: 0.254, SLG: 0.295	0-3 K		0-0 F8		0-0 F9			0-0 1B	0-0 FC6-4	5	0	1	1	0	1	3				
Gary Sutherland, R (1, 4) OBP: 0.305, SLG: 0.373	0-0 F9		0-3 K		0-0 6-3			0-0 F9		4	0	0	0	0	1	2				
Ben Oglivie, L (1, 7) OBP: 0.375, SLG: 0.350	4-0 CS			0-0 F9		0-3 K		0-3 K		3	0	0	0	1	2	1				
Al Kaline, R (1, 10) OBP: 0.344, SLG: 0.335	0-0 CS	4-0 G4-6-3		4-0 BB	HBP	0-0 L9		0-0 FC4-6		2	0	1	0	2	0	0				
Jim Northrup, L (1, 9) OBP: 0.266, SLG: 0.266		0-0 G4-6-3		0-3 K		0-3 K		0-0 FC4-6		4	0	0	0	0	2	4				
Bill Freehan, R (1, 2) OBP: 0.387, SLG: 0.436		4-0 BB		1-0 BB	HBP		0-0 F8		4-0 F7	1	0	0	0	2	0	0				
Norm Cash, L (1, 3) OBP: 0.318, SLG: 0.326		0-3 K		4-0 BB	HBP		0-3 K		4-0 FC6-4	2	0	0	0	2	2	1				
Aurelio Rodriguez, R (1, 5) Gates Brown, L (9, PH) OBP: 0.275, SLG: 0.275 OBP: 0.323, SLG: 0.160			0-3 K	0-0 4-3			0-3 K		0-3 K	3	0	0	0	0	2	3				
Ed Brinkman, R (1, 6) Willie Horton, R (9, PH) OBP: 0.275, SLG: 0.329 OBP: 0.319, SLG: 0.526			4-0 BB		0-0 F9			0-0 E6	0-0 F7	2	1	0	0	1	0	0				
Inning Stats	R: 0 E: 0 K: 1 S: 4	H: 0 LOB: 0 BB: 1 P: 8	R: 0 E: 0 K: 1 S: 4	H: 0 LOB: 1 BB: 2 P: 12	R: 0 E: 0 K: 2 S: 7	H: 0 LOB: 1 BB: 1 P: 11	R: 0 E: 0 K: 1 S: 5	H: 0 LOB: 3 BB: 2 P: 14	R: 0 E: 0 K: 2 S: 7	H: 0 LOB: 0 BB: 0 P: 7	R: 0 E: 0 K: 2 S: 7	H: 0 LOB: 0 BB: 0 P: 7	R: 1 E: 1 K: 1 S: 8	H: 2 LOB: 2 BB: 0 P: 8	R: 0 E: 0 K: 1 S: 5	H: 0 LOB: 2 BB: 2 P: 13	1B: 2 2B: 0 3B: 0 HR: 0	SF: 0 SAC: 0 DP: 1 HBP: 1	WP: 1 PB: 0 SB: 0 CS: 1	PA: 38
PITCHER Nolan Ryan, R (1, 1) ERA: 3.66	IP: 9.0 WLS: W BF: 37	H: 2 R: 1 ER: 0 SO: 11	BB: 8 IBB: 0 HBP: 1 BLK: 0	WP: 1 HR: 0 S: 50 P: 83	ERA: 0.00 WHIP: 1.111	PITCHER														

Detroit Tigers @ California Angels
Anaheim Stadium, Anaheim, CA
Sat Jun 01 1974, 10:05 PM EDT
Att: 16,481 - Unknown


AB	28
R	1
H	2
RBI	1
BB	8
SO	11
LOB	18



Batter	1	2	3	4	5	6	7	8	9	AB	R	H	RBI	BB	SO	LOB	BOTTOM		
Mickey Rivers, L (1, 8) OBP: 0.337, SLG: 0.380	0-0 F7	0-0 PO	0-0 F8		0-0 2B		0-0 6-3			4	0	1	0	0	0	1			
Denny Doyle, L (1, 4) OBP: 0.312, SLG: 0.305	0-0 E9		0-0 F9		0-0 P4			0-0 G3	0-0 SH3	4	1	2	0	0	0	2			
John Doherty, L (1, 3) OBP: 0.316, SLG: 0.477	4-0 BB		0-0 4-3			0-0 4-3		0-0 SH3		2	0	0	0	1	0	0			
Frank Robinson, R (1, 10) OBP: 0.382, SLG: 0.490	0-0 FC5-4			0-0 CS		0-0 G3-6		4-0 FC1-5	0-0 G3	3	1	2	0	1	0	1			
Joe Lahoud, L (1, 7) OBP: 0.316, SLG: 0.477	0-0 HR			0-3 K		0-0 G3-6		0-0 G3		4	1	1	2	0	1	4			
Leroy Stanton, R (1, 9) OBP: 0.392, SLG: 0.620	0-3 K			0-0 5-3			0-0 6-3	0-0 FC1-5		4	0	0	0	0	1	2			
Paul Schaal, R (1, 5) OBP: 0.318, SLG: 0.345		0-0 CS			0-3 K		0-0 F8			3	0	1	0	0	1	0			
Ellie Rodriguez, R (1, 2) OBP: 0.358, SLG: 0.373		0-0 F9			0-0 F7		4-0 S			2	1	0	0	1	0	1			
Dave Chalk, R (1, 6) OBP: 0.333, SLG: 0.364		0-0 PO		4-0 2B		0-0 2B		0-0 2B		2	0	2	1	1	0	0			
Inning Stats	R: 3 E: 1 K: 1 S: 7	H: 2 LOB: 0 BB: 1 P: 11	R: 0 E: 0 K: 0 S: 3	H: 2 LOB: 0 BB: 0 P: 3	R: 0 E: 0 K: 1 S: 5	H: 1 LOB: 0 BB: 0 P: 5	R: 0 E: 0 K: 1 S: 6	H: 1 LOB: 2 BB: 1 P: 10	R: 0 E: 0 K: 0 S: 3	H: 1 LOB: 0 BB: 0 P: 3	R: 1 E: 0 K: 0 S: 4	H: 1 LOB: 1 BB: 1 P: 8	R: 0 E: 0 K: 0 S: 4	H: 1 LOB: 2 BB: 1 P: 8	1B: 4 2B: 5 3B: 0 HR: 1	SF: 0 SAC: 1 DP: 2 HBP: 0	WP: 0 PB: 0 SB: 1 CS: 2	PA: 34	
PITCHER Joe Coleman, R (1, 1) ERA: 4.45	IP: 8.0 WLS: L BF: 33	H: 9 R: 4 ER: 4 SO: 3	BB: 3 IBB: 1 HBP: 0 BLK: 0	WP: 0 HR: 1 S: 35 P: 51	ERA: 4.50 WHIP: 1.500	PITCHER													


Detroit Tigers @ California Angels
Anaheim Stadium, Anaheim, CA
Sat Jun 01 1974, 10:05 PM EDT
Att: 16,481 - Unknown


AB	28
R	4
H	9
RBI	3
BB	4
SO	3
LOB	11



Batter	1	2	3	4	5	6	7	8	9	AB	R	H	RBI	BB	SO	LOB	TOP										
John Knox, L OBP: 0.444, SLG: 0.400 (1, 4)										5	0	3	0	0	1	1	Detroit Tigers @ California Angels Anaheim Stadium, Anaheim, CA Sun Jun 02 1974, 6:33 AM EDT Att: 16,550 - Unknown										
Ben Oglivie, L OBP: 0.357, SLG: 0.333 Dick Sharon, R OBP: 0.310, SLG: 0.296 (1, 7) (7, 7)										4	0	1	0	0	1	2											
Jim Northrup, L OBP: 0.260, SLG: 0.260 (1, 9)										4	0	0	0	0	0	3											
Willie Horton, R OBP: 0.317, SLG: 0.517 (1, 10)										3	0	0	0	1	0	1											
Norm Cash, L OBP: 0.315, SLG: 0.354 (1, 3)										4	1	1	1	0	0	2											
Bill Freehan, R OBP: 0.407, SLG: 0.467 (1, 2)										4	1	4	0	0	0	0											
Mickey Stanley, R OBP: 0.254, SLG: 0.294 (1, 8)										4	0	1	1	0	0	5											
Aurelio Rodriguez, R OBP: 0.267, SLG: 0.269 (1, 5)										4	0	0	0	0	2	3											
Ed Brinkman, R OBP: 0.269, SLG: 0.321 (1, 6)										4	0	0	0	0	1	0											
Inning Stats	R: 0 E: 0 K: 1 S: 6	H: 1 LOB: 1 BB: 0 P: 6	R: 0 E: 0 K: 0 S: 3	H: 1 LOB: 0 BB: 0 P: 3	R: 0 E: 0 K: 2 S: 9	H: 2 LOB: 2 BB: 0 P: 9	R: 0 E: 1 K: 0 S: 5	H: 1 LOB: 2 BB: 0 P: 5	R: 0 E: 0 K: 0 S: 3	H: 0 LOB: 0 BB: 0 P: 3	R: 0 E: 0 K: 0 S: 4	H: 1 LOB: 2 BB: 1 P: 8	R: 0 E: 1 K: 2 S: 8	H: 0 LOB: 1 BB: 0 P: 8	R: 2 E: 0 K: 0 S: 6	H: 3 LOB: 1 BB: 0 P: 6	R: 0 E: 0 K: 0 S: 3	H: 1 LOB: 0 BB: 0 P: 3	1B: 8 2B: 1 3B: 0 HR: 1	SF: 0 SAC: 0 DP: 1 HBP: 0	WP: 0 PB: 0 SB: 0 CS: 1	PA: 38					
PITCHER	IP	WLS	BF	H	R	ER	SO	BB	IBB	HBP	BLK	WP	HR	S	P	ERA	WHIP										
Dick Lange, R ERA: 2.49 Skip Lockwood, R ERA: 4.44 (1, 1) (8, 1)	7.2	L	34	9	2	2	5	1	0	0	0	0	1	43	47	2.35	1.304										

Batter	1	2	3	4	5	6	7	8	9	AB	R	H	RBI	BB	SO	LOB	BOTTOM										
Mickey Rivers, L OBP: 0.335, SLG: 0.374 (1, 8)										3	0	0	0	1	1	1	Detroit Tigers @ California Angels Anaheim Stadium, Anaheim, CA Sun Jun 02 1974, 6:33 AM EDT Att: 16,550 - Unknown										
Dave Chalk, R OBP: 0.337, SLG: 0.367 (1, 6)										4	0	2	0	0	0	2											
Winston Llenas, R OBP: 0.265, SLG: 0.233 (1, 7)										4	0	0	0	0	3	3											
Frank Robinson, R OBP: 0.374, SLG: 0.478 (1, 10)										4	0	0	0	0	4	0											
Bob Oliver, R OBP: 0.299, SLG: 0.366 (1, 3)										3	0	0	0	1	0	0											
Leroy Stanton, R OBP: 0.398, SLG: 0.622 (1, 9)										3	0	1	0	1	0	0											
Paul Schaal, R OBP: 0.311, SLG: 0.336 (1, 5)										3	0	0	0	0	0	3											
Ellie Rodriguez, R OBP: 0.363, SLG: 0.374 (1, 2)										2	0	1	0	1	1	0											
Sandy Alomar Sr., S OBP: 0.250, SLG: 0.304 (1, 4)										3	0	0	0	0	1	4											
Inning Stats	R: 0 E: 0 K: 1 S: 5	H: 0 LOB: 3 BB: 3 P: 17	R: 0 E: 0 K: 1 S: 5	H: 1 LOB: 0 BB: 0 P: 5	R: 0 E: 0 K: 1 S: 6	H: 1 LOB: 1 BB: 0 P: 6	R: 0 E: 0 K: 2 S: 7	H: 0 LOB: 0 BB: 0 P: 7	R: 0 E: 0 K: 1 S: 5	H: 0 LOB: 0 BB: 0 P: 5	R: 0 E: 0 K: 1 S: 5	H: 0 LOB: 1 BB: 1 P: 9	R: 0 E: 0 K: 1 S: 5	H: 0 LOB: 0 BB: 0 P: 5	R: 0 E: 0 K: 1 S: 5	H: 0 LOB: 0 BB: 0 P: 5	1B: 3 2B: 1 3B: 0 HR: 0	SF: 0 SAC: 0 DP: 0 HBP: 0	WP: 0 PB: 0 SB: 0 CS: 2	PA: 33							
PITCHER	IP	WLS	BF	H	R	ER	SO	BB	IBB	HBP	BLK	WP	HR	S	P	ERA	WHIP										
Woodie Fryman, L ERA: 4.79 John Hiller, L ERA: 1.4 (1, 1) (8, 1)	7.1	S	28	4	0	0	2	4	0	0	0	0	0	9	9	0.00	0.000										

Batter	1	2	3	4	5	6	7	8	9	AB	R	H	RBI	BB	SO	LOB	TOP
Mickey Rivers, L (1, 8) OBP: 0.327, SLG: 0.365	0-3 K		0-0 F7		0-0 FC 1B		0-0 F8		0-0 F8	5	0	0	0	0	1	1	California Angels @ Milwaukee Brewers Milwaukee County Stadium, Milwaukee, WI Tue Jun 04 1974, 8:05 PM EDT Att: 9,408 - Unknown livebaseballscorecards.com AB 30 R 3 H 7 RBI 3 BB 5 SO 7 LOB 15 
Dave Chalk, R (1, 6) OBP: 0.338, SLG: 0.364	4-0 BB		0-0 F6		0-0 1B		0-3 K		0-3 K	4	0	1	1	1	2	0	
Leroy Stanton, R (1, 9) OBP: 0.379, SLG: 0.590	0-3 K		0-0 5-3		0-0 F8		0-3 K			4	0	0	0	0	2	3	
Frank Robinson, R (1, 10) OBP: 0.371, SLG: 0.472	0-0 F4			0-0 4-3	0-0 F9				0-0 SH5-3 1B	4	0	1	0	0	0	3	
Bob Oliver, R (1, 3) OBP: 0.303, SLG: 0.369		0-0 5-3		0-3 K		0-0 2B 1B			0-0 SH5-3 1B	4	1	2	0	0	1	0	
Tom McCraw, L (8, PR) OBP: 0.341, SLG: 0.450									1-2 1B	0	0	0	0	0	0	0	
Joe Lahoud, L (1, 7) OBP: 0.337, SLG: 0.500		0-0 4-3 1B		4-0 BB		0-0 1B SF8 2B			0-0 SH5-3	2	1	2	0	1	0	0	
Paul Schaaf, R (1, 5) OBP: 0.371, SLG: 0.336		0-0 4-3		0-0 6-3					4-0 G4-6-3 IBB	3	0	1	1	0	0	2	
Charlie Sands, L (8, PH) OBP: 0.343, SLG: 0.407									1-2 2-3	0	0	0	0	1	0	0	
Sandy Alomar Sr., S (8, PR) OBP: 0.250, SLG: 0.304									0-0 G4-6-3 IBB	0	0	0	0	0	0	0	
Ellie Rodriguez, R (1, 2) OBP: 0.366, SLG: 0.374		4-0 BB		4-0 FC 1B SH3-4 BB		0-0 SF8			0-0 G4-6-3	0	1	0	1	2	0	0	
John Doherty, L (8, PH)									1-2	1	0	0	0	0	0	3	
Tom Egan, R (8, 2) OBP: 0.300, SLG: 0.125										0	0	0	0	0	0	0	
Denny Doyle, L (1, 4) OBP: 0.307, SLG: 0.300	0-0 F4				0-0 SH3-4		0-3 K		0-0 F9	3	0	0	0	0	1	3	
Inning Stats	R: 0 E: 0 K: 2 S: 7	H: 0 LOB: 1 BB: 1 P: 11	R: 0 E: 0 K: 0 S: 4	H: 1 LOB: 2 BB: 1 P: 8	R: 0 E: 0 K: 0 S: 3	H: 0 LOB: 1 BB: 1 P: 9	R: 1 E: 0 K: 0 S: 5	H: 1 LOB: 2 BB: 1 P: 9	R: 2 E: 0 K: 1 S: 7	H: 3 LOB: 0 BB: 0 P: 7	R: 0 E: 0 K: 0 S: 4	H: 2 LOB: 3 BB: 1 P: 8	R: 0 E: 0 K: 1 S: 5	H: 0 LOB: 0 BB: 0 P: 5	1B: 6 2B: 1 3B: 0 HR: 0	SF: 1 SAC: 2 DP: 1 HBP: 0	WP: 0 PA: 38 SB: 0 CS: 1
PITCHER	IP WLS BF H R ER SO BB IBB HBP BLK WP HR S P ERA WHIP																
Kevin Kobel, L (1, 1) ERA: 3.02	5.0	25	5	3	3	3	4	0	0	0	0	0	0	27	43	5.40	1.800
Eduardo Rodriguez, R (8, 1) ERA: 1.59	2.1	9	2	0	0	3	0	1	0	0	0	0	0	14	18	0.00	0.857
Tom Murphy, R (8, 1) ERA: 1.82	1.2	5	0	0	0	1	0	0	0	0	0	0	0	6	6	0.00	0.000

Batter	1	2	3	4	5	6	7	8	9	AB	R	H	RBI	BB	SO	LOB	BOTTOM	
Robin Yount, R (1, 6) OBP: 0.291, SLG: 0.338	0-3 K		0-3 K			0-0 F8	0-0 4-3			3	0	0	0	0	2	0	California Angels @ Milwaukee Brewers Milwaukee County Stadium, Milwaukee, WI Tue Jun 04 1974, 8:05 PM EDT Att: 9,408 - Unknown livebaseballscorecards.com AB 29 R 4 H 7 RBI 4 BB 3 SO 6 LOB 11 	
Tim Johnson, L (7, PH) OBP: 0.211, SLG: 0.316										1	0	0	1	0	0	1		
Dave May, L (1, 9) OBP: 0.277, SLG: 0.406	4-0 FC6-4 BB		0-0 F8			0-0 F7	0-0 FC4-6 1B			3	0	1	1	1	0	0		
George Scott, R (1, 3) OBP: 0.363, SLG: 0.481	0-0 F8			4-0 BB		0-0 BB 1B	0-0 FC4-6			3	0	1	0	1	0	2		
John Briggs, L (1, 7) OBP: 0.351, SLG: 0.534	0-0 FC6-4			0-0 F6		4-0 BB			0-0 F5	3	0	0	0	1	0	2		
Darrell Porter, L (1, 2) OBP: 0.376, SLG: 0.398		0-0 S 1B		0-0 F6		0-0 F4			0-0 F4	4	1	1	0	0	0	3		
Mike Hegan, L (1, 10) OBP: 0.300, SLG: 0.355		0-3 K		0-0 4-3					0-3 K	4	1	1	0	0	2	2		
Bob Coluccio, R (1, 8) OBP: 0.316, SLG: 0.368		0-0 CS 1B			0-0 1-3				0-0 SH1-4 1B	3	1	2	1	0	0	0		
Pedro Garcia, R (1, 4) OBP: 0.312, SLG: 0.449		0-0 2H 1B							0-0 4-3 SH1-4 1B	3	1	1	1	0	0	1		
John Vukovich, R (1, 5) OBP: 0.182, SLG: 0.273			0-3 K						0-0 SH1-4	2	0	0	0	0	2	0		
Inning Stats	R: 0 E: 0 K: 1 S: 5	H: 0 LOB: 1 BB: 1 P: 9	R: 1 E: 0 K: 1 S: 6	H: 2 LOB: 0 BB: 0 P: 6	R: 0 E: 0 K: 2 S: 7	H: 0 LOB: 0 BB: 0 P: 7	R: 0 E: 0 K: 0 S: 3	H: 0 LOB: 1 BB: 1 P: 7	R: 0 E: 0 K: 0 S: 4	H: 1 LOB: 2 BB: 1 P: 8	R: 3 E: 0 K: 0 S: 7	H: 4 LOB: 1 BB: 0 P: 7	R: 0 E: 0 K: 1 S: 5	H: 0 LOB: 0 BB: 0 P: 5	1B: 6 2B: 1 3B: 0 HR: 0	SF: 0 SAC: 1 DP: 0 HBP: 0		WP: 0 PA: 33 SB: 0 CS: 1
PITCHER	IP WLS BF H R ER SO BB IBB HBP BLK WP HR S P ERA WHIP																	
Bill Singer, R (1, 1) ERA: 2.98	8.0	L	33	7	4	4	6	3	0	0	0	0	0	42	54	4.50		1.250

Batter	1	2	3	4	5	6	7	8	9	AB	R	H	RBI	BB	SO	LOB	TOP			
Mickey Rivers, L OBP: 0.329, SLG: 0.380	0-3 K	0-0 5-3				0-0 1B		0-0 G3		0-0 HR	5	2	2	2	0	1	4			
Denny Doyle, L OBP: 0.310, SLG: 0.303	0-0 BB		0-0 P6			0-0 1B		0-3 K		0-0 4-3	5	1	2	0	0	1	2			
Leroy Stanton, R OBP: 0.402, SLG: 0.610	4-0 1-2		0-0 2B			0-0 1B		0-0 5-3		0-0 HR	4	1	3	1	1	0	0			
Frank Robinson, R OBP: 0.367, SLG: 0.461	0-3 K		0-3 K			0-3 K		4-0 BB		0-0 P6	4	0	0	0	1	3	6			
Bob Oliver, R OBP: 0.301, SLG: 0.361	0-0 P4		4-0 BB			0-0 FC4-6		0-0 F9		0-0 F8	4	0	0	1	1	0	5			
Joe Lahoud, L OBP: 0.330, SLG: 0.516		0-0 L3	0-3 K			0-0 4-3		0-0 3-1		0-0 HR	5	1	1	2	0	1	4			
John Doherty, L OBP: 0.444, SLG: 0.333	4-0 2B			0-3 K				4-0 G3		0-0 G3	3	1	1	0	2	1	0			
Ellie Rodriguez, R OBP: 0.370, SLG: 0.380	0-0 1-3			0-0 6-3				4-0 G3		0-0 6-3	3	0	1	0	1	0	1			
Dave Chalk, R OBP: 0.333, SLG: 0.358	0-0 5-3			0-0 L5				0-0 F7		0-0 F5	3	0	0	0	0	0	4			
Charlie Sands, L OBP: 0.333, SLG: 0.393											1	0	0	0	0	0	1			
Sandy Alomar Sr., S OBP: 0.250, SLG: 0.304											0	0	0	0	0	0	0			
Inning Stats	R: 0 E: 0 K: 2 S: 8	H: 1 LOB: 2 BB: 1 P: 12	R: 0 E: 0 K: 0 S: 4	H: 1 LOB: 2 BB: 1 P: 8	R: 0 E: 0 K: 2 S: 8	H: 1 LOB: 0 BB: 0 P: 12	R: 2 E: 0 K: 1 S: 5	H: 3 LOB: 1 BB: 2 P: 8	R: 0 E: 0 K: 1 S: 5	H: 0 LOB: 2 BB: 2 P: 13	R: 0 E: 0 K: 0 S: 3	H: 0 LOB: 1 BB: 1 P: 7	R: 2 E: 0 K: 0 S: 5	H: 2 LOB: 0 BB: 0 P: 5	R: 2 E: 0 K: 0 S: 5	H: 2 LOB: 2 BB: 0 P: 5	1B: 5 2B: 3 3B: 0 HR: 2	SF: 0 SAC: 0 DP: 0 HBP: 0	WP: 0 PB: 0 CS: 0	PA: 43
PITCHER	IP WLS BF H R ER SO BB IBB HBP BLK WP HR S P ERA WHIP																			
Jim Slaton, R ERA: 3.61	(1, 1) 5.0 26 6 2 2 6 5 0 0 0 0 0 0 33 53 3.60 2.200																			
Eduardo Rodriguez, R ERA: 2.37	(6, 1) 4.0 L 17 4 4 4 1 1 0 0 0 0 0 2 18 22 9.00 1.250																			
Eduardo Rodriguez, R ERA: 2.37	(9, 1) 4.0 L 17 4 4 4 1 1 0 0 0 0 0 2 18 22 9.00 1.250																			

California Angels @ Milwaukee Brewers
Milwaukee County Stadium, Milwaukee, WI
Wed Jun 05 1974, 8:05 PM EDT
Att: 6,367 - Unknown

AB 37
R 6
H 10
RBI 6
BB 6
SO 7
LOB 27



Batter	1	2	3	4	5	6	7	8	9	AB	R	H	RBI	BB	SO	LOB	BOTTOM					
Robin Yount, R OBP: 0.288, SLG: 0.333	0-0 1B		0-3 K			0-0 F9		0-3 K		0-0 6-3	5	0	1	0	0	2	4					
Dave May, L OBP: 0.272, SLG: 0.397	0-0 F5			0-3 K		0-0 F9				0-0 F8	4	0	0	0	0	2	1					
Eduardo Rodriguez, R	(9, 1) 0-0 F5									0-0 F8	0	0	0	0	0	0	0					
Bob Hansen, L OBP: 0.212, SLG: 0.194	(9, PH) 0-0 F5									0-0 F8	1	0	0	0	0	0	0					
George Scott, R OBP: 0.364, SLG: 0.476	(1, 3) 0-0 F8			0-0 4-3		0-0 1B		4-0 BB		0-0 4-3	4	0	1	0	1	0	1					
John Briggs, L OBP: 0.352, SLG: 0.536	(1, 8) 0-0 F8			0-0 1B		0-0 1B		0-0 F8		0-3 K	5	1	2	0	0	1	2					
Darrell Porter, L OBP: 0.372, SLG: 0.389	(1, 2) 0-3 K			4-0 1B		0-0 4-3		0-0 F9			3	1	0	0	1	1	3					
Mike Hegan, L OBP: 0.315, SLG: 0.359	(1, 10) 0-0 4-3			0-0 1B				4-0 F9		0-3 K	2	0	1	1	1	0	0					
Bobby Mitchell, R OBP: 0.282, SLG: 0.299	(6, FR) 0-0 4-3			0-0 1B		1-3 2-H		0-0 F9		0-0 K	1	0	0	0	0	1	0					
Pedro Garcia, R OBP: 0.310, SLG: 0.440	(1, 4) 0-0 F7			0-0 6-3		0-0 E1		1-2 F9		4-0 2B	3	1	0	0	1	0	2					
Rob Ellis, R OBP: 0.357, SLG: 0.370	(1, 7) 0-0 K			0-3 K		0-0 HR		0-0 F9		0-0 2B	4	1	2	1	0	1	2					
John Vukovich, R OBP: 0.200, SLG: 0.467	(1, 5) 0-0 P4			0-0 P4		0-0 HR		0-0 5-3		0-0 F3	4	1	1	2	0	0	4					
Inning Stats	R: 0 E: 0 K: 0 S: 4	H: 1 LOB: 0 BB: 0 P: 4	R: 0 E: 0 K: 1 S: 5	H: 0 LOB: 0 BB: 0 P: 5	R: 0 E: 0 K: 2 S: 7	H: 0 LOB: 0 BB: 0 P: 7	R: 2 E: 0 K: 1 S: 7	H: 2 LOB: 1 BB: 1 P: 11	R: 2 E: 0 K: 0 S: 7	H: 4 LOB: 2 BB: 0 P: 7	R: 0 E: 1 K: 1 S: 6	H: 0 LOB: 3 BB: 1 P: 10	R: 0 E: 0 K: 1 S: 5	H: 0 LOB: 0 BB: 0 P: 5	R: 1 E: 0 K: 1 S: 6	H: 1 LOB: 1 BB: 1 P: 10	R: 0 E: 0 K: 1 S: 5	H: 0 LOB: 0 BB: 0 P: 5	1B: 5 2B: 2 3B: 0 HR: 1	SF: 0 SAC: 0 DP: 0 HBP: 0	WP: 1 PB: 0 CS: 0	PA: 40
PITCHER	IP WLS BF H R ER SO BB IBB HBP BLK WP HR S P ERA WHIP																					
Nolan Ryan, R ERA: 3.79	(1, 1) 6.0 28 7 4 4 5 2 0 0 0 0 0 0 9 36 44 6.00 1.500																					
John Cumberland, L ERA: 5.4	(7, 1) 1.1 7 1 1 1 2 2 0 0 0 0 0 0 9 17 6.75 2.250																					
Skip Lockwood, R ERA: 4.15	(8, 1) 1.2 W 5 0 0 0 1 0 0 0 0 0 0 0 7 7 0.00 0.000																					

California Angels @ Milwaukee Brewers
Milwaukee County Stadium, Milwaukee, WI
Wed Jun 05 1974, 8:05 PM EDT
Att: 6,367 - Unknown

AB 36
R 5
H 8
RBI 4
BB 4
SO 8
LOB 19




Batter	1	2	3	4	5	6	7	8	9	AB	R	H	RBI	BB	SO	LOB	TOP
Mickey Rivers, L OBP: 0.335, SLG: 0.388 (1, 8)	0-0 SH3 4-3 2B		0-0 4-3			0-0 1B HR 1B	4-0 HR BB		0-0 1-6-3	4	3	2	0	1	0	0	California Angels @ Milwaukee Brewers Milwaukee County Stadium, Milwaukee, WI Thu Jun 06 1974, 4:33 AM EDT Att: 7,722 - Unknown livebaseballscorecards.com
Dave Chalk, R OBP: 0.332, SLG: 0.356 (1, 6)	0-0 SH3 2-3			0-0 F7		0-0 1B HR 1B	0-3 K		0-0 6-3	4	1	1	0	0	1	1	
Leroy Stanton, R OBP: 0.417, SLG: 0.647 (1, 9)	0-0 4-3			0-0 1B		0-0 1B HR 1B	4-0 HR BB			3	2	2	4	1	0	0	
Frank Robinson, R OBP: 0.369, SLG: 0.479 (1, 10)	0-0 F8			0-0 F9		0-0 1B BB 1B	0-0 BB 1B			4	1	2	3	0	0	1	
Bob Oliver, R OBP: 0.294, SLG: 0.353 (1, 5)		0-0 6-3				0-0 1B F9	0-0 5-3			4	0	0	0	0	1	2	
Joe Lohoud, L OBP: 0.324, SLG: 0.505 Winston Lenas, R (6, PH) OBP: 0.306, SLG: 0.281 (6, 7)		0-0 F3				0-0 E3 G6-4-3	0-0 BB 1B		0-0 G6-4-3	2	0	0	0	0	0	0	
John Doherty, L OBP: 0.354, SLG: 0.250 Paul Schaal, R (6, PH) OBP: 0.311, SLG: 0.336 Tom McCraw, L (6, PH) OBP: 0.344, SLG: 0.444 (6, 3)		0-0 F9				0-0 G6-4-3 1-2	4-0 BB 1B		0-3 K	2	0	0	0	0	0	1	
Ellie Rodriguez, R OBP: 0.363, SLG: 0.370 (1, 2)			0-0 6-3			0-0 F9	0-0 F3		0-0 G6-4-3 1-2	4	0	0	0	0	0	4	
Denny Doyle, L OBP: 0.304, SLG: 0.296 (1, 4)			0-0 3-1				0-0 4-3		0-0 5-3	4	0	0	0	0	0	0	
Inning Stats	R: 1 H: 1 E: 0 LOB: 0 K: 0 BB: 0 S: 4	R: 0 H: 0 E: 0 LOB: 0 K: 0 BB: 0 S: 3	R: 0 H: 0 E: 0 LOB: 0 K: 0 BB: 0 S: 3	R: 0 H: 1 E: 0 LOB: 1 K: 1 BB: 0 S: 6	R: 0 H: 0 E: 1 LOB: 0 K: 0 BB: 0 S: 3	R: 3 H: 5 E: 0 LOB: 3 K: 0 BB: 1 S: 8	R: 3 H: 1 E: 0 LOB: 0 K: 1 BB: 2 S: 6	R: 0 H: 1 E: 0 LOB: 0 K: 1 BB: 0 S: 5	R: 0 H: 0 E: 0 LOB: 0 K: 0 BB: 0 S: 3	1B: 6 SF: 0 2B: 1 SAC: 1 3B: 0 DP: 2 HR: 2 HBP: 0	WP: 0 PA: 38						
PITCHER	IP WLS BF H R ER SO BB IBB HBP BLK WP HR S P ERA WHIP																
Clyde Wright, L ERA: 4.44 (1, 1)	5.2	24	7	4	4	1	0	0	0	0	0	1	26	26	6.35	1.235	
Tom Murphy, R ERA: 2.45 (6, 1)	3.1	W 14	2	3	3	2	3	0	0	0	0	1	15	27	8.10	1.500	

Batter	1	2	3	4	5	6	7	8	9	AB	R	H	RBI	BB	SO	LOB	BOTTOM
Bobby Mitchell, R OBP: 0.292, SLG: 0.291 Ken Berry, R OBP: 0.254, SLG: 0.197 (1, 8)	4-0 PB 1B 2B	0-3 K	4-0 FC5-4 BB			0-0 5-3	0-0 G6-4-3 1-2			2	1	0	0	2	1	1	California Angels @ Milwaukee Brewers Milwaukee County Stadium, Milwaukee, WI Thu Jun 06 1974, 4:33 AM EDT Att: 7,722 - Unknown livebaseballscorecards.com
Robin Yount, R OBP: 0.285, SLG: 0.329 (1, 6)	0-0 PB 2B 1B	0-3 K	0-0 FC5-4 1-2			0-0 F7			0-0 1-3	5	1	1	0	0	1	4	
John Briggs, L OBP: 0.349, SLG: 0.524 (1, 7)	4-0 1-2 2-3 2B BB	0-0 6-3		0-0 4-3		0-3 K			0-3 K	4	1	0	0	1	2	1	
George Scott, R OBP: 0.369, SLG: 0.490 (1, 3)	0-0 4-3 1-H 2-H 3-H 2B		0-0 FC6-4 BB 1B		0-3 K		0-0 2B 2B		0-0 L6	5	2	3	3	0	1	0	
Rob Ellis, R OBP: 0.387, SLG: 0.379 Dave May, L (7, PH) OBP: 0.270, SLG: 0.395 (8, 9)	0-0 4-3		4-0 FC6-4 BB		0-0 1B		0-0 5-3			2	0	1	0	1	0	1	
Darrell Porter, L OBP: 0.366, SLG: 0.380 (1, 2)	0-3 K		0-0 FC6-4 1-2 2-3 1B		0-0 F7		4-0 2B 1B BB			3	2	0	0	1	1	4	
Charlie Moore, R OBP: 0.358, SLG: 0.383 (1, 10)	0-3 K		0-0 1B 1-2 3-H 1B		0-0 6-3		0-0 1-3 2-H 1B 2B			4	1	2	2	0	1	1	
Pedro Garcia, R OBP: 0.320, SLG: 0.451 (1, 4)		0-0 1B 2B	0-0 1-3 2-H 1B		0-3 K		4-0 1B IBB			3	1	2	1	1	1	0	
John Vukovich, R OBP: 0.222, SLG: 0.444 Mike Hegan, L (7, PH) OBP: 0.324, SLG: 0.369 Bob Coluccio, R (7, PR) OBP: 0.316, SLG: 0.368 Tim Johnson, L OBP: 0.211, SLG: 0.316 (8, 5)		0-0 1B WP 1B	0-0 P4		0-3 K		0-0 G6-4-3 1-2 2-H 3-H 1B			3	0	1	1	0	1	2	
Inning Stats	R: 3 H: 2 E: 0 LOB: 1 K: 2 BB: 2 S: 9	R: 1 H: 2 E: 0 LOB: 1 K: 2 BB: 0 S: 9	R: 2 H: 3 E: 0 LOB: 3 K: 0 BB: 2 S: 6	R: 0 H: 1 E: 0 LOB: 1 K: 1 BB: 0 S: 6	R: 0 H: 0 E: 0 LOB: 0 K: 2 BB: 0 S: 7	R: 0 H: 0 E: 0 LOB: 0 K: 1 BB: 0 S: 5	R: 3 H: 3 E: 0 LOB: 2 K: 0 BB: 2 S: 5	R: 0 H: 0 E: 0 LOB: 0 K: 1 BB: 0 S: 5	1B: 7 SF: 0 2B: 4 SAC: 0 3B: 0 DP: 1 HR: 0 HBP: 0	WP: 1 PA: 40							
PITCHER	IP WLS BF H R ER SO BB IBB HBP BLK WP HR S P ERA WHIP																
Rudy May, L ERA: 6.86 (1, 1)	1.0	9	4	4	4	2	2	0	0	0	1	0	13	21	9.00	2.500	
Dick Seima, R ERA: 5.4 (2, 1)	2.0	11	3	2	2	2	2	0	0	0	0	0	19	19	3.00	0.667	
Barry Raziano, R ERA: 3.0 (4, 1)	3.0	11	2	1	1	4	0	0	0	0	0	0	2	10	0.00	6.000	
Skip Lockwood, R ERA: 4.78 (7, 1)	0.1	L 4	1	0	0	0	1	1	0	0	0	0	2	10	0.00	6.000	
John Cumberland, L ERA: 2.7 (7, 1)	1.2	5	1	2	2	1	0	0	0	0	0	0	7	7	10.80	0.600	

Batter	1	2	3	4	5	6	7	8	9	AB	R	H	RBI	BB	SO	LOB	TOP				
Mickey Rivers, L (1, 8) OBP: 0.338, SLG: 0.384	4-0 SH5-3 BB		4-0 S 1B BB		0-0 F2		0-0 SH1-3		0-0 FC6-4	2	1	0	0	2	0	1					
Dave Chalk, R (1, 6) OBP: 0.332, SLG: 0.372	0-0 SH5-3		0-0 P4		0-0 6-3		0-0 HR			3	1	1	2	0	0	1					
Leroy Stanton, R (1, 9) OBP: 0.420, SLG: 0.640	0-0 5-3-5		0-0 2-H 1B		0-0 1-3 6-3 1B		0-3 K			4	0	2	1	0	1	1					
Frank Robinson, R (1, 10) OBP: 0.362, SLG: 0.468		0-0 6-3		0-0 F7		0-0 6-3		0-0 F7		4	0	0	0	0	0	1					
Bob Oliver, R (1, 3) OBP: 0.299, SLG: 0.353		0-0 2B 1B		0-3 K		4-0 1-3 BB		0-0 5-3		3	1	1	0	1	1	0					
Winston Llenas, R (1, 7) OBP: 0.333, SLG: 0.343		0-0 1B		0-0 1B		0-0 1-3		0-3 K		3	0	2	1	0	0	2					
Joe Lahoud, L (7, 7) OBP: 0.321, SLG: 0.500		1-H 2B		0-0 1B		1-2 2-3				1	0	0	0	0	1	0					
Paul Schaal, R (1, 5) OBP: 0.309, SLG: 0.333		0-0 6-3		0-0 1B		0-0 5-3				4	0	1	0	0	0	3					
Ellie Rodriguez, R (1, 2) OBP: 0.365, SLG: 0.366		0-0 F7		0-3 K			4-0 FC4-6 BB		4-0 FC6-4 BB	2	0	0	0	2	1	3					
Denny Doyle, L (1, 4) OBP: 0.300, SLG: 0.292			0-0 P5		0-0 F8		0-0 FC4-6 SH1-3 HR		0-0 F3	3	1	0	0	0	0	1					
Sandy Alomar Sr., S (9, PH) OBP: 0.240, SLG: 0.292										1	0	0	0	0	0	1					
Inning Stats	R: 0 E: 0 K: 0 S: 2	H: 0 LOB: 0 BB: 1 P: 6	R: 1 E: 0 K: 0 S: 5	H: 2 LOB: 1 BB: 0 P: 5	R: 1 E: 0 K: 0 S: 3	H: 1 LOB: 1 BB: 1 P: 7	R: 0 E: 0 K: 2 S: 9	H: 2 LOB: 0 BB: 0 P: 9	R: 0 E: 0 K: 0 S: 4	H: 1 LOB: 2 BB: 1 P: 8	R: 2 E: 0 K: 1 S: 6	H: 1 LOB: 0 BB: 1 P: 10	R: 0 E: 0 K: 1 S: 5	H: 0 LOB: 0 BB: 0 P: 5	R: 0 E: 0 K: 0 S: 3	H: 0 LOB: 1 BB: 1 P: 7	1B: 5 2B: 2 3B: 0 HR: 1	SF: 0 SAC: 2 DP: 1 HBP: 0	WP: 0 PB: 0 SB: 1 CS: 0	PA: 37	
PITCHER	IP WLS BF H R ER SO BB IBB HBP BLK WP HR S P ERA WHIP	7.0 W 30 7 4 4 3 4 0 0 0 0 1 32 48 5.14 1.571	2.0 W 7 0 0 0 1 1 0 0 0 0 0 8 12 0.00 0.500																		

California Angels @ Detroit Tigers
Tiger Stadium, Detroit, MI
Fri Jun 07 1974, 7:05 PM EDT
Att: 15,007 - Unknown


AB 30
R 4
H 7
RBI 4
BB 5
SO 4
LOB 14



Batter	1	2	3	4	5	6	7	8	9	AB	R	H	RBI	BB	SO	LOB	BOTTOM				
Mickey Stanley, R (1, 8) OBP: 0.273, SLG: 0.306	0-0 4-3			0-0 2B		0-0 P6	0-0 1B		4-0 1B IBB	4	0	2	1	1	0	1					
Gary Sutherland, R (1, 4) OBP: 0.307, SLG: 0.370	0-3 K			0-0 F9		0-0 1B	0-0 FC6-4 1B		4-0 1B IBB	4	0	2	1	1	1	1					
Al Kaline, R (1, 10) OBP: 0.335, SLG: 0.322	0-0 F2			0-3 K		0-0 L9	0-0 FC6-4 1-2		0-3 K	5	0	0	0	0	2	8					
Willie Horton, R (1, 7) OBP: 0.323, SLG: 0.524		0-0 F8		0-0 5-3			0-0 F8 1B WP	0-0 F9 SH3-4 1B	0-0 P4	4	1	2	0	0	0	1					
Dick Sharon, R (8, PH) OBP: 0.271, SLG: 0.258										1	0	0	0	0	0	3					
Jim Northrup, L (1, 9) OBP: 0.260, SLG: 0.259		0-0 6-3			0-0 G3		0-0 WP 2B 1B	0-0 SH3-4	0-0 1B	4	1	2	1	0	0	0					
Bill Freehan, R (1, 3) OBP: 0.391, SLG: 0.434		0-0 6-3			0-3 K		0-0 F8	1-0 HBP		3	0	0	0	0	1	2					
Jerry Moses, R (1, 2) OBP: 0.286, SLG: 0.321			0-0 P4		0-0 F7		0-0 5-3	0-0 F9		3	0	0	0	0	0	2					
Ben Oglivie, L (8, PH) OBP: 0.345, SLG: 0.320										1	0	0	0	0	0	2					
Gene Lamont, L (9, 2)										0	0	0	0	0	0	0					
Aurelio Rodriguez, R (1, 5) OBP: 0.266, SLG: 0.273			0-0 P4			0-0 FC5-4 1B	0-0 1B	0-0 F9		4	1	2	1	0	0	2					
Ed Brinkman, R (1, 6) OBP: 0.253, SLG: 0.301						0-0 1B	0-0 2B			2	0	0	0	0	0	1					
Gates Brown, L (7, PH) OBP: 0.323, SLG: 0.160						0-0 FC5-4 1B	0-0 1B			0	0	0	0	0	0	0					
Marvin Lane, R (7, PH)										0	1	0	0	1	0	0					
John Knox, L (8, 4) OBP: 0.464, SLG: 0.423						1-2 1B	0-0 1B BB		0-0 E1 1B	1	1	1	0	0	0	0					
Inning Stats	R: 0 E: 0 K: 1 S: 5	H: 0 LOB: 0 BB: 0 P: 5	R: 0 E: 0 K: 0 S: 3	H: 0 LOB: 0 BB: 0 P: 3	R: 0 E: 0 K: 1 S: 6	H: 1 LOB: 0 BB: 0 P: 6	R: 0 E: 0 K: 1 S: 5	H: 0 LOB: 0 BB: 0 P: 5	R: 0 E: 0 K: 0 S: 8	H: 2 LOB: 2 BB: 1 P: 12	R: 4 E: 0 K: 0 S: 4	H: 5 LOB: 2 BB: 1 P: 5	R: 0 E: 0 K: 0 S: 5	H: 1 LOB: 2 BB: 0 P: 5	R: 1 E: 1 K: 1 S: 6	H: 2 LOB: 3 BB: 2 P: 14	1B: 9 2B: 2 3B: 0 HR: 0	SF: 0 SAC: 1 DP: 0 HBP: 1	WP: 1 PB: 0 SB: 0 CS: 0	PA: 41	
PITCHER	IP WLS BF H R ER SO BB IBB HBP BLK WP HR S P ERA WHIP	6.2 L 26 6 3 3 3 1 0 0 0 0 0 4 5 13.50 4.500																			

California Angels @ Detroit Tigers
Tiger Stadium, Detroit, MI
Fri Jun 07 1974, 7:05 PM EDT
Att: 15,007 - Unknown

AB 36
R 5
H 11
RBI 4
BB 3
SO 4
LOB 23



Batter	1	2	3	4	5	6	7	8	9	AB	R	H	RBI	BB	SO	LOB	TOP			
Mickey Rivers, L (1, 8) OBP: 0.340, SLG: 0.395	0-0 5-3 1B		0-3 K			0-0 G3		0-0 1-H 3B		4	0	2	1	0	1	1	California Angels @ Detroit Tigers Tiger Stadium, Detroit, MI Sat Jun 08 1974, 3:33 AM EDT Att: 12,053 - Unknown livebaseballscorecards.com			
Dave Chalk, R (1, 6) OBP: 0.330, SLG: 0.385	0-0 5-3 1-2			0-0 1-3			0-0 HR	0-0 F8		4	1	1	1	0	0	2				
Leroy Stanton, R (1, 9) OBP: 0.404, SLG: 0.613	0-3 K		0-3 K				0-0 F3		0-0 F5	4	0	0	0	0	2	1				
Frank Robinson, R (1, 10) OBP: 0.365, SLG: 0.469	0-0 F8			0-0 6-3			0-0 1B		0-0 1B	4	0	2	0	0	0	1				
Bob Oliver, R (1, 3) OBP: 0.298, SLG: 0.351		0-0 G5-4-3 1B			0-0 F8		0-3 K		0-0 F8	4	0	1	0	0	1	2				
Winston Llenas, R (1, 7) OBP: 0.302, SLG: 0.308		0-0 G5-4-3 1-2			0-0 F7		0-3 K		0-3 K	4	0	0	0	0	2	3				
Paul Schaal, R (1, 5) OBP: 0.310, SLG: 0.328		0-0 5-3			0-3 K			4-0 3B BB		2	1	0	0	1	1	0				
Ellie Rodriguez, R (1, 2) OBP: 0.365, SLG: 0.365			0-0 FC3-6 1B			0-0 F9		0-0 F8		3	0	1	0	0	0	1				
Denny Doyle, L (1, 4) OBP: 0.297, SLG: 0.289			0-0 FC3-6 CS			0-0 5-3		0-0 F9		2	0	0	0	0	0	1				
Sandy Alomar Sr., S (8, PH) OBP: 0.231, SLG: 0.290										1	0	0	0	0	0	1				
Inning Stats	R: 0 E: 0 K: 1 S: 6	H: 1 LOB: 1 BB: 0 P: 6	R: 0 E: 0 K: 0 S: 3	H: 1 LOB: 0 BB: 0 P: 3	R: 0 E: 0 K: 1 S: 5	H: 1 LOB: 1 BB: 0 P: 5	R: 0 E: 0 K: 1 S: 5	H: 0 LOB: 0 BB: 0 P: 5	R: 0 E: 0 K: 0 S: 3	H: 0 LOB: 0 BB: 0 P: 5	R: 1 E: 0 K: 2 S: 9	H: 2 LOB: 1 BB: 0 P: 9	R: 1 E: 0 K: 0 S: 4	H: 1 LOB: 1 BB: 1 P: 8	R: 0 E: 0 K: 1 S: 6	H: 1 LOB: 1 BB: 0 P: 6	1B: 5 2B: 1 3B: 1 HR: 1	SF: 0 SAC: 0 DP: 2 HBP: 0	WP: 0 PB: 0 SB: 0 CS: 1	PA: 33
PITCHER Mickey Lolich, L (1, 1) ERA: 3.69	IP: 9.0 WLS: W BF: 33	H: 7 R: 2 ER: 2 SO: 7	BB: 1 IBB: 0 HBP: 0 BLK: 0	WP: 0 HR: 1 S: 46 P: 50	ERA: 2.00 WHIP: 0.889	PITCHER										IP: 9.0 WLS: W BF: 33	H: 7 R: 2 ER: 2 SO: 7	BB: 1 IBB: 0 HBP: 0 BLK: 0	WP: 0 HR: 1 S: 46 P: 50	ERA: 2.00 WHIP: 0.889

Batter	1	2	3	4	5	6	7	8	9	AB	R	H	RBI	BB	SO	LOB	BOTTOM			
Mickey Stanley, R (1, 8) OBP: 0.273, SLG: 0.305	0-0 G6-4-3 1B	0-0 F7			0-0 F7		0-0 5-3			4	0	1	0	0	0	2	California Angels @ Detroit Tigers Tiger Stadium, Detroit, MI Sat Jun 08 1974, 3:33 AM EDT Att: 12,053 - Unknown livebaseballscorecards.com			
Gary Sutherland, R (1, 4) OBP: 0.306, SLG: 0.364	0-0 G6-4-3 1-2		0-0 F7			4-0 G5-4-3 BB		0-0 P6		3	0	0	0	1	0	1				
Al Kaline, R (1, 10) OBP: 0.333, SLG: 0.321	0-0 HR 1B		0-0 L6			0-0 L7		0-0 L6-3		4	1	1	0	0	0	1				
Willie Horton, R (1, 7) OBP: 0.324, SLG: 0.536	0-0 HR 1B		0-0 P5			0-0 G5-4-3 1-2		4-0 CS BB		3	1	1	2	0	0	1				
Dick Sharon, R (7, 7) OBP: 0.292, SLG: 0.258	1-H HR									0	0	0	0	1	0	0				
Bill Freehan, R (1, 3) OBP: 0.382, SLG: 0.422	0-0 F8			0-0 F7			0-0 F7	0-0 CS		3	0	0	0	0	0	0				
Marvin Lane, R (1, 9)		0-0 6-3		0-0 F8		4-0 HR BB				2	1	0	0	1	0	0				
Jerry Moses, R (1, 2) OBP: 0.303, SLG: 0.390		0-0 1B 1B		0-0 F9			0-0 HR			3	1	2	2	0	0	0				
Aurelio Rodriguez, R (1, 5) OBP: 0.267, SLG: 0.274		0-0 1-3 1B			0-0 F3		0-0 6-3			3	0	1	0	0	0	0				
Ed Brinkman, R (1, 6) OBP: 0.254, SLG: 0.318		0-0 F2			0-0 F7		0-0 HR			3	1	1	1	0	0	2				
Inning Stats	R: 2 E: 0 K: 0 S: 5	H: 3 LOB: 0 BB: 0 P: 5	R: 0 E: 0 K: 0 S: 5	H: 2 LOB: 2 BB: 0 P: 5	R: 0 E: 0 K: 0 S: 3	H: 0 LOB: 0 BB: 0 P: 3	R: 0 E: 0 K: 0 S: 3	H: 0 LOB: 0 BB: 0 P: 3	R: 0 E: 0 K: 0 S: 2	H: 0 LOB: 1 BB: 1 P: 6	R: 3 E: 0 K: 0 S: 5	H: 2 LOB: 0 BB: 1 P: 9	R: 0 E: 0 K: 0 S: 2	H: 0 LOB: 0 BB: 1 P: 6	R: 0 E: 0 K: 0 S: 2	H: 0 LOB: 0 BB: 1 P: 6	1B: 4 2B: 0 3B: 0 HR: 3	SF: 0 SAC: 0 DP: 2 HBP: 0	WP: 0 PB: 0 SB: 0 CS: 1	PA: 32
PITCHER Frank Tanana, L (1, 1) ERA: 3.12	IP: 6.2 WLS: L BF: 27	H: 7 R: 5 ER: 5 SO: 7	BB: 2 IBB: 0 HBP: 0 BLK: 0	WP: 0 HR: 3 S: 25 P: 33	ERA: 6.75 WHIP: 1.350	PITCHER										IP: 1.1 WLS: L BF: 4	H: 0 R: 0 ER: 0 SO: 0	BB: 1 IBB: 0 HBP: 0 BLK: 0	WP: 0 HR: 0 S: 3 P: 7	ERA: 0.00 WHIP: 0.750

Batter	1	2	3	4	5	6	7	8	9	AB	R	H	RBI	BB	SO	LOB	TOP								
Mickey Rivers, L OBP: 0.347, SLG: 0.406										4	1	2	0	1	0	1	California Angels @ New York Yankees Shea Stadium, Flushing, NY Mon Jun 10 1974, 7:05 PM EDT Att: 11,510 - Unknown - 82 F								
Denny Doyle, L OBP: 0.282, SLG: 0.284										3	1	1	1	0	1	2									
Winston Lianas, R OBP: 0.289, SLG: 0.300										0	0	0	1	0	0	0									
Elie Rodriguez, R OBP: 0.366, SLG: 0.365										0	0	0	0	0	0	0									
Leroy Stanton, R OBP: 0.416, SLG: 0.614										4	1	1	0	0	1	4									
Frank Robinson, R OBP: 0.366, SLG: 0.473										4	0	2	1	0	2	0									
Joe Lahoud, L OBP: 0.310, SLG: 0.505										4	1	1	1	0	0	2									
Bob Oliver, R OBP: 0.290, SLG: 0.342										4	0	0	0	0	1	2									
Paul Schaal, R OBP: 0.300, SLG: 0.316										4	0	0	0	0	3	2									
Tom Egan, R OBP: 0.269, SLG: 0.100										2	0	0	0	0	2	0									
Dave Chalk, R OBP: 0.332, SLG: 0.381										4	0	1	0	0	0	2									
Inning Stats	R: 3 E: 1 K: 2 S: 10	H: 3 LOB: 1 BB: 1 P: 14	R: 0 E: 0 K: 2 S: 9	H: 2 LOB: 2 BB: 0 P: 9	R: 0 E: 0 K: 1 S: 5	H: 0 LOB: 0 BB: 0 P: 5	R: 0 E: 0 K: 2 S: 7	H: 0 LOB: 0 BB: 0 P: 7	R: 0 E: 0 K: 1 S: 5	H: 0 LOB: 0 BB: 0 P: 5	R: 1 E: 0 K: 2 S: 8	H: 1 LOB: 0 BB: 0 P: 8	R: 1 E: 0 K: 0 S: 5	H: 2 LOB: 2 BB: 0 P: 5	R: 0 E: 0 K: 0 S: 4	H: 1 LOB: 1 BB: 0 P: 4	R: 0 E: 0 K: 0 S: 2	H: 0 LOB: 1 BB: 0 P: 3	1B: 6 2B: 2 3B: 0 HR: 1	SF: 1 SAC: 0 DP: 1 HBP: 1	WP: 0 PB: 0 SB: 1 CS: 0	PA: 37			
PITCHER	IP	WLS	BF	H	R	ER	SO	BB	IBB	HBP	BLK	WP	HR	S	P	ERA	WHIP								
Doc Medich, R ERA: 3.56	(1, 1)	6.1	28	8	5	5	10	1	0	0	0	0	1	47	51	7.11	1.421								
Sparky Lyle, L ERA: 1.57	(7, 1)	1.2	W	6	1	0	0	0	0	0	0	0	0	6	6	0.00	0.600								
Cecil Upshaw, R ERA: 3.0	(9, 1)	1.0	3	0	0	0	0	0	0	1	0	0	0	2	3	0.00	0.000								

Batter	1	2	3	4	5	6	7	8	9	AB	R	H	RBI	BB	SO	LOB	BOTTOM								
Elliott Maddox, R OBP: 0.412, SLG: 0.352										4	3	2	0	1	0	0	California Angels @ New York Yankees Shea Stadium, Flushing, NY Mon Jun 10 1974, 7:05 PM EDT Att: 11,510 - Unknown - 82 F								
Lou Piniella, R OBP: 0.355, SLG: 0.393										5	2	2	1	0	3										
Bobby Murcer, L OBP: 0.327, SLG: 0.347										3	0	2	3	2	0	1									
Thurman Munson, R OBP: 0.287, SLG: 0.410										4	0	2	2	0	0	2									
Bill Sudakis, S OBP: 0.288, SLG: 0.325										5	0	1	0	0	1	6									
Graig Nettles, L OBP: 0.347, SLG: 0.481										3	0	0	0	1	1	2									
Chris Chambliss, L OBP: 0.291, SLG: 0.335										4	1	1	1	0	0	2									
Fernando Gonzalez, R OBP: 0.250, SLG: 0.274										4	0	2	0	0	0	0									
Jim Mason, L OBP: 0.299, SLG: 0.317										3	1	0	0	1	0	1									
Inning Stats	R: 1 E: 1 K: 0 S: 5	H: 1 LOB: 2 BB: 1 P: 9	R: 3 E: 0 K: 0 S: 8	H: 5 LOB: 0 BB: 0 P: 8	R: 0 E: 0 K: 1 S: 6	H: 2 LOB: 2 BB: 1 P: 10	R: 1 E: 1 K: 0 S: 5	H: 2 LOB: 1 BB: 1 P: 9	R: 0 E: 0 K: 0 S: 3	H: 0 LOB: 0 BB: 0 P: 3	R: 0 E: 0 K: 0 S: 3	H: 0 LOB: 1 BB: 1 P: 7	R: 0 E: 0 K: 0 S: 3	H: 0 LOB: 0 BB: 0 P: 3	R: 2 E: 0 K: 1 S: 7	H: 2 LOB: 1 BB: 1 P: 11		1B: 9 2B: 2 3B: 0 HR: 1	SF: 1 SAC: 0 DP: 0 HBP: 0	WP: 1 PB: 0 SB: 0 CS: 0	PA: 41				
PITCHER	IP	WLS	BF	H	R	ER	SO	BB	IBB	HBP	BLK	WP	HR	S	P	ERA	WHIP								
Rudy May, L ERA: 7.94	(1, 1)	1.2	L	13	5	4	3	0	0	0	0	0	0	23	39	4.76	1.588								
Skip Lockwood, R ERA: 4.69	(2, 1)	5.2	L	25	5	3	3	1	4	0	0	0	0	1	1	∞	∞								
John Cumberland, L ERA: 4.5	(8, 1)	0.0	1	1	0	0	0	0	0	0	0	0	0	1	1	∞	∞								
Barry Raziano, R ERA: 1.8	(8, 1)	0.2	2	0	0	0	1	0	0	0	0	0	0	4	4	0.00	0.000								

Batter	1	2	3	4	5	6	7	8	9	AB	R	H	RBI	BB	SO	LOB	TOP										
Mickey Rivers, L OBP: 0.348, SLG: 0.406 (1, 8)										5	1	2	1	0	0	4	California Angels @ New York Yankees Shea Stadium, Flushing, NY Tue Jun 11 1974, 7:05 PM EDT Att: 10,884 - Unknown										
Denny Doyle, L OBP: 0.294, SLG: 0.287 (1, 4)										5	0	2	1	0	1	0											
Leroy Stanton, R OBP: 0.424, SLG: 0.602 (1, 9)										2	0	0	0	3	1	1											
Frank Robinson, R OBP: 0.357, SLG: 0.460 (1, 10)										5	0	0	0	0	1	5											
Joe Lahoud, L OBP: 0.319, SLG: 0.533 Winston Lenas, R (7, PH) OBP: 0.277, SLG: 0.286 (7, 7)										2	2	1	1	1	0	1											
John Doherty, L OBP: 0.400, SLG: 0.333 (1, 3)										4	1	2	0	0	0	0											
Paul Schaal, R OBP: 0.299, SLG: 0.314 (1, 5)										4	1	1	1	0	2	1											
Ellie Rodriguez, R OBP: 0.365, SLG: 0.362 (1, 2)										4	0	1	0	0	1	2											
Dave Chalk, R OBP: 0.338, SLG: 0.385 Sandy Alomar Sr., S OBP: 0.276, SLG: 0.321 (6, 6)										1	0	1	0	1	0	0											
Inning Stats	R: 0 E: 0 K: 0 S: 3	H: 0 LOB: 0 BB: 0 P: 3	R: 3 E: 0 K: 1 S: 8	H: 4 LOB: 1 BB: 1 P: 12	R: 0 E: 0 K: 0 S: 2	H: 0 LOB: 0 BB: 1 P: 6	R: 1 E: 0 K: 1 S: 7	H: 2 LOB: 2 BB: 1 P: 11	R: 0 E: 0 K: 1 S: 6	H: 0 LOB: 0 BB: 0 P: 5	R: 0 E: 0 K: 2 S: 9	H: 2 LOB: 2 BB: 1 P: 13	R: 0 E: 0 K: 0 S: 5	H: 2 LOB: 2 BB: 0 P: 5	R: 0 E: 0 K: 1 S: 5	H: 0 LOB: 1 BB: 1 P: 9		1B: 10 2B: 0 3B: 0 HR: 1	SF: 0 SAC: 0 DP: 0 HBP: 0	WP: 1 PB: 1 SB: 0 CS: 0	PA: 41						
PITCHER	IP	WLS	BF	H	R	ER	SO	BB	IBB	HBP	BLK	WP	HR	S	P	ERA	WHIP										
Mel Stottlemyre, R ERA: 3.49 (1, 1)	3.0		15	6	4	4	1	2	0	0	0	1	1	15	23	12.00	2.667										
Dave Pagan, R ERA: 6.91 (4, 1)	3.2	L	16	3	1	0	5	2	0	0	0	0	0	24	32	0.00	1.364										
Mike Wallace, L ERA: 3.22 (7, 1)	2.1		10	2	0	0	1	1	0	0	0	0	0	11	15	0.00	1.286										

Batter	1	2	3	4	5	6	7	8	9	AB	R	H	RBI	BB	SO	LOB	BOTTOM										
Elliott Maddox, R OBP: 0.406, SLG: 0.348 (1, 8)										4	0	1	0	0	0	2	California Angels @ New York Yankees Shea Stadium, Flushing, NY Tue Jun 11 1974, 7:05 PM EDT Att: 10,884 - Unknown										
Lou Piniella, R OBP: 0.348, SLG: 0.385 (1, 7)										4	0	0	0	0	1	1											
Bobby Murcer, L OBP: 0.325, SLG: 0.342 (1, 9)										3	0	0	0	1	0	0											
Thurman Munson, R OBP: 0.286, SLG: 0.406 (1, 2)										4	1	1	0	0	1	1											
Graig Nettles, L OBP: 0.345, SLG: 0.474 (1, 5)										3	1	0	0	1	1	0											
Chris Chambliss, L OBP: 0.286, SLG: 0.328 (1, 3)										4	1	0	0	0	0	2											
Bill Sudakis, S OBP: 0.296, SLG: 0.358 Ron Blomberg, L (7, PR) OBP: 0.404, SLG: 0.515 Walt Williams, R (9, PH) OBP: 0.097, SLG: 0.067 (1, 10)										3	1	2	4	0	0	0											
Jim Mason, L OBP: 0.299, SLG: 0.313 (1, 6)										2	0	0	0	1	0	0											
Fernando Gonzalez, R OBP: 0.245, SLG: 0.268 Rick Dempsey, R (7, PH) OBP: 0.505, SLG: 0.377 Fred Stanley, R (8, 4) OBP: 0.289, SLG: 0.174 (1, 4)										2	0	0	0	0	1	0											
Inning Stats	R: 0 E: 0 K: 0 S: 3	H: 0 LOB: 0 BB: 0 P: 3	R: 0 E: 0 K: 0 S: 3	H: 0 LOB: 0 BB: 0 P: 3	R: 0 E: 0 K: 1 S: 5	H: 0 LOB: 0 BB: 0 P: 5	R: 0 E: 0 K: 1 S: 5	H: 0 LOB: 0 BB: 0 P: 5	R: 4 E: 1 K: 0 S: 7	H: 3 LOB: 1 BB: 1 P: 11	R: 0 E: 0 K: 1 S: 4	H: 0 LOB: 0 BB: 1 P: 8	R: 0 E: 0 K: 0 S: 4	H: 1 LOB: 2 BB: 1 P: 8	R: 0 E: 0 K: 1 S: 5	H: 0 LOB: 0 BB: 0 P: 5		R: 0 E: 0 K: 0 S: 3	H: 0 LOB: 0 BB: 0 P: 3	1B: 3 2B: 0 3B: 0 HR: 1	SF: 0 SAC: 0 DP: 1 HBP: 0	WP: 0 PB: 0 SB: 0 CS: 0	PA: 34				
PITCHER	IP	WLS	BF	H	R	ER	SO	BB	IBB	HBP	BLK	WP	HR	S	P	ERA	WHIP										
Dick Lange, R ERA: 3.05 (1, 1)	6.1	W	26	4	4	3	3	3	0	0	0	0	0	29	41	4.26	1.105										
Barry Raziano, R ERA: 1.17 (7, 1)	2.2	S	8	0	0	0	1	0	0	0	0	0	0	10	10	0.00	0.000										

Batter	1	2	3	4	5	6	7	8	9	10	11	12	13	14	15	AB	R	H	RBI	BB	SO	LOB	TOP									
Cecil Cooper, L OBP: 0.338, SLG: 0.410 (1, 3)																8	0	0	0	0	0	6	8									
Rick Miller, L OBP: 0.348, SLG: 0.325 (1, 8)																	6	1	0	0	1	3	2									
Carlton Fisk, R OBP: 0.385, SLG: 0.549 (1, 2)																	7	0	3	0	0	0	2									
Carl Yastrzemski, L OBP: 0.428, SLG: 0.483 (1, 7)																	5	2	2	2	2	1	2									
Bernie Carbo, L OBP: 0.367, SLG: 0.479 (1, 9)																	5	0	0	0	2	3	5									
Rico Petrocelli, R OBP: 0.401, SLG: 0.466 (9, PR) Tommy Harper, R OBP: 0.266, SLG: 0.290																	3	0	0	0	2	1	2									
Dick McAuliffe, L OBP: 0.292, SLG: 0.304 (8, 5)																	6	0	0	0	1	2	5									
Terry Hughes, R OBP: 0.276, SLG: 0.188 Danny Cater, R OBP: 0.341, SLG: 0.421 Rick Burleson, R OBP: 0.351, SLG: 0.471																	2	0	0	1	1	1	1									
Mario Guerrero, R OBP: 0.300, SLG: 0.281 (1, 6)																	6	0	3	0	1	1	3									
Inning Stats	R: 0 E: 0 K: 3 S: 10	H: 1 LOB: 2 BB: 1 P: 14	R: 0 E: 0 K: 1 S: 5	H: 0 LOB: 0 BB: 0 P: 5	R: 0 E: 0 K: 2 S: 7	H: 0 LOB: 1 BB: 1 P: 11	R: 1 E: 0 K: 3 S: 9	H: 3 LOB: 4 BB: 4 P: 25	R: 0 E: 1 K: 2 S: 6	H: 0 LOB: 1 BB: 0 P: 8	R: 0 E: 0 K: 1 S: 7	H: 2 LOB: 2 BB: 0 P: 12	R: 0 E: 0 K: 1 S: 6	H: 1 LOB: 1 BB: 0 P: 6	R: 2 E: 0 K: 1 S: 6	H: 1 LOB: 2 BB: 3 P: 18	R: 0 E: 0 K: 1 S: 7	H: 2 LOB: 2 BB: 0 P: 7	R: 0 E: 0 K: 0 S: 3	H: 0 LOB: 0 BB: 0 P: 3	R: 0 E: 0 K: 2 S: 7	H: 0 LOB: 0 BB: 0 P: 7	R: 0 E: 0 K: 1 S: 5	H: 0 LOB: 0 BB: 0 P: 5	R: 0 E: 0 K: 0 S: 3	H: 0 LOB: 0 BB: 0 P: 5	R: 0 E: 0 K: 0 S: 3	H: 0 LOB: 0 BB: 0 P: 3	1B: 7 2B: 0 3B: 0 HR: 1	SF: 0 SAC: 0 DP: 0 HBP: 0	WP: 0 PB: 0 SE: 0 CS: 0	PA: 64
PITCHER ERA: 3.66 Nolan Ryan, R ERA: 0.93 Bary Razzano, R ERA: 0.93	IP: 13.0 WLS: 13 BF: 58 H: 8 R: 3 ER: 3 SO: 19 BB: 10 IBB: 0 HBP: 0 BLK: 0 WP: 0 HR: 1 S: 86 P: 126 ERA: 2.08 WHIP: 1.385																															

Boston Red Sox @ California Angels
Anaheim Stadium, Anaheim, CA
Fri Jun 14 1974, 10:05 PM EDT
Att: 11,083 - Unknown

AB: 54
R: 3
H: 8
RBI: 3
BB: 10
SO: 20
LOB: 32

Batter	1	2	3	4	5	6	7	8	9	10	11	12	13	14	15	AB	R	H	RBI	BB	SO	LOB	BOTTOM			
Mickey Rivers, L OBP: 0.340, SLG: 0.394 (1, 8)																7	2	2	0	0	0	4				
Denny Doyle, L OBP: 0.305, SLG: 0.304 (1, 4)																6	1	3	2	1	0	0				
Leroy Stanton, R OBP: 0.414, SLG: 0.571 (1, 9)																4	0	0	0	1	1	3				
Frank Robinson, R OBP: 0.358, SLG: 0.457 (1, 10)																5	1	1	0	1	3	2				
Joe Lahoud, L OBP: 0.317, SLG: 0.513 (1, 7)																	6	0	1	1	0	1	2			
Bob Oliver, R OBP: 0.288, SLG: 0.338 Dick Lange, R OBP: 0.302, SLG: 0.317																5	0	1	1	0	0	2				
John Doherty, L OBP: 0.360, SLG: 0.318 (1, 3)																6	0	2	0	0	0	1				
Ellie Rodriguez, R OBP: 0.358, SLG: 0.346 (1, 2)																5	0	0	0	1	0	1				
Sandy Alomar Sr., S OBP: 0.298, SLG: 0.324 Tom Miceli, L OBP: 0.337, SLG: 0.430 Bobby Valentine, R OBP: 0.293, SLG: 0.387																3	0	1	0	0	0	0				
Inning Stats	R: 0 E: 0 K: 0 S: 3	H: 0 LOB: 0 BB: 0 P: 3	R: 0 E: 0 K: 1 S: 5	H: 0 LOB: 0 BB: 0 P: 5	R: 0 E: 0 K: 0 S: 3	H: 0 LOB: 0 BB: 0 P: 3	R: 3 E: 1 K: 0 S: 6	H: 3 LOB: 1 BB: 1 P: 10	R: 0 E: 0 K: 1 S: 6	H: 1 LOB: 2 BB: 1 P: 10	R: 0 E: 0 K: 1 S: 5	H: 0 LOB: 0 BB: 0 P: 5	R: 0 E: 0 K: 0 S: 3	H: 0 LOB: 0 BB: 0 P: 3	R: 0 E: 0 K: 0 S: 3	H: 1 LOB: 1 BB: 0 P: 8	R: 0 E: 0 K: 0 S: 3	H: 0 LOB: 0 BB: 0 P: 3	R: 0 E: 0 K: 0 S: 3	H: 0 LOB: 0 BB: 0 P: 3	R: 1 E: 0 K: 0 S: 3	H: 2 LOB: 1 BB: 0 P: 3	1B: 9 2B: 2 3B: 0 HR: 0	SF: 0 SAC: 1 DP: 1 HBP: 0	WP: 0 PB: 0 SE: 3 CS: 1	PA: 56
PITCHER ERA: 3.26 Luis Tiant, R ERA: 3.26	IP: 14.1 WLS: 14 BF: 56 H: 11 R: 4 ER: 4 SO: 5 BB: 4 IBB: 0 HBP: 0 BLK: 0 WP: 0 HR: 0 S: 62 P: 78 ERA: 2.51 WHIP: 1.047																									


Boston Red Sox @ California Angels
Anaheim Stadium, Anaheim, CA
Fri Jun 14 1974, 10:05 PM EDT
Att: 11,083 - Unknown

AB: 51
R: 4
H: 11
RBI: 4
BB: 4
SO: 5
LOB: 19

Batter	1	2	3	4	5	6	7	8	9	AB	R	H	RBI	BB	SO	LOB	TOP																					
Juan Beniquez, R OBP: 0.320, SLG: 0.363 (1, 8)	6-3		6-3						SH3-4	3	1	0	0	1	0	0																						
Cecil Cooper, L OBP: 0.350, SLG: 0.426 (1, 3)	2B		1-3					1B	4-3	5	2	4	0	0	0	1																						
Carlton Fisk, R OBP: 0.398, SLG: 0.562 (1, 2)	2B		1-3					1B		4	2	3	1	1	0	1																						
Carl Yastrzemski, L OBP: 0.427, SLG: 0.481 (1, 7)	P4		F8					1B	1-3	5	0	2	3	0	0	5																						
Bernie Carbo, L OBP: 0.365, SLG: 0.471 (1, 10)	BB							FC6		3	0	0	1	1	1	1																						
Dwight Evans, R OBP: 0.345, SLG: 0.468 (1, 9)	K									4	0	1	0	0	1	3																						
Dick McAuliffe, L OBP: 0.291, SLG: 0.303 (1, 5)										4	0	1	0	0	1	2																						
Mario Guerrero, R OBP: 0.293, SLG: 0.275 (1, 6)	P6							P6		4	0	0	0	0	0	3																						
Rick Burleson, R OBP: 0.359, SLG: 0.486 (1, 4)	G6-4-3									4	0	2	0	0	0	1																						
Inning Stats	R: 0 E: 0 K: 1 S: 7	H: 2 LOB: 3 BB: 1 P: 11	R: 0 E: 0 K: 0 S: 3	H: 1 LOB: 0 BB: 0 P: 3	R: 0 E: 0 K: 0 S: 4	H: 1 LOB: 1 BB: 0 P: 4	R: 0 E: 0 K: 0 S: 3	H: 0 LOB: 0 BB: 0 P: 3	R: 3 E: 0 K: 0 S: 5	H: 4 LOB: 1 BB: 1 P: 9	R: 0 E: 0 K: 1 S: 5	H: 0 LOB: 0 BB: 0 P: 5	R: 0 E: 0 K: 0 S: 3	H: 0 LOB: 0 BB: 0 P: 3	R: 2 E: 0 K: 1 S: 9	H: 4 LOB: 2 BB: 1 P: 9	R: 0 E: 0 K: 0 S: 4	H: 1 LOB: 2 BB: 1 P: 8	1B: 9 2B: 4 3B: 0 HR: 0	SF: 0 SAC: 1 DP: 1 HBP: 0	WP: 0 PB: 0 SB: 0 CS: 1	PA: 40																
PITCHER	IP	WLS	BF	H	R	ER	SO	BB	IBB	HBP	BLK	WP	HR	S	P	ERA	WHIP	PITCHER				IP	WLS	BF	H	R	ER	SO	BB	IBB	HBP	BLK	WP	HR	S	P	ERA	WHIP
Bill Stoneman, R ERA: 4.98 (1, 1)	7.0	L	30	10	5	5	2	2	0	0	0	0	0	32	40	6.43	1.714																					
John Cumberland, L ERA: 3.89 (8, 1)	0.2		4	2	0	0	1	0	0	0	0	0	0	6	6	0.00	3.000																					
Skip Lockwood, R ERA: 4.54 (8, 1)	1.0		5	1	0	0	0	1	0	0	0	0	0	4	8	0.00	2.000																					
Rudy May, L ERA: 7.0 (9, 1)	0.1		1	0	0	0	0	0	0	0	0	0	0	1	1	0.00	0.000																					

Boston Red Sox @ California Angels
 Anaheim Stadium, Anaheim, CA
 Sat Jun 15 1974, 10:05 PM EDT
 Att: 26,401 - Unknown - 81 F


AB	36
R	5
H	13
RBI	5
BB	3
SO	3
LOB	17



Batter	1	2	3	4	5	6	7	8	9	AB	R	H	RBI	BB	SO	LOB	BOTTOM																					
Mickey Rivers, L OBP: 0.341, SLG: 0.394 (1, 8)	4-3 WP		G3	F7						5	0	2	1	0	1	6																						
Denny Doyle, L OBP: 0.302, SLG: 0.302 (1, 4) (9, 6)	F8		K					E4		5	0	1	0	0	1	4																						
Leroy Stanton, R OBP: 0.414, SLG: 0.564 (1, 9)	4-3		1B					F8	F3	5	0	2	0	0	0	3																						
Frank Robinson, R OBP: 0.354, SLG: 0.450 (1, 10)	K		1B					F3		5	0	1	0	0	2	3																						
Joe Lahoud, L OBP: 0.313, SLG: 0.500 (1, 7)			L3							5	0	1	0	0	2	1																						
Bob Oliver, R OBP: 0.286, SLG: 0.335 (1, 5)	F8		G4-6-3						5-3	5	1	1	0	0	1	1																						
John Doherty, L OBP: 0.448, SLG: 0.462 (1, 3)										4	2	4	0	0	0	0																						
Ellie Rodriguez, R OBP: 0.367, SLG: 0.353 (8, PH)										2	0	2	0	0	0	0																						
Tom McCraw, L OBP: 0.333, SLG: 0.425 (9, 2)										1	0	0	0	0	0	2																						
Tom Egan, R OBP: 0.250, SLG: 0.100 (9, 2)										0	0	0	0	0	0	0																						
Sandy Alomar Sr., S OBP: 0.270, SLG: 0.306 (5, PH)										2	0	0	0	0	0	4																						
Charlie Spikes, L OBP: 0.372, SLG: 0.375 (5, PH)										0	0	0	0	0	0	0																						
Dick Lane, R (5, PH)										0	0	0	0	0	0	0																						
Bobby Valentine, R OBP: 0.295, SLG: 0.360 (7, 6)										0	0	0	0	0	0	0																						
Winston Llanas, R OBP: 0.271, SLG: 0.270 (9, 4)										1	0	0	0	0	0	2																						
Inning Stats	R: 0 E: 0 K: 1 S: 6	H: 1 LOB: 1 BB: 0 P: 6	R: 0 E: 0 K: 0 S: 5	H: 2 LOB: 2 BB: 0 P: 5	R: 0 E: 0 K: 1 S: 6	H: 2 LOB: 1 BB: 0 P: 6	R: 0 E: 1 K: 0 S: 6	H: 3 LOB: 3 BB: 0 P: 6	R: 0 E: 0 K: 0 S: 4	H: 2 LOB: 1 BB: 0 P: 4	R: 1 E: 0 K: 2 S: 8	H: 1 LOB: 3 BB: 1 P: 13	R: 0 E: 0 K: 1 S: 5	H: 0 LOB: 0 BB: 0 P: 5	R: 2 E: 1 K: 0 S: 7	H: 3 LOB: 2 BB: 0 P: 7	R: 0 E: 0 K: 2 S: 7	H: 0 LOB: 0 BB: 0 P: 7	1B: 13 2B: 1 3B: 0 HR: 0	SF: 0 SAC: 0 DP: 2 HBP: 1	WP: 2 PB: 0 SB: 0 CS: 0	PA: 42																
PITCHER	IP	WLS	BF	H	R	ER	SO	BB	IBB	HBP	BLK	WP	HR	S	P	ERA	WHIP	PITCHER				IP	WLS	BF	H	R	ER	SO	BB	IBB	HBP	BLK	WP	HR	S	P	ERA	WHIP
Bill Lee, L ERA: 2.98 (1, 1)	5.0		23	10	0	0	2	0	0	0	0	0	0	27	27	0.00	2.000																					
Diego Segui, R ERA: 3.79 (6, 1)	4.0	S	19	4	3	2	5	1	0	1	0	1	0	27	32	4.50	1.250																					

Boston Red Sox @ California Angels
 Anaheim Stadium, Anaheim, CA
 Sat Jun 15 1974, 10:05 PM EDT
 Att: 26,401 - Unknown - 81 F

AB	40
R	3
H	14
RBI	1
BB	1
SO	7
LOB	26



Batter	1	2	3	4	5	6	7	8	9	AB	R	H	RBI	BB	SO	LOB	TOP										
Juan Beniquez, R OBP: 0.317, SLG: 0.359	6-3	FC5		K			K		1B 2B	5	1	1	0	0	2	5	Boston Red Sox @ California Angels Anaheim Stadium, Anaheim, CA Sun Jun 16 1974, 6:33 AM EDT Att: 11,828 - Unknown - 78 F livebaseballscores.com										
Cecil Cooper, L OBP: 0.346, SLG: 0.420	4-3		P6		3-1		4-3		2B 1B	5	1	1	2	0	0	1											
Carlton Fisk, R OBP: 0.404, SLG: 0.596	2B		HR		P3			5-3	E 2B	5	2	3	3	0	0	0											
Carl Yastrzemski, L OBP: 0.423, SLG: 0.479	G3		2B		4-3			F9	P8	5	0	1	1	0	0	1											
Bernie Carbo, L OBP: 0.365, SLG: 0.466		BB 1B BB	K				G5-4-3 1B	K	K	4	0	1	0	1	3	1											
Dwight Evans, R OBP: 0.343, SLG: 0.460	K		5-3				K		1B 2B BB	3	1	0	0	1	2	3											
Rick Burleson, R OBP: 0.366, SLG: 0.487					4-3		G5-4-3		2B 1B	4	1	2	0	0	0	1											
Dick McAuliffe, L OBP: 0.295, SLG: 0.303							4-3		F9	3	0	1	0	1	0	2											
Terry Hughes, R OBP: 0.250, SLG: 0.167									1B 2B	2	0	0	0	0	1	4											
Danny Cater, R OBP: 0.359, SLG: 0.436									1B 2B	1	0	1	0	0	0	0											
Rick Miller, L OBP: 0.348, SLG: 0.325					F9				1B 2B	0	0	0	0	0	0	0											
Mario Guerrero, R OBP: 0.297, SLG: 0.285									1B 2B	1	1	1	1	0	0	0											
John Kennedy, R OBP: 0.188, SLG: 0.333									1B 2B	0	0	0	0	0	0	0											
Inning Stats	R: 0 E: 0 K: 0 S: 4	H: 1 LOB: 1 BB: 0 P: 4	R: 0 E: 0 K: 2 S: 8	H: 1 LOB: 3 BB: 2 P: 16	R: 1 E: 0 K: 1 S: 7	H: 2 LOB: 1 BB: 0 P: 7	R: 0 E: 0 K: 1 S: 6	H: 1 LOB: 1 BB: 0 P: 6	R: 0 E: 0 K: 0 S: 3	H: 0 LOB: 0 BB: 0 P: 3	R: 0 E: 0 K: 1 S: 5	H: 1 LOB: 0 BB: 0 P: 5	R: 0 E: 0 K: 1 S: 6	H: 1 LOB: 1 BB: 0 P: 6	R: 0 E: 0 K: 1 S: 5	H: 0 LOB: 0 BB: 0 P: 5	R: 6 E: 1 K: 1 S: 10	H: 5 LOB: 0 BB: 1 P: 14	1B: 7 2B: 4 3B: 0 HR: 1	SF: 0 SAC: 0 DP: 1 HBP: 0	WP: 0 PB: 0 SB: 0 CS: 0	PA: 41					
PITCHER	IP	WLS	BF	H	R	ER	SO	BB	IBB	HBP	BLK	WP	HR	S	P	ERA	WHIP	PITCHER									
Dick Lange, R ERA: 3.11	(1, 1)	8.0	34	8	3	3	7	3	0	0	0	0	1	45	57	3.38	1.375										
Barry Razzano, R ERA: 3.8	(9, 1)	0.1	L 5	4	3	3	0	0	0	0	0	0	0	5	5	81.00	12.000										
John Cumberland, L ERA: 3.38	(9, 1)	0.2	2	0	1	0	1	0	0	0	0	0	0	4	4	0.00	0.000										

Boston Red Sox @ California Angels
 Anaheim Stadium, Anaheim, CA
 Sun Jun 16 1974, 6:33 AM EDT
 Att: 11,828 - Unknown - 78 F

AB 38
 R 7
 H 12
 RBI 6
 BB 3
 SO 8
 LOB 18



Batter	1	2	3	4	5	6	7	8	9	AB	R	H	RBI	BB	SO	LOB	BOTTOM										
Mickey Rivers, L OBP: 0.338, SLG: 0.388	K		F8				4-3		4-3	4	0	0	0	1	1	2	Boston Red Sox @ California Angels Anaheim Stadium, Anaheim, CA Sun Jun 16 1974, 6:33 AM EDT Att: 11,828 - Unknown - 78 F livebaseballscores.com										
Denny Doyle, L OBP: 0.286, SLG: 0.297	4-3		1-3		FC6-4 BB				F7	4	0	0	1	0	0	2											
Leroy Stanton, R OBP: 0.416, SLG: 0.587	HR 1B		K CS		K				HR	4	2	2	1	0	2	2											
Charlie Sands, L OBP: 0.362, SLG: 0.444	HR 1B		CS		F8		4-3		K	4	1	1	2	0	1	0											
Joe Lahoud, L OBP: 0.319, SLG: 0.508	F8				3-1				2B	4	0	2	0	0	0	0											
Bob Oliver, R OBP: 0.286, SLG: 0.338			4-3 FC5-2 2B		6-3		G5-4-3		F8	4	0	1	0	0	0	2											
John Doherty, L OBP: 0.424, SLG: 0.433			4-3				6-3		6-3	4	0	1	0	0	0	1											
Ellie Rodriguez, R OBP: 0.366, SLG: 0.353									4-3	3	1	1	0	0	0	2											
Tom McCraw, L OBP: 0.330, SLG: 0.420			FC5-2		FC6-5 BB 1B FC6-4					1	0	0	0	0	0	0											
Sandy Alomar Sr., S OBP: 0.276, SLG: 0.308			F8		FC6-4 BB		FC5-4 E S			3	0	1	0	0	0	2											
Winston Lenas, R OBP: 0.266, SLG: 0.318										1	0	1	0	0	0	0											
Inning Stats	R: 2 E: 0 K: 1 S: 7	H: 2 LOB: 0 BB: 0 P: 7	R: 0 E: 0 K: 0 S: 4	H: 1 LOB: 1 BB: 0 P: 4	R: 0 E: 0 K: 1 S: 5	H: 0 LOB: 0 BB: 0 P: 5	R: 0 E: 0 K: 0 S: 3	H: 0 LOB: 0 BB: 0 P: 3	R: 0 E: 0 K: 0 S: 4	H: 1 LOB: 1 BB: 0 P: 4	R: 1 E: 0 K: 1 S: 7	H: 2 LOB: 0 BB: 0 P: 7	R: 0 E: 0 K: 1 S: 4	H: 1 LOB: 1 BB: 0 P: 4	R: 0 E: 0 K: 0 S: 4	H: 1 LOB: 0 BB: 0 P: 4	1B: 5 2B: 3 3B: 0 HR: 2	SF: 0 SAC: 0 DP: 1 HBP: 0	WP: 0 PB: 1 SB: 1 CS: 1	PA: 38							
PITCHER	IP	WLS	BF	H	R	ER	SO	BB	IBB	HBP	BLK	WP	HR	S	P	ERA	WHIP	PITCHER									
Reggie Cleveland, R ERA: 5.75	(1, 1)	9.0	W 37	10	4	4	4	1	0	0	0	0	2	44	48	4.00	1.222										

Boston Red Sox @ California Angels
 Anaheim Stadium, Anaheim, CA
 Sun Jun 16 1974, 6:33 AM EDT
 Att: 11,828 - Unknown - 78 F

AB 36
 R 4
 H 10
 RBI 4
 BB 1
 SO 4
 LOB 13



Batter	1	2	3	4	5	6	7	8	9	AB	R	H	RBI	BB	SO	LOB	TOP					
Elliott Maddox, R OBP: 0.423, SLG: 0.389 (1, 8)	F9		G5-4-3 1B		5-3		F4		SH1-3 1B	5	0	2	0	0	0	1	New York Yankees @ California Angels Anaheim Stadium, Anaheim, CA Mon Jun 17 1974, 10:05 PM EDT Att: 18,150 - Unknown - 67 F livebaseballscores.com					
Lou Piniella, R OBP: 0.339, SLG: 0.385 (1, 7)	6-3 1B HBP		G5-4-3 1-2		E5 CS		HR		SH1-3 1-2	3	1	1	2	0	0	1						
Bobby Murcer, L OBP: 0.327, SLG: 0.346 (1, 9)	6-3 1-2 1B		K		CS	G3	G3		F3	5	0	1	0	0	1	2						
Thurman Munson, R OBP: 0.291, SLG: 0.382 (1, 2)	6-3 1-2 2-3			F5		FC6-4 BB			F9	4	0	0	0	1	1	3						
Bill Sudakis, S OBP: 0.303, SLG: 0.396 Ron Blomberg, L OBP: 0.396, SLG: 0.504 (8, PR)	K			4-3		FC6-4 BB 1-2			BB E 1B	4	0	1	0	0	1	3						
Graig Nettles, L OBP: 0.344, SLG: 0.455 (1, 5)		F8		1B BB		1-2 BB			E 1B BB	1	1	0	0	3	0	0						
Chris Chambliss, L OBP: 0.275, SLG: 0.312 (1, 3)		K		1-2 1B		F9			K	4	0	1	0	0	2	4						
Gene Michael, S OBP: 0.273, SLG: 0.256 (1, 4)				F6			FC6-4 1B		E7 1B 1B	4	1	3	1	0	0	2						
Jim Mason, L OBP: 0.297, SLG: 0.315 Roy White, S OBP: 0.353, SLG: 0.352 Fred Stanley, R OBP: 0.296, SLG: 0.208 (7, PR)	G3				F2		FC6-4 HR		1B	2	0	0	0	0	0	1						
Inning Stats	R: 0 E: 0 K: 1 S: 6	H: 1 LOB: 2 BB: 0 P: 7	R: 0 E: 0 K: 1 S: 6	H: 1 LOB: 1 BB: 0 P: 6	R: 0 E: 0 K: 1 S: 5	H: 1 LOB: 0 BB: 0 P: 5	R: 0 E: 0 K: 0 S: 4	H: 1 LOB: 2 BB: 1 P: 8	R: 0 E: 1 K: 0 S: 3	H: 0 LOB: 0 BB: 0 P: 3	R: 0 E: 0 K: 0 S: 3	H: 0 LOB: 1 BB: 2 P: 11	R: 2 E: 0 K: 0 S: 5	H: 2 LOB: 1 BB: 0 P: 5	R: 3 E: 1 K: 2 S: 9	H: 3 LOB: 1 BB: 1 P: 13		R: 0 E: 0 K: 0 S: 4	H: 1 LOB: 1 BB: 0 P: 4	1B: 9 2B: 0 3B: 0 HR: 1	SF: 0 SAC: 1 DP: 1 HBP: 1	WP: 0 PB: 0 CS: 1
PITCHER	IP	WLS	BF	H	R	ER	SO	BB	IBB	HBP	BLK	WP	HR	S	P	ERA	WHIP					
Frank Tanana, L ERA: 3.38 (1, 1)	7.0	L	30	6	2	2	3	3	0	1	0	0	1	32	45	2.57	1.286					
Barry Raziano, R ERA: 4.91 (8, 1)	1.0		6	3	3	2	2	1	0	0	0	0	0	9	13	18.00	4.000					
Skip Lockwood, R ERA: 4.41 (9, 1)	1.0		4	1	0	0	0	0	0	0	0	0	0	4	4	0.00	1.000					

Batter	1	2	3	4	5	6	7	8	9	AB	R	H	RBI	BB	SO	LOB	BOTTOM					
Mickey Rivers, L OBP: 0.341, SLG: 0.394 (1, 8)	1B 2B		K			1B 1B		F8		4	0	2	0	0	1	1	New York Yankees @ California Angels Anaheim Stadium, Anaheim, CA Mon Jun 17 1974, 10:05 PM EDT Att: 18,150 - Unknown - 67 F livebaseballscores.com					
Denny Doyle, L OBP: 0.288, SLG: 0.297 Paul Schaal, R OBP: 0.300, SLG: 0.315 Elie Rodriguez, R OBP: 0.356, SLG: 0.353 (9, 2)	G6-3 1B		G3			F2		F9		3	0	1	0	0	0	1						
Leroy Stanton, R OBP: 0.418, SLG: 0.584 (1, 9)	K		K			G6-4-3 1B			WP 1B	4	0	2	0	0	2	2						
Charlie Sands, L OBP: 0.347, SLG: 0.421 Winston Lienes, R OBP: 0.275, SLG: 0.304 (6, PH)	G6-3 1-2				F9	G6-4-3 1-2			F9	2	0	0	0	0	0	2						
Joe Lahoud, L OBP: 0.326, SLG: 0.504 Frank Robinson, R OBP: 0.353, SLG: 0.448 (9, PH)		1B E BB		G4-6-3 BB		4-3			K	1	1	0	0	2	0	0						
Bob Oliver, R OBP: 0.285, SLG: 0.336 (1, 5)		E K 1B		G4-6-3 1-2		K			F9	4	0	1	0	0	1	2						
John Doherty, L OBP: 0.389, SLG: 0.394 (1, 3)		E6 1-3 3-H			4-3		4-3			3	0	0	1	0	0	1						
Tom Egan, R OBP: 0.214, SLG: 0.083 Bobby Valentine, R OBP: 0.291, SLG: 0.365 (9, PH)	K					K			1-3	2	0	0	0	0	2	2						
Sandy Alomar Sr., S OBP: 0.279, SLG: 0.310 (9, 4)	B5				4-3				1B	1	0	0	0	0	0	0						
Inning Stats	R: 0 E: 0 K: 1 S: 6	H: 2 LOB: 1 BB: 0 P: 6	R: 1 E: 1 K: 1 S: 6	H: 1 LOB: 1 BB: 1 P: 10	R: 0 E: 0 K: 2 S: 7	H: 0 LOB: 0 BB: 0 P: 7	R: 0 E: 0 K: 0 S: 2	H: 0 LOB: 0 BB: 1 P: 6	R: 0 E: 0 K: 1 S: 5	H: 0 LOB: 0 BB: 0 P: 5	R: 0 E: 0 K: 0 S: 4	H: 2 LOB: 1 BB: 0 P: 4	R: 0 E: 0 K: 1 S: 5	H: 0 LOB: 0 BB: 0 P: 5	R: 0 E: 0 K: 0 S: 4	H: 1 LOB: 1 BB: 0 P: 4		R: 0 E: 0 K: 1 S: 6	H: 1 LOB: 1 BB: 0 P: 6	1B: 6 2B: 1 3B: 0 HR: 0	SF: 0 SAC: 0 DP: 3 HBP: 0	WP: 1 PB: 0 CS: 0
PITCHER	IP	WLS	BF	H	R	ER	SO	BB	IBB	HBP	BLK	WP	HR	S	P	ERA	WHIP					
Dave Pagan, R ERA: 5.99 (1, 1)	5.0		18	3	1	1	5	2	0	0	0	0	0	26	34	1.80	1.000					
Mike Wallace, L ERA: 2.84 (6, 1)	3.0	W	11	3	0	0	1	0	0	0	0	0	0	13	13	0.00	1.000					
Sparky Lyle, L ERA: 1.64 (9, 1)	1.0		4	1	0	0	1	0	0	0	0	1	0	6	6	0.00	1.000					

Batter	1	2	3	4	5	6	7	8	9	AB	R	H	RBI	BB	SO	LOB	TOP	
Elliott Maddox, R (1, 8) OBP: 0.425, SLG: 0.393	0-3 K			0-0 FC4-6 1B		0-0 G6-4-3 1B		0-0 5-3		4	0	2	0	0	1	0	New York Yankees @ California Angels Anaheim Stadium, Anaheim, CA Tue Jun 18 1974, 10:05 PM EDT Att: 10,830 - Unknown	
Lou Piniella, R (1, 7) OBP: 0.338, SLG: 0.382	0-0 P6			0-0 FC4-6 1B		0-0 G6-4-3 1-2			0-0 F8	4	0	1	0	0	0	1		
Bobby Murcer, L (1, 9) OBP: 0.330, SLG: 0.346	0-3 K			0-0 FC4-6 1-2 2-3		4-0 BB			0-0 1B 1B	3	0	1	0	1	1	2		
Graig Nettles, L (1, 5) OBP: 0.342, SLG: 0.449		4-0 G3-6-3 BB		0-3 K		0-3 K			0-0 F8	3	0	0	0	1	2	4		
Bill Sudakis, S (1, 10) OBP: 0.301, SLG: 0.392		0-0 G3-6-3 1-2		0-0 P6			0-0 F8		0-0 1-3 1B	4	0	1	0	0	0	3		
Thurman Munson, R (1, 2) OBP: 0.285, SLG: 0.374		0-0 G3			0-3 K		0-0 6-3		0-3 K	4	0	0	0	0	2	2		
Chris Chambliss, L (1, 3) OBP: 0.276, SLG: 0.309			0-0 F5		4-0 BB		0-3 K			2	0	0	0	1	1	0		
Jim Mason, L (1, 6) OBP: 0.293, SLG: 0.310			0-3 K		0-3 K			0-3 K		3	0	0	0	0	3	1		
Gene Michael, S (1, 4) OBP: 0.265, SLG: 0.247			0-0 4-3		0-0 F8			0-0 F8		3	0	0	0	0	0	1		
Inning Stats	R: 0 E: 0 K: 2 S: 7	H: 0 LOB: 0 BB: 7	R: 0 E: 0 K: 0 S: 2	H: 0 LOB: 0 BB: 1 P: 6	R: 0 E: 0 K: 1 S: 5	H: 2 LOB: 2 BB: 0 P: 7	R: 0 E: 0 K: 2 S: 7	H: 0 LOB: 1 BB: 1 P: 11	R: 0 E: 0 K: 1 S: 5	H: 1 LOB: 1 BB: 1 P: 9	R: 0 E: 0 K: 1 S: 5	H: 0 LOB: 0 BB: 0 P: 5	R: 0 E: 0 K: 1 S: 7	H: 2 LOB: 2 BB: 0 P: 7	1B: 5 2B: 0 3B: 0 HR: 0	SF: 0 SAC: 0 DP: 2 HBP: 0	WP: 0 PA: 33 CS: 0	
PITCHER	IP	WLS	BF	H	R	ER	SO	BB	IBB	HBP	BLK	WP	HR	S	P	ERA	WHIP	
Nolan Ryan, R (1, 1) ERA: 3.5	6.0	W	22	3	0	0	7	3	0	0	0	0	0	33	45	0.00	1.000	
Skip Lockwood, R (7, 1) ERA: 4.05	3.0	S	11	2	0	0	3	0	0	0	0	0	0	17	17	0.00	0.667	

AB	30
R	0
H	5
RBI	0
BB	3
SO	10
LOB	14



Batter	1	2	3	4	5	6	7	8	9	AB	R	H	RBI	BB	SO	LOB	BOTTOM		
Mickey Rivers, L (1, 8) OBP: 0.336, SLG: 0.388	0-0 4-3	0-0 F2		0-0 6-3			0-0 F9			4	0	0	0	0	0	1	New York Yankees @ California Angels Anaheim Stadium, Anaheim, CA Tue Jun 18 1974, 10:05 PM EDT Att: 10,830 - Unknown		
Denny Doyle, L (1, 4) OBP: 0.301, SLG: 0.300	0-0 E4 1B	0-0 S 1B			0-0 G3		0-0 S 1B			4	1	2	0	0	0	0			
Leroy Stanton, R (1, 9) OBP: 0.407, SLG: 0.566	0-3 K	0-0 F8 1-2			0-3 K		0-3 K 1-2			4	0	0	0	0	3	3			
Frank Robinson, R (1, 10) OBP: 0.355, SLG: 0.449	0-0 E9 1B 1B		0-0 3-1		0-0 1B			0-0 5-3		4	1	2	0	0	0	0			
Joe Lahoud, L (1, 7) OBP: 0.324, SLG: 0.496	0-0 2B 1B		0-3 K		0-3 K			0-0 6-3		4	1	1	1	0	2	1			
Paul Schaal, R (1, 5) OBP: 0.299, SLG: 0.308	4-0 2B BB		0-0 F9			0-0 5-3		0-0 4-3		3	0	0	0	1	0	0			
John Doherty, L (1, 3) OBP: 0.410, SLG: 0.444	0-0 1-3 2H 2B			0-0 1-3 SH3-4 1B		0-0 P5				3	0	2	1	0	0	0			
Ellie Rodriguez, R (1, 2) OBP: 0.363, SLG: 0.349	0-0 F8			0-0 SH3-4 1-2		0-0 5-3				2	0	0	0	0	0	2			
Sandy Alomar Sr., S (1, 6) OBP: 0.261, SLG: 0.289		0-0 F8		0-0 1-3 2-3			0-0 6-3			3	0	0	0	0	0	1			
Inning Stats	R: 3 E: 2 K: 1 S: 9	H: 3 LOB: 2 BB: 1 P: 13	R: 0 E: 0 K: 0 S: 4	H: 1 LOB: 0 BB: 0 P: 4	R: 0 E: 0 K: 1 S: 5	H: 0 LOB: 0 BB: 0 P: 5	R: 0 E: 0 K: 0 S: 4	H: 1 LOB: 1 BB: 0 P: 4	R: 0 E: 0 K: 2 S: 8	H: 1 LOB: 1 BB: 0 P: 8	R: 0 E: 0 K: 0 S: 3	H: 0 LOB: 0 BB: 0 P: 3	R: 0 E: 0 K: 1 S: 6	H: 1 LOB: 1 BB: 0 P: 6	R: 0 E: 0 K: 0 S: 3	H: 0 LOB: 0 BB: 0 P: 3	1B: 6 2B: 1 3B: 0 HR: 0	SF: 0 SAC: 1 DP: 0 HBP: 0	WP: 0 PA: 33 CS: 0
PITCHER	IP	WLS	BF	H	R	ER	SO	BB	IBB	HBP	BLK	WP	HR	S	P	ERA	WHIP		
Dick Tidrow, R (1, 1) ERA: 4.91	8.0	L	33	7	3	0	5	1	0	0	0	0	0	42	46	0.00	1.000		

AB	31
R	3
H	7
RBI	2
BB	1
SO	5
LOB	8



Batter	1	2	3	4	5	6	7	8	9	AB	R	H	RBI	BB	SO	LOB	TOP			
Elliott Maddox, R OBP: 0.417, SLG: 0.385 (1, 8)	1-3		F8			F9			F9	5	0	1	0	0	0	4	New York Yankees @ California Angels Anaheim Stadium, Anaheim, CA Wed Jun 19 1974, 10:05 PM EDT Alt. 9,628 - Unknown - 67 F			
Lou Piniella, R OBP: 0.343, SLG: 0.389 (1, 7)	F		SF8		1B				5-3	4	0	3	1	0	0	0				
Bobby Murcer, L OBP: 0.325, SLG: 0.340 (1, 9)	E3		K		K				G4-6-3	4	0	0	0	0	2	4				
Thurman Munson, R OBP: 0.284, SLG: 0.371 (1, 2)	G6-4-3				K					4	1	1	0	0	0	2				
Bill Sudakis, S OBP: 0.306, SLG: 0.390 Walt Williams, R OBP: 0.094, SLG: 0.065 (8, PR)										3	0	1	0	1	1	2				
Graig Nettles, L OBP: 0.337, SLG: 0.441 (1, 5)	F8		F5		F8				FC1-6	4	0	0	0	0	0	5				
Chris Chambliss, L OBP: 0.275, SLG: 0.312 (1, 3)	4-3								FC1-6	4	0	1	1	0	0	1				
Gene Michael, S OBP: 0.255, SLG: 0.237 (1, 4)			F9		F9				F8	4	0	0	0	0	0	3				
Jim Mason, L OBP: 0.301, SLG: 0.316 (1, 6)			1B						4-3	3	1	2	0	1	0	0				
Inning Stats	R: 0 E: 1 K: 0 S: 4	H: 1 LOB: 1 BB: 0 P: 4	R: 0 E: 0 K: 0 S: 3	H: 0 LOB: 0 BB: 0 P: 3	R: 1 E: 0 K: 1 S: 7	H: 2 LOB: 1 BB: 0 P: 7	R: 1 E: 1 K: 0 S: 5	H: 1 LOB: 3 BB: 2 P: 13	R: 0 E: 0 K: 2 S: 9	H: 2 LOB: 2 BB: 0 P: 9	R: 0 E: 0 K: 0 S: 4	H: 1 LOB: 0 BB: 0 P: 4	R: 0 E: 0 K: 0 S: 3	H: 1 LOB: 1 BB: 0 P: 4	R: 0 E: 0 K: 0 S: 3	H: 0 LOB: 0 BB: 0 P: 3		1B: 8 2B: 1 3B: 0 HR: 0	SF: 1 SAC: 0 DP: 2 HBP: 0	WP: 0 PB: 0 CS: 0
PITCHER Andy Hassler, L ERA: 1.0 (1, 1)	IP: 9.0 WLS: L BF: 38	H: 9 R: 2 ER: 1 SO: 3	BB: 2 IBB: 0 HBP: 0 BLK: 0	WP: 0 HR: 0 S: 42 P: 50	ERA: 1.00 WHIP: 1.222											ERA: 1.00 WHIP: 1.222				

Batter	1	2	3	4	5	6	7	8	9	AB	R	H	RBI	BB	SO	LOB	BOTTOM					
Mickey Rivers, L OBP: 0.335, SLG: 0.393 (1, 8)	PB		K		G4-6-3				1-3	4	1	1	0	0	1	3	New York Yankees @ California Angels Anaheim Stadium, Anaheim, CA Wed Jun 19 1974, 10:05 PM EDT Alt. 9,628 - Unknown - 67 F					
Denny Doyle, L OBP: 0.300, SLG: 0.300 (1, 4)	1-3		F7						FC6-4	4	0	1	0	0	0	1						
Leroy Stanton, R OBP: 0.403, SLG: 0.553 (1, 9)	K		K						K	3	0	0	0	1	3	1						
Frank Robinson, R OBP: 0.354, SLG: 0.445 (1, 10)	K								FC6-4	4	0	1	0	0	2	1						
Joe Lahoud, L OBP: 0.315, SLG: 0.481 (1, 7)	4-3				G3				K	4	0	0	0	0	1	3						
Paul Schaaf, R OBP: 0.307, SLG: 0.313 (1, 5)									F9	1	0	1	0	1	0	0						
Tom McCraw, L OBP: 0.327, SLG: 0.416 (7, PH)										1	0	0	0	0	0	0						
Bobby Valentine, R OBP: 0.299, SLG: 0.362 (8, 6)	HBP									1	0	0	0	0	0	0						
John Doherty, L OBP: 0.419, SLG: 0.475 (1, 3)	K				F7				E2	4	0	2	0	0	1	2						
Ellie Rodriguez, R OBP: 0.368, SLG: 0.358 Charlie Sands, L OBP: 0.360, SLG: 0.421 Dick Lange, R (7, PR)									F2	1	0	1	0	0	0	0						
Tom Egan, R OBP: 0.214, SLG: 0.083 Winston Lienes, R OBP: 0.269, SLG: 0.298 (9, PH)										0	0	0	0	0	0	0						
Sandy Alomar Sr., S OBP: 0.250, SLG: 0.277 Bob Oliver, R OBP: 0.253, SLG: 0.333 (8, 5)	FC4				FC2-5				E2	2	0	0	0	0	0	3						
Inning Stats	R: 1 E: 0 K: 2 S: 8	H: 1 LOB: 0 BB: 0 P: 8	R: 0 E: 0 K: 1 S: 5	H: 0 LOB: 2 BB: 1 P: 10	R: 0 E: 0 K: 2 S: 7	H: 0 LOB: 0 BB: 0 P: 7	R: 0 E: 0 K: 1 S: 6	H: 1 LOB: 1 BB: 0 P: 6	R: 0 E: 0 K: 0 S: 3	H: 1 LOB: 0 BB: 0 P: 3	R: 0 E: 0 K: 0 S: 3	H: 1 LOB: 1 BB: 1 P: 7	R: 0 E: 0 K: 1 S: 6	H: 1 LOB: 2 BB: 1 P: 10	R: 0 E: 0 K: 2 S: 8	H: 1 LOB: 1 BB: 0 P: 8	R: 0 E: 1 K: 0 S: 4	H: 1 LOB: 2 BB: 0 P: 4	1B: 4 2B: 2 3B: 1 HR: 0	SF: 0 SAC: 0 DP: 2 HBP: 1	WP: 0 PB: 1 CS: 0	PA: 36
PITCHER Doc Medich, R ERA: 3.69 (1, 1)	IP: 9.0 WLS: W BF: 36	H: 7 R: 1 ER: 0 SO: 9	BB: 3 IBB: 0 HBP: 1 BLK: 0	WP: 0 HR: 0 S: 50 P: 63	ERA: 0.00 WHIP: 1.111											ERA: 0.00 WHIP: 1.111						

Batter	1	2	3	4	5	6	7	8	9	AB	R	H	RBI	BB	SO	LOB	TOP			
Mickey Rivers, L OBP: 0.334, SLG: 0.393	SH1-3 3B 2B	FC3-2			K		K			4	1	1	0	0	2	2	California Angels @ Texas Rangers Arlington Stadium, Arlington, TX Fri Jun 21 1974, 8:05 PM EDT Unknown			
Denny Doyle, L OBP: 0.352, SLG: 0.299 Sandy Alomar Sr., S OBP: 0.240, SLG: 0.265	SH1-3 2-3	F8			4-3		4-3	4-3		1	0	0	0	0	0	2				
John Doherty, L OBP: 0.400, SLG: 0.489	WP 3B		F7		4-3		4-3	G4-6-3 1B		4	1	2	1	0	0	0				
Charlie Sands, L OBP: 0.370, SLG: 0.488	3H BB			HR		4-3		G4-6-3 1B		3	1	1	1	1	0	1				
Joe Lahoud, L OBP: 0.318, SLG: 0.482	F7		F7		2B			F5		4	0	1	0	0	0	1				
Bob Oliver, R OBP: 0.276, SLG: 0.324 Paul Schaal, R OBP: 0.310, SLG: 0.315	F7		F8		6-3			FC6-4 1B		3	0	0	0	0	0	2				
Leroy Stanton, R OBP: 0.392, SLG: 0.543		SH1-3 FC3-2 1B			6-3			F9		4	0	1	0	0	1	2				
Dave Chalk, R OBP: 0.350, SLG: 0.396 Winston Lienes, R OBP: 0.241, SLG: 0.269		FC3-2 SH1-3 1B			3-1		5-3	FC6-4		2	0	1	0	0	0	0				
Tom Egan, R OBP: 0.188, SLG: 0.071	SH1-3				K		K			2	0	0	0	0	2	0				
Inning Stats	R: 2 E: 0 K: 0 S: 5	H: 2 LOB: 1 BB: 1 P: 9	R: 0 E: 0 K: 0 S: 5	H: 2 LOB: 0 BB: 0 P: 5	R: 1 E: 0 K: 0 S: 4	H: 1 LOB: 0 BB: 0 P: 4	R: 0 E: 0 K: 1 S: 5	H: 0 LOB: 0 BB: 0 P: 5	R: 0 E: 0 K: 0 S: 4	H: 1 LOB: 1 BB: 0 P: 4	R: 0 E: 0 K: 2 S: 7	H: 0 LOB: 0 BB: 0 P: 7	R: 0 E: 0 K: 0 S: 3	H: 1 LOB: 1 BB: 0 P: 3	R: 0 E: 0 K: 1 S: 6	H: 1 LOB: 1 BB: 0 P: 6		1B: 4 2B: 2 3B: 1 HR: 1	SF: 0 SAC: 2 DP: 1 HBP: 0	WP: 1 PB: 0 SB: 1 CS: 0
PITCHER Fergie Jenkins, R ERA: 3.77	IP: 9.0 WLS: W BF: 35	H: 8 R: 3 ER: 3 SO: 5	BB: 1 IBB: 0 HBP: 0 BLK: 0	WP: 1 HR: 1 S: 44 P: 48	ERA: 3.00 WHIP: 1.000	PITCHER										IP: 9.0 WLS: W BF: 35	H: 8 R: 3 ER: 3 SO: 5	BB: 1 IBB: 0 HBP: 0 BLK: 0	WP: 1 HR: 1 S: 44 P: 48	ERA: 3.00 WHIP: 1.000

Batter	1	2	3	4	5	6	7	8	9	AB	R	H	RBI	BB	SO	LOB	BOTTOM			
Cesar Tovar, R OBP: 0.367, SLG: 0.339	2B BB	1H 2H HR	BB		2B 1B	6-3		F4		4	3	2	3	2	0	0	California Angels @ Texas Rangers Arlington Stadium, Arlington, TX Fri Jun 21 1974, 8:05 PM EDT Unknown			
Davey Nelson, R OBP: 0.321, SLG: 0.344	K	1B 2B	4-3		5-3 1B 2B	5-3		F8		6	2	2	1	0	1	3				
Alex Johnson, R OBP: 0.370, SLG: 0.372 Joe Lovitto, S OBP: 0.221, SLG: 0.261	1H 2B	K		4-3	5-3			F8		4	0	1	1	0	1	2				
Jeff Burroughs, R OBP: 0.372, SLG: 0.529	F4	BB 1B		1B SH3-1 2B	1B 1B	F9				5	2	3	2	0	0	2				
Mike Hargrove, L OBP: 0.426, SLG: 0.473 Tom Grieve, R OBP: 0.329, SLG: 0.497	BB	1-2 BB		1B SH3-1 1B	1-2 2B 1B			FC5-4 BB		2	1	2	0	2	0	0				
Jim Spencer, L OBP: 0.363, SLG: 0.543 Jim Fregosi, R OBP: 0.382, SLG: 0.483	F4	F5		SH3-1	2B 1B			FC5-4 1B		3	0	1	2	0	0	4				
Lenny Randle, S OBP: 0.370, SLG: 0.420 Larry Brown, R OBP: 0.254, SLG: 0.194		HR 1B	6-3 1B	2-3 1B	1-3 2H 2B			G4-6-3 1B		5	1	5	1	0	0	0				
Duke Sims, L OBP: 0.238, SLG: 0.269	F7		K	G3	K			G4-6-3		0	0	0	0	0	0	0				
Toby Harrah, R OBP: 0.325, SLG: 0.380	HR BB		6-3		K			HR		4	3	2	2	1	1	1				
Inning Stats	R: 1 E: 0 K: 1 S: 6	H: 1 LOB: 2 BB: 2 P: 14	R: 4 E: 0 K: 1 S: 9	H: 4 LOB: 2 BB: 2 P: 17	R: 0 E: 0 K: 1 S: 6	H: 1 LOB: 2 BB: 1 P: 10	R: 1 E: 0 K: 0 S: 6	H: 3 LOB: 2 BB: 0 P: 6	R: 4 E: 0 K: 2 S: 13	H: 6 LOB: 3 BB: 0 P: 13	R: 1 E: 0 K: 0 S: 5	H: 2 LOB: 1 BB: 0 P: 5	R: 0 E: 0 K: 0 S: 3	H: 1 LOB: 1 BB: 1 P: 7	R: 1 E: 0 K: 0 S: 4	H: 1 LOB: 0 BB: 0 P: 4		1B: 11 2B: 5 3B: 0 HR: 3	SF: 0 SAC: 1 DP: 1 HBP: 0	WP: 0 PB: 0 SB: 2 CS: 0
PITCHER Bill Stoneman, R ERA: 5.73 Ed Figueroa, R ERA: 5.59 John Cumberland, L ERA: 4.82	IP: 1.2 WLS: L BF: 13	H: 5 R: 5 ER: 5 SO: 2	BB: 3 IBB: 0 HBP: 0 BLK: 0	WP: 0 HR: 1 S: 14 P: 26	ERA: 27.00 WHIP: 4.800	PITCHER										IP: 3.1 WLS: L BF: 14	H: 5 R: 5 ER: 5 SO: 2	BB: 3 IBB: 0 HBP: 0 BLK: 0	WP: 0 HR: 1 S: 14 P: 26	ERA: 15.00 WHIP: 4.000

Batter	1	2	3	4	5	6	7	8	9	AB	R	H	RBI	BB	SO	LOB	TOP					
Mickey Rivers, L OBP: 0.332, SLG: 0.389	6-3			F7		FC1-4-6			FC4-6	5	0	1	0	0	0	3						
Dave Chalk, R OBP: 0.346, SLG: 0.391		1B	FC5			F8		5-3	F5	5	0	1	0	0	0	4						
John Doherty, L OBP: 0.382, SLG: 0.462				F7		E4		F6	5-3	5	0	1	0	0	0	1						
Frank Robinson, R OBP: 0.351, SLG: 0.437	F8			6-3		F7			K	4	0	0	0	0	1	3						
Tom McCraw, L OBP: 0.340, SLG: 0.457	G3			K						4	1	2	0	0	1	2						
Leroy Stanton, R OBP: 0.389, SLG: 0.542		F4			1B	F4			F9	4	1	1	0	0	0	3						
Paul Schaal, R OBP: 0.320, SLG: 0.322		1B		1-3					6-3	3	0	2	2	1	0	0						
Ellie Rodriguez, R OBP: 0.362, SLG: 0.350		F8		K		F8			6-3	4	0	0	0	0	1	3						
Sandy Alomar Sr., S OBP: 0.250, SLG: 0.275				1-3						2	0	1	0	0	0	1						
Charlie Sands, L OBP: 0.394, SLG: 0.476										1	0	0	0	0	0	1						
Winston Lenas, R OBP: 0.254, SLG: 0.283		FC5				F9			FC4-6	1	0	1	0	0	0	0						
Inning Stats	R: 0 E: 0 K: 0 S: 5	H: 2 LOB: 2 BB: 0 P: 5	R: 0 E: 0 K: 0 S: 6	H: 3 LOB: 3 BB: 0 P: 6	R: 0 E: 0 K: 1 S: 5	H: 0 LOB: 0 BB: 0 P: 5	R: 1 E: 0 K: 1 S: 7	H: 2 LOB: 1 BB: 0 P: 7	R: 0 E: 0 K: 0 S: 5	H: 1 LOB: 2 BB: 0 P: 5	R: 0 E: 0 K: 0 S: 3	H: 0 LOB: 1 BB: 1 P: 7	R: 0 E: 0 K: 0 S: 4	H: 0 LOB: 0 BB: 0 P: 5	R: 1 E: 0 K: 0 S: 4	H: 1 LOB: 0 BB: 0 P: 4	R: 0 E: 0 K: 0 S: 4	H: 1 LOB: 1 BB: 0 P: 4	1B: 7 2B: 3 3B: 0 HR: 0	SF: 0 SAC: 0 DP: 0 HBP: 0	WP: 0 PB: 0 SB: 0 CS: 0	PA: 39
PITCHER Steve Hargan, R ERA: 3.81	IP: 9.0 WLS: W BF: 39 H: 10 R: 2 ER: 2 SO: 3 BB: 1 IBB: 0 HBP: 0 BLK: 0 WP: 0 HR: 0 S: 44 P: 48 ERA: 2.00 WHIP: 1.222											PITCHER	IP: 9.0 WLS: W BF: 39 H: 10 R: 2 ER: 2 SO: 3 BB: 1 IBB: 0 HBP: 0 BLK: 0 WP: 0 HR: 0 S: 44 P: 48 ERA: 2.00 WHIP: 1.222									

California Angels @ Texas Rangers
Arlington Stadium, Arlington, TX
Fri Jun 21 1974, 8:05 PM EDT
Att: 26,169 - Unknown

AB	38
R	2
H	10
RBI	2
BB	1
SO	3
LOB	21



Batter	1	2	3	4	5	6	7	8	9	AB	R	H	RBI	BB	SO	LOB	BOTTOM			
Cesar Tovar, R OBP: 0.372, SLG: 0.344	F8			1B	1B	FC6-4		F7		3	2	1	0	0	0	1				
Davey Nelson, R OBP: 0.326, SLG: 0.348	K			1B	SF	FC6-4				4	2	2	2	0	1	2				
Alex Johnson, R OBP: 0.348, SLG: 0.370	K			1B	1B	5-3				4	0	1	1	0	2	4				
Jeff Burroughs, R OBP: 0.371, SLG: 0.525		4-3		SF	2B	4-3				2	0	0	1	1	0	0				
Tom Grieve, R OBP: 0.325, SLG: 0.490				1-2	3-H	3-1				2	0	0	0	0	1	2				
Mike Hargrove, L OBP: 0.329, SLG: 0.483		K		F8	2B	3-1				1	0	1	2	0	0	0				
Joe Lovitto, S OBP: 0.220, SLG: 0.258				1-2	3-H	2B				1	0	0	0	0	0	0				
Jim Fregosi, R OBP: 0.385, SLG: 0.475		F9		BB	SF	F7				2	0	0	0	2	0	0				
Lenny Randle, S OBP: 0.383, SLG: 0.411				4-3	G6-4-3	F7				4	0	0	0	0	0	5				
Toby Harrah, R OBP: 0.331, SLG: 0.383				K		1B	BLK	SH5-3		3	1	2	0	1	1	0				
Jim Sundberg, R OBP: 0.367, SLG: 0.336				K		1B	1B	F8		3	1	1	0	0	1	1				
Inning Stats	R: 0 E: 0 K: 2 S: 7	H: 0 LOB: 0 BB: 0 P: 7	R: 0 E: 0 K: 1 S: 5	H: 0 LOB: 0 BB: 0 P: 5	R: 0 E: 0 K: 2 S: 7	H: 0 LOB: 0 BB: 0 P: 7	R: 2 E: 1 K: 0 S: 6	H: 3 LOB: 2 BB: 1 P: 10	R: 4 E: 0 K: 1 S: 8	H: 4 LOB: 2 BB: 2 P: 17	R: 0 E: 0 K: 0 S: 4	H: 1 LOB: 2 BB: 0 P: 5	R: 0 E: 0 K: 0 S: 3	H: 0 LOB: 0 BB: 0 P: 3	R: 0 E: 0 K: 0 S: 3	H: 0 LOB: 1 BB: 1 P: 7	1B: 6 2B: 2 3B: 0 HR: 0	SF: 1 SAC: 1 DP: 1 HBP: 2	WP: 0 PB: 0 SB: 1 CS: 0	PA: 37
PITCHER Frank Tanana, L ERA: 3.72	IP: 4.0 WLS: L BF: 20 H: 6 R: 6 ER: 6 SO: 5 BB: 1 IBB: 1 HBP: 1 BLK: 1 WP: 0 HR: 0 S: 28 P: 33 ERA: 13.50 WHIP: 1.750											PITCHER Skip Lockwood, R ERA: 3.67	IP: 4.0 WLS: L BF: 17 H: 2 R: 0 ER: 0 SO: 1 BB: 2 IBB: 1 HBP: 1 BLK: 0 WP: 0 HR: 0 S: 15 P: 28 ERA: 0.00 WHIP: 1.000							

California Angels @ Texas Rangers
Arlington Stadium, Arlington, TX
Fri Jun 21 1974, 8:05 PM EDT
Att: 26,169 - Unknown

AB	29
R	6
H	8
RBI	6
BB	4
SO	6
LOB	15



Batter	1	2	3	4	5	6	7	8	9	AB	R	H	RBI	BB	SO	LOB	TOP								
Mickey Rivers, L OBP: 0.334, SLG: 0.392	4-0 WP S BB	0-0 E 2B	0-0 3-2		0-0 4-3			0-0 SH2-3		3	1	1	2	1	0	3									
Winston Llanas, R OBP: 0.234, SLG: 0.259	0-0 6-3	0-0 F2		0-0 5-3		0-0 4-3		0-0 FC6-5		5	0	0	0	0	0	2									
Sandy Alomar Sr., S OBP: 0.294, SLG: 0.275	1-3	2-H 3-H						2-3		0	0	0	0	0	0	0									
John Doherty, L OBP: 0.367, SLG: 0.429	0-0 6-3	BB BB BB		0-3 K		0-0 6-3		0-0 4-3		4	0	0	0	1	1	2									
Charlie Sands, L OBP: 0.383, SLG: 0.467	0-0 4-3	4-0 BB		4-0		0-0 F6				3	0	1	0	2	0	1									
Bobby Valentine, R OBP: 0.294, SLG: 0.355	1-2 BB	BB						FC1-5 1B		0	0	0	0	0	0	0									
Tom McCraw, L OBP: 0.361, SLG: 0.474		1B BB						1B		3	2	2	0	2	0	1									
Joe Lahoud, L OBP: 0.318, SLG: 0.482		BB						S E FC1-5 1B		0	0	0	0	0	0	0									
Leroy Stanton, R OBP: 0.383, SLG: 0.530		1B BB						FC1-5 S		5	1	1	0	0	1	6									
Paul Schaal, R OBP: 0.328, SLG: 0.346		1-3 2-H 2B 1B		4-0 BB 1B BB		0-0 HR		6-3		4	2	2	2	1	1	3									
Ellie Rodriguez, R OBP: 0.363, SLG: 0.345		4-0 2B WP BB		4-0 1B 3-2 BB		0-0 5-3		0-3 F6		3	1	0	0	2	1	2									
Dave Chalk, R OBP: 0.353, SLG: 0.392		1-2 BB		0-0 K		4-0 BB		1-0 FC6-5 SH2-3 HBP		2	0	1	0	1	1	3									
Inning Stats	R: 0 E: 0 K: 0 S: 3	H: 0 LOB: 1 BB: 1 P: 7	R: 5 E: 0 K: 1 S: 8	H: 3 LOB: 3 BB: 5 P: 28	R: 0 E: 0 K: 0 S: 2	H: 1 LOB: 1 BB: 2 P: 10	R: 0 E: 0 K: 1 S: 5	H: 0 LOB: 1 BB: 1 P: 9	R: 1 E: 0 K: 1 S: 6	H: 1 LOB: 1 BB: 1 P: 10	R: 0 E: 0 K: 0 S: 3	H: 0 LOB: 0 BB: 0 P: 3	R: 0 E: 0 K: 0 S: 4	H: 1 LOB: 1 BB: 0 P: 4	R: 0 E: 0 K: 0 S: 3	H: 0 LOB: 1 BB: 0 P: 4	R: 1 E: 0 K: 2 S: 9	H: 2 LOB: 2 BB: 0 P: 9	1B: 5 2B: 3 3B: 0 HR: 1	SF: 0 SAC: 1 DP: 1 HBP: 1	WP: 2 PB: 0 SB: 4 CS: 0	PA: 44			
PITCHER	IP	WLS	BF	H	R	ER	SO	BB	IBB	HBP	BLK	WP	HR	S	P	ERA	WHIP								
Jim Bibby, R ERA: 4.57	1.2	L	12	3	5	5	1	4	0	0	0	2	0	10	26	27.00	4.200								
Lloyd Allen, R ERA: 7.2	0.1		5	0	0	0	0	4	0	0	0	0	0	1	17	0.00	12.000								
Jim Shellenback, L ERA: 4.8	4.1		16	3	1	1	2	2	0	0	0	0	1	18	26	2.08	1.154								
Steve Foucault, R ERA: 1.61	1.2		6	0	0	0	0	0	0	1	0	0	0	5	6	0.00	0.000								
Don Stanhouse, R ERA: 3.39	1.0		5	2	1	0	2	0	0	0	0	0	0	9	9	0.00	2.000								

California Angels @ Texas Rangers
Arlington Stadium, Arlington, TX
Sat Jun 22 1974, 8:05 PM EDT
Att: 30,130 - Unknown

AB 32
R 7
H 8
RBI 4
BB 10
SO 5
LOB 23



Batter	1	2	3	4	5	6	7	8	9	AB	R	H	RBI	BB	SO	LOB	BOTTOM								
Cesar Tovar, R OBP: 0.373, SLG: 0.345	0-0 6-3		0-0 WP 1B 1B	0-0 F2			0-0 6-3		0-0 1B	5	1	2	0	0	0	0									
Davey Nelson, R OBP: 0.328, SLG: 0.346	0-3 K		0-0 WP 1B 1B		0-3 K		4-0 BB		0-0 4-3	4	1	1	0	1	2	1									
Alex Johnson, R OBP: 0.347, SLG: 0.366	4-0 S 2B BB		0-3 K		0-3 K		0-0 F9			3	1	0	0	1	2	3									
Jeff Burroughs, R OBP: 0.376, SLG: 0.532	0-0 1-H 3B 2B		0-0 1B 1B		0-0 1B 1B			0-0 F7		4	1	3	3	0	0	0									
Mike Hargrove, L OBP: 0.431, SLG: 0.493	0-0 2-H 3B		0-3 K		0-0 4-3			4-0 FC6-4 BB		3	0	1	1	1	1	2									
Tom Grieve, R OBP: 0.324, SLG: 0.484	0-3 K		0-0 1-2 1B			0-3 K		0-0 FC6-4		4	0	1	0	0	2	2									
Lenny Randle, S OBP: 0.361, SLG: 0.408		0-0 F8	0-0 P5			0-0 CS 1B		0-0 G3		4	0	1	0	0	0	3									
Toby Harrah, R OBP: 0.326, SLG: 0.377		0-0 P3		0-3 K		0-3 K			0-0 4-3	4	0	0	0	0	2	1									
Jim Sundberg, R OBP: 0.357, SLG: 0.326		0-3 K		0-0 F8			0-0 6-3		0-0 F7	4	0	0	0	0	1	0									
Inning Stats	R: 2 E: 0 K: 2 S: 9	H: 2 LOB: 1 BB: 1 P: 13	R: 0 E: 0 K: 1 S: 5	H: 0 LOB: 0 BB: 0 P: 5	R: 2 E: 0 K: 2 S: 11	H: 4 LOB: 2 BB: 0 P: 11	R: 0 E: 0 K: 1 S: 5	H: 0 LOB: 0 BB: 0 P: 5	R: 0 E: 0 K: 2 S: 7	H: 1 LOB: 1 BB: 0 P: 7	R: 0 E: 0 K: 0 S: 3	H: 0 LOB: 1 BB: 1 P: 7	R: 0 E: 0 K: 0 S: 3	H: 0 LOB: 1 BB: 1 P: 7	R: 0 E: 0 K: 0 S: 4	H: 1 LOB: 1 BB: 0 P: 4	1B: 7 2B: 1 3B: 1 HR: 0	SF: 0 SAC: 0 DP: 0 HBP: 0	WP: 1 PB: 0 SB: 1 CS: 1	PA: 38					
PITCHER	IP	WLS	BF	H	R	ER	SO	BB	IBB	HBP	BLK	WP	HR	S	P	ERA	WHIP								
Nolan Ryan, R ERA: 3.53	9.0	W	38	9	4	4	10	3	0	0	0	1	0	55	67	4.00	1.333								

California Angels @ Texas Rangers
Arlington Stadium, Arlington, TX
Sat Jun 22 1974, 8:05 PM EDT
Att: 30,130 - Unknown

AB 35
R 4
H 9
RBI 4
BB 3
SO 10
LOB 12



Batter	1	2	3	4	5	6	7	8	9	AB	R	H	RBI	BB	SO	LOB	TOP							
Mickey Rivers, L OBP: 0.332, SLG: 0.389	4-3	F8			4-3	4-3		BB 1B		5	0	1	0	0	0	1								
Winston Lienes, R OBP: 0.265, SLG: 0.323 Sandy Alomar Sr., S OBP: 0.245, SLG: 0.289	4-3 HR	2B	P4				2B 1B	F7		4	1	3	0	0	0	0								
John Doherty, L OBP: 0.369, SLG: 0.433	4-3		4-3		G3		1B WP 2B	FC6-4 BB		4	1	1	0	1	0	2								
Frank Robinson, R OBP: 0.352, SLG: 0.450		HR	G2			K	WP 1B	FC6-4		5	2	2	3	0	1	3								
Tom McCraw, L OBP: 0.357, SLG: 0.465 Joe Lahoud, L OBP: 0.322, SLG: 0.482	HR	1B		1-3		E4 2B	F2			4	2	1	0	0	0	2								
Leroy Stanton, R OBP: 0.395, SLG: 0.558	HR			S 1B		2B	1B	K		5	2	4	3	0	1	1								
Paul Schaal, R OBP: 0.330, SLG: 0.354	F9			1B		1B 2B	K			5	1	2	2	0	1	2								
Ellie Rodriguez, R OBP: 0.363, SLG: 0.346		F9		6-3		6-3		BB 1B		5	0	2	0	0	0	2								
Dave Chalk, R OBP: 0.350, SLG: 0.388		K			6-3		1B	F8	F8	5	0	1	1	0	1	3								
Inning Stats	R: 4 E: 0 K: 0 S: 7	H: 4 LOB: 0 BB: 0 P: 7	R: 0 E: 0 K: 1 S: 5	H: 0 LOB: 0 BB: 0 P: 5	R: 0 E: 0 K: 0 S: 3	H: 0 LOB: 0 BB: 0 P: 3	R: 0 E: 0 K: 0 S: 4	H: 2 LOB: 1 BB: 0 P: 4	R: 0 E: 0 K: 0 S: 4	H: 1 LOB: 1 BB: 0 P: 4	R: 3 E: 1 K: 1 S: 9	H: 3 LOB: 1 BB: 0 P: 9	R: 3 E: 0 K: 1 S: 8	H: 4 LOB: 1 BB: 0 P: 8	R: 0 E: 0 K: 0 S: 5	H: 2 LOB: 3 BB: 1 P: 9	R: 0 E: 0 K: 1 S: 6	H: 1 LOB: 2 BB: 1 P: 10	1B: 11 2B: 4 3B: 0 HR: 2	SF: 0 SAC: 0 DP: 0 HBP: 0	WP: 1 PB: 0 SB: 1 CS: 0	PA: 45		
PITCHER	IP	WLS	BF	H	R	ER	SO	BB	IBB	HBP	BLK	WP	HR	S	P	ERA	WHIP							
Jackie Brown, R ERA: 2.66	5.2	L	27	10	7	5	2	0	0	0	0	0	2	31	31	7.94	1.765							
Steve Hargan, R ERA: 3.79	0.1	1	0	0	0	0	0	0	0	0	0	0	0	1	1	0.00	0.000							
Don Stanhouse, R ERA: 6.0	1.0	6	4	3	3	1	0	0	0	0	0	1	0	8	8	27.00	4.000							
Lloyd Allen, R ERA: 6.55	2.0	11	3	0	0	1	2	0	0	0	0	0	0	11	19	0.00	2.500							

California Angels @ Texas Rangers
Arlington Stadium, Arlington, TX
Sun Jun 23 1974, 8:05 PM EDT
Att: 12,599 - Unknown

AB 43
R 10
H 17
RBI 9
BB 2
SO 4
LOB 18



Batter	1	2	3	4	5	6	7	8	9	AB	R	H	RBI	BB	SO	LOB	BOTTOM							
Cesar Tovar, R OBP: 0.371, SLG: 0.343	K				5-3		F8			4	0	1	0	0	1	0								
Dick Billings, R OBP: 0.303, SLG: 0.241			WP 1B							0	0	0	0	0	0	0								
Davey Nelson, R OBP: 0.328, SLG: 0.341 Larry Brown, R OBP: 0.250, SLG: 0.190	6-3		K			BB		F2		2	0	0	0	1	1	2								
Alex Johnson, R OBP: 0.345, SLG: 0.362		BB	FC1-5-2-6-4		4-3			6-3		3	0	0	0	1	0	3								
Jeff Burroughs, R OBP: 0.371, SLG: 0.524	F9		F8			6-3		F7		4	0	0	0	0	0	3								
Tom Grieve, R OBP: 0.322, SLG: 0.481 Joe Lovitto, S OBP: 0.222, SLG: 0.285		K		6-3		6-3			HR	1	0	0	0	0	1	0								
Jim Fregosi, R OBP: 0.384, SLG: 0.467 Mike Hargrove, L OBP: 0.434, SLG: 0.497		FC5-4 BB		6-3		5-3			1B	2	0	0	0	1	0	0								
Lenny Randle, S OBP: 0.363, SLG: 0.415		FC5-4					E2 F9 5-3		1B	4	1	2	0	0	0	1								
Toby Harrah, R OBP: 0.323, SLG: 0.373 Leo Cardenas, R OBP: 0.345, SLG: 0.321		FC5-4		5-3			F9		L3	3	0	0	0	0	0	3								
Jim Sundberg, R OBP: 0.354, SLG: 0.324			WP 1B				F8		6-3	4	0	1	1	0	0	1								
Inning Stats	R: 0 E: 0 K: 1 S: 5	H: 0 LOB: 1 BB: 1 P: 9	R: 0 E: 0 K: 1 S: 5	H: 0 LOB: 1 BB: 1 P: 9	R: 0 E: 0 K: 1 S: 7	H: 2 LOB: 0 BB: 0 P: 7	R: 0 E: 0 K: 0 S: 4	H: 1 LOB: 1 BB: 0 P: 4	R: 0 E: 0 K: 0 S: 3	H: 0 LOB: 0 BB: 0 P: 3	R: 1 E: 0 K: 0 S: 4	H: 0 LOB: 0 BB: 0 P: 4	R: 0 E: 0 K: 0 S: 3	H: 0 LOB: 0 BB: 0 P: 3	R: 0 E: 0 K: 0 S: 5	H: 3 LOB: 1 BB: 0 P: 5	1B: 4 2B: 2 3B: 0 HR: 1	SF: 0 SAC: 0 DP: 1 HBP: 0	WP: 1 PB: 0 SB: 0 CS: 0	PA: 36				
PITCHER	IP	WLS	BF	H	R	ER	SO	BB	IBB	HBP	BLK	WP	HR	S	P	ERA	WHIP							
Andy Hassler, L ERA: 0.55	7.1	W	29	3	1	0	3	3	0	0	0	0	1	7	7	0.00	0.818							
Skip Lockwood, R ERA: 3.74	1.2	7	3	1	1	0	0	0	0	0	0	0	0	7	7	5.40	1.800							

California Angels @ Texas Rangers
Arlington Stadium, Arlington, TX
Sun Jun 23 1974, 8:05 PM EDT
Att: 12,599 - Unknown


AB 33
R 2
H 6
RBI 2
BB 3
SO 3
LOB 15



Batter	1	2	3	4	5	6	7	8	9	AB	R	H	RBI	BB	SO	LOB	TOP								
Mickey Rivers, L (1, 8) OBP: 0.340, SLG: 0.394										4	0	3	2	1	0	0	California Angels @ Oakland Athletics Oakland-Alameda County Coliseum, Oakland, CA Mon Jun 24 1974, 7:05 PM PDT Att: 4,978 - Unknown								
Dave Chalk, R (1, 6) OBP: 0.348, SLG: 0.385										4	0	1	1	0	0	4									
John Doherty, L (1, 3) OBP: 0.353, SLG: 0.413										3	0	0	0	0	1	2									
Bob Oliver, R (7, PH) OBP: 0.277, SLG: 0.323										1	0	0	0	0	0	2									
Tom McCraw, L (7, 3) OBP: 0.357, SLG: 0.465										0	0	0	0	0	0	0									
Frank Robinson, R (1, 10) OBP: 0.350, SLG: 0.444										3	0	0	0	1	0	3									
Leroy Stanton, R (1, 9) OBP: 0.386, SLG: 0.544										4	0	0	0	0	0	1									
Winston Llenas, R (1, 4) OBP: 0.278, SLG: 0.333										4	1	2	0	0	0	1									
Paul Schaal, R (1, 5) OBP: 0.328, SLG: 0.352										4	0	1	0	0	1	2									
Bobby Valentine, R (1, 7) OBP: 0.283, SLG: 0.348										3	1	0	0	1	0	2									
Elie Rodriguez, R (1, 2) OBP: 0.385, SLG: 0.346										3	1	1	0	1	0	0									
Inning Stats	R: 0 E: 0 K: 1 S: 6	H: 1 LOB: 1 BB: 0 P: 6	R: 2 E: 0 K: 1 S: 7	H: 2 LOB: 2 BB: 2 P: 15	R: 0 E: 0 K: 0 S: 3	H: 0 LOB: 1 BB: 1 P: 7	R: 0 E: 0 K: 0 S: 3	H: 1 LOB: 0 BB: 0 P: 3	R: 0 E: 0 K: 0 S: 4	H: 1 LOB: 1 BB: 0 P: 4	R: 0 E: 0 K: 0 S: 4	H: 1 LOB: 1 BB: 0 P: 4	R: 1 E: 1 K: 0 S: 4	H: 2 LOB: 1 BB: 1 P: 8	R: 0 E: 0 K: 0 S: 3	H: 0 LOB: 0 BB: 0 P: 3	R: 0 E: 0 K: 0 S: 3	H: 0 LOB: 0 BB: 0 P: 3	1B: 8 2B: 0 3B: 0 HR: 0	SF: 0 SAC: 0 DP: 2 HBP: 0	WP: 0 PB: 0 SB: 2 CS: 0	PA: 37			
PITCHER	IP WLS BF H R ER SO BB IBB HBP BLK WP HR S P ERA WHIP																								
Vida Blue, L (1, 1) ERA: 3.46	8.0	W	34	8	3	3	2	4	0	0	0	0	0	0	0	34	50	3.38	1.500						
Rollie Fingers, R (9, 1) ERA: 3.46	1.0		3	0	0	0	0	0	0	0	0	0	0	0	3	3	0.00	0.000							


Batter	1	2	3	4	5	6	7	8	9	AB	R	H	RBI	BB	SO	LOB	BOTTOM							
Bill North, S (1, 8) OBP: 0.328, SLG: 0.310										5	1	2	1	0	0	2	California Angels @ Oakland Athletics Oakland-Alameda County Coliseum, Oakland, CA Mon Jun 24 1974, 7:05 PM PDT Att: 4,978 - Unknown							
Bert Campaneris, R (1, 6) OBP: 0.343, SLG: 0.353										4	2	0	0	1	1	1								
Sal Bando, R (1, 5) OBP: 0.409, SLG: 0.495										4	2	2	5	1	0	0								
Reggie Jackson, L (1, 9) OBP: 0.440, SLG: 0.635										1	0	1	0	0	0	0								
Jesus Alou, R (2, PR) OBP: 0.296, SLG: 0.307										4	1	1	0	0	0	2								
Rollie Fingers, R (9, 1)										0	0	0	0	0	0	0								
Joe Rudi, R (1, 7) OBP: 0.337, SLG: 0.485										5	1	2	1	0	1	3								
Gene Tenace, R (1, 2) OBP: 0.391, SLG: 0.377										4	1	1	0	0	1	2								
Pat Bourque, L (1, 3) OBP: 0.368, SLG: 0.345										3	0	2	0	1	0	2								
Herb Washington, R (8, PR)										0	1	0	0	0	0	0								
Dal Maxvill, R (9, 4) OBP: 0.267, SLG: 0.154										0	0	0	0	0	0	0								
Angel Mangual, R (1, 10) OBP: 0.291, SLG: 0.429										3	1	2	3	0	0	0								
Dick Green, R (1, 4) OBP: 0.289, SLG: 0.308										4	0	0	1	0	1	4								
Blue Moon Odom, R (8, PR)										0	1	0	0	0	0	0								
Larry Haney, R (9, 2) OBP: 0.160, SLG: 0.200										0	0	0	0	0	0	0								
Inning Stats	R: 0 E: 0 K: 1 S: 5	H: 0 LOB: 0 BB: 0 P: 5	R: 2 E: 0 K: 1 S: 8	H: 3 LOB: 2 BB: 1 P: 12	R: 0 E: 0 K: 0 S: 3	H: 0 LOB: 0 BB: 0 P: 3	R: 1 E: 0 K: 2 S: 9	H: 2 LOB: 1 BB: 0 P: 9	R: 2 E: 1 K: 0 S: 6	H: 3 LOB: 2 BB: 0 P: 7	R: 0 E: 0 K: 0 S: 3	H: 0 LOB: 0 BB: 0 P: 3	R: 0 E: 0 K: 0 S: 3	H: 0 LOB: 1 BB: 1 P: 7	R: 6 E: 1 K: 0 S: 9	H: 5 LOB: 1 BB: 1 P: 13	1B: 12 2B: 0 3B: 0 HR: 1	SF: 1 SAC: 0 DP: 0 HBP: 1	WP: 0 PB: 0 SB: 1 CS: 1	PA: 42				
PITCHER	IP WLS BF H R ER SO BB IBB HBP BLK WP HR S P ERA WHIP																							
Dick Lange, R (1, 1) ERA: 3.45	4.2	L	24	8	5	3	4	1	0	0	1	0	0	0	12	16	13.50	1.500						
Ed Figueroa, R (5, 1) ERA: 6.43	2.2		13	3	4	4	0	1	0	0	1	0	0	12	16	13.50	4.500							
Barry Raziano, R (8, 1) ERA: 7.82	0.2		5	2	2	1	0	1	0	0	0	0	1	4	8	13.50	4.500							


AB	33
R	3
H	8
RBI	3
BB	4
SO	2
LOB	17



AB	37
R	11
H	13
RBI	11
BB	3
SO	4
LOB	16



Batter	1	2	3	4	5	6	7	8	9	AB	R	H	RBI	BB	SO	LOB	TOP			
Mickey Rivers, L OBP: 0.339, SLG: 0.392	4-3		CS 1B		G4-6-3			G3		4	0	1	0	0	0	2	<p>California Angels @ Oakland Athletics Oakland-Alameda County Coliseum, Oakland, CA</p> <p>Tue Jun 25 1974, 7:05 PM PDT Att: 4,344 - Unknown</p> <p>livebaseballscorecards.com</p> <p>AB 33 R 1 H 9 RBI 0 BB 1 SO 3 LOB 13</p> 			
Denny Doyle, L OBP: 0.296, SLG: 0.294	1-3		F9			4-3		F8		4	0	0	0	0	0	1				
John Doherty, L OBP: 0.347, SLG: 0.403				4-3		4-3		F6		4	0	1	0	0	0	0				
Frank Robinson, R OBP: 0.345, SLG: 0.436	F3			K		6-3			P6	4	0	0	0	0	1	1				
Joe Lahoud, L OBP: 0.333, SLG: 0.489		1B G6-3 1B						F9		4	1	3	0	0	0	0				
Leroy Stanton, R OBP: 0.390, SLG: 0.547									FC6-4 1B	1	0	1	0	0	0	0				
Tom McCraw, L OBP: 0.357, SLG: 0.462				4-3					K	3	0	1	0	0	1	2				
Paul Schaal, R OBP: 0.332, SLG: 0.351		G6-3							FC6-4 BB 1B	3	0	1	0	1	0	2				
Ellie Rodriguez, R OBP: 0.363, SLG: 0.343										2	0	0	0	0	0	1				
Tom Egan, R OBP: 0.176, SLG: 0.067		6-3						P4		1	0	0	0	0	1	2				
Dave Chalk, R OBP: 0.348, SLG: 0.385				5-3					FC6-4	3	0	1	0	0	0	2				
Inning Stats	R: 0 E: 0 K: 0 S: 4	H: 1 LOB: 1 BB: 0 P: 4	R: 1 E: 0 K: 0 S: 4	H: 2 LOB: 0 BB: 0 P: 4	R: 0 E: 0 K: 0 S: 3	H: 1 LOB: 0 BB: 0 P: 3	R: 0 E: 0 K: 1 S: 6	H: 1 LOB: 1 BB: 0 P: 6	R: 0 E: 0 K: 0 S: 4	H: 2 LOB: 1 BB: 0 P: 4	R: 0 E: 0 K: 0 S: 3	H: 0 LOB: 0 BB: 0 P: 3	R: 0 E: 0 K: 1 S: 6	H: 1 LOB: 2 BB: 1 P: 10	R: 0 E: 0 K: 0 S: 3	H: 1 LOB: 1 BB: 0 P: 6	1B: 9 2B: 0 3B: 0 HR: 0	SF: 0 SAC: 0 DP: 2 HBP: 0	WP: 0 PB: 0 SB: 0 CS: 1	PA: 34
PITCHER Cattfish Hunter, R ERA: 2.82	IP: 9.0 WLS: W BF: 34 H: 9 R: 1 ER: 1 SO: 3 BB: 1 IBB: 0 HBP: 0 BLK: 0 WP: 0 HR: 0 S: 39 P: 43 ERA: 1.00 WHIP: 1.111																			

Batter	1	2	3	4	5	6	7	8	9	AB	R	H	RBI	BB	SO	LOB	BOTTOM			
Bill North, S OBP: 0.332, SLG: 0.316			1B 2B	PB BB 1B	1-3			6-3		5	1	3	0	0	0	4	<p>California Angels @ Oakland Athletics Oakland-Alameda County Coliseum, Oakland, CA</p> <p>Tue Jun 25 1974, 7:05 PM PDT Att: 4,344 - Unknown</p> <p>livebaseballscorecards.com</p> <p>AB 35 R 6 H 13 RBI 5 BB 6 SO 5 LOB 26</p> 			
Bert Campaneris, R OBP: 0.344, SLG: 0.352	FC3-6 1B		2B	F9		WP S BB		E6 FC6-4		4	2	1	0	1	0	3				
Sal Bando, R OBP: 0.413, SLG: 0.497	6-3		2B	1-H 3-H	4-0 1-2 2-3 BB			K		3	0	1	2	2	1	2				
Angel Mangual, R OBP: 0.288, SLG: 0.423	1B		6-3	F8				FC6-4 1B		5	0	1	1	0	1	6				
Joe Rudi, R OBP: 0.338, SLG: 0.483	1B		1-3		P4			FC6 1B		5	0	2	0	0	1	2				
Gene Tenace, R OBP: 0.396, SLG: 0.392										2	1	1	1	2	1	2				
Herb Washington, R (7, FR)	K							FC6		0	1	0	0	0	0	0				
Pat Bourque, L OBP: 0.362, SLG: 0.339				BB		SH3 S 1B BB				1	0	0	0	0	0	2				
Jesus Alou, R OBP: 0.288, SLG: 0.308			F7		F8			SH3		3	0	1	0	0	0	2				
Dick Green, R OBP: 0.299, SLG: 0.317		F9		6-3						4	0	2	1	0	0	1				
Larry Haney, R OBP: 0.207, SLG: 0.214		G1-6-3		BB 1B PB 1B				K		3	1	1	0	1	1	2				
Inning Stats	R: 1 E: 0 K: 1 S: 8	H: 3 LOB: 2 BB: 0 P: 8	R: 0 E: 0 K: 0 S: 3	H: 1 LOB: 0 BB: 0 P: 3	R: 2 E: 0 K: 0 S: 6	H: 3 LOB: 2 BB: 1 P: 10	R: 1 E: 0 K: 0 S: 5	H: 2 LOB: 2 BB: 1 P: 9	R: 1 E: 0 K: 0 S: 5	H: 2 LOB: 2 BB: 1 P: 9	R: 0 E: 0 K: 2 S: 6	H: 0 LOB: 1 BB: 2 P: 14	R: 1 E: 0 K: 1 S: 6	H: 1 LOB: 2 BB: 1 P: 10	R: 0 E: 1 K: 1 S: 7	H: 1 LOB: 2 BB: 0 P: 7	1B: 11 2B: 1 3B: 0 HR: 1	SF: 0 SAC: 1 DP: 1 HBP: 0	WP: 2 PB: 2 SB: 3 CS: 0	PA: 42
PITCHER Frank Tanana, L ERA: 3.83	IP: 3.2 WLS: L BF: 21 H: 4 R: 3 ER: 2 SO: 3 BB: 2 IBB: 0 HBP: 0 BLK: 0 WP: 0 HR: 0 S: 21 P: 29 ERA: 7.36 WHIP: 3.000																			
Skip Lockwood, R ERA: 3.89	IP: 4.1 WLS: L BF: 16 H: 3 R: 2 ER: 2 SO: 3 BB: 4 IBB: 0 HBP: 0 BLK: 0 WP: 2 HR: 1 S: 18 P: 34 ERA: 5.40 WHIP: 2.100																			
John Cumberland, L ERA: 4.35	IP: 8.1 WLS: L BF: 5 H: 1 R: 0 ER: 0 SO: 1 BB: 0 IBB: 0 HBP: 0 BLK: 0 WP: 0 HR: 0 S: 7 P: 7 ERA: 0.00 WHIP: 1.000																			

Batter	1	2	3	4	5	6	7	8	9	AB	R	H	RBI	BB	SO	LOB	TOP			
Mickey Rivers, L OBP: 0.338, SLG: 0.388 (1, 8)	0-0 1-4-3		0-0 L9			4-0 BB 1B BB		0-0 FC4-6 1-2		3	0	0	0	1	0	1	California Angels @ Oakland Athletics Oakland-Alameda County Coliseum, Oakland, CA Wed Jun 26 1974, 3:33 AM PDT Att: 5,851 - Unknown livebaseballscorecards.com			
Dave Chalk, R OBP: 0.347, SLG: 0.382 (1, 6)	0-0 P4			0-3 K		0-0 BB 1-2		0-0 L5-3 1-2		4	0	1	0	0	1	1				
Leroy Stanton, R OBP: 0.381, SLG: 0.534 (1, 9)	0-0 4-3			0-0 6-3		0-0 P4			0-0 1-6-3	4	0	0	0	0	2					
Frank Robinson, R OBP: 0.343, SLG: 0.430 (1, 10)		0-0 F9		0-0 6-3		4-0 FC6-4 BB 1-2 2-3			0-3 K	3	0	0	0	1	1	0				
Bobby Valentine, R OBP: 0.282, SLG: 0.346 (1, 7)		0-0 E6				0-0 F9 1-2		0-0 FC6-4 1-2		4	0	1	0	0	0	3				
John Doherty, L OBP: 0.336, SLG: 0.391 Bob Oliver, R OBP: 0.275, SLG: 0.320 (7, PH) (7, 3)		0-0 F7				0-0 4-3			0-0 4-3	2	0	0	0	0	0	1				
Paul Schaal, R OBP: 0.332, SLG: 0.347 (1, 5)		0-3 K			4-0 BB				0-0 6-3	2	0	0	0	1	1					
Tom Egan, R OBP: 0.150, SLG: 0.056 (1, 2)			0-0 F9		0-3 K				0-0 6-3	3	0	0	0	0	1					
Denny Doyle, L OBP: 0.296, SLG: 0.292 Winston Llenas, R OBP: 0.288, SLG: 0.333 (8, PH) (8, 4)			0-0 6-3			0-0 6-3		4-0 FC4-6 BB		2	0	0	0	0	0	0				
										0	0	0	0	1	0	0				
Inning Stats	R: 0 E: 0 K: 0 S: 3	H: 0 LOB: 0 BB: 0 P: 3	R: 0 E: 1 K: 1 S: 6	H: 0 LOB: 1 BB: 0 P: 6	R: 0 E: 0 K: 0 S: 3	H: 0 LOB: 0 BB: 0 P: 3	R: 0 E: 0 K: 1 S: 5	H: 0 LOB: 1 BB: 1 P: 9	R: 0 E: 0 K: 0 S: 4	H: 1 LOB: 3 BB: 2 P: 12	R: 0 E: 0 K: 0 S: 3	H: 0 LOB: 0 BB: 0 P: 3	R: 0 E: 0 K: 0 S: 2	H: 0 LOB: 0 BB: 1 P: 6	R: 0 E: 0 K: 1 S: 6	H: 1 LOB: 1 BB: 0 P: 6	1B: 2 2B: 1 3B: 0 HR: 0	SF: 0 SAC: 0 DP: 1 HBP: 0	WP: 0 PB: 0 SB: 0 CS: 0	PA: 33
PITCHER Dave Hamilton, L ERA: 2.82 (1, 1)	IP: 9.0 WLS: W BF: 33 H: 2 R: 0 ER: 0 SO: 4 BB: 4 IBB: 0 HBP: 0 BLK: 0 WP: 0 HR: 0 S: 37 P: 53 ERA: 0.00 WHIP: 0.667																			

Batter	1	2	3	4	5	6	7	8	9	AB	R	H	RBI	BB	SO	LOB	BOTTOM			
Bill North, S OBP: 0.333, SLG: 0.315 (1, 8)	4-0 S SF9 BB		0-3 K		0-0 CS S 1B			0-0 4-3		4	1	1	0	1	1	1	California Angels @ Oakland Athletics Oakland-Alameda County Coliseum, Oakland, CA Wed Jun 26 1974, 3:33 AM PDT Att: 5,851 - Unknown livebaseballscorecards.com			
Bert Campaneris, R OBP: 0.345, SLG: 0.368 (1, 6)	0-0 5-3			0-0 5-3				0-0 K		5	1	2	1	0	1	2				
Sal Bando, R OBP: 0.418, SLG: 0.497 (1, 5)	4-0 1B BB		0-0 1-3			0-0 L5-3 1B		4-0 G4-6-3 BB		2	1	1	0	2	0	2				
Angel Mangual, R OBP: 0.287, SLG: 0.439 (1, 9)	0-0 SF9				0-0 L5-3		0-0 G4-6-3			3	1	1	2	0	0	2				
Joe Rudi, R OBP: 0.344, SLG: 0.487 (1, 7)	0-0 1B		0-3 K		0-0 BB 1B		0-0 BB 1B			4	1	3	0	0	1	0				
Gene Tenace, R OBP: 0.401, SLG: 0.393 (1, 2)	0-0 1B		0-3 K		4-0 BB 1B		4-0 1B BB			2	0	1	1	2	1	0				
Jesus Alou, R OBP: 0.298, SLG: 0.309 (1, 10)	0-0 G3		4-0 BB		0-0 F8		0-0 1-3 2-H 1B			3	0	1	1	1	0	4				
Pat Bourque, L OBP: 0.356, SLG: 0.333 (1, 3)		0-0 2B 1B		0-0 F7		0-0 F9		0-0 F7		4	0	1	0	0	0	3				
Dick Green, R OBP: 0.286, SLG: 0.302 (1, 4)		0-0 F7		0-0 F9		0-0 6-3		0-0 F3		4	0	0	0	0	0	1				
Inning Stats	R: 2 E: 0 K: 0 S: 5	H: 2 LOB: 2 BB: 2 P: 13	R: 0 E: 0 K: 1 S: 7	H: 2 LOB: 2 BB: 0 P: 7	R: 1 E: 0 K: 2 S: 8	H: 1 LOB: 1 BB: 1 P: 12	R: 0 E: 0 K: 0 S: 3	H: 1 LOB: 0 BB: 0 P: 3	R: 0 E: 0 K: 0 S: 3	H: 0 LOB: 0 BB: 0 P: 3	R: 2 E: 0 K: 0 S: 5	H: 3 LOB: 2 BB: 2 P: 13	R: 0 E: 0 K: 1 S: 5	H: 0 LOB: 0 BB: 0 P: 5	R: 0 E: 0 K: 0 S: 5	H: 0 LOB: 0 BB: 0 P: 5	1B: 8 2B: 2 3B: 0 HR: 2	SF: 1 SAC: 0 DP: 2 HBP: 0	WP: 0 PB: 0 SB: 3 CS: 1	PA: 38
PITCHER Bill Stoneman, R ERA: 5.76 Ed Figueroa, R ERA: 8.75 John Cumberland, L ERA: 3.86 (1, 1) (7, 1) (7, 1)	IP: 6.0 WLS: L BF: 30 H: 9 R: 5 ER: 5 SO: 3 BB: 5 IBB: 0 HBP: 0 BLK: 0 WP: 0 HR: 2 S: 31 P: 51 ERA: 7.50 WHIP: 2.333																			

Batter	1	2	3	4	5	6	7	8	9	AB R H RBI BB SO LOB	TOP														
Cesar Tovar, R OBP: 0.367, SLG: 0.359	P6		F2			F3		F6		4 0 0 0 0 0 1	Texas Rangers @ California Angels Anaheim Stadium, Anaheim, CA Thu Jun 27 1974, 10:05 PM EDT Att: 8,066 - Unknown														
Davey Nelson, R OBP: 0.333, SLG: 0.331	K2-3			F9		F2		6-3		4 0 0 0 0 1 1															
Alex Johnson, R OBP: 0.343, SLG: 0.367	1B			F8		2-3				3 0 1 0 0 0 0															
Jeff Burroughs, R OBP: 0.365, SLG: 0.521	P4			F9		K				3 0 0 0 0 1 1															
Mike Hargrove, L OBP: 0.433, SLG: 0.497		4-1			4-3		4-3			3 0 0 0 0 0 0															
Jim Spencer, L OBP: 0.354, SLG: 0.529	K				P4			K		3 0 0 0 0 2 0															
Lenny Randle, S OBP: 0.360, SLG: 0.409	K				1-3			P5		3 0 0 0 0 1 0															
Toby Harrah, R OBP: 0.323, SLG: 0.401			K			BB		6-3		2 0 0 0 1 1 0															
Duke Sims, L OBP: 0.220, SLG: 0.247			L4			P5		F5		3 0 0 0 0 0 1															
Inning Stats	R: 0 E: 0 K: 1 S: 6	H: 1 LOB: 1 BB: 0 P: 6	R: 0 E: 0 K: 2 S: 7	H: 0 LOB: 0 BB: 0 P: 7	R: 0 E: 0 K: 1 S: 5	H: 0 LOB: 0 BB: 0 P: 5	R: 0 E: 0 K: 0 S: 3	H: 0 LOB: 0 BB: 0 P: 3	R: 0 E: 0 K: 0 S: 3	H: 0 LOB: 1 BB: 1 P: 7	R: 0 E: 0 K: 1 S: 5	H: 0 LOB: 0 BB: 0 P: 5	R: 0 E: 0 K: 1 S: 5	H: 0 LOB: 0 BB: 0 P: 5	R: 0 E: 0 K: 0 S: 3	H: 0 LOB: 0 BB: 0 P: 3	R: 0 E: 0 K: 0 S: 3	H: 0 LOB: 0 BB: 0 P: 3	R: 0 E: 0 K: 0 S: 3	H: 0 LOB: 0 BB: 0 P: 3	R: 0 E: 0 K: 0 S: 3	H: 0 LOB: 0 BB: 0 P: 3	1B: 1 2B: 0 3B: 0 HR: 0	SF: 0 SAC: 0 DP: 0 HBP: 0	WP: 0 PA: 29 SB: 0 CS: 1
PITCHER Nolan Ryan, R ERA: 3.32	IP: 9.0 WLS: W BF: 29 H: 1 R: 0 ER: 0 SO: 6 BB: 1 IBB: 0 HBP: 0 BLK: 0 WP: 0 HR: 0 S: 40 P: 44 ERA: 0.00 WHIP: 0.222											PITCHER													

Batter	1	2	3	4	5	6	7	8	9	AB R H RBI BB SO LOB	BOTTOM												
Mickey Rivers, L OBP: 0.336, SLG: 0.386	F8		4-3		FC6-4			SH		4 1 1 0 0 0 2	Texas Rangers @ California Angels Anaheim Stadium, Anaheim, CA Thu Jun 27 1974, 10:05 PM EDT Att: 8,066 - Unknown												
Dave Chalk, R OBP: 0.346, SLG: 0.379	BB			F9		F7		SH		2 1 0 0 1 0 0													
John Doherty, L OBP: 0.359, SLG: 0.438	E6			1B		2B		1B		4 0 3 1 0 0 1													
Frank Robinson, R OBP: 0.342, SLG: 0.425	FC4-6-2-5			L6-3		F8		1B		3 0 0 0 1 0 4													
Joe Lahoud, L OBP: 0.331, SLG: 0.483		P6			E1	G3		FC1-5		4 1 1 0 0 0 1													
Tom McCraw, L OBP: 0.353, SLG: 0.449	K				E	2B		FC1-5		3 2 0 0 1 2 2													
Paul Schaal, R OBP: 0.335, SLG: 0.347	4-3				E6			E2		3 0 1 1 1 0 1													
Denny Doyle, L OBP: 0.295, SLG: 0.295			K			WP		4-3		4 0 1 1 0 1 2													
Tom Egan, R OBP: 0.174, SLG: 0.050			K			FC6-4		K		2 0 0 0 1 2 1													
Inning Stats	R: 0 E: 1 K: 0 S: 3	H: 0 LOB: 1 BB: 1 P: 7	R: 0 E: 0 K: 1 S: 5	H: 0 LOB: 0 BB: 0 P: 5	R: 0 E: 0 K: 2 S: 7	H: 0 LOB: 0 BB: 0 P: 7	R: 0 E: 0 K: 0 S: 3	H: 1 LOB: 0 BB: 0 P: 3	R: 1 E: 2 K: 0 S: 4	H: 1 LOB: 2 BB: 2 P: 12	R: 0 E: 0 K: 0 S: 4	H: 1 LOB: 1 BB: 0 P: 4	R: 0 E: 0 K: 2 S: 7	H: 0 LOB: 1 BB: 1 P: 11	R: 4 E: 2 K: 0 S: 7	H: 4 LOB: 1 BB: 1 P: 11	R: 0 E: 0 K: 0 S: 7	H: 0 LOB: 0 BB: 0 P: 11	R: 0 E: 0 K: 0 S: 7	H: 0 LOB: 0 BB: 0 P: 11	1B: 4 2B: 5 3B: 0 HR: 0	SF: 0 SAC: 1 DP: 2 HBP: 0	WP: 1 PA: 35 SB: 1 CS: 1
PITCHER Jackie Brown, R ERA: 2.65	IP: 7.0 WLS: L BF: 31 H: 5 R: 5 ER: 2 SO: 5 BB: 5 IBB: 0 HBP: 0 BLK: 0 WP: 1 HR: 0 S: 36 P: 56 ERA: 2.57 WHIP: 1.429											PITCHER											
Jim Sheltenback, L ERA: 6.19	0.2	2	1	0	0	0	0	0	0	0	0	2	2	0.00	1.500								
Steve Foucault, R ERA: 1.93	0.1	2	1	0	0	0	0	0	0	0	0	2	2	0.00	3.000								

AB	28
R	0
H	1
RBI	0
BB	1
SO	6
LOB	4



AB	29
R	5
H	7
RBI	3
BB	5
SO	5
LOB	14



Batter	1	2	3	4	5	6	7	8	9	AB	R	H	RBI	BB	SO	LOB	TOP										
Cesar Tovar, R OBP: 0.371, SLG: 0.362 (1, 8)										4	1	2	1	1	0	1											
Davey Nelson, R OBP: 0.330, SLG: 0.333 (1, 4)										5	1	1	1	0	0	3											
Alex Johnson, R OBP: 0.337, SLG: 0.361 (1, 10)										5	0	0	0	0	0	4											
Jeff Burroughs, R OBP: 0.365, SLG: 0.517 (1, 9)										4	0	1	1	1	1	0											
Tom Grieve, R OBP: 0.322, SLG: 0.473 Joe Lovitto, S OBP: 0.220, SLG: 0.282 (9, 8)										4	0	1	0	0	0	3											
Lenny Randle, S OBP: 0.353, SLG: 0.402 (1, 5)										4	0	0	0	0	0	2											
Jim Fregosi, R OBP: 0.367, SLG: 0.435 Mike Hargrove, L OBP: 0.333, SLG: 0.497 (8, 3)										4	0	0	0	0	1	3											
Toby Harrah, R OBP: 0.329, SLG: 0.421 (1, 6)										4	2	3	1	0	0	0											
Jim Sundberg, R OBP: 0.361, SLG: 0.322 (1, 2)										2	1	2	0	1	0	0											
Inning Stats	R: 2 E: 1 K: 0 S: 7	H: 3 LOB: 2 BB: 0 P: 7	R: 0 E: 0 K: 0 S: 4	H: 1 LOB: 2 BB: 1 P: 8	R: 0 E: 0 K: 1 S: 5	H: 0 LOB: 0 BB: 0 P: 5	R: 0 E: 0 K: 1 S: 5	H: 1 LOB: 0 BB: 0 P: 5	R: 0 E: 0 K: 0 S: 3	H: 1 LOB: 1 BB: 0 P: 4	R: 2 E: 1 K: 0 S: 5	H: 2 LOB: 2 BB: 2 P: 13	R: 1 E: 0 K: 0 S: 5	H: 2 LOB: 1 BB: 0 P: 5	R: 0 E: 0 K: 0 S: 3	H: 0 LOB: 0 BB: 0 P: 3	1B: 6 2B: 3 3B: 0 HR: 1	SF: 0 SAC: 1 DP: 0 HBP: 0	WP: 0 PB: 0 CS: 1	PA: 41							
PITCHER	IP	WLS	BF	H	R	ER	SO	BB	IBB	HBP	BLK	WP	HR	S	P	ERA	WHIP										
Andy Hassler, L ERA: 1.61 (1, 1)	6.0	L	27	7	4	3	2	2	0	0	0	0	0	29	37	4.50	1.500										
Frank Tanana, L ERA: 3.94 (7, 1)	2.0		10	3	1	1	0	0	1	0	0	0	1	9	13	4.50	1.500										
Barry Razzano, R ERA: 7.24 (9, 1)	1.0		3	0	0	0	0	0	0	0	0	0	0	3	3	0.00	0.000										

Texas Rangers @ California Angels
Anaheim Stadium, Anaheim, CA
Fri Jun 28 1974, 10:05 PM EDT
Att: 7,285 - Unknown


AB 36
R 5
H 10
RBI 4
BB 3
SO 2
LOB 16



Batter	1	2	3	4	5	6	7	8	9	AB	R	H	RBI	BB	SO	LOB	BOTTOM										
Mickey Rivers, L OBP: 0.332, SLG: 0.381 (1, 8)										4	0	0	0	0	1	0											
Dave Chalk, R OBP: 0.341, SLG: 0.372 (1, 6)										4	0	0	0	0	0	0											
John Doherty, L OBP: 0.366, SLG: 0.455 (1, 3)										4	1	2	0	0	0	0											
Frank Robinson, R OBP: 0.348, SLG: 0.430 (1, 10)										4	2	3	0	0	1	1											
Joe Lahoud, L OBP: 0.335, SLG: 0.483 (1, 9)										4	0	2	0	0	0	1											
Tom McCraw, L OBP: 0.358, SLG: 0.450 (1, 7)										4	0	2	2	0	0	1											
Bob Oliver, R OBP: 0.276, SLG: 0.320 Charlie Sands, L OBP: 0.377, SLG: 0.457 (8, PH)										3	0	1	0	0	0	3											
Denny Doyle, L OBP: 0.292, SLG: 0.292 (1, 4)										3	0	0	0	0	0	2											
Tom Egan, R OBP: 0.160, SLG: 0.045 Bobby Valentine, R OBP: 0.281, SLG: 0.344 Ellie Rodriguez, R OBP: 0.363, SLG: 0.343 (8, PH)										2	0	0	0	0	1	1											
Inning Stats	R: 0 E: 0 K: 1 S: 5	H: 0 LOB: 0 BB: 0 P: 5	R: 1 E: 0 K: 0 S: 5	H: 3 LOB: 1 BB: 0 P: 5	R: 0 E: 0 K: 1 S: 5	H: 0 LOB: 0 BB: 0 P: 5	R: 0 E: 0 K: 0 S: 3	H: 1 LOB: 0 BB: 0 P: 3	R: 0 E: 0 K: 0 S: 4	H: 1 LOB: 1 BB: 0 P: 4	R: 0 E: 0 K: 1 S: 6	H: 1 LOB: 1 BB: 0 P: 6	R: 0 E: 0 K: 0 S: 3	H: 1 LOB: 0 BB: 0 P: 3	R: 0 E: 0 K: 0 S: 3	H: 0 LOB: 0 BB: 0 P: 3	R: 2 E: 1 K: 1 S: 8	H: 3 LOB: 1 BB: 0 P: 8	1B: 9 2B: 2 3B: 0 HR: 0	SF: 0 SAC: 0 DP: 3 HBP: 0	WP: 0 PB: 0 CS: 0	PA: 34					
PITCHER	IP	WLS	BF	H	R	ER	SO	BB	IBB	HBP	BLK	WP	HR	S	P	ERA	WHIP										
Steve Hargan, R ERA: 3.68 (1, 1)	8.1	W	32	10	3	2	3	0	0	0	0	0	0	38	38	2.16	1.200										
Steve Foucault, R ERA: 1.91 (9, 1)	0.2	S	2	0	0	0	1	0	0	0	0	0	0	4	4	0.00	0.000										

Texas Rangers @ California Angels
Anaheim Stadium, Anaheim, CA
Fri Jun 28 1974, 10:05 PM EDT
Att: 7,285 - Unknown

AB 34
R 3
H 10
RBI 2
BB 0
SO 4
LOB 10



Batter	1	2	3	4	5	6	7	8	9	AB	R	H	RBI	BB	SO	LOB	TOP			
Cesar Tovar, R OBP: 0.369, SLG: 0.360	5-3		5-3		5-3		1-3 1B			4	0	1	0	0	0	0	Texas Rangers @ California Angels Anaheim Stadium, Anaheim, CA Sat Jun 29 1974, 10:05 PM EDT Att: 15,001 - Unknown livebaseballscorecards.com			
Davey Nelson, R OBP: 0.329, SLG: 0.332	FC4-6 1B		6-3		5-3		1-3			4	0	1	0	0	0	1				
Alex Johnson, R OBP: 0.336, SLG: 0.359	FC4-6 WP 1-2				K		K			4	0	1	0	0	2	2				
Jeff Burroughs, R OBP: 0.364, SLG: 0.512	BB 1-3 BB		F8			6-3		K		3	0	0	0	1	1	1				
Mike Hargrove, L OBP: 0.435, SLG: 0.494	1-2 BB			4-1				F6		3	0	1	0	1	0	0				
Jim Spencer, L OBP: 0.351, SLG: 0.516	F7			HR BB		F9		F8		3	1	0	0	1	0	4				
Toby Harrah, R OBP: 0.328, SLG: 0.416		CS BB		F7		F7			K	3	0	0	0	1	1	2				
Jim Fregosi, R OBP: 0.370, SLG: 0.481		K 1-2		HR			HR		F7	4	2	2	3	0	1	1				
Duke Sims, L OBP: 0.211, SLG: 0.236		K		F8			4-3		G3	4	0	0	0	0	1	0				
Inning Stats	R: 0 E: 0 K: 0 S: 4	H: 1 LOB: 3 BB: 2 P: 12	R: 0 E: 0 K: 2 S: 6	H: 0 LOB: 0 BB: 1 P: 10	R: 0 E: 0 K: 0 S: 4	H: 1 LOB: 1 BB: 0 P: 4	R: 2 E: 0 K: 0 S: 4	H: 1 LOB: 0 BB: 1 P: 8	R: 0 E: 0 K: 1 S: 5	H: 0 LOB: 0 BB: 0 P: 5	R: 1 E: 0 K: 1 S: 7	H: 2 LOB: 1 BB: 0 P: 7	R: 0 E: 0 K: 1 S: 5	H: 0 LOB: 0 BB: 0 P: 5	R: 0 E: 0 K: 1 S: 5	H: 0 LOB: 0 BB: 0 P: 5	1B: 4 2B: 0 3B: 0 HR: 2	SF: 0 SAC: 0 DP: 0 HBP: 0	WP: 2 PB: 0 SB: 0 CS: 1	PA: 36
PITCHER Dick Lange, R ERA: 3.39	IP: 9.0 WLS: W BF: 36	H: 6 R: 3 ER: 3 SO: 6	BB: 4 IBB: 0 HBP: 0 BLK: 0	WP: 1 HR: 2 S: 44 P: 60	ERA: 3.00 WHIP: 1.111	PITCHER										ERA: 3.00 WHIP: 1.111				

Batter	1	2	3	4	5	6	7	8	9	AB	R	H	RBI	BB	SO	LOB	BOTTOM			
Mickey Rivers, L OBP: 0.328, SLG: 0.376	K		FC4-6 1B S 1-2		F8		L3			4	0	0	0	0	1	1	Texas Rangers @ California Angels Anaheim Stadium, Anaheim, CA Sat Jun 29 1974, 10:05 PM EDT Att: 15,001 - Unknown livebaseballscorecards.com			
Dave Chalk, R OBP: 0.347, SLG: 0.379	S 1B		S 1B		F7			SH1-4 2B 1B		4	1	3	0	0	0	0				
John Doherty, L OBP: 0.365, SLG: 0.450	F2 1-2		5-3			HR 1B		SH1-4		3	1	1	0	0	0	3				
Frank Robinson, R OBP: 0.354, SLG: 0.446	K			HR 1B		HR 1B		2B IBB		3	3	2	2	1	1	1				
Joe Lahoud, L OBP: 0.333, SLG: 0.484		F5		F8		K		HR 2B		4	1	1	2	0	1	1				
Leroy Stanton, R OBP: 0.376, SLG: 0.545	K			HR		F8		F8		4	1	1	2	0	1	1				
Bob Oliver, R OBP: 0.275, SLG: 0.332	K			F8		F7		HR		4	1	1	2	0	1	0				
Denny Doyle, L OBP: 0.288, SLG: 0.287			F4		G3		K		4-3	4	0	0	0	0	1	0				
Tom Egan, R OBP: 0.179, SLG: 0.080			FC4-6 1B		6-3		1-3			3	0	1	0	0	0	0				
Inning Stats	R: 0 E: 0 K: 2 S: 8	H: 1 LOB: 1 BB: 0 P: 8	R: 0 E: 0 K: 2 S: 7	H: 0 LOB: 0 BB: 0 P: 7	R: 0 E: 0 K: 0 S: 5	H: 2 LOB: 2 BB: 0 P: 5	R: 2 E: 0 K: 0 S: 5	H: 2 LOB: 0 BB: 0 P: 5	R: 0 E: 0 K: 1 S: 5	H: 0 LOB: 0 BB: 0 P: 5	R: 0 E: 0 K: 1 S: 5	H: 0 LOB: 0 BB: 0 P: 5	R: 4 E: 0 K: 0 S: 6	H: 3 LOB: 0 BB: 1 P: 10	R: 0 E: 0 K: 0 S: 6	H: 0 LOB: 0 BB: 0 P: 10	1B: 6 2B: 1 3B: 0 HR: 3	SF: 0 SAC: 1 DP: 0 HBP: 0	WP: 0 PB: 0 SB: 3 CS: 0	PA: 35
PITCHER Fergie Jenkins, R ERA: 4.01 Steve Foucault, R ERA: 2.03	IP: 7.1 WLS: L BF: 32	H: 9 R: 7 ER: 7 SO: 6	BB: 0 IBB: 1 HBP: 0 BLK: 0	WP: 0 HR: 2 S: 43 P: 47	ERA: 8.59 WHIP: 1.227	PITCHER										ERA: 13.50 WHIP: 1.500				

Batter	1	2	3	4	5	6	7	8	9	AB	R	H	RBI	BB	SO	LOB	TOP										
Cesar Tovar, R OBP: 0.375, SLG: 0.366 Joe Lovitto, S OBP: 0.219, SLG: 0.280	G6-4-3 1B	K						F7		4	1	3	2	0	1	2											
Davey Nelson, R OBP: 0.325, SLG: 0.328	G6-4-3 1-2		F9					5-3		5	1	1	0	0	1	3											
Lenny Randle, S OBP: 0.350, SLG: 0.397	4-3		2-3					K		5	1	1	1	0	1	0											
Jeff Burroughs, R OBP: 0.367, SLG: 0.512		HBP 1B	F8					K		4	2	2	1	1	0	0											
Mike Hargrove, L OBP: 0.439, SLG: 0.494		1B FC5-2 HBP						F8		4	2	2	1	0	0	1											
Jim Spencer, L OBP: 0.360, SLG: 0.516		4-3 1B WP						K		4	1	2	1	1	1	2											
Jim Fregosi, R OBP: 0.363, SLG: 0.471 Larry Brown, R OBP: 0.263, SLG: 0.209	FC5-2 1B 4-3		FC9-6					K		3	0	0	1	0	1	5											
Toby Harrah, R OBP: 0.328, SLG: 0.419 Leo Cardenas, R OBP: 0.339, SLG: 0.316	4-3		F8					K		3	1	1	1	0	0	3											
Jim Sundberg, R OBP: 0.364, SLG: 0.322			F3					F9		3	0	1	1	1	0	2											
Inning Stats	R: 0 E: 0 K: 0 S: 3	H: 1 LOB: 0 BB: 0 P: 3	R: 2 E: 0 K: 1 S: 8	H: 3 LOB: 2 BB: 0 P: 9	R: 0 E: 0 K: 0 S: 3	H: 0 LOB: 0 BB: 0 P: 3	R: 1 E: 0 K: 0 S: 5	H: 2 LOB: 1 BB: 0 P: 5	R: 6 E: 0 K: 3 S: 16	H: 7 LOB: 2 BB: 1 P: 20	R: 0 E: 0 K: 0 S: 3	H: 0 LOB: 0 BB: 0 P: 3	R: 0 E: 0 K: 1 S: 6	H: 1 LOB: 1 BB: 0 P: 6	R: 0 E: 0 K: 1 S: 5	H: 0 LOB: 0 BB: 0 P: 5	R: 0 E: 0 K: 0 S: 2	H: 0 LOB: 1 BB: 2 P: 10	1B: 13 2B: 1 3B: 0 HR: 0	SF: 0 SAC: 0 DP: 2 HBP: 1	WP: 1 PB: 1 SB: 0 CS: 0	PA: 43					
PITCHER	IP	WLS	BF	H	R	ER	SO	BB	IBB	HBP	BLK	WP	HR	S	P	ERA	WHIP										
Bill Stoneman, R ERA: 6.14	4.0	L	20	8	5	5	1	0	0	1	0	1	0	21	22	11.25	2.000										
Skip Lockwood, R ERA: 4.24	0.0		2	2	0	0	0	0	0	0	0	0	0	2	2	∞	∞										
John Cumberland, L ERA: 4.5	0.1		2	1	1	1	1	0	0	0	0	0	0	4	4	27.00	3.000										
Ed Figueroa, R ERA: 5.89	3.2		15	3	3	3	4	1	0	0	0	0	0	22	26	7.36	1.091										
Barry Razzano, R ERA: 6.75	1.0		4	0	0	0	0	2	0	0	0	0	0	2	10	0.00	2.000										

Texas Rangers @ California Angels
Anaheim Stadium, Anaheim, CA
Sun Jun 30 1974, 6:33 AM EDT
Att: 6,574 - Unknown


AB 39
R 9
H 14
RBI 9
BB 3
SO 6
LOB 21



Batter	1	2	3	4	5	6	7	8	9	AB	R	H	RBI	BB	SO	LOB	BOTTOM										
Mickey Rivers, L OBP: 0.328, SLG: 0.373 Winston Llenas, R OBP: 0.280, SLG: 0.324	4-3	F8						E5		2	0	0	0	1	0	3											
Dave Chalk, R OBP: 0.347, SLG: 0.378 Bobby Valentine, R OBP: 0.283, SLG: 0.346	F7		E S 1B					F4		3	0	1	0	0	0	1											
John Doherty, L OBP: 0.356, SLG: 0.447	F3		G3					F8		5	0	1	0	0	0	4											
Charlie Sands, L OBP: 0.364, SLG: 0.420		1B BB	K					F9		4	1	0	0	1	1	5											
Joe Lahoud, L OBP: 0.343, SLG: 0.494		E 1B	CS BB					F5		3	1	2	0	1	0	2											
Leroy Stanton, R OBP: 0.376, SLG: 0.538		E 1B	CS					K		4	0	1	1	0	2	1											
Bob Oliver, R OBP: 0.283, SLG: 0.339	F4							1B BB		4	0	3	0	0	0	2											
Denny Doyle, L OBP: 0.287, SLG: 0.287	E4							G3		4	0	1	1	0	0	4											
Elie Rodriguez, R OBP: 0.357, SLG: 0.336	F7							F7		4	0	0	0	0	0	7											
Inning Stats	R: 0 E: 0 K: 0 S: 3	H: 0 LOB: 0 BB: 0 P: 3	R: 1 E: 1 K: 0 S: 6	H: 2 LOB: 3 BB: 1 P: 10	R: 0 E: 0 K: 1 S: 5	H: 1 LOB: 1 BB: 1 P: 9	R: 0 E: 0 K: 0 S: 4	H: 1 LOB: 1 BB: 0 P: 4	R: 0 E: 0 K: 0 S: 3	H: 0 LOB: 1 BB: 1 P: 7	R: 1 E: 0 K: 1 S: 7	H: 3 LOB: 1 BB: 0 P: 7	R: 0 E: 1 K: 0 S: 5	H: 1 LOB: 2 BB: 0 P: 5	R: 0 E: 0 K: 1 S: 6	H: 1 LOB: 1 BB: 0 P: 6	R: 0 E: 0 K: 0 S: 4	H: 1 LOB: 1 BB: 0 P: 4	1B: 8 2B: 3 3B: 0 HR: 0	SF: 0 SAC: 0 DP: 1 HBP: 0	WP: 0 PB: 0 SB: 1 CS: 1	PA: 41					
PITCHER	IP	WLS	BF	H	R	ER	SO	BB	IBB	HBP	BLK	WP	HR	S	P	ERA	WHIP										
Jim Bibby, R ERA: 4.82	6.2	W	31	8	2	2	2	3	0	0	0	0	0	32	44	2.70	1.650										
Steve Foucault, R ERA: 1.95	2.1		9	2	0	0	1	0	0	0	0	0	0	11	11	0.00	0.857										

Texas Rangers @ California Angels
Anaheim Stadium, Anaheim, CA
Sun Jun 30 1974, 6:33 AM EDT
Att: 6,574 - Unknown

AB 37
R 2
H 10
RBI 2
BB 3
SO 3
LOB 29



Batter	1	2	3	4	5	6	7	8	9	AB	R	H	RBI	BB	SO	LOB	TOP					
Bill North, S OBP: 0.336, SLG: 0.313 (1, 8)										5	0	2	0	0	2	0	Oakland Athletics @ California Angels Anaheim Stadium, Anaheim, CA Mon Jul 01 1974, 10:05 PM EDT Att: 16,405 - Unknown					
Bert Campaneris, R OBP: 0.365, SLG: 0.399 (1, 6)										4	2	2	0	0	2	1						
Sal Bando, R OBP: 0.414, SLG: 0.500 (1, 5)										3	2	2	1	1	0	0						
Reggie Jackson, L OBP: 0.428, SLG: 0.604 (1, 9)										2	1	1	0	2	0	1						
Joe Rudi, R OBP: 0.333, SLG: 0.464 (1, 7)										2	0	0	2	1	1	1						
Gene Tenace, R OBP: 0.400, SLG: 0.404 (1, 3)										2	0	0	1	1	0	1						
Angel Mangual, R OBP: 0.284, SLG: 0.435 (1, 10)										4	0	1	1	0	2	3						
Ted Kubiak, S OBP: 0.261, SLG: 0.248 (9, PH)										3	0	0	0	0	0	3						
Pat Bourque, L OBP: 0.338, SLG: 0.309 (9, PH)										1	0	0	0	0	1	0						
Dal Maxvill, R OBP: 0.267, SLG: 0.154 (9, 4)										0	0	0	0	0	0	0						
Larry Haney, R OBP: 0.146, SLG: 0.150 (1, 2)										4	0	0	0	0	2	0						
Inning Stats	R: 0 E: 0 K: 1 S: 6	H: 2 LOB: 1 BB: 0 P: 6	R: 0 E: 0 K: 1 S: 5	H: 0 LOB: 0 BB: 0 P: 5	R: 0 E: 0 K: 2 S: 7	H: 0 LOB: 0 BB: 0 P: 7	R: 2 E: 0 K: 1 S: 5	H: 1 LOB: 2 BB: 3 P: 18	R: 0 E: 0 K: 2 S: 7	H: 0 LOB: 0 BB: 0 P: 7	R: 0 E: 0 K: 1 S: 6	H: 1 LOB: 1 BB: 0 P: 6	R: 0 E: 0 K: 1 S: 5	H: 0 LOB: 0 BB: 0 P: 5	R: 3 E: 0 K: 0 S: 5	H: 3 LOB: 2 BB: 2 P: 13	R: 0 E: 0 K: 1 S: 5	H: 1 LOB: 0 BB: 0 P: 5	1B: 5 2B: 3 3B: 0 HR: 0	SF: 1 SAC: 0 DP: 1 HBP: 1	WP: 1 PB: 1 SB: 3 CS: 2	PA: 38
PITCHER Nolan Ryan, R ERA: 3.42 (1, 1)	IP: 9.0 WLS: L BF: 37	H: 8 R: 5 ER: 5 SO: 10	BB: 4 IBB: 1 HBP: 1 BLK: 0	WP: 1 HR: 0 S: 51 P: 72	ERA: 5.00 WHIP: 1.333	PITCHER										IP: 9.0 WLS: L BF: 37	H: 8 R: 5 ER: 5 SO: 10	BB: 4 IBB: 1 HBP: 1 BLK: 0	WP: 1 HR: 0 S: 51 P: 72	ERA: 5.00 WHIP: 1.333		


AB	30
R	5
H	8
RBI	5
BB	5
SO	10
LOB	10




Batter	1	2	3	4	5	6	7	8	9	AB	R	H	RBI	BB	SO	LOB	BOTTOM					
Mickey Rivers, L OBP: 0.332, SLG: 0.373 (1, 8)										3	1	1	0	2	0	0	Oakland Athletics @ California Angels Anaheim Stadium, Anaheim, CA Mon Jul 01 1974, 10:05 PM EDT Att: 16,405 - Unknown					
Dave Chalk, R OBP: 0.348, SLG: 0.379 (1, 6)										5	1	2	1	0	0	1						
Leroy Stanton, R OBP: 0.376, SLG: 0.537 (1, 9)										4	0	1	1	1	1	3						
Frank Robinson, R OBP: 0.356, SLG: 0.442 (1, 10)										2	0	0	0	2	0	2						
Bob Oliver, R OBP: 0.278, SLG: 0.335 (1, 5)										3	0	0	1	0	0	3						
Bobby Valentine, R OBP: 0.288, SLG: 0.349 (1, 7)										4	0	2	0	0	0	2						
John Doherty, L OBP: 0.340, SLG: 0.427 (1, 3)										4	0	0	0	0	1	2						
Tom Egan, R OBP: 0.226, SLG: 0.077 (1, 2)										1	1	0	0	2	0	1						
Joe Lathoud, L OBP: 0.341, SLG: 0.490 (9, PH)										1	0	0	0	0	0	0						
Ellie Rodriguez, R OBP: 0.357, SLG: 0.336 (9, 2)										0	0	0	0	0	0	0						
Denny Doyle, L OBP: 0.284, SLG: 0.284 (1, 4)										3	0	0	0	0	0	1						
Inning Stats	R: 0 E: 1 K: 0 S: 4	H: 0 LOB: 1 BB: 0 P: 4	R: 0 E: 0 K: 0 S: 4	H: 1 LOB: 1 BB: 0 P: 4	R: 2 E: 0 K: 0 S: 5	H: 2 LOB: 2 BB: 2 P: 13	R: 0 E: 0 K: 0 S: 2	H: 0 LOB: 0 BB: 1 P: 6	R: 0 E: 0 K: 0 S: 3	H: 0 LOB: 1 BB: 1 P: 7	R: 0 E: 0 K: 1 S: 5	H: 1 LOB: 0 BB: 0 P: 5	R: 1 E: 0 K: 1 S: 6	H: 1 LOB: 3 BB: 3 P: 18	R: 0 E: 0 K: 0 S: 3	H: 0 LOB: 0 BB: 0 P: 3	R: 0 E: 0 K: 0 S: 4	H: 1 LOB: 1 BB: 0 P: 4	1B: 5 2B: 1 3B: 0 HR: 0	SF: 1 SAC: 1 DP: 1 HBP: 0	WP: 0 PB: 0 SB: 0 CS: 1	PA: 39
PITCHER Dave Hamilton, L ERA: 2.93 (1, 1)	IP: 6.1 WLS: W BF: 28	H: 4 R: 3 ER: 3 SO: 1	BB: 5 IBB: 0 HBP: 0 BLK: 0	WP: 0 HR: 0 S: 24 P: 48	ERA: 4.26 WHIP: 1.421	PITCHER										IP: 6.1 WLS: W BF: 28	H: 4 R: 3 ER: 3 SO: 1	BB: 5 IBB: 0 HBP: 0 BLK: 0	WP: 0 HR: 0 S: 24 P: 48	ERA: 4.26 WHIP: 1.421		
PITCHER Rolie Fingers, R ERA: 3.29 (7, 1)	IP: 2.2 WLS: W BF: 11	H: 2 R: 0 ER: 0 SO: 1	BB: 0 IBB: 1 HBP: 0 BLK: 0	WP: 0 HR: 0 S: 12 P: 16	ERA: 0.00 WHIP: 0.750	PITCHER										IP: 2.2 WLS: W BF: 11	H: 2 R: 0 ER: 0 SO: 1	BB: 0 IBB: 1 HBP: 0 BLK: 0	WP: 0 HR: 0 S: 12 P: 16	ERA: 0.00 WHIP: 0.750		

AB	30
R	3
H	6
RBI	3
BB	7
SO	2
LOB	15



Batter	1	2	3	4	5	6	7	8	9	AB	R	H	RBI	BB	SO	LOB	TOP			
Bill North, S OBP: 0.338, SLG: 0.314 (1, 8)	F7		4-3 2H 1B		6-3		K2-3		E5 1B	5	1	1	1	0	1	1	Oakland Athletics @ California Angels Anaheim Stadium, Anaheim, CA Wed Jul 03 1974, 10:05 PM EDT Att: 9,979 - Unknown AB 33 R 3 H 7 RBI 3 BB 4 SO 1 LOB 19 			
Bert Campaneris, R OBP: 0.363, SLG: 0.393 (1, 6)	E1 HBP		4-3		L6-3 1B		S BB		1B 2H 3H	4	0	2	2	1	0	1				
Sal Bando, R OBP: 0.406, SLG: 0.488 (1, 5)	G1-6-3 HBP		F2		L6-3 1-2		1-3		F2	4	0	0	0	0	0	5				
Reggie Jackson, L OBP: 0.424, SLG: 0.591 (1, 9)	G1-6-3 1-2				P6		6-3		FC3-6 1B	4	0	1	0	0	0	2				
Joe Rudi, R OBP: 0.337, SLG: 0.472 (1, 7)		G3		BB 2B		E 1B		FC3-6 G5-4-3 1-2	4	0	2	0	0	0	1					
Gene Tenace, R OBP: 0.396, SLG: 0.394 (1, 3) (9, 2)	F8			6-3		F8		G5-4-3 1-2	4	0	0	0	0	0	3					
Angel Mangual, R OBP: 0.287, SLG: 0.449 (1, 10)		1-3		BB BB		E6 1-3		F8	3	0	0	0	1	0	1					
Ted Kubiak, S OBP: 0.263, SLG: 0.242 (9, PH)			4-0 SH2-4 1B BB	4-0 FC5-4 BB		6-3		F8	1	1	0	0	2	0	2					
Dal Maxvill, R OBP: 0.267, SLG: 0.154 (9, 4)			1-2 2-3 BB	1-2 2-3 BB				F8	1	0	0	0	0	0	0					
Larry Haney, R OBP: 0.149, SLG: 0.133 (9, PH)			SH2-4	FC5-4				F8	0	0	0	0	0	0	0					
Jesus Alou, R OBP: 0.316, SLG: 0.329 (9, PR)			1-2	FC5-4				F8	0	1	0	0	0	0	0					
Herb Washington, R OBP: 0.346, SLG: 0.319 (9, 3)			1-2	FC5-4				E 1B	0	0	1	0	0	0	0					
Pat Bourque, L OBP: 0.346, SLG: 0.319 (9, 3)			1-2	FC5-4				E 1B	0	0	0	0	0	0	0					
Inning Stats	R: 0 E: 1 K: 0 S: 3	H: 0 LOB: 1 BB: 0 P: 4	R: 0 E: 0 K: 0 S: 3	H: 0 LOB: 0 BB: 0 P: 3	R: 1 E: 0 K: 0 S: 4	H: 1 LOB: 1 BB: 1 P: 8	R: 0 E: 0 K: 0 S: 4	H: 1 LOB: 3 BB: 2 P: 12	R: 0 E: 0 K: 0 S: 5	H: 1 LOB: 0 BB: 0 P: 3	R: 0 E: 0 K: 0 S: 5	H: 0 LOB: 1 BB: 1 P: 9	R: 0 E: 0 K: 0 S: 3	H: 1 LOB: 0 BB: 0 P: 3	R: 2 E: 1 K: 0 S: 6	H: 2 LOB: 2 BB: 0 P: 6	1B: 6 2B: 2 3B: 0 HR: 0	SF: 0 SAC: 1 DP: 3 HBP: 1	WP: 0 PB: 0 SB: 1 CS: 0	PA: 39
PITCHER Andy Hassler, L ERA: 1.44 (1, 1)	IP: 9.0 WLS: L BF: 39	H: 7 R: 3 ER: 1 SO: 1	BB: 4 IBB: 0 HBP: 1 BLK: 0	WP: 0 HR: 0 S: 36 P: 53	ERA: 1.00 WHIP: 1.222	PITCHER										IP: 9.0 WLS: W BF: 34	H: 5 R: 2 ER: 2 SO: 1	BB: 2 IBB: 0 HBP: 0 BLK: 0	WP: 0 HR: 0 S: 34 P: 42	ERA: 2.00 WHIP: 0.778

Batter	1	2	3	4	5	6	7	8	9	AB	R	H	RBI	BB	SO	LOB	BOTTOM			
Mickey Rivers, L OBP: 0.332, SLG: 0.376 (1, 8)	G3		F7			4-3		FC4-6 1B 2B	4	1	0	0	0	0	2	Oakland Athletics @ California Angels Anaheim Stadium, Anaheim, CA Wed Jul 03 1974, 10:05 PM EDT Att: 9,979 - Unknown AB 32 R 2 H 5 RBI 2 BB 2 SO 1 LOB 10 				
Dave Chalk, R OBP: 0.355, SLG: 0.382 (1, 6)	P2		6-3			S 1B		2B 1B	4	1	2	0	0	0	1					
Leroy Stanton, R OBP: 0.374, SLG: 0.533 (1, 9)					6-3	4-3		1B 2B	4	0	2	2	0	0	1					
Frank Robinson, R OBP: 0.349, SLG: 0.430 (1, 10)	F9				4-3		6-3	P6	4	0	0	0	0	0	3					
Joe Lahoud, L OBP: 0.339, SLG: 0.484 (1, 7)		F9		L4			E3 1B		G3	4	0	1	0	0	0					
Bobby Valentine, R OBP: 0.286, SLG: 0.351 (1, 5)		6-3			P4		6-3		F8	4	0	0	0	0	1					
John Doherty, L OBP: 0.324, SLG: 0.412 (1, 3)			F7		F9		4-3		1-3	4	0	0	0	0	1					
Ellie Rodriguez, R OBP: 0.352, SLG: 0.329 (1, 2)					F7			F8	2	0	0	0	1	0	0					
Denny Doyle, L OBP: 0.284, SLG: 0.287 (8, PH)						4-3				2	0	0	0	0	1					
Charlie Sands, L OBP: 0.373, SLG: 0.420 (8, PH)										0	0	0	0	1	0					
Sandy Alomar Sr., S OBP: 0.299, SLG: 0.289 (9, 4)								FC4-6 BB	0	0	0	0	0	0	0					
Inning Stats	R: 0 E: 0 K: 0 S: 4	H: 1 LOB: 1 BB: 0 P: 4	R: 0 E: 0 K: 0 S: 3	H: 0 LOB: 0 BB: 0 P: 3	R: 0 E: 1 K: 1 S: 5	H: 0 LOB: 1 BB: 1 P: 9	R: 0 E: 0 K: 0 S: 3	H: 0 LOB: 0 BB: 0 P: 3	R: 0 E: 0 K: 0 S: 4	H: 1 LOB: 1 BB: 0 P: 4	R: 0 E: 1 K: 0 S: 4	H: 1 LOB: 1 BB: 0 P: 4	R: 2 E: 0 K: 0 S: 5	H: 2 LOB: 2 BB: 1 P: 9	R: 0 E: 0 K: 0 S: 3	H: 0 LOB: 0 BB: 0 P: 3	1B: 4 2B: 1 3B: 0 HR: 0	SF: 0 SAC: 0 DP: 0 HBP: 0	WP: 0 PB: 0 SB: 1 CS: 0	PA: 34
PITCHER Glenn Abbott, R ERA: 2.4 (1, 1)	IP: 9.0 WLS: W BF: 34	H: 5 R: 2 ER: 2 SO: 1	BB: 2 IBB: 0 HBP: 0 BLK: 0	WP: 0 HR: 0 S: 34 P: 42	ERA: 2.00 WHIP: 0.778	PITCHER										IP: 9.0 WLS: W BF: 34	H: 5 R: 2 ER: 2 SO: 1	BB: 2 IBB: 0 HBP: 0 BLK: 0	WP: 0 HR: 0 S: 34 P: 42	ERA: 2.00 WHIP: 0.778

Batter	1	2	3	4	5	6	7	8	9	AB	R	H	RBI	BB	SO	LOB	TOP										
Bill North, S OBP: 0.339, SLG: 0.315 (1, 8)	0-3 K	0-0 E1 1B		0-0 5-3 1B		0-0 P6		0-0 FC5-2		5	0	2	1	0	1	3											
Bert Campaneris, R OBP: 0.360, SLG: 0.390 (1, 6)	0-0 5-3	0-0 1B		0-0 5-3		0-0 G6-4-3		0-0 F8		5	0	1	1	0	0	4											
Sal Bando, R OBP: 0.399, SLG: 0.477 (1, 5)	0-0 6-3		0-0 F5	0-0 1-3			0-0 5-3		0-0 P4	5	0	0	0	0	0	1											
Reggie Jackson, L OBP: 0.424, SLG: 0.586 (1, 9)		0-3 K	4-0 1B 1B BB		0-0 HR 1B		0-0 4-3		0-0 F8	4	2	1	0	1	1	0											
Joe Rudi, R OBP: 0.345, SLG: 0.487 (1, 7)		0-0 1B E 1B	0-0 1B 1B		0-0 HR		0-0 P6		0-0 FC6-4 1B	5	3	4	2	0	0	0											
Gene Tenace, R OBP: 0.396, SLG: 0.392 (1, 3)		0-0 E 1B	0-3 K		0-0 6-3			4-0 BB 1B BB	0-0 FC6-4	4	2	1	0	1	1	3											
Angel Mangual, R OBP: 0.291, SLG: 0.448 (1, 10)	0-0 1-3		0-0 1B	0-0 P4		0-0 P4		4-0 E 1B BB		3	0	1	2	1	0	2											
Ted Kubiak, S OBP: 0.269, SLG: 0.244 (1, 4)		4-0 1B E BB	0-0 F8		0-0 F7		0-0 E7 FC5-2 1B			3	1	1	1	1	0	1											
Larry Haney, R OBP: 0.157, SLG: 0.143 (1, 2)	0-0 E5 1B			0-0 P4		0-0 G6-4-3 1B		0-0 5-3		4	1	1	0	0	0	4											
Inning Stats	R: 0 E: 0 K: 1 S: 5	H: 0 LOB: 0 BB: 0 P: 5	R: 4 E: 2 K: 1 S: 9	H: 4 LOB: 2 BB: 1 P: 13	R: 2 E: 0 K: 1 S: 7	H: 2 LOB: 1 BB: 1 P: 11	R: 0 E: 0 K: 0 S: 4	H: 1 LOB: 1 BB: 0 P: 4	R: 2 E: 0 K: 0 S: 5	H: 2 LOB: 0 BB: 0 P: 5	R: 0 E: 0 K: 0 S: 3	H: 1 LOB: 0 BB: 0 P: 3	R: 0 E: 0 K: 0 S: 3	H: 0 LOB: 0 BB: 0 P: 3	R: 1 E: 1 K: 0 S: 4	H: 1 LOB: 2 BB: 2 P: 12	R: 0 E: 0 K: 0 S: 4	H: 1 LOB: 1 BB: 0 P: 4	1B: 11 2B: 0 3B: 0 HR: 1	SF: 0 SAC: 0 DP: 1 HBP: 0	WP: 0 PB: 0 SB: 0 CS: 0	PA: 42					
PITCHER	IP	WLS	BF	H	R	ER	SO	BB	IBB	HBP	BLK	WP	HR	S	P	ERA	WHIP										
Dick Lange, R ERA: 3.52 (1, 1)	2.2	L	16	6	6	2	3	2	0	0	0	0	0	20	28	6.75	3.000										
Skip Lockwood, R ERA: 4.59 (3, 1)	2.1		10	3	2	2	0	0	0	0	0	0	1	10	10	7.71	1.286										
Barry Raziano, R ERA: 5.94 (6, 1)	2.0		6	1	0	0	0	0	0	0	0	0	0	6	6	0.00	0.500										
John Cumberland, L ERA: 4.5 (8, 1)	2.0		10	2	1	1	0	2	0	0	0	0	0	8	16	4.50	2.000										
Batter	1	2	3	4	5	6	7	8	9	AB	R	H	RBI	BB	SO	LOB	BOTTOM										
Mickey Rivers, L OBP: 0.330, SLG: 0.374 (1, 8)	0-3 K			0-3 K		0-0 1-H HR		0-0 1B		2	0	0	0	0	2	0											
Winston Llenas, R OBP: 0.295, SLG: 0.380 (6, PH) (7, 9)										2	1	2	2	0	0	0											
Dave Chalk, R OBP: 0.353, SLG: 0.378 (1, 6)	0-3 K			0-0 6-3		4-0 BB		0-0 F9		3	0	0	0	1	1	1											
Leroy Stanton, R OBP: 0.367, SLG: 0.521 (1, 9) (7, 8)	0-3 K			0-3 K		0-3 K		0-3 K		4	0	0	0	0	4	2											
Frank Robinson, R OBP: 0.348, SLG: 0.427 (1, 10)		0-0 F9			0-0 6-3		0-0 1B 2B 1B	0-0 F9		4	1	1	0	0	0	1											
Bob Oliver, R OBP: 0.274, SLG: 0.328 (1, 3)		0-0 F9			0-3 K		0-0 P5		0-0 F8	4	0	0	0	0	1	1											
Bobby Valentine, R OBP: 0.286, SLG: 0.348 (1, 7)		0-0 4-3			0-0 P4		0-0 2B 1B	0-0 P3		4	1	1	0	0	0	0											
Paul Schaal, R OBP: 0.328, SLG: 0.339 (1, 5)			0-0 F9			0-0 5-3	0-3 K		0-0 6-3	4	0	0	0	0	1	2											
Ellie Rodriguez, R OBP: 0.352, SLG: 0.333 (1, 2)			0-3 K			0-0 6-3				3	0	1	2	0	1	0											
Denny Doyle, L OBP: 0.283, SLG: 0.286 (1, 4)			0-0 5-3			0-3 K				1	0	0	0	0	0	0											
Sandy Alomar Sr., S OBP: 0.250, SLG: 0.259 (6, 4)						0-0 HR		0-0 F9		2	1	0	0	0	1	1											
Inning Stats	R: 0 E: 0 K: 3 S: 9	H: 0 LOB: 0 BB: 0 P: 9	R: 0 E: 0 K: 0 S: 3	H: 0 LOB: 0 BB: 0 P: 3	R: 0 E: 0 K: 1 S: 5	H: 0 LOB: 0 BB: 0 P: 5	R: 0 E: 0 K: 2 S: 7	H: 0 LOB: 0 BB: 0 P: 7	R: 0 E: 0 K: 1 S: 5	H: 0 LOB: 0 BB: 0 P: 5	R: 2 E: 0 K: 2 S: 9	H: 1 LOB: 1 BB: 1 P: 13	R: 2 E: 0 K: 1 S: 8	H: 3 LOB: 1 BB: 0 P: 8	R: 0 E: 0 K: 1 S: 6	H: 1 LOB: 1 BB: 0 P: 6	R: 0 E: 0 K: 0 S: 3	H: 0 LOB: 0 BB: 0 P: 3	1B: 3 2B: 1 3B: 0 HR: 1	SF: 0 SAC: 0 DP: 0 HBP: 0	WP: 1 PB: 0 SB: 0 CS: 0	PA: 34					
PITCHER	IP	WLS	BF	H	R	ER	SO	BB	IBB	HBP	BLK	WP	HR	S	P	ERA	WHIP										
Vida Blue, L ERA: 3.43 (1, 1)	9.0	W	34	5	4	4	11	1	0	0	0	1	1	55	59	4.00	0.667										

Oakland Athletics @ California Angels
Anaheim Stadium, Anaheim, CA
Thu Jul 04 1974, 6:33 AM EDT
Att: 41,760 - Unknown

AB 38
R 9
H 12
RBI 7
BB 4
SO 3
LOB 18



Oakland Athletics @ California Angels
Anaheim Stadium, Anaheim, CA
Thu Jul 04 1974, 6:33 AM EDT
Att: 41,760 - Unknown

AB 33
R 4
H 5
RBI 4
BB 1
SO 11
LOB 8



Batter	1	2	3	4	5	6	7	8	9	AB	R	H	RBI	BB	SO	LOB	TOP				
John Lowenstein, L (1, 7) OBP: 0.321, SLG: 0.331	3-1		F7			K		4-3	K	5	0	0	0	0	2	2					
Jack Brohamer, L (1, 4) OBP: 0.353, SLG: 0.374	F7			G3		F2			E	4	1	1	0	0	0	0					
John Ellis, R (1, 3) OBP: 0.321, SLG: 0.420	K			L3					E9	4	1	1	1	0	2	0					
Charlie Spikes, R (1, 9) OBP: 0.339, SLG: 0.453		K			K				BB	4	1	1	1	0	3	0					
Oscar Gamble, L (1, 10) OBP: 0.357, SLG: 0.458		F8				4-3		E5	BB	3	2	0	0	1	0	0					
George Hendrick, R (1, 8) OBP: 0.355, SLG: 0.513		FC5-4				F8			BB	3	2	2	3	1	0	0					
Buddy Bell, R (1, 5) OBP: 0.302, SLG: 0.349		FC5-4						HR	BB	2	0	0	0	2	0	1					
Dave Duncan, R (1, 2) OBP: 0.249, SLG: 0.363			K			5-3			FC5-4	3	0	0	1	1	1	1					
Frank Duffy, R (1, 6) OBP: 0.260, SLG: 0.332			F9				K		FC5-4	4	0	0	1	0	1	2					
Inning Stats	R: 0 E: 0 K: 1 S: 5	H: 0 LOB: 0 BB: 0 P: 5	R: 0 E: 0 K: 1 S: 5	H: 0 LOB: 1 BB: 1 P: 9	R: 0 E: 0 K: 1 S: 5	H: 0 LOB: 0 BB: 0 P: 5	R: 0 E: 0 K: 1 S: 5	H: 0 LOB: 1 BB: 1 P: 7	R: 0 E: 0 K: 2 S: 7	H: 0 LOB: 0 BB: 0 P: 7	R: 2 E: 1 K: 2 S: 9	H: 1 LOB: 0 BB: 0 P: 9	R: 0 E: 0 K: 0 S: 3	H: 0 LOB: 0 BB: 0 P: 3	R: 5 E: 1 K: 1 S: 8	H: 4 LOB: 1 BB: 3 P: 20	1B: 2 2B: 2 3B: 0 HR: 1	SF: 0 SAC: 0 DP: 0 HBP: 0	WP: 0 PB: 0 SB: 0 CS: 2	PA: 37	
PITCHER	IP	WLS	BF	H	R	ER	SO	BB	IBB	HBP	BLK	WP	HR	S	P	ERA	WHIP				
Nolan Ryan, R (1, 1) ERA: 3.47	8.0	L	32	4	6	4	8	3	0	0	0	0	1	45	57	4.50	0.875				
Barry Raziano, R (9, 1) ERA: 6.48	0.0		3	1	0	0	0	2	0	0	0	0	0	1	9	∞	∞				
John Cumberland, L (9, 1) ERA: 4.2	1.0		2	0	1	1	1	0	0	0	0	0	0	4	4	9.00	0.000				

Cleveland Indians @ California Angels
Anaheim Stadium, Anaheim, CA
Fri Jul 05 1974, 10:05 PM EDT
Att: 9,826 - Unknown

AB 32
R 7
H 5
RBI 7
BB 5
SO 9
LOB 6



Batter	1	2	3	4	5	6	7	8	9	AB	R	H	RBI	BB	SO	LOB	BOTTOM				
Mickey Rivers, L (1, 8) OBP: 0.327, SLG: 0.369	6-3		K			F2		E8		4	0	0	0	0	1	1					
Dave Chalk, R (1, 6) OBP: 0.348, SLG: 0.372	1-3			6-3		G6-4-3		F7		4	0	0	0	0	0	2					
Leroy Stanton, R (1, 9) OBP: 0.374, SLG: 0.521								K		2	1	1	0	2	1	0					
Frank Robinson, R (1, 10) OBP: 0.347, SLG: 0.428								F9		4	0	1	0	0	1	2					
Bob Oliver, R (1, 3) OBP: 0.273, SLG: 0.339										4	1	1	1	0	0	3					
Bobby Valentine, R (1, 7) OBP: 0.285, SLG: 0.346										4	0	1	0	0	0	2					
Paul Schaal, R (1, 5) OBP: 0.322, SLG: 0.331										4	0	0	0	0	0	2					
Ellie Rodriguez, R (1, 2) OBP: 0.348, SLG: 0.329										3	0	0	0	0	0	0					
Charlie Sands, L (9, PH) OBP: 0.388, SLG: 0.412										1	0	0	0	0	0	2					
Denny Doyle, L (1, 4) OBP: 0.284, SLG: 0.287										2	0	1	0	0	0	0					
Winston Lienas, R (8, PH) OBP: 0.291, SLG: 0.375										1	0	0	0	0	0	0					
Inning Stats	R: 0 E: 0 K: 0 S: 3	H: 0 LOB: 1 BB: 1 P: 7	R: 0 E: 0 K: 0 S: 3	H: 0 LOB: 0 BB: 0 P: 3	R: 0 E: 0 K: 1 S: 5	H: 0 LOB: 0 BB: 0 P: 5	R: 0 E: 0 K: 1 S: 6	H: 1 LOB: 1 BB: 0 P: 6	R: 0 E: 0 K: 0 S: 3	H: 0 LOB: 0 BB: 0 P: 3	R: 1 E: 0 K: 1 S: 7	H: 2 LOB: 1 BB: 0 P: 7	R: 0 E: 1 K: 0 S: 4	H: 0 LOB: 1 BB: 0 P: 4	R: 1 E: 1 K: 0 S: 5	H: 1 LOB: 2 BB: 1 P: 9	1B: 3 2B: 1 3B: 0 HR: 1	SF: 0 SAC: 0 DP: 1 HBP: 0	WP: 0 PB: 1 SB: 0 CS: 1	PA: 35	
PITCHER	IP	WLS	BF	H	R	ER	SO	BB	IBB	HBP	BLK	WP	HR	S	P	ERA	WHIP				
Fritz Peterson, L (1, 1) ERA: 3.61	8.0	W	29	4	1	1	3	1	0	0	0	0	0	34	38	1.12	0.625				
Fred Beene, R (9, 1) ERA: 3.77	1.0		6	1	1	0	0	1	0	0	0	0	0	5	9	0.00	2.000				

Cleveland Indians @ California Angels
Anaheim Stadium, Anaheim, CA
Fri Jul 05 1974, 10:05 PM EDT
Att: 9,826 - Unknown

AB 33
R 2
H 5
RBI 1
BB 2
SO 3
LOB 14



Batter	1	2	3	4	5	6	7	8	9	AB	R	H	RBI	BB	SO	LOB	TOP			
John Lowenstein, L (1, 7) OBP: 0.327, SLG: 0.332	4-0 6-3 BB		0-3 K		4-0 S BB		0-0 1B			2	0	1	0	2	1	0				
Jack Brohamer, L (1, 4) OBP: 0.346, SLG: 0.367	0-0 6-3		0-0 F9		0-0 F9		0-0 F9			4	0	0	0	0	0	4				
John Ellis, R (1, 3) OBP: 0.320, SLG: 0.414	0-0 6-3		0-0 5-3		0-0 F9			4-0 BB		3	0	0	0	1	0	2				
Charlie Spikes, R (1, 9) OBP: 0.334, SLG: 0.446	0-0 P4			0-0 6-3		0-0 4-3		0-0 F5		4	0	0	0	0	0	2				
Oscar Gamble, L (1, 10) OBP: 0.360, SLG: 0.456		0-3 K		0-0 S 1B		4-0 CS BB		0-0 F7		3	1	1	0	1	1	1				
George Hendrick, R (1, 8) OBP: 0.354, SLG: 0.509		0-0 FC3-6 1B		0-0 F9		0-3 K		0-3 K		4	0	1	0	0	2	3				
Buddy Bell, R (1, 5) OBP: 0.305, SLG: 0.352		0-0 FC3-6 1B		0-0 1B			0-0 FC6-4 1B		0-0 F8	4	0	2	1	0	0	1	AB 32			
Dave Duncan, R (1, 2) OBP: 0.250, SLG: 0.362		0-0 1B		0-3 K			0-0 FC6-4 1B		0-3 K	3	0	1	0	0	1	2	R 1			
Rusty Torres, S (7, PR) OBP: 0.260, SLG: 0.196		0-0 1B					0-0 FC6-4 1B			0	0	0	0	0	0	0	H 6			
Joe Lis, R (7, 3) OBP: 0.298, SLG: 0.253		0-0 1B					0-0 E1 1B			1	0	0	0	0	1	0	RBI 1			
Frank Duffy, R (1, 6) OBP: 0.258, SLG: 0.330		0-0 4-3							0-0 F5	2	0	0	0	0	0	2	BB 4			
Ed Crosby, L (7, PH) OBP: 0.289, SLG: 0.286					0-0 1-3					2	0	0	0	0	0	1	SO 6			
										2	0	0	0	0	0	1	LOB 18			
Inning Stats	R: 0 E: 0 K: 0 S: 3	H: 0 LOB: 1 BB: 1 P: 7	R: 0 E: 0 K: 1 S: 7	H: 2 LOB: 2 BB: 0 P: 7	R: 0 E: 0 K: 1 S: 5	H: 0 LOB: 0 BB: 0 P: 5	R: 1 E: 0 K: 1 S: 7	H: 2 LOB: 1 BB: 0 P: 7	R: 0 E: 0 K: 0 S: 3	H: 0 LOB: 1 BB: 1 P: 7	R: 0 E: 0 K: 1 S: 4	H: 2 LOB: 2 BB: 0 P: 5	R: 0 E: 0 K: 1 S: 5	H: 0 LOB: 1 BB: 1 P: 9	R: 0 E: 0 K: 1 S: 5	H: 0 LOB: 0 BB: 0 P: 5	1B: 6 2B: 0 3B: 0 HR: 0	SF: 0 SAC: 0 DP: 0 HBP: 0	WP: 0 PB: 0 SB: 2 CS: 1	PA: 36
PITCHER Ed Figueroa, R (1, 1) ERA: 4.13	IP: 9.0 WLS: L BF: 36	H: 6 R: 1 ER: 1 SO: 6	BB: 4 IBB: 0 HBP: 0 BLK: 0	WP: 0 HR: 0 S: 44 P: 60	ERA: 1.00 WHIP: 1.111															

Cleveland Indians @ California Angels
Anaheim Stadium, Anaheim, CA
Sat Jul 06 1974, 10:05 PM EDT
Att: 9,317 - Unknown

livebaseballscores.com





Batter	1	2	3	4	5	6	7	8	9	AB	R	H	RBI	BB	SO	LOB	BOTTOM			
Mickey Rivers, L (1, 8) OBP: 0.326, SLG: 0.368	0-0 4-3		0-0 L4			0-0 FC6-4 1B		0-3 K		4	0	1	0	0	1	1				
Dave Chalk, R (1, 5) OBP: 0.344, SLG: 0.366	0-0 F8			0-0 1-3		0-0 FC6-4 G6-4-3		0-0 L5		4	0	0	0	0	0	2				
Leroy Stanton, R (1, 9) OBP: 0.372, SLG: 0.515	0-0 CS 1B			0-0 E6 G5-4		0-0 G6-4-3			0-0 F7	4	0	1	0	0	0	2				
Frank Robinson, R (1, 10) OBP: 0.342, SLG: 0.421	0-0 CS	0-0 5-3		0-0 G5-4			0-0 5-3		0-0 F9	4	0	0	0	0	0	1				
Joe Lahoud, L (1, 7) OBP: 0.337, SLG: 0.485		0-0 G3		0-0 G3			0-0 2B		0-0 F8	4	0	1	0	0	0	1				
John Doherty, L (1, 3) OBP: 0.314, SLG: 0.400		0-0 F3			0-0 F7		0-0 F8			3	0	0	0	0	0	1				
Elie Rodriguez, R (1, 2) OBP: 0.346, SLG: 0.326			0-0 5-3		0-0 5-3		4-0 BB			2	0	0	0	1	0	0	AB 30			
Denny Doyle, L (1, 4) OBP: 0.285, SLG: 0.288			0-0 1B		0-0 F9		0-0 4-3			3	0	1	0	0	0	2	R 0			
Orlando Ramirez, R (1, 6) OBP: 0.317, SLG: 0.411			0-0 F8			4-0 FC6-4 1B BB		0-0 1-3		2	0	0	0	1	0	1	H 4			
																	RBI 0			
																	BB 2			
																	SO 1			
																	LOB 11			
Inning Stats	R: 0 E: 0 K: 0 S: 3	H: 1 LOB: 0 BB: 0 P: 3	R: 0 E: 0 K: 0 S: 4	H: 0 LOB: 0 BB: 0 P: 4	R: 0 E: 2 K: 0 S: 4	H: 0 LOB: 1 BB: 0 P: 4	R: 0 E: 0 K: 0 S: 3	H: 0 LOB: 0 BB: 0 P: 3	R: 0 E: 0 K: 0 S: 3	H: 1 LOB: 1 BB: 1 P: 7	R: 0 E: 0 K: 0 S: 4	H: 1 LOB: 2 BB: 1 P: 8	R: 0 E: 0 K: 1 S: 5	H: 0 LOB: 0 BB: 0 P: 5	R: 0 E: 0 K: 0 S: 3	H: 0 LOB: 0 BB: 0 P: 3	1B: 3 2B: 1 3B: 0 HR: 0	SF: 0 SAC: 0 DP: 1 HBP: 0	WP: 0 PB: 0 SB: 0 CS: 1	PA: 33
PITCHER Dick Bosman, R (1, 1) ERA: 4.59	IP: 6.1 WLS: W BF: 23	H: 4 R: 0 ER: 0 SO: 0	BB: 1 IBB: 0 HBP: 0 BLK: 0	WP: 0 HR: 0 S: 22 P: 26	ERA: 0.00 WHIP: 0.789															
PITCHER Tom Buskey, R (7, 1) ERA: 3.97	IP: 2.2 WLS: S BF: 9	H: 0 R: 0 ER: 0 SO: 1	BB: 1 IBB: 0 HBP: 0 BLK: 0	WP: 0 HR: 0 S: 10 P: 14	ERA: 0.00 WHIP: 0.375															

Cleveland Indians @ California Angels
Anaheim Stadium, Anaheim, CA
Sat Jul 06 1974, 10:05 PM EDT
Att: 9,317 - Unknown

livebaseballscores.com



Batter	1	2	3	4	5	6	7	8	9	AB	R	H	RBI	BB	SO	LOB	TOP			
Paul Blair, R OBP: 0.312, SLG: 0.426 (1, 8)	6-3	6-3		G6-4-3 1B			1-4-3 1B	1-2 2-3 1B		5	1	3	0	0	0	0	Baltimore Orioles @ California Angels Anaheim Stadium, Anaheim, CA Mon Jul 08 1974, 10:05 PM EDT Att: 15,261 - Unknown AB 37 R 6 H 11 RBI 3 BB 4 SO 5 LOB 20 			
Bobby Grich, R OBP: 0.384, SLG: 0.503 (1, 4)	HBP 1B	1-3		G6-4-3 1-2f			5-3	FC5		5	1	1	0	0	0	5				
Tommy Davis, R OBP: 0.291, SLG: 0.347 (1, 10)	F7	F4			G5-4-3 BB		1-4-3		5-3 1B	4	0	1	0	1	0	2				
Earl Williams, R OBP: 0.345, SLG: 0.361 (1, 3)	1B E HBP			E4 FC5 1B		G5-4-3 1-2f			5-3 1-2	4	1	2	1	0	0	2				
Don Baylor, R OBP: 0.325, SLG: 0.335 (1, 7)	1B E 1-2 2-H			F6		E S BB			5-3	4	1	1	1	1	0	3				
Brooks Robinson, R OBP: 0.373, SLG: 0.414 (1, 5)	E 1B 1-2 2-3					5-3 1-3			K F7	4	1	1	0	1	1	2				
Jim Fuller, R OBP: 0.290, SLG: 0.425 (1, 9)	E3 E 1B 1-2 2-H 3-H			K					K	4	1	0	0	0	3	3				
Andy Etchebarren, R OBP: 0.243, SLG: 0.260 Elrod Hendricks, L OBP: 0.333, SLG: 0.473 (1, 2) (8, 2)	E9 E 1B 1-H 2-H			FC5					F5 1B 2B	4	0	2	1	0	0	2				
Mark Belanger, R OBP: 0.328, SLG: 0.389 (1, 6)	F2								F7 FC5 1B BB	3	0	0	0	1	1	1				
Inning Stats	R: 5 E: 2 K: 0 S: 8	H: 4 LOB: 1 BB: 0 P: 9	R: 0 E: 0 K: 0 S: 3	H: 0 LOB: 0 BB: 0 P: 3	R: 0 E: 1 K: 1 S: 6	H: 1 LOB: 2 BB: 1 P: 10	R: 0 E: 0 K: 1 S: 5	H: 1 LOB: 0 BB: 0 P: 5	R: 0 E: 0 K: 0 S: 2	H: 0 LOB: 1 BB: 2 P: 10	R: 1 E: 0 K: 0 S: 5	H: 2 LOB: 1 BB: 0 P: 5	R: 0 E: 0 K: 2 S: 9	H: 2 LOB: 3 BB: 1 P: 13	R: 0 E: 0 K: 0 S: 4	H: 1 LOB: 1 BB: 0 P: 4		1B: 10 2B: 1 3B: 0 HR: 0	SF: 0 SAC: 0 DP: 2 HBP: 1	WP: 0 PB: 0 SB: 1 CS: 0
PITCHER	IP WLS BF H R ER SO BB IBB HBP BLK WP HR S P ERA WHIP	IP WLS BF H R ER SO BB IBB HBP BLK WP HR S P ERA WHIP																		
Andy Hassler, L ERA: 1.69 Dave Sells, R ERA: 2.05 (1, 1) (7, 1)	6.0 L 28 7 6 2 3 3 0 1 0 0 0 0 30 43 3.00 1.667	3.0 14 4 0 0 2 1 0 0 0 0 0 0 17 21 0.00 1.667																		
Batter	1	2	3	4	5	6	7	8	9	AB	R	H	RBI	BB	SO	LOB	BOTTOM			
Mickey Rivers, L OBP: 0.321, SLG: 0.364 (1, 8)	4-3 1B 2B		F8	B1			F6		F3	5	1	1	0	0	0	3	Baltimore Orioles @ California Angels Anaheim Stadium, Anaheim, CA Mon Jul 08 1974, 10:05 PM EDT Att: 15,261 - Unknown AB 33 R 5 H 8 RBI 3 BB 3 SO 5 LOB 16 			
Dave Chalk, R OBP: 0.334, SLG: 0.356 (1, 5) (8, 6)	4-3		F7	K			5-3		F5	4	0	0	0	0	1	3				
Charlie Sands, L OBP: 0.282, SLG: 0.375 (9, PH)	2-3									1	0	0	0	0	0	1				
Leroy Stanton, R OBP: 0.377, SLG: 0.512 (1, 9)	2B E 1B 3-H		1B E HBP 1B				K		G5-3 BB BB	3	2	2	1	1	1	0				
Frank Robinson, R OBP: 0.344, SLG: 0.424 (1, 10)	1-3 E 2B		1-2 E HBP				F2		F6	3	1	1	0	0	0	1				
Joe Lahoud, L OBP: 0.333, SLG: 0.471 (1, 7)	4-3-5-2		E 1B				K		K 1-2 2-3 BB	3	0	1	1	1	1	1				
John Doherty, L OBP: 0.304, SLG: 0.383 Bob Oliver, R OBP: 0.272, SLG: 0.337 (1, 3) (8, PH) (9, 3)		L4	2-3				F8		G5-3 2-3f	3	0	0	0	0	0	1				
Elie Rodriguez, R OBP: 0.360, SLG: 0.350 (1, 2)										3	1	2	1	0	0	0				
Denny Doyle, L OBP: 0.291, SLG: 0.290 Bobby Valentine, R OBP: 0.294, SLG: 0.344 (1, 4) (9, PH)	4-1			1B HBP			4-3		F7	3	0	1	0	0	0	1				
Orlando Ramirez, R OBP: 0.286, SLG: 0.167 Tom McCraw, L OBP: 0.360, SLG: 0.446 Paul Schaal, R OBP: 0.325, SLG: 0.331 Dick Lange, R (9, PR)	K									2	0	0	0	0	2	3				
Inning Stats	R: 2 E: 0 K: 0 S: 5	H: 3 LOB: 0 BB: 0 P: 5	R: 0 E: 0 K: 1 S: 6	H: 1 LOB: 0 BB: 0 P: 6	R: 2 E: 1 K: 0 S: 5	H: 2 LOB: 1 BB: 0 P: 6	R: 0 E: 0 K: 2 S: 8	H: 1 LOB: 2 BB: 0 P: 9	R: 0 E: 0 K: 0 S: 3	H: 0 LOB: 0 BB: 0 P: 3	R: 0 E: 0 K: 0 S: 3	H: 0 LOB: 0 BB: 0 P: 3	R: 0 E: 0 K: 0 S: 2	H: 0 LOB: 1 BB: 2 P: 10	R: 1 E: 0 K: 0 S: 4	H: 1 LOB: 1 BB: 1 P: 8	1B: 5 2B: 3 3B: 0 HR: 1	SF: 0 SAC: 0 DP: 2 HBP: 2	WP: 0 PB: 0 SB: 0 CS: 0	PA: 38
PITCHER	IP WLS BF H R ER SO BB IBB HBP BLK WP HR S P ERA WHIP	IP WLS BF H R ER SO BB IBB HBP BLK WP HR S P ERA WHIP																		
Doyle Alexander, R ERA: 4.62 Wayne Garland, R ERA: 2.09 Grant Jackson, L ERA: 3.54 Bob Reynolds, R ERA: 3.0 Don Hood, L ERA: 3.28 (1, 1) (4, 1) (8, 1) (9, 1) (9, 1)	3.0 W 15 0 0 0 4 2 0 0 0 0 0 21 29 0.00 0.462	0.1 2 1 1 1 0 0 0 0 0 0 0 0 1 5 0.00 3.000	0.1 1 0 0 0 0 0 0 0 0 0 0 0 1 1 0.00 0.000	0.1 S 1 0 0 0 0 0 0 0 0 0 0 1 1 0.00 0.000	0.1 S 1 0 0 0 0 0 0 0 0 0 0 1 1 0.00 0.000	0.1 S 1 0 0 0 0 0 0 0 0 0 0 1 1 0.00 0.000	0.1 S 1 0 0 0 0 0 0 0 0 0 0 1 1 0.00 0.000	0.1 S 1 0 0 0 0 0 0 0 0 0 0 1 1 0.00 0.000	0.1 S 1 0 0 0 0 0 0 0 0 0 0 1 1 0.00 0.000	0.1 S 1 0 0 0 0 0 0 0 0 0 1 1 0.00 0.000	0.1 S 1 0 0 0 0 0 0 0 0 0 1 1 0.00 0.000	0.1 S 1 0 0 0 0 0 0 0 0 0 1 1 0.00 0.000	0.1 S 1 0 0 0 0 0 0 0 0 0 1 1 0.00 0.000	0.1 S 1 0 0 0 0 0 0 0 0 0 1 1 0.00 0.000	0.1 S 1 0 0 0 0 0 0 0 0 0 1 1 0.00 0.000	0.1 S 1 0 0 0 0 0 0 0 0 0 1 1 0.00 0.000	0.00 0.000	0.00 0.000	0.00 0.000	0.00 0.000

Batter	1	2	3	4	5	6	7	8	9	AB	R	H	RBI	BB	SO	LOB	TOP										
Al Bumbry, L OBP: 0.236, SLG: 0.279 (1, 7)	4-3		K		G1-6-3		4-3			5	0	1	1	0	1	1	Baltimore Orioles @ California Angels Anaheim Stadium, Anaheim, CA Tue Jul 09 1974, 10:05 PM EDT Att: 8,213 - Unknown										
Rich Coggins, L OBP: 0.263, SLG: 0.277 (1, 9)	BLK 1B G3 HBP		G3		4-3			1B SF8 1B	G3	4	2	1	0	0	0	2											
Tommy Davis, R OBP: 0.291, SLG: 0.346 (1, 10)	G3		F8		5-3			WP 1B		4	0	1	0	0	0	1											
Boog Powell, L OBP: 0.332, SLG: 0.452 (1, 3)	1B 2H 1B			4-3		K		SF8		3	0	1	2	0	1	0											
Bobby Grich, R OBP: 0.391, SLG: 0.510 (1, 4)	1-2 1B					1B BB		3H 4-0 BB	G5-4-3 BB	2	0	2	0	2	0	0											
Brooks Robinson, R OBP: 0.374, SLG: 0.413 (1, 5)	F8					1B		G5-4-3 1-2 BB	G5-4-3	3	0	1	0	1	0	4											
Earl Williams, R OBP: 0.343, SLG: 0.359 (9, PR)			F1		F8					4	0	1	0	0	0	4											
Enos Cabell, R OBP: 0.261, SLG: 0.295 (9, 2)									1B	0	0	0	0	0	0	0											
Elrod Hendricks, L OBP: 0.333, SLG: 0.473 (9, 2)									1B	0	0	0	0	0	0	0											
Paul Blair, R OBP: 0.311, SLG: 0.424 (1, 8)	G3				F8					4	0	1	0	0	0	2											
Frank Baker, L OBP: 0.150, SLG: 0.056 (1, 6)	F8					G1-6-3 BB				3	1	0	0	1	0	1											
Inning Stats	R: 1 E: 0 K: 0 S: 5	H: 2 LOB: 2 BB: 0 P: 6	R: 0 E: 0 K: 0 S: 3	H: 0 LOB: 0 BB: 0 P: 3	R: 0 E: 0 K: 1 S: 5	H: 0 LOB: 0 BB: 0 P: 5	R: 0 E: 0 K: 0 S: 4	H: 1 LOB: 2 BB: 1 P: 8	R: 0 E: 0 K: 1 S: 2	H: 0 LOB: 0 BB: 1 P: 6	R: 0 E: 0 K: 1 S: 6	H: 1 LOB: 2 BB: 1 P: 10	R: 0 E: 0 K: 0 S: 3	H: 0 LOB: 0 BB: 0 P: 3	R: 1 E: 0 K: 0 S: 4	H: 2 LOB: 1 BB: 1 P: 8	R: 1 E: 0 K: 0 S: 5	H: 3 LOB: 2 BB: 0 P: 5	1B: 7 2B: 1 3B: 1 HR: 0	SF: 1 SAC: 0 DP: 2 HBP: 1	WP: 1 PB: 0 SB: 0 CS: 0	PA: 38					
PITCHER	IP	WLS	BF	H	R	ER	SO	BB	IBB	HBP	BLK	WP	HR	S	P	ERA	WHIP										
Dick Lange, R ERA: 3.43 (1, 1)	7.0	L	30	6	2	2	2	3	0	1	1	0	0	30	43	2.57	1.286										
Luis Quintana, L ERA: (8, 1)	0.1		1	0	0	0	0	0	0	0	0	0	0	1	1	0.00	0.000										
Dave Sells, R ERA: 2.28 (8, 1)	1.2		7	3	1	1	0	1	0	0	0	1	0	6	10	5.40	2.400										

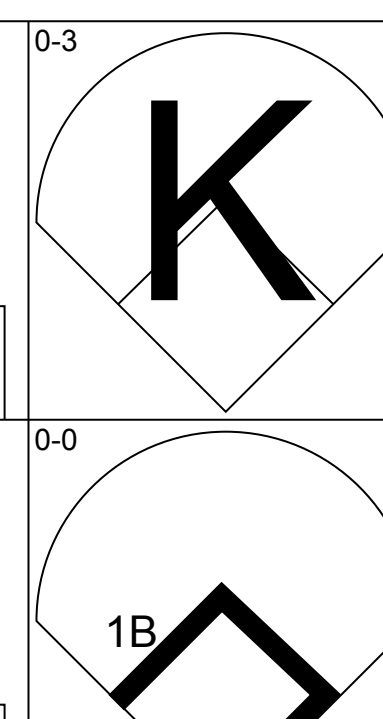
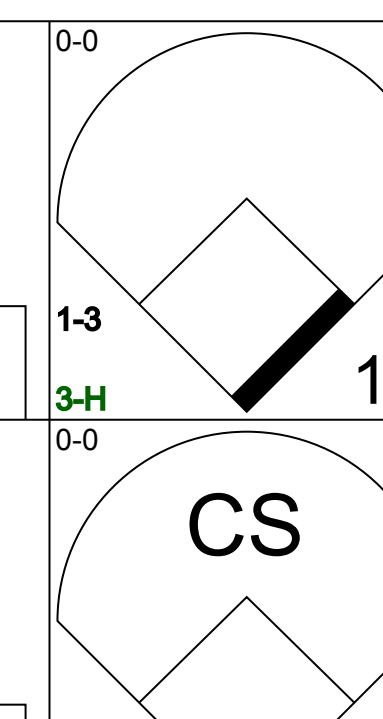
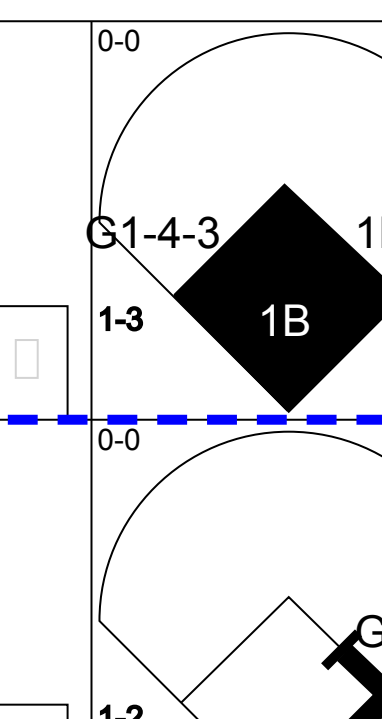
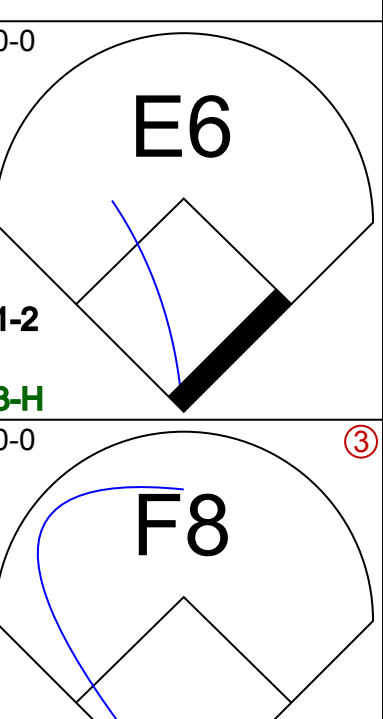
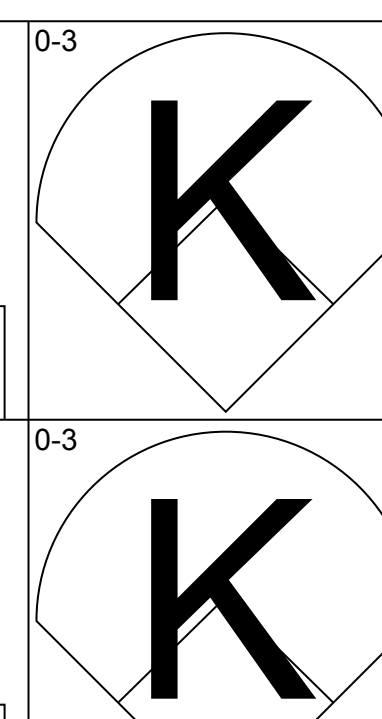
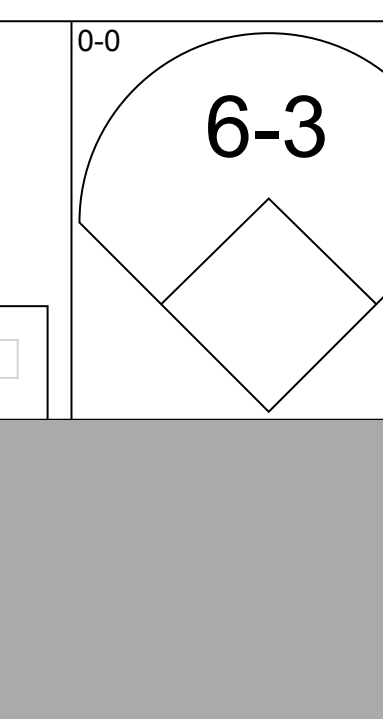
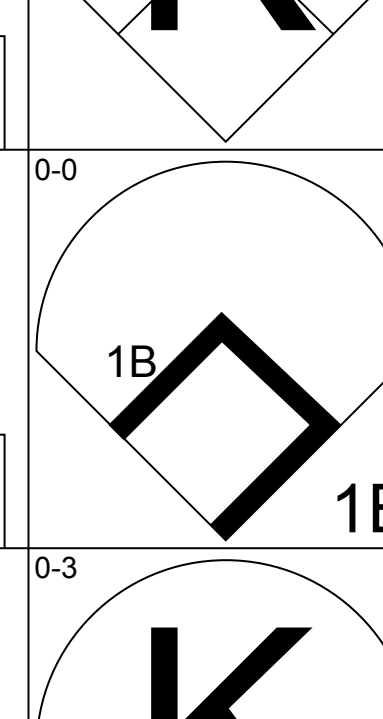
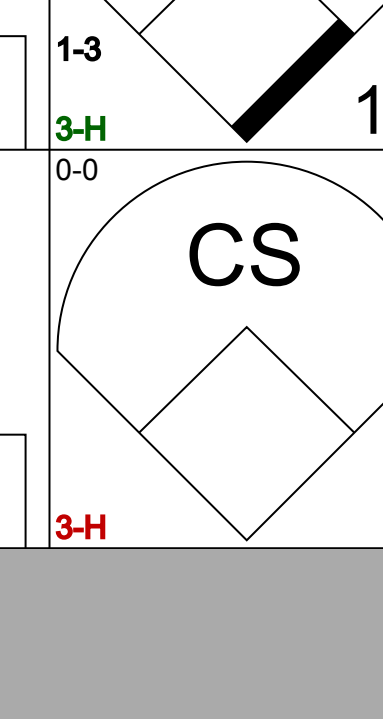
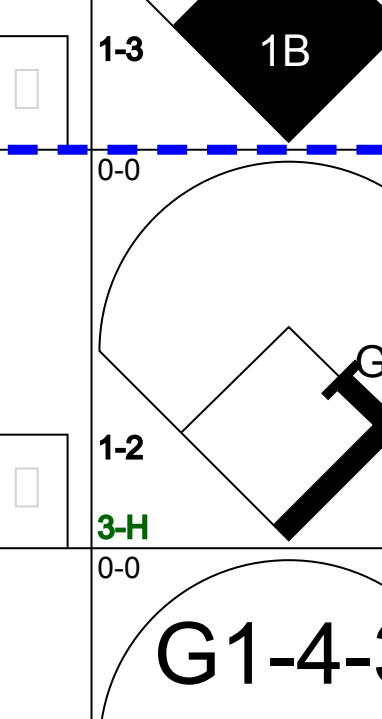
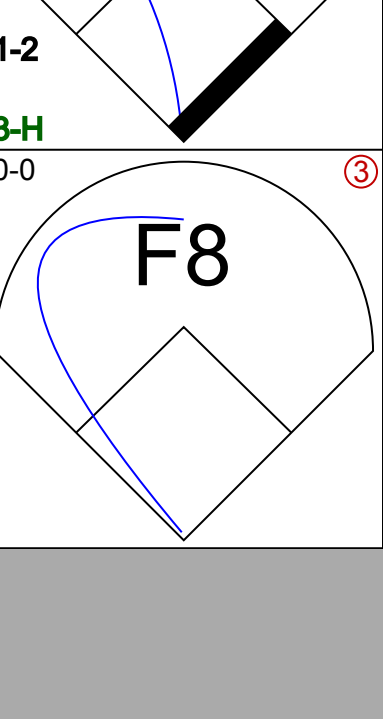
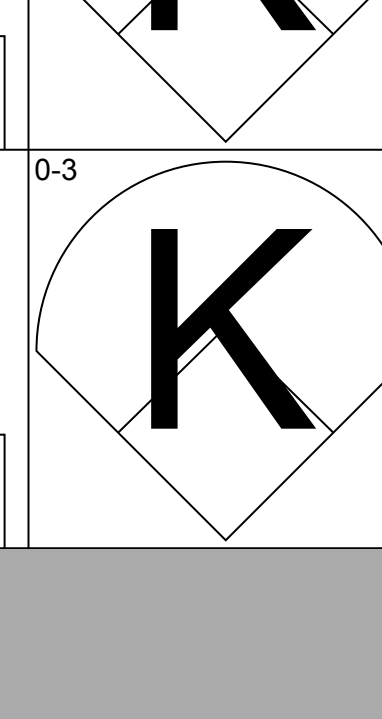
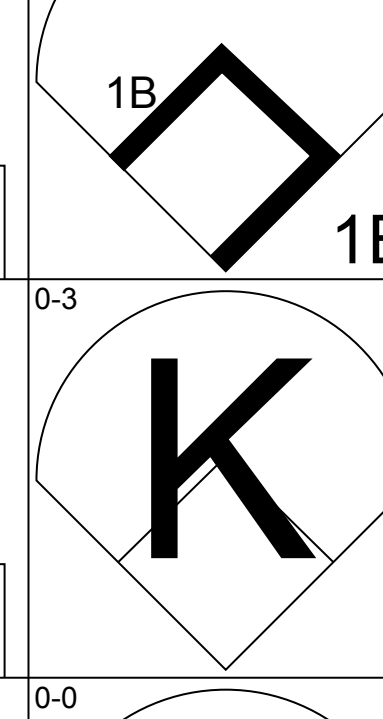
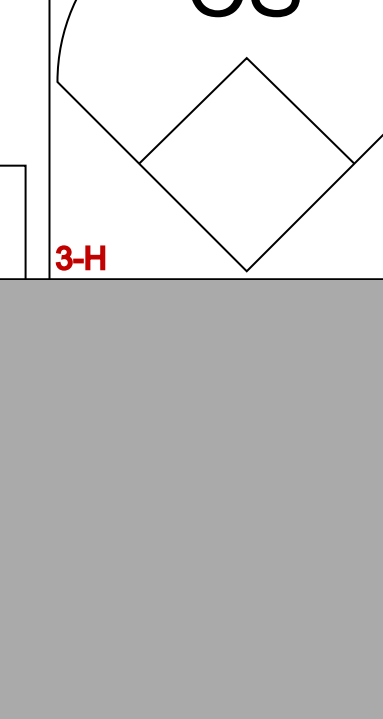
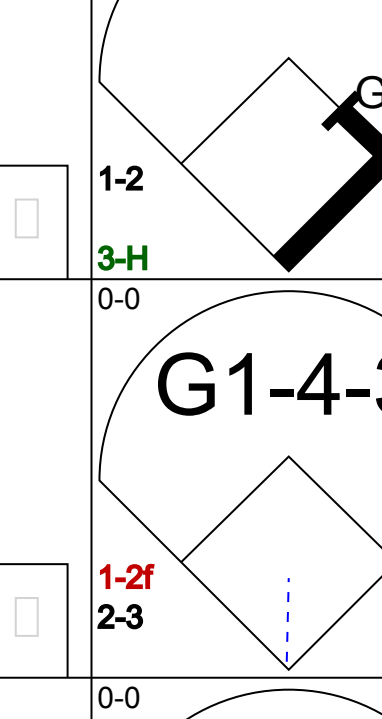
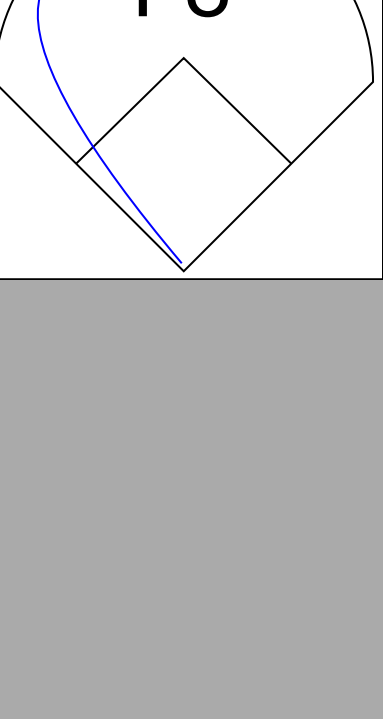
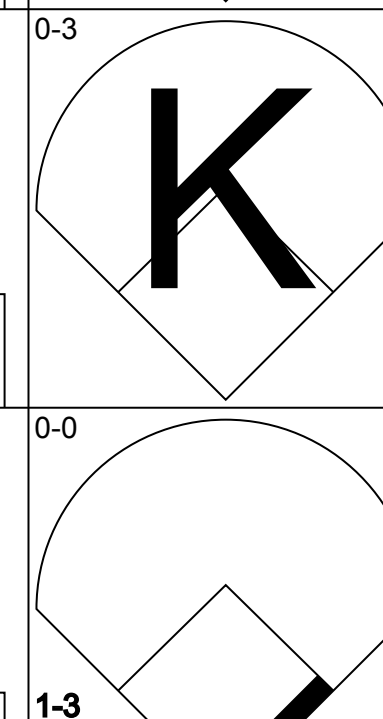
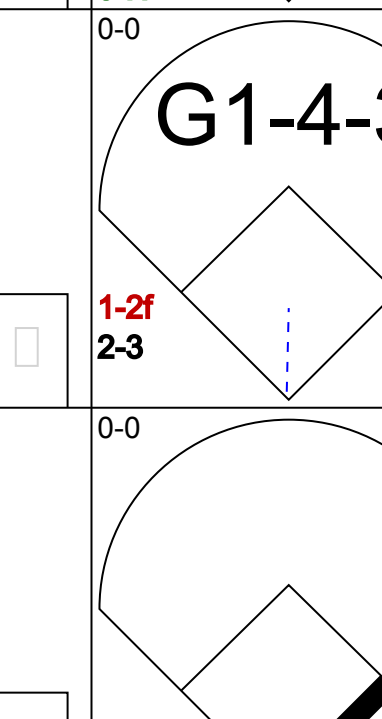


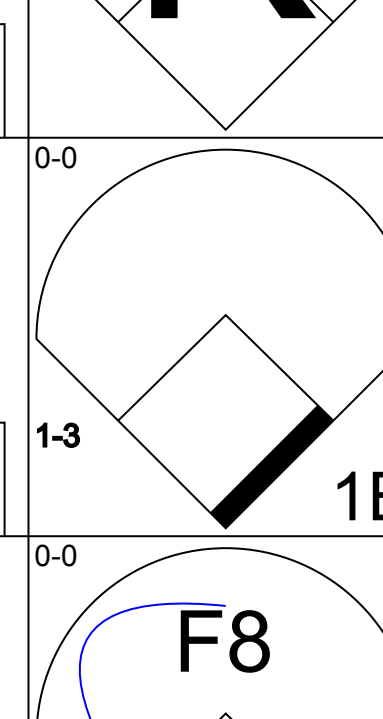
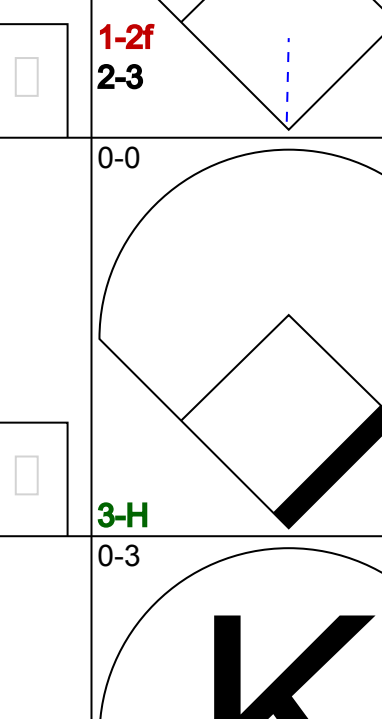


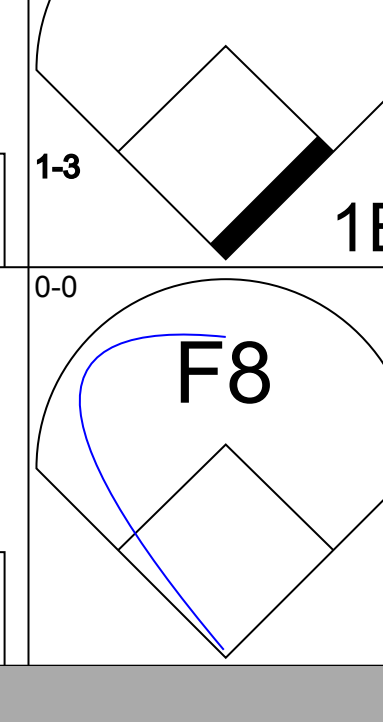
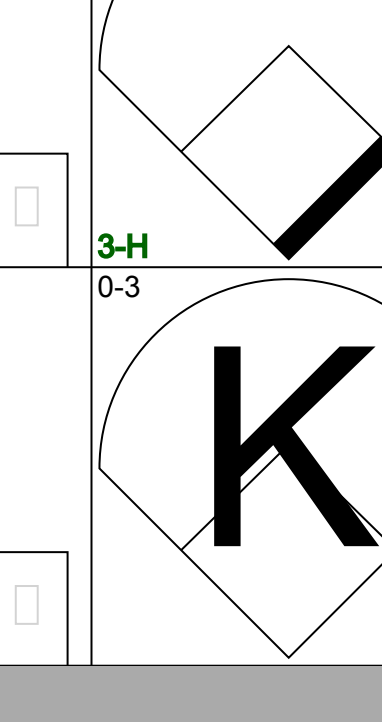


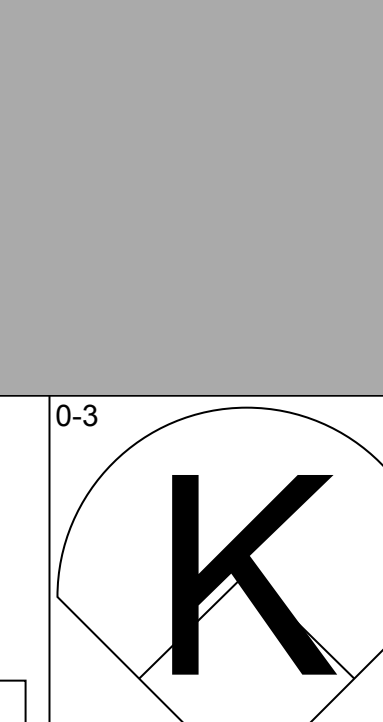
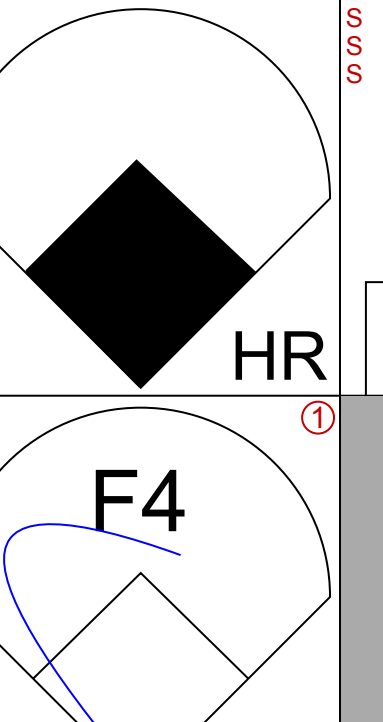
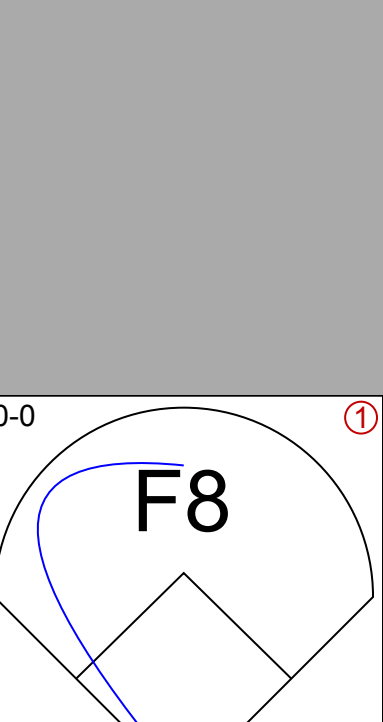
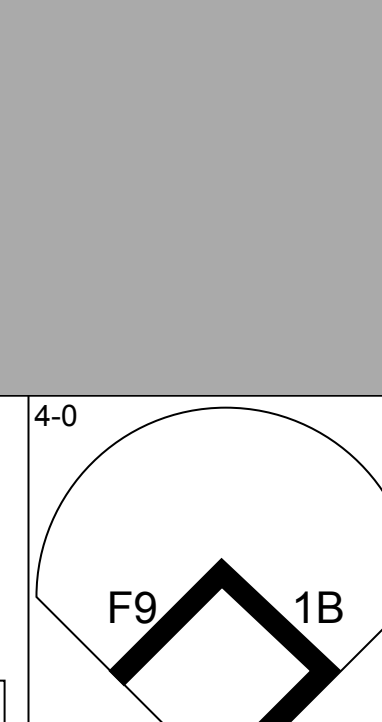
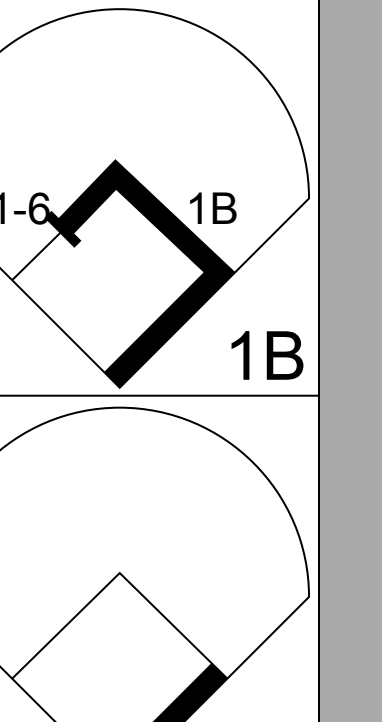
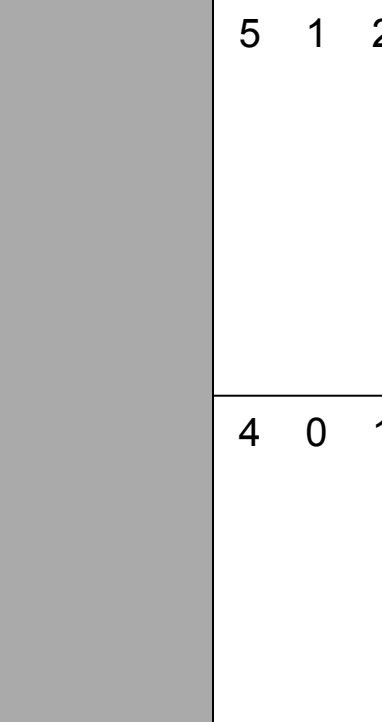
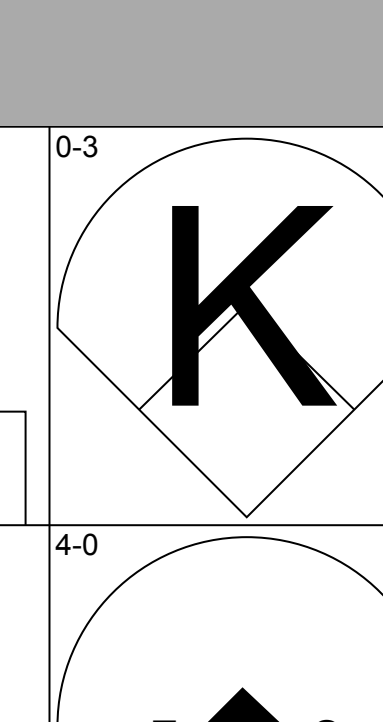
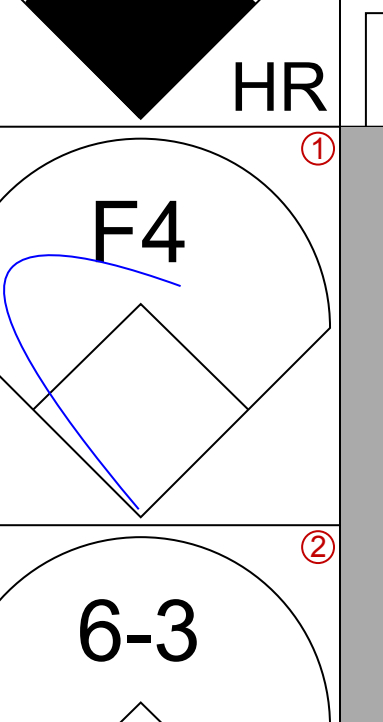
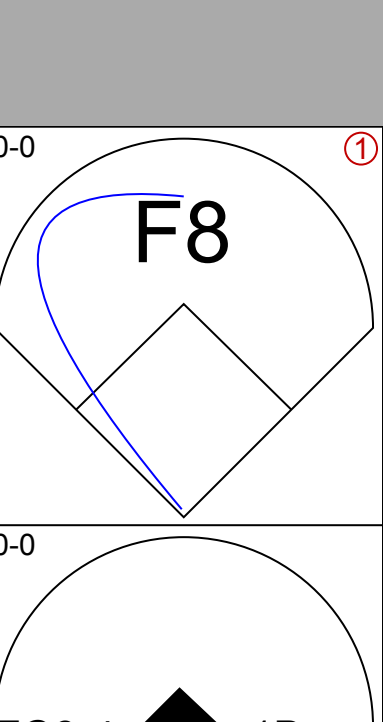
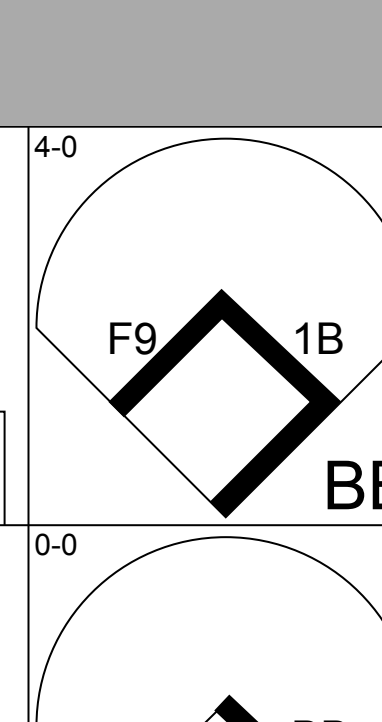
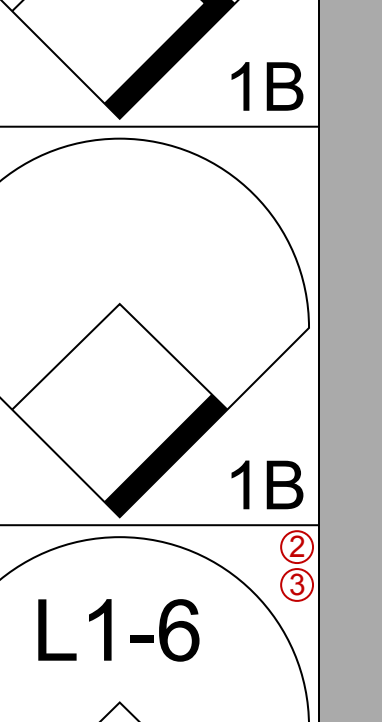


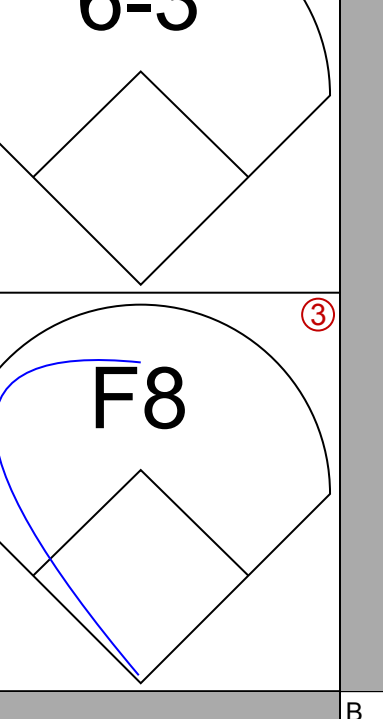
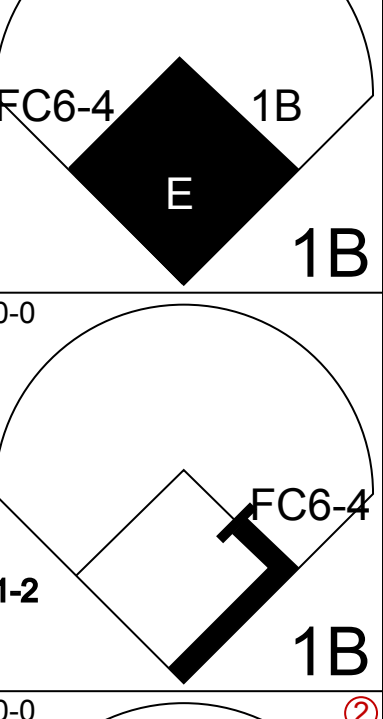
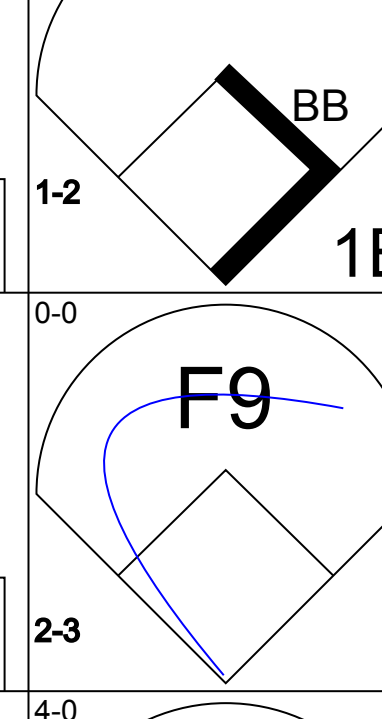
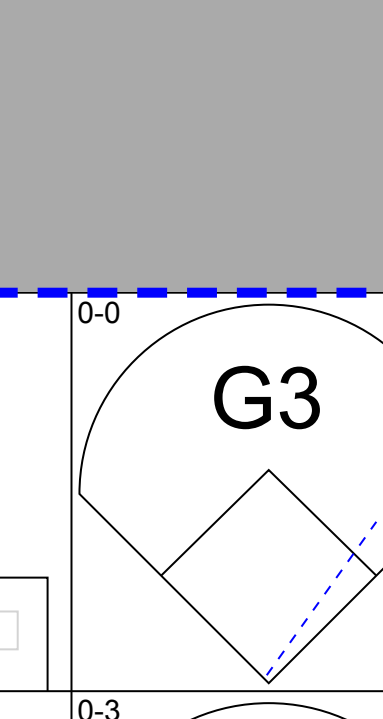

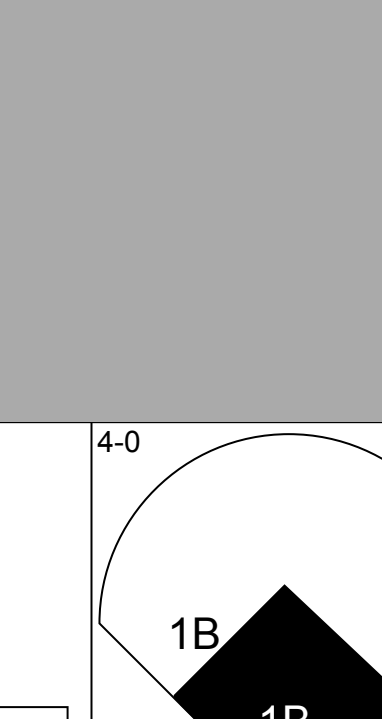
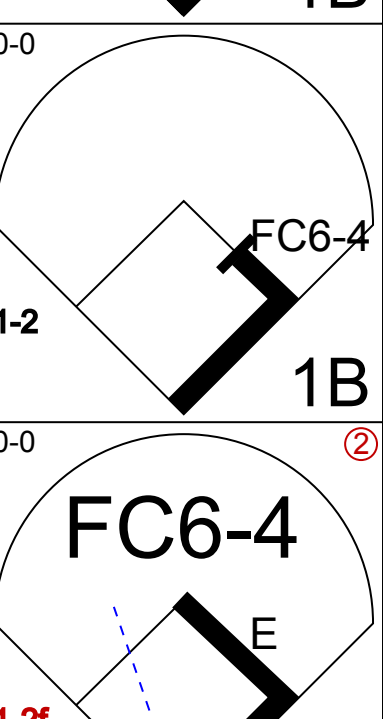
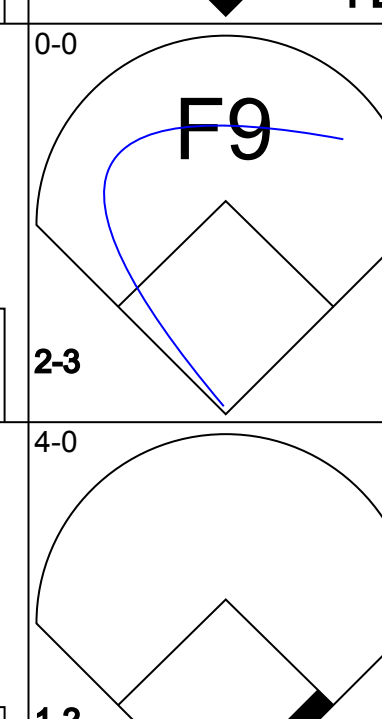
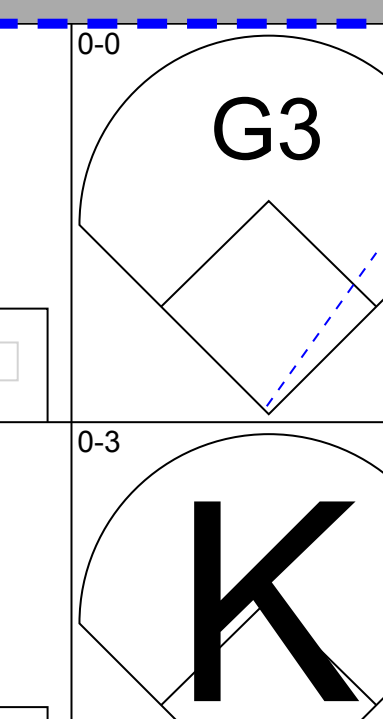
AB 32
R 3
H 9
RBI 3
BB 4
SO 2
LOB 15

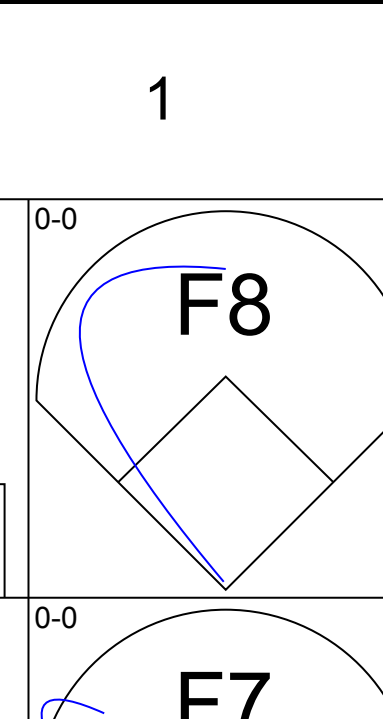
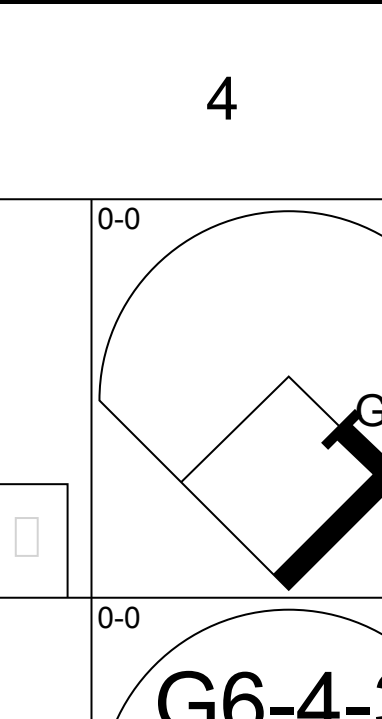
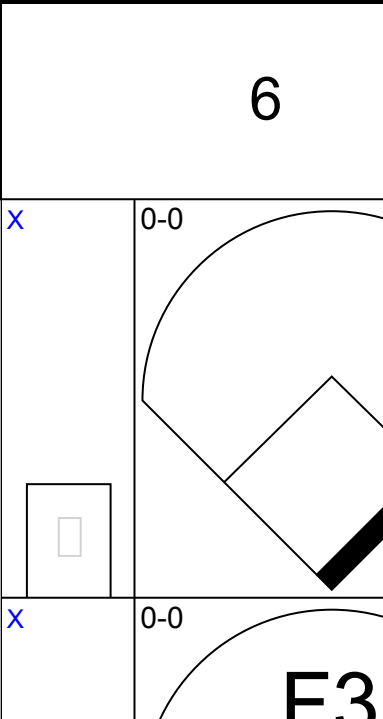
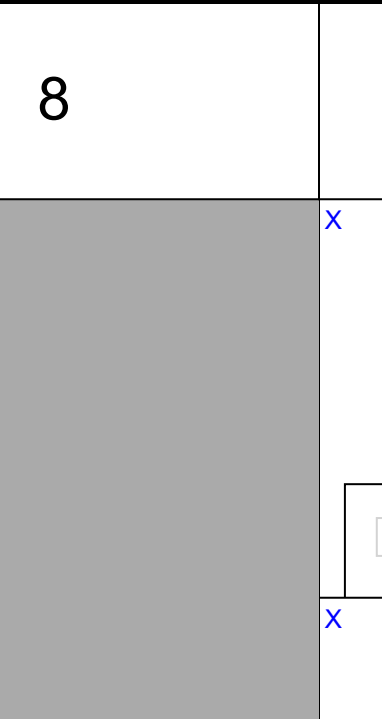
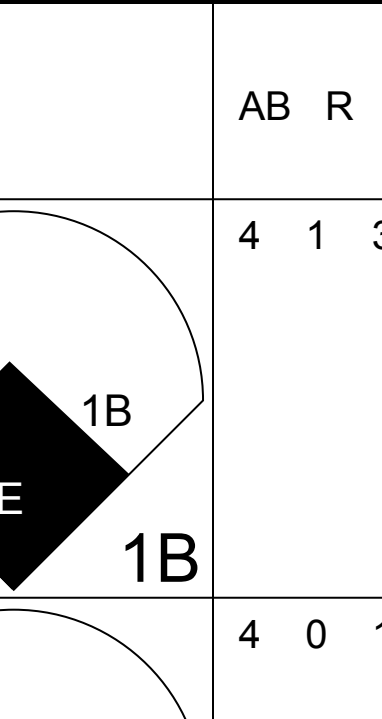
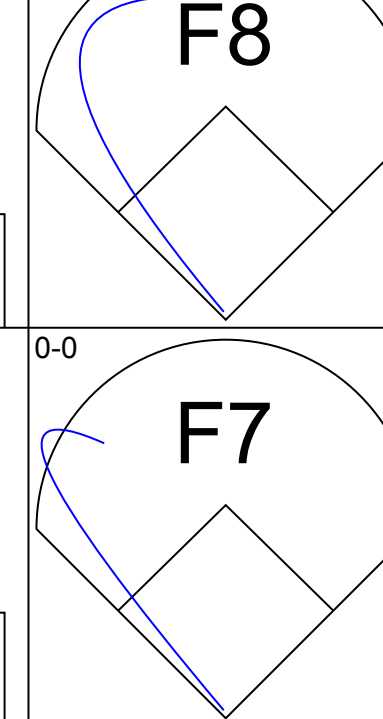
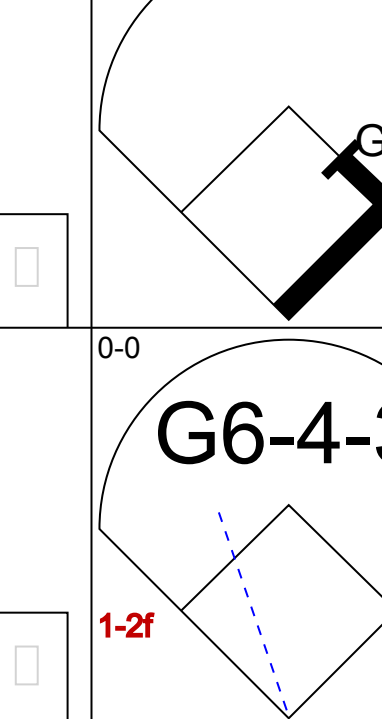
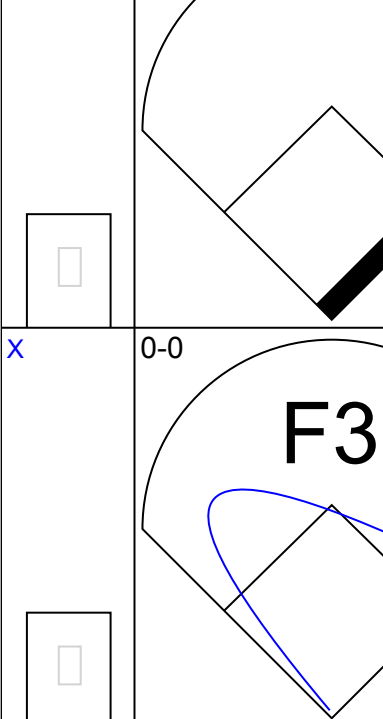
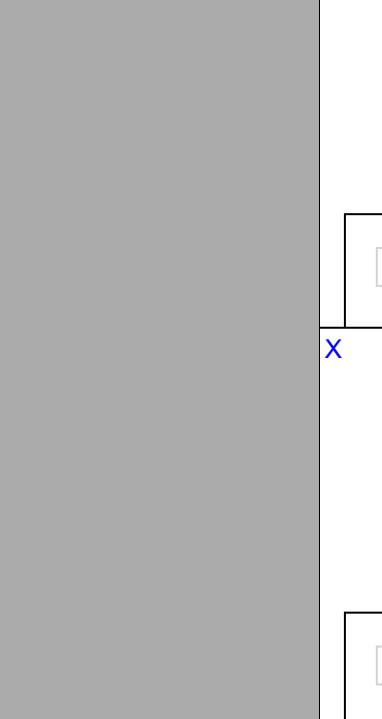
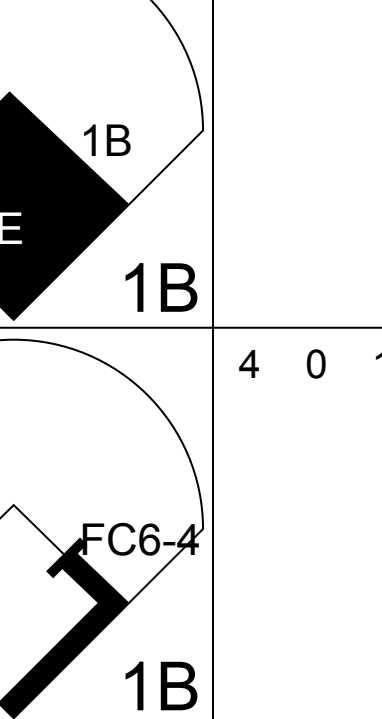
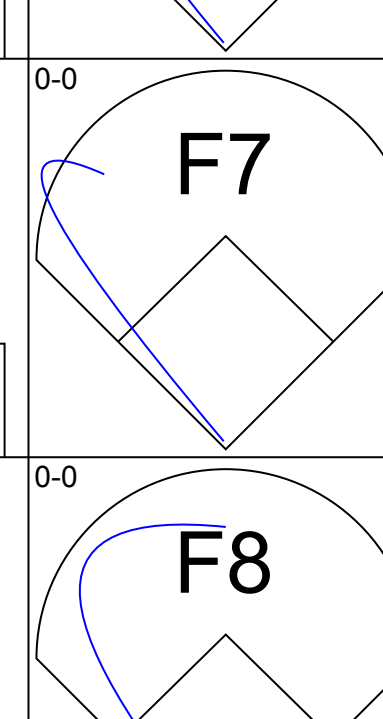
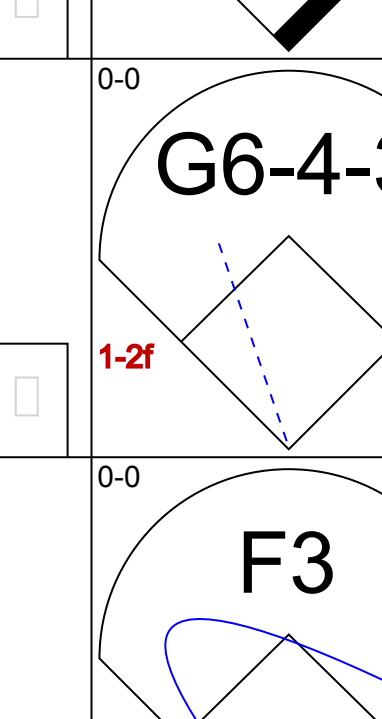
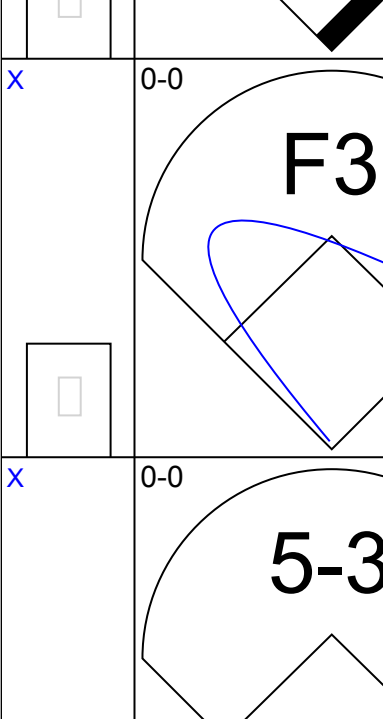
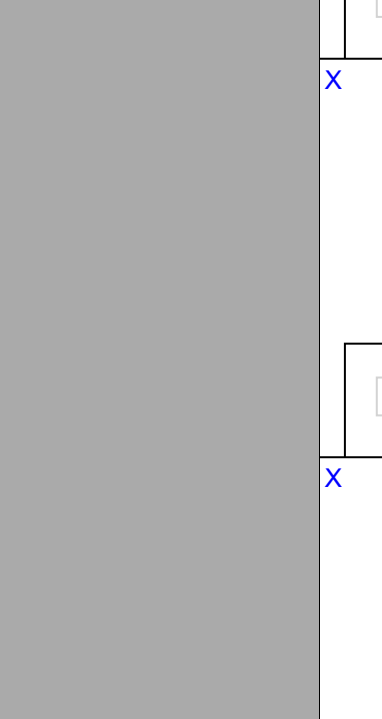
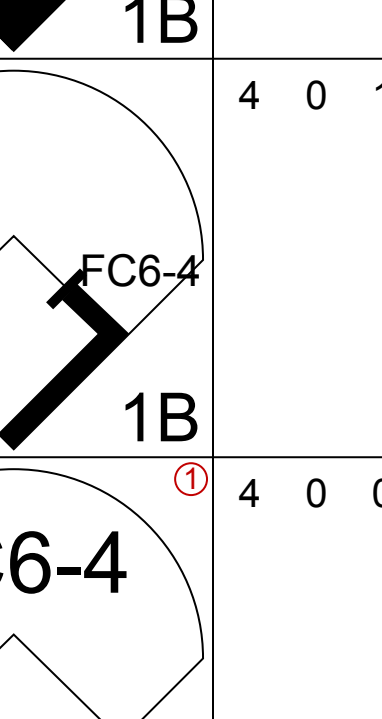



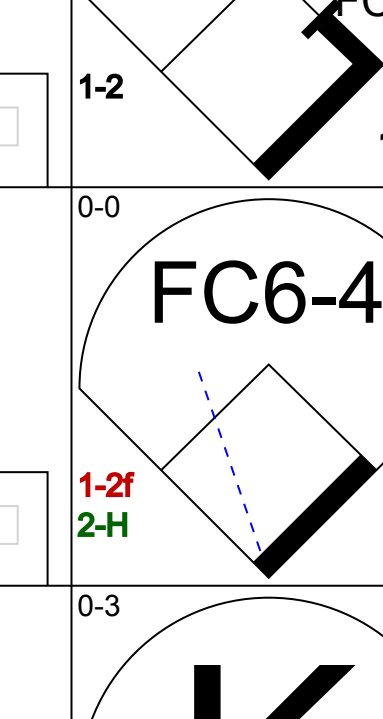
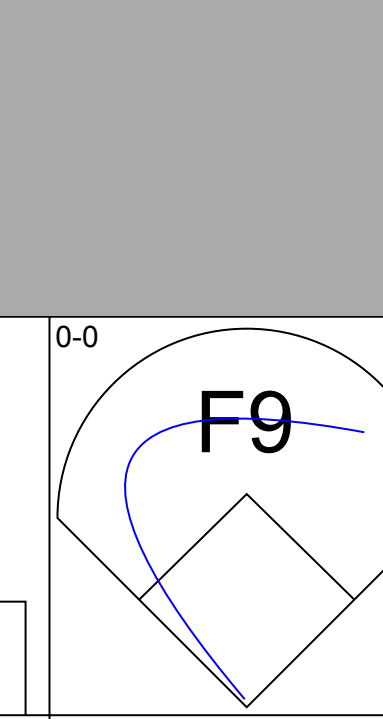
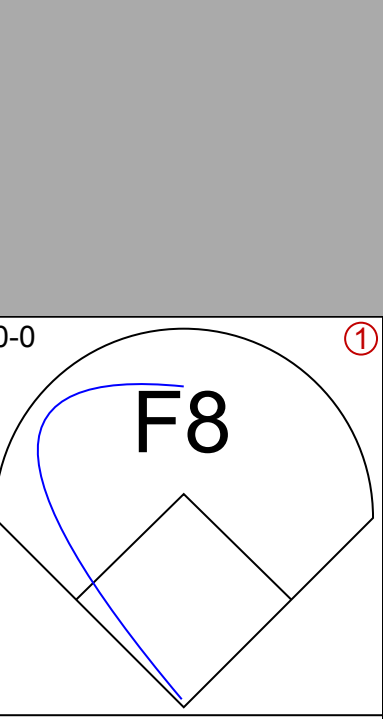
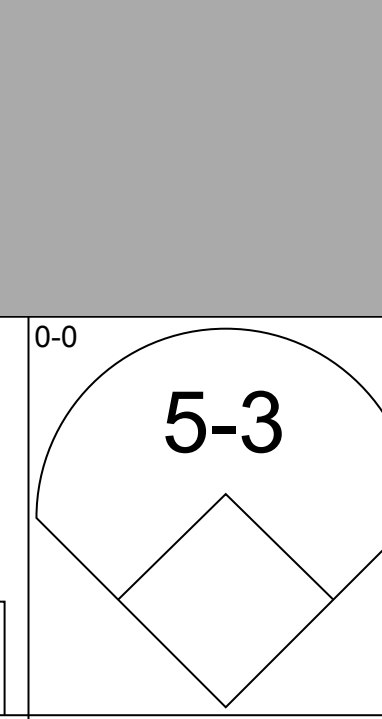
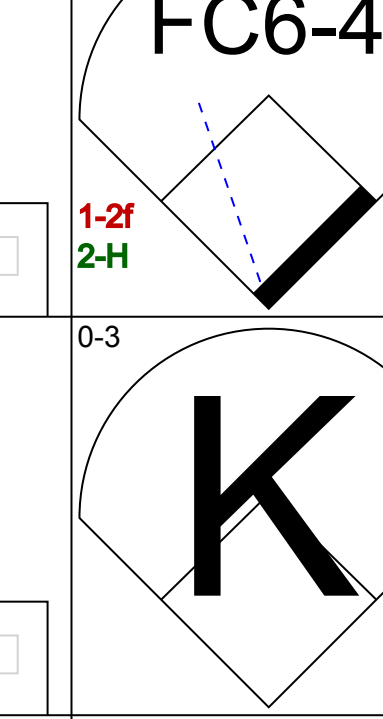
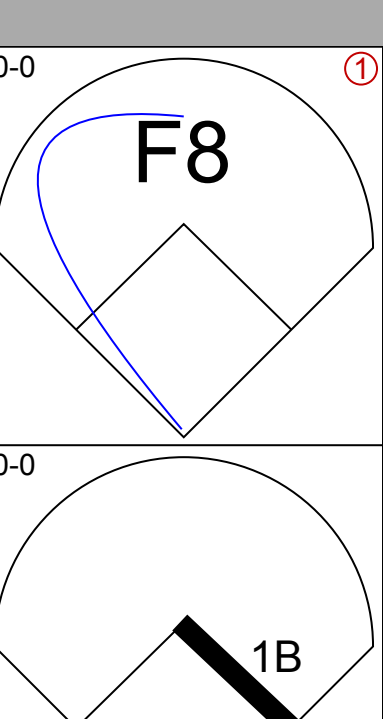
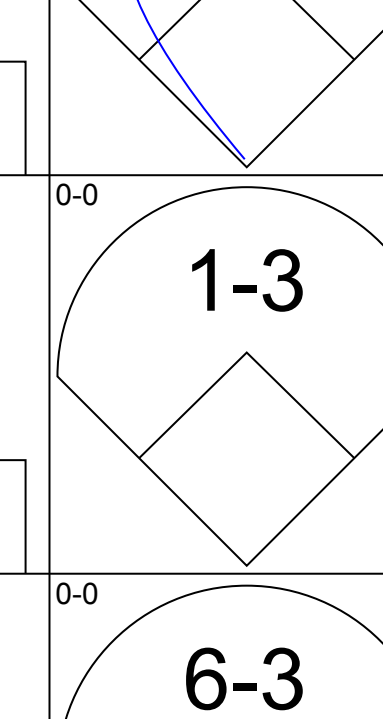
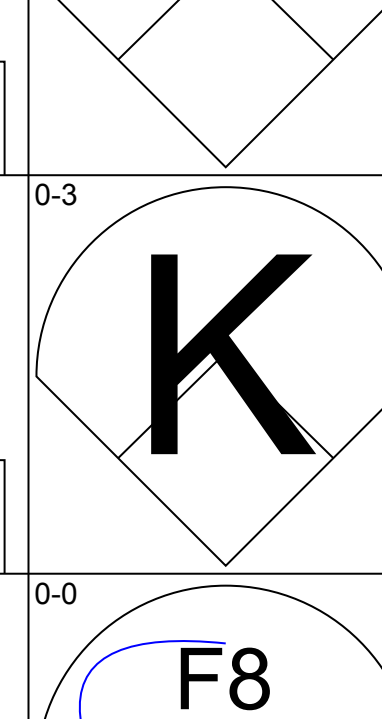

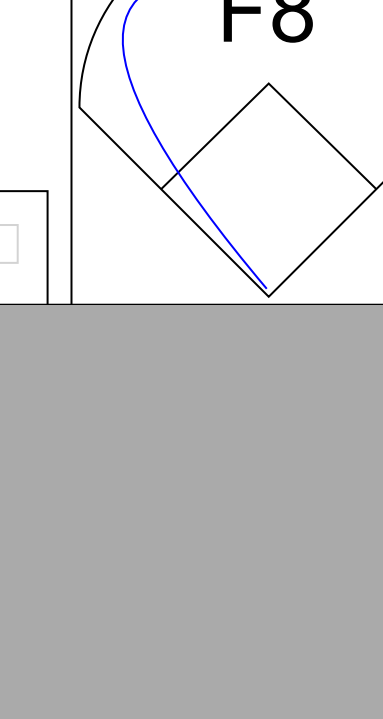
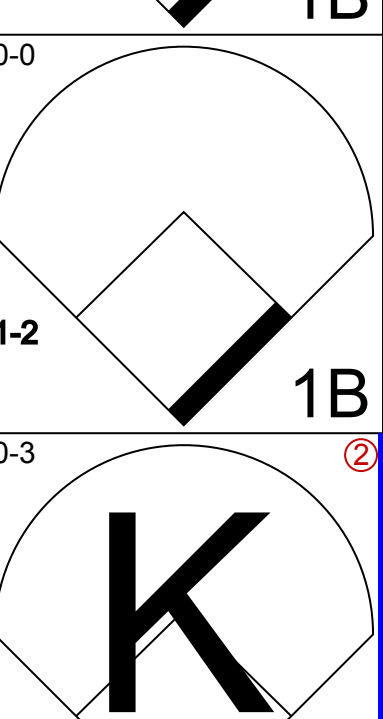
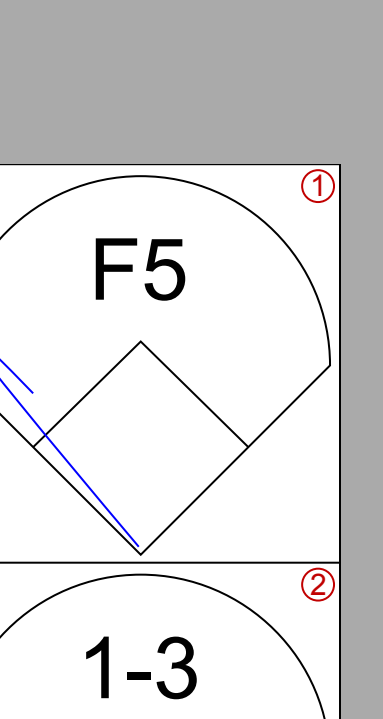
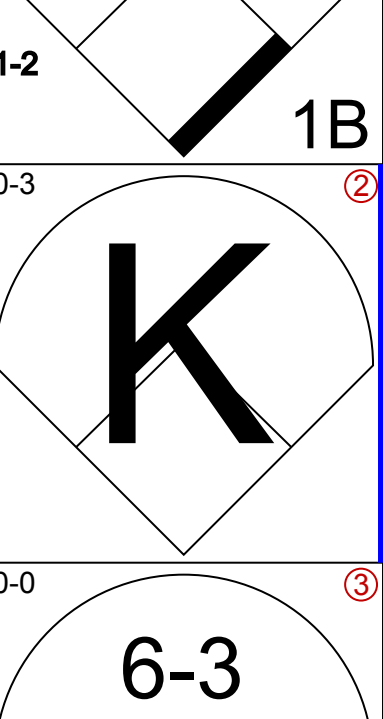

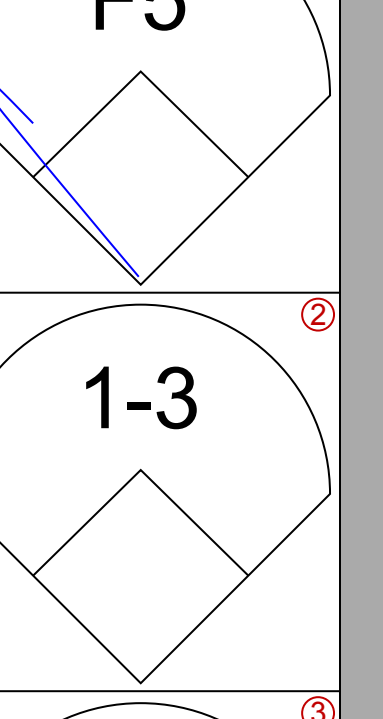




Batter	1	2	3	4	5	6	7	8	9	AB	R	H	RBI	BB	SO	LOB	BOTTOM										
Mickey Rivers, L OBP: 0.320, SLG: 0.363 (1, 8)	E4 1B FC5-4		6-3			SH5-3 1B		F9		4	1	1	0	0	0	0	Baltimore Orioles @ California Angels Anaheim Stadium, Anaheim, CA Tue Jul 09 1974, 10:05 PM EDT Att: 8,213 - Unknown										
Dave Chalk, R OBP: 0.337, SLG: 0.358 (1, 5) (8, 6)	FC5-4 1B		4-3			G5-3 SH5-3 1B		F7		4	0	2	0	0	0	0											
Leroy Stanton, R OBP: 0.376, SLG: 0.510 (1, 9)	FC5-4 1-2 3H		5-3			SH5-3		WP 1B		3	0	1	1	0	0	1											
Frank Robinson, R OBP: 0.343, SLG: 0.419 (1, 10)	K					IBB		6-3		3	0	0	0	1	2	2											
Bob Oliver, R OBP: 0.269, SLG: 0.333 (1, 3)	G3					G5-3				3	0	0	0	0	0	4											
Tom McCraw, L OBP: 0.357, SLG: 0.442 (9, PH)									F5	1	0	0	0	0	0	0											
Bobby Valentine, R OBP: 0.279, SLG: 0.339 (1, 7)			6-3							3	0	0	0	0	0	0											
Joe Lahoud, L OBP: 0.332, SLG: 0.468 (9, PH)					5-3				K	1	0	0	0	1	1	0											
Elie Rodriguez, R OBP: 0.362, SLG: 0.347 (1, 2)						F7			K	2	0	0	0	2	1	0											
Denny Doyle, L OBP: 0.288, SLG: 0.287 (1, 4)						4-3 BB				3	0	0	0	0	0	2											
Orlando Ramirez, R OBP: 0.222, SLG: 0.125 (1, 6)										2	0	0	0	0	0	1											
Paul Schaal, R OBP: 0.324, SLG: 0.330 (7, PH) (8, 5)	FC6-4									1	0	0	0	0	1	1											
Inning Stats	R: 1 E: 1 K: 1 S: 7	H: 1 LOB: 1 BB: 0 P: 7	R: 0 E: 0 K: 0 S: 3	H: 0 LOB: 1 BB: 1 P: 7	R: 0 E: 0 K: 0 S: 3	H: 0 LOB: 0 BB: 0 P: 3	R: 0 E: 0 K: 1 S: 5	H: 0 LOB: 0 BB: 0 P: 5	R: 0 E: 0 K: 0 S: 3	H: 0 LOB: 0 BB: 0 P: 3	R: 0 E: 0 K: 0 S: 4	H: 2 LOB: 2 BB: 1 P: 8	R: 0 E: 0 K: 1 S: 5	H: 0 LOB: 1 BB: 1 P: 9	R: 0 E: 0 K: 0 S: 4	H: 1 LOB: 1 BB: 0 P: 4	R: 0 E: 0 K: 2 S: 7	H: 0 LOB: 0 BB: 0 P: 7	1B: 4 2B: 0 3B: 0 HR: 0	SF: 0 SAC: 1 DP: 1 HBP: 0	WP: 1 PB: 0 SB: 2 CS: 0	PA: 34					
PITCHER	IP	WLS	BF	H	R	ER	SO	BB	IBB	HBP	BLK	WP	HR	S	P	ERA	WHIP										
Mike Cuellar, L ERA: 3.12 (1, 1)	7.2	W	30	4	1	0	3	2	1	0	0	1	0	8	8	0.00	0.783										
Bob Reynolds, R ERA: 2.9 (8, 1)	1.1	S	4	0	0	0	2	0	0	0	0	1	0	8	8	0.00	0.000										

AB 30
R 1
H 4
RBI 1
BB 3
SO 5
LOB 11



Batter	1	2	3	4	5	6	7	8	9	AB	R	H	RBI	BB	SO	LOB	TOP									
Al Bumby, L OBP: 0.243, SLG: 0.286 (1, 7)										3	1	2	0	0	1	0	Baltimore Orioles @ California Angels Anaheim Stadium, Anaheim, CA Wed Jul 10 1974, 6:33 AM EDT Att: 6,731 - Unknown									
Paul Blair, R OBP: 0.307, SLG: 0.419 (5, 8)										5	1	3	2	0	1	5										
Rich Coggins, L OBP: 0.271, SLG: 0.300 (1, 8)										4	2	1	0	0	1	3										
Bobby Grich, R OBP: 0.391, SLG: 0.507 (1, 4)										5	1	3	1	0	0	1										
Tommy Davis, R OBP: 0.296, SLG: 0.350 (1, 10)										5	1	3	1	0	0	1										
Boog Powell, L OBP: 0.333, SLG: 0.466 (1, 3)										5	1	2	4	0	1	3										
Don Baylor, R OBP: 0.326, SLG: 0.333 (1, 9)										4	0	1	0	1	1	0										
Brooks Robinson, R OBP: 0.378, SLG: 0.414 (1, 5)										4	2	2	0	1	0	2										
Eliot Hendricks, L OBP: 0.324, SLG: 0.450 (1, 2)										5	0	1	0	0	1	3										
Mark Belanger, R OBP: 0.330, SLG: 0.384 (1, 6)										3	1	0	0	2	1	3										
Inning Stats	R: 0 E: 0 K: 2 S: 9	H: 2 LOB: 2 BB: 0 P: 9	R: 1 E: 1 K: 2 S: 8	H: 1 LOB: 1 BB: 1 P: 12	R: 4 E: 0 K: 0 S: 7	H: 4 LOB: 0 BB: 0 P: 7	R: 2 E: 0 K: 1 S: 7	H: 3 LOB: 1 BB: 1 P: 11	R: 1 E: 1 K: 0 S: 6	H: 2 LOB: 2 BB: 0 P: 6	R: 0 E: 0 K: 0 S: 3	H: 0 LOB: 0 BB: 0 P: 3	R: 0 E: 0 K: 2 S: 8	H: 1 LOB: 3 BB: 2 P: 16	R: 1 E: 0 K: 0 S: 4	H: 2 LOB: 1 BB: 0 P: 5	R: 0 E: 0 K: 1 S: 5	H: 0 LOB: 0 BB: 0 P: 5	1B: 13 2B: 1 3B: 0 HR: 2	SF: 0 SAC: 0 DP: 2 HBP: 1	WP: 0 PB: 0 SB: 3 CS: 1	PA: 47				
PITCHER	IP	WLS	BF	H	R	ER	SO	BB	IBB	HBP	BLK	WP	HR	S	P	ERA	WHIP									
Nolan Ryan, R ERA: 3.72 (1, 1)	3.0	L	19	8	7	6	4	2	0	0	0	0	0	2	25	33	18.00	3.333								
Frank Tanana, L ERA: 3.99 (4, 1)	2.0		10	4	1	0	1	0	0	0	0	0	0	0	12	12	0.00	2.000								
Luis Quintana, L ERA: (6, 1)	2.0		9	1	0	0	2	2	0	0	0	0	0	0	11	19	0.00	1.500								
Skip Lockwood, R ERA: 4.86 (8, 1)	1.0		5	2	1	1	0	0	0	1	0	0	0	4	5	9.00	2.000									
John Cumberland, L ERA: 3.94 (9, 1)	1.0		3	0	0	0	1	0	0	0	0	0	0	5	5	0.00	0.000									

Batter	1	2	3	4	5	6	7	8	9	AB	R	H	RBI	BB	SO	LOB	BOTTOM								
Mickey Rivers, L OBP: 0.324, SLG: 0.367 (1, 8)										4	1	3	0	0	0	0	Baltimore Orioles @ California Angels Anaheim Stadium, Anaheim, CA Wed Jul 10 1974, 6:33 AM EDT Att: 6,731 - Unknown								
Dave Chalk, R OBP: 0.336, SLG: 0.356 (1, 5)										4	0	1	0	0	0	2									
Leroy Stanton, R OBP: 0.370, SLG: 0.500 (1, 9)										4	0	0	0	0	0	2									
Frank Robinson, R OBP: 0.339, SLG: 0.413 (1, 10)										4	0	0	0	0	1	1									
Bob Oliver, R OBP: 0.269, SLG: 0.332 (1, 3)										4	0	1	0	0	1	1									
Bobby Valentine, R OBP: 0.278, SLG: 0.337 (1, 7)										1	0	0	0	0	0	0									
Winston Lenas, R OBP: 0.296, SLG: 0.378 (5, 7)										2	0	1	0	0	0	0									
Elie Rodriguez, R OBP: 0.359, SLG: 0.345 (1, 2)										2	0	0	0	0	1	2									
Charlie Sands, L OBP: 0.338, SLG: 0.368 (6, 2)										1	0	0	0	0	0	0									
Denny Doyle, L OBP: 0.286, SLG: 0.284 (1, 4)										3	0	0	0	0	0	2									
Orlando Ramirez, R OBP: 0.167, SLG: 0.091 (1, 6)										3	0	0	0	0	2	0									
Inning Stats	R: 0 E: 0 K: 0 S: 3	H: 0 LOB: 0 BB: 0 P: 3	R: 0 E: 0 K: 0 S: 3	H: 0 LOB: 0 BB: 0 P: 3	R: 0 E: 0 K: 1 S: 5	H: 0 LOB: 0 BB: 0 P: 5	R: 0 E: 0 K: 0 S: 3	H: 1 LOB: 0 BB: 0 P: 3	R: 0 E: 0 K: 1 S: 7	H: 2 LOB: 2 BB: 0 P: 7	R: 0 E: 0 K: 0 S: 4	H: 1 LOB: 1 BB: 0 P: 4	R: 0 E: 0 K: 1 S: 5	H: 0 LOB: 0 BB: 0 P: 5	R: 0 E: 0 K: 1 S: 5	H: 0 LOB: 0 BB: 0 P: 5	R: 1 E: 1 K: 1 S: 7	H: 2 LOB: 1 BB: 0 P: 7	1B: 6 2B: 0 3B: 0 HR: 0	SF: 0 SAC: 0 DP: 1 HBP: 0	WP: 0 PB: 0 SB: 0 CS: 0	PA: 32			
PITCHER	IP	WLS	BF	H	R	ER	SO	BB	IBB	HBP	BLK	WP	HR	S	P	ERA	WHIP								
Ross Grimsley, L ERA: 3.22 (1, 1)	9.0	W	32	6	1	0	5	0	0	0	0	0	0	42	42	0.00	0.667								

Batter	1	2	3	4	5	6	7	8	9	AB	R	H	RBI	BB	SO	LOB	TOP					
Mickey Rivers, L OBP: 0.336, SLG: 0.383										6	2	3	0	0	0	3	California Angels @ Boston Red Sox Fenway Park, Boston, MA Sat Jul 13 1974, 3:33 AM EDT Att: 23,862 - Unknown - 84 F livebaseballscorecards.com					
Paul Schaaf, R OBP: 0.317, SLG: 0.318										6	0	0	0	0	0	6						
Leroy Stanton, R OBP: 0.367, SLG: 0.493										4	2	1	2	1	2	0						
Frank Robinson, R OBP: 0.344, SLG: 0.443										4	3	2	2	1	1	2						
Joe Lahoud, L OBP: 0.348, SLG: 0.508										4	3	4	2	0	0	0						
John Doherty, L OBP: 0.307, SLG: 0.394										2	0	1	0	0	0	1						
Winston Lenas, R OBP: 0.310, SLG: 0.421										0	1	0	0	1	0	0						
Elie Rodriguez, R OBP: 0.356, SLG: 0.347										1	0	0	0	1	0	1						
Charlie Sands, L OBP: 0.390										2	1	1	1	0	0	1						
Bob Oliver, R OBP: 0.272, SLG: 0.337										3	0	2	2	0	0	2						
Denny Doyle, L OBP: 0.287, SLG: 0.286										4	0	1	2	1	0	2						
Orlando Ramirez, R OBP: 0.143, SLG: 0.105										4	0	1	1	0	3	5						
Inning Stats	R: 1 E: 0 K: 0 S: 4	H: 1 LOB: 0 BB: 0 P: 4	R: 2 E: 1 K: 0 S: 5	H: 2 LOB: 0 BB: 0 P: 5	R: 0 E: 0 K: 1 S: 5	H: 1 LOB: 2 BB: 0 P: 5	R: 1 E: 0 K: 1 S: 7	H: 2 LOB: 2 BB: 1 P: 11	R: 0 E: 0 K: 1 S: 5	H: 0 LOB: 0 BB: 0 P: 5	R: 3 E: 0 K: 1 S: 8	H: 3 LOB: 2 BB: 2 P: 16	R: 3 E: 0 K: 1 S: 8	H: 3 LOB: 1 BB: 1 P: 12	R: 2 E: 0 K: 1 S: 8	H: 3 LOB: 2 BB: 1 P: 12	R: 0 E: 0 K: 0 S: 4	H: 1 LOB: 1 BB: 0 P: 4	1B: 5 2B: 10 3B: 2 HR: 1	SF: 2 SAC: 0 DP: 2 HBP: 0	WP: 0 PB: 0 SB: 1 CS: 1	PA: 47
PITCHER	IP WLS BF H R ER SO BB IBB HBP BLK WP HR S P ERA WHIP																					
Dick Drago, R ERA: 3.86	(1, 1) 5.0 L 23 7 6 5 3 1 1 0 0 0 0 0 27 35 9.00 1.600																					
Bob Veale, L ERA: 5.55	(6, 1) 0.0 3 2 1 1 0 0 1 0 0 0 0 0 2 6 ∞ ∞																					
Diego Segui, R ERA: 4.45	(6, 1) 1.1 8 3 3 3 1 1 0 0 0 0 0 1 9 13 20.25 3.000																					
Don Newhauser, R ERA: 9.82	(7, 1) 1.2 9 3 2 2 2 1 0 0 0 0 0 0 12 16 10.80 2.400																					
Dick Pole, R ERA: 3.5	(9, 1) 1.0 4 1 0 0 0 0 0 0 0 0 0 0 4 4 0.00 1.000																					
Batter	1	2	3	4	5	6	7	8	9	AB	R	H	RBI	BB	SO	LOB	BOTTOM					
Tommy Harper, R OBP: 0.307, SLG: 0.310										3	1	1	0	1	1	2	California Angels @ Boston Red Sox Fenway Park, Boston, MA Sat Jul 13 1974, 3:33 AM EDT Att: 23,862 - Unknown - 84 F livebaseballscorecards.com					
Mario Guerrero, R OBP: 0.280, SLG: 0.286										4	0	0	0	0	0	2						
Dwight Evans, R OBP: 0.352, SLG: 0.451										4	0	0	0	0	1	1						
Carl Yastrzemski, L OBP: 0.429, SLG: 0.466										3	0	1	1	1	0	0						
Rico Petrocelli, R OBP: 0.375, SLG: 0.502										4	0	2	0	0	0	1						
Bob Montgomery, R OBP: 0.287, SLG: 0.354										4	0	2	0	0	0	3						
Doug Griffin, R OBP: 0.359, SLG: 0.390										4	0	1	0	0	0	4						
Cecil Cooper, L OBP: 0.335, SLG: 0.431										4	0	1	0	0	1	3						
Rick Miller, L OBP: 0.373, SLG: 0.382										1	0	0	0	0	1	2						
Danny Cater, R OBP: 0.363, SLG: 0.521										1	0	0	0	0	0	2						
Bernie Carbo, L OBP: 0.372, SLG: 0.438										2	0	0	0	0	0	1						
Inning Stats	R: 1 E: 0 K: 1 S: 6	H: 1 LOB: 1 BB: 1 P: 10	R: 0 E: 0 K: 2 S: 9	H: 2 LOB: 2 BB: 0 P: 9	R: 0 E: 0 K: 0 S: 3	H: 0 LOB: 0 BB: 0 P: 3	R: 0 E: 0 K: 1 S: 7	H: 2 LOB: 2 BB: 0 P: 7	R: 0 E: 0 K: 0 S: 3	H: 0 LOB: 0 BB: 0 P: 3	R: 0 E: 0 K: 0 S: 3	H: 1 LOB: 1 BB: 1 P: 7	R: 0 E: 0 K: 0 S: 4	H: 1 LOB: 1 BB: 0 P: 4	R: 0 E: 0 K: 0 S: 3	H: 0 LOB: 0 BB: 0 P: 3	R: 0 E: 0 K: 0 S: 4	H: 1 LOB: 1 BB: 0 P: 4	1B: 8 2B: 0 3B: 0 HR: 0	SF: 0 SAC: 0 DP: 1 HBP: 0	WP: 0 PB: 0 SB: 0 CS: 0	PA: 36
PITCHER	IP WLS BF H R ER SO BB IBB HBP BLK WP HR S P ERA WHIP																					
Andy Hassler, L ERA: 1.55	(1, 1) 9.0 W 36 8 1 1 4 2 0 0 0 0 0 0 42 50 1.00 1.111																					

Batter	1	2	3	4	5	6	7	8	9	AB	R	H	RBI	BB	SO	LOB	TOP	
Mickey Rivers, L OBP: 0.338, SLG: 0.384 (1, 8)										4	0	2	0	0	0	2		
Dave Chalk, R OBP: 0.331, SLG: 0.351 (1, 5)										4	0	0	0	0	0	4		
Tom McCraw, L OBP: 0.346, SLG: 0.427 (1, 10)										4	0	0	0	0	0	3		
Joe Lahoud, L OBP: 0.342, SLG: 0.497 (1, 9)										4	0	0	0	0	1	0		
Charlie Sands, L OBP: 0.346, SLG: 0.383 (7, PH)										1	0	0	0	1	0	0		
Elie Rodriguez, R OBP: 0.366, SLG: 0.352 (7, 2)										2	0	1	0	0	1	0		
Bobby Valentine, R OBP: 0.287, SLG: 0.342 (8, 6)										3	0	2	0	1	0	1		
John Doherty, L OBP: 0.305, SLG: 0.389 (1, 3)										4	0	1	0	0	0	4		
Denny Doyle, L OBP: 0.287, SLG: 0.290 (9, PH)										3	0	1	0	0	0	3		
Leroy Stanton, R OBP: 0.365, SLG: 0.491 (8, 7)										1	0	0	0	0	1	2		
Orlando Ramirez, R OBP: 0.130, SLG: 0.095 (8, PH)										2	0	0	0	0	0	0		
Frank Robinson, R OBP: 0.346, SLG: 0.443 (8, 7)										0	0	0	0	0	1	0		
Inning Stats	R: 0 E: 0 K: 0 S: 3	H: 0 LOB: 0 BB: 0 P: 3	R: 0 E: 0 K: 0 S: 4	H: 1 LOB: 2 BB: 1 P: 8	R: 0 E: 0 K: 0 S: 3	H: 1 LOB: 0 BB: 0 P: 3	R: 0 E: 0 K: 0 S: 3	H: 0 LOB: 0 BB: 0 P: 3	R: 0 E: 0 K: 1 S: 5	H: 0 LOB: 1 BB: 1 P: 9	R: 0 E: 0 K: 0 S: 4	H: 1 LOB: 2 BB: 0 P: 9	R: 0 E: 0 K: 2 S: 9	H: 2 LOB: 2 BB: 0 P: 9	1B: 5 2B: 2 3B: 0 HR: 0	SF: 0 SAC: 0 DP: 2 HBP: 0	WP: 0 PB: 0 SB: 1 CS: 0	PA: 35
PITCHER Luis Tiant, R ERA: 2.87 (1, 1)	IP: 9.0 WLS: W BF: 35 H: 7 R: 0 ER: 0 SO: 3 BB: 3 IBB: 0 HBP: 0 BLK: 0 WP: 0 HR: 0 S: 38 P: 50 ERA: 0.00 WHIP: 1.111															PITCHER		

California Angels @ Boston Red Sox
Fenway Park, Boston, MA
Sun Jul 14 1974, 3:33 AM EDT
Att: 17,199 - Unknown - 90 F

AB 32
R 0
H 7
RBI 0
BB 3
SO 3
LOB 19



Batter	1	2	3	4	5	6	7	8	9	AB	R	H	RBI	BB	SO	LOB	BOTTOM			
Tommy Harper, R OBP: 0.305, SLG: 0.304 (1, 10)										4	0	0	0	1	1	3				
Rick Miller, L OBP: 0.380, SLG: 0.381 (1, 8)										3	0	1	0	2	1	2				
Cecil Cooper, L OBP: 0.333, SLG: 0.426 (1, 3)										3	1	0	0	1	2	4				
Carl Yastrzemski, L OBP: 0.430, SLG: 0.465 (1, 7)										3	0	1	0	1	1	3				
Bernie Carbo, L OBP: 0.372, SLG: 0.441 (7, PH)										3	0	1	1	0	0	4				
Dwight Evans, R OBP: 0.351, SLG: 0.450 (8, 9)										1	0	0	0	0	0	2				
Rico Petrocelli, R OBP: 0.377, SLG: 0.500 (1, 5)										3	2	1	0	1	0	3				
Dick McAuliffe, L OBP: 0.317, SLG: 0.315 (1, 4)										4	0	0	0	0	1	2				
Rick Burleson, R OBP: 0.333, SLG: 0.424 (1, 6)										4	0	1	0	0	0	1				
Tim Blackwell, S OBP: 0.320, SLG: 0.348 (1, 2)										4	0	2	1	0	0	2				
Inning Stats	R: 0 E: 0 K: 2 S: 8	H: 1 LOB: 2 BB: 1 P: 12	R: 1 E: 0 K: 1 S: 7	H: 2 LOB: 1 BB: 0 P: 7	R: 1 E: 0 K: 0 S: 4	H: 1 LOB: 1 BB: 1 P: 8	R: 0 E: 0 K: 0 S: 4	H: 1 LOB: 1 BB: 0 P: 4	R: 0 E: 0 K: 1 S: 6	H: 1 LOB: 2 BB: 1 P: 10	R: 0 E: 0 K: 0 S: 3	H: 0 LOB: 0 BB: 0 P: 3	R: 0 E: 0 K: 1 S: 5	H: 0 LOB: 2 BB: 2 P: 13	R: 1 E: 1 K: 1 S: 7	H: 1 LOB: 2 BB: 1 P: 11	1B: 5 2B: 1 3B: 1 HR: 0	SF: 0 SAC: 0 DP: 0 HBP: 0	WP: 0 PB: 0 SB: 0 CS: 0	PA: 38
PITCHER Dick Lange, R ERA: 3.4 Luis Quintana, L ERA Dave Sells, R ERA: 2.16 (7, 1)	IP: 6.0 WLS: L BF: 28 H: 6 R: 2 ER: 2 SO: 4 BB: 4 IBB: 0 HBP: 0 BLK: 0 WP: 0 HR: 0 S: 32 P: 48 ERA: 3.00 WHIP: 1.667															PITCHER				

California Angels @ Boston Red Sox
Fenway Park, Boston, MA
Sun Jul 14 1974, 3:33 AM EDT
Att: 17,199 - Unknown - 90 F

AB 32
R 3
H 7
RBI 2
BB 6
SO 6
LOB 26



Batter	1	2	3	4	5	6	7	8	9	AB	R	H	RBI	BB	SO	LOB	TOP					
Mickey Rivers, L OBP: 0.338, SLG: 0.385 (1, 8)	0-0 CS 1B	0-0 4-3 1-2 3-H		0-0 P6		0-0 1-3			0-0 FC6-5 SH 1B	5	0	2	1	0	0	3	California Angels @ Cleveland Indians Cleveland Municipal Stadium, Cleveland, OH Mon Jul 15 1974, 7:05 PM EDT Att: 17,597 - Unknown - 75 F					
Dave Chalk, R OBP: 0.330, SLG: 0.347 (1, 5)	4-0 BB 1-2	0-0 5-3		0-0 F8		0-0 F3			0-0 SH BB FC6-5 SF7	3	1	0	0	1	0	3						
Leroy Stanton, R OBP: 0.362, SLG: 0.482 (1, 9)	0-0 P4		4-0 1B BB SF7 BB	0-0 1-3		0-0 6-3			0-0 FC6-5 BB 1-2 2-3F	4	1	0	0	1	0	5						
Frank Robinson, R OBP: 0.352, SLG: 0.443 (1, 10)	4-0 BB 1-2		4-0 BB 1-2		0-0 1B		0-0 5-3		4-0 BB 1-2 2-3	0	0	0	0	0	0	0						
Joe Lahoud, L OBP: 0.340, SLG: 0.495 Bobby Valentine, R OBP: 0.291, SLG: 0.344 (1, 7) (3, PH) (3, 7)	0-0 F9		0-0 BB 1-2 2-3	0-0 BB 1-2	4-0 BB G6-4-3		0-0 F8		0-0 SF7	1	0	0	0	0	0	2						
John Doherty, L OBP: 0.303, SLG: 0.386 Bob Oliver, R OBP: 0.269, SLG: 0.335 (1, 3) (3, PH) (3, 3)		0-0 4-3	0-0 SF7	0-0 G6-4-3	0-0 G6-4-3		0-3 K		0-0 F5	1	0	0	0	0	0	0						
Tom McCraw, L OBP: 0.344, SLG: 0.424 (9, PH) (9, 3)			0-0 3-H 2-3	4-0 S IBB					0-0 F5	2	0	0	1	0	1	2						
Elie Rodriguez, R OBP: 0.366, SLG: 0.352 (1, 2)		0-0 1B 1B	0-0 P6	4-0 S IBB					0-0 6-3	3	1	1	0	1	0	2						
Denny Doyle, L OBP: 0.287, SLG: 0.289 (1, 4)		0-0 1B 4-3 1B	0-0 F9	0-0 F7					0-0 F8	4	1	1	0	0	0	4						
Orlando Ramirez, R OBP: 0.222, SLG: 0.167 (1, 6)		0-0 1-3 3-H 1B		4-0 BB					0-0 F9	3	0	2	1	1	0	0						
Inning Stats	R: 0 E: 0 K: 0 S: 3	H: 1 LOB: 2 BB: 2 P: 11	R: 2 E: 0 K: 0 S: 6	H: 3 LOB: 1 BB: 0 P: 6	R: 1 E: 0 K: 0 S: 4	H: 1 LOB: 2 BB: 2 P: 12	R: 0 E: 0 K: 0 S: 3	H: 0 LOB: 1 BB: 1 P: 7	R: 0 E: 0 K: 0 S: 3	H: 1 LOB: 2 BB: 2 P: 11	R: 0 E: 0 K: 1 S: 5	H: 0 LOB: 0 BB: 0 P: 5	R: 0 E: 0 K: 0 S: 3	H: 0 LOB: 0 BB: 0 P: 3	R: 1 E: 0 K: 0 S: 5	H: 1 LOB: 2 BB: 1 P: 9	1B: 8 2B: 0 3B: 0 HR: 0	SF: 2 SAC: 1 DP: 1 HBP: 0	WP: 0 PB: 1 SB: 1 CS: 1	PA: 42		
PITCHER	IP WLS BF H R ER SO BB IBB HBP BLK WP HR S P ERA WHIP	2.0 L 13 4 3 3 0 4 0 0 0 0 0 9 25 13.50 4.000	6.1 27 4 1 1 1 3 1 0 0 0 0 25 41 1.42 1.105	0.2 2 0 0 0 0 0 0 0 0 0 0 0 2 2 0.00 0.000																		

AB 28
R 4
H 7
RBI 4
BB 5
SO 1
LOB 21



Batter	1	2	3	4	5	6	7	8	9	AB	R	H	RBI	BB	SO	LOB	BOTTOM				
John Lowenstein, L OBP: 0.329, SLG: 0.337 Joe Lis, R OBP: 0.293, SLG: 0.250 Leron Lee, L OBP: 0.309, SLG: 0.401 (1, 7) (9, PH) (9, PH)	0-3 K		4-0 BB BB		0-3 K			0-0 1B FC5-2 1B	0-0 F5	3	0	1	0	1	2	1	California Angels @ Cleveland Indians Cleveland Municipal Stadium, Cleveland, OH Mon Jul 15 1974, 7:05 PM EDT Att: 17,597 - Unknown - 75 F				
Jack Brohamer, L OBP: 0.329, SLG: 0.338 Luis Alvarado, R OBP: 0.198, SLG: 0.177 (1, 4) (8, FR) (9, 4)	0-0 6-3		4-0 FC6-4 BB 1-2 2-3		4-0 BB		0-0 1B FC5-2 1B	0-0 SF7	2	0	1	0	2	0	0	0					
John Ellis, R OBP: 0.324, SLG: 0.430 (1, 3)	0-0 4-3		0-0 FC6-4 1-2F		0-3 K		0-0 FC5-2 1-3 K	0-0 FC6-4	5	0	0	0	0	1	8						
Charlie Spikes, R OBP: 0.325, SLG: 0.441 (1, 9)		4-0 G4-6-3 BB	0-3 K		0-0 F9		0-0 1-3		0-0 1-3	3	0	0	0	1	1	3					
Oscar Gamble, L OBP: 0.350, SLG: 0.441 (1, 10)		0-0 G4-6-3 1-2F	4-0 G6-4-3 BB		0-0 L4		0-3 K			3	0	0	0	1	1	5					
George Hendrick, R OBP: 0.348, SLG: 0.502 (1, 8)		0-0 L6	0-0 G6-4-3 1-2F		4-0 BB				0-0 1B 2B	3	1	1	0	1	0	1					
Buddy Bell, R OBP: 0.320, SLG: 0.343 (1, 5)			4-0 FC6-4 BB		0-0 5-3		0-3 K		0-0 BB BB SF7 1B	3	1	1	1	1	1	1					
Dave Duncan, R OBP: 0.247, SLG: 0.358 Ed Crosby, L OBP: 0.276, SLG: 0.260 (1, 2) (9, PH)			0-3 K		0-0 4-3		0-3 K		4-0 SF7 BB 1-2 BB	3	0	0	0	0	2	2					
Frank Duffy, R OBP: 0.267, SLG: 0.332 (1, 6)			0-0 FC6-4 BB 1-2F		0-0 1B		0-0 F8		4-0 FC6-4 BB 1-2 2-3	3	0	1	0	1	0	2					
Inning Stats	R: 0 E: 0 K: 1 S: 5	H: 0 LOB: 0 BB: 0 P: 5	R: 0 E: 0 K: 0 S: 2	H: 0 LOB: 0 BB: 1 P: 6	R: 0 E: 1 K: 1 S: 5	H: 0 LOB: 3 BB: 3 P: 17	R: 0 E: 0 K: 1 S: 4	H: 0 LOB: 0 BB: 1 P: 8	R: 0 E: 0 K: 1 S: 6	H: 1 LOB: 1 BB: 0 P: 6	R: 0 E: 0 K: 2 S: 7	H: 0 LOB: 1 BB: 1 P: 11	R: 0 E: 0 K: 1 S: 7	H: 2 LOB: 3 BB: 0 P: 7	R: 2 E: 0 K: 0 S: 5	H: 2 LOB: 2 BB: 2 P: 13		1B: 4 2B: 1 3B: 0 HR: 0	SF: 1 SAC: 0 DP: 2 HBP: 0	WP: 0 PB: 0 SB: 0 CS: 0	PA: 39
PITCHER	IP WLS BF H R ER SO BB IBB HBP BLK WP HR S P ERA WHIP	8.0 W 34 5 2 2 2 0 7 0 0 0 0 0 43 71 2.25 1.500	0.0 2 0 0 0 0 2 0 0 0 0 0 0 0 8 ∞ ∞	1.0 S 3 0 0 0 0 0 0 0 0 0 0 3 3 0.00 0.000																	

AB 29
R 2
H 5
RBI 2
BB 9
SO 8
LOB 26



Batter	1	2	3	4	5	6	7	8	9	AB	R	H	RBI	BB	SO	LOB	TOP					
Mickey Rivers, L (1, 8) OBP: 0.342, SLG: 0.388										5	0	3	0	0	1	0						
Dave Chalk, R (1, 5) OBP: 0.328, SLG: 0.345										5	1	1	0	0	1	3						
Paul Schaal, R (8, 5) OBP: 0.317, SLG: 0.318										0	0	0	0	0	0	0						
Leroy Stanton, R (1, 9) OBP: 0.363, SLG: 0.480										5	1	2	0	0	0	0						
Frank Robinson, R (1, 10) OBP: 0.357, SLG: 0.449										0	2	0	0	0	0	0						
Tom McCraw, L (9, PH) OBP: 0.348, SLG: 0.429										0	1	0	0	0	0	0						
Bobby Valentine, R (1, 7) OBP: 0.292, SLG: 0.349										3	1	1	0	0	0	4						
Joe Lahoud, L (6, 7) OBP: 0.346, SLG: 0.532										2	2	2	4	0	0	0						
Bob Oliver, R (1, 3) OBP: 0.270, SLG: 0.335										3	0	1	2	0	1	3						
John Doherty, L (7, PH) OBP: 0.298, SLG: 0.379										2	0	0	0	0	0	0						
Elie Rodriguez, R (1, 2) OBP: 0.375, SLG: 0.353										2	1	1	0	2	0	1						
Denny Doyle, L (1, 4) OBP: 0.286, SLG: 0.288										5	1	1	1	0	0	3						
Orlando Ramirez, R (1, 6) OBP: 0.226, SLG: 0.179										4	1	1	2	0	1	0						
Inning Stats	R: 3 E: 0 K: 0 S: 7	H: 4 LOB: 1 BB: 0 P: 7	R: 0 E: 0 K: 0 S: 3	H: 0 LOB: 0 BB: 0 P: 3	R: 0 E: 0 K: 0 S: 4	H: 2 LOB: 2 BB: 1 P: 8	R: 0 E: 0 K: 0 S: 2	H: 0 LOB: 0 BB: 1 P: 6	R: 0 E: 0 K: 1 S: 5	H: 0 LOB: 0 BB: 0 P: 5	R: 0 E: 0 K: 2 S: 11	H: 4 LOB: 1 BB: 1 P: 15	R: 2 E: 0 K: 0 S: 6	H: 3 LOB: 1 BB: 0 P: 6	R: 0 E: 0 K: 1 S: 5	H: 1 LOB: 0 BB: 0 P: 5	R: 2 E: 0 K: 0 S: 5	H: 2 LOB: 1 BB: 0 P: 6	1B: 12 2B: 2 3B: 0 HR: 2	SF: 0 SAC: 0 DP: 2 HBP: 1	WP: 0 PB: 0 SB: 1 CS: 0	PA: 44
PITCHER	IP WLS BF H R ER SO BB IBB HBP BLK WP HR S P ERA WHIP																					
Fritz Peterson, L (1, 1) ERA: 3.9	5.2 L 28 10 7 6 2 2 2 1 0 0 0 0 0 0 0 1 29 41 9.53 2.118																					
Fred Beene, R (6, 1) ERA: 4.17	1.1 7 3 2 2 1 0 0 0 0 0 0 1 9 9 13.50 2.250																					
Milt Wilcox, R (8, 1) ERA: 4.32	2.0 9 3 2 2 1 0 0 0 1 0 0 0 1 10 11 9.00 1.500																					

California Angels @ Cleveland Indians
Cleveland Municipal Stadium, Cleveland, OH

Tue Jul 16 1974, 7:05 PM EDT
Att: 8,303 - Unknown - 74 F

AB 36
R 11
H 13
RBI 9
BB 2
SO 4
LOB 14



Batter	1	2	3	4	5	6	7	8	9	AB	R	H	RBI	BB	SO	LOB	BOTTOM					
John Lowenstein, L (1, 7) OBP: 0.331, SLG: 0.339										4	0	2	0	0	1	1						
Ed Crosby, L (1, 6) OBP: 0.293, SLG: 0.278										4	0	2	0	0	1	2						
John Ellis, R (1, 3) OBP: 0.319, SLG: 0.425										3	0	0	1	0	0	2						
Charlie Spikes, R (1, 9) OBP: 0.324, SLG: 0.437										3	1	0	0	0	1	3						
Oscar Gamble, L (1, 10) OBP: 0.346, SLG: 0.436										3	0	0	0	0	0	1						
Joe Lis, R (9, PH) OBP: 0.290, SLG: 0.247										1	0	0	0	0	0	0						
George Hendrick, R (1, 8) OBP: 0.351, SLG: 0.506										3	0	2	1	0	0	0						
Rusty Torres, S (8, 8) OBP: 0.255, SLG: 0.191										1	0	0	0	0	0	1						
Buddy Bell, R (1, 5) OBP: 0.315, SLG: 0.337										4	0	0	0	0	0	3						
Dave Duncan, R (1, 2) OBP: 0.244, SLG: 0.354										3	0	0	0	0	1	1						
Alan Ashby, S (8, 2) OBP: 0.286, SLG: 0.167										0	0	0	0	0	0	0						
Jack Brohamer, L (1, 4) OBP: 0.335, SLG: 0.341										1	1	1	0	1	0	0						
Luis Alvarado, R (7, PH) OBP: 0.195, SLG: 0.175										1	0	0	0	0	0	0						
Inning Stats	R: 0 E: 0 K: 0 S: 3	H: 1 LOB: 0 BB: 0 P: 3	R: 1 E: 0 K: 0 S: 3	H: 1 LOB: 0 BB: 0 P: 4	R: 1 E: 0 K: 0 S: 6	H: 3 LOB: 2 BB: 0 P: 6	R: 0 E: 0 K: 1 S: 6	H: 1 LOB: 1 BB: 0 P: 6	R: 0 E: 0 K: 2 S: 7	H: 0 LOB: 1 BB: 1 P: 11	R: 0 E: 0 K: 1 S: 5	H: 0 LOB: 0 BB: 0 P: 5	R: 0 E: 0 K: 0 S: 3	H: 0 LOB: 0 BB: 0 P: 3	R: 0 E: 0 K: 0 S: 4	H: 1 LOB: 1 BB: 0 P: 4	R: 0 E: 1 K: 0 S: 3	H: 0 LOB: 0 BB: 0 P: 3	1B: 6 2B: 1 3B: 0 HR: 0	SF: 1 SAC: 0 DP: 3 HBP: 1	WP: 0 PB: 0 SB: 0 CS: 0	PA: 34
PITCHER	IP WLS BF H R ER SO BB IBB HBP BLK WP HR S P ERA WHIP																					
Ed Figueroa, R (1, 1) ERA: 3.35	3.0 W 13 5 2 2 0 1 0 0 0 0 0 0 12 13 6.00 1.667																					
Frank Tanana, L (4, 1) ERA: 3.63	6.0 W 21 2 0 0 0 4 1 0 0 0 0 0 0 28 32 0.00 0.500																					

California Angels @ Cleveland Indians
Cleveland Municipal Stadium, Cleveland, OH

Tue Jul 16 1974, 7:05 PM EDT
Att: 8,303 - Unknown - 74 F

AB 31
R 2
H 7
RBI 2
BB 1
SO 4
LOB 14




Batter	1	2	3	4	5	6	7	8	9	AB	R	H	RBI	BB	SO	LOB	TOP										
Mickey Rivers, L OBP: 0.342, SLG: 0.388 (1, 8)	F9		4-3			G3		S 1B 1B	1B 1B	5	2	2	0	0	0	0	California Angels @ Cleveland Indians Cleveland Municipal Stadium, Cleveland, OH Wed Jul 17 1974, 7:05 PM EDT Att: 5,204 - Unknown - 80 F livebaseballscorecards.com										
Paul Schaaf, R OBP: 0.318, SLG: 0.320 (1, 5)	E3		1B			5-3		K 1B	1-3 1B	5	0	2	1	0	1	2											
Leroy Stanton, R OBP: 0.367, SLG: 0.483 (1, 9)	BB 1B		F9			F2		FC5 BB 1B	1-3 1B	5	0	3	4	0	0	1											
Frank Robinson, R OBP: 0.358, SLG: 0.444 (1, 10)	BB 1-2				P4			F7	1-3	0	0	0	0	0	0	0											
Joe Lahoud, L OBP: 0.341, SLG: 0.524 Winston Lienas, R OBP: 0.302, SLG: 0.410 (8, PH) (8, 7)	3-1				4-3			L6	FC5 1-2 2-3f	3	0	0	0	0	0	2											
John Doherty, L OBP: 0.290, SLG: 0.370 Bob Oliver, R OBP: 0.269, SLG: 0.333 (8, 3)			5-3		G3			1-3	K 1-2 2-3f	3	0	0	0	0	0	0											
Elie Rodriguez, R OBP: 0.377, SLG: 0.357 (1, 2)			K					1-3	2B 2B	3	2	1	0	1	1	0											
Denny Doyle, L OBP: 0.288, SLG: 0.294 (1, 4)			F8					5-3	2B 2B	4	2	2	1	0	0	0											
Orlando Ramirez, R OBP: 0.212, SLG: 0.167 Bobby Valentine, R OBP: 0.294, SLG: 0.355 (8, PH) (8, 6)			1-4-3					1-3	1B 2B	2	0	0	0	0	0	0											
Inning Stats	R: 0 E: 1 K: 0 S: 4	H: 1 LOB: 2 BB: 1 P: 8	R: 0 E: 0 K: 1 S: 5	H: 0 LOB: 0 BB: 0 P: 5	R: 0 E: 0 K: 0 S: 4	H: 1 LOB: 1 BB: 0 P: 4	R: 0 E: 0 K: 0 S: 3	H: 0 LOB: 0 BB: 0 P: 3	R: 0 E: 0 K: 0 S: 3	H: 0 LOB: 0 BB: 0 P: 3	R: 0 E: 0 K: 0 S: 3	H: 0 LOB: 0 BB: 0 P: 3	R: 0 E: 0 K: 0 S: 12	H: 5 LOB: 2 BB: 1 P: 16	R: 3 E: 0 K: 1 S: 9	H: 4 LOB: 2 BB: 1 P: 13	1B: 8 2B: 3 3B: 0 HR: 0	SF: 0 SAC: 0 DP: 0 HBP: 0	WP: 0 PB: 0 SB: 1 CS: 0	PA: 41							
PITCHER	IP	WLS	BF	H	R	ER	SO	BB	IBB	HBP	BLK	WP	HR	S	P	ERA	WHIP										
Jim Perry, R ERA: 2.74 (1, 1)	7.0		27	5	3	3	1	1	0	0	0	0	0	28	32	3.86	0.857										
Fred Beene, R ERA: 4.32 (8, 1)	0.1		4	2	1	1	1	1	0	0	0	0	0	5	9	27.00	9.000										
Bruce Ellingsen, L ERA: (8, 1)	0.1		1	0	0	0	0	0	0	0	0	0	0	1	1	0.00	0.000										
Tom Buskey, R ERA: 4.26 (8, 1)	1.1	L	9	4	3	3	2	1	0	0	0	0	0	12	16	20.25	3.750										

Batter	1	2	3	4	5	6	7	8	9	AB	R	H	RBI	BB	SO	LOB	BOTTOM										
John Lowenstein, L OBP: 0.333, SLG: 0.339 (1, 7)	6-3		1-2 1B	4-3		F9 S BB		SH5-3		3	0	1	0	1	0	2	California Angels @ Cleveland Indians Cleveland Municipal Stadium, Cleveland, OH Wed Jul 17 1974, 7:05 PM EDT Att: 5,204 - Unknown - 80 F livebaseballscorecards.com										
Frank Duffy, R OBP: 0.266, SLG: 0.330 (1, 6)	F8		F9		F5	F3		G4-3 1B		5	0	1	0	0	0	3											
John Ellis, R OBP: 0.317, SLG: 0.425 (1, 3)	1-3		K		HR 2B	F9		G4-3		5	1	1	0	0	1	5											
Charlie Spikes, R OBP: 0.322, SLG: 0.433 (1, 9)			1-3		FC1-5 BB 1B	K		K		5	0	1	0	0	2	2											
George Hendrick, R OBP: 0.355, SLG: 0.505 (1, 8)					FC1-6 FC1-5 1B BB	HR IBB		F8		3	2	1	0	2	0	0											
Buddy Bell, R OBP: 0.317, SLG: 0.355 (1, 5)					FC1-5 FC1-6 1-2 2-3f	HR 1-2 2-H 2-H		6-3		5	1	2	3	0	0	3											
Oscar Gamble, L OBP: 0.351, SLG: 0.435 (1, 10)					FC1-6 BB 1B	BB BB				3	1	1	0	2	0	3											
Dave Duncan, R OBP: 0.247, SLG: 0.351 Tom McCraw, L OBP: 0.346, SLG: 0.425 (9, PH) (8, 1)			6-3		1B 1-2 BB	1-2 BB		5-3		2	0	0	0	2	0	1											
Jack Brohamer, L OBP: 0.337, SLG: 0.341 Luis Alvarado, R OBP: 0.211, SLG: 0.183 (3, PR) (4, 4)			1B HBP		1-2 2-H 2-H 1B	F3		1B SH5-3 BB		2	0	1	2	1	0	2											
Inning Stats	R: 0 E: 0 K: 0 S: 3	H: 0 LOB: 0 BB: 0 P: 3	R: 0 E: 0 K: 0 S: 4	H: 1 LOB: 1 BB: 0 P: 4	R: 0 E: 0 K: 1 S: 6	H: 1 LOB: 2 BB: 0 P: 7	R: 2 E: 0 K: 0 S: 5	H: 2 LOB: 2 BB: 2 P: 13	R: 3 E: 0 K: 1 S: 7	H: 2 LOB: 2 BB: 3 P: 19	R: 0 E: 0 K: 1 S: 5	H: 0 LOB: 1 BB: 1 P: 9	R: 0 E: 0 K: 0 S: 4	H: 1 LOB: 1 BB: 1 P: 4	R: 0 E: 0 K: 0 S: 3	H: 1 LOB: 2 BB: 1 P: 7	R: 0 E: 0 K: 0 S: 4	H: 1 LOB: 2 BB: 1 P: 8	1B: 6 2B: 2 3B: 0 HR: 1	SF: 0 SAC: 1 DP: 1 HBP: 1	WP: 0 PB: 0 SB: 1 CS: 0	PA: 44					
PITCHER	IP	WLS	BF	H	R	ER	SO	BB	IBB	HBP	BLK	WP	HR	S	P	ERA	WHIP										
Andy Hassler, L ERA: 2.29 (1, 1)	4.2		24	6	5	5	2	2	0	0	0	0	0	1	9	9.64	1.714										
John Cumberland, L ERA: 3.89 (5, 1)	0.1		3	0	0	0	0	2	0	0	0	0	0	1	9	0.00	6.000										
Skip Lockwood, R ERA: 4.69 (6, 1)	2.0		8	1	0	0	1	1	0	0	0	0	0	9	13	0.00	1.000										
Luis Quintana, L ERA: (8, 1)	0.1		3	1	0	0	0	1	0	0	0	0	0	2	6	0.00	6.000										
Dave Sells, R ERA: 1.95 (8, 1)	1.2	W	6	1	0	0	0	1	0	0	0	0	0	5	9	0.00	1.200										

Batter	1	2	3	4	5	6	7	8	9	10	AB	R	H	RBI	BB	SO	LOB	TOP				
Mickey Rivers, L OBP: 0.338, SLG: 0.383 (1, 8)	F6		1-3			1-3	F8			6-3	5	0	0	0	0	0	3	California Angels @ Baltimore Orioles Memorial Stadium, Baltimore, MD Fri Jul 19 1974, 7:05 PM EDT Att: 14,027 - Unknown				
Dave Chalk, R OBP: 0.327, SLG: 0.341 (1, 5) (7, 6)	6-3			G5-4-3 BB		6-3		5-3			3	0	0	0	1	0	1					
Leroy Stanton, R OBP: 0.365, SLG: 0.483 (1, 9)	6-3			K			2B	F9			4	1	1	1	0	1	1					
Frank Robinson, R OBP: 0.357, SLG: 0.445 (1, 10)		F7		G5-4-3			2B	F4			4	0	1	1	0	0	1					
Bobby Valentine, R OBP: 0.323, SLG: 0.350 (1, 7)	F9					6-3					3	0	0	0	1	0	1					
Bob Oliver, R OBP: 0.270, SLG: 0.333 Bruce Bochte, L (7, PR) (7, 3)	F7					G5-4-3 BB		G3			3	0	1	0	0	0	1					
Elie Rodriguez, R OBP: 0.379, SLG: 0.354 (1, 2)			K					1B			2	0	0	0	2	1	0					
Denny Doyle, L OBP: 0.288, SLG: 0.302 (1, 4)								FC5-4 BB		6-3	4	1	1	1	0	1	3					
Orlando Ramirez, R OBP: 0.257, SLG: 0.219 Paul Schaal, R OBP: 0.316, SLG: 0.317 (7, PH) (7, 5)								FC5-4		K	2	1	2	0	0	0	0					
								FC5-4			2	0	0	1	0	1	1					
Inning Stats	R: 0 E: 0 K: 0 S: 3	H: 0 LOB: 0 BB: 0 P: 3	R: 0 E: 0 K: 0 S: 3	H: 0 LOB: 0 BB: 0 P: 3	R: 1 E: 0 K: 1 S: 6	H: 2 LOB: 0 BB: 0 P: 6	R: 0 E: 0 K: 1 S: 4	H: 0 LOB: 0 BB: 1 P: 8	R: 0 E: 0 K: 1 S: 4	H: 0 LOB: 1 BB: 2 P: 12	R: 2 E: 0 K: 0 S: 6	H: 3 LOB: 1 BB: 0 P: 6	R: 1 E: 0 K: 0 S: 4	H: 1 LOB: 1 BB: 1 P: 8	R: 0 E: 0 K: 0 S: 3	H: 0 LOB: 0 BB: 0 P: 3	R: 0 E: 0 K: 1 S: 5	H: 0 LOB: 0 BB: 0 P: 5	1B: 3 2B: 2 3B: 0 HR: 1	SF: 0 SAC: 0 DP: 2 HBP: 0	WP: 0 PB: 0 SB: 0 CS: 1	PA: 37
PITCHER	IP 6.0	WLS 25	BF 6	H 4	R 4	ER 4	SO 3	BB 4	IBB 0	HBP 0	BLK 0	WP 0	HR 1	S 27	P 43	ERA 6.00	WHIP 1.667					
Ross Grimsley, L ERA: 3.33 Don Hood, L ERA: 2.91 (7, 1)	4.0	W	12	0	0	0	1	0	0	0	0	0	0	0	14	14	0.00	0.000				

AB	33
R	4
H	6
RBI	4
BB	4
SO	4
LOB	12



Batter	1	2	3	4	5	6	7	8	9	10	AB	R	H	RBI	BB	SO	LOB	BOTTOM				
Al Bumbry, L OBP: 0.251, SLG: 0.298 Paul Blair, R OBP: 0.303, SLG: 0.396 (7, 8)	SH1-3 SF8 2B			L8		4-3		F4			4	1	2	0	0	0	1	California Angels @ Baltimore Orioles Memorial Stadium, Baltimore, MD Fri Jul 19 1974, 7:05 PM EDT Att: 14,027 - Unknown				
Rich Coggins, L OBP: 0.280, SLG: 0.300 (7, 9)	SF8 SH1-3 1B BB	L6		F7		F7			G3		4	1	0	0	1	0	2					
Bobby Grich, R OBP: 0.398, SLG: 0.511 (1, 4)	SH1-3					6-3		6-3			2	1	0	0	1	0	0					
Tommy Davis, R OBP: 0.293, SLG: 0.341 (1, 10)	SF8					6-3			4-3		4	0	1	1	0	1	2					
Boog Powell, L OBP: 0.345, SLG: 0.448 (1, 3)	1B BB					FC6-4 BB		F8		4-3	2	1	0	0	3	0	1					
Don Baylor, R OBP: 0.320, SLG: 0.335 (7, 7)						K					5	1	3	2	0	1	3					
Brooks Robinson, R OBP: 0.377, SLG: 0.403 (1, 5)	1-3					FC6-4		5-3			4	0	1	1	0	0	5					
Earl Williams, R OBP: 0.345, SLG: 0.354 (1, 2)						L8				1-3	4	0	1	1	0	1	0					
Mark Belanger, R OBP: 0.324, SLG: 0.369 (1, 6)										K	4	0	1	0	0	2	2					
Inning Stats	R: 2 E: 0 K: 0 S: 5	H: 2 LOB: 2 BB: 2 P: 13	R: 0 E: 0 K: 2 S: 8	H: 1 LOB: 1 BB: 0 P: 8	R: 2 E: 0 K: 1 S: 7	H: 2 LOB: 2 BB: 1 P: 12	R: 0 E: 0 K: 0 S: 3	H: 0 LOB: 0 BB: 0 P: 3	R: 0 E: 0 K: 1 S: 5	H: 0 LOB: 1 BB: 1 P: 9	R: 0 E: 0 K: 0 S: 4	H: 2 LOB: 2 BB: 0 P: 5	R: 0 E: 0 K: 1 S: 5	H: 0 LOB: 0 BB: 0 P: 5	R: 0 E: 0 K: 0 S: 2	H: 0 LOB: 0 BB: 0 P: 6	R: 1 E: 0 K: 0 S: 2	H: 1 LOB: 0 BB: 0 P: 2	1B: 6 2B: 1 3B: 1 HR: 1	SF: 1 SAC: 1 DP: 0 HBP: 1	WP: 0 PB: 0 SB: 0 CS: 1	PA: 42
PITCHER	IP 2.2	WLS 17	BF 5	H 4	R 4	ER 4	SO 3	BB 3	IBB 0	HBP 1	BLK 0	WP 0	HR 0	S 19	P 32	ERA 13.50	WHIP 3.000					
Dick Lange, R ERA: 3.72 Skip Lockwood, R ERA: 4.33 (3, 1)	6.2	L	25	4	1	1	2	2	0	0	0	0	0	1	27	35	1.35	0.900				

AB	34
R	5
H	9
RBI	5
BB	5
SO	5
LOB	16



Batter	1	2	3	4	5	6	7	8	9	AB	R	H	RBI	BB	SO	LOB	TOP																					
Mickey Rivers, L (1, 8) OBP: 0.337, SLG: 0.381	G3		S 1B			F7		L4		4	0	1	0	0	0	1																						
Dave Chalk, R (1, 5) OBP: 0.326, SLG: 0.340	K2-3		K			5-3			SH3 2B 1B	4	1	1	0	0	2	2																						
Leroy Stanton, R (1, 9) OBP: 0.361, SLG: 0.477	K			F4		F8			SH3 1-2	3	0	0	0	0	1	0																						
Frank Robinson, R (1, 10) OBP: 0.358, SLG: 0.447		F7		1B HBP			K		S 2B 1B	3	1	1	1	0	1	0																						
Joe Lahoud, L (1, 7) OBP: 0.340, SLG: 0.518	K					F8			2H 2B K	4	0	1	0	0	2	1																						
John Doherty, L (1, 3) OBP: 0.283, SLG: 0.364 Bob Oliver, R (9, PH) OBP: 0.269, SLG: 0.332	4-3					F8			2-3 F9	2	0	0	1	0	0	0																						
Elie Rodriguez, R (1, 2) OBP: 0.375, SLG: 0.350			F9				K		F6	3	0	0	0	0	1	0																						
Denny Doyle, L (1, 4) OBP: 0.291, SLG: 0.304							G3		SH1-4 BB	2	0	1	0	1	0	0																						
Orlando Ramirez, R (1, 6) OBP: 0.270, SLG: 0.212							6-3		SH1-4	1	0	0	0	1	0	0																						
Inning Stats	R: 0 E: 0 K: 2 S: 7	H: 0 LOB: 0 BB: 0 P: 7	R: 0 E: 0 K: 1 S: 5	H: 0 LOB: 0 BB: 0 P: 5	R: 0 E: 0 K: 1 S: 6	H: 2 LOB: 2 BB: 1 P: 10	R: 1 E: 0 K: 0 S: 3	H: 1 LOB: 0 BB: 0 P: 4	R: 0 E: 0 K: 1 S: 5	H: 0 LOB: 0 BB: 0 P: 5	R: 0 E: 0 K: 1 S: 5	H: 0 LOB: 0 BB: 0 P: 5	R: 0 E: 0 K: 1 S: 5	H: 0 LOB: 1 BB: 1 P: 7	R: 1 E: 0 K: 1 S: 7	H: 2 LOB: 1 BB: 0 P: 7	1B: 4 2B: 2 3B: 0 HR: 0	SF: 1 SAC: 2 DP: 1 HBP: 1	WP: 0 PB: 0 SB: 2 CS: 1	PA: 33																		
PITCHER	IP	WLS	BF	H	R	ER	SO	BB	IBB	HBP	BLK	WP	HR	S	P	ERA	WHIP	PITCHER				IP	WLS	BF	H	R	ER	SO	BB	IBB	HBP	BLK	WP	HR	S	P	ERA	WHIP
Wayne Garland, R (1, 1) ERA: 2.1	8.1	L	31	5	2	2	6	2	0	1	0	0	0	40	49	2.16	0.840																					
Grant Jackson, L (9, 1) ERA: 3.64	0.2		2	0	0	0	1	0	0	0	0	0	0	4	4	0.00	0.000																					

California Angels @ Baltimore Orioles
Memorial Stadium, Baltimore, MD
Sat Jul 20 1974, 7:05 PM EDT
Unknown

AB 27
R 2
H 5
RBI 2
BB 2
SO 7
LOB 5



Batter	1	2	3	4	5	6	7	8	9	AB	R	H	RBI	BB	SO	LOB	BOTTOM																					
Al Bumbry, L (1, 7) OBP: 0.246, SLG: 0.292	6-3		F8			K			K	4	0	0	0	0	2	2																						
Rich Coggins, L (1, 8) OBP: 0.280, SLG: 0.299	F8			K			S 1B		F6	4	0	1	0	0	1	0																						
Bobby Grich, R (1, 4) OBP: 0.394, SLG: 0.505	K			5-3			K		G3	4	0	0	0	0	2	1																						
Tommy Davis, R (1, 10) OBP: 0.293, SLG: 0.341				F8			5-3			3	0	1	0	0	0	1																						
Boog Powell, L (1, 3) OBP: 0.345, SLG: 0.447		G3-6				G5-4-3 1B				3	0	1	0	0	1	2																						
Don Baylor, R (1, 9) OBP: 0.320, SLG: 0.332		5-3				F7		SH3-4 BB		2	0	0	0	1	0	1																						
Brooks Robinson, R (1, 5) OBP: 0.375, SLG: 0.490			K			G5-4-3		SH3-4		2	0	0	0	0	1	1																						
Earl Williams, R (1, 2) OBP: 0.348, SLG: 0.358								F8		3	0	2	0	0	0	1																						
Mark Belanger, R (1, 6) OBP: 0.322, SLG: 0.366 Elrod Hendricks, L (8, PH) OBP: 0.320, SLG: 0.415 Frank Baker, L (9, 6) OBP: 0.174, SLG: 0.095						FC5-4 1B			F8	2	0	0	0	0	0	2																						
						FC5-4			K	1	0	0	0	0	1	1																						
						FC2-6 CS				0	0	0	0	0	0	0																						
Inning Stats	R: 0 E: 0 K: 1 S: 5	H: 1 LOB: 0 BB: 0 P: 5	R: 0 E: 0 K: 0 S: 3	H: 1 LOB: 0 BB: 0 P: 3	R: 0 E: 0 K: 1 S: 6	H: 1 LOB: 1 BB: 0 P: 6	R: 0 E: 0 K: 1 S: 5	H: 0 LOB: 0 BB: 0 P: 5	R: 0 E: 0 K: 1 S: 3	H: 1 LOB: 0 BB: 0 P: 3	R: 0 E: 0 K: 1 S: 5	H: 1 LOB: 0 BB: 0 P: 5	R: 0 E: 0 K: 2 S: 8	H: 1 LOB: 1 BB: 1 P: 8	R: 0 E: 0 K: 1 S: 5	H: 0 LOB: 1 BB: 1 P: 9	R: 0 E: 0 K: 1 S: 5	H: 0 LOB: 0 BB: 0 P: 5	1B: 5 2B: 0 3B: 0 HR: 0	SF: 0 SAC: 1 DP: 2 HBP: 0	WP: 0 PB: 0 SB: 1 CS: 1	PA: 30																
PITCHER	IP	WLS	BF	H	R	ER	SO	BB	IBB	HBP	BLK	WP	HR	S	P	ERA	WHIP	PITCHER				IP	WLS	BF	H	R	ER	SO	BB	IBB	HBP	BLK	WP	HR	S	P	ERA	WHIP
Nolan Ryan, R (1, 1) ERA: 3.48	9.0	W	30	5	0	0	8	1	0	0	0	0	0	45	49	0.00	0.667																					

California Angels @ Baltimore Orioles
Memorial Stadium, Baltimore, MD
Sat Jul 20 1974, 7:05 PM EDT
Unknown

AB 28
R 0
H 5
RBI 0
BB 1
SO 8
LOB 12



Batter	1	2	3	4	5	6	7	8	9	AB	R	H	RBI	BB	SO	LOB	TOP					
Mickey Rivers, L OBP: 0.334, SLG: 0.377	5-3			F9	PO	L4		F9		4	0	0	0	0	0	0	California Angels @ Baltimore Orioles Memorial Stadium, Baltimore, MD Sat Jul 20 1974, 7:05 PM EDT Att: 23,379 - Unknown					
Dave Chalk, R OBP: 0.322, SLG: 0.336	F7			F9		K		F8		4	0	0	0	0	1	0						
Leroy Stanton, R OBP: 0.360, SLG: 0.473	L5					6-3			K	4	0	1	0	0	1	0						
Frank Robinson, R OBP: 0.360, SLG: 0.456		G4-6-3 HBP		F3				F9		3	1	1	1	0	0	1						
Bobby Valentine, R OBP: 0.297, SLG: 0.353 Joe Lahoud, L OBP: 0.340, SLG: 0.518		G4-6-3			B5-3				HR	4	0	2	0	0	0	1						
Bob Oliver, R OBP: 0.265, SLG: 0.327					6-3			6-3		4	0	0	0	0	1	2						
Elie Rodriguez, R OBP: 0.377, SLG: 0.350				F8		1B 1B			FC4-6	3	1	1	0	1	0	1						
Denny Doyle, L OBP: 0.291, SLG: 0.304				F7		1B 1B				3	0	1	0	0	0	2						
Orlando Ramirez, R OBP: 0.275, SLG: 0.222				F2				6-3		3	0	1	1	0	0	0						
Inning Stats	R: 0 E: 0 K: 0 S: 3	H: 0 LOB: 0 BB: 0 P: 3	R: 0 E: 0 K: 1 S: 4	H: 0 LOB: 0 BB: 0 P: 5	R: 0 E: 0 K: 0 S: 3	H: 0 LOB: 0 BB: 0 P: 3	R: 0 E: 0 K: 0 S: 4	H: 1 LOB: 1 BB: 0 P: 4	R: 1 E: 0 K: 0 S: 5	H: 3 LOB: 1 BB: 0 P: 5	R: 0 E: 0 K: 1 S: 5	H: 0 LOB: 0 BB: 0 P: 5	R: 0 E: 0 K: 0 S: 4	H: 1 LOB: 2 BB: 1 P: 8	R: 0 E: 0 K: 0 S: 3	H: 0 LOB: 0 BB: 0 P: 3	R: 1 E: 0 K: 1 S: 7	H: 2 LOB: 1 BB: 0 P: 7	1B: 6 2B: 0 3B: 0 HR: 1	SF: 0 SAC: 0 DP: 1 HBP: 1	WP: 0 PB: 0 SB: 0 CS: 0	PA: 35
PITCHER Mike Cuellar, L ERA: 2.83	IP: 9.0 WLS: W BF: 34 H: 7 R: 2 ER: 2 SO: 3 BB: 0 IBB: 1 HBP: 1 BLK: 0 WP: 0 HR: 1 S: 38 P: 43 ERA: 2.00 WHIP: 0.778																					

Batter	1	2	3	4	5	6	7	8	9	AB	R	H	RBI	BB	SO	LOB	BOTTOM					
Paul Blair, R OBP: 0.306, SLG: 0.397			F9			5-3				4	0	2	0	0	0	0	California Angels @ Baltimore Orioles Memorial Stadium, Baltimore, MD Sat Jul 20 1974, 7:05 PM EDT Att: 23,379 - Unknown					
Rich Coggins, L OBP: 0.283, SLG: 0.302			F9							4	0	2	0	0	0	1						
Bobby Grich, R OBP: 0.393, SLG: 0.502			K			G5-4-3				4	0	1	0	0	1	3						
Tommy Davis, R OBP: 0.293, SLG: 0.340					K					4	0	1	0	0	1	4						
Boog Powell, L OBP: 0.347, SLG: 0.448 Enos Cabell, R OBP: 0.230, SLG: 0.254		K			4-3					4	0	2	0	0	1	0						
Don Baylor, R OBP: 0.323, SLG: 0.333										2	1	1	0	1	0	2						
Brooks Robinson, R OBP: 0.377, SLG: 0.491 Al Bumbry, L OBP: 0.246, SLG: 0.292										4	0	2	2	0	0	2						
Eliud Hendricks, L OBP: 0.316, SLG: 0.406										0	1	0	0	0	0	0						
Mark Belanger, R OBP: 0.321, SLG: 0.375										4	1	1	3	0	0	1						
Inning Stats	R: 0 E: 0 K: 0 S: 4	H: 2 LOB: 1 BB: 0 P: 4	R: 1 E: 1 K: 1 S: 6	H: 1 LOB: 1 BB: 1 P: 10	R: 0 E: 0 K: 1 S: 5	H: 0 LOB: 0 BB: 0 P: 5	R: 0 E: 0 K: 1 S: 5	H: 1 LOB: 0 BB: 0 P: 5	R: 0 E: 0 K: 0 S: 3	H: 0 LOB: 0 BB: 0 P: 3	R: 0 E: 0 K: 0 S: 3	H: 1 LOB: 2 BB: 0 P: 5	R: 0 E: 0 K: 0 S: 5	H: 2 LOB: 2 BB: 0 P: 5	R: 0 E: 0 K: 0 S: 5	H: 2 LOB: 0 BB: 0 P: 5	R: 4 E: 0 K: 0 S: 5	H: 4 LOB: 1 BB: 0 P: 5	1B: 12 2B: 1 3B: 0 HR: 1	SF: 0 SAC: 1 DP: 2 HBP: 0	WP: 0 PB: 1 SB: 1 CS: 1	PA: 37
PITCHER Ed Figueroa, R ERA: 3.51 Dave Sellis, R ERA: 2.28	IP: 8.1 WLS: L BF: 35 H: 12 R: 4 ER: 4 SO: 4 BB: 1 IBB: 0 HBP: 0 BLK: 0 WP: 0 HR: 0 S: 40 P: 44 ERA: 4.32 WHIP: 1.560																					

Batter	1	2	3	4	5	6	7	8	9	AB	R	H	RBI	BB	SO	LOB	TOP					
Freddie Patek, R OBP: 0.309, SLG: 0.295 (1, 6)										3	1	0	0	2	2	2	Kansas City Royals @ California Angels Anaheim Stadium, Anaheim, CA Thu Jul 25 1974, 10:05 PM EDT Att: 11,334 - Unknown - 76 F					
Cookie Rojas, R OBP: 0.329, SLG: 0.375 (1, 4)										5	0	1	0	0	0	6						
Amos Otis, R OBP: 0.348, SLG: 0.454 (1, 8)										4	0	0	0	1	1	1						
John Mayberry, L OBP: 0.400, SLG: 0.505 (8, PR)										4	0	2	1	0	1	1						
Kurt Bevacqua, R OBP: 0.219, SLG: 0.169 (8, 3)										0	0	0	0	0	0	0						
Tony Solaita, L OBP: 0.368, SLG: 0.425 (1, 10)										2	1	0	0	2	1	2						
Vada Pinson, L OBP: 0.273, SLG: 0.348 (9, 9)										4	0	0	0	0	2	4						
Al Cowens, R OBP: 0.258, SLG: 0.271 (9, 7)										0	0	0	0	0	0	0						
Jim Wohlford, R OBP: 0.352, SLG: 0.373 (9, 9)										4	0	3	1	0	0	0						
George Brett, L OBP: 0.283, SLG: 0.302 (1, 5)										4	0	0	0	0	1	4						
Fran Healy, R OBP: 0.343, SLG: 0.409 (1, 2)										2	0	0	0	2	1	0						
Inning Stats	R: 1 E: 0 K: 1 S: 5	H: 0 LOB: 1 BB: 2 P: 13	R: 0 E: 0 K: 2 S: 8	H: 1 LOB: 3 BB: 2 P: 16	R: 0 E: 0 K: 2 S: 7	H: 0 LOB: 1 BB: 1 P: 11	R: 0 E: 0 K: 1 S: 6	H: 1 LOB: 2 BB: 1 P: 10	R: 0 E: 0 K: 0 S: 4	H: 1 LOB: 0 BB: 0 P: 4	R: 0 E: 0 K: 0 S: 3	H: 0 LOB: 0 BB: 0 P: 3	R: 0 E: 0 K: 1 S: 5	H: 0 LOB: 0 BB: 0 P: 5	R: 1 E: 0 K: 0 S: 4	H: 2 LOB: 2 BB: 1 P: 8	R: 0 E: 0 K: 2 S: 8	H: 1 LOB: 1 BB: 0 P: 8	1B: 6 2B: 0 3B: 0 HR: 0	SF: 0 SAC: 0 DP: 0 HBP: 0	WP: 3 PB: 0 SB: 2 CS: 0	PA: 39
PITCHER Nolan Ryan, R ERA: 3.41 (1, 1)	IP: 9.0 WLS: L BF: 39	H: 6 R: 2 ER: 2 SO: 9	BB: 7 IBB: 0 HBP: 0 BLK: 0	WP: 3 HR: 0 S: 50 P: 78	ERA: 2.00 WHIP: 1.444	PITCHER										IP: 9.0 WLS: L BF: 39	H: 6 R: 2 ER: 2 SO: 9	BB: 7 IBB: 0 HBP: 0 BLK: 0	WP: 3 HR: 0 S: 50 P: 78	ERA: 2.00 WHIP: 1.444		


Batter	1	2	3	4	5	6	7	8	9	AB	R	H	RBI	BB	SO	LOB	BOTTOM					
Mickey Rivers, L OBP: 0.340, SLG: 0.390 (1, 8)										5	0	2	0	0	1	4	Kansas City Royals @ California Angels Anaheim Stadium, Anaheim, CA Thu Jul 25 1974, 10:05 PM EDT Att: 11,334 - Unknown - 76 F					
Dave Chalk, R OBP: 0.322, SLG: 0.334 (7, 6)										5	0	1	0	0	0	1						
Dick Lange, R (9, PR)										4	0	0	0	0	2	3						
Leroy Stanton, R OBP: 0.355, SLG: 0.466 (1, 9)										4	0	0	0	0	2	3						
Frank Robinson, R OBP: 0.365, SLG: 0.457 (1, 10)										2	1	1	0	3	0	2						
Bobby Valentine, R OBP: 0.290, SLG: 0.344 (1, 7)										4	0	0	0	0	0	6						
Joe Lahoud, L OBP: 0.346, SLG: 0.521 (9, PH)										0	0	0	0	1	0	0						
Bruce Bochte, L OBP: 0.600, SLG: 0.600 (1, 3)										5	0	4	0	0	0	2						
Elie Rodriguez, R OBP: 0.375, SLG: 0.348 (1, 2)										4	0	1	0	0	0	4						
Denny Doyle, L OBP: 0.284, SLG: 0.304 (1, 4)										2	0	2	1	1	0	0						
Orlando Ramirez, R OBP: 0.239, SLG: 0.190 Winston Llenas, R OBP: 0.308, SLG: 0.422 (7, 5)										2	0	0	0	0	1	3						
Inning Stats	R: 0 E: 0 K: 1 S: 5	H: 3 LOB: 0 BB: 0 P: 5	R: 1 E: 0 K: 1 S: 8	H: 3 LOB: 0 BB: 0 P: 8	R: 0 E: 0 K: 1 S: 6	H: 2 LOB: 1 BB: 1 P: 10	R: 0 E: 0 K: 0 S: 4	H: 2 LOB: 0 BB: 0 P: 4	R: 0 E: 0 K: 1 S: 6	H: 1 LOB: 2 BB: 1 P: 10	R: 0 E: 0 K: 1 S: 7	H: 2 LOB: 2 BB: 0 P: 7	R: 0 E: 0 K: 0 S: 3	H: 0 LOB: 1 BB: 1 P: 7	R: 0 E: 0 K: 0 S: 4	H: 2 LOB: 2 BB: 1 P: 8	R: 0 E: 1 K: 0 S: 4	H: 0 LOB: 2 BB: 1 P: 8	1B: 11 2B: 2 3B: 0 HR: 0	SF: 0 SAC: 2 DP: 2 HBP: 0	WP: 0 PB: 0 SB: 2 CS: 0	PA: 42
PITCHER Paul Spittorff, L ERA: 3.67 Steve Mingo, L ERA: 3.5 Doug Bird, R ERA: 3.09 (8, 1)	IP: 1.0 WLS: W BF: 5	H: 2 R: 0 ER: 0 SO: 0	BB: 1 IBB: 0 HBP: 0 BLK: 0	WP: 0 HR: 0 S: 4 P: 8	ERA: 0.00 WHIP: 3.000	PITCHER										IP: 1.0 WLS: S BF: 5	H: 2 R: 0 ER: 0 SO: 0	BB: 1 IBB: 0 HBP: 0 BLK: 0	WP: 0 HR: 0 S: 4 P: 8	ERA: 0.00 WHIP: 1.000		

Batter	1	2	3	4	5	6	7	8	9	AB	R	H	RBI	BB	SO	LOB	TOP										
Freddie Patek, R OBP: 0.307, SLG: 0.292 (1, 6)										4	0	0	0	1	0	5	Kansas City Royals @ California Angels Anaheim Stadium, Anaheim, CA Fri Jul 26 1974, 10:05 PM EDT Alt. 9,131 - Unknown - 71 F										
Cookie Rojas, R OBP: 0.327, SLG: 0.372 (1, 4)										5	0	1	0	0	1	3											
Amos Otis, R OBP: 0.347, SLG: 0.450 (1, 8)										3	0	0	0	1	1	2											
Tony Solaita, L OBP: 0.360, SLG: 0.415 John Mayberry, L OBP: 0.399, SLG: 0.503 (8, PH) (8, 3)										3	0	0	0	0	1	2											
Richie Scheinblum, S OBP: 0.236, SLG: 0.188 Frank White, R OBP: 0.246, SLG: 0.293 (9, PR)										4	0	1	0	0	1	3											
Jim Wehford, R OBP: 0.354, SLG: 0.372 (1, 7)										3	1	1	0	1	0	0											
Vada Pinson, L OBP: 0.273, SLG: 0.348 Kurt Bevacqua, R OBP: 0.231, SLG: 0.183 Al Cowens, R OBP: 0.258, SLG: 0.271 (9, PH) (9, 9)										3	0	1	0	0	0	1											
George Brett, L OBP: 0.286, SLG: 0.306 (1, 5)										4	0	2	2	0	0	1											
Fran Healy, R OBP: 0.342, SLG: 0.409 (1, 2)										3	0	1	1	0	1	2											
Inning Stats	R: 0 E: 0 K: 1 S: 5	H: 0 LOB: 0 BB: 0 P: 5	R: 0 E: 0 K: 0 S: 3	H: 0 LOB: 0 BB: 0 P: 3	R: 0 E: 0 K: 1 S: 6	H: 2 LOB: 1 BB: 0 P: 6	R: 0 E: 0 K: 1 S: 5	H: 0 LOB: 0 BB: 0 P: 5	R: 0 E: 0 K: 1 S: 5	H: 0 LOB: 0 BB: 0 P: 9	R: 0 E: 0 K: 1 S: 7	H: 1 LOB: 3 BB: 1 P: 11	R: 0 E: 0 K: 0 S: 3	H: 0 LOB: 0 BB: 0 P: 3	R: 0 E: 0 K: 1 S: 6	H: 1 LOB: 2 BB: 0 P: 10		R: 3 E: 0 K: 0 S: 7	H: 4 LOB: 0 BB: 0 P: 7	1B: 8 2B: 0 3B: 0 HR: 0	SF: 1 SAC: 0 DP: 1 HBP: 0	WP: 0 PB: 0 SB: 0 CS: 0	PA: 38				
PITCHER	IP	WLS	BF	H	R	ER	SO	BB	IBB	HBP	BLK	WP	HR	S	P	ERA	WHIP										
Dick Lange, R ERA: 3.42 (1, 1)	7.1		29	4	0	0	5	3	0	0	0	0	0	36	48	0.00	0.955										
Dave Stalls, R ERA: 2.25 (8, 1)	0.1	L	1	0	0	0	0	0	0	0	0	0	0	1	1	0.00	0.000										
Luis Quintana, L ERA: 4.91 Skip Lockwood, R ERA: 4.41 (8, 1)	0.1		3	2	2	2	1	0	0	0	0	0	0	5	5	54.00	6.000										
Skip Lockwood, R ERA: 4.41 (9, 1)	1.0		5	2	1	1	0	0	0	0	0	0	0	5	5	9.00	2.000										
Batter	1	2	3	4	5	6	7	8	9	AB	R	H	RBI	BB	SO	LOB	BOTTOM										
Mickey Rivers, L OBP: 0.346, SLG: 0.393 (1, 8)										3	2	2	0	2	0	0	Kansas City Royals @ California Angels Anaheim Stadium, Anaheim, CA Fri Jul 26 1974, 10:05 PM EDT Alt. 9,131 - Unknown - 71 F										
Denny Doyle, L OBP: 0.286, SLG: 0.309 (1, 4)										5	0	2	1	0	1	3											
Leroy Stanton, R OBP: 0.356, SLG: 0.463 (1, 9)										4	0	1	0	0	1	2											
Frank Robinson, R OBP: 0.363, SLG: 0.452 (1, 10)										5	0	1	0	0	2	4											
Joe Lahoud, L OBP: 0.347, SLG: 0.513 (1, 7)										3	0	0	0	2	2	3											
Bruce Bochte, L OBP: 0.692, SLG: 0.636 (1, 3)										1	0	1	1	2	0	0											
Bobby Valentine, R OBP: 0.288, SLG: 0.341 (1, 5)										5	0	1	0	0	0	6											
Ellie Rodriguez, R OBP: 0.377, SLG: 0.346 (1, 2)										2	0	0	0	1	0	3											
Orlando Ramirez, R OBP: 0.220, SLG: 0.174 (1, 6)										4	0	0	0	0	2	4											
Inning Stats	R: 0 E: 0 K: 0 S: 2	H: 0 LOB: 0 BB: 1 P: 6	R: 0 E: 0 K: 1 S: 6	H: 1 LOB: 2 BB: 1 P: 10	R: 0 E: 0 K: 2 S: 8	H: 1 LOB: 0 BB: 0 P: 9	R: 0 E: 1 K: 0 S: 4	H: 1 LOB: 1 BB: 0 P: 4	R: 1 E: 1 K: 3 S: 10	H: 1 LOB: 1 BB: 1 P: 14	R: 0 E: 0 K: 0 S: 3	H: 0 LOB: 2 BB: 2 P: 11	R: 0 E: 0 K: 0 S: 4	H: 1 LOB: 1 BB: 0 P: 4	R: 0 E: 0 K: 0 S: 3	H: 0 LOB: 2 BB: 1 P: 8		R: 1 E: 0 K: 2 S: 10	H: 3 LOB: 3 BB: 1 P: 14	1B: 7 2B: 1 3B: 0 HR: 0	SF: 0 SAC: 2 DP: 0 HBP: 2	WP: 0 PB: 0 SB: 0 CS: 1	PA: 43				
PITCHER	IP	WLS	BF	H	R	ER	SO	BB	IBB	HBP	BLK	WP	HR	S	P	ERA	WHIP										
Steve Busby, R ERA: 3.2 (1, 1)	9.0	W	43	8	2	1	8	6	1	2	0	0	0	50	80	1.00	1.556										

Batter	1	2	3	4	5	6	7	8	9	AB	R	H	RBI	BB	SO	LOB	TOP				
Freddie Patek, R OBP: 0.313, SLG: 0.299 (1, 6)										5	2	4	1	0	0	1					
Cookie Rojas, R OBP: 0.331, SLG: 0.376 Frank White, R OBP: 0.245, SLG: 0.293 (1, 4) (9, 4)										4	1	2	1	1	0	3					
Amos Otis, R OBP: 0.342, SLG: 0.444 (1, 8)										4	0	0	1	0	1	4					
Tony Solaita, L OBP: 0.375, SLG: 0.425 (1, 3)										4	1	3	1	1	0	2					
Richie Scheinblum, S OBP: 0.243, SLG: 0.198 (1, 10)										5	0	2	0	0	0	4					
Jim Wehlford, R OBP: 0.353, SLG: 0.371 (1, 7)										4	0	1	2	0	0	4					
Vada Pinson, L OBP: 0.269, SLG: 0.342 Al Cowens, R OBP: 0.256, SLG: 0.269 (1, 9) (8, 9)										4	0	0	0	0	0	4					
George Brett, L OBP: 0.289, SLG: 0.308 (1, 5)										5	1	2	0	0	0	2					
Fran Healy, R OBP: 0.344, SLG: 0.410 (1, 2)										4	1	2	0	0	0	1					
Inning Stats	R: 2 E: 0 K: 0 S: 7	H: 4 LOB: 2 BB: 0 P: 7	R: 1 E: 0 K: 0 S: 6	H: 3 LOB: 2 BB: 0 P: 6	R: 0 E: 0 K: 0 S: 3	H: 1 LOB: 0 BB: 0 P: 3	R: 1 E: 0 K: 0 S: 5	H: 2 LOB: 1 BB: 0 P: 5	R: 0 E: 0 K: 0 S: 4	H: 1 LOB: 1 BB: 0 P: 4	R: 1 E: 1 K: 1 S: 6	H: 0 LOB: 2 BB: 2 P: 14	R: 1 E: 0 K: 0 S: 5	H: 3 LOB: 1 BB: 0 P: 5	R: 0 E: 1 K: 0 S: 5	H: 1 LOB: 2 BB: 0 P: 5	1B: 15 2B: 1 3B: 0 HR: 0	SF: 1 SAC: 1 DP: 2 HBP: 0	WP: 0 PB: 0 SB: 0 CS: 1	PA: 45	
PITCHER	IP WLS BF H R ER SO BB IBB HBP BLK WP HR S P ERA WHIP	IP WLS BF H R ER SO BB IBB HBP BLK WP HR S P ERA WHIP	IP WLS BF H R ER SO BB IBB HBP BLK WP HR S P ERA WHIP	IP WLS BF H R ER SO BB IBB HBP BLK WP HR S P ERA WHIP	IP WLS BF H R ER SO BB IBB HBP BLK WP HR S P ERA WHIP	IP WLS BF H R ER SO BB IBB HBP BLK WP HR S P ERA WHIP	IP WLS BF H R ER SO BB IBB HBP BLK WP HR S P ERA WHIP	IP WLS BF H R ER SO BB IBB HBP BLK WP HR S P ERA WHIP	IP WLS BF H R ER SO BB IBB HBP BLK WP HR S P ERA WHIP	IP WLS BF H R ER SO BB IBB HBP BLK WP HR S P ERA WHIP	IP WLS BF H R ER SO BB IBB HBP BLK WP HR S P ERA WHIP	IP WLS BF H R ER SO BB IBB HBP BLK WP HR S P ERA WHIP	IP WLS BF H R ER SO BB IBB HBP BLK WP HR S P ERA WHIP	IP WLS BF H R ER SO BB IBB HBP BLK WP HR S P ERA WHIP	IP WLS BF H R ER SO BB IBB HBP BLK WP HR S P ERA WHIP	IP WLS BF H R ER SO BB IBB HBP BLK WP HR S P ERA WHIP	IP WLS BF H R ER SO BB IBB HBP BLK WP HR S P ERA WHIP	IP WLS BF H R ER SO BB IBB HBP BLK WP HR S P ERA WHIP	IP WLS BF H R ER SO BB IBB HBP BLK WP HR S P ERA WHIP	IP WLS BF H R ER SO BB IBB HBP BLK WP HR S P ERA WHIP	IP WLS BF H R ER SO BB IBB HBP BLK WP HR S P ERA WHIP

Kansas City Royals @ California Angels
Anaheim Stadium, Anaheim, CA
Sat Jul 27 1974, 10:05 PM EDT
Att: 12,008 - Unknown


AB 40
R 6
H 16
RBI 6
BB 2
SO 1
LOB 27



Batter	1	2	3	4	5	6	7	8	9	AB	R	H	RBI	BB	SO	LOB	BOTTOM					
Mickey Rivers, L OBP: 0.342, SLG: 0.389 (1, 8)										4	0	0	0	0	0	1						
Denny Doyle, L OBP: 0.295, SLG: 0.308 (1, 4)										4	0	1	0	0	0	0						
Leroy Stanton, R OBP: 0.354, SLG: 0.463 (1, 9)										4	0	1	0	0	1	2						
Frank Robinson, R OBP: 0.359, SLG: 0.447 (1, 10)										4	0	0	0	0	0	1						
Joe Lahoud, L OBP: 0.345, SLG: 0.505 (1, 7)										3	1	0	0	1	1	0						
Bruce Bochte, L OBP: 0.647, SLG: 0.571 (1, 3)										3	0	1	0	1	1	0						
Bobby Valentine, R OBP: 0.283, SLG: 0.335 (8, 6)										4	1	0	0	0	1	3						
Ellie Rodriguez, R OBP: 0.376, SLG: 0.357 (1, 2)										3	1	1	3	0	0	0						
Orlando Ramirez, R OBP: 0.231, SLG: 0.188 John Doherty, L OBP: 0.281, SLG: 0.361 Bob Oliver, R OBP: 0.272, SLG: 0.331 (1, 6) (7, PH) (8, 5)										2	0	1	0	0	0	0						
Inning Stats	R: 0 E: 0 K: 0 S: 4	H: 1 LOB: 1 BB: 0 P: 4	R: 0 E: 0 K: 1 S: 5	H: 0 LOB: 0 BB: 0 P: 5	R: 0 E: 0 K: 0 S: 5	H: 2 LOB: 0 BB: 0 P: 5	R: 3 E: 0 K: 0 S: 4	H: 1 LOB: 0 BB: 2 P: 12	R: 0 E: 0 K: 1 S: 5	H: 0 LOB: 0 BB: 0 P: 5	R: 0 E: 0 K: 0 S: 3	H: 0 LOB: 0 BB: 0 P: 3	R: 0 E: 0 K: 1 S: 5	H: 0 LOB: 0 BB: 0 P: 5	R: 0 E: 0 K: 0 S: 3	H: 0 LOB: 0 BB: 0 P: 3	R: 0 E: 0 K: 1 S: 6	H: 1 LOB: 1 BB: 0 P: 6	1B: 3 2B: 1 3B: 0 HR: 1	SF: 0 SAC: 0 DP: 0 HBP: 0	WP: 0 PB: 0 SB: 0 CS: 0	PA: 34
PITCHER	IP WLS BF H R ER SO BB IBB HBP BLK WP HR S P ERA WHIP	IP WLS BF H R ER SO BB IBB HBP BLK WP HR S P ERA WHIP	IP WLS BF H R ER SO BB IBB HBP BLK WP HR S P ERA WHIP	IP WLS BF H R ER SO BB IBB HBP BLK WP HR S P ERA WHIP	IP WLS BF H R ER SO BB IBB HBP BLK WP HR S P ERA WHIP	IP WLS BF H R ER SO BB IBB HBP BLK WP HR S P ERA WHIP	IP WLS BF H R ER SO BB IBB HBP BLK WP HR S P ERA WHIP	IP WLS BF H R ER SO BB IBB HBP BLK WP HR S P ERA WHIP	IP WLS BF H R ER SO BB IBB HBP BLK WP HR S P ERA WHIP	IP WLS BF H R ER SO BB IBB HBP BLK WP HR S P ERA WHIP	IP WLS BF H R ER SO BB IBB HBP BLK WP HR S P ERA WHIP	IP WLS BF H R ER SO BB IBB HBP BLK WP HR S P ERA WHIP	IP WLS BF H R ER SO BB IBB HBP BLK WP HR S P ERA WHIP	IP WLS BF H R ER SO BB IBB HBP BLK WP HR S P ERA WHIP	IP WLS BF H R ER SO BB IBB HBP BLK WP HR S P ERA WHIP	IP WLS BF H R ER SO BB IBB HBP BLK WP HR S P ERA WHIP	IP WLS BF H R ER SO BB IBB HBP BLK WP HR S P ERA WHIP	IP WLS BF H R ER SO BB IBB HBP BLK WP HR S P ERA WHIP	IP WLS BF H R ER SO BB IBB HBP BLK WP HR S P ERA WHIP	IP WLS BF H R ER SO BB IBB HBP BLK WP HR S P ERA WHIP	IP WLS BF H R ER SO BB IBB HBP BLK WP HR S P ERA WHIP	

Kansas City Royals @ California Angels
Anaheim Stadium, Anaheim, CA
Sat Jul 27 1974, 10:05 PM EDT
Att: 12,008 - Unknown

AB 32
R 3
H 5
RBI 3
BB 2
SO 4
LOB 7



Batter	1	2	3	4	5	6	7	8	9	AB	R	H	RBI	BB	SO	LOB	TOP					
Steve Blye, R OBP: 0.325, SLG: 0.369 (1, 8)	0-3 K	0-3 K		0-0 F7		0-0 F9		0-0 F9		5	0	0	0	0	2	5						
Rod Carew, L OBP: 0.433, SLG: 0.454 (1, 4)	0-0 F7		0-0 1-3	0-0 4-3			0-0 P6		0-0 4-3	5	0	0	0	0	0	1						
Bobby Darwin, R OBP: 0.332, SLG: 0.444 (9, PR)	0-0		0-0 P6	0-0 F9			0-0		1-0	4	0	2	0	0	0	1						
Larry Hisle, R OBP: 0.397, SLG: 0.521 (9, 9)										0	0	0	0	0	0	0						
Harmon Killebrew, R OBP: 0.302, SLG: 0.332 (1, 10)	0-3 K		0-3 K		0-0 1B		0-0 5-3		0-0 F7	5	0	1	0	0	2	3						
Eric Soderholm, R OBP: 0.359, SLG: 0.412 (1, 5)		0-0 F9		0-0 E 1B 1B	0-0 F9		0-0 L6		4-0	4	1	1	0	1	0	2						
Steve Braun, L OBP: 0.375, SLG: 0.386 (1, 7)		4-0 FC6-4 BB WP		0-0 E 1B	0-3 K			0-3 K	0-0 F8	4	2	1	0	1	2	3						
Craig Kusick, R OBP: 0.356, SLG: 0.409 (1, 3)		4-0 FC6-4 BB		0-0 E6 1B 1B	0-0 F8			4-0 SH3 BB		2	1	0	0	2	0	3						
Jerry Terrell, R OBP: 0.275, SLG: 0.317 (1, 6)		0-0 FC6-4 WP BB		0-0 1B 1B		0-0 6-3		0-0 SH3		3	1	1	2	0	0	2						
Glenn Borgmann, R OBP: 0.314, SLG: 0.304 (1, 2)		4-0 WP BB		0-0 1B 4-3 1B		0-0 L5		4-0 BB		2	0	1	2	2	0	0						
Inning Stats	R: 0 E: 0 K: 2 S: 8	H: 1 LOB: 1 BB: 0 P: 8	R: 1 E: 0 K: 1 S: 5	H: 0 LOB: 2 BB: 3 P: 17	R: 0 E: 0 K: 1 S: 5	H: 0 LOB: 0 BB: 0 P: 5	R: 4 E: 1 K: 0 S: 8	H: 4 LOB: 1 BB: 0 P: 8	R: 0 E: 0 K: 1 S: 6	H: 1 LOB: 1 BB: 0 P: 6	R: 0 E: 0 K: 0 S: 3	H: 0 LOB: 0 BB: 0 P: 3	R: 0 E: 0 K: 0 S: 4	H: 1 LOB: 1 BB: 0 P: 4	R: 0 E: 0 K: 1 S: 5	H: 0 LOB: 2 BB: 2 P: 13	R: 0 E: 0 K: 0 S: 3	H: 0 LOB: 2 BB: 1 P: 8	1B: 6 2B: 0 3B: 1 HR: 0	SF: 0 SAC: 1 DP: 0 HBP: 1	WP: 1 PB: 0 SB: 1 CS: 0	PA: 42
PITCHER Andy Hassler, L ERA: 2.7 (1, 1)	IP: 9.0 WLS: L BF: 42 H: 7 R: 5 ER: 4 SO: 6 BB: 5 IBB: 1 HBP: 1 BLK: 0 WP: 1 HR: 0 S: 47 P: 72 ERA: 4.00 WHIP: 1.333															PITCHER	IP: 9.0 WLS: L BF: 42 H: 7 R: 5 ER: 4 SO: 6 BB: 5 IBB: 1 HBP: 1 BLK: 0 WP: 1 HR: 0 S: 47 P: 72 ERA: 4.00 WHIP: 1.333					

Minnesota Twins @ California Angels
Anaheim Stadium, Anaheim, CA
Sun Jul 28 1974, 6:33 AM EDT
Unknown - 74 F

AB 34
R 5
H 7
RBI 4
BB 6
SO 6
LOB 20



Batter	1	2	3	4	5	6	7	8	9	AB	R	H	RBI	BB	SO	LOB	BOTTOM											
Mickey Rivers, L OBP: 0.343, SLG: 0.393 (1, 8)	0-0 SF9 3B	0-0 F8		4-0 BB		0-0 SF8		0-3 K		3	1	1	1	1	1	0												
Denny Doyle, L OBP: 0.291, SLG: 0.305 (1, 4)	0-0 SF9		0-3 K	0-0 4-3		0-3 K		0-3 K		4	0	0	1	0	3	2												
Bruce Bochte, L OBP: 0.500, SLG: 0.421 (8, 3)	0-0 4-3		0-0 F5		0-0 3-1		0-3 K		0-3 K	5	0	0	0	0	2	0												
Frank Robinson, R OBP: 0.361, SLG: 0.457 (7, PH)	0-0		1-0 BB 1B HBP		0-0 F9		0-0 P6		4-0 FC3-6 BB	2	1	1	1	0	0	0												
Winston Lienes, R OBP: 0.312, SLG: 0.417 (7, PH)										1	0	0	0	1	0	0												
Joe Lahoud, L OBP: 0.355, SLG: 0.505 (1, 7)	4-0 BB BB		0-0 BB 1B		4-0 BB		4-0 BB BB		0-0 FC3-6	2	0	1	0	3	0	1												
Charlie Sands, L OBP: 0.358, SLG: 0.377 (7, PH)	4-0 FC5-4 BB		4-0 BB 1B		0-0 6-3		4-0 BB		0-3 K	1	0	0	0	2	0	1												
Ellie Rodriguez, R OBP: 0.377, SLG: 0.356 (8, 2)	1-2 BB		1-2 BB		0-0 6-3		1-2 BB		0-3 K	1	0	0	0	1	1	1												
Bobby Valentine, R OBP: 0.287, SLG: 0.339 (7, 6)	0-0 FC5-4		0-0 F3			0-0 1B SF8 2B		4-0 1-2 2-3 BB		3	1	1	0	1	0	5												
John Doherty, L OBP: 0.275, SLG: 0.352 (7, PH)		0-0 1-3		0-0 F8		0-0 F9		0-0 L5		3	0	0	0	0	0	1												
Leroy Stanton, R OBP: 0.353, SLG: 0.462 (8, 9)										1	0	0	0	0	0	3												
Orlando Ramirez, R OBP: 0.222, SLG: 0.180 (6, PH)		0-0 6-3		0-0 6-3				0-0 6-3		2	0	0	0	0	0	0												
Bob Oliver, R OBP: 0.273, SLG: 0.332 (7, 5)						0-0 S 1B				2	0	1	0	0	0	0												
Inning Stats	R: 2 E: 0 K: 0 S: 5	H: 2 LOB: 2 BB: 2 P: 13	R: 0 E: 0 K: 0 S: 3	H: 0 LOB: 0 BB: 0 P: 3	R: 0 E: 0 K: 1 S: 6	H: 1 LOB: 3 BB: 1 P: 11	R: 0 E: 0 K: 0 S: 3	H: 0 LOB: 1 BB: 1 P: 7	R: 0 E: 0 K: 0 S: 3	H: 0 LOB: 1 BB: 1 P: 7	R: 1 E: 0 K: 1 S: 7	H: 2 LOB: 1 BB: 0 P: 7	R: 0 E: 0 K: 1 S: 5	H: 0 LOB: 3 BB: 3 P: 17	R: 0 E: 0 K: 2 S: 7	H: 0 LOB: 0 BB: 0 P: 7	R: 0 E: 0 K: 2 S: 7	H: 0 LOB: 1 BB: 1 P: 11	1B: 2 2B: 1 3B: 1 HR: 1	SF: 2 SAC: 0 DP: 0 HBP: 1	WP: 0 PB: 0 SB: 1 CS: 0	PA: 42						
PITCHER Dave Goltz, R ERA: 3.73 (1, 1)	IP: 5.1 WLS: W BF: 27 H: 5 R: 3 ER: 3 SO: 3 BB: 5 IBB: 0 HBP: 1 BLK: 0 WP: 0 HR: 1 S: 23 P: 44 ERA: 5.06 WHIP: 1.875															PITCHER	IP: 5.1 WLS: W BF: 27 H: 5 R: 3 ER: 3 SO: 3 BB: 5 IBB: 0 HBP: 1 BLK: 0 WP: 0 HR: 1 S: 23 P: 44 ERA: 5.06 WHIP: 1.875											
Bill Butler, L ERA: 4.3 (6, 1)	1.1 S	7	0	0	0	2	3	0	0	0	8	20	0.00	2.250														
Bill Campbell, R ERA: 3.16 (7, 1)	2.1	8	0	0	0	4	1	0	0	0	15	19	0.00	0.429														

Minnesota Twins @ California Angels
Anaheim Stadium, Anaheim, CA
Sun Jul 28 1974, 6:33 AM EDT
Unknown - 74 F

AB 30
R 3
H 5
RBI 3
BB 9
SO 7
LOB 14



Batter	1	2	3	4	5	6	7	8	9	AB	R	H	RBI	BB	SO	LOB	TOP								
Steve Blye, R (1, 8) OBP: 0.324, SLG: 0.367 Steve Braun, L (9, FH) OBP: 0.374, SLG: 0.384	0-0 5-3		0-0 F9		0-3 K			0-0 BB HR 1B	0-3 K	4	1	1	0	0	1	0	Minnesota Twins @ California Angels Anaheim Stadium, Anaheim, CA Sun Jul 28 1974, 6:38 AM EDT Unknown livebaseballscorecards.com								
Jerry Terrell, R (1, 4) OBP: 0.280, SLG: 0.317 Rod Carew, L (9, FH) OBP: 0.434, SLG: 0.463	0-3 K		0-0 1B HR		0-0 6-3			4-0 BB HR BB	0-0 HR	3	2	1	0	1	1	0									
Larry Hisle, R (1, 7) OBP: 0.365, SLG: 0.516	0-3 K		0-0 1B HR		0-3 K			0-0 P4	0-0 5-3	5	1	1	0	0	2	2									
Bobby Darwin, R (1, 9) OBP: 0.333, SLG: 0.461		0-3 K	0-0 1B HR		0-3 K			0-0 1B HR		4	2	2	6	0	2	0									
Tony Oliva, L (1, 10) OBP: 0.322, SLG: 0.432 Harmon Killebrew, R (8, FH) OBP: 0.355, SLG: 0.348	0-0 1-3		0-0 1-3		0-0 3-1			0-0 HR		3	0	0	0	0	0	0									
Eric Soderholm, R (1, 5) OBP: 0.381, SLG: 0.411	4-0 2B BB		0-0 1B		0-0 5-3			0-0 F9		3	1	1	0	1	0	0									
Craig Kusick, R (1, 3) OBP: 0.361, SLG: 0.424	0-0 1B 2B		0-0 F7		0-0 F9			0-0 FC6-4 1B		4	0	2	1	0	0	1									
Danny Thompson, R (1, 6) OBP: 0.325, SLG: 0.400	0-0 1-3		0-0 G3		0-0 4-3			0-0 FC6-4		4	0	0	0	0	0	3									
Phil Roof, R (1, 2) OBP: 0.303, SLG: 0.271 Glenn Borgmann, R (7, 2) OBP: 0.312, SLG: 0.303			0-3 K		0-0 5-3			0-0 F3		3	0	0	0	0	1	1									
Inning Stats	R: 0 E: 0 K: 2 S: 7	H: 0 LOB: 0 BB: 0 P: 7	R: 1 E: 0 K: 1 S: 6	H: 1 LOB: 1 BB: 1 P: 10	R: 3 E: 0 K: 1 S: 8	H: 3 LOB: 0 BB: 0 P: 8	R: 0 E: 1 K: 0 S: 4	H: 1 LOB: 1 BB: 0 P: 4	R: 0 E: 0 K: 2 S: 7	H: 0 LOB: 0 BB: 0 P: 7	R: 0 E: 0 K: 1 S: 5	H: 0 LOB: 0 BB: 0 P: 5	R: 0 E: 0 K: 0 S: 3	H: 0 LOB: 0 BB: 0 P: 3	R: 4 E: 0 K: 0 S: 7	H: 4 LOB: 1 BB: 1 P: 11		R: 1 E: 0 K: 1 S: 6	H: 1 LOB: 0 BB: 0 P: 6	1B: 5 2B: 1 3B: 0 HR: 4	SF: 0 SAC: 0 DP: 0 HBP: 0	WP: 0 PB: 0 CS: 0	PA: 39		
PITCHER	IP	WLS	BF	H	R	ER	SO	BB	IBB	HBP	BLK	WP	HR	S	P	ERA	WHIP								
Frank Tanana, L (1, 1) ERA: 4.05	7.1		31	7	7	7	7	2	0	0	0	0	2	43	51	8.59	1.227								
Nolan Ryan, R (8, 1) ERA: 3.45	1.2	W	8	3	2	2	1	0	0	0	0	0	2	10	10	10.80	1.800								

Batter	1	2	3	4	5	6	7	8	9	AB	R	H	RBI	BB	SO	LOB	BOTTOM								
Denny Doyle, L (1, 4) OBP: 0.296, SLG: 0.306	4-0 HR BB		0-0 F7		0-0 SH2-3 1B			0-0 SH1-3 2B BB		2	3	1	0	2	0	0	Minnesota Twins @ California Angels Anaheim Stadium, Anaheim, CA Sun Jul 28 1974, 6:38 AM EDT Unknown livebaseballscorecards.com								
Elie Rodriguez, R (1, 2) OBP: 0.383, SLG: 0.375	0-0 1B HR		1-0 5-3 HBP		0-0 SH2-3			0-0 SH1-3 WP HR 2B		2	2	2	3	0	0	0									
Leroy Stanton, R (1, 8) OBP: 0.354, SLG: 0.475	0-0 F8		0-0 F9		0-0 5-3			0-0 BB S 2B		5	2	2	3	0	0	2									
Frank Robinson, R (1, 10) OBP: 0.362, SLG: 0.452	4-0 PB HR BB		0-0 5-3		0-0 P6			4-0 S BB IBB		3	1	0	0	2	1	2									
Bob Oliver, R (1, 3) OBP: 0.271, SLG: 0.330 John Doherty, L (6, FH) OBP: 0.269, SLG: 0.344	0-0 P1		0-0 5-3		0-0 4-3			0-0 F8		2	0	0	0	0	0	2									
Mickey Rivers, L (9, 8) OBP: 0.343, SLG: 0.393	1-2				0-0 5-3			0-0 F8		3	0	0	0	0	1	2									
Bobby Valentine, R (1, 5) OBP: 0.293, SLG: 0.353	0-0 2B HR		0-0 F7		0-0 5-3			4-0 S BB		3	1	1	2	2	0	0									
Winston Llenas, R (1, 7) OBP: 0.313, SLG: 0.414 Joe Lahoud, L (7, 7) OBP: 0.357, SLG: 0.502	0-3 K		0-0 5-3		0-0 HR 1B			4-0 1-2 2-3 3-H BB		3	1	1	0	0	1	0									
Bruce Bochte, L (1, 9) OBP: 0.538, SLG: 0.591		4-0 CS BB		0-0 1B				0-0 P6		3	1	2	2	1	0	3									
Orlando Ramirez, R (1, 6) OBP: 0.224, SLG: 0.185	0-3 K		0-0 F9		0-0 6-3			0-0 SH 2B 1B		4	1	1	0	0	1	2									
Inning Stats	R: 4 E: 0 K: 1 S: 7	H: 2 LOB: 2 BB: 2 P: 15	R: 0 E: 0 K: 1 S: 4	H: 0 LOB: 0 BB: 1 P: 8	R: 0 E: 0 K: 0 S: 3	H: 0 LOB: 0 BB: 0 P: 4	R: 0 E: 0 K: 0 S: 4	H: 1 LOB: 1 BB: 0 P: 4	R: 0 E: 0 K: 0 S: 4	H: 1 LOB: 1 BB: 0 P: 4	R: 2 E: 0 K: 0 S: 5	H: 2 LOB: 0 BB: 0 P: 5	R: 2 E: 0 K: 1 S: 6	H: 1 LOB: 3 BB: 4 P: 22	R: 4 E: 1 K: 1 S: 9	H: 3 LOB: 1 BB: 1 P: 13	1B: 4 2B: 2 3B: 0 HR: 4	SF: 0 SAC: 3 DP: 0 HBP: 1	WP: 2 PB: 1 CS: 3	PA: 43					
PITCHER	IP	WLS	BF	H	R	ER	SO	BB	IBB	HBP	BLK	WP	HR	S	P	ERA	WHIP								
Vic Albury, L (1, 1) ERA: 4.61	0.2		6	2	4	4	0	0	0	0	0	0	1	23	28	3.38	0.938								
Bill Hands, R (1, 1) ERA: 4.79	5.1		21	4	2	2	2	1	0	1	0	0	1	23	28	3.38	0.938								
Tom Burgmeier, L (7, 1) ERA: 5.17	1.0	L	11	3	5	5	1	3	1	0	0	0	0	9	25	45.00	6.000								
Bill Campbell, R (8, 1) ERA: 3.24	1.0		5	1	1	1	1	1	0	0	1	2	1	6	10	9.00	2.000								

Minnesota Twins @ California Angels
 Anaheim Stadium, Anaheim, CA
 Sun Jul 28 1974, 6:38 AM EDT
 Unknown

AB 37
 R 9
 H 10
 RBI 9
 BB 2
 SO 8
 LOB 7



Minnesota Twins @ California Angels
 Anaheim Stadium, Anaheim, CA
 Sun Jul 28 1974, 6:38 AM EDT
 Unknown

AB 31
 R 12
 H 10
 RBI 10
 BB 8
 SO 4
 LOB 14



Batter	1	2	3	4	5	6	7	8	9	10	AB	R	H	RBI	BB	SO	LOB	TOP				
Pat Kelly, L OBP: 0.333, SLG: 0.342 Dick Allen, R OBP: 0.368, SLG: 0.582	0-0 4-3		0-0 1-3			0-0 F7		0-0 FC4-6		0-3 K	4	0	0	0	0	0	2					
Jorge Orta, L OBP: 0.382, SLG: 0.455	0-3 K		0-3 K			0-0 FC3-6		0-3 K			4	0	0	0	0	3	2					
Tony Muser, L OBP: 0.350, SLG: 0.378	4-0 CS BB			0-0 6-3		0-0 F8			0-0 4-3		3	0	0	0	1	0	1					
Carlos May, L OBP: 0.323, SLG: 0.367	0-0 CS	0-0 4-3		0-0 4-3			0-0 1B		0-0 F7		4	0	1	0	0	0	0					
Ken Henderson, S OBP: 0.350, SLG: 0.434		4-0 HR BB		0-0 L3			0-3 K		0-0 P4		3	1	0	0	1	1	1					
Bill Melton, R OBP: 0.307, SLG: 0.389		0-0 HR			0-0 F9		0-0 F3		0-0 P5		4	1	1	2	0	0	1					
Bill Sharp, L OBP: 0.324, SLG: 0.354		0-3 K			0-0 F7		0-0 4-3		0-3 K		4	0	0	0	0	2	1					
Ed Herrmann, L OBP: 0.309, SLG: 0.391		0-3 K			0-0 G1			0-0 FC3-6 1B	0-0 HR		4	1	2	1	0	1	0					
Bucky Dent, R OBP: 0.299, SLG: 0.338			0-0 5-3			0-0 FC3-6 1B		0-0 FC3-6 FC4-6 1-2r	0-0 1B		4	0	2	0	0	0	1					
Inning Stats	R: 0 E: 0 K: 1 S: 4	H: 0 LOB: 0 BB: 1 P: 8	R: 2 E: 0 K: 2 S: 8	H: 1 LOB: 0 BB: 1 P: 12	R: 0 E: 0 K: 1 S: 5	H: 0 LOB: 0 BB: 0 P: 5	R: 0 E: 0 K: 0 S: 3	H: 0 LOB: 0 BB: 0 P: 3	R: 0 E: 0 K: 0 S: 4	H: 1 LOB: 1 BB: 0 P: 4	R: 0 E: 0 K: 1 S: 6	H: 1 LOB: 1 BB: 0 P: 6	R: 0 E: 0 K: 1 S: 6	H: 1 LOB: 1 BB: 0 P: 6	R: 0 E: 0 K: 0 S: 3	H: 0 LOB: 0 BB: 0 P: 3	R: 1 E: 0 K: 2 S: 9	H: 2 LOB: 1 BB: 0 P: 9	1B: 4 2B: 0 3B: 0 HR: 2	SF: 0 SAC: 0 DP: 0 HBP: 0	WP: 0 PB: 0 SB: 0 CS: 1	PA: 38
PITCHER Nolan Ryan, R ERA: 3.44	IP: 10.0 WLS: L BF: 37 H: 6 R: 3 ER: 3 SO: 8 BB: 2 IBB: 0 HBP: 0 BLK: 0 WP: 0 HR: 2 S: 51 P: 59 ERA: 2.70 WHIP: 0.800																					

Chicago White Sox @ California Angels
Anaheim Stadium, Anaheim, CA
Tue Jul 30 1974, 10:05 PM EDT
Att: 10,029 - Unknown - 70 F

AB 35
R 3
H 6
RBI 3
BB 2
SO 8
LOB 10



Batter	1	2	3	4	5	6	7	8	9	10	AB	R	H	RBI	BB	SO	LOB	BOTTOM						
Mickey Rivers, L OBP: 0.342, SLG: 0.392	0-0 F8			0-0 F9		0-0 E 1B			0-3 K		4	1	1	0	0	1	0							
Ellie Rodriguez, R OBP: 0.378, SLG: 0.370	0-0 1-2-3			0-3 K		0-0 E4		0-0 2-H	0-0 L6		4	0	0	0	0	1	0							
Leroy Stanton, R OBP: 0.353, SLG: 0.472	0-0 F8			0-3 K		0-3 K			0-0 1B		4	0	1	0	0	2	1							
Frank Robinson, R OBP: 0.361, SLG: 0.453		0-0 F8			0-0 4-3 SF7 2B		0-3 K		0-0 5-3		4	1	1	0	0	1	1							
Bobby Valentine, R OBP: 0.293, SLG: 0.351		0-0 6-3			0-0 4-3		0-0 1-4-3			0-0 SH1-4 1B	4	0	1	0	0	0	1							
Winston Lienes, R OBP: 0.303, SLG: 0.404		0-0 F3			0-0 SF7		0-0 F7		0-0 SH1-4 1-2		2	0	0	1	0	0	0							
Bruce Bochte, L OBP: 0.467, SLG: 0.500			0-0 1-3		0-0 4-3			0-0 F5	0-3 K		4	0	0	0	0	1	1							
Bob Oliver, R OBP: 0.271, SLG: 0.329			0-0 4-3			0-0 F8		0-0 F8	0-0 1B		4	0	1	0	0	0	0							
Denny Doyle, L OBP: 0.286, SLG: 0.306			0-0 F6			0-0 1B		0-0 4-3		0-0 2-H 1B	3	0	1	0	0	0	0							
Inning Stats	R: 0 E: 0 K: 0 S: 3	H: 0 LOB: 0 BB: 0 P: 3	R: 0 E: 0 K: 0 S: 3	H: 0 LOB: 0 BB: 0 P: 3	R: 0 E: 0 K: 0 S: 3	H: 0 LOB: 0 BB: 0 P: 3	R: 0 E: 0 K: 2 S: 7	H: 0 LOB: 0 BB: 0 P: 7	R: 1 E: 0 K: 0 S: 4	H: 1 LOB: 0 BB: 0 P: 4	R: 1 E: 1 K: 1 S: 7	H: 2 LOB: 1 BB: 0 P: 7	R: 0 E: 0 K: 0 S: 5	H: 0 LOB: 0 BB: 0 P: 5	R: 0 E: 0 K: 0 S: 3	H: 0 LOB: 0 BB: 0 P: 3	R: 0 E: 0 K: 1 S: 6	H: 1 LOB: 1 BB: 0 P: 6	R: 0 E: 0 K: 1 S: 6	H: 2 LOB: 2 BB: 0 P: 6	1B: 5 2B: 1 3B: 0 HR: 0	SF: 1 SAC: 1 DP: 0 HBP: 0	WP: 0 PB: 0 SB: 0 CS: 0	PA: 35
PITCHER Jim Kaat, L ERA: 3.38 Terry Forster, L ERA: 3.76	IP: 9.0 WLS: W BF: 32 H: 5 R: 2 ER: 1 SO: 5 BB: 0 IBB: 0 HBP: 0 BLK: 0 WP: 0 HR: 0 S: 42 P: 42 ERA: 1.00 WHIP: 0.556																							

Chicago White Sox @ California Angels
Anaheim Stadium, Anaheim, CA
Tue Jul 30 1974, 10:05 PM EDT
Att: 10,029 - Unknown - 70 F

AB 33
R 2
H 6
RBI 1
BB 0
SO 6
LOB 4



Batter	1	2	3	4	5	6	7	8	9	AB	R	H	RBI	BB	SO	LOB	TOP										
Pat Kelly, L (1, 10) OBP: 0.330, SLG: 0.338 Ron Santo, R (8, PH) OBP: 0.301, SLG: 0.305	K		4-3		G3			K		3	0	0	0	0	1	1	Chicago White Sox @ California Angels Anaheim Stadium, Anaheim, CA Wed Jul 31 1974, 6:33 AM EDT Att: 8,236 - Unknown										
Jorge Orta, L (1, 4) OBP: 0.378, SLG: 0.449	F8				F8		4-3	K		4	0	0	0	0	1	0											
Dick Allen, R (1, 3) OBP: 0.369, SLG: 0.588	1-3				5-3		HR			3	1	1	1	1	0	0											
Carlos May, L (1, 7) OBP: 0.322, SLG: 0.364		6-3			HR BB		F2			3	1	0	0	1	0	1											
Ken Henderson, S (1, 8) OBP: 0.349, SLG: 0.431	G3				HR BB		4-3			3	1	0	0	1	0	0											
Bill Melton, R (1, 5) OBP: 0.306, SLG: 0.397	K				HR		SH1-4 BB			3	1	1	3	1	2	0											
Bill Sharp, L (1, 9) OBP: 0.320, SLG: 0.350 Brian Downing, R (9, PH) OBP: 0.398, SLG: 0.490			F9		4-3		SH1-4			2	0	0	0	0	0	0											
Ed Herrmann, L (1, 2) OBP: 0.307, SLG: 0.387			K		4-3		F9			3	0	0	0	0	1	1											
Lee Richard, R (1, 6) OBP: 0.182, SLG: 0.129			E3		6-3		L5			3	0	0	0	0	0	1											
Inning Stats	R: 0 E: 0 K: 1 S: 5	H: 0 LOB: 0 BB: 0 P: 5	R: 0 E: 0 K: 1 S: 5	H: 0 LOB: 0 BB: 0 P: 5	R: 0 E: 1 K: 1 S: 6	H: 0 LOB: 1 BB: 0 P: 6	R: 3 E: 0 K: 0 S: 4	H: 1 LOB: 0 BB: 2 P: 12	R: 0 E: 0 K: 0 S: 3	H: 0 LOB: 0 BB: 0 P: 3	R: 1 E: 0 K: 0 S: 4	H: 1 LOB: 0 BB: 0 P: 4	R: 0 E: 0 K: 0 S: 3	H: 0 LOB: 1 BB: 1 P: 7	R: 0 E: 0 K: 2 S: 7	H: 0 LOB: 1 BB: 1 P: 11		R: 0 E: 0 K: 2 S: 7	H: 0 LOB: 0 BB: 0 P: 7	1B: 0 2B: 0 3B: 0 HR: 2	SF: 0 SAC: 1 DP: 0 HBP: 0	WP: 0 PB: 0 SB: 0 CS: 0	PA: 34				
PITCHER	IP	WLS	BF	H	R	ER	SO	BB	IBB	HBP	BLK	WP	HR	S	P	ERA	WHIP										
Dick Lange, R (1, 1) ERA: 3.57 Luis Quintana, L (7, 1) ERA: 2.94	6.1		25	2	4	4	3	3	0	0	0	0	2	28	40	5.68	0.789										

Batter	1	2	3	4	5	6	7	8	9	AB	R	H	RBI	BB	SO	LOB	BOTTOM										
Mickey Rivers, L (1, 8) OBP: 0.344, SLG: 0.390	G3		1B 2B		F7			6-3		4	1	1	2	2	0	2	Chicago White Sox @ California Angels Anaheim Stadium, Anaheim, CA Wed Jul 31 1974, 6:33 AM EDT Att: 8,236 - Unknown										
Rudy Meoli, L (1, 5) OBP: 0.500, SLG: 0.500			2B		F2		E1 1B	4-3		6	2	3	0	0	0	5											
Leroy Stanton, R (1, 9) OBP: 0.353, SLG: 0.471	1B		1B		F7		F7			5	2	2	0	0	0	5											
Frank Robinson, R (1, 10) OBP: 0.366, SLG: 0.461 Doug Howard, R (8, PR)	P3		P4		BB		FC4-2 2B	WP E		3	2	2	3	2	1	1											
Joe Lahoud, L (1, 7) OBP: 0.358, SLG: 0.502 Winston Lenas, R (5, PH) OBP: 0.300, SLG: 0.400	K		3-1 1B		BB		2B	1B		0	1	0	0	0	0	0											
John Doherty, L (7, PH) OBP: 0.272, SLG: 0.354		1B PB	2B		F7		1B	E3 1B		2	1	1	0	0	0	1											
Bruce Bochte, L (1, 3) OBP: 0.514, SLG: 0.533		1B PB	1B		P4		1B	1B		4	2	3	2	1	0	2											
Elie Rodriguez, R (1, 2) OBP: 0.376, SLG: 0.370		6-3	4-3		F7		1B	E3 1B		5	1	2	1	0	0	2											
Bobby Valentine, R (1, 6) OBP: 0.295, SLG: 0.352		5-3			L4		FC5-4 CS	4-3		5	0	2	1	0	0	2											
Denny Doyle, L (1, 4) OBP: 0.282, SLG: 0.302		F8			4-3		K	4-3		5	0	0	1	0	2	7											
Inning Stats	R: 0 E: 0 K: 1 S: 6	H: 1 LOB: 1 BB: 0 P: 6	R: 1 E: 0 K: 0 S: 5	H: 2 LOB: 1 BB: 0 P: 5	R: 3 E: 0 K: 0 S: 7	H: 4 LOB: 1 BB: 0 P: 7	R: 0 E: 0 K: 0 S: 3	H: 0 LOB: 0 BB: 0 P: 3	R: 0 E: 0 K: 0 S: 4	H: 1 LOB: 2 BB: 1 P: 8	R: 0 E: 1 K: 1 S: 5	H: 0 LOB: 0 BB: 0 P: 5	R: 5 E: 1 K: 1 S: 10	H: 5 LOB: 3 BB: 3 P: 22	R: 5 E: 1 K: 0 S: 8	H: 4 LOB: 2 BB: 1 P: 12	1B: 14 2B: 3 3B: 0 HR: 0	SF: 0 SAC: 0 DP: 0 HBP: 0	WP: 1 PB: 1 SB: 0 CS: 1	PA: 47							
PITCHER	IP	WLS	BF	H	R	ER	SO	BB	IBB	HBP	BLK	WP	HR	S	P	ERA	WHIP										
Bart Johnson, R (1, 1) ERA: 4.1 Skip Pillock, L (3, 1) ERA: 4.39 Rich Gossage, R (7, 1) ERA: 4.85 Lloyd Allen, R (7, 1) ERA: 6.83 Jim Otten, R (8, 1) ERA:	2.1	L	16	3	2	2	1	2	0	0	0	0	0	16	24	4.91	1.364										

Batter	1	2	3	4	5	6	7	8	9	AB	R	H	RBI	BB	SO	LOB	TOP																			
Mickey Rivers, L OBP: 0.344, SLG: 0.394 (1, 8)	F7		3B		3-1		K			4	1	1	0	0	1	0	California Angels @ Minnesota Twins Metropolitan Stadium, Bloomington, MI Thu Aug 01 1974, 8:05 PM EDT Att: 6,233 - Unknown - 68 F																			
Rudy Meoli, L OBP: 0.400, SLG: 0.333 (1, 5)	F7		3B			1-3	6-3			3	1	0	0	1	0	0																				
Leroy Stanton, R OBP: 0.359, SLG: 0.480 (1, 9)								1-3		3	0	2	2	1	0	0																				
Joe Lahoud, L OBP: 0.356, SLG: 0.498 (1, 7)	F9		F8			FC3-2 HR	1B	4-3		4	1	1	0	0	0	2																				
Bruce Bochte, L OBP: 0.487, SLG: 0.500 (1, 3)					K	FC3-2 HR	1B	K		4	1	1	0	0	2	2																				
Bobby Valentine, R OBP: 0.294, SLG: 0.363 (1, 6)	G5-4-3				6-3				F9	4	1	1	3	0	0	1																				
Elie Rodriguez, R OBP: 0.380, SLG: 0.370 (1, 2)	F7								F9	3	0	1	0	1	0	0																				
John Doherty, L OBP: 0.268, SLG: 0.348 Frank Robinson, R OBP: 0.397, SLG: 0.460 (6, PH)			G3	CS	F9	G3				2	0	0	0	0	0	0																				
Denny Doyle, L OBP: 0.289, SLG: 0.298 (1, 4)			P4		3-1			4-3		1	0	0	0	1	0	1																				
Inning Stats	R: 0 E: 0 K: 0 S: 4	H: 1 LOB: 1 BB: 0 P: 4	R: 0 E: 0 K: 0 S: 3	H: 1 LOB: 0 BB: 0 P: 3	R: 2 E: 0 K: 0 S: 5	H: 2 LOB: 1 BB: 1 P: 9	R: 0 E: 0 K: 1 S: 4	H: 0 LOB: 0 BB: 1 P: 8	R: 0 E: 0 K: 0 S: 3	H: 0 LOB: 0 BB: 0 P: 3	R: 3 E: 0 K: 0 S: 6	H: 3 LOB: 1 BB: 1 P: 10	R: 0 E: 0 K: 1 S: 5	H: 0 LOB: 0 BB: 0 P: 5	R: 0 E: 0 K: 0 S: 5	H: 0 LOB: 1 BB: 1 P: 7		1B: 4 2B: 0 3B: 2 HR: 1	SF: 0 SAC: 0 DP: 1 HBP: 0	WP: 0 PB: 0 SB: 0 CS: 1	PA: 37															
PITCHER	IP	WLS	BF	H	R	ER	SO	BB	IBB	HBP	BLK	WP	HR	S	P	ERA	WHIP	PITCHER		IP	WLS	BF	H	R	ER	SO	BB	IBB	HBP	BLK	WP	HR	S	P	ERA	WHIP
Ray Corbin, R ERA: 4.27 (1, 1)	5.2		25	7	5	5	1	3	0	0	0	0	1	24	36	7.94	1.765																			
Tom Burgmeier, L ERA: 4.38 (6, 1)	2.1	W	7	0	0	0	2	0	0	0	0	0	0	11	11	0.00	0.000																			
Bill Campbell, R ERA: 3.2 (9, 1)	1.0	S	4	0	0	0	0	1	0	0	0	0	0	3	7	0.00	1.000																			

AB	32
R	5
H	7
RBI	5
BB	4
SO	3
LOB	7



Batter	1	2	3	4	5	6	7	8	9	AB	R	H	RBI	BB	SO	LOB	BOTTOM																				
Eric Soderholm, R OBP: 0.353, SLG: 0.403 (1, 5)	5-3		K						F8	4	0	1	0	0	1	2	California Angels @ Minnesota Twins Metropolitan Stadium, Bloomington, MI Thu Aug 01 1974, 8:05 PM EDT Att: 6,233 - Unknown - 68 F																				
Rod Carew, L OBP: 0.433, SLG: 0.460 (1, 4)	5-3			HR						4	2	3	1	0	0	0																					
Larry Hisle, R OBP: 0.361, SLG: 0.519 (1, 7)	1-3									4	1	1	1	0	2	3																					
Harmon Killebrew, R OBP: 0.310, SLG: 0.383 (1, 10)			K							4	1	1	2	0	2	1																					
Bobby Darwin, R OBP: 0.335, SLG: 0.467 (1, 9)										4	1	2	2	0	0	0																					
Steve Brye, R OBP: 0.318, SLG: 0.358 (1, 8)										4	0	0	0	0	0	1																					
Craig Kusick, R OBP: 0.362, SLG: 0.498 (1, 3)										4	0	1	0	0	0	0																					
Danny Thompson, R OBP: 0.341, SLG: 0.409 (1, 6)										3	1	1	0	1	0	1																					
Glenn Borgmann, R OBP: 0.319, SLG: 0.305 (1, 2)										2	0	0	0	1	1	2																					
Inning Stats	R: 0 E: 0 K: 0 S: 3	H: 0 LOB: 0 BB: 0 P: 3	R: 0 E: 0 K: 1 S: 5	H: 0 LOB: 0 BB: 0 P: 5	R: 0 E: 0 K: 1 S: 5	H: 0 LOB: 1 BB: 1 P: 9	R: 2 E: 0 K: 1 S: 7	H: 2 LOB: 0 BB: 0 P: 7	R: 1 E: 0 K: 2 S: 9	H: 2 LOB: 2 BB: 1 P: 13	R: 0 E: 0 K: 0 S: 3	H: 1 LOB: 0 BB: 0 P: 3	R: 0 E: 0 K: 0 S: 4	H: 1 LOB: 1 BB: 0 P: 4	R: 3 E: 0 K: 1 S: 9	H: 4 LOB: 1 BB: 0 P: 9		1B: 8 2B: 0 3B: 0 HR: 2	SF: 0 SAC: 0 DP: 1 HBP: 0	WP: 1 PB: 1 SB: 0 CS: 0	PA: 35																
PITCHER	IP	WLS	BF	H	R	ER	SO	BB	IBB	HBP	BLK	WP	HR	S	P	ERA	WHIP	PITCHER		IP	WLS	BF	H	R	ER	SO	BB	IBB	HBP	BLK	WP	HR	S	P	ERA	WHIP	
Andy Hassler, L ERA: 3.05 (1, 1)	7.0		30	8	5	5	5	2	0	0	0	0	1	1	38	46	6.43	1.429																			
Horacio Pina, R ERA: 4.1 (8, 1)	1.0	L	5	2	1	1	1	0	0	0	0	0	0	1	7	7	9.00	2.000																			



Batter	1	2	3	4	5	6	7	8	9	AB	R	H	RBI	BB	SO	LOB	TOP
Mickey Rivers, L OBP: 0.343, SLG: 0.392	F8		L1-3		1B		P6			4	0	1	0	0	0	1	
Rudy Meoli, L OBP: 0.462, SLG: 0.500	F9			SH1-3 1B	2B	1-3	1B			3	1	2	0	0	0	0	
Leroy Stanton, R OBP: 0.356, SLG: 0.477	4-3			SH1-3	K					2	0	0	0	0	1	2	
Frank Robinson, R OBP: 0.367, SLG: 0.458		K		BB 1B	F7					3	1	1	1	0	1	2	
Joe Lahoud, L OBP: 0.356, SLG: 0.493	F3			1B	BB	K				2	1	0	0	1	1	0	
Bruce Bochte, L OBP: 0.500, SLG: 0.514	1B CS			F7-4 1B	1B	1-3				3	0	2	1	0	0	0	
Bobby Valentine, R OBP: 0.302, SLG: 0.368		1B		1-2 2-H	1B	1B	BB			2	0	2	1	1	0	0	
Denny Doyle, L OBP: 0.290, SLG: 0.299	CS		4-3	F7-4		1-3	1B			3	0	1	0	0	0	2	
Tom Egan, R OBP: 0.211, SLG: 0.063				L1-3 HBP		6-3	4-3			2	0	0	0	0	0	2	
Inning Stats	R: 0 E: 0 K: 0 S: 3	H: 0 LOB: 0 BB: 0 P: 3	R: 0 E: 0 K: 1 S: 6	H: 2 LOB: 1 BB: 0 P: 6	R: 0 E: 0 K: 0 S: 2	H: 0 LOB: 0 BB: 0 P: 3	R: 3 E: 0 K: 0 S: 6	H: 4 LOB: 1 BB: 1 P: 10	R: 0 E: 0 K: 1 S: 7	H: 2 LOB: 2 BB: 1 P: 7	R: 0 E: 0 K: 0 S: 1	H: 0 LOB: 0 BB: 0 P: 1	R: 0 E: 0 K: 0 S: 1	H: 0 LOB: 0 BB: 0 P: 1	R: 0 E: 0 K: 0 S: 1	H: 0 LOB: 0 BB: 0 P: 1	
PITCHER Dave Goltz, R ERA: 3.76	IP: 6.1 WLS: L BF: 28	H: 9 R: 3 ER: 3 SO: 3	BB: 2 IBB: 0 HBP: 1 BLK: 0	WP: 0 HR: 0 S: 31 P: 40	ERA: 4.26 WHIP: 1.737	PITCHER IP WLS BF H R ER SO BB IBB HBP BLK WP HR S P ERA WHIP											

California Angels @ Minnesota Twins
Metropolitan Stadium, Bloomington, MI
Fri Aug 02 1974, 8:05 PM EDT
Att. 9,453 - Unknown - 58 F

AB 24
R 3
H 9
RBI 3
BB 2
SO 3
LOB 9



WP: 0 PA: 29
PB: 0
SB: 0
CS: 1

Batter	1	2	3	4	5	6	7	8	9	AB	R	H	RBI	BB	SO	LOB	BOTTOM
Eric Soderholm, R OBP: 0.351, SLG: 0.400	E6 1B		SH3		K					2	0	0	0	0	1	1	
Rod Carew, L OBP: 0.432, SLG: 0.458	K		5-3		1B BB					2	0	0	0	1	1	2	
Larry Hise, R OBP: 0.361, SLG: 0.517	K		K		1-3 2-H	1B				3	0	1	1	0	2	2	
Tony Oliva, L OBP: 0.321, SLG: 0.427				F7	F7					3	0	1	0	0	0	1	
Bobby Darwin, R OBP: 0.335, SLG: 0.474		4-3		HR		F9				3	1	1	1	0	0	0	
Steve Braun, L OBP: 0.375, SLG: 0.387		6-3 1B		BB		2B				2	0	2	0	1	0	0	
Jim Holt, L OBP: 0.316, SLG: 0.328		6-3		G6-4-3 1B		K				3	0	1	0	0	1	2	
Danny Thompson, R OBP: 0.333, SLG: 0.398		4-3		G6-4-3		F9				3	0	0	0	0	0	4	
Glenn Borgmann, R OBP: 0.321, SLG: 0.307			SH3 1B		E4 BB 1B					2	1	1	0	0	0	0	
Inning Stats	R: 0 E: 1 K: 2 S: 8	H: 1 LOB: 2 BB: 0 P: 8	R: 0 E: 0 K: 0 S: 4	H: 1 LOB: 0 BB: 0 P: 4	R: 0 E: 0 K: 1 S: 6	H: 1 LOB: 1 BB: 0 P: 6	R: 1 E: 0 K: 0 S: 4	H: 2 LOB: 1 BB: 1 P: 8	R: 1 E: 1 K: 1 S: 6	H: 1 LOB: 1 BB: 1 P: 10	R: 0 E: 0 K: 1 S: 6	H: 1 LOB: 1 BB: 0 P: 6	R: 0 E: 0 K: 1 S: 6	H: 1 LOB: 1 BB: 0 P: 6	R: 0 E: 0 K: 1 S: 6	H: 1 LOB: 0 BB: 0 P: 6	
PITCHER Ed Figueroa, R ERA: 3.58	IP: 6.0 WLS: W BF: 26	H: 7 R: 2 ER: 1 SO: 5	BB: 2 IBB: 0 HBP: 0 BLK: 0	WP: 0 HR: 1 S: 34 P: 42	ERA: 1.50 WHIP: 1.500	PITCHER IP WLS BF H R ER SO BB IBB HBP BLK WP HR S P ERA WHIP											

California Angels @ Minnesota Twins
Metropolitan Stadium, Bloomington, MI
Fri Aug 02 1974, 8:05 PM EDT
Att. 9,453 - Unknown - 58 F

AB 23
R 2
H 7
RBI 2
BB 2
SO 5
LOB 12



WP: 0 PA: 26
PB: 0
SB: 0
CS: 0

Batter	1	2	3	4	5	6	7	8	9	AB	R	H	RBI	BB	SO	LOB	TOP			
Mickey Rivers, L (1.8) OBP: 0.345, SLG: 0.396	0-0 6-3		0-0 2B	0-0 2B	0-0 1B		0-0 F7	4-0 BB		4	1	2	1	1	0	0	California Angels @ Kansas City Royals Royals Stadium, Kansas City, MO Sat Aug 03 1974, 4:33 AM EDT Att: 15,277 - Unknown - 75 F livebaseballscorecards.com			
Bob Heise, R (1.4) OBP: 0.083, SLG: 0.083	0-0 L3		0-0 F9	0-0 F7			0-0 E5 1B	0-3 K		5	0	0	0	0	1	5				
Leroy Stanton, R (1.9) OBP: 0.354, SLG: 0.475	0-0 6-3		0-0 BB 2B		0-0 F7		0-0 F9		0-0 5-3	5	0	1	2	0	0	1				
Bob Oliver, R (1.5) OBP: 0.276, SLG: 0.331		0-0 1B	0-0 BB IBB		0-0 F8		0-0 1B		0-0 F9	4	0	2	0	1	0	0				
Winston Llenas, R (1.10) OBP: 0.295, SLG: 0.383		0-0 F9	4-0 FC6 BB		0-0 F8		0-0 F8		0-0 5-3	4	0	0	0	1	0	3				
Bobby Valentine, R (1.6) OBP: 0.302, SLG: 0.366		0-0 F8	0-0 FC6 1-2 2-3			0-3 K		0-0 SH1-4 1B		4	1	1	0	0	1	4				
Elie Rodriguez, R (1.2) OBP: 0.376, SLG: 0.366		0-0 F8		0-0 6-3			0-0 F8	0-0 SH1-4 1B		3	0	0	0	0	0	1				
Bruce Bochte, L (1.7) OBP: 0.543, SLG: 0.575			0-0 2B 1B	0-0 1B 2B		4-0 BB		0-0 FC4-6 1B		3	2	3	1	1	0	0				
Doug Howard, R (1.3) OBP: 0.302, SLG: 0.366			0-0 F8	0-0 F8		0-0 1-3		0-0 FC4-6 BB		4	0	0	0	0	0	4				
Inning Stats	R: 0 E: 0 K: 0 S: 3	H: 0 LOB: 0 BB: 0 P: 3	R: 0 E: 0 K: 0 S: 4	H: 1 LOB: 1 BB: 0 P: 4	R: 2 E: 0 K: 0 S: 6	H: 3 LOB: 3 BB: 2 P: 14	R: 1 E: 0 K: 0 S: 5	H: 2 LOB: 1 BB: 0 P: 5	R: 0 E: 0 K: 1 S: 5	H: 0 LOB: 0 BB: 1 P: 9	R: 0 E: 1 K: 0 S: 5	H: 1 LOB: 2 BB: 0 P: 5	R: 1 E: 0 K: 0 S: 7	H: 2 LOB: 2 BB: 1 P: 11	R: 0 E: 0 K: 0 S: 3	H: 0 LOB: 0 BB: 0 P: 3	1B: 6 2B: 3 3B: 0 HR: 0	SF: 0 SAC: 1 DP: 0 HBP: 0	WP: 0 PB: 0 SB: 0 CS: 0	PA: 41
PITCHER Paul Spittorff, L (1.1) ERA: 3.81	IP: 9.0 WLS: L BF: 41	H: 9 R: 4 ER: 4 SO: 2	BB: 3 IBB: 1 HBP: 0 BLK: 0	WP: 0 HR: 0 S: 41 P: 57	ERA: 4.00 WHIP: 1.333	PITCHER														

Batter	1	2	3	4	5	6	7	8	9	AB	R	H	RBI	BB	SO	LOB	BOTTOM					
Freddie Patek, R (1.6) OBP: 0.316, SLG: 0.301	0-3 K		0-0 F8		4-0 S 1B BB		4-0 FC4-6 BB		0-0 3-1	2	1	0	0	2	1	1	California Angels @ Kansas City Royals Royals Stadium, Kansas City, MO Sat Aug 03 1974, 4:33 AM EDT Att: 15,277 - Unknown - 75 F livebaseballscorecards.com					
Richie Scheinblum, S (9. PH) OBP: 0.237, SLG: 0.193			0-0 P4		0-0 F7		0-0 FC4-6 CS			4	0	0	0	0	0	3						
Vada Pinson, L (1.9) OBP: 0.295, SLG: 0.344	0-0 L3		0-0 P4		0-0 F7		0-0 FC4-6 CS			4	2	3	1	0	1	1						
Amos Otis, R (1.8) OBP: 0.353, SLG: 0.468	0-0 1B			0-0 E 1B 2B	0-3 K		0-0 CS	0-0 HR		4	0	1	1	0	0	2						
John Mayberry, L (1.3) OBP: 0.385, SLG: 0.478	0-0 F8			0-0 P5	0-0 1B			0-0 P6		4	0	1	1	0	0	2						
Tony Solaita, L (1.10) OBP: 0.363, SLG: 0.389		0-3 K		0-0 F7	0-0 F8			0-0 F7		4	0	0	0	0	1	2						
Jim Wehlford, R (1.7) OBP: 0.350, SLG: 0.368		0-3 K		1-0 1B E HBP		0-3 K		0-0 1B		2	0	0	0	0	2	0						
Al Cowens, R (7.7) OBP: 0.261, SLG: 0.274		0-3 K			0-0 E6 1B		0-0 6-3		0-0 F8	4	0	0	0	0	1	3						
George Brett, L (1.5) OBP: 0.284, SLG: 0.300		0-3 K		0-0 6-3	0-0 1-2 2-3 1B		0-0 F9		0-3 K	3	0	1	1	0	0	0						
Frank White, R (1.4) OBP: 0.242, SLG: 0.289			0-0 6-3	0-0 1-2 2-3 3-H 1B			0-0 4-3		0-3 K	4	0	1	0	0	2	3						
Cookie Rojas, R (9. PH) OBP: 0.325, SLG: 0.376										1	0	0	0	0	1	0						
Fran Healy, R (1.2) OBP: 0.342, SLG: 0.408										4	0	1	0	0	2	3						
Inning Stats	R: 0 E: 0 K: 1 S: 6	H: 1 LOB: 1 BB: 0 P: 6	R: 0 E: 0 K: 3 S: 9	H: 0 LOB: 0 BB: 0 P: 9	R: 0 E: 0 K: 0 S: 4	H: 1 LOB: 1 BB: 0 P: 4	R: 1 E: 1 K: 1 S: 8	H: 2 LOB: 3 BB: 0 P: 9	R: 1 E: 0 K: 1 S: 6	H: 1 LOB: 1 BB: 1 P: 10	R: 0 E: 0 K: 1 S: 5	H: 0 LOB: 0 BB: 0 P: 5	R: 0 E: 0 K: 0 S: 2	H: 0 LOB: 1 BB: 1 P: 6	R: 1 E: 0 K: 0 S: 5	H: 2 LOB: 1 BB: 0 P: 5	R: 0 E: 0 K: 2 S: 7	H: 0 LOB: 0 BB: 0 P: 7	1B: 5 2B: 1 3B: 0 HR: 1	SF: 0 SAC: 0 DP: 0 HBP: 1	WP: 0 PB: 0 SB: 1 CS: 1	PA: 38
PITCHER Nolan Ryan, R (1.1) ERA: 3.38	IP: 9.0 WLS: W BF: 37	H: 7 R: 3 ER: 2 SO: 9	BB: 2 IBB: 0 HBP: 1 BLK: 0	WP: 0 HR: 1 S: 52 P: 61	ERA: 2.00 WHIP: 1.000	PITCHER																

Batter	1	2	3	4	5	6	7	8	9	AB	R	H	RBI	BB	SO	LOB	TOP					
Mickey Rivers, L OBP: 0.343, SLG: 0.392										4	0	1	0	0	1	2	California Angels @ Kansas City Royals Royals Stadium, Kansas City, MO Sun Aug 04 1974, 4:38 AM EDT Att: 22,793 - Unknown - 81 F					
Rudy Meoli, L OBP: 0.421, SLG: 0.444										3	0	0	0	0	0	1						
Winston Llenas, R OBP: 0.290, SLG: 0.375										1	0	0	0	0	0	2						
Bob Heise, R OBP: 0.083, SLG: 0.083										0	0	0	0	0	0	0						
Leroy Stanton, R OBP: 0.348, SLG: 0.464										3	0	0	0	1	2	1						
Joe Lahoud, L OBP: 0.363, SLG: 0.493										2	0	1	0	1	0	1						
Doug Howard, R OBP: 0.167, SLG: 0.167										1	0	0	0	0	0	0						
Bruce Bochte, L OBP: 0.537, SLG: 0.565										4	0	1	0	0	0	1						
Bobby Valentine, R OBP: 0.297, SLG: 0.360										4	0	0	0	0	0	3						
John Doherty, L OBP: 0.268, SLG: 0.346										4	0	1	0	0	2	2						
Ellie Rodriguez, R OBP: 0.379, SLG: 0.365										3	0	1	0	1	0	3						
Denny Doyle, L OBP: 0.290, SLG: 0.298										4	0	1	0	0	1	1						
Inning Stats	R: 0 E: 0 K: 1 S: 5	H: 0 LOB: 1 BB: 1 P: 9	R: 0 E: 0 K: 0 S: 4	H: 1 LOB: 1 BB: 0 P: 4	R: 0 E: 0 K: 0 S: 4	H: 1 LOB: 1 BB: 0 P: 4	R: 0 E: 0 K: 1 S: 7	H: 2 LOB: 2 BB: 0 P: 7	R: 0 E: 0 K: 0 S: 3	H: 0 LOB: 0 BB: 0 P: 3	R: 0 E: 0 K: 1 S: 5	H: 0 LOB: 1 BB: 1 P: 9	R: 0 E: 0 K: 0 S: 4	H: 1 LOB: 2 BB: 1 P: 8	R: 0 E: 0 K: 1 S: 5	H: 0 LOB: 0 BB: 0 P: 5	R: 0 E: 0 K: 2 S: 8	H: 1 LOB: 1 BB: 0 P: 8	1B: 6 2B: 0 3B: 0 HR: 0	SF: 0 SAC: 0 DP: 0 HBP: 0	WP: 0 PB: 0 SB: 1 CS: 0	PA: 36
PITCHER	IP WLS BF H R ER SO BB IBB HBP BLK WP HR S P ERA WHIP																					
Al Fitzmorris, R ERA: 3.26	(1, 1) 6.1 W 27 5 0 0 3 3 0 0 0 0 0 0 0 30 42 0.00 1.263																					
Joe Hoerner, L ERA: 5.06	(7, 1) 1.2 S 5 0 0 0 1 0 0 0 0 0 0 0 7 7 0.00 0.000																					
Doug Bird, R ERA: 2.95	(9, 1) 1.0 4 1 0 0 2 0 0 0 0 0 0 0 8 8 0.00 1.000																					

Batter	1	2	3	4	5	6	7	8	9	AB	R	H	RBI	BB	SO	LOB	BOTTOM	
Freddie Patek, R OBP: 0.316, SLG: 0.306										4	0	1	0	0	1	1	California Angels @ Kansas City Royals Royals Stadium, Kansas City, MO Sun Aug 04 1974, 4:38 AM EDT Att: 22,793 - Unknown - 81 F	
Cookie Rojas, R OBP: 0.333, SLG: 0.373										3	1	1	0	1	0	3		
Amos Otis, R OBP: 0.355, SLG: 0.467										3	0	1	0	1	1	1		
John Mayberry, L OBP: 0.390, SLG: 0.478										2	1	0	0	0	1	2		
Tony Solaita, L OBP: 0.366, SLG: 0.389										0	0	0	0	1	0	0		
Hal McRae, R OBP: 0.387, SLG: 0.480										4	0	0	1	0	1	4		
Jim Wehlford, R OBP: 0.352, SLG: 0.372										4	1	2	0	0	2	3		
Kurt Bevacqua, R OBP: 0.254, SLG: 0.200										2	0	0	0	1	1	1		
George Brett, L OBP: 0.281, SLG: 0.296										1	0	0	0	0	0	0		
Fran Healy, R OBP: 0.340, SLG: 0.404										4	0	1	2	0	0	2		
Al Cowens, R OBP: 0.258, SLG: 0.265										3	0	0	0	1	0	3		
Inning Stats	R: 0 E: 0 K: 1 S: 5	H: 0 LOB: 1 BB: 1 P: 9	R: 0 E: 0 K: 2 S: 8	H: 1 LOB: 1 BB: 0 P: 8	R: 0 E: 0 K: 2 S: 8	H: 1 LOB: 1 BB: 0 P: 8	R: 0 E: 2 K: 0 S: 5	H: 1 LOB: 2 BB: 0 P: 5	R: 2 E: 0 K: 1 S: 6	H: 2 LOB: 2 BB: 1 P: 12	R: 1 E: 0 K: 1 S: 6	H: 1 LOB: 2 BB: 2 P: 14	R: 0 E: 0 K: 0 S: 3	H: 0 LOB: 0 BB: 0 P: 3	1B: 4 2B: 2 3B: 0 HR: 0	SF: 0 SAC: 0 DP: 0 HBP: 1	WP: 1 PB: 0 SB: 1 CS: 1	PA: 37
PITCHER	IP WLS BF H R ER SO BB IBB HBP BLK WP HR S P ERA WHIP																	
Frank Tanana, L ERA: 4.06	(1, 1) 6.1 L 30 6 3 3 6 4 0 1 0 0 1 0 7 11 4.26 1.579																	
Horacio Pina, R ERA: 3.96	(7, 1) 1.2 6 0 0 0 1 0 1 0 0 1 0 7 11 0.00 0.000																	

Batter	1	2	3	4	5	6	7	8	9	AB	R	H	RBI	BB	SO	LOB	TOP			
Mickey Rivers, L OBP: 0.342, SLG: 0.391 (1, 8)	1-3		1B		K			G4-6-3		4	0	1	0	0	1	1	California Angels @ Chicago White Sox Comiskey Park, Chicago, IL Tue Aug 06 1974, 8:05 PM EDT Att: 11,896 - Unknown - 71 F			
Rudy Meoli, L OBP: 0.391, SLG: 0.409 (1, 5)	1-3		1B			K2-3		K		4	0	1	1	0	2	0				
Leroy Stanton, R OBP: 0.344, SLG: 0.458 (1, 9)	F9		G5-4-3			5-3			K	4	0	0	0	0	1	3				
Frank Robinson, R OBP: 0.362, SLG: 0.450 (1, 10)		F9		4-3		F8			F7	4	0	1	0	0	0	0				
Bruce Bochte, L OBP: 0.534, SLG: 0.560 (1, 7)		K		4-3						4	0	2	0	0	1	1				
Dave Chalk, R OBP: 0.318, SLG: 0.330 (1, 6)	K2-3			F7		G5-4-3				4	0	0	0	0	1	3				
Bob Oliver, R OBP: 0.273, SLG: 0.327 (1, 3)			F7	5-3				K		3	0	0	0	0	1	1				
Ellie Rodriguez, R OBP: 0.382, SLG: 0.372 (1, 2)			1B	5-3				1B	G4-6-3	3	2	2	0	0	0	0				
Denny Doyle, L OBP: 0.293, SLG: 0.301 (1, 4)			1B	F7				1B		3	0	2	0	0	0	0				
Inning Stats	R: 0 E: 0 K: 0 S: 3	H: 0 LOB: 0 BB: 0 P: 3	R: 0 E: 0 K: 2 S: 7	H: 0 LOB: 0 BB: 7 P: 7	R: 1 E: 0 K: 0 S: 6	H: 4 LOB: 2 BB: 0 P: 6	R: 0 E: 0 K: 0 S: 4	H: 1 LOB: 1 BB: 0 P: 4	R: 0 E: 0 K: 1 S: 5	H: 0 LOB: 0 BB: 0 P: 5	R: 0 E: 0 K: 1 S: 5	H: 1 LOB: 0 BB: 0 P: 5	R: 1 E: 0 K: 1 S: 6	H: 2 LOB: 0 BB: 0 P: 6	R: 0 E: 0 K: 1 S: 6	H: 1 LOB: 1 BB: 0 P: 6	1B: 8 2B: 1 3B: 0 HR: 0	SF: 0 SAC: 0 DP: 3 HBP: 0	WP: 0 PB: 0 SB: 0 CS: 0	PA: 33
PITCHER Wilbur Wood, L ERA: 3.62 (1, 1)	IP: 9.0 WLS: W BF: 33 H: 9 R: 2 ER: 2 SO: 7 BB: 0 IBB: 0 HBP: 0 BLK: 0 WP: 0 HR: 0 S: 47 P: 47 ERA: 2.00 WHIP: 1.000															PITCHER				

Batter	1	2	3	4	5	6	7	8	9	AB	R	H	RBI	BB	SO	LOB	BOTTOM
Buddy Bradford, R OBP: 0.418, SLG: 0.506 (1, 9)	FC6-5	1B	1B			HR				2	0	2	1	0	0	0	California Angels @ Chicago White Sox Comiskey Park, Chicago, IL Tue Aug 06 1974, 8:05 PM EDT Att: 11,896 - Unknown - 71 F
Bill Sharp, L OBP: 0.337, SLG: 0.389 (3, 9)	G3	1B	BB			G3				2	1	1	1	1	0	2	
Jorge Orta, L OBP: 0.380, SLG: 0.463 (1, 4)	G3	1B	4-3			1B		1B		5	2	3	0	0	0	3	
Dick Allen, R OBP: 0.362, SLG: 0.583 (1, 3)	FC6-5	1B		6-3				1B		4	1	1	0	0	1	2	
Tony Musser, L OBP: 0.342, SLG: 0.361 (7, 3)	FC6-5	1B		6-3		K		K		1	0	0	0	0	1	1	
Bill Melton, R OBP: 0.315, SLG: 0.407 (1, 5)	F7	1B		6-3		P6		1B		4	2	1	0	1	0	2	
Lee Richard, R OBP: 0.182, SLG: 0.129 (9, 5)	F7	1B		6-3		P6		E		0	0	0	0	0	0	0	
Ken Henderson, S OBP: 0.358, SLG: 0.454 (1, 8)		1B		2B		P4		E		4	2	3	4	1	0	1	
Carlos May, L OBP: 0.337, SLG: 0.383 (1, 7)		1B		F8		1B		E		4	2	2	2	1	0	2	
Ron Santo, R OBP: 0.301, SLG: 0.304 (1, 10)	F9		K			1B		1B		5	0	3	1	0	1	2	
Brian Downing, R OBP: 0.392, SLG: 0.469 (1, 2)		E	6-3			F8		K		5	1	1	1	0	1	4	
Bucky Dent, R OBP: 0.294, SLG: 0.325 (1, 6)	E6		1B			G4-6-3		F7		5	1	1	0	0	0	4	
Inning Stats	R: 7 E: 0 K: 0 S: 4	H: 6 LOB: 1 BB: 2 P: 17	R: 0 E: 0 K: 1 S: 6	H: 1 LOB: 2 BB: 1 P: 10	R: 0 E: 0 K: 0 S: 4	H: 1 LOB: 0 BB: 0 P: 4	R: 1 E: 0 K: 1 S: 7	H: 2 LOB: 1 BB: 0 P: 7	R: 0 E: 0 K: 0 S: 4	H: 1 LOB: 2 BB: 1 P: 8	R: 4 E: 1 K: 2 S: 12	H: 5 LOB: 1 BB: 0 P: 12	R: 13 2B: 3 3B: 1 HR: 1	SF: 0 SAC: 0 DP: 1 HBP: 0	WP: 0 PB: 0 SB: 0 CS: 0	PA: 45	
PITCHER Andy Hassler, L ERA: 3.23 Dave Sells, R ERA: 3.69 Luis Quintana, L ERA: 6.14 (1, 1) (2, 1) (8, 1)	IP: 1.2 WLS: L BF: 12 H: 6 R: 6 ER: 3 SO: 0 BB: 1 IBB: 0 HBP: 0 BLK: 0 WP: 0 HR: 0 S: 11 P: 15 ERA: 16.20 WHIP: 4.200															PITCHER	

Batter	1	2	3	4	5	6	7	8	9	AB	R	H	RBI	BB	SO	LOB	TOP		
Mickey Rivers, L OBP: 0.344, SLG: 0.392 (1, 8)										4	0	2	0	0	0	0	California Angels @ Chicago White Sox Comiskey Park, Chicago, IL Wed Aug 07 1974, 8:05 PM EDT Att: 11,636 - Unknown - 70 F		
Rudy Meoli, L OBP: 0.407, SLG: 0.423 (1, 5)										4	0	2	0	0	1	1			
Leroy Stanton, R OBP: 0.339, SLG: 0.452 (1, 9)										4	0	0	0	0	0	3			
Frank Robinson, R OBP: 0.362, SLG: 0.458 (1, 10)										3	1	1	1	0	0	1			
Bruce Bochte, L OBP: 0.508, SLG: 0.528 (1, 3)										3	0	0	0	0	0	1			
Bobby Valentine, R OBP: 0.294, SLG: 0.356 (1, 7)										3	0	0	0	0	0	0			
Dave Chalk, R OBP: 0.318, SLG: 0.330 (1, 6)										3	0	1	0	0	0	0			
Ellie Rodriguez, R OBP: 0.376, SLG: 0.368 (1, 2)										3	0	0	0	0	2	1			
Denny Doyle, L OBP: 0.290, SLG: 0.299 (1, 4)										3	0	0	0	0	0	0			
Inning Stats	R: 0 E: 0 K: 1 S: 5	H: 1 LOB: 0 BB: 0 P: 5	R: 1 E: 0 K: 0 S: 4	H: 1 LOB: 0 BB: 0 P: 4	R: 0 E: 0 K: 1 S: 5	H: 0 LOB: 0 BB: 0 P: 5	R: 0 E: 0 K: 0 S: 4	H: 1 LOB: 1 BB: 0 P: 4	R: 0 E: 0 K: 0 S: 3	H: 0 LOB: 0 BB: 0 P: 3	R: 0 E: 0 K: 0 S: 5	H: 0 LOB: 0 BB: 0 P: 5	R: 0 E: 0 K: 0 S: 3	H: 0 LOB: 0 BB: 0 P: 3	R: 0 E: 0 K: 0 S: 3	H: 0 LOB: 0 BB: 0 P: 3		1B: 5 2B: 1 3B: 0 HR: 1	SF: 0 SAC: 0 DP: 3 HBP: 0
PITCHER Jim Kaat, L ERA: 3.55 (1, 1)	IP: 9.0 WLS: W BF: 30 H: 6 R: 1 ER: 1 SO: 3 BB: 0 IBB: 0 HBP: 0 BLK: 0 WP: 0 HR: 1 S: 36 P: 36 ERA: 1.00 WHIP: 0.667																		

Batter	1	2	3	4	5	6	7	8	9	AB	R	H	RBI	BB	SO	LOB	BOTTOM				
Pat Kelly, L OBP: 0.330, SLG: 0.342 (1, 10)										4	0	0	0	0	1	1	California Angels @ Chicago White Sox Comiskey Park, Chicago, IL Wed Aug 07 1974, 8:05 PM EDT Att: 11,636 - Unknown - 70 F				
Jorge Orta, L OBP: 0.376, SLG: 0.458 (1, 4)										4	0	0	0	0	4	0					
Dick Allen, R OBP: 0.363, SLG: 0.581 (1, 3)										3	1	1	0	1	2	0					
Carlos May, L OBP: 0.334, SLG: 0.380 Lee Richard, R OBP: 0.182, SLG: 0.129 (9, PR)										4	0	0	0	0	0	2					
Ken Henderson, S OBP: 0.359, SLG: 0.453 (1, 8)										3	0	1	1	1	2	0					
Bill Melton, R OBP: 0.316, SLG: 0.405 (1, 5)										2	0	0	0	2	1	3					
Bill Sharp, L OBP: 0.337, SLG: 0.388 (1, 9)										3	0	1	1	0	1	1					
Brian Downing, R OBP: 0.387, SLG: 0.461 (1, 2)										3	0	0	0	0	2	2					
Bucky Dent, R OBP: 0.294, SLG: 0.323 (1, 6)										2	0	0	0	1	0	2					
Inning Stats	R: 0 E: 0 K: 3 S: 9	H: 0 LOB: 0 BB: 0 P: 9	R: 0 E: 0 K: 1 S: 5	H: 0 LOB: 1 BB: 1 P: 9	R: 0 E: 0 K: 0 S: 2	H: 0 LOB: 0 BB: 1 P: 6	R: 0 E: 0 K: 2 S: 7	H: 0 LOB: 0 BB: 0 P: 7	R: 0 E: 0 K: 1 S: 5	H: 0 LOB: 2 BB: 2 P: 13	R: 0 E: 0 K: 1 S: 5	H: 0 LOB: 1 BB: 1 P: 9	R: 0 E: 0 K: 3 S: 9	H: 0 LOB: 0 BB: 0 P: 9	R: 0 E: 0 K: 1 S: 5	H: 0 LOB: 0 BB: 0 P: 5		R: 2 E: 1 K: 1 S: 8	H: 3 LOB: 3 BB: 0 P: 8	1B: 3 2B: 0 3B: 0 HR: 0	SF: 0 SAC: 1 DP: 1 HBP: 0
PITCHER Nolan Ryan, R ERA: 3.29 (1, 1)	IP: 8.2 WLS: L BF: 34 H: 3 R: 2 ER: 1 SO: 13 BB: 5 IBB: 0 HBP: 0 BLK: 0 WP: 0 HR: 0 S: 55 P: 75 ERA: 1.04 WHIP: 0.923																				

Batter	1	2	3	4	5	6	7	8	9	AB	R	H	RBI	BB	SO	LOB	TOP			
Roy White, S (1, 10) OBP: 0.368, SLG: 0.379	F8		5-3		K			5-3		4	0	0	0	0	1	1	New York Yankees @ California Angels Anaheim Stadium, Anaheim, CA Fri Aug 09 1974, 10:05 PM EDT Att: 10,203 - Unknown			
Elliott Maddox, R (1, 8) OBP: 0.381, SLG: 0.356	FC6-4 1B		5-3				5-3	E8 2B		4	0	2	0	0	0	0				
Bobby Murcer, L (1, 9) OBP: 0.336, SLG: 0.391	FC6-4 1-2			K			F9	K		4	0	0	0	0	2	2				
Lou Piniella, R (1, 7) OBP: 0.339, SLG: 0.389	FC5-4 1-2							6-3		4	1	2	0	0	0	2				
Bill Sudakis, S (1, 3) OBP: 0.296, SLG: 0.366		K							6-3	4	0	1	1	0	1	1				
Thurman Munson, R (1, 2) OBP: 0.302, SLG: 0.372	L8								6-3	4	0	0	0	0	0	2				
Graig Nettles, L (1, 5) OBP: 0.319, SLG: 0.392							1-3	F7		4	0	1	0	0	0	0				
Sandy Alomar Sr., S (1, 4) OBP: 0.267, SLG: 0.288	F8							6-3		3	0	1	0	0	0	1				
Jim Mason, L (1, 6) OBP: 0.309, SLG: 0.374			K							3	0	0	0	0	3	1				
Inning Stats	R: 0 E: 0 K: 0 S: 4	H: 1 LOB: 1 BB: 0 P: 4	R: 0 E: 0 K: 1 S: 6	H: 1 LOB: 1 BB: 0 P: 6	R: 0 E: 0 K: 1 S: 5	H: 0 LOB: 0 BB: 0 P: 5	R: 0 E: 0 K: 1 S: 6	H: 1 LOB: 1 BB: 0 P: 6	R: 0 E: 0 K: 2 S: 8	H: 2 LOB: 1 BB: 0 P: 5	R: 0 E: 0 K: 1 S: 5	H: 0 LOB: 0 BB: 0 P: 5	R: 0 E: 1 K: 1 S: 6	H: 1 LOB: 1 BB: 0 P: 6	R: 0 E: 0 K: 0 S: 3	H: 0 LOB: 0 BB: 0 P: 3	1B: 4 2B: 3 3B: 0 HR: 0	SF: 0 SAC: 0 DP: 0 HBP: 0	WP: 0 PB: 0 CS: 0	PA: 34
PITCHER Frank Tanana, L (1, 1) ERA: 3.9	IP: 9.0 WLS: W BF: 34 H: 7 R: 1 ER: 1 SO: 7 BB: 0 IBB: 0 HBP: 0 BLK: 0 WP: 0 HR: 0 S: 48 P: 48 ERA: 1.00 WHIP: 0.778																			

Batter	1	2	3	4	5	6	7	8	9	AB	R	H	RBI	BB	SO	LOB	BOTTOM			
Mickey Rivers, L (1, 8) OBP: 0.343, SLG: 0.394	PB 2B 1-3 1B	F4		K						3	1	1	1	1	1	1	New York Yankees @ California Angels Anaheim Stadium, Anaheim, CA Fri Aug 09 1974, 10:05 PM EDT Att: 10,203 - Unknown			
Rudy Meoli, L (1, 5) OBP: 0.324, SLG: 0.333	1-3 1-2	F6					4-3	L8		4	0	0	0	0	0	4				
Bruce Bochte, L (1, 7) (4, 3) OBP: 0.471, SLG: 0.500	2B 2H						1-3			4	2	2	1	0	0	0				
Frank Robinson, R (1, 10) OBP: 0.363, SLG: 0.465	2B 2H							4-3		3	1	1	1	1	1	0				
Joe Lahoud, L (1, 9) OBP: 0.365, SLG: 0.495	1B 2H							3-1		4	1	1	0	0	0	2				
Bobby Valentine, R (1, 6) OBP: 0.304, SLG: 0.359										3	1	2	3	1	0	0				
John Doherty, L (1, 3) OBP: 0.287, SLG: 0.343	F8									1	0	0	0	0	0	1				
Doug Howard, R (3, PH) (4, 7) OBP: 0.273, SLG: 0.273	F8									3	0	0	0	0	0	2				
Ellie Rodriguez, R (1, 2) OBP: 0.383, SLG: 0.368										2	1	0	0	2	0	0				
Denny Doyle, L (1, 4) OBP: 0.282, SLG: 0.300	FC1-6 1-2									3	0	0	0	0	0	3				
Inning Stats	R: 3 E: 0 K: 0 S: 7	H: 5 LOB: 1 BB: 0 P: 7	R: 0 E: 0 K: 0 S: 3	H: 0 LOB: 1 BB: 1 P: 7	R: 2 E: 0 K: 0 S: 4	H: 2 LOB: 0 BB: 1 P: 8	R: 0 E: 0 K: 1 S: 5	H: 0 LOB: 0 BB: 0 P: 5	R: 0 E: 0 K: 1 S: 5	H: 0 LOB: 0 BB: 0 P: 5	R: 2 E: 1 K: 0 S: 4	H: 0 LOB: 2 BB: 3 P: 16	R: 0 E: 0 K: 0 S: 3	H: 0 LOB: 0 BB: 0 P: 3	R: 0 E: 0 K: 0 S: 3	H: 0 LOB: 0 BB: 0 P: 3	1B: 4 2B: 3 3B: 0 HR: 0	SF: 0 SAC: 0 DP: 0 HBP: 0	WP: 1 PB: 1 CS: 1	PA: 36
PITCHER Doc Medich, R (1, 1) ERA: 3.52	IP: 2.1 WLS: L BF: 15 H: 7 R: 5 ER: 5 SO: 0 BB: 2 IBB: 0 HBP: 0 BLK: 0 WP: 0 HR: 0 S: 13 P: 21 ERA: 19.29 WHIP: 3.857																			
Mike Wallace, L (3, 1) ERA: 3.05	IP: 3.1 WLS: L BF: 13 H: 0 R: 2 ER: 0 SO: 2 BB: 3 IBB: 0 HBP: 0 BLK: 0 WP: 0 HR: 0 S: 14 P: 26 ERA: 0.00 WHIP: 0.900																			
Tippy Martinez, L (6, 1) ERA:	IP: 1.1 WLS: L BF: 4 H: 0 R: 0 ER: 0 SO: 0 BB: 0 IBB: 0 HBP: 0 BLK: 0 WP: 0 HR: 0 S: 4 P: 4 ERA: 0.00 WHIP: 0.000																			
Sam McDowell, L (8, 1) ERA: 3.98	IP: 1.0 WLS: L BF: 3 H: 0 R: 0 ER: 0 SO: 0 BB: 0 IBB: 0 HBP: 0 BLK: 0 WP: 0 HR: 0 S: 3 P: 3 ERA: 0.00 WHIP: 0.000																			

AB	34
R	1
H	7
RBI	1
BB	0
SO	7
LOB	10

AB	30
R	7
H	7
RBI	6
BB	5
SO	2
LOB	13


Batter	1	2	3	4	5	6	7	8	9	AB	R	H	RBI	BB	SO	LOB	TOP		
Roy White, S (1, 10) OBP: 0.364, SLG: 0.374	0-0 6-3		0-3 K		0-0 5-3		0-0 F3			4	0	0	0	0	1	2	<p>New York Yankees @ California Angels Anaheim Stadium, Anaheim, CA</p> <p>Sat Aug 10 1974, 10:05 PM EDT Att: 28,534 - Unknown - 74 F</p> <p>livebaseballscores.com</p>		
Elliott Maddox, R (1, 8) OBP: 0.386, SLG: 0.355	4-0 FC4 BB		0-0 5-3		4-0 BB			4-0 1B BB		1	0	0	0	3	0	1			
Bobby Murcer, L (1, 9) OBP: 0.333, SLG: 0.387	0-0 FC4 1B			0-3 K	0-0 G3			0-3 K		4	0	0	0	0	2	4			
Lou Piniella, R (1, 7) OBP: 0.344, SLG: 0.395	0-0 1B			0-0 1B 2B		0-0 F9		0-0 G4-3 1B		4	1	3	0	0	0	0			
Bill Sudakis, S (1, 3)		0-0 F9		0-0 F9		0-0 F8		0-0 G4-3 1B		4	0	0	0	0	0	3			
Thurman Munson, R (1, 2) OBP: 0.302, SLG: 0.370		0-0 F4		0-0 1B		0-3 K			0-0 F2	4	0	1	1	0	1	0			
Graig Nettles, L (1, 5) OBP: 0.319, SLG: 0.389		0-0 F8		0-3 K			4-0 SH3-4 WP BB		0-3 K	3	1	0	0	1	2	1			
Sandy Alomar Sr., S (1, 4) OBP: 0.262, SLG: 0.283			0-0 5-3		0-0 F7		0-0 SH3-4		0-3 K	3	0	0	0	0	1	0			
Jim Mason, L (1, 6) OBP: 0.312, SLG: 0.373			4-0 BB		4-0 BB		0-3 K			1	0	0	0	2	1	0			
Inning Stats	R: 0 E: 0 K: 0 S: 3	H: 1 LOB: 1 BB: 1 P: 7	R: 0 E: 0 K: 0 S: 3	H: 0 LOB: 0 BB: 0 P: 3	R: 0 E: 0 K: 1 S: 5	H: 0 LOB: 1 BB: 1 P: 9	R: 1 E: 0 K: 2 S: 9	H: 2 LOB: 1 BB: 0 P: 9	R: 0 E: 0 K: 0 S: 3	H: 0 LOB: 2 BB: 2 P: 11	R: 0 E: 0 K: 1 S: 5	H: 0 LOB: 0 BB: 1 P: 9	R: 0 E: 0 K: 1 S: 5	H: 1 LOB: 1 BB: 1 P: 9	R: 0 E: 0 K: 2 S: 7	H: 0 LOB: 0 BB: 0 P: 7		1B: 3 2B: 1 3B: 0 HR: 0	SF: 0 SAC: 1 DP: 1 HBP: 0
PITCHER Andy Hassler, L (1, 1) ERA: 2.96	IP: 9.0 WLS: L BF: 35	H: 4 R: 2 ER: 1 SO: 8	BB: 6 IBB: 0 HBP: 0 BLK: 0	WP: 1 HR: 0 S: 45 P: 69	ERA: 1.00 WHIP: 1.111	PITCHER										ERA: 1.00 WHIP: 1.111			

Batter	1	2	3	4	5	6	7	8	9	AB	R	H	RBI	BB	SO	LOB	BOTTOM				
Mickey Rivers, L (1, 8) OBP: 0.343, SLG: 0.391	0-3 K		0-0 F5		0-0 F2		4-0 CS BB			3	0	0	0	1	1	2	<p>New York Yankees @ California Angels Anaheim Stadium, Anaheim, CA</p> <p>Sat Aug 10 1974, 10:05 PM EDT Att: 28,534 - Unknown - 74 F</p> <p>livebaseballscores.com</p>				
Rudy Meoli, L (1, 5) OBP: 0.324, SLG: 0.333	0-0 1-3		0-0 FC5-4 1B		0-0 G6-3		0-0 CS	0-0 L6		3	0	1	0	0	0	1					
Winston Llenas, R (8, FH) OBP: 0.297, SLG: 0.374			1-2		1-2		1-2			1	0	0	0	0	0	0					
Leroy Stanton, R (1, 9) OBP: 0.345, SLG: 0.456	0-0 F3		0-0 FC5-4 1B			0-0 1B 1B		0-0 G5-4-3 1B		4	0	2	0	0	0	1					
Frank Robinson, R (1, 10) OBP: 0.360, SLG: 0.460		0-0 F4	0-0 F9			0-0 F8		0-0 G5-4-3		4	0	0	0	0	0	3					
Bobby Valentine, R (1, 6) OBP: 0.306, SLG: 0.365		0-0 2B		0-0 6-3		0-0 1B		0-0 F4		4	0	2	0	0	0	0					
Bruce Bochte, L (1, 7) OBP: 0.486, SLG: 0.492		0-3 K			0-0 4-3 1B		0-0 F8		4-0 BB	3	0	1	0	0	1	3					
Doug Howard, R (9, FH) OBP: 0.333, SLG: 0.273										0	0	0	0	1	0	0					
Bob Heise, R (9, PR) OBP: 0.083, SLG: 0.083										0	0	0	0	0	0	0					
Ellie Rodriguez, R (1, 2) OBP: 0.382, SLG: 0.364		4-0 BB		0-0 4-3		0-0 L7		0-0 F9		3	0	0	0	1	0	4					
Bob Oliver, R (1, 3) OBP: 0.268, SLG: 0.320		0-0 L6		0-0 5-3			0-0 F4		0-0 F8	4	0	0	0	0	0	4					
Denny Doyle, L (1, 4) OBP: 0.284, SLG: 0.301			4-0 1B E BB		0-0 G6-3 1B		0-0 F6			2	1	1	0	1	0	0					
Inning Stats	R: 0 E: 0 K: 1 S: 5	H: 0 LOB: 0 BB: 0 P: 5	R: 0 E: 0 K: 1 S: 6	H: 1 LOB: 2 BB: 1 P: 10	R: 1 E: 1 K: 0 S: 4	H: 1 LOB: 1 BB: 1 P: 8	R: 0 E: 0 K: 0 S: 4	H: 1 LOB: 0 BB: 0 P: 4	R: 0 E: 0 K: 0 S: 3	H: 1 LOB: 0 BB: 0 P: 3	R: 0 E: 0 K: 0 S: 5	H: 2 LOB: 2 BB: 0 P: 5	R: 0 E: 0 K: 0 S: 2	H: 0 LOB: 0 BB: 1 P: 6	R: 0 E: 0 K: 0 S: 3	H: 1 LOB: 0 BB: 0 P: 3	R: 0 E: 0 K: 0 S: 3	H: 0 LOB: 1 BB: 1 P: 7	1B: 6 2B: 1 3B: 0 HR: 0	SF: 0 SAC: 0 DP: 2 HBP: 0	WP: 0 PA: 36
PITCHER Rudy May, L (1, 1) ERA: 3.53	IP: 9.0 WLS: W BF: 35	H: 7 R: 1 ER: 0 SO: 2	BB: 4 IBB: 0 HBP: 0 BLK: 0	WP: 0 HR: 0 S: 35 P: 51	ERA: 0.00 WHIP: 1.222	PITCHER										ERA: 0.00 WHIP: 1.222					

Batter	1	2	3	4	5	6	7	8	9	AB	R	H	RBI	BB	SO	LOB	TOP										
Sandy Alomar Sr. S OBP: 0.260, SLG: 0.280 (1, 4)	0-0 6-3	0-0 4-3			0-0 G3		0-0 1B		0-0 1-3	5	0	1	1	0	0	1											
Elliott Maddox R OBP: 0.383, SLG: 0.352 (1, 8)	0-0 6-3		0-0 F8			0-3 K	0-0 1B		0-0 5-3	5	0	1	1	0	1	0											
Bobby Murcer L OBP: 0.334, SLG: 0.387 (1, 9)	0-0 1B		0-0 F7			0-0 1B	0-0 F4		0-0 F7	5	0	2	0	0	0	2											
Ron Blomberg L OBP: 0.354, SLG: 0.442 (1, 10)	0-0 4-3		0-0 F7			0-0 2B		0-0 6-3		4	0	1	0	0	0	1											
Lou Piniella R OBP: 0.345, SLG: 0.405 (1, 7)		0-0 HR		0-0 5-3		0-0 F8		0-0 FC4-6 1B		4	1	2	1	0	0	1											
Chris Chambliss L OBP: 0.291, SLG: 0.322 (1, 3)	4-0 1B 4-3 BB		0-0 1-3				0-0 4-3	0-0 FC4-6 1B		3	2	0	0	1	0	1											
Graig Nettles L OBP: 0.318, SLG: 0.387 (1, 5)	0-0 F8		0-0 L3				0-0 F8	0-0 1B 1B		4	0	1	0	0	0	1											
Thurman Munson R OBP: 0.304, SLG: 0.372 (1, 2)	0-0 4-3 1B			0-0 6-3			0-0 E5 1B BB	0-0 1-2 3-H 1B		4	1	2	1	0	0	0											
Jim Mason L OBP: 0.311, SLG: 0.369 (1, 6)	0-0 4-3 1-2 3-H		0-0 4-3		0-0 4-3		4-0 1B BB	0-0 1-3 1B		3	1	0	1	1	0	3											
Inning Stats	R: 0 E: 0 K: 0 S: 4	H: 1 LOB: 1 BB: 0 P: 4	R: 2 E: 0 K: 0 S: 5	H: 2 LOB: 1 BB: 1 P: 9	R: 0 E: 0 K: 0 S: 3	H: 0 LOB: 0 BB: 0 P: 3	R: 0 E: 0 K: 0 S: 3	H: 0 LOB: 0 BB: 0 P: 3	R: 0 E: 0 K: 1 S: 6	H: 2 LOB: 1 BB: 0 P: 6	R: 2 E: 1 K: 0 S: 6	H: 2 LOB: 2 BB: 1 P: 10	R: 1 E: 0 K: 0 S: 6	H: 3 LOB: 2 BB: 0 P: 6	R: 0 E: 0 K: 0 S: 3	H: 0 LOB: 0 BB: 0 P: 3	1B: 8 2B: 1 3B: 0 HR: 1	SF: 0 SAC: 0 DP: 0 HBP: 0	WP: 0 PB: 0 CS: 0	PA: 39							
PITCHER	IP	WLS	BF	H	R	ER	SO	BB	IBB	HBP	BLK	WP	HR	S	P	ERA	WHIP										
Dick Lange R ERA: 3.75 (1, 1)	6.2	L	29	7	4	2	1	2	0	0	0	0	1	29	37	2.70	1.350										
Luis Quintana L ERA: 5.59 (7, 1)	1.0		5	2	1	1	0	0	0	0	0	0	0	5	5	9.00	2.000										
Horacio Pina R ERA: 4.06 (8, 1)	0.1		2	1	0	0	0	0	0	0	0	0	0	2	2	0.00	3.000										
Skip Lockwood R ERA: 4.34 (9, 1)	1.0		3	0	0	0	0	0	0	0	0	0	0	3	3	0.00	0.000										

New York Yankees @ California Angels
Anaheim Stadium, Anaheim, CA
Sun Aug 11 1974, 6:33 AM EDT
Att: 9,192 - Unknown - 79 F


AB 37
R 5
H 10
RBI 5
BB 2
SO 1
LOB 10



Batter	1	2	3	4	5	6	7	8	9	AB	R	H	RBI	BB	SO	LOB	BOTTOM										
Mickey Rivers L OBP: 0.342, SLG: 0.394 (1, 8)	0-0 F8			0-3 K		0-0 1B 3B	0-0 FC4-6 1-2			4	1	1	0	0	1	1											
Rudy Meoli L OBP: 0.325, SLG: 0.333 (1, 5)	0-0 F5			0-0 F8		0-0 FC6-4 1B		4-0 1B WP G4-6-3 BB		3	0	1	1	0	0	0											
Doug Howard R OBP: 0.385, SLG: 0.273 (8, PH) (9, 3)				0-0 F8		3-H FC6-4 1B		0-0 G4-6-3 1B		0	1	0	0	1	0	0											
Leroy Stanton R OBP: 0.344, SLG: 0.453 (1, 9)	0-3 K			0-0 6-3		0-0 FC6-4 1-2		0-0 G4-6-3 1B		4	0	1	0	0	1	1											
Joe Lahoud L OBP: 0.367, SLG: 0.491 (1, 10)		0-0 F9		4-0 1B BB	4-0 1B BB	4-0 1-2 BB		0-0 G4-6-3 1-2 3-H		2	1	0	0	2	0	1											
Bruce Bochte L OBP: 0.442, SLG: 0.464 (1, 7)	0-0 F8			0-0 F8	0-0 F8	0-0 F5	1-2 2-3	0-0 4-3		4	0	0	0	0	0	3											
Bobby Valentine R OBP: 0.306, SLG: 0.363 (1, 6)	0-0 F8			0-3 K		0-0 K 1B WP		0-0 F7		4	1	1	0	0	1	1											
John Doherty L OBP: 0.270, SLG: 0.345 (1, 3)			0-0 F7		0-0 1B		0-0 6-3		0-0 FC5-4 1B	2	0	1	0	0	0	0											
Winston Lienes R OBP: 0.301, SLG: 0.376 (7, PH) (8, 4)				0-0 F7		0-0 1B		0-0 FC5-4 1B		2	0	1	0	0	0	1											
Bob Heise R OBP: 0.083, SLG: 0.083 (9, PR)				0-0 F7		1-3 1B		0-0 FC5-4 1B		0	0	0	0	0	0	0											
Ellie Rodriguez R OBP: 0.380, SLG: 0.362 (1, 2)			0-0 5-3		0-0 1B		0-0 6-3		0-0 FC5-4	4	0	1	1	0	0	2											
Denny Doyle L OBP: 0.283, SLG: 0.300 (1, 4)			0-0 F9		0-0 F7		0-0 F7		0-0 F9	2	0	0	0	0	0	0											
Bob Oliver R OBP: 0.269, SLG: 0.321 (7, PH) (8, 3) (9, 5)					1-2 3-H 1B		0-0 FC4-6 2-H 1B		0-0 F9	2	0	1	1	0	0	1											
Inning Stats	R: 0 E: 0 K: 1 S: 5	H: 0 LOB: 0 BB: 0 P: 5	R: 0 E: 0 K: 0 S: 3	H: 0 LOB: 0 BB: 0 P: 3	R: 0 E: 0 K: 1 S: 5	H: 0 LOB: 0 BB: 0 P: 5	R: 1 E: 0 K: 0 S: 6	H: 2 LOB: 2 BB: 1 P: 10	R: 1 E: 0 K: 0 S: 5	H: 2 LOB: 1 BB: 0 P: 5	R: 1 E: 0 K: 0 S: 3	H: 1 LOB: 0 BB: 1 P: 7	R: 0 E: 0 K: 0 S: 4	H: 1 LOB: 1 BB: 0 P: 4	1B: 7 2B: 0 3B: 1 HR: 0	SF: 0 SAC: 0 DP: 1 HBP: 0	WP: 2 PB: 0 CS: 2	PA: 36									
PITCHER	IP	WLS	BF	H	R	ER	SO	BB	IBB	HBP	BLK	WP	HR	S	P	ERA	WHIP										
Dick Tidrow R ERA: 4.54 (1, 1)	6.0	W	24	5	3	3	3	2	0	0	0	0	0	28	36	4.50	1.167										
Tippy Martinez L ERA: 3.86 (7, 1)	1.0		5	1	1	1	0	1	0	0	0	1	0	4	8	9.00	2.000										
Cecil Upshaw R ERA: 2.6 (8, 1)	2.0	S	7	2	0	0	0	0	0	0	0	1	0	7	7	0.00	1.000										

New York Yankees @ California Angels
Anaheim Stadium, Anaheim, CA
Sun Aug 11 1974, 6:33 AM EDT
Att: 9,192 - Unknown - 79 F

AB 33
R 4
H 8
RBI 3
BB 3
SO 3
LOB 11



Batter	1	2	3	4	5	6	7	8	9	AB	R	H	RBI	BB	SO	LOB	TOP			
Juan Beniquez, R (1.7) OBP: 0.324, SLG: 0.395										4	0	3	1	0	1	0	Boston Red Sox @ California Angels Anaheim Stadium, Anaheim, CA Mon Aug 12 1974, 10:05 PM EDT Att: 9,345 - Unknown - 68 F			
Cecil Cooper, L (1.10) OBP: 0.324, SLG: 0.419										4	0	0	0	0	2	3				
Rico Petrocelli, R (1.5) OBP: 0.370, SLG: 0.477										4	0	0	0	0	4	1				
Carl Yastrzemski, L (1.3) OBP: 0.414, SLG: 0.462										3	1	1	0	1	1	0				
Dwight Evans, R (1.9) OBP: 0.336, SLG: 0.446										4	0	1	0	0	3	1				
Rick Miller, L (1.8) OBP: 0.341, SLG: 0.347										3	0	0	0	1	3	3				
Doug Griffin, R (1.4) OBP: 0.368, SLG: 0.389										4	1	2	1	0	1	2				
Bob Montgomery, R (1.2) OBP: 0.274, SLG: 0.313										3	0	0	0	0	3	2				
Bernie Carbo, L (9, PH) OBP: 0.371, SLG: 0.431										1	0	0	0	0	1	2				
Rick Burleson, R (1.6) OBP: 0.339, SLG: 0.402										4	0	0	0	0	0	4				
Inning Stats	R: 0 E: 0 K: 2 S: 7	H: 1 LOB: 0 BB: 0 P: 7	R: 0 E: 0 K: 3 S: 9	H: 0 LOB: 1 BB: 1 P: 13	R: 0 E: 0 K: 1 S: 6	H: 1 LOB: 1 BB: 0 P: 6	R: 0 E: 0 K: 3 S: 10	H: 1 LOB: 1 BB: 0 P: 10	R: 1 E: 0 K: 1 S: 7	H: 2 LOB: 1 BB: 0 P: 7	R: 0 E: 0 K: 2 S: 8	H: 1 LOB: 1 BB: 0 P: 8	R: 0 E: 0 K: 3 S: 9	H: 0 LOB: 0 BB: 0 P: 9	R: 1 E: 1 K: 2 S: 9	H: 1 LOB: 2 BB: 1 P: 13	1B: 6 2B: 0 3B: 1 HR: 0	SF: 0 SAC: 0 DP: 0 HBP: 0	WP: 1 PB: 1 CS: 1	PA: 36
PITCHER Nolan Ryan, R (1.1) ERA: 3.24	IP: 9.0 WLS: W BF: 36	H: 7 R: 2 ER: 2 SO: 19	BB: 2 IBB: 0 HBP: 0 BLK: 0	WP: 1 HR: 0 S: 72 P: 80	ERA: 2.00 WHIP: 1.000	PITCHER										IP: 9.0 WLS: W BF: 36	H: 7 R: 2 ER: 2 SO: 19	BB: 2 IBB: 0 HBP: 0 BLK: 0	WP: 1 HR: 0 S: 72 P: 80	ERA: 2.00 WHIP: 1.000

AB	34
R	2
H	7
RBI	2
BB	2
SO	19
LOB	18



Batter	1	2	3	4	5	6	7	8	9	AB	R	H	RBI	BB	SO	LOB	BOTTOM			
Mickey Rivers, L (1.8) OBP: 0.343, SLG: 0.395										4	0	2	0	0	0	0	Boston Red Sox @ California Angels Anaheim Stadium, Anaheim, CA Mon Aug 12 1974, 10:05 PM EDT Att: 9,345 - Unknown - 68 F			
Elie Rodriguez, R (1.2) OBP: 0.379, SLG: 0.359										3	1	0	0	1	1	3				
Leroy Stanton, R (1.9) OBP: 0.340, SLG: 0.447										4	0	0	0	0	3	4				
Frank Robinson, R (1.10) OBP: 0.366, SLG: 0.460										0	1	0	0	4	0	0				
Bobby Valentine, R (1.6) OBP: 0.312, SLG: 0.364										2	0	1	1	2	0	2				
Bruce Bochte, L (1.7) OBP: 0.420, SLG: 0.438										4	1	0	0	0	0	6				
Bob Oliver, R (1.3) OBP: 0.272, SLG: 0.333										4	1	2	3	0	0	2				
Denny Doyle, L (1.4) OBP: 0.290, SLG: 0.297										4	0	0	0	0	1	3				
Bob Heise, R (1.5) OBP: 0.200, SLG: 0.200										3	0	2	0	0	0	0				
Inning Stats	R: 0 E: 0 K: 1 S: 5	H: 0 LOB: 0 BB: 0 P: 5	R: 0 E: 0 K: 1 S: 5	H: 0 LOB: 2 BB: 2 P: 13	R: 0 E: 0 K: 1 S: 6	H: 2 LOB: 1 BB: 0 P: 6	R: 3 E: 0 K: 0 S: 4	H: 1 LOB: 0 BB: 2 P: 12	R: 1 E: 0 K: 1 S: 6	H: 1 LOB: 2 BB: 2 P: 14	R: 0 E: 0 K: 1 S: 3	H: 1 LOB: 2 BB: 1 P: 10	R: 0 E: 0 K: 0 S: 3	H: 0 LOB: 0 BB: 0 P: 3	R: 0 E: 0 K: 0 S: 3	H: 0 LOB: 0 BB: 0 P: 3		1B: 6 2B: 0 3B: 0 HR: 1	SF: 0 SAC: 0 DP: 1 HBP: 0	WP: 0 PB: 0 SB: 2 CS: 2
PITCHER Roger Moret, L (1.1) ERA: 3.23	IP: 8.0 WLS: L BF: 35	H: 7 R: 4 ER: 4 SO: 5	BB: 7 IBB: 0 HBP: 0 BLK: 0	WP: 0 HR: 1 S: 38 P: 66	ERA: 4.50 WHIP: 1.750	PITCHER										IP: 8.0 WLS: L BF: 35	H: 7 R: 4 ER: 4 SO: 5	BB: 7 IBB: 0 HBP: 0 BLK: 0	WP: 0 HR: 1 S: 38 P: 66	ERA: 4.50 WHIP: 1.750

AB	28
R	4
H	7
RBI	4
BB	7
SO	5
LOB	20



Batter	1	2	3	4	5	6	7	8	9	AB	R	H	RBI	BB	SO	LOB	TOP										
Juan Beniquez, R OBP: 0.318, SLG: 0.387 (1, 7)	0-0 4-3		0-0 4-3		0-3 K		0-0 F8		0-0 F8	5	0	0	0	0	1	2											
Cecil Cooper, L OBP: 0.325, SLG: 0.417 (1, 10)	0-0 6-3		0-0 6-3 1B		0-0 F9		4-0 IBB		0-0 F8	4	0	1	0	1	0	1											
Rico Petrocelli, R OBP: 0.368, SLG: 0.471 (1, 5)	0-0 6-3		0-0 6-3 1-2		0-0 6-3		0-0 F3		4-0 BB	4	0	0	0	1	0	3											
Carl Yastrzemski, L OBP: 0.414, SLG: 0.460 (1, 3)		0-0 5-3	0-3 K		0-0 1B 1B		4-0 1B BB		0-0 G3	4	1	1	0	1	1	2											
Dwight Evans, R OBP: 0.338, SLG: 0.447 (1, 9)		0-0 BB 2B 1B		0-0 6-3		0-3 K		0-0 PB 1B FC5-2 1B		4	1	2	0	0	1	1											
Rick Miller, L OBP: 0.345, SLG: 0.348 (1, 8)		4-0 BB 1B		0-0 F7		0-0 FC6-4 1B		0-0 FC5-2 1B		2	0	1	0	1	0	0											
Tommy Harper, R OBP: 0.302, SLG: 0.322 (8, 7)		1-2 BB		0-0 F7		0-0 FC6-4 1B		0-0 FC5-2 1B		1	0	1	1	0	0	0											
Doug Griffin, R OBP: 0.366, SLG: 0.392 (1, 4)		0-0 1B 2B		0-0 F7		0-0 FC6-4 1-2		0-0 F9		4	1	1	1	0	0	4											
Rick Burleson, R OBP: 0.341, SLG: 0.401 (1, 6)		0-0 1B		0-0 F8		1-0 SH1-4 HBP		0-0 FC5-2		3	0	1	1	0	0	2											
Tim Blackwell, S OBP: 0.337, SLG: 0.293 (1, 2)		0-0 F6		0-0 F7		0-0 SH1-4 1-2		0-0 F7		3	0	1	0	0	0	3											
Inning Stats	R: 0 E: 0 K: 0 S: 3	H: 0 LOB: 0 BB: 0 P: 3	R: 2 E: 0 K: 0 S: 5	H: 3 LOB: 1 BB: 1 P: 9	R: 0 E: 0 K: 1 S: 6	H: 1 LOB: 1 BB: 0 P: 6	R: 0 E: 0 K: 0 S: 3	H: 0 LOB: 0 BB: 0 P: 3	R: 0 E: 0 K: 1 S: 6	H: 1 LOB: 1 BB: 0 P: 6	R: 0 E: 0 K: 1 S: 7	H: 2 LOB: 2 BB: 0 P: 7	R: 0 E: 0 K: 0 S: 3	H: 0 LOB: 2 BB: 1 P: 8	R: 1 E: 0 K: 0 S: 5	H: 2 LOB: 2 BB: 1 P: 9	R: 0 E: 0 K: 0 S: 3	H: 0 LOB: 1 BB: 1 P: 7	1B: 8 2B: 1 3B: 0 HR: 0	SF: 0 SAC: 1 DP: 0 HBP: 1	WP: 0 PB: 1 SB: 0 CS: 0	PA: 40					
PITCHER	IP	WLS	BF	H	R	ER	SO	BB	IBB	HBP	BLK	WP	HR	S	P	ERA	WHIP										
Ed Figueroa, R ERA: 3.54 (1, 1)	7.0	L	32	8	3	3	3	2	1	1	0	0	0	34	47	3.86	1.429										
Luis Quintana, L ERA: 5.59 (8, 1)	0.0		1	1	0	0	0	0	0	0	0	0	0	1	1	∞	∞										
Ken Sanders, R ERA: 8.31 (8, 1)	2.0		7	0	0	0	0	1	0	0	0	0	0	6	10	0.00	0.500										

Boston Red Sox @ California Angels
Anaheim Stadium, Anaheim, CA
Tue Aug 13 1974, 10:05 PM EDT
Alt. 8,873 - Unknown - 68 F

AB	34
R	3
H	9
RBI	3
BB	4
SO	3
LOB	18



Batter	1	2	3	4	5	6	7	8	9	AB	R	H	RBI	BB	SO	LOB	BOTTOM										
Mickey Rivers, L OBP: 0.341, SLG: 0.393 (1, 8)	0-0 6-3			0-0 4-3		0-0 F5		0-0 6-3		3	0	0	0	0	0	0											
Doug Howard, R OBP: 0.357, SLG: 0.250 (7, 8)				0-0 CS 1B		0-0 L4			0-0 4-3	4	0	1	0	0	0	0											
Rudy Meoli, L OBP: 0.318, SLG: 0.326 (1, 5)	0-0 F8			0-3 K		0-0 G3			0-0 F7	4	0	0	0	0	1	1											
Bruce Bochte, L OBP: 0.400, SLG: 0.416 (1, 7)	0-0 F5			0-3 K		0-0 F8			4-0 1B BB	3	0	0	0	1	2	0											
Frank Robinson, R OBP: 0.365, SLG: 0.456 (1, 10)		0-3 K		0-0 G4-6-3 BB		0-0 1B 1B		4-0 BB	0-0 FC6-4 1B	2	0	2	0	2	0	0											
Joe Lahoud, L OBP: 0.377, SLG: 0.496 (1, 9)		4-0 BB BB		0-0 G4-6-3 1-2		0-0 1B		0-3 K	0-0 FC6-4	4	0	1	0	0	1	4											
Bobby Valentine, R OBP: 0.311, SLG: 0.363 (1, 6)				0-0 1B		0-0 F6			0-0 F9	3	0	0	0	0	0	2											
John Doherty, L OBP: 0.265, SLG: 0.338 (1, 3)				0-0 F7		0-0 F8			0-3 K	3	0	0	0	0	1	2											
Ellie Rodriguez, R OBP: 0.376, SLG: 0.356 (1, 2)				0-0 G3		0-0 F7			4-0 BB	2	0	0	0	1	0	0											
Denny Doyle, L OBP: 0.280, SLG: 0.295 (1, 4)										2	0	0	0	1	0	0											
Inning Stats	R: 0 E: 0 K: 0 S: 3	H: 0 LOB: 0 BB: 0 P: 3	R: 0 E: 0 K: 1 S: 4	H: 0 LOB: 0 BB: 1 P: 8	R: 0 E: 0 K: 0 S: 3	H: 0 LOB: 0 BB: 0 P: 3	R: 0 E: 0 K: 1 S: 5	H: 1 LOB: 1 BB: 0 P: 5	R: 0 E: 0 K: 1 S: 7	H: 2 LOB: 2 BB: 0 P: 7	R: 0 E: 0 K: 0 S: 3	H: 0 LOB: 0 BB: 0 P: 3	R: 0 E: 0 K: 1 S: 5	H: 0 LOB: 1 BB: 1 P: 9	R: 0 E: 0 K: 1 S: 5	H: 0 LOB: 1 BB: 1 P: 9	R: 0 E: 0 K: 0 S: 4	H: 1 LOB: 2 BB: 1 P: 8	1B: 4 2B: 1 3B: 0 HR: 0	SF: 0 SAC: 0 DP: 2 HBP: 0	WP: 0 PB: 0 SB: 0 CS: 1	PA: 33					
PITCHER	IP	WLS	BF	H	R	ER	SO	BB	IBB	HBP	BLK	WP	HR	S	P	ERA	WHIP										
Luis Tiant, R ERA: 2.82 (1, 1)	9.0	W	33	4	0	0	5	4	0	0	0	0	0	39	55	0.00	0.889										

Boston Red Sox @ California Angels
Anaheim Stadium, Anaheim, CA
Tue Aug 13 1974, 10:05 PM EDT
Alt. 8,873 - Unknown - 68 F

AB	29
R	0
H	4
RBI	0
BB	4
SO	5
LOB	10



Batter	1	2	3	4	5	6	7	8	9	AB	R	H	RBI	BB	SO	LOB	TOP			
Tommy Harper, R OBP: 0.301, SLG: 0.321 (1, 7)										4	0	1	0	0	1	1	Boston Red Sox @ California Angels Anaheim Stadium, Anaheim, CA Wed Aug 14 1974, 10:05 PM EDT Att: 8,043 - Unknown			
Doug Griffin, R OBP: 0.359, SLG: 0.384 (1, 4)										4	0	0	0	0	0	2				
Juan Beniquez, R OBP: 0.324, SLG: 0.392 (1, 8)										4	0	3	0	0	0	2				
Rico Petrocelli, R OBP: 0.367, SLG: 0.469 (1, 10)										4	0	1	0	0	0	3				
Dwight Evans, R OBP: 0.337, SLG: 0.442 (1, 9)										3	0	0	0	1	1	4				
Danny Cater, R OBP: 0.320, SLG: 0.414 (1, 3)										4	0	1	0	0	0	2				
Rick Burleson, R OBP: 0.337, SLG: 0.396 (1, 6)										3	0	0	0	0	0	2				
Bob Montgomery, R OBP: 0.269, SLG: 0.308 (1, 2)										3	0	0	0	0	1	2				
Terry Hughes, R OBP: 0.250, SLG: 0.300 (1, 5)										3	0	1	0	0	0	0				
Inning Stats	R: 0 E: 0 K: 1 S: 5	H: 1 LOB: 1 BB: 0 P: 5	R: 0 E: 0 K: 2 S: 9	H: 2 LOB: 2 BB: 0 P: 9	R: 0 E: 1 K: 0 S: 4	H: 1 LOB: 1 BB: 0 P: 4	R: 0 E: 0 K: 0 S: 2	H: 0 LOB: 0 BB: 1 P: 6	R: 0 E: 0 K: 0 S: 3	H: 0 LOB: 0 BB: 0 P: 3	R: 0 E: 0 K: 0 S: 5	H: 2 LOB: 2 BB: 0 P: 5	R: 0 E: 0 K: 0 S: 3	H: 0 LOB: 0 BB: 0 P: 3	R: 0 E: 0 K: 0 S: 4	H: 1 LOB: 1 BB: 0 P: 4		1B: 7 2B: 0 3B: 0 HR: 0	SF: 0 SAC: 0 DP: 2 HBP: 0	WP: 0 PB: 0 SB: 0 CS: 0
PITCHER Frank Tanana, L ERA: 3.71 (1, 1)	IP: 9.0 WLS: W BF: 33 H: 7 R: 0 ER: 0 SO: 3 BB: 1 IBB: 0 HBP: 0 BLK: 0 WP: 0 HR: 0 S: 38 P: 42 ERA: 0.00 WHIP: 0.889															PITCHER				

Batter	1	2	3	4	5	6	7	8	9	AB	R	H	RBI	BB	SO	LOB	BOTTOM			
Bob Heise, R OBP: 0.211, SLG: 0.211 (1, 5)										4	1	1	0	0	1	2	Boston Red Sox @ California Angels Anaheim Stadium, Anaheim, CA Wed Aug 14 1974, 10:05 PM EDT Att: 8,043 - Unknown			
Bruce Bochte, L OBP: 0.411, SLG: 0.413 (1, 7) (6, 3)										3	0	1	0	2	0	1				
Leroy Stanton, R OBP: 0.336, SLG: 0.442 (1, 8)										4	0	0	0	0	1	4				
Frank Robinson, R OBP: 0.369, SLG: 0.458 (1, 10)										3	2	2	0	1	0	1				
Winston Lienes, R OBP: 0.308, SLG: 0.375 (1, 9)										3	2	1	1	1	0	3				
Bobby Valentine, R OBP: 0.311, SLG: 0.362 (1, 6)										3	0	1	1	0	0	0				
Bob Oliver, R OBP: 0.273, SLG: 0.332 (1, 3)										1	0	0	0	1	0	1				
Joe Lahoud, L OBP: 0.378, SLG: 0.493 (5, PH) (6, 7)										1	0	0	0	1	0	0				
Ellie Rodriguez, R OBP: 0.375, SLG: 0.352 (1, 2)										3	0	0	1	1	0	3				
Denny Doyle, L OBP: 0.280, SLG: 0.293 (1, 4)										3	0	0	1	1	1	3				
Inning Stats	R: 0 E: 1 K: 2 S: 7	H: 0 LOB: 2 BB: 2 P: 15	R: 0 E: 0 K: 1 S: 5	H: 0 LOB: 1 BB: 1 P: 9	R: 3 E: 1 K: 0 S: 8	H: 4 LOB: 2 BB: 0 P: 8	R: 0 E: 0 K: 0 S: 3	H: 1 LOB: 1 BB: 1 P: 7	R: 2 E: 0 K: 0 S: 4	H: 1 LOB: 2 BB: 3 P: 16	R: 0 E: 0 K: 0 S: 3	H: 0 LOB: 1 BB: 1 P: 7	R: 0 E: 0 K: 0 S: 3	H: 0 LOB: 0 BB: 0 P: 3	R: 0 E: 0 K: 0 S: 3	H: 0 LOB: 0 BB: 0 P: 3		1B: 6 2B: 0 3B: 0 HR: 0	SF: 0 SAC: 2 DP: 0 HBP: 0	WP: 0 PB: 0 SB: 0 CS: 0
PITCHER Bill Lee, L ERA: 4.64 Reggie Cleveland, R ERA: 4.64 (1, 1) (5, 1)	IP: 4.0 WLS: L BF: 15 H: 6 R: 5 ER: 4 SO: 3 BB: 5 IBB: 0 HBP: 0 BLK: 0 WP: 0 HR: 0 S: 24 P: 44 ERA: 9.00 WHIP: 2.750															PITCHER				

Batter	1	2	3	4	5	6	7	8	9	AB	R	H	RBI	BB	SO	LOB	TOP										
Dave May, L OBP: 0.281, SLG: 0.344 (1, 9)	1-3	K		1-3			1-3		P5	5	0	0	0	0	1	3	Milwaukee Brewers @ California Angels Anaheim Stadium, Anaheim, CA Fri Aug 16 1974, 10:05 PM EDT Att: 15,397 - Unknown										
Don Money, R OBP: 0.350, SLG: 0.421 (1, 5)	K		K	P4			F9		1B BB	4	0	0	0	1	2	0											
John Briggs, L OBP: 0.350, SLG: 0.466 (1, 7)	K		F9 1B 2B				K		FC6-4 1B	5	1	2	0	0	3	0											
George Scott, R OBP: 0.354, SLG: 0.460 (1, 3)		1B BB	F9 2B				F9		FC6-4 1B	4	2	2	0	1	0	2											
Darrell Porter, L OBP: 0.341, SLG: 0.394 (1, 2)		1B	F9				E3		F9	4	0	1	0	0	0	3											
Mike Hegan, L OBP: 0.325, SLG: 0.417 (1, 10)		BB	2B				F7		1B	3	0	2	1	1	0	1											
Bob Coluccio, R OBP: 0.304, SLG: 0.337 (8, PH)									F8	2	0	1	2	1	0	0											
Bob Hansen, L OBP: 0.315, SLG: 0.371 (8, PH)										1	0	0	0	0	0	2											
Ken Berry, R OBP: 0.266, SLG: 0.258 (8, 8)										0	0	0	0	0	0	0											
Robin Yount, R OBP: 0.277, SLG: 0.347 (1, 6)	K		F8				K		1-3	4	0	0	0	0	2	7											
Pedro Garcia, R OBP: 0.252, SLG: 0.357 (9, PH)	K						F9		K	3	0	0	0	0	1	3											
Tim Johnson, L OBP: 0.273, SLG: 0.357 (9, PH)										1	0	0	0	0	1	0											
Inning Stats	R: 0 E: 0 K: 2 S: 7	H: 0 LOB: 0 BB: 0 P: 7	R: 1 E: 0 K: 3 S: 11	H: 2 LOB: 3 BB: 2 P: 19	R: 2 E: 0 K: 1 S: 8	H: 3 LOB: 2 BB: 1 P: 12	R: 0 E: 0 K: 0 S: 3	H: 0 LOB: 0 BB: 0 P: 3	R: 0 E: 1 K: 1 S: 6	H: 0 LOB: 1 BB: 0 P: 6	R: 0 E: 0 K: 1 S: 5	H: 0 LOB: 0 BB: 0 P: 5	R: 0 E: 0 K: 1 S: 5	H: 2 LOB: 2 BB: 0 P: 5	R: 0 E: 0 K: 1 S: 6	H: 1 LOB: 2 BB: 1 P: 10	1B: 7 2B: 1 3B: 0 HR: 0	SF: 0 SAC: 0 DP: 0 HBP: 0	WP: 0 PB: 0 SB: 0 CS: 0	PA: 40							
PITCHER	IP	WLS	BF	H	R	ER	SO	BB	IBB	HBP	BLK	WP	HR	S	P	ERA	WHIP										
Nolan Ryan, R ERA: 3.26 (1, 1)	7.1	W	33	7	3	3	9	2	1	0	0	0	0	48	60	3.68	1.227										
Ken Sanders, R ERA: 7.36 (8, 1)	1.2	S	7	1	0	0	1	1	0	0	0	0	0	8	12	0.00	1.200										

AB	36
R	3
H	8
RBI	3
BB	4
SO	10
LOB	21



Batter	1	2	3	4	5	6	7	8	9	AB	R	H	RBI	BB	SO	LOB	BOTTOM										
Bob Heise, R OBP: 0.217, SLG: 0.261 (1, 5)	F8		1B 2B	P4			P4			4	1	1	0	0	0	0	Milwaukee Brewers @ California Angels Anaheim Stadium, Anaheim, CA Fri Aug 16 1974, 10:05 PM EDT Att: 15,397 - Unknown										
Bruce Bochte, L OBP: 0.415, SLG: 0.410 (1, 7)	G3		1B 2B BB	3-1			S 1B			3	1	1	0	1	0	0											
Leroy Stanton, R OBP: 0.338, SLG: 0.441 (1, 8)	FC5-4 BB		2B E 1B				P4			3	1	1	1	1	1	1											
Frank Robinson, R OBP: 0.367, SLG: 0.458 (1, 10)	FC5-4		E4 1B 2B				6-3			4	1	1	2	0	1	1											
Winston Llenas, R OBP: 0.305, SLG: 0.371 (1, 9)										1	0	0	0	0	1	0											
Joe Lahoud, L OBP: 0.381, SLG: 0.493 (3, PH) (4, 9)			BB 1B				F8			2	1	1	1	0	0	0											
Bobby Valentine, R OBP: 0.310, SLG: 0.358 (1, 6)			FC5-4 BB							3	0	0	0	1	2	1											
Bob Oliver, R OBP: 0.273, SLG: 0.341 (1, 3)	1-3		F7				5-3			4	1	1	2	0	0	2											
Ellie Rodriguez, R OBP: 0.376, SLG: 0.350 (1, 2)										2	0	0	0	2	0	2											
Denny Doyle, L OBP: 0.288, SLG: 0.291 (1, 4)			FC4-6 2B 1B				F7			3	1	0	0	0	0	1											
Inning Stats	R: 0 E: 0 K: 0 S: 3	H: 0 LOB: 1 BB: 1 P: 7	R: 0 E: 0 K: 1 S: 5	H: 0 LOB: 0 BB: 0 P: 5	R: 5 E: 1 K: 0 S: 7	H: 4 LOB: 3 BB: 3 P: 19	R: 0 E: 0 K: 0 S: 3	H: 0 LOB: 0 BB: 0 P: 3	R: 0 E: 0 K: 1 S: 5	H: 0 LOB: 0 BB: 0 P: 5	R: 0 E: 0 K: 1 S: 4	H: 1 LOB: 1 BB: 0 P: 4	R: 2 E: 0 K: 2 S: 7	H: 1 LOB: 0 BB: 1 P: 12	1B: 3 2B: 2 3B: 0 HR: 1	SF: 0 SAC: 0 DP: 0 HBP: 1	WP: 0 PB: 0 SB: 2 CS: 1	PA: 36									
PITCHER	IP	WLS	BF	H	R	ER	SO	BB	IBB	HBP	BLK	WP	HR	S	P	ERA	WHIP										
Clyde Wright, L ERA: 4.41 (1, 1)	2.1	L	13	3	5	5	1	3	0	0	0	0	0	12	24	19.29	2.571										
Eduardo Rodriguez, R ERA: 3.44 (3, 1)	5.1		22	3	2	2	4	2	0	1	0	0	1	27	36	3.38	0.938										
Bill Travers, L ERA: 4.57 (8, 1)	0.1		0	0	0	0	0	0	0	0	0	0	0	0	0	0.00	0.000										

AB	29
R	7
H	6
RBI	6
BB	5
SO	5
LOB	8



Batter	1	2	3	4	5	6	7	8	9	AB	R	H	RBI	BB	SO	LOB	TOP					
Ken Berry, R OBP: 0.287, SLG: 0.277 (1, 8)										4	0	4	1	1	0	0	Milwaukee Brewers @ California Angels Anaheim Stadium, Anaheim, CA Sat Aug 17 1974, 10:05 PM EDT Att: 7,181 - Unknown					
Don Money, R OBP: 0.346, SLG: 0.418 (1, 5)										5	0	1	0	0	1	4						
John Briggs, L OBP: 0.349, SLG: 0.464 (1, 7)										2	0	0	0	0	0	3						
Bobby Mitchell, R OBP: 0.291, SLG: 0.353 (5, 7)										2	0	0	0	0	1	0						
Dave May, L OBP: 0.261, SLG: 0.344 (8, 9)										0	0	0	0	0	0	0						
George Scott, R OBP: 0.355, SLG: 0.461 (1, 3)										3	2	1	0	0	0	1						
Deron Johnson, R OBP: 0.253, SLG: 0.350 (1, 10)										4	1	1	2	0	1	1						
Charlie Moore, R OBP: 0.331, SLG: 0.372 (1, 2)										4	0	1	1	0	0	0						
Bob Coluccio, R OBP: 0.307, SLG: 0.337 (8, 7)										3	0	1	0	1	0	0						
Robin Yount, R OBP: 0.276, SLG: 0.346 (1, 6)										1	0	0	0	0	0	1						
John Vukovich, R OBP: 0.206, SLG: 0.367 (3, 6)										3	1	2	0	0	1	2						
Pedro Garcia, R OBP: 0.250, SLG: 0.354 (1, 4)										3	0	0	0	0	0	1						
Inning Stats	R: 0 E: 0 K: 1 S: 5	H: 0 LOB: 1 BB: 1 P: 9	R: 0 E: 0 K: 0 S: 4	H: 1 LOB: 1 BB: 0 P: 4	R: 0 E: 0 K: 0 S: 4	H: 2 LOB: 1 BB: 0 P: 4	R: 0 E: 0 K: 0 S: 3	H: 0 LOB: 0 BB: 0 P: 3	R: 0 E: 0 K: 0 S: 5	H: 2 LOB: 2 BB: 0 P: 5	R: 2 E: 0 K: 1 S: 6	H: 1 LOB: 0 BB: 0 P: 7	R: 1 E: 0 K: 0 S: 4	H: 2 LOB: 0 BB: 0 P: 4	R: 1 E: 0 K: 2 S: 9	H: 2 LOB: 2 BB: 1 P: 13	R: 0 E: 0 K: 0 S: 3	H: 1 LOB: 0 BB: 0 P: 3	1B: 8 2B: 2 3B: 0 HR: 1	SF: 0 SAC: 1 DP: 2 HBP: 1	WP: 0 PB: 0 SB: 0 CS: 0	PA: 38
PITCHER	IP WLS BF H R ER SO BB IBB HBP BLK WP HR S P ERA WHIP																					
Andy Hassler, L ERA: 3.11 (1, 1)	7.2 L 33 10 4 4 3 1 0 0 0 0 1 37 42 4.70 1.435																					
Skip Lockwood, R ERA: 4.25 (8, 1)	1.1 5 1 0 0 1 1 0 0 0 0 0 6 10 0.00 1.500																					

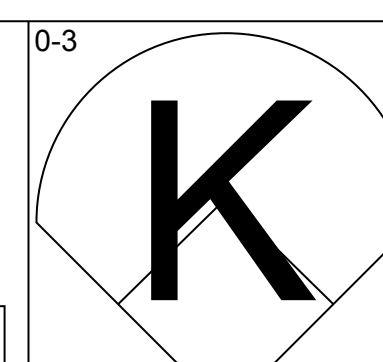
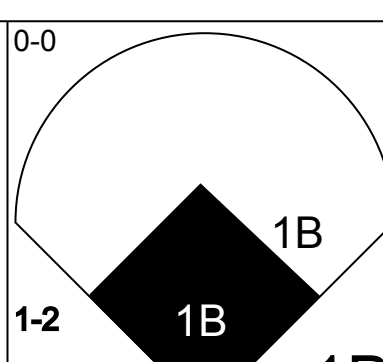
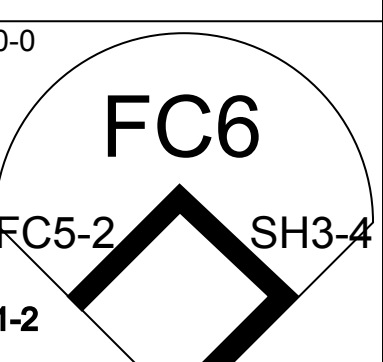
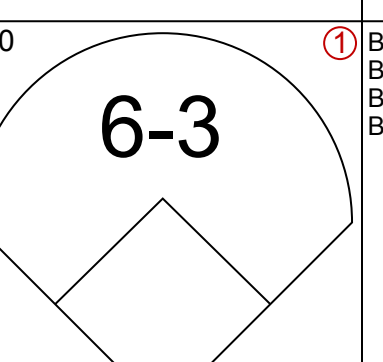
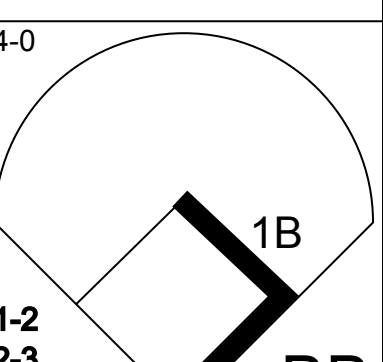
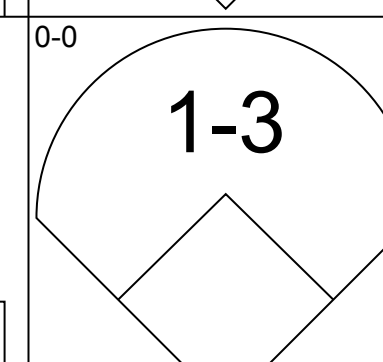
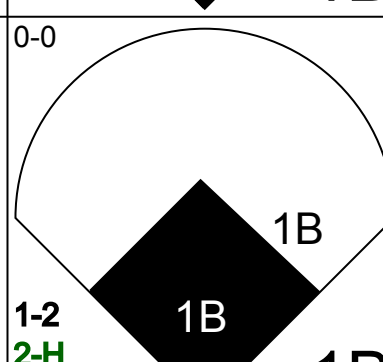
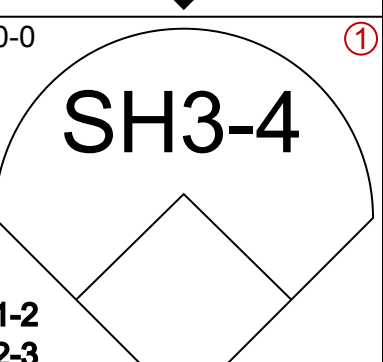
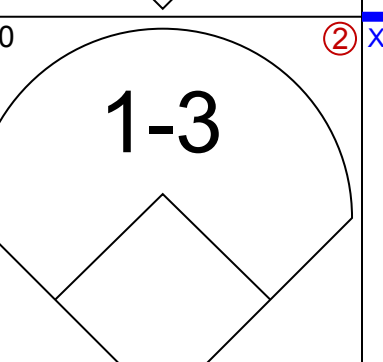
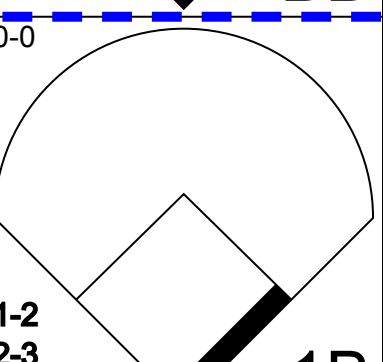
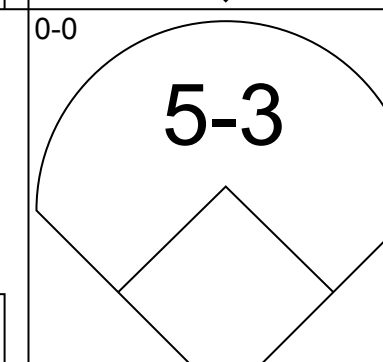
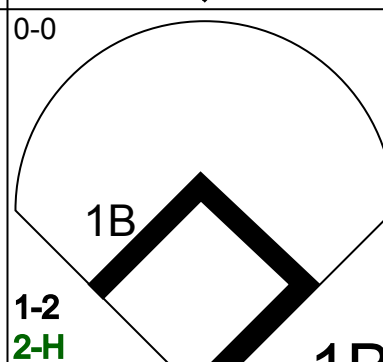
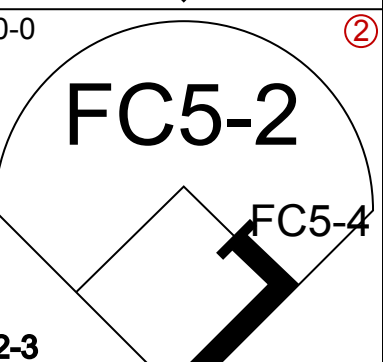
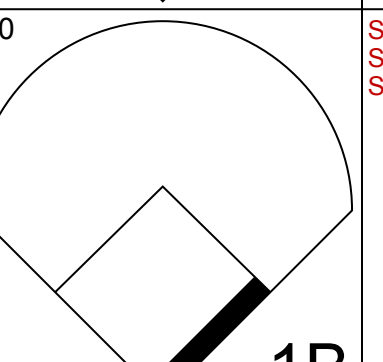
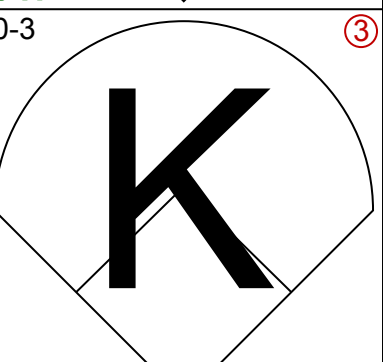
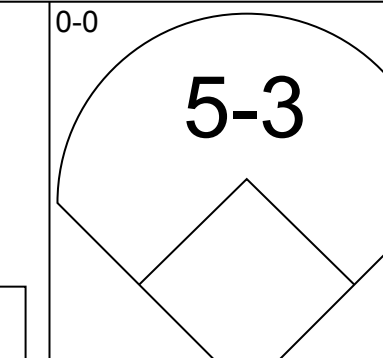
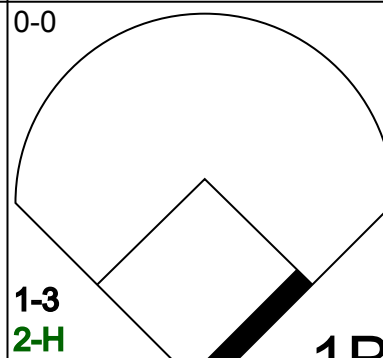
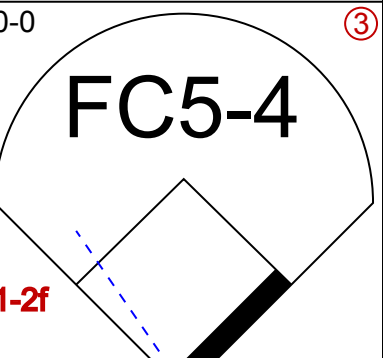
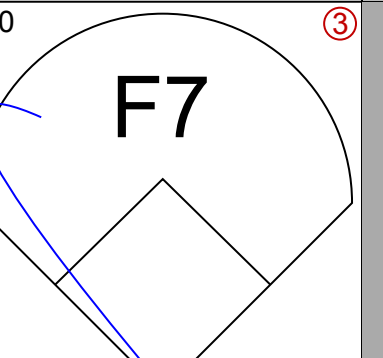

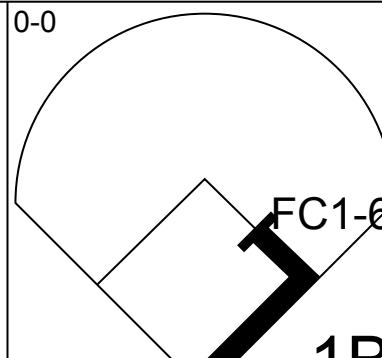
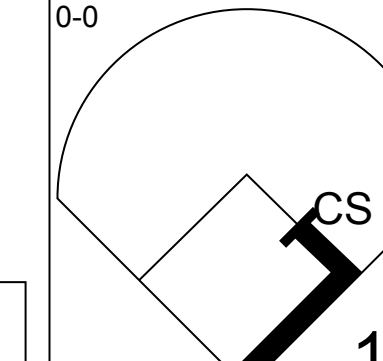
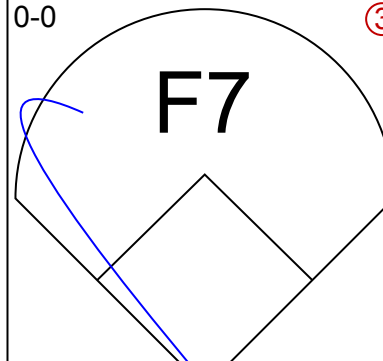
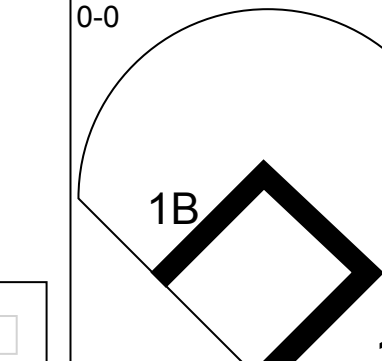
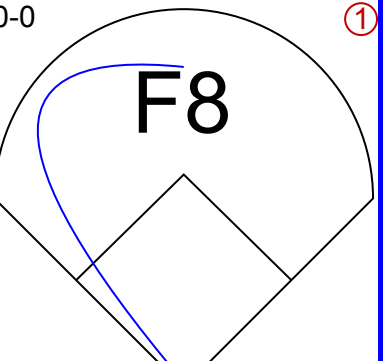
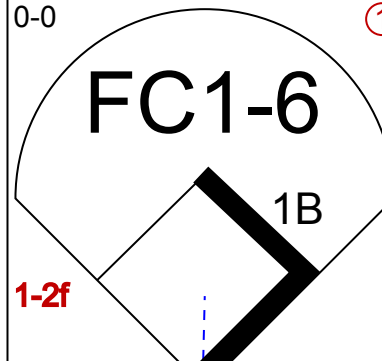
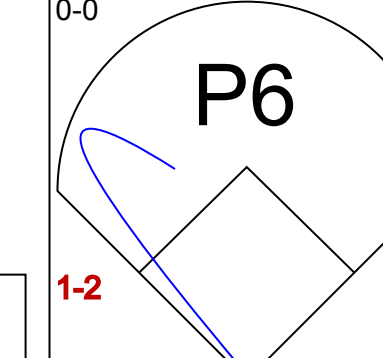
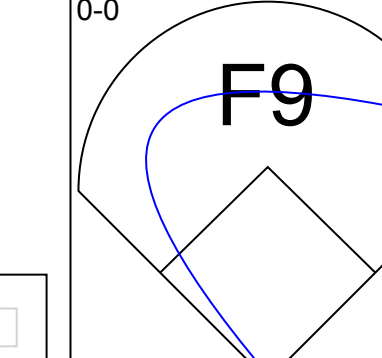
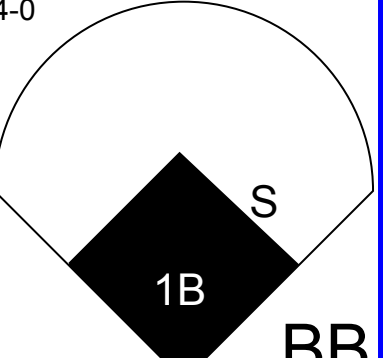
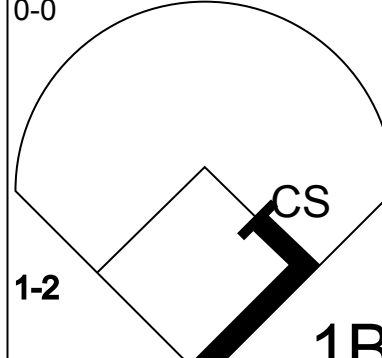

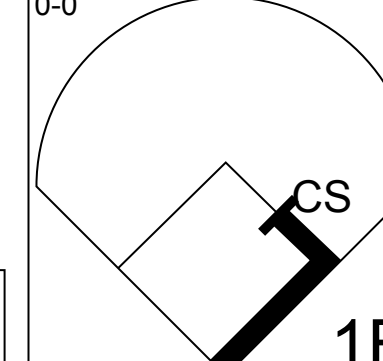
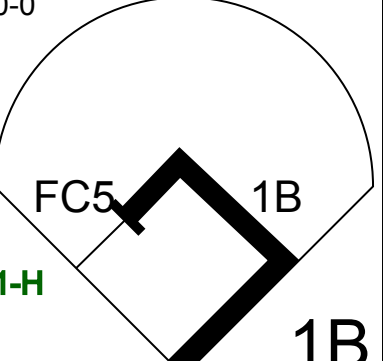

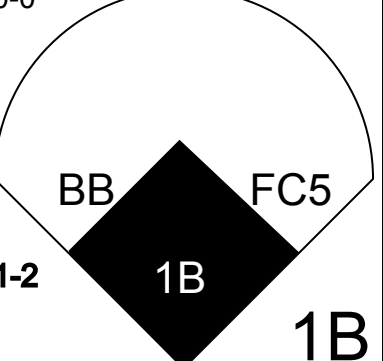

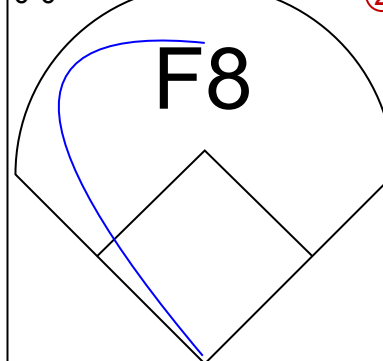

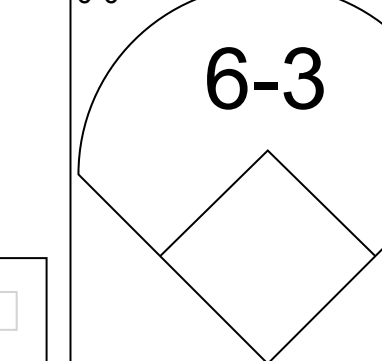
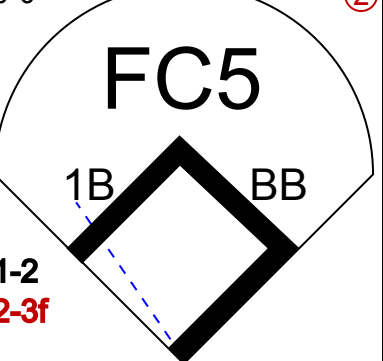

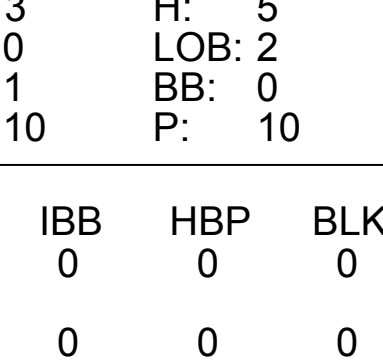
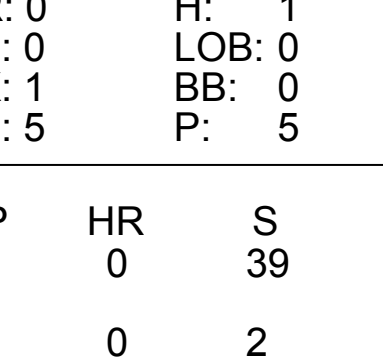
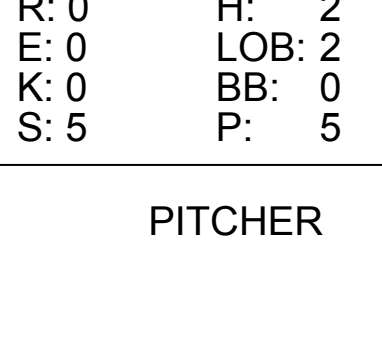
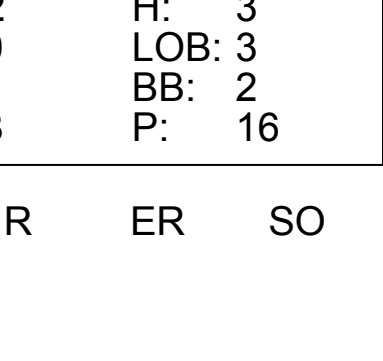
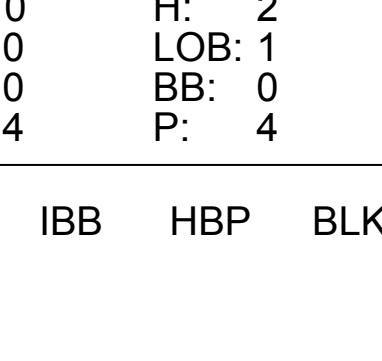
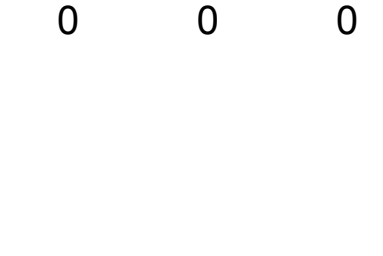
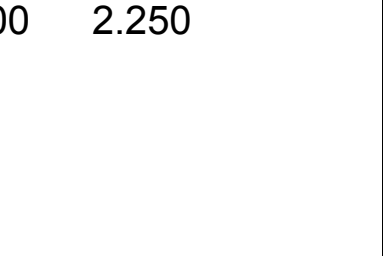



AB	34
R	4
H	11
RBI	4
BB	2
SO	4
LOB	13

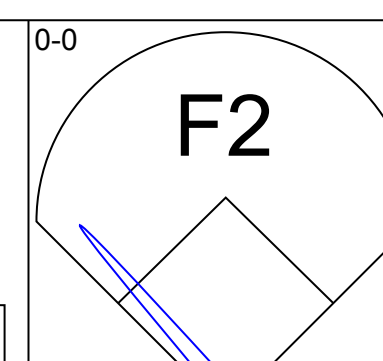
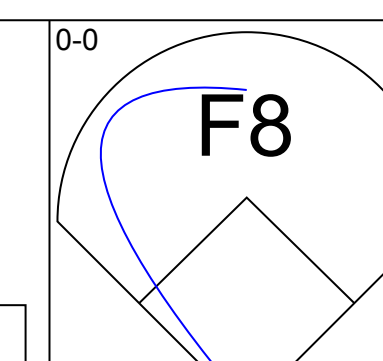
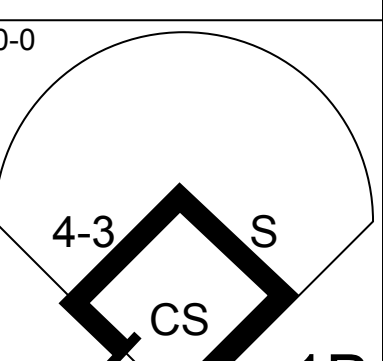
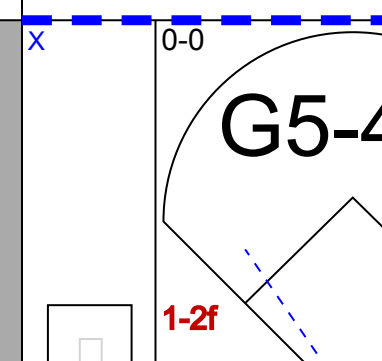
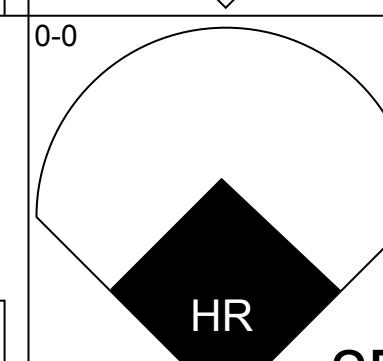
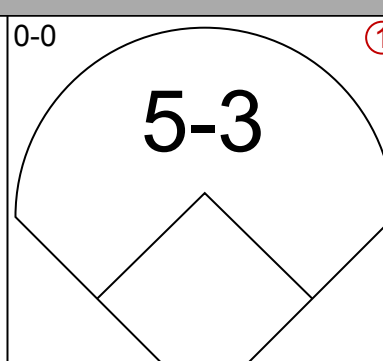
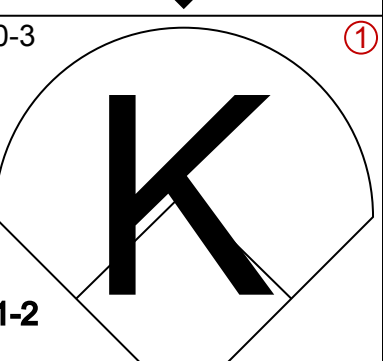
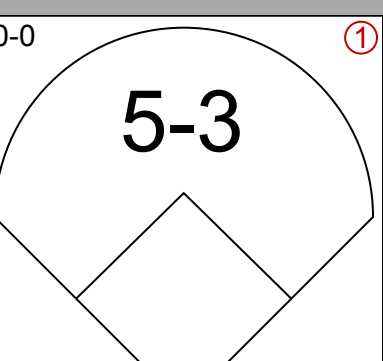
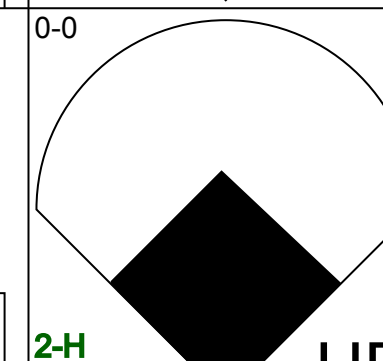
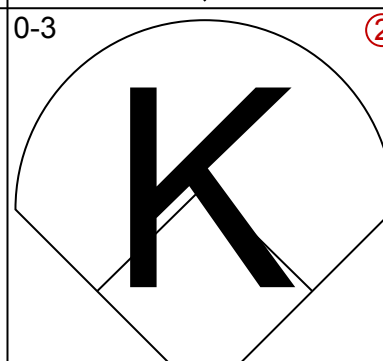
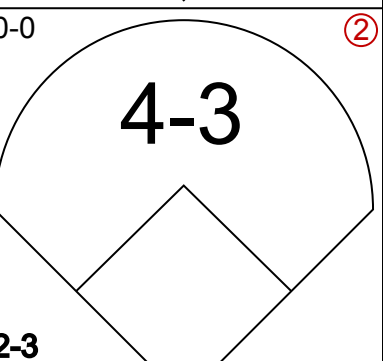
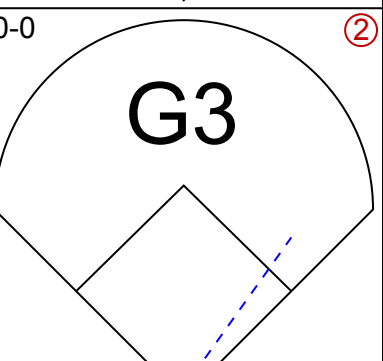
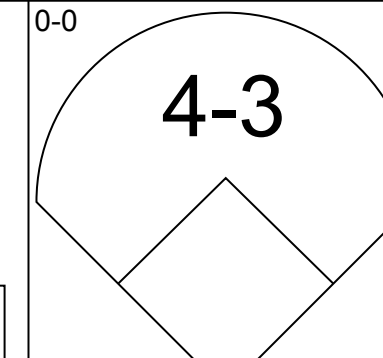
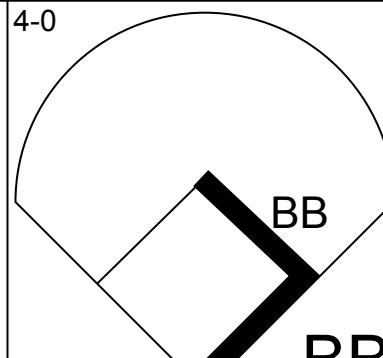
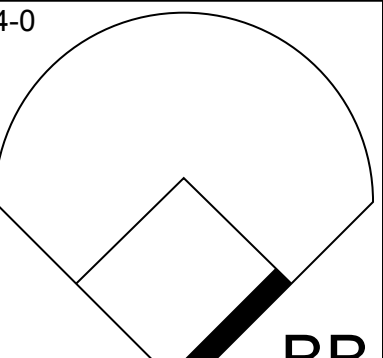
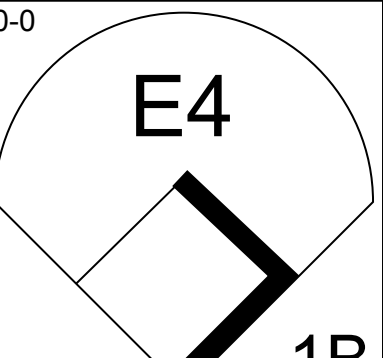
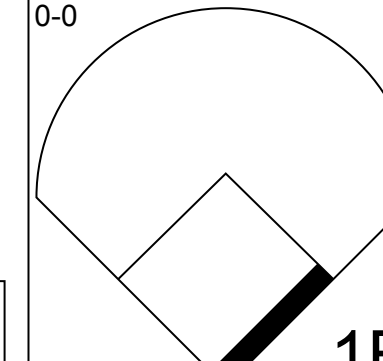
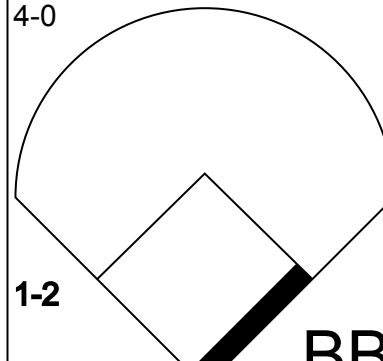
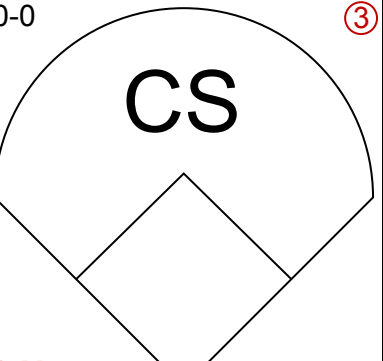
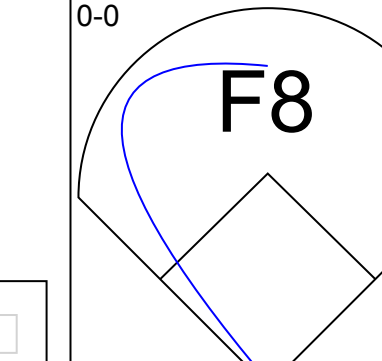
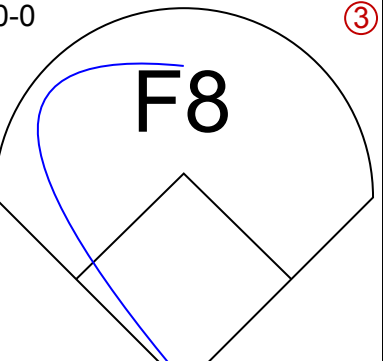
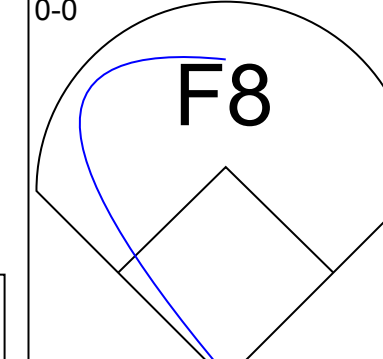
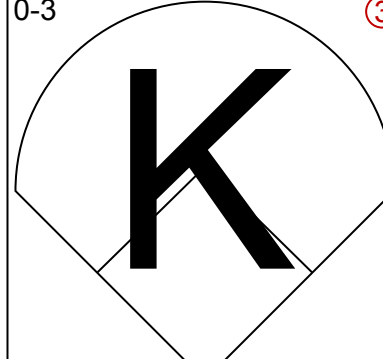

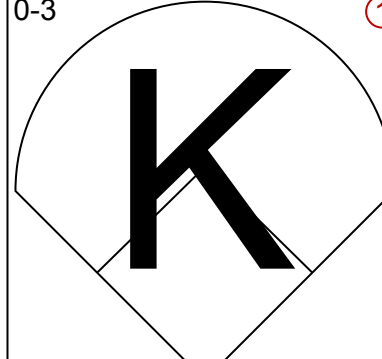
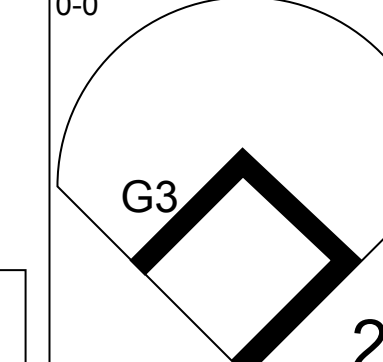
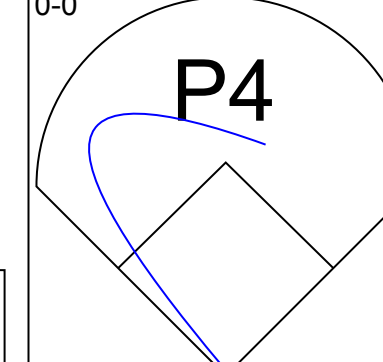
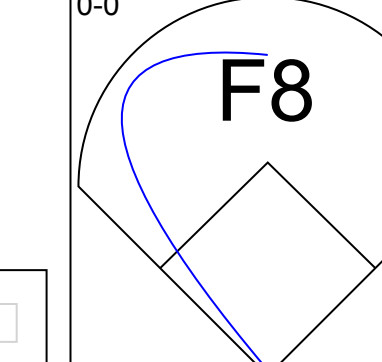
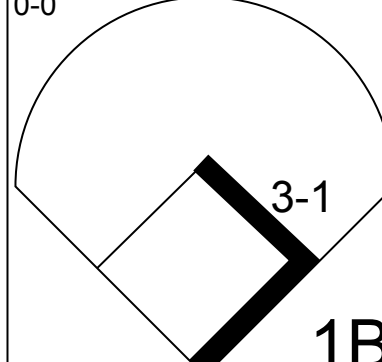
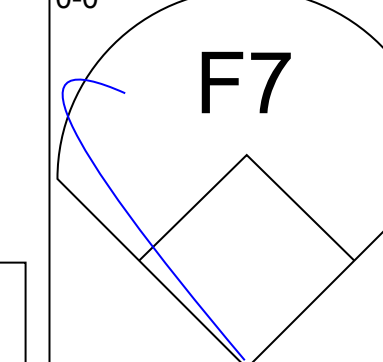
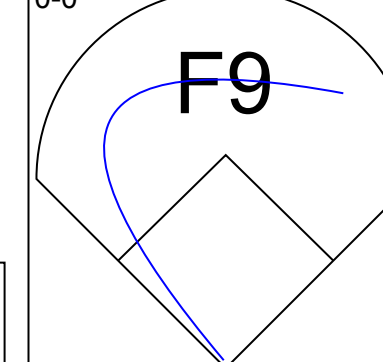
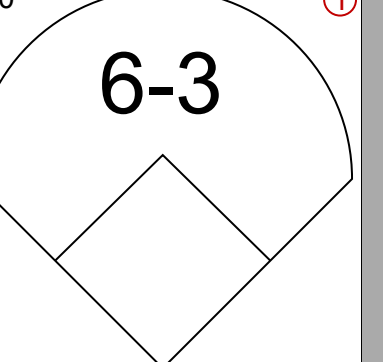
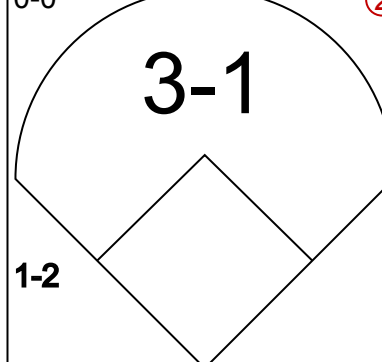
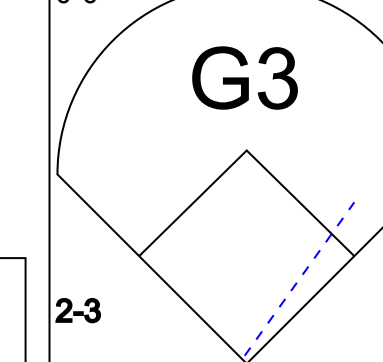
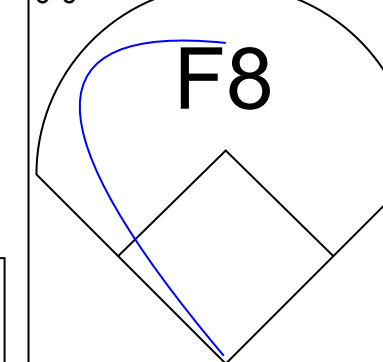
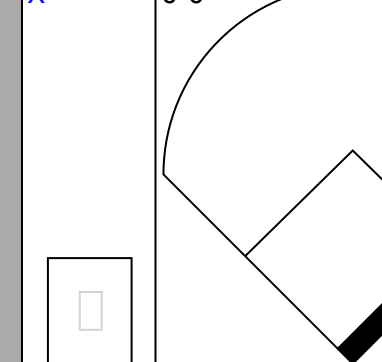
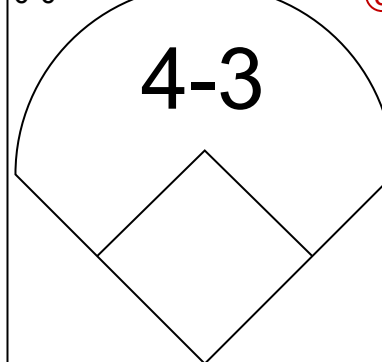


Batter	1	2	3	4	5	6	7	8	9	AB	R	H	RBI	BB	SO	LOB	BOTTOM					
Rudy Meoli, L OBP: 0.313, SLG: 0.319 (1, 5)										4	0	1	0	0	2	1	Milwaukee Brewers @ California Angels Anaheim Stadium, Anaheim, CA Sat Aug 17 1974, 10:05 PM EDT Att: 7,181 - Unknown					
Denny Doyle, L OBP: 0.285, SLG: 0.288 (1, 4)										4	0	0	0	0	0	1						
Leroy Stanton, R OBP: 0.338, SLG: 0.440 (1, 8)										3	0	1	0	0	1	1						
Frank Robinson, R OBP: 0.366, SLG: 0.459 (1, 10)										4	1	1	0	0	0	2						
Joe Lahoud, L OBP: 0.379, SLG: 0.502 (1, 9)										4	1	1	2	0	0	2						
Bruce Bochte, L OBP: 0.402, SLG: 0.395 (1, 7)										3	0	0	0	0	0	0						
Bobby Valentine, R OBP: 0.310, SLG: 0.358 (1, 6)										3	0	1	0	0	0	0						
Ellie Rodriguez, R OBP: 0.375, SLG: 0.349 (1, 2)										1	0	0	0	0	1	0						
Tom Egan, R OBP: 0.195, SLG: 0.057 (4, 2)										1	0	0	0	0	0	0						
John Doherty, L OBP: 0.266, SLG: 0.345 (1, 3)										3	0	1	0	0	0	1						
Inning Stats	R: 0 E: 0 K: 1 S: 5	H: 0 LOB: 0 BB: 0 P: 5	R: 0 E: 0 K: 0 S: 3	H: 0 LOB: 0 BB: 0 P: 3	R: 0 E: 0 K: 2 S: 8	H: 1 LOB: 1 BB: 0 P: 8	R: 0 E: 1 K: 0 S: 4	H: 0 LOB: 1 BB: 0 P: 4	R: 0 E: 0 K: 0 S: 4	H: 1 LOB: 1 BB: 0 P: 4	R: 0 E: 0 K: 0 S: 3	H: 1 LOB: 0 BB: 0 P: 3	R: 2 E: 0 K: 0 S: 5	H: 2 LOB: 0 BB: 0 P: 5	R: 0 E: 0 K: 1 S: 5	H: 0 LOB: 0 BB: 0 P: 5	R: 0 E: 0 K: 0 S: 3	H: 1 LOB: 0 BB: 0 P: 3	1B: 3 2B: 2 3B: 0 HR: 1	SF: 0 SAC: 2 DP: 2 HBP: 0	WP: 0 PB: 0 SB: 1 CS: 0	PA: 32
PITCHER	IP WLS BF H R ER SO BB IBB HBP BLK WP HR S P ERA WHIP																					
Jim Coborn, R ERA: 4.74 (1, 1)	8.0 W 30 6 2 2 4 0 0 0 0 0 1 38 38 2.25 0.750																					
Tom Murphy, R ERA: 1.99 (9, 1)	1.0 S 2 0 0 0 0 0 0 0 0 0 0 2 2 0.00 0.000																					

AB	30
R	2
H	6
RBI	2
BB	0
SO	4
LOB	8




Batter	1	2	3	4	5	6	7	8	9	AB	R	H	RBI	BB	SO	LOB	TOP		
Dave May, L OBP: 0.283, SLG: 0.343 (1, 9)										4	1	1	0	1	1	1	Milwaukee Brewers @ California Angels Anaheim Stadium, Anaheim, CA Sun Aug 18 1974, 6:33 AM EDT Att: 7,008 - Unknown		
Don Money, R OBP: 0.350, SLG: 0.419 (1, 5)										4	1	2	2	0	0	0			
Charlie Moore, R OBP: 0.333, SLG: 0.373 (1, 2)										5	0	2	1	0	1	5			
George Scott, R OBP: 0.356, SLG: 0.461 (1, 3)										5	0	2	1	0	0	3			
Mike Hegan, L OBP: 0.329, SLG: 0.418 (1, 7)										4	0	2	0	0	0	2			
Ken Berry, R OBP: 0.286, SLG: 0.275 (8, 8)										1	0	0	0	0	0	1			
Deron Johnson, R OBP: 0.253, SLG: 0.346 (1, 10)										3	0	0	0	1	0	2			
Bobby Mitchell, R OBP: 0.296, SLG: 0.358 (8, PR)										1	1	1	0	0	0	0			
Bob Coluccio, R OBP: 0.308, SLG: 0.338 (8, 7)										5	0	2	1	0	1	3			
Tim Johnson, L OBP: 0.287, SLG: 0.369 (1, 6)										4	2	3	0	0	1	1			
Pedro Garcia, R OBP: 0.250, SLG: 0.353 (1, 4)										4	0	1	0	0	0	5			
Inning Stats	R: 0 E: 0 K: 1 S: 5	H: 0 LOB: 0 BB: 0 P: 5	R: 0 E: 0 K: 0 S: 3	H: 1 LOB: 0 BB: 0 P: 3	R: 3 E: 0 K: 1 S: 10	H: 5 LOB: 2 BB: 0 P: 10	R: 0 E: 0 K: 1 S: 5	H: 1 LOB: 0 BB: 0 P: 5	R: 0 E: 0 K: 0 S: 5	H: 2 LOB: 2 BB: 0 P: 5	R: 0 E: 0 K: 0 S: 4	H: 1 LOB: 1 BB: 0 P: 4	R: 2 E: 0 K: 1 S: 8	H: 3 LOB: 3 BB: 2 P: 16	R: 0 E: 0 K: 0 S: 4	H: 2 LOB: 1 BB: 0 P: 4	1B: 16 2B: 0 3B: 0 HR: 0	SF: 0 SAC: 1 DP: 0 HBP: 0	WP: 0 PA: 43 PB: 0 SB: 1 CS: 3
PITCHER	IP	WLS	BF	H	R	ER	SO	BB	IBB	HBP	BLK	WP	HR	S	P	ERA	WHIP		
Ed Figueroa, R ERA: 3.79 (1, 1)	7.1	L	34	12	5	5	3	1	0	0	0	0	0	39	43	6.14	1.773		
Luis Quintana, L ERA: 5.4 (8, 1)	0.1		3	1	0	0	0	1	0	0	0	0	0	2	6	0.00	6.000		
Ken Sanders, R ERA: 6.75 (8, 1)	1.1		6	3	0	0	1	0	0	0	0	0	0	8	8	0.00	2.250		

Batter	1	2	3	4	5	6	7	8	9	AB	R	H	RBI	BB	SO	LOB	BOTTOM		
Rudy Meoli, L OBP: 0.308, SLG: 0.314 (1, 5)										4	0	1	0	0	0	2	Milwaukee Brewers @ California Angels Anaheim Stadium, Anaheim, CA Sun Aug 18 1974, 6:33 AM EDT Att: 7,008 - Unknown		
Dave Chalk, R OBP: 0.316, SLG: 0.331 (1, 6)										4	1	1	0	0	1	1			
Bruce Bochte, L OBP: 0.396, SLG: 0.422 (1, 7)										4	1	1	2	0	1	1			
Joe Lahoud, L OBP: 0.385, SLG: 0.502 (1, 9)										2	0	1	0	2	0	0			
Bobby Valentine, R OBP: 0.313, SLG: 0.358 (1, 10)										3	0	1	0	1	0	1			
Leroy Stanton, R OBP: 0.334, SLG: 0.434 (1, 8)										4	0	0	0	0	3	3			
John Doherty, L OBP: 0.272, SLG: 0.355 (1, 3)										4	0	2	0	0	0	0			
Ellie Rodriguez, R OBP: 0.371, SLG: 0.345 (1, 2)										4	0	0	0	0	0	2			
Denny Doyle, L OBP: 0.285, SLG: 0.287 (1, 4)										4	0	1	0	0	0	2			
Inning Stats	R: 2 E: 0 K: 0 S: 6	H: 3 LOB: 1 BB: 0 P: 6	R: 0 E: 0 K: 0 S: 4	H: 1 LOB: 1 BB: 0 P: 4	R: 0 E: 0 K: 2 S: 7	H: 0 LOB: 2 BB: 2 P: 15	R: 0 E: 0 K: 0 S: 3	H: 0 LOB: 0 BB: 0 P: 3	R: 0 E: 0 K: 1 S: 5	H: 0 LOB: 0 BB: 0 P: 5	R: 0 E: 0 K: 0 S: 3	H: 1 LOB: 0 BB: 0 P: 3	R: 0 E: 0 K: 0 S: 4	H: 1 LOB: 1 BB: 0 P: 4	R: 0 E: 0 K: 1 S: 6	H: 1 LOB: 1 BB: 0 P: 6		1B: 5 2B: 2 3B: 0 HR: 1	SF: 0 SAC: 0 DP: 1 HBP: 0
PITCHER	IP	WLS	BF	H	R	ER	SO	BB	IBB	HBP	BLK	WP	HR	S	P	ERA	WHIP		
Jim Slaton, R ERA: 4.62 (1, 1)	6.1	W	27	6	2	2	4	3	0	0	0	0	0	11	11	2.84	1.421		
Tom Murphy, R ERA: 1.54 (7, 1)	2.2	S	9	2	0	0	1	0	0	0	0	0	0	11	11	0.00	0.750		

Batter	1	2	3	4	5	6	7	8	9	AB	R	H	RBI	BB	SO	LOB	TOP			
Ron LeFlore, R OBP: 0.308, SLG: 0.337 (1, 8)	6-3			S 6-3 1B		K		6-3		4	0	1	0	0	1	2				
Gary Sutherland, R OBP: 0.294, SLG: 0.332 (1, 4)	P6			6-3 1-2		FC4-6 1-2		F7		4	0	0	0	0	0	3				
Al Kaline, R OBP: 0.330, SLG: 0.378 (1, 10)	L9			K 2-3		L9		L6-3		4	0	0	0	0	1	2				
Bill Freehan, R OBP: 0.353, SLG: 0.441 (1, 3)		F3		F9		6-3		2B 1B		4	0	1	0	0	0	1				
Dick Sharon, R OBP: 0.298, SLG: 0.299 (1, 9)		K				1B		K 6-3 BB		3	0	1	0	1	2	1				
Aurelio Rodriguez, R OBP: 0.265, SLG: 0.323 (1, 5)		F9				K		6-3 1-2		4	0	1	0	0	1	2				
Marvin Lane, R OBP: 0.305, SLG: 0.310 (1, 7)				K		F9		6-3 1-2		4	0	0	0	0	3	4				
Ed Brinkman, R OBP: 0.265, SLG: 0.334 (1, 6)				K		F9		6-3 2B		3	0	1	0	0	1	1				
John Wockenfuss, R OBP: 0.308, SLG: 0.333 (1, 2)				P4				6-3 1B		3	0	1	0	0	0	1				
Inning Stats	R: 0 E: 0 K: 0 S: 3	H: 0 LOB: 0 BB: 0 P: 3	R: 0 E: 0 K: 1 S: 5	H: 0 LOB: 0 BB: 0 P: 5	R: 0 E: 0 K: 2 S: 7	H: 0 LOB: 0 BB: 0 P: 7	R: 0 E: 0 K: 1 S: 6	H: 1 LOB: 1 BB: 0 P: 6	R: 0 E: 0 K: 1 S: 6	H: 1 LOB: 1 BB: 0 P: 6	R: 0 E: 0 K: 1 S: 5	H: 0 LOB: 0 BB: 1 P: 9	R: 0 E: 0 K: 0 S: 4	H: 1 LOB: 1 BB: 0 P: 4	R: 0 E: 0 K: 2 S: 9	H: 2 LOB: 2 BB: 0 P: 9	1B: 4 2B: 2 3B: 0 HR: 0	SF: 0 SAC: 0 DP: 0 HBP: 0	WP: 0 PB: 0 SB: 1 CS: 0	PA: 34
PITCHER Frank Tanana, L ERA: 3.53 (1, 1)	IP: 9.0 WLS: W BF: 34 H: 6 R: 0 ER: 0 SO: 9 BB: 1 IBB: 0 HBP: 0 BLK: 0 WP: 0 HR: 0 S: 51 P: 55 ERA: 0.00 WHIP: 0.778															PITCHER				

Detroit Tigers @ California Angels
Anaheim Stadium, Anaheim, CA
Mon Aug 19 1974, 10:05 PM EDT
Att: 16,694 - Unknown


AB 33
R 0
H 6
RBI 0
BB 1
SO 9
LOB 17



Batter	1	2	3	4	5	6	7	8	9	AB	R	H	RBI	BB	SO	LOB	BOTTOM			
Rudy Meoli, L OBP: 0.321, SLG: 0.315 (1, 5)	6-3		4-3		4-0 BB		CS 1B			3	0	1	0	1	0	0				
Denny Doyle, L OBP: 0.285, SLG: 0.287 (1, 4)	4-3 PB 1B		F9		L6-4 2-3		CS 1-2	K2-3		4	0	1	0	0	1	2				
Bruce Bochte, L OBP: 0.381, SLG: 0.404 (1, 8)	4-3 1-3			4-3		P4		F5		4	0	0	0	0	0	1				
Frank Robinson, R OBP: 0.365, SLG: 0.455 (1, 10)	F7			E BB		6-3		F8		3	0	0	0	1	0	1				
Joe Lahoud, L OBP: 0.390, SLG: 0.504 Mickey Rivers, L (9, PR) OBP: 0.341, SLG: 0.393		P4		E4 1-3 1B		1B BB		PB SH2-4 SF8 1B		3	0	2	0	1	0	0				
Bobby Valentine, R OBP: 0.313, SLG: 0.358 (1, 6)		F8		F3		FC5-4 1B		SH2-4		3	0	1	0	0	0	2				
Leroy Stanton, R OBP: 0.336, SLG: 0.432 (1, 9)				6-3		FC5-4 1-2		PB IBB		2	0	0	0	1	0	4				
John Doherty, L OBP: 0.273, SLG: 0.355 Bob Oliver, R (9, PH) OBP: 0.275, SLG: 0.341		F9				L6-4 SH1-4 1B		F9		3	0	1	0	0	0	1				
Tom Egan, R OBP: 0.186, SLG: 0.054 Winston Lienas, R (9, PH) OBP: 0.303, SLG: 0.371				K		SH1-4 1-2		5-3		2	0	0	0	0	1	0				
Inning Stats	R: 0 E: 0 K: 0 S: 4	H: 1 LOB: 1 BB: 0 P: 4	R: 0 E: 0 K: 0 S: 3	H: 0 LOB: 0 BB: 0 P: 4	R: 0 E: 0 K: 1 S: 5	H: 0 LOB: 0 BB: 0 P: 5	R: 0 E: 1 K: 0 S: 4	H: 1 LOB: 2 BB: 1 P: 8	R: 0 E: 0 K: 0 S: 4	H: 1 LOB: 2 BB: 1 P: 8	R: 0 E: 0 K: 0 S: 3	H: 1 LOB: 0 BB: 0 P: 3	R: 0 E: 0 K: 1 S: 5	H: 0 LOB: 0 BB: 0 P: 5	R: 1 E: 0 K: 0 S: 3	H: 1 LOB: 2 BB: 2 P: 11	1B: 6 2B: 1 3B: 0 HR: 0	SF: 1 SAC: 2 DP: 1 HBP: 1	WP: 0 PB: 2 SB: 0 CS: 1	PA: 37
PITCHER Fred Holdsworth, R ERA: 5.93 John Hiller, L ERA: 2.29 (9, 1)	IP: 8.1 WLS: L BF: 33 H: 6 R: 1 ER: 1 SO: 2 BB: 3 IBB: 1 HBP: 1 BLK: 0 WP: 0 HR: 0 S: 33 P: 46 ERA: 1.08 WHIP: 1.080															PITCHER				

Detroit Tigers @ California Angels
Anaheim Stadium, Anaheim, CA
Mon Aug 19 1974, 10:05 PM EDT
Att: 16,694 - Unknown


AB 27
R 1
H 6
RBI 1
BB 5
SO 2
LOB 11



Batter	1	2	3	4	5	6	7	8	9	10	11	AB	R	H	RBI	BB	SO	LOB	TOP								
Ron LeFlore, R OBP: 0.302, SLG: 0.322 (1, 8)	4-0 BB		0-3 K		0-3 K			0-3 K			0-3 K	4	0	0	0	1	4	0									
Gary Sutherland, R OBP: 0.293, SLG: 0.331 (1, 4)	0-0 F7		0-0 F3		0-0 1B			0-3 K			0-0 P6	5	0	1	0	0	1	1									
Ben Ogilvie, L OBP: 0.364, SLG: 0.369 (1, 3)	0-0 6-3		0-0 G3		0-0 G3			0-3 K			0-0 S 1B	5	1	1	0	0	1	2									
Bill Freehan, R OBP: 0.356, SLG: 0.440 (1, 10)	4-0 BB			4-0 BB BB		0-3 K		0-3 K		0-3 K	0-0 1B	3	0	1	1	2	2	0									
Jim Nettles, L OBP: 0.309, SLG: 0.352 (1, 9)	0-3 K			0-0 F9		0-3 K		0-3 K		0-3 K	0-0 F7	5	0	0	0	0	3	4									
Aurelio Rodriguez, R OBP: 0.265, SLG: 0.321 (1, 5)		0-3 K		4-0 1-2 BB		0-3 K		0-3 K		0-0 6-3		3	0	0	0	1	2	0									
Tom Verzer, R OBP: 0.389, SLG: 0.313 (1, 6)		0-0 S 1B		0-3 K		0-3 K		0-3 K		0-0 F7		4	0	1	0	0	2	2									
Dick Sharon, R OBP: 0.296, SLG: 0.291 (1, 7)		0-3 K		0-3 K		4-0 CS BB		0-3 K		0-3 K		3	0	0	0	1	3	3									
Gene Lamont, L OBP: 0.297, SLG: 0.313 (1, 2)	0-0 F8				0-0 F9		0-0 4-3			0-3 K		4	0	0	0	0	1	2									
Inning Stats	R: 0 E: 0 K: 1 S: 5	H: 0 LOB: 2 BB: 2 P: 13	R: 0 E: 0 K: 2 S: 8	H: 1 LOB: 1 BB: 0 P: 8	R: 0 E: 0 K: 1 S: 5	H: 0 LOB: 0 BB: 0 P: 5	R: 0 E: 0 K: 2 S: 7	H: 0 LOB: 2 BB: 2 P: 15	R: 0 E: 0 K: 1 S: 6	H: 1 LOB: 1 BB: 0 P: 6	R: 0 E: 0 K: 3 S: 9	H: 0 LOB: 0 BB: 0 P: 9	R: 0 E: 0 K: 1 S: 4	H: 0 LOB: 0 BB: 1 P: 8	R: 0 E: 0 K: 3 S: 9	H: 0 LOB: 0 BB: 0 P: 9	R: 0 E: 0 K: 2 S: 7	H: 0 LOB: 0 BB: 0 P: 7	R: 0 E: 0 K: 2 S: 7	H: 0 LOB: 0 BB: 0 P: 7	R: 1 E: 0 K: 1 S: 7	H: 2 LOB: 1 BB: 0 P: 7	1B: 4 2B: 0 3B: 0 HR: 0	SF: 0 SAC: 0 DP: 0 HBP: 0	WP: 0 PB: 0 SB: 3 CS: 1	PA: 41	
PITCHER Nolan Ryan, R ERA: 3.15 (1, 1)	IP 11.0	WLS L	BF 41	H 4	R 1	ER 1	SO 19	BB 5	IBB 0	HBP 0	BLK 0	WP 0	HR 0	S 74	P 94	ERA 0.82	WHIP 0.818										

Detroit Tigers @ California Angels
Anaheim Stadium, Anaheim, CA
Tue Aug 20 1974, 10:05 PM EDT
Att: 12,433 - Unknown


AB	36
R	1
H	4
RBI	1
BB	5
SO	19
LOB	14



Batter	1	2	3	4	5	6	7	8	9	10	11	AB	R	H	RBI	BB	SO	LOB	BOTTOM								
Bob Heise, R OBP: 0.286, SLG: 0.357 (1, 4)	0-0 FC1-5 2B		0-0 FC6-4 1B		0-0 P5			0-0 F8			0-0 SH3-4 1B	5	0	3	0	0	0	1									
Dave Chalk, R OBP: 0.316, SLG: 0.330 (1, 6)	0-0 FC1-5		0-0 FC6-4			0-0 F7			0-0 CS SH1-4 1B		0-0 SH3-4	4	0	1	0	0	0	2									
Mickey Rivers, L OBP: 0.341, SLG: 0.393 (9, PR)	0-0 CS		0-0 FC6-4						0-0 SH1-4		0-0 SH3-4	0	0	0	0	0	0	0									
Rudy Meoli, L OBP: 0.321, SLG: 0.315 (10, 5)	2-3 CS		1-2f FC6-4						0-0 SH1-4		1-2 SH3-4	4	0	1	0	0	0	3									
Bobby Valentine, R OBP: 0.312, SLG: 0.356 (1, 5) (10, 6)	0-0 F8		0-0 FC6-4			0-0 G6-4-3 1B			0-0 SH1-4		0-0 5-3	4	0	1	0	0	0	3									
Frank Robinson, R OBP: 0.370, SLG: 0.457 (1, 10)	0-0 CS	0-0 1B		0-0 G6-4-3 1B		0-0 G6-4-3		0-0 G6-4-3	4-0 CS IBB		4-0 IBB	3	0	2	0	2	0	1									
Bob Oliver, R OBP: 0.271, SLG: 0.335 (1, 3)		0-0 F7		0-0 G6-4-3		0-0 G6-4-3		0-3 K	0-0 P3		0-0 F9	5	0	0	0	0	1	6									
Leroy Stanton, R OBP: 0.335, SLG: 0.429 (1, 9)		0-3 K		0-0 F8		0-0 F8		0-0 F8		0-0 F9 SH3-4 1B		4	0	1	0	0	1	1									
Doug Howard, R OBP: 0.412, SLG: 0.333 (1, 8)		0-0 1B			0-0 FC5-4 1B			0-0 F8		0-0 SH3-4		3	0	2	0	0	0	0									
Bruce Bochte, L OBP: 0.367, SLG: 0.388 (1, 7)		0-0 4-3			0-0 FC5-4			0-0 4-3		0-0 F9		4	0	0	0	0	0	4									
Tom Egan, R OBP: 0.174, SLG: 0.050 (1, 2)			0-3 K		0-3 K			0-0 F9		0-0 F3		3	0	0	0	0	2	1									
Elie Rodriguez, R OBP: 0.370, SLG: 0.344 (10, PH) (11, 2)												1	0	0	0	0	0	1									
Inning Stats	R: 0 E: 0 K: 0 S: 3	H: 1 LOB: 0 BB: 0 P: 3	R: 0 E: 0 K: 1 S: 7	H: 2 LOB: 2 BB: 0 P: 7	R: 0 E: 0 K: 1 S: 6	H: 1 LOB: 1 BB: 0 P: 6	R: 0 E: 0 K: 0 S: 3	H: 1 LOB: 0 BB: 0 P: 3	R: 0 E: 0 K: 1 S: 6	H: 1 LOB: 1 BB: 0 P: 6	R: 0 E: 0 K: 0 S: 3	H: 0 LOB: 0 BB: 0 P: 5	R: 0 E: 0 K: 0 S: 3	H: 0 LOB: 0 BB: 1 P: 3	R: 0 E: 0 K: 0 S: 4	H: 1 LOB: 2 BB: 1 P: 7	R: 0 E: 0 K: 0 S: 4	H: 1 LOB: 1 BB: 0 P: 4	R: 0 E: 0 K: 0 S: 4	H: 1 LOB: 2 BB: 1 P: 8	1B: 9 2B: 1 3B: 0 HR: 0	SF: 0 SAC: 3 DP: 2 HBP: 0	WP: 0 PB: 0 SB: 0 CS: 3	PA: 42			
PITCHER Mickey Lolich, L ERA: 3.56 (1, 1)	IP 11.0	WLS W	BF 41	H 10	R 0	ER 0	SO 4	BB 0	IBB 2	HBP 0	BLK 0	WP 0	HR 0	S 47	P 55	ERA 0.00	WHIP 0.909										

Detroit Tigers @ California Angels
Anaheim Stadium, Anaheim, CA
Tue Aug 20 1974, 10:05 PM EDT
Att: 12,433 - Unknown


AB	36
R	0
H	10
RBI	0
BB	2
SO	4
LOB	20



Batter	1	2	3	4	5	6	7	8	9	AB	R	H	RBI	BB	SO	LOB	TOP					
Ron LeFlore, R OBP: 0.300, SLG: 0.319	0-0 4-3 1B		0-0 4-3		0-0 5-3		0-0 FC5-4			4	0	1	0	0	0	2						
Gary Sutherland, R OBP: 0.293, SLG: 0.328	0-0 4-3		4-0 BB		0-0 6-3			0-0 6-3		3	0	0	0	1	0	1						
Al Kaline, R OBP: 0.330, SLG: 0.375	4-0 BB		0-0 L3			0-0 L7		0-0 L9		3	0	0	0	1	0	1						
Bill Freehan, R OBP: 0.355, SLG: 0.436	0-0 G6-4-3			0-0 5-3		0-0 5-3		4-0 BB		3	0	0	0	1	0	2						
Tom Verzyer, R OBP: 0.318, SLG: 0.250		0-0 5-3		0-0 E6 1B		0-0 F7		0-0 5-3		4	0	0	0	0	0	1						
Dick Sharon, R OBP: 0.295, SLG: 0.289		0-3 K		0-3 K			0-0 1B		0-0 F2	4	0	1	0	0	2	1						
Marvin Lane, R OBP: 0.326, SLG: 0.324		0-0 1B		0-0 1B		4-0 BB		0-3 K		3	0	2	0	1	1	0						
Ed Brinkman, R OBP: 0.263, SLG: 0.331		0-0 F7		0-0 F7		0-0 E5	0-0 FC5-4	0-0 4-3		4	0	0	0	0	0	4						
John Wockenfuss, R OBP: 0.250, SLG: 0.267			0-0 6-3		0-0 5-3		0-0 F5			3	0	0	0	0	0	2						
Inning Stats	R: 0 E: 0 K: 0 S: 3	H: 1 LOB: 1 BB: 0 P: 7	R: 0 E: 0 K: 1 S: 6	H: 1 LOB: 1 BB: 0 P: 6	R: 0 E: 0 K: 0 S: 3	H: 0 LOB: 1 BB: 1 P: 7	R: 0 E: 0 K: 1 S: 7	H: 1 LOB: 2 BB: 0 P: 7	R: 0 E: 0 K: 0 S: 3	H: 0 LOB: 0 BB: 0 P: 3	R: 0 E: 0 K: 0 S: 3	H: 0 LOB: 0 BB: 0 P: 3	R: 0 E: 1 K: 0 S: 4	H: 1 LOB: 2 BB: 1 P: 8	R: 0 E: 0 K: 0 S: 3	H: 0 LOB: 0 BB: 0 P: 5	R: 0 E: 0 K: 1 S: 5	H: 0 LOB: 0 BB: 0 P: 5	1B: 4 2B: 0 3B: 0 HR: 0	SF: 0 SAC: 0 DP: 1 HBP: 0	WP: 0 PB: 0 SB: 1 CS: 0	PA: 35
PITCHER Andy Hassler, L ERA: 2.83	IP: 9.0 WLS: W BF: 35 H: 4 R: 0 ER: 0 SO: 3 BB: 4 IBB: 0 HBP: 0 BLK: 0 WP: 0 HR: 0 S: 37 P: 53 ERA: 0.00 WHIP: 0.889															PITCHER						

Detroit Tigers @ California Angels
Anaheim Stadium, Anaheim, CA
Wed Aug 21 1974, 10:05 PM EDT
Att: 8,419 - Unknown


AB	31
R	0
H	4
RBI	0
BB	4
SO	3
LOB	14



Batter	1	2	3	4	5	6	7	8	9	AB	R	H	RBI	BB	SO	LOB	BOTTOM			
Rudy Meoli, L OBP: 0.300, SLG: 0.293	0-0 1-3		0-0 CS	0-3 K	0-0 F9			0-0 F7		4	0	0	0	0	1	3				
Dave Chalk, R OBP: 0.312, SLG: 0.326	0-0 5-3			0-0 F7		0-0 5-3		0-0 FC6		4	0	0	0	0	0	2				
Bruce Bochte, L OBP: 0.372, SLG: 0.386	0-0 F8			4-0 BB		0-3 K		0-0 1B		3	0	1	1	1	1	0				
Frank Robinson, R OBP: 0.370, SLG: 0.454		0-0 F5		4-0 BB		0-0 6-3				2	0	0	0	1	0	0				
Joe Lahoud, L OBP: 0.386, SLG: 0.498		0-0 F9		0-0 4-3			0-0 F8			3	0	0	0	0	0	2				
Bobby Valentine, R OBP: 0.309, SLG: 0.353		0-0 6-3			0-0 F8		0-0 4-3			3	0	0	0	0	0	0				
Leroy Stanton, R OBP: 0.335, SLG: 0.429										0	0	0	0	0	0	0				
John Doherty, L OBP: 0.268, SLG: 0.348			0-0 F7		0-0 4-3		0-0 F7			3	0	0	0	0	0	0				
Ellie Rodriguez, R OBP: 0.373, SLG: 0.345			0-0 5-3		0-0 3B			4-0 FC6		2	2	1	0	1	0	0				
Denny Doyle, L OBP: 0.280, SLG: 0.297			0-0 1B		0-0 3B			0-0 FC6		3	0	3	1	0	0	0				
Inning Stats	R: 0 E: 0 K: 0 S: 3	H: 0 LOB: 0 BB: 0 P: 3	R: 0 E: 0 K: 0 S: 3	H: 0 LOB: 0 BB: 0 P: 3	R: 0 E: 0 K: 1 S: 5	H: 0 LOB: 2 BB: 2 P: 13	R: 1 E: 0 K: 0 S: 5	H: 2 LOB: 1 BB: 0 P: 5	R: 0 E: 0 K: 1 S: 5	H: 0 LOB: 0 BB: 0 P: 5	R: 0 E: 0 K: 0 S: 3	H: 0 LOB: 0 BB: 0 P: 3	R: 1 E: 0 K: 0 S: 4	H: 2 LOB: 3 BB: 1 P: 8	R: 0 E: 0 K: 0 S: 3	H: 0 LOB: 0 BB: 0 P: 5	1B: 4 2B: 0 3B: 1 HR: 0	SF: 0 SAC: 0 DP: 0 HBP: 0	WP: 0 PB: 0 SB: 0 CS: 1	PA: 31
PITCHER Lerin LaGrow, R ERA: 4.29	IP: 8.0 WLS: L BF: 30 H: 5 R: 2 ER: 2 SO: 2 BB: 3 IBB: 0 HBP: 0 BLK: 0 WP: 0 HR: 0 S: 31 P: 43 ERA: 2.25 WHIP: 1.000															PITCHER				

Detroit Tigers @ California Angels
Anaheim Stadium, Anaheim, CA
Wed Aug 21 1974, 10:05 PM EDT
Att: 8,419 - Unknown

AB	27
R	2
H	5
RBI	2
BB	3
SO	2
LOB	7



Batter	1	2	3	4	5	6	7	8	9	AB	R	H	RBI	BB	SO	LOB	TOP								
Bob Heise, R OBP: 0.300, SLG: 0.345 Rudy Meoli, L OBP: 0.302, SLG: 0.283	6-3 BB						F7		6-3	1	0	0	0	1	0	0	California Angels @ New York Yankees Shea Stadium, Flushing, NY Fri Aug 23 1974, 7:05 PM EDT Att: 13,893 - Cloudy - 78 F								
Dave Chalk, R OBP: 0.308, SLG: 0.321	G3	F9		K			5-3		K	5	0	0	0	0	2	4									
Leroy Stanton, R OBP: 0.335, SLG: 0.427 Morris Nettles, L OBP: 0.333, SLG: 0.283	2-3						F8			2	0	0	0	1	0	0									
Frank Robinson, R OBP: 0.373, SLG: 0.454																									
Bobby Valentine, R OBP: 0.312, SLG: 0.355	F5	G5-3																							
Doug Howard, R OBP: 0.444, SLG: 0.500 Joe Lahoud, L OBP: 0.385, SLG: 0.496							F6																		
Bob Oliver, R OBP: 0.270, SLG: 0.334 John Doherty, L OBP: 0.271, SLG: 0.350																									
Ellie Rodriguez, R OBP: 0.371, SLG: 0.343																									
Denny Doyle, L OBP: 0.289, SLG: 0.299																									
Inning Stats	R: 0 E: 0 K: 0 S: 3	H: 0 LOB: 0 BB: 0 P: 3	R: 2 E: 0 K: 0 S: 6	H: 3 LOB: 3 BB: 2 P: 14	R: 1 E: 0 K: 1 S: 5	H: 1 LOB: 1 BB: 1 P: 13	R: 0 E: 0 K: 1 S: 5	H: 0 LOB: 1 BB: 1 P: 9	R: 0 E: 0 K: 0 S: 4	H: 1 LOB: 0 BB: 0 P: 4	R: 0 E: 0 K: 0 S: 3	H: 0 LOB: 0 BB: 0 P: 3	R: 0 E: 0 K: 1 S: 5	H: 0 LOB: 0 BB: 0 P: 5	R: 1 E: 0 K: 0 S: 5	H: 3 LOB: 1 BB: 0 P: 5		R: 0 E: 0 K: 1 S: 5	H: 0 LOB: 0 BB: 0 P: 5	1B: 6 2B: 1 3B: 1 HR: 0	SF: 1 SAC: 0 DP: 2 HBP: 0	WP: 0 PB: 0 SB: 0 CS: 0	PA: 38		
PITCHER	IP	WLS	BF	H	R	ER	SO	BB	IBB	HBP	BLK	WP	HR	S	P	ERA	WHIP	PITCHER							
Rudy May, L ERA: 3.48 Dick Tidrow, R ERA: 4.3	2.0	W	13	3	3	3	0	4	0	0	0	0	0	9	25	13.50	3.500								
	7.0	W	25	5	1	1	4	1	0	0	0	0	0	32	36	1.29	0.857								

Batter	1	2	3	4	5	6	7	8	9	AB	R	H	RBI	BB	SO	LOB	BOTTOM								
Roy White, S OBP: 0.360, SLG: 0.386	G3	F7								5	2	4	4	0	0	1	California Angels @ New York Yankees Shea Stadium, Flushing, NY Fri Aug 23 1974, 7:05 PM EDT Att: 13,893 - Cloudy - 78 F								
Elliott Maddox, R OBP: 0.392, SLG: 0.378	F4									5	1	2	1	0	0	2									
Bobby Murcer, L OBP: 0.335, SLG: 0.380	G3									4	0	0	1	1	2	4									
Ron Blomberg, L OBP: 0.363, SLG: 0.440										4	1	2	1	1	0	1									
Graig Nettles, L OBP: 0.328, SLG: 0.399	F7									5	0	0	0	0	0	3									
Chris Chambliss, L OBP: 0.290, SLG: 0.321										5	2	3	1	0	0	1									
Thurman Munson, R OBP: 0.308, SLG: 0.377										3	1	1	1	1	0	3									
Jim Mason, L OBP: 0.309, SLG: 0.363										2	1	0	0	1	0	2									
Sandy Alomar Sr., S OBP: 0.284, SLG: 0.284										4	2	2	1	0	0	3									
Inning Stats	R: 1 E: 0 K: 0 S: 5	H: 2 LOB: 1 BB: 0 P: 5	R: 2 E: 0 K: 0 S: 5	H: 3 LOB: 0 BB: 0 P: 5	R: 2 E: 0 K: 0 S: 5	H: 2 LOB: 1 BB: 1 P: 9	R: 2 E: 0 K: 0 S: 5	H: 2 LOB: 2 BB: 1 P: 13	R: 0 E: 0 K: 0 S: 3	H: 0 LOB: 2 BB: 2 P: 11	R: 0 E: 0 K: 1 S: 6	H: 1 LOB: 1 BB: 0 P: 6	R: 0 E: 0 K: 0 S: 3	H: 0 LOB: 0 BB: 0 P: 3	R: 0 E: 0 K: 1 S: 5	H: 0 LOB: 0 BB: 0 P: 3		1B: 6 2B: 6 3B: 1 HR: 1	SF: 0 SAC: 1 DP: 0 HBP: 0	WP: 0 PB: 1 SB: 0 CS: 1	PA: 42				
PITCHER	IP	WLS	BF	H	R	ER	SO	BB	IBB	HBP	BLK	WP	HR	S	P	ERA	WHIP	PITCHER							
Skip Lockwood, R ERA: 4.76 Dick Lange, R ERA: 3.53 Luis Quintana, L ERA: 4.38 Horacio Pina, R ERA: 3.98	2.1	L	13	7	5	2	0	2	0	0	0	0	1	14	22	7.71	3.429								
	2.1		10	1	0	0	2	1	1	0	0	0	0	12	20	0.00	0.857								
	1.0		3	0	0	0	0	0	0	0	0	0	0	3	3	0.00	0.000								

Batter	1	2	3	4	5	6	7	8	9	AB	R	H	RBI	BB	SO	LOB	TOP			
Rudy Meoli, L (1.5) OBP: 0.284, SLG: 0.266										4	0	0	0	0	0	1	California Angels @ New York Yankees Shea Stadium, Flushing, NY Sat Aug 24 1974, 3:33 AM EDT Att: 10,535 - Overcast - 86 F			
Dave Chalk, R (1.6) OBP: 0.310, SLG: 0.326										4	0	2	0	0	0	0				
Bruce Bochte, L (1.7) OBP: 0.368, SLG: 0.400										4	0	1	0	0	0	1				
Joe Lahoud, L (1.9) OBP: 0.383, SLG: 0.490										3	0	0	0	1	0	1				
Bobby Valentine, R (1.10) OBP: 0.311, SLG: 0.356										4	0	1	0	0	0	2				
John Doherty, L (1.3) OBP: 0.282, SLG: 0.378										4	1	3	1	0	0	1				
Morris Nettles, L (1.8) OBP: 0.316, SLG: 0.265										3	0	0	0	0	1	1				
Frank Robinson, R (9, PH) OBP: 0.375, SLG: 0.454										0	0	0	0	1	0	0				
Bob Heise, R (9, PR) OBP: 0.300, SLG: 0.345										0	0	0	0	0	0	0				
Denny Doyle, L (1.4) OBP: 0.290, SLG: 0.299										3	0	1	0	0	0	1				
Leroy Stanton, R (9, PH) OBP: 0.334, SLG: 0.426										1	0	0	0	0	0	2				
Tom Egan, R (1.2) OBP: 0.163, SLG: 0.047										3	0	0	0	0	1	1				
Inning Stats	R: 0 E: 0 K: 0 S: 4	H: 1 LOB: 2 BB: 1 P: 8	R: 1 E: 0 K: 1 S: 6	H: 1 LOB: 0 BB: 0 P: 6	R: 0 E: 0 K: 1 S: 4	H: 1 LOB: 1 BB: 0 P: 4	R: 0 E: 0 K: 1 S: 6	H: 1 LOB: 0 BB: 0 P: 6	R: 0 E: 0 K: 0 S: 3	H: 1 LOB: 1 BB: 0 P: 4	R: 0 E: 0 K: 0 S: 4	H: 1 LOB: 1 BB: 0 P: 4	R: 0 E: 0 K: 0 S: 3	H: 0 LOB: 0 BB: 0 P: 3	R: 0 E: 0 K: 0 S: 3	H: 1 LOB: 2 BB: 1 P: 7	1B: 4 2B: 2 3B: 1 HR: 1	SF: 0 SAC: 0 DP: 1 HBP: 0	WP: 0 PB: 0 SB: 1 CS: 1	PA: 36
PITCHER	IP WLS BF H R ER SO BB IBB HBP BLK WP HR S P ERA WHIP																			
Pat Dobson, R (1.1) ERA: 3.15	8.1 W 34 8 1 1 2 2 0 0 0 0 0 0 1 36 44 1.08 1.200																			
Cecil Upshaw, R (9.1) ERA: 2.48	0.2 S 1 0 0 0 0 0 0 0 0 0 0 0 0 1 1 0.00 0.000																			

Batter	1	2	3	4	5	6	7	8	9	AB	R	H	RBI	BB	SO	LOB	BOTTOM	
Roy White, S (1.7) OBP: 0.356, SLG: 0.381										4	0	0	0	0	1	1	California Angels @ New York Yankees Shea Stadium, Flushing, NY Sat Aug 24 1974, 3:33 AM EDT Att: 10,535 - Overcast - 86 F	
Elliott Maddox, R (1.8) OBP: 0.395, SLG: 0.391										2	2	2	1	1	0	0		
Bobby Murcer, L (1.9) OBP: 0.336, SLG: 0.383										4	0	2	2	0	2	1		
Lou Piniella, R (1.10) OBP: 0.341, SLG: 0.395										3	0	0	0	0	1	1		
Ron Blomberg, L (9, PH) OBP: 0.391, SLG: 0.438										1	0	0	0	0	0	2		
Thurman Munson, R (1.2) OBP: 0.306, SLG: 0.374										3	0	0	0	0	2	0		
Graig Nettles, L (1.5) OBP: 0.326, SLG: 0.396										3	0	0	0	0	1	0		
Chris Chambliss, L (1.3) OBP: 0.290, SLG: 0.321										3	0	1	0	0	0	0		
Gene Michael, S (1.6) OBP: 0.284, SLG: 0.275										3	0	0	0	0	1	1		
Sandy Alomar Sr., S (1.4) OBP: 0.285, SLG: 0.289										3	1	1	0	0	0	0		
Inning Stats	R: 1 E: 0 K: 2 S: 8	H: 1 LOB: 0 BB: 0 P: 8	R: 0 E: 0 K: 1 S: 5	H: 0 LOB: 0 BB: 0 P: 5	R: 0 E: 0 K: 1 S: 5	H: 1 LOB: 0 BB: 0 P: 5	R: 0 E: 0 K: 1 S: 5	H: 1 LOB: 1 BB: 0 P: 5	R: 2 E: 0 K: 1 S: 7	H: 2 LOB: 1 BB: 1 P: 11	R: 0 E: 0 K: 1 S: 6	H: 1 LOB: 1 BB: 0 P: 6	R: 0 E: 0 K: 0 S: 4	H: 1 LOB: 2 BB: 0 P: 5	1B: 3 2B: 3 3B: 0 HR: 1	SF: 0 SAC: 0 DP: 1 HBP: 1	WP: 0 PB: 0 SB: 0 CS: 1	PA: 31
PITCHER	IP WLS BF H R ER SO BB IBB HBP BLK WP HR S P ERA WHIP																	
Frank Tanana, L (1.1) ERA: 3.53	7.2 L 30 6 3 3 8 0 0 1 0 0 0 0 1 44 49 3.52 0.783																	
Ken Sanders, R (8.1) ERA: 6.61	0.1 1 0 0 0 0 0 0 0 0 0 0 0 1 1 0.00 0.000																	

Batter	1	2	3	4	5	6	7	8	9	AB	R	H	RBI	BB	SO	LOB	TOP			
Bob Heise, R OBP: 0.265, SLG: 0.303 (1, 5)	0-0 4-3		0-0 F8		0-0 E5		0-0 F7			4	0	0	0	0	0	1	California Angels @ New York Yankees Shea Stadium, Flushing, NY Sun Aug 25 1974, 3:33 AM EDT Att: 17,745 - Unknown			
Dave Chalk, R OBP: 0.309, SLG: 0.326 (1, 6)	0-0 F7		0-0 2B 1B		0-0 F9		0-0 F9			4	0	1	0	0	0	2				
Leroy Stanton, R OBP: 0.336, SLG: 0.429 (1, 9)	0-0 E6 BB 1B		0-0 1-3 2B		0-0 5-3			0-0 7-4 1B		4	1	2	0	0	0	1				
Frank Robinson, R OBP: 0.374, SLG: 0.451 (1, 10)	4-0 1B 1-2 BB		0-0 P4			0-0 P5		0-0 F8		3	0	0	0	1	0	3				
Bobby Valentine, R OBP: 0.310, SLG: 0.355 (1, 7)	0-0 1-3 2H 1B			0-0 F7		0-0 F9		0-0 7-4		4	0	1	1	0	0	1				
Doug Howard, R OBP: 0.409, SLG: 0.450 (1, 8)		0-0 6-3		0-0 F9		0-0 1B			0-0 F7	4	0	1	0	0	0	0				
Bob Oliver, R OBP: 0.275, SLG: 0.339 (1, 3)		0-0 CS 1B		0-0 1B		0-0 F6			0-0 CS 1B	4	0	3	0	0	0	1				
Morris Nettles, L OBP: 0.316, SLG: 0.265 (9, PR)										0	0	0	0	0	0	0				
John Doherty, L OBP: 0.282, SLG: 0.378 (9, 3)										0	0	0	0	0	0	0				
Ellie Rodriguez, R OBP: 0.368, SLG: 0.339 (1, 2)	0-3 K 1-2			0-0 F9			0-0 F7		0-0 F8	4	0	0	0	0	1	3				
Denny Doyle, L OBP: 0.290, SLG: 0.300 (1, 4)			0-0 P6		0-0 F8		0-0 E9 1B			3	0	1	0	0	0	0				
Inning Stats	R: 1 E: 1 K: 0 S: 4	H: 1 LOB: 2 BB: 1 P: 8	R: 0 E: 0 K: 1 S: 5	H: 1 LOB: 1 BB: 0 P: 5	R: 0 E: 0 K: 0 S: 5	H: 2 LOB: 2 BB: 0 P: 5	R: 0 E: 0 K: 0 S: 4	H: 1 LOB: 1 BB: 0 P: 4	R: 0 E: 1 K: 0 S: 4	H: 1 LOB: 1 BB: 0 P: 4	R: 0 E: 0 K: 0 S: 3	H: 1 LOB: 0 BB: 0 P: 3	R: 0 E: 0 K: 0 S: 3	H: 1 LOB: 1 BB: 0 P: 3	R: 0 E: 0 K: 0 S: 3	H: 1 LOB: 1 BB: 0 P: 3	1B: 8 2B: 3 3B: 0 HR: 0	SF: 0 SAC: 0 DP: 2 HBP: 0	WP: 0 PB: 0 SB: 0 CS: 2	PA: 35
PITCHER Larry Gura, L ERA: (1, 1)	IP: 9.0 WLS: W BF: 35 H: 9 R: 1 ER: 0 SO: 1 BB: 1 IBB: 0 HBP: 0 BLK: 0 WP: 0 HR: 0 S: 36 P: 40 ERA: 0.00 WHIP: 1.111															PITCHER				

Batter	1	2	3	4	5	6	7	8	9	AB	R	H	RBI	BB	SO	LOB	BOTTOM					
Roy White, S OBP: 0.397, SLG: 0.383 (1, 7)	0-0 6-3		0-0 2H 2B		0-3 K			4-0 S BB		3	0	1	1	1	1	1	California Angels @ New York Yankees Shea Stadium, Flushing, NY Sun Aug 25 1974, 3:33 AM EDT Att: 17,745 - Unknown					
Elliott Maddox, R OBP: 0.397, SLG: 0.387 (1, 8)	4-0 BB BB		0-0 B1		0-3 K		0-0 5-3			3	0	0	0	1	1	1						
Bobby Murcer, L OBP: 0.335, SLG: 0.384 (1, 9)	0-0 F7		0-0 4-3			0-0 4-3			0-0 1B 2B	4	1	1	0	0	0	1						
Ron Blomberg, L OBP: 0.360, SLG: 0.433 (1, 10)	4-0 1-2 BB			0-0 4-3		0-3 K			0-0 F8	3	0	0	0	1	1	1						
Graig Nettles, L OBP: 0.325, SLG: 0.394 (1, 5)	0-0 4-3			0-0 P4			0-0 F7		0-0 2H 1B	4	0	1	1	0	0	2						
Chris Chambliss, L OBP: 0.288, SLG: 0.318 (1, 3)		0-3 K		0-0 G3			0-0 P5			3	0	0	0	0	1	0						
Thurman Munson, R OBP: 0.304, SLG: 0.371 (1, 2)		0-0 4-3			0-0 6-3		0-3 K			3	0	0	0	0	1	0						
Jim Mason, L OBP: 0.306, SLG: 0.360 (1, 6)		0-0 5-3			0-0 4-3			0-3 K		3	0	0	0	0	1	0						
Sandy Alomar Sr., S OBP: 0.290, SLG: 0.299 (1, 4)			0-0 2B 2B		0-0 1B			0-3 K		3	1	2	0	0	1	0						
Inning Stats	R: 0 E: 0 K: 0 S: 3	H: 0 LOB: 2 BB: 2 P: 11	R: 0 E: 0 K: 1 S: 5	H: 0 LOB: 0 BB: 0 P: 5	R: 1 E: 0 K: 0 S: 4	H: 2 LOB: 0 BB: 0 P: 4	R: 0 E: 0 K: 0 S: 3	H: 0 LOB: 0 BB: 0 P: 3	R: 0 E: 0 K: 1 S: 6	H: 1 LOB: 1 BB: 0 P: 6	R: 0 E: 0 K: 2 S: 7	H: 0 LOB: 0 BB: 0 P: 7	R: 0 E: 0 K: 1 S: 5	H: 0 LOB: 0 BB: 0 P: 5	R: 0 E: 0 K: 2 S: 7	H: 0 LOB: 1 BB: 1 P: 11		R: 1 E: 0 K: 0 S: 3	H: 2 LOB: 1 BB: 0 P: 3	1B: 2 2B: 3 3B: 0 HR: 0	SF: 0 SAC: 0 DP: 0 HBP: 0	WP: 0 PB: 0 SB: 1 CS: 0
PITCHER Nolan Ryan, R ERA: 3.12 (1, 1)	IP: 8.1 WLS: L BF: 32 H: 5 R: 2 ER: 2 SO: 7 BB: 3 IBB: 0 HBP: 0 BLK: 0 WP: 0 HR: 0 S: 43 P: 55 ERA: 2.16 WHIP: 0.960															PITCHER						

Batter	1	2	3	4	5	6	7	8	9	AB	R	H	RBI	BB	SO	LOB	TOP					
Rudy Meoli, L OBP: 0.282, SLG: 0.265 (1, 5)										4	0	1	1	0	0	1						
Dave Chalk, R OBP: 0.309, SLG: 0.325 (1, 6)										4	0	1	0	0	0	3						
Leroy Stanton, R OBP: 0.335, SLG: 0.436 (1, 9)										4	1	1	1	0	1	1						
Frank Robinson, R OBP: 0.375, SLG: 0.450 (1, 10)										3	0	1	0	1	0	1						
Joe Lahoud, L OBP: 0.381, SLG: 0.486 (1, 7)										4	0	1	0	0	0	2						
Bruce Bochte, L OBP: 0.384, SLG: 0.394 (1, 8)										4	0	1	0	0	0	2						
John Doherty, L OBP: 0.282, SLG: 0.375 (1, 3)										4	1	1	0	0	0	2						
Ellie Rodriguez, R OBP: 0.371, SLG: 0.347 (1, 2)										4	0	3	0	0	0	0						
Denny Doyle, L OBP: 0.288, SLG: 0.297 (1, 4)										3	0	0	0	0	0	3						
Bobby Valentine, R OBP: 0.309, SLG: 0.354 (9, PH)										1	0	0	0	0	0	1						
Inning Stats	R: 0 E: 0 K: 0 S: 4	H: 1 LOB: 1 BB: 0 P: 4	R: 0 E: 0 K: 0 S: 3	H: 1 LOB: 0 BB: 0 P: 3	R: 0 E: 0 K: 0 S: 4	H: 2 LOB: 1 BB: 0 P: 4	R: 0 E: 0 K: 0 S: 4	H: 1 LOB: 1 BB: 0 P: 4	R: 1 E: 0 K: 0 S: 5	H: 2 LOB: 1 BB: 0 P: 5	R: 0 E: 0 K: 1 S: 6	H: 1 LOB: 2 BB: 1 P: 10	R: 0 E: 0 K: 0 S: 3	H: 0 LOB: 0 BB: 0 P: 3	R: 1 E: 0 K: 0 S: 4	H: 1 LOB: 0 BB: 0 P: 4	R: 0 E: 0 K: 0 S: 4	H: 1 LOB: 1 BB: 0 P: 4	1B: 8 2B: 1 3B: 0 HR: 1	SF: 0 SAC: 0 DP: 2 HBP: 0	WP: 0 PB: 0 SB: 0 CS: 0	PA: 36
PITCHER Lerin LaGrow, R ERA: 4.18 (1, 1)	IP: 9.0 WLS: W BF: 36	H: 10 R: 2 ER: 2 SO: 1	BB: 1 IBB: 0 HBP: 0 BLK: 0	WP: 0 HR: 1 S: 37 P: 41	ERA: 2.00 WHIP: 1.222																	

California Angels @ Detroit Tigers
Tiger Stadium, Detroit, MI
Mon Aug 26 1974, 7:05 PM EDT
Att: 12,323 - Unknown

AB 35
R 2
H 10
RBI 2
BB 1
SO 1
LOB 16



Batter	1	2	3	4	5	6	7	8	9	AB	R	H	RBI	BB	SO	LOB	BOTTOM					
Ron LeFlore, R OBP: 0.288, SLG: 0.349 (1, 8)										4	1	1	1	0	2	0						
Gary Sutherland, R OBP: 0.289, SLG: 0.324 (1, 4)										4	1	1	0	0	0	0						
Al Kaline, R OBP: 0.329, SLG: 0.370 (1, 10)										2	0	0	0	2	0	0						
Bill Freehan, R OBP: 0.354, SLG: 0.438 (1, 3)										2	1	1	1	2	0	0						
Marvin Lane, R OBP: 0.351, SLG: 0.321 (1, 7)										2	1	1	1	2	0	0						
Aurelio Rodriguez, R OBP: 0.287, SLG: 0.323 (1, 5)										3	1	1	0	0	1	6						
Dick Sharon, R OBP: 0.293, SLG: 0.288 (1, 9)										4	0	1	0	0	1	4						
Ed Brinkman, R OBP: 0.260, SLG: 0.334 (1, 6)										3	1	1	3	0	0	0						
John Wockenfuss, R OBP: 0.227, SLG: 0.200 (1, 2)										4	0	0	0	0	0	1						
Inning Stats	R: 0 E: 0 K: 0 S: 3	H: 0 LOB: 0 BB: 0 P: 3	R: 3 E: 0 K: 0 S: 6	H: 3 LOB: 0 BB: 0 P: 6	R: 1 E: 0 K: 1 S: 5	H: 1 LOB: 2 BB: 3 P: 17	R: 0 E: 0 K: 1 S: 5	H: 0 LOB: 0 BB: 0 P: 5	R: 1 E: 0 K: 1 S: 6	H: 1 LOB: 3 BB: 3 P: 18	R: 0 E: 0 K: 1 S: 5	H: 0 LOB: 0 BB: 0 P: 5	R: 0 E: 0 K: 0 S: 3	H: 0 LOB: 0 BB: 0 P: 3	R: 1 E: 0 K: 0 S: 5	H: 2 LOB: 1 BB: 0 P: 5	R: 0 E: 0 K: 0 S: 4	H: 1 LOB: 1 BB: 0 P: 4	1B: 4 2B: 0 3B: 0 HR: 3	SF: 1 SAC: 1 DP: 1 HBP: 0	WP: 0 PB: 0 SB: 1 CS: 0	PA: 36
PITCHER Andy Hassler, L ERA: 3.14 (1, 1)	IP: 4.1 WLS: L BF: 21	H: 5 R: 5 ER: 5 SO: 2	BB: 4 IBB: 0 HBP: 0 BLK: 0	WP: 0 HR: 3 S: 21 P: 37	ERA: 10.38 WHIP: 2.077																	
Ed Figueroa, R ERA: 3.71 (5, 1)	IP: 1.2 WLS: L BF: 7	H: 0 R: 0 ER: 0 SO: 2	BB: 2 IBB: 0 HBP: 0 BLK: 0	WP: 0 HR: 0 S: 9 P: 17	ERA: 0.00 WHIP: 1.200																	
Dick Lange, R ERA: 3.8 (7, 1)	IP: 1.0 WLS: L BF: 3	H: 0 R: 0 ER: 0 SO: 0	BB: 0 IBB: 0 HBP: 0 BLK: 0	WP: 0 HR: 0 S: 3 P: 3	ERA: 0.00 WHIP: 0.000																	
Ken Sanders, R ERA: 6.75 (8, 1)	IP: 1.0 WLS: L BF: 5	H: 2 R: 1 ER: 1 SO: 0	BB: 0 IBB: 0 HBP: 0 BLK: 0	WP: 0 HR: 0 S: 5 P: 5	ERA: 9.00 WHIP: 2.000																	

California Angels @ Detroit Tigers
Tiger Stadium, Detroit, MI
Mon Aug 26 1974, 7:05 PM EDT
Att: 12,323 - Unknown

AB 28
R 6
H 7
RBI 6
BB 6
SO 4
LOB 11



Batter	1	2	3	4	5	6	7	8	9	10	11	12	13	AB	R	H	RBI	BB	SO	LOB	TOP	
Bruce Bochte, L OBP: 0.355, SLG: 0.364 Bob Oliver, R OBP: 0.275, SLG: 0.339	6-3		F8		P5	E 1-2 2-H 3-H 1B		F8		4-3			SF7	3	0	0	0	0	0	0		
Dave Chalk, R OBP: 0.306, SLG: 0.322	G3		5-3		5-3	E7 1B					P4		G3-6-3	6	0	1	1	1	0	1		
Bobby Valentine, R OBP: 0.310, SLG: 0.351	BB BB		HR 1B		F9	F3		P2			6-3			5	1	1	0	1	0	3		
Frank Robinson, R OBP: 0.374, SLG: 0.454	BB 1-2		HR 1B		F7	K					K			5	1	1	2	1	3	0		
Joe Lahoud, L OBP: 0.380, SLG: 0.478	K		3-1		BB 1B BB	BB 1B BB				F7			K	4	1	0	0	2	2	2		
Leroy Stanton, R OBP: 0.335, SLG: 0.431		K			BB 1B BB	BB 1B BB				K			K	4	1	0	0	2	4	0		
John Doherty, L OBP: 0.282, SLG: 0.374 Doug Howard, R OBP: 0.360, SLG: 0.391	P3		3-1		BB 1B BB	BB 1B BB		P4		4-3			K	3	1	1	1	0	0	0		
Eliee Rodriguez, R OBP: 0.376, SLG: 0.357	FC4-6 1B				BB 1B BB	BB 1B BB		F9		K			SH SF7 2B	5	2	3	0	1	1	2		
Denny Doyle, L OBP: 0.287, SLG: 0.296 Winston Llenas, R OBP: 0.300, SLG: 0.366 Bob Heise, R OBP: 0.306, SLG: 0.343	FC4-6 1-2				P4			F8 1B		WP 1B			SH G3-6-3	2	0	0	0	0	1	2		
Inning Stats	R: 0 E: 0 K: 1 S: 5	H: 0 LOB: 2 BB: 2 P: 13	R: 0 E: 0 K: 1 S: 6	H: 1 LOB: 1 BB: 0 P: 6	R: 2 E: 0 K: 0 S: 5	H: 2 LOB: 0 BB: 0 P: 5	R: 0 E: 0 K: 0 S: 8	H: 1 LOB: 1 BB: 0 P: 8	R: 0 E: 0 K: 1 S: 5	H: 0 LOB: 2 BB: 2 P: 13	R: 0 E: 0 K: 0 S: 3	H: 1 LOB: 1 BB: 0 P: 7	R: 0 E: 0 K: 1 S: 5	H: 0 LOB: 0 BB: 0 P: 5	R: 0 E: 0 K: 3 S: 9	H: 0 LOB: 0 BB: 0 P: 9	R: 1 E: 0 K: 0 S: 4	H: 1 LOB: 0 BB: 0 P: 4	1B: 7 2B: 2 3B: 0 HR: 1	SF: 1 SAC: 1 DP: 1 HBP: 0	WP: 1 PB: 0 SB: 0 CS: 0	PA: 56
PITCHER	IP	WLS	BF	H	R	ER	SO	BB	IBB	HBP	BLK	WP	HR	S	P	ERA	WHIP					
Joe Coleman, R ERA: 4.42	5.1		26	5	6	6	4	5	0	0	0	0	1	29	49	10.12	1.875					
John Miller, L ERA: 2.17	7.2	L	30	5	1	1	8	3	0	0	0	1	0	43	55	1.17	1.043					

California Angels @ Detroit Tigers
Tiger Stadium, Detroit, MI
Tue Aug 27 1974, 7:05 PM EDT
Att. 8,479 - Unknown

AB 46
R 7
H 10
RBI 7
BB 8
SO 12
LOB 17



Batter	1	2	3	4	5	6	7	8	9	10	11	12	13	AB	R	H	RBI	BB	SO	LOB	BOTTOM	
Ron LaFlore, R OBP: 0.296, SLG: 0.348	S 2B BB		6-3		CS 2H 1B		4-3		S 1B 1B		5-3		G4-3	6	2	2	1	1	0	2		
Gary Sutherland, R OBP: 0.290, SLG: 0.325	L4-3 1H 4-3 2B		5-3		F7		1B BB		1-3		F7			5	1	1	1	1	0	2		
Al Kaline, R OBP: 0.331, SLG: 0.373 John Knox, L OBP: 0.329, SLG: 0.319	L4-3 2-3		L5-3				2B		L8		BB 1B 1B		4-3 BB	5	0	2	1	1	0	2		
Ben Caglave, L OBP: 0.358, SLG: 0.364 Marvin Lane, R OBP: 0.354, SLG: 0.316	4-3		6-3				K		F7		1B BB		K	4	0	0	1	0	1	2		
Bill Freehan, R OBP: 0.354, SLG: 0.436	3H 6-3		F7				5-3		1-2 1B		1-2 1B		4-3	6	0	2	0	0	0	2		
Jim Nettles, L OBP: 0.303, SLG: 0.356					FC6-4 HBP		5-3		P6		2H 1B		K	4	0	1	0	1	1	3		
Aurelio Rodriguez, R OBP: 0.266, SLG: 0.321			F9		FC6-4 1-2		6-3				HR 1B		F7	6	1	1	0	0	0	4		
Ed Brinkman, R OBP: 0.258, SLG: 0.332			K						P3		F8		4-3	6	1	1	0	0	1	2		
Gene Lamont, L OBP: 0.298, SLG: 0.351 Gates Brown, R OBP: 0.300, SLG: 0.356 John Wockenfuss, R OBP: 0.208, SLG: 0.182	4-3				S 1B 1B		K				HR		FC1-6 G4-3	3	0	1	0	0	1	2		
Inning Stats	R: 2 E: 0 K: 0 S: 4	H: 1 LOB: 0 BB: 1 P: 8	R: 0 E: 0 K: 1 S: 6	H: 1 LOB: 1 BB: 0 P: 6	R: 0 E: 0 K: 0 S: 3	H: 0 LOB: 0 BB: 0 P: 3	R: 0 E: 0 K: 1 S: 6	H: 1 LOB: 1 BB: 0 P: 6	R: 0 E: 0 K: 0 S: 4	H: 1 LOB: 1 BB: 0 P: 4	R: 0 E: 0 K: 0 S: 7	H: 5 LOB: 3 BB: 1 P: 11	R: 0 E: 0 K: 1 S: 5	H: 0 LOB: 0 BB: 0 P: 5	R: 0 E: 0 K: 1 S: 5	H: 0 LOB: 2 BB: 2 P: 13	R: 0 E: 1 K: 0 S: 3	H: 0 LOB: 0 BB: 0 P: 3	1B: 9 2B: 2 3B: 0 HR: 1	SF: 0 SAC: 0 DP: 1 HBP: 1	WP: 0 PB: 0 SB: 3 CS: 1	PA: 55
PITCHER	IP	WLS	BF	H	R	ER	SO	BB	IBB	HBP	BLK	WP	HR	S	P	ERA	WHIP					
Skip Lockwood, R ERA: 4.85	4.1		19	4	3	3	2	1	0	0	0	0	1	18	22	4.50	1.500					
Ed Figueroa, R ERA: 3.75	0.1		3	2	1	1	0	0	0	0	0	0	0	3	3	27.00	6.000					
Ken Sanders, R ERA: 7.19	0.0		1	0	0	0	0	1	0	0	0	0	0	4	=	=						
Luis Quintana, L ERA: 4.38	4.1	W	15	1	0	0	2	1	1	0	0	0	0	17	25	0.00	0.462					

California Angels @ Detroit Tigers
Tiger Stadium, Detroit, MI
Tue Aug 27 1974, 7:05 PM EDT
Att. 8,479 - Unknown

AB 49
R 6
H 12
RBI 6
BB 5
SO 5
LOB 23



Batter	1	2	3	4	5	6	7	8	9	AB	R	H	RBI	BB	SO	LOB	TOP			
Bob Heise, R OBP: 0.325, SLG: 0.368 (1, 4)	G3		6-3			SH5-4 1B BB		2B		3	1	1	0	1	0	0	California Angels @ Detroit Tigers Tiger Stadium, Detroit, MI Wed Aug 28 1974, 7:05 PM EDT Att: 9,513 - Unknown livebaseballscorecards.com			
Dave Chalk, R OBP: 0.310, SLG: 0.327 (1, 6)	2B			P9		BB SH5-4 1B		K		4	0	2	0	0	1	1				
Bobby Valentine, R OBP: 0.307, SLG: 0.348 (1, 5)	5-3			5-3		SH5-4		F8		3	0	0	0	0	2	2				
Frank Robinson, R OBP: 0.375, SLG: 0.456 (1, 10)	F3					BB IBB		K		3	0	1	0	1	1	2				
Elie Rodriguez, R OBP: 0.374, SLG: 0.353 (1, 2)		K				L3 BB			6-3	3	0	0	1	1	1	1				
Bob Oliver, R OBP: 0.272, SLG: 0.335 (1, 3)	F9				6-3	L3			5-3	4	0	0	0	0	3	3				
Leroy Stanton, R OBP: 0.337, SLG: 0.432 (1, 9)	6-3					5-3 1B			K	4	0	2	0	0	1	0				
Winston Llenas, R OBP: 0.301, SLG: 0.361 (1, 7)				G6-4-3 BB		5-3		F7		2	0	0	0	1	0	2				
Doug Howard, R OBP: 0.321, SLG: 0.346 (1, 8)			G6-4-3			6-3		F8		3	0	0	0	0	2	2				
Inning Stats	R: 0 E: 0 K: 0 S: 4	H: 1 LOB: 1 BB: 0 P: 4	R: 0 E: 0 K: 1 S: 5	H: 0 LOB: 0 BB: 0 P: 5	R: 0 E: 0 K: 0 S: 2	H: 0 LOB: 0 BB: 1 P: 6	R: 0 E: 0 K: 0 S: 4	H: 1 LOB: 1 BB: 0 P: 4	R: 0 E: 0 K: 0 S: 3	H: 1 LOB: 1 BB: 3 P: 15	R: 0 E: 0 K: 0 S: 3	H: 1 LOB: 0 BB: 0 P: 3	R: 0 E: 0 K: 2 S: 8	H: 1 LOB: 1 BB: 0 P: 8	R: 0 E: 0 K: 1 S: 5	H: 0 LOB: 0 BB: 0 P: 5	1B: 3 2B: 4 3B: 0 HR: 0	SF: 0 SAC: 1 DP: 2 HBP: 0	WP: 0 PB: 0 SB: 0 CS: 1	PA: 34
PITCHER Mickey Lolich, L ERA: 3.48 (1, 1)	IP: 9.0 WLS: W BF: 34 H: 6 R: 1 ER: 1 SO: 4 BB: 3 IBB: 1 HBP: 0 BLK: 0 WP: 0 HR: 0 S: 38 P: 54 ERA: 1.00 WHIP: 1.000															PITCHER				

Batter	1	2	3	4	5	6	7	8	9	AB	R	H	RBI	BB	SO	LOB	BOTTOM			
Ron LeFlore, R OBP: 0.295, SLG: 0.345 (1, 8)	K		F9			S 1B		4-3		4	0	1	0	0	1	1	California Angels @ Detroit Tigers Tiger Stadium, Detroit, MI Wed Aug 28 1974, 7:05 PM EDT Att: 9,513 - Unknown livebaseballscorecards.com			
Gary Sutherland, R OBP: 0.290, SLG: 0.324 (1, 4)	1B		G4-6-3			6-3		F7		4	0	1	0	0	2	2				
Al Kaline, R OBP: 0.330, SLG: 0.378 (1, 10)	K			L9		L6			HR	4	1	1	1	0	1	2				
Bill Freehan, R OBP: 0.351, SLG: 0.432 (1, 3)	F9			K		K				3	0	0	0	0	2	2				
Marvin Lane, R OBP: 0.354, SLG: 0.317 (1, 7)		K		FC6-4 1B		1-3				3	0	1	0	0	1	0				
Aurelio Rodriguez, R OBP: 0.264, SLG: 0.318 (1, 5)		K		FC6-4		K				3	0	0	0	0	2	1				
Dick Sharon, R OBP: 0.294, SLG: 0.298 (1, 9)					K			6-3		3	0	1	0	0	1	0				
Ed Brinkman, R OBP: 0.259, SLG: 0.339 (1, 6)						K			HR	3	1	1	1	0	1	1				
John Wockenfuss, R OBP: 0.222, SLG: 0.200 (1, 2)				G4-6-3 1B		K		L4		3	0	1	0	0	1	0				
Inning Stats	R: 0 E: 0 K: 2 S: 8	H: 1 LOB: 1 BB: 0 P: 8	R: 0 E: 0 K: 2 S: 8	H: 1 LOB: 1 BB: 0 P: 8	R: 0 E: 0 K: 0 S: 3	H: 1 LOB: 0 BB: 0 P: 3	R: 0 E: 0 K: 1 S: 6	H: 1 LOB: 1 BB: 0 P: 6	R: 0 E: 0 K: 0 S: 4	H: 1 LOB: 0 BB: 0 P: 4	R: 1 E: 0 K: 0 S: 1	H: 1 LOB: 0 BB: 0 P: 1	R: 0 E: 0 K: 0 S: 4	H: 1 LOB: 0 BB: 0 P: 4	R: 1 E: 0 K: 0 S: 1	H: 1 LOB: 0 BB: 0 P: 1	1B: 4 2B: 1 3B: 0 HR: 2	SF: 0 SAC: 0 DP: 1 HBP: 0	WP: 0 PB: 0 SB: 1 CS: 0	PA: 30
PITCHER Frank Tanana, L ERA: 3.48 (1, 1)	IP: 8.0 WLS: L BF: 30 H: 7 R: 2 ER: 2 SO: 10 BB: 0 IBB: 0 HBP: 0 BLK: 0 WP: 0 HR: 2 S: 50 P: 50 ERA: 2.25 WHIP: 0.875															PITCHER				

Batter	1	2	3	4	5	6	7	8	9	AB	R	H	RBI	BB	SO	LOB	TOP											
Bob Heise, R OBP: 0.311, SLG: 0.372 (1, 4)	4-3			F7		F7			K	5	0	1	2	0	1	1	California Angels @ Milwaukee Brewers Milwaukee County Stadium, Milwaukee, WI Fri Aug 30 1974, 8:05 PM EDT Att: 7,727 - Unknown livebaseballscorecards.com											
Dave Chalk, R OBP: 0.314, SLG: 0.339 (1, 6)	HR	F3			HR		6-3			5	2	3	1	0	0	1												
Bobby Valentine, R OBP: 0.305, SLG: 0.344 (1, 5)	F7		6-3		K		HR	BB	F5	4	1	0	0	1	1	2												
Frank Robinson, R OBP: 0.378, SLG: 0.478 (1, 10)			SF8	3B	F9				F2	5	3	3	4	0	0	1												
Elie Rodriguez, R OBP: 0.373, SLG: 0.356 (1, 2)	L6		SF8		2B		5-3			3	1	1	1	0	0	0												
Bob Oliver, R OBP: 0.274, SLG: 0.340 (1, 3)			K				F2			4	0	2	1	0	1	0												
Leroy Stanton, R OBP: 0.336, SLG: 0.430 (1, 9)				F9	4-3			5-3		4	1	1	0	0	0	1												
Winston Llenas, R OBP: 0.298, SLG: 0.358 Joe Lahoud, L OBP: 0.377, SLG: 0.473 (4, PH) (4, 7)		FC5-2		4-3		4-3		F9		1	1	0	0	0	0	2												
Doug Howard, R OBP: 0.310, SLG: 0.333 Morris Nettles, L OBP: 0.317, SLG: 0.269 (4, PH) (4, 8)		2B								3	0	0	0	0	0	0												
		P4		S		6-3		1-3		1	0	0	0	0	0	2												
										3	0	1	0	0	0	0												
Inning Stats	R: 2 E: 0 K: 0 S: 5	H: 2 LOB: 0 BB: 0 P: 5	R: 2 E: 0 K: 0 S: 6	H: 3 LOB: 1 BB: 0 P: 6	R: 1 E: 0 K: 1 S: 6	H: 1 LOB: 0 BB: 0 P: 6	R: 0 E: 0 K: 0 S: 4	H: 1 LOB: 1 BB: 0 P: 4	R: 2 E: 0 K: 1 S: 8	H: 3 LOB: 1 BB: 0 P: 8	R: 2 E: 0 K: 0 S: 4	H: 1 LOB: 0 BB: 1 P: 8	R: 0 E: 0 K: 0 S: 3	H: 0 LOB: 0 BB: 0 P: 3	R: 0 E: 0 K: 0 S: 3	H: 0 LOB: 0 BB: 0 P: 3	R: 0 E: 0 K: 1 S: 6	H: 1 LOB: 1 BB: 0 P: 6	1B: 5 2B: 3 3B: 1 HR: 3	SF: 1 SAC: 0 DP: 0 HBP: 0	WP: 0 PB: 1 CS: 1	PA: 40						
PITCHER	IP	WLS	BF	H	R	ER	SO	BB	IBB	HBP	BLK	WP	HR	S	P	ERA	WHIP											
Kevin Kobl, L ERA: 3.81 Bill Castro, R ERA: 4.7 Clyde Wright, L ERA: 4.48 Eduardo Rodriguez, R ERA: 3.49	(1, 1)	1.2	L	10	5	4	4	0	0	0	0	0	0	1	10	10	21.60	3.000										
	(2, 1)	3.1		15	5	3	3	2	0	0	0	0	0	1	19	19	8.10	1.500										
	(6, 1)	3.0		11	1	2	2	0	1	0	0	0	0	1	10	14	6.00	0.667										
	(9, 1)	1.0		4	1	0	0	1	0	0	0	0	0	0	6	6	0.00	1.000										

Batter	1	2	3	4	5	6	7	8	9	AB	R	H	RBI	BB	SO	LOB	BOTTOM											
Don Money, R OBP: 0.349, SLG: 0.420 (1, 5)	HR		BB		6-3		K		K	4	1	1	1	1	2	1	California Angels @ Milwaukee Brewers Milwaukee County Stadium, Milwaukee, WI Fri Aug 30 1974, 8:05 PM EDT Att: 7,727 - Unknown livebaseballscorecards.com											
Dave May, L OBP: 0.271, SLG: 0.322 (1, 9)	4-3		BB		2-3					3	0	1	0	1	0	0												
George Scott, R OBP: 0.362, SLG: 0.457 (1, 3)			K							3	0	1	0	1	1	3												
John Briggs, L OBP: 0.347, SLG: 0.463 (1, 7)			K		F8				K	4	0	0	0	0	2	4												
Darrell Porter, L OBP: 0.336, SLG: 0.391 (1, 2)		F8		K				4-3		3	1	0	0	0	1	2												
Mike Hegan, L OBP: 0.321, SLG: 0.382 (1, 10)				K		F7		K		3	0	0	0	1	2	1												
Ken Berry, R OBP: 0.278, SLG: 0.269 (1, 8)									F8	4	0	3	1	0	0	0												
Tim Johnson, L OBP: 0.292, SLG: 0.348 (1, 6)		K			F5		F7		4-3	4	0	0	0	0	1	4												
Pedro Garcia, R OBP: 0.235, SLG: 0.327 Bob Hansen, L OBP: 0.312, SLG: 0.378 (9, PH)		F7		F7		5-3				3	0	0	0	0	0	4												
										1	0	1	0	0	0	0												
Inning Stats	R: 1 E: 0 K: 0 S: 3	H: 1 LOB: 0 BB: 1 P: 7	R: 0 E: 0 K: 1 S: 6	H: 1 LOB: 2 BB: 1 P: 10	R: 0 E: 0 K: 3 S: 9	H: 0 LOB: 2 BB: 2 P: 17	R: 0 E: 0 K: 1 S: 6	H: 1 LOB: 1 BB: 0 P: 6	R: 0 E: 0 K: 0 S: 4	H: 1 LOB: 1 BB: 0 P: 4	R: 1 E: 0 K: 0 S: 4	H: 1 LOB: 1 BB: 0 P: 5	R: 0 E: 0 K: 1 S: 5	H: 1 LOB: 0 BB: 0 P: 5	R: 0 E: 0 K: 2 S: 7	H: 0 LOB: 0 BB: 0 P: 7	R: 0 E: 0 K: 1 S: 6	H: 1 LOB: 1 BB: 0 P: 6	1B: 4 2B: 2 3B: 0 HR: 1	SF: 0 SAC: 0 DP: 2 HBP: 1	WP: 0 PB: 0 CS: 0	PA: 37						
PITCHER	IP	WLS	BF	H	R	ER	SO	BB	IBB	HBP	BLK	WP	HR	S	P	ERA	WHIP											
Nolan Ryan, R ERA: 3.08	(1, 1)	9.0	W	37	7	2	2	9	4	0	1	0	0	1	50	67	2.00	1.222										

Batter	1	2	3	4	5	6	7	8	9	AB	R	H	RBI	BB	SO	LOB	TOP			
Morris Nettles, L (1, 8) OBP: 0.338, SLG: 0.298	F7		E2 1B		G5-4-3 1B			FC1-5 1B	4-3	5	1	3	0	0	0	2	California Angels @ Milwaukee Brewers Milwaukee County Stadium, Milwaukee, WI Sat Aug 31 1974, 4:33 AM EDT Att: 7,520 - Unknown			
Dave Chalk, R (1, 6) OBP: 0.313, SLG: 0.338	P4		P9		G5-4-3			FC1-5 1B		4	0	1	0	0	0	3				
Bobby Valentine, R (1, 5) OBP: 0.305, SLG: 0.343	F3							FC1-5		4	0	1	2	0	0	2				
Joe Lahoud, L (1, 10) OBP: 0.375, SLG: 0.467			F9					K		3	0	0	0	1	1	3				
Leroy Stanton, R (1, 9) OBP: 0.332, SLG: 0.425	P8							4-3		4	0	0	0	0	2	3				
Bruce Bochte, L (1, 7) OBP: 0.367, SLG: 0.448										4	2	3	2	0	1	0				
Elie Rodriguez, R (1, 2) OBP: 0.373, SLG: 0.354								SH3 1B		2	0	0	0	1	0	0				
John Doherty, L (1, 3) OBP: 0.287, SLG: 0.374										3	1	1	0	1	0	0				
Denny Doyle, L (1, 4) OBP: 0.286, SLG: 0.296								F2		4	1	1	0	0	0	2				
Inning Stats	R: 0 E: 0 K: 0 S: 3	H: 0 LOB: 0 BB: 0 P: 3	R: 0 E: 0 K: 1 S: 4	H: 0 LOB: 0 BB: 1 P: 8	R: 3 E: 1 K: 0 S: 6	H: 4 LOB: 1 BB: 1 P: 10	R: 1 E: 0 K: 1 S: 6	H: 1 LOB: 0 BB: 0 P: 6	R: 0 E: 0 K: 0 S: 5	H: 0 LOB: 0 BB: 0 P: 5	R: 1 E: 0 K: 0 S: 4	H: 1 LOB: 0 BB: 0 P: 4	R: 0 E: 0 K: 1 S: 7	H: 2 LOB: 2 BB: 0 P: 7	R: 0 E: 0 K: 0 S: 4	H: 1 LOB: 2 BB: 1 P: 8		1B: 8 2B: 0 3B: 0 HR: 2	SF: 0 SAC: 1 DP: 1 HBP: 0	WP: 0 PB: 0 SB: 0 CS: 1
PITCHER	IP WLS BF H R ER SO BB IBB HBP BLK WP HR S P ERA WHIP																			
Bill Champion, R (1, 1) ERA: 3.29	8.0	32	9	5	4	4	2	0	0	0	0	0	2	38	46	4.50	1.375			
Tom Murphy, R (9, 1) ERA: 1.44	1.0	W	5	1	0	0	0	1	0	0	0	0	0	4	8	0.00	1.000			

Batter	1	2	3	4	5	6	7	8	9	AB	R	H	RBI	BB	SO	LOB	BOTTOM					
Don Money, R (1, 5) OBP: 0.350, SLG: 0.419	K				1-3					4	1	1	1	1	1	1	California Angels @ Milwaukee Brewers Milwaukee County Stadium, Milwaukee, WI Sat Aug 31 1974, 4:33 AM EDT Att: 7,520 - Unknown					
Ken Berry, R (1, 8) OBP: 0.282, SLG: 0.270										3	0	1	2	1	0	1						
Darrell Porter, L (9, PH) OBP: 0.336, SLG: 0.391										0	0	0	0	0	0	0						
Bobby Mitchell, R (9, PH) OBP: 0.304, SLG: 0.359										1	0	1	1	0	0	0						
John Briggs, L (1, 7) OBP: 0.347, SLG: 0.462										5	0	2	1	0	0	3						
George Scott, R (1, 3) OBP: 0.359, SLG: 0.453										4	0	0	0	0	0	3						
Deron Johnson, R (1, 10) OBP: 0.248, SLG: 0.326										4	0	1	0	0	0	0						
Charlie Moore, R (1, 2) OBP: 0.339, SLG: 0.374										3	0	0	0	1	0	1						
Bob Coluccio, R (1, 9) OBP: 0.312, SLG: 0.331										2	1	2	0	2	0	0						
John Vukovich, R (1, 6) OBP: 0.200, SLG: 0.333										4	1	1	0	0	0	4						
Pedro Garcia, R (1, 4) OBP: 0.237, SLG: 0.327										3	3	1	0	1	0	2						
Inning Stats	R: 0 E: 0 K: 1 S: 4	H: 0 LOB: 0 BB: 1 P: 8	R: 0 E: 0 K: 0 S: 3	H: 0 LOB: 0 BB: 0 P: 3	R: 2 E: 1 K: 0 S: 6	H: 3 LOB: 2 BB: 1 P: 10	R: 0 E: 0 K: 0 S: 2	H: 0 LOB: 1 BB: 2 P: 10	R: 1 E: 0 K: 0 S: 4	H: 1 LOB: 1 BB: 1 P: 8	R: 0 E: 0 K: 0 S: 3	H: 0 LOB: 0 BB: 1 P: 7	R: 0 E: 0 K: 0 S: 3	H: 0 LOB: 0 BB: 0 P: 3	R: 0 E: 0 K: 0 S: 4	H: 1 LOB: 1 BB: 0 P: 4	R: 3 E: 0 K: 0 S: 6	H: 5 LOB: 2 BB: 0 P: 6	1B: 10 2B: 0 3B: 0 HR: 0	SF: 0 SAC: 0 DP: 2 HBP: 0	WP: 1 PB: 0 SB: 0 CS: 0	PA: 39
PITCHER	IP WLS BF H R ER SO BB IBB HBP BLK WP HR S P ERA WHIP																					
Andy Hassler, L (1, 1) ERA: 3.31	8.1		7	5	5	1	6	0	0	0	0	0	0	1	1	5.40	1.560					
Horacio Pina, R (9, 1) ERA: 3.83	0.0	L	1	1	0	0	0	0	0	0	0	0	0	1	1	∞	∞					
Luis Quintana, L (9, 1) ERA: 4.38	0.0		2	2	1	1	0	0	0	0	0	0	0	2	2	∞	∞					

Batter	1	2	3	4	5	6	7	8	9	AB	R	H	RBI	BB	SO	LOB	TOP			
Morris Nettles, L (1, 8) OBP: 0.357, SLG: 0.323										5	1	3	0	0	2	1	California Angels @ Milwaukee Brewers Milwaukee County Stadium, Milwaukee, WI Sun Sep 01 1974, 4:33 AM EDT Att: 11,498 - Unknown			
Dave Chalk, R (1, 6) OBP: 0.313, SLG: 0.337										4	0	1	0	0	2	3				
Bobby Valentine, R (1, 5) OBP: 0.304, SLG: 0.339										3	0	0	0	1	0	2				
Frank Robinson, R (1, 10) OBP: 0.379, SLG: 0.477										3	0	1	0	1	0	2				
Joe Lahoud, L (1, 9) OBP: 0.377, SLG: 0.466										3	0	1	0	1	1	1				
Bruce Bochte, L (1, 7) OBP: 0.356, SLG: 0.433										4	0	0	0	0	0	4				
John Doherty, L (1, 3) OBP: 0.292, SLG: 0.369										2	0	0	0	2	0	0				
Denny Doyle, L (1, 4) OBP: 0.286, SLG: 0.295										4	0	1	0	0	0	1				
Tom Egan, R (1, 2) OBP: 0.154, SLG: 0.043										3	0	0	0	0	2	2				
Rudy Meoli, L (9, PH) OBP: 0.292, SLG: 0.265										0	0	0	0	1	0	0				
Inning Stats	R: 1 E: 1 K: 0 S: 4	H: 2 LOB: 2 BB: 2 P: 12	R: 0 E: 1 K: 2 S: 8	H: 2 LOB: 2 BB: 1 P: 12	R: 0 E: 0 K: 1 S: 5	H: 0 LOB: 1 BB: 1 P: 9	R: 0 E: 0 K: 0 S: 3	H: 1 LOB: 1 BB: 0 P: 6	R: 0 E: 0 K: 0 S: 3	H: 0 LOB: 1 BB: 1 P: 7	R: 0 E: 0 K: 2 S: 7	H: 0 LOB: 0 BB: 0 P: 7	R: 0 E: 0 K: 0 S: 4	H: 2 LOB: 1 BB: 0 P: 4	R: 0 E: 0 K: 1 S: 5	H: 0 LOB: 1 BB: 1 P: 9	1B: 7 2B: 0 3B: 0 HR: 0	SF: 0 SAC: 0 DP: 1 HBP: 0	WP: 0 PB: 0 SB: 3 CS: 0	PA: 37
PITCHER Jim Slaton, R (1, 1) ERA: 4.06	IP: 9.0 WLS: W BF: 37 H: 7 R: 1 ER: 0 SO: 7 BB: 6 IBB: 0 HBP: 0 BLK: 0 WP: 0 HR: 0 S: 45 P: 69 ERA: 0.00 WHIP: 1.444															PITCHER				

Batter	1	2	3	4	5	6	7	8	9	AB	R	H	RBI	BB	SO	LOB	BOTTOM	
Don Money, R (1, 5) OBP: 0.346, SLG: 0.416										3	0	0	0	0	1	1	California Angels @ Milwaukee Brewers Milwaukee County Stadium, Milwaukee, WI Sun Sep 01 1974, 4:33 AM EDT Att: 11,498 - Unknown	
Ken Berry, R (1, 8) OBP: 0.286, SLG: 0.268										2	0	0	0	1	0	0		
George Scott, R (1, 3) OBP: 0.360, SLG: 0.454										3	1	1	0	1	1	1		
John Briggs, L (1, 7) OBP: 0.347, SLG: 0.459										3	1	0	0	1	2	3		
Darrell Porter, L (1, 2) OBP: 0.337, SLG: 0.391										3	1	1	1	1	0	0		
Deron Johnson, R (1, 10) OBP: 0.248, SLG: 0.325										4	0	1	1	0	0	1		
Dave May, L (1, 9) OBP: 0.270, SLG: 0.319										3	0	0	0	0	0	2		
Bob Coluccio, R (7, 9) OBP: 0.312, SLG: 0.331										0	0	0	0	0	0	0		
Pedro Garcia, R (1, 4) OBP: 0.235, SLG: 0.324										3	0	0	0	0	0	1		
Tim Johnson, L (1, 6) OBP: 0.298, SLG: 0.350										2	0	1	0	1	0	0		
Inning Stats	R: 3 E: 0 K: 1 S: 8	H: 3 LOB: 1 BB: 1 P: 12	R: 0 E: 0 K: 1 S: 6	H: 1 LOB: 3 BB: 2 P: 14	R: 0 E: 0 K: 0 S: 3	H: 0 LOB: 1 BB: 1 P: 7	R: 0 E: 0 K: 0 S: 3	H: 0 LOB: 0 BB: 0 P: 3	R: 0 E: 0 K: 0 S: 3	H: 0 LOB: 0 BB: 0 P: 3	R: 0 E: 0 K: 1 S: 4	H: 0 LOB: 1 BB: 1 P: 9	R: 0 E: 0 K: 1 S: 5	H: 0 LOB: 0 BB: 0 P: 5	1B: 3 2B: 1 3B: 0 HR: 0	SF: 0 SAC: 1 DP: 0 HBP: 1	WP: 0 PB: 0 SB: 2 CS: 0	PA: 33
PITCHER Ed Figueroa, R (1, 1) ERA: 3.71	IP: 8.0 WLS: L BF: 33 H: 4 R: 3 ER: 3 SO: 4 BB: 5 IBB: 0 HBP: 1 BLK: 0 WP: 0 HR: 0 S: 35 P: 56 ERA: 3.38 WHIP: 1.125															PITCHER		

Batter	1	2	3	4	5	6	7	8	9	AB	R	H	RBI	BB	SO	LOB	TOP									
Morris Nettles, L OBP: 0.347, SLG: 0.313 (1, 8)	1-3		L6		1-3			1B 1B	K	5	1	1	0	0	1	2	California Angels @ Oakland Athletics Oakland-Alameda County Coliseum, Oakland, CA Mon Sep 02 1974, 3:33 AM PDT Att: 25,640 - Unknown livebaseballscorecards.com									
Dave Chalk, R OBP: 0.314, SLG: 0.340 (1, 6)	6-3 1B			K	F8			F8	2B	5	0	2	0	0	1	2										
Bobby Valentine, R OBP: 0.303, SLG: 0.337 (1, 5)	6-3			F7			5-3	1B 1B	K	5	1	1	0	0	1	3										
Frank Robinson, R OBP: 0.382, SLG: 0.486 (1, 10)	F7			HR			5-3	1B 1B		3	1	2	2	1	0	1										
Joe Lahoud, L OBP: 0.377, SLG: 0.464 Leroy Stanton, R OBP: 0.331, SLG: 0.423 (6, PH) (6, 9)	P5				BB		K	K		1	0	0	0	1	0	0										
Bruc Bochte, L OBP: 0.351, SLG: 0.426 Bob Oliver, R OBP: 0.275, SLG: 0.341 (6, 7) (6, 7) (7, 3)	K			F8			K	FC6-4 1B		2	0	0	0	0	1	1										
Elie Rodriguez, R OBP: 0.372, SLG: 0.353 (1, 2)	5-3						1-3	FC6-4 1B		4	0	1	0	0	0	2										
John Doherty, L OBP: 0.294, SLG: 0.388 Winston Lienes, R OBP: 0.302, SLG: 0.360 (7, PH) (7, 7)			F8		HR		F7	FC3-6 1B		2	1	1	1	0	0	0										
Denny Doyle, L OBP: 0.287, SLG: 0.296 Bob Heise, R OBP: 0.304, SLG: 0.364 (7, PH) (7, 4)			K		1-3 1B		6-3	FC3-6 2B		2	0	1	0	0	1	0										
Rudy Meoli, L OBP: 0.288, SLG: 0.261 (9, PH)										1	0	0	0	0	0	1										
Inning Stats	R: 0 E: 0 K: 0 S: 4	H: 1 LOB: 1 BB: 0 P: 4	R: 0 E: 0 K: 1 S: 5	H: 0 LOB: 0 BB: 0 P: 5	R: 0 E: 0 K: 1 S: 5	H: 0 LOB: 0 BB: 0 P: 5	R: 1 E: 0 K: 1 S: 6	H: 1 LOB: 1 BB: 1 P: 10	R: 1 E: 0 K: 0 S: 5	H: 3 LOB: 1 BB: 0 P: 5	R: 0 E: 0 K: 2 S: 7	H: 0 LOB: 1 BB: 1 P: 11	R: 0 E: 0 K: 0 S: 3	H: 0 LOB: 0 BB: 0 P: 3	R: 2 E: 0 K: 1 S: 9	H: 4 LOB: 2 BB: 0 P: 9		R: 0 E: 0 K: 2 S: 9	H: 2 LOB: 2 BB: 0 P: 9	1B: 8 2B: 1 3B: 0 HR: 2	SF: 0 SAC: 0 DP: 0 HBP: 0	WP: 0 PB: 0 SB: 1 CS: 0	PA: 39			
PITCHER	IP	WLS	BF	H	R	ER	SO	BB	IBB	HBP	BLK	WP	HR	S	P	ERA		WHIP								
Glenn Abbott, R ERA: 3.18 (1, 1)	5.1	W	22	5	2	2	3	2	0	0	0	0	2	26	34	3.38		1.312								
Paul Lindblad, L ERA: 1.97 (6, 1)	2.0		8	2	2	2	2	0	0	0	0	0	0	12	12	9.00	1.000									
Blue Moon Odom, R ERA: 3.59 (8, 1)	0.1	S	3	2	0	0	1	0	0	0	0	0	0	5	5	0.00	6.000									
Rollie Fingers, R ERA: 2.39 (8, 1)	1.1	S	6	2	0	0	2	0	0	0	0	0	0	10	10	0.00	1.500									

Batter	1	2	3	4	5	6	7	8	9	AB	R	H	RBI	BB	SO	LOB	BOTTOM									
Bill North, S OBP: 0.346, SLG: 0.347 (1, 8)	L1		E5 SH1-3		5-3			E5 SF9 1B		4	1	1	0	1	0	0	California Angels @ Oakland Athletics Oakland-Alameda County Coliseum, Oakland, CA Mon Sep 02 1974, 3:33 AM PDT Att: 25,640 - Unknown livebaseballscorecards.com									
Bert Campaneris, R OBP: 0.357, SLG: 0.372 (1, 6)	HR BB		SH1-3		5-3		SF9	1-3		2	1	0	1	1	0	3										
Reggie Jackson, L OBP: 0.408, SLG: 0.561 (1, 9)	HR		5-3		L4		E S 1B			4	1	2	2	0	0	1										
Sal Bando, R OBP: 0.359, SLG: 0.435 (1, 5)	6-3		P3				K			4	0	1	0	0	1	2										
Joe Rudi, R OBP: 0.335, SLG: 0.476 (1, 7)	6-3			HR			K	P3		4	1	1	1	0	1	1										
Gene Tenace, R OBP: 0.377, SLG: 0.424 (1, 3)		4-3		SH3-4 BB			K	2-3		3	0	0	0	1	1	1										
Ray Fosse, R OBP: 0.245, SLG: 0.376 (1, 2)				SH3-4			F9	BB BB BB 1B BB		2	1	1	0	1	0	1										
Angel Mangual, R OBP: 0.262, SLG: 0.369 Claudell Washington, L OBP: 0.321, SLG: 0.387 (8, PH)			K		1-3		F8	1B BB		3	0	0	0	0	1	2										
Dick Green, R OBP: 0.287, SLG: 0.301 Herb Washington, R (7, PR)			K		K			1B BB		3	0	1	0	0	2	2										
Ted Kubiak, S OBP: 0.283, SLG: 0.239 (8, 4)				K			E S 1B			1	0	1	1	0	0	0										
Inning Stats	R: 2 E: 0 K: 0 S: 4	H: 1 LOB: 0 BB: 1 P: 8	R: 0 E: 0 K: 2 S: 8	H: 1 LOB: 1 BB: 0 P: 8	R: 0 E: 1 K: 0 S: 4	H: 0 LOB: 1 BB: 0 P: 4	R: 1 E: 0 K: 1 S: 6	H: 1 LOB: 1 BB: 1 P: 10	R: 0 E: 0 K: 2 S: 8	H: 1 LOB: 1 BB: 0 P: 8	R: 2 E: 1 K: 1 S: 8	H: 3 LOB: 2 BB: 0 P: 8	R: 1 E: 0 K: 0 S: 4	H: 1 LOB: 3 BB: 3 P: 16	1B: 4 2B: 2 3B: 0 HR: 2	SF: 1 SAC: 2 DP: 0 HBP: 0		WP: 0 PB: 0 SB: 2 CS: 0	PA: 38							
PITCHER	IP	WLS	BF	H	R	ER	SO	BB	IBB	HBP	BLK	WP	HR	S	P	ERA		WHIP								
Frank Tanana, L ERA: 3.54 (1, 1)	6.2	L	30	7	5	4	5	2	0	0	0	0	2	38	46	5.40		1.350								
Ken Sanders, R ERA: 7.23 (7, 1)	1.0		4	0	1	1	1	1	0	0	0	0	0	5	9	9.00	1.000									
Luis Quintana, L ERA: 4.38 (8, 1)	0.0		3	1	0	0	0	2	0	0	0	0	0	1	9	∞	∞									
Horacio Pina, R ERA: 3.81 (8, 1)	0.1		1	0	0	0	0	0	0	0	0	0	0	1	1	0.00	0.000									

Batter	1	2	3	4	5	6	7	8	9	AB	R	H	RBI	BB	SO	LOB	TOP	
Morris Nettles, L (1, 8) OBP: 0.329, SLG: 0.296										4	0	0	0	0	1	1	<p>California Angels @ Oakland Athletics Oakland-Alameda County Coliseum, Oakland, CA</p> <p>Tue Sep 03 1974, 7:05 PM PDT Att: 4,341 - Unknown</p> <p>livebaseballscores.com</p> <p>AB 33 R 0 H 5 RBI 0 BB 2 SO 4 LOB 16</p>	
Dave Chalk, R (1, 6) OBP: 0.313, SLG: 0.338										3	0	0	0	1	0	1		
Bobby Valentine, R (1, 5) OBP: 0.302, SLG: 0.336										4	0	1	0	0	0	2		
Frank Robinson, R (1, 10) OBP: 0.381, SLG: 0.484										4	0	1	0	0	1	2		
Elie Rodriguez, R (1, 2) OBP: 0.371, SLG: 0.350										3	0	0	0	1	1	1		
Bob Oliver, R (1, 3) OBP: 0.276, SLG: 0.343										4	0	2	0	0	1	2		
Leroy Stanton, R (1, 9) OBP: 0.328, SLG: 0.418										4	0	0	0	0	0	4		
Winston Llenas, R (1, 7) OBP: 0.292, SLG: 0.348										4	0	0	0	0	0	3		
Bob Heise, R (1, 4) OBP: 0.306, SLG: 0.362										3	0	1	0	0	0	0		
Inning Stats	R: 0 E: 0 K: 2 S: 8	H: 1 LOB: 1 BB: 0 P: 8	R: 0 E: 0 K: 0 S: 4	H: 1 LOB: 1 BB: 4 P: 4	R: 0 E: 0 K: 0 S: 3	H: 0 LOB: 0 BB: 0 P: 3	R: 0 E: 0 K: 1 S: 6	H: 1 LOB: 2 BB: 0 P: 10	R: 0 E: 0 K: 0 S: 3	H: 0 LOB: 0 BB: 0 P: 3	R: 0 E: 0 K: 0 S: 4	H: 1 LOB: 1 BB: 0 P: 4	R: 0 E: 1 K: 0 S: 5	H: 1 LOB: 2 BB: 0 P: 5	1B: 5 2B: 0 3B: 0 HR: 0	SF: 0 SAC: 0 DP: 0 HBP: 0	WP: 0 PB: 0 SB: 1 CS: 0	PA: 35
PITCHER Ken Holtzman, L (1, 1) ERA: 3.19	IP: 9.0 WLS: W BF: 35 H: 5 R: 0 ER: 0 SO: 4 BB: 2 IBB: 0 HBP: 0 BLK: 0 WP: 0 HR: 0 S: 41 P: 49 ERA: 0.00 WHIP: 0.778																	

Batter	1	2	3	4	5	6	7	8	9	AB	R	H	RBI	BB	SO	LOB	BOTTOM				
Bill North, S (1, 8) OBP: 0.347, SLG: 0.346										5	0	1	0	0	0	3	<p>California Angels @ Oakland Athletics Oakland-Alameda County Coliseum, Oakland, CA</p> <p>Tue Sep 03 1974, 7:05 PM PDT Att: 4,341 - Unknown</p> <p>livebaseballscores.com</p> <p>AB 31 R 7 H 6 RBI 5 BB 9 SO 3 LOB 21</p>				
Bert Campaneris, R (1, 6) OBP: 0.395, SLG: 0.372										5	0	1	1	0	0	3					
Phil Garner, R (9, 5) OBP: 0.118, SLG: 0.063										0	0	0	0	0	0	0					
Reggie Jackson, L (1, 9) OBP: 0.410, SLG: 0.558										2	1	0	0	3	0	0					
Sal Bando, R (1, 5) OBP: 0.359, SLG: 0.434										5	0	2	1	0	1	3					
Dal Maxvill, R (9, 6) OBP: 0.271, SLG: 0.177										0	0	0	0	0	0	0					
Joe Rudi, R (1, 7) OBP: 0.336, SLG: 0.474										2	2	0	0	2	0	1					
Gene Tenace, R (1, 3) OBP: 0.376, SLG: 0.421										3	1	0	0	1	2	3					
Herb Washington, R (7, FR)										0	0	0	0	0	0	0					
Ted Kubiak, S (8, 4) OBP: 0.293, SLG: 0.239										0	0	0	0	0	0	0					
Claudell Washington, L (1, 10) OBP: 0.325, SLG: 0.392										3	1	1	0	1	0	3					
Ray Fosse, R (1, 2) OBP: 0.252, SLG: 0.375										3	1	1	2	1	0	3					
Dick Green, R (1, 4) OBP: 0.287, SLG: 0.298										2	0	0	1	1	0	2					
Jim Holt, L (8, 3) OBP: 0.297, SLG: 0.297										1	1	0	0	0	0	0					
Inning Stats	R: 0 E: 1 K: 0 S: 2	H: 0 LOB: 0 BB: 1 P: 6	R: 3 E: 1 K: 1 S: 7	H: 1 LOB: 2 BB: 3 P: 19	R: 0 E: 0 K: 1 S: 6	H: 1 LOB: 3 BB: 2 P: 14	R: 0 E: 0 K: 0 S: 3	H: 0 LOB: 0 BB: 0 P: 3	R: 3 E: 1 K: 0 S: 6	H: 2 LOB: 2 BB: 2 P: 14	R: 0 E: 0 K: 1 S: 5	H: 0 LOB: 0 BB: 0 P: 5	R: 0 E: 1 K: 0 S: 3	H: 0 LOB: 1 BB: 0 P: 3	R: 1 E: 1 K: 0 S: 5	H: 2 LOB: 2 BB: 1 P: 9		1B: 4 2B: 2 3B: 0 HR: 0	SF: 0 SAC: 0 DP: 1 HBP: 0	WP: 0 PB: 0 SB: 1 CS: 2	PA: 41
PITCHER Nolan Ryan, R (1, 1) ERA: 3.13 Skip Lockwood, R (5, 1) ERA: 4.62	IP: 4.1 WLS: L BF: 24 H: 3 R: 6 ER: 3 SO: 2 BB: 8 IBB: 0 HBP: 0 BLK: 0 WP: 0 HR: 0 S: 20 P: 52 ERA: 6.23 WHIP: 2.538	IP: 3.2 WLS: L BF: 16 H: 3 R: 1 ER: 0 SO: 1 BB: 0 IBB: 1 HBP: 0 BLK: 0 WP: 0 HR: 0 S: 17 P: 21 ERA: 0.00 WHIP: 0.818																			

Batter	1	2	3	4	5	6	7	8	9	AB	R	H	RBI	BB	SO	LOB	TOP								
Morris Nettles, L (1,8) OBP: 0.321, SLG: 0.289	0-0 F7		0-0 4-3	0-3 K			0-0 2B 1B		0-0 6-3	5	1	1	0	0	1	3									
Bob Heise, R (1,4) OBP: 0.333, SLG: 0.392	0-0 F9		0-0 6-3		4-0 G4-6-3 BB		0-0 E5 1-H 2B		0-0 1B	4	0	2	1	1	0	0									
Winston Llenas, R (1,7) Joe Lahoud, L (7,7) OBP: 0.291, SLG: 0.345 OBP: 0.376, SLG: 0.462	0-0 5-3			0-0 E 1B 1B	0-0 G4-6-3 1-2		0-0 E5 2-3		0-0 F9	4	1	1	0	0	0	2									
Frank Robinson, R (1,10) OBP: 0.377, SLG: 0.478		0-3 K		0-0 E5 1B 1B	0-0 F9			0-0 1-3 1B	0-0 F8	5	1	0	0	0	1	2									
Bobby Valentine, R (1,5) OBP: 0.307, SLG: 0.339		4-0 2B BB		0-0 SH3-4 1B 1-3 2-H 1B		0-0 F9		0-0 BB BB 1B		3	1	2	1	1	0	0									
Bob Oliver, R (1,3) John Doherty, L (8,PH) OBP: 0.281, SLG: 0.349 OBP: 0.293, SLG: 0.385		0-0 1B 2B		0-0 SH3-4 1B 1-2 3-H 1B		0-0 6-3		0-0 F9		3	1	2	2	0	0	0									
Dave Chalk, R (1,6) OBP: 0.313, SLG: 0.336		0-0 F7		0-0 SH3-4 1B 1-2 2-3 1B		0-0 F8		4-0 BB BB BB 1B		2	0	0	0	1	0	1									
Leroy Stanton, R (1,9) OBP: 0.332, SLG: 0.418		0-0 1B		4-0 IBB		0-0 F8		4-0 1-2 2-3 BB		2	0	1	1	2	0	0									
Tom Egan, R (1,2) OBP: 0.143, SLG: 0.040			0-0 5-3	0-0 P9		0-0 4-3		0-0 K		4	0	0	0	0	1	6									
Inning Stats	R: 0 E: 0 K: 0 S: 3	H: 0 LOB: 0 BB: 0 P: 3	R: 2 E: 0 K: 1 S: 6	H: 2 LOB: 1 BB: 1 P: 10	R: 0 E: 0 K: 0 S: 3	H: 0 LOB: 0 BB: 0 P: 3	R: 2 E: 1 K: 1 S: 9	H: 3 LOB: 3 BB: 1 P: 13	R: 0 E: 0 K: 0 S: 2	H: 0 LOB: 0 BB: 1 P: 6	R: 0 E: 0 K: 0 S: 3	H: 0 LOB: 0 BB: 0 P: 3	R: 1 E: 1 K: 0 S: 5	H: 2 LOB: 2 BB: 0 P: 5	R: 0 E: 0 K: 1 S: 6	H: 1 LOB: 3 BB: 2 P: 14	R: 0 E: 0 K: 0 S: 4	H: 1 LOB: 1 BB: 0 P: 4	1B: 7 2B: 2 3B: 0 HR: 0	SF: 0 SAC: 1 DP: 1 HBP: 0	WP: 0 PB: 0 SB: 1 CS: 0	PA: 40			
PITCHER	IP	WLS	BF	H	R	ER	SO	BB	IBB	HBP	BLK	WP	HR	S	P	ERA	WHIP								
Vida Blue, L (1,1) ERA: 3.35	7.0	L	30	7	5	4	2	2	1	0	0	0	0	31	43	5.14	1.286								
Blue Moon Odom, R (8,1) ERA: 3.54	1.0		6	1	0	0	1	2	0	0	0	0	0	6	14	0.00	3.000								
Paul Lindblad, L (9,1) ERA: 1.94	1.0		4	1	0	0	0	0	0	0	0	0	0	4	4	0.00	1.000								

California Angels @ Oakland Athletics
Oakland-Alameda County Coliseum, Oakland, CA

AB 34
R 5
H 9
RBI 5
BB 5
SO 3
LOB 16



Wed Sep 04 1974, 7:05 PM PDT
Att: 3,218 - Unknown

Batter	1	2	3	4	5	6	7	8	9	AB	R	H	RBI	BB	SO	LOB	BOTTOM								
Bill North, S (1,8) OBP: 0.349, SLG: 0.346	0-0 3-1				4-0 G4-6-3 BB		0-0 6-3		0-0 1B	3	0	1	0	1	0	0									
Bert Campaneris, R (1,6) OBP: 0.356, SLG: 0.371	4-0 CS BB	0-0 FC5-4 1-2			0-0 G4-6-3 1-2		0-0 FC4-6 1B		0-0 F8	4	0	1	0	1	0	3									
Reggie Jackson, L (1,9) OBP: 0.410, SLG: 0.555	4-0 1-2 HR BB		0-0 6-3		0-0 S 1B		0-0 FC4-6 1-2 S 1B		0-0 F7	4	1	1	0	1	0	2									
Sal Bando, R (1,5) OBP: 0.361, SLG: 0.441	0-0 1-H HR		0-3 K		4-0 1-2 BB		4-0 1-2 BB		0-0 P4	3	1	1	2	2	1	1									
Joe Rudi, R (1,7) OBP: 0.335, SLG: 0.471	4-0 BB BB		0-0 6-3		0-0 F3		0-0 F9			3	0	0	0	1	0	4									
Gene Tenace, R (1,3) OBP: 0.379, SLG: 0.420	4-0 1-2 FC5-4 BB			4-0 FC6-4 BB BB		0-3 K		4-0 1B BB		1	0	0	0	3	1	0									
Ray Fosse, R (1,2) OBP: 0.264, SLG: 0.381	0-0 FC5-4 1-2			4-0 FC6-4 1-2 BB		0-0 WP 1B		0-0 G6-4-3 1B		3	0	2	0	1	0	2									
Angel Mangual, R (1,10) OBP: 0.259, SLG: 0.364		0-0 4-3		0-0 FC6-4 1-2 2-3 G6-4-3		0-0 F8		0-0 P3		4	0	0	0	0	5										
Dick Green, R (1,4) OBP: 0.283, SLG: 0.294		0-0 4-3		0-0 G6-4-3 1-2		0-0 1-3		0-0 G6-4-3 1-2		4	0	0	0	0	5										
Inning Stats	R: 2 E: 0 K: 0 S: 3	H: 1 LOB: 2 BB: 4 P: 19	R: 0 E: 0 K: 0 S: 3	H: 0 LOB: 1 BB: 0 P: 4	R: 0 E: 0 K: 1 S: 5	H: 0 LOB: 0 BB: 0 P: 5	R: 0 E: 0 K: 0 S: 2	H: 0 LOB: 1 BB: 2 P: 10	R: 0 E: 0 K: 0 S: 3	H: 1 LOB: 2 BB: 2 P: 11	R: 0 E: 0 K: 1 S: 6	H: 1 LOB: 1 BB: 0 P: 6	R: 0 E: 0 K: 0 S: 4	H: 1 LOB: 2 BB: 1 P: 8	R: 0 E: 0 K: 0 S: 3	H: 1 LOB: 1 BB: 1 P: 7	R: 0 E: 0 K: 0 S: 4	H: 1 LOB: 1 BB: 0 P: 4	1B: 5 2B: 0 3B: 0 HR: 1	SF: 0 SAC: 0 DP: 3 HBP: 1	WP: 1 PB: 0 SB: 2 CS: 1	PA: 40			
PITCHER	IP	WLS	BF	H	R	ER	SO	BB	IBB	HBP	BLK	WP	HR	S	P	ERA	WHIP								
Andy Hassler, L (1,1) ERA: 3.21	9.0	W	40	6	2	2	2	10	0	1	0	1	1	33	74	2.00	1.778								

California Angels @ Oakland Athletics
Oakland-Alameda County Coliseum, Oakland, CA

AB 29
R 2
H 6
RBI 2
BB 10
SO 2
LOB 22



Wed Sep 04 1974, 7:05 PM PDT
Att: 3,218 - Unknown

Batter	1	2	3	4	5	6	7	8	9	AB	R	H	RBI	BB	SO	LOB	TOP			
Pat Kelly, L (1, 10) OBP: 0.346, SLG: 0.354	F7		F7		F7			K		4	0	0	0	0	1	0	Chicago White Sox @ California Angels Anaheim Stadium, Anaheim, CA Thu Sep 05 1974, 10:05 PM EDT Alt. 5,057 - Unknown - 75 F			
Jorge Orta, L (1, 4) OBP: 0.375, SLG: 0.458	FC BB F9-2 1B		BB BB BB BB		BB BB			G3		3	1	2	0	1	0	0				
Dick Allen, R (1, 3) OBP: 0.379, SLG: 0.571 Tony Musser, L (8, 3) OBP: 0.316, SLG: 0.345	FC BB 1-2		BB BB BB BB		BB BB			K		1	0	0	0	3	1	1				
Ken Henderson, S (1, 8) OBP: 0.351, SLG: 0.455	FC 1-2 2-3		BB BB BB BB		BB BB			BB		0	0	0	0	0	0	0				
Bill Melton, R (1, 5) OBP: 0.322, SLG: 0.403	F9-2							K		4	0	1	1	0	1	5				
Jerry Hairston, S (1, 7) OBP: 0.296, SLG: 0.266								K		4	0	1	0	0	0	4				
Bill Sharp, L (1, 9) OBP: 0.323, SLG: 0.374								K		4	0	0	0	0	0	1				
Brian Downing, R (1, 2) OBP: 0.360, SLG: 0.415								K		3	0	0	0	0	0	0				
Bucky Dent, R (1, 6) OBP: 0.311, SLG: 0.337								K		3	0	0	0	0	2	0				
Inning Stats	R: 0 E: 1 K: 0 S: 4	H: 1 LOB: 2 BB: 1 P: 8	R: 0 E: 0 K: 0 S: 3	H: 0 LOB: 0 BB: 0 P: 3	R: 0 E: 0 K: 0 S: 3	H: 0 LOB: 0 BB: 2 P: 11	R: 0 E: 0 K: 0 S: 3	H: 0 LOB: 0 BB: 0 P: 3	R: 0 E: 0 K: 1 S: 5	H: 2 LOB: 1 BB: 0 P: 7	R: 0 E: 0 K: 1 S: 5	H: 0 LOB: 0 BB: 0 P: 5	R: 0 E: 0 K: 2 S: 7	H: 0 LOB: 1 BB: 0 P: 11	R: 0 E: 0 K: 0 S: 3	H: 1 LOB: 1 BB: 0 P: 3	1B: 3 2B: 2 3B: 0 HR: 0	SF: 0 SAC: 0 DP: 1 HBP: 0	WP: 0 PB: 0 SB: 1 CS: 1	PA: 35
PITCHER Ed Figueroa, R (1, 1) ERA: 3.47	IP: 9.0 WLS: L BF: 34 H: 4 R: 1 ER: 1 SO: 5 BB: 4 IBB: 0 HBP: 0 BLK: 0 WP: 0 HR: 0 S: 40 P: 56 ERA: 1.00 WHIP: 0.889															PITCHER				

Batter	1	2	3	4	5	6	7	8	9	AB	R	H	RBI	BB	SO	LOB	BOTTOM			
Morris Nettles, L (1, 8) OBP: 0.330, SLG: 0.300	CS 1B		E5 1-3 1B					K		4	0	2	0	0	1	2	Chicago White Sox @ California Angels Anaheim Stadium, Anaheim, CA Thu Sep 05 1974, 10:05 PM EDT Alt. 5,057 - Unknown - 75 F			
Orlando Ramirez, R (1, 6) OBP: 0.230, SLG: 0.179 Bobby Valentine, R (8, PH) OBP: 0.306, SLG: 0.338	F9 1-2		6-3					1-3		2	0	0	0	1	0	3				
Bruce Bochte, L (1, 7) OBP: 0.343, SLG: 0.416 Winston Llenas, R (9, PH) OBP: 0.296, SLG: 0.350 Bob Heise, R (9, PR) OBP: 0.333, SLG: 0.392	5-3							BB		1	0	1	0	0	0	0				
Frank Robinson, R (1, 10) OBP: 0.374, SLG: 0.473								1B		3	0	0	0	0	0	1				
Joe Lahoud, L (1, 9) OBP: 0.373, SLG: 0.457 Leroy Stanton, R (9, PH) OBP: 0.331, SLG: 0.417								4-3		4	0	0	0	0	0	1				
John Doherty, L (1, 3) OBP: 0.288, SLG: 0.379 Bob Oliver, R (9, PH) OBP: 0.280, SLG: 0.348								1B		3	0	0	0	0	0	0				
Dave Chalk, R (1, 5) OBP: 0.313, SLG: 0.334								1B		2	0	0	0	1	0	0				
Denny Doyle, L (1, 4) OBP: 0.287, SLG: 0.296								1B		3	0	1	0	0	0	1				
Tom Egan, R (1, 2) OBP: 0.138, SLG: 0.038 Charlie Sands, L (8, PH) OBP: 0.366, SLG: 0.387 Rudy Meoli, L (8, PR) OBP: 0.288, SLG: 0.261 Ellie Rodriguez, R (9, 2) OBP: 0.371, SLG: 0.350								1B		2	0	0	0	0	2	1				
Inning Stats	R: 0 E: 0 K: 0 S: 3	H: 1 LOB: 0 BB: 0 P: 3	R: 0 E: 0 K: 1 S: 5	H: 0 LOB: 0 BB: 0 P: 5	R: 0 E: 1 K: 1 S: 6	H: 1 LOB: 2 BB: 1 P: 10	R: 0 E: 0 K: 0 S: 3	H: 0 LOB: 0 BB: 0 P: 3	R: 0 E: 0 K: 1 S: 5	H: 0 LOB: 1 BB: 1 P: 9	R: 0 E: 0 K: 1 S: 3	H: 0 LOB: 0 BB: 0 P: 3	R: 0 E: 0 K: 0 S: 7	H: 2 LOB: 2 BB: 0 P: 7	R: 0 E: 0 K: 1 S: 6	H: 1 LOB: 2 BB: 0 P: 6	1B: 5 2B: 0 3B: 0 HR: 0	SF: 0 SAC: 0 DP: 0 HBP: 0	WP: 0 PB: 0 SB: 0 CS: 1	PA: 33
PITCHER Bart Johnson, R (1, 1) ERA: 3.2 Terry Forster, L (8, 1) ERA: 3.64	IP: 7.1 WLS: W BF: 27 H: 4 R: 0 ER: 0 SO: 3 BB: 2 IBB: 0 HBP: 0 BLK: 0 WP: 0 HR: 0 S: 31 P: 39 ERA: 0.00 WHIP: 0.818															PITCHER				

AB	30
R	1
H	4
RBI	1
BB	4
SO	5
LOB	13



AB	31
R	0
H	5
RBI	0
BB	2
SO	5
LOB	15




Batter	1	2	3	4	5	6	7	8	9	AB	R	H	RBI	BB	SO	LOB	TOP								
Bucky Dent, R OBP: 0.310, SLG: 0.336 (1, 6)	L1		E6		P6					4	0	1	0	0	0	1	Chicago White Sox @ California Angels Anaheim Stadium, Anaheim, CA Fri Sep 06 1974, 10:05 PM EDT Att: 5,612 - Unknown - 76 F								
Jorge Orta, L OBP: 0.374, SLG: 0.457 (1, 4)	6-3				1-3					4	0	1	1	0	0	1									
Dick Allen, R OBP: 0.376, SLG: 0.566 (1, 3)	F3		F5			5-3				4	0	0	0	0	0	2									
Bill Melton, R OBP: 0.324, SLG: 0.409 (1, 5)										3	1	2	0	0	0	2									
Lee Richard, R OBP: 0.167, SLG: 0.118 (6, 5)			P3			1B				1	0	0	0	0	1	0									
Ken Henderson, S OBP: 0.348, SLG: 0.451 (1, 8)					5-3					4	0	0	0	0	2	2									
Ron Santo, R OBP: 0.297, SLG: 0.304 (1, 10)										4	0	2	1	0	1	1									
Jerry Hairston, S OBP: 0.267, SLG: 0.277 (1, 7)										4	0	2	0	0	1	2									
Brian Downing, R OBP: 0.360, SLG: 0.414 (1, 2)										3	1	1	0	0	1	2									
Carlos May, L OBP: 0.320, SLG: 0.357 (9, PH)										1	0	0	0	0	0	1									
Nyls Nyman, L OBP: 0.357, SLG: 0.357 (9, FR)										0	0	0	0	0	0	0									
Bill Sharp, L OBP: 0.319, SLG: 0.370 (1, 9)										3	0	0	0	0	1	1									
Inning Stats	R: 0 E: 0 K: 0 S: 3	H: 0 LOB: 0 BB: 0 P: 3	R: 0 E: 0 K: 1 S: 6	H: 1 LOB: 1 BB: 0 P: 6	R: 1 E: 1 K: 0 S: 6	H: 2 LOB: 2 BB: 0 P: 6	R: 0 E: 0 K: 0 S: 4	H: 2 LOB: 1 BB: 0 P: 4	R: 0 E: 0 K: 1 S: 5	H: 0 LOB: 0 BB: 0 P: 5	R: 1 E: 0 K: 1 S: 7	H: 2 LOB: 1 BB: 0 P: 7	R: 0 E: 0 K: 1 S: 6	H: 1 LOB: 1 BB: 0 P: 6	R: 0 E: 0 K: 2 S: 7	H: 0 LOB: 0 BB: 0 P: 7	R: 0 E: 0 K: 1 S: 6	H: 1 LOB: 1 BB: 0 P: 6	1B: 7 2B: 2 3B: 0 HR: 0	SF: 0 SAC: 1 DP: 1 HBP: 0	WP: 0 PB: 0 SB: 0 CS: 0	PA: 36			
PITCHER	IP	WLS	BF	H	R	ER	SO	BB	IBB	HBP	BLK	WP	HR	S	P	ERA	WHIP								
Frank Tanana, L ERA: 3.49 (1, 1)	8.1	W	34	9	2	2	7	0	0	0	0	0	0	48	48	2.16	1.080								
Orlando Pena, R ERA: 2.96 (9, 1)	0.2	S	2	0	0	0	0	0	0	0	0	0	0	2	2	0.00	0.000								

Batter	1	2	3	4	5	6	7	8	9	AB	R	H	RBI	BB	SO	LOB	BOTTOM								
Morris Nettles, L OBP: 0.326, SLG: 0.298 (1, 8)	K									4	0	1	0	0	2	2	Chicago White Sox @ California Angels Anaheim Stadium, Anaheim, CA Fri Sep 06 1974, 10:05 PM EDT Att: 5,612 - Unknown - 76 F								
Orlando Ramirez, R OBP: 0.215, SLG: 0.167 (1, 6)	F8		6-3		P4					4	0	0	0	0	0	3									
Bobby Valentine, R OBP: 0.306, SLG: 0.337 (1, 7)										4	1	1	0	0	0	2									
Joe Lahoud, L OBP: 0.373, SLG: 0.457 (8, 7)	L3									0	0	0	0	0	0	0									
Frank Robinson, R OBP: 0.373, SLG: 0.473 (1, 10)										4	0	1	0	0	0	1									
Leroy Stanton, R OBP: 0.330, SLG: 0.414 (1, 9)										3	1	0	0	1	1	1									
Bob Oliver, R OBP: 0.280, SLG: 0.349 (1, 3)										4	1	1	1	0	1	1									
Dave Chalk, R OBP: 0.311, SLG: 0.332 (1, 5)										3	1	0	0	0	0	2									
Bob Heise, R OBP: 0.357, SLG: 0.415 (1, 4)										2	0	2	1	0	0	0									
Tom Egan, R OBP: 0.148, SLG: 0.055 (1, 2)										3	0	1	1	0	1	2									
Inning Stats	R: 0 E: 0 K: 1 S: 5	H: 0 LOB: 0 BB: 0 P: 5	R: 0 E: 0 K: 1 S: 6	H: 1 LOB: 1 BB: 0 P: 6	R: 0 E: 0 K: 0 S: 4	H: 2 LOB: 1 BB: 0 P: 4	R: 4 E: 1 K: 1 S: 9	H: 3 LOB: 1 BB: 1 P: 13	R: 0 E: 0 K: 0 S: 3	H: 0 LOB: 0 BB: 0 P: 3	R: 0 E: 1 K: 1 S: 7	H: 1 LOB: 2 BB: 0 P: 7	R: 0 E: 0 K: 0 S: 3	H: 0 LOB: 0 BB: 0 P: 3	R: 0 E: 0 K: 1 S: 3	H: 0 LOB: 0 BB: 0 P: 3	1B: 5 2B: 2 3B: 0 HR: 0	SF: 0 SAC: 1 DP: 1 HBP: 0	WP: 0 PB: 0 SB: 0 CS: 0	PA: 33					
PITCHER	IP	WLS	BF	H	R	ER	SO	BB	IBB	HBP	BLK	WP	HR	S	P	ERA	WHIP								
Wilbur Wood, L ERA: 3.64 (1, 1)	8.0	L	33	7	4	1	5	1	0	0	0	0	0	42	46	1.12	1.000								

Batter	1	2	3	4	5	6	7	8	9	AB	R	H	RBI	BB	SO	LOB	TOP					
Pat Kelly, L OBP: 0.344, SLG: 0.352 (1, 10)	G3		E 1B		K	F8			G6-4-3	5	0	1	0	0	1	6						
Bill Shero, L OBP: 0.317, SLG: 0.364 (1, 9)	6-3		BB		F5				F2	4	0	0	0	1	1	2						
Tony Muser, L OBP: 0.314, SLG: 0.342 (1, 3)	5-3		1-3						F7	4	0	1	1	0	0	2						
Jorge Orta, L OBP: 0.375, SLG: 0.458 (1, 4)										3	0	1	0	0	1	2						
Ken Henderson, S OBP: 0.349, SLG: 0.449 (1, 8)										2	0	0	0	2	1	1						
Jerry Hairston, S OBP: 0.289, SLG: 0.274 (1, 7)										1	0	0	0	3	0	2						
Brian Downing, R OBP: 0.355, SLG: 0.407 (1, 2)										4	0	0	0	0	3	6						
Bucky Dent, R OBP: 0.311, SLG: 0.336 (8, PH)										3	1	1	0	0	0	2						
Carlos May, L OBP: 0.320, SLG: 0.356 (8, 5)										1	0	0	0	0	1	1						
Ron Santo, R OBP: 0.297, SLG: 0.304 (8, 5)										0	0	0	0	0	0	0						
Lee Richard, R OBP: 0.225, SLG: 0.162 (8, 6)										3	0	2	0	1	1	0						
Inning Stats	R: 0 E: 0 K: 0 S: 3	H: 0 LOB: 0 BB: 0 P: 3	R: 0 E: 0 K: 1 S: 5	H: 1 LOB: 1 BB: 1 P: 9	R: 0 E: 1 K: 1 S: 6	H: 1 LOB: 2 BB: 1 P: 10	R: 0 E: 0 K: 1 S: 4	H: 0 LOB: 1 BB: 1 P: 9	R: 1 E: 0 K: 1 S: 8	H: 3 LOB: 2 BB: 0 P: 8	R: 0 E: 0 K: 0 S: 4	H: 1 LOB: 0 BB: 2 P: 12	R: 0 E: 0 K: 2 S: 7	H: 0 LOB: 0 BB: 0 P: 7	R: 0 E: 0 K: 3 S: 9	H: 0 LOB: 1 BB: 1 P: 13	R: 0 E: 0 K: 0 S: 2	H: 0 LOB: 0 BB: 1 P: 6	1B: 5 2B: 1 3B: 0 HR: 0	SF: 0 SAC: 0 DP: 2 HBP: 1	WP: 0 PB: 0 SB: 0 CS: 1	PA: 38
PITCHER Nolan Ryan, R ERA: 3.07 (1, 1)	IP: 9.0 WLS: W BF: 38 H: 6 R: 1 ER: 1 SO: 9 BB: 7 IBB: 0 HBP: 1 BLK: 0 WP: 0 HR: 0 S: 48 P: 77 ERA: 1.00 WHIP: 1.444															PITCHER						

Chicago White Sox @ California Angels
Anaheim Stadium, Anaheim, CA
Sat Sep 07 1974, 10:05 PM EDT
Att: 13,510 - Unknown


AB 30
R 1
H 6
RBI 1
BB 7
SO 9
LOB 24



Batter	1	2	3	4	5	6	7	8	9	AB	R	H	RBI	BB	SO	LOB	BOTTOM			
Morris Nettles, L OBP: 0.326, SLG: 0.299 (1, 8)	S 1B		K			5-3			SH1-4	3	0	1	0	0	1	1				
Orlando Ramirez, R OBP: 0.217, SLG: 0.172 (1, 6)	K		S 1B			4-3			G3	4	0	1	1	0	1	2				
Bruce Bochte, L OBP: 0.348, SLG: 0.409 (1, 7)	G6-4-3 BB		2-5 1B		1B FC5-4 BB	6-3			F7	2	1	0	0	2	0	1				
Frank Robinson, R OBP: 0.373, SLG: 0.471 (1, 10)	G6-4-3				F7				1B WP HBP	2	1	0	0	0	0	3				
Joe Lahoud, L OBP: 0.372, SLG: 0.456 (1, 9)			4-3		FC5-4 1B				K	3	0	1	0	0	1	1				
Dave Chalk, R OBP: 0.311, SLG: 0.332 (1, 5)			K		FC5-4 CS				WP 1B	3	0	1	1	0	1	1				
John Doherty, L OBP: 0.285, SLG: 0.375 (7, PH)			4-3		CS				6-3	2	0	0	0	0	0	0				
Bob Oliver, R OBP: 0.279, SLG: 0.348 (8, 3)										1	0	0	0	0	0	1				
Denny Doyle, L OBP: 0.288, SLG: 0.297 (1, 4)									4-3	3	1	1	0	0	0	1				
Tom Egan, R OBP: 0.159, SLG: 0.054 (1, 2)			SH1-4 1B						F3	1	0	0	0	1	0	0				
			SH1-4						P4	1	0	0	0	1	0	0				
									G3 SH1-4 BB	1	0	0	0	1	0	0				
Inning Stats	R: 0 E: 0 K: 1 S: 5	H: 1 LOB: 1 BB: 1 P: 9	R: 0 E: 0 K: 1 S: 5	H: 0 LOB: 0 BB: 0 P: 5	R: 1 E: 0 K: 1 S: 6	H: 2 LOB: 1 BB: 0 P: 6	R: 1 E: 0 K: 0 S: 3	H: 1 LOB: 0 BB: 1 P: 7	R: 0 E: 0 K: 0 S: 3	H: 0 LOB: 0 BB: 0 P: 3	R: 0 E: 0 K: 0 S: 3	H: 0 LOB: 0 BB: 0 P: 3	R: 1 E: 0 K: 1 S: 6	H: 1 LOB: 1 BB: 0 P: 7	R: 0 E: 0 K: 0 S: 3	H: 0 LOB: 1 BB: 1 P: 7	1B: 5 2B: 0 3B: 0 HR: 0	SF: 0 SAC: 2 DP: 1 HBP: 1	WP: 1 PB: 0 SB: 2 CS: 1	PA: 31
PITCHER Jack Kucek, R ERA: 3.67 (1, 1)	IP: 6.1 WLS: L BF: 25 H: 5 R: 3 ER: 3 SO: 4 BB: 2 IBB: 0 HBP: 1 BLK: 0 WP: 0 HR: 0 S: 29 P: 38 ERA: 4.26 WHIP: 1.105															PITCHER				
PITCHER Terry Forster, L ERA: 3.59 (7, 1)	IP: 1.2 WLS: L BF: 6 H: 0 R: 0 ER: 0 SO: 0 BB: 1 IBB: 0 HBP: 0 BLK: 0 WP: 1 HR: 0 S: 5 P: 9 ERA: 0.00 WHIP: 0.600															PITCHER				

Chicago White Sox @ California Angels
Anaheim Stadium, Anaheim, CA
Sat Sep 07 1974, 10:05 PM EDT
Att: 13,510 - Unknown


AB 24
R 3
H 5
RBI 2
BB 3
SO 4
LOB 11



Batter	1	2	3	4	5	6	7	8	9	AB	R	H	RBI	BB	SO	LOB	TOP
Lee Richard, R (1.5) OBP: 0.227, SLG: 0.195	6-3		5-3 E 2B		1-3		6-3			4	1	1	0	0	0	2	
Bucky Dent, R (1.6) OBP: 0.312, SLG: 0.334	BB HBP BB		5-3 HBP		F8			6-3		2	0	0	0	1	0	0	
Dick Allen, R (1.3) OBP: 0.375, SLG: 0.563 Tony Muser, L (8.3) OBP: 0.314, SLG: 0.342	BB HBP		5-3		K			P4		3	0	0	0	0	1	2	
Ken Henderson, S (1.8) OBP: 0.349, SLG: 0.447	BB HBP		1-2 2-3 BB		F9			F9		3	0	0	0	1	0	1	
Ron Santo, R (1.10) OBP: 0.294, SLG: 0.301	K		G5-4-3		F9				4-3	4	0	0	0	0	1	5	
Brian Downing, R (1.2) OBP: 0.353, SLG: 0.402	P6				L4			E5 FC1-5 E		3	0	0	0	1	0	3	
Jerry Hairston, S (1.7) OBP: 0.277, SLG: 0.261					4-3			E5 G3 FC1-5		4	0	0	0	0	2	2	
Eddie Leon, R (1.4) OBP: 0.146, SLG: 0.132					F9			FC1-5 G3		4	0	0	0	0	1	3	
Bill Sharp, L (1.9) OBP: 0.314, SLG: 0.360					F7			G3		3	0	0	0	0	1	2	
Inning Stats	R: 0 H: 0 E: 0 K: 1 S: 5	H: 0 LOB: 3 BB: 2 P: 14	R: 0 H: 0 E: 0 K: 2 S: 7	H: 0 LOB: 0 BB: 0 P: 7	R: 1 H: 1 E: 1 K: 0 S: 4	H: 1 LOB: 1 BB: 0 P: 5	R: 0 H: 0 E: 0 K: 0 S: 3	H: 0 LOB: 0 BB: 0 P: 3	R: 0 H: 0 E: 0 K: 1 S: 5	H: 0 LOB: 0 BB: 0 P: 5	R: 0 H: 0 E: 0 K: 0 S: 3	H: 0 LOB: 0 BB: 0 P: 3	R: 0 H: 0 E: 0 K: 2 S: 7	H: 0 LOB: 1 BB: 1 P: 11	1B: 0 2B: 1 3B: 0 HR: 0	SF: 0 SAC: 0 DP: 1 HBP: 2	WP: 0 PA: 35 CS: 0
PITCHER Andy Hassler, L (1.1) ERA: 2.99	IP: 9.0 WLS: L BF: 35	H: 1 R: 1 ER: 0 SO: 6	BB: 3 IBB: 0 HBP: 2 BLK: 0	WP: 0 HR: 0 S: 42 P: 56	ERA: 0.00 WHIP: 0.444	PITCHER											

Chicago White Sox @ California Angels
 Anaheim Stadium, Anaheim, CA
 Sun Sep.08 1974, 6:33 AM EDT
 Alt. 9,663 - Unknown - 83 F


AB 30
 R 1
 H 1
 RBI 0
 BB 3
 SO 6
 LOB 20



Batter	1	2	3	4	5	6	7	8	9	AB	R	H	RBI	BB	SO	LOB	BOTTOM				
Morris Nettles, L (1.8) OBP: 0.343, SLG: 0.311 Elie Rodriguez, R (9. PH) OBP: 0.372, SLG: 0.352	CS 1B				K				1B	3	0	2	0	1	1	0					
Orlando Ramirez, R (1.6) OBP: 0.222, SLG: 0.167 Frank Robinson, R (7. PH) OBP: 0.372, SLG: 0.470 Denny Doyle, L (8.4) OBP: 0.298, SLG: 0.297 Doug Howard, R (9. PH) OBP: 0.300, SLG: 0.321	BB BB				K		4-3	F8	6-3	2	0	0	0	1	1	1					
Bobby Valentine, R (1.10) OBP: 0.308, SLG: 0.337	BB				5-3			E5		3	0	1	0	1	0	1					
Bob Oliver, R (1.3) OBP: 0.279, SLG: 0.347	F9				E 1B			F8		4	0	1	0	0	1	4					
Leroy Stanton, R (1.9) OBP: 0.327, SLG: 0.410	K				E5 G6-4-3			5-3	F8	4	0	0	0	0	1	5					
Dave Chalk, R (1.5) OBP: 0.313, SLG: 0.332					F8			K		3	0	1	0	1	1	2					
Bruce Bochte, L (1.7) OBP: 0.340, SLG: 0.400 Winston Llenas, R (6. PH) OBP: 0.294, SLG: 0.347					G6-4-3			G5-4-3 1B	1B BB	3	0	0	0	0	0	3					
Winston Llenas, R (6. PH) OBP: 0.294, SLG: 0.347					G6-4-3			1-3	1-3	1	0	0	0	0	0	2					
Bob Heise, R (1.4) OBP: 0.350, SLG: 0.393					1-3			K		3	0	0	0	1	2	0					
Tom Egan, R (1.2) OBP: 0.164, SLG: 0.067					P4			L7		4	0	1	0	0	0	0					
Inning Stats	R: 0 H: 1 E: 0 K: 1 S: 5	H: 1 LOB: 2 BB: 2 P: 13	R: 0 H: 0 E: 0 K: 0 S: 3	H: 0 LOB: 0 BB: 0 P: 3	R: 0 H: 1 E: 1 K: 1 S: 6	H: 1 LOB: 1 BB: 0 P: 6	R: 0 H: 1 E: 1 K: 1 S: 6	H: 1 LOB: 1 BB: 0 P: 6	R: 0 H: 0 E: 0 K: 2 S: 7	H: 0 LOB: 0 BB: 0 P: 7	R: 0 H: 0 E: 1 K: 0 S: 4	H: 0 LOB: 1 BB: 0 P: 4	R: 0 H: 2 E: 0 K: 0 S: 4	H: 2 LOB: 3 BB: 2 P: 12	R: 0 H: 1 E: 0 K: 1 S: 6	H: 1 LOB: 2 BB: 1 P: 10	R: 0 H: 1 E: 0 K: 1 S: 6	H: 1 LOB: 1 BB: 0 P: 6	1B: 7 2B: 0 3B: 0 HR: 0	SF: 0 SAC: 0 DP: 2 HBP: 0	WP: 0 PA: 38 CS: 1
PITCHER Jim Kaat, L (1.1) ERA: 3.41 Terry Forster, L (7.1) ERA: 3.52	IP: 6.2 WLS: W BF: 28	H: 5 R: 0 ER: 0 SO: 5	BB: 4 IBB: 0 HBP: 0 BLK: 0	WP: 0 HR: 0 S: 34 P: 50	ERA: 0.00 WHIP: 1.350	PITCHER															

Chicago White Sox @ California Angels
 Anaheim Stadium, Anaheim, CA
 Sun Sep.08 1974, 6:33 AM EDT
 Alt. 9,663 - Unknown - 83 F

AB 33
 R 0
 H 7
 RBI 0
 BB 5
 SO 7
 LOB 22





Batter	1	2	3	4	5	6	7	8	9	AB	R	H	RBI	BB	SO	LOB	TOP	
Davey Nelson, R OBP: 0.298, SLG: 0.290 (1, 4)	F8		FC6-4		K2-3				F8	4	0	0	0	1	1	3	Texas Rangers @ California Angels Anaheim Stadium, Anaheim, CA Mon Sep 09 1974, 6:33 AM EDT Unknown	
Cesar Tovar, R OBP: 0.344, SLG: 0.359 (1, 9)	6-3			5-3		F8	6-3			4	0	0	0	0	0	2		
Mike Hargrove, L OBP: 0.301, SLG: 0.445 (1, 3)	4-3			1B BB		5-3		4-3		3	0	0	0	1	0	0		
Jim Spencer, L OBP: 0.330, SLG: 0.412 (1, 10)		F2		F8		1B BB		F8		3	0	0	0	1	0	1		
Lenny Randle, S OBP: 0.335, SLG: 0.361 (1, 7)	G3			1B		1B		F4		4	0	2	0	0	0	0		
Toby Harrah, R OBP: 0.323, SLG: 0.430 (1, 6)	6-3			F2		1-3			5-3 1B	4	1	1	0	0	0	4		
Joe Lovitto, S OBP: 0.280, SLG: 0.288 (1, 8)				1B CS	4-3		G5-4-3 1B	5-3		4	0	2	0	0	0	1		
Roy Howell, L OBP: 0.750, SLG: 0.667 (1, 5)			F7	1B WP		1B	G5-4-3 BB	1B		3	0	2	1	1	0	1		
Jim Sundberg, R OBP: 0.368, SLG: 0.347 Duke Sims, L (9, PH) OBP: 0.254, SLG: 0.265 (1, 2)			FC6-4 BB		K		G5-4-3 1-2 2-3	F7		2	0	0	0	1	1	3		
Inning Stats	R: 0 E: 0 K: 0 S: 3	H: 0 LOB: 0 BB: 0 P: 3	R: 0 E: 0 K: 0 S: 3	H: 0 LOB: 0 BB: 0 P: 3	R: 0 E: 0 K: 0 S: 3	H: 1 LOB: 1 BB: 1 P: 7	R: 0 E: 0 K: 0 S: 4	H: 1 LOB: 2 BB: 1 P: 8	R: 0 E: 0 K: 0 S: 4	H: 1 LOB: 2 BB: 2 P: 8	R: 0 E: 0 K: 0 S: 3	H: 0 LOB: 0 BB: 0 P: 3	R: 1 E: 0 K: 0 S: 5	H: 2 LOB: 1 BB: 0 P: 5	1B: 7 2B: 0 3B: 0 HR: 0	SF: 0 SAC: 0 DP: 1 HBP: 0	WP: 1 PB: 0 CS: 1	PA: 37
PITCHER Chuck Dobson, R ERA: 1.0 (1, 1)	IP: 9.0 WLS: W BF: 37 H: 7 R: 1 ER: 1 SO: 2 BB: 5 IBB: 0 HBP: 0 BLK: 0 WP: 1 HR: 0 S: 36 P: 56 ERA: 1.00 WHIP: 1.333																	

Batter	1	2	3	4	5	6	7	8	9	AB	R	H	RBI	BB	SO	LOB	BOTTOM	
Morris Nettles, L OBP: 0.340, SLG: 0.309 (1, 8)	6-3		4-3 1B		5-3		G3			4	1	1	1	0	0	0	Texas Rangers @ California Angels Anaheim Stadium, Anaheim, CA Mon Sep 09 1974, 6:33 AM EDT Unknown	
Denny Doyle, L OBP: 0.285, SLG: 0.294 (1, 4)	K		4-3		3-1		F4			4	0	0	0	0	1	2		
Bruce Bochte, L OBP: 0.345, SLG: 0.403 (1, 7)	4-3		1B			2B SF7 1B		F2		4	1	2	2	0	0	0		
Frank Robinson, R OBP: 0.369, SLG: 0.466 (1, 10)		5-3	G3			K		K		4	0	0	0	0	2	2		
Joe Lahoud, L OBP: 0.371, SLG: 0.457 (1, 9)		G3			F9		SF7 2B		K	4	0	1	0	0	1	0		
Bobby Valentine, R OBP: 0.311, SLG: 0.339 (1, 6)		1B			HBP		SF7			1	0	1	1	0	0	0		
Elie Rodriguez, R OBP: 0.374, SLG: 0.353 (1, 2)			FC5-4 1B		F8		FC6-4 BB			2	0	1	0	1	0	1		
Dave Chalk, R OBP: 0.311, SLG: 0.329 (1, 5)			FC5-4 1B		F9		FC6-4			3	1	0	0	0	0	4		
John Doherty, L OBP: 0.286, SLG: 0.374 (1, 3)			4-3 1B		4-3		F2			3	1	1	0	0	0	0		
Inning Stats	R: 0 E: 0 K: 1 S: 5	H: 0 LOB: 0 BB: 0 P: 5	R: 0 E: 0 K: 0 S: 3	H: 1 LOB: 1 BB: 0 P: 3	R: 3 E: 0 K: 0 S: 7	H: 4 LOB: 1 BB: 0 P: 7	R: 0 E: 0 K: 0 S: 3	H: 0 LOB: 1 BB: 0 P: 4	R: 0 E: 0 K: 0 S: 3	H: 0 LOB: 0 BB: 0 P: 3	R: 1 E: 0 K: 1 S: 7	H: 2 LOB: 2 BB: 1 P: 11	R: 0 E: 0 K: 2 S: 7	H: 0 LOB: 0 BB: 0 P: 7	1B: 6 2B: 1 3B: 0 HR: 0	SF: 1 SAC: 0 DP: 0 HBP: 1	WP: 0 PB: 0 CS: 0	PA: 32
PITCHER Jackie Brown, R ERA: 3.69 Jim Merritt, L ERA: 5.67 (1, 1) (7, 1)	IP: 6.0 WLS: L BF: 26 H: 7 R: 4 ER: 4 SO: 2 BB: 1 IBB: 0 HBP: 1 BLK: 0 WP: 0 HR: 0 S: 28 P: 33 ERA: 6.00 WHIP: 1.333																	

Batter	1	2	3	4	5	6	7	8	9	AB	R	H	RBI	BB	SO	LOB	TOP										
Freddie Patek, R OBP: 0.328, SLG: 0.301 (1, 6)										4	0	1	0	0	0	1	Kansas City Royals @ California Angels Anaheim Stadium, Anaheim, CA Tue Sep 10 1974, 10:05 PM EDT Alt. 4,491 - Unknown - 63 F										
Jim Wohlford, R OBP: 0.335, SLG: 0.357 (1, 7)										4	0	0	0	0	1	2											
Hal McRae, R OBP: 0.377, SLG: 0.491 (1, 10)										3	2	2	0	1	0	1											
John Mayberry, L OBP: 0.365, SLG: 0.448 (1, 3)										4	0	1	0	0	1	2											
Amos Otis, R OBP: 0.350, SLG: 0.450 (1, 8)										3	0	1	0	0	1	2											
Al Cowens, R OBP: 0.302, SLG: 0.285 (1, 9)										3	0	2	1	1	0	1											
George Brett, L OBP: 0.308, SLG: 0.356 (1, 5)										4	0	1	1	0	0	4											
Frank White, R OBP: 0.240, SLG: 0.308 (6, PH)										2	0	0	0	0	0	1											
Orlando Cepeda, R OBP: 0.295, SLG: 0.294 (6, 4)										1	0	0	0	0	0	2											
Cookie Rojas, R OBP: 0.307, SLG: 0.342 (6, 4)										1	0	0	0	0	0	1											
Dennis Paepke, R OBP: 0.200, SLG: 0.200 (1, 2)										4	0	1	0	0	0	0											
Inning Stats	R: 0 E: 0 K: 0 S: 3	H: 0 LOB: 1 BB: 1 P: 7	R: 0 E: 0 K: 1 S: 6	H: 1 LOB: 1 BB: 0 P: 6	R: 0 E: 0 K: 0 S: 3	H: 0 LOB: 0 BB: 0 P: 3	R: 1 E: 1 K: 0 S: 5	H: 3 LOB: 1 BB: 0 P: 5	R: 0 E: 0 K: 1 S: 6	H: 1 LOB: 1 BB: 0 P: 6	R: 1 E: 1 K: 0 S: 5	H: 1 LOB: 2 BB: 2 P: 9	R: 0 E: 0 K: 0 S: 4	H: 1 LOB: 1 BB: 0 P: 4	R: 0 E: 0 K: 1 S: 5	H: 1 LOB: 0 BB: 0 P: 5	R: 0 E: 0 K: 0 S: 3	H: 1 LOB: 0 BB: 0 P: 3	1B: 9 2B: 0 3B: 0 HR: 0	SF: 0 SAC: 1 DP: 3 HBP: 0	WP: 0 PB: 0 SB: 0 CS: 0	PA: 36					
PITCHER	IP	WLS	BF	H	R	ER	SO	BB	IBB	HBP	BLK	WP	HR	S	P	ERA	WHIP										
Frank Tanana, L ERA: 3.42	(1, 1)	7.0	W	30	7	2	1	2	2	0	0	0	0	32	40	1.29	1.286										
Orlando Pena, R ERA: 2.45	(8, 1)	2.0		6	2	0	0	1	0	0	0	0	0	8	8	0.00	1.000										

Batter	1	2	3	4	5	6	7	8	9	AB	R	H	RBI	BB	SO	LOB	BOTTOM										
Morris Nettles, L OBP: 0.336, SLG: 0.287 (1, 8)											4	1	0	0	1	1	4										
Denny Doyle, L OBP: 0.284, SLG: 0.292 (1, 4)										3	0	0	0	0	0	3											
Winston Llenas, R OBP: 0.297, SLG: 0.350 (6, PH)										2	1	1	0	0	0	2											
Bruce Bochte, L OBP: 0.340, SLG: 0.390 (6, PH)										3	1	1	0	0	0	0											
John Balaz, R OBP: 0.286, SLG: 0.250 (6, PH)										0	0	0	0	0	0	0											
Rudy Meoli, L OBP: 0.286, SLG: 0.250 (7, 4)										2	1	0	0	0	0	2											
Frank Robinson, R OBP: 0.372, SLG: 0.465 (1, 10)										2	1	1	0	2	0	0											
Dick Lange, R (8, PR)										0	0	0	0	0	0	0											
Joe Lahoud, L OBP: 0.380, SLG: 0.470 (1, 9)										4	1	3	5	1	1	0											
Ellie Rodriguez, R OBP: 0.373, SLG: 0.354 (1, 2)										5	1	2	1	0	0	6											
Dave Chalk, R OBP: 0.314, SLG: 0.333 (1, 5)										4	0	2	0	0	1	3											
John Doherty, L OBP: 0.287, SLG: 0.373 (1, 3)										4	1	2	1	0	0	1											
Orlando Ramirez, R OBP: 0.227, SLG: 0.174 (1, 6)										3	0	1	0	0	1	1											
Inning Stats	R: 1 E: 0 K: 1 S: 7	H: 2 LOB: 2 BB: 1 P: 11	R: 0 E: 0 K: 0 S: 4	H: 1 LOB: 1 BB: 0 P: 4	R: 0 E: 0 K: 0 S: 3	H: 0 LOB: 0 BB: 0 P: 3	R: 1 E: 0 K: 1 S: 9	H: 4 LOB: 3 BB: 0 P: 9	R: 0 E: 0 K: 0 S: 3	H: 0 LOB: 2 BB: 1 P: 8	R: 5 E: 1 K: 1 S: 9	H: 3 LOB: 1 BB: 2 P: 17	R: 0 E: 0 K: 1 S: 5	H: 0 LOB: 0 BB: 0 P: 5	R: 1 E: 0 K: 0 S: 5	H: 3 LOB: 2 BB: 0 P: 5	1B: 11 2B: 1 3B: 1 HR: 0	SF: 0 SAC: 1 DP: 1 HBP: 1	WP: 0 PB: 0 SB: 0 CS: 0	PA: 42							
PITCHER	IP	WLS	BF	H	R	ER	SO	BB	IBB	HBP	BLK	WP	HR	S	P	ERA	WHIP										
Dennis Leonard, R ERA: 2.45	(1, 1)	5.1	L	28	8	4	2	2	3	0	0	0	0	1	1	0.00	0.000										
Joe Hoerner, L ERA: 4.13	(6, 1)	0.1		1	0	0	0	0	0	0	0	0	0	1	1	0.00	0.000										
Lindy McDaniel, R ERA: 3.35	(6, 1)	1.2		12	5	4	1	2	1	0	0	0	0	15	19	5.40	3.600										
Aurelio Lopez, R ERA: 3.0	(8, 1)	0.2		1	0	0	0	0	0	0	0	0	0	1	1	0.00	0.000										

Batter	1	2	3	4	5	6	7	8	9	10	AB	R	H	RBI	BB	SO	LOB	TOP		
Freddie Patek, R OBP: 0.329, SLG: 0.299 (1.6)	K		SH3			2B 1B BB		SH3-4 BB		P6	2	1	0	0	2	1	0	Kansas City Royals @ California Angels Anaheim Stadium, Anaheim, CA Wed Sep 11 1974, 10:05 PM EDT Att: 5,170 - Unknown - 67 F AB 32 R 2 H 4 RBI 1 BB 4 SO 15 LOB 10 		
Vada Pinson, L OBP: 0.298, SLG: 0.373 (1.9)	4-3		K			1B 1-3 FC3-6 2B		SH3-4		K	4	1	1	0	0	2	1			
Hal McRae, R OBP: 0.378, SLG: 0.491 (1.10)	BB 1B		K			FC3-6 1B		F9			4	0	2	1	0	1	2			
John Mayberry, L OBP: 0.364, SLG: 0.444 (1.3)	BB					FC3-6 FC4-6 1B		F7			3	0	0	0	1	0	2			
George Brett, L OBP: 0.352, SLG: 0.352 (1.5)	P6					FC4-6 1-2f				K	4	0	0	0	0	1	3			
Jim Wohlford, R OBP: 0.332, SLG: 0.354 (1.7)		K				K				L6	4	0	0	0	0	3	1			
Al Cowens, R OBP: 0.301, SLG: 0.280 (1.8)		G3				K		K		BB	3	0	0	0	1	2	0			
Frank White, R OBP: 0.235, SLG: 0.302 (1.4)						K		K		BB	3	0	0	0	0	3	0			
Tony Solaita, L OBP: 0.362, SLG: 0.393 (9, PH)		K				K		K		K	1	0	0	0	0	1	1			
Cookie Rojas, R OBP: 0.307, SLG: 0.342 (9.4)								K		K	0	0	0	0	0	0	0			
Buck Martinez, R OBP: 0.288, SLG: 0.219 (1.2)						F8		K		6-3	4	0	1	0	0	1	0			
Inning Stats	R: 0 E: 0 K: 1 S: 6	H: 1 LOB: 2 BB: 1 P: 10	R: 0 E: 0 K: 2 S: 7	H: 0 LOB: 0 BB: 0 P: 7	R: 0 E: 0 K: 2 S: 8	H: 1 LOB: 1 BB: 0 P: 8	R: 0 E: 0 K: 2 S: 7	H: 0 LOB: 0 BB: 0 P: 7	R: 2 E: 0 K: 3 S: 9	H: 2 LOB: 1 BB: 1 P: 11	R: 0 E: 0 K: 0 S: 3	H: 0 LOB: 1 BB: 1 P: 7	R: 0 E: 0 K: 2 S: 7	H: 0 LOB: 1 BB: 1 P: 11	R: 0 E: 0 K: 1 S: 5	H: 0 LOB: 0 BB: 0 P: 5	1B: 3 2B: 1 3B: 0 HR: 0		SF: 0 SAC: 2 DP: 0 HBP: 0	WP: 0 PA: 38 PB: 0 SB: 1 CS: 0
PITCHER Nolan Ryan, R ERA: 3.02 (1.1)	IP: 10.0 W: 10 L: 3 S: 6	WLS: 38 BF: 4 R: 2 ER: 2 SO: 15	H: 4 R: 2 ER: 2 SO: 15	BB: 4 IBB: 0 HBP: 0 BLK: 0	WP: 0 HR: 0 S: 64 P: 80	ERA: 1.80 WHIP: 0.800		PITCHER IP: 10.0 W: 10 L: 3 S: 6	WLS: 38 BF: 4 R: 2 ER: 2 SO: 15	H: 4 R: 2 ER: 2 SO: 15	BB: 4 IBB: 0 HBP: 0 BLK: 0	WP: 0 HR: 0 S: 64 P: 80	ERA: 1.80 WHIP: 0.800							

Batter	1	2	3	4	5	6	7	8	9	10	AB	R	H	RBI	BB	SO	LOB	BOTTOM		
Morris Nettles, L OBP: 0.331, SLG: 0.283 (1.8)	K		6-3					4-3		S SH3 1B 1B	5	1	1	0	0	1	2	Kansas City Royals @ California Angels Anaheim Stadium, Anaheim, CA Wed Sep 11 1974, 10:05 PM EDT Att: 5,170 - Unknown - 67 F AB 31 R 3 H 7 RBI 2 BB 5 SO 2 LOB 14 		
Denny Doyle, L OBP: 0.285, SLG: 0.296 (1.4)	1-3					G1 WP 2B		F7		SH3	4	1	2	0	0	0	0			
Bruce Bochte, L OBP: 0.338, SLG: 0.386 (1.7)	3-1					G1		G3		1B	4	0	1	1	0	0	1			
Frank Robinson, R OBP: 0.371, SLG: 0.461 (1.10)		F9				K		P5		BB	3	0	0	0	1	1	1			
Joe Lahoud, L OBP: 0.364, SLG: 0.481 (1.9)		HR				BB		F9			2	1	1	1	2	0	1			
Ellie Rodriguez, R OBP: 0.372, SLG: 0.351 (1.2)		HR				BB		L7		6-3	3	0	0	0	1	0	3			
Dave Chalk, R OBP: 0.318, SLG: 0.335 (1.5)		G1-6-3				4-3 6-3 1B		SH3-4 BB		1B	3	0	2	0	1	0	1			
John Doherty, L OBP: 0.283, SLG: 0.367 (1.3)						4-3		SH3-4		F7	3	0	0	0	0	0	2			
Orlando Ramirez, R OBP: 0.221, SLG: 0.169 (1.6)						6-3		F8		P3	2	0	0	0	0	0	1			
Charlie Sands, L OBP: 0.360, SLG: 0.379 (7, PH)						4-3					1	0	0	0	0	0	1			
Bobby Valentine, R OBP: 0.308, SLG: 0.336 (8.6)						2-3					1	0	0	0	0	0	1			
Inning Stats	R: 0 E: 0 K: 1 S: 5	H: 0 LOB: 0 BB: 0 P: 5	R: 1 E: 0 K: 0 S: 3	H: 1 LOB: 0 BB: 1 P: 7	R: 0 E: 0 K: 0 S: 3	H: 0 LOB: 0 BB: 0 P: 3	R: 1 E: 0 K: 1 S: 6	H: 1 LOB: 1 BB: 1 P: 10	R: 0 E: 0 K: 0 S: 4	H: 0 LOB: 1 BB: 1 P: 7	R: 0 E: 0 K: 0 S: 3	H: 0 LOB: 1 BB: 1 P: 7	R: 0 E: 0 K: 0 S: 4	H: 1 LOB: 1 BB: 0 P: 4	R: 1 E: 0 K: 0 S: 3	H: 2 LOB: 1 BB: 0 P: 3	1B: 5 2B: 1 3B: 0 HR: 1		SF: 0 SAC: 3 DP: 1 HBP: 0	WP: 1 PA: 39 PB: 0 SB: 1 CS: 0
PITCHER Al Fitzmorris, R ERA: 2.9 (1.1)	IP: 9.1 L: 1 S: 6	WLS: 39 BF: 7 R: 3 ER: 3 SO: 2	H: 7 R: 3 ER: 3 SO: 2	BB: 4 IBB: 1 HBP: 0 BLK: 0	WP: 1 HR: 1 S: 38 P: 58	ERA: 2.89 WHIP: 1.179		PITCHER IP: 9.1 L: 1 S: 6	WLS: 39 BF: 7 R: 3 ER: 3 SO: 2	H: 7 R: 3 ER: 3 SO: 2	BB: 4 IBB: 1 HBP: 0 BLK: 0	WP: 1 HR: 1 S: 38 P: 58	ERA: 2.89 WHIP: 1.179							

Batter	1	2	3	4	5	6	7	8	9	AB	R	H	RBI	BB	SO	LOB	TOP			
Morris Nettles, L (1, 8) OBP: 0.320, SLG: 0.273	0-3 K		0-0 6-3			0-3 K		0-3 K		4	0	0	0	0	3	2	California Angels @ Chicago White Sox Comiskey Park, Chicago, IL Fri Sep 13 1974, 4:33 AM EDT Unknown - 57 F			
Bob Heise, R (1, 4) OBP: 0.336, SLG: 0.377	0-0 E5		0-0 F9			0-0 F9		0-0 G5-4-3		4	0	0	0	0	2					
Bobby Valentine, R (1, 6) OBP: 0.305, SLG: 0.332	0-3 K		0-0 F7			0-0 F9			0-0 F9	4	0	0	0	0	1	1				
Winston Llenas, R (1, 10) OBP: 0.296, SLG: 0.346	0-0 P4			0-0 F7			0-0 1B		0-0 F7	4	0	1	0	0	0	1				
Leroy Stanton, R (1, 9) OBP: 0.325, SLG: 0.405		4-0 FC6-4 1B BB		0-3 K		0-3 K			0-0 F8	3	0	0	0	1	2	1				
John Balaz, R (1, 7)		0-3 K		0-0 F8		0-0 F8				3	0	0	0	0	1	2				
Dave Chalk, R (1, 5) OBP: 0.318, SLG: 0.335		0-0 FC6-4 1B			0-0 5-3		0-0 F8			3	0	1	0	0	0	1				
Ellie Rodriguez, R (1, 2) OBP: 0.374, SLG: 0.356		0-3 K		0-0 7-6 2B				0-0 E 1B		3	0	2	0	0	1	2				
Doug Howard, R (1, 3) OBP: 0.265, SLG: 0.281		0-0 FC6-4 1-2 2-3		0-0 7-6 2-3				0-0 FC5 G5-4-3 1-2		3	0	0	0	0	0	4				
Inning Stats	R: 0 E: 1 K: 2 S: 8	H: 0 LOB: 1 BB: 0 P: 8	R: 0 E: 0 K: 2 S: 8	H: 1 LOB: 2 BB: 1 P: 12	R: 0 E: 0 K: 0 S: 3	H: 0 LOB: 0 BB: 0 P: 3	R: 0 E: 0 K: 1 S: 5	H: 0 LOB: 0 BB: 0 P: 5	R: 0 E: 0 K: 0 S: 3	H: 1 LOB: 0 BB: 0 P: 3	R: 0 E: 0 K: 1 S: 6	H: 1 LOB: 1 BB: 0 P: 6	R: 0 E: 1 K: 1 S: 6	H: 1 LOB: 1 BB: 0 P: 6	R: 0 E: 0 K: 0 S: 3	H: 0 LOB: 0 BB: 0 P: 3	1B: 3 2B: 2 3B: 0 HR: 0	SF: 0 SAC: 0 DP: 2 HBP: 0	WP: 0 PB: 0 CS: 0	PA: 32
PITCHER Jim Kaat, L (1, 1) ERA: 3.28	IP: 9.0 WLS: W BF: 32 H: 4 R: 0 ER: 0 SO: 8 BB: 1 IBB: 0 HBP: 0 BLK: 0 WP: 0 HR: 0 S: 47 P: 51 ERA: 0.00 WHIP: 0.556											PITCHER	IP: 9.0 WLS: W BF: 32 H: 4 R: 0 ER: 0 SO: 8 BB: 1 IBB: 0 HBP: 0 BLK: 0 WP: 0 HR: 0 S: 47 P: 51 ERA: 0.00 WHIP: 0.556							

Batter	1	2	3	4	5	6	7	8	9	AB	R	H	RBI	BB	SO	LOB	BOTTOM			
Nyls Nyman, L (1, 7) OBP: 0.583, SLG: 0.833	0-0 3-1		0-0 4-3 WP 3B 1B	0-0 F9		0-0 1-3 2-H 1B		0-0 1B 1B		5	2	3	2	0	0	1	California Angels @ Chicago White Sox Comiskey Park, Chicago, IL Fri Sep 13 1974, 4:33 AM EDT Unknown - 57 F			
Jorge Orta, L (1, 4) OBP: 0.368, SLG: 0.450	0-0 2B		0-0 F7 1-2	0-0 F7		0-3 K2-5-2 3-3		0-0 1B 1B		5	1	2	1	0	1	4				
Carlos May, L (1, 10) OBP: 0.318, SLG: 0.350	0-0 F9		0-0 4-3 2-3		0-0 P2		0-0 F9	0-0 1B 1B 2-H		5	0	1	1	0	0	2				
Ken Henderson, S (1, 8) OBP: 0.354, SLG: 0.463	0-3 K		0-0 3B	0-0 4-3 2B		0-0 BB		0-0 1B 1B 1-3 2-H		4	0	3	2	1	1	1				
Tony Muser, L (1, 3) OBP: 0.315, SLG: 0.339		0-0 3-1 1B 1B	0-0 F8		0-0 4-3		0-0 F8	0-0 1B 1B 1-2		5	0	2	0	0	0	3				
Ron Santo, R (1, 5) OBP: 0.291, SLG: 0.297		0-0 3-1 1B		0-3 K	0-0 F8		0-3 K	0-0 5-3		5	0	1	0	0	2	4				
Bill Sharp, L (1, 9) OBP: 0.317, SLG: 0.362	0-0 F9			0-0 E HR 2B		0-0 5-3 1B 1B		4-0 1B 1B BB		3	3	2	0	1	0	2				
Ed Herrmann, L (1, 2) OBP: 0.296, SLG: 0.394	0-0 3-1 1-2 2-3			0-0 2-H HR		0-0 5-3		0-0 F8		4	1	1	2	0	0	4				
Bucky Dent, R (1, 6) OBP: 0.317, SLG: 0.335	0-0 F9			0-0 1B		4-0 1B K2-5-2 BB		0-0 1B 1B 1-3		3	1	2	0	1	0	2				
Inning Stats	R: 0 E: 0 K: 1 S: 6	H: 1 LOB: 1 BB: 0 P: 6	R: 0 E: 0 K: 0 S: 5	H: 2 LOB: 2 BB: 0 P: 5	R: 1 E: 0 K: 0 S: 5	H: 2 LOB: 1 BB: 0 P: 5	R: 2 E: 1 K: 1 S: 8	H: 3 LOB: 1 BB: 0 P: 8	R: 0 E: 0 K: 0 S: 4	H: 1 LOB: 1 BB: 0 P: 4	R: 1 E: 0 K: 1 S: 6	H: 2 LOB: 2 BB: 1 P: 10	R: 0 E: 0 K: 1 S: 5	H: 0 LOB: 1 BB: 1 P: 9	R: 4 E: 0 K: 0 S: 8	H: 6 LOB: 2 BB: 1 P: 12	1B: 12 2B: 4 3B: 1 HR: 1	SF: 0 SAC: 0 DP: 1 HBP: 0	WP: 1 PB: 0 CS: 0	PA: 42
PITCHER Chuck Dobson, R (1, 1) ERA: 3.14 Don Kirkwood, R (6, 1) ERA: 15.43 Horacio Pina, R (8, 1) ERA: 3.79	IP: 5.1 WLS: L BF: 28 H: 11 R: 4 ER: 4 SO: 2 BB: 1 IBB: 0 HBP: 0 BLK: 0 WP: 1 HR: 1 S: 31 P: 35 ERA: 6.75 WHIP: 2.250											PITCHER	IP: 5.1 WLS: L BF: 28 H: 11 R: 4 ER: 4 SO: 2 BB: 1 IBB: 0 HBP: 0 BLK: 0 WP: 1 HR: 1 S: 31 P: 35 ERA: 6.75 WHIP: 2.250							

AB	31
R	0
H	4
RBI	0
BB	1
SO	8
LOB	16



AB	39
R	8
H	17
RBI	8
BB	3
SO	4
LOB	23



Batter	1	2	3	4	5	6	7	8	9	AB	R	H	RBI	BB	SO	LOB	TOP								
Morris Nettles, L (1, 8) Winston Llenas, R (8, PH) OBP: 0.312, SLG: 0.265 OBP: 0.294, SLG: 0.344	E5		K			K		G6-4-3		3	0	0	0	0	2	0	California Angels @ Chicago White Sox Comiskey Park, Chicago, IL Fri Sep 13 1974, 4:38 AM EDT Att: 11,874 - Unknown								
Denny Doyle, L (1, 4) Bobby Valentine, R (8, PH) OBP: 0.288, SLG: 0.301 OBP: 0.304, SLG: 0.331	P4		1B			2B		F8		3	0	2	0	0	0	1									
Bruce Bochte, L (1, 7) Ellie Rodriguez, R (9, PH) OBP: 0.337, SLG: 0.381 OBP: 0.375, SLG: 0.361	BB		F9			K		1B	FC6-4	2	0	0	0	1	1	2									
Joe Lahoud, L (1, 9) Leroy Stanton, R (9, PH) OBP: 0.381, SLG: 0.476 OBP: 0.327, SLG: 0.405	K		F3			K		FC6-4	1B	3	0	0	0	0	2	3									
Charlie Sands, L (1, 10) John Balaz, R (9, PH) OBP: 0.360, SLG: 0.368 OBP: 0.250, SLG: 0.250	K		F8			K		FC6-4	BB	2	0	0	0	1	1	2									
Dave Chalk, R (1, 5)		F8				G6-4-3		FC6-4	1B	4	0	0	1	0	0	3									
John Doherty, L (1, 3) Doug Howard, R (9, PH) OBP: 0.284, SLG: 0.367 OBP: 0.257, SLG: 0.273	6-3					G6-4-3		F7		3	0	1	0	0	0	0									
Rudy Meoli, L (1, 6)		K				F5		G6-4-3	1B	3	0	1	0	0	1	1									
Tom Egan, R (1, 2)			F8			G6-4-3		G6-4-3	1B	3	0	1	0	0	0	1									
Inning Stats	R: 0 E: 1 K: 2 S: 8	H: 0 LOB: 2 BB: 1 P: 12	R: 0 E: 0 K: 1 S: 5	H: 0 LOB: 0 BB: 0 P: 5	R: 0 E: 0 K: 1 S: 6	H: 1 LOB: 1 BB: 0 P: 6	R: 0 E: 0 K: 0 S: 3	H: 0 LOB: 0 BB: 0 P: 3	R: 0 E: 0 K: 0 S: 3	H: 1 LOB: 0 BB: 0 P: 3	R: 0 E: 0 K: 3 S: 10	H: 1 LOB: 1 BB: 0 P: 10	R: 0 E: 0 K: 0 S: 2	H: 0 LOB: 0 BB: 1 P: 6	R: 0 E: 0 K: 0 S: 4	H: 2 LOB: 1 BB: 0 P: 4		R: 1 E: 0 K: 0 S: 4	H: 2 LOB: 1 BB: 1 P: 8	1B: 5 2B: 2 3B: 0 HR: 0	SF: 0 SAC: 0 DP: 4 HBP: 0	WP: 0 PB: 0 CS: 0	PA: 34		
PITCHER	IP	WLS	BF	H	R	ER	SO	BB	IBB	HBP	BLK	WP	HR	S	P	ERA	WHIP								
Bart Johnson, R (1, 1) ERA: 3.0	7.0	W	27	5	0	0	7	2	0	0	0	0	0	39	47	0.00	1.000								
Terry Forster, L (8, 1) ERA: 3.99	2.0	S	7	2	1	1	0	1	0	0	0	0	0	6	10	4.50	1.500								

Batter	1	2	3	4	5	6	7	8	9	AB	R	H	RBI	BB	SO	LOB	BOTTOM								
Lee Richard, R (1, 6)	5-3		F7			6-3				4	0	1	1	0	0	2	California Angels @ Chicago White Sox Comiskey Park, Chicago, IL Fri Sep 13 1974, 4:38 AM EDT Att: 11,874 - Unknown								
Nyls Nyman, L (1, 7) Pat Kelly, L (7, 9) OBP: 0.687, SLG: 0.929 OBP: 0.341, SLG: 0.349	G6-4-3		1B			2B		F7		2	1	2	1	0	0	0									
Bill Stein, R (1, 5)	G6-4-3		F9			K		6-3		4	0	0	0	0	1	3									
Ken Henderson, S (1, 8)		CS				P5				4	0	3	1	0	0	0									
Brian Downing, R (1, 2)		BB				1-3				2	0	0	0	2	0	1									
Jerry Hairston, S (1, 10)		BB				L5				2	0	0	0	1	1	2									
Lamar Johnson, R (1, 3) Tony Muser, L (7, PR) OBP: 0.273, SLG: 0.273 OBP: 0.315, SLG: 0.339	G6-4-3					SH1-4				3	0	2	0	0	0	2									
Bill Sharp, L (1, 9) OBP: 0.316, SLG: 0.360			E6			SH1-4				1	1	0	0	0	0	0									
Eddie Leon, R (1, 4)			SH3			F9				2	0	0	0	0	0	3									
Inning Stats	R: 0 E: 0 K: 0 S: 3	H: 1 LOB: 0 BB: 0 P: 3	R: 0 E: 0 K: 0 S: 2	H: 1 LOB: 1 BB: 2 P: 10	R: 1 E: 1 K: 0 S: 5	H: 1 LOB: 1 BB: 0 P: 5	R: 0 E: 0 K: 0 S: 3	H: 0 LOB: 0 BB: 0 P: 3	R: 0 E: 0 K: 0 S: 4	H: 1 LOB: 1 BB: 0 P: 4	R: 1 E: 0 K: 2 S: 7	H: 1 LOB: 2 BB: 1 P: 12	R: 1 E: 0 K: 0 S: 5	H: 2 LOB: 0 BB: 0 P: 5	R: 0 E: 0 K: 0 S: 3	H: 1 LOB: 0 BB: 0 P: 3		1B: 6 2B: 3 3B: 0 HR: 0	SF: 0 SAC: 3 DP: 4 HBP: 1	WP: 0 PB: 0 CS: 2	PA: 32				
PITCHER	IP	WLS	BF	H	R	ER	SO	BB	IBB	HBP	BLK	WP	HR	S	P	ERA	WHIP								
Andy Hassler, L (1, 1) ERA: 2.95	8.0	L	32	8	3	2	2	3	0	1	0	0	0	32	45	2.25	1.375								

Batter	1	2	3	4	5	6	7	8	9	AB	R	H	RBI	BB	SO	LOB	TOP		
Morris Nettles, L (1, 8) OBP: 0.323, SLG: 0.280	2-3	CS 1B				FC6-4			CS 1B	5	1	3	0	0	0	2	California Angels @ Chicago White Sox Comiskey Park, Chicago, IL Sat Sep 14 1974, 8:05 PM EDT Att. 9,511 - Unknown - 62 F		
Bob Heise, R (1, 4) OBP: 0.329, SLG: 0.364	BB 1B	6-3			6-3		5-3	F7	5	1	1	0	0	0	3				
Bobby Valentine, R (1, 10) OBP: 0.306, SLG: 0.331	1B BB		1-3		4-3 1B		F7		3	1	1	1	1	0	0				
John Balaz, R (1, 7) OBP: 0.375, SLG: 0.375	1B 1B				4-3 1B		F8		4	1	2	1	0	0	1				
Elie Rodriguez, R (1, 2) OBP: 0.374, SLG: 0.360	E SF9 1B		K		K			P4	4	1	1	1	0	2	2				
Dave Chalk, R (1, 5) OBP: 0.315, SLG: 0.331	E7 1B		5-3				E5 G6-4-3	E4 WP	4	0	1	1	0	0	1				
Leroy Stanton, R (1, 9) OBP: 0.324, SLG: 0.402	SF9				K		G6-4-3	F9	3	0	0	1	0	1	2				
John Doherty, L (1, 3) OBP: 0.283, SLG: 0.365	G1				K			F6	4	0	1	0	0	1	2				
Orlando Ramirez, R (1, 6) OBP: 0.222, SLG: 0.173		4-3			K			K	4	0	1	0	0	2	0				
Inning Stats	R: 4 E: 1 K: 0 S: 7	H: 4 LOB: 1 BB: 1 P: 11	R: 0 E: 0 K: 0 S: 3	H: 1 LOB: 0 BB: 0 P: 3	R: 0 E: 0 K: 1 S: 6	H: 1 LOB: 1 BB: 0 P: 6	R: 0 E: 0 K: 3 S: 9	H: 0 LOB: 0 BB: 0 P: 9	R: 1 E: 0 K: 1 S: 7	H: 2 LOB: 1 BB: 0 P: 7	R: 0 E: 1 K: 0 S: 5	H: 2 LOB: 2 BB: 0 P: 5	R: 0 E: 1 K: 0 S: 4	H: 0 LOB: 1 BB: 0 P: 4	R: 0 E: 0 K: 1 S: 5	H: 1 LOB: 0 BB: 0 P: 5	1B: 11 2B: 0 3B: 0 HR: 0	SF: 1 SAC: 0 DP: 1 HBP: 0	WP: 1 PA: 38 CS: 2
PITCHER Wilbur Wood, L (1, 1) ERA: 3.64	IP: 9.0 WLS: L BF: 38	H: 11 R: 5 ER: 4 SO: 6	BB: 1 IBB: 0 HBP: 0 BLK: 0	WP: 1 HR: 0 S: 49 P: 53	ERA: 4.00 WHIP: 1.333	PITCHER										ERA: 4.00 WHIP: 1.333			

Batter	1	2	3	4	5	6	7	8	9	AB	R	H	RBI	BB	SO	LOB	BOTTOM		
Lee Richard, R (1, 6) OBP: 0.230, SLG: 0.193	F8		F6			F3				4	0	1	0	0	0	0	California Angels @ Chicago White Sox Comiskey Park, Chicago, IL Sat Sep 14 1974, 8:05 PM EDT Att. 9,511 - Unknown - 62 F		
Jerry Hairston, S (1, 7) OBP: 0.299, SLG: 0.303					F8	1B BB		K	3	0	1	0	1	1	2				
Bill Stein, R (1, 10) OBP: 0.125, SLG: 0.125	K				K			F9	4	0	1	0	0	2	3				
Ken Henderson, S (1, 8) OBP: 0.354, SLG: 0.464	K				K			F4	4	0	0	0	0	2	3				
Brian Downing, R (1, 2) OBP: 0.349, SLG: 0.395		F8			1B BB			F3	3	0	0	0	1	0	0				
Ron Santo, R (1, 5) OBP: 0.293, SLG: 0.298					K			K	3	0	1	0	1	2	1				
Lamar Johnson, R (1, 3) OBP: 0.267, SLG: 0.267		G1-4-3 1B						5-3	4	0	1	0	0	0	2				
Bill Sharp, L (1, 9) OBP: 0.313, SLG: 0.357			G3			G6-4-3 1B		K	3	0	0	0	0	1	2				
Eddie Leon, R (1, 4) OBP: 0.143, SLG: 0.130					K			P3	3	0	1	0	0	1	0				
Inning Stats	R: 0 E: 0 K: 2 S: 8	H: 1 LOB: 0 BB: 0 P: 8	R: 0 E: 0 K: 0 S: 3	H: 1 LOB: 0 BB: 0 P: 3	R: 0 E: 0 K: 1 S: 5	H: 0 LOB: 0 BB: 0 P: 5	R: 0 E: 0 K: 2 S: 7	H: 0 LOB: 0 BB: 0 P: 7	R: 0 E: 0 K: 1 S: 5	H: 1 LOB: 1 BB: 0 P: 7	R: 0 E: 0 K: 0 S: 4	H: 1 LOB: 2 BB: 1 P: 8	R: 0 E: 0 K: 1 S: 5	H: 0 LOB: 0 BB: 0 P: 5	R: 0 E: 0 K: 2 S: 9	H: 2 LOB: 2 BB: 0 P: 9	1B: 5 2B: 1 3B: 0 HR: 0	SF: 0 SAC: 0 DP: 2 HBP: 0	WP: 0 PA: 34 CS: 0
PITCHER Frank Tanana, L (1, 1) ERA: 3.29	IP: 9.0 WLS: W BF: 34	H: 6 R: 0 ER: 0 SO: 9	BB: 3 IBB: 0 HBP: 0 BLK: 0	WP: 0 HR: 0 S: 49 P: 61	ERA: 0.00 WHIP: 1.000	PITCHER										ERA: 0.00 WHIP: 1.000			

Batter	1	2	3	4	5	6	7	8	9	AB	R	H	RBI	BB	SO	LOB	TOP			
Morris Nettles, L (1, 8) OBP: 0.336, SLG: 0.280	F7		L8	P4					6-3	5	0	1	0	0	0	1				
Denny Doyle, L (1, 4) OBP: 0.292, SLG: 0.305	G3		FC3-6 2B	G3			4-3		F8	5	1	1	0	0	0	2				
Bruce Bochte, L (1, 7) OBP: 0.339, SLG: 0.399	HR		FC3-6 1B				F7			4	1	2	1	0	1	1				
Joe Lahoud, L (1, 9) OBP: 0.378, SLG: 0.480	HR		FC3-6 2B				F9			4	2	1	1	0	0	3				
Charlie Sands, L (1, 10) OBP: 0.371, SLG: 0.387			1B						FC3-6 1B	3	0	2	2	1	0	0				
Rudy Meoli, L (8, PR) OBP: 0.288, SLG: 0.253			1-H 3-H 2B				3-1			0	0	0	0	0	0	0				
Dave Chalk, R (1, 5) OBP: 0.316, SLG: 0.336	F7								FC3-6 1B	4	0	2	0	0	0	2				
John Doherty, L (1, 3) OBP: 0.286, SLG: 0.379										4	0	0	0	0	0	4				
Ellie Rodriguez, R (1, 2) OBP: 0.373, SLG: 0.358										4	0	1	0	0	0	3				
Orlando Ramirez, R (1, 6) OBP: 0.205, SLG: 0.159										3	0	0	0	0	0	1				
Inning Stats	R: 2 E: 0 K: 0 S: 5	H: 2 LOB: 1 BB: 1 P: 9	R: 0 E: 0 K: 0 S: 3	H: 0 LOB: 0 BB: 0 P: 3	R: 2 E: 0 K: 0 S: 7	H: 4 LOB: 2 BB: 0 P: 7	R: 0 E: 0 K: 0 S: 4	H: 1 LOB: 1 BB: 0 P: 4	R: 0 E: 0 K: 0 S: 5	H: 0 LOB: 0 BB: 0 P: 5	R: 0 E: 0 K: 0 S: 4	H: 1 LOB: 1 BB: 0 P: 4	R: 0 E: 0 K: 0 S: 4	H: 1 LOB: 2 BB: 0 P: 4	R: 0 E: 0 K: 0 S: 3	H: 0 LOB: 0 BB: 0 P: 3	1B: 7 2B: 1 3B: 0 HR: 2	SF: 0 SAC: 1 DP: 0 HBP: 0	WP: 0 PB: 0 SB: 0 CS: 0	PA: 38
PITCHER Fergie Jenkins, R (1, 1) ERA: 2.94	IP: 9.0 WLS: L BF: 38 H: 10 R: 4 ER: 4 SO: 1 BB: 1 IBB: 0 HBP: 0 BLK: 0 WP: 0 HR: 2 S: 39 P: 43 ERA: 4.00 WHIP: 1.222															PITCHER				

California Angels @ Texas Rangers
Arlington Stadium, Arlington, TX
Wed Sep 18 1974, 8:05 PM EDT
Unknown

AB 36
R 4
H 10
RBI 4
BB 1
SO 1
LOB 17



Batter	1	2	3	4	5	6	7	8	9	AB	R	H	RBI	BB	SO	LOB	BOTTOM					
Davey Nelson, R (1, 4) OBP: 0.294, SLG: 0.284	K		K						4-3	4	0	0	0	0	2	0						
Mike Hargrove, L (9, PH) OBP: 0.397, SLG: 0.435										1	0	0	0	0	0	0						
Cesar Tovar, R (1, 7) OBP: 0.350, SLG: 0.366	5-3		BB BB						F8	3	0	1	0	2	0	0						
Jeff Burroughs, R (1, 9) OBP: 0.392, SLG: 0.510	F9									3	0	1	0	1	0	1						
Tom Robson, R (1, 10) OBP: 0.667, SLG: 0.667										2	1	1	0	2	0	2						
Lenny Randle, S (1, 5) OBP: 0.340, SLG: 0.364										3	0	1	0	1	0	3						
Jim Fregosi, R (1, 3) OBP: 0.328, SLG: 0.446										3	0	1	0	0	0	4						
Jim Spencer, L (8, PH) OBP: 0.328, SLG: 0.401										1	0	0	0	0	0	0						
Toby Harrah, R (1, 6) OBP: 0.324, SLG: 0.426										4	0	2	1	0	0	3						
Joe Lovitto, S (1, 8) OBP: 0.284, SLG: 0.295										4	0	0	0	0	1	6						
Jim Sundberg, R (1, 2) OBP: 0.366, SLG: 0.338										3	0	0	0	0	0	0						
Roy Howell, L (9, PH) OBP: 0.313, SLG: 0.429										1	0	0	0	0	0	0						
Inning Stats	R: 0 E: 0 K: 1 S: 5	H: 0 LOB: 0 BB: 0 P: 5	R: 1 E: 0 K: 0 S: 3	H: 1 LOB: 2 BB: 2 P: 11	R: 0 E: 0 K: 1 S: 5	H: 0 LOB: 3 BB: 3 P: 17	R: 0 E: 0 K: 0 S: 3	H: 1 LOB: 0 BB: 0 P: 3	R: 0 E: 0 K: 0 S: 5	H: 0 LOB: 1 BB: 1 P: 7	R: 0 E: 0 K: 0 S: 5	H: 2 LOB: 2 BB: 0 P: 5	R: 0 E: 0 K: 0 S: 5	H: 2 LOB: 2 BB: 0 P: 5	R: 0 E: 0 K: 1 S: 6	H: 1 LOB: 0 BB: 0 P: 6	R: 0 E: 0 K: 0 S: 3	H: 0 LOB: 0 BB: 0 P: 3	1B: 6 2B: 1 3B: 0 HR: 0	SF: 0 SAC: 0 DP: 2 HBP: 0	WP: 1 PB: 0 SB: 0 CS: 0	PA: 38
PITCHER Andy Hassler, L (1, 1) ERA: 2.89	IP: 6.0 WLS: W BF: 26 H: 4 R: 1 ER: 1 SO: 2 BB: 6 IBB: 0 HBP: 0 BLK: 0 WP: 1 HR: 0 S: 24 P: 48 ERA: 1.50 WHIP: 1.667															PITCHER Orlando Pena, R (7, 1) ERA: 2.31						

California Angels @ Texas Rangers
Arlington Stadium, Arlington, TX
Wed Sep 18 1974, 8:05 PM EDT
Unknown

AB 32
R 1
H 7
RBI 1
BB 6
SO 3
LOB 19



Batter	1	2	3	4	5	6	7	8	9	AB	R	H	RBI	BB	SO	LOB	TOP
Morris Nettles, L (1, 8) OBP: 0.326, SLG: 0.271	0-3 K			0-0 5-3		0-3 K			0-0 1-3	4	0	0	0	0	2	0	California Angels @ Texas Rangers Arlington Stadium, Arlington, TX Wed Sep 18 1974, 8:05 PM EDT Att: 6,908 - Unknown livebaseballscorecards.com
Denny Doyle, L (1, 4) OBP: 0.290, SLG: 0.303	0-0 4-3			0-3 K		0-0 4-3			0-0 6-3	4	0	0	0	0	1	0	
Bruce Bochte, L (1, 9) OBP: 0.339, SLG: 0.397	0-0 4-3			0-0 1B		0-3 K				3	0	1	0	0	1	0	
Charlie Sands, L (1, 10) OBP: 0.370, SLG: 0.385		0-3 K		0-0 1B		0-0 4-3				3	0	1	0	0	1	0	
John Balaz, R (1, 7) OBP: 0.273, SLG: 0.273	0-0 P4			0-0 L5		0-0 5-3				3	0	0	0	0	0	2	
Dave Chalk, R (1, 5) OBP: 0.314, SLG: 0.334	0-0 6-3				0-0 F8				0-0 F7	3	0	0	0	0	0	0	
John Doherty, L (1, 3) OBP: 0.287, SLG: 0.379			0-0 5-3		0-0 L5				0-0 CS 1B	3	0	1	0	0	0	0	
Tom Egan, R (1, 2) OBP: 0.154, SLG: 0.070				0-0 4-3		0-0 6-3			0-3 K	2	0	0	0	0	0	0	
Joe Lahoud, L (8, PH) OBP: 0.377, SLG: 0.478									1-2	1	0	0	0	0	1	1	
Eliee Rodriguez, R (8, 2) OBP: 0.373, SLG: 0.358										0	0	0	0	0	0	0	
Orlando Ramirez, R (1, 6) OBP: 0.200, SLG: 0.155				0-0 4-3		0-0 6-3			0-0 P4	2	0	0	0	0	0	0	
Rudy Meoli, L (9, PH) OBP: 0.284, SLG: 0.250										1	0	0	0	0	0	0	
Inning Stats	R: 0 E: 0 K: 1 S: 5	H: 0 LOB: 0 BB: 0 P: 5	R: 0 E: 0 K: 1 S: 5	H: 0 LOB: 0 BB: 0 P: 5	R: 0 E: 0 K: 0 S: 3	H: 2 LOB: 2 BB: 0 P: 7	R: 0 E: 0 K: 0 S: 3	H: 0 LOB: 0 BB: 0 P: 3	R: 0 E: 0 K: 1 S: 5	H: 1 LOB: 1 BB: 0 P: 5	R: 0 E: 0 K: 0 S: 3	H: 0 LOB: 0 BB: 0 P: 3	1B: 3 2B: 1 3B: 0 HR: 0	SF: 0 SAC: 0 DP: 1 HBP: 0	WP: 0 PB: 0 SB: 0 CS: 1	PA: 29	
PITCHER Steve Hagan, R (1, 1) ERA: 3.96	IP: 9.0 WLS: W BF: 29 H: 3 R: 0 ER: 0 SO: 6 BB: 0 IBB: 0 HBP: 0 BLK: 0 WP: 0 HR: 0 S: 41 P: 41 ERA: 0.00 WHIP: 0.333																

Batter	1	2	3	4	5	6	7	8	9	AB	R	H	RBI	BB	SO	LOB	BOTTOM
Davey Nelson, R (1, 4) OBP: 0.296, SLG: 0.284	0-3 K		0-3 K			4-0 S SH1-4 G5-2-3 BB			0-0 S 1B	3	1	1	0	1	2	0	California Angels @ Texas Rangers Arlington Stadium, Arlington, TX Wed Sep 18 1974, 8:05 PM EDT Att: 6,908 - Unknown livebaseballscorecards.com
Cesar Tovar, R (1, 8) OBP: 0.348, SLG: 0.364	0-0 P4			0-0 4-3		0-0 SH1-4			0-0 F8	3	0	0	0	0	0	1	
Jeff Burroughs, R (1, 9) OBP: 0.395, SLG: 0.512	0-3 K			0-0 BLK 1B		4-0 BB			4-0 1B	2	1	1	0	2	1	0	
Tom Robson, R (1, 10) OBP: 0.700, SLG: 0.667		0-3 K		0-0 FC6-4 1B		4-0 BB			0-0 FC6-4 1B	3	0	2	2	1	1	0	
Lenny Randle, S (1, 5) OBP: 0.340, SLG: 0.363		0-0 PB 1B		0-0 F7		0-0 G5-2-3			0-0 FC6-4	4	0	1	0	0	0	6	
Toby Harrah, R (1, 6) OBP: 0.322, SLG: 0.424		0-0 F7		0-0 FC6-4		0-3 K				3	0	0	0	0	1	2	
Tom Grieve, R (1, 7) OBP: 0.312, SLG: 0.423		0-0 F9			0-3 K				0-3 K	3	0	0	0	0	2	1	
Jim Fregosi, R (1, 3) OBP: 0.328, SLG: 0.445			0-0 4-3		0-0 G5-4-3 1B				0-3 K	3	0	1	0	0	1	0	
Jim Spencer, L (8, 3) OBP: 0.328, SLG: 0.401										0	0	0	0	0	0	0	
Jim Sundberg, R (1, 2) OBP: 0.363, SLG: 0.335			0-0 F9		0-0 G5-4-3				0-0 F8	3	0	0	0	0	0	1	
Inning Stats	R: 0 E: 0 K: 2 S: 7	H: 1 LOB: 1 BB: 0 P: 6	R: 0 E: 0 K: 1 S: 6	H: 0 LOB: 0 BB: 0 P: 6	R: 0 E: 0 K: 0 S: 5	H: 2 LOB: 1 BB: 0 P: 5	R: 0 E: 0 K: 0 S: 5	H: 0 LOB: 2 BB: 3 P: 14	R: 0 E: 0 K: 3 S: 9	H: 2 LOB: 2 BB: 1 P: 9	R: 1 E: 0 K: 0 S: 5	H: 2 LOB: 2 BB: 1 P: 9	1B: 5 2B: 1 3B: 0 HR: 0	SF: 0 SAC: 1 DP: 2 HBP: 0	WP: 0 PB: 1 SB: 2 CS: 0	PA: 32	
PITCHER Frank Tanana, L (1, 1) ERA: 3.26	IP: 8.0 WLS: L BF: 32 H: 6 R: 2 ER: 2 SO: 8 BB: 3 IBB: 1 HBP: 0 BLK: 1 WP: 0 HR: 0 S: 44 P: 60 ERA: 2.25 WHIP: 1.125																

Batter	1	2	3	4	5	6	7	8	9	AB	R	H	RBI	BB	SO	LOB	TOP			
Morris Nettles, L (1, 8) OBP: 0.324, SLG: 0.271	0-0 6-3	0-0 1-3 3-H 1B		0-0 4-3			0-0 6-3			4	0	1	0	0	0	1				
Denny Doyle, L (1, 4) OBP: 0.287, SLG: 0.300	0-0 4-3	0-0 F8			0-0 F8		0-0 4-3			4	0	0	0	0	0	2				
Bruce Bochte, L (1, 7) OBP: 0.343, SLG: 0.396	0-0 E4		0-0 WP 1B		4-0 BB			0-0 F8		3	0	1	0	1	0	0				
Joe Lahoud, L (1, 9) OBP: 0.372, SLG: 0.472	0-3 K		0-3 K		0-3 K		0-0 F4			4	0	0	0	0	3	3				
Charlie Sands, L (1, 10) OBP: 0.375, SLG: 0.375		4-0 1B BB		0-3 K		0-3 K		4-0 CS BB		2	0	0	0	2	2	2				
Rudy Meoli, L (8, PR) OBP: 0.284, SLG: 0.250										0	0	0	0	0	0	0				
Bobby Valentine, R (1, 6) OBP: 0.306, SLG: 0.331	0-0 1B 1-2 1B	0-0 1B 1-2 1B	0-3 K		0-0 F7		0-0 CS	0-0 L4		4	1	1	0	0	1	1				
John Doherty, L (1, 3) OBP: 0.286, SLG: 0.376	0-0 1B 1-3 2-H 1B		0-0 F5		0-0 P6			0-0 F8		4	1	1	0	0	0	0				
Dave Chalk, R (1, 5) OBP: 0.313, SLG: 0.333	0-3 K		0-0 L9		0-0 F3					4	0	1	0	0	1	2				
Tom Egan, R (1, 2) OBP: 0.160, SLG: 0.081	0-0 1B 1-3 3-H 1B		0-0 F9		0-0 F8					3	0	1	1	0	0	1				
Inning Stats	R: 0 E: 1 K: 1 S: 6	H: 0 LOB: 1 BB: 0 P: 6	R: 2 E: 0 K: 1 S: 8	H: 4 LOB: 2 BB: 1 P: 12	R: 0 E: 0 K: 3 S: 10	H: 1 LOB: 1 BB: 0 P: 10	R: 0 E: 0 K: 0 S: 4	H: 1 LOB: 1 BB: 0 P: 4	R: 0 E: 0 K: 2 S: 7	H: 0 LOB: 0 BB: 1 P: 11	R: 0 E: 0 K: 0 S: 3	H: 0 LOB: 0 BB: 0 P: 3	R: 0 E: 0 K: 0 S: 3	H: 0 LOB: 1 BB: 0 P: 6	R: 0 E: 0 K: 0 S: 3	H: 0 LOB: 0 BB: 0 P: 3	1B: 6 2B: 0 3B: 0 HR: 0	SF: 0 SAC: 0 DP: 0 HBP: 0	WP: 1 PB: 0 SB: 3 CS: 1	PA: 36
PITCHER Joe Decker, R (1, 1) ERA: 3.18	IP: 9.0 WLS: W BF: 35 H: 6 R: 2 ER: 2 SO: 7 BB: 3 IBB: 0 HBP: 0 BLK: 0 WP: 1 HR: 0 S: 46 P: 58 ERA: 2.00 WHIP: 1.000																			

California Angels @ Minnesota Twins
Metropolitan Stadium, Bloomington, MI
Fri Sep 20 1974, 8:05 PM EDT
Att. 4,312 - Unknown - 59 F

AB 32
R 2
H 6
RBI 1
BB 3
SO 7
LOB 12



Batter	1	2	3	4	5	6	7	8	9	AB	R	H	RBI	BB	SO	LOB	BOTTOM			
Steve Braun, L (1, 7) OBP: 0.370, SLG: 0.380	4-0 G3 1B BB		4-0 WP BB 1-2 BB		0-3 K		4-0 FC5-2 E BB			1	1	0	0	3	1	0				
Rod Carew, L (1, 4) OBP: 0.431, SLG: 0.447	0-0 G3 1-2 1B		4-0 L6-4 WP BB 1-2 2-3		0-3 K		0-0 FC5-2 FC6-4			3	0	1	0	1	1	3				
Bobby Darwin, R (1, 9) OBP: 0.327, SLG: 0.452	0-0 L7		0-0 L6-4 1-3 2-3 3-H		0-0 F8		0-0 FC6-4			4	0	0	1	0	0	5				
Tony Oliva, L (1, 10) OBP: 0.323, SLG: 0.424	0-0 G3 1-2 2-3		0-0 6-3		0-0 E4 1B		0-0 1-3			4	0	0	0	0	0	4				
Eric Soderholm, R (1, 5) OBP: 0.356, SLG: 0.402	0-0 6-3		4-0 S BB		0-0 P4		0-0 P5			3	0	0	0	1	0	3				
Steve Bnye, R (1, 8) OBP: 0.311, SLG: 0.353		0-0 F9		0-0 F8 1-2		0-0 1B		0-0 F3		4	0	1	0	0	0	1				
Pat Bourque, L (1, 3) OBP: 0.322, SLG: 0.309		0-0 F5		0-3 K		0-3 K		0-0 4-3		4	0	0	0	0	2	3				
Craig Kusick, R (9, 3) OBP: 0.341, SLG: 0.403										0	0	0	0	0	0	0				
Danny Thompson, R (1, 6) OBP: 0.305, SLG: 0.325		0-0 F9		0-3 K		4-0 1B FC5-2 BB				2	0	0	0	1	1	1				
Glenn Borgmann, R (1, 2) OBP: 0.332, SLG: 0.318			4-0 BB WP BB		0-3 K		0-0 FC5-2 FC6-4 1B			2	2	1	0	1	1	0				
Inning Stats	R: 0 E: 0 K: 0 S: 4	H: 1 LOB: 2 BB: 1 P: 8	R: 0 E: 0 K: 0 S: 3	H: 0 LOB: 0 BB: 0 P: 3	R: 1 E: 0 K: 0 S: 2	H: 0 LOB: 1 BB: 3 P: 14	R: 0 E: 0 K: 2 S: 7	H: 0 LOB: 1 BB: 1 P: 11	R: 0 E: 0 K: 3 S: 9	H: 0 LOB: 0 BB: 0 P: 9	R: 0 E: 1 K: 1 S: 7	H: 1 LOB: 2 BB: 0 P: 7	R: 2 E: 1 K: 0 S: 4	H: 1 LOB: 1 BB: 2 P: 12	R: 0 E: 0 K: 0 S: 3	H: 0 LOB: 0 BB: 0 P: 3	1B: 3 2B: 1 3B: 0 HR: 0	SF: 0 SAC: 0 DP: 1 HBP: 0	WP: 1 PB: 0 SB: 1 CS: 0	PA: 34
PITCHER Nolan Ryan, R (1, 1) ERA: 2.97	IP: 8.0 WLS: L BF: 34 H: 3 R: 3 ER: 2 SO: 6 BB: 7 IBB: 0 HBP: 0 BLK: 0 WP: 1 HR: 0 S: 39 P: 67 ERA: 2.25 WHIP: 1.250																			

California Angels @ Minnesota Twins
Metropolitan Stadium, Bloomington, MI
Fri Sep 20 1974, 8:05 PM EDT
Att. 4,312 - Unknown - 59 F

AB 27
R 3
H 3
RBI 1
BB 7
SO 6
LOB 20



Batter	1	2	3	4	5	6	7	8	9	AB	R	H	RBI	BB	SO	LOB	TOP			
Morris Nettles, L (1,8) OBP: 0.322, SLG: 0.270	0-0 6-3		0-0 1-3			0-3 K		0-0 1B		4	0	1	0	0	1	1	California Angels @ Minnesota Twins Metropolitan Stadium, Bloomington, MI Sat Sep 21 1974, 4:33 AM EDT Att. 4,631 - Unknown - 44 F livebaseballscores.com			
Denny Doyle, L (1,4) OBP: 0.287, SLG: 0.300	0-0 F7		0-3 K			0-0 F9		0-0 1B		4	0	1	1	0	1					
Bruce Bochte, L (1,7) OBP: 0.341, SLG: 0.393	0-0 1B		0-0 L5			0-3 K		0-0 F7		4	0	1	0	0	1	3				
Joe Lahoud, L (1,9) OBP: 0.371, SLG: 0.467	4-0 1B			0-0 L3				0-0 F5		3	0	0	0	1	1	0				
Charlie Sands, L (1,10) OBP: 0.370, SLG: 0.361	0-3 K			0-0 F9				4-0 BB		3	0	0	0	1	1	2				
Elie Rodriguez, R (1,2) OBP: 0.372, SLG: 0.356		0-3 K		0-0 F4				0-0 BB		3	0	0	0	1	1	1				
Dave Chalk, R (1,5) Rudy Meoli, L (0, PH) OBP: 0.280, SLG: 0.247		0-3 K			0-3 K			0-3 K		3	0	0	0	0	3	0				
John Doherty, L (1,3) OBP: 0.283, SLG: 0.371		0-0 F8			0-3 K			0-0 4-3		3	0	0	0	0	1	0				
Orlando Ramirez, R (1,6) OBP: 0.215, SLG: 0.163			0-0 1B			0-3 K		4-0 1B		2	1	1	0	1	1	0				
Inning Stats	R: 0 E: 0 K: 1 S: 6	H: 1 LOB: 2 BB: 1 P: 10	R: 0 E: 0 K: 2 S: 7	H: 0 LOB: 0 BB: 0 P: 7	R: 0 E: 0 K: 1 S: 6	H: 1 LOB: 1 BB: 0 P: 6	R: 0 E: 0 K: 0 S: 3	H: 0 LOB: 0 BB: 0 P: 3	R: 0 E: 0 K: 3 S: 9	H: 0 LOB: 0 BB: 0 P: 9	R: 0 E: 0 K: 0 S: 2	H: 0 LOB: 0 BB: 1 P: 6	R: 1 E: 0 K: 1 S: 7	H: 2 LOB: 2 BB: 1 P: 11	R: 0 E: 0 K: 2 S: 7	H: 0 LOB: 1 BB: 1 P: 11	1B: 4 2B: 0 3B: 0 HR: 0	SF: 0 SAC: 0 DP: 1 HBP: 0	WP: 0 PB: 1 SB: 0 CS: 0	PA: 34
PITCHER Bert Blyleven, R (1,1) ERA: 2.69	IP: 9.0 WLS: W BF: 34 H: 4 R: 1 ER: 1 SO: 12 BB: 4 IBB: 0 HBP: 0 BLK: 0 WP: 0 HR: 0 S: 54 P: 70 ERA: 1.00 WHIP: 0.889															PITCHER				

Batter	1	2	3	4	5	6	7	8	9	AB	R	H	RBI	BB	SO	LOB	BOTTOM			
Steve Braun, L (1,7) OBP: 0.372, SLG: 0.381	0-0 1B	4-0 1B		0-3 K		0-0 F7	0-0 WP			4	2	2	0	1	1	1	California Angels @ Minnesota Twins Metropolitan Stadium, Bloomington, MI Sat Sep 21 1974, 4:33 AM EDT Att. 4,631 - Unknown - 44 F livebaseballscores.com			
Rod Carew, L (1,4) Jerry Terrell, R (9,4) OBP: 0.431, SLG: 0.446 OBP: 0.288, SLG: 0.326	0-0 1-3	0-0 1B		0-0 5-3		0-0 1B	0-0 F7			5	1	2	0	0	0	2				
Bobby Darwin, R (1,9) OBP: 0.326, SLG: 0.450	0-0 2B	0-0 F8		0-0 5-3		0-3 K	0-0 5-3			5	1	1	1	0	1	5				
Tony Oliva, L (1,10) OBP: 0.326, SLG: 0.422	4-0 2B	4-0 1B			0-0 F7	4-0 1B	0-0 4-3			2	2	0	0	3	0	0				
Eric Soderholm, R (1,5) OBP: 0.361, SLG: 0.406	0-0 2B	4-0 1B			4-0 BB	0-0 BB	0-3 K			3	1	2	4	2	1	0				
Steve Brye, R (1,8) OBP: 0.310, SLG: 0.352	0-0 F4	0-0 4-3			0-0 1B	0-0 E6	0-0 F3			5	0	1	0	0	0	7				
Pat Bourque, L (1,3) OBP: 0.331, SLG: 0.318	0-0 2B		0-0 G3		4-0 BB	4-0 BB				2	0	1	3	2	0	0				
Danny Thompson, R (1,6) Luis Gomez, R (7,6) OBP: 0.301, SLG: 0.320 OBP: 0.259, SLG: 0.209	0-0 6-3		0-0 6-3		4-0 BB	0-0 F4				4	0	0	0	0	0	7				
Glenn Borgmann, R (1,2) OBP: 0.331, SLG: 0.317		0-0 F8	0-0 F7			0-0 1B	0-0 6-3			4	1	1	0	0	0	0				
Inning Stats	R: 4 E: 0 K: 0 S: 7	H: 4 LOB: 1 BB: 1 P: 11	R: 1 E: 0 K: 0 S: 4	H: 1 LOB: 3 BB: 3 P: 16	R: 0 E: 0 K: 0 S: 3	H: 0 LOB: 0 BB: 0 P: 3	R: 0 E: 0 K: 1 S: 5	H: 0 LOB: 0 BB: 0 P: 5	R: 0 E: 0 K: 1 S: 3	H: 1 LOB: 2 BB: 2 P: 11	R: 3 E: 1 K: 1 S: 9	H: 3 LOB: 3 BB: 2 P: 17	R: 0 E: 0 K: 0 S: 4	H: 1 LOB: 1 BB: 0 P: 4	R: 0 E: 0 K: 1 S: 5	H: 0 LOB: 0 BB: 0 P: 5	1B: 8 2B: 2 3B: 0 HR: 0	SF: 0 SAC: 0 DP: 1 HBP: 0	WP: 2 PB: 0 SB: 0 CS: 0	PA: 42
PITCHER Chuck Dobson, R (1,1) ERA: 5.63 Don Kirkwood, R (2,1) ERA: 8.53 Luis Quintana, L (6,1) ERA: 4.26 Horacio Pina, R (7,1) ERA: 3.72 Ken Sanders, R (8,1) ERA: 6.86	IP: 1.2 WLS: L BF: 14 H: 5 R: 3 ER: 5 SO: 5 BB: 3 IBB: 0 HBP: 0 BLK: 0 WP: 0 HR: 0 S: 10 P: 26 ERA: 27.00 WHIP: 4.800															PITCHER				

Batter	1	2	3	4	5	6	7	8	9	AB	R	H	RBI	BB	SO	LOB	TOP					
Morris Nettles, L (1, 8) OBP: 0.325, SLG: 0.275										5	0	2	1	0	0	3						
Bob Heise, R (1, 4) OBP: 0.324, SLG: 0.371										4	0	1	0	0	1	2						
Denny Doyle, L (9, PH) OBP: 0.288, SLG: 0.301										1	0	1	0	0	0	0						
Bobby Valentine, R (1, 6) OBP: 0.312, SLG: 0.333										3	1	2	0	2	0	0						
John Balaz, R (1, 7) OBP: 0.357, SLG: 0.357										3	0	2	0	0	0	0						
Bruce Bochte, L (7, PH) OBP: 0.337, SLG: 0.388										2	0	0	0	0	0	4						
Winston Llenas, R (1, 10) OBP: 0.295, SLG: 0.341										1	0	0	1	1	0	0						
Joe Lahoud, L (7, PH) OBP: 0.369, SLG: 0.464										2	0	0	0	0	1	3						
Elie Rodriguez, R (1, 2) OBP: 0.371, SLG: 0.353										3	0	0	0	1	1	4						
Dave Chalk, R (1, 5) OBP: 0.313, SLG: 0.333										4	0	2	0	0	0	1						
Leroy Stanton, R (1, 9) OBP: 0.328, SLG: 0.404									3	0	2	0	1	0	0							
Doug Howard, R (1, 3) OBP: 0.263, SLG: 0.278									3	1	1	0	0	0	4							
John Doherty, L (8, PH) OBP: 0.281, SLG: 0.369										1	0	0	0	0	0	2						
Inning Stats	R: 0 E: 0 K: 1 S: 6	H: 2 LOB: 3 BB: 2 P: 14	R: 1 E: 1 K: 0 S: 5	H: 2 LOB: 1 BB: 0 P: 5	R: 1 E: 0 K: 0 S: 4	H: 1 LOB: 0 BB: 1 P: 8	R: 0 E: 0 K: 0 S: 3	H: 1 LOB: 0 BB: 0 P: 3	R: 0 E: 0 K: 0 S: 3	H: 0 LOB: 0 BB: 0 P: 3	R: 0 E: 0 K: 0 S: 3	H: 1 LOB: 2 BB: 2 P: 11	R: 0 E: 0 K: 0 S: 5	H: 2 LOB: 2 BB: 0 P: 5	R: 0 E: 0 K: 1 S: 7	H: 2 LOB: 1 BB: 0 P: 7	R: 0 E: 0 K: 1 S: 6	H: 2 LOB: 1 BB: 0 P: 6	1B: 12 2B: 1 3B: 0 HR: 0	SF: 1 SAC: 0 DP: 2 HBP: 0	WP: 0 PB: 0 SB: 0 CS: 1	PA: 42
PITCHER	IP WLS BF H R ER SO BB IBB HBP BLK WP HR S P ERA WHIP																					
Vic Albury, L (1, 1) ERA: 4.12	6.1 W 29 8 2 1 1 5 0 0 0 0 0 0 26 46 1.42 2.053																					
Bill Campbell, R (7, 1) ERA: 2.65	2.2 12 5 0 0 2 0 0 0 0 0 0 0 16 16 0.00 1.875																					

California Angels @ Minnesota Twins
Metropolitan Stadium, Bloomington, MI
Sun Sep 22 1974, 4:33 AM EDT
Att. 4,029 - Unknown - 46 F

AB 35
R 2
H 13
RBI 2
BB 5
SO 3
LOB 23



Batter	1	2	3	4	5	6	7	8	9	AB	R	H	RBI	BB	SO	LOB	BOTTOM					
Jerry Terrell, R (1, 6) OBP: 0.282, SLG: 0.318										5	0	0	0	0	1	4						
Rod Carew, L (1, 4) OBP: 0.430, SLG: 0.449										4	2	1	0	1	1	2						
Bobby Darwin, R (1, 9) OBP: 0.324, SLG: 0.446										4	0	0	0	1	1	2						
Harmon Killebrew, R (1, 10) OBP: 0.318, SLG: 0.371										4	0	1	1	0	1	3						
Eric Soderholm, R (1, 5) OBP: 0.358, SLG: 0.403										4	0	0	0	0	2	1						
Larry Hise, R (1, 7) OBP: 0.356, SLG: 0.474										4	2	2	0	0	0	1						
Steve Brye, R (1, 8) OBP: 0.315, SLG: 0.362									4	1	4	1	0	0	0	0						
Craig Kusick, R (1, 3) OBP: 0.344, SLG: 0.411									4	0	2	2	0	1	3							
Glenn Borgmann, R (1, 2) OBP: 0.330, SLG: 0.316									4	1	1	0	0	1	5							
Inning Stats	R: 0 E: 0 K: 1 S: 5	H: 0 LOB: 1 BB: 1 P: 9	R: 0 E: 0 K: 1 S: 7	H: 2 LOB: 2 BB: 0 P: 7	R: 0 E: 0 K: 1 S: 5	H: 0 LOB: 1 BB: 1 P: 9	R: 1 E: 1 K: 2 S: 10	H: 2 LOB: 2 BB: 0 P: 10	R: 1 E: 0 K: 0 S: 5	H: 2 LOB: 1 BB: 0 P: 5	R: 3 E: 1 K: 0 S: 7	H: 3 LOB: 1 BB: 0 P: 7	R: 1 E: 0 K: 1 S: 7	H: 2 LOB: 1 BB: 0 P: 7	R: 0 E: 0 K: 2 S: 7	H: 0 LOB: 0 BB: 0 P: 7	R: 0 E: 0 K: 2 S: 7	H: 0 LOB: 0 BB: 0 P: 7	1B: 6 2B: 4 3B: 1 HR: 0	SF: 0 SAC: 0 DP: 0 HBP: 0	WP: 1 PB: 0 SB: 1 CS: 0	PA: 39
PITCHER	IP WLS BF H R ER SO BB IBB HBP BLK WP HR S P ERA WHIP																					
Frank Tanana, L (1, 1) ERA: 3.27	5.0 L 27 9 5 2 5 2 0 0 0 0 0 0 35 43 3.60 2.200																					
Ed Figueroa, R (6, 1) ERA: 3.67	3.0 12 2 1 1 3 0 0 0 0 0 0 0 18 18 3.00 0.667																					

California Angels @ Minnesota Twins
Metropolitan Stadium, Bloomington, MI
Sun Sep 22 1974, 4:33 AM EDT
Att. 4,029 - Unknown - 46 F

AB 37
R 6
H 11
RBI 4
BB 2
SO 8
LOB 21



Batter	1	2	3	4	5	6	7	8	9	AB	R	H	RBI	BB	SO	LOB	TOP			
Morris Nettles, L (1,8)	5-3	G1 FC1-5 1B		4-3		K		E1 FC4-6		5	1	1	0	0	1	1	California Angels @ Kansas City Royals Royals Stadium, Kansas City, MO Tue Sep 24 1974, 8:05 PM EDT Att. 7,003 - Unknown - 58 F			
Bob Heise, R (1,4)	HR 5-3 BB	FC1-5 G1 1B		P6		FC5		FC4-6		4	2	0	0	1	0	4				
Bobby Valentine, R (1,6)	5-3	G1		5-3				6-3		5	0	0	0	0	0	3				
John Balaz, R (1,7)	HR 2H	1B		5-3		K		P4		5	1	2	4	0	1	0				
Winston Llenas, R (1,10)	E BB	1B		K		4-3				4	1	2	0	1	1	0				
Dave Chalk, R (1,5)	E4 E 1H	F9		P6				E6 2B 1-3		5	2	0	0	0	0	3				
Leroy Stanton, R (1,9)	E6 FC6-4 2H		F9		L3			1-3 E 2B		4	1	1	0	0	0	0				
Bruce Bochte, L (1,3)	FC6-4 1-2		G3		1B 2B			F8		4	1	1	0	0	0	3				
Tom Egan, R (1,2)		FC1-5 1B		6-3		FC5 S 1B		1-3		4	0	2	2	0	0	1				
Inning Stats	R: 4 E: 2 K: 0 S: 6	H: 1 LOB: 1 BB: 2 P: 14	R: 2 E: 0 K: 0 S: 7	H: 4 LOB: 2 BB: 0 P: 7	R: 0 E: 0 K: 0 S: 3	H: 0 LOB: 0 BB: 0 P: 3	R: 0 E: 0 K: 1 S: 5	H: 0 LOB: 0 BB: 0 P: 5	R: 1 E: 0 K: 1 S: 7	H: 2 LOB: 1 BB: 0 P: 7	R: 0 E: 0 K: 1 S: 5	H: 0 LOB: 0 BB: 0 P: 5	R: 2 E: 2 K: 0 S: 6	H: 1 LOB: 1 BB: 0 P: 6	R: 0 E: 0 K: 0 S: 4	H: 1 LOB: 1 BB: 0 P: 4	1B: 5 2B: 3 3B: 0 HR: 1	SF: 0 SAC: 0 DP: 0 HBP: 0	WP: 0 PB: 0 SB: 1 CS: 0	PA: 42
PITCHER	IP WLS BF H R ER SO BB IBB HBP BLK WP HR S P ERA WHIP																			
Paul Splittorf, L (1,1)	1.2 L 14 5 6 4 0 2 0 0 0 0 1 12 20 21.60 4.200																			
Marty Pattin, R (2,1)	5.1 18 2 1 1 3 0 0 0 0 0 0 24 24 1.69 0.375																			
Aurelio Lopez, R (8,1)	2.0 10 2 2 0 0 0 0 0 0 0 0 10 10 0.00 1.000																			
Batter	1	2	3	4	5	6	7	8	9	AB	R	H	RBI	BB	SO	LOB	BOTTOM			
Vada Pinson, L (1,7)	F8		4-3		K			2B	L6	5	0	1	0	0	1	4	California Angels @ Kansas City Royals Royals Stadium, Kansas City, MO Tue Sep 24 1974, 8:05 PM EDT Att. 7,003 - Unknown - 58 F			
Al Cowens, R (1,9)	K		FC6-4 1B		F8			F8		4	0	1	1	0	1	1				
George Brett, L (1,5)	K		FC6-4 1-2		1-3			F9		4	0	0	0	0	1	2				
John Mayberry, L (1,10)		F7	F5			BB		FC4-6 BB		2	0	0	0	2	0	1				
Amos Otis, R (1,8)		S 1B BB		K		K		FC4-6 1B FC4-6		3	2	0	0	1	2	2				
Tony Solaita, L (1,3)	K		K		K		1-3	FC4-6 1B		4	0	1	0	0	2	1				
Frank White, R (1,4)		1B		K		F9		FC4-6 BB BB		4	0	1	2	0	1	1				
Freddie Patek, R (1,6)		G3		4-3		4-3		BB BB		3	0	0	0	1	0	1				
Buck Martinez, R (1,2)			E8 4-3 1B		K			F7	BB	3	1	1	0	1	1	0				
Inning Stats	R: 0 E: 0 K: 2 S: 7	H: 0 LOB: 0 BB: 0 P: 7	R: 1 E: 0 K: 1 S: 6	H: 1 LOB: 1 BB: 1 P: 10	R: 1 E: 1 K: 0 S: 5	H: 2 LOB: 1 BB: 0 P: 5	R: 0 E: 0 K: 3 S: 9	H: 0 LOB: 0 BB: 0 P: 9	R: 0 E: 0 K: 1 S: 5	H: 0 LOB: 1 BB: 1 P: 9	R: 0 E: 0 K: 0 S: 3	H: 0 LOB: 0 BB: 0 P: 3	R: 0 E: 0 K: 0 S: 4	H: 1 LOB: 1 BB: 0 P: 4	R: 1 E: 0 K: 0 S: 4	H: 1 LOB: 3 BB: 3 P: 16	1B: 4 2B: 1 3B: 0 HR: 0	SF: 0 SAC: 0 DP: 0 HBP: 0	WP: 0 PB: 0 SB: 1 CS: 0	PA: 37
PITCHER	IP WLS BF H R ER SO BB IBB HBP BLK WP HR S P ERA WHIP																			
Nolan Ryan, R (1,1)	9.0 W 37 5 3 3 9 5 0 0 0 0 0 50 70 3.00 1.111																			

Batter	1	2	3	4	5	6	7	8	9	AB	R	H	RBI	BB	SO	LOB	TOP								
Morris Nettles, L (1, 8) OBP: 0.323, SLG: 0.276	F7		1B S 1-2		6-3		F7		2B 1B	5	2	2	1	0	0	2	California Angels @ Kansas City Royals Royals Stadium, Kansas City, MO Wed Sep 25 1974, 8:05 PM EDT Att: 6,766 - Unknown - 73 F								
Denny Doyle, L (1, 4) OBP: 0.288, SLG: 0.305 Winston Llenas, R (7, PH) OBP: 0.309, SLG: 0.358 Bob Heise, R (7, 4) OBP: 0.325, SLG: 0.373			F8			P4	1B	1B	1B 2B	3	0	1	0	0	0	2									
Bruce Bochte, L (1, 3) OBP: 0.337, SLG: 0.391	P5		1B S 1-3 2-H			4-3	1-3		1B	5	0	2	2	0	0	3									
John Balaz, R (1, 7) OBP: 0.333, SLG: 0.435	K		L7			1B HBP			K	4	0	0	0	0	2	3									
Joe Lahoud, L (1, 10) OBP: 0.369, SLG: 0.463		K			G6-4-3 1B	E9 S 1B		P3	F2	5	0	2	0	0	1	1									
Dave Chalk, R (1, 5) OBP: 0.307, SLG: 0.326		6-3			G6-4-3 1-2	F7		P3		4	0	0	0	0	0	3									
Leroy Stanton, R (1, 9) OBP: 0.326, SLG: 0.404		5-3			K				E6 SH 1B	4	2	1	0	0	1	0									
Rudy Meoli, L (1, 6) OBP: 0.282, SLG: 0.250			1B 1B			5-3		F8	SH 1B 2B	3	2	1	0	0	0	1									
Tom Egan, R (1, 2) OBP: 0.180, SLG: 0.110			F7			K			6-3	4	0	1	0	0	1	3									
Inning Stats	R: 0 E: 0 K: 1 S: 6	H: 1 LOB: 1 BB: 0 P: 6	R: 0 E: 0 K: 1 S: 5	H: 0 LOB: 0 BB: 0 P: 5	R: 2 E: 0 K: 0 S: 6	H: 3 LOB: 1 BB: 0 P: 6	R: 0 E: 0 K: 1 S: 5	H: 1 LOB: 0 BB: 0 P: 5	R: 0 E: 0 K: 0 S: 5	H: 0 LOB: 0 BB: 0 P: 5	R: 0 E: 1 K: 0 S: 4	H: 1 LOB: 2 BB: 0 P: 5	R: 1 E: 0 K: 0 S: 6	H: 3 LOB: 2 BB: 0 P: 6	R: 0 E: 0 K: 0 S: 3	H: 0 LOB: 0 BB: 0 P: 3		R: 4 E: 2 K: 1 S: 10	H: 3 LOB: 1 BB: 0 P: 10	1B: 10 2B: 1 3B: 1 HR: 0	SF: 0 SAC: 1 DP: 1 HBP: 1	WP: 0 PB: 0 SB: 3 CS: 0	PA: 41		
PITCHER	IP	WLS	BF	H	R	ER	SO	BB	IBB	HBP	BLK	WP	HR	S	P	ERA	WHIP								
Nelson Briles, R (1, 1) ERA: 4.02	6.1	L	27	8	3	3	4	0	0	1	0	0	0	34	35	4.26	1.263								
Steve Mingori, L (7, 1) ERA: 2.94	2.2		14	4	4	0	1	0	0	0	0	0	0	16	16	0.00	1.500								

AB	39
R	7
H	12
RBI	6
BB	0
SO	5
LOB	18



Batter	1	2	3	4	5	6	7	8	9	AB	R	H	RBI	BB	SO	LOB	BOTTOM								
Al Cowens, R (1, 9) OBP: 0.312, SLG: 0.296 Kurt Bevacqua, R (9, 6) OBP: 0.276, SLG: 0.214	L8 G3 1B		L9			G4-6-3 1-2			2B	4	0	2	0	0	0	1	California Angels @ Kansas City Royals Royals Stadium, Kansas City, MO Wed Sep 25 1974, 8:05 PM EDT Att: 6,766 - Unknown - 73 F								
Cookie Rojas, R (1, 4) OBP: 0.304, SLG: 0.334	G3				6-3		6-3		K	4	0	0	0	0	1	3									
George Brett, L (1, 5) OBP: 0.308, SLG: 0.360	L8				G6-4-3 1B		FC5 1B		4-3	4	0	2	0	0	0	1									
Hal McRae, R (1, 10) OBP: 0.377, SLG: 0.474	6-3				G6-4-3 1-2				K	4	0	1	0	0	1	2									
John Mayberry, L (1, 3) OBP: 0.364, SLG: 0.437			4-3			4-3			G3	4	0	0	0	0	1	2									
Amos Otis, R (1, 8) OBP: 0.351, SLG: 0.442						G5-4-3 BB		FC5		2	0	1	0	1	0	2									
Jim Wohlford, R (1, 7) OBP: 0.324, SLG: 0.343			K			G5-4-3 1-2			K	3	0	0	0	0	2	2									
Fran Healy, R (1, 2) OBP: 0.341, SLG: 0.377		CS			6-3				2B BB	2	0	0	0	1	1	0									
Freddie Patek, R (1, 6) OBP: 0.327, SLG: 0.301 Vada Pinson, L (8, PH) OBP: 0.304, SLG: 0.373			F8						L9	2	0	1	0	0	0	0		1							
Inning Stats	R: 0 E: 0 K: 0 S: 4	H: 1 LOB: 1 BB: 0 P: 4	R: 0 E: 0 K: 1 S: 5	H: 1 LOB: 0 BB: 0 P: 5	R: 0 E: 0 K: 0 S: 3	H: 0 LOB: 0 BB: 0 P: 3	R: 0 E: 0 K: 0 S: 3	H: 1 LOB: 0 BB: 0 P: 3	R: 0 E: 0 K: 0 S: 2	H: 0 LOB: 0 BB: 1 P: 6	R: 0 E: 0 K: 1 S: 5	H: 1 LOB: 0 BB: 0 P: 5	R: 0 E: 0 K: 1 S: 7	H: 2 LOB: 2 BB: 0 P: 7	R: 0 E: 0 K: 2 S: 8	H: 1 LOB: 2 BB: 1 P: 12		R: 0 E: 0 K: 1 S: 5	H: 0 LOB: 0 BB: 0 P: 5	1B: 6 2B: 1 3B: 0 HR: 0	SF: 0 SAC: 0 DP: 3 HBP: 0	WP: 0 PB: 0 SB: 0 CS: 1	PA: 33		
PITCHER	IP	WLS	BF	H	R	ER	SO	BB	IBB	HBP	BLK	WP	HR	S	P	ERA	WHIP								
Andy Hassler, L (1, 1) ERA: 2.76	6.2	W	23	6	0	0	3	1	0	0	0	0	0	28	32	0.00	1.050								
Orlando Pena, R (7, 1) ERA: 2.21	2.1	S	9	1	0	0	3	1	0	0	0	0	0	14	18	0.00	0.857								

AB	30
R	0
H	7
RBI	0
BB	2
SO	6
LOB	14



Batter	1	2	3	4	5	6	7	8	9	AB	R	H	RBI	BB	SO	LOB	TOP			
Morris Nettles, L (1,8) OBP: 0.322, SLG: 0.276	0-0 4-3 1B 1B		0-0 6-3		0-0 FC6-4			0-3 K		4	1	1	0	0	1	1	California Angels @ Kansas City Royals Royals Stadium, Kansas City, MO Thu Sep 26 1974, 8:05 PM EDT Alt: 6,795 - Unknown - 74 F			
Denny Doyle, L (1,4) OBP: 0.288, SLG: 0.305	0-0 4-3		0-0 4-3				0-0 G3-6-3 1B	0-0 3-1		4	0	1	0	0	0	1				
Bruce Bochte, L (1,3) OBP: 0.335, SLG: 0.388	0-0 1B			0-0 4-3			0-0 G3-6-3 1B	0-3 K		4	0	1	1	0	1	1				
John Balaz, R (1,7) OBP: 0.321, SLG: 0.407	0-0 P6			0-3 K			0-0 1B	0-3 K		4	0	1	0	0	2	1				
Joe Lahoud, L (1,10) OBP: 0.368, SLG: 0.463	0-0 F9			0-0 2B			0-0 P4	0-0 P3		4	0	1	0	0	0	2				
Dave Chalk, R (1,5) OBP: 0.305, SLG: 0.324		0-0 6-3		0-0 L6				0-3 K		3	0	0	0	0	1	1				
Leroy Stanton, R (1,9) OBP: 0.326, SLG: 0.402		4-0 G4-6-3 BB			0-0 F8			0-0 F8		2	0	0	0	1	0	0				
Rudy Meoli, L (1,6) OBP: 0.284, SLG: 0.244		0-0 G4-6-3			4-0 FC6-4 BB			0-0 F8		2	0	0	0	1	0	1				
Tom Egan, R (1,2) OBP: 0.174, SLG: 0.106			0-3 K		0-3 K			0-3 K		3	0	0	0	0	3	1				
Inning Stats	R: 1 E: 0 K: 0 S: 5	H: 2 LOB: 1 BB: 0 P: 5	R: 0 E: 0 K: 0 S: 2	H: 0 LOB: 0 BB: 1 P: 6	R: 0 E: 0 K: 1 S: 5	H: 0 LOB: 0 BB: 0 P: 5	R: 0 E: 0 K: 1 S: 6	H: 1 LOB: 1 BB: 0 P: 6	R: 0 E: 0 K: 0 S: 4	H: 2 LOB: 1 BB: 0 P: 4	R: 0 E: 0 K: 1 S: 5	H: 0 LOB: 0 BB: 0 P: 5	R: 0 E: 0 K: 2 S: 7	H: 0 LOB: 0 BB: 0 P: 7	R: 0 E: 0 K: 2 S: 7	H: 0 LOB: 0 BB: 0 P: 7	1B: 4 2B: 1 3B: 0 HR: 0	SF: 0 SAC: 0 DP: 2 HBP: 0	WP: 0 PB: 0 SB: 1 CS: 0	PA: 32
PITCHER Steve Busby, R (1,1) ERA: 3.39	IP: 9.0 WLS: W BF: 32 H: 5 R: 1 ER: 1 SO: 8 BB: 2 IBB: 0 HBP: 0 BLK: 0 WP: 0 HR: 0 S: 46 P: 54 ERA: 1.00 WHIP: 0.778																			

Batter	1	2	3	4	5	6	7	8	9	AB	R	H	RBI	BB	SO	LOB	BOTTOM			
Vada Pinson, L (1,7) OBP: 0.308, SLG: 0.376	0-0 1-6-3 1B	0-0 1-2 2-3 HR 1B		0-0 F3		0-0 G3		0-0 E FC6 SF8 1B		5	2	3	0	0	0	0	California Angels @ Kansas City Royals Royals Stadium, Kansas City, MO Thu Sep 26 1974, 8:05 PM EDT Alt: 6,795 - Unknown - 74 F			
Hal McRae, R (1,10) OBP: 0.377, SLG: 0.479	0-3 K	0-0 1-2 1-1 2-H 3-H HR		0-0 G5-4-3 1B		0-0 F8		0-0 F3		5	1	2	4	0	1	2				
Amos Otis, R (1,8) OBP: 0.350, SLG: 0.441	0-0 1-6-3	0-0 P6		0-0 G5-4-3				0-0 FC6 WP		4	1	1	0	0	0	2				
Jim Wohlford, R (8,7) OBP: 0.323, SLG: 0.342	2-3			1-2		WP 1B		1-3 2B		1	1	0	0	0	0	1				
John Mayberry, L (1,3) OBP: 0.365, SLG: 0.435	4-0 BB	0-0 F8			0-0 L3	4-0 1B BB		0-0 SF8		2	0	0	1	2	0	0				
George Brett, L (1,5) OBP: 0.314, SLG: 0.367	0-0 G3			0-0 FC5-4 1B		0-0 1B 2B 1B		0-0 1-2 2-H 1B		5	1	4	2	0	0	2				
Al Cowens, R (1,9) OBP: 0.314, SLG: 0.302		0-0 1B 2B		0-0 FC5-4 1B		0-0 1-2 2B 1B		0-0 F9		5	2	2	0	0	0	4				
Cookie Rojas, R (1,4) OBP: 0.305, SLG: 0.336		4-0 1B HR BB		0-0 L9		0-0 1-1 2-H 2B		0-0 1-3		3	1	1	2	1	0	1				
Freddie Patek, R (1,6) OBP: 0.327, SLG: 0.301		0-3 K		0-0 1-2 1B		0-0 L6		0-0 1-3		4	0	1	0	0	1	3				
Buck Martinez, R (1,2) OBP: 0.310, SLG: 0.275		0-0 1-2 2-H HR 1B		0-0 K		0-0 F7		0-0 6-3		4	1	1	1	0	1	3				
Inning Stats	R: 0 E: 0 K: 1 S: 6	H: 1 LOB: 2 BB: 1 P: 10	R: 5 E: 0 K: 1 S: 9	H: 4 LOB: 0 BB: 1 P: 13	R: 0 E: 0 K: 1 S: 7	H: 2 LOB: 2 BB: 0 P: 7	R: 0 E: 0 K: 0 S: 3	H: 1 LOB: 0 BB: 0 P: 3	R: 2 E: 0 K: 0 S: 6	H: 3 LOB: 1 BB: 0 P: 6	R: 1 E: 0 K: 0 S: 5	H: 2 LOB: 2 BB: 1 P: 9	R: 0 E: 0 K: 0 S: 3	H: 0 LOB: 0 BB: 0 P: 3	R: 2 E: 1 K: 0 S: 6	H: 2 LOB: 1 BB: 0 P: 6	1B: 11 2B: 3 3B: 0 HR: 1	SF: 1 SAC: 0 DP: 1 HBP: 0	WP: 2 PB: 0 SB: 1 CS: 0	PA: 42
PITCHER Chuck Dobson, R (1,1) ERA: 7.29	IP: 5.0 WLS: L BF: 27 H: 11 R: 7 ER: 7 SO: 3 BB: 2 IBB: 0 HBP: 0 BLK: 0 WP: 1 HR: 1 S: 31 P: 39 ERA: 12.60 WHIP: 2.600																			
Don Kirkwood, R (6,1) ERA: 8.59	1.0 6 2 1 1 0 1 0 0 0 1 0 5 9 9.00 3.000																			
Horacio Pina, R (7,1) ERA: 3.66	1.0 3 0 0 0 0 0 0 0 0 0 0 3 3 0.00 0.000																			
Ken Sanders, R (8,1) ERA: 6.53	1.0 6 2 2 0 0 0 0 0 0 1 0 6 6 0.00 2.000																			

AB	30
R	1
H	5
RBI	1
BB	2
SO	8
LOB	9



AB	38
R	10
H	15
RBI	10
BB	3
SO	3
LOB	18



Batter	1	2	3	4	5	6	7	8	9	AB	R	H	RBI	BB	SO	LOB	TOP			
Steve Brye, R OBP: 0.317, SLG: 0.367 (1, 8)	5-3		FC5-4 1B		F8		SF9		1B	4	0	2	1	0	0	0	Minnesota Twins @ California Angels Anaheim Stadium, Anaheim, CA Fri Sep 27 1974, 10:05 PM EDT Att: 4,946 - Cloudy - 65 F			
Rod Carew, L OBP: 0.434, SLG: 0.449 (1, 4)	6-3		FC5-4 1B 1-2		CS 1B		5-3		F8	5	0	1	0	0	0	3				
Bobby Darwin, R OBP: 0.321, SLG: 0.446 (1, 9)	4-3		FC3-6 1B 1-3		CS 1-2	6-3	F9			4	0	1	0	0	0	1				
Harmon Killebrew, R OBP: 0.313, SLG: 0.367 (1, 10)		FC4-6 1B 2B	FC3-6 1-2		4-3				F7	4	1	1	0	0	0	2				
Larry Hulse, R OBP: 0.395, SLG: 0.469 (1, 7)		F9	K			BB 1B			6-3	4	0	1	0	0	1	3				
Craig Kusick, R OBP: 0.352, SLG: 0.408 (1, 3)		FC4-6 BB			F3					1	0	0	0	3	0	0				
Eric Soderholm, R OBP: 0.350, SLG: 0.392 (1, 5)		FC4-6 1B 1-2 2-3			F9				F9	4	0	0	0	0	1	5				
Luis Gomez, R OBP: 0.264, SLG: 0.216 (1, 6)					K				F4	4	1	2	1	0	1	0				
Glenn Borgmann, R OBP: 0.326, SLG: 0.313 (1, 2)		5-3			1-3				F9	4	0	1	0	0	0	2				
Inning Stats	R: 0 E: 0 K: 0 S: 3	H: 0 LOB: 0 BB: 0 P: 3	R: 1 E: 0 K: 0 S: 5	H: 2 LOB: 2 BB: 1 P: 9	R: 0 E: 0 K: 1 S: 7	H: 2 LOB: 2 BB: 0 P: 7	R: 0 E: 0 K: 1 S: 5	H: 0 LOB: 0 BB: 0 P: 5	R: 0 E: 0 K: 0 S: 4	H: 1 LOB: 2 BB: 1 P: 8	R: 1 E: 0 K: 0 S: 5	H: 2 LOB: 1 BB: 0 P: 5	R: 0 E: 0 K: 1 S: 5	H: 0 LOB: 1 BB: 1 P: 9	R: 0 E: 0 K: 0 S: 4	H: 1 LOB: 1 BB: 0 P: 4	1B: 8 2B: 1 3B: 0 HR: 0	SF: 1 SAC: 0 DP: 0 HBP: 0	WP: 0 PB: 0 CS: 1	PA: 39
PITCHER Frank Tanana, L ERA: 3.22 (1, 1)	IP: 9.0 WLS: W BF: 38 H: 9 R: 2 ER: 2 SO: 3 BB: 3 IBB: 0 HBP: 0 BLK: 0 WP: 0 HR: 0 S: 41 P: 53 ERA: 2.00 WHIP: 1.333															PITCHER				

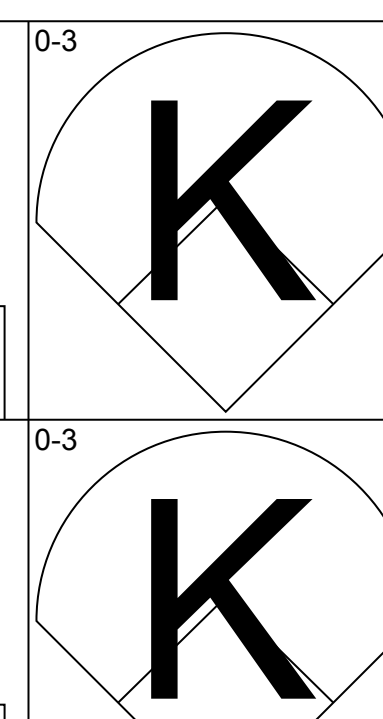
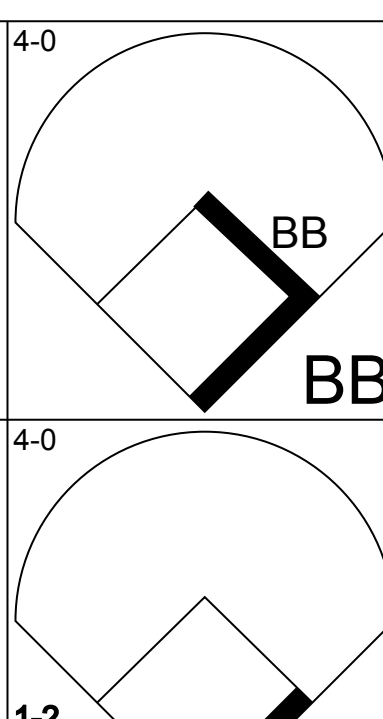
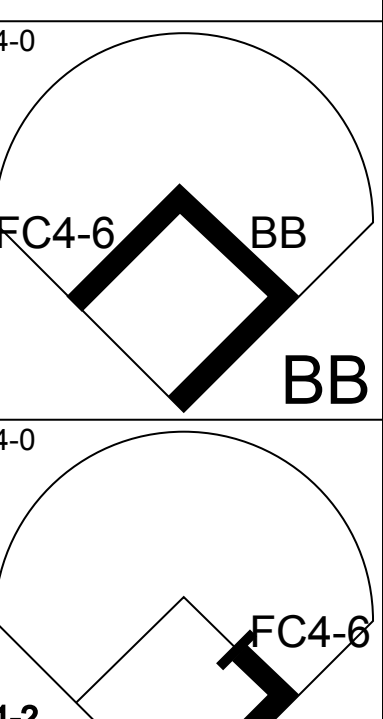
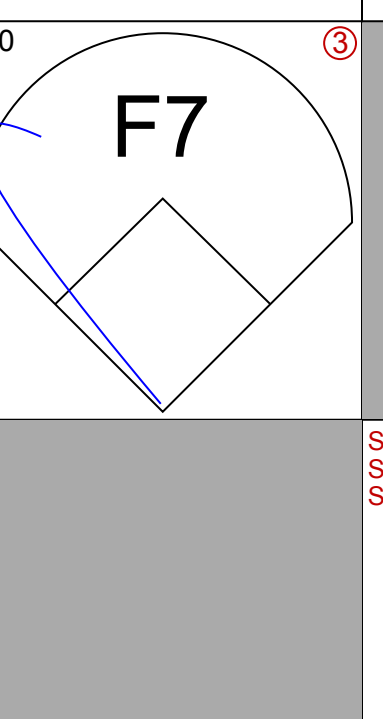
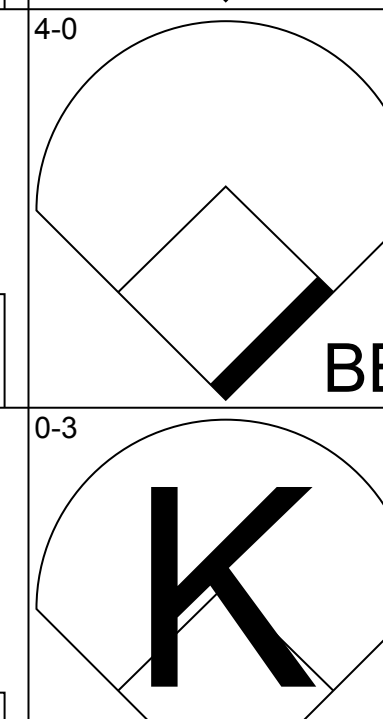
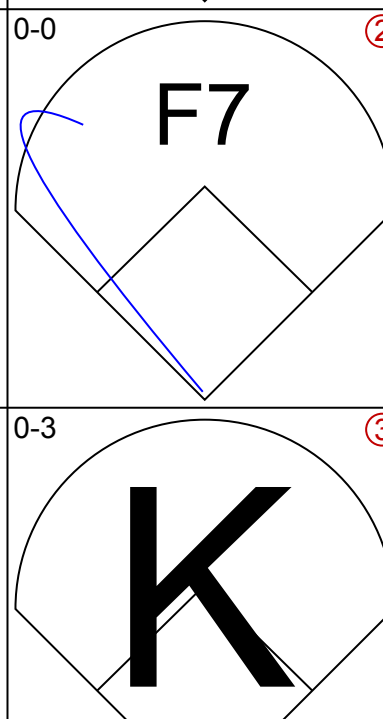
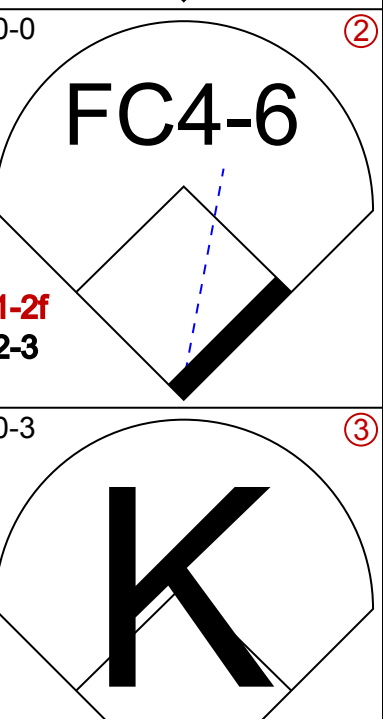








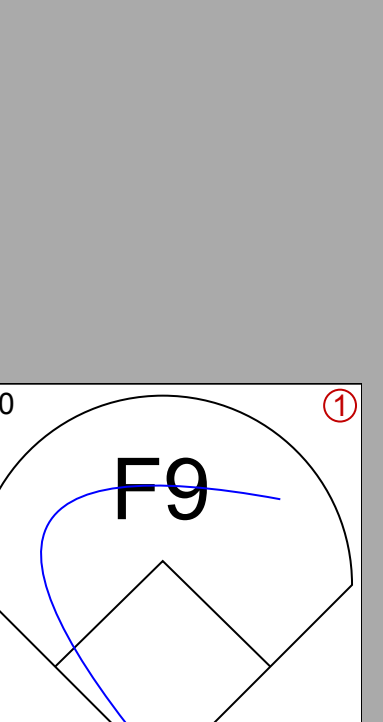
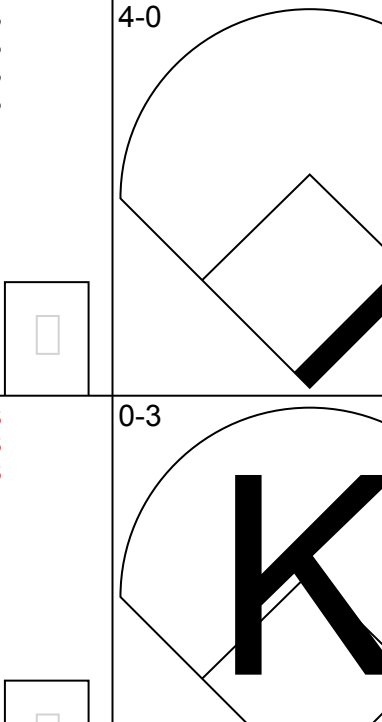
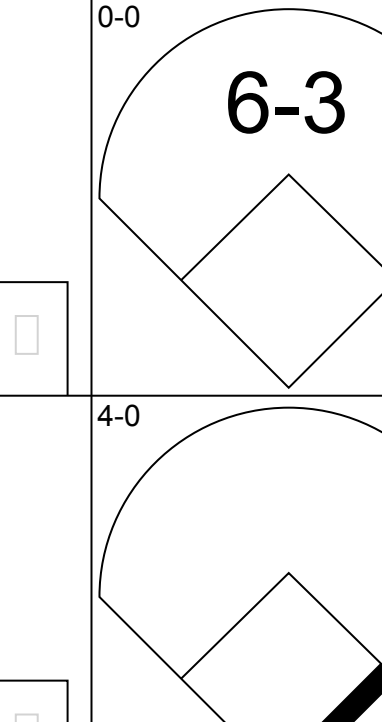
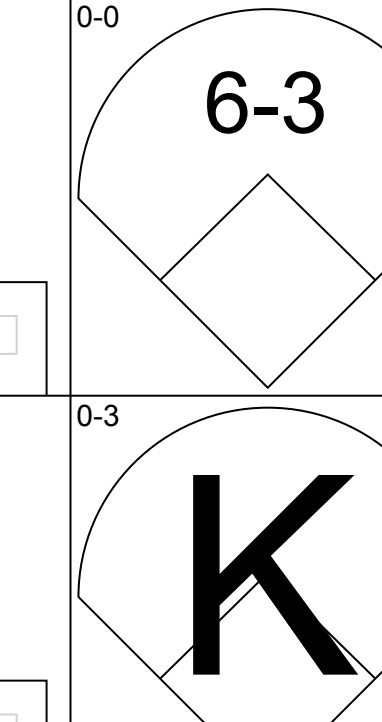








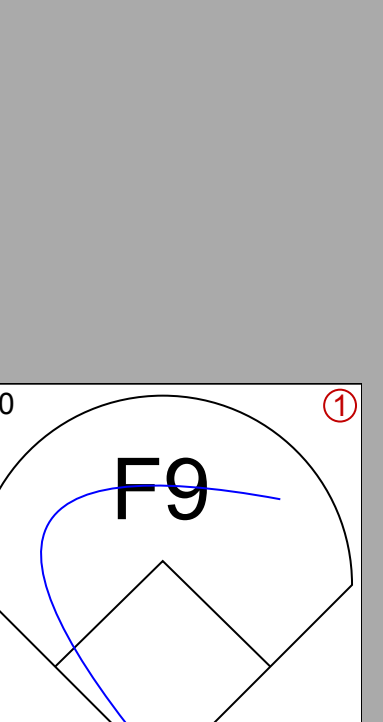

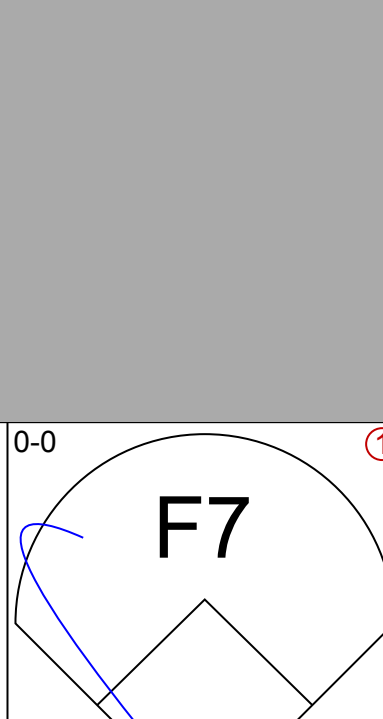
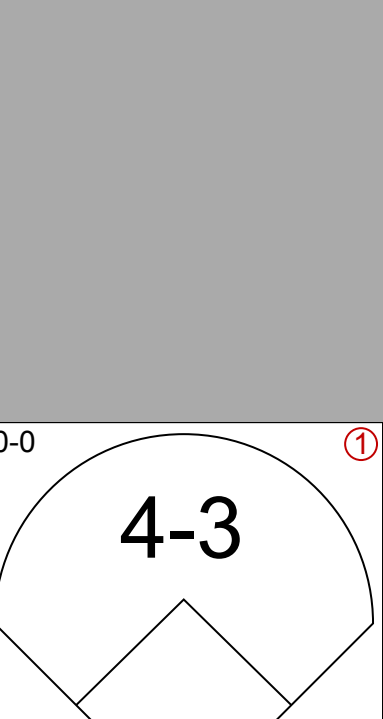
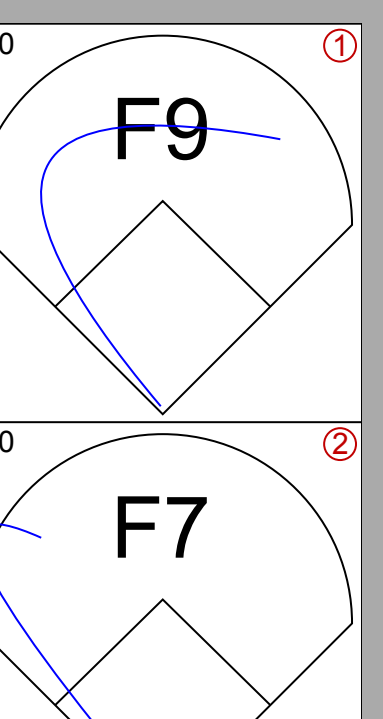
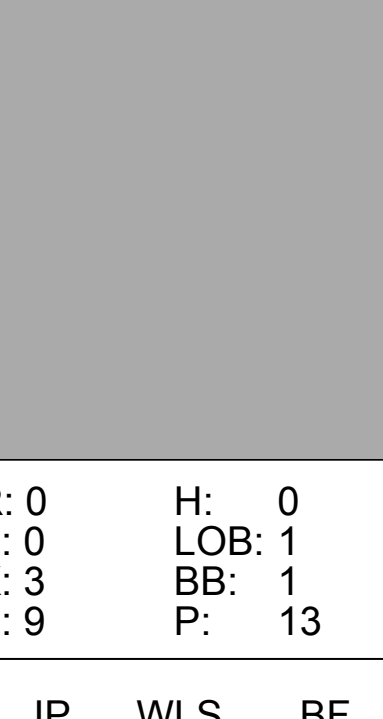
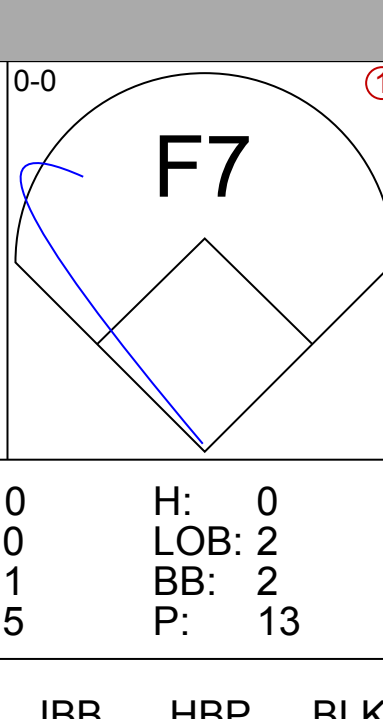
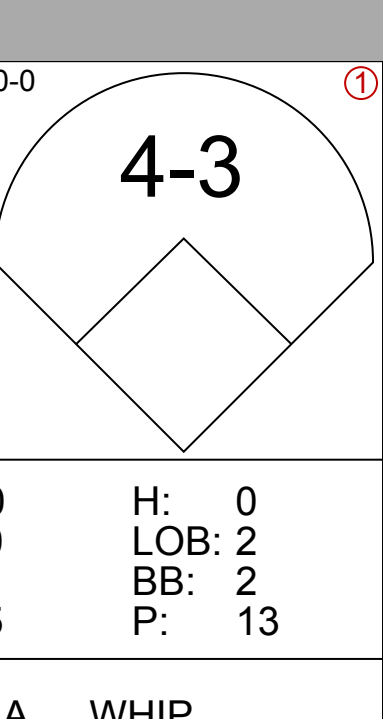
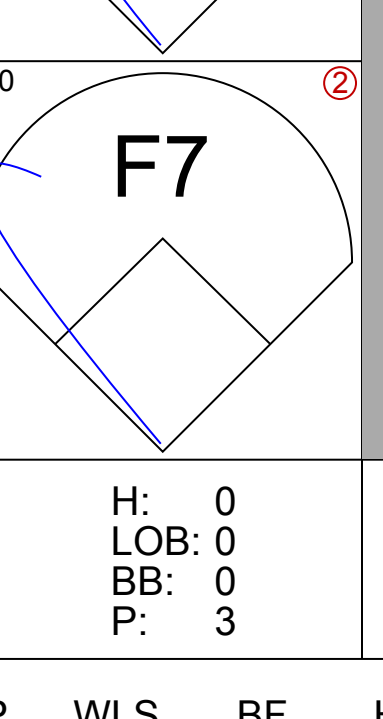
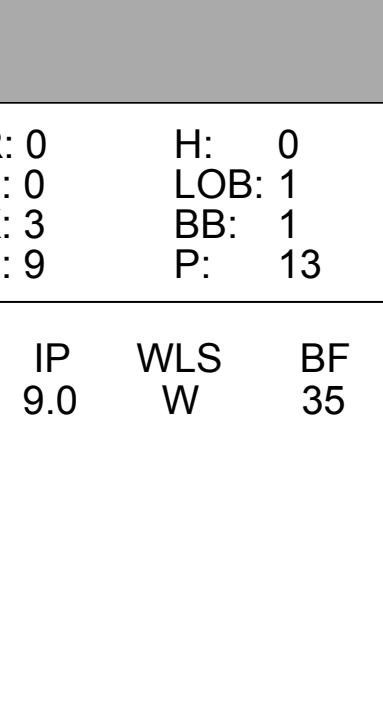
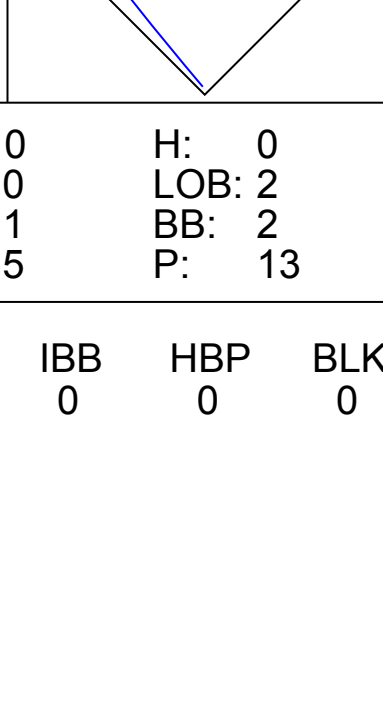
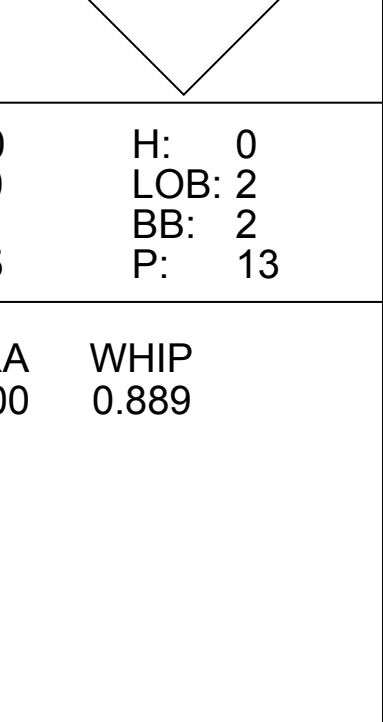
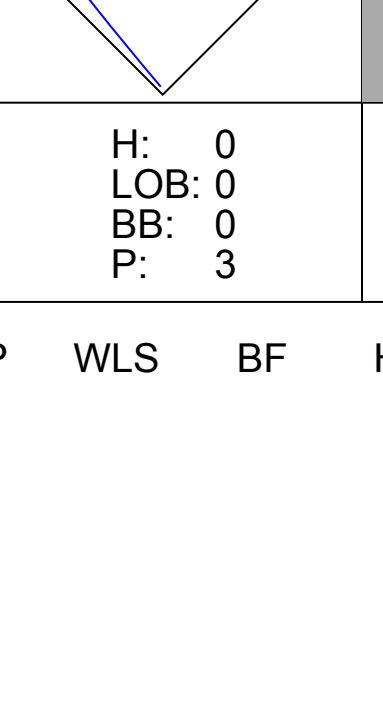
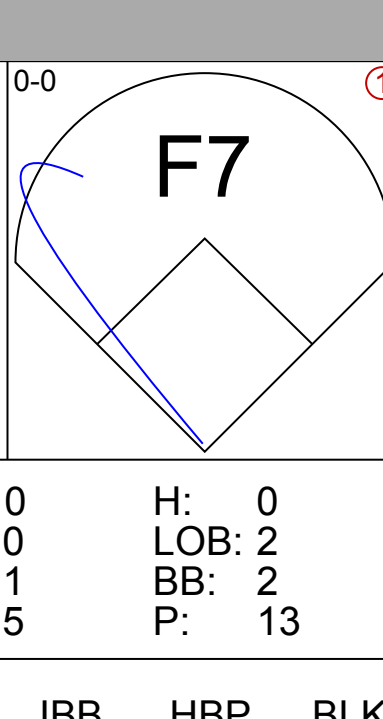
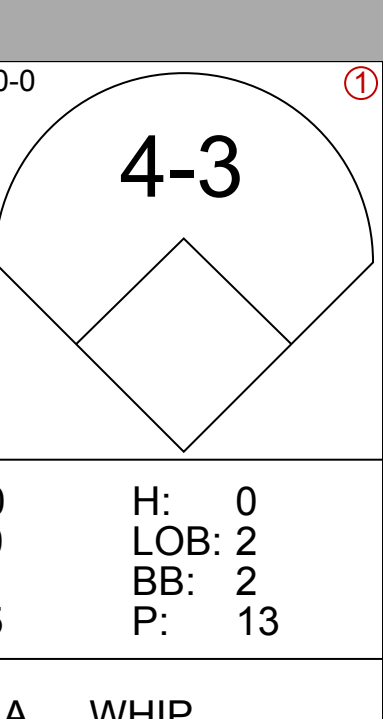
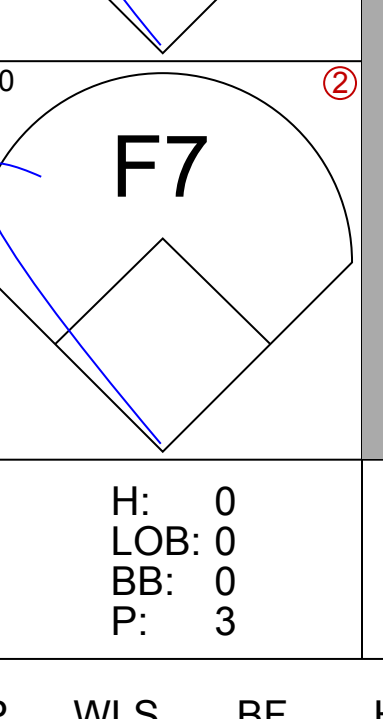
Batter	1	2	3	4	5	6	7	8	9	AB	R	H	RBI	BB	SO	LOB	BOTTOM			
Morris Nettles, L OBP: 0.326, SLG: 0.288 (1, 8)	4-3 1B 2B		K		E4 1-3		1B			4	2	2	0	0	1	3	Minnesota Twins @ California Angels Anaheim Stadium, Anaheim, CA Fri Sep 27 1974, 10:05 PM EDT Att: 4,946 - Cloudy - 65 F			
Bob Heise, R OBP: 0.313, SLG: 0.359 (1, 6)	4-3		K		K		BB 1B			3	0	0	0	0	2	5				
Doug Howard, R OBP: 0.282, SLG: 0.297 (7, PH)										1	0	1	2	0	0	0				
Rudy Meoli, L OBP: 0.294, SLG: 0.244 (8, 6)	2-3						1-1 3-H			0	0	0	0	0	0	0				
Bruce Bochte, L OBP: 0.338, SLG: 0.387 (1, 3)	CS 1B 3-H		4-3				F7			3	0	1	1	1	0	3				
John Balaz, R OBP: 0.313, SLG: 0.367 (1, 7)	F4 1-2				F3 4-3				BB	3	0	0	0	1	0	4				
Winston Llenas, R OBP: 0.303, SLG: 0.350 (1, 10)			F7		K		4-3		F8	3	0	0	0	0	1	0				
Joe Lahoud, L OBP: 0.367, SLG: 0.462 (7, PH)										1	0	0	0	0	0	2				
Leroy Stanton, R OBP: 0.326, SLG: 0.400 (1, 9)			F7				F8		F8	4	0	1	0	0	0	0				
Dave Chalk, R OBP: 0.305, SLG: 0.322 (1, 5)			CS BB		F7		6-3		K	3	0	0	0	1	1	1				
Ellie Rodriguez, R OBP: 0.372, SLG: 0.353 (1, 2)		CS 1-2	CS		1B 1B		FC4-6 BB		5-3 K	3	0	1	0	1	1	0				
Denny Doyle, L OBP: 0.291, SLG: 0.307 (1, 4)					FC4-6 E 1-2		1B 1B			3	1	2	0	0	0	1				
Inning Stats	R: 1 E: 0 K: 0 S: 4	H: 2 LOB: 0 BB: 0 P: 4	R: 0 E: 0 K: 0 S: 2	H: 0 LOB: 0 BB: 1 P: 6	R: 0 E: 0 K: 2 S: 9	H: 2 LOB: 2 BB: 0 P: 9	R: 0 E: 0 K: 1 S: 6	H: 1 LOB: 1 BB: 0 P: 6	R: 0 E: 1 K: 1 S: 6	H: 0 LOB: 3 BB: 2 P: 14	R: 0 E: 0 K: 0 S: 3	H: 0 LOB: 0 BB: 0 P: 3	R: 2 E: 0 K: 0 S: 6	H: 3 LOB: 2 BB: 1 P: 10	R: 0 E: 0 K: 2 S: 7	H: 0 LOB: 0 BB: 0 P: 7	1B: 7 2B: 1 3B: 0 HR: 0	SF: 0 SAC: 0 DP: 0 HBP: 0	WP: 0 PB: 0 CS: 2	PA: 36
PITCHER Vic Albury, L ERA: 4.12 (1, 1)	IP: 6.2 WLS: L BF: 31 H: 8 R: 3 ER: 3 SO: 4 BB: 4 IBB: 0 HBP: 0 BLK: 0 WP: 0 HR: 0 S: 35 P: 51 ERA: 4.05 WHIP: 1.800															PITCHER				
Bill Campbell, R ERA: 2.62 (7, 1)	IP: 1.1 WLS: L BF: 4 H: 0 R: 0 ER: 0 SO: 2 BB: 0 IBB: 0 HBP: 0 BLK: 0 WP: 0 HR: 0 S: 8 P: 8 ERA: 0.00 WHIP: 0.000															PITCHER				

AB	34
R	2
H	9
RBI	2
BB	3
SO	3
LOB	16



AB	31
R	3
H	8
RBI	3
BB	4
SO	6
LOB	19

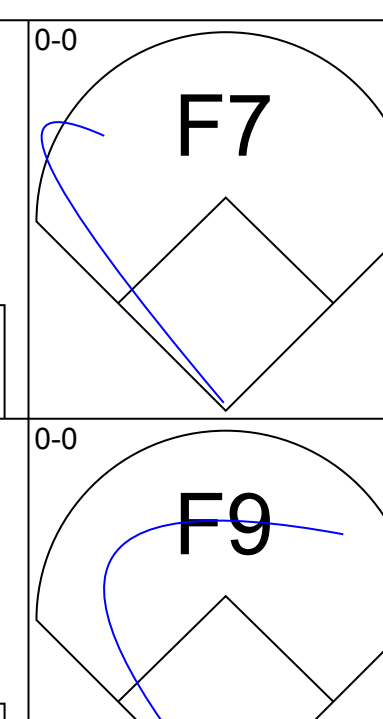
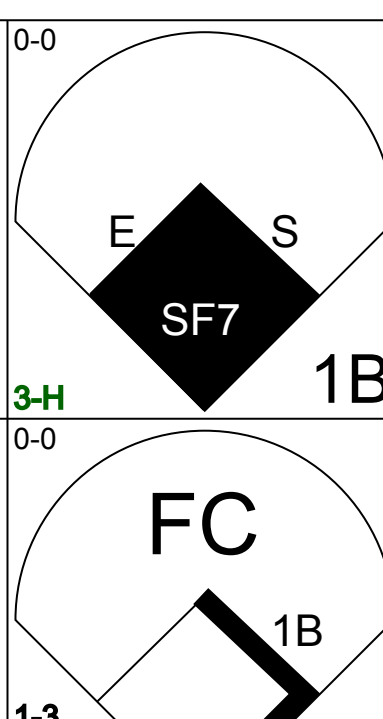
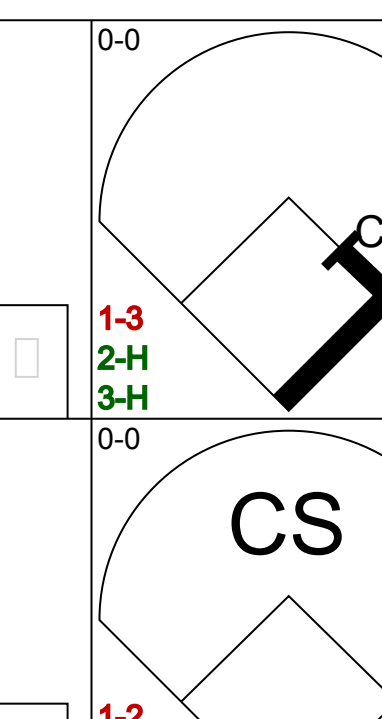

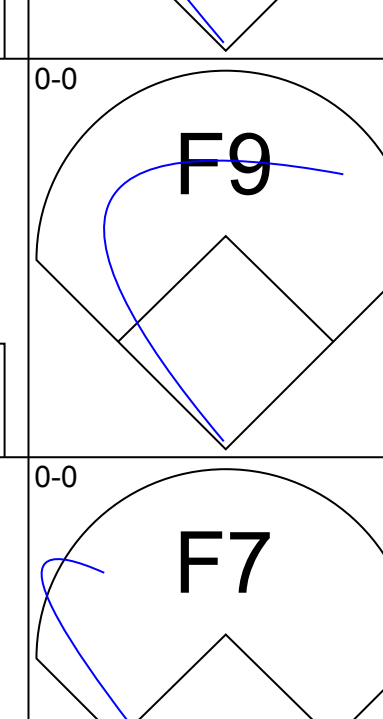
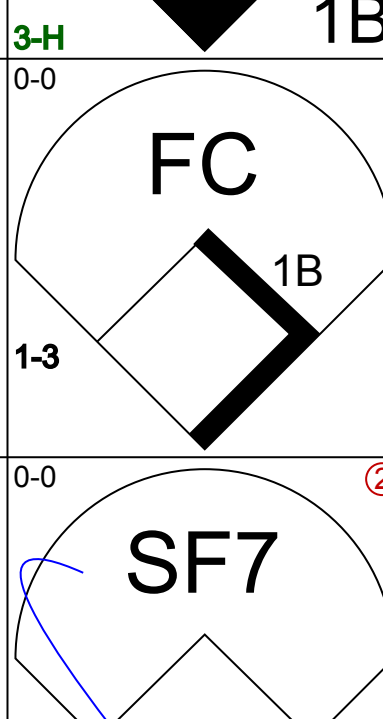
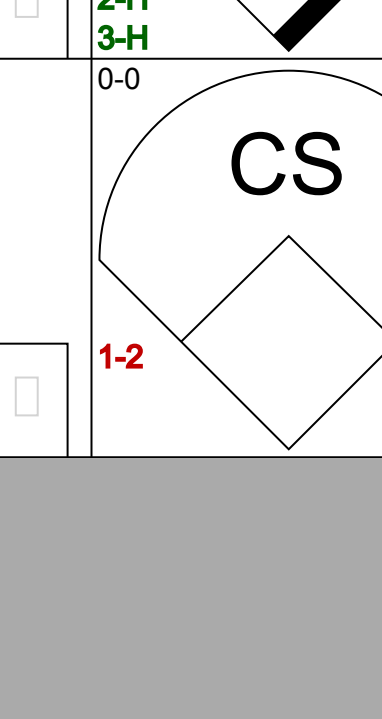
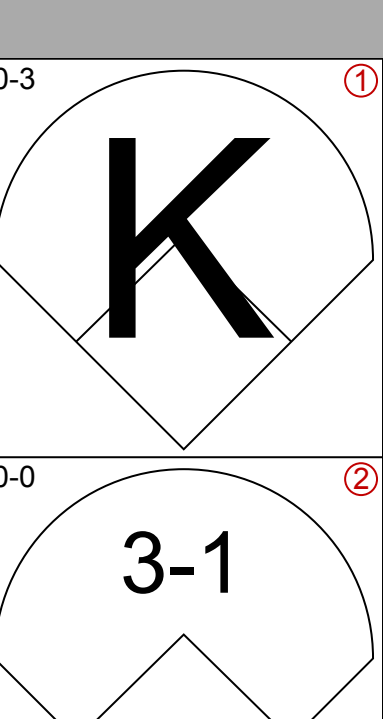

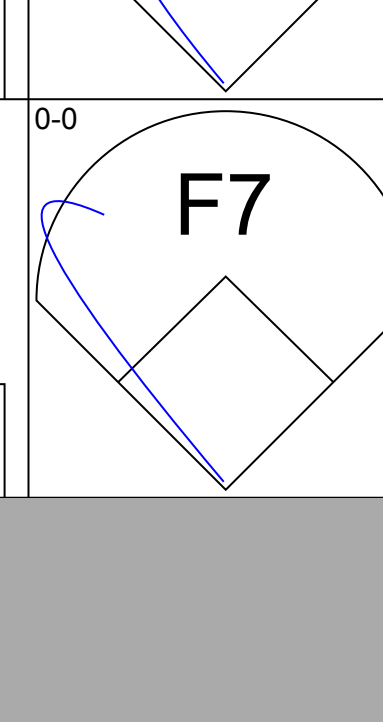
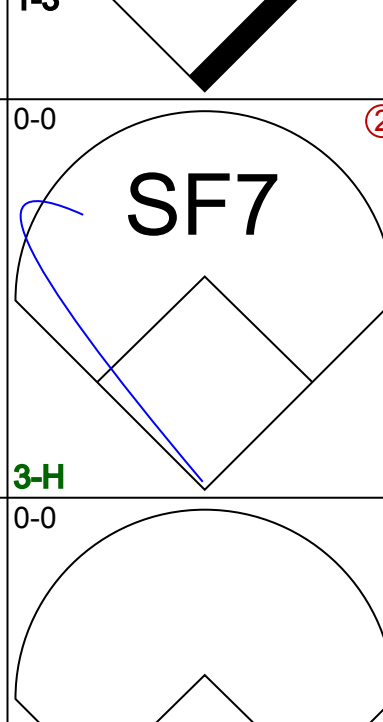
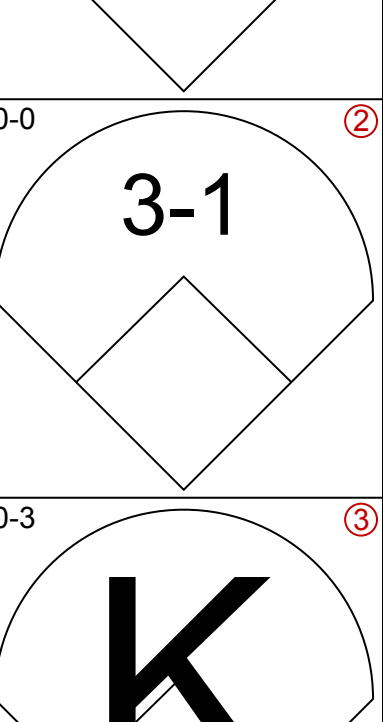

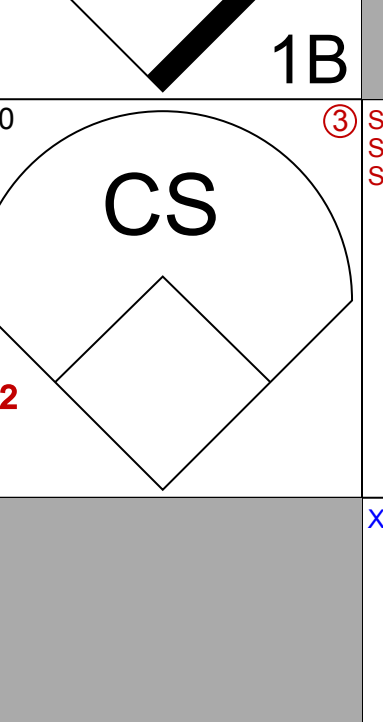
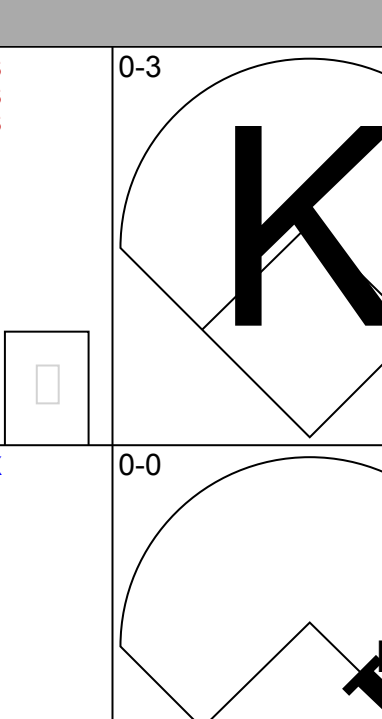
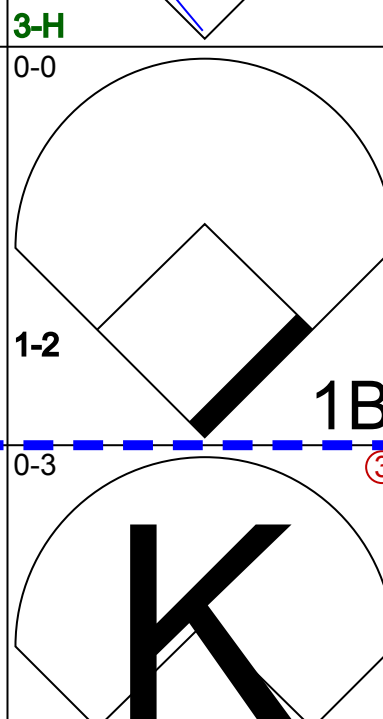

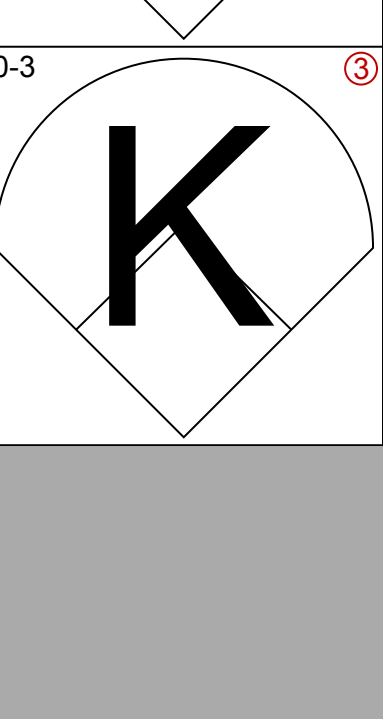

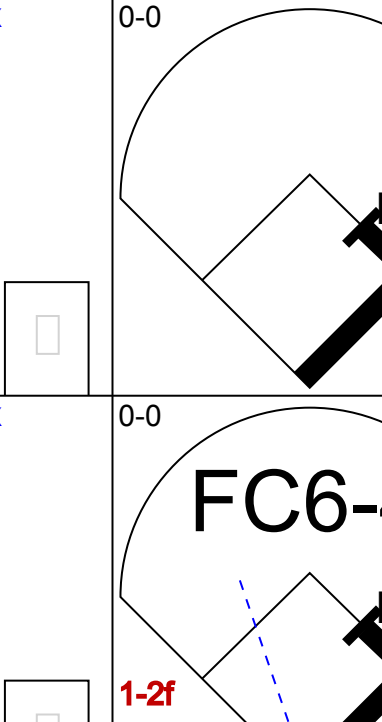



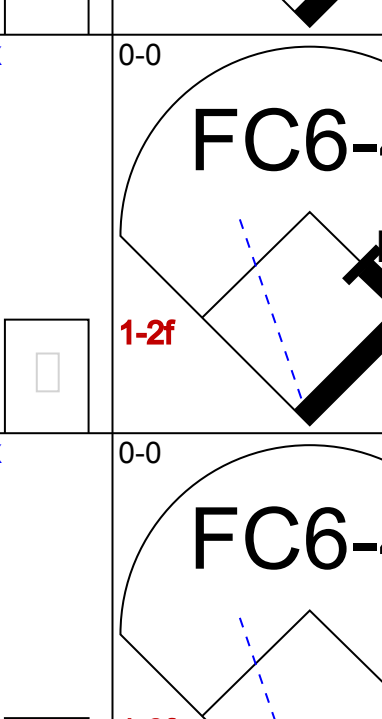
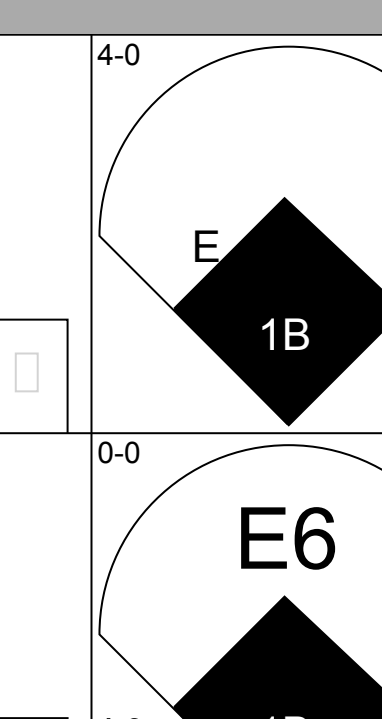


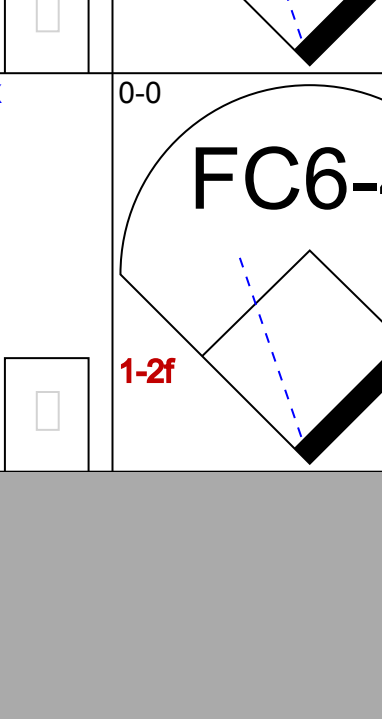
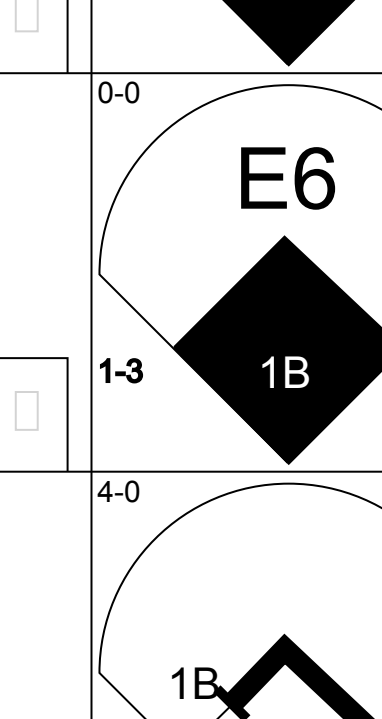


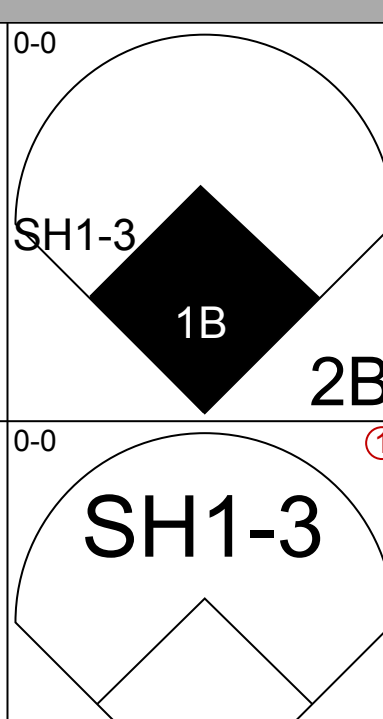
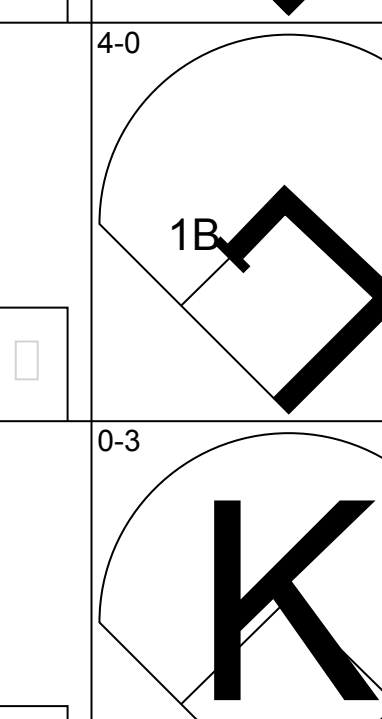

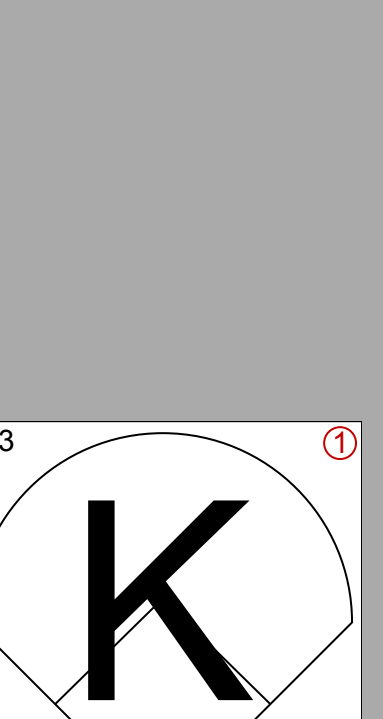
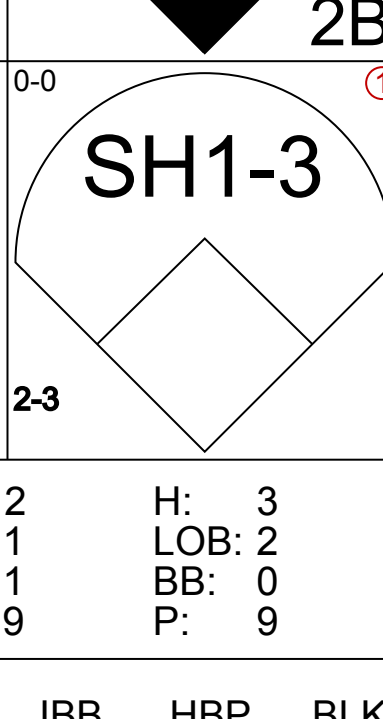
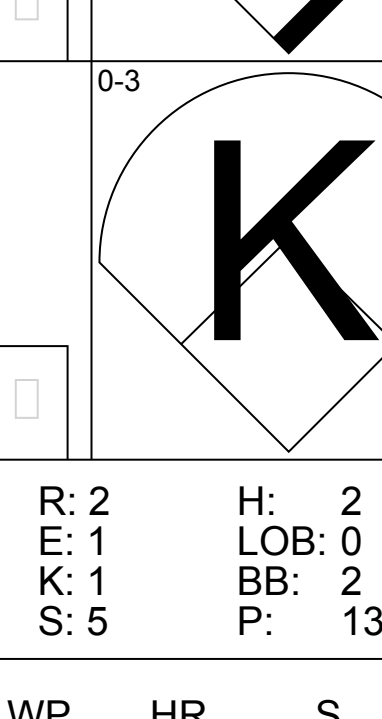
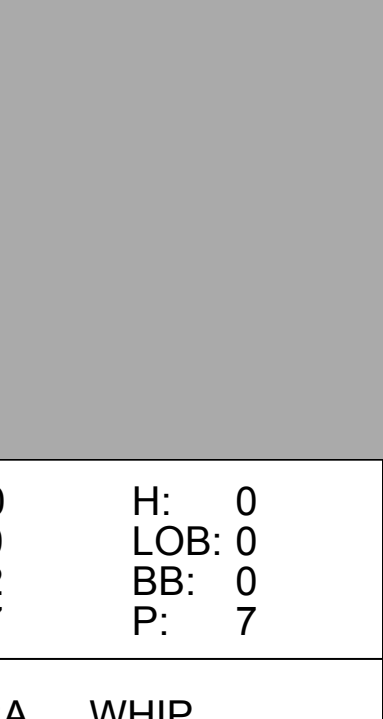
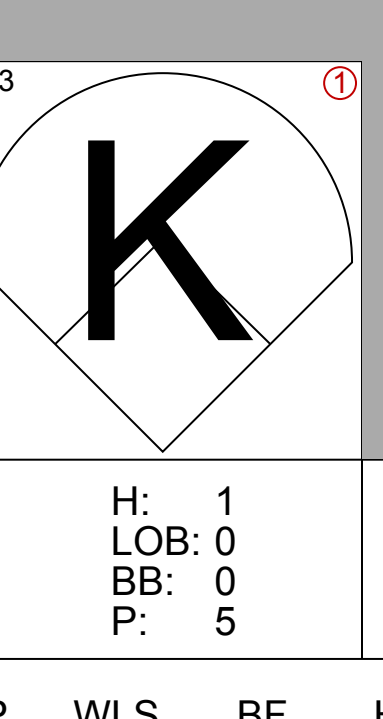


Batter	1	2	3	4	5	6	7	8	9	AB	R	H	RBI	BB	SO	LOB	TOP			
Steve Brye, R OBP: 0.319, SLG: 0.366 (1, 8)											2	0	0	0	2	1	0			
Rod Carew, L OBP: 0.434, SLG: 0.447 (1, 4)											2	0	0	0	2	2	0			
Steve Braun, L OBP: 0.369, SLG: 0.372 (1, 5)											3	0	0	0	1	1	4			
Bobby Darwin, R OBP: 0.319, SLG: 0.443 (1, 9)											4	0	0	0	0	3	5			
Tony Oliva, L OBP: 0.326, SLG: 0.417 (1, 10)											3	0	0	0	1	0	0			
Larry Hise, R OBP: 0.354, SLG: 0.466 (1, 7)											3	0	0	0	1	3	1			
Pat Bourque, L OBP: 0.315, SLG: 0.300 Harmon Killebrew, R OBP: 0.315, SLG: 0.367 (9, PH)											3	0	0	0	0	3	2			
Jerry Terrell, R OBP: 0.279, SLG: 0.314 (9, PR)											0	0	0	0	1	0	0			
Luis Gomez, R OBP: 0.261, SLG: 0.213 Eric Soderholm, R OBP: 0.349, SLG: 0.350 (7, PH)											2	0	0	0	0	1	2			
Eric Soderholm, R OBP: 0.349, SLG: 0.350 (7, 6)											2	0	0	0	0	1	1			
Glenn Borgmann, R OBP: 0.324, SLG: 0.310 (1, 2)											3	0	0	0	0	0	0			
Inning Stats	R: 0 E: 0 K: 3 S: 9	H: 0 LOB: 1 BB: 1 P: 13	R: 0 E: 0 K: 3 S: 9	H: 0 LOB: 1 BB: 1 P: 13	R: 0 E: 0 K: 1 S: 5	H: 0 LOB: 2 BB: 2 P: 13	R: 0 E: 0 K: 1 S: 5	H: 0 LOB: 1 BB: 1 P: 9	R: 0 E: 0 K: 2 S: 7	H: 0 LOB: 0 BB: 0 P: 7	R: 0 E: 0 K: 0 S: 3	H: 0 LOB: 0 BB: 0 P: 3	R: 0 E: 0 K: 2 S: 7	H: 0 LOB: 0 BB: 0 P: 7	R: 0 E: 0 K: 2 S: 7	H: 0 LOB: 1 BB: 1 P: 11	1B: 0 2B: 0 3B: 0 HR: 0	SF: 0 SAC: 0 DP: 0 HBP: 0	WP: 0 PB: 0 CS: 0	PA: 35
PITCHER Nolan Ryan, R ERA: 2.89 (1, 1)	IP: 9.0 WLS: W BF: 35 H: 0 R: 0 ER: 0 SO: 15 BB: 8 IBB: 0 HBP: 0 BLK: 0 WP: 0 HR: 0 S: 57 P: 89 ERA: 0.00 WHIP: 0.889															PITCHER				

Minnesota Twins @ California Angels
Anaheim Stadium, Anaheim, CA
Sat Sep 28 1974, 10:05 PM EDT
Att: 10,872 - Unknown - 68 F

AB 27
R 0
H 0
RBI 0
BB 8
SO 15
LOB 15



Batter	1	2	3	4	5	6	7	8	9	AB	R	H	RBI	BB	SO	LOB	BOTTOM			
Morris Nettles, L OBP: 0.330, SLG: 0.293 (1, 8)										4	1	2	3	0	0	0				
Denny Doyle, L OBP: 0.290, SLG: 0.307 (1, 4)										4	0	1	0	0	1	1				
Bruce Bochte, L OBP: 0.332, SLG: 0.380 (1, 3)										3	0	0	1	0	1	0				
Joe Lahoud, L OBP: 0.366, SLG: 0.459 (1, 10)											4	0	1	0	0	2				
Leroy Stanton, R OBP: 0.325, SLG: 0.399 (1, 9)											4	0	1	0	0	2				
Dave Chalk, R OBP: 0.305, SLG: 0.320 (1, 5)											2	1	0	0	1	1				
John Balaz, R OBP: 0.343, SLG: 0.375 (1, 7)											2	1	1	0	1	0				
Rudy Meoli, L OBP: 0.297, SLG: 0.262 (1, 6)											2	1	1	0	1	0				
Tom Egan, R OBP: 0.170, SLG: 0.103 (1, 2)											2	0	0	0	2	3				
Inning Stats	R: 0 E: 0 K: 0 S: 3	H: 0 LOB: 0 BB: 0 P: 3	R: 0 E: 0 K: 1 S: 6	H: 1 LOB: 0 BB: 0 P: 6	R: 2 E: 1 K: 1 S: 9	H: 3 LOB: 2 BB: 0 P: 9	R: 2 E: 1 K: 1 S: 5	H: 2 LOB: 0 BB: 2 P: 13	R: 0 E: 0 K: 2 S: 7	H: 0 LOB: 0 BB: 0 P: 7	R: 0 E: 0 K: 1 S: 5	H: 1 LOB: 0 BB: 0 P: 5	R: 0 E: 0 K: 2 S: 7	H: 0 LOB: 0 BB: 0 P: 7	R: 0 E: 0 K: 2 S: 7	H: 0 LOB: 0 BB: 0 P: 7	1B: 6 2B: 1 3B: 0 HR: 0	SF: 1 SAC: 1 DP: 0 HBP: 0	WP: 0 PB: 0 CS: 2	PA: 34
PITCHER Joe Decker, R ERA: 3.29 Bill Butler, L ERA: 4.1 (3, 1)	IP: 2.2 WLS: L BF: 13 H: 4 R: 2 ER: 1 SO: 1 BB: 4 IBB: 2 HBP: 1 BLK: 1 WP: 0 HR: 0 S: 15 P: 15 ERA: 3.38 WHIP: 1.500															PITCHER				

Minnesota Twins @ California Angels
Anaheim Stadium, Anaheim, CA
Sat Sep 28 1974, 10:05 PM EDT
Att: 10,872 - Unknown - 68 F

AB 27
R 4
H 7
RBI 4
BB 3
SO 9
LOB 9



Batter	1	2	3	4	5	6	7	8	9	AB	R	H	RBI	BB	SO	LOB	TOP					
Steve Blye, R (1,8) OBP: 0.318, SLG: 0.363	4-0 G1-6-3 BB		0-0 1-3			0-0 F7			0-3 K	3	0	0	0	1	1	1	Minnesota Twins @ California Angels Anaheim Stadium, Anaheim, CA Sun Sep 29 1974, 6:33 AM EDT Att. 4,959 - Unknown - 75 F livebaseballscorecards.com					
Rod Carew, L (1,4) OBP: 0.433, SLG: 0.446	0-0 G1-6-3			0-0 4-3			0-0 1-3		0-0 FC5-4 1B	4	0	1	0	0	0	1						
Bobby Darwin, R (1,9) OBP: 0.320, SLG: 0.442	0-0 6-3			0-0 F9			4-0 FC6-4 BB		0-0 FC5-4 1B	3	0	1	0	1	0	0						
Harmon Killebrew, R (1,10) OBP: 0.367, SLG: 0.366 Jerry Terrell, R (9, PR) OBP: 0.279, SLG: 0.314		0-0 G5-4-3 1B		0-0 6-3			0-3 K		0-0 FC5-4 1B	4	0	1	0	0	1	3						
Eric Soderholm, R (1,5) OBP: 0.346, SLG: 0.386		0-0 G5-4-3 1B			0-0 F8		0-0 FC6-4		0-0 5-3	4	0	0	0	0	0	4						
Craig Kusick, R (1,3) OBP: 0.348, SLG: 0.402		0-0 5-3			0-0 5-3				0-3 K	3	0	0	0	0	1	0						
Steve Braun, L (1,7) Larry Hisle, R (8, PH) OBP: 0.355, SLG: 0.467			0-3 K		0-3 K				0-0 1B	2	0	0	0	0	2	0						
Luis Gomez, R (1,6) Danny Thompson, R (6, PH) OBP: 0.301, SLG: 0.318			0-0 1-3		0-0 5-3				0-3 K	1	0	0	0	0	0	0						
Glenn Borgmann, R (1,2) OBP: 0.324, SLG: 0.310			0-0 1B		0-0 1-3				0-0 L4	3	0	1	0	0	0	1						
Inning Stats	R: 0 E: 0 K: 0 S: 2	H: 0 LOB: 0 BB: 1 P: 6	R: 0 E: 0 K: 0 S: 3	H: 1 LOB: 0 BB: 0 P: 3	R: 0 E: 0 K: 1 S: 6	H: 1 LOB: 1 BB: 0 P: 6	R: 0 E: 0 K: 0 S: 3	H: 0 LOB: 0 BB: 0 P: 3	R: 0 E: 0 K: 1 S: 5	H: 0 LOB: 0 BB: 0 P: 5	R: 0 E: 0 K: 0 S: 3	H: 0 LOB: 0 BB: 0 P: 3	R: 0 E: 0 K: 1 S: 5	H: 0 LOB: 1 BB: 1 P: 9	R: 0 E: 0 K: 2 S: 8	H: 1 LOB: 1 BB: 0 P: 8		R: 0 E: 0 K: 1 S: 7	H: 2 LOB: 2 BB: 0 P: 7	1B: 5 2B: 0 3B: 0 HR: 0	SF: 0 SAC: 0 DP: 2 HBP: 0	WP: 0 PB: 0 CS: 0
PITCHER Andy Hassler, L (1,1) ERA: 2.61	IP: 9.0 WLS: W BF: 32 H: 5 R: 0 ER: 0 SO: 6 BB: 2 IBB: 0 HBP: 0 BLK: 0 WP: 0 HR: 0 S: 42 P: 50 ERA: 0.00 WHIP: 0.778															PITCHER						

Batter	1	2	3	4	5	6	7	8	9	AB	R	H	RBI	BB	SO	LOB	BOTTOM					
Morris Nettles, L (1,8) OBP: 0.322, SLG: 0.286	0-3 K		0-0 G1-4-3			0-0 FC5 1B			0-0 6-3	4	1	0	1	0	1	4	Minnesota Twins @ California Angels Anaheim Stadium, Anaheim, CA Sun Sep 29 1974, 6:33 AM EDT Att. 4,959 - Unknown - 75 F livebaseballscorecards.com					
Denny Doyle, L (1,4) OBP: 0.292, SLG: 0.308	0-3 K			0-0 F8		0-0 1B			0-0 1B	4	0	2	1	0	1	0						
Bruce Bochte, L (1,3) OBP: 0.335, SLG: 0.383	0-0 F9			0-0 1B		0-0 1B			0-0 4-3	4	0	2	2	0	0	1						
Joe Lahoud, L (1,10) OBP: 0.367, SLG: 0.457		4-0 S BB		0-3 K		0-0 1B			0-0 F7	2	0	0	0	2	1	2						
Leroy Stanton, R (1,9) OBP: 0.322, SLG: 0.395		0-3 K		0-0 1-3		0-3 K			0-0 4-3	4	0	0	0	0	2	5						
Dave Chalk, R (1,5) OBP: 0.305, SLG: 0.318		0-0 F3			0-3 K				0-0 5-3	3	0	0	0	0	1	1						
John Balaz, R (1,7) OBP: 0.333, SLG: 0.361		0-3 K			0-0 K				0-3 K	4	1	1	0	0	3	2						
Rudy Meoli, L (1,6) OBP: 0.305, SLG: 0.264			4-0 G1-4-3 BB		0-0 FC5 1B				0-0 4-3	3	0	1	0	1	0	1						
Tom Egan, R (1,2) OBP: 0.186, SLG: 0.112			0-3 K		0-0 1B FC5				0-0 6-3 1B	2	2	1	0	1	1	1						
Inning Stats	R: 0 E: 0 K: 2 S: 7	H: 0 LOB: 0 BB: 0 P: 7	R: 0 E: 0 K: 2 S: 7	H: 0 LOB: 1 BB: 1 P: 11	R: 0 E: 0 K: 1 S: 4	H: 0 LOB: 0 BB: 1 P: 8	R: 0 E: 0 K: 1 S: 6	H: 1 LOB: 0 BB: 0 P: 6	R: 3 E: 0 K: 2 S: 11	H: 4 LOB: 3 BB: 2 P: 19	R: 0 E: 0 K: 1 S: 5	H: 0 LOB: 0 BB: 0 P: 5	R: 1 E: 0 K: 0 S: 5	H: 2 LOB: 1 BB: 0 P: 5	R: 0 E: 0 K: 1 S: 5	H: 0 LOB: 1 BB: 0 P: 6		R: 0 E: 0 K: 1 S: 5	H: 0 LOB: 1 BB: 0 P: 6	1B: 7 2B: 0 3B: 0 HR: 0	SF: 0 SAC: 0 DP: 1 HBP: 1	WP: 0 PB: 0 CS: 0
PITCHER Bert Blyleven, R (1,1) ERA: 2.66 Bill Campbell, R (5,1) ERA: 2.62	IP: 4.2 WLS: L BF: 21 H: 5 R: 3 ER: 3 SO: 7 BB: 3 IBB: 0 HBP: 0 BLK: 0 WP: 0 HR: 0 S: 32 P: 44 ERA: 5.79 WHIP: 1.714															PITCHER						

Batter	1	2	3	4	5	6	7	8	9	AB	R	H	RBI	BB	SO	LOB	TOP					
Bill North, S OBP: 0.347, SLG: 0.337 Jim Holt, L OBP: 0.283, SLG: 0.282	0-0 4-3 1B		0-3 K			0-0 5-3	0-0 F8			4	0	1	0	0	1	1						
Claudell Washington, L OBP: 0.326, SLG: 0.376	0-0 4-3 1-2		0-0 5-3			1-0 1B HBP		0-3 K		3	0	0	0	0	1	1						
Sal Bando, R OBP: 0.427, SLG: 0.427 Phil Garner, R OBP: 0.207, SLG: 0.214	0-3 K			0-3 K		0-0 1B BB		0-0 F9		4	0	1	0	0	2	1						
Gene Tenace, R OBP: 0.369, SLG: 0.414 Larry Haney, R OBP: 0.195, SLG: 0.248	0-3 K			0-0 F4		4-0 1B BB		0-0 F9		2	0	0	0	1	1	1						
Joe Rudi, R OBP: 0.333, SLG: 0.478		0-0 G4-6-3 1B BB		0-3 K		0-3 K			0-0 2B	4	0	2	0	0	2	3						
Angel Mangual, R OBP: 0.265, SLG: 0.368		4-0 1-2 BB G4-6-3				0-0 F3		0-0 1-3		3	0	0	0	1	0	4						
Jesus Alou, R OBP: 0.293, SLG: 0.338 Herb Washington, R (5, PH) Ray Fosse, R OBP: 0.244, SLG: 0.328		0-0 G4-6-3 1-2 2-3				0-0 1B S		0-3 K		2	0	1	0	0	0	2						
Dick Green, R OBP: 0.270, SLG: 0.277 Manny Trillo, R OBP: 0.229, SLG: 0.156		0-0 F8				0-3 K		0-3 K		2	0	0	0	0	1	2						
Dal Maxvill, R OBP: 0.280, SLG: 0.181				0-0 3-1					0-0 F9	3	0	1	0	0	0	2						
Inning Stats	R: 0 E: 0 K: 2 S: 8	H: 1 LOB: 1 BB: 0 P: 8	R: 0 E: 0 K: 0 S: 3	H: 1 LOB: 1 BB: 1 P: 7	R: 0 E: 0 K: 1 S: 5	H: 0 LOB: 0 BB: 0 P: 5	R: 0 E: 0 K: 2 S: 7	H: 0 LOB: 0 BB: 0 P: 7	R: 0 E: 0 K: 1 S: 6	H: 1 LOB: 2 BB: 0 P: 6	R: 0 E: 0 K: 1 S: 6	H: 1 LOB: 3 BB: 1 P: 11	R: 0 E: 0 K: 2 S: 8	H: 1 LOB: 1 BB: 0 P: 8	R: 0 E: 0 K: 0 S: 5	H: 0 LOB: 0 BB: 0 P: 5	R: 0 E: 0 K: 0 S: 4	H: 1 LOB: 1 BB: 0 P: 4	1B: 5 2B: 1 3B: 0 HR: 0	SF: 0 SAC: 0 DP: 1 HBP: 1	WP: 0 PB: 0 SB: 1 CS: 0	PA: 35
PITCHER Frank Tanana, L ERA: 3.12	IP: 9.0 WLS: W BF: 35 H: 6 R: 0 ER: 0 SO: 10 BB: 2 IBB: 0 HBP: 1 BLK: 0 WP: 0 HR: 0 S: 52 P: 61 ERA: 0.00 WHIP: 0.889															PITCHER						

Oakland Athletics @ California Angels
Anaheim Stadium, Anaheim, CA
Tue Oct 01 1974, 10:05 PM EDT
Att: 5,058 - Unknown

AB 32
R 0
H 6
RBI 0
BB 2
SO 10
LOB 19



Batter	1	2	3	4	5	6	7	8	9	AB	R	H	RBI	BB	SO	LOB	BOTTOM			
Morris Nettles, L OBP: 0.326, SLG: 0.291	0-0 4-3		0-0 CS 1B		0-0 FC6-2 1B 1-2 2-H		0-0 CS S 1B			4	0	2	0	0	0	2				
Denny Doyle, L OBP: 0.293, SLG: 0.310	0-3 K		0-0 CS 1-2		0-0 1B S 1B 1-2 2-3		0-0 6-3 1-3			4	1	2	0	0	1	1				
Bruce Bochte, L OBP: 0.333, SLG: 0.380	0-3 K			0-0 E S 1B 1-3		0-0 L8		0-0 F6		4	0	1	0	0	1	3				
Joe Lahoud, L OBP: 0.367, SLG: 0.458 Winston Lienes, R OBP: 0.301, SLG: 0.348		0-0 2B		0-3 K 1-3 3-H		0-0 G3		0-0 5-3		3	0	1	0	0	1	1				
Leroy Stanton, R OBP: 0.322, SLG: 0.398		0-3 K		0-3 K		0-0 1B 3B		0-0 F4		4	1	1	0	0	2	2				
Dave Chalk, R OBP: 0.305, SLG: 0.318		0-3 K		0-0 4-3		0-0 F8 S 1B 3-H				3	0	1	1	0	1	2				
John Balaz, R OBP: 0.310, SLG: 0.333		0-0 F7			0-0 F4		0-0 F8			3	0	0	0	0	0	2				
Rudy Meoli, L OBP: 0.306, SLG: 0.267			0-0 F5		0-0 WP FC6-2 1B		0-0 3-1			3	0	1	0	0	0	1				
Tom Egan, R OBP: 0.190, SLG: 0.120			0-0 6-3		0-0 1B WP 1-2 1B		0-3 K			3	0	1	0	0	1	0				
Inning Stats	R: 0 E: 0 K: 2 S: 7	H: 0 LOB: 0 BB: 0 P: 7	R: 0 E: 0 K: 2 S: 8	H: 1 LOB: 1 BB: 0 P: 8	R: 0 E: 0 K: 0 S: 3	H: 1 LOB: 0 BB: 0 P: 3	R: 1 E: 0 K: 2 S: 9	H: 2 LOB: 1 BB: 0 P: 9	R: 0 E: 0 K: 0 S: 6	H: 3 LOB: 3 BB: 0 P: 6	R: 1 E: 0 K: 0 S: 5	H: 2 LOB: 1 BB: 0 P: 5	R: 0 E: 0 K: 1 S: 5	H: 1 LOB: 0 BB: 0 P: 5	R: 0 E: 0 K: 0 S: 3	H: 0 LOB: 0 BB: 0 P: 3	1B: 8 2B: 1 3B: 1 HR: 0	SF: 0 SAC: 0 DP: 0 HBP: 0	WP: 1 PB: 0 SB: 4 CS: 2	PA: 33
PITCHER Caffish Hunter, R ERA: 2.49 Ken Holtzman, L ERA: 3.07 Rollie Fingers, R ERA: 2.59 Darold Knowles, L ERA: 4.3	IP: 3.0 WLS: L BF: 16 H: 7 R: 2 ER: 2 SO: 2 BB: 0 IBB: 0 HBP: 0 BLK: 0 WP: 1 HR: 0 S: 20 P: 20 ERA: 6.00 WHIP: 2.333															PITCHER				

Oakland Athletics @ California Angels
Anaheim Stadium, Anaheim, CA
Tue Oct 01 1974, 10:05 PM EDT
Att: 5,058 - Unknown

AB 32
R 2
H 10
RBI 1
BB 0
SO 7
LOB 14



Batter	1	2	3	4	5	6	7	8	9	AB	R	H	RBI	BB	SO	LOB	TOP			
Jesus Alou, R OBP: 0.288, SLG: 0.332 (1, 9)	0-0 6-3		0-0 G4-3			0-0 5-3		0-0 F7		4	0	0	0	0	0	1				
Angel Mangual, R OBP: 0.295, SLG: 0.367 (1, 8)	0-3 K			0-3 K		0-0 1B		0-0 6-3		4	0	1	0	0	2	0				
Sal Bando, R OBP: 0.352, SLG: 0.426 (1, 5)	0-0 1B			0-0 F8		0-3 K		0-0 F5		4	0	1	0	0	1	1				
Reggie Jackson, L OBP: 0.391, SLG: 0.514 Jim Holt, L OBP: 0.282, SLG: 0.280 (9, PH)	0-0 F5			4-0 HR		0-0 G3		0-0 F8		2	1	0	0	1	0	2				
Joe Rudi, R OBP: 0.334, SLG: 0.484 (1, 7)		0-0 F3		0-0 HR				0-0 G6-4-3 1B		3	1	2	2	0	0	0				
Gene Tenace, R OBP: 0.387, SLG: 0.411 (1, 3)		0-0 5-6-3		0-3 K				0-0 G6-4-3 1B		3	0	0	0	0	1	1				
Ray Fosse, R OBP: 0.241, SLG: 0.324 Larry Haney, R OBP: 0.185, SLG: 0.248 (7, 2)		0-3 K				0-3 K		0-3 K		3	0	0	0	0	3	0				
Dick Green, R OBP: 0.269, SLG: 0.275 Manny Trillo, R OBP: 0.222, SLG: 0.152 (5, 4)			0-0 G3			0-3 K		0-3 K		2	0	0	0	0	1	0				
Dal Maxvill, R OBP: 0.286, SLG: 0.189 John Donaldson, L OBP: 0.133, SLG: 0.133 Phil Garner, R OBP: 0.207, SLG: 0.214 (8, PH)						0-0 4-3		0-0 3-1		2	0	1	0	0	0	0				
Inning Stats	R: 0 E: 0 K: 1 S: 6	H: 1 LOB: 1 BB: 0 P: 6	R: 0 E: 0 K: 1 S: 5	H: 0 LOB: 0 BB: 0 P: 5	R: 0 E: 0 K: 0 S: 3	H: 1 LOB: 0 BB: 0 P: 3	R: 2 E: 0 K: 2 S: 8	H: 1 LOB: 0 BB: 1 P: 12	R: 0 E: 0 K: 1 S: 7	H: 0 LOB: 0 BB: 0 P: 7	R: 0 E: 0 K: 1 S: 6	H: 1 LOB: 0 BB: 0 P: 6	R: 0 E: 0 K: 1 S: 5	H: 1 LOB: 0 BB: 0 P: 5	R: 0 E: 0 K: 1 S: 5	H: 0 LOB: 0 BB: 0 P: 3	1B: 4 2B: 0 3B: 0 HR: 1	SF: 0 SAC: 0 DP: 2 HBP: 0	WP: 0 PB: 0 SB: 0 CS: 0	PA: 31
PITCHER Chuck Dobson, R ERA: 5.7 (1, 1)	IP: 9.0 WLS: W BF: 31 H: 5 R: 2 ER: 2 SO: 9 BB: 1 IBB: 0 HBP: 0 BLK: 0 WP: 0 HR: 1 S: 48 P: 52 ERA: 2.00 WHIP: 0.667																			

Oakland Athletics @ California Angels
Anaheim Stadium, Anaheim, CA
Wed Oct 02 1974, 10:05 PM EDT
Att: 6,861 - Unknown

AB 30
R 2
H 5
RBI 2
BB 1
SO 9
LOB 5



Batter	1	2	3	4	5	6	7	8	9	AB	R	H	RBI	BB	SO	LOB	BOTTOM			
Morris Nettles, L OBP: 0.335, SLG: 0.297 (1, 8)	0-0 1-3		0-0 CS			4-0 BB		0-0 S		3	0	2	0	1	0	0				
Bob Heise, R OBP: 0.299, SLG: 0.341 (1, 6)	0-3 K		0-0 CS	0-0 3-1		0-0 9-2		0-3 K		4	0	0	0	0	2	4				
Bruce Bochte, L OBP: 0.332, SLG: 0.378 (1, 3)	0-0 F9			0-0 6-3		0-0 1-3				4	1	1	0	0	0	2				
John Balaz, R OBP: 0.289, SLG: 0.310 (1, 7)		0-0 F9		0-0 F8			0-3 K		0-0 SH1-4 1B	3	0	0	0	0	1	0				
Leroy Stanton, R OBP: 0.325, SLG: 0.407 (1, 9)		0-0 S 1B			0-0 4-3		0-0 HR		4-0 2B 1B IBB	3	2	2	1	1	0	0				
Doug Howard, R OBP: 0.288, SLG: 0.282 John Doherty, L OBP: 0.280, SLG: 0.368 Elie Rodriguez, R OBP: 0.373, SLG: 0.357 (7, PH)		0-0 F9			0-0 6-3		0-3 K		0-0 1B 2B	2	0	0	0	0	0	1				
Dave Chalk, R OBP: 0.304, SLG: 0.316 (1, 5)		0-0 F9			0-0 F5		0-3 K		4-0 1B IBB	3	0	0	0	1	1	1				
Denny Doyle, L OBP: 0.295, SLG: 0.311 (1, 4)			0-0 CS			0-0 E4 BB BB		0-0 F7		4	0	2	1	0	0	0				
Tom Egan, R OBP: 0.194, SLG: 0.117 (1, 2)			0-3 K			4-0 BB		0-3 K		2	0	0	0	1	2	1				
Inning Stats	R: 0 E: 0 K: 1 S: 5	H: 0 LOB: 0 BB: 0 P: 5	R: 0 E: 0 K: 0 S: 4	H: 1 LOB: 1 BB: 0 P: 4	R: 0 E: 0 K: 1 S: 5	H: 2 LOB: 0 BB: 0 P: 5	R: 0 E: 0 K: 0 S: 3	H: 0 LOB: 0 BB: 0 P: 3	R: 0 E: 1 K: 0 S: 3	H: 0 LOB: 2 BB: 2 P: 11	R: 1 E: 0 K: 3 S: 10	H: 1 LOB: 0 BB: 0 P: 10	R: 0 E: 0 K: 2 S: 8	H: 1 LOB: 1 BB: 0 P: 8	R: 2 E: 0 K: 0 S: 4	H: 3 LOB: 3 BB: 2 P: 12	1B: 6 2B: 3 3B: 0 HR: 1	SF: 0 SAC: 1 DP: 2 HBP: 0	WP: 0 PB: 0 SB: 2 CS: 2	PA: 36
PITCHER Vida Blue, L ERA: 3.25 Darold Knowles, L ERA: 4.22 Rollie Fingers, R ERA: 2.65 Dave Hamilton, L ERA: 3.15 Paul Lindblad, L ERA: 2.06	IP: 5.0 WLS: L BF: 16 H: 3 R: 0 ER: 0 SO: 2 BB: 2 IBB: 0 HBP: 0 BLK: 0 WP: 0 HR: 0 S: 20 P: 20 ERA: 0.00 WHIP: 2.000	IP: 1.0 WLS: L BF: 4 H: 1 R: 1 ER: 1 SO: 3 BB: 0 IBB: 0 HBP: 0 BLK: 0 WP: 1 HR: 10 S: 10 P: 10 ERA: 9.00 WHIP: 1.000	IP: 1.0 WLS: L BF: 4 H: 1 R: 0 ER: 0 SO: 2 BB: 0 IBB: 0 HBP: 0 BLK: 0 WP: 0 HR: 8 S: 8 P: 8 ERA: 0.00 WHIP: 1.000	IP: 0.1 WLS: L BF: 6 H: 3 R: 2 ER: 2 SO: 0 BB: 2 IBB: 0 HBP: 0 BLK: 0 WP: 0 HR: 4 S: 12 P: 12 ERA: 54.00 WHIP: 9.000																

Oakland Athletics @ California Angels
Anaheim Stadium, Anaheim, CA
Wed Oct 02 1974, 10:05 PM EDT
Att: 6,861 - Unknown

AB 30
R 3
H 8
RBI 3
BB 4
SO 7
LOB 9

