California Angels - 1975

Batter	1	2	3	4	5	6	7	8	9	AB	R	H	RBI	BB	SO	LOB
Freddie Patek, R (1, 6)	S S S 0-3 ① K		B B B B 4-0 E S BB		S S S 0-3 ③ K			B B B B 4-0 S BB		2	0	0	0	2	2	0
Amos Otis, R (1, 8)	H 1-0 S HBP		X 0-0 ② F9			X 0-0 ① P6		X 0-0 ② F8 1-2		3	0	0	0	0	0	2
John Mayberry, L (1, 3) OBP: 0.250, SLG: 1.000	X 0-0 ② P6 1-2		S S S 0-3 ③ K 1-3			X 0-0 HR		X 0-0 ③ F8		4	1	1	1	0	1	3
Hal McRae, R (1, 7) (7, 9) (9, 7)	S S S 0-3 ③ K			S S S 0-3 ① K		X 0-0 ② 6-3			S S S 0-3 ① K	4	0	0	0	0	3	1
Harmon Killebrew, R (1, 10)		S S S 0-3 ① K		S S S 0-3 ② K		S S S 0-3 ③ K			S S S 0-3 ② K	4	0	0	0	0	4	0
George Brett, L (1, 5) OBP: 0.500, SLG: 0.333		X 0-0 S 1B 1B		B B B B 4-0 BB			S S S 0-3 ① K		X 0-0 ③ G3	3	1	1	0	1	1	0
Vada Pinson, L (1, 9)		X 0-0 ② F8 1-2		X 0-0 ③ F2			X 0-0 ② 4-3			3	0	0	0	0	0	2
Al Cowens, R (7, 7) (9, 9)										0	0	0	0	0	0	0
Cookie Rojas, R (1, 4) OBP: 0.333, SLG: 0.333		X 0-0 CS 2-H 1B			X 0-0 ① F8		S S S 0-3 ③ K			3	0	1	1	0	1	0
Fran Healy, R (1, 2)		0-0 ③ CS 1-2	X 0-0 ① F9		X 0-0 ② 6-3			X 0-0 ① 5-3		3	0	0	0	0	0	0
Inning Stats	R: 0 E: 0 K: 2 S: 7 H: 0 LOB: 1 BB: 0 P: 8	R: 1 E: 0 K: 1 S: 6 H: 2 LOB: 0 BB: 0 P: 6	R: 0 E: 0 K: 1 S: 5 H: 0 LOB: 1 BB: 1 P: 9	R: 0 E: 0 K: 2 S: 7 H: 0 LOB: 1 BB: 1 P: 11	R: 0 E: 0 K: 1 S: 5 H: 0 LOB: 0 BB: 0 P: 5	R: 1 E: 0 K: 1 S: 6 H: 1 LOB: 0 BB: 0 P: 6	R: 0 E: 0 K: 2 S: 7 H: 0 LOB: 0 BB: 0 P: 7	R: 0 E: 0 K: 0 S: 3 H: 0 LOB: 1 BB: 1 P: 7	R: 0 E: 0 K: 2 S: 7 H: 0 LOB: 0 BB: 0 P: 7	1B: 2 2B: 0 3B: 0 HR: 1 SF: 0 SAC: 0 DP: 0 HBP: 1							

PITCHER		IP	WLS	BF	H	R	ER	SO	BB	IBB	HBP	BLK	WP	HR	S	P	ERA	WHIP
Nolan Ryan, R ERA: 2.0	(1, 1)	9.0	W	33	3	2	2	12	3	0	1	0	0	1	53	66	2.00	0.667

PITCHER		IP	WLS	BF	H	R	ER	SO	BB	IBB	HBP	BLK	WP	HR	S	P	ERA	WHIP

TOP

Kansas City Royals @ California Angels

Anaheim Stadium, Anaheim, CA

Mon Apr 07 1975, 10:05 PM EDT

Att. 24,105 - Unknown

livebaseballscorecards.com

AB	29
R	2
H	3
RBI	2
BB	3
SO	12
LOB	8

PA: 34

WP: 0 PB: 0 SB: 4 CS: 1

Kansas City Royals @ California Angels

Anaheim Stadium, Anaheim, CA

Mon Apr 07 1975, 10:05 PM EDT

Att. 24,105 - Unknown

livebaseballscorecards.com

BOTTOM

Batter	1	2	3	4	5	6	7	8	9	AB	R	H	RBI	BB	SO	LOB
Morris Nettles, L (1, 8) OBP: 0.500, SLG: 0.333	S S S 0-3 ① K		x 0-0 CS 1B			x 0-0 ② 1-3			B B B B 4-0 1B 1B SF9 1-2 BB	3	1	1	0	1	1	0
Mickey Rivers, L (1, 7) OBP: 0.250, SLG: 0.250	x 0-0 ② G3		x 0-0 ② ③ G3 1-2			x 0-0 ③ 1-3			x 0-0 1B 1-2 2-3 1B	4	0	1	0	0	0	1
Tommy Harper, R (1, 10) OBP: 0.250, SLG: 0.250	x 0-0 ③ 1-3			x 0-0 ① F7			x 0-0 ① 6-3		x 0-0 1-2 2-3 3-H 1B	4	0	1	1	0	0	0
Bruce Bochte, L (1, 3)		x 0-0 ① 5-3		x 0-0 ② 4-3			x 0-0 ② F7		x 0-0 ① SF9 3-H	3	0	0	1	0	0	0
Joe Lahoud, L (1, 9) OBP: 0.333, SLG: 0.333		x 0-0 2B 1B 1B		S S S 0-3 ③ K			S S S 0-3 ③ K			3	1	1	0	0	2	0
Dave Chalk, R (1, 5) OBP: 0.667, SLG: 1.000		x 0-0 1B 1-3 2B			B B B B 4-0 G1-6-3 BB			x 0-0 ① L6		2	0	1	0	1	0	0
Ellie Rodriguez, R (1, 2)		S S S 0-3 ② K			x 0-0 ① F8			S S S 0-3 ② K		3	0	0	0	0	2	3
Jerry Remy, L (1, 4) OBP: 0.333, SLG: 0.333		x 0-0 PO 2-3 3-H 1B			x 0-0 ② ③ G1-6-3 1-2f			x 0-0 ③ 5-3		3	0	1	1	0	0	1
Orlando Ramirez, R (1, 6) Rudy Meoli, L (9, PH) OBP: 1.000, SLG: 1.000		0-0 ③ PO 1-2	S S S 0-3 ① K			x 0-0 ① 4-3			x 0-0 1B WP 1B 1B	2	0	0	0	0	1	0
										1	1	1	0	0	0	0

Inning Stats																								
	R: 0	H: 0	R: 1	H: 3	R: 0	H: 1	R: 0	H: 0	R: 0	H: 0	R: 0	H: 0	R: 0	H: 0	R: 0	H: 0	R: 2	H: 3	1B: 6	SF: 1	WP: 1	PA: 32
	E: 0	LOB: 0	E: 0	LOB: 1	E: 0	LOB: 0	E: 0	LOB: 0	E: 0	LOB: 0	E: 0	LOB: 0	E: 0	LOB: 0	E: 0	LOB: 0	E: 0	LOB: 2	2B: 1	SAC: 0	PB: 0	
	K: 1	BB: 0	K: 1	BB: 0	K: 1	BB: 0	K: 0	BB: 0	K: 0	BB: 0	K: 1	BB: 0	K: 1	BB: 0	K: 0	BB: 1	K: 0	BB: 1	3B: 0	DP: 1	SB: 0	
	S: 5	P: 5	S: 7	P: 7	S: 5	P: 5	S: 5	P: 5	S: 3	P: 3	S: 5	P: 5	S: 5	P: 5	S: 2	P: 6	S: 4	P: 8	HR: 0	HBP: 0	CS: 1	

PITCHER		IP	WLS	BF	H	R	ER	SO	BB	IBB	HBP	BLK	WP	HR	S	P	ERA	WHIP
Steve Busby, R ERA: 2.25	(1, 1)	8.0		27	5	2	2	6	1	0	0	0	0	0	38	42	2.25	0.750
Steve Mingori, L ERA:	(9, 1)	0.0	L	2	1	0	0	0	1	0	0	0	1	0	1	5	∞	∞
Doug Bird, R ERA:	(9, 1)	0.1		2	1	1	1	0	0	0	0	0	0	0	2	2	27.00	3.000

PITCHER	IP	WLS	BF	H	R	ER	SO	BB	IBB	HBP	BLK	WP	HR	S	P	ERA	WHIP

AB	28
R	3
H	7
RBI	3
BB	2
SO	6
LOB	5

Batter	1	2	3	4	5	6	7	8	9	AB	R	H	RBI	BB	SO	LOB
Freddie Patek, R (1, 6)	5-3		K	F8		F9			L8	5	0	0	0	0	1	3
Amos Otis, R (1, 8) OBP: 0.556, SLG: 0.857	L4-6, S, 1B		1-H HR		S, 1B	K			E, S, 1B, BB	4	3	3	2	1	1	1
John Mayberry, L (1, 3) OBP: 0.333, SLG: 0.625	L4-6 1-3		2B, 1B		WP, 1B 1-2	L4			G3 1-3	4	1	1	0	1	0	3
Hal McRae, R (1, 7) OBP: 0.444, SLG: 0.889		HR	1B 1-3		WP 1-2 2-H		F9		1B 3-H	5	2	4	3	0	0	0
Harmon Killebrew, R (1, 10)		K	1B, BB		K 1-2 2-3		5-3		6-3	4	0	0	0	1	2	3
George Brett, L (1, 5) OBP: 0.500, SLG: 0.333		K	1B 1-3 2-H 3-H		FC6-4, IBB		4-3			3	0	1	2	1	1	0
Cookie Rojas, R (1, 4) OBP: 0.143, SLG: 0.143	1-3			L6	K			L7		4	0	0	0	0	1	3
Al Cowens, R (1, 9) OBP: 0.500, SLG: 0.333			HR, 1B	FC5-4, BB	FC6-4 1-2f			1-3		3	1	1	0	1	0	3
Fran Healy, R (1, 2) OBP: 0.143, SLG: 0.143			K	FC5-4 1-2f		1B		P6		4	0	1	0	0	1	2
Inning Stats	R: 0 E: 0 K: 0 S: 3 H: 1 LOB: 0 BB: 0 P: 3	R: 1 E: 0 K: 2 S: 8 H: 1 LOB: 0 BB: 0 P: 8	R: 4 E: 0 K: 2 S: 11 H: 5 LOB: 2 BB: 1 P: 15	R: 0 E: 0 K: 0 S: 3 H: 0 LOB: 1 BB: 1 P: 7	R: 1 E: 0 K: 2 S: 9 H: 2 LOB: 3 BB: 2 P: 17	R: 0 E: 0 K: 1 S: 6 H: 1 LOB: 1 BB: 0 P: 6	R: 0 E: 0 K: 0 S: 3 H: 0 LOB: 0 BB: 0 P: 3	R: 0 E: 0 K: 0 S: 3 H: 0 LOB: 0 BB: 0 P: 3	R: 1 E: 0 K: 0 S: 4 H: 1 LOB: 1 BB: 1 P: 8	1B: 8 2B: 2 3B: 0 HR: 2 SF: 0 SAC: 0 DP: 1 HBP: 0						

PITCHER	IP	WLS	BF	H	R	ER	SO	BB	IBB	HBP	BLK	WP	HR	S	P	ERA	WHIP
Frank Tanana, L (1, 1) ERA: 13.5	4.0		20	8	6	6	4	2	0	0	0	0	2	26	34	13.50	2.500
Chuck Dobson, R (5, 1) ERA: 2.08	4.1	L	18	2	1	1	3	2	1	0	0	1	0	21	33	2.08	0.923
Mickey Scott, L (9, 1) ERA:	0.1		1	0	0	0	0	0	0	0	0	0	0	1	1	0.00	0.000
Orlando Pena, R (9, 1) ERA:	0.1		2	1	0	0	0	0	0	0	0	0	0	2	2	0.00	3.000

PITCHER	IP	WLS	BF	H	R	ER	SO	BB	IBB	HBP	BLK	WP	HR	S	P	ERA	WHIP

TOP

Kansas City Royals @ California Angels

Anaheim Stadium, Anaheim, CA

Wed Apr 09 1975, 10:05 PM EDT

Att. 5,315 - Unknown - 60 F

livebaseballscorecards.com

AB	36
R	7
H	11
RBI	7
BB	5
SO	7
LOB	18

WP: 1	PA: 41		
PB: 0			
SB: 3			
CS: 0			

Batter	1	2	3	4	5	6	7	8	9	AB	R	H	RBI	BB	SO	LOB
Morris Nettles, L (1, 8) OBP: 0.222, SLG: 0.125	K	5-3		K 2-3		K 1-2		4-3 1-3		5	0	0	0	0	3	4
Mickey Rivers, L (1, 7) OBP: 0.333, SLG: 0.333	5-3		P4		1B 1B		SH5-4 S 1B	F8		5	1	2	0	0	0	1
Tommy Harper, R (1, 10) OBP: 0.556, SLG: 0.500	P5		4-3 S 1B		1B 1-3 SF8 1B		BBB 4-0 SH5-4 1-2 BB		0-0 SH1-4 1B 1B	4	2	3	0	1	0	0
Bruce Bochte, L (1, 3) OBP: 0.286, SLG: 0.500		0-0 WP E 2B	4-3 1-3		L6 1-3 3-H 1B		0-0 ① SH5-4 1-2 2-3		0-0 ① SH1-4 1-2	3	1	2	1	0	0	1
Dave Chalk, R (1, 5) OBP: 0.625, SLG: 0.800		0-3 K E G6-4-3 2-3	0-0 WP 1B 3-H 1B		0-0 ① SF8 3-H		IIII 4-0 IBB		0-0 ② 2-H 1B	3	1	2	2	1	1	1
Leroy Stanton, R (1, 9) OBP: 0.333, SLG: 0.333 Joe Lahoud, L (7, PH) OBP: 0.400, SLG: 0.250 (8, 9)		0-0 FC6 G6-4-3 BB WP 1-3 3-H	0-0 WP 1-2 1B		0-0 ②③ L6 1-2		SSS 0-3 ② K		BBB 4-0 BB	3 1	1 0	1 0	0 0	0 1	0 1	2 3
Ellie Rodriguez, R (1, 2) Bill Sudakis, S (9, PH)	BBB 4-0 G6-4-3 1-2 BB	0-0 L4 1-2 2-3				0-0 ① 4-3	0-0 P4		SSS 0-3 K2-3	3 1	0 0	0 0	0 0	1 0	0 1	5 2
Jerry Remy, L (1, 4) OBP: 0.286, SLG: 0.286		0-0 ①② G6-4-3 1-2f 2-3 3-H		0-0 CS SH1-4 1B		0-0 ② 1-3		0-0 ① F8		4	0	1	0	0	0	2
Orlando Ramirez, R (1, 6) OBP: 0.600, SLG: 0.500		BBB 4-0 BB 3-H		0-0 ① SH1-4 1-2		0-0 S 1B		0-0 4-3 WP 1B		2	0	2	0	1	0	0
Inning Stats	R: 0 E: 0 K: 1 S: 5 H: 0 LOB: 0 BB: 0 P: 5	R: 3 E: 1 K: 1 S: 7 H: 1 LOB: 1 BB: 2 P: 15	R: 1 E: 0 K: 0 S: 6 H: 3 LOB: 2 BB: 0 P: 6	R: 0 E: 0 K: 1 S: 5 H: 1 LOB: 0 BB: 0 P: 5	R: 2 E: 0 K: 0 S: 5 H: 3 LOB: 0 BB: 0 P: 5	R: 0 E: 0 K: 1 S: 6 H: 1 LOB: 1 BB: 0 P: 6	R: 0 E: 0 K: 1 S: 6 H: 1 LOB: 3 BB: 2 P: 14	R: 0 E: 0 K: 0 S: 4 H: 1 LOB: 1 BB: 0 P: 4	R: 0 E: 0 K: 1 S: 6 H: 2 LOB: 2 BB: 1 P: 10	1B: 12 2B: 2 3B: 0 HR: 0 SF: 1 SAC: 3 DP: 2 HBP: 0						

PITCHER		IP	WLS	BF	H	R	ER	SO	BB	IBB	HBP	BLK	WP	HR	S	P	ERA	WHIP
Paul Splittorff, L ERA: 6.75	(1, 1)	4.0		22	8	6	3	3	2	0	0	0	3	0	26	34	6.75	2.500
Lindy McDaniel, R ERA:	(5, 1)	5.0	W	21	5	0	0	3	2	1	0	0	1	0	24	36	0.00	1.400

PITCHER	IP	WLS	BF	H	R	ER	SO	BB	IBB	HBP	BLK	WP	HR	S	P	ERA	WHIP

BOTTOM

Kansas City Royals @ California Angels

Anaheim Stadium, Anaheim, CA

Wed Apr 09 1975, 10:05 PM EDT

Att. 5,315 - Unknown - 60 F

livebaseballscorecards.com

AB	34
R	6
H	13
RBI	3
BB	5
SO	6
LOB	21

1B: 12	SF: 1	WP: 4	PA: 43
2B: 2	SAC: 3	PB: 0	
3B: 0	DP: 2	SB: 3	
HR: 0	HBP: 0	CS: 1	

Batter	1	2	3	4	5	6	7	8	9	AB	R	H	RBI	BB	SO	LOB
Pat Kelly, L (1, 9) OBP: 0.700, SLG: 1.000	BBBB 4-0 G5-4-3 BB		x 0-0 1-2 1B	x 0-0 ③ F8				x 0-0 ① F7		3	0	1	0	1	0	0
Nyls Nyman, L (1, 7) OBP: 0.353, SLG: 0.333	x 0-0 ①② G5-4-3 1-2f		x 0-0 ③ 1-3			SSS 0-3 ① K		x 0-0 G3 1B		4	0	1	0	0	1	3
Jorge Orta, L (1, 4) OBP: 0.125, SLG: 0.188	x 0-0 ③ F8			SSS 0-3 ① K		x 0-0 ② 6-3		x 0-0 ② G3 1-2		4	0	0	0	0	1	1
Bill Melton, R (1, 5) OBP: 0.471, SLG: 0.385		BBBB 4-0 G4-6-3 BB		x 0-0 F9 BB 1B		BBBB 4-0 BB		SSS 0-3 ③ K		2	0	1	0	2	1	1
Ken Henderson, S (1, 8) OBP: 0.471, SLG: 0.357		x 0-0 ①② G4-6-3 1-2f		BBBB 4-0 1-2 BB		SSS 0-3 ③ K			SSS 0-3 ① K	3	0	0	0	1	2	2
Carlos May, L (1, 3) OBP: 0.500, SLG: 0.533		x 0-0 ③ F8		x 0-0 ② F9 2-3			x 0-0 FC5-4 1B		x 0-0 G6-4-3 1B	4	0	2	0	0	0	2
Deron Johnson, R (1, 10) OBP: 0.167, SLG: 0.167			x 0-0 FC1-6 1B	SSS 0-3 ③ K			SSS 0-3 ① K		x 0-0 ②③ G6-4-3 1-2f	4	0	1	0	0	2	4
Bucky Dent, R (1, 6) OBP: 0.231, SLG: 0.231			x 0-0 ① FC1-6 1B 1-2f		SSS 0-3 ① K		x 0-0 ② FC5-4 1-2f			3	0	0	0	0	1	2
Brian Downing, R (1, 2)			x 0-0 ② F7		SSS 0-3 ② K		SSS 0-3 ③ K			3	0	0	0	0	2	2
Inning Stats	R: 0 H: 0 E: 0 LOB: 0 K: 0 BB: 1 S: 2 P: 6	R: 0 H: 0 E: 0 LOB: 0 K: 0 BB: 1 S: 2 P: 6	R: 0 H: 2 E: 0 LOB: 2 K: 0 BB: 0 S: 5 P: 5	R: 0 H: 1 E: 0 LOB: 2 K: 2 BB: 1 S: 8 P: 12	R: 0 H: 0 E: 0 LOB: 0 K: 2 BB: 0 S: 7 P: 7	R: 0 H: 0 E: 0 LOB: 1 K: 2 BB: 1 S: 7 P: 11	R: 0 H: 1 E: 0 LOB: 1 K: 2 BB: 0 S: 8 P: 8	R: 0 H: 1 E: 0 LOB: 1 K: 1 BB: 0 S: 6 P: 6	R: 0 H: 1 E: 0 LOB: 0 K: 1 BB: 0 S: 5 P: 5	1B: 6 SF: 0 2B: 0 SAC: 0 3B: 0 DP: 3 HR: 0 HBP: 0					WP: 0 PA: 34 PB: 0 SB: 0 CS: 0	

PITCHER	IP	WLS	BF	H	R	ER	SO	BB	IBB	HBP	BLK	WP	HR	S	P	ERA	WHIP
Nolan Ryan, R (1, 1) ERA: 1.0	9.0	W	34	6	0	0	10	4	0	0	0	0	0	50	66	0.00	1.111

PITCHER	IP	WLS	BF	H	R	ER	SO	BB	IBB	HBP	BLK	WP	HR	S	P	ERA	WHIP

TOP

Chicago White Sox @ California Angels

Anaheim Stadium, Anaheim, CA

Fri Apr 11 1975, 10:05 PM EDT

Att. 20,028 - Unknown

livebaseballscorecards.com

AB	30
R	0
H	6
RBI	0
BB	4
SO	10
LOB	17

BOTTOM

Chicago White Sox @ California Angels

Anaheim Stadium, Anaheim, CA

Fri Apr 11 1975, 10:05 PM EDT

Att. 20,028 - Unknown

livebaseballscorecards.com

Batter	1	2	3	4	5	6	7	8	9	AB	R	H	RBI	BB	SO	LOB
Morris Nettles, L (1, 8) OBP: 0.214, SLG: 0.154	6-3		FC4-6 (BB, 1B; G3) 1-2f	6-3 1-2 2-3		CS 1-2	1B WP 1B	FC4-2 (G4-6-3) 1-2 2-3 3-Hf		5	2	1	0	0	0	6
Mickey Rivers, L (1, 7) Joe Lahoud, L (8, PH) (9, 7) OBP: 0.462, SLG: 0.417 OBP: 0.333, SLG: 0.200	BBBB S BB		G3 BB 1B 1-2 1B	SSS K			WP S 1B 1-3 1B	G4-6-3 1-2f		3 1	2 0	2 0	0 0	1 0	1 0	2 3
Tommy Harper, R (1, 10) OBP: 0.538, SLG: 0.400	F2 1-2		BBBB G3 1B 1-2 2-3 BB	6-3			BBBB CS 1-3 3-H BB			2	1	0	0	2	0	1
Bruce Bochte, L (1, 3) OBP: 0.273, SLG: 0.400	F8		G3 1-2 2-3 3-H	3-1			CS 1-2 3-H 1B			4	0	1	2	0	0	3
Dave Chalk, R (1, 5) OBP: 0.750, SLG: 1.000		CS 1B	2-H 3-H 1B	1B			1-2 2B			4	0	4	2	0	0	0
Leroy Stanton, R (1, 9) OBP: 0.143, SLG: 0.143		SSS K	F9	F8			F9			4	0	0	0	0	1	4
Ellie Rodriguez, R (1, 2) OBP: 0.364, SLG: 0.125		BBBB 1-2 BB	FC1-5 1B 1B			SSS K		BBBB BB 1B FC4-2 BB		2	0	1	0	2	1	0
Jerry Remy, L (1, 4) OBP: 0.455, SLG: 0.455		1-3	6-3 FC1-5 1-2 1B			FC4-6 1B		FC4-2 BB 1-2 1B		4	0	3	0	0	0	1
Orlando Ramirez, R (1, 6) OBP: 0.556, SLG: 0.429			FC4-6 1B	FC1-5 6-3 1-2 2-3f		FC4-6 CS 1-2f		FC4-2 1-2 2-3 BB		3	0	1	0	1	0	3
Inning Stats	R: 0 E: 0 K: 0 S: 3 H: 0 LOB: 1 BB: 1 P: 7	R: 0 E: 0 K: 1 S: 5 H: 1 LOB: 1 BB: 1 P: 9	R: 3 E: 0 K: 0 S: 6 H: 3 LOB: 1 BB: 1 P: 10	R: 0 E: 0 K: 1 S: 7 H: 2 LOB: 2 BB: 0 P: 7	R: 0 E: 0 K: 0 S: 4 H: 1 LOB: 1 BB: 0 P: 4	R: 0 E: 0 K: 1 S: 5 H: 1 LOB: 0 BB: 0 P: 5	R: 2 E: 0 K: 0 S: 5 H: 4 LOB: 1 BB: 1 P: 9	R: 0 E: 0 K: 0 S: 3 H: 1 LOB: 2 BB: 2 P: 11		1B: 12 2B: 1 3B: 0 HR: 0 SF: 0 SAC: 0 DP: 1 HBP: 0						

	AB	32
	R	5
	H	13
	RBI	4
	BB	6
	SO	3
	LOB	23

WP: 1 PB: 0 SB: 2 CS: 4 PA: 39

PITCHER		IP	WLS	BF	H	R	ER	SO	BB	IBB	HBP	BLK	WP	HR	S	P	ERA	WHIP
Claude Osteen, L ERA: 7.5	(1, 1)	6.0	L	29	10	5	5	3	3	0	0	0	0	0	32	44	7.50	2.167
Jack Kucek, R ERA:	(7, 1)	1.0		7	3	0	0	0	3	0	0	0	1	0	4	16	0.00	6.000
Cecil Upshaw, R ERA: 13.5	(8, 1)	1.0		2	0	0	0	0	0	0	0	0	0	0	2	2	0.00	0.000

PITCHER	IP	WLS	BF	H	R	ER	SO	BB	IBB	HBP	BLK	WP	HR	S	P	ERA	WHIP

Batter	1	2	3	4	5	6	7	8	9	10	AB	R	H	RBI	BB	SO	LOB
Nyls Nyman, L (1, 7) OBP: 0.273, SLG: 0.250	6-3		1-3		K		K			F9	5	0	0	0	0	2	1
Jorge Orta, L (1, 4) OBP: 0.143, SLG: 0.150	BB		6-3		4-3		K			4-3	4	0	0	0	1	1	1
Buddy Bradford, R (1, 9) OBP: 0.273, SLG: 0.111	6-3			1B	BB			L6			3	1	1	0	1	0	1
Bill Melton, R (1, 5) OBP: 0.429, SLG: 0.353	F9			E	FC4			F7			4	1	1	0	0	0	2
Ken Henderson, S (1, 8) OBP: 0.429, SLG: 0.389		K		E		G3		6-3			4	1	1	1	0	1	0
Deron Johnson, R (1, 10) OBP: 0.250, SLG: 0.250		FC3-6		E6		K			FC1-6		4	0	2	1	0	1	1
Pat Kelly, L (9, PR) OBP: 0.700, SLG: 1.000											0	0	0	0	0	0	0
Carlos May, L (1, 3) OBP: 0.421, SLG: 0.444		FC3-6		K		4-3			FC1-6		3	0	0	0	0	1	3
Tony Muser, L (7, 3)									G5-4-3		1	0	0	0	0	0	1
Bucky Dent, R (1, 6) OBP: 0.294, SLG: 0.294		F3		2-H 3-H	1B			SH1-4		G5-4-3	4	0	2	1	0	0	2
Brian Downing, R (1, 2)			K	K				SH1-4		K	3	0	0	0	0	3	1
Inning Stats	R: 0 E: 0 K: 0 S: 3 H: 0 LOB: 1 BB: 1 P: 7	R: 0 E: 0 K: 1 S: 6 H: 1 LOB: 1 BB: 0 P: 6	R: 0 E: 0 K: 1 S: 5 H: 0 LOB: 0 BB: 0 P: 5	R: 3 E: 1 K: 2 S: 11 H: 4 LOB: 1 BB: 0 P: 11	R: 0 E: 0 K: 1 S: 5 H: 0 LOB: 1 BB: 1 P: 9	R: 0 E: 0 K: 1 S: 5 H: 0 LOB: 0 BB: 0 P: 5	R: 0 E: 0 K: 2 S: 8 H: 1 LOB: 1 BB: 0 P: 8	R: 0 E: 0 K: 0 S: 3 H: 0 LOB: 0 BB: 0 P: 3	R: 0 E: 0 K: 0 S: 3 H: 1 LOB: 1 BB: 0 P: 3	R: 0 E: 0 K: 1 S: 5 H: 0 LOB: 0 BB: 0 P: 5	1B: 6 2B: 1 3B: 0 HR: 0	SF: 0 SAC: 1 DP: 1 HBP: 0						

PITCHER	IP	WLS	BF	H	R	ER	SO	BB	IBB	HBP	BLK	WP	HR	S	P	ERA	WHIP
Andy Hassler, L (1, 1) ERA: 2.7	10.0	W	38	7	3	3	9	2	0	0	0	0	0	54	62	2.70	0.900

PITCHER	IP	WLS	BF	H	R	ER	SO	BB	IBB	HBP	BLK	WP	HR	S	P	ERA	WHIP

TOP

Chicago White Sox @ California Angels

Anaheim Stadium, Anaheim, CA

Sat Apr 12 1975, 6:33 AM EDT

Att. 6,517 - Unknown

livebaseballscorecards.com

AB	35
R	3
H	7
RBI	3
BB	2
SO	9
LOB	13

1B: 6	SF: 0	WP: 0	PA: 38
2B: 1	SAC: 1	PB: 0	
3B: 0	DP: 1	SB: 1	
HR: 0	HBP: 0	CS: 0	

Batter	1	2	3	4	5	6	7	8	9	10	AB	R	H	RBI	BB	SO	LOB
Morris Nettles, L (1, 8) OBP: 0.263, SLG: 0.222	S S S 0-3 K ①		x 0-0 1-3 4-3 1B		x 0-0 1-3 ②		x 0-0 S 1B 1B		x 0-0 L3 ①		5	1	2	0	0	1	0
Mickey Rivers, L (1, 7) OBP: 0.389, SLG: 0.412	x 0-0 F4 ②		x 0-0 4-3 ① 1-2		x 0-0 2B		S S S 0-3 K ② 1-2		x 0-0 F9 ②		5	0	1	0	0	1	2
Tommy Harper, R (1, 10) OBP: 0.500, SLG: 0.400	x 0-0 2-3 ③		x 0-0 1-3 ② 2-3		S S S 0-3 K ③		x 0-0 2-H 1B		x 0-0 S 1B		5	0	2	1	0	1	2
Bruce Bochte, L (1, 3) OBP: 0.250, SLG: 0.333		x 0-0 4-3 ①	x 0-0 F5 ③			x 0-0 1B FC2 1B	x 0-0 F8 ③		S S S 0-3 K ③ 1-2		5	0	1	0	0	1	3
Dave Chalk, R (1, 5) OBP: 0.647, SLG: 0.857		x 0-0 2B 2B		S S S 0-3 K ①		x 0-0 FC2 1-3 1B		x 0-0 5-3 ①		x 0-0 F6 ①	5	1	2	0	0	1	0
Leroy Stanton, R (1, 9) OBP: 0.250, SLG: 0.455		x 0-0 F9 ②		x 0-0 5-3 ②		x 0-0 F5 ①	B B B B 4-0 FC1-4 1B BB			x 0-0 HR	4	1	1	1	1	0	3
Ellie Rodriguez, R (1, 2) OBP: 0.467, SLG: 0.273		B B B B 4-0 2B BB		x 0-0 1B		x 0-0 F2 ②	x 0-0 FC1-4 1-2 1B				3	1	2	0	1	0	2
Jerry Remy, L (1, 4) OBP: 0.400, SLG: 0.467		x 0-0 1-H 2-H 2B		x 0-0 F8 ③		x 0-0 FC2 1-2 3-H	x 0-0 FC1-4 ② 1-2f 2-3				4	0	1	2	0	0	5
Orlando Ramirez, R (1, 6) OBP: 0.385, SLG: 0.273		x 0-0 1-6-3 ③			S S S 0-3 K ①		x 0-0 F9 ①	x 0-0 F7 ③			4	0	0	0	0	1	3
Inning Stats	R: 0 H: 0 E: 0 LOB: 0 K: 1 BB: 0 S: 5 P: 5	R: 2 H: 2 E: 0 LOB: 1 K: 0 BB: 1 S: 5 P: 9	R: 0 H: 1 E: 0 LOB: 1 K: 0 BB: 0 S: 4 P: 4	R: 0 H: 1 E: 0 LOB: 1 K: 1 BB: 0 S: 6 P: 6	R: 0 H: 1 E: 0 LOB: 1 K: 2 BB: 0 S: 8 P: 8	R: 0 H: 2 E: 0 LOB: 2 K: 0 BB: 0 S: 5 P: 5	R: 1 H: 2 E: 0 LOB: 1 K: 1 BB: 0 S: 7 P: 7	R: 0 H: 1 E: 0 LOB: 2 K: 0 BB: 1 S: 4 P: 8	R: 0 H: 1 E: 0 LOB: 1 K: 1 BB: 0 S: 6 P: 6	R: 1 H: 1 E: 0 LOB: 0 K: 0 BB: 0 S: 2 P: 2	1B: 8 SF: 0 2B: 3 SAC: 0 3B: 0 DP: 0 HR: 1 HBP: 0						

PITCHER	IP	WLS	BF	H	R	ER	SO	BB	IBB	HBP	BLK	WP	HR	S	P	ERA	WHIP
Wilbur Wood, L (1, 1) ERA: 3.71	9.1	L	42	12	4	4	6	2	0	0	0	0	1	52	60	3.86	1.500

PITCHER	IP	WLS	BF	H	R	ER	SO	BB	IBB	HBP	BLK	WP	HR	S	P	ERA	WHIP

BOTTOM

Chicago White Sox @ California Angels

Anaheim Stadium, Anaheim, CA

Sat Apr 12 1975, 6:33 AM EDT

Att. 6,517 - Unknown

livebaseballscorecards.com

AB	40
R	4
H	12
RBI	4
BB	2
SO	6
LOB	20

WP: 0 PA: 42
PB: 0
SB: 2
CS: 0

Batter	1	2	3	4	5	6	7	8	9	10	11	12	AB	R	H	RBI	BB	SO	LOB
Pat Kelly, L (1, 9) OBP: 0.538, SLG: 0.727	L5	G1-6-3 1-2f		G4-6-3 1-2f			F7			F7		SH 1B 1B 1-2 2-3	3	0	0	0	0	0	4
Bill Sharp, L (4, 9) (12, 7)													2	1	0	0	0	0	1
Nyls Nyman, L (1, 7) OBP: 0.296, SLG: 0.280	F8		FC6-4 1B		G6-4-3 1B		6-3			F8		F3	5	0	2	0	0	0	1
Buddy Bradford, R (12, PH) OBP: 0.250, SLG: 0.100 (12, 9)													1	0	0	0	0	0	3
Jorge Orta, L (1, 4) OBP: 0.185, SLG: 0.192	WP S 2B 1B		FC6-4 1-2f CS		G6-4-3 1-2f			K			6-3	1B 1-2 2-3 3-H	6	1	2	1	0	1	2
Bill Melton, R (1, 5) OBP: 0.462, SLG: 0.350	BB 1-3		F8 1-2		K			FC3-6 1B			1B BB	F7	3	1	1	0	2	1	1
Lee Richard, R (11, PR) (11, 5)	2B												1	0	0	0	0	0	3
Ken Henderson, S (1, 8) OBP: 0.444, SLG: 0.458	1-H 3-H 2B			HR 1B		4-3		FC3-6 CS 1-2f			F7	1B 1-2 2-H 3-H	6	1	3	4	0	0	2
Carlos May, L (1, 3) OBP: 0.400, SLG: 0.542	F4			1-H HR		6-3		CS 1-2	K		1B 1-2	F8	6	1	2	2	0	1	3
Tony Muser, L (12, 3)													0	0	0	0	0	0	0
Deron Johnson, R (1, 10) OBP: 0.190, SLG: 0.190		5-3		5-3		K			F9		F8		5	0	0	0	0	1	2
Bucky Dent, R (1, 6) OBP: 0.364, SLG: 0.409		2B		BB 1B				SH1-4 1B	G3			E5 SH E 1B	5	1	3	0	0	0	0
Brian Downing, R (1, 2)		BB G1-6-3		BB 1-2 G4-6-3				SH1-4 1-2		F4		E1 1B SH 1-2 1B	2	1	0	0	2	0	1
Inning Stats	R: 2 H: 2 E: 0 LOB: 1 K: 0 BB: 1 S: 5 P: 9	R: 0 H: 1 E: 0 LOB: 1 K: 0 BB: 1 S: 3 P: 7	R: 0 H: 1 E: 0 LOB: 0 K: 0 BB: 0 S: 3 P: 3	R: 2 H: 3 E: 0 LOB: 1 K: 0 BB: 1 S: 5 P: 9	R: 0 H: 1 E: 0 LOB: 0 K: 1 BB: 0 S: 5 P: 5	R: 0 H: 0 E: 0 LOB: 0 K: 1 BB: 0 S: 5 P: 5	R: 0 H: 1 E: 0 LOB: 1 K: 0 BB: 0 S: 4 P: 4	R: 0 H: 1 E: 0 LOB: 0 K: 1 BB: 0 S: 5 P: 5	R: 0 H: 0 E: 0 LOB: 0 K: 1 BB: 0 S: 5 P: 5	R: 0 H: 0 E: 0 LOB: 0 K: 0 BB: 0 S: 3 P: 3	R: 0 H: 1 E: 0 LOB: 2 K: 0 BB: 1 S: 4 P: 8	R: 3 H: 2 E: 3 LOB: 2 K: 0 BB: 0 S: 8 P: 8	1B: 10 SF: 0 2B: 2 SAC: 2 3B: 0 DP: 3 HR: 1 HBP: 0						

PITCHER	IP	WLS	BF	H	R	ER	SO	BB	IBB	HBP	BLK	WP	HR	S	P	ERA	WHIP
Chuck Dobson, R (1, 1) ERA: 6.14	3.0		15	6	4	4	0	2	0	0	0	1	1	13	21	12.00	2.667
Don Kirkwood, R (4, 1) ERA:	8.0	L	31	5	3	0	4	2	0	0	0	0	0	37	45	0.00	0.875
Mickey Scott, L (12, 1) ERA:	1.0		5	2	0	0	0	0	0	0	0	0	0	5	5	0.00	2.000

PITCHER	IP	WLS	BF	H	R	ER	SO	BB	IBB	HBP	BLK	WP	HR	S	P	ERA	WHIP

TOP

Chicago White Sox @ California Angels

Anaheim Stadium, Anaheim, CA

Sun Apr 13 1975, 6:33 AM EDT

Unknown

livebaseballscorecards.com

AB	45
R	7
H	13
RBI	7
BB	4
SO	4
LOB	23

PA: 52

WP: 1
PB: 0
SB: 1
CS: 2

Batter	1	2	3	4	5	6	7	8	9	10	11	12	AB	R	H	RBI	BB	SO	LOB
Morris Nettles, L (1, 8) OBP: 0.280, SLG: 0.217	6-3		K	F4		2-H 1B			FC1-4 BB		K		5	0	1	0	1	2	1
Mickey Rivers, L (1, 7) OBP: 0.458, SLG: 0.455	1B 1B		S 1B		4-3 1B		K		FC1-4 S 1-2f			G6-4-3 BB	5	0	3	0	1	1	1
Tommy Harper, R (1, 10) OBP: 0.417, SLG: 0.300	F9		K 1-2		K		F8		G6-4-3 1-2 IBB			G6-4-3 1-2f	5	0	0	0	1	2	4
Bruce Bochte, L (1, 3) OBP: 0.318, SLG: 0.316	1-2 1B			6-3 1B 2B HBP	4-3 1-2		4-3		G6-4-3 1-2f			BB 1B BB	4	2	1	0	1	0	3
Dave Chalk, R (1, 5) OBP: 0.609, SLG: 0.722	F8			6-3 1-2 2B 1B	F8			1-3		CS BB		1B 1-2 BB	4	1	1	0	2	0	3
Leroy Stanton, R (1, 9) OBP: 0.294, SLG: 0.357	K			6-3 1-2 2-3		SH1-3 2B BB		S BB		K 1-2		FC5-4 1-3 2-H 1B	3	1	0	0	2	2	3
Joe Lahoud, L (12, PH) OBP: 0.429, SLG: 0.333													1	0	1	1	0	0	0
Denny Doyle, L (12, PR)													0	0	0	0	0	0	0
Ellie Rodriguez, R (1, 2) OBP: 0.400, SLG: 0.313	L5			4-3 E 2H 3H 2B		SH1-3 1-2	K		K	K		FC5-4 1-2f	5	1	1	2	0	2	3
Jerry Remy, L (1, 4) OBP: 0.350, SLG: 0.368	6-3			4-3 2-3		K			BB 1-2		L6		4	0	0	0	1	1	2
Orlando Ramirez, R (1, 6) OBP: 0.333, SLG: 0.231 Winston Llenas, R (6, PH) OBP: 1.000, SLG: 2.000 Billy Smith, S (6, PR) (7, 6) Bill Sudakis, S (8, PH) Rudy Meoli, L (9, 6) OBP: 0.500, SLG: 0.500			5-3	E5 3-H		2-H 1B 2B		2-3			6-3		2 1 0 1 1	0 0 0 0 0	0 1 0 0 0	0 1 0 0 0	0 0 0 0 0	0 0 0 0 0	0 0 0 2 0
Inning Stats	R: 0 H: 2 E: 0 LOB: 2 K: 0 BB: 0 S: 5 P: 5	R: 0 H: 0 E: 0 LOB: 0 K: 1 BB: 0 S: 5 P: 5	R: 0 H: 1 E: 0 LOB: 1 K: 2 BB: 0 S: 8 P: 8	R: 3 H: 2 E: 1 LOB: 1 K: 0 BB: 0 S: 6 P: 7	R: 0 H: 1 E: 0 LOB: 1 K: 1 BB: 0 S: 6 P: 6	R: 1 H: 2 E: 0 LOB: 2 K: 1 BB: 1 S: 6 P: 10	R: 0 H: 0 E: 0 LOB: 0 K: 1 BB: 0 S: 5 P: 5	R: 0 H: 0 E: 0 LOB: 2 K: 1 BB: 2 S: 5 P: 13	R: 0 H: 0 E: 0 LOB: 1 K: 0 BB: 2 S: 2 P: 10	R: 0 H: 0 E: 0 LOB: 0 K: 2 BB: 1 S: 6 P: 10	R: 0 H: 0 E: 0 LOB: 0 K: 1 BB: 0 S: 5 P: 5	R: 1 H: 1 E: 0 LOB: 2 K: 0 BB: 3 S: 3 P: 15	1B: 7 SF: 0 2B: 3 SAC: 1 3B: 0 DP: 3 HR: 0 HBP: 1						

PITCHER		IP	WLS	BF	H	R	ER	SO	BB	IBB	HBP	BLK	WP	HR	S	P	ERA	WHIP
Jim Kaat, L ERA: 1.8	(1, 1)	6.0		28	8	4	3	5	1	0	1	0	0	0	36	41	4.50	1.500
Terry Forster, L ERA: 1.5	(7, 1)	5.2	W	21	0	1	1	5	6	1	0	0	0	0	24	52	1.59	1.059
Rich Gossage, R ERA: 4.91	(12, 1)	0.1	S	3	1	0	0	0	1	0	0	0	0	0	2	6	0.00	6.000

PITCHER	IP	WLS	BF	H	R	ER	SO	BB	IBB	HBP	BLK	WP	HR	S	P	ERA	WHIP

BOTTOM

Chicago White Sox @ California Angels

Anaheim Stadium, Anaheim, CA

Sun Apr 13 1975, 6:33 AM EDT

Unknown

livebaseballscorecards.com

AB	41
R	5
H	9
RBI	4
BB	9
SO	10
LOB	22

Batter	1	2	3	4	5	6	7	8	9	AB	R	H	RBI	BB	SO	LOB
Pat Kelly, L (1, 10) OBP: 0.500, SLG: 0.600	1B	BBB 1B		4-3		F9			1-3	4	2	1	0	1	0	0
Nyls Nyman, L (1, 7) OBP: 0.281, SLG: 0.267	F6	1-3 1B		F2			SSS K		4-3	5	1	1	0	0	1	1
Jorge Orta, L (1, 4) OBP: 0.258, SLG: 0.267	1-2 1B	2-H 3-H 1B		1B			4-3			4	1	3	2	0	0	0
Bill Melton, R (1, 5) OBP: 0.467, SLG: 0.375	1-2 2-3 1B	F8		PO 1-2 1B			F6			4	1	2	0	0	0	1
Ken Henderson, S (1, 8) OBP: 0.387, SLG: 0.393	F2	4-3		PO 1-2	F7			F8		4	0	0	0	0	0	4
Carlos May, L (1, 3) OBP: 0.429, SLG: 0.538 Tony Muser, L (5, 3)	1-2 2-3 3-H 1B		L6		BBB G3-6 BB			6-3		2 1	0 0	1 0	1 0	1 0	0 0	0 0
Bill Sharp, L (1, 9) OBP: 0.273, SLG: 0.273	1-3 2-H 3-H 1B		1B	G3-6 1-2f				1B		4	0	3	2	0	0	1
Bucky Dent, R (1, 6) OBP: 0.308, SLG: 0.346	F4		F7			F7		F4		4	0	0	0	0	0	4
Brian Downing, R (1, 2)		SSS K	SSS K			6-3			F5	4	0	0	0	0	2	1
Inning Stats	R: 3 E: 0 K: 0 S: 8 H: 5 LOB: 2 BB: 0 P: 8	R: 2 E: 0 K: 1 S: 7 H: 2 LOB: 1 BB: 1 P: 11	R: 0 E: 0 K: 1 S: 6 H: 1 LOB: 1 BB: 0 P: 6	R: 0 E: 0 K: 0 S: 4 H: 2 LOB: 1 BB: 0 P: 4	R: 0 E: 0 K: 0 S: 2 H: 0 LOB: 0 BB: 1 P: 6	R: 0 E: 0 K: 0 S: 3 H: 0 LOB: 0 BB: 0 P: 3	R: 0 E: 0 K: 1 S: 5 H: 0 LOB: 0 BB: 0 P: 5	R: 0 E: 0 K: 0 S: 4 H: 1 LOB: 1 BB: 0 P: 4	R: 0 E: 0 K: 0 S: 3 H: 0 LOB: 0 BB: 0 P: 3	1B: 11 2B: 0 3B: 0 HR: 0 SF: 0 SAC: 0 DP: 1 HBP: 0						

PITCHER	IP	WLS	BF	H	R	ER	SO	BB	IBB	HBP	BLK	WP	HR	S	P	ERA	WHIP
Bill Singer, R (1, 1) ERA: 5.0	9.0	L	38	11	5	5	3	2	0	0	0	0	0	42	50	5.00	1.444

PITCHER	IP	WLS	BF	H	R	ER	SO	BB	IBB	HBP	BLK	WP	HR	S	P	ERA	WHIP

TOP

Chicago White Sox @ California Angels

Anaheim Stadium, Anaheim, CA

Sun Apr 13 1975, 6:38 AM EDT

Att. 14,626 - Unknown

livebaseballscorecards.com

AB	36
R	5
H	11
RBI	5
BB	2
SO	3
LOB	12

PA: 39

WP: 0
PB: 0
SB: 0
CS: 0

BOTTOM

Chicago White Sox @ California Angels

Anaheim Stadium, Anaheim, CA

Sun Apr 13 1975, 6:38 AM EDT

Att. 14,626 - Unknown

livebaseballscorecards.com

Batter	1	2	3	4	5	6	7	8	9	AB	R	H	RBI	BB	SO	LOB
Morris Nettles, L (1, 8) OBP: 0.233, SLG: 0.179	K		1-3		FC4 (1B) BB 1-2f 2-3 3-H	CS 3-H	4-3		K	5	1	0	1	0	2	3
Mickey Rivers, L (1, 7) (6, 9) (9, 7) OBP: 0.414, SLG: 0.385	3-1		1-3		BB (1B) SF7 1-2		F9		F9	4	1	0	0	1	0	1
Tommy Harper, R (1, 10) OBP: 0.429, SLG: 0.333	FC6 1B		6-3		S BB 1-2 2-H 3-H		F6			4	0	2	2	0	0	0
Bruce Bochte, L (1, 3) OBP: 0.308, SLG: 0.273	FC6 1-2f			K	S 1-2 2-3			K		3	0	0	0	1	2	1
Dave Chalk, R (1, 5) OBP: 0.593, SLG: 0.684		FC3-6 BB		F7	SF7 3-H			CS BB		1	0	0	1	2	0	0
Joe Lahoud, L (1, 9) OBP: 0.333, SLG: 0.250 Winston Llenas, R (5, PH) (6, 7) OBP: 0.667, SLG: 1.000 Leroy Stanton, R (8, PR) (9, 9) OBP: 0.294, SLG: 0.357		FC3-6 FC4-6 1-2f		F9	K 1-2 2-3			BB 1-2		2 1 0	0 0 0	0 0 0	0 1 0	0 1 0	0 1 0	1 2 0
Jerry Remy, L (1, 4) OBP: 0.375, SLG: 0.364		FC4-6 1B 1-2f			1B BB FC4 1B	G3 S CS BB		K 2-3		3	1	1	0	1	1	3
Tom Egan, R (1, 2) OBP: 0.667, SLG: 0.500 Rudy Meoli, L (9, PH) OBP: 0.667, SLG: 0.500		1-2 1B			FC4 1B 1-2 1B BB	K 1-2			SH3-4 BB	2 0	1 0	1 0	0 0	1 1	1 0	1 0
Orlando Ramirez, R (1, 6) OBP: 0.353, SLG: 0.267 Bill Sudakis, S (6, PH) Billy Smith, S (7, 6)	K				FC4 1-2 2-3 1B	G3 2-3			SH3-4 1-2	2 1 0	0 0 0	1 0 0	0 0 0	0 0 0	1 0 0	2 1 0
Inning Stats	R: 0 E: 0 K: 1 S: 6 H: 1 LOB: 1 BB: 0 P: 6	R: 0 E: 0 K: 1 S: 6 H: 1 LOB: 2 BB: 1 P: 10	R: 0 E: 0 K: 0 S: 3 H: 0 LOB: 0 BB: 0 P: 3	R: 0 E: 0 K: 1 S: 5 H: 0 LOB: 0 BB: 0 P: 5	R: 4 E: 0 K: 1 S: 8 H: 3 LOB: 2 BB: 3 P: 20	R: 0 E: 0 K: 1 S: 4 H: 0 LOB: 0 BB: 1 P: 8	R: 0 E: 0 K: 0 S: 3 H: 0 LOB: 0 BB: 0 P: 3	R: 0 E: 0 K: 2 S: 6 H: 0 LOB: 2 BB: 2 P: 14	R: 0 E: 0 K: 1 S: 5 H: 0 LOB: 1 BB: 1 P: 9	1B: 5 2B: 1 3B: 0 HR: 0	SF: 1 SAC: 1 DP: 1 HBP: 0					

	AB	28
	R	4
	H	5
	RBI	4
	BB	8
	SO	8
	LOB	15

WP: 0 PB: 0 SB: 3 CS: 2 PA: 39

PITCHER		IP	WLS	BF	H	R	ER	SO	BB	IBB	HBP	BLK	WP	HR	S	P	ERA	WHIP
Stan Bahnsen, R ERA: 10.29	(1, 1)	4.1		21	5	4	4	3	3	0	0	0	0	0	24	36	8.31	1.846
Jim Kaat, L ERA: 1.76	(5, 1)	0.1		2	0	0	0	0	1	0	0	0	0	0	1	5	0.00	3.000
Cecil Upshaw, R ERA: 5.79	(5, 1)	2.2	W	10	0	0	0	3	3	0	0	0	0	0	13	25	0.00	1.125
Rich Gossage, R ERA: 3.38	(8, 1)	1.2	S	5	0	0	0	2	1	0	0	0	0	0	8	12	0.00	0.600

PITCHER	IP	WLS	BF	H	R	ER	SO	BB	IBB	HBP	BLK	WP	HR	S	P	ERA	WHIP

California Angels @ Minnesota Twins

Metropolitan Stadium, Bloomington , MI

Tue Apr 15 1975, 4:33 AM EDT

Att. 11,909 - Unknown - 48 F

TOP

livebaseballscorecards.com

Batter	1	2	3	4	5	6	7	8	9	AB	R	H	RBI	BB	SO	LOB
Morris Nettles, L (1, 8) OBP: 0.229, SLG: 0.182	S S S 0-3 ① K		x 0-0 ② 4-3		x 0-0 ① 5-3		x 0-0 ① 6-3 1-2		x 0-0 1B 2B 1B	5	1	1	0	0	1	1
Mickey Rivers, L (1, 7) OBP: 0.441, SLG: 0.452	x 0-0 ② G3		x 0-0 2B		x 0-0 ② 6-3		x 0-0 E9 2-H 1B		x 0-0 1-2 2B 1B	5	2	3	1	0	0	0
Tommy Harper, R (1, 10) OBP: 0.424, SLG: 0.296	x 0-0 ③ F7		B B B B 4-0 BB		H 1-0 HBP		x 0-0 ② 5-3		S S S 0-3 ① K	3	0	0	0	1	1	2
Bruce Bochte, L (1, 3) OBP: 0.290, SLG: 0.296		x 0-0 ① 1-3	x 0-0 ③ 1-4-3		x 0-0 ③ G3		S S S 0-3 ③ K		x 0-0 S E 1-H 2-H 2B	5	1	1	2	0	1	3
Dave Chalk, R (1, 5) OBP: 0.563, SLG: 0.591		B B B B 4-0 2B BB		x 0-0 ① 5-3		S S S 0-3 ① K		x 0-0 ① L6	B B B B 4-0 F2 2-H BB	3	1	0	0	2	1	0
Joe Lahoud, L (1, 9) OBP: 0.357, SLG: 0.615		x 0-0 1-H 2B		x 0-0 HR		x 0-0 ② 4-3		x 0-0 ② 4-3	x 0-0 ② F2 1-2	5	1	2	2	0	0	1
Ellie Rodriguez, R (1, 2) OBP: 0.480, SLG: 0.389		x 0-0 ② 5-3		B B B B 4-0 BLK BB		x 0-0 2B		B B B B 4-0 1B BB	B B B B 4-0 BB	2	0	1	0	3	0	1
Jerry Remy, L (1, 4) OBP: 0.345, SLG: 0.333		x 0-0 ③ 5-3		S S S 0-3 ② K2-3 1-2		x 0-0 ③ 4-3		x 0-0 1-2 1B	x 0-0 ③ 4-3	5	0	1	0	0	1	5
Orlando Ramirez, R (1, 6) OBP: 0.333, SLG: 0.263			x 0-0 ① 2-3	x 0-0 ③ F8			x 0-0 6-3 E 1B	x 0-0 ③ P4		4	1	1	0	0	0	3

Inning Stats																								
	R: 0	H: 0	R: 1	H: 1	R: 0	H: 1	R: 1	H: 1	R: 0	H: 0	R: 0	H: 1	R: 2	H: 2	R: 0	H: 1	R: 3	H: 3	1B: 5	SF: 0	WP: 0	PA: 44
	E: 0	LOB: 0	E: 0	LOB: 1	E: 0	LOB: 2	E: 0	LOB: 1	E: 0	LOB: 1	E: 0	LOB: 1	E: 1	LOB: 0	E: 0	LOB: 2	E: 0	LOB: 2	2B: 4	SAC: 0	PB: 0	
	K: 1	BB: 0	K: 0	BB: 1	K: 0	BB: 1	K: 1	BB: 1	K: 0	BB: 0	K: 1	BB: 0	K: 1	BB: 0	K: 0	BB: 1	K: 1	BB: 2	3B: 0	DP: 0	SB: 1	
	S: 5	P: 5	S: 4	P: 8	S: 4	P: 8	S: 6	P: 10	S: 3	P: 4	S: 6	P: 6	S: 7	P: 7	S: 4	P: 8	S: 8	P: 16	HR: 1	HBP: 1	CS: 0	

PITCHER	IP	WLS	BF	H	R	ER	SO	BB	IBB	HBP	BLK	WP	HR	S	P	ERA	WHIP
Dave Goltz, R (1, 1) ERA: 4.91	8.0	L	38	9	6	5	4	4	0	1	1	0	1	41	58	5.62	1.625
Bill Campbell, R (9, 1) ERA: 1.69	0.1		3	1	1	0	1	1	0	0	0	0	0	4	8	0.00	6.000
Tom Burgmeier, L (9, 1) ERA:	0.2		3	0	0	0	0	1	0	0	0	0	0	2	6	0.00	1.500

PITCHER	IP	WLS	BF	H	R	ER	SO	BB	IBB	HBP	BLK	WP	HR	S	P	ERA	WHIP

AB	37
R	7
H	10
RBI	5
BB	6
SO	5
LOB	16

Batter	1	2	3	4	5	6	7	8	9	AB	R	H	RBI	BB	SO	LOB
Rod Carew, L (1, 4) OBP: 0.577, SLG: 0.773	BBBB 4-0 1B E BB		x 0-0 1-3 2B		x 0-0 FC3-6 1B	BBBB 4-0 BB			x 0-0 ① G3	3	0	2	0	2	0	0
Lyman Bostock, L (1, 8) OBP: 0.333, SLG: 0.214	x 0-0 G1-4-3 1-3 1B		BBBB 4-0 G6-4-3 BB		x 0-0 ① FC3-6 1-2f	SSS 0-3 ② K			SSS 0-3 ② K	4	0	1	0	1	2	3
Larry Hisle, R (1, 7) OBP: 0.219, SLG: 0.321	x 0-0 ① P4		x 0-0 ②③ G6-4-3 1-2f		x 0-0 ② F8	SSS 0-3 ③ K			x 0-0 ③ P4	5	0	0	0	0	1	8
Bobby Darwin, R (1, 9) OBP: 0.194, SLG: 0.179	x 0-0 ②③ G1-4-3 1-2f			SSS 0-3 ① K	SSS 0-3 ③ K		x 0-0 ① F8			4	0	0	0	0	2	3
Tony Oliva, L (1, 10) OBP: 0.588, SLG: 0.909		BBBB 4-0 G6-4-3 BB		BBBB 4-0 1B 1B BB		H 1-0 BB BB 2B HBP	x 0-0 ② 6-3			1	1	0	0	2	0	0
Eric Soderholm, R (1, 5) OBP: 0.345, SLG: 0.280		x 0-0 ① L3		x 0-0 1-2 1B 1B		BBBB 4-0 1-2 BB 2B BB	x 0-0 CS 1B			3	1	2	0	1	0	1
Steve Braun, L (1, 3) OBP: 0.276, SLG: 0.259		x 0-0 ②③ G6-4-3 1-2f		x 0-0 ② 1-2 2-3 1B		SSS 0-3 ① K	0-0 ③ CS 1-2	x 0-0 ① 6-3		4	0	1	0	0	1	3
Danny Thompson, R (1, 6) OBP: 0.423, SLG: 0.364 Sergio Ferrer, S (8, PR) (9, 6) OBP: 0.444, SLG: 0.500			BBBB 4-0 2B BB	BBBB 4-0 BB		BBBB 4-0 1-2 2-3 2B BB		x 0-0 G6-4-3 1B		1 0	1 0	1 0	0 0	3 0	0 0	0 0
Glenn Borgmann, R (1, 2) OBP: 0.217, SLG: 0.304			SSS 0-3 ① K	SSS 0-3 ③ K		x 0-0 1-H 2-H 3-H 2B		x 0-0 ②③ G6-4-3 1-2f		4	0	1	3	0	2	5
Inning Stats	R: 0 E: 1 K: 0 S: 3 H: 1 LOB: 1 BB: 1 P: 7	R: 0 E: 0 K: 0 S: 2 H: 0 LOB: 0 BB: 1 P: 6	R: 0 E: 0 K: 1 S: 5 H: 1 LOB: 2 BB: 2 P: 13	R: 0 E: 0 K: 2 S: 8 H: 2 LOB: 3 BB: 2 P: 16	R: 0 E: 0 K: 1 S: 6 H: 1 LOB: 1 BB: 0 P: 6	R: 3 E: 0 K: 3 S: 10 H: 1 LOB: 2 BB: 3 P: 23	R: 0 E: 0 K: 0 S: 3 H: 1 LOB: 0 BB: 0 P: 3	R: 0 E: 0 K: 0 S: 3 H: 1 LOB: 1 BB: 0 P: 3	R: 0 E: 0 K: 1 S: 5 H: 0 LOB: 0 BB: 0 P: 5	1B: 6 2B: 2 3B: 0 HR: 0	SF: 0 SAC: 0 DP: 4 HBP: 1						

BOTTOM

California Angels @ Minnesota Twins

Metropolitan Stadium, Bloomington , MI

Tue Apr 15 1975, 4:33 AM EDT

Att. 11,909 - Unknown - 48 F

livebaseballscorecards.com

AB	29
R	3
H	8
RBI	3
BB	9
SO	8
LOB	23

PITCHER		IP	WLS	BF	H	R	ER	SO	BB	IBB	HBP	BLK	WP	HR	S	P	ERA	WHIP
Nolan Ryan, R ERA: 1.73	(1, 1)	8.0	W	36	8	3	3	7	9	0	1	0	0	0	40	77	3.38	2.125
Mickey Scott, L ERA:	(9, 1)	1.0		3	0	0	0	1	0	0	0	0	0	0	5	5	0.00	0.000

PITCHER	IP	WLS	BF	H	R	ER	SO	BB	IBB	HBP	BLK	WP	HR	S	P	ERA	WHIP

Batter	1	2	3	4	5	6	7	8	9	AB	R	H	RBI	BB	SO	LOB
Morris Nettles, L (1, 8) OBP: 0.275, SLG: 0.263	4-3		S 3B 1B	E7 2-H 1B		6-3		G3 1-3 3-H 2B		5	1	3	2	0	0	0
Mickey Rivers, L (1, 7) OBP: 0.385, SLG: 0.389	G3		K 1-2	F7		P5		G3 2-3 3-H		5	0	0	1	0	1	3
Tommy Harper, R (1, 10) OBP: 0.395, SLG: 0.344	K		FC4-2-5-1-6 2-H 3B	K			5-3	6-3		5	0	1	1	0	2	2
Bruce Bochte, L (1, 3) OBP: 0.278, SLG: 0.281		1B BB 1B	FC4-2-5-1-6 BB 3-H	F7			F7		L8	5	0	1	0	0	0	1
Dave Chalk, R (1, 5) OBP: 0.611, SLG: 0.609 Tom Egan, R (7, 2) OBP: 0.500, SLG: 0.333		1B 1-2 BB	BB	BB			1B		F5	1 1	0 0	1 0	0 0	3 0	0 0	0 0
Joe Lahoud, L (1, 9) OBP: 0.421, SLG: 0.563		FC4-6 1-2 2-3 1B	1-2 2-3 BB		F9		K		BB	3	0	1	0	2	1	2
Ellie Rodriguez, R (1, 2) OBP: 0.464, SLG: 0.350 Rudy Meoli, L (7, 5) OBP: 0.600, SLG: 0.500		F2	L6		1-2 BB			FC1-6 2B 1B	F7	2 2	0 1	0 1	0 0	1 0	0 0	6 1
Jerry Remy, L (1, 4) OBP: 0.364, SLG: 0.355		F7	5-3 E 1B	4-3				1-2 FC1-6 1B		4	1	2	0	0	0	5
Orlando Ramirez, R (1, 6) OBP: 0.333, SLG: 0.263 Bill Sudakis, S (2, PH) Billy Smith, S (2, 6)		FC4-6 1-2f	5-3 1-2			K		FC1-6 2B 1-2f 2-3 G3		0 1 3	0 0 1	0 0 0	0 0 0	0 0 1	0 0 3	0 3 3
Inning Stats	R: 0 E: 0 K: 1 S: 5 H: 0 LOB: 0 BB: 0 P: 5	R: 0 E: 0 K: 0 S: 5 H: 2 LOB: 3 BB: 1 P: 9	R: 1 E: 0 K: 1 S: 7 H: 2 LOB: 3 BB: 2 P: 15	R: 1 E: 1 K: 1 S: 7 H: 2 LOB: 1 BB: 0 P: 7	R: 0 E: 0 K: 0 S: 3 H: 0 LOB: 2 BB: 2 P: 11	R: 0 E: 0 K: 1 S: 5 H: 0 LOB: 0 BB: 0 P: 5	R: 0 E: 0 K: 1 S: 6 H: 1 LOB: 1 BB: 0 P: 6	R: 2 E: 0 K: 0 S: 6 H: 3 LOB: 1 BB: 0 P: 6	R: 0 E: 0 K: 0 S: 3 H: 0 LOB: 1 BB: 1 P: 7	1B: 8 2B: 1 3B: 1 HR: 0	SF: 0 SAC: 0 DP: 0 HBP: 0						

TOP

California Angels @ Minnesota Twins

Metropolitan Stadium, Bloomington , MI

Wed Apr 16 1975, 4:33 AM EDT

Att. 2,262 - Cloudy - 49 F

livebaseballscorecards.com

AB	37
R	4
H	10
RBI	4
BB	6
SO	5
LOB	26

PITCHER	IP	WLS	BF	H	R	ER	SO	BB	IBB	HBP	BLK	WP	HR	S	P	ERA	WHIP
Bert Blyleven, R (1, 1) ERA: 3.22	9.0	W	43	10	4	4	5	6	0	0	0	0	0	47	71	4.00	1.778

PITCHER	IP	WLS	BF	H	R	ER	SO	BB	IBB	HBP	BLK	WP	HR	S	P	ERA	WHIP

WP: 0 PB: 0 SB: 1 CS: 0 PA: 43

BOTTOM

California Angels @ Minnesota Twins

Metropolitan Stadium, Bloomington , MI

Wed Apr 16 1975, 4:33 AM EDT

Att. 2,262 - Cloudy - 49 F

livebaseballscorecards.com

Batter	1	2	3	4	5	6	7	8	9	AB	R	H	RBI	BB	SO	LOB
Sergio Ferrer, S (1, 4) OBP: 0.357, SLG: 0.462	E 2B	1-3 ①	L5 ③			E6 1B 2B 1-2	G3 ②			5	2	1	0	0	0	4
Dan Ford, R (1, 8) OBP: 0.400, SLG: 0.400	E3 2B 2-H	4-3 ② 2-3		SSS K ①		2B SF 1B 1-2 2-3	1B 1B			5	2	2	0	0	1	1
Larry Hisle, R (1, 7) OBP: 0.250, SLG: 0.355 Steve Brye, R (7, PH) OBP: 0.250, SLG: 0.375 (8, 7)	BBBB 2B BB	4-3 ③		SSS K ②		SF SF8 2B 1-3 2-H 3-H	FC6-4 1B 1-3			3 1	2 0	1 1	2 0	1 0	1 0	1 0
Bobby Darwin, R (1, 9) OBP: 0.194, SLG: 0.219	G3 1B 2B 1-H 2-H		6-3 ①	SSS K ③		SF 2-3 3-H	FC6-4 ③ 1-2f			4	1	1	3	0	1	2
Tony Oliva, L (1, 10) OBP: 0.500, SLG: 0.667	G3 ① 2-3		2-3 1B 2B HBP 1-0		L9 ①	F9 ①		F7 ①		4	1	0	0	0	0	3
Eric Soderholm, R (1, 5) OBP: 0.382, SLG: 0.310	1B 3-H	2-3 2B 1B 1-2			SSS K ②	BBBB BB 4-0		F9 ②		4	1	2	1	1	1	0
Danny Thompson, R (1, 6) OBP: 0.400, SLG: 0.360 Luis Gomez, R (8, 6)	SSS K ②	2-3 ② 1-2 2-3			FC5-4 1B	SF8 ② 3-H	BBBB BB 4-0			3 0	0 0	1 0	1 0	0 1	1 0	3 0
Craig Kusick, R (1, 3) OBP: 0.200, SLG: 0.400	5-3 ③		WP 2B 2-H 3-H		FC5-4 ③ 1-2f	SSS K ③ 0-3		F9 ③		5	0	1	2	0	1	5
Glenn Borgmann, R (1, 2) OBP: 0.296, SLG: 0.385		4-3 2B	BBBB BB 4-0 2-3			1B E 2B 1B	F9 ①			3	1	2	0	1	0	0
Inning Stats	R: 4 H: 3 E: 1 LOB: 1 K: 1 BB: 1 S: 9 P: 13	R: 0 H: 1 E: 0 LOB: 1 K: 0 BB: 0 S: 4 P: 4	R: 2 H: 2 E: 0 LOB: 2 K: 0 BB: 1 S: 5 P: 10	R: 0 H: 0 E: 0 LOB: 0 K: 3 BB: 0 S: 9 P: 9	R: 0 H: 1 E: 0 LOB: 1 K: 1 BB: 0 S: 6 P: 6	R: 4 H: 3 E: 2 LOB: 2 K: 1 BB: 1 S: 10 P: 14	R: 0 H: 2 E: 0 LOB: 2 K: 0 BB: 0 S: 5 P: 5	R: 0 H: 0 E: 0 LOB: 1 K: 0 BB: 1 S: 3 P: 7		1B: 7 SF: 2 2B: 5 SAC: 0 3B: 0 DP: 0 HR: 0 HBP: 1						

	AB	37
	R	10
	H	12
	RBI	9
	BB	4
	SO	6
	LOB	19

WP: 1 PA: 44
PB: 0
SB: 0
CS: 0

PITCHER		IP	WLS	BF	H	R	ER	SO	BB	IBB	HBP	BLK	WP	HR	S	P	ERA	WHIP
Andy Hassler, L ERA: 5.84	(1, 1)	2.1	L	15	5	6	5	1	1	0	1	0	0	0	15	20	19.29	2.571
Steve Blateric, R ERA: 6.75	(3, 1)	2.2		16	5	4	2	4	1	0	0	0	1	0	23	27	6.75	2.250
Orlando Pena, R ERA:	(6, 1)	3.0		13	2	0	0	1	2	0	0	0	0	0	13	21	0.00	1.333

PITCHER	IP	WLS	BF	H	R	ER	SO	BB	IBB	HBP	BLK	WP	HR	S	P	ERA	WHIP

California Angels @ Chicago White Sox

Comiskey Park, Chicago, IL

Sat Apr 19 1975, 4:33 AM EDT

Att. 4,591 - Unknown

livebaseballscorecards.com

Batter	1	2	3	4	5	6	7	8	9	AB	R	H	RBI	BB	SO	LOB
Morris Nettles, L (1, 8) OBP: 0.244, SLG: 0.233	2-3		6-3			4-3	E4 4-3 S 1-H 3-H		1-3	5	0	0	1	0	0	0
Mickey Rivers, L (1, 7) OBP: 0.409, SLG: 0.488	4-3 3B		F3			FC5 2B	4-3 1-3		1B	5	1	3	0	0	0	1
Tommy Harper, R (1, 10) OBP: 0.372, SLG: 0.306	4-3 1B BB		4-3			F7	G3		6-3	4	1	0	0	1	0	3
Bruce Bochte, L (1, 3) OBP: 0.275, SLG: 0.257	4-3 1-2 3-H			4-3		BB		5-3		3	0	0	1	1	0	1
Dave Chalk, R (1, 5) OBP: 0.625, SLG: 0.615	S 2-H 1B			G6-3 1B		FC5 2-3f		FC5-4 BB		3	0	2	1	1	0	2
Leroy Stanton, R (1, 9) OBP: 0.238, SLG: 0.278	4-3 1-2			G6-3 1-2f			5-3	FC5-4 E S PB 1-2f		4	1	0	0	0	0	3
Ellie Rodriguez, R (1, 2) OBP: 0.469, SLG: 0.391		K			F7		E 2B	1-0 1-H HBP		3	1	1	0	0	1	0
Jerry Remy, L (1, 4) OBP: 0.351, SLG: 0.343		F7			F8		E9 1B S E 2-H 1B	K		4	1	1	0	0	1	1
Orlando Ramirez, R (1, 6) OBP: 0.320, SLG: 0.261		6-3			F8		S E 1-3 1B		K	4	1	1	0	0	1	0

Inning Stats	1	2	3	4	5	6	7	8	9		
	R: 2 H: 2 E: 0 LOB: 1 K: 0 BB: 1 S: 5 P: 9	R: 0 H: 0 E: 0 LOB: 0 K: 1 BB: 0 S: 5 P: 5	R: 0 H: 0 E: 0 LOB: 0 K: 0 BB: 0 S: 3 P: 3	R: 0 H: 1 E: 0 LOB: 0 K: 0 BB: 0 S: 3 P: 3	R: 0 H: 0 E: 0 LOB: 0 K: 0 BB: 0 S: 3 P: 3	R: 0 H: 1 E: 0 LOB: 2 K: 0 BB: 1 S: 4 P: 8	R: 3 H: 3 E: 2 LOB: 1 K: 0 BB: 0 S: 7 P: 7	R: 1 H: 0 E: 0 LOB: 1 K: 1 BB: 1 S: 5 P: 10	R: 0 H: 1 E: 0 LOB: 1 K: 1 BB: 0 S: 6 P: 6	1B: 5 SF: 0 2B: 2 SAC: 0 3B: 1 DP: 1 HR: 0 HBP: 1	WP: 0 PA: 39 PB: 1 SB: 5 CS: 0

PITCHER	IP	WLS	BF	H	R	ER	SO	BB	IBB	HBP	BLK	WP	HR	S	P	ERA	WHIP
Wilbur Wood, L (1, 1) ERA: 4.82	9.0	L	39	8	6	4	3	3	0	1	0	0	0	41	54	4.00	1.222

PITCHER	IP	WLS	BF	H	R	ER	SO	BB	IBB	HBP	BLK	WP	HR	S	P	ERA	WHIP

Batter	1	2	3	4	5	6	7	8	9	AB	R	H	RBI	BB	SO	LOB
Pat Kelly, L (1, 10) OBP: 0.467, SLG: 0.500	E3 FC1-6	G4-6-3 1-2f			6-3		L3 1B	1-3 2-H 1B		4	0	1	0	0	0	2
Deron Johnson, R (8, PH) OBP: 0.313, SLG: 0.387										1	0	1	1	0	0	0
Nyls Nyman, L (1, 7) OBP: 0.260, SLG: 0.234	FC1-6 1B 1-2f SF9		K		F7		F7	1-3		5	1	0	0	0	1	4
Jorge Orta, L (1, 4) OBP: 0.286, SLG: 0.298	BB 1-3 1B		1-3		4-3		L3 1-2		1B	5	0	2	0	0	0	1
Bill Melton, R (1, 5) OBP: 0.367, SLG: 0.333	SF9 3-H		K			6-3		FC5-4 1B E 1B	F5	4	1	1	1	0	1	1
Ken Henderson, S (1, 8) OBP: 0.400, SLG: 0.391	BB 1-2			1B FC1-6 1B		BB 1B 1B		F7	F8	4	1	2	0	1	0	2
Carlos May, L (1, 3) OBP: 0.409, SLG: 0.524	1-3			FC1-6 1-3 1B		F7		FC5-4 1-2 1B	F9	5	0	2	0	0	0	4
Bill Sharp, L (1, 9) OBP: 0.286, SLG: 0.211		BB BB		FC1-6 1-2f 3-H		BB 1-2 1B		FC5-4 E 1B 1-2f 2-3		2	0	1	1	1	0	1
Buddy Bradford, R (8, PH) OBP: 0.250, SLG: 0.077										1	1	0	0	0	0	2
(9, 9)																
Bucky Dent, R (1, 6) OBP: 0.250, SLG: 0.256		F8		F7		BB 1-2 2-3 BB		E6 1B 1-2 1B 3-H		3	1	0	0	1	0	3
Brian Downing, R (1, 2) OBP: 0.220, SLG: 0.114		G4-6-3 1-2 BB		F8		L6		1B 1-2 2-H 1B		3	0	1	1	1	0	4
Inning Stats	R: 1 E: 1 K: 0 S: 5 H: 1 LOB: 2 BB: 1 P: 9	R: 0 E: 0 K: 0 S: 2 H: 0 LOB: 1 BB: 2 P: 10	R: 0 E: 0 K: 2 S: 7 H: 0 LOB: 0 BB: 0 P: 7	R: 1 E: 0 K: 0 S: 5 H: 2 LOB: 1 BB: 0 P: 5	R: 0 E: 0 K: 0 S: 3 H: 0 LOB: 0 BB: 0 P: 3	R: 0 E: 0 K: 0 S: 5 H: 2 LOB: 3 BB: 1 P: 9	R: 0 E: 0 K: 0 S: 3 H: 1 LOB: 0 BB: 0 P: 3	R: 3 E: 1 K: 0 S: 8 H: 4 LOB: 2 BB: 0 P: 8	R: 0 E: 0 K: 0 S: 4 H: 1 LOB: 1 BB: 0 P: 4	1B: 11 2B: 1 3B: 0 HR: 0 SF: 1 SAC: 0 DP: 2 HBP: 0						

PITCHER		IP	WLS	BF	H	R	ER	SO	BB	IBB	HBP	BLK	WP	HR	S	P	ERA	WHIP
Bill Singer, R ERA: 3.31	(1, 1)	7.1	W	33	8	4	1	2	4	0	0	0	0	0	33	49	1.23	1.636
Mickey Scott, L ERA:	(8, 1)	0.1		3	1	0	0	0	0	0	0	0	0	0	3	3	0.00	3.000
Don Kirkwood, R ERA:	(8, 1)	1.1	S	6	2	1	0	0	0	0	0	0	0	0	6	6	0.00	1.500

PITCHER	IP	WLS	BF	H	R	ER	SO	BB	IBB	HBP	BLK	WP	HR	S	P	ERA	WHIP

BOTTOM

California Angels @ Chicago White Sox

Comiskey Park, Chicago, IL

Sat Apr 19 1975, 4:33 AM EDT

Att. 4,591 - Unknown

livebaseballscorecards.com

AB	37
R	5
H	11
RBI	4
BB	4
SO	2
LOB	24

Batter	1	2	3	4	5	6	7	8	9	AB	R	H	RBI	BB	SO	LOB
Morris Nettles, L (1, 8) OBP: 0.220, SLG: 0.208	6-3	1-3			1-3		E6 WP S 1B	K		5	1	0	0	0	1	0
Mickey Rivers, L (1, 7) OBP: 0.408, SLG: 0.455	F3		F4		L6 S BB		1-3 1B BB	K		3	1	0	0	2	1	0
Tommy Harper, R (1, 10) OBP: 0.396, SLG: 0.308	3B 1B		G3		1-2 BB		1-2 1B 1B BB		3-1	3	2	1	0	2	0	0
Bruce Bochte, L (1, 3) OBP: 0.311, SLG: 0.400	1-H 2B 3B		F6		2-3 L6		FC1-5 1B 1-2 2-H 3-H 1B		2B 3B	5	2	3	3	0	0	2
Dave Chalk, R (1, 5) OBP: 0.644, SLG: 0.700	3-H 2B			6-3		SH1-4 1B BB	BB FC1-5 FC6-4-3-2 1-2 2-H 1B		3-H 2B	4	1	3	3	1	0	0
Leroy Stanton, R (1, 9) OBP: 0.308, SLG: 0.286	BB			1B 1B BB		1-2 SH1-4 1B	FC1-5 BB FC6-4-3-2 1-2 2-3f		F9	3	1	1	0	2	0	3
Ellie Rodriguez, R (1, 2) OBP: 0.472, SLG: 0.385	F9			1B 1-3 1B	SH1-4 1-2 2-3	FC6-4-3-2 1-2 2-3 BB			G3	3	0	1	0	1	0	3
Jerry Remy, L (1, 4) OBP: 0.366, SLG: 0.342		6-3		G1-6-3 1-2 3-H 1B		G6-4-3 IBB	FC6-4-3-2 1-2 2-H 3-H			3	0	1	2	1	0	2
Orlando Ramirez, R (1, 6) OBP: 0.296, SLG: 0.240		K		G1-6-3 1-2f	G6-4-3 1-2f			4-3		2	0	0	0	0	1	2
Joe Lahoud, L (6, PH) OBP: 0.421, SLG: 0.563										0	0	0	0	0	0	0
Winston Llenas, R (6, PH) OBP: 0.500, SLG: 0.667										1	0	0	0	0	0	3
Billy Smith, S (6, 6)										1	0	0	0	0	0	0
Inning Stats	R: 2 E: 0 K: 0 S: 6 H: 3 LOB: 2 BB: 1 P: 10	R: 0 E: 0 K: 1 S: 5 H: 0 LOB: 0 BB: 0 P: 5	R: 0 E: 0 K: 0 S: 3 H: 0 LOB: 0 BB: 0 P: 3	R: 1 E: 0 K: 0 S: 4 H: 2 LOB: 1 BB: 1 P: 8	R: 0 E: 0 K: 0 S: 2 H: 0 LOB: 1 BB: 2 P: 10	R: 0 E: 0 K: 0 S: 3 H: 1 LOB: 2 BB: 2 P: 11	R: 4 E: 1 K: 0 S: 5 H: 2 LOB: 1 BB: 3 P: 17	R: 0 E: 0 K: 2 S: 7 H: 0 LOB: 0 BB: 0 P: 7	R: 1 E: 0 K: 0 S: 5 H: 2 LOB: 1 BB: 0 P: 5	1B: 6 2B: 4 3B: 2 HR: 0 SF: 0 SAC: 1 DP: 4 HBP: 0						

TOP

California Angels @ Chicago White Sox

Comiskey Park, Chicago, IL

Sun Apr 20 1975, 4:33 AM EDT

Att. 4,801 - Unknown

livebaseballscorecards.com

AB	33
R	8
H	10
RBI	8
BB	9
SO	3
LOB	15

WP: 1	PA: 43
PB: 0	
SB: 3	
CS: 0	

PITCHER		IP	WLS	BF	H	R	ER	SO	BB	IBB	HBP	BLK	WP	HR	S	P	ERA	WHIP
Claude Osteen, L ERA: 6.11	(1, 1)	5.0	L	24	6	3	3	1	5	0	0	0	0	0	21	41	5.40	2.200
Rich Gossage, R ERA: 3.18	(6, 1)	0.1		2	0	0	0	0	0	1	0	0	0	0	1	5	0.00	0.000
Terry Forster, L ERA: 3.12	(6, 1)	2.2		12	2	4	2	2	3	0	0	0	1	0	13	25	6.75	1.875
Bill Gogolewski, R ERA: 4.91	(9, 1)	1.0		5	2	1	1	0	0	0	0	0	0	0	5	5	9.00	2.000

PITCHER	IP	WLS	BF	H	R	ER	SO	BB	IBB	HBP	BLK	WP	HR	S	P	ERA	WHIP

BOTTOM

California Angels @ Chicago White Sox

Comiskey Park, Chicago, IL

Sun Apr 20 1975, 4:33 AM EDT

Att. 4,801 - Unknown

livebaseballscorecards.com

Batter	1	2	3	4	5	6	7	8	9	AB	R	H	RBI	BB	SO	LOB
Pat Kelly, L (1, 9) OBP: 0.457, SLG: 0.448	BBBB 4-0 FC6-4 BB		BBBB 4-0 FC6-4 BB		x 0-0 G3 ②		SSS 0-3 K ①	SSS 0-3 K ③		3	0	0	0	2	2	0
Nyls Nyman, L (1, 7) OBP: 0.273, SLG: 0.288	x 0-0 F8 ①		x 0-0 FC6-4 ③ 1-2f		x 0-0 3B		x 0-0 HR 1B		x 0-0 5-3 ①	5	1	2	0	0	0	2
Jorge Orta, L (1, 4) OBP: 0.315, SLG: 0.360	x 0-0 F7 ②			x 0-0 1-3 ①	BBBB 4-0 BB BB		x 0-0 1-H HR		BBBB 4-0 G5-4-3 BB	3	1	1	2	2	0	1
Bill Melton, R (1, 5) OBP: 0.389, SLG: 0.333	x 0-0 FC6-4 ③ 1-2f			BBBB 4-0 HR BB	BBBB 4-0 1-2 BB		x 0-0 WP 1B		x 0-0 G5-4-3 ②③ 1-2f	3	1	1	0	2	0	2
Ken Henderson, S (1, 8) OBP: 0.389, SLG: 0.440		SSS 0-3 K ①		x 0-0 1-H HR ③	x 0-0 F5 ③		x 0-0 1-2 F5 ②			4	1	1	2	0	1	4
Carlos May, L (1, 3) OBP: 0.417, SLG: 0.500		x 0-0 F4 ②		BBBB 4-0 S BB		x 0-0 4-3 ①	BBBB 4-0 BB			2	0	0	0	2	0	0
Deron Johnson, R (1, 10) OBP: 0.278, SLG: 0.343		x 0-0 1-3 ③		x 0-0 F7 ② 1-2		SSS 0-3 K ②	x 0-0 F5 ③			4	0	0	0	0	1	3
Bucky Dent, R (1, 6) OBP: 0.250, SLG: 0.239			x 0-0 F7 ①	x 0-0 F9 ③		BBBB 4-0 BB		x 0-0 F7 ①		3	0	0	0	1	0	1
Pete Varney, R (1, 2)			SSS 0-3 K ②		SSS 0-3 K ①	x 0-0 F9 ③		x 0-0 6-3 ②		4	0	0	0	0	2	1
Inning Stats	R: 0 E: 0 K: 0 S: 3 H: 0 LOB: 1 BB: 1 P: 7	R: 0 E: 0 K: 1 S: 5 H: 0 LOB: 0 BB: 0 P: 5	R: 0 E: 0 K: 1 S: 5 H: 0 LOB: 1 BB: 1 P: 9	R: 2 E: 0 K: 0 S: 4 H: 1 LOB: 1 BB: 2 P: 12	R: 0 E: 0 K: 1 S: 6 H: 1 LOB: 3 BB: 2 P: 14	R: 0 E: 0 K: 1 S: 5 H: 0 LOB: 1 BB: 1 P: 9	R: 2 E: 0 K: 1 S: 8 H: 3 LOB: 2 BB: 1 P: 12	R: 0 E: 0 K: 1 S: 5 H: 0 LOB: 0 BB: 0 P: 5	R: 0 E: 0 K: 0 S: 2 H: 0 LOB: 0 BB: 1 P: 6	1B: 2 2B: 0 3B: 1 HR: 2	SF: 0 SAC: 0 DP: 1 HBP: 0						

	AB	31
	R	4
	H	5
	RBI	4
	BB	9
	SO	6
	LOB	14

WP: 1 PB: 0 SB: 1 CS: 0 PA: 40

PITCHER	IP	WLS	BF	H	R	ER	SO	BB	IBB	HBP	BLK	WP	HR	S	P	ERA	WHIP
Nolan Ryan, R (1, 1) ERA: 2.31	9.0	W	40	5	4	4	6	9	0	0	0	1	2	43	79	4.00	1.556

PITCHER	IP	WLS	BF	H	R	ER	SO	BB	IBB	HBP	BLK	WP	HR	S	P	ERA	WHIP

Minnesota Twins @ California Angels

Anaheim Stadium, Anaheim, CA

Mon Apr 21 1975, 10:05 PM EDT

Att. 16,291 - Unknown - 60 F

livebaseballscorecards.com

TOP

Batter	1	2	3	4	5	6	7	8	9	AB	R	H	RBI	BB	SO	LOB
Dan Ford, R (1, 8) OBP: 0.211, SLG: 0.167	K		1B		6-3	K		IBB		4	0	1	0	1	2	2
Sergio Ferrer, S (1, 4) (8, 6) OBP: 0.250, SLG: 0.300	K		4-3		1B	F8		P6		5	1	1	0	0	1	4
Steve Brye, R (1, 9) OBP: 0.529, SLG: 0.733	K			HR BB	1B 1-2		P4		3B 2B	4	2	2	0	1	1	0
Bobby Darwin, R (1, 10) OBP: 0.263, SLG: 0.314		6-3		K	G6-4-3 1-3 2-H		6-3		K	5	0	1	1	0	2	2
Eric Soderholm, R (1, 5) OBP: 0.345, SLG: 0.292		E8 2B		1-2 HR	G6-4-3 1-2f		CS BB		K	4	2	1	0	1	1	3
Larry Hisle, R (1, 7) OBP: 0.293, SLG: 0.453		P3		1-H 2-H HR		1B SH1-3 1B	CS 1-2	6-3 WP SF7 1B	2-H 3B	5	3	4	4	0	0	1
Craig Kusick, R (1, 3) OBP: 0.300, SLG: 0.421		2-H 2B		6-3 2B		SH1-3 1B 1-2 1B		6-3 1-3	K	5	0	3	1	0	1	2
Glenn Borgmann, R (1, 2) OBP: 0.295, SLG: 0.357		F8		6-3 2-3		SH1-3 1-2 2-3 1B		SF7 BB		3	0	1	0	1	0	2
Luis Gomez, R (1, 6)			5-3	F9		SH1-3 1-2 2-3 3-H		SF7 1-2 3-H		2	0	0	1	0	0	1
Rod Carew, L (8, PH) (8, 4) OBP: 0.543, SLG: 0.679										0	0	0	1	0	0	0
Inning Stats	R: 0 E: 0 K: 3 S: 9 H: 0 LOB: 0 BB: 0 P: 9	R: 1 E: 1 K: 0 S: 5 H: 1 LOB: 1 BB: 0 P: 5	R: 0 E: 0 K: 0 S: 3 H: 1 LOB: 0 BB: 0 P: 3	R: 3 E: 0 K: 1 S: 8 H: 3 LOB: 1 BB: 1 P: 12	R: 1 E: 0 K: 0 S: 5 H: 3 LOB: 1 BB: 0 P: 5	R: 1 E: 0 K: 1 S: 8 H: 3 LOB: 2 BB: 0 P: 8	R: 0 E: 0 K: 0 S: 2 H: 0 LOB: 0 BB: 1 P: 6	R: 1 E: 0 K: 0 S: 4 H: 1 LOB: 2 BB: 2 P: 12	R: 1 E: 0 K: 3 S: 11 H: 2 LOB: 1 BB: 0 P: 11	1B: 9 2B: 3 3B: 1 HR: 1 SF: 1 SAC: 1 DP: 1 HBP: 0							

AB	37
R	8
H	14
RBI	8
BB	4
SO	8
LOB	17

WP: 1 PB: 0 SB: 0 CS: 1 PA: 44

PITCHER		IP	WLS	BF	H	R	ER	SO	BB	IBB	HBP	BLK	WP	HR	S	P	ERA	WHIP
Andy Hassler, L ERA: 6.48	(1, 1)	4.1		21	7	5	4	4	1	0	0	0	0	1	28	32	8.31	1.846
Steve Blateric, R ERA: 6.23	(5, 1)	1.2		8	4	1	1	1	0	0	0	0	0	0	10	10	5.40	2.400
Orlando Pena, R ERA: 1.93	(7, 1)	1.1	L	6	1	1	1	0	2	0	0	0	1	0	4	12	6.75	2.250
Mickey Scott, L ERA: 2.7	(8, 1)	0.2		4	1	1	1	0	0	1	0	0	0	0	3	7	13.50	1.500
Don Kirkwood, R ERA:	(9, 1)	1.0		4	1	0	0	3	0	0	0	0	0	0	10	10	0.00	1.000

PITCHER	IP	WLS	BF	H	R	ER	SO	BB	IBB	HBP	BLK	WP	HR	S	P	ERA	WHIP

BOTTOM

Minnesota Twins @ California Angels

Anaheim Stadium, Anaheim, CA

Mon Apr 21 1975, 10:05 PM EDT

Att. 16,291 - Unknown - 60 F

livebaseballscorecards.com

Batter	1	2	3	4	5	6	7	8	9	AB	R	H	RBI	BB	SO	LOB
Morris Nettles, L (1, 8) OBP: 0.236, SLG: 0.212	1B SF7 1B		BBB 2B BB		F7		F7		G1	4	2	1	0	1	0	0
Mickey Rivers, L (1, 7) OBP: 0.415, SLG: 0.479	CS SF7 1B		E 2B		F8		F7			4	1	2	1	0	0	0
Tommy Harper, R (1, 10) OBP: 0.385, SLG: 0.310	SF7		E1 6-3 1B		F3		F7			3	1	1	2	0	0	0
Bruce Bochte, L (1, 3) OBP: 0.327, SLG: 0.409	K		6-3			1B 2B 1B		1B		4	1	2	0	0	1	2
Dave Chalk, R (1, 5) OBP: 0.633, SLG: 0.706		2B	1B			L4		F9		4	0	2	1	0	0	2
Leroy Stanton, R (1, 9) OBP: 0.300, SLG: 0.280		K	5-3			2B 1B		P4		4	1	1	0	0	1	3
Ellie Rodriguez, R (1, 2) OBP: 0.425, SLG: 0.333		2-3		6-3		F7		F8		4	0	0	0	0	0	4
Jerry Remy, L (1, 4) OBP: 0.349, SLG: 0.325		F7		K		2B			4-3	2	0	0	0	0	1	1
Bill Sudakis, S (6, PH) OBP: 0.200, SLG: 0.400										1	0	1	2	0	0	0
Denny Doyle, L (6, PR) (7, 4)										1	0	0	0	0	0	0
Orlando Ramirez, R (1, 6) OBP: 0.300, SLG: 0.222			BBB CS BB			4-3			5-3	2	0	0	0	1	1	1
Winston Llenas, R (9, PH) OBP: 0.400, SLG: 0.500					K					1	0	0	0	0	0	0
Inning Stats	R: 1 E: 0 K: 1 S: 6 / H: 2 LOB: 0 BB: 0 P: 6	R: 0 E: 0 K: 1 S: 6 / H: 1 LOB: 1 BB: 0 P: 6	R: 3 E: 1 K: 0 S: 5 / H: 3 LOB: 1 BB: 2 P: 13	R: 0 E: 0 K: 2 S: 7 / H: 0 LOB: 0 BB: 0 P: 7	R: 0 E: 0 K: 0 S: 3 / H: 0 LOB: 0 BB: 0 P: 3	R: 2 E: 0 K: 0 S: 6 / H: 3 LOB: 1 BB: 0 P: 6	R: 0 E: 0 K: 0 S: 3 / H: 0 LOB: 0 BB: 0 P: 3	R: 0 E: 0 K: 0 S: 4 / H: 1 LOB: 1 BB: 0 P: 4	R: 0 E: 0 K: 0 S: 3 / H: 0 LOB: 0 BB: 0 P: 3	1B: 7 2B: 3 3B: 0 HR: 0	SF: 1 SAC: 0 DP: 0 HBP: 0						

	AB	34
	R	6
	H	10
	RBI	6
	BB	2
	SO	4
	LOB	13

WP: 0 PB: 0 SB: 1 CS: 2 PA: 37

PITCHER		IP	WLS	BF	H	R	ER	SO	BB	IBB	HBP	BLK	WP	HR	S	P	ERA	WHIP
Bill Butler, L ERA: 10.0	(1, 1)	5.2		26	9	6	5	4	2	0	0	0	0	0	32	40	7.94	1.941
Tom Burgmeier, L ERA:	(6, 1)	3.1	W	11	1	0	0	0	0	0	0	0	0	0	11	11	0.00	0.300

PITCHER	IP	WLS	BF	H	R	ER	SO	BB	IBB	HBP	BLK	WP	HR	S	P	ERA	WHIP

Batter	1	2	3	4	5	6	7	8	9	AB	R	H	RBI	BB	SO	LOB
Dan Ford, R (1, 8) OBP: 0.167, SLG: 0.130	F3		FC5-4 1-2f		6-3		K	5-3		5	0	0	0	0	1	4
Sergio Ferrer, S (1, 4) OBP: 0.270, SLG: 0.294	K			1B E 1B	F7			HR HBP	F7	4	2	1	0	0	1	0
Steve Brye, R (1, 9) OBP: 0.455, SLG: 0.600	F2			E 1-3 1B	F3			F9	5-3	5	1	1	0	0	0	1
Bobby Darwin, R (1, 10) OBP: 0.274, SLG: 0.375		6-3		E6 WP 1B 1B 1-2 3-H		G6-4-3 1B		1-H HR	K	5	2	2	3	0	1	1
Eric Soderholm, R (1, 5) OBP: 0.339, SLG: 0.288		L8		K		G6-4-3 1-2f		5-3 HBP BB 1B		4	1	1	0	0	1	3
Larry Hisle, R (1, 7) OBP: 0.323, SLG: 0.482		P6		WP 1B 1-2 2-H 1B		2B		BB 5-3 1-2 HBP		3	1	2	1	0	0	0
Craig Kusick, R (1, 3) OBP: 0.292, SLG: 0.391			5-3	1-H 2-H 1B		K		5-3 1-2 2-3		4	0	1	2	0	1	3
Glenn Borgmann, R (1, 2) OBP: 0.313, SLG: 0.341			FC5-4 BB	F7			F7	BB BB		2	0	0	0	2	0	1
Luis Gomez, R (1, 6)			F7	F7			F7	1-2 2-3 3-H BB		3	0	0	1	1	0	2
Inning Stats	R: 0 E: 0 K: 1 S: 5 H: 0 LOB: 0 BB: 0 P: 5	R: 0 E: 0 K: 0 S: 3 H: 0 LOB: 0 BB: 0 P: 3	R: 0 E: 0 K: 0 S: 3 H: 0 LOB: 1 BB: 1 P: 7	R: 4 E: 1 K: 1 S: 10 H: 4 LOB: 1 BB: 0 P: 10	R: 0 E: 0 K: 0 S: 3 H: 0 LOB: 0 BB: 0 P: 3	R: 0 E: 0 K: 1 S: 6 H: 2 LOB: 1 BB: 0 P: 6	R: 0 E: 0 K: 1 S: 5 H: 0 LOB: 0 BB: 0 P: 5	R: 3 E: 0 K: 0 S: 5 H: 2 LOB: 3 BB: 2 P: 15	R: 0 E: 0 K: 1 S: 5 H: 0 LOB: 0 BB: 0 P: 5	1B: 6 2B: 1 3B: 0 HR: 1 SF: 0 SAC: 0 DP: 1 HBP: 2						

PITCHER	IP	WLS	BF	H	R	ER	SO	BB	IBB	HBP	BLK	WP	HR	S	P	ERA	WHIP
Chuck Dobson, R (1, 1) ERA: 6.6	7.2	L	35	8	7	6	4	2	0	2	0	1	1	39	49	7.04	1.304
Orlando Pena, R (8, 1) ERA: 1.5	1.1		5	0	0	0	1	1	0	0	0	0	0	6	10	0.00	0.750

PITCHER	IP	WLS	BF	H	R	ER	SO	BB	IBB	HBP	BLK	WP	HR	S	P	ERA	WHIP

TOP

Minnesota Twins @ California Angels

Anaheim Stadium, Anaheim, CA

Tue Apr 22 1975, 6:33 AM EDT

Att. 5,540 - Cloudy - 64 F

livebaseballscorecards.com

AB	35
R	7
H	8
RBI	7
BB	3
SO	5
LOB	15

WP: 1	PA: 40		
PB: 0			
SB: 0			
CS: 0			

BOTTOM

Minnesota Twins @ California Angels

Anaheim Stadium, Anaheim, CA

Tue Apr 22 1975, 6:33 AM EDT

Att. 5,540 - Cloudy - 64 F

livebaseballscorecards.com

Batter	1	2	3	4	5	6	7	8	9	AB	R	H	RBI	BB	SO	LOB
Morris Nettles, L (1, 8) OBP: 0.254, SLG: 0.232	F7		1-3 1B		4-3			G5-4-3 1B		4	0	2	0	0	0	0
Mickey Rivers, L (1, 7) OBP: 0.421, SLG: 0.460	4-3		BB			G6-4-3 BB		F9		2	0	0	0	2	0	1
Tommy Harper, R (1, 9) OBP: 0.357, SLG: 0.283	F8		6-3			G6-4-3 1-2f		G5-4-3 1-2f		4	0	0	0	0	0	5
Bruce Bochte, L (1, 3) OBP: 0.321, SLG: 0.396		F8		5-3 1B		F9			F8	4	0	1	0	0	0	0
Dave Chalk, R (1, 5) OBP: 0.642, SLG: 0.730		CS BB		5-3 1-2			E7 SF4 2B		BB BB 1B	3	1	2	0	1	0	1
Bill Sudakis, S (1, 10) OBP: 0.222, SLG: 0.286		F8 1-2		K			SF4 3-H		BB 1-2 BB	2	0	0	1	1	1	2
Ellie Rodriguez, R (1, 2) OBP: 0.409, SLG: 0.303			F8	5-3			6-3 BB		F3	3	0	0	0	1	0	3
Jerry Remy, L (1, 4) OBP: 0.326, SLG: 0.302			6-3		4-3		6-3 1-2		1-2 2-3 BB	3	0	0	0	0	0	1
Winston Llenas, R (9, PH) OBP: 0.500, SLG: 0.500										0	0	0	0	1	0	0
Orlando Ramirez, R (1, 6) OBP: 0.303, SLG: 0.233			1B 1B		5-3		P6		K	3	0	1	0	0	0	1
Leroy Stanton, R (9, PH) OBP: 0.290, SLG: 0.269										1	0	0	0	0	1	3
Inning Stats	R: 0 E: 0 K: 0 S: 3 H: 0 LOB: 0 BB: 0 P: 3	R: 0 E: 0 K: 0 S: 2 H: 0 LOB: 0 BB: 1 P: 6	R: 0 E: 0 K: 0 S: 5 H: 2 LOB: 3 BB: 1 P: 9	R: 0 E: 0 K: 1 S: 6 H: 1 LOB: 1 BB: 0 P: 6	R: 0 E: 0 K: 0 S: 3 H: 0 LOB: 0 BB: 0 P: 3	R: 0 E: 0 K: 0 S: 2 H: 0 LOB: 0 BB: 1 P: 6	R: 1 E: 1 K: 0 S: 4 H: 1 LOB: 1 BB: 1 P: 8	R: 0 E: 0 K: 0 S: 3 H: 1 LOB: 0 BB: 0 P: 3	R: 0 E: 0 K: 1 S: 6 H: 1 LOB: 3 BB: 2 P: 14	1B: 5 2B: 1 3B: 0 HR: 0	SF: 1 SAC: 0 DP: 2 HBP: 0						

	AB	29
	R	1
	H	6
	RBI	1
	BB	6
	SO	2
	LOB	17

WP: 0 PB: 0 SB: 0 CS: 1 PA: 36

PITCHER	IP	WLS	BF	H	R	ER	SO	BB	IBB	HBP	BLK	WP	HR	S	P	ERA	WHIP
Vic Albury, L (1, 1) ERA: 1.74	9.0	W	36	6	1	0	2	6	0	0	0	0	0	34	58	0.00	1.333

PITCHER	IP	WLS	BF	H	R	ER	SO	BB	IBB	HBP	BLK	WP	HR	S	P	ERA	WHIP

Texas Rangers @ California Angels

Anaheim Stadium, Anaheim, CA

Wed Apr 23 1975, 10:05 PM EDT

Att. 8,391 - Unknown

TOP

livebaseballscorecards.com

Batter	1	2	3	4	5	6	7	8	9	AB	R	H	RBI	BB	SO	LOB
Willie Davis, L (1, 8) OBP: 0.219, SLG: 0.286	K		1B		G3			F5		4	0	1	0	0	1	1
Lenny Randle, S (1, 4) OBP: 0.348, SLG: 0.321	B2-3		4-3			1-3		FC6 1B		4	0	1	0	0	0	1
Mike Hargrove, L (1, 10) OBP: 0.341, SLG: 0.450	HR			F8		F9		FC6 1-2f		4	1	1	1	0	0	1
Jeff Burroughs, R (1, 9) OBP: 0.377, SLG: 0.482	K			S 1B		1B			F8	4	0	2	0	0	1	0
Jim Spencer, L (1, 3) OBP: 0.308, SLG: 0.375		F5		K 1-2		G3			F4	4	0	0	0	0	1	2
Roy Howell, L (1, 5) OBP: 0.200, SLG: 0.250		F8		4-3			4-3		F7	4	0	0	0	0	0	1
Toby Harrah, R (1, 6) OBP: 0.345, SLG: 0.442		5-3			S 1B		F6			3	0	1	0	0	0	0
Joe Lovitto, S (1, 7) OBP: 0.286, SLG: 0.333			F8		K		G3			3	0	0	0	0	1	1
Jim Sundberg, R (1, 2) OBP: 0.271, SLG: 0.171			B5-3		5-3 1-2			K		3	0	0	0	0	1	1

	AB	33
	R	1
	H	6
	RBI	1
	BB	0
	SO	5
	LOB	8

Inning Stats																																		
	R: 1	E: 0	K: 2	S: 8	H: 1	LOB: 0	BB: 0	P: 8	R: 0	E: 0	K: 0	S: 3	H: 0	LOB: 0	BB: 0	P: 3	R: 0	E: 0	K: 0	S: 4	H: 1	LOB: 1	BB: 0	P: 4	R: 0	E: 0	K: 1	S: 6	H: 1	LOB: 1	BB: 0	P: 6	R: 0	E: 0	K: 1	S: 6	H: 1	LOB: 1	BB: 0	P: 6
	R: 0	E: 0	K: 0	S: 4	H: 1	LOB: 1	BB: 0	P: 4	R: 0	E: 0	K: 0	S: 3	H: 0	LOB: 0	BB: 0	P: 3	R: 0	E: 0	K: 1	S: 6	H: 1	LOB: 1	BB: 0	P: 6	R: 0	E: 0	K: 0	S: 3	H: 0	LOB: 0	BB: 0	P: 3	1B: 5	2B: 0	3B: 0	HR: 1	SF: 0	SAC: 0	DP: 0	HBP: 0	PA: 33	WP: 0	PB: 0	SB: 2	CS: 0

PITCHER	IP	WLS	BF	H	R	ER	SO	BB	IBB	HBP	BLK	WP	HR	S	P	ERA	WHIP
Bill Singer, R (1, 1) ERA: 2.49	9.0	W	33	6	1	1	5	0	0	0	0	0	1	43	43	1.00	0.667

PITCHER	IP	WLS	BF	H	R	ER	SO	BB	IBB	HBP	BLK	WP	HR	S	P	ERA	WHIP

Texas Rangers @ California Angels

Anaheim Stadium, Anaheim, CA

Wed Apr 23 1975, 10:05 PM EDT

Att. 8,391 - Unknown

BOTTOM

Batter	1	2	3	4	5	6	7	8	9	AB	R	H	RBI	BB	SO	LOB
Morris Nettles, L (1, 8) OBP: 0.270, SLG: 0.267	F7		L7		E7 2-H 1B		1B 2B			4	2	2	1	0	0	0
Mickey Rivers, L (1, 7) OBP: 0.410, SLG: 0.444	G3		K		F6		S 2-H 1B			4	0	1	1	0	1	1
Tommy Harper, R (1, 9) OBP: 0.383, SLG: 0.320 Leroy Stanton, R (8, 9) OBP: 0.290, SLG: 0.269	1B			SH5-3 1B	CS 3-H 1B		K 1-2			4 0	0 0	3 0	1 0	0 0	1 0	1 0
Bruce Bochte, L (1, 3) OBP: 0.339, SLG: 0.388	4-3			SH5-3 1-2	CS 1-2	BB FC6-4	IBB FC5-4			1	0	0	0	2	0	1
Dave Chalk, R (1, 5) OBP: 0.614, SLG: 0.675		L4		BB		FC6-4 E 1-2f 2B	FC5-4 1-2f			3	1	0	0	1	0	3
Bill Sudakis, S (1, 10) OBP: 0.231, SLG: 0.200 Billy Smith, S (8, PR)		5-3		K		F4 1-2		4-3 SH2-4 BB		3 0	0 0	0 0	0 0	1 0	1 0	3 0
Tom Egan, R (1, 2) OBP: 0.571, SLG: 0.667	1B			K		2B 2-H		SH2-4 1-2		3	0	2	1	0	1	2
Jerry Remy, L (1, 4) OBP: 0.320, SLG: 0.298		K			SH2-4 E 1B	F8		4-3 2-3		4	1	1	0	0	1	4
Orlando Ramirez, R (1, 6) OBP: 0.278, SLG: 0.212			1-3		SH2-4 1-2		L6	L4		3	0	0	0	0	0	2
Inning Stats	R: 0 E: 0 K: 0 S: 4 H: 1 LOB: 1 BB: 0 P: 4	R: 0 E: 0 K: 1 S: 6 H: 1 LOB: 1 BB: 0 P: 6	R: 0 E: 0 K: 1 S: 5 H: 0 LOB: 0 BB: 0 P: 5	R: 0 E: 0 K: 2 S: 8 H: 1 LOB: 2 BB: 1 P: 12	R: 2 E: 1 K: 0 S: 5 H: 3 LOB: 0 BB: 0 P: 5	R: 1 E: 1 K: 0 S: 4 H: 1 LOB: 1 BB: 1 P: 8	R: 1 E: 0 K: 1 S: 7 H: 2 LOB: 2 BB: 1 P: 11	R: 0 E: 0 K: 0 S: 3 H: 0 LOB: 2 BB: 1 P: 7								

livebaseballscorecards.com

AB	29
R	4
H	9
RBI	4
BB	4
SO	5
LOB	17

1B: 7 SF: 0 WP: 0 PA: 37
2B: 2 SAC: 3 PB: 0
3B: 0 DP: 0 SB: 1
HR: 0 HBP: 0 CS: 1

PITCHER		IP	WLS	BF	H	R	ER	SO	BB	IBB	HBP	BLK	WP	HR	S	P	ERA	WHIP
Clyde Wright, L ERA: 4.61	(1, 1)	6.1	L	29	9	4	2	4	2	0	0	0	0	0	35	43	2.84	1.737
Steve Foucault, R ERA: 6.08	(7, 1)	1.2		7	0	0	0	1	1	1	0	0	0	0	7	15	0.00	0.600

PITCHER	IP	WLS	BF	H	R	ER	SO	BB	IBB	HBP	BLK	WP	HR	S	P	ERA	WHIP

Texas Rangers @ California Angels

Anaheim Stadium, Anaheim, CA

Thu Apr 24 1975, 10:05 PM EDT

Att. 10,002 - Unknown

TOP

livebaseballscorecards.com

Batter	1	2	3	4	5	6	7	8	9	AB	R	H	RBI	BB	SO	LOB
Cesar Tovar, R (1, 10) OBP: 0.372, SLG: 0.351	F3		2B		K		FC4 1B	FC6-4 1-2f 2-3 3-H		5	0	2	1	0	1	2
Willie Davis, L (1, 8) OBP: 0.203, SLG: 0.265	K		K		F9		FC4 S 1-2f	K		5	0	0	0	0	3	4
Lenny Randle, S (1, 4) OBP: 0.352, SLG: 0.328	F8			S 1B 1B		CS 1B	F3 1-2		K	5	1	2	0	0	1	1
Jeff Burroughs, R (1, 9) OBP: 0.379, SLG: 0.458		4-3 S BB	K		K 1-2		IBB		K	3	0	0	0	2	3	2
Mike Hargrove, L (1, 7) (7, 3) OBP: 0.347, SLG: 0.444		K 1-2		4-3 1-H 1B		BB BB 2B 1B	F4		F7	5	1	2	1	0	1	3
Jim Spencer, L (1, 3) OBP: 0.310, SLG: 0.353 Joe Lovitto, S (7, 7) OBP: 0.333, SLG: 0.333		4-3 2-3		4-3 1-2		BB 1-2 2B BB		E BB FC6-4 BB		2 0	1 1	0 0	0 0	1 1	0 0	2 0
Toby Harrah, R (1, 6) OBP: 0.371, SLG: 0.434		4-3		BB		1-2 2-3 2B BB		FC6-4 E 1-2 BB		1	1	0	0	3	0	1
Roy Howell, L (1, 5) OBP: 0.208, SLG: 0.292			K	F5		1-H 2-H 3-H 2B		F9		4	0	1	3	0	1	4
Jim Sundberg, R (1, 2) OBP: 0.250, SLG: 0.156			6-3		K	6-3		E6 FC6-4 1-2 2-3		4	0	0	0	0	1	3
Inning Stats	R: 0 E: 0 K: 1 S: 5 H: 0 LOB: 0 BB: 0 P: 5	R: 0 E: 0 K: 1 S: 5 H: 0 LOB: 1 BB: 1 P: 9	R: 0 E: 0 K: 2 S: 8 H: 1 LOB: 1 BB: 0 P: 8	R: 1 E: 0 K: 1 S: 7 H: 2 LOB: 2 BB: 1 P: 11	R: 0 E: 0 K: 2 S: 7 H: 0 LOB: 0 BB: 0 P: 7	R: 3 E: 0 K: 1 S: 7 H: 3 LOB: 1 BB: 2 P: 15	R: 0 E: 0 K: 0 S: 4 H: 1 LOB: 2 BB: 1 P: 8	R: 1 E: 1 K: 1 S: 6 H: 0 LOB: 2 BB: 2 P: 14	R: 0 E: 0 K: 2 S: 7 H: 0 LOB: 0 BB: 0 P: 7	1B: 5 2B: 2 3B: 0 HR: 0 SF: 0 SAC: 0 DP: 0 HBP: 0						

	AB	34
	R	5
	H	7
	RBI	5
	BB	7
	SO	11
	LOB	22

		WP: 0	PA: 41
		PB: 0	
		SB: 3	
		CS: 1	

PITCHER		IP	WLS	BF	H	R	ER	SO	BB	IBB	HBP	BLK	WP	HR	S	P	ERA	WHIP
Nolan Ryan, R ERA: 2.85	(1, 1)	6.0	L	28	7	4	4	8	4	0	0	0	0	0	40	56	6.00	1.833
Mickey Scott, L ERA: 1.93	(7, 1)	1.1		8	0	1	0	0	2	1	0	0	0	0	5	17	0.00	1.500
Don Kirkwood, R ERA:	(8, 1)	1.2		5	0	0	0	3	0	0	0	0	0	0	11	11	0.00	0.000

PITCHER	IP	WLS	BF	H	R	ER	SO	BB	IBB	HBP	BLK	WP	HR	S	P	ERA	WHIP

Texas Rangers @ California Angels

Anaheim Stadium, Anaheim, CA

Thu Apr 24 1975, 10:05 PM EDT

Att. 10,002 - Unknown

BOTTOM

Batter	1	2	3	4	5	6	7	8	9	AB	R	H	RBI	BB	SO	LOB
Morris Nettles, L (1, 8) OBP: 0.254, SLG: 0.250	6-3		5-3		FC4-2-5 CS		3-1			4	0	0	0	0	0	3
Mickey Rivers, L (1, 7) OBP: 0.400, SLG: 0.431	F8		6-3		CS	FC5-4 1B		4-3		4	0	1	0	0	0	1
Tommy Harper, R (1, 10) OBP: 0.359, SLG: 0.296	K		F7			FC5-4		1-3		4	0	0	0	0	1	2
Bruce Bochte, L (1, 3) OBP: 0.350, SLG: 0.373		1B BB		K		E4		BB		2	0	0	0	2	1	1
Dave Chalk, R (1, 5) OBP: 0.590, SLG: 0.636		1B		4-3		K		K		4	0	1	0	0	2	3
Joe Lahoud, L (1, 9) OBP: 0.391, SLG: 0.474		F4		BB		K			F8	3	0	0	0	1	1	4
Tom Egan, R (1, 2) OBP: 0.444, SLG: 0.500 Rudy Meoli, L (7, PH) OBP: 0.500, SLG: 0.400 Ellie Rodriguez, R (8, 2) OBP: 0.400, SLG: 0.294		K		6-3			F8		2-3	2 1 1	0 0 0	0 0 0	0 0 0	0 0 0	1 0 0	3 0 0
Jerry Remy, L (1, 4) OBP: 0.333, SLG: 0.300		6-3			G3		BB		1B	3	0	1	0	1	0	2
Orlando Ramirez, R (1, 6) OBP: 0.308, SLG: 0.306 Bill Sudakis, S (9, PH) OBP: 0.214, SLG: 0.182			6-3 5-3 1B		FC4-2-5 3B		K		F2	3 1	0 0	2 0	0 0	0 0	1 0	1 1
Inning Stats	R: 0 H: 0 E: 0 LOB: 0 K: 1 BB: 0 S: 5 P: 5	R: 0 H: 1 E: 0 LOB: 2 K: 1 BB: 1 S: 6 P: 10	R: 0 H: 1 E: 0 LOB: 1 K: 0 BB: 0 S: 4 P: 4	R: 0 H: 0 E: 0 LOB: 1 K: 1 BB: 1 S: 5 P: 9	R: 0 H: 1 E: 0 LOB: 0 K: 0 BB: 0 S: 3 P: 3	R: 0 H: 1 E: 1 LOB: 2 K: 2 BB: 0 S: 9 P: 9	R: 0 H: 0 E: 0 LOB: 1 K: 1 BB: 1 S: 5 P: 9	R: 0 H: 0 E: 0 LOB: 1 K: 1 BB: 1 S: 5 P: 9	R: 0 H: 1 E: 0 LOB: 1 K: 0 BB: 0 S: 4 P: 4	1B: 4 SF: 0 2B: 0 SAC: 0 3B: 1 DP: 0 HR: 0 HBP: 0						WP: 0 PA: 37 PB: 0 SB: 1 CS: 1	

livebaseballscorecards.com

AB	32
R	0
H	5
RBI	0
BB	4
SO	7
LOB	21

PITCHER	IP	WLS	BF	H	R	ER	SO	BB	IBB	HBP	BLK	WP	HR	S	P	ERA	WHIP
Jackie Brown, R (1, 1) ERA: 3.54	9.0	W	36	5	0	0	7	4	0	0	0	0	0	46	62	0.00	1.000

PITCHER	IP	WLS	BF	H	R	ER	SO	BB	IBB	HBP	BLK	WP	HR	S	P	ERA	WHIP

Oakland Athletics @ California Angels

Anaheim Stadium, Anaheim, CA

Fri Apr 25 1975, 10:05 PM EDT

Att. 20,013 - Unknown

TOP

livebaseballscorecards.com

Batter	1	2	3	4	5	6	7	8	9	AB	R	H	RBI	BB	SO	LOB
Bill North, S (1, 8) OBP: 0.347, SLG: 0.297	G5-4-3 1B		G5-4-3 1-2f			1-3			BB	3	0	1	0	1	0	1
Bert Campaneris, R (1, 6) OBP: 0.195, SLG: 0.205	G5-4-3 1-2f			6-3		F4			F7	4	0	0	0	0	0	2
Reggie Jackson, L (1, 9) OBP: 0.352, SLG: 0.433	K			F3		K			K	4	0	0	0	0	3	1
Joe Rudi, R (1, 3) OBP: 0.397, SLG: 0.548		E9 F7-4 1B		F9			G6-4-3 1B		F7	4	0	2	0	0	0	1
Billy Williams, L (1, 10) OBP: 0.379, SLG: 0.358		K			F4		K			3	0	0	0	0	2	2
Sal Bando, R (1, 5) OBP: 0.338, SLG: 0.327		BB			1B BB		G6-4-3 1-2f			1	0	0	0	2	0	1
Gene Tenace, R (1, 2) OBP: 0.390, SLG: 0.356		F7-4 2-3			K			F8		3	0	0	0	0	1	3
Claudell Washington, L (1, 7) OBP: 0.377, SLG: 0.381			4-3		FC6-4 1B 1-2			6-3		3	0	1	0	0	0	0
Phil Garner, R (1, 4) OBP: 0.235, SLG: 0.196 Billy Grabarkewitz, R (8, PH) (8, 4)			G5-4-3 1B		FC6-4 1-2f			K		2 1	0 0	1 0	0 0	0 0	0 1	2 0
Inning Stats	R: 0 H: 1 E: 0 LOB: 0 K: 1 BB: 0 S: 5 P: 5	R: 0 H: 1 E: 1 LOB: 1 K: 1 BB: 1 S: 5 P: 9	R: 0 H: 1 E: 0 LOB: 0 K: 0 BB: 0 S: 3 P: 3	R: 0 H: 0 E: 0 LOB: 0 K: 0 BB: 0 S: 3 P: 3	R: 0 H: 1 E: 0 LOB: 2 K: 1 BB: 1 S: 6 P: 10	R: 0 H: 0 E: 0 LOB: 0 K: 1 BB: 0 S: 5 P: 5	R: 0 H: 1 E: 0 LOB: 0 K: 1 BB: 0 S: 5 P: 5	R: 0 H: 0 E: 0 LOB: 0 K: 1 BB: 0 S: 5 P: 5	R: 0 H: 0 E: 0 LOB: 1 K: 1 BB: 1 S: 5 P: 9	1B: 5 SF: 0 2B: 1 SAC: 0 3B: 0 DP: 4 HR: 0 HBP: 0				WP: 0 PA: 31 PB: 0 SB: 0 CS: 0		

	AB	28
	R	0
	H	5
	RBI	0
	BB	3
	SO	7
	LOB	13

PITCHER	IP	WLS	BF	H	R	ER	SO	BB	IBB	HBP	BLK	WP	HR	S	P	ERA	WHIP
Andy Hassler, L (1, 1) ERA: 4.21	9.0	W	31	5	0	0	7	3	0	0	0	0	0	42	54	0.00	0.889

PITCHER	IP	WLS	BF	H	R	ER	SO	BB	IBB	HBP	BLK	WP	HR	S	P	ERA	WHIP

Batter	1	2	3	4	5	6	7	8	9	AB	R	H	RBI	BB	SO	LOB
Morris Nettles, L (1, 8) OBP: 0.254, SLG: 0.250	S S S 0-3 ① K		x 0-0 ③ 6-3		x 0-0 E S 2-H 1B		x 0-0 ③ F7			4	0	1	1	0	1	2
Mickey Rivers, L (1, 7) OBP: 0.391, SLG: 0.410	x 0-0 ② 1-3			x 0-0 ① F6	x 0-0 ③ F7 1-3			B B B B 4-0 CS SH1 BB		3	0	0	0	1	0	1
Tommy Harper, R (1, 9) OBP: 0.343, SLG: 0.281 Leroy Stanton, R (8, 9) OBP: 0.290, SLG: 0.269	x 0-0 ③ 5-3			x 0-0 ② F3		x 0-0 ① 5-3		x 0-0 ① SH1 1-2		3 0	0 0	0 0	0 0	0 0	0 0	0 0
Bruce Bochte, L (1, 3) OBP: 0.375, SLG: 0.377		B B B B 4-0 BB		x 0-0 E9 1B 1B		x 0-0 ② 4-3		B B B B 4-0 BB CS BB		2	1	1	0	2	0	0
Dave Chalk, R (1, 5) OBP: 0.585, SLG: 0.617		x 0-0 ① F9		x 0-0 2-H 1B		x 0-0 ③ 6-3		B B B B 4-0 ② BB 1-2 2-3		3	0	1	1	1	0	1
Bill Sudakis, S (1, 10) OBP: 0.235, SLG: 0.154 Billy Smith, S (7, PR) Joe Lahoud, L (8, PH) OBP: 0.417, SLG: 0.474		x 0-0 ② F7		x 0-0 ③ F3			B B B B 4-0 SH1-4 BB	B B B B 4-0 1-2 2-3 BB		2 0 0	0 0 0	0 0 0	0 0 0	1 0 1	0 0 0	2 0 0
Ellie Rodriguez, R (1, 2) OBP: 0.375, SLG: 0.270		x 0-0 ③ F9			x 0-0 ① F7		x 0-0 ① SH1-4 1-2	S S S 0-3 ③ K		3	0	0	0	0	1	4
Jerry Remy, L (1, 4) OBP: 0.316, SLG: 0.283			x 0-0 ① L6		x 0-0 ② 6-3		x 0-0 ② F6			3	0	0	0	0	0	2
Orlando Ramirez, R (1, 6) OBP: 0.333, SLG: 0.342			x 0-0 ② 1-3		x 0-0 S 1B 2B		B B B B 4-0 BB			2	1	1	0	1	0	0
Inning Stats	R: 0 H: 0 E: 0 LOB: 0 K: 1 BB: 0 S: 5 P: 5	R: 0 H: 0 E: 0 LOB: 1 K: 0 BB: 1 S: 3 P: 7	R: 0 H: 0 E: 0 LOB: 0 K: 0 BB: 0 S: 3 P: 3	R: 1 H: 2 E: 1 LOB: 1 K: 0 BB: 0 S: 5 P: 5	R: 1 H: 2 E: 0 LOB: 1 K: 0 BB: 0 S: 5 P: 5	R: 0 H: 0 E: 0 LOB: 0 K: 0 BB: 0 S: 3 P: 3	R: 0 H: 0 E: 0 LOB: 2 K: 0 BB: 2 S: 3 P: 11	R: 0 H: 0 E: 0 LOB: 3 K: 1 BB: 4 S: 4 P: 20		1B: 3 SF: 0 2B: 1 SAC: 2 3B: 0 DP: 0 HR: 0 HBP: 0						WP: 0 PA: 34 PB: 0 SB: 2 CS: 2

PITCHER		IP	WLS	BF	H	R	ER	SO	BB	IBB	HBP	BLK	WP	HR	S	P	ERA	WHIP
Dave Hamilton, L ERA: 1.29	(1, 1)	7.0	L	29	4	2	1	1	4	0	0	0	0	0	27	43	1.29	1.143
Rollie Fingers, R ERA: 5.4	(8, 1)	1.0		5	0	0	0	1	3	0	0	0	0	0	4	16	0.00	3.000

PITCHER	IP	WLS	BF	H	R	ER	SO	BB	IBB	HBP	BLK	WP	HR	S	P	ERA	WHIP

BOTTOM

Oakland Athletics @ California Angels

Anaheim Stadium, Anaheim, CA

Fri Apr 25 1975, 10:05 PM EDT

Att. 20,013 - Unknown

livebaseballscorecards.com

AB	25
R	2
H	4
RBI	2
BB	7
SO	2
LOB	12

Batter	1	2	3	4	5	6	7	8	9	AB	R	H	RBI	BB	SO	LOB
Bert Campaneris, R (1, 6) OBP: 0.178, SLG: 0.186	6-3			K		F9			K 1-2	4	0	0	0	0	2	2
Claudell Washington, L (1, 8) OBP: 0.384, SLG: 0.369	K			CS HBP			F8 PB BB		4-3	2	0	0	0	1	1	0
Billy Williams, L (1, 10) OBP: 0.362, SLG: 0.339	F9			K 1-2			L4 1-2			3	0	0	0	0	1	2
Joe Rudi, R (1, 7) OBP: 0.380, SLG: 0.523		F9			1-3		F8 2-3			3	0	0	0	0	0	1
Sal Bando, R (1, 5) OBP: 0.324, SLG: 0.310		K			K		F9			3	0	0	0	0	2	1
Gene Tenace, R (1, 3) OBP: 0.371, SLG: 0.333		G3			K			5-3		3	0	0	0	0	1	0
Angel Mangual, R (1, 9) OBP: 0.125, SLG: 0.250			K			F2		F4		3	0	0	0	0	1	0
Ray Fosse, R (1, 2) OBP: 0.100, SLG: 0.100			F8			5-3 1B		K		3	0	1	0	0	1	0
Phil Garner, R (1, 4) OBP: 0.226, SLG: 0.188 Don Hopkins, L (9, PH)			5-3			5-3 1-2			CS BB	2 0	0 0	0 0	0 0	0 1	0 0	1 0
Inning Stats	R: 0 H: 0 E: 0 LOB: 0 K: 1 BB: 0 S: 5 P: 5	R: 0 H: 0 E: 0 LOB: 0 K: 1 BB: 0 S: 5 P: 5	R: 0 H: 0 E: 0 LOB: 0 K: 1 BB: 0 S: 5 P: 5	R: 0 H: 0 E: 0 LOB: 0 K: 2 BB: 0 S: 6 P: 7	R: 0 H: 0 E: 0 LOB: 0 K: 2 BB: 0 S: 7 P: 7	R: 0 H: 1 E: 0 LOB: 1 K: 0 BB: 0 S: 4 P: 4	R: 0 H: 0 E: 0 LOB: 1 K: 0 BB: 1 S: 3 P: 7	R: 0 H: 0 E: 0 LOB: 0 K: 1 BB: 0 S: 5 P: 5	R: 0 H: 0 E: 0 LOB: 0 K: 1 BB: 1 S: 4 P: 8	1B: 1 SF: 0 2B: 0 SAC: 0 3B: 0 DP: 0 HR: 0 HBP: 1						

TOP

Oakland Athletics @ California Angels

Anaheim Stadium, Anaheim, CA

Sat Apr 26 1975, 10:05 PM EDT

Att. 26,188 - Unknown

livebaseballscorecards.com

AB	26
R	0
H	1
RBI	0
BB	2
SO	9
LOB	7

PITCHER		IP	WLS	BF	H	R	ER	SO	BB	IBB	HBP	BLK	WP	HR	S	P	ERA	WHIP
Frank Tanana, L ERA: 5.23	(1, 1)	6.1	W	21	1	0	0	7	1	0	1	0	0	0	33	38	0.00	0.316
Don Kirkwood, R ERA:	(7, 1)	2.2	S	8	0	0	0	2	1	0	0	0	0	0	11	15	0.00	0.375

PITCHER	IP	WLS	BF	H	R	ER	SO	BB	IBB	HBP	BLK	WP	HR	S	P	ERA	WHIP

Batter	1	2	3	4	5	6	7	8	9	AB	R	H	RBI	BB	SO	LOB
Morris Nettles, L (1, 8) OBP: 0.240, SLG: 0.236	F7		K 1-3		1-3			1-3		4	0	0	0	0	1	1
Mickey Rivers, L (1, 7) OBP: 0.397, SLG: 0.415	S 1B		6-3 3-H 1B		G3			1-3		4	0	2	1	0	0	0
Tommy Harper, R (1, 9) OBP: 0.329, SLG: 0.267	F7		6-3 1-2			K		L6		3	0	0	0	0	1	2
Leroy Stanton, R (7, 9) OBP: 0.281, SLG: 0.259										1	0	0	0	0	0	0
Bruce Bochte, L (1, 3) OBP: 0.358, SLG: 0.357	F8 1-2		K			F6				3	0	0	0	0	1	2
Dave Chalk, R (1, 5) OBP: 0.574, SLG: 0.600		F9		F9		FC5-4 1B				3	0	1	0	0	0	0
Bill Sudakis, S (1, 10) OBP: 0.250, SLG: 0.188		CS 1B		5-3		FC5-4 1-2f				3	0	1	0	0	0	1
Ellie Rodriguez, R (1, 2) OBP: 0.392, SLG: 0.282		1-2 1B		WP BB			6-3			2	0	1	0	1	0	0
Jerry Remy, L (1, 4) OBP: 0.300, SLG: 0.268		K		4-3 1-2			F7			3	0	0	0	0	1	2
Orlando Ramirez, R (1, 6) OBP: 0.333, SLG: 0.341			E S 1B 1B		5-3		5-3			3	1	1	0	0	0	0
Inning Stats	R: 0 E: 0 K: 0 S: 4 H: 1 LOB: 1 BB: 0 P: 4	R: 0 E: 0 K: 1 S: 6 H: 2 LOB: 1 BB: 0 P: 6	R: 1 E: 0 K: 2 S: 9 H: 2 LOB: 1 BB: 0 P: 9	R: 0 E: 0 K: 0 S: 3 H: 0 LOB: 1 BB: 1 P: 7	R: 0 E: 0 K: 0 S: 3 H: 0 LOB: 0 BB: 0 P: 3	R: 0 E: 0 K: 1 S: 6 H: 1 LOB: 1 BB: 0 P: 6	R: 0 E: 0 K: 0 S: 3 H: 0 LOB: 0 BB: 0 P: 3	R: 0 E: 0 K: 0 S: 3 H: 0 LOB: 0 BB: 0 P: 3		1B: 6 2B: 0 3B: 0 HR: 0 SF: 0 SAC: 0 DP: 0 HBP: 0						

PITCHER	IP	WLS	BF	H	R	ER	SO	BB	IBB	HBP	BLK	WP	HR	S	P	ERA	WHIP
Ken Holtzman, L (1, 1) ERA: 2.03	8.0	L	30	6	1	1	4	1	0	0	0	1	0	37	41	1.12	0.875

PITCHER	IP	WLS	BF	H	R	ER	SO	BB	IBB	HBP	BLK	WP	HR	S	P	ERA	WHIP

BOTTOM

Oakland Athletics @ California Angels

Anaheim Stadium, Anaheim, CA

Sat Apr 26 1975, 10:05 PM EDT

Att. 26,188 - Unknown

livebaseballscorecards.com

AB	29
R	1
H	6
RBI	1
BB	1
SO	4
LOB	8

WP: 1	PA: 30		
PB: 0			
SB: 2			
CS: 1			

Oakland Athletics @ California Angels

Anaheim Stadium, Anaheim, CA

Sun Apr 27 1975, 6:33 AM EDT

Unknown

TOP

livebaseballscorecards.com

Batter	1	2	3	4	5	6	7	8	9	AB	R	H	RBI	BB	SO	LOB
Bert Campaneris, R (1, 6) OBP: 0.200, SLG: 0.208	0-0 2B 1B	0-0 F8		0-0 5-3			0-0 G5-4-3 1-2f	0-0 1-3 1B		5	1	2	0	0	0	3
Claudell Washington, L (1, 7) (8, 8) OBP: 0.372, SLG: 0.371	0-0 1-H 1B 2B		0-3 K		0-0 5-3			0-0 4-3	0-0 F8	5	0	1	1	0	1	0
Reggie Jackson, L (1, 9) OBP: 0.368, SLG: 0.429 Angel Mangual, R (9, 9) OBP: 0.125, SLG: 0.250	0-3 K		B B B B 4-0 FC4-6 BB		B B B B 4-0 G5-4-3 BB			0-0 2B FC5-4 1B	0-0 4-3	3 0	1 0	1 0	0 0	2 0	1 0	1 0
Joe Rudi, R (1, 3) (8, 7) OBP: 0.382, SLG: 0.529	0-0 FC5-4 2-3 1B	0-0 FC4-6 BLK 1-2f			0-0 G5-4-3 1-2f			0-0 FC5-4 1-3 1B 2B	0-0 F9	5	1	2	0	0	0	2
Billy Williams, L (1, 10) OBP: 0.356, SLG: 0.322 Don Hopkins, L (8, PR)	0-0 F4		0-3 K 1-2			0-0 F3		4-0 FC5-4 IBB		3 0	0 0	0 0	0 0	1 0	1 0	3 0
Sal Bando, R (1, 5) OBP: 0.321, SLG: 0.306	0-0 FC5-4 1-2f			0-0 G4-6-3 SH 2B 1B		0-0 5-3		0-0 FC5-4 S 1-2f 2-3 3-H 1B		4	2	1	1	0	0	4
Bill North, S (1, 8) OBP: 0.359, SLG: 0.303 Herb Washington, R (8, PR) Ray Fosse, R (8, 2) OBP: 0.100, SLG: 0.100		0-0 5-3 1B		0-0 SH G4-6-3 1-2		0-0 F7		4-0 1B 1-2 1B IBB		2 0 0	0 1 0	1 0 0	0 0 0	1 0 0	0 0 0	0 0 0
Gene Tenace, R (1, 2) (8, 3) OBP: 0.379, SLG: 0.346	0-0 5-3 1-2			0-0 G4-6-3 1-2f 2-3			0-0 G5-4-3 1B	0-0 1-3 2-H 3-H 1B 1B		4	1	2	2	0	0	3
Phil Garner, R (1, 4) OBP: 0.246, SLG: 0.231	0-0 5-3			0-0 3-H 2B			0-0 F2	0-0 2-H 3-H 1B 1B		4	0	2	3	0	0	2

	AB	35
	R	7
	H	12
	RBI	7
	BB	4
	SO	3
	LOB	18

Inning Stats																																		
	R: 1	E: 0	K: 1	S: 8	H: 3	LOB: 2	BB: 0	P: 8	R: 0	E: 0	K: 0	S: 4	H: 1	LOB: 1	BB: 0	P: 4	R: 0	E: 0	K: 2	S: 7	H: 0	LOB: 1	BB: 1	P: 11	R: 1	E: 0	K: 0	S: 5	H: 2	LOB: 1	BB: 0	P: 5	R: 0	E: 0	K: 0	S: 2	H: 0	LOB: 0	BB: 1	P: 6
	R: 0	E: 0	K: 0	S: 3	H: 0	LOB: 0	BB: 0	P: 3	R: 0	E: 0	K: 0	S: 3	H: 1	LOB: 0	BB: 0	P: 3	R: 5	E: 0	K: 0	S: 7	H: 5	LOB: 2	BB: 2	P: 15	R: 0	E: 0	K: 0	S: 3	H: 0	LOB: 0	BB: 0	P: 3	1B: 9	2B: 3	3B: 0	HR: 0	SF: 0	SAC: 1	DP: 3	HBP: 0	WP: 0	PB: 0	SB: 1	CS: 0	PA: 40

PITCHER		IP	WLS	BF	H	R	ER	SO	BB	IBB	HBP	BLK	WP	HR	S	P	ERA	WHIP
Bill Singer, R ERA: 3.82	(1, 1)	7.2	L	35	10	7	7	3	2	2	0	1	0	0	37	53	8.22	1.565
Orlando Pena, R ERA: 1.23	(8, 1)	1.1		5	2	0	0	0	0	0	0	0	0	0	5	5	0.00	1.500

PITCHER	IP	WLS	BF	H	R	ER	SO	BB	IBB	HBP	BLK	WP	HR	S	P	ERA	WHIP

Batter	1	2	3	4	5	6	7	8	9	AB	R	H	RBI	BB	SO	LOB
Morris Nettles, L (1, 8) OBP: 0.228, SLG: 0.224	5-3			K			K		6-3	4	0	0	0	0	2	0
Mickey Rivers, L (1, 7) OBP: 0.390, SLG: 0.406	F8			F7			1B 1B		F9	4	1	1	0	0	0	0
Tommy Harper, R (1, 9) OBP: 0.338, SLG: 0.281	6-3			F8			F8 1B 1-2		1B	4	0	2	0	0	0	0
Bruce Bochte, L (1, 3) OBP: 0.352, SLG: 0.350		K			3-1		1-2 2-H		G3	4	0	1	1	0	1	1
Dave Chalk, R (1, 5) OBP: 0.549, SLG: 0.566		F8			F8		F8 2-3			3	0	0	0	0	0	2
Bill Sudakis, S (1, 10) OBP: 0.217, SLG: 0.158		F7			F6		F3			3	0	0	0	0	0	2
Ellie Rodriguez, R (1, 2) OBP: 0.389, SLG: 0.286			SH CS 1B				K		F5	3	0	1	0	0	1	0
Jerry Remy, L (1, 4) OBP: 0.295, SLG: 0.263			SH CS 1-3				K		F8	1	0	0	0	0	1	0
Winston Llenas, R (8, PH) OBP: 0.429, SLG: 0.400										1	0	0	0	0	0	0
(9, 4)																
Orlando Ramirez, R (1, 6) OBP: 0.319, SLG: 0.326			K 2-3 3-H				K		K	2	0	0	0	0	2	2
Leroy Stanton, R (8, PH) OBP: 0.273, SLG: 0.250										1	0	0	0	0	1	0
Billy Smith, S (9, 6)										0	0	0	0	0	0	0
Inning Stats	R: 0 E: 0 K: 0 S: 3 H: 0 LOB: 0 BB: 0 P: 3	R: 0 E: 0 K: 1 S: 5 H: 0 LOB: 0 BB: 0 P: 5	R: 0 E: 1 K: 1 S: 5 H: 1 LOB: 1 BB: 0 P: 5	R: 0 E: 0 K: 1 S: 5 H: 0 LOB: 0 BB: 0 P: 5	R: 0 E: 0 K: 0 S: 3 H: 0 LOB: 0 BB: 0 P: 3	R: 0 E: 0 K: 3 S: 9 H: 0 LOB: 0 BB: 0 P: 9	R: 1 E: 0 K: 1 S: 8 H: 3 LOB: 2 BB: 0 P: 8	R: 0 E: 0 K: 1 S: 5 H: 0 LOB: 0 BB: 0 P: 5	R: 0 E: 0 K: 0 S: 4 H: 1 LOB: 1 BB: 0 P: 4	1B: 5 2B: 1 3B: 0 HR: 0 SF: 0 SAC: 1 DP: 1 HBP: 0	WP: 0 PB: 0 SB: 0 CS: 2 PA: 31					

PITCHER	IP	WLS	BF	H	R	ER	SO	BB	IBB	HBP	BLK	WP	HR	S	P	ERA	WHIP
Vida Blue, L (1, 1) ERA: 2.49	9.0	W	31	5	1	1	8	0	0	0	0	0	0	47	47	1.00	0.556

PITCHER	IP	WLS	BF	H	R	ER	SO	BB	IBB	HBP	BLK	WP	HR	S	P	ERA	WHIP

BOTTOM

Oakland Athletics @ California Angels

Anaheim Stadium, Anaheim, CA

Sun Apr 27 1975, 6:33 AM EDT

Unknown

livebaseballscorecards.com

AB	30
R	1
H	5
RBI	1
BB	0
SO	8
LOB	7

Batter	1	2	3	4	5	6	7	8	9	AB	R	H	RBI	BB	SO	LOB
Bert Campaneris, R (1, 6) OBP: 0.204, SLG: 0.212	x 0-0 E S FC6-4 1B		x 0-0 ② F9		S S S 0-3 ③ K			x 0-0 ① F7		4	1	1	0	0	1	2
Claudell Washington, L (1, 8) OBP: 0.366, SLG: 0.356	B B B B 4-0 FC6-4 1-3 BB		x 0-0 ③ 1-3			x 0-0 ① 6-3		x 0-0 ② FC6-4 1-2f		3	0	0	0	1	0	1
Reggie Jackson, L (1, 9) OBP: 0.363, SLG: 0.418	x 0-0 ① FC6-4 G4-6-3 1-2f 3-H			S S S 0-3 ① K		x 0-0 S 1B		x 0-0 ③ 4-3		4	0	1	1	0	1	2
Joe Rudi, R (1, 7) OBP: 0.363, SLG: 0.500	x 0-0 ② ③ G4-6-3 1-2f			x 0-0 ② F9		x 0-0 ② F2 1-2			x 0-0 ① 5-3	4	0	0	0	0	0	2
Billy Williams, L (1, 10) OBP: 0.364, SLG: 0.339		x 0-0 ① G3		B B B B 4-0 FC5-4 BB		S S S 0-3 ③ K			x 0-0 2B	3	0	1	0	1	1	1
Sal Bando, R (1, 5) OBP: 0.305, SLG: 0.288		S S S 0-3 ② K		x 0-0 ③ FC5-4 1-2f			x 0-0 ① F8		S S S 0-3 ② K	4	0	0	0	0	2	2
Gene Tenace, R (1, 3) OBP: 0.371, SLG: 0.327		B B B B 4-0 BB			x 0-0 ① F5		x 0-0 ② F3		x 0-0 ③ F8	3	0	0	0	1	0	1
Ray Fosse, R (1, 2) OBP: 0.083, SLG: 0.083 Don Hopkins, L (7, PH) Larry Haney, R (7, 2)		S S S 0-3 ③ K			x 0-0 ② F7		x 0-0 ③ L6			2 1 0	0 0 0	0 0 0	0 0 0	0 0 0	1 0 0	1 0 0
Phil Garner, R (1, 4) OBP: 0.267, SLG: 0.255			x 0-0 ① 6-3		x 0-0 1B			x 0-0 FC6-4 1B		3	0	2	0	0	0	0

Inning Stats	1	2	3	4	5	6	7	8	9
	R: 1 E: 1 K: 0 S: 3	H: 1 LOB: 0 BB: 1 P: 7	R: 0 E: 0 K: 2 S: 7	H: 0 LOB: 1 BB: 1 P: 11	R: 0 E: 0 K: 0 S: 3	H: 0 LOB: 0 BB: 0 P: 3	R: 0 E: 0 K: 1 S: 5	H: 0 LOB: 1 BB: 1 P: 9	R: 0 E: 0 K: 1 S: 6	H: 1 LOB: 1 BB: 0 P: 6	R: 0 E: 0 K: 1 S: 6	H: 1 LOB: 1 BB: 0 P: 6	R: 0 E: 0 K: 0 S: 3	H: 0 LOB: 0 BB: 0 P: 3	R: 0 E: 0 K: 0 S: 4	H: 1 LOB: 1 BB: 0 P: 4	R: 0 E: 0 K: 1 S: 6	H: 1 LOB: 1 BB: 0 P: 6

PITCHER		IP	WLS	BF	H	R	ER	SO	BB	IBB	HBP	BLK	WP	HR	S	P	ERA	WHIP
Ed Figueroa, R ERA:	(1, 1)	9.0	W	34	5	1	0	6	3	0	0	0	0	0	43	55	0.00	0.889

PITCHER		IP	WLS	BF	H	R	ER	SO	BB	IBB	HBP	BLK	WP	HR	S	P	ERA	WHIP

TOP

Oakland Athletics @ California Angels

Anaheim Stadium, Anaheim, CA

Sun Apr 27 1975, 6:38 AM EDT

Att. 26,584 - Unknown

livebaseballscorecards.com

AB	31
R	1
H	5
RBI	1
BB	3
SO	6
LOB	12

1B: 4	SF: 0	WP: 0	PA: 34
2B: 1	SAC: 0	PB: 0	
3B: 0	DP: 1	SB: 2	
HR: 0	HBP: 0	CS: 0	

Oakland Athletics @ California Angels

Anaheim Stadium, Anaheim, CA

Sun Apr 27 1975, 6:38 AM EDT

Att. 26,584 - Unknown

BOTTOM

Batter	1	2	3	4	5	6	7	8	9	AB	R	H	RBI	BB	SO	LOB
Morris Nettles, L (1, 8) OBP: 0.250, SLG: 0.228	BBBB 4-0 E 2B BB	BBBB 4-0 1-2 BB		x 0-0 ② 6-3		x 0-0 FC4-6 1-2 2-H 1B		x 0-0 ① F8		3	1	1	1	2	0	0
Mickey Rivers, L (1, 7) OBP: 0.378, SLG: 0.405	x 0-0 WP HR 1-H 2B	SSS 0-3 ③ K		x 0-0 ③ F4		x 0-0 ② FC4-6 1B 1-2f 2-H 1B		x 0-0 ② F9		5	2	1	2	0	1	3
Tommy Harper, R (1, 10) OBP: 0.342, SLG: 0.304	x 0-0 ① P9 2-3		x 0-0 2B 2B		x 0-0 ① 6-3	x 0-0 1-H 1B		x 0-0 ③ F3		5	1	2	1	0	0	1
Bruce Bochte, L (1, 3) OBP: 0.373, SLG: 0.429 Billy Smith, S (6, PR) (7, 3)	x 0-0 3-H HR	x 0-0 SH1-3 2-H 1B 2B			x 0-0 ② 3-1	H 1-0 HBP				3	2	2	3	0	0	0
										0	0	0	0	0	0	0
Dave Chalk, R (1, 5) OBP: 0.527, SLG: 0.536	x 0-0 ② 5-3	x 0-0 ① SH1-3 2-3			x 0-0 ③ F9	SSS 0-3 ③ K				3	0	0	0	0	1	2
Joe Lahoud, L (1, 9) OBP: 0.393, SLG: 0.435	SSS 0-3 ③ K	SSS 0-3 ② K				x 0-0 SH 1B 1B	x 0-0 ① F7			4	1	1	0	0	2	1
Tom Egan, R (1, 2) OBP: 0.500, SLG: 0.636		x 0-0 ① 6-3	x 0-0 3-H 1B			x 0-0 SH 1-3 1-3 1B	x 0-0 2B			3	1	2	1	0	0	0
Jerry Remy, L (1, 4) OBP: 0.286, SLG: 0.254		x 0-0 ② F7	x 0-0 ③ F6			x 0-0 ① 1-3 1-2	SSS 0-3 ② K			2	0	0	0	0	0	1
Denny Doyle, L (5, 4)										2	0	0	0	0	1	3
Orlando Ramirez, R (1, 6) OBP: 0.333, SLG: 0.326		BBBB 4-0 S BB		x 0-0 ① F7		x 0-0 1B FC4-6 3-H 1B	x 0-0 ③ 4-3			3	1	1	1	1	0	1
Inning Stats	R: 3 E: 1 K: 1 S: 7 H: 2 LOB: 0 BB: 1 P: 11	R: 0 E: 0 K: 1 S: 5 H: 0 LOB: 2 BB: 2 P: 13	R: 2 E: 0 K: 1 S: 8 H: 3 LOB: 1 BB: 0 P: 8	R: 0 E: 0 K: 0 S: 3 H: 0 LOB: 0 BB: 0 P: 3	R: 0 E: 0 K: 0 S: 3 H: 0 LOB: 0 BB: 0 P: 3	R: 4 E: 1 K: 1 S: 10 H: 4 LOB: 2 BB: 0 P: 11	R: 0 E: 0 K: 1 S: 6 H: 1 LOB: 1 BB: 0 P: 6	R: 0 E: 0 K: 0 S: 3 H: 0 LOB: 0 BB: 0 P: 3		1B: 5 2B: 4 3B: 0 HR: 1	SF: 0 SAC: 2 DP: 0 HBP: 1					

	AB	33
	R	9
	H	10
	RBI	9
	BB	3
	SO	5
	LOB	12

WP: 1 PB: 0 SB: 1 CS: 0 PA: 39

livebaseballscorecards.com

PITCHER		IP	WLS	BF	H	R	ER	SO	BB	IBB	HBP	BLK	WP	HR	S	P	ERA	WHIP
Blue Moon Odom, R ERA: 9.39	(1, 1)	0.1	L	4	2	3	3	0	1	0	0	0	1	1	3	7	81.00	9.000
Paul Lindblad, L ERA: 5.4	(1, 1)	3.2		16	3	2	2	3	2	0	0	0	0	0	20	28	4.91	1.364
Jim Todd, R ERA: 6.0	(5, 1)	1.2		11	4	4	4	0	0	0	1	0	0	0	10	11	21.60	2.400
Rollie Fingers, R ERA: 4.5	(6, 1)	2.1		8	1	0	0	2	0	0	0	0	0	0	12	12	0.00	0.429

PITCHER	IP	WLS	BF	H	R	ER	SO	BB	IBB	HBP	BLK	WP	HR	S	P	ERA	WHIP

California Angels @ Kansas City Royals

Royals Stadium, Kansas City, MO

Tue Apr 29 1975, 8:05 PM EDT

Att. 8,146 - Unknown - 71 F

TOP

livebaseballscorecards.com

Batter	1	2	3	4	5	6	7	8	9	AB	R	H	RBI	BB	SO	LOB
Morris Nettles, L (1, 8) OBP: 0.270, SLG: 0.253	K		BB K			1B	2B			4	1	2	1	1	2	1
Mickey Rivers, L (1, 7) OBP: 0.356, SLG: 0.380	6-3		E4 1-2 2-3 3-H	E9 G6-4-3		L3	1-3			5	1	0	1	0	0	5
Tommy Harper, R (1, 9) OBP: 0.337, SLG: 0.315 Leroy Stanton, R (6, 9) OBP: 0.265, SLG: 0.241	K		1B 1-H 2-H 3-H	G6-4-3 1-2f		K		5-3		4 1	1 0	1 0	3 0	0 0	2 0	3 0
Bruce Bochte, L (1, 3) OBP: 0.367, SLG: 0.418 Billy Smith, S (7, 3)		L4	BB 1B 5-3 3-H	G3		G3		4-3		4 1	1 0	1 0	1 0	0 0	0 0	2 0
Dave Chalk, R (1, 5) OBP: 0.513, SLG: 0.517 Rudy Meoli, L (7, 5) OBP: 0.429, SLG: 0.333		5-3	5-3 BB 1-2 3B 1B		P4		F9	4-3		4 1	1 0	1 0	0 0	0 0	0 0	0 0
Bill Sudakis, S (1, 10) OBP: 0.214, SLG: 0.130		5-3	5-3 1-2 2-3 3B BB		K		4-3		K	4	1	0	0	1	2	0
Ellie Rodriguez, R (1, 2) OBP: 0.424, SLG: 0.311			FC1-6 1B 1B		1B		2B HBP		BB	3	1	2	1	1	0	2
Jerry Remy, L (1, 4) OBP: 0.294, SLG: 0.313			FC1-6 1B 1-2f E		1-3		PB 1-H 2B		F5	5	3	2	3	0	0	3
Orlando Ramirez, R (1, 6) OBP: 0.375, SLG: 0.392			E S 1-3 2B 1B			1B	2B 2-H		F3	5	2	4	2	0	0	1

	AB	41
	R	12
	H	13
	RBI	12
	BB	3
	SO	6
	LOB	17

Inning Stats	1	2	3	4	5	6	7	8	9	1B: 8	SF: 0	WP: 0	PA: 45
R:	0	0	9	0	0	0	3	0	0	2B: 4	SAC: 0	PB: 1	
E:	0	0	1	1	0	0	0	0	0	3B: 1	DP: 1	SB: 1	
K:	2	0	1	0	1	1	0	1	1	HR: 0	HBP: 1	CS: 0	
S:	7	3	13	3	6	7	6	3	5				
H:	0	0	7	0	1	2	3	0	0				
LOB:	0	0	1	0	1	2	1	0	1				
BB:	0	0	2	0	0	0	0	0	1				
P:	7	3	21	3	6	7	7	3	9				

PITCHER		IP	WLS	BF	H	R	ER	SO	BB	IBB	HBP	BLK	WP	HR	S	P	ERA	WHIP
Paul Splittorff, L ERA: 4.91	(1, 1)	2.1	L	13	4	6	5	2	1	0	0	0	0	0	16	20	19.29	2.143
Lindy McDaniel, R ERA: 2.7	(3, 1)	1.2		9	3	3	2	1	1	0	0	0	0	0	10	14	10.80	2.400
Bruce Dal Canton, R ERA: 11.74	(5, 1)	4.0		19	6	3	3	2	0	0	1	0	0	0	22	23	6.75	1.500
Marty Pattin, R ERA: 5.59	(9, 1)	1.0		4	0	0	0	1	1	0	0	0	0	0	5	9	0.00	1.000

PITCHER		IP	WLS	BF	H	R	ER	SO	BB	IBB	HBP	BLK	WP	HR	S	P	ERA	WHIP

Batter	1	2	3	4	5	6	7	8	9	AB	R	H	RBI	BB	SO	LOB
Freddie Patek, R (1, 6) OBP: 0.353, SLG: 0.368	5-3		F8		G6-4-3 1-2f 2-3			BB		3	0	0	0	0	0	4
Rodney Scott, S (8, 6)										0	0	0	0	1	0	0
Amos Otis, R (1, 8) OBP: 0.410, SLG: 0.544	F7		G6-4-3 1-2f		5-3			F8		3	0	0	0	0	0	3
Frank White, R (8, 4) OBP: 0.217, SLG: 0.227										1	0	0	0	0	0	1
John Mayberry, L (1, 3) OBP: 0.377, SLG: 0.267	K			E3 G6-4-3 1B		P5		G3		4	0	0	0	0	1	1
Hal McRae, R (1, 7) OBP: 0.313, SLG: 0.403		5-3 1B		G6-4-3 1-2 1B		F9			E5 1B	4	0	2	0	0	0	0
Harmon Killebrew, R (1, 10) OBP: 0.391, SLG: 0.547		5-3 1-2		G6-4-3 1-2f 2-3		L5			FC6-4 1-2 1B	4	0	1	0	0	0	3
George Brett, L (1, 5) OBP: 0.329, SLG: 0.333		1-3		K			4-3		K	4	0	0	0	0	2	4
Cookie Rojas, R (1, 4) OBP: 0.322, SLG: 0.373		P4			1B 1B		6-3		F9	3	1	1	0	0	0	1
Al Cowens, R (8, 8) OBP: 0.235, SLG: 0.375					1B					1	0	0	0	0	0	2
Jim Wohlford, R (1, 9) OBP: 0.325, SLG: 0.459			1B 1B		G6-4-3 1-2 1B		5-3		FC6-4 1-2f	4	0	2	0	0	0	2
Buck Martinez, R (1, 2) OBP: 0.277, SLG: 0.364			G6-4-3 1-2 1B		G6-4-3 1-2 2-H 1B			6-3		2	0	2	1	0	0	0
Bob Stinson, S (8, PH) OBP: 0.364, SLG: 0.400 (9, 2)										1	0	0	0	0	0	0
Inning Stats	R: 0 H: 0 E: 0 LOB: 0 K: 1 BB: 0 S: 5 P: 5	R: 0 H: 1 E: 0 LOB: 1 K: 0 BB: 0 S: 4 P: 4	R: 0 H: 2 E: 0 LOB: 1 K: 0 BB: 0 S: 4 P: 4	R: 0 H: 1 E: 1 LOB: 1 K: 1 BB: 0 S: 6 P: 6	R: 1 H: 3 E: 0 LOB: 1 K: 0 BB: 0 S: 5 P: 5	R: 0 H: 0 E: 0 LOB: 0 K: 0 BB: 0 S: 3 P: 3	R: 0 H: 0 E: 0 LOB: 0 K: 0 BB: 0 S: 3 P: 3	R: 0 H: 0 E: 0 LOB: 1 K: 0 BB: 1 S: 3 P: 7	R: 0 H: 1 E: 1 LOB: 2 K: 1 BB: 0 S: 7 P: 7	1B: 8 SF: 0 2B: 0 SAC: 0 3B: 0 DP: 3 HR: 0 HBP: 0						

PITCHER	IP	WLS	BF	H	R	ER	SO	BB	IBB	HBP	BLK	WP	HR	S	P	ERA	WHIP
Andy Hassler, L (1, 1) ERA: 3.38	9.0	W	35	8	1	1	3	1	0	0	0	0	0	40	44	1.00	1.000

PITCHER	IP	WLS	BF	H	R	ER	SO	BB	IBB	HBP	BLK	WP	HR	S	P	ERA	WHIP

BOTTOM

California Angels @ Kansas City Royals

Royals Stadium, Kansas City, MO

Tue Apr 29 1975, 8:05 PM EDT

Att. 8,146 - Unknown - 71 F

livebaseballscorecards.com

AB	34
R	1
H	8
RBI	1
BB	1
SO	3
LOB	21

WP: 0	PA: 35		
PB: 0			
SB: 0			
CS: 0			

Batter	1	2	3	4	5	6	7	8	9	AB	R	H	RBI	BB	SO	LOB
Morris Nettles, L (1, 8) OBP: 0.266, SLG: 0.250	5-3		E5 S 1B	S 1B		6-3		6-3		5	1	1	0	0	0	4
Mickey Rivers, L (1, 7) OBP: 0.370, SLG: 0.386	S 1B BB		E S 1B 1B 1-H	F8 1-2			F7		2B 1B	4	3	2	1	1	0	1
Tommy Harper, R (1, 10) OBP: 0.341, SLG: 0.333	K 1-3		E3 1B 1-H		5-3		K		2B 2B 1-H	5	1	2	2	0	2	1
Bruce Bochte, L (1, 3) OBP: 0.369, SLG: 0.431	CS 1B 3-H		E3 WP 1-2		4-3		F7		SH5-3 FC7-2 2B 2-H	5	0	2	2	0	0	1
Dave Chalk, R (1, 5) OBP: 0.500, SLG: 0.492	CS 1-2	P6	F9 1-2		5-3			1B BB	SH5-3 2-3	3	1	0	0	1	0	1
Joe Lahoud, L (1, 9) OBP: 0.375, SLG: 0.385 Winston Llenas, R (9, PH) OBP: 0.375, SLG: 0.333 Tom Egan, R (9, 2) OBP: 0.500, SLG: 0.636		K	BB			F3		P4	FC7-2 3-H	3 1 0	0 0 0	0 0 0	0 0 0	1 0 0	1 0 0	1 1 0
Ellie Rodriguez, R (1, 2) OBP: 0.429, SLG: 0.313 Billy Smith, S (8, PR) (8, 6)		BB BB	F9			G1		3-1 1B 1-2		3 0	0 0	1 0	0 0	1 0	0 0	2 0
Jerry Remy, L (1, 4) OBP: 0.319, SLG: 0.343		FC6-4 BB 1-2	F8			2B 2B		3-1 1-2 2-H		3	1	2	1	1	0	0
Orlando Ramirez, R (1, 6) OBP: 0.373, SLG: 0.407 Bill Sudakis, S (8, PH) OBP: 0.207, SLG: 0.125 (8, 2) Leroy Stanton, R (9, 9) OBP: 0.265, SLG: 0.241		FC6-4 1-2f	5-3			2B 2-H		3-1 1-2 2-3		3 1 0	0 0 0	1 0 0	1 0 0	0 0 0	0 0 0	2 2 0
Inning Stats	R: 1 H: 1 E: 0 LOB: 0 K: 1 BB: 1 S: 5 P: 9	R: 0 H: 0 E: 0 LOB: 2 K: 1 BB: 2 S: 5 P: 13	R: 2 H: 2 E: 2 LOB: 2 K: 0 BB: 1 S: 6 P: 10	R: 0 H: 1 E: 0 LOB: 1 K: 0 BB: 0 S: 4 P: 4	R: 0 H: 0 E: 0 LOB: 0 K: 0 BB: 0 S: 3 P: 3	R: 1 H: 2 E: 0 LOB: 1 K: 0 BB: 0 S: 5 P: 5	R: 0 H: 0 E: 0 LOB: 0 K: 1 BB: 0 S: 5 P: 5	R: 1 H: 2 E: 0 LOB: 3 K: 0 BB: 1 S: 5 P: 9	R: 2 H: 3 E: 0 LOB: 0 K: 0 BB: 0 S: 5 P: 5	1B: 7 SF: 0 2B: 5 SAC: 1 3B: 0 DP: 1 HR: 0 HBP: 0						

PITCHER		IP	WLS	BF	H	R	ER	SO	BB	IBB	HBP	BLK	WP	HR	S	P	ERA	WHIP
Al Fitzmorris, R ERA: 2.77	(1, 1)	6.0		28	6	4	3	2	4	0	0	0	1	0	28	44	4.50	1.667
Doug Bird, R ERA: 3.75	(7, 1)	2.1	L	13	5	3	3	1	1	0	0	0	0	0	14	18	11.57	2.571
Steve Mingori, L ERA: 1.59	(9, 1)	0.2		1	0	0	0	0	0	0	0	0	0	0	1	1	0.00	0.000

PITCHER	IP	WLS	BF	H	R	ER	SO	BB	IBB	HBP	BLK	WP	HR	S	P	ERA	WHIP

TOP

California Angels @ Kansas City Royals

Royals Stadium, Kansas City, MO

Wed Apr 30 1975, 8:05 PM EDT
Att. 7,036 - Unknown - 61 F

livebaseballscorecards.com

AB	36
R	7
H	11
RBI	7
BB	5
SO	3
LOB	16

WP: 1 PA: 43
PB: 0
SB: 5
CS: 1

BOTTOM

California Angels @ Kansas City Royals

Royals Stadium, Kansas City, MO

Wed Apr 30 1975, 8:05 PM EDT

Att. 7,036 - Unknown - 61 F

livebaseballscorecards.com

Batter	1	2	3	4	5	6	7	8	9	AB	R	H	RBI	BB	SO	LOB
Freddie Patek, R (1, 6) OBP: 0.361, SLG: 0.393	L6		SF9 1-3 SF9 2B	G3 2-3			S 1B		SH1-4 1-2	4	1	2	0	0	0	1
Amos Otis, R (1, 8) OBP: 0.409, SLG: 0.535	S BB		SF9 2-3 3-H	S 3-H 1B			F8 1-2		P4 2-3	3	0	1	2	1	0	3
Hal McRae, R (1, 7) OBP: 0.306, SLG: 0.387	BB 1-2		SF9 3-H	K 1-3			L6		F9	3	0	0	1	1	1	4
Harmon Killebrew, R (1, 10) OBP: 0.368, SLG: 0.509	K		6-3		5-3		K			4	0	0	0	0	2	3
John Mayberry, L (1, 3) OBP: 0.383, SLG: 0.258	4-3			FC6 1B SF8 BB	G6-4-3 BB			F9		2	1	0	0	2	0	2
Cookie Rojas, R (1, 4) OBP: 0.333, SLG: 0.381		P4		E 1-2 2B 1B	G6-4-3 1-2f			E S 1B		4	1	2	0	0	0	1
Jim Wohlford, R (1, 9) OBP: 0.318, SLG: 0.439		F2		FC6 1-2 2-3 2B		CS 1B		F2 1-3		4	1	1	0	0	0	3
George Brett, L (1, 5) OBP: 0.313, SLG: 0.319		P3		SF8 3-H		F7 1-2		F8		3	0	0	1	0	0	2
Buck Martinez, R (1, 2) OBP: 0.294, SLG: 0.396			E6 2B SF9	G3 1-H 2-H 1B 2B		F8			WP SH1-4 1B	4	2	2	2	0	0	0
Rodney Scott, S (9, PR)										0	0	0	0	0	0	0
Inning Stats	R: 0 E: 0 K: 1 S: 5 H: 0 LOB: 2 BB: 2 P: 13	R: 0 E: 0 K: 0 S: 3 H: 0 LOB: 0 BB: 0 P: 3	R: 2 E: 1 K: 0 S: 5 H: 1 LOB: 0 BB: 0 P: 5	R: 4 E: 1 K: 1 S: 9 H: 3 LOB: 1 BB: 1 P: 13	R: 0 E: 0 K: 0 S: 2 H: 0 LOB: 0 BB: 1 P: 6	R: 0 E: 0 K: 0 S: 3 H: 1 LOB: 0 BB: 0 P: 3	R: 0 E: 0 K: 1 S: 6 H: 1 LOB: 1 BB: 0 P: 6	R: 0 E: 0 K: 0 S: 4 H: 1 LOB: 1 BB: 0 P: 4	R: 0 E: 0 K: 0 S: 4 H: 1 LOB: 2 BB: 0 P: 4	1B: 6 2B: 2 3B: 0 HR: 0 SF: 3 SAC: 1 DP: 1 HBP: 0							

AB	31
R	6
H	8
RBI	6
BB	4
SO	3
LOB	19

PITCHER		IP	WLS	BF	H	R	ER	SO	BB	IBB	HBP	BLK	WP	HR	S	P	ERA	WHIP
Frank Tanana, L ERA: 4.76	(1, 1)	1.0		5	0	0	0	1	2	0	0	0	0	0	5	13	0.00	2.000
Chuck Dobson, R ERA: 6.75	(2, 1)	2.1		13	3	6	2	0	1	0	0	0	0	0	12	16	7.71	1.714
Orlando Pena, R ERA: 0.77	(4, 1)	4.1		16	4	0	0	2	1	0	0	0	0	0	19	23	0.00	1.154
Mickey Scott, L ERA: 1.69	(8, 1)	0.2	W	3	1	0	0	0	0	0	0	0	0	0	3	3	0.00	1.500
Bill Singer, R ERA: 3.74	(9, 1)	0.2	S	2	0	0	0	0	0	0	0	0	1	0	2	2	0.00	0.000

PITCHER	IP	WLS	BF	H	R	ER	SO	BB	IBB	HBP	BLK	WP	HR	S	P	ERA	WHIP

TOP

California Angels @ Kansas City Royals

Royals Stadium, Kansas City, MO

Thu May 01 1975, 8:05 PM EDT

Att. 6,970 - Cloudy - 67 F

livebaseballscorecards.com

Batter	1	2	3	4	5	6	7	8	9	10	11	12	13	AB	R	H	RBI	BB	SO	LOB
Morris Nettles, L (1, 8) OBP: 0.287, SLG: 0.274	E SH1 1B	CS 1B 2-H		S 1B		K		FC6-4 1B		6-3		6-3 1-3		7	1	4	1	0	1	1
Mickey Rivers, L (1, 7) OBP: 0.357, SLG: 0.371	SH1 1-2	4-3 1-2		G3 1-2		E3 1B		FC6-4 FC6-4 1-2f			WP SH1-4 1B		P6	6	1	1	0	0	0	3
Tommy Harper, R (1, 10) OBP: 0.351, SLG: 0.345	E2 E 1B 3-1 2-H		K	F7		E 1B 2-H		FC6-4 1-2f			SH1-4 1-2		S 1B	6	2	3	1	0	1	1
Bruce Bochte, L (1, 3) OBP: 0.385, SLG: 0.442	3-1 2-3	2B 2B		1B 1B BB		E9 1-3		P5			WP IBB		F7 1-2	5	2	2	0	2	0	3
Dave Chalk, R (1, 5) OBP: 0.506, SLG: 0.507	E3 HR 3-H	2B 2-H		BB 1B 1B 1-3		K			6-3		BB 1-2 2-3		1B 2-H	6	2	3	2	1	1	2
Joe Lahoud, L (1, 9) OBP: 0.382, SLG: 0.500 Leroy Stanton, R (5, PH) OBP: 0.256, SLG: 0.212 (5, 9)	HR 1-H	L8		1B BB 1-2		F9			6-3		K		F8	2 4	1 0	1 0	2 0	0 1	0 1	1 6
Ellie Rodriguez, R (1, 2) OBP: 0.422, SLG: 0.306 Tom Egan, R (1, 2) OBP: 0.353, SLG: 0.438	4-3	K	K		4-3				4-3		L7			1 5	0 0	0 0	0 0	0 2	0 7	0 7
Jerry Remy, L (1, 4) OBP: 0.333, SLG: 0.357 Denny Doyle, L (6, 4)		P4		6-3 1B	1B 1-3 2-H 3-H		P5			F5		4-3		3 3	0 0	2 0	2 0	0 0	0 0	0 0
Orlando Ramirez, R (1, 6) OBP: 0.369, SLG: 0.407		1B 2B		6-3 1-2	4-3		K			4-3		6-3 S BB		5	1	1	0	1	1	3

Inning Stats																						
	R: 4	H: 3	R: 1	H: 2	R: 1	H: 2	R: 0	H: 2	R: 2	H: 2	R: 1	H: 2	R: 0	H: 1	R: 0	H: 0	R: 0	H: 0	R: 0	H: 1	R: 0	H: 0
	E: 2	LOB: 0	E: 0	LOB: 0	E: 0	LOB: 1	E: 0	LOB: 1	E: 0	LOB: 2	E: 2	LOB: 2	E: 0	LOB: 1	E: 0	LOB: 0	E: 0	LOB: 0	E: 0	LOB: 3	E: 0	LOB: 1
	K: 0	BB: 0	K: 0	BB: 0	K: 2	BB: 0	K: 0	BB: 1	K: 1	BB: 2	K: 2	BB: 0	K: 1	BB: 0	K: 0	BB: 0	K: 0	BB: 0	K: 0	BB: 2	K: 0	BB: 1
	S: 7	P: 7	S: 4	P: 4	S: 9	P: 9	S: 4	P: 4	S: 7	P: 15	S: 10	P: 10	K: 5	BB: 0	S: 4	P: 4	S: 3	P: 3	S: 3	P: 3	S: 6	P: 14
														P: 5							S: 2	P: 6

PITCHER	IP	WLS	BF	H	R	ER	SO	BB	IBB	HBP	BLK	WP	HR	S	P	ERA	WHIP
Nelson Briles, R (1, 1) ERA: 3.76	3.0		16	7	6	3	2	0	0	0	0	0	1	20	20	9.00	2.333
Marty Pattin, R (4, 1) ERA: 6.55	1.1		7	3	2	2	0	1	0	0	0	0	0	6	10	13.50	3.000
Steve Mingori, L (5, 1) ERA: 1.35	1.0		8	3	1	0	2	1	0	0	0	0	0	11	15	0.00	4.000
Doug Bird, R (6, 1) ERA: 2.75	7.2	W	29	4	1	1	3	2	1	0	0	1	0	32	44	1.17	0.783
Doug Bird, R (12, 1) ERA: 2.75	7.2	W	29	4	1	1	3	2	1	0	0	1	0	32	44	1.17	0.783

PITCHER	IP	WLS	BF	H	R	ER	SO	BB	IBB	HBP	BLK	WP	HR	S	P	ERA	WHIP

AB	53
R	10
H	17
RBI	8
BB	5
SO	7
LOB	27

1B: 13	SF: 0	WP: 1	PA: 60
2B: 3	SAC: 2	PB: 0	
3B: 0	DP: 0	SB: 3	
HR: 1	HBP: 0	CS: 1	

BOTTOM

Batter	1	2	3	4	5	6	7	8	9	10	11	12	13	AB	R	H	RBI	BB	SO	LOB
Freddie Patek, R (1, 6) OBP: 0.367, SLG: 0.397	0-0 BB S FC4 1B	0-0 S 1B	0-0 5-3 ③ 1-2			0-0 E4 1B		0-3 K ①		0-3 K ②		0-0 L8 ②		7	2	3	0	0	2	1
Amos Otis, R (1, 8)	1-0 BB FC4 HBP 1-2	4-0 1B FC6-4 BB 1-2		4-0 S S BB		0-0 5-3 ①		0-0 FC6-4 1B		0-0 S 1B		4-0 S BB		3	2	2	0	3	0	1
Hal McRae, R (1, 7) OBP: 0.326, SLG: 0.380	4-0 E 1B BB 1-2 2-3	0-0 FC6-4 1B 1-2 2-H		4-0 S BB 1-2		0-3 K ②		0-0 F9 ②		0-0 F8 ③ 1-2		4-0 IBB 1-2		4	1	1	1	3	1	3
Harmon Killebrew, R (1, 10) (12, 3) OBP: 0.333, SLG: 0.453	0-3 K ①	0-0 FC6-4 ② 1-2f 2-H		0-0 F7 ① 1-2 2-3		0-0 F8 ③		0-0 FC6-4 ③ 1-2f			0-0 F8 ①	0-0 6-3 ③		7	0	0	1	0	1	10
John Mayberry, L (1, 3) OBP: 0.368, SLG: 0.239	0-0 FC4 1B SF8 1-2 2-H 3-H	0-0 F9 ③		0-0 F9 ②			0-0 F8 ①		0-0 F7 ①		4-0 F8 1B BB		0-0 F7 ①	5	1	0	1	1	0	4
Rodney Scott, S (11, PR)														0	0	0	0	0	0	0
Al Cowens, R (12, 9) OBP: 0.222, SLG: 0.353														1	0	0	0	0	0	0
George Brett, L (1, 5) OBP: 0.333, SLG: 0.342	0-0 SF8 1B 1-3 2-H		0-0 E8 WP SF8 1B	0-0 5-3 ③			0-0 F9 ②		0-0 F8 ②		0-0 1B 1-2		0-0 FC9-4-6 1B	7	1	4	1	0	0	2
Vada Pinson, L (1, 9) OBP: 0.229, SLG: 0.406	0-0 SF8 ② 2-3 3-H		0-3 K ① 2-3		0-0 4-3 ①		0-0 HR 1B		0-0 1B		0-0 F8 ② 2-3		0-0 FC9-4-6 ② 1-2f 2B	1	0	0	1	0	1	1
Jim Wohlford, R (5, PH) (6, 9) OBP: 0.333, SLG: 0.444														4	1	2	0	0	0	2
Doug Bird, R (12, 1)														0	0	0	0	0	0	0
Bob Stinson, S (13, PH) OBP: 0.333, SLG: 0.364														1	1	0	0	0	0	1
Frank White, R (1, 4) OBP: 0.192, SLG: 0.208	0-0 F9 ③	0-0 SF8 ② 3-H			0-0 F8 ②		0-0 HR 1-H		0-0 P4 ③		0-0 F9 ③		0-0 1B 2B 1-H	2	0	0	1	0	0	1
Tony Solaita, L (7, PH) OBP: 0.313, SLG: 0.600														1	1	1	2	0	0	0
Cookie Rojas, R (8, 4) OBP: 0.333, SLG: 0.394														3	1	1	1	0	0	3
Buck Martinez, R (1, 2) OBP: 0.293, SLG: 0.382		0-0 F2 ①	0-0 PB 1B		0-0 5-3 ③		0-3 K ③			0-0 L7 ①		0-0 F3 ①	0-0 1B 2-H	7	0	2	1	0	1	0
Inning Stats	R: 4 H: 2 E: 1 LOB: 1 K: 1 BB: 1 S: 8 P: 13	R: 2 H: 2 E: 0 LOB: 1 K: 0 BB: 1 S: 5 P: 9	R: 1 H: 2 E: 1 LOB: 1 K: 1 BB: 0 S: 7 P: 7	R: 0 H: 0 E: 0 LOB: 2 K: 0 BB: 2 S: 3 P: 11	R: 0 H: 0 E: 0 LOB: 0 K: 0 BB: 0 S: 3 P: 3	R: 0 H: 1 E: 1 LOB: 1 K: 1 BB: 0 S: 6 P: 6	R: 2 H: 2 E: 0 LOB: 0 K: 1 BB: 0 S: 7 P: 7	R: 0 H: 1 E: 0 LOB: 1 K: 1 BB: 0 S: 6 P: 6	R: 0 H: 1 E: 0 LOB: 1 K: 0 BB: 0 S: 4 P: 4	R: 0 H: 1 E: 0 LOB: 1 K: 1 BB: 0 S: 6 P: 6	R: 0 H: 1 E: 0 LOB: 2 K: 0 BB: 1 S: 4 P: 8	R: 0 H: 0 E: 0 LOB: 2 K: 0 BB: 2 S: 3 P: 11	R: 2 H: 3 E: 0 LOB: 1 K: 0 BB: 0 S: 5 P: 5	1B: 14 SF: 2 2B: 1 SAC: 0 3B: 0 DP: 0 HR: 1 HBP: 1		WP: 1 PA: 63 PB: 1 SB: 7 CS: 0				

PITCHER		IP	WLS	BF	H	R	ER	SO	BB	IBB	HBP	BLK	WP	HR	S	P	ERA	WHIP
Ed Figueroa, R ERA: 1.93	(1, 1)	0.1		6	2	4	2	1	1	0	1	0	0	0	6	11	54.00	9.000
Chuck Dobson, R ERA: 7.08	(1, 1)	3.0		16	4	3	3	1	3	0	0	0	1	0	15	27	9.00	2.333
Mickey Scott, L ERA: 1.23	(4, 1)	2.0		7	1	0	0	0	0	0	0	0	0	0	7	7	0.00	0.500
Don Kirkwood, R ERA: 0.86	(6, 1)	6.1		26	6	2	2	4	1	0	0	0	0	1	33	37	2.84	1.105
Orlando Pena, R ERA: 2.13	(12, 1)	1.0	L	8	3	2	2	0	1	1	0	0	0	0	6	14	18.00	4.000

PITCHER	IP	WLS	BF	H	R	ER	SO	BB	IBB	HBP	BLK	WP	HR	S	P	ERA	WHIP

California Angels @ Kansas City Royals

Royals Stadium, Kansas City, MO

Thu May 01 1975, 8:05 PM EDT

Att. 6,970 - Cloudy - 67 F

livebaseballscorecards.com

AB	53
R	11
H	16
RBI	10
BB	7
SO	6
LOB	29

Batter	1	2	3	4	5	6	7	8	9	AB	R	H	RBI	BB	SO	LOB
Morris Nettles, L (1, 8) OBP: 0.292, SLG: 0.280	6-3	FC5-4 1-2f			1B SF9 1-2 1B		6-3		1B 1-2 3-H 1B	5	1	2	1	0	0	2
Mickey Rivers, L (1, 7) OBP: 0.369, SLG: 0.383	S FC3-2 1B		F8		PB S 1-3 2-H 1B		4-3		1-2 2-H 1B	5	0	3	1	0	0	0
Tommy Harper, R (1, 10) OBP: 0.347, SLG: 0.337	B B B FC3-2 1-3 BB		K2-3		SF9 3-H			K		2	0	0	1	1	2	0
Bruce Bochte, L (1, 3) OBP: 0.368, SLG: 0.420	FC3-2 1-2 3-H		4-3		F4 1-2			4-3		4	0	0	0	0	0	3
Dave Chalk, R (1, 5) OBP: 0.484, SLG: 0.479	K			F4	F8 2-3			K		4	0	0	0	0	2	3
Joe Lahoud, L (1, 9) OBP: 0.368, SLG: 0.452		G3		B B B B BB		S S S K			S S S K	3	0	0	0	1	2	0
Ellie Rodriguez, R (1, 2) OBP: 0.412, SLG: 0.302		F7		F9		5-3			FC6-4 E 1B 1B	4	1	1	0	0	0	1
Denny Doyle, L (1, 4) OBP: 0.100, SLG: 0.100		1B 1B		F8		4-3			E5 FC6-4 1-2	4	0	1	0	0	0	2
Billy Smith, S (1, 6) OBP: 0.222, SLG: 0.222		FC5-4 1-2 1B			1B 1B 1B		S S S K		FC6-4 1B 1B 1-2f 2-3	4	1	2	0	0	1	2
Inning Stats	R: 0 H: 1 E: 0 LOB: 2 K: 1 BB: 1 S: 6 P: 10	R: 0 H: 2 E: 0 LOB: 2 K: 0 BB: 0 S: 5 P: 5	R: 0 H: 0 E: 0 LOB: 0 K: 1 BB: 0 S: 5 P: 5	R: 0 H: 0 E: 0 LOB: 1 K: 0 BB: 1 S: 3 P: 7	R: 2 H: 3 E: 0 LOB: 1 K: 0 BB: 0 S: 6 P: 6	R: 0 H: 0 E: 0 LOB: 0 K: 1 BB: 0 S: 5 P: 5	R: 0 H: 0 E: 0 LOB: 0 K: 1 BB: 0 S: 5 P: 5	R: 0 H: 0 E: 0 LOB: 0 K: 2 BB: 0 S: 7 P: 7	R: 1 H: 3 E: 1 LOB: 2 K: 1 BB: 0 S: 8 P: 8	1B: 9 SF: 1 2B: 0 SAC: 0 3B: 0 DP: 0 HR: 0 HBP: 0				WP: 0 PA: 38 PB: 1 SB: 3 CS: 0		

TOP

California Angels @ Texas Rangers

Arlington Stadium, Arlington, TX

Fri May 02 1975, 8:05 PM EDT

Att. 10,513 - Unknown

livebaseballscorecards.com

AB	35
R	3
H	9
RBI	3
BB	2
SO	7
LOB	13

PITCHER		IP	WLS	BF	H	R	ER	SO	BB	IBB	HBP	BLK	WP	HR	S	P	ERA	WHIP
Steve Hargan, R ERA: 1.75	(1, 1)	9.0	W	38	9	3	2	7	2	0	0	0	0	0	50	58	2.00	1.222

PITCHER	IP	WLS	BF	H	R	ER	SO	BB	IBB	HBP	BLK	WP	HR	S	P	ERA	WHIP

BOTTOM

California Angels @ Texas Rangers

Arlington Stadium, Arlington, TX

Fri May 02 1975, 8:05 PM EDT

Att. 10,513 - Unknown

Batter	1	2	3	4	5	6	7	8	9	AB	R	H	RBI	BB	SO	LOB
Cesar Tovar, R (1, 10) OBP: 0.358, SLG: 0.298	F9		FC3-6, 1B			F8		BB	1-2, 2-3, BB	3	0	1	0	2	0	0
Willie Davis, L (1, 8) OBP: 0.253, SLG: 0.313	E, SH4-3, 1B		FC3-6, 1-2f			F9		F5	WP, 3-H	5	0	1	0	0	0	4
Lenny Randle, S (1, 4) OBP: 0.374, SLG: 0.377 Leo Cardenas, R (9, 4) OBP: 0.286, SLG: 0.231	SH4-3, 1-2		4-3			FC5-4, BB		4-3		2 0	0 0	0 0	0 0	1 0	0 0	2 0
Jeff Burroughs, R (1, 9) OBP: 0.375, SLG: 0.449	E4, 2-3			5-3		FC5-4, 1-2f			K, 2B, BB	4	1	0	0	0	1	2
Mike Hargrove, L (1, 3) OBP: 0.333, SLG: 0.418	F7			F7			F8		BB, 1-3, SF8, 2B	4	1	1	0	0	0	2
Roy Howell, L (1, 5) OBP: 0.242, SLG: 0.290 Toby Harrah, R (9, PR) OBP: 0.361, SLG: 0.393		K		K			4-3		SF8, BB, 1B, BB	3 0	0 1	0 0	0 0	1 0	2 0	0 0
Joe Lovitto, S (1, 7) OBP: 0.333, SLG: 0.300		G3			L4		1B		BB, 1B, WP, 1-2, 2-3, 3-H, BB	3	1	1	1	1	0	0
Roy Smalley, S (1, 6) OBP: 0.182, SLG: 0.200		4-3			G3		L7		SF8, 2-3, 3-H	3	0	0	1	0	0	1
Jim Sundberg, R (1, 2) OBP: 0.300, SLG: 0.224			6-3		F4			F9	BB, 1-2, 3-H, 1B	4	0	1	1	0	0	0
Inning Stats	R: 0 E: 1 K: 0 S: 5 H: 1 LOB: 2 BB: 0 P: 5	R: 0 E: 0 K: 1 S: 5 H: 0 LOB: 0 BB: 0 P: 5	R: 0 E: 0 K: 0 S: 4 H: 1 LOB: 1 BB: 0 P: 4	R: 0 E: 0 K: 1 S: 5 H: 0 LOB: 0 BB: 0 P: 5	R: 0 E: 0 K: 0 S: 3 H: 0 LOB: 0 BB: 0 P: 3	R: 0 E: 0 K: 0 S: 3 H: 0 LOB: 1 BB: 1 P: 7	R: 0 E: 0 K: 0 S: 4 H: 1 LOB: 1 BB: 0 P: 4	R: 0 E: 0 K: 0 S: 3 H: 0 LOB: 1 BB: 1 P: 7	R: 4 E: 0 K: 1 S: 6 H: 2 LOB: 2 BB: 3 P: 18	1B: 4 2B: 1 3B: 0 HR: 0 SF: 1 SAC: 1 DP: 0 HBP: 0				WP: 2 PB: 0 SB: 0 CS: 0		PA: 38

livebaseballscorecards.com

	AB	31
	R	4
	H	5
	RBI	3
	BB	5
	SO	3
	LOB	11

PITCHER		IP	WLS	BF	H	R	ER	SO	BB	IBB	HBP	BLK	WP	HR	S	P	ERA	WHIP
Bill Singer, R ERA: 3.89	(1, 1)	8.0	L	33	4	3	3	3	3	0	0	0	1	0	36	48	3.38	0.875
Mickey Scott, L ERA: 1.17	(9, 1)	0.1		3	1	0	0	0	1	0	0	0	0	0	2	6	0.00	6.000
Dick Lange, R ERA:	(9, 1)	0.0		1	0	0	0	0	1	0	0	0	0	0	0	4	∞	∞
Frank Tanana, L ERA: 4.76	(9, 1)	0.0		1	0	1	1	0	0	0	0	0	1	0	0	0	∞	∞

PITCHER	IP	WLS	BF	H	R	ER	SO	BB	IBB	HBP	BLK	WP	HR	S	P	ERA	WHIP

California Angels @ Texas Rangers

Arlington Stadium, Arlington, TX

Sat May 03 1975, 8:05 PM EDT

Att. 37,625 - Unknown

TOP

livebaseballscorecards.com

Batter	1	2	3	4	5	6	7	8	9	AB	R	H	RBI	BB	SO	LOB
Morris Nettles, L (1, 8) OBP: 0.291, SLG: 0.288	6-3		4-3		1B 2B 1-3 2-H		K S S S			4	1	1	1	0	1	0
Mickey Rivers, L (1, 7) OBP: 0.393, SLG: 0.412	2B		S 1B		1B 1B 1B 2-H 3-H		B B B B FC5-4 BB			3	1	3	2	1	0	0
Tommy Harper, R (1, 10) OBP: 0.343, SLG: 0.333	6-3		S S S K 1-2		1B 2-3		FC5-4 CS 1-2f			4	0	1	0	0	1	3
Bruce Bochte, L (1, 3) OBP: 0.374, SLG: 0.417	F7			B B B B G5-4-3 BB	1B 1B 3-H		CS 1-2	1-3		3	0	1	1	1	0	1
Dave Chalk, R (1, 5) OBP: 0.474, SLG: 0.468		F8		G5-4-3 1-2f	1B 1-2			5-3		4	0	1	0	0	0	1
Joe Lahoud, L (1, 9) OBP: 0.357, SLG: 0.412		4-3		F3	F4			B B B B CS BB		3	0	0	0	1	0	2
Ellie Rodriguez, R (1, 2) OBP: 0.444, SLG: 0.315 Tom Egan, R (9, 2) OBP: 0.353, SLG: 0.438		1B			B B B B FC4-6 BB	B B B B G4-6-3 BB		CS 1-2	B B B B F4 SH3-4 BB	1 0	0 0	1 0	0 0	3 0	0 0	0 0
Jerry Remy, L (1, 4) OBP: 0.321, SLG: 0.342		4-3			FC4-6 S 2B 1-2f	G4-6-3 1-2f			SH3-4 1-2	3	1	0	0	0	0	3
Orlando Ramirez, R (1, 6) OBP: 0.362, SLG: 0.387			5-3		B B B B 2B 1B BB 1-2	4-3			F4 2-3	3	1	0	0	1	0	1
Inning Stats	R: 0 E: 0 K: 0 S: 4 H: 1 LOB: 1 BB: 0 P: 4	R: 0 E: 0 K: 0 S: 4 H: 1 LOB: 1 BB: 0 P: 4	R: 0 E: 0 K: 1 S: 6 H: 1 LOB: 0 BB: 0 P: 6	R: 0 E: 0 K: 0 S: 2 H: 0 LOB: 0 BB: 1 P: 6	R: 4 E: 0 K: 0 S: 7 H: 5 LOB: 2 BB: 2 P: 15	R: 0 E: 0 K: 0 S: 2 H: 0 LOB: 0 BB: 1 P: 6	R: 0 E: 0 K: 1 S: 4 H: 0 LOB: 0 BB: 1 P: 8	R: 0 E: 0 K: 0 S: 2 H: 0 LOB: 0 BB: 1 P: 6	R: 0 E: 0 K: 0 S: 2 H: 0 LOB: 0 BB: 1 P: 6	1B: 6 2B: 2 3B: 0 HR: 0 SF: 0 SAC: 1 DP: 2 HBP: 0						

	AB	28
	R	4
	H	8
	RBI	4
	BB	7
	SO	2
	LOB	11

WP: 0 PB: 0 SB: 2 CS: 2 PA: 38

PITCHER	IP	WLS	BF	H	R	ER	SO	BB	IBB	HBP	BLK	WP	HR	S	P	ERA	WHIP
Jackie Brown, R (1, 1) ERA: 4.32	4.2	L	23	8	4	4	1	3	0	0	0	0	0	22	34	7.71	2.357
Jim Umbarger, L (5, 1) ERA: 0.52	4.1		13	0	0	0	1	4	0	0	0	0	0	11	27	0.00	0.923

PITCHER	IP	WLS	BF	H	R	ER	SO	BB	IBB	HBP	BLK	WP	HR	S	P	ERA	WHIP

Batter	1	2	3	4	5	6	7	8	9	AB	R	H	RBI	BB	SO	LOB
Cesar Tovar, R (1, 10) OBP: 0.343, SLG: 0.283	4-3		F7		K		G4-3 1-2f 2-3			3	0	0	0	0	1	0
Jim Spencer, L (7, PH) OBP: 0.354, SLG: 0.487										1	0	0	0	0	0	2
Willie Davis, L (1, 8) OBP: 0.253, SLG: 0.310	WP S 1B			K	K	K		F4		4	0	1	0	0	2	0
Lenny Randle, S (1, 4) OBP: 0.358, SLG: 0.358	4-3 1-3			K		E6 E 1B		F7		4	1	0	0	0	1	1
Jeff Burroughs, R (1, 9) OBP: 0.370, SLG: 0.432	K			BB 1B BB		E6 1B 1-3		K		3	1	0	0	1	2	2
Mike Hargrove, L (1, 3) OBP: 0.344, SLG: 0.414		G4-6-3 1B		1B 1-2 BB		K			F8	3	0	1	0	1	1	2
Roy Howell, L (1, 5) OBP: 0.270, SLG: 0.314		K		1-2 2-H 1B		1-2 3-H 1B			4-3	4	0	2	2	0	1	1
Joe Lovitto, S (1, 7) OBP: 0.286, SLG: 0.250		G4-6-3 1-2f		G3		K			4-3	4	0	0	0	0	1	5
Roy Smalley, S (1, 6) OBP: 0.214, SLG: 0.231			4-3		K		G4-3 1B			3	0	1	0	0	1	0
Jim Sundberg, R (1, 2) OBP: 0.301, SLG: 0.230			F9		6-3		G4-3 1-2 1B			3	0	1	0	0	0	0
Inning Stats	R: 0 H: 1 E: 0 LOB: 1 K: 1 BB: 0 S: 6 P: 6	R: 0 H: 1 E: 0 LOB: 0 K: 1 BB: 0 S: 5 P: 5	R: 0 H: 0 E: 0 LOB: 0 K: 0 BB: 0 S: 3 P: 3	R: 1 H: 1 E: 0 LOB: 2 K: 2 BB: 2 S: 8 P: 16	R: 0 H: 0 E: 0 LOB: 0 K: 2 BB: 0 S: 7 P: 7	R: 1 H: 1 E: 2 LOB: 2 K: 3 BB: 0 S: 12 P: 12	R: 0 H: 2 E: 0 LOB: 0 K: 0 BB: 0 S: 3 P: 3	R: 0 H: 0 E: 0 LOB: 0 K: 1 BB: 0 S: 5 P: 5	R: 0 H: 0 E: 0 LOB: 0 K: 0 BB: 0 S: 3 P: 3	1B: 6 2B: 0 3B: 0 HR: 0	SF: 0 SAC: 0 DP: 2 HBP: 0						

PITCHER		IP	WLS	BF	H	R	ER	SO	BB	IBB	HBP	BLK	WP	HR	S	P	ERA	WHIP
Nolan Ryan, R ERA: 2.68	(1, 1)	6.0	W	26	5	2	1	9	2	0	0	0	1	0	42	50	1.50	1.167
Dick Lange, R ERA:	(7, 1)	3.0	S	8	1	0	0	1	0	0	0	0	0	0	10	10	0.00	0.333

PITCHER	IP	WLS	BF	H	R	ER	SO	BB	IBB	HBP	BLK	WP	HR	S	P	ERA	WHIP

BOTTOM

California Angels @ Texas Rangers

Arlington Stadium, Arlington, TX

Sat May 03 1975, 8:05 PM EDT

Att. 37,625 - Unknown

livebaseballscorecards.com

AB	32
R	2
H	6
RBI	2
BB	2
SO	10
LOB	13

Batter	1	2	3	4	5	6	7	8	9	AB	R	H	RBI	BB	SO	LOB
Morris Nettles, L (1, 8) OBP: 0.289, SLG: 0.280	1-3			K		BBB 4-0 G3 BB		4-3		3	0	0	0	1	1	1
Mickey Rivers, L (1, 7) OBP: 0.387, SLG: 0.406	SSS 0-3 K			0-0 G3		0-0 G3 1-2			WP S 1B	4	0	1	0	0	1	1
Tommy Harper, R (1, 10) OBP: 0.330, SLG: 0.319	F7			SSS 0-3 K		6-3			1-3 F2	4	0	0	0	0	1	2
Bruce Bochte, L (1, 3) OBP: 0.369, SLG: 0.409		G6-4-3 1B			3-1		F8		F5	4	0	1	0	0	0	1
Dave Chalk, R (1, 5) OBP: 0.465, SLG: 0.450		G6-4-3 1-2f			SSS 0-3 K		5-3		BBBB 4-0 HBP BB	3	0	0	0	1	1	1
Joe Lahoud, L (1, 9) OBP: 0.370, SLG: 0.405		6-3			1B 1B		F5		H 1-0 1-2 HBP	3	0	1	0	0	0	0
Tom Egan, R (1, 2) OBP: 0.350, SLG: 0.421 Rudy Meoli, L (9, PH) OBP: 0.375, SLG: 0.286			SSS 0-3 K		0-0 FC6-4 1-2 1B			G3	3-1	3 1	0 0	1 0	0 0	0 0	1 0	0 3
Jerry Remy, L (1, 4) OBP: 0.321, SLG: 0.342		4-3			FC6-4 1-2f			S 1B		3	0	1	0	0	0	2
Orlando Ramirez, R (1, 6) OBP: 0.352, SLG: 0.375 Bill Sudakis, S (8, PH) OBP: 0.200, SLG: 0.120 Billy Smith, S (8, 6) OBP: 0.222, SLG: 0.222		F5				F2		SSS 0-3 K 1-2		2 1 0	0 0 0	0 0 0	0 0 0	0 0 0	0 1 0	0 1 0
Inning Stats	R: 0 E: 0 K: 1 S: 5 H: 0 LOB: 0 BB: 0 P: 5	R: 0 E: 0 K: 0 S: 3 H: 1 LOB: 0 BB: 0 P: 3	R: 0 E: 0 K: 1 S: 5 H: 0 LOB: 0 BB: 0 P: 5	R: 0 E: 0 K: 2 S: 7 H: 0 LOB: 0 BB: 0 P: 7	R: 0 E: 0 K: 1 S: 7 H: 2 LOB: 2 BB: 0 P: 7	R: 0 E: 0 K: 0 S: 3 H: 0 LOB: 1 BB: 1 P: 7	R: 0 E: 0 K: 0 S: 3 H: 0 LOB: 0 BB: 0 P: 3	R: 0 E: 0 K: 1 S: 6 H: 1 LOB: 1 BB: 0 P: 6	R: 0 E: 0 K: 0 S: 4 H: 1 LOB: 3 BB: 1 P: 9	1B: 5 2B: 0 3B: 0 HR: 0	SF: 0 SAC: 0 DP: 1 HBP: 1	WP: 1 PB: 0 SB: 2 CS: 0	PA: 34			

California Angels @ Texas Rangers

Arlington Stadium, Arlington, TX

Sun May 04 1975, 4:33 AM EDT

Att. 10,435 - Unknown

TOP

livebaseballscorecards.com

AB	31
R	0
H	5
RBI	0
BB	2
SO	6
LOB	12

PITCHER		IP	WLS	BF	H	R	ER	SO	BB	IBB	HBP	BLK	WP	HR	S	P	ERA	WHIP
Bill Hands, R ERA: 2.51	(1, 1)	8.1	W	30	5	0	0	6	1	0	0	0	1	0	41	45	0.00	0.720
Jim Umbarger, L ERA: 0.51	(9, 1)	0.1		1	0	0	0	0	0	0	0	0	0	0	1	1	0.00	0.000
Steve Foucault, R ERA: 4.34	(9, 1)	0.1	S	3	0	0	0	0	1	0	1	0	0	0	1	6	0.00	3.000

PITCHER	IP	WLS	BF	H	R	ER	SO	BB	IBB	HBP	BLK	WP	HR	S	P	ERA	WHIP

Batter	1	2	3	4	5	6	7	8	9	AB	R	H	RBI	BB	SO	LOB
Cesar Tovar, R (1, 10) OBP: 0.324, SLG: 0.266	4-3		F7		K			6-3		4	0	0	0	0	1	1
Leo Cardenas, R (1, 5) OBP: 0.278, SLG: 0.188	5-3			5-3		FC1-5, SH1-3, BB		K		3	0	0	0	1	1	0
Lenny Randle, S (1, 4) OBP: 0.357, SLG: 0.357	WP, 1B			F8		SH1-3 (1-2)		F3		3	0	1	0	0	0	0
Jeff Burroughs, R (1, 9) OBP: 0.368, SLG: 0.464	F7 (1-2)			HR		FC1-5 (2-3)				3	1	1	1	0	0	2
Tom Grieve, R (1, 7) OBP: 0.300, SLG: 0.519 Willie Davis, L (9, 8) OBP: 0.253, SLG: 0.310		G3		BB		4-3				2 0	0 0	0 0	0 0	1 0	0 0	1 0
Jim Fregosi, R (1, 3) OBP: 0.278, SLG: 0.294		K		5-3			L6			3	0	0	0	0	1	1
Joe Lovitto, S (1, 8) (9, 7) OBP: 0.290, SLG: 0.259		L3			4-3, 1B		6-3			3	0	1	0	0	0	0
Roy Smalley, S (1, 6) OBP: 0.235, SLG: 0.250			4-3		4-3 (1-2)		S, 1B			3	0	1	0	0	0	1
Jim Sundberg, R (1, 2) OBP: 0.289, SLG: 0.219			6-3		5-3		K (1-2)			3	0	0	0	0	1	2
Inning Stats	R: 0 E: 0 K: 0 S: 4 H: 1 LOB: 1 BB: 0 P: 4	R: 0 E: 0 K: 1 S: 5 H: 0 LOB: 0 BB: 0 P: 5	R: 0 E: 0 K: 0 S: 3 H: 0 LOB: 0 BB: 0 P: 3	R: 1 E: 0 K: 0 S: 4 H: 1 LOB: 1 BB: 1 P: 8	R: 0 E: 0 K: 1 S: 6 H: 1 LOB: 1 BB: 0 P: 6	R: 0 E: 0 K: 0 S: 3 H: 0 LOB: 1 BB: 1 P: 7	R: 0 E: 0 K: 1 S: 6 H: 1 LOB: 1 BB: 0 P: 6	R: 0 E: 0 K: 1 S: 5 H: 0 LOB: 0 BB: 0 P: 5		1B: 3 2B: 0 3B: 0 HR: 1	SF: 0 SAC: 1 DP: 0 HBP: 0						

PITCHER	IP	WLS	BF	H	R	ER	SO	BB	IBB	HBP	BLK	WP	HR	S	P	ERA	WHIP
Andy Hassler, L (1, 1) ERA: 2.95	8.0	L	30	4	1	1	4	2	0	0	0	1	1	36	44	1.12	0.750

PITCHER	IP	WLS	BF	H	R	ER	SO	BB	IBB	HBP	BLK	WP	HR	S	P	ERA	WHIP

California Angels @ Texas Rangers

Arlington Stadium, Arlington, TX

Sun May 04 1975, 4:33 AM EDT

Att. 10,435 - Unknown

BOTTOM

livebaseballscorecards.com

AB	27
R	1
H	4
RBI	1
BB	2
SO	4
LOB	8

1B: 3 2B: 0 3B: 0 HR: 1 SF: 0 SAC: 1 DP: 0 HBP: 0

WP: 1 PB: 0 SB: 1 CS: 0 PA: 30

Batter	1	2	3	4	5	6	7	8	9	AB	R	H	RBI	BB	SO	LOB
Morris Nettles, L (1, 8) OBP: 0.277, SLG: 0.268	SSS 0-3 ① K		x 0-0 ② G3		SSS 0-3 ① K		x 0-0 ② 1-4-3 1-2		x 0-0 ② F7	5	0	0	0	0	2	1
Jerry Remy, L (1, 4) OBP: 0.337, SLG: 0.388	x 0-0 3B 3B		x 0-0 1B 2B		x 0-0 ② F8		BBBB 4-0 WP BB		x 0-0 ③ 4-3	4	2	2	0	1	0	0
Mickey Rivers, L (1, 7) OBP: 0.391, SLG: 0.429	x 0-0 ② 3B 3-H		x 0-0 BB S 1B 2-H		x 0-0 ③ 2-3		x 0-0 ③ 4-3 1-2 2-3			4	0	2	2	0	0	2
Bruce Bochte, L (1, 3) OBP: 0.374, SLG: 0.407	x 0-0 ③ 1-3		BBBB 4-0 BB 1-2 BB			x 0-0 ① F6		x 0-0 SH5-4 1B		3	0	1	0	1	0	0
Joe Lahoud, L (1, 9) OBP: 0.388, SLG: 0.410		x 0-0 ① L9	BBBB 4-0 BB 1-2 2-3			x 0-0 FC6-4 S 1B		x 0-0 ① SH5-4 1-2		2	0	1	0	1	0	0
Dave Chalk, R (1, 5) OBP: 0.457, SLG: 0.452		x 0-0 2B	x 0-0 ③ F2			x 0-0 ②③ FC6-4 1-3		x 0-0 ② F7		4	0	1	0	0	0	5
Bill Sudakis, S (1, 10) OBP: 0.235, SLG: 0.250		SSS 0-3 ② K		x 0-0 ① F9			x 0-0 HR	I I 4-0 IBB		3	1	1	1	1	1	1
Tom Egan, R (1, 2) OBP: 0.292, SLG: 0.348		x 0-0 ③ F2		x 0-0 ② 4-3			x 0-0 ① 1-3	SSS 0-3 ③ K		4	0	0	0	0	1	3
Billy Smith, S (1, 6) OBP: 0.231, SLG: 0.231			x 0-0 ① F5	x 0-0 ③ F5			x 0-0 WP 1-4-3 1B		SSS 0-3 ① K	4	0	1	0	0	1	0
Inning Stats	R: 1 H: 2 E: 0 LOB: 0 K: 1 BB: 0 S: 6 P: 6	R: 0 H: 1 E: 0 LOB: 1 K: 1 BB: 0 S: 6 P: 6	R: 1 H: 2 E: 0 LOB: 3 K: 0 BB: 2 S: 5 P: 13	R: 0 H: 0 E: 0 LOB: 0 K: 0 BB: 0 S: 3 P: 3	R: 0 H: 0 E: 0 LOB: 0 K: 1 BB: 0 S: 5 P: 5	R: 0 H: 1 E: 0 LOB: 0 K: 0 BB: 0 S: 3 P: 3	R: 1 H: 2 E: 0 LOB: 2 K: 0 BB: 1 S: 5 P: 9	R: 0 H: 1 E: 0 LOB: 2 K: 1 BB: 1 S: 6 P: 10	R: 0 H: 0 E: 0 LOB: 0 K: 1 BB: 0 S: 5 P: 5	1B: 4 SF: 0 2B: 3 SAC: 1 3B: 2 DP: 1 HR: 1 HBP: 0						

PITCHER	IP	WLS	BF	H	R	ER	SO	BB	IBB	HBP	BLK	WP	HR	S	P	ERA	WHIP
Fergie Jenkins, R (1, 1) ERA: 3.53	9.0	W	38	9	3	3	5	3	1	0	0	1	1	44	60	3.00	1.333

PITCHER	IP	WLS	BF	H	R	ER	SO	BB	IBB	HBP	BLK	WP	HR	S	P	ERA	WHIP

TOP

California Angels @ Texas Rangers

Arlington Stadium, Arlington, TX

Mon May 05 1975, 8:05 PM EDT

Att. 10,300 - Unknown

livebaseballscorecards.com

AB	33
R	3
H	9
RBI	3
BB	4
SO	5
LOB	12

WP: 1 PA: 38
PB: 0
SB: 2
CS: 0

California Angels @ Texas Rangers

Arlington Stadium, Arlington, TX

Mon May 05 1975, 8:05 PM EDT

Att. 10,300 - Unknown

BOTTOM

Batter	1	2	3	4	5	6	7	8	9	AB	R	H	RBI	BB	SO	LOB
Cesar Tovar, R (1, 10) OBP: 0.342, SLG: 0.290	6-3	1-3			1B		S FC5-6 1B	S 1B		5	0	3	2	0	0	2
Willie Davis, L (1, 8) OBP: 0.240, SLG: 0.293	K		F3		K		FC5-6 S	L9		5	0	0	0	0	2	5
Lenny Randle, S (1, 4) OBP: 0.363, SLG: 0.356	2B BB		CS 1B		K		1-3			3	1	1	0	1	1	4
Jeff Burroughs, R (1, 9) OBP: 0.364, SLG: 0.466	2B		F8		5-3		K			4	0	1	1	0	1	5
Tom Grieve, R (1, 7) OBP: 0.303, SLG: 0.500	F8		CS	SH5-3 1B		F9		1B 1B BB		3	0	1	0	0	0	1
Mike Hargrove, L (8, 3) OBP: 0.354, SLG: 0.414										0	1	0	0	1	0	0
Joe Lovitto, S (1, 3) OBP: 0.294, SLG: 0.267		F8		SH5-3		1B		F6		3	0	1	0	0	0	1
(8, 7)																
Leo Cardenas, R (1, 5) OBP: 0.238, SLG: 0.158		K		F3		F5		S 1B 1B		3	0	0	0	0	1	2
Jim Spencer, L (8, PH) OBP: 0.367, SLG: 0.500										1	0	1	0	0	0	0
Toby Harrah, R (8, PR) OBP: 0.361, SLG: 0.393										0	1	0	0	0	0	0
(9, 5)																
Roy Smalley, S (1, 6) OBP: 0.286, SLG: 0.300		BB 1B		F4		5-3		S 1B 1B		4	1	2	1	0	0	2
Jim Sundberg, R (1, 2) OBP: 0.316, SLG: 0.231		BB			1B BB		FC5-6 1B	K		1	0	1	0	2	0	0
Roy Howell, L (8, PH) OBP: 0.263, SLG: 0.306										1	0	0	0	0	1	2
Bill Fahey, L (9, 2)										0	0	0	0	0	0	0
Inning Stats	R: 1 E: 0 K: 1 S: 6 H: 1 LOB: 1 BB: 1 P: 10	R: 0 E: 0 K: 1 S: 6 H: 1 LOB: 2 BB: 1 P: 10	R: 0 E: 0 K: 0 S: 3 H: 1 LOB: 0 BB: 0 P: 3	R: 0 E: 0 K: 0 S: 4 H: 1 LOB: 1 BB: 0 P: 4	R: 0 E: 0 K: 2 S: 8 H: 1 LOB: 2 BB: 1 P: 12	R: 0 E: 0 K: 0 S: 4 H: 1 LOB: 1 BB: 0 P: 4	R: 0 E: 0 K: 1 S: 7 H: 2 LOB: 2 BB: 0 P: 7	R: 3 E: 0 K: 1 S: 8 H: 3 LOB: 2 BB: 1 P: 12		1B: 10 2B: 1 3B: 0 HR: 0 SF: 0 SAC: 1 DP: 0 HBP: 0						

livebaseballscorecards.com

AB	33
R	4
H	11
RBI	4
BB	4
SO	6
LOB	24

WP: 0 PB: 0 SB: 5 CS: 1 PA: 39

PITCHER		IP	WLS	BF	H	R	ER	SO	BB	IBB	HBP	BLK	WP	HR	S	P	ERA	WHIP
Frank Tanana, L ERA: 3.5	(1, 1)	6.2		30	8	1	1	4	3	0	0	0	0	0	35	47	1.35	1.650
Dick Lange, R ERA: 7.36	(7, 1)	0.2	L	5	2	3	3	1	1	0	0	0	0	0	6	10	40.50	4.500
Mickey Scott, L ERA: 1.08	(8, 1)	0.2		3	1	0	0	1	0	0	0	0	0	0	5	5	0.00	1.500

PITCHER		IP	WLS	BF	H	R	ER	SO	BB	IBB	HBP	BLK	WP	HR	S	P	ERA	WHIP

California Angels @ Oakland Athletics

Oakland-Alameda County Coliseum, Oakland, CA

Tue May 06 1975, 7:05 PM PDT

Att. 5,210 - Unknown

TOP

livebaseballscorecards.com

Batter	1	2	3	4	5	6	7	8	9	AB	R	H	RBI	BB	SO	LOB
Morris Nettles, L (1, 8) OBP: 0.268, SLG: 0.259	2-3		K 1-2			6-3		1-3		4	0	0	0	0	1	1
Mickey Rivers, L (1, 7) OBP: 0.395, SLG: 0.440	G3			E4 1B WP 1B		2B		F8		4	1	2	0	0	0	0
Tommy Harper, R (1, 10) OBP: 0.327, SLG: 0.316	K			WP S 2-3 1B		5-3		4-3		4	0	1	0	0	1	1
Bruce Bochte, L (1, 3) OBP: 0.360, SLG: 0.389		4-3		K 1-2		F8			6-3	4	0	0	0	0	1	3
Dave Chalk, R (1, 5) OBP: 0.459, SLG: 0.448		1B		G5-4-3 2-3 3-H BB			3-4		K	3	0	1	0	1	1	0
Leroy Stanton, R (1, 9) OBP: 0.256, SLG: 0.194		F9		G5-4-3 1-2f			1B 1B BB		6-3	3	1	0	0	1	0	3
Bob Allietta, R (1, 2)		K			1-3		F8			2	0	0	0	0	1	1
Bill Sudakis, S (7, PH) OBP: 0.229, SLG: 0.241 (7, 2)										1	0	0	0	0	0	1
Jerry Remy, L (1, 4) OBP: 0.337, SLG: 0.386			4-3		4-3		WP 1-3 1B 1B			3	1	1	0	0	0	0
Orlando Ramirez, R (1, 6) OBP: 0.356, SLG: 0.369										1	0	0	0	1	1	0
Joe Lahoud, L (7, PH) OBP: 0.400, SLG: 0.425			CS BB		K		1-H 3-H 1B			1	0	1	2	0	0	0
Billy Smith, S (7, 6) OBP: 0.231, SLG: 0.231										0	0	0	0	0	0	0
Inning Stats	R: 0 E: 0 K: 1 S: 5 H: 0 LOB: 0 BB: 0 P: 5	R: 0 E: 0 K: 1 S: 6 H: 1 LOB: 1 BB: 0 P: 6	R: 0 E: 0 K: 1 S: 4 H: 0 LOB: 0 BB: 1 P: 8	R: 1 E: 1 K: 1 S: 6 H: 2 LOB: 1 BB: 1 P: 10	R: 0 E: 0 K: 1 S: 5 H: 0 LOB: 0 BB: 0 P: 5	R: 0 E: 0 K: 0 S: 4 H: 1 LOB: 1 BB: 0 P: 4	R: 2 E: 0 K: 0 S: 4 H: 2 LOB: 1 BB: 1 P: 8	R: 0 E: 0 K: 0 S: 3 H: 0 LOB: 0 BB: 0 P: 3	R: 0 E: 0 K: 1 S: 5 H: 0 LOB: 0 BB: 0 P: 5	1B: 5 2B: 1 3B: 0 HR: 0 SF: 0 SAC: 0 DP: 1 HBP: 0						

	AB	30
	R	3
	H	6
	RBI	2
	BB	3
	SO	6
	LOB	10

WP: 2 PB: 0 SB: 1 CS: 1 PA: 33

PITCHER		IP	WLS	BF	H	R	ER	SO	BB	IBB	HBP	BLK	WP	HR	S	P	ERA	WHIP
Ken Holtzman, L ERA: 2.41	(1, 1)	6.1		24	4	2	2	5	3	0	0	0	1	0	31	43	2.84	1.105
Rollie Fingers, R ERA: 4.24	(7, 1)	0.2		3	2	1	1	0	0	0	0	0	1	0	3	3	13.50	3.000
Paul Lindblad, L ERA: 3.92	(8, 1)	2.0	W	6	0	0	0	1	0	0	0	0	0	0	8	8	0.00	0.000

PITCHER	IP	WLS	BF	H	R	ER	SO	BB	IBB	HBP	BLK	WP	HR	S	P	ERA	WHIP

BOTTOM

California Angels @ Oakland Athletics

Oakland-Alameda County Coliseum, Oakland, CA

Tue May 06 1975, 7:05 PM PDT

Att. 5,210 - Unknown

livebaseballscorecards.com

Batter	1	2	3	4	5	6	7	8	9	AB	R	H	RBI	BB	SO	LOB
Bill North, S (1, 8) OBP: 0.400, SLG: 0.369	5-3		K		FC4-5 2B	1-3		S SF 1B		5	0	2	0	0	1	2
Claudell Washington, L (1, 7) OBP: 0.373, SLG: 0.400	K		F8		FC4-5		HR	SF S		4	1	1	2	0	1	1
Reggie Jackson, L (1, 9) OBP: 0.357, SLG: 0.429	K		F5		K		6-3	K		3	0	0	0	0	2	1
Angel Mangual, R (6, 9) OBP: 0.091, SLG: 0.182										2	0	0	0	0	1	2
Joe Rudi, R (1, 3) OBP: 0.374, SLG: 0.484		E6 BB PB		G4-6-3 1B	F9		F7	K		5	0	1	0	0	1	3
Billy Williams, L (1, 10) OBP: 0.372, SLG: 0.338	K		G4-6-3			E 1B BB	S 2B BB			2	0	0	0	1	1	2
Don Hopkins, L (6, PR)										0	1	0	0	0	0	0
Charlie Sands, L (7, PH)										0	0	0	0	1	0	0
Matt Alexander, S (7, PR)										0	1	0	0	0	0	0
Sal Bando, R (1, 5) OBP: 0.317, SLG: 0.313		F6		1B 2B		F8	1-H 2B			4	0	2	1	0	0	2
Bert Campaneris, R (1, 6) OBP: 0.230, SLG: 0.225		BB BB		S 1B		E7 1-H 2B 1B	F3			3	1	2	0	1	0	2
Gene Tenace, R (1, 2) OBP: 0.376, SLG: 0.328						2-H 2B		K		2	0	1	1	2	1	0
Phil Garner, R (1, 4) OBP: 0.267, SLG: 0.271		1-3		F5		F8		1B SF 1B		4	1	1	0	0	0	8
Inning Stats	R: 0 E: 0 K: 2 S: 7 H: 0 LOB: 0 BB: 0 P: 7	R: 0 E: 1 K: 1 S: 6 H: 0 LOB: 3 BB: 2 P: 14	R: 0 E: 0 K: 1 S: 5 H: 0 LOB: 0 BB: 0 P: 5	R: 0 E: 0 K: 0 S: 5 H: 3 LOB: 3 BB: 1 P: 9	R: 0 E: 0 K: 1 S: 6 H: 1 LOB: 1 BB: 0 P: 6	R: 2 E: 1 K: 0 S: 5 H: 2 LOB: 2 BB: 1 P: 9	R: 2 E: 0 K: 0 S: 5 H: 2 LOB: 2 BB: 1 P: 9	R: 1 E: 1 K: 3 S: 12 H: 2 LOB: 2 BB: 0 P: 12		1B: 5 2B: 4 3B: 0 HR: 1	SF: 1 SAC: 0 DP: 1 HBP: 0			WP: 0 PB: 1 SB: 4 CS: 0	PA: 40		

	AB	34
	R	5
	H	10
	RBI	4
	BB	5
	SO	8
	LOB	23

PITCHER		IP	WLS	BF	H	R	ER	SO	BB	IBB	HBP	BLK	WP	HR	S	P	ERA	WHIP
Ed Figueroa, R ERA: 2.93	(1, 1)	6.0		29	7	3	3	5	4	0	0	0	0	1	35	51	4.50	1.833
Don Kirkwood, R ERA: 1.61	(7, 1)	1.1	L	8	3	2	2	1	1	0	0	0	0	0	9	13	13.50	3.000
Mickey Scott, L ERA: 1.08	(8, 1)	0.0		1	0	0	0	0	0	0	0	0	0	0	1	1	∞	∞
Chuck Dobson, R ERA: 6.86	(8, 1)	0.2		2	0	0	0	2	0	0	0	0	0	0	6	6	0.00	0.000

PITCHER	IP	WLS	BF	H	R	ER	SO	BB	IBB	HBP	BLK	WP	HR	S	P	ERA	WHIP

California Angels @ Oakland Athletics

Oakland-Alameda County Coliseum, Oakland, CA

Wed May 07 1975, 7:05 PM PDT

Att. 3,237 - Unknown

TOP

livebaseballscorecards.com

Batter	1	2	3	4	5	6	7	8	9	AB	R	H	RBI	BB	SO	LOB
Morris Nettles, L (1, 8) OBP: 0.273, SLG: 0.258	SH1-3 1B 1B	K 1-2			BB 7-4 1-2		6-3		K	4	0	1	0	1	2	3
Mickey Rivers, L (1, 7) OBP: 0.390, SLG: 0.434	SH1-3 1-2 1B		K		7-4 1-2f			K2-3		4	0	1	0	0	2	2
Tommy Harper, R (1, 9) OBP: 0.336, SLG: 0.320	SH1-3 1-2 2-3		F9			BB E S SF8		5-3 BB 1B		2	1	1	0	1	0	0
Bill Sudakis, S (1, 10) OBP: 0.256, SLG: 0.233	IBB		K			SF8 1-H		5-3 1-2 BB		1	0	0	1	2	1	0
Bruce Bochte, L (1, 3) OBP: 0.357, SLG: 0.378	F6			BB G6-3		F9		5-3 1-2 2-3		3	0	0	0	1	0	5
Dave Chalk, R (1, 5) OBP: 0.442, SLG: 0.429	F9			G6-3 1-2f		F3		6-3		4	0	0	0	0	0	6
Bob Allietta, R (1, 2)		K		K			5-3		FC5-4 1B	3	0	0	0	0	2	0
Winston Llenas, R (9, PH) OBP: 0.444, SLG: 0.429										1	0	1	0	0	0	0
Jerry Remy, L (1, 4) OBP: 0.333, SLG: 0.372		K			6-3		4-3 BB		FC5-4 1-2f	3	0	0	0	1	1	1
Orlando Ramirez, R (1, 6) OBP: 0.368, SLG: 0.382		S 1B			S 1B		4-3 1-2		K	3	0	2	0	0	0	1
Leroy Stanton, R (9, PH) OBP: 0.250, SLG: 0.189										1	0	0	0	0	1	1
Inning Stats	R: 0 E: 0 K: 0 S: 5 H: 2 LOB: 3 BB: 1 P: 9	R: 0 E: 0 K: 3 S: 10 H: 1 LOB: 1 BB: 0 P: 10	R: 0 E: 0 K: 2 S: 7 H: 0 LOB: 0 BB: 0 P: 7	R: 0 E: 0 K: 1 S: 4 H: 0 LOB: 0 BB: 1 P: 8	R: 0 E: 0 K: 0 S: 3 H: 1 LOB: 1 BB: 1 P: 7	R: 1 E: 0 K: 0 S: 3 H: 0 LOB: 0 BB: 1 P: 7	R: 0 E: 0 K: 0 S: 3 H: 0 LOB: 1 BB: 1 P: 7	R: 0 E: 0 K: 1 S: 6 H: 1 LOB: 2 BB: 1 P: 10	R: 0 E: 0 K: 2 S: 8 H: 1 LOB: 1 BB: 0 P: 8	1B: 6 2B: 1 3B: 0 HR: 0 SF: 1 SAC: 1 DP: 2 HBP: 0	WP: 0 PB: 0 SB: 3 CS: 0 PA: 37					

	AB	29
	R	1
	H	6
	RBI	1
	BB	6
	SO	9
	LOB	19

PITCHER	IP	WLS	BF	H	R	ER	SO	BB	IBB	HBP	BLK	WP	HR	S	P	ERA	WHIP
Vida Blue, L (1, 1) ERA: 1.73	9.0	W	37	6	1	0	9	5	1	0	0	0	0	49	73	0.00	1.222

PITCHER	IP	WLS	BF	H	R	ER	SO	BB	IBB	HBP	BLK	WP	HR	S	P	ERA	WHIP

BOTTOM

Batter	1	2	3	4	5	6	7	8	9	AB	R	H	RBI	BB	SO	LOB
Bill North, S (1, 8) OBP: 0.390, SLG: 0.352	2-3		K			BBBB 1-3 SH3-4 BB	FC5-4 BB 1B 1-2f 2-3	F8		4	1	0	0	1	1	4
Bert Campaneris, R (1, 6) OBP: 0.256, SLG: 0.233	CS 1B			HBP		SH3-4 1-2	E 1B 1B BB 1-2	F9		2	1	1	0	1	0	1
Claudell Washington, L (1, 9) OBP: 0.368, SLG: 0.394	F8 1-2			K		1-3 2-3	E7 1B HR 1B 1-3 2-H 3-H			4	1	1	2	0	1	3
Joe Rudi, R (1, 7) OBP: 0.369, SLG: 0.468		F9		F8		5-3	1B HR IBB			3	1	0	0	1	0	2
Billy Williams, L (1, 10) OBP: 0.371, SLG: 0.329 Matt Alexander, S (7, PR) Angel Mangual, R (7, PH) OBP: 0.167, SLG: 0.250		F8		F7			SH1-3 S 1B BB 1-2 2-3 3-H HR 1B			2 0 1	0 1 1	0 0 1	0 0 1	1 0 0	0 0 0	1 0 0
Sal Bando, R (1, 5) OBP: 0.317, SLG: 0.349		F7			F8		SH1-3 1-3 1-H 2-H 3-H HR			3	1	1	4	0	0	0
Gene Tenace, R (1, 3) OBP: 0.386, SLG: 0.343 Don Hopkins, L (7, PR) Ted Kubiak, S (7, PH) OBP: 0.296, SLG: 0.280 (8, 4)			K		1B		1B S 1B 3-H F8			3 0 1	0 1 0	2 0 0	1 0 0	0 0 0	1 0 0	0 0 1
Ray Fosse, R (1, 2) OBP: 0.067, SLG: 0.067 Charlie Sands, L (7, PH) OBP: 1.000, SLG: 1.000 Blue Moon Odom, R (7, PR) Larry Haney, R (8, 2)			5-3		F4		FC5-4 1B 1B 1B 1-3	4-3		2 1 0 1	0 0 1 0	0 1 0 0	0 0 0 0	0 0 0 0	0 0 0 0	1 0 0 0
Phil Garner, R (1, 4) OBP: 0.273, SLG: 0.268 Jim Holt, L (7, PH) OBP: 0.667, SLG: 0.500 (8, 3)			HBP		K		FC5-4 1-2 3-H 1B			1 2	0 0	0 2	0 1	0 0	1 0	1 0
Inning Stats	R: 0 E: 0 K: 0 S: 3 H: 1 LOB: 0 BB: 0 P: 3	R: 0 E: 0 K: 0 S: 3 H: 0 LOB: 0 BB: 0 P: 3	R: 0 E: 0 K: 2 S: 7 H: 0 LOB: 1 BB: 0 P: 8	R: 0 E: 0 K: 1 S: 5 H: 0 LOB: 1 BB: 0 P: 6	R: 0 E: 0 K: 1 S: 6 H: 1 LOB: 1 BB: 0 P: 6	R: 0 E: 0 K: 0 S: 3 H: 0 LOB: 1 BB: 1 P: 7	R: 9 E: 1 K: 0 S: 9 H: 6 LOB: 1 BB: 3 P: 21	R: 0 E: 0 K: 0 S: 4 H: 1 LOB: 1 BB: 0 P: 4		1B: 8 2B: 0 3B: 0 HR: 1 SF: 0 SAC: 2 DP: 0 HBP: 2				WP: 0 PB: 0 SB: 2 CS: 1 PA: 38		

PITCHER		IP	WLS	BF	H	R	ER	SO	BB	IBB	HBP	BLK	WP	HR	S	P	ERA	WHIP
Bill Singer, R ERA: 3.94	(1, 1)	6.1	L	26	4	3	3	4	2	0	2	0	0	0	30	40	4.26	0.947
Don Kirkwood, R ERA: 2.38	(7, 1)	0.1		3	1	0	0	0	1	0	0	0	0	0	2	6	0.00	6.000
Mickey Scott, L ERA: 3.24	(7, 1)	0.0		2	1	1	1	0	0	1	0	0	0	0	1	5	∞	∞
Chuck Dobson, R ERA: 7.25	(7, 1)	1.1		7	3	5	5	0	0	0	0	0	0	1	7	7	33.75	2.250

PITCHER	IP	WLS	BF	H	R	ER	SO	BB	IBB	HBP	BLK	WP	HR	S	P	ERA	WHIP

California Angels @ Oakland Athletics

Oakland-Alameda County Coliseum, Oakland, CA

Wed May 07 1975, 7:05 PM PDT

Att. 3,237 - Unknown

livebaseballscorecards.com

AB	30
R	9
H	9
RBI	9
BB	4
SO	4
LOB	14

California Angels @ Oakland Athletics

Oakland-Alameda County Coliseum, Oakland, CA

Thu May 08 1975, 7:05 PM PDT

Att. 3,598 - Unknown

TOP

livebaseballscorecards.com

Batter	1	2	3	4	5	6	7	8	9	AB	R	H	RBI	BB	SO	LOB
Morris Nettles, L (1, 9) (6, 7) OBP: 0.286, SLG: 0.260	BBBB 4-0 S BB		SSS 0-3 ② ③ K 1-2		x 0-0 1B S 2-3 3-H 1B		BBB 4-0 3B BB		x 0-0 ② 1-3	3	1	1	1	2	1	1
Mickey Rivers, L (1, 8) OBP: 0.398, SLG: 0.458	SSS 0-3 ① K 1-2			x 0-0 1B	x 0-0 S 1-3 3-H 1B		x 0-0 1B 1-H 2-H 3B		SSS 0-3 ③ K	5	1	3	3	0	2	1
Tommy Harper, R (1, 10) OBP: 0.333, SLG: 0.317	x 0-0 ② F8			x 0-0 ① F9	SSS 0-3 ③ K 1-2		x 0-0 1B 3-H			4	0	1	1	0	1	4
Bill Sudakis, S (1, 3) OBP: 0.262, SLG: 0.242 Leroy Stanton, R (6, PR) (6, 9) OBP: 0.244, SLG: 0.184	x 0-0 ③ 5-3			x 0-0 ② F2		x 0-0 F4 SH1-4 1B	SSS 0-3 ③ K			3 1	0 0	1 0	0 0	0 0	0 1	2 1
Winston Llenas, R (1, 7) OBP: 0.364, SLG: 0.333 Bruce Bochte, L (6, 3) OBP: 0.362, SLG: 0.384		x 0-0 ① 6-3		SSS 0-3 ③ K		x 0-0 ① SH1-4 1-2		x 0-0 FC4-6 1B		2 1	0 0	0 1	0 0	0 0	1 0	1 0
Dave Chalk, R (1, 5) OBP: 0.427, SLG: 0.411		x 0-0 ② F8			x 0-0 ① 5-3	x 0-0 ② ③ F4 2-3		x 0-0 ① FC4-6 1-2f		4	0	0	0	0	0	3
Bob Allietta, R (1, 2) OBP: 0.222, SLG: 0.222		x 0-0 ③ F9			x 0-0 1B 1B 1B		x 0-0 SH1-4 3B 1B	x 0-0 ② F9		4	2	2	0	0	0	1
Jerry Remy, L (1, 4) OBP: 0.333, SLG: 0.371			x 0-0 ① P1		x 0-0 1B 1B 1-3 1B		x 0-0 ① SH1-4 1-2	x 0-0 ③ 4-3		3	1	1	0	0	0	1
Orlando Ramirez, R (1, 6) OBP: 0.377, SLG: 0.391 Billy Smith, S (3, 6) OBP: 0.188, SLG: 0.188			x 0-0 CS 1B		x 0-0 ② 1-3		x 0-0 ② F7		x 0-0 ① F7	1 3	0 0	1 0	0 0	0 0	0 0	0 3
Inning Stats	R: 0 E: 0 K: 1 S: 5 H: 0 LOB: 1 BB: 1 P: 9	R: 0 E: 0 K: 0 S: 3 H: 0 LOB: 0 BB: 0 P: 3	R: 0 E: 0 K: 1 S: 5 H: 1 LOB: 0 BB: 0 P: 5	R: 0 E: 0 K: 1 S: 6 H: 1 LOB: 1 BB: 0 P: 6	R: 2 E: 0 K: 1 S: 9 H: 4 LOB: 2 BB: 0 P: 9	R: 0 E: 0 K: 0 S: 3 H: 1 LOB: 1 BB: 0 P: 3	R: 3 E: 0 K: 1 S: 8 H: 3 LOB: 1 BB: 1 P: 12	R: 0 E: 0 K: 0 S: 4 H: 1 LOB: 1 BB: 0 P: 4	R: 0 E: 0 K: 1 S: 5 H: 0 LOB: 0 BB: 0 P: 5	1B: 10 2B: 0 3B: 1 HR: 0	SF: 0 SAC: 2 DP: 0 HBP: 0						

	AB	34
	R	5
	H	11
	RBI	5
	BB	2
	SO	6
	LOB	18

WP: 0 PB: 0 SB: 3 CS: 1 PA: 38

PITCHER		IP	WLS	BF	H	R	ER	SO	BB	IBB	HBP	BLK	WP	HR	S	P	ERA	WHIP
Dave Hamilton, L ERA: 1.86	(1, 1)	5.1	L	23	7	2	2	4	1	0	0	0	0	0	30	34	3.38	1.500
Blue Moon Odom, R ERA: 10.61	(6, 1)	1.2		8	3	3	3	1	1	0	0	0	0	0	9	13	16.20	2.400
Rollie Fingers, R ERA: 3.79	(8, 1)	2.0		7	1	0	0	1	0	0	0	0	0	0	9	9	0.00	0.500

PITCHER		IP	WLS	BF	H	R	ER	SO	BB	IBB	HBP	BLK	WP	HR	S	P	ERA	WHIP

Batter	1	2	3	4	5	6	7	8	9	AB	R	H	RBI	BB	SO	LOB
Bill North, S (1, 8) OBP: 0.376, SLG: 0.337	K		6-3		F7		K			4	0	0	0	0	2	3
Bert Campaneris, R (1, 6) OBP: 0.244, SLG: 0.221	K		F8		FC5-4 1-2f			F9		4	0	0	0	0	1	1
Claudell Washington, L (1, 9) OBP: 0.364, SLG: 0.381	BB		5-3			K		G3		3	0	0	0	1	1	0
Joe Rudi, R (1, 7) OBP: 0.364, SLG: 0.454	K 1-2			4-3		K		BB 1B		3	0	0	0	1	2	1
Billy Williams, L (1, 10) OBP: 0.376, SLG: 0.329		F2		BB		K		1B 1-3		3	0	1	0	1	1	0
Sal Bando, R (1, 5) OBP: 0.311, SLG: 0.341		F8		F8			5-3	K		2	0	0	0	0	0	1
Ted Kubiak, S (5, 5) OBP: 0.286, SLG: 0.269										1	0	0	0	0	0	0
Charlie Sands, L (8, PH) OBP: 0.667, SLG: 0.500										1	0	0	0	0	1	2
Matt Alexander, S (9, 5)										0	0	0	0	0	0	0
Gene Tenace, R (1, 3) (6, 2) OBP: 0.391, SLG: 0.342		1B 1B		K			BB 1B		F6	3	0	1	0	1	1	1
Phil Garner, R (1, 4) OBP: 0.284, SLG: 0.270		1-2 1B			BB FC5-4		F8		F9	3	0	1	0	1	0	1
Larry Haney, R (1, 2)		K			F7		1-2 1B		F9	1	0	0	0	0	1	2
Jim Holt, L (5, PH) OBP: 0.556, SLG: 0.429										3	0	1	0	0	0	1
(6, 3)																

BOTTOM

California Angels @ Oakland Athletics

Oakland-Alameda County Coliseum, Oakland, CA

Thu May 08 1975, 7:05 PM PDT

Att. 3,598 - Unknown

livebaseballscorecards.com

AB	31
R	0
H	4
RBI	0
BB	5
SO	10
LOB	13

Inning Stats	1	2	3	4	5	6	7	8	9
R	0	0	0	0	0	0	0	0	0
E	0	0	0	1	0	0	0	0	0
K	3	1	0	1	1	3	1	1	0
S	9	7	3	5	3	9	6	6	3
H	0	2	0	0	0	0	1	1	0
LOB	1	2	0	1	1	0	2	2	0
BB	1	0	0	1	1	0	1	1	0
P	13	7	3	9	7	9	10	10	3

1B	4
2B	0
3B	0
HR	0
SF	0
SAC	0
DP	0
HBP	0

WP	0
PB	0
SB	1
CS	0
PA	36

PITCHER	IP	WLS	BF	H	R	ER	SO	BB	IBB	HBP	BLK	WP	HR	S	P	ERA	WHIP
Nolan Ryan, R (1, 1) ERA: 2.25	9.0	W	36	4	0	0	10	5	0	0	0	0	0	51	71	0.00	1.000

PITCHER	IP	WLS	BF	H	R	ER	SO	BB	IBB	HBP	BLK	WP	HR	S	P	ERA	WHIP

Batter	1	2	3	4	5	6	7	8	9	AB	R	H	RBI	BB	SO	LOB
Juan Beniquez, R (1, 7) OBP: 0.304, SLG: 0.293	G5-4-3, 1B	FC6, 1-2f			BBB, 4-0, 1B, 1B, BB		E4, 2B		5-3	4	2	1	0	1	0	3
Rick Burleson, R (1, 6) OBP: 0.367, SLG: 0.350	G5-4-3, 1-2f		4-3, SF9, 2B		1-2, 1B, 1B		2-H, 4-3, 2B		5-3	5	1	3	1	0	0	1
Carl Yastrzemski, L (1, 3) OBP: 0.333, SLG: 0.350	SSS, K		2-3, 4-3		1-2, 2-H, G4-3, 1B		2-3, 4-3			4	0	1	1	0	1	2
Jim Rice, R (1, 10) OBP: 0.324, SLG: 0.535		F3	3-H, SF9		1-2f, G4-3		F8			3	0	0	1	0	0	3
Fred Lynn, L (1, 8) OBP: 0.444, SLG: 0.567		HBP, BB, SF8, 1B	SSS, K			4-3		F8		4	1	1	0	0	1	0
Rico Petrocelli, R (1, 5) OBP: 0.312, SLG: 0.234		BBBB, SF8, HBP, 1-2, BB		6-3		4-3, 1B		SSS, K		3	0	1	0	1	1	0
Dwight Evans, R (1, 9) OBP: 0.363, SLG: 0.424		H, SF8, HBP, 1-2, 2-3		BBBB, CS, BB		4-3, 1-2		BBBB, BB		1	0	0	0	2	0	1
Bob Montgomery, R (1, 2) OBP: 0.258, SLG: 0.279		SF8, 1-2, 2-3, 3-H		SSS, K, 1-2		4-3		1-3		3	0	0	1	0	1	3
Doug Griffin, R (1, 4) OBP: 0.361, SLG: 0.281		BBBB, FC6, BB			5-3		5-3		5-3	3	0	0	0	1	0	0
Inning Stats	R: 0 E: 0 K: 1 S: 5 H: 1 LOB: 0 BB: 0 P: 5	R: 1 E: 0 K: 0 S: 4 H: 1 LOB: 3 BB: 2 P: 13	R: 1 E: 0 K: 1 S: 6 H: 1 LOB: 0 BB: 0 P: 6	R: 0 E: 0 K: 1 S: 4 H: 0 LOB: 0 BB: 1 P: 8	R: 1 E: 0 K: 0 S: 4 H: 2 LOB: 1 BB: 1 P: 8	R: 0 E: 0 K: 0 S: 4 H: 1 LOB: 1 BB: 0 P: 4	R: 1 E: 1 K: 0 S: 5 H: 1 LOB: 1 BB: 0 P: 5	R: 0 E: 0 K: 1 S: 5 H: 0 LOB: 1 BB: 1 P: 9	R: 0 E: 0 K: 0 S: 3 H: 0 LOB: 0 BB: 0 P: 3	1B: 5 2B: 2 3B: 0 HR: 0 SF: 2 SAC: 0 DP: 2 HBP: 1						

PITCHER	IP	WLS	BF	H	R	ER	SO	BB	IBB	HBP	BLK	WP	HR	S	P	ERA	WHIP
Andy Hassler, L (1, 1) ERA: 2.96	9.0	L	38	7	4	3	4	5	0	1	0	0	0	40	61	3.00	1.333

PITCHER	IP	WLS	BF	H	R	ER	SO	BB	IBB	HBP	BLK	WP	HR	S	P	ERA	WHIP

TOP

Boston Red Sox @ California Angels

Anaheim Stadium, Anaheim, CA

Fri May 09 1975, 10:05 PM EDT

Att. 12,411 - Unknown - 70 F

livebaseballscorecards.com

AB	30
R	4
H	7
RBI	4
BB	5
SO	4
LOB	13

WP: 0 PA: 38
PB: 0
SB: 0
CS: 1

Red Sox @ California Angels

Anaheim Stadium, Anaheim, CA

Fri May 09 1975, 10:05 PM EDT

Att. 12,411 - Unknown - 70 F

BOTTOM

Batter	1	2	3	4	5	6	7	8	9	AB	R	H	RBI	BB	SO	LOB
Morris Nettles, L (1, 9) OBP: 0.277, SLG: 0.252	S S S 0-3 K ①		x 0-0 6-3 ②			x 0-0 5-3 ②		x 0-0 3-1 ③		4	0	0	0	0	1	0
Mickey Rivers, L (1, 8) OBP: 0.394, SLG: 0.475	S S S 0-3 K ②		x 0-0 P9 ③			x 0-0 3-1 ③			x 0-0 HR	4	1	1	1	0	1	0
Tommy Harper, R (1, 10) OBP: 0.331, SLG: 0.315	x 0-0 S 1B			x 0-0 F8 ①			x 0-0 5-3 ①		x 0-0 6-3 ①	4	0	1	0	0	0	0
Joe Lahoud, L (1, 7) OBP: 0.389, SLG: 0.409	S S S 0-3 K ③ 1-2			S S S 0-3 K ②			x 0-0 BB 1B		x 0-0 F4 ②	4	0	1	0	0	2	1
Bruce Bochte, L (1, 3) OBP: 0.358, SLG: 0.373		B B B B 4-0 BB		S S S 0-3 K ③			x 0-0 F7 ②		x 0-0 L7 ③	3	0	0	0	1	1	1
Dave Chalk, R (1, 5) OBP: 0.425, SLG: 0.402		x 0-0 P9 ①			x 0-0 L8 ①		B B B B 4-0 1-2 BB			2	0	0	0	1	0	1
Bob Allietta, R (1, 2) OBP: 0.182, SLG: 0.182 Bill Sudakis, S (7, PH) OBP: 0.256, SLG: 0.235 (8, 2)		x 0-0 F9 ②			x 0-0 F8 ②		x 0-0 F9 ③			2 1	0 0	0 0	0 0	0 0	0 0	1 2
Jerry Remy, L (1, 4) OBP: 0.323, SLG: 0.359		x 0-0 1-3 ③			x 0-0 F7 ③			x 0-0 4-3 ①		3	0	0	0	0	0	1
Billy Smith, S (1, 6) OBP: 0.167, SLG: 0.167 Rudy Meoli, L (8, PH) OBP: 0.333, SLG: 0.250 (9, 6)			x 0-0 G3 ①			S S S 0-3 K ①		S S S 0-3 K ②		2 1	0 0	0 0	0 0	0 0	1 1	0 0
Inning Stats	R: 0 H: 1 E: 0 LOB: 1 K: 3 BB: 0 S: 10 P: 10	R: 0 H: 0 E: 0 LOB: 1 K: 0 BB: 1 S: 3 P: 7	R: 0 H: 0 E: 0 LOB: 0 K: 0 BB: 0 S: 3 P: 3	R: 0 H: 0 E: 0 LOB: 0 K: 2 BB: 0 S: 7 P: 7	R: 0 H: 0 E: 0 LOB: 0 K: 0 BB: 0 S: 3 P: 3	R: 0 H: 0 E: 0 LOB: 0 K: 1 BB: 0 S: 5 P: 5	R: 0 H: 1 E: 0 LOB: 2 K: 0 BB: 1 S: 4 P: 8	R: 0 H: 0 E: 0 LOB: 0 K: 1 BB: 0 S: 5 P: 5	R: 1 H: 1 E: 0 LOB: 0 K: 0 BB: 0 S: 4 P: 4	1B: 2 2B: 0 3B: 0 HR: 1	SF: 0 SAC: 0 DP: 0 HBP: 0						

PITCHER		IP	WLS	BF	H	R	ER	SO	BB	IBB	HBP	BLK	WP	HR	S	P	ERA	WHIP
Rick Wise, R ERA: 3.49	(1, 1)	9.0	W	32	3	1	1	7	2	0	0	0	0	1	44	52	1.00	0.556

PITCHER	IP	WLS	BF	H	R	ER	SO	BB	IBB	HBP	BLK	WP	HR	S	P	ERA	WHIP

livebaseballscorecards.com

AB	30
R	1
H	3
RBI	1
BB	2
SO	7
LOB	7

WP: 0 PA: 32
PB: 0
SB: 1
CS: 0

Batter	1	2	3	4	5	6	7	8	9	AB	R	H	RBI	BB	SO	LOB
Juan Beniquez, R (1, 7) OBP: 0.340, SLG: 0.318	BBBB 4-0 SH1-4 BB		x 0-0 5-3 ③			x 0-0 1B		x 0-0 1-3 1B		3	0	2	0	1	0	0
Rick Burleson, R (1, 6) OBP: 0.366, SLG: 0.349	x 0-0 ① SH1-4 1-2			x 0-0 G4-6-3 1B		x 0-0 ② F8		x 0-0 ③ 6-3		3	0	1	0	0	0	3
Carl Yastrzemski, L (1, 3) OBP: 0.330, SLG: 0.337	BBBB 4-0 G6-4-3 BB			x 0-0 ①② G4-6-3 1-2f		x 0-0 ③ L8			SSS 0-3 ① K	3	0	0	0	1	1	2
Jim Rice, R (1, 10) OBP: 0.308, SLG: 0.507	x 0-0 ②③ G6-4-3 1-2f			x 0-0 ③ 6-3			SSS 0-3 ① K		SSS 0-3 ② K	4	0	0	0	0	2	2
Fred Lynn, L (1, 8) OBP: 0.429, SLG: 0.543 Tony Conigliaro, R (9, PH) OBP: 0.235, SLG: 0.233		SSS 0-3 ① K			SSS 0-3 ① K		SSS 0-3 ② K		SSS 0-3 ③ K	3 1	0 0	0 0	0 0	0 0	3 1	0 0
Rico Petrocelli, R (1, 5) OBP: 0.313, SLG: 0.227		SSS 0-3 ② K			BBBB 4-0 BB		x 0-0 ③ F7			2	0	0	0	1	1	0
Dwight Evans, R (1, 9) OBP: 0.352, SLG: 0.409		SSS 0-3 ③ K			x 0-0 ② L8			x 0-0 ① F4		3	0	0	0	0	1	1
Bob Montgomery, R (1, 2) OBP: 0.250, SLG: 0.270			SSS 0-3 ① K		SSS 0-3 ③ K			SSS 0-3 ② K		3	0	0	0	0	3	1
Doug Griffin, R (1, 4) OBP: 0.360, SLG: 0.284			SSS 0-3 ② K			x 0-0 ① 5-3		x 0-0 1B 1B		3	0	1	0	0	1	0
Inning Stats	R: 0 H: 0 E: 0 LOB: 1 K: 0 BB: 2 S: 2 P: 10	R: 0 H: 0 E: 0 LOB: 0 K: 3 BB: 0 S: 9 P: 9	R: 0 H: 0 E: 0 LOB: 0 K: 2 BB: 0 S: 7 P: 7	R: 0 H: 1 E: 0 LOB: 0 K: 0 BB: 0 S: 3 P: 3	R: 0 H: 0 E: 0 LOB: 1 K: 2 BB: 1 S: 7 P: 11	R: 0 H: 1 E: 0 LOB: 1 K: 0 BB: 0 S: 4 P: 4	R: 0 H: 0 E: 0 LOB: 0 K: 2 BB: 0 S: 7 P: 7	R: 0 H: 2 E: 0 LOB: 2 K: 1 BB: 0 S: 7 P: 7	R: 0 H: 0 E: 0 LOB: 0 K: 3 BB: 0 S: 9 P: 9	1B: 4 SF: 0 2B: 0 SAC: 1 3B: 0 DP: 2 HR: 0 HBP: 0						

TOP

Boston Red Sox @ California Angels

Anaheim Stadium, Anaheim, CA

Sat May 10 1975, 10:05 PM EDT

Att. 43,112 - Unknown - 71 F

livebaseballscorecards.com

AB	28
R	0
H	4
RBI	0
BB	3
SO	13
LOB	9

PITCHER		IP	WLS	BF	H	R	ER	SO	BB	IBB	HBP	BLK	WP	HR	S	P	ERA	WHIP
Frank Tanana, L ERA: 2.33	(1, 1)	9.0	W	32	4	0	0	13	3	0	0	0	0	0	55	67	0.00	0.778
Frank Tanana, L ERA: 2.33	(8, 1)	9.0	W	32	4	0	0	13	3	0	0	0	0	0	55	67	0.00	0.778

PITCHER	IP	WLS	BF	H	R	ER	SO	BB	IBB	HBP	BLK	WP	HR	S	P	ERA	WHIP

Batter	1	2	3	4	5	6	7	8	9	AB	R	H	RBI	BB	SO	LOB
Morris Nettles, L (1, 9) (8, 7) OBP: 0.279, SLG: 0.254	F7			B2		S 2B 1B 1-2				3	1	1	0	0	0	0
Mickey Rivers, L (1, 8) OBP: 0.393, SLG: 0.480	K			4-3		S 2B 1-H				3	0	1	1	0	1	0
Bruce Bochte, L (1, 3) OBP: 0.350, SLG: 0.362	G3			F4		F5 2-3				3	0	0	0	0	0	1
Joe Lahoud, L (1, 7) OBP: 0.386, SLG: 0.391 Rudy Meoli, L (7, PR) OBP: 0.333, SLG: 0.250 Frank Tanana, L (8, 1)		L3			F3		FC1-6 BB B B B			2 0 0	0 0 0	0 0 0	0 0 0	1 0 0	0 0 0	0 0 0
Bill Sudakis, S (1, 10) OBP: 0.239, SLG: 0.216 Leroy Stanton, R (7, PR) OBP: 0.244, SLG: 0.184 (8, 9)		K			F9		FC1-6 G6-4-3 1-2f			3 0	0 0	0 0	0 0	0 0	1 0	1 0
Dave Chalk, R (1, 5) OBP: 0.415, SLG: 0.390		F8			B5		G6-4-3 1-2f			3	0	0	0	0	0	1
Jerry Remy, L (1, 4) OBP: 0.324, SLG: 0.368			B5-3			SH1-4 2B 1B		F8		3	1	1	0	0	0	0
Tom Egan, R (1, 2) OBP: 0.269, SLG: 0.320			3-1			SH1-4 2-3		F9		2	0	0	0	0	0	0
Billy Smith, S (1, 6) OBP: 0.190, SLG: 0.190			F8			1B 1B 3-H		F4		3	0	1	1	0	0	0
Inning Stats	R: 0 H: 0 E: 0 LOB: 0 K: 1 BB: 0 S: 5 P: 5	R: 0 H: 0 E: 0 LOB: 0 K: 1 BB: 0 S: 5 P: 5	R: 0 H: 0 E: 0 LOB: 0 K: 0 BB: 0 S: 3 P: 3	R: 0 H: 0 E: 0 LOB: 0 K: 0 BB: 0 S: 3 P: 3	R: 0 H: 0 E: 0 LOB: 0 K: 0 BB: 0 S: 3 P: 3	R: 2 H: 4 E: 0 LOB: 1 K: 0 BB: 0 S: 6 P: 6	R: 0 H: 0 E: 0 LOB: 1 K: 0 BB: 1 S: 2 P: 6	R: 0 H: 0 E: 0 LOB: 0 K: 0 BB: 0 S: 3 P: 3		1B: 2 SF: 0 2B: 2 SAC: 1 3B: 0 DP: 1 HR: 0 HBP: 0						

PITCHER	IP	WLS	BF	H	R	ER	SO	BB	IBB	HBP	BLK	WP	HR	S	P	ERA	WHIP
Luis Tiant, R (1, 1) ERA: 3.88	8.0	L	27	4	2	2	2	1	0	0	0	0	0	30	34	2.25	0.625

PITCHER	IP	WLS	BF	H	R	ER	SO	BB	IBB	HBP	BLK	WP	HR	S	P	ERA	WHIP

BOTTOM

Boston Red Sox @ California Angels

Anaheim Stadium, Anaheim, CA

Sat May 10 1975, 10:05 PM EDT

Att. 43,112 - Unknown - 71 F

livebaseballscorecards.com

AB	25
R	2
H	4
RBI	2
BB	1
SO	2
LOB	3

WP: 0 PA: 27
PB: 0
SB: 2
CS: 0

Boston Red Sox @ California Angels

Anaheim Stadium, Anaheim, CA

Sun May 11 1975, 6:33 AM EDT

Att. 10,826 - Unknown - 78 F

TOP

livebaseballscorecards.com

Batter	1	2	3	4	5	6	7	8	9	AB	R	H	RBI	BB	SO	LOB
Bernie Carbo, L (1, 7) OBP: 0.469, SLG: 0.596	4-3		4-3			BBBB 4-0 FC1-6 BB	BBBB 4-0 BB 1-2 BB		0-0 1B 1-3 2B	3	0	1	0	2	0	0
Rick Miller, L (9, PR) OBP: 0.400, SLG: 0.250 (9, 7)										0	1	0	0	0	0	0
Rick Burleson, R (1, 6) OBP: 0.378, SLG: 0.356	1B		F7			0-0 FC1-6 G3 1B 1-2f 1B	BBBB 4-0 BB 1-2 2-3		0-0 2-H 3-H 1B	4	1	2	2	1	0	1
Carl Yastrzemski, L (1, 3) OBP: 0.337, SLG: 0.337	BBBB 4-0 BB			3-1		0-0 G3 1B 1-2 1B	SSS 0-3 K			3	1	1	0	1	1	3
Fred Lynn, L (1, 8) OBP: 0.409, SLG: 0.514	F9			F7		0-0 G3 1-2 2-3		SSS 0-3 K		4	0	0	0	0	1	3
Jim Rice, R (1, 10) OBP: 0.317, SLG: 0.538		SSS 0-3 K		HR		4-0 1B IBB		0-0 6-3		3	1	1	1	1	1	0
Rico Petrocelli, R (1, 5) OBP: 0.310, SLG: 0.229		F7		L4		0-0 1-3 2-H 3-H 1B		F8		4	0	1	2	0	0	0
Dwight Evans, R (1, 9) OBP: 0.367, SLG: 0.424		1B			G1-6-3 1B		5-3		FC1-6 1B	4	0	3	0	0	0	0
Bob Montgomery, R (1, 2) OBP: 0.250, SLG: 0.269		F9			SSS 0-3 K		FC4-6 1B		0-0 FC1-6 FC4-6 1-2f	4	0	1	0	0	1	3
Doug Griffin, R (1, 4) OBP: 0.342, SLG: 0.268			L7		G1-6-3 1-2f		FC4-6 BB BB 1-2f		0-0 FC4-6 2B 1B 1-2f	4	1	0	0	0	0	3

	AB	33
	R	5
	H	10
	RBI	5
	BB	5
	SO	4
	LOB	13

Inning Stats																		
	R: 0	H: 1	R: 0	H: 1	R: 0	H: 0	R: 1	H: 1	R: 0	H: 1	R: 2	H: 2	R: 0	H: 1	R: 0	H: 0	R: 2	H: 3
	E: 0	LOB: 1	E: 0	LOB: 1	E: 0	LOB: 0	E: 0	LOB: 0	E: 0	LOB: 0	E: 0	LOB: 2	E: 0	LOB: 3	E: 0	LOB: 0	E: 0	LOB: 2
	K: 0	BB: 1	K: 1	BB: 0	K: 0	BB: 0	K: 0	BB: 0	K: 1	BB: 0	K: 0	BB: 2	K: 1	BB: 2	K: 1	BB: 0	K: 0	BB: 0
	S: 3	P: 7	S: 6	P: 6	S: 3	P: 3	S: 4	P: 4	S: 5	P: 5	S: 4	P: 12	S: 6	P: 14	S: 5	P: 5	S: 5	P: 5

	1B: 8	SF: 0	WP: 0	PA: 38
	2B: 1	SAC: 0	PB: 0	
	3B: 0	DP: 1	SB: 0	
	HR: 1	HBP: 0	CS: 0	

PITCHER		IP	WLS	BF	H	R	ER	SO	BB	IBB	HBP	BLK	WP	HR	S	P	ERA	WHIP
Bill Singer, R ERA: 3.95	(1, 1)	6.2	L	29	7	3	3	2	4	1	0	0	0	1	28	48	4.05	1.650
Mickey Scott, L ERA: 3.0	(7, 1)	0.2		2	0	0	0	2	0	0	0	0	0	0	6	6	0.00	0.000
Ed Figueroa, R ERA: 3.71	(8, 1)	1.2		7	3	2	2	0	0	0	0	0	0	0	7	7	10.80	1.800

PITCHER	IP	WLS	BF	H	R	ER	SO	BB	IBB	HBP	BLK	WP	HR	S	P	ERA	WHIP

Batter	1	2	3	4	5	6	7	8	9	AB	R	H	RBI	BB	SO	LOB
Morris Nettles, L (1, 9) OBP: 0.278, SLG: 0.261	6-3	5-3			K		2B			4	0	1	0	0	1	3
Mickey Rivers, L (1, 8) OBP: 0.388, SLG: 0.469	E S BB		G3		F6		F9			3	0	0	0	1	0	2
Tommy Harper, R (1, 10) OBP: 0.328, SLG: 0.313	F6		1-6-3			BB 1B 1B		E4 FC5 SH3-4		4	1	1	0	0	0	1
Winston Llenas, R (1, 7) OBP: 0.429, SLG: 0.300	1-3 BB		1-3			1B 1B G4-6-3 1-2 BB		SH3-4 1-2		1	1	0	0	2	0	0
Dave Chalk, R (1, 5) OBP: 0.409, SLG: 0.385	5-3			5-3		G4-6-3 1B CS 1-2 2-H 1B		FC5 2-3		4	0	1	1	0	0	3
Bruce Bochte, L (1, 3) OBP: 0.346, SLG: 0.358		6-3		4-3		G4-6-3 1-2 2-3 1B		4-3		4	0	1	0	0	0	1
Jerry Remy, L (1, 4) OBP: 0.321, SLG: 0.374		BB 2B		4-3		G4-6-3 1-2f 2-3 3-H			4-3	4	0	1	0	0	0	2
Tom Egan, R (1, 2) OBP: 0.267, SLG: 0.286		1B 2-3 BB			P9	CS 3-H	5-3		6-3	3	0	0	0	1	0	0
Billy Smith, S (1, 6) OBP: 0.240, SLG: 0.280		1-2 1B			2B		K		F7	4	0	2	0	0	1	0
Inning Stats	R: 0 E: 0 K: 0 S: 3 H: 0 LOB: 2 BB: 2 P: 11	R: 0 E: 0 K: 0 S: 4 H: 2 LOB: 2 BB: 1 P: 8	R: 0 E: 0 K: 0 S: 3 H: 0 LOB: 0 BB: 0 P: 3	R: 0 E: 0 K: 0 S: 3 H: 0 LOB: 0 BB: 0 P: 3	R: 0 E: 0 K: 1 S: 6 H: 1 LOB: 1 BB: 0 P: 6	R: 2 E: 0 K: 0 S: 4 H: 3 LOB: 0 BB: 1 P: 8	R: 0 E: 0 K: 1 S: 6 H: 1 LOB: 1 BB: 0 P: 6	R: 0 E: 1 K: 0 S: 4 H: 0 LOB: 1 BB: 0 P: 4	R: 0 E: 0 K: 0 S: 3 H: 0 LOB: 0 BB: 0 P: 3	1B: 4 2B: 3 3B: 0 HR: 0	SF: 0 SAC: 1 DP: 1 HBP: 0						

PITCHER	IP	WLS	BF	H	R	ER	SO	BB	IBB	HBP	BLK	WP	HR	S	P	ERA	WHIP
Bill Lee, L (1, 1) ERA: 4.45	9.0	W	36	7	2	2	2	4	0	0	0	0	0	36	52	2.00	1.222

PITCHER	IP	WLS	BF	H	R	ER	SO	BB	IBB	HBP	BLK	WP	HR	S	P	ERA	WHIP

Boston Red Sox @ California Angels

Anaheim Stadium, Anaheim, CA

Sun May 11 1975, 6:33 AM EDT

Att. 10,826 - Unknown - 78 F

BOTTOM

livebaseballscorecards.com

AB	31
R	2
H	7
RBI	1
BB	4
SO	2
LOB	12

1B: 4	SF: 0	WP: 0	PA: 37
2B: 3	SAC: 1	PB: 0	
3B: 0	DP: 1	SB: 1	
HR: 0	HBP: 0	CS: 1	

Batter	1	2	3	4	5	6	7	8	9	AB	R	H	RBI	BB	SO	LOB
Roy White, S (1, 7) OBP: 0.461, SLG: 0.500	BBBB 4-0 G6-4-3 BB			BBBB 4-0 S BB		BBBB 4-0 S BB			x 0-0 ① F8	1	0	0	0	3	0	0
Elliott Maddox, R (1, 8) OBP: 0.413, SLG: 0.423	x 0-0 ①② G6-4-3 1-2f			x 0-0 ① F9 1-2		SSS 0-3 ③ K 1-2			SSS 0-3 ② K	4	0	0	0	0	2	3
Bobby Bonds, R (1, 9) OBP: 0.325, SLG: 0.402	x 0-0 ③ 1-3			SSS 0-3 ② K			x 0-0 CS 1B		x 0-0 ③ F7	4	0	1	0	0	1	1
Thurman Munson, R (1, 2) OBP: 0.438, SLG: 0.495		x 0-0 ① 2-3		x 0-0 ③ F9			x 0-0 ①② F8 1-2			3	0	0	0	0	0	2
Chris Chambliss, L (1, 3) OBP: 0.337, SLG: 0.390		BBBB 4-0 G3-6-3 BB			SSS 0-3 ① K		x 0-0 WP 1B			2	0	1	0	1	1	0
Ed Herrmann, L (1, 10) OBP: 0.325, SLG: 0.405		x 0-0 ②③ G3-6-3 1-2f			x 0-0 ② F8		x 0-0 ③ F8 1-2			3	0	0	0	0	0	2
Graig Nettles, L (1, 5) OBP: 0.291, SLG: 0.287			SSS 0-3 ① K		x 0-0 ③ F7			x 0-0 ① F7		3	0	0	0	0	1	0
Fred Stanley, R (1, 6) OBP: 0.130, SLG: 0.130 Walt Williams, R (8, PH) OBP: 0.476, SLG: 0.600 (8, 4)			x 0-0 ② 4-3			SSS 0-3 ① K		BBBB 4-0 G6-4-3 BB		2 0	0 0	0 0	0 0	0 1	1 0	0 0
Sandy Alomar Sr., S (1, 4) OBP: 0.206, SLG: 0.213 Rick Dempsey, R (8, PH) OBP: 0.600, SLG: 0.600 Jim Mason, L (8, 6) OBP: 0.143, SLG: 0.149			SSS 0-3 ③ K			x 0-0 ② F6		x 0-0 ②③ G6-4-3 1-2f		2 1 0	0 0 0	0 0 0	0 0 0	0 0 0	1 0 0	0 1 0
Inning Stats	R: 0 H: 0 E: 0 LOB: 0 K: 0 BB: 1 S: 2 P: 6	R: 0 H: 0 E: 0 LOB: 0 K: 0 BB: 1 S: 2 P: 6	R: 0 H: 0 E: 0 LOB: 0 K: 2 BB: 0 S: 7 P: 7	R: 0 H: 0 E: 0 LOB: 1 K: 1 BB: 1 S: 5 P: 9	R: 0 H: 0 E: 0 LOB: 0 K: 1 BB: 0 S: 5 P: 5	R: 0 H: 0 E: 0 LOB: 1 K: 2 BB: 1 S: 7 P: 11	R: 0 H: 2 E: 0 LOB: 1 K: 0 BB: 0 S: 4 P: 4	R: 0 H: 0 E: 0 LOB: 0 K: 0 BB: 1 S: 2 P: 6	R: 0 H: 0 E: 0 LOB: 0 K: 1 BB: 0 S: 5 P: 5	1B: 2 SF: 0 2B: 0 SAC: 0 3B: 0 DP: 3 HR: 0 HBP: 0						

PITCHER	IP	WLS	BF	H	R	ER	SO	BB	IBB	HBP	BLK	WP	HR	S	P	ERA	WHIP
Nolan Ryan, R (1, 1) ERA: 1.94	9.0	W	30	2	0	0	7	5	0	0	0	1	0	39	59	0.00	0.778

PITCHER	IP	WLS	BF	H	R	ER	SO	BB	IBB	HBP	BLK	WP	HR	S	P	ERA	WHIP

TOP

New York Yankees @ California Angels

Anaheim Stadium, Anaheim, CA

Tue May 13 1975, 10:05 PM EDT

Att. 17,598 - Unknown

livebaseballscorecards.com

AB	25
R	0
H	2
RBI	0
BB	5
SO	7
LOB	9

WP: 1 PA: 30
PB: 0
SB: 2
CS: 1

BOTTOM

New York Yankees @ California Angels

Anaheim Stadium, Anaheim, CA

Tue May 13 1975, 10:05 PM EDT

Att. 17,598 - Unknown

Batter	1	2	3	4	5	6	7	8	9	AB	R	H	RBI	BB	SO	LOB
Jerry Remy, L (1, 4) OBP: 0.306, SLG: 0.356	F7		K			1-3	6-3	K 3-H		5	0	0	0	0	2	4
Mickey Rivers, L (1, 8) OBP: 0.392, SLG: 0.466	CS 1B		F9			L4	1B IBB			3	0	1	0	1	0	0
Bruce Bochte, L (1, 3) OBP: 0.366, SLG: 0.369	1-2 BB			FC6-4 1B		1B 1B BB	1-3 2-H 1B			2	1	2	1	2	0	0
Joe Lahoud, L (1, 7) OBP: 0.383, SLG: 0.388 Winston Llenas, R (7, PH) OBP: 0.400, SLG: 0.273 Leroy Stanton, R (8, 9) OBP: 0.244, SLG: 0.184	G3			K		1-3 1B	L4			3 1 0	0 0 0	1 0 0	0 0 0	0 0 0	1 0 0	2 2 0
Dave Chalk, R (1, 5) OBP: 0.420, SLG: 0.393		BB		FC6-4 1-2f		1-2 3-H 1B		FC 1B 2B 1B		3	1	2	1	1	0	1
Bill Sudakis, S (1, 10) OBP: 0.240, SLG: 0.220 Rudy Meoli, L (8, PR) OBP: 0.333, SLG: 0.250	F8			F9		F9		FC 1-2 2B 1B		4 0	0 1	1 0	0 0	0 0	0 0	4 0
Tom Egan, R (1, 2) OBP: 0.294, SLG: 0.375	K				F9 1B 1B		1B 3B	F3		4	1	2	0	0	1	3
Morris Nettles, L (1, 9) OBP: 0.284, SLG: 0.268 (8, 7)	6-3				1-2 CS 1B		3-H 1B SH3-4 1B	1-2 2-3 2B K FC		4	1	2	1	0	0	3
Billy Smith, S (1, 6) OBP: 0.250, SLG: 0.321			G3		1-2 2-3 F9		1-2 SH3-4	1-3 2-H 3-H 2B		3	0	1	2	0	0	2
Inning Stats	R: 0 H: 1 E: 0 LOB: 1 K: 0 BB: 1 S: 3 P: 7	R: 0 H: 0 E: 0 LOB: 1 K: 1 BB: 1 S: 5 P: 9	R: 0 H: 0 E: 0 LOB: 0 K: 1 BB: 0 S: 5 P: 5	R: 0 H: 1 E: 0 LOB: 1 K: 1 BB: 0 S: 6 P: 6	R: 0 H: 2 E: 0 LOB: 0 K: 0 BB: 0 S: 3 P: 3	R: 1 H: 2 E: 0 LOB: 2 K: 0 BB: 1 S: 5 P: 9	R: 2 H: 3 E: 0 LOB: 2 K: 0 BB: 1 S: 6 P: 10	R: 2 H: 3 E: 0 LOB: 2 K: 1 BB: 0 S: 8 P: 8		1B: 10 SF: 0 2B: 1 SAC: 1 3B: 1 DP: 0 HR: 0 HBP: 0						

livebaseballscorecards.com

	AB	32
	R	5
	H	12
	RBI	5
	BB	4
	SO	4
	LOB	21

PITCHER		IP	WLS	BF	H	R	ER	SO	BB	IBB	HBP	BLK	WP	HR	S	P	ERA	WHIP
Doc Medich, R ERA: 3.32	(1, 1)	6.2	L	30	9	3	3	3	3	1	0	0	0	0	32	48	4.05	1.800
Larry Gura, L ERA: 3.57	(7, 1)	0.2		5	2	2	2	0	0	0	0	0	0	0	5	5	27.00	3.000
Sparky Lyle, L ERA: 3.09	(8, 1)	0.2		2	1	0	0	1	0	0	0	0	0	0	4	4	0.00	1.500

PITCHER	IP	WLS	BF	H	R	ER	SO	BB	IBB	HBP	BLK	WP	HR	S	P	ERA	WHIP

Batter	1	2	3	4	5	6	7	8	9	10	AB	R	H	RBI	BB	SO	LOB
Roy White, S (1, 7) OBP: 0.467, SLG: 0.529	6-3	3B			K		CS 1B			BB 1B	5	0	3	1	0	1	0
Elliott Maddox, R (1, 8) OBP: 0.420, SLG: 0.435	PB 1B 2B	5-3			BB 1B		CS	F9		BB	4	1	2	0	1	0	1
Bobby Bonds, R (1, 9) OBP: 0.328, SLG: 0.394	1B 1B BB		F7		FC6-4 BB			F8		SF8	2	1	0	1	2	0	0
Thurman Munson, R (1, 2) OBP: 0.427, SLG: 0.482	1B 1B		K		FC6-4			K		F8	5	0	1	1	0	2	4
Alex Johnson, R (1, 10) OBP: 0.300, SLG: 0.326	G6-4-3 1B		CS 1B			K			4-3		4	0	2	1	0	1	0
Chris Chambliss, L (1, 3) OBP: 0.322, SLG: 0.370	G6-4-3		CS	E3 G3-6-1		K			E6 1B		4	0	0	0	0	1	2
Walt Williams, R (9, PR) OBP: 0.476, SLG: 0.600											0	0	0	0	0	0	0
Bob Oliver, R (9, 3) OBP: 0.111, SLG: 0.167											0	0	0	0	0	0	0
Graig Nettles, L (1, 5) OBP: 0.289, SLG: 0.286		1-3		G3-6-1		K			2-H 1B		4	0	1	0	0	1	1
Sandy Alomar Sr., S (1, 4) OBP: 0.198, SLG: 0.204		5-3		F8			5-3			4-3	4	0	0	0	0	0	0
Fred Stanley, R (1, 6) OBP: 0.154, SLG: 0.154		3B 1B			G3		F8			BB 1B SF8 1B	3	1	1	0	0	0	0
Rick Dempsey, R (10, PH) OBP: 0.667, SLG: 0.667											1	1	1	0	0	0	0
Jim Mason, L (10, 6) OBP: 0.143, SLG: 0.149											0	0	0	0	0	0	0
Inning Stats	R: 2 E: 0 K: 0 S: 5 H: 3 LOB: 1 BB: 1 P: 9	R: 1 E: 0 K: 0 S: 5 H: 2 LOB: 1 BB: 0 P: 5	R: 0 E: 0 K: 1 S: 5 H: 1 LOB: 0 BB: 0 P: 5	R: 0 E: 1 K: 0 S: 3 H: 0 LOB: 0 BB: 0 P: 3	R: 0 E: 0 K: 1 S: 6 H: 1 LOB: 2 BB: 1 P: 10	R: 0 E: 0 K: 3 S: 9 H: 0 LOB: 0 BB: 0 P: 9	R: 0 E: 0 K: 0 S: 3 H: 1 LOB: 0 BB: 0 P: 3	R: 0 E: 0 K: 1 S: 5 H: 0 LOB: 0 BB: 0 P: 5	R: 0 E: 1 K: 0 S: 3 H: 1 LOB: 2 BB: 0 P: 3	R: 1 E: 0 K: 0 S: 5 H: 2 LOB: 2 BB: 1 P: 9	1B: 9 2B: 1 3B: 1 HR: 0 SF: 1 SAC: 0 DP: 2 HBP: 0						

PITCHER	IP	WLS	BF	H	R	ER	SO	BB	IBB	HBP	BLK	WP	HR	S	P	ERA	WHIP
Andy Hassler, L (1, 1) ERA: 3.1	9.1	L	37	11	4	4	6	2	0	0	0	0	0	47	55	3.86	1.393
Don Kirkwood, R (10, 1) ERA: 2.31	0.2		3	0	0	0	0	1	0	0	0	0	0	2	6	0.00	1.500

PITCHER	IP	WLS	BF	H	R	ER	SO	BB	IBB	HBP	BLK	WP	HR	S	P	ERA	WHIP

TOP

New York Yankees @ California Angels

Anaheim Stadium, Anaheim, CA

Wed May 14 1975, 10:05 PM EDT

Att. 16,921 - Unknown

livebaseballscorecards.com

AB	36
R	4
H	11
RBI	4
BB	3
SO	6
LOB	8

WP: 0	PB: 1	SB: 0	CS: 2
PA: 42			

Batter	1	2	3	4	5	6	7	8	9	10	AB	R	H	RBI	BB	SO	LOB
Jerry Remy, L (1, 4) OBP: 0.310, SLG: 0.376	F7	3B			1-3			HR S 1B	F7		5	1	2	0	0	0	3
Mickey Rivers, L (1, 8) OBP: 0.385, SLG: 0.452	1B BB	F4			6-3			F7 1-2		5-3	4	0	0	0	1	0	3
Bruce Bochte, L (1, 3) OBP: 0.368, SLG: 0.371	BB 1B BB 1-3 1B		3-1		F9			F6			5	1	2	0	0	0	2
Rudy Meoli, L (10, PR) OBP: 0.333, SLG: 0.250										1B	0	0	0	0	0	0	0
Joe Lahoud, L (1, 7) OBP: 0.385, SLG: 0.444	BB BB 1-2 1B		F5			4-3		2-H HR		F3	5	1	2	2	0	0	1
Dave Chalk, R (1, 5) OBP: 0.412, SLG: 0.378	BB 1-2 2-3 BB		F7			K		5-3		F9	4	0	0	0	1	1	1
Bill Sudakis, S (1, 10) OBP: 0.259, SLG: 0.209				F8		F8			G3 SH2-4 BB		2	0	0	1	2	0	0
Tommy Harper, R (9, PR) OBP: 0.328, SLG: 0.313	1-2 2-3 3-H BB										0	0	0	0	0	0	0
Tom Egan, R (1, 2) OBP: 0.270, SLG: 0.343	F3			3-1			3-1		SH2-4 1-2		3	0	0	0	0	0	3
Morris Nettles, L (1, 9) OBP: 0.276, SLG: 0.261		6-3		5-3			K		G3 2-3		4	0	0	0	0	1	2
Billy Smith, S (1, 6) OBP: 0.281, SLG: 0.355		F2			2B		F8		BB		3	0	1	0	1	0	0
Inning Stats	R: 1 E: 0 K: 0 S: 4 H: 2 LOB: 3 BB: 3 P: 16	R: 0 E: 0 K: 0 S: 4 H: 1 LOB: 1 BB: 0 P: 4	R: 0 E: 0 K: 0 S: 3 H: 0 LOB: 0 BB: 0 P: 3	R: 0 E: 0 K: 0 S: 3 H: 0 LOB: 0 BB: 0 P: 3	R: 0 E: 0 K: 0 S: 4 H: 1 LOB: 1 BB: 0 P: 4	R: 0 E: 0 K: 1 S: 5 H: 0 LOB: 0 BB: 0 P: 5	R: 0 E: 0 K: 1 S: 5 H: 0 LOB: 0 BB: 0 P: 5	R: 2 E: 0 K: 0 S: 5 H: 2 LOB: 0 BB: 0 P: 5	R: 0 E: 0 K: 0 S: 3 H: 0 LOB: 2 BB: 2 P: 11	R: 0 E: 0 K: 0 S: 4 H: 1 LOB: 1 BB: 0 P: 4	1B: 4 2B: 1 3B: 1 HR: 1	SF: 0 SAC: 1 DP: 0 HBP: 0						

PITCHER	IP	WLS	BF	H	R	ER	SO	BB	IBB	HBP	BLK	WP	HR	S	P	ERA	WHIP
Catfish Hunter, R (1, 1) ERA: 3.31	10.0	W	41	7	3	3	2	5	0	0	0	0	1	40	60	2.70	1.200

PITCHER	IP	WLS	BF	H	R	ER	SO	BB	IBB	HBP	BLK	WP	HR	S	P	ERA	WHIP

BOTTOM

New York Yankees @ California Angels

Anaheim Stadium, Anaheim, CA

Wed May 14 1975, 10:05 PM EDT

Att. 16,921 - Unknown

livebaseballscorecards.com

AB	35
R	3
H	7
RBI	3
BB	5
SO	2
LOB	15

PA: 41

WP: 0
PB: 0
SB: 1
CS: 0

Batter	1	2	3	4	5	6	7	8	9	AB	R	H	RBI	BB	SO	LOB
Jerry Remy, L (1, 4) OBP: 0.317, SLG: 0.381	S 4-3 1B		L4-3 1B			F7		FC6-4 1-2f		4	0	2	0	0	0	1
Mickey Rivers, L (1, 8) OBP: 0.375, SLG: 0.439	4-3 1-2		L4-3 1-2			4-3		F8		4	0	0	0	0	0	3
Bruce Bochte, L (1, 3) OBP: 0.371, SLG: 0.375 Tommy Harper, R (9, PR) OBP: 0.328, SLG: 0.313 Bob Allietta, R (9, 2) OBP: 0.182, SLG: 0.182	6-3 2-3			G5-4-3 1B		F5			1B 1B	4 0 0	0 0 0	2 0 0	0 0 0	0 0 0	0 0 0	1 0 0
Bill Sudakis, S (1, 10) OBP: 0.259, SLG: 0.196	BB			K			F8		F2	3	0	0	0	1	1	2
Dave Chalk, R (1, 5) OBP: 0.414, SLG: 0.383	F7			G5-4-3 1-2f			1B		1-2 1B	4	0	2	0	0	0	3
Leroy Stanton, R (1, 9) OBP: 0.245, SLG: 0.190		FC6 S 1B			6-3		K		K	4	0	1	0	0	2	3
Tom Egan, R (1, 2) OBP: 0.250, SLG: 0.316 Rudy Meoli, L (9, PH) OBP: 0.300, SLG: 0.222 (9, 6)		K			G3		F7		K	3 1	0 0	0 0	0 0	0 0	1 1	2 2
Morris Nettles, L (1, 7) OBP: 0.277, SLG: 0.262		FC6 CS 1-3			E2 1B			6-3		3	0	1	0	0	0	1
Billy Smith, S (1, 6) OBP: 0.286, SLG: 0.353 (9, 3)		CS 1-2	F6		F4			FC6-4 1B		3	0	1	0	0	0	1
Inning Stats	R: 0 H: 1 E: 0 LOB: 2 K: 0 BB: 1 S: 4 P: 8	R: 0 H: 1 E: 0 LOB: 0 K: 1 BB: 0 S: 5 P: 5	R: 0 H: 1 E: 0 LOB: 0 K: 0 BB: 0 S: 3 P: 3	R: 0 H: 1 E: 0 LOB: 0 K: 1 BB: 0 S: 5 P: 5	R: 0 H: 1 E: 1 LOB: 1 K: 0 BB: 0 S: 4 P: 4	R: 0 H: 0 E: 0 LOB: 0 K: 0 BB: 0 S: 3 P: 3	R: 0 H: 1 E: 0 LOB: 1 K: 1 BB: 0 S: 6 P: 6	R: 0 H: 1 E: 0 LOB: 1 K: 0 BB: 0 S: 4 P: 4	R: 0 H: 2 E: 0 LOB: 2 K: 2 BB: 0 S: 9 P: 9	1B: 9 SF: 0 2B: 1 SAC: 0 3B: 0 DP: 2 HR: 0 HBP: 0						

PITCHER		IP	WLS	BF	H	R	ER	SO	BB	IBB	HBP	BLK	WP	HR	S	P	ERA	WHIP
Jim Palmer, R ERA: 1.6	(1, 1)	9.0	W	34	9	0	0	5	1	0	0	0	0	0	43	47	0.00	1.111

PITCHER		IP	WLS	BF	H	R	ER	SO	BB	IBB	HBP	BLK	WP	HR	S	P	ERA	WHIP

TOP

California Angels @ Baltimore Orioles

Memorial Stadium, Baltimore, MD

Fri May 16 1975, 7:05 PM EDT

Unknown

livebaseballscorecards.com

AB	33
R	0
H	9
RBI	0
BB	1
SO	5
LOB	19

WP: 0 PA: 35
PB: 0
SB: 2
CS: 1

Batter	1	2	3	4	5	6	7	8	9	AB	R	H	RBI	BB	SO	LOB
Al Bumbry, L (1, 7) OBP: 0.400, SLG: 0.532	S S S 0-3 K ①		x 0-0 F9 ②			x 0-0 F6 ①		S S S 0-3 K ②		4	0	0	0	0	2	0
Paul Blair, R (1, 8) OBP: 0.313, SLG: 0.371	S S S 0-3 K ②		S S S 0-3 K ③			x 0-0 5-3 ②		S S S 0-3 K ③		4	0	0	0	0	3	0
Tommy Davis, R (1, 10) OBP: 0.323, SLG: 0.348	x 0-0 F7 ③			x 0-0 G5-4-3 1B		x 0-0 1B			x 0-0 F9 ①	4	0	2	0	0	0	0
Lee May, R (1, 3) OBP: 0.259, SLG: 0.381		x 0-0 BB 1B 1B		x 0-0 ①② G5-4-3 1-2f		x 0-0 F3 ③			S S S 0-3 K ②	4	0	1	0	0	1	2
Bobby Grich, R (1, 4) OBP: 0.444, SLG: 0.576		x 0-0 BB 1-2 1B		x 0-0 CS 1B			x 0-0 F8 ①		x 0-0 HR	4	1	3	1	0	0	0
Don Baylor, R (1, 9) OBP: 0.408, SLG: 0.528		x 0-0 F3 ①		0-0 ③ CS 1-2	B B B B 4-0 CS 6-3 BB		x 0-0 2B			2	0	1	0	1	0	2
Brooks Robinson, R (1, 5) OBP: 0.257, SLG: 0.200	B B B B 4-0 L4-3 1-2 2-3 BB				x 0-0 6-3 ① 1-2		x 0-0 F8 ②			2	0	0	0	1	0	2
Dave Duncan, R (1, 2) OBP: 0.230, SLG: 0.293		x 0-0 ②③ L4-3 1-2			x 0-0 ② 2-3 1B		S S S 0-3 K ③			3	0	1	0	0	1	4
Mark Belanger, R (1, 6) OBP: 0.247, SLG: 0.182			x 0-0 F8 ①		S S S 0-3 K ③			x 0-0 F5 ①		3	0	0	0	0	1	1
Inning Stats	R: 0 H: 0 E: 0 LOB: 0 K: 2 BB: 0 S: 7 P: 7	R: 0 H: 2 E: 0 LOB: 2 K: 0 BB: 1 S: 4 P: 8	R: 0 H: 0 E: 0 LOB: 0 K: 1 BB: 0 S: 5 P: 5	R: 0 H: 2 E: 0 LOB: 0 K: 0 BB: 0 S: 3 P: 3	R: 0 H: 1 E: 0 LOB: 1 K: 1 BB: 1 S: 5 P: 9	R: 0 H: 1 E: 0 LOB: 1 K: 0 BB: 0 S: 4 P: 4	R: 0 H: 1 E: 0 LOB: 1 K: 1 BB: 0 S: 6 P: 6	R: 0 H: 0 E: 0 LOB: 0 K: 2 BB: 0 S: 7 P: 7	R: 1 H: 1 E: 0 LOB: 0 K: 1 BB: 0 S: 5 P: 5	1B: 6 SF: 0 2B: 2 SAC: 0 3B: 0 DP: 2 HR: 1 HBP: 0						

PITCHER	IP	WLS	BF	H	R	ER	SO	BB	IBB	HBP	BLK	WP	HR	S	P	ERA	WHIP
Frank Tanana, L (1, 1) ERA: 2.02	8.2	L	32	8	1	1	8	2	0	0	0	0	1	46	54	1.04	1.154

PITCHER	IP	WLS	BF	H	R	ER	SO	BB	IBB	HBP	BLK	WP	HR	S	P	ERA	WHIP

BOTTOM

California Angels @ Baltimore Orioles

Memorial Stadium, Baltimore, MD

Fri May 16 1975, 7:05 PM EDT

Unknown

livebaseballscorecards.com

AB	30
R	1
H	8
RBI	1
BB	2
SO	8
LOB	11

WP: 0 PA: 33
PB: 0
SB: 0
CS: 2

California Angels @ Baltimore Orioles

Memorial Stadium, Baltimore, MD

Fri May 16 1975, 7:05 PM EDT

Att. 9,233 - Unknown

TOP

livebaseballscorecards.com

Batter	1	2	3	4	5	6	7	8	9	AB	R	H	RBI	BB	SO	LOB
Jerry Remy, L (1, 4) OBP: 0.306, SLG: 0.368	3-1		4-3			1-3		F6		4	0	0	0	0	0	2
Mickey Rivers, L (1, 8) OBP: 0.372, SLG: 0.434	HR 1B		P1			1-3		F4		4	1	1	0	0	0	2
Tommy Harper, R (1, 10) OBP: 0.333, SLG: 0.371	1-H HR			6-3			HR		K	4	2	2	3	0	1	0
Winston Llenas, R (1, 7) OBP: 0.333, SLG: 0.214	F7			6-3			K		6-3	3	0	0	0	0	1	0
Morris Nettles, L (8, 7) OBP: 0.276, SLG: 0.260										1	0	0	0	0	0	0
Dave Chalk, R (1, 5) OBP: 0.410, SLG: 0.387	6-3			F7			F3		2B	4	0	1	0	0	0	0
Bruce Bochte, L (1, 3) OBP: 0.361, SLG: 0.363		6-3			4-3		4-3		4-3	4	0	0	0	0	0	1
Leroy Stanton, R (1, 9) OBP: 0.250, SLG: 0.182		6-3			6-3			FC1-5 1B BB		2	0	0	0	1	0	0
Billy Smith, S (1, 6) OBP: 0.289, SLG: 0.351		F3			6-3			1-2 FC1-5 1B		3	0	1	0	0	0	0
Bob Allietta, R (1, 2) OBP: 0.143, SLG: 0.143			5-3			4-3		1-2 2-3f FC1-5		3	0	0	0	0	0	2
Inning Stats	R: 2 E: 0 K: 0 S: 5 H: 2 LOB: 0 BB: 0 P: 5	R: 0 E: 0 K: 0 S: 3 H: 0 LOB: 0 BB: 0 P: 3	R: 0 E: 0 K: 0 S: 3 H: 0 LOB: 0 BB: 0 P: 3	R: 0 E: 0 K: 0 S: 3 H: 0 LOB: 0 BB: 0 P: 3	R: 0 E: 0 K: 0 S: 3 H: 0 LOB: 0 BB: 0 P: 3	R: 0 E: 0 K: 0 S: 3 H: 0 LOB: 0 BB: 0 P: 3	R: 1 E: 0 K: 1 S: 6 H: 1 LOB: 0 BB: 0 P: 6	R: 0 E: 0 K: 0 S: 4 H: 1 LOB: 2 BB: 1 P: 8	R: 0 E: 0 K: 1 S: 6 H: 1 LOB: 1 BB: 0 P: 6	1B: 2 2B: 1 3B: 0 HR: 2	SF: 0 SAC: 0 DP: 0 HBP: 0						

	AB	32
	R	3
	H	5
	RBI	3
	BB	1
	SO	2
	LOB	7

WP: 0 PB: 0 SB: 0 CS: 0 PA: 33

PITCHER	IP	WLS	BF	H	R	ER	SO	BB	IBB	HBP	BLK	WP	HR	S	P	ERA	WHIP
Mike Cuellar, L (1, 1) ERA: 4.06	9.0	L	33	5	3	3	2	1	0	0	0	0	2	36	40	3.00	0.667

PITCHER	IP	WLS	BF	H	R	ER	SO	BB	IBB	HBP	BLK	WP	HR	S	P	ERA	WHIP

Batter	1	2	3	4	5	6	7	8	9	AB	R	H	RBI	BB	SO	LOB
Al Bumbry, L (1, 10) OBP: 0.406, SLG: 0.516	BBBB 4-0 S HR BB		x 0-0 ② F8			H 1-0 2B HBP		SSS 0-3 ① K		2	1	0	0	1	1	0
Ken Singleton, S (1, 9) OBP: 0.406, SLG: 0.350	SSS 0-3 ① K		x 0-0 ③ F7			x 0-0 ① 1-H FC5-2 2B		x 0-0 1B		4	0	2	0	0	1	1
Bobby Grich, R (1, 4) OBP: 0.438, SLG: 0.557	x 0-0 ② F3			x 0-0 ① 6-3		BBBB 4-0 FC5-2 BB		x 0-0 ② F3		3	0	0	0	1	0	2
Don Baylor, R (1, 7) OBP: 0.403, SLG: 0.545	x 0-0 1-H HR			SSS 0-3 ② K		x 0-0 ② FC5-2 1-3 3-H		x 0-0 ③ F8		4	1	1	2	0	1	3
Jim Northrup, L (1, 8) OBP: 0.423, SLG: 0.500	SSS 0-3 ③ K			x 0-0 ③ F7		IIII 4-0 FC6-4 IBB			x 0-0 ① 1-3	3	0	0	0	1	1	0
Doug DeCinces, R (1, 3) OBP: 0.390, SLG: 0.568		x 0-0 ① 4-3			SSS 0-3 ① K	x 0-0 ③ FC6-4 1-2f			x 0-0 ② 1-3	4	0	0	0	0	1	3
Brooks Robinson, R (1, 5) OBP: 0.248, SLG: 0.192		SSS 0-3 ② K			x 0-0 ② 4-3		x 0-0 ① F9		x 0-0 ③ 5-3	4	0	0	0	0	1	0
Elrod Hendricks, L (1, 2) OBP: 0.435, SLG: 0.375		SSS 0-3 ③ K			BBBB 4-0 BB		x 0-0 ② F9			2	0	0	0	1	1	0
Mark Belanger, R (1, 6) OBP: 0.237, SLG: 0.174			x 0-0 ① 5-3		x 0-0 ③ F4		SSS 0-3 ③ K			3	0	0	0	0	1	1
Inning Stats	R: 2 H: 1 E: 0 LOB: 0 K: 2 BB: 1 S: 8 P: 12	R: 0 H: 0 E: 0 LOB: 0 K: 2 BB: 0 S: 7 P: 7	R: 0 H: 0 E: 0 LOB: 0 K: 0 BB: 0 S: 3 P: 3	R: 0 H: 0 E: 0 LOB: 0 K: 1 BB: 0 S: 5 P: 5	R: 0 H: 0 E: 0 LOB: 1 K: 1 BB: 1 S: 5 P: 9	R: 0 H: 1 E: 0 LOB: 3 K: 0 BB: 2 S: 3 P: 12	R: 0 H: 0 E: 0 LOB: 0 K: 1 BB: 0 S: 5 P: 5	R: 0 H: 1 E: 0 LOB: 1 K: 1 BB: 0 S: 6 P: 6	R: 0 H: 0 E: 0 LOB: 0 K: 0 BB: 0 S: 3 P: 3	1B: 1 SF: 0 2B: 1 SAC: 0 3B: 0 DP: 0 HR: 1 HBP: 1					WP: 0 PA: 34 PB: 0 SB: 1 CS: 0	

PITCHER	IP	WLS	BF	H	R	ER	SO	BB	IBB	HBP	BLK	WP	HR	S	P	ERA	WHIP
Ed Figueroa, R (1, 1) ERA: 3.12	9.0	W	34	3	2	2	8	3	1	1	0	0	1	45	62	2.00	0.667

PITCHER	IP	WLS	BF	H	R	ER	SO	BB	IBB	HBP	BLK	WP	HR	S	P	ERA	WHIP

BOTTOM

California Angels @ Baltimore Orioles

Memorial Stadium, Baltimore, MD

Fri May 16 1975, 7:05 PM EDT

Att. 9,233 - Unknown

livebaseballscorecards.com

AB	29
R	2
H	3
RBI	2
BB	4
SO	8
LOB	10

Batter	1	2	3	4	5	6	7	8	9	AB	R	H	RBI	BB	SO	LOB
Jerry Remy, L (1, 4) OBP: 0.318, SLG: 0.367	S BLK 9-2 1B		SH1-3 1B SF8 BB	CS 1-2	1B S SF7 BB	FC SH2-3 1-2		F8		3	2	1	0	2	0	1
Mickey Rivers, L (1, 8) OBP: 0.375, SLG: 0.435	9-2 1-Hf		SF8 SH1-3 1-2 1B		S 1B 1-3 1B	SH2-3 1-2 2-3		3-1		4	1	2	0	0	0	1
Tommy Harper, R (1, 7) OBP: 0.326, SLG: 0.361 Tom Egan, R (7, 2) OBP: 0.268, SLG: 0.316	F8		SH1-3 1-2 2-3		K 1-2	4-3			E 1B BB BB	3 0	0 1	0 0	0 0	0 1	1 0	4 0
Bill Sudakis, S (1, 10) OBP: 0.295, SLG: 0.234 Winston Llenas, R (5, PR) OBP: 0.350, SLG: 0.250		1B 1B 2B	S IBB		1B HBP		L5		E1 BB 1-3 1B	1 2	1 0	1 1	0 0	1 0	0 0	0 0
Dave Chalk, R (1, 5) OBP: 0.403, SLG: 0.385		1B 1B 2-3 1B	SF8 2-3 3-H		SF7 3-H		6-3		K	3	1	1	2	0	1	2
Leroy Stanton, R (1, 9) OBP: 0.298, SLG: 0.213		1-3 3-H 1B	K 1-2		1-2 2-H 1B		S BB		BB IBB	3	0	2	2	2	1	2
Bruce Bochte, L (1, 3) OBP: 0.369, SLG: 0.362		3-H 1B		F7	4-3		1-2 IBB		1-2 2-3 3-H BB	3	0	1	2	2	0	2
Bob Allietta, R (1, 2) OBP: 0.118, SLG: 0.118 Morris Nettles, L (7, PH) OBP: 0.272, SLG: 0.257 (7, 7)		F4		F3		6-3	K		K	3 2	0 0	0 0	0 0	0 0	0 2	1 5
Billy Smith, S (1, 6) OBP: 0.302, SLG: 0.357		F5		CS 1B		SH2-3 FC 1B		1-3	K	5	0	2	0	0	1	4
Inning Stats	R: 0 E: 0 K: 0 S: 3 H: 1 LOB: 0 BB: 0 P: 3	R: 2 E: 0 K: 0 S: 6 H: 4 LOB: 1 BB: 0 P: 6	R: 1 E: 0 K: 1 S: 6 H: 1 LOB: 2 BB: 2 P: 14	R: 0 E: 0 K: 0 S: 3 H: 1 LOB: 0 BB: 0 P: 3	R: 2 E: 0 K: 1 S: 7 H: 2 LOB: 2 BB: 1 P: 12	R: 0 E: 0 K: 0 S: 5 H: 1 LOB: 2 BB: 0 P: 5	R: 0 E: 0 K: 1 S: 5 H: 0 LOB: 2 BB: 2 P: 13	R: 0 E: 0 K: 0 S: 3 H: 0 LOB: 0 BB: 0 P: 3	R: 1 E: 1 K: 3 S: 10 H: 1 LOB: 3 BB: 3 P: 22	1B: 10 2B: 2 3B: 0 HR: 0 SF: 2 SAC: 2 DP: 1 HBP: 1						

TOP

California Angels @ Baltimore Orioles

Memorial Stadium, Baltimore, MD

Sat May 17 1975, 7:05 PM EDT

Att. 48,042 - Unknown

livebaseballscorecards.com

AB	32
R	6
H	11
RBI	6
BB	8
SO	6
LOB	22

		WP: 0	PA: 46
		PB: 0	
		SB: 5	
		CS: 1	

PITCHER		IP	WLS	BF	H	R	ER	SO	BB	IBB	HBP	BLK	WP	HR	S	P	ERA	WHIP
Ross Grimsley, L ERA: 4.53	(1, 1)	1.1		7	5	2	2	0	0	0	0	1	0	0	7	7	13.50	3.750
Wayne Garland, R ERA: 5.11	(2, 1)	3.1	L	17	4	3	3	2	2	1	1	0	0	0	17	30	8.10	1.800
Dave Johnson, R ERA: 4.15	(5, 1)	2.0		10	1	0	0	0	1	1	0	0	0	0	8	16	0.00	1.000
Grant Jackson, L ERA: 8.53	(7, 1)	2.1		11	1	1	1	4	2	1	0	0	0	0	16	28	3.86	1.286

PITCHER	IP	WLS	BF	H	R	ER	SO	BB	IBB	HBP	BLK	WP	HR	S	P	ERA	WHIP

BOTTOM

California Angels @ Baltimore Orioles

Memorial Stadium, Baltimore, MD

Sat May 17 1975, 7:05 PM EDT

Att. 48,042 - Unknown

livebaseballscorecards.com

Batter	1	2	3	4	5	6	7	8	9	AB	R	H	RBI	BB	SO	LOB
Al Bumbry, L (1, 10) OBP: 0.392, SLG: 0.493	K		K	1-3		4-3			1B	5	0	1	0	0	2	3
Paul Blair, R (1, 8) OBP: 0.308, SLG: 0.358	5-3		K		2B, BB		K		K	4	0	0	0	1	3	3
Bobby Grich, R (1, 4) OBP: 0.444, SLG: 0.565	FC5-4, BB		1B, 1B, 1B 1-3 2-H		1-3		F7		K	4	1	2	1	1	1	1
Lee May, R (1, 3) OBP: 0.259, SLG: 0.377	FC5-4 1-2f		1B, 1B 1-2 3-H		6-3		K			4	0	1	1	0	1	3
Don Baylor, R (1, 7) OBP: 0.398, SLG: 0.535		K	1B 1-2 2-3		F6			F7		4	0	1	0	0	1	2
Ken Singleton, S (1, 9) OBP: 0.409, SLG: 0.349		F7	1B 1-2 2-H 3-H		IBB			F8		3	0	1	1	1	0	0
Brooks Robinson, R (1, 5) OBP: 0.248, SLG: 0.187		F7		6-3	F7			WP, BB		3	0	0	0	1	0	3
Elrod Hendricks, L (1, 2) OBP: 0.420, SLG: 0.343			1B, 1B, BB	F5		K		F5 1-2		3	1	0	0	1	1	1
Mark Belanger, R (1, 6) OBP: 0.253, SLG: 0.194 Tom Shopay, L (9, PH)			1B, 1B 1-2	1B		F8			1-3	3 1	1 0	2 0	0 0	0 0	0 0	0 0

	AB	34
	R	3
	H	8
	RBI	3
	BB	5
	SO	9
	LOB	16

Inning Stats	1	2	3	4	5	6	7	8	9
	R: 0 E: 0 K: 1 S: 5	H: 0 LOB: 1 BB: 1 P: 9	R: 0 E: 0 K: 1 S: 5	H: 0 LOB: 0 BB: 0 P: 5	R: 3 E: 0 K: 2 S: 11	H: 5 LOB: 2 BB: 1 P: 15	R: 0 E: 0 K: 0 S: 4	H: 1 LOB: 1 BB: 0 P: 4	R: 0 E: 0 K: 0 S: 4	H: 1 LOB: 3 BB: 2 P: 12	R: 0 E: 0 K: 1 S: 5	H: 0 LOB: 0 BB: 0 P: 5	R: 0 E: 0 K: 2 S: 7	H: 0 LOB: 0 BB: 0 P: 7	R: 0 E: 0 K: 0 S: 3	H: 0 LOB: 1 BB: 1 P: 7	R: 0 E: 0 K: 2 S: 8	H: 1 LOB: 1 BB: 0 P: 8

	1B	7	SF	0	WP	1	PA	39
	2B	1	SAC	0	PB	0		
	3B	0	DP	0	SB	0		
	HR	0	HBP	0	CS	0		

PITCHER	IP	WLS	BF	H	R	ER	SO	BB	IBB	HBP	BLK	WP	HR	S	P	ERA	WHIP
Bill Singer, R (1, 1) ERA: 3.82	9.0	W	39	8	3	3	9	4	1	0	0	1	0	52	72	3.00	1.333

PITCHER	IP	WLS	BF	H	R	ER	SO	BB	IBB	HBP	BLK	WP	HR	S	P	ERA	WHIP

Batter	1	2	3	4	5	6	7	8	9	AB	R	H	RBI	BB	SO	LOB
Morris Nettles, L (1, 7) OBP: 0.270, SLG: 0.255	G6-3 1B			1-3	1-3			5-3	F9	5	0	1	0	0	0	1
Mickey Rivers, L (1, 8) OBP: 0.370, SLG: 0.428	G6-3 1-2f			6-3		F8		E FC5-2 E 1B	4-3	5	0	1	0	0	0	1
Tommy Harper, R (1, 10) OBP: 0.324, SLG: 0.358	F8			1B 1B		F3		E6 FC5-2 BB 1-3 2B		4	2	1	0	0	0	1
Bruce Bochte, L (1, 3) OBP: 0.373, SLG: 0.362		4-3		1B 1-3 1B		L6		BBBB FC5-2 1-2 2B BB		3	1	1	0	1	0	0
Dave Chalk, R (1, 5) OBP: 0.405, SLG: 0.384		BBBB K2 BB		1-2 3-H 1B			F2	FC5-2 1-2 2-3 3-Hf 2B		3	1	1	1	1	0	3
Leroy Stanton, R (1, 9) OBP: 0.295, SLG: 0.235		SSS K2 1-2f		SSS K			5-3	1-H 2-H 3-H 1B 2B		4	1	1	3	0	2	3
Tom Egan, R (1, 2) OBP: 0.289, SLG: 0.333			5-3		F7		WP 1B	3-H 1B		4	0	2	1	0	0	0
Denny Doyle, L (1, 4) OBP: 0.143, SLG: 0.077			L5		6-3		BBBB 1-2 BB	F8		3	0	0	0	1	0	1
Billy Smith, S (1, 6) OBP: 0.283, SLG: 0.333			6-3		E3		3-1		F7	3	0	0	0	0	0	2
Rudy Meoli, L (7, 6) OBP: 0.273, SLG: 0.200										1	0	0	0	0	0	0
Inning Stats	R: 0 E: 0 K: 0 S: 3 H: 1 LOB: 0 BB: 0 P: 3	R: 0 E: 0 K: 1 S: 4 H: 0 LOB: 1 BB: 1 P: 8	R: 0 E: 0 K: 0 S: 3 H: 0 LOB: 0 BB: 0 P: 3	R: 1 E: 0 K: 1 S: 8 H: 3 LOB: 2 BB: 0 P: 8	R: 0 E: 1 K: 0 S: 4 H: 0 LOB: 1 BB: 0 P: 4	R: 0 E: 0 K: 0 S: 3 H: 0 LOB: 0 BB: 0 P: 3	R: 0 E: 0 K: 0 S: 4 H: 1 LOB: 2 BB: 1 P: 8	R: 4 E: 2 K: 0 S: 7 H: 3 LOB: 1 BB: 1 P: 11	R: 0 E: 0 K: 0 S: 3 H: 0 LOB: 0 BB: 0 P: 3	1B: 7 2B: 2 3B: 0 HR: 0 SF: 0 SAC: 0 DP: 2 HBP: 0						

PITCHER	IP	WLS	BF	H	R	ER	SO	BB	IBB	HBP	BLK	WP	HR	S	P	ERA	WHIP
Mike Torrez, R (1, 1) ERA: 3.28	7.2	L	34	8	5	1	2	3	0	0	0	1	0	35	47	1.17	1.435
Grant Jackson, L (8, 1) ERA: 7.04	1.1		4	0	0	0	0	0	0	0	0	0	0	4	4	0.00	0.000

PITCHER	IP	WLS	BF	H	R	ER	SO	BB	IBB	HBP	BLK	WP	HR	S	P	ERA	WHIP

California Angels @ Baltimore Orioles

Memorial Stadium, Baltimore, MD

Sun May 18 1975, 3:33 AM EDT

Att. 11,137 - Unknown

TOP

livebaseballscorecards.com

AB	35
R	5
H	8
RBI	5
BB	3
SO	2
LOB	12

1B: 7	SF: 0	WP: 1	PA: 38
2B: 2	SAC: 0	PB: 0	
3B: 0	DP: 2	SB: 0	
HR: 0	HBP: 0	CS: 0	

Batter	1	2	3	4	5	6	7	8	9	AB	R	H	RBI	BB	SO	LOB
Al Bumbry, L (1, 7) OBP: 0.385, SLG: 0.479	F8		K			CS, FC1-6 1-2 1B			K	4	0	1	0	0	2	0
Ken Singleton, S (1, 9) OBP: 0.411, SLG: 0.343	K			P4-3 BB		FC1-6 CS 1-2 2-3f			2B BB	2	1	0	0	2	1	2
Tommy Davis, R (1, 10) OBP: 0.330, SLG: 0.358	FC6-4 BB			P4-3 1-2f		CS 1-2 2-3	E1 G5-4-3		BB 1-H 2B	3	0	1	1	1	0	1
Lee May, R (1, 3) OBP: 0.259, SLG: 0.368	FC6-4 1-2f			BB			G5-4-3 1-2f		F8	3	0	0	0	1	0	3
Bobby Grich, R (1, 4) OBP: 0.438, SLG: 0.547		F5		F3			F8		BB	3	0	0	0	1	0	1
Jim Northrup, L (1, 8) OBP: 0.433, SLG: 0.455		4-3			F7			6-3 BB	BB 1-2 2-3	2	0	0	0	2	0	0
Doug DeCinces, R (1, 5) OBP: 0.356, SLG: 0.512		5-3			6-3			6-3 1-2	F8	4	0	0	0	0	0	4
Dave Duncan, R (1, 2) OBP: 0.219, SLG: 0.279			5-3		K			F4		3	0	0	0	0	1	1
Mark Belanger, R (1, 6) OBP: 0.259, SLG: 0.192 Tom Shopay, L (8, PH) Tim Nordbrook, R (9, 6) OBP: 0.190, SLG: 0.056			K			FC1-6 1B BB		4-3		1 1 0	0 0 0	0 0 0	0 0 0	1 0 0	1 0 0	0 1 0
Inning Stats	R: 0 E: 0 K: 1 S: 5 H: 0 LOB: 1 BB: 1 P: 9	R: 0 E: 0 K: 0 S: 3 H: 0 LOB: 0 BB: 0 P: 3	R: 0 E: 0 K: 2 S: 7 H: 0 LOB: 0 BB: 0 P: 7	R: 0 E: 0 K: 0 S: 2 H: 0 LOB: 1 BB: 2 P: 10	R: 0 E: 0 K: 1 S: 5 H: 0 LOB: 0 BB: 0 P: 5	R: 0 E: 0 K: 0 S: 2 H: 1 LOB: 0 BB: 1 P: 6	R: 0 E: 1 K: 0 S: 3 H: 0 LOB: 0 BB: 0 P: 3	R: 0 E: 0 K: 0 S: 3 H: 0 LOB: 1 BB: 1 P: 7	R: 1 E: 0 K: 1 S: 6 H: 1 LOB: 3 BB: 3 P: 18	1B: 1 2B: 2 3B: 0 HR: 0 SF: 0 SAC: 0 DP: 2 HBP: 0						

PITCHER	IP	WLS	BF	H	R	ER	SO	BB	IBB	HBP	BLK	WP	HR	S	P	ERA	WHIP
Nolan Ryan, R (1, 1) ERA: 1.83	8.2	W	33	2	1	1	5	8	0	0	0	0	0	35	67	1.04	1.154
Don Kirkwood, R (9, 1) ERA: 2.28	0.1	S	1	0	0	0	0	0	0	0	0	0	0	1	1	0.00	0.000

PITCHER	IP	WLS	BF	H	R	ER	SO	BB	IBB	HBP	BLK	WP	HR	S	P	ERA	WHIP

BOTTOM

California Angels @ Baltimore Orioles

Memorial Stadium, Baltimore, MD

Sun May 18 1975, 3:33 AM EDT

Att. 11,137 - Unknown

livebaseballscorecards.com

AB	26
R	1
H	2
RBI	1
BB	8
SO	5
LOB	13

California Angels @ Cleveland Indians

Cleveland Municipal Stadium, Cleveland, OH

Mon May 19 1975, 7:05 PM EDT

Att. 6,400 - Unknown

TOP

livebaseballscorecards.com

Batter	1	2	3	4	5	6	7	8	9	AB	R	H	RBI	BB	SO	LOB
Jerry Remy, L (1, 4) OBP: 0.321, SLG: 0.387	BBBB 4-0 S 5-3 3B BB		x 0-0 ① G3	x 0-0 1-H 3-H HR		x 0-0 ① ② G4-3 1-2f 3-H	x 0-0 ③ FC4-6 1-2f			4	2	1	3	1	0	3
Mickey Rivers, L (1, 8) OBP: 0.359, SLG: 0.414	x 0-0 ① 5-3 1-2		x 0-0 ② 3-1	x 0-0 ③ F5		x 0-0 ③ F7		x 0-0 E5		5	0	0	0	0	0	1
Tommy Harper, R (1, 10) OBP: 0.319, SLG: 0.375	x 0-0 ② 6-3 2-3		x 0-0 ③ F9		SSS 0-3 ① K		x 0-0 HR	x 0-0 ① F8		5	1	1	1	0	1	2
Dave Chalk, R (1, 5) OBP: 0.411, SLG: 0.411	x 0-0 HR 3-H 3B			BBBB 4-0 BLK 1B SF8 BB	x 0-0 2B		x 0-0 ① F8	SSS 0-3 ② K		4	2	2	1	1	1	1
Leroy Stanton, R (1, 9) OBP: 0.303, SLG: 0.304	x 0-0 3-H HR			x 0-0 SF8 BLK 1-2 FC6-2 1B	SSS 0-3 ② K		x 0-0 E4 1B 1B	SSS 0-3 ③ K		5	2	2	2	0	2	2
Bruce Bochte, L (1, 3) OBP: 0.380, SLG: 0.364	BBBB 4-0 PO BB			x 0-0 ① SF8 1-3 2-H	4-0 IBB		x 0-0 BB 1B 1-3 FC6-4 1B		SSS 0-3 ① K	2	1	1	1	2	1	0
Bob Allietta, R (1, 2) OBP: 0.227, SLG: 0.190	0-0 ③ PO 1-2	x 0-0 ① F8		4-0 FC6-2 1B IBB	x 0-0 ③ 4-3		x 0-0 FC6-4 BB 1-2 3-H 1B		x 0-0 WP 1B	4	1	2	1	1	0	2
Morris Nettles, L (1, 7) OBP: 0.274, SLG: 0.255		x 0-0 ② 1-4-3		x 0-0 ② FC6-2 1B 1-2 3-H HR		x 0-0 1B G4-3 1B	BBBB 4-0 FC6-4 1-2 2-3 BB	SSS 0-3 ② K		4	2	1	0	1	1	3
Billy Smith, S (1, 6) OBP: 0.294, SLG: 0.340		x 0-0 ③ F3		x 0-0 1-3 2-H HR 1B		x 0-0 G4-3 1-3 1B	x 0-0 ② FC6-4 1-2f 2-3 3-H FC4-6		x 0-0 ③ F8 1-2	5	1	2	2	0	0	3
Inning Stats	R: 3 E: 0 K: 0 S: 4 H: 2 LOB: 0 BB: 2 P: 12	R: 0 E: 0 K: 0 S: 3 H: 0 LOB: 0 BB: 0 P: 3	R: 0 E: 0 K: 0 S: 3 H: 0 LOB: 0 BB: 0 P: 3	R: 5 E: 0 K: 0 S: 6 H: 3 LOB: 0 BB: 2 P: 14	R: 0 E: 0 K: 2 S: 8 H: 1 LOB: 2 BB: 1 P: 12	R: 1 E: 0 K: 0 S: 4 H: 2 LOB: 0 BB: 0 P: 4	R: 3 E: 1 K: 0 S: 7 H: 3 LOB: 2 BB: 1 P: 11	R: 0 E: 1 K: 2 S: 8 H: 0 LOB: 1 BB: 0 P: 8	R: 0 E: 0 K: 2 S: 8 H: 1 LOB: 1 BB: 0 P: 8	1B: 7 2B: 1 3B: 1 HR: 3 SF: 1 SAC: 0 DP: 1 HBP: 0						

	AB	38
	R	12
	H	12
	RBI	11
	BB	6
	SO	6
	LOB	17

WP: 1 PB: 0 SB: 1 CS: 0 PA: 46

PITCHER		IP	WLS	BF	H	R	ER	SO	BB	IBB	HBP	BLK	WP	HR	S	P	ERA	WHIP
Don Hood, L ERA: 6.51	(1, 1)	3.2	L	18	4	7	7	0	3	1	0	1	0	1	14	30	17.18	1.909
Jim Perry, R ERA: 6.69	(4, 1)	2.2		15	6	5	3	2	0	1	0	0	0	2	18	22	10.12	2.250
Dave LaRoche, L ERA: 3.09	(7, 1)	2.2		12	2	0	0	4	1	0	0	0	1	0	19	23	0.00	1.125

PITCHER	IP	WLS	BF	H	R	ER	SO	BB	IBB	HBP	BLK	WP	HR	S	P	ERA	WHIP

BOTTOM

California Angels @ Cleveland Indians

Cleveland Municipal Stadium, Cleveland, OH

Mon May 19 1975, 7:05 PM EDT

Att. 6,400 - Unknown

livebaseballscorecards.com

Batter	1	2	3	4	5	6	7	8	9	AB	R	H	RBI	BB	SO	LOB
Buddy Bell, R (1, 5) OBP: 0.330, SLG: 0.320	BBBB 4-0 FC5-4 BB	x 0-0 1-3 2-H 3-H 1B		x 0-0 1-3 3-H 2B		x 0-0 ② FC9-6 1-2f 2-3			x 0-0 ① 6-3	4	0	2	3	1	0	2
Frank Duffy, R (1, 6) OBP: 0.254, SLG: 0.261	x 0-0 ① FC5-4 G6-4-3 1-2f	BBBB 4-0 BB		x 0-0 ② SF7 3-H		x 0-0 ③ F7			x 0-0 ② F7	3	0	0	1	1	0	3
George Hendrick, R (1, 8) OBP: 0.305, SLG: 0.455	x 0-0 ②③ G6-4-3 1-2f	x 0-0 ③ F6		x 0-0 ③ 6-3			x 0-0 ① 6-3		x 0-0 E6	5	0	0	0	0	0	5
Rico Carty, R (1, 7) OBP: 0.385, SLG: 0.478		x 0-0 2B 2B	x 0-0 ① F7		x 0-0 ① F9		x 0-0 ② 1-3		x 0-0 ③ F7	5	1	1	0	0	0	1
Frank Robinson, R (1, 10) OBP: 0.292, SLG: 0.333		x 0-0 BB 2-H 1B 2B	x 0-0 ② F8		x 0-0 ② 5-3		x 0-0 ③ 6-3			4	1	1	1	0	0	0
Charlie Spikes, R (1, 9) OBP: 0.243, SLG: 0.238		BBBB 4-0 BB 1B BB	x 0-0 ③ 6-3		x 0-0 ③ 6-3			x 0-0 ① 5-3		3	1	0	0	1	0	0
Boog Powell, L (1, 3) OBP: 0.431, SLG: 0.554		SSS 0-3 ① K		x 0-0 1B PB 2B 1B		BBBB 4-0 FC9-6 E BB		BBBB 4-0 4-3 BB		2	1	1	0	2	1	2
Alan Ashby, S (1, 2) OBP: 0.227, SLG: 0.150		x 0-0 ② F7		x 0-0 ① F7		x 0-0 E4 FC9-6 1-2		x 0-0 ② 4-3 1-2		4	0	0	0	0	0	5
Jack Brohamer, L (1, 4) OBP: 0.325, SLG: 0.380		BBBB 4-0 1B 1-2 2-3 BB		x 0-0 2B SF7 1-3 1B		x 0-0 ① F8		x 0-0 ③ F9		3	1	1	0	1	0	3
Inning Stats	R: 0 E: 0 K: 0 S: 2 H: 0 LOB: 0 BB: 1 P: 6	R: 3 E: 0 K: 1 S: 8 H: 3 LOB: 3 BB: 3 P: 20	R: 0 E: 0 K: 0 S: 3 H: 0 LOB: 0 BB: 0 P: 3	R: 2 E: 0 K: 0 S: 6 H: 3 LOB: 1 BB: 0 P: 6	R: 0 E: 0 K: 0 S: 3 H: 0 LOB: 0 BB: 0 P: 3	R: 0 E: 1 K: 0 S: 4 H: 0 LOB: 2 BB: 1 P: 8	R: 0 E: 0 K: 0 S: 3 H: 0 LOB: 0 BB: 0 P: 3	R: 0 E: 0 K: 0 S: 3 H: 0 LOB: 1 BB: 1 P: 7	R: 0 E: 1 K: 0 S: 4 H: 0 LOB: 1 BB: 0 P: 4	1B: 3 2B: 3 3B: 0 HR: 0	SF: 1 SAC: 0 DP: 1 HBP: 0			WP: 0 PB: 1 SB: 0 CS: 0	PA: 40		

PITCHER		IP	WLS	BF	H	R	ER	SO	BB	IBB	HBP	BLK	WP	HR	S	P	ERA	WHIP
Andy Hassler, L ERA: 3.45	(1, 1)	1.2		10	3	3	3	1	3	0	0	0	0	0	9	21	16.20	3.600
Dick Lange, R ERA: 4.09	(2, 1)	7.1	W	30	3	2	2	0	3	0	0	0	0	0	27	39	2.46	0.818

PITCHER	IP	WLS	BF	H	R	ER	SO	BB	IBB	HBP	BLK	WP	HR	S	P	ERA	WHIP

California Angels @ Cleveland Indians

Cleveland Municipal Stadium, Cleveland, OH

Wed May 21 1975, 7:05 PM EDT

Att. 2,919 - Unknown

TOP

livebaseballscorecards.com

Batter	1	2	3	4	5	6	7	8	9	AB	R	H	RBI	BB	SO	LOB
Jerry Remy, L (1, 4) OBP: 0.317, SLG: 0.380	1-6-3		F7			K		FC6-4 1B 1-2	K	5	0	1	0	0	2	0
Mickey Rivers, L (1, 8) OBP: 0.356, SLG: 0.410	F4			S S 1B		F5		FC6-4 1B 1-2f 2-3 BB		4	1	1	0	0	0	2
Tommy Harper, R (1, 10) OBP: 0.317, SLG: 0.371	1-3			K 1-2		K		BB S 1B 1-3 3-H		4	0	1	1	0	2	1
Bruce Bochte, L (1, 3) OBP: 0.370, SLG: 0.353		K		F7			F9	K 1-2		4	0	0	0	0	2	3
Dave Chalk, R (1, 5) OBP: 0.415, SLG: 0.411 Rudy Meoli, L (3, 5) OBP: 0.385, SLG: 0.200 Winston Llenas, R (8, PH) OBP: 0.381, SLG: 0.250 (8, 5)		BB HBP		S BB 2-3			1B BB	BB	BB	0 0 0	0 0 0	0 0 0	0 0 0	0 2 1	0 0 0	0 0 0
Leroy Stanton, R (1, 9) OBP: 0.319, SLG: 0.310 Joe Lahoud, L (8, PH) OBP: 0.394, SLG: 0.444 (8, 9)		G4-6-3 BB 1-2		F6 1-2			FC6-4 1B 1-2	BB 1-2 2-3 3-H		2 0	0 0	1 0	0 1	1 1	0 0	2 0
Tom Egan, R (1, 2) OBP: 0.277, SLG: 0.318 Bill Sudakis, S (7, PH) OBP: 0.286, SLG: 0.224 (7, 2)	G4-6-3 1-2f				F9		F8	4-3		2 2	0 0	0 0	0 0	0 0	0 0	2 5
Morris Nettles, L (1, 7) OBP: 0.267, SLG: 0.248			5-3		6-3		FC6-4 1-2f		1-3	4	0	0	0	0	0	2
Billy Smith, S (1, 6) OBP: 0.291, SLG: 0.333			4-3		4-3			FC6-4 1B 1B 1B	3-1	4	1	1	0	0	0	0
Inning Stats	R: 0 E: 0 K: 0 S: 3 H: 0 LOB: 0 BB: 0 P: 3	R: 0 E: 0 K: 1 S: 4 H: 0 LOB: 1 BB: 1 P: 9	R: 0 E: 0 K: 0 S: 3 H: 0 LOB: 0 BB: 0 P: 3	R: 0 E: 0 K: 1 S: 6 H: 1 LOB: 2 BB: 1 P: 10	R: 0 E: 0 K: 0 S: 3 H: 0 LOB: 0 BB: 0 P: 3	R: 0 E: 0 K: 2 S: 7 H: 0 LOB: 0 BB: 0 P: 7	R: 0 E: 0 K: 0 S: 4 H: 1 LOB: 2 BB: 1 P: 8	R: 2 E: 0 K: 1 S: 8 H: 3 LOB: 3 BB: 2 P: 16	R: 0 E: 0 K: 1 S: 5 H: 0 LOB: 0 BB: 0 P: 5	1B: 5 2B: 0 3B: 0 HR: 0 SF: 0 SAC: 0 DP: 1 HBP: 1						

	AB	31
	R	2
	H	5
	RBI	2
	BB	5
	SO	6
	LOB	17

WP: 0 PB: 0 SB: 4 CS: 0 PA: 37

PITCHER		IP	WLS	BF	H	R	ER	SO	BB	IBB	HBP	BLK	WP	HR	S	P	ERA	WHIP
Jim Kern, R ERA: 1.84	(1, 1)	7.1	W	30	5	2	2	4	3	0	1	0	0	0	34	47	2.46	1.091
Dave LaRoche, L ERA: 3.0	(8, 1)	0.1		2	0	0	0	1	1	0	0	0	0	0	3	7	0.00	3.000
Tom Buskey, R ERA: 2.7	(8, 1)	1.1	S	5	0	0	0	1	1	0	0	0	0	0	6	10	0.00	0.750

PITCHER		IP	WLS	BF	H	R	ER	SO	BB	IBB	HBP	BLK	WP	HR	S	P	ERA	WHIP

Batter	1	2	3	4	5	6	7	8	9	AB	R	H	RBI	BB	SO	LOB
Buddy Bell, R (1, 5) OBP: 0.328, SLG: 0.318	K		F9		K		CS 1B 3-H			4	0	1	1	0	2	0
Frank Duffy, R (1, 6) OBP: 0.254, SLG: 0.261	CS 1B		F7		F8		CS 1-2	K		4	0	1	0	0	1	0
George Hendrick, R (1, 8) OBP: 0.310, SLG: 0.449	BB 1-2		F9			G1-6-3 BB		K		2	0	0	0	2	1	0
Rico Carty, R (1, 7) OBP: 0.370, SLG: 0.457	1-3			5-3		G1-6-3 1-2f		K		3	0	0	0	0	0	2
Ken Berry, R (8, 7) OBP: 0.219, SLG: 0.200										1	0	0	0	0	1	0
Frank Robinson, R (1, 10) OBP: 0.314, SLG: 0.489		HR		F8		HR				3	2	2	2	0	0	0
Charlie Spikes, R (1, 9) OBP: 0.246, SLG: 0.233		K		1B BB		K				2	0	0	0	1	2	0
Boog Powell, L (1, 3) OBP: 0.438, SLG: 0.553		4-3 BB		1B 1-2			K			2	0	1	0	1	1	0
Alan Ashby, S (1, 2) OBP: 0.200, SLG: 0.130		4-3 1-2		1-4-3			E5 G3 1B			3	1	0	0	0	0	3
Jack Brohamer, L (1, 4) OBP: 0.317, SLG: 0.369		K			4-3		G3 2-3			3	0	0	0	0	1	2
Inning Stats	R: 0 E: 0 K: 1 S: 5 H: 1 LOB: 1 BB: 1 P: 9	R: 1 E: 0 K: 2 S: 8 H: 1 LOB: 1 BB: 1 P: 12	R: 0 E: 0 K: 0 S: 3 H: 0 LOB: 0 BB: 0 P: 3	R: 0 E: 0 K: 0 S: 4 H: 1 LOB: 2 BB: 1 P: 8	R: 0 E: 0 K: 1 S: 5 H: 0 LOB: 0 BB: 0 P: 5	R: 1 E: 0 K: 1 S: 5 H: 1 LOB: 0 BB: 1 P: 9	R: 1 E: 1 K: 1 S: 6 H: 1 LOB: 0 BB: 0 P: 6	R: 0 E: 0 K: 3 S: 9 H: 0 LOB: 0 BB: 0 P: 9		1B: 3 2B: 0 3B: 0 HR: 2 SF: 0 SAC: 0 DP: 1 HBP: 0						

PITCHER	IP	WLS	BF	H	R	ER	SO	BB	IBB	HBP	BLK	WP	HR	S	P	ERA	WHIP
Frank Tanana, L (1, 1) ERA: 2.06	8.0	L	31	5	3	2	9	4	0	0	0	0	2	45	61	2.25	1.125

PITCHER	IP	WLS	BF	H	R	ER	SO	BB	IBB	HBP	BLK	WP	HR	S	P	ERA	WHIP

BOTTOM

California Angels @ Cleveland Indians

Cleveland Municipal Stadium, Cleveland, OH

Wed May 21 1975, 7:05 PM EDT

Att. 2,919 - Unknown

livebaseballscorecards.com

AB	27
R	3
H	5
RBI	3
BB	4
SO	9
LOB	7

Batter	1	2	3	4	5	6	7	8	9	AB	R	H	RBI	BB	SO	LOB
Jerry Remy, L (1, 4) OBP: 0.322, SLG: 0.402	SF7 3B		SF7 3-H	1-3 2-H 1B			F7			3	1	2	2	0	0	0
Mickey Rivers, L (1, 8) OBP: 0.348, SLG: 0.402	SF7 3-H		L6		L1			F9		3	0	0	1	0	0	0
Tommy Harper, R (1, 10) OBP: 0.322, SLG: 0.375	S 1B		CS 1B		5-3			F9		4	0	2	0	0	0	0
Joe Lahoud, L (1, 9) OBP: 0.371, SLG: 0.414 Leroy Stanton, R (8, 9) OBP: 0.319, SLG: 0.310	F4		CS 1-2	4-3	L9			K		4 0	0 0	0 0	0 0	0 0	1 0	1 0
Bruce Bochte, L (1, 3) OBP: 0.367, SLG: 0.350	4-3 1-2			L7		1-3			F8 SH1-4 1B 1B	4	1	1	0	0	0	1
Dave Chalk, R (1, 5) OBP: 0.414, SLG: 0.409		5-3		1B 1B 1B		5-3			SH1-4 1-2	3	1	1	0	0	0	0
Tom Egan, R (1, 2) OBP: 0.275, SLG: 0.313		K		1B 1-2 1B		P8			F8 2-3	4	1	1	0	0	1	1
Morris Nettles, L (1, 7) OBP: 0.273, SLG: 0.255		K		1B 1-2 2-H 1B			5-3		S 3-H 1B	4	1	2	2	0	1	0
Billy Smith, S (1, 6) OBP: 0.305, SLG: 0.379			SF7 3B	1B 1-2 2-H 1B			F4		F6 1-2	4	1	2	1	0	0	1
Inning Stats	R: 1 H: 2 E: 0 LOB: 1 K: 0 BB: 0 S: 5 P: 5	R: 0 H: 0 E: 0 LOB: 0 K: 2 BB: 0 S: 7 P: 7	R: 1 H: 2 E: 0 LOB: 0 K: 0 BB: 0 S: 4 P: 4	R: 3 H: 5 E: 0 LOB: 2 K: 0 BB: 0 S: 7 P: 7	R: 0 H: 0 E: 0 LOB: 0 K: 0 BB: 0 S: 3 P: 3	R: 0 H: 0 E: 0 LOB: 0 K: 0 BB: 0 S: 3 P: 3	R: 0 H: 0 E: 0 LOB: 0 K: 0 BB: 0 S: 3 P: 3	R: 0 H: 0 E: 0 LOB: 0 K: 1 BB: 0 S: 5 P: 5	R: 1 H: 2 E: 0 LOB: 1 K: 0 BB: 0 S: 5 P: 5	1B: 9 SF: 2 2B: 0 SAC: 1 3B: 2 DP: 0 HR: 0 HBP: 0						

PITCHER	IP	WLS	BF	H	R	ER	SO	BB	IBB	HBP	BLK	WP	HR	S	P	ERA	WHIP
Rick Wise, R (1, 1) ERA: 4.05	9.0	L	36	11	6	6	3	0	0	0	0	0	0	42	42	6.00	1.222

PITCHER	IP	WLS	BF	H	R	ER	SO	BB	IBB	HBP	BLK	WP	HR	S	P	ERA	WHIP

TOP

California Angels @ Boston Red Sox

Fenway Park, Boston, MA

Thu May 22 1975, 7:05 PM EDT

Att. 9,155 - Unknown - 59 F

livebaseballscorecards.com

AB	33
R	6
H	11
RBI	6
BB	0
SO	3
LOB	4

WP: 0	PA: 37		
PB: 0			
SB: 2			
CS: 1			

BOTTOM

California Angels @ Boston Red Sox

Fenway Park, Boston, MA

Thu May 22 1975, 7:05 PM EDT

Att. 9,155 - Unknown - 59 F

livebaseballscorecards.com

Batter	1	2	3	4	5	6	7	8	9	AB	R	H	RBI	BB	SO	LOB
Bernie Carbo, L (1, 7) OBP: 0.477, SLG: 0.687	6-3		K	F4			5-3		3-1	5	0	0	0	0	1	1
Rick Burleson, R (1, 6) OBP: 0.333, SLG: 0.306	F2		F3		BB		4-3			3	0	0	0	1	0	0
Carl Yastrzemski, L (1, 3) OBP: 0.371, SLG: 0.357	BB		1B HR		F9			F3		3	1	1	0	1	0	1
Jim Rice, R (1, 10) OBP: 0.321, SLG: 0.525	5-3		1B HR		F9			BB		3	1	1	0	1	0	2
Fred Lynn, L (1, 8) OBP: 0.412, SLG: 0.571		1B	HR		F6			1B		4	1	3	3	0	0	1
Dwight Evans, R (1, 9) OBP: 0.345, SLG: 0.410		K	5-3			F8		FC5-4		3	0	0	0	1	1	1
Rico Petrocelli, R (1, 5) OBP: 0.331, SLG: 0.346		F8		5-3		K		FC5-4		4	0	0	0	0	1	3
Doug Griffin, R (1, 4) OBP: 0.287, SLG: 0.243		1B		2B		L4			4-3	4	0	2	0	0	0	0
Tim Blackwell, S (1, 2) OBP: 0.300, SLG: 0.250		4-3		F7			P7		4-3	3	0	0	0	0	0	3
Cecil Cooper, L (9, PH) OBP: 0.238, SLG: 0.300										1	0	0	0	0	0	0
Inning Stats	R: 0 E: 0 K: 0 S: 3 H: 0 LOB: 1 BB: 1 P: 7	R: 0 E: 0 K: 1 S: 7 H: 2 LOB: 2 BB: 0 P: 7	R: 3 E: 0 K: 1 S: 8 H: 3 LOB: 0 BB: 0 P: 8	R: 0 E: 0 K: 0 S: 4 H: 1 LOB: 1 BB: 0 P: 4	R: 0 E: 0 K: 0 S: 3 H: 0 LOB: 1 BB: 1 P: 7	R: 0 E: 0 K: 1 S: 5 H: 0 LOB: 0 BB: 0 P: 5	R: 0 E: 0 K: 0 S: 3 H: 0 LOB: 0 BB: 0 P: 3	R: 0 E: 0 K: 0 S: 3 H: 1 LOB: 2 BB: 2 P: 11	R: 0 E: 0 K: 0 S: 3 H: 0 LOB: 0 BB: 0 P: 3	1B: 5 2B: 1 3B: 0 HR: 1	SF: 0 SAC: 0 DP: 0 HBP: 0			WP: 0 PB: 0 SB: 1 CS: 0	PA: 37		

	AB	33
	R	3
	H	7
	RBI	3
	BB	4
	SO	3
	LOB	12

PITCHER	IP	WLS	BF	H	R	ER	SO	BB	IBB	HBP	BLK	WP	HR	S	P	ERA	WHIP
Bill Singer, R (1, 1) ERA: 3.72	9.0	W	37	7	3	3	3	4	0	0	0	0	1	39	55	3.00	1.222

PITCHER	IP	WLS	BF	H	R	ER	SO	BB	IBB	HBP	BLK	WP	HR	S	P	ERA	WHIP

California Angels @ Boston Red Sox

Fenway Park, Boston, MA

Fri May 23 1975, 7:05 PM EDT

Att. 20,587 - Unknown - 87 F

livebaseballscorecards.com

TOP

Batter	1	2	3	4	5	6	7	8	9	AB	R	H	RBI	BB	SO	LOB
Jerry Remy, L (1, 4) OBP: 0.320, SLG: 0.397	0-0 CS 1B		0-0 3-1 ②			0-0 G3 ②		0-0 F3 ①		4	0	1	0	0	0	0
Mickey Rivers, L (1, 8) OBP: 0.352, SLG: 0.401	0-3 K ①② 1-2		0-0 F9 ③			4-0 2B BB		0-0 1B		3	1	1	0	1	1	1
Tommy Harper, R (1, 10) OBP: 0.327, SLG: 0.381	4-0 1B BB			0-0 F9 ①		0-0 1-H 2B		0-3 K ②		3	0	1	1	1	1	1
Joe Lahoud, L (1, 9) OBP: 0.365, SLG: 0.403	0-0 1-3 1B			0-0 F2 ②		0-0 F6 ③		0-3 K ③		4	0	1	0	0	1	2
Bruce Bochte, L (1, 3) OBP: 0.365, SLG: 0.347	0-0 4-3 ③			0-0 CS 1B			0-0 F7 ①		0-3 K ①	4	0	1	0	0	1	2
Dave Chalk, R (1, 5) OBP: 0.404, SLG: 0.397		0-0 F8 ①		0-0 CS ③ 1-2	0-0 6-3 ①		0-0 F7 ②		0-0 B5-3 ②	4	0	0	0	0	0	0
Tom Egan, R (1, 2) OBP: 0.273, SLG: 0.308		0-0 F8 ②			0-0 B5-3 ②		0-0 2B 1B		0-3 K ③	4	0	1	0	0	1	0
Morris Nettles, L (1, 7) OBP: 0.279, SLG: 0.268		0-0 CS 1B			0-3 K ③		0-0 1-3 2B			3	0	2	0	0	1	0
Billy Smith, S (1, 6) OBP: 0.290, SLG: 0.361		0-0 CS ③ 1-2	0-0 F9 ①			0-0 G3 ①	0-3 K ③			3	0	0	0	0	1	2

Inning Stats	R: 0 E: 0 K: 1 S: 6	H: 2 LOB: 2 BB: 1 P: 10	R: 0 E: 0 K: 0 S: 3	H: 1 LOB: 0 BB: 0 P: 3	R: 0 E: 0 K: 0 S: 3	H: 0 LOB: 0 BB: 0 P: 3	R: 0 E: 0 K: 0 S: 3	H: 1 LOB: 0 BB: 0 P: 3	R: 0 E: 0 K: 1 S: 5	H: 0 LOB: 0 BB: 0 P: 5
	R: 1 E: 0 K: 0 S: 4	H: 1 LOB: 1 BB: 1 P: 8	R: 0 E: 0 K: 1 S: 7	H: 2 LOB: 2 BB: 0 P: 7	R: 0 E: 0 K: 2 S: 8	H: 1 LOB: 1 BB: 0 P: 8	R: 0 E: 0 K: 2 S: 7	H: 0 LOB: 0 BB: 0 P: 7	1B: 6 2B: 2 3B: 0 HR: 0	SF: 0 SAC: 0 DP: 0 HBP: 0	WP: 0 PB: 0 SB: 0 CS: 3	PA: 36

PITCHER	IP	WLS	BF	H	R	ER	SO	BB	IBB	HBP	BLK	WP	HR	S	P	ERA	WHIP
Luis Tiant, R (1, 1) ERA: 3.46	9.0	W	34	8	1	1	7	2	0	0	0	0	0	46	54	1.00	1.111

PITCHER	IP	WLS	BF	H	R	ER	SO	BB	IBB	HBP	BLK	WP	HR	S	P	ERA	WHIP

AB	32
R	1
H	8
RBI	1
BB	2
SO	7
LOB	8

Batter	1	2	3	4	5	6	7	8	9	AB	R	H	RBI	BB	SO	LOB
Bernie Carbo, L (1, 7) OBP: 0.478, SLG: 0.732	HR		F7		SF9 1-3 HR 2B		4-3			4	2	2	1	0	0	1
Rick Miller, L (8, 7) OBP: 0.308, SLG: 0.182										0	0	0	0	0	0	0
Rick Burleson, R (1, 6) OBP: 0.331, SLG: 0.302	BB FC3-6		F8		SF9 2-3 3-H		F2			2	0	0	1	1	0	1
Carl Yastrzemski, L (1, 3) OBP: 0.381, SLG: 0.390	FC3-6 CS WP 1-2f			WP 4-3 1B	HR 3-H		BB FC5-4			3	1	2	2	1	0	1
Jim Rice, R (1, 10) OBP: 0.309, SLG: 0.505	K 1-3			4-3 1-2	K		FC5-4 1-2f			4	0	0	0	0	2	3
Fred Lynn, L (1, 8) OBP: 0.415, SLG: 0.594		4-3		BB 2-3	K			HR		3	1	1	1	1	1	0
Dwight Evans, R (1, 9) OBP: 0.342, SLG: 0.429		K	K			HR		K		4	1	1	1	0	3	2
Rico Petrocelli, R (1, 5) OBP: 0.328, SLG: 0.336		K		BB 1-2	K			K		3	0	0	0	1	3	0
Doug Griffin, R (1, 4) OBP: 0.280, SLG: 0.236			E5 SH1-4	F9		5-3		6-3		3	0	0	0	0	0	3
Bob Heise, R (7, 4) OBP: 0.150, SLG: 0.111										1	0	0	0	0	0	0
Tim Blackwell, S (1, 2) OBP: 0.333, SLG: 0.222			SH1-4 1-2		BB 2B SF9	F2				1	1	0	0	1	0	0
Inning Stats	R: 1 E: 0 K: 1 S: 5 H: 1 LOB: 1 BB: 1 P: 9	R: 0 E: 0 K: 2 S: 7 H: 0 LOB: 0 BB: 0 P: 7	R: 0 E: 1 K: 0 S: 4 H: 0 LOB: 1 BB: 0 P: 4	R: 0 E: 0 K: 1 S: 6 H: 1 LOB: 3 BB: 2 P: 14	R: 3 E: 0 K: 2 S: 9 H: 2 LOB: 0 BB: 1 P: 13	R: 1 E: 0 K: 1 S: 6 H: 1 LOB: 0 BB: 0 P: 6	R: 0 E: 0 K: 0 S: 3 H: 0 LOB: 1 BB: 1 P: 7	R: 1 E: 0 K: 2 S: 8 H: 1 LOB: 0 BB: 0 P: 8		1B: 1 2B: 2 3B: 0 HR: 4 SF: 1 SAC: 1 DP: 1 HBP: 0	WP: 2 PB: 0 SB: 0 CS: 1 PA: 35				

PITCHER		IP	WLS	BF	H	R	ER	SO	BB	IBB	HBP	BLK	WP	HR	S	P	ERA	WHIP
Nolan Ryan, R ERA: 2.26	(1, 1)	6.0	L	27	5	5	5	7	4	0	0	0	2	3	37	53	7.50	1.500
Chuck Dobson, R ERA: 7.03	(7, 1)	2.0		8	1	1	1	2	1	0	0	0	0	1	11	15	4.50	1.000

PITCHER	IP	WLS	BF	H	R	ER	SO	BB	IBB	HBP	BLK	WP	HR	S	P	ERA	WHIP

BOTTOM

California Angels @ Boston Red Sox

Fenway Park, Boston, MA

Fri May 23 1975, 7:05 PM EDT
Att. 20,587 - Unknown - 87 F

livebaseballscorecards.com

AB	28
R	6
H	6
RBI	6
BB	5
SO	9
LOB	11

Batter	1	2	3	4	5	6	7	8	9	AB	R	H	RBI	BB	SO	LOB
Jerry Remy, L (1, 4) OBP: 0.325, SLG: 0.396	BBBB 4-0 S SH1-3 BB		x 0-0 ① F9		x 0-0 1-3 1B			x 0-0 ① F7		3	0	1	0	1	0	0
Mickey Rivers, L (1, 8) OBP: 0.357, SLG: 0.399	x 0-0 ① SH1-3 1-2		BBBB 4-0 S SH3 BB		x 0-0 ② 1-3 1-2			BBBB 4-0 G6-4-3 BB		1	0	0	0	2	0	1
Tommy Harper, R (1, 10) OBP: 0.327, SLG: 0.376	BBBB 4-0 S 2-3 BB		x 0-0 ② SH3 1-2		x 0-0 ③ 5-3			x 0-0 ②③ G6-4-3 1-2f		2	0	0	0	1	0	2
Bill Sudakis, S (1, 3) OBP: 0.284, SLG: 0.226	SSS 0-3 ② K		SSS 0-3 ③ K 2-3			SSS 0-3 ① K			x 0-0 E 1B 1B	4	0	1	0	0	3	3
Dave Chalk, R (1, 5) OBP: 0.400, SLG: 0.393	x 0-0 ③ P9 1-2			x 0-0 ① B3		x 0-0 ② 4-3			x 0-0 E 1-2 1B	4	0	1	0	0	0	2
Leroy Stanton, R (1, 9) OBP: 0.329, SLG: 0.311		x 0-0 G6-4-3 1B		BBBB 4-0 BB		x 0-0 ③ F9			x 0-0 ① F3	3	0	1	0	1	0	2
Winston Llenas, R (1, 7) OBP: 0.320, SLG: 0.200		x 0-0 ①② G6-4-3 1-2f		SSS 0-3 ② K			x 0-0 ① L6		x 0-0 E6 G6-4-3 1-2 2-3	4	0	0	0	0	1	4
Bob Allietta, R (1, 2) OBP: 0.231, SLG: 0.240		x 0-0 2B		x 0-0 ③ F9			SSS 0-3 ② K		x 0-0 ②③ G6-4-3 1-2f	4	0	1	0	0	1	4
Billy Smith, S (1, 6) OBP: 0.277, SLG: 0.344		x 0-0 ③ L7			x 0-0 ① 6-3		x 0-0 ③ F8			3	0	0	0	0	0	1
Inning Stats	R: 0 E: 0 K: 1 S: 5 H: 0 LOB: 2 BB: 2 P: 13	R: 0 E: 0 K: 0 S: 4 H: 2 LOB: 1 BB: 0 P: 4	R: 0 E: 0 K: 1 S: 5 H: 0 LOB: 1 BB: 1 P: 9	R: 0 E: 0 K: 1 S: 5 H: 0 LOB: 1 BB: 1 P: 9	R: 0 E: 0 K: 0 S: 4 H: 1 LOB: 1 BB: 0 P: 4	R: 0 E: 0 K: 1 S: 5 H: 0 LOB: 0 BB: 0 P: 5	R: 0 E: 0 K: 1 S: 5 H: 0 LOB: 0 BB: 0 P: 5	R: 0 E: 0 K: 0 S: 2 H: 0 LOB: 0 BB: 1 P: 6	R: 0 E: 1 K: 0 S: 5 H: 2 LOB: 2 BB: 0 P: 5	1B: 4 2B: 1 3B: 0 HR: 0	SF: 0 SAC: 2 DP: 3 HBP: 0						

PITCHER	IP	WLS	BF	H	R	ER	SO	BB	IBB	HBP	BLK	WP	HR	S	P	ERA	WHIP
Bill Lee, L (1, 1) ERA: 3.5	9.0	W	35	5	0	0	5	5	0	0	0	0	0	40	60	0.00	1.111

PITCHER	IP	WLS	BF	H	R	ER	SO	BB	IBB	HBP	BLK	WP	HR	S	P	ERA	WHIP

TOP

California Angels @ Boston Red Sox

Fenway Park, Boston, MA

Sat May 24 1975, 3:33 AM EDT

Att. 11,805 - Unknown - 65 F

livebaseballscorecards.com

AB	28
R	0
H	5
RBI	0
BB	5
SO	5
LOB	19

1B: 4	SF: 0	WP: 0	PA: 35
2B: 1	SAC: 2	PB: 0	
3B: 0	DP: 3	SB: 3	
HR: 0	HBP: 0	CS: 0	

BOTTOM

California Angels @ Boston Red Sox

Fenway Park, Boston, MA

Sat May 24 1975, 3:33 AM EDT

Att. 11,805 - Unknown - 65 F

livebaseballscorecards.com

Batter	1	2	3	4	5	6	7	8	9	AB	R	H	RBI	BB	SO	LOB
Juan Beniquez, R (1, 8) OBP: 0.375, SLG: 0.406 (7, 7)	4-3	1B		HR BB			6-3			3	1	1	0	1	0	0
Rick Burleson, R (1, 6) OBP: 0.336, SLG: 0.331	L9	5-3		1-H 2-H HR			1B			4	1	2	3	0	0	1
Carl Yastrzemski, L (1, 3) OBP: 0.380, SLG: 0.388 Cecil Cooper, L (7, 3) OBP: 0.273, SLG: 0.333	1B		K	4-3			1-3 1B			3 1	0 0	1 1	0 0	0 0	1 0	0 0
Jim Rice, R (1, 7) OBP: 0.301, SLG: 0.491 Fred Lynn, L (7, 8) OBP: 0.412, SLG: 0.588	G3		6-3		K		4-3			3 1	0 0	0 0	0 0	0 0	1 0	1 1
Dwight Evans, R (1, 9) OBP: 0.349, SLG: 0.425 Rick Miller, L (7, 9) OBP: 0.286, SLG: 0.167		WP S HR BB	BB		4-3			L7		1 1	1 0	0 0	0 0	2 0	0 0	0 0
Tony Conigliaro, R (1, 10) OBP: 0.228, SLG: 0.245 Bernie Carbo, L (8, PH) OBP: 0.473, SLG: 0.722		1-3 HR BB	5-3		F6			4-3		2 1	1 0	0 0	0 0	1 0	0 0	1 0
Rico Petrocelli, R (1, 5) OBP: 0.333, SLG: 0.369		1-H 3-H HR		SH1-4 HR 1B		K		K		4	2	2	3	0	2	0
Doug Griffin, R (1, 4) OBP: 0.275, SLG: 0.232		L3		SH1-4 1-2		F6				2	0	0	0	0	0	0
Bob Montgomery, R (1, 2) OBP: 0.226, SLG: 0.248		K		1-3		K				3	0	0	0	0	2	1
Inning Stats	R: 0 E: 0 K: 0 S: 4 H: 1 LOB: 1 BB: 0 P: 4	R: 3 E: 0 K: 1 S: 7 H: 2 LOB: 1 BB: 2 P: 15	R: 0 E: 0 K: 1 S: 5 H: 0 LOB: 1 BB: 1 P: 9	R: 3 E: 0 K: 0 S: 5 H: 2 LOB: 0 BB: 1 P: 9	R: 0 E: 0 K: 1 S: 5 H: 0 LOB: 0 BB: 0 P: 5	R: 0 E: 0 K: 2 S: 7 H: 0 LOB: 0 BB: 0 P: 7	R: 0 E: 0 K: 0 S: 4 H: 2 LOB: 1 BB: 0 P: 4	R: 0 E: 0 K: 1 S: 5 H: 0 LOB: 0 BB: 0 P: 5		1B: 5 2B: 0 3B: 0 HR: 2 SF: 0 SAC: 1 DP: 0 HBP: 0						

	AB	29
	R	6
	H	7
	RBI	6
	BB	4
	SO	6
	LOB	5

WP: 1 PA: 34
PB: 0
SB: 1
CS: 0

PITCHER		IP	WLS	BF	H	R	ER	SO	BB	IBB	HBP	BLK	WP	HR	S	P	ERA	WHIP
Andy Hassler, L ERA: 4.05	(1, 1)	4.0	L	21	5	6	6	2	4	0	0	0	1	2	21	37	13.50	2.250
Dick Lange, R ERA: 3.21	(5, 1)	3.0		10	2	0	0	3	0	0	0	0	0	0	16	16	0.00	0.667
Mickey Scott, L ERA: 2.7	(8, 1)	1.0		3	0	0	0	1	0	0	0	0	0	0	5	5	0.00	0.000

PITCHER	IP	WLS	BF	H	R	ER	SO	BB	IBB	HBP	BLK	WP	HR	S	P	ERA	WHIP

California Angels @ Boston Red Sox

Fenway Park, Boston, MA

Sun May 25 1975, 3:33 AM EDT

Att. 16,401 - Unknown - 58 F

TOP

livebaseballscorecards.com

Batter	1	2	3	4	5	6	7	8	9	AB	R	H	RBI	BB	SO	LOB
Jerry Remy, L (1, 4) OBP: 0.327, SLG: 0.392	4-3	CS 1-2	B1-3		E 1B S 3-H 1B		BBB 4-0 CS 1-2 BB	4-3		4	1	1	1	1	0	1
Mickey Rivers, L (1, 8) OBP: 0.363, SLG: 0.401	BBB 4-0 WP S 6-3 BB		3-1		CS S 1-H 1B		S 1-2 1B		P7	4	1	2	1	1	0	0
Tommy Harper, R (1, 10) OBP: 0.329, SLG: 0.372	6-3 WP 1-2 1B		5-3		SSS 0-3 K 1-3		IIII 4-0 1-2 IBB		F4	4	0	1	0	1	1	1
Joe Lahoud, L (1, 9) OBP: 0.351, SLG: 0.385 (6, 7) Winston Llenas, R (7, PH) OBP: 0.296, SLG: 0.182 (7, 7)	6-3 1-3 2-H			5-3		F4	P9		5-3	3 2	0 0	0 0	1 0	0 0	0 0	1 2
Bruce Bochte, L (1, 3) OBP: 0.356, SLG: 0.338	G3			SSS 0-3 K		F7		SSS 0-3 K		4	0	0	0	0	2	1
Dave Chalk, R (1, 5) OBP: 0.402, SLG: 0.392		5-3		E7		1B 1B		BBB 4-0 1B 2B BB		3	1	1	0	1	0	0
Tom Egan, R (1, 2) OBP: 0.288, SLG: 0.309	BBB 4-0 E SF8 BB			4-3		1-2 1B		SSS 0-3 K		3	1	1	0	1	1	2
Morris Nettles, L (1, 7) OBP: 0.282, SLG: 0.276 Leroy Stanton, R (6, PH) OBP: 0.333, SLG: 0.317 (6, 9)	E2 CS 1-3				SH1-3 1B 2B	F7		1-2 2B 1B		2 2	1 1	1 1	0 0	0 0	0 0	1 2
Billy Smith, S (1, 6) OBP: 0.294, SLG: 0.369	SF8 3-H				SH1-3 2-3		BBB 4-0 CS BB	1-H 2-H 2B		1	0	1	3	1	0	0
Inning Stats	R: 1 H: 1 E: 0 LOB: 1 K: 0 BB: 1 S: 4 P: 8	R: 1 H: 0 E: 1 LOB: 0 K: 0 BB: 1 S: 3 P: 7	R: 0 H: 0 E: 0 LOB: 0 K: 0 BB: 0 S: 3 P: 3	R: 0 H: 0 E: 1 LOB: 1 K: 1 BB: 0 S: 6 P: 6	R: 2 H: 3 E: 0 LOB: 0 K: 1 BB: 0 S: 7 P: 7	R: 0 H: 2 E: 0 LOB: 2 K: 0 BB: 0 S: 5 P: 5	R: 0 H: 1 E: 0 LOB: 2 K: 0 BB: 3 S: 2 P: 14	R: 2 H: 2 E: 0 LOB: 1 K: 2 BB: 1 S: 9 P: 13	R: 0 H: 0 E: 0 LOB: 0 K: 0 BB: 0 S: 3 P: 3	1B: 7 SF: 1 2B: 2 SAC: 1 3B: 0 DP: 0 HR: 0 HBP: 0						

	AB	32
	R	6
	H	9
	RBI	6
	BB	6
	SO	4
	LOB	11

	WP: 1	PA: 41
	PB: 0	
	SB: 4	
	CS: 4	

PITCHER		IP	WLS	BF	H	R	ER	SO	BB	IBB	HBP	BLK	WP	HR	S	P	ERA	WHIP
Reggie Cleveland, R ERA: 4.76	(1, 1)	5.2	L	25	6	4	3	2	2	0	0	0	1	0	27	35	4.76	1.412
Roger Moret, L ERA: 5.56	(6, 1)	2.1		12	3	2	2	2	3	1	0	0	0	0	12	28	7.71	2.571
Dick Drago, R ERA: 2.31	(9, 1)	1.0		3	0	0	0	0	0	0	0	0	0	0	3	3	0.00	0.000

PITCHER	IP	WLS	BF	H	R	ER	SO	BB	IBB	HBP	BLK	WP	HR	S	P	ERA	WHIP

California Angels @ Boston Red Sox

Fenway Park, Boston, MA

Sun May 25 1975, 3:33 AM EDT

Att. 16,401 - Unknown - 58 F

BOTTOM

Batter	1	2	3	4	5	6	7	8	9	AB	R	H	RBI	BB	SO	LOB
Bernie Carbo, L (1, 7) OBP: 0.463, SLG: 0.703	1-4-3	K			K		L7			2	0	0	0	0	1	3
Rick Miller, L (3, 7) OBP: 0.250, SLG: 0.143										2	0	0	0	0	1	1
Rick Burleson, R (1, 6) OBP: 0.327, SLG: 0.321	6-3		5-3		1-3		L5			4	0	0	0	0	0	1
Carl Yastrzemski, L (1, 3) OBP: 0.373, SLG: 0.379	K		F9			K		4-3		3	0	0	0	0	2	0
Cecil Cooper, L (7, 3) OBP: 0.261, SLG: 0.318										1	0	0	0	0	0	0
Fred Lynn, L (1, 8) OBP: 0.415, SLG: 0.581		K	BB			BB 1B		F9		3	0	1	0	1	1	0
Jim Rice, R (1, 10) OBP: 0.308, SLG: 0.486	BB 2B 1B	P9				1-2 BB		F4		3	1	1	0	1	0	1
Dwight Evans, R (1, 9) OBP: 0.346, SLG: 0.415		1-2 2B BB	F3			F9			F6	3	0	0	0	1	0	2
Rico Petrocelli, R (1, 5) OBP: 0.324, SLG: 0.357		K	F7			K			F8	4	0	0	0	0	2	4
Doug Griffin, R (1, 4) OBP: 0.276, SLG: 0.243		1-3 2-H 2B	4-3				6-3		F9	3	0	1	1	0	0	0
Tim McCarver, L (9, PH) OBP: 0.200, SLG: 0.200										1	0	0	0	0	0	0
Tim Blackwell, S (1, 2) OBP: 0.400, SLG: 0.200		BB			4-3		BB			1	0	0	0	2	0	0

	AB	30
	R	1
	H	3
	RBI	1
	BB	5
	SO	7
	LOB	12

livebaseballscorecards.com

Inning Stats	1	2	3	4	5	6	7	8	9
R	0	1	0	0	0	0	0	0	0
E	0	0	0	0	0	0	0	0	0
K	1	3	0	0	1	2	0	0	0
S	5	11	3	3	5	8	3	3	3
H	0	2	0	0	0	1	0	0	0
LOB	0	3	1	0	0	2	1	0	0
BB	0	2	1	0	0	1	0	0	0
P	5	19	7	3	5	12	7	3	3

	1B	2	SF	0
	2B	1	SAC	0
	3B	0	DP	0
	HR	0	HBP	0

	WP	0	PA	35
	PB	0		
	SB	0		
	CS	0		

PITCHER	IP	WLS	BF	H	R	ER	SO	BB	IBB	HBP	BLK	WP	HR	S	P	ERA	WHIP
Ed Figueroa, R (1, 1) ERA: 2.57	9.0	W	35	3	1	1	7	5	0	0	0	0	0	44	64	1.00	0.889

PITCHER	IP	WLS	BF	H	R	ER	SO	BB	IBB	HBP	BLK	WP	HR	S	P	ERA	WHIP

Batter	1	2	3	4	5	6	7	8	9	AB	R	H	RBI	BB	SO	LOB
Buddy Bell, R (1, 5) OBP: 0.331, SLG: 0.331	K	1B 1B 2-H		F7		F8 2-3		K		5	1	1	1	0	2	1
Frank Duffy, R (1, 6) OBP: 0.271, SLG: 0.269	1B 1B	1B 1-3		FC4 BB		2B 3-H		F2		4	1	3	1	1	0	0
George Hendrick, R (1, 8) OBP: 0.317, SLG: 0.446	1B 1-3	1B 1-2 3-H		FC4 1-2f		K			SH 1B	5	2	3	1	0	1	2
Rico Carty, R (1, 3) OBP: 0.373, SLG: 0.484 Tom McCraw, L (7, 3) OBP: 0.310, SLG: 0.410	K	F7			F7		FC1-6 1B		SH 1B 1-2	4 0	0 1	1 0	0 0	0 0	1 0	4 0
Charlie Spikes, R (1, 9) OBP: 0.260, SLG: 0.282	1B IBB	6-3			HR		FC1-6 S 1-2f		F7	4	1	1	1	1	0	5
Oscar Gamble, L (1, 7) OBP: 0.325, SLG: 0.382	1B 1-2 2-H 3-H		4-3		L9		FC4-6 BB 1-2		K	4	0	1	2	1	1	2
Ken Berry, R (1, 10) OBP: 0.237, SLG: 0.222 Rick Manning, L (7, PH) OBP: 0.250, SLG: 0.200	F9		K		5-3		K		S 1B 1-3 2-H	3 2	0 1	0 1	0 1	0 0	1 1	2 2
Ed Crosby, L (1, 4) OBP: 0.419, SLG: 0.407		SH3-4 BB	K			F8 SH1-4 1B	FC4-6 1-2f		1B 1-H 3-H	4	2	2	2	1	1	2
Alan Ashby, S (1, 2) OBP: 0.154, SLG: 0.083		SH3-4 1-2		F7		SH1-4 1-2		K	6-3	3	0	0	0	0	1	1
Inning Stats	R: 2 E: 0 K: 2 S: 10 H: 3 LOB: 2 BB: 1 P: 14	R: 2 E: 0 K: 0 S: 6 H: 3 LOB: 2 BB: 1 P: 10	R: 0 E: 0 K: 2 S: 7 H: 0 LOB: 0 BB: 0 P: 7	R: 0 E: 0 K: 0 S: 3 H: 0 LOB: 1 BB: 1 P: 7	R: 1 E: 0 K: 0 S: 4 H: 1 LOB: 0 BB: 0 P: 4	R: 1 E: 0 K: 1 S: 7 H: 2 LOB: 1 BB: 0 P: 7	R: 0 E: 0 K: 1 S: 6 H: 1 LOB: 2 BB: 1 P: 10	R: 0 E: 0 K: 2 S: 7 H: 0 LOB: 0 BB: 0 P: 7	R: 3 E: 1 K: 1 S: 9 H: 3 LOB: 1 BB: 0 P: 9	1B: 11 2B: 1 3B: 0 HR: 1 SF: 0 SAC: 3 DP: 0 HBP: 0						

PITCHER	IP	WLS	BF	H	R	ER	SO	BB	IBB	HBP	BLK	WP	HR	S	P	ERA	WHIP
Frank Tanana, L (1, 1) ERA: 2.8	1.1	L	11	5	4	4	2	1	1	0	0	0	0	13	21	27.00	4.500
Chuck Dobson, R (2, 1) ERA: 6.75	3.2		15	3	2	2	2	1	0	0	0	0	1	18	22	4.91	1.091
Don Kirkwood, R (6, 1) ERA: 2.16	1.1		7	2	0	0	1	1	0	0	0	0	0	8	12	0.00	2.250
Mickey Scott, L (7, 1) ERA: 2.13	2.2		12	3	3	0	4	0	0	0	0	0	0	20	20	0.00	1.125

PITCHER	IP	WLS	BF	H	R	ER	SO	BB	IBB	HBP	BLK	WP	HR	S	P	ERA	WHIP

TOP

Cleveland Indians @ California Angels

Anaheim Stadium, Anaheim, CA

Mon May 26 1975, 6:33 AM EDT

Att. 30,666 - Unknown

livebaseballscorecards.com

AB	38
R	9
H	13
RBI	9
BB	4
SO	9
LOB	21

WP: 0	PA: 45		
PB: 0			
SB: 2			
CS: 0			

BOTTOM

Cleveland Indians @ California Angels

Anaheim Stadium, Anaheim, CA

Mon May 26 1975, 6:33 AM EDT

Att. 30,666 - Unknown

Batter	1	2	3	4	5	6	7	8	9	AB	R	H	RBI	BB	SO	LOB
Jerry Remy, L (1, 4) OBP: 0.325, SLG: 0.388	F8		5-3		4-3		FC6-4 1B			4	0	1	0	0	0	0
Mickey Rivers, L (1, 8) OBP: 0.361, SLG: 0.398	5-3 1B		F8		K		F8			4	0	1	0	0	1	1
Tommy Harper, R (1, 10) OBP: 0.321, SLG: 0.362	5-3 1-2			6-3	F3		FC6-4 1-2f			4	0	0	0	0	0	2
Dave Chalk, R (1, 5) OBP: 0.404, SLG: 0.401	F8			FC4-6 E 2B		F8 BB 1B		F9		4	1	2	0	0	0	1
Leroy Stanton, R (1, 9) OBP: 0.346, SLG: 0.333		1B		FC4-6 1B		F4		4-3		3	0	2	0	0	0	1
Joe Lahoud, L (7, 9) OBP: 0.346, SLG: 0.379										1	0	0	0	0	0	0
Bruce Bochte, L (1, 3) OBP: 0.354, SLG: 0.331		F5		FC4-6 BB 1-2f 2-3 E		4-0 1-2 BB		K		3	1	0	0	1	1	3
Tom Egan, R (1, 2) OBP: 0.283, SLG: 0.304		K		4-0 1-2 E BB		F8 2-3			F8	1	0	0	0	0	1	1
Bill Sudakis, S (4, PH) OBP: 0.286, SLG: 0.218										2	1	0	0	1	0	2
Morris Nettles, L (5, 2) (1, 7) OBP: 0.280, SLG: 0.275		6-3		E8 1-H 2-H 3-H 2B		1-6-3			K	1	0	0	0	0	0	1
Winston Llenas, R (4, PH) (5, 7) OBP: 0.300, SLG: 0.240										3	0	1	3	0	1	2
Billy Smith, S (1, 6) OBP: 0.278, SLG: 0.348			F6	5-3			F7		F8	4	0	0	0	0	0	1

	AB	34
	R	3
	H	7
	RBI	3
	BB	2
	SO	4
	LOB	15

livebaseballscorecards.com

Inning Stats	1	2	3	4	5	6	7	8	9
	R: 0 E: 0 K: 0 S: 4	H: 1 LOB: 1 BB: 0 P: 4	R: 0 E: 0 K: 1 S: 6	H: 1 LOB: 1 BB: 0 P: 6	R: 0 E: 0 K: 0 S: 3	H: 0 LOB: 0 BB: 0 P: 3	R: 3 E: 1 K: 0 S: 6	H: 3 LOB: 1 BB: 1 P: 10	R: 0 E: 0 K: 1 S: 5	H: 0 LOB: 0 BB: 0 P: 5	R: 0 E: 0 K: 0 S: 4	H: 1 LOB: 2 BB: 1 P: 8	R: 0 E: 0 K: 0 S: 4	H: 1 LOB: 1 BB: 0 P: 4	R: 0 E: 0 K: 1 S: 5	H: 0 LOB: 0 BB: 0 P: 5	R: 0 E: 0 K: 1 S: 5	H: 0 LOB: 0 BB: 0 P: 5

	1B	5	SF	0	WP	0	PA	36
	2B	2	SAC	0	PB	0		
	3B	0	DP	0	SB	0		
	HR	0	HBP	0	CS	0		

PITCHER	IP	WLS	BF	H	R	ER	SO	BB	IBB	HBP	BLK	WP	HR	S	P	ERA	WHIP
Fritz Peterson, L (1, 1) ERA: 5.97	9.0	W	36	7	3	3	4	2	0	0	0	0	0	42	50	3.00	1.000

PITCHER	IP	WLS	BF	H	R	ER	SO	BB	IBB	HBP	BLK	WP	HR	S	P	ERA	WHIP

Cleveland Indians @ California Angels

Anaheim Stadium, Anaheim, CA

Tue May 27 1975, 10:05 PM EDT

Att. 6,885 - Unknown

TOP

livebaseballscorecards.com

Batter	1	2	3	4	5	6	7	8	9	AB	R	H	RBI	BB	SO	LOB
Buddy Bell, R (1, 5) OBP: 0.333, SLG: 0.333	0-0 SH1-3 1B SF9 1B	0-3 K		0-0 1-3			0-0 CS 1B	0-0 G5-4-3 1-2f		5	1	2	0	0	1	4
Rick Manning, L (1, 9) OBP: 0.286, SLG: 0.211	0-0 SF9 SH1-3 1-2 1B 1B	0-0 F7			0-0 4-3		4-0 CS 1-2 BB		0-0 F7	4	1	1	0	1	0	2
John Lowenstein, L (1, 10) (8, 4) OBP: 0.319, SLG: 0.460	0-0 SH1-3 1-2 2-3		0-3 K		0-0 HR		0-0 F6		0-0 1B	4	1	2	1	0	1	1
Boog Powell, L (1, 3) OBP: 0.416, SLG: 0.522	0-0 SF9 2-3 3-H		0-0 FC5-4 1B		0-0 5-3		0-0 CS 1-2	0-0 F7	0-0 F8	4	0	1	1	0	0	0
George Hendrick, R (1, 8) OBP: 0.322, SLG: 0.444	0-0 3-H 1B		0-0 FC5-4 E 1-2f		0-0 6-3			4-0 BB BB BB BB		3	1	1	1	1	0	1
Oscar Gamble, L (1, 7) OBP: 0.333, SLG: 0.371	0-0 F7		4-0 E IBB			0-0 F1		4-0 BB BB 1-2 1B BB		2	1	0	0	2	0	1
Frank Duffy, R (1, 6) OBP: 0.278, SLG: 0.271		0-0 SH3-4 E 1B	0-0 1-3 1-2 2-3			0-0 6-3		4-0 BB 1B 1-2 2-3 BB		3	1	1	0	1	0	2
Ed Crosby, L (1, 4) OBP: 0.412, SLG: 0.400		0-0 E3 SH3-4 1-2		0-0 F7		0-0 WP 1B		4-0 1B 1-2 2-3 3-H BB		3	0	1	0	0	0	1
Charlie Spikes, R (8, PH) OBP: 0.266, SLG: 0.282										0	0	0	1	1	0	0
Gaylord Perry, R (8, 1)										0	0	0	0	0	0	0
Alan Ashby, S (1, 2) OBP: 0.146, SLG: 0.079		0-0 SH3-4 1-2 2-3		0-0 4-3		0-0 F2 1-2		0-0 G5-4-3 1-3 2-H 3-H 1B		2	0	0	0	0	0	1
John Ellis, R (8, PH) OBP: 0.263, SLG: 0.349										1	0	1	2	0	0	0
(8, 2)																

	AB	31
	R	6
	H	10
	RBI	6
	BB	6
	SO	2
	LOB	13

Inning Stats																																		
	R: 2	E: 0	K: 0	S: 6	H: 3	LOB: 1	BB: 0	P: 6	R: 0	E: 1	K: 1	S: 7	H: 1	LOB: 2	BB: 0	P: 7	R: 0	E: 2	K: 1	S: 6	H: 1	LOB: 2	BB: 1	P: 10	R: 0	E: 0	K: 0	S: 3	H: 0	LOB: 0	BB: 0	P: 3	R: 1	E: 0	K: 0	S: 4	H: 1	LOB: 0	BB: 0	P: 4
	R: 0	E: 0	K: 0	S: 4	H: 1	LOB: 1	BB: 0	P: 4	R: 0	E: 0	K: 0	S: 2	H: 1	LOB: 0	BB: 1	P: 6	R: 3	E: 0	K: 0	S: 3	H: 1	LOB: 1	BB: 4	P: 19	R: 0	E: 0	K: 0	S: 3	H: 1	LOB: 0	BB: 0	P: 3	1B: 9	2B: 0	3B: 0	HR: 1	SF: 1	SAC: 2	DP: 1	HBP: 0	WP: 1	PB: 0	SB: 0	CS: 2	PA: 41

PITCHER		IP	WLS	BF	H	R	ER	SO	BB	IBB	HBP	BLK	WP	HR	S	P	ERA	WHIP
Bill Singer, R ERA: 4.05	(1, 1)	7.1	L	34	8	6	6	2	4	1	0	0	1	1	33	53	7.36	1.636
Mickey Scott, L ERA: 2.13	(8, 1)	0.0		1	0	0	0	0	1	0	0	0	0	0	0	4	∞	∞
Don Kirkwood, R ERA: 2.03	(8, 1)	1.2		5	2	0	0	0	0	0	0	0	0	0	5	5	0.00	1.200

PITCHER	IP	WLS	BF	H	R	ER	SO	BB	IBB	HBP	BLK	WP	HR	S	P	ERA	WHIP

Cleveland Indians @ California Angels

Anaheim Stadium, Anaheim, CA

Tue May 27 1975, 10:05 PM EDT

Att. 6,885 - Unknown

BOTTOM

Batter	1	2	3	4	5	6	7	8	9	AB	R	H	RBI	BB	SO	LOB
Jerry Remy, L (1, 4) OBP: 0.321, SLG: 0.377	BBBB 4-0 1B FC6-4 BB		x 0-0 ② 4-3		x 0-0 ① 5-3		x 0-0 ② 6-3		x 0-0 ③ 4-3	4	1	0	0	1	0	4
Mickey Rivers, L (1, 8) OBP: 0.369, SLG: 0.413	x 0-0 FC6-4 1-3 1B		x 0-0 3B		4-0 IBB		x 0-0 ③ F8			3	0	2	0	1	0	0
Tommy Harper, R (1, 10) OBP: 0.314, SLG: 0.355	x 0-0 ① FC6-4 4-3 1-2f 3-H		SSS 0-3 ③ K		x 0-0 ② SF9 3-H			S S S 0-3 ① K		3	0	0	2	0	2	2
Joe Lahoud, L (1, 9) OBP: 0.341, SLG: 0.362	x 0-0 ② 4-3 1-2			BBBB 4-0 F9-3 BB	x 0-0 ③ 5-3			x 0-0 ② 4-3		3	0	0	0	1	0	3
Dave Chalk, R (1, 5) OBP: 0.396, SLG: 0.391	S S S 0-3 ③ K			S S S 0-3 ① K		S S S 0-3 ① K		x 0-0 ③ 5-3		4	0	0	0	0	3	2
Bruce Bochte, L (1, 3) OBP: 0.357, SLG: 0.335		x 0-0 ① 4-3		x 0-0 ② ③ F9-3 1-2		x 0-0 S 1B			x 0-0 G6-3 1B	4	0	2	0	0	0	1
Tom Egan, R (1, 2) OBP: 0.281, SLG: 0.300		x 0-0 ② 4-1			x 0-0 1B E 1B	x 0-0 ② P1			x 0-0 ① ② G6-3 1-2f	4	1	1	0	0	0	2
Morris Nettles, L (1, 7) OBP: 0.290, SLG: 0.282		x 0-0 CS 1B			x 0-0 E 1-2 SF9 1B	S S S 0-3 ③ K 1-2			B B B B 4-0 1B BB	3	1	2	0	1	1	1
Billy Smith, S (1, 6) OBP: 0.276, SLG: 0.342		x 0-0 ③ CS 1-2	S S S 0-3 ① K		x 0-0 E1 1-3 2-H		S S S 0-3 ① K		x 0-0 1-2 1B	4	0	1	0	0	2	1
Inning Stats	R: 1 H: 1 E: 0 LOB: 1 K: 1 BB: 1 S: 6 P: 10	R: 0 H: 1 E: 0 LOB: 0 K: 0 BB: 0 S: 3 P: 3	R: 0 H: 1 E: 0 LOB: 1 K: 2 BB: 0 S: 8 P: 8	R: 0 H: 0 E: 0 LOB: 0 K: 1 BB: 1 S: 4 P: 8	R: 2 H: 2 E: 1 LOB: 2 K: 0 BB: 1 S: 6 P: 10	R: 0 H: 1 E: 0 LOB: 1 K: 2 BB: 0 S: 8 P: 8	R: 0 H: 0 E: 0 LOB: 0 K: 1 BB: 0 S: 5 P: 5	R: 0 H: 0 E: 0 LOB: 0 K: 1 BB: 0 S: 5 P: 5	R: 0 H: 2 E: 0 LOB: 2 K: 0 BB: 1 S: 4 P: 8	1B: 7 SF: 1 2B: 1 SAC: 0 3B: 1 DP: 2 HR: 0 HBP: 0							

	AB	32
	R	3
	H	8
	RBI	2
	BB	4
	SO	8
	LOB	16

WP: 0 PA: 38
PB: 0
SB: 1
CS: 1

livebaseballscorecards.com

PITCHER		IP	WLS	BF	H	R	ER	SO	BB	IBB	HBP	BLK	WP	HR	S	P	ERA	WHIP
Gaylord Perry, R ERA: 3.14	(1, 1)	9.0	W	37	8	3	1	8	3	1	0	0	0	0	49	65	1.00	1.222
Gaylord Perry, R ERA: 3.14	(8, 1)	9.0	W	37	8	3	1	8	3	1	0	0	0	0	49	65	1.00	1.222

PITCHER	IP	WLS	BF	H	R	ER	SO	BB	IBB	HBP	BLK	WP	HR	S	P	ERA	WHIP

Batter	1	2	3	4	5	6	7	8	9	AB	R	H	RBI	BB	SO	LOB
Buddy Bell, R (1, 5) OBP: 0.336, SLG: 0.356	SSS 0-3 ① K		x 0-0 2-H HR		BBB 4-0 1B BB		x 0-0 ② SF8 3-H		x 0-0 E6 1B 1-3 2-H SF9	3	2	1	3	1	1	1
John Lowenstein, L (1, 10) OBP: 0.351, SLG: 0.522	x 0-0 ② 3-1		BBBB 4-0 E S BB		x 0-0 ③ 1-3 1B		x 0-0 1-H HR		x 0-0 CS 2-3 3-H 1B	4	1	3	3	1	0	0
George Hendrick, R (1, 8) OBP: 0.318, SLG: 0.439	x 0-0 ③ F2		x 0-0 ③ 5-3 1-3			SSS 0-3 ① K	x 0-0 WP 1B		x 0-0 ① SF9 3-H	4	0	1	1	0	1	1
Boog Powell, L (1, 3) OBP: 0.398, SLG: 0.495		x 0-0 ① G3		x 0-0 ① F7		SSS 0-3 ② K	x 0-0 ③ G3 1-2		SSS 0-3 ②③ K 1-2	5	0	0	0	0	2	2
Charlie Spikes, R (1, 9) OBP: 0.266, SLG: 0.281		SSS 0-3 ② K		x 0-0 S 1B		x 0-0 ③ F3		SSS 0-3 ① K		4	0	1	0	0	2	0
Oscar Gamble, L (1, 7) OBP: 0.329, SLG: 0.378		x 0-0 ③ F6		SSS 0-3 ② K 1-2			x 0-0 FC FC 2B	x 0-0 ② F7		4	1	1	0	0	1	1
Frank Duffy, R (1, 6) OBP: 0.277, SLG: 0.270			x 0-0 4-3 HR 1B	x 0-0 ③ F4			x 0-0 FC FC S 2-3 SF8	x 0-0 ③ F8		4	2	1	0	0	0	2
Ed Crosby, L (1, 4) OBP: 0.395, SLG: 0.382			x 0-0 ① 4-3 1-2		x 0-0 ① F3		x 0-0 ① F8 1-2		x 0-0 BB E 1B	4	1	1	0	0	0	3
Alan Ashby, S (1, 2) OBP: 0.156, SLG: 0.073			x 0-0 ② F7		SSS 0-3 ② K		x 0-0 FC HR 2-3 3-H		BBB 4-0 E 1-2 1B BB	3	2	0	1	1	1	2
Inning Stats	R: 0 E: 0 K: 1 S: 5 H: 0 LOB: 0 BB: 0 P: 5	R: 0 E: 0 K: 1 S: 5 H: 0 LOB: 0 BB: 0 P: 5	R: 2 E: 0 K: 0 S: 5 H: 2 LOB: 1 BB: 1 P: 9	R: 0 E: 0 K: 1 S: 6 H: 1 LOB: 1 BB: 0 P: 6	R: 0 E: 0 K: 1 S: 5 H: 1 LOB: 2 BB: 1 P: 9	R: 0 E: 0 K: 2 S: 7 H: 0 LOB: 0 BB: 0 P: 7	R: 4 E: 0 K: 0 S: 8 H: 3 LOB: 1 BB: 0 P: 8	R: 0 E: 0 K: 1 S: 5 H: 0 LOB: 0 BB: 0 P: 5	R: 3 E: 1 K: 1 S: 7 H: 2 LOB: 1 BB: 1 P: 11	1B: 6 2B: 2 3B: 0 HR: 2	SF: 2 SAC: 0 DP: 1 HBP: 0						

TOP

Cleveland Indians @ California Angels

Anaheim Stadium, Anaheim, CA

Wed May 28 1975, 10:05 PM EDT

Att. 11,309 - Unknown

livebaseballscorecards.com

AB	35
R	9
H	9
RBI	8
BB	3
SO	8
LOB	12

WP: 1 PB: 0 SB: 3 CS: 1 PA: 40

PITCHER		IP	WLS	BF	H	R	ER	SO	BB	IBB	HBP	BLK	WP	HR	S	P	ERA	WHIP
Nolan Ryan, R ERA: 2.7	(1, 1)	7.0	L	31	7	6	6	6	2	0	0	0	1	2	41	49	7.71	1.286
Dick Lange, R ERA: 3.38	(8, 1)	2.0		9	2	3	1	2	1	0	0	0	0	0	12	16	4.50	1.500

PITCHER	IP	WLS	BF	H	R	ER	SO	BB	IBB	HBP	BLK	WP	HR	S	P	ERA	WHIP

Cleveland Indians @ California Angels

Anaheim Stadium, Anaheim, CA

Wed May 28 1975, 10:05 PM EDT

Att. 11,309 - Unknown

BOTTOM

Batter	1	2	3	4	5	6	7	8	9	AB	R	H	RBI	BB	SO	LOB
Jerry Remy, L (1, 4) OBP: 0.320, SLG: 0.374	6-3		4-3 1-2 1B		4-3			4-3		4	1	1	0	0	0	0
Mickey Rivers, L (1, 8) OBP: 0.361, SLG: 0.404	4-3		4-3 1-2 2-3			4-3		G3		4	0	0	0	0	0	2
Tommy Harper, R (1, 10) OBP: 0.329, SLG: 0.378	1B		L7-4-3 2-H 3-H 1B			3-1 CS 2B		BB 1B		4	0	4	2	0	0	0
Joe Lahoud, L (1, 9) OBP: 0.337, SLG: 0.347	4-3		L7-4-3 1-2			3-1 2-3		BBBB 4-0 1-2 BB		3	0	0	0	1	0	3
Bruce Bochte, L (1, 3) OBP: 0.351, SLG: 0.329 Bill Sudakis, S (8, PH) OBP: 0.282, SLG: 0.214 (9, 3)		6-3		4-3		CS 3-H	G3	SSS 0-3 K		3 1	0 0	0 0	0 0	0 0	0 1	0 2
Dave Chalk, R (1, 5) OBP: 0.398, SLG: 0.400		2B		6-3			1B 1B		F4	4	0	2	0	0	0	0
Tom Egan, R (1, 2) OBP: 0.284, SLG: 0.302 Winston Llenas, R (9, PH) OBP: 0.290, SLG: 0.231		5-3		L8			FC6-4 1-2 1B		F4	3 1	0 0	1 0	0 0	0 0	0 0	1 0
Billy Smith, S (1, 6) OBP: 0.275, SLG: 0.329		F5			F7		F7		BBBB 4-0 BB	3	0	0	0	1	0	3
Morris Nettles, L (1, 7) OBP: 0.291, SLG: 0.278 Leroy Stanton, R (9, PH) OBP: 0.342, SLG: 0.328			BBBB 4-0 4-3 1B 1B BB		3-1		FC6-4 1-2f		SSS 0-3 K	2 1	1 0	0 0	0 0	1 1	0 1	2 1
Inning Stats	R: 0 E: 0 K: 0 S: 4 H: 1 LOB: 1 BB: 0 P: 4	R: 0 E: 0 K: 0 S: 4 H: 1 LOB: 1 BB: 0 P: 4	R: 2 E: 0 K: 0 S: 4 H: 2 LOB: 0 BB: 1 P: 8	R: 0 E: 0 K: 0 S: 3 H: 0 LOB: 0 BB: 0 P: 3	R: 0 E: 0 K: 0 S: 3 H: 0 LOB: 0 BB: 0 P: 3	R: 0 E: 0 K: 0 S: 3 H: 1 LOB: 0 BB: 0 P: 3	R: 0 E: 0 K: 0 S: 5 H: 2 LOB: 2 BB: 0 P: 5	R: 0 E: 0 K: 1 S: 6 H: 1 LOB: 2 BB: 1 P: 10	R: 0 E: 0 K: 1 S: 5 H: 0 LOB: 1 BB: 1 P: 9	1B: 6 2B: 3 3B: 0 HR: 0 SF: 0 SAC: 0 DP: 1 HBP: 0						

PITCHER		IP	WLS	BF	H	R	ER	SO	BB	IBB	HBP	BLK	WP	HR	S	P	ERA	WHIP
Eric Raich, R ERA: 4.09	(1, 1)	7.2	W	31	8	2	2	0	2	0	0	0	0	0	29	37	2.35	1.304
Dave LaRoche, L ERA: 2.2	(8, 1)	1.1	S	5	0	0	0	2	1	0	0	0	0	0	8	12	0.00	0.750

PITCHER	IP	WLS	BF	H	R	ER	SO	BB	IBB	HBP	BLK	WP	HR	S	P	ERA	WHIP

AB	33
R	2
H	8
RBI	2
BB	3
SO	2
LOB	14

WP: 0 PB: 0 SB: 0 CS: 1 PA: 37

livebaseballscorecards.com

Baltimore Orioles @ California Angels

Anaheim Stadium, Anaheim, CA

Fri May 30 1975, 10:05 PM EDT

Att. 10,164 - Unknown

livebaseballscorecards.com

Batter	1	2	3	4	5	6	7	8	9	AB	R	H	RBI	BB	SO	LOB
Ken Singleton, S (1, 9) OBP: 0.427, SLG: 0.386	1-3		K		G6-3 1-3 1B		SH5-3 2B BB		F7	4	1	1	0	1	1	0
Paul Blair, R (1, 8) OBP: 0.271, SLG: 0.311	5-3		6-3		G6-3 1-2f 3-H		SH5-3 1-2		F9	4	0	0	0	0	0	1
Al Bumbry, L (1, 7) OBP: 0.386, SLG: 0.500	F8			1-3	4-3		1B 2-H 2B		F8	5	1	1	1	0	0	0
Don Baylor, R (1, 10) OBP: 0.371, SLG: 0.500		F2		S S 1B		K	1B 1B 2-H 1B			4	1	2	1	0	1	0
Bobby Grich, R (1, 4) OBP: 0.404, SLG: 0.460		F3		S 1-2 BB		E S 1B 1B	1B 1-3 CS 1B			3	1	2	0	1	0	0
Lee May, R (1, 3) OBP: 0.251, SLG: 0.368		BB BB		K 1-2 2-3		S 1-H 1B	1-3 3-H 1B			3	0	2	2	1	1	2
Brooks Robinson, R (1, 5) OBP: 0.280, SLG: 0.250		BB 1-2 BB		IBB		6-3 1-2	CS 3-H	6-3		2	0	0	0	2	0	1
Doug DeCinces, R (1, 6) OBP: 0.302, SLG: 0.429		6-3		F7		5-3		5-3		3	0	0	0	0	0	6
Mark Belanger, R (6, 6) OBP: 0.259, SLG: 0.186										1	0	0	0	0	0	0
Elrod Hendricks, L (1, 2) OBP: 0.390, SLG: 0.302			F5		1B G6-3 BB		4-3	K		3	1	0	0	1	1	0

Inning Stats	1	2	3	4	5	6	7	8	9	
	R: 0 H: 0	R: 0 H: 0	R: 0 H: 0	R: 0 H: 1	R: 1 H: 1	R: 1 H: 2	R: 3 H: 4	R: 0 H: 0	R: 0 H: 0	1B: 7 SF: 0
	E: 0 LOB: 0	E: 0 LOB: 2	E: 0 LOB: 0	E: 0 LOB: 3	E: 0 LOB: 0	E: 0 LOB: 1	E: 0 LOB: 1	E: 0 LOB: 0	E: 0 LOB: 0	2B: 1 SAC: 1
	K: 0 BB: 0	K: 0 BB: 2	K: 1 BB: 0	K: 1 BB: 2	K: 0 BB: 1	K: 1 BB: 0	K: 0 BB: 1	K: 1 BB: 0	K: 0 BB: 0	3B: 0 DP: 1
	S: 3 P: 3	S: 3 P: 11	S: 5 P: 5	S: 6 P: 14	S: 3 P: 7	S: 7 P: 7	S: 6 P: 10	S: 5 P: 5	S: 3 P: 3	HR: 0 HBP: 0

WP: 0 PA: 40
PB: 0
SB: 5
CS: 1

PITCHER		IP	WLS	BF	H	R	ER	SO	BB	IBB	HBP	BLK	WP	HR	S	P	ERA	WHIP
Ed Figueroa, R ERA: 3.24	(1, 1)	6.2	L	31	6	5	5	3	5	1	0	0	0	0	31	55	6.75	1.650
Don Kirkwood, R ERA: 1.86	(7, 1)	2.1		8	2	0	0	1	0	0	0	0	0	0	10	10	0.00	0.857

PITCHER	IP	WLS	BF	H	R	ER	SO	BB	IBB	HBP	BLK	WP	HR	S	P	ERA	WHIP

Batter	1	2	3	4	5	6	7	8	9	AB	R	H	RBI	BB	SO	LOB
Morris Nettles, L (1, 7) OBP: 0.290, SLG: 0.274	K		BB			K			G3	3	0	0	0	1	2	0
Jerry Remy, L (1, 4) OBP: 0.312, SLG: 0.365	1-3		F7			F7			F5	4	0	0	0	0	0	2
Mickey Rivers, L (1, 8) OBP: 0.359, SLG: 0.412	F7			6-3		3B			K	4	0	1	0	0	1	0
Tommy Harper, R (1, 10) OBP: 0.324, SLG: 0.371		6-3		K			F7			3	0	0	0	0	1	0
Joe Lahoud, L (1, 9) OBP: 0.326, SLG: 0.333		K		K			F8			3	0	0	0	0	2	0
Dave Chalk, R (1, 5) OBP: 0.392, SLG: 0.392		F6			F4		6-3			3	0	0	0	0	0	0
Bruce Bochte, L (1, 3) OBP: 0.356, SLG: 0.335			FC4-6 1B		4-3			G4-3 1B		3	0	2	0	0	0	0
Tom Egan, R (1, 2) OBP: 0.286, SLG: 0.318			P1		2B			G4-3 1-2f		3	0	1	0	0	0	2
Billy Smith, S (1, 6) OBP: 0.265, SLG: 0.316			FC4-6 S 1-2f		4-3			4-3		3	0	0	0	0	0	2
Inning Stats	R: 0 E: 0 K: 1 S: 5 H: 0 LOB: 0 BB: 0 P: 5	R: 0 E: 0 K: 1 S: 5 H: 0 LOB: 0 BB: 0 P: 5	R: 0 E: 0 K: 0 S: 4 H: 1 LOB: 2 BB: 1 P: 8	R: 0 E: 0 K: 2 S: 7 H: 0 LOB: 0 BB: 0 P: 7	R: 0 E: 0 K: 0 S: 4 H: 1 LOB: 1 BB: 0 P: 4	R: 0 E: 0 K: 1 S: 5 H: 1 LOB: 1 BB: 0 P: 5	R: 0 E: 0 K: 0 S: 3 H: 0 LOB: 0 BB: 0 P: 3	R: 0 E: 0 K: 0 S: 3 H: 1 LOB: 0 BB: 0 P: 3	R: 0 E: 0 K: 1 S: 5 H: 0 LOB: 0 BB: 0 P: 5	1B: 2 2B: 1 3B: 1 HR: 0 SF: 0 SAC: 0 DP: 1 HBP: 0						

PITCHER	IP	WLS	BF	H	R	ER	SO	BB	IBB	HBP	BLK	WP	HR	S	P	ERA	WHIP
Jim Palmer, R (1, 1) ERA: 1.68	9.0	W	30	4	0	0	6	1	0	0	0	0	0	41	45	0.00	0.556

PITCHER	IP	WLS	BF	H	R	ER	SO	BB	IBB	HBP	BLK	WP	HR	S	P	ERA	WHIP

BOTTOM

Baltimore Orioles @ California Angels

Anaheim Stadium, Anaheim, CA

Fri May 30 1975, 10:05 PM EDT

Att. 10,164 - Unknown

livebaseballscorecards.com

AB	29
R	0
H	4
RBI	0
BB	1
SO	6
LOB	6

PA: 30

WP: 0
PB: 0
SB: 1
CS: 0

Batter	1	2	3	4	5	6	7	8	9	AB	R	H	RBI	BB	SO	LOB
Ken Singleton, S (1, 9) OBP: 0.423, SLG: 0.378	B B B B 4-0 SH5-3 BB		S S S 0-3 ③ K			S S S 0-3 ② K		x 0-0 4-3		3	0	0	0	1	2	0
Paul Blair, R (1, 8) OBP: 0.266, SLG: 0.304	x 0-0 ① SH5-3 1-2			x 0-0 ① 6-3		x 0-0 E6			S S S 0-3 ① K	3	0	0	0	0	1	0
Al Bumbry, L (1, 7) OBP: 0.381, SLG: 0.490	S S S 0-3 ② K			x 0-0 CS 1B		S S S 0-3 ③ K			x 0-0 ② 6-3	4	0	1	0	0	2	2
Don Baylor, R (1, 10) OBP: 0.362, SLG: 0.487	x 0-0 ③ F8			x 0-0 ② ③ F9 1-2			S S S 0-3 ① K		S S S 0-3 ③ K	4	0	0	0	0	2	2
Bobby Grich, R (1, 4) OBP: 0.402, SLG: 0.457		x 0-0 ① F8			x 0-0 5-3 1B		x 0-0 ② F7			3	0	1	0	0	0	0
Lee May, R (1, 3) OBP: 0.247, SLG: 0.361		x 0-0 ② 5-3			x 0-0 ① F7		x 0-0 ③ F7			3	0	0	0	0	0	1
Brooks Robinson, R (1, 5) OBP: 0.281, SLG: 0.273		x 0-0 ③ F8			x 0-0 ② 5-3 1-2			x 0-0 HR		3	1	1	1	0	0	1
Doug DeCinces, R (1, 6) OBP: 0.286, SLG: 0.404 Mark Belanger, R (8, 6) OBP: 0.259, SLG: 0.186			S S S 0-3 ① K		S S S 0-3 ③ K			S S S 0-3 ① K		3 0	0 0	0 0	0 0	0 0	3 0	1 0
Elrod Hendricks, L (1, 2) OBP: 0.371, SLG: 0.283			x 0-0 ② F8			x 0-0 ① F4		x 0-0 ② F5		3	0	0	0	0	0	0
Inning Stats	R: 0 H: 0 E: 0 LOB: 1 K: 1 BB: 1 S: 5 P: 9	R: 0 H: 0 E: 0 LOB: 0 K: 0 BB: 0 S: 3 P: 3	R: 0 H: 0 E: 0 LOB: 0 K: 2 BB: 0 S: 7 P: 7	R: 0 H: 1 E: 0 LOB: 0 K: 0 BB: 0 S: 3 P: 3	R: 0 H: 1 E: 0 LOB: 1 K: 1 BB: 0 S: 6 P: 6	R: 0 H: 0 E: 1 LOB: 1 K: 2 BB: 0 S: 8 P: 8	R: 0 H: 0 E: 0 LOB: 0 K: 1 BB: 0 S: 5 P: 5	R: 1 H: 1 E: 0 LOB: 0 K: 1 BB: 0 S: 6 P: 6	R: 0 H: 0 E: 0 LOB: 0 K: 2 BB: 0 S: 7 P: 7	1B: 2 SF: 0 2B: 0 SAC: 1 3B: 0 DP: 0 HR: 1 HBP: 0						

PITCHER		IP	WLS	BF	H	R	ER	SO	BB	IBB	HBP	BLK	WP	HR	S	P	ERA	WHIP
Bill Singer, R ERA: 3.74	(1, 1)	9.0	L	31	3	1	1	10	1	0	0	0	0	1	50	54	1.00	0.444

PITCHER	IP	WLS	BF	H	R	ER	SO	BB	IBB	HBP	BLK	WP	HR	S	P	ERA	WHIP

TOP

Baltimore Orioles @ California Angels

Anaheim Stadium, Anaheim, CA

Sat May 31 1975, 10:05 PM EDT

Att. 15,880 - Unknown

livebaseballscorecards.com

AB	29
R	1
H	3
RBI	1
BB	1
SO	10
LOB	7

PA: 31

WP: 0
PB: 0
SB: 0
CS: 1

Baltimore Orioles @ California Angels

Anaheim Stadium, Anaheim, CA

Sat May 31 1975, 10:05 PM EDT

Att. 15,880 - Unknown

BOTTOM

Batter	1	2	3	4	5	6	7	8	9	AB	R	H	RBI	BB	SO	LOB
Jerry Remy, L (1, 4) OBP: 0.307, SLG: 0.358	4-3		FC4-6 1-2f			6-3			SH1-4 1-2	3	0	0	0	0	0	1
Mickey Rivers, L (1, 8) OBP: 0.352, SLG: 0.403	F4			4-3			G3		F2	4	0	0	0	0	0	2
Tommy Harper, R (1, 7) OBP: 0.317, SLG: 0.362	5-3			5-3			5-3		F6	4	0	0	0	0	0	2
Dave Chalk, R (1, 5) OBP: 0.385, SLG: 0.385		F8		K			F7			3	0	0	0	0	1	0
Winston Llenas, R (1, 10) OBP: 0.294, SLG: 0.214 Morris Nettles, L (8, PR) OBP: 0.290, SLG: 0.274		F9			6-3			BBBB 4-0 SH1-4 BB		2 0	0 0	0 0	0 0	1 0	0 0	0 0
Leroy Stanton, R (1, 9) OBP: 0.333, SLG: 0.319		6-3			F9			SH1-4 1-2		2	0	0	0	0	0	0
Bruce Bochte, L (1, 3) OBP: 0.356, SLG: 0.335			FC4-6 1B		F9			F7		3	0	1	0	0	0	2
Billy Smith, S (1, 6) OBP: 0.256, SLG: 0.305			K			F9		4-3		3	0	0	0	0	1	3
Bob Allietta, R (1, 2) OBP: 0.214, SLG: 0.222 Bill Sudakis, S (9, PH) OBP: 0.278, SLG: 0.211 Orlando Ramirez, R (9, PR) OBP: 0.377, SLG: 0.391			F4			F9			E6 SH1-4	2 1 0	0 0 0	0 0 0	0 0 0	0 0 0	0 0 0	1 0 0
Inning Stats	R: 0 E: 0 K: 0 S: 3 H: 0 LOB: 0 BB: 0 P: 3	R: 0 E: 0 K: 0 S: 3 H: 0 LOB: 0 BB: 0 P: 3	R: 0 E: 0 K: 1 S: 6 H: 1 LOB: 1 BB: 0 P: 6	R: 0 E: 0 K: 1 S: 5 H: 0 LOB: 0 BB: 0 P: 5	R: 0 E: 0 K: 0 S: 3 H: 0 LOB: 0 BB: 0 P: 3	R: 0 E: 0 K: 0 S: 3 H: 0 LOB: 0 BB: 0 P: 3	R: 0 E: 0 K: 0 S: 3 H: 0 LOB: 0 BB: 0 P: 3	R: 0 E: 0 K: 0 S: 3 H: 0 LOB: 2 BB: 1 P: 7	R: 0 E: 1 K: 0 S: 4 H: 0 LOB: 2 BB: 0 P: 4	1B: 1 2B: 0 3B: 0 HR: 0	SF: 0 SAC: 2 DP: 0 HBP: 0					

livebaseballscorecards.com

AB	27
R	0
H	1
RBI	0
BB	1
SO	2
LOB	11

PITCHER	IP	WLS	BF	H	R	ER	SO	BB	IBB	HBP	BLK	WP	HR	S	P	ERA	WHIP
Mike Cuellar, L (1, 1) ERA: 3.81	9.0	W	30	1	0	0	2	1	0	0	0	0	0	33	37	0.00	0.222

PITCHER	IP	WLS	BF	H	R	ER	SO	BB	IBB	HBP	BLK	WP	HR	S	P	ERA	WHIP

WP: 0 PB: 0 SB: 0 CS: 0 PA: 30

Baltimore Orioles @ California Angels

Anaheim Stadium, Anaheim, CA

Sun Jun 01 1975, 6:33 AM EDT

Att. 18,492 - Unknown

TOP

livebaseballscorecards.com

Batter	1	2	3	4	5	6	7	8	9	AB	R	H	RBI	BB	SO	LOB
Ken Singleton, S (1, 9) OBP: 0.415, SLG: 0.368	6-3		K 1-2			K		F7		4	0	0	0	0	2	1
Tom Shopay, L (1, 8) OBP: 0.214, SLG: 0.083	K		BB			4-3		6-3		3	0	0	0	1	1	0
Al Bumbry, L (1, 7) OBP: 0.367, SLG: 0.471	K		K			K			F7	4	0	0	0	0	3	2
Don Baylor, R (1, 10) OBP: 0.358, SLG: 0.481 Tommy Davis, R (7, PH) OBP: 0.308, SLG: 0.316		5-3		F3			4-3		4-3	2 2	0 0	0 0	0 0	0 0	0 0	0 0
Bobby Grich, R (1, 4) OBP: 0.405, SLG: 0.450		BB		L6			5-3 E BB		K	2	0	0	0	2	1	0
Lee May, R (1, 3) OBP: 0.243, SLG: 0.355		K		F7			E6 5-3 1-2			3	0	0	0	0	1	2
Brooks Robinson, R (1, 5) OBP: 0.276, SLG: 0.267		6-3			F8		5-3 1-2 2-3			3	0	0	0	0	0	3
Elrod Hendricks, L (1, 2) OBP: 0.354, SLG: 0.265			4-3		F9		F5			3	0	0	0	0	0	2
Mark Belanger, R (1, 6) OBP: 0.261, SLG: 0.182			BB S		F9			K		2	0	0	0	1	1	0

	AB	28
	R	0
	H	0
	RBI	0
	BB	4
	SO	9
	LOB	10

Inning Stats	1	2	3	4	5	6	7	8	9
	R: 0 H: 0 E: 0 LOB: 0 K: 2 BB: 0 S: 7 P: 7	R: 0 H: 0 E: 0 LOB: 1 K: 1 BB: 1 S: 5 P: 9	R: 0 H: 0 E: 0 LOB: 2 K: 2 BB: 2 S: 7 P: 15	R: 0 H: 0 E: 0 LOB: 0 K: 0 BB: 0 S: 3 P: 3	R: 0 H: 0 E: 0 LOB: 0 K: 0 BB: 0 S: 3 P: 3	R: 0 H: 0 E: 0 LOB: 0 K: 2 BB: 0 S: 7 P: 7	R: 0 H: 0 E: 1 LOB: 2 K: 0 BB: 1 S: 4 P: 8	R: 0 H: 0 E: 0 LOB: 0 K: 1 BB: 0 S: 5 P: 5	R: 0 H: 0 E: 0 LOB: 0 K: 1 BB: 0 S: 5 P: 5

	1B: 0	SF: 0	WP: 0	PA: 32
	2B: 0	SAC: 0	PB: 0	
	3B: 0	DP: 0	SB: 1	
	HR: 0	HBP: 0	CS: 0	

PITCHER	IP	WLS	BF	H	R	ER	SO	BB	IBB	HBP	BLK	WP	HR	S	P	ERA	WHIP
Nolan Ryan, R (1, 1) ERA: 2.45	9.0	W	32	0	0	0	9	4	0	0	0	0	0	46	62	0.00	0.444

PITCHER	IP	WLS	BF	H	R	ER	SO	BB	IBB	HBP	BLK	WP	HR	S	P	ERA	WHIP

Batter	1	2	3	4	5	6	7	8	9	AB	R	H	RBI	BB	SO	LOB
Jerry Remy, L (1, 4) OBP: 0.307, SLG: 0.358	4-3		G4-6-3 1-2f		CS 1B			SH3-4 1-2		3	0	1	0	0	0	1
Mickey Rivers, L (1, 8) OBP: 0.350, SLG: 0.400	5-3		1B 1B		2-3 1-2			F9 2-3		4	1	1	0	0	0	2
Tommy Harper, R (1, 10) OBP: 0.315, SLG: 0.359	K		CS 1B 1-3			5-3		K		4	0	1	0	0	2	1
Dave Chalk, R (1, 5) OBP: 0.390, SLG: 0.390		SH1-3 1B	1-2 3-H			6-3				3	0	2	1	0	0	0
Winston Llenas, R (1, 7) OBP: 0.297, SLG: 0.226		SH1-3 1-2	CS 2-3	5-3		6-3				3	0	1	0	0	0	0
Morris Nettles, L (7, 7) OBP: 0.290, SLG: 0.274										0	0	0	0	0	0	0
Leroy Stanton, R (1, 9) OBP: 0.337, SLG: 0.324	SH1-3 1-2 2-3		1B				F9			2	0	1	0	0	0	0
Bruce Bochte, L (1, 3) OBP: 0.356, SLG: 0.335	L5		G6-4-3 1-3				6-3			3	0	1	0	0	0	2
Ellie Rodriguez, R (1, 2) OBP: 0.427, SLG: 0.298	F8		G6-4-3 1-2f				6-3			3	0	0	0	0	0	4
Billy Smith, S (1, 6) OBP: 0.270, SLG: 0.310			G4-6-3		F2			F9 SH3-4		2	0	1	0	1	0	0
Inning Stats	R: 0 E: 0 K: 1 S: 5 H: 0 LOB: 0 BB: 0 P: 5	R: 0 E: 0 K: 0 S: 5 H: 2 LOB: 2 BB: 0 P: 5	R: 1 E: 0 K: 0 S: 5 H: 4 LOB: 1 BB: 0 P: 5	R: 0 E: 0 K: 0 S: 4 H: 2 LOB: 1 BB: 0 P: 4	R: 0 E: 0 K: 0 S: 3 H: 1 LOB: 0 BB: 0 P: 3	R: 0 E: 0 K: 0 S: 3 H: 0 LOB: 0 BB: 0 P: 3	R: 0 E: 0 K: 0 S: 3 H: 0 LOB: 0 BB: 0 P: 3	R: 0 E: 0 K: 1 S: 5 H: 0 LOB: 1 BB: 1 P: 9		1B: 9 2B: 0 3B: 0 HR: 0 SF: 0 SAC: 2 DP: 2 HBP: 0					

PITCHER		IP	WLS	BF	H	R	ER	SO	BB	IBB	HBP	BLK	WP	HR	S	P	ERA	WHIP
Ross Grimsley, L ERA: 4.78	(1, 1)	3.1	L	16	8	1	1	1	0	0	0	0	0	0	18	18	2.70	2.400
Wayne Garland, R ERA: 3.27	(4, 1)	4.2		14	1	0	0	1	1	0	0	0	0	0	15	19	0.00	0.429

PITCHER	IP	WLS	BF	H	R	ER	SO	BB	IBB	HBP	BLK	WP	HR	S	P	ERA	WHIP

BOTTOM

Baltimore Orioles @ California Angels

Anaheim Stadium, Anaheim, CA

Sun Jun 01 1975, 6:33 AM EDT

Att. 18,492 - Unknown

livebaseballscorecards.com

AB	27
R	1
H	9
RBI	1
BB	1
SO	2
LOB	10

Detroit Tigers @ California Angels

Anaheim Stadium, Anaheim, CA

Tue Jun 03 1975, 10:05 PM EDT

Att. 7,412 - Unknown

TOP

Batter	1	2	3	4	5	6	7	8	9	AB	R	H	RBI	BB	SO	LOB
Ron LeFlore, R (1, 8) OBP: 0.326, SLG: 0.424	K2-3			K		K2-3		K2-3 1-2	FC3-2 1B E 1-2 2-3 3-Hf	5	1	0	0	0	4	4
Gary Sutherland, R (1, 4) OBP: 0.335, SLG: 0.360	5-3			F7		4-3		BLK IBB	E 1-3 2-H 3-H 1B	4	0	1	2	1	0	0
Dan Meyer, L (1, 7) OBP: 0.329, SLG: 0.432	K2-3			G3		4-3		K 1-2 2-3	E7 1-3 3-H 1B	5	0	1	1	0	2	2
Willie Horton, R (1, 10) OBP: 0.272, SLG: 0.474		K		F5			HR		L1 K	5	1	1	1	0	2	3
Leon Roberts, R (1, 9) OBP: 0.402, SLG: 0.541		6-3		2B 1B			6-3		1B 1B 1B	4	2	2	0	0	0	0
Nate Colbert, R (1, 3) OBP: 0.247, SLG: 0.276		F7		K			K		1B FC 1-3 1B	4	1	1	0	0	2	1
Bill Freehan, R (1, 2) OBP: 0.320, SLG: 0.419			K2-3	2B 1-H 2B			5-3		FC FC3-2 1-3 3-H 1B	4	1	2	2	0	1	0
Aurelio Rodriguez, R (1, 5) OBP: 0.254, SLG: 0.354 Mickey Stanley, R (5, PH) OBP: 0.300, SLG: 0.240 (5, 5) Gates Brown, L (9, PH) John Knox, L (9, PR) OBP: 0.182, SLG: 0.100 (9, 5)			K	2B 2-H 2B				F9	FC3-2 FC 1B IBB	1 2 0 0 0	0 0 0 1 0	0 1 0 0 0	0 1 0 0 0	1 0 1 0 0	0 0 0 0 0	0 0 0 0 0
Tom Veryzer, R (1, 6) OBP: 0.290, SLG: 0.278 Ben Oglivie, L (9, PH) OBP: 0.171, SLG: 0.225 Gene Michael, S (9, 6) OBP: 0.195, SLG: 0.325			K	F6				BB	FC FC3-2 1-2 2-3 3-H 1B	2 1 0	0 1 0	0 1 0	0 0 0	1 0 0	1 0 0	1 2 0
Inning Stats	R: 0 E: 0 K: 2 S: 7 H: 0 LOB: 0 BB: 0 P: 7	R: 0 E: 0 K: 1 S: 5 H: 0 LOB: 0 BB: 0 P: 5	R: 0 E: 0 K: 3 S: 9 H: 0 LOB: 0 BB: 0 P: 9	R: 0 E: 0 K: 1 S: 5 H: 0 LOB: 0 BB: 0 P: 5	R: 2 E: 0 K: 1 S: 8 H: 3 LOB: 1 BB: 0 P: 8	R: 0 E: 0 K: 1 S: 5 H: 0 LOB: 0 BB: 0 P: 5	R: 1 E: 0 K: 1 S: 6 H: 1 LOB: 0 BB: 0 P: 6	R: 0 E: 0 K: 2 S: 7 H: 0 LOB: 2 BB: 2 P: 15	R: 5 E: 1 K: 1 S: 11 H: 5 LOB: 3 BB: 1 P: 15	1B: 6 2B: 2 3B: 0 HR: 1 SF: 0 SAC: 0 DP: 0 HBP: 0						

livebaseballscorecards.com

AB	37
R	8
H	9
RBI	8
BB	3
SO	13
LOB	13

WP: 1 PB: 0 SB: 0 CS: 0 PA: 40

PITCHER		IP	WLS	BF	H	R	ER	SO	BB	IBB	HBP	BLK	WP	HR	S	P	ERA	WHIP
Frank Tanana, L ERA: 3.21	(1, 1)	8.1	L	33	6	5	5	12	1	1	0	1	1	1	55	63	5.40	0.840
Dave Sells, R ERA:	(9, 1)	0.0		2	1	0	0	0	0	1	0	0	0	0	1	5	∞	∞
Mickey Scott, L ERA: 2.84	(9, 1)	0.0		1	0	0	0	0	0	0	0	0	0	0	1	1	∞	∞
Don Kirkwood, R ERA: 1.82	(9, 1)	0.2		4	2	3	3	1	0	0	0	0	0	0	6	6	40.50	3.000

PITCHER	IP	WLS	BF	H	R	ER	SO	BB	IBB	HBP	BLK	WP	HR	S	P	ERA	WHIP

Batter	1	2	3	4	5	6	7	8	9	AB	R	H	RBI	BB	SO	LOB
Morris Nettles, L (1, 7) OBP: 0.291, SLG: 0.271 Orlando Ramirez, R (9, PH) OBP: 0.372, SLG: 0.386	BBBB 4-0 CS BB	SSS 0-3 ② K			x 0-0 ① SH2-4 1-2		SSS 0-3 ③ K		SSS 0-3 ② K	2 1	0 0	0 0	0 0	1 0	2 1	1 1
Jerry Remy, L (1, 4) OBP: 0.310, SLG: 0.365	x 0-0 ① 1B 1-2 1B 1B	x 0-0 ③ F9			x 0-0 ② G3 2-3			x 0-0 1B 2B	x 0-0 E5 1B 2-3	5	2	2	0	0	0	3
Mickey Rivers, L (1, 8) OBP: 0.352, SLG: 0.400	x 0-0 S 1-3 1B 1B		x 0-0 ① F6		x 0-0 ③ F7			x 0-0 ① F8	x 0-0 1-2 3-H 1B	5	1	2	1	0	0	2
Bruce Bochte, L (1, 3) OBP: 0.350, SLG: 0.329 Winston Llenas, R (8, PH) OBP: 0.289, SLG: 0.219 Rudy Meoli, L (9, 6) OBP: 0.385, SLG: 0.200 Bill Sudakis, S (9, PH) OBP: 0.274, SLG: 0.207	x 0-0 ② P8		x 0-0 ② F7			x 0-0 ① 1-4-3		SSS 0-3 ② K	SSS 0-3 ③ K	3 1 0 1	0 0 0 0	0 0 0 0	0 0 0 0	0 1 0 1	0 1 0 2	2 1 0 2
Dave Chalk, R (1, 5) OBP: 0.397, SLG: 0.392	BBBB 4-0 1B 1-2 BB		x 0-0 CS 1B			x 0-0 ② 5-3		4-0 1B IBB		2	0	1	0	2	0	0
Joe Lahoud, L (1, 10) OBP: 0.326, SLG: 0.333 Tommy Harper, R (8, PH) OBP: 0.319, SLG: 0.363	x 0-0 S 1-3 2-H 3-H 1B		0-0 ③ CS 1-2	x 0-0 ① F8		SSS 0-3 ③ K		x 0-0 1-2 2-H 1B		3 1	0 0	1 1	2 1	0 0	1 0	0 0
Leroy Stanton, R (1, 9) OBP: 0.333, SLG: 0.360	SSS 0-3 ③ K 1-2			SSS 0-3 ② K			x 0-0 HR	SSS 0-3 ③ K		4	1	1	1	0	3	4
Ellie Rodriguez, R (1, 2) OBP: 0.430, SLG: 0.317		BBBB 4-0 BB		x 0-0 ③ 5-3			x 0-0 ① 5-3		x 0-0 E 1B 2B	3	1	1	0	1	0	0
Billy Smith, S (1, 6) OBP: 0.269, SLG: 0.307 (9, 3)		SSS 0-3 ① K			x 0-0 G3 SH2-4 1B		x 0-0 ② F8		x 0-0 ① 6-3	4	0	1	0	0	1	2
Inning Stats	R: 2 E: 0 K: 1 S: 7 H: 3 LOB: 2 BB: 2 P: 15	R: 0 E: 0 K: 2 S: 7 H: 0 LOB: 1 BB: 1 P: 11	R: 0 E: 0 K: 0 S: 3 H: 1 LOB: 0 BB: 0 P: 3	R: 0 E: 0 K: 1 S: 5 H: 0 LOB: 0 BB: 0 P: 5	R: 0 E: 0 K: 0 S: 4 H: 1 LOB: 1 BB: 0 P: 4	R: 0 E: 0 K: 1 S: 5 H: 0 LOB: 0 BB: 0 P: 5	R: 1 E: 0 K: 1 S: 6 H: 1 LOB: 0 BB: 0 P: 6	R: 1 E: 0 K: 2 S: 9 H: 2 LOB: 2 BB: 1 P: 13	R: 1 E: 1 K: 2 S: 10 H: 2 LOB: 2 BB: 0 P: 10	1B: 7 2B: 2 3B: 0 HR: 1 SF: 0 SAC: 1 DP: 0 HBP: 0						

PITCHER		IP	WLS	BF	H	R	ER	SO	BB	IBB	HBP	BLK	WP	HR	S	P	ERA	WHIP
Joe Coleman, R ERA: 5.95	(1, 1)	7.0		29	7	4	4	6	3	0	0	0	0	1	38	50	5.14	1.429
John Hiller, L ERA: 2.1	(8, 1)	2.0	W	11	3	1	0	4	0	1	0	0	0	0	18	22	0.00	1.500

PITCHER	IP	WLS	BF	H	R	ER	SO	BB	IBB	HBP	BLK	WP	HR	S	P	ERA	WHIP

Detroit Tigers @ California Angels

Anaheim Stadium, Anaheim, CA

Tue Jun 03 1975, 10:05 PM EDT

Att. 7,412 - Unknown

BOTTOM

livebaseballscorecards.com

AB	35
R	5
H	10
RBI	5
BB	4
SO	10
LOB	18

PA: 41

WP: 0
PB: 0
SB: 2
CS: 2

Batter	1	2	3	4	5	6	7	8	9	AB	R	H	RBI	BB	SO	LOB
Ron LeFlore, R (1, 8) OBP: 0.325, SLG: 0.420	S S S 0-3 ① K		x 0-0 ② FC4 S E 1-2f		x 0-0 ② F9		x 0-0 ② 1B			4	1	1	0	0	1	1
Gary Sutherland, R (1, 4) OBP: 0.333, SLG: 0.358	x 0-0 1B		x 0-0 E3 1-H		x 0-0 E5 BB 1B		x 0-0 ③ 4-3			4	0	1	0	0	0	0
Dan Meyer, L (1, 7) OBP: 0.327, SLG: 0.427	x 0-0 ② F6		x 0-0 ③ 4-3		x 0-0 BB 1-2 1B			x 0-0 ① 4-3		4	0	1	0	0	0	2
Willie Horton, R (1, 10) OBP: 0.272, SLG: 0.466	x 0-0 ③ F8			S S S 0-3 ① K	B B B 4-0 1-2 2-3 BB			x 0-0 ② 5-3		3	0	0	0	1	1	1
Leon Roberts, R (1, 9) OBP: 0.397, SLG: 0.527		x 0-0 ① 4-3		B B B B 4-0 F9 1B BB	x 0-0 ③ 4-3			x 0-0 ③ 1-3		3	0	0	0	1	0	3
Jack Pierce, L (1, 3) OBP: 0.200, SLG: 0.200		S S S 0-3 ② K		x 0-0 1-2 1B		x 0-0 ① F6			x 0-0 ① F7	4	0	1	0	0	1	0
Bill Freehan, R (1, 2) OBP: 0.311, SLG: 0.407		x 0-0 ③ F4		x 0-0 ② F9 2-3		x 0-0 ② F5			x 0-0 ② F9	4	0	0	0	0	0	2
Mickey Stanley, R (1, 5) OBP: 0.265, SLG: 0.207			x 0-0 ① F6	x 0-0 ③ F7		x 0-0 ③ 6-3			S S S 0-3 ③ K	4	0	0	0	0	1	2
Tom Veryzer, R (1, 6) OBP: 0.291, SLG: 0.280			x 0-0 FC4 1B		x 0-0 ① F7		x 0-0 ① F6			3	0	1	0	0	0	0
Inning Stats	R: 0 E: 0 K: 1 S: 6 H: 1 LOB: 1 BB: 0 P: 6	R: 0 E: 0 K: 1 S: 5 H: 0 LOB: 0 BB: 0 P: 5	R: 1 E: 1 K: 0 S: 5 H: 1 LOB: 1 BB: 0 P: 5	R: 0 E: 0 K: 1 S: 6 H: 1 LOB: 2 BB: 1 P: 10	R: 0 E: 1 K: 0 S: 5 H: 1 LOB: 3 BB: 1 P: 9	R: 0 E: 0 K: 0 S: 3 H: 0 LOB: 0 BB: 0 P: 3	R: 0 E: 0 K: 0 S: 3 H: 1 LOB: 0 BB: 0 P: 3	R: 0 E: 0 K: 0 S: 3 H: 0 LOB: 0 BB: 0 P: 3	R: 0 E: 0 K: 1 S: 5 H: 0 LOB: 0 BB: 0 P: 5	1B: 5 2B: 0 3B: 0 HR: 0	SF: 0 SAC: 0 DP: 0 HBP: 0						

PITCHER	IP	WLS	BF	H	R	ER	SO	BB	IBB	HBP	BLK	WP	HR	S	P	ERA	WHIP
Ed Figueroa, R (1, 1) ERA: 2.66	9.0	W	35	5	1	0	4	2	0	0	0	0	0	41	49	0.00	0.778

PITCHER	IP	WLS	BF	H	R	ER	SO	BB	IBB	HBP	BLK	WP	HR	S	P	ERA	WHIP

TOP

Detroit Tigers @ California Angels

Anaheim Stadium, Anaheim, CA

Wed Jun 04 1975, 10:05 PM EDT

Att. 8,411 - Unknown

livebaseballscorecards.com

AB	33
R	1
H	5
RBI	0
BB	2
SO	4
LOB	11

WP: 0	PA: 35		
PB: 0			
SB: 1			
CS: 0			

Batter	1	2	3	4	5	6	7	8	9	AB	R	H	RBI	BB	SO	LOB
Morris Nettles, L (1, 7) OBP: 0.290, SLG: 0.270	S S S 0-3 ① K	x 0-0 ③ FC5 2-3			x 0-0 G1-6-4-3 1B		x 0-0 ③ FC6 1-2f			4	0	1	0	0	1	3
Jerry Remy, L (1, 4) OBP: 0.314, SLG: 0.364	B B B B 4-0 1B FC4-6 BB		x 0-0 ① 4-3		x 0-0 ② ③ G1-6-4-3 1-2f			x 0-0 G3 S 1B		3	1	1	0	1	0	1
Mickey Rivers, L (1, 8) OBP: 0.350, SLG: 0.397	x 0-0 FC4-6 1-3 1B		x 0-0 ② F9			S S S 0-3 ① K		S S S 0-3 ① K 1-2		4	0	1	0	0	2	1
Bruce Bochte, L (1, 3) OBP: 0.348, SLG: 0.328	x 0-0 ② FC4-6 1-2f 3-H		x 0-0 1B			x 0-0 ② 1-3		x 0-0 ② G3 2-3		4	0	1	1	0	0	2
Dave Chalk, R (1, 5) OBP: 0.389, SLG: 0.382	S S S 0-3 ③ K		x 0-0 ③ F8			x 0-0 ③ F2		x 0-0 ③ 6-3		4	0	0	0	0	1	3
Joe Lahoud, L (1, 10) OBP: 0.326, SLG: 0.325		x 0-0 ① F6		x 0-0 ① 4-3			B B B B 4-0 FC3-5 1B BB			2	0	0	0	1	0	0
Leroy Stanton, R (1, 9) OBP: 0.344, SLG: 0.372		x 0-0 1B 4-3 1B		x 0-0 ② 6-3			x 0-0 FC4-6 FC3-5 1-2 1B			3	1	2	0	0	0	0
Ellie Rodriguez, R (1, 2) OBP: 0.427, SLG: 0.317		x 0-0 FC5 4-3 1-3 1B		x 0-0 ③ F8			x 0-0 ① FC3-5 FC4-6 1-2 2-3f			3	0	1	0	0	0	2
Billy Smith, S (1, 6) OBP: 0.260, SLG: 0.297		x 0-0 ② 4-3 1-2 3-H			x 0-0 ① 1-3		x 0-0 ② FC4-6 FC6 1-2f 2-3			3	0	0	1	0	0	3
Inning Stats	R: 1 H: 1 E: 0 LOB: 1 K: 2 BB: 1 S: 8 P: 12	R: 1 H: 2 E: 0 LOB: 1 K: 0 BB: 0 S: 5 P: 5	R: 0 H: 1 E: 0 LOB: 1 K: 0 BB: 0 S: 4 P: 4	R: 0 H: 0 E: 0 LOB: 0 K: 0 BB: 0 S: 3 P: 3	R: 0 H: 1 E: 0 LOB: 0 K: 0 BB: 0 S: 3 P: 3	R: 0 H: 0 E: 0 LOB: 0 K: 1 BB: 0 S: 5 P: 5	R: 0 H: 1 E: 0 LOB: 2 K: 0 BB: 1 S: 4 P: 8	R: 0 H: 1 E: 0 LOB: 1 K: 1 BB: 0 S: 6 P: 6		1B: 7 SF: 0 2B: 0 SAC: 0 3B: 0 DP: 1 HR: 0 HBP: 0						

PITCHER		IP	WLS	BF	H	R	ER	SO	BB	IBB	HBP	BLK	WP	HR	S	P	ERA	WHIP
Ray Bare, R ERA: 4.85	(1, 1)	7.0	L	28	6	2	2	3	2	0	0	0	0	0	32	40	2.57	1.143
Tom Walker, R ERA: 2.88	(8, 1)	1.0		4	1	0	0	1	0	0	0	0	0	0	6	6	0.00	1.000

PITCHER	IP	WLS	BF	H	R	ER	SO	BB	IBB	HBP	BLK	WP	HR	S	P	ERA	WHIP

BOTTOM

Detroit Tigers @ California Angels

Anaheim Stadium, Anaheim, CA

Wed Jun 04 1975, 10:05 PM EDT

Att. 8,411 - Unknown

livebaseballscorecards.com

AB	30
R	2
H	7
RBI	2
BB	2
SO	4
LOB	15

WP: 0 PA: 32
PB: 0
SB: 1
CS: 0

Detroit Tigers @ California Angels

Anaheim Stadium, Anaheim, CA

Thu Jun 05 1975, 10:05 PM EDT

Att. 7,357 - Unknown

Batter	1	2	3	4	5	6	7	8	9	AB	R	H	RBI	BB	SO	LOB
Ron LeFlore, R (1, 8) OBP: 0.323, SLG: 0.416	x 0-0 F8 S 1B 1B		SSS 0-3 K ②		SSS 0-3 K ②			x 0-0 L6 ②		4	1	1	0	0	2	0
Gary Sutherland, R (1, 4) OBP: 0.326, SLG: 0.349	SSS 0-3 K ① 1-2		x 0-0 F4 ③		x 0-0 G3 ③			x 0-0 4-3 ③		4	0	0	0	0	1	1
Ben Oglivie, L (1, 7) OBP: 0.200, SLG: 0.250	x 0-0 F8 ② 2-3			x 0-0 HR 1B		x 0-0 1-3 ①			x 0-0 G6-4-3 1B	4	1	2	0	0	0	1
Willie Horton, R (1, 10) OBP: 0.271, SLG: 0.461	x 0-0 3-H 1B			SSS 0-3 K ①		x 0-0 F2 ②			x 0-0 G6-4-3 ① ② 1-2f	4	0	1	1	0	1	2
Leon Roberts, R (1, 9) OBP: 0.393, SLG: 0.517	x 0-0 F8 ③			x 0-0 F8 ②		x 0-0 5-3 ③			x 0-0 1B 1B	4	0	1	0	0	0	2
Jack Pierce, L (1, 3) OBP: 0.333, SLG: 0.667		x 0-0 4-3 ①		x 0-0 1-H HR			x 0-0 F5 ①		x 0-0 1-3 1B	4	1	2	2	0	0	0
Mickey Stanley, R (1, 5) OBP: 0.263, SLG: 0.212		x 0-0 F8 ②		x 0-0 1B			SSS 0-3 K ②		SSS 0-3 K ③	4	0	1	0	0	2	2
Tom Veryzer, R (1, 6) OBP: 0.283, SLG: 0.272		x 0-0 1-3 ③		x 0-0 5-3 ③			x 0-0 4-3 ③			3	0	0	0	0	0	1
Terry Humphrey, R (1, 2) OBP: 0.200, SLG: 0.200			x 0-0 F7 ①		SSS 0-3 K ①			x 0-0 G3 ①		3	0	0	0	0	1	0

Inning Stats	1	2	3	4	5	6	7	8	9		
	R: 1 H: 2	R: 0 H: 0	R: 0 H: 0	R: 2 H: 3	R: 0 H: 0	R: 0 H: 0	R: 0 H: 0	R: 0 H: 0	R: 0 H: 3	1B: 7 SF: 0	WP: 0 PA: 34
	E: 0 LOB: 1	E: 0 LOB: 0	E: 0 LOB: 0	E: 0 LOB: 1	E: 0 LOB: 0	E: 0 LOB: 0	E: 0 LOB: 0	E: 0 LOB: 0	E: 0 LOB: 2	2B: 0 SAC: 0	PB: 0
	K: 1 BB: 0	K: 0 BB: 0	K: 1 BB: 0	K: 1 BB: 0	K: 2 BB: 0	K: 0 BB: 0	K: 1 BB: 0	K: 0 BB: 0	K: 1 BB: 0	3B: 0 DP: 1	SB: 1
	S: 7 P: 7	S: 3 P: 3	S: 5 P: 5	S: 8 P: 8	S: 7 P: 7	S: 3 P: 3	S: 5 P: 5	S: 3 P: 3	S: 7 P: 7	HR: 1 HBP: 0	CS: 0

PITCHER		IP	WLS	BF	H	R	ER	SO	BB	IBB	HBP	BLK	WP	HR	S	P	ERA	WHIP
Bill Singer, R (1, 1) ERA: 3.67		9.0	W	34	8	3	3	7	0	0	0	0	0	1	48	48	3.00	0.889

PITCHER	IP	WLS	BF	H	R	ER	SO	BB	IBB	HBP	BLK	WP	HR	S	P	ERA	WHIP

livebaseballscorecards.com

AB	34
R	3
H	8
RBI	3
BB	0
SO	7
LOB	9

Detroit Tigers @ California Angels

Anaheim Stadium, Anaheim, CA

Thu Jun 05 1975, 10:05 PM EDT

Att. 7,357 - Unknown

BOTTOM

Batter	1	2	3	4	5	6	7	8	9	AB	R	H	RBI	BB	SO	LOB
Morris Nettles, L (1, 7) OBP: 0.283, SLG: 0.263	4-3		4-3	1-3		E3 FC3-6 E 2-3		4-3		5	0	0	0	0	0	2
Jerry Remy, L (1, 4) OBP: 0.316, SLG: 0.365	K		4-3		S 1B	E1 FC3-6 1-2 3-H		1B G3		5	1	2	1	0	1	1
Mickey Rivers, L (1, 8) OBP: 0.351, SLG: 0.397	CS 1B			F8	G3 1-H 2B	FC3-6 FC5 S 1-2f 2-3		G3 1-2		5	1	2	1	0	0	3
Bruce Bochte, L (1, 3) OBP: 0.354, SLG: 0.331	CS 1-2	4-3		BB 1B BB 1B	G3 2-3	BBB 4-0 1-2 BB		FC5-4 2-3 1B		4	1	2	0	1	0	1
Dave Chalk, R (1, 5) OBP: 0.394, SLG: 0.400		2B		BB BB 1-2 4-3 1B	1B 3-H 2B	FC5 2-3f		FC5-4 1-2f		5	1	3	1	0	0	5
Joe Lahoud, L (1, 10) OBP: 0.343, SLG: 0.329		BBB 4-0 FC6-4 BB		BBB 4-0 4-3 BB 1-2 1B 2-3 BB	0-0 2-3 1B		0-0 F4			2	1	1	0	2	0	0
Leroy Stanton, R (1, 9) OBP: 0.351, SLG: 0.370	0-0 F6			BBB 4-0 4-3 1-2 1B 2-3 3-H BB	0-0 6-3		0-0 E S SH1-3 1B			3	2	1	1	1	0	3
Ellie Rodriguez, R (1, 2) OBP: 0.424, SLG: 0.318	0-0 FC6-4 1-2f			0-0 4-3 1-2 2-3 3-H		0-0 E S E 1B	0-0 SH1-3 1-H			3	1	1	2	0	0	4
Billy Smith, S (1, 6) OBP: 0.260, SLG: 0.295			4-3	2-H 3-H 1B		SSS F4 1-2	0-3 K			4	0	1	2	0	1	1
Inning Stats	R: 0 H: 1 E: 0 LOB: 0 K: 1 BB: 0 S: 5 P: 5	R: 0 H: 1 E: 0 LOB: 2 K: 0 BB: 1 S: 4 P: 8	R: 0 H: 0 E: 0 LOB: 0 K: 0 BB: 0 S: 3 P: 3	R: 4 H: 3 E: 0 LOB: 1 K: 0 BB: 2 S: 6 P: 14	R: 2 H: 4 E: 0 LOB: 1 K: 0 BB: 0 S: 6 P: 6	R: 1 H: 1 E: 2 LOB: 3 K: 0 BB: 1 S: 6 P: 10	R: 1 H: 1 E: 0 LOB: 0 K: 1 BB: 0 S: 6 P: 6	R: 0 H: 2 E: 0 LOB: 2 K: 0 BB: 0 S: 5 P: 5		1B: 11 SF: 0 2B: 2 SAC: 1 3B: 0 DP: 0 HR: 0 HBP: 0						

livebaseballscorecards.com

AB	36
R	8
H	13
RBI	8
BB	4
SO	2
LOB	20

WP: 0 PA: 42
PB: 0
SB: 4
CS: 1

PITCHER		IP	WLS	BF	H	R	ER	SO	BB	IBB	HBP	BLK	WP	HR	S	P	ERA	WHIP
Vern Ruhle, R ERA: 3.44	(1, 1)	4.1	L	23	8	6	6	1	3	0	0	0	0	0	22	34	12.46	2.538
Dave Lemanczyk, R ERA: 5.04	(5, 1)	1.2		9	2	1	0	0	1	0	0	0	0	0	8	12	0.00	1.800
Bob Reynolds, R ERA: 6.75	(7, 1)	2.0		9	3	1	0	1	0	0	0	0	0	0	11	11	0.00	1.500

PITCHER	IP	WLS	BF	H	R	ER	SO	BB	IBB	HBP	BLK	WP	HR	S	P	ERA	WHIP

Milwaukee Brewers @ California Angels

Anaheim Stadium, Anaheim, CA

Fri Jun 06 1975, 10:05 PM EDT

Att. 29,513 - Unknown

livebaseballscorecards.com

Batter	1	2	3	4	5	6	7	8	9	AB	R	H	RBI	BB	SO	LOB
Robin Yount, R (1, 6) OBP: 0.362, SLG: 0.479	5-3		BB		L6 1-2 2-3		K			3	0	0	0	1	1	3
Bill Sharp, L (1, 8) OBP: 0.253, SLG: 0.295	K		K			2-3		F7		4	0	0	0	0	2	1
George Scott, R (1, 3) OBP: 0.338, SLG: 0.456	K			6-3		F8		1B		4	0	1	0	0	1	0
Hank Aaron, R (1, 10) OBP: 0.311, SLG: 0.344		F6		F8		BB 1B		F8		4	0	1	0	0	0	1
John Briggs, L (1, 7) OBP: 0.415, SLG: 0.451		E3		F8		FC4-6 1-2 BB		G3		3	0	0	0	1	0	1
Darrell Porter, L (1, 2) OBP: 0.335, SLG: 0.321		F7			4-3	FC4-6 1-2f			P3-1 BB	3	0	0	0	1	0	3
Sixto Lezcano, R (1, 9) OBP: 0.326, SLG: 0.410		F3			6-3		FC5-4 BB		K	3	0	0	0	1	1	2
Pedro Garcia, R (1, 4) OBP: 0.286, SLG: 0.349			F7		WP BB BB		FC5-4 1-2f		P3-1 1-2f	3	0	0	0	1	0	2
Kurt Bevacqua, R (1, 5) OBP: 0.246, SLG: 0.255			F9		WP 1-2 BB		K			2	0	0	0	1	1	1

Inning Stats	1	2	3	4	5	6	7	8	9		
	R: 0 H: 0	R: 0 H: 0	R: 0 H: 0	R: 0 H: 0	R: 0 H: 0	R: 0 H: 1	R: 0 H: 0	R: 0 H: 1	R: 0 H: 0	1B: 2 SF: 0	WP: 1 PA: 35
	E: 0 LOB: 0	E: 1 LOB: 1	E: 0 LOB: 1	E: 0 LOB: 0	E: 0 LOB: 2	E: 0 LOB: 2	E: 0 LOB: 1	E: 0 LOB: 1	E: 0 LOB: 0	2B: 1 SAC: 0	PB: 0
	K: 2 BB: 0	K: 0 BB: 0	K: 1 BB: 1	K: 0 BB: 0	K: 0 BB: 2	K: 0 BB: 1	K: 2 BB: 1	K: 0 BB: 0	K: 1 BB: 1	3B: 0 DP: 1	SB: 0
	S: 7 P: 7	S: 4 P: 4	S: 5 P: 9	S: 3 P: 3	S: 3 P: 11	S: 4 P: 8	S: 7 P: 11	S: 4 P: 4	S: 4 P: 8	HR: 0 HBP: 0	CS: 0

PITCHER	IP	WLS	BF	H	R	ER	SO	BB	IBB	HBP	BLK	WP	HR	S	P	ERA	WHIP
Nolan Ryan, R (1, 1) ERA: 2.24	9.0	W	35	2	0	0	6	6	0	0	0	1	0	41	65	0.00	0.889

PITCHER	IP	WLS	BF	H	R	ER	SO	BB	IBB	HBP	BLK	WP	HR	S	P	ERA	WHIP

AB	29
R	0
H	2
RBI	0
BB	6
SO	6
LOB	14

Batter	1	2	3	4	5	6	7	8	9	AB	R	H	RBI	BB	SO	LOB
Morris Nettles, L (1, 7) OBP: 0.287, SLG: 0.268	0-0 1B BB 1B	0-0 6-3 ②		0-0 CS 2-H 1B		0-0 L6 ③				4	1	2	1	0	0	0
Jerry Remy, L (1, 4) OBP: 0.320, SLG: 0.368	0-0 BB 1-3 3B 1B	0-0 CS 1B		0-0 CS ③ 1-2	0-0 F9 ①		0-0 6-3 ①			4	1	2	0	0	0	0
Mickey Rivers, L (1, 8) OBP: 0.345, SLG: 0.390	0-0 5-3 ①	0-0 CS ③ 1-2	0-0 5-3 ①		0-0 4-3 ②		0-0 F7 ②			4	0	0	0	0	0	2
Bruce Bochte, L (1, 3) OBP: 0.362, SLG: 0.337	4-0 BB 3B IBB		0-0 FC4 1B		0-0 BB 1B		0-0 4-3 ③			3	1	2	0	1	0	0
Dave Chalk, R (1, 5) OBP: 0.396, SLG: 0.395	4-0 1-2 2-3 3-H 3B BB		0-0 FC4 ② 1-2f		4-0 1-2 BB			0-0 5-3 ①		2	1	0	1	2	0	1
Joe Lahoud, L (1, 10) OBP: 0.330, SLG: 0.314	0-0 F4 ②		0-0 F8 ③		0-0 F8 ③			0-0 4-3 ②		4	0	0	0	0	0	6
Leroy Stanton, R (1, 9) OBP: 0.367, SLG: 0.447	0-0 1-H 2-H 3-H 3B			0-0 SH1-4 1B 1B		0-0 HR		0-0 F4 ③		4	2	3	4	0	0	0
Ellie Rodriguez, R (1, 2) OBP: 0.414, SLG: 0.309	0-3 K ③			0-0 SH1-4 ① 1-2		0-0 6-3 ①				2	0	0	0	0	1	1
Billy Smith, S (1, 6) OBP: 0.252, SLG: 0.286		0-0 F7 ①		0-0 F8 ②		0-0 F6 ②				3	0	0	0	0	0	1
Inning Stats	R: 4 E: 0 K: 1 S: 8 H: 3 LOB: 1 BB: 2 P: 16	R: 0 E: 0 K: 0 S: 3 H: 1 LOB: 0 BB: 0 P: 3	R: 0 E: 0 K: 0 S: 4 H: 1 LOB: 1 BB: 0 P: 4	R: 1 E: 0 K: 0 S: 4 H: 2 LOB: 0 BB: 0 P: 4	R: 0 E: 0 K: 0 S: 4 H: 1 LOB: 2 BB: 1 P: 8	R: 1 E: 0 K: 0 S: 4 H: 1 LOB: 0 BB: 0 P: 4	R: 0 E: 0 K: 0 S: 3 H: 0 LOB: 0 BB: 0 P: 3	R: 0 E: 0 K: 0 S: 3 H: 0 LOB: 0 BB: 0 P: 3		1B: 7 2B: 0 3B: 1 HR: 1	SF: 0 SAC: 1 DP: 0 HBP: 0					

BOTTOM

Milwaukee Brewers @ California Angels

Anaheim Stadium, Anaheim, CA

Fri Jun 06 1975, 10:05 PM EDT

Att. 29,513 - Unknown

livebaseballscorecards.com

AB	30
R	6
H	9
RBI	6
BB	3
SO	1
LOB	11

WP: 0 PB: 0 SB: 0 CS: 2 PA: 36

PITCHER		IP	WLS	BF	H	R	ER	SO	BB	IBB	HBP	BLK	WP	HR	S	P	ERA	WHIP
Jim Slaton, R ERA: 6.25	(1, 1)	6.0	L	28	9	6	6	1	2	1	0	0	0	1	27	39	9.00	1.833
Tom Hausman, R ERA: 4.58	(7, 1)	2.0		6	0	0	0	0	0	0	0	0	0	0	6	6	0.00	0.000

PITCHER	IP	WLS	BF	H	R	ER	SO	BB	IBB	HBP	BLK	WP	HR	S	P	ERA	WHIP

Batter	1	2	3	4	5	6	7	8	9	AB	R	H	RBI	BB	SO	LOB
Robin Yount, R (1, 6) OBP: 0.365, SLG: 0.476	B B B B 4-0 G1-6-3 BB		S S S 0-3 ① ② K 2-3		x 0-0 ③ 5-3		x 0-0 FC6-4 1-2 2-H 1B			3	0	1	1	1	1	2
Pedro Garcia, R (1, 4) OBP: 0.278, SLG: 0.338	x 0-0 ① ② G1-6-3 1-2f		S S S 0-3 ③ K			x 0-0 ① F8	x 0-0 ③ FC6-4 1-2f			4	0	0	0	0	1	4
George Scott, R (1, 3) OBP: 0.337, SLG: 0.449	x 0-0 ③ 5-3			x 0-0 ① L5		H 1-0 FC5-4 HBP		x 0-0 ① F9		3	0	0	0	0	0	0
Hank Aaron, R (1, 10) OBP: 0.310, SLG: 0.338		x 0-0 ① F2		H 1-0 BB 1B HBP		x 0-0 ② FC5-4 1-2f		x 0-0 ② 3-1		3	1	0	0	0	0	1
Sixto Lezcano, R (1, 9) OBP: 0.330, SLG: 0.408		x 0-0 CS WP 1B		B B B B 4-0 1B 1-2 BB		x 0-0 ③ 6-3		x 0-0 ③ F9		3	0	1	0	1	0	1
Charlie Moore, R (1, 2) OBP: 0.281, SLG: 0.276		B B B B 4-0 CS 1-2 BB		x 0-0 ② 1-3 2-H 1B			x 0-0 ① L5		x 0-0 ① F7	3	0	1	1	1	0	0
Kurt Bevacqua, R (1, 5) OBP: 0.246, SLG: 0.255		S S S 0-3 ② ③ K 1-2 2-3		x 0-0 ③ F6			x 0-0 BB 1B 1B		x 0-0 ② F8	4	1	1	0	0	1	3
Gorman Thomas, R (1, 7) (7, 8) OBP: 0.290, SLG: 0.240			x 0-0 CS E 1B		S S S 0-3 ① K		B B B B 4-0 1B 1-2 BB		S S S 0-3 ③ K	3	0	1	0	1	2	0
Bill Sharp, L (1, 8) OBP: 0.250, SLG: 0.291 Bobby Mitchell, R (7, PH) OBP: 0.356, SLG: 0.511 (7, 7)			x 0-0 FC1 1-2		S S S 0-3 ② K		S S S 0-3 ② K			2 1	0 0	0 0	0 0	0 0	1 1	1 2
Inning Stats	R: 0 H: 0 E: 0 LOB: 0 K: 0 BB: 1 S: 2 P: 6	R: 0 H: 1 E: 0 LOB: 1 K: 1 BB: 1 S: 5 P: 9	R: 0 H: 1 E: 1 LOB: 1 K: 2 BB: 0 S: 8 P: 8	R: 1 H: 1 E: 0 LOB: 1 K: 0 BB: 1 S: 3 P: 8	R: 0 H: 0 E: 0 LOB: 0 K: 2 BB: 0 S: 7 P: 7	R: 0 H: 0 E: 0 LOB: 1 K: 0 BB: 0 S: 3 P: 4	R: 1 H: 2 E: 0 LOB: 2 K: 1 BB: 1 S: 7 P: 11	R: 0 H: 0 E: 0 LOB: 0 K: 0 BB: 0 S: 3 P: 3	R: 0 H: 0 E: 0 LOB: 0 K: 1 BB: 0 S: 5 P: 5	1B: 5 SF: 0 2B: 0 SAC: 0 3B: 0 DP: 1 HR: 0 HBP: 2						WP: 1 PA: 35 PB: 0 SB: 0 CS: 3

PITCHER	IP	WLS	BF	H	R	ER	SO	BB	IBB	HBP	BLK	WP	HR	S	P	ERA	WHIP
Frank Tanana, L (1, 1) ERA: 3.03	9.0	W	35	5	2	2	7	4	0	2	0	1	0	43	61	2.00	1.000

PITCHER	IP	WLS	BF	H	R	ER	SO	BB	IBB	HBP	BLK	WP	HR	S	P	ERA	WHIP

TOP

Milwaukee Brewers @ California Angels

Anaheim Stadium, Anaheim, CA

Sat Jun 07 1975, 10:05 PM EDT

Att. 14,212 - Unknown

livebaseballscorecards.com

AB	29
R	2
H	5
RBI	2
BB	4
SO	7
LOB	14

BOTTOM

Milwaukee Brewers @ California Angels

Anaheim Stadium, Anaheim, CA

Sat Jun 07 1975, 10:05 PM EDT

Att. 14,212 - Unknown

Batter	1	2	3	4	5	6	7	8	9	AB	R	H	RBI	BB	SO	LOB
Dave Collins, S (1, 7) Orlando Ramirez, R (7, 6) OBP: 0.367, SLG: 0.380	S S S 0-3 ① K	S S S 0-3 ② K		x 0-0 ③ 5-3		x 0-0 ③ F8		x 0-0 ③ F8		4 0 0 0 0 2 3 1 0 0 0 0 0 0						
Jerry Remy, L (1, 4) OBP: 0.328, SLG: 0.387	x 0-0 E6 1B FC5-4	x 0-0 FC5 1-3 2-H 2B			x 0-0 1B SF9 2B		x 0-0 S G3 E 1B			4 3 3 1 0 0 0						
Mickey Rivers, L (1, 8) OBP: 0.347, SLG: 0.392	x 0-0 FC5-4 CI 1-3 1B	x 0-0 ③ FC5 2-3 3-H			x 0-0 S 2-3 1B		x 0-0 ① G3 1-2			4 0 2 1 0 0 2						
Joe Lahoud, L (1, 10) OBP: 0.340, SLG: 0.322 Rudy Meoli, L (7, PR) OBP: 0.385, SLG: 0.200	S 0-1 CI FC5-4 1-2		x 0-0 4-3 1B 1B		x 0-0 ① SF9 1-2 3-H		B B B B 4-0 S 2-H BB			1 0 1 1 1 0 0 0 0 0 0 0 0 0						
Tommy Harper, R (1, 3) OBP: 0.314, SLG: 0.357 Morris Nettles, L (7, 7) OBP: 0.286, SLG: 0.267	x 0-0 ② FC5-4 S 1-2f 2-3 3-H		x 0-0 ① 4-3 1-2		x 0-0 ② 1-3		x 0-0 ② F7 1-2			3 0 0 1 0 0 4 1 0 0 0 0 0 1						
Leroy Stanton, R (1, 9) OBP: 0.363, SLG: 0.432	x 0-0 ③ 5-3 1-2		x 0-0 ② 6-3		x 0-0 ③ 6-3		B B B B 4-0 BB			3 0 0 0 1 0 4						
Dave Chalk, R (1, 5) OBP: 0.403, SLG: 0.400		B B B B 4-0 SH1-4 2B BB	x 0-0 ③ 2-H 1B			x 0-0 4-3 SH3-4 1B	x 0-0 ③ F7			3 1 2 0 1 0 2						
Ellie Rodriguez, R (1, 2) OBP: 0.404, SLG: 0.300		x 0-0 ① SH1-4 1-2		x 0-0 ① 5-3		x 0-0 ① SH3-4 1-2		x 0-0 ① F5		2 0 0 0 0 0 0						
Billy Smith, S (1, 6) (7, 3) OBP: 0.252, SLG: 0.277		B B B B 4-0 2B FC5 BB		x 0-0 ② 4-3		x 0-0 ② 4-3 2-3		x 0-0 ② F7		3 1 0 0 1 0 1						
Inning Stats	R: 1 H: 1 E: 2 LOB: 2 K: 1 BB: 0 S: 8 P: 8	R: 2 H: 1 E: 0 LOB: 2 K: 1 BB: 2 S: 6 P: 14	R: 0 H: 2 E: 0 LOB: 2 K: 0 BB: 0 S: 4 P: 4	R: 0 H: 0 E: 0 LOB: 0 K: 0 BB: 0 S: 3 P: 3	R: 1 H: 2 E: 0 LOB: 1 K: 0 BB: 0 S: 5 P: 5	R: 0 H: 1 E: 0 LOB: 1 K: 0 BB: 0 S: 4 P: 4	R: 1 H: 1 E: 0 LOB: 2 K: 0 BB: 2 S: 4 P: 12	R: 0 H: 0 E: 0 LOB: 0 K: 0 BB: 0 S: 3 P: 3		1B: 6 SF: 1 2B: 2 SAC: 2 3B: 0 DP: 0 HR: 0 HBP: 0						

livebaseballscorecards.com

	AB	29
	R	5
	H	8
	RBI	4
	BB	4
	SO	2
	LOB	17

WP: 0 PA: 37
PB: 0
SB: 4
CS: 0

PITCHER		IP	WLS	BF	H	R	ER	SO	BB	IBB	HBP	BLK	WP	HR	S	P	ERA	WHIP
Bill Castro, R ERA: 1.35	(1, 1)	6.1	L	31	8	5	3	2	3	0	0	0	0	0	32	44	4.26	1.737
Eduardo Rodriguez, R ERA: 3.21	(7, 1)	1.2		6	0	0	0	0	1	0	0	0	0	0	5	9	0.00	0.600

PITCHER	IP	WLS	BF	H	R	ER	SO	BB	IBB	HBP	BLK	WP	HR	S	P	ERA	WHIP

Milwaukee Brewers @ California Angels

Anaheim Stadium, Anaheim, CA

Sun Jun 08 1975, 6:33 AM EDT

Att. 22,230 - Unknown

TOP

livebaseballscorecards.com

Batter	1	2	3	4	5	6	7	8	9	AB	R	H	RBI	BB	SO	LOB
Robin Yount, R (1, 6) OBP: 0.363, SLG: 0.466	E6 SH1-3		4-3		F4			BBB 4-0 G6-4-3 BB BB		3	0	0	0	1	0	1
Bill Sharp, L (1, 8) OBP: 0.252, SLG: 0.287	SH1-3 1-2			4-3		F7		BBBB 4-0 G6-4-3 1-2 BB		2	0	0	0	1	0	0
George Scott, R (1, 3) OBP: 0.330, SLG: 0.439	SSS 0-3 K			SSS 0-3 K		6-3		0-0 G6-4-3 1-2f 2-3		4	0	0	0	0	2	3
Hank Aaron, R (1, 10) OBP: 0.304, SLG: 0.329	5-3			F6		F3		F4		4	0	0	0	0	0	2
John Briggs, L (1, 7) OBP: 0.449, SLG: 0.481 Gorman Thomas, R (9, 7) OBP: 0.290, SLG: 0.240		G5-6-3 1B			BBBB 4-0 BLK E 1B BB		HR 1B		SH1-4 1B	3 0	2 0	3 0	0 0	1 0	0 0	0 0
Sixto Lezcano, R (1, 9) OBP: 0.325, SLG: 0.401		F8			E6 BLK 1-2 1B		F8		SH1-4 1-2	3	1	0	0	0	0	3
Darrell Porter, L (1, 2) OBP: 0.345, SLG: 0.351		G5-6-3 1-2f			SH1-3 1-H 2-H 1B		1-H HR		IBB	3	1	2	4	1	0	1
Pedro Garcia, R (1, 4) OBP: 0.279, SLG: 0.338			F9		SH1-3 1-2		CS 1B		F2	3	0	1	0	0	0	2
Kurt Bevacqua, R (1, 5) OBP: 0.231, SLG: 0.237			F9		F9		4-3 1-2		4-3	4	0	0	0	0	0	4
Inning Stats	R: 0 E: 1 K: 1 S: 6 H: 0 LOB: 1 BB: 0 P: 6	R: 0 E: 0 K: 0 S: 3 H: 1 LOB: 0 BB: 0 P: 3	R: 0 E: 0 K: 0 S: 3 H: 0 LOB: 0 BB: 0 P: 3	R: 0 E: 0 K: 1 S: 5 H: 0 LOB: 0 BB: 0 P: 5	R: 2 E: 1 K: 0 S: 5 H: 1 LOB: 1 BB: 1 P: 9	R: 0 E: 0 K: 0 S: 3 H: 0 LOB: 0 BB: 0 P: 3	R: 2 E: 0 K: 0 S: 5 H: 3 LOB: 0 BB: 0 P: 5	R: 0 E: 0 K: 0 S: 2 H: 0 LOB: 1 BB: 2 P: 10	R: 0 E: 0 K: 0 S: 4 H: 1 LOB: 2 BB: 1 P: 8	1B: 5 2B: 0 3B: 0 HR: 1 SF: 0 SAC: 3 DP: 2 HBP: 0						

	AB	29
	R	4
	H	6
	RBI	4
	BB	4
	SO	2
	LOB	16

PITCHER	IP	WLS	BF	H	R	ER	SO	BB	IBB	HBP	BLK	WP	HR	S	P	ERA	WHIP
Ed Figueroa, R (1, 1) ERA: 2.68	6.1	L	26	5	4	2	2	1	0	0	1	0	1	29	33	2.84	0.947
Dick Lange, R (7, 1) ERA: 2.89	2.2		10	1	0	0	0	2	1	0	0	0	0	7	19	0.00	1.125

PITCHER	IP	WLS	BF	H	R	ER	SO	BB	IBB	HBP	BLK	WP	HR	S	P	ERA	WHIP

Milwaukee Brewers @ California Angels

Anaheim Stadium, Anaheim, CA

Sun Jun 08 1975, 6:33 AM EDT

Att. 22,230 - Unknown

livebaseballscorecards.com

Batter	1	2	3	4	5	6	7	8	9	AB	R	H	RBI	BB	SO	LOB
Jerry Remy, L (1, 4) OBP: 0.327, SLG: 0.384	S S S 0-3 K ①		x 0-0 4-3 ③			x 0-0 F8 ② 1-2		x 0-0 SH2-4 1-2 1B 1B		4	0	1	0	0	1	1
Mickey Rivers, L (1, 8) OBP: 0.343, SLG: 0.386	x 0-0 G3 ②			x 0-0 4-3 ①		x 0-0 F9 ③		x 0-0 SH2-4 ① 1-2 2-3		3	0	0	0	0	0	1
Tommy Harper, R (1, 3) OBP: 0.318, SLG: 0.356	x 0-0 CS 1B			S S S 0-3 K ②			B B B B 4-0 HR BB	x 0-0 5-3 ②		3	1	1	0	1	1	2
Joe Lahoud, L (1, 10) OBP: 0.345, SLG: 0.363	0-0 CS ③ 1-2	x 0-0 G3 ①		S S S 0-3 K ③			x 0-0 1-H HR	x 0-0 ③ 2-H 3-H 1B		4	1	2	3	0	1	0
Leroy Stanton, R (1, 9) OBP: 0.349, SLG: 0.413		x 0-0 F9 ②			x 0-0 F8 ①		x 0-0 1-3 ①		x 0-0 F9 ①	4	0	0	0	0	0	0
Dave Chalk, R (1, 5) OBP: 0.400, SLG: 0.397		x 0-0 1B			x 0-0 F2 ②		S S S 0-3 K ②		x 0-0 L1 ②	4	0	1	0	0	1	0
Ellie Rodriguez, R (1, 2) OBP: 0.409, SLG: 0.292		x 0-0 F9 ③			x 0-0 F8 ③		B B B B 4-0 BB		B B B B 4-0 S BB	2	0	0	0	2	0	1
Morris Nettles, L (9, PR) OBP: 0.286, SLG: 0.267										0	0	0	0	0	0	0
Billy Smith, S (1, 6) OBP: 0.252, SLG: 0.277			S S S 0-3 K ①			x 0-0 6-3 ①	x 0-0 F8 ③		S S S 0-3 K ③ 1-2	0	0	0	0	0	0	0
Orlando Ramirez, R (3, 6) OBP: 0.358, SLG: 0.370										2	0	0	0	0	1	0
Winston Llenas, R (7, PH) OBP: 0.282, SLG: 0.212										1	0	0	0	0	0	1
Rudy Meoli, L (8, 6) OBP: 0.357, SLG: 0.182										1	0	0	0	0	1	1
Dave Collins, S (1, 7) OBP: 0.286, SLG: 0.167			x 0-0 F9 ②			B B B B 4-0 S BB		x 0-0 SH2-4 1B 1B 1B		2	1	1	0	1	0	0

Inning Stats	1	2	3	4	5	6	7	8	9		
	R: 0 H: 1	R: 0 H: 1	R: 0 H: 0	R: 0 H: 0	R: 0 H: 0	R: 0 H: 0	R: 2 H: 1	R: 1 H: 3	R: 0 H: 0	1B: 5 SF: 0	WP: 0 PA: 36
	E: 0 LOB: 0	E: 0 LOB: 1	E: 0 LOB: 0	E: 0 LOB: 0	E: 0 LOB: 0	E: 0 LOB: 1	E: 0 LOB: 1	E: 0 LOB: 2	E: 0 LOB: 2	2B: 0 SAC: 1	PB: 0
	K: 1 BB: 0	K: 0 BB: 0	K: 1 BB: 0	K: 2 BB: 0	K: 0 BB: 0	K: 0 BB: 1	K: 1 BB: 2	K: 0 BB: 0	K: 1 BB: 1	3B: 0 DP: 0	SB: 2
	S: 5 P: 5	S: 4 P: 4	S: 5 P: 5	S: 7 P: 7	S: 3 P: 3	S: 3 P: 7	S: 6 P: 14	S: 5 P: 5	S: 5 P: 9	HR: 1 HBP: 0	CS: 1

PITCHER		IP	WLS	BF	H	R	ER	SO	BB	IBB	HBP	BLK	WP	HR	S	P	ERA	WHIP
Jim Colborn, R ERA: 4.88	(1, 1)	6.0	W	22	3	2	2	4	2	0	0	0	0	1	28	36	3.00	0.833
Tom Murphy, R ERA: 1.51	(7, 1)	3.0	S	13	3	1	1	2	2	0	0	0	0	0	15	23	3.00	1.667

PITCHER	IP	WLS	BF	H	R	ER	SO	BB	IBB	HBP	BLK	WP	HR	S	P	ERA	WHIP

California Angels @ New York Yankees

Shea Stadium, Flushing, NY

Mon Jun 09 1975, 7:05 PM EDT

Att. 22,905 - Unknown - 60 F

livebaseballscorecards.com

Batter	1	2	3	4	5	6	7	8	9	AB	R	H	RBI	BB	SO	LOB
Jerry Remy, L (1, 4) OBP: 0.325, SLG: 0.381	x 0-0 F9 ①		x 0-0 F7 ①		x 0-0 3B 1B		x 0-0 F7 ①		x 0-0 SH3-4 1-2 ①	4	1	1	0	0	0	0
Mickey Rivers, L (1, 8) OBP: 0.348, SLG: 0.397	x 0-0 F2 ②		x 0-0 F9 ②		x 0-0 1-H 3B		x 0-0 4-3 1B 1B		4-0 1B SF6 IBB	4	2	2	1	1	0	0
Tommy Harper, R (1, 3) OBP: 0.316, SLG: 0.354	x 0-0 1B BB 1B		x 0-0 F7 ③		S S S 0-3 K ②		x 0-0 4-3 1-2 ②		x 0-0 SF6 1-3 2-H 1B	4	0	1	0	0	1	2
Bruce Bochte, L (9, PH) OBP: 0.365, SLG: 0.341 (9, 3)										1	0	1	1	0	0	0
Joe Lahoud, L (1, 10) OBP: 0.360, SLG: 0.366	B B B B 4-0 1B 1-2 BB			x 0-0 F9 ①	B B B B 4-0 BB		x 0-0 S E 2-H 1B		x 0-0 SF6 1-3 3-H ②	2	0	1	1	2	0	0
Morris Nettles, L (7, PR) OBP: 0.284, SLG: 0.267 (9, 7)										0	1	0	1	0	0	0
Leroy Stanton, R (1, 9) OBP: 0.351, SLG: 0.406	x 0-0 1-2 2-3 1B			B B B B 4-0 S BB	x 0-0 F8 ③		x 0-0 6-3 1-H ③		x 0-0 F7 ③	4	0	1	0	1	0	3
Dave Chalk, R (1, 5) OBP: 0.393, SLG: 0.388	S S S 0-3 K ③			x 0-0 F9 1-2 ②		x 0-0 5-3 ①		x 0-0 F7 ①		4	0	0	0	0	1	4
Ellie Rodriguez, R (1, 2) OBP: 0.402, SLG: 0.280		x 0-0 F7 ①		B B B B 4-0 BB		x 0-0 F7 ②		x 0-0 5-3 ②		3	0	0	0	1	0	0
Orlando Ramirez, R (1, 6) OBP: 0.353, SLG: 0.364		S S S 0-3 K ②		x 0-0 F7 ③		x 0-0 1B		x 0-0 5-3 ③		4	0	1	0	0	1	2
Dave Collins, S (1, 7) OBP: 0.273, SLG: 0.111		x 0-0 F9 ③			S S S 0-3 K ①	x 0-0 F8 ③			B B B B 4-0 SH3-4 1B BB	3	1	0	0	1	1	1
Bill Singer, R (9, 1)										0	0	0	0	0	0	0

Inning Stats	1	2	3	4	5	6	7	8	9	AB	R	H	RBI	BB	SO	LOB
	R: 0 H: 2 E: 0 LOB: 3 K: 1 BB: 1 S: 7 P: 11	R: 0 H: 0 E: 0 LOB: 0 K: 1 BB: 0 S: 5 P: 5	R: 0 H: 0 E: 0 LOB: 0 K: 0 BB: 0 S: 3 P: 3	R: 0 H: 0 E: 0 LOB: 2 K: 0 BB: 2 S: 3 P: 11	R: 1 H: 2 E: 0 LOB: 2 K: 2 BB: 1 S: 9 P: 13	R: 0 H: 1 E: 0 LOB: 1 K: 0 BB: 0 S: 4 P: 4	R: 2 H: 2 E: 0 LOB: 1 K: 0 BB: 0 S: 5 P: 5	R: 0 H: 0 E: 0 LOB: 0 K: 0 BB: 0 S: 3 P: 3	R: 2 H: 1 E: 0 LOB: 1 K: 0 BB: 2 S: 4 P: 12	1B: 7 SF: 1 2B: 0 SAC: 1 3B: 1 DP: 0 HR: 0 HBP: 0	WP: 0 PA: 41 PB: 0 SB: 2 CS: 0					

PITCHER	IP	WLS	BF	H	R	ER	SO	BB	IBB	HBP	BLK	WP	HR	S	P	ERA	WHIP
Catfish Hunter, R (1, 1) ERA: 3.22	9.0	L	41	8	5	4	4	5	1	0	0	0	0	43	67	4.00	1.444

PITCHER	IP	WLS	BF	H	R	ER	SO	BB	IBB	HBP	BLK	WP	HR	S	P	ERA	WHIP

AB	33
R	5
H	8
RBI	4
BB	6
SO	4
LOB	12

BOTTOM

California Angels @ New York Yankees

Shea Stadium, Flushing, NY

Mon Jun 09 1975, 7:05 PM EDT

Att. 22,905 - Unknown - 60 F

livebaseballscorecards.com

Batter	1	2	3	4	5	6	7	8	9	AB	R	H	RBI	BB	SO	LOB
Walt Williams, R (1, 9) OBP: 0.343, SLG: 0.394	F7		L6		K		BB			3	0	0	0	1	1	0
Elliott Maddox, R (1, 8) OBP: 0.381, SLG: 0.390	G3 BB		F4		F8		F9			3	0	0	0	1	0	1
Roy White, S (1, 7) OBP: 0.402, SLG: 0.464	G3		BB			HR		K		3	1	1	1	1	1	1
Thurman Munson, R (1, 2) OBP: 0.378, SLG: 0.440	1-3		F7			6-3 1B		F7		4	0	1	0	0	0	2
Chris Chambliss, L (1, 3) OBP: 0.353, SLG: 0.473		FC4-6 1B		4-3		4-3		G3		4	0	1	0	0	0	1
Graig Nettles, L (1, 5) OBP: 0.326, SLG: 0.429	FC4-6 4-3 HR		FC4-6 1B			6-3			F8	4	1	1	0	0	0	2
Ed Herrmann, L (1, 10) OBP: 0.321, SLG: 0.333	4-3		FC4-6			F8			1B	4	0	1	0	0	0	3
Jim Mason, L (1, 6) OBP: 0.185, SLG: 0.202	HR		4-3				K		F9	3	1	1	2	0	1	1
Rick Dempsey, R (9, PH) OBP: 0.545, SLG: 0.500										1	0	0	0	0	0	0
Fred Stanley, R (1, 4) OBP: 0.260, SLG: 0.233	5-3				6-3		K			3	0	0	0	0	1	0
Inning Stats	R: 0 H: 0 E: 0 LOB: 1 K: 0 BB: 1 S: 3 P: 7	R: 2 H: 2 E: 0 LOB: 0 K: 0 BB: 0 S: 5 P: 5	R: 0 H: 0 E: 0 LOB: 1 K: 0 BB: 1 S: 3 P: 7	R: 0 H: 1 E: 0 LOB: 1 K: 0 BB: 0 S: 4 P: 4	R: 0 H: 0 E: 0 LOB: 0 K: 1 BB: 0 S: 5 P: 5	R: 1 H: 2 E: 0 LOB: 1 K: 0 BB: 0 S: 5 P: 5	R: 0 H: 0 E: 0 LOB: 1 K: 2 BB: 1 S: 7 P: 11	R: 0 H: 0 E: 0 LOB: 0 K: 1 BB: 0 S: 5 P: 5	R: 0 H: 1 E: 0 LOB: 0 K: 0 BB: 0 S: 3 P: 3	1B: 4 SF: 0 2B: 0 SAC: 0 3B: 0 DP: 0 HR: 2 HBP: 0						WP: 0 PA: 35 PB: 0 SB: 0 CS: 0	

	AB	32
	R	3
	H	6
	RBI	3
	BB	3
	SO	4
	LOB	11

PITCHER	IP	WLS	BF	H	R	ER	SO	BB	IBB	HBP	BLK	WP	HR	S	P	ERA	WHIP
Bill Singer, R (1, 1) ERA: 3.62	9.0	W	35	6	3	3	4	3	0	0	0	0	2	40	52	3.00	1.000
Bill Singer, R (9, 1) ERA: 3.62	9.0	W	35	6	3	3	4	3	0	0	0	0	2	40	52	3.00	1.000

PITCHER	IP	WLS	BF	H	R	ER	SO	BB	IBB	HBP	BLK	WP	HR	S	P	ERA	WHIP

Batter	1	2	3	4	5	6	7	8	9	AB	R	H	RBI	BB	SO	LOB
Jerry Remy, L (1, 4) OBP: 0.327, SLG: 0.379	BBB 4-0 FC1-5 1B BB		x 0-0 ①② G6-3 1-2f		x 0-0 ② F9		x 0-0 ③ F8		x 0-0 PB 2B 1B	4	1	1	0	1	0	2
Mickey Rivers, L (1, 8) OBP: 0.349, SLG: 0.397	x 0-0 CS FC1-5 1-2 1B		x 0-0 CS 1B		x 0-0 ③ 1-3			x 0-0 ① 4-3	x 0-0 ② F8 1-2	5	0	2	0	0	0	1
Tommy Harper, R (1, 3) OBP: 0.328, SLG: 0.352	x 0-0 ① FC1-5 1-2 2-3f		0-0 ③ CS 1-2	BBB 4-0 F8 BB 1B BB		BBB 4-0 FC4-6 1B BB		BBB 4-0 1B 1B BB	BBB 4-0 2B BB	1	3	0	0	4	0	2
Leroy Stanton, R (1, 9) OBP: 0.371, SLG: 0.430	SSS 0-3 ②③ K 2-3			BBB 4-0 1B 1-2 BB		x 0-0 FC4-6 1-2 1B		x 0-0 E 1B 1-2 1B	x 0-0 1-H 2-H 2B	4	0	3	2	1	1	2
Winston Llenas, R (1, 10) OBP: 0.273, SLG: 0.189 Morris Nettles, L (9, PR) OBP: 0.284, SLG: 0.267		x 0-0 ① F7	x 0-0 ① F8 2-3			x 0-0 ① FC4-6 G5-4-3 1-2f 2-3		x 0-0 ② F8	BBB 4-0 BB	4 0	0 0	0 0	0 0	1 0	0 0	6 0
Ellie Rodriguez, R (1, 2) OBP: 0.412, SLG: 0.291		BBB 4-0 FC3-6 1B BB	x 0-0 FC5-4 1-2 3-H 1B			x 0-0 ②③ G5-4-3 1-2f		x 0-0 E 1-2 2-H 1B	SSS 0-3 ③ K	4	0	2	2	1	1	4
Billy Smith, S (1, 5) OBP: 0.264, SLG: 0.282 Joe Lahoud, L (8, PH) OBP: 0.365, SLG: 0.366 Denny Doyle, L (8, 5) OBP: 0.143, SLG: 0.077		x 0-0 FC3-6 1-2 1B	SSS 0-3 ② K				BBB 4-0 FC6-4 BB	BBB 4-0 1-2 2-3 BB		2 0 0	0 0 0	1 0 0	0 0 0	1 1 0	1 0 0	2 0 0
Orlando Ramirez, R (1, 6) OBP: 0.341, SLG: 0.350 Bruce Bochte, L (8, PH) OBP: 0.363, SLG: 0.339 Rudy Meoli, L (8, 6) OBP: 0.357, SLG: 0.182		x 0-0 ② FC3-6 CS 1-2f 2-3	x 0-0 ③ FC5-4 1-2f				x 0-0 ① FC6-4 1-2f	x 0-0 ③ F8		3 1 0	0 0 0	0 0 0	0 0 0	0 0 0	0 0 0	5 3 0
Dave Collins, S (1, 7) OBP: 0.267, SLG: 0.154		0-0 ③ CS 1-2	x 0-0 G6-3 1B		x 0-0 ① F8		x 0-0 ② F9		x 0-0 ① 6-3	4	0	1	0	0	0	1
Inning Stats	R: 0 H: 1 E: 0 LOB: 2 K: 1 BB: 1 S: 5 P: 9	R: 0 H: 1 E: 0 LOB: 1 K: 0 BB: 1 S: 3 P: 7	R: 0 H: 2 E: 0 LOB: 0 K: 0 BB: 0 S: 3 P: 3	R: 1 H: 1 E: 0 LOB: 2 K: 1 BB: 2 S: 6 P: 14	R: 0 H: 0 E: 0 LOB: 0 K: 0 BB: 0 S: 3 P: 3	R: 0 H: 1 E: 0 LOB: 1 K: 0 BB: 1 S: 3 P: 7	R: 0 H: 0 E: 0 LOB: 1 K: 0 BB: 1 S: 3 P: 7	R: 1 H: 2 E: 1 LOB: 3 K: 0 BB: 2 S: 5 P: 13	R: 2 H: 2 E: 0 LOB: 2 K: 1 BB: 2 S: 7 P: 15	1B: 9 SF: 0 2B: 2 SAC: 0 3B: 0 DP: 3 HR: 0 HBP: 0						

PITCHER	IP	WLS	BF	H	R	ER	SO	BB	IBB	HBP	BLK	WP	HR	S	P	ERA	WHIP
Larry Gura, L (1, 1) ERA: 3.2	7.2	W	33	8	2	2	2	7	0	0	0	0	0	30	58	2.35	1.957
Dick Tidrow, R (8, 1) ERA: 4.55	1.1	S	9	2	2	2	1	3	0	0	0	0	0	8	20	13.50	3.750

PITCHER	IP	WLS	BF	H	R	ER	SO	BB	IBB	HBP	BLK	WP	HR	S	P	ERA	WHIP

TOP

California Angels @ New York Yankees

Shea Stadium, Flushing, NY

Tue Jun 10 1975, 7:05 PM EDT

Att. 31,809 - Unknown - 69 F

livebaseballscorecards.com

AB	32
R	4
H	10
RBI	4
BB	10
SO	3
LOB	28

1B: 9 SF: 0
2B: 2 SAC: 0
3B: 0 DP: 3
HR: 0 HBP: 0

WP: 0 PA: 44
PB: 1
SB: 0
CS: 3

Batter	1	2	3	4	5	6	7	8	9	AB	R	H	RBI	BB	SO	LOB
Walt Williams, R (1, 9) OBP: 0.350, SLG: 0.395	F7	E5 2-H 3-H 1B		E6 1-2 BB		FC1-6 1B		F4		5	0	2	1	0	0	1
Elliott Maddox, R (1, 8) OBP: 0.373, SLG: 0.381	K	F8		F4		FC1-6 1B 1B 1-2f		F3		5	1	0	0	0	1	4
Roy White, S (1, 7) OBP: 0.407, SLG: 0.462	K		BB BB	BB 1-2 2-3		1B SF9 1-3 1B		3-1		3	1	1	0	2	1	0
Thurman Munson, R (1, 2) OBP: 0.380, SLG: 0.438		HR BB	F7	1-3		1-3 3-H 1B				3	1	1	1	1	0	4
Chris Chambliss, L (1, 3) OBP: 0.350, SLG: 0.488		1-H HR	F7		K	SF9 3-H				3	1	1	3	0	1	1
Graig Nettles, L (1, 5) OBP: 0.329, SLG: 0.425		F6	1-2 BB		BB BB	F9				2	0	0	0	2	0	1
Ed Herrmann, L (1, 10) OBP: 0.318, SLG: 0.320		1B 4-3 1B BB	F9		K		4-3			3	1	0	0	1	1	3
Jim Mason, L (1, 6) OBP: 0.187, SLG: 0.197		4-3 1-2		F7	1-2 BB		4-3			3	0	0	0	1	0	1
Sandy Alomar Sr., S (1, 4) OBP: 0.218, SLG: 0.220		E 2-3 1B		BB E 1B	K		F2			4	1	2	0	0	1	2
Inning Stats	R: 0 E: 0 K: 2 S: 7 H: 0 LOB: 0 BB: 0 P: 7	R: 4 E: 1 K: 0 S: 6 H: 3 LOB: 1 BB: 2 P: 14	R: 0 E: 0 K: 0 S: 3 H: 0 LOB: 2 BB: 2 P: 11	R: 0 E: 1 K: 0 S: 5 H: 1 LOB: 3 BB: 1 P: 9	R: 0 E: 0 K: 3 S: 9 H: 0 LOB: 2 BB: 2 P: 17	R: 2 E: 0 K: 0 S: 6 H: 3 LOB: 1 BB: 0 P: 6	R: 0 E: 0 K: 0 S: 3 H: 0 LOB: 0 BB: 0 P: 3	R: 0 E: 0 K: 0 S: 3 H: 0 LOB: 0 BB: 0 P: 3		1B: 6 2B: 0 3B: 0 HR: 1 SF: 1 SAC: 0 DP: 0 HBP: 0						

PITCHER		IP	WLS	BF	H	R	ER	SO	BB	IBB	HBP	BLK	WP	HR	S	P	ERA	WHIP
Nolan Ryan, R ERA: 2.54	(1, 1)	5.1	L	31	7	6	5	5	7	0	0	0	0	1	34	62	8.44	2.625
Mickey Scott, L ERA: 2.51	(6, 1)	1.2		5	0	0	0	0	0	0	0	0	0	0	5	5	0.00	0.000
Don Kirkwood, R ERA: 1.76	(8, 1)	1.0		3	0	0	0	0	0	0	0	0	0	0	3	3	0.00	0.000

PITCHER	IP	WLS	BF	H	R	ER	SO	BB	IBB	HBP	BLK	WP	HR	S	P	ERA	WHIP

BOTTOM

California Angels @ New York Yankees

Shea Stadium, Flushing, NY

Tue Jun 10 1975, 7:05 PM EDT

Att. 31,809 - Unknown - 69 F

livebaseballscorecards.com

AB	31
R	6
H	7
RBI	5
BB	7
SO	5
LOB	17

California Angels @ Detroit Tigers

Tiger Stadium, Detroit, MI

Wed Jun 11 1975, 7:05 PM EDT

Unknown

TOP

livebaseballscorecards.com

Batter	1	2	3	4	5	6	7	8	9	AB	R	H	RBI	BB	SO	LOB
Jerry Remy, L (1, 4) OBP: 0.327, SLG: 0.379	6-3		K 1-2		2B 1-3 2B	K		BB FC4-2 HR 1-2 2-3 3-H BB	FC3-6 1-2f	5	2	1	1	1	2	3
Mickey Rivers, L (1, 8) OBP: 0.352, SLG: 0.398	S BB			FC6-4 1B	SF7 3-H	F7		FC4-2 BB HR 1-2 2-3 3-Hf	5-3	2	0	1	1	1	0	1
Morris Nettles, L (6, 8) OBP: 0.282, SLG: 0.264										2	1	0	0	0	0	4
Tommy Harper, R (1, 10) OBP: 0.337, SLG: 0.363	G4-6-3 1-2 BB			FC6-4 S 1B 1-2f	1B 2-H 2B		E WP 1B	HR 1-2 2-3 3-H BB		3	2	2	1	1	0	1
Joe Lahoud, L (8, PH) OBP: 0.371, SLG: 0.366										0	1	0	1	1	0	0
Leroy Stanton, R (1, 9) OBP: 0.380, SLG: 0.462	G4-6-3 1-2f			E S 1B 1-H 1B	E 1B 2B BB		K 1-2	HR 1-H 2-H 3-H		4	3	2	5	1	1	3
Dave Chalk, R (1, 5) OBP: 0.393, SLG: 0.385		CS BB		F9 1-3	E7 2B 1-3 2-H 1B		E6 G4-6-3 2-3	K		4	1	1	1	1	1	2
Rudy Meoli, L (8, 5) OBP: 0.357, SLG: 0.182										0	0	0	0	0	0	0
Bruce Bochte, L (1, 3) OBP: 0.364, SLG: 0.346		K 1-2		1B 3-H	2B 2-H 3-H		G4-6-3 1-2f	4-3		5	0	2	3	0	1	3
Ellie Rodriguez, R (1, 2) OBP: 0.411, SLG: 0.310		5-3	K	K	K			BB BB BB 1B	F9 1B 2B	5	2	2	0	0	2	2
Billy Smith, S (1, 6) OBP: 0.270, SLG: 0.280			CS 1B		K	K		BB BB FC4-2 BB 1-2	F9 2-3	4	0	1	0	1	2	1
Dave Collins, S (1, 7) OBP: 0.400, SLG: 0.353			K		2B SF7 1B			FC4-2 BB BB 1-2 2-3	FC3-6 3-H 1B	4	2	3	1	1	1	1

AB	38
R	14
H	15
RBI	14
BB	8
SO	10
LOB	21

Inning Stats	1	2	3	4	5	6	7	8	9
	R: 0 E: 0 K: 0 S: 2	H: 0 LOB: 1 BB: 2 P: 10	R: 0 E: 0 K: 1 S: 4	H: 0 LOB: 0 BB: 1 P: 8	R: 0 E: 0 K: 2 S: 7	H: 1 LOB: 1 BB: 0 P: 7	R: 2 E: 0 K: 1 S: 8	H: 3 LOB: 1 BB: 0 P: 8	R: 5 E: 1 K: 2 S: 12	H: 5 LOB: 1 BB: 1 P: 16	R: 0 E: 0 K: 2 S: 8	H: 1 LOB: 1 BB: 0 P: 8	R: 0 E: 1 K: 1 S: 6	H: 1 LOB: 1 BB: 0 P: 6	R: 6 E: 0 K: 1 S: 7	H: 2 LOB: 0 BB: 4 P: 23	R: 1 E: 0 K: 0 S: 5	H: 2 LOB: 1 BB: 0 P: 5

| | | | | | | | | | |

BOTTOM

Batter	1	2	3	4	5	6	7	8	9	AB	R	H	RBI	BB	SO	LOB
Ron LeFlore, R (1, 8) OBP: 0.321, SLG: 0.410	F3		F8		K		K		E FC4-6 BB	4	1	0	0	1	2	1
Gary Sutherland, R (1, 4) OBP: 0.321, SLG: 0.344	1B 3B		4-3			2B 1B	2-H 1B		E5 FC4-6 1-3 3-H	2	1	1	0	0	0	0
Gene Michael, S (6, 4) OBP: 0.227, SLG: 0.349										3	1	2	2	0	0	1
Dan Meyer, L (1, 7) OBP: 0.307, SLG: 0.387	BB 3-H 1B		F6			F8	G3		FC4-6 1-2f 3-H	5	0	1	2	0	0	3
Willie Horton, R (1, 10) OBP: 0.276, SLG: 0.472	K			K		1-H 2B		1-3	1-3	1	0	0	0	0	1	1
Mickey Stanley, R (4, PH) OBP: 0.288, SLG: 0.348										4	0	1	1	0	1	1
Leon Roberts, R (1, 9) OBP: 0.396, SLG: 0.500	1-2 BB			2B		K		K		3	0	1	0	1	2	1
Nate Colbert, R (1, 3) OBP: 0.236, SLG: 0.283	K			K		K			HR	4	1	1	1	0	3	4
Tom Veryzer, R (1, 6) OBP: 0.292, SLG: 0.320			F9	F6			F6	K		4	0	0	0	0	1	1
John Wockenfuss, R (1, 2) OBP: 0.250, SLG: 1.000			4-3		5-3		HR		F7	4	1	1	1	0	0	0
Aurelio Rodriguez, R (1, 5) OBP: 0.247, SLG: 0.360			F8		F8		1B 2B		E 3B	4	2	2	0	0	0	0
Inning Stats	R: 1 H: 2 E: 0 LOB: 2 K: 2 BB: 1 S: 9 P: 13		R: 0 H: 0 E: 0 LOB: 0 K: 0 BB: 0 S: 3 P: 3	R: 0 H: 0 E: 0 LOB: 0 K: 0 BB: 0 S: 3 P: 3	R: 0 H: 1 E: 0 LOB: 1 K: 2 BB: 0 S: 8 P: 8	R: 0 H: 0 E: 0 LOB: 0 K: 1 BB: 0 S: 5 P: 5	R: 1 H: 2 E: 0 LOB: 1 K: 2 BB: 0 S: 9 P: 9	R: 2 H: 3 E: 0 LOB: 1 K: 1 BB: 0 S: 8 P: 8	R: 1 H: 1 E: 0 LOB: 0 K: 2 BB: 0 S: 8 P: 8	R: 2 H: 1 E: 1 LOB: 1 K: 0 BB: 1 S: 5 P: 9	1B: 3 SF: 0 2B: 3 SAC: 0 3B: 2 DP: 0 HR: 2 HBP: 0						

PITCHER	IP	WLS	BF	H	R	ER	SO	BB	IBB	HBP	BLK	WP	HR	S	P	ERA	WHIP
Frank Tanana, L (1, 1) ERA: 3.25	7.0	W	30	8	4	4	8	1	0	0	0	0	1	45	49	5.14	1.286
Dave Sells, R (8, 1) ERA: 18.0	2.0		10	2	3	2	2	1	0	0	0	0	1	13	17	9.00	1.500

PITCHER	IP	WLS	BF	H	R	ER	SO	BB	IBB	HBP	BLK	WP	HR	S	P	ERA	WHIP

California Angels @ Detroit Tigers

Tiger Stadium, Detroit, MI

Wed Jun 11 1975, 7:05 PM EDT

Unknown

livebaseballscorecards.com

AB	38
R	7
H	10
RBI	7
BB	2
SO	10
LOB	13

PA: 40

WP: 0
PB: 0
SB: 0
CS: 0

California Angels @ Detroit Tigers

Tiger Stadium, Detroit, MI

Wed Jun 11 1975, Postponed

Att. 22,835 - Unknown

TOP

livebaseballscorecards.com

Batter	1	2	3	4	5	6	7	8	9	AB	R	H	RBI	BB	SO	LOB
Jerry Remy, L (1, 4) OBP: 0.320, SLG: 0.370	6-3		1-3		4-3		K 1-2		K	5	0	0	0	0	2	3
Mickey Rivers, L (1, 8) OBP: 0.354, SLG: 0.409	2B 3B		F9			F9		BB 1B		4	1	2	0	0	0	0
Bruce Bochte, L (1, 3) OBP: 0.367, SLG: 0.351 Morris Nettles, L (8, PR) OBP: 0.282, SLG: 0.264 Orlando Ramirez, R (8, 6) OBP: 0.341, SLG: 0.350	1B 2B 3-H		K			E1 BB 1B		1-2 BB		3 0 0	1 0 0	1 0 0	1 0 0	1 0 0	1 0 0	0 0 0
Joe Lahoud, L (1, 10) OBP: 0.361, SLG: 0.354 Tommy Harper, R (8, PH) OBP: 0.335, SLG: 0.361	F5			F6		K		K		3 1	0 0	0 0	0 0	0 0	1 1	2 2
Leroy Stanton, R (1, 9) OBP: 0.384, SLG: 0.463	CS 1B 2-H			5-3		BB 1-2 1B		K	K	4	0	2	1	0	1	2
Dave Chalk, R (1, 5) OBP: 0.395, SLG: 0.390	CS 1-2	E9 FC6 2B		F7		BB 4-0 1-2 FC5-4 2-3		K		3	1	1	0	1	1	2
Tom Egan, R (1, 2) OBP: 0.292, SLG: 0.313 Winston Llenas, R (6, PH) OBP: 0.267, SLG: 0.184 Ellie Rodriguez, R (6, 2) OBP: 0.417, SLG: 0.318		4-0 FC6 BB	4-3			FC5-4 1-2f			E7 1B	1 1 1	0 0 0	0 0 1	0 0 0	1 0 0	0 0 0	0 3 0
Billy Smith, S (1, 6) (8, 3) OBP: 0.269, SLG: 0.273		FC6 F8-3 1-2f 3-H	BB				F8		5-3	3	0	0	1	1	0	2
Dave Collins, S (1, 7) OBP: 0.375, SLG: 0.333		F8-3 1-2		F7			CS 1B		K	4	0	1	0	0	1	3
Inning Stats	R: 2 E: 0 K: 0 S: 5 H: 3 LOB: 0 BB: 0 P: 5	R: 1 E: 1 K: 0 S: 3 H: 1 LOB: 0 BB: 1 P: 7	R: 0 E: 0 K: 1 S: 5 H: 0 LOB: 0 BB: 0 P: 5	R: 0 E: 0 K: 0 S: 3 H: 0 LOB: 0 BB: 0 P: 3	R: 0 E: 0 K: 0 S: 3 H: 0 LOB: 1 BB: 1 P: 7	R: 0 E: 1 K: 1 S: 7 H: 1 LOB: 3 BB: 1 P: 11	R: 0 E: 0 K: 1 S: 5 H: 1 LOB: 0 BB: 0 P: 5	R: 0 E: 0 K: 3 S: 10 H: 1 LOB: 2 BB: 1 P: 14	R: 0 E: 1 K: 2 S: 8 H: 1 LOB: 1 BB: 0 P: 8	1B: 5 2B: 3 3B: 1 HR: 0 SF: 0 SAC: 0 DP: 1 HBP: 0						

	AB	33
	R	3
	H	8
	RBI	3
	BB	4
	SO	8
	LOB	19

WP: 0 PB: 0 SB: 0 CS: 2 PA: 38

PITCHER		IP	WLS	BF	H	R	ER	SO	BB	IBB	HBP	BLK	WP	HR	S	P	ERA	WHIP
Ray Bare, R ERA: 4.55	(1, 1)	5.2	W	23	5	3	2	2	2	0	0	0	0	0	25	33	3.18	1.235
John Hiller, L ERA: 2.2	(6, 1)	3.1	S	14	3	0	0	6	2	0	0	0	0	0	24	32	0.00	1.500

PITCHER	IP	WLS	BF	H	R	ER	SO	BB	IBB	HBP	BLK	WP	HR	S	P	ERA	WHIP

California Angels @ Detroit Tigers

Tiger Stadium, Detroit, MI

Wed Jun 11 1975, Postponed

Att. 22,835 - Unknown

livebaseballscorecards.com

Batter	1	2	3	4	5	6	7	8	9	AB	R	H	RBI	BB	SO	LOB
Ron LeFlore, R (1, 8) OBP: 0.319, SLG: 0.406	E3 (E S, 5-3)		3-1 SH5-3, 1B		F8		4-3	4-3		5	1	1	0	0	0	1
Gene Michael, S (1, 4) OBP: 0.255, SLG: 0.356	5-3 1-H		SH5-3 1-2		BBBB, 1B, BB		1B, 1B, 1B			2	1	1	1	1	0	0
Dan Meyer, L (1, 7) OBP: 0.306, SLG: 0.384	G1		3-1 2-3		F4		BB, 1B, 1B 1-3			4	0	1	0	0	0	2
Willie Horton, R (1, 10) OBP: 0.280, SLG: 0.473	K		K		FC1-6-4, 1B 1-2		BB, 1B 1-2 3-H			4	0	2	1	0	2	1
Leon Roberts, R (1, 9) OBP: 0.393, SLG: 0.489		5-3		5-3	FC1-6-4 1-2f		BBBB, BB 1-2 2-3			3	0	0	0	1	0	2
Nate Colbert, R (1, 3) OBP: 0.236, SLG: 0.289		F6		2B, 2B		5-3	F7			4	1	1	0	0	0	3
Tom Veryzer, R (1, 6) OBP: 0.298, SLG: 0.326		F2		5-3		G5-4-3, 1B		WP, 1B		4	0	2	0	0	0	1
John Wockenfuss, R (1, 2) OBP: 0.375, SLG: 0.875			HR, 1B	2-H, 2B		G5-4-3 1-2f		L7 1-2		4	1	2	1	0	0	2
Aurelio Rodriguez, R (1, 5) OBP: 0.247, SLG: 0.378			1-H, HR	F2			5-3	F6		4	1	1	2	0	0	2
Inning Stats	R: 1 E: 1 K: 1 S: 6 H: 0 LOB: 0 BB: 0 P: 6	R: 0 E: 0 K: 0 S: 3 H: 0 LOB: 0 BB: 0 P: 3	R: 2 E: 0 K: 1 S: 8 H: 3 LOB: 1 BB: 0 P: 8	R: 1 E: 0 K: 0 S: 5 H: 2 LOB: 1 BB: 0 P: 5	R: 0 E: 0 K: 0 S: 4 H: 1 LOB: 2 BB: 1 P: 8	R: 0 E: 0 K: 0 S: 3 H: 1 LOB: 0 BB: 0 P: 3	R: 1 E: 0 K: 0 S: 6 H: 3 LOB: 3 BB: 1 P: 10	R: 0 E: 0 K: 0 S: 4 H: 1 LOB: 1 BB: 0 P: 4		1B: 8 2B: 2 3B: 0 HR: 1 SF: 0 SAC: 1 DP: 1 HBP: 0						

BOTTOM

AB	34
R	5
H	11
RBI	5
BB	2
SO	2
LOB	14

WP: 1 PB: 0 SB: 1 CS: 0 PA: 37

PITCHER		IP	WLS	BF	H	R	ER	SO	BB	IBB	HBP	BLK	WP	HR	S	P	ERA	WHIP
Andy Hassler, L ERA: 4.17	(1, 1)	6.2	L	30	9	5	4	2	1	0	0	0	0	1	33	37	5.40	1.500
Dick Lange, R ERA: 2.79	(7, 1)	0.2		5	2	0	0	0	1	0	0	0	1	0	4	8	0.00	4.500
Don Kirkwood, R ERA: 1.72	(8, 1)	0.2		2	0	0	0	0	0	0	0	0	0	0	2	2	0.00	0.000

PITCHER	IP	WLS	BF	H	R	ER	SO	BB	IBB	HBP	BLK	WP	HR	S	P	ERA	WHIP

California Angels @ Detroit Tigers

Tiger Stadium, Detroit, MI

Thu Jun 12 1975, 7:05 PM EDT

Att. 14,490 - Unknown

TOP

livebaseballscorecards.com

Batter	1	2	3	4	5	6	7	8	9	AB	R	H	RBI	BB	SO	LOB
Jerry Remy, L (1, 4) OBP: 0.317, SLG: 0.363	F8		6-3	BB		6-3		5-3		4	0	0	0	1	0	3
Mickey Rivers, L (1, 8) OBP: 0.351, SLG: 0.404	G3		HR 1B	F7		1-3			4-3	5	1	1	0	0	0	2
Bruce Bochte, L (1, 3) OBP: 0.363, SLG: 0.347	F8		HR	L7			K		G3	5	1	1	1	0	1	1
Joe Lahoud, L (1, 10) OBP: 0.371, SLG: 0.436		3-1	HR		2B		F5		HR	5	2	3	4	0	0	0
Leroy Stanton, R (1, 9) OBP: 0.385, SLG: 0.469		K	E 2B		K		1B		F7	5	1	2	0	0	2	1
Dave Chalk, R (1, 5) OBP: 0.397, SLG: 0.392		BB 1B	E2 SF8 1B		6-3		K			4	1	2	0	0	1	2
Ellie Rodriguez, R (1, 2) OBP: 0.411, SLG: 0.310		BB	SF8		6-3			K		2	0	0	1	1	1	1
Billy Smith, S (1, 6) OBP: 0.276, SLG: 0.283		K	K			4-3 2B		FC6-4 BB		3	0	1	0	1	2	2
Morris Nettles, L (1, 7) OBP: 0.281, SLG: 0.269			1B 2B	6-3		4-3		FC6-4		4	1	1	0	0	0	2
Inning Stats	R: 0 E: 0 K: 0 S: 3 H: 0 LOB: 0 BB: 0 P: 3	R: 0 E: 0 K: 2 S: 8 H: 1 LOB: 2 BB: 1 P: 12	R: 6 E: 1 K: 1 S: 11 H: 6 LOB: 0 BB: 0 P: 11	R: 0 E: 0 K: 0 S: 3 H: 0 LOB: 1 BB: 1 P: 7	R: 0 E: 0 K: 1 S: 6 H: 1 LOB: 1 BB: 0 P: 6	R: 0 E: 0 K: 0 S: 4 H: 1 LOB: 1 BB: 0 P: 4	R: 0 E: 0 K: 2 S: 8 H: 1 LOB: 1 BB: 0 P: 8	R: 0 E: 0 K: 1 S: 5 H: 0 LOB: 1 BB: 1 P: 9	R: 1 E: 0 K: 0 S: 4 H: 1 LOB: 0 BB: 0 P: 4	1B: 5 2B: 4 3B: 0 HR: 2 SF: 1 SAC: 0 DP: 0 HBP: 0	WP: 0 PB: 0 SB: 1 CS: 0 PA: 41					

PITCHER	IP	WLS	BF	H	R	ER	SO	BB	IBB	HBP	BLK	WP	HR	S	P	ERA	WHIP
Lerrin LaGrow, R (1, 1) ERA: 4.48	2.1	L	15	7	6	5	2	1	0	0	0	0	1	18	22	19.29	3.429
Dave Lemanczyk, R (3, 1) ERA: 5.03	6.2		26	4	1	1	5	2	0	0	0	0	1	34	42	1.35	0.900

AB	37
R	7
H	11
RBI	6
BB	3
SO	7
LOB	14

California Angels @ Detroit Tigers

Tiger Stadium, Detroit, MI

Thu Jun 12 1975, 7:05 PM EDT

Att. 14,490 - Unknown

livebaseballscorecards.com

BOTTOM

Batter	1	2	3	4	5	6	7	8	9	AB	R	H	RBI	BB	SO	LOB
Ron LeFlore, R (1, 8) OBP: 0.318, SLG: 0.403	K		4-3			6-3		G1-6-3 1B		4	0	1	0	0	1	1
John Knox, L (1, 4) OBP: 0.200, SLG: 0.143	1B		5-3			L7		G1-6-3 1-2f		4	0	1	0	0	0	2
Dan Meyer, L (1, 7) OBP: 0.299, SLG: 0.375	F7		4-3			F9		F2		4	0	0	0	0	0	2
Willie Horton, R (1, 10) OBP: 0.280, SLG: 0.469	F3			K			E 1B 1B		4-3	4	1	1	0	0	1	1
Leon Roberts, R (1, 9) OBP: 0.395, SLG: 0.486		5-3		5-3			E 1-2 1B		WP HBP	3	0	1	0	0	0	0
Nate Colbert, R (1, 3) OBP: 0.231, SLG: 0.281		F8		K			F2		K 1-2	4	0	0	0	0	2	3
Tom Veryzer, R (1, 6) OBP: 0.297, SLG: 0.323		E S 1B			F9		F3		F8	4	0	1	0	0	0	3
John Wockenfuss, R (1, 2) OBP: 0.273, SLG: 0.636		F8 1-3			4-3		E6 1-3 2-H			3	0	0	0	0	0	2
Aurelio Rodriguez, R (1, 5) OBP: 0.248, SLG: 0.384			2B		F7		F3			3	0	1	0	0	0	2

	AB	33
	R	1
	H	6
	RBI	0
	BB	0
	SO	4
	LOB	16

Inning Stats										
	R: 0 H: 1 E: 0 LOB: 1 K: 1 BB: 0 S: 6 P: 6	R: 0 H: 1 E: 0 LOB: 1 K: 0 BB: 0 S: 4 P: 4	R: 0 H: 1 E: 0 LOB: 1 K: 0 BB: 0 S: 4 P: 4	R: 0 H: 0 E: 0 LOB: 0 K: 2 BB: 0 S: 7 P: 7	R: 0 H: 0 E: 0 LOB: 0 K: 0 BB: 0 S: 3 P: 3	R: 0 H: 0 E: 0 LOB: 0 K: 0 BB: 0 S: 3 P: 3	R: 1 H: 2 E: 1 LOB: 2 K: 0 BB: 0 S: 6 P: 6	R: 0 H: 1 E: 0 LOB: 0 K: 0 BB: 0 S: 3 P: 3	R: 0 H: 0 E: 0 LOB: 1 K: 1 BB: 0 S: 5 P: 6	1B: 5 SF: 0 2B: 1 SAC: 0 3B: 0 DP: 1 HR: 0 HBP: 1	WP: 1 PA: 34 PB: 0 SB: 1 CS: 0

PITCHER	IP	WLS	BF	H	R	ER	SO	BB	IBB	HBP	BLK	WP	HR	S	P	ERA	WHIP
Ed Figueroa, R (1, 1) ERA: 2.32	9.0	W	34	6	1	0	4	0	0	1	0	1	0	41	42	0.00	0.667

PITCHER	IP	WLS	BF	H	R	ER	SO	BB	IBB	HBP	BLK	WP	HR	S	P	ERA	WHIP

Batter	1	2	3	4	5	6	7	8	9	AB	R	H	RBI	BB	SO	LOB
Jerry Remy, L (1, 4) OBP: 0.318, SLG: 0.360	BBBB 4-0 CS BB	x 0-0 ③ F7			x 0-0 ②③ G1-4-3 1-2f			x 0-0 ② G3		2	0	0	0	1	0	3
Tom Egan, R (6, 2) OBP: 0.288, SLG: 0.309										1	0	0	0	0	0	0
Mickey Rivers, L (1, 8) OBP: 0.348, SLG: 0.401	x 0-0 ①② F8 1-2		x 0-0 ① F5			x 0-0 ① F8		x 0-0 1B		2	0	0	0	0	0	1
Dave Collins, S (5, 7) OBP: 0.385, SLG: 0.348										2	0	1	0	0	0	0
Bruce Bochte, L (1, 3) OBP: 0.360, SLG: 0.343	x 0-0 ③ 3-1		x 0-0 ② F6			x 0-0 1B		x 0-0 ③ F8		2	0	0	0	0	0	0
Rudy Meoli, L (5, 5) OBP: 0.375, SLG: 0.231										2	0	1	0	0	0	1
Joe Lahoud, L (1, 10) OBP: 0.367, SLG: 0.423		BBBB 4-0 SH1-4 E 1B BB	x 0-0 ③ F4			SSS 0-3 ② K			x 0-0 ① 4-3	3	1	0	0	1	1	1
Leroy Stanton, R (1, 9) OBP: 0.373, SLG: 0.453		x 0-0 E5 SH1-4 1-2 1B		x 0-0 ① 5-3		SSS 0-3 ③ K			SSS 0-3 ② K	4	1	0	0	0	2	2
Dave Chalk, R (1, 5) OBP: 0.399, SLG: 0.395		x 0-0 ① SH1-4 1-2 2-3		x 0-0 G6-4-3 1B			x 0-0 ① F3		BBBB 4-0 BB	1	0	1	0	0	0	0
Orlando Ramirez, R (5, 6) OBP: 0.344, SLG: 0.346										1	0	0	0	1	0	0
Ellie Rodriguez, R (1, 2) OBP: 0.412, SLG: 0.315		x 0-0 1B 3-H 1B		x 0-0 ②③ G6-4-3 1-2f			x 0-0 ② F8		x 0-0 ③ 4-3	2	0	1	1	0	0	1
Denny Doyle, L (6, 4) OBP: 0.125, SLG: 0.067										2	0	0	0	0	0	1
Billy Smith, S (1, 6) OBP: 0.278, SLG: 0.284		x 0-0 1-2 2-H 1B			x 0-0 ① 5-3		SSS 0-3 ③ K			3	0	1	1	0	1	0
(5, 3)																
Morris Nettles, L (1, 7) OBP: 0.282, SLG: 0.270		x 0-0 ② F7			x 0-0 G1-4-3 1B			x 0-0 ① 6-3		3	0	1	0	0	0	2
(5, 8)																
Inning Stats	R: 0 E: 0 K: 0 S: 2 H: 0 LOB: 0 BB: 1 P: 6	R: 2 E: 1 K: 0 S: 6 H: 2 LOB: 2 BB: 1 P: 10	R: 0 E: 0 K: 0 S: 3 H: 0 LOB: 0 BB: 0 P: 3	R: 0 E: 0 K: 0 S: 3 H: 1 LOB: 0 BB: 0 P: 3	R: 0 E: 0 K: 0 S: 3 H: 1 LOB: 0 BB: 0 P: 3	R: 0 E: 0 K: 2 S: 8 H: 1 LOB: 1 BB: 0 P: 8	R: 0 E: 0 K: 1 S: 5 H: 0 LOB: 0 BB: 0 P: 5	R: 0 E: 0 K: 0 S: 4 H: 1 LOB: 1 BB: 0 P: 4	R: 0 E: 0 K: 1 S: 5 H: 0 LOB: 1 BB: 1 P: 9	1B: 6 2B: 0 3B: 0 HR: 0 SF: 0 SAC: 1 DP: 2 HBP: 0						

PITCHER		IP	WLS	BF	H	R	ER	SO	BB	IBB	HBP	BLK	WP	HR	S	P	ERA	WHIP
Jim Colborn, R ERA: 4.42	(1, 1)	7.0	W	26	5	2	1	3	2	0	0	0	0	0	30	38	1.29	1.000
Bill Champion, R ERA: 4.63	(8, 1)	2.0		8	1	0	0	1	1	0	0	0	0	0	9	13	0.00	1.000

PITCHER	IP	WLS	BF	H	R	ER	SO	BB	IBB	HBP	BLK	WP	HR	S	P	ERA	WHIP

TOP

California Angels @ Milwaukee Brewers

Milwaukee County Stadium, Milwaukee, WI

Fri Jun 13 1975, 8:05 PM EDT

Att. 11,442 - Unknown

livebaseballscorecards.com

AB	30
R	2
H	6
RBI	2
BB	3
SO	4
LOB	12

WP: 0 PA: 34
PB: 0
SB: 0
CS: 1

BOTTOM

California Angels @ Milwaukee Brewers

Milwaukee County Stadium, Milwaukee, WI

Fri Jun 13 1975, 8:05 PM EDT

Att. 11,442 - Unknown

livebaseballscorecards.com

Batter	1	2	3	4	5	6	7	8	9	AB	R	H	RBI	BB	SO	LOB
Robin Yount, R (1, 6) OBP: 0.364, SLG: 0.446	F3		BB, 1-2	S, HR, 3-H	K		BB, 1-2, 2-3			4	2	2	1	1	1	0
Sixto Lezcano, R (1, 9) OBP: 0.330, SLG: 0.417	E, FC		K	F2, 1-2		F7	1-2, 2-3, 3-H			5	1	2	1	0	1	3
George Scott, R (1, 3) OBP: 0.338, SLG: 0.451 Mike Hegan, L (7, 3) OBP: 0.396, SLG: 0.425	FC, G5-4-3, 2-H		BB, 1-2, 2-3	HR, 2-H		6-3	F8			3 1	2 0	1 0	3 0	1 0	0 0	0 3
Hank Aaron, R (1, 10) OBP: 0.321, SLG: 0.366 Bobby Mitchell, R (6, PR) OBP: 0.356, SLG: 0.516	G5-4-3, 1-2f		WP, 1B, 1-H, 2-H, 3-H	BB, BB		E5		6-3		4 1	1 0	2 0	3 0	0 0	0 0	1 0
John Briggs, L (1, 7) OBP: 0.444, SLG: 0.444 Bill Sharp, L (7, 7) OBP: 0.250, SLG: 0.284		F9	2-H	BB, 1-2		G3		4-3		3 1	0 0	1 0	1 0	1 0	0 0	1 0
Darrell Porter, L (1, 2) OBP: 0.337, SLG: 0.347		3-1	F9	BB, 1-2, 2-3			4-3	K		4	0	0	0	1	1	1
Pedro Garcia, R (1, 4) OBP: 0.289, SLG: 0.340		F3	3B, 2B F6				K			4	1	1	0	0	1	3
Gorman Thomas, R (1, 8) OBP: 0.340, SLG: 0.400			F7	1B, 2-H, 3B	K		BB, WP, 1B			3	2	1	1	1	1	0
Tim Johnson, L (1, 5) OBP: 0.161, SLG: 0.136			BB, 1B, 2B	K	6-3		1B, BB, 1-2			3	1	1	0	1	1	1
Inning Stats	R: 1 E: 1 K: 0 S: 4 H: 1 LOB: 0 BB: 0 P: 4	R: 0 E: 0 K: 0 S: 3 H: 0 LOB: 0 BB: 0 P: 3	R: 4 E: 0 K: 1 S: 9 H: 4 LOB: 1 BB: 1 P: 13	R: 4 E: 0 K: 1 S: 10 H: 5 LOB: 3 BB: 2 P: 18	R: 0 E: 0 K: 2 S: 7 H: 0 LOB: 0 BB: 0 P: 7	R: 0 E: 1 K: 0 S: 4 H: 0 LOB: 1 BB: 0 P: 4	R: 1 E: 0 K: 1 S: 6 H: 1 LOB: 3 BB: 3 P: 18	R: 0 E: 0 K: 1 S: 5 H: 0 LOB: 0 BB: 0 P: 5		1B: 6 2B: 3 3B: 1 HR: 1 SF: 0 SAC: 0 DP: 1 HBP: 0				WP: 2 PB: 0 SB: 1 CS: 0 PA: 42	

PITCHER		IP	WLS	BF	H	R	ER	SO	BB	IBB	HBP	BLK	WP	HR	S	P	ERA	WHIP
Bill Singer, R ERA: 4.01	(1, 1)	3.0	L	17	7	7	6	1	1	0	0	0	1	0	18	22	18.00	2.667
Dave Sells, R ERA: 9.0	(4, 1)	5.0		25	4	3	3	5	5	0	0	0	1	1	30	50	5.40	1.800

PITCHER	IP	WLS	BF	H	R	ER	SO	BB	IBB	HBP	BLK	WP	HR	S	P	ERA	WHIP

AB	36
R	10
H	11
RBI	10
BB	6
SO	6
LOB	13

California Angels @ Milwaukee Brewers

Milwaukee County Stadium, Milwaukee, WI

Sat Jun 14 1975, 4:33 AM EDT

Att. 36,191 - Unknown

TOP

livebaseballscorecards.com

Batter	1	2	3	4	5	6	7	8	9	AB	R	H	RBI	BB	SO	LOB
Jerry Remy, L (1, 4) OBP: 0.312, SLG: 0.353	F7	G1-2-3 3-Hf			6-3		E3 1-3 2-H			4	0	0	0	0	0	4
Mickey Rivers, L (1, 8) OBP: 0.347, SLG: 0.396	F8		4-3			FC5-4 SF9 1B BB	K			3	1	0	0	1	1	1
Winston Llenas, R (1, 10) OBP: 0.265, SLG: 0.190	4-3		K			FC5-4 1-2 1B		F9		4	0	1	0	0	1	0
Leroy Stanton, R (1, 9) OBP: 0.377, SLG: 0.467		WP 2B HBP	F4			FC5-4 1-2f 2-3		3B		3	1	1	0	0	0	2
Dave Chalk, R (1, 5) OBP: 0.397, SLG: 0.399		1B 1B 1-H 2B		5-3		SF9 3-H		P8		3	1	1	2	0	0	1
Bruce Bochte, L (1, 3) OBP: 0.358, SLG: 0.342		1-3 1B G1-2-3 2-3 1B		K		4-3		K		4	0	1	0	0	2	2
Ellie Rodriguez, R (1, 2) OBP: 0.424, SLG: 0.326		1-3 1-2 3-H 1B		5-3			1B E 1B		G4-6-3 HBP	3	1	2	1	0	0	0
Orlando Ramirez, R (9, PR) OBP: 0.344, SLG: 0.346										0	0	0	0	0	0	0
Billy Smith, S (1, 6) OBP: 0.271, SLG: 0.277		1-3 1-2 2-3			K		K		K	3	0	0	0	0	2	3
Morris Nettles, L (9, PH) OBP: 0.281, SLG: 0.268										1	0	0	0	0	1	1
Dave Collins, S (1, 7) OBP: 0.400, SLG: 0.346		HBP			K		E 1-2 1B		G4-6-3 1-2f	3	0	1	0	0	1	1

	AB	31
	R	4
	H	7
	RBI	3
	BB	1
	SO	8
	LOB	15

Inning Stats										
	R: 0	H: 0	R: 2	H: 3	R: 0	H: 0	R: 0	H: 0	R: 0	H: 0
	E: 0	LOB: 0	E: 0	LOB: 2	E: 0	LOB: 0	E: 0	LOB: 0	E: 0	LOB: 0
	K: 0	BB: 0	K: 0	BB: 0	K: 1	BB: 0	K: 1	BB: 0	K: 2	BB: 0
	S: 3	P: 3	S: 5	P: 7	S: 5	P: 5	S: 5	P: 5	S: 7	P: 7

Inning Stats										
	R: 1	H: 1	R: 1	H: 2	R: 0	H: 1	R: 0	H: 0	1B: 5	SF: 1
	E: 0	LOB: 1	E: 1	LOB: 1	E: 0	LOB: 1	E: 0	LOB: 1	2B: 1	SAC: 0
	K: 0	BB: 1	K: 2	BB: 0	K: 1	BB: 0	K: 1	BB: 0	3B: 1	DP: 2
	S: 4	P: 8	S: 9	P: 9	S: 6	P: 6	S: 4	P: 5	HR: 0	HBP: 3

	WP: 1	PA: 36
	PB: 0	
	SB: 0	
	CS: 0	

PITCHER		IP	WLS	BF	H	R	ER	SO	BB	IBB	HBP	BLK	WP	HR	S	P	ERA	WHIP
Bill Travers, L	(1, 1)	6.0	W	25	5	4	3	4	1	0	2	0	1	0	30	36	4.50	1.000
ERA: 3.07																		
Tom Murphy, R	(7, 1)	3.0	S	11	2	0	0	4	0	0	1	0	0	0	18	19	0.00	0.667
ERA: 2.18																		

PITCHER	IP	WLS	BF	H	R	ER	SO	BB	IBB	HBP	BLK	WP	HR	S	P	ERA	WHIP

BOTTOM

California Angels @ Milwaukee Brewers

Milwaukee County Stadium, Milwaukee, WI

Sat Jun 14 1975, 4:33 AM EDT

Att. 36,191 - Unknown

livebaseballscorecards.com

Batter	1	2	3	4	5	6	7	8	9	AB	R	H	RBI	BB	SO	LOB
Robin Yount, R (1, 6) OBP: 0.360, SLG: 0.439	E FC3-6 1B	K		5-3		F9		K		5	1	1	0	0	2	3
Sixto Lezcano, R (1, 9) OBP: 0.329, SLG: 0.418	K		F4		1B 2B	K				4	1	1	0	0	2	1
George Scott, R (1, 3) OBP: 0.340, SLG: 0.450	FC3-6 E 1-2 1B BB		F8		BB 1B FC3-2 2-H 1B		K			3	1	1	1	1	1	0
Hank Aaron, R (1, 10) OBP: 0.324, SLG: 0.385	E6 FC3-6 1-2 2-3		HR		FC3-2 BB 1-2 SF9 1B		K			4	2	2	1	0	1	2
John Briggs, L (1, 7) OBP: 0.447, SLG: 0.432	FC3-6 1B CS 1-2f 2-3 3-H		F3		FC3-2 1-2 2-3 BB		E BB			2	0	0	1	2	0	2
Darrell Porter, L (1, 2) OBP: 0.340, SLG: 0.346	1-3 3-H 1B			E 1B SF8 BB	FC3-2 1-2 2-3 3-Hf		K 1-3			3	1	1	1	1	1	4
Pedro Garcia, R (1, 4) OBP: 0.288, SLG: 0.340	CS 3-H	F9		E4 S 1-3 1B	SF9 3-H			K		3	0	1	1	0	1	0
Gorman Thomas, R (1, 8) OBP: 0.333, SLG: 0.395		K		SF8 3-H	K			S 1B		3	0	1	1	0	2	2
Tim Johnson, L (1, 5) OBP: 0.167, SLG: 0.143	1B			K 2-3		F8		K 1-2		4	0	1	0	0	2	2
Inning Stats	R: 2 E: 1 K: 1 S: 7 H: 2 LOB: 1 BB: 1 P: 11	R: 0 E: 0 K: 2 S: 8 H: 1 LOB: 1 BB: 0 P: 8	R: 1 E: 0 K: 0 S: 4 H: 1 LOB: 0 BB: 0 P: 4	R: 1 E: 1 K: 1 S: 6 H: 1 LOB: 1 BB: 1 P: 10	R: 2 E: 0 K: 1 S: 8 H: 3 LOB: 2 BB: 1 P: 12	R: 0 E: 0 K: 1 S: 5 H: 0 LOB: 0 BB: 0 P: 5	R: 0 E: 1 K: 3 S: 9 H: 0 LOB: 1 BB: 1 P: 13	R: 0 E: 0 K: 3 S: 10 H: 1 LOB: 1 BB: 0 P: 10		1B: 7 2B: 1 3B: 0 HR: 1 SF: 2 SAC: 0 DP: 0 HBP: 0						WP: 0 PB: 0 SB: 2 CS: 1 PA: 38	

PITCHER	IP	WLS	BF	H	R	ER	SO	BB	IBB	HBP	BLK	WP	HR	S	P	ERA	WHIP
Nolan Ryan, R (1, 1) ERA: 2.59	8.0	L	37	9	6	3	12	4	0	0	0	0	1	57	73	3.38	1.625

PITCHER	IP	WLS	BF	H	R	ER	SO	BB	IBB	HBP	BLK	WP	HR	S	P	ERA	WHIP

AB	31
R	6
H	9
RBI	6
BB	4
SO	12
LOB	16

California Angels @ Milwaukee Brewers

Milwaukee County Stadium, Milwaukee, WI

Sun Jun 15 1975, 4:33 AM EDT

Unknown

TOP

livebaseballscorecards.com

Batter	1	2	3	4	5	6	7	8	9	10	11	AB	R	H	RBI	BB	SO	LOB
Jerry Remy, L (1, 4) OBP: 0.324, SLG: 0.359	BBBB 4-0 1B BB		x 0-0 E HR 1B	x 0-0 FC1-6 1B		x 0-0 G6-4-3 1-2 1B		BBBB 4-0 BB		x 0-0 ② L5	x 0-0 ③ F2	5	1	3	0	2	0	3
Mickey Rivers, L (1, 8) OBP: 0.339, SLG: 0.386	x 0-0 ① B1		x 0-0 E3 S 1-3 HR	x 0-0 ① FC1-6 E S 1-2f		SSS 0-3 ① K		x 0-0 ③ 4-3		x 0-0 ③ G3		6	1	0	0	0	1	7
Tommy Harper, R (1, 3) OBP: 0.333, SLG: 0.358 Rudy Meoli, L (8, 6) OBP: 0.444, SLG: 0.333	x 0-0 1-2 1B		x 0-0 ① 5-3 1-2	x 0-0 ② L5 1-3		x 0-0 ②③ G6-4-3 1-2f			x 0-0 SH5-3 2B 1B		x 0-0 FC1-5 1B 1B	4	0	1	0	0	0	5
												2	1	2	0	0	0	0
Joe Lahoud, L (1, 10) OBP: 0.376, SLG: 0.421 Billy Smith, S (11, PR) OBP: 0.271, SLG: 0.277	SSS 0-3 ② K		III 4-0 HR IBB	BBB 4-0 FC5-4 BB			x 0-0 ① F2		x 0-0 ① SH5-3 1-2		x 0-0 FC1-5 1-2 1B 1B	3	1	1	0	2	1	2
												0	1	0	0	0	0	0
Leroy Stanton, R (1, 9) OBP: 0.375, SLG: 0.492	x 0-0 ③ F7		x 0-0 1-H 2-H 3-H HR	x 0-0 ③ FC5-4 1-2f			x 0-0 ② 1-3		x 0-0 2-H 2B		x 0-0 ① FC1-5 1B 1-2 2-3f BB	6	2	2	5	0	0	6
Dave Chalk, R (1, 5) OBP: 0.395, SLG: 0.402		x 0-0 ① F7	x 0-0 1B 2B		SSS 0-3 ① K		x 0-0 ③ F8		x 0-0 ② F7		x 0-0 BB 1-3 2-H 1B	6	1	2	1	0	1	1
Ellie Rodriguez, R (1, 2) OBP: 0.418, SLG: 0.316 Morris Nettles, L (8, PR) OBP: 0.287, SLG: 0.268 (8, 7)	SSS 0-3 ② K	SSS 0-3 ② K	SSS 0-3 ② K		SSS 0-3 ② K			H 1-0 SH1-3 HBP	III 4-0 IBB		III 4-0 BB IBB	3	0	0	0	0	3	1
												0	0	0	0	2	0	0
Dave Collins, S (1, 7) OBP: 0.394, SLG: 0.345 Tom Egan, R (8, 2) OBP: 0.280, SLG: 0.300	x 0-0 E3	x 0-0 S 2-H 1B	x 0-0 1-3					x 0-0 ① SH1-3 1-2	SSS 0-3 ③ K		x 0-0 ② F4	3	0	1	1	0	0	0
												2	0	0	0	0	1	5
Orlando Ramirez, R (1, 6) OBP: 0.344, SLG: 0.345 Bruce Bochte, L (8, PH) OBP: 0.357, SLG: 0.338 (8, 3)	x 0-0 ③ F6	SSS 0-3 ③ K 1-2				x 0-0 1B 1B		SSS 0-3 ② K		x 0-0 ① 4-3	BBBB 4-0 1-2 2-3 3-H BB	3	0	1	0	0	1	2
												2	0	0	1	1	1	2
Inning Stats	R: 0 E: 0 K: 1 S: 6 H: 1 LOB: 2 BB: 1 P: 10	R: 0 E: 1 K: 1 S: 6 H: 0 LOB: 1 BB: 0 P: 6	R: 5 E: 1 K: 2 S: 12 H: 4 LOB: 1 BB: 1 P: 16	R: 0 E: 0 K: 0 S: 4 H: 1 LOB: 2 BB: 1 P: 8	R: 0 E: 0 K: 2 S: 7 H: 0 LOB: 0 BB: 0 P: 7	R: 0 E: 0 K: 1 S: 6 H: 2 LOB: 1 BB: 0 P: 6	R: 0 E: 0 K: 0 S: 3 H: 0 LOB: 0 BB: 0 P: 3	R: 0 E: 0 K: 1 S: 5 H: 0 LOB: 2 BB: 1 P: 10	R: 1 E: 0 K: 1 S: 7 H: 2 LOB: 2 BB: 1 P: 11	R: 0 E: 0 K: 0 S: 3 H: 0 LOB: 0 BB: 0 P: 3	R: 2 E: 0 K: 0 S: 6 H: 3 LOB: 3 BB: 2 P: 14	1B: 10 2B: 2 3B: 0 HR: 1 SF: 0 SAC: 2 DP: 1 HBP: 1						

PITCHER		IP	WLS	BF	H	R	ER	SO	BB	IBB	HBP	BLK	WP	HR	S	P	ERA	WHIP
Eduardo Rodriguez, R ERA: 3.14	(1, 1)	3.0		19	6	5	3	4	1	1	0	0	0	1	25	33	9.00	2.333
Tom Hausman, R ERA: 4.82	(4, 1)	5.1		21	3	1	1	4	2	0	1	0	0	0	26	35	1.69	0.938
Bill Champion, R ERA: 4.72	(9, 1)	2.1	L	14	4	2	2	1	1	2	0	0	0	0	13	25	7.71	2.143
Ed Sprague, R ERA: 4.93	(11, 1)	0.1		1	0	0	0	0	0	0	0	0	0	0	1	1	0.00	0.000

PITCHER	IP	WLS	BF	H	R	ER	SO	BB	IBB	HBP	BLK	WP	HR	S	P	ERA	WHIP

AB	45
R	8
H	13
RBI	8
BB	7
SO	9
LOB	34

WP: 0 PB: 0 SB: 3 CS: 0 PA: 55

Batter	1	2	3	4	5	6	7	8	9	10	11	AB	R	H	RBI	BB	SO	LOB
Robin Yount, R (1, 6) OBP: 0.369, SLG: 0.455	WP FC6-4 2B		F8		F9 1-H 2-H 3-H FC5-2 2B		FC1-6 1B		4-3		BB	5	1	3	3	1	0	1
Bobby Mitchell, R (1, 7) OBP: 0.343, SLG: 0.495 Bill Sharp, L (10, PH) OBP: 0.255, SLG: 0.284 (11, 7) Charlie Moore, R (11, PH) OBP: 0.294, SLG: 0.290	K 2-3		G6-4-3 1-2f		F9 2-3		FC1-6 1-2f G6-4-3			1B WP G5-2-3 BB	2-3	4 0 1	0 0 0	0 0 0	0 0 0	0 1 0	1 0 0	4 0 1
George Scott, R (1, 3) OBP: 0.342, SLG: 0.446	FC6-4 BB			K	FC5-2 3-H BB		G6-4-3 1-2f			G5-2-3 1-3 IBB 1B		4	0	1	0	1	1	2
Hank Aaron, R (1, 10) OBP: 0.326, SLG: 0.379	FC6-4 1-2f 3-H			F2	FC6-4 1-2 BB			K		G5-2-3 1-2 IBB		3	0	0	1	2	1	1
Sixto Lezcano, R (1, 9) OBP: 0.330, SLG: 0.415	K			1B	FC6-4 1-2f			G1-4-3 BB		G5-2-3 1-2 2-3 3-Hf		4	0	1	0	1	1	6
Pedro Garcia, R (1, 4) OBP: 0.286, SLG: 0.354		K		F3		HR		G1-4-3 1-2f		5-3		5	1	1	1	0	1	4
Darrell Porter, L (1, 2) OBP: 0.342, SLG: 0.354		5-3			1B HBP 2B 1B	K			F9		4-3 SF7 2B	5	2	2	0	0	1	0
Tommy Bianco, S (1, 5) Mike Hegan, L (9, PH) OBP: 0.388, SLG: 0.415 Tim Johnson, L (10, 5) OBP: 0.164, SLG: 0.141		6-3			1B 1-2 2B HBP	F9			F5		4-3 2-3	2 1 1	1 0 0	0 0 0	0 0 0	0 0 0	0 0 0	0 0 1
Gorman Thomas, R (1, 8) OBP: 0.357, SLG: 0.489			G6-4-3 1B		1-2 2-3 2B 1B	5-3			HR		SF7 3-H	4	2	3	2	0	0	0
Inning Stats	R: 1 E: 0 K: 2 S: 8 H: 1 LOB: 1 BB: 1 P: 12	R: 0 E: 0 K: 1 S: 5 H: 0 LOB: 0 BB: 0 P: 5	R: 0 E: 0 K: 0 S: 3 H: 1 LOB: 0 BB: 0 P: 3	R: 0 E: 0 K: 1 S: 6 H: 1 LOB: 1 BB: 0 P: 6	R: 3 E: 0 K: 0 S: 6 H: 3 LOB: 2 BB: 1 P: 11	R: 1 E: 0 K: 1 S: 6 H: 1 LOB: 0 BB: 0 P: 6	R: 0 E: 0 K: 0 S: 3 H: 1 LOB: 0 BB: 0 P: 3	R: 0 E: 0 K: 1 S: 4 H: 0 LOB: 0 BB: 1 P: 8	R: 1 E: 0 K: 0 S: 4 H: 1 LOB: 0 BB: 0 P: 4	R: 0 E: 0 K: 0 S: 3 H: 1 LOB: 2 BB: 2 P: 11	R: 1 E: 0 K: 0 S: 4 H: 1 LOB: 1 BB: 1 P: 8	1B: 6 2B: 3 3B: 0 HR: 2	SF: 1 SAC: 0 DP: 4 HBP: 1	WP: 2 PB: 0 SB: 0 CS: 0	PA: 47			

PITCHER	IP	WLS	BF	H	R	ER	SO	BB	IBB	HBP	BLK	WP	HR	S	P	ERA	WHIP
Frank Tanana, L (1, 1) ERA: 3.52	7.1		32	8	5	5	6	3	0	1	0	1	1	40	53	6.14	1.500
Don Kirkwood, R (8, 1) ERA: 1.82	3.1	W	14	3	2	1	0	2	1	0	0	1	1	11	23	2.70	1.500
Mickey Scott, L (11, 1) ERA: 2.45	0.1	S	1	0	0	0	0	0	0	0	0	0	0	1	1	0.00	0.000

PITCHER	IP	WLS	BF	H	R	ER	SO	BB	IBB	HBP	BLK	WP	HR	S	P	ERA	WHIP

BOTTOM

California Angels @ Milwaukee Brewers

Milwaukee County Stadium, Milwaukee, WI

Sun Jun 15 1975, 4:33 AM EDT

Unknown

livebaseballscorecards.com

AB	39
R	7
H	11
RBI	7
BB	6
SO	6
LOB	20

Batter	1	2	3	4	5	6	7	8	9	AB	R	H	RBI	BB	SO	LOB
Jerry Remy, L (1, 4) OBP: 0.325, SLG: 0.360	6-3		E7 1-3 1B		F8			1B 1B	G6-4-3 1-2f	5	0	2	0	0	0	2
Mickey Rivers, L (1, 8) OBP: 0.337, SLG: 0.383	F7		F4			1B		F8		2	0	0	0	0	0	2
Dave Collins, S (6, PH) (6, 7) OBP: 0.400, SLG: 0.355										2	0	1	0	0	0	1
Bruce Bochte, L (1, 3) OBP: 0.356, SLG: 0.337	K		4-3			F8		1B 1-2		4	0	1	0	0	1	3
Joe Lahoud, L (1, 10) OBP: 0.372, SLG: 0.409		BB F8		F9		F4		F8		3	0	0	0	1	0	3
Leroy Stanton, R (1, 9) OBP: 0.365, SLG: 0.477		F8 1-2		F3		F3			F8	4	0	0	0	0	0	2
Dave Chalk, R (1, 5) OBP: 0.397, SLG: 0.398		6-3		BB			F5		HR BB	2	1	0	0	2	0	1
Ellie Rodriguez, R (1, 2) OBP: 0.413, SLG: 0.343		F9		F9			F8		HR 1-H	4	1	1	2	0	0	2
Morris Nettles, L (1, 7) (6, 8) OBP: 0.286, SLG: 0.264			4-3		4-3		1-3		1B BB	3	0	0	0	1	0	0
Orlando Ramirez, R (1, 6) OBP: 0.344, SLG: 0.345			E 1B		K			K	G6-4-3 1-2	3	0	1	0	0	2	0
Winston Llenas, R (9, PH) OBP: 0.280, SLG: 0.209										1	0	1	0	0	0	0
Rudy Meoli, L (9, PR) OBP: 0.444, SLG: 0.333										0	0	0	0	0	0	0
Inning Stats	R: 0 E: 0 K: 1 S: 5 H: 0 LOB: 0 BB: 0 P: 5	R: 0 E: 0 K: 0 S: 3 H: 0 LOB: 1 BB: 1 P: 7	R: 0 E: 1 K: 0 S: 5 H: 2 LOB: 2 BB: 0 P: 5	R: 0 E: 0 K: 0 S: 3 H: 0 LOB: 1 BB: 1 P: 7	R: 0 E: 0 K: 1 S: 5 H: 0 LOB: 0 BB: 0 P: 5	R: 0 E: 0 K: 0 S: 4 H: 1 LOB: 1 BB: 0 P: 4	R: 0 E: 0 K: 0 S: 3 H: 0 LOB: 0 BB: 0 P: 3	R: 0 E: 0 K: 1 S: 7 H: 2 LOB: 2 BB: 0 P: 7	R: 2 E: 0 K: 0 S: 4 H: 2 LOB: 2 BB: 2 P: 12	1B: 6 2B: 0 3B: 0 HR: 1 SF: 0 SAC: 0 DP: 1 HBP: 0						

TOP

California Angels @ Milwaukee Brewers

Milwaukee County Stadium, Milwaukee, WI

Sun Jun 15 1975, 4:38 AM EDT

Att. 23,597 - Unknown

livebaseballscorecards.com

AB	33
R	2
H	7
RBI	2
BB	4
SO	3
LOB	16

PITCHER		IP	WLS	BF	H	R	ER	SO	BB	IBB	HBP	BLK	WP	HR	S	P	ERA	WHIP
Jim Slaton, R ERA: 5.99	(1, 1)	8.1	W	34	6	2	2	3	3	0	0	0	0	1	37	49	2.16	1.080
Tom Murphy, R ERA: 2.14	(9, 1)	0.2	S	3	1	0	0	0	1	0	0	0	0	0	2	6	0.00	3.000

PITCHER		IP	WLS	BF	H	R	ER	SO	BB	IBB	HBP	BLK	WP	HR	S	P	ERA	WHIP

WP: 0 PB: 0 SB: 0 CS: 0 PA: 37

BOTTOM

Batter	1	2	3	4	5	6	7	8	9	AB	R	H	RBI	BB	SO	LOB
Robin Yount, R (1, 6) OBP: 0.375, SLG: 0.459	6-3	1B 1-2 1B		FC6-4 1B		G6-4-3 1B		F9		5	0	3	0	0	0	1
Bobby Mitchell, R (1, 7) OBP: 0.339, SLG: 0.485	4-3	1-3 2-H 1B		L7		G6-4-3 1-2f		1-3 1B		4	0	1	1	0	0	2
Bill Sharp, L (7, 7) OBP: 0.259, SLG: 0.289										1	0	1	0	0	0	0
George Scott, R (1, 3) OBP: 0.339, SLG: 0.440	WP BB 1B	F8		FC6-4 1-2f		6-3		F8		5	0	1	0	0	0	5
Hank Aaron, R (1, 10) OBP: 0.324, SLG: 0.373	BB 1-2 BB		L7		F4		4-3			3	0	0	0	1	0	0
Sixto Lezcano, R (1, 9) OBP: 0.333, SLG: 0.414	1-2 2-3 BB		1-4-3		5-3		1B			3	0	1	0	1	0	0
Pedro Garcia, R (1, 4) OBP: 0.285, SLG: 0.352	K		4-3		S 1B		K			4	1	1	0	0	2	4
Charlie Moore, R (1, 2) OBP: 0.316, SLG: 0.343		F9		HR 2B	1B 1-H 1B		F8			4	1	2	1	0	0	1
Tommy Bianco, S (1, 5) OBP: 0.273, SLG: 0.111		1B 1B BB		K	1-3 1B			E5 1B		3	1	1	0	1	1	1
Gorman Thomas, R (1, 8) OBP: 0.350, SLG: 0.529		F9		2-H HR	K			F8		4	1	1	2	0	1	4
Inning Stats	R: 0 E: 0 K: 1 S: 6 H: 1 LOB: 3 BB: 2 P: 14	R: 1 E: 0 K: 0 S: 5 H: 2 LOB: 2 BB: 1 P: 9	R: 0 E: 0 K: 0 S: 3 H: 0 LOB: 0 BB: 0 P: 3	R: 2 E: 0 K: 1 S: 8 H: 3 LOB: 1 BB: 0 P: 8	R: 1 E: 0 K: 1 S: 8 H: 3 LOB: 2 BB: 0 P: 8	R: 0 E: 0 K: 0 S: 3 H: 1 LOB: 0 BB: 0 P: 3	R: 0 E: 0 K: 1 S: 6 H: 1 LOB: 1 BB: 0 P: 6	R: 0 E: 1 K: 0 S: 5 H: 1 LOB: 2 BB: 0 P: 5		1B: 10 2B: 1 3B: 0 HR: 1 SF: 0 SAC: 0 DP: 1 HBP: 0						

PITCHER	IP	WLS	BF	H	R	ER	SO	BB	IBB	HBP	BLK	WP	HR	S	P	ERA	WHIP
Andy Hassler, L (1, 1) ERA: 4.2	8.0	L	39	12	4	4	4	3	0	0	0	1	1	44	56	4.50	1.875

PITCHER	IP	WLS	BF	H	R	ER	SO	BB	IBB	HBP	BLK	WP	HR	S	P	ERA	WHIP

California Angels @ Milwaukee Brewers

Milwaukee County Stadium, Milwaukee, WI

Sun Jun 15 1975, 4:38 AM EDT

Att. 23,597 - Unknown

livebaseballscorecards.com

AB	36
R	4
H	12
RBI	4
BB	3
SO	4
LOB	18

California Angels @ Kansas City Royals

Royals Stadium, Kansas City, MO

Tue Jun 17 1975, 8:05 PM EDT

Att. 14,029 - Unknown - 83 F

TOP

livebaseballscorecards.com

Batter	1	2	3	4	5	6	7	8	9	AB	R	H	RBI	BB	SO	LOB
Jerry Remy, L (1, 4) OBP: 0.323, SLG: 0.356	4-3		4-3			6-3 2-3 1B		4-3	5-3	5	0	1	0	0	0	3
Mickey Rivers, L (1, 8) OBP: 0.332, SLG: 0.377	P6		4-3			2-3 1-2		F5		4	0	0	0	0	0	1
Bruce Bochte, L (1, 3) OBP: 0.354, SLG: 0.340	2B			1-3		6-3 2-3		K		4	0	1	0	0	1	1
Joe Lahoud, L (1, 10) OBP: 0.376, SLG: 0.402 Billy Smith, S (9, PR) OBP: 0.271, SLG: 0.277	BB			P4		K			1B 1B BB	2 0	0 1	0 0	0 0	2 0	1 0	1 0
Leroy Stanton, R (1, 9) OBP: 0.362, SLG: 0.470	K			F8			E6 FC6-4		SH 1B 1-2 G3 1B	4	1	1	0	0	1	2
Dave Chalk, R (1, 5) OBP: 0.395, SLG: 0.395		F8			6-3		FC6-4 1-2f WP		G3 SH 1-2 2-H 1B	4	0	1	1	0	0	1
Ellie Rodriguez, R (1, 2) OBP: 0.419, SLG: 0.340 Morris Nettles, L (9, PR) OBP: 0.286, SLG: 0.264		F8			BB 4-0 1B		BB 4-0 1-2		SH 1-2 2-3 G3	1 0	0 0	0 0	0 0	2 0	0 0	0 0
Dave Collins, S (1, 7) OBP: 0.385, SLG: 0.343	K				1-3 1B		F9		G3 1-2 2-3 3-H	4	0	1	1	0	1	4
Orlando Ramirez, R (1, 6) OBP: 0.337, SLG: 0.337 Rudy Meoli, L (7, PH) OBP: 0.400, SLG: 0.294 (7, 6)		P6			K		F9		K	2 2	0 0	0 0	0 0	0 0	1 1	1 5

| Inning Stats | | | |

Batter	1	2	3	4	5	6	7	8	9	AB	R	H	RBI	BB	SO	LOB
Vada Pinson, L (1, 9) OBP: 0.289, SLG: 0.433	FC1 1B FC1 1B	2B 1B	F7 ③			G3 ②				4	1	2	0	0	0	2
George Brett, L (1, 5) OBP: 0.338, SLG: 0.410	E 1-2 FC1 1B	1-3 2B		E9 6-3 1B		BBBB 4-0 BB				3	1	3	0	1	0	0
Amos Otis, R (1, 8) OBP: 0.377, SLG: 0.408	FC1 E FC1 1-2 SF9 2-3	BBBB 4-0 BB		6-3 ① 2-3		F8 ③				3	1	0	0	1	0	4
John Mayberry, L (1, 3) OBP: 0.383, SLG: 0.414	FC1 FC6-4 BB 1-3 2-H 3-H	SSS 0-3 K ②		G3 ②			G3 ①			4	0	0	1	0	1	5
Hal McRae, R (1, 7) OBP: 0.352, SLG: 0.387 Al Cowens, R (9, 7) OBP: 0.279, SLG: 0.286	SF9 ① 3-H	SSS 0-3 K ③		F9 ③			F7 ②			3 0	0 0	0 0	1 0	0 0	1 0	4 0
Tony Solaita, L (1, 10) OBP: 0.354, SLG: 0.534	BBBB 4-0 FC6-4 1-2 BB	F8 ①			G3 ①		SSS 0-3 K ③			3	0	0	0	1	1	0
Fran Healy, R (1, 2) OBP: 0.304, SLG: 0.368	FC6-4 ② S 1-2f 2-3	S 1B			6-3 ②			F3 ①		4	0	1	0	0	0	2
Cookie Rojas, R (1, 4) OBP: 0.320, SLG: 0.325	F8 ③ 1-2	F3 ② 1-2			F8 ③			F7 ②		4	0	0	0	0	0	3
Freddie Patek, R (1, 6) OBP: 0.283, SLG: 0.254		SSS 0-3 K ① BBBB 4-0 BB				F9 ①		F8 ③		3	0	0	0	1	1	0
Inning Stats	R: 3 H: 2 E: 2 LOB: 2 K: 0 BB: 1 S: 7 P: 11	R: 0 H: 2 E: 0 LOB: 3 K: 3 BB: 1 S: 11 P: 15	R: 0 H: 1 E: 0 LOB: 2 K: 0 BB: 1 S: 4 P: 8	R: 0 H: 1 E: 1 LOB: 1 K: 0 BB: 0 S: 4 P: 4	R: 0 H: 0 E: 0 LOB: 0 K: 0 BB: 0 S: 3 P: 3	R: 0 H: 0 E: 0 LOB: 1 K: 0 BB: 1 S: 3 P: 7	R: 0 H: 0 E: 0 LOB: 0 K: 1 BB: 0 S: 5 P: 5	R: 0 H: 0 E: 0 LOB: 0 K: 0 BB: 0 S: 3 P: 3		1B: 5 SF: 1 2B: 1 SAC: 0 3B: 0 DP: 0 HR: 0 HBP: 0						

PITCHER	IP	WLS	BF	H	R	ER	SO	BB	IBB	HBP	BLK	WP	HR	S	P	ERA	WHIP
Ed Figueroa, R (1, 1) ERA: 2.19	8.0	L	36	6	3	1	4	4	0	0	0	0	0	40	56	1.12	1.250

PITCHER	IP	WLS	BF	H	R	ER	SO	BB	IBB	HBP	BLK	WP	HR	S	P	ERA	WHIP

BOTTOM

California Angels @ Kansas City Royals

Royals Stadium, Kansas City, MO

Tue Jun 17 1975, 8:05 PM EDT

Att. 14,029 - Unknown - 83 F

livebaseballscorecards.com

AB	31
R	3
H	6
RBI	2
BB	4
SO	4
LOB	20

WP: 0 PA: 36
PB: 0
SB: 2
CS: 0

Batter	1	2	3	4	5	6	7	8	9	AB	R	H	RBI	BB	SO	LOB
Jerry Remy, L (1, 4) OBP: 0.329, SLG: 0.360	S 1B		1B 1B		4-3 ③			BBBB BB		3	0	2	0	1	0	1
Mickey Rivers, L (1, 8) OBP: 0.331, SLG: 0.375	F9 ① 1-3		S 1B 1-3			G3 ①		F8 ②		4	0	1	0	0	0	2
Tommy Harper, R (1, 10) OBP: 0.327, SLG: 0.351	K ② SSS		K ③ SSS 1-2			F5 ②		6-3 ③		4	0	0	0	0	2	4
Joe Lahoud, L (1, 7) OBP: 0.366, SLG: 0.388	G3 ③			G3 ①		4-3 ③			F9 ①	4	0	0	0	0	0	1
Bruce Bochte, L (1, 3) OBP: 0.352, SLG: 0.338		1-3 ①		G3 ②			1B		F7 ②	4	0	1	0	0	0	0
Leroy Stanton, R (1, 9) OBP: 0.353, SLG: 0.457		K ② SSS		F3 ③			F8 ①		F9 ③	4	0	0	0	0	1	1
Dave Chalk, R (1, 5) OBP: 0.394, SLG: 0.394		6-3 ③			FC6-4 1B		F3 ②			3	0	1	0	0	0	1
Andy Etchebarren, R (1, 2) OBP: 0.174, SLG: 0.217			5-3 ①		FC6-4 ① 1-2f		1-3 ③			3	0	0	0	0	0	2
Billy Smith, S (1, 6) OBP: 0.265, SLG: 0.270			3-1 ②		F8 ②			F9 ①		3	0	0	0	0	0	1
Inning Stats	R: 0 E: 0 K: 1 S: 6 H: 1 LOB: 1 BB: 0 P: 6	R: 0 E: 0 K: 1 S: 5 H: 0 LOB: 0 BB: 0 P: 5	R: 0 E: 0 K: 1 S: 7 H: 2 LOB: 2 BB: 0 P: 7	R: 0 E: 0 K: 0 S: 3 H: 0 LOB: 0 BB: 0 P: 3	R: 0 E: 0 K: 0 S: 4 H: 1 LOB: 1 BB: 0 P: 4	R: 0 E: 0 K: 0 S: 3 H: 0 LOB: 0 BB: 0 P: 3	R: 0 E: 0 K: 0 S: 4 H: 1 LOB: 1 BB: 0 P: 4	R: 0 E: 0 K: 0 S: 3 H: 0 LOB: 1 BB: 1 P: 7	R: 0 E: 0 K: 0 S: 3 H: 0 LOB: 0 BB: 0 P: 3	1B: 5 2B: 0 3B: 0 HR: 0	SF: 0 SAC: 0 DP: 0 HBP: 0						

PITCHER	IP	WLS	BF	H	R	ER	SO	BB	IBB	HBP	BLK	WP	HR	S	P	ERA	WHIP
Marty Pattin, R (1, 1) ERA: 2.99	9.0	W	33	5	0	0	3	1	0	0	0	0	0	38	42	0.00	0.667

PITCHER	IP	WLS	BF	H	R	ER	SO	BB	IBB	HBP	BLK	WP	HR	S	P	ERA	WHIP

TOP

California Angels @ Kansas City Royals

Royals Stadium, Kansas City, MO

Wed Jun 18 1975, 8:05 PM EDT

Att. 16,365 - Unknown - 85 F

livebaseballscorecards.com

AB	32
R	0
H	5
RBI	0
BB	1
SO	3
LOB	13

1B: 5	SF: 0	WP: 0	PA: 33
2B: 0	SAC: 0	PB: 0	
3B: 0	DP: 0	SB: 3	
HR: 0	HBP: 0	CS: 0	

Batter	1	2	3	4	5	6	7	8	9	AB	R	H	RBI	BB	SO	LOB
Vada Pinson, L (1, 9) OBP: 0.292, SLG: 0.434	G3	F6	F6		BB 1-2		E9 SF7 2B			4	1	1	0	1	0	2
George Brett, L (1, 5) OBP: 0.340, SLG: 0.411	BB 1B 1B	K		F7	FC6-4 1-3 2-H 3-H 1B		SF7 3-H			4	1	2	3	0	1	0
Amos Otis, R (1, 8) OBP: 0.373, SLG: 0.400	1B 6-3 1-2 BB	K		F9	FC6-4 1-2f		F9			4	1	0	0	1	1	2
Hal McRae, R (1, 7) OBP: 0.353, SLG: 0.395	6-3 1B 1-3 2-H 1B	1B 3B		F8		E6 HR		F3		5	3	2	1	0	0	0
John Mayberry, L (1, 10) OBP: 0.376, SLG: 0.405	6-3 2-3 3-H	K			L9	F2		F3		5	0	0	1	0	1	3
Tony Solaita, L (1, 3) OBP: 0.391, SLG: 0.632	1B 2B BB	BB 1B FC6-4 3-H 1B			BB 1B BB	HR		HR		3	5	3	4	2	0	0
Fran Healy, R (1, 2) OBP: 0.325, SLG: 0.376	2B 1-2 3-H 1B	FC6-4 BB 1-2 1B			FC6-4 1B 1-2 BB	G4-6-3 BB		K		3	1	2	1	2	1	0
Cookie Rojas, R (1, 4) OBP: 0.330, SLG: 0.337 Frank White, R (8, 4) OBP: 0.253, SLG: 0.326	1-3 2-H 2B	FC6-4 1-2 2-3 BB			FC6-4 1-2 2-H 1B	G4-6-3 1-2f				3 0	0 0	2 0	2 0	1 0	0 0	1 0
Freddie Patek, R (1, 6) OBP: 0.278, SLG: 0.249	F7	FC6-4 1-2f 2-3 3-H			FC6-4 S 1-2f 2-3 1B		6-3			4	1	0	1	0	0	6
Inning Stats	R: 4 E: 0 K: 0 S: 7 H: 4 LOB: 2 BB: 2 P: 15	R: 0 E: 0 K: 2 S: 7 H: 0 LOB: 0 BB: 0 P: 7	R: 2 E: 0 K: 1 S: 8 H: 3 LOB: 2 BB: 1 P: 12	R: 0 E: 0 K: 0 S: 3 H: 0 LOB: 0 BB: 0 P: 3	R: 3 E: 0 K: 0 S: 5 H: 2 LOB: 2 BB: 3 P: 17	R: 2 E: 1 K: 0 S: 4 H: 1 LOB: 0 BB: 1 P: 8	R: 1 E: 1 K: 0 S: 4 H: 1 LOB: 0 BB: 0 P: 4	R: 1 E: 0 K: 1 S: 6 H: 1 LOB: 0 BB: 0 P: 6		1B: 7 2B: 2 3B: 1 HR: 2 SF: 1 SAC: 0 DP: 1 HBP: 0				WP: 0 PB: 0 SB: 1 CS: 0 PA: 43		

PITCHER		IP	WLS	BF	H	R	ER	SO	BB	IBB	HBP	BLK	WP	HR	S	P	ERA	WHIP
Nolan Ryan, R ERA: 2.85	(1, 1)	2.0	L	12	4	4	4	2	2	0	0	0	0	0	14	22	18.00	3.000
Dick Lange, R ERA: 4.5	(3, 1)	2.2		16	4	5	5	1	4	0	0	0	0	0	14	30	16.88	3.000
Dave Sells, R ERA: 8.64	(5, 1)	1.1		7	2	2	1	0	1	0	0	0	0	1	6	10	6.75	2.250
Don Kirkwood, R ERA: 1.77	(7, 1)	1.0		4	1	1	0	0	0	0	0	0	0	0	4	4	0.00	1.000
Mickey Scott, L ERA: 2.87	(8, 1)	1.0		4	1	1	1	1	0	0	0	0	0	1	6	6	9.00	1.000

PITCHER	IP	WLS	BF	H	R	ER	SO	BB	IBB	HBP	BLK	WP	HR	S	P	ERA	WHIP

BOTTOM

California Angels @ Kansas City Royals

Royals Stadium, Kansas City, MO

Wed Jun 18 1975, 8:05 PM EDT

Att. 16,365 - Unknown - 85 F

livebaseballscorecards.com

AB	35
R	13
H	12
RBI	13
BB	7
SO	4
LOB	14

Texas Rangers @ California Angels

Anaheim Stadium, Anaheim, CA

Fri Jun 20 1975, 10:05 PM EDT

Att. 12,101 - Unknown

livebaseballscorecards.com

Batter	1	2	3	4	5	6	7	8	9	10	11	AB	R	H	RBI	BB	SO	LOB
Cesar Tovar, R (1, 10) OBP: 0.287, SLG: 0.289	BB, 1B, 1B	F7		F4		5-3		K		K		6	1	1	0	0	2	3
Toby Harrah, R (1, 5) OBP: 0.378, SLG: 0.422	BBBB, 1B, 1-2, BB	2B, 1B		6-3			K	F8			F9, E, 4-3, 1B	5	2	2	0	1	1	2
Jim Spencer, L (1, 3) Jeff Burroughs, R (7, PH) (7, 9) OBP: 0.328, SLG: 0.478 OBP: 0.303, SLG: 0.444	1B, HR, 1-3, 2-H, 1B	K		F5			2B, 1B, 1B	K			E6, 4-3, 1-2, HR	3 3	1 2	1 1	1 0	0 0	1 1	1 3
Mike Hargrove, L (1, 7) (7, 3) OBP: 0.455, SLG: 0.524	BB, HR, 1-3, 3-H, 1B	1-3, 2B			HR		1B, 1-3, 2B		F7		F9, 2-3	6	2	4	2	0	0	2
Lenny Randle, S (1, 8) OBP: 0.344, SLG: 0.360	B3	F9			F6		5-3, 2-3, 3-H, 1B		CS, 1B		4-3, 1-2, 3-H	6	0	2	2	0	0	5
Tom Grieve, R (1, 9) (7, 7) OBP: 0.297, SLG: 0.488	K		4-3, 1B		5-3		5-3, 1-2		K, 1-2		HR, 2-H	6	1	2	2	0	2	5
Roy Smalley, S (1, 6) OBP: 0.320, SLG: 0.381	BBBB, HR, 1-2, BB	F8			G3		K			4-3	4-3	5	1	0	0	1	1	3
Mike Cubbage, L (1, 4) OBP: 0.500, SLG: 0.857	HR, 1-H, 2-H, 3-H	4-3, 1-2				F7		1B, 1B		1B		5	1	3	4	0	0	1
Jim Sundberg, R (1, 2) OBP: 0.306, SLG: 0.332	K	6-3				L5		1-2, 1B		K		5	0	1	0	0	2	2
Inning Stats	R: 6 E: 0 K: 2 S: 11 H: 4 LOB: 0 BB: 2 P: 19	R: 0 E: 0 K: 1 S: 7 H: 2 LOB: 2 BB: 0 P: 7	R: 0 E: 0 K: 0 S: 4 H: 1 LOB: 1 BB: 0 P: 4	R: 0 E: 0 K: 0 S: 3 H: 0 LOB: 0 BB: 0 P: 3	R: 1 E: 0 K: 0 S: 4 H: 1 LOB: 0 BB: 0 P: 4	R: 0 E: 0 K: 0 S: 3 H: 0 LOB: 0 BB: 0 P: 3	R: 1 E: 0 K: 2 S: 10 H: 3 LOB: 2 BB: 0 P: 10	R: 0 E: 0 K: 2 S: 9 H: 2 LOB: 2 BB: 0 P: 9	R: 0 E: 0 K: 1 S: 5 H: 1 LOB: 0 BB: 0 P: 5	R: 0 E: 0 K: 2 S: 8 H: 1 LOB: 1 BB: 0 P: 8	R: 3 E: 1 K: 0 S: 6 H: 2 LOB: 0 BB: 0 P: 6	1B: 12 2B: 2 3B: 0 HR: 3 SF: 0 SAC: 0 DP: 0 HBP: 0	WP: 0 PB: 0 SB: 0 CS: 1 PA: 52					

PITCHER		IP	WLS	BF	H	R	ER	SO	BB	IBB	HBP	BLK	WP	HR	S	P	ERA	WHIP
Bill Singer, R ERA: 4.47	(1, 1)	0.2		8	4	6	6	1	2	0	0	0	0	1	8	16	81.00	9.000
Dick Lange, R ERA: 4.1	(1, 1)	4.1		17	4	1	1	2	0	0	0	0	0	1	21	21	2.08	0.923
Mickey Scott, L ERA: 3.18	(6, 1)	1.1		7	3	1	1	1	0	0	0	0	0	0	9	9	6.75	2.250
Don Kirkwood, R ERA: 1.56	(7, 1)	4.2	W	20	6	3	0	6	0	0	0	0	0	1	32	32	0.00	1.286

PITCHER	IP	WLS	BF	H	R	ER	SO	BB	IBB	HBP	BLK	WP	HR	S	P	ERA	WHIP

AB	50
R	11
H	17
RBI	11
BB	2
SO	10
LOB	27

Texas Rangers @ California Angels

Anaheim Stadium, Anaheim, CA

Fri Jun 20 1975, 10:05 PM EDT

Att. 12,101 - Unknown

BOTTOM

Batter	1	2	3	4	5	6	7	8	9	10	11	AB	R	H	RBI	BB	SO	LOB
Jerry Remy, L (1, 4) OBP: 0.332, SLG: 0.362	G4-3 1B		5-3	K		F9 WP SF8 1B 1-H		3-4		S 1B 1-2	E4 1-2 3-H	7	1	3	1	0	1	4
Mickey Rivers, L (1, 8) OBP: 0.328, SLG: 0.371	G4-3 1-2f		S 1B	F7		F9 1-3		F6		F2 1-2		6	0	1	0	0	0	6
Bruce Bochte, L (1, 3) OBP: 0.348, SLG: 0.333 Tommy Harper, R (6, PH) OBP: 0.327, SLG: 0.351 John Doherty, L (6, PH) OBP: 0.333, SLG: 1.000 (7, 3)	F5		F4		G3	SF8 3-H		F8			2B 2B	3 0 2	0 0 1	0 0 1	0 0 1	0 0 0	0 0 0	1 0 1
Joe Lahoud, L (1, 10) OBP: 0.369, SLG: 0.395 Morris Nettles, L (9, PH) OBP: 0.293, SLG: 0.273		5-3	F4 1-2		WP 2B 2B	1B PO BB			SH1-4 BB		1B 2B 2-H	3 1	1 1	1 1	0 1	1 1	0 0	1 0
Leroy Stanton, R (1, 9) OBP: 0.366, SLG: 0.461		1B 3B BB		1B 1B	2B BB 2-3	1-3 1B			SH1-4 1-2		6-3	3	3	2	0	2	0	1
Dave Chalk, R (1, 5) OBP: 0.396, SLG: 0.399	3B 1B 1-2			F7	2B 1-H 3-H	PO 3-H	1-3		5-3		1B 1B BB	5	2	2	2	1	0	2
Andy Etchebarren, R (1, 2) OBP: 0.207, SLG: 0.310	3B 1-H 2-H			1B 2B 1B 1-2	K		K		6-3		F8	6	1	2	2	0	2	4
Rudy Meoli, L (1, 6) OBP: 0.385, SLG: 0.304	K			2B 1B 1-2 2-H	F5		F6			4-3	1B E 1B 1-3 2-H	6	1	2	2	0	1	2
Dave Collins, S (1, 7) OBP: 0.444, SLG: 0.488	F6					E S 1B 1B		3B		CS 1B	E 1B 1-3 3-H	6	1	5	2	0	0	1
Inning Stats	R: 0 E: 0 K: 0 S: 3 H: 1 LOB: 0 BB: 0 P: 3	R: 2 E: 0 K: 1 S: 7 H: 2 LOB: 1 BB: 1 P: 11	R: 0 E: 0 K: 0 S: 4 H: 1 LOB: 1 BB: 0 P: 4	R: 2 E: 0 K: 1 S: 9 H: 4 LOB: 2 BB: 0 P: 9	R: 2 E: 0 K: 1 S: 7 H: 2 LOB: 1 BB: 1 P: 11	R: 2 E: 0 K: 0 S: 5 H: 3 LOB: 1 BB: 1 P: 9	R: 0 E: 0 K: 1 S: 5 H: 0 LOB: 0 BB: 0 P: 5	R: 0 E: 0 K: 0 S: 4 H: 1 LOB: 1 BB: 0 P: 4	R: 0 E: 0 K: 0 S: 3 H: 0 LOB: 1 BB: 1 P: 7	R: 0 E: 0 K: 0 S: 4 H: 2 LOB: 1 BB: 0 P: 4	R: 4 E: 1 K: 0 S: 7 H: 4 LOB: 2 BB: 1 P: 11	1B: 13 2B: 5 3B: 2 HR: 0 SF: 1 SAC: 1 DP: 1 HBP: 0			WP: 2 PB: 0 SB: 3 CS: 1 PA: 56			

livebaseballscorecards.com

AB	48
R	12
H	20
RBI	11
BB	5
SO	4
LOB	23

PITCHER		IP	WLS	BF	H	R	ER	SO	BB	IBB	HBP	BLK	WP	HR	S	P	ERA	WHIP
Gaylord Perry, R ERA: 4.14	(1, 1)	5.0		28	12	8	8	3	2	0	0	0	1	0	32	40	14.40	2.800
Mike Kekich, L ERA: 6.75	(6, 1)	0.1		1	0	0	0	0	0	0	0	0	1	0	1	1	0.00	0.000
Steve Foucault, R ERA: 4.37	(6, 1)	5.1	L	24	7	4	3	1	3	0	0	0	0	0	23	35	5.06	1.875
Steve Hargan, R ERA: 3.87	(11, 1)	0.0		2	1	0	0	0	0	0	0	0	0	0	2	2	∞	∞

PITCHER	IP	WLS	BF	H	R	ER	SO	BB	IBB	HBP	BLK	WP	HR	S	P	ERA	WHIP

Texas Rangers @ California Angels

Anaheim Stadium, Anaheim, CA

Sat Jun 21 1975, 10:05 PM EDT

Unknown

TOP

Batter	1	2	3	4	5	6	7	8	9	AB	R	H	RBI	BB	SO	LOB
Cesar Tovar, R (1, 10) OBP: 0.286, SLG: 0.288	x 0-0 CS 1B		S S S 0-3 ② K 1-2		x 0-0 ② 1-3 1-2		S S S 0-3 ③ K			4	0	1	0	0	2	3
Toby Harrah, R (1, 4) OBP: 0.380, SLG: 0.424	S S S 0-3 ① ② K 1-2		x 0-0 2-H 1B		x 0-0 E8 2-H 1B			S S S 0-3 ① K		4	0	2	2	0	2	1
Jim Fregosi, R (1, 3) OBP: 0.321, SLG: 0.377	S S S 0-3 ③ K		x 0-0 ③ F7		S S S 0-3 ③ K			S S S 0-3 ② K		4	0	0	0	0	3	2
Jeff Burroughs, R (1, 9) OBP: 0.302, SLG: 0.441		S S S 0-3 ① K		x 0-0 ① 6-3		S S S 0-3 ① K		x 0-0 1B		4	0	1	0	0	2	0
Tom Grieve, R (1, 7) OBP: 0.295, SLG: 0.477		x 0-0 E7 1B		x 0-0 ② F8		x 0-0 ② 5-3		S S S 0-3 ③ K		4	0	1	0	0	1	1
Lenny Randle, S (1, 8) OBP: 0.342, SLG: 0.359		S S S 0-3 ② K		x 0-0 1B		S S S 0-3 ③ K			x 0-0 ① F9	4	0	1	0	0	2	1
Leo Cardenas, R (1, 5) OBP: 0.333, SLG: 0.340		S S S 0-3 ③ K		S S S 0-3 ③ K			x 0-0 1B		x 0-0 ② F9	4	0	1	0	0	2	2
Roy Smalley, S (1, 6) OBP: 0.326, SLG: 0.385			x 0-0 S 1B 1B		x 0-0 1-3 E 1B		S S S 0-3 ① K		x 0-0 ③ 5-3	4	2	2	0	0	1	1
Jim Sundberg, R (1, 2) OBP: 0.302, SLG: 0.327			S S S 0-3 ① K		x 0-0 ① F8		S S S 0-3 ② K			3	0	0	0	0	2	3

	AB	35
	R	2
	H	9
	RBI	2
	BB	0
	SO	17
	LOB	14

livebaseballscorecards.com

Inning Stats	1	2	3	4	5	6	7	8	9
	R: 0 E: 0 K: 2 S: 7	H: 1 LOB: 0 BB: 0 P: 7	R: 0 E: 1 K: 3 S: 10	H: 1 LOB: 1 BB: 0 P: 10	R: 1 E: 0 K: 2 S: 9	H: 2 LOB: 1 BB: 0 P: 9	R: 0 E: 0 K: 1 S: 6	H: 1 LOB: 1 BB: 0 P: 6	R: 1 E: 1 K: 1 S: 7	H: 2 LOB: 1 BB: 0 P: 7	R: 0 E: 0 K: 2 S: 7	H: 0 LOB: 0 BB: 0 P: 7	R: 0 E: 0 K: 3 S: 10	H: 1 LOB: 1 BB: 0 P: 10	R: 0 E: 0 K: 3 S: 10	H: 1 LOB: 1 BB: 0 P: 10	R: 0 E: 0 K: 0 S: 3	H: 0 LOB: 0 BB: 0 P: 3

	1B: 9	SF: 0	WP: 0	PA: 35
	2B: 0	SAC: 0	PB: 0	
	3B: 0	DP: 0	SB: 1	
	HR: 0	HBP: 0	CS: 1	

PITCHER		IP	WLS	BF	H	R	ER	SO	BB	IBB	HBP	BLK	WP	HR	S	P	ERA	WHIP
Frank Tanana, L ERA: 3.36	(1, 1)	9.0	W	35	9	2	2	17	0	0	0	0	0	0	69	69	2.00	1.000
Frank Tanana, L ERA: 3.36	(9, 1)	9.0	W	35	9	2	2	17	0	0	0	0	0	0	69	69	2.00	1.000

PITCHER	IP	WLS	BF	H	R	ER	SO	BB	IBB	HBP	BLK	WP	HR	S	P	ERA	WHIP

Texas Rangers @ California Angels

Anaheim Stadium, Anaheim, CA

Sat Jun 21 1975, 10:05 PM EDT

Unknown

livebaseballscorecards.com

BOTTOM

Batter	1	2	3	4	5	6	7	8	9	AB	R	H	RBI	BB	SO	LOB
Jerry Remy, L (1, 4) OBP: 0.331, SLG: 0.360	5-3		1B 2B 1B 1-2	K		F7				4	1	1	0	0	1	1
Mickey Rivers, L (1, 8) OBP: 0.333, SLG: 0.376	S 1B		2B 1B 1-3 2-H	S 1B			3-1			4	1	3	1	0	0	0
Tommy Harper, R (1, 3) OBP: 0.324, SLG: 0.347	F8		F7	F8 1-2			4-3			2	0	0	0	0	0	3
Bruce Bochte, L (4, 3) OBP: 0.345, SLG: 0.330										2	0	0	0	0	0	1
Leroy Stanton, R (1, 9) OBP: 0.368, SLG: 0.469	4-3 1-2		2B 2B 2-H 3-H		4-3		K			2	0	1	2	0	0	1
Morris Nettles, L (3, PR) OBP: 0.290, SLG: 0.270 (4, 9)										2	1	0	0	0	1	0
Dave Chalk, R (1, 5) OBP: 0.398, SLG: 0.401		G3-6-3 1B	F4		F7			FC5-4 1B		4	0	2	0	0	0	1
Winston Llenas, R (1, 10) OBP: 0.278, SLG: 0.234		G3-6-3 1-2f	2B 2-H		4-3			FC5-4 1-2f		4	0	1	1	0	0	2
Orlando Ramirez, R (8, PR) OBP: 0.337, SLG: 0.337 (9, 6)										0	0	0	0	0	0	0
Ellie Rodriguez, R (1, 2) OBP: 0.429, SLG: 0.350	1B		BB B B B			SH5-3 1B		F3		3	0	2	0	1	0	1
Rudy Meoli, L (1, 6) OBP: 0.357, SLG: 0.280	K		K			SH5-3 1-2		G3		2	0	0	0	0	2	3
Joe Lahoud, L (8, PH) OBP: 0.367, SLG: 0.392										1	0	0	0	0	0	1
Frank Tanana, L (9, 1)										0	0	0	0	0	0	0
Dave Collins, S (1, 7) OBP: 0.438, SLG: 0.477			1B 1B 1B	1-3		F7				3	1	1	0	0	0	1

Inning Stats	1	2	3	4	5	6	7	8	9
	R: 0 H: 1 E: 0 LOB: 1 K: 0 BB: 0 S: 4 P: 4	R: 0 H: 2 E: 0 LOB: 1 K: 1 BB: 0 S: 6 P: 6	R: 4 H: 5 E: 0 LOB: 2 K: 1 BB: 1 S: 10 P: 14	R: 0 H: 1 E: 0 LOB: 1 K: 1 BB: 0 S: 6 P: 6	R: 0 H: 0 E: 0 LOB: 0 K: 0 BB: 0 S: 3 P: 3	R: 0 H: 1 E: 0 LOB: 1 K: 0 BB: 0 S: 4 P: 4	R: 0 H: 0 E: 0 LOB: 0 K: 1 BB: 0 S: 5 P: 5	R: 0 H: 1 E: 1 LOB: 1 K: 0 BB: 0 S: 4 P: 4	

	AB	33
	R	4
	H	11
	RBI	4
	BB	1
	SO	4
	LOB	15

	1B: 9	SF: 0	WP: 0	PA: 35
	2B: 2	SAC: 1	PB: 0	
	3B: 0	DP: 1	SB: 2	
	HR: 0	HBP: 0	CS: 0	

PITCHER		IP	WLS	BF	H	R	ER	SO	BB	IBB	HBP	BLK	WP	HR	S	P	ERA	WHIP
Jim Umbarger, L ERA: 3.09	(1, 1)	2.1	L	13	7	4	4	1	0	0	0	0	0	0	15	15	15.43	3.000
Mike Bacsik, R ERA: 0.84	(3, 1)	5.2		22	4	0	0	3	1	0	0	0	0	0	27	31	0.00	0.882

PITCHER		IP	WLS	BF	H	R	ER	SO	BB	IBB	HBP	BLK	WP	HR	S	P	ERA	WHIP

Texas Rangers @ California Angels

Anaheim Stadium, Anaheim, CA

Sat Jun 21 1975, 10:05 PM EDT

Att. 19,424 - Unknown

TOP

livebaseballscorecards.com

Batter	1	2	3	4	5	6	7	8	9	AB	R	H	RBI	BB	SO	LOB
Cesar Tovar, R (1, 8) OBP: 0.289, SLG: 0.289	1-3		F8		SH1-3 1-3	BB		CS 1B		3	0	1	0	1	0	1
Lenny Randle, S (1, 4) (4, 2) OBP: 0.337, SLG: 0.352	L4		K		4-3 3-H	F5		F8 1-2		5	0	0	1	0	1	4
Mike Hargrove, L (1, 3) OBP: 0.449, SLG: 0.521	2B		6-3		F7		K		K	5	0	1	0	0	2	1
Jeff Burroughs, R (1, 9) OBP: 0.304, SLG: 0.442	K			4-3		BB 1B 2B	1B 2B		K	4	1	1	0	1	2	1
Tom Grieve, R (1, 7) OBP: 0.310, SLG: 0.516		K		1B SF7 1B		1B 2B 1-2 4-3	F8		HR	5	3	3	1	0	1	1
Toby Harrah, R (1, 5) (4, 4) (6, 5) OBP: 0.384, SLG: 0.430		6-3		1-3 1B		4-3 1-3 2-H 2B 2B	1B IBB		F6	4	1	2	1	1	0	0
Jim Fregosi, R (1, 10) OBP: 0.326, SLG: 0.385 Jim Spencer, L (6, PH) OBP: 0.330, SLG: 0.478		1B		SF7 3-H		4-3 2-3 3-H	1-2 2-3 1B			1 2	0 0	1 1	1 1	0 0	0 0	0 1
Roy Smalley, S (1, 6) OBP: 0.323, SLG: 0.388	K			F8		G3 3-H 2B	5-3			4	0	1	1	0	1	5
Jim Sundberg, R (1, 2) OBP: 0.302, SLG: 0.327 Bill Fahey, L (1, 2) OBP: 0.333, SLG: 0.350 Leo Cardenas, R (4, 5) OBP: 0.345, SLG: 0.353 Mike Cubbage, L (6, PH) (6, 4) OBP: 0.400, SLG: 0.667			BB		SH1-3 WP 4-3 1B	G3 2-3		F8		0 0 1 2	0 0 1 0	0 0 1 0	0 0 0 0	0 1 0 0	0 0 0 0	0 0 0 1
Inning Stats	R: 0 E: 0 K: 1 S: 6 H: 1 LOB: 1 BB: 0 P: 6	R: 0 E: 0 K: 2 S: 8 H: 1 LOB: 1 BB: 0 P: 8	R: 0 E: 0 K: 1 S: 5 H: 0 LOB: 1 BB: 1 P: 9	R: 1 E: 0 K: 0 S: 5 H: 2 LOB: 1 BB: 0 P: 5	R: 1 E: 0 K: 0 S: 4 H: 1 LOB: 0 BB: 0 P: 4	R: 3 E: 0 K: 0 S: 6 H: 3 LOB: 2 BB: 2 P: 14	R: 0 E: 0 K: 1 S: 7 H: 2 LOB: 3 BB: 1 P: 11	R: 0 E: 0 K: 0 S: 3 H: 1 LOB: 0 BB: 0 P: 3	R: 1 E: 0 K: 2 S: 8 H: 1 LOB: 0 BB: 0 P: 8	1B: 7 2B: 4 3B: 0 HR: 1 SF: 1 SAC: 1 DP: 0 HBP: 0						

AB	36
R	6
H	12
RBI	6
BB	4
SO	7
LOB	15

WP: 1 PB: 0 SB: 0 CS: 1 PA: 42

PITCHER		IP	WLS	BF	H	R	ER	SO	BB	IBB	HBP	BLK	WP	HR	S	P	ERA	WHIP
Andy Hassler, L ERA: 4.48	(1, 1)	5.0		24	7	5	5	4	2	0	0	0	1	0	30	38	9.00	1.800
Don Kirkwood, R ERA: 1.55	(6, 1)	0.1		2	1	0	0	0	0	0	0	0	0	0	2	2	0.00	3.000
Luis Quintana, L ERA: 2.45	(6, 1)	3.2	L	16	4	1	1	3	1	1	0	0	0	1	20	28	2.46	1.364

PITCHER	IP	WLS	BF	H	R	ER	SO	BB	IBB	HBP	BLK	WP	HR	S	P	ERA	WHIP

Texas Rangers @ California Angels

Anaheim Stadium, Anaheim, CA

Sat Jun 21 1975, 10:05 PM EDT

Att. 19,424 - Unknown

BOTTOM

Batter	1	2	3	4	5	6	7	8	9	AB	R	H	RBI	BB	SO	LOB
Jerry Remy, L (1, 4) OBP: 0.336, SLG: 0.363	BB FC1 E BB	F8 1-2		1B 3-H		S 3B 1B		E6		4	2	2	1	1	0	1
Mickey Rivers, L (1, 8) OBP: 0.337, SLG: 0.375	BB SH5-3 E SF9 1-2		HBP 1B SF9-3-6	F7		3B 1-H		F8		1	2	0	0	1	0	1
Joe Lahoud, L (6, 9) OBP: 0.368, SLG: 0.410										2	0	1	1	0	0	1
Tommy Harper, R (1, 10) OBP: 0.330, SLG: 0.350	FC1 SF9 SH5-3 1-2 2-H		1B SF9-3-6 1-3		6-3	IBB S			1B 4-3 SH5-4	4	0	2	0	1	0	1
Winston Llenas, R (1, 9) OBP: 0.268, SLG: 0.229	SH5-3 1-2 2-3		SF9-3-6 1-2 3-H		F9	4-3 1-2			SH5-4 1-2	1	0	0	1	0	0	0
Morris Nettles, L (6, 8) OBP: 0.289, SLG: 0.269										1	0	0	0	0	0	2
Dave Chalk, R (1, 5) OBP: 0.401, SLG: 0.404	BB		2B		E8		BB CS		4-3 2-3	3	0	1	0	2	0	1
Andy Etchebarren, R (1, 2) OBP: 0.235, SLG: 0.290	SF9 2-3 3-H		5-3		IBB	F9 1-2			BB S	2	0	0	1	2	0	2
Rudy Meoli, L (9, PR) OBP: 0.357, SLG: 0.280										0	0	0	0	0	0	0
Bruce Bochte, L (1, 3) OBP: 0.340, SLG: 0.324	G3			1-3	F6	1-3			F4 1-2	4	0	0	0	0	0	4
Leroy Stanton, R (9, PH) OBP: 0.366, SLG: 0.465										1	0	0	0	0	0	2
Dave Collins, S (1, 7) OBP: 0.442, SLG: 0.500		F9		2B 4-3 1B	5-3			G6-3 1B		4	1	2	0	0	0	0
Orlando Ramirez, R (1, 6) OBP: 0.333, SLG: 0.326		BB CS		4-3 2-3	F2			G6-3 1-2f		3	0	0	0	1	0	2
Inning Stats	R: 2 E: 1 K: 0 S: 4 H: 0 LOB: 2 BB: 3 P: 16	R: 0 E: 0 K: 0 S: 2 H: 0 LOB: 0 BB: 1 P: 6	R: 1 E: 0 K: 0 S: 4 H: 2 LOB: 1 BB: 0 P: 5	R: 1 E: 0 K: 0 S: 5 H: 2 LOB: 1 BB: 0 P: 5	R: 0 E: 1 K: 0 S: 4 H: 0 LOB: 2 BB: 1 P: 8	R: 1 E: 0 K: 0 S: 5 H: 2 LOB: 2 BB: 1 P: 9	R: 0 E: 0 K: 0 S: 2 H: 0 LOB: 0 BB: 1 P: 6	R: 0 E: 1 K: 0 S: 4 H: 1 LOB: 1 BB: 0 P: 4	R: 0 E: 0 K: 0 S: 4 H: 1 LOB: 3 BB: 1 P: 8	1B: 5 2B: 3 3B: 1 HR: 0 SF: 2 SAC: 2 DP: 2 HBP: 1	WP: 0 PB: 0 SB: 3 CS: 2 PA: 43					

livebaseballscorecards.com

	AB	30
	R	5
	H	8
	RBI	4
	BB	8
	SO	0
	LOB	17

PITCHER		IP	WLS	BF	H	R	ER	SO	BB	IBB	HBP	BLK	WP	HR	S	P	ERA	WHIP
Clyde Wright, L ERA: 3.97	(1, 1)	7.0		35	7	5	3	0	5	2	1	0	0	0	27	56	3.86	1.714
Jim Umbarger, L ERA: 2.96	(8, 1)	2.0	W	8	1	0	0	0	1	0	0	0	0	0	7	11	0.00	1.000

PITCHER	IP	WLS	BF	H	R	ER	SO	BB	IBB	HBP	BLK	WP	HR	S	P	ERA	WHIP

Texas Rangers @ California Angels

Anaheim Stadium, Anaheim, CA

Sun Jun 22 1975, 6:33 AM EDT

Att. 8,958 - Unknown

TOP

livebaseballscorecards.com

Batter	1	2	3	4	5	6	7	8	9	AB	R	H	RBI	BB	SO	LOB
Toby Harrah, R (1, 5) OBP: 0.378, SLG: 0.422	F9		F4			1-6-3			FC1-4 BB S 1-2f	4	0	0	0	0	0	1
Mike Cubbage, L (1, 4) OBP: 0.357, SLG: 0.500	3-1			G3			F9		BB 1-2 BB	3	0	0	0	1	0	0
Mike Hargrove, L (1, 7) OBP: 0.445, SLG: 0.513	F8			K			F8		BB 1-2 2-3	3	0	0	0	1	1	0
Jeff Burroughs, R (1, 9) OBP: 0.300, SLG: 0.435		K		F9			K		F8	4	0	0	0	0	2	3
Jim Spencer, L (1, 3) OBP: 0.324, SLG: 0.470		6-3			K			F8		3	0	0	0	0	1	0
Lenny Randle, S (1, 8) OBP: 0.337, SLG: 0.352		FC6-4 1B			F8			F3		3	0	1	0	0	0	0
Tom Grieve, R (1, 10) OBP: 0.301, SLG: 0.500		FC6-4 1-2f			F8			K		3	0	0	0	0	1	1
Roy Smalley, S (1, 6) OBP: 0.324, SLG: 0.387			6-3			G3			FC1-4 1B	3	0	1	0	0	0	0
Jim Sundberg, R (1, 2) OBP: 0.299, SLG: 0.323			4-3			6-3			K	2	0	0	0	0	0	0
Roy Howell, L (9, PH) OBP: 0.266, SLG: 0.299										1	0	0	0	0	1	1
Inning Stats	R: 0 E: 0 K: 0 S: 3 H: 0 LOB: 0 BB: 0 P: 3	R: 0 E: 0 K: 1 S: 6 H: 1 LOB: 1 BB: 0 P: 6	R: 0 E: 0 K: 0 S: 3 H: 0 LOB: 0 BB: 0 P: 3	R: 0 E: 0 K: 1 S: 5 H: 0 LOB: 0 BB: 0 P: 5	R: 0 E: 0 K: 1 S: 5 H: 0 LOB: 0 BB: 0 P: 5	R: 0 E: 0 K: 0 S: 3 H: 0 LOB: 0 BB: 0 P: 3	R: 0 E: 0 K: 1 S: 5 H: 0 LOB: 0 BB: 0 P: 5	R: 0 E: 0 K: 1 S: 5 H: 0 LOB: 0 BB: 0 P: 5	R: 0 E: 0 K: 1 S: 6 H: 1 LOB: 3 BB: 2 P: 14	1B: 2 2B: 0 3B: 0 HR: 0 SF: 0 SAC: 0 DP: 0 HBP: 0						

	AB	29
	R	0
	H	2
	RBI	0
	BB	2
	SO	6
	LOB	6

WP: 0 PB: 0 SB: 1 CS: 0 PA: 31

PITCHER	IP	WLS	BF	H	R	ER	SO	BB	IBB	HBP	BLK	WP	HR	S	P	ERA	WHIP
Ed Figueroa, R (1, 1) ERA: 1.95	9.0	W	31	2	0	0	6	2	0	0	0	0	0	41	49	0.00	0.444

PITCHER	IP	WLS	BF	H	R	ER	SO	BB	IBB	HBP	BLK	WP	HR	S	P	ERA	WHIP

Batter	1	2	3	4	5	6	7	8	9	AB	R	H	RBI	BB	SO	LOB
Jerry Remy, L (1, 4) OBP: 0.331, SLG: 0.357	L4		K		G3 1-2			4-3		4	0	0	0	0	1	1
Dave Collins, S (1, 7) OBP: 0.446, SLG: 0.500	3-1		CS 1B			F9		CS 1B		4	0	2	0	0	0	0
Bruce Bochte, L (1, 3) OBP: 0.346, SLG: 0.332	BB 1B		CS 1-2	E6 1B		F5		BB 1-2		4	1	3	0	0	0	0
Joe Lahoud, L (1, 9) OBP: 0.385, SLG: 0.419	BB 1-2			FC1-6 1B 3-H		FC6-4 1B		BB 1-2		2	0	2	1	2	0	0
Dave Chalk, R (1, 5) OBP: 0.396, SLG: 0.397	F3			FC1-6 1-2f		FC6-4 1-2f		F7		4	0	0	0	0	0	6
John Doherty, L (1, 10) OBP: 0.167, SLG: 0.400		K		K			F9			3	0	0	0	0	2	1
Ellie Rodriguez, R (1, 2) OBP: 0.419, SLG: 0.340		F8		F7			K			3	0	0	0	0	1	1
Rudy Meoli, L (1, 6) OBP: 0.387, SLG: 0.321		F7			FC3-6 1B		FC6-4 1B			3	0	2	0	0	0	0
Morris Nettles, L (1, 8) OBP: 0.285, SLG: 0.265			4-3		FC3-6 CS 1-2f		FC6-4 1-2f			3	0	0	0	0	0	2
Inning Stats	R: 0 H: 1 E: 0 LOB: 2 K: 0 BB: 1 S: 4 P: 8	R: 0 H: 0 E: 0 LOB: 0 K: 1 BB: 0 S: 5 P: 5	R: 0 H: 1 E: 0 LOB: 0 K: 1 BB: 0 S: 5 P: 5	R: 1 H: 2 E: 1 LOB: 1 K: 1 BB: 0 S: 7 P: 7	R: 0 H: 1 E: 0 LOB: 0 K: 0 BB: 0 S: 3 P: 3	R: 0 H: 1 E: 0 LOB: 1 K: 0 BB: 0 S: 4 P: 4	R: 0 H: 1 E: 0 LOB: 1 K: 1 BB: 0 S: 6 P: 6	R: 0 H: 2 E: 0 LOB: 2 K: 0 BB: 1 S: 4 P: 8		1B: 9 SF: 0 2B: 0 SAC: 0 3B: 0 DP: 0 HR: 0 HBP: 0						

PITCHER	IP	WLS	BF	H	R	ER	SO	BB	IBB	HBP	BLK	WP	HR	S	P	ERA	WHIP
Fergie Jenkins, R (1, 1) ERA: 4.15	8.0	L	32	9	1	0	4	2	0	0	0	0	0	38	46	0.00	1.375

PITCHER	IP	WLS	BF	H	R	ER	SO	BB	IBB	HBP	BLK	WP	HR	S	P	ERA	WHIP

Texas Rangers @ California Angels

Anaheim Stadium, Anaheim, CA

Sun Jun 22 1975, 6:33 AM EDT

Att. 8,958 - Unknown

BOTTOM

livebaseballscorecards.com

AB	30
R	1
H	9
RBI	1
BB	2
SO	4
LOB	11

WP: 0 PA: 33
PB: 0
SB: 0
CS: 3

Batter	1	2	3	4	5	6	7	8	9	10	11	12	13	AB	R	H	RBI	BB	SO	LOB
Cesar Tovar, R (1, 8) OBP: 0.287, SLG: 0.286	F8		F5		F8			4-3			F7		1B (3-H)	6	0	1	1	0	0	3
Mike Cubbage, L (1, 4) OBP: 0.300, SLG: 0.353	4-3		F6			BB		F5			3-1		F5	5	0	0	0	1	0	3
Mike Hargrove, L (1, 7) OBP: 0.436, SLG: 0.500	L3		F6			F9			4-3		F8			5	0	0	0	0	0	3
Jeff Burroughs, R (1, 9) OBP: 0.295, SLG: 0.427		6-3		F8		K			F2			K		5	0	0	0	0	2	1
Jim Spencer, L (1, 3) OBP: 0.326, SLG: 0.470		2B		4-3		F9			BB			K		4	0	1	0	1	1	1
Tom Grieve, R (1, 10) OBP: 0.287, SLG: 0.475		L7		F8			K		5-3			K		5	0	0	0	0	2	2
Toby Harrah, R (1, 5) OBP: 0.378, SLG: 0.419		6-3			L1		BB (G6-4-3)			F8			FC4-6 1B	4	0	1	0	1	0	1
Roy Smalley, S (1, 6) OBP: 0.319, SLG: 0.375			BB (E)		F8		G6-4-3 (1-2f)			G3			FC4-6 F9 1B (1-2f)	4	1	0	0	1	0	2
Jim Sundberg, R (1, 2) OBP: 0.297, SLG: 0.317			FC1 (1-2)		HBP			6-3		K			F9 (2-3)	4	0	0	0	0	1	2
Inning Stats	R: 0 E: 0 K: 0 S: 3	H: 0 LOB: 0 BB: 0 P: 3	R: 0 E: 0 K: 0 S: 4	H: 1 LOB: 1 BB: 0 P: 4	R: 0 E: 1 K: 0 S: 4	H: 0 LOB: 2 BB: 1 P: 8	R: 0 E: 0 K: 0 S: 3	H: 0 LOB: 0 BB: 0 P: 3	R: 0 E: 0 K: 0 S: 3	H: 0 LOB: 1 BB: 1 P: 4	R: 0 E: 0 K: 1 S: 5	H: 0 LOB: 1 BB: 1 P: 9	R: 0 E: 0 K: 1 S: 4	H: 0 LOB: 0 BB: 1 P: 8	R: 0 E: 0 K: 0 S: 3	H: 0 LOB: 0 BB: 0 P: 3	R: 0 E: 0 K: 0 S: 3	H: 0 LOB: 1 BB: 1 P: 7	R: 0 E: 0 K: 1 S: 5	H: 0 LOB: 0 BB: 0 P: 5	R: 0 E: 0 K: 0 S: 3	H: 0 LOB: 0 BB: 0 P: 3	R: 0 E: 0 K: 3 S: 9	H: 0 LOB: 0 BB: 0 P: 9	R: 1 E: 1 K: 0 S: 5	H: 2 LOB: 1 BB: 0 P: 5	1B: 2 2B: 1 3B: 0 HR: 0	SF: 0 SAC: 0 DP: 1 HBP: 1	WP: 0 PB: 0 SB: 0 CS: 0	PA: 47

PITCHER		IP	WLS	BF	H	R	ER	SO	BB	IBB	HBP	BLK	WP	HR	S	P	ERA	WHIP
Bill Singer, R ERA: 4.07	(1, 1)	11.0		39	1	0	0	3	4	0	1	0	0	0	40	57	0.00	0.455
Don Kirkwood, R ERA: 1.48	(12, 1)	2.0	L	8	2	1	0	3	0	0	0	0	0	0	14	14	0.00	1.000

PITCHER IP WLS BF H R ER SO BB IBB HBP BLK WP HR S P ERA WHIP

TOP

Texas Rangers @ California Angels

Anaheim Stadium, Anaheim, CA

Mon Jun 23 1975, 10:05 PM EDT

Att. 27,182 - Unknown

livebaseballscorecards.com

AB	42
R	1
H	3
RBI	1
BB	4
SO	6
LOB	18

Texas Rangers @ California Angels

Anaheim Stadium, Anaheim, CA

Mon Jun 23 1975, 10:05 PM EDT

Att. 27,182 - Unknown

livebaseballscorecards.com

Batter	1	2	3	4	5	6	7	8	9	10	11	12	13	AB	R	H	RBI	BB	SO	LOB
Jerry Remy, L (1, 4) OBP: 0.331, SLG: 0.356	CS 1B			6-3	L9			6-3		F7		G6-4-3 1B 1-2		6	0	2	0	0	0	2
Dave Collins, S (1, 7) OBP: 0.452, SLG: 0.509	F7 1-2			S 1B FC5-2-5		K		CS BB		2B		G6-4-3 1-2f		5	0	2	0	1	1	3
Mickey Rivers, L (1, 8) OBP: 0.337, SLG: 0.370	4-3			S BB FC5-2-5 1-3		6-3		F8		IBB			F9	4	0	0	0	2	0	1
Leroy Stanton, R (1, 9) OBP: 0.359, SLG: 0.450		6-3		FC5-2-5 1-3 3-H		BB		CS 1-2	F7	K			K	5	0	0	0	1	2	4
Dave Chalk, R (1, 5) OBP: 0.393, SLG: 0.394		F8		5-3		L4			K		F7		F8	2	0	0	0	0	0	2
Orlando Ramirez, R (5, 6) OBP: 0.324, SLG: 0.316														3	0	0	0	0	1	1
Winston Llenas, R (13, PH) OBP: 0.263, SLG: 0.224														1	0	0	0	0	0	0
Tommy Harper, R (1, 10) OBP: 0.332, SLG: 0.351	K				F7		SH1-4 1B		S 1B		5-3			5	0	2	0	0	1	0
John Doherty, L (1, 3) OBP: 0.300, SLG: 0.375		1-4-3			1B 1B		SH1-4 1-2		IBB 1-2		4-3			3	0	1	0	1	0	0
Ellie Rodriguez, R (1, 2) OBP: 0.411, SLG: 0.333		1-3			1-3 1B		6-3		F8			F7		5	0	1	0	0	0	3
Rudy Meoli, L (1, 6) (5, 5) OBP: 0.361, SLG: 0.303		4-3			F5		4-3			G3		1B 1B		5	0	1	0	0	0	3
Inning Stats	R: 0 H: 1 E: 0 LOB: 0 K: 0 BB: 0 S: 3 P: 3	R: 0 H: 0 E: 0 LOB: 0 K: 1 BB: 0 S: 5 P: 5	R: 0 H: 0 E: 0 LOB: 0 K: 0 BB: 0 S: 3 P: 3	R: 0 H: 1 E: 0 LOB: 2 K: 0 BB: 1 S: 4 P: 8	R: 0 H: 2 E: 0 LOB: 2 K: 0 BB: 0 S: 5 P: 5	R: 0 H: 0 E: 0 LOB: 1 K: 1 BB: 1 S: 5 P: 9	R: 0 H: 1 E: 0 LOB: 1 K: 0 BB: 0 S: 4 P: 4	R: 0 H: 0 E: 0 LOB: 0 K: 0 BB: 1 S: 2 P: 6	R: 0 H: 1 E: 0 LOB: 2 K: 1 BB: 1 S: 6 P: 10	R: 0 H: 1 E: 0 LOB: 2 K: 1 BB: 1 S: 6 P: 10	R: 0 H: 0 E: 0 LOB: 0 K: 0 BB: 0 S: 3 P: 3	R: 0 H: 2 E: 0 LOB: 1 K: 0 BB: 0 S: 4 P: 4	R: 0 H: 0 E: 0 LOB: 0 K: 1 BB: 0 S: 5 P: 5	1B: 8 SF: 0 2B: 1 SAC: 1 3B: 0 DP: 1 HR: 0 HBP: 0						

PITCHER		IP	WLS	BF	H	R	ER	SO	BB	IBB	HBP	BLK	WP	HR	S	P	ERA	WHIP
Steve Hargan, R ERA: 3.36	(1, 1)	11.1		45	8	0	0	4	3	2	0	0	0	0	48	68	0.00	0.971
Jim Umbarger, L ERA: 2.86	(12, 1)	1.2	W	5	1	0	0	1	0	0	0	0	0	0	7	7	0.00	0.600

PITCHER	IP	WLS	BF	H	R	ER	SO	BB	IBB	HBP	BLK	WP	HR	S	P	ERA	WHIP

AB	44
R	0
H	9
RBI	0
BB	5
SO	5
LOB	19

WP: 0 PA: 51
PB: 0
SB: 4
CS: 2

Batter	1	2	3	4	5	6	7	8	9	10	11	AB	R	H	RBI	BB	SO	LOB
Jim Wohlford, R (1, 9) OBP: 0.357, SLG: 0.360	B B B B 4-0 4-3 S BB		x 0-0 ① F8	x 0-0 CS 2-H 3-H 1B		B B B B 4-0 1-2 BB		x 0-0 ② P4			x 0-0 1B 1B 1B	4	1	2	2	2	0	2
George Brett, L (1, 5) OBP: 0.337, SLG: 0.415	x 0-0 ① 4-3 1-3		x 0-0 3B	x 0-0 ③ CS 1-2	x 0-0 ① F7	x 0-0 ③ L1		x 0-0 ③ 4-3			x 0-0 1B SF8 1-2 1B	6	1	2	0	0	0	5
Hal McRae, R (1, 7) OBP: 0.368, SLG: 0.424	x 0-0 ② L4		x 0-0 ② 4-3		H 1-0 1B HBP		x 0-0 ① 5-3		x 0-0 ① 6-3		x 0-0 SF8 1-3 2-H 1B	5	0	1	1	0	0	2
John Mayberry, L (1, 3) OBP: 0.364, SLG: 0.379	B B B B 4-0 BB		x 0-0 ③ F8		x 0-0 ② P6		x 0-0 E3		x 0-0 ② 6-3		x 0-0 ② SF8 1-2 3-H	4	0	0	1	1	0	2
Tony Solaita, L (1, 10) OBP: 0.386, SLG: 0.580 Harmon Killebrew, R (11, PH) OBP: 0.325, SLG: 0.410	x 0-0 ③ 4-3			S S S 0-3 ① K	x 0-0 1-3 1B		S S S 0-3 ② K		x 0-0 ③ G3		x 0-0 ③ F3	5 1	0 0	1 0	0 0	2 0	3 1	
Amos Otis, R (1, 8) OBP: 0.365, SLG: 0.382		x 0-0 G5-4-3 1B		x 0-0 1B 2B 1B	x 0-0 ③ F8		x 0-0 ③ F8			x 0-0 ① F7		5	1	2	0	0	0	3
Cookie Rojas, R (1, 4) OBP: 0.320, SLG: 0.332		x 0-0 ① ② G5-4-3 1-2f		x 0-0 ② F8		x 0-0 ① 5-3		x 0-0 ① F7		x 0-0 ② P4		5	0	0	0	0	0	2
Bob Stinson, S (1, 2) OBP: 0.375, SLG: 0.407		x 0-0 2B		x 0-0 2B 1-3 1B 1B	x 0-0 ② 6-3			B B B B 4-0 1B BB		x 0-0 ③ F8		4	1	2	0	1	0	0
Freddie Patek, R (1, 6) OBP: 0.286, SLG: 0.264		S S S 0-3 ③ K		x 0-0 1-3 3-H 1B 2B	x 0-0 S 1B			x 0-0 1-2 1B			x 0-0 ① F8	5	1	3	1	0	1	1
Inning Stats	R: 0 E: 0 K: 0 S: 3 H: 0 LOB: 2 BB: 2 P: 11	R: 0 E: 0 K: 1 S: 6 H: 2 LOB: 1 BB: 0 P: 6	R: 0 E: 0 K: 0 S: 4 H: 1 LOB: 1 BB: 0 P: 4	R: 3 E: 0 K: 1 S: 8 H: 4 LOB: 0 BB: 0 P: 8	R: 0 E: 0 K: 0 S: 4 H: 1 LOB: 2 BB: 0 P: 5	R: 0 E: 0 K: 0 S: 4 H: 1 LOB: 2 BB: 1 P: 8	R: 0 E: 1 K: 1 S: 6 H: 0 LOB: 1 BB: 0 P: 6	R: 0 E: 0 K: 0 S: 4 H: 1 LOB: 2 BB: 1 P: 8	R: 0 E: 0 K: 0 S: 3 H: 0 LOB: 0 BB: 0 P: 3	R: 0 E: 0 K: 0 S: 3 H: 0 LOB: 0 BB: 0 P: 3	R: 2 E: 0 K: 0 S: 6 H: 3 LOB: 1 BB: 0 P: 6	1B: 10 2B: 2 3B: 1 HR: 0 SF: 1 SAC: 0 DP: 1 HBP: 1			WP: 0 PB: 0 SB: 2 CS: 1	PA: 51		

PITCHER		IP	WLS	BF	H	R	ER	SO	BB	IBB	HBP	BLK	WP	HR	S	P	ERA	WHIP
Dick Lange, R ERA: 4.01	(1, 1)	7.1		36	10	3	3	3	4	0	1	0	0	0	37	54	3.68	1.909
Don Kirkwood, R ERA: 1.42	(8, 1)	1.2		5	0	0	0	0	0	0	0	0	0	0	5	5	0.00	0.000
Mickey Scott, L ERA: 3.79	(10, 1)	2.0	L	9	3	2	2	0	0	0	0	0	0	0	9	9	9.00	1.500

PITCHER	IP	WLS	BF	H	R	ER	SO	BB	IBB	HBP	BLK	WP	HR	S	P	ERA	WHIP

TOP

Kansas City Royals @ California Angels

Anaheim Stadium, Anaheim, CA

Tue Jun 24 1975, 10:05 PM EDT

Att. 8,808 - Unknown - 70 F

livebaseballscorecards.com

AB	44
R	5
H	13
RBI	5
BB	4
SO	3
LOB	21

BOTTOM

Batter	1	2	3	4	5	6	7	8	9	10	11	AB	R	H	RBI	BB	SO	LOB
Jerry Remy, L (1, 4) OBP: 0.336, SLG: 0.358	x 0-0 CS 1B		x 0-0 ① 1-3		x 0-0 1B 1-2 1B		x 0-0 ① F7 2-3		B B B B 4-0 CS BB			4	0	2	0	1	0	2
Dave Collins, S (1, 7) OBP: 0.448, SLG: 0.492	B B B B 4-0 ① 4-3 S 1-2 BB		x 0-0 ② 4-3		x 0-0 1-2 2-3 1B		S S S 0-3 ② K		S S S 0-3 ② ③ K 1-2			4	0	1	0	1	2	3
Mickey Rivers, L (1, 8) OBP: 0.338, SLG: 0.374	x 0-0 ② 4-3 1-3		x 0-0 ③ F7		S S S 0-3 ② K		x 0-0 E9 1-H 3-H 1B			x 0-0 ① 2B		5	0	2	1	0	1	4
Leroy Stanton, R (1, 9) OBP: 0.360, SLG: 0.444	B B B B 4-0 BB			x 0-0 1B FC9-2 1B	S S S 0-3 ③ K		x 0-0 ③ F8			x 0-0 ② 6-3		4	0	1	0	1	1	4
John Doherty, L (1, 3) OBP: 0.333, SLG: 0.385	x 0-0 ③ F7			x 0-0 1-3 1B		x 0-0 G1-6-3 1B		x 0-0 ① F8		x 0-0 ③ 4-3		5	0	2	0	0	0	2
Tommy Harper, R (1, 10) OBP: 0.333, SLG: 0.350		x 0-0 ① 6-3		S S S 0-3 ① K		S S S 0-3 ① K		x 0-0 E 1B			B B B B 4-0 FC6-4 BB	4	0	1	0	1	2	3
Andy Etchebarren, R (1, 2) OBP: 0.231, SLG: 0.361 Morris Nettles, L (11, PR) OBP: 0.285, SLG: 0.265	x 0-0 HR			x 0-0 ② ③ FC9-2 3-H		x 0-0 ② ③ G1-6-3 1-2f		S S S 0-3 ② K 1-3			x 0-0 ① FC6-4 FC5-4 1-2f	5 0	1 0	1 0	1 0	0 0	1 0	5 0
Rudy Meoli, L (1, 5) OBP: 0.366, SLG: 0.278	x 0-0 ② F8				B B B B 4-0 1B 1B BB		B B B B 4-0 F7 1B 1B BB	x 0-0 ③ F9			x 0-0 ② F9	3	1	0	0	2	0	2
Billy Smith, S (1, 6) OBP: 0.265, SLG: 0.270 John Balaz, R (11, PH)	S S S 0-3 ③ K				S S S 0-3 ① K		x 0-0 1B E 1-2 1B		S S S 0-3 ① K		x 0-0 ③ FC5-4 1-2f	4 1	1 0	1 0	0 0	0 0	3 0	1 1
Inning Stats	R: 0 E: 0 K: 0 S: 3 H: 1 LOB: 2 BB: 2 P: 11	R: 1 E: 0 K: 1 S: 6 H: 1 LOB: 0 BB: 0 P: 6	R: 0 E: 0 K: 0 S: 3 H: 0 LOB: 0 BB: 0 P: 3	R: 0 E: 0 K: 1 S: 6 H: 2 LOB: 1 BB: 0 P: 6	R: 0 E: 0 K: 3 S: 11 H: 2 LOB: 3 BB: 1 P: 15	R: 0 E: 0 K: 1 S: 5 H: 1 LOB: 0 BB: 0 P: 5	R: 2 E: 1 K: 1 S: 7 H: 2 LOB: 1 BB: 1 P: 11	R: 0 E: 1 K: 1 S: 6 H: 1 LOB: 1 BB: 0 P: 6	R: 0 E: 0 K: 2 S: 6 H: 0 LOB: 0 BB: 1 P: 10	R: 0 E: 0 K: 0 S: 3 H: 1 LOB: 0 BB: 0 P: 3	R: 0 E: 0 K: 0 S: 3 H: 0 LOB: 1 BB: 1 P: 7	1B: 9 2B: 2 3B: 0 HR: 1	SF: 0 SAC: 0 DP: 2 HBP: 0					

PITCHER		IP	WLS	BF	H	R	ER	SO	BB	IBB	HBP	BLK	WP	HR	S	P	ERA	WHIP
Dennis Leonard, R ERA: 4.0	(1, 1)	7.0		31	9	3	2	7	4	0	0	0	0	1	41	57	2.57	1.857
Doug Bird, R ERA: 3.14	(8, 1)	4.0	W	14	2	0	0	3	2	0	0	0	0	0	18	26	0.00	1.000

PITCHER	IP	WLS	BF	H	R	ER	SO	BB	IBB	HBP	BLK	WP	HR	S	P	ERA	WHIP

Kansas City Royals @ California Angels

Anaheim Stadium, Anaheim, CA

Tue Jun 24 1975, 10:05 PM EDT

Att. 8,808 - Unknown - 70 F

livebaseballscorecards.com

AB	39
R	3
H	11
RBI	2
BB	6
SO	10
LOB	27

1B: 9	SF: 0	WP: 0	PA: 45
2B: 2	SAC: 0	PB: 0	
3B: 0	DP: 2	SB: 1	
HR: 1	HBP: 0	CS: 2	

Batter	1	2	3	4	5	6	7	8	9	10	11	12	AB	R	H	RBI	BB	SO	LOB
Jim Wohlford, R (1, 9) OBP: 0.360, SLG: 0.355	K		F7		1B		F8		BB		F3	4-3	5	0	1	0	2	1	2
George Brett, L (1, 5) OBP: 0.329, SLG: 0.405	K		4-3		FC5		F2		K		K	4-3	7	0	0	0	0	3	7
Hal McRae, R (1, 7) OBP: 0.369, SLG: 0.426	2B		K			F7	K		IBB		S 1B	F7	6	0	2	0	1	2	3
John Mayberry, L (1, 3) OBP: 0.360, SLG: 0.373	4-3			F8		F9		SH3-4	F9		4-3		6	0	1	0	0	0	5
Cookie Rojas, R (1, 4) OBP: 0.322, SLG: 0.338		F3		F7		F8		SH3-4		1B 2B		1B	5	0	2	0	0	0	0
Fran Healy, R (1, 10) OBP: 0.301, SLG: 0.344		K		K			HR 1B	P4		6-3		BB HR BB 1B	6	2	2	0	0	2	2
Al Cowens, R (1, 8) OBP: 0.319, SLG: 0.369		1B			1-3		HR	P3				BB HR BB	5	2	3	2	1	0	1
Buck Martinez, R (1, 2) Bob Stinson, S (9, PR) OBP: 0.382, SLG: 0.393 (9, 2)		1B			FC5 1B		1B		WP SH1-4 1B		F3	HR	4	0	4	0	0	0	0
													1	1	0	0	1	0	2
Freddie Patek, R (1, 6) OBP: 0.287, SLG: 0.265 Harmon Killebrew, R (10, PH) OBP: 0.324, SLG: 0.408 Frank White, R (10, 6) OBP: 0.250, SLG: 0.347		K			F8		1B		SH1-4		F7	HR	3	0	1	0	0	1	3
													1	0	0	0	0	0	2
													1	1	1	4	0	0	0
Inning Stats	R: 0 E: 0 K: 2 S: 8 H: 1 LOB: 1 BB: 0 P: 8	R: 0 E: 0 K: 2 S: 9 H: 2 LOB: 2 BB: 0 P: 9	R: 0 E: 0 K: 1 S: 5 H: 0 LOB: 0 BB: 0 P: 5	R: 0 E: 0 K: 1 S: 5 H: 0 LOB: 0 BB: 0 P: 5	R: 0 E: 0 K: 0 S: 5 H: 2 LOB: 2 BB: 0 P: 5	R: 0 E: 0 K: 0 S: 3 H: 0 LOB: 0 BB: 0 P: 3	R: 2 E: 0 K: 1 S: 9 H: 4 LOB: 2 BB: 0 P: 9	R: 0 E: 0 K: 0 S: 4 H: 1 LOB: 1 BB: 0 P: 4	R: 0 E: 0 K: 1 S: 6 H: 1 LOB: 3 BB: 2 P: 14	R: 0 E: 0 K: 0 S: 5 H: 2 LOB: 2 BB: 0 P: 5	R: 0 E: 0 K: 1 S: 6 H: 1 LOB: 1 BB: 0 P: 6	R: 4 E: 0 K: 0 S: 5 H: 3 LOB: 1 BB: 3 P: 17	1B: 13 2B: 2 3B: 0 HR: 2	SF: 0 SAC: 2 DP: 0 HBP: 0	WP: 1 PB: 0 SB: 1 CS: 0	PA: 57			

PITCHER		IP	WLS	BF	H	R	ER	SO	BB	IBB	HBP	BLK	WP	HR	S	P	ERA	WHIP
Frank Tanana, L ERA: 3.23	(1, 1)	9.0		40	11	2	2	8	1	1	0	0	1	1	54	62	2.00	1.333
Luis Quintana, L ERA: 6.75	(10, 1)	3.0	L	17	6	4	4	1	3	0	0	0	0	1	16	28	12.00	3.000

PITCHER		IP	WLS	BF	H	R	ER	SO	BB	IBB	HBP	BLK	WP	HR	S	P	ERA	WHIP

TOP

Kansas City Royals @ California Angels

Anaheim Stadium, Anaheim, CA

Wed Jun 25 1975, 10:05 PM EDT

Att. 7,614 - Unknown - 81 F

livebaseballscorecards.com

AB	50
R	6
H	17
RBI	6
BB	5
SO	9
LOB	27

Batter	1	2	3	4	5	6	7	8	9	10	11	12	AB	R	H	RBI	BB	SO	LOB
Jerry Remy, L (1, 4) OBP: 0.336, SLG: 0.358	E S E 1B		F7		1B			6-3		4-3		F8	6	1	2	0	0	0	0
Dave Collins, S (1, 7) Don Kirkwood, R (10, PR) John Balaz, R (11, 7) OBP: 0.431, SLG: 0.470 OBP: 0.500, SLG: 0.500	K 1-3		K		F7			5-3		1B		1B	5 0 1	0 0 0	1 0 1	0 0 0	0 0 0	2 0 0	2 0 0
Mickey Rivers, L (1, 8) OBP: 0.334, SLG: 0.369	6-3		F8		F9			1B		F9		F9	6	0	1	0	0	0	4
Leroy Stanton, R (1, 9) Morris Nettles, L (6, PR) (7, 9) OBP: 0.365, SLG: 0.445 OBP: 0.294, SLG: 0.275	E6 3-H			1B 1B HBP		G4-6-3		1-2 1B			BB S 1B	1-2 1B	2 3	1 0	1 3	0 0	0 0	0 0	0 0
John Doherty, L (1, 3) OBP: 0.286, SLG: 0.316	4-3			1B 1-3 1B		G4-6-3 1-2f		F8			F7 1-2	F7	6	0	1	0	0	0	7
Tommy Harper, R (1, 10) OBP: 0.331, SLG: 0.343		K		F7		6-3			P6		BB IBB		4	0	0	0	1	1	3
Ellie Rodriguez, R (1, 2) OBP: 0.418, SLG: 0.333		1B G3 BB		L9-3 1-2 3-H 1B				5-3	F7		1-2 2-3 BB		3	0	1	1	2	0	0
Rudy Meoli, L (1, 5) OBP: 0.348, SLG: 0.268	G3 1-3 1B			L9-3 1-2				K	6-3		K		5	0	1	0	0	2	5
Billy Smith, S (1, 6) OBP: 0.255, SLG: 0.260	G3 1-2 3-H				4-3			1-3		2-3	K		5	0	0	0	0	1	5
Inning Stats	R: 1 H: 1 E: 1 LOB: 1 K: 1 BB: 0 S: 7 P: 7	R: 0 H: 1 E: 0 LOB: 1 K: 1 BB: 1 S: 5 P: 9	R: 0 H: 0 E: 0 LOB: 0 K: 1 BB: 0 S: 5 P: 5	R: 1 H: 2 E: 0 LOB: 1 K: 0 BB: 0 S: 4 P: 5	R: 0 H: 1 E: 0 LOB: 1 K: 0 BB: 0 S: 4 P: 4	R: 0 H: 1 E: 0 LOB: 1 K: 0 BB: 0 S: 3 P: 3	R: 0 H: 0 E: 0 LOB: 0 K: 1 BB: 0 S: 5 P: 5	R: 0 H: 2 E: 0 LOB: 2 K: 0 BB: 0 S: 5 P: 5	R: 0 H: 0 E: 0 LOB: 0 K: 0 BB: 0 S: 3 P: 3	R: 0 H: 1 E: 0 LOB: 1 K: 0 BB: 0 S: 4 P: 4	R: 0 H: 1 E: 0 LOB: 3 K: 2 BB: 2 S: 8 P: 16	R: 0 H: 2 E: 0 LOB: 2 K: 0 BB: 0 S: 5 P: 5	1B: 12 2B: 1 3B: 0 HR: 0	SF: 0 SAC: 0 DP: 2 HBP: 1		WP: 0 PB: 0 SB: 2 CS: 0		PA: 50	

PITCHER	IP	WLS	BF	H	R	ER	SO	BB	IBB	HBP	BLK	WP	HR	S	P	ERA	WHIP
Steve Busby, R (1, 1) ERA: 2.42	12.0	W	50	12	2	1	6	2	1	1	0	0	0	58	71	0.75	1.167

PITCHER	IP	WLS	BF	H	R	ER	SO	BB	IBB	HBP	BLK	WP	HR	S	P	ERA	WHIP

BOTTOM

Kansas City Royals @ California Angels

Anaheim Stadium, Anaheim, CA

Wed Jun 25 1975, 10:05 PM EDT

Att. 7,614 - Unknown - 81 F

livebaseballscorecards.com

AB	46
R	2
H	12
RBI	1
BB	3
SO	6
LOB	26

Batter	1	2	3	4	5	6	7	8	9	AB	R	H	RBI	BB	SO	LOB
Vada Pinson, L (1, 9) OBP: 0.269, SLG: 0.399	F8		F9 1-2		L6 1-2		G3	F7		5	0	0	0	0	0	2
Jim Wohlford, R (1, 7) OBP: 0.356, SLG: 0.350	E4 S 1B		5-3		1B 2-H 1B		6-3		F9	5	1	1	1	0	0	0
George Brett, L (1, 5) OBP: 0.340, SLG: 0.417	S 1B 1-H 1B			1B SF9 BB	1-2 1B		2B		1B	4	2	4	1	1	0	0
Hal McRae, R (1, 10) OBP: 0.373, SLG: 0.427	G4-6-3 1-H 1B			S E 1-3 1B	6-3		IBB		K	4	1	2	1	1	1	3
Tony Solaita, L (1, 3) OBP: 0.377, SLG: 0.559	G4-6-3 1-2f			K 1-2		BB 1B	K		K	5	0	1	0	0	3	6
Cookie Rojas, R (1, 4) OBP: 0.321, SLG: 0.338 Frank White, R (9, 4) OBP: 0.250, SLG: 0.347		F7	SF9 2-H 3-H			G5-3 BB 1-2 1B		E8 HR		3 0	1 0	1 0	1 0	0 0	0 0	0 0
Al Cowens, R (1, 8) OBP: 0.303, SLG: 0.348		P1	F9			K		G2		4	0	0	0	0	1	3
Bob Stinson, S (1, 2) OBP: 0.368, SLG: 0.355		K			6-3	1-2 2-3 BB		F7		3	0	0	0	1	1	1
Freddie Patek, R (1, 6) OBP: 0.295, SLG: 0.285			CS 1B		S 1B BB	G5-3 2-3f		1-H HR		3	2	2	2	1	0	3

Inning Stats										
	R: 2	H: 2	R: 0	H: 0	R: 0	H: 1	R: 2	H: 1	R: 1	H: 2
	E: 1	LOB: 0	E: 0	LOB: 0	E: 0	LOB: 0	E: 1	LOB: 0	E: 0	LOB: 2
	K: 0	BB: 0	K: 1	BB: 0	K: 0	BB: 0	K: 1	BB: 1	K: 0	BB: 1
	S: 5	P: 5	S: 5	P: 5	S: 3	P: 3	S: 6	P: 10	S: 5	P: 9

Inning Stats									
	R: 0	H: 2	R: 0	H: 1	R: 2	H: 1	R: 0	H: 1	1B: 9	SF: 1	WP: 0	PA: 41
	E: 0	LOB: 2	E: 0	LOB: 1	E: 1	LOB: 0	E: 0	LOB: 1	2B: 1	SAC: 0	PB: 0	
	K: 1	BB: 1	K: 2	BB: 0	K: 0	BB: 0	K: 2	BB: 0	3B: 0	DP: 2	SB: 4	
	S: 6	P: 10	S: 8	P: 8	S: 5	P: 5	S: 6	P: 10	HR: 1	HBP: 0	CS: 1	

PITCHER		IP	WLS	BF	H	R	ER	SO	BB	IBB	HBP	BLK	WP	HR	S	P	ERA	WHIP
Ed Figueroa, R ERA: 2.15	(1, 1)	5.0	L	24	8	5	3	2	2	0	0	0	0	0	26	34	5.40	2.000
Mickey Scott, L ERA: 3.13	(6, 1)	4.0		17	3	2	0	4	1	1	0	0	0	1	23	31	0.00	1.000

PITCHER	IP	WLS	BF	H	R	ER	SO	BB	IBB	HBP	BLK	WP	HR	S	P	ERA	WHIP

TOP

Kansas City Royals @ California Angels

Anaheim Stadium, Anaheim, CA

Thu Jun 26 1975, 10:05 PM EDT

Att. 6,449 - Unknown - 80 F

livebaseballscorecards.com

AB	36
R	7
H	11
RBI	6
BB	4
SO	6
LOB	18

Batter	1	2	3	4	5	6	7	8	9	AB	R	H	RBI	BB	SO	LOB
Morris Nettles, L (1, 7) OBP: 0.293, SLG: 0.275	G3		1-3		K			PB, 1-2, 1B		4	0	1	0	0	1	1
Mickey Rivers, L (1, 8) OBP: 0.336, SLG: 0.371	S, 1B, 1B		L3			CS, 1B		F9		4	1	2	0	0	0	2
Tommy Harper, R (1, 10) OBP: 0.325, SLG: 0.336	F8, 1-2		5-3			P5		K, 1-2, 2-3		4	0	0	0	0	1	4
John Doherty, L (1, 3) OBP: 0.280, SLG: 0.304	2-H, 1B			F8		6-3, 1-2		F7		4	0	1	1	0	0	3
Leroy Stanton, R (1, 9) OBP: 0.363, SLG: 0.440	F2			P4			6-3		E, 1B	4	0	1	0	0	0	1
Winston Llenas, R (1, 5) OBP: 0.250, SLG: 0.212 John Balaz, R (9, PH) OBP: 0.333, SLG: 0.333		6-3		K			6-3		K	3 1	0 0	0 0	0 0	0 0	1 1	0 1
Ellie Rodriguez, R (1, 2) OBP: 0.413, SLG: 0.331		5-3			F9		1B		FC5, 1-2	4	0	1	0	0	0	1
Rudy Meoli, L (1, 4) OBP: 0.360, SLG: 0.289		1B			1B		4-3		F7	4	0	2	0	0	0	3
Billy Smith, S (1, 6) OBP: 0.255, SLG: 0.259		K			F9			PB, 1B, 1B	F7	4	0	1	0	0	1	4
Inning Stats	R: 1 E: 0 K: 0 S: 5 H: 2 LOB: 1 BB: 0 P: 5	R: 0 E: 0 K: 1 S: 6 H: 1 LOB: 1 BB: 0 P: 6	R: 0 E: 0 K: 0 S: 3 H: 0 LOB: 0 BB: 0 P: 3	R: 0 E: 0 K: 1 S: 5 H: 0 LOB: 0 BB: 0 P: 5	R: 0 E: 0 K: 1 S: 6 H: 1 LOB: 1 BB: 0 P: 6	R: 0 E: 0 K: 0 S: 3 H: 1 LOB: 0 BB: 0 P: 3	R: 0 E: 0 K: 0 S: 4 H: 1 LOB: 1 BB: 0 P: 4	R: 0 E: 0 K: 1 S: 7 H: 2 LOB: 2 BB: 0 P: 7	R: 0 E: 1 K: 1 S: 7 H: 1 LOB: 2 BB: 0 P: 7	1B: 9 2B: 0 3B: 0 HR: 0 SF: 0 SAC: 0 DP: 0 HBP: 0						

PITCHER	IP	WLS	BF	H	R	ER	SO	BB	IBB	HBP	BLK	WP	HR	S	P	ERA	WHIP
Marty Pattin, R (1, 1) ERA: 2.95	9.0	W	36	9	1	1	5	0	0	0	0	0	0	46	46	1.00	1.000

PITCHER	IP	WLS	BF	H	R	ER	SO	BB	IBB	HBP	BLK	WP	HR	S	P	ERA	WHIP

BOTTOM

Kansas City Royals @ California Angels

Anaheim Stadium, Anaheim, CA

Thu Jun 26 1975, 10:05 PM EDT

Att. 6,449 - Unknown - 80 F

livebaseballscorecards.com

AB	36
R	1
H	9
RBI	1
BB	0
SO	5
LOB	20

WP: 0 PB: 1 SB: 1 CS: 1 PA: 36

Oakland Athletics @ California Angels

Anaheim Stadium, Anaheim, CA

Fri Jun 27 1975, 10:05 PM EDT

Att. 17,473 - Unknown

TOP

livebaseballscorecards.com

Batter	1	2	3	4	5	6	7	8	9	AB	R	H	RBI	BB	SO	LOB
Bert Campaneris, R (1, 6) OBP: 0.307, SLG: 0.316 Ted Martinez, R (9, 6) OBP: 0.200, SLG: 0.257	4-3 S 1B	F9 ①	K ②	4-3 ①	2B 1B	E 1-2 BB	BB 1B BB	4	2	2	1	2	1	0
								0	0	0	0	0	0	0
Billy Williams, L (1, 10) OBP: 0.342, SLG: 0.382 Bill North, S (7, PR) OBP: 0.378, SLG: 0.306	K 1-2 ①	G3 ②	BB	FC6-4 1B	1B 2B	E6 1-2 2-3	E 1B 1-2 2-3 3-H BB	3	0	1	1	1	1	1
								1	2	0	1	1	0	2
Claudell Washington, L (1, 8) OBP: 0.352, SLG: 0.432	4-3 2-3 ②	E1 1B	K ③	4-3 ①	HBP 2B 1B	K ③	E 1B 1-2 2-H 3-H 1B	6	2	3	3	0	2	5
Reggie Jackson, L (1, 9) OBP: 0.322, SLG: 0.489	K ③	F8 ③			K ①	2B 1-2 HBP	1B 3B E5 1B 1-2 2-3	5	1	1	0	0	2	4
Joe Rudi, R (1, 7) OBP: 0.342, SLG: 0.471 (7, 3) (8, 7)	2B 1B	4-3 ①		K ②	1-3 2-H 2B	E 1B 3-H 1B 1-2 2-H 3-H	6	2	4	4	0	1	0
Gene Tenace, R (1, 3) OBP: 0.425, SLG: 0.521 (7, 2)	K ①	FC6-4 1B		K ③	K ③	E5 WP 1B 1-2 BB K	6	1	1	0	0	4	6
Sal Bando, R (1, 5) OBP: 0.314, SLG: 0.316	F7 ②	F3 ②		K ①	6-3 ①	F3 ①	5	0	0	0	0	1	4
Phil Garner, R (1, 4) OBP: 0.273, SLG: 0.324	1-H 2B	FC6-4 ③ 1-2f		FC6-4 1B	K ②	BB WP 1-2 2-H 1B	5	1	3	2	0	1	1
Ray Fosse, R (1, 2) OBP: 0.082, SLG: 0.063 Angel Mangual, R (7, PH) OBP: 0.182, SLG: 0.167 (7, 7) Don Hopkins, L (8, PR) Jim Holt, L (8, 3) OBP: 0.469, SLG: 0.360	K ③	5-3 ①		FC6-4 ② 1-2f 1B	E E 1B	K 1-2 2-3	2	0	0	0	0	1	1
							2	1	1	0	0	0	1
							0	0	0	0	0	0	0
							1	0	0	0	0	1	2

	AB	R	H	RBI	BB	SO	LOB
	46	12	16	12	4	15	27

Inning Stats	1	2	3	4	5	6	7	8	9
R	0	1	0	0	0	0	4	0	7
E	0	0	1	0	0	0	1	2	2
K	2	2	0	0	2	3	2	2	2
S	8	9	4	4	7	9	12	9	14
H	1	2	1	1	0	0	5	1	5
LOB	1	1	1	1	1	0	2	3	2
BB	0	0	0	0	1	0	0	1	2
P	8	9	4	4	11	9	13	13	22

	1B	SF	WP	PA
	12	0	1	51
	2B 3	SAC 0	PB 0	
	3B 1	DP 0	SB 1	
	HR 0	HBP 1	CS 0	

PITCHER		IP	WLS	BF	H	R	ER	SO	BB	IBB	HBP	BLK	WP	HR	S	P	ERA	WHIP
Andy Hassler, L ERA: 4.65	(1, 1)	6.2	L	31	9	5	5	10	1	0	1	0	0	0	49	54	6.75	1.500
Don Kirkwood, R ERA: 1.39	(7, 1)	1.0		7	2	0	0	2	1	0	0	0	0	0	10	14	0.00	3.000
Mickey Scott, L ERA: 3.47	(8, 1)	0.1		2	1	1	1	1	0	0	0	0	0	0	4	4	27.00	3.000
Dick Lange, R ERA: 3.93	(9, 1)	0.2		7	2	2	0	1	2	0	0	0	1	0	7	15	0.00	6.000
Luis Quintana, L ERA: 6.43	(9, 1)	0.1		4	2	4	0	1	0	0	0	0	0	0	6	6	0.00	6.000

PITCHER		IP	WLS	BF	H	R	ER	SO	BB	IBB	HBP	BLK	WP	HR	S	P	ERA	WHIP

Oakland Athletics @ California Angels

Anaheim Stadium, Anaheim, CA

Fri Jun 27 1975, 10:05 PM EDT

Att. 17,473 - Unknown

BOTTOM

livebaseballscorecards.com

Batter	1	2	3	4	5	6	7	8	9	AB	R	H	RBI	BB	SO	LOB
Dave Collins, S (1, 7) OBP: 0.421, SLG: 0.449	BBBB 4-0 1B 4-3 BB		x 0-0 F8 ①		x 0-0 F9 ③		x 0-0 1-3 ② 1-2 2-3			3	1	0	0	1	0	3
Mickey Rivers, L (1, 8) OBP: 0.339, SLG: 0.373	x 0-0 F9 S 1-3 1B		x 0-0 F6 ②			x 0-0 1B	x 0-0 FC5 ③ 3-H			4	0	2	0	0	0	4
Leroy Stanton, R (1, 9) OBP: 0.360, SLG: 0.454	x 0-0 4-3 ① 1-2 3-H		x 0-0 1-H HR			SSS 0-3 K ①		SSS 0-3 K ①		4	1	1	3	0	2	2
Dave Chalk, R (1, 5) OBP: 0.387, SLG: 0.388	x 0-0 F9 ② 2-3		x 0-0 5-3 ③			SSS 0-3 K ②		x 0-0 4-3 ②		4	0	0	0	0	1	2
Winston Llenas, R (1, 4) OBP: 0.238, SLG: 0.200 Jerry Remy, L (7, 4) OBP: 0.338, SLG: 0.358	x 0-0 F8 ③			x 0-0 F8 ①		x 0-0 L5 ③		BBBB 4-0 FC6 BB		3 0	0 0	0 0	0 0	0 1	0 0	2 0
John Balaz, R (1, 10) OBP: 0.286, SLG: 0.429		x 0-0 F9 ①		x 0-0 4-3 ②			x 0-0 1B E 2B	x 0-0 FC6 ③ 1-2f		4	1	1	0	0	0	1
Andy Etchebarren, R (1, 2) OBP: 0.238, SLG: 0.359 Morris Nettles, L (7, PR) OBP: 0.293, SLG: 0.275 Ellie Rodriguez, R (8, 2) OBP: 0.411, SLG: 0.328		x 0-0 6-3 ②		x 0-0 6-3 ③			x 0-0 1-3 S FC5 2-3 1B		x 0-0 F8 ①	3 0 1	0 0 0	1 0 0	0 0 0	0 0 0	0 0 0	0 0 0
John Doherty, L (1, 3) OBP: 0.259, SLG: 0.280 Tommy Harper, R (7, PH) OBP: 0.322, SLG: 0.333 (8, 3)		x 0-0 4-3 ③			SSS 0-3 K ①		x 0-0 F4 ①		x 0-0 F5 ②	2 2	0 0	0 0	0 0	1 0	0 0	0 2
Billy Smith, S (1, 6) OBP: 0.264, SLG: 0.263 Joe Lahoud, L (9, PH) OBP: 0.382, SLG: 0.416			x 0-0 HR 1B		SSS 0-3 K ②		BBBB 4-0 1-2 3-H 1-3 BB		SSS 0-3 K ③	2 1	1 0	1 0	0 0	1 1	1 0	0 0
Inning Stats	R: 1 E: 0 K: 0 S: 4 H: 1 LOB: 1 BB: 1 P: 8	R: 0 E: 0 K: 0 S: 3 H: 0 LOB: 0 BB: 0 P: 3	R: 2 E: 0 K: 0 S: 5 H: 2 LOB: 0 BB: 0 P: 5	R: 0 E: 0 K: 0 S: 3 H: 0 LOB: 0 BB: 0 P: 3	R: 0 E: 0 K: 2 S: 7 H: 0 LOB: 0 BB: 0 P: 7	R: 0 E: 0 K: 2 S: 8 H: 1 LOB: 1 BB: 0 P: 8	R: 1 E: 0 K: 0 S: 5 H: 2 LOB: 3 BB: 1 P: 9	R: 0 E: 0 K: 1 S: 5 H: 0 LOB: 1 BB: 1 P: 9	R: 0 E: 0 K: 1 S: 5 H: 0 LOB: 0 BB: 0 P: 5	1B: 4 2B: 1 3B: 0 HR: 1	SF: 0 SAC: 0 DP: 0 HBP: 0			WP: 0 PB: 0 SB: 2 CS: 0		PA: 36	

	AB	33
	R	4
	H	6
	RBI	3
	BB	3
	SO	6
	LOB	16

PITCHER		IP	WLS	BF	H	R	ER	SO	BB	IBB	HBP	BLK	WP	HR	S	P	ERA	WHIP
Vida Blue, L ERA: 3.29	(1, 1)	8.0	W	33	6	4	4	5	3	0	0	0	0	1	40	52	4.50	1.125
Rollie Fingers, R ERA: 3.18	(9, 1)	1.0		3	0	0	0	1	0	0	0	0	0	0	5	5	0.00	0.000

PITCHER	IP	WLS	BF	H	R	ER	SO	BB	IBB	HBP	BLK	WP	HR	S	P	ERA	WHIP

Oakland Athletics @ California Angels

Anaheim Stadium, Anaheim, CA

Sat Jun 28 1975, 10:05 PM EDT

Att. 26,465 - Unknown

TOP

livebaseballscorecards.com

Batter	1	2	3	4	5	6	7	8	9	AB	R	H	RBI	BB	SO	LOB
Bert Campaneris, R (1, 6) OBP: 0.316, SLG: 0.322	BBBB 4-0 FC4-6 BB	x 0-0 ③ F9		BBBB 4-0 6-3 G3 WP BB		x 0-0 SH1-3 SF7 2B	BBBB 4-0 BB		x 0-0 ① F9	2	2	1	0	3	0	2
Jim Holt, L (9, PH) OBP: 0.455, SLG: 0.346										1	0	0	0	0	0	1
Ted Martinez, R (9, 6) OBP: 0.200, SLG: 0.257										0	0	0	0	0	0	0
Bill North, S (1, 8) OBP: 0.379, SLG: 0.308	x 0-0 ① FC4-6 1B 1-2f		x 0-0 HR 1B	x 0-0 ① G3 1-2		x 0-0 ① SH1-3 2-3	x 0-0 ③ F7		x 0-0 FC6-4 1B 1-3	5	1	2	0	0	0	5
Claudell Washington, L (1, 7) OBP: 0.348, SLG: 0.428	x 0-0 S 1B 1-3		x 0-0 ① F7	x 0-0 ② 6-3 2-3		x 0-0 ② SF7 3-H		x 0-0 ① F7	x 0-0 ② FC6-4 1-2f 3-H	5	0	1	2	0	0	3
Reggie Jackson, L (1, 9) OBP: 0.326, SLG: 0.515	SSS 0-3 ② K 1-2		x 0-0 HR 1-H	x 0-0 HR 3-H		x 0-0 ③ F3		x 0-0 2B 1B	x 0-0 ③ 4-3	6	3	3	3	0	1	3
Paul Lindblad, L (9, 1)										0	0	0	0	0	0	0
Joe Rudi, R (1, 3) OBP: 0.340, SLG: 0.469	x 0-0 ③ 6-3		SSS 0-3 ② K	x 0-0 ③ 5-3			x 0-0 2B SH5-4 1B	x 0-0 ② 5-3		5	1	1	0	0	1	3
Gene Tenace, R (1, 2) OBP: 0.426, SLG: 0.516		x 0-0 ① F6	BBBB 4-0 BB		SSS 0-3 ① K	x 0-0 ① SH5-4 2-3		BBBB 4-0 E 1B BB		2	0	0	0	2	1	0
Ray Fosse, R (9, 2) OBP: 0.082, SLG: 0.063										0	0	0	0	0	0	0
Billy Williams, L (1, 10) OBP: 0.344, SLG: 0.381		x 0-0 ② F8	SSS 0-3 ③ K		x 0-0 5-3 1B	BBBB 4-0 1B BB		x 0-0 E7 1-3 2-H 1B		3	0	1	0	1	1	1
Don Hopkins, L (7, PR)										0	0	0	0	0	0	0
Angel Mangual, R (8, PH) OBP: 0.200, SLG: 0.186										1	0	1	1	0	0	0
(9, 9)																
Sal Bando, R (1, 5) OBP: 0.319, SLG: 0.316		BBBB 4-0 1B BB		BBBB 4-0 HR BB	x 0-0 ② 5-3 1-2		x 0-0 1B 1-3 3-H	x 0-0 ③ 6-3		3	1	1	1	2	0	3
Phil Garner, R (1, 4) OBP: 0.280, SLG: 0.344		x 0-0 1-2 1B		x 0-0 1-H HR	SSS 0-3 ③ K		x 0-0 ② 1-3		x 0-0 1B FC6-4 1B	5	2	3	2	0	1	4

Inning Stats	1	2	3	4	5	6	7	8	9
	R: 0 E: 0 K: 1 S: 6	R: 0 E: 0 K: 0 S: 4	R: 2 E: 0 K: 2 S: 9	R: 4 E: 0 K: 0 S: 5	R: 0 E: 0 K: 2 S: 8	R: 1 E: 0 K: 0 S: 4	R: 1 E: 0 K: 0 S: 5	R: 1 E: 1 K: 0 S: 5	R: 1 E: 0 K: 0 S: 5
	H: 1 LOB: 2 BB: 1 P: 10	H: 1 LOB: 2 BB: 1 P: 8	H: 2 LOB: 1 BB: 1 P: 13	H: 2 LOB: 0 BB: 2 P: 13	H: 1 LOB: 1 BB: 0 P: 8	H: 1 LOB: 0 BB: 0 P: 4	H: 2 LOB: 3 BB: 2 P: 13	H: 2 LOB: 2 BB: 1 P: 9	H: 2 LOB: 1 BB: 0 P: 5

AB	38
R	10
H	14
RBI	9
BB	8
SO	5
LOB	25

1B: 8	SF: 1	WP: 1	PA: 49
2B: 3	SAC: 2	PB: 0	
3B: 0	DP: 0	SB: 1	
HR: 3	HBP: 0	CS: 0	

PITCHER	IP	WLS	BF	H	R	ER	SO	BB	IBB	HBP	BLK	WP	HR	S	P	ERA	WHIP
Bill Singer, R (1, 1) ERA: 4.43	6.1	L	33	9	8	8	5	5	0	0	0	1	3	38	58	11.37	2.211
Luis Quintana, L (7, 1) ERA: 6.43	0.0		2	1	0	0	0	1	0	0	0	0	0	1	5	∞	∞
Dick Lange, R (7, 1) ERA: 4.21	2.0		12	4	2	2	0	2	0	0	0	0	0	10	18	9.00	3.000
Mickey Scott, L (9, 1) ERA: 3.38	0.2		2	0	0	0	0	0	0	0	0	0	0	2	2	0.00	0.000

PITCHER	IP	WLS	BF	H	R	ER	SO	BB	IBB	HBP	BLK	WP	HR	S	P	ERA	WHIP

Batter	1	2	3	4	5	6	7	8	9	AB	R	H	RBI	BB	SO	LOB
Dave Collins, S (1, 7) OBP: 0.420, SLG: 0.438	1B		F9	G3			BB		5-3	4	1	1	0	1	0	1
Mickey Rivers, L (1, 8) OBP: 0.339, SLG: 0.373	1B		1B		4-3		F4		F4	5	2	2	1	0	0	1
John Doherty, L (1, 3) OBP: 0.300, SLG: 0.357	F8		2B		1B		BB		2B	3	1	2	1	0	0	1
Tommy Harper, R (7, PH) OBP: 0.328, SLG: 0.341 (8, 3)										1	0	1	0	1	0	0
Joe Lahoud, L (1, 10) OBP: 0.375, SLG: 0.406	F2		3-1		F4		F9		K	3	0	0	0	0	0	3
John Balaz, R (7, PH) OBP: 0.222, SLG: 0.333										2	0	0	0	0	1	3
Leroy Stanton, R (1, 9) OBP: 0.363, SLG: 0.455	E5		1B		1B		K			4	0	2	1	0	1	2
Dave Chalk, R (1, 5) OBP: 0.382, SLG: 0.381	F7		K		G3				F3	4	0	0	0	0	1	4
Ellie Rodriguez, R (1, 2) OBP: 0.406, SLG: 0.320		F9		6-3		F8		BB		3	0	0	0	1	0	0
Rudy Meoli, L (1, 4) OBP: 0.365, SLG: 0.283		5-3		BB		F8		F4		1	0	0	0	1	0	0
Winston Llenas, R (6, PH) OBP: 0.231, SLG: 0.193 (7, 4)										2	0	0	0	0	0	1
Billy Smith, S (1, 6) OBP: 0.257, SLG: 0.255		K		F8		5-3		4-3		4	0	0	0	0	1	2
Inning Stats	R: 2 E: 1 K: 0 S: 6 H: 2 LOB: 1 BB: 0 P: 6	R: 0 E: 0 K: 1 S: 5 H: 0 LOB: 0 BB: 0 P: 5	R: 2 E: 0 K: 1 S: 8 H: 3 LOB: 1 BB: 0 P: 8	R: 0 E: 0 K: 0 S: 3 H: 0 LOB: 1 BB: 1 P: 7	R: 0 E: 0 K: 0 S: 5 H: 2 LOB: 2 BB: 0 P: 5	R: 0 E: 0 K: 0 S: 3 H: 0 LOB: 0 BB: 0 P: 3	R: 0 E: 0 K: 1 S: 5 H: 0 LOB: 2 BB: 2 P: 13	R: 0 E: 0 K: 0 S: 3 H: 0 LOB: 1 BB: 1 P: 7	R: 0 E: 0 K: 1 S: 6 H: 1 LOB: 1 BB: 0 P: 6	1B: 6 2B: 2 3B: 0 HR: 0 SF: 0 SAC: 0 DP: 0 HBP: 0						

PITCHER	IP	WLS	BF	H	R	ER	SO	BB	IBB	HBP	BLK	WP	HR	S	P	ERA	WHIP
Dick Bosman, R (1, 1) ERA: 4.02	5.0	W	24	7	4	3	2	1	0	0	0	0	0	27	31	5.40	1.600
Paul Lindblad, L (6, 1) ERA: 2.51	4.0	S	16	1	0	0	2	3	0	0	0	0	0	17	29	0.00	1.000
Paul Lindblad, L (9, 1) ERA: 2.51	4.0	S	16	1	0	0	2	3	0	0	0	0	0	17	29	0.00	1.000

PITCHER	IP	WLS	BF	H	R	ER	SO	BB	IBB	HBP	BLK	WP	HR	S	P	ERA	WHIP

BOTTOM

Oakland Athletics @ California Angels

Anaheim Stadium, Anaheim, CA

Sat Jun 28 1975, 10:05 PM EDT

Att. 26,465 - Unknown

livebaseballscorecards.com

AB	36
R	4
H	8
RBI	3
BB	4
SO	4
LOB	18

Oakland Athletics @ California Angels

Anaheim Stadium, Anaheim, CA

Sun Jun 29 1975, 6:33 AM EDT

Att. 16,954 - Unknown

TOP

livebaseballscorecards.com

Batter	1	2	3	4	5	6	7	8	9	AB	R	H	RBI	BB	SO	LOB
Bert Campaneris, R (1, 6) OBP: 0.324, SLG: 0.328	BBBB 4-0 SH3-4 E BB		x 0-0 E8 SF7 1B		x 0-0 1-3 HBP 1B 1B	x 0-0 ② 2-3 1-2		x 0-0 1B FC6-4 1B		4	3	3	0	1	0	1
Bill North, S (1, 8) OBP: 0.387, SLG: 0.313	x 0-0 ① SH3-4 1-3		BBBB 4-0 S BB		H 1-0 1B 1-2 HBP	x 0-0 4-5 E 2-H 1B		x 0-0 FC6-4 1-3 1B		2	0	2	1	1	0	0
Claudell Washington, L (1, 9) OBP: 0.346, SLG: 0.426	x 0-0 ② 6-3		x 0-0 ② SF7 3-H		x 0-0 S 1-3 2-H 3-H 1B	0-0 ③ 4-5 1-3	SSS 0-3 ① K	x 0-0 ② FC6-4 S 1-2f 3B 3-H		4	1	1	4	0	1	2
Reggie Jackson, L (1, 10) OBP: 0.333, SLG: 0.513	BBBB 4-0 FC5-4 BB		BBBB 4-0 1-2 BB		BBBB 4-0 1-2 BB		SSS 0-3 ② K	BBBB 4-0 3B 1-2 BB		1	1	0	0	4	1	0
Joe Rudi, R (1, 7) OBP: 0.341, SLG: 0.475	x 0-0 ③ FC5-4 1-2f		x 0-0 ③ F8		x 0-0 ① P9		x 0-0 BB BB 1B	x 0-0 1-H 2-H 3B		5	0	2	2	0	0	7
Gene Tenace, R (1, 3) OBP: 0.422, SLG: 0.507		x 0-0 ① F6		x 0-0 ① 1-3	SSS 0-3 ② K		BBBB 4-0 1-2 BB BB	x 0-0 ③ F4		4	0	0	0	1	1	4
Sal Bando, R (1, 5) OBP: 0.323, SLG: 0.319 Don Hopkins, L (9, PR) Tommy Sandt, R (9, 4)		x 0-0 ② F5		x 0-0 G4-3 1B	x 0-0 ③ F5		BBBB 4-0 FC6-4 1-2 2-3 BB		x 0-0 FC4-6 1B	4 0 0	0 0 0	2 0 0	0 0 0	1 0 0	0 0 0	3 0 0
Phil Garner, R (1, 4) OBP: 0.280, SLG: 0.342 Billy Williams, L (9, PH) OBP: 0.343, SLG: 0.380 Ted Martinez, R (9, PR) OBP: 0.200, SLG: 0.257 (9, 5)		SSS 0-3 ③ K		x 0-0 ② ③ G4-3 1-2f		x 0-0 2-3 1B 1B	x 0-0 ③ FC6-4 1-2f		x 0-0 ① FC4-6 G4-6-3 1-2f	4 1 0	1 0 0	1 0 0	0 0 0	0 0 0	1 0 0	4 1 0
Ray Fosse, R (1, 2) OBP: 0.113, SLG: 0.096 Jim Holt, L (9, PH) OBP: 0.441, SLG: 0.333 Larry Haney, R (9, 2)			x 0-0 ① 1B		x 0-0 1B 1B 1B	x 0-0 ① F7		x 0-0 ① L6	x 0-0 ② ③ G4-6-3 1-2f	4 1 0	1 0 0	2 0 0	0 0 0	0 0 0	0 0 0	1 1 0

Inning Stats	1	2	3	4	5	6	7	8	9
	R: 0 E: 1 K: 0 S: 3	R: 0 E: 0 K: 1 S: 5	R: 1 E: 1 K: 0 S: 4	R: 0 E: 0 K: 0 S: 3	R: 2 E: 0 K: 1 S: 8	R: 1 E: 1 K: 0 S: 4	R: 0 E: 0 K: 2 S: 8	R: 3 E: 0 K: 0 S: 6	R: 0 E: 0 K: 0 S: 3
	H: 0 LOB: 2 BB: 2 P: 11	H: 0 LOB: 0 BB: 0 P: 5	H: 2 LOB: 2 BB: 2 P: 12	H: 1 LOB: 0 BB: 0 P: 3	H: 3 LOB: 3 BB: 1 P: 13	H: 2 LOB: 1 BB: 0 P: 4	H: 1 LOB: 3 BB: 2 P: 16	H: 3 LOB: 1 BB: 1 P: 10	H: 1 LOB: 1 BB: 0 P: 3

	AB	34
	R	7
	H	13
	RBI	7
	BB	8
	SO	4
	LOB	24

	1B: 12	SF: 1
	2B: 0	SAC: 1
	3B: 1	DP: 2
	HR: 0	HBP: 1

	WP: 0	PA: 45
	PB: 0	
	SB: 3	
	CS: 0	

PITCHER		IP	WLS	BF	H	R	ER	SO	BB	IBB	HBP	BLK	WP	HR	S	P	ERA	WHIP
Nolan Ryan, R ERA: 2.91	(1, 1)	6.2	L	35	9	4	3	4	7	0	1	0	0	0	34	63	4.05	2.400
Don Kirkwood, R ERA: 1.89	(7, 1)	2.1		11	4	3	3	0	1	0	0	0	0	0	10	14	11.57	2.143

PITCHER	IP	WLS	BF	H	R	ER	SO	BB	IBB	HBP	BLK	WP	HR	S	P	ERA	WHIP

Batter	1	2	3	4	5	6	7	8	9	AB	R	H	RBI	BB	SO	LOB
Dave Collins, S (1, 7) OBP: 0.412, SLG: 0.421	F9		1-3			BB, 1-2, B1-3	F8			3	0	0	0	1	0	2
Mickey Rivers, L (1, 8) OBP: 0.335, SLG: 0.368	F9		F9			B1-3, 1-2, 2-3		4-3		4	0	0	0	0	0	2
Tommy Harper, R (1, 10) OBP: 0.327, SLG: 0.344	2B, 2B			F3		F3		F8		4	1	1	0	0	0	2
Leroy Stanton, R (1, 9) OBP: 0.366, SLG: 0.459	2-H, 2B			F9		HBP, FC5-4		F9		3	0	1	1	0	0	0
Dave Chalk, R (1, 5) OBP: 0.377, SLG: 0.375	F4			L3		FC5-4, 1-2f			K	4	0	0	0	0	1	4
Winston Llenas, R (1, 4) OBP: 0.217, SLG: 0.180		F7			L6		6-3		F6	4	0	0	0	0	0	0
Andy Etchebarren, R (1, 2) OBP: 0.227, SLG: 0.341 Ellie Rodriguez, R (7, 2) OBP: 0.401, SLG: 0.315		4-3			F8		2-3		6-3	2 2	0 0	0 0	0 0	0 0	0 0	0 0
John Doherty, L (1, 3) OBP: 0.303, SLG: 0.333		K			6-3		BB			2	0	0	0	1	1	0
Billy Smith, S (1, 6) OBP: 0.265, SLG: 0.254			F9			BB, B1-3	BB, 1-2			1	0	0	0	2	0	0
Inning Stats	R: 1 E: 0 K: 0 S: 5 H: 2 LOB: 1 BB: 0 P: 5	R: 0 E: 0 K: 1 S: 5 H: 0 LOB: 0 BB: 0 P: 5	R: 0 E: 0 K: 0 S: 3 H: 0 LOB: 0 BB: 0 P: 3	R: 0 E: 0 K: 0 S: 3 H: 0 LOB: 0 BB: 0 P: 3	R: 0 E: 0 K: 0 S: 3 H: 0 LOB: 0 BB: 0 P: 3	R: 0 E: 0 K: 0 S: 3 H: 0 LOB: 3 BB: 2 P: 12	R: 0 E: 0 K: 0 S: 3 H: 0 LOB: 2 BB: 2 P: 11	R: 0 E: 0 K: 0 S: 3 H: 0 LOB: 0 BB: 0 P: 3	R: 0 E: 0 K: 1 S: 5 H: 0 LOB: 0 BB: 0 P: 5	1B: 0 2B: 2 3B: 0 HR: 0	SF: 0 SAC: 0 DP: 0 HBP: 1						

PITCHER		IP	WLS	BF	H	R	ER	SO	BB	IBB	HBP	BLK	WP	HR	S	P	ERA	WHIP
Ken Holtzman, L ERA: 3.14	(1, 1)	6.2	W	27	2	1	1	1	4	0	1	0	0	0	24	41	1.35	0.900
Rollie Fingers, R ERA: 3.06	(7, 1)	2.1	S	7	0	0	0	1	0	0	0	0	0	0	9	9	0.00	0.000

PITCHER	IP	WLS	BF	H	R	ER	SO	BB	IBB	HBP	BLK	WP	HR	S	P	ERA	WHIP

BOTTOM

Oakland Athletics @ California Angels

Anaheim Stadium, Anaheim, CA

Sun Jun 29 1975, 6:33 AM EDT

Att. 16,954 - Unknown

livebaseballscorecards.com

AB	29
R	1
H	2
RBI	1
BB	4
SO	2
LOB	10

1B: 0	SF: 0	WP: 0	PA: 34
2B: 2	SAC: 0	PB: 0	
3B: 0	DP: 0	SB: 0	
HR: 0	HBP: 1	CS: 0	

Batter	1	2	3	4	5	6	7	8	9	AB	R	H	RBI	BB	SO	LOB
Morris Nettles, L (1, 8) OBP: 0.291, SLG: 0.273	1B FC6-4		P5			F7			E6 BB 1B 2B	5	2	1	0	0	0	3
Dave Collins, S (1, 7) OBP: 0.411, SLG: 0.420	1B 1B	F9		CS 1B		FC5-4 1-2f			F8	5	1	2	0	0	0	2
Jerry Remy, L (1, 4) OBP: 0.339, SLG: 0.359	1B 1B	P6		K 1-2			F7		BB 2B	5	2	2	1	0	1	1
Joe Lahoud, L (1, 10) OBP: 0.382, SLG: 0.405	1B HR	BB		G3			K		2B 4-3	3	2	1	1	2	1	0
Leroy Stanton, R (1, 9) OBP: 0.377, SLG: 0.468	HR	BB			F9		FC6		4-3	3	2	2	3	2	0	0
John Doherty, L (1, 3) OBP: 0.289, SLG: 0.400	HR	K			F6		FC6		4-3	5	1	1	4	0	1	4
Dave Chalk, R (1, 5) OBP: 0.380, SLG: 0.379	P4		G4-3 1B		5-3			FC4-6 1B	1B	5	0	3	1	0	0	0
Ellie Rodriguez, R (1, 2) OBP: 0.395, SLG: 0.305	FC4-6 BB		G4-3			1-3		FC4-6 CS	F8	4	0	0	0	1	0	3
Rudy Meoli, L (1, 6) OBP: 0.375, SLG: 0.271	FC4-6 FC6-4		BB			FC5-4 BB		K		2	0	0	0	2	1	2
Inning Stats	R: 6 E: 0 K: 0 S: 9 H: 6 LOB: 1 BB: 1 P: 13	R: 0 E: 0 K: 1 S: 5 H: 0 LOB: 2 BB: 2 P: 13	R: 0 E: 0 K: 0 S: 3 H: 1 LOB: 1 BB: 1 P: 7	R: 0 E: 0 K: 1 S: 5 H: 1 LOB: 0 BB: 0 P: 5	R: 0 E: 0 K: 0 S: 3 H: 0 LOB: 0 BB: 0 P: 3	R: 0 E: 0 K: 0 S: 3 H: 0 LOB: 1 BB: 1 P: 7	R: 0 E: 0 K: 1 S: 5 H: 0 LOB: 1 BB: 1 P: 9	R: 0 E: 0 K: 1 S: 5 H: 1 LOB: 0 BB: 0 P: 5	R: 4 E: 1 K: 0 S: 7 H: 3 LOB: 1 BB: 1 P: 11	1B: 10 2B: 1 3B: 0 HR: 1 SF: 0 SAC: 0 DP: 1 HBP: 0						

PITCHER		IP	WLS	BF	H	R	ER	SO	BB	IBB	HBP	BLK	WP	HR	S	P	ERA	WHIP
Ray Corbin, R ERA: 4.87	(1, 1)	0.0	L	6	6	6	6	0	0	0	0	0	0	1	6	6	∞	∞
Vic Albury, L ERA: 3.88	(1, 1)	9.0		38	6	4	1	4	7	0	0	0	0	0	39	67	1.00	1.444

PITCHER	IP	WLS	BF	H	R	ER	SO	BB	IBB	HBP	BLK	WP	HR	S	P	ERA	WHIP

TOP

California Angels @ Minnesota Twins

Metropolitan Stadium, Bloomington , MI

Mon Jun 30 1975, 8:05 PM EDT

Att. 7,033 - Unknown - 85 F

livebaseballscorecards.com

AB	37
R	10
H	12
RBI	10
BB	7
SO	4
LOB	15

WP: 0 PB: 0 SB: 0 CS: 2 PA: 44

Batter	1	2	3	4	5	6	7	8	9	AB	R	H	RBI	BB	SO	LOB
Jerry Terrell, R (1, 6) OBP: 0.348, SLG: 0.375	4-3		BB		K		2B		4-3	4	1	1	0	1	1	2
Rod Carew, L (1, 4) OBP: 0.429, SLG: 0.533	HR		K		L7		2B			4	1	2	2	0	1	2
Dan Ford, R (1, 8) OBP: 0.338, SLG: 0.460	K		1B			K	K			4	0	1	0	0	3	1
Tony Oliva, L (1, 10) OBP: 0.354, SLG: 0.369	K		1-3			FC5-4 1B HBP		F7		3	0	0	0	0	1	2
Steve Brye, R (1, 9) OBP: 0.332, SLG: 0.425		G5-4-3 1B		K		FC5-4 1-2 1B		K		4	0	2	0	0	2	0
Eric Soderholm, R (1, 5) OBP: 0.362, SLG: 0.360		G5-4-3 1-2f		6-3		FC5-4 1-2f 2-3		5-3		4	0	0	0	0	0	3
Lyman Bostock, L (1, 7) OBP: 0.267, SLG: 0.273		6-3		K		K			4-3	4	0	0	0	0	2	2
Glenn Borgmann, R (1, 2) OBP: 0.306, SLG: 0.289			HR		1B		K		BB	3	1	2	1	1	1	0
Tom Kelly, L (1, 3) OBP: 0.259, SLG: 0.246			K		K		K		K	1	0	0	0	0	1	0
Danny Walton, R (5, PH) OBP: 0.224, SLG: 0.273 (6, 3)										3	0	0	0	0	3	2
Inning Stats	R: 1 E: 0 K: 2 S: 8 H: 1 LOB: 0 BB: 0 P: 8	R: 0 E: 0 K: 0 S: 3 H: 1 LOB: 0 BB: 0 P: 3	R: 1 E: 0 K: 2 S: 9 H: 2 LOB: 2 BB: 1 P: 13	R: 0 E: 0 K: 2 S: 7 H: 0 LOB: 0 BB: 0 P: 7	R: 0 E: 0 K: 2 S: 8 H: 1 LOB: 1 BB: 0 P: 8	R: 0 E: 0 K: 2 S: 8 H: 1 LOB: 2 BB: 0 P: 9	R: 1 E: 0 K: 3 S: 11 H: 2 LOB: 1 BB: 0 P: 11	R: 0 E: 0 K: 1 S: 5 H: 0 LOB: 0 BB: 0 P: 5	R: 0 E: 0 K: 1 S: 5 H: 0 LOB: 1 BB: 1 P: 9	1B: 4 2B: 2 3B: 0 HR: 2 SF: 0 SAC: 0 DP: 1 HBP: 1	WP: 0 PB: 0 SB: 0 CS: 0 PA: 37					

PITCHER	IP	WLS	BF	H	R	ER	SO	BB	IBB	HBP	BLK	WP	HR	S	P	ERA	WHIP
Frank Tanana, L (1, 1) ERA: 3.21	9.0	W	37	8	3	3	15	2	0	1	0	0	2	64	73	3.00	1.111

PITCHER	IP	WLS	BF	H	R	ER	SO	BB	IBB	HBP	BLK	WP	HR	S	P	ERA	WHIP

BOTTOM

California Angels @ Minnesota Twins

Metropolitan Stadium, Bloomington , MI

Mon Jun 30 1975, 8:05 PM EDT

Att. 7,033 - Unknown - 85 F

livebaseballscorecards.com

AB	34
R	3
H	8
RBI	3
BB	2
SO	15
LOB	14

Batter	1	2	3	4	5	6	7	8	9	10	AB	R	H	RBI	BB	SO	LOB
Morris Nettles, L (1, 8) OBP: 0.294, SLG: 0.276	K		1-3			E S SF9 1B		S 1B		G3	5	1	2	0	0	1	0
Dave Collins, S (1, 7) OBP: 0.389, SLG: 0.400	K			K		SF9 1-H		G3 1-2		1-3	4	0	0	1	0	2	1
Jerry Remy, L (1, 4) OBP: 0.338, SLG: 0.357	4-3			4-3		5-3			SH5-3 1B 5-3 1B		4	0	1	0	0	0	0
Tommy Harper, R (9, PR) OBP: 0.327, SLG: 0.344 (9, 3)											0	1	0	0	0	0	0
Joe Lahoud, L (1, 10) OBP: 0.379, SLG: 0.400		K		P6		3-1			1-2 SH5-3 1B 1B		4	0	1	0	0	1	0
Billy Smith, S (9, PR) OBP: 0.265, SLG: 0.254											0	0	0	0	0	0	0
Leroy Stanton, R (1, 9) OBP: 0.381, SLG: 0.486		BB 1B			HR		4-3		1-2 2-3 SH5-3		2	1	1	1	1	0	0
John Doherty, L (1, 3) OBP: 0.317, SLG: 0.421		1-2 G6-4-3 1B			SH1-3 1B		F7		3-H 5-3		3	0	2	0	0	0	0
Winston Llenas, R (9, PH) OBP: 0.214, SLG: 0.177 (9, 4)											1	0	0	1	0	0	2
Dave Chalk, R (1, 5) OBP: 0.380, SLG: 0.379		1-2f G6-4-3			1-2 SH1-3		6-3		2-H 1B		3	0	1	0	0	0	2
Ellie Rodriguez, R (1, 2) OBP: 0.392, SLG: 0.326			3-1		F9			5-3		HR	4	1	1	1	0	0	1
Rudy Meoli, L (1, 6) OBP: 0.350, SLG: 0.250			4-3		G3			F7		4-3	4	0	0	0	0	0	1
Inning Stats	R: 0 E: 0 K: 2 S: 7 H: 0 LOB: 0 BB: 0 P: 7	R: 0 E: 0 K: 1 S: 5 H: 1 LOB: 1 BB: 1 P: 9	R: 0 E: 0 K: 0 S: 3 H: 0 LOB: 0 BB: 0 P: 3	R: 0 E: 0 K: 1 S: 5 H: 0 LOB: 0 BB: 0 P: 5	R: 1 E: 0 K: 0 S: 5 H: 2 LOB: 1 BB: 0 P: 5	R: 1 E: 0 K: 0 S: 4 H: 1 LOB: 0 BB: 0 P: 4	R: 0 E: 0 K: 0 S: 3 H: 0 LOB: 0 BB: 0 P: 3	R: 0 E: 0 K: 0 S: 4 H: 1 LOB: 1 BB: 0 P: 4	R: 1 E: 0 K: 0 S: 5 H: 3 LOB: 2 BB: 0 P: 5	R: 1 E: 0 K: 0 S: 4 H: 1 LOB: 0 BB: 0 P: 4	1B: 7 2B: 0 3B: 0 HR: 2 SF: 1 SAC: 2 DP: 1 HBP: 0						

PITCHER	IP	WLS	BF	H	R	ER	SO	BB	IBB	HBP	BLK	WP	HR	S	P	ERA	WHIP
Dave Goltz, R (1, 1) ERA: 3.38	8.1		32	7	3	2	4	1	0	0	0	0	1	39	43	2.16	0.960
Tom Burgmeier, L (9, 1) ERA: 2.8	1.2	L	6	2	1	1	0	0	0	0	0	0	1	6	6	5.40	1.200

PITCHER	IP	WLS	BF	H	R	ER	SO	BB	IBB	HBP	BLK	WP	HR	S	P	ERA	WHIP

TOP

California Angels @ Minnesota Twins

Metropolitan Stadium, Bloomington , MI

Tue Jul 01 1975, 8:05 PM EDT

Unknown - 88 F

livebaseballscorecards.com

AB	34
R	4
H	9
RBI	4
BB	1
SO	4
LOB	7

WP: 0 PB: 0 SB: 2 CS: 0 PA: 38

Batter	1	2	3	4	5	6	7	8	9	10	AB	R	H	RBI	BB	SO	LOB
Lyman Bostock, L (1, 7) OBP: 0.262, SLG: 0.267	E FC7-2 1B		5-3		4-3		4-3		K		5	0	1	0	0	1	2
Rod Carew, L (1, 4) OBP: 0.432, SLG: 0.534	FC7-2 1-H		S 1B			F8 S 1B		S HR 1B		1-3	5	1	3	0	0	0	1
Dan Ford, R (1, 8) OBP: 0.340, SLG: 0.455	L6		K 1-2			F8 1-3		1-2 HR HBP		1B 1B	4	1	1	0	0	1	2
John Briggs, L (1, 3) OBP: 0.440, SLG: 0.474		F9		FC6-4 1B		P6		1-H 2-H HR		K	5	1	2	3	0	1	2
Tony Oliva, L (1, 10) OBP: 0.350, SLG: 0.364		6-3		FC6-4 1-2f		3-1		F8		1-3 1B	5	0	1	0	0	0	2
Luis Gomez, R (10, PR) OBP: 0.217, SLG: 0.143											0	0	0	0	0	0	0
Steve Brye, R (1, 9) OBP: 0.328, SLG: 0.425		2B		F8			4-3	6-3		1-3	5	0	1	0	0	0	3
Eric Soderholm, R (1, 5) OBP: 0.364, SLG: 0.359		BB		K			1B 1B	5-3			3	0	1	0	1	1	1
Glenn Borgmann, R (1, 2) OBP: 0.302, SLG: 0.284		K			L8		K		6-3		3	0	0	0	0	2	3
Steve Braun, L (9, PH) OBP: 0.387, SLG: 0.457											1	0	0	0	0	0	0
Phil Roof, R (10, 2) OBP: 0.200, SLG: 0.077											0	0	0	0	0	0	0
Jerry Terrell, R (1, 6) OBP: 0.343, SLG: 0.368			P3		6-3		1-3 1B		4-3		4	0	1	0	0	0	0
Inning Stats	R: 0 H: 1 E: 1 LOB: 0 K: 0 BB: 0 S: 3 P: 3	R: 0 H: 1 E: 0 LOB: 2 K: 1 BB: 1 S: 6 P: 10	R: 0 H: 1 E: 0 LOB: 1 K: 1 BB: 0 S: 6 P: 6	R: 0 H: 1 E: 0 LOB: 1 K: 1 BB: 0 S: 6 P: 6	R: 0 H: 0 E: 0 LOB: 0 K: 0 BB: 0 S: 3 P: 3	R: 0 H: 1 E: 0 LOB: 1 K: 0 BB: 0 S: 4 P: 4	R: 0 H: 2 E: 0 LOB: 2 K: 1 BB: 0 S: 7 P: 7	R: 3 H: 2 E: 0 LOB: 0 K: 0 BB: 0 S: 5 P: 6	R: 0 H: 0 E: 0 LOB: 0 K: 1 BB: 0 S: 5 P: 5	R: 0 H: 2 E: 0 LOB: 2 K: 1 BB: 0 S: 7 P: 7	1B: 9 SF: 0 2B: 2 SAC: 0 3B: 0 DP: 1 HR: 1 HBP: 1						

PITCHER		IP	WLS	BF	H	R	ER	SO	BB	IBB	HBP	BLK	WP	HR	S	P	ERA	WHIP
Ed Figueroa, R ERA: 2.18	(1, 1)	7.0		30	8	2	2	4	1	0	1	0	0	0	36	41	2.57	1.286
Mickey Scott, L ERA: 3.6	(8, 1)	1.0		4	1	1	1	0	0	0	0	0	0	1	4	4	9.00	1.000
Dick Lange, R ERA: 3.99	(9, 1)	2.0	W	8	2	0	0	2	0	0	0	0	0	0	12	12	0.00	1.000

PITCHER	IP	WLS	BF	H	R	ER	SO	BB	IBB	HBP	BLK	WP	HR	S	P	ERA	WHIP

BOTTOM

California Angels @ Minnesota Twins

Metropolitan Stadium, Bloomington , MI

Tue Jul 01 1975, 8:05 PM EDT

Unknown - 88 F

livebaseballscorecards.com

AB	40
R	3
H	11
RBI	3
BB	1
SO	6
LOB	16

WP: 0 PA: 42
PB: 0
SB: 3
CS: 0

California Angels @ Minnesota Twins

Metropolitan Stadium, Bloomington , MI

Tue Jul 01 1975, 8:05 PM EDT

Att. 7,109 - Unknown

TOP

livebaseballscorecards.com

Batter	1	2	3	4	5	6	7	8	9	AB	R	H	RBI	BB	SO	LOB
Morris Nettles, L (1, 8) (8, 7) OBP: 0.292, SLG: 0.274	G3			K		2B E 1B	FC4 BB 1-2f 2-3		6-3	5	1	1	0	0	1	2
Dave Collins, S (1, 7) OBP: 0.394, SLG: 0.398	G3			S 1B		F8	BBBB 1-2 BB			3	0	1	0	1	0	1
Mickey Rivers, L (8, 8) OBP: 0.335, SLG: 0.368										0	0	0	0	0	0	0
John Doherty, L (1, 3) OBP: 0.311, SLG: 0.429	4-3			F7 1-2		E SF9 2B 1-3	F7			4	1	1	0	0	0	4
Joe Lahoud, L (1, 10) OBP: 0.370, SLG: 0.388		F9		K		E3 2-3 3-H		P4		4	0	0	1	0	1	2
Leroy Stanton, R (1, 9) OBP: 0.380, SLG: 0.486		6-3			E 1B	SF9 3-H		FC4 1B		2	1	1	1	0	0	0
Bob Allietta, R (6, 2) OBP: 0.241, SLG: 0.250										1	0	1	0	0	0	0
Dave Chalk, R (1, 5) OBP: 0.380, SLG: 0.378		K			E5 1-H 1B	F7		FC4 1-2f		3	0	1	0	0	1	1
Billy Smith, S (6, 5) OBP: 0.263, SLG: 0.252										1	0	0	0	0	0	1
Winston Llenas, R (1, 4) OBP: 0.216, SLG: 0.182			FC6-4 1B		F7		5-3	F3		4	0	1	0	0	0	2
Ellie Rodriguez, R (1, 2) OBP: 0.393, SLG: 0.323			FC6-4 1-2f G3-6-1		BBBB G4-3 BB		FC4 BB 1B		L7	1	0	0	0	1	0	1
John Balaz, R (6, 9) OBP: 0.273, SLG: 0.364										2	0	1	0	0	0	0
Rudy Meoli, L (1, 6) OBP: 0.344, SLG: 0.236			G3-6-1 1-2f		G4-3 1-2f		BBBB FC4 1-2 BB		3-1	3	0	0	0	1	0	3

Inning Stats	R: 0 E: 0 K: 0 S: 3	H: 0 LOB: 0 BB: 0 P: 3	R: 0 E: 0 K: 1 S: 5	H: 0 LOB: 0 BB: 0 P: 5	R: 0 E: 0 K: 0 S: 3	H: 1 LOB: 0 BB: 0 P: 3	R: 0 E: 0 K: 2 S: 8	H: 1 LOB: 1 BB: 0 P: 8	R: 1 E: 1 K: 0 S: 4	H: 2 LOB: 1 BB: 1 P: 8	R: 2 E: 1 K: 0 S: 6	H: 2 LOB: 1 BB: 0 P: 6	R: 0 E: 0 K: 0 S: 4	H: 1 LOB: 3 BB: 2 P: 12	R: 0 E: 0 K: 0 S: 4	H: 1 LOB: 1 BB: 0 P: 4	R: 0 E: 0 K: 0 S: 3	H: 0 LOB: 0 BB: 0 P: 3	1B: 7 2B: 1 3B: 0 HR: 0	SF: 1 SAC: 0 DP: 2 HBP: 0	WP: 0 PB: 0 SB: 1 CS: 0	PA: 37

	AB	33
	R	3
	H	8
	RBI	2
	BB	3
	SO	3
	LOB	17

PITCHER	IP	WLS	BF	H	R	ER	SO	BB	IBB	HBP	BLK	WP	HR	S	P	ERA	WHIP
Mark Wiley, R (1, 1) ERA: 2.51	9.0	W	37	8	3	1	3	3	0	0	0	0	0	40	52	1.00	1.222

PITCHER	IP	WLS	BF	H	R	ER	SO	BB	IBB	HBP	BLK	WP	HR	S	P	ERA	WHIP

BOTTOM

California Angels @ Minnesota Twins

Metropolitan Stadium, Bloomington , MI

Tue Jul 01 1975, 8:05 PM EDT

Att. 7,109 - Unknown

Batter	1	2	3	4	5	6	7	8	9	AB	R	H	RBI	BB	SO	LOB
Dan Ford, R (1, 8) OBP: 0.360, SLG: 0.479	0-0 1B SH2-3 FC3-6 1B		0-0 6-3 1-3 WP 2B	1-0 2B HBP		0-0 1B 2B		B B B B 4-0 BB		3	4	3	0	1	0	0
Rod Carew, L (1, 4) OBP: 0.434, SLG: 0.542 Luis Gomez, R (7, 6) OBP: 0.208, SLG: 0.136	0-0 ① SH2-3 1-2		0-0 ① SF7 3-H	0-0 1-H 2-H 3-H 2B		0-0 HR 2-H 1B		S S S 0-3 ② K		2 1	1 0	2 0	5 0	0 0	0 1	0 1
Steve Brye, R (1, 9) OBP: 0.330, SLG: 0.440	0-0 FC3-6 2-3 1B		0-0 ② 6-3 2-3	0-0 ③ G3		0-0 1-H HR		0-0 ③ L4		5	1	2	2	0	0	3
John Briggs, L (1, 3) OBP: 0.431, SLG: 0.462 Tom Kelly, L (6, 3) OBP: 0.257, SLG: 0.244	0-0 ② FC3-6 FC6-4 1-2f 3-H		0-0 ③ F5 3-H		0-0 ① P6	0-0 ② F7				3 1	0 0	0 0	1 0	0 0	0 0	1 0
Jerry Terrell, R (1, 6) (7, 4) OBP: 0.351, SLG: 0.366	0-0 ③ FC6-4 1-2f			1-0 1B E HBP	0-0 HR 1B	0-0 ③ P4				3	2	1	0	0	0	1
Steve Braun, L (1, 10) OBP: 0.384, SLG: 0.468		0-0 ① 5-3		0-0 ① F8	0-0 1-H HR		0-0 ① 4-3			4	1	1	2	0	0	1
Eric Soderholm, R (1, 5) OBP: 0.359, SLG: 0.353		0-0 ② 6-3		0-0 ② F9	0-0 ② 6-3		0-0 ② F9			4	0	0	0	0	0	1
Lyman Bostock, L (1, 7) OBP: 0.261, SLG: 0.266		0-0 ③ 4-3		0-0 E 1-2 2B 1B	0-0 ③ F7		S S S 0-3 ③ K			4	1	1	0	0	1	0
Phil Roof, R (1, 2) OBP: 0.263, SLG: 0.176			0-0 2B SF7 1B	0-0 E9 1-3 2-H 2B 1B		S S S 0-3 ① K		0-0 ① F9		4	2	2	1	0	1	0
Inning Stats	R: 1 E: 0 K: 0 S: 5 H: 2 LOB: 1 BB: 0 P: 5	R: 0 E: 0 K: 0 S: 3 H: 0 LOB: 0 BB: 0 P: 3	R: 2 E: 0 K: 0 S: 5 H: 2 LOB: 0 BB: 0 P: 5	R: 4 E: 1 K: 0 S: 6 H: 3 LOB: 1 BB: 0 P: 8	R: 2 E: 0 K: 0 S: 5 H: 2 LOB: 0 BB: 0 P: 5	R: 3 E: 0 K: 1 S: 8 H: 3 LOB: 0 BB: 0 P: 8	R: 0 E: 0 K: 1 S: 5 H: 0 LOB: 0 BB: 0 P: 5	R: 0 E: 0 K: 1 S: 5 H: 0 LOB: 1 BB: 1 P: 9		1B: 7 2B: 3 3B: 0 HR: 2	SF: 1 SAC: 1 DP: 0 HBP: 2			WP: 1 PB: 0 SB: 0 CS: 0	PA: 39		

livebaseballscorecards.com

	AB	34
	R	12
	H	12
	RBI	11
	BB	1
	SO	3
	LOB	8

PITCHER		IP	WLS	BF	H	R	ER	SO	BB	IBB	HBP	BLK	WP	HR	S	P	ERA	WHIP
Andy Hassler, L ERA: 5.1	(1, 1)	4.0	L	21	7	7	7	0	0	0	2	0	1	0	19	21	15.75	1.750
Mickey Scott, L ERA: 4.66	(5, 1)	4.0		18	5	5	5	3	1	0	0	0	0	2	23	27	11.25	1.500

PITCHER	IP	WLS	BF	H	R	ER	SO	BB	IBB	HBP	BLK	WP	HR	S	P	ERA	WHIP

Batter	1	2	3	4	5	6	7	8	9	AB	R	H	RBI	BB	SO	LOB
Dave Collins, S (1, 7) OBP: 0.394, SLG: 0.391	x 0-0 ① L4		BBB 4-0 S BB		x 0-0 FC4-6 1B 1-2		x 0-0 ① F7	SSS 0-3 K		4	0	1	0	1	1	2
Jerry Remy, L (1, 4) OBP: 0.332, SLG: 0.351	SSS 0-3 ② K		x 0-0 ② F7 1-2		x 0-0 ① FC4-6 1B 1B SF8 1-2f 2-3		x 0-0 ② 4-3		x 0-0 ① F7	5	1	0	0	0	1	3
Mickey Rivers, L (1, 8) OBP: 0.333, SLG: 0.366	x 0-0 ③ F7		x 0-0 ③ F7		x 0-0 1B 1-2 3-H 1B		x 0-0 ③ 6-3		x 0-0 ② P4	5	0	1	1	0	0	1
Joe Lahoud, L (1, 10) OBP: 0.371, SLG: 0.396		x 0-0 ① G3		x 0-0 ① 1-3	x 0-0 1B 1-2 2-3			x 0-0 1B 2B	x 0-0 ③ F4	5	1	2	0	0	0	0
Leroy Stanton, R (1, 9) OBP: 0.378, SLG: 0.483		x 0-0 S 1B		SSS 0-3 ② K	x 0-0 ② SF8 3-H			x 0-0 ① 6-3		3	0	1	1	0	1	1
John Doherty, L (1, 3) OBP: 0.306, SLG: 0.400		BBB 4-0 FC6-4 1-2 BB		x 0-0 E1 1B	x 0-0 ③ L7			x 0-0 ② 6-3		3	0	0	0	1	0	3
Dave Chalk, R (1, 5) OBP: 0.381, SLG: 0.380		x 0-0 ② F8		x 0-0 1B 1-2		x 0-0 ① L7		x 0-0 1B 2B 2-H 1B		4	1	2	1	0	0	2
Ellie Rodriguez, R (1, 2) OBP: 0.390, SLG: 0.321		x 0-0 ③ FC6-4 1-2f		x 0-0 ③ 3-1		SSS 0-3 ② K		x 0-0 2B 1-2 1B		4	0	1	0	0	1	4
Rudy Meoli, L (1, 6) OBP: 0.343, SLG: 0.241 Winston Llenas, R (8, PH) OBP: 0.227, SLG: 0.209 Orlando Ramirez, R (8, PR) OBP: 0.324, SLG: 0.316 (8, 6)			x 0-0 ① F8		x 0-0 FC4-6 1B 1B 1B	x 0-0 ③ F8		x 0-0 1-3 2-H 2B		3 1 0	1 0 0	1 1 0	0 1 0	0 0 0	0 0 0	0 0 0
Inning Stats	R: 0 E: 0 K: 1 S: 5 H: 0 LOB: 0 BB: 0 P: 5	R: 0 E: 0 K: 0 S: 4 H: 1 LOB: 2 BB: 1 P: 8	R: 0 E: 0 K: 0 S: 3 H: 0 LOB: 1 BB: 1 P: 7	R: 0 E: 1 K: 1 S: 7 H: 1 LOB: 2 BB: 0 P: 7	R: 2 E: 0 K: 0 S: 7 H: 4 LOB: 2 BB: 0 P: 7	R: 0 E: 0 K: 1 S: 5 H: 0 LOB: 0 BB: 0 P: 5	R: 0 E: 0 K: 0 S: 3 H: 0 LOB: 0 BB: 0 P: 3	R: 2 E: 0 K: 1 S: 9 H: 4 LOB: 2 BB: 0 P: 9	R: 0 E: 0 K: 0 S: 3 H: 0 LOB: 0 BB: 0 P: 3	1B: 8 2B: 2 3B: 0 HR: 0	SF: 1 SAC: 0 DP: 0 HBP: 0						

PITCHER	IP	WLS	BF	H	R	ER	SO	BB	IBB	HBP	BLK	WP	HR	S	P	ERA	WHIP
Bert Blyleven, R (1, 1) ERA: 3.72	7.2	W	36	10	4	4	3	2	0	0	0	0	0	40	48	4.70	1.565
Vic Albury, L (8, 1) ERA: 3.83	1.1	S	4	0	0	0	1	0	0	0	0	0	0	6	6	0.00	0.000

PITCHER	IP	WLS	BF	H	R	ER	SO	BB	IBB	HBP	BLK	WP	HR	S	P	ERA	WHIP

TOP

California Angels @ Minnesota Twins

Metropolitan Stadium, Bloomington , MI

Wed Jul 02 1975, 8:05 PM EDT

Att. 6,435 - Unknown - 87 F

livebaseballscorecards.com

AB	37
R	4
H	10
RBI	4
BB	2
SO	4
LOB	16

WP: 0 PB: 0 SB: 2 CS: 0 PA: 40

Batter	1	2	3	4	5	6	7	8	9	AB	R	H	RBI	BB	SO	LOB
Dan Ford, R (1, 8) OBP: 0.361, SLG: 0.480	BBBB 4-0 SH PB 1B BB	x 0-0 ② F8		x 0-0 4-3 1-H 2-H 3-H 2B		x 0-0 ② 6-3		SSS 0-3 ② K 1-2 2-3		4	1	1	3	1	1	3
Rod Carew, L (1, 4) OBP: 0.434, SLG: 0.537	BBBB 4-0 SH 1-2 1B BB	x 0-0 ③ 4-3		x 0-0 ② 4-3 2-3		SSS 0-3 ③ K		x 0-0 2-H 3-H 1B		4	1	1	2	1	1	2
Steve Brye, R (1, 9) OBP: 0.324, SLG: 0.431	x 0-0 SH 1B 1-2 2-3		x 0-0 ① F8	x 0-0 ③ 1-3			x 0-0 ① 4-3	x 0-0 ③ 5-3		4	0	0	0	0	0	2
John Briggs, L (1, 3) OBP: 0.433, SLG: 0.463	x 0-0 1-2 2-H 3-H 1B		x 0-0 ② 1-3		x 0-0 SH5-3 1B 1B		SSS 0-3 ② K			4	1	2	2	0	1	0
Jerry Terrell, R (1, 6) OBP: 0.338, SLG: 0.351	x 0-0 ① F8		x 0-0 ③ 6-3		x 0-0 ① SH5-3 1-2		x 0-0 ③ 5-3			3	0	0	0	0	0	2
Steve Braun, L (1, 10) OBP: 0.386, SLG: 0.466	x 0-0 ② F7			BBBB 4-0 1B 1B 2B BB	x 0-0 FC6-4 2-H 1B			x 0-0 ① 4-3		3	1	1	1	1	0	2
Eric Soderholm, R (1, 5) OBP: 0.361, SLG: 0.356	x 0-0 ③ F8			x 0-0 1B 1-2 2B 1B	x 0-0 ② F9			x 0-0 1B 1B		4	2	2	0	0	0	3
Lyman Bostock, L (1, 7) OBP: 0.274, SLG: 0.279		x 0-0 ① G3		x 0-0 1-2 2-3 2B 1B	x 0-0 ③ FC6-4 1-2f			x 0-0 WP 1B 1-2 1B		4	2	2	0	0	0	1
Glenn Borgmann, R (1, 2) OBP: 0.303, SLG: 0.281 Tony Oliva, L (8, PH) OBP: 0.353, SLG: 0.368 Luis Gomez, R (8, PR) OBP: 0.208, SLG: 0.136 Phil Roof, R (9, 2) OBP: 0.263, SLG: 0.176		BBBB 4-0 BB		x 0-0 ① L7		x 0-0 ① 6-3		x 0-0 WP 1-2 2-H 1B		2 1 0 0	0 0 1 0	0 1 0 0	0 1 0 0	1 0 0 0	0 0 0 0	3 0 0 0
Inning Stats	R: 2 E: 1 K: 0 S: 5 H: 1 LOB: 2 BB: 2 P: 13	R: 0 E: 0 K: 0 S: 3 H: 0 LOB: 1 BB: 1 P: 7	R: 0 E: 0 K: 0 S: 3 H: 0 LOB: 0 BB: 0 P: 3	R: 3 E: 0 K: 0 S: 6 H: 3 LOB: 1 BB: 1 P: 10	R: 1 E: 0 K: 0 S: 5 H: 2 LOB: 1 BB: 0 P: 5	R: 0 E: 0 K: 1 S: 5 H: 0 LOB: 0 BB: 0 P: 5	R: 0 E: 0 K: 1 S: 5 H: 0 LOB: 0 BB: 0 P: 5	R: 3 E: 0 K: 1 S: 9 H: 4 LOB: 1 BB: 0 P: 9		1B: 9 2B: 1 3B: 0 HR: 0 SF: 0 SAC: 2 DP: 0 HBP: 0						

PITCHER		IP	WLS	BF	H	R	ER	SO	BB	IBB	HBP	BLK	WP	HR	S	P	ERA	WHIP
Charlie Hudson, L ERA: 12.46	(1, 1)	4.1	L	24	6	6	6	0	4	0	0	0	0	0	20	36	12.46	2.308
Dick Lange, R ERA: 4.14	(5, 1)	3.0		11	2	2	2	2	0	0	0	0	0	0	15	15	6.00	0.667
Andy Hassler, L ERA: 5.16	(8, 1)	0.2		4	2	1	1	1	0	0	0	0	1	0	6	6	13.50	3.000

PITCHER	IP	WLS	BF	H	R	ER	SO	BB	IBB	HBP	BLK	WP	HR	S	P	ERA	WHIP

BOTTOM

California Angels @ Minnesota Twins

Metropolitan Stadium, Bloomington , MI

Wed Jul 02 1975, 8:05 PM EDT

Att. 6,435 - Unknown - 87 F

livebaseballscorecards.com

AB	33
R	9
H	10
RBI	9
BB	4
SO	3
LOB	18

WP: 1	PA: 39		
PB: 1			
SB: 0			
CS: 0			

Batter	1	2	3	4	5	6	7	8	9	AB	R	H	RBI	BB	SO	LOB
Dave Collins, S (1, 7) OBP: 0.398, SLG: 0.389	BBBB 4-0 1B BB	SSS 0-3 K			x 0-0 1B 1-3 1B 1B		x 0-0 ① F9		x 0-0 ① F8	3	1	1	0	1	1	0
John Balaz, R (7, 9) OBP: 0.250, SLG: 0.333										1	0	0	0	0	0	0
Jerry Remy, L (1, 4) OBP: 0.338, SLG: 0.356	x 0-0 ① S S 3-1 1-2 1B		x 0-0 ① F7		x 0-0 ① 1B 1B 1-2 3-H 1B		x 0-0 ① 1B 1B		x 0-0 ① 3B 1B	4	1	3	1	0	0	0
Winston Llenas, R (7, 4) OBP: 0.237, SLG: 0.221										1	1	1	0	0	0	0
Mickey Rivers, L (1, 8) OBP: 0.331, SLG: 0.361	BBBB 4-0 3-1 S 1B 1-2 BB	SSS 0-3 ② K			x 0-0 ② F8		x 0-0 ② F8		x 0-0 ② F9	4	1	0	0	1	1	4
Joe Lahoud, L (1, 10) OBP: 0.377, SLG: 0.416	x 0-0 ② 3-1 1-3 2-H	SSS 0-3 ③ K			x 0-0 FC6-4 1-3 2-H 1B		x 0-0 FC5-4 1-2 1B		x 0-0 1-H 3B	5	0	3	3	0	1	1
Leroy Stanton, R (1, 9) OBP: 0.380, SLG: 0.481	x 0-0 CS 3-H 1B			BBBB 4-0 G4-6-3 BB	x 0-0 ③ FC6-4 1-2f		x 0-0 ③ FC5-4 1-2f		x 0-0 ③ 1-3	3	0	1	1	1	0	4
Morris Nettles, L (7, 7) OBP: 0.291, SLG: 0.273										1	0	0	0	0	0	1
John Doherty, L (1, 3) OBP: 0.283, SLG: 0.367	0-0 ③ CS 1-2	x 0-0 ① F8		x 0-0 ①② G4-6-3 1-2f		SSS 0-3 ① K		x 0-0 ① F7		4	0	0	0	0	1	1
Dave Chalk, R (1, 5) OBP: 0.379, SLG: 0.378		x 0-0 HR 1B		x 0-0 ③ L7		x 0-0 ② 5-3		x 0-0 ② 6-3		4	1	1	0	0	0	0
Ellie Rodriguez, R (1, 2) OBP: 0.398, SLG: 0.350		x 0-0 1-H HR			x 0-0 ① F7	x 0-0 1B		BBBB 4-0 BB		3	1	2	2	1	0	0
Orlando Ramirez, R (1, 6) OBP: 0.321, SLG: 0.306		x 0-0 ② 4-3			BBBB 4-0 1B 1B BB	x 0-0 ③ 1-3		SSS 0-3 ③ K		3	1	0	0	1	1	2
Inning Stats	R: 2 E: 0 K: 0 S: 3 H: 2 LOB: 0 BB: 2 P: 11	R: 2 E: 0 K: 1 S: 7 H: 2 LOB: 0 BB: 0 P: 7	R: 0 E: 0 K: 2 S: 7 H: 0 LOB: 0 BB: 0 P: 7	R: 0 E: 0 K: 0 S: 2 H: 0 LOB: 0 BB: 1 P: 6	R: 2 E: 0 K: 0 S: 6 H: 3 LOB: 2 BB: 1 P: 10	R: 0 E: 0 K: 1 S: 6 H: 1 LOB: 1 BB: 0 P: 6	R: 0 E: 0 K: 0 S: 5 H: 2 LOB: 2 BB: 0 P: 5	R: 0 E: 0 K: 1 S: 5 H: 0 LOB: 1 BB: 1 P: 9	R: 1 E: 0 K: 0 S: 5 H: 2 LOB: 1 BB: 0 P: 5	1B: 10 2B: 0 3B: 1 HR: 1 SF: 0 SAC: 0 DP: 1 HBP: 0							

TOP

California Angels @ Minnesota Twins

Metropolitan Stadium, Bloomington , MI

Thu Jul 03 1975, 4:33 AM EDT
Att. 6,071 - Unknown - 88 F

livebaseballscorecards.com

AB	36
R	7
H	12
RBI	7
BB	5
SO	5
LOB	13

WP: 0 PB: 0 SB: 3 CS: 1 PA: 42

PITCHER		IP	WLS	BF	H	R	ER	SO	BB	IBB	HBP	BLK	WP	HR	S	P	ERA	WHIP
Jim Hughes, R ERA: 4.23	(1, 1)	4.1		20	6	6	6	3	4	0	0	0	0	1	22	38	12.46	2.308
Bill Butler, L ERA: 7.28	(5, 1)	4.1	L	19	5	1	1	2	1	0	0	0	0	0	22	26	2.08	1.385
Tom Burgmeier, L ERA: 2.78	(9, 1)	0.1		2	1	0	0	0	0	0	0	0	0	0	2	2	0.00	3.000

PITCHER	IP	WLS	BF	H	R	ER	SO	BB	IBB	HBP	BLK	WP	HR	S	P	ERA	WHIP

Batter	1	2	3	4	5	6	7	8	9	AB	R	H	RBI	BB	SO	LOB
Dan Ford, R (1, 8) OBP: 0.362, SLG: 0.477	L9	F9			K		BB 1B	1B 2B		5	2	2	0	0	1	2
Rod Carew, L (1, 4) OBP: 0.433, SLG: 0.542	3B		K		FC4-6 BB		F7	F7		5	0	2	0	0	1	2
Steve Brye, R (1, 9) OBP: 0.325, SLG: 0.429 Tom Kelly, L (3, PR) OBP: 0.266, SLG: 0.248 (4, 3)	5-3		HBP		FC4-6 BB		K	2B 1B		1 2	0 1	0 1	0 0	0 1	0 1	1 1
John Briggs, L (1, 3) OBP: 0.438, SLG: 0.468 (4, 9)	FC6 BB	F9			FC4-6		BB 1B BB	1B 2B		3	2	1	1	2	0	3
Jerry Terrell, R (1, 6) OBP: 0.341, SLG: 0.354	FC6		K		L5		BB 1B			5	1	2	3	0	1	5
Steve Braun, L (1, 10) OBP: 0.387, SLG: 0.462		BB 1B		F9	K		1B BB	5-3		4	0	1	0	1	1	1
Eric Soderholm, R (1, 5) OBP: 0.365, SLG: 0.358		K		1B	FC4-6 BB		1B		F8	4	0	2	2	1	1	1
Lyman Bostock, L (1, 7) OBP: 0.269, SLG: 0.264		BB		K	FC4-6 FC5-4		3-1		4-3	4	0	0	0	1	1	4
Glenn Borgmann, R (1, 2) OBP: 0.299, SLG: 0.277 Tony Oliva, L (8, PH) OBP: 0.352, SLG: 0.366 Phil Roof, R (9, 2) OBP: 0.263, SLG: 0.176 Danny Walton, R (9, PH) OBP: 0.220, SLG: 0.268		F8		K	FC5-4			G3	K	3 1 0 1	0 0 0 0	0 0 0 0	0 0 0 0	1 0 0 1	4 0 0 0	4 0 0 0
Inning Stats	R: 0 H: 1 E: 0 LOB: 2 K: 0 BB: 1 S: 4 P: 8	R: 0 H: 1 E: 0 LOB: 2 K: 1 BB: 1 S: 6 P: 10	R: 0 H: 0 E: 0 LOB: 1 K: 2 BB: 0 S: 7 P: 8	R: 0 H: 1 E: 0 LOB: 1 K: 2 BB: 0 S: 8 P: 8	R: 0 H: 1 E: 0 LOB: 2 K: 1 BB: 1 S: 6 P: 10	R: 0 H: 0 E: 0 LOB: 1 K: 1 BB: 1 S: 5 P: 9	R: 3 H: 3 E: 0 LOB: 2 K: 1 BB: 2 S: 8 P: 16	R: 3 H: 4 E: 0 LOB: 1 K: 0 BB: 0 S: 7 P: 7	R: 0 H: 0 E: 0 LOB: 0 K: 1 BB: 0 S: 5 P: 5	1B: 9 SF: 0 2B: 1 SAC: 0 3B: 1 DP: 0 HR: 0 HBP: 1						

PITCHER		IP	WLS	BF	H	R	ER	SO	BB	IBB	HBP	BLK	WP	HR	S	P	ERA	WHIP
Nolan Ryan, R ERA: 3.15	(1, 1)	7.2		41	11	6	6	8	6	0	1	0	0	0	50	75	7.04	2.217
Mickey Scott, L ERA: 4.5	(8, 1)	1.0	W	3	0	0	0	0	0	0	0	0	0	0	3	3	0.00	0.000
Don Kirkwood, R ERA: 1.88	(9, 1)	0.1	S	1	0	0	0	1	0	0	0	0	0	0	3	3	0.00	0.000

PITCHER	IP	WLS	BF	H	R	ER	SO	BB	IBB	HBP	BLK	WP	HR	S	P	ERA	WHIP

BOTTOM

California Angels @ Minnesota Twins

Metropolitan Stadium, Bloomington , MI

Thu Jul 03 1975, 4:33 AM EDT
Att. 6,071 - Unknown - 88 F

livebaseballscorecards.com

AB	38
R	6
H	11
RBI	6
BB	6
SO	9
LOB	24

PA: 45

Batter	1	2	3	4	5	6	7	8	9	AB	R	H	RBI	BB	SO	LOB
Dave Collins, S (1, 7) OBP: 0.402, SLG: 0.388	BBBB 4-0 G4-6-3 BB			x 0-0 ① F8	x 0-0 ③ 6-3				x 0-0 1B	3	0	1	0	1	0	0
Jerry Remy, L (1, 4) OBP: 0.336, SLG: 0.355	x 0-0 ①② G4-6-3 1-2f			x 0-0 ② F2			x 0-0 FC4 1B		x 0-0 ① L6	4	0	1	0	0	0	2
Mickey Rivers, L (1, 8) OBP: 0.330, SLG: 0.360	x 0-0 CS 1B			x 0-0 ③ 4-3			x 0-0 ① FC4 S 1-2f		x 0-0 ② F9	4	0	1	0	0	0	2
Leroy Stanton, R (1, 9) OBP: 0.378, SLG: 0.476	0-0 ③ CS 1-2	SSS 0-3 ① K			x 0-0 CS 1B		SSS 0-3 ② K 1-2		x 0-0 ③ F8	4	0	1	0	0	2	2
Tommy Harper, R (1, 3) OBP: 0.323, SLG: 0.339		x 0-0 ② F7			SSS 0-3 ①② K 1-2		x 0-0 ③ 5-3			3	0	0	0	0	1	2
Joe Lahoud, L (1, 10) OBP: 0.376, SLG: 0.411		x 0-0 ③ G3			BBBB 4-0 BB			SSS 0-3 ① K		2	0	0	0	1	1	0
Dave Chalk, R (1, 5) OBP: 0.376, SLG: 0.374			x 0-0 ① P1		x 0-0 ③ 5-3			x 0-0 ② 1-3		3	0	0	0	0	0	1
Ellie Rodriguez, R (1, 2) OBP: 0.397, SLG: 0.345			x 0-0 ② F9			x 0-0 ① 5-3		BBBB 4-0 BB		2	0	0	0	1	0	0
Orlando Ramirez, R (1, 6) OBP: 0.315, SLG: 0.300			SSS 0-3 ③ K			SSS 0-3 ② K		x 0-0 ③ F9		2	0	0	0	0	2	0
Winston Llenas, R (8, PH) OBP: 0.234, SLG: 0.217										1	0	0	0	0	0	1
Rudy Meoli, L (8, 6) OBP: 0.343, SLG: 0.241										0	0	0	0	0	0	0
Inning Stats	R: 0 H: 1 E: 0 LOB: 0 K: 0 BB: 1 S: 2 P: 6	R: 0 H: 0 E: 0 LOB: 0 K: 1 BB: 0 S: 5 P: 5	R: 0 H: 0 E: 0 LOB: 0 K: 1 BB: 0 S: 5 P: 5	R: 0 H: 0 E: 0 LOB: 0 K: 0 BB: 0 S: 3 P: 3	R: 0 H: 1 E: 0 LOB: 1 K: 1 BB: 1 S: 5 P: 9	R: 0 H: 0 E: 0 LOB: 0 K: 1 BB: 0 S: 5 P: 5	R: 0 H: 1 E: 0 LOB: 1 K: 1 BB: 0 S: 6 P: 6	R: 0 H: 0 E: 0 LOB: 1 K: 1 BB: 1 S: 5 P: 9	R: 0 H: 1 E: 0 LOB: 1 K: 0 BB: 0 S: 4 P: 4	1B: 4 SF: 0 2B: 0 SAC: 0 3B: 0 DP: 1 HR: 0 HBP: 0						

California Angels @ Oakland Athletics

Oakland-Alameda County Coliseum, Oakland, CA

Fri Jul 04 1975, 7:05 PM PDT

Att. 40,879 - Unknown

TOP

livebaseballscorecards.com

AB	28
R	0
H	4
RBI	0
BB	3
SO	6
LOB	10

WP: 0 PA: 32
PB: 0
SB: 1
CS: 2

PITCHER	IP	WLS	BF	H	R	ER	SO	BB	IBB	HBP	BLK	WP	HR	S	P	ERA	WHIP
Ken Holtzman, L (1, 1) ERA: 2.95	9.0	W	31	4	0	0	6	3	0	0	0	0	0	40	52	0.00	0.778

PITCHER	IP	WLS	BF	H	R	ER	SO	BB	IBB	HBP	BLK	WP	HR	S	P	ERA	WHIP

BOTTOM

California Angels @ Oakland Athletics

Oakland-Alameda County Coliseum, Oakland, CA

Fri Jul 04 1975, 7:05 PM PDT

Att. 40,879 - Unknown

livebaseballscorecards.com

Batter	1	2	3	4	5	6	7	8	9	AB	R	H	RBI	BB	SO	LOB
Bert Campaneris, R (1, 6) OBP: 0.331, SLG: 0.346	S S S 0-3 K ①		x 0-0 F8 ②		x 0-0 S 1B 2-3 1B		x 0-0 E SH5-4 1B 1B	x 0-0 F9 ① 2-3		5	2	2	0	0	1	2
Bill North, S (1, 8) OBP: 0.374, SLG: 0.299	x 0-0 1-3 ②		S S S 0-3 K ③		x 0-0 1B S 1-H 3-H 1B		x 0-0 SH5-4 ① 1-2	x 0-0 FC6-2 ② 1B 1-2 3-H		4	0	1	2	0	1	2
Claudell Washington, L (1, 7) OBP: 0.353, SLG: 0.432	x 0-0 1B 1B			S S S 0-3 K ①	x 0-0 1-3 1B		x 0-0 E 1B 1B	x 0-0 1-3 2-H 1B		5	1	4	1	0	1	0
Reggie Jackson, L (1, 9) OBP: 0.335, SLG: 0.498	x 0-0 S 1-3 1B			S S S 0-3 K ②	x 0-0 4-3 ③		x 0-0 E6 1B 1-2 2-3	x 0-0 4-3 ③		5	0	1	0	0	1	6
Joe Rudi, R (1, 3) OBP: 0.349, SLG: 0.475	S S S 0-3 K ③ 1-2			B B B B 4-0 BB		x 0-0 E9 F8 1B	S S S 0-3 K ②			3	1	0	0	1	2	5
Gene Tenace, R (1, 10) OBP: 0.423, SLG: 0.498 Don Hopkins, L (7, PR)		S S S 0-3 K ①		x 0-0 F9 ③		x 0-0 F8 ① 2-3	x 0-0 1-3 2-H 3-H 1B			4	0	1	2	0	1	2
										0	0	0	0	0	0	0
Sal Bando, R (1, 5) OBP: 0.324, SLG: 0.313		x 0-0 F7 ②			x 0-0 1B SH3 1B 1B	B B B 4-0 1B BB	x 0-0 F8 ③			3	1	1	0	1	0	2
Phil Garner, R (1, 4) OBP: 0.277, SLG: 0.333 Matt Alexander, S (8, PR) Ted Martinez, R (9, 4) OBP: 0.194, SLG: 0.250		x 0-0 F8 ③			x 0-0 SH3 ① 1-2	x 0-0 F4 ②		x 0-0 F9 S FC6-2 1B		3	0	1	0	0	0	2
										0	0	0	0	0	0	0
										0	0	0	0	0	0	0
Ray Fosse, R (1, 2) OBP: 0.161, SLG: 0.167			x 0-0 F8 ①		x 0-0 5-3 ②	x 0-0 1-3 3-H 1B ③		B B B B 4-0 FC6-2 1-2 1B BB		3	1	1	1	1	0	1
Inning Stats	R: 0 E: 0 K: 2 S: 9 H: 2 LOB: 2 BB: 0 P: 9	R: 0 E: 0 K: 1 S: 5 H: 0 LOB: 0 BB: 0 P: 5	R: 0 E: 0 K: 1 S: 5 H: 0 LOB: 0 BB: 0 P: 5	R: 0 E: 0 K: 2 S: 7 H: 0 LOB: 1 BB: 1 P: 11	R: 2 E: 0 K: 0 S: 7 H: 4 LOB: 2 BB: 0 P: 7	R: 1 E: 1 K: 0 S: 4 H: 1 LOB: 2 BB: 1 P: 8	R: 2 E: 1 K: 1 S: 9 H: 3 LOB: 2 BB: 0 P: 9	R: 1 E: 0 K: 0 S: 5 H: 2 LOB: 2 BB: 1 P: 9		1B: 12 2B: 0 3B: 0 HR: 0	SF: 0 SAC: 2 DP: 0 HBP: 0					

	AB	35
	R	6
	H	12
	RBI	6
	BB	3
	SO	7
	LOB	22

WP: 0 PB: 0 SB: 4 CS: 0 PA: 40

PITCHER		IP	WLS	BF	H	R	ER	SO	BB	IBB	HBP	BLK	WP	HR	S	P	ERA	WHIP
Frank Tanana, L ERA: 3.17	(1, 1)	7.0	L	34	10	5	2	7	2	0	0	0	0	0	46	54	2.57	1.714
Chuck Hockenbery, R ERA: 13.5	(8, 1)	0.2		4	1	1	1	0	1	0	0	0	0	0	3	7	13.50	3.000
Charlie Hudson, L ERA: 11.57	(8, 1)	0.1		2	1	0	0	0	0	0	0	0	0	0	2	2	0.00	3.000

PITCHER	IP	WLS	BF	H	R	ER	SO	BB	IBB	HBP	BLK	WP	HR	S	P	ERA	WHIP

California Angels @ Oakland Athletics

Oakland-Alameda County Coliseum, Oakland, CA

Sat Jul 05 1975, 3:33 AM PDT

Att. 30,442 - Unknown

TOP

livebaseballscorecards.com

Batter	1	2	3	4	5	6	7	8	9	AB	R	H	RBI	BB	SO	LOB
Dave Collins, S (1, 7) OBP: 0.405, SLG: 0.380	0-0 ① F8		0-0 ② F8		B B B B 4-0 4-3 WP WP BB		B B B B 4-0 S 1B BB		0-0 ③ 4-3	2	1	0	0	2	0	1
Morris Nettles, L (7, PR) OBP: 0.290, SLG: 0.272 (7, 7)										1	1	0	0	0	0	0
Jerry Remy, L (1, 4) OBP: 0.335, SLG: 0.354	0-0 ② F7		0-0 1B 1-2 1B		0-0 ① 4-3 1-3		S S S 0-3 ② K			4	0	1	0	0	1	2
Mickey Rivers, L (1, 8) OBP: 0.335, SLG: 0.364	0-0 E3 WP		0-0 1-2 2-3 1B		0-0 F9 S 3-H 1B		0-0 1-H 1B			4	0	3	1	0	0	0
Joe Lahoud, L (1, 10) OBP: 0.368, SLG: 0.400	0-0 ③ 4-3 1-3		0-0 ③ F7		0-0 ② F9 1-3		0-0 ③ 4-3			4	0	0	0	0	0	6
Leroy Stanton, R (1, 9) OBP: 0.371, SLG: 0.466		S S S 0-3 ① K		0-0 ① F8	0-0 ③ F2			0-0 ① F3		4	0	0	0	0	1	1
John Doherty, L (1, 3) OBP: 0.281, SLG: 0.358		0-0 ② F8		0-0 S 1B		0-0 ① F8		0-0 ② G3		4	0	1	0	0	0	0
Dave Chalk, R (1, 5) OBP: 0.374, SLG: 0.372		0-0 ③ F3		0-0 1-2 1B		0-0 ② F8		0-0 ③ L5		4	0	1	0	0	0	0
Rudy Meoli, L (1, 6) OBP: 0.338, SLG: 0.242			0-0 FC5-4 1B	0-0 ② L3		S S S 0-3 ③ K			0-0 ① F2	4	0	1	0	0	1	2
Bob Allietta, R (1, 2) OBP: 0.212, SLG: 0.219			0-0 ① FC5-4 1B 1B 1-2f	0-0 ③ F7			0-0 ① F3		0-0 ② F7	4	0	0	0	0	0	3
Inning Stats	R: 0 E: 1 K: 0 S: 4 H: 0 LOB: 1 BB: 0 P: 4	R: 0 E: 0 K: 1 S: 5 H: 0 LOB: 0 BB: 0 P: 5	R: 0 E: 0 K: 0 S: 6 H: 3 LOB: 3 BB: 0 P: 6	R: 0 E: 0 K: 0 S: 5 H: 2 LOB: 2 BB: 0 P: 5	R: 1 E: 0 K: 0 S: 4 H: 1 LOB: 1 BB: 1 P: 8	R: 0 E: 0 K: 1 S: 5 H: 0 LOB: 0 BB: 0 P: 5	R: 1 E: 0 K: 1 S: 6 H: 1 LOB: 1 BB: 1 P: 10	R: 0 E: 0 K: 0 S: 3 H: 0 LOB: 0 BB: 0 P: 3	R: 0 E: 0 K: 0 S: 3 H: 0 LOB: 0 BB: 0 P: 3	1B: 7 2B: 0 3B: 0 HR: 0	SF: 0 SAC: 0 DP: 0 HBP: 0						

	AB	35
	R	2
	H	7
	RBI	1
	BB	2
	SO	3
	LOB	15

WP: 4 PB: 0 SB: 3 CS: 0 PA: 37

PITCHER	IP	WLS	BF	H	R	ER	SO	BB	IBB	HBP	BLK	WP	HR	S	P	ERA	WHIP
Stan Bahnsen, R (1, 1) ERA: 5.58	6.1	L	28	6	2	2	2	2	0	0	0	3	0	30	38	2.84	1.263
Paul Lindblad, L (7, 1) ERA: 2.22	2.2		9	1	0	0	1	0	0	0	0	0	0	11	11	0.00	0.375

PITCHER	IP	WLS	BF	H	R	ER	SO	BB	IBB	HBP	BLK	WP	HR	S	P	ERA	WHIP

Batter	1	2	3	4	5	6	7	8	9	AB	R	H	RBI	BB	SO	LOB
Bert Campaneris, R (1, 6) OBP: 0.327, SLG: 0.341	S S S 0-3 ① K		x 0-0 ① F9			x 0-0 ① 6-3		x 0-0 ① 5-3		4	0	0	0	0	1	1
Bill North, S (1, 8) OBP: 0.375, SLG: 0.302	x 0-0 4-3 1B 1B		x 0-0 ② 4-3			x 0-0 E4 1B		S S S 0-3 ② K		4	0	2	0	0	1	1
Claudell Washington, L (1, 7) OBP: 0.352, SLG: 0.429	x 0-0 4-3 1-2 1B		x 0-0 ③ 6-3			x 0-0 ② 6-3		x 0-0 ③ G3		4	0	1	0	0	0	2
Reggie Jackson, L (1, 9) OBP: 0.331, SLG: 0.491	x 0-0 ② 4-3 1-2 2-3			x 0-0 ① G3		x 0-0 ③ P1			S S S 0-3 ① K	4	0	0	0	0	1	3
Joe Rudi, R (1, 3) OBP: 0.345, SLG: 0.469	S S S 0-3 ③ K			x 0-0 ② F9			x 0-0 ① 5-3		x 0-0 ② F8	4	0	0	0	0	1	2
Billy Williams, L (1, 10) OBP: 0.346, SLG: 0.382		x 0-0 ① F8		x 0-0 ③ F7			x 0-0 ② G3		x 0-0 ③ F5	4	0	0	0	0	0	0
Gene Tenace, R (1, 2) OBP: 0.422, SLG: 0.494		S S S 0-3 ② K			x 0-0 ① F8		B B B B 4-0 BB			2	0	0	0	1	1	0
Sal Bando, R (1, 5) OBP: 0.324, SLG: 0.310		B B B B 4-0 BB			x 0-0 ② F7		x 0-0 ③ 6-3			2	0	0	0	1	0	1
Phil Garner, R (1, 4) OBP: 0.275, SLG: 0.331 Jim Holt, L (8, PH) OBP: 0.444, SLG: 0.379 Don Hopkins, L (8, PR) Ted Martinez, R (9, 4) OBP: 0.194, SLG: 0.250		x 0-0 ③ 5-3			x 0-0 ③ 1-3			x 0-0 2B		2 1 0 0	0 0 0 0	0 1 0 0	0 0 0 0	0 0 0 0	0 0 0 0	1 0 0 0
Inning Stats	R: 0 H: 2 E: 0 LOB: 2 K: 2 BB: 0 S: 9 P: 9	R: 0 H: 0 E: 0 LOB: 1 K: 1 BB: 1 S: 5 P: 9	R: 0 H: 0 E: 0 LOB: 0 K: 0 BB: 0 S: 3 P: 3	R: 0 H: 0 E: 0 LOB: 0 K: 0 BB: 0 S: 3 P: 3	R: 0 H: 0 E: 0 LOB: 0 K: 0 BB: 0 S: 3 P: 3	R: 0 H: 1 E: 1 LOB: 1 K: 0 BB: 0 S: 4 P: 4	R: 0 H: 0 E: 0 LOB: 1 K: 0 BB: 1 S: 3 P: 7	R: 0 H: 1 E: 0 LOB: 1 K: 1 BB: 0 S: 6 P: 6	R: 0 H: 0 E: 0 LOB: 0 K: 1 BB: 0 S: 5 P: 5	1B: 3 SF: 0 2B: 1 SAC: 0 3B: 0 DP: 0 HR: 0 HBP: 0						WP: 0 PA: 33 PB: 0 SB: 0 CS: 0	

PITCHER	IP	WLS	BF	H	R	ER	SO	BB	IBB	HBP	BLK	WP	HR	S	P	ERA	WHIP
Ed Figueroa, R (1, 1) ERA: 1.99	9.0	W	33	4	0	0	5	2	0	0	0	0	0	41	49	0.00	0.667

PITCHER	IP	WLS	BF	H	R	ER	SO	BB	IBB	HBP	BLK	WP	HR	S	P	ERA	WHIP

BOTTOM

California Angels @ Oakland Athletics

Oakland-Alameda County Coliseum, Oakland, CA

Sat Jul 05 1975, 3:33 AM PDT

Att. 30,442 - Unknown

livebaseballscorecards.com

AB	31
R	0
H	4
RBI	0
BB	2
SO	5
LOB	11

California Angels @ Oakland Athletics

Oakland-Alameda County Coliseum, Oakland, CA

Sun Jul 06 1975, 3:33 AM PDT

Att. 9,234 - Unknown

TOP

livebaseballscorecards.com

Batter	1	2	3	4	5	6	7	8	9	AB	R	H	RBI	BB	SO	LOB
Dave Collins, S (1, 7) OBP: 0.400, SLG: 0.375	SSS 0-3 ① K		x 0-0 S 1B		x 0-0 ① 1-3		x 0-0 ① FC4 P5-3 1-2f			4	0	1	0	0	1	2
Morris Nettles, L (7, 7) OBP: 0.290, SLG: 0.272										0	0	0	0	0	0	0
Jerry Remy, L (1, 4) OBP: 0.331, SLG: 0.349	SSS 0-3 ② K		SSS 0-3 ① K		x 0-0 ② F7		x 0-0 ②③ P5-3 1-2f			4	0	0	0	0	2	3
Mickey Rivers, L (1, 8) OBP: 0.331, SLG: 0.360	x 0-0 ③ F7		x 0-0 ② 1-3 1-3		x 0-0 ③ 3-1			SSS 0-3 ① K		4	0	0	0	0	1	1
Leroy Stanton, R (1, 9) OBP: 0.369, SLG: 0.459		BBB 4-0 1B 1B BB	x 0-0 ③ L4			x 0-0 ① 6-3		SSS 0-3 ② K		3	1	0	0	1	1	1
Winston Llenas, R (1, 3) OBP: 0.222, SLG: 0.205		SSS 0-3 ① K		x 0-0 ① 5-3		x 0-0 ② F4		x 0-0 ③ F4		4	0	0	0	0	1	1
Tommy Harper, R (1, 10) OBP: 0.325, SLG: 0.346		x 0-0 1B 1-2 1B		x 0-0 1B 2B		x 0-0 E8 S			x 0-0 ① 5-3	4	1	2	0	0	0	0
Dave Chalk, R (1, 5) OBP: 0.376, SLG: 0.374		x 0-0 S 1-3 2-H 1B		x 0-0 4-3 S 2-H 1B		x 0-0 ③ F9 1-2			x 0-0 ② F7	4	0	2	2	0	0	1
Bob Allietta, R (1, 2) OBP: 0.200, SLG: 0.206		x 0-0 ② F8		x 0-0 ② 4-3 1-3			x 0-0 E7 SH		x 0-0 ③ F9	2	0	0	0	0	0	3
Ellie Rodriguez, R (6, 2) OBP: 0.392, SLG: 0.340										2	0	0	0	0	0	0
Mike Miley, S (1, 6)		SSS 0-3 ③ K 1-2		SSS 0-3 ③ K			x 0-0 SH FC4 2-3			2	0	0	0	0	2	3

	AB	33
	R	2
	H	5
	RBI	2
	BB	1
	SO	8
	LOB	15

Inning Stats																																		
	R: 0	H: 0		R: 1	H: 2		R: 0	H: 1		R: 1	H: 2		R: 0	H: 0		R: 0	H: 0		R: 0	H: 0		R: 0	H: 0		R: 0	H: 0		1B: 4	SF: 0		WP: 0	PA: 35	
	E: 0	LOB: 0		E: 0	LOB: 2		E: 0	LOB: 1		E: 0	LOB: 1		E: 0	LOB: 0		E: 1	LOB: 1		E: 2	LOB: 1		E: 0	LOB: 0		E: 0	LOB: 0		2B: 2	SAC: 1		PB: 0		
	K: 2	BB: 0		K: 2	BB: 1		K: 1	BB: 0		K: 1	BB: 0		K: 0	BB: 0		K: 0	BB: 0		K: 0	BB: 1		K: 2	BB: 0		K: 0	BB: 0		3B: 0	DP: 1		SB: 5		
	S: 7	P: 7		S: 9	P: 13		S: 6	P: 6		S: 7	P: 7		S: 3	P: 3		S: 4	P: 4		S: 4	P: 4		S: 7	P: 7		S: 3	P: 3		HR: 0	HBP: 0		CS: 0		

PITCHER	IP	WLS	BF	H	R	ER	SO	BB	IBB	HBP	BLK	WP	HR	S	P	ERA	WHIP
Vida Blue, L (1, 1) ERA: 3.1	9.0	L	35	5	2	2	8	1	0	0	0	0	0	50	54	2.00	0.667

PITCHER	IP	WLS	BF	H	R	ER	SO	BB	IBB	HBP	BLK	WP	HR	S	P	ERA	WHIP

BOTTOM

California Angels @ Oakland Athletics

Oakland-Alameda County Coliseum, Oakland, CA

Sun Jul 06 1975, 3:33 AM PDT

Att. 9,234 - Unknown

livebaseballscorecards.com

Batter	1	2	3	4	5	6	7	8	9	AB	R	H	RBI	BB	SO	LOB
Bert Campaneris, R (1, 6) OBP: 0.328, SLG: 0.338	BBBB 4-0 1B BB		x 0-0 ① 6-3	x 0-0 ③ FC5 2-3f		x 0-0 ③ 4-3			BBBB 4-0 G5-4-3 BB	3	0	0	0	2	0	6
Billy Williams, L (1, 10) OBP: 0.344, SLG: 0.378	x 0-0 ① F3		x 0-0 ② F7		x 0-0 G1-6-3 1B		x 0-0 ① L3		x 0-0 ① F3	5	0	1	0	0	0	2
Claudell Washington, L (1, 8) (7, 7) OBP: 0.353, SLG: 0.429	x 0-0 1-2 1B		x 0-0 S 1B		x 0-0 ① F9		x 0-0 ② F8		x 0-0 ②③ G5-4-3 1-2f	5	0	2	0	0	0	2
Reggie Jackson, L (1, 9) OBP: 0.330, SLG: 0.492	SSS 0-3 ② K		SSS 0-3 ③ K 1-2		x 0-0 ②③ G1-6-3 1-2f		x 0-0 2B			4	0	1	0	0	2	4
Joe Rudi, R (1, 7) (7, 3) OBP: 0.344, SLG: 0.464	x 0-0 ③ P9			BBBB 4-0 F6 BB FC5-2 BB		x 0-0 ① F3	SSS 0-3 ③ K			3	0	0	0	1	1	3
Gene Tenace, R (1, 3) (7, 2) OBP: 0.427, SLG: 0.494		x 0-0 E S 1B		BBBB 4-0 BB F6 1-2 BB		BBBB 4-0 BB BB BB		x 0-0 ① F7		2	0	1	0	2	0	0
Sal Bando, R (1, 5) OBP: 0.326, SLG: 0.314		SSS 0-3 ① K 1-3		x 0-0 ① F6 1-2 2-3		BBBB 4-0 BB 1-2 BB		x 0-0 4-3 2B		3	0	1	0	1	1	3
Phil Garner, R (1, 4) OBP: 0.272, SLG: 0.328 Jim Holt, L (6, PH) OBP: 0.444, SLG: 0.379 Bill North, S (6, PH) (7, 8) OBP: 0.376, SLG: 0.301		x 0-0 ② F7		x 0-0 ② FC5-2 FC5 BB 3-H		BBBB 4-0 1-2 2-3 BB		x 0-0 ② 4-3 2-3		2 0 1	0 0 0	0 0 0	0 0 0	0 0 1	0 0 0	3 0 1
Ray Fosse, R (1, 2) OBP: 0.172, SLG: 0.164 Angel Mangual, R (6, PH) OBP: 0.182, SLG: 0.170 Ted Martinez, R (7, 4) OBP: 0.189, SLG: 0.243		x 0-0 ③ F4		BBBB 4-0 1-2 2-3 BB		SSS 0-3 ② K		x 0-0 ③ F8		1 1 1	0 0 0	0 0 0	0 0 0	1 0 1	0 1 0	1 3 1
Inning Stats	R: 0 H: 1 E: 0 LOB: 2 K: 1 BB: 1 S: 6 P: 10	R: 0 H: 1 E: 1 LOB: 1 K: 1 BB: 0 S: 6 P: 6	R: 0 H: 1 E: 0 LOB: 1 K: 1 BB: 0 S: 6 P: 6	R: 0 H: 0 E: 0 LOB: 3 K: 0 BB: 3 S: 3 P: 15	R: 0 H: 1 E: 0 LOB: 0 K: 0 BB: 0 S: 3 P: 3	R: 0 H: 0 E: 0 LOB: 3 K: 1 BB: 3 S: 5 P: 17	R: 0 H: 1 E: 0 LOB: 1 K: 1 BB: 0 S: 6 P: 6	R: 0 H: 1 E: 0 LOB: 1 K: 0 BB: 0 S: 4 P: 4	R: 0 H: 0 E: 0 LOB: 0 K: 0 BB: 1 S: 2 P: 6	1B: 4 SF: 0 2B: 2 SAC: 0 3B: 0 DP: 2 HR: 0 HBP: 0						WP: 0 PA: 39 PB: 0 SB: 2 CS: 0	

PITCHER	IP	WLS	BF	H	R	ER	SO	BB	IBB	HBP	BLK	WP	HR	S	P	ERA	WHIP
Dick Lange, R (1, 1) ERA: 3.66	5.1	W	25	4	0	0	3	6	0	0	0	0	0	25	49	0.00	1.875
Andy Hassler, L (6, 1) ERA: 5.16	0.0		1	0	0	0	0	1	0	0	0	0	0	0	4	∞	∞
Don Kirkwood, R (6, 1) ERA: 1.74	3.2	S	13	2	0	0	2	1	0	0	0	0	0	16	20	0.00	0.818

PITCHER	IP	WLS	BF	H	R	ER	SO	BB	IBB	HBP	BLK	WP	HR	S	P	ERA	WHIP

AB	31
R	0
H	6
RBI	0
BB	8
SO	5
LOB	29

Batter	1	2	3	4	5	6	7	8	9	10	AB	R	H	RBI	BB	SO	LOB
Ken Singleton, S (1, 9) OBP: 0.423, SLG: 0.444	SSS 0-3 K ①		x 0-0 BB E 1-2 1B	x 0-0 3-1 ② 2-3			x 0-0 4-3 ①	x 0-0 2B 1-2 2-H 1B		x 0-0 4-3 ① 2-3	6	1	2	1	0	1	3
Bobby Grich, R (1, 4) OBP: 0.381, SLG: 0.363	SSS 0-3 K ②		BBBB 4-0 E 1B 1-2 2-3 BB	x 0-0 5-3 ③			x 0-0 BB BB 1B	x 0-0 1-3 2-H 2B		x 0-0 SF9 ② 3-H	4	1	2	2	1	1	1
Tommy Davis, R (1, 10) OBP: 0.298, SLG: 0.326 Don Baylor, R (10, PH) OBP: 0.351, SLG: 0.504	x 0-0 4-3 ③		x 0-0 FC5 1B 1B 1-2 2-H 3-H		x 0-0 F8 ①		BBBB 4-0 BB 1-2 BB	x 0-0 L4 ③		x 0-0 5-3 ③	4 1	0 0	0 0	1 0	1 0	0 0	3 1
Lee May, R (1, 3) OBP: 0.289, SLG: 0.427 Tony Muser, L (9, 3) OBP: 0.319, SLG: 0.289		x 0-0 6-3 ①	x 0-0 1B 1-2 2-H 1B		x 0-0 5-3 ②		BBBB 4-0 G6-4-3 1-2 2-3 BB		SSS 0-3 K ①		4 0	0 0	1 0	1 0	1 0	1 0	0 0
Jim Northrup, L (1, 8) OBP: 0.374, SLG: 0.524 Paul Blair, R (8, 8) OBP: 0.263, SLG: 0.284		x 0-0 1B	x 0-0 F7 ②		x 0-0 F6 ③		x 0-0 ②③ G6-4-3 1-2f		SSS 0-3 K ②		4 1	0 0	1 0	0 0	0 1	0 0	5 0
Al Bumbry, L (1, 7) OBP: 0.338, SLG: 0.389		x 0-0 F7 ②	x 0-0 1-2 2-3 1B			x 0-0 4-3 ①		x 0-0 SH1-4 1B 1B	x 0-0 F7 ③		5	1	2	0	0	0	1
Brooks Robinson, R (1, 5) OBP: 0.272, SLG: 0.271 Tom Shopay, L (10, PR) OBP: 0.217, SLG: 0.190 Doug DeCinces, R (10, 5) OBP: 0.278, SLG: 0.358		x 0-0 L5 ③	x 0-0 F8 ③			x 0-0 E6 WP		x 0-0 SH1-4 ① 1-2		BBBB 4-0 SH 1B BB	3 0 0	0 1 0	0 0 0	0 0 0	1 0 0	0 0 0	4 0 0
Elrod Hendricks, L (1, 2) OBP: 0.330, SLG: 0.289			x 0-0 BB 1B E 1B BBBB 4-0 3-1 SH1-4 BB			SSS 0-3 K ② 1-2		x 0-0 F2 ②		x 0-0 SH 1-3 1B	3	2	1	0	1	1	2
Mark Belanger, R (1, 6) OBP: 0.299, SLG: 0.258			x 0-0 F8 ①	x 0-0 SH1-4 ① 1-2		x 0-0 4-3 ③		BBBB 4-0 1B 2B BB		x 0-0 4-3 2-H 3-H SF9 1B	3	2	1	2	1	0	2
Inning Stats	R: 0 E: 0 K: 2 S: 7 H: 0 LOB: 0 BB: 0 P: 7	R: 0 E: 0 K: 0 S: 4 H: 1 LOB: 1 BB: 0 P: 4	R: 3 E: 1 K: 0 S: 8 H: 4 LOB: 3 BB: 1 P: 12	R: 0 E: 0 K: 0 S: 3 H: 0 LOB: 1 BB: 1 P: 7	R: 0 E: 0 K: 0 S: 3 H: 0 LOB: 0 BB: 0 P: 3	R: 0 E: 1 K: 1 S: 6 H: 0 LOB: 1 BB: 0 P: 6	R: 0 E: 0 K: 0 S: 3 H: 1 LOB: 2 BB: 2 P: 11	R: 2 E: 0 K: 0 S: 6 H: 3 LOB: 2 BB: 1 P: 10	R: 0 E: 0 K: 2 S: 7 H: 0 LOB: 0 BB: 0 P: 7	R: 3 E: 1 K: 0 S: 5 H: 1 LOB: 1 BB: 1 P: 9	1B: 9 2B: 1 3B: 0 HR: 0	SF: 1 SAC: 3 DP: 1 HBP: 0					WP: 1 PB: 0 SB: 0 CS: 0	PA: 48

PITCHER	IP	WLS	BF	H	R	ER	SO	BB	IBB	HBP	BLK	WP	HR	S	P	ERA	WHIP
Nolan Ryan, R (1, 1) ERA: 3.27	9.0	L	45	10	8	5	5	6	0	0	0	1	0	49	73	5.00	1.778
Mickey Scott, L (10, 1) ERA: 4.45	0.1		1	0	0	0	0	0	0	0	0	0	0	1	1	0.00	0.000
Don Kirkwood, R (10, 1) ERA: 1.72	0.2		2	0	0	0	0	0	0	0	0	0	0	2	2	0.00	0.000

PITCHER	IP	WLS	BF	H	R	ER	SO	BB	IBB	HBP	BLK	WP	HR	S	P	ERA	WHIP

TOP

Baltimore Orioles @ California Angels

Anaheim Stadium, Anaheim, CA

Tue Jul 08 1975, 10:05 PM EDT

Att. 16,811 - Unknown

livebaseballscorecards.com

AB	38
R	8
H	10
RBI	7
BB	6
SO	5
LOB	22

Batter	1	2	3	4	5	6	7	8	9	10	AB	R	H	RBI	BB	SO	LOB
Dave Collins, S (1, 7) OBP: 0.392, SLG: 0.376	E 2B		G3		F7			1-3		6-3	5	1	1	0	0	0	0
Jerry Remy, L (1, 4) OBP: 0.332, SLG: 0.348	E1 S WP 1B 2-H		4-3			5-3			6-3	BB	4	1	1	0	1	0	0
Mickey Rivers, L (1, 8) OBP: 0.327, SLG: 0.355	F7 2-H		G3			L6			F4	F8	5	0	0	0	0	0	1
Joe Lahoud, L (1, 10) OBP: 0.366, SLG: 0.392	F9			L3		G3			BB 1B 1B BB		3	0	0	0	1	0	0
Morris Nettles, L (9, PR) OBP: 0.290, SLG: 0.272											0	1	0	0	0	0	0
Leroy Stanton, R (1, 9) OBP: 0.380, SLG: 0.482	S 1B			HR			G1-4-3 BB		1-2 BB 1B		3	2	3	1	1	0	0
John Doherty, L (1, 3) OBP: 0.279, SLG: 0.339	F7 1-2			F9			F2		1B BB 1-2 2-3		3	0	0	0	1	0	2
Dave Chalk, R (1, 5) OBP: 0.374, SLG: 0.372		L1		L5			G1-4-3 1-2f		1-2 1B 2-H 3-H		4	0	1	2	0	0	1
Ellie Rodriguez, R (1, 2) OBP: 0.384, SLG: 0.331		6-3			K			5-3	K		4	0	0	0	0	2	2
Mike Miley, S (1, 6)		K			F9			F8		K	3	0	0	0	0	1	0
Rudy Meoli, L (10, PH) OBP: 0.333, SLG: 0.238											1	0	0	0	0	1	0
Inning Stats	R: 2 E: 1 K: 0 S: 6 H: 3 LOB: 1 BB: 0 P: 6	R: 0 E: 0 K: 1 S: 5 H: 0 LOB: 0 BB: 0 P: 5	R: 0 E: 0 K: 0 S: 3 H: 0 LOB: 0 BB: 0 P: 3	R: 1 E: 0 K: 0 S: 4 H: 1 LOB: 0 BB: 0 P: 4	R: 0 E: 0 K: 1 S: 5 H: 0 LOB: 0 BB: 0 P: 5	R: 0 E: 0 K: 0 S: 3 H: 0 LOB: 0 BB: 0 P: 3	R: 0 E: 0 K: 0 S: 2 H: 0 LOB: 0 BB: 1 P: 6	R: 0 E: 0 K: 0 S: 3 H: 0 LOB: 0 BB: 0 P: 3	R: 2 E: 0 K: 1 S: 7 H: 2 LOB: 2 BB: 2 P: 15	R: 0 E: 0 K: 1 S: 5 H: 0 LOB: 1 BB: 1 P: 9	1B: 4 2B: 1 3B: 0 HR: 1	SF: 0 SAC: 0 DP: 1 HBP: 0						

PITCHER		IP	WLS	BF	H	R	ER	SO	BB	IBB	HBP	BLK	WP	HR	S	P	ERA	WHIP
Jim Palmer, R ERA: 2.08	(1, 1)	8.2		34	6	5	5	2	3	0	0	0	1	1	35	47	5.19	1.038
Doyle Alexander, R ERA: 3.28	(9, 1)	1.0	W	4	0	0	0	2	1	0	0	0	0	0	7	11	0.00	1.000
Grant Jackson, L ERA: 3.94	(10, 1)	0.1	S	1	0	0	0	0	0	0	0	0	0	0	1	1	0.00	0.000

PITCHER	IP	WLS	BF	H	R	ER	SO	BB	IBB	HBP	BLK	WP	HR	S	P	ERA	WHIP

BOTTOM

Baltimore Orioles @ California Angels

Anaheim Stadium, Anaheim, CA

Tue Jul 08 1975, 10:05 PM EDT

Att. 16,811 - Unknown

livebaseballscorecards.com

AB	35
R	5
H	6
RBI	3
BB	4
SO	4
LOB	6

WP: 1 PA: 39
PB: 0
SB: 2
CS: 0

Baltimore Orioles @ California Angels

Anaheim Stadium, Anaheim, CA

Wed Jul 09 1975, 10:05 PM EDT

Att. 10,542 - Unknown

TOP

livebaseballscorecards.com

Batter	1	2	3	4	5	6	7	8	9	AB	R	H	RBI	BB	SO	LOB
Ken Singleton, S (1, 9) OBP: 0.419, SLG: 0.440 Al Bumbry, L (9, PR) OBP: 0.338, SLG: 0.389	SSS 0-3 ① K		SSS 0-3 ② K			x 0-0 ① F8	x 0-0 ② F9		x 0-0 F9 1B 1B	5	0	1	0	0	2	2
										0	0	0	0	0	0	0
Bobby Grich, R (1, 4) OBP: 0.384, SLG: 0.363	BBBB 4-0 5-3 BB		BBBB 4-0 BB			x 0-0 ② F2	x 0-0 ③ FC5-4 1-2f		x 0-0 1-2 1B	3	0	1	0	2	0	2
Tommy Davis, R (1, 10) OBP: 0.296, SLG: 0.323	x 0-0 ② 5-3 1-2		SSS 0-3 ③ K			x 0-0 2B 1B		x 0-0 ① F4	x 0-0 ② F9 2-3	5	0	1	0	0	1	4
Lee May, R (1, 3) OBP: 0.287, SLG: 0.427	SSS 0-3 ③ K			x 0-0 ① F8		x 0-0 1-3 2B		x 0-0 ② F9	x 0-0 ③ F8	5	0	1	0	0	1	3
Don Baylor, R (1, 7) OBP: 0.353, SLG: 0.500		SSS 0-3 ① K		x 0-0 ② 5-3		I I I 4-0 IBB		BBBB 4-0 WP 1B BB		2	1	0	0	2	1	0
Paul Blair, R (1, 8) OBP: 0.263, SLG: 0.284		x 0-0 CS 1B		x 0-0 ③ F7		SSS 0-3 ③ K		SSS 0-3 K 1-3 1B		4	1	1	0	0	2	4
Brooks Robinson, R (1, 5) OBP: 0.279, SLG: 0.275		BBBB 4-0 ② FC5-4 1-2 BB			x 0-0 1B 1B		SSS 0-3 ① K	x 0-0 2-H 3-H 1B		3	0	2	2	1	1	0
Dave Duncan, R (1, 2) OBP: 0.245, SLG: 0.354	x 0-0 ③ FC5-4 1-2f				x 0-0 ① L1-3 1-3 1B		BBBB 4-0 1B BB	SSS 0-3 ③ K		3	0	1	0	1	1	2
Mark Belanger, R (1, 6) OBP: 0.298, SLG: 0.258			x 0-0 ① 6-3		x 0-0 ② ③ L1-3 1-2		x 0-0 FC5-4 1-2 1B		x 0-0 ① 1-3	4	0	1	0	0	0	1
Inning Stats	R: 0 E: 0 K: 2 S: 7 H: 0 LOB: 1 BB: 1 P: 11	R: 0 E: 0 K: 1 S: 5 H: 1 LOB: 1 BB: 1 P: 9	R: 0 E: 0 K: 2 S: 7 H: 0 LOB: 1 BB: 1 P: 11	R: 0 E: 0 K: 0 S: 3 H: 0 LOB: 0 BB: 0 P: 3	R: 0 E: 0 K: 0 S: 3 H: 2 LOB: 0 BB: 0 P: 3	R: 0 E: 0 K: 1 S: 7 H: 2 LOB: 3 BB: 1 P: 11	R: 0 E: 0 K: 1 S: 6 H: 1 LOB: 2 BB: 1 P: 10	R: 2 E: 0 K: 2 S: 9 H: 1 LOB: 1 BB: 1 P: 13	R: 0 E: 0 K: 0 S: 5 H: 2 LOB: 2 BB: 0 P: 5	1B: 8 2B: 2 3B: 0 HR: 0 SF: 0 SAC: 0 DP: 1 HBP: 0	WP: 1 PB: 0 SB: 0 CS: 1 PA: 40					

	AB	34
	R	2
	H	9
	RBI	2
	BB	6
	SO	9
	LOB	18

PITCHER		IP	WLS	BF	H	R	ER	SO	BB	IBB	HBP	BLK	WP	HR	S	P	ERA	WHIP
Frank Tanana, L ERA: 3.1	(1, 1)	8.1	W	37	8	2	2	9	5	1	0	0	1	0	49	73	2.16	1.560
Don Kirkwood, R ERA: 1.7	(9, 1)	0.2	S	3	1	0	0	0	0	0	0	0	0	0	3	3	0.00	1.500

PITCHER	IP	WLS	BF	H	R	ER	SO	BB	IBB	HBP	BLK	WP	HR	S	P	ERA	WHIP

Baltimore Orioles @ California Angels

Anaheim Stadium, Anaheim, CA

Wed Jul 09 1975, 10:05 PM EDT

Att. 10,542 - Unknown

BOTTOM

Batter	1	2	3	4	5	6	7	8	9	AB	R	H	RBI	BB	SO	LOB
Jerry Remy, L (1, 4) OBP: 0.334, SLG: 0.350	SH2-3 1B		FC4-5 4-3 2-3		FC5-2 2-3 1B		F8			4	0	2	0	0	0	1
Mickey Rivers, L (1, 8) OBP: 0.324, SLG: 0.351	SH2-3 1-3		4-3 1-2		F5		6-3			3	0	0	0	0	0	3
Tommy Harper, R (1, 10) OBP: 0.320, SLG: 0.341	K		F9		FC5-2 1-2 3-H		F8			4	0	0	0	0	1	4
Leroy Stanton, R (1, 9) OBP: 0.378, SLG: 0.478	6-3			FC6-5 1B 1B	L4			E5 SH3-4 3B		4	1	1	0	0	0	3
Dave Chalk, R (1, 5) OBP: 0.377, SLG: 0.373		F7		4-3 FC6-5 1-2 1B		BB 1B 1B		SH3-4 1-2		2	1	1	0	1	0	0
Winston Llenas, R (1, 3) OBP: 0.238, SLG: 0.224 Joe Lahoud, L (8, PH) OBP: 0.369, SLG: 0.392 Morris Nettles, L (8, PR) OBP: 0.290, SLG: 0.272 (9, 7)		1B 2B		FC6-5 4-3 1-2 2-3f		1B 1-3 1B		BB 3B		3 0 0	0 0 1	2 0 0	0 0 0	0 1 0	0 0 0	2 0 0
John Balaz, R (1, 7) OBP: 0.267, SLG: 0.400 Dave Collins, S (8, PH) OBP: 0.397, SLG: 0.400 John Doherty, L (9, 3) OBP: 0.279, SLG: 0.339		2B 1-H		4-3 1-2 2-3		K		P1-5 1-H 2-H 3B		3 1 0	0 0 0	1 1 0	0 2 0	0 0 0	1 0 0	4 0 0
Ellie Rodriguez, R (1, 2) OBP: 0.381, SLG: 0.329		F9		K		G6-4-3 1-2 3-H 1B		P1-5 3-Hf		4	0	1	1	0	1	5
Mike Miley, S (1, 6) OBP: 0.250, SLG: 0.500			FC4-5 2B		1B FC5-2 2B		G6-4-3 1-2f			3	0	2	0	0	0	2
Inning Stats	R: 0 H: 1 E: 0 LOB: 1 K: 1 BB: 0 S: 6 P: 6	R: 0 H: 2 E: 0 LOB: 1 K: 0 BB: 0 S: 4 P: 4	R: 0 H: 1 E: 0 LOB: 1 K: 0 BB: 0 S: 4 P: 4	R: 0 H: 2 E: 0 LOB: 2 K: 1 BB: 0 S: 7 P: 7	R: 0 H: 2 E: 0 LOB: 2 K: 0 BB: 0 S: 5 P: 5	R: 1 H: 2 E: 0 LOB: 1 K: 1 BB: 1 S: 6 P: 10	R: 0 H: 0 E: 0 LOB: 0 K: 0 BB: 0 S: 3 P: 3	R: 2 H: 1 E: 1 LOB: 1 K: 0 BB: 1 S: 4 P: 8		1B: 7 SF: 0 2B: 4 SAC: 2 3B: 1 DP: 2 HR: 0 HBP: 0				WP: 0 PA: 35 PB: 0 SB: 0 CS: 0		

livebaseballscorecards.com

AB	31
R	3
H	11
RBI	3
BB	2
SO	3
LOB	24

PITCHER		IP	WLS	BF	H	R	ER	SO	BB	IBB	HBP	BLK	WP	HR	S	P	ERA	WHIP
Ross Grimsley, L ERA: 3.88	(1, 1)	7.1	L	32	10	2	2	3	1	0	0	0	0	0	37	41	2.46	1.500
Doyle Alexander, R ERA: 3.25	(8, 1)	0.2		3	1	1	0	0	1	0	0	0	0	0	2	6	0.00	3.000

PITCHER	IP	WLS	BF	H	R	ER	SO	BB	IBB	HBP	BLK	WP	HR	S	P	ERA	WHIP

Batter	1	2	3	4	5	6	7	8	9	AB	R	H	RBI	BB	SO	LOB
Ken Singleton, S (1, 9) OBP: 0.422, SLG: 0.449	HR	K		BB G6-4-3		K		BB 1B		3	1	1	1	2	2	3
Bobby Grich, R (1, 4) OBP: 0.390, SLG: 0.379	1B G5-4-3 1B		2B 1B SF8	G6-4-3 1-2f			E 2B	1B 1-2		5	2	4	0	0	0	2
Al Bumbry, L (1, 10) OBP: 0.343, SLG: 0.394	1B 1-2 G5-4-3		1B 2-3		6-3		E4 3B 2-H 1B	K		5	1	3	0	0	1	2
Lee May, R (1, 3) OBP: 0.286, SLG: 0.431 Tony Muser, L (8, 3) OBP: 0.319, SLG: 0.289	G5-4-3 1-2f 2-3		SF8 3-H		L5		SF9 2-H 3B	K		4 0	1 0	1 0	2 0	0 0	1 0	4 0
Jim Northrup, L (1, 8) OBP: 0.373, SLG: 0.552 Paul Blair, R (7, PH) OBP: 0.260, SLG: 0.281 (7, 8)	K2-3		F7		HR		K	K		3 2	1 0	1 0	1 0	0 0	1 2	2 3
Don Baylor, R (1, 7) OBP: 0.350, SLG: 0.494		BB P4-3	F9		K		SF9 3-H		F7	3	0	0	1	1	1	1
Brooks Robinson, R (1, 5) OBP: 0.281, SLG: 0.279		P4-3 1-2f		2B 3B		F8	BB		F7	4	1	1	0	1	0	1
Elrod Hendricks, L (1, 2) OBP: 0.353, SLG: 0.363		2B 1B		3B 2-H		WP 2B	BB 1-2		F7	4	0	3	1	1	0	0
Mark Belanger, R (1, 6) OBP: 0.298, SLG: 0.258		1B 2-3		5-3		K 2-3	1-3			4	0	1	0	0	1	4
Inning Stats	R: 1 H: 3 E: 0 LOB: 1 K: 1 BB: 0 S: 7 P: 7	R: 0 H: 2 E: 0 LOB: 2 K: 1 BB: 1 S: 6 P: 10	R: 1 H: 2 E: 0 LOB: 1 K: 0 BB: 0 S: 5 P: 5	R: 1 H: 2 E: 0 LOB: 1 K: 0 BB: 1 S: 4 P: 8	R: 1 H: 1 E: 0 LOB: 0 K: 1 BB: 0 S: 6 P: 6	R: 0 H: 1 E: 0 LOB: 1 K: 2 BB: 0 S: 8 P: 8	R: 3 H: 3 E: 1 LOB: 2 K: 1 BB: 2 S: 8 P: 16	R: 0 H: 1 E: 0 LOB: 2 K: 3 BB: 1 S: 10 P: 14	R: 0 H: 0 E: 0 LOB: 0 K: 0 BB: 0 S: 3 P: 3	1B: 6 SF: 2 2B: 6 SAC: 0 3B: 2 DP: 3 HR: 2 HBP: 0				WP: 1 PA: 44 PB: 0 SB: 0 CS: 0		

Baltimore Orioles @ California Angels

Anaheim Stadium, Anaheim, CA

Thu Jul 10 1975, 10:05 PM EDT

Att. 9,569 - Unknown

TOP

livebaseballscorecards.com

AB	37
R	7
H	15
RBI	6
BB	5
SO	9
LOB	22

PITCHER		IP	WLS	BF	H	R	ER	SO	BB	IBB	HBP	BLK	WP	HR	S	P	ERA	WHIP
Ed Figueroa, R ERA: 2.29	(1, 1)	6.0	L	29	12	5	5	5	2	0	0	0	1	2	37	45	7.50	2.333
Andy Hassler, L ERA: 5.29	(7, 1)	1.0		7	2	2	2	1	2	0	0	0	0	0	7	15	18.00	4.000
Chuck Hockenbery, R ERA: 5.4	(8, 1)	1.0		5	1	0	0	3	1	0	0	0	0	0	10	14	0.00	2.000
Charlie Hudson, L ERA: 9.53	(9, 1)	1.0		3	0	0	0	0	0	0	0	0	0	0	3	3	0.00	0.000

PITCHER	IP	WLS	BF	H	R	ER	SO	BB	IBB	HBP	BLK	WP	HR	S	P	ERA	WHIP

Batter	1	2	3	4	5	6	7	8	9	AB	R	H	RBI	BB	SO	LOB
Jerry Remy, L (1, 4) OBP: 0.332, SLG: 0.347	G3		G3			4-3	F7		6-3	5	1	1	0	0	0	3
Mickey Rivers, L (1, 8) OBP: 0.321, SLG: 0.347	4-3		1-3			4-3 1-2		6-3		4	0	0	0	0	0	1
Dave Collins, S (1, 7) OBP: 0.400, SLG: 0.398	S			F7		1B BB		K		3	0	1	0	1	1	0
Leroy Stanton, R (1, 9) OBP: 0.376, SLG: 0.473	F8 1-2			6-3		G5-4-3 1-3 2-H		5-3		4	0	1	1	0	0	1
Winston Llenas, R (1, 3) OBP: 0.239, SLG: 0.225		F3		F9		G5-4-3 1-2f			2B 1B	4	1	1	0	0	0	2
Dave Chalk, R (1, 5) OBP: 0.378, SLG: 0.378		1B			K		K		1-3 2B	4	1	2	0	0	2	0
John Balaz, R (1, 10) OBP: 0.263, SLG: 0.421		F3			E4		F6		2-H 3-H	4	0	1	2	0	0	1
Ellie Rodriguez, R (1, 2) OBP: 0.380, SLG: 0.329 Ike Hampton, S (8, 2)		K			F8		1B		K	3 1	0 0	1 0	0 0	0 0	1 1	2 1
Mike Miley, S (1, 6) OBP: 0.250, SLG: 0.417			6-3		2-3		1-2		6-3	4	0	1	0	0	0	2
Inning Stats	R: 0 E: 0 K: 0 S: 4 H: 1 LOB: 1 BB: 0 P: 4	R: 0 E: 0 K: 1 S: 6 H: 1 LOB: 1 BB: 0 P: 6	R: 0 E: 0 K: 0 S: 3 H: 0 LOB: 0 BB: 0 P: 3	R: 0 E: 0 K: 0 S: 3 H: 0 LOB: 0 BB: 0 P: 3	R: 0 E: 1 K: 1 S: 6 H: 0 LOB: 1 BB: 0 P: 6	R: 1 E: 0 K: 0 S: 4 H: 2 LOB: 1 BB: 1 P: 8	R: 0 E: 0 K: 1 S: 7 H: 2 LOB: 2 BB: 0 P: 7	R: 0 E: 0 K: 1 S: 5 H: 0 LOB: 0 BB: 0 P: 5	R: 2 E: 0 K: 1 S: 8 H: 3 LOB: 1 BB: 0 P: 8	1B: 7 2B: 2 3B: 0 HR: 0 SF: 0 SAC: 0 DP: 1 HBP: 0			WP: 0 PB: 0 SB: 1 CS: 0	PA: 37		

PITCHER	IP	WLS	BF	H	R	ER	SO	BB	IBB	HBP	BLK	WP	HR	S	P	ERA	WHIP
Mike Cuellar, L (1, 1) ERA: 4.03	9.0	W	37	9	3	3	5	1	0	0	0	0	0	46	50	3.00	1.111

PITCHER	IP	WLS	BF	H	R	ER	SO	BB	IBB	HBP	BLK	WP	HR	S	P	ERA	WHIP

Baltimore Orioles @ California Angels

Anaheim Stadium, Anaheim, CA

Thu Jul 10 1975, 10:05 PM EDT

Att. 9,569 - Unknown

BOTTOM

livebaseballscorecards.com

AB	36
R	3
H	9
RBI	3
BB	1
SO	5
LOB	13

Cleveland Indians @ California Angels

Anaheim Stadium, Anaheim, CA

Fri Jul 11 1975, 10:05 PM EDT

Att. 9,034 - Unknown

TOP

livebaseballscorecards.com

Batter	1	2	3	4	5	6	7	8	9	AB	R	H	RBI	BB	SO	LOB
John Lowenstein, L (1, 10) OBP: 0.327, SLG: 0.393	F7		BBBB 4-0 BB		F7		6-3 IHR 2-H 2B		F8	4	1	1	1	1	0	0
Duane Kuiper, L (1, 4) OBP: 0.391, SLG: 0.363	3-1		4-3		PO 1B		6-3 2-3			4	0	1	0	0	0	2
Rick Manning, L (1, 9) OBP: 0.347, SLG: 0.370 Charlie Spikes, R (9, 9) OBP: 0.260, SLG: 0.317	4-3			6-3	PO 1-2	SSS K	IHR 3-H			4 0	1 0	1 0	2 0	0 0	1 0	0 0
Boog Powell, L (1, 3) OBP: 0.375, SLG: 0.522		HR		FC6-4 1B 1B 1B		E3 BB	F7			4	2	2	1	0	0	0
George Hendrick, R (1, 8) OBP: 0.321, SLG: 0.474		5-3		FC6-4 1-2 1B		BBBB 4-0 1-2 BB		F8		3	0	1	0	1	0	0
Oscar Gamble, L (1, 7) OBP: 0.314, SLG: 0.367		F9		FC6-4 1B 1-2f 2-3		F2		1-3		4	0	0	0	0	0	4
John Ellis, R (1, 2) OBP: 0.251, SLG: 0.322		F7		FC4 1-2 1B 3-H		5-3		F6		4	0	1	1	0	0	2
Buddy Bell, R (1, 5) OBP: 0.297, SLG: 0.339			F4	FC4 1-2f			4-3		F8	4	0	0	0	0	0	2
Frank Duffy, R (1, 6) OBP: 0.275, SLG: 0.285			6-3		6-3		2B 2B		5-3	4	1	1	0	0	0	0

	AB	35
	R	5
	H	8
	RBI	5
	BB	2
	SO	1
	LOB	10

Inning Stats	1	2	3	4	5	6	7	8	9	1B: 4 SF: 0	WP: 0 PA: 38
	R: 0 H: 0 E: 0 LOB: 0 K: 0 BB: 0 S: 3 P: 3	R: 1 H: 1 E: 0 LOB: 0 K: 0 BB: 0 S: 4 P: 4	R: 0 H: 0 E: 0 LOB: 1 K: 0 BB: 1 S: 3 P: 7	R: 1 H: 3 E: 0 LOB: 2 K: 0 BB: 0 S: 6 P: 6	R: 0 H: 1 E: 0 LOB: 0 K: 0 BB: 0 S: 3 P: 3	R: 0 H: 0 E: 1 LOB: 2 K: 1 BB: 1 S: 6 P: 10	R: 3 H: 3 E: 0 LOB: 0 K: 0 BB: 0 S: 6 P: 6	R: 0 H: 0 E: 0 LOB: 0 K: 0 BB: 0 S: 3 P: 3	R: 0 H: 0 E: 0 LOB: 0 K: 0 BB: 0 S: 3 P: 3	2B: 2 SAC: 0 3B: 0 DP: 0 HR: 2 HBP: 0	PB: 0 SB: 0 CS: 0

PITCHER	IP	WLS	BF	H	R	ER	SO	BB	IBB	HBP	BLK	WP	HR	S	P	ERA	WHIP
Dick Lange, R (1, 1) ERA: 3.91	6.1	L	28	7	4	4	1	2	0	0	0	0	1	28	36	5.68	1.421
Mickey Scott, L (7, 1) ERA: 4.36	2.2		9	1	1	1	0	0	0	0	0	0	0	9	9	3.38	0.375

PITCHER	IP	WLS	BF	H	R	ER	SO	BB	IBB	HBP	BLK	WP	HR	S	P	ERA	WHIP

Cleveland Indians @ California Angels

Anaheim Stadium, Anaheim, CA

Fri Jul 11 1975, 10:05 PM EDT

Att. 9,034 - Unknown

BOTTOM

Batter	1	2	3	4	5	6	7	8	9	AB	R	H	RBI	BB	SO	LOB
Jerry Remy, L (1, 4) OBP: 0.334, SLG: 0.349	K		1B			E S 1B 1B	4-3			4	1	2	0	0	1	0
Mickey Rivers, L (1, 8) OBP: 0.317, SLG: 0.343	F5		F9			F9 1-3	F4			4	0	0	0	0	0	2
Dave Collins, S (1, 7) OBP: 0.410, SLG: 0.419	CS 1B			2B		E S 2B 1B 3-H		F9		4	1	3	1	0	0	0
Joe Lahoud, L (1, 10) OBP: 0.367, SLG: 0.395	CS 1-2	G3		F6		WP 4-3 2B 1-H		G3		4	1	1	1	0	0	1
Leroy Stanton, R (1, 9) OBP: 0.378, SLG: 0.476		2B		6-3		4-3 BB BB 2-3		L6		3	0	1	0	1	0	1
Dave Chalk, R (1, 5) OBP: 0.380, SLG: 0.378		F3		6-3		4-3 BB 1-2			1B	3	0	1	0	1	0	2
John Doherty, L (1, 3) OBP: 0.266, SLG: 0.322 Tommy Harper, R (9, PH) OBP: 0.319, SLG: 0.339	K			4-3		4-3 1-2 2-3 3-H			K	3 1	0 0	0 0	1 0	0 0	1 1	3 1
Ellie Rodriguez, R (1, 2) OBP: 0.378, SLG: 0.327			F8	G4-3-6 1B		K			K	4	0	1	0	0	2	3
Mike Miley, S (1, 6) OBP: 0.200, SLG: 0.333 Winston Llenas, R (9, PH) OBP: 0.236, SLG: 0.222			F7	G4-3-6 1-2f			6-3		K	3 1	0 0	0 0	0 0	0 0	0 1	1 1

	AB	34
	R	3
	H	9
	RBI	3
	BB	2
	SO	6
	LOB	15

Inning Stats	1	2	3	4	5	6	7	8	9	1B: 6	SF: 0	WP: 1	PA: 37
R:	0	0	0	0		3	0	0	0	2B: 3	SAC: 0	PB: 0	
E:	0	0	0	0		0	0	0	0	3B: 0	DP: 1	SB: 2	
K:	1	1	0	0		1	0	0	3	HR: 0	HBP: 0	CS: 1	
S:	5	6	4	4		8	3	3	10				
H:	1	1	1	1		3	0	0	1				
LOB:	0	1	1	1		2	0	0	1				
BB:	0	1	0	1		2	0	0	1				
P:	5	6	4	4		16	3	3	10				

PITCHER		IP	WLS	BF	H	R	ER	SO	BB	IBB	HBP	BLK	WP	HR	S	P	ERA	WHIP
Roric Harrison, R ERA: 4.44	(1, 1)	8.0	W	33	9	3	3	3	2	0	0	0	1	0	37	45	3.38	1.375
Dave LaRoche, L ERA: 1.51	(9, 1)	1.0	S	3	0	0	0	3	0	0	0	0	0	0	9	9	0.00	0.000

PITCHER	IP	WLS	BF	H	R	ER	SO	BB	IBB	HBP	BLK	WP	HR	S	P	ERA	WHIP

livebaseballscorecards.com

Batter	1	2	3	4	5	6	7	8	9	AB	R	H	RBI	BB	SO	LOB
John Lowenstein, L (1, 10) OBP: 0.324, SLG: 0.383	F6		K		F7		F8		BB, 1B, BB BB	4	1	0	0	1	1	1
Duane Kuiper, L (1, 4) OBP: 0.398, SLG: 0.373	K		6-3		CS, HBP		2-H: 2B		1-2: BB, BB, 1B 1B	4	1	2	1	0	1	0
Rick Manning, L (1, 9) (9, 7) OBP: 0.343, SLG: 0.362	5-3			K	CS 1-2	F7	3-1		1-2, 2-3: BB, 1B BB	4	1	0	0	1	1	1
Boog Powell, L (1, 3) OBP: 0.375, SLG: 0.515		K		1B, HR BB		4-3		FC3-6, E, SF8 BB	F6	3	2	0	0	2	1	3
George Hendrick, R (1, 8) OBP: 0.325, SLG: 0.477		E6 F8, BB		1-2: HR 1B		2B		E6, FC3-6 1-2	1B 1-2, 2-3, 3-H: BB	4	1	2	1	1	0	1
Oscar Gamble, L (1, 7) OBP: 0.318, SLG: 0.384 Rico Carty, R (9, PH) OBP: 0.365, SLG: 0.422 Charlie Spikes, R (9, PR) OBP: 0.260, SLG: 0.317 (9, 9)		S 1-2: BB		1-H, 2-H: HR		4-3		FC3-6, SF8 1-2f, 2-3	FC6-4 1-2, 2-H, 3-H: 1B	3 1 0	1 0 0	1 1 0	3 2 0	1 0 0	0 0 0	3 0 0
John Ellis, R (1, 2) OBP: 0.250, SLG: 0.321	F8 2-3		F4				E 1B, 1B	SF8 1-2, 3-H	FC6-4 1-2f	4	1	1	1	0	0	4
Buddy Bell, R (1, 5) OBP: 0.293, SLG: 0.334	K 1-2		4-3				E4 1B, 1-2	K		4	0	0	0	0	2	4
Frank Duffy, R (1, 6) OBP: 0.274, SLG: 0.285			4-3		3-1		1-3, 2-H: 2B, 1B		F9	4	1	1	1	0	0	0
Inning Stats	R: 0 E: 0 K: 1 S: 5 H: 0 LOB: 0 BB: 0 P: 5	R: 0 E: 1 K: 2 S: 8 H: 0 LOB: 2 BB: 1 P: 12	R: 0 E: 0 K: 1 S: 5 H: 0 LOB: 0 BB: 0 P: 5	R: 3 E: 0 K: 1 S: 7 H: 2 LOB: 0 BB: 1 P: 11	R: 0 E: 0 K: 0 S: 2 H: 0 LOB: 0 BB: 0 P: 3	R: 0 E: 0 K: 0 S: 4 H: 1 LOB: 1 BB: 0 P: 4	R: 2 E: 1 K: 0 S: 6 H: 3 LOB: 1 BB: 1 P: 6	R: 1 E: 1 K: 1 S: 6 H: 0 LOB: 1 BB: 1 P: 10	R: 3 E: 0 K: 0 S: 5 H: 2 LOB: 2 BB: 3 P: 17	1B: 5 2B: 2 3B: 0 HR: 1 SF: 1 SAC: 0 DP: 0 HBP: 1	WP: 0 PB: 0 SB: 1 CS: 1 PA: 44					

PITCHER	IP	WLS	BF	H	R	ER	SO	BB	IBB	HBP	BLK	WP	HR	S	P	ERA	WHIP
Nolan Ryan, R (1, 1) ERA: 3.5	8.1	L	39	7	9	7	6	5	0	1	0	0	1	45	66	7.56	1.440
Andy Hassler, L (9, 1) ERA: 5.26	0.2		4	1	0	0	0	1	0	0	0	0	0	3	7	0.00	3.000

PITCHER	IP	WLS	BF	H	R	ER	SO	BB	IBB	HBP	BLK	WP	HR	S	P	ERA	WHIP

TOP

Cleveland Indians @ California Angels

Anaheim Stadium, Anaheim, CA

Sat Jul 12 1975, 10:05 PM EDT

Att. 27,135 - Unknown

livebaseballscorecards.com

AB	35
R	9
H	8
RBI	9
BB	6
SO	6
LOB	17

Cleveland Indians @ California Angels

Anaheim Stadium, Anaheim, CA

Sat Jul 12 1975, 10:05 PM EDT

Att. 27,135 - Unknown

BOTTOM

livebaseballscorecards.com

Batter	1	2	3	4	5	6	7	8	9	AB	R	H	RBI	BB	SO	LOB
Jerry Remy, L (1, 4) OBP: 0.330, SLG: 0.344	L6	L6			F9		FC3-6 1-2f		4-3	5	0	0	0	0	0	3
Mickey Rivers, L (1, 8) OBP: 0.318, SLG: 0.344	FC4-6 1B	F9			FC4 1B		4-3		L1	5	0	2	0	0	0	3
Dave Collins, S (1, 7) OBP: 0.406, SLG: 0.413	FC4-6 HBP BB 1-2f		CS 1B		FC4 1-2f			F9		4	0	1	0	0	0	2
Joe Lahoud, L (1, 10) OBP: 0.369, SLG: 0.390	HBP 1-2 BB		K 1-2		F6			BB 1B BB		2	1	0	0	2	1	2
Leroy Stanton, R (1, 9) OBP: 0.376, SLG: 0.469	1-2 2-3 HBP		K			F8		F7		3	0	0	0	0	1	1
Dave Chalk, R (1, 5) OBP: 0.378, SLG: 0.374	F4			5-3		F7		1B 1-2 BB		3	0	0	0	1	0	3
John Doherty, L (1, 3) OBP: 0.279, SLG: 0.323		SH3-4 BB		4-3		F4		1-3 2-H 1B		3	0	1	1	1	0	0
Ellie Rodriguez, R (1, 2) OBP: 0.377, SLG: 0.327		SH3-4 1-2		1B			F5	F4		3	0	1	0	0	0	2
Mike Miley, S (1, 6) OBP: 0.278, SLG: 0.313		BB		G3			FC3-6 BB		L7	1	0	0	0	2	0	1
Morris Nettles, L (9, PH) OBP: 0.288, SLG: 0.271										1	0	0	0	0	0	0
Inning Stats	R: 0 E: 0 K: 0 S: 4 H: 1 LOB: 3 BB: 1 P: 9	R: 0 E: 0 K: 0 S: 3 H: 0 LOB: 2 BB: 2 P: 11	R: 0 E: 0 K: 2 S: 7 H: 1 LOB: 0 BB: 0 P: 7	R: 0 E: 0 K: 0 S: 4 H: 1 LOB: 1 BB: 0 P: 4	R: 0 E: 0 K: 0 S: 4 H: 1 LOB: 1 BB: 0 P: 4	R: 0 E: 0 K: 0 S: 3 H: 0 LOB: 0 BB: 0 P: 3	R: 0 E: 0 K: 0 S: 3 H: 0 LOB: 1 BB: 1 P: 7	R: 1 E: 0 K: 0 S: 4 H: 1 LOB: 2 BB: 2 P: 12	R: 0 E: 0 K: 0 S: 3 H: 0 LOB: 0 BB: 0 P: 3	1B: 5 2B: 0 3B: 0 HR: 0 SF: 0 SAC: 1 DP: 0 HBP: 1						

AB	30
R	1
H	5
RBI	1
BB	6
SO	2
LOB	17

WP: 0 PB: 0 SB: 0 CS: 1 PA: 38

PITCHER		IP	WLS	BF	H	R	ER	SO	BB	IBB	HBP	BLK	WP	HR	S	P	ERA	WHIP
Dennis Eckersley, R ERA: 2.36	(1, 1)	8.0	W	35	5	1	1	2	6	0	1	0	0	0	32	57	1.12	1.375
Fred Beene, R ERA: 6.38	(9, 1)	1.0		3	0	0	0	0	0	0	0	0	0	0	3	3	0.00	0.000

PITCHER	IP	WLS	BF	H	R	ER	SO	BB	IBB	HBP	BLK	WP	HR	S	P	ERA	WHIP

Cleveland Indians @ California Angels

Anaheim Stadium, Anaheim, CA

Sun Jul 13 1975, 6:33 AM EDT

Att. 7,493 - Unknown

TOP

livebaseballscorecards.com

Batter	1	2	3	4	5	6	7	8	9	AB	R	H	RBI	BB	SO	LOB
Duane Kuiper, L (1, 4) OBP: 0.398, SLG: 0.374	1-3			K		1B	2B 2-3 3-H		5-3	5	1	2	2	0	1	0
Buddy Bell, R (1, 5) OBP: 0.301, SLG: 0.346	K			G6-4-3 1B		1-3 1B	1-H 3-H 2B		G6-4-3 1B	5	0	4	2	0	1	0
Rick Manning, L (1, 7) OBP: 0.335, SLG: 0.352	K			G6-4-3 1-2f		L7	F6		G6-4-3 1-2f	5	0	0	0	0	1	5
George Hendrick, R (1, 8) OBP: 0.324, SLG: 0.475		F9			F8		3-1 1B 1B 1B	6-3		4	1	1	0	0	0	0
Rico Carty, R (1, 10) OBP: 0.368, SLG: 0.430		F8			K		3-1 1B 1-2 1B	1B SF8 2B		4	2	2	0	0	1	0
Charlie Spikes, R (1, 9) OBP: 0.260, SLG: 0.316		K			F7		3-1 1-2 2-3	SF8 1B 2-3 1B		4	1	1	0	0	1	2
John Ellis, R (1, 2) OBP: 0.252, SLG: 0.327			5-3			6-3 1B 2B	SH1-3 BB 1B 2-H 3-H 1B	SF8 1-2 3-H		2	1	1	0	0	0	0
Boog Powell, L (7, PH) OBP: 0.376, SLG: 0.517 (7, 3)										1	1	1	3	0	0	0
Bill Sudakis, S (1, 3) OBP: 0.295, SLG: 0.264			K			5-3	1B SH1-3 1-2 2B BB	2-H 1B		2	1	0	0	1	1	1
Alan Ashby, S (7, 2) OBP: 0.267, SLG: 0.278										1	0	1	1	0	0	0
Frank Duffy, R (1, 6) OBP: 0.271, SLG: 0.281			5-3			6-3 2-3	SH1-3 1-2 2-3	F4		3	0	0	0	0	0	2

Inning Stats										
	R: 0 E: 0 K: 2 S: 7	H: 0 LOB: 0 BB: 0 P: 7	R: 0 E: 0 K: 1 S: 5	H: 0 LOB: 0 BB: 0 P: 5	R: 0 E: 0 K: 1 S: 5	H: 0 LOB: 0 BB: 0 P: 5	R: 0 E: 0 K: 1 S: 5	H: 1 LOB: 0 BB: 0 P: 5	R: 0 E: 0 K: 1 S: 5	H: 0 LOB: 0 BB: 0 P: 5
	R: 1 E: 0 K: 0 S: 6	H: 3 LOB: 2 BB: 0 P: 6	R: 5 E: 0 K: 0 S: 8	H: 5 LOB: 1 BB: 1 P: 12	R: 2 E: 0 K: 0 S: 6	H: 3 LOB: 1 BB: 0 P: 6	R: 0 E: 0 K: 0 S: 3	H: 1 LOB: 0 BB: 0 P: 3	1B: 10 2B: 3 3B: 0 HR: 0	SF: 1 SAC: 1 DP: 2 HBP: 0

	AB	36
	R	8
	H	13
	RBI	8
	BB	1
	SO	6
	LOB	10

WP: 0 PB: 0 SB: 0 CS: 0 PA: 39

PITCHER		IP	WLS	BF	H	R	ER	SO	BB	IBB	HBP	BLK	WP	HR	S	P	ERA	WHIP
Frank Tanana, L ERA: 3.16	(1, 1)	6.1		24	6	3	3	6	0	0	0	0	0	0	36	36	4.26	0.947
Don Kirkwood, R ERA: 2.03	(7, 1)	0.1	L	3	1	0	0	0	1	0	0	0	0	0	2	6	0.00	6.000
Mickey Scott, L ERA: 4.59	(7, 1)	0.1		3	2	3	3	0	0	0	0	0	0	0	3	3	81.00	6.000
Bill Singer, R ERA: 4.5	(8, 1)	2.0		9	4	2	2	0	0	0	0	0	0	0	9	9	9.00	2.000

PITCHER	IP	WLS	BF	H	R	ER	SO	BB	IBB	HBP	BLK	WP	HR	S	P	ERA	WHIP

BOTTOM

Cleveland Indians @ California Angels

Anaheim Stadium, Anaheim, CA

Sun Jul 13 1975, 6:33 AM EDT

Att. 7,493 - Unknown

livebaseballscorecards.com

Batter	1	2	3	4	5	6	7	8	9	AB	R	H	RBI	BB	SO	LOB
Jerry Remy, L (1, 4) OBP: 0.330, SLG: 0.343	0-0 S 1B 1B 1B		0-0 5-3 S 1B 1B	0-3 K		0-3 K		0-0 F7	0-0 F7	6	2	2	0	0	2	2
Dave Collins, S (1, 7) OBP: 0.401, SLG: 0.408 Morris Nettles, L (7, 7) OBP: 0.287, SLG: 0.270 Joe Lahoud, L (9, PH) OBP: 0.368, SLG: 0.388	0-0 FC5-2 S 1-2 1B		0-0 5-3 1-3	0-0 4-3		0-0 F7		0-0 6-3	0-0 F8	4 1 1	0 0 0	1 0 0	0 0 0	0 0 0	0 0 0	3 0 0
Tommy Harper, R (1, 10) OBP: 0.325, SLG: 0.339	0-0 FC5-2 1B 1-3 2-3		4-0 BB 1B BB BB		0-0 FC1-6-5 S 1B		0-0 L7	4-0 BB BB		3	1	1	0	2	0	2
Leroy Stanton, R (1, 8) (4, 9) OBP: 0.384, SLG: 0.472	0-0 G6-4-3 1-3 3-H 1B		0-0 BB BB 1-2 3-H 1B		0-0 FC1-6-5 5-3 1-3		4-0 BB S BB BB	4-0 BB 1-2 BB		3	1	2	2	2	0	1
Dave Chalk, R (1, 5) OBP: 0.376, SLG: 0.369	0-0 G6-4-3 1-2f		4-0 BB 1-2 2-3 BB		0-0 5-3 1-2		0-3 K 1-2	0-0 F9		4	0	0	0	1	1	6
Winston Llenas, R (1, 3) OBP: 0.233, SLG: 0.220 John Doherty, L (3, PH) OBP: 0.306, SLG: 0.328 (4, 3)		0-3 K	4-0 1-2 2-3 3-H BB		0-0 F7		4-0 BB BB BB		0-0 BB HR 1B	1 2	0 1	0 1	0 1	0 2	1 0	0 1
John Balaz, R (1, 9) OBP: 0.300, SLG: 0.450 Mickey Rivers, L (3, PH) OBP: 0.320, SLG: 0.347 (4, 8)	0-0 1B	0-0 F6				0-0 4-3 2B	4-0 1-2 2-3 BB		0-0 F7	1 3	0 0	1 1	0 0	0 1	0 0	0 4
Ellie Rodriguez, R (1, 2) OBP: 0.382, SLG: 0.323	0-0 F9	0-3 K				4-0 4-3 BB	4-0 1-2 2-3 3-H BB		4-0 1-2 HR BB	2	1	0	1	3	1	4
Mike Miley, S (1, 6) OBP: 0.261, SLG: 0.429	0-0 F6			0-3 K		0-0 4-3 1-2 2-3	0-0 F8		0-0 1-H 2-H HR	5	1	1	3	0	1	6
Inning Stats	R: 1 E: 0 K: 0 S: 5 H: 3 LOB: 1 BB: 0 P: 5	R: 0 E: 0 K: 1 S: 6 H: 1 LOB: 1 BB: 0 P: 6	R: 2 E: 0 K: 1 S: 7 H: 2 LOB: 3 BB: 3 P: 19	R: 0 E: 0 K: 2 S: 7 H: 0 LOB: 0 BB: 0 P: 7	R: 0 E: 0 K: 0 S: 4 H: 1 LOB: 1 BB: 0 P: 4	R: 0 E: 0 K: 1 S: 6 H: 1 LOB: 2 BB: 1 P: 10	R: 1 E: 0 K: 1 S: 5 H: 0 LOB: 3 BB: 4 P: 21	R: 0 E: 0 K: 0 S: 3 H: 0 LOB: 2 BB: 2 P: 11	R: 3 E: 0 K: 0 S: 5 H: 2 LOB: 0 BB: 1 P: 9	1B: 8 2B: 1 3B: 0 HR: 1	SF: 0 SAC: 0 DP: 1 HBP: 0	WP: 0 PB: 0 SB: 5 CS: 0	PA: 47				

PITCHER		IP	WLS	BF	H	R	ER	SO	BB	IBB	HBP	BLK	WP	HR	S	P	ERA	WHIP
Don Hood, L ERA: 4.81	(1, 1)	2.1		13	6	3	3	1	1	0	0	0	0	0	14	18	11.57	3.000
Jim Bibby, R ERA: 4.68	(3, 1)	4.1	W	20	2	1	1	5	5	0	0	0	0	0	25	45	2.08	1.615
Dave LaRoche, L ERA: 2.05	(7, 1)	2.1	S	14	2	3	3	0	5	0	0	0	0	1	9	29	11.57	3.000

PITCHER	IP	WLS	BF	H	R	ER	SO	BB	IBB	HBP	BLK	WP	HR	S	P	ERA	WHIP

California Angels @ Milwaukee Brewers

Milwaukee County Stadium, Milwaukee, WI

Thu Jul 17 1975, 4:33 AM EDT
Att. 20,738 - Unknown

livebaseballscorecards.com

Batter	1	2	3	4	5	6	7	8	9	AB	R	H	RBI	BB	SO	LOB
Jerry Remy, L (1, 4) OBP: 0.331, SLG: 0.345	G6-3 1B		1B 1B		4-3		SH FC3-2 1B 1-2 2-3	P7		4	1	2	0	0	0	3
Mickey Rivers, L (1, 8) OBP: 0.324, SLG: 0.348	G6-3 1-2f		L3 1-2 1B			2B S 1B	FC3-2 S 1B 1-2 2-3 3-Hf	BB IBB		4	1	2	0	1	0	4
Dave Collins, S (1, 7) OBP: 0.400, SLG: 0.414 Morris Nettles, L (6, 7) OBP: 0.293, SLG: 0.273	1-3		L3 1-2			F9 HR 1-H 2B	S 1-2 2-H 3-H 1B	BB 1-2 2-3 3-H BB		3 1	1 0	1 1	1 3	0 1	0 0	2 0
Joe Lahoud, L (1, 10) OBP: 0.368, SLG: 0.385		1B 1B		F8		F9 2-3	IBB 1-2 2-3	1-3		4	0	1	0	1	0	4
Leroy Stanton, R (1, 9) OBP: 0.380, SLG: 0.466		FC6-4 1-2 1B		6-3		6-3	F6		F2	5	0	1	0	0	0	4
Dave Chalk, R (1, 5) OBP: 0.376, SLG: 0.380		F5		5-3		HR 3-H	1-3		WP 1B	5	1	2	2	0	0	5
John Doherty, L (1, 3) OBP: 0.312, SLG: 0.324		F7			CS BB	4-3		SH1-3 E BB 1B	K 1-2	4	1	1	0	1	1	3
Ellie Rodriguez, R (1, 2) OBP: 0.382, SLG: 0.319 Ike Hampton, S (7, PR) (7, 2)		FC6-4 1-2f			F9		SH HBP FC3-2 HBP	E6 BB SH1-3 1-2	5-3	2 2	0 0	0 0	0 0	0 0	0 0	3 2
Mike Miley, S (1, 6) OBP: 0.308, SLG: 0.409			F9				FC3-2 SH 1B 1-2 HBP	SH1-3 1-2 2-3		1	1	0	0	1	0	0

TOP	
AB	35
R	6
H	11
RBI	6
BB	5
SO	1
LOB	30

Inning Stats	1	2	3	4	5	6	7	8	9
	R: 0 E: 0 K: 0 S: 3	H: 1 LOB: 0 BB: 0 P: 3	R: 0 E: 0 K: 0 S: 5	H: 2 LOB: 2 BB: 0 P: 5	R: 0 E: 0 K: 0 S: 4	H: 2 LOB: 1 BB: 0 P: 4	R: 0 E: 0 K: 0 S: 3	H: 0 LOB: 0 BB: 0 P: 3	R: 0 E: 0 K: 0 S: 2	H: 0 LOB: 1 BB: 2 P: 10	R: 3 E: 0 K: 0 S: 6	H: 3 LOB: 0 BB: 0 P: 6	R: 2 E: 1 K: 0 S: 5	H: 1 LOB: 3 BB: 1 P: 11	R: 1 E: 1 K: 0 S: 5	H: 1 LOB: 3 BB: 2 P: 13	R: 0 E: 0 K: 1 S: 6	H: 1 LOB: 1 BB: 0 P: 6

1B: 9	SF: 0	WP: 1	PA: 44
2B: 2	SAC: 2	PB: 0	
3B: 0	DP: 2	SB: 3	
HR: 1	HBP: 2	CS: 1	

PITCHER		IP	WLS	BF	H	R	ER	SO	BB	IBB	HBP	BLK	WP	HR	S	P	ERA	WHIP
Jim Colborn, R ERA: 4.53	(1, 1)	5.2	L	24	8	3	3	0	2	0	0	0	0	1	22	30	4.76	1.765
Bill Castro, R ERA: 2.38	(6, 1)	0.1		4	0	2	1	0	0	0	2	0	0	0	2	4	27.00	0.000
Tom Hausman, R ERA: 4.78	(7, 1)	1.2		10	2	1	0	0	0	2	0	0	0	0	8	16	0.00	1.200
Rick Austin, L ERA: 1.84	(8, 1)	1.1		6	1	0	0	1	1	0	0	0	1	0	7	11	0.00	1.500

PITCHER		IP	WLS	BF	H	R	ER	SO	BB	IBB	HBP	BLK	WP	HR	S	P	ERA	WHIP

Batter	1	2	3	4	5	6	7	8	9	AB	R	H	RBI	BB	SO	LOB
Don Money, R (1, 5) OBP: 0.307, SLG: 0.369	5-3		F9			F8		F6		4	0	0	0	0	0	2
Robin Yount, R (1, 6) OBP: 0.337, SLG: 0.383	K			F7		6-3			5-3	4	0	0	0	0	1	0
George Scott, R (1, 3) OBP: 0.351, SLG: 0.486	K			FC5-4 1B			F8		4-3	4	0	1	0	0	1	0
Hank Aaron, R (1, 10) OBP: 0.332, SLG: 0.381		FC1-4 BB		FC5-4 1-2f			F7		5-3	3	0	0	0	1	0	1
Bobby Darwin, R (1, 7) OBP: 0.310, SLG: 0.398		FC1-4 HR 1-2f		K			F3			3	0	0	0	0	1	2
Darrell Porter, L (1, 2) OBP: 0.359, SLG: 0.379		1-2 HR			FC5-4 BB			1B BB		1	1	1	1	2	0	0
Sixto Lezcano, R (1, 9) OBP: 0.322, SLG: 0.383		K			FC5-4 G4-6-3 1-2f			K		3	0	0	0	0	2	2
Bob Sheldon, L (1, 4) OBP: 0.381, SLG: 0.476			CS 1B		G4-6-3 1-2f			1-2 1B		3	0	2	0	0	0	1
Gorman Thomas, R (1, 8) OBP: 0.336, SLG: 0.522 Mike Hegan, L (8, PH) OBP: 0.371, SLG: 0.385 Bill Sharp, L (9, 8) OBP: 0.272, SLG: 0.312			K 1-2			5-3		F6		2 1 0	0 0 0	0 0 0	0 0 0	0 0 0	1 0 0	1 2 0

BOTTOM

California Angels @ Milwaukee Brewers

Milwaukee County Stadium, Milwaukee, WI

Thu Jul 17 1975, 4:33 AM EDT

Att. 20,738 - Unknown

livebaseballscorecards.com

AB	28
R	1
H	4
RBI	1
BB	3
SO	6
LOB	11

Inning Stats	1	2	3	4	5	6	7	8	9	1B	SF	WP	PA
R	0	1	0	0	0	0	0	0	0	3	0	0	31
E	0	0	0	0	0	0	0	0	0	0	0	0	
K	2	1	1	1	2	0	0	1	0	0	0	0	
S	7	5	5	6	2	3	3	6	3	HR	HBP	CS	
H	0	1	1	1	0	0	0	1	0	1	0	1	
LOB	0	0	0	1	0	0	0	2	0	2B	SAC	PB	
BB	0	1	0	0	1	0	0	1	0	0	0	0	
P	7	9	5	6	6	3	3	10	3	3B	DP	SB	
										0	1	0	

PITCHER	IP	WLS	BF	H	R	ER	SO	BB	IBB	HBP	BLK	WP	HR	S	P	ERA	WHIP
Ed Figueroa, R (1, 1) ERA: 2.19	9.0	W	31	4	1	1	6	3	0	0	0	0	1	40	52	1.00	0.778

PITCHER	IP	WLS	BF	H	R	ER	SO	BB	IBB	HBP	BLK	WP	HR	S	P	ERA	WHIP

Batter	1	2	3	4	5	6	7	8	9	AB	R	H	RBI	BB	SO	LOB
Jerry Remy, L (1, 4) OBP: 0.331, SLG: 0.344	CS S 1B		L4		F9			6-3		4	0	1	0	0	0	1
Mickey Rivers, L (1, 8) OBP: 0.320, SLG: 0.345	1-3 1-3		F7		F9			K		4	0	0	0	0	1	2
Dave Collins, S (1, 7) OBP: 0.409, SLG: 0.432	WP 2B			L3		WP 1B		1B		4	0	3	0	0	0	0
Joe Lahoud, L (1, 10) OBP: 0.371, SLG: 0.380	BB 2-3			4-3 BB		K 1-2		G3		2	0	0	0	2	1	2
Leroy Stanton, R (1, 9) OBP: 0.375, SLG: 0.457	F9			4-3 1-2		6-3			5-3	4	0	0	0	0	0	4
Dave Chalk, R (1, 5) OBP: 0.375, SLG: 0.376		F3		BB		F3			F8	3	0	0	0	1	0	1
John Doherty, L (1, 3) OBP: 0.309, SLG: 0.319 Rudy Meoli, L (9, PR) OBP: 0.333, SLG: 0.238		4-3		F8			K		1B	4 0	0 0	1 0	0 0	0 0	1 0	2 0
Ellie Rodriguez, R (1, 2) OBP: 0.376, SLG: 0.314 Winston Llenas, R (9, PH) OBP: 0.231, SLG: 0.217		F8			G3		6-3		F5	3 1	0 0	0 0	0 0	0 0	0 0	0 1
Mike Miley, S (1, 6) OBP: 0.310, SLG: 0.400			1-3		1B		K			3	0	1	0	0	1	0
Inning Stats	R: 0 H: 2 E: 0 LOB: 2 K: 0 BB: 1 S: 4 P: 8	R: 0 H: 0 E: 0 LOB: 0 K: 0 BB: 0 S: 3 P: 3	R: 0 H: 0 E: 0 LOB: 0 K: 0 BB: 0 S: 3 P: 3	R: 0 H: 0 E: 0 LOB: 2 K: 0 BB: 2 S: 3 P: 11	R: 0 H: 1 E: 0 LOB: 1 K: 0 BB: 0 S: 4 P: 4	R: 0 H: 1 E: 0 LOB: 1 K: 1 BB: 0 S: 6 P: 6	R: 0 H: 0 E: 0 LOB: 0 K: 2 BB: 0 S: 7 P: 7	R: 0 H: 1 E: 0 LOB: 1 K: 1 BB: 0 S: 6 P: 6	R: 0 H: 1 E: 0 LOB: 1 K: 0 BB: 0 S: 4 P: 4	1B: 5 SF: 0 2B: 1 SAC: 0 3B: 0 DP: 0 HR: 0 HBP: 0						

TOP

California Angels @ Milwaukee Brewers

Milwaukee County Stadium, Milwaukee, WI

Fri Jul 18 1975, 8:05 PM EDT

Att. 15,937 - Unknown

livebaseballscorecards.com

	AB	R	H	RBI	BB	SO	LOB
	32	**0**	**6**	**0**	**3**	**4**	**13**

WP: 2 PA: 35
PB: 0
SB: 1
CS: 1

PITCHER		IP	WLS	BF	H	R	ER	SO	BB	IBB	HBP	BLK	WP	HR	S	P	ERA	WHIP
Jim Slaton, R ERA: 4.49	(1, 1)	9.0	W	35	6	0	0	4	3	0	0	0	2	0	40	52	0.00	1.000

PITCHER		IP	WLS	BF	H	R	ER	SO	BB	IBB	HBP	BLK	WP	HR	S	P	ERA	WHIP

Batter	1	2	3	4	5	6	7	8	9	AB	R	H	RBI	BB	SO	LOB
Don Money, R (1, 5) OBP: 0.306, SLG: 0.364	6-3		F4		6-3 BB 2-3 3-H		K			3	0	0	0	1	1	1
Robin Yount, R (1, 6) OBP: 0.333, SLG: 0.377	F9		FC2 3-H		6-3 1-2 3-H			F9		4	0	0	1	0	0	2
George Scott, R (1, 3) OBP: 0.350, SLG: 0.484	1B		F4		5-3			5-3		4	0	1	0	0	0	2
Hank Aaron, R (1, 10) OBP: 0.328, SLG: 0.376	F8			6-3	4-3			5-3		4	0	0	0	0	0	2
Bobby Darwin, R (1, 7) OBP: 0.310, SLG: 0.395 Bill Sharp, L (7, 7) OBP: 0.272, SLG: 0.312		K		4-0 S BB		K				2 0	0 0	0 0	0 0	1 0	2 0	0 0
Charlie Moore, R (1, 2) OBP: 0.322, SLG: 0.390		WP 1B		K 1-2		K				3	0	1	0	0	2	1
Sixto Lezcano, R (1, 9) OBP: 0.322, SLG: 0.383		G6-4-3 1-2 1B		F2		K				3	0	1	0	0	1	1
Bob Sheldon, L (1, 4) OBP: 0.375, SLG: 0.458		G6-4-3 1-2f			2B WP 1B		F7			3	1	1	0	0	0	2
Gorman Thomas, R (1, 8) OBP: 0.343, SLG: 0.552			FC2 3B		WP 1-3 6-3 2B		3-1			3	1	2	0	0	0	0
Inning Stats	R: 0 E: 0 K: 0 S: 4 H: 1 LOB: 1 BB: 0 P: 4	R: 0 E: 0 K: 1 S: 6 H: 2 LOB: 1 BB: 0 P: 6	R: 0 E: 0 K: 0 S: 4 H: 1 LOB: 1 BB: 0 P: 4	R: 0 E: 0 K: 1 S: 5 H: 0 LOB: 1 BB: 1 P: 9	R: 2 E: 0 K: 0 S: 5 H: 2 LOB: 1 BB: 1 P: 9	R: 0 E: 0 K: 3 S: 9 H: 0 LOB: 0 BB: 0 P: 9	R: 0 E: 0 K: 1 S: 5 H: 0 LOB: 0 BB: 0 P: 5	R: 0 E: 0 K: 0 S: 3 H: 0 LOB: 0 BB: 0 P: 3		1B: 4 2B: 1 3B: 1 HR: 0 SF: 0 SAC: 0 DP: 1 HBP: 0				WP: 2 PB: 0 SB: 1 CS: 0 PA: 31		

PITCHER	IP	WLS	BF	H	R	ER	SO	BB	IBB	HBP	BLK	WP	HR	S	P	ERA	WHIP
Nolan Ryan, R (1, 1) ERA: 3.44	8.0	L	31	6	2	2	6	2	0	0	0	2	0	41	49	2.25	1.000

PITCHER	IP	WLS	BF	H	R	ER	SO	BB	IBB	HBP	BLK	WP	HR	S	P	ERA	WHIP

BOTTOM

California Angels @ Milwaukee Brewers

Milwaukee County Stadium, Milwaukee, WI

Fri Jul 18 1975, 8:05 PM EDT

Att. 15,937 - Unknown

livebaseballscorecards.com

AB	29
R	2
H	6
RBI	1
BB	2
SO	6
LOB	11

Batter	1	2	3	4	5	6	7	8	9	AB	R	H	RBI	BB	SO	LOB
Jerry Remy, L (1, 4) OBP: 0.332, SLG: 0.343	K		F8	S 1B 1-3 2-H		CS BB		1-3 1-2		4	0	1	1	1	1	1
Mickey Rivers, L (1, 8) OBP: 0.321, SLG: 0.345	S 1B		F3	F8 1-2		F7		4-3 2-H		5	0	2	1	0	0	3
Dave Collins, S (1, 7) OBP: 0.409, SLG: 0.434 Morris Nettles, L (8, 7) OBP: 0.293, SLG: 0.273	K		2B		E 1B E BB	K 1-2		4-3 2-3		4 0	1 0	1 0	0 0	1 0	2 0	3 0
Joe Lahoud, L (1, 10) OBP: 0.376, SLG: 0.379	BB 1-2		K	E8 E SF7 1-3	1B		2B BB	F9		3	2	1	0	2	1	2
Leroy Stanton, R (1, 9) OBP: 0.375, SLG: 0.458 John Balaz, R (9, 9) OBP: 0.300, SLG: 0.450	K			G3 S 1B BB	E4 S 1B 2-3 3-H		SH 2B 1-H		F8	4 0	2 0	1 0	1 0	1 0	1 0	3 0
Dave Chalk, R (1, 5) OBP: 0.370, SLG: 0.372 Rudy Meoli, L (9, PR) OBP: 0.333, SLG: 0.238 (9, 5)		K		F8 1-2	SF7 1-2 3-H		SH L6-3 2-3		E6 WP 1B	3 0	0 1	0 0	1 0	0 0	1 0	1 0
John Doherty, L (1, 3) OBP: 0.291, SLG: 0.299		5-3		G3 2-3	F8		L6-3 1-2		F2 1-2	5	0	0	0	0	0	5
Ellie Rodriguez, R (1, 2) OBP: 0.386, SLG: 0.324		BB		BB 1B 3-H	2-H 1B		5-3		2-H 1B	4	1	3	3	1	0	1
Mike Miley, S (1, 6) OBP: 0.324, SLG: 0.357		K		1B 1-2 BB	K			1-3 1B BB	F9	3	1	0	0	2	2	3

TOP

California Angels @ Cleveland Indians

Cleveland Municipal Stadium, Cleveland, OH

Sat Jul 19 1975, 7:05 PM EDT

Unknown

livebaseballscorecards.com

AB	35
R	8
H	9
RBI	7
BB	8
SO	8
LOB	22

Inning Stats	1	2	3	4	5	6	7	8	9
	R: 0 E: 0 K: 3 S: 10	R: 0 E: 0 K: 2 S: 7	R: 0 E: 0 K: 1 S: 6	R: 2 E: 0 K: 0 S: 5	R: 3 E: 2 K: 1 S: 8	R: 0 E: 0 K: 1 S: 4	R: 1 E: 0 K: 0 S: 4	R: 1 E: 0 K: 0 S: 4	R: 1 E: 1 K: 0 S: 5
	H: 1 LOB: 2 BB: 1 P: 14	H: 0 LOB: 1 BB: 1 P: 11	H: 1 LOB: 1 BB: 0 P: 6	H: 2 LOB: 2 BB: 2 P: 13	H: 2 LOB: 1 BB: 1 P: 12	H: 0 LOB: 1 BB: 1 P: 8	H: 1 LOB: 1 BB: 1 P: 8	H: 1 LOB: 1 BB: 1 P: 8	H: 1 LOB: 1 BB: 0 P: 5

PITCHER		IP	WLS	BF	H	R	ER	SO	BB	IBB	HBP	BLK	WP	HR	S	P	ERA	WHIP	PITCHER		IP	WLS	BF	H	R	ER	SO	BB	IBB	HBP	BLK	WP	HR	S	P	ERA	WHIP
Dennis Eckersley, R ERA: 2.52	(1, 1)	4.2	L	26	6	5	3	6	5	0	0	0	0	0	33	53	5.79	2.357																			
Fred Beene, R ERA: 5.76	(5, 1)	4.1		19	3	3	2	2	3	0	0	0	1	0	20	32	4.15	1.385																			

1B: 7	SF: 1	WP: 1	PA: 45
2B: 4	SAC: 1	PB: 0	
3B: 0	DP: 2	SB: 4	
HR: 0	HBP: 0	CS: 1	

BOTTOM

California Angels @ Cleveland Indians

Cleveland Municipal Stadium, Cleveland, OH

Sat Jul 19 1975, 7:05 PM EDT

Unknown

livebaseballscorecards.com

Batter	1	2	3	4	5	6	7	8	9	AB	R	H	RBI	BB	SO	LOB
Duane Kuiper, L (1, 4) OBP: 0.373, SLG: 0.355	1-3		4-3			G1-6-3 1-2f 2-3		F8		4	0	0	0	0	0	2
Buddy Bell, R (1, 5) OBP: 0.302, SLG: 0.343	K			CS 1B		K			L1-6-3 1B	4	0	2	0	0	2	1
Rick Manning, L (1, 7) OBP: 0.338, SLG: 0.345	6-3			K 1-2			BB 1B		K	4	0	1	0	0	2	2
George Hendrick, R (1, 8) OBP: 0.322, SLG: 0.466		F9		4-3			BBBB 1-2 BB		L1-6-3 1-2	3	0	0	0	1	0	1
Rico Carty, R (1, 10) OBP: 0.372, SLG: 0.451		1B			F9		K			3	0	1	0	0	1	2
Charlie Spikes, R (1, 9) OBP: 0.262, SLG: 0.318		K			F7		F7			3	0	0	0	0	1	3
Bill Sudakis, S (1, 3) OBP: 0.292, SLG: 0.255		K			F8		F7			3	0	0	0	0	1	3
Alan Ashby, S (1, 2) OBP: 0.266, SLG: 0.268			6-3			BBBB G1-6-3 1B BB		5-3		2	0	0	0	1	0	0
Frank Duffy, R (1, 6) OBP: 0.271, SLG: 0.278			K			1-2 G1-6-3 1B		1-3		3	0	1	0	0	1	0
Inning Stats	R: 0 E: 0 K: 1 S: 5 H: 0 LOB: 0 BB: 0 P: 5	R: 0 E: 0 K: 2 S: 8 H: 1 LOB: 1 BB: 0 P: 8	R: 0 E: 0 K: 1 S: 5 H: 0 LOB: 0 BB: 0 P: 5	R: 0 E: 0 K: 1 S: 5 H: 1 LOB: 0 BB: 0 P: 5	R: 0 E: 0 K: 0 S: 3 H: 0 LOB: 0 BB: 0 P: 3	R: 0 E: 0 K: 1 S: 5 H: 1 LOB: 1 BB: 1 P: 9	R: 0 E: 0 K: 1 S: 6 H: 1 LOB: 2 BB: 1 P: 10	R: 0 E: 0 K: 0 S: 3 H: 0 LOB: 0 BB: 0 P: 3	R: 0 E: 0 K: 1 S: 5 H: 1 LOB: 0 BB: 0 P: 5	1B: 5 2B: 2 3B: 0 HR: 0 SF: 0 SAC: 0 DP: 3 HBP: 0						

	AB	29
	R	0
	H	5
	RBI	0
	BB	2
	SO	8
	LOB	14

WP: 0 PA: 31
PB: 0
SB: 0
CS: 1

PITCHER	IP	WLS	BF	H	R	ER	SO	BB	IBB	HBP	BLK	WP	HR	S	P	ERA	WHIP
Frank Tanana, L (1, 1) ERA: 2.95	9.0	W	31	5	0	0	8	2	0	0	0	0	0	45	53	0.00	0.778

PITCHER	IP	WLS	BF	H	R	ER	SO	BB	IBB	HBP	BLK	WP	HR	S	P	ERA	WHIP

Batter	1	2	3	4	5	6	7	8	9	10	AB	R	H	RBI	BB	SO	LOB
Morris Nettles, L (1, 9) OBP: 0.293, SLG: 0.273	F3		F5			FC4-6 1B		WP SH1-4 BB	5-3		3	0	1	0	0	0	0
Ellie Rodriguez, R (7, 2) OBP: 0.387, SLG: 0.322											1	0	0	0	1	0	2
Jerry Remy, L (1, 4) OBP: 0.328, SLG: 0.339	F3			6-3		F7		SH1-4 1-2		1-3	4	0	0	0	0	0	1
Mickey Rivers, L (1, 8) OBP: 0.322, SLG: 0.350	5-3			L3		FC4-6 1-2f		S 2-3 BB		E 3B	4	1	1	0	1	0	1
Joe Lahoud, L (1, 10) OBP: 0.376, SLG: 0.375		F3		4-3			1B SH3-4 BB	K 1-2		K	2	0	0	0	1	0	0
Rudy Meoli, L (7, PR) OBP: 0.333, SLG: 0.238											0	0	0	0	0	0	0
Tommy Harper, R (8, PH) OBP: 0.322, SLG: 0.336											2	0	0	0	0	2	3
Dave Collins, S (1, 7) OBP: 0.399, SLG: 0.421		F8			4-3		SH3-4 1-2	K		E4 S 1B 3-H	4	1	0	0	0	1	2
Dave Chalk, R (1, 5) OBP: 0.379, SLG: 0.378		1B			S 1B		2-3 1B		FC3-6 BB	1B 1-2 BB	3	0	3	0	2	0	0
John Doherty, L (1, 3) OBP: 0.278, SLG: 0.284		F8			F7 1-2		F9		FC3-6 1B 1-2f	FC6-4 1B 1-2 2-H	4	0	0	0	0	0	5
Winston Llenas, R (10, PH) OBP: 0.239, SLG: 0.226											1	0	1	1	0	0	0
(10, 3)																	
Ike Hampton, S (1, 2)			1-3		K		F3		1B 1-2	FC6-4 1-2f	2	0	0	0	0	1	1
Leroy Stanton, R (7, PH) OBP: 0.375, SLG: 0.457											3	0	1	0	0	0	4
(7, 9)																	
Mike Miley, S (1, 6) OBP: 0.316, SLG: 0.438			6-3			6-3		HR	F9		4	1	1	1	0	0	2

TOP

California Angels @ Cleveland Indians

Cleveland Municipal Stadium, Cleveland, OH

Sat Jul 19 1975, 7:05 PM EDT

Att. 29,682 - Unknown

livebaseballscorecards.com

AB	37
R	3
H	8
RBI	2
BB	5
SO	4
LOB	21

Inning Stats	1	2	3	4	5	6	7	8	9	10	1B	SF	PA
R	0	0	0	0	0	0	0	1	0	2	6	0	44
E	0	0	0	0	0	0	0	0	0	1	2B: 0	SAC: 2	
K	0	0	0	0	1	0	0	2	0	1	3B: 1	DP: 0	
S	3	4	3	3	6	4	8	8	4	8	HR: 1	HBP: 0	
H	0	1	0	0	1	1	1	1	1	2	WP: 1	PB: 0	
LOB	0	1	0	0	1	1	2	2	1	2	SB: 3	CS: 0	
BB	0	0	0	0	0	0	1	2	1	1			
P	3	4	3	3	6	4	8	16	8	12			

PITCHER	IP	WLS	BF	H	R	ER	SO	BB	IBB	HBP	BLK	WP	HR	S	P	ERA	WHIP
Roric Harrison, R (1, 1) ERA: 4.25	7.0		28	5	1	1	1	2	0	0	0	0	1	28	36	1.29	1.000
Dave LaRoche, L (8, 1) ERA: 1.89	2.2	L	15	3	2	0	3	3	0	0	0	1	0	18	30	0.00	2.250
Tom Buskey, R (10, 1) ERA: 2.9	0.1		1	0	0	0	0	0	0	0	0	0	0	1	1	0.00	0.000

PITCHER	IP	WLS	BF	H	R	ER	SO	BB	IBB	HBP	BLK	WP	HR	S	P	ERA	WHIP

Batter	1	2	3	4	5	6	7	8	9	10	AB	R	H	RBI	BB	SO	LOB
John Lowenstein, L (1, 10) OBP: 0.314, SLG: 0.387	F7			4-3		G3 1-2		F9		F8	5	0	0	0	0	0	2
Jack Brohamer, L (1, 4) OBP: 0.328, SLG: 0.400	4-3			F7		G3		4-3 1B		1B 1-3	5	0	2	0	0	0	0
Rick Manning, L (1, 9) OBP: 0.343, SLG: 0.356	K			CS 1B			PB SF7 2B	4-3 1-2		1B 1-2 3-H	5	1	3	1	0	1	1
George Hendrick, R (1, 8) OBP: 0.320, SLG: 0.462		F5		CS 1-2	G4-6-3 BB		SF7 2-H		L4	K	3	0	0	1	1	1	2
Rico Carty, R (1, 3) OBP: 0.371, SLG: 0.449 Duane Kuiper, L (7, PR) OBP: 0.373, SLG: 0.355 Bill Sudakis, S (8, 3) OBP: 0.289, SLG: 0.253		6-3			G4-6-3 1-2f		BB S 1B		4-3		3 0 1	0 0 0	1 0 0	0 0 0	0 0 0	0 0 0	1 0 0
Oscar Gamble, L (1, 7) OBP: 0.319, SLG: 0.374		F7			1B BB		F7		S 1B		3	0	1	0	1	0	1
Buddy Bell, R (1, 5) OBP: 0.307, SLG: 0.346			G4-6-3 1B		1B 1-2		BB 1-2 IBB		K 1-2		3	0	2	0	1	1	1
Alan Ashby, S (1, 2) OBP: 0.265, SLG: 0.259			G4-6-3 1-2f		4-3		BB 1-2 2-3			K	3	0	0	0	1	1	3
Ed Crosby, L (1, 6) OBP: 0.344, SLG: 0.278 Charlie Spikes, R (7, PH) OBP: 0.261, SLG: 0.316 Frank Duffy, R (8, 6) OBP: 0.273, SLG: 0.281			5-3			CS BB	5-3			1B 1B	1 1 1	0 0 1	0 0 1	0 0 0	1 0 0	0 0 0	0 3 0
Inning Stats	R: 0 E: 0 K: 1 S: 5 H: 0 LOB: 0 BB: 0 P: 5	R: 0 E: 0 K: 0 S: 3 H: 0 LOB: 0 BB: 0 P: 3	R: 0 E: 0 K: 0 S: 3 H: 1 LOB: 0 BB: 0 P: 3	R: 0 E: 0 K: 0 S: 3 H: 1 LOB: 0 BB: 0 P: 3	R: 0 E: 0 K: 0 S: 3 H: 1 LOB: 2 BB: 2 P: 11	R: 0 E: 0 K: 0 S: 2 H: 0 LOB: 0 BB: 1 P: 6	R: 1 E: 0 K: 0 S: 5 H: 2 LOB: 3 BB: 2 P: 13	R: 0 E: 0 K: 0 S: 3 H: 1 LOB: 0 BB: 0 P: 3	R: 0 E: 0 K: 1 S: 6 H: 1 LOB: 1 BB: 0 P: 6	R: 1 E: 0 K: 2 S: 10 H: 3 LOB: 2 BB: 0 P: 10	1B: 9 2B: 1 3B: 0 HR: 0 SF: 1 SAC: 0 DP: 2 HBP: 0	WP: 0 PB: 1 SB: 2 CS: 2	PA: 41				

PITCHER		IP	WLS	BF	H	R	ER	SO	BB	IBB	HBP	BLK	WP	HR	S	P	ERA	WHIP
Bill Singer, R ERA: 4.37	(1, 1)	6.0		21	4	1	1	1	3	0	0	0	0	0	20	32	1.50	1.167
Jim Brewer, L ERA: 5.08	(7, 1)	0.2		5	1	0	0	0	1	1	0	0	0	0	3	11	0.00	3.000
Don Kirkwood, R ERA: 2.08	(7, 1)	3.0	W	12	4	1	1	2	0	0	0	0	0	0	16	16	3.00	1.333
Mickey Scott, L ERA: 4.59	(10, 1)	0.0		1	1	0	0	0	0	0	0	0	0	0	1	1	∞	∞
Chuck Hockenbery, R ERA: 4.5	(10, 1)	0.1	S	1	0	0	0	1	0	0	0	0	0	0	3	3	0.00	0.000

PITCHER	IP	WLS	BF	H	R	ER	SO	BB	IBB	HBP	BLK	WP	HR	S	P	ERA	WHIP

BOTTOM

California Angels @ Cleveland Indians

Cleveland Municipal Stadium, Cleveland, OH

Sat Jul 19 1975, 7:05 PM EDT
Att. 29,682 - Unknown

livebaseballscorecards.com

AB	34
R	2
H	10
RBI	2
BB	5
SO	4
LOB	14

California Angels @ Cleveland Indians

Cleveland Municipal Stadium, Cleveland, OH

Sun Jul 20 1975, 3:33 AM EDT

Att. 10,402 - Unknown

TOP

livebaseballscorecards.com

Batter	1	2	3	4	5	6	7	8	9	AB	R	H	RBI	BB	SO	LOB
Jerry Remy, L (1, 4) OBP: 0.328, SLG: 0.337	BBBB 4-0 E 1B BB		x 0-0 ② G3			x 0-0 ① FC1-6 FC6 1-2f		BBB 4-0 1B HR BB		2	1	0	0	1	0	1
Ike Hampton, S (7, 5)										0	1	0	0	1	0	0
Mickey Rivers, L (1, 8) OBP: 0.324, SLG: 0.351	x 0-0 L4-6 S 1-H 1B		SSS 0-3 ③ K			x 0-0 ② FC6 1-2f		x 0-0 1-2 HR 1B		4	1	2	1	0	1	1
Dave Collins, S (1, 10) OBP: 0.401, SLG: 0.444	x 0-0 ① F8 1-2			x 0-0 1B 1B		x 0-0 ③ F8		x 0-0 1-H 2-H HR		4	1	2	3	0	0	2
Leroy Stanton, R (1, 9) OBP: 0.376, SLG: 0.462	x 0-0 ② ③ L4-6 2-3			x 0-0 ① G5-4-3 1-2 1B			x 0-0 ① F9	x 0-0 2B		4	0	2	0	0	0	1
Dave Chalk, R (1, 5) OBP: 0.379, SLG: 0.376		BBBB 4-0 BB		x 0-0 ② ③ G5-4-3 1-2f			x 0-0 ② F8	x 0-0 ③ 3-1		2	0	0	0	1	0	1
Rudy Meoli, L (7, 4) OBP: 0.329, SLG: 0.234										1	0	0	0	0	0	1
Winston Llenas, R (1, 3) OBP: 0.240, SLG: 0.218		x 0-0 ① F9			x 0-0 ① 4-3		BBBB 4-0 BB		x 0-0 ① F3	3	0	0	0	1	0	1
Ellie Rodriguez, R (1, 2) OBP: 0.380, SLG: 0.315		x 0-0 ② F9			x 0-0 ② 5-3		x 0-0 ③ 5-3		x 0-0 ② 5-3	4	0	0	0	0	0	2
John Balaz, R (1, 7) OBP: 0.250, SLG: 0.375		x 0-0 ③ F2			x 0-0 ③ F3			x 0-0 ① 6-3	x 0-0 ③ F8	4	0	0	0	0	0	1
Mike Miley, S (1, 6) OBP: 0.293, SLG: 0.400			x 0-0 ① 6-3			x 0-0 E5 FC1-6		SSS 0-3 ② K		3	0	0	0	0	1	0

| | | | | | | | | | |

Batter	1	2	3	4	5	6	7	8	9	AB	R	H	RBI	BB	SO	LOB
John Lowenstein, L (1, 7) OBP: 0.321, SLG: 0.393	0-0 1B E 1B	0-0 ② F8		0-0 FC4-6 1B	0-0 ② 4-3 2-3		0-0 WP 1B			5	0	3	0	0	0	2
Duane Kuiper, L (1, 4) OBP: 0.363, SLG: 0.345	0-0 ① F9	0-0 ③ 4-3		0-0 ① FC4-6 1B S 6-3 1-2f	0-0 ③ 1-3		0-0 ③ F8 1-2			5	1	0	0	0	0	5
Rick Manning, L (1, 8) OBP: 0.345, SLG: 0.371	0-0 E4 1B 1-2		0-0 HR	0-0 6-3 HR 1-3 1B		0-0 ① 1-3		0-0 ① 4-3		5	2	2	1	0	0	1
George Hendrick, R (1, 9) OBP: 0.323, SLG: 0.462 Charlie Spikes, R (6, 9) OBP: 0.267, SLG: 0.323	0-0 G4-6-3 1-2 2-3 1B	B B B 4-0 FC5-4 BB		0-0 ② 6-3 1-2 3-H		S S S 0-0 WP 1B 1B		B B B 0-0 BB 1B		2 2	0 1	1 2	1 0	1 0	0 0	1 0
Rico Carty, R (1, 3) OBP: 0.372, SLG: 0.462	0-0 ② ③ G4-6-3 1-2f	0-0 ① FC5-4 BB 1-2f HR		0-0 2-H HR	S S S 0-3 ② K 1-2			B B B 4-0 F8-4-3 1-2 BB		4	2	1	2	1	1	5
Oscar Gamble, L (1, 10) OBP: 0.330, SLG: 0.399		0-0 1B 3B	B B B 4-0 HR 1-2 BB	0-0 2B		0-0 2-H 1B		0-0 ② ③ F8-4-3 1-2f		4	2	3	1	1	0	2
Buddy Bell, R (1, 5) OBP: 0.309, SLG: 0.358	0-0 2B 1B 3-H	0-0 1-H 2-H HR	0-0 6-3		0-0 ③ 1-3					4	2	2	4	0	0	2
Alan Ashby, S (1, 2) OBP: 0.275, SLG: 0.273	0-0 1-H 2B	0-0 ② L5		B B B 4-0 4-3 4-3 BB			S S S 0-3 ① K			3	0	1	1	1	1	0
Ed Crosby, L (1, 6) OBP: 0.330, SLG: 0.265	0-0 ① 6-3	0-0 ③ 5-3		0-0 ① 4-3 1-2			0-0 ② G1			4	0	0	0	0	0	2
Inning Stats	R: 0 E: 1 K: 0 S: 5 H: 2 LOB: 2 BB: 0 P: 5	R: 2 E: 0 K: 0 S: 6 H: 3 LOB: 1 BB: 0 P: 6	R: 4 E: 0 K: 0 S: 5 H: 2 LOB: 0 BB: 2 P: 13	R: 3 E: 0 K: 0 S: 7 H: 4 LOB: 1 BB: 0 P: 7	R: 0 E: 0 K: 0 S: 3 H: 0 LOB: 1 BB: 1 P: 7	R: 1 E: 0 K: 1 S: 7 H: 2 LOB: 1 BB: 0 P: 7	R: 0 E: 0 K: 1 S: 6 H: 1 LOB: 1 BB: 0 P: 6	R: 0 E: 0 K: 0 S: 3 H: 1 LOB: 1 BB: 1 P: 7		1B: 9 2B: 3 3B: 1 HR: 3	SF: 0 SAC: 0 DP: 2 HBP: 0					

PITCHER		IP	WLS	BF	H	R	ER	SO	BB	IBB	HBP	BLK	WP	HR	S	P	ERA	WHIP
Dick Lange, R ERA: 4.55	(1, 1)	2.1	L	14	6	4	4	0	1	0	0	0	0	1	13	17	15.43	3.000
Andy Hassler, L ERA: 5.45	(3, 1)	4.2		24	8	6	6	2	2	0	0	0	2	2	26	34	11.57	2.143
Jim Brewer, L ERA: 4.93	(8, 1)	1.0		4	1	0	0	0	1	0	0	0	0	0	3	7	0.00	2.000

PITCHER	IP	WLS	BF	H	R	ER	SO	BB	IBB	HBP	BLK	WP	HR	S	P	ERA	WHIP

BOTTOM

California Angels @ Cleveland Indians

Cleveland Municipal Stadium, Cleveland, OH

Sun Jul 20 1975, 3:33 AM EDT

Att. 10,402 - Unknown

livebaseballscorecards.com

AB	38
R	10
H	15
RBI	10
BB	4
SO	2
LOB	20

WP: 2 PB: 0 SB: 1 CS: 0 PA: 42

Batter	1	2	3	4	5	6	7	8	9	10	11	AB	R	H	RBI	BB	SO	LOB
Jerry Remy, L (1, 4) OBP: 0.330, SLG: 0.342	G1-6-3 1B		CS 2B			SH1-4 1-2		3-1		4-3		4	0	2	0	0	0	1
Mickey Rivers, L (1, 8) OBP: 0.323, SLG: 0.349	G1-6-3 1-2f		F8 2-3			4-3 2-3			SH2-4 BB 1B		K	5	0	1	0	0	1	3
Dave Collins, S (1, 10) OBP: 0.395, SLG: 0.432	F7			5-3		5-3			4-0 1-2 SH2-4 BB		L5	4	0	0	0	1	0	1
Leroy Stanton, R (1, 9) OBP: 0.378, SLG: 0.473		HR		4-0 4-3-1 BB			F5		SH2-4 1-2 2-3		K	3	1	1	1	1	1	0
Dave Chalk, R (1, 5) OBP: 0.378, SLG: 0.375 Rudy Meoli, L (2, 5) OBP: 0.316, SLG: 0.224		4-3		4-3-1 1-2f			F8		F7			1 3	0 0	0 0	0 0	0 0	0 0	0 3
Winston Llenas, R (1, 3) OBP: 0.232, SLG: 0.211 John Doherty, L (9, PH) OBP: 0.278, SLG: 0.284 Tommy Harper, R (9, PH) OBP: 0.325, SLG: 0.336 (9, 3)		5-3			F3		1-3		4-0 IBB			3 0 0	0 0 0	0 0 0	0 0 0	0 0 1	0 0 0	0 0 0
John Balaz, R (1, 7) OBP: 0.308, SLG: 0.462 Joe Lahoud, L (8, PH) OBP: 0.372, SLG: 0.371 (8, 7)		2B			G5-4-3 1B			4-3	4-3			2 2	0 0	2 0	0 0	0 0	0 0	0 3
Ellie Rodriguez, R (1, 2) OBP: 0.379, SLG: 0.315 Morris Nettles, L (8, PR) OBP: 0.293, SLG: 0.273 Ike Hampton, S (8, 2)		F4			G5-4-3 1-2f			1B		6-3		3 0 1	0 0 0	1 0 0	0 0 0	0 0 0	0 0 0	2 0 0
Mike Miley, S (1, 6) OBP: 0.289, SLG: 0.368			5-3			4-0 4-3 SH1-4 BB		K		K		3	0	0	0	1	2	1
Inning Stats	R: 0 E: 0 K: 0 S: 3 H: 1 LOB: 0 BB: 0 P: 3	R: 1 E: 0 K: 0 S: 5 H: 2 LOB: 1 BB: 0 P: 5	R: 0 E: 0 K: 0 S: 3 H: 1 LOB: 0 BB: 0 P: 3	R: 0 E: 0 K: 0 S: 2 H: 0 LOB: 0 BB: 1 P: 6	R: 0 E: 0 K: 0 S: 3 H: 1 LOB: 0 BB: 0 P: 3	R: 0 E: 0 K: 0 S: 3 H: 0 LOB: 1 BB: 1 P: 7	R: 0 E: 0 K: 0 S: 3 H: 0 LOB: 0 BB: 0 P: 3	R: 0 E: 0 K: 1 S: 6 H: 1 LOB: 1 BB: 0 P: 6	R: 0 E: 0 K: 0 S: 4 H: 1 LOB: 3 BB: 2 P: 12	R: 0 E: 0 K: 1 S: 5 H: 0 LOB: 0 BB: 0 P: 5	R: 0 E: 0 K: 2 S: 7 H: 0 LOB: 0 BB: 0 P: 7	1B: 4 2B: 3 3B: 0 HR: 1	SF: 0 SAC: 2 DP: 3 HBP: 0					

PITCHER		IP	WLS	BF	H	R	ER	SO	BB	IBB	HBP	BLK	WP	HR	S	P	ERA	WHIP
Fritz Peterson, L ERA: 5.43	(1, 1)	7.0		24	5	1	1	0	2	0	0	0	0	1	22	30	1.29	1.000
Tom Buskey, R ERA: 2.82	(8, 1)	1.2		8	2	0	0	1	1	0	0	0	0	0	9	13	0.00	1.800
Dave LaRoche, L ERA: 1.8	(9, 1)	2.1	W	8	0	0	0	3	0	1	0	0	0	0	13	17	0.00	0.000

PITCHER	IP	WLS	BF	H	R	ER	SO	BB	IBB	HBP	BLK	WP	HR	S	P	ERA	WHIP

TOP

California Angels @ Cleveland Indians

Cleveland Municipal Stadium, Cleveland, OH

Mon Jul 21 1975, 7:05 PM EDT
Att. 11,012 - Unknown

livebaseballscorecards.com

AB	34
R	1
H	7
RBI	1
BB	4
SO	4
LOB	14

WP: 0	PA: 40		
PB: 0			
SB: 0			
CS: 1			

California Angels @ Cleveland Indians

Cleveland Municipal Stadium, Cleveland, OH

Mon Jul 21 1975, 7:05 PM EDT

Att. 11,012 - Unknown

livebaseballscorecards.com

Batter	1	2	3	4	5	6	7	8	9	10	11	AB	R	H	RBI	BB	SO	LOB
John Lowenstein, L (1, 7) OBP: 0.323, SLG: 0.393	1B		F8 1-2		G6-4-3 1-2f		S 1B		F8			5	0	2	0	0	0	3
Duane Kuiper, L (1, 4) OBP: 0.359, SLG: 0.337	1-3			F7		BB BB	K 1-2			1-3		4	0	0	0	1	1	1
Rick Manning, L (1, 8) OBP: 0.346, SLG: 0.372	G3			2B 6-3 1B		K		6-3		S 1B		5	1	2	0	0	1	1
George Hendrick, R (1, 9) OBP: 0.324, SLG: 0.464		G3-6-3 1B		1-3 2B		K 1-2		F4		K 1-2		5	0	2	0	0	2	2
Rico Carty, R (1, 3) OBP: 0.374, SLG: 0.460 Don Hood, L (8, PR) Bill Sudakis, S (9, 3) OBP: 0.287, SLG: 0.250 (10, 2)		G3-6-3 1-2f		6-6 3-H		BB BB		1B		F8		3 0 1	0 0 0	1 0 0	1 0 0	1 0 0	0 0 0	2 0 1
Oscar Gamble, L (1, 10) OBP: 0.336, SLG: 0.414		F2		FC6-4 IBB		1-2 2-3 BB		F5			HR	3	1	1	1	2	0	1
Buddy Bell, R (1, 5) OBP: 0.306, SLG: 0.353			L5	FC6-4 1-2f		F9			4-3			4	0	0	0	0	0	5
Alan Ashby, S (1, 2) OBP: 0.267, SLG: 0.264 Jack Brohamer, L (9, PH) OBP: 0.326, SLG: 0.397 Frank Duffy, R (10, 6) OBP: 0.273, SLG: 0.281			F8		G3		F7		K			3 1 0	0 0 0	0 0 0	0 0 0	0 1 0	0 0 0	0 0 0
Ed Crosby, L (1, 6) OBP: 0.340, SLG: 0.279 Boog Powell, L (9, PH) OBP: 0.384, SLG: 0.521 (10, 3)			E 1B		G6-4-3 1B		G3		1B			3 1	0 0	2 1	0 0	0 0	0 0	0 0
Inning Stats	R: 0 E: 0 K: 0 S: 3 H: 1 LOB: 0 BB: 0 P: 3	R: 0 E: 0 K: 0 S: 3 H: 1 LOB: 0 BB: 0 P: 3	R: 0 E: 1 K: 0 S: 4 H: 1 LOB: 1 BB: 0 P: 4	R: 1 E: 0 K: 0 S: 5 H: 2 LOB: 2 BB: 1 P: 9	R: 0 E: 0 K: 0 S: 3 H: 1 LOB: 0 BB: 0 P: 3	R: 0 E: 0 K: 2 S: 7 H: 0 LOB: 3 BB: 3 P: 19	R: 0 E: 0 K: 1 S: 6 H: 1 LOB: 1 BB: 0 P: 6	R: 0 E: 0 K: 0 S: 4 H: 1 LOB: 1 BB: 0 P: 4	R: 0 E: 0 K: 1 S: 6 H: 1 LOB: 1 BB: 0 P: 6	R: 0 E: 0 K: 1 S: 6 H: 1 LOB: 1 BB: 0 P: 6	R: 1 E: 0 K: 0 S: 1 H: 1 LOB: 0 BB: 0 P: 1	1B: 9 2B: 1 3B: 0 HR: 1 SF: 0 SAC: 0 DP: 2 HBP: 0			WP: 0 PB: 0 SB: 3 CS: 0 PA: 42			

PITCHER	IP	WLS	BF	H	R	ER	SO	BB	IBB	HBP	BLK	WP	HR	S	P	ERA	WHIP
Ed Figueroa, R (1, 1) ERA: 2.16	10.0	L	42	11	2	2	5	3	1	0	0	0	1	48	64	1.80	1.400

PITCHER	IP	WLS	BF	H	R	ER	SO	BB	IBB	HBP	BLK	WP	HR	S	P	ERA	WHIP

AB	38
R	2
H	11
RBI	2
BB	4
SO	5
LOB	16

Batter	1	2	3	4	5	6	7	8	9	AB	R	H	RBI	BB	SO	LOB
Jerry Remy, L (1, 4) OBP: 0.329, SLG: 0.341	F9		1B		L4-3 1-2		FC1-6 1-2f 2-3			4	0	1	0	0	0	3
Mickey Rivers, L (1, 8) OBP: 0.322, SLG: 0.348	K		1-3 1B		6-3		F7			4	0	1	0	0	1	2
Dave Collins, S (1, 10) OBP: 0.392, SLG: 0.428	1B		F8			6-3		6-3		4	0	1	0	0	0	2
Leroy Stanton, R (1, 9) OBP: 0.373, SLG: 0.465	F4			L5		K		6-3		4	0	0	0	0	1	1
Tommy Harper, R (1, 3) OBP: 0.324, SLG: 0.332		G5-4-3 BB		K		K		5-3		3	0	0	0	1	2	0
John Balaz, R (1, 7) OBP: 0.300, SLG: 0.433		F9		K			FC5-4 1B		5-3	4	0	1	0	0	1	1
Winston Llenas, R (1, 5) OBP: 0.233, SLG: 0.213		G5-4-3 1-2f			2B 1B		FC5-4 1-2f 1B 1B		6-3	4	2	1	0	0	0	2
Ike Hampton, S (1, 2) OBP: 0.273, SLG: 0.300			K		1-H 1B 2B		FC1-6 1-2 1B 1B		5-3	4	1	2	1	0	1	0
Mike Miley, S (1, 6) OBP: 0.313, SLG: 0.390			6-3		L4-3 2-H 1B		FC1-6 1-2 2-H 1B			3	0	2	2	0	0	0
Inning Stats	R: 0 E: 0 K: 1 S: 6 H: 1 LOB: 1 BB: 0 P: 6	R: 0 E: 0 K: 0 S: 2 H: 0 LOB: 0 BB: 1 P: 6	R: 0 E: 0 K: 1 S: 7 H: 2 LOB: 2 BB: 0 P: 7	R: 0 E: 0 K: 2 S: 7 H: 0 LOB: 0 BB: 0 P: 7	R: 2 E: 0 K: 0 S: 5 H: 3 LOB: 0 BB: 0 P: 5	R: 0 E: 0 K: 2 S: 7 H: 0 LOB: 0 BB: 0 P: 7	R: 1 E: 0 K: 0 S: 6 H: 3 LOB: 2 BB: 0 P: 6	R: 0 E: 0 K: 0 S: 3 H: 0 LOB: 0 BB: 0 P: 3	R: 0 E: 0 K: 0 S: 3 H: 0 LOB: 0 BB: 0 P: 3	1B: 8 2B: 2 3B: 0 HR: 0 SF: 0 SAC: 0 DP: 2 HBP: 0						

PITCHER	IP	WLS	BF	H	R	ER	SO	BB	IBB	HBP	BLK	WP	HR	S	P	ERA	WHIP
Mike Cuellar, L (1, 1) ERA: 4.18	9.0	W	35	9	3	3	6	1	0	0	0	0	0	46	50	3.00	1.111

PITCHER	IP	WLS	BF	H	R	ER	SO	BB	IBB	HBP	BLK	WP	HR	S	P	ERA	WHIP

TOP

California Angels @ Baltimore Orioles

Memorial Stadium, Baltimore, MD

Tue Jul 22 1975, 7:05 PM EDT

Att. 11,254 - Unknown

livebaseballscorecards.com

AB	34
R	3
H	9
RBI	3
BB	1
SO	6
LOB	11

WP: 0	PA: 35
PB: 0	
SB: 0	
CS: 0	

BOTTOM

California Angels @ Baltimore Orioles

Memorial Stadium, Baltimore, MD

Tue Jul 22 1975, 7:05 PM EDT

Att. 11,254 - Unknown

livebaseballscorecards.com

Batter	1	2	3	4	5	6	7	8	9	AB	R	H	RBI	BB	SO	LOB
Ken Singleton, S (1, 9) OBP: 0.414, SLG: 0.444	BBBB 4-0 1B 1B BB	BBBB 4-0 5-3 HR BB		x 0-0 ② F7		x 0-0 ② 4-3				2	2	0	0	2	0	0
Bobby Grich, R (1, 4) OBP: 0.396, SLG: 0.395	x 0-0 ① F9	x 0-0 ① 5-3 1-2		BBBB 4-0 WP 1B BB		x 0-0 2B				3	1	1	0	1	0	2
Tommy Davis, R (1, 10) OBP: 0.308, SLG: 0.344	x 0-0 1B PB 1B 1-3	x 0-0 2-H HR		x 0-0 1-H 1B		x 0-0 ③ F9				4	2	3	3	0	0	1
Lee May, R (1, 3) OBP: 0.306, SLG: 0.479	x 0-0 PB BB 1B 1B 1-3 3-H	SSS 0-3 ② K		x 0-0 ③ F6			x 0-0 ① 5-3			4	1	1	1	0	1	1
Jim Northrup, L (1, 8) OBP: 0.350, SLG: 0.480 Paul Blair, R (7, PH) OBP: 0.247, SLG: 0.273 (8, 8)	BBBB 4-0 PB 1B BB 1-2	SSS 0-3 ③ K			x 0-0 ① F8		x 0-0 ② F4			2 1	1 0	0 0	0 0	1 0	1 0	0 0
Don Baylor, R (1, 7) OBP: 0.348, SLG: 0.486	SSS 0-3 ② K 1-2 2-3 3-H	x 0-0 ① F3			x 0-0 HR		x 0-0 ③ 6-3			4	1	1	1	0	1	2
Brooks Robinson, R (1, 5) OBP: 0.284, SLG: 0.290	x 0-0 BB 1B 2-H 3-H	x 0-0 ② F8			x 0-0 ② 5-3			SSS 0-3 ① K		4	0	1	2	0	1	0
Elrod Hendricks, L (1, 2) OBP: 0.339, SLG: 0.390	BBBB 4-0 1-2 BB	x 0-0 ③ F7			x 0-0 ③ 4-3			SSS 0-3 ② K		3	0	0	0	1	1	0
Mark Belanger, R (1, 6) OBP: 0.284, SLG: 0.257	SSS 0-3 ③ K			x 0-0 ① 4-3		x 0-0 ① F8		x 0-0 ③ F7		4	0	0	0	0	1	2
Inning Stats	R: 4 H: 3 E: 0 LOB: 2 K: 2 BB: 3 S: 10 P: 22	R: 2 H: 1 E: 0 LOB: 0 K: 2 BB: 1 S: 8 P: 12	R: 0 H: 0 E: 0 LOB: 0 K: 0 BB: 0 S: 3 P: 3	R: 1 H: 1 E: 0 LOB: 1 K: 0 BB: 1 S: 4 P: 8	R: 1 H: 1 E: 0 LOB: 0 K: 0 BB: 0 S: 4 P: 4	R: 0 H: 1 E: 0 LOB: 1 K: 0 BB: 0 S: 4 P: 4	R: 0 H: 0 E: 0 LOB: 0 K: 0 BB: 0 S: 3 P: 3	R: 0 H: 0 E: 0 LOB: 0 K: 2 BB: 0 S: 7 P: 7		1B: 4 SF: 0 2B: 1 SAC: 0 3B: 0 DP: 0 HR: 2 HBP: 0				WP: 1 PA: 36 PB: 1 SB: 0 CS: 0		

	AB	31
	R	8
	H	7
	RBI	7
	BB	5
	SO	6
	LOB	8

PITCHER		IP	WLS	BF	H	R	ER	SO	BB	IBB	HBP	BLK	WP	HR	S	P	ERA	WHIP
Nolan Ryan, R ERA: 3.69	(1, 1)	1.1	L	12	4	6	5	2	4	0	0	0	0	1	12	28	33.75	6.000
Chuck Hockenbery, R ERA: 4.05	(2, 1)	4.2		18	3	2	2	2	1	0	0	0	1	1	21	25	3.86	0.857
Jim Brewer, L ERA: 4.66	(7, 1)	2.0		6	0	0	0	2	0	0	0	0	0	0	10	10	0.00	0.000

PITCHER		IP	WLS	BF	H	R	ER	SO	BB	IBB	HBP	BLK	WP	HR	S	P	ERA	WHIP

Batter	1	2	3	4	5	6	7	8	9	AB	R	H	RBI	BB	SO	LOB
Jerry Remy, L (1, 4) OBP: 0.325, SLG: 0.336	F7	K			1-3		F8		4-3	5	0	0	0	0	1	2
Mickey Rivers, L (1, 8) OBP: 0.320, SLG: 0.346	F8	K			1B		F2		L3	5	0	1	0	0	1	2
Dave Collins, S (1, 7) OBP: 0.403, SLG: 0.436	S 1B BB		6-3 4-3 1B		K		1B		CS 1B	4	1	3	0	1	1	1
Joe Lahoud, L (1, 10) OBP: 0.370, SLG: 0.368	1B 1B 1-H		4-3 1-2		F8		F8		CS 1-2	4	0	1	1	0	0	3
Leroy Stanton, R (1, 9) OBP: 0.375, SLG: 0.465	1B 1-3		6-3 2-3			F8		F9 SH5-4 1B		4	0	2	0	0	0	1
John Doherty, L (1, 3) OBP: 0.269, SLG: 0.274	F7		K			K		SH5-4 1-2		3	0	0	0	0	2	3
Ellie Rodriguez, R (1, 2) OBP: 0.386, SLG: 0.313		SH3-4 1B HBP		4-3		BB		BB		1	0	0	0	2	0	0
Rudy Meoli, L (1, 5) OBP: 0.325, SLG: 0.229		SH3-4 1B 1-2		4-3		BB 1-2		F9 2-3		3	0	1	0	1	0	2
Mike Miley, S (1, 6) OBP: 0.294, SLG: 0.364		SH3-4 1-2 2-3		6-3		F7		F8		3	0	0	0	0	0	4
Inning Stats	R: 1 E: 0 K: 0 S: 5 H: 2 LOB: 2 BB: 1 P: 9	R: 0 E: 0 K: 2 S: 8 H: 1 LOB: 2 BB: 0 P: 9	R: 0 E: 0 K: 1 S: 6 H: 1 LOB: 1 BB: 0 P: 6	R: 0 E: 0 K: 0 S: 3 H: 0 LOB: 0 BB: 0 P: 3	R: 0 E: 0 K: 1 S: 6 H: 1 LOB: 1 BB: 0 P: 6	R: 0 E: 0 K: 1 S: 5 H: 0 LOB: 2 BB: 2 P: 13	R: 0 E: 0 K: 0 S: 4 H: 1 LOB: 1 BB: 0 P: 4	R: 0 E: 0 K: 0 S: 4 H: 1 LOB: 2 BB: 1 P: 8	R: 0 E: 0 K: 0 S: 3 H: 1 LOB: 0 BB: 0 P: 3	1B: 8 2B: 0 3B: 0 HR: 0 SF: 0 SAC: 2 DP: 0 HBP: 1						

PITCHER	IP	WLS	BF	H	R	ER	SO	BB	IBB	HBP	BLK	WP	HR	S	P	ERA	WHIP
Jim Palmer, R (1, 1) ERA: 2.19	9.0	L	39	8	1	1	5	4	0	1	0	0	0	44	61	1.00	1.333

PITCHER	IP	WLS	BF	H	R	ER	SO	BB	IBB	HBP	BLK	WP	HR	S	P	ERA	WHIP

TOP

California Angels @ Baltimore Orioles

Memorial Stadium, Baltimore, MD

Wed Jul 23 1975, 7:05 PM EDT

Att. 12,741 - Unknown

livebaseballscorecards.com

AB	32
R	1
H	8
RBI	1
BB	4
SO	5
LOB	18

WP: 0 PB: 0 SB: 1 CS: 1 PA: 40

Batter	1	2	3	4	5	6	7	8	9	AB	R	H	RBI	BB	SO	LOB
Ken Singleton, S (1, 9) OBP: 0.414, SLG: 0.443	F3		K		BB			SH1-4 1B 1B	FC5-4 1-2f	3	0	1	0	1	1	0
Al Bumbry, L (8, PR) (9, 7) OBP: 0.326, SLG: 0.366										0	0	0	0	0	0	0
Doug DeCinces, R (9, PH) OBP: 0.266, SLG: 0.338										1	0	0	0	0	0	1
Paul Blair, R (1, 8) OBP: 0.251, SLG: 0.277	F9		S 1B		F7			SH1-4 1-2 1B		4	0	2	0	0	0	2
Tommy Davis, R (1, 10) OBP: 0.308, SLG: 0.341	BB BB		F2 1-2			K		SH1-4 1-2 2-3		2	0	0	0	1	1	1
Lee May, R (1, 3) OBP: 0.306, SLG: 0.474	BB 1-2 BB			6-3		K		F5		3	0	0	0	1	1	3
Bobby Grich, R (1, 4) OBP: 0.395, SLG: 0.391	F9			5-3		F7		IBB		3	0	0	0	1	0	2
Don Baylor, R (1, 7) (9, 9) OBP: 0.343, SLG: 0.479		K		K			F7	F7		4	0	0	0	0	2	3
Brooks Robinson, R (1, 5) OBP: 0.280, SLG: 0.286		F9			F8		F9		K	4	0	0	0	0	1	0
Dave Duncan, R (1, 2) OBP: 0.239, SLG: 0.337		K			K		1B		6-3	4	0	1	0	0	2	0
Mark Belanger, R (1, 6) OBP: 0.287, SLG: 0.261			F3		S 1B		F7		FC5-4 1B	4	0	2	0	0	0	1
Inning Stats	R: 0 H: 0 E: 0 LOB: 2 K: 0 BB: 2 S: 3 P: 11	R: 0 H: 0 E: 0 LOB: 0 K: 2 BB: 0 S: 7 P: 7	R: 0 H: 1 E: 0 LOB: 1 K: 1 BB: 0 S: 6 P: 6	R: 0 H: 0 E: 0 LOB: 0 K: 1 BB: 0 S: 5 P: 5	R: 0 H: 1 E: 0 LOB: 2 K: 1 BB: 1 S: 6 P: 10	R: 0 H: 0 E: 0 LOB: 0 K: 2 BB: 0 S: 7 P: 7	R: 0 H: 1 E: 0 LOB: 1 K: 0 BB: 0 S: 4 P: 4	R: 0 H: 2 E: 0 LOB: 3 K: 0 BB: 1 S: 5 P: 9	R: 0 H: 1 E: 0 LOB: 1 K: 1 BB: 0 S: 6 P: 6	1B: 6 SF: 0 2B: 0 SAC: 1 3B: 0 DP: 0 HR: 0 HBP: 0						

PITCHER	IP	WLS	BF	H	R	ER	SO	BB	IBB	HBP	BLK	WP	HR	S	P	ERA	WHIP
Frank Tanana, L (1, 1) ERA: 2.76	9.0	W	37	6	0	0	8	3	1	0	0	0	0	49	65	0.00	1.000

PITCHER	IP	WLS	BF	H	R	ER	SO	BB	IBB	HBP	BLK	WP	HR	S	P	ERA	WHIP

BOTTOM

California Angels @ Baltimore Orioles

Memorial Stadium, Baltimore, MD

Wed Jul 23 1975, 7:05 PM EDT

Att. 12,741 - Unknown

livebaseballscorecards.com

AB	32
R	0
H	6
RBI	0
BB	4
SO	8
LOB	13

WP: 0	PA: 37		
PB: 0			
SB: 2			
CS: 0			

Batter	1	2	3	4	5	6	7	8	9	AB	R	H	RBI	BB	SO	LOB
Steve Braun, L (1, 7) OBP: 0.367, SLG: 0.416	BBBB 4-0 E WP 1B BB	x 0-0 1-3 1B 1B x 0-0 4-3 ③		SSS 0-3 K ③			BBBB 4-0 G5-4-3 BB		x 0-0 G1-6-3 1B	4	2	2	0	2	1	3
Dan Ford, R (1, 8) OBP: 0.316, SLG: 0.436	x 0-0 F9 ① 1-2	x 0-0 1B G4-6-3 1-2 3-H 1B	x 0-0 6-3 ①		x 0-0 G4-6-3 1B 1B		x 0-0 G5-4-3 ① ② 1-2f		x 0-0 G1-6-3 ② ③ 1-2f	6	2	2	1	0	0	3
Rod Carew, L (1, 4) OBP: 0.442, SLG: 0.552 Luis Gomez, R (7, 6) OBP: 0.231, SLG: 0.170	x 0-0 E E 1-2 1B	x 0-0 G4-6-3 1-3 2-H 1B	x 0-0 L4 ②		x 0-0 G4-6-3 1-2 1B		x 0-0 3B			5 0	1 0	4 0	1 0	0 0	0 0	0 0
Tony Oliva, L (1, 10) OBP: 0.355, SLG: 0.414	x 0-0 E6 WP 2B 1-2 2-3	x 0-0 ① ② G4-6-3 1-2f 3-H	x 0-0 G1 ③		x 0-0 ① ② G4-6-3 1-2f 2-3		x 0-0 F8 ③			5	1	0	0	0	0	6
Eric Soderholm, R (1, 5) OBP: 0.363, SLG: 0.359	SSS 0-3 K ② 1-2 2-H 3-H	x 0-0 WP 1B 1B		x 0-0 E9 F8 2B 1B	x 0-0 3-H 1B			x 0-0 P4 ①		5	2	3	1	0	1	1
John Briggs, L (1, 3) OBP: 0.424, SLG: 0.425	BBBB 4-0 2B BB	x 0-0 1B 1B 1-H 1B		x 0-0 F8 ① 2-3	x 0-0 G3 ③			x 0-0 F9 ②		4	1	1	1	1	0	2
Lyman Bostock, L (1, 9) OBP: 0.301, SLG: 0.318	x 0-0 1-3 2-H 2B	x 0-0 1B 1-2 2B 1B		SSS 0-3 K ②		x 0-0 F8 ①		x 0-0 FC5-4 1B		5	1	3	1	0	1	1
Danny Thompson, R (1, 6) OBP: 0.309, SLG: 0.341 Jerry Terrell, R (7, 4) OBP: 0.305, SLG: 0.318	x 0-0 F9 ③	x 0-0 1-2 2-H 2B 1B		x 0-0 3-H 2B		x 0-0 F8 ②		x 0-0 FC5-4 ③ 1-2f		4 1	1 0	2 0	2 0	0 0	0 0	2 1
Glenn Borgmann, R (1, 2) OBP: 0.310, SLG: 0.306 Phil Roof, R (7, 2) OBP: 0.231, SLG: 0.167	x 0-0 1B 1B 1B x 0-0 1-H 2-H 2B			BBBB 4-0 BB		x 0-0 5-3 ③			x 0-0 L5 ①	3 1	1 0	2 0	2 0	1 0	0 0	0 0
Inning Stats	R: 3 E: 1 K: 1 S: 8 H: 2 LOB: 2 BB: 2 P: 16	R: 7 E: 0 K: 0 S: 11 H: 9 LOB: 1 BB: 0 P: 11	R: 0 E: 0 K: 0 S: 3 H: 0 LOB: 0 BB: 0 P: 3	R: 1 E: 1 K: 2 S: 9 H: 2 LOB: 2 BB: 1 P: 13	R: 1 E: 0 K: 0 S: 5 H: 3 LOB: 1 BB: 0 P: 5	R: 0 E: 0 K: 0 S: 3 H: 0 LOB: 0 BB: 0 P: 3	R: 0 E: 0 K: 0 S: 3 H: 1 LOB: 1 BB: 1 P: 7	R: 0 E: 0 K: 0 S: 4 H: 1 LOB: 1 BB: 0 P: 4	R: 0 E: 0 K: 0 S: 3 H: 1 LOB: 0 BB: 0 P: 3	1B: 15 2B: 3 3B: 1 HR: 0 SF: 0 SAC: 0 DP: 4 HBP: 0						

TOP

Minnesota Twins @ California Angels

Anaheim Stadium, Anaheim, CA

Fri Jul 25 1975, 10:05 PM EDT

Att. 12,432 - Unknown - 76 F

livebaseballscorecards.com

AB	43
R	12
H	19
RBI	9
BB	4
SO	3
LOB	19

PITCHER		IP	WLS	BF	H	R	ER	SO	BB	IBB	HBP	BLK	WP	HR	S	P	ERA	WHIP
Bill Singer, R ERA: 4.6	(1, 1)	1.0	L	11	5	6	4	1	2	0	0	0	1	0	11	19	36.00	7.000
Andy Hassler, L ERA: 5.67	(2, 1)	4.0		22	11	6	5	2	1	0	0	0	1	0	25	29	11.25	3.000
Mickey Scott, L ERA: 4.33	(6, 1)	2.0		7	1	0	0	0	1	0	0	0	0	0	6	10	0.00	1.000
Jim Brewer, L ERA: 4.42	(8, 1)	2.0		7	2	0	0	0	0	0	0	0	0	0	7	7	0.00	1.000

PITCHER		IP	WLS	BF	H	R	ER	SO	BB	IBB	HBP	BLK	WP	HR	S	P	ERA	WHIP

WP: 3 PB: 0 SB: 0 CS: 0 PA: 47

BOTTOM

Batter	1	2	3	4	5	6	7	8	9	AB	R	H	RBI	BB	SO	LOB
Jerry Remy, L (1, 4) OBP: 0.324, SLG: 0.335	K2-3		F7			1B		L7		4	0	1	0	0	1	1
Mickey Rivers, L (1, 8) OBP: 0.317, SLG: 0.343	G3			F7		K		P3		4	0	0	0	0	1	4
Dave Collins, S (1, 7) OBP: 0.406, SLG: 0.430	BB			1-3		K			BB	2	1	0	0	2	1	3
Joe Lahoud, L (1, 10) OBP: 0.364, SLG: 0.360	6-3			3-1		K			F9	4	0	0	0	0	1	5
Leroy Stanton, R (1, 9) OBP: 0.373, SLG: 0.460		K			K		4-3		1B WP HBP	3	0	0	0	0	2	0
John Doherty, L (1, 3) OBP: 0.258, SLG: 0.261		G3			5-3		4-3		K	4	0	0	0	0	1	2
Ellie Rodriguez, R (1, 2) OBP: 0.384, SLG: 0.311 Ike Hampton, S (4, 2) OBP: 0.231, SLG: 0.250 Morris Nettles, L (9, PH) OBP: 0.296, SLG: 0.276		K			K		K			1 2 1	0 0 0	0 0 1	0 0 1	0 0 0	1 2 0	0 0 0
Rudy Meoli, L (1, 5) OBP: 0.333, SLG: 0.243			F9			1B 1B 1B		1B	2-3	4	0	2	0	0	0	2
Mike Miley, S (1, 6) OBP: 0.296, SLG: 0.362			F8			1B		K		3	0	1	0	0	1	1
Inning Stats	R: 0 E: 0 K: 1 S: 5	R: 0 E: 0 K: 2 S: 7	R: 0 E: 0 K: 0 S: 3	R: 0 E: 0 K: 0 S: 3	R: 0 E: 0 K: 2 S: 7	R: 0 E: 0 K: 3 S: 12	R: 0 E: 0 K: 1 S: 5	R: 0 E: 0 K: 1 S: 6	R: 1 E: 0 K: 1 S: 6							

Inning Stats	H: 0 LOB: 1 BB: 1 P: 9	H: 0 LOB: 0 BB: 0 P: 7	H: 0 LOB: 0 BB: 0 P: 3	H: 0 LOB: 0 BB: 0 P: 3	H: 0 LOB: 0 BB: 0 P: 7	H: 3 LOB: 3 BB: 0 P: 12	H: 0 LOB: 0 BB: 0 P: 5	H: 1 LOB: 1 BB: 0 P: 6	H: 1 LOB: 2 BB: 1 P: 11	1B: 5 2B: 0 3B: 0 HR: 0	SF: 0 SAC: 0 DP: 0 HBP: 1	WP: 1 PB: 0 SB: 0 CS: 0	PA: 35

PITCHER	IP	WLS	BF	H	R	ER	SO	BB	IBB	HBP	BLK	WP	HR	S	P	ERA	WHIP
Bert Blyleven, R (1, 1) ERA: 3.08	9.0	W	35	5	1	1	11	2	0	1	0	1	0	54	63	1.00	0.778

PITCHER	IP	WLS	BF	H	R	ER	SO	BB	IBB	HBP	BLK	WP	HR	S	P	ERA	WHIP

Minnesota Twins @ California Angels

Anaheim Stadium, Anaheim, CA

Fri Jul 25 1975, 10:05 PM EDT

Att. 12,432 - Unknown - 76 F

livebaseballscorecards.com

AB	32
R	1
H	5
RBI	1
BB	2
SO	11
LOB	18

Batter	1	2	3	4	5	6	7	8	9	AB	R	H	RBI	BB	SO	LOB
Steve Braun, L (1, 7) OBP: 0.371, SLG: 0.417	S S S 0-3 ① K		x 0-0 1B		B B B B 4-0 E BB			x 0-0 1B 5-3 1B 1B	x 0-0 E3 1B 1B	4	2	2	0	1	1	0
Dan Ford, R (1, 8) OBP: 0.314, SLG: 0.431	x 0-0 ② F7		x 0-0 ③ L7		x 0-0 E6 1-2 3-H			x 0-0 ① 5-3 1-2	x 0-0 1B SF9 1-2 1B	5	1	1	0	0	0	3
Rod Carew, L (1, 4) OBP: 0.444, SLG: 0.552	B B B B 4-0 BB			S S S 0-3 ① K	x 0-0 ③ 3-1			x 0-0 S 1B 2-3 1B	x 0-0 1B SF8 1-3 2-H 1B	4	2	2	1	1	1	2
Tony Oliva, L (1, 10) OBP: 0.353, SLG: 0.409 Jerry Terrell, R (8, PR) OBP: 0.303, SLG: 0.318	x 0-0 ③ 4-3			x 0-0 ② F7		x 0-0 ① F7		B B B B 4-0 BB 1B 1-2 1B BB	x 0-0 ① SF9 3-H	3	0	0	0	1	0	1
										0	1	0	1	0	0	0
Eric Soderholm, R (1, 5) OBP: 0.363, SLG: 0.360		x 0-0 ① 6-3		S S S 0-3 ③ K		x 0-0 ② 4-3		x 0-0 BB 1B 1-2 2-H 3-H 1B	x 0-0 1-3 1B	5	1	2	2	0	1	0
John Briggs, L (1, 3) OBP: 0.420, SLG: 0.426		x 0-0 ② 4-3			x 0-0 E 2B	x 0-0 ③ F8		S S S 0-3 ② K	x 0-0 ② SF8 3-H	4	1	1	1	0	1	2
Lyman Bostock, L (1, 9) OBP: 0.304, SLG: 0.317		x 0-0 ③ 1-4-3			x 0-0 E1 6-3 2-H E 1B		S S S 0-3 ① K	B B B 4-0 1B 1-2 2-3 BB	x 0-0 ③ F7	4	1	1	0	1	1	1
Danny Thompson, R (1, 6) OBP: 0.308, SLG: 0.339 Luis Gomez, R (8, 6) OBP: 0.231, SLG: 0.170			x 0-0 ① 4-3		x 0-0 ① 6-3 2-3		x 0-0 ② 6-3	x 0-0 1-2 2-H 3-H 1B		4	0	1	2	0	0	1
										0	0	0	0	0	0	0
Glenn Borgmann, R (1, 2) OBP: 0.306, SLG: 0.301			x 0-0 ② F8		x 0-0 ② P4		x 0-0 ③ F7	x 0-0 ③ 1-3		4	0	0	0	0	0	3

Inning Stats																															
	R: 0	H: 0		R: 0	H: 0		R: 0	H: 1		R: 0	H: 0		R: 2	H: 2		R: 0	H: 0		R: 0	H: 0		R: 4	H: 4		R: 3	H: 3		1B: 9	SF: 2		WP: 0	PA: 43
	E: 0	LOB: 1		E: 0	LOB: 0		E: 0	LOB: 1		E: 0	LOB: 0		E: 2	LOB: 2		E: 0	LOB: 0		E: 0	LOB: 0		E: 0	LOB: 2		E: 1	LOB: 1		2B: 1	SAC: 0		PB: 0	
	K: 1	BB: 1		K: 0	BB: 0		K: 0	BB: 0		K: 2	BB: 0		K: 0	BB: 1		K: 0	BB: 0		K: 1	BB: 0		K: 1	BB: 2		K: 0	BB: 0		3B: 0	DP: 0		SB: 1	
	S: 5	P: 9		S: 3	P: 3		S: 4	P: 4		S: 7	P: 7		S: 6	P: 10		S: 3	P: 3		S: 5	P: 5		S: 9	P: 17		S: 7	P: 7		HR: 0	HBP: 0		CS: 0	

PITCHER		IP	WLS	BF	H	R	ER	SO	BB	IBB	HBP	BLK	WP	HR	S	P	ERA	WHIP
Ed Figueroa, R ERA: 2.38	(1, 1)	7.1	L	32	6	6	5	4	3	0	0	0	0	0	37	49	6.14	1.227
Jim Brewer, L ERA: 4.46	(8, 1)	1.2		11	4	3	1	1	1	0	0	0	0	0	12	16	5.40	3.000

PITCHER		IP	WLS	BF	H	R	ER	SO	BB	IBB	HBP	BLK	WP	HR	S	P	ERA	WHIP

TOP

Minnesota Twins @ California Angels

Anaheim Stadium, Anaheim, CA

Sat Jul 26 1975, 10:05 PM EDT

Unknown - 79 F

livebaseballscorecards.com

AB	37
R	9
H	10
RBI	7
BB	4
SO	5
LOB	13

BOTTOM

Minnesota Twins @ California Angels

Anaheim Stadium, Anaheim, CA

Sat Jul 26 1975, 10:05 PM EDT

Unknown - 79 F

Batter	1	2	3	4	5	6	7	8	9	AB	R	H	RBI	BB	SO	LOB
Jerry Remy, L (1, 4) OBP: 0.321, SLG: 0.332 Tommy Harper, R (9, PH) OBP: 0.326, SLG: 0.335	F8		F7	F7			4-3		2-H 1B	4 1	0 0	0 1	0 1	0 0	0 0	1 0
Mickey Rivers, L (1, 8) OBP: 0.321, SLG: 0.346	S 3B 1B		WP S 1B		S 1B		F9		1-3	5	1	3	0	0	0	1
Dave Collins, S (1, 7) OBP: 0.402, SLG: 0.422	F8 1-2		B B B WP 1-2 BB		F8 1-2		4-3			3	0	0	0	1	0	2
Joe Lahoud, L (1, 10) OBP: 0.366, SLG: 0.356	B B B B 3B BB		B B B G6-4-3 1-2 2-3 BB		F8			3-1		2	1	0	0	2	0	1
Leroy Stanton, R (1, 9) OBP: 0.371, SLG: 0.464	1-H 2-H 3B		G6-4-3 1-2f		F8			6-3		4	0	1	2	0	0	4
Dave Chalk, R (1, 5) OBP: 0.374, SLG: 0.370	L3			F8		G3		6-3		4	0	0	0	0	0	1
John Doherty, L (1, 3) OBP: 0.257, SLG: 0.261		6-3		6-3 1B 1B		F8			F7	4	1	1	0	0	0	0
Ellie Rodriguez, R (1, 2) OBP: 0.384, SLG: 0.308 Morris Nettles, L (9, PH) OBP: 0.299, SLG: 0.283		S S S K		6-3 1-2		B B B B BB			1B 2B	2 1	0 1	0 1	0 1	1 0	1 0	1 0
Mike Miley, S (1, 6) OBP: 0.293, SLG: 0.353		S S S K		2-H 1B		F8			F7	4	0	1	1	0	1	2
Inning Stats	R: 2 E: 0 K: 0 S: 5 H: 2 LOB: 1 BB: 1 P: 9	R: 0 E: 0 K: 2 S: 7 H: 0 LOB: 0 BB: 0 P: 7	R: 0 E: 0 K: 0 S: 3 H: 1 LOB: 2 BB: 2 P: 11	R: 1 E: 0 K: 0 S: 5 H: 2 LOB: 1 BB: 0 P: 5	R: 0 E: 0 K: 0 S: 4 H: 1 LOB: 1 BB: 0 P: 4	R: 0 E: 0 K: 0 S: 3 H: 0 LOB: 1 BB: 1 P: 7	R: 0 E: 0 K: 0 S: 3 H: 0 LOB: 0 BB: 0 P: 3	R: 0 E: 0 K: 0 S: 3 H: 0 LOB: 0 BB: 0 P: 3	R: 1 E: 0 K: 0 S: 5 H: 2 LOB: 1 BB: 0 P: 5	1B: 6 2B: 1 3B: 1 HR: 0 SF: 0 SAC: 0 DP: 1 HBP: 0						

livebaseballscorecards.com

AB	34
R	4
H	8
RBI	4
BB	4
SO	2
LOB	13

WP: 1 PB: 0 SB: 3 CS: 0 PA: 38

PITCHER	IP	WLS	BF	H	R	ER	SO	BB	IBB	HBP	BLK	WP	HR	S	P	ERA	WHIP
Dave Goltz, R (1, 1) ERA: 3.97	8.1	W	35	7	4	4	2	4	0	0	0	1	0	35	51	4.32	1.320
Tom Burgmeier, L (9, 1) ERA: 3.08	0.2		3	1	0	0	0	0	0	0	0	0	0	3	3	0.00	1.500

PITCHER	IP	WLS	BF	H	R	ER	SO	BB	IBB	HBP	BLK	WP	HR	S	P	ERA	WHIP

Minnesota Twins @ California Angels

Anaheim Stadium, Anaheim, CA

Sat Jul 26 1975, 10:05 PM EDT

Att. 16,801 - Unknown

TOP

livebaseballscorecards.com

Batter	1	2	3	4	5	6	7	8	9	AB	R	H	RBI	BB	SO	LOB
Steve Braun, L (1, 7) OBP: 0.374, SLG: 0.416	BBBB 4-0 1B BB		x 0-0 ③ 5-3			x 0-0 FC5-4 1B		BBBB 4-0 FC5 1B 1-2 BB	x 0-0 ③ 2-3	3	0	1	0	2	0	2
Dan Ford, R (1, 8) OBP: 0.320, SLG: 0.436	x 0-0 ① L5-3 1B 1-3			x 0-0 G1 1B		SSS 0-3 ① K		x 0-0 1-2 2-3 1B		4	0	3	0	0	1	1
Rod Carew, L (1, 4) OBP: 0.440, SLG: 0.545	x 0-0 ②③ L5-3 1-2			x 0-0 ① G1 1-2		x 0-0 ② FC5-4 1-2f		x 0-0 ① F7		4	0	0	0	0	0	6
Tony Oliva, L (1, 10) OBP: 0.355, SLG: 0.408		x 0-0 1B		H 1-0 HBP		x 0-0 ③ G3		x 0-0 ② L3		3	0	1	0	0	0	4
Eric Soderholm, R (1, 5) OBP: 0.360, SLG: 0.355		x 0-0 ① F8		x 0-0 ② P6			x 0-0 ① F3	x 0-0 ③ FC5 2-3f		4	0	0	0	0	0	6
John Briggs, L (1, 3) OBP: 0.413, SLG: 0.418		x 0-0 ② F9		SSS 0-3 ③ K			x 0-0 ② 3-1		SSS 0-3 ① K	4	0	0	0	0	2	3
Lyman Bostock, L (1, 9) OBP: 0.303, SLG: 0.311		x 0-0 ③ 4-3			x 0-0 ① 4-3		BBBB 4-0 FC4-6 BB		x 0-0 ② 4-3	3	0	0	0	1	0	1
Danny Thompson, R (1, 6) OBP: 0.311, SLG: 0.339			BBBB 4-0 G6-4-3 BB		x 0-0 ② G3		x 0-0 ③ FC4-6 1-2f		x 0-0 BB 1B	3	0	1	0	1	0	1
Glenn Borgmann, R (1, 2) OBP: 0.309, SLG: 0.302			x 0-0 ①② G6-4-3 1-2f		x 0-0 ③ F9			x 0-0 1B BB 1B	BBBB 4-0 1-2 BB	3	0	1	0	1	0	1
Inning Stats	R: 0 E: 0 K: 0 S: 2 H: 1 LOB: 0 BB: 1 P: 6	R: 0 E: 0 K: 0 S: 4 H: 1 LOB: 1 BB: 0 P: 4	R: 0 E: 0 K: 0 S: 2 H: 0 LOB: 0 BB: 1 P: 6	R: 0 E: 0 K: 1 S: 6 H: 1 LOB: 2 BB: 0 P: 7	R: 0 E: 0 K: 0 S: 3 H: 0 LOB: 0 BB: 0 P: 3	R: 0 E: 0 K: 1 S: 6 H: 1 LOB: 1 BB: 0 P: 6	R: 0 E: 0 K: 0 S: 3 H: 0 LOB: 1 BB: 1 P: 7	R: 0 E: 0 K: 0 S: 5 H: 2 LOB: 3 BB: 1 P: 9	R: 0 E: 0 K: 1 S: 6 H: 1 LOB: 2 BB: 1 P: 10	1B: 7 2B: 1 3B: 0 HR: 0	SF: 0 SAC: 0 DP: 2 HBP: 1						

	AB	31
	R	0
	H	7
	RBI	0
	BB	5
	SO	3
	LOB	25

WP: 0 PB: 0 SB: 0 CS: 0 PA: 37

PITCHER		IP	WLS	BF	H	R	ER	SO	BB	IBB	HBP	BLK	WP	HR	S	P	ERA	WHIP
Nolan Ryan, R ERA: 3.54	(1, 1)	7.0	W	29	6	0	0	2	4	0	1	0	0	0	28	45	0.00	1.429
Jim Brewer, L ERA: 4.25	(8, 1)	2.0	S	8	1	0	0	1	1	0	0	0	0	0	9	13	0.00	1.000

PITCHER	IP	WLS	BF	H	R	ER	SO	BB	IBB	HBP	BLK	WP	HR	S	P	ERA	WHIP

Batter	1	2	3	4	5	6	7	8	9	AB	R	H	RBI	BB	SO	LOB
Jerry Remy, L (1, 4) OBP: 0.323, SLG: 0.332	1-3	F9		2-H 1B			S 4-3 FC6-4 BB			3	1	1	1	1	0	2
Mickey Rivers, L (1, 8) OBP: 0.320, SLG: 0.343	F7		CS BB	P6			1-2 4-3			3	0	0	0	1	0	2
Dave Collins, S (1, 10) OBP: 0.399, SLG: 0.415	P4		1-2 6-3		F8		2-3 FC6-4 BB			3	0	0	0	1	0	1
Leroy Stanton, R (1, 9) OBP: 0.369, SLG: 0.461		4-3	1B		K		1-2f 3-H FC6-4 CS			4	0	1	1	0	1	1
Dave Chalk, R (1, 5) OBP: 0.372, SLG: 0.366		HR BB	F7		6-3		CS 1-2	K		3	1	0	0	1	1	1
Tommy Harper, R (1, 3) OBP: 0.325, SLG: 0.331		F2		WP 1B 1B BB		F7		5-3		3	1	0	0	1	0	1
John Balaz, R (1, 7) OBP: 0.324, SLG: 0.529		1-H HR		WP 1-2 1B 1B		K		K		4	1	2	2	0	2	0
Ike Hampton, S (1, 2) OBP: 0.313, SLG: 0.357		BB BB		F9 1-2 2-3		2B				2	0	1	0	1	0	2
Mike Miley, S (1, 6) OBP: 0.311, SLG: 0.358		1-2 BB		2-H 3-H 1B 1B		4-3				2	1	1	1	1	0	1
Inning Stats	R: 0 E: 0 K: 0 S: 3 H: 0 LOB: 0 BB: 0 P: 3	R: 2 E: 0 K: 0 S: 4 H: 1 LOB: 2 BB: 3 P: 16	R: 0 E: 0 K: 0 S: 3 H: 1 LOB: 1 BB: 1 P: 7	R: 2 E: 0 K: 0 S: 5 H: 3 LOB: 1 BB: 1 P: 9	R: 0 E: 0 K: 1 S: 5 H: 0 LOB: 0 BB: 0 P: 5	R: 0 E: 0 K: 1 S: 6 H: 1 LOB: 1 BB: 0 P: 6	R: 1 E: 0 K: 0 S: 2 H: 0 LOB: 0 BB: 2 P: 10	R: 0 E: 0 K: 2 S: 7 H: 0 LOB: 0 BB: 0 P: 7		1B: 4 2B: 1 3B: 0 HR: 1 SF: 0 SAC: 0 DP: 0 HBP: 0						

PITCHER		IP	WLS	BF	H	R	ER	SO	BB	IBB	HBP	BLK	WP	HR	S	P	ERA	WHIP
Vic Albury, L ERA: 3.88	(1, 1)	6.1	L	30	6	5	5	2	7	0	0	0	1	1	27	55	7.11	2.053
Bill Campbell, R ERA: 4.08	(7, 1)	1.2		4	0	0	0	2	0	0	0	0	0	0	8	8	0.00	0.000

PITCHER	IP	WLS	BF	H	R	ER	SO	BB	IBB	HBP	BLK	WP	HR	S	P	ERA	WHIP

BOTTOM

Minnesota Twins @ California Angels

Anaheim Stadium, Anaheim, CA

Sat Jul 26 1975, 10:05 PM EDT

Att. 16,801 - Unknown

livebaseballscorecards.com

AB	27
R	5
H	6
RBI	5
BB	7
SO	4
LOB	11

Batter	1	2	3	4	5	6	7	8	9	AB	R	H	RBI	BB	SO	LOB
Steve Braun, L (1, 7) OBP: 0.370, SLG: 0.411	F7		G3			L3		F8		4	0	0	0	0	0	2
Danny Thompson, R (1, 6) OBP: 0.310, SLG: 0.338	3-1		F8			1B		P4		4	0	1	0	0	0	2
Rod Carew, L (1, 4) OBP: 0.435, SLG: 0.539	K			G3		F7		K		4	0	0	0	0	2	3
Tony Oliva, L (1, 10) OBP: 0.357, SLG: 0.419		BB		F9		L7			HR	3	1	1	1	1	0	1
Eric Soderholm, R (1, 5) OBP: 0.356, SLG: 0.351		F8		6-3			L8		F8	4	0	0	0	0	0	1
John Briggs, L (1, 9) OBP: 0.415, SLG: 0.417		BB			4-3		F8		F7	3	0	1	0	1	0	0
Lyman Bostock, L (1, 8) OBP: 0.302, SLG: 0.310		L7			4-3		6-3		1B	4	0	1	0	0	0	3
Jerry Terrell, R (1, 3) OBP: 0.302, SLG: 0.313		F8			F8			BB	P4	3	0	0	0	1	0	4
Tom Lundstedt, S (1, 2) OBP: 0.182, SLG: 0.143			K		F8			BB		2	0	0	0	1	1	1
Inning Stats	R: 0 E: 0 K: 1 S: 5 H: 0 LOB: 0 BB: 0 P: 5	R: 0 E: 0 K: 0 S: 3 H: 0 LOB: 2 BB: 2 P: 11	R: 0 E: 0 K: 1 S: 5 H: 0 LOB: 0 BB: 0 P: 5	R: 0 E: 0 K: 0 S: 3 H: 0 LOB: 0 BB: 0 P: 3	R: 0 E: 0 K: 0 S: 4 H: 1 LOB: 1 BB: 0 P: 4	R: 0 E: 0 K: 0 S: 4 H: 1 LOB: 1 BB: 0 P: 4	R: 0 E: 0 K: 0 S: 3 H: 0 LOB: 0 BB: 0 P: 3	R: 0 E: 0 K: 1 S: 5 H: 0 LOB: 2 BB: 2 P: 13	R: 1 E: 0 K: 0 S: 5 H: 2 LOB: 1 BB: 0 P: 5	1B: 3 2B: 0 3B: 0 HR: 1 SF: 0 SAC: 0 DP: 0 HBP: 0						

PITCHER	IP	WLS	BF	H	R	ER	SO	BB	IBB	HBP	BLK	WP	HR	S	P	ERA	WHIP
Dick Lange, R (1, 1) ERA: 4.06	9.0	W	35	4	1	1	3	4	0	0	0	0	1	37	53	1.00	0.889

PITCHER	IP	WLS	BF	H	R	ER	SO	BB	IBB	HBP	BLK	WP	HR	S	P	ERA	WHIP

TOP

Minnesota Twins @ California Angels

Anaheim Stadium, Anaheim, CA

Sun Jul 27 1975, 6:33 AM EDT

Att. 7,633 - Unknown - 83 F

livebaseballscorecards.com

AB	31
R	1
H	4
RBI	1
BB	4
SO	3
LOB	17

WP: 0	PA: 35		
PB: 0			
SB: 0			
CS: 0			

BOTTOM

Minnesota Twins @ California Angels

Anaheim Stadium, Anaheim, CA

Sun Jul 27 1975, 6:33 AM EDT

Att. 7,633 - Unknown - 83 F

livebaseballscorecards.com

Batter	1	2	3	4	5	6	7	8	9	AB	R	H	RBI	BB	SO	LOB
Jerry Remy, L (1, 4) OBP: 0.322, SLG: 0.331	1-3		L3	S 1B 1B		SH1-3		5-3		4	1	1	1	0	0	0
Mickey Rivers, L (1, 8) OBP: 0.324, SLG: 0.351	6-3		HR 3B	1-H 1B		BBBB 4-0 S BB				3	1	2	1	1	0	0
Dave Collins, S (1, 7) OBP: 0.401, SLG: 0.435	1B		3-H HR	1-3		F8 1-2				4	1	2	2	0	0	2
Joe Lahoud, L (1, 10) OBP: 0.368, SLG: 0.361	3-4-3		1B 2B		P5		BBBB 4-0 1B FC5-2 BB			3	0	1	0	1	0	1
Leroy Stanton, R (1, 9) OBP: 0.371, SLG: 0.462		SSS 0-3 K	2-3 1B		5-3		0-0 FC5-2 1-3 1B			4	0	2	0	0	1	0
Dave Chalk, R (1, 5) OBP: 0.368, SLG: 0.362		F7	F8		5-3		FC5-2 1-2 3-H			4	0	0	0	0	0	4
Tommy Harper, R (1, 3) OBP: 0.327, SLG: 0.328		BBBB 4-0 1B 1B BB	SSS K			BBBB 4-0 SH BB	P6			2	2	0	0	2	1	3
Ike Hampton, S (1, 2) OBP: 0.316, SLG: 0.353		1-H 1B	5-3			SH 1-H SH1-3		5-3		3	1	1	1	0	0	0
Mike Miley, S (1, 6) OBP: 0.292, SLG: 0.333		SSS K	F7			SSS K		F7		4	0	0	0	0	2	2
Inning Stats	R: 0 E: 0 K: 0 S: 4 H: 1 LOB: 1 BB: 0 P: 4	R: 1 E: 0 K: 2 S: 8 H: 1 LOB: 1 BB: 1 P: 12	R: 2 E: 0 K: 1 S: 9 H: 4 LOB: 2 BB: 0 P: 9	R: 1 E: 0 K: 0 S: 5 H: 2 LOB: 1 BB: 0 P: 5	R: 0 E: 0 K: 0 S: 3 H: 0 LOB: 0 BB: 0 P: 3	R: 2 E: 1 K: 1 S: 6 H: 0 LOB: 1 BB: 2 P: 14	R: 0 E: 0 K: 0 S: 3 H: 1 LOB: 1 BB: 1 P: 7	R: 0 E: 0 K: 0 S: 3 H: 0 LOB: 0 BB: 0 P: 3		1B: 6 2B: 2 3B: 1 HR: 1	SF: 0 SAC: 2 DP: 1 HBP: 0					

	AB	31
	R	6
	H	9
	RBI	5
	BB	4
	SO	4
	LOB	12

WP: 0 PB: 0 SB: 2 CS: 0 PA: 37

PITCHER		IP	WLS	BF	H	R	ER	SO	BB	IBB	HBP	BLK	WP	HR	S	P	ERA	WHIP
Jim Hughes, R ERA: 4.24	(1, 1)	5.0	L	26	8	6	4	3	2	0	0	0	0	1	30	38	7.20	2.000
Bill Butler, L ERA: 7.13	(6, 1)	1.0		6	1	0	0	1	2	0	0	0	0	0	6	14	0.00	3.000
Mark Wiley, R ERA: 6.46	(7, 1)	2.0		5	0	0	0	0	0	0	0	0	0	0	5	5	0.00	0.000

PITCHER	IP	WLS	BF	H	R	ER	SO	BB	IBB	HBP	BLK	WP	HR	S	P	ERA	WHIP

Batter	1	2	3	4	5	6	7	8	9	AB	R	H	RBI	BB	SO	LOB
Pat Kelly, L (1, 9) OBP: 0.349, SLG: 0.406	1-4-3		K		F9			CS 1B		4	0	1	0	0	1	1
Bucky Dent, R (1, 6) OBP: 0.323, SLG: 0.385	K			CS 1B		K		5-3 1-2		4	0	1	0	0	2	1
Ken Henderson, S (1, 8) OBP: 0.354, SLG: 0.358	1-3			F6		F7			5-3	4	0	0	0	0	0	1
Deron Johnson, R (1, 10) OBP: 0.295, SLG: 0.384		F8		F8		K			F6	4	0	0	0	0	1	1
Bill Melton, R (1, 5) OBP: 0.332, SLG: 0.335		G4-6-3 1B		CS 1-2	1B 1B BB		1B		F8	3	1	2	0	1	0	0
Carlos May, L (1, 3) OBP: 0.364, SLG: 0.389		G4-6-3 1-2f			HBP 1B 1-3		K			3	1	1	0	0	1	2
Bill Stein, R (1, 4) OBP: 0.322, SLG: 0.348			F2		1B SF7 HBP 1-2		K			2	1	0	0	0	1	1
Nyls Nyman, L (1, 7) OBP: 0.241, SLG: 0.257			1-3		1B 1-3 2-H 3-H		4-3			3	0	1	2	0	0	1
Brian Downing, R (1, 2) OBP: 0.368, SLG: 0.349			HBP		SF7 3-H			F7		1	0	0	1	0	0	0
Inning Stats	R: 0 E: 0 K: 1 S: 5 H: 0 LOB: 0 BB: 0 P: 5	R: 0 E: 0 K: 0 S: 3 H: 1 LOB: 0 BB: 0 P: 3	R: 0 E: 0 K: 1 S: 5 H: 0 LOB: 1 BB: 0 P: 6	R: 0 E: 0 K: 0 S: 3 H: 1 LOB: 0 BB: 0 P: 3	R: 3 E: 0 K: 0 S: 4 H: 2 LOB: 0 BB: 1 P: 9	R: 0 E: 0 K: 2 S: 7 H: 0 LOB: 0 BB: 0 P: 7	R: 0 E: 0 K: 2 S: 8 H: 1 LOB: 1 BB: 0 P: 8	R: 0 E: 0 K: 0 S: 3 H: 1 LOB: 0 BB: 0 P: 3	R: 0 E: 0 K: 0 S: 3 H: 0 LOB: 0 BB: 0 P: 3	1B: 6 2B: 0 3B: 0 HR: 0	SF: 1 SAC: 0 DP: 1 HBP: 2	WP: 0 PB: 0 SB: 0 CS: 2	PA: 33				

PITCHER	IP	WLS	BF	H	R	ER	SO	BB	IBB	HBP	BLK	WP	HR	S	P	ERA	WHIP
Frank Tanana, L (1, 1) ERA: 2.78	9.0	L	32	6	3	3	6	1	0	2	0	0	0	41	47	3.00	0.778

PITCHER	IP	WLS	BF	H	R	ER	SO	BB	IBB	HBP	BLK	WP	HR	S	P	ERA	WHIP

TOP

Chicago White Sox @ California Angels

Anaheim Stadium, Anaheim, CA

Mon Jul 28 1975, 10:05 PM EDT

Att. 20,973 - Unknown

livebaseballscorecards.com

AB	28
R	3
H	6
RBI	3
BB	1
SO	6
LOB	8

Batter	1	2	3	4	5	6	7	8	9	AB	R	H	RBI	BB	SO	LOB
Jerry Remy, L (1, 4) OBP: 0.324, SLG: 0.331	FC4-6 1B		G1-6-3 1-2f 2-3			5-3		BB 2B 1B		3	1	1	0	1	0	2
Mickey Rivers, L (1, 8) OBP: 0.323, SLG: 0.352	FC4-6 S 1-2f		F4			4-3		1-3 1B 2B		4	1	1	0	0	0	2
Dave Collins, S (1, 10) OBP: 0.398, SLG: 0.430	F2			F4			F4	2-H 3-H 1B		4	0	1	2	0	0	1
Leroy Stanton, R (1, 9) OBP: 0.370, SLG: 0.458	F7 1-2			K			5-3 1B	K		4	0	1	0	0	2	2
Dave Chalk, R (1, 5) OBP: 0.365, SLG: 0.358		4-3		5-3			5-3 1-2		4-3	4	0	0	0	0	0	1
Tommy Harper, R (1, 3) OBP: 0.330, SLG: 0.328		F7			F8		FC6-4 BB		BB 1B	3	0	1	0	1	0	0
John Balaz, R (1, 7) OBP: 0.324, SLG: 0.500 Joe Lahoud, L (9, PH) OBP: 0.371, SLG: 0.361 Morris Nettles, L (9, PR) OBP: 0.299, SLG: 0.283		L5			G6-4-3 BB		FC6-4 1-2f		1-2 BB	2 0 0	0 0 0	0 0 0	0 0 0	1 1 0	0 0 0	2 0 0
Ike Hampton, S (1, 2) OBP: 0.318, SLG: 0.316 John Doherty, L (9, PH) OBP: 0.255, SLG: 0.258			G1-6-3 1B HBP		G6-4-3 1-2f			K	F7	2 1	0 0	0 0	0 0	0 0	1 0	1 2
Mike Miley, S (1, 6) OBP: 0.294, SLG: 0.333 Rudy Meoli, L (9, PH) OBP: 0.329, SLG: 0.240			G1-6-3 1-2 1B			F7		F7	F8	3 1	0 0	1 0	0 0	0 0	0 0	0 2
Inning Stats	R: 0 E: 0 K: 0 S: 4 H: 1 LOB: 1 BB: 0 P: 4	R: 0 E: 0 K: 0 S: 3 H: 0 LOB: 0 BB: 0 P: 3	R: 0 E: 0 K: 0 S: 3 H: 1 LOB: 1 BB: 0 P: 4	R: 0 E: 0 K: 1 S: 5 H: 0 LOB: 0 BB: 0 P: 5	R: 0 E: 0 K: 0 S: 2 H: 0 LOB: 0 BB: 1 P: 6	R: 0 E: 0 K: 0 S: 3 H: 0 LOB: 0 BB: 0 P: 3	R: 0 E: 0 K: 0 S: 4 H: 1 LOB: 2 BB: 1 P: 8	R: 2 E: 0 K: 2 S: 9 H: 2 LOB: 1 BB: 1 P: 13	R: 0 E: 0 K: 0 S: 4 H: 1 LOB: 2 BB: 1 P: 8	1B: 5 2B: 1 3B: 0 HR: 0	SF: 0 SAC: 0 DP: 2 HBP: 1						

PITCHER	IP	WLS	BF	H	R	ER	SO	BB	IBB	HBP	BLK	WP	HR	S	P	ERA	WHIP
Wilbur Wood, L (1, 1) ERA: 3.87	7.2	W	30	5	2	2	2	3	0	1	0	0	0	30	43	2.35	1.043
Rich Gossage, R (8, 1) ERA: 1.91	1.1	S	6	1	0	0	1	1	0	0	0	0	0	7	11	0.00	1.500

PITCHER	IP	WLS	BF	H	R	ER	SO	BB	IBB	HBP	BLK	WP	HR	S	P	ERA	WHIP

BOTTOM

Chicago White Sox @ California Angels

Anaheim Stadium, Anaheim, CA

Mon Jul 28 1975, 10:05 PM EDT

Att. 20,973 - Unknown

livebaseballscorecards.com

AB	31
R	2
H	6
RBI	2
BB	4
SO	3
LOB	15

Batter	1	2	3	4	5	6	7	8	9	AB	R	H	RBI	BB	SO	LOB
Pat Kelly, L (1, 9) OBP: 0.351, SLG: 0.405	0-0 ① 6-3		SSS 0-3 ③ K		x 0-0 CS 2-H 1B		BBB 4-0 FC6-4 BB			3	0	1	1	1	1	0
Bucky Dent, R (1, 6) OBP: 0.325, SLG: 0.384	0-0 ② 6-3			x 0-0 BB HR 1B	BBB 4-0 ② 1-2 HR BB		x 0-0 ③ FC6-4 1-2f			3	2	1	0	1	0	1
Ken Henderson, S (1, 8) OBP: 0.355, SLG: 0.366	SSS 0-3 ③ K			BBB 4-0 1-2 HR BB	x 0-0 1-H HR			x 0-0 ① F6		3	2	1	2	1	1	0
Deron Johnson, R (1, 10) OBP: 0.294, SLG: 0.391		x 0-0 ① F8		x 0-0 1-H 2-H HR	x 0-0 ③ 1-3			SSS 0-3 ② K		4	1	1	3	0	1	0
Bill Melton, R (1, 5) OBP: 0.329, SLG: 0.331		x 0-0 ② 5-3		x 0-0 ① F8		x 0-0 ① F9		SSS 0-3 ③ K		4	0	0	0	0	1	0
Carlos May, L (1, 3) OBP: 0.365, SLG: 0.397		BBB 4-0 BB		x 0-0 ② 4-3		x 0-0 ② F7			x 0-0 HR	3	1	1	1	1	0	0
Bill Stein, R (1, 4) OBP: 0.314, SLG: 0.338		x 0-0 ③ F9		x 0-0 ③ F8		x 0-0 ③ F9			x 0-0 ① 6-3	4	0	0	0	0	0	1
Nyls Nyman, L (1, 7) OBP: 0.241, SLG: 0.253			SSS 0-3 ① K		BBB 4-0 4-3 1B BB		SSS 0-3 ① K		SSS 0-3 ② K	3	1	0	0	1	3	0
Brian Downing, R (1, 2) OBP: 0.364, SLG: 0.344			x 0-0 ② 5-3		x 0-0 ① 4-3 1-2		x 0-0 ② 4-3		x 0-0 ③ F5	4	0	0	0	0	0	1
Inning Stats	R: 0 H: 0 E: 0 LOB: 0 K: 1 BB: 0 S: 5 P: 5	R: 0 H: 0 E: 0 LOB: 1 K: 0 BB: 1 S: 3 P: 7	R: 0 H: 0 E: 0 LOB: 0 K: 2 BB: 0 S: 7 P: 7	R: 3 H: 2 E: 0 LOB: 0 K: 0 BB: 1 S: 5 P: 9	R: 3 H: 2 E: 0 LOB: 0 K: 0 BB: 2 S: 4 P: 12	R: 0 H: 0 E: 0 LOB: 0 K: 0 BB: 0 S: 3 P: 3	R: 0 H: 0 E: 0 LOB: 1 K: 1 BB: 1 S: 5 P: 9	R: 0 H: 0 E: 0 LOB: 0 K: 2 BB: 0 S: 7 P: 7	R: 1 H: 1 E: 0 LOB: 0 K: 1 BB: 0 S: 6 P: 6	1B: 2 SF: 0 2B: 0 SAC: 0 3B: 0 DP: 0 HR: 3 HBP: 0						WP: 0 PA: 36 PB: 0 SB: 0 CS: 1

PITCHER		IP	WLS	BF	H	R	ER	SO	BB	IBB	HBP	BLK	WP	HR	S	P	ERA	WHIP
Andy Hassler, L ERA: 5.91	(1, 1)	4.2	L	21	4	6	6	3	4	0	0	0	0	2	23	39	11.57	1.714
Chuck Hockenbery, R ERA: 3.0	(5, 1)	2.1		8	0	0	0	1	1	0	0	0	0	0	9	13	0.00	0.429
Don Kirkwood, R ERA: 2.16	(8, 1)	2.0		7	1	1	1	3	0	0	0	0	0	1	13	13	4.50	0.500

PITCHER	IP	WLS	BF	H	R	ER	SO	BB	IBB	HBP	BLK	WP	HR	S	P	ERA	WHIP

TOP

Chicago White Sox @ California Angels

Anaheim Stadium, Anaheim, CA

Tue Jul 29 1975, 10:05 PM EDT

Att. 7,968 - Unknown

livebaseballscorecards.com

AB	31
R	7
H	5
RBI	7
BB	5
SO	7
LOB	3

BOTTOM

Chicago White Sox @ California Angels

Anaheim Stadium, Anaheim, CA

Tue Jul 29 1975, 10:05 PM EDT

Att. 7,968 - Unknown

livebaseballscorecards.com

Batter	1	2	3	4	5	6	7	8	9	AB	R	H	RBI	BB	SO	LOB
Jerry Remy, L (1, 4) OBP: 0.324, SLG: 0.330	CS, S 1B		1B FC5-2 BB		F9 ①		3-1 ①	4-3 ②		4	0	1	0	1	0	0
Mickey Rivers, L (1, 8) OBP: 0.329, SLG: 0.356	1-2 BB		BB FC5-2 1-3 1B		1B		5-3 1B 1B	4-3 ③		4	1	3	0	1	0	0
Dave Collins, S (1, 10) OBP: 0.393, SLG: 0.424	K ①		FC5-2 BB 1-2 3-H		F8 ②		5-3 1-2 1B		F8 ①	5	1	1	0	0	1	5
Leroy Stanton, R (1, 9) OBP: 0.370, SLG: 0.453	6-3 ②③ 2-3		1-2 2-3 BB		F9 ③		5-3 ② 1-2 2-3		FC5-4 1B 2B BB	3	1	0	0	2	0	5
Dave Chalk, R (1, 5) OBP: 0.366, SLG: 0.359 Rudy Meoli, L (7, PR) OBP: 0.329, SLG: 0.240 (8, 5) Winston Llenas, R (9, PH) OBP: 0.240, SLG: 0.221		FC1-6 1B	F8 ③			6-3 ①	BB HBP 2-H 3-H 1B		FC5-4 1-2 1B	4 0 1	0 0 0	2 0 1	2 0 0	0 0 0	0 0 0	3 0 0
Tommy Harper, R (1, 3) OBP: 0.331, SLG: 0.331	K ①			F3 ①		2B H	1-0 BB 1-2 HBP		FC5-4 ② 1-2f 2-3 2B	4	1	1	0	0	1	3
John Balaz, R (1, 7) OBP: 0.357, SLG: 0.525		FC1-6 ② 1-2f		1B	F8 ② BBBB		4-0 1-2 2-3 BB		1-H 3-H 2B	4	0	2	2	1	0	2
Ike Hampton, S (1, 2) OBP: 0.320, SLG: 0.286 Joe Lahoud, L (7, PH) OBP: 0.369, SLG: 0.359 Ellie Rodriguez, R (8, 2) OBP: 0.382, SLG: 0.306		F7 ③		L3 ②	4-0 BB	F6 ③			K	2 1 1	0 0 0	0 0 0	0 0 0	1 0 0	0 0 1	2 3 1
Mike Miley, S (1, 6) OBP: 0.278, SLG: 0.313			4-3 ①	4-3 ③		1-3 ③		5-3 ①		4	0	0	0	0	0	3

| Inning Stats | | |

Batter	1	2	3	4	5	6	7	8	9	AB	R	H	RBI	BB	SO	LOB
Pat Kelly, L (1, 9) OBP: 0.349, SLG: 0.400	BBBB 4-0 F9 S 1B BB	x 0-0 ① G3 1-3		x 0-0 ② F7		x 0-0 ①② G4-6-3 1-2f		x 0-0 ①② G4-6-3 1-2f		4	1	0	0	1	0	3
Bucky Dent, R (1, 6) OBP: 0.326, SLG: 0.385	x 0-0 ① F9 1-3	x 0-0 ② 4-6-3		x 0-0 1B		x 0-0 HBP 1B		SSS 0-3 ③ K		5	0	2	0	0	1	2
Carlos May, L (1, 3) OBP: 0.366, SLG: 0.396	x 0-0 2B 1B 3-H 1B	SSS 0-3 ③ K		x 0-0 ③ F8		H 1-0 FC6-4 1-2 HBP			x 0-0 ① G3	4	1	1	1	0	1	2
Deron Johnson, R (1, 10) OBP: 0.296, SLG: 0.393	x 0-0 1-3 1B 2B	x 0-0 ① 6-3		BBBB 4-0 F7 WP BB		x 0-0 ③ FC6-4 1-2f			x 0-0 ② 5-3	4	1	1	0	1	0	2
Ken Henderson, S (1, 8) OBP: 0.356, SLG: 0.365	x 0-0 BB 2-H 3-H 1B	SSS 0-3 ② K		BBBB 4-0 1-2 BB			x 0-0 ① F7		x 0-0 E3 PO	4	0	1	2	1	1	0
Bill Melton, R (1, 5) OBP: 0.331, SLG: 0.329	BBBB 4-0 1-2 BB	BBBB 4-0 BB 1B BB		SSS 0-3 ① K			x 0-0 E6 FC4-6		0-0 ③ PO 1-2	2	1	0	0	2	1	2
Jorge Orta, L (1, 4) OBP: 0.359, SLG: 0.449	SSS 0-3 ② K	BBBB 4-0 1B 1-2 CS BB		x 0-0 ② F7 2-3			x 0-0 ② FC4-6 1-2f			3	0	0	0	1	1	5
Nyls Nyman, L (1, 7) OBP: 0.241, SLG: 0.253	x 0-0 ③ F9	x 0-0 1-3 2-H 1B		x 0-0 ③ F4			x 0-0 ③ F6			4	0	1	1	0	0	5
Brian Downing, R (1, 2) OBP: 0.368, SLG: 0.348		x 0-0 G3 S 1B		0-0 ③ CS 3-H	x 0-0 ① F4	BBBB 4-0 G4-6-3 BB		x 0-0 G4-6-3 1B		3	0	2	0	1	0	0
Inning Stats	R: 3 H: 3 E: 0 LOB: 2 K: 1 BB: 2 S: 8 P: 16	R: 0 H: 1 E: 0 LOB: 1 K: 1 BB: 0 S: 6 P: 6	R: 1 H: 1 E: 0 LOB: 1 K: 1 BB: 2 S: 5 P: 13	R: 0 H: 1 E: 0 LOB: 1 K: 0 BB: 0 S: 4 P: 4	R: 0 H: 0 E: 0 LOB: 2 K: 1 BB: 2 S: 5 P: 13	R: 0 H: 1 E: 0 LOB: 2 K: 0 BB: 1 S: 3 P: 8	R: 0 H: 0 E: 1 LOB: 1 K: 0 BB: 0 S: 4 P: 4	R: 0 H: 1 E: 0 LOB: 0 K: 1 BB: 0 S: 5 P: 5	R: 0 H: 0 E: 1 LOB: 0 K: 0 BB: 0 S: 3 P: 3	1B: 7 SF: 0 2B: 1 SAC: 0 3B: 0 DP: 2 HR: 0 HBP: 1						

PITCHER		IP	WLS	BF	H	R	ER	SO	BB	IBB	HBP	BLK	WP	HR	S	P	ERA	WHIP
Nolan Ryan, R ERA: 3.56	(1, 1)	9.0	W	41	8	4	4	5	7	0	1	0	1	0	43	72	4.00	1.667

PITCHER	IP	WLS	BF	H	R	ER	SO	BB	IBB	HBP	BLK	WP	HR	S	P	ERA	WHIP

TOP

Chicago White Sox @ California Angels

Anaheim Stadium, Anaheim, CA

Wed Jul 30 1975, 10:05 PM EDT

Att. 11,095 - Unknown

livebaseballscorecards.com

AB	33
R	4
H	8
RBI	4
BB	7
SO	5
LOB	21

PA: 43

WP: 1
PB: 0
SB: 2
CS: 1

Batter	1	2	3	4	5	6	7	8	9	AB	R	H	RBI	BB	SO	LOB
Jerry Remy, L (1, 4) OBP: 0.324, SLG: 0.329	5-3		E 1-2 2-3 1B		5-3			K		4	0	1	0	0	1	0
Mickey Rivers, L (1, 8) OBP: 0.328, SLG: 0.355	F8		E7 1-3 2-H 3-H 1B			F8		K		4	0	1	1	0	1	0
Dave Collins, S (1, 10) OBP: 0.385, SLG: 0.414	6-3		1-3			4-3		K		4	0	0	0	0	1	2
Leroy Stanton, R (1, 9) OBP: 0.369, SLG: 0.448		F9	F8			E6 FC6-4			1B 1B BB BB	3	1	0	0	1	0	2
Tommy Harper, R (1, 3) OBP: 0.330, SLG: 0.329		F2		F5		FC6-4 1-2f			BB 1B 1-2 1B	4	1	1	0	0	0	1
John Balaz, R (1, 7) OBP: 0.370, SLG: 0.523 Morris Nettles, L (9, PR) OBP: 0.299, SLG: 0.283		F3		G6-4-3 1B			F7		BB 1-2 2-3 1B	4 0	0 1	2 0	0 0	0 0	0 0	0 0
Winston Llenas, R (1, 5) OBP: 0.243, SLG: 0.216 Joe Lahoud, L (9, PH) OBP: 0.372, SLG: 0.359			6-3	G6-4-3 1-2f			E BB		1B 1-2 2-3 3-H BB	2 0	0 0	0 0	0 1	1 1	0 0	1 0
Ike Hampton, S (1, 2) OBP: 0.321, SLG: 0.261 John Doherty, L (9, PH) OBP: 0.262, SLG: 0.266			1B 1B 1B BB		F7		E5 G6-3 1-2		1-2 2-H 3-H 1B	2 1	1 0	0 1	0 2	1 0	0 0	1 0
Mike Miley, S (1, 6) OBP: 0.280, SLG: 0.313			1B 1B 1-2 E 1B		6-3		G6-3 1-2f			3	1	1	0	0	0	2
Inning Stats	R: 0 E: 0 K: 0 S: 3 H: 0 LOB: 0 BB: 0 P: 3	R: 0 E: 0 K: 0 S: 3 H: 0 LOB: 0 BB: 0 P: 3	R: 2 E: 1 K: 0 S: 6 H: 3 LOB: 2 BB: 1 P: 10	R: 0 E: 0 K: 0 S: 3 H: 1 LOB: 0 BB: 0 P: 3	R: 0 E: 0 K: 0 S: 3 H: 0 LOB: 0 BB: 0 P: 3	R: 0 E: 1 K: 0 S: 4 H: 0 LOB: 1 BB: 0 P: 4	R: 0 E: 1 K: 0 S: 3 H: 0 LOB: 1 BB: 1 P: 7	R: 0 E: 0 K: 3 S: 9 H: 0 LOB: 0 BB: 0 P: 9	R: 3 E: 0 K: 0 S: 3 H: 3 LOB: 2 BB: 2 P: 11	1B: 7 2B: 0 3B: 0 HR: 0 SF: 0 SAC: 0 DP: 2 HBP: 0						

PITCHER	IP	WLS	BF	H	R	ER	SO	BB	IBB	HBP	BLK	WP	HR	S	P	ERA	WHIP
Jim Kaat, L (1, 1) ERA: 3.0	8.0	L	33	6	5	4	3	3	0	0	0	0	0	36	48	4.50	1.125
Rich Gossage, R (9, 1) ERA: 1.91	0.0		2	1	0	0	0	1	0	0	0	0	0	1	5	∞	∞

PITCHER	IP	WLS	BF	H	R	ER	SO	BB	IBB	HBP	BLK	WP	HR	S	P	ERA	WHIP

BOTTOM

Chicago White Sox @ California Angels

Anaheim Stadium, Anaheim, CA

Wed Jul 30 1975, 10:05 PM EDT

Att. 11,095 - Unknown

livebaseballscorecards.com

AB	31
R	5
H	7
RBI	4
BB	4
SO	3
LOB	9

Batter	1	2	3	4	5	6	7	8	9	AB	R	H	RBI	BB	SO	LOB
Morris Nettles, L (1, 7) OBP: 0.301, SLG: 0.284	B B B B 4-0 1B SH2-3 4-3 BB		x 0-0 ① CS 1B			S S S 0-3 ① K			x 0-0 ① 6-3	3	1	1	0	1	1	1
Mickey Rivers, L (1, 8) OBP: 0.326, SLG: 0.353	x 0-0 ① SH2-3 1-2		x 0-0 ②③ 3-1 1-2			x 0-0 ② 6-3 2-3			x 0-0 ② F9	3	0	0	0	0	0	2
Jerry Remy, L (1, 4) OBP: 0.323, SLG: 0.328	x 0-0 4-3 2-3 1B			x 0-0 ① 5-3		x 0-0 ③ F7			x 0-0 ③ F7	4	0	1	0	0	0	1
Adrian Garrett, L (1, 3) OBP: 0.115, SLG: 0.208	x 0-0 ② 4-3 1-2 3-H			S S S 0-3 ② K			x 0-0 ① 4-3			3	0	0	1	0	1	1
Dave Collins, S (1, 10) OBP: 0.380, SLG: 0.408	S S S 0-3 ③ K			S S S 0-3 ③ K			x 0-0 ② F8			3	0	0	0	0	2	1
Leroy Stanton, R (1, 9) OBP: 0.365, SLG: 0.443		x 0-0 ① F9			x 0-0 ① 5-3		S S S 0-3 ③ K			3	0	0	0	0	1	0
Rudy Meoli, L (1, 5) OBP: 0.318, SLG: 0.231		x 0-0 ② 4-3			x 0-0 ② F9			x 0-0 ① 1-3		3	0	0	0	0	0	0
Ike Hampton, S (1, 2) OBP: 0.300, SLG: 0.240 Bobby Valentine, R (8, PH) Ellie Rodriguez, R (8, 2) OBP: 0.382, SLG: 0.306		x 0-0 ③ 1-3			S S S 0-3 ③ K			x 0-0 ② L4		2 1 0	0 0 0	0 0 0	0 0 0	0 0 0	1 0 0	0 0 0
Mike Miley, S (1, 6) OBP: 0.269, SLG: 0.300			x 0-0 ① 6-3			x 0-0 E7 6-3		S S S 0-3 ③ K		3	0	0	0	0	1	0
Inning Stats	R: 1 H: 1 E: 0 LOB: 1 K: 1 BB: 1 S: 6 P: 10	R: 0 H: 0 E: 0 LOB: 0 K: 0 BB: 0 S: 3 P: 3	R: 0 H: 1 E: 0 LOB: 0 K: 0 BB: 0 S: 3 P: 3	R: 0 H: 0 E: 0 LOB: 0 K: 2 BB: 0 S: 7 P: 7	R: 0 H: 0 E: 0 LOB: 0 K: 1 BB: 0 S: 5 P: 5	R: 0 H: 0 E: 1 LOB: 1 K: 1 BB: 0 S: 6 P: 6	R: 0 H: 0 E: 0 LOB: 0 K: 1 BB: 0 S: 5 P: 5	R: 0 H: 0 E: 0 LOB: 0 K: 1 BB: 0 S: 5 P: 5	R: 0 H: 0 E: 0 LOB: 0 K: 0 BB: 0 S: 3 P: 3	1B: 2 SF: 0 2B: 0 SAC: 1 3B: 0 DP: 0 HR: 0 HBP: 0						

PITCHER	IP	WLS	BF	H	R	ER	SO	BB	IBB	HBP	BLK	WP	HR	S	P	ERA	WHIP
Gaylord Perry, R (1, 1) ERA: 3.64	9.0	W	30	2	1	1	7	1	0	0	0	0	0	43	47	1.00	0.333

PITCHER	IP	WLS	BF	H	R	ER	SO	BB	IBB	HBP	BLK	WP	HR	S	P	ERA	WHIP

TOP

California Angels @ Texas Rangers

Arlington Stadium, Arlington, TX

Fri Aug 01 1975, 8:05 PM EDT

Att. 30,038 - Unknown

livebaseballscorecards.com

AB	28
R	1
H	2
RBI	1
BB	1
SO	7
LOB	6

Batter	1	2	3	4	5	6	7	8	9	AB	R	H	RBI	BB	SO	LOB
Dave Moates, L (1, 8) OBP: 0.297, SLG: 0.339	F7		6-3		2-3		E 1B			4	0	1	0	0	0	0
Lenny Randle, S (1, 4) OBP: 0.332, SLG: 0.356	4-3		S 1B			G3	F3 1-2			4	0	1	0	0	0	1
Mike Hargrove, L (1, 7) OBP: 0.420, SLG: 0.446	5-3		K 1-2			1B FC3-2 2B	4-3			4	0	1	0	0	1	2
Jeff Burroughs, R (1, 9) OBP: 0.299, SLG: 0.403		K	K			FC3-2 2-3 1B		K		4	0	1	0	0	3	1
Jim Spencer, L (1, 3) OBP: 0.337, SLG: 0.436		4-3		5-3		FC3-2 1-2 3-H		F8		4	0	0	0	0	0	2
Toby Harrah, R (1, 6) OBP: 0.389, SLG: 0.464		WP 1B BB		K		F7		5-3		3	0	0	0	1	1	2
Tom Grieve, R (1, 10) OBP: 0.318, SLG: 0.470		WP 1-2 1B		K			HR			3	1	2	1	0	1	0
Roy Howell, L (1, 5) OBP: 0.309, SLG: 0.366		1-2 2-3 BB			F4		HR			2	1	1	1	1	0	0
Jim Sundberg, R (1, 2) OBP: 0.289, SLG: 0.292		K			5-3		5-3			3	0	0	0	0	1	3
Inning Stats	R: 0 E: 0 K: 0 S: 3 H: 0 LOB: 0 BB: 0 P: 3	R: 0 E: 0 K: 2 S: 8 H: 1 LOB: 3 BB: 2 P: 16	R: 0 E: 0 K: 2 S: 8 H: 1 LOB: 1 BB: 0 P: 8	R: 0 E: 0 K: 2 S: 7 H: 0 LOB: 0 BB: 0 P: 7	R: 0 E: 0 K: 0 S: 3 H: 0 LOB: 0 BB: 0 P: 3	R: 0 E: 0 K: 0 S: 5 H: 2 LOB: 2 BB: 0 P: 5	R: 2 E: 1 K: 0 S: 6 H: 3 LOB: 1 BB: 0 P: 6	R: 0 E: 0 K: 1 S: 5 H: 0 LOB: 0 BB: 0 P: 5		1B: 4 2B: 1 3B: 0 HR: 2	SF: 0 SAC: 0 DP: 0 HBP: 0						

PITCHER		IP	WLS	BF	H	R	ER	SO	BB	IBB	HBP	BLK	WP	HR	S	P	ERA	WHIP
Ed Figueroa, R ERA: 2.4	(1, 1)	6.1	L	28	7	2	2	6	2	0	0	0	1	2	38	46	2.84	1.421
Jim Brewer, L ERA: 4.09	(7, 1)	1.2		5	0	0	0	1	0	0	0	0	0	0	7	7	0.00	0.000

PITCHER	IP	WLS	BF	H	R	ER	SO	BB	IBB	HBP	BLK	WP	HR	S	P	ERA	WHIP

BOTTOM

California Angels @ Texas Rangers

Arlington Stadium, Arlington, TX

Fri Aug 01 1975, 8:05 PM EDT

Att. 30,038 - Unknown

livebaseballscorecards.com

AB	31
R	2
H	7
RBI	2
BB	2
SO	7
LOB	11

1B: 4 2B: 1 3B: 0 HR: 2 SF: 0 SAC: 0 DP: 0 HBP: 0

WP: 1 PB: 0 SB: 1 CS: 0 PA: 33

California Angels @ Texas Rangers

Arlington Stadium, Arlington, TX

Sat Aug 02 1975, 8:05 PM EDT

Att. 13,013 - Unknown

TOP

livebaseballscorecards.com

Batter	1	2	3	4	5	6	7	8	9	AB	R	H	RBI	BB	SO	LOB
Morris Nettles, L (1, 7) OBP: 0.297, SLG: 0.280	1-3		4-3			5-3		G3		4	0	0	0	0	0	0
Mickey Rivers, L (1, 8) OBP: 0.327, SLG: 0.354	4-3 1B			4-3		P1			FC1-6 1B	4	0	2	0	0	0	0
Jerry Remy, L (1, 4) OBP: 0.320, SLG: 0.325	4-3 1-2			K		F7			FC1-6 1B 1-2f	4	0	0	0	0	1	2
Adrian Garrett, L (1, 3) OBP: 0.143, SLG: 0.346		L9		HR			G5-4-3 WP BB		1B 1-2	2	1	1	1	0	0	0
Tommy Harper, R (7, PH) (7, 3) OBP: 0.334, SLG: 0.332										1	1	1	0	1	0	0
Dave Collins, S (1, 10) OBP: 0.387, SLG: 0.409		1B		FC6-4 BB			G5-4-3 1-2 BB		K	2	0	1	0	2	1	2
Leroy Stanton, R (1, 9) OBP: 0.361, SLG: 0.437		K		FC6-4 1-2f			G5-4-3 1-2f 2-3		F8	4	0	0	0	0	1	6
Rudy Meoli, L (1, 5) OBP: 0.308, SLG: 0.222		K			6-3		F7 3-H			3	0	0	0	0	1	1
Ike Hampton, S (1, 2) OBP: 0.313, SLG: 0.231			K		5-3 BB			F7		1	0	0	0	1	1	0
Bobby Valentine, R (8, PH)										1	0	0	0	0	0	0
Ellie Rodriguez, R (8, 2) OBP: 0.382, SLG: 0.306										0	0	0	0	0	0	0
Mike Miley, S (1, 6) OBP: 0.259, SLG: 0.288			K		5-3 1-2			5-3		3	0	0	0	0	1	1

AB	29
R	2
H	5
RBI	1
BB	4
SO	6
LOB	12

Inning Stats	1	2	3	4	5	6	7	8	9
	R: 0 E: 0 K: 0 S: 3	R: 0 E: 0 K: 2 S: 8	R: 0 E: 0 K: 2 S: 7	R: 1 E: 0 K: 1 S: 6	R: 0 E: 0 K: 0 S: 2	R: 0 E: 0 K: 0 S: 3	R: 1 E: 0 K: 0 S: 2	R: 0 E: 0 K: 0 S: 3	R: 0 E: 0 K: 1 S: 7
	H: 1 LOB: 0 BB: 0 P: 3	H: 1 LOB: 1 BB: 0 P: 8	H: 0 LOB: 0 BB: 0 P: 7	H: 1 LOB: 1 BB: 1 P: 10	H: 0 LOB: 0 BB: 1 P: 6	H: 0 LOB: 0 BB: 0 P: 3	H: 0 LOB: 0 BB: 2 P: 10	H: 0 LOB: 0 BB: 0 P: 3	H: 2 LOB: 2 BB: 0 P: 7

1B: 4	SF: 0	WP: 1	PA: 33
2B: 0	SAC: 0	PB: 0	
3B: 0	DP: 1	SB: 0	
HR: 1	HBP: 0	CS: 0	

PITCHER		IP	WLS	BF	H	R	ER	SO	BB	IBB	HBP	BLK	WP	HR	S	P	ERA	WHIP
Bill Hands, R ERA: 3.76	(1, 1)	5.0	W	18	3	1	1	5	2	0	0	0	0	1	26	34	1.80	1.000
Jim Umbarger, L ERA: 4.65	(6, 1)	1.0		5	0	1	1	0	2	0	0	0	0	0	3	11	9.00	2.000
Stan Thomas, R ERA: 3.26	(7, 1)	3.0	S	10	2	0	0	1	0	0	0	0	1	0	12	12	0.00	0.667

PITCHER	IP	WLS	BF	H	R	ER	SO	BB	IBB	HBP	BLK	WP	HR	S	P	ERA	WHIP

California Angels @ Texas Rangers

Arlington Stadium, Arlington, TX

Sat Aug 02 1975, 8:05 PM EDT

Att. 13,013 - Unknown

BOTTOM

Batter	1	2	3	4	5	6	7	8	9	AB	R	H	RBI	BB	SO	LOB
Dave Moates, L (1, 8) OBP: 0.304, SLG: 0.379	4-0 E 2B BB	0-0 F8 ③			0-0 B5-3 ①	0-0 F5 ①		0-0 HR		4	2	1	1	1	0	0
Lenny Randle, S (1, 4) OBP: 0.337, SLG: 0.362	0-0 F2 ①		0-0 FC3-6 1B		4-0 PB 1B BB	0-0 PB 2B		0-0 BB S 1B 1B		4	2	3	0	1	0	1
Mike Hargrove, L (1, 7) OBP: 0.419, SLG: 0.444 (7, 3)	4-0 E 1-2 2B BB		0-0 FC3-6 ① G1-4-3 1-2f		0-0 HR 1-H 1B	0-0 F7 ②		0-0 F8 ①		4	2	1	1	1	0	3
Jeff Burroughs, R (1, 9) OBP: 0.302, SLG: 0.414	0-0 1-H 2-H 2B		0-0 G1-4-3 ② ③ 1-2f		0-0 HR 1-H	4-0 IBBB		0-3 K ② 1-2		4	1	2	4	1	1	2
Jim Spencer, L (1, 3) OBP: 0.337, SLG: 0.433	0-3 K ②			0-0 F6 ①	1-0 1B BB HBP	0-0 4-3 ③ 2-3		4-0 BB 1B BB		2	0	0	0	0	1	1
Jim Fregosi, R (6, PH) OBP: 0.317, SLG: 0.381										0	0	0	0	0	0	0
Mike Cubbage, L (6, PH) OBP: 0.291, SLG: 0.388										1	0	0	0	0	0	2
Bob Jones, L (7, 7) OBP: 0.500, SLG: 0.250										0	1	0	0	1	0	0
Toby Harrah, R (1, 6) OBP: 0.392, SLG: 0.462	4-0 BB			0-0 E5 BB 1B	4-0 1B 1-2 BB		0-0 6-3 ①	4-0 E 1B 1-2 2-3 BB		2	0	0	0	3	0	0
Tom Grieve, R (1, 10) OBP: 0.320, SLG: 0.468	0-3 K ③			0-0 BB 1-2 1B	0-3 K ②		0-0 F7 ②	0-0 E7 1-3 2-H 3-H 1B		5	0	2	2	0	2	4
Roy Howell, L (1, 5) OBP: 0.311, SLG: 0.364		0-3 K ①		4-0 G6-4-3 1-2 2-3 BB	0-0 1-2 2-3 1B		4-0 BB	0-0 5-3 ③		1	0	0	0	1	1	0
Leo Cardenas, R (5, PH) OBP: 0.345, SLG: 0.316 (6, 5)										2	0	1	0	1	0	2
Jim Sundberg, R (1, 2) OBP: 0.285, SLG: 0.288		0-0 F8 ②		0-0 G6-4-3 ② ③ 1-2f	0-0 F8 ③		0-0 5-3 ③			4	0	0	0	0	0	7
Inning Stats	R: 2 E: 1 K: 2 S: 8 H: 1 LOB: 2 BB: 3 P: 20	R: 0 E: 0 K: 1 S: 5 H: 0 LOB: 0 BB: 0 P: 5	R: 0 E: 0 K: 0 S: 3 H: 1 LOB: 0 BB: 0 P: 3	R: 0 E: 1 K: 0 S: 4 H: 1 LOB: 2 BB: 1 P: 8	R: 3 E: 0 K: 1 S: 8 H: 3 LOB: 3 BB: 2 P: 17	R: 0 E: 0 K: 0 S: 4 H: 1 LOB: 2 BB: 1 P: 8	R: 0 E: 0 K: 0 S: 3 H: 0 LOB: 1 BB: 1 P: 7	R: 3 E: 1 K: 1 S: 8 H: 3 LOB: 2 BB: 2 P: 16		1B: 6 2B: 2 3B: 0 HR: 2	SF: 0 SAC: 0 DP: 2 HBP: 1						

livebaseballscorecards.com

AB	33
R	8
H	10
RBI	8
BB	10
SO	5
LOB	22

WP: 0 PB: 3 SB: 1 CS: 0 PA: 44

PITCHER		IP	WLS	BF	H	R	ER	SO	BB	IBB	HBP	BLK	WP	HR	S	P	ERA	WHIP
Dick Lange, R ERA: 4.19	(1, 1)	4.1	L	21	4	4	3	3	5	0	0	0	0	0	22	42	6.23	2.077
Chuck Hockenbery, R ERA: 3.86	(5, 1)	0.1		4	1	1	1	1	1	0	1	0	0	1	4	9	27.00	6.000
Mickey Scott, L ERA: 4.21	(5, 1)	1.0		6	2	0	0	0	0	1	0	0	0	0	5	9	0.00	2.000
Don Kirkwood, R ERA: 2.52	(6, 1)	2.1		13	3	3	3	1	3	0	0	0	0	1	12	24	11.57	2.571

PITCHER	IP	WLS	BF	H	R	ER	SO	BB	IBB	HBP	BLK	WP	HR	S	P	ERA	WHIP

California Angels @ Texas Rangers

Arlington Stadium, Arlington, TX

Sun Aug 03 1975, 8:05 PM EDT

Att. 9,745 - Unknown

TOP

livebaseballscorecards.com

Batter	1	2	3	4	5	6	7	8	9	AB	R	H	RBI	BB	SO	LOB
Morris Nettles, L (1, 9) OBP: 0.296, SLG: 0.276	BBBB 4-0 CS BB		x 0-0 ② 4-3		x 0-0 ② 4-3		x 0-0 ① B1		L 4-0 1B SF8-4-5 IBB	3	0	0	0	1	0	0
Leroy Stanton, R (9, PH) OBP: 0.363, SLG: 0.437 (9, 9)										0	1	0	0	1	0	0
Mickey Rivers, L (1, 8) OBP: 0.326, SLG: 0.352	x 0-0 ①② F5 1-2		x 0-0 ③ F2		x 0-0 ③ F8		SSS 0-3 ② K		x 0-0 SF8-4-5 1-3 2-H 1B	5	0	1	1	0	1	1
Jerry Remy, L (1, 4) OBP: 0.321, SLG: 0.329	x 0-0 E6			x 0-0 HR 1B		x 0-0 1B 2B	x 0-0 ③ 4-3		x 0-0 ②③ SF8-4-5 2-3 3-H	4	2	2	1	0	0	0
Adrian Garrett, L (1, 3) OBP: 0.188, SLG: 0.467	x 0-0 ③ G3			x 0-0 1-H HR		x 0-0 FC6-4 2-H 1B		SSS 0-3 ① K		4	1	2	3	0	1	1
Dave Collins, S (1, 7) OBP: 0.384, SLG: 0.405		x 0-0 ① 5-3		x 0-0 6-3 5-3 1B		x 0-0 ① F9		x 0-0 ② 4-3		4	0	1	0	0	0	1
Tommy Harper, R (1, 10) OBP: 0.333, SLG: 0.328		x 0-0 ② 1-3		x 0-0 ① 5-3 1-2		x 0-0 ② FC6-4 1B 1-2f 1B		BBBB 4-0 E BB		3	1	0	0	1	0	2
Bobby Valentine, R (1, 5) OBP: 0.333, SLG: 0.200	BBBB 4-0 BB			x 0-0 ② 6-3 2-3		x 0-0 1B 1-2 1B		x 0-0 ③ 6-3 1-2		3	0	1	0	1	0	2
Ike Hampton, S (1, 2) OBP: 0.333, SLG: 0.267		x 0-0 ③ 6-3		x 0-0 ③ 4-3		x 0-0 FC6-4 1-3 2-H 1B			x 0-0 SH3-4 1B 1B	4	1	2	1	0	0	2
Mike Miley, S (1, 6) OBP: 0.250, SLG: 0.276			SSS 0-3 ① K		x 0-0 ① 5-3	x 0-0 ③ FC6-4 1-2f			x 0-0 ① SH3-4 1-2	3	0	0	0	0	1	2
Inning Stats	R: 0 E: 1 K: 0 S: 3 H: 0 LOB: 1 BB: 1 P: 7	R: 0 E: 0 K: 0 S: 3 H: 0 LOB: 1 BB: 1 P: 7	R: 0 E: 0 K: 1 S: 5 H: 0 LOB: 0 BB: 0 P: 5	R: 2 E: 0 K: 0 S: 6 H: 3 LOB: 1 BB: 0 P: 6	R: 0 E: 0 K: 0 S: 3 H: 0 LOB: 0 BB: 0 P: 3	R: 2 E: 0 K: 0 S: 7 H: 4 LOB: 2 BB: 0 P: 7	R: 0 E: 0 K: 1 S: 5 H: 0 LOB: 0 BB: 0 P: 5	R: 0 E: 1 K: 1 S: 5 H: 0 LOB: 1 BB: 1 P: 9	R: 2 E: 0 K: 0 S: 4 H: 2 LOB: 0 BB: 1 P: 8	1B: 7 2B: 2 3B: 0 HR: 1	SF: 1 SAC: 1 DP: 1 HBP: 0						

	AB	33
	R	6
	H	9
	RBI	6
	BB	4
	SO	3
	LOB	11

	WP: 0	PA: 39
	PB: 0	
	SB: 0	
	CS: 1	

PITCHER		IP	WLS	BF	H	R	ER	SO	BB	IBB	HBP	BLK	WP	HR	S	P	ERA	WHIP
Steve Hargan, R ERA: 3.33	(1, 1)	5.2		25	6	4	4	1	2	0	0	0	0	1	25	33	6.35	1.412
Tommy Moore, R ERA: 3.16	(6, 1)	2.2	L	11	2	1	1	2	1	0	0	0	0	0	14	18	3.38	1.125
Jim Umbarger, L ERA: 4.73	(9, 1)	0.2		3	1	1	1	0	0	1	0	0	0	0	2	6	13.50	1.500

PITCHER	IP	WLS	BF	H	R	ER	SO	BB	IBB	HBP	BLK	WP	HR	S	P	ERA	WHIP

BOTTOM

California Angels @ Texas Rangers

Arlington Stadium, Arlington, TX

Sun Aug 03 1975, 8:05 PM EDT

Att. 9,745 - Unknown

Batter	1	2	3	4	5	6	7	8	9	AB	R	H	RBI	BB	SO	LOB
Dave Moates, L (1, 8) OBP: 0.297, SLG: 0.357	F5		K			F8 1B BB	FC5-4 1-2f	F9		4	1	0	0	1	1	4
Lenny Randle, S (1, 4) OBP: 0.335, SLG: 0.359	F8			K		1B 1-2 1B BB	F5		F7	4	1	0	0	1	1	1
Mike Hargrove, L (1, 7) OBP: 0.416, SLG: 0.438	BB			F7		K	4-3		F8	4	0	0	0	1	1	3
Jeff Burroughs, R (1, 9) OBP: 0.304, SLG: 0.413 Bob Jones, L (8, PR) OBP: 0.429, SLG: 0.200 (9, 9)	K			1B		F8 2-3		FC3-6 BB	1-3	3 1	0 0	1 0	0 0	1 0	1 0	3 0
Jim Spencer, L (1, 3) OBP: 0.336, SLG: 0.430		4-3		F8		1B 1-2 3-H 1B		FC3-6 F9 1B 1-2f 1B		4	1	1	1	0	0	2
Toby Harrah, R (1, 6) OBP: 0.393, SLG: 0.462		K			F7	1-2 2-H 1B		BB 1B 1-2 1B		4	0	2	1	0	1	0
Tom Grieve, R (1, 10) OBP: 0.314, SLG: 0.458		K			K	F8		F9 2-3		4	0	0	0	0	2	4
Roy Howell, L (1, 5) OBP: 0.318, SLG: 0.385			K		1B		HR	BB 1-2 3-H 1B		4	1	3	2	0	1	0
Jim Sundberg, R (1, 2) OBP: 0.288, SLG: 0.289			K		K		FC5-4 1B	BB 1-2 2-3		3	0	1	0	1	2	1
Inning Stats	R: 0 E: 0 K: 1 S: 5 H: 0 LOB: 1 BB: 1 P: 9	R: 0 E: 0 K: 2 S: 7 H: 0 LOB: 0 BB: 0 P: 7	R: 0 E: 0 K: 3 S: 9 H: 0 LOB: 0 BB: 0 P: 9	R: 0 E: 0 K: 1 S: 6 H: 1 LOB: 1 BB: 0 P: 6	R: 0 E: 0 K: 2 S: 8 H: 1 LOB: 1 BB: 0 P: 8	R: 2 E: 0 K: 1 S: 7 H: 2 LOB: 2 BB: 2 P: 15	R: 1 E: 0 K: 0 S: 5 H: 2 LOB: 1 BB: 0 P: 5	R: 1 E: 0 K: 0 S: 5 H: 2 LOB: 3 BB: 2 P: 13	R: 0 E: 0 K: 0 S: 3 H: 0 LOB: 0 BB: 0 P: 3	1B: 7 2B: 0 3B: 0 HR: 1	SF: 0 SAC: 0 DP: 0 HBP: 0						

livebaseballscorecards.com

	AB	35
	R	4
	H	8
	RBI	4
	BB	5
	SO	10
	LOB	18

PITCHER		IP	WLS	BF	H	R	ER	SO	BB	IBB	HBP	BLK	WP	HR	S	P	ERA	WHIP
Nolan Ryan, R ERA: 3.56	(1, 1)	5.0		19	2	1	1	9	2	0	0	0	0	0	35	43	1.80	0.800
Jim Brewer, L ERA: 4.2	(6, 1)	1.0		8	4	2	2	1	1	0	0	0	0	1	9	13	18.00	5.000
Mickey Scott, L ERA: 4.3	(7, 1)	1.1		5	0	1	1	0	1	0	0	0	0	0	4	8	6.75	0.750
Don Kirkwood, R ERA: 2.45	(8, 1)	1.2	W	8	2	0	0	0	1	0	0	0	0	0	7	11	0.00	1.800

PITCHER	IP	WLS	BF	H	R	ER	SO	BB	IBB	HBP	BLK	WP	HR	S	P	ERA	WHIP

Batter	1	2	3	4	5	6	7	8	9	AB	R	H	RBI	BB	SO	LOB
Jerry Remy, L (1, 4) OBP: 0.320, SLG: 0.328	S S S 0-3 ① K			x 0-0 ① 4-3		x 0-0 FC4-6 1B	x 0-0 ② 5-3 3-H			4	0	1	1	0	1	1
Mickey Rivers, L (1, 8) OBP: 0.325, SLG: 0.356	S S S 0-3 ② K2-3			x 0-0 3B		x 0-0 ① FC4-6 1B 1-2f 1B	x 0-0 ③ F8			4	1	1	0	0	1	2
Dave Collins, S (1, 7) OBP: 0.386, SLG: 0.404	x 0-0 ③ 6-3			B B B B 4-0 S BB		x 0-0 FC5-4 1B 1-2 1B		S S S 0-3 ① K		3	0	1	0	1	1	0
Adrian Garrett, L (1, 3) OBP: 0.194, SLG: 0.441		S S S 0-3 ① K		x 0-0 ② F4		x 0-0 FC5-4 1-2 2-H 1B		S S S 0-3 ② K		4	0	1	1	0	2	2
Leroy Stanton, R (1, 9) OBP: 0.358, SLG: 0.431		x 0-0 ② 5-3		x 0-0 ③ 6-3 1-2		x 0-0 ② FC5-4 FC6-4 1-2f 2-3		S S S 0-3 ③ K		4	0	0	0	0	1	4
Dave Chalk, R (1, 5) OBP: 0.362, SLG: 0.355		x 0-0 ③ 6-3			x 0-0 ① F7	x 0-0 ③ FC6-4 1-2f			x 0-0 ① G3	4	0	0	0	0	0	2
Tommy Harper, R (1, 10) OBP: 0.336, SLG: 0.328			x 0-0 ① 5-3		x 0-0 1B		B B B B 4-0 SH1-4 HBP 5-3 BB		x 0-0 ② F3	3	1	1	0	1	0	0
Ike Hampton, S (1, 2) Morris Nettles, L (7, PH) Ellie Rodriguez, R (7, 2) OBP: 0.316, SLG: 0.250 OBP: 0.299, SLG: 0.276 OBP: 0.385, SLG: 0.306			S S S 0-3 ② K		x 0-0 ② F8		H 1-0 SH1-4 1-2 HBP		B B B B 4-0 BB	2	0	0	0	0	1	1
										0	0	0	0	0	0	0
										0	0	0	0	1	0	0
Mike Miley, S (1, 6) OBP: 0.241, SLG: 0.266			x 0-0 ③ 4-3		x 0-0 ③ F6		x 0-0 ① SH1-4 1-2 2-3		x 0-0 ③ F7	3	0	0	0	0	0	2
Inning Stats	R: 0 E: 0 K: 2 S: 7 H: 0 LOB: 0 BB: 0 P: 7	R: 0 E: 0 K: 1 S: 5 H: 0 LOB: 0 BB: 0 P: 5	R: 0 E: 0 K: 1 S: 5 H: 0 LOB: 0 BB: 0 P: 5	R: 0 E: 0 K: 0 S: 4 H: 1 LOB: 2 BB: 1 P: 8	R: 0 E: 0 K: 0 S: 4 H: 1 LOB: 1 BB: 0 P: 4	R: 1 E: 0 K: 0 S: 6 H: 3 LOB: 2 BB: 0 P: 6	R: 1 E: 0 K: 0 S: 3 H: 0 LOB: 1 BB: 1 P: 8	R: 0 E: 0 K: 3 S: 9 H: 0 LOB: 0 BB: 0 P: 9	R: 0 E: 0 K: 0 S: 3 H: 0 LOB: 1 BB: 1 P: 7	1B: 4 2B: 0 3B: 1 HR: 0 SF: 0 SAC: 1 DP: 0 HBP: 1						

PITCHER	IP	WLS	BF	H	R	ER	SO	BB	IBB	HBP	BLK	WP	HR	S	P	ERA	WHIP
Wilbur Wood, L (1, 1) ERA: 3.79	6.0	W	25	5	2	2	4	2	0	0	0	0	0	31	39	3.00	1.167
Rich Gossage, R (7, 1) ERA: 1.97	3.0	S	11	0	0	0	3	1	0	1	0	0	0	15	20	0.00	0.333

PITCHER	IP	WLS	BF	H	R	ER	SO	BB	IBB	HBP	BLK	WP	HR	S	P	ERA	WHIP

TOP

California Angels @ Chicago White Sox

Comiskey Park, Chicago, IL

Mon Aug 04 1975, 8:05 PM EDT

Att. 5,400 - Unknown

livebaseballscorecards.com

AB	31
R	2
H	5
RBI	2
BB	3
SO	7
LOB	14

WP: 0 PB: 0 SB: 1 CS: 0 PA: 36

Batter	1	2	3	4	5	6	7	8	9	AB	R	H	RBI	BB	SO	LOB
Nyls Nyman, L (1, 9) (8, 8) OBP: 0.249, SLG: 0.259	4-3		4-3 1B		BB 1-3 1B	F3		G3		5	0	2	0	0	0	2
Jorge Orta, L (1, 4) OBP: 0.346, SLG: 0.429	G3		4-3 1-2		1-3 1-2	7-2 3-Hf				4	0	0	0	0	0	3
Carlos May, L (1, 3) OBP: 0.371, SLG: 0.393	HBP E BB		F7		BB		F7			2	0	0	0	2	0	1
Deron Johnson, R (1, 10) OBP: 0.302, SLG: 0.400	E6 HBP 1-2		K		1-2 2-3 BB		K			3	0	0	0	1	2	2
Ken Henderson, S (1, 8) OBP: 0.355, SLG: 0.365	1-2 2-3 HBP			2B SF7 1B	F7		6-3			3	1	1	0	0	0	3
Pat Kelly, L (8, 9) OBP: 0.353, SLG: 0.412										0	0	0	0	0	0	0
Bill Melton, R (1, 5) OBP: 0.331, SLG: 0.318	K			F8	F8			1B SH3-4 E 1B		4	1	1	0	0	1	7
Jerry Hairston, S (1, 7) OBP: 0.368, SLG: 0.309		K		1-3 2B		1B 3B BB		SH3-4 1-2		2	1	1	0	1	1	0
Bucky Dent, R (1, 6) OBP: 0.325, SLG: 0.378		G4-3 1B		SF7 3-H		1-3 3B 1B		E 2-3 1B		3	1	3	1	0	0	0
Brian Downing, R (1, 2) OBP: 0.374, SLG: 0.362		G4-3 1-2f		5-3		1-H 7-2 3-H 3B		F2 1-3 3-H		4	0	1	2	0	0	3
Inning Stats	R: 0 E: 1 K: 1 S: 6 H: 0 LOB: 3 BB: 1 P: 11	R: 0 E: 0 K: 1 S: 5 H: 1 LOB: 0 BB: 0 P: 5	R: 0 E: 0 K: 1 S: 6 H: 1 LOB: 1 BB: 0 P: 6	R: 1 E: 0 K: 0 S: 5 H: 2 LOB: 1 BB: 0 P: 5	R: 0 E: 0 K: 0 S: 4 H: 1 LOB: 3 BB: 2 P: 12	R: 2 E: 0 K: 0 S: 4 H: 2 LOB: 0 BB: 1 P: 8	R: 0 E: 0 K: 1 S: 5 H: 0 LOB: 0 BB: 0 P: 5	R: 1 E: 1 K: 0 S: 5 H: 2 LOB: 1 BB: 0 P: 5		1B: 7 2B: 2 3B: 1 HR: 0	SF: 1 SAC: 1 DP: 2 HBP: 1					

PITCHER		IP	WLS	BF	H	R	ER	SO	BB	IBB	HBP	BLK	WP	HR	S	P	ERA	WHIP
Chuck Hockenbery, R ERA: 4.4	(1, 1)	5.0	L	27	7	3	3	3	4	0	1	0	0	0	28	45	5.40	2.200
Mickey Scott, L ERA: 3.98	(6, 1)	3.0		10	2	1	0	1	0	0	0	0	0	0	12	12	0.00	0.667

PITCHER	IP	WLS	BF	H	R	ER	SO	BB	IBB	HBP	BLK	WP	HR	S	P	ERA	WHIP

BOTTOM

California Angels @ Chicago White Sox

Comiskey Park, Chicago, IL

Mon Aug 04 1975, 8:05 PM EDT

Att. 5,400 - Unknown

livebaseballscorecards.com

AB	30
R	4
H	9
RBI	3
BB	4
SO	4
LOB	21

WP: 0	PB: 0	SB: 0	CS: 0
PA: 37			

California Angels @ Chicago White Sox

Comiskey Park, Chicago, IL

Tue Aug 05 1975, 8:05 PM EDT

Unknown

livebaseballscorecards.com

Batter	1	2	3	4	5	6	7	8	9	AB	R	H	RBI	BB	SO	LOB
Jerry Remy, L (1, 4) OBP: 0.321, SLG: 0.329	0-0 4-3	0-0 3B 1B 2-H 3-H	0-0 E9 1B SF9 1B 1-3 2-H 3-H		0-0 F7		0-3 K		0-3 K	5	2	2	4	0	1	1
Rudy Meoli, L (7, 4) OBP: 0.304, SLG: 0.220										1	0	0	0	0	1	0
Mickey Rivers, L (1, 8) OBP: 0.330, SLG: 0.366	0-0 4-3 1B	0-0 1-H 3B	0-0 SF9 1B 1-3 3-H		0-0 1-3		0-0 1B 1B 1-2 1B		0-3 K	5	0	4	2	0	0	0
Morris Nettles, L (7, PR) OBP: 0.298, SLG: 0.275 (7, 8)										1	1	0	0	0	1	0
Dave Collins, S (1, 10) OBP: 0.391, SLG: 0.405	0-0 4-3 1-2	4-0 S BB	0-0 SF9 2-3 3-H			4-0 1B BB	0-0 1B 1B 1-2 2-H			2	0	1	2	2	0	1
Leroy Stanton, R (1, 9) OBP: 0.359, SLG: 0.430	0-0 E6 FC4-6	0-0 5-3 1-2	0-0 F8			0-0 1B 1-2	0-0 1B 1-2 2-H			5	0	2	1	0	0	4
John Balaz, R (1, 7) OBP: 0.353, SLG: 0.510	0-0 FC4-6 1-2f		0-0 1B 1B 2B	0-3 K		0-3 K	0-3 K			5	1	1	0	0	3	6
Dave Chalk, R (1, 5) OBP: 0.365, SLG: 0.359		0-0 2B 1B 1B	0-0 SH1-4 1B 1B 2-3 1B	0-0 1B		0-3 K		0-0 5-3		5	2	3	0	0	1	2
Bobby Valentine, R (1, 3) OBP: 0.455, SLG: 0.500		0-0 1B 2B 1-3	0-0 SH1-4 1B 1B 1-2 3-H	0-0 1B		0-0 F8		0-0 F4		5	2	3	1	0	0	2
Ike Hampton, S (1, 2) OBP: 0.310, SLG: 0.250		0-0 F6	0-0 SH1-4 1-2 2-3	0-3 K			0-0 1B 1B 1B	0-0 F9		4	1	1	0	0	1	3
Mike Miley, S (1, 6) OBP: 0.239, SLG: 0.253		0-0 F2	4-0 E 1B 1B BB		0-0 F8		0-0 F2		0-0 5-3	4	1	0	0	1	0	3

Inning Stats	1	2	3	4	5	6	7	8	9		
	R: 0 H: 1 E: 1 LOB: 2 K: 0 BB: 0 S: 5 P: 5	R: 3 H: 4 E: 0 LOB: 2 K: 0 BB: 1 S: 7 P: 11	R: 5 H: 5 E: 1 LOB: 1 K: 0 BB: 1 S: 8 P: 12	R: 0 H: 2 E: 0 LOB: 1 K: 2 BB: 0 S: 8 P: 8	R: 0 H: 0 E: 0 LOB: 0 K: 0 BB: 0 S: 3 P: 3	R: 0 H: 1 E: 0 LOB: 2 K: 2 BB: 1 S: 8 P: 12	R: 2 H: 4 E: 0 LOB: 2 K: 2 BB: 0 S: 11 P: 11	R: 0 H: 0 E: 0 LOB: 0 K: 0 BB: 0 S: 3 P: 3	R: 0 H: 0 E: 0 LOB: 0 K: 2 BB: 0 S: 7 P: 7	1B: 14 SF: 1 2B: 2 SAC: 1 3B: 1 DP: 0 HR: 0 HBP: 0	WP: 0 PA: 47 PB: 0 SB: 1 CS: 0

PITCHER		IP	WLS	BF	H	R	ER	SO	BB	IBB	HBP	BLK	WP	HR	S	P	ERA	WHIP
Claude Osteen, L ERA: 4.54	(1, 1)	1.2	L	12	5	3	3	0	1	0	0	0	0	0	11	15	16.20	3.600
Bill Gogolewski, R ERA: 5.24	(2, 1)	0.2		7	4	5	5	0	1	0	0	0	0	0	6	10	67.50	7.500
Rich Hinton, L ERA: 6.75	(3, 1)	6.2		28	8	2	2	8	1	0	0	0	0	0	43	47	2.70	1.350

PITCHER	IP	WLS	BF	H	R	ER	SO	BB	IBB	HBP	BLK	WP	HR	S	P	ERA	WHIP

TOP	
AB	42
R	10
H	17
RBI	10
BB	3
SO	8
LOB	22

BOTTOM

California Angels @ Chicago White Sox

Comiskey Park, Chicago, IL

Tue Aug 05 1975, 8:05 PM EDT

Unknown

livebaseballscorecards.com

Batter	1	2	3	4	5	6	7	8	9	AB	R	H	RBI	BB	SO	LOB
Nyls Nyman, L (1, 8) OBP: 0.243, SLG: 0.253	4-3	G3		FC4-6 1-2f		L6		G4-6-3 1-2f		5	0	0	0	0	0	8
Bucky Dent, R (1, 6) OBP: 0.326, SLG: 0.378	1B 1B		F9		5-3	F8			BB 1B SF8 1B	5	1	2	0	0	0	0
Carlos May, L (1, 7) OBP: 0.374, SLG: 0.395	G1-4-3 1-3 1B		4-3		WP 1B 1B		6-3		SF8 BB 1-2 1B 1B	5	2	3	0	0	0	0
Deron Johnson, R (1, 3) OBP: 0.303, SLG: 0.398	G1-4-3 1-2f		F6		BB BB 1-H 1B		F8		B B B B 1B 1-2 2-3 BB	4	0	1	1	1	0	2
Jorge Orta, L (1, 4) OBP: 0.344, SLG: 0.425		3-1		FC4-6 1B	S S S K		4-3		S S S K	5	0	1	0	0	2	4
Bill Melton, R (1, 5) OBP: 0.332, SLG: 0.321		4-3		FC4-6 BB 1B 1-2f	B B B B BB 1-2 BB			1B 1B 2B	SF8 2-3 3-H	3	1	1	1	1	0	1
Jerry Hairston, S (1, 9) OBP: 0.400, SLG: 0.333		B B B B BB BB BB		BB 1-2 1B	B B B B 1-2 2-3 BB			1B 2-3 1B	1B 1-2 3-H 1B	3	0	3	1	2	0	0
Bill Stein, R (1, 10) OBP: 0.320, SLG: 0.329		B B B B BB 1-2 BB		S S S K	F8			F7	S S S K2-3	4	0	0	0	1	2	9
Brian Downing, R (1, 2) OBP: 0.379, SLG: 0.363		B B B B 1-2 2-3 BB		B B B B FC4-6 1-2 2-3 BB		6-3		G4-6-3 1-2 3-H 1B		2	0	1	1	2	0	0

Inning Stats	R: 0 E: 0 K: 0 S: 4	H: 2 LOB: 1 BB: 0 P: 4	R: 0 E: 0 K: 0 S: 3	H: 0 LOB: 3 BB: 3 P: 15	R: 0 E: 0 K: 0 S: 3	H: 0 LOB: 0 BB: 0 P: 3	R: 0 E: 0 K: 1 S: 7	H: 2 LOB: 3 BB: 1 P: 11	R: 1 E: 0 K: 1 S: 7	H: 2 LOB: 3 BB: 2 P: 15	R: 0 E: 0 K: 0 S: 3	H: 0 LOB: 0 BB: 0 P: 3	R: 0 E: 0 K: 3 S: 3	H: 0 LOB: 0 BB: 0 P: 3	R: 1 E: 0 K: 0 S: 5	H: 3 LOB: 1 BB: 0 P: 5	R: 2 E: 0 K: 2 S: 10	H: 3 LOB: 2 BB: 1 P: 14	1B: 11 2B: 1 3B: 0 HR: 0	SF: 1 SAC: 0 DP: 2 HBP: 0	WP: 1 PB: 0 SB: 0 CS: 0	PA: 44

	AB	36
	R	4
	H	12
	RBI	4
	BB	7
	SO	4
	LOB	24

PITCHER		IP	WLS	BF	H	R	ER	SO	BB	IBB	HBP	BLK	WP	HR	S	P	ERA	WHIP
Ed Figueroa, R ERA: 2.51	(1, 1)	8.0	W	40	11	4	4	2	7	0	0	0	1	0	37	65	4.50	2.250
Jim Brewer, L ERA: 4.11	(9, 1)	1.0		4	1	0	0	2	0	0	0	0	0	0	8	8	0.00	1.000

PITCHER	IP	WLS	BF	H	R	ER	SO	BB	IBB	HBP	BLK	WP	HR	S	P	ERA	WHIP

Batter	1	2	3	4	5	6	7	8	9	AB	R	H	RBI	BB	SO	LOB
Morris Nettles, L (1, 9) OBP: 0.307, SLG: 0.280	B B B B 4-0 G4-3 S BB		B B B B 4-0 CS BB			x 0-0 CS 1B		x 0-0 WP G3 1B	x 0-0 ③ 4-3	3	0	2	0	2	0	3
Mickey Rivers, L (1, 8) OBP: 0.330, SLG: 0.363	B B B B B 4-0 G4-3 1-2 BB		0-0 ③ CS 1-2	x 0-0 ① 1-3		x 0-0 ① F9		x 0-0 ① G3 1-2		3	0	0	0	1	0	2
Jerry Remy, L (1, 4) OBP: 0.323, SLG: 0.328	x 0-0 ① ② G4-3 1-2f 2-3			B B B B 4-0 2B SF8 BB		B B B B 4-0 ② 1-2 BB		S S S 0-3 ② K		2	1	0	0	2	1	3
Adrian Garrett, L (1, 3) OBP: 0.200, SLG: 0.447	S S S 0-3 ③ K			x 0-0 SF8 1-3 2B		S S S 0-3 ③ K		x 0-0 ③ 4-3 2-3		4	0	1	0	0	2	3
Dave Collins, S (1, 7) OBP: 0.384, SLG: 0.399		x 0-0 ① 1-3		x 0-0 ② SF8 2-3 3-H			x 0-0 ① F7		S S S 0-3 ① K	3	0	0	1	0	1	0
Tommy Harper, R (1, 10) OBP: 0.334, SLG: 0.325		x 0-0 ② F4		x 0-0 ③ 5-3			B B B B 4-0 BB BB		x 0-0 ② F7	3	0	0	0	1	0	1
Dave Chalk, R (1, 5) OBP: 0.364, SLG: 0.357		S S S 0-3 ③ K			x 0-0 ① L5		x 0-0 ② F7		x 0-0 BB BB 1B	4	0	1	0	0	1	1
Ellie Rodriguez, R (1, 2) OBP: 0.387, SLG: 0.303			x 0-0 ① F6		x 0-0 ② 6-3		B B B B 4-0 1-2 BB		B B B B 4-0 1-2 BB	2	0	0	0	2	0	0
Mike Miley, S (1, 6) OBP: 0.234, SLG: 0.247 Leroy Stanton, R (7, PH) OBP: 0.358, SLG: 0.429 Rudy Meoli, L (7, 6) OBP: 0.312, SLG: 0.220			x 0-0 ② F8		x 0-0 ③ F5		S S S 0-3 ③ K		B B B B 4-0 1-2 2-3 BB	2 1 0	0 0 0	0 0 0	0 0 0	0 0 1	0 1 0	0 2 0
Inning Stats	R: 0 E: 0 K: 1 S: 4 H: 0 LOB: 1 BB: 2 P: 12	R: 0 E: 0 K: 1 S: 5 H: 0 LOB: 0 BB: 0 P: 5	R: 0 E: 0 K: 0 S: 2 H: 0 LOB: 0 BB: 1 P: 6	R: 1 E: 0 K: 0 S: 4 H: 1 LOB: 1 BB: 1 P: 8	R: 0 E: 0 K: 0 S: 3 H: 0 LOB: 0 BB: 0 P: 3	R: 0 E: 0 K: 1 S: 5 H: 1 LOB: 1 BB: 1 P: 9	R: 0 E: 0 K: 1 S: 5 H: 0 LOB: 2 BB: 2 P: 13	R: 0 E: 0 K: 1 S: 6 H: 1 LOB: 1 BB: 0 P: 6	R: 0 E: 0 K: 1 S: 6 H: 1 LOB: 3 BB: 2 P: 14	1B: 3 2B: 1 3B: 0 HR: 0 SF: 1 SAC: 0 DP: 1 HBP: 0						

PITCHER		IP	WLS	BF	H	R	ER	SO	BB	IBB	HBP	BLK	WP	HR	S	P	ERA	WHIP
Jesse Jefferson, R ERA: 3.9	(1, 1)	8.2	W	36	4	1	1	6	9	0	0	0	1	0	39	75	1.04	1.500
Rich Gossage, R ERA: 1.96	(9, 1)	0.1	S	1	0	0	0	0	0	0	0	0	0	0	1	1	0.00	0.000

PITCHER	IP	WLS	BF	H	R	ER	SO	BB	IBB	HBP	BLK	WP	HR	S	P	ERA	WHIP

TOP

California Angels @ Chicago White Sox

Comiskey Park, Chicago, IL

Tue Aug 05 1975, 8:05 PM EDT
Att. 7,265 - Unknown

livebaseballscorecards.com

AB	27
R	1
H	4
RBI	1
BB	9
SO	6
LOB	15



Batter	1	2	3	4	5	6	7	8	9	AB	R	H	RBI	BB	SO	LOB
Nyls Nyman, L (1, 8) OBP: 0.243, SLG: 0.250	BBBB 4-0 CS S BB	x 0-0 ③ 1-3			x 0-0 ② 1-3	x 0-0 ③ F4				3	0	0	0	1	0	3
Jorge Orta, L (1, 4) OBP: 0.345, SLG: 0.425	BBBB 4-0 ① FC5-4 1B 1-3 BB		x 0-0 CS 1B		x 0-0 ③ 4-3		x 0-0 ① 6-3			3	0	1	0	1	0	0
Carlos May, L (1, 7) OBP: 0.375, SLG: 0.395	x 0-0 FC5-4 1-2 1B		x 0-0 ① F7			BBBB 4-0 2B BB BB	SSS 0-3 ② K			3	1	1	0	1	1	1
Deron Johnson, R (1, 3) OBP: 0.308, SLG: 0.402	x 0-0 ② FC5-4 1-2f 2-3		BBBB 4-0 ② 1-2 BB			x 0-0 BB 1-3 SF9 2B	BBBB 4-0 BB			2	1	1	0	2	0	2
Bill Melton, R (1, 5) OBP: 0.331, SLG: 0.318	x 0-0 ③ F8		SSS 0-3 ③ K			BBBB 4-0 SF9 BB 2B BB	x 0-0 ③ 5-3			3	1	0	0	1	1	4
Jerry Hairston, S (1, 9) OBP: 0.413, SLG: 0.337		H 1-0 1B HBP		x 0-0 G4-6-3 1B		BBBB 4-0 1-2 2-3 3-H 2B BB		x 0-0 ① 5-3		2	1	1	1	1	0	0
Bucky Dent, R (1, 6) OBP: 0.326, SLG: 0.378		x 0-0 1-2 1B		x 0-0 ① F9		x 0-0 ① SF9 2-3 3-H		x 0-0 ② 5-3		3	0	1	1	0	0	1
Brian Downing, R (1, 10) OBP: 0.377, SLG: 0.359		SSS 0-3 ① K		x 0-0 ② ③ G4-6-3 1-2f		x 0-0 ② L5		BBBB 4-0 BB		3	0	0	0	1	1	5
Pete Varney, R (1, 2) OBP: 0.317, SLG: 0.397		SSS 0-3 ② K			x 0-0 ① F9	x 0-0 1-H 3-H 2B		x 0-0 ③ F7		4	0	1	2	0	1	3
Inning Stats	R: 0 H: 1 E: 0 LOB: 2 K: 0 BB: 2 S: 3 P: 11	R: 0 H: 1 E: 0 LOB: 2 K: 2 BB: 0 S: 8 P: 9	R: 0 H: 1 E: 0 LOB: 1 K: 1 BB: 1 S: 5 P: 9	R: 0 H: 1 E: 0 LOB: 0 K: 0 BB: 0 S: 3 P: 3	R: 0 H: 0 E: 0 LOB: 0 K: 0 BB: 0 S: 3 P: 3	R: 4 H: 2 E: 0 LOB: 1 K: 0 BB: 3 S: 5 P: 17	R: 0 H: 0 E: 0 LOB: 1 K: 1 BB: 1 S: 5 P: 9	R: 0 H: 0 E: 0 LOB: 1 K: 0 BB: 1 S: 3 P: 7		1B: 4 SF: 1 2B: 2 SAC: 0 3B: 0 DP: 1 HR: 0 HBP: 1						

PITCHER		IP	WLS	BF	H	R	ER	SO	BB	IBB	HBP	BLK	WP	HR	S	P	ERA	WHIP
Bill Singer, R ERA: 4.63	(1, 1)	5.0	L	23	5	3	3	3	5	0	1	0	0	0	23	44	5.40	2.000
Don Kirkwood, R ERA: 2.57	(6, 1)	0.2		4	1	1	1	0	1	0	0	0	0	0	3	7	13.50	3.000
Mickey Scott, L ERA: 3.77	(6, 1)	2.1		9	0	0	0	1	2	0	0	0	0	0	9	17	0.00	0.857

PITCHER	IP	WLS	BF	H	R	ER	SO	BB	IBB	HBP	BLK	WP	HR	S	P	ERA	WHIP

BOTTOM

California Angels @ Chicago White Sox

Comiskey Park, Chicago, IL

Tue Aug 05 1975, 8:05 PM EDT

Att. 7,265 - Unknown

livebaseballscorecards.com

AB	26
R	4
H	6
RBI	4
BB	8
SO	4
LOB	19

Batter	1	2	3	4	5	6	7	8	9	AB	R	H	RBI	BB	SO	LOB
Jerry Remy, L (1, 4) OBP: 0.324, SLG: 0.334	0-0 1B SF9 1B		0-0 3B		0-0 ② FC5-4 BB 1-2f 2-3		0-0 ③ FC6-4 1-2f			4	1	2	0	0	0	3
Mickey Rivers, L (1, 8) OBP: 0.333, SLG: 0.365	0-0 SF9 1-3 1B		0-0 G5-4-3 1B		BBBB 4-0 1-2 BB			0-0 ① 4-3		3	0	2	0	1	0	0
Dave Collins, S (1, 7) OBP: 0.378, SLG: 0.391	SSS 0-3 ① K		0-0 ②③ G5-4-3 1-2f		0-0 ③ 6-3			0-0 ② F9		4	0	0	0	0	1	7
Leroy Stanton, R (1, 9) OBP: 0.353, SLG: 0.424	0-0 ② SF9 2-3 3-H			0-0 ① 6-3		0-0 ① F6		0-0 ③ 6-3		3	0	0	1	0	0	0
Dave Chalk, R (1, 5) OBP: 0.360, SLG: 0.353	0-0 ③ L5			0-0 ② 5-3		0-0 ② F7			0-0 ① 1-3	4	0	0	0	0	0	1
Bobby Valentine, R (1, 3) OBP: 0.333, SLG: 0.357		0-0 ① F9		SSS 0-3 ③ K		0-0 ③ F4			0-0 ② F8	4	0	0	0	0	1	0
Tommy Harper, R (1, 10) OBP: 0.333, SLG: 0.324		0-0 ② F3			0-0 FC5-4 BB 1B		0-0 ① L1		0-0 ③ F9	4	0	1	0	0	0	0
Ike Hampton, S (1, 2) OBP: 0.311, SLG: 0.237		0-0 ③ F9			0-0 ① F2		BBBB 4-0 FC6-4 BB			2	0	0	0	1	0	1
Mike Miley, S (1, 6) OBP: 0.237, SLG: 0.241			0-0 ① F4		BBBB 4-0 1-2 FC5-4 BB		0-0 ② F8			2	0	0	0	1	0	1
Inning Stats	R: 1 E: 0 K: 1 S: 7 H: 2 LOB: 1 BB: 0 P: 7	R: 0 E: 0 K: 0 S: 3 H: 0 LOB: 0 BB: 0 P: 3	R: 0 E: 0 K: 0 S: 4 H: 2 LOB: 1 BB: 0 P: 4	R: 0 E: 0 K: 1 S: 5 H: 0 LOB: 0 BB: 0 P: 5	R: 0 E: 0 K: 0 S: 4 H: 1 LOB: 3 BB: 2 P: 12	R: 0 E: 0 K: 0 S: 3 H: 0 LOB: 0 BB: 0 P: 3	R: 0 E: 0 K: 0 S: 3 H: 0 LOB: 1 BB: 1 P: 7	R: 0 E: 0 K: 0 S: 3 H: 0 LOB: 0 BB: 0 P: 3	R: 0 E: 0 K: 0 S: 3 H: 0 LOB: 0 BB: 0 P: 3	1B: 4 2B: 0 3B: 1 HR: 0	SF: 1 SAC: 0 DP: 1 HBP: 0						

TOP

California Angels @ Chicago White Sox

Comiskey Park, Chicago, IL

Wed Aug 06 1975, 8:05 PM EDT

Att. 9,178 - Unknown

livebaseballscorecards.com

AB	30
R	1
H	5
RBI	1
BB	3
SO	2
LOB	13

PITCHER		IP	WLS	BF	H	R	ER	SO	BB	IBB	HBP	BLK	WP	HR	S	P	ERA	WHIP
Jim Kaat, L ERA: 3.08	(1, 1)	9.0	W	34	5	1	1	2	3	0	0	0	0	0	35	47	1.00	0.889

PITCHER		IP	WLS	BF	H	R	ER	SO	BB	IBB	HBP	BLK	WP	HR	S	P	ERA	WHIP

Batter	1	2	3	4	5	6	7	8	9	AB	R	H	RBI	BB	SO	LOB
Pat Kelly, L (1, 9) OBP: 0.351, SLG: 0.415	0-0 1B 3B	0-0 E3 1B SF9	0-0 ② 1-3 1-2		0-0 ① F7 1-2		0-0 ② F7			5	2	1	0	0	0	2
Jorge Orta, L (1, 4) OBP: 0.349, SLG: 0.427	0-0 BB HR 1B 3-H	0-0 1B 1-3 1B	0-0 ③ F8		0-0 2-H 1B		0-0 ③ 4-3			5	2	3	2	0	0	1
Carlos May, L (1, 7) OBP: 0.373, SLG: 0.396 Bob Coluccio, R (9, 7) OBP: 0.314, SLG: 0.336	0-0 ① F9	0-0 ② SF9 3-H		0-0 1B 2B	0-0 ② F9			0-0 ① F6		4 0	1 0	1 0	1 0	0 0	0 0	2 0
Deron Johnson, R (1, 3) OBP: 0.314, SLG: 0.405	B B B B 4-0 1-2 HR BB	0-0 1B 1-2 1B 1B		0-0 1-3 BB 2-H 1B	0-0 ③ F9			0-0 E6 2B 1B		4	3	3	1	1	0	1
Bill Melton, R (1, 5) OBP: 0.336, SLG: 0.334	0-0 1-H 2-H HR	0-0 1B 1-3 2-H 1B		B B B B 4-0 1-3 1-2 BB		0-0 ① 5-3		0-0 1B 2-H 2B		4	2	3	5	1	0	0
Bucky Dent, R (1, 6) OBP: 0.324, SLG: 0.376	0-0 ② 1-3	0-0 1-2 3-H 1B		0-0 ① 1-3 1-2 2-3		0-0 ② 1-3		0-0 ② F9		5	0	1	1	0	0	3
Jerry Hairston, S (1, 10) OBP: 0.422, SLG: 0.356	0-0 2B	0-0 ③ F7		0-0 ② F2		B B B B 4-0 BB		0-0 2-H 1B		4	0	2	1	1	0	4
Nyls Nyman, L (1, 8) OBP: 0.243, SLG: 0.249	0-0 ③ G3		0-0 1-3 1B	0-0 ③ F4		0-0 ③ 5-3		0-0 ③ F3		5	0	1	0	0	0	5
Brian Downing, R (1, 2) OBP: 0.376, SLG: 0.356		S S S 0-3 ① K	S S S 0-3 ① K		B B B B 4-0 S 1B BB		0-0 ① 5-3			3	1	0	0	1	2	1
Inning Stats	R: 4 E: 0 K: 0 S: 7 H: 4 LOB: 1 BB: 1 P: 11	R: 3 E: 1 K: 1 S: 10 H: 4 LOB: 2 BB: 0 P: 10	R: 0 E: 0 K: 1 S: 6 H: 1 LOB: 1 BB: 0 P: 6	R: 1 E: 0 K: 0 S: 5 H: 2 LOB: 2 BB: 1 P: 9	R: 1 E: 0 K: 0 S: 4 H: 1 LOB: 1 BB: 1 P: 8	R: 0 E: 0 K: 0 S: 3 H: 0 LOB: 1 BB: 1 P: 7	R: 0 E: 0 K: 0 S: 3 H: 0 LOB: 0 BB: 0 P: 3	R: 2 E: 1 K: 0 S: 6 H: 3 LOB: 1 BB: 0 P: 6		1B: 10 2B: 3 3B: 1 HR: 1 SF: 1 SAC: 0 DP: 0 HBP: 0						

BOTTOM

California Angels @ Chicago White Sox

Comiskey Park, Chicago, IL

Wed Aug 06 1975, 8:05 PM EDT

Att. 9,178 - Unknown

livebaseballscorecards.com

AB	39
R	11
H	15
RBI	11
BB	4
SO	2
LOB	19

PITCHER		IP	WLS	BF	H	R	ER	SO	BB	IBB	HBP	BLK	WP	HR	S	P	ERA	WHIP
Dick Lange, R ERA: 4.65	(1, 1)	3.0	L	23	11	8	5	2	2	0	0	0	0	1	25	33	15.00	4.333
Mickey Scott, L ERA: 3.8	(4, 1)	2.0		8	1	1	1	0	1	0	0	0	0	0	7	11	4.50	1.000
Chuck Hockenbery, R ERA: 4.67	(6, 1)	3.0		13	3	2	2	0	1	0	0	0	0	0	12	16	6.00	1.333

PITCHER	IP	WLS	BF	H	R	ER	SO	BB	IBB	HBP	BLK	WP	HR	S	P	ERA	WHIP

Batter	1	2	3	4	5	6	7	8	9	AB	R	H	RBI	BB	SO	LOB
Jerry Remy, L (1, 4) OBP: 0.324, SLG: 0.332	F5		BB	CS	F6		1-3			3	1	0	0	1	0	0
Mickey Rivers, L (1, 8) OBP: 0.335, SLG: 0.367	4-3		1B		F9			G5-4-3		4	0	2	0	0	0	0
Dave Collins, S (1, 7) OBP: 0.371, SLG: 0.383	K		L4		2-3			G5-4-3		4	0	0	0	0	1	3
Adrian Garrett, L (1, 3) OBP: 0.227, SLG: 0.439		BB	G5-4-3			F8		K		3	1	1	1	1	1	0
Dave Chalk, R (1, 5) OBP: 0.360, SLG: 0.353		SH5-3	G5-4-3			F7			1B	3	0	1	0	0	0	2
Tommy Harper, R (1, 10) OBP: 0.332, SLG: 0.320		F4		BB		E8			F4	3	1	0	0	1	0	2
Morris Nettles, L (1, 9) OBP: 0.308, SLG: 0.285				K		F7			F5	2	1	1	1	0	1	1
Bobby Valentine, R (6, PH) OBP: 0.294, SLG: 0.313 (6, 9)		2-H								2	0	0	0	0	0	2
Ellie Rodriguez, R (1, 2) OBP: 0.384, SLG: 0.298		BB		F7			K		K	3	0	0	0	1	2	2
Mike Miley, S (1, 6) OBP: 0.250, SLG: 0.256		1-2 2-H		1-H CS			K			3	0	2	2	0	1	0
Inning Stats	R: 0 E: 0 K: 1 S: 5 H: 0 LOB: 0 BB: 0 P: 5	R: 2 E: 0 K: 0 S: 4 H: 2 LOB: 2 BB: 2 P: 12	R: 1 E: 0 K: 0 S: 4 H: 2 LOB: 1 BB: 1 P: 8	R: 1 E: 0 K: 1 S: 5 H: 1 LOB: 0 BB: 1 P: 9	R: 0 E: 0 K: 0 S: 3 H: 0 LOB: 0 BB: 0 P: 3	R: 0 E: 1 K: 0 S: 4 H: 0 LOB: 1 BB: 0 P: 4	R: 0 E: 0 K: 2 S: 7 H: 0 LOB: 0 BB: 0 P: 7	R: 0 E: 0 K: 1 S: 5 H: 1 LOB: 0 BB: 0 P: 5	R: 0 E: 0 K: 1 S: 6 H: 1 LOB: 1 BB: 0 P: 6	1B: 6 2B: 1 3B: 0 HR: 0 SF: 0 SAC: 1 DP: 2 HBP: 0						

PITCHER		IP	WLS	BF	H	R	ER	SO	BB	IBB	HBP	BLK	WP	HR	S	P	ERA	WHIP
Pete Vuckovich, R ERA: 18.56	(1, 1)	3.0		15	4	4	4	1	4	0	0	0	0	0	13	29	12.00	2.667
Dave Hamilton, L ERA: 3.82	(4, 1)	6.0	W	20	3	0	0	5	0	0	0	0	0	0	30	30	0.00	0.500

PITCHER		IP	WLS	BF	H	R	ER	SO	BB	IBB	HBP	BLK	WP	HR	S	P	ERA	WHIP

TOP

California Angels @ Chicago White Sox

Comiskey Park, Chicago, IL

Thu Aug 07 1975, 4:33 AM EDT

Att. 10,543 - Unknown

livebaseballscorecards.com

AB	30
R	4
H	7
RBI	4
BB	4
SO	6
LOB	12
WP	0
PB	0
SB	1
CS	1
PA	36

Batter	1	2	3	4	5	6	7	8	9	AB	R	H	RBI	BB	SO	LOB
Pat Kelly, L (1, 9) OBP: 0.352, SLG: 0.413	H 1-0 BB BB 1B HBP	x 0-0 G3 1-2 2-3 1B	x 0-0 ③ F8			x 0-0 ③ F9		x 0-0 ① 4-3		4	1	1	0	0	0	1
Bucky Dent, R (1, 6) OBP: 0.327, SLG: 0.377	B B B B 4-0 FC6 BB 1-2 BB	x 0-0 ① P8		x 0-0 ① 6-3			x 0-0 BB 1B 1B	x 0-0 G3 1B		4	1	2	0	1	0	3
Carlos May, L (1, 7) OBP: 0.373, SLG: 0.393	B B B B 4-0 FC6 1B 1-2 2-3 BB	x 0-0 ② G3 1-2 2-3 3-H		x 0-0 ② 6-3			B B B B 4-0 F9 1B 1B 1-2 BB	x 0-0 ② G3 1-2		3	2	0	1	2	0	3
Deron Johnson, R (1, 3) OBP: 0.312, SLG: 0.403	x 0-0 ① FC6 1B 1-2 2-3f	x 0-0 ③ F8		S S S 0-3 ③ K			x 0-0 1B E 1-2 2-H 1B	x 0-0 ③ 1-3		5	1	1	1	0	1	6
Bill Melton, R (1, 10) OBP: 0.338, SLG: 0.332	S S S 0-3 ② K		B B B B 4-0 2B 1B BB		B B B B 4-0 G6-3 BB		x 0-0 ① F9 2-3			2	1	0	0	2	1	5
Jorge Orta, L (1, 4) OBP: 0.350, SLG: 0.428	x 0-0 1-2 2-H 3-H 1B		x 0-0 ① F5		x 0-0 ① ② G6-3 1-2f		x 0-0 FC3-6 1-2 3-H 1B			4	0	2	3	0	0	2
Bill Stein, R (1, 5) OBP: 0.318, SLG: 0.333	x 0-0 ③ 5-3		x 0-0 1-3 1B 2B		S S S 0-3 ③ K		x 0-0 ② FC3-6 1B 1-2f 2-H			4	1	1	0	0	1	3
Nyls Nyman, L (1, 8) OBP: 0.251, SLG: 0.254		B B B B 4-0 1B BB G3 BB	x 0-0 CS 2-H 3-H 1B			x 0-0 ① G3	x 0-0 2-3 1B			3	1	2	2	1	0	0
Brian Downing, R (1, 2) OBP: 0.377, SLG: 0.355		B B B B 4-0 G3 1B 1-2 BB	x 0-0 ② 1-2 1B			x 0-0 ② 4-3	x 0-0 ③ F4			3	0	1	0	1	0	2
Inning Stats	R: 2 E: 0 K: 1 S: 6 H: 1 LOB: 2 BB: 2 P: 15	R: 1 E: 0 K: 0 S: 4 H: 1 LOB: 2 BB: 2 P: 12	R: 2 E: 0 K: 0 S: 5 H: 3 LOB: 1 BB: 1 P: 9	R: 0 E: 0 K: 1 S: 5 H: 0 LOB: 0 BB: 0 P: 5	R: 0 E: 0 K: 1 S: 4 H: 0 LOB: 0 BB: 1 P: 8	R: 0 E: 0 K: 0 S: 3 H: 0 LOB: 0 BB: 0 P: 3	R: 3 E: 1 K: 0 S: 7 H: 4 LOB: 2 BB: 1 P: 11	R: 0 E: 0 K: 0 S: 4 H: 1 LOB: 1 BB: 0 P: 4		1B: 9 2B: 1 3B: 0 HR: 0	SF: 0 SAC: 0 DP: 1 HBP: 1					

PITCHER		IP	WLS	BF	H	R	ER	SO	BB	IBB	HBP	BLK	WP	HR	S	P	ERA	WHIP
Andy Hassler, L ERA: 6.18	(1, 1)	2.1	L	17	4	5	5	1	5	0	1	0	0	0	13	34	19.29	3.857
Dick Lange, R ERA: 4.78	(3, 1)	3.2		14	3	3	3	2	2	0	0	0	0	0	16	24	7.36	1.364
Jim Brewer, L ERA: 3.94	(7, 1)	2.0		9	3	0	0	0	0	0	0	0	0	0	9	9	0.00	1.500

PITCHER	IP	WLS	BF	H	R	ER	SO	BB	IBB	HBP	BLK	WP	HR	S	P	ERA	WHIP

BOTTOM

California Angels @ Chicago White Sox

Comiskey Park, Chicago, IL

Thu Aug 07 1975, 4:33 AM EDT

Att. 10,543 - Unknown

livebaseballscorecards.com

AB	32
R	8
H	10
RBI	7
BB	7
SO	3
LOB	25

Batter	1	2	3	4	5	6	7	8	9	AB	R	H	RBI	BB	SO	LOB
Bobby Bonds, R (1, 9) OBP: 0.350, SLG: 0.499	BBBB 4-0 SH S E BB	BBBB 4-0 S 1-3 BB		x 0-0 FC5-4 1-2 1B			x 0-0 G4-6-3 1B			2	1	2	0	2	0	0
Sandy Alomar Sr., S (1, 4) OBP: 0.250, SLG: 0.266	x 0-0 SH S 1-3 2B	x 0-0 ②③ P1-5 1-2 3-Hf		x 0-0 ③ FC5-4 1-2f			x 0-0 ①② G4-6-3 1-2f			3	1	0	0	0	0	5
Roy White, S (1, 7) OBP: 0.385, SLG: 0.451	x 0-0 E SF7 1-H 3-H 2B		BBBB 4-0 1B 5-3 BB		BBBB 4-0 G5-4-3 BB		x 0-0 ③ F7			2	1	1	1	2	0	0
Thurman Munson, R (1, 2) OBP: 0.366, SLG: 0.413	x 0-0 ① SF7 2-H		x 0-0 ① 5-3 1-2		x 0-0 ①② G5-4-3 1-2f			x 0-0 ① 5-3		3	0	0	1	0	0	2
Graig Nettles, L (1, 5) OBP: 0.329, SLG: 0.437	x 0-0 ② 4-3		x 0-0 G3-6-3 2-3 1B		BBBB 4-0 BB			x 0-0 ② F8		3	0	1	0	1	0	0
Chris Chambliss, L (1, 3) OBP: 0.324, SLG: 0.416	x 0-0 ③ 3-1		x 0-0 ②③ G3-6-3 1-2f		SSS 0-3 ③ K			SSS 0-3 ③ K		4	0	0	0	0	2	3
Ed Herrmann, L (1, 10) OBP: 0.326, SLG: 0.392		x 0-0 HR		x 0-0 1B 1B		x 0-0 G4-6-3 1B			x 0-0 ① 4-3	4	1	3	1	0	0	0
Rich Coggins, L (1, 8) OBP: 0.265, SLG: 0.306		x 0-0 E S P1-5 1B		x 0-0 ① F8		x 0-0 ①② G4-6-3 1-2f			x 0-0 G4-6-3 1B	4	0	2	0	0	0	2
Fred Stanley, R (1, 6) OBP: 0.293, SLG: 0.231		SSS 0-3 ① K		x 0-0 ② F9		x 0-0 ③ F4			x 0-0 ②③ G4-6-3 1-2f	4	0	0	0	0	1	3
Inning Stats	R: 3 H: 1 E: 2 LOB: 0 K: 0 BB: 1 S: 5 P: 9	R: 1 H: 2 E: 0 LOB: 1 K: 1 BB: 1 S: 6 P: 10	R: 0 H: 1 E: 0 LOB: 1 K: 0 BB: 1 S: 3 P: 7	R: 0 H: 2 E: 0 LOB: 2 K: 0 BB: 0 S: 5 P: 5	R: 0 H: 0 E: 0 LOB: 1 K: 1 BB: 2 S: 4 P: 12	R: 0 H: 1 E: 0 LOB: 0 K: 0 BB: 0 S: 3 P: 3	R: 0 H: 1 E: 0 LOB: 0 K: 0 BB: 0 S: 3 P: 3	R: 0 H: 0 E: 0 LOB: 0 K: 1 BB: 0 S: 5 P: 5	R: 0 H: 1 E: 0 LOB: 0 K: 0 BB: 0 S: 3 P: 3	1B: 7 SF: 1 2B: 2 SAC: 1 3B: 0 DP: 6 HR: 1 HBP: 0						WP: 0 PA: 36 PB: 0 SB: 5 CS: 0	

TOP

New York Yankees @ California Angels

Anaheim Stadium, Anaheim, CA

Fri Aug 08 1975, 10:05 PM EDT

Att. 12,176 - Unknown - 77 F

livebaseballscorecards.com

AB	29
R	4
H	9
RBI	3
BB	5
SO	3
LOB	15

PITCHER		IP	WLS	BF	H	R	ER	SO	BB	IBB	HBP	BLK	WP	HR	S	P	ERA	WHIP
Nolan Ryan, R ERA: 3.61	(1, 1)	2.1	L	14	4	4	2	1	3	0	0	0	0	1	13	25	7.71	3.000
Chuck Hockenbery, R ERA: 3.38	(3, 1)	6.2		22	5	0	0	2	2	0	0	0	0	0	24	32	0.00	1.050

PITCHER	IP	WLS	BF	H	R	ER	SO	BB	IBB	HBP	BLK	WP	HR	S	P	ERA	WHIP

BOTTOM

New York Yankees @ California Angels

Anaheim Stadium, Anaheim, CA

Fri Aug 08 1975, 10:05 PM EDT

Att. 12,176 - Unknown - 77 F

livebaseballscorecards.com

Batter	1	2	3	4	5	6	7	8	9	AB	R	H	RBI	BB	SO	LOB
Jerry Remy, L (1, 4) OBP: 0.321, SLG: 0.329	F8		F7			K		1-3 (1-2)		4	0	0	0	0	1	1
Mickey Rivers, L (1, 8) OBP: 0.332, SLG: 0.363	F8		F5			3-1		F3		4	0	0	0	0	0	1
Tommy Harper, R (1, 3) OBP: 0.334, SLG: 0.320	BB, 1B			E, SF8, BB		L6			5-3	3	1	1	0	1	0	0
Leroy Stanton, R (1, 9) OBP: 0.358, SLG: 0.427	FC5-4, 1-2, BB			L4 (1-3)			HBP, 1B		HR, 1B	3	1	2	0	1	0	1
Dave Chalk, R (1, 5) OBP: 0.359, SLG: 0.361	FC5-4 (1-2f)			SF8 (3-H)			F9		HR (1-H)	3	1	1	3	0	0	3
Bobby Valentine, R (1, 10) OBP: 0.286, SLG: 0.263		6-3		6-3			G5-4-3, HBP (1-2)		6-3	3	0	0	0	0	0	0
John Balaz, R (1, 7) OBP: 0.327, SLG: 0.472		F9			F8		G5-4-3 (1-2f)		L6	4	0	0	0	0	0	2
Ike Hampton, S (1, 2) OBP: 0.298, SLG: 0.225		F9			5-3			1-3, 1B		2	0	0	0	0	0	0
Dave Collins, S (8, PH) OBP: 0.374, SLG: 0.386										1	0	1	0	0	0	0
Ellie Rodriguez, R (9, 2) OBP: 0.384, SLG: 0.298										0	0	0	0	0	0	0
Mike Miley, S (1, 6) OBP: 0.243, SLG: 0.247			5-3		F7			K		3	0	0	0	0	1	1

	AB	30
	R	3
	H	5
	RBI	3
	BB	2
	SO	2
	LOB	9

Inning Stats	1	2	3	4	5	6	7	8	9
	R: 0 E: 0 K: 0 S: 4 H: 1 LOB: 2 BB: 1 P: 8	R: 0 E: 0 K: 0 S: 3 H: 0 LOB: 0 BB: 0 P: 3	R: 0 E: 0 K: 0 S: 3 H: 0 LOB: 0 BB: 0 P: 3	R: 1 E: 1 K: 0 S: 3 H: 0 LOB: 0 BB: 1 P: 7	R: 0 E: 0 K: 0 S: 3 H: 0 LOB: 0 BB: 0 P: 3	R: 0 E: 0 K: 1 S: 5 H: 0 LOB: 0 BB: 0 P: 5	R: 0 E: 0 K: 0 S: 3 H: 1 LOB: 1 BB: 0 P: 4	R: 0 E: 0 K: 1 S: 6 H: 1 LOB: 1 BB: 0 P: 6	R: 2 E: 0 K: 0 S: 5 H: 2 LOB: 0 BB: 0 P: 5

	1B	4	SF	1	WP	0	PA	34
	2B	0	SAC	0	PB	0		
	3B	0	DP	1	SB	0		
	HR	1	HBP	1	CS	0		

PITCHER	IP	WLS	BF	H	R	ER	SO	BB	IBB	HBP	BLK	WP	HR	S	P	ERA	WHIP
Larry Gura, L (1, 1) ERA: 3.1	9.0	W	34	5	3	2	2	2	0	1	0	0	1	35	44	2.00	0.778

PITCHER	IP	WLS	BF	H	R	ER	SO	BB	IBB	HBP	BLK	WP	HR	S	P	ERA	WHIP

New York Yankees @ California Angels

Anaheim Stadium, Anaheim, CA

Sat Aug 09 1975, 10:05 PM EDT

Att. 15,779 - Unknown - 82 F

livebaseballscorecards.com

TOP

Batter	1	2	3	4	5	6	7	8	9	AB	R	H	RBI	BB	SO	LOB
Bobby Bonds, R (1, 9) OBP: 0.350, SLG: 0.496	0-0 E S 1B 1B	0-0 F9			0-3 K		0-0 F6		4-0 BB 1-2	4	1	1	0	1	1	2
Sandy Alomar Sr., S (1, 4) OBP: 0.256, SLG: 0.272	0-0 1B G3 1-H FC1-5-2 1B		0-3 K		0-0 1-2 1B		0-0 1-2 1B		0-3 K	5	0	3	1	0	2	2
Roy White, S (1, 7) OBP: 0.384, SLG: 0.447	0-0 G3 1-2		4-0 G1-6-3 BB		0-0 3-1		0-3 K			3	0	0	0	1	1	5
Thurman Munson, R (1, 2) OBP: 0.365, SLG: 0.412	0-0 FC1-5-2 2-3 1B		0-0 G1-6-3 1-2f			0-0 F9		0-0 6-3		4	0	1	0	0	0	1
Graig Nettles, L (1, 5) OBP: 0.326, SLG: 0.433	0-0 FC1-5-2 2-3 3-H			0-0 F8		0-0 F8		0-0 F7		4	0	0	0	0	0	2
Chris Chambliss, L (1, 3) OBP: 0.325, SLG: 0.415	0-1 CI			0-0 5-3		0-0 1B		0-0 F7		3	0	1	0	0	0	0
Ed Herrmann, L (1, 10) OBP: 0.320, SLG: 0.383	0-0 4-3			0-0 F8		0-0 6-3			0-0 5-3	3	0	0	0	0	0	4
Alex Johnson, R (9, PH) OBP: 0.298, SLG: 0.348										1	0	0	0	0	0	0
Rich Coggins, L (1, 8) OBP: 0.258, SLG: 0.298		0-0 4-3			0-3 K		0-0 G3		0-0 BB 1B	3	0	0	0	0	1	0
Walt Williams, R (9, PH) OBP: 0.285, SLG: 0.344										1	0	1	0	0	0	0
Fred Stanley, R (1, 6) OBP: 0.299, SLG: 0.235		0-0 4-3			4-0 1B BB		0-0 1B 1B		0-0 F9	2	0	1	0	1	0	0
Lou Piniella, R (9, PH) OBP: 0.288, SLG: 0.247										1	0	0	0	0	0	1
Inning Stats	R: 1 E: 1 K: 0 S: 7 H: 3 LOB: 3 BB: 0 P: 7	R: 0 E: 0 K: 0 S: 3 H: 0 LOB: 0 BB: 0 P: 3	R: 0 E: 0 K: 1 S: 4 H: 0 LOB: 0 BB: 1 P: 8	R: 0 E: 0 K: 0 S: 3 H: 0 LOB: 0 BB: 0 P: 3	R: 0 E: 0 K: 2 S: 8 H: 1 LOB: 2 BB: 1 P: 12	R: 0 E: 0 K: 0 S: 4 H: 1 LOB: 1 BB: 0 P: 4	R: 0 E: 0 K: 1 S: 7 H: 2 LOB: 2 BB: 0 P: 7	R: 0 E: 0 K: 0 S: 3 H: 0 LOB: 0 BB: 0 P: 3	R: 0 E: 0 K: 1 S: 6 H: 1 LOB: 2 BB: 1 P: 10	1B: 8 2B: 0 3B: 0 HR: 0	SF: 0 SAC: 0 DP: 1 HBP: 0						

	AB	34
	R	1
	H	8
	RBI	1
	BB	3
	SO	5
	LOB	17

WP: 0 PB: 0 SB: 1 CS: 0 PA: 38

PITCHER		IP	WLS	BF	H	R	ER	SO	BB	IBB	HBP	BLK	WP	HR	S	P	ERA	WHIP
Ed Figueroa, R ERA: 2.44	(1, 1)	8.0	W	33	7	1	1	4	2	0	0	0	0	0	39	47	1.12	1.125
Jim Brewer, L ERA: 3.86	(9, 1)	1.0		5	1	0	0	1	1	0	0	0	0	0	6	10	0.00	2.000

PITCHER	IP	WLS	BF	H	R	ER	SO	BB	IBB	HBP	BLK	WP	HR	S	P	ERA	WHIP

Batter	1	2	3	4	5	6	7	8	9	AB	R	H	RBI	BB	SO	LOB
Morris Nettles, L (1, 8) OBP: 0.307, SLG: 0.285	6-3		K		G3			FC4 1-2 1B		4	1	1	0	0	1	0
Jerry Remy, L (1, 4) OBP: 0.320, SLG: 0.328	F9			1B WP		F7		FC4 1B 1-2 2-3 2B		4	2	1	0	0	0	2
Dave Collins, S (1, 7) OBP: 0.372, SLG: 0.384	K			F6		F7		2B 1-3 2-H 3-H 1B		4	1	1	2	0	1	1
Adrian Garrett, L (1, 3) OBP: 0.292, SLG: 0.500		FC5-4 1B		WP E 1-3 1B		BB		E 1-3 3-H 2B		3	2	3	1	1	0	0
Leroy Stanton, R (1, 9) OBP: 0.354, SLG: 0.421		F8		K 1-2 3-H		K		F3		4	0	0	0	0	2	5
Dave Chalk, R (1, 5) OBP: 0.358, SLG: 0.360		F6		E5 2-H			F8	E6 2-H 3-H 2B 1B		4	1	1	1	0	0	1
Tommy Harper, R (1, 10) OBP: 0.330, SLG: 0.316		FC5-4 1-2f		4-3			F8	F4		4	0	0	0	0	0	3
Ike Hampton, S (1, 2) OBP: 0.294, SLG: 0.250			K		6-3		K	2B 2-H		4	0	1	1	0	2	0
Rudy Meoli, L (1, 6) OBP: 0.309, SLG: 0.221			F3		F2			FC4 1B 1B F2		4	1	1	0	0	0	1
Inning Stats	R: 0 E: 0 K: 1 S: 5 H: 0 LOB: 0 BB: 0 P: 5	R: 0 E: 0 K: 0 S: 4 H: 1 LOB: 1 BB: 0 P: 4	R: 0 E: 0 K: 2 S: 7 H: 0 LOB: 0 BB: 0 P: 7	R: 2 E: 1 K: 1 S: 8 H: 2 LOB: 1 BB: 0 P: 8	R: 0 E: 0 K: 0 S: 3 H: 0 LOB: 0 BB: 0 P: 3	R: 0 E: 0 K: 1 S: 5 H: 0 LOB: 1 BB: 1 P: 9	R: 0 E: 0 K: 1 S: 5 H: 0 LOB: 0 BB: 0 P: 5	R: 6 E: 1 K: 0 S: 10 H: 6 LOB: 1 BB: 0 P: 10		1B: 7 2B: 2 3B: 0 HR: 0 SF: 0 SAC: 0 DP: 0 HBP: 0						

PITCHER	IP	WLS	BF	H	R	ER	SO	BB	IBB	HBP	BLK	WP	HR	S	P	ERA	WHIP
Catfish Hunter, R (1, 1) ERA: 2.87	8.0	L	36	9	8	6	6	1	0	0	0	1	0	47	51	6.75	1.250

PITCHER	IP	WLS	BF	H	R	ER	SO	BB	IBB	HBP	BLK	WP	HR	S	P	ERA	WHIP

BOTTOM

New York Yankees @ California Angels

Anaheim Stadium, Anaheim, CA

Sat Aug 09 1975, 10:05 PM EDT

Att. 15,779 - Unknown - 82 F

livebaseballscorecards.com

AB	35
R	8
H	9
RBI	5
BB	1
SO	6
LOB	13

PA: 36

WP: 1
PB: 0
SB: 0
CS: 0

Batter	1	2	3	4	5	6	7	8	9	AB	R	H	RBI	BB	SO	LOB
Bobby Bonds, R (1, 9) OBP: 0.352, SLG: 0.495	S S S 0-3 ① K		x 0-0 CS S 1B			B B B B 4-0 CS BB		x 0-0 ③ F8		3	0	1	0	1	1	2
Sandy Alomar Sr., S (1, 4) OBP: 0.256, SLG: 0.269	x 0-0 ② G3		S S S 0-3 ②③ K 1-3			B B B B 4-0 ② E S 1-2 BB			x 0-0 ① F5	3	0	0	0	1	1	1
Roy White, S (1, 7) OBP: 0.380, SLG: 0.442	x 0-0 ③ 5-3			x 0-0 ① F8		x 0-0 ③ F9 1-3			x 0-0 ② 1-3	4	0	0	0	0	0	1
Thurman Munson, R (1, 2) OBP: 0.364, SLG: 0.412		x 0-0 FC5 2B		x 0-0 ② F7			x 0-0 ① 5-3		S S S 0-3 ③ K	4	0	1	0	0	1	0
Graig Nettles, L (1, 5) OBP: 0.324, SLG: 0.430		x 0-0 ① 1-3		x 0-0 ③ 4-3			x 0-0 ② G1			3	0	0	0	0	0	1
Chris Chambliss, L (1, 3) OBP: 0.322, SLG: 0.412		x 0-0 ② F7			x 0-0 ① 6-3		x 0-0 ③ 4-3			3	0	0	0	0	0	1
Ed Herrmann, L (1, 10) OBP: 0.327, SLG: 0.385		B B B 4-0 BB			x 0-0 ② F7			x 0-0 SH1-4 1B		2	0	1	0	1	0	0
Alex Johnson, R (8, PR) OBP: 0.298, SLG: 0.348										0	0	0	0	0	0	0
Rich Coggins, L (1, 8) OBP: 0.262, SLG: 0.302		x 0-0 ③ FC5 2-3f			x 0-0 CS 1B			x 0-0 ① SH1-4 1-2		2	0	1	0	0	0	2
Rick Bladt, R (5, 8) OBP: 0.281, SLG: 0.207										0	0	0	0	0	0	0
Fred Stanley, R (1, 6) OBP: 0.296, SLG: 0.232			x 0-0 ① 6-3		0-0 ③ CS 1-2	x 0-0 ① F8		x 0-0 ② F8		2	0	0	0	0	0	0
Lou Piniella, R (8, PH) OBP: 0.287, SLG: 0.245										1	0	0	0	0	0	2
Jim Mason, L (8, 6) OBP: 0.203, SLG: 0.207										0	0	0	0	0	0	0
Inning Stats	R: 0 E: 0 K: 1 S: 5 H: 0 LOB: 0 BB: 0 P: 5	R: 0 E: 0 K: 0 S: 4 H: 1 LOB: 2 BB: 1 P: 8	R: 0 E: 0 K: 1 S: 5 H: 1 LOB: 0 BB: 0 P: 5	R: 0 E: 0 K: 0 S: 3 H: 0 LOB: 0 BB: 0 P: 3	R: 0 E: 0 K: 0 S: 3 H: 1 LOB: 0 BB: 0 P: 3	R: 0 E: 0 K: 0 S: 2 H: 0 LOB: 1 BB: 2 P: 10	R: 0 E: 0 K: 0 S: 3 H: 0 LOB: 0 BB: 0 P: 3	R: 0 E: 0 K: 0 S: 4 H: 1 LOB: 2 BB: 0 P: 4	R: 0 E: 0 K: 1 S: 5 H: 0 LOB: 0 BB: 0 P: 5	1B: 3 2B: 1 3B: 0 HR: 0	SF: 0 SAC: 1 DP: 0 HBP: 0						

PITCHER	IP	WLS	BF	H	R	ER	SO	BB	IBB	HBP	BLK	WP	HR	S	P	ERA	WHIP
Bill Singer, R (1, 1) ERA: 4.38	8.0		28	4	0	0	2	3	0	0	0	0	0	29	41	0.00	0.875
Mickey Scott, L (9, 1) ERA: 3.72	1.0	W	3	0	0	0	1	0	0	0	0	0	0	5	5	0.00	0.000

PITCHER	IP	WLS	BF	H	R	ER	SO	BB	IBB	HBP	BLK	WP	HR	S	P	ERA	WHIP

TOP

New York Yankees @ California Angels

Anaheim Stadium, Anaheim, CA

Sun Aug 10 1975, 6:33 AM EDT

Att. 11,682 - Unknown - 85 F

livebaseballscorecards.com

AB	27
R	0
H	4
RBI	0
BB	3
SO	3
LOB	10

1B: 3	SF: 0	WP: 0	PA: 32
2B: 1	SAC: 1	PB: 0	
3B: 0	DP: 0	SB: 2	
HR: 0	HBP: 0	CS: 3	

New York Yankees @ California Angels

Anaheim Stadium, Anaheim, CA

Sun Aug 10 1975, 6:33 AM EDT
Att. 11,682 - Unknown - 85 F

livebaseballscorecards.com

Batter	1	2	3	4	5	6	7	8	9	AB	R	H	RBI	BB	SO	LOB
Jerry Remy, L (1, 4) OBP: 0.317, SLG: 0.325	S S S 0-3 K ①		x 0-0 6-3 ③			x 0-0 G3 ②		x 0-0 F9 ③		4	0	0	0	0	1	1
Dave Collins, S (1, 7) OBP: 0.370, SLG: 0.379	S S S 0-3 K ②			x 0-0 F8 ①		x 0-0 F2 ③			B B B B 4-0 FC1-6 BB	3	0	0	0	1	1	0
Tommy Harper, R (1, 10) OBP: 0.329, SLG: 0.312	B B B B 4-0 CS BB			x 0-0 F8 ②			x 0-0 F2 ①		x 0-0 FC1-6 1B 2B 1-2f ①	3	1	0	0	1	0	1
Adrian Garrett, L (1, 3) OBP: 0.294, SLG: 0.478 Mickey Rivers, L (7, PR) OBP: 0.332, SLG: 0.363 Bobby Valentine, R (8, 3) OBP: 0.318, SLG: 0.300	0-0 CS 1-2 ③	S S S 0-3 K ①		x 0-0 F8 ③			B B B B 4-0 S BB		x 0-0 2B 1-2 1B	2 0 1	0 0 0	0 0 0	0 0 0	1 0 0	1 0 0	0 0 0
Leroy Stanton, R (1, 8) OBP: 0.353, SLG: 0.422		S S S 0-3 K ②			S S S 0-3 K ①		x 0-0 F6 ②		x 0-0 1-3 2-H 2B	4	0	1	1	0	2	1
Dave Chalk, R (1, 5) OBP: 0.358, SLG: 0.358		B B B B 4-0 BB			x 0-0 P1 ②		S S S 0-3 K 1-2 ③			2	0	0	0	1	1	1
John Balaz, R (1, 9) OBP: 0.328, SLG: 0.482		S S S 0-3 K ③			x 0-0 2B			x 0-0 F2 ①		3	0	1	0	0	1	1
Ike Hampton, S (1, 2) OBP: 0.278, SLG: 0.234			x 0-0 L4 ①		x 0-0 F9 ③			x 0-0 F4 ②		3	0	0	0	0	0	1
Rudy Meoli, L (1, 6) OBP: 0.310, SLG: 0.225			x 0-0 4-3 ②			S S S 0-3 K ①		x 0-0 1B		3	0	1	0	0	1	0

Inning Stats	1	2	3	4	5	6	7	8	9	AB	R	H	RBI	BB	SO	LOB
	R: 0 H: 0 E: 0 LOB: 0 K: 2 BB: 1 S: 6 P: 10	R: 0 H: 0 E: 0 LOB: 1 K: 3 BB: 1 S: 9 P: 13	R: 0 H: 0 E: 0 LOB: 0 K: 0 BB: 0 S: 3 P: 3	R: 0 H: 0 E: 0 LOB: 0 K: 0 BB: 0 S: 3 P: 3	R: 0 H: 1 E: 0 LOB: 1 K: 1 BB: 0 S: 6 P: 6	R: 0 H: 0 E: 0 LOB: 0 K: 1 BB: 0 S: 5 P: 5	R: 0 H: 0 E: 0 LOB: 2 K: 1 BB: 1 S: 5 P: 9	R: 0 H: 1 E: 0 LOB: 1 K: 0 BB: 0 S: 4 P: 4	R: 1 H: 2 E: 0 LOB: 2 K: 0 BB: 1 S: 3 P: 7	1B: 2 SF: 0 2B: 2 SAC: 0 3B: 0 DP: 0 HR: 0 HBP: 0	WP: 0 PA: 33 PB: 0 SB: 1 CS: 1					

PITCHER	IP	WLS	BF	H	R	ER	SO	BB	IBB	HBP	BLK	WP	HR	S	P	ERA	WHIP
Rudy May, L (1, 1) ERA: 3.0	8.1	L	32	4	1	1	8	4	0	0	0	0	0	44	60	1.08	0.960

PITCHER	IP	WLS	BF	H	R	ER	SO	BB	IBB	HBP	BLK	WP	HR	S	P	ERA	WHIP

Batter	1	2	3	4	5	6	7	8	9	AB	R	H	RBI	BB	SO	LOB
Bobby Bonds, R (1, 8) OBP: 0.351, SLG: 0.492	F8		K			FC6-4 1B 1B		FC6-4 1-2f		4	0	1	0	0	1	2
Sandy Alomar Sr., S (1, 4) OBP: 0.256, SLG: 0.269	F4		6-3			FC6-4 1-2 1B		F5		4	0	1	0	0	0	2
Roy White, S (1, 7) OBP: 0.379, SLG: 0.443	2B			K		FC6-4 1-2f 2-3		FC6-4 1-2f		4	0	1	0	0	1	3
Thurman Munson, R (1, 3) OBP: 0.363, SLG: 0.411	K			K		F4			G5-4-3 1B	4	0	1	0	0	2	3
Lou Piniella, R (1, 9) OBP: 0.280, SLG: 0.239		F9		K		6-3			G5-4-3 1-2f	4	0	0	0	0	1	3
Walt Williams, R (1, 10) OBP: 0.291, SLG: 0.349		F7			1B SF9 1B		F7		BB 1B 1B	4	1	2	0	0	0	0
Graig Nettles, L (1, 5) OBP: 0.325, SLG: 0.430		F9			G6-4-3 1-3 1B		K		BB 1-2 1B	4	0	2	0	0	1	0
Rick Dempsey, R (1, 2) OBP: 0.348, SLG: 0.296			SH1-3 BB		SF9 3-H		5-3		FC5-4 1-2 2-3 BB	1	0	0	1	2	0	0
Fred Stanley, R (1, 6) OBP: 0.294, SLG: 0.230			SH1-3 1-3		G6-4-3 1-2f			FC6-4 1B	FC5-4 1-2f	1	0	0	0	0	0	1
Alex Johnson, R (8, PH) OBP: 0.304, SLG: 0.353										1	0	1	0	0	0	0
Ed Brinkman, R (8, 6) OBP: 0.271, SLG: 0.313										1	0	0	0	0	0	3
Inning Stats	R: 0 E: 0 K: 1 S: 6 H: 1 LOB: 1 BB: 0 P: 6	R: 0 E: 0 K: 0 S: 3 H: 0 LOB: 0 BB: 0 P: 3	R: 0 E: 0 K: 1 S: 5 H: 0 LOB: 1 BB: 1 P: 9	R: 0 E: 0 K: 3 S: 9 H: 0 LOB: 0 BB: 0 P: 9	R: 1 E: 0 K: 0 S: 4 H: 2 LOB: 0 BB: 0 P: 4	R: 0 E: 0 K: 0 S: 5 H: 2 LOB: 2 BB: 0 P: 5	R: 0 E: 0 K: 1 S: 5 H: 0 LOB: 0 BB: 0 P: 5	R: 0 E: 0 K: 0 S: 4 H: 1 LOB: 1 BB: 0 P: 4	R: 0 E: 0 K: 0 S: 5 H: 3 LOB: 3 BB: 1 P: 9	1B: 8 2B: 1 3B: 0 HR: 0 SF: 1 SAC: 1 DP: 2 HBP: 0	WP: 0 PB: 0 SB: 0 CS: 0 PA: 36					

PITCHER	IP	WLS	BF	H	R	ER	SO	BB	IBB	HBP	BLK	WP	HR	S	P	ERA	WHIP
Frank Tanana, L (1, 1) ERA: 2.71	7.0	W	26	5	1	1	6	1	0	0	0	0	0	37	41	1.29	0.857
Jim Brewer, L (8, 1) ERA: 3.71	2.0		10	4	0	0	0	1	0	0	0	0	0	9	13	0.00	2.500

PITCHER	IP	WLS	BF	H	R	ER	SO	BB	IBB	HBP	BLK	WP	HR	S	P	ERA	WHIP

TOP

New York Yankees @ California Angels

Anaheim Stadium, Anaheim, CA

Mon Aug 11 1975, 10:05 PM EDT

Att. 9,491 - Unknown - 73 F

livebaseballscorecards.com

AB	32
R	1
H	9
RBI	1
BB	2
SO	6
LOB	17

Batter	1	2	3	4	5	6	7	8	9	AB	R	H	RBI	BB	SO	LOB
Morris Nettles, L (1, 10) OBP: 0.308, SLG: 0.286 Bobby Valentine, R (5, PH) OBP: 0.320, SLG: 0.304	1-3		1-2 1B		F9		2B 1B 1B	F8		2 3	0 1	1 1	0 0	0 0	0 0	0 0
Jerry Remy, L (1, 4) OBP: 0.314, SLG: 0.321	6-3		F5		4-3		K	4-3		5	0	0	0	0	1	2
Mickey Rivers, L (1, 8) OBP: 0.339, SLG: 0.371	S 1B			S S 2B 1B			1-3 1B 2B	BBBB	4-0 BB	4	2	4	0	1	0	0
Adrian Garrett, L (1, 3) OBP: 0.286, SLG: 0.440	0-3 K 1-2			0-3 K 1-2	F8		BBBB 4-0 1B WP BB	0-3 K		4	1	0	0	1	3	4
Dave Collins, S (1, 7) OBP: 0.376, SLG: 0.382		4-3		BBBB 4-0 S 2B 2-3 BB		4-3 1B 1B	0-0 S 2B 1B 1-3 2-H 3-H			3	3	2	2	1	0	0
Leroy Stanton, R (1, 9) OBP: 0.354, SLG: 0.424	F9			S 1B 2B 1-H 3-H		BBBB 4-0 1-2	2B BB 1-2 3-H			3	1	1	2	1	0	1
Dave Chalk, R (1, 5) OBP: 0.362, SLG: 0.365	1-3			FC6-4 1B 2-H		1B 2-H	2B 1-3 2-H			4	0	3	3	0	0	0
Ike Hampton, S (1, 2) OBP: 0.259, SLG: 0.216			K	FC6-4 FC6-4 1-2f		6-3	F9			4	0	0	0	0	1	4
Rudy Meoli, L (1, 6) OBP: 0.308, SLG: 0.226			1B 1B	FC6-4 1-2f		G3	F8			4	0	1	0	0	0	4
Inning Stats	R: 0 H: 1 E: 0 LOB: 1 K: 1 BB: 0 S: 6 P: 6	R: 0 H: 0 E: 0 LOB: 0 K: 0 BB: 0 S: 3 P: 3	R: 0 H: 2 E: 0 LOB: 1 K: 1 BB: 0 S: 6 P: 6	R: 3 H: 3 E: 0 LOB: 1 K: 1 BB: 1 S: 8 P: 12	R: 0 H: 1 E: 0 LOB: 1 K: 0 BB: 0 S: 4 P: 4	R: 1 H: 2 E: 0 LOB: 1 K: 0 BB: 0 S: 5 P: 5	R: 4 H: 4 E: 0 LOB: 2 K: 1 BB: 2 S: 9 P: 17	R: 0 H: 0 E: 0 LOB: 1 K: 1 BB: 1 S: 5 P: 9		1B: 10 SF: 0 2B: 3 SAC: 0 3B: 0 DP: 0 HR: 0 HBP: 0						

BOTTOM

New York Yankees @ California Angels

Anaheim Stadium, Anaheim, CA

Mon Aug 11 1975, 10:05 PM EDT

Att. 9,491 - Unknown - 73 F

livebaseballscorecards.com

AB	36
R	8
H	13
RBI	7
BB	4
SO	5
LOB	15

WP: 1 PA: 40
PB: 0
SB: 6
CS: 0

PITCHER		IP	WLS	BF	H	R	ER	SO	BB	IBB	HBP	BLK	WP	HR	S	P	ERA	WHIP
Pat Dobson, R ERA: 3.92	(1, 1)	3.1	L	16	6	3	3	3	1	0	0	0	0	0	21	25	8.10	2.100
Sparky Lyle, L ERA: 3.34	(4, 1)	3.0		16	6	5	5	1	1	0	0	0	0	0	17	21	15.00	2.333
Tippy Martinez, L ERA: 4.38	(7, 1)	0.2		4	1	0	0	0	1	0	0	0	1	0	3	7	0.00	3.000
Ron Guidry, L ERA:	(8, 1)	1.0		4	0	0	0	1	1	0	0	0	0	0	5	9	0.00	1.000

PITCHER	IP	WLS	BF	H	R	ER	SO	BB	IBB	HBP	BLK	WP	HR	S	P	ERA	WHIP

Batter	1	2	3	4	5	6	7	8	9	AB	R	H	RBI	BB	SO	LOB
Bernie Carbo, L (1, 9) OBP: 0.411, SLG: 0.507	SSS 0-3 ① K	x 0-0 ③ P7		SSS 0-3 ② K		x 0-0 1-3 2B		SSS 0-3 ② K	x 0-0 ③ F8	4	0	1	0	0	2	0
Rick Miller, L (7, 9) OBP: 0.327, SLG: 0.250										2	0	0	0	0	1	2
Denny Doyle, L (1, 4) OBP: 0.319, SLG: 0.411	x 0-0 HBP 1B 1B 1B		x 0-0 2B 1B	x 0-0 ③ L3		x 0-0 ③ 6-3		x 0-0 ③ F3		2	2	2	0	0	0	0
Doug Griffin, R (4, PH) (4, 4) OBP: 0.304, SLG: 0.297										3	0	0	0	0	0	2
Carl Yastrzemski, L (1, 10) OBP: 0.385, SLG: 0.436	x 0-0 1-2 HBP 1B 1B		x 0-0 3-1 1-H 1B 2B	BBBB 4-0 SH1-4 BB			BBBB 4-0 CS BB		x 0-0 FC6-2 3B	2	2	2	1	0	0	0
Juan Beniquez, R (5, PH) OBP: 0.381, SLG: 0.417										0	0	0	0	2	0	0
Tim Blackwell, S (9, PH) OBP: 0.295, SLG: 0.250										1	0	1	0	0	0	0
Fred Lynn, L (1, 8) OBP: 0.405, SLG: 0.592	x 0-0 ② L7		x 0-0 ① 3-1 2-3		x 0-0 ① SH1-4 1-2		x 0-0 ① FC3-6 1-2 1B		BBBB 4-0 FC6-2 1B BB	3	1	1	0	1	0	3
Jim Rice, R (1, 7) OBP: 0.341, SLG: 0.503	H 1-0 1B 1-2 2-3 HBP		x 0-0 BB 1B 3-H 1B		x 0-0 E6 G5-4-3		x 0-0 ② FC3-6 2B 1-2f		x 0-0 ① FC6-2 1B 1-3 3-H	4	2	1	1	0	0	4
Carlton Fisk, R (1, 2) OBP: 0.392, SLG: 0.514	x 0-0 1-2 2-H 3-H 1B		BBBB 4-0 1B 1-2 BB		x 0-0 ②③ G5-4-3 1-2f		x 0-0 1-3 2B		x 0-0 1B 2-H 3-H 1B	4	1	3	4	1	0	2
Cecil Cooper, L (1, 3) OBP: 0.365, SLG: 0.597	x 0-0 ③ L4		x 0-0 G6-4-3 1-2 2-H 1B			SSS 0-3 ① K	4-0 FC6-4 IBB		x 0-0 1B 2-H 1B	4	0	2	2	1	1	2
Rico Petrocelli, R (1, 5) OBP: 0.328, SLG: 0.336		x 0-0 ① 5-3	x 0-0 ②③ G6-4-3 1-2f			x 0-0 FC6-4 1B	x 0-0 ③ FC6-4 1-2f		x 0-0 ② F9	5	0	1	0	0	0	6
Rick Burleson, R (1, 6) OBP: 0.321, SLG: 0.349		x 0-0 ② P9		x 0-0 ① 5-3		x 0-0 ② FC6-4 2B 1-2f		x 0-0 ① F7	x 0-0 1-2 1B	5	0	1	0	0	0	1
Inning Stats	R: 2 E: 0 K: 1 S: 8 H: 3 LOB: 2 BB: 0 P: 9	R: 0 E: 0 K: 0 S: 3 H: 0 LOB: 0 BB: 0 P: 3	R: 3 E: 0 K: 0 S: 6 H: 4 LOB: 1 BB: 1 P: 10	R: 0 E: 0 K: 1 S: 5 H: 0 LOB: 0 BB: 0 P: 5	R: 0 E: 1 K: 0 S: 3 H: 0 LOB: 1 BB: 1 P: 7	R: 0 E: 0 K: 1 S: 7 H: 2 LOB: 2 BB: 0 P: 7	R: 0 E: 0 K: 0 S: 4 H: 2 LOB: 3 BB: 2 P: 12	R: 0 E: 0 K: 1 S: 5 H: 0 LOB: 0 BB: 0 P: 5	R: 3 E: 0 K: 0 S: 7 H: 4 LOB: 2 BB: 1 P: 11	1B: 11 2B: 3 3B: 1 HR: 0 SF: 0 SAC: 1 DP: 2 HBP: 1							

PITCHER		IP	WLS	BF	H	R	ER	SO	BB	IBB	HBP	BLK	WP	HR	S	P	ERA	WHIP
Chuck Hockenbery, R ERA: 4.78	(1, 1)	2.1	L	15	6	5	5	1	1	0	1	0	0	0	15	20	19.29	3.000
Andy Hassler, L ERA: 6.01	(3, 1)	3.1		13	3	0	0	2	1	0	0	0	0	0	16	20	0.00	1.200
Dick Lange, R ERA: 4.92	(6, 1)	3.1		18	6	3	3	1	2	1	0	0	0	0	17	29	8.10	2.400

PITCHER	IP	WLS	BF	H	R	ER	SO	BB	IBB	HBP	BLK	WP	HR	S	P	ERA	WHIP

TOP

Boston Red Sox @ California Angels

Anaheim Stadium, Anaheim, CA

Tue Aug 12 1975, 10:05 PM EDT

Att. 12,365 - Unknown - 74 F

livebaseballscorecards.com

AB	39
R	8
H	15
RBI	8
BB	5
SO	4
LOB	22

WP: 0 PB: 0 SB: 0 CS: 1 PA: 46

Boston Red Sox @ California Angels

Anaheim Stadium, Anaheim, CA

Tue Aug 12 1975, 10:05 PM EDT

Att. 12,365 - Unknown - 74 F

BOTTOM

Batter	1	2	3	4	5	6	7	8	9	AB	R	H	RBI	BB	SO	LOB
Morris Nettles, L (1, 10) OBP: 0.307, SLG: 0.282	K		P7		BB 1B 1-3 BB		F7		6-3	4	1	0	0	1	1	1
Jerry Remy, L (1, 4) OBP: 0.315, SLG: 0.320	1B		G3 2-3		1B 1-2 BB		K 1B		F7	4	0	1	0	1	1	1
Mickey Rivers, L (1, 8) OBP: 0.340, SLG: 0.372	F9		F8		1-2 2-H 3-H 1B		1-2 1B			4	0	2	2	0	0	2
Adrian Garrett, L (1, 3) OBP: 0.267, SLG: 0.407	K			L9	L1		F8			4	0	0	0	0	1	5
Dave Collins, S (1, 7) OBP: 0.374, SLG: 0.385		2B		F8		F8		3-1		4	0	1	0	0	0	0
Leroy Stanton, R (1, 9) OBP: 0.353, SLG: 0.422		6-3		K		1B		K		4	0	1	0	0	2	1
Dave Chalk, R (1, 5) OBP: 0.361, SLG: 0.362		6-3			6-3	F4		BB		3	0	0	0	1	0	2
Ike Hampton, S (1, 2) OBP: 0.262, SLG: 0.222 Bobby Valentine, R (8, PH) OBP: 0.308, SLG: 0.292 Ellie Rodriguez, R (9, 2) OBP: 0.384, SLG: 0.298		K			E 1B 1B	K		P9		3 1 0	1 0 0	1 0 0	0 0 0	0 0 0	2 0 0	2 1 0
Rudy Meoli, L (1, 6) OBP: 0.306, SLG: 0.237			G3 2B		F8		K		G3	4	0	1	0	0	1	1
Inning Stats	R: 0 H: 1 E: 0 LOB: 1 K: 2 BB: 0 S: 8 P: 8	R: 0 H: 1 E: 0 LOB: 1 K: 1 BB: 0 S: 6 P: 6	R: 0 H: 1 E: 0 LOB: 1 K: 0 BB: 0 S: 4 P: 4	R: 0 H: 0 E: 0 LOB: 0 K: 1 BB: 0 S: 5 P: 5	R: 2 H: 2 E: 1 LOB: 2 K: 0 BB: 2 S: 5 P: 13	R: 0 H: 1 E: 0 LOB: 1 K: 1 BB: 0 S: 6 P: 6	R: 0 H: 1 E: 0 LOB: 2 K: 2 BB: 0 S: 9 P: 9	R: 0 H: 0 E: 0 LOB: 1 K: 1 BB: 1 S: 5 P: 9	R: 0 H: 0 E: 0 LOB: 0 K: 0 BB: 0 S: 3 P: 3	1B: 5 SF: 0 2B: 2 SAC: 0 3B: 0 DP: 0 HR: 0 HBP: 0						

livebaseballscorecards.com

AB	35
R	2
H	7
RBI	2
BB	3
SO	8
LOB	16

WP: 1 PA: 38
PB: 0
SB: 0
CS: 0

PITCHER	IP	WLS	BF	H	R	ER	SO	BB	IBB	HBP	BLK	WP	HR	S	P	ERA	WHIP
Rick Wise, R (1, 1) ERA: 4.07	9.0	W	38	7	2	2	8	3	0	0	0	1	0	51	63	2.00	1.111

PITCHER	IP	WLS	BF	H	R	ER	SO	BB	IBB	HBP	BLK	WP	HR	S	P	ERA	WHIP

Batter	1	2	3	4	5	6	7	8	9	AB	R	H	RBI	BB	SO	LOB
Bernie Carbo, L (1, 9) OBP: 0.407, SLG: 0.500	G3		K		K			4-3		4	0	0	0	0	2	0
Denny Doyle, L (1, 4) OBP: 0.318, SLG: 0.408	2B E 1B		5-3			6-3			4-3	4	1	1	0	0	0	0
Carl Yastrzemski, L (1, 10) OBP: 0.384, SLG: 0.437	K		4-3			K			6-3 1B 2B	4	1	1	0	0	2	1
Fred Lynn, L (1, 8) OBP: 0.406, SLG: 0.594	E8 1-H 2B			G6-4-3 1B		F7			6-3 2-3	4	0	2	0	0	0	1
Jim Rice, R (1, 7) OBP: 0.342, SLG: 0.503	4-3			G6-4-3 1-2f			G6-4-3 1B		FC6-4 3-H 1B	4	0	2	1	0	0	2
Carlton Fisk, R (1, 2) OBP: 0.394, SLG: 0.514		1B G6-4-3 1B		S 1B			G6-4-3 1-2f		FC6-4 1-2f	4	1	2	0	0	0	2
Cecil Cooper, L (1, 3) OBP: 0.365, SLG: 0.593		G6-4-3 1-3 1B		F7 1-2			F7			3	0	1	0	0	0	1
Rick Burleson, R (1, 6) OBP: 0.321, SLG: 0.349		G6-4-3 1-2f 3-H			5-3			G6-4-3 1B		3	0	1	0	0	0	1
Bob Heise, R (1, 5) OBP: 0.237, SLG: 0.222		6-3			6-3			G6-4-3 1-2f		2	0	0	0	0	0	0
Juan Beniquez, R (8, PH) OBP: 0.379, SLG: 0.415 (8, 5)										1	0	0	0	0	0	1
Inning Stats	R: 1 E: 1 K: 1 S: 7 H: 2 LOB: 1 BB: 0 P: 7	R: 1 E: 0 K: 0 S: 4 H: 2 LOB: 0 BB: 0 P: 4	R: 0 E: 0 K: 1 S: 5 H: 0 LOB: 0 BB: 0 P: 5	R: 0 E: 0 K: 0 S: 4 H: 2 LOB: 1 BB: 0 P: 4	R: 0 E: 0 K: 1 S: 5 H: 0 LOB: 0 BB: 0 P: 5	R: 0 E: 0 K: 1 S: 5 H: 0 LOB: 0 BB: 0 P: 5	R: 0 E: 0 K: 0 S: 3 H: 1 LOB: 0 BB: 0 P: 3	R: 0 E: 0 K: 0 S: 3 H: 1 LOB: 0 BB: 0 P: 3	R: 1 E: 0 K: 0 S: 5 H: 2 LOB: 1 BB: 0 P: 5	1B: 8 2B: 2 3B: 0 HR: 0 SF: 0 SAC: 0 DP: 4 HBP: 0						

PITCHER	IP	WLS	BF	H	R	ER	SO	BB	IBB	HBP	BLK	WP	HR	S	P	ERA	WHIP
Ed Figueroa, R (1, 1) ERA: 2.42	9.0	W	33	10	3	2	4	0	0	0	0	0	0	41	41	2.00	1.111

PITCHER	IP	WLS	BF	H	R	ER	SO	BB	IBB	HBP	BLK	WP	HR	S	P	ERA	WHIP

TOP

Boston Red Sox @ California Angels

Anaheim Stadium, Anaheim, CA

Wed Aug 13 1975, 10:05 PM EDT

Att. 13,750 - Unknown - 73 F

livebaseballscorecards.com

AB	33
R	3
H	10
RBI	1
BB	0
SO	4
LOB	9

Batter	1	2	3	4	5	6	7	8	9	AB	R	H	RBI	BB	SO	LOB
Morris Nettles, L (1, 9) OBP: 0.308, SLG: 0.282	K		FC4 2B 1B BB			6-3		K		4	1	1	0	1	2	0
Jerry Remy, L (1, 4) OBP: 0.316, SLG: 0.322	CS BB		FC4 2B WP F7			1B E 2B		F9		4	2	1	0	1	0	4
Mickey Rivers, L (1, 8) OBP: 0.343, SLG: 0.377	F9		WP 2B 2B	5-3		S 1B		1B		5	1	3	1	0	0	1
Adrian Garrett, L (1, 10) OBP: 0.262, SLG: 0.407		1-3	1B 2B	F7		K		F9		5	1	1	1	0	1	2
Dave Collins, S (1, 7) OBP: 0.372, SLG: 0.382		K	E 1B 1B	4-3		K				4	1	1	1	0	2	1
Bruce Bochte, L (1, 3) OBP: 0.348, SLG: 0.339		2B 2B	K		G3 1B		F7			4	1	2	0	0	1	1
Dave Chalk, R (1, 5) OBP: 0.362, SLG: 0.366		2B	E 1B 1B		G3		F8			4	1	2	1	0	0	1
Ike Hampton, S (1, 2) OBP: 0.262, SLG: 0.211		K	E6 1B		F8		BB			3	0	0	0	1	1	4
Mike Miley, S (1, 6) OBP: 0.243, SLG: 0.247			F8 1B		K		5-3			4	0	1	2	0	1	2
Inning Stats	R: 0 E: 0 K: 1 S: 4 H: 0 LOB: 0 BB: 1 P: 8	R: 1 E: 0 K: 2 S: 9 H: 2 LOB: 1 BB: 0 P: 9	R: 6 E: 1 K: 1 S: 13 H: 6 LOB: 3 BB: 1 P: 17	R: 0 E: 0 K: 0 S: 3 H: 0 LOB: 0 BB: 0 P: 3	R: 0 E: 0 K: 1 S: 6 H: 1 LOB: 1 BB: 0 P: 6	R: 1 E: 0 K: 2 S: 9 H: 2 LOB: 1 BB: 0 P: 9	R: 0 E: 0 K: 0 S: 3 H: 0 LOB: 0 BB: 1 P: 7	R: 0 E: 0 K: 1 S: 6 H: 1 LOB: 1 BB: 0 P: 6		1B: 7 2B: 5 3B: 0 HR: 0 SF: 0 SAC: 0 DP: 0 HBP: 0						

PITCHER		IP	WLS	BF	H	R	ER	SO	BB	IBB	HBP	BLK	WP	HR	S	P	ERA	WHIP
Reggie Cleveland, R ERA: 5.12	(1, 1)	2.1	L	14	6	6	5	3	1	0	0	0	1	0	19	23	19.29	3.000
Jim Burton, L ERA: 2.98	(3, 1)	3.2		18	5	2	0	4	1	0	0	0	0	0	25	29	0.00	1.636
Diego Segui, R ERA: 5.34	(7, 1)	2.0		8	1	0	0	1	1	0	0	0	0	0	9	13	0.00	1.000

PITCHER	IP	WLS	BF	H	R	ER	SO	BB	IBB	HBP	BLK	WP	HR	S	P	ERA	WHIP

BOTTOM

Boston Red Sox @ California Angels

Anaheim Stadium, Anaheim, CA

Wed Aug 13 1975, 10:05 PM EDT

Att. 13,750 - Unknown - 73 F

livebaseballscorecards.com

AB	37
R	8
H	12
RBI	6
BB	3
SO	8
LOB	16

WP: 1 PB: 0 SB: 2 CS: 1 PA: 40

Batter	1	2	3	4	5	6	7	8	9	AB	R	H	RBI	BB	SO	LOB
Cecil Cooper, L (1, 10) OBP: 0.361, SLG: 0.582	F7	4-3			4-3 1-2	F7		1B		5	0	1	0	0	0	2
Denny Doyle, L (1, 4) OBP: 0.320, SLG: 0.412	1B 1B 1B	4-3	4-3		4-3 2-3		F8 1B 2B	K		5	2	2	0	0	1	2
Carl Yastrzemski, L (1, 3) OBP: 0.387, SLG: 0.436	1B 1-3 1B	4-3	4-3		BBBB 4-0 1B 1B BB		BBBB 4-0 1B BB		4-3	3	0	1	0	2	0	0
Fred Lynn, L (1, 8) OBP: 0.406, SLG: 0.591	1-3 3-H 1B	6-3			1B 1-2 3-H 1B		F8 2-3		F8	5	0	2	2	0	0	2
Jim Rice, R (1, 7) OBP: 0.343, SLG: 0.503	1-0 HBP			4-3	1-2 2-3 1B		1-2 3-H 1B		F9	0	0	0	0	0	0	0
Juan Beniquez, R (2, 7) OBP: 0.381, SLG: 0.417										4	0	2	1	0	0	0
Carlton Fisk, R (1, 2) OBP: 0.385, SLG: 0.500	P8			5-3	F8		SSS 0-3 K			4	0	0	0	0	1	8
Rick Miller, L (1, 9) OBP: 0.324, SLG: 0.250	G3			1B		4-3	1-3			4	0	1	0	0	0	5
Rico Petrocelli, R (1, 5) OBP: 0.324, SLG: 0.331		F9		F4		6-3		6-3		4	0	0	0	0	0	1
Rick Burleson, R (1, 6) OBP: 0.322, SLG: 0.349		F3			4-3 4-3 1B 1B	BBBB 4-0 BB		F8		3	1	1	0	1	0	0
Inning Stats	R: 1 E: 0 K: 0 S: 6 H: 3 LOB: 3 BB: 0 P: 7	R: 0 E: 0 K: 0 S: 3 H: 0 LOB: 0 BB: 0 P: 3	R: 0 E: 0 K: 0 S: 3 H: 0 LOB: 0 BB: 0 P: 3	R: 0 E: 0 K: 0 S: 4 H: 1 LOB: 1 BB: 0 P: 4	R: 1 E: 0 K: 0 S: 6 H: 3 LOB: 3 BB: 1 P: 10	R: 0 E: 0 K: 0 S: 3 H: 0 LOB: 1 BB: 1 P: 7	R: 1 E: 0 K: 1 S: 7 H: 2 LOB: 2 BB: 1 P: 11	R: 0 E: 0 K: 1 S: 6 H: 1 LOB: 1 BB: 0 P: 6	R: 0 E: 0 K: 0 S: 3 H: 0 LOB: 0 BB: 0 P: 3	1B: 9 2B: 1 3B: 0 HR: 0 SF: 0 SAC: 0 DP: 0 HBP: 1						

TOP

Boston Red Sox @ California Angels

Anaheim Stadium, Anaheim, CA

Thu Aug 14 1975, 10:05 PM EDT

Att. 11,984 - Unknown

livebaseballscorecards.com

AB	37
R	3
H	10
RBI	3
BB	3
SO	2
LOB	20

WP: 0 PB: 0 SB: 0 CS: 0 PA: 41

PITCHER		IP	WLS	BF	H	R	ER	SO	BB	IBB	HBP	BLK	WP	HR	S	P	ERA	WHIP
Bill Singer, R ERA: 4.38	(1, 1)	6.1	W	32	9	3	3	0	3	0	1	0	0	0	28	41	4.26	1.895
Don Kirkwood, R ERA: 2.47	(7, 1)	2.2	S	9	1	0	0	2	0	0	0	0	0	0	13	13	0.00	0.375

PITCHER	IP	WLS	BF	H	R	ER	SO	BB	IBB	HBP	BLK	WP	HR	S	P	ERA	WHIP

Batter	1	2	3	4	5	6	7	8	9	AB	R	H	RBI	BB	SO	LOB
Dave Collins, S (1, 7) OBP: 0.370, SLG: 0.377	F8		BBBB 4-0 2B 1B 1-2 2-3 BB		6-3		L3			3	1	0	0	1	0	1
Jerry Remy, L (1, 4) OBP: 0.317, SLG: 0.326	1-3		1B 1-3 2-H 3-H 2B		CS 1B			6-3		4	1	2	2	0	0	0
Mickey Rivers, L (1, 8) OBP: 0.344, SLG: 0.378	F6		SSS K		CS 1-2 1B			FC6-4 1B		4	0	2	0	0	1	2
Leroy Stanton, R (1, 9) OBP: 0.352, SLG: 0.420		F6	1B 2-H 3-H 1B		CS 1-2	5-3		FC6-4 1B 1-2f		4	1	1	2	0	0	1
Dave Chalk, R (1, 5) OBP: 0.363, SLG: 0.368		F8	1B 2-H 1B			B1-3		1-2 1B		4	0	2	1	0	0	0
Bruce Bochte, L (1, 3) OBP: 0.347, SLG: 0.338		F7	2-H 1B			SSS K		6-3		4	0	1	0	0	1	2
John Balaz, R (1, 10) OBP: 0.344, SLG: 0.492			BB 1B 2B 1B	5-3			SH5-4 1B			3	1	2	0	0	0	0
Ike Hampton, S (1, 2) OBP: 0.269, SLG: 0.220			1-2 BB 2B 1B	2-3			SH5-4 1-2			2	1	1	0	0	0	0
Mike Miley, S (1, 6) OBP: 0.236, SLG: 0.240			SSS K	L7			F4			3	0	0	0	0	1	3
Inning Stats	R: 0 H: 0 E: 0 LOB: 0 K: 0 BB: 0 S: 3 P: 3	R: 0 H: 0 E: 0 LOB: 0 K: 0 BB: 0 S: 3 P: 3	R: 5 H: 6 E: 0 LOB: 2 K: 2 BB: 1 S: 12 P: 16	R: 0 H: 0 E: 0 LOB: 0 K: 0 BB: 0 S: 3 P: 3	R: 0 H: 2 E: 0 LOB: 0 K: 0 BB: 0 S: 3 P: 3	R: 0 H: 0 E: 0 LOB: 0 K: 1 BB: 0 S: 5 P: 5	R: 0 H: 1 E: 0 LOB: 1 K: 0 BB: 0 S: 4 P: 4	R: 0 H: 2 E: 0 LOB: 2 K: 0 BB: 0 S: 5 P: 5		1B: 10 SF: 0 2B: 1 SAC: 1 3B: 0 DP: 0 HR: 0 HBP: 0						

PITCHER		IP	WLS	BF	H	R	ER	SO	BB	IBB	HBP	BLK	WP	HR	S	P	ERA	WHIP
Bill Lee, L ERA: 3.87	(1, 1)	8.0	L	33	11	5	5	3	1	0	0	0	0	0	38	42	5.62	1.500

PITCHER		IP	WLS	BF	H	R	ER	SO	BB	IBB	HBP	BLK	WP	HR	S	P	ERA	WHIP

BOTTOM

Boston Red Sox @ California Angels

Anaheim Stadium, Anaheim, CA

Thu Aug 14 1975, 10:05 PM EDT

Att. 11,984 - Unknown

livebaseballscorecards.com

AB	31
R	5
H	11
RBI	5
BB	1
SO	3
LOB	9

PA: 34

WP: 0 PB: 0 SB: 0 CS: 2

Batter	1	2	3	4	5	6	7	8	9	AB	R	H	RBI	BB	SO	LOB
Ron LeFlore, R (1, 8) OBP: 0.307, SLG: 0.368	SSS 0-3 ① K		SSS 0-3 ③ K			x 0-0 CS 1B		SSS 0-3 ② K		4	0	1	0	0	3	1
Gary Sutherland, R (1, 4) OBP: 0.320, SLG: 0.330	x 0-0 ② 4-3			x 0-0 ① F3		x 0-0 ① ② 6-3 1-2		x 0-0 ③ F2		4	0	0	0	0	0	2
Dan Meyer, L (1, 3) OBP: 0.306, SLG: 0.369	x 0-0 ③ F7			x 0-0 E3 E S		x 0-0 ③ F8			x 0-0 ① 4-3	4	0	0	0	0	0	0
Willie Horton, R (1, 10) OBP: 0.321, SLG: 0.430		x 0-0 ① F9		SSS 0-3 ② K 1-3			x 0-0 1B		x 0-0 1B	4	0	2	0	0	1	1
Bill Freehan, R (1, 2) OBP: 0.315, SLG: 0.412		BBBB 4-0 FC6-4 BB		BBBB 4-0 BB			SSS 0-3 ① K		x 0-0 ② F9	2	0	0	0	2	1	2
Leon Roberts, R (1, 9) OBP: 0.327, SLG: 0.406		x 0-0 ② F8		SSS 0-3 ③ K			x 0-0 ② F4		x 0-0 ③ F7	4	0	0	0	0	1	5
Aurelio Rodriguez, R (1, 5) OBP: 0.281, SLG: 0.381		x 0-0 ③ FC6-4 1-2f			x 0-0 ① F9		SSS 0-3 ③ K			3	0	0	0	0	1	2
Ben Oglivie, L (1, 7) OBP: 0.296, SLG: 0.378			x 0-0 ① 1-3		x 0-0 ② 1-3			x 0-0 ① 6-3		3	0	0	0	0	0	0
Tom Veryzer, R (1, 6) OBP: 0.274, SLG: 0.287			x 0-0 ② 1-3		SSS 0-3 ③ K			x 0-0 1B		3	0	1	0	0	1	0
Inning Stats	R: 0 E: 0 K: 1 S: 5 H: 0 LOB: 0 BB: 0 P: 5	R: 0 E: 0 K: 0 S: 3 H: 0 LOB: 1 BB: 1 P: 7	R: 0 E: 0 K: 1 S: 5 H: 0 LOB: 0 BB: 0 P: 5	R: 0 E: 1 K: 2 S: 8 H: 0 LOB: 2 BB: 1 P: 12	R: 0 E: 0 K: 1 S: 5 H: 0 LOB: 0 BB: 0 P: 5	R: 0 E: 0 K: 0 S: 3 H: 1 LOB: 0 BB: 0 P: 3	R: 0 E: 0 K: 2 S: 8 H: 1 LOB: 1 BB: 0 P: 8	R: 0 E: 0 K: 1 S: 6 H: 1 LOB: 1 BB: 0 P: 6	R: 0 E: 0 K: 0 S: 4 H: 1 LOB: 1 BB: 0 P: 4	1B: 4 2B: 0 3B: 0 HR: 0	SF: 0 SAC: 0 DP: 0 HBP: 0			WP: 0 PB: 0 SB: 1 CS: 1	PA: 33		

PITCHER	IP	WLS	BF	H	R	ER	SO	BB	IBB	HBP	BLK	WP	HR	S	P	ERA	WHIP
Frank Tanana, L (1, 1) ERA: 2.57	9.0	W	33	4	0	0	8	2	0	0	0	0	0	47	55	0.00	0.667

PITCHER	IP	WLS	BF	H	R	ER	SO	BB	IBB	HBP	BLK	WP	HR	S	P	ERA	WHIP

TOP

Detroit Tigers @ California Angels

Anaheim Stadium, Anaheim, CA

Fri Aug 15 1975, 10:05 PM EDT

Att. 8,885 - Unknown

livebaseballscorecards.com

AB	31
R	0
H	4
RBI	0
BB	2
SO	8
LOB	13

Batter	1	2	3	4	5	6	7	8	9	AB	R	H	RBI	BB	SO	LOB
Dave Collins, S (1, 7) OBP: 0.371, SLG: 0.378	5-3		F8			SH3-4, 1B		F8; FC6, 1-2, 2-H, 1B		5	1	2	1	0	0	0
Jerry Remy, L (1, 4) OBP: 0.317, SLG: 0.327	F7		F7			SH3-4, 1-2		4-3, 1B, 2B; FC6, 1-2		4	1	1	0	0	0	2
Mickey Rivers, L (1, 8) OBP: 0.345, SLG: 0.379	1B			5-3		E, S, 2-H, 1B		4-3, 2-3		4	0	2	1	0	0	1
Leroy Stanton, R (1, 9) OBP: 0.351, SLG: 0.418	F8			SSS, K		P7, 1-3		S, HR, 3-H, 1B		4	1	1	1	0	1	2
Dave Chalk, R (1, 5) OBP: 0.364, SLG: 0.367		1-3		1B		F8		BBBB; 4-0, HR, 1-2, BB		3	1	1	0	1	0	1
Bruce Bochte, L (1, 3) OBP: 0.353, SLG: 0.365		1B, 2B		5-3			1-3, SF9, 2B	HR, 1-H, 2-H		4	2	3	3	0	0	1
John Balaz, R (1, 10) OBP: 0.349, SLG: 0.492		2-H, 1B			6-3		1-3, 2-3	1B, 1B, 1B		2	0	1	0	0	0	0
Bobby Valentine, R (7, PH) OBP: 0.321, SLG: 0.308										2	1	1	0	0	0	1
Ike Hampton, S (1, 2) OBP: 0.261, SLG: 0.213		SSS, K			F5		SF9, 3-H	1B, 1-3, 1B, 1B		2	0	0	0	0	1	1
Ellie Rodriguez, R (7, PH) OBP: 0.385, SLG: 0.302										1	1	1	1	0	0	0
(8, 2)																
Mike Miley, S (1, 6) OBP: 0.237, SLG: 0.240			5-3		SSS, K		F7	1B, 1-2, 3-H, 1B		4	0	1	1	0	1	0
Inning Stats	R: 0 E: 0 K: 0 S: 4 H: 1 LOB: 1 BB: 0 P: 4	R: 0 E: 0 K: 1 S: 6 H: 2 LOB: 1 BB: 0 P: 6	R: 0 E: 0 K: 0 S: 3 H: 0 LOB: 0 BB: 0 P: 3	R: 0 E: 0 K: 1 S: 6 H: 1 LOB: 1 BB: 0 P: 6	R: 0 E: 0 K: 1 S: 5 H: 0 LOB: 0 BB: 0 P: 5	R: 1 E: 0 K: 0 S: 5 H: 2 LOB: 1 BB: 0 P: 5	R: 1 E: 0 K: 0 S: 4 H: 1 LOB: 0 BB: 0 P: 4	R: 6 E: 0 K: 0 S: 10 H: 7 LOB: 2 BB: 1 P: 14		1B: 10 2B: 3 3B: 0 HR: 1	SF: 1 SAC: 1 DP: 0 HBP: 0					

BOTTOM

Detroit Tigers @ California Angels

Anaheim Stadium, Anaheim, CA

Fri Aug 15 1975, 10:05 PM EDT

Att. 8,885 - Unknown

livebaseballscorecards.com

AB	35
R	8
H	14
RBI	8
BB	1
SO	3
LOB	9

WP: 0 PB: 0 SB: 2 CS: 0 PA: 38

PITCHER		IP	WLS	BF	H	R	ER	SO	BB	IBB	HBP	BLK	WP	HR	S	P	ERA	WHIP
Mickey Lolich, L ERA: 3.6	(1, 1)	8.0	L	38	14	8	8	3	1	0	0	0	0	1	43	47	9.00	1.875

PITCHER	IP	WLS	BF	H	R	ER	SO	BB	IBB	HBP	BLK	WP	HR	S	P	ERA	WHIP

Batter	1	2	3	4	5	6	7	8	9	AB	R	H	RBI	BB	SO	LOB
Ron LeFlore, R (1, 8) OBP: 0.310, SLG: 0.372	K	G4-6-3 1-2f			2B		1B	BB 1-2 2-3		4	0	2	0	1	1	1
Gary Sutherland, R (1, 4) OBP: 0.318, SLG: 0.328	4-3		F7			G3-6 1B	4-3	F8		5	0	1	0	0	0	5
Dan Meyer, L (1, 3) OBP: 0.310, SLG: 0.379	1B 2B		L4			G3-6 1-2f		E9 F9 1B	2B	5	3	3	0	0	0	1
Willie Horton, R (1, 10) OBP: 0.320, SLG: 0.426	1B E BB		L4			F9		F9 2-3	5-3	4	1	0	0	1	0	2
Bill Freehan, R (1, 2) OBP: 0.321, SLG: 0.427	E 1-2 2-H 1B			1-3			2B 3B	1B 1B 1B 3-H 1B	G3 2-H 2B	5	2	4	3	0	0	0
Ben Oglivie, L (1, 7) OBP: 0.299, SLG: 0.383	E4 FC6-4 1-2 2-H			F5			S 1B 2B 3-H	1B 1B 1-2 1B	G3 2-3	5	2	2	1	0	0	2
Leon Roberts, R (1, 9) OBP: 0.323, SLG: 0.400	FC6-4 1-2f			L3			6-3 2-3	K	3-1	5	0	0	0	0	1	6
Aurelio Rodriguez, R (1, 5) OBP: 0.284, SLG: 0.382		G4-6-3 1B			5-3		K	BB 1B 1-2 2-3 1B		4	0	2	0	0	1	1
Tom Veryzer, R (1, 6) OBP: 0.277, SLG: 0.290		F7			F9		1B 3-H 1B	BB 1-2 2-H 3-H 1B		4	0	2	3	0	0	1
Inning Stats	R: 2 E: 1 K: 1 S: 8 H: 2 LOB: 2 BB: 1 P: 12	R: 0 E: 0 K: 0 S: 3 H: 1 LOB: 0 BB: 0 P: 3	R: 0 E: 0 K: 0 S: 3 H: 0 LOB: 0 BB: 0 P: 3	R: 0 E: 0 K: 0 S: 3 H: 0 LOB: 0 BB: 0 P: 3	R: 0 E: 0 K: 0 S: 3 H: 1 LOB: 1 BB: 0 P: 3	R: 0 E: 0 K: 0 S: 3 H: 1 LOB: 0 BB: 0 P: 3	R: 2 E: 0 K: 1 S: 9 H: 4 LOB: 2 BB: 0 P: 9	R: 3 E: 1 K: 1 S: 10 H: 5 LOB: 3 BB: 1 P: 14	R: 1 E: 0 K: 0 S: 5 H: 2 LOB: 1 BB: 0 P: 5	1B: 10 2B: 5 3B: 1 HR: 0 SF: 0 SAC: 0 DP: 2 HBP: 0						

TOP

Detroit Tigers @ California Angels

Anaheim Stadium, Anaheim, CA

Sat Aug 16 1975, 10:05 PM EDT

Att. 31,569 - Unknown

livebaseballscorecards.com

AB	41
R	8
H	16
RBI	7
BB	2
SO	3
LOB	19

PITCHER		IP	WLS	BF	H	R	ER	SO	BB	IBB	HBP	BLK	WP	HR	S	P	ERA	WHIP
Chuck Hockenbery, R ERA: 4.68	(1, 1)	6.1	L	25	7	4	3	1	1	0	0	0	0	0	26	30	4.26	1.263
Don Kirkwood, R ERA: 2.7	(7, 1)	1.0		7	4	2	2	1	0	0	0	0	0	0	9	9	18.00	4.000
Jim Brewer, L ERA: 3.83	(8, 1)	0.2		6	3	1	1	1	1	0	0	0	0	0	7	11	13.50	6.000
Dick Lange, R ERA: 4.97	(9, 1)	1.0		5	2	1	1	0	0	0	0	0	0	0	5	5	9.00	2.000

PITCHER		IP	WLS	BF	H	R	ER	SO	BB	IBB	HBP	BLK	WP	HR	S	P	ERA	WHIP

WP: 0 PB: 0 SB: 1 CS: 0 PA: 43

BOTTOM

Detroit Tigers @ California Angels

Anaheim Stadium, Anaheim, CA

Sat Aug 16 1975, 10:05 PM EDT

Att. 31,569 - Unknown

Batter	1	2	3	4	5	6	7	8	9	AB	R	H	RBI	BB	SO	LOB
Morris Nettles, L (1, 9) OBP: 0.304, SLG: 0.278	G3		G6-3 1-2f			1-3		G6-3 1-2f		4	0	0	0	0	0	2
Jerry Remy, L (1, 4) OBP: 0.314, SLG: 0.325	5-3			F7		K		5-3		4	0	0	0	0	1	0
Mickey Rivers, L (1, 8) OBP: 0.344, SLG: 0.377	F8			4-3			FC4-6 BB		G3	3	0	0	0	1	0	0
Adrian Garrett, L (1, 10) OBP: 0.246, SLG: 0.381		K		E3			FC4-6 1B BB 1-2f		K	4	0	0	0	0	2	1
Dave Collins, S (1, 7) OBP: 0.365, SLG: 0.371		E2 G3		4-3			K		4-3	4	0	0	0	0	1	2
Bruce Bochte, L (1, 3) OBP: 0.353, SLG: 0.362		G3 2-3			4-3		1B BB 1-2			2	0	0	0	1	0	1
Dave Chalk, R (1, 5) OBP: 0.364, SLG: 0.367		L6			5-3		1B 1-2 2-3			3	0	1	0	0	0	1
Ellie Rodriguez, R (1, 2) OBP: 0.381, SLG: 0.297			K		F9		K			3	0	0	0	0	2	3
Mike Miley, S (1, 6) OBP: 0.248, SLG: 0.245			G6-3 BB			1-3		G6-3 1B		2	0	1	0	1	0	0
Inning Stats	R: 0 E: 0 K: 0 S: 3 H: 0 LOB: 0 BB: 0 P: 3	R: 0 E: 1 K: 1 S: 6 H: 0 LOB: 1 BB: 0 P: 6	R: 0 E: 0 K: 1 S: 4 H: 0 LOB: 0 BB: 1 P: 8	R: 0 E: 1 K: 0 S: 4 H: 0 LOB: 1 BB: 0 P: 4	R: 0 E: 0 K: 0 S: 3 H: 0 LOB: 0 BB: 0 P: 3	R: 0 E: 0 K: 1 S: 5 H: 0 LOB: 0 BB: 0 P: 5	R: 0 E: 0 K: 2 S: 8 H: 1 LOB: 3 BB: 2 P: 16	R: 0 E: 0 K: 0 S: 3 H: 1 LOB: 0 BB: 0 P: 3	R: 0 E: 0 K: 1 S: 5 H: 0 LOB: 0 BB: 0 P: 5	1B: 2 2B: 0 3B: 0 HR: 0 SF: 0 SAC: 0 DP: 2 HBP: 0						

PITCHER	IP	WLS	BF	H	R	ER	SO	BB	IBB	HBP	BLK	WP	HR	S	P	ERA	WHIP
Ray Bare, R (1, 1) ERA: 3.82	9.0	W	32	2	0	0	6	3	0	0	0	0	0	41	53	0.00	0.556

PITCHER	IP	WLS	BF	H	R	ER	SO	BB	IBB	HBP	BLK	WP	HR	S	P	ERA	WHIP

AB	**29**
R	**0**
H	**2**
RBI	**0**
BB	**3**
SO	**6**
LOB	**10**

WP: 0 PA: 32
PB: 0
SB: 0
CS: 0

livebaseballscorecards.com

Batter	1	2	3	4	5	6	7	8	9	AB	R	H	RBI	BB	SO	LOB
Ron LeFlore, R (1, 8) OBP: 0.313, SLG: 0.374	0-0: 1B, E, 1B	0-3: K		0-0: 6-3		0-0: 1B, 1-3, 2-H, 3-H, 1B			0-0: G6-3, 1B	5	1	3	2	0	1	0
John Knox, L (1, 4) OBP: 0.328, SLG: 0.290	0-0: BB, E, 1-3, SF8, 1B		0-0: F8	0-0: 4-3		0-0: 1-3, 1B			0-0: G6-3, 1-2f	5	1	2	0	0	0	1
Dan Meyer, L (1, 3) OBP: 0.306, SLG: 0.373	0-0: E6, BB, 1-2, 3-H		0-0: L3		0-0: F5	0-3: K			0-0: 3-1	5	0	0	1	0	1	3
Willie Horton, R (1, 10) OBP: 0.321, SLG: 0.425	4-0: 1-2, 2-3, BB		0-0: 1B		0-3: K		0-0: 4-3			3	0	1	0	1	1	0
Bill Freehan, R (1, 2) OBP: 0.318, SLG: 0.422	0-3: K		0-0: F8		0-0: F9		0-3: K			4	0	0	0	0	2	4
Ben Oglivie, L (1, 7) OBP: 0.303, SLG: 0.388	0-0: SF8, 3-H			0-0: 5-3, S, 2B, 1B		0-0: SH, 1B, FC6-2, 1B	0-3: K			3	1	2	1	0	1	0
Leon Roberts, R (1, 9) OBP: 0.323, SLG: 0.398	0-3: K			0-0: 5-3, 1-3		0-0: FC6-2, SH, 1-2, 1B, 1B		0-0: F9		4	1	1	0	0	1	3
Aurelio Rodriguez, R (1, 5) OBP: 0.284, SLG: 0.384		0-0: 5-3		0-0: HR, 3-H, 2B		0-0: SH, FC6-2, 1-2, 2-3, 1B		0-3: K		3	2	1	1	0	1	0
Tom Veryzer, R (1, 6) OBP: 0.277, SLG: 0.300		0-0: F4		0-0: 2-H, HR		0-0: FC6-2, 1B, 1-2, 2-3, 3-Hf		0-3: K		4	1	1	2	0	1	3
Inning Stats	R: 2 E: 1 K: 2 S: 10 H: 2 LOB: 2 BB: 1 P: 14	R: 0 E: 0 K: 1 S: 5 H: 0 LOB: 0 BB: 0 P: 5	R: 0 E: 0 K: 0 S: 4 H: 1 LOB: 1 BB: 0 P: 4	R: 3 E: 0 K: 0 S: 6 H: 3 LOB: 0 BB: 0 P: 6	R: 0 E: 0 K: 1 S: 5 H: 0 LOB: 0 BB: 0 P: 5	R: 2 E: 1 K: 1 S: 9 H: 4 LOB: 2 BB: 0 P: 9	R: 0 E: 0 K: 2 S: 7 H: 0 LOB: 0 BB: 0 P: 7	R: 0 E: 0 K: 2 S: 7 H: 0 LOB: 0 BB: 0 P: 7	R: 0 E: 0 K: 0 S: 3 H: 1 LOB: 0 BB: 0 P: 3	1B: 9 2B: 1 3B: 0 HR: 1	SF: 1 SAC: 1 DP: 1 HBP: 0						

TOP

Detroit Tigers @ California Angels

Anaheim Stadium, Anaheim, CA

Sun Aug 17 1975, 6:33 AM EDT

Att. 8,358 - Unknown

livebaseballscorecards.com

AB	36
R	7
H	11
RBI	7
BB	1
SO	9
LOB	14

WP: 0 PB: 0 SB: 1 CS: 0 PA: 39

PITCHER		IP	WLS	BF	H	R	ER	SO	BB	IBB	HBP	BLK	WP	HR	S	P	ERA	WHIP
Ed Figueroa, R ERA: 2.65	(1, 1)	5.2	L	28	9	7	6	4	1	0	0	0	0	1	35	39	9.53	1.765
Andy Hassler, L ERA: 5.84	(6, 1)	3.1		11	2	0	0	5	0	0	0	0	0	0	21	21	0.00	0.600

PITCHER	IP	WLS	BF	H	R	ER	SO	BB	IBB	HBP	BLK	WP	HR	S	P	ERA	WHIP

Detroit Tigers @ California Angels

Anaheim Stadium, Anaheim, CA

Sun Aug 17 1975, 6:33 AM EDT

Att. 8,358 - Unknown

BOTTOM

livebaseballscorecards.com

Batter	1	2	3	4	5	6	7	8	9	AB	R	H	RBI	BB	SO	LOB
Dave Collins, S (1, 7) OBP: 0.364, SLG: 0.367	BBBB 4-0 5-3 BB		SSS 0-3 K ②		x 0-0 G3 ② 1-2 2-3		x 0-0 4-3 ③			3	0	0	0	1	1	3
Jerry Remy, L (1, 4) OBP: 0.312, SLG: 0.322	x 0-0 5-3 ① 1-2		x 0-0 5-3 ③		x 0-0 F7 ③			x 0-0 4-3 ①		4	0	0	0	0	0	3
Mickey Rivers, L (1, 8) OBP: 0.342, SLG: 0.373	x 0-0 F9 ②			x 0-0 F9 ①		x 0-0 4-3 ①		x 0-0 F9 ②		4	0	0	0	0	0	1
Adrian Garrett, L (1, 10) OBP: 0.260, SLG: 0.388	SSS 0-3 K ③			x 0-0 F7 ②		x 0-0 FC3-6 1B		x 0-0 FC4-6 1B		4	0	2	0	0	1	1
Bruce Bochte, L (1, 3) OBP: 0.351, SLG: 0.360		x 0-0 E5 4-3		x 0-0 1B		x 0-0 FC3-6 ② FC6-4 1-2f		x 0-0 FC4-6 ③ 1-2f		4	0	1	0	0	0	2
Leroy Stanton, R (1, 9) OBP: 0.347, SLG: 0.413		x 0-0 4-3 ① 1-2		x 0-0 F8 ③		x 0-0 FC6-4 ③ 1-2f			x 0-0 5-3 ①	4	0	0	0	0	0	3
Dave Chalk, R (1, 5) OBP: 0.361, SLG: 0.363		x 0-0 5-3 ②			x 0-0 F9 ①		x 0-0 F3 ①		x 0-0 4-3 ②	4	0	0	0	0	0	1
Ellie Rodriguez, R (1, 2) OBP: 0.382, SLG: 0.298		SSS 0-3 K ③			BBBB 4-0 G3 1B BB		x 0-0 1B		x 0-0 6-3 ③	3	0	1	0	1	1	1
Mike Miley, S (1, 6) OBP: 0.250, SLG: 0.248			x 0-0 F9 ①		x 0-0 G3 1-2 1B		x 0-0 F8 ②			3	0	1	0	0	0	1
Inning Stats	R: 0 H: 0 E: 0 LOB: 1 K: 1 BB: 1 S: 5 P: 9	R: 0 H: 0 E: 1 LOB: 1 K: 1 BB: 0 S: 6 P: 6	R: 0 H: 0 E: 0 LOB: 0 K: 1 BB: 0 S: 5 P: 5	R: 0 H: 1 E: 0 LOB: 1 K: 0 BB: 0 S: 4 P: 4	R: 0 H: 1 E: 0 LOB: 2 K: 0 BB: 1 S: 4 P: 8	R: 0 H: 1 E: 0 LOB: 1 K: 0 BB: 0 S: 4 P: 4	R: 0 H: 1 E: 0 LOB: 1 K: 0 BB: 0 S: 4 P: 4	R: 0 H: 1 E: 0 LOB: 1 K: 0 BB: 0 S: 4 P: 4	R: 0 H: 0 E: 0 LOB: 0 K: 0 BB: 0 S: 3 P: 3	1B: 5 SF: 0 2B: 0 SAC: 0 3B: 0 DP: 0 HR: 0 HBP: 0						

	AB	33
	R	0
	H	5
	RBI	0
	BB	2
	SO	3
	LOB	16

WP: 0 PA: 35
PB: 0
SB: 0
CS: 0

PITCHER	IP	WLS	BF	H	R	ER	SO	BB	IBB	HBP	BLK	WP	HR	S	P	ERA	WHIP
Vern Ruhle, R (1, 1) ERA: 3.68	9.0	W	35	5	0	0	3	2	0	0	0	0	0	39	47	0.00	0.778

PITCHER	IP	WLS	BF	H	R	ER	SO	BB	IBB	HBP	BLK	WP	HR	S	P	ERA	WHIP

Milwaukee Brewers @ California Angels

Anaheim Stadium, Anaheim, CA

Mon Aug 18 1975, 10:05 PM EDT

Att. 18,320 - Unknown

TOP

livebaseballscorecards.com

Batter	1	2	3	4	5	6	7	8	9	AB	R	H	RBI	BB	SO	LOB
Bob Sheldon, L (1, 4) OBP: 0.397, SLG: 0.431	F7		4-3			1-3		SF8, 3B		4	1	1	0	0	0	2
Robin Yount, R (1, 6) OBP: 0.312, SLG: 0.357	S, 1B		4-3			F3		5-3		4	0	1	0	0	0	2
Darrell Porter, L (1, 2) OBP: 0.366, SLG: 0.432	K, 1-2			F8			FC5-4, BB	SF8, 3-H		2	0	0	1	1	1	1
Hank Aaron, R (1, 10) OBP: 0.330, SLG: 0.363	F8			F5			FC5-4, BB, 1-2f, 2B	3-1		4	1	0	0	0	0	2
Mike Hegan, L (1, 3) OBP: 0.384, SLG: 0.424		G6-4-3, BB		4-3			1-2, 2B, BB		F9	2	1	0	0	2	0	0
Charlie Moore, R (1, 9) OBP: 0.333, SLG: 0.401		G6-4-3, 1-2f			E6, G4-6-3		6-3, 1B, 1-H, 2-H, 2B		5-3	4	1	1	2	0	0	1
Bill Sharp, L (1, 8) OBP: 0.277, SLG: 0.311 (7, 7)		G3			G4-6-3, 1-2f		6-3, 2-3		4-3	4	0	0	0	0	0	2
Bobby Mitchell, R (1, 7) OBP: 0.345, SLG: 0.467			SH2-3, 1B		4-3		3-H, 1B			3	0	2	1	0	0	0
Gorman Thomas, R (7, 8) OBP: 0.288, SLG: 0.413										0	0	0	0	0	0	0
Kurt Bevacqua, R (1, 5) OBP: 0.268, SLG: 0.269			SH2-3, 1-2			1-3, HBP	5-3			0	0	0	0	0	0	0
Jack Lind, S (6, 5) OBP: 0.182, SLG: 0.100										1	0	0	0	0	0	1

	AB	28
	R	4
	H	5
	RBI	4
	BB	3
	SO	1
	LOB	11

Inning Stats	1	2	3	4	5	6	7	8	9
	R: 0 E: 0 K: 1 S: 6	R: 0 E: 0 K: 0 S: 2	R: 0 E: 0 K: 0 S: 4	R: 0 E: 0 K: 0 S: 3	R: 0 E: 1 K: 0 S: 3	R: 0 E: 0 K: 0 S: 2	R: 3 E: 0 K: 0 S: 5	R: 1 E: 0 K: 0 S: 4	R: 0 E: 0 K: 0 S: 3
	H: 1 LOB: 1 BB: 0 P: 6	H: 0 LOB: 0 BB: 1 P: 6	H: 1 LOB: 1 BB: 0 P: 4	H: 0 LOB: 0 BB: 0 P: 3	H: 0 LOB: 0 BB: 0 P: 3	H: 0 LOB: 0 BB: 0 P: 3	H: 2 LOB: 1 BB: 2 P: 13	H: 1 LOB: 0 BB: 0 P: 4	H: 0 LOB: 0 BB: 0 P: 3

	1B: 3	SF: 1	WP: 0	PA: 34
	2B: 1	SAC: 1	PB: 0	
	3B: 1	DP: 2	SB: 1	
	HR: 0	HBP: 1	CS: 0	

PITCHER		IP	WLS	BF	H	R	ER	SO	BB	IBB	HBP	BLK	WP	HR	S	P	ERA	WHIP
Bill Singer, R ERA: 4.36	(1, 1)	6.2		26	4	3	3	1	3	0	1	0	0	0	24	37	4.05	1.050
Jim Brewer, L ERA: 3.98	(7, 1)	0.1		2	1	1	1	0	0	0	0	0	0	0	2	2	27.00	3.000
Don Kirkwood, R ERA: 2.62	(8, 1)	2.0	W	6	0	0	0	0	0	0	0	0	0	0	6	6	0.00	0.000

PITCHER		IP	WLS	BF	H	R	ER	SO	BB	IBB	HBP	BLK	WP	HR	S	P	ERA	WHIP

BOTTOM

Milwaukee Brewers @ California Angels

Anaheim Stadium, Anaheim, CA

Mon Aug 18 1975, 10:05 PM EDT

Att. 18,320 - Unknown

Batter	1	2	3	4	5	6	7	8	9	AB	R	H	RBI	BB	SO	LOB
Dave Collins, S (1, 7) OBP: 0.362, SLG: 0.365	S S S 0-3 ① K		x 0-0 S 1B			x 0-0 ① 4-3		x 0-0 ② 5-3		4	0	1	0	0	1	0
Jerry Remy, L (1, 4) OBP: 0.311, SLG: 0.321	x 0-0 1B		x 0-0 ③ F9 1-2			x 0-0 ② F7		x 0-0 ③ 6-3		4	0	1	0	0	0	1
Mickey Rivers, L (1, 8) OBP: 0.341, SLG: 0.372	x 0-0 ② F9			x 0-0 1B G4-6-3 1B		x 0-0 ③ F8			x 0-0 ① 4-3	4	1	1	0	0	0	1
Adrian Garrett, L (1, 10) OBP: 0.286, SLG: 0.451	x 0-0 ③ F7			x 0-0 G4-6-3 1-3 1B			x 0-0 HR		x 0-0 1B HR 1B	4	2	3	1	0	0	1
Bruce Bochte, L (1, 3) OBP: 0.353, SLG: 0.363 Rudy Meoli, L (9, PR) OBP: 0.306, SLG: 0.237		x 0-0 ① G3		x 0-0 ① ② G4-6-3 1-2f 3-H			x 0-0 WP 1B		x 0-0 1-2 HR 1B	4 0	0 1	2 0	0 0	0 0	0 0	1 0
Leroy Stanton, R (1, 9) OBP: 0.349, SLG: 0.426		x 0-0 FC7-5-4 2B		x 0-0 ③ 1-3			x 0-0 ① F4 1-2		x 0-0 1-H 2-H HR	4	1	2	3	0	0	1
Dave Chalk, R (1, 5) OBP: 0.359, SLG: 0.361		x 0-0 ② ③ FC7-5-4 2-3			x 0-0 ① F7		x 0-0 ② F3			3	0	0	0	0	0	2
Ellie Rodriguez, R (1, 2) OBP: 0.379, SLG: 0.295 Bobby Valentine, R (7, PH) OBP: 0.310, SLG: 0.296 Ike Hampton, S (8, 2) OBP: 0.261, SLG: 0.213			x 0-0 ① 5-3		x 0-0 ② F9		x 0-0 ③ F9			2 1 0	0 0 0	0 0 0	0 0 0	0 0 0	0 0 0	0 1 0
Mike Miley, S (1, 6) OBP: 0.244, SLG: 0.241			x 0-0 ② 4-3		x 0-0 ③ 3-1			x 0-0 ① G3		3	0	0	0	0	0	0

livebaseballscorecards.com

	AB	33
	R	5
	H	10
	RBI	4
	BB	0
	SO	1
	LOB	8

Inning Stats	1	2	3	4	5	6	7	8	9
	R: 0 E: 0 K: 1 S: 6	H: 1 LOB: 1 BB: 0 P: 6	R: 0 E: 0 K: 0 S: 3	H: 1 LOB: 0 BB: 0 P: 3	R: 0 E: 0 K: 0 S: 4	H: 1 LOB: 1 BB: 0 P: 4	R: 1 E: 0 K: 0 S: 4	H: 2 LOB: 0 BB: 0 P: 4	R: 0 E: 0 K: 0 S: 3	H: 0 LOB: 0 BB: 0 P: 3	R: 0 E: 0 K: 0 S: 3	H: 0 LOB: 0 BB: 0 P: 3	R: 1 E: 0 K: 0 S: 5	H: 2 LOB: 1 BB: 0 P: 5	R: 0 E: 0 K: 0 S: 3	H: 0 LOB: 0 BB: 0 P: 3	R: 3 E: 0 K: 0 S: 4	H: 3 LOB: 1 BB: 0 P: 4

	1B: 7	SF: 0	WP: 1	PA: 33
	2B: 2	SAC: 0	PB: 0	
	3B: 0	DP: 2	SB: 1	
	HR: 2	HBP: 0	CS: 0	

PITCHER	IP	WLS	BF	H	R	ER	SO	BB	IBB	HBP	BLK	WP	HR	S	P	ERA	WHIP
Tom Hausman, R (1, 1) ERA: 3.85	8.1		31	8	3	3	1	0	0	0	0	1	1	33	33	3.24	0.960
Tom Murphy, R (9, 1) ERA: 3.48	0.0	L	2	2	2	2	0	0	0	0	0	0	1	2	2	∞	∞

PITCHER	IP	WLS	BF	H	R	ER	SO	BB	IBB	HBP	BLK	WP	HR	S	P	ERA	WHIP

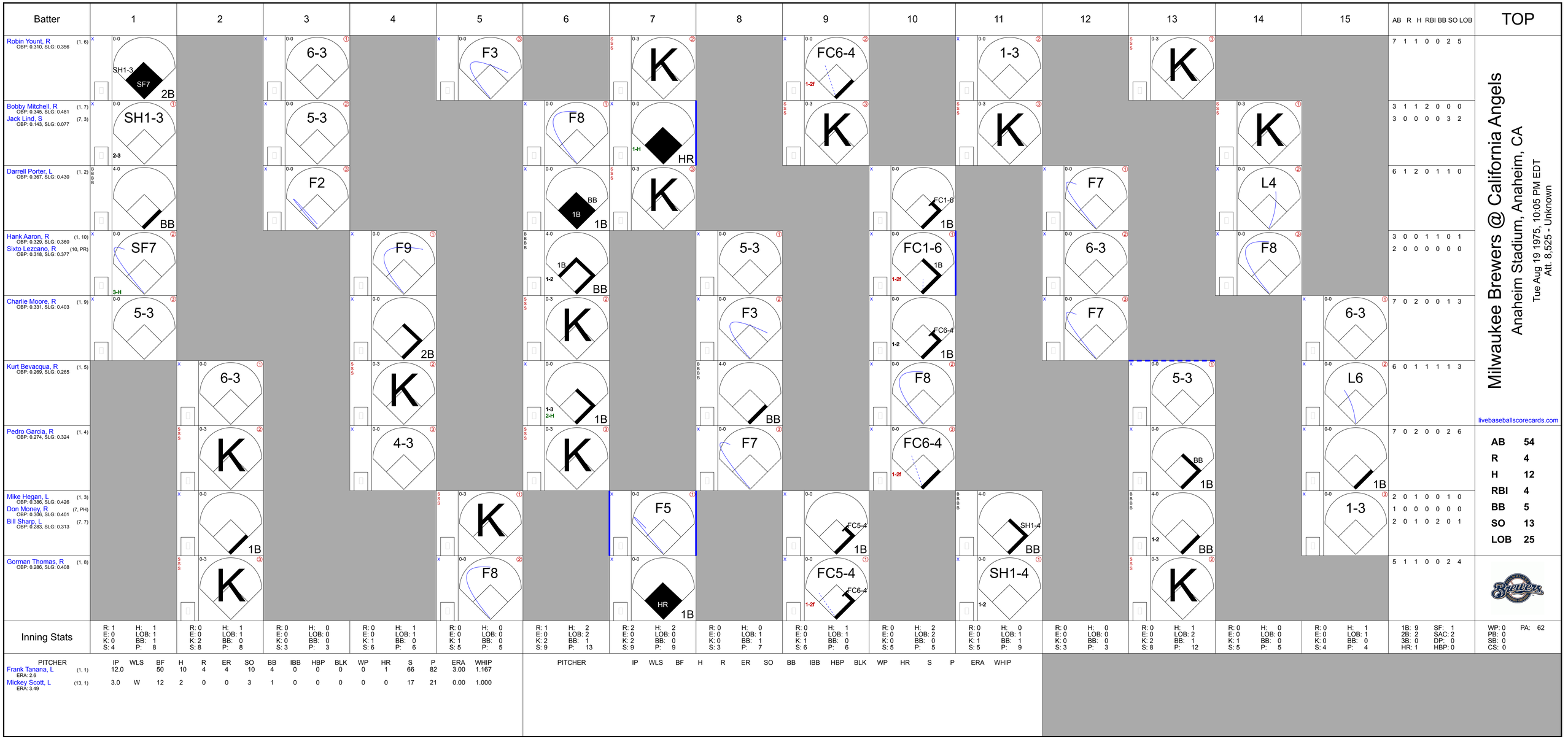
Batter
1
2
3
4
5
6
7
8
9
10
11
12
13
14
15
AB R H RBI BB SO LOB
TOP
Robin Yount, R (1, 6)
OBP: 0.310, SLG: 0.356
SH1-3 SF7 2B
7 1 1 0 0 2 5
Bobby Mitchell, R (1, 7)
OBP: 0.345, SLG: 0.481
Jack Lind, S (7, 3)
OBP: 0.143, SLG: 0.077
SH1-3 2-3
6-3
5-3
F8 1-H HR
FC6-4 1-2f
1-3
K
F7
K
L4
3 1 1 2 0 0 0
3 0 0 0 0 3 2
Darrell Porter, L (1, 2)
OBP: 0.367, SLG: 0.430
BB
F2
F8 BB 1B
FC1-6 1B
F7
L4
6 1 2 0 1 1 0
Hank Aaron, R (1, 10)
OBP: 0.329, SLG: 0.360
Sixto Lezcano, R (10, PR)
OBP: 0.318, SLG: 0.377
SF7 3-H
F9
1B 1-2 BB
5-3
FC1-6 1B 1-2f
6-3
F8
3 0 0 1 1 0 1
2 0 0 0 0 0 0
Charlie Moore, R (1, 9)
OBP: 0.331, SLG: 0.403
5-3
2B
K
1B
F3
FC6-4 1B 1-2
F7
6-3
7 0 2 0 0 1 3
Kurt Bevacqua, R (1, 5)
OBP: 0.269, SLG: 0.265
6-3
K
1-3 2-H 1B
BB
F8
5-3
L6
6 0 1 1 1 1 3
Pedro Garcia, R (1, 4)
OBP: 0.274, SLG: 0.324
K
4-3
K
F7
FC6-4 1-2f
BB
1B
7 0 2 0 0 2 6
Mike Hegan, L (1, 3)
OBP: 0.386, SLG: 0.426
Don Money, R (7, PH)
OBP: 0.306, SLG: 0.401
Bill Sharp, L (7, 7)
OBP: 0.283, SLG: 0.313
1B
K
F5
FC5-4 1B
SH1-4 BB
1-2 BB
1-3
2 0 1 0 0 1 0
1 0 0 0 0 0 0
2 0 1 0 2 0 1
Gorman Thomas, R (1, 8)
OBP: 0.286, SLG: 0.408
K
F8
HR 1B
FC5-4 FC6-4 1-2f
SH1-4 1-2
K
5 1 1 0 0 2 4
Milwaukee Brewers @ California Angels
Anaheim Stadium, Anaheim, CA
Tue Aug 19 1975, 10:05 PM EDT
Att. 8,525 - Unknown
livebaseballscorecards.com
AB 54
R 4
H 12
RBI 4
BB 5
SO 13
LOB 25
Inning Stats
R: 1 E: 0 K: 0 S: 4 H: 1 LOB: 1 BB: 1 P: 8
R: 0 E: 0 K: 2 S: 8 H: 1 LOB: 1 BB: 0 P: 8
R: 0 E: 0 K: 0 S: 3 H: 0 LOB: 0 BB: 0 P: 3
R: 0 E: 0 K: 1 S: 6 H: 1 LOB: 1 BB: 0 P: 6
R: 0 E: 0 K: 1 S: 5 H: 0 LOB: 0 BB: 0 P: 5
R: 1 E: 0 K: 2 S: 9 H: 2 LOB: 2 BB: 1 P: 13
R: 2 E: 0 K: 2 S: 9 H: 2 LOB: 0 BB: 0 P: 9
R: 0 E: 0 K: 0 S: 3 H: 0 LOB: 1 BB: 1 P: 7
R: 0 E: 0 K: 1 S: 6 H: 1 LOB: 1 BB: 0 P: 6
R: 0 E: 0 K: 0 S: 5 H: 2 LOB: 2 BB: 0 P: 5
R: 0 E: 0 K: 1 S: 6 H: 0 LOB: 1 BB: 1 P: 9
R: 0 E: 0 K: 0 S: 3 H: 0 LOB: 0 BB: 0 P: 3
R: 0 E: 0 K: 2 S: 8 H: 1 LOB: 2 BB: 1 P: 12
R: 0 E: 0 K: 1 S: 5 H: 0 LOB: 0 BB: 0 P: 5
R: 0 E: 0 K: 0 S: 4 H: 1 LOB: 1 BB: 0 P: 4
1B: 9 2B: 2 3B: 0 HR: 1
SF: 1 SAC: 2 DP: 0 HBP: 0
WP: 0 PB: 0 SB: 0 CS: 0
PA: 62
PITCHER IP WLS BF H R ER SO BB IBB HBP BLK WP HR S P ERA WHIP
Frank Tanana, L (1, 1) ERA: 2.6
12.0 50 10 4 4 10 4 0 0 0 1 66 82 3.00 1.167
Mickey Scott, L (13, 1) ERA: 3.49
3.0 W 12 2 0 0 3 1 0 0 0 0 0 17 21 0.00 1.000
PITCHER IP WLS BF H R ER SO BB IBB HBP BLK WP HR S P ERA WHIP

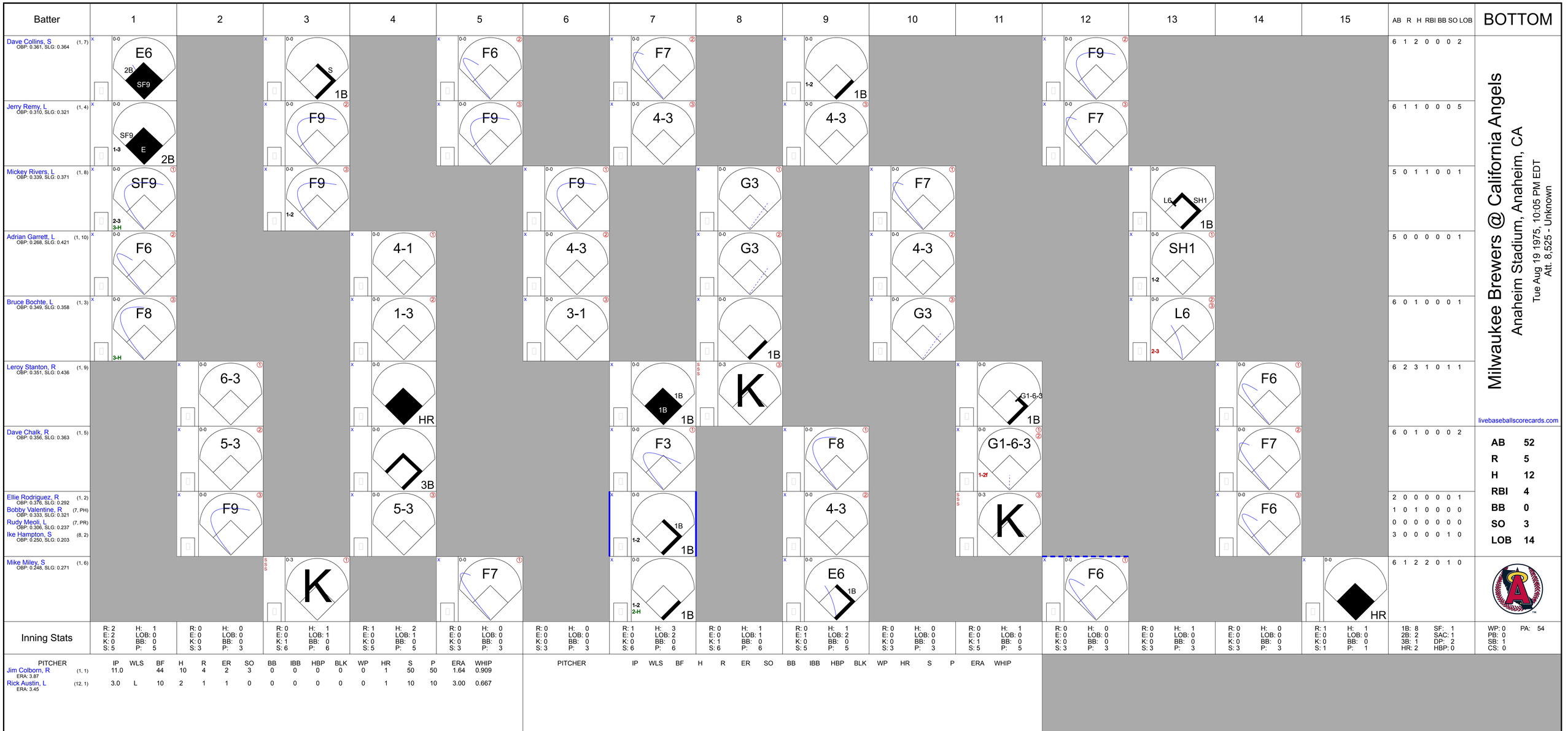
Batter
1
2
3
4
5
6
7
8
9
10
11
12
13
14
15
AB R H RBI BB SO LOB
BOTTOM
Dave Collins, S (1, 7) OBP: 0.361, SLG: 0.364
E6 2B SF9
S 1B
F6
F7
1-2 1B
F9
6 1 2 0 0 0 2
Jerry Remy, L (1, 4) OBP: 0.310, SLG: 0.321
SF9 E 2B 1-3
F9
F9
4-3
4-3
F7
6 1 1 0 0 0 5
Mickey Rivers, L (1, 8) OBP: 0.339, SLG: 0.371
SF9 2-3 3-H
F9 1-2
F9
G3
F7
L6 SH1 1B
5 0 1 1 0 0 1
Adrian Garrett, L (1, 10) OBP: 0.268, SLG: 0.421
F6
4-1
4-3
G3
4-3
SH1 1-2
5 0 0 0 0 0 1
Bruce Bochte, L (1, 3) OBP: 0.349, SLG: 0.358
F8 3-H
1-3
3-1
1B
G3
L6 2-3
6 0 1 0 0 0 1
Leroy Stanton, R (1, 9) OBP: 0.351, SLG: 0.436
6-3
HR
1B 1B
K
G1-6-3 1B
F6
6 2 3 1 0 1 1
livebaseballscorecards.com
Dave Chalk, R (1, 5) OBP: 0.356, SLG: 0.363
5-3
3B
F3
F8
G1-6-3 1-2f
F7
6 0 1 0 0 0 2
Ellie Rodriguez, R (1, 2) OBP: 0.376, SLG: 0.292
Bobby Valentine, R (7, PH) OBP: 0.333, SLG: 0.321
Rudy Meoli, L (7, PR) OBP: 0.306, SLG: 0.237
Ike Hampton, S (8, 2) OBP: 0.250, SLG: 0.203
F9
5-3
1B 1-2 1B
4-3
K
F6
2 0 0 0 0 0 1
1 0 1 0 0 0 0
0 0 0 0 0 0 0
3 0 0 0 0 1 0
Mike Miley, S (1, 6) OBP: 0.248, SLG: 0.271
K
F7
1-2 2-H 1B
E6 1B
F6
HR
6 1 2 2 0 1 0
AB 52
R 5
H 12
RBI 4
BB 0
SO 3
LOB 14
Milwaukee Brewers @ California Angels
Anaheim Stadium, Anaheim, CA
Tue Aug 19 1975, 10:05 PM EDT
Att. 8,525 - Unknown
Inning Stats
R: 2 H: 1 E: 2 LOB: 0 K: 0 BB: 0 S: 5 P: 5
R: 0 H: 0 E: 0 LOB: 0 K: 0 BB: 0 S: 3 P: 3
R: 0 H: 1 E: 0 LOB: 1 K: 1 BB: 0 S: 6 P: 6
R: 1 H: 2 E: 0 LOB: 1 K: 0 BB: 0 S: 5 P: 5
R: 0 H: 0 E: 0 LOB: 0 K: 0 BB: 0 S: 3 P: 3
R: 0 H: 0 E: 0 LOB: 0 K: 0 BB: 0 S: 3 P: 3
R: 1 H: 3 E: 0 LOB: 2 K: 0 BB: 0 S: 6 P: 6
R: 0 H: 1 E: 0 LOB: 1 K: 1 BB: 0 S: 6 P: 6
R: 0 H: 1 E: 1 LOB: 2 K: 0 BB: 0 S: 5 P: 5
R: 0 H: 0 E: 0 LOB: 0 K: 0 BB: 0 S: 3 P: 3
R: 0 H: 1 E: 0 LOB: 0 K: 1 BB: 0 S: 5 P: 5
R: 0 H: 0 E: 0 LOB: 0 K: 0 BB: 0 S: 3 P: 3
R: 0 H: 1 E: 0 LOB: 0 K: 0 BB: 0 S: 3 P: 3
R: 0 H: 0 E: 0 LOB: 0 K: 0 BB: 0 S: 3 P: 3
R: 1 H: 1 E: 0 LOB: 0 K: 0 BB: 0 S: 1 P: 1
1B: 8 SF: 1 2B: 2 SAC: 1 3B: 1 DP: 2 HR: 2 HBP: 0
WP: 0 PA: 54 PB: 0 SB: 1 CS: 0
PITCHER IP WLS BF H R ER SO BB IBB HBP BLK WP HR S P ERA WHIP
Jim Colborn, R (1, 1) ERA: 3.87 11.0 44 10 4 2 3 0 0 0 0 0 1 50 50 1.64 0.909
Rick Austin, L (12, 1) ERA: 3.45 3.0 L 10 2 1 1 0 0 0 0 0 0 1 10 10 3.00 0.667
PITCHER IP WLS BF H R ER SO BB IBB HBP BLK WP HR S P ERA WHIP

Batter	1	2	3	4	5	6	7	8	9	AB	R	H	RBI	BB	SO	LOB
Bob Sheldon, L (1, 4) OBP: 0.390, SLG: 0.421	x 0-0 PB BB 1B		x 0-0 ① 4-3			x 0-0 ① L3		S S S 0-3 ② K		4	0	1	0	0	1	2
Robin Yount, R (1, 6) OBP: 0.309, SLG: 0.358	x 0-0 ① F7		x 0-0 ② F4			x 0-0 ② 4-3		x 0-0 1-3 2-H 2B		4	0	1	1	0	0	1
Darrell Porter, L (1, 10) OBP: 0.366, SLG: 0.425	B B B B 4-0 PB 1-2 BB		x 0-0 ③ F9			x 0-0 ③ 4-3		S S S 0-3 ③ K		3	0	0	0	1	1	2
Mike Hegan, L (1, 3) OBP: 0.379, SLG: 0.417 Don Money, R (9, PH) OBP: 0.305, SLG: 0.400	x 0-0 ② F7			S S S 0-3 ① K			x 0-0 ① F9		S S S 0-3 ① K	3 1	0 0	0 0	0 0	0 0	1 1	2 0
Charlie Moore, R (1, 2) OBP: 0.335, SLG: 0.397	B B B B 4-0 1-2 2-3 BB			x 0-0 ② F8			x 0-0 ② F3		B B B B 4-0 G4-6-3 BB	2	0	0	0	2	0	0
Bobby Mitchell, R (1, 7) OBP: 0.338, SLG: 0.471	S S S 0-3 ③ K			x 0-0 ③ F9			S S S 0-3 ③ K		x 0-0 ② ③ G4-6-3 1-2f	4	0	0	0	0	2	4
Bill Sharp, L (1, 9) OBP: 0.284, SLG: 0.317		S S S 0-3 ① K			x 0-0 ① G3			x 0-0 2B 2B		3	1	1	0	0	1	0
Kurt Bevacqua, R (1, 5) OBP: 0.270, SLG: 0.262		S S S 0-3 ② K			S S S 0-3 ② K			B B B B 4-0 2B BB		2	0	0	0	1	2	0
Gorman Thomas, R (1, 8) OBP: 0.282, SLG: 0.402		S S S 0-3 ③ K			x 0-0 ③ F7			S S S 0-3 ① K		3	0	0	0	0	2	2
Inning Stats	R: 0 E: 0 K: 1 S: 6 H: 1 LOB: 3 BB: 2 P: 14	R: 0 E: 0 K: 3 S: 9 H: 0 LOB: 0 BB: 0 P: 9	R: 0 E: 0 K: 0 S: 3 H: 0 LOB: 0 BB: 0 P: 3	R: 0 E: 0 K: 1 S: 5 H: 0 LOB: 0 BB: 0 P: 5	R: 0 E: 0 K: 1 S: 5 H: 0 LOB: 0 BB: 0 P: 5	R: 0 E: 0 K: 0 S: 3 H: 0 LOB: 0 BB: 0 P: 3	R: 0 E: 0 K: 1 S: 5 H: 0 LOB: 0 BB: 0 P: 5	R: 1 E: 0 K: 3 S: 11 H: 2 LOB: 2 BB: 1 P: 15	R: 0 E: 0 K: 1 S: 4 H: 0 LOB: 0 BB: 1 P: 8	1B: 1 2B: 2 3B: 0 HR: 0		SF: 0 SAC: 0 DP: 1 HBP: 0				

PITCHER		IP	WLS	BF	H	R	ER	SO	BB	IBB	HBP	BLK	WP	HR	S	P	ERA	WHIP
Nolan Ryan, R ERA: 3.52	(1, 1)	7.2	W	29	3	1	1	9	3	0	0	0	0	0	44	56	1.17	0.783
Andy Hassler, L ERA: 5.78	(8, 1)	1.1		4	0	0	0	2	1	0	0	0	0	0	7	11	0.00	0.750

PITCHER	IP	WLS	BF	H	R	ER	SO	BB	IBB	HBP	BLK	WP	HR	S	P	ERA	WHIP

TOP

Milwaukee Brewers @ California Angels

Anaheim Stadium, Anaheim, CA

Wed Aug 20 1975, 6:33 AM EDT

Att. 8,398 - Unknown

livebaseballscorecards.com

AB	29
R	1
H	3
RBI	1
BB	4
SO	11
LOB	13

WP: 0 PB: 1 SB: 0 CS: 0 PA: 33

BOTTOM

Milwaukee Brewers @ California Angels

Anaheim Stadium, Anaheim, CA

Wed Aug 20 1975, 6:33 AM EDT

Att. 8,398 - Unknown

livebaseballscorecards.com

Batter	1	2	3	4	5	6	7	8	9	AB	R	H	RBI	BB	SO	LOB
Dave Collins, S (1, 7) OBP: 0.359, SLG: 0.361	4-3	E3 1-3 2-H 3-H		4-3		BB 1B 1-2 2-H 1B		F9-3 1-2		5	1	1	0	0	0	2
Jerry Remy, L (1, 4) OBP: 0.311, SLG: 0.320	F2	BBBB BB			6-3	BBBB 1B 1-2 2-3 BB				2	0	0	0	2	0	0
Mickey Rivers, L (1, 8) OBP: 0.338, SLG: 0.370	1-3	F8			4-3	1-3 2-H 3-H 1B				4	0	1	2	0	0	3
Adrian Garrett, L (1, 10) OBP: 0.294, SLG: 0.468 John Balaz, R (6, PH) OBP: 0.344, SLG: 0.484		BBBB SH3-4 1B SF9 BB	HR		BBBB 1B BB	5-3				1 1	2 0	1 0	1 0	2 0	0 0	0 2
Bruce Bochte, L (1, 3) OBP: 0.352, SLG: 0.360		BB SH3-4 E 1-2 1B	F7		1-3 1B		5-3			4	1	2	0	0	0	0
Leroy Stanton, R (1, 9) OBP: 0.351, SLG: 0.435	SH3-4 1-2 2-3	G6-4-3 1B			F8		F9			3	0	1	0	0	0	2
Dave Chalk, R (1, 5) OBP: 0.355, SLG: 0.360	IIII BB E IBB	G6-4-3 1-2f				5-3	F8			3	1	0	0	1	0	1
Ellie Rodriguez, R (1, 2) OBP: 0.375, SLG: 0.293	SF9 3-H			F9		1B 1B 1B		F8		3	0	1	1	0	0	0
Mike Miley, S (1, 6) OBP: 0.263, SLG: 0.275	BBBB E 1-2 2-3 BB			SSS K		BB 1B 1B 1-2 1B		BBBB F9-3 BB		2	1	1	0	2	1	0
Inning Stats	R: 0 E: 0 K: 0 S: 3 H: 0 LOB: 0 BB: 0 P: 3	R: 3 E: 1 K: 0 S: 5 H: 1 LOB: 3 BB: 4 P: 21	R: 1 E: 0 K: 0 S: 4 H: 2 LOB: 0 BB: 0 P: 4	R: 0 E: 0 K: 1 S: 5 H: 0 LOB: 0 BB: 0 P: 5	R: 0 E: 0 K: 0 S: 4 H: 1 LOB: 2 BB: 1 P: 8	R: 2 E: 0 K: 0 S: 6 H: 4 LOB: 2 BB: 1 P: 10	R: 0 E: 0 K: 0 S: 3 H: 0 LOB: 0 BB: 0 P: 3	R: 0 E: 0 K: 0 S: 2 H: 0 LOB: 0 BB: 1 P: 6		1B: 7 2B: 1 3B: 0 HR: 1 SF: 1 SAC: 1 DP: 2 HBP: 0				WP: 0 PB: 0 SB: 0 CS: 0 PA: 37	

	AB	28
	R	6
	H	8
	RBI	4
	BB	7
	SO	1
	LOB	10

PITCHER		IP	WLS	BF	H	R	ER	SO	BB	IBB	HBP	BLK	WP	HR	S	P	ERA	WHIP
Jim Slaton, R ERA: 4.12	(1, 1)	5.2	L	28	7	6	4	1	4	1	0	0	0	1	25	45	6.35	1.941
Bill Travers, L ERA: 4.1	(6, 1)	1.1		6	1	0	0	0	1	0	0	0	0	0	5	9	0.00	1.500
Eduardo Rodriguez, R ERA: 3.18	(8, 1)	1.0		3	0	0	0	0	1	0	0	0	0	0	2	6	0.00	1.000

PITCHER	IP	WLS	BF	H	R	ER	SO	BB	IBB	HBP	BLK	WP	HR	S	P	ERA	WHIP

Batter	1	2	3	4	5	6	7	8	9	AB	R	H	RBI	BB	SO	LOB
Dave Collins, S (1, 7) OBP: 0.354, SLG: 0.355	G3		F9		5-3			F7		4	0	0	0	0	0	1
Jerry Remy, L (1, 4) OBP: 0.311, SLG: 0.318	4-3			L3		6-3		BB		3	0	0	0	1	0	0
Mickey Rivers, L (1, 8) OBP: 0.338, SLG: 0.369	G3			S 1B 1B		2-3		F9		4	1	1	0	0	0	1
Adrian Garrett, L (1, 10) OBP: 0.292, SLG: 0.457		K		1B 1-H 1B		4-3		F2		4	0	1	1	0	1	1
Bruce Bochte, L (1, 3) OBP: 0.350, SLG: 0.358		6-3		1-3 1B			F8		G3	4	0	1	0	0	0	0
Leroy Stanton, R (1, 9) OBP: 0.350, SLG: 0.433		F7		K			5-3 1B 1B		K	4	1	1	0	0	2	2
Dave Chalk, R (1, 5) OBP: 0.352, SLG: 0.356			5-3	K			5-3 1-2		K	4	0	0	0	0	2	3
Ellie Rodriguez, R (1, 2) OBP: 0.378, SLG: 0.295			BB S		F4		FC6-4 2-H 1B			2	0	1	1	1	0	0
Mike Miley, S (1, 6) OBP: 0.257, SLG: 0.268			K 1-2		K		FC6-4 1-2f			3	0	0	0	0	2	2
Inning Stats	R: 0 E: 0 K: 0 S: 3 H: 0 LOB: 0 BB: 0 P: 3	R: 0 E: 0 K: 1 S: 5 H: 0 LOB: 0 BB: 0 P: 5	R: 0 E: 0 K: 1 S: 5 H: 0 LOB: 1 BB: 1 P: 9	R: 1 E: 0 K: 2 S: 10 H: 3 LOB: 2 BB: 0 P: 10	R: 0 E: 0 K: 1 S: 5 H: 0 LOB: 0 BB: 0 P: 5	R: 0 E: 0 K: 0 S: 3 H: 0 LOB: 0 BB: 0 P: 3	R: 1 E: 0 K: 0 S: 5 H: 2 LOB: 1 BB: 0 P: 5	R: 0 E: 0 K: 0 S: 3 H: 0 LOB: 1 BB: 1 P: 7	R: 0 E: 0 K: 2 S: 7 H: 0 LOB: 0 BB: 0 P: 7	1B: 5 2B: 0 3B: 0 HR: 0	SF: 0 SAC: 0 DP: 0 HBP: 0						

TOP

California Angels @ New York Yankees

Shea Stadium, Flushing, NY

Fri Aug 22 1975, 7:05 PM EDT

Att. 15,300 - Unknown - 80 F

livebaseballscorecards.com

AB	32
R	2
H	5
RBI	2
BB	2
SO	7
LOB	10

PITCHER	IP	WLS	BF	H	R	ER	SO	BB	IBB	HBP	BLK	WP	HR	S	P	ERA	WHIP
Catfish Hunter, R (1, 1) ERA: 2.83	9.0	W	34	5	2	2	7	2	0	0	0	0	0	46	54	2.00	0.778

PITCHER	IP	WLS	BF	H	R	ER	SO	BB	IBB	HBP	BLK	WP	HR	S	P	ERA	WHIP

Batter	1	2	3	4	5	6	7	8	9	AB	R	H	RBI	BB	SO	LOB
Bobby Bonds, R (1, 9) OBP: 0.356, SLG: 0.483	BBBB 4-0 1B BB		SSS 0-3 ③ K			SSS 0-3 ① K	x 0-0 S 1B 3-H			3	0	1	1	1	2	0
Roy White, S (1, 7) OBP: 0.369, SLG: 0.424	x 0-0 G4-3 1B 1-2			x 0-0 ① F9		x 0-0 ② G3	x 0-0 ③ 4-1 1-2			4	0	1	0	0	0	1
Graig Nettles, L (1, 5) OBP: 0.323, SLG: 0.426	SSS 0-3 ① K			BBBB 4-0 4-3 1B BB		x 0-0 ③ F9		SSS 0-3 ① K		3	1	0	0	1	2	2
Thurman Munson, R (1, 2) OBP: 0.364, SLG: 0.420	x 0-0 ②③ G4-3 1-2f			x 0-0 ② 4-3 1-2			x 0-0 HR 2B	BBBB 4-0 S BB		3	1	1	0	1	0	3
Chris Chambliss, L (1, 3) OBP: 0.333, SLG: 0.431		x 0-0 ① 4-3		x 0-0 2-H 1B			x 0-0 2-H HR	IIII 4-0 F9-3 IBB 1-2		3	1	2	3	1	0	0
Ed Herrmann, L (1, 10) OBP: 0.318, SLG: 0.373 Alex Johnson, R (7, PR) OBP: 0.299, SLG: 0.347		SSS 0-3 ② K		x 0-0 ③ P1			x 0-0 E 1B SF8 1B	x 0-0 ②③ F9-3 1-2		3 1	0 1	1 0	0 0	0 0	1 0	1 2
Sandy Alomar Sr., S (1, 4) OBP: 0.257, SLG: 0.268		SSS 0-3 ③ K			x 0-0 ① F7		x 0-0 SF8 E 1B 1B 1-2			3	1	1	0	0	1	0
Rich Coggins, L (1, 8) OBP: 0.246, SLG: 0.281 Lou Piniella, R (7, PH) OBP: 0.276, SLG: 0.237 Rick Bladt, R (8, 8) OBP: 0.265, SLG: 0.194			x 0-0 ① 3-1		SSS 0-3 ② K		x 0-0 ① F6 1-2 2-3			2 1 0	0 0 0	0 0 0	0 0 0	0 0 0	1 0 0	0 2 0
Fred Stanley, R (1, 6) OBP: 0.276, SLG: 0.222			x 0-0 ② F9		SSS 0-3 ③ K		x 0-0 ② SF8 2-3 3-H			2	0	0	1	0	1	0
Inning Stats	R: 0 E: 0 K: 1 S: 5 H: 1 LOB: 1 BB: 1 P: 9	R: 0 E: 0 K: 2 S: 7 H: 0 LOB: 0 BB: 0 P: 7	R: 0 E: 0 K: 1 S: 5 H: 0 LOB: 0 BB: 0 P: 5	R: 1 E: 0 K: 0 S: 4 H: 1 LOB: 1 BB: 1 P: 8	R: 0 E: 0 K: 2 S: 7 H: 0 LOB: 0 BB: 0 P: 7	R: 0 E: 0 K: 1 S: 5 H: 0 LOB: 0 BB: 0 P: 5	R: 4 E: 1 K: 0 S: 8 H: 5 LOB: 2 BB: 0 P: 8	R: 0 E: 0 K: 1 S: 4 H: 0 LOB: 1 BB: 2 P: 12		1B: 5 2B: 2 3B: 0 HR: 1	SF: 1 SAC: 0 DP: 2 HBP: 0					

PITCHER		IP	WLS	BF	H	R	ER	SO	BB	IBB	HBP	BLK	WP	HR	S	P	ERA	WHIP
Ed Figueroa, R ERA: 2.76	(1, 1)	6.0	L	24	5	4	4	7	2	0	0	0	0	1	36	44	6.00	1.167
Mickey Scott, L ERA: 3.49	(7, 1)	0.0		1	1	0	0	0	0	0	0	0	0	0	1	1	∞	∞
Don Kirkwood, R ERA: 2.55	(7, 1)	2.0		8	1	1	0	1	1	1	0	0	0	0	8	16	0.00	1.000

PITCHER	IP	WLS	BF	H	R	ER	SO	BB	IBB	HBP	BLK	WP	HR	S	P	ERA	WHIP

BOTTOM

California Angels @ New York Yankees

Shea Stadium, Flushing, NY

Fri Aug 22 1975, 7:05 PM EDT

Att. 15,300 - Unknown - 80 F

livebaseballscorecards.com

AB	28
R	5
H	7
RBI	5
BB	4
SO	8
LOB	11

Batter	1	2	3	4	5	6	7	8	9	AB	R	H	RBI	BB	SO	LOB
Jerry Remy, L (1, 4) OBP: 0.309, SLG: 0.316	S S S 0-3 ① K		x 0-0 ② F8		B B B B 4-0 1B 1-2 2-3 BB		x 0-0 ③ F7			2	0	0	0	0	1	0
Winston Llenas, R (5, PH) OBP: 0.248, SLG: 0.214 (5, 4)										1	0	0	0	1	0	0
Mickey Rivers, L (1, 8) OBP: 0.337, SLG: 0.368	x 0-0 ② 5-3		x 0-0 ③ 4-3		x 0-0 1B 1-3 2-H 3-H 1B			x 0-0 ① G1		4	0	1	2	0	0	0
Leroy Stanton, R (1, 9) OBP: 0.349, SLG: 0.434	x 0-0 ③ F8			x 0-0 2B	S S S 0-3 ② K			x 0-0 ② 4-3		4	0	1	0	0	1	2
John Balaz, R (1, 7) OBP: 0.338, SLG: 0.470		x 0-0 5-3 1B 1B		x 0-0 ① F7	x 0-0 ③ F7			S S S 0-3 ③ K		4	1	1	0	0	1	3
Dave Chalk, R (1, 5) OBP: 0.349, SLG: 0.353		x 0-0 ① 5-3 1-2		x 0-0 ② F4		x 0-0 ① F3			x 0-0 ① F9	4	0	0	0	0	0	2
Bruce Bochte, L (1, 3) OBP: 0.349, SLG: 0.354		B B B B 4-0 1B E BB		x 0-0 ③ F5		x 0-0 ② F7			S S S 0-3 ② K	3	1	0	0	1	1	1
Bobby Valentine, R (1, 10) OBP: 0.353, SLG: 0.344		x 0-0 E8 1-H 2-H 9-2 1B			x 0-0 BB BB 1B 1B	x 0-0 ③ F9			x 0-0 ③ F8	4	1	2	1	0	0	0
Ellie Rodriguez, R (1, 2) OBP: 0.374, SLG: 0.290		x 0-0 ② ③ 9-2 3-Hf			x 0-0 ① F9		x 0-0 ① F9			3	0	0	0	0	0	2
Mike Miley, S (1, 6) OBP: 0.259, SLG: 0.264			x 0-0 ① 5-3		B B B B 4-0 BB 1-2 1B BB		x 0-0 ② 6-3			2	1	0	0	1	0	0
Inning Stats	R: 0 H: 0 E: 0 LOB: 0 K: 1 BB: 0 S: 5 P: 5	R: 2 H: 2 E: 1 LOB: 0 K: 0 BB: 1 S: 4 P: 8	R: 0 H: 0 E: 0 LOB: 0 K: 0 BB: 0 S: 3 P: 3	R: 0 H: 1 E: 0 LOB: 1 K: 0 BB: 0 S: 4 P: 4	R: 2 H: 2 E: 0 LOB: 2 K: 1 BB: 2 S: 7 P: 15	R: 0 H: 0 E: 0 LOB: 0 K: 0 BB: 0 S: 3 P: 3	R: 0 H: 0 E: 0 LOB: 0 K: 0 BB: 0 S: 3 P: 3	R: 0 H: 0 E: 0 LOB: 0 K: 1 BB: 0 S: 5 P: 5	R: 0 H: 0 E: 0 LOB: 0 K: 1 BB: 0 S: 5 P: 5	1B: 4 SF: 0 2B: 2 SAC: 0 3B: 0 DP: 1 HR: 0 HBP: 0						

TOP

California Angels @ New York Yankees

Shea Stadium, Flushing, NY

Sat Aug 23 1975, 3:33 AM EDT

Att. 15,509 - Unknown - 77 F

livebaseballscorecards.com

AB	31
R	4
H	5
RBI	3
BB	3
SO	4
LOB	10

PITCHER	IP	WLS	BF	H	R	ER	SO	BB	IBB	HBP	BLK	WP	HR	S	P	ERA	WHIP
Larry Gura, L (1, 1) ERA: 3.39	9.0	W	34	5	4	3	4	3	0	0	0	0	0	39	51	3.00	0.889

PITCHER	IP	WLS	BF	H	R	ER	SO	BB	IBB	HBP	BLK	WP	HR	S	P	ERA	WHIP

BOTTOM

California Angels @ New York Yankees

Shea Stadium, Flushing, NY

Sat Aug 23 1975, 3:33 AM EDT

Att. 15,509 - Unknown - 77 F

livebaseballscorecards.com

Batter	1	2	3	4	5	6	7	8	9	AB	R	H	RBI	BB	SO	LOB
Bobby Bonds, R (1, 9) OBP: 0.360, SLG: 0.492	BBBB 4-0 FC1-6 S BB	x 0-0 1-H 2-H HR		x 0-0 ① L6		x 0-0 WP 1B 2B 1B		x 0-0 ① 6-3		3	2	2	3	1	0	2
Walt Williams, R (7, 9) OBP: 0.294, SLG: 0.366										1	0	0	0	0	0	0
Sandy Alomar Sr., S (1, 4) OBP: 0.259, SLG: 0.267	BBBB 4-0 1-2 FC1-6 BB	x 0-0 ② 4-3		x 0-0 ② 1-2 2-H 1B		x 0-0 ② F8		x 0-0 ② F6		4	0	1	0	1	0	1
Roy White, S (1, 7) OBP: 0.369, SLG: 0.424	x 0-0 ① ② FC1-6 1B HR 1-2f 2-3	x 0-0 ③ G3		x 0-0 ③ 2-H 1B		x 0-0 WP 1-2 2B 1B		x 0-0 ③ F8		5	2	2	1	0	0	2
Thurman Munson, R (1, 2) OBP: 0.367, SLG: 0.424	x 0-0 1-3 HR 1B		BBBB 4-0 G6-3 BB		x 0-0 ① 6-3	x 0-0 1-H 2-H 2B 2B				3	2	2	2	1	0	0
Graig Nettles, L (1, 5) OBP: 0.327, SLG: 0.442	x 0-0 2-H 3-H HR		x 0-0 ① F8		x 0-0 3B	x 0-0 2-H 2B				4	1	3	4	0	0	1
Chris Chambliss, L (1, 3) OBP: 0.330, SLG: 0.427	x 0-0 ③ F9		x 0-0 ② ③ G6-3 1-2f		x 0-0 ② 6-3	x 0-0 ③ 4-3				4	0	0	0	0	0	3
Ed Herrmann, L (1, 10) OBP: 0.320, SLG: 0.394		x 0-0 ① F9		x 0-0 HR	x 0-0 ③ F3		x 0-0 ① F9			2	1	1	1	0	0	0
Lou Piniella, R (5, PH) OBP: 0.274, SLG: 0.235										2	0	0	0	0	0	1
Rich Coggins, L (1, 8) OBP: 0.257, SLG: 0.281		BBBB 4-0 1B HR BB		BBBB 4-0 1B 1B BB		x 0-0 HR	x 0-0 G6-4-3 1B			0	1	0	0	2	0	0
Rick Bladt, R (6, 8) OBP: 0.306, SLG: 0.333										2	1	2	1	0	0	0
Fred Stanley, R (1, 6) OBP: 0.280, SLG: 0.228		x 0-0 1-2 HR 1B		x 0-0 1-2 1B 1B		x 0-0 ① 5-3	x 0-0 ② ③ G6-4-3 1-2f			4	2	2	0	0	0	1
Inning Stats	R: 3 E: 0 K: 0 S: 4 H: 2 LOB: 0 BB: 2 P: 12	R: 3 E: 0 K: 0 S: 5 H: 2 LOB: 0 BB: 1 P: 9	R: 0 E: 0 K: 0 S: 2 H: 0 LOB: 0 BB: 1 P: 6	R: 2 E: 0 K: 0 S: 5 H: 4 LOB: 1 BB: 1 P: 9	R: 0 E: 0 K: 0 S: 4 H: 1 LOB: 1 BB: 0 P: 4	R: 4 E: 0 K: 0 S: 8 H: 5 LOB: 1 BB: 0 P: 8	R: 0 E: 0 K: 0 S: 3 H: 1 LOB: 0 BB: 0 P: 3	R: 0 E: 0 K: 0 S: 3 H: 0 LOB: 0 BB: 0 P: 3		1B: 8 2B: 2 3B: 1 HR: 4	SF: 0 SAC: 0 DP: 2 HBP: 0						

	AB	34
	R	12
	H	15
	RBI	12
	BB	5
	SO	0
	LOB	11

WP: 1 PB: 0 SB: 1 CS: 0 PA: 39

PITCHER		IP	WLS	BF	H	R	ER	SO	BB	IBB	HBP	BLK	WP	HR	S	P	ERA	WHIP
Bill Singer, R ERA: 4.66	(1, 1)	3.0	L	17	5	8	8	0	5	0	0	0	0	3	12	32	24.00	3.333
Andy Hassler, L ERA: 5.94	(4, 1)	2.2		13	7	3	3	0	0	0	0	0	0	1	13	13	10.12	2.625
Chuck Hockenbery, R ERA: 4.63	(6, 1)	2.1		9	3	1	1	0	0	0	0	0	1	0	9	9	3.86	1.286

PITCHER	IP	WLS	BF	H	R	ER	SO	BB	IBB	HBP	BLK	WP	HR	S	P	ERA	WHIP

Batter	1	2	3	4	5	6	7	8	9	AB	R	H	RBI	BB	SO	LOB
Jerry Remy, L (1, 4) OBP: 0.310, SLG: 0.317	4-3		4-3	BB, BB, 1B 1-2		WP, BB, 2B, 1B	4-3			5	1	2	0	0	0	2
Mickey Rivers, L (1, 8) OBP: 0.340, SLG: 0.367	F5		1B	BB 1-2 2-3		WP, 2B, BB 1-2		F9		3	1	1	0	2	0	0
Leroy Stanton, R (1, 9) OBP: 0.352, SLG: 0.436	CS, BB		F7	BB 1-2 2-3 3-H		2B 1-H 2-H		K		3	0	1	3	2	1	1
John Balaz, R (1, 7) OBP: 0.329, SLG: 0.479	CS 1-2	K	1B, 3B K			F8		K		5	1	1	0	0	3	4
Dave Chalk, R (1, 5) OBP: 0.350, SLG: 0.354		6-3	SH5-4, 1B, 1B 3-H	5-3			1B, E, 1B		F8	5	2	2	1	0	0	0
Bruce Bochte, L (1, 3) OBP: 0.346, SLG: 0.352		K	SH5-4, 1B 1-2	3-1			K		4-3	5	1	1	0	0	2	1
Bobby Valentine, R (1, 10) OBP: 0.368, SLG: 0.343		F6	SH5-4 1-2 2-3	5-3			FC6 1-3		1B, BB	3	0	1	0	1	0	0
Ellie Rodriguez, R (1, 2) OBP: 0.378, SLG: 0.294		HR, BB	BB, 1B, BB 2-H 3-H			K	FC6, 1B 1-2f 3-H		1B 1-2	4	2	2	2	1	1	1
Mike Miley, S (1, 6) OBP: 0.264, SLG: 0.292		HR 1-H	F7			K	1B 2-3		K	5	1	2	2	0	2	3
Inning Stats	R: 0 E: 0 K: 0 S: 2 H: 0 LOB: 0 BB: 1 P: 6	R: 0 E: 0 K: 2 S: 7 H: 0 LOB: 0 BB: 0 P: 7	R: 2 E: 0 K: 0 S: 5 H: 2 LOB: 1 BB: 1 P: 9	R: 4 E: 0 K: 1 S: 10 H: 5 LOB: 3 BB: 2 P: 18	R: 0 E: 0 K: 0 S: 3 H: 0 LOB: 0 BB: 0 P: 3	R: 2 E: 0 K: 2 S: 9 H: 2 LOB: 1 BB: 1 P: 13	R: 1 E: 1 K: 1 S: 8 H: 3 LOB: 2 BB: 0 P: 8	R: 0 E: 0 K: 2 S: 7 H: 0 LOB: 0 BB: 0 P: 7	R: 0 E: 0 K: 1 S: 6 H: 1 LOB: 2 BB: 1 P: 10	1B: 10 2B: 1 3B: 1 HR: 1 SF: 0 SAC: 1 DP: 0 HBP: 0						

PITCHER	IP	WLS	BF	H	R	ER	SO	BB	IBB	HBP	BLK	WP	HR	S	P	ERA	WHIP
Rudy May, L (1, 1) ERA: 3.38	3.1	L	17	6	6	6	2	2	0	0	0	0	1	19	27	16.20	2.400
Pat Dobson, R (4, 1) ERA: 3.96	2.2		14	3	2	2	3	3	0	0	0	1	0	17	29	6.75	2.250
Rick Sawyer, R (7, 1) ERA:	2.0		9	3	1	0	3	0	0	0	0	0	0	15	15	0.00	1.500
Ron Guidry, L (9, 1) ERA:	1.0		5	1	0	0	1	1	0	0	0	0	0	6	10	0.00	2.000

PITCHER	IP	WLS	BF	H	R	ER	SO	BB	IBB	HBP	BLK	WP	HR	S	P	ERA	WHIP

TOP

California Angels @ New York Yankees

Shea Stadium, Flushing, NY

Sun Aug 24 1975, 3:33 AM EDT

Unknown - 66 F

livebaseballscorecards.com

AB	38
R	9
H	13
RBI	8
BB	6
SO	9
LOB	12

WP: 1	PA: 46		
PB: 0			
SB: 0			
CS: 1			

BOTTOM

California Angels @ New York Yankees

Shea Stadium, Flushing, NY

Sun Aug 24 1975, 3:33 AM EDT

Unknown - 66 F

livebaseballscorecards.com

Batter	1	2	3	4	5	6	7	8	9	AB	R	H	RBI	BB	SO	LOB
Bobby Bonds, R (1, 9) OBP: 0.359, SLG: 0.489	BBBB 4-0 CS BB			SSS 0-3 ① K		SSS 0-3 ② K		x 0-0 1-2 1B		2	0	0	0	1	2	0
Walt Williams, R (7, 9) OBP: 0.299, SLG: 0.370										1	0	1	0	0	0	0
Sandy Alomar Sr., S (1, 4) OBP: 0.259, SLG: 0.267	SSS 0-3 ①② K 1-2			x 0-0 ③ G3 1B		x 0-0 ③ 6-3		x 0-0 ③ F8		4	0	1	0	0	1	3
Roy White, S (1, 7) OBP: 0.367, SLG: 0.421	SSS 0-3 ③ K			x 0-0 ② G3 1-2			x 0-0 ① 6-3		x 0-0 ① F9	3	0	0	0	0	1	1
Rick Dempsey, R (8, 2) OBP: 0.339, SLG: 0.287										1	0	0	0	0	0	0
Thurman Munson, R (1, 2) OBP: 0.365, SLG: 0.422		SSS 0-3 ① K		x 0-0 ③ F7			x 0-0 ② F8		x 0-0 ② B1-3	3	0	0	0	0	1	1
Alex Johnson, R (8, 7) OBP: 0.297, SLG: 0.345										1	0	0	0	0	0	0
Graig Nettles, L (1, 5) OBP: 0.326, SLG: 0.441		x 0-0 ② 4-3			SSS 0-3 ① K		x 0-0 1B E9		x 0-0 ③ G3	4	0	1	0	0	1	0
Lou Piniella, R (1, 10) OBP: 0.270, SLG: 0.231		x 0-0 ③ F4			x 0-0 ② 6-3		SSS 0-3 ③ K			3	0	0	0	0	1	1
Chris Chambliss, L (1, 3) OBP: 0.330, SLG: 0.426			SSS 0-3 ① K		x 0-0 1B			x 0-0 FC6-4 E1		3	0	1	0	0	1	0
Rick Bladt, R (1, 8) OBP: 0.282, SLG: 0.306			x 0-0 ② 6-3		x 0-0 ③ F6			x 0-0 ① 1-2f FC6-4 FC4-6		3	0	0	0	0	0	2
Fred Stanley, R (1, 6) OBP: 0.276, SLG: 0.224			x 0-0 ③ 4-3			x 0-0 ① F8		x 0-0 ② 1-2f FC4-6 1B		3	0	0	0	0	0	1

	AB	31
	R	0
	H	4
	RBI	0
	BB	1
	SO	8
	LOB	9

Inning Stats										
	R: 0 E: 0 K: 2 S: 6	H: 0 LOB: 0 BB: 1 P: 10	R: 0 E: 0 K: 1 S: 5	H: 0 LOB: 0 BB: 0 P: 5	R: 0 E: 0 K: 1 S: 5	H: 0 LOB: 0 BB: 0 P: 5	R: 0 E: 0 K: 1 S: 6	H: 1 LOB: 1 BB: 0 P: 6	R: 0 E: 0 K: 1 S: 6	H: 1 LOB: 1 BB: 0 P: 6
	R: 0 E: 0 K: 1 S: 5	H: 0 LOB: 0 BB: 0 P: 5	R: 0 E: 1 K: 1 S: 6	H: 1 LOB: 1 BB: 0 P: 6	R: 0 E: 1 K: 0 S: 5	H: 1 LOB: 2 BB: 0 P: 5	R: 0 E: 0 K: 0 S: 3	H: 0 LOB: 0 BB: 0 P: 3	1B: 4 2B: 0 3B: 0 HR: 0	SF: 0 SAC: 0 DP: 0 HBP: 0

WP: 0 PB: 0 SB: 0 CS: 1 PA: 32

PITCHER	IP	WLS	BF	H	R	ER	SO	BB	IBB	HBP	BLK	WP	HR	S	P	ERA	WHIP
Frank Tanana, L (1, 1) ERA: 2.47	9.0	W	32	4	0	0	8	1	0	0	0	0	0	47	51	0.00	0.556

PITCHER	IP	WLS	BF	H	R	ER	SO	BB	IBB	HBP	BLK	WP	HR	S	P	ERA	WHIP

Batter	1	2	3	4	5	6	7	8	9	AB	R	H	RBI	BB	SO	LOB
Mickey Rivers, L (1, 8) OBP: 0.338, SLG: 0.368	F6		K		1-3 2B		E5 S E		4-3	5	1	1	0	0	1	0
Bobby Valentine, R (1, 10) OBP: 0.395, SLG: 0.368	F9			BBBB G6-4-3 BB	SF9 3-H		1-H CS 1B		1B	3	0	2	1	1	0	0
Dave Collins, S (9, PR) OBP: 0.354, SLG: 0.355										0	0	0	0	0	0	0
Leroy Stanton, R (1, 9) OBP: 0.348, SLG: 0.430	4-3			G6-4-3 1-2f	6-3		CS 1-2	E9 SH5-3 SF7	SSS K	5	1	0	0	0	1	3
John Balaz, R (1, 7) OBP: 0.316, SLG: 0.459		F9		E5 E		SSS K		SH5-3 2-3		3	0	0	0	0	1	0
Dave Chalk, R (1, 5) OBP: 0.353, SLG: 0.353		BBBB 2B BB		E5 BB 1-3		BBBB FC6-4 BB		IIII BB IBB		1	1	0	0	3	0	1
Bruce Bochte, L (1, 3) OBP: 0.352, SLG: 0.356		1-H 2B		BBBB 1-2 BB		F8		BBBB 1-2 BB		2	0	1	1	2	0	1
Winston Llenas, R (1, 4) OBP: 0.241, SLG: 0.208		F7		F7		FC6-4 1-2f		SF7 3-H		3	0	0	0	0	0	4
Jerry Remy, L (6, 4) OBP: 0.310, SLG: 0.317										0	0	0	1	0	0	0
Andy Etchebarren, R (1, 2) OBP: 0.229, SLG: 0.318			6-3		BBBB 4-0 FC3-6 BB		SSS K	4-3		3	0	0	0	1	1	2
Mike Miley, S (1, 6) OBP: 0.257, SLG: 0.284			4-3		FC3-6 2B 1-2f SF9		5-3		SSS K	4	1	0	0	0	1	1

TOP

California Angels @ New York Yankees

Shea Stadium, Flushing, NY

Sun Aug 24 1975, 3:38 AM EDT

Att. 30,656 - Unknown

livebaseballscorecards.com

AB	29
R	4
H	4
RBI	3
BB	7
SO	5
LOB	12

Inning Stats	1	2	3	4	5	6	7	8	9
	R: 0 E: 0 K: 0 S: 3 H: 0 LOB: 0 BB: 0 P: 3	R: 1 E: 0 K: 0 S: 3 H: 1 LOB: 0 BB: 1 P: 7	R: 0 E: 0 K: 1 S: 5 H: 0 LOB: 0 BB: 0 P: 5	R: 0 E: 2 K: 0 S: 4 H: 0 LOB: 3 BB: 2 P: 12	R: 1 E: 0 K: 0 S: 4 H: 1 LOB: 1 BB: 1 P: 8	R: 0 E: 0 K: 1 S: 5 H: 0 LOB: 1 BB: 1 P: 9	R: 1 E: 1 K: 1 S: 6 H: 1 LOB: 0 BB: 0 P: 6	R: 1 E: 1 K: 0 S: 4 H: 0 LOB: 2 BB: 2 P: 12	R: 0 E: 0 K: 2 S: 8 H: 1 LOB: 1 BB: 0 P: 8

1B: 2 SF: 2
2B: 2 SAC: 1
3B: 0 DP: 1
HR: 0 HBP: 0

WP: 0 PA: 40
PB: 0
SB: 1
CS: 1

PITCHER		IP	WLS	BF	H	R	ER	SO	BB	IBB	HBP	BLK	WP	HR	S	P	ERA	WHIP
Tippy Martinez, L ERA: 3.74	(1, 1)	7.1	L	33	3	4	2	3	6	1	0	0	0	0	32	60	2.46	1.227
Sparky Lyle, L ERA: 3.16	(8, 1)	1.2		6	1	0	0	2	0	0	0	0	0	0	10	10	0.00	0.600

PITCHER	IP	WLS	BF	H	R	ER	SO	BB	IBB	HBP	BLK	WP	HR	S	P	ERA	WHIP

Batter	1	2	3	4	5	6	7	8	9	AB	R	H	RBI	BB	SO	LOB
Walt Williams, R (1, 9) OBP: 0.302, SLG: 0.377	x 0-0 2B		S S S 0-3 ① K		x 0-0 ① 5-3		x 0-0 ② SH1-4 1-2 1B	x 0-0 ② ③ F7-4 2-3		5	0	2	0	0	1	3
Sandy Alomar Sr., S (1, 4) OBP: 0.256, SLG: 0.264	x 0-0 ① P1		S S S 0-3 ② K		S S S 0-3 ② K		x 0-0 ① SH1-4 1-2 2-3		x 0-0 ① F8	4	0	0	0	0	2	2
Roy White, S (1, 7) OBP: 0.371, SLG: 0.423	B B B B 4-0 BB		B B B B 4-0 BB		x 0-0 S 2-H 1B		x 0-0 ② L6		x 0-0 2B 1B	3	0	2	1	2	0	2
Thurman Munson, R (1, 10) OBP: 0.362, SLG: 0.417	S S S 0-3 ② K		S S S 0-3 ③ K		x 0-0 ③ F7 1-2		S S S 0-3 ③ K		x 0-0 ② F9	5	0	0	0	0	3	7
Graig Nettles, L (1, 5) OBP: 0.327, SLG: 0.449	S S S 0-3 ③ K			x 0-0 ① 3-4-1		x 0-0 ① F8		x 0-0 HR	x 0-0 1-3 2B	5	1	2	1	0	1	2
Chris Chambliss, L (1, 3) OBP: 0.333, SLG: 0.429		B B B B 4-0 4-3 BB		x 0-0 F8 2B		x 0-0 WP 1B		x 0-0 ① G3	x 0-0 ③ 5-3	4	0	2	0	1	0	2
Ed Herrmann, L (1, 2) OBP: 0.318, SLG: 0.409		x 0-0 ① F8		x 0-0 ② F8 2-3		S S S 0-3 ② K 1-2		x 0-0 HR		4	1	1	1	0	1	3
Rich Coggins, L (1, 8) OBP: 0.252, SLG: 0.275 Bobby Bonds, R (8, PH) (9, 8) OBP: 0.361, SLG: 0.489		x 0-0 ② 4-3 1-2		S S S 0-3 ③ K		x 0-0 ③ 6-3		B B B B 4-0 F7-4 BB		3 0	0 0	0 0	0 0	0 1	1 0	3 0
Jim Mason, L (1, 6) OBP: 0.212, SLG: 0.214		x 0-0 ③ 4-3			x 0-0 1B 2B		B B B B 4-0 SH1-4 1B BB	B B B B 4-0 1-2 BB		2	1	1	0	2	0	1
Inning Stats	R: 0 E: 0 K: 2 S: 8 H: 1 LOB: 2 BB: 1 P: 12	R: 0 E: 0 K: 0 S: 3 H: 0 LOB: 1 BB: 1 P: 7	R: 0 E: 0 K: 3 S: 9 H: 0 LOB: 1 BB: 1 P: 13	R: 0 E: 0 K: 1 S: 6 H: 1 LOB: 1 BB: 0 P: 6	R: 1 E: 0 K: 1 S: 7 H: 2 LOB: 1 BB: 0 P: 7	R: 0 E: 0 K: 1 S: 6 H: 1 LOB: 1 BB: 0 P: 6	R: 0 E: 0 K: 1 S: 6 H: 1 LOB: 2 BB: 1 P: 10	R: 2 E: 0 K: 0 S: 4 H: 2 LOB: 1 BB: 2 P: 12	R: 0 E: 0 K: 0 S: 5 H: 2 LOB: 2 BB: 0 P: 5	1B: 4 2B: 5 3B: 0 HR: 2 SF: 0 SAC: 1 DP: 1 HBP: 0	WP: 1 PB: 0 SB: 1 CS: 0 PA: 42					

PITCHER		IP	WLS	BF	H	R	ER	SO	BB	IBB	HBP	BLK	WP	HR	S	P	ERA	WHIP
Nolan Ryan, R ERA: 3.45	(1, 1)	6.0	W	28	6	1	1	8	4	0	0	0	1	0	40	56	1.50	1.667
Mickey Scott, L ERA: 3.44	(7, 1)	0.2		2	0	0	0	0	0	0	0	0	0	0	2	2	0.00	0.000
Dick Lange, R ERA: 5.15	(7, 1)	0.2		4	2	2	2	1	0	0	0	0	0	2	6	6	27.00	3.000
Chuck Hockenbery, R ERA: 4.63	(8, 1)	0.0		2	0	0	0	0	2	0	0	0	0	0	0	8	∞	∞
Jim Brewer, L ERA: 3.86	(8, 1)	1.2	S	6	2	0	0	0	0	0	0	0	0	0	6	6	0.00	1.200

PITCHER	IP	WLS	BF	H	R	ER	SO	BB	IBB	HBP	BLK	WP	HR	S	P	ERA	WHIP

BOTTOM

California Angels @ New York Yankees

Shea Stadium, Flushing, NY

Sun Aug 24 1975, 3:38 AM EDT

Att. 30,656 - Unknown

livebaseballscorecards.com

AB	35
R	3
H	10
RBI	3
BB	6
SO	9
LOB	25

Batter	1	2	3	4	5	6	7	8	9	AB	R	H	RBI	BB	SO	LOB
Jerry Remy, L (1, 4) OBP: 0.310, SLG: 0.318	4-3 E 1B		K	F5		FC1-5 E 1-2 2-3f	4-3 1B 1-2 2-3 3-H			5	0	2	1	0	1	2
Mickey Rivers, L (1, 8) OBP: 0.337, SLG: 0.366	P7 1-2		4-3 1B			F9	F8	4-3 1-2 2-3 3-H		5	0	1	1	0	0	5
Bruce Bochte, L (1, 3) OBP: 0.346, SLG: 0.350	4-3 2-3		4-3 1-2			P7	E5 1-2 2-3	L1		5	0	0	0	0	0	6
Adrian Garrett, L (1, 10) OBP: 0.293, SLG: 0.446 Bobby Valentine, R (7, PH) OBP: 0.378, SLG: 0.350	BB			F8		F3	F4		K	2 2	0 0	0 0	0 0	1 0	0 1	0 3
Leroy Stanton, R (1, 9) OBP: 0.346, SLG: 0.425	K			5-3			1B BB 1B	E5 SH1-3 1B SH	K	4	2	0	0	1	2	2
Dave Chalk, R (1, 5) OBP: 0.354, SLG: 0.354		F7		F8			BB 1B 1-3	SH1-3 1-2	BB 1B	4	1	2	0	0	0	0
John Balaz, R (1, 7) OBP: 0.308, SLG: 0.447 Dave Collins, S (7, PH) OBP: 0.360, SLG: 0.355 (7, 7)		K			P8		1B BB 1-2	SH 1B IBB	FC6-4 BB 1-2	2 0	0 2	0 0	0 0	0 3	1 0	0 0
Andy Etchebarren, R (1, 2) OBP: 0.264, SLG: 0.408		F9			HR		FC1-5 1B 1-3 2-H 3-H	1B SH 4-3 1-2 2-3	FC6-4 1-2f	5	2	3	3	0	0	2
Mike Miley, S (1, 6) OBP: 0.265, SLG: 0.307			E6 3B		F8		E FC1-5 1-2 3-H	SH 4-3 1B 1-2 2-3 3-H		3	1	2	2	0	0	0
Inning Stats	R: 0 H: 1 E: 1 LOB: 2 K: 1 BB: 1 S: 6 P: 10	R: 0 H: 0 E: 0 LOB: 0 K: 1 BB: 0 S: 5 P: 5	R: 1 H: 2 E: 1 LOB: 0 K: 1 BB: 0 S: 6 P: 6	R: 0 H: 0 E: 0 LOB: 0 K: 0 BB: 0 S: 3 P: 3	R: 1 H: 1 E: 0 LOB: 0 K: 0 BB: 0 S: 4 P: 4	R: 0 H: 0 E: 0 LOB: 0 K: 0 BB: 0 S: 3 P: 3	R: 3 H: 3 E: 1 LOB: 3 K: 0 BB: 2 S: 7 P: 15	R: 3 H: 2 E: 1 LOB: 2 K: 0 BB: 1 S: 7 P: 11	R: 0 H: 1 E: 0 LOB: 2 K: 2 BB: 1 S: 8 P: 12	1B: 8 SF: 0 2B: 0 SAC: 2 3B: 1 DP: 0 HR: 1 HBP: 0						

PITCHER		IP	WLS	BF	H	R	ER	SO	BB	IBB	HBP	BLK	WP	HR	S	P	ERA	WHIP
Luis Tiant, R ERA: 4.17	(1, 1)	6.0	L	27	7	5	5	3	3	0	0	0	0	1	30	42	7.50	1.667
Jim Burton, L ERA: 3.07	(7, 1)	0.2		3	0	0	0	0	0	0	0	0	0	0	3	3	0.00	0.000
Jim Willoughby, R ERA: 2.95	(7, 1)	2.1		14	3	3	1	2	1	1	0	0	0	0	16	24	3.86	1.714

PITCHER	IP	WLS	BF	H	R	ER	SO	BB	IBB	HBP	BLK	WP	HR	S	P	ERA	WHIP

TOP

California Angels @ Boston Red Sox

Fenway Park, Boston, MA

Tue Aug 26 1975, 7:05 PM EDT

Att. 32,086 - Unknown - 77 F

livebaseballscorecards.com

AB	37
R	8
H	10
RBI	7
BB	5
SO	5
LOB	20

WP: 0	PA: 44		
PB: 0			
SB: 0			
CS: 0			

Batter	1	2	3	4	5	6	7	8	9	AB	R	H	RBI	BB	SO	LOB
Cecil Cooper, L (1, 10) OBP: 0.365, SLG: 0.585	1B		P7		F4			F5		4	0	1	0	0	0	0
Denny Doyle, L (1, 4) OBP: 0.319, SLG: 0.400	F8			PB 1B 2B		3-1		F8		4	1	1	0	0	0	1
Carl Yastrzemski, L (1, 3) OBP: 0.378, SLG: 0.423	F9			1B 2B 2-3 BB		G3			1-3 1B BB	2	1	0	0	2	0	1
Fred Lynn, L (1, 8) OBP: 0.400, SLG: 0.575	F7			2B L3-5 1-2 3-H 1B		BB			K	3	0	1	1	1	1	2
Jim Rice, R (1, 7) OBP: 0.342, SLG: 0.500		E6 FC1-5-4 BLK		1-3 2-H 2B		K			1-3 1-2 1B	4	0	2	1	0	1	1
Dwight Evans, R (1, 9) OBP: 0.362, SLG: 0.474		6-3 1-2		5-3			6-3		1-3 1-2 2-3	4	0	0	0	0	0	5
Rick Burleson, R (1, 6) OBP: 0.311, SLG: 0.332		FC1-5-4 2-3		L3-5 3-H			4-3		BB	3	0	0	0	1	0	3
Tim Blackwell, S (1, 2) OBP: 0.302, SLG: 0.265 Rick Miller, L (9, PH) OBP: 0.316, SLG: 0.240			6-3		5-3		4-3		G3	3 1	0 0	0 0	0 0	0 0	0 0	0 3
Bob Heise, R (1, 5) OBP: 0.244, SLG: 0.235 Bernie Carbo, L (8, PH) OBP: 0.405, SLG: 0.497 Dick McAuliffe, L (9, 5)			F4		6-3			5-3		2 1 0	0 0 0	0 0 0	0 0 0	0 0 0	0 0 0	0 0 0
Inning Stats	R: 0 H: 1 E: 0 LOB: 1 K: 0 BB: 0 S: 4 P: 4	R: 0 H: 0 E: 1 LOB: 0 K: 0 BB: 0 S: 3 P: 3	R: 0 H: 0 E: 0 LOB: 0 K: 0 BB: 0 S: 3 P: 3	R: 2 H: 3 E: 0 LOB: 1 K: 0 BB: 1 S: 5 P: 9	R: 0 H: 0 E: 0 LOB: 0 K: 0 BB: 0 S: 3 P: 3	R: 0 H: 0 E: 0 LOB: 1 K: 1 BB: 1 S: 5 P: 9	R: 0 H: 0 E: 0 LOB: 0 K: 0 BB: 0 S: 3 P: 3	R: 0 H: 0 E: 0 LOB: 0 K: 0 BB: 0 S: 3 P: 3	R: 0 H: 1 E: 0 LOB: 3 K: 1 BB: 2 S: 6 P: 14	1B: 3 SF: 0 2B: 4 SAC: 0 3B: 0 DP: 2 HR: 0 HBP: 0						WP: 0 PA: 35 PB: 1 SB: 0 CS: 0	

PITCHER	IP	WLS	BF	H	R	ER	SO	BB	IBB	HBP	BLK	WP	HR	S	P	ERA	WHIP
Ed Figueroa, R (1, 1) ERA: 2.72	9.0	W	35	5	2	2	2	4	0	0	1	0	0	35	51	2.00	1.000

PITCHER	IP	WLS	BF	H	R	ER	SO	BB	IBB	HBP	BLK	WP	HR	S	P	ERA	WHIP

BOTTOM

California Angels @ Boston Red Sox

Fenway Park, Boston, MA

Tue Aug 26 1975, 7:05 PM EDT

Att. 32,086 - Unknown - 77 F

livebaseballscorecards.com

AB	31
R	2
H	5
RBI	2
BB	4
SO	2
LOB	16

California Angels @ Boston Red Sox

Fenway Park, Boston, MA

Wed Aug 27 1975, 3:33 AM EDT

Att. 34,227 - Unknown - 84 F

TOP

livebaseballscorecards.com

Batter	1	2	3	4	5	6	7	8	9	AB	R	H	RBI	BB	SO	LOB
Jerry Remy, L (1, 4) OBP: 0.311, SLG: 0.318	F7	BB 1-2 2-3 3-H			4-3	F4			1B	4	0	1	1	1	0	2
Mickey Rivers, L (1, 8) OBP: 0.339, SLG: 0.367	G3	P9			CS 1B		BB		1-2 1B	4	0	2	0	1	0	3
Leroy Stanton, R (1, 9) OBP: 0.346, SLG: 0.427	K		FC6-4 1B		1-2 2B		K		K	5	0	2	0	0	3	3
John Balaz, R (1, 7) OBP: 0.317, SLG: 0.436 Adrian Garrett, L (9, PH) OBP: 0.290, SLG: 0.440		1B SF9 BB	K		BB	P7			K	2 1	1 0	0 0	0 0	2 0	1 1	2 2
Dave Chalk, R (1, 5) OBP: 0.353, SLG: 0.353		BB SF9 BB 1-3 1B	FC6-4 1-2f		F5		F4			4	1	1	0	0	0	4
Bruce Bochte, L (1, 3) OBP: 0.348, SLG: 0.352		K	F8			6-3 BB 1B		G5-4-3 1B		4	0	2	0	0	1	3
Bobby Valentine, R (1, 10) OBP: 0.367, SLG: 0.333		SF9 1-2 3-H		6-3		6-3 1-2 BB		G5-4-3 1-2f		2	0	0	1	1	0	1
Andy Etchebarren, R (1, 2) OBP: 0.263, SLG: 0.385		BB BB BB		F9		6-3 1-2 2-3		F9		3	0	0	0	1	0	2
Mike Miley, S (1, 6) OBP: 0.265, SLG: 0.300		BB 1-2 2-3 BB		F8		K			L4	3	0	0	0	1	1	2
Inning Stats	R: 0 E: 0 K: 1 S: 5 H: 0 LOB: 0 BB: 0 P: 5	R: 2 E: 0 K: 1 S: 6 H: 1 LOB: 3 BB: 4 P: 22	R: 0 E: 1 K: 1 S: 6 H: 1 LOB: 1 BB: 0 P: 6	R: 0 E: 0 K: 0 S: 3 H: 0 LOB: 0 BB: 0 P: 3	R: 0 E: 0 K: 0 S: 4 H: 2 LOB: 2 BB: 1 P: 8	R: 0 E: 0 K: 1 S: 6 H: 1 LOB: 2 BB: 1 P: 10	R: 0 E: 0 K: 1 S: 5 H: 0 LOB: 1 BB: 1 P: 9	R: 0 E: 0 K: 0 S: 3 H: 1 LOB: 0 BB: 0 P: 3	R: 0 E: 0 K: 2 S: 9 H: 2 LOB: 2 BB: 0 P: 9	1B: 7 2B: 1 3B: 0 HR: 0 SF: 1 SAC: 0 DP: 1 HBP: 0	WP: 0 PB: 0 SB: 0 CS: 1 PA: 40					

	AB	32
	R	2
	H	8
	RBI	2
	BB	7
	SO	7
	LOB	24

PITCHER	IP	WLS	BF	H	R	ER	SO	BB	IBB	HBP	BLK	WP	HR	S	P	ERA	WHIP
Roger Moret, L (1, 1) ERA: 3.29	8.1	W	38	8	2	2	5	7	0	0	0	0	0	41	69	2.16	1.800
Dick Drago, R (9, 1) ERA: 4.3	0.2	S	2	0	0	0	2	0	0	0	0	0	0	6	6	0.00	0.000

PITCHER	IP	WLS	BF	H	R	ER	SO	BB	IBB	HBP	BLK	WP	HR	S	P	ERA	WHIP

Batter	1	2	3	4	5	6	7	8	9	AB	R	H	RBI	BB	SO	LOB
Cecil Cooper, L (1, 10) OBP: 0.359, SLG: 0.575	G3	K 1-2 2-3 3-H		SH5-4 1-2		F2		4-1		4	0	0	0	0	1	2
Denny Doyle, L (1, 4) OBP: 0.319, SLG: 0.403	2B 2B	FC9-2 3-H		E5 FC3-6 2-3		BB				3	1	1	0	0	0	3
Doug Griffin, R (6, PH) OBP: 0.300, SLG: 0.285 (7, 4)										0	0	0	0	1	0	0
Carl Yastrzemski, L (1, 3) OBP: 0.377, SLG: 0.424	F5		1B SF8 2B	FC3-6 1-2f		4-3				4	1	1	0	0	0	4
Fred Lynn, L (1, 8) OBP: 0.400, SLG: 0.577	HR 2-H 2B		1B SF9 2-3 1B	F8			4-3			4	2	2	1	0	0	2
Jim Rice, R (1, 7) OBP: 0.341, SLG: 0.505	HR 2-H		SF8 3-H		4-3		6-3			3	1	1	3	0	0	0
Dwight Evans, R (1, 9) OBP: 0.366, SLG: 0.484	6-3		SF9 1-3 1B		1B		3B			4	0	3	0	0	0	0
Rick Burleson, R (1, 6) OBP: 0.310, SLG: 0.332		E BB PB 1B	SF9 1-2 3-H	F8			4-3			3	1	1	1	0	0	2
Dick McAuliffe, L (1, 5)		BBB PB E FC9-2 1-2 BB	6-3	F8				L8		3	0	0	0	1	0	2
Tim Blackwell, S (1, 2) OBP: 0.308, SLG: 0.261		BBB PB 1-2 2-3 BB		BBB E SH5-4 BB		G3		5-3		2	0	0	0	2	0	0
Inning Stats	R: 3 H: 3 E: 0 LOB: 0 K: 0 BB: 0 S: 6 P: 6	R: 1 H: 1 E: 1 LOB: 1 K: 1 BB: 2 S: 5 P: 13	R: 2 H: 3 E: 0 LOB: 1 K: 0 BB: 0 S: 6 P: 6	R: 0 H: 0 E: 1 LOB: 2 K: 0 BB: 1 S: 4 P: 8	R: 0 H: 1 E: 0 LOB: 1 K: 0 BB: 0 S: 4 P: 4	R: 0 H: 0 E: 0 LOB: 1 K: 0 BB: 1 S: 3 P: 7	R: 0 H: 1 E: 0 LOB: 1 K: 0 BB: 0 S: 4 P: 4	R: 0 H: 0 E: 0 LOB: 0 K: 0 BB: 0 S: 3 P: 3		1B: 4 SF: 2 2B: 4 SAC: 1 3B: 1 DP: 1 HR: 1 HBP: 0						WP: 0 PA: 37 PB: 1 SB: 0 CS: 0

PITCHER		IP	WLS	BF	H	R	ER	SO	BB	IBB	HBP	BLK	WP	HR	S	P	ERA	WHIP
Bill Singer, R ERA: 4.8	(1, 1)	1.0	L	9	4	4	3	0	2	0	0	0	0	1	7	15	27.00	6.000
Andy Hassler, L ERA: 5.85	(2, 1)	5.0		21	4	2	2	1	2	0	0	0	0	0	21	29	3.60	1.200
Mickey Scott, L ERA: 3.31	(7, 1)	2.0		7	1	0	0	0	0	0	0	0	0	0	7	7	0.00	0.500

PITCHER	IP	WLS	BF	H	R	ER	SO	BB	IBB	HBP	BLK	WP	HR	S	P	ERA	WHIP

BOTTOM

California Angels @ Boston Red Sox

Fenway Park, Boston, MA

Wed Aug 27 1975, 3:33 AM EDT
Att. 34,227 - Unknown - 84 F

livebaseballscorecards.com

AB	30
R	6
H	9
RBI	5
BB	4
SO	1
LOB	15

California Angels @ Detroit Tigers

Tiger Stadium, Detroit, MI

Fri Aug 29 1975, 7:05 PM EDT

Att. 10,451 - Unknown

TOP

livebaseballscorecards.com

Batter	1	2	3	4	5	6	7	8	9	AB	R	H	RBI	BB	SO	LOB
Jerry Remy, L (1, 4) OBP: 0.310, SLG: 0.316	0-0 ① 6-3		0-0 ②③ 6-3 1-2 3-H		SSS 0-3 ③ K		0-0 1-2 2-3 3-H 1B		0-0 ② F7	5	0	1	1	0	1	2
Mickey Rivers, L (1, 8) OBP: 0.338, SLG: 0.366	0-0 ② 5-3			0-0 2B 2B 1B	SSS 0-3 ① K		0-0 ② SF8 3-H		0-0 ③ F5	4	1	1	1	0	1	0
Leroy Stanton, R (1, 9) OBP: 0.345, SLG: 0.428	0-0 ③ F9			0-0 1-3 2B 2B	0-0 ② F8	SSS 0-3 ③ K				4	1	1	0	0	1	2
John Balaz, R (1, 7) OBP: 0.314, SLG: 0.439		0-0 ① F7		0-0 4-3 SF8 2-H 3-H 2B	0-0 ③ 5-3			0-0 ① 5-3		4	1	1	2	0	0	0
Dave Chalk, R (1, 5) OBP: 0.352, SLG: 0.351		SSS 0-3 ② K		0-0 ① 4-3 2-3			0-0 ① 6-3	BBBB 4-0 HR BB		3	1	0	0	1	1	1
Bruce Bochte, L (1, 3) OBP: 0.347, SLG: 0.350		SSS 0-3 ③ K		0-0 ② SF8 3-H			BBBB 4-0 1B 1B BB	0-0 ② F9		2	1	0	1	1	1	1
Bobby Valentine, R (1, 10) OBP: 0.385, SLG: 0.378 Dave Collins, S (7, PR) OBP: 0.362, SLG: 0.369			0-0 1B CS 2B	0-0 ③ F8			0-0 1-3 1B 1B 1B	0-0 1-H HR		3 1	0 2	2 1	0 2	0 0	0 0	0 0
Andy Etchebarren, R (1, 2) OBP: 0.283, SLG: 0.400 Bob Allietta, R (7, 2) OBP: 0.194, SLG: 0.200			0-0 CS 2-3 1B		SSS 0-3 ① K		0-0 1-2 3-H 1B 1B SF8 1B	SSS 0-3 ③ K		3 1	1 0	2 0	1 0	0 0	1 1	0 0
Mike Miley, S (1, 6) OBP: 0.264, SLG: 0.299			SSS 0-3 ① K		0-0 ② 5-3		0-0 1-2 2-3 1B 1B		0-0 ① 4-3	4	0	1	0	0	1	2
Inning Stats	R: 0 E: 0 K: 0 S: 3 H: 0 LOB: 0 BB: 0 P: 3	R: 0 E: 0 K: 2 S: 7 H: 0 LOB: 0 BB: 0 P: 7	R: 0 E: 0 K: 1 S: 6 H: 2 LOB: 1 BB: 0 P: 6	R: 3 E: 0 K: 0 S: 6 H: 3 LOB: 0 BB: 0 P: 6	R: 0 E: 0 K: 2 S: 7 H: 0 LOB: 0 BB: 0 P: 7	R: 0 E: 0 K: 1 S: 5 H: 0 LOB: 0 BB: 0 P: 5	R: 3 E: 0 K: 1 S: 9 H: 4 LOB: 2 BB: 1 P: 13	R: 2 E: 0 K: 1 S: 6 H: 1 LOB: 0 BB: 1 P: 10	R: 0 E: 0 K: 0 S: 3 H: 0 LOB: 0 BB: 0 P: 3	1B: 6 2B: 3 3B: 0 HR: 1	SF: 2 SAC: 0 DP: 0 HBP: 0					

	AB	34
	R	8
	H	10
	RBI	8
	BB	2
	SO	8
	LOB	8

PITCHER	IP	WLS	BF	H	R	ER	SO	BB	IBB	HBP	BLK	WP	HR	S	P	ERA	WHIP
Mickey Lolich, L (1, 1) ERA: 3.61	7.0	L	30	9	6	6	7	1	0	0	0	0	0	43	47	7.71	1.429
Tom Walker, R (8, 1) ERA: 4.6	2.0		8	1	2	2	1	1	0	0	0	0	1	9	13	9.00	1.000

PITCHER	IP	WLS	BF	H	R	ER	SO	BB	IBB	HBP	BLK	WP	HR	S	P	ERA	WHIP

BOTTOM

Batter	1	2	3	4	5	6	7	8	9	AB	R	H	RBI	BB	SO	LOB
Ron LeFlore, R (1, 8) OBP: 0.309, SLG: 0.363	S S S 0-3 ① K		S S S 0-3 ② K			x 0-0 ① E9 1B		x 0-0 ② 6-3		4	0	1	0	0	2	0
Gary Sutherland, R (1, 4) OBP: 0.324, SLG: 0.328	x 0-0 WP 1B		S S S 0-3 ③ K			x 0-0 WP 1B 1B		x 0-0 ③ 1-3		4	1	2	0	0	1	0
Aurelio Rodriguez, R (1, 5) OBP: 0.291, SLG: 0.396	x 0-0 ② F9			B B B B 4-0 BB		x 0-0 1B 1-H 1B			S S S 0-3 ① K	3	0	1	1	1	1	1
Willie Horton, R (1, 10) OBP: 0.313, SLG: 0.413	S S S 0-3 ③ K 1-2			x 0-0 ① F9		x 0-0 ② F9			x 0-0 ② 4-3	4	0	0	0	0	1	4
Bill Freehan, R (1, 2) OBP: 0.306, SLG: 0.410		x 0-0 ① L6		x 0-0 ② F9		x 0-0 ③ 1-3 1B			x 0-0 1B	4	0	2	0	0	0	1
Leon Roberts, R (1, 9) OBP: 0.319, SLG: 0.400		x 0-0 1B	S S S 0-3 ③ K				x 0-0 ① F5		x 0-0 ③ F8	4	0	1	0	0	1	2
Dan Meyer, L (1, 3) OBP: 0.293, SLG: 0.356		x 0-0 ② F8			x 0-0 ① F8		S S S 0-3 ② K			3	0	0	0	0	1	1
Ben Oglivie, L (1, 7) OBP: 0.293, SLG: 0.361		S S S 0-3 ③ K			S S S 0-3 ② K		x 0-0 ③ F7			3	0	0	0	0	2	1
Tom Veryzer, R (1, 6) OBP: 0.278, SLG: 0.306			x 0-0 ① F9		x 0-0 ③ F7			x 0-0 ① F8		3	0	0	0	0	0	0
Inning Stats	R: 0 H: 1 E: 0 LOB: 1 K: 2 BB: 0 S: 8 P: 8	R: 0 H: 1 E: 0 LOB: 1 K: 1 BB: 0 S: 6 P: 6	R: 0 H: 0 E: 0 LOB: 0 K: 2 BB: 0 S: 7 P: 7	R: 0 H: 0 E: 0 LOB: 1 K: 1 BB: 1 S: 5 P: 9	R: 0 H: 0 E: 0 LOB: 0 K: 1 BB: 0 S: 5 P: 5	R: 1 H: 4 E: 1 LOB: 3 K: 0 BB: 0 S: 5 P: 5	R: 0 H: 0 E: 0 LOB: 0 K: 1 BB: 0 S: 5 P: 5	R: 0 H: 0 E: 0 LOB: 0 K: 0 BB: 0 S: 3 P: 3	R: 0 H: 1 E: 0 LOB: 1 K: 1 BB: 0 S: 6 P: 6	1B: 7 SF: 0 2B: 0 SAC: 0 3B: 0 DP: 0 HR: 0 HBP: 0						

PITCHER	IP	WLS	BF	H	R	ER	SO	BB	IBB	HBP	BLK	WP	HR	S	P	ERA	WHIP
Frank Tanana, L (1, 1) ERA: 2.41	9.0	W	33	7	1	1	9	1	0	0	0	2	0	50	54	1.00	0.889

PITCHER	IP	WLS	BF	H	R	ER	SO	BB	IBB	HBP	BLK	WP	HR	S	P	ERA	WHIP

California Angels @ Detroit Tigers

Tiger Stadium, Detroit, MI

Fri Aug 29 1975, 7:05 PM EDT

Att. 10,451 - Unknown

livebaseballscorecards.com

AB	32
R	1
H	7
RBI	1
BB	1
SO	9
LOB	10

WP: 2 PA: 33
PB: 0
SB: 0
CS: 0

California Angels @ Detroit Tigers

Tiger Stadium, Detroit, MI

Sat Aug 30 1975, 3:33 AM EDT

Att. 7,570 - Unknown

TOP

livebaseballscorecards.com

Batter	1	2	3	4	5	6	7	8	9	AB	R	H	RBI	BB	SO	LOB
Dave Collins, S (1, 7) (7, 8) OBP: 0.364, SLG: 0.373	K			4-3		FC3-6 1-2f 2-3		BB 1-2		3	0	1	0	1	1	2
Jerry Remy, L (1, 4) OBP: 0.310, SLG: 0.317	CS 1B			4-3 2-3		K		F6		3	0	1	0	0	1	3
Rudy Meoli, L (7, 4) OBP: 0.303, SLG: 0.235										1	0	0	0	0	0	2
Mickey Rivers, L (1, 8) OBP: 0.336, SLG: 0.364	1-3 1-2			F2		F6		F7		3	0	0	0	0	0	4
Bobby Valentine, R (7, 5) OBP: 0.377, SLG: 0.370										1	0	0	0	0	0	2
Adrian Garrett, L (1, 10) OBP: 0.289, SLG: 0.432		K		F9			K		HR 1B	4	1	1	0	0	2	1
Bruce Bochte, L (1, 3) OBP: 0.352, SLG: 0.369		CS 1B			K		2B		HR 1-H	4	1	3	2	0	1	0
John Balaz, R (1, 9) OBP: 0.311, SLG: 0.430		K 1-2			G6-4-3 1B		K		6-3	4	0	1	0	0	2	2
Dave Chalk, R (1, 5) OBP: 0.350, SLG: 0.348			F9		G6-4-3 1-2f		F8		6-3	3	0	0	0	0	0	2
Winston Llenas, R (7, 7) OBP: 0.239, SLG: 0.206										1	0	0	0	0	0	0
Andy Etchebarren, R (1, 2) OBP: 0.297, SLG: 0.407			F9			FC3-6 1B		BB 1B	K	4	0	2	0	0	1	0
Mike Miley, S (1, 6) OBP: 0.265, SLG: 0.299			4-3			FC3-6 1-2 1B		K		3	0	1	0	0	1	1

| | | | | | | | | | |

California Angels @ Detroit Tigers

Tiger Stadium, Detroit, MI

Sat Aug 30 1975, 3:33 AM EDT

Att. 7,570 - Unknown

livebaseballscorecards.com

Batter	1	2	3	4	5	6	7	8	9	AB	R	H	RBI	BB	SO	LOB
John Knox, L (1, 4) OBP: 0.325, SLG: 0.282	F7		4-3	HR 1B 1-3		K		F7		5	1	1	0	0	1	4
Billy Baldwin, L (1, 9) OBP: 0.250, SLG: 0.419	F9			F2 HR 1-H 3-H		F2 3-H				4	1	1	3	0	0	1
Dan Meyer, L (1, 3) OBP: 0.292, SLG: 0.355	F8			1B 1B 3-1			F3			4	1	1	0	0	0	0
Willie Horton, R (1, 10) OBP: 0.316, SLG: 0.416		G1-6-3 1B		1B HR 1-2 1B	F7		F3 1B			4	1	3	0	0	0	0
Ben Oglivie, L (1, 7) OBP: 0.292, SLG: 0.359		G1-6-3 1-2f		1-3 HR 2-H 1B	G3		F3			4	1	1	1	0	0	2
Aurelio Rodriguez, R (1, 5) OBP: 0.290, SLG: 0.402		4-3		2-H HR 3-H	5-3		K			4	1	1	3	0	1	1
Ron LeFlore, R (1, 8) OBP: 0.307, SLG: 0.360			G3	F9		K		K		4	0	0	0	0	2	0
John Wockenfuss, R (1, 2) OBP: 0.297, SLG: 0.463			WP 2B	1B 3B		BB 1B WP		6-3		3	2	2	0	1	0	0
Tom Veryzer, R (1, 6) OBP: 0.281, SLG: 0.309			6-3 2-3	HR 1B 3-H		1-3 1B		E5		4	1	2	1	0	0	1
Inning Stats	R: 0 E: 0 K: 0 S: 3 H: 0 LOB: 0 BB: 0 P: 3	R: 0 E: 0 K: 0 S: 3 H: 1 LOB: 0 BB: 0 P: 3	R: 0 E: 0 K: 0 S: 4 H: 1 LOB: 1 BB: 0 P: 4	R: 8 E: 0 K: 0 S: 11 H: 8 LOB: 0 BB: 0 P: 11	R: 0 E: 0 K: 0 S: 3 H: 0 LOB: 0 BB: 0 P: 3	R: 1 E: 0 K: 2 S: 8 H: 1 LOB: 1 BB: 1 P: 12	R: 0 E: 0 K: 1 S: 6 H: 1 LOB: 1 BB: 0 P: 6	R: 0 E: 1 K: 1 S: 6 H: 0 LOB: 1 BB: 0 P: 6		1B: 8 2B: 1 3B: 1 HR: 2 SF: 0 SAC: 0 DP: 1 HBP: 0	WP: 2 PB: 0 SB: 0 CS: 0 PA: 37					

BOTTOM	
AB	36
R	9
H	12
RBI	8
BB	1
SO	4
LOB	9

PITCHER		IP	WLS	BF	H	R	ER	SO	BB	IBB	HBP	BLK	WP	HR	S	P	ERA	WHIP
Chuck Hockenbery, R ERA: 5.35	(1, 1)	3.2	L	17	7	5	5	0	0	0	0	0	1	1	17	17	12.27	1.909
Dick Lange, R ERA: 5.47	(4, 1)	0.1		4	3	3	3	0	0	0	0	0	0	1	4	4	81.00	9.000
Mickey Scott, L ERA: 3.35	(5, 1)	2.0		8	1	1	1	2	1	0	0	0	1	0	11	15	4.50	1.000
Jim Brewer, L ERA: 3.72	(7, 1)	2.0		8	1	0	0	2	0	0	0	0	0	0	12	12	0.00	0.500

PITCHER	IP	WLS	BF	H	R	ER	SO	BB	IBB	HBP	BLK	WP	HR	S	P	ERA	WHIP

Oakland Athletics @ California Angels

Anaheim Stadium, Anaheim, CA

Mon Sep 01 1975, 6:33 AM EDT

Att. 22,920 - Unknown

TOP

livebaseballscorecards.com

Batter	1	2	3	4	5	6	7	8	9	AB	R	H	RBI	BB	SO	LOB
Bill North, S (1, 8) OBP: 0.372, SLG: 0.316	0-0 1B		0-0 F8		0-0 F2		0-3 K		0-0 F8	5	0	1	0	0	1	0
Claudell Washington, L (1, 7) OBP: 0.348, SLG: 0.421	0-0 1-3 2B 1B		0-0 E S 2B 1B		0-0 1B		0-3 K			4	2	3	0	0	1	0
Sal Bando, R (1, 5) OBP: 0.323, SLG: 0.311 Don Hopkins, L (8, PR) OBP: 0.375, SLG: 0.167 Tommy Harper, R (8, 5) OBP: 0.330, SLG: 0.313 Gaylen Pitts, R (9, 5)	0-3 K		0-0 1-H 2B		0-0 F7			0-0 S HR 1B		4 0 0 0	0 1 0 0	2 0 0 0	1 0 0 0	0 0 0 0	1 0 0 0	2 0 0 0
Reggie Jackson, L (1, 9) OBP: 0.343, SLG: 0.528	0-0 2-H 2B		0-0 G3			B B B B 4-0 HR BB		0-0 1-H HR		3	2	2	3	1	0	1
Billy Williams, L (1, 10) OBP: 0.340, SLG: 0.419	0-3 K			0-0 F8		0-0 1-H HR		0-0 4-3		4	1	1	2	0	1	2
Jim Holt, L (1, 3) OBP: 0.327, SLG: 0.316		0-0 1-3		0-0 1-3		0-0 F7		0-0 4-3		4	0	0	0	0	0	1
Gene Tenace, R (1, 2) OBP: 0.383, SLG: 0.413		0-0 F9		0-0 FC5-4 1B		0-0 L5		S S S 0-3 K		4	0	1	0	0	1	1
Phil Garner, R (1, 4) OBP: 0.277, SLG: 0.329		0-0 4-3		0-0 FC5-4 1-2f		0-0 6-3			0-0 4-3	4	0	0	0	0	0	1
Ted Martinez, R (1, 6) OBP: 0.197, SLG: 0.203 Cesar Tovar, R (7, PH) OBP: 0.305, SLG: 0.315 Dal Maxvill, R (7, 6)			0-0 5-3		0-0 4-3		0-0 F8		0-0 1-3	2 1 1	0 0 0	0 0 0	0 0 0	0 0 0	0 0 0	0 0 0

	AB	36
	R	6
	H	10
	RBI	6
	BB	1
	SO	5
	LOB	8

Inning Stats	1	2	3	4	5	6	7	8	9	1B: 6	SF: 0	WP: 0	PA: 37
R:	1	0	1	0	0	2	0	2	0	2B: 2	SAC: 0	PB: 0	
E:	0	0	0	0	0	0	0	0	0	3B: 0	DP: 0	SB: 2	
K:	2	0	0	0	0	0	2	1	0	HR: 2	HBP: 0	CS: 0	
S:	9	3	5	4	4	8	7	7	3				
H:	3	0	2	1	1	1	0	2	0				
LOB:	1	0	1	1	1	0	0	1	0				
BB:	0	0	0	0	0	1	0	0	0				
P:	9	3	5	4	4	8	7	7	3				

PITCHER		IP	WLS	BF	H	R	ER	SO	BB	IBB	HBP	BLK	WP	HR	S	P	ERA	WHIP
Ed Figueroa, R ERA: 2.87	(1, 1)	9.0	L	37	10	6	6	5	1	0	0	0	0	2	46	50	6.00	1.222

PITCHER		IP	WLS	BF	H	R	ER	SO	BB	IBB	HBP	BLK	WP	HR	S	P	ERA	WHIP

Batter	1	2	3	4	5	6	7	8	9	AB	R	H	RBI	BB	SO	LOB
Dave Collins, S (1, 7) OBP: 0.363, SLG: 0.371	SH2-3 BB SF7 1B		K			K2-3		F8		4	1	1	0	0	2	2
Jerry Remy, L (1, 4) OBP: 0.312, SLG: 0.316	1-2 HR SH2-3 BB		CS BB			K		4-3		1	1	0	0	2	1	0
Bobby Valentine, R (8, PH) OBP: 0.370, SLG: 0.362										1	0	0	0	0	0	2
Rudy Meoli, L (9, 4) OBP: 0.303, SLG: 0.235										0	0	0	0	0	0	0
Mickey Rivers, L (1, 8) OBP: 0.335, SLG: 0.362	SH2-3 1-2 2-3		F7			4-3			G3	3	0	0	0	0	0	1
John Balaz, R (1, 10) OBP: 0.298, SLG: 0.416	SF7 3-H		CS 1-2	F8			6-3		F4	3	0	0	1	0	0	0
Leroy Stanton, R (1, 9) OBP: 0.345, SLG: 0.434	2-H HR			K			K		F8	4	1	1	2	0	2	0
Bruce Bochte, L (1, 3) OBP: 0.348, SLG: 0.365	F4			F9			F7			3	0	0	0	0	0	0
Dave Chalk, R (1, 5) OBP: 0.350, SLG: 0.348		F4			F3			1B 1B		3	0	1	0	0	0	0
Andy Etchebarren, R (1, 2) OBP: 0.284, SLG: 0.387		5-3			F9			F8		3	0	0	0	0	0	1
Mike Miley, S (1, 6) OBP: 0.267, SLG: 0.300		F7			F9			1-2 1B		3	0	1	0	0	0	0
Inning Stats	R: 3 H: 2 E: 0 LOB: 0 K: 0 BB: 1 S: 5 P: 9	R: 0 H: 0 E: 0 LOB: 0 K: 0 BB: 0 S: 3 P: 3	R: 0 H: 0 E: 0 LOB: 0 K: 1 BB: 1 S: 4 P: 8	R: 0 H: 0 E: 0 LOB: 0 K: 1 BB: 0 S: 5 P: 5	R: 0 H: 0 E: 0 LOB: 0 K: 0 BB: 0 S: 3 P: 3	R: 0 H: 0 E: 0 LOB: 0 K: 2 BB: 0 S: 7 P: 7	R: 0 H: 0 E: 0 LOB: 0 K: 1 BB: 0 S: 5 P: 5	R: 0 H: 2 E: 0 LOB: 2 K: 0 BB: 0 S: 5 P: 5	R: 0 H: 0 E: 0 LOB: 0 K: 0 BB: 0 S: 3 P: 3	1B: 3 SF: 1 2B: 0 SAC: 1 3B: 0 DP: 0 HR: 1 HBP: 0						

PITCHER	IP	WLS	BF	H	R	ER	SO	BB	IBB	HBP	BLK	WP	HR	S	P	ERA	WHIP
Vida Blue, L (1, 1) ERA: 3.07	9.0	W	32	4	3	3	5	2	0	0	0	0	1	40	48	3.00	0.667

PITCHER	IP	WLS	BF	H	R	ER	SO	BB	IBB	HBP	BLK	WP	HR	S	P	ERA	WHIP

BOTTOM

Oakland Athletics @ California Angels

Anaheim Stadium, Anaheim, CA

Mon Sep 01 1975, 6:33 AM EDT

Att. 22,920 - Unknown

livebaseballscorecards.com

AB	28
R	3
H	4
RBI	3
BB	2
SO	5
LOB	6

Batter	1	2	3	4	5	6	7	8	9	AB	R	H	RBI	BB	SO	LOB
Bill North, S (1, 8) OBP: 0.373, SLG: 0.318	3-1		2B			K		BB		3	0	1	0	1	1	0
Claudell Washington, L (1, 7) OBP: 0.345, SLG: 0.417	K		F6			K		K		4	0	0	0	0	3	3
Sal Bando, R (1, 5) OBP: 0.321, SLG: 0.309	K			F5		6-3			F7	4	0	0	0	0	1	0
Reggie Jackson, L (1, 9) OBP: 0.341, SLG: 0.524		F9		K			K		F8	4	0	0	0	0	2	0
Gene Tenace, R (1, 3) OBP: 0.388, SLG: 0.425		1B		BB			CS 1B		HR	3	1	3	1	1	0	0
Billy Williams, L (1, 10) OBP: 0.338, SLG: 0.416 Cesar Tovar, R (9, PH) OBP: 0.304, SLG: 0.315		K		K 1-2			F3 1-2		F4	3 1	0 0	0 0	0 0	0 0	2 0	3 0
Phil Garner, R (1, 4) OBP: 0.275, SLG: 0.327		K			K			F8		3	0	0	0	0	2	1
Ray Fosse, R (1, 2) OBP: 0.185, SLG: 0.162			K		F8			5-3		3	0	0	0	0	1	0
Ted Martinez, R (1, 6) OBP: 0.192, SLG: 0.197 Tommy Harper, R (8, PH) OBP: 0.331, SLG: 0.315 Dal Maxvill, R (8, 6)			K		K			1B		2 1 0	0 0 0	0 1 0	0 0 0	0 0 0	2 0 0	0 0 0
Inning Stats	R: 0 E: 0 K: 2 S: 7 H: 0 LOB: 0 BB: 0 P: 7	R: 0 E: 0 K: 2 S: 8 H: 1 LOB: 1 BB: 0 P: 8	R: 0 E: 0 K: 2 S: 8 H: 1 LOB: 1 BB: 0 P: 8	R: 0 E: 0 K: 2 S: 7 H: 0 LOB: 1 BB: 1 P: 11	R: 0 E: 0 K: 2 S: 7 H: 0 LOB: 0 BB: 0 P: 7	R: 0 E: 0 K: 2 S: 7 H: 0 LOB: 0 BB: 0 P: 7	R: 0 E: 0 K: 1 S: 5 H: 1 LOB: 0 BB: 0 P: 5	R: 0 E: 0 K: 1 S: 6 H: 1 LOB: 2 BB: 1 P: 10	R: 1 E: 0 K: 0 S: 4 H: 1 LOB: 0 BB: 0 P: 4	1B: 3 2B: 1 3B: 0 HR: 1 SF: 0 SAC: 0 DP: 0 HBP: 0						

PITCHER	IP	WLS	BF	H	R	ER	SO	BB	IBB	HBP	BLK	WP	HR	S	P	ERA	WHIP
Frank Tanana, L (1, 1) ERA: 2.34	9.0	W	33	5	1	1	14	2	0	0	0	0	1	59	67	1.00	0.778

PITCHER	IP	WLS	BF	H	R	ER	SO	BB	IBB	HBP	BLK	WP	HR	S	P	ERA	WHIP

TOP

Oakland Athletics @ California Angels

Anaheim Stadium, Anaheim, CA

Tue Sep 02 1975, 10:05 PM EDT

Att. 10,952 - Unknown

livebaseballscorecards.com

AB	31
R	1
H	5
RBI	1
BB	2
SO	14
LOB	7

PA: 33

WP: 0
PB: 0
SB: 2
CS: 1

BOTTOM

Oakland Athletics @ California Angels

Anaheim Stadium, Anaheim, CA

Tue Sep 02 1975, 10:05 PM EDT

Att. 10,952 - Unknown

Batter	1	2	3	4	5	6	7	8	9	AB	R	H	RBI	BB	SO	LOB
Dave Collins, S (1, 7) OBP: 0.365, SLG: 0.373	F8		4-3			S 1B		1B 2B 1B 1-2		4	1	2	0	0	0	0
Jerry Remy, L (1, 4) OBP: 0.312, SLG: 0.315	F8		F3			4-3 1-2		S 2B 1B 1-3 2-H		4	1	1	1	0	0	1
Mickey Rivers, L (1, 8) OBP: 0.334, SLG: 0.363	F8		F9				F7	2B 1-H 3-H		4	1	1	2	0	0	0
John Balaz, R (1, 10) OBP: 0.289, SLG: 0.402 Adrian Garrett, L (8, PH) OBP: 0.286, SLG: 0.427		5-3		5-3			F7 SSS	K		3 1	0 0	0 0	0 0	0 0	0 1	0 1
Leroy Stanton, R (1, 9) OBP: 0.346, SLG: 0.436		6-3			F4		BBBB 1B BB	2B 2-H		3	0	1	1	1	0	0
Bruce Bochte, L (1, 3) OBP: 0.353, SLG: 0.374		2B			G4-6-3 1B		1B 1-3	F8		4	0	3	0	0	0	1
Dave Chalk, R (1, 5) OBP: 0.348, SLG: 0.346		5-3			G4-6-3 1-2f		4-3			3	0	0	0	0	0	4
Andy Etchebarren, R (1, 2) OBP: 0.275, SLG: 0.375 Ellie Rodriguez, R (8, 2) OBP: 0.380, SLG: 0.298			F9			4-3		1B 1B 1B		2 1	0 1	0 1	0 0	0 0	0 0	0 0
Mike Miley, S (1, 6) OBP: 0.262, SLG: 0.294			F8			F9		SSS K		3	0	0	0	0	1	1

Inning Stats																															
	R: 0	H: 0		R: 0	H: 1		R: 0	H: 0		R: 0	H: 0		R: 0	H: 1		R: 0	H: 1		R: 0	H: 1		R: 4	H: 5		1B: 6	SF: 0		WP: 0	PA: 33	
	E: 0	LOB: 0		E: 0	LOB: 1		E: 0	LOB: 0		K: 0	LOB: 0		E: 0	LOB: 0		K: 0	LOB: 1		E: 0	LOB: 2		E: 0	LOB: 1		2B: 3	SAC: 0		PB: 0		
	K: 0	BB: 0		K: 0	BB: 0		K: 0	BB: 0		S: 3	BB: 0		K: 0	BB: 0		K: 0	BB: 0		K: 0	BB: 1		K: 2	BB: 0		3B: 0	DP: 1		SB: 2		
	S: 3	P: 3		S: 4	P: 4		S: 3	P: 3		S: 3	P: 3		S: 3	P: 3		S: 4	P: 4		S: 4	P: 8		S: 12	P: 12		HR: 0	HBP: 0		CS: 0		

PITCHER		IP	WLS	BF	H	R	ER	SO	BB	IBB	HBP	BLK	WP	HR	S	P	ERA	WHIP
Ken Holtzman, L ERA: 3.37	(1, 1)	7.1	L	30	8	4	4	1	1	0	0	0	0	0	31	35	4.91	1.227
Rollie Fingers, R ERA: 3.14	(8, 1)	0.2		3	1	0	0	1	0	0	0	0	0	0	5	5	0.00	1.500

PITCHER	IP	WLS	BF	H	R	ER	SO	BB	IBB	HBP	BLK	WP	HR	S	P	ERA	WHIP

AB	32
R	4
H	9
RBI	4
BB	1
SO	2
LOB	8

livebaseballscorecards.com

Texas Rangers @ California Angels

Anaheim Stadium, Anaheim, CA

Wed Sep 03 1975, 10:05 PM EDT

Att. 6,757 - Unknown

TOP

livebaseballscorecards.com

Batter	1	2	3	4	5	6	7	8	9	AB	R	H	RBI	BB	SO	LOB
Joe Lovitto, S (1, 8) OBP: 0.282, SLG: 0.233	E9 WP	1B SH1-3 2-3 1B		K		4-3 2-3			F9	5	1	1	0	0	1	1
Davey Nelson, R (1, 4) OBP: 0.297, SLG: 0.273	BBBB 1-3 3-H BB	SH1-3 1-2		G1		5-3			K	2	0	0	0	1	0	1
Roy Smalley, S (6, 4) OBP: 0.290, SLG: 0.296										1	0	0	0	0	1	0
Mike Hargrove, L (1, 7) OBP: 0.402, SLG: 0.410	1-3 1-2	2-3 3-H 1B			1B 1B 1B		G6-4-3 1B			4	1	3	1	0	0	1
Jeff Burroughs, R (1, 9) OBP: 0.298, SLG: 0.394	BBBB G6-4-3 BB	SSS K			F4		G6-4-3 1-2f			3	0	0	0	1	1	4
Jim Fregosi, R (1, 3) OBP: 0.315, SLG: 0.374	G6-4-3 1-2f		6-3		SSS K		6-3			4	0	0	0	0	1	3
Toby Harrah, R (1, 6) OBP: 0.410, SLG: 0.467		BBBB HR BB	6-3		1B 1-2 1B			6-3		3	1	1	0	1	0	0
Tom Grieve, R (1, 10) OBP: 0.310, SLG: 0.441		1-H HR	1B		1-3 2-H 1B			F7		4	1	3	3	0	0	0
Roy Howell, L (1, 5) OBP: 0.318, SLG: 0.400		1B S 1B 1B	4-3			4-3 6-3 1B		4-3		4	1	2	0	0	0	1
Jim Sundberg, R (1, 2) OBP: 0.279, SLG: 0.266		F8 1-2		F8		6-3 1-2			5-3	4	0	0	0	0	0	2

Inning Stats	R: 1 E: 1 K: 0 S: 3	H: 0 LOB: 1 BB: 2 P: 11	R: 3 E: 0 K: 1 S: 9	H: 4 LOB: 2 BB: 1 P: 13	R: 0 E: 0 K: 0 S: 4	H: 1 LOB: 1 BB: 0 P: 4	R: 0 E: 0 K: 1 S: 5	H: 0 LOB: 0 BB: 0 P: 5	R: 1 E: 0 K: 1 S: 7	H: 3 LOB: 2 BB: 0 P: 7	R: 0 E: 0 K: 0 S: 4	H: 1 LOB: 1 BB: 0 P: 4	R: 0 E: 0 K: 0 S: 3	H: 1 LOB: 0 BB: 0 P: 3	R: 0 E: 0 K: 0 S: 3	H: 0 LOB: 0 BB: 0 P: 3	R: 0 E: 0 K: 1 S: 5	H: 0 LOB: 0 BB: 0 P: 5	1B: 9 2B: 0 3B: 0 HR: 1	SF: 0 SAC: 1 DP: 2 HBP: 0	WP: 1 PB: 0 SB: 1 CS: 0	PA: 38

PITCHER		IP	WLS	BF	H	R	ER	SO	BB	IBB	HBP	BLK	WP	HR	S	P	ERA	WHIP
Andy Hassler, L ERA: 5.98	(1, 1)	1.2	L	12	4	4	3	0	3	0	0	0	1	1	9	21	16.20	4.200
Dick Lange, R ERA: 5.23	(2, 1)	5.1		20	6	1	1	3	0	0	0	0	0	0	26	26	1.69	1.125
Mickey Scott, L ERA: 3.23	(8, 1)	2.0		6	0	0	0	1	0	0	0	0	0	0	8	8	0.00	0.000

PITCHER	IP	WLS	BF	H	R	ER	SO	BB	IBB	HBP	BLK	WP	HR	S	P	ERA	WHIP

AB	34
R	5
H	10
RBI	4
BB	3
SO	4
LOB	13

Texas Rangers @ California Angels

Anaheim Stadium, Anaheim, CA

Wed Sep 03 1975, 10:05 PM EDT

Att. 6,757 - Unknown

BOTTOM

Batter	1	2	3	4	5	6	7	8	9	AB	R	H	RBI	BB	SO	LOB
Dave Collins, S (1, 7) OBP: 0.360, SLG: 0.367	1-3		F7		F8			5-3		4	0	0	0	0	0	2
Jerry Remy, L (1, 4) OBP: 0.315, SLG: 0.317	G6-4-3 1B			BBBB 1B 2B BB	F8			2B 6-3 1B		3	2	2	0	1	0	1
Mickey Rivers, L (1, 8) OBP: 0.335, SLG: 0.366	G6-4-3 1-2f			1-3 2B 1B		4-3		6-3 1-3 2B		4	1	2	0	0	0	1
Adrian Garrett, L (1, 9) OBP: 0.290, SLG: 0.422 Leroy Stanton, R (6, PH) OBP: 0.344, SLG: 0.434 (7, 9)		F7		BBBB 2B SF8-5 BB		4-3		6-3 2-3 3-H		1 2	1 0	0 0	0 1	1 0	0 0	0 1
Bruce Bochte, L (1, 3) OBP: 0.352, SLG: 0.375		3-1		SF8-5 1-3 2-H 3-H 2B		G3		6-3		4	0	1	2	0	0	1
Danny Goodwin, L (1, 10) Bobby Valentine, R (4, PH) OBP: 0.351, SLG: 0.347	SSS K			SF8-5 2-3 3-H			6-3		6-3	1 2	0 0	0 0	0 1	0 0	1 0	0 0
Dave Chalk, R (1, 5) OBP: 0.345, SLG: 0.342			6-3	F9			6-3		F3	4	0	0	0	0	0	0
Ellie Rodriguez, R (1, 2) OBP: 0.385, SLG: 0.303			1B		BBBB BB		1B		SSS K	3	0	2	0	1	1	0
Mike Miley, S (1, 6) OBP: 0.257, SLG: 0.288			SSS K		F4		SSS K			3	0	0	0	0	2	3
Inning Stats	R: 0 E: 0 K: 0 S: 3 H: 1 LOB: 0 BB: 0 P: 3	R: 0 E: 0 K: 1 S: 5 H: 0 LOB: 0 BB: 0 P: 5	R: 0 E: 0 K: 1 S: 6 H: 1 LOB: 1 BB: 0 P: 6	R: 3 E: 0 K: 0 S: 4 H: 2 LOB: 0 BB: 2 P: 12	R: 0 E: 0 K: 0 S: 3 H: 0 LOB: 1 BB: 1 P: 7	R: 0 E: 0 K: 0 S: 3 H: 0 LOB: 0 BB: 0 P: 3	R: 0 E: 0 K: 1 S: 6 H: 1 LOB: 1 BB: 0 P: 6	R: 1 E: 0 K: 0 S: 5 H: 2 LOB: 1 BB: 0 P: 5	R: 0 E: 0 K: 1 S: 5 H: 0 LOB: 0 BB: 0 P: 5	1B: 5 2B: 3 3B: 0 HR: 0 SF: 1 SAC: 0 DP: 2 HBP: 0						

livebaseballscorecards.com

	AB	31
	R	4
	H	7
	RBI	4
	BB	3
	SO	4
	LOB	9

PITCHER		IP	WLS	BF	H	R	ER	SO	BB	IBB	HBP	BLK	WP	HR	S	P	ERA	WHIP
Stan Perzanowski, R ERA: 4.54	(1, 1)	3.0		14	4	3	3	2	2	0	0	0	0	0	16	24	9.00	2.000
Clyde Wright, L ERA: 4.43	(4, 1)	4.1	W	16	3	1	1	1	1	0	0	0	0	0	17	21	2.08	0.923
Steve Foucault, R ERA: 3.82	(8, 1)	1.2	S	5	0	0	0	1	0	0	0	0	0	0	7	7	0.00	0.000

PITCHER		IP	WLS	BF	H	R	ER	SO	BB	IBB	HBP	BLK	WP	HR	S	P	ERA	WHIP

Texas Rangers @ California Angels

Anaheim Stadium, Anaheim, CA

Thu Sep 04 1975, 10:05 PM EDT

Att. 5,827 - Unknown

livebaseballscorecards.com

Batter	1	2	3	4	5	6	7	8	9	AB	R	H	RBI	BB	SO	LOB
Joe Lovitto, S (1, 8) OBP: 0.296, SLG: 0.284	1-3	2-H 3-H 1B		1-3 1B		5-3			HR	5	1	3	3	0	0	1
Roy Smalley, S (1, 4) OBP: 0.283, SLG: 0.288	E3 F8	L4		4-3		6-3			F4	5	0	0	0	0	0	3
Mike Hargrove, L (1, 7) OBP: 0.402, SLG: 0.411	BB		2B		L6		F7		6-3	4	0	1	0	1	0	0
Jeff Burroughs, R (1, 9) OBP: 0.299, SLG: 0.400	F8 2-3		BB		HR		K			3	1	1	1	1	1	2
Jim Spencer, L (1, 3) OBP: 0.322, SLG: 0.393	K		F5		F6		F4			4	0	0	0	0	1	4
Toby Harrah, R (1, 6) OBP: 0.413, SLG: 0.467		4-3 1B 1B 1B	F8		BB			FC5-4	BB	2	1	1	0	2	0	2
Tom Grieve, R (1, 10) OBP: 0.309, SLG: 0.439		4-3 1B 1-2 1B	F4		F3			FC5-4 G3-6-3 1-2f		4	1	1	0	0	0	4
Lenny Randle, S (8, PR) OBP: 0.347, SLG: 0.365										0	0	0	0	0	0	0
Roy Howell, L (1, 5) OBP: 0.320, SLG: 0.401	4-3 1-2 2-3			1B 1B		SH2-3 1B		G3-6-3 1-2f		4	0	2	0	0	0	3
Jim Sundberg, R (1, 2) OBP: 0.278, SLG: 0.264	6-3			F8		SH2-3 1-2			F8	2	0	0	0	0	0	3
Jim Fregosi, R (9, PH) OBP: 0.313, SLG: 0.372										1	0	0	0	0	0	0
Inning Stats	R: 0 E: 1 K: 1 S: 6 H: 0 LOB: 2 BB: 1 P: 10	R: 2 E: 0 K: 0 S: 6 H: 3 LOB: 1 BB: 0 P: 6	R: 0 E: 0 K: 0 S: 4 H: 1 LOB: 2 BB: 1 P: 8	R: 0 E: 0 K: 0 S: 4 H: 2 LOB: 1 BB: 0 P: 4	R: 1 E: 0 K: 0 S: 4 H: 1 LOB: 1 BB: 1 P: 8	R: 0 E: 0 K: 0 S: 4 H: 1 LOB: 1 BB: 0 P: 4	R: 0 E: 0 K: 1 S: 5 H: 0 LOB: 0 BB: 0 P: 5	R: 0 E: 0 K: 0 S: 2 H: 0 LOB: 1 BB: 1 P: 6	R: 1 E: 0 K: 0 S: 4 H: 1 LOB: 0 BB: 0 P: 4	1B: 6 2B: 1 3B: 0 HR: 2	SF: 0 SAC: 1 DP: 1 HBP: 0						

	AB	34
	R	4
	H	9
	RBI	4
	BB	4
	SO	2
	LOB	22

WP: 0 PB: 0 SB: 0 CS: 0 PA: 39

PITCHER		IP	WLS	BF	H	R	ER	SO	BB	IBB	HBP	BLK	WP	HR	S	P	ERA	WHIP
Don Kirkwood, R ERA: 2.7	(1, 1)	6.0		29	8	3	3	1	3	0	0	0	0	1	28	40	4.50	1.833
Jim Brewer, L ERA: 3.68	(7, 1)	3.0	W	10	1	1	1	1	1	0	0	0	0	1	11	15	3.00	0.667

PITCHER	IP	WLS	BF	H	R	ER	SO	BB	IBB	HBP	BLK	WP	HR	S	P	ERA	WHIP

Batter	1	2	3	4	5	6	7	8	9	AB	R	H	RBI	BB	SO	LOB
Dave Collins, S (1, 7) OBP: 0.354, SLG: 0.361	F7		6-3	F3		FC5-4 1-2f		FC5-2 BB FC5-2 2B 1-2 2-3 3-Hf		5	1	0	0	0	0	8
Jerry Remy, L (1, 4) OBP: 0.318, SLG: 0.320	B1-3 1B		4-3		FC5-4 1B		G3 HR 1B	FC5-2 BB 2B 1-2 2-3 3-Hf		5	2	3	0	0	0	3
Mickey Rivers, L (1, 8) OBP: 0.336, SLG: 0.365	B1-3 1-2		1B		F8		G3 1-2	BBB 2B 1-2 2-3 3-H		4	1	1	1	1	0	3
Leroy Stanton, R (1, 9) OBP: 0.345, SLG: 0.444	4-3		4-3		SSS K		2-H HR	1-H 2-H 3-H 2B		5	1	2	5	0	1	3
John Balaz, R (1, 10) OBP: 0.275, SLG: 0.381		6-3		F7	FC5-4 1-2f		6-3	F9		5	0	0	0	0	0	2
Bruce Bochte, L (1, 3) OBP: 0.354, SLG: 0.375		BBBB FC5 4-3 BB		E BB 1B		4-3	F7			3	0	1	0	1	0	0
Dave Chalk, R (1, 5) OBP: 0.347, SLG: 0.344		4-3 1-2		F8		FC6-4 1B 1B		SH BB FC5-2 1B		4	0	2	0	0	0	2
Andy Etchebarren, R (1, 2) OBP: 0.315, SLG: 0.385		BBBB BB		BBBB E 1-2 BB		FC6-4 1-2 1B		BBBB FC5-2 SH FC5-2 1-2 BB		1	0	1	0	3	0	0
Mike Miley, S (1, 6) OBP: 0.253, SLG: 0.283		FC5 2-3f		E5 1-2 2-3		FC6-4 FC5-4 1-2f 2-3		SH FC5-2 FC5-2 BB 1-2 2-3		3	1	0	0	0	0	6
Inning Stats	R: 0 H: 1 E: 0 LOB: 1 K: 0 BB: 0 S: 4 P: 4	R: 0 H: 0 E: 0 LOB: 2 K: 0 BB: 2 S: 3 P: 11	R: 0 H: 1 E: 0 LOB: 1 K: 0 BB: 0 S: 4 P: 4	R: 0 H: 1 E: 1 LOB: 3 K: 0 BB: 1 S: 5 P: 9	R: 0 H: 1 E: 0 LOB: 1 K: 1 BB: 0 S: 6 P: 6	R: 0 H: 2 E: 0 LOB: 2 K: 0 BB: 0 S: 5 P: 5	R: 2 H: 2 E: 0 LOB: 0 K: 0 BB: 0 S: 5 P: 5	R: 4 H: 2 E: 1 LOB: 1 K: 0 BB: 2 S: 6 P: 14		1B: 8 SF: 0 2B: 1 SAC: 1 3B: 0 DP: 0 HR: 1 HBP: 0						

Texas Rangers @ California Angels

Anaheim Stadium, Anaheim, CA

Thu Sep 04 1975, 10:05 PM EDT

Att. 5,827 - Unknown

BOTTOM

livebaseballscorecards.com

AB	35
R	6
H	10
RBI	6
BB	5
SO	1
LOB	27

WP: 0 PA: 41
PB: 0
SB: 0
CS: 0

PITCHER		IP	WLS	BF	H	R	ER	SO	BB	IBB	HBP	BLK	WP	HR	S	P	ERA	WHIP
Jim Umbarger, L ERA: 4.0	(1, 1)	7.0		34	9	3	3	1	3	0	0	0	0	1	33	45	3.86	1.714
Stan Thomas, R ERA: 3.23	(8, 1)	0.0	L	2	0	0	0	0	1	0	0	0	0	0	1	5	∞	∞
Steve Foucault, R ERA: 3.87	(8, 1)	1.0		5	1	3	0	0	1	0	0	0	0	0	4	8	0.00	2.000

PITCHER	IP	WLS	BF	H	R	ER	SO	BB	IBB	HBP	BLK	WP	HR	S	P	ERA	WHIP

Kansas City Royals @ California Angels

Anaheim Stadium, Anaheim, CA

Fri Sep 05 1975, 10:05 PM EDT

Att. 6,902 - Unknown

TOP

livebaseballscorecards.com

Batter	1	2	3	4	5	6	7	8	9	AB	R	H	RBI	BB	SO	LOB
Freddie Patek, R (1, 6) OBP: 0.303, SLG: 0.320	F8		P5 1-2		F9			6-3	F8	5	0	0	0	0	0	4
Amos Otis, R (1, 8) OBP: 0.349, SLG: 0.394	P4		5-3		F9			S 1B 1B	FC1-2 1B 1-2 2-3 3-Hf	5	1	1	0	0	0	4
George Brett, L (1, 5) OBP: 0.345, SLG: 0.443	1B		2-H 2B			1B		1-H 1B 1B	1-2 2-H 3-H 1B	5	1	5	4	0	0	0
John Mayberry, L (1, 3) OBP: 0.410, SLG: 0.549	F8		B B B BB			F8		1B IBB	3-1	3	0	0	0	2	0	4
Al Cowens, R (1, 9) OBP: 0.343, SLG: 0.420		E 2B	F9			F7		1-3 2-H 1B		4	0	2	1	0	0	3
Tony Solaita, L (1, 10) OBP: 0.371, SLG: 0.513		S S S K 2-3		S S S K		F9		G3		4	0	0	0	0	2	3
Jim Wohlford, R (1, 7) OBP: 0.325, SLG: 0.313		6-3		F8			CS 1B		FC6 1B FC1-2 1B	4	0	2	0	0	0	1
Buck Martinez, R (1, 2) OBP: 0.309, SLG: 0.359		F5		F8			5-3 1-2		FC1-2 E 1-2 1B 1B	4	1	1	0	0	0	2
Frank White, R (1, 4) OBP: 0.280, SLG: 0.333			S 2B 1B		6-3		6-3		FC6 FC1-2 1-2 2-3 1B	4	2	1	0	0	0	2
Inning Stats	R: 0 E: 0 K: 0 S: 4 H: 1 LOB: 1 BB: 0 P: 4	R: 0 E: 1 K: 1 S: 6 H: 1 LOB: 1 BB: 0 P: 6	R: 1 E: 0 K: 0 S: 5 H: 2 LOB: 2 BB: 1 P: 9	R: 0 E: 0 K: 1 S: 5 H: 0 LOB: 0 BB: 0 P: 5	R: 0 E: 0 K: 0 S: 3 H: 0 LOB: 0 BB: 0 P: 3	R: 0 E: 0 K: 0 S: 4 H: 1 LOB: 1 BB: 0 P: 4	R: 0 E: 0 K: 0 S: 3 H: 1 LOB: 0 BB: 0 P: 3	R: 2 E: 0 K: 0 S: 5 H: 3 LOB: 1 BB: 1 P: 9	R: 2 E: 1 K: 0 S: 7 H: 3 LOB: 2 BB: 0 P: 7	1B: 10 2B: 2 3B: 0 HR: 0 SF: 0 SAC: 0 DP: 0 HBP: 0	WP: 0 PB: 0 SB: 2 CS: 1 PA: 40					

	AB	38
	R	5
	H	12
	RBI	5
	BB	2
	SO	2
	LOB	23

PITCHER		IP	WLS	BF	H	R	ER	SO	BB	IBB	HBP	BLK	WP	HR	S	P	ERA	WHIP
Ed Figueroa, R ERA: 2.88	(1, 1)	8.2	L	38	11	5	3	2	1	1	0	0	0	0	40	48	3.12	1.385
Mickey Scott, L ERA: 3.21	(9, 1)	0.1		2	1	0	0	0	0	0	0	0	0	0	2	2	0.00	3.000

PITCHER	IP	WLS	BF	H	R	ER	SO	BB	IBB	HBP	BLK	WP	HR	S	P	ERA	WHIP

BOTTOM

Kansas City Royals @ California Angels

Anaheim Stadium, Anaheim, CA

Fri Sep 05 1975, 10:05 PM EDT

Att. 6,902 - Unknown

livebaseballscorecards.com

Batter	1	2	3	4	5	6	7	8	9	AB	R	H	RBI	BB	SO	LOB
Dave Collins, S (1, 7) OBP: 0.353, SLG: 0.366	0-3 K		0-0 3B		0-0 G3 1-2		0-0 1B 2-3		0-0 3-1	4	0	1	0	0	2	3
Jerry Remy, L (1, 4) OBP: 0.315, SLG: 0.318	0-0 F8		0-0 F8		0-0 F8		0-3 K			4	0	0	0	0	0	4
Mickey Rivers, L (1, 8) OBP: 0.337, SLG: 0.370	0-0 6-3			0-0 3B		0-0 E6 4-3 1B 1B	0-0 4-3			4	1	2	0	0	0	0
Bruce Bochte, L (1, 3) OBP: 0.353, SLG: 0.373		0-0 F8		0-0 5-3		0-0 4-3 2-3		0-0 F8		4	0	1	0	0	0	2
Leroy Stanton, R (1, 9) OBP: 0.344, SLG: 0.442		0-0 L3		0-3 K		0-0 S S 1B 3-H		0-0 1B		4	0	1	1	0	1	2
Danny Goodwin, L (1, 10) OBP: 0.200, SLG: 0.200		0-0 1B		0-3 K		0-3 K		0-0 F8		4	0	1	0	0	3	3
Dave Chalk, R (1, 5) OBP: 0.348, SLG: 0.344		0-0 F7			0-0 S 1B 1B	0-0 S 1-3		0-3 K		4	1	1	0	1	0	2
Andy Etchebarren, R (1, 2) OBP: 0.303, SLG: 0.368			0-3 K		0-3 K		4-0 1B SH3 BB		0-0 5-3	3	0	0	0	0	2	1
Mike Miley, S (1, 6) OBP: 0.258, SLG: 0.288			0-0 P4		0-0 G3 1-H 1B		0-0 SH3 1-2		0-0 F9	4	0	2	1	0	0	0
Inning Stats	R: 0 E: 0 K: 1 S: 5 H: 0 LOB: 0 BB: 0 P: 5	R: 0 E: 0 K: 0 S: 4 H: 1 LOB: 1 BB: 0 P: 4	R: 0 E: 0 K: 1 S: 6 H: 1 LOB: 1 BB: 0 P: 6	R: 0 E: 0 K: 2 S: 8 H: 1 LOB: 1 BB: 0 P: 8	R: 1 E: 0 K: 1 S: 7 H: 2 LOB: 1 BB: 0 P: 7	R: 1 E: 1 K: 1 S: 6 H: 2 LOB: 1 BB: 0 P: 6	R: 0 E: 0 K: 1 S: 6 H: 1 LOB: 2 BB: 1 P: 10	R: 0 E: 0 K: 1 S: 6 H: 1 LOB: 1 BB: 0 P: 6	R: 0 E: 0 K: 0 S: 3 H: 0 LOB: 0 BB: 0 P: 3	1B: 7 2B: 0 3B: 2 HR: 0	SF: 0 SAC: 1 DP: 0 HBP: 0						

	AB	35
	R	2
	H	9
	RBI	2
	BB	1
	SO	8
	LOB	17

WP: 0 PB: 0 SB: 2 CS: 0 PA: 37

PITCHER	IP	WLS	BF	H	R	ER	SO	BB	IBB	HBP	BLK	WP	HR	S	P	ERA	WHIP
Steve Busby, R (1, 1) ERA: 2.82	9.0	W	37	9	2	1	8	1	0	0	0	0	0	51	55	1.00	1.111

PITCHER	IP	WLS	BF	H	R	ER	SO	BB	IBB	HBP	BLK	WP	HR	S	P	ERA	WHIP

Kansas City Royals @ California Angels

Anaheim Stadium, Anaheim, CA

Sat Sep 06 1975, 10:05 PM EDT

Unknown - 75 F

TOP

livebaseballscorecards.com

Batter	1	2	3	4	5	6	7	8	9	AB	R	H	RBI	BB	SO	LOB
Freddie Patek, R (1, 6) OBP: 0.302, SLG: 0.319	0-0 1B 1B 1B		0-0 ① F7		0-0 ③ F7		0-0 ③ 4-3		0-0 E6 6-3 2-H	5	1	1	0	0	0	0
Amos Otis, R (1, 8) OBP: 0.352, SLG: 0.395	0-0 1B 1-2 1B		0-3 ② K			BBBB 4-0 1B S E BB		0-0 SH2-3 1B 1B	0-0 ② 6-3 1-2	4	2	2	0	1	1	2
George Brett, L (1, 5) OBP: 0.343, SLG: 0.439	0-0 ① F7		0-0 ③ F5			SSS 0-3 ① K 1-2		0-0 ① SH2-3 1-2	SSS 0-3 ③ K	4	0	0	0	0	2	4
John Mayberry, L (1, 3) OBP: 0.412, SLG: 0.549	0-0 ② FC6-4 1-3 2-H 1B			0-0 ① 3-1		0-0 E 2-3 1B		BBBB 4-0 1B BB		3	0	2	1	1	0	0
Al Cowens, R (1, 9) OBP: 0.345, SLG: 0.419	0-0 ③ FC6-4 1-2f			BBBB 4-0 S BB		0-0 E3 1-3 3-H		0-0 1-2 2-H 1B		3	0	1	2	1	0	2
Harmon Killebrew, R (1, 10) OBP: 0.322, SLG: 0.375		BBBB 4-0 BB		0-0 ② F2 1-2		0-0 ② P6		0-0 ② P6		3	0	0	0	1	0	5
Jim Wohlford, R (1, 7) OBP: 0.321, SLG: 0.309		SSS 0-3 ① K		SSS 0-3 ③ K		SSS 0-3 ③ K		0-0 ③ F8		4	0	0	0	0	3	6
Buck Martinez, R (1, 2) OBP: 0.303, SLG: 0.351 Rodney Scott, S (9, PR) Bob Stinson, S (9, 2) OBP: 0.357, SLG: 0.394		SSS 0-3 ② K			0-0 ① P6		0-0 ① F8		0-0 E6 S E	4 0 0	0 1 0	0 0 0	0 0 0	0 0 0	1 0 0	1 0 0
Frank White, R (1, 4) OBP: 0.276, SLG: 0.328		SSS 0-3 ③ K			0-0 ② 5-3		0-0 ② F5		0-0 ① F2	4	0	0	0	0	1	2
Inning Stats	R: 1 E: 0 K: 0 S: 5 H: 3 LOB: 1 BB: 0 P: 5	R: 0 E: 0 K: 3 S: 9 H: 0 LOB: 1 BB: 1 P: 13	R: 0 E: 0 K: 1 S: 5 H: 0 LOB: 0 BB: 0 P: 5	R: 0 E: 0 K: 1 S: 5 H: 0 LOB: 1 BB: 1 P: 9	R: 0 E: 0 K: 0 S: 3 H: 0 LOB: 0 BB: 0 P: 3	R: 1 E: 1 K: 2 S: 9 H: 1 LOB: 2 BB: 1 P: 13	R: 0 E: 0 K: 0 S: 3 H: 0 LOB: 0 BB: 0 P: 3	R: 1 E: 0 K: 0 S: 5 H: 2 LOB: 2 BB: 1 P: 9	R: 1 E: 2 K: 1 S: 7 H: 0 LOB: 1 BB: 0 P: 7	1B: 6 2B: 0 3B: 0 HR: 0	SF: 0 SAC: 1 DP: 0 HBP: 0						

	AB	34
	R	4
	H	6
	RBI	3
	BB	4
	SO	8
	LOB	22

WP: 0 PB: 0 SB: 3 CS: 0 PA: 39

PITCHER	IP	WLS	BF	H	R	ER	SO	BB	IBB	HBP	BLK	WP	HR	S	P	ERA	WHIP
Frank Tanana, L (1, 1) ERA: 2.37	9.0	L	39	6	4	3	8	4	0	0	0	0	0	51	67	3.00	1.111

PITCHER	IP	WLS	BF	H	R	ER	SO	BB	IBB	HBP	BLK	WP	HR	S	P	ERA	WHIP

Batter	1	2	3	4	5	6	7	8	9	AB	R	H	RBI	BB	SO	LOB
Dave Collins, S (1, 7) OBP: 0.350, SLG: 0.362	K			K			K	1B		3	0	0	0	0	3	0
John Balaz, R (8, PH) OBP: 0.282, SLG: 0.388										1	0	1	1	0	0	0
Bob Allietta, R (9, 2) OBP: 0.194, SLG: 0.200										0	0	0	0	0	0	0
Jerry Remy, L (1, 4) OBP: 0.317, SLG: 0.319	K			4-3			FC4-6	1B		4	1	2	1	0	1	0
Mickey Rivers, L (1, 8) OBP: 0.336, SLG: 0.369	F7			K			FC4-6	3-1		4	0	1	0	0	1	2
Bruce Bochte, L (1, 3) OBP: 0.351, SLG: 0.370		6-3			F9		FC4-6		BB	3	0	0	1	1	0	1
Leroy Stanton, R (1, 9) OBP: 0.343, SLG: 0.439		BB			5-3		K		F9	3	0	0	0	1	1	2
Danny Goodwin, L (1, 10) OBP: 0.111, SLG: 0.111		G3-6-3			4-3			F7	G3-6	4	0	0	0	0	0	2
Dave Chalk, R (1, 5) OBP: 0.348, SLG: 0.344			K			4-3		BB		3	1	1	0	0	1	0
Andy Etchebarren, R (1, 2) OBP: 0.295, SLG: 0.357			F9			F9		P4		2	0	0	0	0	0	0
Adrian Garrett, L (8, PH) OBP: 0.290, SLG: 0.422										0	0	0	0	0	0	0
Bobby Valentine, R (8, PH) OBP: 0.345, SLG: 0.340										1	0	0	0	0	0	1
(9, 7)																
Mike Miley, S (1, 6) OBP: 0.260, SLG: 0.285			F8			6-3		1B BB		2	1	0	0	1	0	0
Inning Stats	R: 0 H: 0 E: 0 LOB: 0 K: 2 BB: 0 S: 7 P: 7	R: 0 H: 0 E: 0 LOB: 0 K: 0 BB: 1 S: 2 P: 6	R: 0 H: 0 E: 0 LOB: 0 K: 1 BB: 0 S: 5 P: 5	R: 0 H: 0 E: 0 LOB: 0 K: 2 BB: 0 S: 7 P: 7	R: 0 H: 0 E: 0 LOB: 0 K: 0 BB: 0 S: 3 P: 3	R: 0 H: 0 E: 0 LOB: 0 K: 0 BB: 0 S: 3 P: 3	R: 1 H: 2 E: 0 LOB: 1 K: 2 BB: 0 S: 9 P: 9	R: 2 H: 3 E: 0 LOB: 2 K: 0 BB: 1 S: 6 P: 10	R: 0 H: 0 E: 0 LOB: 0 K: 0 BB: 1 S: 2 P: 6	1B: 5 SF: 0 2B: 0 SAC: 0 3B: 0 DP: 2 HR: 0 HBP: 0						

PITCHER	IP	WLS	BF	H	R	ER	SO	BB	IBB	HBP	BLK	WP	HR	S	P	ERA	WHIP
Doug Bird, R (1, 1) ERA: 3.15	7.1		25	3	2	2	7	1	0	0	0	0	0	38	42	2.46	0.545
Ray Sadecki, L (8, 1) ERA: 4.15	0.2		6	2	1	1	0	2	0	0	0	0	0	4	12	13.50	6.000
Lindy McDaniel, R (9, 1) ERA: 3.93	1.0	W	2	0	0	0	0	0	0	0	0	0	0	2	2	0.00	0.000

PITCHER	IP	WLS	BF	H	R	ER	SO	BB	IBB	HBP	BLK	WP	HR	S	P	ERA	WHIP

BOTTOM

Kansas City Royals @ California Angels

Anaheim Stadium, Anaheim, CA

Sat Sep 06 1975, 10:05 PM EDT

Unknown - 75 F

livebaseballscorecards.com

AB	30
R	3
H	5
RBI	3
BB	3
SO	7
LOB	8

WP: 0 PA: 33
PB: 0
SB: 0
CS: 0

Kansas City Royals @ California Angels

Anaheim Stadium, Anaheim, CA

Sat Sep 06 1975, 10:05 PM EDT

Att. 12,043 - Unknown

TOP

livebaseballscorecards.com

Batter	1	2	3	4	5	6	7	8	9	AB	R	H	RBI	BB	SO	LOB
Freddie Patek, R (1, 6) OBP: 0.299, SLG: 0.315	6-3		F9		F8		F8		K	5	0	0	0	0	1	0
Amos Otis, R (1, 8) OBP: 0.351, SLG: 0.392	BB		E5 HR		E5 CS		F2			3	1	0	0	1	0	0
George Brett, L (1, 5) OBP: 0.342, SLG: 0.443	F7 1-2		HR 1-H		F8 1-2			5-3		4	1	1	2	0	0	2
John Mayberry, L (1, 10) OBP: 0.414, SLG: 0.556	P6		1B 4-3 S			HR		BB E 1B S		3	2	2	1	1	0	1
Al Cowens, R (1, 9) OBP: 0.348, SLG: 0.426		BB 1B G3	4-3 1-3			3B SF8		F7 1-3		3	2	1	0	1	0	2
Tony Solaita, L (1, 3) OBP: 0.369, SLG: 0.511		F7	G3			SF8 3-H		1B FC4-6 3-H		3	0	1	2	0	0	2
Vada Pinson, L (1, 7) OBP: 0.251, SLG: 0.343		G3 1-2		F9		F9		FC4-6 1-2f		4	0	0	0	0	0	2
Bob Stinson, S (1, 2) OBP: 0.354, SLG: 0.389		1B 2-H		F8		4-3			3-1	4	0	1	1	0	0	0
Frank White, R (1, 4) OBP: 0.272, SLG: 0.322		4-3		F9			F8		F9	4	0	0	0	0	0	1
Inning Stats	R: 0 E: 0 K: 0 S: 3 H: 0 LOB: 1 BB: 1 P: 7	R: 1 E: 0 K: 0 S: 4 H: 1 LOB: 1 BB: 1 P: 8	R: 2 E: 1 K: 0 S: 6 H: 2 LOB: 1 BB: 0 P: 6	R: 0 E: 0 K: 0 S: 3 H: 0 LOB: 0 BB: 0 P: 3	R: 0 E: 1 K: 0 S: 3 H: 0 LOB: 0 BB: 0 P: 3	R: 2 E: 0 K: 0 S: 5 H: 2 LOB: 0 BB: 0 P: 5	R: 0 E: 0 K: 0 S: 3 H: 0 LOB: 0 BB: 0 P: 3	R: 1 E: 0 K: 0 S: 4 H: 1 LOB: 1 BB: 1 P: 8	R: 0 E: 0 K: 1 S: 5 H: 0 LOB: 0 BB: 0 P: 5	1B: 3 2B: 0 3B: 1 HR: 2	SF: 1 SAC: 0 DP: 0 HBP: 0						

	AB	33
	R	6
	H	6
	RBI	6
	BB	3
	SO	1
	LOB	10

WP: 0 PB: 0 SB: 3 CS: 1 PA: 37

PITCHER	IP	WLS	BF	H	R	ER	SO	BB	IBB	HBP	BLK	WP	HR	S	P	ERA	WHIP
Bill Singer, R (1, 1) ERA: 4.81	9.0	L	37	6	6	5	1	3	0	0	0	0	2	36	48	5.00	1.000

PITCHER	IP	WLS	BF	H	R	ER	SO	BB	IBB	HBP	BLK	WP	HR	S	P	ERA	WHIP

BOTTOM

Kansas City Royals @ California Angels

Anaheim Stadium, Anaheim, CA

Sat Sep 06 1975, 10:05 PM EDT

Att. 12,043 - Unknown

Batter	1	2	3	4	5	6	7	8	9	AB	R	H	RBI	BB	SO	LOB
Dave Collins, S (1, 7) OBP: 0.347, SLG: 0.360	4-3		4-3		F7		1B		K	5	0	1	0	0	1	0
Mickey Rivers, L (1, 8) OBP: 0.337, SLG: 0.368	E1 1B SF9 1B		HBP			F9	F9		5-3	4	1	1	0	0	0	1
Bruce Bochte, L (1, 3) OBP: 0.353, SLG: 0.375	SF9 2-3 1B		F9			2B 2B		4-3		4	1	2	0	0	0	1
Adrian Garrett, L (1, 10) OBP: 0.298, SLG: 0.473	SF9 1-2 3-H		F7			1B 2-H 2B		HR		3	1	2	3	0	0	1
Leroy Stanton, R (1, 9) OBP: 0.345, SLG: 0.438	4-3			6-3		1B HBP		1B		3	0	1	0	0	0	1
Dave Chalk, R (1, 5) OBP: 0.351, SLG: 0.346		BBBB 5-3 BB		F7		1-2 2-H 1B		1-2 1B		3	0	2	0	1	0	0
Ellie Rodriguez, R (1, 2) OBP: 0.381, SLG: 0.299 Danny Goodwin, L (8, PH) OBP: 0.100, SLG: 0.100 Bob Allietta, R (9, 2) OBP: 0.194, SLG: 0.200		5-3 1-2		F9		SSS K		SSS K		3 1 0	0 0 0	0 0 0	0 0 0	0 0 0	1 1 0	3 2 0
Mike Miley, S (1, 6) OBP: 0.254, SLG: 0.278		F8			SSS K		SSS K	4-3		4	0	0	0	0	2	3
Rudy Meoli, L (1, 4) OBP: 0.292, SLG: 0.225		G3			F2		F7		P4	4	0	0	0	0	0	1
Inning Stats	R: 1 H: 2 E: 1 LOB: 1 K: 0 BB: 0 S: 5 P: 5	R: 0 H: 0 E: 0 LOB: 1 K: 0 BB: 1 S: 3 P: 7	R: 0 H: 0 E: 0 LOB: 1 K: 0 BB: 0 S: 3 P: 4	R: 0 H: 0 E: 0 LOB: 0 K: 0 BB: 0 S: 3 P: 3	R: 0 H: 0 E: 0 LOB: 0 K: 1 BB: 0 S: 5 P: 5	R: 1 H: 3 E: 0 LOB: 2 K: 1 BB: 0 S: 7 P: 8	R: 0 H: 1 E: 0 LOB: 1 K: 1 BB: 0 S: 6 P: 6	R: 1 H: 3 E: 0 LOB: 2 K: 1 BB: 0 S: 8 P: 8	R: 0 H: 0 E: 0 LOB: 0 K: 1 BB: 0 S: 5 P: 5	1B: 6 SF: 1 2B: 2 SAC: 0 3B: 0 DP: 0 HR: 1 HBP: 2						

livebaseballscorecards.com

AB	34
R	3
H	9
RBI	3
BB	1
SO	5
LOB	13

WP: 0 PA: 38
PB: 0
SB: 0
CS: 0

PITCHER		IP	WLS	BF	H	R	ER	SO	BB	IBB	HBP	BLK	WP	HR	S	P	ERA	WHIP
Marty Pattin, R ERA: 3.56	(1, 1)	7.1	W	32	8	3	2	3	1	0	2	0	0	1	35	41	2.46	1.227
Nelson Briles, R ERA: 4.05	(8, 1)	1.2	S	6	1	0	0	2	0	0	0	0	0	0	10	10	0.00	0.600

PITCHER	IP	WLS	BF	H	R	ER	SO	BB	IBB	HBP	BLK	WP	HR	S	P	ERA	WHIP

Batter	1	2	3	4	5	6	7	8	9	10	11	AB	R	H	RBI	BB	SO	LOB
Freddie Patek, R (1, 6) OBP: 0.298, SLG: 0.314	F8		F7		BLK 1B		5-3			F8		5	0	1	0	0	0	0
Amos Otis, R (1, 8) OBP: 0.351, SLG: 0.391	G4-6-3 1B		4-3		F9 1-2		5-3			BBBB BB		4	0	1	0	1	0	1
George Brett, L (1, 5) OBP: 0.341, SLG: 0.441	G4-6-3 1-2f			4-3		HR 1B		L4		P5		5	1	1	0	0	0	2
John Mayberry, L (1, 10) (11, 3) OBP: 0.416, SLG: 0.569		BB 1B G4-6-3 1B		HR		1-H HR		F9		F5		5	3	3	3	0	0	1
Al Cowens, R (1, 9) OBP: 0.352, SLG: 0.430		G4-6-3 BB 1-2 1B		L5		CS 1B		F7			S 1B	5	1	3	0	0	0	0
Tony Solaita, L (1, 3) OBP: 0.383, SLG: 0.567 Rodney Scott, S (11, PR) Buck Martinez, R (11, 2) OBP: 0.303, SLG: 0.351	BBBB G4-6-3 1-2 2-3 BB			HR	1-2 HR			HR			SH1-4 1-H 1B	4 0 0	3 0 0	4 0 0	4 0 0	1 0 0	0 0 0	0 0 0
Jim Wohlford, R (1, 7) OBP: 0.318, SLG: 0.305	G4-6-3 1-2f 2-3 3-H			6-3	L5			F8			SH1-4 1-2	4	0	0	0	0	0	2
Bob Stinson, S (1, 2) OBP: 0.343, SLG: 0.376 Harmon Killebrew, R (11, PH) OBP: 0.322, SLG: 0.374 Steve Mingori, L (11, 1) George Throop, R (11, 1)	SSS K		F8		SSS K			6-3			5-3	4 1 0 0	0 0 0 0	0 0 0 0	0 0 0 0	0 0 0 0	2 0 0 0	1 2 0 0
Frank White, R (1, 4) OBP: 0.270, SLG: 0.320			6-3		P4		1B	F7			F7	5	0	1	0	0	0	2
Inning Stats	R: 0 E: 0 K: 0 S: 3 H: 1 LOB: 0 BB: 0 P: 3	R: 1 E: 0 K: 1 S: 6 H: 2 LOB: 1 BB: 1 P: 10	R: 0 E: 0 K: 0 S: 3 H: 0 LOB: 0 BB: 0 P: 3	R: 2 E: 0 K: 0 S: 5 H: 2 LOB: 0 BB: 0 P: 5	R: 0 E: 0 K: 0 S: 4 H: 1 LOB: 1 BB: 0 P: 4	R: 3 E: 0 K: 1 S: 8 H: 4 LOB: 0 BB: 0 P: 8	R: 0 E: 0 K: 0 S: 3 H: 1 LOB: 0 BB: 0 P: 3	R: 0 E: 0 K: 0 S: 3 H: 0 LOB: 0 BB: 0 P: 3	R: 1 E: 0 K: 0 S: 4 H: 1 LOB: 0 BB: 0 P: 4	R: 0 E: 0 K: 0 S: 3 H: 0 LOB: 1 BB: 1 P: 7	R: 1 E: 0 K: 0 S: 5 H: 2 LOB: 2 BB: 0 P: 5	1B: 9 2B: 0 3B: 0 HR: 5	SF: 0 SAC: 1 DP: 2 HBP: 0					

PITCHER		IP	WLS	BF	H	R	ER	SO	BB	IBB	HBP	BLK	WP	HR	S	P	ERA	WHIP
Dick Lange, R ERA: 5.44	(1, 1)	5.0		22	8	5	5	1	1	0	0	1	0	3	23	27	9.00	1.800
Mickey Scott, L ERA: 3.38	(6, 1)	5.1	L	21	6	3	3	1	1	0	0	0	0	2	22	26	5.06	1.312
Don Kirkwood, R ERA: 2.68	(11, 1)	0.2		2	0	0	0	0	0	0	0	0	0	0	2	2	0.00	0.000

PITCHER	IP	WLS	BF	H	R	ER	SO	BB	IBB	HBP	BLK	WP	HR	S	P	ERA	WHIP

TOP

Kansas City Royals @ California Angels

Anaheim Stadium, Anaheim, CA

Sun Sep 07 1975, 6:33 AM EDT

Att. 7,029 - Unknown

livebaseballscorecards.com

AB	42
R	8
H	14
RBI	7
BB	2
SO	2
LOB	11

WP: 0 PB: 0 SB: 1 CS: 1 PA: 45

Kansas City Royals @ California Angels

Anaheim Stadium, Anaheim, CA

Sun Sep 07 1975, 6:33 AM EDT

Att. 7,029 - Unknown

livebaseballscorecards.com

BOTTOM

Batter	1	2	3	4	5	6	7	8	9	10	11	AB	R	H	RBI	BB	SO	LOB
Jerry Remy, L (1, 4) OBP: 0.319, SLG: 0.323	F8		K			F8		4-3	E 2B 2-H 3-H		E3 WP	6	2	3	2	0	1	0
Mickey Rivers, L (1, 8) OBP: 0.337, SLG: 0.368	E3 G1			3-1		FC5-6 1B		4-3 BB 1-2	E1 2-3		P3	6	1	2	0	0	0	2
Bruce Bochte, L (1, 3) OBP: 0.358, SLG: 0.379 Rudy Meoli, L (11, PR) OBP: 0.292, SLG: 0.225	G1 1-2			4-3		FC5-6 1-2		4-3 BB 1-2 2-3	PB 1-H 3-H		BB 2-3	4 0	0 0	2 0	2 0	2 0	0 0	1 0
Adrian Garrett, L (1, 10) OBP: 0.290, SLG: 0.458 Bobby Valentine, R (8, PH) OBP: 0.328, SLG: 0.321	1-3			1-3		FC5-6 1-2f 2-3		L6	F7		F5	3 3	0 0	0 0	0 0	0 0	0 0	3 6
Leroy Stanton, R (1, 9) OBP: 0.342, SLG: 0.432		4-3	K		K	6-3		4-3 1-2 2-3 3-H	PB IBB		K	5	0	0	1	1	2	6
John Balaz, R (1, 7) OBP: 0.278, SLG: 0.379 Bob Allietta, R (10, 2) OBP: 0.194, SLG: 0.200		F9			5-3		FC4-6 1B	P4	K 1-2 2-3			5 0	0 0	1 0	0 0	0 0	1 0	4 0
Dave Chalk, R (1, 5) OBP: 0.351, SLG: 0.346		6-3			2B		FC4-6 1-2f		2B		K	5	2	2	0	0	1	1
Ellie Rodriguez, R (1, 2) OBP: 0.381, SLG: 0.304 Dave Collins, S (9, PH) OBP: 0.348, SLG: 0.364 (10, 7)			P4		1-H		F9		1-3		P5	3 2	1 1	1 1	1 0	0 0	0 0	1 0
Mike Miley, S (1, 6) OBP: 0.253, SLG: 0.276			F5		2-H		G3		F9		K	5	0	1	1	0	1	3
Inning Stats	R: 0 H: 0 E: 1 LOB: 1 K: 0 BB: 0 S: 4 P: 4	R: 0 H: 0 E: 0 LOB: 0 K: 0 BB: 0 S: 3 P: 3	R: 0 H: 0 E: 0 LOB: 0 K: 1 BB: 0 S: 5 P: 5	R: 0 H: 0 E: 0 LOB: 0 K: 0 BB: 0 S: 3 P: 3	R: 2 H: 3 E: 0 LOB: 1 K: 1 BB: 0 S: 7 P: 7	R: 0 H: 2 E: 0 LOB: 2 K: 0 BB: 0 S: 5 P: 5	R: 0 H: 1 E: 0 LOB: 1 K: 0 BB: 0 S: 4 P: 4	R: 1 H: 2 E: 0 LOB: 2 K: 0 BB: 1 S: 5 P: 9	R: 4 H: 4 E: 1 LOB: 2 K: 1 BB: 1 S: 10 P: 14	R: 0 H: 0 E: 0 LOB: 0 K: 2 BB: 0 S: 7 P: 7	R: 0 H: 1 E: 1 LOB: 2 K: 1 BB: 1 S: 6 P: 10	1B: 9 2B: 4 3B: 0 HR: 0	SF: 0 SAC: 0 DP: 0 HBP: 0					WP: 1 PA: 50 PB: 1 SB: 0 CS: 0	

	AB	47
	R	7
	H	13
	RBI	7
	BB	3
	SO	6
	LOB	27

PITCHER		IP	WLS	BF	H	R	ER	SO	BB	IBB	HBP	BLK	WP	HR	S	P	ERA	WHIP
Al Fitzmorris, R ERA: 3.77	(1, 1)	7.0		29	8	3	3	2	0	0	0	0	0	0	33	33	3.86	1.143
Bob McClure, L ERA:	(8, 1)	0.0		1	0	0	0	0	1	0	0	0	0	0	0	4	∞	∞
Lindy McDaniel, R ERA: 4.23	(8, 1)	1.1		7	3	3	3	0	0	0	0	0	0	0	7	7	20.25	2.250
Ray Sadecki, L ERA: 4.15	(9, 1)	0.0		2	1	1	0	0	0	0	0	0	0	0	2	2	∞	∞
Nelson Briles, R ERA: 4.02	(9, 1)	0.2		3	0	0	0	1	0	1	0	0	0	0	4	8	0.00	0.000

PITCHER		IP	WLS	BF	H	R	ER	SO	BB	IBB	HBP	BLK	WP	HR	S	P	ERA	WHIP
Mark Littell, R ERA: 6.0	(10, 1)	1.0	W	3	0	0	0	2	0	0	0	0	0	0	7	7	0.00	0.000
Steve Mingori, L ERA: 2.33	(11, 1)	0.1		3	1	0	0	0	1	0	0	0	1	0	2	6	0.00	6.000
George Throop, R ERA:		0.2	S	2	0	0	0	1	0	0	0	0	0	0	4	4	0.00	0.000

Batter	1	2	3	4	5	6	7	8	9	AB	R	H	RBI	BB	SO	LOB
Dave Collins, S (1, 7) OBP: 0.344, SLG: 0.359	x 0-0 ① 5-3		x 0-0 ① F7		x 0-0 ① SH3-4 2-3	x 0-0 ③ F7		x 0-0 ③ 1-3		4	0	0	0	0	0	3
Jerry Remy, L (1, 4) OBP: 0.318, SLG: 0.322	x 0-0 ② F8		x 0-0 ② 1-3		x 0-0 1-3 S 3-H 1B		x 0-0 ① F8		x 0-0 ① 4-3	5	0	1	1	0	0	0
Mickey Rivers, L (1, 8) OBP: 0.336, SLG: 0.365	B B B B 4-0 BB		x 0-0 ③ 1-3		x 0-0 ② 1-3 1-3		x 0-0 ② 1-3		S S S 0-3 ② K	4	0	0	0	1	1	1
Leroy Stanton, R (1, 9) OBP: 0.343, SLG: 0.430	x 0-0 ③ F9			x 0-0 5-3 1B	x 0-0 F8		B B B 4-0 S 2B BB		S S S 0-3 ③ K	4	1	1	0	1	1	2
Bruce Bochte, L (1, 3) OBP: 0.363, SLG: 0.385		x 0-0 1B 1B 1B		S S S 0-3 ① K		B B B B 4-0 1B FC5-2-5-2 BB	x 0-0 1-H 2B			3	1	2	1	1	1	1
Dave Chalk, R (1, 5) OBP: 0.350, SLG: 0.346		x 0-0 ① F9		x 0-0 ② 5-3 1-2		x 0-0 BB FC5-2-5-2 1-3 SF9 1B	x 0-0 ③ F7			4	1	1	0	0	0	3
Bobby Valentine, R (1, 10) OBP: 0.328, SLG: 0.321 John Balaz, R (8, PH) OBP: 0.275, SLG: 0.375		x 0-0 E 1B 1-2 1B		S S S 0-3 ③ K2-3		x 0-0 ① FC5-2-5-2 SF9 BB 1-2 3-H		S S S 0-3 ① K		3 1	0 0	1 0	0 0	0 0	1 1	3 0
Andy Etchebarren, R (1, 2) OBP: 0.317, SLG: 0.370		x 0-0 E2 G4-3 1-3 2-H 1B			x 0-0 S E 1B	B B B 4-0 1-2 2-3 BB		S S S 0-3 ② K2-3		3	1	2	1	1	1	0
Mike Miley, S (1, 6) OBP: 0.258, SLG: 0.282		x 0-0 ② ③ G4-3 1-2f			x 0-0 E8 SH3-4 1-H 1B	x 0-0 ② SF9 2-3 3-H		x 0-0 1B		3	1	2	2	0	0	2
Inning Stats	R: 0 E: 0 K: 0 S: 3 H: 0 LOB: 1 BB: 1 P: 7	R: 1 E: 1 K: 0 S: 5 H: 3 LOB: 1 BB: 0 P: 5	R: 0 E: 0 K: 0 S: 3 H: 0 LOB: 0 BB: 0 P: 3	R: 0 E: 0 K: 2 S: 8 H: 1 LOB: 1 BB: 0 P: 8	R: 2 E: 1 K: 0 S: 6 H: 3 LOB: 1 BB: 0 P: 6	R: 1 E: 0 K: 0 S: 4 H: 1 LOB: 2 BB: 2 P: 12	R: 1 E: 0 K: 0 S: 4 H: 1 LOB: 1 BB: 1 P: 8	R: 0 E: 0 K: 2 S: 8 H: 1 LOB: 1 BB: 0 P: 8	R: 0 E: 0 K: 2 S: 7 H: 0 LOB: 0 BB: 0 P: 7	1B: 9 2B: 1 3B: 0 HR: 0	SF: 1 SAC: 1 DP: 1 HBP: 0						

TOP

California Angels @ Chicago White Sox

Comiskey Park, Chicago, IL

Tue Sep 09 1975, 8:05 PM EDT

Att. 2,958 - Unknown

livebaseballscorecards.com

AB	34
R	5
H	10
RBI	5
BB	4
SO	6
LOB	15

WP: 0 PB: 0 SB: 3 CS: 0 PA: 40

PITCHER		IP	WLS	BF	H	R	ER	SO	BB	IBB	HBP	BLK	WP	HR	S	P	ERA	WHIP
Wilbur Wood, L ERA: 4.15	(1, 1)	8.0	L	37	10	5	5	4	4	0	0	0	0	0	41	57	5.62	1.750
Dave Hamilton, L ERA: 3.49	(9, 1)	1.0		3	0	0	0	2	0	0	0	0	0	0	7	7	0.00	0.000

PITCHER	IP	WLS	BF	H	R	ER	SO	BB	IBB	HBP	BLK	WP	HR	S	P	ERA	WHIP

Batter	1	2	3	4	5	6	7	8	9	AB	R	H	RBI	BB	SO	LOB
Pat Kelly, L (1, 9) OBP: 0.348, SLG: 0.400	F8		K 1-2		2B 1-H		5-3 1-2 2-3			4	0	1	1	0	1	3
Jerry Hairston, S (1, 7) OBP: 0.417, SLG: 0.310	BB		F7		4-3		E9 2-H 3-H			3	0	1	2	1	0	1
Jorge Orta, L (1, 4) OBP: 0.365, SLG: 0.454	L4			G6-4-3 1B		FC5-4 1B	G3			4	0	2	0	0	0	2
Deron Johnson, R (1, 10) OBP: 0.301, SLG: 0.388	F5			G6-4-3 1-2 1B		FC5-4 1-2f		F3		4	0	1	0	0	0	2
Bill Melton, R (1, 5) OBP: 0.340, SLG: 0.344		WP SF8 2B		G6-4-3 1-2f 2-3		K		K		4	1	1	0	0	2	3
Bucky Dent, R (1, 6) OBP: 0.306, SLG: 0.349		1-3		F8		K		6-3		4	0	0	0	0	1	3
Mike Squires, L (1, 3) OBP: 0.345, SLG: 0.217 Bill Stein, R (9, PH) OBP: 0.324, SLG: 0.360		SF8 2-H			4-3		L6		F9	2 1	0 0	0 0	1 0	0 0	0 0	0 0
Nyls Nyman, L (1, 8) OBP: 0.242, SLG: 0.259 Chet Lemon, R (9, PH)		F8			FC5-4 1B		5-3 1B E 1B		F3	3 1	1 0	2 0	0 0	0 0	0 0	0 0
Brian Downing, R (1, 2) OBP: 0.370, SLG: 0.343			CS 1B		FC5-4 1-2f 2B		5-3 1-2 E 1B		F4	4	2	2	0	0	0	1
Inning Stats	R: 0 E: 0 K: 0 S: 3 H: 0 LOB: 1 BB: 1 P: 7	R: 1 E: 0 K: 0 S: 4 H: 1 LOB: 0 BB: 0 P: 4	R: 0 E: 0 K: 1 S: 5 H: 1 LOB: 0 BB: 0 P: 5	R: 0 E: 0 K: 0 S: 4 H: 2 LOB: 1 BB: 0 P: 4	R: 1 E: 0 K: 0 S: 5 H: 2 LOB: 1 BB: 0 P: 5	R: 0 E: 0 K: 2 S: 8 H: 1 LOB: 1 BB: 0 P: 8	R: 2 E: 1 K: 0 S: 6 H: 3 LOB: 1 BB: 0 P: 6	R: 0 E: 0 K: 1 S: 5 H: 0 LOB: 0 BB: 0 P: 5	R: 0 E: 0 K: 0 S: 3 H: 0 LOB: 0 BB: 0 P: 3	1B: 8 2B: 2 3B: 0 HR: 0 SF: 1 SAC: 0 DP: 1 HBP: 0						

PITCHER	IP	WLS	BF	H	R	ER	SO	BB	IBB	HBP	BLK	WP	HR	S	P	ERA	WHIP
Ed Figueroa, R (1, 1) ERA: 2.96	6.2	W	29	10	4	4	3	1	0	0	0	1	0	34	38	5.40	1.650
Jim Brewer, L (7, 1) ERA: 3.54	2.1	S	7	0	0	0	1	0	0	0	0	0	0	9	9	0.00	0.000

PITCHER	IP	WLS	BF	H	R	ER	SO	BB	IBB	HBP	BLK	WP	HR	S	P	ERA	WHIP

BOTTOM

California Angels @ Chicago White Sox

Comiskey Park, Chicago, IL

Tue Sep 09 1975, 8:05 PM EDT

Att. 2,958 - Unknown

livebaseballscorecards.com

AB	34
R	4
H	10
RBI	4
BB	1
SO	4
LOB	15

PA: 36

Batter	1	2	3	4	5	6	7	8	9	AB	R	H	RBI	BB	SO	LOB
Dave Collins, S (1, 7) OBP: 0.342, SLG: 0.360 Morris Nettles, L (9, 7) OBP: 0.304, SLG: 0.278	F9	FC6-4 1-2f		2B 1-3 2-H		K			6-3	5 0	0 0	1 0	1 0	0 0	1 0	2 0
Mickey Rivers, L (1, 8) OBP: 0.338, SLG: 0.367	1B		E3 SH1 FC5-3 1B	L4		F4			FC4-6 1B	5	0	3	0	0	0	2
Leroy Stanton, R (1, 9) OBP: 0.342, SLG: 0.429	K		SH1 2-3	1B 1B		K	K		FC4-6 1-2f	4	1	1	0	0	2	2
John Balaz, R (1, 10) OBP: 0.274, SLG: 0.370	F7		FC5-3 3-H	1B 1-2		4-3				4	0	1	0	0	0	2
Bruce Bochte, L (1, 3) OBP: 0.364, SLG: 0.385 Dan Briggs, L (7, PR) (7, 3)		K	1B 1B	K		CS BB				3 0	0 0	1 0	0 0	1 0	2 0	2 0
Dave Chalk, R (1, 5) OBP: 0.350, SLG: 0.351		HR	F8	F8		CS 1-2		F9		4	1	1	1	0	0	3
Winston Llenas, R (1, 4) OBP: 0.256, SLG: 0.226		5-3	1B 1-2	1B 1-3 2-H				CS		4	1	3	1	0	0	0
Andy Etchebarren, R (1, 2) OBP: 0.326, SLG: 0.368		1B BB	1B 2B 1-3 2-H	F8				K		3	1	1	0	1	1	3
Mike Miley, S (1, 6) OBP: 0.263, SLG: 0.287		FC6-4 1-2	2B 1-2 3-H			K		CS 1-2	K	4	0	2	1	0	2	0
Inning Stats	R: 0 E: 0 K: 1 S: 6 H: 1 LOB: 1 BB: 0 P: 6	R: 1 E: 0 K: 1 S: 7 H: 2 LOB: 2 BB: 1 P: 11	R: 0 E: 1 K: 0 S: 3 H: 1 LOB: 0 BB: 0 P: 3	R: 2 E: 0 K: 0 S: 7 H: 5 LOB: 2 BB: 0 P: 7	R: 1 E: 0 K: 1 S: 8 H: 3 LOB: 2 BB: 0 P: 8	R: 0 E: 0 K: 2 S: 7 H: 0 LOB: 0 BB: 0 P: 7	R: 0 E: 0 K: 1 S: 4 H: 0 LOB: 1 BB: 1 P: 8	R: 0 E: 0 K: 1 S: 5 H: 1 LOB: 0 BB: 0 P: 5	R: 0 E: 0 K: 1 S: 6 H: 1 LOB: 1 BB: 0 P: 6	1B: 12 2B: 2 3B: 0 HR: 1 SF: 0 SAC: 1 DP: 1 HBP: 0						

PITCHER	IP	WLS	BF	H	R	ER	SO	BB	IBB	HBP	BLK	WP	HR	S	P	ERA	WHIP
Jim Kaat, L (1, 1) ERA: 3.04	4.2	L	25	12	4	4	3	1	0	0	0	0	1	30	34	7.71	2.786
Ozzie Osborn, R (5, 1) ERA: 3.71	4.1		14	2	0	0	5	1	0	0	0	0	0	23	27	0.00	0.692

PITCHER	IP	WLS	BF	H	R	ER	SO	BB	IBB	HBP	BLK	WP	HR	S	P	ERA	WHIP

California Angels @ Chicago White Sox

Comiskey Park, Chicago, IL

Wed Sep 10 1975, 8:05 PM EDT

Att. 3,233 - Unknown

TOP

livebaseballscorecards.com

AB	36
R	4
H	14
RBI	4
BB	2
SO	8
LOB	16

WP: 0 PB: 0 SB: 0 CS: 2 PA: 41

Batter	1	2	3	4	5	6	7	8	9	AB	R	H	RBI	BB	SO	LOB
Jerry Hairston, S (1, 7) (9, 9) OBP: 0.408, SLG: 0.302	F9			6-3		K		E6 1-3		4	0	0	0	0	1	1
Bucky Dent, R (1, 6) OBP: 0.304, SLG: 0.347	K			3-1		F9		K		4	0	0	0	0	2	2
Jorge Orta, L (1, 4) OBP: 0.364, SLG: 0.455	5-3			2B			E3		5-3	4	0	1	0	0	0	0
Deron Johnson, R (1, 10) OBP: 0.299, SLG: 0.385		F7		5-3			K		5-3	4	0	0	0	0	1	2
Bill Melton, R (1, 5) OBP: 0.339, SLG: 0.349		K			F9		F8		HR	4	1	1	1	0	1	1
Lamar Johnson, R (1, 3) OBP: 0.250, SLG: 1.000		F8			HR		K		F9	4	1	1	1	0	1	1
Bob Coluccio, R (1, 9) (9, 8) OBP: 0.284, SLG: 0.314			K		5-3			F9		3	0	0	0	0	1	0
Nyls Nyman, L (1, 8) OBP: 0.241, SLG: 0.257			G1		K			G3		2	0	0	0	0	1	0
Bill Stein, R (8, PH) (9, 7) OBP: 0.323, SLG: 0.358										1	0	0	0	0	0	0
Brian Downing, R (1, 2) OBP: 0.370, SLG: 0.343			K			F7		E 1B		3	0	1	0	0	1	0
Inning Stats	R: 0 E: 0 K: 1 S: 5	H: 0 LOB: 0 BB: 0 P: 5	R: 0 E: 0 K: 1 S: 5	H: 0 LOB: 0 BB: 0 P: 5	R: 0 E: 0 K: 2 S: 7	H: 0 LOB: 0 BB: 0 P: 7	R: 0 E: 0 K: 0 S: 4	H: 1 LOB: 1 BB: 0 P: 4	R: 1 E: 0 K: 1 S: 6	H: 1 LOB: 0 BB: 0 P: 6	R: 0 E: 0 K: 1 S: 5	H: 0 LOB: 0 BB: 0 P: 5	R: 0 E: 1 K: 2 S: 8	H: 0 LOB: 1 BB: 0 P: 8	R: 0 E: 1 K: 1 S: 7	H: 1 LOB: 2 BB: 0 P: 7	R: 1 E: 0 K: 0 S: 4	H: 1 LOB: 0 BB: 0 P: 4	1B: 1 2B: 1 3B: 0 HR: 2	SF: 0 SAC: 0 DP: 0 HBP: 0	WP: 0 PB: 0 SB: 0 CS: 0	PA: 33

PITCHER		IP	WLS	BF	H	R	ER	SO	BB	IBB	HBP	BLK	WP	HR	S	P	ERA	WHIP
Frank Tanana, L ERA: 2.36	(1, 1)	9.0	W	33	4	2	2	9	0	0	0	0	0	2	51	51	2.00	0.444

PITCHER	IP	WLS	BF	H	R	ER	SO	BB	IBB	HBP	BLK	WP	HR	S	P	ERA	WHIP

BOTTOM

California Angels @ Chicago White Sox

Comiskey Park, Chicago, IL

Wed Sep 10 1975, 8:05 PM EDT

Att. 3,233 - Unknown

livebaseballscorecards.com

AB	33
R	2
H	4
RBI	2
BB	0
SO	9
LOB	7

California Angels @ Kansas City Royals

Royals Stadium, Kansas City, MO

Fri Sep 12 1975, 8:05 PM EDT

Unknown - 66 F

Batter	1	2	3	4	5	6	7	8	9	AB	R	H	RBI	BB	SO	LOB
Dave Collins, S (1, 7) OBP: 0.349, SLG: 0.365	x 0-0 CS 1B		x 0-0 ① L8		B B B B 4-0 1-2 1B BB		x 0-0 1-2 3-1 1B 1B		x 0-0 1-2 1B 1B	4	1	3	0	1	0	0
Mickey Rivers, L (1, 8) OBP: 0.340, SLG: 0.368	B B B B 4-0 ① 1-2 S BB		x 0-0 ② G3		x 0-0 1-2 2-3 1B		x 0-0 ② 1-2 2-3 3-1		x 0-0 1-2 2-3 G6-4-3 1B	4	0	2	0	1	0	2
Bruce Bochte, L (1, 10) OBP: 0.362, SLG: 0.382	x 0-0 ② F5 1-2		S S S 0-3 ③ K		S S S 0-3 ② K		x 0-0 2-H 3-H 1B		x 0-0 ② ③ G6-4-3 1-2f	5	0	1	2	0	2	7
Adrian Garrett, L (1, 9) OBP: 0.288, SLG: 0.450	S S S 0-3 ③ K			x 0-0 FC6-4 1B	x 0-0 ③ 1-3		x 0-0 ③ P5			4	0	1	0	0	1	5
Dave Chalk, R (1, 5) OBP: 0.349, SLG: 0.349		B B B B 4-0 1B BB		x 0-0 ① FC6-4 FC4-6 1-2f		x 0-0 ① F7		x 0-0 ① 5-3		3	0	0	0	1	0	1
Dan Briggs, L (1, 3) OBP: 0.250, SLG: 0.250		S S S 0-3 ① K		x 0-0 ② FC4-6 1-2f		x 0-0 G4-6-3 1B		x 0-0 ② P4		4	0	1	0	0	1	2
Andy Etchebarren, R (1, 2) OBP: 0.322, SLG: 0.363		x 0-0 FC6 1-2 1B		S S S 0-3 ③ K		x 0-0 ② ③ G4-6-3 1-2f		S S S 0-3 ③ K		4	0	1	0	0	2	2
Mike Miley, S (1, 6) OBP: 0.257, SLG: 0.281		x 0-0 ② F9			S S S 0-3 ① K		x 0-0 ① 3-1		x 0-0 E6 1B 1B	4	0	0	0	0	1	2
Rudy Meoli, L (1, 4) OBP: 0.299, SLG: 0.221		x 0-0 ③ FC6 1-2f			B B B B 4-0 1B BB BB		B B B B 4-0 3-1 1B 1B BB		x 0-0 ① L4	2	1	0	0	2	0	3
Inning Stats	R: 0 H: 1 E: 0 LOB: 1 K: 1 BB: 1 S: 5 P: 9	R: 0 H: 1 E: 0 LOB: 2 K: 1 BB: 1 S: 6 P: 10	R: 0 H: 0 E: 0 LOB: 0 K: 1 BB: 0 S: 5 P: 5	R: 0 H: 1 E: 0 LOB: 1 K: 1 BB: 0 S: 6 P: 6	R: 0 H: 1 E: 0 LOB: 3 K: 2 BB: 2 S: 8 P: 16	R: 0 H: 1 E: 0 LOB: 0 K: 0 BB: 0 S: 3 P: 3	R: 2 H: 2 E: 0 LOB: 1 K: 0 BB: 1 S: 5 P: 9	R: 0 H: 0 E: 0 LOB: 0 K: 1 BB: 0 S: 5 P: 5	R: 0 H: 2 E: 1 LOB: 2 K: 0 BB: 0 S: 5 P: 5	1B: 9 SF: 0 2B: 0 SAC: 0 3B: 0 DP: 2 HR: 0 HBP: 0					WP: 0 PA: 39 PB: 0 SB: 1 CS: 1		

PITCHER	IP	WLS	BF	H	R	ER	SO	BB	IBB	HBP	BLK	WP	HR	S	P	ERA	WHIP
Dennis Leonard, R (1, 1) ERA: 3.58	9.0	W	39	9	2	2	7	5	0	0	0	0	0	48	68	2.00	1.556

PITCHER	IP	WLS	BF	H	R	ER	SO	BB	IBB	HBP	BLK	WP	HR	S	P	ERA	WHIP

TOP

AB	34
R	2
H	9
RBI	2
BB	5
SO	7
LOB	24

livebaseballscorecards.com

Batter	1	2	3	4	5	6	7	8	9	AB	R	H	RBI	BB	SO	LOB
Jim Wohlford, R (1, 9) OBP: 0.323, SLG: 0.310	0-0 1B 1B 1B	4-0 1B BB		0-0 1B 2B	0-3 K		0-0 1B			4	2	3	1	1	1	1
Cookie Rojas, R (1, 4) OBP: 0.299, SLG: 0.320	0-0 1B 1B 1B 1-2	0-0 F7		0-0 FC4-6 1B 2-H		0-0 5-3	0-0 F5			4	1	2	1	0	0	1
Freddie Patek, R (7, PH) OBP: 0.299, SLG: 0.320 (8, 6)							3-H			1	0	0	0	0	0	2
George Brett, L (1, 5) OBP: 0.343, SLG: 0.445	0-0 1B 1B 1B 1-2 2-H	0-0 1B 1-3		0-0 FC4-6 WP WP 1-2f		0-0 L8		0-0 E 2B 2B		5	2	3	1	0	0	1
John Mayberry, L (1, 3) OBP: 0.422, SLG: 0.573	0-0 1B 1B 1B 1-2 2-H	0-0 F8		4-0 WP BB 1-2		0-0 2B		0-0 L3		4	0	2	1	1	0	3
Al Cowens, R (1, 8) (7, 9) OBP: 0.347, SLG: 0.416	0-0 FC4-6 1B 1-2 2-H		0-0 1B S SF7 1B	0-0 P4 1-2 2-3		0-0 F7		0-0 5-3		5	1	2	1	0	0	4
Tony Solaita, L (1, 10) OBP: 0.382, SLG: 0.562	0-0 F8		0-3 K 1-2	0-0 L4			0-0 2B 2B	0-0 E6 2B 1B 2-3		4	0	1	0	0	1	5
Rodney Scott, S (7, PR)										1	2	0	0	0	0	1
Jamie Quirk, L (1, 7) OBP: 0.500, SLG: 0.400	0-0 P4		0-0 1B 2-3		0-0 F8		0-0 5-3 1B 2-H 2B	0-0 1B 1-3 3-H 2B		3	0	1	0	0	0	2
Amos Otis, R (7, 8) OBP: 0.346, SLG: 0.388										2	2	2	2	0	0	0
Bob Stinson, S (1, 2) OBP: 0.340, SLG: 0.374	0-0 FC4-6 1-2f		0-0 SF7 3-H		0-3 K		0-0 5-3	0-0 1B 2-H 3-H		4	0	1	3	0	1	3
Frank White, R (1, 6) OBP: 0.270, SLG: 0.322 (8, 4)		0-0 5-3	0-3 K		0-0 3B		0-0 5-3 2-3	0-0 F9		5	0	1	0	0	1	3
Inning Stats	R: 3 E: 0 K: 0 S: 8 H: 5 LOB: 2 BB: 0 P: 8	R: 0 E: 0 K: 0 S: 4 H: 1 LOB: 2 BB: 1 P: 8	R: 1 E: 0 K: 2 S: 9 H: 2 LOB: 1 BB: 0 P: 9	R: 1 E: 0 K: 0 S: 5 H: 2 LOB: 2 BB: 1 P: 9	R: 0 E: 0 K: 2 S: 8 H: 1 LOB: 1 BB: 0 P: 8	R: 0 E: 0 K: 0 S: 4 H: 1 LOB: 1 BB: 0 P: 4	R: 2 E: 0 K: 0 S: 6 H: 3 LOB: 2 BB: 0 P: 6	R: 3 E: 1 K: 0 S: 7 H: 3 LOB: 1 BB: 0 P: 7		1B: 11 2B: 6 3B: 1 HR: 0	SF: 1 SAC: 0 DP: 0 HBP: 0					

PITCHER		IP	WLS	BF	H	R	ER	SO	BB	IBB	HBP	BLK	WP	HR	S	P	ERA	WHIP
Bill Singer, R ERA: 4.98	(1, 1)	3.0	L	20	10	5	5	2	1	0	0	0	0	0	23	27	15.00	3.667
Sid Monge, L ERA: 4.15	(4, 1)	4.1		20	6	3	2	2	1	0	0	0	2	0	23	27	4.15	1.615
Chuck Hockenbery, R ERA: 5.26	(8, 1)	0.2		5	2	2	0	0	0	0	0	0	0	0	5	5	0.00	3.000

PITCHER	IP	WLS	BF	H	R	ER	SO	BB	IBB	HBP	BLK	WP	HR	S	P	ERA	WHIP

BOTTOM

California Angels @ Kansas City Royals

Royals Stadium, Kansas City, MO

Fri Sep 12 1975, 8:05 PM EDT

Unknown - 66 F

livebaseballscorecards.com

AB	42
R	10
H	18
RBI	10
BB	2
SO	4
LOB	26

WP: 2	PA: 45		
PB: 0			
SB: 1			
CS: 0			

Batter	1	2	3	4	5	6	7	8	9	AB	R	H	RBI	BB	SO	LOB
Morris Nettles, L (1, 9) OBP: 0.300, SLG: 0.274	S S S 0-3 ① K	x 0-0 ③ 1-3			S S S 0-3 ③ K			x 0-0 ③ 4-3		4	0	0	0	0	2	2
Mickey Rivers, L (1, 8) OBP: 0.338, SLG: 0.366	x 0-0 ② 4-3		x 0-0 ① 5-3			x 0-0 E3 G6-3			x 0-0 E6 G3-6-3	4	0	0	0	0	0	0
Bruce Bochte, L (1, 3) OBP: 0.358, SLG: 0.377	x 0-0 ③ F8		x 0-0 ② 4-3			x 0-0 ①② G6-3 1-2f			x 0-0 ①② G3-6-3 1-2f	4	0	0	0	0	0	2
Adrian Garrett, L (1, 10) OBP: 0.287, SLG: 0.442		x 0-0 S 1B 1B	x 0-0 ③ F9			x 0-0 ③ 3-1			x 0-0 ③ 1-3	4	1	1	0	0	0	0
Paul Dade, R (1, 7)		S S S 0-3 ① K		x 0-0 ① 5-3			x 0-0 ① 5-3			3	0	0	0	0	1	1
Ron Jackson, R (1, 5) OBP: 0.667, SLG: 0.667		x 0-0 S 1-H 1B 1B		S S S 0-3 ② K			x 0-0 G5-4-3 1B			3	1	2	1	0	1	0
Ellie Rodriguez, R (1, 2) OBP: 0.380, SLG: 0.301		B B B B 4-0 E 1B 1-2 BB		S S S 0-3 ③ K			x 0-0 ②③ G5-4-3 1-2f			2	0	0	0	1	1	1
Mike Miley, S (1, 6) OBP: 0.254, SLG: 0.277		x 0-0 ② F9			S S S 0-3 ① K			x 0-0 ① 4-3		3	0	0	0	0	1	2
Rudy Meoli, L (1, 4) OBP: 0.300, SLG: 0.224		x 0-0 E9 1-3 2-H 1B			x 0-0 ② G3			x 0-0 ② F7		3	0	1	1	0	0	0
Inning Stats	R: 0 H: 0 E: 0 LOB: 0 K: 1 BB: 0 S: 5 P: 5	R: 2 H: 3 E: 1 LOB: 2 K: 1 BB: 1 S: 8 P: 12	R: 0 H: 0 E: 0 LOB: 0 K: 0 BB: 0 S: 3 P: 3	R: 0 H: 0 E: 0 LOB: 0 K: 2 BB: 0 S: 7 P: 7	R: 0 H: 0 E: 0 LOB: 0 K: 2 BB: 0 S: 7 P: 7	R: 0 H: 0 E: 1 LOB: 0 K: 0 BB: 0 S: 3 P: 3	R: 0 H: 1 E: 0 LOB: 0 K: 0 BB: 0 S: 3 P: 3	R: 0 H: 0 E: 0 LOB: 0 K: 0 BB: 0 S: 3 P: 3	R: 0 H: 0 E: 1 LOB: 0 K: 0 BB: 0 S: 3 P: 3	1B: 4 SF: 0 2B: 0 SAC: 0 3B: 0 DP: 3 HR: 0 HBP: 0						

PITCHER	IP	WLS	BF	H	R	ER	SO	BB	IBB	HBP	BLK	WP	HR	S	P	ERA	WHIP
Al Fitzmorris, R (1, 1) ERA: 3.69	9.0	W	31	4	2	2	6	1	0	0	0	0	0	42	46	2.00	0.556

PITCHER	IP	WLS	BF	H	R	ER	SO	BB	IBB	HBP	BLK	WP	HR	S	P	ERA	WHIP

TOP

California Angels @ Kansas City Royals

Royals Stadium, Kansas City, MO

Fri Sep 12 1975, 8:05 PM EDT

Att. 9,749 - Unknown

livebaseballscorecards.com

AB	30
R	2
H	4
RBI	2
BB	1
SO	6
LOB	8

WP: 0	PA: 31		
PB: 0			
SB: 2			
CS: 0			

Batter	1	2	3	4	5	6	7	8	9	AB	R	H	RBI	BB	SO	LOB
Jim Wohlford, R (1, 9) (7, 7) OBP: 0.325, SLG: 0.312	L5		1B 1B 1B 1-3 2-H	F8			SH1-4 2B 1B			4	2	2	1	0	0	0
Cookie Rojas, R (1, 4) OBP: 0.299, SLG: 0.320	K		1B 2B 1B 2-3 3-H		5-3		SH1-4 1-2			3	1	1	1	0	1	0
George Brett, L (1, 5) OBP: 0.346, SLG: 0.449	F9		2B 1B 1-2 3-H		S 1B 1B		G3 2-H 2B			4	2	3	2	0	0	0
John Mayberry, L (1, 10) OBP: 0.423, SLG: 0.575		6-3	F9 1-H 2-H 2B		G4-3 1-H 1B		G3 2-3			4	0	2	3	0	0	1
Al Cowens, R (1, 8) (7, 9) OBP: 0.345, SLG: 0.412		P6	HBP		G4-3 1-2f		K			3	0	0	0	0	1	2
Tony Solaita, L (1, 3) OBP: 0.376, SLG: 0.551		F7	F9 2-3			K		P3		4	0	0	0	0	1	2
Jamie Quirk, L (1, 7) OBP: 0.375, SLG: 0.286			F7			5-3		F5		2	0	0	0	0	0	2
Amos Otis, R (6, PH) (7, 8) OBP: 0.345, SLG: 0.386			4-3							2	0	0	0	0	0	0
Bob Stinson, S (1, 2) OBP: 0.345, SLG: 0.373			BB	F7		1B		P6		3	1	1	0	1	0	0
Frank White, R (1, 6) OBP: 0.271, SLG: 0.322			1B 1B 1B 1-2	F3		F7				3	1	1	0	0	0	1
Inning Stats	R: 0 E: 0 K: 1 S: 5 H: 0 LOB: 0 BB: 0 P: 5	R: 0 E: 0 K: 0 S: 3 H: 0 LOB: 0 BB: 0 P: 3	R: 5 E: 0 K: 0 S: 8 H: 5 LOB: 2 BB: 1 P: 13	R: 0 E: 0 K: 0 S: 3 H: 0 LOB: 0 BB: 0 P: 3	R: 1 E: 0 K: 0 S: 4 H: 2 LOB: 0 BB: 0 P: 4	R: 0 E: 0 K: 1 S: 6 H: 1 LOB: 1 BB: 0 P: 6	R: 1 E: 0 K: 1 S: 7 H: 2 LOB: 1 BB: 0 P: 7	R: 0 E: 0 K: 0 S: 3 H: 0 LOB: 0 BB: 0 P: 3		1B: 8 2B: 2 3B: 0 HR: 0 SF: 0 SAC: 1 DP: 1 HBP: 1						

PITCHER		IP	WLS	BF	H	R	ER	SO	BB	IBB	HBP	BLK	WP	HR	S	P	ERA	WHIP
Don Kirkwood, R ERA: 3.16	(1, 1)	2.1	L	12	4	5	5	1	1	0	0	0	0	0	13	17	19.29	2.143
Mickey Scott, L ERA: 3.36	(3, 1)	5.2		23	6	2	2	2	0	0	1	0	0	0	26	27	3.18	1.059

PITCHER	IP	WLS	BF	H	R	ER	SO	BB	IBB	HBP	BLK	WP	HR	S	P	ERA	WHIP

BOTTOM

California Angels @ Kansas City Royals

Royals Stadium, Kansas City, MO

Fri Sep 12 1975, 8:05 PM EDT

Att. 9,749 - Unknown

livebaseballscorecards.com

AB	32
R	7
H	10
RBI	7
BB	1
SO	3
LOB	8

WP: 0 PB: 0 SB: 1 CS: 0 PA: 35

Batter	1	2	3	4	5	6	7	8	9	AB	R	H	RBI	BB	SO	LOB
Dave Collins, S (1, 8) OBP: 0.347, SLG: 0.369	6-3 3B		F5	K			3-1		K	5	1	1	0	0	2	1
Dave Chalk, R (1, 5) OBP: 0.349, SLG: 0.347	6-3 3-H		BB		P6		K		BB	3	0	0	1	2	1	0
Dan Briggs, L (1, 3) OBP: 0.222, SLG: 0.222	4-3 1B 1B		K		3-1		4-3		F9	5	1	1	0	0	1	2
Adrian Garrett, L (1, 10) OBP: 0.294, SLG: 0.449 Mickey Rivers, L (8, PR) OBP: 0.337, SLG: 0.365	4-3 1-2		F8		BB			SH1-3 1B 2B	F7	3 1	0 1	1 0	0 0	1 0	0 0	2 1
Ron Jackson, R (1, 7) OBP: 0.667, SLG: 0.833	2-H 1B			6-3 1B 2B	K			SH1-3 2-3		3	1	2	1	0	1	1
Paul Dade, R (1, 9) OBP: 0.286, SLG: 0.333	F7			F7		SH5-3 2B		FC3-6 1B BB		3	1	1	0	1	0	2
Winston Llenas, R (1, 4) OBP: 0.258, SLG: 0.229		5-3		6-3 2-3		SH5-3 2-3		FC3-6 1-3 3-H 1B		3	0	1	1	0	0	1
Andy Etchebarren, R (1, 2) OBP: 0.319, SLG: 0.357		K		3B 3-H 1B		4-3		FC3-6 1-2f 3-H		4	1	1	2	0	1	3
Rudy Meoli, L (1, 6) OBP: 0.298, SLG: 0.243		K		3B 1-H		F7		K		4	0	1	1	0	2	3
Inning Stats	R: 2 E: 0 K: 0 S: 6 H: 3 LOB: 1 BB: 0 P: 6	R: 0 E: 0 K: 2 S: 7 H: 0 LOB: 0 BB: 0 P: 7	R: 0 E: 0 K: 1 S: 5 H: 0 LOB: 1 BB: 1 P: 9	R: 2 E: 0 K: 1 S: 8 H: 3 LOB: 1 BB: 0 P: 8	R: 0 E: 0 K: 1 S: 5 H: 0 LOB: 1 BB: 1 P: 9	R: 0 E: 0 K: 0 S: 4 H: 1 LOB: 1 BB: 0 P: 4	R: 0 E: 0 K: 1 S: 5 H: 0 LOB: 0 BB: 0 P: 5	R: 2 E: 0 K: 1 S: 7 H: 2 LOB: 2 BB: 1 P: 11	R: 0 E: 0 K: 1 S: 5 H: 0 LOB: 1 BB: 1 P: 9	1B: 4 2B: 3 3B: 2 HR: 0	SF: 0 SAC: 2 DP: 0 HBP: 0						

PITCHER	IP	WLS	BF	H	R	ER	SO	BB	IBB	HBP	BLK	WP	HR	S	P	ERA	WHIP
Doug Bird, R (1, 1) ERA: 3.39	7.0	L	31	8	5	5	6	2	0	0	0	0	0	41	49	6.43	1.429
George Throop, R (8, 1) ERA: 5.4	1.0		5	1	1	1	1	1	0	0	0	0	0	6	10	9.00	2.000
Bob McClure, L (9, 1) ERA:	1.0		4	0	0	0	1	1	0	0	0	0	0	5	9	0.00	1.000

PITCHER	IP	WLS	BF	H	R	ER	SO	BB	IBB	HBP	BLK	WP	HR	S	P	ERA	WHIP

TOP

California Angels @ Kansas City Royals

Royals Stadium, Kansas City, MO

Sat Sep 13 1975, 8:05 PM EDT

Att. 10,277 - Unknown - 67 F

livebaseballscorecards.com

AB	34
R	6
H	9
RBI	6
BB	4
SO	8
LOB	16

WP: 0	PB: 0	SB: 0	CS: 0
PA: 40			

Batter	1	2	3	4	5	6	7	8	9	AB	R	H	RBI	BB	SO	LOB
Jim Wohlford, R (1, 9) OBP: 0.324, SLG: 0.312	F9		G1-6-3		K		K			4	0	1	0	0	2	0
Cookie Rojas, R (1, 4) OBP: 0.299, SLG: 0.318	2B BB		G1-6-3		F9			K		2	0	0	0	1	0	2
Frank White, R (6, 4) OBP: 0.270, SLG: 0.321										1	0	0	0	0	1	0
George Brett, L (1, 5) OBP: 0.347, SLG: 0.451	2B		4-3		1B			4-3		4	0	2	0	0	0	1
John Mayberry, L (1, 10) OBP: 0.421, SLG: 0.571	G6-4-3 BB			5-3	4-3			F8		3	0	0	0	1	0	1
Al Cowens, R (1, 8) OBP: 0.344, SLG: 0.407	G6-4-3			HBP BB		6-3			6-3	3	1	0	0	1	0	3
Tony Solaita, L (1, 3) OBP: 0.374, SLG: 0.543		K		3B HBP		F8			K	3	1	0	0	0	2	0
Jamie Quirk, L (1, 7) OBP: 0.250, SLG: 0.182		6-3		K		4-3			K	4	0	0	0	0	2	2
Freddie Patek, R (1, 6) OBP: 0.299, SLG: 0.324		F3		3B			6-3			3	0	1	2	0	0	0
Bob Stinson, S (1, 2) OBP: 0.345, SLG: 0.372			G1-6-3 1B	1-3			1-3			3	0	1	0	0	0	1
Inning Stats	R: 0 E: 0 K: 0 S: 3 H: 1 LOB: 2 BB: 2 P: 11	R: 0 E: 0 K: 1 S: 5 H: 0 LOB: 0 BB: 0 P: 5	R: 0 E: 0 K: 0 S: 4 H: 2 LOB: 1 BB: 0 P: 4	R: 2 E: 0 K: 1 S: 6 H: 1 LOB: 1 BB: 1 P: 11	R: 0 E: 0 K: 1 S: 6 H: 1 LOB: 1 BB: 0 P: 6	R: 0 E: 0 K: 0 S: 3 H: 0 LOB: 0 BB: 0 P: 3	R: 0 E: 0 K: 1 S: 5 H: 0 LOB: 0 BB: 0 P: 5	R: 0 E: 0 K: 1 S: 5 H: 0 LOB: 0 BB: 0 P: 5	R: 0 E: 0 K: 2 S: 7 H: 0 LOB: 0 BB: 0 P: 7	1B: 3 2B: 1 3B: 1 HR: 0	SF: 0 SAC: 0 DP: 2 HBP: 1						

PITCHER	IP	WLS	BF	H	R	ER	SO	BB	IBB	HBP	BLK	WP	HR	S	P	ERA	WHIP
Ed Figueroa, R (1, 1) ERA: 2.92	9.0	W	34	5	2	2	7	3	0	1	0	0	0	44	57	2.00	0.889

PITCHER	IP	WLS	BF	H	R	ER	SO	BB	IBB	HBP	BLK	WP	HR	S	P	ERA	WHIP

BOTTOM

California Angels @ Kansas City Royals

Royals Stadium, Kansas City, MO

Sat Sep 13 1975, 8:05 PM EDT

Att. 10,277 - Unknown - 67 F

livebaseballscorecards.com

AB	30
R	2
H	5
RBI	2
BB	3
SO	7
LOB	10

1B: 3 2B: 1 3B: 1 HR: 0 SF: 0 SAC: 0 DP: 2 HBP: 1

WP: 0 PB: 0 SB: 0 CS: 0 PA: 34

Batter	1	2	3	4	5	6	7	8	9	AB	R	H	RBI	BB	SO	LOB
Rudy Meoli, L (1, 6) OBP: 0.305, SLG: 0.246	6-3		2-H 1B			F7		BB FC5-4		3	0	1	1	1	0	0
Dave Chalk, R (1, 5) OBP: 0.348, SLG: 0.345	K		F8			4-3		FC5-4 1-2f HR		3	0	0	0	0	1	1
John Balaz, R (6, 7) OBP: 0.272, SLG: 0.367										1	1	0	0	0	0	1
Dan Briggs, L (1, 3) OBP: 0.231, SLG: 0.462	K			P5		P6		1-H HR		4	1	1	2	0	1	0
Adrian Garrett, L (1, 10) OBP: 0.295, SLG: 0.440		BB G5-4-3		P5			3-1	F7		2	0	0	0	1	0	0
Bobby Valentine, R (8, PH) OBP: 0.323, SLG: 0.316										1	0	0	0	0	0	0
Leroy Stanton, R (1, 8) OBP: 0.341, SLG: 0.427		G5-4-3 1-2f		1-6-3			BB 1B	F8		4	0	1	0	0	0	1
Ron Jackson, R (1, 7) OBP: 0.400, SLG: 0.500		1-3			6-3		K		F7	4	0	0	0	0	1	1
(6, 5)																
Paul Dade, R (1, 9) OBP: 0.455, SLG: 0.556			6-3 1B 1B		E5 FC1-6		BB FC6-4 1-2		2B	3	1	2	0	1	0	0
Winston Llenas, R (1, 4) OBP: 0.250, SLG: 0.221			F8		FC1-6 1-2f		FC6-4 1-2f		F7	4	0	0	0	0	0	5
Andy Etchebarren, R (1, 2) OBP: 0.316, SLG: 0.353			6-3 1-2		K			HR	F8	1	0	0	0	0	0	1
Bob Allietta, R (4, 2) OBP: 0.205, SLG: 0.289										3	1	1	1	0	1	2
Inning Stats	R: 0 E: 0 K: 2 S: 7 H: 0 LOB: 0 BB: 0 P: 7	R: 0 E: 0 K: 0 S: 2 H: 0 LOB: 0 BB: 1 P: 6	R: 1 E: 0 K: 0 S: 5 H: 2 LOB: 1 BB: 0 P: 5	R: 0 E: 0 K: 0 S: 3 H: 0 LOB: 0 BB: 0 P: 3	R: 0 E: 1 K: 1 S: 6 H: 0 LOB: 1 BB: 0 P: 6	R: 0 E: 0 K: 0 S: 3 H: 0 LOB: 0 BB: 0 P: 3	R: 0 E: 0 K: 1 S: 6 H: 1 LOB: 2 BB: 1 P: 10	R: 3 E: 0 K: 0 S: 5 H: 2 LOB: 0 BB: 1 P: 9	R: 0 E: 0 K: 0 S: 4 H: 1 LOB: 1 BB: 0 P: 4	1B: 3 2B: 1 3B: 0 HR: 2 SF: 0 SAC: 0 DP: 1 HBP: 0							

TOP

California Angels @ Kansas City Royals

Royals Stadium, Kansas City, MO

Sun Sep 14 1975, 4:33 AM EDT

Att. 7,473 - Unknown - 60 F

livebaseballscorecards.com

AB	33
R	4
H	6
RBI	4
BB	3
SO	4
LOB	12

PITCHER		IP	WLS	BF	H	R	ER	SO	BB	IBB	HBP	BLK	WP	HR	S	P	ERA	WHIP
Steve Busby, R ERA: 3.02	(1, 1)	7.1	W	30	5	4	4	4	3	0	0	0	0	2	35	47	4.91	1.091
Ray Sadecki, L ERA: 4.07	(8, 1)	1.2		6	1	0	0	0	0	0	0	0	0	0	6	6	0.00	0.600

PITCHER		IP	WLS	BF	H	R	ER	SO	BB	IBB	HBP	BLK	WP	HR	S	P	ERA	WHIP

WP: 0 PB: 0 SB: 0 CS: 0 PA: 36

Batter	1	2	3	4	5	6	7	8	9	AB	R	H	RBI	BB	SO	LOB
Jim Wohlford, R (1, 7) OBP: 0.322, SLG: 0.308	K	K		G6-3 1-2f			FC 1B 1-2 BB	E3 1-2 3-H		4	1	0	1	1	2	2
Amos Otis, R (1, 8) OBP: 0.343, SLG: 0.384	2B 1B	F3		6-3			F8	F9		5	1	1	0	0	0	4
George Brett, L (1, 5) OBP: 0.350, SLG: 0.457	1B 1-3	2B	2B		G4-6-3		1B FC 1-2 2-H	F8		5	2	4	1	0	0	2
John Mayberry, L (1, 3) OBP: 0.421, SLG: 0.572	HR 2-H 3-H	CS 2-H			G4-6-3 1-2f		FC 1-2 2-3	K		5	1	2	3	0	1	5
Al Cowens, R (1, 9) OBP: 0.346, SLG: 0.406	P3	CS BB			F3		1B 1-2 2-3 3-H			3	1	1	1	1	0	1
Harmon Killebrew, R (1, 10) OBP: 0.313, SLG: 0.372	HR 1-H	K 1-2 2-3				5-3	K			4	1	1	2	0	2	5
Freddie Patek, R (1, 6) OBP: 0.299, SLG: 0.324	K	FC4 2-H				F9	F8			4	0	1	1	0	1	3
Buck Martinez, R (1, 2) OBP: 0.294, SLG: 0.335		K	FC4 1-2f			K		1B WP E 1B		4	1	1	0	0	2	1
Frank White, R (1, 4) OBP: 0.277, SLG: 0.336		IHR		E5 G6-3			BB 1B BB	E 1-3 1B		3	2	2	1	1	0	0
Inning Stats	R: 4 H: 4 E: 0 LOB: 0 K: 2 BB: 0 S: 11 P: 11	R: 1 H: 1 E: 0 LOB: 0 K: 2 BB: 0 S: 8 P: 8	R: 2 H: 3 E: 0 LOB: 1 K: 1 BB: 1 S: 7 P: 11	R: 0 H: 0 E: 1 LOB: 0 K: 0 BB: 0 S: 3 P: 3	R: 0 H: 1 E: 0 LOB: 0 K: 0 BB: 0 S: 3 P: 3	R: 0 H: 0 E: 0 LOB: 0 K: 1 BB: 0 S: 5 P: 5	R: 2 H: 2 E: 0 LOB: 3 K: 1 BB: 2 S: 8 P: 16	R: 1 H: 2 E: 1 LOB: 2 K: 1 BB: 0 S: 8 P: 8		1B: 8 SF: 0 2B: 4 SAC: 0 3B: 0 DP: 3 HR: 2 HBP: 0						

BOTTOM

California Angels @ Kansas City Royals

Royals Stadium, Kansas City, MO

Sun Sep 14 1975, 4:33 AM EDT

Att. 7,473 - Unknown - 60 F

livebaseballscorecards.com

AB	37
R	10
H	13
RBI	10
BB	3
SO	8
LOB	23

WP: 1 PA: 40
PB: 0
SB: 0
CS: 2

PITCHER		IP	WLS	BF	H	R	ER	SO	BB	IBB	HBP	BLK	WP	HR	S	P	ERA	WHIP
Frank Tanana, L ERA: 2.61	(1, 1)	2.2	L	16	8	7	7	5	1	0	0	0	0	1	25	29	23.62	3.375
Dick Lange, R ERA: 5.48	(3, 1)	4.1		21	5	3	3	2	2	0	0	0	1	0	23	31	6.23	1.615
Andy Hassler, L ERA: 5.94	(8, 1)	1.0		3	0	0	0	1	0	0	0	0	0	0	5	5	0.00	0.000

PITCHER	IP	WLS	BF	H	R	ER	SO	BB	IBB	HBP	BLK	WP	HR	S	P	ERA	WHIP

Batter	1	2	3	4	5	6	7	8	9	10	11	12	AB	R	H	RBI	BB	SO	LOB
Dave Collins, S (1, 7) OBP: 0.341, SLG: 0.362	K		K		K		K		F8-2-3			4-3	6	0	0	0	0	4	2
Rudy Meoli, L (1, 4) OBP: 0.299, SLG: 0.235	F9		G3		F8		BB		K			G3	5	0	0	0	1	1	0
Mickey Rivers, L (1, 8) OBP: 0.339, SLG: 0.372	E7			1B	F7		F5			E1		4-3	6	2	3	0	0	0	2
Adrian Garrett, L (1, 10) OBP: 0.294, SLG: 0.429 Morris Nettles, L (8, PR) OBP: 0.300, SLG: 0.274	K			K	F7			BB		SH1-4			3 0	0 1	0 0	0 0	1 0	2 0	2 0
Bruce Bochte, L (1, 3) OBP: 0.366, SLG: 0.395 Ron Jackson, R (10, PR) OBP: 0.400, SLG: 0.500 Dan Briggs, L (10, 3) OBP: 0.231, SLG: 0.462				BB	SF9			SF7		CS			5 0 0	2 0 0	5 0 0	2 0 0	0 0 0	0 0 0	0 0 0
Leroy Stanton, R (1, 9) OBP: 0.340, SLG: 0.424		1-3		BB	SF9			K		6-3			3	1	0	1	1	1	4
Dave Chalk, R (1, 5) OBP: 0.346, SLG: 0.344	K			CS	4-3			SF7			K		4	0	1	1	0	2	1
Andy Etchebarren, R (1, 2) OBP: 0.320, SLG: 0.356	F5			CS			BB	F8			K		5	0	2	2	0	1	3
Mike Miley, S (1, 6) OBP: 0.252, SLG: 0.275			K	K			K		F8-2-3		4-3		5	0	1	0	0	3	3
Inning Stats	R: 0 E: 1 K: 2 S: 8	H: 1 LOB: 1 BB: 0 P: 8	R: 0 E: 0 K: 1 S: 6	H: 1 LOB: 1 BB: 0 P: 6	R: 0 E: 0 K: 2 S: 7	H: 0 LOB: 0 BB: 0 P: 7	R: 3 E: 0 K: 2 S: 10	H: 4 LOB: 1 BB: 1 P: 14	R: 0 E: 0 K: 1 S: 5	H: 0 LOB: 0 BB: 0 P: 5	R: 1 E: 0 K: 0 S: 4	H: 1 LOB: 0 BB: 0 P: 4	R: 0 E: 0 K: 2 S: 8	H: 1 LOB: 2 BB: 1 P: 12	R: 1 E: 0 K: 1 S: 6	H: 1 LOB: 2 BB: 1 P: 10	R: 0 E: 0 K: 1 S: 5	H: 1 LOB: 0 BB: 0 P: 5	R: 1 E: 1 K: 0 S: 4	H: 2 LOB: 1 BB: 0 P: 4	R: 0 E: 0 K: 2 S: 7	H: 0 LOB: 0 BB: 0 P: 7	R: 0 E: 0 K: 0 S: 3	H: 0 LOB: 0 BB: 0 P: 3	1B: 8 2B: 3 3B: 2 HR: 0	SF: 2 SAC: 1 DP: 1 HBP: 0	WP: 0 PB: 0 SB: 0 CS: 3	PA: 48

PITCHER	IP	WLS	BF	H	R	ER	SO	BB	IBB	HBP	BLK	WP	HR	S	P	ERA	WHIP
Bert Blyleven, R (1, 1) ERA: 3.17	10.0		42	12	6	5	12	3	0	0	0	0	0	63	75	4.50	1.500
Bill Campbell, R (11, 1) ERA: 3.99	2.0	W	6	0	0	0	2	0	0	0	0	0	0	10	10	0.00	0.000

PITCHER	IP	WLS	BF	H	R	ER	SO	BB	IBB	HBP	BLK	WP	HR	S	P	ERA	WHIP

TOP

California Angels @ Minnesota Twins

Metropolitan Stadium, Bloomington , MI

Mon Sep 15 1975, 8:05 PM EDT

Att. 3,023 - Unknown - 61 F

livebaseballscorecards.com

AB	42
R	6
H	12
RBI	6
BB	3
SO	14
LOB	17

California Angels @ Minnesota Twins

Metropolitan Stadium, Bloomington , MI

Mon Sep 15 1975, 8:05 PM EDT

Att. 3,023 - Unknown - 61 F

BOTTOM

livebaseballscorecards.com

Batter	1	2	3	4	5	6	7	8	9	10	11	12	AB	R	H	RBI	BB	SO	LOB
Jerry Terrell, R (1, 4) OBP: 0.333, SLG: 0.346	6-3	G6-3 1-2f 2-3 3-H		L6			P3		1B 1-2 1B BB	S 1-3 2-H 1B		2B IBB	4	0	0	0	0	0	3
Craig Kusick, R (9, PH) OBP: 0.327, SLG: 0.360													0	0	0	0	1	0	0
John Briggs, L (9, PR) OBP: 0.396, SLG: 0.379 (10, 3)													1	1	1	1	1	0	0
Steve Brye, R (1, 7) OBP: 0.335, SLG: 0.454	1B	F8			F9		4-3		K	P5 1-2		2B 1-3 2-H 2B	5	0	1	0	0	1	4
Glenn Borgmann, R (10, 2) OBP: 0.302, SLG: 0.283													2	0	1	1	0	0	2
Rod Carew, L (1, 3) OBP: 0.423, SLG: 0.497 (10, 4)	WP 1B 1B 1B		4-3		F8			K	1B 1-2 2-H 1B		1-3 6-3 BB		5	1	2	1	1	1	0
Dan Ford, R (1, 8) OBP: 0.326, SLG: 0.435	WP 1-2 1B 1B		F9		6-3			K	1B 1-2 2-H 1B	F7	6-3 1-2		6	1	2	1	0	1	1
Larry Hisle, R (1, 10) OBP: 0.371, SLG: 0.515	FC5-4 1-H 2-H 1B		1B BB			K		FC5 WP 1B	F7		1-3 IBB		3	0	2	2	1	1	0
Tony Oliva, L (9, PH) OBP: 0.352, SLG: 0.393													1	0	0	0	1	0	2
Dave McKay, S (1, 5) OBP: 0.305, SLG: 0.429	FC5-4 1-2f 1B		1B 1-2 1B			F7		BB 1-2 BB		K	1-3 1-2 2-3		5	0	1	0	1	1	3
Danny Thompson, R (1, 6) OBP: 0.300, SLG: 0.354		2B G6-3 1B	P3			F3		FC5 2-3f		1B 1B 1B	L9		6	1	2	0	0	0	6
Mike Peepping, R (1, 9) OBP: 0.333, SLG: 0.267		G6-3 1-3 2B		F8			SH1-4 1B		K	1B 1-2 1B 1B		5-3 2B 1B	4	0	2	0	0	1	0
Steve Braun, L (10, PH) OBP: 0.393, SLG: 0.441 (11, 7)													2	2	2	0	0	0	0
Phil Roof, R (1, 2) OBP: 0.330, SLG: 0.500		BB G6-3		5-3			SH1-4 1-2		BB 1B 1B	1B 1-2 2-H 1B		5-3 1-2	2	0	1	0	1	0	0
Lyman Bostock, L (9, PR) OBP: 0.325, SLG: 0.343 (10, 7) (11, 9)													2	1	1	0	0	0	1

	AB	R	H	RBI	BB	SO	LOB
AB	48						
R		7					
H			18				
RBI				6			
BB					7		
SO						6	
LOB							22

Inning Stats	1	2	3	4	5	6	7	8	9	10	11	12
	R: 2 E: 0 K: 0 S: 6	H: 4 LOB: 1 BB: 0 P: 6	R: 1 E: 0 K: 0 S: 4	H: 2 LOB: 1 BB: 1 P: 8	R: 0 E: 0 K: 0 S: 4	H: 1 LOB: 2 BB: 1 P: 8	R: 0 E: 0 K: 0 S: 3	H: 0 LOB: 0 BB: 0 P: 3	R: 0 E: 0 K: 1 S: 5	H: 0 LOB: 0 BB: 0 P: 5	R: 0 E: 0 K: 0 S: 4	H: 1 LOB: 1 BB: 0 P: 4
	R: 0 E: 0 K: 0 S: 8	H: 1 LOB: 2 BB: 1 P: 12	R: 2 E: 0 K: 2 S: 10	H: 3 LOB: 2 BB: 1 P: 14	R: 1 E: 0 K: 1 S: 8	H: 4 LOB: 2 BB: 0 P: 8	R: 0 E: 0 K: 0 S: 3	H: 0 LOB: 2 BB: 2 P: 11	R: 1 E: 0 K: 0 S: 3	H: 2 LOB: 2 BB: 1 P: 7	1B: 16 2B: 2 3B: 0 HR: 0	SF: 0 SAC: 1 DP: 1 HBP: 0

	WP: 2	PA: 56
	PB: 0	
	SB: 1	
	CS: 0	

PITCHER	IP	WLS	BF	H	R	ER	SO	BB	IBB	HBP	BLK	WP	HR	S	P	ERA	WHIP
Joe Pactwa, L (1, 1) ERA: 3.86	7.0		29	8	3	3	1	2	0	0	0	1	0	29	37	3.86	1.429
Jim Brewer, L (8, 1) ERA: 3.73	1.2		11	4	2	2	4	2	0	0	0	1	0	17	25	10.80	3.600
Don Kirkwood, R (9, 1) ERA: 3.25	0.2		4	2	1	1	1	0	0	0	0	0	0	6	6	13.50	3.000
Mickey Scott, L (10, 1) ERA: 3.34	0.1		2	2	0	0	0	0	0	0	0	0	0	2	2	0.00	6.000
Chuck Hockenbery, R (10, 1) ERA: 5.27	1.2	L	10	2	1	1	0	1	2	0	0	0	0	7	19	5.40	1.800

PITCHER	IP	WLS	BF	H	R	ER	SO	BB	IBB	HBP	BLK	WP	HR	S	P	ERA	WHIP

California Angels @ Minnesota Twins

Metropolitan Stadium, Bloomington , MI

Tue Sep 16 1975, 8:05 PM EDT

Att. 2,880 - Unknown - 64 F

Batter	1	2	3	4	5	6	7	8	9	AB	R	H	RBI	BB	SO	LOB
Rudy Meoli, L (1, 4) OBP: 0.302, SLG: 0.250	1-3	2B (1-H, 3-H)			F9		G3, 1B		F9	5	0	2	1	0	0	0
Dave Chalk, R (1, 5) OBP: 0.348, SLG: 0.344	1B, WP, BB		5-3		BB, BB		G3, 1-2, 1B		6-3	3	1	1	0	2	0	0
Mickey Rivers, L (1, 8) OBP: 0.338, SLG: 0.370	WP, S, CS, 1-3, 1B		L7		F9		G3, 1-2, 2-3		4-3	5	0	1	0	0	0	3
Adrian Garrett, L (1, 10) OBP: 0.300, SLG: 0.426	K, 1-3, 3-H		E, 1B, 1B		BB, 1-2		F7			3	0	1	0	1	1	3
Bruce Bochte, L (1, 3) OBP: 0.368, SLG: 0.395	BB		E9, 1-3, 1B		K			E6, 1B, 1B, G6-4-3		3	1	1	0	1	1	2
Leroy Stanton, R (1, 9) OBP: 0.341, SLG: 0.424	CS, 3-H	1B, 2B, 1B	K			5-3		G6-4-3, 1B, 1-2, 1B		4	1	2	0	0	1	2
Ron Jackson, R (1, 7) OBP: 0.429, SLG: 0.500		2B, 1-3, 1B		F3		K		G6-4-3, 1-2, 2-3, 1B		4	0	2	0	0	1	0
Andy Etchebarren, R (1, 2) OBP: 0.308, SLG: 0.340		K		K		5-3		G6-4-3, 1-2f, 2-3, 3-H		4	0	0	0	0	2	4
Mike Miley, S (1, 6) OBP: 0.248, SLG: 0.269		K		4-3			4-3	K		4	0	0	0	0	2	3

Inning Stats	1	2	3	4	5	6	7	8	9	
	R: 1, E: 0, K: 1, S: 5	R: 1, E: 0, K: 2, S: 9	R: 0, E: 1, K: 1, S: 7	R: 0, E: 0, K: 1, S: 5	R: 0, E: 0, K: 1, S: 5	R: 0, E: 0, K: 1, S: 5	R: 0, E: 0, K: 0, S: 5	R: 1, E: 1, K: 1, S: 7	R: 0, E: 0, K: 0, S: 3	1B: 9, 2B: 1, 3B: 0, HR: 0
	H: 1, LOB: 1, BB: 2, P: 13	H: 3, LOB: 2, BB: 0, P: 9	H: 2, LOB: 2, BB: 0, P: 7	H: 0, LOB: 0, BB: 0, P: 5	H: 0, LOB: 2, BB: 2, P: 13	H: 0, LOB: 0, BB: 0, P: 5	H: 2, LOB: 2, BB: 0, P: 5	H: 2, LOB: 1, BB: 0, P: 7	H: 0, LOB: 0, BB: 0, P: 3	SF: 0, SAC: 0, DP: 1, HBP: 0

WP: 1, PB: 0, SB: 1, CS: 1, PA: 40

PITCHER	IP	WLS	BF	H	R	ER	SO	BB	IBB	HBP	BLK	WP	HR	S	P	ERA	WHIP
Jim Hughes, R (1, 1) ERA: 3.81	9.0	W	39	10	3	2	8	4	0	0	0	1	0	51	67	2.00	1.556

PITCHER	IP	WLS	BF	H	R	ER	SO	BB	IBB	HBP	BLK	WP	HR	S	P	ERA	WHIP

TOP

AB	35
R	3
H	10
RBI	1
BB	4
SO	8
LOB	17

livebaseballscorecards.com

BOTTOM

California Angels @ Minnesota Twins

Metropolitan Stadium, Bloomington , MI

Tue Sep 16 1975, 8:05 PM EDT

Att. 2,880 - Unknown - 64 F

Batter	1	2	3	4	5	6	7	8	9	AB	R	H	RBI	BB	SO	LOB
Jerry Terrell, R (1, 4) OBP: 0.330, SLG: 0.342	F9		FC6-4 BB 1-2f		F9		G3		HR 1-H 2-H	4	0	0	0	0	0	1
Craig Kusick, R (9, PH) OBP: 0.331, SLG: 0.386										1	1	1	3	0	0	0
Steve Brye, R (1, 7) OBP: 0.342, SLG: 0.468	K		BBBB 4-0 1-2 BB		H 1-0 FC6-4 HBP			HR		2	1	1	1	1	1	0
Rod Carew, L (1, 3) OBP: 0.422, SLG: 0.495	1B		4-3		FC6-4 1-2f			G3		4	0	1	0	0	0	3
Dan Ford, R (1, 8) OBP: 0.323, SLG: 0.431		5-3		5-3		L9		K		4	0	0	0	0	1	0
Larry Hisle, R (1, 10) OBP: 0.377, SLG: 0.517		BBBB 4-0 BB		SSS K		1B		1B		3	0	2	0	1	1	0
Dave McKay, S (1, 5) OBP: 0.302, SLG: 0.420		SSS K		E 1B		F8		L7		4	0	1	0	0	1	3
Danny Thompson, R (1, 6) OBP: 0.299, SLG: 0.353		F8		E4 1-3		F8			1B HR 1B	4	0	1	0	0	0	3
Lyman Bostock, L (9, PR) OBP: 0.325, SLG: 0.343										0	1	0	0	0	0	0
Mike Poepping, R (1, 9) OBP: 0.318, SLG: 0.222			BBBB 4-0 FC6-4 BB	SSS K			F9		SSS K	3	0	0	0	1	2	3
Phil Roof, R (1, 2) OBP: 0.328, SLG: 0.491			F3		SSS K		F9		1-2 HR 1B	4	0	1	0	0	1	1
John Briggs, L (9, PR) OBP: 0.396, SLG: 0.379										0	1	0	0	0	0	0

Inning Stats	1	2	3	4	5	6	7	8	9
	R: 0 H: 1 E: 0 LOB: 1 K: 1 BB: 0 S: 5 P: 5	R: 0 H: 0 E: 0 LOB: 1 K: 1 BB: 1 S: 5 P: 9	R: 0 H: 0 E: 0 LOB: 2 K: 0 BB: 2 S: 3 P: 11	R: 0 H: 1 E: 1 LOB: 2 K: 2 BB: 0 S: 9 P: 9	R: 0 H: 0 E: 0 LOB: 1 K: 1 BB: 0 S: 5 P: 6	R: 0 H: 1 E: 0 LOB: 1 K: 0 BB: 0 S: 4 P: 4	R: 0 H: 0 E: 0 LOB: 0 K: 0 BB: 0 S: 3 P: 3	R: 1 H: 2 E: 0 LOB: 1 K: 1 BB: 0 S: 7 P: 7	R: 3 H: 3 E: 0 LOB: 1 K: 1 BB: 0 S: 6 P: 6

1B: 6 SF: 0
2B: 0 SAC: 0
3B: 0 DP: 0
HR: 2 HBP: 1

WP: 0 PA: 37
PB: 0
SB: 0
CS: 0

	AB	33
	R	4
	H	8
	RBI	4
	BB	3
	SO	7
	LOB	14

livebaseballscorecards.com

PITCHER	IP	WLS	BF	H	R	ER	SO	BB	IBB	HBP	BLK	WP	HR	S	P	ERA	WHIP
Sid Monge, L (1, 1) ERA: 4.26	8.1	L	37	8	4	4	7	3	0	1	0	0	2	47	60	4.32	1.320

PITCHER	IP	WLS	BF	H	R	ER	SO	BB	IBB	HBP	BLK	WP	HR	S	P	ERA	WHIP

California Angels @ Texas Rangers

Arlington Stadium, Arlington, TX

Wed Sep 17 1975, 8:05 PM EDT

Att. 4,942 - Unknown

TOP

Batter	1	2	3	4	5	6	7	8	9	AB	R	H	RBI	BB	SO	LOB
Jerry Remy, L (1, 4) OBP: 0.319, SLG: 0.322	4-3			F7		BBBB 4-0 G4-6-3 1-2 BB		0-0 E1 1B 1-H 2-H 1B		3	1	1	0	1	0	0
Mickey Rivers, L (1, 8) Dave Collins, S (8, PR) OBP: 0.341, SLG: 0.362 Ellie Rodriguez, R (8, 2) OBP: 0.380, SLG: 0.301	SSS 0-3 K			0-0 F8		0-0 G4-6-3 1-2f		0-0 SH1-4 8-2 1B 3-H		4 0 0	0 0 0	1 0 0	1 0 0	0 0 0	1 0 0	2 0 0
Ron Jackson, R (1, 7) OBP: 0.471, SLG: 0.467	6-3			BBBB 4-0 BB			BBBB 4-0 8-6 BB	0-0 SH1-4 1-3		1	0	0	0	2	0	0
Leroy Stanton, R (1, 9) OBP: 0.340, SLG: 0.423		0-0 SH1-3 WP CS 1B		0-0 F8			0-0 8-6 1-2f	0-0 8-2 3-Hf		4	0	1	0	0	0	4
Dave Chalk, R (1, 5) OBP: 0.350, SLG: 0.346		0-0 SH1-3 1-3			SSS 0-3 K		0-0 BB 1B		0-0 4-3 1B	3	0	2	0	0	1	0
Bruce Bochte, L (1, 3) OBP: 0.367, SLG: 0.391		0-0 F4			0-0 4-3		BBBB 4-0 1-2 BB		0-0 F7	3	0	0	0	1	0	2
Paul Dade, R (1, 10) OBP: 0.357, SLG: 0.417 Dan Briggs, L (9, PH) OBP: 0.214, SLG: 0.429		0-0 CS 3-H	0-0 L5		0-0 4-3		0-0 6-3		0-0 4-3 1-2	3 1	0 0	0 0	0 0	0 0	0 0	2 1
Andy Etchebarren, R (1, 2) OBP: 0.327, SLG: 0.347 Morris Nettles, L (8, PR) OBP: 0.299, SLG: 0.273 (8, 8)			BBBB 4-0 G6-4-3 BB			0-0 BB 1B		BBBB 4-0 1B E 1B BB	0-0 5-3	1 1	0 1	1 0	0 0	2 0	0 0	0 1
Mike Miley, S (1, 6) OBP: 0.245, SLG: 0.266 John Balaz, R (8, PH) OBP: 0.278, SLG: 0.373 Rudy Meoli, L (8, PR) OBP: 0.302, SLG: 0.250 (8, 6)			0-0 G6-4-3 1-2f			0-0 F7		0-0 E 1-2 E 1B		2 1 0	0 0 1	0 1 0	0 0 0	0 0 0	0 0 0	2 0 0
Inning Stats	R: 0 H: 0 E: 0 LOB: 0 K: 1 BB: 0 S: 5 P: 5	R: 0 H: 1 E: 0 LOB: 0 K: 0 BB: 0 S: 3 P: 3	R: 0 H: 0 E: 0 LOB: 0 K: 0 BB: 1 S: 2 P: 6	R: 0 H: 0 E: 0 LOB: 1 K: 0 BB: 1 S: 3 P: 7	R: 0 H: 0 E: 0 LOB: 0 K: 1 BB: 0 S: 5 P: 5	R: 0 H: 1 E: 0 LOB: 1 K: 0 BB: 1 S: 3 P: 7	R: 0 H: 1 E: 0 LOB: 2 K: 0 BB: 2 S: 3 P: 11	R: 3 H: 3 E: 1 LOB: 1 K: 0 BB: 1 S: 5 P: 9	R: 0 H: 1 E: 0 LOB: 1 K: 0 BB: 0 S: 4 P: 4	1B: 7 SF: 0 2B: 2 SAC: 2 3B: 0 DP: 4 HR: 0 HBP: 0						

livebaseballscorecards.com

AB	27
R	3
H	7
RBI	1
BB	6
SO	2
LOB	14

WP: 1 PA: 36
PB: 0
SB: 0
CS: 1

PITCHER		IP	WLS	BF	H	R	ER	SO	BB	IBB	HBP	BLK	WP	HR	S	P	ERA	WHIP
David Clyde, L ERA: 2.57	(1, 1)	7.0	L	29	6	3	2	2	6	0	0	0	1	0	27	51	2.57	1.714
Steve Foucault, R ERA: 4.13	(8, 1)	2.0		6	1	0	0	0	0	0	0	0	0	0	6	6	0.00	0.500

PITCHER		IP	WLS	BF	H	R	ER	SO	BB	IBB	HBP	BLK	WP	HR	S	P	ERA	WHIP

Batter	1	2	3	4	5	6	7	8	9	AB	R	H	RBI	BB	SO	LOB
Lenny Randle, S (1, 8) OBP: 0.347, SLG: 0.370	F7			SF7 3B		F7		K		4	1	1	0	0	1	0
Roy Smalley, S (1, 4) OBP: 0.293, SLG: 0.279	1-3			K		F6		4-3 BB		3	0	0	0	1	1	1
Bob Jones, L (8, PR) OBP: 0.308, SLG: 0.100										0	0	0	0	0	0	0
Mike Cubbage, L (9, 4) OBP: 0.297, SLG: 0.348										0	0	0	0	0	0	0
Mike Hargrove, L (1, 3) OBP: 0.392, SLG: 0.403	4-3			SF7 3-H		K		4-3 1-2		3	0	0	1	0	1	1
Jeff Burroughs, R (1, 9) OBP: 0.312, SLG: 0.407		F8		F8			1B FC4-2 BB	F3		3	0	0	0	1	0	2
Jim Spencer, L (1, 10) OBP: 0.328, SLG: 0.401		F5			1B E 1B		FC4-2 5-3 1-3 1B		F8	3	1	2	0	0	0	0
Dave Moates, L (7, PR) OBP: 0.321, SLG: 0.377										1	0	0	0	0	0	0
Tom Grieve, R (1, 7) OBP: 0.313, SLG: 0.442		L3			K		5-3 1-2		F5	4	0	0	0	0	1	3
Roy Howell, L (1, 5) OBP: 0.322, SLG: 0.389			K		E 1-2 1B		FC4-2 IBB		BB 1B	3	0	2	0	1	1	0
Leo Cardenas, R (1, 6) OBP: 0.325, SLG: 0.280			L5		E4 G4-3 1-2 2-H		FC4-2 1-2 2-3 3-Hf		1-2 BB	3	0	0	0	0	0	4
Toby Harrah, R (9, PH) OBP: 0.405, SLG: 0.460										0	0	0	0	1	0	0
Jim Sundberg, R (1, 2) OBP: 0.280, SLG: 0.258			5-3		G4-3 1-2f		K		F8	3	0	0	0	0	1	5
Jim Fregosi, R (9, PH) OBP: 0.315, SLG: 0.366										1	0	0	0	0	0	2
Inning Stats	R: 0 H: 0 E: 0 LOB: 0 K: 0 BB: 0 S: 3 P: 3	R: 0 H: 0 E: 0 LOB: 0 K: 0 BB: 0 S: 3 P: 3	R: 0 H: 0 E: 0 LOB: 0 K: 1 BB: 0 S: 5 P: 5	R: 1 H: 1 E: 0 LOB: 0 K: 1 BB: 0 S: 6 P: 6	R: 1 H: 2 E: 1 LOB: 1 K: 1 BB: 0 S: 7 P: 7	R: 0 H: 0 E: 0 LOB: 0 K: 1 BB: 0 S: 5 P: 5	R: 0 H: 1 E: 0 LOB: 3 K: 1 BB: 2 S: 6 P: 14	R: 0 H: 0 E: 0 LOB: 2 K: 1 BB: 1 S: 5 P: 9	R: 0 H: 1 E: 0 LOB: 2 K: 0 BB: 1 S: 4 P: 8	1B: 4 SF: 1 2B: 0 SAC: 0 3B: 1 DP: 1 HR: 0 HBP: 0						

PITCHER	IP	WLS	BF	H	R	ER	SO	BB	IBB	HBP	BLK	WP	HR	S	P	ERA	WHIP
Ed Figueroa, R (1, 1) ERA: 2.85	9.0	W	36	5	2	1	6	3	1	0	0	0	0	44	60	1.00	0.889

PITCHER	IP	WLS	BF	H	R	ER	SO	BB	IBB	HBP	BLK	WP	HR	S	P	ERA	WHIP

BOTTOM

California Angels @ Texas Rangers

Arlington Stadium, Arlington, TX

Wed Sep 17 1975, 8:05 PM EDT

Att. 4,942 - Unknown

livebaseballscorecards.com

AB	31
R	2
H	5
RBI	1
BB	4
SO	6
LOB	18

1B: 4	SF: 1	WP: 0	PA: 36
2B: 0	SAC: 0	PB: 0	
3B: 1	DP: 1	SB: 0	
HR: 0	HBP: 0	CS: 0	

Batter	1	2	3	4	5	6	7	8	9	AB	R	H	RBI	BB	SO	LOB
Jerry Remy, L (1, 4) OBP: 0.317, SLG: 0.320	SSS 0-3 ① K		x 0-0 ① B1-3	x 0-0 ③ F8		x 0-0 ② 4-3 2-3		x 0-0 ② SH3 1-2 3-H		4	0	0	1	0	1	2
Dave Chalk, R (1, 5) OBP: 0.351, SLG: 0.345	BBBB 4-0 BB BB		x 0-0 2B 1B		x 0-0 ① F7	SSS 0-3 ③ K		x 0-0 E5		4	0	1	0	1	1	2
Ron Jackson, R (1, 7) OBP: 0.409, SLG: 0.450	SSS 0-3 ② K		x 0-0 1-3 2B		x 0-0 ② 4-3		SSS 0-3 ① K	x 0-0 ③ F8		5	0	1	0	0	2	3
Leroy Stanton, R (1, 8) OBP: 0.343, SLG: 0.421	BBBB 4-0 FC4-6 1-2 BB		IIII 4-0 IBB		x 0-0 ③ F7		x 0-0 ② 6-3		BBBB 4-0 BB BB BB	2	0	0	0	3	0	0
Bruce Bochte, L (1, 3) OBP: 0.365, SLG: 0.389	x 0-0 ③ FC4-6 1-2f		SSS 0-3 ② K			x 0-0 1B HR 1B	x 0-0 ③ F8		x 0-0 ① F6	5	1	1	0	0	1	6
John Balaz, R (1, 9) OBP: 0.283, SLG: 0.368		x 0-0 ① 6-3	SSS 0-3 ③ K			x 0-0 1-2 HR 1B		BBBB 4-0 FC3-6 BB	x 0-0 ② F9	4	1	1	0	1	1	4
Paul Dade, R (1, 10) OBP: 0.368, SLG: 0.375		x 0-0 ② 4-3		x 0-0 ① 1B		SSS 0-3 ① K		x 0-0 ① FC3-6 1-2f 1B E	BBBB 4-0 BB 1-2 BB	4	1	1	0	1	1	3
Andy Etchebarren, R (1, 2) OBP: 0.357, SLG: 0.398		x 0-0 FC5-4 1B		BBBB 4-0 FC5-4 BB		x 0-0 1-H 2-H HR		x 0-0 E 1-2 SH3 1B	BBBB 4-0 1-2 2-3 BB	3	2	3	3	2	0	0
Mike Miley, S (1, 6) OBP: 0.244, SLG: 0.270		x 0-0 ③ FC5-4 1-2f		x 0-0 ② FC5-4 1-2f		x 0-0 4-3 2B		x 0-0 E4 1-3 2-H SH3	SSS 0-3 ③ K	5	0	1	0	0	1	6
Inning Stats	R: 0 H: 0 E: 0 LOB: 2 K: 2 BB: 2 S: 7 P: 15	R: 0 H: 1 E: 0 LOB: 1 K: 0 BB: 0 S: 4 P: 4	R: 0 H: 2 E: 0 LOB: 3 K: 2 BB: 1 S: 9 P: 13	R: 0 H: 1 E: 0 LOB: 1 K: 0 BB: 1 S: 3 P: 7	R: 0 H: 0 E: 0 LOB: 0 K: 0 BB: 0 S: 3 P: 3	R: 3 H: 4 E: 0 LOB: 1 K: 2 BB: 0 S: 11 P: 11	R: 0 H: 0 E: 0 LOB: 0 K: 1 BB: 0 S: 5 P: 5	R: 2 H: 1 E: 2 LOB: 2 K: 0 BB: 1 S: 6 P: 10	R: 0 H: 0 E: 0 LOB: 3 K: 1 BB: 3 S: 5 P: 17	1B: 6 SF: 0 2B: 2 SAC: 1 3B: 0 DP: 0 HR: 1 HBP: 0						

TOP

California Angels @ Texas Rangers

Arlington Stadium, Arlington, TX

Thu Sep 18 1975, 8:05 PM EDT

Att. 4,440 - Unknown

livebaseballscorecards.com

AB	36
R	5
H	9
RBI	4
BB	8
SO	8
LOB	26

PITCHER		IP	WLS	BF	H	R	ER	SO	BB	IBB	HBP	BLK	WP	HR	S	P	ERA	WHIP
Jim Umbarger, L ERA: 3.98	(1, 1)	6.0	L	29	8	3	3	6	3	1	0	0	0	1	37	53	4.50	1.833
Stan Thomas, R ERA: 3.23	(7, 1)	1.1		7	1	2	0	1	1	0	0	0	0	0	8	12	0.00	1.500
Mike Kekich, L ERA: 4.28	(8, 1)	1.2		9	0	0	0	1	3	0	0	0	0	0	8	20	0.00	1.800

PITCHER	IP	WLS	BF	H	R	ER	SO	BB	IBB	HBP	BLK	WP	HR	S	P	ERA	WHIP

BOTTOM

Batter	1	2	3	4	5	6	7	8	9	AB	R	H	RBI	BB	SO	LOB
Lenny Randle, S (1, 8) OBP: 0.346, SLG: 0.370	x 0-0 ① L3			x 0-0 SH1-3 SF8 2B		x 0-0 ① F7	x 0-0 ③ F8		x 0-0 ③ F9	5	1	1	0	0	0	1
Davey Nelson, R (1, 4) OBP: 0.286, SLG: 0.267	x 0-0 ② 1-3			x 0-0 ① SH1-3 2-3		x 0-0 E6 5-3 1B		S S S 0-3 ① K		3	0	0	0	0	1	0
Mike Hargrove, L (1, 3) OBP: 0.393, SLG: 0.403	S S S 0-3 ③ K			x 0-0 ② SF8 3-H		x 0-0 5-3 1-2 1B		B B B 4-0 BB		2	0	1	1	1	1	0
Jeff Burroughs, R (1, 9) OBP: 0.310, SLG: 0.404		x 0-0 ① F9		S S S 0-3 ③ K		x 0-0 ② 5-3 1-2 2-3		S S S 0-3 ② K		4	0	0	0	0	2	3
Toby Harrah, R (1, 6) OBP: 0.405, SLG: 0.462		x 0-0 ② 5-3			x 0-0 2B	B B B 4-0 BB		S S S 0-3 ③ K		3	0	1	0	1	1	1
Tom Grieve, R (1, 7) OBP: 0.318, SLG: 0.447		B B B 4-0 CS BB			x 0-0 1B	x 0-0 ③ 3-1			x 0-0 HR 2B	3	1	2	0	1	0	3
Jim Fregosi, R (1, 10) OBP: 0.318, SLG: 0.385		0-0 ③ CS 1-2	x 0-0 ① F8		S S S 0-3 ① K		x 0-0 1B		x 0-0 2-H HR	4	1	2	2	0	1	2
Roy Howell, L (1, 5) OBP: 0.319, SLG: 0.386 Tom Robson, R (9, PH) OBP: 0.216, SLG: 0.200			x 0-0 ② F8		S S S 0-3 ② K		S S S 0-3 ① K		S S S 0-3 ① K	3	0	0	0	0	2	3
										1	0	0	0	0	1	0
Jim Sundberg, R (1, 2) OBP: 0.277, SLG: 0.256			x 0-0 ③ F7		x 0-0 ③ F7		x 0-0 ② F9		S S S 0-3 ② K2-3	4	0	0	0	0	1	3
Inning Stats	R: 0 H: 0 E: 0 LOB: 0 K: 1 BB: 0 S: 5 P: 5	R: 0 H: 0 E: 0 LOB: 0 K: 0 BB: 1 S: 2 P: 6	R: 0 H: 0 E: 0 LOB: 0 K: 0 BB: 0 S: 3 P: 3	R: 1 H: 1 E: 0 LOB: 0 K: 1 BB: 0 S: 6 P: 6	R: 0 H: 2 E: 0 LOB: 2 K: 2 BB: 0 S: 9 P: 9	R: 0 H: 1 E: 1 LOB: 3 K: 0 BB: 1 S: 5 P: 9	R: 0 H: 1 E: 0 LOB: 1 K: 1 BB: 0 S: 6 P: 6	R: 0 H: 0 E: 0 LOB: 1 K: 3 BB: 1 S: 9 P: 13	R: 2 H: 2 E: 0 LOB: 0 K: 2 BB: 0 S: 9 P: 9	1B: 3 SF: 1 2B: 3 SAC: 1 3B: 0 DP: 0 HR: 1 HBP: 0						

PITCHER	IP	WLS	BF	H	R	ER	SO	BB	IBB	HBP	BLK	WP	HR	S	P	ERA	WHIP
Frank Tanana, L (1, 1) ERA: 2.62	9.0	W	37	7	3	3	10	3	0	0	0	0	1	54	66	3.00	1.111

PITCHER	IP	WLS	BF	H	R	ER	SO	BB	IBB	HBP	BLK	WP	HR	S	P	ERA	WHIP

California Angels @ Texas Rangers

Arlington Stadium, Arlington, TX

Thu Sep 18 1975, 8:05 PM EDT

Att. 4,440 - Unknown

livebaseballscorecards.com

AB	32
R	3
H	7
RBI	3
BB	3
SO	10
LOB	16

Batter	1	2	3	4	5	6	7	8	9	AB	R	H	RBI	BB	SO	LOB
Jerry Terrell, R (1, 4) OBP: 0.328, SLG: 0.340	S S S 0-3 ① K2-3		x 0-0 ① F9		x 0-0 ① 4-3		x 0-0 ① 5-3		x 0-0 G4-6-3 1B	4	0	0	0	0	1	0
Craig Kusick, R (9, PH) OBP: 0.335, SLG: 0.390										1	0	1	0	0	0	0
Lyman Bostock, L (9, PR) OBP: 0.328, SLG: 0.349										0	0	0	0	0	0	0
Steve Brye, R (1, 7) OBP: 0.337, SLG: 0.457	B B B B 4-0 1B BB		x 0-0 ② 1-3		x 0-0 ② 5-3		x 0-0 ② G3		x 0-0 ① ② G4-6-3 1-2f	4	0	0	0	1	0	1
Rod Carew, L (1, 3) OBP: 0.425, SLG: 0.507	x 0-0 ② F9		x 0-0 E S 1B		x 0-0 2B		x 0-0 1B 1B		x 0-0 1B 1B	5	0	4	0	0	0	1
Dan Ford, R (1, 8) OBP: 0.330, SLG: 0.434	x 0-0 1-2 1B		B B B B 4-0 1-3 BB		B B B B 4-0 BB		x 0-0 FC6-4 1-3 1B		x 0-0 1-3 1B	3	0	3	0	2	0	0
Larry Hisle, R (1, 10) OBP: 0.372, SLG: 0.512	x 0-0 ③ F9		x 0-0 ③ F8		x 0-0 ③ F9		x 0-0 ③ FC6-4 1-2f		x 0-0 ③ F8	5	0	0	0	0	0	10
Dave McKay, S (1, 5) OBP: 0.327, SLG: 0.418		x 0-0 ① F8		x 0-0 ① 5-3		x 0-0 FC5 1B 1B		B B B B 4-0 FC4-6 BB		3	0	1	0	1	0	0
Danny Thompson, R (1, 6) OBP: 0.302, SLG: 0.360		x 0-0 1B		x 0-0 ② 6-3		x 0-0 1-2 FC5 1B		x 0-0 ① F7		4	0	2	0	0	0	1
Mike Poepping, R (1, 9) OBP: 0.308, SLG: 0.227		x 0-0 ② F7		x 0-0 FC5-4 1B		x 0-0 ① FC5 G5-4-3 1-2 2-3f		x 0-0 ② P6		4	0	1	0	0	0	4
Phil Roof, R (1, 2) OBP: 0.317, SLG: 0.473		S S S 0-3 ③ K		x 0-0 ③ FC5-4 1-2f		x 0-0 ② ③ G5-4-3 1-2f		x 0-0 ③ FC4-6 1-2f		4	0	0	0	0	1	5
Inning Stats	R: 0 H: 1 E: 0 LOB: 2 K: 1 BB: 1 S: 6 P: 10	R: 0 H: 1 E: 0 LOB: 1 K: 1 BB: 0 S: 6 P: 6	R: 0 H: 1 E: 0 LOB: 2 K: 0 BB: 1 S: 4 P: 8	R: 0 H: 1 E: 0 LOB: 1 K: 0 BB: 0 S: 4 P: 4	R: 0 H: 1 E: 0 LOB: 2 K: 0 BB: 1 S: 4 P: 8	R: 0 H: 2 E: 0 LOB: 1 K: 0 BB: 0 S: 4 P: 4	R: 0 H: 2 E: 0 LOB: 2 K: 0 BB: 0 S: 5 P: 5	R: 0 H: 0 E: 0 LOB: 1 K: 0 BB: 1 S: 3 P: 7	R: 0 H: 3 E: 0 LOB: 2 K: 0 BB: 0 S: 5 P: 5	1B: 11 SF: 0 2B: 1 SAC: 0 3B: 0 DP: 2 HR: 0 HBP: 0						

TOP

Minnesota Twins @ California Angels

Anaheim Stadium, Anaheim, CA

Fri Sep 19 1975, 10:05 PM EDT

Att. 8,059 - Unknown - 77 F

livebaseballscorecards.com

AB	37
R	0
H	12
RBI	0
BB	4
SO	2
LOB	22

WP: 0 PA: 41
PB: 0
SB: 1
CS: 0

PITCHER	IP	WLS	BF	H	R	ER	SO	BB	IBB	HBP	BLK	WP	HR	S	P	ERA	WHIP
Joe Pactwa, L (1, 1) ERA: 1.93	7.0	W	33	9	0	0	2	4	0	0	0	0	0	33	49	0.00	1.857
Jim Brewer, L (8, 1) ERA: 3.62	2.0	S	8	3	0	0	0	0	0	0	0	0	0	8	8	0.00	1.500

PITCHER	IP	WLS	BF	H	R	ER	SO	BB	IBB	HBP	BLK	WP	HR	S	P	ERA	WHIP

Batter	1	2	3	4	5	6	7	8	9	AB	R	H	RBI	BB	SO	LOB
Morris Nettles, L (1, 9) OBP: 0.299, SLG: 0.272	0-0 1B		0-0 4-3 ②			0-0 4-3 ①		0-0 1-3 ③		4	0	1	0	0	0	0
Jerry Remy, L (1, 4) OBP: 0.315, SLG: 0.318	0-0 F8 ①		0-0 F7 ③			0-0 2-3 ②				3	0	0	0	0	0	1
Mickey Rivers, L (1, 8) OBP: 0.337, SLG: 0.368	0-0 P6 ②			BBBB 4-0 4-3 S 1B BB		0-0 G2 ③				2	1	0	0	1	0	1
Bruce Bochte, L (1, 3) OBP: 0.362, SLG: 0.385	0-0 P6 ③			0-0 4-3 ① 1-3			SSS 0-3 K ①			3	0	0	0	0	1	2
Adrian Garrett, L (1, 10) OBP: 0.293, SLG: 0.415		0-0 4-3 ①		SSS 0-3 K ②			SSS 0-3 K ②			3	0	0	0	0	2	1
Dan Briggs, L (1, 7) OBP: 0.353, SLG: 0.500		0-0 1B		0-0 CS 3-H 1B			BBBB 4-0 PB BB			2	0	2	1	1	0	0
Dave Chalk, R (1, 5) OBP: 0.349, SLG: 0.343		0-0 F8 ②		0-0 CS ③ 1-2		0-0 5-3 ①		0-0 F2 ③ 1-2		3	0	0	0	0	0	2
Andy Etchebarren, R (1, 2) OBP: 0.348, SLG: 0.386		0-0 6-3 ③				0-0 F9 ②		0-0 1-3 ①		3	0	0	0	0	0	1
Mike Miley, S (1, 6) OBP: 0.241, SLG: 0.266			SSS 0-3 K ①			0-0 F8 ③		0-0 P4 ②		3	0	0	0	0	1	0
Inning Stats	R: 0 E: 0 K: 0 S: 4 H: 1 LOB: 1 BB: 0 P: 4	R: 0 E: 0 K: 0 S: 4 H: 1 LOB: 1 BB: 0 P: 4	R: 0 E: 0 K: 1 S: 5 H: 0 LOB: 0 BB: 0 P: 5	R: 1 E: 0 K: 1 S: 5 H: 1 LOB: 0 BB: 1 P: 9	R: 0 E: 0 K: 0 S: 3 H: 0 LOB: 0 BB: 0 P: 3	R: 0 E: 0 K: 0 S: 3 H: 0 LOB: 0 BB: 0 P: 3	R: 0 E: 0 K: 2 S: 7 H: 0 LOB: 1 BB: 1 P: 11	R: 0 E: 0 K: 0 S: 3 H: 0 LOB: 0 BB: 0 P: 3		1B: 3 2B: 0 3B: 0 HR: 0 SF: 0 SAC: 0 DP: 0 HBP: 0						

PITCHER	IP	WLS	BF	H	R	ER	SO	BB	IBB	HBP	BLK	WP	HR	S	P	ERA	WHIP
Bert Blyleven, R (1, 1) ERA: 3.11	8.0	L	28	3	1	1	4	2	0	0	0	0	0	34	42	1.12	0.625

PITCHER	IP	WLS	BF	H	R	ER	SO	BB	IBB	HBP	BLK	WP	HR	S	P	ERA	WHIP

BOTTOM

Minnesota Twins @ California Angels

Anaheim Stadium, Anaheim, CA

Fri Sep 19 1975, 10:05 PM EDT

Att. 8,059 - Unknown - 77 F

livebaseballscorecards.com

AB	26
R	1
H	3
RBI	1
BB	2
SO	4
LOB	8

WP: 0 PA: 29
PB: 1
SB: 1
CS: 1

Batter	1	2	3	4	5	6	7	8	9	AB	R	H	RBI	BB	SO	LOB
Steve Brye, R (1, 7) OBP: 0.335, SLG: 0.449	B B B B 4-0 1-3 BB BB		S S S 0-3 ② K		x 0-0 ② 6-3		x 0-0 ① F9		x 0-0 ③ 5-3	4	0	0	0	1	1	3
Phil Roof, R (9, 2) OBP: 0.317, SLG: 0.473										0	0	0	0	0	0	0
Danny Thompson, R (1, 6) OBP: 0.302, SLG: 0.357	B B B B 4-0 L4-6 1-3 1-2 BB		x 0-0 ③ 4-3		x 0-0 ③ F8		x 0-0 ② F8			3	0	0	0	1	0	1
Rod Carew, L (1, 3) OBP: 0.424, SLG: 0.505	x 0-0 ① 1-3 1-2 2-3			x 0-0 ① 3-1		x 0-0 1B 1B 1B	x 0-0 ③ F9			4	1	1	0	0	0	2
Dan Ford, R (1, 8) OBP: 0.332, SLG: 0.435	x 0-0 ② ③ L4-6 2-3			x 0-0 FC6-4 BB 1B 1B		x 0-0 1B 1-3 1B 1B		x 0-0 ① 5-3		4	2	2	0	0	0	2
Larry Hisle, R (1, 10) OBP: 0.370, SLG: 0.506		x 0-0 ① 6-3		B B B B 4-0 FC6-4 1-2 BB	S S S 0-3 ① K			x 0-0 ② P6		3	0	0	0	1	1	2
Dave McKay, S (1, 5) OBP: 0.324, SLG: 0.411		x 0-0 ② F8		x 0-0 ② FC6-4 1B 1-2f 2-3		x 0-0 1B 1-2 3-H 1B		x 0-0 ③ 5-3		4	0	1	1	0	0	2
Glenn Borgmann, R (1, 2) OBP: 0.306, SLG: 0.283		S S S 0-3 ③ K		x 0-0 FC5-4 1-2 3-H 1B		S S S 0-3 ② K			B B B B 4-0 E S BB	3	0	1	1	1	2	2
John Briggs, L (9, PR) OBP: 0.392, SLG: 0.380										0	0	0	0	0	0	0
(9, 7)																
Mike Poepping, R (1, 9) OBP: 0.333, SLG: 0.240			B B B B 4-0 SH1-4 BB	x 0-0 ③ FC5-4 1-2f		x 0-0 1-2 2-H 1B			S S S 0-3 ① K 1-3	3	0	1	1	1	1	3
Luis Gomez, R (1, 4) OBP: 0.186, SLG: 0.138			x 0-0 ① SH1-4 1-2		S S S 0-3 ① K	x 0-0 ③ F7			S S S 0-3 ② K	2	0	0	0	0	1	2
Craig Kusick, R (9, PH) OBP: 0.333, SLG: 0.387										1	0	0	0	0	1	2
Jerry Terrell, R (9, 4) OBP: 0.328, SLG: 0.340										0	0	0	0	0	0	0
Inning Stats	R: 0 E: 0 K: 0 S: 2 H: 0 LOB: 1 BB: 2 P: 10	R: 0 E: 0 K: 1 S: 5 H: 0 LOB: 0 BB: 0 P: 5	R: 0 E: 0 K: 1 S: 5 H: 0 LOB: 1 BB: 1 P: 9	R: 1 E: 0 K: 0 S: 5 H: 2 LOB: 2 BB: 1 P: 9	R: 0 E: 0 K: 1 S: 5 H: 0 LOB: 0 BB: 0 P: 5	R: 2 E: 0 K: 2 S: 11 H: 4 LOB: 2 BB: 0 P: 11	R: 0 E: 0 K: 0 S: 3 H: 0 LOB: 0 BB: 0 P: 3	R: 0 E: 0 K: 0 S: 3 H: 0 LOB: 0 BB: 0 P: 3	R: 0 E: 0 K: 2 S: 7 H: 0 LOB: 2 BB: 1 P: 11	1B: 6 2B: 1 3B: 0 HR: 0 SF: 0 SAC: 1 DP: 1 HBP: 0						

PITCHER	IP	WLS	BF	H	R	ER	SO	BB	IBB	HBP	BLK	WP	HR	S	P	ERA	WHIP
Sid Monge, L (1, 1) ERA: 3.74	9.0	L	37	6	3	3	7	5	0	0	0	0	0	46	66	3.00	1.222

PITCHER	IP	WLS	BF	H	R	ER	SO	BB	IBB	HBP	BLK	WP	HR	S	P	ERA	WHIP

TOP

Minnesota Twins @ California Angels

Anaheim Stadium, Anaheim, CA

Sat Sep 20 1975, 10:05 PM EDT

Att. 9,767 - Unknown - 78 F

livebaseballscorecards.com

AB	31
R	3
H	6
RBI	3
BB	5
SO	7
LOB	21

WP: 0 PA: 37
PB: 0
SB: 1
CS: 0

BOTTOM

Minnesota Twins @ California Angels

Anaheim Stadium, Anaheim, CA

Sat Sep 20 1975, 10:05 PM EDT

Att. 9,767 - Unknown - 78 F

Batter	1	2	3	4	5	6	7	8	9	AB	R	H	RBI	BB	SO	LOB
Morris Nettles, L (1, 9) OBP: 0.296, SLG: 0.270 Leroy Stanton, R (8, PH) OBP: 0.342, SLG: 0.420 (9, 9)	SSS 0-3 ① K		SSS 0-3 ② K			X 0-0 ① 4-3		X 0-0 ② P6		3 1	0 0	0 0	0 0	0 0	2 0	0 1
Jerry Remy, L (1, 4) OBP: 0.316, SLG: 0.319	X 0-0 ② 4-3		X 0-0 CS 1B			SSS 0-3 ② K2-3		X 0-0 1B S 2-H 1B		4	0	2	1	0	1	0
Mickey Rivers, L (1, 8) OBP: 0.336, SLG: 0.366	X 0-0 ③ 1-3		0-0 ③ CS 1-2	X 0-0 ① F5		X 0-0 ③ 6-3		BBB 4-0 1B 1-2 BB		3	0	0	0	1	0	0
Bruce Bochte, L (1, 3) OBP: 0.361, SLG: 0.384		X 0-0 ① 4-3		SSS 0-3 ② K			X 0-0 ① F9	X 0-0 1-2 2-3 1B		4	0	1	0	0	1	0
Adrian Garrett, L (1, 10) OBP: 0.294, SLG: 0.413 Ron Jackson, R (8, PH) OBP: 0.391, SLG: 0.429		X 0-0 1B 1B		SSS 0-3 ③ K			X 0-0 ② G3	SSS 0-3 ③ K		3 1	0 0	1 0	0 0	0 0	1 1	0 3
Dan Briggs, L (1, 7) OBP: 0.333, SLG: 0.450		X 0-0 1-2 1B			X 0-0 ① 1-3		SSS 0-3 ③ K		X 0-0 ① F9	4	0	1	0	0	1	0
Dave Chalk, R (1, 5) OBP: 0.350, SLG: 0.343 Ike Hampton, S (9, 6) OBP: 0.250, SLG: 0.203 John Balaz, R (9, PH) OBP: 0.281, SLG: 0.365		X 0-0 ② F8			X 0-0 5-3 1B			H 1-0 2B HBP	X 0-0 ② 5-3	2 0 1	1 0 0	1 0 0	0 0 0	0 0 0	0 0 0	2 0 0
Andy Etchebarren, R (1, 2) OBP: 0.336, SLG: 0.371		X 0-0 ③ F8			X 0-0 ② 5-3 1-2			SSS 0-3 ① K	X 0-0 ③ P4	4	0	0	0	0	1	4
Mike Miley, S (1, 6) OBP: 0.239, SLG: 0.263 Paul Dade, R (8, PH) OBP: 0.400, SLG: 0.471 (9, 5)			SSS 0-3 ① K		SSS 0-3 ③ K			X 0-0 1-H 1B 2B		2 1	0 1	0 1	0 1	0 0	2 0	1 0
Inning Stats	R: 0 H: 0 E: 0 LOB: 0 K: 1 BB: 0 S: 5 P: 5	R: 0 H: 2 E: 0 LOB: 2 K: 0 BB: 0 S: 5 P: 5	R: 0 H: 1 E: 0 LOB: 0 K: 2 BB: 0 S: 7 P: 7	R: 0 H: 0 E: 0 LOB: 0 K: 2 BB: 0 S: 7 P: 7	R: 0 H: 1 E: 0 LOB: 1 K: 1 BB: 0 S: 6 P: 6	R: 0 H: 0 E: 0 LOB: 0 K: 1 BB: 0 S: 5 P: 5	R: 0 H: 0 E: 0 LOB: 0 K: 1 BB: 0 S: 5 P: 5	R: 2 H: 3 E: 0 LOB: 3 K: 2 BB: 1 S: 10 P: 15	R: 0 H: 0 E: 0 LOB: 0 K: 0 BB: 0 S: 3 P: 3	1B: 6 2B: 1 3B: 0 HR: 0	SF: 0 SAC: 0 DP: 0 HBP: 1					

livebaseballscorecards.com

AB	33
R	2
H	7
RBI	2
BB	1
SO	10
LOB	11

WP: 0 PA: 36
PB: 0
SB: 1
CS: 1

PITCHER		IP	WLS	BF	H	R	ER	SO	BB	IBB	HBP	BLK	WP	HR	S	P	ERA	WHIP
Jim Hughes, R ERA: 3.76	(1, 1)	7.2	W	30	6	2	2	9	1	0	1	0	0	0	46	51	2.35	0.913
Tom Burgmeier, L ERA: 3.1	(8, 1)	1.1	S	5	1	0	0	1	0	0	0	0	0	0	7	7	0.00	0.750

PITCHER	IP	WLS	BF	H	R	ER	SO	BB	IBB	HBP	BLK	WP	HR	S	P	ERA	WHIP

Batter	1	2	3	4	5	6	7	8	9	AB	R	H	RBI	BB	SO	LOB
Lyman Bostock, L (1, 8) OBP: 0.329, SLG: 0.353	K		4-3 1B		1B 2B		4-3		F7	5	1	2	0	0	1	0
Steve Braun, L (1, 7) OBP: 0.389, SLG: 0.432	G1		4-3		K		F9		K	5	0	0	1	0	2	2
Rod Carew, L (1, 3) OBP: 0.424, SLG: 0.503	1-3		IBB		1B 1B		E3		4-3	4	0	1	1	1	0	0
Tony Oliva, L (1, 10) OBP: 0.349, SLG: 0.385		P4	K		1B		F7			4	0	1	0	0	1	3
John Briggs, L (1, 9) OBP: 0.389, SLG: 0.377		F2		P4	G3			K		3	0	0	0	0	0	1
Steve Brye, R (8, PH) OBP: 0.333, SLG: 0.447 (8, 9)										1	0	0	0	0	1	0
Dave McKay, S (1, 5) OBP: 0.321, SLG: 0.414		2B		6-3		L5		K 1B		4	0	1	0	0	1	0
Danny Thompson, R (1, 6) OBP: 0.304, SLG: 0.359		F7		E8		1B		1-2 1B		4	0	2	0	0	0	1
Phil Roof, R (1, 2) OBP: 0.325, SLG: 0.474			FC1-6 1B	BB FC6-4		F9		K		2	0	1	0	1	0	1
Dan Ford, R (8, PH) OBP: 0.331, SLG: 0.434										1	0	0	0	0	1	2
Glenn Borgmann, R (8, 2) OBP: 0.306, SLG: 0.283										0	0	0	0	0	0	0
Luis Gomez, R (1, 4) OBP: 0.181, SLG: 0.134			FC1-6 1B 1-2f 4-3	FC6-4 1-2f		F8		P4		2	1	0	0	0	0	3
Craig Kusick, R (6, PH) OBP: 0.331, SLG: 0.385										1	0	0	0	0	0	1
Jerry Terrell, R (6, 4) OBP: 0.327, SLG: 0.339										1	0	0	0	0	0	2
Inning Stats	R: 0 H: 0 E: 0 LOB: 0 K: 1 BB: 0 S: 5 P: 5	R: 0 H: 1 E: 0 LOB: 1 K: 0 BB: 0 S: 4 P: 4	R: 1 H: 2 E: 0 LOB: 2 K: 1 BB: 1 S: 7 P: 11	R: 0 H: 0 E: 1 LOB: 2 K: 0 BB: 1 S: 4 P: 8	R: 1 H: 3 E: 0 LOB: 1 K: 1 BB: 0 S: 7 P: 7	R: 0 H: 1 E: 0 LOB: 1 K: 0 BB: 0 S: 4 P: 4	R: 0 H: 0 E: 1 LOB: 1 K: 0 BB: 0 S: 4 P: 4	R: 0 H: 1 E: 0 LOB: 2 K: 3 BB: 0 S: 11 P: 11	R: 0 H: 0 E: 0 LOB: 0 K: 1 BB: 0 S: 5 P: 5	1B: 6 SF: 0 2B: 2 SAC: 0 3B: 0 DP: 0 HR: 0 HBP: 0						

TOP

Minnesota Twins @ California Angels

Anaheim Stadium, Anaheim, CA

Sun Sep 21 1975, 6:33 AM EDT

Att. 8,401 - Unknown - 88 F

livebaseballscorecards.com

AB	37
R	2
H	8
RBI	2
BB	2
SO	7
LOB	16

WP: 1 PA: 39
PB: 0
SB: 0
CS: 0

PITCHER		IP	WLS	BF	H	R	ER	SO	BB	IBB	HBP	BLK	WP	HR	S	P	ERA	WHIP
Ed Figueroa, R ERA: 2.85	(1, 1)	6.0	W	27	7	2	2	3	1	1	0	0	0	0	31	39	3.00	1.333
Jim Brewer, L ERA: 3.46	(7, 1)	3.0	S	12	1	0	0	4	0	0	0	0	1	0	20	20	0.00	0.333

PITCHER	IP	WLS	BF	H	R	ER	SO	BB	IBB	HBP	BLK	WP	HR	S	P	ERA	WHIP

BOTTOM

Minnesota Twins @ California Angels

Anaheim Stadium, Anaheim, CA

Sun Sep 21 1975, 6:33 AM EDT

Att. 8,401 - Unknown - 88 F

livebaseballscorecards.com

Batter	1	2	3	4	5	6	7	8	9	AB	R	H	RBI	BB	SO	LOB
Jerry Remy, L (1, 4) OBP: 0.318, SLG: 0.319	5-3		K		CS / BB		1B / 4-3 / 1B			3	1	1	0	1	1	0
Mickey Rivers, L (1, 8) OBP: 0.336, SLG: 0.365	F7		6-3		F8 (1-2)		CS (1-3) / 1B			4	0	1	0	0	0	1
Bruce Bochte, L (1, 3) OBP: 0.365, SLG: 0.384	1B		1B / BB		1B / BB		4-3 (1-2, 3-H)			2	2	1	1	2	0	1
Adrian Garrett, L (1, 10) OBP: 0.302, SLG: 0.419	4-3		S (1-3) / 1B		1B (1-2) / 1B		F3			3	1	2	0	0	0	1
Paul Dade, R (7, PH) OBP: 0.381, SLG: 0.444										1	0	0	0	0	0	0
Leroy Stanton, R (1, 9) OBP: 0.348, SLG: 0.425		SH1-3 E / 6-3 1B	1-H 3-H / 1B		WP (1-3 2-H) / 1B			S / 1B		4	1	4	3	0	0	0
Dan Briggs, L (1, 7) OBP: 0.292, SLG: 0.391		SH1-3 (1-3)	F9		K (1-2)			L1 (1-2)		3	0	0	0	0	1	4
Dave Chalk, R (1, 5) OBP: 0.348, SLG: 0.341		6-3 (3-H)	4-3		1-3			P6		4	0	0	1	0	0	1
Bob Allietta, R (1, 2) OBP: 0.209, SLG: 0.286		1B	5-3		5-3			F8		4	0	1	0	0	0	1
Mike Miley, S (1, 6) OBP: 0.236, SLG: 0.259		K	6-3		K					3	0	0	0	0	2	1
Inning Stats	R: 0 E: 0 K: 0 S: 4 H: 1 LOB: 1 BB: 0 P: 4	R: 1 E: 1 K: 1 S: 7 H: 2 LOB: 1 BB: 0 P: 7	R: 2 E: 0 K: 1 S: 7 H: 2 LOB: 1 BB: 1 P: 11	R: 0 E: 0 K: 0 S: 3 H: 0 LOB: 0 BB: 0 P: 3	R: 1 E: 0 K: 1 S: 6 H: 2 LOB: 2 BB: 2 P: 14	R: 0 E: 0 K: 1 S: 5 H: 0 LOB: 0 BB: 0 P: 5	R: 1 E: 0 K: 0 S: 4 H: 2 LOB: 0 BB: 0 P: 4	R: 0 E: 0 K: 0 S: 4 H: 1 LOB: 1 BB: 0 P: 4		1B: 10 2B: 0 3B: 0 HR: 0	SF: 0 SAC: 1 DP: 0 HBP: 0						

PITCHER		IP	WLS	BF	H	R	ER	SO	BB	IBB	HBP	BLK	WP	HR	S	P	ERA	WHIP
Dave Goltz, R (1, 1) ERA: 3.67		6.0	L	29	9	5	5	4	3	0	0	0	1	0	34	46	7.50	2.000
Bill Butler, L (7, 1) ERA: 6.1		2.0		6	1	0	0	0	0	0	0	0	0	0	6	6	0.00	0.500

PITCHER	IP	WLS	BF	H	R	ER	SO	BB	IBB	HBP	BLK	WP	HR	S	P	ERA	WHIP

AB	31
R	5
H	10
RBI	5
BB	3
SO	4
LOB	10

WP: 1 PB: 0 SB: 2 CS: 2 PA: 35

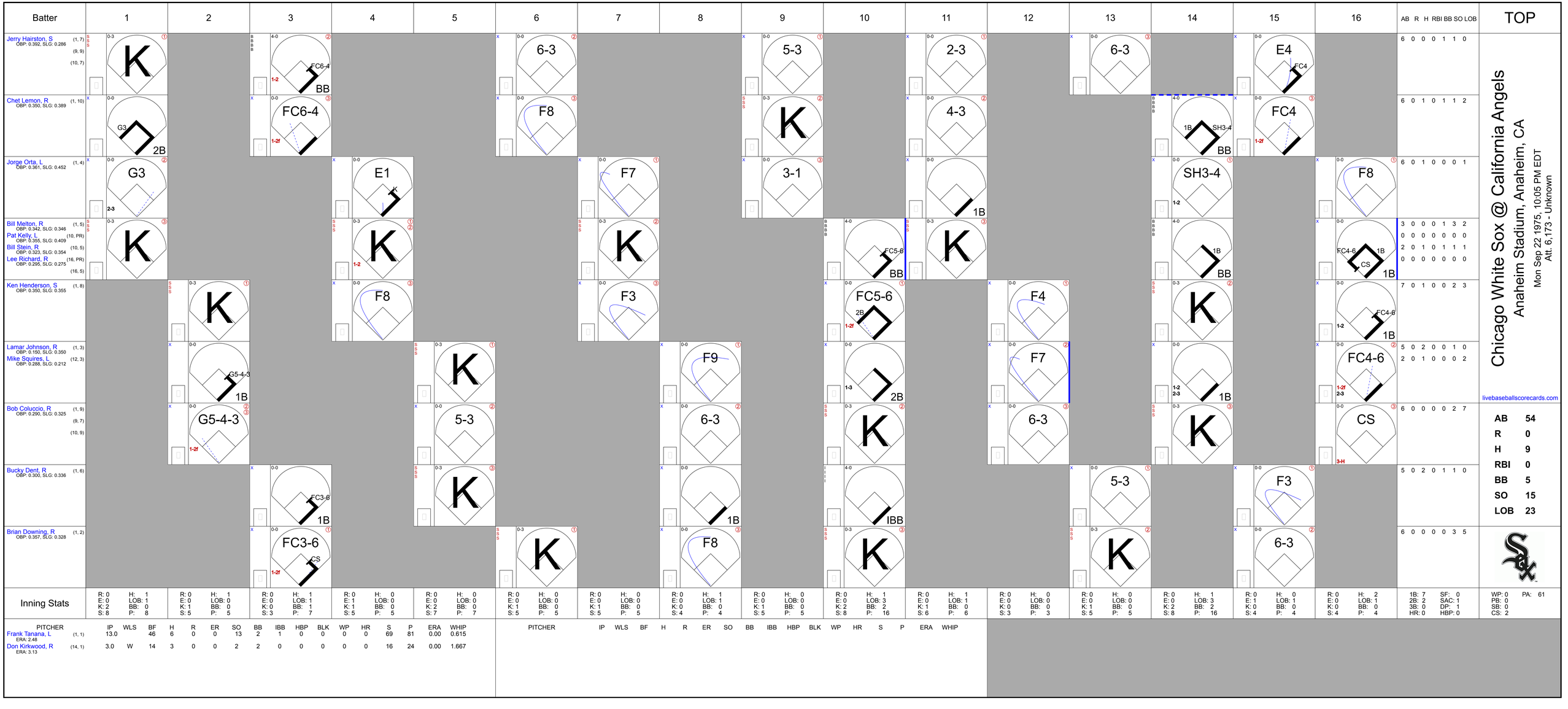
Batter
1
2
3
4
5
6
7
8
9
10
11
12
13
14
15
16
AB R H RBI BB SO LOB
TOP
Jerry Hairston, S (1, 7) (9, 9) (10, 7) OBP: 0.392, SLG: 0.286
K
6 0 0 0 1 1 0
Chet Lemon, R (1, 10) OBP: 0.350, SLG: 0.389
G3 2B
FC6-4 BB
FC6-4
6-3
F8
5-3
K
2-3
4-3
6-3
1B SH3-4 BB
E4 FC4
FC4
6 0 1 0 1 1 2
Jorge Orta, L (1, 4) OBP: 0.361, SLG: 0.452
G3 2-3
E1 K
F7
3-1
1B
SH3-4
F8
6 0 1 0 0 0 1
Bill Melton, R (1, 5) OBP: 0.342, SLG: 0.346
Pat Kelly, L (10, PR) OBP: 0.355, SLG: 0.409
Bill Stein, R (10, 5) OBP: 0.323, SLG: 0.354
Lee Richard, R (16, PR) OBP: 0.295, SLG: 0.275
K
K
K
FC5-6 BB
1B
FC4-6 1B CS
3 0 0 0 1 3 2
0 0 0 0 0 0 0
2 0 1 0 1 1 1
0 0 0 0 0 0 0
Ken Henderson, S (1, 8) OBP: 0.350, SLG: 0.355
K
F8
F3
FC5-6 2B
F4
K
FC4-6 1B
7 0 1 0 0 2 3
Lamar Johnson, R (1, 3) OBP: 0.150, SLG: 0.350
Mike Squires, L (12, 3) OBP: 0.288, SLG: 0.212
G5-4-3 1B
K
F9
2B
F7
1B
FC4-6
5 0 2 0 0 1 0
2 0 1 0 0 0 2
Bob Coluccio, R (1, 9) (9, 7) (10, 9) OBP: 0.290, SLG: 0.325
G5-4-3
5-3
6-3
K
6-3
K
CS
6 0 0 0 0 2 7
Bucky Dent, R (1, 6) OBP: 0.300, SLG: 0.336
FC3-6 1B
K
1B
IBB
5-3
F3
5 0 2 0 1 1 0
Brian Downing, R (1, 2) OBP: 0.357, SLG: 0.328
FC3-6 CS
K
F8
K
K
6-3
6 0 0 0 0 3 5
Chicago White Sox @ California Angels
Anaheim Stadium, Anaheim, CA
Mon Sep 22 1975, 10:05 PM EDT
Att. 6,173 - Unknown
livebaseballscorecards.com
AB 54
R 0
H 9
RBI 0
BB 5
SO 15
LOB 23
Inning Stats
R: 0 H: 1 E: 0 LOB: 1 K: 2 BB: 0 S: 8 P: 8
R: 0 H: 1 E: 0 LOB: 0 K: 1 BB: 0 S: 5 P: 5
R: 0 H: 1 E: 0 LOB: 1 K: 0 BB: 1 S: 3 P: 7
R: 0 H: 0 E: 1 LOB: 1 K: 1 BB: 0 S: 5 P: 5
R: 0 H: 0 E: 0 LOB: 0 K: 2 BB: 0 S: 7 P: 7
R: 0 H: 0 E: 0 LOB: 0 K: 1 BB: 0 S: 5 P: 5
R: 0 H: 0 E: 0 LOB: 0 K: 1 BB: 0 S: 5 P: 5
R: 0 H: 1 E: 0 LOB: 1 K: 0 BB: 0 S: 4 P: 4
R: 0 H: 0 E: 0 LOB: 0 K: 1 BB: 0 S: 5 P: 5
R: 0 H: 1 E: 0 LOB: 3 K: 2 BB: 2 S: 8 P: 16
R: 0 H: 1 E: 0 LOB: 1 K: 1 BB: 0 S: 6 P: 6
R: 0 H: 0 E: 0 LOB: 0 K: 1 BB: 0 S: 3 P: 3
R: 0 H: 0 E: 0 LOB: 0 K: 1 BB: 0 S: 5 P: 5
R: 0 H: 1 E: 0 LOB: 3 K: 2 BB: 2 S: 8 P: 16
R: 0 H: 0 E: 1 LOB: 1 K: 0 BB: 0 S: 4 P: 4
R: 0 H: 2 E: 0 LOB: 1 K: 0 BB: 0 S: 4 P: 4
1B: 7 SF: 0 2B: 2 SAC: 1 3B: 0 DP: 1 HR: 0 HBP: 0
PA: 61
WP: 0 PB: 0 SB: 0 CS: 2
PITCHER IP WLS BF H R ER SO BB IBB HBP BLK WP HR S P ERA WHIP
Frank Tanana, L (1, 1) ERA: 2.48
13.0 46 6 0 0 13 2 1 0 0 0 0 0 69 81 0.00 0.615
Don Kirkwood, R (14, 1) ERA: 3.13
3.0 W 14 3 0 0 2 2 0 0 0 0 0 0 16 24 0.00 1.667
PITCHER IP WLS BF H R ER SO BB IBB HBP BLK WP HR S P ERA WHIP

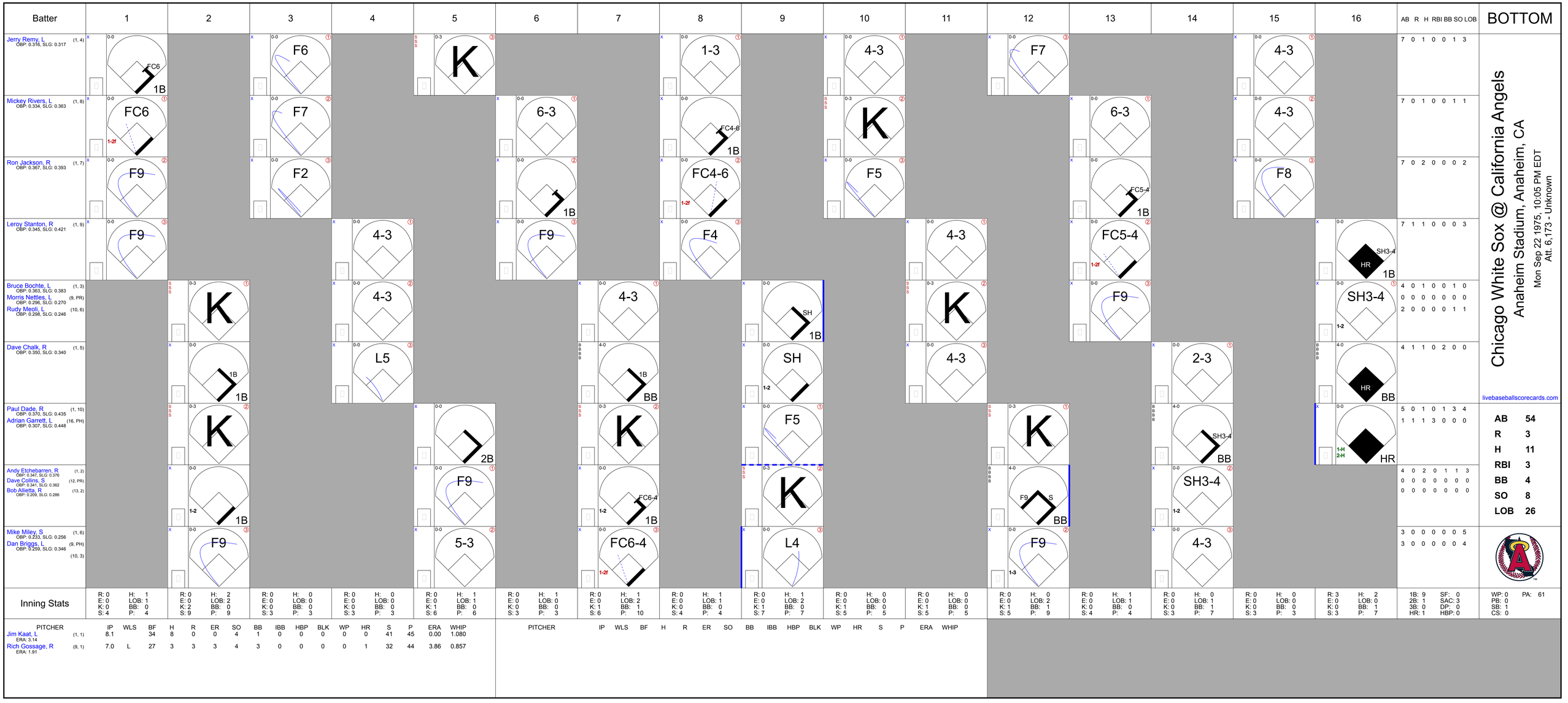
Batter
1
2
3
4
5
6
7
8
9
10
11
12
13
14
15
16
AB R H RBI BB SO LOB
BOTTOM
Jerry Remy, L (1, 4) OBP: 0.316, SLG: 0.317
7 0 1 0 0 1 3
Mickey Rivers, L (1, 8) OBP: 0.334, SLG: 0.363
7 0 1 0 0 1 1
Ron Jackson, R (1, 7) OBP: 0.367, SLG: 0.393
7 0 2 0 0 0 2
Leroy Stanton, R (1, 9) OBP: 0.345, SLG: 0.421
7 1 1 0 0 0 3
Bruce Bochte, L (1, 3) OBP: 0.363, SLG: 0.383
Morris Nettles, L (9, PR) OBP: 0.296, SLG: 0.270
Rudy Meoli, L (10, 6) OBP: 0.298, SLG: 0.246
4 0 1 0 0 1 0
0 0 0 0 0 0 0
2 0 0 0 0 1 1
Dave Chalk, R (1, 5) OBP: 0.350, SLG: 0.340
4 1 1 0 2 0 0
Paul Dade, R (1, 10) OBP: 0.370, SLG: 0.435
Adrian Garrett, L (16, PH) OBP: 0.307, SLG: 0.448
5 0 1 0 1 3 4
1 1 1 3 0 0 0
Andy Etchebarren, R (1, 2) OBP: 0.347, SLG: 0.376
Dave Collins, S (12, PR) OBP: 0.341, SLG: 0.362
Bob Alletta, R (13, 2) OBP: 0.209, SLG: 0.286
4 0 2 0 1 1 3
0 0 0 0 0 0 0
0 0 0 0 0 0 0
Mike Miley, S (1, 6) OBP: 0.233, SLG: 0.256
Dan Briggs, L (9, PH) OBP: 0.259, SLG: 0.346
(10, 3)
3 0 0 0 0 0 5
3 0 0 0 0 0 4
Chicago White Sox @ California Angels
Anaheim Stadium, Anaheim, CA
Mon Sep 22 1975, 10:05 PM EDT
Att. 6,173 - Unknown
livebaseballscorecards.com
AB 54
R 3
H 11
RBI 3
BB 4
SO 8
LOB 26
Inning Stats
1B: 9 SF: 0
2B: 1 SAC: 3
3B: 0 DP: 0
HR: 1 HBP: 0
WP: 0 PA: 61
PB: 0
SB: 1
CS: 0
PITCHER IP WLS BF H R ER SO BB IBB HBP BLK WP HR S P ERA WHIP
Jim Kaat, L (1, 1) ERA: 3.14 8.1 34 8 0 0 4 1 0 0 0 0 0 41 45 0.00 1.080
Rich Gossage, R (9, 1) ERA: 1.91 7.0 L 27 3 3 3 4 3 0 0 0 1 32 44 3.86 0.857
PITCHER IP WLS BF H R ER SO BB IBB HBP BLK WP HR S P ERA WHIP

Batter	1	2	3	4	5	6	7	8	9	AB	R	H	RBI	BB	SO	LOB
Jerry Hairston, S (1, 7) OBP: 0.393, SLG: 0.286	F7	1B, SF9, 1B 1-2 3-H	BBB, FC4, BB 1-2			F9		SH3-4 1-2		3	1	1	1	1	0	0
Chet Lemon, R (1, 5) OBP: 0.333, SLG: 0.364	6-3	BB, 1B 1-3 2-H	FC4 1-2f			6-3		F9		4	0	1	1	0	0	3
Bill Stein, R (7, 5) OBP: 0.322, SLG: 0.352										1	0	0	0	0	0	1
Jorge Orta, L (1, 4) OBP: 0.363, SLG: 0.451	1B, 1B	BBB, BB 1-2		6-3		E7, CS		IBB		3	0	1	0	2	0	0
Bill Melton, R (1, 10) OBP: 0.342, SLG: 0.348	1B 1-2	SF9 3-H		G6-4-3, 1B		CS 1-2	SSS, K	SSS, K		4	0	2	1	0	2	2
Ken Henderson, S (1, 8) OBP: 0.348, SLG: 0.359	4-3	F7		G6-4-3 1-2f			HR		F6	5	1	1	1	0	0	5
Lamar Johnson, R (1, 3) OBP: 0.208, SLG: 0.348		BBB, 2B, SF8, BB	5-3		F2		FC6-4, 1B		F8	3	1	1	0	1	0	0
Mike Squires, L (7, PR) OBP: 0.283, SLG: 0.208										1	0	0	0	0	0	0
(7, 3)																
Bucky Dent, R (1, 6) OBP: 0.302, SLG: 0.342		SF8, 1B 1-3	1B		1B		F5		E5	5	1	3	0	0	0	1
Bob Coluccio, R (1, 9) OBP: 0.292, SLG: 0.324		BBB, 1B, BB 2-3	BB		SSS, K		FC6-4 1-2f		F8	4	1	1	0	1	1	3
Brian Downing, R (1, 2) OBP: 0.356, SLG: 0.328		SSS, SF8 2-3 3-H	SSS, K		SSS, K			SH3-4, 1B		3	0	1	1	0	2	3

Inning Stats																								
	R: 0	H: 2	R: 4	H: 3	R: 0	H: 2	R: 0	H: 1	R: 0	H: 1	R: 0	H: 0	R: 1	H: 2	R: 0	H: 1	R: 0	H: 0	1B: 9	SF: 2	WP: 0	PA: 45
	E: 0	LOB: 2	E: 0	LOB: 2	E: 0	LOB: 3	E: 0	LOB: 0	E: 0	LOB: 1	E: 1	LOB: 0	E: 0	LOB: 2	E: 0	LOB: 2	E: 1	LOB: 1	2B: 2	SAC: 1	PB: 0	
	K: 0	BB: 0	K: 0	BB: 3	K: 1	BB: 1	K: 0	BB: 0	K: 2	BB: 0	K: 0	BB: 0	K: 1	BB: 0	K: 1	BB: 1	K: 0	BB: 0	3B: 0	DP: 1	SB: 0	
	S: 5	P: 5	S: 6	P: 18	S: 7	P: 11	S: 3	P: 3	S: 8	P: 8	S: 3	P: 3	S: 7	P: 7	S: 6	P: 10	S: 4	P: 4	HR: 1	HBP: 0	CS: 1	

PITCHER		IP	WLS	BF	H	R	ER	SO	BB	IBB	HBP	BLK	WP	HR	S	P	ERA	WHIP
Joe Pactwa, L ERA: 4.11	(1, 1)	1.1		12	5	4	4	0	3	0	0	0	0	0	9	21	27.00	6.000
Dick Lange, R ERA: 5.21	(2, 1)	6.2	L	28	7	1	1	5	1	1	0	0	0	1	36	44	1.35	1.200
Mickey Scott, L ERA: 3.29	(9, 1)	1.0		4	0	0	0	0	0	0	0	0	0	0	4	4	0.00	0.000

PITCHER	IP	WLS	BF	H	R	ER	SO	BB	IBB	HBP	BLK	WP	HR	S	P	ERA	WHIP

TOP

Chicago White Sox @ California Angels

Anaheim Stadium, Anaheim, CA

Tue Sep 23 1975, 10:05 PM EDT

Att. 6,078 - Unknown

livebaseballscorecards.com

AB	36
R	5
H	12
RBI	5
BB	5
SO	5
LOB	18

Batter	1	2	3	4	5	6	7	8	9	AB	R	H	RBI	BB	SO	LOB
Jerry Remy, L (1, 4) OBP: 0.316, SLG: 0.317	6-3		4-3		E 1B 1B		BB BB		F5	4	1	1	0	1	0	0
Mickey Rivers, L (1, 8) OBP: 0.333, SLG: 0.361	1-3 1B		K		E4 S 1-3 1B		F4		F9	5	1	1	0	0	1	2
Ron Jackson, R (1, 7) OBP: 0.314, SLG: 0.333 (9, 5)	1-3 1-2		6-3		F3		K		4-3	5	0	0	0	0	1	4
Leroy Stanton, R (1, 9) OBP: 0.348, SLG: 0.425	F9			1B SF9 2B	1-H 3-H 1B		1-2 BB			3	1	2	2	1	0	1
Bruce Bochte, L (1, 3) OBP: 0.367, SLG: 0.385		F8 1B 1B 1B		4-3 2-3 1B	BB		F7			3	1	2	0	1	0	2
Dave Chalk, R (1, 5) OBP: 0.351, SLG: 0.342		1B 1-2 1B		SF9 3-H	F4			FC5-6 1B		3	0	2	1	0	0	2
Morris Nettles, L (8, PR) (9, 7) OBP: 0.296, SLG: 0.270										0	0	0	0	0	0	0
Paul Dade, R (1, 10) OBP: 0.323, SLG: 0.370		F8 2-3		4-3 1-2		K		FC5-6 1-2f		4	0	0	0	0	1	4
Andy Etchebarren, R (1, 2) OBP: 0.344, SLG: 0.372		G6-4-3 1-2 3-H 1B		6-3		F9		K		4	0	1	1	0	1	2
Mike Miley, S (1, 6) OBP: 0.229, SLG: 0.251		G6-4-3 1-2f			F7	1-3		F5		4	0	0	0	0	0	3
Inning Stats	R: 0 E: 0 K: 0 S: 4 H: 1 LOB: 1 BB: 0 P: 4	R: 1 E: 0 K: 0 S: 5 H: 3 LOB: 1 BB: 0 P: 5	R: 0 E: 0 K: 1 S: 5 H: 0 LOB: 0 BB: 0 P: 5	R: 1 E: 0 K: 0 S: 5 H: 2 LOB: 1 BB: 0 P: 5	R: 2 E: 1 K: 0 S: 6 H: 2 LOB: 2 BB: 1 P: 10	R: 0 E: 0 K: 1 S: 5 H: 0 LOB: 0 BB: 0 P: 5	R: 0 E: 0 K: 1 S: 5 H: 0 LOB: 2 BB: 2 P: 13	R: 0 E: 0 K: 0 S: 6 H: 1 LOB: 1 BB: 0 P: 6	R: 0 E: 0 K: 0 S: 3 H: 0 LOB: 0 BB: 0 P: 3	1B: 8 2B: 1 3B: 0 HR: 0	SF: 1 SAC: 0 DP: 1 HBP: 0						

PITCHER		IP	WLS	BF	H	R	ER	SO	BB	IBB	HBP	BLK	WP	HR	S	P	ERA	WHIP
Claude Osteen, L ERA: 4.45	(1, 1)	4.2		23	8	4	2	1	1	0	0	0	0	0	24	28	3.86	1.929
Ozzie Osborn, R ERA: 4.5	(5, 1)	1.1	W	5	0	0	0	1	1	0	0	0	0	0	6	10	0.00	0.750
Dave Hamilton, L ERA: 3.33	(7, 1)	3.0	S	11	1	0	0	2	1	0	0	0	0	0	14	18	0.00	0.667

PITCHER	IP	WLS	BF	H	R	ER	SO	BB	IBB	HBP	BLK	WP	HR	S	P	ERA	WHIP

BOTTOM

Chicago White Sox @ California Angels

Anaheim Stadium, Anaheim, CA

Tue Sep 23 1975, 10:05 PM EDT

Att. 6,078 - Unknown

livebaseballscorecards.com

AB	35
R	4
H	9
RBI	4
BB	3
SO	4
LOB	20

California Angels @ Oakland Athletics

Oakland-Alameda County Coliseum, Oakland, CA

Fri Sep 26 1975, 7:05 PM PDT

Att. 3,474 - Unknown

TOP

livebaseballscorecards.com

Batter	1	2	3	4	5	6	7	8	9	AB	R	H	RBI	BB	SO	LOB
Jerry Remy, L (1, 4) OBP: 0.314, SLG: 0.314	F8		F7	F9			G6-3 1-2f			4	0	0	0	0	0	2
Mickey Rivers, L (1, 8) OBP: 0.332, SLG: 0.361	S S 1B		F9		6-3			G3		4	0	1	0	0	0	0
Bruce Bochte, L (1, 3) OBP: 0.366, SLG: 0.382	F2		BBBB BB		G3			1-3		3	0	0	0	1	0	1
Adrian Garrett, L (1, 10) OBP: 0.306, SLG: 0.438	BBBB S 1-2 BB		F8		F6			F5		3	0	0	0	1	0	1
Leroy Stanton, R (1, 9) OBP: 0.349, SLG: 0.423	BBBB 1-2 2-3 BB			4-3		5-3			BBBB 1B BB	2	0	0	0	2	0	0
Dan Briggs, L (1, 7) OBP: 0.258, SLG: 0.367	G3			E 2B		F5			F7	4	1	1	0	0	0	4
Dave Chalk, R (1, 5) OBP: 0.352, SLG: 0.343		E9 G3 S 7-2		E9 5-3 3B 2-H 1B		F4			1-2 1B	4	1	2	0	0	0	0
Dave Collins, S (9, PR) OBP: 0.341, SLG: 0.362										0	0	0	0	0	0	0
Andy Etchebarren, R (1, 2)		G3 1-3		5-3 2-3			G6-3 1B		SSS K	3	0	1	0	0	0	2
Morris Nettles, L (7, PR) OBP: 0.296, SLG: 0.270										0	0	0	0	0	0	0
Ike Hampton, S (7, 2) OBP: 0.250, SLG: 0.203										0	0	0	0	0	0	0
John Balaz, R (9, PH) OBP: 0.279, SLG: 0.362										1	0	0	0	0	1	2
Mike Miley, S (1, 6) OBP: 0.230, SLG: 0.261		7-2 3-Hf		3B 3-H			SSS K		SSS K	3	0	1	1	0	1	2
Ron Jackson, R (9, PH) OBP: 0.306, SLG: 0.324										1	0	0	0	0	1	2
Totals										**AB 32**	**R 2**	**H 6**	**RBI 1**	**BB 4**	**SO 3**	**LOB 16**

Inning Stats	1	2	3	4	5	6	7	8	9
	R: 0 E: 0 K: 0 S: 4	R: 0 E: 1 K: 0 S: 3	R: 0 E: 0 K: 0 S: 3	R: 2 E: 1 K: 0 S: 6	R: 0 E: 0 K: 0 S: 3	R: 0 E: 0 K: 0 S: 3	R: 0 E: 0 K: 1 S: 5	R: 0 E: 0 K: 0 S: 3	R: 0 E: 0 K: 2 S: 8
	H: 1 LOB: 3 BB: 2 P: 12	H: 0 LOB: 0 BB: 0 P: 3	H: 0 LOB: 1 BB: 1 P: 7	H: 3 LOB: 1 BB: 0 P: 6	H: 0 LOB: 0 BB: 0 P: 3	H: 0 LOB: 0 BB: 0 P: 3	H: 1 LOB: 1 BB: 0 P: 5	H: 0 LOB: 0 BB: 0 P: 3	H: 1 LOB: 2 BB: 1 P: 12

1B: 4	SF: 0	WP: 0	PA: 36
2B: 2	SAC: 0	PB: 0	
3B: 1	DP: 2	SB: 4	
HR: 0	HBP: 0	CS: 0	

PITCHER		IP	WLS	BF	H	R	ER	SO	BB	IBB	HBP	BLK	WP	HR	S	P	ERA	WHIP
Dick Bosman, R ERA: 3.63	(1, 1)	5.0	W	22	4	2	2	0	3	0	0	0	0	0	19	31	3.60	1.400
Glenn Abbott, R ERA: 4.29	(6, 1)	2.0		6	1	0	0	1	0	0	0	0	0	0	8	8	0.00	0.500
Rollie Fingers, R ERA: 3.03	(8, 1)	2.0	S	8	1	0	0	2	1	0	0	0	0	0	11	15	0.00	1.000

PITCHER		IP	WLS	BF	H	R	ER	SO	BB	IBB	HBP	BLK	WP	HR	S	P	ERA	WHIP

Batter	1	2	3	4	5	6	7	8	9	AB	R	H	RBI	BB	SO	LOB
Bill North, S (1, 8) OBP: 0.371, SLG: 0.323	F2		F7	F9			4-3			4	0	0	0	0	0	2
Claudell Washington, L (1, 7) OBP: 0.346, SLG: 0.425	5-3		4-3		4-3		K			4	0	0	0	0	1	0
Sal Bando, R (1, 5) OBP: 0.334, SLG: 0.351 Matt Alexander, S (9, 9) OBP: 0.200, SLG: 0.111	BB 1B BB		K		F9			F8		3 0	1 0	0 0	0 0	1 0	1 0	0 0
Reggie Jackson, L (1, 9) OBP: 0.328, SLG: 0.501 Dal Maxvill, R (9, 6) OBP: 0.125, SLG: 0.125	1-2 1B BB			6-3	BB			F8		2 0	0 0	0 0	0 0	2 0	0 0	0 0
Billy Williams, L (1, 10) OBP: 0.343, SLG: 0.422 Tommy Harper, R (8, PH) OBP: 0.334, SLG: 0.335	1-2 2-H 1B			1B 2B	5-3			HR		3 1	1 1	2 1	1 1	0 0	0 0	1 0
Gene Tenace, R (1, 2) OBP: 0.394, SLG: 0.459 (8, 3)	F7			BB 1B 1B	5-3			F8		3	1	0	0	1	0	2
Joe Rudi, R (1, 3) OBP: 0.337, SLG: 0.487 Cesar Tovar, R (7, 4) OBP: 0.307, SLG: 0.315 (9, 5)		1-3		1-2 2-H 1B	4-3					3 0	0 0	1 0	1 0	0 0	0 0	0 0
Bert Campaneris, R (1, 6) OBP: 0.337, SLG: 0.331 Ted Martinez, R (7, 6) OBP: 0.204, SLG: 0.200 (9, 4)		5-3		1-2 2-H 1B	F3					3 0	0 0	1 0	1 0	0 0	0 0	0 0
Phil Garner, R (1, 4) OBP: 0.294, SLG: 0.346 Jim Holt, L (7, 3) OBP: 0.294, SLG: 0.295 Ray Fosse, R (8, 2) OBP: 0.190, SLG: 0.195		5-3	K			4-3				2 1 0	0 0 0	0 0 0	0 0 0	0 0 0	1 0 0	2 0 0
Inning Stats	R: 1 E: 0 K: 0 S: 4 H: 1 LOB: 2 BB: 2 P: 12	R: 0 E: 0 K: 0 S: 3 H: 0 LOB: 0 BB: 0 P: 3	R: 0 E: 0 K: 1 S: 5 H: 0 LOB: 0 BB: 0 P: 5	R: 2 E: 0 K: 1 S: 8 H: 3 LOB: 2 BB: 1 P: 12	R: 0 E: 0 K: 0 S: 3 H: 0 LOB: 1 BB: 1 P: 7	R: 0 E: 0 K: 0 S: 3 H: 0 LOB: 0 BB: 0 P: 3	R: 0 E: 0 K: 1 S: 5 H: 0 LOB: 0 BB: 0 P: 5	R: 1 E: 0 K: 0 S: 4 H: 1 LOB: 0 BB: 0 P: 4		1B: 3 2B: 1 3B: 0 HR: 1	SF: 0 SAC: 0 DP: 0 HBP: 0					

PITCHER		IP	WLS	BF	H	R	ER	SO	BB	IBB	HBP	BLK	WP	HR	S	P	ERA	WHIP
Ed Figueroa, R ERA: 2.91	(1, 1)	8.0	L	33	5	4	4	3	4	0	0	0	0	1	35	51	4.50	1.125

PITCHER	IP	WLS	BF	H	R	ER	SO	BB	IBB	HBP	BLK	WP	HR	S	P	ERA	WHIP

BOTTOM

California Angels @ Oakland Athletics

Oakland-Alameda County Coliseum, Oakland, CA

Fri Sep 26 1975, 7:05 PM PDT

Att. 3,474 - Unknown

livebaseballscorecards.com

AB	29
R	4
H	5
RBI	4
BB	4
SO	3
LOB	7

PA: 33

WP: 0
PB: 0
SB: 0
CS: 0

California Angels @ Oakland Athletics

Oakland-Alameda County Coliseum, Oakland, CA

Sat Sep 27 1975, 3:33 AM PDT

Att. 5,177 - Unknown

TOP

livebaseballscorecards.com

Batter	1	2	3	4	5	6	7	8	9	AB	R	H	RBI	BB	SO	LOB
Jerry Remy, L (1, 4) OBP: 0.313, SLG: 0.313	5-3		E8 1-H		4-3 1-2 1B		K		F9	5	0	1	0	0	1	1
Mickey Rivers, L (1, 8) OBP: 0.331, SLG: 0.359	4-3		F9		4-3 1-2 2-3			BB 1B 1B	K	5	1	1	0	0	1	4
Ron Jackson, R (1, 7) OBP: 0.282, SLG: 0.297	4-3			F3	F8			BBBB	BB 1B 1-2 BB	3	0	0	0	0	0	2
Dan Briggs, L (8, PH) OBP: 0.281, SLG: 0.367 (8, 7)										0	0	0	0	1	0	0
John Balaz, R (9, PH) OBP: 0.276, SLG: 0.359									K	1	0	0	0	0	1	1
Leroy Stanton, R (1, 9) OBP: 0.347, SLG: 0.419		5-3		5-3		F8		F4		4	0	0	0	0	0	2
Dave Chalk, R (1, 5) OBP: 0.353, SLG: 0.346		K		2B		1-3		BB 1-2 2-H 1B		4	0	2	1	0	1	0
Bruce Bochte, L (1, 3) OBP: 0.365, SLG: 0.379		F7		4-3		BBBB BB		F8		3	0	0	0	1	0	3
Paul Dade, R (1, 10) OBP: 0.324, SLG: 0.345			2-3		BBBB 1B SF7 BB	SSS K		BBBB 1-2 2-3 BB		2	1	0	0	1	1	1
Adrian Garrett, L (8, PH) OBP: 0.310, SLG: 0.438										0	0	0	0	1	0	0
Andy Etchebarren, R (1, 2) OBP: 0.341, SLG: 0.367			5-3		4-3 1-3 1B		4-3	1-3		4	0	1	0	0	0	3
Mike Miley, S (1, 6) OBP: 0.230, SLG: 0.259			E5 E		SF7 3-H		4-3		BBBB BB	2	1	0	1	1	0	0

	AB	33
	R	3
	H	5
	RBI	2
	BB	5
	SO	5
	LOB	17

Inning Stats										
	R: 0	H: 0	R: 0	H: 0	R: 1	H: 0	R: 0	H: 1	R: 1	H: 2
	E: 0	LOB: 0	E: 0	LOB: 0	E: 2	LOB: 1	E: 0	LOB: 1	E: 0	LOB: 2
	K: 0	BB: 0	K: 1	BB: 0	K: 0	BB: 0	K: 0	BB: 0	K: 0	BB: 1
	S: 3	P: 3	S: 5	P: 5	S: 5	P: 5	S: 4	P: 4	S: 5	P: 9

Inning Stats										
	R: 0	H: 0	R: 0	H: 0	R: 1	H: 2	R: 0	H: 0	R: 0	H: 0
	E: 0	LOB: 1	E: 0	LOB: 3	E: 0	LOB: 1	E: 0	LOB: 0	E: 0	LOB: 1
	K: 1	BB: 1	K: 1	BB: 2	K: 0	BB: 1	K: 1	BB: 0	K: 2	BB: 1
	S: 5	P: 9	S: 5	P: 13	S: 5	P: 9	S: 5	P: 5	S: 7	P: 11

1B: 4	SF: 1	WP: 0	PA: 39
2B: 1	SAC: 0	PB: 0	
3B: 0	DP: 0	SB: 0	
HR: 0	HBP: 0	CS: 0	

PITCHER		IP	WLS	BF	H	R	ER	SO	BB	IBB	HBP	BLK	WP	HR	S	P	ERA	WHIP
Ken Holtzman, L ERA: 3.14	(1, 1)	5.0	W	21	3	2	1	1	1	0	0	0	0	0	22	26	1.80	0.800
Stan Bahnsen, R ERA: 4.36	(6, 1)	2.0		7	0	0	0	2	1	0	0	0	0	0	10	14	0.00	0.500
Jim Todd, R ERA: 2.29	(8, 1)	1.0		8	2	1	1	0	3	0	0	0	0	0	5	17	9.00	5.000
Paul Lindblad, L ERA: 2.74	(9, 1)	1.0	S	3	0	0	0	2	0	0	0	0	0	0	7	7	0.00	0.000

PITCHER		IP	WLS	BF	H	R	ER	SO	BB	IBB	HBP	BLK	WP	HR	S	P	ERA	WHIP

BOTTOM

California Angels @ Oakland Athletics

Oakland-Alameda County Coliseum, Oakland, CA

Sat Sep 27 1975, 3:33 AM PDT

Att. 5,177 - Unknown

livebaseballscorecards.com

Batter	1	2	3	4	5	6	7	8	9	AB	R	H	RBI	BB	SO	LOB
Bill North, S (1, 8) OBP: 0.373, SLG: 0.331	F3		BB, 1B		HR		6-3			3	1	2	1	0	0	0
Dal Maxvill, R (6, 6) OBP: 0.111, SLG: 0.111										1	0	0	0	0	0	0
(8, 4)																
Bert Campaneris, R (1, 6) OBP: 0.337, SLG: 0.330	SSS, K		BBBB, 4-0, G6-4-3, 1-2, BB		F8		F8			2	0	0	0	1	1	0
Stan Bahnsen, R (6, 1)										0	0	0	0	0	0	0
Rollie Fingers, R (7, PH)										1	0	0	0	0	0	0
Jim Todd, L (8, 1)										0	0	0	0	0	0	0
Paul Lindblad, L (9, 1)										0	0	0	0	0	0	0
Sal Bando, R (1, 5) OBP: 0.336, SLG: 0.353	1B, 2B		G6-4-3, 1-2f		BBBB, 4-0, CS, BB		F4			2	1	1	0	1	0	2
Matt Alexander, S (5, PR) OBP: 0.182, SLG: 0.100										1	0	0	0	0	0	0
(6, 8)																
Gene Tenace, R (1, 3) OBP: 0.396, SLG: 0.467	2-H, 1B			BBBB, 4-0, S, 1B, E, BB	5-3, 1-2			HR		3	2	2	2	1	0	1
Jim Holt, L (9, 3) OBP: 0.294, SLG: 0.295										0	0	0	0	0	0	0
Joe Rudi, R (1, 7) OBP: 0.339, SLG: 0.495	SSS, K			1B, S, 1-2, 1B		HR		F8		3	1	2	1	0	1	1
Denny Walling, L (7, 7) OBP: 0.125, SLG: 0.250										1	0	0	0	0	0	0
Tommy Harper, R (1, 9) OBP: 0.338, SLG: 0.343		G6-4-3, 1B	SSS, K, 1-2, 2-H		G3, 5-3, 2B			PB, 1B		4	1	3	0	0	1	1
Phil Garner, R (1, 4) OBP: 0.294, SLG: 0.346	SSS, K		FC6, 2-3, 1B		G3, 2-3			F7		2	0	1	0	0	1	1
Cesar Tovar, R (5, 4) OBP: 0.306, SLG: 0.313										2	0	0	0	0	0	2
(7, 5)																
Ray Fosse, R (1, 2) OBP: 0.186, SLG: 0.191	G6-4-3, 1-2f			F8	5-3, 3-H			PB, 1-2, 1B		3	0	0	1	0	0	3
Larry Haney, R (8, 2) OBP: 0.222, SLG: 0.308										1	0	1	0	0	0	0
Ken Holtzman, R (1, 1)			F7	FC6, 1-2f		6-3		6-3, 1-2, 2-3		2	0	0	0	0	0	2
Ted Martinez, R (6, 5) OBP: 0.200, SLG: 0.196										2	0	0	0	0	0	2
(7, 4)																
(8, 6)																

Inning Stats	1	2	3	4	5	6	7	8	9
	R: 1 E: 0 K: 2 S: 9	H: 2 LOB: 1 BB: 0 P: 9	R: 0 E: 0 K: 1 S: 5	H: 1 LOB: 0 BB: 0 P: 5	R: 0 E: 0 K: 0 S: 3	H: 1 LOB: 1 BB: 1 P: 7	R: 1 E: 0 K: 1 S: 7	H: 2 LOB: 2 BB: 1 P: 11	R: 1 E: 0 K: 0 S: 3	H: 1 LOB: 1 BB: 1 P: 7	R: 2 E: 0 K: 0 S: 5	H: 2 LOB: 0 BB: 0 P: 5	R: 0 E: 0 K: 0 S: 3	H: 0 LOB: 0 BB: 0 P: 3	R: 1 E: 0 K: 0 S: 6	H: 3 LOB: 2 BB: 0 P: 6

	AB	R	H	RBI	BB	SO	LOB
	33	6	12	5	3	4	15

	1B	SF	WP	PA
	7	0	0	36
	2	0	1	
	2	0	2	
	3	0	1	
	HR: 3	HBP: 0	CS: 1	

PITCHER		IP	WLS	BF	H	R	ER	SO	BB	IBB	HBP	BLK	WP	HR	S	P	ERA	WHIP
Frank Tanana, L ERA: 2.62	(1, 1)	7.1	L	32	10	6	6	4	3	0	0	0	0	3	37	49	7.36	1.773
Don Kirkwood, R ERA: 3.11	(8, 1)	0.2		4	2	0	0	0	0	0	0	0	0	0	4	4	0.00	3.000

PITCHER	IP	WLS	BF	H	R	ER	SO	BB	IBB	HBP	BLK	WP	HR	S	P	ERA	WHIP

Batter	1	2	3	4	5	6	7	8	9	AB	R	H	RBI	BB	SO	LOB
Jerry Remy, L (1, 4) OBP: 0.311, SLG: 0.311	G3			F8		5-3			F7	4	0	0	0	0	0	0
Dave Chalk, R (1, 5) OBP: 0.353, SLG: 0.345	BBBB G5-4-3 BB			F9		6-3			6-3	2	0	0	0	1	0	0
Mickey Rivers, L (9, PH) OBP: 0.331, SLG: 0.359										1	0	0	0	0	0	0
Leroy Stanton, R (1, 8) OBP: 0.345, SLG: 0.416	G5-4-3 1-2f			E6 S			5-3			3	0	0	0	0	0	1
John Balaz, R (1, 9) OBP: 0.270, SLG: 0.350		F7		F3 1-2			SSS K			3	0	0	0	0	1	1
Bruce Bochte, L (1, 3) OBP: 0.362, SLG: 0.376		4-3			F7		4-3			3	0	0	0	0	0	0
Ron Jackson, R (1, 7) OBP: 0.268, SLG: 0.282		F3			SSS K			5-3		2	0	0	0	0	1	0
Morris Nettles, L (8, PH) OBP: 0.295, SLG: 0.269										1	0	0	0	0	0	0
(8, 7)																
Paul Dade, R (1, 10) OBP: 0.333, SLG: 0.333			L8		BBBB BB			SSS K		1	0	0	0	1	0	0
Dan Briggs, L (8, PH) OBP: 0.273, SLG: 0.355										1	0	0	0	0	1	0
Bob Allietta, R (1, 2) OBP: 0.196, SLG: 0.267			F8		F7			6-3		3	0	0	0	0	0	1
Ike Hampton, S (1, 6) OBP: 0.243, SLG: 0.197			SSS K			F2			SSS K	2	0	0	0	0	1	0
Dave Collins, S (9, PH) OBP: 0.340, SLG: 0.361										1	0	0	0	0	1	0
Inning Stats	R: 0 E: 0 K: 0 S: 2 H: 0 LOB: 0 BB: 1 P: 6	R: 0 E: 0 K: 0 S: 3 H: 0 LOB: 0 BB: 0 P: 3	R: 0 E: 0 K: 1 S: 5 H: 0 LOB: 0 BB: 0 P: 5	R: 0 E: 1 K: 0 S: 4 H: 0 LOB: 1 BB: 0 P: 4	R: 0 E: 0 K: 1 S: 5 H: 0 LOB: 1 BB: 1 P: 9	R: 0 E: 0 K: 0 S: 3 H: 0 LOB: 0 BB: 0 P: 3	R: 0 E: 0 K: 1 S: 5 H: 0 LOB: 0 BB: 0 P: 5	R: 0 E: 0 K: 1 S: 5 H: 0 LOB: 0 BB: 0 P: 5	R: 0 E: 0 K: 1 S: 5 H: 0 LOB: 0 BB: 0 P: 5	1B: 0 2B: 0 3B: 0 HR: 0 SF: 0 SAC: 0 DP: 1 HBP: 0						

PITCHER	IP	WLS	BF	H	R	ER	SO	BB	IBB	HBP	BLK	WP	HR	S	P	ERA	WHIP
Vida Blue, L (1, 1) ERA: 3.01	5.0	W	17	0	0	0	2	2	0	0	0	0	0	19	27	0.00	0.400
Glenn Abbott, R (6, 1) ERA: 4.25	1.0		3	0	0	0	0	0	0	0	0	0	0	3	3	0.00	0.000
Paul Lindblad, L (7, 1) ERA: 2.72	1.0		3	0	0	0	1	0	0	0	0	0	0	5	5	0.00	0.000
Rollie Fingers, R (8, 1) ERA: 2.98	2.0		6	0	0	0	2	0	0	0	0	0	0	10	10	0.00	0.000

PITCHER	IP	WLS	BF	H	R	ER	SO	BB	IBB	HBP	BLK	WP	HR	S	P	ERA	WHIP

TOP

California Angels @ Oakland Athletics

Oakland-Alameda County Coliseum, Oakland, CA

Sun Sep 28 1975, 3:33 AM PDT

Att. 22,131 - Unknown

livebaseballscorecards.com

AB	27
R	0
H	0
RBI	0
BB	2
SO	5
LOB	3

PA: 29

WP: 0
PB: 0
SB: 1
CS: 0

BOTTOM

California Angels @ Oakland Athletics

Oakland-Alameda County Coliseum, Oakland, CA

Sun Sep 28 1975, 3:33 AM PDT

Att. 22,131 - Unknown

livebaseballscorecards.com

Batter	1	2	3	4	5	6	7	8	9	AB	R	H	RBI	BB	SO	LOB
Bill North, S (1, 8) OBP: 0.373, SLG: 0.330	F8	1-2 1B		E6			BBBB FC3-6 BB	5-3		4	0	1	0	1	0	2
Claudell Washington, L (1, 7) OBP: 0.345, SLG: 0.424	F8 BB 1B 1B	F6		F9			FC3-6 HR 1-2f			4	2	1	0	0	0	4
Gene Tenace, R (1, 2) (7, 3) OBP: 0.395, SLG: 0.464	BBBB F8 1B 1-2 BB		F9		F7		SSS K			3	1	0	0	1	1	1
Reggie Jackson, L (1, 9) OBP: 0.329, SLG: 0.511	F8 1-2 2-3		HR		SSS K		1-H HR			4	2	2	3	0	1	2
Sal Bando, R (1, 5) OBP: 0.337, SLG: 0.356	S 2-H 3-H 1B		4-3 2B		SSS K		6-3			4	0	2	2	0	1	0
Billy Williams, L (1, 10) OBP: 0.341, SLG: 0.419	F7 1-2		4-3 2-3			4-3		F4		4	0	0	0	0	0	2
Joe Rudi, R (1, 3) OBP: 0.338, SLG: 0.494		5-3	L7			F8		BBBB 1B BB		1	0	0	0	0	0	0
Jim Holt, L (3, PH) (4, 3) OBP: 0.292, SLG: 0.293										1	0	0	0	0	0	1
Tommy Harper, R (6, PH) OBP: 0.337, SLG: 0.342										1	0	0	0	0	0	0
Ray Fosse, R (7, 2) OBP: 0.192, SLG: 0.191										0	0	0	0	1	0	0
Bert Campaneris, R (1, 6) OBP: 0.337, SLG: 0.330		SSS K		4-3		S 1B		L7		3	0	1	0	0	1	0
Don Hopkins, L (6, PR) OBP: 0.375, SLG: 0.167										0	0	0	0	0	0	0
Ted Martinez, R (7, 4) OBP: 0.198, SLG: 0.194										1	0	0	0	0	0	1
Phil Garner, R (1, 4) OBP: 0.295, SLG: 0.346		1B 1B		SSS K		5-3 1-2		1-2 1B		3	0	1	0	0	1	1
Dal Maxvill, R (7, 6) OBP: 0.200, SLG: 0.200										1	0	1	0	0	0	0
Inning Stats	R: 2 E: 0 K: 0 S: 5 H: 2 LOB: 1 BB: 1 P: 9	R: 0 E: 0 K: 1 S: 7 H: 2 LOB: 2 BB: 0 P: 7	R: 1 E: 0 K: 0 S: 5 H: 2 LOB: 1 BB: 0 P: 5	R: 0 E: 1 K: 1 S: 6 H: 0 LOB: 1 BB: 0 P: 6	R: 0 E: 0 K: 2 S: 7 H: 0 LOB: 0 BB: 0 P: 7	R: 0 E: 0 K: 0 S: 4 H: 1 LOB: 2 BB: 0 P: 4	R: 2 E: 0 K: 1 S: 6 H: 1 LOB: 0 BB: 1 P: 10	R: 0 E: 0 K: 0 S: 4 H: 1 LOB: 2 BB: 1 P: 8		1B: 6 2B: 1 3B: 0 HR: 2		SF: 0 SAC: 0 DP: 0 HBP: 0				

	AB	34
	R	5
	H	9
	RBI	5
	BB	3
	SO	5
	LOB	14

WP: 0 PB: 0 SB: 2 CS: 0 PA: 37

PITCHER		IP	WLS	BF	H	R	ER	SO	BB	IBB	HBP	BLK	WP	HR	S	P	ERA	WHIP
Gary Ross, R ERA: 5.4	(1, 1)	5.0	L	23	6	3	3	4	1	0	0	0	0	1	30	34	5.40	1.400
Sid Monge, L ERA: 4.18	(6, 1)	2.0		9	2	2	2	1	1	0	0	0	0	1	10	14	9.00	1.500
Joe Pactwa, L ERA: 3.86	(8, 1)	1.0		5	1	0	0	0	1	0	0	0	0	0	4	8	0.00	2.000

PITCHER	IP	WLS	BF	H	R	ER	SO	BB	IBB	HBP	BLK	WP	HR	S	P	ERA	WHIP